MOUSER ELECTRONICS

AS9120A Certified Distributor

CATALOG646 February 2013

- Over 3 Million Products Online
- 450+ Leading Suppliers
- 19 Worldwide Locations
- New Products Added Daily
- Engineered For Engineers
- Same-day Shipping*

(800) 346-6873

*On orders received by 8 p.m. CST

Semiconductors and electronic components for design engineers

Texas Instruments · Altera · Silicon Labs · Panasonic · freescale · TE Connectivity Authorized Distributor · Cree · Toshiba Leading Innovation · Avago Technologies · ON Semiconductor · Honeywell · Digi · Infineon · maxim integrated · Cypress Perform · FTDI Chip · OSRAM Opto Semiconductors · Amphenol · Vishay · TriQuint Semiconductor · Atmel · International IOR Rectifier · ST life.augmented · Fairchild Semiconductor · Microchip · muRata Innovator in Electronics · NXP

mouser.com | The Newest Products for Your Newest Designs®

recycle me.
97% of this catalog is printed on post-consumer recycled newsprint.

Optoelectronics
Semiconductors



Circuit Protection
Passives



Interconnects
Wire & Cable



Electromechanical
Sensors



Enclosures
Thermal Management



Power
Test, Tools, Supplies



Browse Mouser's Catalog in 4 easy steps…



1 **Select Bookmark**

Product Section Guides

- **Main**
- Embedded Solutions
- Optoelectronics
- Semiconductors
- Circuit Protection
- Passive
- Wire and Cable
- Interconnects
- Electromechanical
- Sensors
- Enclosures and Racks
- Thermal Management
- Power
- Test and Measurement
- Tools and Supplies

Detailed View - Product & Supplier Indexes

- Catalog Indexes
  - Product Index
  - Supplier Index

New Products and Supplier Line Card & Catalog

- WWW.MOUSER.COM
  - New At Mouser
  - Mouser Line Card
  - Supplier Library
  - New Interactive Catalog

2 **View Page**



3 **Select Part Number**



4 **View Part Results on mouser.com: Links to Part Detail, Data Sheets, Stock Status, Shopping Cart, and Supplier Landing pages.**



Browsing Tips

- You can browse the catalog by selecting a **product category, supplier name** or **page number** in the bookmark window. Your location in the bookmark structure is marked in blue. To get a larger view of the page, click the bookmark window icon to close the bookmark pane or use the magnifying glass on your tool bar to make the page bigger. Click the bookmark window icon to show the bookmark pane when you are done viewing the page. **bookmark window icon** **magnifying glass**
- Select the product pages you'd like to view or select **"Catalog Indexes".** For a detailed view of all the products, click on the page number you wish to view.
- All **blue part numbers** in this catalog have links. Click on the part number to view the product details, inventory status, and add it to your order. If you are unable to see the blue part numbers, scroll your mouse over the part numbers and a "W" will appear on the cursor indicating it has a link.
- Catalog products without a direct link can also be displayed and ordered by typing the part number into the **search box** on Mouser's home page.

Main Page



Semiconductors,
Engineering
Development Tools,
Embedded Solutions,
Optoelectronics

Pages 3-716



For PLDs, Mouser is the **logical choice.**

Mouser is now your authorized source for Altera.
As a pioneer and leading manufacturer of PLDs, Altera's FPGAs, CPLDs, and IP solutions forge the next evolution in electronic design. Mouser stocks a full range of products, including Cyclone, Max, Startix, Arria, and more. Mouser is also your source for the latest Altera development tools, starter kits and Quartus® II design software.

When it comes to an ever-expanding selection of the newest products and technologies, Mouser delivers with no minimums, same-day shipping and the clear speed-to-market advantage design engineers demand. Plus, we back it all with unsurpassed support. Get your hands on what's next from Mouser.

To learn more, visit www.mouser.com/altera

Sponsored By

MOUSER ELECTRONICS

ALTERA®

The Newest Products for Your Newest Designs®

Mouser and Mouser Electronics are registered trademarks of Mouser Electronics, Inc. Other products, logos, and company names mentioned herein, may be trademarks of their respective owners.

Embedded Solutions

WIRELESS SOLUTIONS
Anaren 5-6
Antenova 7
Atmel 13
Bluegiga 8
CalAmp . . . Available at mouser.com
CEL 9
Digi International 10-11
DLP Design 12
Fastrax 21
Freescale 13
Laird Technologies 14-15
Linx 16-19
LS Research 20
Maestro Wireless 21
Microchip 22
Murata Wireless 13
Nordic Semiconductor 23
NXP 24
Panasonic 25
Phoenix Contact 26
Redpine Signals 27
RF Digital 28
RFM 29-30
Roving Networks 31
Silicon Labs 32-33
Skyetek 34
STMicroelectronics 13
Texas Instruments 35-37
Toumaz 38
TriQuint Semiconductor - WJ 39
Wi2Wi 40
Wiznet 41

EMBEDDED MODULES
Arduino 45
Beagleboard 44
Bluegiga . . . Available at mouser.com
Connect ONE 46
Cymbet 42
Digi International 47-49
DLP Design 50-51
EasySync 52
FTDI 53-54
Evidence 60
Lantronix 55
Leopard Imaging 44
Microchip 42
Micropelt 42
MikroElektronika 57
MultiTech Systems 58
NetBurner 59
Nextreme 43
Nurve Networks 60
Pandaboard 44
Parallax 61
Powercast 42
Rabbit Semiconductor 62-63
Silex 64
Soldercore 64
Taoglas 66-67
Texas Instruments 42

SINGLE BOARD COMPUTERS
Adlink Technology 68-69
Congatec 70
Critical Link 70
Rabbit Semiconductors 71-72

Optoelectronics

DISPLAYS
3M Touch Systems 73
4D Systems 74
Amulet Technologies 75
Display Tech 76
Electronic Assembly 77-78
EPSON 79
Fujitsu 80
Hantronix 81
Lumex 82-83
Microchip 89
Microtips 84
Mitsubishi 85
Newhaven 86-87
NKK 88
Noritake . . . Available at mouser.com
Optrex . . . . Available at mouser.com
Supertex 89
Texas Instruments 89

LED DISPLAYS
Avago 90
Kingbright 91-92
LiteOn 93

OPTO DRIVERS
Cirrus Logic 94
Exar 94
Fairchild 94
Freescale 94
Infineon 94
Maxim Integrated 97
Mean Well 98-99
NXP 94
ON Semiconductor 95, 100
STMicroelectronics 95
Texas Instruments 96
Triad 96
Zetex 96

LED LIGHTING
Avago 101
Bivar . . . . . Available at mouser.com
Califia Lighting 102
Carclo 103
Cree 104-108
DBM Reflex 121
Everlight 109
Heatron 110
Illumitex 111
Kingbright 112
LedEngin 113
Ledil Oy 114
LEDLink Optics 121
Lighting Science Group . . . . . Available at mouser.com
Lumex 120
Luminus 115-116
Molex 117
Ohmite 120
Optek 120
OSRAM OS 118
Seoul Semiconductor 119

LED INDICATION
Avago 122-124
Bivar 125-126, 171-174
Chicago Miniature Lighting . . . 127-132
Cree 133-134
Dialight 135-142
Everlight 143-145
Harvatek . . . Available at mouser.com
Inspired LED 146-147
JKL Components 148
Keystone 175
Kingbright 149-154
LedEngin 171
LiteOn 155-157
Lumex 158-162, 171
Luminus Devices 171
Optek . . . . . Available at mouser.com
OSRAM OS 163-164
Panasonic Semiconductor 165
ROHM 166-167
VCC 168-169, 171, 176-179
Vishay Semiconductor 170

OPTO COMPONENTS
Avago 180-183
Everlight 184
Fairchild 185-187
LiteOn 188
Omron 189
Optek 190
OSRAM OS 191
Pacific Silicon Sensors 192
Renesas/CEL 193-194
Sharp Microelectronics 195
TAOS 196
Toshiba 197
Vishay Semiconductors 198-204

Semiconductors

MCU/MPU/DSP
Atmel 205-210
Blackhawk 211
Code Red 235
Cypress 212-215
Elprotronic 217
Embedded Artists 235
Energy Micro 216
FDI 218
Freescale 219-232
FTDI 233
IAR Systems . . Available at mouser.com
Keil 234
Microchip 236-241
NXP 242-245
Olimex 256
Parallax 246
Signum Systems Available at mouser.com
Silicon Labs 247-252
Spectrum Digital Available at mouser.com
STMicroelectronics 253-255
Texas Instruments 257-264
Western Design Center 265
Zilog 266-269

PROGRAMMERS
Macraiger 270
MCS Electronics 270
Bytecraft 270
B&K Precision . Available at mouser.com
EETools 270
Segger 271
Xeltek 272

MEMORY
Alliance Memory Available at mouser.com
Apacer 273
Atmel 274
Cypress 275-277
Everspin 278
Greenliant 279
ISSI 281
IDT 280
Maxim 274
Microchip 282-285
ON Semiconductor 274, 286-287
Ramtron . . . Available at mouser.com
Seiko 288
Spansion 289
STMicroelectronics 290

LOGIC - PROGRAMMABLE
Altera 292-294
Lattice Semiconductor 295-299

LOGIC - STANDARD
Fairchild . . . Available at mouser.com
IDT 300
NXP 301-306
ON Semiconductor 307-308
STMicroelectronics . . . . . Available at mouser.com
Texas Instruments 309-314
Toshiba 315

ANALOG ICs & MIXED SIGNAL
Advanced Linear Devices (ALD) . . . 316
Atmel 317
Azoteq 318
Cadeka 319
Cirrus Logic 320-322
Cypress 323-324
Diodes Inc/Zetex 325-326
Exar 327-331
Fairchild 332-333
Freescale 334
IDT 335-340
Intersil 341-342
Kionix 343
Maxim Integrated 344-365
Microchip 366-370
NXP 371-376
ON Semiconductor 377-379
Pericom 380-381
PLX Technology 382-383
ROHM Semiconductor 384-385
Silicon Labs 386
Skyworks 387-388
STMicroelectronics 389-393
Supertex 394-396
Texas Instruments 397-416
THAT Corporation 417
Vishay/Siliconix 418-420
Wolfson . . . . . Available at mouser.com

AMPLIFIER ICs
Advanced Linear Devices (ALD) . . . 421
Avago 422
Renesas/CEL 423-424
Fairchild 425
Infineon 425
Intersil 426
Maxim Integrated 427-429
Microchip 430
NJR 431
ON Semiconductor 432
Skyworks 433
STMicroelectronics 434-436
Texas Instruments 437-451
TriQuint 452

POWER MANAGEMENT REGULATORS, REFERENCES, & COMPARATORS
Diodes Inc 453
Diodes Inc/Zetex 454
Enpirion 455
Exar 456
Fairchild 457-461
Infineon 462-463
International Rectifier 464-466
Intersil 467-468
Maxim Integrated 469-480
Microchip 481-483
MPS 484-486
NXP 487
ON Semiconductor 488-495
Power Integration 496-498
Seiko 499-502
Silicon Labs 503-505
STMicroelectronics 506-514
Texas Instruments 515-545
Vishay/Siliconix 546
Triune Systems 547
ZMDI 548

Discrete Semiconductors

DIODES & RECTIFIERS
Avago 549
Bourns 550
Central 551-552
Comchip 553-554
Cree 555
Diodes Inc 556-561
Diodes Inc/Zetex 562
Fairchild 563-567
Genesic 568
Infineon 569-571
IXYS 572
MA-COM 573
MCC 574-575
NXP 576-577
ON Semiconductor 578-581
Panasonic Semiconductor 582-584
Power Integrations 585
Rectron 586
ROHM Semiconductor 587
Skyworks 588-589
STMicroelectronics 590-591
Toshiba 592
Vishay General Semiconductor . 593-596
Vishay Semiconductor 597-602

TRANSISTORS
ASI Semiconductor 603
Central 605-606
Diodes Inc 607-608
Diodes Inc/Zetex 609-611
Fairchild 612-614
Infineon 615-616
International Rectifier 617
MA-COM 618
NXP 619
ON Semiconductor 620-624
Panasonic Semiconductor 625-630
Renesas/CEL 604
ROHM Semiconductor 631-632
STMicroelectronics 633-634
Toshiba 635

MOSFETs
Advanced Linear Devices (ALD) . . . . . Available at mouser.com
Diodes Inc/Zetex 636-637
Fairchild 638-643
Infineon 644-647
International Rectifier 648-652
IXYS . . . . . Available at mouser.com
NXP 653-654
ON Semiconductor 655-656
Panasonic Semiconductor 657
ROHM Semiconductor 658
STMicroelectronics 659-664
Supertex 665-666
Texas Instruments 667
Toshiba 668
Vishay Semiconductor 669-673
Vishay/Siliconix 674-681

THYRISTORS
Bourns 682
Littelfuse 683-685
ON Semiconductor 686
STMicroelectronics 687-688

TRANSIENT PROTECTION
AVX 689
Bourns 690-696
Fairchild 700
Littelfuse 701-704
NXP 705-706
ON Semiconductor 697-699, 707
STMicroelectronics 708-711
Texas Instruments 712
Vishay General Semiconductor . 715-716
Vishay Semiconductor 713-714



Connectorized



Non-Connectorized



Embedded

ANAREN INTEGRATED RADIO MODULES, ANTENNAS, AND DEVELOPMENT KITS

Leveraging Anaren's decades of experience in microwave and RF technology and Texas Instruments' world-renowned semiconductor technology, AIR offers you these top-level advantages:

Easy integration/implementation on existing, two-layer PCB
Virtually no RF engineering experience necessary
Tiny 9mm x 12mm x 2.5mm and 9mm x 16mm x 2.5mm footprints, across product family
FCC Part 15 and Industry Canada RSS-210 compliant, with no additional "Intentional Radiator" certification required
Choose embedded or connectorized antenna
100% RF-tested in production
Low power consumption

Choice of frequencies to match your application:
- A1101R04C: 433-434.4MHz FCC compliant; device operating range 400-450MHz
- A1101R08A and A1101R08C: 868MHz
- A1101R09A and A1101R09C: 902-928MHz
- A2500R24A and A2500R24C: 2400-2483.5MHz

A1101R04C

The A1101R04C is a high-performance, FCC-certified connectorized radio module that incorporates the Texas Instruments CC1101 transceiver chip in the industry's smallest package (9mm x 12mm x 2.5mm).

MOUSER STOCK NO.	Anaren Part No.	Description	Form Factor	Price Each
620-66089-0406	66089-0406	Antenna for Module 04C	--	2.08
620-A1101R04C00GM	A1101R04C00GM	400MHz Radio Only	Connector	15.46
620-A1101R04C-EM1	A1101R04C-EM1	400MHz Evaluation Module With Radio For TI CC1101DK	Connector	42.79
620-A1101R04C-EZ4A	A1101R04C-EZ4A	400MHz Target Board With Radio For TI EZ430 Development Kit	Connector	42.79
620-A1101R04C-EZ4E	A1101R04C-EZ4E	400MHz Target Board With Radio For TI EZ430 Development Kit	Connector	42.79

A1101R08A and A1101R08C

The A1101R08A/B are high-performance, ETSI compliant radio modules and connectorized radio modules that incorporates the Texas Instruments CC1101 transceiver chip in the industry's smallest package (9mm x 16mm x 2.5mm).

620-A1101R08C00GM	A1101R08C00GM	800MHz Radio Only	Connector	15.46
620-A1101R08A00GM	A1101R08A00GM	800MHz Radio Only	Antenna	15.46
620-A1101R08C-EM1	A1101R08C-EM1	800MHz Evaluation Module With Radio For TI CC1101DK	Connector	42.79
620-A1101R08A-EM1	A1101R08A-EM1	800MHz Evaluation Module With Radio For TI CC1101DK	Antenna	42.79
620-A1101R08A-EZ4A	A1101R08A-EZ4A	800MHz Target Board With Radio For TI EZ430 Development Kit	Antenna	42.79
620-A1101R08A-EZ4E	A1101R08A-EZ4E	800MHz Target Board With Radio For TI EZ430 Development Kit	Antenna	42.79
620-A1101R08C-EZ4A	A1101R08C-EZ4A	800MHz Target Board With Radio For TI EZ430 Development Kit	Connector	42.79
620-A1101R08C-EZ4E	A1101R08C-EZ4E	800MHz Target Board With Radio For TI EZ430 Development Kit	Connector	42.79

A1101R09A and A1101R09C

The A1101R09A/C are high-performance, FCC-certified radio modules and connectorized radio modules that incorporates the Texas Instruments CC1101 transceiver chip in the industry's smallest package (9mm x 16mm x 2.5mm).

620-66089-0906	66089-0906	Antenna for Module 09C	--	2.82
620-A1101R09C00GM	A1101R09C00GM	900MHz Radio Only	Connector	15.46
620-A1101R09A00GM	A1101R09A00GM	900MHz Radio Only	Antenna	15.46
620-A1101R09C-EM1	A1101R09C-EM1	900MHz Evaluation Module With Radio For TI CC1101DK	Connector	42.79
620-A1101R09A-EM1	A1101R09A-EM1	900MHz Evaluation Module With Radio For TI CC1101DK	Antenna	42.79
620-A1101R09A-EZ4A	A1101R09A-EZ4A	900MHz Target Board With Radio For TI EZ430 Development Kit	Antenna	42.79
620-A1101R09A-EZ4E	A1101R09A-EZ4E	900MHz Target Board With Radio For TI EZ430 Development Kit	Antenna	42.79
620-A1101R09C-EZ4A	A1101R09C-EZ4A	900MHz Target Board With Radio For TI EZ430 Development Kit	Connector	42.79
620-A1101R09C-EZ4E	A1101R09C-EZ4E	900MHz Target Board With Radio For TI EZ430 Development Kit	Connector	42.79

A2500R24A and A2500R24C

The A2500R24A/B are high-performance, FCC-certified radio modules and connectorized radio modules that incorporates the Texas Instruments CC2500 transceiver chip in the industry's smallest package (9mm x 12mm x 2.5mm).

620-66089-0906	66089-0906	Antenna for Module 24C	--	2.82
620-A2500R24C00GM	A2500R24C00GM	2400MHz Radio Only	Connector	15.46
620-A2500R24A00GM	A2500R24A00GM	2400MHz Radio Only	Antenna	15.46
620-A2500R24C-EM1	A2500R24C-EM1	2400MHz Evaluation Module With Radio For TI CC1101DK	Connector	42.79
620-A2500R24A-EM1	A2500R24A-EM1	2400MHz Evaluation Module With Radio For TI CC1101DK	Antenna	42.79
620-A2500R24A-EZ4A	A2500R24A-EZ4A	2400MHz Target Board With Radio For TI EZ430 Development Kit	Antenna	42.79
620-A2500R24A-EZ4E	A2500R24A-EZ4E	2400MHz Target Board With Radio For TI EZ430 Development Kit	Antenna	42.79
620-A2500R24C-EZ4A	A2500R24C-EZ4A	2400MHz Target Board With Radio For TI EZ430 Development Kit	Connector	42.79
620-A2500R24C-EZ4E	A2500R24C-EZ4E	2400MHz Target Board With Radio For TI EZ430 Development Kit	Connector	42.79

A8520E24A91

The A8520E24A9X is a high-performance, FCC-certified radio module that incorporates the Texas Instruments CC8520 PurePath wireless audio SOC, 259X Range Extender, and integral antenna all in the industry's smallest package 11mm x 19mm x 2.5mm.

620-A8520E24A91GM	A8520E24A91GM	2.4GHz Range Extender, Internal Antenna	Antenna	31.57
620-A8520E24A91-EM2	A8520E24A91-EM2	2.4GHz Evaluation Board with Radio for TI CC8520DK Development Kit	Antenna	40.13

BALUN TRANSFORMERS

For quantities greater than listed, call for quote.

MOUSER STOCK NO.	Anaren Part No.	Package	Frequency (GHz)	Power (W)	Unbalanced Port Impedance (Ω)	Balanced Port Impedance (Ω)	Insertion Loss (dB)	Amplitude Balance (dB)	Phase Balance (deg.)	RL Unbalanced (dB)	Price Each 1	10	50	100
620-BD0205F5050AHF	BD0205F5050AHF	1608	0.2-0.5	2	50	50	1.1	0.6	3	11	4.70	4.33	3.97	3.62
620-B0310J50100AHF	B0310J50100AHF	0805	0.3-1	2	50	100	1	2.8	36	8.1	.59	.546	.503	.46
620-B0322J5050AHF	B0322J5050AHF	0805	0.3-2.2	2	50	50	1.6	1.2	20	12.2	.80	.738	.674	.621
620-B0430J50100AHF	B0430J50100AHF	0805	0.4-3	1	50	100	4	1.4	12	8.4	.80	.738	.674	.621
620-BD0810J50100AHF	BD0810J50100AHF	0805	0.8-1	2	50	100	0.95	0.4	2	13	.42	.385	.353	.321
620-BD0810J50200AHF	BD0810J50200AHF	0805	0.8-1	2	50	200	1	1.1	8	14.5	.42	.385	.353	.321
620-BD0826J50200AHF	BD0826J50200AHF	0805	0.8-2.6	2	50	200	1.5	1.3	7	8.5	.59	.546	.503	.46
620-B0809J50ATI	B0809J50ATI	0805	0.85-0.915	2	50	50	0.6	-	-	15.3	.59	.546	.503	.46
620-B0922N7575AHF	B0922N7575AHF	0404	0.95-2.15	0.75	75	75	0.76	2.1	20.95	13.2	.35	.321	.30	.268
620-B0922J7575A50HF	B0922J7575A50HF	0805	0.95-2.15	2	75	75	1.1	1.4	9	12	.59	.546	.503	.46
620-BD1631J50100AHF	BD1631J50100AHF	0805	1.6-3.1	2	50	100	1	1	5	10	.42	.385	.353	.321
620-BD2425N5050AHF	BD2425N5050AHF	0404	2.4-2.5	0.75	50	50	0.9	0.9	7	15	.35	.321	.30	.268
620-BD2425N100ATI	BD2425N100ATI	0404	2.4-2.5	1	50	matched	0.8	-	-	17.3	.35	.321	.30	.268
620-BD2425N50100AHF	BD2425N50100AHF	0404	2.4-2.5	1	50	100	0.7	0.6	3	18	.35	.321	.30	.268
620-BD2425N50200AHF	BD2425N50200AHF	0404	2.4-2.5	1	50	200	0.7	1	6	21	.35	.321	.30	.268

© Copyright 2013 Mouser Electronics
© Copyright 2013 Mouser Electronics

ANAREN Xinger® Baluns, Dividers, Couplers & Resistors

Anaren® What'll we think of next?®

RoHS Compliant This product is RoHS compliant.

BALUN TRANSFORMERS (CONT.)

For quantities greater than listed, call for quote.

MOUSER STOCK NO.	Anaren Part No.	Package	Frequency (GHz)	Power (W)	Unbalanced Port Impedance (Ω)	Balanced Port Impedance (Ω)	Insertion Loss (dB)	Amplitude Balance (dB)	Phase Balance (deg.)	RL Unbalanced (dB)	Price Each 1	10	50	100
620-BD2425N50ATI	BD2425N50ATI	0404	2.4-2.5	1	50	127+j34	0.6	-	-	13	.35	.321	.30	.268
620-BD2425NCSR	BD2425NCSR	0404	2.4-2.5	1	50	matched	1	0.5	6	10	.35	.321	.30	.268
620-BD2425NNRF	BD2425NNRF	0404	2.4-2.5	1	50	matched	1.25	-	-	10.2	.35	.321	.30	.268
620-BD2425P50100AHF	BD2425P50100AHF	0404	2.4-2.5	1	50	100	0.9	1.5	9	19	.42	.385	.353	.321
620-BD3150N50100AHF	BD3150N50100AHF	0404	3.1-5	1	50	100	0.9	1.3	7	16	.35	.321	.30	.268
620-BD4859N50100AHF	BD4859N50100AHF	0404	4.8-5.9	1	50	100	0.6	1.5	8	15	.35	.321	.30	.268
620-BD4859N5050AHF	BD4859N5050AHF	0404	4.8-5.9	1	50	50	0.7	1.2	7	16	.35	.321	.30	.268

POWER DIVIDERS

For quantities greater than listed, call for quote.

MOUSER STOCK NO.	Anaren Part No.	Package	Frequency (GHz)	Power (W)	Input/Output Impedance (Ω)	Insertion Loss (dB)	Amplitude Balance (dB)	Phase Balance (deg.)	Return Loss (dB)	Isolation (dB)	Price Each 1	10	50	100
620-PD0409J7575S2HF	PD0409J7575S2HF	0805	0.4-0.9	2	75/75	0.6	0.6	3	10	8.2	.63	.578	.535	.482
620-PD6080J5050S2HF	PD6080J5050S2HF	0805	0.6-0.8	2	50/50	0.9	0.5	5	12	15	.63	.578	.535	.482
620-PD0810J5050S2HF	PD0810J5050S2HF	0805	0.8-1	2	50/50	0.6	0.6	4	14	17	.63	.578	.535	.482
620-PD0922J7575D2HF	PD0922J7575D2HF	0805	0.9-2.15	2	75/75	1	0.7	3	9.5	14	.63	.578	.535	.482
620-PD0922J5050S2HF	PD0922J5050S2HF	0805	0.95-2.2	2	50/50	0.7	0.3	3	10.4	9	.63	.578	.535	.482
620-PD1722J5050D2HF	PD1722J5050D2HF	0805	1.7-2.2	2	50/50	0.7	0.3	3	11	17	.63	.578	.535	.482
620-PD1722J5050S2HF	PD1722J5050S2HF	0805	1.7-2.2	2	50/50	0.7	0.3	3	11	17	.63	.578	.535	.482
620-PD2328J5050S2HF	PD2328J5050S2HF	0805	2.3-2.8	2	50	50	0.3	2	15	17	.63	.578	.535	.482
620-PD2425N5050S2	PD2425N5050S2	0404	2.4-2.5	0.5	50	0.46	0.35	1.3	21	20	.63	.578	.535	.482
620-PD3150J5050S2HF	PD3150J5050S2HF	0805	3.1-5	2	50/50	1.3	0.4	2	6.8	13	.63	.578	.535	.482
620-PD4859J5050S2HF	PD4859J5050S2HF	0805	4.8-5.9	2	50/50	1	0.3	4	7.9	14	.63	.578	.535	.482

90° HYBRID COUPLERS

For quantities greater than listed, call for quote.

MOUSER STOCK NO.	Anaren Part No.	Package	Frequency (GHz)	Power (W)	Return Loss (dB)	Insertion Loss (dB)	Amplitude Balance (dB)	Phase Balance (deg.)	Isolation (dB)	Price Each 1	10	50	100
620-X3C07P1-03S	X3C07P1-03S	SMD	0.6-.9	130	1.15	0.2	±.25	4	23	2.87	2.58	2.29	2.07
620-C0810J5003AHF	C0810J5003AHF	0805	0.8-1	4	21	0.6	0.9	7	18	.66	.61	.556	.514
620-X3C09P1-03S	X3C09P1-03S	SMD	0.8-1	90	1.15	0.22	±.2	4	23	2.87	2.58	2.29	2.07
620-X3C09P2-03S	X3C09P2-03S	SMD	0.8-1	187	1.15	0.2	±.22	4	23	3.08	2.77	2.46	2.21
620-XC0900A-03S	XC0900A-03S	SMD	0.811-1	175	1.15	0.15	±0.2	2	23	3.42	3.08	2.74	2.46
620-C1720J5003AHF	C1720J5003AHF	0805	1.7-2	4	21	0.4	1	5	24	.66	.61	.556	.514
620-C2327J5003AHF	C2327J5003AHF	0805	2.3-2.7	4	15	0.4	0.9	8	18	.66	.61	.556	.514
620-C2023J5003AHF	C2023J5003AHF	0805	2-2.3	4	18	0.4	0.8	6	21	.66	.61	.556	.514
620-C3337J5003AHF	C3337J5003AHF	0805	3.3-3.7	4	15	0.3	1	7	18	.66	.61	.556	.514
620-XC1900A-03S	XC1900A-03S	SMD	14-15	150	1.15	0.08	0 to -0.4	2	23	3.42	3.08	2.74	2.46
620-X3C19P1-03S	X3C19P1-03S	SMD	14-15	90	1.3	20	±.5	4	20	2.87	2.58	2.29	2.07
620-X3C19P2-03S	X3C19P2-03S	SMD	17-20	176	1.15	0.22	±.22	4	23	3.08	2.77	2.46	2.21
620-X3C21P1-03S	X3C21P1-03S	SMD	18-23	90	1.15	0.22	±.22	4	23	2.87	2.58	2.29	2.07

DIRECTIONAL COUPLERS

For quantities greater than listed, call for quote.

MOUSER STOCK NO.	Anaren Part No.	Package	Frequency (GHz)	Power (W)	Insertion Loss (dB)	Mean Coupling (dB)	Directivity (dB)	Return Loss (dB)	Price Each 1	10	50	100
620-DC0710J5010AHF	DC0710J5010AHF	0805	0.7-1	2	0.21	10.9	20.1	17.5	.77	.706	.653	.589
620-DC0710J5020AHF	DC0710J5020AHF	0805	0.7-1	2	0.22	19.5	19.7	21.41	.77	.706	.653	.589
620-X3C09E2-20S	X3C09E2-20S	SMD	0.8-1	225	0.075	20	20	1.22	4.28	3.85	3.42	3.08
620-X3C09P2-30S	X3C09P2-30S	SMD	0.8-1	225	0.1	30.2	20	1.15	3.85	3.47	3.08	2.77
620-X3C19E2-20S	X3C19E2-20S	SMD	1.4-2.7	225	0.1	1.22	20	1.22	4.28	3.85	3.42	3.08
620-X3C19P2-30S	X3C19P2-30S	SMD	1.4-2.7	200	0.1	30.4	20	1.22	3.85	3.47	3.08	2.77
620-DC1722J5010AHF	DC1722J5010AHF	0805	1.7-2.2	2	0.22	15.2	22.6	29.2	.77	.706	.653	.589
620-DC1722J5015AHF	DC1722J5015AHF	0805	1.7-2.2	2	0.22	15.2	22.6	29.2	.77	.706	.653	.589
620-DC1722J5020AHF	DC1722J5020AHF	0805	1.7-2.2	2	0.17	19.9	21.4	22.5	.77	.706	.653	.589
620-X3C26P1-30S	X3C26P1-30S	SMD	2.3-2.9	200	0.1	30	20	1.15	3.85	3.47	3.08	2.77
620-DC2337J5010AHF	DC2337J5010AHF	0805	2.3-3.7	2	0.21	10.8	21.1	22.8	.77	.706	.653	.589
620-DC2337J5020AHF	DC2337J5020AHF	0805	2.3-3.7	2	0.14	21.3	14.9	21.2	.77	.706	.653	.589
620-DC4759J5020AHF	DC4759J5020AHF	0805	4.7-5.9	2	0.17	19.7	10.3	7.6	.77	.706	.653	.589

DOHERTY COMBINERS

For quantities greater than listed, call for quote.

MOUSER STOCK NO.	Anaren Part No.	Package	Frequency (GHz)	Power (W)	Insertion Loss (dB)	Amplitude Imbalance (dB)	Phase Imbalance (°)	Return Loss (dB)	Price Each 1	10	50	100
620-X3DC07E2S	X3DC07E2S	SMD	0.728-.768	200	0.15	±0.12	90±3	20	4.28	3.85	3.42	3.08
620-X3DC08E2S	X3DC08E2S	SMD	0.862-0.894	200	0.15	±0.12	90±3	20	4.28	3.85	3.42	3.08
620-X3DC09E2S	X3DC09E2S	SMD	0.92-0.96	200	0.15	±0.12	90±3	20	4.28	3.85	3.42	3.08
620-X3DC18E2S	X3DC18E2S	SMD	1.805-1.88	200	0.15	±0.12	90±3	20	4.28	3.85	3.42	3.08
620-X3DC19E2S	X3DC19E2S	SMD	1.93-1.99	200	0.15	±0.12	90±3	20	4.28	3.85	3.42	3.08
620-X3DC21E2S	X3DC21E2S	SMD	2.11-2.17	200	0.15	±0.12	90±3	20	4.28	3.85	3.42	3.08

TERMINATORS

For quantities greater than listed, call for quote.

MOUSER STOCK NO.	Anaren Part No.	Package	Resistance (Ω)	Tolerance (%)	Power Rating (W)	Frequency (GHz)	Operating Temperature Range (°C)	Price Each 1	10	50	100
620-060120A15Z50-2	060120A15Z50-2	SMD	50	2	8	6	-55 to +125	3.98	3.32	2.99	2.65
620-C16A50Z4	C16A50Z4	SMD	50	2	16	4	-55 to +125	4.40	3.67	3.30	2.93
620-C150N50Z4	C150N50Z4	SMD	50	2	150	4	-55 to +125	8.09	6.74	6.07	5.39
620-C200N50Z4	C200N50Z4	SMD	50	2	200	2.2	-55 to +125	8.92	7.44	6.70	5.95

HIGH FREQUENCY RF RESISTORS

NEW PRODUCT

For quantities greater than listed, call for quote.

MOUSER STOCK NO.	Anaren Part No.	Package	Frequency (GHz)	Resistance (Ω)	Power Rating (W)	Tolerance (%)	Operating Temperature Range	Case Dimensions (in.) Height	Length	Width	Price Each 1	10	50	100
620-R3B100550R0J5G0	R3B100550R0J5G0	SMD	5	50	0.5	5	-55°C to +150°C	0.015	0.04	0.02	18.30	16.47	12.43	11.71
620-C1A101050R0J4A0	C1A101050R0J4A0	SMD	5	50	1	5	-55°C to +150°C	0.01	0.042	0.037	14.77	13.49	11.96	11.46
620-R3C131350R0G4K0	R3C131350R0G4K0	SMD	12	50	1.25	2	-55°C to +150°C	0.02	0.048	0.048	13.48	12.13	9.16	8.62
620-R1B131350R0F5BT	R1B131350R0F5BT	SMD	16	50	1	1	-55°C to +150°C	0.015	0.05	0.05	15.04	13.67	10.59	9.74
620-C1A131350R0G4A2	C1A131350R0G4A2	SMD	16	50	1	2	-55°C to +150°C	0.01	0.05	0.05	15.04	13.67	10.59	9.74
620-R2B131350R0J5J0	R2B131350R0J5J0	SMD	16	50	1	5	-55°C to +150°C	0.015	0.05	0.05	9.18	8.39	7.44	7.12
620-R2B131350R0J5L0	R2B131350R0J5L0	SMD	16	50	1	5	-55°C to +150°C	0.015	0.05	0.05	7.79	7.12	6.30	6.03
620-R1A100550R0J5A0	R1A100550R0J5A0	SMD	17	50	0.5	5	-55°C to +150°C	0.01	0.04	0.02	9.32	8.73	7.18	6.21
620-R1A100550R0J5C0	R1A100550R0J5C0	SMD	17	50	0.5	5	-55°C to +150°C	0.01	0.04	0.02	9.56	8.73	7.74	7.42
620-C1K131350R0G4F2	C1K131350R0G4F2	SMD	17	50	2	2	-55°C to +150°C	0.025	0.05	0.05	16.19	14.56	11.00	10.36
620-R2B080550R0J5J0	R2B080550R0J5J0	SMD	18	50	0.5	5	-55°C to +150°C	0.015	0.03	0.02	16.35	14.70	11.11	10.45
620-R2B100550R0J5G0	R2B100550R0J5G0	SMD	18	50	0.5	5	-55°C to +150°C	0.015	0.04	0.02	18.30	16.47	12.43	11.71
620-R2B130850R0J4J0	R2B130850R0J4J0	SMD	18	50	0.5	5	-55°C to +150°C	0.015	0.05	0.03	10.30	9.39	8.35	7.99
620-R3A100550R0J5G0	R3A100550R0J5G0	SMD	18	50	0.5	5	-55°C to +150°C	0.01	0.04	0.02	18.30	16.47	12.43	11.71
620-R1A060350R0G5AR	R1A060350R0G5AR	SMD	20	50	0.5	2	-55°C to +150°C	0.01	0.024	0.012	16.62	15.11	11.71	10.76
620-C3A110650R0K5K5	C3A110650R0K5K5	SMD	20	50	1	1	-55°C to +150°C	0.01	0.046	0.025	14.86	13.58	12.04	11.51

© Copyright 2013 Mouser Electronics
© Copyright 2013 Mouser Electronics

ANTENOVA GPS Modules and Chip Antennas

antenova®

GPS RADIONOVA RF M10382 ANTENNA MODULE WITH U-BLOX 6

Antenova's GPS RADIONOVA® M10382 is a single package solution that combines a full GPS engine and antenna on a small SMD module. The M10382 is a highly integrated GPS RF Antenna Module suitable for L1-band GPS and A-GPS systems. The device combines the high performance **U-Blox 6** GPS position engine with Antenova's high efficiency antenna technology in a small SMD module. M10382 also benefits from novel external matching that ensures easy tuning for each platform.



For quantities greater than listed, call for quote.

MOUSER STOCK NO.	Antenova Part No.	Description	Dimensions	Price Each 1	Price Each 10
237-M10382-A1	M10382-A1	GPS Radionova Antenna Module W/U-Blox 6 GPS	24.2mm x 9.9mm	31.98	28.76
237-M10382-K1	M10382-U1	Evaulation Kit for M1032-A1 Modules	24.2mm x 9.9mm	282.48	-

GIGANOVA® WIRELESS ANTENNAS

Antenova offers the gigaNOVA® range of market leading standard antenna solutions for 2.3GHz, 2.4GHz, 2.5GHz, 5GHz, GPS, GSM and ISM900 bands. Designed for ease of integration into wireless devices, they are the smart choice for GPS, Bluetooth, Wi-Fi, ZigBee, WiMAX and cellular M2M applications. The gigaNOVA® line of antennas offers external swivel antennas and internal SMD and snap-in antennas.

gigaNOVA® External Antennas

Intended for SMA mounting

Specifications:

- Frequency: 2.4GHz
- Operating Temperature: -40°C to + 85°C
- Impedence: 50Ohm
- Antenna type: Swivel

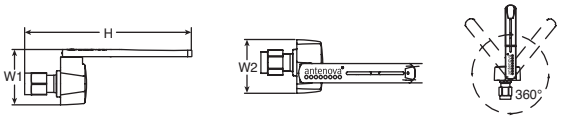

For quantities greater than listed, call for quote.

MOUSER STOCK NO.	Antenova Part No.	Weight (gram)	Dimensions W1 x W2 x H	Description	Price Each 1	Price Each 10	Price Each 50
237-2010B4844-01	B4844-01	7.1g	20 x 19.5 x 62.5mm	Titanis 2.4GHz Swivel SMA Antenna	35.31	32.10	26.00

gigaNOVA® Internal Snap-In Antennas

Specifications:

- Frequency: 2.4GHz, 868/915MHz or Pentaband (GSM850/GSM 900/DCS1800/PCS 1900/WCDMA)
- Operating Temperature: -40°C to + 85°C
- Impedence: 50Ohm
- Antenna type: Snap-in

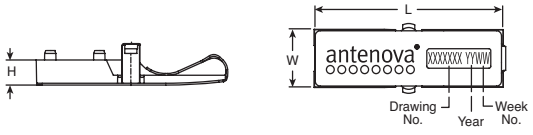

For quantities greater than listed, call for quote.

MOUSER STOCK NO.	Antenova Part No.	Weight (gram)	Dimensions L x W x H	Description	Price Each 1	Price Each 10	Price Each 50
237-1020B5812-01	B5812-01	0.6g	27.3 x 7.9 x 3.45mm	Flavus 868/915 or Pentaband Snap-In Antenna for 0.8mm PCB	6.42	6.15	5.51
237-1020B5812-04	B5812-04	0.6g	27.3 x 7.9 x 3.45mm	Flavus 868/915 or Pentaband Snap-In Antenna for 1.6mm PCB	6.42	6.15	5.51

gigaNOVA® Internal SMD Chip Antennas

Antenova's Reflexus A10315 and Calvus A10340 are the newest addition to their gigaNOVA Internal SMD Chip Antenna offering. The two new cellular penta-band SMD antennas are designed for ease of integration into wireless devices. The Reflexus A10315 and Calvus A10340 antennas are ideally suited for an extensive range of embedded cellular applications such mobile handsets, femto base stations, vehicle tracking, remote monitoring and other M2M applications.

MOUSER STOCK NO.	Description	Price Each
237-RB-RUFA-LT	Reference Board for Rufa Left 2.4GHz	120.38
237-RB-RUFA-RT	Reference Board for Rufa Right 2.4GHz	120.38
237-RB-IMPEXA-LT	Reference Board for Impexa Left 2.4GHz	130.54

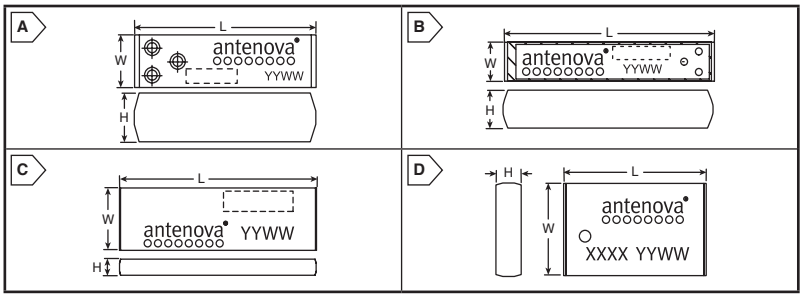

For quantities greater than listed, call for quote.

MOUSER STOCK NO.	Antenova Part No.	Fig.	Weight (gram)	Dimensions L x W x H	Description	Price Each 1	Price Each 10	Price Each 50
237-3030A5645-01	A5645	A	0.5g	20.5 x 3.6 x 3.3mm	Mica 2.4GHz SMD Chip Antenna	5.71	4.89	4.28
237-3030A6111-01	A6111	B	0.3g	12.8 x 3.6 x 3.3mm	Comata 2.4GHz SMD Chip Antenna	5.99	5.00	4.28
237-A10194	A10194	C	0.2g	10.4 x 10.4 x 0.8mm	Mixtus Dual-Band 2.4/5GHz Wi-Fi SMD Chip Antenna	6.53	6.27	5.90
237-3030A5839-01	A5839	D	0.1g	12.8 x 3.9 x 1.1mm	Rufa 2.4GHz SMD Chip Antenna Left Feed	4.07	3.85	3.64
237-3030A5887-01	A5887	D	0.1g	12.8 x 3.9 x 1.1mm	Rufa 2.4GHz SMD Chip Antenna Right Feed	4.07	3.85	3.64
237-3030A6150-01	A6150	C	0.05g	6.1 x 3.9 x 1.1mm	Impexa 2.4GHz SMD Chip Antenna Left Feed	2.41	2.26	1.82
237-3030A6250-01	A6250	C	0.05g	6.1 x 3.9 x 1.1mm	Impexa 2.4GHz SMD Chip Antenna Right Feed	2.41	2.26	1.82
237-A10192-L	A10192	C	<0.03g	4.0 x 3.0 x 1.1mm	Fusca 2.4GHz SMD Chip Antennas	3.00	2.68	2.35
237-A10340	A10340	D	<2	27 x 8 x 3.2mm	Calvus Penta-band SMD Chip Antenna	6.61	6.38	5.64
237-A10315	A10315	A	2.5	40 x 10 x 3.2mm	Reflexus Penta-band SMD Chip Antenna	7.07	6.82	6.03

gigaNova® Internal GPS Antennas

Antenova offers high efficiency embedded GPS antennas suitable for handheld & portable device applications.

The new Brevis is a low profile, small footprint, high efficiency embedded GPS antenna for use in all GPS applications where small size and near omni-directional pattern is an advantage.



MOUSER STOCK NO.	Antenova Part No.	Description	Price Each
237-RB-GPS-D	A10137-D	Reference Board for Co-planar GPS 1575MHz, Dongle	130.54
237-A10204-U1	A10204-U1	Reference Board for Brevis GPS 1575MHz	130.54

For quantities greater than listed, call for quote.

MOUSER STOCK NO.	Antenova Part No.	Weight (gram)	Dimensions L x W x H	Description	Price Each 1	Price Each 10	Price Each 50
237-AN-1-0361-2	A10137	0.7g	20.1 x 9 x 1.6mm	Co-planar GPS 1575MHz Surface Mount Chip Antenna	7.49	7.22	6.39
237-A10204	A10204	<0.2g	22 x 3 x 3mm	Brevis GPS 1575MHz SMD Chip Antenna	6.28	6.06	5.35

© Copyright 2013 Mouser Electronics
© Copyright 2013 Mouser Electronics

BLUEGIGA Bluetooth, Wi-Fi Modules and Devices

bluegiga

RoHS Compliant **This product is RoHS compliant.**

BLE112 4.0 LOW ENERGY BLUETOOTH MODULE

Bluetooth Low Energy Modules are single mode devices targeted for low power sensors and accessories. Bluetooth Low Energy Modules offer all Bluetooth low energy features—radio, stack, profiles, and application space for customer applications—so an external processor is not needed.

For quantities greater than listed, call for quote.

MOUSER STOCK NO.	Bluegiga Part No.	Fig.	Bluetooth Specification	Bluetooth Class	Antenna Option	Chip	Firmware	Price Each 1	25	50	100
603-BLE112-A	BLE112-A	A	4.0	2	Integrated	Ti CC2540	Low Energy	18.73	18.13	17.55	17.01
USB Dongle											
603-BLED112	BLED112	B	4.0	2	Integrated	Ti CC2540	Low Energy	37.45	36.59	35.70	34.67
Development Kit			Description								
603-DKBLE112	DKEBLE112		4.0 Low Energy Bluetooth Development Kit fir BLE112 Module					401.93	-	-	-

WT41 LONG RANGE BLUETOOTH MODULE

WT41 is truly a long range Bluetooth module offering impressive 1,000 meters range between two WT41 Bluetooth modules. The module utilizes Bluegiga's sophisticated radio frequency design methodologies and offers OEM's a trouble free product even with tight integration with surrounding electronics.

For quantities greater than listed, call for quote.

MOUSER STOCK NO.	Bluegiga Part No.	Fig.	Bluetooth Specification	Bluetooth Class	Antenna Option	Chip	Firmware	Price Each 1	25	50	100
603-WT41-A-AI4	WT41-A-AI4	C	2.1 + EDR	1	Chip Antenna	BlueCore-04	iWRAP 4.0.0	37.45	36.24	35.11	34.57
Development Kit			Description								
603-EBWT41-A	EBWT41-A		WT41 Eval Board (one WT41 Eval Board, Onboard Installation Kit and serial cable)					251.45	-	-	-

WT32 BLUETOOTH AUDIO MODULE

WT32 is the latest generation of Bluetooth modules. It provides highest level of integration with integrated 2.4GHz radio, DSP, battery charger, stereo codec and antenna ready to hit mono and stereo applications. WT32 is also fully ready to support the latest Bluetooth 2.1 + EDR standard.

For quantities greater than listed, call for quote.

MOUSER STOCK NO.	Bluegiga Part No.	Fig.	Bluetooth Specification	Bluetooth Class	Antenna Option	Chip	Firmware	Price Each 1	25	50	100
603-WT32-A-AI4	WT32-A-AI4	D	2.1 + EDR	2	Chip Antenna	BlueCore-05 Multimedia	iWRAP 4.0.0	31.75	30.92	30.14	29.39
603-WT32-A-AI3	WT32-A-AI3	D	2.1 + EDR	2	Chip Antenna	BlueCore-05 Multimedia	iWRAP 3.0.0	35.66	34.74	33.87	33.02
603-WT32-E-AI3	WT32-E-AI3	D	2.1 + EDR	2	W.FL Connector	BlueCore-05 Multimedia	iWRAP 3.0.0	35.66	34.74	33.87	33.02
Development Kit			Description								
603-EBWT32-A	EBWT32-A		WT32 Evaluation Board (1 WT32 Evaluation Board, stereo headphones, Onboard Installation Kit and USB/serial cable)					347.75	-	-	-

WT21 BLUETOOTH HCI MODULE

WT21 is intended at Bluetooth applications where a host processor is capable of running the Bluetooth software stack. WT21 only implements the low level Bluetooth Host Controller Interface (HCI) but still offers advantages of a module - easy implementation and certifications.

For quantities greater than listed, call for quote.

MOUSER STOCK NO.	Bluegiga Part No.	Fig.	Bluetooth Specification	Bluetooth Class	Antenna Option	Chip	Firmware	Price Each 1	25	50	100
603-WT21-A-HCI	WT21-A-HCI	E	2.1 + EDR	1	Chip Antenna	BlueCore-06	HCI	21.40	20.84	20.58	20.32

WT11I - CLASS 1 BLUETOOTH 2.1 +EDR MODULE

NEW PRODUCT

For quantities greater than listed, call for quote.

MOUSER STOCK NO.	Bluegiga Part No.	Fig.	Bluetooth Specification	Bluetooth Class	Antenna Option	Chip	Firmware	Price Each 1	25	50	100
603-WT11I-A-AI	WT11i-A-AI	F	2.1 + EDR	1	Chip Antenna	BlueCore-04	iWRAP 2.2	37.45	36.24	35.11	34.57
603-WT11I-A-AI3	WT11i-A-AI3	F	2.1 + EDR	1	Chip Antenna	BlueCore-04	iWRAP 3.0	37.45	36.24	35.11	34.57
603-WT11I-A-AI4	WT11i-A-AI4	F	2.1 + EDR	1	Chip Antenna	BlueCore-04	iWRAP 4.0	37.45	36.24	35.11	34.57
603-WT11I-E-AI4	WT11i-E-AI4	F	2.1 + EDR	1	U.FL Connector	BlueCore-04	iWRAP 4.0	37.45	36.24	35.11	34.57
Development Kit			Description								
603-EBWT11I-A	EBWT11i-A		WT11i-A Class 1 Bluetooth 2.1 + EDR Evaluation board					256.80	-	-	-

WT12 - CLASS 2 BLUETOOTH 2.1 + EDR MODULE

WT12 is a class 2, Bluetooth 2.1 + EDR module. It's a highly integrated Bluetooth module, containing all the necessary elements from Bluetooth radio to antenna, and a fully implemented iWRAP protocol stack.

For quantities greater than listed, call for quote.

MOUSER STOCK NO.	Bluegiga Part No.	Fig.	Bluetooth Specification	Bluetooth Class	Antenna Option	Chip	Firmware	Price Each 1	25	50	100
603-WT12-A-AI4	WT12-A-AI4	G	2.0 + EDR, 2.1 + EDR	2	Chip Antenna	BlueCore-04	iWRAP 4.0.0	28.53	27.79	27.10	26.41
603-WT12-A-AI3	WT12-A-AI3	G	2.0 + EDR, 2.1 + EDR	2	Chip Antenna	BlueCore-04	iWRAP 3.0.0	28.53	27.79	27.10	26.41
603-WT12-A-AI	WT12-A-AI	G	2.0 + EDR, 2.1 + EDR	2	Chip Antenna	BlueCore-04	iWRAP 2.0.0	28.53	27.79	27.10	26.41
Development Kit			Description								
603-EKWT12-A	EKWT12-A		WT12 Evaluation Kit (2 Evaluation Boards, power adapters, serial cable and Onboard Installation Kit for module re-flashing)					508.25	-	-	-
603-EBWT12-A	EBWT12-A		WT12 Evaluation Board (one WT12 Evaluation Board, power adapter and serial cable)					235.40	-	-	-

WF111 WI-FI RADIO MODULES

WF111 is a fully integrated single 2.4GHz band 802.11 b/g/n module for portable and battery powered applications, where Wi-Fi connectivity is needed.

NEW PRODUCT

Features:

- IEEE802.11b/g/n
- Max. Data Rate: 72.2Mbps
- Dimensions: 12 x 19 x 2.1mm
- SDIO Drivers for Linux 2.6 and 3.x kernels

For quantities greater than listed, call for quote.

MOUSER STOCK NO.	Bluegiga Part No.	Fig.	Antenna Option	Host Interfaces	Supply Voltage (V)	Price Each 1	25	50	100
603-WF111-A	WF111-A	H	Internal Antenna	SDIO, CSPI	1.8, 3.3	28.09	27.61	26.77	25.68
603-WF111-E	WF111-E	-	External Antenna Connector	SDIO, CSPI	1.8, 3.3	28.09	27.61	26.77	25.68
Development Board									
603-DKWF111	DKWF111	I	SDIO Eval Board			244.57	-	-	-

WF121 WI-FI STAND ALONE MODULES

WF121 is a stand-alone Wi-Fi module providing fully integrated 2.4GHz 802.11 b/g/n radio and a 32-bit microcontroller (MCU) platform for embedded applications requiring simple, low-cost and low-power wireless TCP/IP connectivity, also providing flexible interfaces for connecting to various peripherals.

NEW PRODUCT

Features:

- IEEE802.11b/g/n
- Max. Data Rate: 72.2Mbps
- Dimensions: 15.4 x 26.2 x 2.1mm
- Embedded Bluegiga Wi-Fi Software

For quantities greater than listed, call for quote.

MOUSER STOCK NO.	Bluegiga Part No.	Fig.	Antenna Option	Host Interfaces	Supply Voltage (V)	Price Each 1	25	50	100
603-WF121-A	WF121-A	J	Internal Antenna	UART, USB	2.7 - 3.6	39.42	38.40	37.43	36.50
603-WF121-E	WF121-E	-	External Antenna Connector	UART, USB	2.7 - 3.6	39.42	38.40	37.43	36.50
Development Kit			Description						
603-DKWF121	DKWF121	K	Development Kit			445.18	-	-	-

EHEALTH EVALUATION BOARDS

NEW! TECHNOLOGY

For quantities greater than listed, call for quote.

MOUSER STOCK NO.	Bluegiga Part No.	Description	Price Each 1	3	5
603-EBWT41-A-EHEALTH	EBWT41-A-eHealth	802.15.1 Modules and Development Tools WT41-A Eval Board with HDP firmwr with EEE Agents	533.93	428.86	407.46
603-EBWT12-A-EHEALTH	EBWT12-A-eHealth	802.15.1 Modules and Development Tools WT12-A Eval Board with HDP firmwr with IEEE Agents	533.93	428.86	407.46



© Copyright 2013 Mouser Electronics
© Copyright 2013 Mouser Electronics

CEL Embedded RF Wireless Products

CEL California Eastern Laboratories

802.15.41 ZIGBEE SOLUTIONS

RoHS Compliant **This page of product is compliant.**

CEL California Eastern Laboratories

CEL's comprehensive line of ZigBee solutions includes ICs, modules, and software application packages designed for use in mesh, point-to-point, and point-to multipoint systems. They provide a fully integrated, easy-to-use transceiver solution for IEEE 802.15.4 networks. CEL ZigBee modules and ICs are ideal for remote sensing, AMR/AMI, home and building automation, and security applications.

Integrated RF Transceiver/MCU for ZigBee/IEEE 802.15.4/SNAP Networks

Key Features:
- Industry leading RF Link Budget @ 106dB
- Embedded 8051 Compatible MCU with 96KB/8KB Flash/RAM
- Scalable Data Rate: 250kbps for ZigBee, 500kbps
- Voice Codec Support
- 4 Level Power Management Scheme
- Single Voltage Operation of 1.9V to 3.3V
- Hardware MAC



For quantities greater than listed, call for quote.

MOUSER STOCK NO.	CEL Part No.	Operating Frequency (MHz)	Supply Voltage (V)	Output Power	Sensitivity	MCU	Flash Memory	Data Memory	Price Each 1	10	100	500
551-ZIC2410QN48	ZIC2410QN48	2400 to 2483	1.5-3.3V	+8dBm	-98dBm	8-bit	96KB	8KB	9.78	9.00	7.05	6.27

Mesh Connect™ Modules - ZICM2410P0 Series

Key Features:
- Scalable Data Rate : 250kbps for Zigbee, 500kbps and 1Mbps
- Voice Codec Support: μ-law/a-law/ADPCM
- 4 Level Power Management Scheme with Deep Sleep Mode (0.3μA)
- 16 RF Channels
- Over 3000 feet of range
- AES 128-bit encryption
- Network: Mesh, Point to Point, Point to Multipoint





For quantities greater than listed, call for quote.

MOUSER STOCK NO.	CEL Part No.	Description	Transceiver Chipset	Fmax	I/O	Tx Power Output	Rx Sensitivity	Range	Vcc	Rx Current	Tx Current	Price Each 1	10	25
551-ZICM2410P0-1	ZICM2410P0-1	PCB Trace Antenna	MeshConnect™	16MHz	22	+6dBm	-97dBm	3000+ft	2.1V-3.0V	35mA	44mA	17.94	17.38	16.75
551-ZICM2410P0-1C	ZICM2410P0-1C	U. FL Conn. for Ext. Ant.	ZIC2410	16MHz	22	+6dBm	-97dBm	3000+ft	2.1V-3.0V	35mA	44mA	19.66	18.69	17.64
551-ZICM2410P2-2	ZICM2410P2-2	PCB Trace Antenna	8-BIT, 8051	16MHz	20	+20dBm	-103dBm	16000+ft	2.1V-3.3V	38mA	200mA	28.62	26.27	22.74
With SNAP Software														
551-ZICM2410P0-1-SN	ZICM2410P0-1-SN	PCB Trace Antenna	MeshConnect™	16MHz	22	+6dBm	-97dBm	3000+ft	2.1V-3.0V	35mA	44mA	18.98	18.52	18.26
551-ZICM2410P0-1C-SN	ZICM2410P0-1C-SN	U.FL Conn.for Ext.Ant.	ZIC2410	16MHz	22	+6dBm	-97dBm	3000+ft	2.1V-3.0V	35mA	44mA	19.82	18.94	18.90
			8-BIT, 8051											
Mesh Connect Development Kit			Description											
551-ZICM2410P0KIT2-1	ZICM2410P0-KIT2-1	Engineering Dev. Kit	Eval Boards with Module-Network Analyzer-Univ AC/DC Power Supply-USB Cables-Software and Technical Information CD									490.06	-	-
551-ZICM2410P2KIT1-1	ZICM2410P2-KIT1-1	Engineering Dev. Kit	Eval Boards with Module-USB Cables-Jumpers-Software and Technical Information CD									222.56	-	-

Mesh Connect™ Module - ZICM357 Series

Key Features:
- Based on Ember EM357 system on a chip (SoC)
- Range: Up to 2.5 miles
- Network Speed: 250Kbps
- RF Channels: 15
- Networks: Mesh, Point to Point, and point to multipoint

NEW PRODUCT



For quantities greater than listed, call for quote.

MOUSER STOCK NO.	CEL Part No.	Description	Transceiver Chipset	Fmax	I/O	Tx Power Output	Rx Sensitivity	Range	Vcc	Rx Current	Tx Current	Price Each 1	10	25
551-ZICM357P2-1	ZICM357P2-1	PCB Trace Antenna	Ember, EM357	24MHz	23	+20dBm	-100dBm	13000+ft	2.7V-3.6V	28mA	170mA	29.87	29.45	29.23
Mesh Connect Evaluation Kit			Description											
551-ZICM-EM35X-KIT-2	ZICM-EM35X-DEV-KIT-2	Development Kit	MeshConnect EM35x Ember Companion Kit for Ember EM35x Development Kit									117.70	-	-
551-ZICM357P2-KIT-1	ZICM357P2-KIT-1	Engineering Dev. Kit	Eval Board with Modules (2), USB Cable, Software & Technical Information, Jumpers & Batteries									401.25	-	-

FreeStar Transceiver Modules - ZFSM-101-2 Series

Key Features:
- Up to 100mW output power
- Low power consumption: 125mA @ 10mW output, 150mA @ 100mW
- Over 4000 feet of range
- Simple UART interface



For quantities greater than listed, call for quote.

MOUSER STOCK NO.	CEL Part No.	Description	Transceiver Chipset	Fmax	I/O	Network	Tx Power Output	Rx Sensitivity	Vcc	Rx Current	Tx Current	Price Each 1	10	25
551-ZFSM-101-2	ZFSM-101-2	PCB Trace Antenna	Freescale MC1320Z 8-bit	40MHz	8	Point to Point, Point to Multipoint, Mesh	+20dBm	-92dBm	2.4-3.6V	42mA	150mA	31.73	28.65	27.54

Apex Evaluation Module

Module Features:
- Ember™ EM250 platform
- 128kB Flash memory
- 5kB SRAM
- 16-bit XAP2b microprocessor
- 16 general purpose I/O ports
- DMA - SPI, I²C and UART interface
- Integrated ADC with 12-bit resolution

Description	APEX	APEX LT	Description	APEX	APEX LT
Power Supply Voltage	3.6Vdc	3.6Vdc	Transmit Mode	170mA	170mA
RF Input Power	+10dBm	+10dBm	Receive Mode	37mA	37mA
RF Data Rate	250kbps	250kbps	Nominal Output Power	20dBm	20dBm
Flash Memory	128kB	- -	Rec. Sens. (normal)	-96dBm	-96dBm
RAM	5kB	- -			

MOUSER STOCK NO.	CEL Part No.	Description	Frequency Min./Max.	Price Each
551-ZAXM-201-KIT-1	ZAXM-201-KIT-1	100mW Apex Evaluation Kit	2400/2483.5	-

© Copyright 2013 Mouser Electronics
© Copyright 2013 Mouser Electronics

DIGI INTERNATIONAL Embedded RF Wireless Products

Products may be RoHS compliant. Check mouser.com for RoHS status.

Easy-to-Use! No configuration is necessary for out-of-box RF operation. Simply feed data into one module, then the data is sent out the other end of the wireless link. If more advanced functionality is needed, the modules support an extensive set of AT commands.

MaxStream 900MHz solutions are certified for use in North American, but integrators in Europe must use Digi RF 2.4GHz solutions.

XBee Specifications:
- Indoor/Urban Range: Up to 133' (40m)
- Outdoor Line-of-Sight Range: Up to 400' (120m)
- Transmit Power: 1.25mW (+1dBm)
- Power-Down Current: <10µA
- Operating Frequency: 2.4GHz
- RF Data Rate: 250,000bps
- Receiver Sensitivity (1% PER) -96dBm in boost mode

RoHS Compliant



XBee-Pro Specifications:
- Indoor/Urban Range: Up to 300' (100m)
- Outdoor Line-of-Sight Range: Up to2 miles (3200m)
- Transmit Power: 63mW (+18dBm)
- Power-Down Current: <10µA
- Operating Frequency: 2.4GHz
- RF Data Rate: 250,000bps
- Receiver Sensitivity (1% PER) -102dBm

RoHS Compliant



XBEE® & XBEE-PRO® ZB RF MODULES

XBee and XBee-PRO ZB embedded SMT RF modules provide cost-effective wireless connectivity to electronic devices. They are interoperable with other ZigBee PRO feature set devices, including devices from other vendors. Programmable versions of the XBee-PRO ZB module make customizing applications easy. Programming directly on the module eliminates the need for a separate processor.

NEW PRODUCT

For quantities greater than listed, call for quote.

MOUSER STOCK NO.	Digi Intl. Part No.	Antenna Type	Transmit Current (mA)	Receive Current (mA)	Supply Voltage (VDC)	Price Each
XBee ZB SMT - Programmable						
888-XB24CZ7RISB003	XB24CZ7RISB003	RF Pad	35/45 @ 3.3VDC	38/40 @ 3.3VDC	2.1-3.6	**24.98**
888-XB24CZ7PISB003	XB24CZ7PISB003	PCB	35/45 @ 3.3VDC	38/40 @ 3.3VDC	2.1-3.6	**24.98**
888-XB24CZ7UISB003	XB24CZ7UISB003	U.FL	35/45 @ 3.3VDC	38/40 @ 3.3VDC	2.1-3.6	**24.98**
XBee ZB SMT - Non-Programmable						
888-XB24CZ7PIS-004	XB24CZ7PIS-004	PCB	35/45 @ 3.3VDC	38/40 @ 3.3VDC	2.7-3.6	**18.73**
888-XB24CZ7RIS-004	XB24CZ7RIS-004	RF Pad	35/45 @ 3.3VDC	38/40 @ 3.3VDC	2.7-3.6	**18.73**
888-XB24CZ7UIS-004	XB24CZ7UIS-004	U.FL	35/45 @ 3.3VDC	38/40 @ 3.3VDC	2.7-3.6	**18.73**
XBee 802.15.4 Low Power						
888-XB24-API-001	XB24-API-001	PCB	35/45 @ 3.3VDC	50 @ 3.3V	2.8-3.4	**20.33**
888-XB24-AWI-001	XB24-AWI-001	Wire	35/45 @ 3.3VDC	50 @ 3.3V	2.8-3.4	**20.33**
888-XB24-AUI-001	XB24-AUI-001	U.FL	35/45 @ 3.3VDC	50 @ 3.3V	2.8-3.4	**20.33**
Xbee-PRO Extended Range						
888-XBP24-BZ7PIT-004	XBP24BZ7PIT-004	PCB	205	47	2.7-3.6	**29.96**
888-XBP24BZ7PIT-004J	XBP24BZ7PIT-004J	PCB	205	47	2.7-3.6	**29.96**
888-XBP24-BZ7SIT-004	XBP24BZ7SIT-004	RPSMA	205	47	2.7-3.6	**31.03**
888-XBP24BZ7UIT-004	XBP24BZ7UIT-004	U.FL	205	47	2.7-3.6	**29.96**
888-XBP24-BZ7WIT-004	XBP24BZ7WIT-004	Wire	205	47	2.7-3.6	**29.96**
888-XBP24BZ7WIT-004J	XBP24BZ7WIT-004J	Wire	205	47	2.7-3.6	**29.96**
Xbee-PRO Extended Range - Programmable						
888-XBP24BZ7PITB-003	XBP24BZ7PITB003	PCB	220	62	2.7-3.6	**35.31**
888-XBP24BZ7SITB-003	XBP24BZ7SITB003	RPSMA	220	62	2.7-3.6	**37.45**
888-XBP24BZ7UITB-003	XBP24BZ7UITB003	U.FL	220	62	2.7-3.6	**35.31**
888-XBP24BZ7WITB-003	XBP24BZ7WITB003	Wire	220	62	2.7-3.6	**35.31**
XBee-PRO ZB SMT - Programmable						
888-XBP24CZ7RISB003	XBP24CZ7RISB003	RF Pad	220	62	2.7-3.6	**35.85**
888-XBP24CZ7PISB003	XBP24CZ7PISB003	PCB	220	62	2.7-3.6	**35.85**
888-XBP24CZ7UISB003	XBP24CZ7UISB003	U.FL	220	62	2.7-3.6	**35.85**
XBee-PRO ZB SMT -Non-Programmable						
888-XBP24CZ7PIS-004	XBP24CZ7PIS-004	PCB	205	47	2.7-3.6	**30.50**
888-XBP24CZ7RIS-004	XBP24CZ7RIS-004	RF Pad	205	47	2.7-3.6	**30.50**
888-XBP24CZ7UIS-004	XBP24CZ7UIS-004	U.FL	205	47	2.7-3.6	**30.50**
XBee-PRO 802.15.4 Extended Range						
888-XBP24-API-001	XBP24-API-001	PCB	35/45 @ 3.3V	50/55 @ 3.3V	2.8-3.4	**34.24**
888-XBP24-AWI-001	XBP24-AWI-001	Wire	35/45 @ 3.3VDC	50 @ 3.3V	2.7-3.6	**34.24**
888-XBP24-AUI-001	XBP24-AUI-001	U.FL	35/45 @ 3.3VDC	50 @ 3.3V	2.7-3.6	**34.24**

XBEE™ OEM RF MODULES

NEW PRODUCT

For quantities greater than listed, call for quote.

MOUSER STOCK NO.	Digi Intl. Part No.	Antenna Type	Transmit Current (mA)	Receive Current (mA)	Supply Voltage (VDC)	Price Each
XBee 865LP Low Power RF						
888-XB8-DMRS-002	XB8-DMRS-002	RF Pad	48	27	2.7-3.6	**24.61**
888-XB8-DMUS-002	XB8-DMUS-002	U.FL	48	27	2.7-3.6	**24.61**
888-XB8-DPPS-001	XB8-DPPS-001	PCB	48	27	2.7-3.6	**24.61**
888-XB8-DPRS-001	XB8-DPRS-001	RF Pad	48	27	2.7-3.6	**24.61**
888-XB8-DPUS-001	XB8-DPUS-001	U.FL	48	27	2.7-3.6	**24.61**
XBee-PRO 868 RF						
888-XBP08-DPWIT-024	XBP08-DPWIT-024	Wire	500 @ 3.3V	65	3.0-3.6	**73.83**
860-XBP08-DPSIT-024	XBP08-DPSIT-024	RPSMA	500 @ 3.3V	65	3.0-3.6	**77.04**
888-XBP08-DPUIT-024	XBP08-DPUIT-024	U.FL	500 @ 3.3V	65	3.0-3.6	**73.83**
XBee-PRO XSC S3B 900MHz						
888-XBP9B-XCST-001	XBP9B-XCST-001	RPSMA	215	26	2.4-3.6	**44.94**
888-XBP9B-XCST-002	XBP9B-XCST-002	RPSMA	215	26	2.4-3.6	**44.94**
888-XBP9B-XCST-021	XBP9B-XCST-021	RPSMA	215	26	2.4-3.6	**52.43**
888-XBP9B-XCST-022	XBP9B-XCST-022	RPSMA	215	26	2.4-3.6	**44.88**
888-XBP9B-XCUT-001	XBP9B-XCUT-001	U.FL	215	26	2.4-3.6	**41.73**
888-XBP9B-XCUT-002	XBP9B-XCUT-002	U.FL	215	26	2.4-3.6	**41.73**
888-XBP9B-XCUT-021	XBP9B-XCUT-021	U.FL	215	26	2.4-3.6	**41.73**
888-XBP9B-XCUT-022	XBP9B-XCUT-022	U.FL	215	26	2.4-3.6	**41.73**
888-XBP9B-XCWT-001	XBP9B-XCWT-001	Wire	215	26	2.4-3.6	**41.73**
888-XBP9B-XCWT-002	XBP9B-XCWT-002	Wire	215	26	2.4-3.6	**41.73**
888-XBP9B-XCWT-021	XBP9B-XCWT-021	Wire	215	26	2.4-3.6	**41.73**
888-XBP9B-XCWT-022	XBP9B-XCWT-022	Wire	215	26	2.4-3.6	**41.73**
Xbee DigiMesh 2.4 RF						
888-XB24-DMPIT-250	XB24-DMPIT-250	PCB	45	50	2.8-3.4	**20.33**
XBee Wi-Fi						
888-XB24-WFPIT-001	XB24-WFPIT-001	PCB	Up to 260	140	3.1-3.6	**37.45**
888-XB24-WFSIT-001	XB24-WFSIT-001	RPSMA	Up to 260	140	3.1-3.6	**37.45**
888-XB24-WFUIT-001	XB24-WFUIT-001	U.FL	Up to 260	140	3.1-3.6	**37.45**
888-XB24-WFWIT-001	XB24-WFWIT-001	Wire	Up to 260	140	3.1-3.6	**37.45**

DIGI M10™ COMPACT SATELLITE MODEM

The Digi m10™ satellite module provides worldwide satellite data connectivity for a wide variety of asset-tracking and industrial remote communication applications. Small footprint satellite modem with global satellite connectivity is designed for a wide variety of asset tracking and remote device communication applications.

For quantities greater than listed, call for quote.

MOUSER STOCK NO.	Digi Intl. Part No.	Description	Price Each
860-DG-M10-KIT	DG-M10-KIT	JumpStart Development Kit includes Quick start guide, Free 90-day limited ORBCOMM connectivity, Digi m10 Satellite modem, telescopic antenna, 12' extension cable, development board, software CD, power supply and accessories	**319.93**
860-DG-M10	DG-M10	Satellite module without antenna	**148.73**

© Copyright 2013 Mouser Electronics
© Copyright 2013 Mouser Electronics

DIGI INTERNATIONAL Embedded RF Wireless Products

Products may be RoHS compliant. Check mouser.com for RoHS status.

XBEE TECHNOLOGY ACCESSORIES

MOUSER STOCK NO.	Digi Intl. Part No.	Description	Price Each
888-JF1R6-CR3-4I	JF1R6-CR3-4I	U.FL female to RPSMA female bulkhead - RG178	4.82
888-A24-HASM-450	A24-HASM-450	2.4GHz Half-wave articulated joint, RPSMA male	5.35
888-A24-HABUF-P5I	A24-HABUF-P5I	2.4GHz Half-wave antenna,	5.35
888-XBIB-U	XBIB-U	USB, XBee-PRO interface board	64.20
888-XBIB-U-DEV	XBIB-U-DEV	USB, XBee-PRO professional interface board	74.90

XBEE-PRO™ ZIGBEE/802.15.4 RF MODEMS

MOUSER STOCK NO.	Digi Intl. Part No.	Frequency	OTA Data Rate	Interface	Accessories	Price Each
888-XBP24-PKC-001-UA	XBP24-PKC-001-UA	2.4GHz Xbee	256000	USB	Yes	127.33
888-XBP24-PKI-001-RA	XBP24-PKI-001-RA	2.4GHz Xbee	256000	RS232	Yes	127.33

XBEE® & XBEE-PRO® 802.15.4 ADAPTERS

MOUSER STOCK NO.	Digi Intl. Part No.	Frequency	Transmit Power Outlet	Interface	Price Each
XBee 802.15.4 Adapters					
888-XA-A14-CS3R	XA-A14-CS3R	2.4GHz (ISM)	1mW	RS485	73.83
888-XA-A14-CS2R	XA-A14-CS2R	2.4GHz (ISM)	1mW	RS485	73.83
888-XA-A14-CS1R	XA-A14-CS1R	2.4GHz (ISM)	1mW	RS485	73.83
888-XA-A14-CS4R	XA-A14-CS4R	2.4GHz (ISM)	1mW	RS485	73.83
XBee-PRO 802.15.4 Adapters					
888-XA-A14-CS3P	XA-A14-CS3P	2.4GHz (ISM)	60mW	RS485	84.53
888-XA-A14-CS2P	XA-A14-CS2P	2.4GHz (ISM)	60mW	RS232	84.53
860-XA-A14-CE1P	XA-A14-CE1P	2.4GHz (ISM)	60mW	USB	84.53
888-XA-A14-CS4P	XA-A14-CS4P	2.4GHz (ISM)	60mW	Digital	84.53

XSTREAM™ OEM RF MODULE

XStream OEM Modules

MOUSER STOCK NO.	Digi Intl. Part No.	Frequency	Transmit Power Outlet	Antenna	RF Data Rate	Price Each
888-X24-009WNC	X24-009WNC	2.4GHz - XStream	50mW transceiver	3" wire antenna	600bps	109.14
888-X24-009NMC	X24-009NMC	2.4GHz - XStream	50mW transceiver	MMCX	600bps	111.28
888-X24-009WNI	X24-009WNI	2.4GHz - XStream	50mW transceiver	3" wire antenna	600bps	126.26
888-X24-009NMI	X24-009NMI	2.4GHz - XStream	50mW transceiver	MMCX	600bps	128.40

XStream PKG Product

MOUSER STOCK NO.	Digi Intl. Part No.	Frequency	OTA Data Rate	Interface	Accessories	Price Each
888-X24-019-DK	X24-019-DK	2.4GHz - Xstream	19200	RS232	Yes	437.63
888-X24-009PKI-RA	X24-009PKI-RA	2.4GHz - Xstream	9600	RS232	Yes	228.98
888-X24-019PKI-RA	X24-019PKI-RA	2.4GHz - Xstream	19200	RS232	Yes	228.98

XTEND™ OEM RF MODULE

The XTend OEM RF Module provides unprecedented range in a low-cost wireless data solution. The module is easy-to-use, requires minimal power and provides reliable delivery of critical data between devices. Its small form factor saves valuable board space. Due to innovations stamped in its design, the XTend Module supplies 2-8x the range of other modules operating within the unlicensed 900MHz frequency band. The range gained by OEMs and integrators is due to proprietary technologies embedded into each module such as: superior RX (receiver) sensitivity, interference immunity, modulation/demodulations techniques, etc. No configuration is necessary for out-of-box RF communications. The module's default configuration supports a wide range of data system applications. Advanced configurations can be implemented using simple AT or binary commands.

XTend Technology Development Kits

MOUSER STOCK NO.	Digi Intl. Part No.	Accessories	Price Each
888-XT09-DK	XT09-DK	915MHz, 1W, 115Kbps, MMCX and RPSMA connector	533.93
888-XT09-DK-MESH	XT09-DK-MESH	900MHz, 1W, 115Kbps, (2) MMCX and (2) RPSMA connector, with mesh	961.93

XTend OEM Modules

MOUSER STOCK NO.	Digi Intl. Part No.	Frequency	OTA Data Rate	Interface	Accessories	Price Each
North America Only						
888-XT09-SI	XT09-SI	900MHz - XTend	1W transceiver	RPSMA or MMCX connector	115000bps	191.53
888-XT09-MI	XT09-MI	900MHz - XTend	1W transceiver	RPSMA or MMCX connector	115000bps	191.53
International, No AES Encryption						
888-XT09-SI-NA	XT09-SI-NA	900MHz - XTend	1W transceiver	RPSMA or MMCX connector	9600bps	191.53
International with Accessories, No AES Encryption						
888-XT09-PKI-RA-NA	XT09-PKI-RA-NA	900MHz - XTend	1W transceiver	RS232/485	9600bps	319.93
Australia and Israel						
888-XTH9-SI-128	XTH9-SI-128	900MHz - XTend	1W transceiver	RPSMA or MMCX connector	-	191.53
888-XTH9-MI-128	XTH9-MI-128	900MHz - XTend	1W transceiver	RPSMA or MMCX connector	-	191.53

XTend PKG Product

888-XT09-PKC-UA-NA	XT09-PKC-UA-NA	900MHz- XTend	9600	USB	Yes	319.93
888-XT09-PKI-RA-NA	XT09-PKI-RA-NA	900MHz- XTend	9600	RS232	Yes	319.93
888-XT09-PKC-UA	XT09-PKC-UA	900MHz- XTend	9600	USB	Yes	319.93
888-XT09-PKI-RA	XT09-PKI-RA	900MHz- XTend	9600	RS232	Yes	319.93

9XTEND INTERFACE BOARDS

MOUSER STOCK NO.		Description	Price Each
Mfr.	Mfr. Part No.		
888	XTIB-R	1W RS-232/485 interface board (9XTend)	85.60
888	XTIB-U	1W USB interface board (9XTend)	85.60

© Copyright 2013 Mouser Electronics
© Copyright 2013 Mouser Electronics

DLP DESIGN RFID and ZigBee™ Modules

Products may be RoHS compliant. Check mouser.com for RoHS status.

DLP USB/MICROCONTROLLER MODULE

The DLP-2232MSPF combines the same USB interface used in the DLP-2232H and the DLP-1232H modules with a Texas Instruments microcontroller with internal FRAM to form a rapid development tool. The MSP430FR5739 microcontroller is preprogrammed with basic functionality for accessing the port pins and can be reprogrammed with user firmware via a 12-pin header using the MSP-FET430UIF device programmer/debugger (purchased separately).

NEW PRODUCT



For quantities greater than listed, call for quote.

MOUSER STOCK NO.	DLP Part No.	Description	Price Each	
			1	10
626-DLP-2232MSPF	DLP-2232MSPF	USB Interface Microcontroller Module	64.15	62.37

DLP-RFID1 RFID READER AND WRITER

The DLP-RFID1 is a low-cost, USB-powered module for reading from and writing to ISO 15693, ISO 18000-3, and Tag-it™ intelligent RFID transponder tags. It has the ability to both read and write up to 256 bytes of data in addition to reading the unique identifier (UID/SID). All of the DLP-RFID1's electronics and antenna reside within the compact unit, and all operational power is taken from the host PC via the USB interface. The range of the internal antenna is up to 4 inches depending upon the size of the tag being read.

Retail Version



Applications:
- Real-Time Security
- Personal Identification
- Pharmaceutical Tracking
- Inventory/Asset Management and Tracking
- Library/Book Management & Tracking
- Baggage Tagging
- Sports Event Timing

For quantities greater than listed, call for quote.

MOUSER STOCK NO.	DLP Part No.	Description	Price Each	
			1	10
626-DLP-RFID1-RG	DLP-RFID1-RG	Includes reader, retractable USB cable and an assortment of tags	128.35	125.19
626-DLP-RFID1-OG	DLP-RFID1-OG	OEM Board Only	101.12	95.77

OEM Version

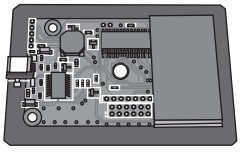

DLP-RFID-LP8C 8-CHANNEL RFID READER/WRITER

The DLP-RFID-LP8C is a low-cost, USB-powered module for reading from and writing to ISO 15693, ISO 18000-3 and Tag-it™ intelligent RFID transponder tags via up to eight external antennas. It has the ability to both read and write up to 256 bytes of data in addition to reading the unique identifier (UID/SID). All of the DLP-RFID-LP8C's electronics reside on a single, compact PCB; and all operational power is taken from the host Windows/Windows CE/ Linux PC via the USB interface. Up to eight external antennas can be connected via standard SMA connectors.

DLP-RFID-LP8C



Features:
- ISO 15693, 18000-3, 14443, Tag-it™ HF-I Compatible
- Can read the UID/SID of up to 15 Tags Simultaneously
- 13.56MHz Reader/Writer
- 8 Channels for External Antenna Connections
- FCC/IC/CE Modular Approvals in Place
- USB Port Powered from Windows, CE or Linux PC
- Both USB and RS232 Interfaces Provided
- USB Interface; No Driver Development Required for Windows, CE or Linux PC
- Operating Temperatures: 0°C to 70°C
- Dimensions: (L x W x H) 4.36" x 3.32" x 0.6

For quantities greater than listed, call for quote.

MOUSER STOCK NO.	DLP Part No.	Description	Price Each
626-DLP-RFID-LP8C	DLP-RFID-LP8C	8-channel RFID reader	213.95
626-DLP-RFID-ANT	DLP-RFID-ANT	Round Antenna with Coax, with 15-foot cable	42.75
626-DLP-FANT	DLP-FANT	Ferrite Antenna, DLP-COAX1 needed	21.35
626-DLP-COAX1	DLP-COAX1	Coax with RPSMA connector	18.14

DLP-RFID-ANT



DLP 802.15.4/ZIGBEE™ READY MODULE

The DLP-RF2 OEM Module is a short-range, low-power, 2.4GHz, unlicensed worldwide ISM band transceiver designed around the IEEE 802.15.4 Wireless Standard. It supports point-to-point and star network configuration using preprogrammed firmware.

RoHS Compliant

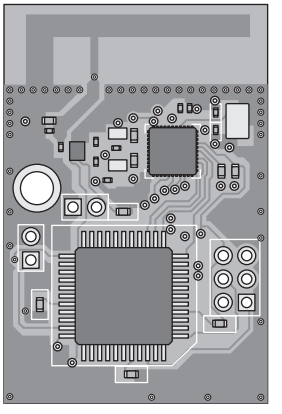

DLP-RF2 - 2.4 GHZ OEM RF Transceiver Module

The DLP-RF2 combines a Freescale™ MC13192 2.4GHz Direct-Sequence, Spread-Spectrum RF Transceiver IC and Freescale MC9S08GT60 microcontroller to form an IEEE 802.15.4 compliant, ZigBee™ ready, short-range transceiver module. The DLP-RF2 connects to user electronics via a standard, 20-pin male header.

The MC9S08GT60 microcontroller is preprogrammed with DLP Design's Serial Interface Packet Processor (SIPP™ firmware) for accessing the transceiver functions via simple serial calls. Interface to an external serial host microcontroller/DSP/FPGA, etc. is accomplished via a simple 2-wire (RX, TX, and ground) interface.

For quantities greater than listed, call for quote.

MOUSER STOCK NO.	DLP Part No.	Price Each			
		1	10	100	250
626-DLP-RF2-Z-G	DLP-RF2-Z-G	37.45	34.24	28.89	26.75

© Copyright 2013 Mouser Electronics

© Copyright 2013 Mouser Electronics

RF and ZigBee™ Wireless Solutions and Kits

RoHS Compliant **This product is RoHS compliant.**

FREESCALE RF POWER FIELD EFFECT MOSFETS

For quantities greater than listed, call for quote.

MOUSER STOCK NO.	Freescale Part No.	Case	VDSS (V)	POUT (W)	f (MHz)	VSWR@ 50Vdc, 230 MHz	V(BR)DSS (V Min.)	IDSS (μA Max.)	Gps (Typ.)	ηD (Typ.)	IRL (dB)	Price Each 1	Price Each 25
841-MRFE6VP6300HR5	MRFE6VP6300HR5	465M	50	300	130	65:1	125	5	25	80	-15	80.64	69.35
841-MRFE6VP61K25HR5	MRFE6VP61K25HR5	NI-1230	50	1250	230	65:1	125	10	22.9	74.6	-15	261.23	224.66

FREESCALE ZIGBEE WIRELESS SOLUTIONS

MC1320x Family of Generation II Transceivers

For quantities greater than listed, call for quote.

MOUSER STOCK NO.	Freescale Part No.	Channels	Package	Supply Voltage (V)	Frequency Band (GHz)	Serial Interface	Application	Communication Protocal	Price Each 1	Price Each 25	Price Each 100
841-MC13201FC	MC13201FC	16	1311 (QFN 32)	2 to 3.4	2.4	SPI	2.4GHz ISM	SIMPLE MAC	3.96	3.52	2.20
841-MC13202FC	MC13202FC	16	1311 (QFN 32)	2 to 3.4	2.4	SPI	2.4GHz ISM, 802.15.4	IEEE 802.15.4	4.65	4.14	2.59

MC1321x Family of System in a Package (SiP)

For quantities greater than listed, call for quote.

MOUSER STOCK NO.	Freescale Part No.	Channels	Package	Supply Voltage (V)	Frequency Band (GHz)	MCU Memory	Application	Communication Protocal	Price Each 1	Price Each 25	Price Each 100
841-MC13211	MC13211	16	LGA, 71-pin	2 to 3.4	2.4	16KB	2.4GHz ISM	SIMPLE MAC	6.11	5.44	3.40
841-MC13212	MC13212	16	LGA, 71-pin	2 to 3.4	2.4	32KB	2.4GHz ISM, 802.15.4	IEEE 802.15.4	6.69	5.95	3.72
841-MC13213	MC13213	16	LGA, 71-pin	2 to 3.4	2.4	60KB	2.4GHz ISM, ZIGBEE	IEEE 802.15.4 or BeeStack	7.31	6.51	4.07

MC1322x Platform in a Package (PIP)

For quantities greater than listed, call for quote.

MOUSER STOCK NO.	Freescale Part No.	Core	Flash	RAM / ROM	Channels	Package	Application	Communication Protocal	Price Each 1	Price Each 25	Price Each 100
841-MC13224V	MC13224V	ARM7	128K	96K/80K	16	LGA, 99-pin	2.4GHz ISM Band	IEEE 802.15.4 MAC	9.84	8.76	5.48

FREESCALE ZIGBEE DEVELOPMENT KITS

MOUSER STOCK NO.	Freescale Part No.	Description	Price Each
841-1320X-QE-DSK-BDM	1320X-QE-DSK-BDM	1320x QE Evaluation Kit with BDM Cable	426.93
841-1320XRFC	1320XRFC	MC1320x RF Daughter Card	84.53
841-1322XDSK-DBG	1322XDSK-DBG	1322x Developer's Starter Kit with J-LINK	405.53
841-1322XNSK-DBG	1322XNSK-DBG	1322x Network Starter Kit with J-LINK	619.53
841-1322XNSK-IAR	1322XNSK-IAR	1322x Network Starter Kit w/Baseline Version	2780.93
841-1322XUSB	1322XUSB	1322x USB Board	84.53

MOUSER STOCK NO.	Freescale Part No.	Description	Price Each
841-13226PRO-DBG	13226PRO-DBG	13226 Zigbee Pro Kit	747.93
841-1323XDSK	1323XDSK	1323 Zigbee Developer Starter Kit	212.93
841-1323XDSK-BDM	1323XDSK-BDM	1323X Zigbee Developer Kit BDM	298.53
841-1323XNSK	1323XNSK	MC1323X Zigbee Development Kit	480.43
841-1323XNSK-BDM	1323XNSK-BDM	MC1323X Zigbee Network Development Kit BDM	566.03

ATMEL ZIGBIT MODULES

For quantities greater than listed, call for quote.

MOUSER STOCK NO.	Atmel Part No.	Description	Interface	Operating Voltage (V)	Price Each
556-ATZB-24-A2R	ATZB-24-A2R	2.4GHz Module with Dual Chip Antenna	UART, 12C, SPI	1.8 - 3.6	32.20
556-ATZB-24-B0R	ATZB-24-B0R	2.4GHz Module with Balanced RF Output	UART, 12C, SPI	1.8 - 3.6	29.76
556-ATZB-900-B0R	ATZB-900-B0R	784/868/915MHz 802.15.4 Module with Balanced RF Output	UART, 12C, SPI	1.8 - 3.6	31.18
556-ATZB-A24-U0R	ATZB-A24-U0R	2.4GHz 802.15.4 Power Amplified Module with Unbalanced RF output	UART, 12C, SPI	3 - 3.6	51.78
556-ATZB-A24-UFLR	ATZB-A24-UFLR	2.4GHz 802.15.4 Power Amplified Module with U.FL Antenna Connector	UART, 12C, SPI	3 - 3.6	52.46

GPS/GLONASS DIPLEXER

NEW PRODUCT

RoHS Compliant

◆Surface Mount Devices

For quantities greater than listed, call for quote.

MOUSER STOCK NO.	STMicroelectronics Part No.	Package	Freq. Bands Low/High (GHz)	Return Loss (Low/High Band (dB)	Price Each 1	Price Each 10
◆ 511-DIP1524-01D3	DIP1524-01D3	FlipChip-4	1573MHz / 2.4GHz	10/20	.62	.449

STMICROELECTRONICS BLUETOOTH® MODULES

NEW PRODUCT

Features:

- Bluetooth® radio
  - -Fully embedded Bluetooth w/ profiles
  - -Complete RF ready module
- ST micro Cortex-M3 microprocessor up to 72MHz
- Memory
  - -256KB Flash memory
  - -48KB RAM memory

For quantities greater than listed, call for quote.

MOUSER STOCK NO.	STMicroelectronics Part No.	Operating Voltage (V)	I/O	Price Each
511-SPBT2532C2.AT2	SPBT2532C2.AT2	-0.3 to +5	4	13.70
511-SPBT2632C2A.AT2	SPBT2632C2A.AT2	2.1 to 3.6	7	24.81
511-SPBT2632C1A.AT2	SPBT2632C1A.AT2	2 to 3.6	16	26.36

MURATA WIRELESS SYCHIP HIGH POWER ZIGBEE

NEW SUPPLIER

Features:

- Low power operation: Sleep-1.2μA, Transmit- 165A@20dBm, Receive - 31mA
- Allows customers to use the ARM Cortex M3 processor for their own applications
- Best-in-class radio receive sensitivity at -103dBm
- FCC certified

For quantities greater than listed, call for quote.

MOUSER STOCK NO.	Murata Wireless Part No.	Processor	Freq. (GHz)	Output Power (dBm)	ADC	Antenna	Interface	Supply Voltage	Dimensions (mm)	Price Each 1	Price Each 10	Price Each 100
81-88-00143-00	88-00143-00	ARM Cortex M3	2.45	+20	6x14-bit	Chip	I²C, SPI, UART, GPIO	2.4-3.4	27.2x14.75	32.05	26.46	25.20
81-88-00144-00	88-00144-00	Ember EM357	2.4	20	6x14-bit	External	I²C, SPI, UART, GPIO	2.4-3.4	27.2x14.75x2.9	32.05	26.46	25.20
Development Kit		Description										
81-88-00143-85	88-00143-85	Evaluation Kit for SyChip SN3020 Zigbee Module - Includes 2 evaluation/development boards with SN3020 modules,2 USB Cables, 1 RF Cable, and software								320.95	-	-
81-88-00144-85	88-00144-85	Evaluation Kit for SyChip SN3021 Zigbee Module								393.98	-	-

MURATA WIRELESS WIFI/BLUETOOTH MODULE

Chipset provides 802.11b/g/n and Bluetooth v4.0 with Bluetooth Low Energy connectivity. Pre-integrated to run with OMAP, SITARA, DaVinci, and Integra processors

For quantities greater than listed, call for quote.

MOUSER STOCK NO.	Murata Wireless Part No.	Package	Chipset	WiFi Output Power (dBm)	WiFi Sensitivity (dBm)	Bluetooth Sensitivity (dBm)	Antenna	Supply Voltage	Dimensions (mm)	Price Each 1	Price Each 10	Price Each 100
81-LBEE5ZSTNC-523	LBEE5ZSTNC-523	LGA-62	TI WL1271L	+20	-88	-92	U.FL, Internal	2.7-4.3	17x10x2.2	25.15	23.27	21.67

MURATA WIRELESS MODULES

For quantities greater than listed, call for quote.

MOUSER STOCK NO.	Murata Wireless Part No.	Processor	Radio Chipset	Freq. (GHz)	Output Power (dBm)	Recieve Sensitivity (dBm)	Antenna	Interface	Supply Voltage	Dimensions (mm)	Price Each 1	Price Each 10	Price Each 100
81-88-00151-00	88-00151-00	STM32 ARM Cortex-M3	BCM43362	2.4	+17	-96	Internal	I²C, SPI, UART, GPIO	2.4-3.6	30.5x19.4x2.9	28.84	26.75	25.15
81-LBWA1ZZVK7-TEMP-D	LBWA1ZZVK7-TEMP-D	-	TI CC3000	2.4	+19.5	-88	External	SPI	2.7-4.3	16.5x11.5x2.2	61.32	-	-
Development Kit		Description											
81-88-00151-85	Eval Module Wifi	Evaluation Kit for SyChip SN8200 WiFi Module									212.93	-	-

MURATA MAGICSTRAP® UHF RFID MODULES

NEW! TECHNOLOGY

For quantities greater than listed, call for quote.

MOUSER STOCK NO.	Murata Wireless Part No.	Type	Frequency Range (MHz)	EPC (bits)	User Memory (bits)	TID (bits)	Dim. (mm)	Price Each
81-LXMS31ACNA-009	LXMS31ACNA-009	1	865-955	Up to 240	512	64	3.2x1.6x0.7 max	1.71
81-LXMS31ACNA-010	LXMS31ACNA-010	2	865-955	Up to 240	512	64	3.2x1.6x0.7 max	1.69
81-LXMS31ACNA-011	LXMS31ACNA-011	3	865-955	Up to 240	512	64	3.2x1.6x0.7 max	1.69
81-LXMS31ACNA-012	LXMS31ACNA-012	4	865-955	Up to 240	512	64	3.2x1.6x0.7 max	1.69

© Copyright 2013 Mouser Electronics
© Copyright 2013 Mouser Electronics

LAIRD TECHNOLOGIES Wireless System Modules

Products may be RoHS compliant. Check mouser.com for RoHS status.

AC4490/4790 SERIES - OEM TRANSCEIVER MODULES

3.3V, 1 Watt Transmit

For quantities greater than listed, call for quote.

MOUSER STOCK NO.	Laird Technologies Part No.	Description	Price Each 1	Price Each 50
AC4490 Series - Server/Client Protocol				
814-AC4490-1000M	AC4490-1000M	900MHz FHSS module with MMCX ant. connector	82.93	78.10
814-AC4490LR-1000M	AC4490LR-1000M	900MHz FHSS module w/MMCX ant. connector, longer range version	90.42	79.72
814-SDKAC44901000M	SDK-AC4490-1000M	AC4490-1000M Developer Kit	212.93	-
AC4790 Series - Peer-to-Peer Protocol				
814-AC4790-1X1	AC4790-1X1	900MHz SMT FHSS module, not FCC approved	66.88	-
814-AC4790-1000M	AC4790-1000M	900MHz FHss module with MMCX ant. connector	82.93	78.65
814-AC4790LR-1000M	AC4790LR-1000M	900MHz FHSS module w/MMCX ant. connector, longer range version	90.42	84.00
814-SDK-AC47901000M	SDK-AC4790-1000M	AC4790-1000M Developer Kit	212.93	-

3.3V-5.5V, 200mW Transmit

For quantities greater than listed, call for quote.

MOUSER STOCK NO.	Laird Technologies Part No.	Description	Price Each 1	Price Each 50
AC4490 Series - Server/Client Protocol				
814-AC4490-200M	AC4490-200M	900MHz FHSS module with MMCX ant. connector	66.88	62.60
814-AC4490LR-200M	AC4490LR-200M	900MHz FHSS module w/MMCX ant. connector, longer range version	73.30	67.41
814-AC4490-200A	AC4490-200A	900MHz FHSS module with integral ant.	68.32	63.67
814-AC4490200A5485	AC4490-200A-485	900MHz FHSS module with integral ant., RS485	69.39	65.11
814-SDK-AC4490200M	SDK-AC4490-200M	AC4490-200M Developer Kit	212.93	-
814-SDK-AC4490200A	SDK-AC4490-200A	AC4490-200A Developer Kit	212.93	-
AC4790 Series - Peer-to-Peer Protocol				
814-AC4790-200M	AC4790-200M	900MHz FHSS module with MMCX ant. connector	66.88	62.60
814-AC4790LR-200M	AC4790LR-200M	900MHz FHSS module w/MMCX ant. connector, longer range version	73.30	63.67
814-AC4790-200M485	AC4790-200M-485	900MHz FHSS module with MMCX ant. connector, RS485	67.95	63.67
814-AC4790-200A	AC4790-200A	900MHz FHSS module with integral ant.	68.32	63.67
814-SDK-AC4790-200M	SDK-AC4790-200M	AC4790-200M Developer Kit	212.93	-

Accessories

For quantities greater than listed, call for quote.

MOUSER STOCK NO.	Laird Technologies Part No.	Description	Price Each
814-0700-00012	0700-00012	Amtec 20-pin Mating Connector for AC44XX	4.28
814-0650-00005	0650-00005	Power Supply, 7.5 VDC, 1.5 A, Sw. Reg., 100 - 240 VAC input	21.40
814-0600-00019	0600-00019	S467FL-5-RMM-915S, 1/2 wave, 7", 2dBi, RA, MMCX plug	15.66
814-0600-00025	0600-00025	S467FL-5-RMM-915, 1/2 wave, 7", 2dBi, MMCX plug	15.66
814-0600-00024	0600-00024	S467AH-915S, 1/2 wave, 7", 2dBi, RA, RPSMA	15.66
814-0600-00028	0600-00028	S161AH-915R, 1/2 wave, 6", 2.5dBi, RA, RPSMA	17.98
814-0600-00029	0600-00029	S161AH-915, 1/2 wave, 6", 2.5dBi, RPSMA	15.66
814-0600-00030	0600-00030	S331AH-915, 1/4 wave, 3.5", 1dBi, RPSMA	15.66
814-1300-00023	1300-00023	5" RG178 coax, RA MMCX plug to RPSMA bulkhead	13.91
814-1300-00041	1300-00041	5" RG178 coax, u.FL plug to RPSMA bulkhead	17.39



NEW PRODUCT

Compact AC4490 900MHz transceivers can replace miles of cable in harsh industrial environments. Using field-proven FHSS technology that needs no additional site licensing*, AC4490s reject interference, enable co-located system operation, increase output power and maintain data integrity.

AC4490s feature drop-in installation and a number of on-the-fly control commands, providing OEMs with a versatile interface for any application. They can be used as direct wire replacements, requiring no special host software for communication. All frequency hopping, synchronization and RF system data transmission/reception is performed by the transceiver.



NEW PRODUCT

High-performance AC4790 transceivers utilize Laird's "masterless" protocol, allowing each transceiver to communicate with any other in-range transceiver for true peer-to-peer operation.

AC4790's protocol features a dynamic addressing scheme, which simplifies the most efficient transmission path, so OEMs can design routing sequences that optimize the RF network. This makes AC4790 ideal for a wide variety of RF network. This makes AC4790 ideal for a wide variety of industrial applications that must rely on smooth, constant data flow.

AC4486/4868 SERIES - OEM TRANSCEIVER MODULES

Compact 868MHz transceivers can replace miles of cable in harsh environments. Using field-proven RF technology which needs no additional ETSI (Europe) licensing, OEMs with little or no previous RF experience can easily and quickly make existing systems wireless.

5mW Variable Modules

For quantities greater than listed, call for quote.

MOUSER STOCK NO.	Laird Tech Part No.	Description	Approved Countries	Price Each 1	Price Each 50
814-AC4486-5M	AC4486-5M	868MHz transceiver, TTL serial RS232, 0-250mW, MMCX antenna	World Wide	62.54	58.85
814-AC4486-5A	AC4486-5A	868MHz transceiver, TTL serial RS232, 0-250mW, integral antenna	World Wide	64.57	60.99

868MHz Antennas and Accessories

For quantities greater than listed, call for quote.

MOUSER STOCK NO.	Laird Tech Part No.	Description	Approved Countries	Price Each 1	Price Each 50
Antennas					
814-0600-00020	0600-00020	1/2 Wave Antenna, 7", 2dBi, RA, MMCX plug	-	17.12	16.59
814-1300-00023	1300-00023	5" RG178 Coax Cable, RA MMCX plug to RPSMA bulkhead	-	13.91	13.38
Accessories					
814-0700-00012	0700-00012	Samtec 20-pin mating connector	-	4.28	4.12
814-0650-00005	0650-00005	Power Supply, 7.5VDC, 1.5A, Sw. Reg., 100-240VAC Input	-	21.40	20.60

RoHS Compliant



900MHZ/2.4GHZ CONNEX LINK™

ConnexLink stand-alone transceivers can be set up in minutes to virtually cut the cables between RS232 or RS485 devices. Their flexibility and price allow users to quickly upgrade wired terminals to cordless operation in industrial, commercial, even residential applications.

For quantities greater than listed, call for quote.

MOUSER STOCK NO.	Laird Technologies Part No.	Description	Price Each
900MHz Models - 1000mW- Server/Client Protocol			
814-CL4490-232-C	CL4490-1000-232	Client Only Unit Kit includes Transceiver (Client Config.), RS-232 cable, Antenna, Power Supply and Software (Requires a Server Unit)	117.70
814-CL4490-232-SP	CL4490-1000-232-SP	Starter Pack includes both a Server and Client Unit, RS-232 cables, Antennas, Power Supplies and Software	240.75
814-CL4490-1000PROSP	CL4490-1000-PRO-SP	900MHz RS232/RS485/RS422 Switching InterfC Transvr Starter Pack 1.0 Watt (Server/Client protocol)	321.00
900MHz Models - 1000mW- Peer-to-Peer Protocol			
814-CL4790-232	CL4790-1000-232	Single Unit Kit (Peer to Peer Protocol) includes Transceiver, RS-232 cable, Antenna, Power Supply and Software	117.70
814-CL4790-232-SP	CL4790-1000-232-SP	Starter Pack (Peer to Peer Protocol) includes Two Transceiver Units, RS-232 cables, Antennas, Power Supplies and Software	240.75
Connex Link™ Accessories			
814-1300-00032	1300-00032	Null-Modem Cable (replaces standard cable if connecting Aerocomm units to DCE devices)	14.98

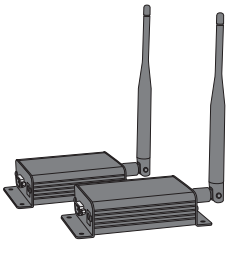

© Copyright 2013 Mouser Electronics

© Copyright 2013 Mouser Electronics

LAIRD TECHNOLOGIES Wireless System Modules

WIRELESS ETHERNET BRIDGE CONNEXLAN 400

Based on Laird Technologies' WISM+ 802.11 embedded module, the CL400 series of wireless Ethernet bridges provide outstanding data throughput over long ranges in a ruggedized industrial package. The CL400 Ethernet Bridge products are ideal for users looking for a simple to use wireless Ethernet bridge. Available with an AC power adapter, standard RJ-45 Ethernet jack and antennas, the CL400 come prepackaged with all necessary accessories. With no configuration necessary, users can simply plug in their Ethernet cable and apply power and have a wireless bridge at distance up to 1 mile and speeds up to 11Mbs. Optimized for point-to-point bridge connections the CL400 starter packs come pre-configured to communicate come pre-configured to communicate over a WPA2-CCMP encrypted secure 802.11 RF channel. The intelligent devices will optimize link speeds according to the RF conditions and distances between the units.

Features:

- Easy to use, no configuration necessary
- Standard 10/100 RJ-45 Ethernet Jack
- Auto Sensing interface for connection to peripherals or network devices
- Optimized RF Data rates dependant on conditions
- AES encrypted wireless link
- RF Speeds up to 11Mbps
- Line of sight distances up to 1 mile

MOUSER STOCK NO.	Laird Tech Part No.	Description	Approved Countries	Price Each
814-CL400-SP	CL400-SP	Wifi Ethernet Bridge Starter Pak-Americas	USA	599.20

FLEXRF® 915MHZ AND 2.4GHZ WIRELESS MODULES

Laird Technologies' fifth generation 2.4GHz FHSS module sets the standard for industrial RF communication. Based on proprietary FlexRF™ technology, this globally-accepted module will exceed most OEM application and performance requirements. Embedded with Laird Technologies' robust server-client protocol, the LT2510 permits each module to communicate with any other in-range module for true peer-to-peer operation. "Out of range" modules can be reached via a meshing topology. The configuration and test software enables OEMs to structure and optimize the network to suit their application.

Laird Technologies' third generation 915MHz FHSS module sets yet another standard for industrial RF communication. Based on proprietary FlexRF™ technology, this globally-accepted module will exceed most OEM application and performance. From the OEM integrator's point of view, the LT1110's interface (API, configuration, etc) is 100% compatible with the LT2510 allowing the OEM to choose either 915MHz or 2.4GHz. The enhanced API commands provide packet routing control and network intelligence. With its field-proven proprietary FHSS RF protocol and increased penetration at 915 MHz, the LT1110 rejects RF noise, excels in multipath scenarios, allows for co-located systems, and provides an extremely reliable communication link.



MOUSER STOCK NO.	Laird Tech Part No.	Description	Approved Countries	Price Each	
				1	50
LT2510 24GHz RF Module and Kit					
814-DVK-PRM210	DVK-PRM210	RF Modules and Development Tools 3.3VTTL 10mW SMT KIT U.FL Jack	Worldwide	212.93	-
LT1110 915MHz Wireless Modules					
814-PRM210	PRM210	RF Modules and Development Tools 900MHz SMT 3.3V TTL 10mW U.FL Jack	Worldwide	32.37	28.84
814-PRM211	PRM211	915MHz SMT 3.3V TTL 10mW Chip Antenna	Worldwide	33.38	29.75
814-PRM220	PRM220	Pluggable 3.3V TTL 915MHz 10mW U.FLJack	Worldwide	40.29	35.90
814-PRM221	PRM221	Pluggable 3.3V TTL 915MHz 10mW Chip Ant	Worldwide	41.73	37.18
814-PRM240	PRM240	900MHz OEM Transceiver Plug, 3.3V 200mW u.FL Jack	Worldwide	56.82	50.40
814-PRM241	PRM241	900MHz OEM Transceiver Plug, 3.3V 200mW Chip Ant	Worldwide	57.35	50.88
LT1110 915MHz Developer Kit and Evaluation Boards					
814-DVK-PRM211	DVK-PRM211	LT1110 Development Kit 3.3VTTLSerial SMTKIT 10mW Chip Ant	Worldwide	212.93	-
814-EVB-PRM211-U	EVB-PRM211-U	LT1110 USB Evaluation Board 3.3V TTL Serial Eval Board 10mW Chip Ant	Worldwide	105.93	-
814-EVB-PRM211-R	EVB-PRM211-R	LT1110 RS232 Evaluation Board 3.3V TTL Serial Eval Board 10mW Chip Ant	Worldwide	105.93	-
814-DVK-PRM220	DVK-PRM220	LT1110 Development Kit 3.3V TTL Serial Plug KIT 10mW u.FLJack	Worldwide	212.93	-
814-DVK-PRM221	DVK-PRM221	LT1110 Development Kit 3.3V TTL Serial Plug KIT10mW Chip Ant	Worldwide	212.93	-
814-EVB-PRM210-U	EVB-PRM210-U	LT1110 USB Evaluation Board 3.3V TTL Eval Brd 10mW u.FL Jack	Worldwide	105.93	-
814-EVB-PRM210-R	EVB-PRM210-R	LT1110 RS232 Evaluation Board 3.3V TTL Eval Brd 10mW u.FL Jack	Worldwide	105.93	-
814-DVK-PRM240	DVK-PRM240	LT1110 Developer Kit Plug, 3.3V 200mW u.FL Jack	Worldwide	212.93	-
814-DVK-PRM241	DVK-PRM241	LT1110 Developer Kit Plug, 3.3V 200mW Chip Ant	Worldwide	212.93	-

BLUETOOTH MODULE KIT

The development board allows the Laird Bluetooth or Wireless W-LAN Module to be connected to a PC. The development board provides RS-232 level conversion through a standard 9 way D type connector to all pins of the 40 way and a 50 way Hirose connectors used by Bluetooth or Wireless LAN interface.



MOUSER STOCK NO.	Laird Tech Part No.	Description	Price Each
239-BISDK02BI-02	BISDK02BI-02	BISMII and High Speed USB adapter	193.54
Accessories			
239-ACC-005	ACC-005	Winbond W681360 Audio Codec Board	218.89
239-CWAA-00007-02	CWAA-00007-02	5.1mm black 1K - pcs Mounting Pillars	182.72

BLUETOOTH MODULES

Laird's Bluetooth embedded modules are designed with compatibility in mind. Laird's Bluetooth Intelligent Serial technology. The pin configuration and physical dimensions of both the Wireless Module (BISM) are the same giving you the choice of wireless.



MOUSER STOCK NO.	Laird Tech Part No.	Fig.	Description	Price Each
239-BTM431	BTM431	-	Bluetooth AT Data Module, Internal Antenna w/ BISM II	23.65
239-BTM443	BTM443	-	Bluetooth AT Data Module, Internal Antenna, Enhanced	25.92
239-DVK-BTM431	DVK-BTM431	-	Bluetooth Dev Kit for BTM431	176.55
239-DVK-BTM443	DVK-BTM443	-	Bluetooth Dev Kit for BTM443	176.55
239-TRBLU23-00200	TRBLU23-00200	A	BISMII Bluetooth v2.0 Module	45.27
239-TRBLU23-00300	TRBLU23-00300	A	BISMII - uFL connector	45.27
239-BTM411	BTM411	-	Class 2 Bluetooth AT Data Module, Internal Antenna	23.65
239-DVK-BTM411	DVK-BTM411	-	Bluetooth AT Data Module, Internal Antenna Dev Kit	176.55
239-BTM402	BTM402	A	BISM II - Power Amp (PA)	49.51
239-BISMS02BI	BISMS02BI	B	Surface Mount BISM II	35.16
239-BISMS02BI-NA	BISMS02BI-NA	B	Surface Mount BISM II - uFL connector	35.16
239-BRBLU03-010A0	BRBLU03-010A0	-	High Speed Bluetooth USB Adapter	48.39
239-BTM410	BTM410	-	BlueTooth DATA Module AT Module	21.21
239-DVK-BTM410	DVK-BTM410	-	Dev Kit/BlueTooth DATA Module AT Module	176.55
239-BTM421	BTM421	-	BlueTooth DATA Module HCI	23.65
239-DVK-BTM421	DVK-BTM421	-	Dev Kit/BlueTooth DATA Module HCI	176.55
239-BTM511	BTM511	-	BlueTooth Multimedia, (formerly BlueTooth Voice)	28.42

© Copyright 2013 Mouser Electronics

© Copyright 2013 Mouser Electronics

LINX TECHNOLOGIES RF Modules and Dev Systems

Products may be RoHS compliant. Check mouser.com for RoHS status.

Linx RF modules make it easy and cost-effective to add wireless capabilities to your product. Linx modules contain all the components necessary for the transmission of RF. Since no external components (except an antenna) are needed, the modules are easily applied, even by persons without previous RF design experience. This conserves valuable engineering resources and greatly reduces the product's time to market.

PROPRIETARY WIRELESS MODULES

PRODUCT NEW

For quantities greater than listed, call for quote.

MOUSER STOCK NO. / Mfr. Mfr. Part No.	Fig.	Description	Frequency (MHz)	Vcc (V)	Icc (mA) Typ.	Max Data Range (bps)	Interface Type	Price Each 1	25	100
712—TRM-433-DP1203	A	1203 Series Radio Transceiver Module	433	2.4 to 3.6	62	152,000	3 Wire	25.12	24.06	23.30
712—TRM-868-DP1203	A	1203 Series Radio Transceiver Module	868	2.4 to 3.6	62	152,000	3 Wire	25.58	24.51	23.75
712—TRM-915-DP1203	A	1203 Series Radio Transceiver Module	915	2.4 to 3.6	62	152,000	3 Wire	25.37	24.31	23.55
712—TRM-868-EUR	B	European Wireless Serial Engine Module	868	2.7 to 3.6	58	76,000	UART	36.36	33.20	29.60
712—TRM-915-DTS	B	Wireless RF Transceiver Module	915	2.7 to 3.6	72	100,000	UART	36.36	33.20	29.60
712—TRM-915-R25	C	Wireless Serial Engine (XE1203F)	915	3 to 3.6	65	153,000	UART	46.74	44.78	43.39
712—TRM-915-R250	C	Wireless Serial Engine (ADF7020)	915	3 to 3.6	190	153,000	UART	42.00	40.23	38.98
Development Tools									1	
712—EVM-915-250-FCS		TRM-915-R250 Evaluation Module, 915MHz, Straight Angle							63.69	
712—EVM-915-250-FCR		TRM-915-R250 Evaluation Module, 915MHz, Right Angle							63.69	
712—EVM-915-025-FCR		TRM-915-R25 Evaluation Module, 915MHz, Right Angle							55.28	
712—EVM-915-250-CFS		TRM-915-R250 Eval. Module, CoFeTel, 915MHz, Straight Angle							63.68	
712—EVM-915-DTS-FCS		Wi.232DTS-R Evaluation Module, 915MHz, Straight Angle							51.52	
712—EVM-915-DTS-FCR		Wi.232DTS-R Evaluation Module, 915MHz, Right Angle							51.52	

NT SERIES - TRUE TRANSPARENCY™ TRANSCEIVER MODULES

PRODUCT NEW

For quantities greater than listed, call for quote.

MOUSER STOCK NO. / Mfr. Mfr. Part No.	Fig.	Description	Frequency (MHz)	Vcc (V)	Icc (mA) Typ.	Max Data Range (bps)	Pkg.	Price Each 1	25	100
712—TRM-900-NT	D	RF Transceiver Module	900	2.5-5.5	33.9	300,000	SMD	30.29	28.00	23.69
NT Series Development and Evaluation Systems									1	
712—MDEV-900-NT		NT Series Master Development System, 900MHz, USB Module							164.33	

LT SERIES - LONG RANGE RF TRANSCEIVER MODULES

For quantities greater than listed, call for quote.

MOUSER STOCK NO. / Mfr. Mfr. Part No.	Fig.	Description	Frequency (MHz)	Vcc (V)	Icc (mA) Typ.	Analog Range	Max Data Range (bps)	Pkg.	Price Each 1	25	50
712—TRM-315-LT	E	RF Transceiver Module	315	2.1-3.6	9.5/7.9	-	10,000	SMD	18.35	16.78	16.25
712—TRM-418-LT	E	RF Transceiver Module	418	2.1-3.6	9.5/7.9	-	10,000	SMD	18.35	16.78	16.25
712—TRM-433-LT	E	RF Transceiver Module	433.92	2.1-3.6	9.5/7.9	-	10,000	SMD	18.37	16.80	16.27
GPS Development and Evaluation Systems										1	
712—EVAL-315-LT		LT Series Basic Evaluation Kit 315MHz								162.68	
712—EVAL-418-LT		LT Series Basic Evaluation Kit 418MHz								162.68	
712—EVAL-433-LT		LT Series Basic Evaluation Kit 433MHz								162.68	

LR SERIES - LONG RANGE WIRELESS COMMUNICATION MODULES

For quantities greater than listed, call for quote.

MOUSER STOCK NO. / Mfr. Mfr. Part No.	Fig.	Description	Frequency (MHz)	Vcc (V)	Icc (mA) Typ.	Analog Range	Max Data Range (bps)	Pkg.	Price Each 1	25	50
712—TXM-315-LR	F	RF Transmitter Module	315	2.1-3.6	3.4	-	10,000	SMD	7.98	7.29	7.06
712—TXM-418-LR	F	RF Transmitter Module	418	2.1-3.6	3.4	-	10,000	SMD	8.62	7.88	7.63
712—TXM-433-LR	F	RF Transmitter Module	433.92	2.1-3.6	3.4	-	10,000	SMD	7.98	7.29	7.06
712—RXM-315-LR	G	RF Receiver Module	315	2.7-3.6	5.2	50Hz-5kHz	10,000	SMD	14.51	13.27	12.86
712—RXM-418-LR	G	RF Receiver Module	418	2.7-3.6	5.2	50Hz-5kHz	10,000	SMD	14.51	13.27	12.86
712—RXM-433-LR	G	RF Receiver Module	433.92	2.7-3.6	5.2	50Hz-5kHz	10,000	SMD	14.51	13.27	12.86
LR Series Development and Evaluation Systems										1	
712—EVAL-315-LR		LR Series Basic Evaluation Kit 315MHz								151.77	
712—EVAL-433-LR		LR Series Basic Evaluation Kit 433MHz								89.39	

LC SERIES - LOW COST RF TRANSMITTER MODULES

For quantities greater than listed, call for quote.

MOUSER STOCK NO. / Mfr. Mfr. Part No.	Fig.	Description	Frequency (MHz)	Vcc (V)	Icc (mA) Typ.	Analog Range	Max Data Range (bps)	Pkg.	Price Each 1	25	50
712—TXM-315-LC	H	RF Transmitter Module	315	2.7-5.2	3.0	-	5,000	SMD	7.38	6.74	6.53
712—TXM-418-LC	H	RF Transmitter Module	418	2.7-5.2	3.0	-	5,000	SMD	7.38	6.74	6.53
712—TXM-433-LC	H	RF Transmitter Module	433.92	2.7-5.2	3.0	-	5,000	SMD	7.38	6.74	6.53
LC Series Development and Evaluation Systems										1	
712—EVAL-315-LC		LC Series Basic Evaluation Kit 315MHz								151.77	
712—EVAL-418-LC		LC Series Basic Evaluation Kit 418MHz								151.77	
712—EVAL-433-LC		LC Series Basic Evaluation Kit 433MHz								151.77	

KH2 SERIES - RF TRANSMITTERS & RECEIVERS WITH INTEGRATED ENCODER & DECODER CHIPS

For quantities greater than listed, call for quote.

MOUSER STOCK NO. / Mfr. Mfr. Part No.	Fig.	Description	Frequency (MHz)	Vcc (V)	Icc (mA) Typ.	Analog Range	Max Data Range (bps)	Pkg.	Price Each 1	25	50
712—TXE-315-KH2	I	RF Transmitter/Encoder Module	315	2.7-5.2	1.5	-	5,000	SMD	17.69	16.17	15.66
712—TXE-418-KH2	I	RF Transmitter/Encoder Module	418	2.7-5.2	1.5	-	5,000	SMD	10.68	9.76	9.46
712—TXE-433-KH2	I	RF Transmitter/Encoder Module	433.92	2.7-5.2	1.5	-	5,000	SMD	14.46	13.38	13.12
712—RXD-315-KH2	J	RF Receiver/Decoder Module	315	2.7-3.6	5.2	50Hz-5kHz	10,000	SMD	17.64	16.32	15.26
712—RXD-418-KH2	J	RF Receiver/Decoder Module	418	2.7-3.6	5.2	50Hz-5kHz	10,000	SMD	17.64	16.32	14.82
712—RXD-433-KH2	J	RF Receiver/Decoder Module	433.92	2.7-3.6	5.2	50Hz-5kHz	10,000	SMD	17.05	15.58	15.10
KH2 Series Development and Evaluation Systems										1	
712—EVAL-315-KH2		KH2 Series Basic Evaluation Kit 315MHz								162.68	
712—EVAL-418-KH2		KH2 Series Basic Evaluation Kit 418MHz								162.68	
712—EVAL-433-KH2		KH2 Series Basic Evaluation Kit 433MHz								162.68	

ES SERIES - DIGITAL AND ANALOG WIRELESS MODULES

For quantities greater than listed, call for quote.

MOUSER STOCK NO. / Mfr. Mfr. Part No.	Fig.	Description	Frequency (MHz)	Vcc (V)	Icc (mA) Typ.	Analog Range	Max Data Range (bps)	Pkg.	Price Each 1	25	50
712—TXM-869-ES	K	RF Transmitter Module	869.85	2.1-4.0	7.0	20Hz-28kHz	56,000	SMD	14.81	13.54	13.12
712—TXM-916-ES	K	RF Transmitter Module	916.48	2.1-4.0	7.0	20Hz-28kHz	56,000	SMD	14.81	13.54	13.12
712—RXM-869-ES	L	RF Receiver Module	869.85	4.5-5.5	6.0	20Hz-28kHz	56,000	SMD	19.77	18.06	17.52
712—RXM-916-ES	L	RF Receiver Module	916.48	4.5-5.5	6.0	20Hz-28kHz	56,000	SMD	18.32	16.73	16.23
ES Series Development and Evaluation Systems										1	
712—EVAL-869-ES		ES Series Basic Evaluation Kit 869MHz								109.18	
712—MDEV-869-ESRS232		ES Series - Master Development System 869MHz, RS232 Module								329.77	
712—MDEV-869-ES-USB		ES Series - Master Development System 869MHz, USB Module								357.34	
712—MDEV-916-ESRS232		ES Series - Master Development System 916MHz, RS232 Module								319.93	
712—MDEV-916-ES-USB		ES Series - Master Development System 916MHz, USB Module								357.34	

© Copyright 2013 Mouser Electronics



© Copyright 2013 Mouser Electronics

LINX TECHNOLOGIES Wireless Solutions and Dev Kits

Products may be RoHS compliant. Check mouser.com for RoHS status.

EMBEDDED GPS MODULES

NEW PRODUCT



For quantities greater than listed, call for quote.

MOUSER STOCK NO. / Mfr. Part No.	Fig.	Description	Frequency (MHz)	Vcc (V)	Icc (mA) Typ.	Analog Range	Max Data Range (bps)	Pkg.	Price Each 1	25	50
712—RXM-GPS-SG-B	A	SG Series GPS Receiver Module - Bulk	1575.42	3.0-4.2	46\28	-	-	SMD	30.02	25.90	25.41
712—RXM-GPS-SR-B	B	SR Series GPS Receiver w/Integrated Antenna-Bulk	1575.42	3.0-4.2	46\28	-	-	SMD	52.97	52.02	50.61
GPS Development Tool Kits											
712—ASY-MDEVGPSSG-DB	C	Contains 1 solderless breadboard, SG Series GPS module, SMA connector and a ferrite bead							48.15	46.60	43.77
712—ASY-MDEVGPSSR-DB	D	Surface mount SR Series GPS module on a single board with through-hole headers							48.15	46.60	43.77
GPS Development Systems										1	
712—MDEV-GPS-SG		SG Master Development System								268.66	
712—MDEV-GPS-SR		SR Master Development System								311.82	

USB INTERFACE MODULES

The Linx QS Series USB module allows the rapid addition of USB to virtually any device. Housed in a compact SMD package, the module provides a complete solution for converting between USB and serial sources, including microprocessors, RS-232/RS-485 level converters, or RF modules.



For quantities greater than listed, call for quote.

MOUSER STOCK NO.	Linx Tech. Part No.	Description	Price Each 1	10	50
712-SDM-USB-QS-S	SDM-USB-QS-S	USB Module	14.88	13.61	13.18
712-MDEV-USB-QS	MDEV-USB-QS	QS Series - Master Development System	105.93	-	-

REMOTE CONTROL AND COMMAND ICS

Linx offers a wide range of ICs designed to simplify such diverse tasks as encoding and decoding, interface, and discreet RF implementations. Linx ICs offer a range of unique features and the availability of Cipherlinx encryption for applications requiring high security.



High Security Encrypted Remote Control Encoder and Decoder ICs

For quantities greater than listed, call for quote.

MOUSER STOCK NO.	Linx Tech. Part No.	Description	Price Each 1	10	50
712-LICAL-DEC-HS001	LICAL-DEC-HS001	HS Series Decoder	4.52	4.18	3.97
712-LICAL-ENC-HS001	LICAL-ENC-HS001	HS Series Encoder	4.52	4.18	3.97
712-MDEV-LICAL-HS	MDEV-LICAL-HS	HS Series Master Development Kit	324.78	-	-

Medium Security 8 Function Remote Control Encoder and Decoder ICs

For quantities greater than listed, call for quote.

712-LICAL-DEC-MS001	LICAL-DEC-MS001	MS Series Decoder	4.26	3.94	3.75
712-LICAL-ENC-MS001	LICAL-ENC-MS001	MS Series Encoder	4.26	3.94	3.75
712-MDEV-LICAL-MS	MDEV-LICAL-MS	MS Series Master Development Kit	270.46	-	-
712-MDEV-LICAL-MS-ES	MDEV-LICAL-MS-ES	MS Series Master Development Kit with ES RF Modules	270.46	-	-

Basic Remote Control Encoder and Decoder ICs

For quantities greater than listed, call for quote.

712-LICAL-DEC-LS001	LICAL-DEC-LS001	LS Series Decoder	4.45	4.12	3.92
712-LICAL-ENC-LS001	LICAL-ENC-LS001	LS Series Encoder	5.17	4.72	4.57

Bi-Directional Remote Control Transcoder ICs

For quantities greater than listed, call for quote.

712-LICAL-TRC-MT	LICAL-TRC-MT	MT Series Transcoder	4.44	4.06	3.93
712-MDEV-LICAL-MT	MDEV-LICAL-MT	MT Series Master Development Kit	162.39	-	-

OEM PRODUCTS

Linx pre-certified OEM products save you time and money by eliminating design, certification and tooling costs. They are ideal for remote control or command applications where the user would press a button on one end and perform an action on the other end.



HS Family

For quantities greater than listed, call for quote.

MOUSER STOCK NO.	Linx Tech. Part No.	Description	Price Each 1	10	50
712-OTX-418-HH-LR8HS	OTX-418-HH-LR8-HS	HS 8 Button Long-Range Handheld Transmitter 418MHz	43.07	38.10	37.17
712-MDEV-418-HHLR8HS	MDEV-418-HH-LR8-HS	HS Long-Range Handheld Transmitter Development System 418MHz	241.48	-	-
712-MDEV-433-HHLR8HS	MDEV-433-HH-LR8-HS	HS Long-Range Handheld Transmitter Development System 433MHz	241.48	-	-

MS Family

For quantities greater than listed, call for quote.

712-OTX-433-HH-KF1MS	OTX-433-HH-KF1-MS	1 Button MS Keyfob Transmitter 433MHz	22.90	21.31	21.00
712-OTX-418-HH-KF2MS	OTX-418-HH-KF2-MS	2 Button MS Keyfob Transmitter 418MHz	33.26	31.59	30.50
712-OTX-315-HH-KF5MS	OTX-315-HH-KF5-MS	5 Button MS Keyfob Transmitter 315MHz	33.26	31.59	30.50
712-OTX-418-HH-KF5MS	OTX-418-HH-KF5-MS	5 Button MS Keyfob Transmitter 418MHz	23.05	21.31	20.78
712-OTX-433-HH-KF5MS	OTX-433-HH-KF5-MS	5 Button MS Keyfob Transmitter 433MHz	22.90	21.75	21.00
712-OTX-433-HH-CP8MS	OTX-433-HH-CP8-MS	MS 8 Button Compact Handheld Transmitter 433MHz	45.80	41.87	40.56
712-OTX-418-HH-LR8MS	OTX-418-HH-LR8-MS	MS 8 Button Long-Range Handheld Transmitter 418MHz	52.00	47.54	46.05
712-OTX-433-HH-LR8MS	OTX-433-HH-LR8-MS	MS 8 Button Long-Range Handheld Transmitter 433MHz	52.00	47.54	46.05
712-MDEV-418-HHCP8MS	MDEV-418-HH-CP8-MS	MS Compact Handheld Transmitter Development System 418MHz	160.45	-	-
712-MDEV-418-HHLR8MS	MDEV-418-HH-LR8-MS	MS Long-Range Handheld Transmitter Development System 418MHz	160.45	-	-
712-MDEV-433-HHLR8MS	MDEV-433-HH-LR8-MS	MS Long-Range Handheld Transmitter Development System 433MHz	160.45	-	-

Holtek Family

For quantities greater than listed, call for quote.

MOUSER STOCK NO.	Linx Tech. Part No.	Description	Price Each 1	25	50
712-CMD-KEY2-418	CMD-KEY2-418	2 Button Black Keyfob Transmitter 418MHz	20.97	19.92	19.24
712-CMD-KEY2-433	CMD-KEY2-433	2 Button Black Keyfob Transmitter 433MHz	27.69	26.30	25.40
712-CMD-KEY4-418	CMD-KEY4-418	4 Button Black Keyfob Transmitter 418MHz	19.20	17.75	17.30
712-CMD-KEY5-315	CMD-KEY5-315	5 Button Black Keyfob Transmitter 315MHz	19.20	17.75	17.30
712-CMD-KEY5-418	CMD-KEY5-418	5 Button Black Keyfob Transmitter 418MHz	20.97	19.92	19.24
712-CMD-KEY5-433	CMD-KEY5-433	5 Button Black Keyfob Transmitter 433MHz	27.69	26.30	25.40
712-CMD-HHCP-315-MD	CMD-HHCP-315-MD	8 Button Compact Handheld Transmitter with Metal Dome Switches 315MHz	34.75	31.77	30.77
712-CMD-HHCP-418-MD	CMD-HHCP-418-MD	8 Button Compact Handheld Transmitter with Metal Dome Switches 418MHz	32.58	29.79	28.86
712-CMD-HHCP-433-MD	CMD-HHCP-433-MD	8 Button Compact Handheld Transmitter with Metal Dome Switches 433MHz	34.75	31.77	30.77
712-CMD-HHLR-315-MD	CMD-HHLR-315-MD	8 Button Long-Range Handheld Transmitter with Metal Dome Switches 315MHz	35.80	32.73	31.71
712-CMD-HHLR-418-MD	CMD-HHLR-418-MD	8 Button Long-Range Handheld Transmitter with Metal Dome Switches 418MHz	29.66	27.43	26.77
712-CMD-HHLR-433-MD	CMD-HHLR-433-MD	8 Button Long-Range Handheld Transmitter with Metal Dome Switches 433MHz	35.80	32.73	31.71
712-FCTN-WALL-418	FCTN-WALL-418	AC Switch Receiver Module 418MHz	55.05	50.33	48.77
712-EVAL-418-HHCP	EVAL-418-HHCP	Holtek Family Compact HandHeld Evaluation System 418MHz	138.03	-	-
712-EVAL-433-HHCP	EVAL-433-HHCP	Holtek Family Compact HandHeld Evaluation System 433MHz	138.03	-	-
712-EVAL-418-HHLR	EVAL-418-HHLR	Holtek Long Range HandHeld Evaluation System 418MHz	138.03	-	-
712-EVAL-433-HHLR	EVAL-433-HHLR	Holtek Long Range HandHeld Evaluation System 433MHz	138.03	-	-

© Copyright 2013 Mouser Electronics
© Copyright 2013 Mouser Electronics

LINX TECHNOLOGIES Evaluation Systems and Antennas

EVALUATION SYSTEMS

For quantities greater than listed, call for quote.

MOUSER STOCK NO. Mfr. | Mfr. Part No.	Description	Frequency (MHz)	Price Each
712—CAEK-418	Connectorized Antenna Evaluation Kit	418	120.29
712—CAEK-868	Connectorized Antenna Evaluation Kit	868	120.29
712—CAEK-916	Connectorized Antenna Evaluation Kit	916	120.29
712—AEK-916-CHP	Chip Antenna Evaluation Kit	916	20.28
712—AEK-2.45-CHP	Chip Antenna Evaluation Kit	2.45GHz	24.13

ANTENNAS

For quantities greater than listed, call for quote.

MOUSER STOCK NO. Mfr. | Mfr. Part No.	Fig.	Description	Type	Frequency (MHz)	Price Each 1	25	50
Permanent-Mount							
712—ANT-315-PW-LP	A	LP Series - Reduced Height 1/4 Wave Whip Monopole	Screw Mount	315	2.66	2.42	2.34
712—ANT-418-PW-LP	A	LP Series - Reduced Height 1/4 Wave Whip Monopole	Screw Mount	418	2.63	2.44	2.32
712—ANT-433-PW-LP	A	LP Series - Reduced Height 1/4 Wave Whip Monopole	Screw Mount	433	2.63	2.44	2.16
712—ANT-868-PW-LP	A	LP Series - Reduced Height 1/4 Wave Whip Monopole	Screw Mount	868	2.51	2.33	2.21
712—ANT-916-PW-LP	A	LP Series - Reduced Height 1/4 Wave Whip Monopole	Screw Mount	916	2.17	1.98	1.92
712—ANT-2.4-PW-LP	A	LP Series - Reduced Height 1/4 Wave Whip Monopole	Screw Mount	2.4GHz	2.53	2.33	2.25
712—ANT-315-PW-RA	A	RA Series - Swivel Angle 1/4 Wave Whip Monopole	Screw Mount	315	4.27	3.95	3.81
712—ANT-418-PW-RA	A	RA Series - Swivel Angle 1/4 Wave Whip Monopole	Screw Mount	418	3.69	3.32	3.18
712—ANT-433-PW-RA	A	RA Series - Swivel Angle 1/4 Wave Whip Monopole	Screw Mount	433	4.27	3.95	3.81
712—ANT-868-PW-RA	A	RA Series - Swivel Angle 1/4 Wave Whip Monopole	Screw Mount	868	4.09	3.78	3.64
712—ANT-916-PW-RA	A	RA Series - Swivel Angle 1/4 Wave Whip Monopole	Screw Mount	916	5.67	5.09	4.88
712—ANT-418-PW-QW	A	PW Series - 1/4 Wave Whip Monopole	- -	418	7.75	7.17	7.05
712—ANT-433-PW-QW	A	PW Series - 1/4 Wave Whip Monopole	- -	433	8.21	7.49	7.28
712—ANT-868-PW-QW	A	PW Series - 1/4 Wave Whip Monopole	- -	868	6.67	6.17	5.97
712—ANT-916-PW-QW	A	PW Series - 1/4 Wave Whip Monopole	- -	916	7.47	6.83	6.60
712—ANT-2.4-PW-QW	A	PW Series - 1/2 Wave Whip Dipole	- -	2.4GHz	6.94	6.35	6.12
712—ANT-868-PML	A	PML Series - Right Angle Swivel 1/2 Wave Whip Dipole	- -	868	9.24	8.45	8.20
712—ANT-916-PML	A	PML Series - Right Angle Swivel 1/2 Wave Whip Dipole	- -	916	8.39	7.76	7.55
Connectorized							
712—ANT-916-OCLG-RPS	B	OC Series - Tilt Swivel 1/2 Wave Whip Dipole	RP-SMA	916	10.12	9.62	9.46
712—ANT-916-OCLG-SMA	B	OC Series - Tilt Swivel 1/2 Wave Whip Dipole	SMA	916	10.12	9.62	9.46
712—ANT-2.4-OCLG-RPS	B	OC Series - Tilt Swivel 1/2 Wave Whip Dipole	RP-SMA	2.45GHz	10.12	9.62	9.46
712—ANT-2.4-OCLG-SMA	B	OC Series - Tilt Swivel 1/2 Wave Whip Dipole	SMA	2.45GHz	10.12	9.62	9.46
712—ANT-418-CW-QW	B	CW Series - 1/4 Wave Whip Monopole	RP-SMA	418	8.99	8.30	8.16
712—ANT-433-CW-QW	B	CW Series - 1/4 Wave Whip Monopole	RP-SMA	433	8.77	8.12	7.67
712—ANT-868-CW-QW	B	CW Series - 1/4 Wave Whip Monopole	RP-SMA	868	8.06	7.36	7.14
712—ANT-916-CW-QW	B	CW Series - 1/4 Wave Whip Monopole	RP-SMA	916	7.86	7.19	6.97
712—ANT-916-CW-QWSMA	B	CW Series - 1/4 Wave Whip Monopole	SMA	916	7.76	7.06	6.85
712—ANT-2.4-CW-QWRPS	B	CW Series - 1/2 Wave Whip Dipole	RP-SMA	2.4GHz	8.36	7.63	7.40
712—ANT-2.4-CW-QWSMA	B	CW Series - 1/2 Wave Whip Dipole	SMA	2.4GHz	9.84	8.99	8.72
712—ANT-315-CW-RH	B	RH Series - Reduced Height 1/4 Wave Whip Monopole	RP-SMA	315	7.22	6.68	6.57
712—ANT-315-CW-RHSMA	B	RH Series - Reduced Height 1/4 Wave Whip Monopole	SMA	315	6.76	6.17	5.98
712—ANT-418-CW-RH	B	RH Series - Reduced Height 1/4 Wave Whip Monopole	RP-SMA	418	9.28	8.46	8.20
712—ANT-418-CW-RHSMA	B	RH Series - Reduced Height 1/4 Wave Whip Monopole	SMA	418	9.27	8.45	8.19
712—ANT-433-CW-RH	B	RH Series - Reduced Height 1/4 Wave Whip Monopole	RP-SMA	433	7.22	6.68	6.33
712—ANT-433-CW-RHSMA	B	RH Series - Reduced Height 1/4 Wave Whip Monopole	SMA	433	7.56	6.90	6.69
712—ANT-868-CW-RH	B	RH Series - Reduced Height 1/4 Wave Whip Monopole	RP-SMA	868	6.76	6.17	5.98
712—ANT-868-CW-RHSMA	B	RH Series - Reduced Height 1/4 Wave Whip Monopole	SMA	868	7.97	7.28	7.05
712—ANT-916-CW-RH	B	RH Series - Reduced Height 1/4 Wave Whip Monopole	RP-SMA	916	7.03	6.51	6.03
712—ANT-916-CW-RHSMA	B	RH Series - Reduced Height 1/4 Wave Whip Monopole	SMA	916	7.97	7.28	7.05
712—ANT-2.4-CW-RH	B	RH Series - Reduced Height 1/4 Wave Whip Monopole	RP-SMA	2.45GHz	5.81	5.31	5.14
712—ANT-2.4-CW-RHSMA	B	RH Series - Reduced Height 1/4 Wave Whip Monopole	SMA	2.45GHz	5.54	5.07	4.56
712—ANT-315-CW-HD	B	HD Series - Heavy Duty 1/4 Wave Whip Monopole	RP-SMA	315	9.63	8.82	8.55
712—ANT-418-CW-HD	B	HD Series - Heavy Duty 1/4 Wave Whip Monopole	RP-SMA	418	9.45	8.65	8.38
712—ANT-433-CW-HD	B	HD Series - Heavy Duty 1/4 Wave Whip Monopole	RP-SMA	433	8.14	7.45	7.22
712—ANT-916-CW-HD	B	HD Series - Heavy Duty 1/4 Wave Whip Monopole	RP-SMA	916	9.20	8.42	8.16
712—ANT-315-CW-HW	B	HW Series - 1/4 Wave Whip Monopole	RP-SMA	315	10.73	9.80	9.50
712—ANT-418-CW-HW	B	HW Series - 1/4 Wave Whip Monopole	RP-SMA	418	12.68	11.58	11.22
712—ANT-433-CW-HW	B	HW Series - 1/4 Wave Whip Monopole	RP-SMA	433	9.08	8.30	8.05
712—ANT-868-CW-HW	B	HW Series - 1/2 Wave Whip Dipole	RP-SMA	868	9.08	8.30	8.05
712—ANT-916-CW-HW	B	HW Series - 1/2 Wave Whip Dipole	RP-SMA	916	12.13	11.07	10.73
712—ANT-2.4-CW-HW	-	HW Series - 1/2 Wave Whip Dipole	RP-SMA	2.45	9.08	8.30	8.05
712—ANT-2.4-CW-HWSMA	-	HW Series - 1/2 Wave Whip Dipole	SMA	2.45	9.08	8.30	8.05
712—ANT-2.4-CW-CTRPS	B	CT Series - Straight 1/2 Wave Whip Dipole	RP-SMA	2.45GHz	6.78	6.20	6.00
712—ANT-2.4-CW-CTSMA	B	CT Series - Straight 1/2 Wave Whip Dipole	SMA	2.45GHz	8.01	7.32	7.09
712—ANT-315-CWHWRRPS	B	HWR Series - Tilt Swivel 1/4 Wave Whip Monopole	RP-SMA	315	10.68	9.76	9.46
712—ANT-315-CWHWRSMA	B	HWR Series - Tilt Swivel 1/4 Wave Whip Monopole	SMA	315	12.60	11.51	11.16
712—ANT-418-CWHWRRPS	B	HWR Series - Tilt Swivel 1/4 Wave Whip Monopole	RP-SMA	418	12.63	11.53	11.18
712—ANT-418-CWHWRSMA	B	HWR Series - Tilt Swivel 1/4 Wave Whip Monopole	SMA	418	10.68	9.76	9.46
712—ANT-433-CWHWRRPS	B	HWR Series - Tilt Swivel 1/4 Wave Whip Monopole	RP-SMA	433	10.38	9.60	8.66
712—ANT-433-CWHWRSMA	B	HWR Series - Tilt Swivel 1/4 Wave Whip Monopole	SMA	433	11.24	10.39	9.79
712—ANT-868-CWHWRRPS	B	HWR Series - Tilt Swivel 1/2 Wave Whip Dipole	RP-SMA	868	10.38	9.60	8.83
712—ANT-868-CWHWRSMA	B	HWR Series - Tilt Swivel 1/2 Wave Whip Dipole	SMA	868	10.74	9.94	9.68
712—ANT-916-CWHWRRPS	B	HWR Series - Tilt Swivel 1/2 Wave Whip Dipole	RP-SMA	916	12.06	11.02	10.68
712—ANT-916-CWHWRSMA	B	HWR Series - Tilt Swivel 1/2 Wave Whip Dipole	SMA	916	12.62	11.52	11.17
712—ANT-1.4-CWHWRRPS	B	HWR Series - Tilt Swivel 1/2 Wave Whip Dipole	RP-SMA	1.4GHz	14.24	13.02	12.62
712—ANT-1.4-CWHWRSMA	B	HWR Series - Tilt Swivel 1/2 Wave Whip Dipole	SMA	1.4GHz	12.26	11.33	10.22
712—ANT-2.4-CWHWRRPS	-	HWR Series - Tilt Swivel 1/2 WaveWhip Dipole	RP-SMA	2.45	10.68	9.76	9.46
712—ANT-2.4-CWHWRSMA	-	HWR Series - Tilt Swivel 1/2 WaveWhip Dipole	SMA	2.45	12.81	11.71	11.34
712—ANT-2.4-CW-RCTRP	B	RCT Series - Right Angle Multi-Position 1/2 Wave Whip Dipole	RP-SMA	2.45GHz	10.44	9.54	9.24
712—ANT-2.4-CW-RCTSS	B	RCT Series - Right Angle Multi-Position 1/2 Wave Whip Dipole	SMA	2.45GHz	9.35	8.65	8.17
712—ANT-315-CW-RCS	B	RCS Series - Reduced Height Right Angle 1/4 Wave Whip Monopole	RP-SMA	315	8.37	7.64	7.40
712—ANT-418-CW-RCS	B	RCS Series - Reduced Height Right Angle 1/4 Wave Whip Monopole	RP-SMA	418	8.37	7.64	7.40
712—ANT-433-CW-RCS	B	RCS Series - Reduced Height Right Angle 1/4 Wave Whip Monopole	RP-SMA	433	7.76	7.17	6.82
712—ANT-868-CW-RCS	B	RCS Series - Reduced Height Right Angle 1/4 Wave Whip Monopole	RP-SMA	868	9.67	8.84	8.57
712—ANT-916-CW-RCS	B	RCS Series - Reduced Height Right Angle 1/4 Wave Whip Monopole	RP-SMA	916	7.55	6.99	6.55
712—ANT-2.4-CW-RCS	B	RCS Series - Reduced Height Right Angle 1/4 Wave Whip Monopole	RP-SMA	2.45 GHz	8.14	7.44	7.21
712—ANT-2.4-CWRCSSMA	B	RCS Series - Reduced Height Right Angle 1/4 Wave Whip Monopole	SMA	2.45 GHz	7.71	7.05	6.88
712—ANT-916-CW-RCL	B	RCL Series - Right Angle Multi-Position 1/4 Wave Whip Monopole	RP-SMA	916	7.91	7.32	6.59
712—ANT-2.4-CW-RCL	B	RCL Series - Right Angle Multi-Position 1/2 Wave Whip Dipole	RP-SMA	2.45GHz	8.86	8.09	7.82
712—ANT-315-CW-RAH	B	RAH Series - Reduced Height Right-Angle 1/4 Wave Whip Monopole	RP-SMA	315	10.24	9.36	9.06
712—ANT-418-CW-RAH	B	RAH Series - Reduced Height Right-Angle 1/4 Wave Whip Monopole	RP-SMA	418	9.48	8.76	8.61
712—ANT-433-CW-RAH	B	RAH Series - Reduced Height Right-Angle 1/4 Wave Whip Monopole	RP-SMA	433	8.24	7.62	7.36
712—ANT-868-CW-RAH	B	RAH Series - Reduced Height Right-Angle 1/4 Wave Whip Monopole	RP-SMA	868	7.66	7.09	7.03
712—ANT-916-CW-RAH	B	RAH Series - Reduced Height Right-Angle 1/4 Wave Whip Monopole	RP-SMA	916	9.06	8.28	8.03
712—ANT-2.4-CW-RAH	B	RAH Series - Reduced Height Right-Angle 1/4 Wave Whip Monopole	RP-SMA	2.45GHz	5.46	4.99	4.84
712—ANT-2.4-CWRAHSMA	B	RAH Series - Reduced Height Right-Angle 1/4 Wave Whip Monopole	SMA	2.45GHz	5.22	4.77	4.40
712—ANT-DB1-RAF	B	RAF Series - Dual Band Tilt Swivel 1/2 Wave Dipole	RP-SMA	2.45/5.8GHz	10.26	9.49	9.33
712—ANT-DB1-RAF-SMA	B	RAF Series - Dual Band Tilt Swivel 1/2 Wave Dipole	SMA	2.45/5.8GHz	16.50	12.22	11.66

A



B



© Copyright 2013 Mouser Electronics

© Copyright 2013 Mouser Electronics

LINX TECHNOLOGIES Antennas

EMBEDDED ANTENNAS

For quantities greater than listed, call for quote.

MOUSER STOCK NO. Mfr.	Mfr. Part No.	Fig	Description	Type	Frequency (MHz)	Price Each 1	25	50
712	ANT-315-SP	A	SP Series "The Splatch"- SMD Grounded Line 1/4-wave Monopole	Solder	315	11.21	10.38	10.04
712	ANT-403-SP	A	SP Series "The Splatch"- SMD Grounded Line 1/4-wave Monopole	Solder	403	12.58	11.00	10.48
712	ANT-418-SP	A	SP Series "The Splatch"- SMD Grounded Line 1/4-wave Monopole	Solder	418	16.61	14.51	13.82
712	ANT-433-SP	A	SP Series "The Splatch"- SMD Grounded Line 1/4-wave Monopole	Solder	433	14.03	12.26	11.68
712	ANT-458-SP	A	SP Series "The Splatch"- SMD Grounded Line 1/4-wave Monopole	Solder	458	11.21	10.38	9.63
712	ANT-868-SP	A	SP Series "The Splatch"- SMD Grounded Line 1/4-wave Monopole	Solder	868	12.58	11.00	10.48
712	ANT-916-SP	A	SP Series "The Splatch"- SMD Grounded Line 1/4-wave Monopole	Solder	916	12.58	11.00	10.48
712	ANT-868-JJB-RA	A	JJB Series - Permanent Mount Mini 1/4-wave Monopole Right Angle	Solder	868	14.03	12.26	11.68
712	ANT-868-JJB-ST	A	JJB Series - Permanent Mount Mini 1/4-wave Monopole Straight Post	Solder	868	12.05	10.53	10.03
712	ANT-916-JJB-RA	A	JJB Series - Permanent Mount Mini 1/4-wave Monopole Right Angle	Solder	916	12.05	10.53	10.03
712	ANT-2.4-JJB-RA	A	JJB Series - Permanent Mount Mini 1/4-wave Monopole Right Angle	Solder	2.45GHz	14.03	12.26	11.68
712	ANT-2.4-JJB-ST	A	JJB Series - Permanent Mount Mini 1/4-wave Monopole Straight Post	Solder	2.45GHz	9.06	8.27	8.03
712	ANT-868-CHP-B	A	CHP Series - Chip Antenna 1/4-wave Monopole, Bulk	Solder	868	11.12	10.14	9.84
712	ANT-916-CHP-B	A	CHP Series - Chip Antenna 1/4-wave Monopole, Bulk	Solder	916	10.83	9.47	8.66
712	ANT-2.45-CHP-B	A	CHP Series - Chip Antenna 1/4-wave Monopole, Bulk	Solder	2.45GHz	13.41	11.73	10.71
712	ANT-2.45-CHP-T	A	CHP Series - Chip Antenna 1/4-wave Monopole, Tape and Reel	Solder	2.45GHz	20.87	15.46	13.91
712	ANT-315-HESM	A	HE Series - Helical SMD 1/4-wave Monopole	Solder	315	26.46	19.60	17.63
712	ANT-315-HETH	A	HE Series - Helical Through Hole 1/4-wave Monopole	Solder	315	13.85	12.81	12.53
712	ANT-418-HETH	A	HE Series - Helical Through Hole 1/4-wave Monopole	Solder	418	13.85	12.81	12.53
712	ANT-433-HESM	A	HE Series - Helical SMD 1/4-wave Monopole	Solder	433	13.85	12.81	12.53
712	ANT-433-HETH	A	HE Series - Helical Through Hole 1/4-wave Monopole	Solder	433	13.69	12.50	12.12
712	ANT-916-HESM	A	HE Series - Helical SMD 1/4-wave Monopole	Solder	916	14.19	13.12	12.36
712	ANT-916-HETH	A	HE Series - Helical Through Hole 1/4-wave Monopole	Solder	916	14.19	13.12	12.36

SPECIALTY ANTENNAS

NEW PRODUCT

For quantities greater than listed, call for quote.

712	ANT-418-MHW-RPSS	B	MHW Series - Stick-On 1/2-wave Dipole (Short, 79" Cable)	RP-SMA	418	11.21	10.38	10.04
712	ANT-418-MHWSMAS	B	MHW Series - Stick-On 1/2-wave Dipole (Short, 79" Cable)	SMA	418	12.58	11.00	10.48
712	ANT-418-MHW-RPSL	B	MHW Series - Stick-On 1/2-wave Dipole (Long, 180" Cable)	RP-SMA	418	16.61	14.51	13.82
712	ANT-418-MHW-SMAL	B	MHW Series - Stick-On 1/2-wave Dipole (Long, 180" Cable)	SMA	418	14.03	12.26	11.68
712	ANT-433-MHW-RPSS	B	MHW Series - Stick-On 1/2-wave Dipole (Short, 79" Cable)	RP-SMA	433	11.21	10.38	9.63
712	ANT-433-MHWSMAS	B	MHW Series - Stick-On 1/2-wave Dipole (Short, 79" Cable)	SMA	433	12.58	11.00	10.48
712	ANT-433-MHW-RPSL	B	MHW Series - Stick-On 1/2-wave Dipole (Long, 180" Cable)	RP-SMA	433	12.58	11.00	10.48
712	ANT-433-MHW-SMAL	B	MHW Series - Stick-On 1/2-wave Dipole (Long, 180" Cable)	SMA	433	14.03	12.26	11.68
712	ANT-916-MHW-RPSS	B	MHW Series - Stick-On 1/2-wave Dipole (Short, 79" Cable)	RP-SMA	916	12.05	10.53	10.03
712	ANT-916-MHWSMAS	B	MHW Series - Stick-On 1/2-wave Dipole (Short, 79" Cable)	SMA	916	12.05	10.53	10.03
712	ANT-DB1-HDP-RPS	B	HDP Series - Stick-On Horizontal 1/2-wave Dipole 860MHz/1.77GHz	RP-SMA	Dual Band	9.06	8.27	8.03
712	ANT-DB1-HDP-TNC	B	HDP Series - Stick-On Horizontal 1/2-wave Dipole 860MHz/1.77GHz	TNC	Dual Band	11.12	10.14	9.84
712	ANT-DB1-VDP-RPS	B	VDP Series - Stick-On Vertical 1/2-wave Dipole 860MHz/1.77GHz/2.45GHz	RP-SMA	Tri-Band	10.83	9.47	8.66
712	ANT-DB1-VDP-TNC	B	VDP Series - Stick-On Vertical 1/2-wave Dipole 860MHz/1.77GHz/2.45GHz	TNC	Tri-Band	13.41	11.73	10.71
712	ANT-DB1-RMS-RPS	B	RMS Series - Through-Hole Mount 860MHz/1.77GHz	RP-SMA	Dual Band	20.87	15.46	13.91
712	ANT-DB1-RMS-TNC	B	RMS Series - Through-Hole Mount 860MHz/1.77GHz	TNC	Dual Band	26.46	19.60	17.63
712	ANT-868-WRT-RPS	B	WRT Series - Compact Antenna	RP-SMA	868	13.85	12.81	12.53
712	ANT-916-WRT-RPS	B	WRT Series - Compact Antenna	RP-SMA	916	13.85	12.81	12.53
712	ANT-916-WRT-SMA	B	WRT Series - Compact Antenna	SMA	916	13.85	12.81	12.53
712	ANT-2.4-WRT-RPS	B	WRT Series - Compact Antenna	RP-SMA	2.45GHz	13.69	12.50	12.12
712	ANT-2.4-WRT-SMA	B	WRT Series - Compact Antenna	SMA	2.45GHz	14.19	13.12	12.36
712	ANT-2.4-WRT-UFL	B	WRT Series - Compact Antenna	RP-SMA/ SMA/U.FL	2.4GHz	14.19	13.12	12.32
712	ANT-418-WRT-RPS	B	WRT Series - Compact Antenna	RP-SMA	418MHz	15.70	14.33	13.90
712	ANT-418-WRT-SMA	B	WRT Series - Compact Antenna	SMA	418MHz	13.08	11.94	11.58
712	ANT-433-WRT-RPS	B	WRT Series - Compact Antenna	RP-SMA	433MHz	13.08	11.94	11.58
712	ANT-433-WRT-SMA	B	WRT Series - Compact Antenna	SMA	433MHz	15.29	13.96	13.54
712	ANT2.4WRTMON-RPS	C	WRT-MON Series Permanent Mount 50Ω 1/4-wave Monopole	RP-SMA	2.4-2.5 GHz	16.61	15.37	14.66
712	ANT2.4WRTMON-SMA	C	WRT-MON Series Permanent Mount 50Ω 1/4-wave Monopole	SMA	2.4-2.5 GHz	16.61	15.37	14.66
712	ANT2.4WRTMON-UFL	C	WRT-MON Series Permanent Mount 50Ω 1/4-wave Monopole	U.FL/MHF	2.4-2.5 GHz	16.61	15.37	14.66

MAGNETIC MOUNT ANTENNAS

For quantities greater than listed, call for quote.

712	ANT-ELE-S01-005	D	ELE Series - Whip Element for MAG Series Bases	- -	860-960	3.25	3.02	2.96
712	ANT-ELE-S01-006	D	ELE Series - Hi-Gain Whip-Element for MAG Bases	- -	824-960	3.77	3.30	3.03
712	ANT-ELE-S01-010	D	ELE Series - Short Whip-Element for MAG Bases	- -	860-960	3.06	2.68	2.45
712	ANT-ELE-S01-011	D	ELE Series - Stub Element for MAG Bases	- -	2.45GHz	3.25	2.82	2.60
712	ANT-MAG-B50-RPS	D	MAG Series - 50mm Magnetic Base	RP-SMA	- -	7.15	6.61	6.52
712	ANT-MAG-B50-TNC	D	MAG Series - 50mm Magnetic Base	TNC	- -	6.41	5.85	5.66
712	ANT-MAG-B66-RPS	D	MAG Series - 66mm Magnetic Base	RP-SMA	- -	10.45	9.54	9.21
712	ANT-MAG-B66-TNC	D	MAG Series - 66mm Magnetic Base	TNC	- -	10.06	9.21	8.88
712	ANT-MAG-B85-RPS	D	MAG Series - 85mm Magnetic Base	RP-SMA	- -	7.77	7.19	6.47
712	ANT-MAG-B85-TNC	D	MAG Series - 85mm Magnetic Base	TNC	- -	11.11	10.14	9.76

GPS ANTENNAS

For quantities greater than listed, call for quote.

712	ANT-GPS-UC-SMA	E	UC Series - Active GPS Antenna	SMA	1575.42	32.30	29.53	28.62
712	ANT-GPS-SH-MMX	E	SH Series - Active GPS Antenna	MMCX	1575.42	32.19	31.14	29.70
712	ANT-GPS-SH-SMA	E	SH Series - Active GPS Antenna	SMA	1575.42	20.58	20.20	19.82
712	ANT-DB2RMGRPRPSM	E	RMG Series - GPS & Ant Base, RP-SMA Ant, RP-SMA Cable, SMA GPS Conn	- -	1575.42	44.47	40.65	39.40

FIXED POINT ANTENNAS

For quantities greater than listed, call for quote.

MOUSER STOCK NO. Mfr.	Mfr. Part No.	Fig.	Description	Type	Frequency (MHz)	Price Each 1	25	50
712	ANT-916-YG5-N	F	YG Series - High Gain 5-Element Yagi	N	916	92.13	84.23	81.62
712	ANT-2.4-YG12-N	F	YG Series - High Gain 12-Element Yagi	N	2.45GHz	131.36	120.10	96.25
712	ANT-DB1-LP-RM01N	G	DB1-LP Log Periodic Antrenna	N	Tri-Band	51.31	47.04	43.93
712	ANT-DB1-OM-DW01N	H	OM-DW Series - Omnidirectional, Ceiling Mount	N	Wide-Band	35.07	32.07	31.07
712	ANT-2.4-OM-CM01N	I	OM Series - Omnidirectional	N	2.45GHz	46.31	45.88	45.42
712	ANT-2.4-PN-SM01N	J	PN Series - Ultra High Gain, Panel Mount	N	2.45GHz	105.26	96.24	93.25

ANTENNA SKINS

For quantities greater than listed, call for quote.

712	ANT-SKN-V1-1.50	K	"Ant Skins" - 1.50" Cover for Wire or Rod Antennas	- -	- -	.72	.631	.589
712	ANT-SKN-V1-3.15	K	"Ant Skins" - 3.15" Cover for Wire or Rod Antennas	- -	- -	.72	.631	.589
712	ANT-SKN-V1-4.25	K	"Ant Skins" - 4.25" Cover for Wire or Rod Antennas	- -	- -	.72	.631	.589

A


B


C


D
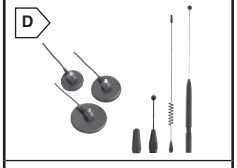

E


F
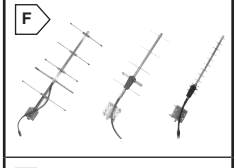

G


H


I


J


K


© Copyright 2013 Mouser Electronics
© Copyright 2013 Mouser Electronics

LS RESEARCH Wireless Modules and Dev Kits

LS RESEARCH
Wireless Product Development

TIWI-BLE TRANSCEIVER MODULES

Features:
- 2.4GHz IEEE 802.11 b/g/n
- Bluetooth 2.1+EDR, Power Class 1.5
- Full support for BT4.0 BLE and ANT
- Miniature footprint: 18mmx13mm
- Terminal for PCB/Chip antenna feeds
- Integrated band-pass filter
- Worldwide acceptance: FCC (USA), IC (Canada), and CE (Europe)
- Based on Texas Instruments WL1271L Transceiver
- Seamless integration with TI OMAP™ application processor
- SDIO host data path interfaces
- RoHS compliant

Si-FLEX



Ti-Wi



Ti-Wi BLE



NEW! TECHNOLOGY

ProFlex



For quantities greater than listed, call for quote.

MOUSER STOCK NO.	LS Research Part No.	Description	Price Each 1	50	100	1000
741-450-0064	450-0064	TiWi-BLE Module with U.FL connector for external antenna	25.41	24.61	24.08	23.27
741-450-0097	450-0097	COM6L-BLE Adapter Card	45.62	-	-	-

PROFLEX ZIGBEE TRANSCEIVER MODULES

Features:
- 2.4GHz Output Frequency
- 100mW output power
- Long range: 4000 feet
- Miniature footprint: 0.9"x1.63"
- Integrated PCB F antenna or U.FL connector for external antenna
- Worldwide acceptance: FCC, IC and ETSI
- Powerful Texas Instruments 256k MSP430 with 802.15.4 MAC or ZigBee Stack
- LSR serial interface based on 802.15.4 MAC
- Low power operation
- RoHS compliant

For quantities greater than listed, call for quote.

MOUSER STOCK NO.	LS Research Part No.	Description	Price Each 1	50	100	1000
741-450-0075	450-0075	ProFLEX01-R2 Module with PCB F Antenna	31.68	31.03	30.42	28.52
741-450-0076	450-0076	ProFLEX01-R2 Module with U.FL connector for external antenna	33.43	32.74	32.09	30.08
741-450-0004	450-0004	ProFLEX01-R2 Development Kit with F antenna	370.04	-	-	-

SI-FLEX

The SiFLEX module is a high performance 900MHz IEEE 802.15.4 radio (AT86RF212 and RF amplifier circuit) and microcontroller (ATXMEGA256A3) in a cost effective, pre-certified footprint. Full debug and programming capabilities are included to develop custom applications. Easily load the ZigBee or MAC stack onto the module and create your own network.

Features:
- 900MHz DSSS 802.15.4/ZigBee/6LoWPAN Transceiver
- Very Versatile, Ultra Low Power Microcontroller Platform
- Serial Communications API (UART)
- Simple SiFLEX Network Protocol: Star Networks, Simple Repeating, AES Encryption, Data Rate up to 1Mbps
- Open Hardware Platform to Enable User Developed Application Code

Specifications:
- 250mW RF Output Power
- RF Sensitivity up to -102dBm
- FCC/IC Approved (pending)
- 2.0V to 3.45V Operation
- 256K Flash/16K RAM/4K EEPROM
- Power Consumption: 300mA in Transmit, 30mA in Receive, <5uA in Sleep

For quantities greater than listed, call for quote.

MOUSER STOCK NO.	LS Research Part No.	Description	Price Each 1	50	100	1000
741-LS900-SI-02-A30	450-0017	Si-FLEX with Wire Antenna	42.69	41.58	40.53	40.04
741-LS900-SI-02-A20	450-0016	Si-FLEX with U.FL Connector	46.26	45.05	43.91	43.37
741-LSDEV-SI02-A30	450-0021	Si-FLEX Development Kit	319.93	-	-	-
Accessories						
741-001-0002	001-0002	900MHz Dipole Antenna for Si-Flex U.FL Module	16.05	15.89	15.52	14.98
741-080-0001	80-0001	U.FL to Reverse Polarity-SMA Bulkhead Cable for Si-Flex U.FL Module	4.71	4.39	4.35	4.28
741-450-0060	450-0060	SIFLEX02 Shield for Arduino with Wire Antenna	50.83	48.15	45.48	43.50

SIFLEX ZIGBEE TRANSCEIVER MODULES

Features:
- 900MHz Output Frequency
- 750mW output power
- Long range
- Up to 1Mbps RF data rate
- Miniature footprint: 0.9"x1.63"
- Multiple antenna options
- Dual antennas
- Agency Approvals: FCC and IC
- Powerful Atmel 256k ATXMEGA256A3 with 802.15.4 MAC or ZigBee Stack
- LSR serial interface based on 802.15.4 MAC
- Low power operation
- RoHS compliant

For quantities greater than listed, call for quote.

MOUSER STOCK NO.	LS Research Part No.	Description	Price Each 1	50	100	1000
741-450-0047	450-0047	SiFLEX02-HP Module with U.FL connectors for dual external antennas	74.74	73.21	71.74	67.26
741-450-0084	450-0084	SiFLEX02-HP U.FL Development Kit	444.05	-	-	-

TIWI

TIWI5 Transciever Module

Features:
- 802.11 a/b/g/n and Bluetooth® 2.1+EDR, 3.0, 4.0 (BLE), and ANT compliant
- 2.4 and 5.8GHz operation
- Supports requirements for WiFi Protected Access (WPA and WPA2.0) and IEEE 802.11i
- Supports requirements for WiFi Protected Access (WPA and WPA2.0) and IEEE 802.11i
- Works with IEEE std 802.1x for VPN
- Terminal for PCB/Chip antenna feeds
- Integrated band-pass filters
- Cost saving module level certification accepted worldwide: FCC (USA), IC (Canada), and ETSI (Europe)
- Compact design based on Texas Instruments WiLink™ 6.0 WL1273L transceiver
- Seamless integration with TI OMAP™ application processors
- SDIO host data path interfaces
- Bluetooth advanced audio interfaces
- Low power operation modes
- RoHS compliant

Specifications:
- Vcc min: 3.0V
- Vcc max: 4.8V
- Temp range: -40 to +85°C
- Miniature footprint: 18mmx13mm
- Low height profile: 1.9mm

For quantities greater than listed, call for quote.

MOUSER STOCK NO.	LS Research Part No.	Description	Price Each 1	50	100	1000
741-450-0053	450-0053	TiWi5-R2 Module with Terminal for PCB/Chip Antenna Feeds	38.94	37.95	37.95	37.48
741-450-0085	450-0085	COM6L-T5 TiWi5 Adapter Card with U.FL	65.52	-	-	-

TIWI-R2 Transceiver Module

The TiWi-R2 module is a high performance 2.4GHz IEEE 802.11 b/g/n Bluetooth 2.1+EDR radio in a cost effective, pre-certified footprint. The module realizes the necessary PHY/MAC layers to support WLAN applications in conjunction with a host processor over a SDIO interface. The module also provides a Bluetooth platform through the HCI transport layer.Both WLAN and Bluetooth share the same antenna port.

Features:
- IEEE 802.11 b,g,n,d,e,i, compliant
- Typical WLAN Transmit Power: 20.0dBm, 11Mbps, CCK (b) 14.5dBm, 54Mbps, OFDM (g) 12.5dBm, 65Mbps, OFDM (n) Output Power: 9.5dBm, Class 1.5
- Bluetooth 2.1+EDR, Power Class 1.5
- Typical WLAN Transmit Power: - 89dBm, 8% PER,11Mbps - 76dBm, 10% PER, 54Mbps - 73dBm, 10% PER, 65Mbps

Specifications:
- Miniature footprint: 18mmx13mm
- Low height profile: 1.9mm
- U.FL connector for external antenna
- Terminal for PCB/Chip antenna feeds
- Integrated band-pass filter
- Worldwide acceptance: FCC (USA), IC (Canada), and ETSI (Europe)
- Compact design based on Texas Instruments WL1271WSP Transceiver
- Seamless integration with TI OMAP™ application processor
- SDIO Host data path interfaces
- Bluetooth Advanced Audio Interfaces
- Low power operation mode
- Streamlined development with LSR design services
- RoHS compliant

For quantities greater than listed, call for quote.

MOUSER STOCK NO.	LS Research Part No.	Description	Price Each 1	50	100	1000
741-450-0037	450-0037	TiWi01-R2 Module U.FL Connector, WiFi/802.11	24.61	24.08	24.08	23.75

TIWI-SL Transciever Module

Features:
- IEEE 802.11 b/g compliant.
- Typical WLAN Transmit Power: +19.0dBm, 11Mbps, CCK (b) +15dBm, 54Mbps, OFDM (g)
- Typical WLAN Sensitivity: -85dBm, 8% PER,11Mbps -70dBm, 10% PER, 54Mbps

Specifications:
- Miniature footprint: 14mmx21mm
- Low height profile: 2.3mm
- Operating Voltage: 2.9V to 3.6V
- Operating temperature: -40°C to +85°C
- Embedded network stack
- Wireless Security WEP, WPA Personal, WPA2 Personal
- Terminal for PCB/Chip antenna feeds
- Compact design based on Texas Instruments CC3000 transceiver
- SPI host interface
- Simple integration with microcontrollers and microprocessors
- Worldwide acceptance: FCC (USA), IC (Canada), and ETSI (Europe)
- Streamlined development with LSR design services
- RoHS compliant

For quantities greater than listed, call for quote.

MOUSER STOCK NO.	LS Research Part No.	Description	Price Each 1	50	100	1000
741-450-0067	450-0067	TiWi-SL Module	29.81	29.03	28.30	27.94
741-450-0089	450-0089	TiWi-SL Eval Module Board-Chip Antenna	57.20	-	-	-

© Copyright 2013 Mouser Electronics
© Copyright 2013 Mouser Electronics

GPS Modules

Fastrax GPS/GLONASS MODULES

Features:
- Multi-GNSS system
- High availability of position
- Glonass, GPS and Galileo support
- Dead reckoning support
- Embedded programming with SDK

For quantities greater than listed, call for quote.

MOUSER STOCK NO.	Fastrax Part No.	Channels	Update Rate (Hz)	Dimensions	Time-to-first-fix (s)			Sensitivity (dBm)			Chipset	Memory Size (MBit)	Operating Voltage	Price Each
					Cold	Warm	Hot	Acquisition	Re-acquisition	Navigating				
916-IT600	IT600	32	≤10	16.2 x 18.8 x 2.3	33	33	1	-146	-150	-162	ST Teseo II	16	1.8	36.59

Fastrax GPS RECEIVER MODULES

IT500 Series

Features:
- Highest possible sensitivity
- A-GPS support
- Multiplatform footprint (IT500)

NEW PRODUCT

For quantities greater than listed, call for quote.

916-IT520	IT520	22 trk +66 acq.	≤10	10.4 x 14.0 x 2.3	33	33	1	-148	-160	-165	Mediatek MT3329	4	3 - 4.2	33.54
916-IT530	IT530	22 trk +66 acq.	1	9.6 x 9.6 x 1.85	31	31	1	-148	-160	-165	Mediatek MT3339	-	3 - 4.3	34.78

IT400 Series

Features:
- Always hot start
- Embedded extended ephemeris
- 8 CW jammer remover
- SiRFAware for 125µA avg. power consumption

For quantities greater than listed, call for quote.

916-IT430	IT430	48	1	9.6 x 9.6 x 1.85	35	35	1	-147	-162	-163	SiRFstar IV	-	1.8	33.54

Fastrax GPS MODULES WITH INTEGRATED ANTENNAS

Features:
- Low Power consumption: 75mW @ 3.0V
- Embedded, pre-tuned 18 x 18mm
- Patch antenna
- Predicted A-GPS for 14 days
- WAAS/EGNOS support
- Optional internal back-up battery (UP501B)
- Jammer detection and removal

NEW PRODUCT

For quantities greater than listed, call for quote.

916-UC430	UC430	48	1	9.6 x 14 x 1.95	35	35	-	-147	-162	-161	SiRF IV	-	1.8	34.61
916-UC530	UC530	22 trk +66 acq.	1	9.6 x 14.0 x 1.95	31	31	1	-148	-160	-165	Mediatek MT3339	-	3 - 4.3	37.40
916-UP501	UP501	22 trk +66 acq.	≤10	22 x 22 x 8	33	33	1	-148	-160	-165	Mediatek MT3329	4	3 - 4.2	33.54

Fastrax DEVELOPMENT KITS

NEW PRODUCT

For quantities greater than listed, call for quote.

MOUSER STOCK NO.	Fastrax Part No.	Description	Price Each
916-AC430	AC430	Application Board for UC430	67.41
916-AC530	AC530	Application Board for UC530	67.41
916-AP430	AP430	Application Board for IT430	67.41
916-AP520	AP520	Application Board for IT520	67.41
916-AP530	AP530	Application Board for IT530	67.41
916-AP600	AP600	Application Board for IT600	101.12
916-APU501	APU501	Application Board for UP501	67.41
916-MVK	MVK	Evaluation Kit for Fastrax Application Boards	101.12



maestro SIRFSTAR III GPS MODULES

Specifications:
- Channels: 20 Parallel tracking
- Correlators: 200,000+
- Frequency: L1 - 1575MHz
- Sensitivity: Tracking: -159dBm, Acquisition (cold start): -142dBm
- Positional Accuracy (horizontal): <2.5m CEP (autonomous), <2m CEP SBAS
- Time to First Fix:
  - Hot Start: <1s
  - Warm Start: <32s
  - Cold Start: <35s
- NMEA Message Switchable: GGA, GSA, GSV, VTG, RMC, GLL
- Baud Rate: 4800 (default) to 115200
- Serial Ports: 3.3V CMOS Compatible
  - Tx0: NMEA output
  - Rx0: NMEA input
- Input Voltage: 3 to 3.6VDC
- Current Draw:
  - Acquisition: 31mA
  - Tracking: 26mA
  - Standby: 20µA

For quantities greater than listed, call for quote.

MOUSER STOCK NO.	Maestro Wireless Part No.	Fig.	Description	Dimensions L x W x H (mm)	Operating Temperature (°C)	Price Each
927-A1035-H	A1035-H	A	SMT GPS Module with internal antenna and support for an active external antenna	30.5 x 16.5 x 5	-40 to 85	22.07
927-A1084-B	A1084-B	B	SMT GPS Module with integrated Passive Antenna	16.2 x 19 x 2.4	-40 to 85	18.25

maestro SIRFSTAR IV GPS MODULES

Specifications:
- Channels: 48
- Correlators: 400,000
- Frequency: LI - 1,575MHz
- Sensitivity:
  - Tracking: -163dBm
  - Navigation: -160dBm
  - Acquisition (cold start): -148dBm
- Position Accuracy (horizontal): < 2.5m CEP (autonomous), <2m CEP SBAS
- Time To First Fix:
  - Hot Start: < 1s
  - Warm Start: < 32s
  - Cold Start: < 35s
- Interface: UART, SPI, I2C
- Supply Voltage: 3 to 3.6VDC, 1.7 to 1.9VDC
- Power Consumption:
  - Fully tracking: 47mW
  - Trickle Power Mode (1Hz): 8mW
  - SiRFaware™ Mode: 500µW
  - Hibernate Mode: 30µW

NEW PRODUCT

For quantities greater than listed, call for quote.

927-A2100-A	A2100-A	C	High Sensitivity, Low Power, SMT GPS Module with Direct Passive Antenna Support	15.2 x 15.2 x 2.4	-40 to 85	20.80
927-A2035-H410	A2035H	D	SMT GPS Module with Directional Patch Antenna	30.5 x 16.5 x 5	-40 to 85	19.85
927-A2200-A	A2200-A	E	Single-sided SMT component with direct passive antenna suppot	14 x 10.2 x 2.5	-40 to 85	14.55

maestro GPS EVALUATION BOARDS

Allows easy evaluation of Maestro Wireless's GPS receiver modules by offering quick access to serial ports and the most important I/O lines of the module.

NEW PRODUCT

For quantities greater than listed, call for quote.

MOUSER STOCK NO.	Maestro Wireless Part No.	Fig.	Description	Price Each
927-EVA1035-H	EVA1035-H	F	Evaluation Board for A1035-H	206.86
927-EVA1084-A	EVA1084-A	G	Evaluation Board for A1084-A	206.86
927-EVA2100-A	EVA2100-A	H	Evaluation Board for A2100-A	206.86
927-EVA2035-H	EVA2035H	I	Evaluation Board for A2035H	212.35
927-EVA2200-A	EVA2200-A	J	Evaluation Board for A2200-A	197.20

maestro HERITAGE GATEWAY SERIES

Combine the main unit GPRS/EDGE modem with additional boards for expanded functionality

For quantities greater than listed, call for quote.

927-HB11	HB11	K	Main Unit - GPRS/EDGE Modem for Machine to Machine applications	217.39

maestro INDUSTRIAL CELLULAR DEVICES

For quantities greater than listed, call for quote.

927-M100EVO-11B	M100evo-11B	L	GPRS Quadband Industrial Modem - 100evo Series	251.36

© Copyright 2013 Mouser Electronics
© Copyright 2013 Mouser Electronics

MICROCHIP RF Wireless Products

IEEE STD. 802.11 WI-FI® MODULES

Microchip has added 802.11 wireless communications to its lineup of wireless technologies for the embedded market. Microchip has a Wi-Fi PICtail development board that adds 802.11 capabilities to Microchip's development platforms for the PIC18, PIC24, PIC32, and dsPIC family of microcontrollers. The PICtail development board contains the MRF24WB0MA FCC and Wi-Fi certified module. The Wi-Fi PICtail allows designers to quickly create a direct connection to the Internet by seamlessly connecting to standard 802.11b/g access points. In managing the connection, the MRF24WB0MA module controls the MAC and baseband layers and is connected to the host MCU via an SPI port. The 8/16 or 32-bit Microchip MCU that resides on the Microchip development board controls the TCP/IP networking stack and runs the system application.

Features:

- Compatible with PIC18, PIC24, PIC32 and dsPIC microcontrollers
- IEEE 802.11b compliant wireless solution compatible with b/g/n routers
- Supports infrastructure and Adhoc networks
- MRF24WB0MA small footprint module integrated antenna, MAC, Baseband, RF and power amplifier
- MRF24WB0MA/B module is FCC, IC, Wi-Fi certified, and ROHS, CE and ETSI compliant, providing considerable cost savings and quick time-to-market
- License Free TCP/IP stack supporting standard suite of Internet Protocols
- Built-in EZConfig application to facilitate network provisioning without a keyboard or display
- Built-in ZeroConf (Bonjour, Avahi) application to simplify human interaction
- Supports WEP, WPA, and WPA2 security protocols on module
- Solutions as simple as a single PIC plus WiFi module with power and passives



MOUSER STOCK NO.	Microchip Part No.	Description	Price Each
579-MRF24WB0MARM	MRF24WB0MA/RM	2.4GHz IEEE 802.11b™ Transceiver Module with PCB Antenna	31.44
579-MRF24WB0MBRM	MRF24WB0MB/RM	2.4GHz IEEE 802.11b™ Transceiver Module with uFL Connector	31.44
579-DV102411	DV102411	Demonstration Kit for MRF24B0MA 802.11b™ Transceiver Module	53.49

STAND-ALONE LIN 2.1/SAE J2602 TRANSCEIVERS

Features:

- Compliant with LIN Bus Specifications 1.3, 2.0 and 2.1 and are compliant to SAE J2602
- Support Baud Rates up to 20 Kbaud with LIN-compatible output driver
- 43V load dump protected
- Very low EMI meets stringent OEM requirements
- Very high immunity to RF disturbances meets stringent OEM requirements
- Wide supply voltage, 6.0V-27.0V continuous
- Extended Temperature Range: -40°C to +125°C
- Interface to PIC® MCU EUSART and standard USARTs

MOUSER STOCK NO.	Microchip Part No.	Package Type	Description	Price Each			
				1	10	25	100
579-MCP2003EMD	MCP2003-E/MD	DFN-8	Stand Alone LIN Transceiver WAKE pins	1.09	.995	.824	.749
579-MCP2004EMD	MCP2004-E/MD	DFN-8	Stand Alone LIN Transceiver FAULT/TXE pins	1.09	.995	.824	.749
579-MCP2003EP	MCP2003-E/P	PDIP-8	Stand Alone LIN Transceiver WAKE pins	1.03	.942	.781	.717
579-MCP2004EP	MCP2004-E/P	PDIP-8	Stand Alone LIN Transceiver FAULT/TXE pins	1.03	.942	.781	.717

2.4GHZ IEEE STD. 802.15.4™ RF TRANSCEIVER MODULES

IEEE Std 802.15.4™ is created to address low-cost, low-data rate, and low-power design application for short-range Wireless Personal Area Networks (WPAN). The IEEE 802.15.4 defined standard for wireless connectivity among fixed, portable, and moving devices in a WPAN environment is the foundation for network protocols such as standard based ZigBee® and Microchip's Wireless proprietary MiWi™ and MiWi P2P.

The AC164134 PICTail Plus 2.4GHz RF card includes the Microchip MRF24J40MA transceiver module. The MRF24J40MA is an agency certified module with an integrated PCB antenna mounted on a PICTail Plus edge connector board for the Explorer 16 Development environment.

Features (MRF24J40):

- 2.4GHz IEEE 802.15.4 compliant
- Supports MiWi™, MiWi P2P and ZigBee
- In-line/stand-alone encryption
- Automatic MAC retransmit
- 18mA(RX)/22mA(TX)/2μA(Sleep)

Features (MRF24J40MA and MRF24J40MB):

- Microchip's MRF24J40 2.4GHz transceiver
- Integrated PCB antenna
- FCC (U.S.A.), IC (Canada), and ETSI (Europe) certified



MOUSER STOCK NO.	Microchip Part No.	Description	Price Each
579-MRF24J40-I/ML	MRF24J40-I/ML	2.4GHz IEEE 802.15.4 Transceiver	4.33
579-MRF24J40MA-I/RM	MRF24J40MA-I/RM	2.4GHz IEEE 802.15.4 +0dBm Transceiver Module	13.21
579-MRF24J40MB-I/RM	MRF24J40MB-I/RM	2.4GHz IEEE 802.15.4 Ext. Range +20 dBm Transceiver Module	21.49
579-AC164134	AC164134	MRF24J40MA PICTail Plus 2.4GHz RF Card	20.28
579-AC182015-1	AC182015-1	ZENA Wireless Adapter is a USB wireless adaptor that connects computers with Microchip wireless products for development	53.45
579-DM182015-1	DM182015-1	8-Bit 2.4GHz Development Kit is an easy-to-use platform for IEEE 802.15.4 application designers	319.93
579-DM240315-2	DM240315-2	Remote Control Demostration Board with ZENA™ Wireless Adapter 2.4GHz with MRF2J40	266.43

BLUETOOTH EVALUATION KIT

The Microchip Bluetooth® Evaluation Kit is an expansion board used for evaluating and adding Bluetooth® wireless technology on 16/32-bit PIC MCUs and dsPIC DSCs. The evaluation kit consists of the Microchip Bluetooth® PICtail™ Plus Daughter Board, and the PIC24FJ256GB110 and PIC32MX795 USB Plug-in Modules, both of which come pre-programmed with the dotstack™ Bluetooth® demonstration Stack and SPP (Serial Protocol Profile). This kit requires an Explorer-16 Development Board to complete the board configuration.

MOUSER STOCK NO.	Microchip Part No.	Description	Price Each
579-DM183036	DM183036	Bluetooth evaluation board supports a wide range of PIC24, dsPIC and PIC32 devices	117.69

SUB-GHZ TRANSCEIVER RADIO AND PICTAIL PLUS DAUGHTER BOARDS

The Industrial, Scientific and Medical (ISM) unlicensed Sub-GHz radio frequency bands are used for many short-range, low data-rate, and low-power wireless applications. Microchip provides stand alone transceivers and receiver products along with our family of rfPIC transmitter with embedded PIC® microcontroller. These radio solutions are ideal for AMR Metering, Consumer Electronics, Home, Business, Industrial Automation, Automotive and Medical applications.

The MRF49XA ia a fully integrated Sub-GHz RF transceiver supporting the 434/868/915MHz ISM frequency band. The MRF49XA supports FSK modulation with FHSS capability is ideal for two-way, short-range wireless applications.

The MRF89XA is a single chip FSK/OOK transceiver capable of operating in the 863-870MHz and 902-928MHz license-free ISM frequency bands, as well as the 950-960MHz frequency band. The low-cost MRF89XA is optimized for very lowpower consumption (3mA in Receiver mode). It incorporates a baseband modem with data rates up to 200kb/s. Data handling features include a 64-byte FIFO, packet handling, automatic CRC generation and data scrambling. Its highly integrated architecture allows for minimum external component count while still maintaining design flexibility.

Each of the MRF49XA PICtail/PICtail Plus Daughter Boards (579-AC164137-1 and 579-AC164137-2) are a demonstration and development daughter board for the MRF49XA ISM Band Sub-GHz RF Transceiver. The daughter board can plug into multiple Microchip Technology demonstration and development boards. For example, for 8-bit microcontroller development using the PIC18 Explorer Board (DM183032) or 16-bit microcontroller development using the Explorer 16 Development Board (DM240001).

MOUSER STOCK NO.	Microchip Part No.	Description	Price Each			
			1	10	25	100
579-MRF49XA-I/ST	MRF49XA-I/ST	433-930MHz Transceiver	3.15	2.51	2.31	2.09
579-AC164137-1	AC164137-1	434MHz Daughter Board	42.79	-	-	-
579-AC164137-2	AC164137-2	868/915MHz Daughter Board	42.79	-	-	-

© Copyright 2013 Mouser Electronics
© Copyright 2013 Mouser Electronics

NORDIC SEMICONDUCTOR 2.4GHz, Sub-2.4GHz, & Bluetooth ICs

RoHS Compliant This page of product is compliant.

ULTRA LOW POWER 2.4GHZ RF TRANSCIEVER IC

Features:
- On-air compatible in 250kbps and 1Mbps with nRF2401A, nRF2402, nRF24E1 and nRF24E2
- 5V tolerant inputs

Applications:
- PC peripherals
- Gaming
- Sports and fitness
- Consumer electronics

For quantities greater than listed, call for quote.

MOUSER STOCK NO.	Nordic Part No.	Package	RF Channels	Data Rate Max (Mbps)	Transmitter Output Max (dBm)	Reciever Sensitivity @ 2Mbps (dBm)	Power Down Mode (nA)	Standby Current (µA)	Supply Voltage	Price Each 1	10	50
949-NRF24L01P-T	nRF24L01P-T	QFN-20	126	2	-18	-82	900	26	1.9-3.6	3.85	3.21	2.89

2.4GHZ RF SYSTEM ON CHIP

Features:
- Microcontroller: 8051 compatible
- 6-12 bit ADC

Applications:
- PC peripherals
- Gaming
- Sports and fitness
- Consumer electronics

For quantities greater than listed, call for quote.

MOUSER STOCK NO.	Nordic Part No.	Package	CPU (bits)	CPU Bandwidth (MHz)	GPIO	Memory (kB)	Data Rate Max (Mbps)	Transmitter Output Max (dBm)	Reciever Sensitivity @ 2Mbps (dBm)	Power Down Mode (nA)	Standby Current (µA)	Supply Voltage	Price Each 1	10	50
With Flash Memory															
949-NRF24LE1F1624T	nRF24LE1-F16Q24-T	QFN-24	8	16	7	16	2	-18	-82	500	1	1.9-3.6	7.45	6.21	5.59
949-NRF24LE1F1632TS	nRF24LE1-F16Q32-T	QFN-32	8	16	15	16	2	-18	-82	500	1	1.9-3.6	7.45	6.21	5.59
949-NRF24LE1F1648T	nRF24LE1-F16Q48-T	QFN-48	8	16	31	16	2	-18	-82	500	1	1.9-3.6	8.22	6.85	6.16
With One Time Programmable (OTP) Memory															
949-NRF24LE1O1724T	nRF24LE1-O17Q24-T	QFN-24	8	16	7	16	2	-18	-82	500	1	1.9-3.6	5.23	4.37	3.93
949-NRF24LE1O1732T	nRF24LE1-O17Q32-T	QFN-32	8	16	15	16	2	-18	-82	500	1	1.9-3.6	5.23	4.37	3.93
949-NRF24LE1O1748T	nRF24LE1-O17Q48-T	QFN-48	8	16	31	16	2	-18	-82	500	1	1.9-3.6	6.10	5.08	4.58

2.4GHZ RF System On Chip with USB

For quantities greater than listed, call for quote.

MOUSER STOCK NO.	Nordic Part No.	Package	CPU (bits)	CPU Bandwidth (MHz)	GPIO	Memory (kB)	Data Rate Max (Mbps)	Transmitter Output Max (dBm)	Reciever Sensitivity @ 2Mbps (dBm)	Power Down Mode (nA)	Standby Current (µA)	Supply Voltage	Price Each 1	10	50
With Flash Memory															
949-NRF24LU1PF1632T	nRF24LU1P-F16Q32-T	QFN-32	8	16	6	16	2	-18	-82	500	1	4-5.25	7.45	6.21	5.59
949-NRF24LU1PF3232T	nRF24LU1P-F32Q32-T	QFN-32	8	16	6	32	2	-18	-82	500	1	4-5.25	8.22	6.85	6.16
With One Time Programmable (OTP) Memory															
949-NRF24LU1PO1732T	nRF24LU1P-O17Q32-T	QFN-32	8	16	6	16	2	-18	-82	500	1	4-5.25	5.23	4.37	3.93

2.4GHZ RF AUDIO STREAMER ICS

Features:
- Low cost, low power 2.4GHz RF solution for streaming uncompressed CD quality audio
- Embedded custom protocol stack for audio streaming based on Adaptive Frequency Hopping (AFH) for optimal co-existence performance
- I2S interface for direct audio interfacing with an external ADC/DAC

Applications:
- Gaming microphones
- Home karaoke microphones
- Subwoofers

For quantities greater than listed, call for quote.

MOUSER STOCK NO.	Nordic Part No.	Package	Latency (ms)	Resolution (bits)	Mono Audio Rate (kHz)	Transmitter Output Max (dBm)	Reciever Sensitivity (dBm)	Supply Voltage Max (V)	Price Each 1	10	50
949-NRF2460-T	nRF2460-T	QFN-36	20	16	32	-12	-80	3.3	4.69	3.91	3.52

ANT RF ICS

Features:
- Simple to complex network topologies: Peer-to-peer, star, tree and practical mesh

For quantities greater than listed, call for quote.

MOUSER STOCK NO.	Nordic Part No.	Package	Channels	Data Rate Max (Mbps)	Transmitter Output Max (dBm)	Reciever Sensitivity (dBm)	Standby Current (µA)	Supply Voltage	Price Each 1	10	50
949-NRF24AP21CH32T	nRF24AP2-1CHQ32-T	QFN-32	1	1	+4	-85	0.5	1.9-3.6	7.45	6.21	5.59
949-NRF24AP28CHC32R7	nRF24AP2-8CHC32-R7	QFN-32	8	1	+4	-85	0.5	1.9-3.6	7.96	6.63	5.97
949-NRF24AP28CH32T	nRF24AP2-8CHQ32-T	QFN-32	8	1	+4	-85	0.5	1.9-3.6	7.96	6.63	5.97

ANT RF ICS with USB Controller

For quantities greater than listed, call for quote.

MOUSER STOCK NO.	Nordic Part No.	Package	Channels	Data Rate Max (Mbps)	Transmitter Output Max (dBm)	Reciever Sensitivity (dBm)	Standby Current (µA)	Supply Voltage	Price Each 1	10	50
949-NRF24AP2USB32T	nRF24AP2-USBQ32-T	QFN-32	8	1	+4	-85	500	1.9-3.6	8.60	6.70	6.45

SUB 1-GHZ RF

Features:
- Low cost single-chip 433/868/915MHz GFSK RF transceiver IC
- On-air compatible with Nordic nRF9E5 RF SoC

Applications:
- Alarm and security systems
- Keyless entry
- Home and Industrial automation
- RF ID

For quantities greater than listed, call for quote.

MOUSER STOCK NO.	Nordic Part No.	Package	Data Rate Max (Mbps)	Transmitter Output Max (dBm)	Reciever Sensitivity (dBm)	Standby Current (µA)	Supply Voltage	Price Each 1	10	50
949-NRF905	nRF905	QFN-32	50	10	-100	2.5	1.9-3.6	4.82	4.01	3.62
Development Kits		Description								
949-NRF905-EK868/915	nRF905-EVKIT-868/915	nRF905 Evaluation Kit - 868/915MHz version						319.93	-	-
949-NRF905-EVKIT-433	nRF905-EVKIT-433	nRF905 Evaluation Kit - 433MHz version						334.38	-	-

SUB 1-GHZ RF SYSTEM ON CHIP

Features:
- Microprocessor: Synopsys DW8051 MacroCell

For quantities greater than listed, call for quote.

MOUSER STOCK NO.	Nordic Part No.	Package	CPU	Program Memory (kB)	Data Rate Max (Mbps)	Transmitter Output Max (dBm)	Reciever Sensitivity (dBm)	Standby Current (µA)	Supply Voltage	Price Each 1	10	50
949-NRF9E5	nRF9E5	QFN-32	8051	4	50	10	-100	2.5	1.9-3.6	6.10	5.08	4.58
Development Kits		Description										
949-NRF9E5-EK868/915	nRF9E5-EVKIT-868/915	nRF9E5 Evaluation Kit - 868/915MHz version								426.93	-	-
949-NRF9E5-EVKIT-433	nRF9E5-EVKIT-433	nRF9E5 Evaluation Kit - 433MHz version								428.00	-	-

BLUETOOTH LOW ENERGY

Features:
- Fully qualified Bluetooth® v4.0 low energy Connectivity IC with integrated Radio, Link Layer, and Host stack
- Optimized for Peripheral (Slave) role operation
- Fully integrated, low tolerance 32kHz RC oscillator eliminating the need for external 32kHz crystals
- Simple serial interface (ACI) supporting a range of different external application microcontrollers
- Includes temperature sensor

Applications:
- Mobile phone accessories
- Proximity tags and watches
- Sports, fitness, and healthcare sensors
- PC peripherals
- Consumer electronics (CE) remote controls
- Home and industrial automation

For quantities greater than listed, call for quote.

MOUSER STOCK NO.	Nordic Part No.	Package	Data Rate Max (Mbps)	Transmitter Output Max (dBm)	Reciever Sensitivity (dBm)	Standby Current (µA)	Supply Voltage	Price Each 1	10	50
949-NRF8001-R2Q32-T	nRF8001-R2Q32-T	QFN-32	1	4	-87	0.5	1.9-3.6	4.88	4.07	3.66

© Copyright 2013 Mouser Electronics
© Copyright 2013 Mouser Electronics

NXP SEMICONDUCTOR Wireless Solutions

RoHS Compliant **This product is RoHS compliant.**

WIRELESS MICROCONTROLLER

JN5148 Single Chip JenNet, ZigBee PRO and IEEE802.15.4 Solution

The JN5148 is an ultra low power, high performance wireless microcontroller targeted at JenNet and ZigBee PRO networking applications. The device features an enhanced 32-bit RISC processor offering high coding efficiency through variable width instructions, a multistage instruction pipeline and low power operation with programmable clock speeds. It also includes a 2.4GHz IEEE802.15.4 compliant transceiver, 128kB of ROM, 128kB of RAM, and a rich mix of analogue and digital peripherals. The large memory footprint allows the device to run both a network stack (e.g. ZigBee PRO) and an embedded application or in a coprocessor mode. The operating current is below 18mA, allowing operation direct from a coin cell. Enhanced peripherals include low power pulse counters running in sleep mode designed for pulse counting in AMR applications and a unique Time of Flight ranging engine, allowing accurate location services to be implemented on wireless sensor networks. It also includes a 4-wire I2S audio interface, to interface directly to mainstream audio CODECs, as well as conventional MCU peripherals.

Features:
- Single chip integrates transceiver and microcontroller for wireless sensor networks
- Large memory footprint to run ZigBee PRO or JenNet together with an application
- Very low current solution for long battery life
- Highly featured 32-bit RISC CPU for high performance and low power
- System BOM is low in component count and cost
- Extensive user peripherals

Applications:
- Robust and secure low power wireless applications
- ZigBee PRO and JenNet networks
- Smart metering (e.g. AMR)
- Home and commercial building automation
- Location Aware services (e.g. Asset Tracking)
- Industrial systems
- Telemetry
- Remote Control
- Toys and gaming peripherals

For quantities greater than listed, call for quote.

MOUSER STOCK NO.	NXP Part No.	Package Type	MIPS (MHz)	RAM	ROM	ROM Variant	ADC	DAC	Serial Interface	Digital Input-Output Pins	Timers	Price Each 1	Price Each 10	Price Each 100
771-JN5148/001531	JN5148/001,531	HVQFN-56	32	128K	128K	Supports all available network stacks	4-Ch 12-Bit	2x12-Bit	2-Wire, 2xUART, SPI	21	3	7.38	6.73	6.07

ZIGBEE PRO EVALUATION KIT

Jennic's JN5148-EK010 ZigBee PRO evaluation kit provides a complete environment for the development of ZigBee PRO applications based on the JN5148 wireless microcontroller. The kit contains a complete package of hardware and software, including five wireless sensor nodes, an unrestricted software developer kit (SDK), an example code.

MOUSER STOCK NO.	NXP Part No.	Description	Price Each
771-JN5148EK010596	JN5148-EK010,596	Evaluation Kit for JN5148 family of wireless microcontrollers	691.86

WIRELESS MODULES

The JN5139-xxx-Myy family is a range of surface mount modules that enables users to implement systems using Jennic's own JenNet networking stack or IEEE802.15.4 with minimum time to market and at the lowest cost. They remove the need for expensive and lengthy development of custom RF board designs and test suites. The modules use Jennic's JN5139 wireless microcontroller to provide a comprehensive solution with high radio performance and all RF components are included. All that is required to develop and manufacture wireless control or sensing products is to connect a power supply and peripherals such as switches, actuators and sensors, considerably simplifying product development.

JN5139 Family - Supports ZigBee Network Stacks

For quantities greater than listed, call for quote.

MOUSER STOCK NO.	NXP Part No.	Package Type	Description	Range	Rx Sensitivity	Tx Power	Tx Current	Rx Current	Module Size	Price Each 1	Price Each 10	Price Each 100
771-JN5139Z01M/00R1T	JN5139-Z01-M/00R1T	SOM-041	Module includes an on-board antenna	1km	-96dBm	+2.5dBm	37mA	37mA	18x30mm	30.77	27.69	25.38
771-JN5139Z01M/03R1T	JN5139-Z01-M/03R1T	SOM-041	Module includes a uFl connector	1km	-96dBm	+2.5dBm	37mA	37mA	18x30mm	35.07	31.57	28.93

JN5139 Family - Supports IEEE802.15.4 Stacks

For quantities greater than listed, call for quote.

MOUSER STOCK NO.	NXP Part No.	Package Type	Description	Range	Rx Sensitivity	Tx Power	Tx Current	Rx Current	Module Size	Price Each 1	Price Each 10	Price Each 100
771-JN5139001M/00R1T	JN5139-001-M/00R1T	SOM-041	Module includes an on-board antenna	1km	-96dBm	+2.5dBm	37mA	37mA	18x30mm	30.20	27.17	24.91

JN5148 Family - Supports JenNEt, ZigBee Pro as well as Commercial Applications

For quantities greater than listed, call for quote.

MOUSER STOCK NO.	NXP Part No.	Package Type	Description	Range	Rx Sensitivity	Tx Power	Tx Current	Rx Current	Module Size	Price Each 1	Price Each 10	Price Each 100
771-JN5148001M00T534	JN5148/001M00T,534	SOM-041	Module includes integral antenna	1km	-95dBm	+2.5dBm	15mA	17.5mA	18x32mm	22.62	19.02	17.51
771-JN5148001M03T534	JN5148/001M03T,534	SOM-041	Module includes a uFl connector	1km	-95dBm	+2.5dBm	15mA	17.5mA	18x30mm	22.45	19.09	17.73

RFID READER ICS

For quantities greater than listed, call for quote.

MOUSER STOCK NO.	NXP Part No.	Package Type	Description	Freq. (MHz)	Standard	Price Each 1	Price Each 25	Price Each 100
771-CLRC63201TD	CLRC63201T/0FE,112	SO-32	Multiple protocol contactless reader IC (MIFARE/I-CODE1)	13.56	ISO 14443A, ISO 14443B, 15693	15.22	12.79	11.75
771-HTRC11001AD	HTRC11001T/02EE,11	SO-14	HITAG reader chip for use with HITAG transponder ICs	0.125	-----	2.79	2.51	2.29
771-HTRC11001TD-T	HTRC11001T/03EE,11	SO-14	HITAG reader chip for use with HITAG transponder ICs	0.125	-----	2.79	2.51	2.29
771-MFRC51T0FED	MFRC50001T/0FE,112	SO-32	Highly integrated reader IC (MIFARE)	13.56	ISO 14443A	11.61	9.51	8.58
771-MFRC52301HN1,151	MFRC52301HN1,151	HVQFN-32	Contactless reader IC (MIFARE)	13.56	ISO 14443A, ISO 14443B	6.15	5.04	4.55
771-MFRC53101TD	MFRC53101T/0FE,112	SO-32	Contactless reader IC (MIFARE)	13.56	ISO 14443A, ISO 14443B	9.78	8.76	8.06
771-SL3S1002AC0,118	SL3S1002AC0,118	FCS-2	UHF RFID passive smart tag and label (G2XM)	840-960	EPCglobal Class 1 Gen 2 UHF RFID	.54	.31	.246
771-SL3S1002FTT,118	SL3S1002FTT,118	TSSOP-8	UHF RFID passive smart tag and label (G2XM)	840-960	EPCglobal Class 1 Gen 2 UHF RFID	.44	.386	.331
771-SL3S1202FTT,118	SL3S1202FTT,118	TSSOP-8	UHF RFID passive smart tag and label (G2XL)	840-960	EPCglobal Class 1 Gen 2 UHF RFID	.40	.348	.297

© Copyright 2013 Mouser Electronics
© Copyright 2013 Mouser Electronics

PANASONIC Bluetooth Modules and Mesh Networks

Panasonic

Make Your Product Powered by Panasonic

Modules That Exceed Expectations! Panasonic Electronic Components provides powerful, highly flexible, cost effective RF Modules for a wide variety of wireless Personal Area Network (PAN) applications. New extended range products and small footprints combined with network firmware flexibility make Panasonic an industry leader in the development of cutting edge RF Module technology.

BLUETOOTH RF MODULES

Panasonic's unique Easy-To-Use (ETU) series of modules, plug directly into evaluation kits with the added benefit of header connectors that simplify prototype wiring and field trials. Based on IEEE 802.15.1, Bluetooth was developed for the purpose of sending larger amounts of data quickly from computers to PDAs to cell phones or other portable handheld devices. Key features include high data rate, frequency hopping, very small form factor and modest power consumption.

RoHS Compliant

Series	Receiver Sensitivity (BER=10^{-3})	Output Power	Power Supply	Ultra Low Power Mode	eSCO Link 2-EV3	EDR 3-DH1/3-DH5	ACL (connected DH5)	ACL (connected DH1)	Operating Temperature Range
PAN1323ETU	-93dBm	10dBm	1.7-4.8V	135uA	-	33mA	-	-	-20°C to +70°C
PAN1326	-93dBm	10.5dBm typ.	1,7-4,8V	135µA	8.3mA	39.2mA	-	-	-20ºC to +70ºC
PAN1720	-94dBm	+3dBm typ.	2,0-3,6V	0.5µA	-	-	-	-	-40°C to +85°C
PAN1325A	-93dBm	10dBm	1.7-4.8V	135µA	-	-	-	-	-20°C to +70°C
PAN1315A	-93dBm	10.5dBm typ.	1.7-4.8V	135uA	8.3mA	39.2mA	-	-	-20°C to +70°C
PAN1555	-86dBm	+4dBm typ.	2.7-3.6V	<100uA	-	-	50.5mA to 49.5mA	48.0mA to 46.0mA	-40°C to +85°C
PAN1455	-86dBm	+4dBm typ.	2.7-3.6V	<100 uA	-	-	50.5mA to 49.5mA	48.0mA to 46.0mA	-40°C to +85°C

PAN1323ETU

Panasonics new development tool for entire PAN13xx product line. A single development module for three standards: Bluetooth Classic, Bluetooth Low Energy and ANT.

For quantities greater than listed, call for quote.

MOUSER STOCK NO.	Panasonic Part No.	Fig.	Description	Price Each 1	Price Each 250
667-ENW89825A2JF	ENW89825A2JF	A	PAN1323ETU Triple Mode Development Module	48.69	37.00
667-ENW-89842A2JF	ENW-89842A2JF	B	PAN1323 Triple Mode RF module with Antenna	19.71	15.02
667-EVAL_PAN1323	EVAL_PAN1323	A	Development Kit for PAN1315, PAN1316, PAN1317, PAN1325, PAN1326, PAN1327	534.95	445.77

PAN1326

For quantities greater than listed, call for quote.

MOUSER STOCK NO.	Panasonic Part No.	Fig.	Description	Price Each 1	Price Each 250
667-ENW89823A2JF	ENW89823A2JF	C	PAN1326 CC2564 BT+ BLE, HCI Module	17.68	13.44

PAN1327/1317

Dual-Mode ANT™ and Wireless Bluetooth® Connectivity

For quantities greater than listed, call for quote.

MOUSER STOCK NO.	Panasonic Part No.	Fig.	Description	Price Each 1	Price Each 250
667-ENW-89827A2JF	ENW-89827A2JF	B	PAN1327, CC2567, Bluetooth and ANT, HCI module, antenna	17.68	17.68
667-ENW-89827C2JF	ENW-89827C2JF	D	PAN1317, CC2567, Bluetooth and ANT, HCI module, no antenna	17.23	17.23

PAN1720

For quantities greater than listed, call for quote.

MOUSER STOCK NO.	Panasonic Part No.	Fig.	Description	Price Each 1	Price Each 250
667-EVAL_PAN1720	EVAL_PAN1720	E	Evaluation Kit w/2 PAN1720 USB Development Modules	213.95	168.95
667-EVAL_PAN1720-BR	EVAL_PAN1720-BR	F	Evaluation Kit, w/2 PAN1720 USB Development Modules, BlueRadios™ FW	213.95	170.02
667-ENW89820A1KF	ENW89820A1KF	G	PAN1720 CC2540 2.4GH HCI Mod Antenna	20.81	15.81
667-ENW-89820A3KF	ENW-89820A3KF	G	PAN1720 CC2540 BLE 8051 Ctrlr BlueRadios™ FW	23.70	18.02

PAN1311/PAN1321i

For quantities greater than listed, call for quote.

MOUSER STOCK NO.	Panasonic Part No.	Fig.	Description	Price Each 1	Price Each 250
667-ENW-89811K4CF	ENW-89811K4CF	H	Module contains integrated controller, antenna and Bluetooth transceiver	16.73	12.72
667-ENW-89811A6KF	ENW-89811A6KF	-	PAN1321i Bluetooth Module v2.0 EDR, SPP,w/antenna	20.23	15.38
667-EVAL-PAN1321I	EVAL_PAN1321I	-	PAN1321i Eval Kit	162.95	158.35

PAN1325A/PAN1315A

Panasonic's new PAN1315 Host Controlled Interface (HCI) Bluetooth RF module brings Texas Instrument's seventh generation Bluetooth core integrated circuit, the CC2560, to an easy to use module format. This module has been designed to be 100% pin compatible with the next generation of Bluetooth Low Energy devices. This unique design feature enables designers to seamlessly transition between Bluetooth Classic and Low Energy modules.

For quantities greater than listed, call for quote.

MOUSER STOCK NO.	Panasonic Part No.	Fig.	Description	Price Each 1	Price Each 250
667-ENW-89829A2JF	ENW-89829A2JF	I	PAN1325A, CC2560A Controller, HCI Module, Antenna	15.59	11.86
667-ENW-89829C2JF	ENW-89829C2JF	I	PAN1315A, CC2560A Controller, HCI Module, no Antenna	14.67	11.15

PAN1455

The new PAN1455 Bluetooth module series is also based on Cambridge Silicon Radio's BlueCore6-ROM (BC06). The PAN1455 is excellent for projects requiring an external antenna. The new PAN1455 Bluetooth module series include on-board microcontrollers that optionally include multiple BT profiles, including SPP, HSP, HFP and HDP.

For quantities greater than listed, call for quote.

MOUSER STOCK NO.	Panasonic Part No.	Fig.	Description	Price Each 1	Price Each 250
667-ENW89815C3KF	ENW89815C3KF	J	PAN1455, CSR, BC06, SPP Profile	33.33	25.34

PAN1555

The new PAN1555 Bluetooth module series is based upon Cambridge Silicon Radio's BlueCore6-ROM (BC06). The PAN1555 includes an integrated ceramic antenna. The product delivers greater simplicity of use, lower power consumption and enhanced security along with an on-board microcontrollers that optionally include multiple BT profiles, including SPP, HSP, HFP and HDP.

For quantities greater than listed, call for quote.

MOUSER STOCK NO.	Panasonic Part No.	Fig.	Description	Price Each 1	Price Each 250
667-EVAL-PAN1555	EVAL-PAN1555	J	EVAL-PAN1555, Evaluation Kit - Stollmann	519.15	-
667-ENW89815A3KF	ENW89815A3KF	J	PAN1555, CSR, BC06, SPP Profile, Integrated Antenna	34.63	26.32

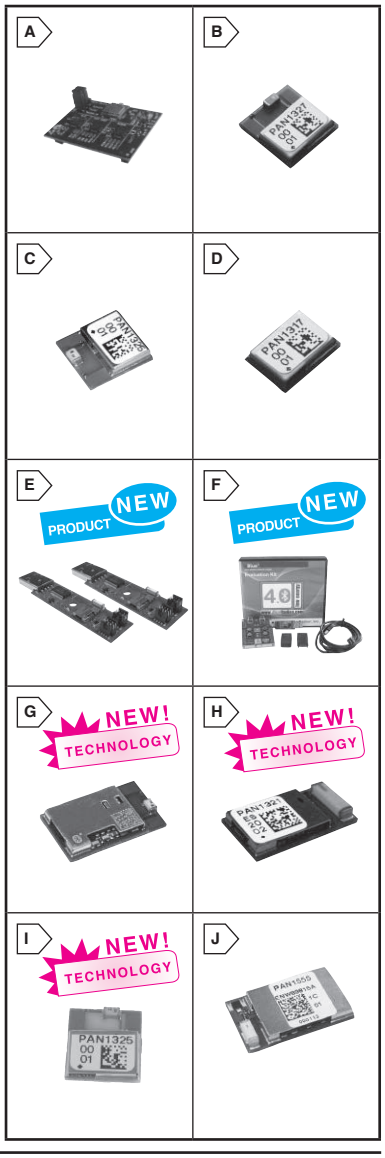

802.15.4 MESH NETWORKS

A wireless mesh network based on the SNAP® (Synapse Network Application Protocol) software stack is instant-on, self-forming, and self-healing. Creating applications to run on the nodes forming the network is fast, efficient, updated over-the-air, and does not require embedded programming skills. In fact, users can administer and manage a SNAP based network without actually having to know anything about the details of wireless networks. This approach makes wireless technology accessible to a much broader range of users, including monitoring and control in consumer, commercial, industrial, and government markets. Uses range from building automation (lighting, security, HVAC) to industrial control and machine communication, medical monitoring, security applications and home automation.



RoHS Compliant

The PAN4561 is a brand new extended range 2.4GHz, ISM, SNAP® software enabled RF module with an industry-leading small footprint size of 35mm x 15mm x 3.5mm!

PAN4555 802.15.4 Short Range Low Power 2.4GHz ISM Band Transceiver

For quantities greater than listed, call for quote.

MOUSER STOCK NO.	Panasonic Part No.	Description	Price Each 1	Price Each 250
667-EVAL-PAN4555	EVAL-PAN4555	802.15.4, EVAI-PAN4555, Evaluation Kit PAN4555 (Synapse)	417.62	-
667-EVAL-PAN4555ETU	EVAL-PAN4555ETU	802.15.4, EVAL-PAN4555ETU, PAN4555 Evaluation Module	50.30	-
667-ENWC9A08A4EF	ENWC9A08A4EF	802.15.4, 8 bit Ceramic Antenna, SNAP FW	24.44	18.58

© Copyright 2013 Mouser Electronics
© Copyright 2013 Mouser Electronics

PHOENIX CONTACT Wireless I/O Systems

RoHS Compliant **This product is RoHS compliant.**

900MHZ TRUSTED WIRELESS ETHERNET RADIO

The RAD-ISM-900-EN-utilizes the MOTR-9™ radio platform, a 1W frequency-hopping, spread spectrum transceiver operating in the license-free 902-928MHz ISM band. The MOTR-9 features user configurable over-the-air data rates up to 500kbps with adjustable packet sizes to move data quickly and minimize latency. Like other devices in the RAD-Line product group, the unit supports master, slave and repeater operational modes and has integrated RS-232 and RS-422/485 serial ports allow the incorporation of serial data into an Ethernet network.

Features:
- 1 watt transmit power
- Interference free frequency Hopping Spread Spectrum Technology
- License free 902 - 928MHz ISM Band
- Temperature Range: -40°±60°C
- Programmable via any web browser
- 128/192/256-bit AES encryption

RoHS Compliant

MOUSER STOCK NO.	Phoenix Type	Fig.	Description	Price Each
651-2900016	RAD-ISM-900-EN-BD	A	Trusted Wireless Ethernet Radio (TWE) with MOTR-9 Technology for ethernet and Serial data over a secure radio connection.	1855.38

900MHZ ONE-WAY WIRELESS SYSTEMS

With these unidirectional radio systems it is possible to record and safely transmit an analog and two digital sensor signals. With very simple installation, it is possible to collect signals where cables cannot be laid or can only be laid with great difficulty. In addition to point to point connections, the possibilities also exists of constructing multi-receiver systems. The sets include a receiver, transmitter, and antennas with connecting cable.

Features:
- 1 watt transmit power
- Interference free - Frequency Hopping Spread Sprectrum technology
- Licence free 902 - 928MHz Industrial, Scientific, and Medical (ISM) band
- Class I, Division 2 approved for hazardous area installation (UL, CUL and CSA approved)
- Temperature Range: -40°C to +70°C
- Easy to use, wire in - wire out, no setup or programming
- Range: 600 - 1000ft in plant, no line of sight

RoHS Compliant

MOUSER STOCK NO.	Phoenix Type	Fig.	Description	Price Each
651-2867102	RAD-ISM-900-SET-UD-ANT	B	24V DC set with one 4-20mA and 2 discrete signals. DIN rail mount	1495.99
651-2867021	RAD-ISM-900-SET-AC-UD	C	110-240V AC set with one 4-20mA and 2 discrete signals. Weatherproof NEMA 4X conduit mount transmitter, DIN rail mount receiver.	1580.39
651-2867034	RAD-ISM-900-SET-DC-UD	C	12-30V DC set for one 4-20mA and 2 discrete signals. Weatherproof NEMA 4X conduit mount transmitter, DIN rail mount receiver.	1495.99
651-2867047	RAD-ISM-900-RX	-	Spare Receiver to expand point to multipoint connections. DIN Rail mount	745.79

900MHZ TWO-WAY WIRELESS SYSTEMS WITH EXPANDABLE I/O OPTIONS

Besides duplex operation, the bi-directional radio system offers the possibility of lining up additional moudules for recording and outputting analog and digital signals. This unique design gives the user flexibility to add on multiple channels of I/O to the pared transceivers in combinations. They are ideal for moving numerous signals within high interference environments without costly cable and conduit runs.
The sets include a receiver, transmitter, and antennas with connecting cable.

Features:
- 1 watt transmit power
- Interference free - Frequency Hopping Spread Sprectrum technology
- Licence free 902 - 928MHz Industrial, Scientific, and Medical (ISM) band
- Range: 600 - 1000ft in plant, no line of sight
- Class I, Division 2 approved for hazardous area installation (UL, CUL and CSA approved)
- Up to 8 expandable I/O modules per transceiver on common power
- Max 33 analog or 66 discrete signals in one direction
- Dry contact LINK diagnostic output
- Temperature Range: -40°C to +70°C

RoHS Compliant

MOUSER STOCK NO.	Phoenix Type	Fig.	Description	Price Each
651-2867270	RAD-ISM-900-SET-BD-BUS-ANT	B	9-30V DC set with one 4-20mA in/out and 2 discrete signals in/out with bus connection for power and communicatrion. DIN Rail mount.	2823.20
651-2867092	RAD-ISM-900-BD-BUS	-	Device can be configured as a spare or as a repeater for long distance or heavily obstructed applications (requires HOPKEY for configuration)	1354.62
I/O Modules				
651-2867115	RAD-IN-4A-I	D	4 channel analog input module, 4mA - 20mA	395.20
651-2867128	RAD-OUT-4A-I	D	4 channel analog output module, 4mA - 20mA	440.10
651-2867144	RAD-IN-8D	D	8 channel digitial input module, 5-36V AC/DC	321.32
651-2867157	RAD-OUT-8D-REL	D	8 channel digital output module with relay, 120V AC, 5A rated contacts	382.57

2.4 GHZ POINT TO MULTIPOINT BLUETOOTH WIRELESS DATA PSI BLUETOOTH CONVERTER

The PSI Bluetooth converter provides a quick and easy wireless connection between serial interfaces of RS-232, RS-422, and RS-485 2-wire standard. Data connections can be established to third party devices or the PSI Bluetooth RS-232 adapter. This module has been specifically designed to meet the requirements of industrial enviornments and supports operation without software drivers thanks to its full integrated protocol stacks.

Features:
- Din Rail Mount
- Supply of 24V DA or AC
- Transmission speeds of up to 187.5kbps
- Integrated Bluetooth path diagnostics
- Class I, Division 2 approved for hazardous area installation (UL, CUL and CSA approved)
- Can be set to V.24(RS-232), RS-422, or RS-485
- Supports all popular 10/11-bit UART data formats
- Bluetooth access protected by password, fixed device pairing or device access list
- Scalable transmission power (-28dBm - +20dBm)

RoHS Compliant

MOUSER STOCK NO.	Phoenix Type	Fig.	Description	Price Each
651-2708517	PSI-WL-RS232-RS485/BT	E	Bluetooth converter for wireless RS 232, RS 422, and RS 485, MCX connection for external antenna	477.42

FL COM SERVER - SERIAL RS-232 DEVICE SERVER FOR 10/100BASE-T(X)

The FL COM SERVER converts a serial RS-232 interface to Ethernet. It allows easy integration of RS-232 devices into 10/100Base-T(X) networks.

Features:
- Supports all common Network Protocols
- Diagnostic display
- Integrated surge voltage protection
- 10/100 Base T(X) Auto Detect
- Din Rail Mount
- 22.5 Housing width

RoHS Compliant

MOUSER STOCK NO.	Phoenix Type	Fig.	Description	Price Each
651-2744490	FL COM SERVER RS232	F	Interface module to convert RS-232 to ethernet.	471.87

© Copyright 2013 Mouser Electronics

A



B



C



D



E



F



© Copyright 2013 Mouser Electronics

REDPINE SIGNALS Wireless Solutions

REDPINE SIGNALS® DRIVING WIRELESS CONVERGENCE®

Redpine technology spans the complete end-to-end wireless solution and includes an extensive patent portfolio on OFDM, MIMO, embedded processor architectures and low-power techniques. The company's offerings include both the hardware and the software as differentiated sub-systems to provide flexibility and ease of integration to the system integrator. This single-stop approach enables Redpine to deliver an optimal wireless solution to meet customer's requirements at an optimal price point.

N-LINK™ SERIES

The nLink™ family of IEEE802.11n single stream modules designed to provide high throughputs at ultra low power consumption. The modules have an integrated MAC, baseband processor, RF transceiver and power amplifier. An integrated processor allows for providing a rich set of peripherals with minimal load on the host processor. The small form factor enables the customer to use these modules in handhelds and other portable consumer electronic products. The modules allow for interfacing with the host over SDIO and SPI.

Features:

- 802.11n features for high throughput and extended range
- Host interface through SDIO and SPI
- Bluetooth coexistence
- Ultra low power operation
- Complete WLAN software along with host driver for Windows Embedded CE, Windows Mobile, Windows XP, and Linux OS
- Single supply 3.1 to 3.6V operation

For quantities greater than listed, call for quote.

MOUSER STOCK NO.	Redpine Signals Part No.	Fig.	Description	Price Each 1	10	25	50
980-RS9110-N-11-02	RS9110-N-11-02	A	Ultra low Power Single band 802.11bgn 2.4GHz module	40.93	37.56	33.71	29.85
980-RS9110-N-11-03	RS9110-N-11-03	B	Ultra low Power Dual band 802.11bgn 2.4/5GHz module	63.67	58.42	52.43	46.44
Evaluation Boards				1		5	
980-RS9110-N-1102EVB	RS9110-N-11-02-EVB	C	RS9110-N-11-02 Evaluation Board and Software	1198.40		1155.60	
980-RS9110-N-1103EVB	RS9110-N-11-03-EVB	D	RS9110-N-11-03 Evaluation Board and Software	1872.50		1805.63	

CONNECT-IO-N™ SERIES

The Connect-io-n™ products are highly integrated single stream 802.11n modules designed to provide future-proof 'plug-and-play' Wi-Fi connectivity to embedded devices. They all feature standard UART or SPI interfaces to a host microcontroller and include all the functionality required in a WLAN client. They also include a full networking stack running on the embedded processor within Redpine's chipset, enabling network connectivity into numerous embedded systems with no additional burden on their microcontrollers. The Connect-io-n series includes variants offering single or dual-band operation and choice of form-factor.

Features:

- Compliant to 802.11b/g and single stream 802.11n
- 2.4/5GHz, 802.11n RF transceiver with power amplifier
- Highly integrated 2.4GHz/5GHz transceiver with direct conversion architecture
- Self-contained serial-to-wireless functionality - requires very little host processor bandwidth
- WPA/WPA2-PSK, WEP and TKIP modes of security
- Host Interface: UART and SPI, selectable through a hardware pin
- Integrated TCP/IP stack with option to bypass in SPI mode through software configuratio
- Ultra low power operation with power save modes
- Single supply 3.1 to 3.6V operation
- 65Mbps Data Rates

Specifications:

- Network Standard Support: IEEE 802.11b/g/n
- Data Rates: 802.11n: 6.5, 13, 19.5, 26, 39, 52, 58.5, 65Mbps
  802.11g: 6, 9, 12, 18, 24, 36, 48, 54Mbps
  802.11b: 1, 2, 5.5, 11Mbps
- Modulation Techniques: OFDM with BPSK, QPSK, 16-QAM, and 64-QAM 802.11b with CCK and DSSS
- Network Protocols: TCP, UDP, IPv4, ARP, ICMP, DHCP Client
- Supported UART baud rates: Supports standard baud rates from 9600bps to 3.6Mbps
- Operating Temperature: Industrial Grade -40ºC to +85ºC

For quantities greater than listed, call for quote.

MOUSER STOCK NO.	Redpine Signals Part No.	Fig.	Description	Price Each 1	10	25	50
980-RS9110-N-11-2204	RS9110-N-11-22-04	E	802.11bgn 2.4GHz Wireless Device Server with integrated Antenna	56.16	51.54	46.26	40.97
980-RS9110-N-11-2205	RS9110-N-11-22-05	E	802.11bgn 2.4GHz Wireless Device Server with u.FL Connector for External Antenna	56.16	51.54	46.26	40.97
980-RS9110-N-11-24	RS9110-N-11-24	F	802.11bgn 2.4GHZ Wireless Device Server with UART Interface	47.07	43.20	38.77	34.34
980-RS9110-N-11-2402	RS9110-N-11-24-02	F	802.11bgn 2.4GHZ Wireless Device Server with SPI Interface	47.07	43.20	38.77	34.34
980-RS9110-N-11-2804	RS9110-N-11-28-04	G	802.11abgn 2.45GHz Wireless Device Server with UART or SPI Interfaces	65.26	59.89	53.75	47.60
Evaluation Boards				1		5	
980-RS9110N112204EVB	RS9110-N-11-22-04-EVB	H	RS9110-N-11-22-04 Evaluation Board with UART/SPI as Host Interface	254.66		245.57	
980-RS9110N112205EVB	RS9110-N-11-22-05-EVB	H	RS9110-N-11-22-05 Evaluation Board with UART/SPI as Host Interface and u.FL Connector	254.66		245.57	
980-RS9110-N-1124EVB	RS9110-N-11-24-EVB	H	RS9110-N-11-24 Evaluation Board with UART as Host Interface	254.66		245.57	
980-RS9110N112402EVB	RS9110-N-11-24-02-EVB	H	RS9110-N-11-24 Evaluation Board with SPI as Host Interface	254.66		245.57	
980-RS9110N112804EVB	RS9110-N-11-28-04-EVB	I	RS9110-N-11-28-04 Evalution Board with UART/SPI as Host Interface	299.60		288.90	

WISECONNECT™ SERIES

WiSeConnect™ modules are fully integrated 802.11 a/b/g/n modules with advanced features for M2M, industrial, medical, enterprise and IOT (Internet of Things) applications. Powered with WiFi-Direct™, it can directly communicate with smart-phones and tablet PCs without an Access Point based infrastructure. Integrated with Enterprise Security as well as TCP/IP and WLAN stacks, it can be designed quickly into any Host platform for secure and standards based Wi-Fi connectivity in a variety of environments.

Features:

- 802.11a/b/g/n, operation over 2.4 and 5Ghz bands
- WiFi-Direct™, Access Point and Client mode
- Enterprise Security - EAP-TLS, EAP-TTLS, EAP-FAST, PEAP-MSHCAP-V2
- Integrated TCP/IP stack, HTTP Server/Client, DHCP
- Host interface through UART and SPI
- Integrated antenna and uFL connector for external antenna
- Ultra low power operation with power save modes

Specifications:

- Network Standard Support: IEEE 802.11b/g/n
- Data Rates: 802.11n: 6.5, 13, 19.5, 26, 39, 52, 58.5, 65 Mbps
  802.11g: 6, 9, 12, 18, 24, 36, 48, 54 Mbps
  802.11b: 1, 2, 5.5, 11 Mbps
- Modulation Techniques: OFDM with BPSK, QPSK, 16-QAM, and 64-QAM 802.11b with CCK and DSSS
- Network Protocols: TCP, UDP, IPv4, ARP, ICMP, DHCP Client
- Supported UART baud rates: Supports standard baud rates from 9600bps to 3.6Mbps
- Operating Temperature: Industrial Grade -40ºC to +85ºC

For quantities greater than listed, call for quote.

MOUSER STOCK NO.	Redpine Signals Part No.	Fig.	Description	Price Each 1	10	25	50
980-RS-WC-201	RS-WC-201	J	Single band 2.4GHz Wi-Fi modules for M2M Applications	80.04	73.44	65.91	58.38
980-RS-WC-301	RS-WC-301	J	Dual band 2.4/5GHz Wi-Fi modules for M2M Applications	125.51	115.17	103.36	91.55
Evaluation Boards				1		5	
980-RS-WC-201-EVB	RS-WC-201-EVB	K	RS-WC-201 Evaluation Board and Software	359.52		346.68	
980-RS-WC-301-EVB	RS-WC-301-EVB	L	RS-WC-301 Evaluation Board and Software	599.20		577.80	

WI-FI ADD-ON CARDS

For quantities greater than listed, call for quote.

MOUSER STOCK NO.	Redpine Signals Part No.	Description	Price Each
Atmel Processors			
980-RS-XMEGA-220X	RS-XMEGA-220X	Wi-Fi Add-on Card for XMEGA-A3BU Xplained Kit	97.37
980-RS-UC3L0-220X	RS-UC3L0-220X	Wi-Fi Add-on Card for UC3L0 Xplained Kit	105.93
980-RS-SAM3S-220X	RS-SAM3S-220X	Wi-Fi Add-On Card for SAM3S-EK	105.93
980-RS-SAM9-02X	RS-SAM9-02X	Wi-Fi Add-On card for the SAM9-EK Platform	144.45
Cypress Processors			
980-RS-CY8C001-220X	RS-CY8C001-220X	Wi-Fi EBL Add-on Card for CY8CKIT-001	97.37
Renesas Electronics			
980-RS-RL78G132200CC	RS-RL78G13-2200CC	Wi-Fi Companion Card for RL78/G13 MCU's Starter and Demo Kits	97.37
980-RS-RX62N-2201CC	RS-RX62N-2201CC	Wi-Fi Companion Card for RX62N RDK	104.86
980-RS-RX63N-2201CC	RS-RX63N-2201CC	Wi-Fi Companion Card for RX63N RDK	104.86

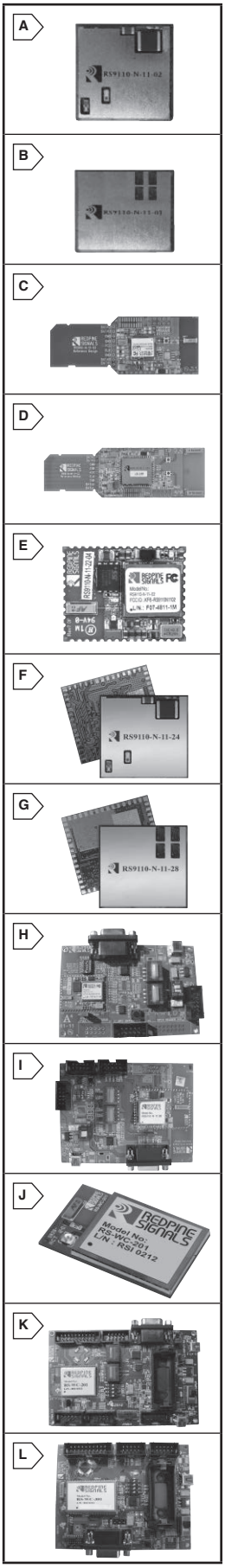

© Copyright 2013 Mouser Electronics

RF DIGITAL Wireless Modules and Kits

RF DIGITAL
WWW.RFDIGITAL.COM

RoHS Compliant **This product is RoHS compliant.**

RF Digital manufactures an extensive line of fully integrated, low cost, high quality, high performance, configurable Wireless RF Transmitter, Receiver & Transceiver Modules, suitable for nearly every type of application.

2.4 GHZ SERIAL TRANSCEIVERS



Complete Compliance Approved & Certified, READY-TO-USE, 2.4 GHz wireless solution with built-in RFDP8 interference-tolerant user application protocol. Includes RFID, 32 Bit ESN, Logic Switch Transmitter / Receiver, 9600-8N1 Serial UART Transceiver and many easy-to-use addressable network modes. No development required at all, no RF layout, no code writing, all features are built-in. Be up and running with a wireless solution in minutes.

The RFDANT's Revolutionary Patent Pending design enables it to reach distances of 2,000 feet, while still being an Ultra Low Power device. This huge range is reached without any power amplifiers at all, it's unique design is responsible for it reaching these great distances without any extra battery drain or extra power. The RFDANT makes it easy for you to satisfy GREEN directives due to its unique design and ultra high performance. The RFDANT fits in the palm of your hand and looks like an Antenna, but of course it is much more since it is the whole radio and processing system in one unit. There are no RF cables at all, simply connect +V, GND, and a few logic signal wires based on your application and you are done. There is no need for PCB layout either. You can directly connect to the 11 pin, 8 inch cable extending out of the bottom of the RFDANT.

Features:

- Runs on a single coin cell for years
- WiFi interference tolerant
- Heavy 2.4GHz noise and interference tolerant
- No external parts required
- No RF layout required
- Easy and ready-to-use, hand-held, eval and application boards available
- Ultra small 15mm x 15mm footprint
- Fully contained, truly finished, ready to use module
- CE/ETSI/IC & FCC Certified and Approved
- Typical range: 500ft (150m)
- 2uA ultra low power modes
- Only 14mA current consumption at 0dbm TX and 17mA at RX

MOUSER STOCK NO.	RF Digital Part No.	Description	Package	Outdoor Range (ft)	Dimensions (LxWxH) (mm)	Price Each			
						1	10	25	50
975-RFD21711	RFD21711	nRF24L01P SMA RF Module	8 Pin Header	300	11 x 22 x 2.5	42.79	39.22	36.45	31.81
975-RFD21712	RFD21712	nRF24L01P PCB Antenna RF Module	8 Pin Header	300	15 x 34 x 5.6	21.39	18.99	18.23	15.90
975-RFD21731	RFD21731	nRF24LE1 Transceiver RF Module, on-board chip antenna.	SMT	500	15 x 15 x 3.5	16.04	15.57	14.86	14.01
975-RFD21732	RFD21732	nRF24LE1 Transceiver RF Module on-board chip antenna, (Includes 32 KHz Crystal)	SMT	500	15 x 15 x 3.5	20.32	19.85	18.39	17.32
975-RFD21733	RFD21733	nRF24LE1 Transceiver RF Module with built in RFDP8 8-mode protocol. Includes on-board chip antenna.	SMT	500	15 x 15 x 3.5	16.04	15.57	14.86	14.01
975-RFD21734	RFD21734	nRF24LE1 Transceiver RF Module for use with external antenna. (Includes 32 KHz Crystal)	SMT	300	15 x 15 x 3.5	20.32	19.85	18.39	17.32
975-RFD21735	RFD21735	nRF24LE1 Transceiver RF Module with built in RFDP8 8-mode protocol, for use with external antenna.	SMT	3000	15 x 15 x 3.5	16.04	15.57	14.86	14.01
975-RFD21743	RFD21743	RFDANT Transceiver RF Module with built in RFDP8 8-mode protocol. Includes built in RFD Antenna	12 Pin Header	2000	100 x 18	64.19	62.11	62.01	59.87

EVALUATION BOARDS

MOUSER STOCK NO.	RF Digital Part No.	Description	Price Each			
			1	10	25	50
975-RFD21736	RFD21736	Evaluation Board for RFD21731 / RFD21732. Plugs directly into the Nordic nRFgo Starter Kit.	122.14	111.52	106.99	95.80
975-RFD21737	RFD21737	RFD21737 Evaluation Board with a mounted RFD21733 Module and a built in chip antenna.	122.14	111.52	106.99	95.80
975-RFD21739	RFD21739	RFD21739 Evaluation Board with a mounted RFD21735 Module and SMA connector. (Requires Antenna)	122.14	111.52	106.99	95.80
975-RFD21764	RFD21764	RFD21741 RFDANT Evaluation Board. Plugs directly into the Nordic nRFgo Starter Kit.	160.49	-	-	-
975-RFD21773	RFD21773	RFDANT Evaluation Board with built in RFDP8 Application Protocol	160.49	-	-	-

KEY FOB TRANSMITTERS

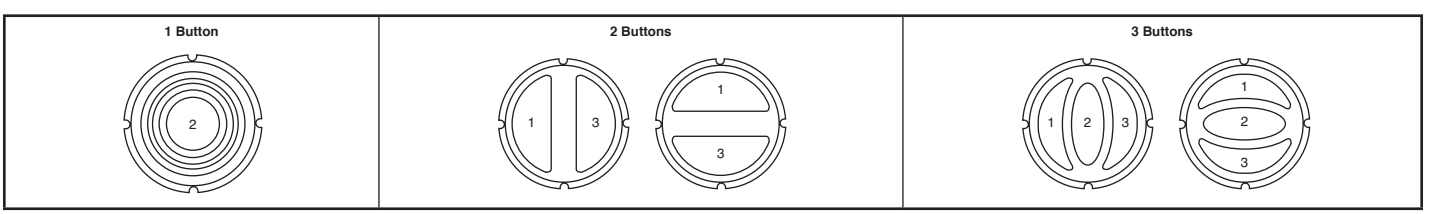

MOUSER STOCK NO.	RF Digital Part No.	Description	Price Each			
			1	10	25	50
975-RFD21781	RFD21781	KEYFOB Transmitter with built in RFDP8 Application Protocol, 1 Button, 2.4 GHz CE, IC, FCC Approved	53.50	50.83	48.11	45.48
975-RFD21791	RFD21791	KEYFOB Transmitter with built in RFDP8 Application Protocol, Active RFID Tag, 1 Button	53.50	50.83	48.11	45.48
975-RFD21782	RFD21782	KEYFOB Transmitter with built in RFDP8 Application Protocol, 2 Button, 2.4 GHz CE, IC, FCC Approved	53.50	50.83	48.11	45.48
975-RFD21792	RFD21792	KEYFOB Transmitter with built in RFDP8 Application Protocol, Active RFID Tag, 2 Button	53.50	50.83	48.11	45.48
975-RFD21783	RFD21783	KEYFOB Transmitter with built in RFDP8 Application Protocol, 3 Button, 2.4 GHz CE, IC, FCC Approved	53.50	50.83	48.11	45.48
975-RFD21793	RFD21793	KEYFOB Transmitter with built in RFDP8 Application Protocol, Active RFID Tag, 3 Button	53.50	50.83	48.11	45.48

ACCESSORIES

MOUSER STOCK NO.	RF Digital Part No.	Description	Price Each
975-RFD21807	RFD21807	2.4 GHz RFDP8 USB Dongle based on FTDI USB IC and RFD21733	80.24
975-RFD21813	RFD21813	Stand Alone Prototyping RF Module based on the RFD21733 - DIP Package	21.39

© Copyright 2013 Mouser Electronics
© Copyright 2013 Mouser Electronics

RFM 802.15.4, FHSS and 802.11

RFM offers a complete line of spread spectrum wireless products for industrial and factory applications. Using both patented frequency hopping technology and open-standard direct sequence technologies, these products fall in two categories: ready-to-use devices for systems integration, and design-in OEM modules for custom applications.

802.15.4 ZIGBEE PRO MODULES

RFM's ZPM3750 module is a standards-based wireless transceiver designed for Smart Energy and other short range wireless markets that require low power consumption, high transmit power (20dBm typical) and high receiver sensitivity (-103dBm). The ZPM3750 is based upon the IEEE 802.15.4 wireless network specification and includes the ZigBee PRO stack. The module can be used to develop applications supporting the ZigBee PRO Smart Energy and Home Automation application profiles. The ZPM3750 module operates in the 2.4GHz unlicensed ISM frequency band for worldwide deployment.

Contains:

- (2) ZPM3570 development boards
- (2) USB and 2 serial cables
- 9V batteries and wall-mount power supplies
- Antennas and RF cables
- Program CD with software and manuals
- Quick Start Guide

For quantities greater than listed, call for quote.

MOUSER STOCK NO.	RFM Part No.	Fig.	Description	Transmit Power	Channels	Data Rate	Price Each 1	Price Each 100
725-ZPM3570-C	ZPM3570-C	A	2.4GHz DSSS 802.15.4	100mW	-	-	33.17	28.70
725-ZPM3570-E	ZPM3570-E	A	2.4GHz DSSS 802.15.4	100mW	-	-	33.17	28.70
Development Kits								
725-ZPM3570DK	ZPM3570DK	A	2.4GHz DSSS 802.15.4 Dev. Kit	100mW	-	250kb/s	186.31	-

802.15.4 PRODUCTS

RFM's LPR2430 Series of 802.15.4 2.4GHz modules is comprised of the low-power LPR2430/LPR2430A and the extended range LPR2430ER/LPR2430ERA. The RFM LPR2430 Series modules are easy to integrate and provide robust wireless communications in applications where meshing is not needed or desired.

For quantities greater than listed, call for quote.

MOUSER STOCK NO.	RFM Part No.	Fig.	Description	Transmit Power (mW)	Ch.	RF Data Rate (kbps)	Price Each 1	Price Each 100
725-LPR2430	LPR2430	B	2.4GHz Transceiver Module, Low-Power	1	16	250	24.11	23.71
725-LPR2430A	LPR2430A	-	2.4GHz Transceiver Module, Low-Power, w/Chip Antenna	1	16	250	24.80	24.39
725-LPR2430ER	LPR2430ER	-	2.4GHz Transceiver Module, Extended Range	10-100	15	250	38.52	36.11
725-LPR2430ERA	LPR2430ERA	-	2.4GHz Transceiver Module, Extended Range, w/Chip Antenna	10-100	15	250	40.13	37.99
Development Kits								
725-LPR2430DK	LPR2430DK	-	2.4GHz 802.15.4 Development Kit for LPR2430 Transceiver Module	1	16	250	319.93	-
725-LPR2430ADK	LPR2430ADK	-	2.4GHz 802.15.4 Development Kit for LPR2430A Transceiver Module	1	16	250	319.93	-
725-LPR2430ERDK	LPR2430ERDK	-	2.4GHz 802.15.4 Development Kit for LPR2430ER Transceiver Module	10-100	15	250	319.93	-
725-LPR2430ERADK	LPR2430ERADK	-	2.4GHz 802.15.4 Development Kit for LPR2430ERA Transceiver Module	10-100	15	250	319.93	-

FREQUENCY HOPPING SPREAD SPECTRUM PRODUCTS

RFM FHSS transceiver modules are based on RFM proprietary technology to ensure secure, error-free delivery of data that is desirable in industrial and factory environments.

NEW PRODUCT

For quantities greater than listed, call for quote.

MOUSER STOCK NO.	RFM Part No.	Fig.	Description	Transmit Power	Ch.	RF Data Rate	Price Each 1	Price Each 100
725-DNT900P	DNT900P	-	900MHz Transceiver Module with I/O	1mW to 1W	50	500kbps	73.83	71.83
725-DNT900C	DNT900C	-	900MHz Transceiver Module with I/O	1mW to 1W	50	500kbps	73.83	71.83
725-DNT24P	DNT24P	C	2.4GHz Transceiver Module with I/O, U.FL RF Coax Connection	10, 63mW	15, 24	250kbps	32.37	31.89
725-DNT24C	DNT24C	-	2.4GHz Transceiver Module with I/O, U.FL RF Coax Connection	10, 63mW	15, 24	250kbps	32.37	31.89
725-DNT24PA	DNT24PA	-	2.4GHz Transceiver Module with I/O, Chip Antenna	10, 63mW	15, 24	250kbps	32.37	31.89
725-DNT24CA	DNT24CA	-	2.4GHz Transceiver Module with I/O, Chip Antenna	10, 63mW	15, 24	250kbps	32.37	31.89
725-DNT2400P	DNT2400P	D	2.4GHz Transceiver Module with I/O	100mW	50	38.4-500kbps	73.83	71.83
725-DNT2400C	DNT2400C	D	2.4GHz Transceiver Module with I/O, U.FL Connector or PCB Pad	1, 10, 63 mW	50	38.4-500kbps	73.83	-
725-WIT2410	WIT2410M4G	-	2.4GHz Transceiver OEM Module with Roaming Capability	10/100mW	75	460.8kbps	277.13	271.78
725-WIT2410S4G	WIT2410S4G	-	2.4GHz Transceiver OEM Module	10/100mW	75	460.8Kbps	277.13	263.63
725-WIT2411D	WIT2411D	-	2.4GHz Transceiver OEM Module	10/100mW	43	1.23Mbps	454.75	445.21
Development Kits								
725-DNT24DK	DNT24DK	-	DNT24P Development Kit, 2 boards, antennas, accessories	10, 63mW	15, 24	250kbps	212.93	204.16
725-DNT900DK	DNT900DK	-	DNT900 Developer Kit	1mW to 1W	50	500kbps	266.43	-
725-DNT2400DK	DNT2400DK	-	DNT2400 Development Kit	100mW	50	38.4-500kbps	266.43	-
725-WIT910DK	WIT910DK	-	WIT910 Development Kit	10/100mW/1W	54	172.8kbps	1068.93	-
725-WIT2450DK	WIT2450DK	-	WIT2450 Development Kit	40/100/250mW	95	460.8Kbps	854.93	-
719-WIT2410DK	WIT2410DK	-	WIT2410 Development Kit	10/100mW	75	460.8Kbps	1068.93	-

TRANSCEIVER MODULES

The DNT90 FHSS transceiver module provides a low-cost, versatile solution for wireless data communications in the 900MHz ISM band. The DNT90 RF output power can be set at 40 or 158mW. The DNT90 receiver input is protected by low-loss SAW filter, providing an excellent combination of receiver sensitivity and out-of-band interference rejection. The DNT90 module includes analog, digital and serial I/O, providing the flexibility to serve applications ranging from cable replacements to sensor networks. The DNT90 transceiver module is easy to integrate and provides reliable wireless communications up to 5 miles in line-of-sight installations.

For quantities greater than listed, call for quote.

MOUSER STOCK NO.	RFM Part No.	Fig.	Description	Transmit Power	Channels	Data Rate	Price Each 1	Price Each 100
725-DNT90P	DNT90P	E	900MHz 150mW Pinned Version	40/158mW	1	100bps	32.37	31.89
725-DNT90C	DNT90C	E	900MHz 150mW SMD version	40/158mW	1	100bps	32.37	31.89
Development Kits								
725-DNT90DK	DNT90DK	E	900MHz 150mW Dev Kit	40/158mW	1	100bps	212.93	204.16

802.11 PRODUCTS

RFM's WSN802G is a 2.4GHz IEEE 802.11g Radio Transceiver Module that enables OEMs to build low-power wireless local area networking (WLAN) and sensor monitoring solutions for the global market. The WSN802G delivers an exceptionally low power profile and long battery life capabilities in a fully functional, certified radio module that is easily interfaced to existing 802.11. b/g infrastructure for a wide variety of sensor monitoring and WLAN applications.

NEW PRODUCT

For quantities greater than listed, call for quote.

MOUSER STOCK NO.	RFM Part No.	Fig.	Description	Transmit Power	Ch.	Data Rate (Mbps)	Price Each 1	Price Each 100
725-WSN802GP	WSN802GP	F	2.4GHz 802.11g Radio Transceiver Module	10mW	14	1 or 2	41.73	40.66
725-WSN802GC	WSN802GC	F	802.11g Wireless Sensor Network Module - U.FL Coax Connector	10mW	11	1-11	41.73	-
725-WSN802GCA	WSN802GCA	F	802.11g Wireless Sensor Network Module - Integral Chip Antenna	10mW	11	1-11	41.73	-
Development Kits								
725-WSN802GDK	WSN802GDK	F	2.4GHz 802.11g Development Kit	10mW	14	1 or 2	148.73	-
725-WSN802GDK-A	WSN802GDK-A	F	2.4GHz 802.11g Development Kit with Router	10mW	14	1 or 2	212.93	-

WIFI/BLUETOOTH COMBO SHORT-RANGE RADIO MODULES

NEW PRODUCT

For quantities greater than listed, call for quote.

MOUSER STOCK NO.	RFM Part No.	Fig.	Description	Frequency (GHz)	Bluetooth	Data Rate (Mbps)	Price Each 1	Price Each 10	Price Each 50	Price Each 100
725-WLS1270-S	WLS1270-S	G	802.11b/g/n module	2.412-2.485	n/a	1-65	42.80	41.73	40.13	39.14
725-WLS1271-S	WLS1271L-S	G	802.11b/g/n plus Bluetooth module	2.412-2.486	4.0+EDR, Power Class 1.5 +BLE	1-65	42.80	41.73	40.13	39.14
725-WLS1273-S	WLS1273L-S	H	802.11a/b/g/n plus Bluetooth module	2.412-2.487 & 4.920 to 5.824	4.0+EDR, Power Class 1.5 +BLE	1-65	42.80	41.73	40.13	39.14
Development Kits										
725-DR-WLS1270-EV	DR-WLS1270-EV	-	Evaluation Kit for the WLS1270	2.412-2.485	n/a	1-65	617.30	-	-	-
725-DR-WLS1271-EV	DR-WLS1271L-EV	-	Evaluation Kit for the WLS1271L	2.412-2.486	4.0+EDR, Power Class 1.5 +BLE	1-65	617.30	-	-	-
725-DR-WLS1273-EV	DR-WLS1273L-EV	-	Evaluation Kit for the WLS1273L	2.412-2.487 & 4.920 to 5.824	4.0+EDR, Power Class 1.5 +BLE	1-65	617.28	-	-	-

A



B



C



D



E



F



G



H



© Copyright 2013 Mouser Electronics
© Copyright 2013 Mouser Electronics

RFM Short Range Radios and RFICs

Products may be RoHS compliant. Check mouser.com for RoHS status.

VIRTUAL WIRE RADIO RF MODULES

Features:

- Integrated RF IC with quartz SAW filtering and frequency control components in a single hybrid
- High Data rates for data, control and digitized voice transmissions
- Stable, sensitive receiver technology with excellent "channel capture" performance
- Ultra Low current consumption for operation from small 3V batteries
- Very small, low-profile package to make "watch size" applications practical
- Rugged, self-shielding, metal-ceramic hybrid package
- Wide operating temperature range for industrial and outdoor applications
- Easy to optimize for a wide range of application requirements
- Easy certification to stringent short-range radio regulatory requirements
- No external RF filters, IF filters, resonators or crystals are required

For quantities greater than listed, call for quote.

MOUSER STOCK NO.	RFM Part No.	Description	Power Output	Operating Voltage	Operating Temp. (°C)	Price Each 1	100	250
719-DR3000	DR3000	Transceiver Module 916.500MHZ	.75mW	2.7Vdc - 3.5Vdc	-40°C to +85°C	26.96	24.88	22.79
719-DR3100	DR3100	Transceiver Module 433.920MHz	1.2mW	2.7Vdc - 3.5Vdc	-40°C to +85°C	26.96	24.88	22.79
719-DR3300	DR3300	Transceiver Module 916.50MHz	1mW	2.7Vdc - 3.5Vdc	-40°C to +85°C	30.31	27.98	24.26
719-DR5000	DR5000	Receiver Module 916.50MHz	--	2.7Vdc - 3.5Vdc	-20°C to +65°C	26.75	24.70	21.40
719-DR5100	DR5100	Receiver Module 433.92MHz	1mW	2.7Vdc - 3.5Vdc	-20°C to +65°C	26.75	24.70	21.40



RF Modules

TRANSCEIVERS, RECEIVERS, AND TRANSMITTERS

Features:

- For short range wirless data communication applications
- Robust operation
- Low power consumption
- Very small size
- Hybrid, simplifying, speeding design-in
- Excellent suppression of output harmonics

Transceivers - WirelessHART®

For quantities greater than listed, call for quote.

MOUSER STOCK NO.	RFM Part No.	Description	Dimensions (L x W) (in.)	Frequency (MHz)	Operating Temp. (°C)	Price Each 1	100	250
725-XDM2510HC	XDM2510HC	XDM2510H Transceiver Module - solder reflow	1.050 x 0.980	2.4GHz	-40 to +85	117.70	112.35	107.00



Transceivers

Transceivers - ASH

For quantities greater than listed, call for quote.

MOUSER STOCK NO.	RFM Part No.	Description	Case	Frequency (MHz)	Operating Temp. (°C)	Price Each 1	100	250
719-TR1000	TR1000	ASH Transceiver Module 115.2kbps	SM-20H	916.5	-40°C to +85°C	14.52	13.56	12.83
719-TR1001	TR1001	ASH Transceiver Module 115.2kbps	SM-20H	868.35	-40°C to +85°C	14.52	13.56	12.83
719-TR1100	TR1100	ASH Transceiver Module 115.2kbps	SM-20H	916.5	-40°C to +85°C	9.72	9.37	8.62
719-TR3000	TR3000	ASH Transceiver Module 115.2kbps	SM-20L	433.92	-40°C to +85°C	9.72	9.37	8.62
719-TR3001	TR3001	ASH Transceiver Module 115.2kbps	SM-20L	315	-40°C to +85°C	9.72	9.37	8.62
719-TR3005	TR3005	ASH Transceiver Module 115.2kbps	SM-20H	403.5	-10°C to +55°C	9.72	9.37	8.62
719-TR7000	TR7000	ASH Transceiver Module 115.2kbps	SM3-20H	433.92	-40°C to +85°C	10.33	9.49	9.10

Receivers

719-RX5000	RX5000	ASH Receiver Module 115.2kbps	SM-20L	433.92	-40°C to +85°C	8.81	8.13	7.45
719-RX5002	RX5002	ASH Receiver Module 115.2kbps	SM-20L	418	-40°C to +85°C	8.27	7.33	7.00
719-RX5003	RX5003	ASH Receiver Module 115.2kbps	SM-20L	303.825	-40°C to +85°C	8.27	7.33	7.00
719-RX5500	RX5500	ASH Receiver Module 19.2kbps	SM-20L	433.92	-40°C to +85°C	7.77	7.51	6.89
719-RX5501	RX5501	ASH Receiver Module 19.2kbps	SM-20L	315	-40°C to +85°C	7.77	7.51	6.89
719-RX6000	RX6000	ASH Receiver Module 115.2kbps	SM3-20H	916.5	-40°C to +85°C	8.81	8.13	7.45
719-RX6001	RX6001	ASH Receiver Module 115.2kbps	SM-20H	868.35	-40°C to +85°C	9.63	8.74	8.19



Transceivers

Transmitters

719-TX5000	TX5000	ASH Transceiver Module 115.2kbps	SM-20L	433.92	-40°C to +85°C	7.01	6.47	5.93
719-TX6000	TX6000	ASH Transceiver Module 115.2kbps	SM-20H	916.5	-40°C to +85°C	7.01	6.47	5.93



Receivers and Transmitters

DEVELOPMENT KITS

For quantities greater than listed, call for quote.

MOUSER STOCK NO.	RFM Part No.	Description	Frequency (MHz)	Price Each
719-DR7000-DK	DR7000-DK	3G Development Kit	433.92MHz	214.00
719-DR7001-DK	DR7001-DK	3G Development Kit	315MHz	214.00
719-DR7003-DK	DR7003-DK	3G Development Kit	303.828MHz	214.00
719-DR8000-DK	DR8000-DK	3G Development Kit	916.5MHz	214.00
719-DR8001-DK	DR8001-DK	3G Development Kit	868.35MHz	214.00
719-DR8100-DK	DR8100-DK	3G Development Kit	916.5MHz	214.00

RFICS

Features:

- Integrated PLL, IF, Baseband Circuitry
- Support for Multiple Channels
- Wide Frequency range
- Wide operating supply voltage
- Frequency Hopping Spread Spectrum capability
- Low current consumption
- Very few external components required
- Small size plastic packages

For quantities greater than listed, call for quote.

MOUSER STOCK NO.	RFM Part No.	Description	Frequency	Case	Price Each 1	10	50	100
Transceivers								
719-TRC104	TRC104	Multi-channel GFSK RFIC	2.4GHz	24-pin QFN	2.21	2.14	2.08	2.01
719-TRC105	TRC105	Multi-channel FSK RFIC	300-510 MHz	32-pin QFN-32	2.59	2.50	2.42	2.34

Development Kits

For quantities greater than listed, call for quote.

MOUSER STOCK NO.	RFM Part No.	Description	Frequency	Price Each
719-DR-TRC103-915-DK	DR-TRC103-915-DK	TRC103 Development Kit	902-928MHz	280.88
719-DR-TRC104-2400DK	DR-TRC104-2400-DK	TRC104 Development Kit	2.4GHz	280.88
719-DR-TRC105-304-DK	DR-TRC105-304-DK	TRC105 Development Kit	303.325-307.300MHz	299.60
719-DR-TRC105-315-DK	DR-TRC105-315-DK	TRC105 Development Kit	310.000-319.500MHz	299.60
719-DR-TRC105-403-DK	DR-TRC105-403-DK	TRC105 Development Kit	402.000-407.300MHz	299.60
719-DR-TRC105-434-DK	DR-TRC105-434-DK	TRC105 Development Kit	418.000-434.790MHz	299.60



© Copyright 2013 Mouser Electronics

© Copyright 2013 Mouser Electronics

ROVING NETWORKS Adapters and Modules

ROVING networks WIRELESS FOR LESS

RoHS Compliant **This product is RoHS compliant.**

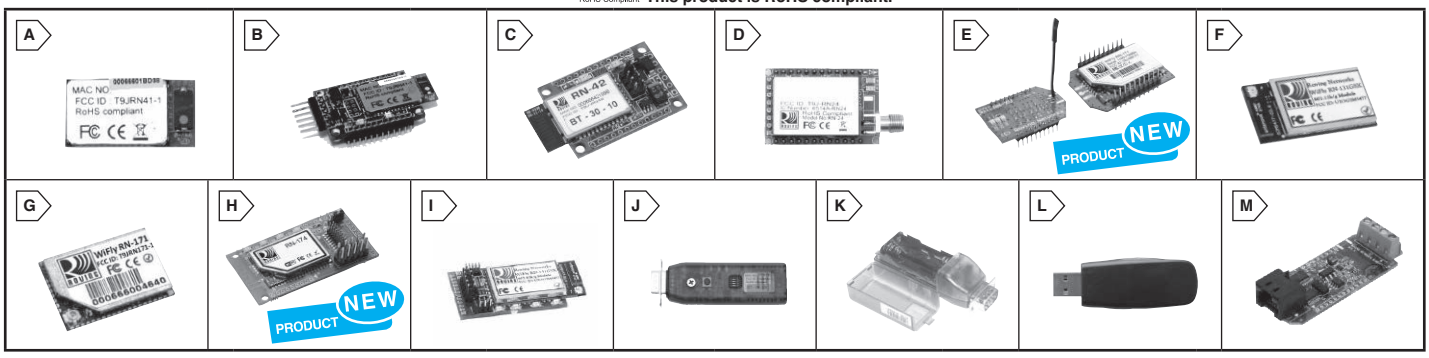

ROVING NETWORKS EMBEDDED MODULES AND ADAPTERS

Bluetooth Modules

The RN-41 Class 1 module is available with on board chip antenna and is both FCC/CE certified and bluetooth SIG registered.
The RN-24 super module has voltage regulation, status LEDs, thru hole pins/headers, and chip (S) or SMA (E) Antenna options.

Features:

- Postage stamp sized modules, 15mm x 22mm
- Castellated SMT pads for easy and reliable PCB mounting
- Bluetooth v1.1, 1.2, and 2.0/EDR compliant
- On board ceramic ANT(S) and external SMA ANT(E) versions
- On board bluetooth stacks/profiles make integration simple (no host code)
- Low power consumption, 1mA standby, 25mA connected
- Sustained data performance of >100kbps bi-directional
- Advanced features such as auto pairing and auto connect master
- Fully configurable with simple AT style commands locally over UART and remotely over Bluetooth
- Complete embedded solution, simplest mode requires only 4-pin connection (TX, RX, VCC, GND)

For quantities greater than listed, call for quote.

MOUSER STOCK NO.	Roving Networks Part No.	Fig.	Description	Range (Meters)	Interfaces	Size (mm)	Price Each 1	5	10
765-RN-41	RN-41	A	Bluetooth v2.0+EDR Class 1	100	UART/USB	13.4 x 25.8 x 2	26.70	26.33	26.16
765-RN-41-SM	RN-41-SM	B	Bluetooth v2.0+EDR Class 1 Socket Module	100	UART/RS232	28 x 40.8	48.15	-	-
765-RN-42-SM	RN-42-SM	C	Class 2 Bluetooth 2.1+EDR Socket Module	100	UART	.9 x 1.3	51.36	49.83	47.69
765-RN-24S	RN-24S	D	Bluetooth v2.0+EDR Supermodule witih Chip Ant.	100	UART/RS485	38.1 x 25.4	73.83	59.72	56.85
765-RN-24E	RN-24E	D	Bluetooth v2.0+EDR Supermodule with SMA Jack	100	UART/RS485	38.1 x 25.4	73.83	59.72	56.85

WiFly™ 802.11b/g GSX Embedded Module

The new WiFly GSX Module is a stand alone, embedded wireless 802.11b/g WiFi module that uses 100m WATT when active and 10m WATT in sleep mode. This GSX Module incorporates a 2.4GHz radio, processor, TCP/IP stack, real-time clock, crypto accelerator, power management and analog sensor interfaces. Because of its small form factor and extremely low power consumption, the RN-131G is perfect for mobile wireless applications such as asset monitoring, GPS tracking and battery sensors. The RN-134 Super Module is built upon Roving Networks RN-131 WiFly GSX module. The RN-134 is a field ready, WiFi certified 802.11b/g solution.

For quantities greater than listed, call for quote.

MOUSER STOCK NO.	Roving Networks Part No.	Fig.	Description	Frequency (MHz)	Number of Channels	Channel Intervals	Price Each 1	5	10
765-RN-XV	RN-XV-W	E	802.15.4 replacement solution with ¼ inch wire antenna	2402-2480	1-14	5MHz	37.39	36.90	36.64
765-RN-XV-S	RN-XV-S	E	802.15.4 replacement solution with SMA antenna	2402-2480	1-14	5MHz	37.38	36.08	34.80
765-RN-XV-U	RN-XV-U	E	802.15.4 replacement solution with U.FL. Connector	2402-2480	1-14	5MHz	37.38	36.08	34.80
765-RN-131G	RN-131G	F	802.11b/g WiFi GSX Module - Industrial Temperature	2402-2480	1-14	5MHz	48.15	47.62	47.19
765-RN-131C	RN-131C	F	802.11b/g WiFi GSX Module - Commercial Temperature	2402-2480	1-14	5MHz	41.73	41.41	40.90
765-RN-171	RN-171	G	WiFly GSX 802.11b/g Module, Industrial Temperature	2402-2480	1-14	5MHz	31.03	31.03	30.50
765-RN-174	RN-174-P	G	RN-174 board with PCB trace antenna, standard firmware	2402-2480	1-14	5MHz	84.53	80.80	76.92
765-RN-174-W	RN-174-W	H	RN-174 board with wire antenna, standard firmware	2402-2480	1-14	5MHz	84.53	78.50	73.04
765-RN-174-C	RN-174-C	H	RN-174 board with chip antenna, standard firmware	2402-2480	1-14	5MHz	84.53	78.50	73.04
765-RN-174-U	RN-174-U	H	RN-174 board with U.FL. connector, standard firmware	2402-2480	1-14	5MHz	84.53	78.50	73.04
765-RN-174-K	RN-174-K	H	Development Kit with RN-174-P WiFly ESX Super Module	2402-2480	1-14	5MHz	105.93	-	-
765-RN-131G-EVAL	RN-131G-EVAL	-	WiFly GSX 802.11b/g Development Kit	--	--	--	159.43	-	-
765-RN-134	RN-134	I	WiFly GSX Super Module, RS232 and TTL signaling, status LEDs, 3-12 Volt Power Regulators	2402-2480	1-14	5MHz	105.93	101.25	96.40
765-RN-134-K	RN-134-K	-	Evaluation Kit with RN-134 WiFly GSX Super Module	--	--	--	127.33	-	-

Bluetooth™ Adapters

Roving Networks offers several serial adapters and sensors to integrate your embedded device, allowing access from wireless enabled PCs, PDAs, cellphones, and networks.

For quantities greater than listed, call for quote.

MOUSER STOCK NO.	Roving Networks Part No.	Fig.	Description	Price Each 1	5	10
765-RN-240M	RN-240M	J	Bluetooth to RS232 adapter with male connector	91.57	80.81	76.92
765-RN-240F	RN-240F	J	Bluetooth to RS232 adapter with female connector	91.57	80.80	76.92
765-RN-422M	RN-422M	J	Bluetooth to RS422 adapter with male connector	159.43	140.67	133.92
765-RN-270M	RN-270M	K	Bluetooth to RS232 adapter, AAA battery powered with male connector	116.63	111.48	106.13
765-RN-270F	RN-270F	K	Bluetooth to RS232 adapter, AAA battery powered with female connector	116.63	111.48	106.13
765-RN-USB-X	RN-USB-X	L	Bluetooth 2.1 “driverless” USB dongle	73.83	70.58	67.19
765-RN-USB-T	RN-USB-T	L	Bluetooth 2.0 USB dongle	31.03	29.66	28.24
765-RN-800S-CB	RN-800S-CB	M	Bluetooth data acquisition and control module	319.93	-	-

Wi-Fi Adapters

The Roving Networks Wi-Fi serial adapters supply a serial-to-Wi-Fi bridge, providing wireless connectivity to any legacy system that supports serial communication.

PRODUCT NEW

For quantities greater than listed, call for quote.

MOUSER STOCK NO.	Roving Networks Part No.	Description	Price Each 1	5	10
765-RN-340M	RN-340M-W	Wi-Fi to RS232 adapter with Male DB9 connector, wire antenna	114.76	103.79	107.59

ACCESSORIES

For quantities greater than listed, call for quote.

MOUSER STOCK NO.	Roving Networks Part No.	Description	Price Each 1	5	10
765-RN-PS-US	RN-PS-US	Power Supply-5VDC 1A, 100-240VAC 50-60Hz auto sensing	8.03	7.08	6.74
765-RN-PS-INT	RN-PS-INT	Power Supply-Includes connectors for North America, Europe, UK, and Australia/New Zealand	16.05	14.17	13.48
765-RN-PS-USB	RN-PS-USB	Power Supply-Powers from USB Port	8.03	7.95	7.86
765-RN-SMA-S	RN-SMA-S	1" Antenna, 2.4GHZ, Space Saver	6.37	5.89	5.87
765-RN-SMA4-RP	RN-SMA4-RP	4" Reverse Polarity, Long Range Antenna	8.51	7.85	7.15
765-RN-SMA-4	RN-SMA-4	Antenna with SMA Connector - 2.4GHZ Male 4", base can rotate to any angle for optimal positioning	8.51	7.85	7.15
765-RN-UFL-SMA6	RN-UFL-SMA6	6" Coax Cable with UF.L and RPSMA Connnectors	5.35	4.73	4.49
765-RN-USB-SERIAL	RN-USB-SERIAL	1 meter Smart USB 1.1 to RS232 Serial Cable	18.14	17.34	16.50
765-RN-SRL-PRO3V-BLK	RN-SRL-PRO3V-BLK	USB to TTL cable with black housing, Prolific drivers, 1.8 meter cable length, tin leads	20.59	19.88	19.17
765-RN-SRL-PRO3V-CLR	RN-SRL-PRO3V-CLR	USB to TTL cable with clear housing, Prolific drivers, 1.8 meter cable length, tin leads	20.59	19.88	19.17
765-RN-SRL-FTD5V-BLK	RN-SRL-FTD5V-BLK	USB to TTL cable with black housing, FTDI drivers, 1.8 meter cable length, tin leads	20.59	19.88	19.17
765-RN-SRL-FTD5V-CLR	RN-SRL-FTD5V-CLR	USB to TTL cable with clear housing, FTDI drivers, 1.8 meter cable length, tin leads	20.59	19.88	19.17
765-RN-SRL-PRO3V-DGL	RN-SRL-PRO3V-DGL	USB to TTL dongle, Prolific drivers, bare PCB with 3V serial connector	17.39	16.78	16.18
765-RN-SRL-FTD5V-DGL	RN-SRL-FTD5V-DGL	USB to TTL dongle, FTDI drivers, bare PCB with 5V serial connector	17.39	16.78	16.18

© Copyright 2013 Mouser Electronics
© Copyright 2013 Mouser Electronics

SILICON LABS Wireless Solutions

RoHS Compliant **This product is RoHS compliant.**

EMBER® ZIGBEE® MODULES

For quantities greater than listed, call for quote.

MOUSER STOCK NO.	Silicon Labs Part No.	Description	Price Each
634-EM351-MOD-ANT-T	EM351-MOD-ANT-T	Ember® Zigbee® Platform Module EM351 No PA/LNA includes Antenna	45.48
634-EM351-MOD-LRANTT	EM351-MOD-LR-ANT-T	Ember® Zigbee® Platform Module EM351 w/PA/LNA includes Antenna	54.57
634-EM351-MOD-LR-RFT	EM351-MOD-LR-RF-T	Ember® Zigbee® Platform Module EM351 w/PA/LNA and RF Connect	54.57
634-EM351-MOD-RF-T	EM351-MOD-RF-T	Ember® Zigbee® Platform Module EM351 No PA/LNA and RF Connect	45.48
634-EM357-MOD-ANT-T	EM357-MOD-ANT-T	Ember® Zigbee® Platform Module EM357 No PA/LNA includes Antenna	45.48
634-EM357-MOD-LRANTT	EM357-MOD-LR-ANT-T	Ember® Zigbee® Platform Module EM357 w/PA/LNA includes Antenna	54.57
634-EM357-MOD-LR-RFT	EM357-MOD-LR-RF-T	Ember® Zigbee® Platform Module EM357 w/PA/LNA and RF Connect	54.57
634-EM357-MOD-RF-T	EM357-MOD-RF-T	Ember® Zigbee® Platform Module EM357 No PA/LNA and RF Connect	45.48

EMBER® ZIGBEE® DEVICES

For quantities greater than listed, call for quote.

MOUSER STOCK NO.	Silicon Labs Part No.	Description	Price Each
634-EM351-RTR	EM351-RTR	Ember® Zigbee® platform 802.15.4 2.4GHz EM351 Integrated SoC	9.35
634-EM357-RTR	EM357-RTR	Ember® Zigbee® platform 802.15.4 2.4GHz EM357 Integrated SoC	9.73

EMBER® ZIGBEE® DEVELOPMENT TOOLS

For quantities greater than listed, call for quote.

MOUSER STOCK NO.	Silicon Labs Part No.	Description	Price Each
634-EM35X-DEV	EM35X-DEV	EM351 and EM357 Dev. Kit with 30-day trial license for IAR Embedded Workbench for ARM	2675.00
634-EM35X-DEV-UPGIAR	EM35X-DEV-UPGIAR	IAR EWARM license for use with the EM53x Development Kit	3210.00
634-EM35X-DEV-IAR	EM35X-DEV-IAR	EM351 and EM357 Dev. Kit with a full standalone Cortex-M3 License for IAR Embedded Workbench for ARM	5885.00
634-EM35X-BBRD	EM35X-BBRD	EM351 and EM357 Breakout Board (RS-232, UART)	160.50
634-EM35X-NCP-ADDONS	EM35X-NCP-ADDONS	Network Co-Processor Development with an existing EM35x Development Kit	401.25
634-ISA3	ISA4	InSight Adapter (ISA3), Debug Port Interface, TCP/IP 10/100 Ethernet	727.60

WIRELESS DEVELOPMENT KITS



For quantities greater than listed, call for quote.

MOUSER STOCK NO.	Silicon Labs Part No.	Description	Price Each
634-SI1020-915-A-DK	SI1020-915-A-DK	Si1020 915MHz Wireless Development Kit	922.88
634-SI1024-868-A-DK	SI1024-868-A-DK	Si1024 868MHz Wireless Development Kit	922.88
634-SI1024-868-A-SDK	SI1024-868-LDK	SI1024 868MHz Wireless Development Kit	333.04
634-4311-DK1	4311-DK1	Si4311 Receiver Demo Board	26.74
634-4312-DK1	4312-DK1	Si4312 Receiver Demo Board	26.74
634-ENERGYHARVEST-RD	ENERGY-HARVEST-RD	Solar powered low power wireless sensor node	48.15

WIRELESS REMOTE CONTROL DEMO KITS



For quantities greater than listed, call for quote.

MOUSER STOCK NO.	Silicon Labs Part No.	Description	Price Each
634-4010-DASKF434	4010-DASKF_434	Si4010 Key FOB Demo with LED Rx	26.74
634-4010-DASKF_868	4010-DASKF_868	Si4010 Key FOB Demo w/LED (868MHz)	26.74
634-4010-DAAKF434	4010-DAAKF_434	Si4010 AES KeyFOB Demo with LCD Rx	53.49
634-4010-DAAKF_868	4010-DAAKF_868	Si4010 AES KeyFOB Demo with LCD Rx	53.49
634-4010-DKKF434	4010-DKKF_434	Si4010 Wireless Automated Dev Kit	160.50
634-4010-KFOBDEV-434	4010-KFOBDEV-434	Si4010/Si4355 Key Fob Development Kit (434 MHz)	167.19
634-4010-KFOBDEV-868	4010-KFOBDEV-868	Si4010/Si4355 Key Fob Development Kit (868 MHz)	167.19
634-4010-KFOBDEV-915	4010-KFOBDEV-915	Si4010/Si4355 Key Fob Development Kit (915 MHz)	167.19
634-4010-AES1W-315	4010-AES1W-315	Si4010/Si4355 One-Way AES Development Kit (315 MHz)	57.51
634-4010-AES1W-434	4010-AES1W-434	Si4010/Si4355 One-Way AES Development Kit (434 MHz)	57.51
634-4010-AES1W-868	4010-AES1W-868	Si4010/Si4355 One-Way AES Development Kit (868 MHz)	57.51
634-4010-AES1W-915	4010-AES1W-915	Si4010/Si4355 One-Way AES Development Kit (915 MHz)	57.51
634-EZR-LEDK1W-434	EZR-LEDK1W-434	Si4010/Si4355 Key Fob to LED Rx Stick Demo Kit (434 MHz)	22.74
634-EZR-LEDK1W-868	EZR-LEDK1W-868	Si4010/Si4355 Key Fob to LED Rx Stick Demo Kit (868 MHz)	22.74
634-EZR-LEDK1W-915	EZR-LEDK1W-915	Si4010/Si4355 Key Fob to LED Rx Stick Demo Kit (915 MHz)	22.74
634-EZR-LEDK2W-434	EZR-LEDK2W-434	Si4455 Two Way Key Fob to LED Rx Stick Demo Kit (434MHz)	45.48
634-EZR-LEDK2W-868	EZR-LEDK2W-868	Si4455 Two Way Key Fob to LED Rx Stick Demo Kit ((868MHz)	45.48
634-EZR-LEDK2W-915	EZR-LEDK2W-915	Si4455 Two Way Key Fob to LED Rx Stick Demo Kit ((915MHz)	45.48
634-EZR-LCDK2W-434	EZR-LCDK2W-434	Two Way LCD Development Kit (434 MHz)	113.69

WIRELESS MCU DEVELOPMENT KITS

For quantities greater than listed, call for quote.

MOUSER STOCK NO.	Silicon Labs Part No.	Description	Price Each
634-SI1000DK	SI1000DK	Si100x Programmable XCVR Development Kit	105.93
634-SI1010DK	SI1010DK	Si101x Programmable XCVR Development Kit	105.93
634-SISNAP915DK	SISNAP915DK	915MHz Snap enabled XCVR Dev Kit	220.69
634-SISNAP915EK	SISNAP915EK	915MHZ Snap enabled XCVR Eval Kit	53.50

EZLINK DEVELOPMENT KITS

The EZLink fast prototyping kits comes complete with two EZLink modules, two peripheral/prototyping boards, cables, debug adapter and a full Keil compiler (code size restricted trial version).

For quantities greater than listed, call for quote.

MOUSER STOCK NO.	Silicon Labs Part No.	Description	Price Each
634-EZLC4431B1-D434	EZLC4431B1-D434	EZLink™ Fast Prototype Kit - Si4431 434MHz	240.75
634-EZLC4431B1-D868	EZLC4431B1-D868	EZLink™ Fast Prototype Kit - Si4431 868MHz	240.75
634-EZLC4432B1-D470	EZLC4432B1-D470	EZLink™ Fast Prototype Kit - Si4432 470MHz	256.80

EZRADIO TEST CARDS

Silicon Labs offers a number of test cards to aid engineers in developing RF links using designs similar to those they will use in their final board layouts. Designs include those focused on regional regulations and features such as antenna diversity.

For quantities greater than listed, call for quote.

MOUSER STOCK NO.	Silicon Labs Part No.	Description	Price Each
Transmitters			
634-4021-DKDB11	4021-DKDB11	Si4021 Test Board, loop (434MHz)	27.82
634-4021-DKDB3	4021-DKDB3	Si4021 Test Board, BIFA (868MHz)	25.68
634-4021-DKDB7	4021-DKDB7	Si4021 Test Board, xloop (915/868MHz)	27.82
Receivers			
634-4320-DKDB10	4320-DKDB10	Si4320 Test Board, xloop (434MHz)	35.31
634-4320-DKDB4	4320-DKDB4	Si4320 Test Board, BIFA (915MHz)	22.47
634-4320-DKDB5	4320-DKDB5	Si4320 Test Board, BIFA (868MHz)	22.47
634-4320-DKDB8	4320-DKDB8	Si4320 Test Board, xloop (915MHz)	27.82
634-4320-DKDB9	4320-DKDB9	Si4320 Test Board, xloop (868Mhz)	27.82
634-4313-T-B1BANY	4313-T-B1_B_ANY	Si4313 Test Board, 50 Ohm (240-960MHz)	53.50

WIRELESS MCU TEST CARDS

For quantities greater than listed, call for quote.

MOUSER STOCK NO.	Silicon Labs Part No.	Description	Price Each
634-1000-TCB1C915	1000-TCB1C915	Single Switch Antenna for Si1000-C-GM 915 MHz	74.90
634-1000-TCB1C470	1000-TCB1C470	Single Switch Antenna for Si1000-C-GM 470 MHz	74.90
634-1002-TCB1D868	1002-TCB1D868	Single Tied Antenna for Si1002 868 MHz	74.90
634-1002-TCB1D434	1002-TCB1D434	Single Tied Antenna for Si1002 434 MHz	74.90
634-1004-TCB1D868	1004-TCB1D868	Single Tied Antenna for Si1004 868 MHz	74.90
634-1004-TCB1D434	1004-TCB1D434	Single Tied Antenna for Si1004 434 MHz	74.90
634-1010-TAB1C915	1010-TAB1C915	Single Switch Antenna for Si1010 915 MHz	74.90
634-1010-TAB1C470	1010-TAB1C470	Single Switch Antenna for Si1010 470 MHz	74.90
634-1012-TAB1D868	1012-TAB1D868	Single Tied Antenna for Si1012 868 MHz	74.90
634-1012-TAB1D434	1012-TAB1D434	Single Tied Antenna for Si1012 434 MHz	74.90

© Copyright 2013 Mouser Electronics
© Copyright 2013 Mouser Electronics

SILICON LABS Wireless Solutions

RoHS Compliant **This product is RoHS compliant.**

EZRADIO®

PRODUCT NEW

For quantities greater than listed, call for quote.

MOUSER STOCK NO.	Silicon Labs Part No.	Package	Modulation Mode	Data Rate FSK, OOK (kbps)	Frequency Range (MHz)	Output Power 868MHz	Output Power 434MHz	Supply Voltage (V)	Idle Current (mA)	Price Each 1	Price Each 25	Price Each 100
Transmitter ICs												
634-SI4020-I1-FT	Si4020-I1-FT	TSSOP-16	FSK, OOK	256, 256	315, 433, 868, 915	1dBm	3dBm	2.2 - 5.4	1.5	2.04	1.97	1.89
634-SI4021-A1-FT	Si4021-A1-FT	TSSOP-16	FSK, OOK	115, 512	433, 868, 915	6dBm	8dBm	2.2 - 5.4	1.5	1.78	1.70	1.64
Receiver ICs												
634-SI4355-B1A-FM	Si4355-B1A-FM	QFN-20	(G)FSK, OOK	500, 120	283 - 960	-	-	1.8 - 3.6	-	3.75	3.61	3.47
634-SI4312-B10-GM	Si4312-B10-GM	QFN-20	OOK	10	315, 434	-	-	2.7 - 3.6	-	2.49	2.41	2.31
634-SI4313-B1-FM	Si4313-B1-FM	QFN-20	FSK, OOK	256,40	315, 434, 868, 915	-	-	1.8 - 3.6	-	2.57	2.47	2.38
634-SI4320-J1-FT	Si4320-J1-FT	TSSOP-16	FSK, OOK	256, 1	315, 433, 868, 915	-	-	2.2 - 5.4	3	2.57	2.47	2.38
634-SI4322-A0-FT	Si4322-A0-FT	TSSOP-16	FSK	256	433, 868, 915	-	-	2.2 - 3.8	0.5	2.58	2.48	2.39
Transceiver ICs												
634-SI4455-B1A-FM	Si4455-B1A-FM	QFN-20	(G)FSK, OOK	500, 120	283 - 960	12dBm	13dBm	1.8 - 3.6	-	1.96	1.89	1.87
634-SI4420-D1-FT	Si4420-D1-FT	TSSOP-16	FSK	256	315, 433, 868, 915	2dBm	3dBm	2.2 - 5.4	3	3.31	3.19	3.06
634-SI4421-A1-FT	Si4421-A1-FT	TSSOP-16	FSK	115	315, 433, 868, 915	7dBm	5dBm	2.2 - 3.8	0.6	3.67	3.53	3.39

EZRADIOPRO™

For quantities greater than listed, call for quote.

MOUSER STOCK NO.	Silicon Labs Part No.	Package	Modulation Mode	Data Rate (kbps) FSK/GFSK	Data Rate (kbps) OOK	Frequency Range (MHz)	Output Power	Supply Voltage (V)	Idle Current (mA)	Price Each 1	Price Each 25	Price Each 100
Transmitter ICs												
634-SI4030-B1-FM	Si4030-B1-FM	QFN-20	FSK, GFSK, OOK	128	40	900 - 960	-8 to +13	1.8 - 3.6	27	2.38	2.28	2.19
634-SI4031-B1-FM	Si4031-B1-FM	QFN-20	FSK, GFSK, OOK	128	40	240 - 930	-8 to +13	1.8 - 3.6	27	2.10	2.02	1.94
634-SI4032-B1-FM	Si4032-B1-FM	QFN-20	FSK, GFSK, OOK	128	40	240 - 930	+11 to +20	1.8 - 3.6	27	2.47	2.38	2.29
Receiver ICs												
634-SI4330-B1-FM	Si4330-B1-FM	QFN-20	FSK, GFSK, OOK	128	40	240 - 930	-	1.8 - 3.6	18.5	2.95	2.85	2.74
Tranceiver ICs												
634-SI4430-B1-FM	Si4430-B1-FM	QFN-20	FSK, GFSK, OOK	128	40	900 - 960	-8 to +13	1.8 - 3.6	18.5/27	4.41	4.24	4.08
634-SI4431-B1-FM	Si4431-B1-FM	QFN-20	FSK, GFSK, OOK	128	40	240 - 930	-8 to +13	1.8 - 3.6	18.5/27	3.66	3.52	3.38
634-SI4432-B1-FM	Si4432-B1-FM	QFN-20	FSK, GFSK, OOK	128	40	240 - 930	-11 to +20	1.8 - 3.6	18.5/27	4.12	3.97	3.81

HIGH PERFORMANCE AM/FM RADIO RECEIVERS

PRODUCT NEW

For quantities greater than listed, call for quote.

MOUSER STOCK NO.	Silicon Labs Part No.	Package	Supply Voltage (V)	Supply Current FM Mode (mA)	Supply Current AM/SW Mode (mA)	FM Band Support (MHz)	AM Band Support (kHz)	SW Band Support (MHz)	Interface	Powerdown Current (μA)	Price Each 1	Price Each 25	Price Each 100
634-SI4770-A20-GM	Si4770-A20-GM	QFN-40	-0.5-5.9	79	81	64 - 108	520 - 1710	-----	I2C	420	9.01	7.51	6.93
634-SI4777-A20-GM	Si4777-A20-GM	QFN-40	-0.5-5.9	79	81	64 - 108	520 - 1710	-----	I2C	420	10.81	9.01	8.31
634-SI4840-A10-GU	Si4840-A10-GU	SSOP-24	2.0-3.6	21	17	64 - 109	504 - 1750	-----	I2C	10.10	13.73	13.23	12.71
634-SI4844-A10-GU	Si4844-A10-GU	SSOP-24	2.0-3.6	21	17	64 - 109	504 - 1750	2.3 - 28.5	I2C	10.10	14.98	14.42	13.87

Demonstration Boards

For quantities greater than listed, call for quote.

MOUSER STOCK NO.	Silicon Labs Part No.	Package	Price Each
634-4770MODULE-A-EVB	Si4770Module-A-EVB	Si4770 Module Evaluation Kit	133.75
634-SI4770-A-EVB	Si4770-A-EVB	Si477x Evaluation Kit	568.44
634-SI4844-DEMO	Si4844-DEMO	Consumer Electronics AM/FM/SW EVB	53.50

SI100X/1X SINGLE CHIP WIRELESS MCU

The Si100x/1x family is the lowest power single chip MCU with integrated sub-GHz RF transceiver. It has been designed to address the specific requirements of low power embedded systems requiring a RF bi-directional communication link such as metering, in-home utility monitoring, wireless security panels, wireless sensors, home & building automation, and access control.

Specifications:
- Peak MIPS: 25
- Communications: I2C, SPI, UART
- Timers (16-bit): 4
- QFN-42 Package Style

For quantities greater than listed, call for quote.

MOUSER STOCK NO.	Silicon Labs Part No.	Flash (bytes)	RAM (bytes)	Digital Port I/O Pins	ADC 1	+11/+20 dBm TX Current (mA)	+13 dBm TX Current (mA)	Price Each 1	Price Each 25	Price Each 100
634-SI1010-A-GM	Si1010-A-GM	16	768	15	12-bit, 11-ch, 75ksps	35/85	-	4.62	4.45	4.28
634-SI1011-A-GM	Si1011-A-GM	8	768	15	12-bit, 11-ch, 75ksps	35/85	-	4.44	4.27	4.11
634-SI1012-A-GM	Si1012-A-GM	16	768	15	12-bit, 11-ch, 75ksps	-	30	4.44	4.27	4.11
634-SI1013-A-GM	Si1013-A-GM	8	768	15	12-bit, 11-ch, 75ksps	-	30	4.35	4.18	4.02
634-SI1014-A-GM	Si1014-A-GM	16	768	15	12-bit, 11-ch, 75ksps	-	30	4.48	4.32	4.15
634-SI1015-A-GM	Si1015-A-GM	8	768	15	12-bit, 11-ch, 75ksps	-	30	4.39	4.23	4.07

SI102X/3X ULTRA LOW POWER WIRELESS MCUS

PRODUCT NEW

For quantities greater than listed, call for quote.

MOUSER STOCK NO.	Silicon Labs Part No.	Flash (bytes)	RAM (bytes)	Digital Port I/O Pins	Interfaces UART	Interfaces I2C	Interfaces SPI	Analog Peripherals Timers	Analog Peripherals PCA ch.	Analog Peripherals ADC	Analog Peripherals Temp Sensor	Analog Peripherals VREF	Analog Peripherals Comparators	Price Each 1	Price Each 25	Price Each 100
634-SI1020-A-GM	Si1020-A-GM	128	8448	53	Yes	Yes	Yes	4 16-bit	6	16	Yes	Yes	2	7.30	7.03	6.75
634-SI1021-A-GM	Si1021-A-GM	64	8448	53	Yes	Yes	Yes	4 16-bit	6	16	Yes	Yes	2	6.55	6.30	6.07
634-SI1022-A-GM	Si1022-A-GM	32	8448	53	Yes	Yes	Yes	4 16-bit	6	16	Yes	Yes	2	6.21	5.98	5.75
634-SI1023-A-GM	Si1023-A-GM	16	4352	53	Yes	Yes	Yes	4 16-bit	6	16	Yes	Yes	2	5.85	5.63	5.41
634-SI1024-A-GM	Si1024-A-GM	128	8448	53	Yes	Yes	Yes	4 16-bit	6	16	Yes	Yes	2	7.09	6.84	6.57
634-SI1025-A-GM	Si1025-A-GM	64	8448	53	Yes	Yes	Yes	4 16-bit	6	16	Yes	Yes	2	6.33	6.10	5.86
634-SI1026-A-GM	Si1026-A-GM	32	8448	53	Yes	Yes	Yes	4 16-bit	6	16	Yes	Yes	2	5.98	5.77	5.54
634-SI1027-A-GM	Si1027-A-GM	16	4352	53	Yes	Yes	Yes	4 16-bit	6	16	Yes	Yes	2	5.65	5.44	5.23
634-SI1030-A-GM	Si1030-A-GM	128	8448	53	Yes	Yes	Yes	4 16-bit	6	16	Yes	Yes	2	7.09	6.84	6.57
634-SI1031-A-GM	Si1031-A-GM	64	8448	53	Yes	Yes	Yes	4 16-bit	6	16	Yes	Yes	2	6.33	6.10	5.86
634-SI1032-A-GM	Si1032-A-GM	32	8448	53	Yes	Yes	Yes	4 16-bit	6	16	Yes	Yes	2	5.98	5.77	5.54
634-SI1033-A-GM	Si1033-A-GM	16	4352	53	Yes	Yes	Yes	4 16-bit	6	16	Yes	Yes	2	5.65	5.44	5.23
634-SI1034-A-GM	Si1034-A-GM	128	8448	53	Yes	Yes	Yes	4 16-bit	6	16	Yes	Yes	2	6.88	6.63	6.38
634-SI1035-A-GM	Si1035-A-GM	64	8448	53	Yes	Yes	Yes	4 16-bit	6	16	Yes	Yes	2	6.12	5.90	5.67
634-SI1036-A-GM	Si1036-A-GM	32	8448	53	Yes	Yes	Yes	4 16-bit	6	16	Yes	Yes	2	5.79	5.57	5.36
634-SI1037-A-GM	Si1037-A-GM	16	4352	53	Yes	Yes	Yes	4 16-bit	6	16	Yes	Yes	2	5.44	5.23	5.03

© Copyright 2013 Mouser Electronics
© Copyright 2013 Mouser Electronics

SKYETEK Developer Kits and Modules

skyetek

SKYEMODULE™ DEVELOPER KITS

The SkyeTek™ Developer Kit is a complete RFID development tool kit that enables quick demonstrations, proof-of-concepts, and trials when integrating RFID into numerous applications and products.
The SkyeTek™ Developer Kit includes all the components needed to get started, including: reader modules, sample tags, RFID antennas, connectors, demo software, device drivers, design guides, application notes, and more.

A 

B 

C 

For quantities greater than listed, call for quote.

MOUSER STOCK NO.	SkyeTek Part No.	Fig.	Description	Frequency	Size (mm) L x W x H	Effective Range	Price Each
731-DK-M2-00-HF	DK-M2-00-HF	A	M2 Development Kit with 1 M2 CF and 1 M2 MH module	HF 13.56MHz	66 x 36 x 5	3cm - 16cm	1198.70
731-DK-M9-CF-UF	DK-M9-CF-UF	B	M9 Development Kit with 1 M9 CF module	UHF 862 - 955MHz	66 x 36 x 5	1m - 3.5m	1343.29
731-DK-M9-MH-UF	DK-M9-MH-UF	B	M9 Development Kit with 1 M9 MH module	UHF 862 - 955MHz	66 x 36 x 5	1m - 3.5m	1373.66
731-DK-IL-00-00	DK-IL-00-00	C	Item-Level Dev Kit with 1 M2 CF and 1 M9 CF module	HF and UHF	- - -	- - -	1528.37
731-DK-M10-MH-UF	DK-M10-MH-UF	-	M10 Development Kit with 1 M10 UHF Module	UHF 860-960MHz	42.8 x 76.5 x 11.2	2m - 5m	1844.82

SKYEMODULE™ EMBEDDED RFID READERS

SkyeTek's SkyeModules are space, cost and power efficient RFID reader modules for highly performing embedded RFID applications. SkyeTek's Advanced Universal Reader Architecture (AURA)™ and robust software drive powerful functionality into an extremely small form factor. This functionality allows a diverse range of companies, primarily OEMs and systems integrators, to add RFID as a feature to their products, services and applications.

A 

B 

C 

D 

E 

F 

For quantities greater than listed, call for quote.

MOUSER STOCK NO.	SkyeTek Part No.	Fig.	Description	Frequency	Max PF Power	Size (mm) L x W x H	Effective Range	Price Each 1	Price Each 10
731-SM-MN-00-HF-RC	SM-MN-00-HF-RC	A	SkyeModule M1-mini HF, TTL Firmware	13.56	100mW	25 x 25 x 2.8	5.0cm - 8.5cm	104.33	103.03
731-SM-MN-00-HFRCI2C	SM-MN-00-HF-RCI2C	A	SkyeModule M1-mini HF, I2C Firmware	13.56	100mW	25 x 25 x 2.8	5.0cm - 8.5cm	104.33	103.03
731-SM-MN-00-HFRCSPI	SM-MN-00-HF-RCSPI	A	SkyeModule M1-mini HF, SPI Firmware	13.56	100mW	25 x 25 x 2.8	5.0cm - 8.5cm	104.33	103.03
731-SM-M1-00-HF-RC	SM-M1-00-HF-RC	B	SkyeModule M1 HF, TTL Firmware	13.56	100mW	40 x 38 x 5.7	5.0cm - 8.5cm	137.85	136.16
731-SM-M1-00-HFRCI2C	SM-M1-00-HF-RCI2C	B	SkyeModule M1 HF, I2C Firmware	13.56	100mW	40 x 38 x 5.7	5.0cm - 8.5cm	120.38	118.89
731-SM-M1-00-HFRCSPI	SM-M1-00-HF-RCSPI	B	SkyeModule M1 HF, SPI Firmware	13.56	100mW	40 x 38 x 5.7	5.0cm - 8.5cm	120.38	118.89
731-SM-M2-MH-HF	SM-M2-MH-HF	C	SkyeModule M2 HF, MH Format	13.56	250mW	70 x 53 x 9	4.5cm - 14cm	172.54	170.40
731-SM-M4-00-HF-PA	SM-M4-00-HF-PA	D	SkyeModule M4, Product Authentication	13.56	250mW	39 x 36 x 11.3	4.5cm - 14cm	143.11	141.35
731-SM-M7-00-UF	SM-M7-00-UF	-	SkyeModule M7 UHF	862 - 955	250mW	53 x 36 x 9	0.3m - 1.5m	239.41	235.00
731-SM-M9-CF-UF	SM-M9-CF-UF-V30	E	SkyeModule M9 UHF, CF Format	862 - 955	500mW	66 x 36 x 5	1m - 3m	442.18	436.31
731-SM-M9-MH-UF	SM-M9-MH-UF-V30	E	SkyeModule M9 UHF, MH Format	862 - 955	500mW	70 x 53 x 9	1m - 3m	336.33	331.88
731-SM-M10-MH-UF	SM-M10-MH-UF	F	SkyeModule M10 UHF	862 - 955	1W	42.8 x 76.5 x 11.2	2m - 5m	468.40	462.61

SKYEMODULE™ MULTI-PLEXER ACCESSORIES

SkyeTek offers the SkyePlus™ MXH and MXU antenna multiplexers to expand the reader's capability by adding up to 8 antennas.
The addition of multiplexers can help significantly reduce overall solution cost and are best used in applications that require multiple read-points.

For quantities greater than listed, call for quote.

MOUSER STOCK NO.	SkyeTek Part No.	Description	Price Each
731-SP-MX-04-HF-M2	SP-MX-04-HF-M2	HF 4-Port Multiplexer for M2 module	196.61
731-SP-MX-04-UF-M9	SP-MX-04-UF-M9	UHF 4-Port Multiplexer for M9 module	196.61
731-SP-MX-08-UF-M9	SP-MX-08-UF-M9	UHF 8-Port Multiplexer for M9 module	242.09

SKYETEK FINISHED RFID READERS AND DEVELOPMENT KITS

SkyeTek directly and through partnerships offers a complete set of finished RFID reader products, including the SR 70, a desktop/counter-top RFID reader/writer, as well as mobile and portal readers, smart containers and RFID printers/encoders.



For quantities greater than listed, call for quote.

MOUSER STOCK NO.	SkyeTek Part No.	Description	Frequency	Communication Rate	Size (in) L x W x D	Read Range	Price Each 1	Price Each 10
731-SR70-00-UF	SR70-00-UF	SR70 USB UHF RFID	902 - 928MHz	40kbps	5.8 x 3.5 x 1.0	up to 12 Inches	502.60	490.43

DEVELOPER KITS

For quantities greater than listed, call for quote.

MOUSER STOCK NO.	SkyeTek Part No.	Description	Power Supply	Number of USB Cables	Software	Price Each
731-DK-SR70-00-UF	DK-SR70-00-UF	SkyeReader SR70 Development Kit	1.9V	1	CD of Skyereader Console and SkyeAPI C/.NET	973.12

© Copyright 2013 Mouser Electronics
© Copyright 2013 Mouser Electronics

TEXAS INSTRUMENTS Low Power RF Solutions

RoHS Compliant **This product is RoHS compliant.**

ZIGBEE® SOLUTION KITS

MOUSER STOCK NO.	Texas Instruments Part No.	Description	Price Each
595-CC2520DK	CC2520DK	CC2520 Development Kit	723.30
595-CC2540DK-MINI	CC2540DK-MINI	CC2540 Development Kit	110.34
595-TRF370417EVM	TRF370417EVM	TRF370417 Evaluation Module Kit	221.79

ZIGBEE® CHIPSET

- Zigbee Complies with EN 300 220 and FCC CFR 47. Part 15
- IEEE 802.15.4 Compliant

MOUSER STOCK NO.	Texas Instruments Part No.	Package	Freq. Min/Max (MHz)	Operating Volt Min/Max	Modulation Techniques	Hardware MAC Encry/Auth	Price Each 1	25	100	250
839-CC2420T/R-R	CC2420RTCR	QLP-48	2400/2483.5	2.1/3.6	DSSS	Yes	7.06	6.54	6.00	5.48
839-CC2430-F32	CC2430F32RTC	QLP-48	2400/2483.5	2.1/3.6	DSSS	Yes	7.28	6.74	6.18	5.64
839-CC2431	CC2431RTC	QLP-48	2400	2.1/3.6	DSSS	Yes	12.44	11.45	10.64	9.76

RF ISM BAND TOOL SOLUTIONS

IEEE802.15.4

PRODUCT NEW

MOUSER STOCK NO.	Texas Instruments Part No.	Package	Frequency. (Min) (MHz)	Frequency (Max) (MHz)	Modulation Techniques	Integrated Bit Synchronizer	Internal RF Switch/ IF Filter	Price Each 1	25	100	250
595-CC2520RHDT	CC2520RHDT	QFN-28	2394	2507	DSSS	Yes	Yes	5.62	5.06	4.60	4.16
595-CC2533F32RHAT	CC2533F32RHAT	VQFN-40	2394	2507	DSSS	No	No	6.31	5.84	5.37	4.89
839-CC2430-F32	CC2430F32RTC	QFN-48	2400	2483.5	DSSS	Yes	Yes	7.28	6.74	6.18	5.64
839-CC2431	CC2431RTC	QFN-48	2400	2483.5	DSSS	Yes	Yes	12.44	11.45	10.64	9.76
Evaluation Board		Description						1			
595-TRF2436EVM	TRF2436EVM	TRF2436 Evaluation Module						333.23			

ISM 2.4GHz

MOUSER STOCK NO.	Texas Instruments Part No.	Package	Current Consumption (RX) (mA)	Ram (KB)	Flash (KB)	Frequency. (Min) (MHz)	Frequency (Max) (MHz)	Modulation Techniques	Price Each 1	25	100	250
839-CC2500	CC2500RTK	QFN-20	12.8	-	-	2400	2483	-	4.55	4.10	3.72	3.37
595-CC2540F128RHAT	CC2540F128RHAT	VQFN-40	19.6	8	128	2402	2480	GFSK	6.01	5.42	4.93	4.46
595-CC2540F256RHAT	CC2540F256RHAT	VQFN-40	19.6	8	256	2402	2480	GFSK	6.29	5.66	5.16	4.65
839-CC2510F8RSP	CC2510F8RSP	QFN-36	22	1	8	2400	2483.5	2-FSK, GFSK, MSK	5.66	5.16	4.65	4.28
839-CC2510F16RSP	CC2510F16RSP	QFN-36	22	2	16	2400	2483.5	2-FSK, GFSK, MSK	5.91	5.37	4.86	4.46
839-CC2511F16RSP	CC2511F16RSP	QFN-36	22	2	16	2400	2483.5	2-FSK, GFSK, MSK	5.78	5.35	4.91	4.48
839-CC2511F32RSP	CC2511F32RSP	QFN-36	22	4	32	2400	2483.5	2-FSK, GFSK, MSK	6.75	6.14	5.55	5.09
839-CC2510F32RSP	CC2510F32RSP	QFN-36	22	4	32	2400	2483.5	2-FSK, GFSK, MSK	5.46	5.05	4.64	4.23
595-CC2570RHAT	CC2570RHAT	QFN-40	23.7	-	-	2400	2495	GFSK	6.27	5.70	5.15	4.73
595-CC2571RHAT	CC2571RHAT	QFN-40	23.7	-	-	2400	2495	GFSK	6.99	6.36	5.75	5.28
839-CC2400R	CC2400RSU	QFN-48	24	-	-	2400	2483	-	8.00	7.42	6.81	6.21
595-CC8520RHAT	CC8520RHAT	VQFN-40	25	-	-	2400	2483.5	-	7.35	6.69	6.05	5.55
595-CC2430ZF128RTCR	CC2430ZF128RTCR	QFN-48	27	8	128	2400	2483.5	DSSS	9.10	8.42	7.74	7.05
595-CC8521RHAT	CC8521RHAT	QFN-40	29	-	-	2400	2483.5	-	7.83	7.13	6.44	5.92
595-CC8531RHAT	CC8531RHAT	QFN-40	29	-	-	2400	2483.5	-	8.20	7.46	6.74	6.18
595-CC2591RGVR	CC2591RGVR	QFN-16	1.7-3.4	-	-	2400	2483.5	-	4.69	4.22	3.84	3.47
595-CC2591RGVT	CC2591RGVT	QFN-16	1.7-3.4	-	-	2400	2483.5	-	5.48	4.94	4.49	4.07

SUB 1-GHz

- Complies with EN 300 220 and FCC CFR 47, Part 15

PRODUCT NEW

MOUSER STOCK NO.	Texas Instruments Part No.	Package	Frequency (MHz) Min.	Frequency (MHz) Max.	Flash Size (kB)	Ram Size (byte)	Operating Volt Min/Max	Data Rate (Max) (Mbps)	Output Power	Price Each 1	25	100
839-CC1000R	CC1000PW	TSSOP-28	300	1000	-	-	2.1/3.6	76.8	Single-Ended	7.93	7.21	6.52
839-CC1000T/R-R	CC1000PWR	TSSOP-28	300	1000	-	-	2.1/3.6	76.8	Single-Ended	12.56	10.29	9.29
595-CC1020RUZ	CC1020RUZ	QFN-32	402/804	470/960	-	-	2.3/3.6	153.6	Single-Ended	8.56	7.78	7.03
595-CC1020RUZR	CC1020RUZR	QFN-32	402/804	470/960	-	-	2.3/3.6	153.6	Single-Ended	6.31	5.84	5.37
839-CC1050R	CC1050PW	TSSOP-24	300	1000	-	-	2.1/3.6	76.8	Single-Ended	4.82	4.33	3.95
839-CC1070R	CC1070RSQ	QFN-20	402/804	470/940	-	-	2.3/3.6	153.6	Single-Ended	5.66	5.16	4.65
839-CC1100	CC1100RTK	QFN-20	300/400/800	348/464/928	-	-	1.8/3.6	500	Differential	6.02	5.48	4.95
595-CC110LRTKT	CC110LRTKT	VQFN-20	300/387/779	348/464/928	-	-	1.8/3.6	600	Differential	4.55	4.10	3.72
595-CC1101RTK	CC1101RTK	QFN-20	300/387/779	348/464/928	-	-	1.8/3.6	500	Differential	5.35	4.82	4.39
839-CC1110F8RSP	CC1110F8RSP	QFN-36	300/391/782	348/464/928	8	1	2/3.6	500	Differential	5.46	5.05	4.64
839-CC1110F16RSP	CC1110F16RSP	QFN-36	300/391/782	348/464/928	16	2	2/3.6	500	Differential	5.67	5.25	4.83
839-CC1110	CC1110F32RSP	QFN-36	300/391/782	348/464/928	32	4	2/3.6	500	Differential	5.89	5.45	5.01
595-CC1110F32RSPR	CC1110F32RSPR	QFN-36	300/391/782	348/464/928	32	4	2/3.6	500	Differential	6.15	5.54	5.04
595-CC113LRTKT	CC113LRTKT	VQFN-20	300/387/779	348/464/928	-	-	1.8/3.6	600	Differential	3.87	3.50	3.18
595-CC115LRTKT	CC115LRTKT	VQFN-20	300/387/779	348/464/928	-	-	1.8/3.6	600	Differential	2.77	2.41	2.19
839-CC1150	CC1150RST	QFN-16	300/400/800	348/464/928	-	-	1.8/3.6	500	Differential	3.62	3.25	2.96
839-CC1150T/R	CC1150RSTR	QFN-16	300	348	-	-	1.8/3.6	500	Differential	2.94	2.65	2.41
595-CC1120RHMT	CC1120RHMT	QFN-32	820	960	-	-	2/3.6	0.195	Differential	7.95	7.23	6.54
595-CC1190RGVT	CC1190RGVT	QFN-16	850	950	-	-	2.0/3.7	-	Single-Ended	4.69	4.22	3.84

CHIPSETS

MOUSER STOCK NO.	Texas Instruments Part No.	Package	Mode	Description	Price Each 1	25	100	250
2.5G Band Chipset								
595-TRF1115IRGPT	TRF1115IRGPT	QFN-20	FDD/HFDD, TDD	RF Down-Converter	16.19	13.62	9.89	9.76
595-TRF1122IRTMT	TRF1122IRTMT	QFN-32	FDD/HFDD, TDD	RF Up-Converter	16.83	14.16	10.27	10.14
595-TRF1123IRTMT	TRF1123IRTMT	QFN-32	FDD/HFDD, TDD	Power Amplifier Driver	14.50	12.20	8.86	8.74
3.5G Band Chipset								
595-TRF1216IRGPT	TRF1216IRGPT	QFN-20	FDD/HFDD, TDD	RF Down-Converter	16.19	13.62	9.89	9.76

CC110L RF BOOSTER PACK

PRODUCT NEW

MOUSER STOCK NO.	Texas Instruments Part No.	Frequency Max. (MHz)	Output Power (dBm)	Supply Voltage (V)	Operating Supply Voltage (V)	Operating Temperature Range (ºC)	Price Each
595-430BOOST-CC110L	430BOOST-CC110L	300	10	-0.3 to 3.9	3.6	-40 to +85	21.18

RF POWER DETECTORS

MOUSER STOCK NO.	Texas Instruments Part No.	Package	RF Freq. (MHz)	Channels	Dynamic Range (dB)	Supply Volt. (V) Min.	Supply Volt. (V) Max.	Iq (Typ.) (mA)	Sensor Gain (mV/°C)	Single Supply	Output Current (mA)	Specific Temp. Range (°C)	Price Each 1	25	100	250
926-LMV225SD/NOPB	LMV225SD/NOPB	LLP-6	450-2000	1	30	2.7	5	4.8	1/1	-30 to 0	1	-40 to 85	1.02	.809	.547	.536
926-LMV225TL/NOPB	LMV225TL/NOPB	MicroSMD	450-2000	1	30	2.7	5	4.8	1/1	-30 to 0	1	-40 to 85	.77	.616	.416	.408
926-LMV226TL/NOPB	LMV226TL/NOPB	MicroSMD	450-2000	1	30	2.7	5	4.9	1/1	-15 to 15	1	-40 to 85	1.02	.809	.547	.536
926-LMH2120UM/NOPB	LMH2120UM/NOPB	MicroSMD	50-6000	1	40	2.7	5	2.9	1/1	-35 to 5	0.5	-40 to 85	1.93	1.54	1.04	1.02
926-LMH2110TM/NOPB	LMH2110TM/NOPB	MicroSMD	50-8000	1	45	2.7	5	4.8	1/1	-40 to 5	0.5	-40 to 85	1.93	1.54	1.04	1.02

© Copyright 2013 Mouser Electronics
© Copyright 2013 Mouser Electronics

TEXAS INSTRUMENTS Low Power RF Solutions

RoHS Compliant This product is RoHS compliant.

RFID DEVELOPMENT TOOLS

PRODUCT NEW

For quantities greater than listed, call for quote.

MOUSER STOCK NO.	TI Part No.	Package	VCC	Output Frequency Range (Min)(MHz)	Output Frequency Range (Max)(MHz)	Operating Temperature Range (°C)	Price Each 1	25	100	250
595-TRF3765IRHBT	TRF3765IRHBT	QFN-32	3.3	300	4800	-40 to 85	13.76	11.57	8.40	8.29
Evaluation Module										
595-TRF3765EVM-F	TRF3765EVM-F	Evaluation Module for TRF3765, a Integer-N/Fractional-N PLL with Integrated VCO for Wideband Synthesis					556.13			

RFID DEVELOPMENT TOOLS

PRODUCT NEW

For quantities greater than listed, call for quote.

MOUSER STOCK NO.	TI Part No.	Description	Tool/Software Type	Typical Read Range (cm)	Frequency (MHz)	.dll or .h Files Included	Price Each
595-CC11XLEMK-433	CC11XLEMK-433	Value Line Evaluation Modules	Evaluation	-----	433	No	110.34
595-DK-EM2-7960R	DK-EM2-7960R	Stellaris® RFID Wireless Kit	Evaluation	-----	13.56	No	99.31
595-DK-EM2-2500S	DK-EM2-2500S	Stellaris® SimpliciTI™ Wirelesss Kit	Evaluation	-----	2400	No	125.38
595-DK-EM2-2520Z	DK-EM2-2520Z	Stellaris® ZigBee Wireless Networking Kit	Evaluation	-----	2400	No	249.77
595-RI-K3A-001A-00	RI-K3A-001A-00	Series 2000 LF Micro RFID Evaluation Kit	Starter Kit	15	134.2	No	448.36
595-RI-RFM-003C-30	RI-RFM-003C-30	Series 2000 Mini RFM Evaluation Kit	Evaluation	-----	134.2	No	207.93
595-TRF371109EVM	TRF371109EVM	TRF371109 Evaluation Module	Evaluation	-----	1700	No	333.23
595-TRF372017EVM	TRF372017EVM	TRF372017 Evaluation Module	Evaluation	-----	4800	No	333.23

IQ MODULATORS

PRODUCT NEW

For quantities greater than listed, call for quote.

MOUSER STOCK NO.	TI Part No	Package	I/Q Input Common-Mode Voltage (Typ)(V)	Supply Voltage	Frequency Min.	Frequency Max.	Noise Floor (Typ.)(dBm/Hz)	P1dB (Typ.)(dBm)	Price Each 1	25	100	250
595-TRF3705IRGET	TRF3705IRGET	VQFN-24	0.25	3.3	300MHz	4GHz	-160	9.1	12.49	10.51	7.63	7.52
595-TRF371109IRGZT	TRF371109IRGZT	VQFN-48	1.5	5	300MHz	1700MHz	-	3	20.72	18.26	16.35	16.14
595-TRF370417IRGET	TRF370417IRGET	VQFN-24	1.7	5	50MHz	6000MHz	-162	12	13.01	10.95	7.95	7.84
595-TRF372017IRGZT	TRF372017IRGZT	PVQFN-48	1.7	5	300MHz	4800MHz	-163	12	13.44	11.30	8.21	8.10
595-TRF370333IRGET	TRF370333IRGET	VQFN-24	3.3	5	350MHz	4000MHz	-163	9	12.06	10.14	7.37	7.27

TRANSPONDERS

Encapsulated

For quantities greater than listed, call for quote.

MOUSER STOCK NO.	TI Part No	Package	Standard	Frequency (MHz)	Transmission Principle	Programmed Read Only No. (Bits)	Programmable Memory (Bits)	Price Each 1	25	100	250
595-RF-HDT-DVBE-N2	RF-HDT-DVBE-N2	RFIDP	ISO 15693, ISO 18000-3	13.56	ASK, FSK	64	256	1.81	1.44	.976	.957

Tag-it HF-I Standard Inlays

For quantities greater than listed, call for quote.

MOUSER STOCK NO.	TI Part No	Package	Standard	Frequency (MHz)	Transmission Principle	Programmed Read Only No. (Bits)	Programmable Memory (Bits)	Price Each 1	25	100	250
595-RI-I03-114A-01	RI-I03-114A-01	RFIDN-1	ISO 15693, ISO 18000-3	13.56	ASK, FSK	64	256	.73	.578	.391	.383
595-RI-I16-114A-01	RI-I16-114A-01	RFIDN-1	ISO 15693, ISO 18000-3	13.56	ASK, FSK	64	256	.73	.578	.391	.383
595-RI-I02-114B-01	RI-I02-114B-01	RFIDN-1	ISO 15693, ISO 18000-3	13.56	ASK, FSK	64	256	.89	.71	.48	.471

Tag-it HF-I Plus Inlays

For quantities greater than listed, call for quote.

MOUSER STOCK NO.	TI Part No	Package	Standard	Frequency (MHz)	Transmission Principle	Programmed Read Only No. (Bits)	Programmable Memory (Bits)	Price Each 1	25	100	250
595-RI-I02-112A-03	RI-I02-112A-03	RFIDN-1	ISO 15693, ISO 18000-3	13.56	ASK, FSK	64	2048	.91	.73	.493	.484
595-RI-I03-112A-03	RI-I03-112A-03	RFIDN-1	ISO 15693, ISO 18000-3	13.56	ASK, FSK	64	2048	.75	.597	.403	.396
595-RI-I16-112A-03	RI-I16-112A-03	RFIDN-1	ISO 15693, ISO 18000-3	13.56	ASK, FSK	64	2048	.75	.597	.403	.396
595-RI-I17-112A-03	RI-I17-112A-03	RFIDN-1	ISO 15693, ISO 18000-3	13.56	ASK, FSK	64	2048	.75	.597	.403	.396

Tag-it HF-I Pro Inlays

For quantities greater than listed, call for quote.

MOUSER STOCK NO.	TI Part No	Package	Standard	Frequency (MHz)	Transmission Principle	Programmed Read Only No. (Bits)	Programmable Memory (Bits)	Price Each 1	25	100	250
595-RI-I02-114A-S1	RI-I02-114A-S1	RFIDN-1	ISO 15693, ISO 18000-3	13.56	ASK, FSK	64	256	.89	.71	.48	.471
595-RI-I16-114A-S1	RI-I16-114A-S1	RFIDN-1	ISO 15693, ISO 18000-3	13.56	ASK, FSK	64	256	.73	.578	.391	.383
595-RI-I17-114A-S1	RI-I17-114A-S1	RFIDN-1	ISO 15693, ISO 18000-3	13.56	ASK, FSK	64	256	.73	.578	.391	.383

READERS

For quantities greater than listed, call for quote.

MOUSER STOCK NO.	TI Part No	Package	Sub Family	Standard	Frequency (MHz)	Output Power (mW)	Supply Voltage (Vdc)	Current Consumption (mA)	Package Size (mm)	Price Each 1	25	100	250
595-TRF7960RHBR	TRF7960RHBR	QFN-32	HF Readers	ISO 14443A, ISO 1444B, ISO 15693	13.56	100,200	2.7 to 5.5	10	5.15 x 5.15	6.74	5.39	3.65	3.57
595-TRF7960RHBT	TRF7960RHBT	QFN-32	HF Readers	ISO 14443A, ISO 14443B, ISO 15693, ISO 18000-3	13.56	100, 200	2.7 to 5.5	10	5.15 x 5.15	6.99	5.59	3.78	3.70
595-TRF7961RHBR	TRF7961RHBR	QFN-32	HF Readers	ISO 15693, ISO 18000-3	13.56	100, 200	2.7 to 5.5	10	5.15 x 5.15	5.54	4.43	3.00	2.93
595-TRF7961RHBT	TRF7961RHBT	QFN-32	HF Readers	ISO 15693, ISO 18000-3	13.56	100, 200	2.7 to 5.5	10	5.15 x 5.15	5.78	4.62	3.12	3.06
595-RI-R6C-001A-03	RI-R6C-001A-03	TSSOP-20	HF Readers	ISO 15693, ISO 18000-3, ISO 14443A	13.56	290	3.3 to 5.5	15	- - -	12.56	11.56	10.73	9.84

LF TRANSPONDERS

For quantities greater than listed, call for quote.

MOUSER STOCK NO.	TI Part No	Package	Protection Class	Frequency (kHz)	Transmission Principle	Programmed Read Only No. (Bits)	Programmable Memory (Bits)	Price Each 1	25	100	250
595-RI-TRP-R9QL-30	RI-TRP-R9QL-30	30mm Disk	IP67	134.2	FSK, HDX	64	80	6.51	5.20	3.51	3.45
595-RI-TRP-RE2B-30	RI-TRP-RE2B-30	32mm Glass	Hermetically sealed	134.2	FSK, HDX	64	80	4.16	3.33	2.25	2.20
595-RI-TRP-W4FF-30	RI-TRP-W4FF-30	Card	ISO 7810	134.2	FSK, HDX	64	80	6.99	5.59	3.78	3.70

© Copyright 2013 Mouser Electronics
© Copyright 2013 Mouser Electronics

TEXAS INSTRUMENTS Wireless Modules

RoHS Compliant **This product is RoHS compliant.**

For a complete listing of Texas Instruments Low Power Wireless Development Tools visit **mouser.com/ti**

- Evaluate the SmartRF®04 products. Right out of the box, the user can do range testing (PER testing) and transfer data from one PC to another using the SmartRF®04DK. This enables the user to quickly find out how well the SmartRF®04 products fit the intended application. A number of demonstration applications serve to highlight the innovative features of the SmartRF®04 ICs.
- Perform RF measurements. Using SmartRF® Studio, the user can configure the radio ICs with parameters that suit the intended application and easily measure sensitivity, output power and other RF parameters.

PRODUCT NEW

MOUSER STOCK NO.	Texas Instruments Part No.	Product Group	Price Each
595-1101CC1190EMK915	CC1101CC1190EMK915	315, 433, 868 and 915MHz	110.34
595-CC1101DK433	CC1101DK433	SUB 1-GHz	556.13
595-CC1101DK868-915	CC1101DK868-915	SUB 1-GHz	556.13
595-CC1101EMK433	CC1101EMK433	SUB 1-GHz	110.34
595-CC1101EMK868-915	CC1101EMK868-915	SUB 1-GHz	110.34
595-CC2510EMK	CC2510EMK	2.4GHz, SIMPLICITI	166.05
595-CC2511EMK	CC2511EMK	2.4GHz, SIMPLICITI	55.97
839-1150EM-433	CC1150EMK-433	SUB 1-GHz	55.73
839-1150EM-868	CC1150EMK-868	SUB 1-GHz	55.73
839-2500/50DK	CC2500-CC2550DK	2.4GHz	546.10
839-2500EMK	CC2500EMK	2.4GHz	111.44

- Evaluate the CC1110Fx and CC1111Fx. Right out of the box, the user can do range testing (PER testing) between two development boards with or without using a PC. This enables the user to quickly find out how well the CC1110Fx fits the intended application. A number of demonstration applications serve to highlight the innovative features of the SmartRF®04 ICs.
- Perform RF measurements. Using SmartRF® Studio, the user can configure the radio ICs with parameters that suit the intended application and easily measure sensitivity, output power and other RF parameters.

MOUSER STOCK NO.	Texas Instruments Part No.	Product Group	Price Each
595-CC1110-CC1111DK	CC1110-CC1111DK	SUB 1-GHz	723.30

- Evaluate the SmartRF®04 products. Right out of the box, the user can do range testing (PER testing) and transfer data from one PC to another using the SmartRF®04DK. This enables the user to quickly find out how well the SmartRF®04 products fit the intended application. A number of demonstration applications serve to highlight the innovative features of the SmartRF®04 ICs.
- Perform RF measurements. Using SmartRF® Studio, the user can configure the radio ICs with parameters that suit the intended application and easily measure sensitivity, output power and other RF parameters.

MOUSER STOCK NO.	Texas Instruments Part No.	Product Group	Price Each
595-CC1110EMK433	CC1110EMK433	SUB 1-GHz	110.34
595-CC1110EMK868-915	CC1110EMK868-915	SUB 1-GHz	110.34

The CC1120 and CC1121 Evaluation Module Kit can be used in conjunction with the CC1120 Development Kit to evaluate the operation of the Perfomance Line RF-IC at these particular frequency bands. The CC1120DK is required for operation and needs to be ordered separately.

PRODUCT NEW

MOUSER STOCK NO.	Texas Instruments Part No.	Product Group	Price Each
595-CC1120EMK868-915	CC1120EMK-868-915	868-915MHz	110.34
595-CC1120EMK-955	CC1120EMK-955	955MHz	110.34
595-CC1121EMK868-915	CC1121EMK-868-915	868-915MHz	110.34

The CC2530ZNP Mini Development Kit is designed for engineers who want to get familiar with the ZigBee Network Processor concept without having to port a lot of software to get up and running. The ZigBee Network Processor allows adding ZigBee interface to any application using a simple serial interface. The development kit comes with three target boards which allow users to set up a small ZigBee network. Two boards can be mobile using two AAA batteries provided in the kit sensor boards include accelerometer, temperature sensor, and light sensor that can be used in conjunction with led lights and push buttons to develop simple demo applications.

MOUSER STOCK NO.	Texas Instruments Part No.	Product Group	Price Each
595-CC2530ZDKZNPMINI	CC2530ZDK-ZNP-MINI	2.4GHz, ZIGBEE-Software	110.34

The CC2591 RF Front End includes PA, LNA, switches, balun, RF matching network and inductor, and will increase output power and improve receiver sensitivity on a 2.4GHz low-power RF solution. The CC2520 is an IEEE 802.15.4 compliant RF transceiver.

MOUSER STOCK NO.	Texas Instruments Part No.	Product Group	Price Each
595-CC2520-CC2591EMK	CC2520-CC2591EMK	2.4GHz, ZIGBEE-Software	110.34

SimpleLink™ CC3000 Wi-Fi is a self-contained wireless solution that simplifies the process of implementing Internet connectivity. SimpleLink Wi-Fi minimizes host microcontroller (MCU) software requirements making it the ideal solution for embedded applications using any low-cost/low-power MCU. The SimpleLink CC3000 Wi-Fi solution is provided as a module to reduce development time, lower manufacturing costs, save board space, ease certification, and minimize RF expertise required. Additionally, it is provided as a complete platform solution including software drivers, sample applications, API guide, user documentation and a world-class support community.

PRODUCT NEW

MOUSER STOCK NO.	Texas Instruments Part No.	Product Group	Price Each
595-CC3000TIWISLEM	CC3000TIWISLEM	WiFi/802.11	55.45

The eZ430-RF2500 is a complete wireless development tool for the MSP430 and CC2500 that includes all the hardware and software required to develop an entire wireless project with the MSP430 in a convenient USB stick. The tool includes a USB-powered emulator to program and debug your application in-system and two 2.4-GHz wireless target boards featuring the highly integrated MSP430F2274 ultra-low-power MCU.

MOUSER STOCK NO.	Texas Instruments Part No.	Product Group	Price Each
595-EZ430-RF2500	EZ430-RF2500	2.4GHz	54.60

The eZ430-RF2500-SEH is a complete Solar Energy Harvesting development kit to help create a perpetually powered wireless sensor network based on the ultra-low-power MSP430 microcontroller. The Solar Energy Harvester module includes a high-efficiency solar (2.25x2.25") panel optimized for operating indoors under low-intensity fluorescent lights, which provides enough power to run a wireless sensor application with no additional batteries. Inputs are also available for external energy harvesters such as thermal, piezoelectric, or another solar panel.

MOUSER STOCK NO.	Texas Instruments Part No.	Product Group	Price Each
595-EZ430-RF2500-SEH	EZ430-RF2500-SEH	2.4GHz	166.05

The eZ430-RF2500T is an additional wireless target board for the eZ430-RF2500 wireless development tool. The eZ430-RF2500T uses the MSP430F2274 which combines 16-MIPS performance with a 200-ksps 10-bit ADC and 2op-amps and is paired with the CC2500 2.4GHz multi-channel RF transceiver designed for low-power wireless applications.

MOUSER STOCK NO.	Texas Instruments Part No.	Product Group	Price Each
595-EZ430-RF2500T	EZ430-RF2500T	2.4GHz	22.28

CC85XXDK will let the user fully evaluate PurePath Wireless technology and the CC8520 for wireless audio applications. Audio interfaces available with the kit include S/PDIF optical + coax input/output, line input/output, headphone output and microphone input. A TLV320AIC3101 audio codec is mounted on the PurePath Wireless Audio Evaluation Board, which also has connectors compatible with other TI Codecs. CC85XXDK works with PurePath Wireless Configurator PC tool which helps designers configure and test PurePath Wireless Audio devices.

PRODUCT NEW

MOUSER STOCK NO.	Texas Instruments Part No.	Product Group	Price Each
595-CC85XXDK	CC85XXDK	PurePath	333.23
595-CC85XXDK-HEADSET	CC85XXDK-HEADSET	PurePath	166.05

© Copyright 2013 Mouser Electronics
© Copyright 2013 Mouser Electronics

TOUMAZ Low Power Wireless System on Chip

RoHS Compliant **This product is RoHS compliant.**

The TELRAN TZ1053 is an easy to use single chip radio for point to point and star wireless sensor networks. With an exceptional ultra low power consumption of ~3mW in continuous Tx/Rx and the ability to operate from a single 1V button cell, it leads its class as a low power sub 1GHz radio transceiver

Features:

- ISM band Radio:
  EU: 862-870MHz, USA: 902-928MHz, Japan: 950-956MHz
- Bidirectional secure wireless transceiver with AES 128 encryption in hardware
- Single battery cell: supply 1.08V – 1.5V
- Peak Tx/Rx current 3.3mA/3.1mA
- NSP protocol giving robust and easy to use radio network
- Point to point and star network supported
- Raw data rate 50kbps
- Range:10m to 100m los
  (100m with 0dBi antenna, >10m with chip antenna on TDK)
- Simple configuration through system commands via UART/SPI
  No compilers needed
- Over the Air (OTA) configuration and programming of sensor node
- Local processing of compact algorithms (up to 2k byte) on sensor node
- Interfaces – GPIO x5/SPI/UART/I2C compatible
- 3V tolerant digital I/Os
- Unique 48-bit fuse ID, 128 bit customer field
- Temperature range -40°C to +85°C
- 32-pin VQFN 5x5x0.9mm

Applications:

- Remote control for consumer electronics
- Environmental monitoring
- Smart metering
- Health and Lifestyle monitoring
- Wireless keyboard/mouse/PC peripherals
- Home, car and personal security
- Toy control
- Remote keyless entry
- Hand held wireless terminals
- Professional sports monitoring
- Physical activity monitoring

For quantities greater than listed, call for quote.

MOUSER STOCK NO.	Toumaz Part No.	Description	Price Each		
			1	10	100
930-TZ1053C1QN032DR	TZ1053-C1-QN032DR	Telran Ultra Low Power Radio 50KBS	-	-	-

DEVELOPMENT KITS

The TELRAN development kit (TDK) comprises a TELRAN USB basestation, TELRAN RF module and a detachable sensor development board with 3 axis accelerometer and 16 way IDC port replicator/expansion connector including a UMI pin-out compatible subset (for smart metering applications). The communication range can easily be extended by using external LNA and PA circuits and a choice of on-board or external antenna.



Plug-in RF Module



Sensor Development Board



USB Base Station

For quantities greater than listed, call for quote.

MOUSER STOCK NO.	Toumaz Part No.	Description	Price Each
930-TZ1053TDK868	TZ1053TDK868	868-870MHz for Europe	-
930-TZ1053TDK915	TZ1053TDK915	902-928MHz for US, Canada, Australia	-
930-TZ1053TDK950	TZ1053TDK950	950-956MHz for Japan	319.93

RF MODULES

The TELRAN RF module is ideal for development, rapid prototyping and production for applications requiring short range (10-100m) ultra low power wireless connectivity. TELRAN RF modules (TZ1053RFM) can be configured either as basestations or sensor nodes.



Plug-in RF Module



Sensor Development Board

For quantities greater than listed, call for quote.

MOUSER STOCK NO.	Toumaz Part No.	Description	Price Each
930-TZ1053RFM868	TZ1053RFM868	868-870MHz for Europe	74.07
930-TZ1053RFM915	TZ1053RFM915	902-928MHz for US, Canada, Australia	-
930-TZ1053RFM950	TZ1053RFM950	950-956MHz for Japan	74.07
930-TZ207030SDB	TZ207030SDB	Sensor Development Board with PIC18LF25K22 and 3 axis accelerometer	-

© Copyright 2013 Mouser Electronics
© Copyright 2013 Mouser Electronics

TRIQUINT SEMICONDUCTOR Evaluation Boards

TriQuint SEMICONDUCTOR

RoHS Compliant **This product is RoHS compliant.**

WJ Communications, Inc. is a leading provider of (RF) solutions serving multiple markets targeting wireless communications, RF identification (RFID), broadband cable, defense, and homeland security. WJ addresses the RF challenges in these multiple markets with its highly reliable amplifiers, mixers, RF integrated circuits (RFICs), RFID reader modules, chipsets, and multi-chip (MCM) modules.



AP601-PCB1960



WJA1030-PCB



TQP3M9018/TQP3M9019

MOUSER STOCK NO.	TriQuint Part No.	Description	Price Per Board
772-AG102-PCB	AG102-PCB	AG102 800-2600MHz Eval Brd	71.34
772-AG203-63PCB	AG203-63PCB	AG203-63 700-2400MHz Eval Brd	71.34
772-AG302-63PCB	AG302-63PCB	AG302-63 700-2400MHz Eval Brd	71.34
772-AG302-86PCB	AG302-86PCB	AG302-86 700-2400MHz Eval Brd	71.34
772-AG303-63PCB	AG303-63PCB	AG303-63 700-2400MHz Eval Brd	71.34
772-AG303-86PCB	AG303-86PCB	AG303-86 700-2400MHz Eval Brd	71.34
772-AG403-89PCB	AG403-89PCB	AG403-89 700-2400MHz Eval Brd	71.34
772-AG602-89PCB	AG602-89PCB	AG602-89 700-2400MHz Eval Brd	71.34
772-AG604-86PCB	AG604-86PCB	AG604-86 700-2400MHz Eval Brd	71.34
772-AG604-89PCB	AG604-89PCB	AG604-89 700-2400MHz Eval Brd	71.34
772-AH101-PCB	AH101-PCB	AH101 50-1500MHz Eval Brd	142.66
772-AH102A-PCB2000	AH102A-PCB2000	AH102A 1700-2200MHz Eval Brd	142.66
772-AH102A-PCB900	AH102A-PCB900	AH102A 900MHz Eval Brd	142.66
772-AH103A-PCB1900	AH103A-PCB1900	AH103A 1900MHz Eval Brd	142.66
772-AH103A-PCB2140	AH103A-PCB2140	AH103A 2140MHz Eval Brd	142.66
772-AH103A-PCB900	AH103A-PCB900	AH103A 900MHz Eval Brd	142.66
772-AH114-89PCB1900	AH114-89PCB1900	AH114 1900MHz Eval Brd	114.14
772-AH114-89PCB2140	AH114-89PCB2140	AH114 2140MHz Eval Brd	114.14
772-AH114-89PCB900	AH114-89PCB900	AH114 900MHz Eval Brd	114.14
772-AH118-89PCB2140	AH118-89PCB2140	AH118 2140MHz Eval Brd	114.14
772-AH118-89PCB900	AH118-89PCB900	AH118 900MHz Eval Brd	114.14
772-AH202-PCB1900	AH202-PCB1900	AH202 1900 MHz Eval Brd	214.00
772-AH202-PCB2140	AH202-PCB2140	AH202 2140 MHz Eval Brd	214.00
772-AH202-PCB900	AH202-PCB900	AH202 900 MHz Eval Brd	214.00
772-AH212-S8PCB1960	AH212-S8PCB1960	AH212-S8 1960MHz Eval Brd	142.66
772-AH212-S8PCB2140	AH212-S8PCB2140	AH212-S8 2140MHz Eval Brd	142.66
772-AH215-S8PCB1960	AH215-S8PCB1960	AH215 1960MHz Eval Brd	142.66
772-AH215-S8PCB2140	AH215-S8PCB2140	AH215 2140MHz Eval Brd	142.66
772-AH215-S8PCB900	AH215-S8PCB900	AH215 900MHz Eval Brd	142.66
772-AH22S-PCB	AH22S-PCB	AH22S CATV Push-Pull Eval Brd	114.14
772-AH2-PCB	AH2-PCB	AH2 50-860MHz CATV Eval Brd	114.14
772-AH312-S8PCB1960	AH312-S8PCB1960	AH312 1960MHz Eval Brd	214.00
772-AH312-S8PCB2140	AH312-S8PCB2140	AH312 2140MHz Eval Brd	214.00
772-AH312-S8PCB900	AH312-S8PCB900	AH312 900MHz Eval Brd	214.00
772-AH31-PCB170	AH31-PCB170	AH31 155-185MHz Eval Brd	114.14
772-AH31-PCB240	AH31-PCB240	AH31 220-260MHz Eval Brd	114.14
772-AH31-PCB500	AH31-PCB500	AH31 450-550MHz Eval Brd	114.14
772-AH31-PCB75	AH31-PCB75	AH31 65-85MHz Eval Brd	114.14
772-ML483-PCB	ML483-PCB	ML483 .7GHz to 1GHz Eval Bd	71.34
772-TQM8M9074-EVAL	TQM8M9074-Eval	TQM8M9074 2140MHz Eval Brd	114.14
772-TQP3M9006EV	TQP3M9006-PCB	TQP3M9006 0.5-4GHz Eval Brd	71.34
772-TQP3M9007-PCB	TQP3M9007-PCB	TQP3M9007 0.5-4GHz Eval Brd	71.34
772-TQP3M9028-PCB-RF	TQP3M9028-PCB-RF	TQP3M9028 0.5-4GHz Eval Brd	71.34
772-TQP7M9101PCB2140	TQP7M9101-PCB2140	TQP7M9101 2.11-2.17GHz Eval Brd	114.14
772-TQP7M9105-PCB900	TQP7M9105-PCB900	TQP7M9105 920-960MHz Eval Brd	114.14
772-TQP7M9106-PCB900	TQP7M9106-PCB900	TQP7M9106 920-960MHz Eval Brd	214.00

MOUSER STOCK NO.	TriQuint Part No.	Description	Price Per Board
772-TQP7M9101-PCB900	TQP7M9101-PCB900	TQP7M9101 869-960MHz Eval Brd	114.14
772-TQP7M9102PCB2140	TQP7M9102-PCB2140	TQP7M9102 2.11-2.17GHz Eval Brd	114.14
772-TQP7M9102-PCB900	TQP7M9102-PCB900	TQP7M9102 869-960MHz Eval Brd	114.14
772-TQP8M9013PCB900	TQP8M9013-PCB900	TQP8M9013 850-900MHz Eval Brd	114.14
772-TQP8M9013PCB2140	TQP8M9013-PCB2140	TQP8M9013 3.11-2.17GHz Eval Brd	114.14
772-TQP3M9008-PCB-RF	TQP3M9008-PCB-RF	TQP3M9008 0.5-4GHz Eval Brd	71.34
772-TQP3M9008-PCB-IF	TQP3M9008-PCB-IF	TQP3M9008 0.05-0.5GHz Eval Brd	71.34
772-TQP3M9009-PCB-RF	TQP3M9009-PCB-RF	TQP3M9009 0.5-4GHz Eval Brd	71.34
772-TQP3M9009-PCB-IF	TQP3M9009-PCB-IF	TQP3M9009 0.05-0.5GHz Eval Brd	71.34
772-TQP3M9018-PCB-RF	TQP3M9018-PCB-RF	TQP3M9018 .05-4GHz Eval Brd	71.34
772-TQP3M9019-PCB-RF	TQP3M9019-PCB-RF	TQP3M9019 .05-4GHz Eval Brd	71.34
772-TQP4M9072-PCB-IF	TQP4M9072-PCB_IF	TQP4M9072 40-500MHz Eval Brd	114.14
772-TQP4M9072-PCB-RF	TQP4M9072-PCB_RF	TQP4M9072 .7-3.5GHz Eval Brd	114.14
772-TQP4M9071PCB-IF	TQP4M9071-PCB-IF	TQP4M9071 40MHz to 500MHz Eval Brd	114.14
772-TQP4M9071PCB-RF	TQP4M9071-PCB-RF	TQP4M9071 .7Ghz to 3.5GHz Eval Brd	114.14
772-AH3WB-PCB	AH3WB-PCB	AH3 50-870MHz Eval Brd	114.14
772-AH314-PCB	AH314-PCB	AH314 2.4-2.7GHz Eval Brd	142.66
772-AH315-PCB	AH315-PCB	AH315 3.3-3.7GHz Eval Brd	142.66
772-AP561-PCB2500	AP561-PCB2500	AP561 2.4-2.7GHz Eval Brd	214.00
772-EC1078B-PCB	EC1078B-PCB	EC1078B 700-2400MHz Eval Brd	114.14
772-ECG001B-PCB	ECG001B-PCB	ECG001B 700-2400MHz Eval Brd	71.34
772-ECG001F-PCB	ECG001F-PCB	ECG001F 700-2400MHz Eval Brd	71.34
772-ECG003B-PCB	ECG003B-PCB	ECG003B 700-2400MHz Eval Brd	71.34
772-ECG004B-PCB	ECG004B-PCB	ECG004B 700-2400MHz Eval Brd	71.34
772-ECG005B-PCB	ECG005B-PCB	ECG005B 700-2400MHz Eval Brd	71.34
772-ECG006C-PCB	ECG006C-PCB	ECG006C 700-2400MHz Eval Brd	71.34
772-ECG006F-PCB	ECG006F-PCB	ECG006F 700-2400MHz Eval Brd	71.34
772-ECG008B-PCB	ECG008B-PCB	ECG008B 700-2400MHz Eval Brd	71.34
772-ECG055B-PCB	ECG055B-PCB	ECG055B 700-2400MHz Eval Brd	71.34
772-FP1189-PCB1900S	FP1189-PCB1900S	FP1189 1900MHz Eval Brd	114.14
772-FP1189-PCB2140S	FP1189-PCB2140S	FP1189 2140MHz Eval Brd	114.14
772-FP1189-PCB900S	FP1189-PCB900S	FP1189 900MHz Eval Brd	114.14
772-FP2189-PCB1900S	FP2189-PCB1900S	FP2189 1900MHz Eval Brd	142.66
772-FP2189-PCB2140S	FP2189-PCB2140S	FP2189 2140MHz Eval Brd	142.66
772-FP2189-PCB900S	FP2189-PCB900S	FP2189 900MHz Eval Brd	142.66
772-FP31QF-PCB1900	FP31QF-PCB1900	FP31QF 1900MHz Eval Brd	214.00
772-FP31QF-PCB2140	FP31QF-PCB2140	FP31QF 2140MHz Eval Brd	214.00
772-FP31QF-PCB900	FP31QF-PCB900	FP31QF 900MHz Eval Brd	214.00
772-WJA1010-PCB	WJA1010-PCB	WJA1010 50-2300MHz Eval Brd	71.34
772-WJA1015-PCB	WJA1015-PCB	WJA1015 50-2300MHz Eval Brd	71.34
772-WJA1030-PCB	WJA1030-PCB	WJA1030 50-4000MHz Eval Brd	71.34
772-WJA1500-PCB	WJA1500-PCB	WJA1500 50-1000MHz Eval Brd	71.34
772-WJA1505-PCB	WJA1505-PCB	WJA1505 50-1000MHz Eval Brd	71.34
772-WJA1510-PCB	WJA1510-PCB	WJA1510 50-1000MHz Eval Brd	71.34
772-WJA1515-PCB	WJA1515-PCB	WJA1515 50-1000MHz Eval Brd	71.34

© Copyright 2013 Mouser Electronics
© Copyright 2013 Mouser Electronics

Wi2Wi, INC. Wireless/GPS Products and Multi-Radio

RoHS Compliant **This product is RoHS compliant.**

Wireless 2 Wireless

A



B



C



WIRELESS PRODUCTS

W2SW0001 802.11 Module

The W2SW0001 System-in-Package (SiP) is a complete IEEE 802.11b/g radio solution. Unlike a typical module, the W2SW0001 includes all radio components, clocking and regulation for a complete WLAN radio subsystem. Integration of the W2SW0001 is a simple process of connecting our SiP to your product's interfaces, antenna port and single 3.3vdc power supply. Wi2Wi has developed SW drivers available for several processors and operating systems and other custom drivers can also be developed under a services agreement. Please check with Wi2Wi, Inc. Sales Representatives regarding pricing for SW Drivers.

Features:

- Small form factor SiP solution, 9.5mm x 9.5mm x 1.4mm, 81 Pin LGA, .75mm pitch
- Low power consumption and power save mode
- Full support for 802.11 e(QOS) and 802.11i (Security)
- Integrated RF-friendly LDO for single rail operation
- Integrated PA, EEPROM, Balun, and clocking
- Optimized front-end design for receive sensitivity
- Full driver support for popular OSs for processor family, Linux/WinCE support for many other ARM-9 based processors. Please check with Wi2Wi, Inc. Sales Representatives for pricing on SW Drivers
- Includes both an SDIO and GSPI interface

RoHS Compliant

For quantities greater than listed, call for quote.

MOUSER STOCK NO.	Wi2Wi, Inc. Part No.	Fig.	Description	Price Each		
				1	10	100
648-W2SW0001C	W2SW0001C	A	802.11b/g, SIP, LGA	31.40	27.91	25.12

WiFi and Bluetooth Modules

The W2CBW00x Series System-in-Package (SiP) is a complete IEEE 802.11b/g +Bluetooth™ radio solution. The W2CBW00x series includes all radio components, clocking and regulation for a complete WLAN radio subsystem. Also included in our solution is Wi2Wi's coexistence solution for simultaneous operation of Wi-Fi™ and Bluetooth™ Radios. By selecting the W2CBW00x series, a developer can significantly reduce their development costs and the technical risks associated with coexistence.

Features:

- Small form factor SiP solution
- Low power consumption and power save mode
- Full support for 802.11 e(QOS) and 802.11i (Security)
- Integrated RF-friendly LDO for single rail operation
- Integrated PA, EEPROM, Balun, and clocking
- Optimized front-end design for receive sensitivity, plus full coexistence support
- Full driver support for popular OSs for the Marvell PXA processor family, Linux support for many other ARM-9 based processors. Please check with Wi2Wi, Inc. Sales Representatives for pricing on SW Drivers.
- Includes both an SDIO and a GSPI interface for Wi-Fi, and a UBS and UART interface for BT

RoHS Compliant

For quantities greater than listed, call for quote.

MOUSER STOCK NO.	Wi2Wi, Inc. Part No.	Fig.	Description	Price Each		
				1	10	100
648-W2CBW0015-T	W2CBW0015-T	A	802.11b/gn, Bluetooth 3.0 SiP Module, SDIO Interface	42.37	37.66	33.90
648-W2CBW0015W-T	W2CBW0015W-T	A	802.11b/gn, Bluetooth 3.0 SiP Module, SDIO Interface	31.40	27.91	25.12
648-W2CBW0015DEV-1	W2CBW0015DEV-1	-	Dev Kit without Host	214.00	-	-
648-W2CBW0015DEV-2	W2CBW0015DEV-2	-	Dev Kit with Host	481.50	-	-
648-W2CBW003-DEV	W2CBW003-DEV	-	Development Kit for W2CBW003	418.37	-	-

NAVIGATION PRODUCTS

W2SG0084 GPS Module

This specification provides a general guideline on the performance and the integration of the Wi2Wi Inc. 48 Channel GPS Receiver Module Solution. The new solder-down module, based on SiRF Star IV Chipset is a drop in replacement for the W2SG0004, is targeted to assist companies to easily integrate GPS functionally into their products. This is accomplished by reducing their development times and cost by using a complete, small form factor, low power, ready to integrate GPS Receiver System Solution.

Features:

- Pin Compatible Replacement for W2SG0004
- GPS technology based upon by the CSR/SiRF™ SiRFStar IV™
- Compact design for easy integration: 11.2mm x 12mm x 2.5mm
- Ultra-low power consumption
- High sensitivity navigation engine (PVT) tracks as low as -163dBm
- 50Ω Antenna Launch
- 48 verification channel GPS receiver
- SBAS (WAAS or ENGOS) support

RoHS Compliant

For quantities greater than listed, call for quote.

MOUSER STOCK NO.	Wi2Wi, Inc. Part No.	Fig.	Description	Price Each		
				1	10	100
648-W2SG0084I	W2SG0084i	B	GPS Receiver Module for SiRF Star IV	21.39	19.80	17.66
648-W2SG0084I-DEV	W2SG0084i-DEV	B	GPS SiRF Star IV Development Kit	133.74	-	-

MULTI-RADIO

The W2CBWG01 is a fully integrated 802.11b/g WLAN, Bluetooth™ and GPS solutions designed specifically for ultra-mobile portable electronics. It has been integrated with Intel's Atom processor based Menlow platform for UMPC/MID market.

Features:

- Uses half height Mini-Card form factor
- Certified Bluetooth™ and Wi-Fi™ radio solution with coexistence
- Integrated ultra low power consumption GPS
- INTEL McCaslin platform I/O Pin Definition

Interfaces:

- SDIO 1.1 interface for 802.11 Wi-Fi™
- USB 2.0 Interface for Bluetooth™
- UART NMEA for GPS
- 50Ω Antenna Launch for each Radio
- Please check with Wi2Wi, Inc. Sales Representatives for pricing on SW Drivers.

RoHS Compliant

For quantities greater than listed, call for quote.

MOUSER STOCK NO.	Wi2Wi, Inc. Part No.	Fig.	Description	Price Each		
				1	10	100
648-W2CBWG03	W2CBWG03	C	SDIO 802.11b/g USB Bluetooth™ v2.0+EDR	65.84	53.99	51.58

© Copyright 2013 Mouser Electronics
© Copyright 2013 Mouser Electronics

WIZNET Network Internet and TCP/IP MCUs

INTERNET MCUS

Features:

- 10BaseT/100BaseTX Ethernet PHY embedded
- Power down mode supported for saving power consumption
- Hardwired TCP/IP Protocols: TCP, UDP, ICMP, IPv4 ARP, IGMP, PPPoE, Ethernet
- Auto Negotiation (Full-duplex and half duplex), Auto MDI/MDIX
- ADSL connection with PPPoE Protocol with PAP/CHAP Authentication mode support
- 8 independent sockets which are running simultaneously
- Full-duplex UART
- Programmable Watchdog Timer

PRODUCT NEW

MOUSER STOCK NO.	WIZnet Part No.	MCU Architecture	Package	SRAM (KB)	Code Memory (KB)	Timers/ Counters	Clock Frequency Max. (MHz)	Operating Supply Voltage (V)	Price Each
950-W7100A	W7100A	8051	LQTP-100	64	255	3	25	3 to 3.6	7.14
950-W7200	W7200	ARM Cortex M3	LGA-60	20	128	7	72	2.97 to 3.6	9.97

INTERNET MCUS EVALUATION BOARDS AND DEBUGGERS

PRODUCT NEW

MOUSER STOCK NO.	WIZnet Part No.	Description	Price Each
950-IMCU7100EVB	iMCU7100EVB	Evaluation Board for testing W7100A - Includes Character LCD, RS232 Port (D9), Ethernet Port, and DTAG Header	105.93
950-IMCU7200EVB	iMCU7200EVB	Evaluation Board for W7200 (Cortex-M3 + W5200 core)	107.00
950-IMCU7100DEBUGGER	iMCU7100Debugger	Debugger for W7100A - Includes USB Port, and DTAG Header	105.93

TCP/IP CONTROLLERS

Features:

- Supports hardwired TCP/IP protocols: TCP,UDP,ICMP,IPv4,ARP,IGMPv2,PPPoE,Ethernet
- Supports 8 independent SOCKETs simultaneously
- Supports PPPoE connection (with PAP/CHAP Authentication mode)
- Embedded 10BaseT/100BaseTX Ethernet PHY
- Supports auto negotiation (Full-duplex and half duplex)

MOUSER STOCK NO.	WIZnet Part No.	TCP/IP Stack	ADSL	Speed (Mbps)	Internal Memory (KB)	Input Voltage Max (V)	Output Voltage Max (V)	Input Current Max. (mA)	Output Current (mA)	Price Each
950-W5300	W5300	Hybrid	No	50	128	5.5	3.6	5	2-8	6.24
950-W5200	W5200	Hardware	Yes	-	32	5.5	-	5	-	4.98
950-W5100	W5100	Hardware	Yes	-	16	5.5	-	5	-	5.35
950-W3150A+	W3150A+	Hardware	Yes	-	16	5.5	-	5	-	4.28

TCP/IP CONTROLLER EVALUATION BOARDS

MOUSER STOCK NO.	WIZnet Part No.	Description	Price Each
950-W5300E01-ARM	W5300E01-ARM	Evaluation Board for W5300 TCP/IP Controller with ARM920T Processor- Includes Character LCD, USB, RS232 Port (D9), and Ethernet Port	147.13
950-W5200E01-M3	W5200E01-M3	Evaluation Board for W5300 TCP/IP Controller with ARM-Cortex M3 Processor- Includes Character LCD, USB, RS232 Port (D9), and Ethernet Port	82.39
950-W5100E01-AVR	W5100E01-AVR	Evaluation Board for W5100 TCP/IP Controller with AVR Processor - Includes Character LCD, Ethernet, RS-232 Port, and Expanded Board Interface	105.93
950-EVB-B1+	EVB-B1+	Evaluation Board for W3150A with ATmega128 - Includes Character LCD, RS232 Port (D9), Ethernet Port, and Expanded Board Interface	105.93

IOMODULE - EMBEDDED NETWORK MODULE

950-WIZ830MJ	WIZ830MJ	W5300 Embedded Network Module, (2) 2.54mm pitch 2x14 header, 16/8 bit BUS I/F	23.96
950-WIZ810MJ	WIZ810MJ	W5100 Embedded Network Module, 2mm pitch 14x2 header, SPI & BUS I/F	22.36
950-WIZ811MJ	WIZ811MJ	W5100 Embedded Network Module, 1.25mm pitch 10x2 header, SPI I/F, 2 PCB Thruhole	23.96
950-WIZ812MJ	WIZ812MJ	W5100 Embedded Network Module, 2.54mm pitch 10x2 header, SPI I/F, 4 PCB Thruhole	23.96

SERIAL TO ETHERNET MODULES

950-WIZ100SR	WIZ100SR	Serial to Ethernet Gateway Module using W5100 TCP/IP Controller, 2x12 2mm Pin header array	27.15
950-WIZ107SR	WIZ107SR	Serial to Ethernet Gateway Module using W1700 TCP/IP Controller, 2.54mm pitch 12 pin interface, Ethernet connector	25.55
950-WIZ108SR	WIZ108SR	RS422/RS485 to Ethernet Module using W1700 TCP/IP Controller, 2.54mm Pitch 12 pin interface, Ethernet connector	23.96
950-WIZ110SR	WIZ110SR	Serial to Ethernet Module using W5100 TCP/IP Controller, DB9 Connector, Ethernet Connector	28.75
950-WIZ140SR	WIZ140SR	Serial to Ethernet Module using W5300 TCP/IP Controller, 2.54mm pitch header (1) 14 pin header and (1) 28 pin header	67.26
950-WIZ145SR	WIZ145SR	Serial to Ethernet Module using W5300 TCP/IP Controller, 2.54mm pitch header (1) 14 pin header and (1) 28 pin header, Ethernet Connector	67.26
Evaluation Boards			
950-WIZ100SR-EVB	WIZ100SR-EVB	Evaluation Board for WIZ100SR, Includes RS232 Port (D9), and Ethernet Port	82.39
950-WIZ107SR-EVB	WIZ107SR-EVB	RS232 interface (D9) Evaluation Board for WIZ107SR	82.39
950-WIZ108SR-EVB	WIZ108SR-EVB	RS232/RS485 Interface (Terminal Block) Evaluation Board for WIZ108SR	82.39
950-WIZ820IO	WIZ820io	Plug-in Network Module with W5200 and Ethernet Connector, (2) 2.54mm pitch 1x6 header pins	23.96

WIRELESS MODULES

Bring WiFi Connectivity via Serial Host

PRODUCT NEW

MOUSER STOCK NO.	WIZnet Part No.	Radio Protocol	Modulation	RF Operating Freq. (GHz)	Antenna	Power Consumption Ave. (mA)	I/O Interface	Input Voltage (V)	Price Each
950-WIZFI630	WIZFI630	802.11 b/g/n	OFDM, DSSS	2.4-2.483	U.FL conn	600	UART	3.3	46.55
950-WIZFI210	WizFi210	802.11b/g/n	DSSS, CCK	2.4-2.497	Chip, U.FL conn	125	UART, SPI, I2C, GPIO	3.3	36.65
950-WIZ610WI	WIZ610wi	802.11b/g	OFDM, DSSS	2.412-2.484	U.FL conn	470	UART, CMOS	3.3	44.72

WIRELESS MODULE EVALUATION BOARDS

PRODUCT NEW

MOUSER STOCK NO.	WIZnet Part No.	Description	Price Each
950-WIZFI210-EVB	WizFi210-EVB	Evaluation Board for WizFi210 Module - Serial Interface via D9 connector	105.93
950-WIZFI220-EVB	WizFi220-EVB	Evaluation Board for WizFi220-EVB Module - Serial Interface via D9 connector	105.93
950-WIZFI630-EVB	WIZFI630-EVB	Evaluation board for WizFi630	141.24
950-WIZ610WI-EVB	WIZ610wi-EVB	Evaluation Board for WIZ610wi Module - Serial Interface (D9), and Ethernet Connector	105.93
Antennas			
950-W5I-BO-07	W5I-BO-07	WIZ610wi internal antenna	3.56
950-W5E-WO-03L	W5E-WO-03L	External Antenna for WIZ610wi, WizFi210, and WizFi220 - Left Hand SMA Male Connector, 2.5dBi Gain	14.26

APPLICATION MODULES

950-WIZ220IO	WIZ220IO	Embedded Webserver Module - Includes Ethernet Connector, 8 Digital I/O, 2 Analog (12-bit) I/O	44.72
950-WIZ-SM10	WIZ-SM10	Smart Meter - 2 Ports Serial to Ethernet, UART and SPI Interface	38.33
950-WIZ200WEB-EVB	WIZ200Web-EVB	WIZ2000WEB Evaluation Board with Atmega128 & W5300 IC - Includes Char LCD, operates as an HTTP server	105.93
950-WIZ220IO-EVB	WIZ220IO-EVB	Webserver based IO control module - 8 digital I/O, 2 Analog (12-bit) I/O, supports WebServer	105.93
950-WIZ-SM10-EVB	WIZ-SM10-EVB	Evaluation Board for WIZ-SM10 - 2 Ports Serial to Ethernet, Includes W5100 IC	105.93

EXTERNAL DEVICES

WIZnet finished product with EC, FCC, and KCC certificiations. Includes case with mounting tabs and activity/indication LEDs.

950-WIZ1000	WIZ1000	Serial to Ethernet Gateway - RS232 to Ethernet	83.22

© Copyright 2013 Mouser Electronics
© Copyright 2013 Mouser Electronics

Energy Harvesting Modules and Kits

Products may be RoHS compliant. Check mouser.com for RoHS status.

MICROCHIP XLP ENERGY HARVESTING KIT

The XLP 16-bit Energy Harvesting Development Kit is a true development platform for realizing energy harvesting applications. It is based on Microchip's PIC® MCUs with nanoWatt XLP Technology and Cymbet's EVAL-08 Solar Energy Harvester.

Included in the Evaluation Kit:

- Cymbet Eval-08 Solar Energy Harvesting Board and Cable
- XLP 16-bit Development Board
- PIC24F16KA102 Microcontroller
- PICkit 3 Programmer/Debugger
- USB Cables
- XLP 16-bit Energy Harvesting Development Kit user guide

For quantities greater than listed, call for quote.

MOUSER STOCK NO.	Microchip Part No.	Fig.	Description	Microcontroller	Price Each
579-DV164133	DV164133	A	XLP 16-Bit Solar Energy Harvesting Kit	PIC24F16KA102	208.65

CYMBET CORPORATION — ENERGY HARVESTING KITS AND MODULES

The EnerChip EH CBC5300 is a self-contained Energy Harvesting power module in a 24-pin DIP configuration. The CBC5300 module is designed to accept a wide range of energy transducer inputs, store the harvested power, and deliver managed power to the target system. The purpose of this module is to enable system designers to quickly develop Energy Harvesting applications.

For quantities greater than listed, call for quote.

MOUSER STOCK NO.	Cymbet Part No.	Fig.	Description	Microcontroller	Price Each
722-CBC-EVAL-05	CBC-EVAL-05	B	EnerChip CC Evaluation Kit	722-cb3150-D9C, 722-cbc3112-D7C	32.05
722-CBC-EVAL-09	CBC-EVAL-09	C	EnerChip EP Universal EH Kit	722-cbc3150-D9C	128.35
722-CBC-EVAL-10	CBC-EVAL-10	D	EnerChip CCEH EH Kit	722-cbc3150-D9C	74.86
722-CBC-EVAL-11	CBC-EVAL-11	E	EnerChip RFInductive Charging Demo Kit	722-cbc3150-D9C	53.45

CYMBET CORPORATION — ELECTRONIC BATTERIES

For quantities greater than listed, call for quote.

MOUSER STOCK NO.	Cymbet Part No.	Output Voltage (V)	Capacity (μAh)	Price Each 1	Price Each 10	Price Each 25
722-CBC012-D5C	CBC012-D5C	3.8	12	2.35	2.14	1.96
722-CBC050-M8C	CBC050-M8C	3.8	50	4.49	4.09	3.75
722-CBC3112-D7C	CBC3112-D7C	3.6	12	3.42	3.11	2.86
722-CBC3150-D9C	CBC3150-D9C	3.3	50	5.56	5.06	4.63

TEXAS INSTRUMENTS — EZ430-RF2500-SEH DEVELOPMENT TOOL

The eZ430-RF2500 is a complete wireless development tool for the MSP430 and CC2500 that includes all the hardware and software required to develop an entire wireless project with the MSP430 in a convenient USB stick. The tool includes a USB-powered emulator to program and debug your application in-system and two 2.4-GHz wireless target boards featuring the highly integrated MSP430F2274 ultra-low-power MCU.

MOUSER STOCK NO.	TI Part No.	Description	Price Each
595-EZ430-RF2500	EZ430-RF2500	2.4GHZ MSP430 Wireless Development Tool	54.60

POWERCAST WIRELESS SENSOR SYSTEM

WSN-1001 Benefits:

- No batteries to replace
- No wires to install
- Powered wirelessly

WSG-101 Benefits:

- Multiple BAS protocols
- Up to 100 devices
- Easy configuration

The **WSN-KIT-01 Wireless Sensor Kit** includes the **WSN-1001** and **WSG-101**

For quantities greater than listed, call for quote.

MOUSER STOCK NO.	Power Cast Part No.	Fig.	Description	Price Each
582-WSN-1001	WSN-1001	F	Lifetime Power® Wireless Temperature and Humidity Sensor	299.92
582-WSG-101-SERIAL	WSG-101-SERIAL	G	BAS Gateway with serial out via USB	251.29
582-WSN-KIT-01	WSN-KIT-01	H	Wireless Sensor Kit with WSG-101-SERIAL	938.08

POWERCAST — POWERHARVESTER® RECEIVERS AND POWERCASTER™ TRANSMITTERS

Powerharvester Receivers can harvest directed or ambient RF energy and convert it to DC power for remotely recharging batteries or battery-free devices.

For quantities greater than listed, call for quote.

MOUSER STOCK NO.	Power Cast Part No.	Fig.	Description	Price Each 1	Price Each 10	Price Each 25
582-P1110	P1110	I	P1110 Powerharvester® Receiver	34.24	32.64	-
582-P1110-EVB	P1110-EVB	J	P1110 Evaluation Board	173.34	-	-
582-P2110	P2110	K	P2110 Powerharvester® Receiver	38.25	36.65	-
582-P2110-EVB	P2110-EVB	L	P2110 Evaluation Board	180.56	-	-
582-TX91501-3W-ID	TX91501-3W-ID	M	TX91501 Powercaster™ Transmitter - 3Watt	230.05	220.42	214.00
582-TX91501-1W-ID	TX91501-1W-ID	M	TX91501 Powercaster™ Transmitter - 1Watt	130.54	125.19	121.98

POWERCAST — LIFETIME POWER® ENERGY HARVESTING DEVELOPMENT KITS

MOUSER STOCK NO.	Power Cast Part No.	Fig.	Description	Price Each
582-P2110-EVAL-01	P2110-EVAL-01	N	Wireless Sensors - featuring PIC® MCU with nanoWatt XLP	1337.50
582-P2110-EVAL-02	P2110-EVAL-02	-	Wireless Charging - featuring IPS THINERGY® Micro-Energy Cell	963.00

micropelt TE POWER-MOTE THERMAL ENERGY HARVESTER

Features:

- Eliminate battery replacement
- Operates from waste heat or cold
- Starts operating from a low delta-T
- Output Supply: 2.4V
- Software for thermal/power analysis and temperature monitoring
- Operating Temp (Max): Hot Side: 105, Ambient Air: 85

NEW PRODUCT

RoHS Compliant

For quantities greater than listed, call for quote.

MOUSER STOCK NO.	Micropelt Part No.	Fig.	Description	Microcontroller	Price Each
740-TE-POWER-MOTE	TE-POWER-MOTE	O	Sealed autonomous wireless sensor for outdoor and indoor condition monitoring	TI MSP 430-F2274	682.01
740-TE-POWER-PROBE	TE-POWER-PROBE	P	Screw or plug-in thermoharvester for dry or direct liquid attachment	-	1021.85
740-TE-CORE7	TE-CORE7	Q	Thermal energy harvesting module	-	106.99
740-TE-CORE7-RF	740-TE-CORE7-RF	R	Self-powered wireless sensor node, designed for evaluation and prototyping.	-	230.05
740-TGP-751	TGP-751	S	Thin film thermo generator	-	90.94

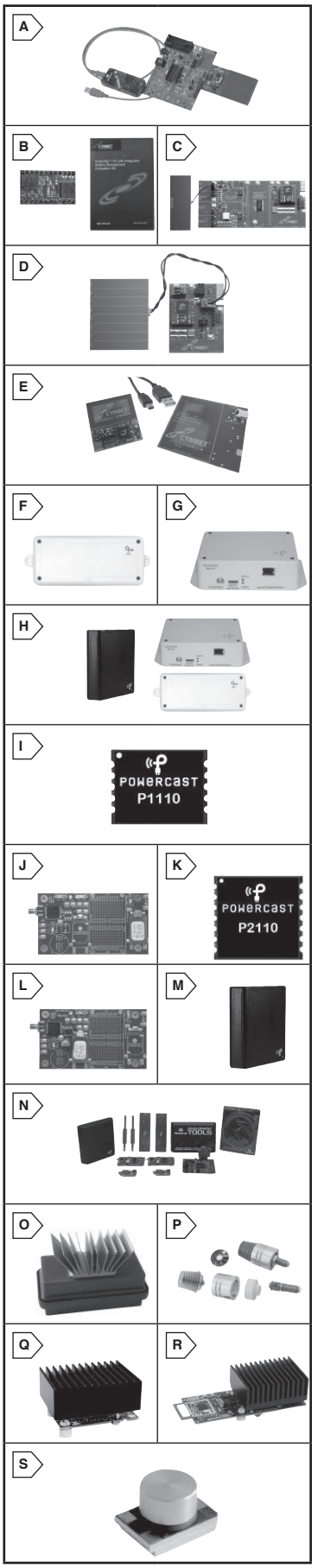

© Copyright 2013 Mouser Electronics

© Copyright 2013 Mouser Electronics

NEXTREME Energy Harvesting

RoHS Compliant **This product is RoHS compliant.**

Nextreme THERMAL SOLUTIONS



THERMOELECTRIC COOLING

Nextreme HV Series Thermoelectric Coolers are part of a new line of thin-film, high voltageand high heat pumping thermoelectric coolers (TECs) that are designed for the cooling andtemperature control of photonics and optoelectronic devices. Nextreme has developed theHV Series Thermoelectric Coolers to address electronics cooling applications with high heat flux and larger heat pumping requirements. The HV Series removes unique voltage and current requirements as barriers to the integration of thin-film thermoelectrics into electronics.

The size, input power requirements, and heat pumping capability of the OptoCooler™ HV14make it particularly well suited for devices such as laser diodes and high brightness LEDs.

Applications:
- Semiconductor optical amplifiers (SOA)
- Laser Diodes
- High Brightness LEDs
- VCSELs
- Photo-detectors

RoHS Compliant

For quantities greater than listed, call for quote.

MOUSER STOCK NO.	Nextreme Part No.	Fig.	Maximum Cooling (W)	Heat Pump Capability (W/cm2)	ΔT Max (°C)	Resistance @ 85°C (Ω)	Operating Temp. Max. (°C)	Footprint (mm)	Description	Price Each 1	25	50
944-NCA11014430202AA	NCA-1101443-0202A_A	A	1.7	115	60	2.3	150	1.52x1.79	HV14 thermoelectric cooler	54.25	51.18	48.44
944-NCA10037500202AA	NCA-1003750-0202A_A	B	4.5	107	60	6.1	150	2.1x2.9	HV37 thermoelectric cooler	74.88	70.64	66.85
944-NCA10037500202AW	NCA-1003750-0202A_W	-	4.5	107	60	6.1	150	2.1x2.9	HV37 thermoelectric cooler with wire leads	87.72	82.75	78.32
944-NCA10048500304AA	NCA-1004850-0304A-A	C	6	58	60	9.2	150	3.1x3.3	HV56 thermoelectric cooler	97.35	91.84	86.92
944-NCA10048500304AW	NCA-1004850-0304A-W	-	6	58	60	9.2	150	3.1x3.3	HV56 thermoelectric cooler eTEC w/wire leads	110.19	103.95	98.39

THERMOELECTRIC POWER GENERATION

Nextreme eTEG™ HV Thermoelectric Power Generators are the next generation of high voltage, thinfilm thermoelectric generators developed to address micro-powerapplications. The Nextreme eTEG™ HV Thermoelectric Power Generators can convert waste heat from thermal sources into usable electricity as an energy source. Manufactured using semiconductor fabrication techniques, the eTEG is scalable, cost-effective, and can be utilized in a broad range of markets and applications including automotive, government and aerospace, thermal batteries, medical implants, and wireless sensor networks.

At the core of the eTEG™ module is Nextreme's breakthrough Thermal Copper Pillar Bump, a structure made from thin-film thermoelectric material embedded into flip chip interconnects (in particular, copper pillar solder bumps) used in electronic and optoelectronic packaging. The device generates electricity via the Seebeck Effect, where electricity is produced from a temperature differential applied across the device.

Applications:
- Automotive
- Aerospace
- Thermal batteries
- Medical implants
- Wireless sensor networks

RoHS Compliant

For quantities greater than listed, call for quote.

MOUSER STOCK NO.	Nextreme Part No.	Fig.	Output Power (mW)	Output Voltage Range (V)	Footprint (mm)	Description	Price Each 1	25	50
944-NGA11014430202AA	NGA-1101443-0202A_A	D	33	.3-1.1	1.8x1.5	HV14 thermoelectric power generator	54.25	51.18	48.44
944-NGA10037500202AA	NGA-1003750-0202A_A	E	24	.17-.85	2.1x2.9	HV37 thermoelectric power generator	74.88	70.64	66.85
944-NGA10037500202AW	NGA-1003750-0202A_W	-	24	.17-.85	2.1x2.9	HV37 thermoelectric power generator with wire leads	87.72	82.75	78.32
944-NGA10048500304AA	NGA-1004850-0304A-A	F	36.5	.25-1.25	3.1x3.3	HV56 thermoelectric power generator	97.35	91.84	86.92
944-NGA10048500304AW	NGA-1004850-0304A-W	-	36.5	.25-1.25	3.1x3.3	HV56 thermoelectric power generator with wire leads	110.19	103.95	98.39

Development Kits

RoHS Compliant

For quantities greater than listed, call for quote.

MOUSER STOCK NO.	Nextreme Part No.	Fig.	Output Power (mW)	Output Voltage Range (V)	Output Current (mA)	Description	Price Each
944-WPG-1	WPG-1	G	1	3.3-5	0.1	WPG-1 Wireless Power Generator	562.75
944-WPG-1S	WPG-1S	H	80	3.3	30	WPG-1S Wireless Power Generator with On-board Storage	676.44
944-NGA10048503040A	NCA-1004850-3040A_KIT	I	-	-	-	HV56 thermoelectric power generator evaluation kit	562.75

© Copyright 2013 Mouser Electronics
© Copyright 2013 Mouser Electronics

Development Boards

RoHS Compliant **This product is RoHS compliant.**

pandaboard.org PANDABOARD MOBILE DEVELOPMENT PLATFORM



Features:
- Core Logic: OMAP4 applications Processor
- Memory: 1GB DDR2 RAM
- Full Size SD/MMC card port
- 10/100 Ethernet
- USB: (1) USB 2.0 OTG port, (2) USB 2.0 High-speed port
- Interface: (1) General Purpose Expansion Header (I2C, GPMC, USB, MMC, DSS, ETM)
- Camera Expansion Header
- Display Connectors: HDMI v1.3, DVI-D. LCD Expansion
- Audio Connectors: 3.5" In/Out, HDMI audio out
- Wireless Connectivity: 802.11b/g/n (WiLink™ 6.0)
- Debug options: JTAG, UART/RS-232, 1 GPIO button
- Graphics APIs: OpenGL ES v2.0, OpenGL ES v1.1, OpenVGv1.1, and EGL v1.3

NEW! TECHNOLOGY

For quantities greater than listed, call for quote.

MOUSER STOCK NO.	Pandaboard Part No.	Description	Price Each
595-PANDABOARD	UEVM4430G-01-00-00	Pandaboard ARM Cortex-A9 MPCore 1GHz OMAP4430 SoC Platform	176.55
595-PANDABOARD-ES	UEVM4460G-02-01-00	Pandaboard ARM Cortex-A9 MPCore 1.2GHz OMAP4460 SoC Platform	173.34

beagleboard.org BEAGLEBOARD BY CIRCUITCO DEVELOPMENT PLATFORMS

NEW! TECHNOLOGY

For quantities greater than listed, call for quote.

MOUSER STOCK NO.	Beagleboard Part No.	Fig.	Description	Price Each
595-BEAGLEBOARD-XM	BEAGLEBOARD-XM	A	Beagleboard xM ARM Cortex-A8 DM3730CBP 1GHz SoC Platform	159.43
595-BEAGLEBONE-000	BB-BONE-000	B	Beaglebone ARM Cortex-A8 TI AM3359 700MHz+ SoC Platform	95.18
Accessories				
595-BB-CAPE-LCD	BB-CAPE-LCD	C	Display Development Tools - Beaglebone Cape LCD (800x480)	162.64
595-BB-BONE-LCD3-01	BB-BONE-LCD3-01	-	Display Development Tools - Beaglebone Cape LCD (320x240)	74.85
595-BB-BONE-LCD4-01	BB-BONE-LCD4-01	-	Beaglebone Cape - TFT LCD 4.3" (480x272)	102.67
595-BB-BONE-SERL-01	BB-BONE-SERL-01	-	Beaglebone Cape - CAN Bus with DSUB-9	64.15
595-BB-BONE-SERL-03	BB-BONE-SERL-03	-	Beaglebone Cape - RS-232 Bus with DSUB-9	42.75
595-BB-BONE-BATT-01	BB-BONE-BATT-01	-	Beaglebone Cape Battery Board - 4xAA	53.45
595-BB-CAPE-DVI-D	BB-CAPE-DVI-D	-	Beaglebone Cape - DVI-D / HDMI Output	53.45
595-BB-BONE-DVID-02	BB-BONE-DVID-02	-	Beaglebone Cape - DVI-D/ HDMI Output with Audio	64.15
595-BB-BONE-CAM3-01	BB-BONE-CAM3-01	-	Beaglebone Cape - Imaging Camera Module (LI-3M02CM)	88.76
595-BB-BONE-WTHR-01	BB-BONE-WTHR-01	-	Beaglebone Cape - Temperature, Barometric pressure, Humidity, and Ambient light	76.99
595-BB-BONE-AUDI-01	BB-BONE-AUDI-01	-	Beaglebone Cape - Low Power Audio in/out	58.80
595-BB-CAPE-BREAKOUT	BB-CAPE-BREAKOUT	-	Beaglebone Cape - Breakout Board	42.75
595-BB-CAPE-BREADBRD	BB-CAPE-BREADBRD	-	Beaglebone Cape - Breadboard	32.05



LEOPARD IMAGING DEVELOPMENT BOARDS

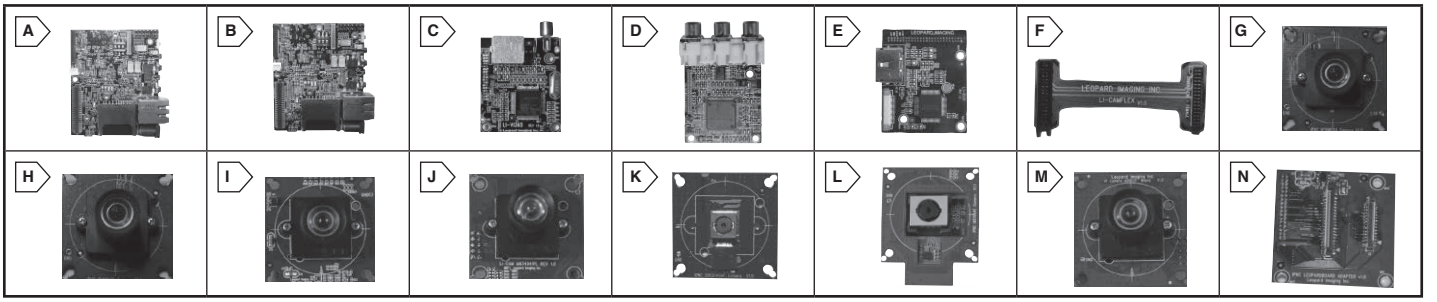

Leopardboard 365 Features:
- ARM926EJ-S Core: 216, 270, 300MHz
- Enhanced Video Processing Subsystem with Face Detection module
- Video Processing Subsystem (VPSS)
- HD Video Codecs: H.264, MPEG4, MJPEG, WMV9/VC1, MPEG2
- Audio Codecs: MP3, WMA, AAC, Audio Echo Canceler (AEC)
- 10/100 Ethernet Port
- USB 2.0 (can be used to power the board or as expansion)
- JTAG and Serial ports for debugging
- SD memory card support (also supports SDIO)
- Stereo audio In/Out
- Composite TV/Component HD TV Output, LCD/DVI Interface

For quantities greater than listed, call for quote.

MOUSER STOCK NO.	Fig.	Description	Price Each
Development Boards			
931-LI-TB01	A	Leopardboard 365 - DaVinci TMS320DM365	138.03
931-LI-TB02	B	Leopardboard 368 - DaVinci TMS320DM368	159.43
Daughter Boards			
931-LI-5M04CM	-	5M CMOS (Aptina) Camera Module	74.90
931-LI-5M05CMAF	-	5M Auto Focusing CMOS (Aptina) Camera Module: Output YUV, RAW	69.50
931-LI-5M06CMAF	-	5M Auto Focusing CMOS (Aptina) Camera Module: Output RGB	133.75
931-LI-5M03	-	5M M12 Lens Camera Board	80.25
931-LI-5M03CS	-	5M MT9P031 Camera Board CS Mount without Lens	84.53
931-LI-VI365	C	HD Y/Pb/Pr Video Input Board	58.85
931-LI-HDI365	D	Component HD Video Input Board	73.83
931-LI-DVI1	E	DVI Video Output Board	69.55
931-LI-LBCMVGA	-	VGA Camera Board for Leopard Board	31.03
931-LI-VM34LP	-	Global Shutter WVGA Camera Board - M12 Lens	84.53
931-LI-LBCM1M1	-	1.3M CMOS (Aptina) Camera Board	34.24
931-LI-LBCM2M1	-	2M CMOS (Aptina) Camera Board	37.45
931-LI-LBCM3M1	-	3M CMOS (Aptina) Camera Board	42.80
931-LI-LBCM5M1	-	5M CMOS (Aptina) Camera Board	48.15
Accessories			
931-LI-PS5-01	-	+5 VDC Universal Power Supply	16.05
931-LI-CAMFLEX	F	Camera Board Extension Cable - 2"	37.45
931-LI-FLEX01	-	4" 26-PIN FLEX EXTENTION CABLE	26.75
931-LI-FLEX03	-	60mm 36-PIN 0.5mm PITCH FLEX CABLE	21.35

Leopardboard 368 Features:
- 432-MHz ARM926EJ-S Clock Rate
- Two Video Image Co-processors (HDVICP, MJCP) Engines
- Supports a Range of Encode, Decode and Video Quality Operations
- Video Processing Subsystem
  - HW Face Detect Engine
  - Resize Engine from 1/16x to 8x
  - 16-Bit Parallel AFE (Analog Front-End) Interface Up to 120MHz
  - 4:2:2 (8-/16-bit) Interface
  - 8-/16-bit YCC and Up to 24-Bit RGB888 Digital Output
  - 3 DACs for HD Analog Video Output
  - Hardware On-Screen Display (OSD)
- Capable of 1080p 30fps H.264 video processing
- Peripherals include EMAC, USB 2.0 OTG, DDR2/NAND, 5 SPIs, 2 UARTs, 2 MMC/SD SDIO, Key Scan
- Pin-to-pin and software compatible with DM365
- 3.3-V and 1.8-V I/O, 1.35-V Core

PRODUCT NEW

For quantities greater than listed, call for quote.

MOUSER STOCK NO.	Fig.	Description	Price Each
Camera Modules for TI IPCamera			
931-LI-CAM-M034	G	Aptina MT9M034, 720p@30fps H.264, 1.2MP	105.93
931-LI-CAM-OV2715	H	OminiVision OV2715, 1080p@30fps H.264	105.93
931-LI-CAM-OV10633	H	OmniVision OV10633, 720p@30fps H.264	159.43
931-LI-CAM-IMX036	I	Sony iMX036, 1080p@30fps H.264, 3.27MP	191.53
931-LI-CAM-MN34041	J	Panasonic MN34041, 1080p@30fps H.264, 2.1MP	191.53
931-LI-CAM-SOC5140AF	K	Aptina MT9P111, 30fps, 5MP	159.43
931-LI-CAM-MI5100AF	L	Aptina MT9P031I12STC, 15fps, 5MP	191.53
931-LI-CAM-AR0331	M	High Dynamic Range camera	159.43
Camera Module and Board			
931-LNC-M10-OV2715	-	OmniVision OV2715, 1080P @30fps	267.50
931-LNC-M01-OV10633	-	OmniVision OV10633, 720P @30fps	298.53
931-LNC-M00-M034	-	Aptina MT9M034, 720P @30fps	277.13
931-LNC-M10-MI5100AF	-	Aptina MT9P011, 1080p @12fps	426.93
931-LNC-M11-AR0331	-	Aptina AR0331, 1080P@30fps	321.00
931-LNC-M10-IMX036	-	Sony iMX036, 1080P @30fps	426.93
931-LNC-M10-MN34041	-	Panasonic MN34041, 1080P @30fps	426.93
Accessories			
931-LI-VCAMADAPTER	N	Adapter for LI-CAM modules to Leopardboard 36x, TI IPCamera	52.43

© Copyright 2013 Mouser Electronics

© Copyright 2013 Mouser Electronics

ARDUINO Development Boards and TinkerKits

Arduino provides open-source electronics prototyping platforms based on flexible, easy-to-use hardware and software. Arduino prototyping platforms are intended for artists, designers, hobbyists, and anyone interested in creating interactive objects or environments. Arduino's prototyping platforms can sense the environment by receiving input from a variety of sensors and can affect their surroundings by controlling lights, motors, and other actuators. Arduino projects can be stand-alone or they can communicate with software running on a computer.

ARDUINO PROTOTYPING PLATFORMS



Development Boards

NEW! TECHNOLOGY

For quantities greater than listed, call for quote.

MOUSER STOCK NO.	Arduino Part No.	Microcontroller	Clock Speed (MHz)	Digital I/O Pins	Analog I/O Pins	Flash Memory	Description	Price Each		
								1	10	100
782-A000057	A000057	ATmega32u4	16	20	12	32KB	Leonardo AVR Microcontroller Board	23.49	23.10	22.78
782-A000066	A000066	ATmega328P	16	14	6	32KB	Arduino Uno, Revision 3 Microcontroller Board	26.75	26.70	26.70
782-A000067	A000067	ATmega2560	16	54	16	256KB	Arduino Mega2560 Revision 3 Microcontroller Board	41.68	40.61	40.07
782-A000003	A000003	ATmega328	16	14	8	16KB	Mini Microcontroller Board	28.30	28.30	27.77
782-A000004	A000004	ATmega328	16	14	8	16KB	Mini Lite Microcontroller Board	22.42	22.20	21.88
782-E000010	E000010	ATmega328P	8	14	8	32KB	Fio Microcontroller Board	25.63	25.63	25.09

Shields

PRODUCT NEW

For quantities greater than listed, call for quote.

MOUSER STOCK NO.	Arduino Part No.	Description	Price Each	
			1	10
782-A000030	A000030	Power Management Controller	88.76	88.22
782-A000006	A000006	Serial Interface for Arduino Board	7.23	6.72
782-A000007	A000007	Xbee with RF module	63.08	63.08
782-A000021	A000021	Xbee Shield without RF module	17.07	16.53
782-A000014	A000014	AVR USB/Serial Converter	17.07	16.77
782-A000015	A000015	AVR USB/Serial Converter Lite	16.00	15.75
782-A000059	A000059	USB 2 Serial Converter	16.00	15.35
782-A000050	A000050	Ethernet without PoE	62.01	62.01
782-A000055	A000055	Ethernet Micro-SD with PoE	67.36	64.66
782-A000058	A000058	Arduino WiFi Shield	96.25	95.71
782-A000060	A000060	Ethernet without PoE +USB 2 Serial	74.85	74.85
782-A000061	A000061	Ethernet with PoE +USB 2 Serial	96.25	96.25
782-A000064	A000064	Wireless Shield	21.35	20.49
782-A000065	A000065	Wireless Shield with SD	29.91	28.71
782-A000068	A000068	Ethernet Shield without PoE Rev.3	62.01	61.47
782-A000075	A000075	Ethernet Shield Mic-SD with PoE Rev. 3	59.92	58.85

Prototyping & Kits

PRODUCT NEW

For quantities greater than listed, call for quote.

MOUSER STOCK NO.	Arduino Part No.	Description	Price Each	
			1	10
782-T030081	T030081	Half Breadboard PCB Module	5.87	5.66
782-T030080	T030080	Full Breadboard PCB Module	7.88	7.67
782-A000080	A000080	MEGA Protoshield Revision 3	5.30	5.08

Prototyping & Kits (Cont.)

PRODUCT NEW

For quantities greater than listed, call for quote.

MOUSER STOCK NO.	Arduino Part No.	Description	Price Each	
			1	10
782-A000081	A000081	MEGA Protoshield Revision 3 Kit	13.86	13.64
782-A000082	A000082	ProtoShield Rev3 with headers and 1 reset switch	5.30	5.14
782-A000032	A000032	Breadboard with Wire Kit	13.34	12.67
782-A000009	A000009	Plastic Enclosure for Arduino Board	13.86	12.79
782-A000010	A000010	Kit base	87.69	86.62
782-A000028	A000028	Workshop Base Level without Arduino Board	49.17	49.17

Accessories

PRODUCT NEW

For quantities greater than listed, call for quote.

MOUSER STOCK NO.	Arduino Part No.	Description	Price Each	
			1	10
782-A000085	A000085	Header Strip, 2pcs, 14.5mm pitch, 8 ways	1.59	1.49
782-A000084	A000084	Header Strip, 2pcs, 14.5mm pitch, 6 ways	1.59	1.49
782-A000086	A000086	Header Strip, 2pcs, 14.5mm pitch, 10 ways	1.59	1.49
782-A000026	A000026	Header Strip 40 x 1	3.16	3.03
782-A000040	A000040	14.5mm Strip 6 and 8 Ways	1.38	1.27
782-A000045	A000045	USB Cable Type A/B, 6FT	3.16	3.03
782-A000054	A000054	Mini USB Cable, 6FT	4.23	4.06
782-A000071	A000071	USB Cable - USB to MicroUSB (Canon), 1.8m	3.84	3.73
782-B000003	B000003	Open Software Book - prototyping w/ conductive fabric, resistive thread, soft buttons, etc.	20.28	-

TINKERKITS

TinkerKit simplifies electronic prototyping throughout a wide variety of sensors and actuators soldered on orange-coloured boards you can hook up to the Arduino through the Sensor Shield and three-pin cables. A little signal amplifier helps to stabilize the signals running on the cables, ensuring clean analysis from the sensors even on long distances (1m-5m). TinkerKit has been conceived for school teaching and museum exhibitions, allowing the setup of interactive environments on the run, without using soldering iron or breadboard. TinkerKit is the result of years of award-winning experience in Interaction Design. For a long time it has been developed as an internal tool, improved bit by bit project by project, client by client.

Kits

For quantities greater than listed, call for quote.

MOUSER STOCK NO.	Arduino Part No.	Description	Price Each	
			1	10
782-K000001	K000001	Base Kit	117.65	117.65
782-K000002	K000002	Starter Kit	149.75	143.75
782-K000003	K000003	Professional Kit	299.55	287.56
782-K000006	K000006	ADK Kit	374.45	374.45

Modules

PRODUCT NEW

For quantities greater than listed, call for quote.

MOUSER STOCK NO.	Arduino Part No.	Description	Price Each	
			1	10
782-X000002	X000002	PoE Module	23.49	23.49
782-T020060	T020060	Sensor Shield V.2	2.09	2.00
782-T020070	T020070	Mega Sensor Shield V.2	3.16	3.03
782-T000020	T000020	Accelerometer Module	28.84	27.68
782-T000030	T000030	Joystick Module	22.42	21.52
782-T000070	T000070	Hall Sensor Module	13.86	13.30
782-T000090	T000090	LDR Sensor Module	9.58	9.19
782-T000140	T000140	Potentiometer Module - Rotary	9.58	9.19
782-T000150	T000150	Potentiometer Module - Linear	10.65	10.22
782-T000180	T000180	Pushbutton Module	7.44	7.14
782-T000190	T000190	Tilt Sensor Module	9.58	9.19
782-T000200	T000200	Thermistor Module	9.58	9.19

Modules (Cont.)

For quantities greater than listed, call for quote.

MOUSER STOCK NO.	Arduino Part No.	Description	Price Each	
			1	10
782-T000220	T000220	Touch Sensor Module	10.65	10.22
782-T010010	T010010	Relay Module	16.53	16.00
782-T010051	T010051	Servo Module - Analog, 42x20.5x39.5mm, 360° Rotation	17.75	17.54
782-T010050	T010050	MicroServo Module - Analog, 22.2x11.6x21.5mm, 180° Rotation	10.37	10.26
782-T000062	T000062	2 Axis Gyroscope Module, 4X Sensitivity	28.84	28.34
782-T000060	T000060	2 Axis Gyroscope Module, 1X Sensitivity	28.84	28.34
782-T010020	T010020	MOSFET Module	13.72	13.17
782-T010110	T010110	Power LED Module	17.07	16.38
782-T010111	T010111	Blue LED Module 5mm	11.29	11.29
782-T010112	T010112	Green LED Module 5mm	7.44	7.44
782-T010113	T010113	Yellow LED Module 5mm	8.51	8.51
782-T010114	T010114	Red LED Module 5mm	7.44	7.44
782-T010115	T010115	Blue LED Module 10mm	11.29	11.29
782-T010116	T010116	Green LED Module 10mm	7.44	7.44
782-T010117	T010117	Yellow LED Module 10mm	8.51	8.51
782-T010118	T010118	Red LED Module 10mm	7.44	7.44

Accessories

For quantities greater than listed, call for quote.

MOUSER STOCK NO.	Arduino Part No.	Description	Price Each	
			1	10
782-T020060	T020060	Toolkit wire, 20cm	2.09	2.00
782-T020070	T020070	Toolkit wire, 50cm	3.16	3.03
782-T020080	T020080	Toolkit wire, 100cm	5.30	5.08

© Copyright 2013 Mouser Electronics
© Copyright 2013 Mouser Electronics

CONNECT ONE iChip, Socket Modules & Device Servers

Connect One
The Device Networking Authority

RoHS Compliant **This page of product is compliant.**

CONNECT ONE WI-REACH™ CLASSIC MOBILE HOTSPOT

Wi-REACH™ Classic is a compact, battery-operated, mobile WiFi hotspot. Wi-REACH™ Classic combines the connectivity of WiFi with the excellent mobile coverage of 3G/4G cellular and transforms an existing 3G USB modem into a personal Wi-Fi cloud that can be shared between up to 10 Wi-Fi devices. Its built-in rechargeable battery delivers four to five hours in normal use and can be recharged using the built-in USB connector.

For quantities greater than listed, call for quote.

MOUSER STOCK NO.	Connect One Part No.	Description	Price Each
890-WIREACH-US-110	WIREACH-US-110	Battery-operated, mobile WiFi hotspot	105.93

CONNECT ONE iCHIP

iChip™ updateable Internet Controller™ chips provide a cost-effective and reliable solution for embedding IP-based communication and other network services in low-cost, non-PC devices running M2M (machine-to-machine) applications. iChip mediates the connection between a host device and the Internet, operating as an embedded device server. It eliminates the need for Internet programming and avoids the hassle, risks and costs of a development project. Instead, you are assured a fast design-in, with predictable timing and budget. Typical design time is one man-month.

For quantities greater than listed, call for quote.

MOUSER STOCK NO.	Connect One Part No.	Description	Price Each		
			1	25	100
iChip Internet Controllers					
890-CO2144/48LI-3	CO2144/48LI-3	iChipSec CO2144	14.71	14.18	13.11
890-CO2128/48LI-3	CO2128/48LI-3	iChipSec CO2128	14.87	14.53	13.60
890-CO2064/48LI-3	CO2064/48LI-3	iChipSec CO2064	12.57	12.44	12.31
iChip Internet Controllers Sample Packs					
890-CO2144/48LI-3SP	CO2144/48LI-3(SP)	iChipSec CO2144 Sample Pack (2 modules)	32.10	31.03	30.50
890-CO2128/48LI-3-SP	CO2128/48LI-3(SP)	iChipSec CO2128 Sample Pack (2 modules)	27.29	27.02	26.75
iChips Evaluation Boards					
890-II-EVB630W3EU220	II-EVB-630W-3-EU-220	iChipSec CO2128/2144 Evaluation Board - Europe	615.25	-	-
890-II-EVB630W3US110	II-EVB-630W-3-US-110	iChipSec CO2128/2144 Evaluation Board - US	615.25	-	-

CONNECT ONE EMBEDDED WIFI MODULES

Connect One embedded WLAN modules enable devices to easily connect to IP Networks over an 802.11b/g Wireless LAN with no driver development or WiFi certifications. All modules include the Connect One iChip™, complete with full TCP/IP and SSL stacks and an 802.11b/g chipset. Modules have serial, SPI, USB and RMII interfaces. Nano WiReach WiFi is pin-compatiable with the Nano LANReach LAN module. Nano socket iWiFi is pin compatiable with the Nano SocketLAN LAN module. This allows customers to design a simple PCB for either LAN or WiFi connectivity.

For quantities greater than listed, call for quote.

MOUSER STOCK NO.	Connect One Part No.	Description	Price Each		
			1	25	100
Embedded WiFi Modules					
890-IWSM2128MW-EU	iW-SM2128MW-EU	Secure Socket iWiFi 802.11b/g - Europe	59.92	59.17	58.26
890-IW-SM2128MW-US	iW-SM2128MW-US	Secure Socket iWiFi 802.11b/g - US	59.92	58.85	57.99
890-IW-SM2128M1-EU	iW-SM2128M1-EU	Mini Socket iWiFi - Europe	59.92	58.85	57.99
890-IW-SM2128M1-US	iW-SM2128M1-US	Mini Socket iWiFi - US	63.13	62.02	61.12
890-IW-SM2144N1-US-0	iW-SM2144N1-US	Nano WiReach module External Ant - US	63.13	62.02	61.12
890-IW-SM2144N2-US	iW-SM2144N2-US	Nano Socket WiFi module with onboard antenna US	68.48	67.68	66.33
890-IW-SM2144N2-EU	iW-SM2144N2-EU	Nano Socket WiFi module with sonboard antenna US	68.48	67.68	66.33
890-IW-SM2144N1-EU-0	iW-SM2144N1-EU	Nano WiReach module External Ant - EU	63.13	62.02	61.12
890-IWSM2144SMTEX	iW-SM2144SMT-EX	WiFi/802.11 Modules & Development Tools Nano WiReach SMT External Antenna	47.85	44.43	41.47
890-IWSM2144SMTOB	iW-SM2144SMT-OB	WiFi/802.11 Modules & Development Tools Nano WiReach SMT External Antenna	50.24	47.88	44.35
Evaluation Boards for Embedded WiFi Modules					
890-IIEVB363MDEU220	II-EVB-363MD-EU-220	Nano WiReach+LANReac Evaluation Board-EU	214.00	-	-
890-IIEVB363MDUS110	II-EVB-363MD-US-110	Nano WiReach+LANReac Evaluation Board-US	214.00	-	-
890-II-EVB361MWEU220	II-EVB-361MW-EU-220	Secure Socket iWiFi Evaluation Board-Europe	171.20	-	-
890-II-EVB361MWUS110	II-EVB-361MW-US-110	Secure Socket iWiFi Evaluation Board-US	171.20	-	-
890-II-EVB362MWEU220	II-EVB-362MW-EU-220	Mini Socket iWiFi Evaluation Board-Europe	171.20	-	-
890-II-EVB362MWUS110	II-EVB-362MW-US-110	Mini Socket iWiFi Evaluation Board-US	171.20	-	-
890-IIEVB363MWEU220	II-EVB-363MW-EU-220	Nano WiReach Evaluation Board-Europe	171.20	-	-
890-IIEVB363MW-US110	II-EVB-363MW-US-110	Nano WiReach Evaluation Board-US	171.20	-	-
890-II-EVB363MOUS110	II-EVB-363MO-US-110	Nano Socket WiFi module Eval Board 110V US	171.20	-	-
890-II-EVB363MOEU220	II-EVB-363MO-EU-220	Nano Socket WiFi module Eval Board 220V EU	171.20	-	-
890-IIEVB365SMT	II-EVB-365SMT	Evaluation Board II-EVB-365SMT	171.20	-	-
Accessories for Embedded WiFi Modules					
890-CABLE-USB-RS232	CABLE-USB-RS232	High speed USB-Serial cable	64.20	-	-
890-IW-ANT2-BL	iW-ANT2-BL	Antenna WiFi antenna with SMA connector- 2db gain - 110mm - black	8.59	7.63	7.49
890-IW-CAB-150	iW-CAB-150	Cable Miniature coaxial pigtail cable. UFL-RP SMA connectors. 150mm length	10.24	10.14	10.02

CONNECT ONE EMBEDDED LAN MODULES

Connect One offers a line of secure embedded Ethernet modules that enable devices to easily connect to IP Neetworks over a 10/100Base T Ethernet LAN. Both modules include the iChip™ CO2144 complete with full TCP/IP and SSL stacks and a 10/100Base T Ethernet Phy with RJ45 connector. Nano LANReach is pin-compatiable with the Nano WiReach WiFi module. Nano SocketLAN is pin compatiable with the Nano SocketWiFi WiFi module. This allows customers to design a single PCB for either LAN or WiFi connectivity.

For quantities greater than listed, call for quote.

MOUSER STOCK NO.	Connect One Part No.	Description	Price Each	
			1	100
Embedded LAN Modules				
890-IL-SM2144N1-I	IL-SM2144N1-I	Nano LANReach - Industrial	40.66	39.06
890-IL-SM2144NH-I	IL-SM2144NH-I	Nano SocketLAN - Industrial	39.59	-
Evaluation Boards for Embedded LAN Modules				
890-II-EVB-363ML-110	II-EVB-363ML-110	Nano LANReach Evaluation Board - US	171.20	-
890-II-EVB-363ML-220	II-EVB-363ML-220	Nano LANReach Evaluation Board - EU	171.20	-
890-II-EVB-363MS-110	II-EVB-363MS-110	Nano SocketLAN Evaluation Board - US	171.20	-
890-II-EVB-363MS-220	II-EVB-363MS-220	Nano SocketLAN Evaluation Board - EU	171.20	-

CONNECT ONE SECURE iLAN

Secure iWiFi™ and secute iLAN are serial-to-WiFi and serial-to-LAN device servers that enables installed serial devices to connect via their existing serial port to the internet over a wired or wireless LAN. They include a full TCP/IP stack, SSL, and multiple bundled applications such as email, FTP, web server, etc. Secure iLAN and iWiFi eliminates the need for any hardware modifications to the host device. Simply connect to a serial cable from Secure iLAN or iWiFi RS232 or RS485 connector to your device. Your device is ready to connect to the wired/wireless LAN.

For quantities greater than listed, call for quote.

MOUSER STOCK NO.	Connect One Part No.	Description	Price Each		
			1	25	100
Secure iLAN					
890-IL2128-485-009	iL2128-485-009	Secure iLAN-RS485	93.86	92.41	90.95

© Copyright 2013 Mouser Electronics
© Copyright 2013 Mouser Electronics

DIGI INTERNATIONAL Development Tools

RoHS Compliant **This product is RoHS compliant.**

DEVELOPMENT KITS

Digi development kits are powerful, easy to use, affordable, and deliver a complete out-of-the-box solution. Plug-and-play firmware offers a rapid development platform without the need for additional programming. Professional embedded application development is available using NET+OS®, Digi Embedded Linux®, Microsoft® Windows® Embedded CE 6.0, Microsoft .NET Micro Framework and the royalty-free Digi development tools.

CONNECTCORE FOR I.MX53

NEW PRODUCT

For quantities greater than listed, call for quote.

MOUSER STOCK NO.	Digi Part No.	Description	Price Each
888-CC-WMX53-LX	CC-WMX53-LX	JumpStart Kit for Digi Embedded Linux, 7" WVGA LCD panel w/touchscreen	555.06
888-CC-WMX53-CE	CC-WMX53-CE	JumpStart Kit for Microsoft Windows Embedded Compact 7, 7" WVGA LCD panel w/touchscreen	555.06
860-CC-WMX53-ANDRD	CC-WMX53-ANDRD	JumpStart Kit for Android, 7" WVGA LCD panel w/touchscreen	212.93
Digi Connect ME 9210 Kits			
860-DC-ME-01T-GN-NR	DC-ME-01T-GN-NR	Digi Connect ME Dev. Kit without Raven debugger (for use with "C" models)	957.65
860-DC-ME-9210-NET	DC-ME-9210-NET	Digi Connect ME 9210 JumpStart Kit for NET+OS 7	226.04
Digi Connect ME® for Microsoft .NET Micro Framework Kits			
860-DC-ME-MF	DC-ME-MF	Digi Connect ME JumpStart Kit for NET Micro Framework	319.93
Digi Connect Wi-ME® Kits			
860-DC-WME-NET	DC-WME-NET	Digi ConnectCore Wi-ME JumpStart Kit for NET+OS 7	533.93
860-DC-WME-01T-GN	DC-WME-01T-GN	Digi Connect Wi-ME Development Kit (for use with "C" models)	1599.65
860-DC-WME-01T-GN-NR	DC-WME-01T-GN-NR	Digi Connect Wi-ME Dev. Kit without Raven debugger (for use with "C" models)	822.56
Digi Connect Wi-Wave Kits			
860-DC-WWV-EKIT	DC-WWV-EKIT	Digi Connect Wi-Wave JumpStart Kit for Windows CE 6.0	272.72
Digi Connect SP External Serial to 10/100 Wired Ethernet Adapter with Digi Connect Products			
860-DC-SP-NET	DC-SP-NET	Digi ConnectCore SP JumpStart Kit for NET+OS 7	533.93



DC-ME-NET

CONNECTCORE™ WI-I.MX51, HIGH-END CORE MODULE WITH WIRED AND WIRELESS NETWORKING

The network-enabled ConnectCore Wi-i.MX51 is a highly integrated and future-proof System-on-Module (SoM) solution based on the new Freescale i.MX515 application processor with a high performance 600/800MHz ARM Cortex-A8 core, powerful multimedia capabilities, and a complete set of peripherals.

860-CC-WMX51-CE6-EA	CC-WMX51-CE6-EA	ConnectCoreWi-i.MX51 Development Kit	850.65

CONNECTCORE 7U

The ConnectCore 7U core processor module utilizes Digi's own NS7520 NET+ARM microprocessor, providing the ideal core processor platform for embedded designs demanding an additional level of performance, connectivity and flexibility.

Digi ConnectCore 7U Kits			
860-CC-7U-NET	CC-7U-NET	Digi ConnectCore 7U JumpStart Kit for NET+OS 7	533.93



CC-7U-NET

CONNECTCORE 9C

The ConnectCore 9C is a powerful ARM9-based core module that enables OEMs to design in core processing functionality and networking capabilities with a single, high-performance solution. Built on Digi's own NET+ARM processor technology, it also delivers the true long-term availability that is a key requirement for embedded applications.

Digi ConnectCore 9C Kits			
860-CC-9C-NET	CC-9C-NET	Digi ConnectCore 9C JumpStart Kit for NET+OS 7	555.06
860-CC-9C-LX	CC-9C-LX	Digi ConnectCore 9C JumpStart Kit for Linux with Digi ESP	555.06
860-CC-9C-CE6	CC-9C-CE6	Digi ConnectCore 9C JumpStart Kit for Microsoft Windows Embedded CE 6.0	533.93
Digi ConnectCore Wi- 9C Kits			
860-CC-W9C-NET	CC-W9C-NET	Digi ConnectCore Wi-9C JumpStart Kit for NET+OS 7	533.93
860-CC-W9C-CE6	CC-W9C-CE6	Digi ConnectCore Wi-9C JumpStart Kit for Microsoft Windows Embedded CE 6.0	554.22
Digi ConnectCore 9P 9215 Kits			
860-CC-9P-9215-NET	CC-9P-9215-NET	Digi ConnectCore 9P 9215 JumpStart Kit for NET+OS 7	555.06
860-CC-9P-9215-LX	CC-9P-9215-LX	Digi ConnectCore 9P 9215 JumpStart Kit for Digi Embedded Linux	555.06
Digi ConnectCore 9P 9360 Kits			
860-CC-9P-NET	CC-9P-NET	Digi ConnectCore 9P 9360 JumpStart Kit for NET+OS 7	555.06
860-CC-9P-CE6	CC-9P-CE6	Digi ConnectCore 9P JumpStart Kit for Microsoft Windows Embedded CE 6.0	533.93



CC-W9C-NET

CC-9P-NET

CONNECTPORT X5

The ConnectPort X5 R offers the industry's smallest QuintMode (cellular, satellite, GPS, Wi-Fi, Vehicle Area Network) wireless telematics product. The gateway provides remote connectivity to mobile assets to monitor operating health, performance, location and driver/operator behavior, as well as to enable automated event reporting.

NEW PRODUCT

For quantities greater than listed, call for quote.

MOUSER STOCK NO.	Digi Part No.	Fig.	Description	Price Each
860-X5R-000-G1T7K-A1	X5R-000-G1T7K-A1	-	ConnectPort X5 Development Kit WiFi + GPRS	1603.93
860-X5R-000-G1T70-00	X5R-000-G1T70-00	A	ConnectPort X5 GTWY WiFi, GPRS	1331.08

X-TRAK 3

Digi X-Trak 3 is a compact tracking and telematics gateway for monitoring mobile and fixed assets. Digi X-Trak 3 can monitor and update predefined events such as geo-fencing, temperature, route monitoring, over-speeding and in-vehicle parameters monitoring.

NEW PRODUCT

888-XT310U-G1000-KW	XT310U-G1000-KW	B	X-Trak 3 Development Kit Ext Ant (Includes Accessories)	640.93

A



B



XBEE® & XBEE-PRO® DEVELOPMENT KITS

NEW PRODUCT

For quantities greater than listed, call for quote.

MOUSER STOCK NO.	Digi Intl. Part No.	Description	Price Each
888-XB24-BPDK	XB24-BPDK	XBee Series 2 Development Kit includes 5 XBee series 2 modules	362.73
888-XB24-DKS	XB24-DKS	XBee Starter Development Kit includes 2 XBee units	138.03
888-XB24-DKS-INT	XB24-DKS-INT	XBee Starter Development Kit includes 2 XBee units	138.03
888-XBP08-DK	XBP08-DK	XBee-PRO 868 OEM Development Kit	159.43
888-XBP24-BZ7B-DK	XBP24BZ7B-DK	Dev Kit (2) XBee-PRO ZB Programmable Modules (1 Wire Variant, 1 RPSMA Variant); (1) XStick ZB; (1) Debugger; (1) XBee RS-232 Interface Dev Board; (1) XBee USB Interface Dev Board; Accessories and Power Supply (Including International Plug Kit)	453.62
888-XBP24BZ7B-DK-W	XBP24BZ7B-DK-W	Dev Kit (2) XBee-PRO ZB International Programmable Modules (1 Wire Variant, 1 RPSMA Variant); (1) XStick ZB; (1) Debugger; (1) XBee RS-232 Interface Dev Board; (1) XBee USB Interface Dev Board; Accessories and Power Supply (Including International Plug Kit)	453.62
888-XBP24-DKS	XBP24-DKS	XBee-PRO Starter Development Kit includes 2 XBee-PRO units	191.53
888-XK2-WFT-0	XK2-WFT-0	XBee Wi-Fi Development Kit	105.93
888-XK2-Z7SBE0	XK2-Z7SBE0	RF SMT Module Development Kit - EMEA	453.62
888-XK2-Z7SBJ0	XK2-Z7SBJ0	RF SMT Module Development Kit - Japan	453.62
888-XK8-DMS-0	XK8-DMS-0	XBee 865/868LP Dev Kit	212.93
888-XK9-XCT-0	XK9-XCT-0	XBee-PRO XSC S3B Development Kit - North America	159.43
888-XK9-XCT-2	XK9-XCT-2	XBee-PRO XSC S3B 920 MHz Development Kit - International	159.43
888-XK-Z11-M	XK-Z11-M	ZigBee RF Module Development Kit- USA and Canada	319.93
888-XK-Z11-M-W	XK-Z11-M-W	ZigBee RF Module Development Kit - Australia	319.93
888-XK-Z11-M-WA	XK-Z11-M-WA	ZigBee RF Module Development Kit - all Other International Customers	319.93
888-XK-Z11-S	XK-Z11-S	RF SMT Module Development Kit - USA and Canada	319.93
888-XK-Z11-S-W	XK-Z11-S-W	RF SMT Module Development Kit - all Other International Customers	319.93
888-XK-Z11-S-WA	XK-Z11-S-WA	RF SMT Module Development Kit - Australia	319.93

© Copyright 2013 Mouser Electronics
© Copyright 2013 Mouser Electronics

DIGI INTERNATIONAL Embedded Modules

Products may be RoHS compliant. Check mouser.com for RoHS status.

DIGI CONNECT ME® FAMILY WIRED AND WIRELESS EMBEDDED MODULES

The industry's first interchangeable secure wired and wireless embedded modules with plug-and-play functionality and comprehensive development tools make it easy to add embedded web-enabled wired and wireless network connectivity. Based on a unique common platform design approach, the Digi Connect® ME and Digi Connect® Wi-ME embedded modules offer complete "drop-in" integration. This allows you to build future-proof products based on a single design supporting secure wired 10/100Base-T and 802.11b wireless Ethernet connectivity. The family of Digi Connect® embedded modules makes all of this possible without the traditional complexities of hardware and software integration work, and at a fraction of the time and cost required to create custom solutions.

For quantities greater than listed, call for quote.

MOUSER STOCK NO.	Digi Part No.	Fig.	Description	Price Each 1	Price Each 5
Digi Connect ME®					
860-DC-ME-01T-JT	DC-ME-01T-JT	A	Customizable module with JTAG interface (2M-byte Flash memory)	113.69	-
860-DC-ME4-01T-JT	DC-ME4-01T-JT	A	Customizable module with JTAG interface (4M-byte Flash Memory)	113.69	-
860-DC-ME-01T-C	DC-ME-01T-C	A	Module with 8MB SDRAM, 2MB Flash, customizable single pack	56.18	56.18
860-DC-ME-01T-S	DC-ME-01T-S	A	Module with 8MB SDRAM, 2MB Flash, Standard firmware; single pack	56.18	56.18
860-DC-ME-01T-S-10	DC-ME-01T-S-10	A	Module with 8MB SDRAM, 2MB Flash, Standard firmware, 10-pack	533.83	-
860-DC-ME4-01T-S	DC-ME4-01T-S	B	Module with 8MB SDRAM, 4MB Flash, Standard firmware; single pack	61.33	-
860-DC-ME4-01T-C	DC-ME4-01T-C	B	Module with 8MB SDRAM, 4MB Flash, Customizable; single pack	61.33	61.33
860-DC-ME4-01T-C-10	DC-ME4-01T-C-10	B	Module with 8MB SDRAM, 4MB Flash, Customizable, 10-pack	568.44	-
Digi Connect ME 9210					
860-DC-ME-Y401-JT	DC-ME-Y401-JT	C	9210 with 8MB SDRAM, 2MB Flash with JTAG connector	113.69	113.69
860-DC-ME-Y402-JT	DC-ME-Y402-JT	C	9210 with 8MB SDRAM, 4MB Flash with JTAG connector	113.69	113.69
860-DC-ME-Y401-C	DC-ME-Y401-C	C	9210 with 8MB SDRAM, 2MB Flash	52.43	52.43
860-DC-ME-Y402-C	DC-ME-Y402-C	C	9210 with 8MB SDRAM, 4MB Flash	55.64	-
860-DC-ME-Y402-LX	DC-ME-Y402-LX	C	9210 with 8MB SDRAM, 4MB Flash for Linux	55.64	-
860-DC-ME-9210-LX	DC-ME-9210-LX	C	9210 with Digi Embedded Linux	226.04	-

DIGI CONNECT WI-ME™

The Digi Connect Wi-ME (Wireless Micro Embedded) is a fully customizable and secure 802.11b wireless device server. It is based on the common platform design approach of the Digi Connect family of embedded products, which minimizes design risk and reduces time to market by allowing customers to easily accommodate both wired and wireless network functionality in a single future-proof product design.

For quantities greater than listed, call for quote.

MOUSER STOCK NO.	Digi Part No.	Fig.	Description	Price Each
860-DC-WME-01T-JT	DC-WME-01T-JT	D	Customizable module with JTAG interface	266.43
860-DC-WME-01T-C	DC-WME-01T-C	D	Module with 8MB SDRAM, 4MB Flash, Customizable	145.79
860-DC-WME-01T-S	DC-WME-01T-S	D	Module with 8MB SDRAM, 4MB Flash, Standard firmware; single pack	145.79

DIGI CONNECT WI-WAVE

Built on Digi's own 802.11b/g wireless LAN technology, Digi Connect Wi-Wave is the industry's first off-the-shelf WLAN radio card specifically designed to meet the long-term product availability and specific operating temperature requirements of embedded designs and their extended product life cycles.

For quantities greater than listed, call for quote.

MOUSER STOCK NO.	Digi Part No.	Fig.	Description	Price Each
860-DC-WWV-1G	DC-WWV-1G	E	Digi ConnectCore Wi-Wave 802.11b/g card	138.03

DIGI CONNECT EM™

The Digi Connect EM (Embedded Module) device server delivers true Web-enabled device networking that is easy and cost-effective to implement, while being powerful enough to meet future performance needs. Built on leading 32-bit ARM technology using the network-attached NetSilicon NS7520 microprocessor and featuring a wide variety of connectivity options, the Digi Connect EM provides the freedom and flexibility of complete custom product development.

For quantities greater than listed, call for quote.

MOUSER STOCK NO.	Digi Part No.	Fig.	Description	Price Each 1	Price Each 5
860-DC-EM-02T-C	DC-EM-02T-C	F	Module with 8MB SDRAM, 4MB Flash, Customizable	88.74	88.74
860-DC-EM-02T-S	DC-EM-02T-S	F	Module with 8MB SDRAM, 4MB Flash, Standard firmware	90.95	90.95
860-DC-EM-02T-NC	DC-EM-02T-NC	F	Module with 8MB SDRAM, 4MB Flash, Customizable; no connector	88.74	88.74

DIGI CONNECT WI-EM™

The Digi Connect Wi-EM (Wireless Embedded Module) device server is a fully customizable and secure 802.11b wireless embedded module that provides integration flexibility in a variety of connection options.

For quantities greater than listed, call for quote.

MOUSER STOCK NO.	Digi Part No.	Fig.	Description	Price Each 1	Price Each 5
860-DC-WEM-02T-JT	DC-WEM-02T-JT	G	Customizable module with JTAG interface	266.43	-
860-DC-WEM-02T-S	DC-WEM-02T-S	G	Module with 8MB SDRAM, 4MB Flash,Standard firmware; single pack	159.16	159.16

DIGI CONNECT SP® MODULE

The Digi Connect SP (Single Port) device server is the ideal platform for your custom web-enabled and network-enabled embedded applications. Combining Digi and Net Silicon technology, it eliminates the hardware design effort and delivers a true device networking.

For quantities greater than listed, call for quote.

MOUSER STOCK NO.	Digi Part No.	Fig.	Description	Price Each 1	Price Each 5
860-DC-SP-01-C	DC-SP-01-C	H	Adapter Customizable model	202.23	202.23

CONNECTCORE 9P 9215

The ConnectCore 9P 9215 module delivers a powerful, secure, and compact network-enabled 150MHz NS9215 processor solution with ARM9 core, a rich set of peripherals and unique interface flexibility. With leading features like an on-chip AES encryption engine, two independent and fully programmable flexible interface modules and Digi's patented dynamic power management options, it is the ideal solution for today's networked embedded applications. ConnectCore Wi-9P 9215 is the industry's first 802.11a/b/g embedded core module for secure wireless networking and integrated application processing. The ConnectCore Wi-9P 9215 is pre-certified for 802.11a/b/g networking by the FCC in North America and other regulatory organizations in Europe and Japan. The ConnectCore Wi-9P 9215 features two Flexible Interface Modules (FIMs) built into Digi's ARM9 microprocessor that allow customers to use application-specific interfaces such as Secure Digital, Controller Area Network (CAN), 1-Wire, additional UARTs and others.

For quantities greater than listed, call for quote.

MOUSER STOCK NO.	Digi Part No.	Fig.	Description	Price Each 1	Price Each 5
Digi ConnectCore 9P 9215					
860-CC-9P-V502-C	CC-9P-V502-C	I	Module with 8MB SDRAM, 4MB Flash	73.83	73.83
860-CC-9P-V524-LX	CC-9P-V524-LX	I	Module with 32MB SDRAM, 16MB Flash, 25 pack For Linux only no NET+OS Support	105.93	105.93
Digi ConnectCore Wi-9P 9215					
860-CC-W9P-V502-C	CC-W9P-V502-C	J	Module with 8MB SDRAM, 4MB Flash	138.03	138.03

DIGI CONNECTCORE 9P 9360

Compact High-Performance ARM9 Core Module 32-bit NET+ARM core module combines performance, peripheral options and design integration flexibility with complete embedded software platform support.

For quantities greater than listed, call for quote.

MOUSER STOCK NO.	Digi Part No.	Fig.	Description	Price Each 1	Price Each 5
860-CC-9P-T225-Z1	CC-9P-T225-Z1	K	Module 32MB SDRAM, 32MB Flash, 177MHz Replaces FS-3031	180.83	180.83

A

B

C

D

E

F

G

H

I

J

K


© Copyright 2013 Mouser Electronics

© Copyright 2013 Mouser Electronics

DIGI INTERNATIONAL External Device Servers

Products may be RoHS compliant. Check mouser.com for RoHS status.

DIGI ONE® SP



Efficient RS-232/422/485 serial-to-Ethernet connectivity for applications requiring simple and cost-effective data communications.
- Cost-effective serial-to-Ethernet connectivity
- 1 RS-232/422/485 switch selectable DB-9 serial port
- Compact form factor – only 3.7in. (9.4cm) in length

The Digi One SP device server easily allows any device with a serial port to be connected to Ethernet. The compact design of the Digi One SP delivers cost-effective performance and capability in one of the smallest form factors available. The Digi One SP delivers efficient serial-to-Ethernet connectivity and is ideal for applications where TCP Socket, UDP Socket, or UDP multicast functionality is needed.

For quantities greater than listed, call for quote.

MOUSER STOCK NO.	Digi Part No.	Description	Price Each
860-70001851	70001851	Digi One SP	175.67
860-70001999	70001999	Digi One SP IA with Din Rail Kit	242.89

DIGI PORTSERVER® TS



Standard multiport RS-232/422/485 serial-to-Ethernet connectivity that is ideal for applications requiring low port count and seamless integration into existing application.
- Standard, reliable serial-to-Ethernet connectivity
- 1/2/4 ports; RS-232 RJ-45 serial
- 9-30VDC power supply
- Easy configuration using installation CD

PortServer TS delivers standard serial-to-Ethernet connectivity simply and reliably. It easily addresses the growing need to connect individual devices to the network over industry standard Ethernet in many applications.
PortServer TS is ideal for applications requiring COM ports or where TCP/UDP Sockets, or UDP multicast functionality is required. It includes Digi's patented RealPort® COM port redirector technology which makes it possible to establish a connection between the host and networked serial device by creating a local COM or TTY port on the host computer, allowing existing software applications to work without modification.

For quantities greater than listed, call for quote.

MOUSER STOCK NO.	Digi Part No.	Description	Price Each
860-70002041	70002041	Digi PortServer TS 1 (1 Port)	324.21

DIGI PORTSERVER® TS W MEI



Universal, high-performance RS-232/422/485 serial-to-wireless connectivity. Advanced features include WEP (64- and 128-bit), SSH, easy management and many more.
- Easily connect serial devices to an 802.11b wireless Ethernet network
- Switch selectable RS-232/422/485 serial RJ-45
- WEP encryption (64-/128-bit)
- 1/2/4 port models available

The PortServer TS W MEI family of device servers makes it easy to network-enable serial devices to a wireless 802.11b infrastructure. Users will appreciate the new external antenna and hidden wireless card offered by the versatile one-, two-, and four-port solutions.
PortServer TS W MEI also delivers easy installation through an auto-run wizard on the CD for Microsoft® and UNIX® platforms, RS-232/422/485 serial ports for connectivity to almost any serial interface, and many advanced networking features.

For quantities greater than listed, call for quote.

MOUSER STOCK NO.	Digi Part No.	Description	Price Each
860-70001954	70001954	Digi PortServer TS 1W MEI (1 Port)	771.47

DIGI ONE® IA



The Digi One IA device server delivers easy and reliable serial-to-Ethernet and Modbus-to-Modbus/TCP connectivity solutions for industrial automation applications
- Switch selectable RS-232/422/485 for use with virtually any device with a serial port
- Extended input voltage of 9-30VDC with screw terminal connections
- 32ºF to 140ºF (0ºC to 60ºC) operating temperature to meet the demands of the factory floor
- An industrial strength, ergonomic enclosure designed to mount vertically on a standard 35mm DIN rail, saving valuable cabinet space
- Industry-leading low latency to meet the strict data throughput requirements for CNC/DNC equipment and other applications

For quantities greater than listed, call for quote.

MOUSER STOCK NO.	Digi Part No.	Description	Price Each
860-70001862	70001862	Digi One IA	389.48

DIGI CONNECT® WI-SP



The industry's first secure 802.11b wireless device server delivers leading network-to-serial connectivity and strong WPA2/802.11i security.
- Compact design with integrated mounting tabs
- Switch selectable RS-232/422/485 interface
- Enterprise-class WPA2/802.11i wireless security
- Product integration and customization flexibility

The Digi Connect Wi-SP is the industry's first wireless device server providing enterprise-class wireless security through a complete set of strong encryption and authentication services, which are compliant with the WPA2 and 802.11i standards.

For quantities greater than listed, call for quote.

MOUSER STOCK NO.	Digi Part No.	Description	Price Each
860-DC-WSP-01-S	DC-WSP-01-S	Digi Connect Wi-SP	404.46

DIGI PORTSERVER® TS MEI



Universal, high-performance device servers for RS-232/422/485 serial-to-Ethernet connectivity. Advanced features include SSH v2, SNMP, PPP, port buffering and many more.
- Standard, reliable serial-to-Ethernet connectivity
- 1/2/4 serial port models available
- Switch selectable RS-232/422/485 RJ-45 serial

PortServer TS MEI (Multi-Electrical Interface, RS-232/422/485) makes it easy to connect any serial device to your network. Available in 1, 2 and 4 port models, it combines the inherent benefits of data networking with proven asynchronous connectivity to deliver powerful, yet simple Ethernet connectivity for all your serial devices.
PortServer TS MEI delivers universal and powerful features including data security via SSH v2, port buffering, and full SNMP management, making it ideal for applications like console management where device management and monitoring are critical.

For quantities greater than listed, call for quote.

MOUSER STOCK NO.	Digi Part No.	Description	Price Each
860-70001805	70001805	Digi PortServer TS 1MEI (1 Port)	389.48

DIGI PORTSERVER® TS M MEI MODEM



Device server with internal modem provides both IP networking and standard phone line dial-up connectivity for remote access to RS-232/422/485 serial devices.
- Device server with internal modem
- Modem connection can act as backup during network failure
- Access remote devices and IP networks via internal modem

The new PortServer TS M MEI family offers Ethernet and RS-232/422/485 serial connections, with the addition of an internal modem. The one-and three-port device servers are ideal for applications requiring both IP networking and standard phone line dial-up connectivity for remote access to serial devices.
The embedded modem adds another level of flexibility to the PortServer TS line. It allows remote hosts to dial in to a serial device attached to a device server, as well as the serial device to dial out to a remote location using a standard phone line. The modem helps to create a PPP connection so that applications and devices can communicate via an IP network, even when the primary LAN or WAN is not available.

For quantities greater than listed, call for quote.

MOUSER STOCK NO.	Digi Part No.	Description	Price Each
860-70001898	70001898	Digi PortServer TS 1M MEI (1 Port)	649.49

DIGI PORTSERVER® TS P MEI



Designed for universal, high-performance RS-232/422/485 serial-to-Ethernet where traditional power alternatives such as powered Ethernet and powered serial are required.
- Supports powered Ethernet and powered serial
- One, two or four RS-232/422/485 ports

The PortServer TS P MEI family makes it easy to connect RS-232/422/485 serial devices to an IP network. By supporting versatile powering options like powered Ethernet and powered serial, PortServer TS P MEI can adapt to many applications where traditional power alternatives are required.
PortServer TS P MEI delivers universal, high performance multiport serial-to-Ethernet connectivity. It is ideal for applications requiring COM ports, serial tunneling, or where TCP/UDP Socket functionality is needed.

For quantities greater than listed, call for quote.

MOUSER STOCK NO.	Digi Part No.	Description	Price Each
860-70001988	70001988	Digi PortServer TS 1P MEI (1 Port)	486.85

DIGI EASYPOWER™



The Digi EasyPower family provides simple, safe and efficient device power over existing LAN data cabling (Ethernet). It is ideal for applications where power outlets are not available at the optimal device location.
- Provides simple, safe and efficient device power over Ethernet
- 1/6 power and data ports
- IEEE 802.3af compliant

The Digi EasyPower provides one or six data/Ethernet ports for connecting powered Ethernet devices to the corporate hub/switch. The Digi EasyPower has two ports for each device. One port provides power and can transmit/receive data to the powered Ethernet device. The second port connects to the corporate hub/switch for Ethernet connectivity.
The Digi EasyPower makes powering device servers easy and cost-effective. There is no need to provide separate power supplies for the Digi One® IAP, PortServer® TS P MEI family and Digi Connect® 50. The Digi EasyPower is fully compatible with the IEEE 802.3af standard.

For quantities greater than listed, call for quote.

MOUSER STOCK NO.	Digi Part No.	Description	Price Each
860-76000660	76000660	EasyPower Powered Ethernet Hub	242.89

© Copyright 2013 Mouser Electronics
© Copyright 2013 Mouser Electronics

DLP DESIGN USB Interface Products

RoHS Compliant **This product is RoHS compliant.**

"Add USB to your next project--it's easier than you might think!"

DLP Design's USB Interface products provide a high-speed, hot-swappable, user-friendly connection between your electronic device and a host PC. The USB interface will provide up to 500mA at 5 volts of power for your electronics. These boards make the extremely complex USB Interface easy for just about anyone to start using, without requiring any in-depth prior knowledge.

DUAL CHANNEL USB ADAPTERS

626-DLP2232M-G

The DLP-2232M uses FTDI's FT2232C 3RD generation Dual Channel USB-FIFO/UART and offers a simple solution for interfacing ASIC/MCU/FPGA/DSP based designs to a host computer via USB. Each channel can be configured for either USB-UART or USB-FIFO via the on-board setup EEPROM. Rev 3 silicon from FTDI. No in-depth knowledge of USB required!

626-DLP2232ML-G

Same functional design as the DLP-2232M, the DLP-2232ML is perfect for space constrained designs.

- Dual channel, each can be configured for USB-FIFO or USB-UART
- Up to 8 megabit per second data rate
- USB 1.1/2.0 Compatible

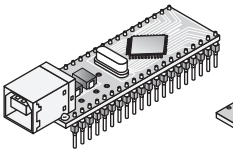

626-DLP2232M-G

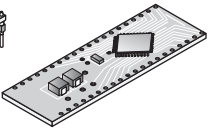

626-DLP2232ML-G



626-DLP2232PB-G



626-DLP2232H

626-DLP2232PB-G/626-DLP2232PB-CCS

The DLP-2232PB uses FTDI's 3RD generation FT2232C USB IC and a PIC Microchip 16F877A to form a rapid prototyping development tool. On-board firmware uploader included - no device programmer required!

626-DLP-2232H

The DLP-2232H is DLP Design's premier USB-to-UART/FIFO interface module based on FTDI's 5th generation USB 2.0 High Speed (480Mb/s) silicon. The DLP-2232H is manufactured in a lead-free, RoHS-compliant, compact 40-pin, 0.1-inch spaced standard 0.6 inch wide DIP footprint.

Embedded Modules

For quantities greater than listed, call for quote.

MOUSER STOCK NO.	DLP Part No.	Price Each		
		1	50	100
626-DLP2232M-G	DLP-2232M-G	37.45	34.34	33.12
626-DLP2232ML-G	DLP-2232ML-G	32.05	31.02	29.43
626-DLP-2232PB-G	DLP-2232PB-G	53.50	47.19	46.81
626-DLP-2232H	DLP-2232H	35.27	32.47	31.24

USB ADAPTER BOARDS

DLP-USB245M-G

- Add USB connectivity to your next project
- Up to 8 megabit per second data rate
- USB 1.1 compliant
- Simple FIFO interface to MCU, FPGA, CPU, etc.
- Rev 2 silicon from FTDI
- No in-depth knowledge of USB required
- RoHS Compliant

The DLP-USB245M USB-FIFO adapter offers a simple straight-forward solution for interfacing ASIC or MCU based designs to USB. It comes complete with royalty-free drivers for most common operating systems. Features include an easy to use FIFO-like interface, a data transfer rate of up to 8 megabits per second and a standard .6 inch, 24-pin DIP footprint.

DLP-USB232M-G

- Easily convert legacy RS-232 devices to USB
- Up to 3 megabaud data rate
- USB 1.1 compliant
- Full handshaking and modem interface signals
- Rev 2 silicon from FTDI
- No in-depth knowledge of USB required
- RoHS Compliant

The DLP-USB232M USB-UART Adapter PCB is the ideal solution for upgrading legacy RS232 designs to USB. It comes complete with royalty-free drivers for most common operating systems. Features include data transfer rates of up to 3 million baud, a full set of modem handshaking controls and a standard .6 inch, 24-pin DIP footprint.

626-DLP-USB232R

The DLP-USB232R is DLP Design's smallest USB-to-serial UART interface module, and it utilizes the popular FT232R IC with the FTDIChip-ID™ feature from FTDI. In addition to enabling standard USB-to-serial designs, both asynchronous and synchronous bit-bang interface modes are available.



626-DLP-USB232M-G



626-DLP-USB245M-G

626-DLP-USB1232H

The DLP-USB1232H is DLP Design's premier USB-to-UART/FIFO interface module based upon FTDI's fifth-generation USB 2.0 High Speed (480Mb/s) silicon. The DLP-USB1232H is available in a lead-free, RoHS-compliant, compact, 18-pin, 0.1-inch spaced standard DIP footprint.



626-DLP-USB1232H



626-DLP-USB232R

For quantities greater than listed, call for quote.

MOUSER STOCK NO.	DLP Part No.	Description	Package	Price Each		
				1	50	100
626-DLP-USB245M-G	DLP-USB245M-G	DLP-USB245M USB-FIFO Adapter PCB	DIP-24	26.75	24.88	23.97
626-DLP-USB232M-G	DLP-USB232M-G	DLP-USB232M USB-UART Adapter PCB	DIP-24	26.75	24.88	23.97
626-DLP-USB1232H	DLP-USB1232H	DLP-USB1232 USB to UART/FIFO Adapter PCB	DIP-18	30.98	29.95	29.43
626-DLP-USB232R	DLP-USB232R	DLP-USB232R USB to UART Adapter PCB	DIP-18	19.26	17.39	16.99

USB TO SERIAL ADAPTER

This USB-to-serial adapter is designed to easily connect a microcontroller/DSP/FPGA/etc to a host PC or upgrade a legacy RS232 device to USB with minimal design effort. Virtual Com Port (VCP) drivers are provided royalty-free that make the DLP-TXRX look like a standard Windows/Linux/Mac RS232 port to the users host program. An attractive quantity discount structure makes this module suitable for incorporation into low- and medium-volume finished products.



For quantities greater than listed, call for quote.

MOUSER STOCK NO.	DLP Part No.	Price Each	
		1	100
626-DLP-TXRX-G	DLP-TXRX-G	21.40	19.17

DLP-TH1 TEMPERATURE AND HUMIDITY SENSOR

The DLP-TH1 is shipped with Windows 98/ME/2000/XP compatible software and USB drivers. Additionally, the most recent versions of the application software and USB drivers for the DLP-TH1 are available as a free download from www.dlpdesign.com/usb/th1.html.

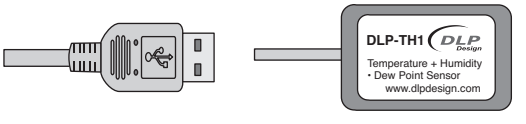

For quantities greater than listed, call for quote.

MOUSER STOCK NO.	DLP Part No.	Description	Price Each		
			1	25	100
626-DLP-TH1B	DLP-TH1-B	Temperature and Humidity Sensor	96.25	92.98	89.61

USB CABLES

Features:

- UL2725 Cable
- 100% Open, short & mis-wire tested
- RoHS Compliant

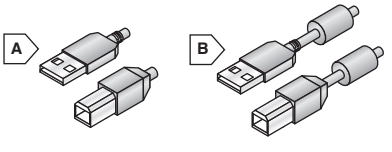

For quantities greater than listed, call for quote.

MOUSER STOCK NO.	Fig	Color	Length (in.)	Description	Price Each			
					1	25	100	500
172-1024-E	A	Black	1.8M (71)	USB A male to USB B male	7.40	5.69	5.18	4.71
172-1027-E	B	Black	1.5M (59)	Filtered USB A male to USB B male	7.63	5.85	5.33	4.84

© Copyright 2013 Mouser Electronics

© Copyright 2013 Mouser Electronics

DLP DESIGN USB Interface Products

RoHS Compliant **This product is RoHS compliant.**

"Add USB to your next project-it's easier than you might think!"

DLP Design's USB Interface products provide a high-speed, hot-swappable, user-friendly connection between your electronic device and a host PC. The USB interface will provide up to 500mA at 5 volts of power for your electronics. These boards make the extremely complex USB Interface easy for just about anyone to start using, without requiring any in-depth prior knowledge.

USB MICROCONTROLLER DEVELOPMENT BOARDS

DLP-2232H-PSOC5

- Cypress CY8C5588 Programmable System-on-Chip (PSoC®) 5 containing:
  - 32-bit ARM Cortex-M3 CPU Core
  - Up to 67MHz Operation
  - 256KBytes Flash Program Memory
  - 64KBytes SRAM Memory
  - Internal Non-Volatile Configuration Memory for All Programmable Features
  - One Configurable Delta-Sigma ADC with 8- to 20-Bit Resolution
  - Two Configurable SAR ADC's with 8- to 12-bit Resolution
  - Four 8-bit DAC's Configurable for Current or Voltage Mode Operation
  - Four Camparators and Four OpAmps
  - Four Configurable Multifunction Analog Blocks
  - 24 Programmable Logic Device (PLD-Based) Universal Digital Blocks (UDB)
- High-Speed USB 2.0 Interface Featuring FTDI FT2232H Silicon- Both Parallel and Serial Interfaces are Supported
- 40 User I/O Channels plus 2 Output/Dedicated Peripheral Usage Pins
- USB Port Powered or 5V External Power Barrel Jack
- USB 1.1- and 2.0-Compatible Interface
- Small Footprint: 3.0 x 1.2-inch PCB and Standard 50-Pin, 0.9-inch DIP Interface



DLP-2232MSP

The DLP-2232MSP combines the same USB interface used in the DLP-2232H and the DLP-1232H modules with a Texas Instruments microcontroller to form a rapid development tool. The MSP430F2618 microcontroller is preprogrammed with basic functionality for accessing the port pins and can be reprogrammed with user firmware via a 10-pin header using a device programmer (purchased separately).



DLP-232PC

- Single byte commands to all functions
- Designed to fit into a standard 18 pin, 0.3-inch wide DIP footprint providing 14 I/O channels
- PIC18F2410 Microcontroller can be reprogrammed with user firmware
- Microcontroller communicates with host PC at up to 460,800 baud data rate
- USB 1.1/2.0 Compatible
- Rev 3 silicon from FTDI
- No in-depth knowledge of USB required



Measuring in at only 1.375x0.6 inches, this new module is our lowest cost and smallest USB to Microcontroller module to date. The DLP-232PC uses single byte commands and FTDI's Virtual COM Port (VCP) drivers to provide an easy to use USB interface to a PIC 18F2410 microcontroller. Features include 14 I/O channels (8 can be used for analog inputs measuring 0-5 volts), a standard 0.3 inch wide DIP footprint and preprogrammed firmware for easy access to the I/Os and external digital temperature sensors (purchased separately).

DLP-245PL-G

- Simple USB-FIFO interface to PIC Microchip 18F8722 microcontroller
- 50 I/O pins (including A/D inputs) plus 8-bit data bus
- Example source code provided for Token firmware feature
- Up to 2 megabit per second data rate to host computer
- USB 1.1/2.0 compatible
- Rev 2 silicon from FTDI
- No in-depth knowledge of USB required
- RoHS Compliant



The DLP-245PL is a powerful integrated module based on the DLP-USB245M USB-FIFO adapter coupled with a PIC 18F8722 MPU and royalty free USB drivers. The 18F8722 microcontroller is preprogrammed with basic functionality for accessing the port pins and can be reprogrammed with user hex code via a 5-pin header that is compatible with Microchip's MPLAB ICD2 device programmer/ debugger (purchased separately). Refer to the datasheet for full details.

DLP-245PB-G

- Simple USB-FIFO interface to PIC Microchip 16F877A microcontroller
- Plugs into a standard 40-pin, 0.6in. wide DIP socket
- Example source code provided for Token firmware feature
- Up to 2 megabit per second data rate to host computer
- USB 1.1/2.0 Compatible
- Rev 2 silicon from FTDI
- No in-depth knowledge of USB required



The DLP-245-PB-G is a powerful integrated module based on the DLP-USB245M USB-FIFO adapter coupled with a PIC 16F877 MPU and royalty free USB drivers. It plugs into a standard 40 pin 0.6in wide DIP socket and is ideal for rapid prototyping and development of USB / PIC based designs. Token I/O code pre-programmed into the 16F877's ROM for basic port pin input/output capability including access to the A/D, EEPROM, and external digital temperature sensors. The 16F877's Flash ROM can be easily erased and reprogrammed if required using the optional DLP-Flash Programmer. Refer to the datasheet for full details.

For quantities greater than listed, call for quote.

MOUSER STOCK NO.	DLP Part No.	Description	Price Each 1	10	25
626-DLP-2232H-PSOC5	DLP-2232H-PSOC5	CY8C5588 Programmable System-on-Chip Module	106.95	-	-
626-DLP-2232MSP	DLP-2232MSP	DLP-2232MSP MSP430F2618 Microcontroller module	74.85	70.35	66.33
626-DLP-2232MSPF	DLP-2232MSPF	USB Interface Microcontroller Module	64.15	62.37	60.72
626-DLP-232PC	DLP-232PC	DLP-232PC USB to PIC18F2410 Microcontroller Module	32.05	31.03	30.76
626-DLP-245PL-G	DLP-245PL-G	DLP-245PL USB/Microcontroller PCB	69.55	66.88	64.20
626-DLP-245PB-G	DLP-245PB-G	USB to PIC16F877A Microcontroller Module	42.80	41.20	39.86

MAVRK DEVELOPMENT KIT MODULES

The DLP-MAV-LCD1 combines a 2x16 character LCD module with a 5 switch joystick. Demonstration firmware that runs on the MAVRK main processor will be made available for developers wishing to incorporate this module into their project. The firmware will adhere to the communications requirements imposed by the MAVRK main processor and is completely compatible with the MAVRK (purchased separately) platform.



MOUSER STOCK NO.	DLP Part No.	Description	Price Each
626-DLP-MAV-LCD1	DLP-MAV-LCD1	Module for Texas Instruments MAVRK Development Platform: 2x16 LCD Module with a 5 switch joystick	74.86

FPGA MODULES

Features:

- Micron 32M x 8 DDR2 SDRAM Memory
- Built-In Configuration Loader; Writes the Bit File Directly to SPI Flash via High-Speed USB 2.0 Interface
- 63 User I/O Channels: 24 Differential Pairs and 8 Global Clocks
- 66MHz Oscillator
- 133MHz DDR2 Interface Reference Design Provided
- USB Port Powered or 5V External Power Barrel Jack
- USB 1.1 and 2.0 Compatible Interface
- Small Footprint: 3.0 x 1.2-inch PCB and Standard 50-Pin, 0.9-inch DIP Interface



For quantities greater than listed, call for quote.

MOUSER STOCK NO.	DLP Part No.	Description	Price Each
626-DLP-HS-FPGA2	DLP-HS-FPGA2	Xilinx XC3S400A-4FTG256C FPGA Prototyping Module	192.55
626-DLP-HS-FPGA3	DLP-HS-FPGA3	Xilinx XC3S1400A-4FTG256C FPGA Prototyping Module	235.35

DLP-D USB BASED SECURITY DONGLE

The DLP-D Security Dongle is pre-programmed with a unique identification number (Serial Number) that is readable over USB but cannot be altered by any means. Since each serial number is unique, this device provides a way of linking application software to a specific hardware dongle with a high level of security.

Features:

- Hard-coded, unique serial number
- USB 1.1 and 2.0 compatible interface
- Small size; easily fits on key chain
- 3rd-Party support for application development

Applications:

- Access control
- Copy protection



(Top View)



(Bottom View)

MOUSER STOCK NO.	DLP Part No.	Description	Price Each
626-DLP-D-G	DLP-D-G	USB Security Dongle	16.04

USB DATA ACQUISITION BOARDS

Schematics available on-line. USB 1.1 Compliant.
The onboard PIC12F629 microcontroller can be reprogrammed with user code (requires programmer).
Drivers and test applications can be downloaded from the website

A 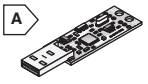

B 

C 

For quantities greater than listed, call for quote.

MOUSER STOCK NO.	DLP Part No.	Fig.	Description	Price Each 1	10	25
626-DLP-TEMP-G	DLP-TEMP-G	A	2 - Channel	26.75	24.61	22.47
626-DLP-IO14	DLP-IO14	B	14 Channels, ±5V Input Range, USB Powered	48.10	47.13	46.38
626-DLP-IO20	DLP-IO20	C	20 - Channel	53.45	52.48	51.90

© Copyright 2013 Mouser Electronics

© Copyright 2013 Mouser Electronics

EasySYNC USB Interface Products

RoHS Compliant **This product is RoHS compliant.**

EasySYNC Ltd is a supplier of communications and instrumentation products with specialist expertise in serial connectivity solutions based on USB, CAN and RS232 /RS422 / RS485 interfaces.



HI-SPEED USB TO PORT INDUSTRIAL ADAPTER

The USB2-H-100X-M modules are a family of communication devices. This model, USB2-H-100X-M, provides a simple method of adapting many legacy RS232 serial devices to a modern USB port. This is accomplished by incorporating the industry standard FTDI USB2.0 Hi-Speed serial bridge chip. The integrated electronics of the USB2-H-100X-M utilise the FTDI FT4232H, FT2232H or FT232H plus RS232 level shifters and TXD/RXD LEDs to provide a visual indication of data traffic through the module.

For quantities greater than listed, call for quote.

MOUSER STOCK NO.	EasySync Part No.	Fig.	Description	Dimensions (mm)	Price Each			
					1	5	10	50
734-USB2-H-1001-M	USB2-H-1001-M	A	Single-Port RS232 module	70.75 x 48.9 x 24	45.31	44.02	42.80	41.64
734-USB2-H-1002-M	USB2-H-1002-M	B	Dual-Port RS232 module	80.62 x 78.8 x 11.2	75.06	72.91	70.89	68.97
734-USB2-H-1004-M	USB2-H-1004-M	C	Quad-Port RS232 module	159.9 x 74.17 x 24	113.69	107.71	104.95	102.32
734-USB2-H-1008-M	USB2-H-1008-M	D	8-Port RS232 module	159.9 x 74.17 x 43.7	214.00	202.73	197.54	192.60
734-USB2-H-1016-M	USB2-H-1016-M	E	16-Port RS232 module	280 x 74.17 x 43.7	428.00	405.48	395.08	385.20

This model, USB2-H-500X-M, provides a simple method of adapting many legacy RS485 serial devices to a modern USB port. This is accomplished by incorporating the industry standard FTDI USB2.0 Hi-Speed serial bridge chip. The integrated electronics of the USB2-H-100X-M utilise the FTDI FT4232H, FT2232H or FT232H plus RS485 level shifters and TXD/RXD LEDs to provide a visual indication of data traffic through the module.

For quantities greater than listed, call for quote.

MOUSER STOCK NO.	EasySync Part No.	Fig.	Description	Dimensions (mm)	Price Each			
					1	5	10	50
734-USB2-H-5001-M	USB2-H-5001-M	F	Single-Port RS485 module	69.75 x 46.9 x 23.2	55.23	53.65	52.16	50.75
734-USB2-H-5002-M	USB2-H-5002-M	G	Dual-Port RS485 module	80.61 x 78.8 x 24	84.97	82.54	80.25	78.08
734-USB2-H-5004-M	USB2-H-5004-M	H	Quad-Port RS485 module	159.9 x 74.17 x 24	123.05	116.58	113.58	110.75
734-USB2-H-5008-M	USB2-H-5008-M	I	8-Port RS485 module	159.9 x 74.17 x 24	247.44	234.42	228.40	222.70
734-USB2-H-5016-M	USB2-H-5016-M	J	16-Port RS485 module	280 x 74.17 x 43.7	468.13	443.48	432.12	421.31

The USB2-H-600X-M family are a USB to RS422 level serial UART adaptor incorporating FTDI's FT4232H, FT2232H and FT232H Hi-Speed USB2.0 (480Mb/s) to serial UART interface IC device. The FTDI Chips handle all the USB signaling and protocols. The adaptor provides a fast, simple way to connect devices with an RS422 interface to USB. The integrated electronics of the USB2-H-100X-M utilise the FTDI FT4232H, FT2232H or FT232H and includes RS422 level shifters plus TXD/RXD LEDs to provide a visual indication of data traffic through the module.

For quantities greater than listed, call for quote.

MOUSER STOCK NO.	EasySync Part No.	Fig.	Description	Dimensions (mm)	Price Each			
					1	5	10	50
734-USB2-H-6001-M	USB2-H-6001-M	K	Single-Port RS422 module	70.76 x 48.9 x 24	58.78	57.10	55.51	54.00
734-USB2-H-6002-M	USB2-H-6002-M	L	Dual-Port RS422 module	80.62 x 78.8 x 11.2	94.17	91.49	88.95	86.54
734-USB2-H-6004-M	USB2-H-6004-M	M	Quad-Port RS422 module	159.9 x 74.17 x 24	140.44	133.04	129.63	126.40
734-USB2-H-6008-M	USB2-H-6008-M	N	8-Port RS422 module	159.9 x 74.17 x 43.7	267.50	253.42	246.92	240.75
734-USB2-H-6016-M	USB2-H-6016-M	O	16-Port RS422 module	280 x 74.17 x 43.7	481.50	456.16	444.46	433.35

© Copyright 2013 Mouser Electronics
© Copyright 2013 Mouser Electronics

FTDI USB Interface Products

RoHS Compliant **This product is RoHS compliant.**

FTDI USB-UART AND USB INTERFACE IC'S

FTDI X-CHIP SERIES IC'S - Full Speed USB IC Devices (FT200X, FT201X, FT220X, FT221X, FT230X, FT231X, FT240X):

Made up of 13 different package options, the X-Chip series complements FTDI's existing FT-R and FT-H offerings. The series supports a broad selection of interface types such as basic UART, full UART, FIFO and I²C, as well as FTDI's proprietary FT1248 I/O (including provisions for enhanced SPI). Devices in this series are capable of data rates of up to 3.4 Mbits/s, while maintaining low power consumption, <8mA (typical) when fully active and <125uA (typical) while in suspend mode. In addition, this series can detect a charging port and cause logic to switch from data transfer to charging mode. As with all FTDI IC's these devices are offered with a range of Royalty free FTDI developed drivers for 32 and 64-bit OS including Windows (2000, XP, VISTA, 7), Linux, Mac OS, Android and WinCE.

FTDI FT232 - Full Speed USB to Serial UART IC Devices:

The FT232 USB to UART device includes an internal 3V3 regulator and USB Transceiver that provides USB 1.1/2.0 full speed physical interface. The UART will operate from 300Baud to 3MBaud. The FT232RL/RQ also include an internal EEPROM and clock circuitry plus the FTDI Chip-ID security mode. The devices are offered with a range of Royalty free FTDI developed drivers for 32 and 64 bit OS including Windows (2000, XP, VISTA, 7), Linux, Mac OS, Android and WinCE.

FTDI FT2232D - Full Speed Dual UART/FIFO IC Devices:

The FT2232D device features two multi-purpose UART/FIFO controllers which can be configured individually in several different modes. As well as a UART interface, a FIFO interface and the Bit-Bang IO mode of the FT232 and FT245 devices, the FT2232D offers a variety of additional new modes of operation including a Multi-Protocol Synchronous Serial Engine (MPSSE) interface which is designed specifically for synchronous serial protocols such as I²C, JTAG and SPI bus. The FT2232D has an extended temperature range (-40ºC to +85ºC) and adds CPU FIFO mode.



FTDI Hi-Speed Single/Dual/Quad USB IC Devices (FT232H, FT2232H, FT4232H):

FTDI's Hi-Speed IC's are USB 2.0 Hi-Speed devices operating at 480Mbps. In addition to the standard UART mode, each of these devices supports FTDI's bit-bang modes and contains our multi-protocol synchronous serial engine(s) (MPSSEs) to allow communication using JTAG, I²C and SPI protocols. The FT2232H and FT232H also include standard FIFO and the FT232H supports FTDI's FT1248 mode.

NEW PRODUCT

FT-X Series

For quantities greater than listed, call for quote.

MOUSER STOCK NO.	FTDI Part No.	Description	Price Each 1	25	100
895-FT230XS-R	FT230XS	USB to Basic Serial UART IC, 16 Pin SSOP	2.18	2.11	2.03
895-FT230XQ-R	FT230XQ	USB to Basic Serial UART IC, 16 Pin QFN	2.18	2.11	2.03
895-FT231XS-R	FT231XS	USB to Full Serial UART IC, 20 Pin SSOP	2.27	2.19	2.12
895-FT231XQ-R	FT231XQ	USB to Full Serial UART IC, 20 Pin QFN	2.27	2.19	2.12
895-FT240XS-R	FT240XS	USB to Parallel FIFO IC, 24 Pin SSOP	2.31	2.24	2.16
895-FT240XQ-R	FT240XQ	USB to Parallel FIFO IC, 24 Pin QFN	2.31	2.24	2.16
895-FT200XD-R	FT200XD	USB to I²C IC, 10 Pin DFN	2.14	2.07	2.00
895-FT201XS-R	FT201XS	USB to I²C IC, 16 Pin SSOP	2.18	2.12	2.03
895-FT201XQ-R	FT201XQ	USB to I²C IC, 16 Pin QFN	2.18	2.12	2.03
895-FT220XS-R	FT220XS	USB to 4-bit SPI/FT1248 IC, 16 Pin SSOP	2.18	2.12	2.03
895-FT220XQ-R	FT220XQ	USB to 4-bit SPI/FT1248 IC, 16 Pin QFN	2.18	2.12	2.03
895-FT221XS-R	FT221XS	USB to 8-bit SPI/FT1248 IC, 20 Pin SSOP	2.27	2.19	2.12
895-FT221XQ-R	FT221XQ	USB to 8-bit SPI/FT1248 IC, 20 Pin QFN	2.27	2.19	2.12

FT Series

For quantities greater than listed, call for quote.

MOUSER STOCK NO.	FTDI Part No.	Description	Price Each 1	10	50	100
895-FT232RL	FT232RL	USB to Serial UART IC, 28 Pin SSOP	4.82	4.33	4.12	3.91
895-FT232RQ	FT232RQ	USB to Serial UART IC, 32 Pin QFN	4.82	4.33	4.12	3.91
895-FT232BL	FT232BL	USB to Serial UART IC, 32 Pin LQFP	6.15	5.30	4.92	4.55
895-FT232BQ	FT232BQ	USB to Serial UART IC, 32 Pin QFN	6.15	5.30	4.92	4.55
895-FT245RL	FT245RL	USB to Parallel FIFO IC, 28 Pin SSOP	4.82	4.33	4.12	3.91
895-FT245RQ	FT245RQ	USB to Parallel FIFO IC, 32 Pin QFN	4.82	4.33	4.12	3.91
895-FT245BL	FT245BL	USB to Parallel FIFO IC, 32 Pin LQFP	6.15	5.30	4.92	4.55
895-FT2232D	FT2232D	USB to Dual UART/FIFO IC, 48 Pin LQFP	7.48	6.72	5.98	5.53
895-FT2232HL	FT2232HL	USB Hi-Speed to Dual UART/FIFO/SPI/JTAG/I²C IC, 64 Pin LQFP	7.18	6.63	6.17	5.78
895-FT2232HQ	FT2232HQ	USB Hi-Speed to Dual UART/FIFO/SPI/JTAG/I²C IC, 64 Pin QFN	7.18	6.63	6.17	5.78
895-FT4232HL	FT4232HL	USB Hi-Speed to Quad UART/SPI/JTAG/I²C IC, 64 Pin LQFP	10.26	9.27	8.67	7.32
895-FT4232HQ	FT4232HQ	USB Hi-Speed to Quad UART/SPI/JTAG/I²C IC, 64 Pin QFN	10.26	9.27	8.67	7.32
895-FT232HL-REEL	FT232HL	USB Hi-Speed to UART/FIFO/SPI/JTAG/I²C/FT1248 IC, 48 Pin LQFP	4.55	3.80	3.42	3.32
895-FT232HQ-REEL	FT232HQ	USB Hi-Speed to UART/FIFO/SPI/JTAG/I²C/FT1248 IC, 48 Pin QFN	4.55	3.80	3.42	3.32

FTDI USB INTERFACE BASED MODULES

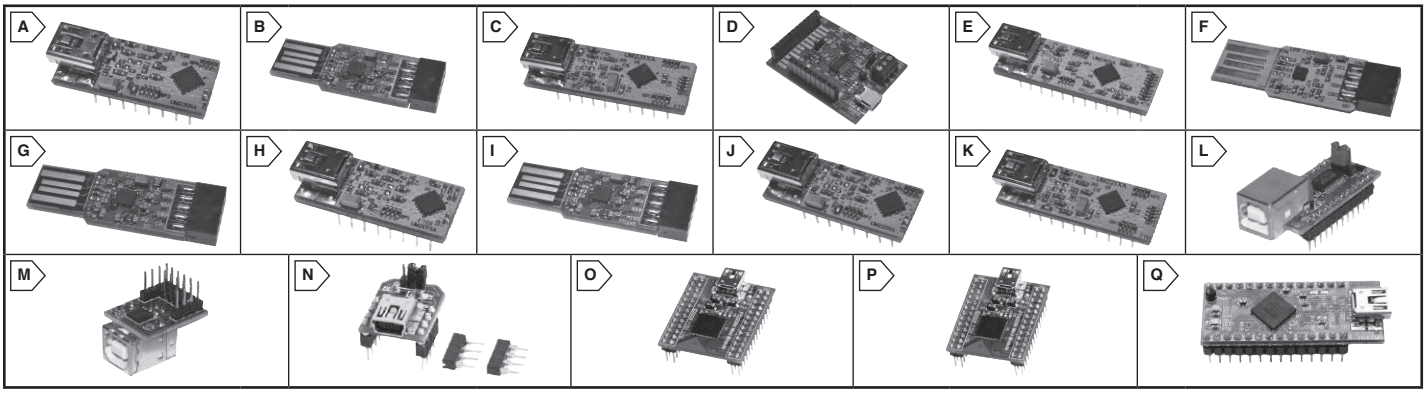

For quantities greater than listed, call for quote.

MOUSER STOCK NO.	FTDI Part No.	Fig.	Description	Price Each 1	10	50	100
895-UMFT230XA-01	UMFT230XA-01	A	USB to Basic UART Development Module for FT230X	19.26	17.82	17.38	16.94
895-UMFT230XB-01	UMFT230XB-01	B	USB to Basic UART Breakout Module for FT230X	10.65	9.84	9.61	9.36
895-UMFT231XA-01	UMFT231XA-01	C	USB to Full UART Development Module for FT231X	21.40	19.80	19.30	18.82
895-UMFT231XC-01	UMFT231XC-01	D	USB to Full UART + Battery Charger Detection Development Module, FT231X	37.45	34.65	33.78	32.93
895-UMFT240XA-01	UMFT240XA-01	E	USB to Parallel FIFO Development Module for FT240X	25.41	23.51	22.92	22.35
895-UMFT200XD-01	UMFT200XD-01	F	USB to I²C Breakout Module for FT200XD	10.17	9.41	9.17	8.95
895-UMFT201XB-01	UMFT201XB-01	G	USB to I²C Breakout Module for FT201X	10.65	9.84	9.61	9.36
895-UMFT201XA-01	UMFT201XA-01	H	USB to I²C Development Module for FT201X	19.26	17.82	17.38	16.94
895-UMFT220XB-01	UMFT220XB-01	I	USB to 4-bit SPI/FT1248 Breakout Module for FT220X	10.65	9.84	9.61	9.36
895-UMFT220XA-01	UMFT220XA-01	J	USB to 4-bit SPI/FT1248 Development Module for FT220X	19.26	17.82	17.38	16.94
895-UMFT221XA-01	UMFT221XA-01	K	USB to 8-bit SPI/FT1248 Development Module for FT220X	21.40	19.80	19.30	18.82
895-EVAL232R	EVAL232R	-	USB to RS232 Evaluation Module for FT232RL	22.47	20.33	18.73	18.73
895-UM232R	UM232R	L	USB to Serial UART Development Module for FT232R	21.40	19.26	17.66	17.66
895-MM232R	MM232R	M	USB to Serial UART Mini Module for FT232R	19.26	17.12	15.52	15.52
895-UB232R	UB232R	N	Mini USB to Serial UART Module with USB Mini Connector for FT232R	18.73	16.59	14.98	14.98
895-UM245R	UM245R	L	USB to Parallel FIFO Development Module for FT245R	21.40	19.26	17.66	17.66
895-FT2232HMINIMOD	FT2232H MINI MOD	O	USB Hi-Speed to 2-Port UART/FIFO/JTAG/SPI/I²C Eval Module, FT2232H	28.89	26.00	23.94	23.94
895-FT4232HMINIMOD	FT4232H MINI MOD	P	USB Hi-Speed to 4-Port UART/JTAG/SPI/I²C Eval Module, FT4232H	31.99	28.79	26.50	26.50
895-UM232H	UM232H	Q	USB Hi-Speed to UART/FIFO/JTAG/SPI/I²C/FT1248 Eval Module, FT232H	21.40	19.10	18.19	18.19

© Copyright 2013 Mouser Electronics
© Copyright 2013 Mouser Electronics

FTDI USB Interface Products

RoHS Compliant **This product is RoHS compliant.**

FTDI DB9-USB RETROFIT ADAPTERS

The DB9-USB range of modules provide a simple and fast method of migrating existing DB9 based connector UART interfaces to USB 2.0. The modules feature a USB 2.0 mini-B connector within a module which fits a standard 9-pin DB9 connector footprint. The DB9-USB family consist of 6 modules. Two of these operate at RS232 voltage levels while four of them operate at digital voltage levels (a choice of 5V or 3.3V).

MOUSER STOCK NO.	FTDI Part No.	Fig.	Description	Price Each 1	10	50
895-DB9-USB-RS232-F	DB9-USB-F	A	USB to RS232 Adapter w/ Electronics to Retrofit a DB9 Female	20.60	18.73	18.19
895-DB9-USB-RS232-M	DB9-USB-M	A	USB to RS232 Adapter w/ Electronics to Retrofit a DB9 Male	20.60	18.73	18.19
895-DB9-USB-D3-F	DB9-USB-D3-F	B	USB to 3.3V Level UART Adapter w/ Electronics to Retrofit a DB9 Female	16.59	14.98	14.45
895-DB9-USB-D3-M	DB9-USB-D3-M	C	USB to 3.3V Level UART Adapter w/ Electronics to Retrofit a DB9 Male	16.59	14.98	14.45
895-DB9-USB-D5-F	DB9-USB-D5-F	B	USB to 5V Level UART Adapter w/ Electronics to Retrofit a DB9 Female	16.59	14.98	14.45
895-DB9-USB-D5-M	DB9-USB-D5-M	C	USB to 5V Level UART Adapter w/ Electronics to Retrofit a DB9 Male	16.59	14.98	14.45

FTDI USB-COM-PLUS MODULES

The USB-COM-PLUS modules provide a simple method of adapting legacy serial devices with RS232, RS422, RS485 interfaces to modern USB ports. The USB-COM-PLUS modules provide either single, dual or quad port options. Single port modules feature a USB 2.0 Full Speed (12Mb/s) interface while all multiport modules feature a USB 2.0 Hi-Speed (480Mb/s) interface. All modules are powered from the USB port. Maximum baud rates for RS232 versions are 1MBaud and for the RS422/485 versions are 3MBaud (single channel) and 10MBaud (multi-channel). The modules operating temperature range is -40°C to +85°C and are CE/FCC approved.

895-USB-COM232-PLUS1	USB-COM232-PLUS1	D	Full Speed USB to 1-Port RS232 Module, utilizes FT232R IC	20.33	18.30	16.26
895-USB-COM232-PLUS2	USB-COM232-PLUS2	E	Hi-Speed USB to 2-Port RS232 Module, utilizes FT2232H IC	36.38	32.74	29.10
895-USB-COM232-PLUS4	USB-COM232-PLUS4	F	Hi-Speed USB to 4-Port RS232 Module, utilizes FT4232H IC	52.43	47.19	41.94
895-USB-COM422-PLUS1	USB-COM422-PLUS1	D	Full Speed USB to 1-Port RS422 Module, utilizes FT232R IC	31.03	27.93	24.82
895-USB-COM422-PLUS2	USB-COM422-PLUS2	E	Hi-Speed USB to 2-Port RS422 Module, utilizes FT2232H IC	64.20	57.78	51.36
895-USB-COM422-PLUS4	USB-COM422-PLUS4	F	Hi-Speed USB to 4-Port RS422 Module, utilizes FT4232H IC	92.02	82.82	73.62
895-USB-COM485-PLUS1	USB-COM485-PLUS1	D	Full Speed USB to 1-Port RS485 Module, utilizes FT232R IC	27.82	25.04	22.26
895-USB-COM485-PLUS2	USB-COM485-PLUS2	E	Hi-Speed USB to 2-Port RS485 Module, utilizes FT2232H IC	42.80	38.52	34.24
895-USB-COM485-PLUS4	USB-COM485-PLUS4	F	Hi-Speed USB to 4-Port RS485 Module, utilizes FT4232H IC	64.20	57.78	51.36

FTDI FT4232H USB HI-SPEED SERIAL/HUB MODULE

The FT4232H based USB Hi-Speed Serial/Hub Module is a USB interface expansion module targeted at connecting to the FTDI V2DIPx modules to expand the number of interfaces. However, it is not limited to this application. It can also be used as a hub device or an FT4232H evaluation module. The module has a USB 2.0 Hi-Speed hub chip which supports up to three external downstream USB ports: 2 via dual USB connector and 1 via the DIL connector pins.

895-FT-MOD-4232HUB	FT-MOD-4232HUB	G	USB Hi-Speed Serial/Hub Module	37.45	34.03	32.10

FTDI MORPH-IC-II FPGA DEVELOPMENT MODULE

The Morph-IC-II is a USB based FPGA development module featuring the Altera Cyclone-II FPGA with the FTDI FT2232H USB to UART/FIFO/JTAG/SPI/I2C converter IC. The module provides integration of Hi-Speed USB capability (480Mbit/s) with an FPGA, to enable ultra-fast software based FPGA configuration/reconfiguration and communication using the FTDI royalty free drivers.

MOUSER STOCK NO.	FTDI Part No.	Fig.	Description	Price Each 1	5
895-MORPH-IC-II	MORPH-IC-II	H	USB Hi-Speed FPGA Development Module w/Altera Cyclone-II FPGA & FT2232H	117.70	105.93

FTDI USB CABLE ASSEMBLIES WITH EMBEDDED ELECTRONICS

FTDI offers a wide range of USB based converter cables offering a variety of connectivity options. Connectivity options include conversion from USB to RS232, RS422, or RS485 and TTL based signaling interfaces. The cables feature integrated electronic assemblies featuring FTDI IC's simple easy-to-use connectivity for many USB conversion applications.

MOUSER STOCK NO.	FTDI Part No.	Fig.	Description	Price Each 1	10	50
895-C232HM-DDHSL-0	C232HM-DDHSL-0	I	USB to Hi-Speed SPI/I2C/JTAG Converter Cable - 0.5m, 3.3V w/LEDs	27.82	25.04	22.95
895-C232HM-EDHSL-0	C232HM-EDHSL-0	I	USB to Hi-Speed SPI/I2C/JTAG Converter Cable - 0.5m, 5V w/LEDs	27.82	25.04	22.95
895-C232HD-DDHSP-0	C232HD-DDHSP-0	J	USB to Hi-Speed UART Converter Cable - 1.8m, 3.3V w/LEDs	27.82	25.04	22.95
895-C232HD-EDHSP-0	C232HD-EDHSP-0	J	USB to Hi-Speed UART Converter Cable - 1.8m, 5V w/LEDs	27.82	25.04	22.95
895-TTL-232RG-VIP-WE	TTL-232RG-VIP-WE	K	USB to UART Cable User Specified Logic Levels, Wire Ended, w/LEDs	20.81	18.09	16.46
895-TTL232RGVSW3V3WE	TTL-232RG-VSW3V3-WE	K	USB to UART Cable Wire Ended, +3.3V Switched Power@50mA, w/LEDs	22.54	19.60	17.83
895-TTL-232RGVSW5VWE	TTL-232RG-VSW5V-WE	K	USB to UART Cable Wire Ended, +5V Switched Power@450mA, w/LEDs	22.54	19.60	17.83
895-TTL232RGVREG1V8W	TTL-232RG-VREG1V8-WE	K	USB to UART Converter Cable Wire Ended, +1.8V TTL, 100mA, w/LEDs	26.36	22.92	20.84
895-TTL232RGVREG3V3W	TTL-232RG-VREG3V3-WE	K	USB to UART Converter Cable Wire Ended, +3.3V TTL, 250mA, w/LEDs	26.36	22.92	20.84
895-TTL-232R-3V3-WE	TTL-232R-3V3-WE	K	USB to TTL Serial Converter Cable - Wire Ended, 3.3V IOs	21.40	19.26	17.66
895-TTL-232R-5V-WE	TTL-232R-5V-WE	K	USB to TTL Serial Converter Cable - Wire Ended, 5V IOs	21.40	19.26	17.66
895-TTL-232R-3V3-PCB	TTL-232R-3V3-PCB	L	USB to TTL Serial Converter - PCB Assy w/ USB Connector, 3.3V IOs	16.05	14.45	13.25
895-TTL-232R-5V-PCB	TTL-232R-5V-PCB	L	USB to TTL Serial Converter - PCB Assy w/ USB Connector, 5V IOs	16.05	14.45	13.25
895-TTL-232R-3V3	TTL-232R-3V3	M	USB to TTL Serial Converter Cable - 3.3V IOs	21.40	19.26	17.66
895-TTL-232R-5V	TTL-232R-5V	M	USB to TTL Serial Converter Cable - 5V IOs	21.40	19.26	17.66
895-TTL-232R-3V3-2MM	TTL-232R-3V3-2MM	M	USB to TTL Serial Converter Cable - 8 Pin Header 2mm Pitch, 3.3V IOs	21.40	19.26	17.66
895-TTL-232R-3V3-AJ	TTL-232R-3V3-AJ	N	USB to TTL Serial Converter Cable - Audio Jack Connector, 3.3V IOs	21.40	19.26	17.66
895-TTL-232R-5V-AJ	TTL-232R-5V-AJ	N	USB to TTL Serial Converter Cable - Audio Jack Connector, 5V IOs	21.40	19.26	17.66
895-USBRS232WE1800BT	USB-RS232-WE-1800-BT_0.0	K	USB to RS232 Serial Converter Cable - Wire Ended, 1.8m w/LEDs	25.15	23.54	23.01
895-USBRS2321.8BT3.3	USB-RS232-WE-1800-BT_3.3	K	USB to RS232 Serial Converter Cable - Wire Ended, 1.8m, +3.3V, 75mA w/LEDs	25.15	23.54	23.01
895-USBRS2321.8BT5.0	USB-RS232-WE-1800-BT_5.0	K	USB to RS232 Serial Converter Cable - Wire Ended, 1.8m, +5V, 75mA w/LEDs	25.15	23.54	23.01
895-USBRS232WE5BT0.0	USB-RS232-WE-5000-BT_0.0	K	USB to RS232 Serial Converter Cable - Wire Ended, 5m w/LEDs	38.52	36.06	35.25
895-USBRS232WE5BT3.3	USB-RS232-WE-5000-BT_3.3	K	USB to RS232 Serial Converter Cable - Wire Ended, 5m, +3.3V, 75mA w/LEDs	38.52	36.06	35.25
895-USBRS232WE5BT5.0	USB-RS232-WE-5000-BT_5.0	K	USB to RS232 Serial Converter Cable - Wire Ended, 5m, +5V, 75mA w/LEDs	38.52	36.06	35.25
895-USBRS422WE1800BT	USB-RS422-WE-1800-BT	K	USB to RS422 Serial Converter Cable - Wire Ended, 1.8m w/LEDs	37.45	35.04	34.24
895-USBRS422WE5000BT	USB-RS422-WE-5000-BT	K	USB to RS422 Serial Converter Cable - Wire Ended, 5m w/LEDs	50.83	48.42	47.62
895-USBRS485WE1800BT	USB-RS485-WE-1800-BT	K	USB to RS485 Serial Converter Cable - Wire Ended, 1.8m w/LEDs	32.10	29.96	29.32
895-USBRS485WE5000BT	USB-RS485-WE-5000-BT	K	USB to RS485 Serial Converter Cable - Wire Ended, 5m w/LEDs	45.48	42.48	41.56
895-USB-RS232-PCBA	USB-RS232-PCBA	L	USB to RS232 Serial Converter - PCB Assy w/ USB Connector	19.26	18.03	17.62
895-USB-RS422-PCBA	USB-RS422-PCBA	L	USB to RS422 Serial Converter - PCB Assy w/ USB Connector	32.10	29.96	29.43
895-USB-RS485-PCBA	USB-RS485-PCBA	L	USB to RS485 Serial Converter - PCB Assy w/ USB Connector	26.75	25.15	24.61
895-UC232R-NE	UC2332R-NE	O	USB to RS232 Converter Cable, Open PCB - 10cm	19.26	17.12	15.52
895-CHIPI-X10	CHIPI-X10	P	USB to RS232 Serial Converter Cable - 10cm	16.05	14.45	13.38
895-UC232R-10	UC232R-10	P	USB to RS232 Serial Converter Cable - 10cm	19.80	18.19	16.59
895-US232R-10-BLK	US232R-10-BULK	Q	Premium USB to RS232 Converter Cable - 10cm w/LEDs	23.54	20.87	20.06
895-US232R-100-BLK	US232R-100-BULK	Q	Premium USB to RS232 Converter Cable - 1m w/LEDs	25.15	23.54	23.01
895-US232R-100-BST	US232R-100-BLISTER	Q	Premium USB to RS232 Converter Cable - 1m w/LEDs & CD	26.75	25.15	24.08
895-US232R-500-BLK	US232R-500-BULK	Q	Premium USB to RS232 Converter Cable - 5m w/LEDs	37.45	35.06	34.26
895-UT232R-200-BLK	UT232R-200-BULK	R	USB to RS232 Converter Cable - 2m w/ Thumb Screws	32.10	30.06	29.37
895-UT232R-500-BLK	UT232R-500-BULK	R	USB to RS232 Converter Cable - 5m w/ Thumb Screws	39.06	36.56	35.73
895-USB-NMC-2.5M	USB NMC-2.5M	S	USB UART to USB UART Null Modem Cable - 2.5m	37.45	36.11	34.78
895-USB-KEY	FTDI USB-KEY	T	USB Security Key Device	16.04	15.01	13.60



© Copyright 2013 Mouser Electronics
© Copyright 2013 Mouser Electronics

LANTRONIX Embedded Device Servers

RoHS Compliant **This page of product is compliant.**

Lantronix offers Ethernet and 802.11 wireless networking solutions for end users and manufacturers alike. Their embedded modules enable OEMs to add full Ethernet and/or wireless connectivity to their products so they can be managed over a network or the Internet – at a fraction of the time and expense required to develop an in-house solution. And Lantronix products offer the highest levels of data security available today.

XPICO DEVICE SERVER MODULE

The chip-sized xPico is an extremely compact networking solution that enables Ethernet connectivity on virtually any device with a serial interface. The included Lantronix device server application and full IP stack allow seamless remote access to device data simplifying design integration while providing robust connectivity. As the smallest embedded device server in the world, xPico can be utilized in designs typically intended for chip solutions.

Features:
- Chip-sized footprint: 24mm x 16.5mm
- Complete device server application with full IP stack and web server
- Serial data rate of up to 921Kbps
- Security: 256-bit AES Encryption
- Internal storage capacity: 384KB for web pages

Development Kit Contents:
- xPico Module
- xPico Evaluation Board
- 3.6V-wall-mount power supply AC/DC, 1A
- RS-232, DB9F/F, 10ft, null modem cable
- Ethernet cable 10ft

NEW PRODUCT



xPico Device Shown

For quantities greater than listed, call for quote.

MOUSER STOCK NO.	Lantronix Part No.	Description	Price Each
515-XPC100100S-01	XPC100100S-01	xPico Device Server Module - bulk	35.94
515-XPC100100B-01	XPC100100B-01	xPico Device Server Module - sample	31.35

XPORT® PRO™

The thumb-sized XPort® Pro™ is Lantronix' most powerful, self-contained embedded networking module. Footprint compatible with the popular XPort® and running either Linux or Evolution OS™ operating systems, the XPort Pro eliminates the complexity of designing network connectivity into a product and allows you to deploy advanced applications on the edge device itself.

✻ XPort® Pro™ Module Sold Separately. ✻ ✻ Sold Separately for Development Kits.

NEW PRODUCT



XPort® Pro™ Shown

For quantities greater than listed, call for quote.

MOUSER STOCK NO.	Lantronix Part No.	Description	Price Each
515-XPP1002000-02R	XPP1002000-02R	XPort Pro XE Extended Temperature with encryption with Evolution OS	72.52
515-XPP100200S-02R	XPP100200S-02R	XPort Pro XE RoHS Extended Temperature with encryption with Evolution OS - Sample	75.97
515-XP10010NMK-01	XP10010NMK-01	XPort Universal Demo Board	102.32
515-930-060-R	930-060-R	P&E M icro-computer systems USB Multilink Debugger	428.00

XPORT®/XPORT® AR - EMBEDDED DEVICE SERVERS

XPort® is the most compact, integrated solution available to web-enable any device with a serial interface. By simply adding XPort to a product design, device manufacturers can now offer Ethernet connectivity as a standard feature within weeks—instantly increasing product value, enhancing end-user experience and facilitating new service delivery options.

XPort® Features:
- Remote command and control of edge devices
- Real-time edge device status via e-mail alerts
- 256-bit AES encryption for secure communications
- EMC/EMI-compliant; RoHS-compliant

XPort® AR Features:
- A fully programmable device computing platform based on corporate IT standards – Cisco®-like CLI, XML, RSS
- Provide robust "data center grade" security, including SSL and SSH, for networked devices
- Offer true IEEE 802.3af compliant pass-through Power over Ethernet (PoE)



XPort® Shown

For quantities greater than listed, call for quote.

MOUSER STOCK NO.	Lantronix Part No.	Description	Price Each
515-XP1001000-04R	XP1001000-04R	XPort - RoHS Extended Temp. Extended Temperature - Xport XE without Encryption	54.57
515-XP1001000M-04R	XP1001000M-04R	XPort XE - with Modbus, RoHS Extended Temp. Extended Temperature, no encryption.	58.85
515-XP1001001-04R	XP1001001-04R	XPort - RoHS Commercial Temp. - XPort XE without encryption.	52.43
515-XP1002000-04R	XP1002000-04R	XPort - RoHS Extended Temp. Extended Temperature - Xport XE with encryption.	56.98
515-XP1002001-04R	XP1002001-04R	XPort - RoHS Commercial Temp. - Xport XE with encryption.	55.64
515-XP100200S-04R	XP100200S-04R	XPort - RoHS Sample Extended Temp. Extended Temperature - Xport SE Sample with encryption.	58.32
515-XP3002000-01R	XP3002000-01R	XPort AR – Ethernet to Serial Embedded Processor Module with SSH Client and Server, SSL, 1024-bit AES (Rijndael), 3DES and RC4 Encryption, Public/Private-keys, and password protection; Extended Temperature	69.28
515-XP300200K-01	XP300200K-01	XPort AR with Evaluation Board, Cables, Power Supply and Software; Commercial Temperature; Encryption	202.23
515-XP300200S-01R	XP300200S-01R	XPort AR – Ethernet to Serial Embedded Processor Module with SSH Client and Server, SSL, 1024-bit AES (Rijndael), 3DES and RC4 Encryption, Public/Private-keys, and password protection; Extended Temperature - Sample Package	73.13

MATCHPORT® AR LINUX SOFTWARE DEVELOPER'S KIT

The MatchPort® AR Linux Software Developer's Kit (SDK) is a highly-integrated embedded hardware and software suite that allows Linux developers to easily create value-added applications on Lantronix' small yet powerful embedded networking module. Built on the stable 2.6 Linux kernel, the SDK includes all the components required for building secure network enabled products using the Linux OS.

✻ Must be ordered separately for the MPDK1000-LNX-02 kit.



For quantities greater than listed, call for quote.

MOUSER STOCK NO.	Lantronix Part No.	Description	Price Each
515-MPDK1000-LNX-01	MPDK1000-LNX-01	MatchPort AR Linux Development Kit (without BDM Debugger Connector)	353.10
515-MPDK1000-LNX-02	MPDK1000-LNX-02	MatchPort AR Linux Development Kit (with BDM Debugger Connector)	428.00
515-930-060-R	930-060-R	P&E M icro-computer systems USB Multilink Debugger	428.00
515-MPR4002000-01	MPR4002000-01	MatchPort AR with 8MB of Flash with Linux OS, Module	62.17
515-MPR400200S-01	MPR400200S-01	MatchPort AR Module with 8MB of Flash with Linux OS, Sample	60.19

MATCHPORT™ - EMBEDDED WIRED AND WIRELESS DEVICE SERVERS

MatchPort b/g Features:
- Extremely affordable embedded 802.11 b/g wireless networking
- Bulletproof security with IEEE 802.11i-PSK, WPA-PSK, TKIP and optional 256-bit AES end-to-end encryption
- Full TCP/IP stack, web server and Windows deployment software
- Up to 230Kbps data rate
- FCC Class B, UL and EN EMC and safety-compliant

MatchPort® b/g Pro Features:
- Adds WiFi to devices with the highest WPA2/802.11i enterprise-grade security and authentication protocols
- Lantronix SmartRoam™ technology provides seamless mobile connectivity and improved reliability
- Includes full TCP/IP stack, CGI, AJAX web server and Windows deployment software
- Powerful applications customization platform with 32 Bit 159 MIPS (Dhrystone 2.1) Processor, 8MB Flash/8 MB SDRAM
- Built-in Ethernet to wireless bridging

MatchPort AR Features:
- Application-ready, secure SSL/SSH networking module for high-volume applications
- Built-in CGI and AJAX web server
- Pin compatible family includes 802.1 b/g wireless
- Ethernet MAC/PHY; add only RJ45 jack and magnetics to device's PCB

MatchPort NR Features:
- Interface: CMOS (Asynchronous) 3.3V-level signals, rate is software selectable (300 bps to 921,000 bps)
- Serial Line Formats: 7 or 8 data bits, 1-2 Stop bits
- Modem Control: DTR, DCD
- Flow Control: XON/XOFF (software), CTS/RTS (hardware), none



MatchPort b/g Shown

✻ MatchPort sample must be purchased separately.

For quantities greater than listed, call for quote.

MOUSER STOCK NO. Mfr.	Mfr. Part No.	Description	Price Each
515	MP1001000G-01	MP b/g Wireless Device Server	63.54
515	MP1002000G-01	MP b/g Wireless Device Server, AES	65.54
515	MP100200SG-01	MP b/g Wireless Device Server, AES, Sample	72.23
515	MPP3002000G-01	MP b/g Pro 802.11 Wireless Device Server	127.33
515	MPP300200SG-01	MP b/g Pro 802.11 Wireless Device Server, Sample	132.68
515	MPR3002000-01	MP AR Embedded Device Server, AES	50.83
515	MPR300200S-01	MP AR Embedded Device Server, AES, Sample	53.45
515	MPR4003000-01	MP AR with 8MB of Flash with Evolution OS	62.17
515	MPR400300S-01	MP AR with 8MB of Flash with Evolution OS, Sample	60.19
515	MP10010NMK-01	MP Universal Demonstration Kit	112.70
515	MPDK1000-01	MP Development Kit	1064.65
515	930-033-R	2.4GHz 802.11b/g Antenna	9.10
515	500-180-R-ACC	Antenna cable (6in.) U.FL to R-SMA	4.21
515	500-181-R-ACC	Antenna cable (6in.) U.FL to U.FL	4.21
515	MP5002000-01	MP NR Device Server AES Bulk	51.36
515	MP500200S-01	MP NR Device Server AES Bulk Sample	54.57

© Copyright 2013 Mouser Electronics
© Copyright 2013 Mouser Electronics

LANTRONIX Embedded and External Device Servers

Products may be RoHS compliant. Check mouser.com for RoHS status.

PREMIERWAVE EN

PremierWave™ EN delivers a new dimension of WiFi networking with the highest levels of security to virtually any device or electronic product. It provides affordable connectivity in a compact form factor, enabling OEMs to add WiFi or wired Ethernet networking to their products on a single PCB design.

Features:

- 802.11 abgn solution with Dual Band Radio (2.4GHZ and 5GHz)
- Linux Operating System with IPV6
- Includes full TCP/IP stack, web server
- Powerful applications customization platform with 32 Bit ARM9 Processor
- Virtual IP (VIP) Access™ for gaining remote connectivity even behind firewalls
- Low power consumption modes
- Robust set of interfaces which include Ethernet, Serial, USB, I2C, and SPI



RoHS Compliant

For quantities greater than listed, call for quote.

MOUSER STOCK NO.	Lantronix Part No.	Description	Price Each
515-PEN100100A-01	PEN100100A-01	PremierWave EN Development Server with Internal Antenna	154.08
515-PEN10010SA-01	PEN10010SA-01	PremierWave EN Development Server with Internal Antntenna, Sample	196.40
515-PEN10010NA-01	PEN10010NA-01	PremierWave EN Development Server with out Internal Antnenna	152.66
515-PEN10010NASA-01	PEN10010NASA-01	PremierWave EN Devevelopment Server with out Internal Antnenna, Sample	165.91
515-PWDK1000-01	PWDK1000-01	PremierWave Development Kit (module not included)	264.12
515-PWEV1000-01	PWEV1000-01	PremierWave Evaluation Board (module not included)	245.15

EMBEDDED DEVICE SERVERS

XPort® Direct+™ Features:

- Delivers high-performace Ethernet connectivity and web server capabilities
- Powerful and affordable networking for any device with a serial interface on its microcontroller
- Integrated module with RJ45 and dedicated networking SoC
- Web server, TCP/IP protocol stack and Windows deployment software
- Up to 921Kbps data rate
- Compact low profile (<12mm)
- 2 x 12 pin, 2mm headers
- Three GPIO pins
- RS-232/RS-485 ready
- 256-bit AES encryption for secure communications



RoHS Compliant

For quantities greater than listed, call for quote.

MOUSER STOCK NO.	Lantronix Part No.	Description	Price Each
515-XPD1001000-01	XPD1001000-01	XPort® Direct+™ Device Networking Module, RoHS	52.16
515-XPD100100K-01	XPD100100K-01	XPort® Direct+™ Device Networking Module, Kit	127.33
515-XPDNC2000-01	XPDNC2000-01	XPort® Direct+™ NC Device Networking Module, no RJ45, Jack, RoHS	31.03
515-XPDNC200S-01	XPDNC200S-01	XPort® Direct+™ NC Device Networking Module, no RJ45, Jack, RoHS, Sample	44.94

EXTERNAL DEVICE SERVERS

PREMIERWAVE® XC GSM/GPRS DEVICE SERVER

Lantronix PremierWave® XC GSM/GPRS Device Server is a high performance, multi-port secure device server that offers Ethernet or GSM/GPRS connectivity for remote access and easy management of machines and equipment over the network and across the Internet. This device server provides bullet-proof security by offering a variety of robust data encryption and authentication options.

Features:

- Provide network connectivity to virtually any device with a serial port
- Standard and customizable serial data rates from 300 to 921 Kbps
- Quad-band: 850/900/1800/1900 MHz
- Modes: Software selectable RS-232/422/485
- SSL v3, SSH v2 Client & Server, Supports up to 1024-bit certificates
- Antenna: 2dBi, 50 Ohm, SMA Connector



PRODUCT NEW

RoHS Compliant

For quantities greater than listed, call for quote.

MOUSER STOCK NO.	Lantronix Part No.	Description	Price Each
515-PXC2102G2-01	PXC2102G2-01	PremierWave XC GSM/GPRS Secure Device Server, Universal Power Supply	350.96

XSENSO™ ANALOG DEVICE SERVER

xSenso™ is a compact DIN-rail or wall mount solution that enables sensors with analog outputs (voltage or current) to easily and transparently send real-time data to any node on the network or over the Internet.

Features:

- Channels: (2) Differential inputs (screw terminal connections)
- Authentication, up to 256-bit encryption, SSL, SSH
- Dynamic web based monitoring, charting, and data logging
- Email and text message alert notification



PRODUCT NEW

RoHS Compliant

For quantities greater than listed, call for quote.

MOUSER STOCK NO.	Lantronix Part No.	Description	Price Each
515-XSO210000-01-S	XSO210000-01-S	xSenso2100 Two analog input device server, input power range 9-30VDC	251.45

UDS/MSS100/EDS1100 - External Device Servers

The UDS single-port and dual port device servers provide a quick, simple and cost-effective way to bring the advantages of data accessibility and remote management to equipment not currently connected to a network. The MSS100 is a fast, easy way to connect virtually any device with a serial port to a network, so it can be managed remotely.



UDS1100 Shown

PRODUCT NEW

RoHS Compliant

For quantities greater than listed, call for quote.

MOUSER STOCK NO.	Lantronix Part No.	Description	Price Each
515-PXN210002-01U	PXN210002-01U	PremierWave XN Ethernet and 802.11n Device Server	341.33
515-UD1100001-01	UD1100001-01	UDS1100 1-port Device Server, US Domestic Power 120VAC Power Supply	159.43
515-UD11000P0-01	UD11000P0-01	UDS1100 1-port Device Server, Power over Ethernet, 802.3AF	212.93
515-UD2100001-01	UD2100001-01	UDS2100 two-port 10/100 Device Server, US Domestic 120VAC Power Supply	245.03
515-ACDIN1001-01	ACDIN1001-01	Optional DIN-rail Mount	12.84
515-ED1100002-01	ED1100002-01	1 Port Secure DevSer Global Power Supply	228.98
515-ED1100002-LNX-01	ED1100002-LNX-01	EDS1100 1Port RS232 422/485 Linux SDK	228.98
515-ED2100002-01	ED2100002-01	2 Port Secure DevSer Global Power Supply	278.20
515-ED2100002-LNX-01	ED2100002-LNX-01	EDS2100 2Port RS232 422/485 Linux SDK	278.20

WiBox® - Wireless External Device Servers

WiBox® dual-port device servers enable you to connect serial devices to 802.11b/g wireless networks, quickly and easily. By merging wireless communications and Lantronix device server technology, WiBox simplifies connectivity to devices in applications where mobility is required or cabling is impractical.

Features:

- Enables access to remote devices while minimizing costly cabling
- Provides network mobility for untethered communication
- Two DB9 DTE serial ports supporting RS-232, RS-422 or RS-485 communication
- Compact size enables it to fit almost anywhere
- Industry standard 802.11b/802.11g wireless interface
- Secure wireless communication: IEEE 802.11i-PSK, WPA-PSK, TKIP
- 256-bit AES – end-to-end encryption
- Ethernet-or-wireless bridging



PRODUCT NEW

RoHS Compliant

For quantities greater than listed, call for quote.

MOUSER STOCK NO.	Lantronix Part No.	Description	Price Each
515-XPS1001NE-01	xPS1001NE-01	Network Edition xPrintServer - wireless plug-and-print for iOS Devices	160.45
515-WB2100EG1-01	WB2100EG1-01	WBX2100E 802.11b/g with 10/100 Ethernet, 115Vac, 50/60Hz Power Adapter	373.43

Industrial Device Servers

Lantronix offers a full range of industrial-strength external device servers designed for use with manufacturing or assembly equipment such as programmable logic controllers (PLCs), motion controllers, barcode scanners and power monitoring equipment at manufacturing sites, automated distribution centers and refinery plants.



IntelliBox-I/O Shown

RoHS Compliant

For quantities greater than listed, call for quote.

MOUSER STOCK NO.	Lantronix Part No.	Description	Price Each
515-IBIO21002-01	IBIO21002-01	IntelliBox-I/O 2100 - 2 port IA device and I/O server with EventTrak, Worldwide Power Supply with regional adapters	353.10
515-X92000001-01	X92000001-01	XPress-Pro SW 92000 - Hardened -34-74°C 8-Port 10/100TX Ethernet Switch with Din Rail	220.42
515-XSDR22000-01	XSDR22000-01	XPress-DR+ - 2 port industrial device server with dual switched Ethernet ports and industrial protocols	425.86
515-XSDR22W00-01	XSDR22W00-01	XPress-DR+W - 2 port 802.11 wireless Industrial device server, removable screw terminal port, 9-30VDC and 9-24VAC	480.43
515-XSDRSN-02	XSDRSN-02	XPress-DR - Industrial Device Server Standard Part	378.78
515-XSDRIN-02	XSDRIN-02	XPress-DR-IAP - Industrial Device Server with installable industrial protocols	411.95
515-UD1100IA2-01	UD1100IA2-01	UDS1100-IAP - Industrial Automation Protocols, 1 DB25F DCE serial port, software-selectable RS232, RS422 or RS485, internal power supply w/ regional adapters.	191.53
Accessories			
515-500-163	500-163	DB25M to DB9F Serial Cable - 6ft.	10.70
515-500-171-R	500-171-R	DB25M to RS485 and Power Input Screw Terminal Adapter	28.89

© Copyright 2013 Mouser Electronics

© Copyright 2013 Mouser Electronics

MIKROELEKTRONIKA Development Products

RoHS Compliant This product is RoHS compliant.

MikroElektronika DEVELOPMENT TOOLS | COMPILERS | BOOKS ...making it simple

DEVELOPMENT BOARDS

PRODUCT NEW

For quantities greater than listed, call for quote.

MOUSER STOCK NO.	MikroElektronika Part No.	Description	Price Each
Analog			
932-MIKROE-957	MIKROE-957	Analog System Lab/Development System	158.36
PIC/DSPIC			
932-MIKROE-504	MIKROE-504	BIGdsPIC6 Development System	147.66
932-MIKROE-419	MIKROE-419	BIGPIC6 Development System	147.66
932-MIKROE-450	MIKROE-450	dsPIC Ready2 Board 40 Pin DSPIC	32.05
932-MIKROE-510	MIKROE-510	Easy24-33 v6 Development System	147.66
932-MIKROE-498	MIKROE-498	EasyLV-18F v6 Development System	136.96
932-MIKROE-995	MIKROE-995	EasyPIC Pro V7	179.76
932-MIKROE-798	MIKROE-798	EasyPIC V7 Development System	158.36
932-MIKROE-1153	MIKROE-1153	EASYPIC v7 dsPIC30 Development System	159.38
932-MIKROE-453	MIKROE-453	LV18F v6 Development System	147.66
932-MIKROE-468	MIKROE-468	LV24-33 v6 Development System	147.66
932-MIKROE-795	MIKROE-795	PIC/DSPIC MCU Card - LV24-33 V6 100P	24.56
932-MIKROE-701	MIKROE-701	PIC/DSPIC UNI-DS6 Development System	158.36
932-MIKROE-705	MIKROE-705	DSPIC30F6014A DSPIC Mikroboard for UNI-DS6 System	57.78
932-MIKROE-702	MIKROE-702	PIC16F887 DSPIC 40-pin Mikroboard for UNI-DS6 System	57.78
932-MIKROE-707	MIKROE-707	PIC18F8520 DSPIC 80-pin Mikroboard for UNI-DS6 System	57.78
932-MIKROE-465	MIKROE-465	PICPLC16 v6 PLC Development System	169.06
932-MIKROE-466	MIKROE-466	PICPLC4 v6 PLC Development System	105.93
932-MIKROE-766	MIKROE-766	Ready For PIC Box Version	31.40
AVR			
932-MIKROE-456	MIKROE-456	BIGAVR6 Development System	147.66
932-MIKROE-415	MIKROE-415	EasyAVR6 Development System	147.66
932-MIKROE-706	MIKROE-706	ATMEGA128 AVR Mikroboard for UNI-DS6 System	57.78
932-MIKROE-973	MIKROE-973	EasyMX Pro V7 MCU Card - LM3S9B95	25.63
932-MIKROE-977	MIKROE-977	Ready For AVR Board	31.03
932-MIKROE-793	MIKROE-793	Ready for XMEGA Development Board	37.40
932-MIKROE-682	MIKROE-682	StartUSB Prototyping AVR w/ Bootloader	21.35
ARM			
932-MIKROE-648	MIKROE-648	EasyARM v6 Development System	169.06
932-MIKROE-972	MIKROE-972	EasyMX Pro V7 ARM Stellaris Cortex-M3	180.83
932-MIKROE-650	MIKROE-650	144-Pin ARM Mikroboard for UNI-DS6 System	49.22
932-MIKROE-649	MIKROE-649	64-Pin ARM Mikroboard for UNI-DS6 System	47.08
8051			
932-MIKROE-598	MIKROE-598	Big8051 Development System	147.66
932-MIKROE-455	MIKROE-455	Easy8051 v6 Development System	147.66
932-MIKROE-703	MIKROE-703	40-Pin AT89S8253 AVR 8051 Mikroboard for UNI-DS6 System	57.78
PSoC			
932-MIKROE-704	MIKROE-704	CY8C27643 PSoC Mikroboard for UNI-DS6 System	57.78
Wireless/RF			
932-MIKROE-551	MIKROE-551	AVRPLC16 v6 Development System	169.06
932-MIKROE-378	MIKROE-378	Connector For TELIT GM862 Module	4.23
932-MIKROE-374	MIKROE-374	SIMCOM SIM340Z GSM / GPRS Module	52.38
STM32			
932-MIKROE-1101	MIKROE-1101	MIKROMEDIA STM32 M3 WITH STM32F207VGT6	104.86
932-MIKROE-1102	MIKROE-1102	MIKROMEDIA STM32 M4 WITH STM32F407VGT6	104.86
932-MIKROE-1045	MIKROE-1045	MIKROMEDIA ATMEGA WITH ATMEGA1280	104.86
932-MIKROE-1099	MIKROE-1099	EasyMx PRO v7 FOR STM32	179.76

MULTIMEDIA BOARDS

For quantities greater than listed, call for quote.

MOUSER STOCK NO.	MikroElektronika Part No.	Description	Price Each
932-MIKROE-974	MIKROE-974	Mikromedia For Stellaris Cortex-M3	105.93
932-MIKROE-755	MIKROE-755	MikroMedia for ATXMega 128A1	105.93
932-MIKROE-606	MIKROE-606	MikroMMB dsPIC33 Multimedia Board	105.88
932-MIKROE-1159	MIKROE-1159	Mikromedia For dsPIC33EP	104.86
932-MIKROE-607	MIKROE-607	MikroMMB PIC18FJ Multimedia Board	105.88
932-MIKROE-608	MIKROE-608	MikroMMB PIC24 Multimedia Board	105.88
932-MIKROE-1160	MIKROE-1160	Mikromedia For PIC24EP	104.86
932-MIKROE-597	MIKROE-597	MikroMMB PIC32 Multimedia Board	105.88
932-MIKROE-433	MIKROE-433	MikroMMB PIC32MX4 Multimedia Board	158.36
932-MIKROE-596	MIKROE-596	MikroMMB PIC32MX7 Multimedia Board	158.36
932-MIKROE-1189	MIKROE-1189	Mikromedia For PIC Workstation v7	135.89

PROGRAMMERS

For quantities greater than listed, call for quote.

MOUSER STOCK NO.	MikroElektronika Part No.	Description	Price Each
932-MIKROE-1100	MIKROE-1100	MIKROPROG FOR ARM STM32 M3 / M4	51.36
932-MIKROE-29	MIKROE-29	8051Prog2 ICD10 USB Programmer	-
932-MIKROE-26	MIKROE-26	AVRProg2 ICD10 USB Programmer	63.13
932-MIKROE-1031	MIKROE-1031	Mikroprog For Arm Stellaris Cortex-M3	52.43
932-MIKROE-764	MIKROE-764	PIC DSPIC and PIC32 Programmer	105.93

SOFTWARE

For quantities greater than listed, call for quote.

MOUSER STOCK NO.	MikroElektronika Part No.	Description	Price Each
932-MIKROE-720	MIKROE-720	USB Key - MikroBASIC 8051	230.05
932-MIKROE-928	MIKROE-928	USB Key - MikroBASIC Pro ARM	230.05
932-MIKROE-722	MIKROE-722	MikroBasic Pro AVR	180.83
932-MIKROE-724	MIKROE-724	MikroBasic Pro DsPIC30/33 and Pic24	180.83
932-MIKROE-726	MIKROE-726	USB Key - MikroBASIC Pro PIC	191.53
932-MIKROE-728	MIKROE-728	MikroBasic Pro PIC	234.33
932-MIKROE-499	MIKROE-499	PIC MCU Programming in BASIC	25.63
932-MIKROE-410	MIKROE-410	PIC MCU Programming in C	25.63
932-MIKROE-730	MIKROE-730	USB Key - MikroC 8051	230.05
932-MIKROE-936	MIKROE-936	USB Key - MikroC Pro ARM	277.13
932-MIKROE-732	MIKROE-732	MikroC Pro AVR	230.05
932-MIKROE-734	MIKROE-734	MikroC Pro DsPIC30/33 and PIC24	230.05
932-MIKROE-736	MIKROE-736	USB Key - MikroC Pro PIC	234.33
932-MIKROE-738	MIKROE-738	MikroC Pro Pic	277.13
932-MIKROE-790	MIKROE-790	USB Key - Visual GLCD	105.88
932-MIKROE-777	MIKROE-777	Visual TFT Software	95.23

ACCESSORY BOARDS

PRODUCT NEW

For quantities greater than listed, call for quote.

MOUSER STOCK NO.	MikroElektronika Part No.	Description	Price Each
ADC/DAC			
932-MIKROE-922	MIKROE-922	ADC MikroBus Module	25.63
932-MIKROE-950	MIKROE-950	DAC MicroBus Module	19.21
Adapters and Connectors			
932-MIKROE-1025	MIKROE-1025	EasyINPUT Adapter Board	6.37
932-MIKROE-1142	MIKROE-1142	EasyTFT Adapter Board	37.40
932-MIKROE-196	MIKROE-196	Flat Cable IDC10 Connector	3.63
Audio			
932-MIKROE-945	MIKROE-945	Piezo Speaker MicroBus Module	9.58
932-MIKROE-946	MIKROE-946	Audio MicroBus Module - MP3	23.43
Cases\Enclosures			
932-MIKROE-978	MIKROE-978	Ready For AVR Casing (White)	25.68
932-MIKROE-787	MIKROE-787	Case/Enclosure - Ready for PIC	25.63
932-MIKROE-794	MIKROE-794	Case/Enclosure - Ready for XMEGA	25.63
Communications			
932-MIKROE-987	MIKROE-987	Bee Click MikroBus Version	31.03
932-MIKROE-958	MIKROE-958	Bluetooth Click MikroBus Version	44.83
932-MIKROE-986	MIKROE-986	CAN-SPI Click 3.3V MikroBus Version	22.47
932-MIKROE-988	MIKROE-988	CAN-SPI Click 5V MikroBus Version	22.47
932-MIKROE-1032	MIKROE-1032	EasyGPS Click MikroBus Version	52.43
932-MIKROE-971	MIKROE-971	Eth (Ethernet) Click MikroBus Version	25.68
932-MIKROE-1135	MIKROE-1135	WiFi PLUS click MikroBus Version	48.10
932-MIKROE-925	MIKROE-925	RS485 interface Click MicroBus Module	19.21
932-MIKROE-989	MIKROE-989	RS485 Click 3.3V MikroBus Version	19.26
932-MIKROE-1195	MIKROE-1195	IrDA2 click MikroBus Version	26.70
Displays			
932-MIKROE-418	MIKROE-418	COG 2x16 LCD BOARD	11.72
932-MIKROE-240	MIKROE-240	GLCD 128x64 with Touchpanel	26.70
932-MIKROE-464	MIKROE-464	TFT Touchscreen LCD 320x240 2.83"	27.77
932-MIKROE-241	MIKROE-241	LCD Touch Panel 2.8"	8.51
932-MIKROE-4	MIKROE-4	Graphic LCD 128x64	18.14
932-MIKROE-55	MIKROE-55	LCD 2x16 LCD Board	10.65
932-MIKROE-1201	MIKROE-1201	7 Segment click MikroBus Version	11.01
932-MIKROE-762	MIKROE-762	SmartGLCD 240x128 GLCD Board	104.86
932-MIKROE-495	MIKROE-495	TFT Proto 320x240 Proto Adapter Board	32.05
Measurement			
932-MIKROE-949	MIKROE-949	Temperature & Humidity MicroBus Module	27.77
932-MIKROE-1194	MIKROE-1194	3-axis Accelerometer click MikroBus Version	20.64
932-MIKROE-1197	MIKROE-1197	Thermocouple click MikroBus Version	30.98
932-MIKROE-990	MIKROE-990	LightHz Click MikroBus Version	19.15
Port Expansion			
932-MIKROE-951	MIKROE-951	IO Expander MicroBus Module	12.79
Power Supply			
932-MIKROE-712	MIKROE-712	Battery Boost Shield Adapter Board	16.00
932-MIKROE-1198	MIKROE-1198	Volt Smart USB Li-Po Battery Charger	14.93
Prototyping			
932-MIKROE-923	MIKROE-923	Digital Potentiometer MicroBus Module	18.08
932-MIKROE-1196	MIKROE-1196	Optocoupler click MikroBus Version	22.42
932-MIKROE-1154	MIKROE-1154	MikroBus Shield for MIKROMEDIA (MMB)	8.40
932-MIKROE-938	MIKROE-938	Mikromedia Connect Shield - Terminal Blocks	17.07
932-MIKROE-782	MIKROE-782	MikroMedia Gaming Shield	21.35
932-MIKROE-767	MIKROE-767	MikroMedia Proto Shield	7.47
932-MIKROE-651	MIKROE-651	Solar Panel 4.0V 100mA 70x65x3.2mm	11.18
Mass Storage			
932-MIKROE-924	MIKROE-924	MicroSD MicroBus module	17.07
932-MIKROE-1200	MIKROE-1200	EEPROM 8-Kbit click MikroBus Version	8.87
932-MIKROE-1199	MIKROE-1199	FLASH click MikroBus Version	11.01
Real-time Clocks			
932-MIKROE-947	MIKROE-947	RTC (PFC8583P) MicroBus Module	22.42
932-MIKROE-948	MIKROE-948	RTC (DS1307) MicroBus Module	22.42

© Copyright 2013 Mouser Electronics

© Copyright 2013 Mouser Electronics

MULTI-TECH Universal Sockets and Embedded Modems

Products may be RoHS compliant. Check mouser.com for RoHS status.



UNIVERSAL SOCKET MODULES

Multi-Tech's Universal Socket is a flexible, comm-port architecture that provides cellular, Ethernet, PSTN or Wi-Fi® network access with interchangeable modules.

- Interchangeable socket module
- Quick-to-market
- Global approvals
- 2 Year Warranty
- Easy migration to future networks
- Universal Socket

For quantities greater than listed, call for quote.

MOUSER STOCK NO.	Multi-Tech Part No.	Fig.	Description	Voltage (V)	Price Each 1	10	25	50
SocketModem® - Analog - Dial-Up								
899-MT2492SMI-22	MT2492SMI-22	A	V.22 Serial/Data Only - Embedded Modem	5	18.12	18.04	17.92	17.69
899-MT2492SMI-L-92	MT2492SMI-L-92	A	V.92 Serial/Data Only - Embedded Modem	3.3	25.81	25.70	25.53	25.20
899-MT9234SMI-92.R1	MT9234SMI-92.R1	A	V.92 Serial Data, V.34 Fax - Embedded Modem	5	51.48	50.03	47.87	44.99
899-MT9234SMI-L-92R1	MT9234SMI-L-92.R1	A	V.92 Serial Data, V.34 Fax - Embedded Modem	3.3	51.48	50.03	47.87	44.99
SocketModem® GPRS/EDGE/CDMA/HSDPA/iCell/Cell - Cellular								
899-MTSMC-E1	MTSMC-E1	B	Embedded Quad Band EDGE Modem Class 12	5	138.89	137.85	135.76	134.71
899-MTSMC-G-F4.R1	MTSMC-G-F4.R1	C	Quad-Band GPRS Class 10 - Embedded Modem	5	154.76	150.47	135.42	133.75
SocketWireless® Device Server								
899-MTS2BTSMI-L.R3	MTS2BTSMI-L.R3	D	Embedded Serial-to-Bluetooth Device Server	3.3	68.48	66.58	63.08	62.25
899-MTS2BTSMI.R3	MTS2BTSMI.R3	D	Embedded Serial-to-Bluetooth Device Server	5	70.68	68.72	65.10	64.25

DEVELOPMENT KITS

For quantities greater than listed, call for quote.

MOUSER STOCK NO.	Multi-Tech Part No.	Fig.	Description	Price Each
Universal Socket Development Kit (Module Not Included)				
899-MTSMI-UDK	MTSMI-UDK	-	Development Board with RS-232 DB-25 Connector, Universal Power Supply, RJ-11 Jack, RS-232 Cable and Developer Guide CD	334.38
EDGE Modem Developers Kit				
899-MTCDP-E1-DK	MTCDP-E1-DK-0.0	E	DE-9 RS-232 connector, Slot for SD memory flash card, 5 programmable LEDs for application specific use	640.93

SOCKETMODEM® ICELL INTELLIGENT CELLULAR EVDO MODEMS

For quantities greater than listed, call for quote.

MOUSER STOCK NO.	Multi-Tech Part No.	Fig.	Description	Voltage (V)	Price Each 1	10
899-MTSMC-EV2-IPN2SP	MTSMC-EV2-IP-N2-SP	F	EV-DO RevA 5V Serial, Sprint 800/1900MHz	5	227.43	221.54
899-MTSMC-EV2-IPN3SP	MTSMC-EV2-IP-N3-SP	F	EV-DO RevA 5V Serial, Verizon 800/1900MHz	5	227.43	221.54
899-MTSMCEV2MIIPN2SP	MTSMC-EV2-MI-IP-N2-SP	F	EV-DO RevA 5V Serial+USB Sprint 800/1900MHz	5	227.43	221.54
899-MTSMCEV2MIIPN3SP	MTSMC-EV2-MI-IP-N3-SP	F	EV-DO RevA 5V Serial+USB Verizon 800/1900MHz	5	227.43	221.54
899-MTSMC-EV2-GPN2SP	MTSMC-EV2-GP-N2-SP	F	EV-DO RevA with GPS Serial, Sprint 800/1900MHz	5	248.51	242.06
899-MTSMC-EV2-GPN3SP	MTSMC-EV2-GP-N3-SP	F	EV-DO RevA with GPS Serial, Verizon 800/1900MHz	5	248.51	242.06

RJMODEM™

The Multi-Tech Serial Data RJModem creates communication-ready devices by integrating modem functionality into the most compact, integrated device. The first-of-its kind RJ11 form factor includes the controller, data pump, DAA and RJ-11 connector providing device manufacturers with the ability to integrate dial-up connectivity into any product design.

- RJ-11 Form Factor
- Global approvals
- Easy migration to future networks

For quantities greater than listed, call for quote.

MOUSER STOCK NO.	Multi-Tech Part No.	Fig.	Description	Voltage (V)	Price Each 1	10	25	50
Modems								
899-MT5656RJ-92.R3	MT5656RJ-92.R3	G	Embedded V.92 Data Modem, 56K, Serial Data Only	5	45.31	45.12	44.82	44.33
899-MT5656RJ-L-34.R3	MT5656RJ-L-34.R3	G	Embedded V.34 Data Modem, 33.6K, Serial Data Only	3.3	42.47	42.29	42.01	41.46
RJModem™ Development Kit (RJModem Not Included)								
899-MTRJ-DK	MTRJ-DK	-	RJModem Developer Kit 100-240V	-	200.63	-	-	-

ACCESSORIES

For quantities greater than listed, call for quote.

MOUSER STOCK NO.	Multi-Tech Part No.	Description	Price Each 1	25	50	100
899-ANBT-1HRA	ANBT-1HRA	Bluetooth/Wi-Fi Hinged Antenna, Reverse Polarity, 4"	26.11	25.38	24.86	24.36
899-ANCF2-10HRA	ANCF2-10HRA	850/1900 MHz Hinged Antenna 4"	9.78	9.51	9.31	9.13
899-ANF1-1HRA	ANF1-1HRA	900/1800 MHz Hinged Antenna 4"	9.31	9.05	8.87	8.69
899-ANQB-10HRA	ANQB-10HRA	850/900/1800/1900 MHz Hinged Antenna, 7"	12.41	12.07	11.82	11.59
899-CARSMA-MMCX-10	CARSMA-MMCX-10	Reverse SMA-to-MMCX Coax RF Cable 6"	14.22	13.82	13.54	13.27
899-CASMA-MMCX-1	CASMA-MMCX-1	SMA-to-MMCS Coax RF Cable 6"	14.77	14.36	14.06	13.78

© Copyright 2013 Mouser Electronics
© Copyright 2013 Mouser Electronics

NETBURNER Embedded Modules

Products may be RoHS compliant. Check mouser.com for RoHS status.

NetBurner
Networking in 1 Day!

32-BIT 10/100 ETHERNET CORE PROCESSOR MODULES

NetBurner core modules allow you to quickly and easily create an embedded product, create a network-enabled product, or add network connectivity to an existing product. These modules can be used as the main processor or as a secondary network co-processor. Features include: 10/100 Ethernet, digital, analog and serial control.

A



B



PRODUCT NEW

Core Modules

For quantities greater than listed, call for quote.

MOUSER STOCK NO.	Netburner Part No.	Fig.	Clock	Flash	RAM	UARTs	GPIO	Timers	Operating Temperature	Price Each 1	10	25	50
820-MOD5234-100IR	MOD5234-100IR	A	147MHz	2MB	8MB	3	47	8	-40°C to +85°C	148.73	143.41	133.17	124.29
820-MOD5270-100IR	MOD5270-100IR	A	147MHz	512KB	2MB SD	3	47	8	-40°C to +85°C	84.53	82.39	80.25	79.18
820-MOD5272-100IR	MOD5272-100IR	A	62MHz	2MB	8MB SD	2	22	4	-40°C to +85°C	148.73	138.52	128.62	120.05
820-MOD5282-100IR	MOD5282-100IR	A	66MHz	512KB	8MB SD	3	50	16	-40°C to +85°C	148.73	138.03	127.33	116.63
820-MOD5270-200IR	MOD5270-200IR	B	66MHz	512KB	8MB SD	3	50	16	-40°C to +85°C	97.15	95.88	94.65	93.45

Development Kit Contents:
- 32-bit Core Processor Module
- Development Board
- CD-ROM
- Network Cables
- Serial Cable
- 12 Volt Power Supply for US/Canada

RoHS Compliant

MOD5270 Development Kit

MOUSER STOCK NO.	Netburner Part No.	Description	Price Each
820-NNDK-MOD5234-KIT	NNDK-MOD5234-KIT	MOD5234 Development Kit	319.93
820-NNDK-MOD5270-KIT	NNDK-MOD5270-KIT	MOD5270 Development Kit	319.93
820-NNDK-MOD5272-KIT	NNDK-MOD5272-KIT	MOD5272 Development Kit	319.93
820-NNDK-MOD5282-KIT	NNDK-MOD5282-KIT	MOD5282 Development Kit	319.93

32 BIT MOD5213 HIGH PERFORMANCE EMBEDDED PROCESSOR MODULE

Process Specifications:
- 32-bit Freescale ColdFire 5213 running at 66MHz

Hardware Specification:
- 32KB SRAM
- 256KB Flash
- MAC Module and HW Divide
- Low-power optimization
- Four 32-bit timer channels with DMA capability
- Four 16-bit timer channels with capture/compare/PWM
- 4-channel 16-bit/8-channel 8-bit PWM generator
- Two periodic interrupt timers (PITs)
- 4-channel DMA controller
- 8-channel 12-bit ADC
- Up to 33 general-purpose I/O
- System integration (PLL, SW watchdog)
- CAN 2.0B controller with 16 message buffers
- Three UARTs with DMA capability

Software Development:
- NetBurner Development Kit includes: Mod5213 Development Board, Real-Time OS, C/C++ Compiler, Integrated Development Environment (IDE), Graphical Debugger, configuration and deployment tools.

Connectors:
- Two standard single row 20-pin 0.1" headers
- PIN Dimensions: 1.9" x 0.6"

Physical Characteristics:
- Industry Standard 40-pin DIP
- Dimensions: 2.0" x 2.6"

Power Requirements:
- DC Input Voltage: 4V - 7V, or 3.3V Regulated
- Operating current: 120mA Environmental
- Operating Temperature: -40°C ~ +85°C



RoHS Compliant

MOD5213 Module

For quantities of 100 and up, call for quote.

MOUSER STOCK NO.	Netburner Part No.	Price Each 1	10	25	50
820-MOD5213-100IR	MOD5213-100IR	41.73	40.13	38.52	37.45

MOD5213 Development Kit

MOUSER STOCK NO.	Netburner Part No.	Price Each
820-NNDK-MOD5213-KIT	NNDK-MOD5213-KIT	105.93

SBL2E SERIAL TO ETHERNET MODULE

Features:
- 32-bit Freescale Coldfire 52236 @ 50MHz
- Two TTL serial ports
- RS-232, RS422/485 ready (require external level shifter)
- Four 12-bit analog to digital inputs
- Up to 10 General Purpose I/O Signals
- 10/100 Ethernet
- Serial to Ethernet over TCP or UDP
- DHCP/Static IP Support
- Baud rates up to 115,200 bps
- Custom serial packetization options
- Hardware and software flow control
- Web Based Configuration

Development Kit Contents:
- SBL2e-200IR
- SBL2e-ADPT-100CR evaluation board



For quantities greater than listed, call for quote.

MOUSER STOCK NO.	Netburner Part No.	Description	Price Each 1	10	25	50
SBL2e Processor Boards						
820-SBL2E-100IR	SBL2e-100IR	Board with On-board Ethernet Jack	35.31	33.71	33.71	33.71
820-SBL2E-200IR	SBL2e-200IR	Board with 10-pin Ethernet Jack Header	32.10	31.57	31.57	31.57
Development Kits						
820-EVAL-SBL2E-KIT	EVAL-SBL2e-KIT	Evaluation Kit	105.93	-	-	-
820-NNDK-SBL2E-KIT	NNDK-SBL2e-KIT	Software Development kit	319.93	-	-	-

SB7X 32-BIT SERIAL-TO-ETHERNET PROCESSOR BOARDS

SB70 Processor Board Features:
- Processor: 32-bit Freescale ColdFire 5270 with integrated 10/100 Ethernet MAC
- Speed: 145MPS @ 150MHz
- Network Interface: 10/100BaseT with RJ-45 Jack
- Flash Memory: 512KB
- SDRAM: 2MB
- Power Requirements: 480mA @ 5V
- LEDs: Link, Speed/Data, Power
- Network Protocols: ARP, DHCP, BOOTP, TCP, UDP, ICMP, Telnet, HTTP, SNMP
- Dimensions: 3.25" x 2"

SB72 Processor Board Features:
- Speed: 63MPS @ 66MHz
- Network Interface: 10/100BaseT with RJ-45 Jack
- Serial Ports Supported: RS-232, RS-422, RS-485, TTL
- Flash Memory: 512KB
- SDRAM: 8MB
- Power Requirements: 480mA @ 5V
- LEDs: Link, Speed/Data, Power
- Network Protocols: ARP, DHCP, BOOTP, TCP, UDP, ICMP, Telnet, HTTP, SNMP
- Dimensions: 3.25" x 2"

Development Kit Contents:
- SBXX Processor Board
- Adapter board to assist in development. It is not required to operate. The adapter board includes a switching power supply, RS-232 level shifters and two DB-9 connectors
- CD-ROM containing source code, development tools, manuals and documentation
- Cross-wired and straight-through twisted pair network cables
- Serial cable
- 12 VDC power supply (US and Canada only)

RoHS Compliant

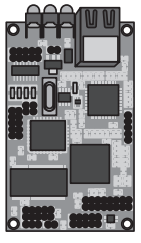

SB70 Processor Board

For quantities greater than listed, call for quote.

MOUSER STOCK NO.	Netburner Part No.	Price Each 1	10	25	50
820-SB70-100CR	SB70-100CR	98.44	90.04	86.66	83.29

SB72 Processor Board

MOUSER STOCK NO.	Netburner Part No.	Price Each 1	10	25	50
820-SB72-301CR	SB72-301CR	148.73	138.52	128.62	120.05

SB70 Development Kit

MOUSER STOCK NO.	Netburner Part No.	Price Each
820-NNDK-SB70-KIT	NNDK-SB70-KIT	105.93

MOD72 Development Kit

MOUSER STOCK NO.	Netburner Part No.	Price Each
820-NNDK-SB72-KIT	NNDK-SB72-KIT	159.43

SB72-EX DUAL PORT SERIAL-TO-ETHERNET EXTERNAL DEVICE

SB72-EX to Network-Enable Existing Applications:
The SB72-EX network-enables serial devices right out of the box. No programming or development is required; the SB72-EX is pre-programmed to convert RS-232, RS-422, RS-485, and TTL data to Ethernet, enabling communication with the serial device over a network or the Internet. The onboard web server provides easy device configuration using a standard web server.

Hardware Specifications:
- 10/100BaseT with RJ-45 connector
- 32-bit Motorola ColdFire 5272 with integrated 10/100 Ethernet
- 2MBytes flash, 8MBytes of SDRAM
- Power: 12V, 500mA
- Operating Temperature: 0°C to 70°C
- Dimensions: 4.2" x 3.0"
- Weight 5 oz
- UL and CUL approvals
- LEDs: Link, Speed/Data, Power
- The 2 UARTS can be configured:
  Two RS-232 ports
  One RS-232 port, one RS-485/422 port (full or half duplex)

Network Protocols Supported:
- ARP, DHCP, BOOTP, TCP, UDP, ICMP, Telnet, HTTP, SNMP

Note: additional protocols supported with development kit.



RoHS Compliant

For quantities greater than listed, call for quote.

MOUSER STOCK NO.	Netburner Part No.	Price Each 1	10	25	50
820-SB72-EX-100CR	SB72-EX-100CR	191.53	180.61	173.18	166.34

© Copyright 2013 Mouser Electronics

© Copyright 2013 Mouser Electronics

Development Boards

A 

B 

C 

D 

Nurve Networks XGS DEVELOPMENT SYSTEMS

Package includes:
- XGS board completely assembled
- 350+ page printed manual covering hardware, software and numerous programming tutorials
- 9V USA compliant wall adapter power supply
- A/V cable
- XGS game controller
- DB9 PC serial port to XGS header converter
- DVD-ROM with numerous examples and complete driver library Including; Graphics, Sound, Keyboard, SD card, Serial Comms, Mechatronics, and lots more

XGS AVR 8-Bit Development System
- Programmer: Atmel AVR ISP MK II programmer + USB cable

MOUSER STOCK NO.	Nurve Networks Part No.	Fig.	Microcontroller	Data Bus Width	Flash (KB)	SDRAM (KB)	Clock Frequency (Max.)	Price Each
915-XGS-AVR	XGS-AVR	A	AVR 644P	8 bit	64	4	20 KHz	149.75

XGS PIC 16-Bit Development System
- Programmer: Microchip Pickit 2 ISP programmer + USB cable

MOUSER STOCK NO.	Nurve Networks Part No.	Fig.	Microcontroller	Data Bus Width	Flash (KB)	SDRAM (KB)	Clock Frequency (Max.)	Price Each
915-XGS-PIC	XGS-PIC	B	PIC24	16 bit	256	16	32 KHz	171.14

Nurve Networks CHAMELEON SYSTEM

The Chameleon is a credit card sized computer with 2 microprocessors.
The Chameleon has numerous I/O interfaces, including composite video for NTSC/PAL generation, VGA, audio out, and PS/2 .
The dual processor design of the Chameleon allows for video, audio, and I/O tasks to be offloaded to the Propeller chip via a high speed SPI interface.
Alternatively, both processors can be independently programmed and used.

Package includes:
- Mini solderless breadboard 1.25" x 2" (affixes to right hand side of Chameleon)
- 150+ page electronic manual covering hardware, software, and numerous programming tutorials
- DVD-ROM including all tools, and numerous examples with complete driver

Chameleon AVR 8-Bit System
- Chameleon AVR 8-Bit is 100% code compatible with the Arduino board
- Chameleon comes with the Arduino bootloader pre-loaded, so development can be done with the Arduino tool, and programs loaded directly to the Chameleon

MOUSER STOCK NO.	Nurve Networks Part No.	Fig.	Microcontroller (client)	Microcontroller (slave)	Data Bus Width	Flash (MB)	Price Each
915-CHAMELEON-AVR	Chameleon-AVR	C	AVR 328P	Parallax Propeller	8 bit	1	58.80

Chameleon PIC 16-Bit System
- Chameleon PIC 16-Bit system comes pre-loaded with the Microchip bootloader

MOUSER STOCK NO.	Nurve Networks Part No.	Fig.	Microcontroller (client)	Microcontroller (slave)	Data Bus Width	Flash (MB)	Price Each
915-CHAMELEON-PIC	Chameleon-PIC	D	PIC24	Parallax Propeller	16 bit	1	69.50

A 

B 

C 

D 

EVIDENCE FLEX EVALUATION BOARDS

FLEX is an embedded board which can be used by developers who intend to exploit the full potential of the latest Microchip micro-controllers of the dsPIC® DSC family

Evaluation Boards

MOUSER STOCK NO.	Evidence Part No.	Fig.	Description	Price Each
923-FLEX001	FLEX001	A	Flex Light Base Board	116.63
923-FLEX003	FLEX003	B	Flex Full Base Board	140.29

Daughter Boards

MOUSER STOCK NO.	Evidence Part No.	Fig.	Description	Price Each
923-FLEX109	FLEX109	C	Demo Daughter Board - adds many commonly used features	175.65

Packs

MOUSER STOCK NO.	Evidence Part No.	Fig.	Description	Price Each
923-FLEX112	FLEX112	-	Demo2 Pack - Serial connections and motor control plug-ins	211.03
923-FLEX113	FLEX113	D	Mini Kit - Zigbee development kit	128.40

© Copyright 2013 Mouser Electronics
© Copyright 2013 Mouser Electronics

PARALLAX BASIC Stamp Modules and Accessories

Products may be RoHS compliant. Check mouser.com for RoHS status.

BASIC STAMP MODULES

BASIC Stamps are small computers with 8 or 16 I/O lines that can be connected to TTL level devices and also, with a few extra components, solenoids, relays, and RS232 networks. Their simple language and easy interfacing make BASIC Stamps ideal for many applications for industrial, educational, and hobbyist customers. BASIC Stamps require only editor software, a prototype area, and cable to get started. Each BASIC Stamp has on board it's own non-volatile EEPROM, voltage regulator, resonator, and microcontroller.

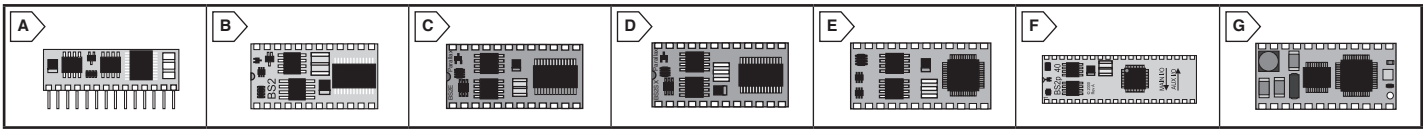

• Operating Temperature at 70% Non-Condensing Humidity: 0°C to +70°C

† Plus 2 Dedicated Serial I/O Pins

For quantities greater than listed, call for quote.

MOUSER STOCK NO.	Parallax Part No.	Fig.	Package	Microcontroller	EEPROM Size (Bytes)	Speed	I/O Pins	PBASIC Commands	Interface (Port)	Operating Voltage	Price Each 1	Price Each 10	Price Each 25
619-BS1-IC	BS1-IC	A	SIP-14	Microchip PIC16C56c	256	4MHz	8	32	Parallel	5 - 15VDC	28.24	23.39	23.36
619-BS2-IC	BS2-IC	B	DIP-24	Microchip PIC16C57c	2K	20MHz	16†	36	Serial	5 - 15VDC	61.95	58.85	55.17
619-BS2E-IC	BS2E-IC	C	DIP-24	Ubicom SX28AC	8 x 2K	20MHz	16†	39	Serial	5 - 12VDC	62.60	56.34	53.20
619-BS2SX-IC	BS2SX-IC	D	DIP-24	Ubicom SX28AC	8 x 2K	50MHz	16†	39	Serial	5 - 12VDC	63.13	56.82	53.66
619-BS2P24-IC	BS2P24-IC	E	DIP-24	Ubicom SX48AC	8 x 2K	20MHz Turbo	16†	55	Serial	5 - 12VDC	84.53	76.08	71.85
619-BS2PX-IC	BS2PX-IC	E	DIP-24	Ubicom SX48AC	8 x 2K	32MHz Turbo	16†	63	Serial	5 - 12VDC	84.53	76.08	71.85
619-BS2P40-IC	BS2P40-IC	F	DIP-40	Ubicom SX48AC	8 x 2K	20MHz Turbo	32†	55	Serial	5 - 12VDC	87.90	74.72	70.32
619-JS1-IC	JS1-IC	G	DIP-24	Ubicom SX48BD	32768	25MHz Turbo	16	0 (Java)	Serial	6 - 24VDC (unreg)	96.29	85.59	79.17

BASIC STAMP DISCOVERY KIT - SERIAL (WITH USB ADAPTER AND CABLE)

Our most popular BASIC Stamp microcontroller is the BS2-IC module. Widely used in education, hobby, and industry, this module has enough program space, execution speed, and I/O pins for many applications. Now featured with the What's a Microcontroller curriculum and parts kit, this Starter Kit has our highest recommendation. The Discovery Kit is an incredible value!

Build over 40 Hands On Projects

With the latest edition of this kit, you will receive the What's a Microcontroller? (WAM) parts and text making the Discovery Kit a bona fide "Getting Started" kit. With the WAM kit you'll get your feet wet through a series of over 40 activities designed to provide you with the best possible introduction to the world of BASIC Stamp modules. The text contains clear explanations, defines electronics terms in a friendly manner, and most importantly builds your confidence so you can start building your own electronics inventions.



For quantities greater than listed, call for quote.

MOUSER STOCK NO.	Parallax Part No.	Description	Price Each
619-EDSTR-KIT	27207	Basic Stamp Discovery Kit Serial with USB Adapter	171.19
619-27807	27807	Basic Stamp Discovery Kit USB	171.19

UNDERSTANDING SIGNALS PARTS AND TEXT/PARALLAX OSCILLOSCOPE

The Understanding Signals Parts and Text Kit adds a 144-page student guide and many electronic components to the Parallax USB Oscilloscope. Learn how to generate, view, and measure a variety of wave forms. Each activity includes a BASIC Stamp®-controlled example circuit and code, directions for configuring the oscilloscope and placing the probes, and screen-captures of the Parallax USB Software interface displaying the signal.

A Board of Education with a BASIC Stamp 2 or a HomeWork Board is needed to run the experiments in this kit.



For quantities greater than listed, call for quote.

MOUSER STOCK NO.	Parallax Part No.	Description	Price Each
619-28014	28014	Parallax Oscilloscope	149.79

STAMPWORKS EXPERIMENT KIT

It's easy to get started micro-controlling your world with StampWorks. The StampWorks manual includes 35 experiments based on the BASIC Stamp® 2 microcontroller and the Professional Development Board (included). StampWorks gives you the hardware, the electrical components and, most importantly, the know-how to become a confident embedded programmer. Working your way through StampWorks you will learn about efficient embedded design, connecting circuits and "smart" sensors to the BASIC Stamp, adding computer control to your projects, and "Power PBASIC" programming techniques.

After you've worked your way through StampWorks you'll be able to: flash LEDs, use 7-segment and LCD displays, monitor one or several push-buttons or switches, add sounds and sound effects to your projects, build a simple light-controlled Theremin, control servos and stepper motors, measure temperature, voltage, and so much more! When you are finished, you will be able to write your own BASIC Stamp programs to control your hobby, engineering, and student projects using a variety of electronic circuits - and you'll be able to do it with the confidence.



For quantities greater than listed, call for quote.

MOUSER STOCK NO.	Parallax Part No.	Description	Price Each
619-27297	27297	StampWorks Experiment Kit	310.29
619-28138	28138	Professional Development Board Serial	171.19

SX TECH TOOL KIT/SX CHIPS/PROGRAMMERS AND PROTO BOARDS

The popular SX Tech Tool Kit is an excellent starting point to get you developing SX projects with Parallax's SX-Key programming tool. Upon receiving the kit, you will be able to program SX chips within the hour. A power supply is not included.

The SX-Key is Parallax's primary development tool for the SX line of microcontrollers, supporting every chip that is commercially available. Using the free SX-Key software, the SX-Key programming tool can program SX chips in-system and perform in-circuit source-level debugging. Also at the user's fingertips is an on-board programmable clock. The frequency output of this clock is adjusted from the software with a slider bar between 400kHz and 100MHz. The software operates on Win98/NT/2K/XP platforms.



For quantities greater than listed, call for quote.

MOUSER STOCK NO.	Parallax Part No.	Description	Price Each
619-28015	28015	PING))) Ultrasonic Sensor	32.09
619-900-00008	900-00008	Parallax (Futaba) Continuous Rotation Servo	13.90
619-900-00005	900-00005	Parallax (Futaba) Standard Servo	13.90
619-28028	28028	Sensor Sampler Kit	182.60
619-28017	28017	Memsic 2125 Dual-axis Accelerometer	34.18
619-27977	27977	Parallax 2x16 Serial LCD (Backlit)	32.09
619-28031	28031	Parallax USB to Serial (RS-232) Adapter with Cable	18.38
619-27979	27979	Parallax 4x20 Serial LCD (Backlit)	42.78
619-28302	28302	TCS230-DB Color Sensor	73.36
619-28018	28018	Sensirion Temperature/Humidity Sensor	49.44
619-32390	32390	RFID Reader Module and Tag Sampler Kit	45.92
619-555-28027	555-28027	PIR Sensor	13.90
619-29144	29144	HB-25 Motor Controller	67.16

BASIC STAMP ACCESSORIES

Launch yourself into the Accessories Portal and select add on products such as sensors, Application Modules, RF devices, lab tools, and other items to round out your project or application. If you already have a BASIC Stamp® microcontroller or Javelin Stamp™ module and development board, you may now take your project to the next level. There is a wide array of accessories for the BASIC Stamp microcontroller.

MOUSER STOCK NO.	Parallax Part No.	Description	Price Each
619-27800	27800	2-Axis JoyStick	10.36
619-27801	27801	5-Position Switch	11.51
619-400-00002	400-00002	Tact Switch	.63
619-27908	27908	Trackball Module	16.04
619-27922	27922	Gyroscope Module LISY300	45.23
619-27929	27929	CO2 Gas Sensor Module	-
619-27931	27931	CO Gas Sensor Module	32.09
619-605-00005	605-00005	Melexis 90217 Sensor Hall-Effect	5.34
619-605-00007	605-00007	CO Gas Sensor	6.82
619-605-00008	605-00008	CH4 Gas Sensor	5.34
619-605-00009	605-00009	LPG Gas Sesnsor	5.34
619-605-00011	605-00011	Alcohol Gas Sensor C2H5OH	5.34

For quantities greater than listed, call for quote.

MOUSER STOCK NO.	Parallax Part No.	Description	Price Each
619-32213	32213	XBand Motion Detector	32.75
619-27932	27932	LPG Gas Sesnsor Module	32.09
619-27937	27937	Memory Stick Datalogger	42.79
619-28526	28526	3-Axis Accel Module MMA7455	32.55
619-55527401	55527401	QTI SENSOR	9.33
619-28302	28302	TCS232-DB Sensor	73.36
619-28560	28560	Mouse Sensor Kit	24.24
619-28380	28380	ColorPAL	21.39
619-32320	32320	Smart Card Reader	13.14
619-28140	28140	RFID CARD READER	46.00
619-28440	28440	RFID Read/Write Serial Module	53.49
619-28830	28830	Propeller Servo Controller	42.79
619-31316	31316	AP-16 Audio Player	149.02
619-SX28AC/SS-G	SX28AC/SS-G	SX Microcontroller SX28AC/SS-G	8.51
619-SX48BD-G	SX48BD-G	SX Microcontroller SX48BD-G	4.55
619-SX28AC/DP-G	SX28AC/DP-G	SX Microcontroller SX28AC/DP-G	5.30
619-45205	45205	SX Tech Board	36.53

© Copyright 2013 Mouser Electronics

© Copyright 2013 Mouser Electronics

RABBIT Core Modules and Development Kits

Products may be RoHS compliant. Check mouser.com for RoHS status.

RCM2XXX RABBITCORE MICROPROCESSOR MODULES

The RabbitCore family of microprocessor core modules is designed to facilitate rapid development and implementation of embedded systems. The RabbitCore mounts on a user-designed motherboard and acts as the controlling microprocessor for the user's system. Small in size but packed with powerful features, these core modules give designers a complete package for control and communication.

RCM21XX RabbitCore

For quantities greater than listed, call for quote.

MOUSER STOCK NO.	Rabbit Semi Part No.	Fig.	Description	MHz	Flash	SRAM	GPIO	Serial Ports	Price Each 1	Price Each 50
694-20-101-0434	20-101-0434	A	RCM2100 RabbitCore Module	22.1	512K	512K	34	2-6	95.23	84.92
694-20-101-0435	20-101-0435	A	RCM2110 RabbitCore Module	22.1	256K	128K	34	2-6	63.13	56.29
694-20-101-0436	20-101-0436	A	RCM2120 RabbitCore Module	22.1	512K	512K	40	2-6	73.83	65.84
694-20-101-0446	20-101-0446	A	RCM2130 RabbitCore Module	22.1	256k	128K	40	2-6	52.43	46.75

RCM22XX RabbitCore

For quantities greater than listed, call for quote.

MOUSER STOCK NO.	Rabbit Semi Part No.	Fig.	Description	MHz	Flash	SRAM	GPIO	Serial Ports	Price Each 1	Price Each 50
694-20-101-0454	20-101-0454	B	RCM2200 RabbitCore Module w/ Ethernet	22.1	256K	128K	26	2-6	58.85	52.47
694-20-101-0488	20-101-0488	B	RCM2210 RabbitCore Module w/ Ethernet	22.1	256K	128K	26	2-6	63.13	56.29
694-20-101-0494	20-101-0494	B	RCM2250 RabbitCore Module w/ Ethernet	22.1	512K	512K	26	2-6	84.53	75.38
694-20-101-0955	20-101-0955	B	RCM2250 RabbitCore Module w/ Ethernet	22.1	512K	512K	26	2-6	78.11	70.89

RCM23XX RabbitCore

For quantities greater than listed, call for quote.

MOUSER STOCK NO.	Rabbit Semi Part No.	Fig.	Description	MHz	Flash	SRAM	GPIO	Serial Ports	Price Each 1	Price Each 50
694-20-101-0453	20-101-0453	C	RCM2300 RabbitCore Module	22.1	256K	128K	29	2-6	44.94	40.07

RCM3000 AND RCM3010 RABBITCORE

The RCM3000 RabbitCore is our powerful and feature-packed 10Base-T Ethernet microprocessor core module. Powered by the new Rabbit 3000™ - the "EMI-Free microprocessor"—the RCM3000 is the ideal option for designers who want to rapidly develop and implement embedded systems with fully integrated Ethernet connectivity. Measuring only 2.73" x 1.85" (69 x 47mm), the RCM3000 operates at 3.3V (with 5 V-tolerant I/O) and features 6 serial ports. Built-in low-EMI features, including a clock spectrum spreader, help designers eliminate the kind of emissions-related problems that frequently derail tight development schedules.

For quantities greater than listed, call for quote.

MOUSER STOCK NO.	Rabbit Semi Part No.	Fig.	Description	MHz	Flash	SRAM	GPIO	Serial Ports	Price Each 1	Price Each 50
694-20-101-0508	20-101-0508	D	RCM 3010 RabbitCore Module	29.4	256K	128K	52	2-6	63.13	56.29

RCM3000 RabbitCore US Development Kit

For quantities greater than listed, call for quote.

MOUSER STOCK NO.	Rabbit Semi Part No.	Description	Price Each
694-101-0523	101-0523	RCM 3000 RabbitCore US Development Kit	319.93

RCM3200 RABBITCORE MODULES

The RCM3200 RabbitCore microprocessor core module is the ideal option for designers who want to rapidly develop and implement embedded systems with fully integrated 10/100Base-T Ethernet connectivity. Measuring only 2.73" x 1.85" (69 x 47mm), the RCM3200 operates at 3.3V (with 5 V-tolerant I/O), runs at up to 44.2MHz, and features 6 serial ports. Built-in low-EMI features, including a clock spectrum spreader, practically eliminate EMI problems, helping OEMs pass CE and regulatory RF emissions tests.

For quantities greater than listed, call for quote.

MOUSER STOCK NO.	Rabbit Semi Part No.	Fig.	Description	MHz	Flash	SRAM	Data Flash	GPIO	Serial Ports	Price Each 1	Price Each 50
694-20-101-0520	20-101-0520	E	RCM3200 RabbitCore Module	44.2	512K	512K	256K	52	2-6	95.23	85.59

RCM3305 AND RCM3315 RABBITCORE MODULES

The RCM3305 and RCM3315 microprocessor core modules are an ideal solution for designers who want to rapidly develop serial Flash and 10/100Base-T Ethernet into their embedded application. The RCM3305/3315 offer 4-8 MByte of serial Flash.

For quantities greater than listed, call for quote.

MOUSER STOCK NO.	Rabbit Semi Part No.	Fig.	Description	MHz	Flash	SRAM	Data Flash	GPIO	Serial Ports	Price Each 1	Price Each 50
694-20-101-1067	20-101-1067	F	RCM3305 RabbitCore Module	44.2	512K	512K	512K	49	2-6	127.33	113.54
694-20-101-1068	20-101-1068	F	RCM3315 RabbitCore Module	44.2	512K	512K	512K	49	2-6	105.93	94.46

RCM3305 RabbitCore US Development Kit

For quantities greater than listed, call for quote.

MOUSER STOCK NO.	Rabbit Semi Part No.	Description	Price Each
694-101-1069	101-1069	RCM3305 US Development Kit	426.93

RCM3365 AND RCM3375 RABBITCORE MODULES

The RCM3365 and RCM3375 RabbitCore modules present a new form of embedded flexibility with removable "hot-swappable" memory cards. Supporting on-board 16MB NAND Flash as well as memory cards of up to 128 MB (sold separately), these RabbitCore modules are ideal for data intensive applications requiring low-power operation.

RoHS Compliant

For quantities greater than listed, call for quote.

MOUSER STOCK NO.	Rabbit Semi Part No.	Fig.	Description	MHz	Flash	SRAM	Data Flash	GPIO	Serial Ports	Price Each 1	Price Each 50
694-20-101-1051	20-101-1051	G	RCM3365 RabbitCore Module	44.2	512K	512K	512K	52	2-6	112.35	100.18
694-20-101-1055	20-101-1055	G	RCM3375 RabbitCore Module	44.2	512K	512K	512K	52	2-6	104.86	93.51

A



B

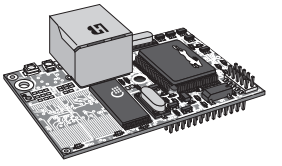

C

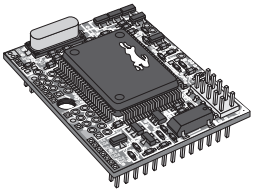

D



E

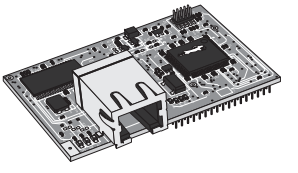

F



G



© Copyright 2013 Mouser Electronics

© Copyright 2013 Mouser Electronics

RABBIT Core Modules and Development Kits

Products may be RoHS compliant. Check mouser.com for RoHS status.

RCM3400 AND RCM3410 RABBITCORE MODULES

The RCM3400 analog RabbitCore provides a known-good processor and analog input subsystem for OEMs to quickly integrate into custom designs. The RCM3400 features a low-EMI Rabbit 3000-based CPU subsystem running at 29.4 MHz, with 512K Flash / 512K SRAM or 256K Flash / 256K SRAM, 5 serial ports, and 8 channels of programmable gain analog input in an extremely small footprint (1.37" x 1.16" / 34 x 29mm).

For quantities greater than listed, call for quote.

MOUSER STOCK NO.	Rabbit Semi Part No.	Fig.	Description	MHz	Flash	SRAM	GPIO	Serial Ports	Price Each 1	Price Each 50
694-20-101-0561	20-101-0561	A	RCM 3400 RabbitCore Module	29.4	512K	512K	52	1-4	73.83	65.84
694-20-101-0562	20-101-0562	A	RCM 3410 RabbitCore Module	29.4	256K	128K	52	1-4	63.13	56.29

RCM3400 RabbitCore US Development Kit

For quantities greater than listed, call for quote.

MOUSER STOCK NO.	Rabbit Semi Part No.	Description	Price Each
694-101-0587	101-0587	RCM 3400 RabbitCore US Development Kit	426.93

RCM3600 AND RCM3610 RABBITCORE MODULES

The RCM3600 RabbitCore is the lowest priced Rabbit 3000 microprocessor based core module designed for a wide variety of applications.

Design Advantages:
- Ready-made platform for fast time-to-market, up to 3 months design integration time savings
- Compact size
- Dynamic C® development environment for real-time development and debugging
- Exceptionally fast performance for math, logic, I/O

Applications:
- Handheld devices and Instrumentation
- Remote Data Logging

RoHS Compliant

For quantities greater than listed, call for quote.

MOUSER STOCK NO.	Rabbit Semi Part No.	Fig.	Description	MHz	Flash	SRAM	GPIO	Serial Ports	Price Each 1	Price Each 50
694-20-101-0672	20-101-0672	B	RCM3600 RabbitCore Module	22.1	512K	512K	33	1-4	52.43	46.75
694-20-101-0673	20-101-0673	B	RCM3610 RabbitCore Module	22.1	256K	128K	33	1-4	48.15	42.94

RCM3750 RABBITCORE MODULE

The RCM3750 features 10/100Base-T connectivity, 512K Flash / 512K SRAM, 4 serial ports, and an extremely small footprint (2.95" x 1.20" / 75 x 30mm). Extensive demo programs, application templates, and optional software modules enable rapid development of secure network embedded systems. Built-in low EMI features, including a clock spectrum spreader, practically eliminate EMI problems, helping OEMs pass European CE and other regulatory RF emissions tests.

Applications:
- Remote Date Logging
- OEM Serial to Ethernet products
- Network-Enabling Security
- Acess Systems
- Building Automation
- Industrial Controls

RoHS Compliant

For quantities greater than listed, call for quote.

MOUSER STOCK NO.	Rabbit Semi Part No.	Fig.	Description	MHz	Flash	SRAM	Data Flash	GPIO	Serial Ports	Price Each 1	Price Each 50
694-20-101-1028	20-101-1028	C	RCM3750 RabbitCore Module	22.1	512K	512K	1MB	33	1-4	79.18	70.61

A

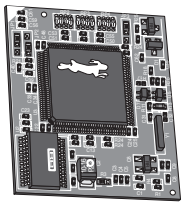

B



C



RCM4000 RABBITCORES – EMBEDDED NETWORKING AND CONTROL

The new Rabbit 4000 is a high-performance, low-EMI microprocessor designed specifically for embedded control, communications, and Ethernet connectivity. The Rabbit 4000 outperforms most 16–bit processors without losing the efficiency of an 8–bit architecture. Extensive integrated features, glueless architecture and 10Base-T Ethernet facilitate rapid hardware design, while a new C-friendly instruction set promotes efficient development of even the most complex applications.

The Rabbit RCM4XXX series of RabbitCore modules enable powerful embedded networking and control in a small package. RabbitCores mount directly onto a user designed motherboard, and can interface with CMOS-compatible digital devices via the user's motherboard. Programs are developed with our industry-proven Dynamic C development system that includes an editor, compiler, and in-circuit debugger.



RCM4000



RCM4200

Application Possibilities:
- Wireless device/data management
- Serial-to-Ethernet applications
- Remote monitoring and communications
- Web-enabling devices
- Device/data management and control
- Device-level control
- Remote data logging
- Asset management
- Security Access Systems

RCM 4000/4010 RabbitCore Modules with Ethernet

Specifications: • VDC = 3.0 to 3.6V

For quantities greater than listed, call for quote.

MOUSER STOCK NO. Mfr.	Mfr. Part No.	MHz	Flash	SRAM	Data Flash	Serial Ports	GPIO	Price Each 1	Price Each 10	Price Each 50
694	20-101-1094	59.98	512K	512K	32MB	1-4	19	95.23	90.69	84.92
694	20-101-1112	59.98	512K	512K	- -	1-4	25	73.83	70.31	65.84

RCM41XX RabbitCore RabbitCore Modules

Specifications: • VDC = 3.0 to 3.6V

For quantities greater than listed, call for quote.

MOUSER STOCK NO. Mfr.	Mfr. Part No.	MHz	Flash	SRAM	Data Flash	Serial Ports	GPIO	Price Each 1	Price Each 10	Price Each 50
694	20-101-1105	59.98	- -	512K	512K	1-4	29	80.25	77.16	72.25
694	20-101-1093	29.49	512K	256K	- -	1-4	40	48.15	45.86	42.94
694	20-101-1154	59.98	- -	512K	512K	1-4	40	68.48	64.74	59.65

RCM42XX RabbitCore Modules

Specifications: • VDC = 3.0 to 3.6V

For quantities greater than listed, call for quote.

MOUSER STOCK NO. Mfr.	Mfr. Part No.	MHz	Flash	SRAM	Data Flash	Serial Ports	GPIO	Price Each 1	Price Each 10	Price Each 50
694	20-101-1131	58.98	512K	512K	512K	1-4	25	116.63	110.64	103.60
694	20-101-1132	29.49	512K	512K	- -	1-4	35	105.93	100.45	94.05

RCM5600W - MINI-MICROPROCESSOR WI-FI CORE MODULE

The MiniCore RCM5600W module offers 802.11b/g Wi-Fi connectivity which includes WPA2, WPA and WEP security standards, allowing easy integration and interoperability within Wi-Fi networks. With six serial ports, four configurable as SPI, the RCM5600W can easily embed into any existing or new design and is pin compatible with current and future MiniCore products.

A Development Kit offers the essential hardware tools and includes the Dynamic C® software development system. The Kit contains a prototyping and interface board with USB connections that will allow you to evaluate and debug the RCM5600W.



MiniCore
Mini-Microprocessor
WiFi Core Module

For quantities greater than listed, call for quote.

MOUSER STOCK NO. Mfr.	Mfr. Part No.	Description	Price Each 1	Price Each 50	Price Each 100
694	20-101-1265	MiniCore Mini-Microprocessor Wi-Fi Core Module	73.83	70.10	70.10
694	101-1284	RCM5600W Standard Development Kit	159.43	-	-
694	101-1285	RCM5600W Deluxe Development Kit	266.43	-	-

RCM6700 SERIES MINICORE DEV KITS

The ultra-compact MiniCore RCM6700 is ideal for today's smart energy initiatives as well as other applications that require a cost effective web-enabled device server. The RCM6700 series provides up to 6 serial ports, configurable I/O and control features such as PWM. Furthermore, the RCM 6700 series offers a much greater feature set then comparable device servers, while at a lower cost.



For quantities greater than listed, call for quote.

MOUSER STOCK NO. Mfr.	Mfr. Part No.	Description	Price Each
694	101-1326	RCM67XX MiniCore Deluxe Dev Kit	212.93
694	101-1327	RCM67XX MiniCore Stndrd Dev Kit	107.00

RCM6700 SERIES MINICORE

The RCM6700 series is fully programmable, taking advantage of processor peripherals. The programming environment, Dynamic C, is an ANSI C compatible development environment that provides a royalty free TCP/IP stack and Wi-Fi support. Various protocol support such as ZigBee, Modbus and BACnet are also available to help reduce development costs and time-to-market.



For quantities greater than listed, call for quote.

MOUSER STOCK NO. Mfr.	Mfr. Part No.	Description	Price Each 1	Price Each 25	Price Each 50
694	20-101-1318	RCM6700 MiniCore	37.45	35.95	34.51
694	20-101-1319	RCM6710 MiniCore	48.15	46.17	44.35
694	20-101-1320	RCM6750 MiniCore	53.50	51.34	49.33
694	20-101-1321	RCM6760 MiniCore	64.20	61.58	59.17

© Copyright 2013 Mouser Electronics

© Copyright 2013 Mouser Electronics

SILEX TECHNOLOGY Device Servers & Embedded Modules

Silex Technology Inc. provides networking and wireless solutions for virtually any printer, USB device, Serial device, as well as Embedded Wireless and Embedded Ethernet solutions. Silex products provide secure wireless and wired connectivity for a wide range of devices in a number of different applications, including medical, weights and measures, printers, enterprise and home networking, transportation, and much more.

WIRELESS/WIRED SERIAL DEVICE SERVER

Silex serial device servers allow you to connect any RS-232 or UART-compatible serial device. They include a comprehensive TCP/IP protocol stack plus extensive management tools to make it easy to connect and manage multiple serial device servers over a network. For maximum flexibility, Silex offers both wireless serial device servers and serial to Ethernet (wired) device servers with external or embedded form factors.

SX-500

The SX-500 is an external 802.11b/g wireless or 10base-T/100base-T wired serial server with advantages such that include:

- Industry-leading security including WPA, WPA2, and WEP, plus 802.1x authentication with the most commonly used EAP types
- Easiest way to connect an existing RS-232 device to a wireless or wired network
- Rugged pre-plated galvanized steel enclosure with IP40 industrial grade rating



For quantities greater than listed, call for quote.

MOUSER STOCK NO.	Silex Part No.	Description	Price Each			
			1	10	50	100
702-SX-500-1031	SX-500-1031	External 802.11b/g Serial Server, Single Port, US Power Supply	279.79	274.32	270.35	262.73

EMBEDDED WIRELESS MODULES

Silex offers both intelligent and radio-only embedded wireless modules to meet almost any wireless application. Their intelligent embedded wireless modules feature a complete TCP/IP networking stack plus the industry's most extensive wireless security, while their radio modules offer full 802.11a/b/g connectivity in mini PCI or SDIO form factors.

SX-10WAG/WG

Designed specifically for embedded applications, the Silex SX-10WAG and SX-10WG are Mini PCI radio modules that provide superior features such as:

- FCC Limited Modular Approval for simplification of OEM FCC testing requirements
- Meets a wide range of global regulatory certifications/standards
- Includes antenna with cable (no need to source separate antenna) and supports diversity antenna configurations

SX-560

Features the most extensive wireless security in the industry, including 802.1x Extensible Authentication Protocol (EAP) with all major EAP types and WPA2, WPA2-PSK, WPA, WPA-PSK, and WEP wireless security. The SX-560 is a powerful programmable 802.11a/b/g wireless embedded module with major competitive advantages like:

- Very low power consumption for applications like battery operated devices
- Linux operating system with user programmability



SX-SDCAG Shown



SX-560-2701 Shown

For quantities greater than listed, call for quote.

MOUSER STOCK NO.	Silex Part No.	Description	Price Each			
			1	10	50	100
702-SX-10WAG	SX-10WAG-US (GP)	MiniPCI Atheros 802.11a/b/g Radio Card, Includes Antenna and Cable	70.43	69.05	68.04	66.13
702-SX-10WG	SX-10WG-US-(GP)	MiniPCI Atheros 802.11b/g Radio Card, Includes Antenna and Cable	46.94	46.02	45.36	44.08
702-SX-560-2701	SX-560-2701	Intelligent Programmable WLAN Module	163.58	161.17	158.84	154.37
702-SX-SDCAG-2831-SP	SX-SDCAG-2831-SP	WiFi/802.11 Modules & Development Tools 802.11a/b/g SDIO Card Module-Sample	110.06	-	-	-
702-SX-560-6900	SX-560-6900	SX-560 Serial Server Developers Kit (main module must be ordered separately)	275.14	-	-	-

PRINT AND USB DEVICE SERVER

Silex MFP/AIO print servers are the only print servers designed specifically to handle all types of USB printers, including virtually any inkjet, multifunction peripheral, or all-in-one printer. This capability is made possible by Silex's SX Virtual Link software, which exactly emulates a hardwired USB port and thereby ensures compatibility with virtually any printer driver.

The SX-2000WG features 802.11b/g wireless capabilities to allow you to locate your high-speed USB printer anywhere in your home or office. Its advantages include:

- Virtual Link software for compatibility with almost any Inkjet /MFP/AIO USB printer
- Transparent operation with your Windows and MacOS X applications
- Can connect up to 14 additional USB devices (scanners, network storage, etc) to the network

For quantities greater than listed, call for quote.

MOUSER STOCK NO.	Silex Part No.	Description	Price Each			
			1	10	50	100
702-SX-2000WG	SX-2000WG+	USB 2.0 High-Speed Wireless Print Server	179.35	175.84	173.30	168.41

ETHERNET CONVERTERS

Silex's Ethernet converters make it easy for you to migrate your existing Ethernet devices into new environments. Simply plug the converter into your device, and you're up and running on your new network in minutes with no software modifications required.

SX-2600CV

The SX-2600CV is an IPv4 to IPv6 converter that ensures that your Ethernet devices will be compatible with current and future TCP/IP networks. Its advantages include:

- Makes existing network devices operable in IPv6 environments
- Works in environments that support both IPv4 and IPv6
- Easy to install and use with software transparent operation devices will be compatible with current and future TCP/IP networks.



SX-2600CV Shown

For quantities greater than listed, call for quote.

MOUSER STOCK NO.	Silex Part No.	Description	Price Each			
			1	10	50	100
702-SX-2600CV	SX-2600CV	IPv4 to IPv6 Converter	235.44	230.84	227.49	221.08

ACCESSORIES

For quantities greater than listed, call for quote.

MOUSER STOCK NO.	Silex Part No.	Description	Price Each			
			1	10	50	100
702-108-00016-050	108-00016-050	2.4/5GHz External Antenna for SX-10WAG, SX-550, and SX-560	10.83	10.61	10.46	10.17
702-131-20110-050	131-20110-050	U.FL to RP-SMA 4.6 in Cable for 108-00016-050 External Antenna	15.89	15.57	15.34	14.92
702-131-20110-050	131-20110-050	U.FL to RP-SMA 4.6 in Cable for 108-00016-050 External Antenna	15.89	15.57	15.34	14.92
702-131-00032-050	131-00032-050	U.FL to U.FL Cable for 128-00193-100 Internal Antenna	13.57	13.33	13.08	12.93

© Copyright 2013 Mouser Electronics
© Copyright 2013 Mouser Electronics

SOLDERCORE Development Boards

SOLDERCORE



SOLDERCORE MAIN BOARD

SC-CPU SolderCore Main Board is a complete development platform consisting of an Arduino form-factor microcontroller "CPU" board with a new and exciting software development environment called CoreBASIC. The SC-CPU SolderCore Main Board features a TI LM359D92 Cortex-M3 processor capable of running at clock speeds of up to 80MHz and provides a compact, flexible solution for rapid product development. SolderCore is compatible with a large range of third party plug-in PCBs to expand its capabilities.

Features:

- 80MHz ARM Cortex-M3 processor
- 512kB of flash
- 20 user-programmable I/O pins + 6 power pins; can be programmed to perform alternative functions including I2C, SPI, UART, PWM, CCP, ADC, QEI, and CAN
- Micro-AB USB On-The-Go connector
- Spring-loaded microSD card holder
- 2.2mm barrel jack for power supply, 6 - 9V; reverse polarity protected
- Standard Cortex 10-pin JTAG connector
- Two power indicator LEDs
- Five user programmable LEDs
- Reset button

For quantities greater than listed, call for quote.

MOUSER STOCK NO.	SolderCore Part No.	Fig.	Description	Price Each
940-SC-CPU	SC-CPU	A	CPU Main Board - TI LM359D92 80MHz ARM Cortex-M3 Processor	85.55

PROTEUS SHIELD

SolderCore SC-TRANS Proteus Shield - Arduino Form-Factor Translator Board can be used to reliably and safely connect 3.3V and 5.0V Arduino form factor development modules. This allows SolderCore to be used with the huge array of existing Arduino shields, without the worry of damaging the shield or the SolderCore. Furthermore, it allows the SolderCore range of shields to be used with 5.0V Arduino processor modules. SolderCore SC-TRANS Proteus Shield - Arduino Form-Factor Translator Board uses a 22-bit bidirectional voltage translator IC to bridge the 3V3/5V gap. The device is predominantly designed for digital signal conversion, however, a basic buffered signal conversion for analog signals is also provided.

Features:

- Bi-directional 3.3V to 5.0V translation
- Supports open drain/collector and standard push pull CMOS I/O
- Support for analog signals

For quantities greater than listed, call for quote.

MOUSER STOCK NO.	SolderCore Part No.	Fig.	Description	Price Each
940-SC-TRANS	SC-TRANS	-	Proteus Shield - Voltage Translator Shield	32.05

SENSE-CORE MODULE ADAPTER BOARD

SolderCore SC-SENSE SenseCore Adapter Board is a SolderCore shield developed for rapid sensor integration. SenseCore features 4 Sensor Expansion Interface (SExI) compliant sockets, for connection to 4 full or 8 half non stacked sensor boards. SolderCore SC-SENSE SenseCore Adapter Board provides a neat and rapid test platform for an array of plug-in digital (UART, I2C, and SPI) and analog sensors.

Features:

- Neat and rapid test platform for plug-in digital (UART, I2C, and SPI) and analog sensors
- 4 full-width SExI-compliant interfaces
- I2C sensors can be stacked on top of one another
- Bus expander for implementation of SPI device select and UARTs; thus only
- Two lines and power required to interface to four full-width SExI-compliant sensor boards
- Optional IRQ line for interrupt driven communication to bus expander
- Flexible power supply, for compatibility with 3.3V and 5V systems

For quantities greater than listed, call for quote.

MOUSER STOCK NO.	SolderCore Part No.	Fig.	Description	Price Each
940-SC-SENSE	SC-SENSE	-	SolderCore SenseCore For SExI Modules	42.75
Adapter Shields				
940-SC-LCD	SC-LCD	-	SolderCore LCD Adapter Shield	85.55
940-SC-ARCADE	SC-ARCADE	B	SolderCore ARCADE Adapter Shield	85.55
940-SC-LEDS	SC-LEDS	-	SolderCore LED Breakout Shield	32.05

MODULES

For quantities greater than listed, call for quote.

940-SC-TILT	SC-TILT	C	CoreTilt SExI 3-axis Digital Accelerometer	32.05
940-SC-GYRO	SC-GYRO	D	CoreGyro SExI 3-axis Digital Gyroscope based on ITG-3200	42.75
940-SC-LIGHT	SC-LIGHT	E	CoreLight SExI Mod Light Sensor	21.35
940-SC-MPU	SC-MPU	-	CoreMPU SExI Motion Processor Unit based on InvenSense MPU-6050 & Honeywell HMC5883L	58.80
940-SC-TEMP	SC-TEMP	F	CoreTemp SExI SPI Digital Temperature Sensor with TC77	21.35
940-SC-PRESSURE	SC-PRESSURE	G	CorePressure SExI Digital Pressure Sensor with Bosch Sensortec BMP085	21.35
940-SC-MAG	SC-MAG	H	CoreMag SExI Mod Magnetometer	21.35
940-SC-WSN	SC-WSN	-	CoreWSN SExI Mod ZigBee Transceiver	42.75
940-SC-WII	SC-WII	I	CoreWii SExI Mod Wii Attachment	5.30

PROTOTYPING

For quantities greater than listed, call for quote.

940-SC-2X2	SC-2X2	J	SolderCore 2x2 Base Prototyping Shield	32.05
940-SC-2X1	SC-2X1	-	SolderCore 2x1 Base Prototyping Shield	21.35
940-SC-STACK	SC-STACK	-	SolderCore Stacker Prototyping Shield	7.44

BUNDLES

For quantities greater than listed, call for quote.

940-SC-PAK-1	SC-PAK-1	-	SolderCore Bundle includes CPU, LCD, 2x1 Proto Shield	160.45
940-SC-PAK-2	SC-PAK-2	-	SolderCore Bundle CPU / Arcade/ 2x1 Proto Shield	160.45
940-SC-PAK-3	SC-PAK-3	-	Soldercore Bundle Weather Station	171.15

© Copyright 2013 Mouser Electronics
© Copyright 2013 Mouser Electronics

TAOGLAS Antennas

RoHS Compliant **This product is RoHS compliant.**

taoglas antenna solutions

MULTI-FUNCTION ANTENNAS

GPS/Cellular/2.5ghz antennas

MOUSER STOCK NO.	Taoglas Part No.	Frequency (MHz)	Gain Max. (dB)	VWSR (Max.)	Connector	Description	Dimensions (LxWxH) (mm)	Price Each
External Dome - Adhesive Mount								
960-MA203AB301111	MA.203.A.A301111.B301111	800-2200	32	2	SMA(M)x2	GPS/Cellular, NEMA IP65	55.15x12	**29.47**
960-MA206AC301151	MA.206.A.A301111.C301151	1575, 2.4-2.5	3	1.92	SMA, RP-SMA	GPS/2.4GHz	25x25x4	**43.34**
960-MA208AB305111	MA.208.A.A301111.B305111	700-960, 1710-2170	-	3.6	SMA(M)	GPS/LTE/GSM/UMTS, NEMA IP67	200.5x66.5x9	**76.40**
960-MA208AB305721	MA.208.A.A301621.B305721	700-960, 1710-2170	-	-	FAKRA	GPS/GSM	-	**82.69**
External Dome - Screw Mount								
960-MA501CC305151	MA.501.C.A301111.C305151	1575.42, 2400-2500	32	2	RP-SMA(M)	GPS/ISM/ZigBee/WLAN/Bluetooth/IEEE.802.11/IEEE.802.15	29x49 diameter	**86.67**
960-MA600C305111	MA600.A301111.B305111.C305111	824-5900	32	1.9	SMA(M)x3	GPS/Cellular/2.4-5 GHz, NEMA IP67	50x150 diameter	**118.90**
960-MA700C305111	MA700.A301111.B305111.C305111	700-5900	34	1.95	SMA(M)x3	GPS/LTE Cellular/2.4-5 GHz, NEMA IP67	85.7x145.6 diameter	**146.47**
960-G21B301111	G21.B.301111	824-960, 1710-2170	3.9	<3.5:1	SMA(M)	GPS/Cellular NEMA IP69K	29x49 diameter	**52.00**

ISM ANTENNAS

MOUSER STOCK NO.	Taoglas Part No.	Frequency (MHz)	Gain Max. (dB)	VWSR (Max.)	Connector	Dimensions (LxWxH) (mm)	Price Each
Helical - 90°							
960-TI100112	TI.10.0112	433	0	1.5	SMA(M)RA	45x16.5	**8.67**
Dipole 90° Hinged							
960-TI153113	TI.15.3113	433	3	1.5	SMA(M)	170x13	**16.48**
Dipole 90°							
960-TI08C0112	TI.08.C.0112	853-883	-	2.3	SMA(M)	52x17.1x9.6	**8.56**
External Dome - Screw Mount (NEMA IP69)							
960-IS01B305111	IS.01.B.305111	433	0	2	SMA(M)	29x52 diameter	**69.34**
960-IS04B301111	IS.04.B.301111	868-870	2.09	2.5	SMA(M)	29x52 diameter	**69.34**
960-IS05B301111	IS.05.B.301111	915	3.14	2.5	SMA(M)	29x52 diameter	**69.34**
PCB Antennas							
960-FXP240070100A	FXP240.07.0100A	433-435	0	2	MHFII	75x45x0.1	**16.47**
960-FXP245070100A	FXP245.07.0100A	450-457	0	2	MHFII	75x45x0.1	**16.47**
Flex Circuit							
960-FXP270070100A	FXP270.07.0100A	779-787	1.4	2	MHFII	75x45x0.1	**16.47**
960-FXP280070100A	FXP280.07.0100A	863-870	1.5	2	MHFII	75x45x0.1	**16.47**
960-FXP290070100A	FXP290.07.0100A	902-928	1.5	2	MHFII	75x45x0.1	**16.47**

2.4-5.2 GHZ ANTENNAS

External Dome (NEMA IP69K)							
960-WS01B305151	WS.01.B.305151	2.4-5.35	-	1.76	RP-SMA(M)	29x49 diameter	**48.54**
PCB							
960-PC11070100A	PC11.07.0100A	2.4-2.5	3	-	IPEX MHF	66x16x0.8	**13.00**
960-PC11090100A	PC11.09.0100A	2.4-2.5, 4.9-5.9	4.5	-	MMCX(M)RA	66x16x0.8	**14.61**

WIFI ANTENNAS

PCB Dipole							
960-FXP810070100C	FXP810.07.0100C	2.4-2.5, 4.9-5.8	5.1	1.7	IPEX MHF1	31x31x0.1	**19.59**
960-FXP810090100C	FXP810.09.0100C	2.4-2.5, 4.9-5.8	5.1	1.7	MMCX(M)RA	31x31x0.1	**21.20**
960-FXP830070100C	FXP830.07.0100C	2.4-2.5, 4.9-5.8	5	-	IPEX MHF	42x7	**19.59**
960-FXP830090100C	FXP830.09.0100C	2.4-2.5, 4.9-5.8	5	-	MMCX(M)RA	42x7	**21.20**
960-FXP831070100C	FXP831.07.0100C	2.4-2.5, 4.9-5.8	5.5	2.5	IPEX MHF	45x7	**19.59**
960-FXP831090100C	FXP831.09.0100C	2.4-2.5, 4.9-5.8	5.5	2.5	MMCX(M)RA	45x7	**21.20**
PCB Antennas							
960-ILAD01	ILAD.01	902-928	1	-	SMD	10x3.2x0.6	**110.75**
960-ILAD02	ILAD.02	855-881	2.4	-	SMD	10x3.2x0.6	**110.75**
960-PC81070100ADB	PC81.07.0100A.db	868-870	-	2	IPEX MHF	34x7x0.8	**13.87**
960-PC91070100ADB	PC91.07.0100A.db	902-928	-	2	IPEX MHF	34x7x0.8	**14.73**
960-WLP2450254A02	WLP.2450.25.4.A.02	2450±50	5	1.5	Pin w/ Tape	25x25x4.5	**7.49**

CABLE ASSEMBLIES

MOUSER STOCK NO.	Taoglas Part No.	Cable Length (mm)	Cable Diameter (mm)	Gauge (AWG)	Description	Price Each
960-CAB011	CAB.011	95	1.13	32	IPEX MHIF to SMA(F) Bulkhead Straigh Connector	**3.85**
960-CAB01402	CAB.01402	100	2.75	26	SMA(F) Bulkhead Straight to MMCX(M) Plug R/A	**10.79**
960-CABA02	CAB.A02	95	0.81	-	SMA(F) Bulkhead Straight to IPEX MHFIII(W.FL comp)	**6.24**
960-CAB922	CAB.922	75	2.75	-	SMA(F) Bulkhead Straight to SMA(M) Plug Straight	**10.22**
960-CAB0130	CAB.0130	75	2.75	-	SMA(F) Bulkhead Straight to MCX(M) Plug Straight	**10.37**
960-CAB0114	CAB.0114	75	2.75	26	SMA(F) Bulkhead Straight to SMA(M) Plug Straight	**10.17**
960-CAB0101	CAB.0101	100	2.75	26	SMA(F) Bulkhead Straight to SMB(F) Plug	**10.70**
960-CAB917	CAB.917	1000	5	-	N Type Male Straight to N type Female Straight	**32.85**
960-CAB916	CAB.916	1000	5	-	N Type Male Straight to N type Male Straight	**32.84**

RECEPTACLES

MOUSER STOCK NO.	Taoglas Part No.	Type	Housing	Contact	Ground Contact	Dimensions (LxWxH) (mm)	Price Each
960-RECE20279001E01	RECE-20279-001E-01	IPEX MHF (UL.comp)	LCP, UL94V-0, White	Brass, gold plate	Phosphor bronze, gold plate	3.1x3x1.25	**.96**

Evaluation Kits

MOUSER STOCK NO.	Taoglas Part No.	Description	Price Each
960-SGPD25C	SGPD.25C	GPS (1579 MHz) Evaluation Kit for SGP.1575.25.4.C.02	**110.75**
960-SGPD15A	SGPD.15A	GPS (1576 MHz) Evaluation Kit for SGP.1575.15.4.A.02	**110.75**
960-SGPD12A	SGPD.12A	GPS (1575 MHz) Evaluation Kit for SGP.1575.12.4.A.02	**110.75**
960-GLAD01	GLAD.01	GPS SMT Loop Antenna (1575.42 MHz) Evaluation Kit for GLA.01	**110.75**
960-GLAD02	GLAD.02	GPS SMT Loop Antenna (1575.42 MHz) Evaluation Kit for GLA.02	**110.75**
960-WLAD01	WLAD.01	2.4GHz SMT Evaluation Kit for WLA.01	**110.75**
960-PAD25	PAD.25	Hexaband Cellular Antenna (824-2200MHz) Evaluation Kit for PA.25a	**110.75**
960-PAD700	PAD.700	W-CDMA LTE (800-2200MHz) Evaluation Kit for PA.700.A	**110.75**

© Copyright 2013 Mouser Electronics
© Copyright 2013 Mouser Electronics

TAOGLAS Antennas

RoHS Compliant **This product is RoHS compliant.**

taoglas antenna solutions

GPS ANTENNAS

External Dome

MOUSER STOCK NO.	Taoglas Part No.	Frequency (MHz)	Gain Max. (dB)	VWSR (Max.)	Connector	Enclosure Rating	Dimensions (mm)	Price Each
Magnetic Mount - Titan Series							LxWxH	
960-AA105301111	AA.105.301111	1575.42±3	30	1.92	SMA(M)	IP67	44x33x14	**13.87**
960-AA105301621	AA.105.301621	1575.42±3	30	1.92	Fakra Code C Blue SMB(F)	IP67	25x25x4	**17.07**
Adhesive Mount - Titan Series							LxWxH	
960-AA108301111	AA.108.301111	1575.42±3	30	1.92	SMA(M)	IP67	25x25x4	**15.60**
Screw Mount - Hercules Series							Height x Dia.	
960-A01C301111	A.01.C.301111	1575.42±1.023	28	2	SMA	IP67	29x49	**52.00**
Active Loop Module							Height x Dia.	
960-ALA01070095A	ALA.01.07.0095A	1575.42	16	2	IPEX MHFI	-	5x3x2.3	**16.05**

Patch

MOUSER STOCK NO.	Taoglas Part No.	Frequency (MHz)	Gain Max. (dB)	VWSR (Max.)	Connector	Dimensions (LxWxH) (mm)	Price Each
Passive							
960-GP1575353A02	GP.1575.35.3.A.02	1616-1626.5	-	1.5	Pin w/ Tape	35x35x3.5	**10.66**
960-GP1575254A02	GP.1575.25.4.A.02	1575.42±1.023	-	1.5	Pin w/ Tape	25x25x4	**6.42**
960-GP1575252A02	GP.1575.25.2.A.02	1575.42±2	-	1.5	Pin w/ Tape	25x25x2	**5.56**
960-GP1575182A02	GP.1575.18.2.A.02	1575±3	-	1.5	Pin w/ Tape	18x18x2	**8.56**
960-SGP1575154A02	SGP.1575.15.4.A.02	1575.42±1.023	-	1.5	Pin w/ Tape	15x15x4	**9.10**
960-GPGP1575154B02	GP.1575.15.4.B.02	1575.42±1.023	-	1.5	Pin w/ Tape	15x15x4	**6.15**
960-SGP1575254C02	SGP.1575.25.4.C.02	1575.42±1.023	-	1.5	SMT	25x25x4.5	**9.63**
960-GP1575184A02	GP.1575.18.4.A.02	1575±3	-	1.5	SMT	18x18x4	**5.46**
960-GP1575124A02	GP.1575.12.4.A.02	1575±3	-	1.5	SMT	12x12x4	**8.24**
960-SGP1575124A02	SGP.1575.12.4.A.02	1575.42±1.023	-	1.5	SMT	12x12x4.5	**8.24**
960-SGP1575184C02	SGP.1575.18.4.C.02	1575.42±1.023	-	1.5	SMT	18x18x4.5	**6.53**
Active							
960-AP25F070078A	AP.25F.07.0078A	1575.42±1.023	30	2	IPEX MHFI	25x25x8	**16.05**
960-AP25E070054A	AP.25E.07.0054A	1575.42±1.023	15	2	IPEX MHFI	35x35x4.5	**14.45**

IRIDIUM ANTENNAS

MOUSER STOCK NO.	Taoglas Part No.	Frequency (MHz)	Gain Max. (dB)	VWSR (Max.)	Connector	Dimensions (LxWxH) (mm)	Price Each
960-IP1621254A02	IP.1621.25.4.A.02	1616-1626.5	3	1.5	Pin w/Tape	25x25x4	**8.24**

CELLULAR ANTENNAS

MOUSER STOCK NO.	Taoglas Part No.	Frequency (MHz)	Gain Max. (dB)	VWSR (Max.)	Connector	Description	Dimensions (LxWxH) (mm)	Price Each
I-Bar								
960-GSA8821B301111	GSA.8821.B301111	824-2170	3	-	SMA(M)	Penta-band GSM/CDMA/PCS/DCS/UTMS/WCDMA	106.7x14.7x5.3	**15.60**
Straight Monopole								
960-TG220111	TG.22.0111	800-2200	0	2.3	SMA(M)	GSM/DCS/PCS/UMTS/CDMA/GPRS/EDGE/HSPA, Black	48x7.8 dia	**8.67**
960-TG220111W	TG.22.0111w	800-2200	0	2.3	SMA(M)	GSM/DCS/PCS/UMTS/CDMA/GPRS/EDGE/HSPA, White	48x7.8 dia	**11.24**
Monopole - 90°								
960-TG220112	TG.22.0112	800-2200	0	2.3	SMA(M)RA	GSM/DCS/PCS/UMTS/CDMA/GPRS/EDGE/HSPA, Black	44.8x7.8 dia.	**8.67**
Monopole - 90° Hinge								
960-TG090113	TG.09.0113	824-2170	2	-	SMA(M)	AMPS/GSM/DCS/PCS/UMTS, black	72x10 dia.	**9.63**
960-TG090113W	TG.09.0113w	824-2170	2	-	SMA(M)	AMPS/GSM/DCS/PCS/UMTS, white	72x10 dia.	**12.84**
Magnetic Mount								
960-GA107201111	GA.107.201111	800-2200	-	2	-	AMPS/GSM/DCS/PCS/UMTS	120X6.5 dia.	**16.12**
External Dome - Adhesive Mount								
960-MA203AB301721	MA.203.A.A301621.B301721	824-2170	32	3	FAKRA	GPS/CDMA/PCS/DCS/UMTS/GPRS/EDGE/HSPA, NEMA IP65	-	**35.89**
Internal PCB								
960-PC23070100A	PC.23.07.0100A	824-1880	0	2	IPEX MHFI	AMPS/GSM/PCS/DCS	42 dia x 1.6	**12.13**
960-PC23090100A	PC.23.09.0100A	824-1990	0	2	MMCX(M)RA	AMPS/GSM/PCS/DCS	42 dia x 1.6	**13.74**
960-PC24070100A	PC.24.07.0100A	824-1990	0	2	IPEX MHFI	AMPS/GSM/PCS/DCS	42x42x1.6	**12.13**
960-PC24090100A	PC.24.09.0100A	824-1990	0	2	MMCX(M)RA	AMPS/GSM/PCS/DCS	42x42x1.6	**13.74**
960-PC27070100A	PC27.07.0100A	824-1900	-	-	MHF II	AMPS/GSM/PCS/DCS	34x7x0.8	**12.13**
960-PC27090100A	PC27.09.0100A	800-1900	-	3.59	MMX(M)RA	AMPS/GSM/PCS/DCS	34x7x0.8	**13.74**
960-FLA01070045A	FLA01.07.0045A	824-2170	-	2.5	IPEX MHFII	Penta-band AMPS/GSM/DCS/PCS/3G	31x65.7	**14.73**
960-FXP07070100A	FXP07.07.0100A	824-2170	-	-	IPEX	Penta-band AMPS/GSM/DCS/PCS/UMTS	41X24	**12.13**
960-FXP07090100A	FXP07.09.0100A	850-2100	3	2.5	MMCX(M)RA	Hexa-band	70X20X0.1	**13.74**
960-FXP14070100A	FXP14.07.0100A	850-2100	3	2.5	IPEX MHFII	Hexa-band	70X20X0.1	**12.13**
960-FXP14090100A	FXP14.09.0100A	850-2100	3	2.5	MMCX(M)RA	Hexa-band	70X20X0.1	**13.91**
960-FXP100070100A	FXP100.07.0100A	2100-4320	-	2	-	Flexible, WiMAX	31x53x0.2	**21.40**
960-FXP400070100A	FXP400.07.0100A	690-940, 1720-3130	4	2	IPEX MHF	Ultra Wide-Band	100x38x0.1	**26.00**
960-FXP14110100B	FXP14.11.0100B	850-2100	3	2.5	Murata GSC	Hexa-band	70x20x0.1	**13.91**
960-FXP14240100B	FXP14.24.0100B	850-2100	3	2.5	IPEX MHFIV	Hexa-band	70x20x0.1	**15.30**
960-PC29070100A	PC29.07.0100A	850-2100	2.66	1.78	IPEX MHFI	Penta-band	80x30	**12.13**
960-PC29090100A	PC29.09.0100A	850-2100	2.66	1.78	MMCX(M)RA	Penta-band	80x30	**13.74**
960-PC30070100A	PC30.07.0100A	824-2170	-	-	IPEX	Penta-band	74.7x8.2x0.8	**12.13**
960-PC30090100A	PC30.09.0100A	824-2170	2	-	MMCX(M)RA	Penta-band	74.7x8.2x0.8	**13.74**
SMD								
960-PA25A	PA.25a	824-960, 1700-2170	-	3	SMD	Hexa-band	35x6x5	**12.13**
960-PA22A	PA.22a	880-960, 1710-1990	0	2.5	SMD	Tri-band	29.8x6x5	**12.13**
960-PA700A	PA.700.A	698-960, 1710-2170	3.9	3	SMD	Septa-band LTE/Cellular/CDMA	40x6x5	**14.73**

© Copyright 2013 Mouser Electronics
© Copyright 2013 Mouser Electronics

ADLINK Technology Embedded Computer Modules

RoHS Compliant **This product is RoHS compliant.**

ADLINK's Rugged by Design boards and systems support an endless array of applications. From delicate procedures, such as blood separation, to the frontlines of a military engagement, ADLINK boards and systems provide unsurpassed reliability and quality.

SINGLE BOARD COMPUTER

The CoreModule® line of a PC/104 compatible single board computer offers ultra low voltage performance with advanced networking, high-performance graphics and all of the PC-compatible component subsystems.
The ReadyBoard™ line of EPIC single board computers is powered by high-performance, low-power processors with advanced networking and all of the PC-compatible component subsystems with PC-style connectors.

For quantities greater than listed, call for quote.

MOUSER STOCK NO.	Ampro/ADLINK Part No.	Description	Price Each 1	Price Each 10
CoreModule™ 435				
976-CM3-435-R-12	CM3-435-R-12	800MHz Vortex CPU, 256MB RAM, Video, 10/100 & Gigabit Ethernet	512.53	491.13
CoreModule® 720				
976-CM-720-L-06	CM-720-L-06	0.6GHz QuickStart Kit (R-06 SBC, 2GB RAM, Cable Kit, Software)	940.53	919.13
976-CM-720-R-13	CM-720-R-13	Intel® Atom™ Processor E660T at 1.3GHz with 2GB RAM and 8GB SSD, PC/104-Plus	887.03	860.28
976-CM-720-R-16	CM-720-R-16	Intel® Atom™ Processor E680T at 1.6GHz with 2GB RAM and 8GB SSD, PC/104-Plus	951.23	924.48
CoreModule™ 745				
976-CM-745-R-27	CM-745-R-27	Intel® Atom™ SC N455, 1.66GHz, 4GB SSD, Video, Gigabit Ethernet, PC/104-Plus	587.43	571.38
976-CM-745-R-19	CM-745-R-19	Intel® Atom™ DC D425, 1.8GHz, 4GB SSD, Video, Gigabit Ethernet, PC/104-Plus	587.43	577.80
976-CM-745-R-29	CM-745-R-29	Intel® Atom™ DC D525, 1.8GHz, 4GB SSD, Video, Gigabit Ethernet, PC/104-Plus	587.43	571.38
LittleBoard™ 735				
976-LB-735-L-18	LB-735-L-18	Intel® Atom™ N270, 1.6GHz, 2GB RAM, Video, Dual Ethernet, PC/104-Plus	1007.55	977.53
ReadyBoard™				
976-RB-740-R-16	RB-740-R-16	Atom D510 1.66GHz, H.264 decoder, DVI, 24-bit LVDS, 4GB on board SSD	651.63	639.86
976-RB-850-S-P8400	RB-850-S-P8400	ReadyBoard™ 850, 2.26GHz CPU, dual Gigabit Ethernet, no RAM	994.03	970.49
976-RB-910-S	RB-910-S	ReadyBoard 910, PCI-104, HM65 Chipset, Socket G2, 4GB on board SSD	491.13	480.43
Starter Kits				
976-CM3-435-L-12	CM3-435-L-12	QuickStart Kit for CM-435-R-12, cable kit, software, documentation	512.53	501.83
976-CM-740-L-16	CM-740-L-16	Quick Start Kit for Core module 740	897.73	883.82
976-CM-745-L-19	CM-745-L-19	QuickStart Kit for Intel® Atom™ DC D425	983.33	969.42
976-LB-735-R-18	LB-735-R-18	QuickStart Kit for Intel® Atom™ N270	690.20	669.64
976-RB-740-L-16	RB-740-L-16	Quick Start Kit (Atom D510 1.66GHz board, cable kit, 1GB RAM, DVI, 24-bit LVDS, drivers & software)	1229.43	1210.17
976-RB-850-L-P8400	RB-850-L-P8400	Quick Start Kit (ReadyBoard™ 850, 2.26GHz, 1GB RAM, cable kit, software, documentation)	1261.53	1245.48
976-RB-910-L-2710	RB-910-L-2710	Quick Start Kit (Intel® Core™ i7-2710QE Processor, cable kit, 2GB RAM, QuickDrive, Fansink thermal module)	1336.43	1310.75

COMPUTER-ON-MODULES

Ampro by ADLINK™ products include the most rugged computer-on-module (COM) offerings in the industry, featuring the most popular form factors and designed to provide fast time-to-market.
Our ETX® modules are available for Extreme Rugged™ applications, with an array of features all the while providing the ability to upgrade your core system without a complete redesign.

For quantities greater than listed, call for quote.

MOUSER STOCK NO.	Ampro Part No.	Description	Price Each 1	Price Each 10
COM Express® Module with Intel® Core				
976-EXPRESSCBI5520E	Express-CB-i5-520E	COM Express® module with Intel® Core i5-520 SV processor at 2.4GHz with QM57 chipset	790.73	783.24
COM Express® Type 6 Modules				
976-EXPHRI52515E	Express-HR-i5-2515E	2C Intel® Core, i5-2515E SV processor at 2.5GHz with QM67 Chipset	876.33	854.93
976-EXPRESS-HR-B810E	Express-HR-B810E	2C Intel® Celeron® B810E SV processor at 1.6GHz with QM67 Chipset	533.93	517.88
Mini-Size COM Express® Type 1				
976-NANOX-ML-51-512	nanoX-ML-51-512	Compatible module with Intel® Atom™ processor Z510 at 1.1GHz and 512MB DDR2	266.43	256.80
976-NANOXML535124G	nanoX-ML-53-512/4G	Compatible module with Intel® Atom™ Processor Z530 at 1.6GHz, 512MB memory and 4GB SSD storage	373.43	368.08
Mini-Size COM Express® Type 10				
976-NANOX-TC-E620-1G	nanoX-TC-E620-1G	Intel® Atom™ E620 processor at 600MHz, PCH EG20T, and 1GB soldered DDR2 SDRAM	255.73	245.03
976-NANOX-TC-E640-1G	nanoX-TC-E640-1G	Intel® Atom™ E640 processor at 1.0GHz, PCH EG20T, and 1GB soldered DDR2 SDRAM	266.43	265.36
976-NANOX-TC-E680-1G	nanoX-TC-E680-1G	Intel® Atom™ E680 processor at 1.6GHz, PCH EG20T and 1GB soldered DDR2 SDRAM	352.03	348.82
Starter Kits				1
976-SKITT6HRI72715QE	STARTERKIT-HR-i7-2715QE-M4G	Starter Kit COM Express® Type 6, 4C Intel® Core i7-2715QE SV processor at 2.1GHz with QM67 chipset		1835.80
976-SKITT6HRI52515E	STARTERKIT-HR-i7-2515E-M4G	Starter Kit COM Express® Type 6, 2C Intel® Core i5-2515E SV processor at 2.5GHz with QM67 Chipset		1632.89
976-SKITT6HRB810E	STARTERKIT-HR-T6-B810E	Starter Kit COM Express® Type 6, 2C Intel® Celeron® B810E SV processor at 1.6GHz with QM67 Chipset		1352.69
976-SKITNANOXTCE620	STARTERKIT-NANOX-TC-E620-1G	Starter Kit for COM Express Type 10 Module with Intel® Atom™ E6820processor		964.83
976-SKITNANOXTCE640	STARTERKIT-NANOX-TC-E640-1G	Starter Kit for COM Express Type 10 Module with Intel® Atom™ E640 processor		984.15
976-SKITNANOXTCE680	STARTERKIT-NANOX-TC-E680-1G	Starter Kit for COM Express Type 10 Module with Intel® Atom™ E680 processor		1075.25
976-SKIT-COMEXPRESS2	STARTERKIT-COMEXPRESS-G	Type 2 Computer-on-Module Starter Kit with Carrier Board and Software		513.47
976-SKIT-COMEXPRESS6	STARTERKIT-COMEXPRESS6	Type 6 Computer-on-Module Starter Kit with Carrier Board and Software		673.03
976-STARTERKIT-NANOX	STARTERKIT-nanoX	COM Express Type 1/10 Starter kit. Includes: nanoX-BASE Carrier Board, nanoX Module, and Thermal Solution		608.83
976-BATTMAN	BattMan	Smart Battery Reference Platform for COM Express Modules (equip two batteries)		673.03

EXTREME RUGGED™ COMPUTERS-ON-MODULES

Our Extreme Rugged boards and systems are designed for harsh environments from the ground up. To support the extremes of shock, vibration, humidity, and temperature, care is given to component selection, circuit design, PCB layout and materials, thermal solutions, enclosure design, and manufacturing process. Robust test methods, including Highly Accelerated Life Testing (HALT), ensure optimal product design phases and meet stringent requirements such as -40°C to +85°C operating temperature range(1), MIL-STD, shock & vibration, and long-term reliability.

For quantities greater than listed, call for quote.

MOUSER STOCK NO.	Ampro Part No.	Description	Price Each 1	Price Each 10
Extreme Rugged™ COM Express® Modules				
976-EXPRESS-CBR-R-20	Express-CBR-R-20	Express-CBR, Intel® Core™ i7-620LE, 2.0GHz, Dual Core, no RAM	1165.23	1143.83
Extreme Rugged™ COM Express® Type 6 Modules				
976-EXPHRRI7R2610UE	Express-HRR-i7-R-2610UE	Type 6 Express-HRR, Intel® Core™ i7-2610UE, 1.5GHz, Dual Core, DDR3 ECC SODIMM supported	1101.03	1087.12
976-EXPHRRI7R2715QE	Express-HRR-i7-R-2715QE	Type 6 Express-HRR, Intel® Core™ i7-2715QE, 2.1GHz, Quad Core, DDR3 ECC SODIMM supported	1229.43	1209.10
Mini Size Exreme Rugged COM Express Type 10				
976-NANOX-TCR-R-13	nanoX-TCR-R-13	Intel® Atom™ Processor E660T 1.3GHz, 1GB DDR2 SDRAM	416.23	405.53
976-NANOX-TCR-R-16	nanoX-TCR-R-16	Intel® Atom™ Processor E680T 1.6GHz, 1GB DDR2 SDRAM, 4GB SSD	496.91	-
ETX® Module with Intel® Atom™ Single and Dual Core Processors and ICH8M Chipset				
976-ETX-PVR-R-14	ETX-PVR-R-14	Intel® Atom™ DN455 Single Core Processor at 1.66GHz, 512KB L2 Cache, 18-bit LVDS, PCI, LPC, SSD	508.25	498.62
976-ETX-PVR-R-18	ETX-PVR-R-18	Intel® Atom™ D525 Dual Core Processor at 1.8GHz, 1GB L2 Cache, 18-bit LVDS, PCI, LPC, SSD	523.23	512.53
Starter Kits				
976-EXPHRRI7L2610UE	Express-HRR-i7-L-2610UE	Starter kit for Express-HRR-i7-R-2610UE, 2x2GB DDR3 ECC RAM, non-ETT, cable kit, software	1743.03	1719.49
976-NANOX-TCR-L-13	nanoX-TCR-L-13	QSK with R-13 module, THS-TCR-B passive heatsink, LCD panel, non-ETT, 250W power supply, cable kit	1422.03	1379.23
976-NANOX-TCR-L-16	nanoX-TCR-L-16	QSK with R-16 module, THS-TCR-B passive heatsink, LCD panel, non-ETT, 250W power supply, cable kit	1507.63	1464.83
976-ETX-PVR-L-18	ETX-PVR-L-18	Starter Kit for ETX-PVR-R-18	1143.83	1121.36

© Copyright 2013 Mouser Electronics
© Copyright 2013 Mouser Electronics

ADLINK Technology Embedded Computer Modules

RoHS Compliant **This product is RoHS compliant.**

ADLINK's Rugged by Design boards and systems support an endless array of applications. From delicate procedures, such as blood separation, to the frontlines of a military engagement, ADLINK boards and systems provide unsurpassed reliability and quality.

PCI-TO-PCI EXPANSION SYSTEMS

With its state-of-the-art StarFabric high-speed serial link technology, you can expand your PCI bus of a host computer to an external chassis, which accommodates four or 13 additional PCI slots. This advanced technology provides full 32-bit/33 MHz PCI bandwidth (132MB/s) and amaximum of 10M distance between host computer and expansion chassis. The ADLINK PCI-to-PCI expansion system utilizes the concept of "serialized bridge" to provide complete hardware and software transparency to your host system.

For quantities greater than listed, call for quote.

MOUSER STOCK NO.	Ampro/ADLINK Part No.	Description	Price Each	
			1	10
976-PCES-8581-4S	PCES-8581-4S	Includes: 4 slots, 1 Expansion Card (PCIe-8560), 1 Expansion Chassis (RK-8005), and I ACL-EXPRESS-3 Cable	1261.53	1229.43
976-PCIS-8580-4S	PCIS-8580-4S	Includes: 4 slots, 1 PCI Expansion Card (LPCI-8575), 1 Expansion Chassis (RK-8005), and 1 ACL-PCIEXT-2 Cable	1706.65	1678.83
976-PCES-8581-13S	PCES-8581-13S	Includes: 13 slots, 1 Expansion Card (PCIe-8560), 1 Expansion Chassis (RK-8014), and I ACL-EXPRESS-3 Cable	1721.63	1689.53
976-PCIS-8580-13S	PCIS-8580-13S	Includes: 13 slots, 1 PCI Expansion Card (LPCI-8575), 1 Expansion Chassis (RK-8014), and 1 ACL-PCIEXT-2 Cable	2134.65	2112.18

ADLINK'S SMART PANEL

Smart Panel is a system on display providing internet access through wired or wireless connectivity with computing power on a display unit. Like a system on chip (SOC), the Smart Panel's many benefits increase the speed of electronic device development. ADLINK's Smart Panel is the first display module combining independent computer power and internet access. Its highly integrated design makes it easy to implement in fully customized systems.

For quantities greater than listed, call for quote.

MOUSER STOCK NO.	Ampro Part No.	Description	Price Each	
			1	10
Smart Panel Connector Boards				
976-SMARTPANELIOBRD1	SMARTPANEL-IO-BRD1	Vertical Connectors I/O Board. Interface: RJ-45, RS-232, USB	34.24	33.17
976-SMARTPANELIOBRD2	SMARTPANEL-IO-BRD2	Vertical Connectors I/O Board. Interface: CAN, RJ-45, USB	34.24	33.17
976-SMARTPANELIOBRD5	SMARTPANEL-IO-BRD5	Right Angle Connectors I/O Board. Interface: RJ-45, RS-232, USB	84.53	82.39
976-SMARTPANELIOBRD6	SMARTPANEL-IO-BRD6	Vertical Connectors I/O Board. Interface: RJ-45, RS-232, RS-422/485, USB, VGA	105.93	104.86
Starter Kits				
976-SP-803-AR-SK	SP-803-AR-SK	Starter Kit for SP-803-NNAR with I/O Board	887.03	873.12
976-SP-803-SR-SK	SP-803-SR-SK	Starter Kit for SP-803-NNSR	1015.43	1000.45
976-SP-860-SR-SK	SP-860-SR-SK	Starter Kit for SP-860-2562SR with I/O Board	705.13	690.15
976-SP-860-AR-SK	SP-860-AR-SK	Starter Kit for SP-860-2562AR	598.13	583.15

MULTI-FUNCTION USB DAQ MODULES

ADLINK USB DAQ provides ease of connectivity with plug-and-play hardware and software, cost-effective solutions with convenience and accuracy

For quantities greater than listed, call for quote.

MOUSER STOCK NO.	Ampro Part No.	Description	Price Each	
			1	10
976-USB-1901	USB-1901	16-CH 16-Bit 250kS/s Analog Input USB DAQ	662.33	646.28
976-USB-1902	USB-1902	16-CH 16-Bit 250kS/s Multi-Function USB DAQ	833.53	801.43
976-USB-1903	USB-1903	8-CH 16-Bit Current Input Multi-Function USB DAQ	833.53	801.43
976-USB-3488A	USB-3488A	High-Performance IEEE-488 GPIB interface for USB	384.13	378.78

REFERENCE CARRIER BOARD


nanoX-BASE


EXPRESS-BASE2


EXPRESS-BASE6


COM-EBX-R-00

For quantities greater than listed, call for quote.

MOUSER STOCK NO.	Ampro Part No.	Description	Price Each	
			1	5
976-NANOX-BASE	nanoX-BASE	COM Express® Type 1 Reference Carrier Board with onboard PCIe to PCI bridge	362.73	359.52
976-EXPRESS-BASE2	EXPRESS-BASE2	COM Express® Type 2 Reference Carrier Board in ATX form factor	394.83	385.20
976-EXPRESS-BASE6	EXPRESS-BASE6	COM Express® Type 6 Reference Carrier Board in ATX form factor	416.23	409.81
976-COM-EBX-R-00	COM-EBX-R-00	COM Express® Type 2 EBX Form Factor Board	480.43	-

ACCESSORIES

For quantities greater than listed, call for quote.

MOUSER STOCK NO.	Ampro Part No.	Description	Price Each	
			1	10
976-HTS-HRR-BTF	HTS-HRR-BTF	Express-HRR Heatspreader with through hole standoffs for top mounting	37.45	35.31
976-HTS-HR-B	HTS-HR-B	Express-HR Heatspreader with threaded standoffs	34.24	32.10
976-THSH-HR-BL	THSH-HR-BL	Express-HR High Profile Heatsink with threaded standoffs	41.73	40.66
976-THSFH-CBR-BTL	THSFH-CBR-BTL	Express-CBR Heatsink with fan	84.53	81.32
976-THSF-CB-B	THSF-CB-B	Espress CB/CBE Heatsink with fan	63.13	60.99
976-THS-NML-B	THS-nML-B	NanoX-ML Low profile Heatsink with threaded standoffs	24.61	23.54
976-CM-720-TM-AL	CM-720-TM-AL	CM 721 Aluminum Passive Heatsink	48.15	46.01
976-CM-745-TM-CU	CM-745-TM-Cu	CM 745 Copper Passive Heatsink	79.18	78.11
976-CM-745-TM-AL	CM-745-TM-AL	CM 745 Aluminum Passive Heatsink	52.43	51.36
976-LB-735-TM-FAN	LB-735-TM-FAN	LB 735 Heatsink with fan	36.38	34.24
976-HTS-NXTC-B	HTS-nXTC-B	NanoX-TC Heatspreader with threaded standoffs for bottom mounting	26.75	25.68
976-HTS-NXTCR-B	HTS-nXTCR-B	NanoX-TCR Heat Spreader	34.24	32.10
976-CM-720-X-01	CM-720-X-01	CM 721 Cable Set	95.23	92.02
976-CM-745-X-01	CM-745-X-01	CM 745 Cable Set	78.11	75.97
976-CM3-435-X-01	CM3-435-X-01	CM 435 Cable Set	84.53	82.39
976-LB-735-X-01	LB-735-X-01	LB 735 Cable Set	79.18	78.11
976-EBX-ALL-X-01	EBX-ALL-X-01	EBX Baseboard Cable Kit	170.13	161.57
976-PWRKITABACOMMOD	Power supply for COMe carrier boards	ETX-QSK Power Kit	101.65	97.37
976-RAM-SD7-R-28	RAM-SD7-R-28	2GB SO-DIMM Commerical Temp	66.34	64.20
976-DDR31066204P2GB	DDR3-1066-204P-2GB	2GB SO-DIMM Commerical Grade InnoDisk	127.33	124.12

© Copyright 2013 Mouser Electronics
© Copyright 2013 Mouser Electronics

Computer-On-Modules

RoHS Compliant This product is RoHS compliant.

congatec CONGA-CA COM EXPRESS COMPACT MODULE BASED ON INTEL® ATOM™ PROCESSOR Z5XX SERIES

MOUSER STOCK NO.	congatec Part No.	Article Description	Description	Price Each 1	Price Each 10
787-87477	87477	conga-CA/Z510-512	Intel® Atom™ Z510 processor 1.1GHz, 512kB L2-Cache, 400MHz FSB and 512MB DDR2	341.33	337.05
787-33321	33321	conga-CA/Z530-1G PCIe	Intel® Atom™ Z53we0 processor 1.6GHz, 512kB L2-Cache, 533MHz FSB and 1GB DDR2	469.73	465.45
787-40105	40105	conga-BS57/I7-620UE (BGA)	Intel® Core™ i7-620UE Processor with 1.06GHz (BGA) (Max Turbo Frequency 2.13 GHz), 4MB L2 cache, 800MT/s dual channel DDR3 SODIMM memory interface for up to 8GB		
787-41001	41001	conga-BAF/T56N	AMD Dual Core Processor T56N with 1.6GHz, 1MB L2 cache and 1066MT/s DDR3 SODIMM memory interface for up to 8GB.	405.53	401.25
787-41005	41005	conga-BAF/T44	AMD Single Core Processor T44R with 1.2GHz, 512kB L2 cache and 1066MT/s DDR3 SODIMM memory interface for up to 8GB.	373.43	369.15
787-41003	41003	conga-BAF/T40N	AMD Dual Core Processor T40N with 1.0GHz, 1MB L2 cache and 1066MT/s DDR3 SODIMM memory interface for up to 8GB	384.13	379.85
787-65800	65800	conga-TEVAL	routes all the COM Express signals to standard interfacet connectors	523.23	-
787-047854	047854	conga-Cdebug	Provides a debug platform for your application specific baseboard	705.13	-
787-46028	46028	conga-BS57/CSA-HP-B	Active Cooling Heatsink	77.04	75.97
787-46001	46001	conga-BM57/i5-520M (PGA)	Intel® Core™ i5-520M Processor w/ 2.4GHz (Max Turbo Frequency 2.933GHz), 3MB L2 cache, 1066MT/s dual channel DDR3 memory interface	961.93	951.23
787-46020	46020	conga-BM57/HSP-HP-B	Heat Spreader with integrated heat pipes, 2.7mm bore hole standoffs	63.13	62.06
787-46024	46024	conga-BM57/CSA-HP-B	Active Cooling Heatsink with integrated heat pipes, 12V fan, & 15mm fins, All standoffs have 2.7mm bore hole	77.04	75.97
787-41020	41020	conga-BAF/HSP-B	Standard Heatspreader. All stand-offs are with 2.7mm bore hole.	41.73	40.66
787-41027	41027	conga-BAF/CSA-B	Active Cooling Heatsink, 12V fan. All stand-offs are with 2.7mm bore hole	73.83	72.76
conga-CA945					
787-62626	62626	conga-CA945/N270	Intel® Atom N270 (SC) 1.6GHz CPU, 512kB L2-Cache and 533MHz FSB, supports up to 2GB SO-DIMM DDR2 533MT/s PC2-4200 physical memory	294.25	284.62
787-21441	21441	conga-CA945/HSP-B	Standard heatspreader for COM Express Compact module conga-CA945. All stand-offs are with 2.7mm bore hole	39.59	39.06
conga-BA945					
787-42755	42755	conga-BA945/HSP-B	Heatspreader for COM-Express-Basic-Module conga-BA945/N270 Standoff with 2.7mm bore hole	44.94	43.87

congatec QSEVEN SERIES SINGLE BOARD COMPUTERS

MOUSER STOCK NO.	congatec Part No.	Article Description	Description	Price Each 1	Price Each 10
787-15033	15033	conga-QA6/E680-1G	Intel® Atom™ E680 processor 1.6GHz, 512kB L2 Cache, 2GB RAM, Dimensions: 70x70mm	384.13	379.85
787-15030	15030	conga-QA6/E660-1G	Intel® Atom™ E660 processor 1.3GHz, 512kB L2 Cache, 2GB RAM, Dimensions: 70x70mm	330.63	326.35
787-15031	15031	conga-QA6/E640-1G	Intel® Atom™ E640 processor 1.0GHz, 512kB L2 Cache, 2GB RAM, Dimensions: 70x70mm	266.43	263.22
787-15032	15032	conga-QA6/E620-1G	Intel® Atom™ E620 processor 600MHz, 512kB L2 Cache, 2GB RAM, Dimensions: 70x70mm	223.63	219.35
787-20730	20730	conga-MCB/Qseven	Mini Carrier Board for QSeven	255.73	253.59
Accessories					
787-15062	15062	conga-QA6-CSP-B	Standard passive cooling solution, surface orange anodized with 1.8mm fins, bore hole bracket, threaded standoffs.	36.38	35.31
787-15060	15060	conga-QA6-HSP-B	Heatspreader, Standoff with 2.7mm bore hole	31.03	29.96

congatec XTX EMBEDDED CPU MODULES WITH 4 PCI EXPRESS LANES AND SATA

XTX congatec-X945/X915 CPU Modules

MOUSER STOCK NO.	congatec Part No.	Article Description	Description	Price Each 1	Price Each 10	Price Each 25
Accessories						
787-68712	68712	DDR2-SODIMM-667 (2048MB)	2 GByte DDR2 SODIMM memory module	95.23	94.16	94.16
Evaluation Kits						
787-19482	19482	conga-Xeval	Evaluation baseboard for XTX-modules	512.53	-	-
787-57891	57891	conga-ITX/X	Baseboard for XTX-modules. Formfactor mini-ITX	459.03	-	-



CRITICAL LINK MITYDSP

NEW! TECHNOLOGY

The MityDSP platform is a high-performance, customizable system on module (SoM) featuring DSP, ARM, and/or FPGA.

MOUSER STOCK NO.	Critical Link Part No.	Fig	DSP Processor Series	DSP Clock Speed (MHz)	FPGA Processor Series	Flash (MB)	RAM (MB)	Operating Temperature (°C)	Price Each
914-6711-AA-1X1-RC	6711-AA-1X1-RC	-	TMS320C6711	200	Xilinx XC3S400	2	8	0 to 70	362.73
914-6711-AB-3X3-RC	6711-AB-3X3-RC	A	TMS320C6711	200	Xilinx XC3S1000	16	32	0 to 70	426.93
914-6455-JE-3X5-RC	6455-JE-3X5-RC	A	TMS320C6455	1200	Xilinx XC3S4000	16	128	0 to 70	1389.93
914-L138-DG-225-RI	L138-DG-225-RI	B	C674x VLIW	456	Xilinx XC6SLX16	256	128	-40 to 85	341.33
914-L138-FI-236-RL	L138-FI-236-RL	B	C674x VLIW	456	Xilinx XC6SLX45	256	128	-40 to 85	416.23
914-L138-FG-225-RC	L138-FG-225-RC	B	C674x VLIW	456	Xilinx XC6SLX16	256	128	-40 to 85	319.93
914-L138-DI-225-RI	L138-DI-225-RI	B	C674x VLIW	456	Xilinx XC6SLX45	256	128	-40 to 85	394.83

MOUSER STOCK NO.	Critical Link Part No.	Fig	DSP Processor Series	DSP Clock Speed (MHz)	ARM Processor Series	Flash (MB)	RAM (MB)	Operating Temperature (°C)	Price Each
914-L138-FX-225-RC	L138-FX-225-RC	C	OMAP-L138	456	ARM926EJ-S	256	128	0 to 70	212.93

CRITICAL LINK MITYARM

NEW! TECHNOLOGY

MOUSER STOCK NO.	Critical Link Part No.	Fig	ARM Processor Series	ARM Clock Speed (MHz)	FPGA Processor Series	Flash (MB)	RAM (MB)	Operating Temperature (°C)	Price Each
914-1810-DG-225-RC	1810-DG-225-RC	D	AM1810	375	Xilinx XC6SLX16	258	128	0 to 70	309.23
914-1810-DX-225-RC	1810-DX-225-RC	D	AM1810	375	Xilinx XC6SLX16	258	128	0 to 70	202.23
914-1808-FG-225-RC	1808-FG-225-RC	E	AM1808	456	Xilinx XC6SLX16	258	128	0 to 70	298.53
914-1808-FX-225-RC	1808-FX-225-RC	E	AM1808	456	Xilinx XC6SLX16	258	128	0 to 70	191.53
914-3359-EX-227-RC-X	3359-EX-227-RC-X	D	AM3359	720	-	8	256	0 to 70	202.23

CRITICAL LINK DEVELOPMENT TOOLS

NEW! TECHNOLOGY

MOUSER STOCK NO.	Critical Link Part No.	Description	Price Each
914-80-000315	80-000315	Development Kit, MityARM-1808F (1808-FG-225-RC)	801.43
914-80-000317	80-000317	Development Kit, MityARM-1808 (1808-FX-225-RC)	801.43
914-80-000348	80-000348	Development Kit, MityARM 1810/AM1810 PROFIBUS (1810-DX-225-RC)	801.43
914-80-000320	80-000320	Development Kit, MityARM 1810F/AM1810 PROFIBUS (1810-DG-225-RC)	801.43
914-80-000462	80-000462	Development Kit, MityARM-3359 (3359-EX-227-RC-X)	533.93

MOUSER STOCK NO.	Critical Link Part No.	Description	Price Each
914-80-000334	80-000334	Development Kit, MityDSP (L138-FX-225-RC)	801.43
914-80-000395	80-000395	Development Kit, MityDSP (L138FG-225-RC)	801.43
914-80-000346	80-000346	Development Kit, MityDSP-XMF (6711-AA-1X1-RC)	1598.58
914-80-000347	80-000347	Development Kit, MityDSP-Pro (6455-JE-3X5-RC)	2668.58
914-80-000382	80-000382	Development Kit, MityDSP-L138F (L138-FI-236-RL)	854.93
914-80-000413	80-000413	Development Kit, MityDSP-L138F (L138-DG-255-RI)	801.43
914-80-000454	80-000454	Development Kit, MityDSP-L138F (L138-DI-255-RI)	854.93

© Copyright 2013 Mouser Electronics
© Copyright 2013 Mouser Electronics

RABBIT Single Board Computers

LP3500 FOX

The LP3500 Fox is a low-power single-board computer designed to operate reliably virtually any place it is deployed, especially where power is limited, such as in portable, hand-held, battery-powered, and remote monitoring systems. The LP3500 features built-in analog and digital I/O and consumes less than 20mA when fully operational and less than 100µA in power-save mode.

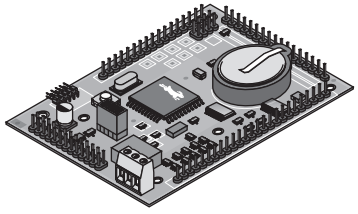

MOUSER STOCK NO.	Rabbit Part No.	Description	Price Each
812-20-101-0525	20-101-0525	512K/512K Analog inputs, Relay - RoHS	212.93
812-20-101-0526	20-101-0526	256K/128K	159.43
Programming/Development Tool			
694-20-151-0178	20-151-0178	RS-232-to-USB Converter Cable	41.73
Expansion Boards			
694-20-101-0467	20-101-0467	8 Meg Serial Flash - RoHS	95.23
Mounting/Display			
812-20-101-0466	101-0466	Keypad/Display Unit	105.93
694-20-101-0541	20-101-0541	Panel-Mnt Keypad/Display Unit, 3.3 Volt - RoHS	105.93
694-20-101-0502	20-101-0502	Panel-Mount Keypad/Display Unit, 5 Volt - RoHS	105.93
812-540-0069	540-0069	Keypad/Display Unit Cable 5"	21.35
812-20-101-0431	101-0431	Unibox Enclosure	16.05
812-20-101-0495	20-101-0495	Baseplate	10.70

BL2100 SMARTCAT

✻ RoHS Compliant

MOUSER STOCK NO.	Rabbit Part No.	Description	Price Each
✻ 812-20-101-0461	20-101-0461	BL2100 Analog and Ethernet	362.73
812-20-101-0568	20-101-0568	BL2100 with 512K/512K	405.53
✻ 812-20-101-0462	20-101-0462	BL2110 Ethernet, no Analog	266.43
812-20-101-0463	20-101-0463	BL2120 Analog, no Ethernet	319.93
✻ 812-101-0570	101-0570	BL2120 Friction Lock Connectors	346.68
✻ 812-20-101-0569	20-101-0569	BL2120 Bottom Mount Sockets	362.73

Product Options & Accessories, Expansion Boards, Mounting/Display

MOUSER STOCK NO.	Rabbit Part No.	Description	Price Each
✻ 694-20-101-0513	20-101-0513	2mm Programming Cable	26.75
✻ 694-20-101-0467	20-101-0467	8 Meg Serial Flash	95.23
812-20-101-0466	20-101-0466	Keypad/Display Unit w/Case	105.93
694-540-0066	540-0066	Keypad/Display Unit Cable 20'	16.05
✻ 812-20-101-0495	20-101-0495	Baseplate	10.70

BL2000 WILDCAT

✻ RoHS Compliant

MOUSER STOCK NO.	Rabbit Part No.	Description	Price Each
✻ 812-20-101-0430	20-101-0430	BL2000 Ethernet, Analog I/O	266.43
✻ 812-20-101-0455	20-101-0455	BL2010 Ethernet, Analog inputs only, 2 extra dual purpose	212.93
812-20-101-0591	20-101-0591	BL2010 Friction Lock Connectors	239.68
✻ 812-20-101-0456	20-101-0456	BL2020 No Ethernet, Analog I/O	223.63
✻ 812-20-101-0457	20-101-0457	BL2030 No Ethernet, Analog inputs only, 2 extra dual	170.13

Product Options & Accessories, Expansion Boards, Mounting/Display

MOUSER STOCK NO.	Rabbit Part No.	Description	Price Each
694-20-151-0178	20-151-0178	RS-232 to-USB Converter Cable	41.73
✻ 694-20-101-0467	20-101-0467	8 Meg Serial Flash	95.23
✻ 812-20-101-0431	20-101-0431	Unibox Enclosure	16.05
✻ 812-151-0075	151-0075	Light Pipes	6.42
812-20-101-0495	20-101-0495	Baseplate	10.70

BL4S100 & BL4S200 SINGLE BOARD COMPUTERS

The BL4S100 is a low-cost Rabbit® 4000 microprocessor based single-board computer series that delivers ZigBee and Ethernet capability. On-board ZigBee RF modules offer mesh networking functionality to make networking easy to deploy and simple to maintain. With both Ethernet and ZigBee connectivity integrated onto the BL4S100, the series delivers a low-cost platform to design a ZigBee enabled Ethernet network.

Rabbit's BL4S200 series of single-board computers deliver the features and wireless connectivity to support networking for industrial control applications. In addition to the Ethernet and Fast Ethernet versions, the BL4S200 offers a choice of Wi-Fi and ZigBee enabled wireless networking options. The BL4S200 provides reliable hardware that has been certified by the FCC and other international agencies.



BL45100



BL45100 KIT



BL45200

MOUSER STOCK NO.	Rabbit Part No.	Description	Price Each
BL4S100 Single-Board Computer - ZigBee Enabled Ethernet Gateway			
694-20-101-1255	20-101-1255	BL4S100 512K with XBee	159.43
694-20-101-1256	20-101-1256	BL4S110 512K	138.03
694-20-101-1257	20-101-1257	BL4S150 1M with XBee	170.13
694-20-101-1258	20-101-1258	BL4S160 1M	148.73
BL4S200 Single-Board Computer - Wireless or Wired Connectivity for Industrial Control			
694-20-101-1220	20-101-1220	BL4S200 (RCM4310-based)	287.83
694-20-101-1259	20-101-1259	BL4S210 (RCM4010-based)	245.03
694-20-101-1260	20-101-1260	BL5S220 (RCM5400-based)	298.53
694-20-101-1261	20-101-1261	BL4S230 (RCM4510W-based)	266.43
Development Tools			
694-101-1268	101-1268	BL4S100 Tool Kit	116.63
694-101-1270	101-1270	BL4S200 Tool Kit	116.14
Optional Add-Ons			
694-101-1279	101-1279	BL4S100 Plastic Enclosure	31.03
694-101-1272	101-1272	Mesh Network Add-On Kit	319.93

BL1800 JACKRABBIT

The Jackrabbit is RABBIT's most compact and lowest cost C-programmable single-board computer. The Jackrabbit is the perfect solution for applications that have significant cost and size constraints but need a dependable SBC. Fast number crunching is provided by a Rabbit 2000 microprocessor operating at up to 29.5MHz.

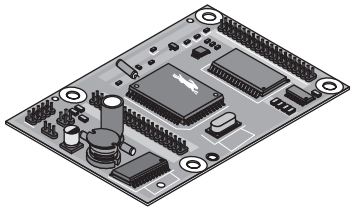

MOUSER STOCK NO.	Rabbit Part No.	Description	Price Each
812-20-101-0356	20-101-0356	BL1800	105.93
812-20-101-0357	20-101-0357	BL1810	73.83
812-20-101-0358	20-101-0358	BL1820	52.43
Programming/Development Tools			
694-20-101-0513	20-101-0513	2mm Programming Cable	26.75
694-20-151-0178	20-151-0178	RS-232-to-USB Converter Cable	41.73
694-151-0113	151-0113	Connector Adapter Board	16.05
Expansion Boards			
694-20-101-0467	20-101-0467	8 Meg Serial Flash	95.23

© Copyright 2013 Mouser Electronics
© Copyright 2013 Mouser Electronics

RABBIT Single Board Computers and Software

BL2600 WOLF - MODELS BL2600, BL2610

The BL2600 Wolf single-board computer provides embedded systems engineers a complete and expandable performance package. Two standard models-one with 10/100 Ethernet and one without 10/100 Ethernet - feature the Rabbit 3000® microprocessor at 44.2 and 29.4 MHz respectively, with at least 512K Flash and 512K SRAM (standard).

Programming the BL2600

Programs are developed and debugged using industry-proven Dynamic C® software, which runs on a Windows PC. The programming device is connected via a serial cable, a USB cable, or Ethernet. Comprehensive debugging support includes break points, watch expressions and many other extensive features oriented toward real-time embedded systems programming. An extensive library of drivers and sample programs is provided, including a royalty-free TCP/IP stack for network and Internet communications. Full source code is provided for most library routines.

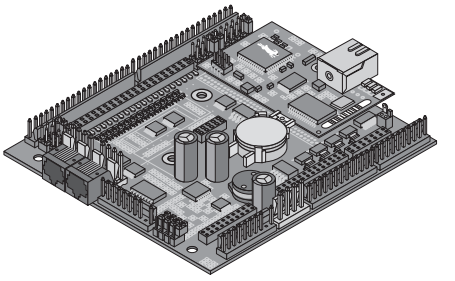

For quantities greater than listed, call for quote.

MOUSER STOCK NO. Mfr.	Mfr. Part No.	Description	Price Each
BL2600 Wolf Board			
812	20-101-0889	BL2600 Board with 10/100Base-T Ethernet - RoHS	309.23
812	20-101-0891	BL2610 Board without 10/100Base-T Ethernet - RoHS	287.83
Product Accessories			
812	20-101-0879	RN1600 RabbitNet Keypad/Dsply Interface Card-RoHS	73.83
812	20-101-0688	RN1300 RabbitNet D/A Expansion Card	95.23
812	20-101-0616	RN1200 RabbitNet Digital I/O Expansion Card	95.23
812	20-101-0612	RN1100 RabbitNet Digital I/O Expansion Card	95.23
694	20-101-0468	SF1000 4MB Serial Flash Expansion - RoHS	84.53
694	20-101-0467	SF1000 8MB Serial Flash Expansion	95.23
694	20-151-0178	RS-232-to-USB Converter Cable for USB only PCs	41.73
694	20-101-0542	1.27mm Connector for 10/100Base-T Option	26.75
812	20-101-0581	Connectivity Kit	19.26

SR9000 SMART START SYSTEM

The Smart Start is a modular and expandable embedded control system designed for demanding real-time control and data acquisition applications. Multiple I/O card options-including digital, A/D, D/A, and relays-allow users to closely match their specific I/O needs. The Smart Star CPU card comes in both Ethernet and non-Ethernet versions, and a cost-effective keypad/display is also available.

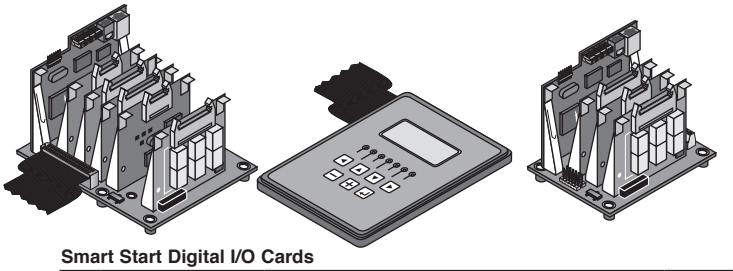

Ethernet connectivity - CPU card with or without Ethernet
Flexible functionality - modular configuration to easily interchange or replace individual I/O cards
Multiple I/O card options - digital I/O, A/D, D/A, relay
Expandable - up to 168 I/O
Cost-effective - low cost per I/O
Optional keyboard/display - backlit 122 x 32 pixel graphic LCD with 7 user-relegendable keys, 7 LEDs

Smart Start Backplane

MOUSER STOCK NO. Mfr.	Mfr. Part No.	Description	Price Each
812	20-101-0512	SR9010 7-slot - RoHS	105.93
812	20-101-0487	SR9050 3-slot	84.53

Keyboard/Display Options

694	20-101-0601	Keypad/Display Unit, 3.3 Volt, No Case - RoHS	84.53
694	20-101-0465	Keypad/Display Unit, 5 Volt, No Case	84.53

Product Options and Accessories

812	101-0504	Cable and Mounting Hardware	21.40
812	540-0069	Keypad/Display Unit Cable 5"	21.35
812	151-0127	Connector Adapter Board	42.80

Smart Start CPU Card

812	20-101-0486	SR9150 Ethernet - RoHS	170.13
812	20-101-0738	SR9150 Ethernet, 512K SRAM - RoHS	234.33
812	20-101-0506	SR9160	127.33

Programming/Development Tool

694	20-151-0178	RS-232-to-USB Converter Cable	41.73

Smart Start Digital I/O Cards

MOUSER STOCK NO. Mfr.	Mfr. Part No.	Description	Price Each
812	20-101-0389	16 inputs and 8 outputs, sinking	52.43
812	20-101-0437	16 inputs and 8 outputs, sourcing - RoHS	73.83
812	20-101-0390	8 inputs and 16 outputs, sinking - RoHS	52.43

Smart Start A/D Cards

812	20-101-0392	Eleven 12-bit analog inputs (0-10V)	84.53
812	20-101-0444	Eleven 12-bit analog inputs (4-20mA) - RoHS	84.53

Smart Start D/A Cards

812	20-101-0393	Eight 12-bit analog outputs (0-10V)	138.03
812	20-101-0445	Eight 12-bit analog outputs (4-20mA) - RoHS	138.03

Smart Start Relay Cards

812	20-101-0395	6 relays: 1SPDT, 5 SPST, including snubbers	84.53
812	20-101-0440	8 SPDT relays, no on-board snubbers - RoHS	84.53

Smart Start Field Wiring Terminals

812	20-101-0515	Screw-type (A/D, D/A) - RoHS	20.33
812	20-101-0421	Pluggable (A/D, D/A)	47.08
812	20-101-0512	Screw-type (I/O, Relay 8)	105.93
812	20-101-0420	Pluggable (I/O, Relay 8)	52.43

BL2500 COYOTE

Gives OEM designers extremely low-cost embedded control for high-volume applications such as product control, factory equipment control, access control, HVAC, and vending machines. Two standard models—one with Ethernet, one without—feature the Rabbit 3000™ microprocessor at 29.4 MHz, with 256K Flash and 128K SRAM.

Complete Kits For New Users

MOUSER STOCK NO. Mfr.	Mfr. Part No.	Description	Price Each
812	101-0577	Jump start your evaluation and design efforts with a complete development kit, which includes BL2500 Coyote, demonstration board, Dynamic C development system and complete documentation CD-ROM, serial cable for programming and debugging.	304.95

RoHS Compliant ✻

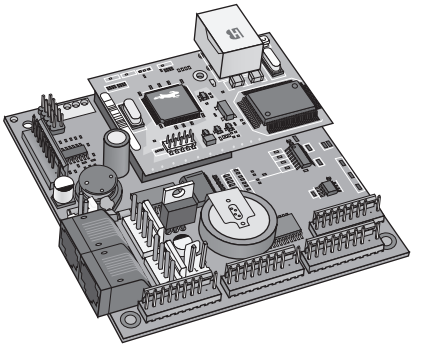

Product Only

✻ RoHS Compliant † Requires 1.27mm programming cable

MOUSER STOCK NO. Mfr.	Mfr. Part No.	Description	Price Each
✻ 812	20-101-0575	BL2500 10Base-T Ethernet	202.23
812	20-101-0599	BL2500 with 512K/512K	223.63
✻ 812	20-101-0602	BL2500 with 10/100, 512K/512K, 44.2clk †	255.73
✻ 812	20-101-0576	BL2510 No Ethernet	159.43

Expansion Boards

✻ RoHS Compliant

MOUSER STOCK NO. Mfr.	Mfr. Part No.	Description	Price Each
✻ 812	20-101-0616	RabbitNet A/D Expansion Card	95.23
✻ 812	20-101-0612	RabbitNet Digital I/O Expansion Card	95.23
✻ 694	20-101-0467	8 Meg Serial Flash	95.23
✻ 812	20-101-0879	RN1600 RabbitNet Keypad/Display Interface Card	73.83

Programming/Development Tools

✻ RoHS Compliant

MOUSER STOCK NO. Mfr.	Mfr. Part No.	Description	Price Each
✻ 694	20-151-0178	RS-232-to-USB Converter Cable	41.73
538	63811-1000	Crimp Tool	36.11
✻ 694	20-101-0542	1.27 mm Programming Cable	26.75
✻ 812	20-101-0581	Connectivity Kit	19.26

© Copyright 2013 Mouser Electronics
© Copyright 2013 Mouser Electronics

3M TOUCH SYSTEMS Multitouch Capacitive Displays

RoHS Compliant **This product is RoHS compliant.**

15" MICROTOUCH DISPLAY AND BASE

Features:
- Capacitive touch screen
- All glass surface with 3M ClearTek hard coat
- 91.5% light transmission
- 225-nit brightness with touchscreen
- Bolt down bottom mount
- Peripheral attachment system
- VESA mounting compatible, 75mm
- Video Cable Connector: 15-pin D-Sub
- Power Supply: 12VDC
- Display Area WxH (mm): 304.1 x 228.1
- Dimensions WxHxD (mm): 408 x 398 x 258.7
- Frame Color: Black

For quantities greater than listed, call for quote.

MOUSER STOCK NO.	3M Touch Systems Part No.	Fig.	LCD Technology	Display Colors	Pixel Pitch (mm)	Contrast Ratio	Touch Response Time Typ. (ms)	Max Resolution	Controller	Price Each
517-11-81375-225	11-81375-225	A	TFT, Active Matrix	16.2 Million	0.297 x 0.297	500:1	5.4	1024x768	USB	**582.07**
517-11-81375-227	11-81375-227	A	TFT, Active Matrix	16.2 Million	0.297 x 0.297	500:1	5.4	1024x768	Serial	**582.07**

17" MICROTOUCH DISPLAY AND BASE

Features:
- Capacitive touch screen
- All glass surface with 3M ClearTek hard coat
- 91.5% light transmission
- 270-nit brightness with touchscreen
- Peripheral attachment system
- VESA mounting compatible, 100mm
- Power Supply: 12VDC
- Display Area WxH (mm): 337.9 x 270.3
- Dimensions WxHxD (mm): 405 x 413.3 x 247
- Frame Color: Black

For quantities greater than listed, call for quote.

MOUSER STOCK NO.	3M Touch Systems Part No.	Fig.	LCD Technology	Display Colors	Pixel Pitch (mm)	Contrast Ratio	Touch Response Time Typ. (ms)	Max Resolution	Controller	Price Each
517-11-91378-225	11-91378-225	B	TFT, Active Matrix	16.2 Million	0.264x0.264	800:1	5.4	1280x1024	USB	**689.07**
517-11-91378-227	11-91378-227	B	TFT, Active Matrix	16.2 Million	0.264x0.264	800:1	5.4	1280x1024	Serial	**689.07**

15" MICROTOUCH DISPLAY

Features:
- Capacitive touch screen
- All glass surface with 3M ClearTek hard coat
- 91.5% light transmission
- 225-nit brightness with touchscreen
- VESA mounting compatible, 75mm
- Set of 2 side or top/bottom mounting brackets
- Slimline Bezel
- Video Cable Connector: 15-pin D-Sub
- Power Supply: 12VDC, 110/220VAC
- Display Area WxH (mm): 304.1 x 228.1
- Dimensions WxHxD (mm): 350.4 x 277.3 x 50

For quantities greater than listed, call for quote.

MOUSER STOCK NO.	3M Touch Systems Part No.	Fig.	LCD Technology	Display Colors	Pixel Pitch (mm)	Contrast Ratio	Touch Response Time Typ. (ms)	Max Resolution	Controller	Price Each
517-11-71315-225-01	11-71315-225-01	C	TFT, Active Matrix	16.2 Million	0.297x0.297	500:1	5.4	1024x768	USB	**546.76**
517-11-71315-227-01	11-71315-227-01	C	TFT, Active Matrix	16.2 Million	0.297x0.297	500:1	5.4	1024x768	Serial	**546.76**

17" MICROTOUCH DISPLAY

Features:
- Capacitive touch screen
- All glass surface with 3M ClearTek hard coat
- 91.5% light transmission
- 225-nit brightness with touchscreen
- VESA mounting compatible, 75mm
- Set of 2 side or top/bottom mounting brackets
- Video Cable Connector: 15-pin D-Sub
- Power Supply: 12VDC
- Display Area WxH (mm): 337.9 x 270.3
- Dimensions WxHxD (mm): 405.7 x 335.1 x 49

For quantities greater than listed, call for quote.

MOUSER STOCK NO.	3M Touch Systems Part No.	Fig.	LCD Technology	Display Colors	Pixel Pitch (mm)	Contrast Ratio	Touch Response Time Typ. (ms)	Max Resolution	Controller	Price Each
517-11-4945-225-00	11-4945-225-00	D	TFT, Active Matrix	16.2 Million	0.264x0.264	1000:1	5.4	1280x1024	USB	**653.76**
517-11-4945-227-00	11-4945-227-00	D	TFT, Active Matrix	16.2 Million	0.264x0.264	1000:1	5.4	1280x1024	Serial	**653.76**

22" MULTITOUCH DISPLAY

Features:
- Capacitive touch screen
- All glass surface with 3M ClearTek hard coat
- 91.5% light transmission
- 225-nit brightness with touchscreen
- VESA Pattern: 100mm x 100mm
- Video Input: DVI and VGA
- Power Supply: 12VDC
- Display Area WxH (mm): 473.8 x 296.1
- Dimensions WxHxD (mm): 500 x 328.4 x 51.87

For quantities greater than listed, call for quote.

MOUSER STOCK NO.	3M Touch Systems Part No.	Fig.	LCD Technology	Display Colors	Pixel Pitch (mm)	Contrast Ratio	Touch Response Time Typ. (ms)	Max Resolution	Controller	Price Each
517-C2234SW	C2234SW	E	TFT, Active Matrix	16.7 Million	0.282 x 0.282	1000:1	5.4	1680x1050	USB, Serial	**854.93**

22" MULTITOUCH DISPLAY

Features:
- Projected capacitive matrix Touch Screen
- 10 finger touch response
- All glass surface with 3M ClearTek hard coat
- Over 3300 touch sensing points
- VESA Pattern: 100mm x 100mm
- Video Input: DVI and VGA
- Power Supply: 12VDC
- Display Area WxH (mm): 473.8 x 296.1
- Dimensions WxHxD (mm): 500 x 328.4 x 51.87

For quantities greater than listed, call for quote.

MOUSER STOCK NO.	3M Touch Systems Part No.	Fig.	LCD Technology	Display Colors	Pixel Pitch (mm)	Contrast Ratio	Touch Response Time Typ. (ms)	Max Resolution	Controller	Price Each
517-C2254PW	C2254PW	F	P-MVA	16.7 Million	0.282 x 0.282	1000:1	12	1680x1050	USB, Serial	**1603.93**

22" MULTITOUCH DISPLAY AND BASE

Features:
- Projected capacitive matrix Touch Screen
- 20+ finger touch response
- All glass surface with 3M ClearTek hard coat
- Over 3300 touch sensing points
- Works with nitrile, latex, and vinyl gloves
- VESA Pattern: 100mm x 100mm
- Video Input: DVI(HDCP) and VGA
- Power Supply: Internal 110/220VAC
- Display Area WxH (mm): 473.8 x 296.1
- Dimensions WxHxD (mm): 513.2 x 337.8 x 60.2

For quantities greater than listed, call for quote.

MOUSER STOCK NO.	3M Touch Systems Part No.	Fig.	LCD Technology	Display Colors	Pixel Pitch (mm)	Contrast Ratio	Touch Response Time Typ. (ms)	Max Resolution	Controller	Price Each
517-M2256PW	M2256PW	G	P-MVA	16.7 Million	0.282 x 0.282	1000:1	6	1680x1050	USB, Serial	**1710.93**

HARDWARE

For quantities greater than listed, call for quote.

MOUSER STOCK NO.	3M Touch Systems Part No.	Description	Price Each
517-29368	29368	Industrial Flange Bezel for CT150 Touch Monitor	**111.28**
517-29369	29369	Contour Flange Bezel for CT150 Touch Monitor	**34.78**
517-5021104	5021104	Industrial Flange Bezel for C1700SS Touch Monitor	**111.28**

A



B



C



D



E



F



G



© Copyright 2013 Mouser Electronics

© Copyright 2013 Mouser Electronics

4D SYSTEMS Display Modules and Controllers

4D SYSTEMS
TURNING TECHNOLOGY INTO ART

RoHS Compliant **This product is RoHS compliant.**

4D Systems designs and manufactures intelligent, cost effective modules for any embedded microprocessor based system or as an independent stand alone system.
Our All-in-One smart display modules offer a simple 2 wire interface to any host processor and the command set is easy to use and understand.

EMBEDDED GRAPHICS PROCESSORS AND CONTROLLERS

For quantities greater than listed, call for quote.

MOUSER STOCK NO.	4D Systems Part No.	Description	Price Each 1	5	10
971-DIABLO-16	DIABLO-16	16 Bit Embedded Graphics Controller	24.11	22.99	21.98
971-GOLDELOX	GOLDELOX	QFN28 Package, Supports OLED and LCD displays with an 80-Series 8 bit wide CPU Interface	12.03	11.47	10.97
971-PICASO	PICASO	4DGL Controller, Supports OLED and LCD displays with an 80-Series 16 bit wide CPU Interface	18.07	17.24	16.48
971-UVGA-III	µVGA-III	Tiny VGA Graphics Controller for QVGA, VGA, WVGA	58.27	55.70	54.11

ARDUINO SHIELDS

Features:

- Powered by the 4D-Labs GOLDELOX-SGC processor
- On-board micro-SD memory card adaptor for storing of icons, images, animations, etc. Supports standard and high capacity (HC-SD) memory cards
- Easy 5 pin interface to any host device: VCC, TX, RX, GND, RESET
- 5-Way multifunction Joystick switch directly connected to Arduino D2, D3, D4, D5 and D6 pins

For quantities greater than listed, call for quote.

MOUSER STOCK NO.	4D Systems Part No.	Description	Dimensions (WxHxD) (mm)	Viewing Area (mm)	Display Resolution	Price Each 1	5	10
971-4DISPLAY-SHLD-96	4Display-Shield-96	0.96" OLED Display Shield for Arduino	32.7x23x4.9	20x14	96x64	67.30	64.20	61.36
971-4DISPLAY-SHD-144	4Display-Shield-144	1.44" LCD Display Shield for Arduino	43x31x5.7	25.5x26.5	128x128	56.96	54.32	51.93
971-4DISPLAY-SHD-128	4Display-Shield-128	1.5" OLED Display Shield for Arduino	45.5x33.5x6.1	27x27	128x128	77.66	74.08	70.81
971-4DISPLAY-SHD-160	4Display-Shield-160	1.7" OLED Display Shield for Arduino	52x32x6.1	33.6x27	160x128	88.02	83.95	80.25
		Description						
971-4DISPLAY-SHLD-18	4Display-Shield-18	1.77" LCD Display Shield for Arduino SPI Interface				30.02	28.64	27.38
971-4DISPLAY-SHLD-22	4Display-Shield-22	2.2" LCD Display Shield for Arduino with Touch				40.38	38.52	36.82

Micro-LCD INTELLIGENT MODULES

DIABLO Processor Modules								
971-ULCD-24DTU	µLCD-24DTU	2.4" QVGA Intelligent Touch Screen LCD Module	48.64x60.7x14	36.72x48.96	240x320	81.80	78.02	74.59
971-ULCD-28DTU	µLCD-28DTU	2.8" QVGA Intelligent Touch Screen LCD Module	50.8x69.8x12	43.2x57.6	240x320	92.16	87.90	84.03
971-ULCD-32DTU	µLCD-32DTU	3.2" QVGA Intelligent Touch Screen LCD Module	55.1x77x13.8	48.6x64.8	240x320	102.52	97.78	93.46
971-ULCD-32WDTU	µLCD-32WDTU	3.2" WQVGA Intelligent Touch Screen LCD Module	55.1x77x13.8	48.6x64.8	240x320	112.86	107.66	102.91
971-ULCD-43D	µLCD-43D	4.3" Intelligent LCD Module	105.5x67x14.7	95x53.9	480x272	127.42	121.79	118.31
971-ULCD-43DT	µLCD-43DT	4.3" Intelligent LCD Module with Resistive touch	105.5x67x14.7	95x53.9	480x272	166.92	159.56	155.00
971-ULCD-43DCT	µLCD-43DCT	4.3" Intelligent LCD Module with Capacitive touch	105.5x67x14.7	95x53.9	480x272	245.94	235.09	228.37
GOLDELOX Processor Modules								
971-LCD-144-G2	µLCD-144-G2	1.44" Intelligent LCD Module	43x31x6.4	25.5x26.5	128x128	36.24	34.57	33.04
PICASO Processor Modules								
971-ULCD-24PTU	µLCD-24PTU	2.4" QVGA Intelligent Touch Screen LCD Module	48.64x60.7x14	36.72x48.96	240x320	71.44	68.15	65.14
971-ULCD-28PTU	µLCD-28PTU	2.8" QVGA Intelligent Touch Screen LCD Module	50.8x69.8x12	43.2x57.6	240x320	81.80	78.02	74.59
971-ULCD-32PTU	µLCD-32PTU	3.2" QVGA Intelligent Touch Screen LCD Module	55.1x77x13.8	48.6x64.8	240x320	92.16	87.90	84.03
971-ULCD-32WPTU	µLCD-32WPTU	3.2" WQVGA Intelligent Touch Screen LCD Module	55.1x77x13.8	48.6x64.8	240x320	102.52	97.78	93.46
971-ULCD-43P	µLCD-43P	4.3" Intelligent LCD Module	105.5x67x14.7	95x53.9	480x272	97.78	93.46	90.80
971-ULCD-43PT	µLCD-43PT	4.3" Intelligent LCD Module with Resistive touch	105.5x67x14.7	95x53.9	480x272	137.29	131.24	127.48
971-ULCD-43PCT	µLCD-43PCT	4.3" Intelligent LCD Module with Capacitive touch	105.5x67x14.7	95x53.9	480x272	196.55	187.88	182.51

Micro-OLED INTELLIGENT MODULES

For quantities greater than listed, call for quote.

GOLDELOX Processor								
971-UOLED-96-G2	µOLED-96-G2	0.96" Intelligent OLED module	32.7x26.7x5.7	20x14	96x64	46.60	44.45	42.49
971-UOLED-128-G2	µOLED-128-G2	1.5" Intelligent OLED module	45.5x33.5x6.1	27x27	128x128	56.96	54.32	51.93
971-UOLED-160-G2	µOLED-160-G2	1.7" Intelligent OLED module	52x32x6.1	33.6x27	160x128	64.20	61.36	59.61
PICASO Processor		Description						
971-UTOLED-20	µTOLED-20	2.0" Intelligent Transparent OLED module				185.36	176.80	169.00
971-UTOLED-24	µTOLED-24	2.4" Intelligent Transparent OLED module				206.06	196.55	187.88

PMOLED DISPLAYS

For quantities greater than listed, call for quote.

MOUSER STOCK NO.	4D Systems Part No.	Description	Dimensions (WxHxD) (mm)	Active Area (mm)	Display Resolution	LCD Driver	Price Each 1	5	10
971-4DOLED-282815	4DOLED-282815	1.5" 128x128 262K colour PMOLED display	36x36x1.6	-	128x128	SSD1351	38.81	37.02	35.38
971-4DOLED-602817	4DOLED-602817	1.7" 160x128 262K colour PMOLED display	39.9x34x1.8	-	160x128	SEPS525	51.76	49.37	47.19

TFT LCD DISPLAYS

971-4DLCD-144	4DLCD-144	1.44 TFT Transmissive LCD Displays	30.9x36.5x2.6	25.5x26.5	128x128	ST7735R	19.42	18.52	17.70
971-4DLCD-24QA	4DLCD-24QA	2.4 TFT Transmissive LCD Displays	42.72x60.26x3.4	36.72x48.96	240x320	ILI9325	25.88	24.70	23.60
971-4DLCD-28QA	4DLCD-28QA	2.8 TFT Transmissive LCD Displays	50x69.2x4.1	43.2x57.6	240x320	ILI9325	32.36	30.87	29.50
971-4DLCD-32QA	4DLCD-32QA	3.2 TFT Transmissive LCD Displays	55.04x77.7x3.65	47.87x63.84	240x320	ILI9341	38.83	37.04	35.41
971-4DLCD-32WA	4DLCD-32WA	3.2 TFT Transmissive LCD Displays	55.04x77.7x3.65	47.87x63.84	240x320	ILI9341	45.30	43.21	41.30

CARRIER AND DEVELOPMENT BOARDS

For quantities greater than listed, call for quote.

MOUSER STOCK NO.	4D Systems Part No.	Description	Price Each 1	5	10
971-CB-128-G1	CB-128-G1	UOLED-128-G1 (SGC/GFX) Carrier Board with Speakers	30.02	28.64	27.38
971-CB-160-G1	CB-160-G1	UOLED-160-G1 (SGC/GFX) Carrier Board with Speakers	30.02	28.64	27.38
971-4DEVBOARD	4DevBoard	Development Board for microLCD & microOLED Range	48.40	46.27	44.94

USB TO SERIAL CONVERTER MODULES

971-UUSB-CE5	uUSB-CE5	Slim USB to serial UART Converter, FT232RQ Controller	22.78	21.73	20.77
971-UUSB-MB5	uUSB-MB5	USB to Serial UART Converter, CP2101 Controller	25.88	24.70	23.60
971-4D-PROGM-CABLE	4D Programming Cable	1m USB to Serial-TTL UART Converter Cable	22.78	21.73	20.77

IMAGE AND SOUND MODULES

For quantities greater than listed, call for quote.

MOUSER STOCK NO.	4D Systems Part No.	Description	Price Each 1	5	10
971-UCAM-TTL	uCAM-TTL	16-bit RGB Camera Module with on-board serial interface (TLL)	63.13	60.35	58.63
971-UCAM-232	uCAM-232	16-bit RGB Camera Module with on-board serial interface (RS232)	63.13	60.35	58.63
971-SOMO-14D	SOMO-14D	Audio-Sound module with playback capabilities, supports 4-bit ADPCM audio files	25.88	24.70	23.60

DATA STORAGE MODULES

971-USD-2GB	µSD-2GB	Micro SD Kingston card 2GB + SD adapter	15.80	15.11	14.67
971-UDRIVE-USD-G1	uDRIVE-uSD-G1	Embedded "DOS micro-Drive" module for file and data storage	36.24	34.57	33.04

GPS MODULES AND ACCESSORIES

For quantities greater than listed, call for quote.

MOUSER STOCK NO.	4D Systems Part No.	Description	Price Each 1	5	10
971-GPS-PA6B	GPS-PA6B	16mmx16mm, 66 Channel single chip, complete solution GPS engine module	33.42	31.94	31.03
971-TELESTYLPEN	Telescopic Stylus Pen	For use with resistive touch panel displays. Length is 9 cm when open	4.17	3.98	3.81

© Copyright 2013 Mouser Electronics
© Copyright 2013 Mouser Electronics

AMULET TECHNOLOGIES Graphical Display Solutions

Amulet Technologies
Empowering Flat Panel Displays

Products may be RoHS compliant. Check mouser.com for RoHS status.

Amulet Technologies offers graphical display solutions that include chips and LCD modules. All feature the solutions patented Amulet Graphical Operating System (OS). All offer easy hardware integration path from prototype to production. The chips include a dedicated GUI microprocessor, LCD controller, and graphical library. The GUI is visually created with HTML based development tools for rapidly creating good looking and feature-rich graphical user interfaces (GUI's). Amulet's expertise is graphical LCD integration and control.

GRAPHICAL OS LCD STARTER KIT - The fastest path for integrating a graphical user interface (GUI) into embedded products

Kits Include:

- Integrated TFT LCD display with white LED backlight
- Integrated touch panel and controller board
- USB PC Interface Cable
- 30-Day Trial of GEMstudio™ GUI, Amulet's embedded graphical user interface (GUI) design tool.



671-STK-480272C
Shown

PRODUCT NEW

Use this starter kit to evaluate the GRAPHICAL OS hardware and software, and to create the user-interface for your end product. Then use the module kit, and Graphical OS controller chip to go from prototype-to-production.

MOUSER STOCK NO.	Description	Price Each
671-STK-CY-043	4.3" Capacitive GEMstarter-kit	423.83
671-STK-480272C	4.3" Resistive GEMstarter-kit	319.93
671-STK-070R	7" Resistive GEMstater-kit	426.93

GEMBOARD DISPLAY DRIVER BOARD

GEMboard can support a wide variety and growing list of 5.7" TFT panels. This board includes those unique electro-mechanical features to accommodate the FPC, touch panel and LED backlight for many popular 5.7" displays. The GEMboard also includes the Amulet Graphical Chip, a 32 megabit serial flash for storing GUI pages, a 64 megabit SDRAM, two touch panel connectors as well as two LED backlight connectors to accommodate a variety of 5.7" displays.

Features:

- Amulet AGB75LC04-QU-E 208 PQFP Graphical OS ChipTM
- Integrated resistive 4 or 5 wire touch pane; decoder with two touch panel connectors
- Supports LCDs with LED backlight 75mA or 200mA and two backlight connectors locate on backside of PCBA
- Storage Capacity-32megabit Serial Flash (GUI page storage)
- 64megabit SDRAM (frame buffer)
- Serial Interfaces-3.3v UART, USB, RS232
- Kit includes 33 pin conductor flat panel cable
- Auxiliary FPC pad can support a variety of larger panels that use 31 pin conductors.



MOUSER STOCK NO.	Description	Price Each
671-CBC-2	Display Driver Board	202.23

GRAPHICAL OS CONTROLLER CHIPS

Combination LCD Controller and user-interface engine makes it easy to integrate LCD's into embedded products that use 8/16/32-bit micros and DSP's. Replaces traditional LCD controller chip. Eliminates need for complex code to draw each pixel on LCD. Chips render graphical user interface (GUI) pages containing graphic images, widgets, and other UI objects directly to LCD. Works with monochrome, and color displays. Rapidly create GUI using HTML-based development platform. Development software can be purchased separately or comes bundled with the Graphical OS Starter Kit (left).



MOUSER STOCK NO.	Description	Price Each	
		1	5
671-AGB75LC04-QU-E	LCD Controller Chip - Color 208 PQFP	23.95	23.95
671-AGB64LV01-QC-E	LCD Controller Chip - Monochrome	32.09	32.09

GRAPHICAL OS LCD MODULE KITS - The most complete LCD solution for production

Amulet color modules are production ready GUI solutions that can significantly reduce time-to-market and initial project resource requirements for embedded product manufacturers. Compatible with GEMstudio™, Amulet modules can be easily programed with smartphone-like Graphical User Interfaces which can be effortlessly updated and modified.

GEMmodules™ Include:

- Integrated TFT LCD display with white LED backlight
- Integrated touch panel
- Controller board with Amulet Color Graphical OS Chip™
- On-board memory -64Mb Serial Flash for storing GUI pages

Features:

- Royalty-free Graphical Operating System™
- Supports foreign language character sets (Unicode)
- Built-in font converter
- Color Depth - up to 24bit + 8bit alpha; for best performance, 8-bit palette is recommended
- Graphics supported include: GIF, JPEG, PNG, and more



671-MK-CY-043
Shown

✻NOTE: If purchasing an above unit for evaluation, you will also need to purchase a Program Interface Board **(PIB-1)**. These modules require a 5V power supply **(SAD105-SF5C)** if you do not already have a 5V power supply.

PRODUCT NEW

MOUSER STOCK NO.	Description	Price Each	
		1	5
Color Kits			
671-MK-CY-043	4.3" Capacitive WQVGA TFT LCD (480x272) Color Module Kit	361.02	348.07
671-MK-480272C	4.3" Resistive WQVGA TFT LCD (480x272) Color Module Kit	234.33	231.12
671-MK-070R	7" Resistive WVA TFT LCD (800x480) Color Module Kit	328.49	287.83
Monochrome Kits			
671-MK-GT380N	3.8" STN Transmissive with bright-white backlight	257.25	255.22
✻ 671-MK-AOB3202405T	5.7" Transflective Graphic Display	260.41	260.41
✻ 671-MK-AOB3202405B	5.7" Blue Transmissive Graphic Display	260.41	260.41

UNIVERSAL TFT/OLED DRIVER PCBA

Features:

- Amulet AGB75LC04-BG-E 225-ball LFBGA Graphical OS Chip™
- Integrated resistive 4 or 5 wire touch panel decoder
- Small and compact 1.5" x 3.0", fits within the outline of a 3.5" TFT.
- Storage Capacity – Serial Flash for storing GUI pages
- Serial Interfaces – 3.3v UART, TWI, USB



MOUSER STOCK NO.	Description	Price Each	
		1	5
671-GCC-2	GEMexpress TFT/OLED Display Driver Board	128.40	125.19

ACCESSORIES FOR LCD MODULES

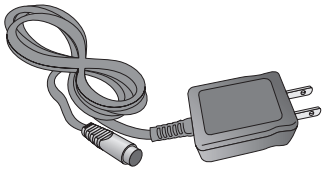

671-SAD105SF5C
Shown

MOUSER STOCK NO.	Description	Price Each
671-SAD105SF5C	5VDC Supply for Amulet Modules	12.84
671-UHT-CS1	Amulet Compiler Software	105.93

© Copyright 2013 Mouser Electronics
© Copyright 2013 Mouser Electronics

DISPLAYTECH COG Graphic Displays & RGB Backlights

Displaytech AMERICAS a seacomp company

RoHS Compliant **This product is RoHS compliant.**

A



B



C



D



Chip On Glass (COG) Graphic Displays: By attaching the driver directly to the LCD glass it is possible to improve dot density over conventional heat seal or zebra technology. This results in the user's ability to achieve a more compact design saving space, weight, and cost. Displaytech, Ltd. is continuously expanding the range of its standard COG graphic modules, with resolution from 128 x 32 to 240 x 128 dots. These displays are offered with White LED backlight or an industry first RGB Backlight.

DISPLAYTECH COG RGB LED BACKLIGHT

RGB Backlights:
Displaytech Ltd. introduces its new line of RGB backlights, with composite red, green, and blue LED's. The three colors can be connected to be turned on individually or in combination to achieve a variety of backlight colors. For example, users can offer a product with green backlight for good conditions and red for alerts or alarms.

✻ With FPC Interface

For quantities greater than listed, call for quote.

MOUSER STOCK NO.	Displaytech Part No.	Fig.	Display Format	Module Size (mm) (W x H x T)	Backlight Color	Duty	Viewing Area (mm) (W x H)	Dot Size (mm) (W x H)	Price Each 1	10	25	50
758-S64128KFCBW-RGB	S64128K FC BW-RGB	A	128 x 64	58.2x41.7x5.7	RGB	1/65	50x25	0.33x0.33	22.52	21.01	18.92	17.19
✻ 758-S64128MFCBW-RGB	S64128M FC BW-RGB	A	128 x 64	77.4x52.4x6.5	RGB	1/65	70x40	0.48x0.48	28.29	26.82	25.09	23.94
✻ 758-S128240DFCBW-RGB	S128240D FC BW-RGB	A	240 x 128	98.7x67.7x5.7	RGB	1/128	92x53	0.325x0.325	65.15	62.00	54.21	44.80
758-S32128A-FCBW-RGB	S32128A FC BW-RGB	B	128 x 32	41.3x19.7x5.3	RGB	1/33	36.1x9.95	0.242x0.245	16.33	14.82	12.56	11.98
758-S64128KXWRGB	S64128KX FC BW-RGB	C	128 x 64	58.2x41.7x5.7	RGB	1/65	50x25	0.33x0.33	28.02	25.22	22.93	21.03

DISPLAYTECH COG WHITE LED BACKLIGHT

✻ With FPC Interface

For quantities greater than listed, call for quote.

MOUSER STOCK NO.	Displaytech Part No.	Fig.	Display Format	Module Size (mm) (W x H x T)	Backlight Color	Duty	Viewing Area (mm) (W x H)	Dot Size (mm) (W x H)	Price Each 1	10	25	50
758-S64128LFCBW-3	S64128L FC BW-3	A	128 x 64	68.8x49.2x5.7	White	1/65	60.6x33.1	0.4x0.4	25.86	24.14	21.72	19.74
758-S64128MFCBW-3	S64128M FC BW-3	A	128 x 64	77.4x52.4x6.5	White	1/65	70x40	0.48x0.48	26.11	24.37	21.94	19.94
758-S128240DFCBW-3	S128240D FC BW-3	A	240 x 128	98.7x67.7x5.7	White	1/128	92x53	0.325x0.325	46.16	41.88	37.17	30.73
758-S32128A-FCBW-3	S32128A FC BW-3	B	128 x 32	41.3x19.7x5.3	White	1/33	36.1x9.95	0.242x0.245	15.57	14.16	12.11	10.00
758-S64128KFCBW-3	S64128K FC BW-3	D	128 x 64	58.2x41.7x5.7	White	1/65	50x25	0.33x0.33	17.68	16.50	14.85	13.50
758-S64128NW-3LP	S64128N FC BW-3LP	D	128 x 64	58.2x41.7x5.7	White	1/65	50x25	0.33x0.33	21.64	19.47	17.71	16.23
✻ 758-S64128KXW3	S64128KX FC BW-3	C	128 x 64	58.2x41.7x5.7	White	1/65	50x25	0.33x0.33	22.19	19.98	18.16	16.65
✻ 758-S64128MXW-3	S64128MX FC BW-3	C	128 x 64	77.4x52.4x6.5	White	1/65	70x40	0.48x0.48	32.31	29.08	26.44	24.25

DISPLAYTECH TFT DISPLAYS

NEW PRODUCT

For quantities greater than listed, call for quote.

MOUSER STOCK NO.	Displaytech Part No.	Module Size Diag. (in.)	Display Format	Display Color	Driver IC	Viewing Area (mm) (W x H)	Module Size (mm) (W x H)	Price Each 1	5	10	50
758-SDT018ATFT	SDT018ATFT	1.8	128 x 160	262 K	ILI9163C	35.04 x 28.03	46.7 x 34	10.83	9.99	9.28	8.66
758-SDT022ATFT	SDT022ATFT	2.2	240 x 320	262 K	ILI9340	33.84 X 45.12	41.7 X 56.16	16.69	15.41	14.31	13.35
758-SDT024BTFT	SDT024BTFT	2.4	240 x 320	262 K	ILI9340	36.72 x 48.96	42.72 x 59.46	17.19	15.87	14.73	13.75
758-SDT024BTFT-TS	SDT024BTFT-TS	2.4	240 x 320	262 K	ILI9340	36.72 x 48.96	42.72 x 59.46	23.28	21.50	19.96	18.64
758-SDT028ATFT	SDT028ATFT	2.8	240 x 320	262 K	ILI9341	43.2 x 57.6	50 x 69.2	25.22	23.27	21.61	20.17
758-SDT028ATFT-TS	SDT028ATFT-TS	2.8	240 x 320	262 K	ILI9341	43.2 x 57.6	50 x 69.2	32.26	29.78	27.65	25.81
758-SDT022ATFT	SDT022ATFT	2.2	240 x 320	262 K	S6D0139	36.04 x 46.72	40.54 x 56.45	16.69	15.41	14.31	13.35
758-SDT028ATFT-TS	SDT028ATFT-TS	2.8	240 x 320	262 K	R61505U	47.0 x 60.1	50.0 x 69.2	32.26	29.78	27.65	25.81
758-SDT035TFT	SDT035TFT	3.5"	320 x 240	16.7m	NT39016D	70.08 x 52.56	76.9 x 63.9	33.74	31.15	28.92	27.00
758-SDT035TFT-TS	SDT035TFT-TS	3.5"	320 x 240	16.7m	NT39016D	70.08 x 52.56	76.9 x 63.9	40.60	37.47	34.79	32.46
758-SDT043BTFT	SDT043BTFT	4.3"	480 x 272	16.7m	HX8257-A	95.04 x 53.86	105.5 x 67.2	48.83	45.08	41.85	39.06
758-SDT043BTFT-TS	SDT043BTFT-TS	4.3"	480 x 272	16.7m	HX8257-A	95.04 x 53.86	105.5 x 67.2	59.32	54.75	50.84	47.44
758-SDT057TFT	SDT057TFT	5.7	640 x 480	16m	HX8678 and HX8250	116.8 x 88.0	127.16 x 98.40	146.25	141.88	135.79	126.74
758-SDT057TFT-TS	SDT057TFT-TS	5.7	640 x 480	16m	HX8678 and HX8251	116.8 x 88.1	127.16 x 98.40	166.74	161.76	154.83	144.50

INTEGRATED TFT DRIVER BOARDS

NEW! TECHNOLOGY

Recognizing the difficulty some customers face with products going EOL too soon, Displaytech presents its line of Integrated TFT Driver Boards. These capable embedded boards simplify design and development, provide faster time to market, and offer long term continuity of supply.

For quantities greater than listed, call for quote.

MOUSER STOCK NO.	Displaytech Part No.	Module Size Diag. (in.)	Display Format	Display Color	Driver IC	Viewing Area (mm) (W x H)	Module Size (mm) (W x H)	Price Each 1	5	10	50
758-SINT018ATFT	SINT018ATFT	1.8	128 x 160	65K	RA8872	35.04 x 28.03	61.50 x 60	25.78	25.01	23.94	22.34
758-SINT022ATFT	SINT022ATFT	2.2	240 x 320	65K	RA8872	45.12 x 33.84	61.50 x 60	29.65	28.76	27.53	25.70
758-SINT024BTFT	SINT024BTFT	2.4	240 x 320	65K	RA8872	48.96 x 36.72	61.50 x 60	29.21	28.34	27.12	25.32
758-SINT024BTFT-TS	SINT024BTFT-TS	2.4	240 x 320	65K	RA8872	48.96 x 36.72	61.50 x 60	33.84	32.84	31.43	29.34
758-SINT028ATFT	SINT028ATFT	2.8	240 x 320	65K	RA8872	57.60 x 43.20	71.20 x 60	33.30	32.30	30.92	28.86
758-SINT028ATFT-TS	SINT028ATFT-TS	2.8	240 x 320	65K	RA8872	57.60 x 43.20	71.20 x 60	38.57	37.43	35.82	33.44
758-SINT035TFT	SINT035TFT	3.5	320 x 240	16.7M	SSD1963	52.56 x 70.08	66 x 87	50.13	48.64	46.56	43.45
758-SINT035TFT-TS	SINT035TFT-TS	3.5	320 x 240	16.7M	SSD1963	52.56 x 70.08	66 x 87	55.55	53.90	51.58	48.14
758-SINT043BTFT	SINT043BTFT	4.3	480 x 272	262K	SSD1961	53.86 x 95.04	69.70 x 116.20	65.29	63.34	60.63	56.58
758-SINT043BTFT-TS	SINT043BTFT-TS	4.3	480 x 272	262K	SSD1961	53.86 x 95.04	69.70 x 116.20	73.77	71.56	68.50	63.93
758-SINT070ATFT-TS	SINT070ATFT-TS	7.0	800 x 480	16.7M	SSD1963	85.92 x 154.08	103 x 175	124.64	120.92	115.74	108.03

© Copyright 2013 Mouser Electronics
© Copyright 2013 Mouser Electronics

ELECTRONIC ASSEMBLY Modules

RoHS Compliant **This product is RoHS compliant.**

A



B



C



D



E



F



G



H



I



J



DIP MODULES

For quantities greater than listed, call for quote.

MOUSER STOCK NO.	Electronic Assembly Part No.	Fig.	Module Size (mm)	Display Format	Display Type	Contrast	Operating Temp. Range	Display Mode	Price Each 1	10	50	100
Character												
790-EADIP081CHNLED	EA DIP081-CHNLED	A	68 x 27	1 x 8	STN (+)	Yellow/Green	-20 to +70°C	Transmissive	21.14	18.79	16.45	15.03
790-EADIP162DHNLED	EA DIP162-DHNLED	A	68 x 27	2 x 16	STN (+)	Yellow/Green	-20 to +70°C	Transmissive	21.14	18.79	16.45	15.03
790-EADIP162DN3LW	EA DIP162-DN3LW	B	68 x 27	2 x 16	STN (-)	Blue/White	-20 to +70°C	Transmissive	31.18	27.71	24.25	22.17
790-EADIP204B4NLW	EA DIP204B-4NLW	B	75 x 27	4 x 20	STN (-)	Blue/White	-20 to +70°C	Transmissive	33.51	29.79	26.07	23.83
790-EADIP204B6NLW	EA DIP204B-6NLW	C	75 x 46	4 x 20	STN (-)	Blue/White	-20 to +70°C	Transmissive	48.41	43.57	38.72	36.31
790-EADIP204J4NLW	EA DIP204J-4NLW	B	75 x 27	4 x 20	FSTN (+)	Black/White	-20 to +70°C	Transmissive	33.80	30.05	26.29	24.03
790-EADIP204J6NLW	EA DIP204J-6NLW	C	75 x 46	4 x 20	FSTN (+)	Blue/White	-20 to +70°C	Transmissive	50.91	45.82	40.72	38.19
Graphic												
790-EADIP1225HNLED	EA DIP122-5HNLED	A	75 x 27	122 x 32	STN (+)	Yellow/Green	-20 to +70°C	Transmissive	31.54	28.03	24.54	22.43
790-EADIP122B5NLW	EA DIP122B-5NLW	B	75 x 27	122 x 32	STN (-)	Blue/White	-20 to +70°C	Transmissive	34.74	30.88	27.02	24.71
790-EADIP1286N5LW	EA DIP128-6N5LW	C	75 x 27	128 x 64	STN (-)	Blue/White	-20 to +70°C	Transmissive	44.66	40.20	35.73	33.50
790-EADIP128J6N5LW	EA DIP128J-6N5LW	C	75 x 27	128 x 64	FSTN (+)	Black/White	-20 to +70°C	Transmissive	47.57	42.81	38.06	35.68
790-EADIP128J6NLA	EA DIP128J-6NLA	C	75 x 46	128 x 64	FSTN (+)	Amber	-20 to +70°C	Transmissive	43.20	38.39	33.60	30.71
790-EADIP180B5NLW	EA DIP180B-5NLW	D	102 x 27	180 x 32	STN (-)	Blue/White	-20 to +70°C	Transmissive	41.73	37.56	33.38	31.30
790-EADIP240B7KLW	EA DIP240B-7KLW	E	113 x 70	240 x 128	STN (-)	Blue	-20 to +70°C	Transmissive	126.45	113.81	101.16	94.84
790-EDIP128B-6LW	EA EDIP128B-6LW	C	71.4 x 54.4	128 x 64	STN (-)	Blue/White	-20 to +70°C	Transflective	84.13	74.51	72.45	69.55
790-EDIP128W-6LW	EA EDIP128W-6LW	C	71.4 x 54.4	128 x 64	STN (-)	Black/White	-20 to +70°C	Transflective	84.13	74.51	72.45	69.55
790-EDIP160B-7LW	EA EDIP160B-7LW	C	81.5 x 67.5	160 x 104	STN (-)	Blue/White	-20 to +70°C	Transflective	96.59	85.55	83.17	79.84
790-EDIP160W-7LW	EA EDIP160W-7LW	C	81.5 x 67.5	160 x 104	STN (-)	Blue/White	-20 to +70°C	Transflective	96.59	85.55	83.17	80.16
Graphic w/ Touch Panel												
790-EADIP128J6N5LWTP	EA DIP128J6N5LWTP	C	75 x 27	128 x 64	FSTN (+)	Black/White	-20 to +70°C	Transmissive	61.35	55.22	49.08	46.02
790-EADIP128J6N5LATP	EA DIP128J6N5LATP	C	75 x 45.8	128 x 64	FSTN (+)	Amber	-20 to +70°C	Transmissive	52.17	46.95	41.74	39.13
790-EADIP240J7KLWTP	EA DIP240J-7KLWTP	E	113 x 70	240 x 128	FSTN (+)	Black/White	-20 to +70°C	Transmissive	157.74	141.97	126.20	118.31
790-EADIP240B7KLWTP	EA DIP240B-7KLWTP	E	113 x 70	240 x 128	FSTN (-)	Blue	-20 to +70°C	Transmissive	151.90	136.70	121.52	113.92
790-EDIP128B-6LWTP	EA EDIP128B-6LWTP	C	71.4 x 54.4	128 x 64	STN (-)	Blue/White	-20 to +70°C	Transflective	104.33	92.41	89.84	86.24
790-EDIP128W-6LWTP	EA EDIP128W-6LWTP	C	71.4 x 54.4	128 x 64	FSTN (+)	Black/White	-20 to +70°C	Transflective	104.33	92.41	89.84	86.24
790-EDIP160B-7LWTP	EA EDIP160B-7LWTP	C	81.5 x 67.5	160 x 104	FSTN (+)	Black/White	-20 to +70°C	Transflective	108.67	96.26	93.57	89.84
790-EDIP160W-7LWTP	EA EDIP160W-7LWTP	C	81.5 x 67.5	160 x 104	FSTN (+)	Black/White	-20 to +70°C	Transflective	108.67	96.26	93.57	89.84
Mini												
790-EADIPS082HN	EA DIPS082-HN	F	40 x 20	1 x 8	STN (+)	Yellow/Green	-20 to +70°C	Reflective	14.56	12.95	11.33	10.36
790-EADIPS082HNLED	EA DIPS082-HNLED	F	40 x 20	2 x 8	STN (+)	Yellow/Green	-20 to +70°C	Transmissive	15.96	14.19	12.41	11.35
790-EA8081A3N	EA 8081-A3N	F	40 x 20	2 x 8	STN (+)	Gray	0 to +50°C	Reflective	14.13	12.56	10.99	10.05

STARTER KITS

For quantities greater than listed, call for quote.

MOUSER STOCK NO.	Electronic Assembly Part No.	Description	Price Each 1	2
790-EASTARTEDIP240	EA STARTeDIP240	Starter set BL/WHT with touch and USB programmer	251.44	230.49
790-EASTARTEDIP240J	EA STARTeDIP240J	Starter set BL/WHT with touch and USB programmer	256.69	235.30
790-EASTARTEDIP320B	EA STARTeDIP320B	Starter set BL/WHT with touch and USB programmer	326.75	297.92
790-EASTARTEDIP320J	EA STARTeDIP320J	Starter set BL/WHT with touch and USB programmer	335.48	305.88
790-EVALEDIPTFT43	EA EVALeDIPTFT43	Starter Set COLOR with touch and USB programmer	326.00	297.14
790-EVALEDIPTFT32	EA EVALeDIPTFT32	Starter Set COLOR with touch and USB programmer for eDIPTFT32-A	302.66	277.85
790-EVALEDIP128B	EA EVALEDIP128B	StrEvaluation Kit Blue -White W/Interface and CD	183.72	175.27
790-EVALEDIP128W	EA EVALEDIP128W	StrEvaluation Kit Black -White W/Interface and CD	183.72	175.27
790-EVALEDIP160B	EA EVALEDIP160B	StrEvaluation Kit Blue -White W/Interface and CD	232.21	221.49
790-EVALEDIP160W	EA EVALEDIP160W	StrEvaluation Kit Black -White W/Interface and CD	232.21	221.49
790-EVALEDIPTFT70	EVALeDIPTFT70	16-Bit Color Intelligent TFT Starter Kit with USB and Evaluation Board	577.49	550.84

CONTROL PANELS

For quantities greater than listed, call for quote.

MOUSER STOCK NO.	Electronic Assembly Part No.	Fig.	Description	Price Each 1	5	10	50
790-EAKIT1205LEDTK	EA KIT120-5LEDTK	B	120 x 32 Dots with LED Illumination Yellow/Green	178.90	164.00	149.09	144.12
790-EAKIT1296LWTK	EA KIT129-6LWTK	G	128 x 64 with Touch Panel 5 x 3, LED-B./L. Blue-White	203.41	186.46	169.51	163.85
790-EAKIT1607LWTK	EA KIT160-7LWTK	H	160 x 128 Dots with White LED-B/L., Blue Negative, Touch Panel	418.50	381.57	349.57	339.73
790-EAKIT2407LWTK	EA KIT240-7LWTK	I	240 x 128 Dots with Touch Panel, LED Illumination, White	462.96	422.10	386.70	375.81
790-EAKIT3208CTK	EA KIT320-8CTK	J	320 x 240 Dots 5.7" with Touch Panel, CFL Illumination, Blue Negative	520.29	474.38	434.59	422.35

Accessories

For quantities greater than listed, call for quote.

790-EAB2009	EA B200-9	-	Socket 2.0mm, 9 pins (2 pcs. are required for each module)	.64	.535	.428	.375
790-EAB25412	EA B254-12	-	Socket 2.0mm, 12 pins (2 pcs. are required for each module)	1.25	1.05	.835	.728
790-EAB25420	EA B254-20	-	Socket 2.54mm, 20 pins (2 pcs. are required for each module)	2.18	1.82	1.46	1.27
790-EA9907DIP	EA 9907-DIP	-	Adaptor Board for EA DIP-series	19.22	17.08	14.95	13.66
790-EAFL20P	EA FL-20P	-	Socket 2.54mm, 20 pins (2 pcs. are required for each module)	1.89	1.58	1.26	1.10
790-EA9780-2USB	EA 9780-2USB	-	Starter/Demoboard, DOGM/Windows, USB	58.42	52.16	47.11	43.60
790-EATOUCH1281	EA TOUCH128-1	-	Touch panel analog	14.08	12.52	10.96	10.02
790-EAWF10004S	EA WF100-04S	-	ZIF connector for EA TOUCH128-1	3.76	3.14	2.50	2.19
790-EA0FP2417SW	EA 0FP241-7SW	-	Mounting Bezel - Black Anodized for EA eDip240 Displays	42.78	38.50	34.22	32.09
790-0FP322-32SW	EA 0FP322-32SW	-	Mounting Bezel - Black Anodized for EA eDIPTFT32-A	42.80	38.52	34.24	32.11
790-EA0FP3218SW	EA 0FP321-8SW	-	Mounting Bezel - Black Anodized for EA eDip320 Displays	46.95	42.25	37.56	35.21
790-0FP481-43SW	EA 0FP481-43SW	-	Mounting Bezel - Black Anodized for EA eDipTFT43 Displays	42.78	38.50	34.22	32.09
790-0F1301-6SW	EA 0F1301-6SW	-	Black Mounting Bezel for EA eDIP128 Series	45.99	40.64	36.36	33.65
790-0FP161-7SW	EA 0FP161-7SW	-	Black Mounting Bezel for EA eDIP160 Series	42.30	37.38	33.44	30.94
790-0FP801-70SW	0FP801-70SW	-	Aluminium Mounting Bezel - Black Anodized for EA eDIPTFT70 series	73.25	65.92	58.59	54.94

© Copyright 2013 Mouser Electronics

© Copyright 2013 Mouser Electronics

ELECTRONIC ASSEMBLY Modules and Accessories

ELECTRONIC ASSEMBLY

RoHS Compliant **This product is RoHS compliant.**

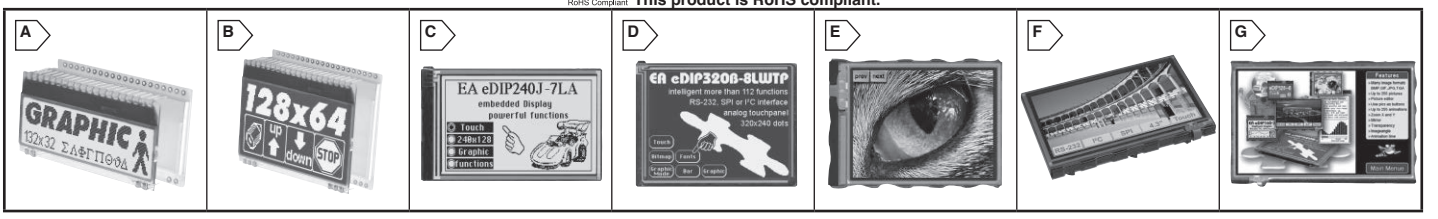

DOG M MODULES

- Runs on 3.3V systems without auxiliary power
- Also used on traditional 5V systems (character type only).
- 4-bit, 8-bit and SPI interface (4-wire)
- 4-bit, 8-bit and SPI interface (4-wire)
- Ultra-flat at 2.0 mm without backlight or 5.8 mm including LED backlight
- Typical power consumption of only 250µA in full operation
- Easy installation by simply soldering into the board
- Graphic: SPI interface only
- Graphic: 150uA (DOGM132-5) 250uA (DOGM128-6)

For quantities greater than listed, call for quote.

MOUSER STOCK NO.	Electronic Assembly Part No.	Fig.	Module Size (mm)	Display Format	Display Type	Contrast	Operating Temp. Range	Display Mode	Price Each 1	10	50	100
Character												
790-EADOGM081BA	EA DOGM081B-A	A	55 x 31	1 x 8	STN (-)	Blue	-20 to +70°C	Transmissive	11.27	10.02	8.76	8.01
790-EADOGM081EA	EA DOGM081E-A	A	55 x 31	1 x 8	STN (+)	Yellow/Green	-20 to +70°C	Transmissive	11.27	10.02	8.76	8.01
790-EADOGM081LA	EA DOGM081L-A	A	55 x 31	1 x 8	STN (+)	Yellow/Green	-20 to +70°C	Reflective	11.27	10.02	8.76	8.01
790-EADOGM081SA	EA DOGM081S-A	A	55 x 31	1 x 8	FSTN (-)	Black	-20 to +70°C	Transmissive	11.27	10.02	8.76	8.01
790-EADOGM081WA	EA DOGM081W-A	A	55 x 31	1 x 8	FSTN (+)	White	-20 to +70°C	Transflective	11.27	10.02	8.76	8.01
790-EADOGM162BA	EA DOGM162B-A	A	55 x 31	2 x 16	STN (-)	Blue	-20 to +70°C	Transmissive	12.21	10.85	9.49	8.68
790-EADOGM162EA	EA DOGM162E-A	A	55 x 31	2 x 16	STN (+)	Yellow/Green	-20 to +70°C	Transmissive	12.21	10.85	9.49	8.68
790-EADOGM162LA	EA DOGM162L-A	A	55 x 31	2 x 16	STN (+)	Yellow/Green	-20 to +70°C	Reflective	12.21	10.85	9.49	8.68
790-EADOGM162SA	EA DOGM162S-A	A	55 x 31	2 x 16	FSTN (-)	Black	-20 to +70°C	Transmissive	12.21	10.85	9.49	8.68
790-EADOGM162WA	EA DOGM162W-A	A	55 x 31	2 x 16	FSTN (+)	White	-20 to +70°C	Transflective	12.21	10.85	9.49	8.68
790-EADOGM163BA	EA DOGM163B-A	A	55 x 31	3 x 16	STN (-)	Blue	-20 to +70°C	Transmissive	12.77	11.34	9.93	9.07
790-EADOGM163EA	EA DOGM163E-A	A	55 x 31	3 x 16	STN (+)	Yellow/Green	-20 to +70°C	Transmissive	12.77	11.34	9.93	9.07
790-EADOGM163LA	EA DOGM163L-A	A	55 x 31	3 x 16	STN (+)	Yellow/Green	-20 to +70°C	Reflective	12.77	11.34	9.93	9.07
790-EADOGM163SA	EA DOGM163S-A	A	55 x 31	3 x 16	FSTN (-)	Black	-20 to +70°C	Transmissive	12.77	11.34	9.93	9.07
790-EADOGM163WA	EA DOGM163W-A	A	55 x 31	3 x 16	FSTN (+)	White	-20 to +70°C	Transflective	12.77	11.34	9.93	9.07
Graphic												
790-EADOGM132B5	EA DOGM132B-5	A	55 x 31	132 x 32	STN (-)	Blue	-20 to +70°C	Transmissive	13.44	11.94	10.45	9.56
790-EADOGM132E5	EA DOGM132E-5	A	55 x 31	132 x 32	STN (+)	Yellow/Green	-20 to +70°C	Transmissive	13.44	11.94	10.45	9.56
790-EADOGM132L5	EA DOGM132L-5	A	55 x 31	132 x 32	STN (+)	Yellow/Green	-20 to +70°C	Reflective	13.44	11.94	10.45	9.56
790-EADOGM132S5	EA DOGM132S-5	A	55 x 31	132 x 32	FSTN (-)	Black	-20 to +70°C	Transmissive	13.44	11.94	10.45	9.56
790-EADOGM132W5	EA DOGM132W-5	A	55 x 31	132 x 32	FSTN (+)	White	-20 to +70°C	Transflective	13.44	11.94	10.45	9.56
790-EADOGM128B6	EA DOGM128B-6	B	55 x 46	128 x 64	STN (-)	Blue	-20 to +70°C	Transmissive	19.26	17.12	14.98	13.70
790-EADOGM128E6	EA DOGM128E-6	B	55 x 46	128 x 64	STN (+)	Yellow/Green	-20 to +70°C	Transmissive	19.26	17.12	14.98	13.70
790-EADOGM128L6	EA DOGM128L-6	B	55 x 46	128 x 64	STN (+)	Yellow/Green	-20 to +70°C	Reflective	19.26	17.12	14.98	13.70
790-EADOGM128S6	EA DOGM128S-6	B	55 x 46	128 x 64	FSTN (-)	Black	-20 to +70°C	Transmissive	19.26	17.12	14.98	13.70
790-EADOGM128W6	EA DOGM128W-6	B	55 x 46	128 x 64	FSTN (+)	White	-20 to +70°C	Transflective	19.26	17.12	14.98	13.70

LED BACKLIGHTS FOR DOG M SERIES

For quantities greater than listed, call for quote.

MOUSER STOCK NO.	Electronic Assembly Part No.	Description	Price Each 1	10	50	100
790-EALED55X31A	EA LED55X31-A	55 x 31 Amber	3.06	2.72	2.38	2.17
790-EALED55X31B	EA LED55X31-B	55 x 31 Blue	8.45	7.51	6.57	6.01
790-EALED55X31G	EA LED55X31-G	55 x 31 Yellow/Green	3.06	2.72	2.38	2.17
790-EALED55X31R	EA LED55X31-R	55 x 31 Red	3.06	2.72	2.38	2.17
790-EALED55X31W	EA LED55X31-W	55 x 31 White	9.88	8.77	7.67	7.02
790-EALED55X31RGB	EA LED55X31-RGB	55 x 31 Full Color	21.60	19.20	16.79	15.35
790-EALED55X46A	EA LED55X46-A	55 x 46 Amber	4.45	3.96	3.47	3.17
790-EALED55X46E	EA LED55X46-E	55 x 46 Green	12.69	11.28	9.87	9.02
790-EALED55X46G	EA LED55X46-G	55 x 46 Yellow/Green	4.45	3.96	3.47	3.17
790-EALED55X46R	EA LED55X46-R	55 x 46 Red	4.45	3.96	3.47	3.17
790-EALED55X46B	EA LED55X46-B	55 x 46 Blue	12.69	11.28	9.87	9.02
790-EALED55X46W	EA LED55X46-W	55 x 46 White	14.79	13.14	11.49	10.51
790-EALED55X46RGB	EA LED55X46-RGB	55 x 46 Full Color	33.26	29.55	25.85	23.64

E DIP INTELLIGENT GRAPHIC DISPLAYS

- Power Supply: +5V@Typical 75mA/210mA
- Up to 256 images storable internally
- Up to 256 macros programmable
- Analog Touch Panel: Variable Grid
- Freely definable keys and switches
- Communication via RS-232, SPI and I²C
- 8 Built in soft fonts

For quantities greater than listed, call for quote.

MOUSER STOCK NO.	Electronic Assembly Part No.	Fig.	Module Size (mm)	Display Format	Display Type	Contrast	Operating Temp. Range	Display Mode	Price Each 1	10	50	100
4.5" without Touch Panel												
790-EAEDIP240B7LW	EA EDIP240B-7LW	C	113 x 70 x 11	240 x 128	STN (-)	White	-20 to +70°C	Transmissive	191.08	173.71	167.92	154.41
790-EAEDIP240J7LW	EA EDIP240J-7LW	C	113 x 70 x 11	240 x 128	FSTN (+)	White	-20 to +70°C	Transmissive	206.56	187.79	181.53	166.92
4.5" with Touch Panel												
790-EAEDIP240B7LWTP	EA EDIP240B-7LWTP	C	113 x 70 x 13	240 x 128	STN (-)	White	-20 to +70°C	Transmissive	212.07	192.79	186.36	171.37
790-EAEDIP240J7LWTP	EA EDIP240J-7LWTP	C	113 x 70 x 13	240 x 128	FSTN (+)	White	-20 to +70°C	Transmissive	227.58	206.88	199.99	183.90
790-EAEDIP240J7LATP	EA EDIP240J-7LATP	C	113 x 70 x 13	240 x 128	FSTN (+)	Amber	-20 to +70°C	Transmissive	227.58	206.88	199.99	183.90
5.7" without Touch Panel												
790-EAEDIP320B8LW	EA EDIP320B-8LW	D	138 x 105 x 10	320 x 240	STN (-)	White	-20 to +70°C	Transmissive	242.01	221.71	215.47	208.18
790-EAEDIP320J8LW	EA EDIP320J-8LW	D	138 x 105 x 10	320 x 240	FSTN (+)	White	-20 to +70°C	Transmissive	249.97	229.00	222.55	215.03
790-EAEDIP320J8LA	EA EDIP320J-8LA	D	138 x 105 x 10	320 x 240	FSTN (+)	Amber	-20 to +70°C	Transmissive	237.86	217.92	211.77	204.62
5.7" with Touch Panel												
790-EAEDIP320B8LWTP	EA EDIP320B-8LWTP	D	138 x 105 x 12	320 x 240	STN (-)	White	-20 to +70°C	Transmissive	280.82	257.26	250.02	241.56
790-EAEDIP320J8LWTP	EA EDIP320J-8LWTP	D	138 x 105 x 12	320 x 240	FSTN (+)	White	-20 to +70°C	Transmissive	288.78	264.56	257.11	248.41
790-EAEDIP320J8LATP	EA EDIP320J-8LATP	D	138 x 105 x 12	320 x 240	FSTN (+)	Amber	-20 to +70°C	Transmissive	276.67	253.46	246.32	238.00

E DIP INTELLIGENT TFT DISPLAYS

NEW! TECHNOLOGY

For quantities greater than listed, call for quote.

MOUSER STOCK NO.	Electronic Assembly Part No.	Fig.	Module Size (mm)	Display Format	Display Type	Contrast	Operating Temp. Range	Display Mode	Price Each 1	10	50	100
790-EDIPTFT32-A	EA eDIPTFT32-A	E	82 x 60.5 x 12	320 x 240	FSTN (-)	White	-20 to +70°C	Transmissive	190.39	156.85	152.10	147.23
790-EDIPTFT32-ATP	EA eDIPTFT32-ATP	E	82 x 60.5 x 12	320 x 240	FSTN (-)	White	-20 to +70°C	Transmissive	205.14	169.01	163.89	158.64
790-EDIPTFT43-A	EA EDIPTFT43-A	F	107 x 71 x 11	480 x 272	FSTN (-)	White	-20 to +70°C	Transmissive	262.98	236.08	213.41	204.16
790-EDIPTFT43-ATP	EA EDIPTFT43-ATP	F	107 x 71 x 12	480 x 272	FSTN (-)	White	-20 to +70°C	Transmissive	288.25	240.75	233.77	216.73
790-EDIPTFT70-A	EA eDIPTFT70-A	G	170 x 112 x 14	800 x 480	FSTN (-)	White	-20 to +70°C	Transmissive	406.87	359.00	348.75	334.41
790-EDIPTFT70-ATP	EA eDIPTFT70-ATP	G	170 x 112 x 14	800 x 480	FSTN (-)	White	-20 to +70°C	Transmissive	452.08	398.89	387.49	371.57

© Copyright 2013 Mouser Electronics
© Copyright 2013 Mouser Electronics

EPSON ELECTRONICS AMERICA Graphic Controllers

EPSON®

The EPSON LCD Controller family of products offers operating system independent display solutions for embedded markets, such as Mobile Communications, Hand-Held PCs, Office Automation, and other embedded devices. EPSON LCD controllers feature high-performance and low power consumption and include support for the most popular RISC processors. EPSON LCD Controllers support a wide range of LCD panels, including those from small to large scale and those from monochrome to color.

Support for the most popular RISC processors, in addition to all LCD panel types, provides the OEM with complete flexibility. EPSON innovative features such as EPSON Independent Simultaneous Display, SwivelView™, 2D Acceleration, "Picture-In-Picture Plus", integrated USB Client, Digital Camera Interface, and Power Saving technology combine to provide an ideal display solution for a wide variety of applications.

S1D13748 Block Diagram

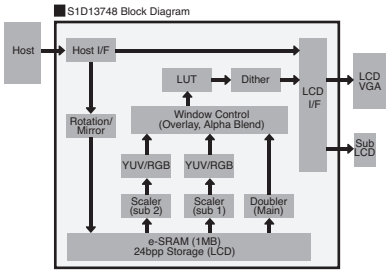

S1D13513 Block Diagram

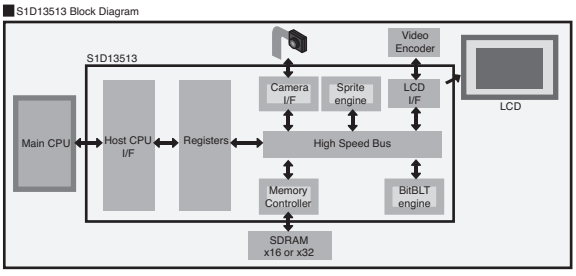

EPSON LCD CONTROLLERS

For quantities greater than listed, call for quote.

MOUSER STOCK NO.	Epson Part No.	Package Type	Output	Max. Resolution	Display Memory	Max. Colors/ Gray Scales	Price Each			
							1	25	50	100
732-S1D13513F01A100	S1D13513F01A100	QFP22-208	XVGA	1024x768	Up to 64MB External SDRAM	64 Gray/256K Color	18.83	16.12	15.52	14.28
732-S1D13700F02A100	S1D13700F02A100	QFP13-64	QVGA	320x240	32KB Embedded SRAM display buffer	16K Gray Scale	10.00	8.01	7.59	6.85
732-S1D13706F00A200	S1D13706F00A200	TQFP15-100	QVGA	320x240	80KB Embedded SRAM	64K Colors	19.10	17.25	16.59	15.30
732-S1D13717F00A200	S1D13717F00A200	QFP21-176	QVGA	320x240	224 KB Embedded SRAM	64K Colors	14.98	13.47	12.72	11.61
732-S1D13748F00A100	S1D13748F00A100	QFP20-144	WVGA	800x480	1024 KB Embedded SRAM	64K Colors	20.24	18.22	17.22	15.70
732-S1D13774B02B100	S1D13774B02B100	VFBGA7-161	WVGA	800x480	1280 KB Embedded DRAM	16M Colors	28.42	25.56	24.16	22.01
732-S1D13A04F00A100	S1D13A04F00A100	TQFP15-128	QVGA	320x240	160KB Embedded SRAM	64K Colors	20.00	16.63	15.59	14.76
732-S1D13A05B00B200	S1D13A05B00B200	PFBGA-121	QVGA	320x240	256KB Embedded SRAM	64K Colors	17.57	16.39	16.00	15.23
732-S1D13506F00A200	S1D13506F00A200	QFP15-128	SVGA	800x600	Requires External 2MB EDO RAM	64K Colors	16.80	15.75	15.13	13.87
732-S1D13517F00A100	S1D13517F00A100	QFP15-128	QHD, SVGA	800x600	UP to 128MB External SRAM	16M Colors	9.29	8.12	7.43	7.05
732-S1D13742F01A200	S1D13742F01A200	QFP20-144	WVGA	800x480	768KB Embedded display buffer	256K Colors	19.62	18.20	17.63	16.78
732-S1D13748B00B100	S1D13748B00B100	PFBGA 121	WVGA	800x480	1024KB Embedded SRAM	16M Colors	19.65	15.23	14.74	14.51
732-S2D13515F00A100	S2D13515F00A100	QFP22-256	XVGA	1024x768	Up to 64MB External SDRAM	16M Colors	24.66	21.99	20.66	20.01

EPSON T.V. OUT CONTROLLER

For quantities greater than listed, call for quote.

MOUSER STOCK NO.	Epson Part No.	Package Type	Output	Input Data Format		Display Memory	Price Each			
				RGB	YUV		1	25	50	100
732-S1D13746B01B600	S1D13746B01B600	PFBGA-100	NTSC/ PAL	8:8:8, 6:6:6, 5:6:5, 3:3:2	4:2:2, 4:2:0	312K Byte Embedded SRAM	8.91	8.53	8.26	8.00

EPSON MICROCONTROLLERS

For quantities greater than listed, call for quote.

MOUSER STOCK NO.	Epson Part No.	Package Type	Flash (Bytes)	RAM (Bytes)	LCD Driver	Clock Frequency (MHz)	I/O Ports	Serial Communication	Price Each			
									1	10	50	100
732-S1C17704F00E100	S1C17704F00E100	TQFP24-144	64K	4K	56x32	8.2	28	SPI, I2C, UART	8.91	6.41	6.06	5.52
732-S1C17704F00B100	S1C17704F00B100	TQFP24-144	64K	4K	56x32	8.2	28	SPI, I2C, UART	8.91	6.41	6.06	5.52

EPSON VOICE GUIDANCE IC

The S1V3S344 features high-compression, high-quality audio decoding functions, built-in voice data flash memory, and a DA converter, making it ideal for use in voice guidance products. The voice data creation tool for EPSON voice guidance LSI allows easy creation of high-quality voice data without the need for studio recording. All functions are controlled by commands via a serial interface for easy addition to any existing system incorporating a host.

For quantities greater than listed, call for quote.

MOUSER STOCK NO.	Epson Part No.	Package Type	Voice Data - Flash (kB)	Sample Rate (kHz)	Bitrate (kbps)	Serial Interface	No. of Phrases	DAC	Price Each			
									1	25	50	100
732-S1V3S344A00A800	S1V3S344A00A800	QFP-52	512	16	40, 32, 24, 16	UART, I2C	64	16-bit	32.10	28.09	26.48	25.68

EPSON EVALUATION BOARDS

For quantities greater than listed, call for quote.

MOUSER STOCK NO.	Epson Part No.	Description	Price Each
732-S5U13000P00C000	S5U13000P00C000	PC Card Adaptor for S1D13700	375.06
732-S5U13506P00C100	S5U13506P00C100	S1D13506F00A LCD Controller Evaluation Board	523.18
732-S5U13513P00C100	S5U13513P00C100	S1D13513 Evaluation Board	475.62
732-S5U13700P00C000	S5U13700P00C000	S1D13700 Evaluation Board	375.06
732-S5U13706P00C100	S5U13706P00C100	S1D13706 Evaluation Board	523.18
732-S5U13742P00C100	S5U13742P00C100	S1D13742 Evaluation Board	523.18
732-S5U13743P00C100	S5U13743P00C100	S1D13743 Evaluation Board	523.18
732-S5U13748P00C100	S5U13748P00C100	S1D13748 Evaluation Board	481.50
732-S5U13781R00C10M	S5U13781R00C10M	Development Board package for TI Stellaris Launchpad - S1D13781 LCD Controller Ref board w/ Signal Adapter board	48.39
732-S5U13A05P00C100	S5U13A05P00C100	S1D13A05F00A Evaluation Board	523.18
732-S5U13U00P00C100	S5U13U00P00C100	USB Adaptor Board used with LCD Evaluation Boards	850.67
732-S5U1C17701T1100	S5U1C17701T1100	C17 MCU Evaluation Board	452.79
732-S5U13781R00C100	S5U13781R00C100	S1D13781 WQVGA Graphics Controller, Generic MCU Interface	48.39

© Copyright 2013 Mouser Electronics
© Copyright 2013 Mouser Electronics

FUJITSU LCD Touch Panels and Accessories

Products may be RoHS compliant. Check mouser.com for RoHS status.

FUJITSU TOUCH PANELS

Features:

- Superior long life using a unique construction method offering improved life over typical technologies; by sensing data input only on the glass layer typically a 10x improvement in product life is achieved.
- Excellent specification and high quality
- Anti-Newton ring technology
- High reliability materials
- 1.1mm glass with AG topcoat

RoHS Compliant

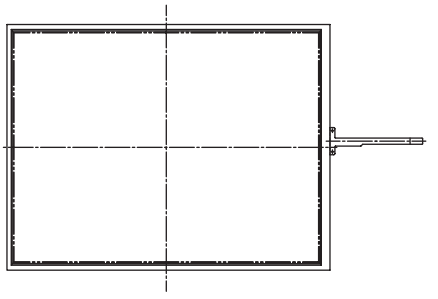

MOUSER STOCK NO.	Fujitsu Part No.	Fits LCD Size (IN)	Style	Transparency	Price Each			
					1	25	50	100
7-Wire Series								
817-N010-0510-T219	N010-0510-T219	15	Pen and Finger	86%	151.51	142.52	133.89	Call For Quote
817-N010-0550-T717	N010-0550-T717	12.1	Pen and Finger	80%	80.89	75.02	71.23	
817-N010-0550-T613	N010-0550-T613	10.4	Pen and Finger	80%	58.05	54.55	50.56	
4-Wire Series								
817-N010-0554-T805	N010-0554-T805	12.1	Pen and Finger	80%	64.94	61.20	56.52	
817-N010-0554-T347	N010-0554-T347	10.4	Pen and Finger	80%	57.32	49.21	45.44	
817-N010-0519-T742	N010-0519-T742	8.4	Pen and Finger	86%	48.74	46.42	44.31	
817-N010-0554-T504	N010-0554-T504	8.4	Pen and Finger	80%	37.81	35.76	33.03	
817-N010-0554-T048	N010-0554-T048	6.4	Pen and Finger	86%	32.57	31.65	30.37	
817-N010-0554-T043	N010-0554-T043	6.4	Pen and Finger	80%	23.43	22.07	20.38	
817-N010-0554-T009	N010-0554-T009	5.7	Pen and Finger	80%	23.24	20.79	19.00	
817-N010-0554-T703	N010-0554-T703	3.8	Pen and Finger	80%	12.18	11.65	11.32	

FUJITSU RESISTIVE TOUCH PANEL CONTROLLER ICS

Features:

- High quality and reliability touch panel controller
- Serial Interface (RS-232)
- Used to control the 7-Wire resistive touch panels
- 64 pin PQFP MCU with masked ROM

RoHS Compliant

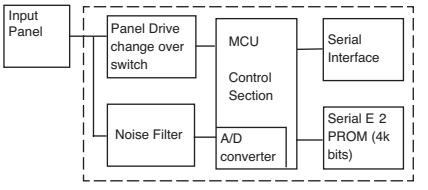

For quantities greater than listed, call for quote.

MOUSER STOCK NO.	Fujitsu Part No.	Size	Style	Price Each			
				1	25	50	100
7-Wire Series							
817-N010-0559-V026	N010-0559-V026	Serial RS-232 Microcontroller	Plug and play	9.44	8.89	8.21	7.64
817-NC41120-0017	NC41120-0017	USB Microcontroller	-	9.44	8.89	8.21	7.64
4-Wire Series							
817-N010-0559-V036	N010-0559-V036	Serial RS-232 Microcontroller	Plug and play	11.47	10.81	9.97	9.29

FUJITSU RESISTIVE TOUCH PANEL CONTROLLER BOARDS

A

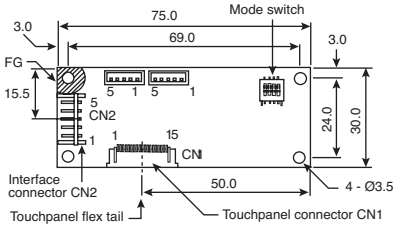

B

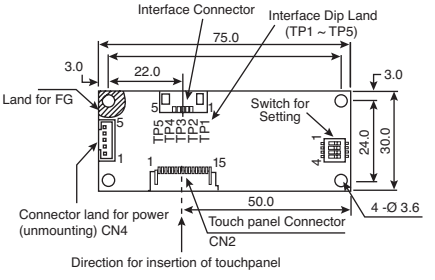

Features:

- Small footprint PCB
- Supports all major OS types with Fujitsu Driver software
- A complete solution for quick prototype to production use or as a design tool to speed up application and compatibility testing

Main Applications:

- For use with any of the Fujitsu Resistive Touch Panels
- Point of Sale devices
- Access terminals
- Monitoring Systems and Data input terminals

RoHS Compliant

For quantities greater than listed, call for quote.

MOUSER STOCK NO.	Fujitsu Part No.	Fig.	Size	Price Each			
				1	25	50	100
7-Wire Series							
817-N16B-0558-B280	N16B-0558-B280	A	Serial RS-232 Interface board	33.36	31.43	29.02	27.02
4-Wire Series							
817-N16B-0558-B270	N16B-0558-B270	B	Serial RS-232 Interface board	25.22	23.75	21.94	20.43

FUJITSU RESISTIVE TOUCH PANEL CONTROLLER BOARD CABLES

RoHS Compliant

For quantities greater than listed, call for quote.

MOUSER STOCK NO.	Fujitsu Part No.	Size	Price Each			
			1	25	50	100
817-CABLE-RS232	CABLE/RTP/RS232	Serial Cable for -B230, -B240	12.79	12.29	11.80	10.99
817-CABLE-USB	CABLE/RTP/USB	USB cable for -B710, -B720	18.54	17.64	17.13	15.94

FUJITSU RESISTIVE TOUCH PANEL STYLUS

MOUSER STOCK NO.	Fujitsu Part No.	Size	Price Each
817-N010-0557-T002	N010-0557-T002	Stylus for Touch panel	10.45

© Copyright 2013 Mouser Electronics
© Copyright 2013 Mouser Electronics

HANTRONIX LCD Display Modules

Products may be RoHS compliant. Check mouser.com for RoHS status.

HANTRONIX DISPLAY MODULES

The Hantronix Advantage is the ability to add value and provide a competitive-edge for their customers in the global market. As a partner-supplier, they are committed to delivering additional value to your business. All Hantronix production facilities are ISO9001 certified and utilize the most modern production equipment to produce the highest quality displays. Hantronix offers one of the largest selection of standard LCD's in the industry. Power Supply Voltage (VDD) is +5.0V.

Our TFT displays deliver amazingly high contrast ratio, crisp color-saturation, exceptional viewing angles, and super bright WLED backlight performance. Additionally, most of our displays are available with integrated touch panel options. Some ideal applications for our TFT displays include instrumentation, industrial controls, handhelds, medical, control/home automation, and POSITIVE/retail applications.



HDA570ST-V Shown
(320 x 240 dot pixels)

Color TFT Modules

✻ Touch Screen Included † Controller Included

NEW PRODUCT

For quantities greater than listed, call for quote.

MOUSER/ Hantronix Part No.	Size	Viewing Size	Number of Pixels (mm) (Width x Height)	Backlight	Module Size (mm) (Width x Height x Thickness)	Price Each 1	5	10	50
HDA280-3S	2.8"	43.8x58.6	240x320	White LED	50x69.2x2.55	14.76	14.07	13.06	12.20
HDA350-3S	3.5"	70.08x52.56	320x240	White LED	76.9x63.9x3.3	28.01	26.72	24.81	23.15
✻ HDA350T-3S	3.5"	70.08x52.56	320x240	White LED	77.8x64.5	35.26	33.63	31.23	29.15
HDA430-3GH	4.3"	95.04x53.856	480x272	White LED	105.5x67.2x3.95	42.37	40.50	38.25	36.72
✻ HDA430T-3GH	4.3"	95.04x53.856	480x272	White LED	105.5x67.2x4.2	51.79	49.50	46.75	44.89
HDA430-5S	4.3"	95.04x53.86	480x272	White LED	105.5x67.2x3.55	26.41	25.24	23.84	22.89
✻ HDA430T-5S	4.3"	95.04x83.86	480x272	White LED	105.5x67.2	33.44	31.96	30.18	28.98
HDA430-3	4.3"	95.04x53.85	480x272	White LED	105.6x67.2x3.9	52.25	47.89	44.21	41.06
HDA570V-G	5.7"	115.2x86.4	640x480	White LED	144x104.6x13	123.76	118.30	111.73	107.26
✻ HDA570VT-G	5.7"	115.2x86.4	640x480	White LED	144x104.6x14.5	112.99	108.01	102.00	97.93
✻ HDA570VT-V	5.7"	118.3x89.8	640x480	White LED	144x104x13.0	161.57	144.45	132.68	121.98
† HDA570C-G	5.7"	115.2x86.4	320x240	White LED	144x104.6x13	120.05	114.76	108.38	104.05
HDA570S-VH	5.7"	115.2x86.4	320x240	White LED	144x104.6x13	114.74	111.31	103.58	99.44
✻ HDA570ST-V	5.7"	118.3x89.7	320x240	White LED	144x104x13.0	153.87	142.31	130.79	119.23
HDA700L-GH	7.0"	152.4x91.4	800x480	White LED	166.6x109.4x10	114.76	111.48	108.38	104.05
✻ HDA700LT-GH	7.0"	152.4x91.4	800x480	White LED	166.6x109.4x11.6	128.26	124.59	121.13	116.29
HDA700L-2S	7.0"	152.4x91.44	800x480	White LED	165x104.44x5.2	58.96	57.28	55.68	53.46
✻ HDA700LT-2S	7.0"	152.4x94.44	800x480	White LED	165x104.44x6.6	81.05	78.74	76.55	73.49
HDA700L-1	7.0"	152.4x91.44	800x480	White LED	166.6x109.4x10.0	124.28	120.58	112.20	107.72
✻ HDA700LT-1	7.0"	152.4x91.44	800x480	White LED	166.6x109.4x11.5	145.80	141.45	131.62	126.36
HDA800S-GL	8.0"	162x121.5	800x600	White LED	183x141x5.8	114.76	111.48	108.38	104.05
✻ HDA800ST-GL	8.0"	162x121.5	800x600	White LED	183x141x7.3	141.76	137.71	133.89	128.53
HDA800S-GHL	8.0"	162x121.5	800x600	White LED	176.28x138.2x7.8	176.65	171.60	166.83	160.16
✻ HDA800ST-GHL	8.0'	162x121.5	800x600	White LED	176.28x138.2x9.2	203.64	197.83	192.33	184.64
HDA1040S-G	10.4"	211.2x158.4	800x600	White LED	243x185.6x7.3	195.77	190.17	184.89	177.49

Chip-On-Glass COG Module

For quantities greater than listed, call for quote.

MOUSER/ Hantronix Part No.	Fluid Type	Viewing Mode	Number of Pixels (mm) (Width x Height)	Backlight	Module Size (mm) (Width x Height x Thickness)	Price Each 1	10	50	100
HDG12864F-1-S00F	FSTN	Reflective-Grey	128x64	None	78x51x3	21.87	20.23	18.59	16.95

Monochrome Module

For quantities greater than listed, call for quote.

MOUSER/ Hantronix Part No.	Fluid Type	Viewing Mode	Number of Pixels (mm) (Width x Height)	Backlight	Module Size (mm) (Width x Height x Thickness)	Price Each 1	10	50	100
HDM64GS12L-Y11S	FSTN	Transflective-Positive	128x64	White LED	93.0x70.0x14.0	34.28	31.71	29.14	26.57

HANTRONIX INVERTERS FOR BACKLIGHTS

For quantities greater than listed, call for quote.

MOUSER/ Hantronix Part No.	Graphic Module Supported	Input Voltage	Input Current (typ) (mA)	Output Voltage	Price Each 1	10	50	100
HVI-5E	EL BACKLIGHTS	3-6.5	57	91.5	10.59	9.80	9.01	8.21
HVI-6	HDM64GS24Y-4-C21F, HDM3224-1-9J1F, HDM6448-1-9JCF and HDM3224-C	10.8/12.0/14.0	180	900	11.26	10.64	10.02	9.39

HANTRONIX CHARACTER DISPLAY MODULES

Gray Reflective

For quantities greater than listed, call for quote.

MOUSER / Hantronix Part No.	Fluid Type	Format Character x Line	Module Size (mm) (Width x Height x Thickness)	Viewing Area (mm) (Width x Height)	Character Size (mm) (Width x Height)	Dot Size (mm) (Width x Height)	Price Each 1	10	50	100
HDM08216H-3-S00S	STN	8x2	58.0x32.0x10.0	38.0x16.0	2.95x5.56	0.56x0.66	5.28	4.85	4.43	4.00
HDM16116H-2-S01S	STN	16x1	80.0x36.0x13.0	63.7x13.5	3.20x6.35	0.60x0.75	7.84	7.21	6.58	5.96
HDM16216H-B-S00S	STN	16x2	84.0x44.0x10.0	61.0x15.8	2.95x5.55	0.55x0.65	9.10	8.37	7.64	6.91
HDM16216H-5-S00S	STN	16x2	80.0x36.0x10.0	65.6x13.8	2.95x4.35	0.55x0.50	8.65	7.95	7.25	6.57
HDM16216H-4-S00S	STN	16x2	122.0x44.0x10.0	99.0x24.0	4.84x9.66	0.92x1.10	14.80	13.61	12.42	11.25
HDM16416H-S00S	STN	16x4	87.0x60.0x10.0	61.8x25.2	2.95x4.75	0.55x0.55	16.62	15.28	13.95	12.63
HDM20216H-3-S00S	STN	20x2	116.0x37.0x10.0	83.0x18.6	3.20x5.55	0.60x0.65	15.30	14.08	12.85	11.63
HDM20416H-S00S	STN	20x4	98.0x60.0x10.0	76.0x25.2	2.95x4.75	0.55x0.55	22.23	20.45	18.67	16.90
HDM24216H-2-S00S	STN	24x2	118.0x36.0x10.0	93.5x15.8	3.20x5.55	0.60x0.65	12.55	11.55	10.54	9.53
HDM40416H-5-S00S	STN	40x4	190.0x54.0x10.0	147.0x29.5	2.80x4.91	0.52x0.57	31.12	28.62	26.13	23.65

Chip-On-Glass (COG)

• Operating temperature: 0 to +50°C • Storage temperature: -20 to +70°C

For quantities greater than listed, call for quote.

HDG1602P-2-L00S	STN	16x2	65.0x27.7x2.1	61.0x15.7	2.95x5.15	.55x.6	9.18	8.50	7.80	7.12

Yellow Transflective with LED Backlight

For quantities greater than listed, call for quote.

HDM08216L-3-L30S	STN	8x2	58.0x37.0x13.0	38.0x16.0	2.96x5.56	0.56x0.66	7.74	7.12	6.49	5.87
HDM16116L-L30S	STN	16x1	80.0x36.0x14.5	65.6x13.8	3.20x6.35	0.60x0.75	9.26	8.52	7.78	7.03
HDM16216L-B-L30S	STN	16x2	84.0x44.0x14.5	61.0x15.8	2.95x5.55	0.55x0.65	11.29	10.39	9.48	8.58
HDM16216L-S-L30S	STN	16x2	53.0x20.0x8.5	36.0x10.0	2.15x4.25	0.35x0.33	7.13	6.59	6.06	5.52
HDM16216L-5-E30S	STN	16x2	80.0x36.0x10.0	65.6x13.8	2.95x4.35	0.55x0.50	9.82	9.08	8.35	7.61
HDM16216L-5-L30S	STN	16x2	80.0x35.0x14.5	65.6x13.8	2.95x4.35	0.55x0.50	10.95	10.07	9.19	8.31
HDM16216L-7-L30S	STN	16x2	122.0x44.0x15.0	99.0x13.0	4.84x9.66	0.92x1.10	21.88	20.13	18.38	16.63
HDM16416L-1-L30S	STN	16x4	87.0x60.0x15.0	61.8x25.2	2.95x4.75	0.55x0.55	22.31	20.52	18.74	16.96
HDM20216L-1-L30S	STN	20x2	116.0x37.0x14.5	83.0x18.6	3.20x5.55	0.60x0.65	18.24	16.79	15.32	13.87
HDM20416L-1-L30S	STN	20x4	98.0x60.0x15.0	76.0x25.2	2.95x4.75	0.55x0.55	26.35	24.06	21.77	19.48
HDM20416L-M-L30S	STN	20x4	146.0x62.5x15.0	123.0x42.5	4.84x9.22	0.93x1.11	39.25	36.10	32.97	29.82
HDM24216L-2-L30S	STN	24x2	118.0x36.0x14.0	93.5x15.8	3.20x5.55	0.60x0.65	18.35	16.88	15.42	13.94
HDM40216L-1-L30S	STN	40x2	182.0x33.5x15.0	154.5x15.8	3.20x5.55	0.60x0.65	30.58	25.68	23.24	20.79
HDM40416L-4-L30S	STN	40x4	190.0x54.0x14.5	147.0x29.5	2.80x4.91	0.52x0.57	45.90	42.23	38.56	34.88

Black-White Transflective with White LED Backlight

For quantities greater than listed, call for quote.

HDM16216L-B-Y10S	FSTN	16x2	84.0x44.0x14.5	61.0x15.8	2.95x5.55	0.55x0.65	12.52	11.57	10.64	9.69
HDM16216L-5-Y10S	FSTN	16x2	80.0x35.0x14.5	65.6x13.8	2.95x4.35	0.55x0.50	14.34	13.19	12.05	10.89

© Copyright 2013 Mouser Electronics
© Copyright 2013 Mouser Electronics

LUMEX LCDs

RoHS Compliant **This product is RoHS compliant.**

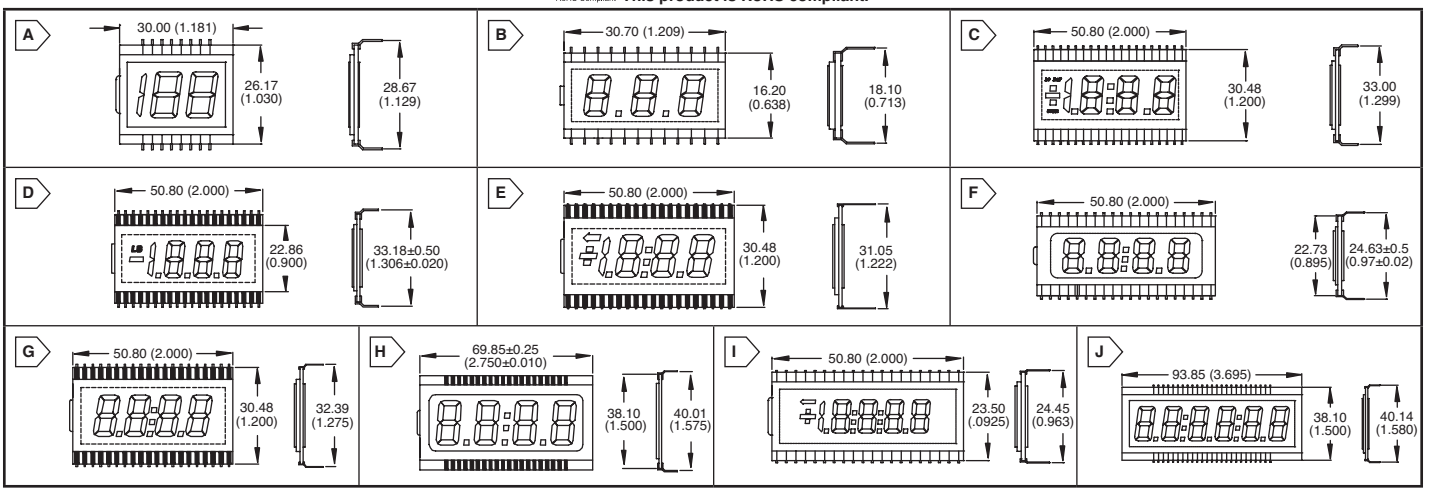

DIMENSIONS: mm (in.)

LUMEX NUMERIC LCDS

For quantities greater than listed, call for quote.

MOUSER STOCK NO.	Lumex Part No.	Fig.	Description	Character Height	Number of Digits	Digit Size	Type (mm)	Number of Pins	Dual Row Spacing (mm)	Price Each 1	5	10	50
696-LCD-S2X1C50TR	LCD-S2X1C50TR	A	Reflective	.5"	2.5	12.17	2.54 Dip	16	28.67	1.90	1.75	1.57	1.43
696-LCD-S2X1C50TF	LCD-S2X1C50TF	A	Transflective	.5"	2.5	12.17	2.54 Dip	16	28.67	1.90	1.75	1.57	1.41
696-LCD-S301C31TR	LCD-S301C31TR	B	Reflective	.31"	3	7.87	2.54 Dip	24	18.1	1.78	1.64	1.47	1.36
696-LCD-S301C31TF	LCD-S301C31TF	B	Transflective	.31"	3	7.87	2.54 Dip	24	18.1	1.78	1.64	1.47	1.39
696-LCD-S3X1C50TRA	LCD-S3X1C50TR/A	C	Reflective	.5"	3.5	12.7	2.54 Dip	40	33	4.04	3.73	3.35	3.04
696-LCD-S3X1C50TFA	LCD-S3X1C50TF/A	C	Transflective	.5"	3.5	12.7	2.54 Dip	40	33	4.04	3.75	3.36	3.04
696-LCD-S3X1C50TRB	LCD-S3X1C50TR/B	D	Reflective	.5"	3.5	12.7	2.54 Dip	40	33.18	4.04	3.75	3.36	3.18
696-LCD-S3X1C50TFB	LCD-S3X1C50TF/B	D	Transflective	.5"	3.5	12.7	2.54 Dip	40	33.18	4.04	3.75	3.36	3.04
696-LCD-S3X1C50TRC	LCD-S3X1C50TR/C	E	Reflective	.5"	3.5	12.7	2.54 Dip	40	31.05	4.04	3.75	3.36	3.04
696-LCD-S3X1C50TFC	LCD-S3X1C50TF/C	E	Transflective	.5"	3.5	12.7	2.54 Dip	40	31.05	4.26	3.94	3.54	3.20
696-LCD-S401C39TR	LCD-S401C39TR	F	Reflective	.39"	4	9.92	1.27 Dip	40	24.64	4.75	4.35	3.96	3.40
696-LCD-S401C39TF	LCD-S401C39TF	F	Transflective	.39"	4	9.92	1.27 Dip	40	24.64	3.17	2.93	2.63	2.38
696-LCD-S401C52TR	LCD-S401C52TR	G	Reflective	0.52"	4	13.2	2.54 Dip	40	32.39	4.49	4.16	3.73	3.37
696-LCD-S401C52TF	LCD-S401C52TF	G	Transflective	0.52"	4	13.2	2.54 Dip	40	32.39	4.49	4.16	3.73	3.37
696-LCD-S401C71TR	LCD-S401C71TR	H	Reflective	0.71"	4	18	2.54 Dip	40	40.01	4.86	4.49	4.03	3.65
696-LCD-S4X1C35TR	LCD-S4X1C35TR	I	Reflective	.35"	4.5	8.89	2.54 Dip	40	24.45	3.25	3.02	2.71	2.44
696-LCD-S4X1C35TF	LCD-S4X1C35TF	I	Transflective	.35"	4.5	8.89	2.54 Dip	40	24.45	3.25	3.02	2.71	2.44
696-LCD-S601C71TR	LCD-S601C71TR	J	Reflective	.71"	6	17.99	2.54 Dip	50	40.14	7.77	7.19	6.45	5.83

LUMEX DOT MATRIX LCDS

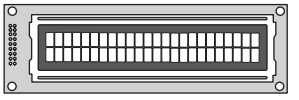

For quantities greater than listed, call for quote.

MOUSER STOCK NO.	Lumex Part No.	Display Format	Character Format	Pad Layout	Outline Dimension WxHxD (mm)	Viewing Area WxH (mm)	Character Size (mm)	Dot Size WxH (mm)	Price Each 1	5	10	50
Reflective												
696-LCM-S01601DTR	LCM-S01601DTR	16 x 1	5 x 8 Dots	Top	80 x 36 x 8.8	66 x 16	3.07 x 6.56	0.55 x 0.75	7.30	6.69	6.17	5.91
696-LCM-S01602DTRA	LCM-S01602DTR/A	16 x 2	5 x 8 Dots	Top	80 x 36 x 8.8	66 x 16	2.96 x 5.56	0.56 x 0.66	8.71	7.98	7.37	7.04
696-LCM-S01602DTRM	LCM-S01602DTR/M	16 x 2	5 x 8 Dots	Bottom	66 x 26 x 6.5	52 x 19	2.46 x 5.56	0.46 x 0.66	9.72	9.15	8.80	6.43
696-LCM-S01602DSRA	LCM-S01602DSR/A	16 x 2	5 x 8 Dots	Top	80 x 36 x 8.8	66 x 16	2.96 x 5.56	0.56 x 0.66	13.00	12.72	12.44	9.75
696-LCM-S01602DSRB	LCM-S01602DSR/B	16 x 2	5 x 8 Dots	Bottom	84 x 44 x 8.8	66 x 16	2.96 x 5.56	0.56 x 0.66	11.07	10.14	9.36	8.96
696-LCM-S01602DSRD	LCM-S01602DSR/D	16 x 2	5 x 8 Dots	Bottom	122 x 44 x 8.8	99 x 24	4.84 x 9.63	0.92 x 1.16	15.08	13.82	12.75	12.20
696-LCM-S01604DSR	LCM-S01604DSR	16 x 4	5 x 8 Dots	Top	87 x 60 x 8.9	65 x 25.6	2.95 x 4.75	0.55 x 0.55	25.33	23.86	22.37	18.84
696-LCM-S02002DSR	LCM-S02002DSR	20 x 2	5 x 8 Dots	L Side	116 x 37 x 8.9	85 x 18.6	3.2 x 5.55	0.60 x 0.65	15.39	14.10	13.02	12.44
696-LCM-S02004DSR	LCM-S02004DSR	20 x 2	5 x 8 Dots	Top	98 x 60 x 8.8	8 x 26.3	2.95 x 4.75	0.55 x 0.55	23.95	21.96	20.27	19.37
696-LCM-S04002DSR	LCM-S04002DSR	40 x 2	5 x 8 Dots	L Side	182 x 33.5 x 8.8	154 x 15.3	3.2 x 5.55	0.60 x 0.65	27.78	25.47	23.51	22.47
Transflective with LED Backlight												
696-LCM-S01601DSF	LCM-S01601DSF	16 x 1	5 x 8 Dots	Top	80 x 36 x 12.7	66 x 16	3.07 x 6.56	0.55 x 0.75	15.87	15.53	15.18	11.82
696-LCM-S01602DSFA	LCM-S01602DSF/A	16 x 2	5 x 8 Dots	Top	80 x 36 x 12.7	66 x 16	2.96 x 5.56	0.56 x 0.66	16.80	16.44	16.08	12.51
696-LCM-S01602DSFB	LCM-S01602DSF/B	16 x 2	5 x 8 Dots	Bottom	84 x 44 x 12.7	66 x 16	2.96 x 5.56	0.56 x 0.66	17.58	17.19	16.82	13.09
696-LCM-S01602DSFC	LCM-S01602DSF/C	16 x 2	5 x 8 Dots	L Side	85 x 30 x 12.7	66 x 16	2.96 x 5.56	0.56 x 0.66	13.65	12.52	11.56	11.04
696-LCM-S01604DSF	LCM-S01604DSF	16 x 4	5 x 8 Dots	Top	87 x 60 x 12.7	62 x 25.6	2.95 x 4.75	0.55 x 0.55	26.91	24.66	22.77	21.76
696-LCM-S02002DSF	LCM-S02002DSF	20 x 2	5 x 8 Dots	L Side	116 x 37 x 12.7	85 x 18.6	3.2 x 5.55	0.60 x 0.65	21.67	19.87	18.34	17.53
696-LCM-S02004DSF	LCM-S02004DSF	20 x 4	5 x 8 Dots	Top	98 x 60 x 12.7	8 x 26.3	2.95 x 4.75	0.55 x 0.55	30.64	28.09	25.92	24.78
696-LCM-S02402DSF	LCM-S02402DSF	24 x 2	5 x 8 Dots	L Side	118 x 36 x 12.7	93.5 x 16	3.2 x 5.55	0.60 x 0.65	19.69	18.04	16.66	15.92
696-LCM-S04002DSF	LCM-S04002DSF	40 x 2	5 x 8 Dots	L Side	182 x 33.5 x 12.7	154 x 15.3	3.2 x 5.55	0.60 x 0.65	36.81	33.75	31.15	29.78
696-LCM-S04004DSF	LCM-S04004DSF	40 x 4	5 x 8 Dots	L Side	190 x 54 x 14.5	149 x 29.5	2.78 x 4.89	0.50 x 0.55	67.23	61.62	56.88	54.38

LUMEX GRAPHIC LCDS

For quantities greater than listed, call for quote.

MOUSER STOCK NO.	Lumex Part No.	Dot Pixels WxH	Outline Dimension WxHxD (mm)	Viewing Area WxH (mm)	Pixel Size (mm) WxH	Pixel Pitch (mm) WxH	Built-in Controller	Price Each 1	5	10	50
696-LCM-S12232GSF	LCM-S12232GSF	12 x 32	84 x 44 x 12.7	60.5 x 18.5	.40 x .45	.44 x .49	Epson SED 1520	24.30	22.28	20.57	19.66

© Copyright 2013 Mouser Electronics
© Copyright 2013 Mouser Electronics

LUMEX LCD and LED Displays

RoHS Compliant **This product is RoHS compliant.**

DIMENSIONS: mm (in.)

A



B

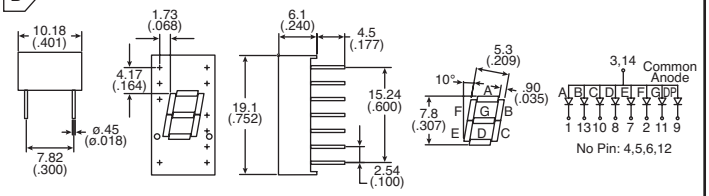

C

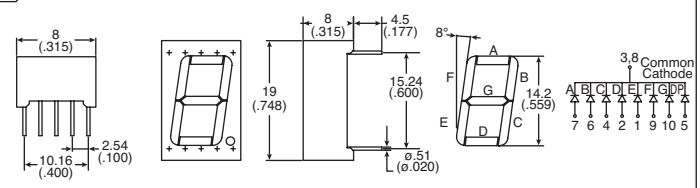

D

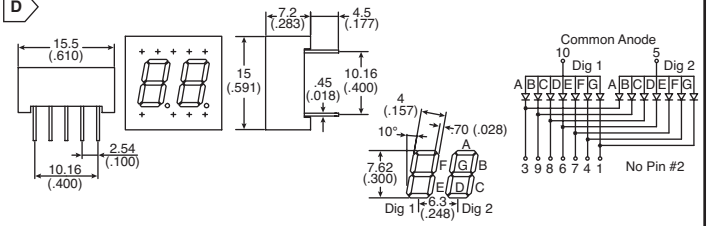

E

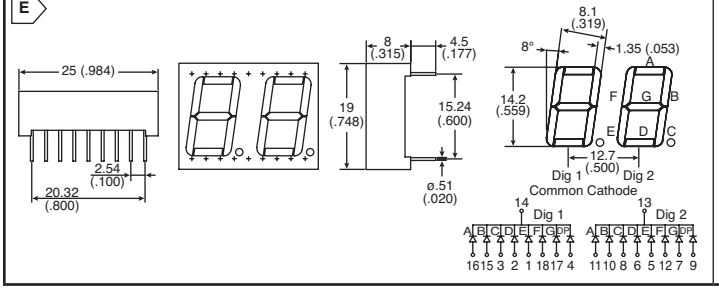

F

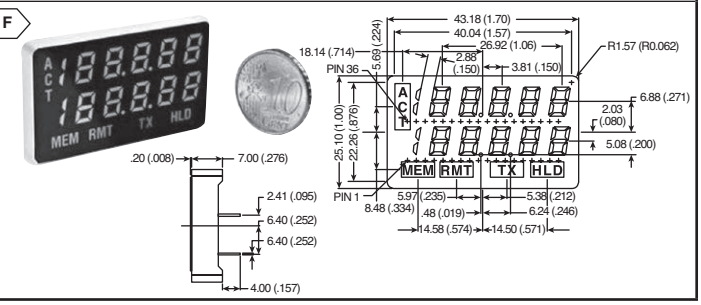

INFOVUE™ HIGH/LOW TEMPERATURE LCD DISPLAYS

Features:
- -40°C to +85°C
- High-resolution, high-duty daylight visibility
- Available from 8 x 1 character display up to a 320 x 240 graphic display
- Available in either positive or negative image display
- Wide variety of color choices when paired with LED backlights

Applications:
- Appliances
- Industrial controls
- Medical equipment
- Military applications

For quantities greater than listed, call for quote.

MOUSER STOCK NO.	Lumex Part No.	Fig.	Display Type	Overall Size LxWxH (mm)	Viewing Area (mm)	Character Height WxH (mm)	Price Each 1	5	10	50
696-LCR-U01602DSFAWH	LCR-U01602DSF/AWH	A	16x2 Character Module	80x36x12.8	64x14	.52x4.35	15.19	14.06	12.60	12.03
696-LCR-U01602DSFDWH	LCR-U01602DSF/DWH	A	16x2 Character Module	122x44x13.1	64x14	.52x4.35	26.30	24.33	21.83	20.76
696-LCR-U02002DSF-WH	LCR-U02002DSF-WH	A	20x2 Character Module	116x37x8.2	83x18.6	3.70x5.55	22.98	21.26	19.07	18.41
696-LCR-U12864GSF-WH	LCR-U12864GSF-WH	A	128x64 Graphic Module	95x70x13.2	70x38.3	.48x52	38.54	35.65	31.98	30.44

QUASARBRITE™ HIGH TEMP LED DISPLAYS

Features:
- Bright, crisp display performance in market-leading temp ranges up to 105°C
- Available in sizes from 0.28 to 4 inch character height
- Compatible with standard drivers
- Available in any standard color

Applications:
- Aircraft, ground vehicles and GPS
- Heavy motor control technologies
- Oil field and gas flow metering
- Displays on ovens, microwaves, etc.

Markets:
- Industrial controls
- Military
- Appliances

PRODUCT NEW

For quantities greater than listed, call for quote.

MOUSER STOCK NO.	Lumex Part No.	Fig.	Color	Wavelength (nm)	Luminous Intensity (mcd) @ 10mA	Character Height	Common Column Pin	Face Color	Segment Color	Price Each 1	5	10	50
Single Digit Displays													
696-LDS-HTA302RI	LDS-HTA302RI	B	Green	565	2500	.30"	Anode	Gray	Milky White	1.17	1.08	.972	.91
696-LDS-HTC302RI	LDS-HTC302RI	B	Green	565	3500	.30"	Cathode	Gray	Milky White	1.17	1.08	.972	.91
696-LDS-HTC512RI	LDS-HTC512RI	C	Green	565	3500	.56"	Cathode	Gray	Milky White	1.17	1.08	.963	.91
696-LDS-HTA512RI	LDS-HTA512RI	C	Green	565	3900	.56"	Anode	Gray	Milky White	1.17	1.08	.972	.91
696-LDSSMHTA302RISUG	LDS-SMHTA302RISUGT	B	Green	568	2500	.30"	Anode	Gray	Milky White	1.55	1.42	1.28	1.21
696-LDSSMHTA5602RISU	LDS-SMHTA5602RISUG	C	Green	568	4500	.56"	Anode	Gray	Milky White	1.55	1.42	1.28	1.21
696-LDS-HTA304RI	LDS-HTA304RI	B	Red	635	2000	.30"	Anode	Gray	Milky White	1.17	1.08	.972	.91
696-LDS-HTC304RI	LDS-HTC304RI	B	Red	635	3500	.30"	Cathode	Gray	Milky White	1.17	1.08	.963	.91
696-LDS-HTA514RI	LDS-HTA514RI	C	Red	635	3900	.56"	Anode	Gray	Milky White	1.17	1.08	.972	.91
696-LDS-HTC514RI	LDS-HTC514RI	C	Red	635	3900	.56"	Cathode	Gray	Milky White	1.17	1.08	.963	.91
696-LDSSMHTA304RISIT	LDS-SMHTA304RISITR	B	Red	640	4500	.30"	Anode	Gray	Milky White	1.55	1.42	1.28	1.21
696-LDSSMHTA5604RISI	LDS-SMHTA5604RISIT	C	Red	640	6000	.56"	Anode	Gray	Milky White	1.55	1.42	1.28	1.21
Dual Digit Displays													
696-LDD-HTE302NI	LDD-HTE302NI	D	Green	565	2500	.30"	Anode	Gray	Milky White	1.59	1.47	1.32	1.24
696-LDD-HTA512RI	LDD-HTA512RI	E	Green	565	3500	.56"	Anode	Gray	Milky White	1.59	1.47	1.32	1.24
696-LDD-HTC512RI	LDD-HTC512RI	E	Green	565	3500	.56"	Cathode	Gray	Milky White	1.59	1.47	1.32	1.24
696-LDD-HTF302NI	LDD-HTF302NI	D	Green	565	3900	.30"	Cathode	Gray	Milky White	1.59	1.47	1.32	1.24
696-LDDSMHTA302RISUG	LDD-SMHTA302RISUGT	D	Green	568	2500	.30"	Anode	Gray	Milky White	2.91	2.68	2.41	2.27
696-LDDSMHTM5602RISU	LDD-SMHTM5602RISUG	E	Green	568	4500	.56"	Anode	Gray	Milky White	2.91	2.68	2.41	2.27
696-LDD-HTE304NI	LDD-HTE304NI	D	Red	635	2000	.30"	Anode	Gray	Milky White	1.59	1.47	1.32	1.24
696-LDD-HTA514RI	LDD-HTA514RI	E	Red	635	3500	.56"	Anode	Gray	Milky White	1.59	1.47	1.32	1.24
696-LDD-HTF304NI	LDD-HTF304NI	D	Red	635	3900	.30"	Cathode	Gray	Milky White	1.59	1.47	1.32	1.24
696-LDD-HTC514RI	LDD-HTC514RI	E	Red	635	3900	.56"	Cathode	Gray	Milky White	1.59	1.47	1.32	1.24
696-LDDSMHTA304RISIT	LDD-SMHTA304RISITR	D	Red	640	4500	.30"	Anode	Gray	Milky White	2.91	2.68	2.41	2.27
696-LDDSMHTM5604RISI	LDD-SMHTM5604RISIT	E	Red	640	6000	.56"	Anode	Gray	Milky White	2.91	2.68	2.41	2.27

ALPHA NUMERIC DISPLAYS

PRODUCT NEW

For quantities greater than listed, call for quote.

MOUSER STOCK NO.	Lumex Part No.	Fig.	Emitted Color	Peak Wavelength (nm)	Axial Intensity (µcd)	Character Height	Face Color	Segment Color	Price Each 1	5	10	50
696-LDP-2R2608RD-50	LDP-2R2608RD-50	F	Amber	605	6100	.25	Black	Milky White	28.19	25.84	23.85	22.15

© Copyright 2013 Mouser Electronics
© Copyright 2013 Mouser Electronics

MICROTIPS LCD Display Modules

Microtips TECHNOLOGY

RoHS Compliant **This product is RoHS compliant.**

PROJECTIVE CAPACATIVE TOUCH TFT DISPLAYS

NEW! TECHNOLOGY

- Transmissive
- LED Backlight
- 6 o'clock Viewing
- COG IC Package

For quantities greater than listed, call for quote.

MOUSER STOCK NO.	Size (in.)	Resolution	Module Size (mm) W x H x T	LCD Mode	Interface	Opening Temp. (˚C)	Price Each 1	5	10	50
668-UMSH-8253MD-3T	4.3"	480 x RGB x 272	105.5 x 67.2 x 5.45	TN	Parallel 24-bit RGB	-20 to + 70°C	74.08	70.80	68.77	62.39
668-UMSH-8596MD-20T	7"	800 x RGB x 480	165.0 x 106.4 x 8.2	TN	Parallel 18-bit RGB	-20 to + 70°C	171.85	164.27	159.58	143.22

VIVID LIQUID CRYSTAL DISPLAYS (VLCD)

NEW! TECHNOLOGY

- Low cost alternative to (VFD) Displays
- High Contrast (800:1)
- No Image Sticking
- High Brightness
- Parallel Interface

For quantities greater than listed, call for quote.

MOUSER STOCK NO.	Display Format	Backlight (LED) Color	DIsplay Mode	Module Size (mm) W x H x T	Viewing Area (mm)	Character Size (mm) W x H	Dot Size (mm) W x H	Price Each 1	5	10	50
668-UMSH-3267MD-UB	2 x 20	White	Transmissive	37.0 x 116.0 x 17.2	73.8 x 16.5	3.065 x 5.56	0.585 x 0.66	27.98	27.15	25.99	23.54
668-UMSH-3267MD-1UB	2 x 20	Red	Transmissive	37.0 x 116.0 x 17.2	73.8 x 16.5	3.065 x 5.56	0.585 x 0.66	27.98	27.15	25.99	23.91
668-UMSH-3267MD-2UB	2 x 20	Green	Transmissive	37.0 x 116.0 x 17.2	73.8 x 16.5	3.065 x 5.56	0.585 x 0.66	27.98	27.15	25.99	23.91
668-UMSH-3267MD-3UB	2 x 20	Blue	Transmissive	37.0 x 116.0 x 17.2	73.8 x 16.5	3.065 x 5.56	0.585 x 0.66	27.98	27.15	25.99	23.91

DIGITAL COLOR TFT DISPLAYS

- 3.5" with TMR-Transmissive Micro Reflective
- Up to 16.7 million colors
- SPI Interface available

For quantities greater than listed, call for quote.

MOUSER STOCK NO.	Size (in.)	Touch Screen	Resolution	Dimensions Wx H (mm)	Brightness (nits)	Contrast Ratio	Operating Temp. (°C)	Pixel Pitch	Price Each 1	5	10	50
668-MTF-TQ35SP741-AV	3.5"	Yes	240 x RGBx 320	76.9 x 63.9	210	200	-20 to 70°C	0.073 x 0.219	71.90	65.37	61.99	57.98
668-MTF-TV57NP721-AV	5.7"	Yes	640 x RGB x 480	144.0 x 104.6	400	300	-20 to 70°C	0.36 x 0.36	114.60	111.17	103.46	99.32

GRAPHIC MODULES - TOUCH SCREEN

Transflective LED Backlight

- 128x128 Dot Pixels (WxH)
- 6 O'Clock Viewing Direction

For quantities greater than listed, call for quote.

MOUSER STOCK NO.	Fluid Type	Back-ground Color	Backlight Type	Backlight Color	Module Size (mm) W x H x T	Viewing Area (mm) H x W	Dot Pitch H x W	Dot Size (mm) H x W	Price Each 1	5	10	50
† 668-NBS000255YSGY01	STN	Yellow	Edge LED	Yellow/Green	89.5 x 73.2 x 3.8	6.0 x 58.4	.43 x .43	0.40 x 0.40	33.53	30.48	28.91	27.04

† Touch Screen Modules without an "on board" controller.

Graphic Modules-Transflective With Backlight

For quantities greater than listed, call for quote.

122x32 Dot Pixels (WxH): LED Backlight												
668-NGS12232FYSGY10	STN	Yellow	Edge LED	Yellow/Green	59.0 x 29.3 x 5.5	52.0 x 15.0	.345 x .345	0.03 x 0.03	12.58	11.44	10.85	10.14

Graphic Modules - Negative Transmissive With Backlight

- 128x64 Dot Pixels (WxH)

For quantities greater than listed, call for quote.

668-NG-S12864IMNSGW	STN	Negative	Edge LED	White	93.0 x 7.0 x 14.5	71.7 x 39.0	.52 x .52	0.50 x 0.50	29.93	29.03	27.02	25.94
668-NG-S24064IMNSGW	STN	Negative	Edge LED	White	18.0 x 65.0 x 16.1	132.0 x 39.0	.53 x .53	0.51 x 0.51	56.66	54.97	51.16	49.10

LCD CHARACTER DISPLAYS

- 6 O'Clock Viewing Direction
- STN Fluid Type

For quantities greater than listed, call for quote.

MOUSER STOCK NO.	Format	Background Color	Backlight Type	Backlight Color	Module Size (mm) W x H x D	Viewing Area (mm) H x W	Character Size (mm)	Dot Size (mm) H x W	Price Each 1	5	10	50
Reflective												
668-NC-S0802XRGNN	8 x 2	Gray	None	None	58.0 x 32.0 x 10.0	38.0 x 16.0	3.55 x 5.94	0.056 x 0.66	6.12	5.56	5.28	4.93
668-NC-S0802XRYNS	8 x 2	Yellow	None	None	58.0 x 32.0 x 10.0	38.0 x 16.0	3.55 x 5.94	0.056 x 0.66	4.71	4.57	4.54	4.50
668-NC-S16101XRGHS	16 x 1	Gray	None	None	122.0 x 33.0 x 10.5	99.0 x 13.0	4.84 x 8.06	0.92 x 1.10	14.12	12.84	12.18	11.40
668-NC-S16201XRGHS	16 x 2	Gray	None	None	122.04 x 44.0 x 10.5	99.0 x 24.0	4.84 x 8.06	0.92 x 1.10	10.98	10.66	9.91	9.51
668-NC-S16204XRGHS	16 x 2	Gray	None	None	84.0 x 44.0 x 10.0	62.2 x 17.9	2.95 x 5.55	0.55 x 0.65	7.67	7.45	6.92	6.64
668-NC-S16204XRYHS	16 x 2	Yellow	None	None	84.0 x 44.0 x 10.0	62.2 x 17.9	2.95 x 5.55	0.55 x 0.65	9.97	9.06	8.59	8.05
668-NC-S16205DRGHS	16 x 2	Gray	None	None	84.0 x 36.0 x 9.5	64.5 x 16.4	2.97 x 5.57	0.57 x 0.67	7.08	6.87	6.39	6.13
668-NC-S20200XRGHS	20 x 2	Gray	None	None	116.0 x 37.0 x 10.0	82.2 x 18.2	3.20 x 5.55	0.60 x 0.65	10.86	10.54	9.81	9.42
668-NC-S20400XRGHS	20 x 4	Gray	None	None	98.5 x 60.0 x 10.5	76.0 x 25.2	2.95 x 4.75	0.55 x 0.55	18.28	16.61	15.75	14.73
668-NC-S24200XRYHS	24 x 2	Yellow	None	None	118.0 x 36.0 x 10.0	94.5 x 18.0	3.20 x 5.55	0.60 x 0.65	14.12	12.84	12.18	11.40
Transflective with LED Backlight												
668-NC-S0802XFGNSAY	8 x 2	Gray	Array LED	Yellow/Green	58.0 x 32.0 x 10.0	38.0 x 16.0	3.55 x 5.94	0.056 x 0.66	7.66	6.97	6.60	6.17
668-NC-S0802XFYNSAY	8 x 2	Yellow	Array LED	Yellow/Green	58.0 x 32.0 x 10.0	38.0 x 16.0	3.55 x 5.94	0.056 x 0.66	8.01	7.29	6.91	6.46
668-NC-S16100XFGSAY	16 x 1	Gray	Array LED	Yellow/Green	80.0 x 36.0 x 14.5	65.0 x 14.0	3.77 x 6.59	0.58 x 0.78	10.53	9.58	9.07	8.50
668-NC-S16100XFYSAY	16 x 1	Yellow	Array LED	Yellow/Green	80.0 x 36.0 x 14.5	65.0 x 14.0	3.77 x 6.59	0.58 x 0.78	10.53	9.58	9.07	8.50
668-NC-S16201XFYSAY	16 x 2	Yellow	Array LED	Yellow/Green	122.0 x 44.0 x 14.0	99.0 x 24.0	4.84 x 8.06	0.92 x 1.10	19.26	17.51	16.61	15.54
668-NC-S16204XFYSAY	16 x 2	Yellow	Array LED	Yellow/Green	84.0 x 44.0 x 14.2	62.2 x 17.9	2.95 x 5.55	0.55 x 0.65	12.54	11.40	10.81	10.11
668-NC-S16205DFGSAY	16 x 2	Gray	Array LED	Yellow/Green	84.0 x 36.0 x 14.5	64.5 x 16.4	2.97 x 5.57	0.57 x 0.67	17.05	15.48	14.69	13.75
668-NC-S16205DFYSAY	16 x 2	Yellow	Array LED	Yellow/Green	84.0 x 36.0 x 14.5	64.5 x 16.4	2.97 x 5.57	0.57 x 0.67	9.02	8.75	8.14	7.82
668-NC-S16400XFYSAY	16 x 4	Yellow	Array LED	Yellow/Green	87.0 x 60.0 x 9.5	61.8 x 25.2	2.95 x 4.75	0.55 x 0.55	17.22	16.70	15.55	14.93
668-NC-S20200XFGSAY	20 x 2	Gray	Array LED	Yellow/Green	116.0 x 37.0 x 14.5	82.2 x 18.2	3.20 x 5.55	0.60 x 0.65	14.00	13.58	12.64	12.12
668-NC-S20200XFYSAY	20 x 2	Yellow	Array LED	Yellow/Green	116.0 x 37.0 x 14.5	82.2 x 18.2	3.20 x 5.55	0.60 x 0.65	18.19	16.53	15.69	14.67
668-NC-S20400XFYSAY	20 x 4	Yellow	Array LED	Yellow/Green	98.5 x 60.0 x 14.5	76.0 x 25.2	2.95 x 4.75	0.55 x 0.55	24.14	21.95	20.81	19.46
668-NC-S24200XFGSAY	24 x 2	Gray	Array LED	Yellow/Green	118.0 x 36.0 x 14.5	94.5 x 18.0	3.20 x 5.55	0.60 x 0.65	16.60	16.09	14.98	14.38
668-NC-S40200XFYSAY	40 x 2	Yellow	Array LED	Yellow/Green	182.0 x 33.5 x 14.0	154.0 x 16.5	3.20 x 5.55	0.60 x 0.65	31.75	28.86	27.37	25.61
Negative Transmissive with LED Backlight												
668-NC-S20200BFGSGW	20 x 2	Neg.	Edge LED	White	116.0 x 37.0 x 14.5	82.2 x 18.2	3.20 x 5.55	0.60 x 0.65	18.21	16.55	15.70	14.69

© Copyright 2013 Mouser Electronics
© Copyright 2013 Mouser Electronics

MITSUBISHI ELECTRIC Displays

RoHS Compliant **This product is RoHS compliant.**

MITSUBISHI ELECTRIC
Changes for the Better

MITSUBISHI ELECTRIC LED/CCFL DISPLAYS

Features:

- Natural Color Matrix
- High Brightness
- Anti-Glare and Clear Gloss types
- TN and IPS LC Modes
- Wide Viewing Angles
- Glass Bonding Technology



For quantities greater than listed, call for quote.

MOUSER STOCK NO.	Mitsubishi Electric Part No.	Module Size (Diag in.)	Resolution	Number of Pixels	Brightness (cd/m^2)	Colors	Backlight	Interface	Price Each
917-AA043MA01	AA043MA01	4.3	WVGA	800x480	200	262k/16.77M	LED	CMOS	**110.04**
917-AA065VE11	AA065VE11	6.5	VGA	640x480	700	262k/16.77M	LED	LVDS	**290.61**
917-AA084SB01	AA084SB01	8.4	SVGA	800x600	600	262k/16.77M	LED	LVDS	**390.41**
917-AA084VG01	AA084VG01	8.4	VGA	640x480	800	262k	LED	CMOS	**359.81**
917-AA104SH02	AA104SH02	10.4	SVGA	800x600	700	262k/16.77M	LED	LVDS	**403.85**
917-AA104VH02	AA104VH02	10.4	VGA	640x480	800	262k	LED	CMOS	**363.32**
917-AA121XK01	AA121XK01	12.1	XGA	1024x768	500	262k/16.77M	LED	LVDS	**435.98**
917-AA141TC01	AA141TC01	14.1	WXGA	1280x800	800	262k/16.77M	LED	LVDS	**676.96**
917-AA150XT01	AA150XT01	15	XGA	1024x768	800	262k/16.77M	LED	LVDS	**556.40**
917-AA175TD01	AA175TD01	17.5	WXGA	1280x768	800	262k/16.77M	LED	LVDS	**741.86**

MITSUBISHI ELECTRIC LED TOUCH SCREENS

Features:

- 4 wire resistive
- Anti-Glare and Clear Gloss types
- High Brightness
- TN and IPS LC Modes
- Wide Viewing Angles
- Glass Bonding Technology



For quantities greater than listed, call for quote.

MOUSER STOCK NO.	Mitsubishi Electric Part No.	Module Size (Diag in.)	Resolution	Number of Pixels	Brightness (cd/m^2)	Colors	Backlight	Interface	Price Each
917-AA050ME01--T1	AA050ME01--T1	5	WVGA	800x480	350	16.77M	LED	CMOS	**145.33**
917-AA084SB01--T2	AA084SB01--T2	8.4	SVGA	800X600	480	262K/16.77M	LED	LVDS	**425.87**
917-AA090ME01--T1	AA090ME01--T1	9	WVGA	800x480	320	262K/16.77M	LED	LVDS	**435.98**
917-AA090MF01--T1	AA090MF01--T1	9	WVGA	800x480	640	262K/16.77M	LED	LVDS	**410.06**

MITSUBISHI DISPLAY KITS

Mitsubishi offers TFT LCD Design Accelerator Kits to cover the most popular resolutions and interfaces, including XGA, SVGA, VGA, WXGA, WVGA in either LVDS or CMOS interface. The kits include everything you need to quickly build and demo your TFT LCD design. The Mitsubishi TFT LCD Design Accelerator Kits include a video controller, signal converter, LED backlight drivers, AC power adapter, cables, and more.



Kit Contains:

- Video controller, USB in , DVI out
- Signal converter, DVI in, LVDS/CMOS out
- LED backlight driver, 2 strings
  -4 strings LED driver by special request
  -CCFL inverter by special request
- AC power adapter
- Cabling, adapters
- Demo LCD display stand
- User manual

For quantities greater than listed, call for quote.

MOUSER STOCK NO.	Mitsubishi Electric Part No.	Resolution	Number of Pixels	Interface	Compatible TFT Display	Price Each
917-DAK-TFT-XGA-LVDS	DAK-TFT-XGA-LVDS	XGA	1024x768	LVDS	AA121XK01, AA150XT01	**143.14**
917-DAK-TFT-SVG-LVDS	DAK-TFT-SVG-LVDS	SVGA	800x600	LVDS	AA084SB01, AA084SB01--T2, AA104SH02	**143.14**
917-DAK-TFT-VGA-CMOS	DAK-TFT-VGA-CMOS	VGA	640x480	CMOS	AA084VG01, AA104VH02	**143.14**
917-DAK-TFT-WXG-LVDS	DAK-TFT-WXG-LVDS	WXGA	1280x800	LVDS	AA141TC01, AA175TD01	**143.14**
917-DAK-TFT-WVG-LVDS	DAK-TFT-WVG-LVDS	WVGA	800x480	LVDS	AA090ME01--T1, AA090MF01--T1	**143.14**

© Copyright 2013 Mouser Electronics
© Copyright 2013 Mouser Electronics

NEWHAVEN LCD Displays

NEWHAVEN DISPLAY INTERNATIONAL

RoHS Compliant **This product is RoHS compliant.**

A



B



C



D



OLED GRAPHIC DISPLAYS

For quantities greater than listed, call for quote.

MOUSER STOCK NO.	Fig.	Display Diag. (in.)	Display Format	Voltage Supply	External Dimensions (mm)	Built in Controller	Module Size (mm)	Backlight (OLED)	Price Each 1	5	10	50
763-2.23-12832UCB3	A	2.23	128 x 32	2.8 V	63.2 x 43.1 x 6	SSD1305	60 x 18	Blue	28.52	26.75	25.41	23.45
763-2.23-12832UCY3	A	2.23	128 x 32	2.8 V	63.2 x 43.1 x 6	SSD1305	60 x 18	Yellow	28.52	26.75	25.41	23.45
763-2.7-12864UCY3	A	2.7	128 x 64	2.8 V	82 x 47.5 x 6	SSD1325	66 x 33	Yellow	36.38	35.40	34.34	32.86
763-2.8-25664UCB2	A	2.8	256 x 64	2.5 V	82 x 39.8 x 6	SSD1322	72 x 20	Blue	35.31	33.50	32.50	31.10
763-2.8-25664UCY2	A	2.8	256 x 64	2.5 V	82 x 39.8 x 6	SSD1322	72 x 20	Yellow	35.31	33.50	32.50	31.10
763-3.12-25664UCB2	A	3.12	256 x 64	2.5 V	89.2 x 44 x 6	SSD1322	82 x 22	Blue	36.92	35.31	34.25	32.78
763-3.12-25664UCY2	A	3.12	256 x 64	2.5 V	89.2 x 44 x 6	SSD1322	82 x 22	Yellow	36.92	35.31	34.25	32.78

OLED CHARACTER DISPLAYS

For quantities greater than listed, call for quote.

MOUSER STOCK NO.	Fig.	Display Format	Operating Current	External Dimensions (mm)	Viewing Area (mm)	Backlight (OLED)	Price Each 1	5	10	50
763-NHD-0216KZW-AB5	B	2 x 16	30 mA	80 x 36 x 10	66 x 16	Blue	28.84	26.75	24.70	21.40
763-NHD-0216KZW-AG5	B	2 x 16	30 mA	80 x 36 x 10	66 x 16	Green	28.84	26.75	24.70	21.40
763-NHD-0216KZW-AY5	B	2 x 16	30 mA	80 x 36 x 10	66 x 16	Yellow	28.84	26.75	24.70	21.40
763-NHD-0216SZW-BG5	B	2 x 16	43 mA	122 x 44 x 10	99 x 24	Green	35.26	33.64	31.71	28.84
763-NHD-0216SZW-BY5	B	2 x 16	43 mA	122 x 44 x 10	99 x 24	Yellow	35.26	33.64	31.71	28.84
763-NHD-0220DZW-AG5	B	2 x 20	35 mA	116 x 37 x 9.8	85 x 18.6	Green	29.98	28.04	26.75	25.95
763-NHD-0220DZW-AY5	B	2 x 20	35 mA	116 x 37 x 9.8	85 x 18.6	Yellow	29.98	28.04	26.75	25.96
763-NHD-0420DZW-AG5	B	4 x 20	43 mA	98 x 60 x 10	77 x 25.2	Green	34.05	32.42	30.57	27.79
763-NHD-0420DZW-AY5	B	4 x 20	43 mA	98 x 60 x 10	77 x 25.2	Yellow	34.05	32.42	30.57	27.79

LCD CHARACTER DISPLAYS

For quantities greater than listed, call for quote.

MOUSER STOCK NO.	Fig.	Character Size mm (CH x CW)	Display Format	Voltage Supply	Display Type	Module Size mm	Backlight (LED)	Price Each 1	5	10	50
763-0108FZ-RN-YBW	C	10.75 x 6.45	1 x 8	5V	STN-Y/G	84.0 x 44.0	None	9.36	8.80	8.24	7.77
763-0108HZ-FSW-GBW	C	7.28 x 5.02	1 x 8	3.3V	STN-Gray	60.7 x 33.85	White (16mA)	9.10	8.55	8.00	7.18
763-0208AZ-RN-YBW	C	4.75 x 2.95	2 x 8	5V	STN- Y/G	40.0 x 35.4	None	9.13	8.60	8.06	7.59
763-0208AZ-FL-YBW	C	4.75 x 2.95	2 x 8	5V	STN- Y/G	40.0 x 35.4	Yellow/Green	10.17	9.45	8.84	8.46
763-0208AZ-FL-GBW	C	4.75 x 2.95	2 x 8	5V	STN- Gray	40.0 x 35.4	Yellow/Green	10.22	9.50	8.87	8.50
763-0208BZ-FL-YBW	C	5.56 x 2.96	2 x 8	5V	STN- Y/G	58.0 x 32.0	Yellow/Green	10.43	9.80	9.18	8.66
763-0208BZ-FL-GBW	C	5.56 x 2.96	2 x 8	5V	STN- Gray	58.0 x 32.0	Yellow/Green	10.53	9.90	9.26	8.73
763-0212WH-AYGH-JT	C	6.35 x 2.70	2 x 12	5V	STN- Gray	55.7 x 32.0	Yellow/Green	10.17	9.45	8.82	8.45
763-NHD-0116AZ-FLYBW	C	6.56 x 3.07	1 x 16	5V	STN- Y/G	80.0 x 36.0	Yellow/Green	11.24	10.45	9.78	9.37
763-0116GZ-FL-YBW	C	14.54 x 6.00	1 x 16	5V	STN- Y/G	151.0 x 40.0	Yellow/Green	22.47	19.76	17.93	14.89
763-0116GZ-NSW-BBW	C	14.54 x 6.00	1 x 16	5V	STN- Blue	151.0 x 40.0	White	22.47	21.40	19.26	18.19
763-0116GZ-FSW-GBW	C	14.54 x 6.00	1 x 16	5V	STN-Gray	151.0 x 40.0	White	23.65	22.25	20.81	14.49
763-NHD-02161ZFSYYBW	C	3.23 x 1.85	2 x 16	5V	STN- Y/G	53.0 x 20.0	Yellow/Green	10.70	9.56	9.12	8.56
763-NHD-0216PZ-FLYBW	C	4.35 x 2.95	2 x 16	5V	STN- Y/G	80.0 x 36.0	Yellow/Green	11.24	10.49	9.83	9.44
763-0216HZ-FL-YBW-C	C	4.99 x 2.55	2 x 16	5V	STN- Y/G	65.5 x 36.7	Yellow/Green	11.55	11.03	10.35	9.36
763-0216K1Z-FL-YBW	C	5.23 x 3.00	2 x 16	5V	STN- Y/G	80.0 x 36.0	Yellow/Green	11.24	10.56	9.89	9.32
763-0216K1Z-FL-GBW	C	5.23 x 3.00	2 x 16	5V	STN- Gray	80.0 x 36.0	Yellow/Green	11.60	10.81	10.10	9.68
763-0216K1Z-FSPG-GBW	C	5.23 x 3.00	2 x 16	5V	STN- Gray	80.0 x 36.0	Pure Grn (20mA)	11.71	10.90	10.19	9.76
763-0216K1Z-FSB-GBW	C	5.23 x 3.00	2 x 16	5V	STN- Gray	80.0 x 36.0	Blue (20mA)	11.71	10.90	10.19	9.76
763-0216K1Z-FSO-GBW	C	5.23 x 3.00	2 x 16	5V	STN- Gray	80.0 x 36.0	Orange (20mA)	11.45	10.66	9.96	9.54
763-0216K1Z-FSR-GBW	C	5.23 x 3.00	2 x 16	5V	STN- Gray	80.0 x 36.0	Red (20mA)	11.45	10.66	9.96	9.54
763-0216K1Z-FSW-GBW	C	5.23 x 3.00	2 x 16	5V	STN- Gray	80.0 x 36.0	White (20mA)	12.68	11.78	11.00	10.54
763-0216K1Z-NSW-BBW	C	5.23 x 3.00	2 x 16	5V	STN- Blue	80.0 x 36.0	White (20mA)	12.52	11.65	10.90	10.45
763-0216K1Z-FSPG-FBW	C	5.23 x 3.00	2 x 16	5V	FSTN (+)	80.0 x 36.0	Pure Grn (20mA)	10.70	10.06	9.42	8.88
763-0216K1Z-FSB-FBW	C	5.23 x 3.00	2 x 16	5V	FSTN (+)	80.0 x 36.0	Blue (20mA)	11.77	10.94	10.21	9.78
763-0216K1Z-FSW-FBW	C	5.23 x 3.00	2 x 16	5V	FSTN (+)	80.0 x 36.0	White (20mA)	12.89	11.98	11.20	10.73
763-0216K1Z-NSPG-FBW	C	5.23 x 3.00	2 x 16	5V	FSTN (-)	80.0 x 36.0	Pure Grn (20mA)	11.88	11.12	10.45	10.05
763-0216K1Z-NSB-FBW	C	5.23 x 3.00	2 x 16	5V	FSTN (-)	80.0 x 36.0	Blue (20mA)	11.88	11.12	10.45	10.05
763-0216K1Z-NSO-FBW	C	5.23 x 3.00	2 x 16	5V	FSTN (-)	80.0 x 36.0	Orange (20mA)	12.11	11.34	10.67	10.25
763-0216K1Z-NSA-FBW	C	5.23 x 3.00	2 x 16	5V	FSTN (-)	80.0 x 36.0	Amber (20mA)	11.88	11.12	10.45	10.05
763-0216K1Z-NSR-FBW	C	5.23 x 3.00	2 x 16	5V	FSTN (-)	80.0 x 36.0	Red (20mA)	12.11	11.34	10.67	10.25
763-0216K1Z-NSW-FBW	C	5.23 x 3.00	2 x 16	5V	FSTN (-)	80.0 x 36.0	White (20mA)	12.73	11.91	11.18	10.75
763-0216BZ-FL-YBW	C	5.23 x 3.00	2 x 16	5V	STN- Y/G	84.0 x 44.0	Yellow/Green	10.70	10.06	9.42	8.88
763-0216SZ-FL-YBW	C	9.55 x 5.20	2 x 16	5V	STN- Y/G	122.0 x 44.0	Yellow/Green	20.78	19.86	18.61	16.85
763-0216SZ-NSW-BBW	C	9.55 x 5.20	2 x 16	3V	STN- Blue	122.0 x 44.0	White	23.22	21.69	20.34	19.53
763-0416BZ-FL-GBW	C	4.75 x 2.95	4 x 16	5V	STN- Gray	87.0 x 60.0	Yellow/Green	19.37	18.39	17.51	16.96
763-0220GZ-FSW-GBW	C	4.62 x 2.49	2 x 20	5V	STN- Gray	80.0 x 36.0	White (20mA)	12.95	12.07	11.30	10.84
763-NHD-0220GZ-FLYBW	C	4.62 x 2.49	2 x 20	5V	STN- Y/G	80.0 x 36.0	Yellow/Green	11.77	10.94	10.21	9.78
763-0220DZ-FL-YBW	C	5.55 x 3.20	2 x 20	5V	STN- Y/G	116.0 x 37.0	Yellow/Green	15.73	14.26	13.12	10.65
763-0220AZ-FL-YBW	C	9.22 x 4.84	2 x 20	5V	STN- Y/G	146.0 x 43.0	Yellow/Green	25.68	24.00	22.53	21.65
763-0220JZ-FSW-FBW	C	12.0 x 6.00	2 x 20	5V	FSTN (+)	182.0 x 60.0	White	33.17	29.14	27.33	19.37
763-NHD0420H1ZFSWGBW	C	5.15 x 2.35	4 x 20	5V	STN- Gray	66.0 x 36.0	Side White	20.06	18.96	17.98	17.38
763-0420DZ-FL-YBW	C	4.75 x 2.95	4 x 20	5V	STN- Y/G	98.0 x 60.0	Yellow/Green	23.49	22.00	20.63	14.62
763-0440AZ-FL-YBW	C	4.89 x 2.78	4 x 40	5V	STN- Y/G	190.0 x 54.0	Yellow/Green	25.15	23.24	21.62	19.70

LCD GRAPHIC DISPLAYS

Features: • 5V Std Power Supply • Bitmap Graphics, built in controllers • 8-Bit Parallel ✻ 3.3 Volt Supply

For quantities greater than listed, call for quote.

MOUSER STOCK NO.	Fig.	Module Size mm	Display Format	Conn. Type	Display Type	Backlight (LED)	Display Mode	Price Each 1	5	10	50
763-12232KZ-NSW-BBW	D	83.5 x 27.5	122 x 32	2 x 10 Back	STN - Blue (-)	White - LED	Transmissive	13.38	12.37	11.57	11.13
763-12232AZ-FL-YBW	D	84.0 x 44.0	122 x 32	1 x 16 Top	STN - Y/G	Yellow/Green - LED	Transflective	15.75	14.86	14.32	13.34
763-12864MZ-FSW-GBW	D	63.2 x 52.2	128 x 64	1 x 20 B	STN - Gray	White - LED (20mA)	Transflective	22.47	20.42	18.95	17.69
763-12864AZ-FSW-GBW	D	93.0 x 70.0	128 x 64	1 x 20 B	STN - Gray	White - LED	Transflective	25.68	23.96	22.29	20.84
763-24064CZ-FSW-FBW	D	118.0 x 45.0	240 x 64	2 x 10 R	FSTN (+)	White - LED	Transflective	53.45	48.42	44.69	41.51
✻ 763-320240WG-BXTGH	D	166.8 x 109.0	320 x 240	1 x 20 B	STN - Gray	White - LED	Transflective	82.39	76.83	73.83	71.37

© Copyright 2013 Mouser Electronics

© Copyright 2013 Mouser Electronics

NEWHAVEN COG, VFD and LCD Displays

NEWHAVEN DISPLAY INTERNATIONAL

RoHS Compliant **This product is RoHS compliant.**

A



B



C



D



E



F



SERIAL LCD DISPLAY

NEW PRODUCT

For quantities greater than listed, call for quote.

MOUSER STOCK NO.	Fig.	Character Size mm (CHxCW)	Display Format	Voltage Supply	Display Type	Module Size (mm)	Backlight (LED)	Price Each 1	5	10	50
763-0216K3ZFLGBWV3	A	5.23x3.0	2x16	5V	STN-Gray	80.0x36.0	Yellow/Green	21.19	19.45	18.77	16.72
763-0216B3ZFLGBW-V3	A	5.23x3.0	2x16	5V	STN-Gray	84.0x44.0	Yellow/Green	21.40	19.94	19.24	17.14
763-0216S3ZFLGBW-V3	A	9.55x5.2	2x16	5V	STN-Gray	122.0x44.0	Yellow/Green	23.86	23.83	22.99	20.48
763-0220D3ZFLGBW-V3	A	5.55x3.2	2x20	5V	STN-Gray	116.0x37.0	Yellow/Green	23.75	22.37	21.59	19.23
763-0420D3ZFLGBW-V3	A	4.75x2.95	4x20	5V	STN-Gray	98.0x60.0	Yellow/Green	26.64	24.32	23.47	20.90
763-0420D3ZNSWBBW-V3	A	4.75x2.95	4x20	5 V	STN-Blue	98.0x60.0	White	27.71	24.51	23.66	21.07

CHIP ON GLASS DISPLAYS

For quantities greater than listed, call for quote.

MOUSER STOCK NO.	Fig.	Module Size Diag. (in.)	Display Format	Voltage Supply	Display Type	Backlight (LED)	Display Mode	Recommended Evaluation Board	Price Each 1	5	10	50
Character												
763-C0216CZ-NSWBBW3V	B	41.4x24.3x4.0	2x16	3V	STN-Blue	White	Transmissive	-	12.36	11.42	10.80	10.41
763-C0216CZ-FSWFBW3V	B	41.4x24.3x4.0	2x16	3V	FSTN (+)	White	Transflective	-	11.82	11.11	10.40	9.81
763-C0216AZ-FN-GBW	B	49.7x25.3x2.1	2x16	5V	STN-Gray	None	Transflective	-	9.75	8.80	8.12	7.67
Graphic												
763-C12832A1ZNSWBBW3	B	41.4x24.3x4.0	128x32	3V	STN-Blue	White	Transmissive	-	11.50	10.81	10.12	9.54
763-C12832A1ZFSWFBW3	B	41.4x24.3x4.0	128x32	3V	FSTN (+)	White	Transflective	-	11.26	10.39	9.82	9.48
763-C12864B2Z-RN-FBW	B	48.0x36.0x2.0	128x64	3V	FSTN (+)	None	Reflective	763-NHD-FFC28	12.89	12.11	11.34	10.70
763-C12864GG-RN	B	55.5x38.0x2.0	128x64	3V	STN-Gray	None	Reflective	763-NHD-FFC26	11.77	9.36	8.80	7.22
763-128128BZ-FSW-GBW	B	71.3x75.41x6.0	128x128	3V	STN-Gray	White	Transflective	-	26.75	25.15	23.54	22.20

LCD TFT DISPLAYS

Features:

- 8, 16 or 24 bit digital interfaces
- Wide viewing angle
- Available with and without touch screens
- Wide operating temperature
- High brightness LED backlights
- Available with or without controllers

NEW PRODUCT

For quantities greater than listed, call for quote.

MOUSER STOCK NO.	Fig.	Module Size Diag. (in.)	Display Format	Interface	Module Size (mm)	Backlight (LED)	Display Mode	Price Each 1	5	10	50
763-2.4240320SFCTXT1	C	2.4	240x320	8 or 16 Bit Par.	42.72x60.26x3.6	White LED	Transmissive	23.63	21.96	19.99	18.56
763-3.5-320240MFATXL	C	3.5"	320x240	24 Bit Dig.	76.9x63.8x3.3	White LED	Transmissive	30.23	28.53	26.33	24.45
763-3.5320240MFATXLT	C	3.5"	320x240	24 Bit Dig.	76.9x63.8x3.3	White LED	Transmissive	33.71	30.97	28.78	26.89
763-5.7-320240WFBCT	C	5.7"	320x240	8 Bit Dig.	149.0x109.0x11.5	White LED	Transmissive	95.23	89.52	83.80	82.93
763-5.7-320240WFBET1	C	5.7"	320x240	16 Bit Dig.	149.0x109.0x11.5	White LED	Transmissive	95.23	90.88	88.46	86.16
Capacitive Touch Panel											
763-3.5320240MFLCTP1	D	3.5"	320x240	24 Bit Dig.	76.9x63.9x3.3	White LED	Transmissive	47.62	44.76	43.80	43.80
763-480272EFATXLCTP	D	4.3"	480x272	24 Bit Dig.	105.5x67.1x3.1	White LED	Transmissive	62.06	60.19	60.19	60.19
763-5.0800480TFICTP	D	5.0"	800x480	24 Bit Dig.	120.9x76x3.3	White LED	Transmissive	72.76	72.23	72.23	72.23

VFD CHARACTER MODULES, DOT MATRIX

For quantities greater than listed, call for quote.

MOUSER STOCK NO.	Fig.	Module Size (mm)	Display Format	Digit Format	Display Type	Backlight (LED)	Display Mode	Price Each 1	5	10	50
763-216SD-162SDAR2	E	80.0x36.0x18.0	2x16	5x8	5.34x2.10	Serial/Parallel	1x14 Top	41.73	39.23	36.72	34.64
763-216MD-162MDBR2	E	122.0x44.0x 20.0	2x16	5x8	9.22x3.85	Serial/Parallel	1x14 Bottom	48.15	44.52	42.45	41.41
763-220SD-202SDAR1	E	116.0x37.0x17.5	2x20	5x8	5.34x2.35	Serial/Parallel	2x7 Left	43.69	40.41	38.22	34.95

LCD DEVELOPMENT AND CONTROLLER EVALUATION BOARDS

For quantities greater than listed, call for quote.

MOUSER STOCK NO.	Fig.	Description	Price Each 1	5
763-NHDEV	F	Evaluation tool for demonstrating TFTs, Character, Graphic and COGs. 100mm x 95mm.	203.30	200.09
763-8051CONTROLBRD	-	8051 Control Board for Character, Graphic, and COG LCDs	26.22	23.54

MOUSER STOCK NO.	Description	Supply Current (mA)	Supply Voltage (V)	Price Each
763-3.5320240MFSVID	NHD-3.5-320240MF-VIDEO Board	-	3-3.6	79.18
763-3.5320240MF20	NHD-3.5-320240MF-20 Controller Board	8.6	3-3.6	36.38
763-3.5320240MF22	NHD-3.5-320240MF-22 Controller Board	8.6	3-3.6	36.38
763-3.5320240MF34	NHD-3.5-320240MF-34 Controller Board	8.6	3-3.6	36.38

MOUSER STOCK NO.	Description	Supply Current (mA)	Supply Voltage (V)	Price Each
763-4.3480272MF20	NHD-4.3-480272MF-20 Controller Board	285	3-3.6	36.38
763-4.3480272MF22	NHD-4.3-480272MF-22 Controller Board	285	3-3.6	36.38
763-4.3480272MF34	NHD-4.3-480272MF-34 Controller Board	285	3-3.6	36.38

EVALUATION BOARDS AND ACCESSORIES

Features: • 52mm x 40mm board size • Various pins outs and pitches for many displays

For quantities greater than listed, call for quote.

MOUSER STOCK NO.	Description	Price Each 1	5	10
763-NHD-FFC16-1	16 pin FFC-thru hole adpt	10.70	9.73	9.22
763-NHD-FFC18	18 pin FFC-thru hole adpt	10.70	9.73	9.22
763-NHD-FFC18-1	18 pin FFC-thru hole adpt	10.70	9.73	9.22
763-NHD-FFC20	20 pin FFC-thru hole adpt	10.70	9.73	9.22
763-NHD-FFC20-1	20 pin FFC-thru hole adpt	12.84	9.73	9.22
763-NHD-FFC22	22 pin FFC-thru hole adpt	10.70	9.73	9.22

MOUSER STOCK NO.	Description	Price Each 1	5	10
Cont.				
763-NHD-FFC26	26 pin FFC-thru hole adpt	10.70	9.73	9.22
763-NHD-FFC26-1	26 pin FFC-thru hole adpt	10.70	9.73	9.22
763-NHD-FFC28	28 pin FFC-thru hole adpt	10.70	9.73	9.22
763-NHD-FFC30	30 pin FFC-thru hole adpt	10.70	9.73	9.22
763-NHD-FFC33	33 pin FFC-thru hole adpt	10.70	9.73	9.22

MOUSER STOCK NO.	Description	Price Each 1	5	10
Cont.				
763-NHD-FFC36	36 pin FFC-thru hole adpt	10.70	9.73	9.22
763-NHD-FFC37	37 pin FFC-thru hole adpt	10.70	9.73	9.22
763-NHD-FFC40	40 pin FFC-thru hole adpt	10.70	9.73	9.22
763-16POSFFC	16 position Flat Flex Cable	2.14	2.08	2.05
763-20POSFFC	20 position Flat Flex Cable	2.14	2.08	2.05

© Copyright 2013 Mouser Electronics
© Copyright 2013 Mouser Electronics

NKK SWITCHES Touch Screens

RoHS Compliant **This product is RoHS compliant.**

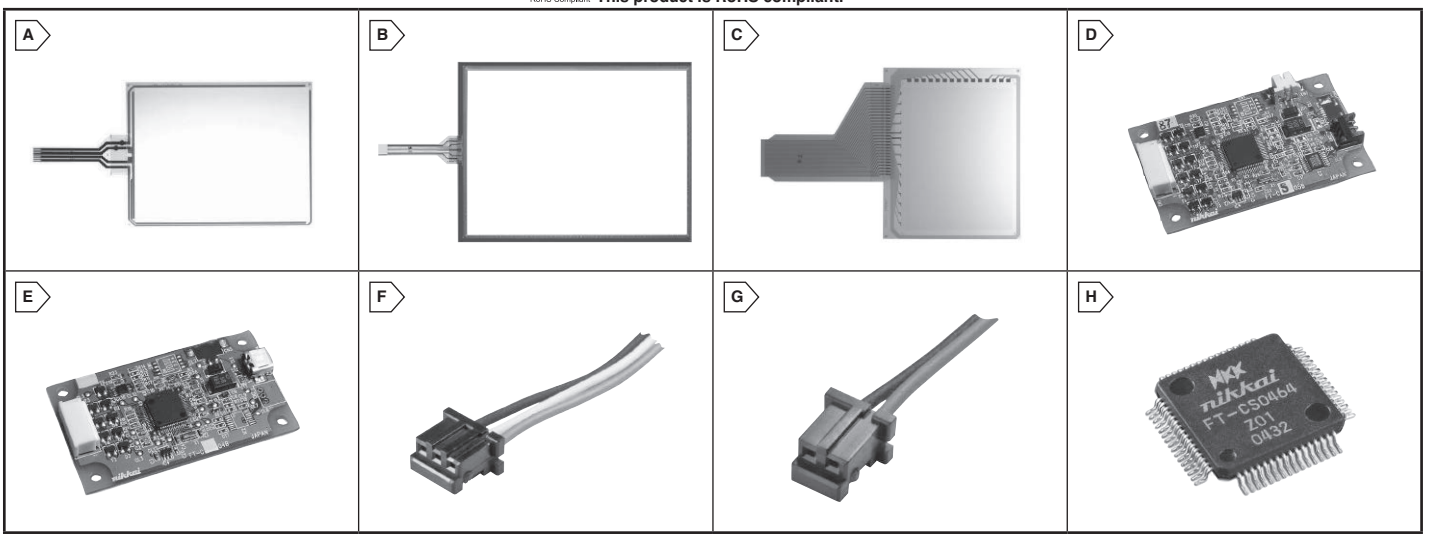

SERIES FT RESISTIVE TOUCH SCREENS 5 WIRE, 4 WIRE AND DIGITAL SOLUTIONS

Additional benefits of NKK's 5-wire touch screens include:

- Screens highly resistant to static electricity and noise pollution
- Drift-free operation despite any temperature fluctuation
- Greater touch point density translating to more precision and reduction of false actuations
- Quicker response time

Applications:

- Information Kiosks
- Industrial Automation
- Banking, Exchange Management Systems
- Broadcast
- Office Automation
- Medical Equipment
- Hand-held Devices
- Hospitality and Restaurant
- Gaming

Distinctive Characteristics:

- Wide Range of Available Sizes
- Custom Solutions a Specialty
- Digital and Analog Solutions
- Controllers Available
- Anti-Newton Ring (ANR) Technology
- Design Minimizes Visual Artifacts
- RoHS Compliant

Resistive Touch Screens

For quantities greater than listed, call for quote.

MOUSER STOCK NO.	NKK Part No.	Fig.	Screen Size in Inches	Input Method	Panel Thickness	Price Each 1	25	50
4 Wire Touch Screens								
633-FTAS00-57AS4	FTAS00-57AS4	A	5.7	Finger, Gloved Finger or Stylus	.055" (1.4mm)	38.25	34.55	33.89
633-FTAS00-65AS4	FTAS00-65AS4	A	6.5	Finger, Gloved Finger or Stylus	.055" (1.4mm)	44.41	41.84	40.82
633-FTAS00-84AS4	FTAS00-84AS4	A	8.4	Finger, Gloved Finger or Stylus	.083" (2.1mm)	70.18	56.06	52.42
633-FTAS00-104AS4	FTAS00-104AS4	A	10.4	Finger, Gloved Finger or Stylus	.083" (2.1mm)	87.30	72.88	68.44
633-FTAS00-104AV4	FTAS00-104AV4	A	10.4	Finger, Gloved Finger or Stylus	.083" (2.1mm)	87.30	72.88	68.44
633-FTAS00-121AS4	FTAS00-121AS4	B	12.1	Finger, Gloved Finger or Stylus	.083" (2.1mm)	104.50	88.22	83.87
633-FTAS00-121A4	FTAS00-121A4	B	12.1	Finger, Gloved Finger or Stylus	.083" (2.1mm)	104.50	88.22	83.87
633-FTAS00-150A4	FTAS00-150A4	B	15	Finger, Gloved Finger or Stylus	.083" (2.1mm)	141.08	126.98	119.04
5 Wire Touch Screens								
633-FTAS00-104A5	FTAS00-104A5	A	10.4	Finger, Gloved Finger or Stylus	.083" (2.1mm)	85.55	76.10	75.64
633-FTAS00-121A5	FTAS00-121A5	A	12.1	Finger, Gloved Finger or Stylus	.083" (2.1mm)	103.19	91.80	91.25
633-FTAS00-150A5	FTAS00-150A5	A	15	Finger, Gloved Finger or Stylus	.083" (2.1mm)	150.59	131.77	127.78

Digital Touch Screen

For quantities greater than listed, call for quote.

MOUSER STOCK NO.	NKK Part No.	Fig.	Screen Size in Inches	Input Method	Panel Thickness	Price Each 1	25	50
633-FTAS225-57AN	FTAS225-57AN	C	5.7	Finger	.083" (2.1mm)	44.39	41.84	40.82

LCD Touch Panel Control Board

Distinctive Characteristics:

- Interface: USB and RS232C
- High Speed and Accuracy
- Built-in Calibration Function
- Data Function Removal Built In to Eliminate Noise
- High Quality and Reliability
- Easy Integration Replacing Mouse Functionality
- Compatible with Control Board USB/RS232C
- Device Driver Compatible with Vista and Windows XP Operating Systems

For quantities greater than listed, call for quote.

MOUSER STOCK NO.	NKK Part No.	Fig.	Type	Controller Brd For	Price Each 1	25	50
633-FTCU05B	FTCU05B	D	5 Wire	RS232C	74.81	71.47	70.13
633-FTCU04B	FTCU04B	D	4 Wire	RS232C	93.51	74.81	72.39
633-FTCS04B	FTCS04B	E	4 Wire	USB	93.52	74.81	69.00

IC & Accessories

Distinctive Characteristics:

- AT713 Receptacle Connector
  This Receptacle Connector with code connects to RS232C communication of the controller boards.
- AT714 is a Receptacle Connector with code to connect to power source of the control boards
- The IC is for use with the 5- and 4-wire transparent touch screens, and is available for those who prefer to design their own controller boards. When the screen is touched, it recognizes the position of the touch by the level of analog voltage detected by the A/D.
- The A/D converter receives the value and sends a set of coordinate values as serial data or US

For quantities greater than listed, call for quote.

MOUSER STOCK NO.	NKK Part No.	Fig.	IC and Accessories	Price Each 1	25	50
633-AT713	AT713	F	Receptacle Connector	12.23	9.51	8.90
633-AT714	AT714	G	Receptacle Connector	10.70	8.32	7.79
633-FTCSU564	FTCSU564	H	Controller Chip	28.13	25.88	25.40

© Copyright 2013 Mouser Electronics
© Copyright 2013 Mouser Electronics

LCD Drivers and Controllers

SUPERTEX - EL BACKLIGHTING DRIVER INTEGRATED CIRCUITS AND DEMO BOARDS

HV809 Features:
Input voltage up to 200V DC, 400V peak-to-peak output voltage, output load up to 350nF (100 in2 for 3.5nF/in2 lamp), adjustable output lamp frequency, adjustable On/Off pulsing frequency

HV823 Features:
180V peak-to-peak output voltage, large output load capability, adjustable output lamp frequency adjustable converter frequency, enable/disable function low current draw under no load condition.

HV826 Features:
1.8V to 3.5V operating supply voltage, adjustable output frequency, adjustable switch frequency, output voltage regulation, enable/disable function

HV833 Features:
1.8V to 6.5V operating supply voltage, serparately adjustable lamp and converter frequency, <100nA shutdown current, output voltage regulation, enable/disable function, output timing for high efficiency

HV830 Features:
2.0V to 9.5V operating supply voltage, 200V peak-to-peak typical output voltage, large output load capability, permits the use of high-resistance elastomeric lamp connectors, adjustable output lamp frequency, adjustable converter converter frequency, enable/disable function, low current draw under no load condiction, very low standby current

HV850 Features:
Designed to drive EL lamps of up to 2.0in2, with capacitive values up to 4.5nF, no external components needed when using an external EL clock frequency, low noise and enable function

HV857/HV857L Features:
Audible noise reduction, lamp aging compensation, wide input voltage range, 190V peak-to-peak output voltage, single cell lithium ion compatible, 150nA shutdown current, separately adjustable lamp and converter frequencies, output voltage regulation, split supply regulation

♦Surface Mount Device

For quantities greater than listed, call for quote.

MOUSER STOCK NO.	Supertex Part No.	Package	Input Voltage Range		Nominal Output Volt. VCS (V)	High Volt. Supply Curr. IIN (Typ) (mA)	Max. Switch Resistance RDS(ON) Max (Ω)	Output Reg.	Driver	Maximum Lamp Size Per Driver (in²)	Price Each		
			Low (V)	High (V)							1	100	500
♦ 689-HV857MG-G	HV857MG-G	MSOP-8	1.8	5	±95	20	6	Yes	Single	5	1.28	1.07	.984
♦ 689-HV857LMG-G	HV857LMG-G	MSOP-8	1.8	5	±95	25	6	Yes	Single	5	1.28	1.07	.984
♦ 689-HV833MG-G	HV833MG-G	MSOP-8	1.8	6.5	±90	56	4	Yes	Single	12	1.81	1.51	1.39
♦ 689-HV823LG-G	HV823LG-G	SOIC-8(N)	2	9.5	±90	25	6	Yes	Single	23	2.19	1.82	1.68
♦ 689-HV830LG-G	HV830LG-G	SO-8	2	9.5	±100	35	4	Yes	Single	25	2.30	1.92	1.77
♦ 689-HV860K7-G	HV860K7-G	QFN-12	2.5	4.5	±110	16	6	Yes	Single	5	1.47	1.22	1.12

MICROCHIP - 8-BIT LCD PIC MICROCONTOLLERS WITH ON-BOARD LCD DRIVER AND CAPACITIVE TOUCH

♦Surface Mount Device

PRODUCT NEW

For quantities greater than listed, call for quote.

MOUSER STOCK NO.	Microchip Part No.	Flash	SRAM	I/O	LCD Pixels	Price Each		
						1	25	100
♦ 579-PIC18F66J90-I/PT	PIC18F66J90-I/PT	64K	3923B	51	132	4.56	3.35	3.03
♦ 579-PIC18F67J90-I/PT	PIC18F67J90-I/PT	128K	3923B	51	132	5.01	3.67	3.32
♦ 579-PIC18F86J90-I/PT	PIC18F86J90-I/PT	64K	3923B	67	192	5.03	3.69	3.34
♦ 579-PIC18F87J90-I/PT	PIC18F87J90-I/PT	128K	3923B	67	192	5.50	4.02	3.65
Development Tools								
579-DM160211	DM160211	mTouch Projected Capacitive Touch Development Kit				128.39	-	-
579-DM163030	DM163030	PICDEM LCD 2				133.75	-	-
579-DM183026-2	DM183026-2	mTouch Capacitive Touch Evaluation Kit				106.95	-	-
579-AC183026	AC183026	Daughter Card & OEM Boards Metal over Cap Accessory Kit				53.49	-	-
579-MA180025	MA180025	Plug-in-Module with cap-touch				26.75	-	-

MICROCHIP - MICRO-CONTROLLERS W/ INTEGRATED LCD DRIVER MODULES

For quantities greater than listed, call for quote.

MOUSER STOCK NO.	Microchip Part No.	Supply Voltage/Range	Supply Current	Package	Resolution	Operating Temperature Range	Mounting Type	Price Each		
								1	25	100
LCD Drivers										
579-AY0438/P	AY0438/P	+ 8.5 V	60 mA	PDIP-40	-	0°C to + 70°C	4.20	3.75	3.27	2.97
579-AY0438-I/L	AY0438-I/L	+ 8.5 V	60 mA	PLCC-44	-	- 40°C to + 85°C	6.02	5.37	4.87	4.42
579-AY0438-I/P	AY0438-I/P	+ 8.5 V	60 mA	PDIP-40	-	- 40°C to + 85°C	4.39	3.92	3.43	3.12

TEXAS INSTRUMENTS - LCD EVALUATION MODULES & DEMONSTRATION KITS

For quantities greater than listed, call for quote.

MOUSER STOCK NO.	TI Part No.	Description	Price Each
595-TSC2008EVM	TSC2008EVM	Evaluation Module for TSC2008, a 1.2-3.6V, 12-Bit, 4-Wire Touch Screen Controller with I2C	54.60
595-TSC2020EVM	TSC2020EVM	Evaluation Module for TSC2020, a 1.2-3.6V, 12-Bit, 4-Wire Touch Screen Controller with I2C	83.59
595-TSC2020EVM-PDK	TSC2020EVM-PDK	Evaluation/Demonstration Kit for TSC2020, a 1.2-3.6V, 12-Bit, 4-Wire Touch Screen Controller with I2C	227.33

TEXAS INSTRUMENTS - TOUCH SCREEN CONTROLLER

For use with selected Touch Screen Modules without controller on board.
✻ With Audio Codec

For quantities greater than listed, call for quote.

MOUSER STOCK NO.	TI Part No.	Package	Touch Panel	Resolutions	Sample Rate	Supply Voltage	Inputs	Price Each		
								1	25	100
595-ADS7843E	ADS7843E	SSOP-16	4-Wire	8 or 12	125kHz	2.7-5V	2	5.08	4.58	4.16
595-ADS7845E	ADS7845E	SSOP-16	5-Wire	8 or 12	125kHz	5V	1	12.16	9.73	6.57
595-ADS7846E	ADS7846E	SSOP-16	4-Wire	12	125kHz	2.2-5.25V	2	5.90	4.72	3.19
595-ADS7846IRGVT	ADS7846IRGVT	QFN-16	4-Wire	12	125kHz	2.2-5.25V	2	5.66	4.53	3.06
595-TSC2000IPW	TSC2000IPW	TSSOP-20	4-Wire	8, 10 or 12	-	2.7-3.6V	4	6.86	5.49	3.71
595-TSC2003IPW	TSC2003IPW	TSSOP-16	4-Wire	12	50 ksps	2.5V-5.25V	4	6.51	5.20	3.51
595-TSC2003IPWR	TSC2003IPWR	TSSOP-16	4-Wire	12	50 ksps	2.5V-5.25V	2	5.41	4.33	2.93
595-TSC2005IYZLT	TSC2005IYZLT	WCSP-28	4-Wire	10 or 12	50kHz	1.6-3.6V	1	4.45	3.56	2.41
595-TSC2007IPWR	TSC2007IPWR	TSSOP-16	4-Wire	12	20kHz	1.2-3.6V	-	3.94	3.54	3.22
595-TSC2020IRTVT	TSC2020IRTVT	QFN-32	4-Wire	12	100 kSPS	1.6-3.6V	-	6.99	5.59	3.78
595-TSC2046EIPW	TSC2046EIPW	TSSOP-16	4-Wire	12	125kHz	2.2 -5.25V	2	2.59	2.25	2.04
595-TSC2046IPWR	TSC2046IPWR	TSSOP-16	4-Wire	12	125kHz	2.2 -5.25V	2	2.34	2.03	1.85
595-TSC2046IRGVR	TSC2046IRGVR	QFN-16	4-Wire	12	125kHz	2.2 -5.25V	2	2.14	1.93	1.75
595-TSC2046IZQCR	TSC2046IZQCR	BGA MicroSTAR JR-48	4-Wire	12	125kHz	2.2 -5.25V	2	2.21	2.00	1.82
595-TSC2100IDA	TSC2100IDA	TSSOP-32	4-Wire	12	125kHz	0.5V - 6V	2	8.91	7.13	4.82
595-TSC2100IRHB	TSC2100IRHB	QFN-32	4-Wire	12	125kHz	0.5V - 6V	2	8.91	7.13	4.82
595-TSC2101IRGZ	TSC2101IRGZ	QFN-48	4-Wire	12	125kHz	0.5V - 6V	2	10.84	8.67	5.85
✻ 595-TSC2301IPAGG4	TSC2301IPAGG4	TQFP-64	4-Wire	12	125kHz	2.7-3.6V	2	11.86	9.97	7.24

© Copyright 2013 Mouser Electronics
© Copyright 2013 Mouser Electronics

AVAGO LED Displays

AVAGO SMART LED DISPLAYS

For quantities greater than listed, call for quote.

MOUSER STOCK NO.	Avago Part No.	Character Count	Color	Interface	Character Height	Intensity (µcd)(Typ.)	Supply Current (mA)(Typ.)	Price Each			
								1	25	100	500
630-HDSP-0762	HDSP-0762	1	Red	-	7.4mm	140	78	39.85	34.87	33.87	30.88
630-HDSP-0962	HDSP-0962	1	Green	-	7.4mm	1100	120	34.54	30.23	29.36	26.77
630-HDLO-2416	HDLO-2416	4	Red	Parallel	5.1mm	3.5	110	21.40	19.02	17.12	15.70
630-HDLS-2416	HDLS-2416	4	Red	Parallel	5.1mm	12.7	125	23.79	21.14	19.02	17.44
630-HCMS-2902	HCMS-2902	4	Red	Serial	3.7mm	64	132	22.81	19.97	19.39	17.68
630-HCMS-2912	HCMS-2912	4	Red	Serial	3.7mm	64	264	34.30	30.01	29.16	26.59
630-HDSP-0760	HDSP-0760	4	Red	-	7.4mm	140	78	38.22	33.45	32.49	29.62
630-HCMS-2915	HCMS-2915	4	Red	Serial	3.7mm	230	290	38.31	33.52	32.56	29.69
630-HCMS-2965	HCMS-2965	4	Red	Serial	4.6mm	230	145	25.89	22.66	22.01	20.07
630-HDLY-2416	HDLY-2416	4	Yellow	Parallel	5.1mm	3.7	110	21.40	19.02	17.12	15.70
630-HCMS-2961	HCMS-2961	4	Yellow	Serial	4.6mm	64	132	23.48	20.54	19.96	18.19
630-HDLG-2416	HDLG-2416	4	Green	Parallel	5.1mm	5.6	110	21.40	19.02	17.12	15.70
630-HCMS-2903	HCMS-2903	4	Green	Serial	3.7mm	114	132	22.81	19.97	19.39	17.68
630-HCMS-2913	HCMS-2913	4	Green	Serial	3.7mm	114	264	34.30	30.01	29.16	26.59
630-HCMS-2963	HCMS-2963	4	Green	Serial	4.6mm	114	132	23.48	20.54	19.96	18.19
630-HDSP-2112	HDSP-2112	8	Red	Parallel	4.8mm	7.5	300	37.75	33.03	32.09	29.25
630-HDSP-2502	HDSP-2502	8	Red	Parallel	7mm	7.5	300	45.80	40.07	38.93	35.49
630-HDSP-2534	HDSP-2534	8	Red	Parallel	4.6mm	7.5	300	39.59	34.65	33.65	30.69
630-HCMS-2972	HCMS-2972	8	Red	Serial	4.6mm	64	264	35.74	31.28	30.38	27.70
630-HDSP-2111	HDSP-2111	8	Yellow	Parallel	4.8mm	7.5	300	37.75	33.03	32.09	29.25
630-HDSP-2531	HDSP-2531	8	Yellow	Parallel	4.6mm	7.5	300	35.74	31.28	30.38	27.70
630-HCMS-2971	HCMS-2971	8	Yellow	Serial	4.6mm	64	264	35.74	31.28	30.38	27.70
630-HDSP-2113	HDSP-2113	8	Green	Parallel	4.8mm	7.5	300	37.75	33.03	32.09	29.25
630-HDSP-2133	HDSP-2133	8	Green	Parallel	4.8mm	7.5	300	171.95	166.58	161.21	150.46
630-HDSP-2503	HDSP-2503	8	Green	Parallel	7mm	7.5	300	45.80	40.07	38.93	35.49
630-HDSP-2533	HDSP-2533	8	Green	Parallel	4.6mm	7.5	300	35.74	31.28	30.38	27.70
630-HCMS-2973	HCMS-2973	8	Green	Serial	4.6mm	114	264	35.74	31.28	30.38	27.70
630-HCMS-2923	HCMS-2923	16	Green	Serial	3.7mm	114	528	70.51	64.79	62.88	59.07

AVAGO LED DISPLAYS

For quantities greater than listed, call for quote.

MOUSER STOCK NO.	Avago Part No.	Character Count	Color	Character Height	Pin Configuration	Intensity (µcd)(Typ.)	Supply Voltage	Price Each			
								1	25	100	500
630-HDSP-7511	HDSP-7511	1	Red	7.6mm	Common Anode	270	1.6	3.37	3.04	2.70	2.23
630-HDSP-7513	HDSP-7513	1	Red	7.6mm	Common Cathode	270	1.6	3.37	3.04	2.70	2.23
630-HDSP-A101	HDSP-A101	1	Red	7.6mm	Common Anode	600	1.6	3.53	3.18	2.82	2.33
630-HDSP-A103	HDSP-A103	1	Red	7.6mm	Common Cathode	600	1.6	3.53	3.18	2.82	2.33
630-5082-7610	5082-7610	1	Red	7.6mm	Common Anode	800	2.1	3.26	2.94	2.61	2.15
630-5082-7611	5082-7611	1	Red	7.6mm	Common Anode	800	2.1	3.26	2.94	2.61	2.15
630-5082-7613	5082-7613	1	Red	7.6mm	Common Cathode	800	2.1	3.26	2.94	2.61	2.15
630-HDSP-7501	HDSP-7501	1	Red	7.6mm	Common Anode	980	2	2.94	2.65	2.35	1.95
630-HDSP-7501-CD000	HDSP-7501-CD000	1	Red	7.6mm	Common Anode	980	2	3.30	2.96	2.63	2.17
630-HDSP-7503	HDSP-7503	1	Red	7.6mm	Common Cathode	980	2	2.94	2.65	2.35	1.95
630-HDSP-7503-CD000	HDSP-7503-CD000	1	Red	7.6mm	Common Cathode	980	2	3.30	2.96	2.63	2.17
630-HDSP-A903	HDSP-A903	1	Green	7.6mm	Common Cathode	475	1.9	3.37	3.04	2.70	2.23
630-HDSP-3601	HDSP-3601	1	Green	7.6mm	Common Anode	2700	2.1	3.26	2.94	2.61	2.15
630-HDSP-3603	HDSP-3603	1	Green	7.6mm	Common Cathode	2700	2.1	3.26	2.94	2.61	2.15
630-HDSP-7801	HDSP-7801	1	Green	7.6mm	Common Anode	3000	2.1	2.94	2.65	2.35	1.95
630-HDSP-7803	HDSP-7803	1	Green	7.6mm	Common Cathode	3000	2.1	2.94	2.65	2.35	1.95
630-HDSP-F101	HDSP-F101	1	Red	10mm	Common Anode	650	1.6	3.53	3.18	2.82	2.33
630-HDSP-F103	HDSP-F103	1	Red	10mm	Common Cathode	650	1.6	3.53	3.18	2.82	2.33
630-HDSP-F201	HDSP-F201	1	Red	10mm	Common Anode	1200	2	2.94	2.65	2.35	1.95
630-HDSP-F203	HDSP-F203	1	Red	10mm	Common Cathode	1200	2	2.94	2.65	2.35	1.95
630-HDSP-F501	HDSP-F501	1	Green	10mm	Common Anode	3500	2.1	2.94	2.65	2.35	1.95
630-HDSP-E101	HDSP-E101	1	Red	10.9mm	Common Anode	650	1.6	3.91	3.52	3.12	2.58
630-HDSP-E103	HDSP-E103	1	Red	10.9mm	Common Cathode	650	1.6	3.91	3.52	3.12	2.58
630-5082-7650	5082-7650	1	Red	10.9mm	Common Anode	1115	2.1	3.26	2.94	2.61	2.15
630-5082-7651	5082-7651	1	Red	10.9mm	Common Anode	1115	2.1	3.26	2.94	2.61	2.15
630-5082-7653	5082-7653	1	Red	10.9mm	Common Cathode	1115	2.1	3.26	2.94	2.61	2.15
630-5082-7656	5082-7656	1	Red	10.9mm	Overflow	1115	2.1	3.26	2.94	2.61	2.15
630-HDSP-4601	HDSP-4601	1	Green	10.9mm	Common Anode	4000	2.1	3.26	2.94	2.61	2.15
630-HDSP-4603	HDSP-4603	1	Green	10.9mm	Common Cathode	4000	2.1	3.26	2.94	2.61	2.15
630-HDSP-4603-IJ000	HDSP-4603-IJ000	1	Green	10.9mm	Common Cathode	4000	2.1	3.62	3.25	2.89	2.39
630-HDSP-5701	HDSP-5701	1	Yellow	14.2mm	Common Anode	1800	2.1	2.94	2.46	2.14	1.77
630-HDSP-H151	HDSP-H151	1	Red	14.2mm	Common Anode	16	1.8	3.35	3.01	2.68	2.20
630-HDSP-H153	HDSP-H153	1	Red	14.2mm	Common Cathode	16	1.8	3.35	3.01	2.68	2.20
630-HDSP-5551	HDSP-5551	1	Red	14.2mm	Common Anode	370	2	3.08	2.77	2.46	2.03
630-HDSP-5553	HDSP-5553	1	Red	14.2mm	Common Cathode	370	2	3.08	2.77	2.46	2.03
630-HDSP-H101	HDSP-H101	1	Red	14.2mm	Common Anode	700	1.6	3.21	2.89	2.57	2.12
630-HDSP-H103	HDSP-H103	1	Red	14.2mm	Common Cathode	700	1.6	3.21	2.89	2.57	2.12
630-HDSP-5501	HDSP-5501	1	Red	14.2mm	Common Anode	2800	2.1	2.94	2.46	2.14	1.77
630-HDSP-5501-GH000	HDSP-5501-GH000	1	Red	14.2mm	Common Anode	2800	2.1	3.03	2.72	2.42	1.99
630-HDSP-5521	HDSP-5521	1	Red	14.2mm	Common Anode	2800	2.1	4.01	3.62	3.21	2.65
630-HDSP-5523	HDSP-5523	1	Red	14.2mm	Common Cathode	2800	2.1	4.01	3.62	3.21	2.65
630-HDSP-5503	HDSP-5503	1	Red	14.2mm	Common Cathode	2801	2.1	2.94	2.46	2.14	1.77
630-HDSP-5621	HDSP-5621	1	Green	14.2mm	Common Anode	2500	2.1	4.01	3.62	3.21	2.65
630-HDSP-5623	HDSP-5623	1	Green	14.2mm	Common Cathode	2500	2.1	4.01	3.62	3.21	2.65
630-HDSP-5601	HDSP-5601	1	Green	14.2mm	Common Anode	2800	2.1	2.94	2.46	2.14	1.77
630-HDSP-5603	HDSP-5603	1	Green	14.2mm	Common Cathode	2800	2.1	2.94	2.46	2.14	1.77
630-HDSP-3901	HDSP-3901	1	Red	20mm	Common Anode	7000	2.6	4.65	4.19	3.72	3.07
630-HDSP-3903	HDSP-3903	1	Red	20mm	Common Cathode	7000	2.6	4.65	4.19	3.72	3.07
630-HDSP-8601	HDSP-8601	1	Green	20mm	Common Anode	15000	2.1	4.65	4.19	3.72	3.07
630-HDSP-8603	HDSP-8603	1	Green	20mm	Common Cathode	15000	2.1	4.65	4.19	3.72	3.07
630-HDSP-521E	HDSP-521E	2	Red	14.2mm	Common Anode	2800	2.1	1.41	1.08	.942	.781
630-HDSP-523E	HDSP-523E	2	Red	14.2mm	Common Cathode	2800	2.1	1.41	1.08	.942	.781
630-HDSP-521G	HDSP-521G	2	Green	14.2mm	Common Anode	2500	2.1	1.41	1.08	.942	.781
630-HDSP-523G	HDSP-523G	2	Green	14.2mm	Common Cathode	2500	2.1	1.41	1.08	.942	.781

© Copyright 2013 Mouser Electronics
© Copyright 2013 Mouser Electronics

KINGBRIGHT LED Displays

RoHS Compliant This product is RoHS compliant.

BLUE NUMERIC DISPLAYS

For quantities greater than listed, call for quote.

MOUSER STOCK NO.		Fig.	Common Pin	Emitting Color	Peak Wavelength (nm)	Luminous Intensity (ucd)		Price Each			
Mfr.	Mfr. Part No.					Min.	Typ.	1	100	500	1000
604—	SA39-11PBWA/A	A	Anode	Blue	463	3000	7800	2.95	2.36	2.01	1.89
604—	SC39-11PBWA/A	A	Cathode	Blue	463	3000	7800	2.95	2.36	2.01	1.89
604—	SA56-51PBWA/A	B	Anode	Blue	463	1900	8500	3.14	2.50	2.13	2.00
604—	SC56-51PBWA/A	B	Cathode	Blue	463	1900	8500	2.89	2.31	1.97	1.85
604—	SA03-11PBWA/A	C	Anode	Blue	463	1200	11000	2.95	2.36	2.01	1.89
604—	SC03-11PBWA/A	C	Cathode	Blue	463	1200	11000	2.95	2.36	2.01	1.89
604—	DA56-51PBWA/A	D	Anode	Blue	463	1900	8500	5.99	4.79	4.08	3.83
604—	DC56-51PWA/A	D	Cathode	Blue	463	1900	8500	5.99	4.79	4.08	3.83
604—	DA03-11PBWA/A	E	Anode	Blue	463	480	2030	5.62	4.49	3.82	3.60
604—	DC03-11PBWA/A	E	Cathode	Blue	463	480	2030	5.22	4.17	3.55	3.34
604—	DA04-11PBWA/A	F	Anode	Blue	463	1900	14000	5.62	4.49	3.82	3.60
604—	DC04-11PBWA/A	F	Cathode	Blue	463	2900	14000	5.62	4.49	3.82	3.60

NUMERIC DISPLAYS

- Forward current: 10mA

For quantities greater than listed, call for quote.

MOUSER STOCK NO.		Fig.	Common Pin	Emitting Color	Peak Wavelength (nm)	Luminous Intensity (ucd)		Price Each			
Mfr.	Mfr. Part No.					Min.	Typ.	1	100	500	1000
7mm											
604—	SC03-12YWA	C	Cathode	Yellow	588	1200	3000	1.24	1.12	.997	.871
604—	SA03-11EWA	C	Anode	Red	625	1900	6400	1.20	.838	.642	.535
604—	SC03-12EWA	C	Cathode	Red	625	1900	6400	1.16	.813	.621	.514
14.2mm											
604—	SA56-11YWA	G	Anode	Yellow	588	1900	4700	1.12	1.05	.91	.749
604—	SA56-21YWA	G	Anode	Yellow	588	1900	4700	1.23	1.14	.995	.82
604—	SA56-11SRWA	G	Anode	Red	640	8000	24000	1.38	1.00	.767	.641
604—	SC56-11EWA	G	Cathode	Red	625	1900	6400	1.09	.685	.524	.439
604—	SC56-21GWA	G	Cathode	Green	568	3000	10500	1.12	1.05	.91	.813
10mm											
604—	DA04-11YWA	F	Anode	Yellow	588	1200	3000	2.14	1.96	1.71	1.42
604—	DC04-11EWA	F	Cathode	Red	625	1900	4700	1.85	1.70	1.47	1.23
604—	DA04-11EWA	F	Anode	Red	625	1900	4700	1.67	1.53	1.33	1.11
14.22mm											
604—	DC56-11YWA	H	Cathode	Yellow	588	1900	4700	1.88	1.72	1.50	1.25
604—	DC56-11EWA	H	Cathode	Red	625	1900	8000	2.40	2.20	1.92	1.33
604—	BA56-11YWA	I	Anode	Yellow	588	1900	4700	3.42	3.14	2.73	2.27
604—	BA56-12YWA	I	Anode	Yellow	588	1900	4700	3.40	3.12	2.72	2.27
604—	BA56-12SRWA	I	Anode	Red	640	8000	24000	3.32	3.03	2.64	2.26
604—	BC56-11EWA	I	Cathode	Red	625	1900	6400	3.12	2.86	2.49	2.13
604—	BC5612GWA	I	Cathode	Green	568	3000	10500	3.53	3.23	2.81	2.41

ALPHANUMERIC LED DISPLAYS

- Forward current: 10mA

For quantities greater than listed, call for quote.

MOUSER STOCK NO.		Fig.	Common Pin	Emitting Color	Peak Wavelength (nm)	Luminous Intensity (ucd)		Price Each			
Mfr.	Mfr. Part No.					Min.	Typ.	1	100	500	1000
13.8mm											
604—	PDA54-11YWA	J	Anode	Yellow	588	1200	3000	3.55	3.25	2.89	2.36
604—	PDA54-11SRWA	J	Anode	Red	660	8000	18000	3.97	3.64	3.17	2.64
604—	PDA54-12EWA	J	Anode	Red	625	1900	4700	3.55	3.25	2.84	2.36
604—	PDA54-12GWA	J	Anode	Green	568	3000	8000	3.55	3.25	2.84	2.36
604—	PDA54-12SRWA	J	Anode	Red	6400	8000	18000	3.97	3.64	3.21	2.64

DOT MATRIX LED DISPLAY

- Forward current: 10mA

For quantities greater than listed, call for quote.

MOUSER STOCK NO.		Fig.	Common Pin	Emitting Color	Peak Wavelength (nm)	Luminous Intensity (ucd)		Price Each			
Mfr.	Mfr. Part No.					Min.	Typ.	1	100	500	1000
18mm											
604—	TA07-11YWA	K	Anode	Yellow	588	1900	4700	3.76	3.45	3.01	2.50
30mm											
604—	TA12-11EWA	L	Anode	Red	625	3000	8000	5.48	5.01	4.39	3.64
604—	TA12-11GWA	L	Anode	Green	568	3000	10500	5.05	4.61	4.03	3.36
604—	TA12-11SRWA	L	Anode	Red	640	8000	24000	4.80	4.40	3.84	3.20
50mm											
604—	TA20-11SRWA	M	Anode	Red	640	12000	26000	5.64	5.17	4.49	4.10

BAR GRAPH ARRAY

- Forward current: 10mA

For quantities greater than listed, call for quote.

MOUSER STOCK NO.		Fig.	Common Pin	Emitting Color	Peak Wavelength (nm)	Luminous Intensity (ucd)		Price Each			
Mfr.	Mfr. Part No.					Min.	Typ.	1	100	500	1000
604—	DC-10EWA	N	10	Red	625	2200	9000	2.20	1.38	1.07	.895
604—	DC10GWA	N	10	Green	568	3600	14000	1.77	1.01	.813	.698
604—	DC10YWA	N	10	Yellow	588	2200	9000	1.82	1.14	.889	.738
604—	DC10SRWA	N	10	Red	640	9000	31000	1.82	1.14	.889	.738
604—	DD12HWB	O	12	Red	660	900	1400	2.50	2.30	2.00	1.67
604—	DD12GWB	O	12	Green	568	2200	5600	2.50	2.30	2.00	1.67
604—	DC20/20EWA	P	20	Red	625	2200	9000	3.97	3.64	3.20	2.64
604—	DC20/20GWA	P	20	Green	568	3600	9000	3.97	3.64	3.20	2.64
604—	DC20/20YWA	P	20	Yellow	588	3600	9000	3.97	3.64	3.20	2.64
604—	DC20/20SRWA	P	20	Red	640	9000	31000	4.59	4.21	3.69	3.06

DIMENSIONS: mm

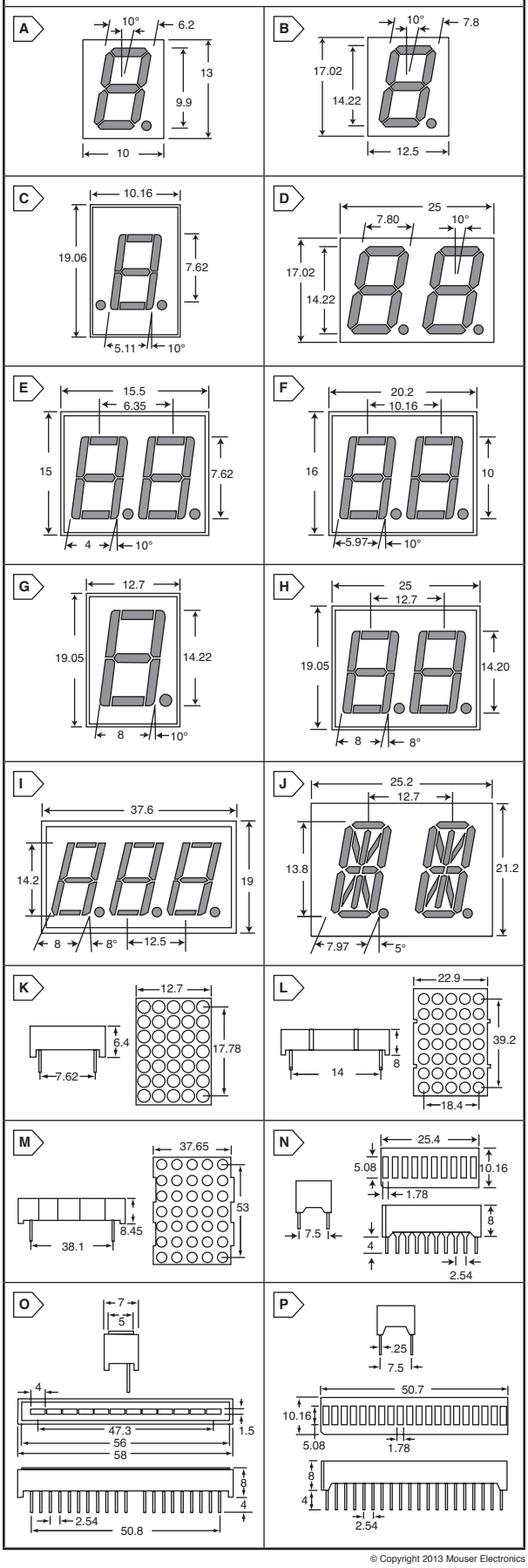

© Copyright 2013 Mouser Electronics

© Copyright 2013 Mouser Electronics

KINGBRIGHT Surface Mount LED Displays

Kingbright
WWW.KINGBRIGHTUSA.COM

RoHS Compliant This product is RoHS compliant.

NUMERIC DISPLAYS

.2" Numeric

RoHS Compliant

For quantities greater than listed, call for quote.

MOUSER STOCK NO.	Kingbright Part No.	Fig.	Common Pin	Emitting Color	Peak Wavelength (nm)	Luminous Intensity (ucd) Min.	Luminous Intensity (ucd) Typ.	Price Each 1	100	500	1000
Single Digit											
604-ACSA02-41EWA	ACSA02-41EWA-F01	A	Anode	Red	625	1900	5800	2.14	1.18	1.04	.92
604-ACSA02-41SGWA	ACSA02-41SGWA-F01	A	Anode	Green	568	3000	10000	2.59	1.41	1.00	.835
604-ACSA02-41YWA	ACSA02-41YWA-F01	A	Anode	Yellow	588	800	1900	2.14	1.18	1.04	.92
Dual Digit											
604-ACDA02-41EWA	ACDA02-41EWA-F01	B	Anode	Red	625	1900	5800	2.61	2.09	1.83	1.51
604-ACDA02-41SGWA	ACDA02-41SGWA-F01	B	Anode	Green	568	3000	10000	2.68	2.14	1.87	1.54
604-ACDA02-41YWA	ACDA02-41YWA-F01	B	Anode	Yellow	588	800	1900	2.61	2.09	1.83	1.51

.3" Numeric

RoHS Compliant

For quantities greater than listed, call for quote.

MOUSER STOCK NO.	Kingbright Part No.	Fig.	Common Pin	Emitting Color	Peak Wavelength (nm)	Luminous Intensity (ucd) Min.	Luminous Intensity (ucd) Typ.	Price Each 1	100	500	1000
Single Digit											
604-ACSA03-41EWA	ACSA03-41EWA-F01	C	Anode	Red	625	1900	4210	2.36	1.18	.852	.781
604-ACSA03-41SGWA	ACSA03-41SGWA-F01	C	Anode	Green	568	1900	5600	2.82	1.54	1.02	.93
604-ACSA03-41YWA	ACSA03-41YWA-F01	C	Anode	Yellow	588	800	2290	2.36	1.31	.856	.781
604-ACSA03-41PBWA	ACSA03-41PBWA/A-F01	C	Anode	Blue	466	1900	5000	5.01	3.34	2.84	2.50
Dual Digit											
604-ACDA03-41EWA	ACDA03-41EWA-F01	D	Anode	Red	625	1900	4210	2.61	2.09	1.83	1.51
604-ACDA03-41SGWA	ACDA03-41SGWA-F01	D	Anode	Green	568	1900	5600	2.61	2.09	1.83	1.51
604-ACDA03-41YWA	ACDA03-41YWA-F01	D	Anode	Yellow	588	800	2290	2.61	2.09	1.83	1.51

.4" Numeric

RoHS Compliant

For quantities greater than listed, call for quote.

MOUSER STOCK NO.	Kingbright Part No.	Fig.	Common Pin	Emitting Color	Peak Wavelength (nm)	Luminous Intensity (ucd) Min.	Luminous Intensity (ucd) Typ.	Price Each 1	100	500	1000
Single Digit											
604-ACSA04-41EWA	ACSA04-41EWA-F01	E	Anode	Red	625	1900	5000	2.36	1.31	.856	.781
604-ACSA04-41SGWA	ACSA04-41SGWA-F01	E	Anode	Green	568	3000	7000	2.56	1.40	.921	.842
604-ACSA04-41YWA	ACSA04-41YWA-F01	E	Anode	Yellow	588	800	2500	2.36	1.31	.856	.781
604-ACSA04-41PBWA	ACSA04-41PBWA/aA-F01	E	Anode	Blue	466	1200	3600	5.39	3.60	3.06	2.70
Dual Digit											
604-ACDA04-41EWA	ACDA04-41EWA-F01	F	Anode	Red	625	1900	5000	2.61	2.09	1.83	1.51
604-ACDA04-41SGWA	ACDA04-41SGWA-F01	F	Anode	Green	568	3000	7000	3.27	2.61	2.29	1.88
604-ACDA04-41YWA	ACDA04-41YWA-F01	F	Anode	Yellow	588	800	2500	2.61	2.09	1.83	1.51
604-ACDA04-41PBWA	ACDA04-41PBWA/A-F01	F	Anode	Blue	466	1200	3600	7.19	6.11	5.39	4.68

.4" Alphanumeric

RoHS Compliant

For quantities greater than listed, call for quote.

MOUSER STOCK NO.	Kingbright Part No.	Fig.	Common Pin	Emitting Color	Peak Wavelength (nm)	Luminous Intensity (ucd) Min.	Luminous Intensity (ucd) Typ.	Price Each 1	100	500	1000
Single Digit											
604-APPSA04-41YWA	APPSA04-41YWA	G	Anode	Yellow	588	1200	3400	1.98	1.58	1.39	1.14
Dual Digit											
604-APPDA04-41YWA	APPDA04-41YWA	H	Anode	Yellow	588	1200	3400	4.00	3.20	2.80	2.32

.56" Numeric

RoHS Compliant

For quantities greater than listed, call for quote.

MOUSER STOCK NO.	Kingbright Part No.	Fig.	Common Pin	Emitting Color	Peak Wavelength (nm)	Luminous Intensity (ucd) Min.	Luminous Intensity (ucd) Typ.	Price Each 1	100	500	1000
Single Digit											
604-ACSA56-41EWA	ACSA56-41EWA-F01	I	Anode	Red	625	3000	7400	2.36	1.31	.856	.781
604-ACSA56-41SGWA	ACSA56-41SGWA-F01	I	Anode	Green	568	4700	13200	3.61	1.98	1.53	1.32
604-ACSA56-41YWA	ACSA56-41YWA-F01	I	Anode	Yellow	588	1900	5000	2.36	1.31	.856	.781
604-ACSA56-41PBWA	ACSA56-41PBWA/A-F01	I	Anode	Blue	466	1900	5200	6.26	4.17	3.55	3.14
Dual Digit											
604-ACDA56-41EWA	ACDA56-41EWA-F01	J	Anode	Red	625	3000	7400	2.86	2.28	2.00	1.66
604-ACDA56-41SGWA	ACDA56-41SGWA-F01	J	Anode	Green	568	4700	13200	2.86	2.28	2.00	1.66
604-ACDA56-41YWA	ACDA56-41YWA-F01	J	Anode	Yellow	588	1900	5000	2.86	2.28	2.00	1.66
604-ACDA56-41PBWA	ACDA56-41PBWA/A-F01	J	Anode	Blue	466	1900	5200	10.11	8.09	7.08	5.86

© Copyright 2013 Mouser Electronics

DIMENSIONS: mm

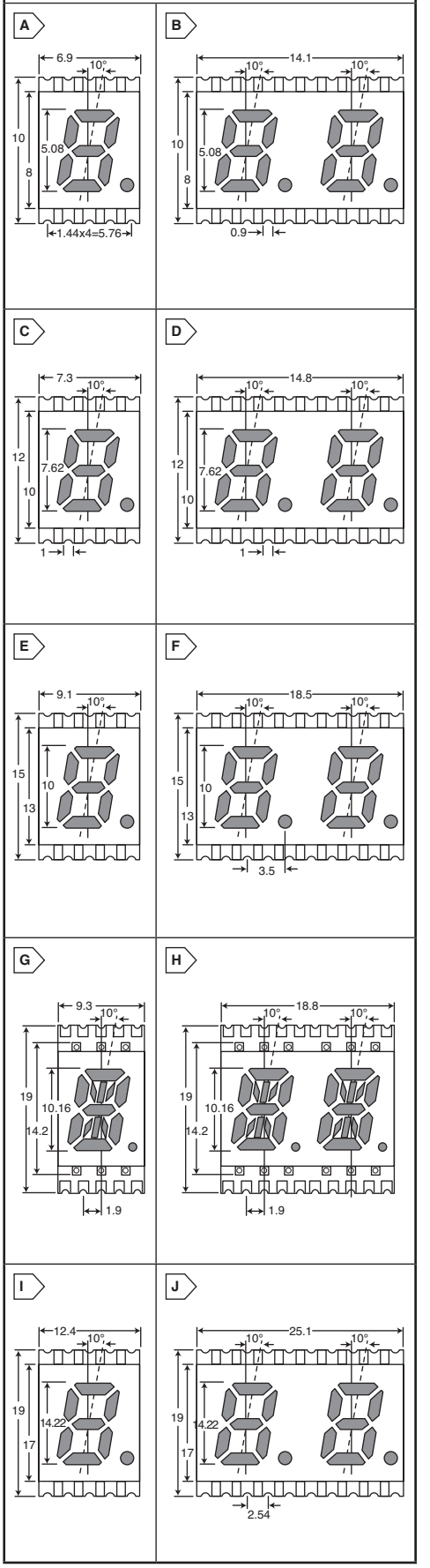

© Copyright 2013 Mouser Electronics

LITE-ON LED Displays

RoHS Compliant **This product is RoHS compliant.**

Providing high contrast, high brightness and wide viewing angle, Lite-On LED displays are available in a wide range of sizes, brightness and orientations. Displays can be stacked vertically or horizontally and are designed for numeric indication on applications requiring low current or low power consumption.

.30" SINGLE DIGIT DISPLAYS

For quantities greater than listed, call for quote.

MOUSER STOCK NO.		Fig.	Source Color	Description	Peak Wavelength	Forward Voltage		Luminous Intensity (µcd)	Price Each		
Mfr.	Mfr. Part No.					Typical	Maximum		1	10	100
859—	LTS-313AHR	A	Red	Common cathode RHD	635	2	2.6	2000	1.12	1.00	.805
859—	LTS-315AHR	A	Red	Common cathode RHD	635	2	2.6	2000	1.12	1.00	.805
859—	LTS-313AY	A	Yellow	Common cathode RHD	585	2.1	2.6	2000	1.12	1.00	.805
859—	LTS-313AG	A	Green	Common cathode RHD	565	2.1	2.6	2000	1.12	1.00	.805
859—	LTS-315AG	A	Green	Common cathode RHD	565	2.1	2.6	2000	1.12	1.00	.805

.36" SINGLE DIGIT DISPLAYS

For quantities greater than listed, call for quote.

MOUSER STOCK NO.		Fig.	Source Color	Description	Peak Wavelength	Forward Voltage		Luminous Intensity (µcd)	Price Each		
Mfr.	Mfr. Part No.					Typical	Maximum		1	10	100
859—	LTS-367P	B	Red	Common cathode RHD	697	2.1	2.6	750	1.12	1.00	.805
859—	LTS-360HR	B	Red	Common anode RHD	635	2	2.6	2000	1.12	1.00	.805
859—	LTS-367HR	B	Red	Common cathode RHD	635	2	2.6	2000	1.12	1.00	.805
859—	LTS-360E	B	Red-Org	Common anode RHD	630	2	2.6	2000	1.12	1.00	.805
859—	LTS-360G	B	Green	Common anode RHD	565	2.1	2.6	2000	1.12	1.00	.805

.40" SINGLE DIGIT DISPLAYS

For quantities greater than listed, call for quote.

MOUSER STOCK NO.		Fig.	Source Color	Description	Peak Wavelength	Forward Voltage		Luminous Intensity (µcd)	Price Each		
Mfr.	Mfr. Part No.					Typical	Maximum		1	10	100
859—	LTS-4801JD	C	Red	Common anode RHD	650	2.1	2.6	650	1.09	.976	.779
859—	LTS-4301JR	C	Red	Common cathode RHD	639	2	2.6	520	1.09	.976	.779
859—	LTS-4801JR	C	Red	Common anode RHD	639	2	2.6	520	1.09	.976	.779
859—	LTS-4802BJR-H1	C	Red	Common anode RHD	639	2	2.6	650	1.02	.899	.721
859—	LTS-4802BJF-H1	C	Yel-Org	Common anode RHD	611	2.05	2.6	650	1.02	.899	.721
859—	LTS-4301JS	C	Yellow	Common cathode RHD	588	2.05	2.6	650	1.09	.976	.779
859—	LTS-4802BJS-H1	C	Yellow	Common anode RHD	588	2.05	2.6	650	1.02	.899	.721
859—	LTS-4301JG	C	Green	Common cathode RHD	571	2.05	2.6	850	1.09	.976	.779
859—	LTS-4801JG	C	Green	Common anode RHD	571	2.05	2.6	870	1.09	.976	.779
859—	LTS-4530AG	D	Green	Common anode RHD	565	2.1	2.6	2200	1.54	1.38	1.09
859—	LTS-4710AP	E	Red	Common cathode RHD	697	2.1	2.6	800	1.32	1.18	.937
859—	LTS-4910AHR	E	Red	Common anode RHD	635	2	2.6	2200	.97	.872	.693
859—	LTS-4940AHR	E	Red	Common cathode RHD	635	2	2.6	2200	.97	.872	.693
859—	LTS-4980AHR	E	Red	Common cathode RHD	635	2	2.6	2200	1.54	1.38	1.09
859—	LTS-4610AE	E	Red-Org	Common anode RHD	630	2	2.6	2200	1.32	1.18	.937
859—	LTS-4810AY	E	Yellow	Common anode RHD	585	2.1	2.6	2200	1.05	.936	.749
859—	LTS-4540AG	E	Green	Common cathode RHD	565	2.1	2.6	2200	1.32	1.18	.937
859—	LTS-4580AG	E	Green	Common cathode RHD	565	2.1	2.6	2200	1.32	1.18	.937

.52" SINGLE DIGIT DISPLAYS

For quantities greater than listed, call for quote.

MOUSER STOCK NO.		Fig.	Source Color	Description	Peak Wavelength	Forward Voltage		Luminous Intensity (µcd)	Price Each		
Mfr.	Mfr. Part No.					Typical	Maximum		1	10	100
859—	LTS-546AHR	F	Red	Common anode RHD	635	2	2.6	2200	1.35	1.21	.965
859—	LTS-546AY	F	Yellow	Common anode RHD	585	2.1	2.6	2200	1.42	1.27	1.02

.56" SINGLE DIGIT DISPLAYS

For quantities greater than listed, call for quote.

MOUSER STOCK NO.		Fig.	Source Color	Description	Peak Wavelength	Forward Voltage		Luminous Intensity (µcd)	Price Each		
Mfr.	Mfr. Part No.					Typical	Maximum		1	10	100
859—	LTS-6760P	G	Red	Common anode RHD	697	2.1	2.6	950	1.32	1.18	.937
859—	LTS-5001AWC	G	Red	Common anode RHD	660	1.6	2.4	700	1.32	1.18	.937
859—	LTS-5003AWC	G	Red	Common cathode RHD	660	1.6	2.4	700	1.32	1.18	.937
859—	LTS-5003AJD	G	Red	Common cathode RHD	656	2.1	2.6	700	1.32	1.18	.937
859—	LTS-5001AJD	G	Red	Common cathode RHD	650	2.1	2.6	700	1.32	1.18	.937
859—	LTS-6760JD	G	Red	Common anode RHD	650	2.1	2.6	700	2.44	2.17	1.74
859—	LTS-6780JD	G	Red	Common cathode RHD	650	2.1	2.6	700	2.44	2.17	1.74
859—	LTS-6960HR	G	Red	Common anode RHD	635	2.0	2.6	2400	1.32	1.18	.937
859—	LTS-6980HR	G	Red	Common cathode RHD	635	2.0	2.6	2400	1.32	1.18	.937
859—	LTS-5501AE	G	Red-Org	Common anode RHD	630	2.0	2.6	2400	1.32	1.18	.937
859—	LTS-5503AE	G	Red-Org	Common cathode RHD	630	2.0	2.6	2400	1.32	1.18	.937
859—	LTS-6660E	G	Red-Org	Common anode RHD	630	2.0	2.6	2400	1.32	1.18	.937
859—	LTS-6680E	G	Red-Org	Common cathode RHD	630	2.0	2.6	2400	1.32	1.18	.937
859—	LTS-5701AJS	G	Yellow	Common anode RHD	588	2.1	2.6	700	2.44	2.17	1.74
859—	LTS-5703AJS	G	Yellow	Common cathode RHD	588	2.1	2.6	700	2.44	2.17	1.74
859—	LTS-5701AY	G	Yellow	Common anode RHD	585	2.1	2.6	2400	1.32	1.18	.937
859—	LTS-5703AY	G	Yellow	Common cathode RHD	585	2.1	2.6	2400	1.32	1.18	.937
859—	LTS-5601AJG	G	Green	Common anode RHD	571	2.1	2.6	900	2.44	2.17	1.74
859—	LTS-5603AJG	G	Green	Common cathode RHD	571	2.1	2.6	900	2.44	2.17	1.74
859—	LTS-5601AG	G	Green	Common anode RHD	565	2.1	2.6	2400	1.32	1.18	.937
859—	LTS-5603AG	G	Green	Common cathode RHD	565	2.1	2.6	2400	1.32	1.18	.937
859—	LTS-6460G	G	Green	Common anode RHD	565	2.1	2.6	2400	1.32	1.18	.937
859—	LTS-6480G	G	Green	Common cathode RHD	565	2.1	2.6	2400	1.32	1.18	.937

.80" SINGLE DIGIT DISPLAYS

For quantities greater than listed, call for quote.

MOUSER STOCK NO.		Fig.	Source Color	Description	Peak Wavelength	Forward Voltage		Luminous Intensity (µcd)	Price Each		
Mfr.	Mfr. Part No.					Typical	Maximum		1	10	100
859—	LTS-3401LP	H	Red	Common anode RLD	697	2.1	2.6	950	2.44	2.17	1.74
859—	LTS-3403LE	H	Red-Org	Common cathode RLD	630	2.0	2.6	2400	1.87	1.68	1.34
859—	LTS-3401LG	H	Green	Common anode RLD	565	2.1	2.6	2400	1.87	1.68	1.34
859—	LTS-3403LG	H	Green	Common cathode RLD	565	2.1	2.6	2400	1.87	1.68	1.34

DIMENSIONS: mm (in.)

A

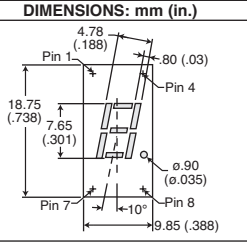

B

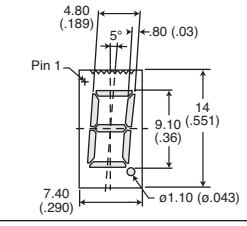

C

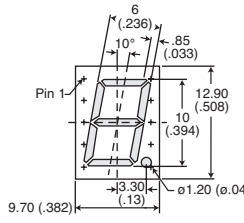

D

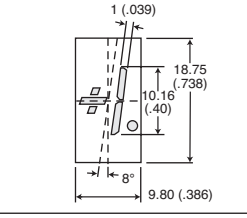

E

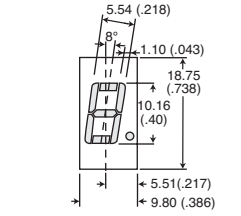

F

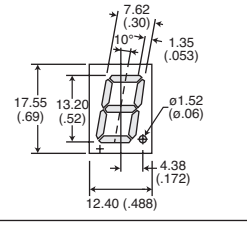

G

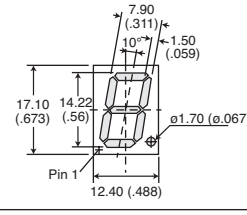

H

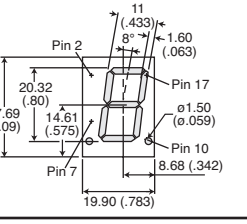

© Copyright 2013 Mouser Electronics

© Copyright 2013 Mouser Electronics

Drivers and Power Supplies

RoHS Compliant **This product is RoHS compliant.**

CIRRUS LOGIC LED LIGHTING DRIVERS

NEW PRODUCT

For quantities greater than listed, call for quote.

MOUSER STOCK NO.	Cirrus Part No.	Package	LED Type	Driver Type	Input Volt. (VDC)	Output Volt. (V)	Output Current (mA)	Dimming Type	Number of LEDs	Output Efficiency (%)	Configuration	Price Each 1	25	50
777-CS1631-FSZ	CS1631-FSZ	SOICN-16	Universal	Boost/Buck	114-126	200	5	PWM/Linear	-	> 85	Series/Parallel	2.84	2.80	2.78
777-CS1630-FSZ	CS1630-FSZ	SOICN-16	Universal	Boost/Buck	218-242	200	5	PWM/Linear	-	> 85	Series/Parallel	2.84	2.80	2.78

EXAR HIGH POWER LED DRIVERS

For quantities greater than listed, call for quote.

MOUSER STOCK NO.	Exar Part No.	Package	LED Type	Driver Type	Input Volt. (VDC)	Output Volt. (V)	Output Current (mA)	Dimming Type	Number of LEDs	Output Efficiency (%)	Configuration	Price Each 1	25	100
701-XRP7603EDB-F	XRP7603EDB-F	HSOICN-8	High Power	Step-down	4.5 - 29V	Adj	500	PWM & Analog	6	94	Series	2.47	1.95	1.66
701-XRP7604EDB-F	XRP7604EDB-F	HSOICN-8	High Power	Step-down	4.5 - 29V	Adj	1A	PWM & Analog	6	94	Series	3.01	2.39	2.02
701-SP7600EN2-L/TR	SP7600EN2-L/TR	HSOICN-8	High Power	Step-down	4.5 - 29V	Adj	2A	PWM & Analog	6	94	Series	2.64	2.32	2.01

EXAR LED DRIVERS

For quantities greater than listed, call for quote.

MOUSER STOCK NO.	Exar Part No.	Package	LED Type	Driver Type	Input Volt. (VDC)	Output Volt. (V)	Output Current (mA)	Dimming Type	Number of LEDs	Output Efficiency (%)	Configuration	Price Each 1	25	100
701-XRP6840AILB-F	XRP6840AILB-F	TQFN-20	Flash	Charge Pump	2.7 - 5.5	5.3	1450	-	3	90+	Parallel	2.33	2.05	1.93
701-XRP6840BILB-F	XRP6840BILB-F	TQFN-20	Flash	Charge Pump	2.7 - 5.5	5.3	1450	-	2	90+	Parallel	2.33	2.05	1.93
701-SP7121EK-L	SP7121EK-L	SOT-23	Universal	Linear	2.7 - 5.5	-	25	PWM	2	-	Parallel	.67	.51	.433
701-XRP7620IH-F	XRP7620IH-F	DFN-8	Universal	Current Driver	2.7 - 5.5	-	31	-	4	-	Parallel	2.12	1.67	1.42
701-XRP7618IGBTR-F	XRP7618IGBTR-F	TSSOP-20	Universal	Current Driver	4.2 - 5.5	30	100 p/ch	PWM, analog	8	-	Parallel	2.41	1.89	1.61
		Description												
701-XRP7618EVB	XRP7618EVB	XRP7618 8-Channel Evaluation Board										35.63	-	-

FAIRCHILD LED DRIVERS

For quantities greater than listed, call for quote.

MOUSER STOCK NO.	Fairchild Part No.	Package	LED Type	Driver Type	Input Volt. (VDC)	Output Volt. (V)	Output Current (mA)	Dimming Type	Number of LEDs	Output Efficiency (%)	Configuration	Price Each 1	25	100
512-FAN5646S700X	FAN5646S700X	SC70-5	Universal	Blinker	2.7 - 5	-	20	Digital	1	-	-	1.13	.873	.77
512-FAN5646S701X	FAN5646S701X	SC70-5	Universal	Blinker	2.7 - 5	-	20	Digital	1	-	-	1.13	.873	.77
512-FAN5646UC00X	FAN5646UC00X	WL-CSP	Universal	Blinker	2.7 - 5	-	20	Digital	1	-	-	1.13	.873	.77
512-FAN5646UC01X	FAN5646UC01X	WL-CSP	Universal	Blinker	2.7 - 5	-	20	Digital	1	-	-	1.13	.873	.77
512-FAN102MY	FAN102MY	SOP-8	Universal	Linear	-0.3 to 7.0	-	5	PSR, PWM	1	75	-	1.05	.825	.742
512-FAN5341UMPX	FAN5341UMPX	UMLP-6	Universal	Boost	2.7 to 5.5	-0.3 - 22	25	Digital	4	-	Series	1.43	1.23	.985
512-FAN5701UMP15X	FAN5701UMP15X	UMLP-16	Universal	Charge Pump	2.7 to 5.5	-	15	PWM	6	92	-	1.56	1.34	1.07
512-FAN5701UMP30X	FAN5701UMP30X	UMLP-16	Universal	Charge Pump	2.7 to 5.5	-	30	PWM	6	92	-	1.56	1.34	1.07
512-FAN5702UMP08X	FAN5702UMP08X	UMLP-16	Universal	Charge Pump	2.7 to 5.5	-	180	Digital	6	92	-	2.15	1.85	1.48

FREESCALE LED BACKLIGHT DRIVERS WITH INTEGRATED POWER SUPPLY

For quantities greater than listed, call for quote.

MOUSER STOCK NO.	Freescale Part No.	Package	LED Type	Driver Type	Input Voltage (VDC)	Output Voltage (V)	Output Current (mA)	Dimming Type	Number of LEDs	Output Efficiency (%)	Configuration	Price Each 1	25	100
841-MC34844EP	MC34844EP	QFN-EP 32	White	Boost	7 - 28	60	3 A	PWM	160	90	Parallel	5.36	4.31	3.93

INFINEON LED DRIVERS AND ACTIVE BIAS CONTROLLERS

NEW PRODUCT

For quantities greater than listed, call for quote.

MOUSER STOCK NO.	Infineon Part No.	Package	LED Type	Driver Type	Input Voltage (VDC)	Output Voltage (V)	Output Current (mA)	Dimming Type	Configuration	Price Each 1	10	100
726-BCR205WH6327	BCR205WH6327	SOT-343	Universal	Current	1.8-18	Linear	5-80	-	Series	.63	.504	.378
726-BCR320UE6327	BCR320UE6327XT	SC-74-6	Universal	Linear	4.5 - 25	16	300	-	-	.77	.663	.523
726-BCR321UE6327	BCR321UE6327XT	SC-74-6	Universal	Linear	4.5 - 25	16	300	PWM	-	.43	.422	.407
726-BCR401RE6327	BCR401RE6327	SOT-143-4	Universal	Current	18 Max	Linear	10 - 60	-	Series	.61	.478	.331
726-BCR402UE6327	BCR402UE6327	SC-74-6	Universal	Current	18 Max	Linear	10 - 60	-	Series	.61	.48	.367
726-BCR405UE6327	BCR405UE6327	SC-74-6	Universal	Current	40 Max	Linear	10 - 65	-	Series	.76	.586	.415
726-BCR420UE6327	BCR420UE6327XT	SC-74-6	Universal	Linear	4.5 - 40	38	200	-	Parallel	.43	.422	.407
726-BCR421UE6327	BCR421UE6327XT	SC-74-6	Universal	Linear	4.5 - 40	38	200	PWM	Parallel	.43	.422	.407
726-ILD4001E6327XT	ILD4001E6327XT	SC-74-6	Universal	Buck	40 Max	-	200	PWM, Analog	-	1.47	1.16	1.04
726-ILD4035E6327XT	ILD4035E6327XT	SC-74-6	Universal	Buck	4.5 - 42	-	500	PWM, Analog	-	1.47	1.16	1.04
726-ILD4120E6327XT	ILD4120E6327XT	DSO-8-27	Universal	Buck	40 Max	-	-	PWM, Analog	-	2.49	1.78	1.42
726-TLE42402M	TLE4240-2M	SCT-595-5	Universal	Con. Current	3.0 - 45	15	58	-	-	1.36	1.07	.964

INFINEON OFF-LINE LED DRIVERS

NEW PRODUCT

Non-dimming, fixed frequency applications. ideal for integration into standard screw-in sockets and LED Luminaries

For quantities greater than listed, call for quote.

MOUSER STOCK NO.	Infineon Part No.	Package	Mode	V_{CC} (V)	V_{DS} (V)	$R_{DS(ON)}$ (Ω)	Switching Freq. (kHz)	Duty Cycle (%)	Nominal Power @ $90VAC_{IN}$ (W)	Price Each 1	10	100
726-ICLS6021J	ICLS6021JXK	PDIP-8	Current Mode	-0.3-27	650	6.45	67	75	5	1.83	1.49	1.33
726-ICLS6022G	ICLS6022GXT	DSO-12	Current Mode	-0.3-27	650	4.7	67	75	9	2.32	1.90	1.69
726-ICLS6022J	ICLS6022JXK	PDIP-8	Current Mode	-0.3-27	650	4.7	67	75	9	1.98	1.63	1.44
726-ICLS6023J	ICLS6023JXK	PDIP-8	Current Mode	-0.3-27	650	1.7	67	75	15	2.68	2.18	1.94
726-ICLS8023Z	ICLS8023ZXK	PDIP-7	Current Mode	-0.3-27	800	2.26	67	75	12	3.06	2.75	2.45

NXP SEMICONDUCTOR LED DRIVERS

NEW PRODUCT

For quantities greater than listed, call for quote.

MOUSER STOCK NO.	NXP Part No.	Package	LED Type	Input Volt. (VDC)	Output Volt. (V)	Output Current (mA)	Dimming Type	No. of LEDs	Output Efficiency (%)	Configuration	Price Each 1	25	100
771-SAA1064PN	SAA1064/N2,112	DIP-24	-	2.5	3.5	-	-	-	-	-	2.68	2.41	2.19
771-SAA1064TD	SAA1064T/N2,112	SO-24	-	2.5	3.5	-	-	-	-	-	2.68	2.41	2.19
771-PCA9955TW,118	PCA9955TW	HTSSOP-28	RGBA	3.0 - 5.5	-	62	PWM	16	-	Series	3.45	2.77	2.53
771-PCA9952TW118	PCA9952TW	HTSSOP-28	RGBA	3.0 - 5.5	-	62	PWM	16	-	Series	3.07	2.77	2.53
771-PCA9626BS,518	PCA9626BS,518	HVQFN-48	Universal	2.3 - 5.5	40	100	PWM	24	-	Series/Parallel	5.09	4.09	3.72
771-PCA9624PW,118	PCA9624PW,118	TSSOP-24	Universal	2.3 - 5.5	40	100	PWM	8	-	Series/Parallel	1.71	1.53	1.19
771-PCA9622DR,118	PCA9622DR,118	TSSOP-32	Universal	2.3 - 5.5	40	100	PWM	16	-	Series/Parallel	2.60	2.10	1.74
771-PCA9922PW,118	PCA9922PW,118	TSSOP-16	Universal	2.3 - 5.5	40	Adj.	-	8	-	Series/Parallel	.67	.618	.583
✻ 771-SSL3250AHN/C1518	SSL3250AHN/C1,528	HVQFN-16	White	2.7 - 5.5	9.5	Adj.	Current Regulated SMPS	1	85	Series	.89	.813	.766

✻ Single or Dual photo flash LED driver, stand alone or I2C interface

© Copyright 2013 Mouser Electronics

© Copyright 2013 Mouser Electronics

Drivers and Power Supplies

ON SEMICONDUCTOR LED DRIVERS

RoHS Compliant This product is RoHS compliant.

NEW PRODUCT

For quantities greater than listed, call for quote.

MOUSER STOCK NO.	On Semiconductor Part No.	Package	Driver Type	Input Voltage (VDC)	Output Voltage (V)	Output Current (mA)	Number of LEDs	Configuration	Price Each 1	Price Each 25	Price Each 100
863-CAT3200ZI-GT3	CAT3200ZI-GT3	MSOP-8	Charge Pump	2.7-4.5	2.7-6.0	100	6	Parallel	1.25	1.19	1.12
863-CAT3626HV4-GT2	CAT3626HV4-GT2	TQFN-16	Charge Pump	3-5.5	-	192	6	Parallel	1.62	1.44	1.31
698-CAT37TDI-GT3	CAT37TDI-GT3	TSOT-23-5	Boost	2-5.5	20	25	-	-	1.16	.835	.792
698-CAT4008V-T1	CAT4008V-T1	SOIC-16	Linear	3-5.5	-	800	8	Series	1.74	1.34	1.20
698-CAT4008Y-T2	CAT4008Y-T2	TSSOP-16	Linear	3-5.5	-	800	8	Series	1.07	1.04	.984
698-CAT4016HV6-GT2	CAT4016HV6-GT2	TQFN-24	Linear	3-5.5	-	1600	16	Series	1.24	.984	.935
863-CAT4104V-GT3	CAT4104V-GT3	SOIC-8	Linear	3-5.5	-	700	8	Series/Parallel	1.05	.984	.942
863-CAT4104VP2-GT3	CAT4104VP2-GT3	TDFN-8	Linear	3-5.5	-	700	8	Series/Parallel	1.13	1.07	1.02
863-CAT4106HV4-GT2	CAT4106HV4-GT2	TQFN-16	Boost	3-5.5	40	175	10	Series/Parallel	2.12	1.74	1.64
863-CAT4106YP-T2	CAT4106YP-T2	TSSOP-16	Boost	3-5.5	40	175	10	Series/Parallel	2.27	2.21	2.10
698-CAT4137TD-GT3	CAT4137TD-GT3	TSOT-23-5	Boost	2.2-5.5	24	30	5	Series	1.09	.987	.862
698-CAT4237TD-GT3	CAT4237TD-GT3	TSOT-23-5	Boost	2.8-5.5	30	100	8	Series	1.54	1.23	1.07
863-NCL30000DR2G	NCL30000DR2G	SOIC-8	Flyback/Buck	12	50	500	15	Series/Parallel	2.15	1.73	1.56
863-NCL30001DR2G	NCL30001DR2G	SOIC-8	Flyback	-0.3-20	-	800	72	Series	3.15	2.53	2.30
863-NCL30100SNT1G	NCL30100SNT1G	TSOP-6	Buck/Boost	18	6.35-18	1200	-	Series/Parallel	1.65	1.34	1.20
863-NCP3066PG	NCP3066PG	PDIP-8	Boost	3.0-40	-	1500	8	Independent	1.01	.98	.93
863-NCP5005SNT1G	NCP5005SNT1G	SOT-23	Boost	2.7-5.5	24	50	1-5	Series	.84	.728	.642
863-NCP5007SNT1G	NCP5007SNT1G	SOT-23-5	Boost	2.7-5.5	22	50	1-5	Series	.84	.728	.642
863-NCP5623DTBR2G	NCP5623DTBR2G	TSSOP-14	-	2.7-5.5	-	90	3	-	.96	.931	.884
863-NCV3065PG	NCV3065PG	PDIP-8	Boost	3.0-40	-	1500	8	Independent	1.85	1.48	1.28
863-NCV7680PWR2G	NCV7680PWR2G	SOIC-16	Boost	5	45	100	8	Independent	4.19	3.37	3.06
863-NSI45015WT1G	NSI45015WT1G	SOD-123	Linear	45	-	15	80	Series	.46	.393	.258
863-NSI45020AT1G	NSI45020AT1G	SOD-123-2	Charge Pump	2.7-5.5	1.8	501	1-9	Independent	.42	.366	.305
863-NSI45025AT1G	NSI45025AT1G	SOD-123-2	Charge Pump	2.7-5.5	1.8	502	1-10	Independent	.42	.366	.264
863-NSI45025AZT1G	NSI45025AZT1G	SOT-223	Charge Pump	2.7-5.5	1.8	503	1-11	Independent	.63	.55	.397
863-NSI45030AT1G	NSI45030AT1G	SOD-123-2	Charge Pump	2.7-5.5	1.8	504	1-12	Independent	.42	.366	.264
863-NSI45030AZT1G	NSI45030AZT1G	SOT-223	Charge Pump	2.7-5.5	1.8	505	1-13	Independent	.63	.55	.397
863-NSI45020T1G	NSI45020T1G	SOD-123	Constant Current Regulator	7.5	-	22	-	-	.46	.393	.258
863-NSI45025T1G	NSI45025T1G	SOD-123	Constant Current Regulator	7.5	-	25	-	-	.46	.393	.258
863-NSI50010YT1G	NSI50010YT1G	SOD-123	Linear	50	-	10	80	Series	.46	.393	.311

STMICROELECTRONICS LED DRIVERS

STMicroelectronics offers a large portfolio of compact and efficient LED drivers and solutions, fully addressing the lighting market and featuring all the functions needed to ensure greater power savings.

- ST's LED Drivers (Power Logic) comprise a complete set of state-of-the-art ICs designed for LED driving
- Targeted applications include home audio/video equipment (DVD players, set-top boxes), white goods, industrial display and instrumentation

NEW PRODUCT

For quantities greater than listed, call for quote.

MOUSER STOCK NO.	ST Micro Part No.	Package	LED Type	Driver Type	Input Voltage (VDC)	Output Voltage (V)	Output Current (mA)	Dimming Type	Number of LEDs	Ouput Efficiency (%)	Configuration	Price Each 1	Price Each 100	Price Each 500
511-HVLED805TR	HVLED805TR	SO-16	Monolithic	Current	0.3-3.6	3.6	11500	PWM	---	95	Series	1.69	1.52	1.21
511-HVLED807PFTR	HVLED807PFTR	SOIC-16	Universal	Current	11.5-23	-	1.7	PWM	1	95	Series	1.96	1.42	1.10
511-HVLED815PFTR	HVLED815PFTR	SOIC-16	Universal	Current	11.5-23	-	1.7	PWM	1	95	Series	2.11	1.53	1.19
511-ST1CC40PUR	ST1CC40PUR	VFQFPN-8	Monolithic	Current	3.0-18	-	-	PWM	1	100	Series	2.73	1.98	1.54
511-STCF07PNR	STCF07PNR	QFN-16	White	Buck/Boost	2.7-5.5	0.3-6.0	1000	PWM	1	95	Series	4.52	3.30	2.68
511-STCS05ADR	STCS05ADR	SO-8	Universal	Current	0.3-45	1.5	500	PWM	1	95	Series	1.52	1.12	.861
511-STCS1APHR	STCS1APHR	HSOP-8L	Universal	Current	4.5-40	1.5	500	Linear	1	95	Series	2.66	1.97	1.51
511-STCS1APUR	STCS1APUR	DFN-8	Universal	Current	4.5-40	1.5	2000	Linear	1	95	Series	2.66	1.97	1.51
511-STCS1PUR	STCS1PUR	DFN-8	Universal	Current	4.5-40	0.2-.5	2000	Linear	1	95	Series	2.24	1.66	1.26
511-STCS2ASPR	STCS2ASPR	PowerSO-10	Universal	Current	4.5-40	0.2-.5	2000	Linear	1	95	Series	3.00	2.21	1.69
511-STLA02PUR	STLA02PUR	DFN-6	White	Boost	2.5-18	2.5-27	20	PWM	6	85	Series	1.87	1.31	1.06
511-STLD41PUR	STLD41PUR	DFN-8	White	Boost	3.0-21	1.15-38	120	PWM	40	87	Series	2.15	1.56	1.22
511-STLDC08PUR	STLDC08PUR	DFN-10	Universal	Boost	0.8-3.6	5	140	PWM	4	-	Series	3.42	2.50	2.03
511-STP08DP05B1	STP08DP05B1	DIP-16	Universal	Current	3.0-5.5	0.5-20	5-100	Linear	8	95	Series/Parallel	1.93	1.35	1.05
511-STP08DP05MTR	STP08DP05MTR	SO-16	Universal	Buck/Boost	0.7-.3	0.4	5-100	PWM	8	95	Series	2.01	1.46	1.12
511-STP08DP05XTTR	STP08DP05XTTR	HTSSOP-16	Universal	Buck/Boost	0.7-.3	3.3	5-100	Linear	8	95	Series	2.08	1.51	1.17
511-STP16CP05MTR	STP16CP05MTR	SO-24	Monolithic	Current	3.0-5.5	0.5-20	5-100	Linear	16	95	Series	2.38	1.73	1.35
511-STP16CP05TTR	STP16CP05TTR	TSSOP-24	Universal	Buck/Boost	3.0-5.5	0.5-20	5-100	Linear	16	95	Series	2.73	1.98	1.53
511-STP16CP05XTTR	STP16CP05XTTR	HTSSOP-24	Universal	Buck/Boost	3.0-5.5	5-100	100	Linear	16	95	Series	2.87	2.08	1.62
511-STP16CPC26MTR	STP16CPC26MTR	SO-24	Monolithic	Current	-0.4-0.4	-0.5-20	5-90	Parallel	16	90	Series	1.31	.911	.709
511-STP16CPC26PTR	STP16CPC26PTR	QSOP-24	Monolithic	Current	-0.4-0.4	-0.5-20	5-90	Parallel	16	90	Series	1.34	.935	.728
511-STP16CPC26TTR	STP16CPC26TTR	TSSOP-24	Monolithic	Current	-0.4-0.4	-0.5-20	5-90	Parallel	16	90	Series	1.46	1.04	.812
511-STP16CPC05MTR	STP16CPC05MTR	SO-24	Monolithic	Current	3.0-5.5	0.5-20	5-100	Serial	16	95	Series	2.44	1.78	1.38
511-STP16CPC26XTR	STP16CPC26XTR	TSSOP-24	Monolithic	Current	-4.0-0.4	-0.5-20	90	Parallel	---	-	Series	1.49	1.17	.907
511-STP16CPS05MTR	STP16CPS05MTR	SO-24	Universal	Buck/Boost	3.5-5.5	0.5-20	5-100	Linear	16	95	Series	2.68	1.95	1.52
511-STP16CPS05XTTR	STP16CPS05XTTR	HTSSOP-24	Universal	Buck/Boost	3.0-5.5	0.5-20	5-100	Linear	16	95	Series	2.65	1.93	1.50
511-STP16DP05XTTR	STP16DP05XTTR	HTSSOP-24	Monolithic	Current	0.0-7.0	0.5-20	5-100	Serial	16	95	Series/Parallel	2.65	1.93	1.50
511-STP24DP05BTR	STP24DP05BTR	TQFP-48	Universal	Buck/Boost	3.0-5.5	0.5-20	5-100	Linear	24	95	Series	4.14	3.03	2.45

STMICROELECTRONICS DRIVER EVALUATION/DEMONSTRATION BOARDS

NEW PRODUCT

For quantities greater than listed, call for quote.

MOUSER STOCK NO.	ST Micro Part No.	Description	Price Each
511-EVALHVLED805	EVALHVLED805	Demonstration board for use with HVLED805 PWM current mode LED driver	26.75
511-EVALHVLED815W10	EVALHVLED815W10	Demonstration board for use with HVLED 815W10 off-line LED driver	108.55
511-EVALHVLED815W15	EVALHVLED815W15	Demonstration board for use with HVLED815W15 off-line LED driver	108.55
511-STEVAL-ILL019V1	STEVAL-ILL019V1	Demonstration board that creates a flyback converter using the L6562A, to supply outputs for 4 RGGB LED modules	133.35
511-STEVAL-ILL020V1	STEVAL-ILL020V1	Demonstration board for the use of LED7706 to supply LED arrays used to backlight LCD panels	63.19
511-STEVAL-ILL021V1	STEVAL-ILL021V1	Demonstration board for the use of LED7707 to supply LED arrays used to backlight LCD panels	63.19
511-STEVAL-ILL027V2	STEVAL-ILL027V2	Demostration board for the use of L6562A as a single-stage, high power factor offline LED driver	68.16
511-STEVAL-ILL028V1	STEVAL-ILL028V1	STP1612PW05 RGB PWM LED Driver Demonstration Board	138.02
511-STEVAL-ILL032V1	STEVAL-ILL032V1	STP24DP05BTR Multicolor LED Matrix Demonstration Board	284.05
511-STEVAL-ILL035V1	STEVAL-ILL035V1	LED7708 16-Channel LED Driver with Boost Controller Demonstration Board	153.52
511-STEVAL-ILL039V1	STEVAL-ILL039V1	Demostration board for the use of STLDC08 step-up controller for 2 LEDs	51.47
511-STEVAL-ILL039V2	STEVAL-ILL039V2	Demostration board for the use of STLDC08 step-up controller for 4 LEDs	51.47
511-STEVAL-ILL043V1	STEVAL-ILL043V1	L6562A 75W High Power Flyback LED Driver Demonstration Board	210.47

© Copyright 2013 Mouser Electronics
© Copyright 2013 Mouser Electronics

Drivers and Power Supplies

TEXAS INSTRUMENTS LED DRIVERS

PRODUCT NEW

For quantities greater than listed, call for quote.

MOUSER STOCK NO.	TI Part No.	Package	LED Type	Type	Input Voltage (V)	Output Voltage (V)	Output Current (mA)	Dimming Type	Number of LEDs	Output Efficiency (%)	Configuration	Price Each		
												1	25	100
595-TLC5905PAP	TLC5905PAP	HTQFP-64	Universal	Linear	4.5 - 5.5	17	120	On/Off	8/16	85	Parallel	6.86	5.49	3.71
595-TLC5916IPWRG4	TLC5916IPWRG4	TSSOP-16	Universal	Con-Current	3 - 5.5	20	120	-	8	-	Series	1.56	1.41	1.23
595-TLC5920DL	TLC5920DL	SSOP-48	Universal	Linear	4.5 - 5.5	17	80	On/Off	3s 16 p	85	Parallel	3.25	2.60	1.75
595-TLC5921DAP	TLC5921DAP	HTSSOP-32	Universal	Linear	4.5 - 5.5	17	80	On/Off	3s 16 p	85	Parallel	3.62	2.89	1.95
595-TLC5921DAPR	TLC5921DAPR	TSSOP-32	Universal	Con-Current	4.5 - 5.5	1	90	-	4	-	Series	3.01	2.41	1.63
595-TLC5922DAP	TLC5922DAP	HTSSOP-32	Universal	Linear	3.0 - 5.5	17	80	On/Off	3s 16 p	85	Parallel	3.97	3.18	2.15
595-TLC5923DAP	TLC5923DAP	HTSSOP-32	Universal	Linear	3.0 - 5.5	17	80	On/Off	3s 16 p	85	Parallel	4.10	3.27	2.21
595-TLC5924RHBT	TLC5924RHBT	QFN-32	Universal	Linear	3.0 - 5.5	17	80	On/Off	3s 16 p	85	Parallel	4.33	3.47	2.34
595-TLC5926IPWPR	TLC5926IPWPR	TSSOP-24	Universal	Con-Current	0.4	20	120	On/Off	1	-	Parallel	1.85	1.61	1.46
595-TLC59282RGET	TLC59282RGET	QFN-24	Universal	Con-Current	0.3	18	1	On/Off	4	-	-	1.44	1.16	.781
595-TLC5930PWP	TLC5930PWP	HTSSOP-24	Universal	Linear	3.0 - 3.6	17	40	PWM	3s 16 p	85	Parallel	7.95	6.36	4.29
595-TLC5940NT	TLC5940NT	PDIP-28	Universal	Linear	3.0 - 5.0	17	120	PWM	3s 16 p	85	Parallel	3.62	2.89	1.95
595-TLC5940PWP	TLC5940PWP	HTSSOP-28	Universal	Linear	3.0 - 5.0	17	120	PWM	3s 16 p	85	Parallel	3.62	2.89	1.95
595-TLC5941PWP	TLC5941PWP	HTSSOP-28	Universal	Linear	3.0 - 5.0	17	80	PWM	3s 16 p	85	Parallel	2.89	2.31	1.56
595-TLC5941RHBT	TLC5941RHBT	QFN-32	Universal	Linear	3.0 - 5.0	17	80	PWM	3s 16 p	85	Parallel	2.77	2.21	1.50
595-TLC5945PWP	TLC5945PWP	HTSSOP-28	Universal	Linear	3.0 - 5.5	17	80	PWM	3s 16 p	-	Parallel	3.14	2.50	1.69
595-TLC5945PWPR	TLC5945PWPR	HTSSOP-28	Universal	Linear	3.0 - 5.5	17	80	PWM	3s 16 p	-	Parallel	2.53	2.02	1.37
595-TLC5945RHBT	TLC5945RHBT	QFN-32	Universal	Linear	3.0 - 5.5	17	80	PWM	3s 16 p	-	Parallel	3.14	2.50	1.69
595-TPS60250RTER	TPS60250RTER	QFN-16	Universal	Boost	2.7 - 6.5	6	125	PWM	1s 7p	70	Parallel	1.93	1.54	1.04
595-TPS61040DBVR	TPS61040DBVR	SOT-23 5	Universal	Boost	1.8 - 6.0	36	400	PWM	6	86	Series	1.82	1.58	1.43
595-TPS61040QDBVRQ1	TPS61040QDBVRQ1	SOT-23-5	Universal	Boost	1.8 - 6.0	28	400	PWM	6	86	Series	2.19	1.90	1.72
595-TPS61041DBVR	TPS61041DBVR	SOT-23 5	Universal	Boost	1.8 - 6.0	24	250	PWM	4	85	Series	1.82	1.58	1.43
595-TPS61042DRBR	TPS61042DRBR	SON-8	Universal	Boost	1.8 - 6.0	36	500	PWM	6	85	Series	1.82	1.58	1.43
595-TPS61042DRBT	TPS61042DRBT	SON-8	Universal	Boost	1.8 - 6.0	36	500	PWM	6	85	Series	2.19	1.90	1.72
595-TPS61043DRBR	TPS61043DRBR	SON-8	Universal	Boost	1.8 - 6.0	24	500	PWM	4	85	Series	1.82	1.58	1.43
595-TPS61050DRCT	TPS61050DRCT	SON-10	Universal	Boost	2.5 - 5.5	5.5	1500	PWM	1	96	Series	2.65	2.12	1.43
595-TPS61050YZGT	TPS61050YZGT	DSBGA-12	Universal	Boost	2.5 - 5.5	5.5	1500	PWM	1	96	Series	2.65	2.12	1.43
595-TPS61060DRBR	TPS61060DRBR	SON-8	Universal	Boost	2.7 - 6.0	18	400	PWM	3	83	Series	2.01	1.81	1.65
595-TPS61060YZFT	TPS61060YZFT	DSBGA-8	Universal	Boost	2.7 - 6.0	18	400	PWM	3	83	Series	2.41	2.17	1.97
595-TPS61151DRCR	TPS61151DRCR	SON-10	Universal	Boost	3.0 - 6.0	27	700	PWM	2 x 6	85	2x Series	2.41	1.93	1.31
595-TPS75103YFFR	TPS75103YFFR	DSBGA-9	Universal	LDO	2.7 - 5.5	3.6	25	PWM	1 - 4	87	Series	1.21	.963	.651
595-TPS75103YFFT	TPS75103YFFT	DSBGA-9	Universal	LDO	2.7 - 5.5	3.6	25	PWM	1 - 4	87	Series	1.44	1.16	.781
595-TPS92020D	TPS92020D	SOIC-8	White	Half-bridge	12 - 450	9 - 11	-5	-	Multiple	Prog.	-	2.04	1.64	1.10

DIMENSIONS: in.

A



RoHS Compliant

B



RoHS Compliant

C



RoHS Compliant

TRIAD POWER SUPPLIES FOR LEDS

For quantities greater than listed, call for quote.

MOUSER STOCK NO.	Triad Part No.	Fig.	LED Type	Type	Input Voltage	Output Voltage (V)	Output Current (mA)	Output Power (W)	Number of LEDs	Output Efficiency (%)	Price Each		
											1	10	25
AC Input													
553-TLD1020-12	TLD1020-12	A	Universal	CVPS	90 - 264	12	1660	20	Multiple	84	39.35	35.68	33.17
553-TLD1020-24	TLD1020-24	A	Universal	CVPS	90 - 264	24	830	20	Multiple	84	39.35	35.68	33.17
553-TLD1020-24-C0350	TLD1020-24-C0350	A	Universal	CCPS	90 - 264	12 - 24	350	20	Multiple	84	39.35	35.68	33.17
553-TLD1020-24-C0700	TLD1020-24-C0700	A	Universal	CCPS	90 - 264	12 - 24	700	20	Multiple	84	39.35	35.68	33.17
553-TLD1020-36-C0350	TLD1020-36-C0350	A	Universal	CCPS	90 - 264	18 - 36	350	20	Multiple	84	39.35	35.68	33.17
553-TLD1040-12	TLD1040-12	B	Universal	CVPS	90 - 264	12	3330	40	Multiple	84	50.74	45.03	42.69
553-TLD1040-24	TLD1040-24	B	Universal	CVPS	90 - 264	24	1670	40	Multiple	84	50.74	45.03	42.69
553-TLD1040-24-C1050	TLD1040-24-C1050	B	Universal	CCPS	90 - 264	12 - 24	1050	40	Multiple	84	50.74	45.03	42.69
553-TLD1040-36-C0700	TLD1040-36-C0700	B	Universal	CCPS	90 - 264	18 - 36	700	40	Multiple	84	50.74	45.03	42.69
553-TLD1040-36-C1050	TLD1040-36-C1050	B	Universal	CCPS	90 - 264	18 - 36	1050	40	Multiple	84	50.74	45.03	42.69
DC Input													
553-TLM4036DC-350	TLM4036DC-0350	C	Universal	CCPS	10 - 40	2 to (Vin-2Vdc)	350	26	Multiple	90	18.55	16.14	14.66
553-TLM4036DC-700	TLM4036DC-0700	C	Universal	CCPS	10 - 40	2 to (Vin-2Vdc)	700	26	Multiple	90	18.55	16.14	14.66
553-TLM4036DC-1000	TLM4036DC-1000	C	Universal	CCPS	10 - 40	2 to (Vin-2Vdc)	1000	26	Multiple	90	18.55	16.14	14.66

ZETEX LED DRIVERS

For quantities greater than listed, call for quote.

MOUSER STOCK NO.	Zetex Part No.	Package	LED Type	Type	Input Voltage (V)	Output Voltage (V)	Output Current (mA)	Dimming Type	Number of LEDs	Output Efficiency (%)	Configuration	Price Each		
												1	25	100
522-ZXLD1350ET5TA	ZXLD1350ET5TA	TSOT23-5	Universal	Step Down	7 - 30	-0.3 - +30	350	PWM	Multiple	95	Series	2.05	1.86	1.67
522-ZXLD1360E5TA	ZXLD1360ET5TA	SOT-23-5	Universal	Step Down	7 - 30	-0.3 - +30	1000	PWM	Multiple	95	Series	3.23	3.12	2.63
522-ZXSC400E6TA	ZXSC400E6TA	SOT-23-6	Universal	Boost	1.8 - 8	-0.4 of Input	50	-	Multiple	80	Series	1.14	1.02	.915

© Copyright 2013 Mouser Electronics
© Copyright 2013 Mouser Electronics

MAXIM INTEGRATED LED Drivers

LED DISPLAY DRIVERS

♦ Surface Mount Device

For quantities greater than listed, call for quote.

MOUSER STOCK NO.	Maxim Integrated Part No.	Package	Digits or Characters	Output Format	Display Type	Interface	Fonts	Segment Blinking	Supply Voltage (Min/Max)(V)	Price Each 1	25	100
♦ 700-MAX6954AAX	MAX6954AAX+	SSOP-36	-	7/14/16-Seg	Comm Cath	Serial SPI	ASCII/Hex	Yes	2.7/5.5	24.27	17.00	11.88
700-ICM7217BIPI	ICM7217BIPI+	PDIP-28	4-Digit	7-Seg	Common Anode	-	Code B	-	4.5/6	16.42	11.49	8.17
♦ 700-ICM7212AMIPL	ICM7212AMIPL+	PDIP-40W	4-Digit	7-Seg	Static	Micro	Code B	No	3/6	6.59	4.61	3.22
700-MAX6958BAEE	MAX6958BAEE+	QSOP-16	4-Digit	7-Seg + 2 ann	Common Cathode	Serial SPI	Hex	-	3/5.5	10.54	7.38	5.16
700-ICM7218AIPI	ICM7218AIPI+	PDIP-40W	8-Digit	7-Seg+DP	Comm Anode	Micro	Code B/Hex	No	4/6	12.09	8.46	5.92
700-MAX7219CNG	MAX7219CNG+	PDIP-24	8-Digit	7-Seg+DP	Comm Cath	Serial 3-Wire	Code B	-	4.0/5.5	11.15	7.81	5.46
♦ 700-MAX7219CWG	MAX7219CWG+	SOIC-24W	8-Digit	7-Seg+DP	Comm Cath	Serial 3-Wire	Code B	-	4.0/5.5	11.15	7.81	5.46
♦ 700-MAX7219CWGT	MAX7219CWG+T	SOICW-24	8-Digit	7 Seg+DP	Common Cathode	Serial 3-Wire	Code B	-	4/5.5	13.21	8.13	5.77
700-MAX7219ENG	MAX7219ENG+	PDIP-24	8-Digit	7-Seg+DP	Comm Cath	Serial 3-Wire	Code B	-	4.0/5.5	14.47	10.12	7.07
♦ 700-MAX6951CEE	MAX6951CEE+	QSOP-16	8-Digit	7-Seg+DP	Comm Cath	Serial SPI	Hexadecimal	Yes	2.7/5.5	12.82	8.98	6.27
♦ 700-MAX6951EEE	MAX6951EEE+	QSOP-16	8-Digit	7-Seg+DP	Comm Cath	Serial SPI	Hexadecimal	Yes	2.7/5.5	16.25	11.38	7.95
700-MAX7221CNG	MAX7221CNG+	PDIP-24	8-Digit	7-Seg+DP	Comm Cath	Serial SPI	Code B	-	4.0/5.5	11.15	7.81	5.46
♦ 700-MAX7221CWG	MAX7221CWG+	SOIC-24W	8-Digit	7-Seg+DP	Comm Cath	Serial SPI	Code B	-	4.0/5.5	11.15	7.81	5.46
♦ 700-MAX7221EWG	MAX7221EWG+	SOIC-24W	8-Digit	7-Seg+DP	Comm Cath	Serial SPI	Code B	-	4.0/5.5	17.38	12.17	8.50
♦ 700-MAX6955AAX	MAX6955AAX+	SSOP-36	8/16-Digit	7/14/16-Seg	Comm Cath	Serial 2-Wire	ASCII/Hex	Yes	2.7/5.5	24.27	17.00	11.88
♦ 700-MAX6965ATE	MAX6965ATE+	TQFN-16	9-Digit	Any Digit Type	Common Anode	Serial 2-Wire	-	Yes	2/3.6	4.41	3.08	2.15
♦ 700-MAX6966AEE	MAX6966AEE+	QSOP-16	10-Digit	Any Digit Type	Common Anode	Serial 2-Wire	-	No	2.25/3.6	5.04	3.53	2.47
♦ 700-MAX6966ATE	MAX6966ATE+	TQFN-16	10-Digit	Any Digit Type	Common Anode	Serial 2-Wire	-	No	2.25/3.6	4.56	3.19	2.23
♦ 700-MAX6971AUG	MAX6971AUG+	TSSOP-24	16-Digit	Any Digit Type	Common Anode	Serial 4-Wire	-	No	3/5.5	5.53	3.87	2.71
♦ 700-MAX6969AWG	MAX6969AWG+	SOIC-24W	16-Digit	Any Digit Type	Comm Anode	Serial 4-Wire	-	No	3.0/5.5	4.86	3.40	2.38
♦ 700-MAX6969AUG	MAX6969AUG+	TSSOP-24	16-Digit	Any Digit Type	Common Anode	Serial 4-Wire	-	No	3/5.5	4.86	3.40	2.38
700-MAX6971ANG	MAX6971ANG+	NPDIP-24	16-Digit	Any Digit Type	Common Anode	Serial 4-Wire	-	No	3/5.5	5.32	3.72	2.60
♦ 700-MAX6954ATL	MAX6954ATL+	TQFN-EP-40	16-Digit	7-Seg	Common Cathode	Serial SPI	ASCII/Hex	Yes	2.7/5.5	26.95	18.66	12.67
♦ 700-MAX6964AEG	MAX6964AEG+	QSOP-24	17-Digit	Any Digit Type	Common Anode	Serial 2-Wire	-	Yes	2/3.6	5.44	3.81	2.66
♦ 700-MAX6964ATG	MAX6964ATG+	TQFN-24	17-Digit	Any Digit Type	Common Anode	Serial 2-Wire	-	Yes	2/3.6	6.17	4.32	3.02
♦ 700-MAX6956AAI	MAX6956AAI+	SSOP-28	28-Digit	Any Digit Type	Comm Anode	Serial 2-Wire	-	-	2.7/5.5	8.23	5.77	4.02
♦ 700-MAX6957AAI	MAX6957AAI+	SSOP-28	28-Digit	Any Digit Type	Comm Anode	Serial 2-Wire	-	-	2.7/5.5	8.23	5.77	4.02
♦ 700-MAX6956ATL	MAX6956ATL+	QFN-EP-40	28-Digit	Any Digit Type	Common Anode	Serial SPI	-	-	2.5/5.5	10.58	7.43	5.16
700-MAX6957ANI	MAX6957ANI+	DIP-28	28-Digit	Any Digit Type	Common Anode	Serial SPI	ASCII/Hex		2.5/5.5	9.89	6.59	4.77

8X8 MATRIX COLOR LED DISPLAY DRIVERS

♦ Surface Mount Device

For quantities greater than listed, call for quote.

MOUSER STOCK NO.	Maxim Integrated Part No.	Package	Display Type	Intensity Control	Interface	Shutdown Supply Current (A) (typ.)	Operating Supply Current (A) (typ.)	Supply Voltage (V)	Temperature Range (°C)	Price Each 1	25	100
♦ 700-MAX6960AMHD	MAX6960AMH+D	MQFP-44	RGY, RGB, Monocolor	2 or 4 Step	3-wire, 4 wire	250	7.5	2.7-3.6	-40 to 125	27.55	19.30	13.48
♦ 700-MAX6960ATH	MAX6960ATH+	TQFN-EP-44	RGY, RGB, Monocolor	2 or 4 Step	3-wire, 4 wire	250	7.5	2.7-3.6	-40 to 125	17.47	12.23	8.55
♦ 700-MAX6961ATH	MAX6961ATH+	TQFN-EP-44	RGY, RGB, Monocolor	2 Step	3-wire, 4 wire	250	7.5	2.7-3.6	-40 to 125	18.71	13.11	9.16
♦ 700-MAX6962ATH	MAX6962ATH+	TQFN-EP-44	RGY, RGB, Monocolor	2 or 4 Step	3-wire, 4 wire	250	7.5	2.7-3.6	-40 to 125	18.05	12.64	8.83

LED DRIVERS

♦ Surface Mount Device

For quantities greater than listed, call for quote.

MOUSER STOCK NO.	Maxim Integrated Part No.	Package	LED Type	Driver Type	Device Vin (Min/Max) (V)	LED Chan.	I_{led} per Channel (Max)(A)	LED String Voltage (Max)(V)	Dimming Type	Price Each 1	25	100
♦ 700-MAX16840ATB+T	MAX16840ATB+T	TDFN-EP-10	High Brightness	Boost/SEPIC, Buck-Boost	6.5/40	1	1	48	Analog	5.11	3.86	3.38
♦ 700-MAX16841ASA+	MAX16841ASA+	SOICN-8	High Brightness	Buck, Flyback	90/264	1	1	100	Triac	3.62	2.54	1.77
♦ 700-MAX16833BAUE+	MAX16833BAUE+	TSSOP-EP-16	High Brightness	Boost, SEPIC, Boost-Buck	65/5	1	10	65	PWM, Serial Pulse	6.11	4.28	2.99
♦ 700-MAX7302AEE	MAX7302AEE+	QSOP-16	Universal	-	1.62/5.5	8	0.025	5.5	PWM	6.39	4.47	3.12
♦ 700-MAX6970AUE	MAX6970AUE+	TSSOP-EP-16	Universal	-	3/5.5	8	0.055	36	PWM	5.71	4.00	2.79
♦ 700-MAX6946ATE	MAX6946ATE+	TQFN-EP-16	Universal	-	2.25/3.6	10	0.02	-	PWM	4.46	3.08	2.23
♦ 700-MAX16821AATI	MAX16821AATI+	TQFN-EP-28	Universal	Boost, SEPIC, Boost-Buck	4.75/28	1	30	100	PWM	7.67	5.02	3.35
♦ 700-MAX16821BATI	MAX16821BATI+	TQFN-EP-28	Universal	Boost, SEPIC, Boost-Buck	4.75/28	1	30	30	PWM	7.25	5.08	3.55
♦ 700-MAX16821CATI	MAX16821CATI+	TQFN-EP-28	Universal	Boost, SEPIC, Boost-Buck	4.75/28	1	30	100	PWM	7.75	5.42	3.85
♦ 700-MAX16814AUP+	MAX16814AUP+	TSSOP-EP-20	Universal	Boost, SEPIC, Boost-Buck	4.75/40	4	0.15	-	PWM	6.59	4.61	3.22
♦ 700-MAX16834ATP	MAX16834ATP+	TQFN-EP-20	Universal	Boost, SEPIC, Boost-Buck, Flyback	4.75/28	1	10	250	PWM	4.96	3.47	2.42
♦ 700-MAX16801BEUA	MAX16801BEUA+	µMAX-8	Universal	Boost/SEPIC	10.8/24	1	3	250	PWM	2.64	1.85	1.21
♦ 700-MAX16802AEUA	MAX16802AEUA+	µMAX-8	Universal	Boost/SEPIC	10.8/24	1	3	250	PWM	2.64	1.85	1.29
♦ 700-MAX16802BEUA	MAX16802BEUA+	µMAX-8	Universal	Boost/SEPIC	10.8/24	1	3	250	PWM	2.64	1.85	1.29
♦ 700-MAX16818ATI	MAX16818ATI+	TQFN-28	Universal	Boost/SEPIC	7/28	1	30	100	PWM	7.42	5.19	3.68
♦ 700-MAX16818ETI	MAX16818ETI+	TQFN-28	Universal	Boost/SEPIC	7/28	1	30	100	PWM	6.43	4.50	3.20
♦ 700-MAX16819ATTT	MAX16819ATT+T	TDFN-EP-6	Universal	Buck	4.5/28	1	3	26	PWM	2.23	1.68	1.47
♦ 700-MAX16820ATTT	MAX16820ATT+T	TDFN-EP-6	Universal	Buck	4.5/28	1	3	26	PWM	2.23	1.68	1.47
♦ 700-MAX16822AASA	MAX16822AASA+	SO-8	Universal	Buck	6.5/65	1	0.35	63	PWM	3.95	2.76	1.94
♦ 700-MAX16832AASA	MAX16832AASA+	SO-8	Universal	Buck	6.5/65	1	0.7	63	PWM	5.20	3.65	2.55
♦ 700-MAX16832CASA	MAX16832CASA+	SO-EP-8	Universal	Buck	6.5/65	1	0.7	63	PWM	5.20	3.65	2.55
♦ 700-MAX6974ATL	MAX6974ATL+	TQFN-40	Universal	Current	3.0/3.6	24	0.03	-	PWM	29.19	19.77	13.42
♦ 700-MAX6975ATL	MAX6975ATL+	TQFN-40	Universal	Current	3.0/3.6	24	0.03	-	PWM	29.19	20.45	13.42
♦ 700-MAX16803ATE	MAX16803ATE+	TQFN-16	Universal	Linear	6.5/40	1	0.35	38.6	PWM	4.10	2.87	2.01
♦ 700-MAX16805ATP	MAX16805ATP+	TQFN-20	Universal	Linear	6.5/40	1	0.35	38.6	PWM	5.84	3.89	2.55
♦ 700-MAX16836ATE	MAX16836ATE+	TQFN-EP-16	Universal	Linear	6.5/40	1	0.35	38.6	PWM	3.06	2.12	1.53
♦ 700-MAX16839ASA	MAX16839ASA+	TDFN-EP-6	Universal	Linear	5/40	1	0.1	39.1	PWM	2.93	2.04	1.46
♦ 700-MAX16823ATE	MAX16823ATE+	TQFN-16	Universal	Linear	5.5/40	3	0.1	39.1	PWM	4.16	2.91	2.03
♦ 700-MAX16823AUE	MAX16823AUE+	TSSOP-16	Universal	Linear	5.5/40	3	0.1	39.1	PWM	4.07	2.85	1.99
♦ 700-MAX8647ETE	MAX8647ETE+	TQFN-16	White	Charge Pump	2.7/5.5	6	0.024	-	I2C Serial	5.61	3.93	2.79
♦ 700-MAX8648ETE	MAX8648ETE+	TQFN-16	White	Charge Pump	2.7/5.5	6	0.024	-	Serial Pulse	5.14	3.42	2.43
♦ 700-MAX8645XETI	MAX8645XETI+	TQFN-28	White	Charge Pump	2.7/5.5	8	0.2	-	Analog,Digital,PWM	7.90	5.52	3.63
♦ 700-MAX1698EUB	MAX1698EUB+	µMAX-10	White	Inductor	2.7/5.5	50	0.35	-	Analog	3.75	2.62	1.83
♦ 700-MAX8790ETP	MAX8790ETP+	TQFN-20	White	Inductor	4.5/26	72	0.027	-	Analog,Digital,PWM	2.66	2.53	2.40

LCD BACKLIGHT LED DRIVERS

♦ Surface Mount Device

For quantities greater than listed, call for quote.

MOUSER STOCK NO.	Maxim Integrated Part No.	Package	Topology	Max. No. of LEDs	Config.	Dimming Control	P_{OUT} (W)	I_{LED} Max (mA)	V_{IN} Max/ Min (V)	Price Each 1	25	100
♦ 700-MAX1570ETE	MAX1570ETE+	TQFN-16	Charge Pump	5	Parallel	Analog, PWM	0.7	30	2.7/5.5	5.36	3.57	2.33
♦ 700-MAX8901AETAT	MAX8901AETA+T	TDFN-EP-8	Inductor Based	6	Series	PWM, Serial Pulse	0.6	25	2.6/5.5	3.41	2.58	2.26
♦ 700-MAX8901BETAT	MAX8901BETA+T	TDFN-EP-8	Inductor Based	6	Series	PWM, Serial Pulse	0.6	25	2.6/5.5	3.79	3.56	1.83
♦ 700-MAX8831EWET	MAX8831EWE+T	WLP-16	Inductor Based	45	Series-Parallel	Digital, I2C Serial	5	25	2.7/5.5	3.88	2.93	2.57
♦ 700-MAX1698AEUB	MAX1698AEUB+	10µMAX	Inductor Based	50	Series-Parallel	Analog	5	350	2.7/5.5	3.75	2.62	1.83
♦ 700-MAX17127ETP+	MAX17127ETP+	TQFN-EP-20	Inductor Based	60	Series-Parallel	PWM	1.349	30	5/26	3.54	3.54	3.04
♦ 700-MAX8790AETP	MAX8790AETP+	TQFN-20	Inductor Based	72	Series-Parallel	Analog, Digital, PWM	10	27	4.5/26	2.59	2.46	2.33
♦ 700-MAX17061AETI	MAX17061AETI+	TQFN-28	Inductor Based	80	Series-Parallel	PWM	1.667	30	4.5/26	3.64	3.31	3.12
♦ 700-MAX17061ETI	MAX17061ETI+	TQFN-28	Inductor Based	80	Series-Parallel	Digital, I2C Serial, PWM	10	30	4.5/26	9.76	6.83	4.77

© Copyright 2013 Mouser Electronics
© Copyright 2013 Mouser Electronics

MEAN WELL Switching Power Supplies

RoHS Compliant **This product is RoHS compliant.**

DIMENSIONS: mm

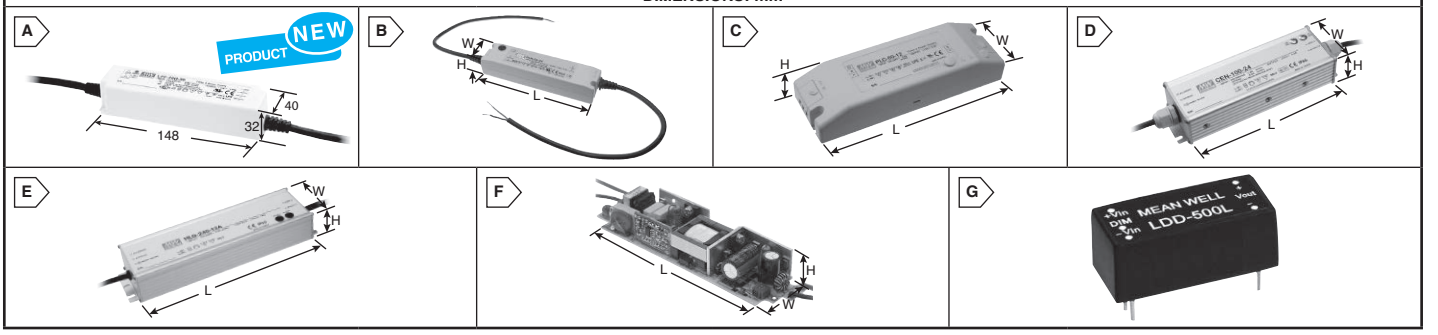

MEAN WELL 16W SINGLE OUTPUT SWITCHING POWER SUPPLY

Features:
- Protections: Short circuit, Over current, Over voltage, Over temperature
- Built-in active PFC function
- Class II power unit, no FG
- Class 2 power unit
- Suitable for LED lighting and moving sign applications
- Compliance to worldwide safety regulations for lighting

For quantities greater than listed, call for quote.

MOUSER STOCK NO.	Mean Well Part No.	Fig.	Output Voltage	Output Current	Power	Price Each 1	10	20
709-LPF16D-12	LPF-16D-12	A	12V	1.34A	16.08W	34.67	32.41	30.33
709-LPF16D-15	LPF-16D-15	A	15V	1.07A	16.05W	34.67	32.41	30.33
709-LPF16D-20	LPF-16D-20	A	20V	0.8A	16W	34.67	32.41	30.33
709-LPF16D-24	LPF-16D-24	A	24V	0.67A	16.08W	34.67	32.41	30.33
709-LPF16D-30	LPF-16D-30	A	30V	054A	16.2W	34.67	32.41	30.33
709-LPF16D-36	LPF-16D-36	A	36V	0.45A	16.2W	34.67	32.41	30.33
709-LPF16D-42	LPF-16D-42	A	42V	0.39A	16.38W	34.67	32.41	30.33
709-LPF16D-48	LPF-16D-48	A	48V	0.34A	16.32W	34.67	32.41	30.33
709-LPF16D-54	LPF-16D-54	A	54V	0.3A	16.2W	34.67	32.41	30.33
709-LPF25D-12	LPF-25D-12	A	12V	2.1A	25.2W	41.09	38.41	35.95
709-LPF25D-15	LPF-25D-15	A	15V	1.67A	25.02W	41.09	38.41	35.95
709-LPF25D-20	LPF-25D-20	A	20V	1.25A	25W	41.09	38.41	35.95
709-LPF25D-24	LPF-25D-24	A	24V	1.05A	25.2W	41.09	38.41	35.95
709-LPF25D-30	LPF-25D-30	A	30V	0.84A	25.2W	41.09	38.41	35.95
709-LPF25D-36	LPF-25D-36	A	36V	0.7A	25.2W	41.09	38.41	35.95
709-LPF25D-42	LPF-25D-42	A	42V	0.6A	25.2W	41.09	38.41	35.95
709-LPF25D-48	LPF-25D-48	A	48V	0.53A	25.44W	41.09	38.41	35.95
709-LPF25D-54	LPF-25D-54	A	54V	0.47A	25.38W	41.09	38.41	35.95

MEAN WELL 20-240W SINGLE OUPUT LED POWER SUPPLY

Features:
- Protections: Short circuit, Overload, Overvoltage, Overtemperature
- Built-in active PFC function
- Compliance to worldwide safety regulations for lighting
- Suitable for LED lighting and moving sign applications

MOUSER STOCK NO.	Mean Well Part No.	Fig.	Output Voltage	Output Current	Power	Price Each 1	10	20
PLN-20 Series • 20W • Dimensions: mm - L-148.5, W-38.5, H-28								
709-PLN20-12	PLN-20-12	B	12V	1.6A	19.2W	23.09	21.40	20.65
709-PLN20-18	PLN-20-18	B	18V	1.1A	19.8W	23.09	21.40	20.65
709-PLN20-24	PLN-20-24	B	24V	0.8A	19.2W	23.09	21.40	20.65
709-PLN20-36	PLN-20-36	B	36V	0.55A	19.8W	23.09	21.40	20.65
709-PLN20-48	PLN-20-48	B	48V	0.42A	20.2W	23.09	21.40	20.65
PLC-45 Series • 45W • Dimensions: mm - L-181.5, W-62, H- 35								
709-PLC45-12	PLC-45-12	C	12V	3.8A	45.6W	56.82	52.44	50.99
709-PLC45-24	PLC-45-24	C	24V	1.9A	45.6W	53.83	49.69	48.31
709-PLC45-27	PLC-45-27	C	27V	1.7A	45.9W	56.82	52.44	50.99
709-PLC45-36	PLC-45-36	C	36V	1.25A	45W	56.82	52.44	50.99
CEN - 60 Series • 60W • Dimensions: mm - L-183, W-62.5, H- 40.5								
709-CEN60-12	CEN-60-12	D	12V	5A	60W	61.63	58.55	55.47
709-CEN60-15	CEN-60-15	D	15V	4A	60W	61.63	58.55	55.47
709-CEN60-20	CEN-60-20	D	20V	3A	60W	61.63	58.55	55.47
709-CEN60-24	CEN-60-24	D	24V	2.5A	60W	61.63	58.55	55.47
709-CEN60-30	CEN-60-30	D	30V	2A	60W	61.63	58.55	55.47
709-CEN60-36	CEN-60-36	D	36V	1.7A	61.2W	61.63	58.55	55.47
709-CEN60-42	CEN-60-42	D	42V	1.45A	60.9W	61.63	58.55	55.47
709-CEN60-48	CEN-60-48	D	48V	1.3A	62.4W	61.63	58.55	55.47
709-CEN60-54	CEN-60-54	D	54V	1.15A	62.1W	61.63	58.55	55.47
CEN - 75 Series • 75W • Dimensions: mm - L-183, W-62.5, H- 40.5								
709-CEN75-15	CEN-75-15	D	15V	5A	75W	65.27	62.01	58.74
709-CEN75-24	CEN-75-24	D	24V	3.15A	75.6W	65.27	62.01	58.74
709-CEN75-30	CEN-75-30	D	30V	2.5A	75W	65.27	62.01	58.74
709-CEN75-36	CEN-75-36	D	36V	2.1A	75.6W	65.27	62.01	58.74
709-CEN75-42	CEN-75-42	D	42V	1.8A	75.6W	65.27	62.01	58.74
CEN - 100 Series • 100W • Dimensions: mm - L-193, W-62.5, H- 40.5								
709-CEN100-20	CEN-100-20	D	20V	4.8A	96W	70.19	66.68	63.17
709-CEN100-24	CEN-100-24	D	24V	4A	96W	70.19	66.68	63.17
709-CEN100-30	CEN-100-30	D	30V	3.2A	96W	70.19	66.68	63.17
709-CEN100-36	CEN-100-36	D	36V	2.65A	95.4W	70.19	66.68	63.17
709-CEN100-42	CEN-100-42	D	42V	2.28A	95.76W	70.19	66.68	63.17
709-CEN100-48	CEN-100-48	D	48V	2A	96W	70.19	66.68	63.17
709-CEN100-54	CEN-100-54	D	54V	1.77A	95.58W	70.19	66.68	63.17
HLG -100H Series • 100W • Dimesions: mm - L - 220, W - 68 , H - 38.8								
709-HLG100H-20A	HLG-100H-20A	E	20V	4.8A	96W	121.47	111.86	109.03
709-HLG100H-24A	HLG-100H-24A	E	24V	4A	96W	121.47	111.86	109.03
709-HLG100H-30A	HLG-100H-20A	E	30V	3.2A	96W	121.47	111.86	109.03
709-HLG100H-36A	HLG-100H-36A	E	36V	2.65A	95.4W	121.47	111.86	109.03
709-HLG100H-42A	HLG-100H-42A	E	42V	2.28A	95.76W	121.47	111.86	109.03
709-HLG100H-48A	HLG-100H-48A	E	48V	2A	96W	121.47	111.86	109.03
709-HLG100H-54A	HLG-100H-54A	E	54V	1.77A	95.58W	121.47	111.86	109.03
HLG -120H Series • 120W • Dimesions: mm - L - 220, W - 68, H - 38.8								
709-HLG120H-12A	HLG-120H-12A	E	12V	10A	120W	126.99	116.95	114.00
709-HLG120H-15A	HLG-120H-15A	E	15V	8A	120W	126.99	116.95	114.00
709-HLG120H-20A	HLG-120H-20A	E	20V	6A	120W	126.99	116.95	114.00

MEAN WELL 20-240W SINGLE OUPUT LED POWER SUPPLY (CONT.)

Features:
- Protections: Short circuit, Over load, Over voltage, Over temperature
- Built-in active PFC function
- Compliance to worldwide safety regulations for lighting
- Suitable for LED lighting and moving sign applications

For quantities greater than listed, call for quote.

MOUSER STOCK NO.	Mean Well Part No.	Fig.	Output Voltage	Output Current	Power	Price Each 1	10	20
HLG -120H Series • 120W • Dimesions: mm - L - 220, W - 68, H - 38.8 (Cont.)								
709-HLG120H-24A	HLG-120H-24A	E	24V	5A	120W	126.99	116.95	114.00
709-HLG120H-30A	HLG-120H-30A	E	30V	4A	120W	126.99	116.95	114.00
709-HLG120H-36A	HLG-120H-36A	E	36V	3.4A	122.4W	126.99	116.95	114.00
709-HLG120H-42A	HLG-120H-42A	E	42V	2.9A	121.8W	126.99	116.95	114.00
709-HLG120H-48A	HLG-120H-48A	E	48V	2.5A	120W	126.99	116.95	114.00
709-HLG120H-54A	HLG-120H-54A	E	54V	2.3A	124.2W	126.99	116.95	114.00
HLG -150 Series • 150W • Dimensions: mm • L-228, W - 68, H - 38.8								
709-HLG150H-12A	HLG-150H-12A	E	12V	12.5A	150W	135.27	124.57	121.42
709-HLG150H-15A	HLG-150H-15A	E	15V	10A	150W	135.27	124.57	121.42
709-HLG150H-24A	HLG-150H-24A	E	24V	6.3A	151.2W	135.27	124.57	121.42
709-HLG150H-30A	HLG-150H-30A	E	30V	5A	150W	135.27	124.57	121.42
709-HLG150H-36A	HLG-150H-36A	E	36V	4.2A	151.2W	135.27	124.57	121.42
709-HLG150H-42A	HLG-150H-42A	E	42V	3.6A	151.2W	135.27	124.57	121.42
709-HLG150H-48A	HLG-150H-48A	E	48V	3.2A	153.6W	135.27	124.57	121.42
709-HLG150H-54A	HLG-150H-54A	E	54V	2.8A	151.2W	135.27	124.57	121.42
HLG - 185H Series • 185W • Dimensions: mm • L-228, W - 68, H - 38.8								
709-HLG185H-12A	HLG-185H-12A	E	12V	13A	156W	140.79	129.66	126.39
709-HLG185H-20A	HLG-185H-20A	E	20V	9.3A	186W	140.79	129.66	126.39
709-HLG185H-24A	HLG-185H-24A	E	24V	7.8A	187.2W	140.79	129.66	126.39
709-HLG185H-30A	HLG-185H-30A	E	30V	6.2A	186W	140.79	129.66	126.39
709-HLG185H-36A	HLG-185H-36A	E	36V	5.2A	187.2W	140.79	129.66	126.39
709-HLG185H-42A	HLG-185H-42A	E	42V	4.4A	184.8W	140.79	129.66	126.39
709-HLG185H-48A	HLG-185H-48A	E	48V	3.9A	187.2W	140.79	129.66	126.39
709-HLG185H-54A	HLG-185H-54A	E	54V	3.45A	186.3W	140.79	129.66	126.39
HLG - 240H Series • 240W • Dimensions: mm - L-244.2, W-68, H- 38.8								
709-HLG240H-12A	HLG-240H-12A	E	12V	16A	192W	154.59	142.36	138.78
709-HLG240H-15A	HLG-240H-15A	E	15V	15A	225W	154.59	142.36	138.78
709-HLG240H-20A	HLG-240H-20A	E	20V	12A	240W	154.59	142.36	138.78
709-HLG240H-24A	HLG-240H-24A	E	24V	10A	240W	154.59	142.36	138.78
709-HLG240H-30A	HLG-240H-30A	E	30V	8A	240W	154.59	142.36	138.78
709-HLG240H-36A	HLG-240H-36A	E	36V	6.7A	241.2W	154.59	142.36	138.78
709-HLG240H-42A	HLG-240H-42A	E	42V	5.72A	240.2W	154.59	142.36	138.78
709-HLG240H-48A	HLG-240H-48A	E	48V	5A	240W	154.59	142.36	138.78
709-HLG240H-54A	HLG-240H-54A	E	54V	4.45A	240.3W	154.59	142.36	138.78

MEAN WELL 20W SINGLE OUTPUT LED POWER SUPPLY

Features:
- Built-inconstant current limiting circuit with adjustable OCP level
- Protections: Short circuit, Over load, Over voltage, Over temp.
- Input Range: 90-277VAC
- Built in active PFC function

MOUSER STOCK NO.	Mean Well Part No.	Fig.	Output Voltage	Output Current	Power	Price Each 1	10	20
Dimensions: mm - L-148.5, W-38.5, H-28								
709-PLP20-12	PLP-20-12	F	12V	1.6A	19.2W	21.04	19.26	17.82
709-PLP20-18	PLP-20-18	F	18V	1.1A	19.8W	25.24	23.11	21.38
709-PLP20-24	PLP-20-24	F	24V	0.8A	19.2W	21.04	19.26	17.82
709-PLP20-36	PLP-20-36	F	36V	0.55A	19.8W	21.04	19.26	17.82
709-PLP20-48	PLP-20-48	F	48V	0.42A	20.2W	21.04	19.26	17.82

MEANWELL LDD-L /LDD-H SERIES DC-DC CONSTANT CURRENT LED DRIVER

Features:
- Built-in PWM and remote ON/OFF control
- Protections: Short circuit, Over temperature
- Cooling by free air convection
- Compact size
- Low cost, high reliability
- Suitable for driving illumination LED
- 3 years warranty
- Fully encapsulated with IP67 level

For quantities greater than listed, call for quote.

MOUSER STOCK NO.	Mean Well Part No.	Fig.	Input Range	Output Voltage	Output Current	Price Each 1	10	20
Dimensions: (mm) L - 22.6, W - 9.9, H - 8.9								
709-LDD-300L	LDD-300L	G	9-36VDC	2-32VDC	300mA	8.62	7.76	6.98
709-LDD-350L	LDD-350L	G	9-36VDC	2-32VDC	350mA	8.62	7.76	6.98
709-LDD-500L	LDD-500L	G	9-36VDC	2-32VDC	500mA	8.62	7.76	6.98
709-LDD-600L	LDD-600L	G	9-36VDC	2-32VDC	600mA	8.62	7.76	6.98
709-LDD-700L	LDD-700L	G	9-36VDC	2-32VDC	700mA	8.62	7.76	6.98
Dimensions: (mm) L - 31.8, W - 20.3, H - 12.2								
709-LDD-300H	LDD-300H	G	9-56VDC	2-52VDC	300mA	12.33	11.09	9.97
709-LDD-350H	LDD-350H	G	9-56VDC	2-52VDC	350mA	12.33	11.09	9.97
709-LDD-500H	LDD-500H	G	9-56VDC	2-52VDC	500mA	12.33	11.09	9.97
709-LDD-600H	LDD-600H	G	9-56VDC	2-52VDC	600mA	12.33	11.09	9.97
709-LDD-700H	LDD-700H	G	9-56VDC	2-52VDC	700mA	12.33	11.09	9.97
709-LDD-1000H	LDD-1000H	G	9-56VDC	2-52VDC	1000mA	12.33	11.09	9.97

© Copyright 2013 Mouser Electronics
© Copyright 2013 Mouser Electronics

MEAN WELL Switching Power Supplies

RoHS Compliant This product is RoHS compliant.

DIMENSIONS: mm

A



B



C



D



MEAN WELL 15-154W SINGLE OUTPUT LED/ENCAPSULATED POWER SUPPLIES

Features:

- Suitable for LED lighting and moving signs
- Short circuit and over voltage protection
- Fully isolated plastic case
- Cooling by free air convection
- 100% full load burn-in test
- EN61347-2-13 approved

CE

For quantities greater than listed, call for quote.

MOUSER STOCK NO.	Mean Well Part No.	Fig.	Output Voltage	Output Current	Power	Dim.: mm L	W	H	Price Each 1	10	20
LPH-18 Series	• Input Range: 180-264VAC										
709-LPH18-12	LPH-18-12	A	12V	1.5A	18W	140	30	20	**17.37**	**14.91**	**14.53**
709-LPH18-24	LPH-18-24	A	24V	0.75A	18W	140	30	20	**17.37**	**14.91**	**14.53**
LPC-20 Series	• Input Range: 90-264VAC										
709-LPC20-350	LPC-20-350	A	48V	350mA	16.8W	118	35	26	**29.59**	**26.60**	**23.94**
709-LPC20-700	LPC-20-700	A	30V	700mA	21W	118	35	26	**29.59**	**26.60**	**23.94**
LPV-20 Series	• Input Range: 90-264VAC										
709-LPV20-5	LPV-20-5	A	5V	3A	15W	118	35	26	**29.59**	**26.60**	**23.94**
709-LPV20-12	LPV-20-12	A	12V	1.67A	20W	118	35	26	**29.59**	**26.60**	**23.94**
709-LPV20-15	LPV-20-15	A	15V	1.33A	20W	118	35	26	**28.44**	**25.57**	**23.01**
709-LPV20-24	LPV-20-24	A	24V	0.84A	20.2W	118	35	26	**29.59**	**26.60**	**23.94**
ELN-30 Series	• Input Range: 90-264VAC										
709-ELN30-5	ELN-30-5	B	5V	5A	25W	145	47	30	**35.74**	**34.85**	**32.70**
709-ELN30-9	ELN-30-9	B	9V	3.4A	30.6W	145	47	30	**32.01**	**31.22**	**29.29**
709-ELN30-12	ELN-30-12	B	12V	2.5A	30W	145	47	30	**35.74**	**34.85**	**32.70**
709-ELN30-15	ELN-30-15	B	15V	2A	30W	145	47	30	**35.74**	**34.85**	**32.70**
709-ELN30-24	ELN-30-24	B	24V	1.25A	30W	145	47	30	**35.74**	**34.85**	**32.70**
709-ELN30-27	ELN-30-27	B	27V	1.12A	30.24W	145	47	30	**34.24**	**33.39**	**31.33**
709-ELN30-48	ELN-30-48	B	48V	0.63A	30.24W	145	47	30	**35.74**	**34.85**	**32.70**
PLC-30 Series	• Input Range: 90-264VAC										
709-PLC30-9	PLC-30-9	C	9V	3.3A	29.7W	160	46	30	**39.70**	**36.65**	**33.95**
709-PLC30-12	PLC-30-12	C	12V	2.5A	30W	160	46	30	**41.60**	**38.41**	**35.58**
709-PLC30-15	PLC-30-15	C	15V	2A	30W	160	46	30	**39.70**	**36.65**	**33.95**
709-PLC30-20	PLC-30-20	C	20V	1.5A	30W	160	46	30	**41.60**	**38.41**	**35.58**
709-PLC30-24	PLC-30-24	C	24V	1.25A	30W	160	46	30	**41.60**	**38.41**	**35.58**
709-PLC30-27	PLC-30-27	C	27V	1.12A	30.24W	160	46	30	**39.70**	**36.65**	**33.95**
709-PLC30-36	PLC-30-36	C	36V	0.84A	30.24W	160	46	30	**39.70**	**36.65**	**33.95**
709-PLC30-48	PLC-30-48	C	48V	0.63A	30.24W	160	46	30	**41.60**	**38.41**	**35.58**
PLN-30 Series	• Input Range: 90-264VAC										
709-PLN30-12	PLN-30-12	B	12V	2.5A	30W	145	47	30	**41.59**	**38.47**	**35.78**
709-PLN30-15	PLN-30-15	B	15V	2A	30W	145	47	30	**41.59**	**38.47**	**35.78**
709-PLN30-24	PLN-30-24	B	24V	1.25A	30W	145	47	30	**41.59**	**38.47**	**35.78**
709-PLN30-27	PLN-30-27	B	27V	1.12A	30.24W	145	47	30	**41.59**	**38.47**	**35.78**
709-PLN30-36	PLN-30-36	B	36V	0.84A	30.21W	145	47	30	**38.83**	**35.91**	**33.41**
709-PLN30-48	PLN-30-48	B	48V	0.63A	30.21W	145	47	30	**41.59**	**38.47**	**35.78**
LPC-35 Series	• Input Range: 90-264VAC										
709-LPC35-700	LPC-35-700	A	48V	700mA	33.6W	148	40	30	**43.01**	**40.50**	**37.40**
709-LPC35-1050	LPC-35-1050	A	30V	1050mA	31.5W	148	40	30	**43.01**	**40.50**	**37.40**
LPV-35 Series	• Input Range: 90-264VAC										
709-LPV35-12	LPV-35-12	A	12V	3A	36W	148	40	30	**32.98**	**31.05**	**28.68**
709-LPV35-24	LPV-35-24	A	24V	1.5A	36W	148	40	30	**32.98**	**31.05**	**28.68**
709-LPV35-36	LPV-35-36	A	36V	1A	36W	148	40	30	**32.98**	**31.05**	**28.68**
PLN-45 Series	• Input Range: 90-264VAC										
709-PLN45-12	PLN-45-12	B	12V	3.8A	45.6W	181	62	35	**51.07**	**46.93**	**45.55**
709-PLN45-20	PLN-45-20	B	20V	2.3A	46W	181	62	35	**51.07**	**46.93**	**45.55**
709-PLN45-24	PLN-45-24	B	24V	1.9A	45.6W	181	62	35	**51.07**	**46.93**	**45.55**
709-PLN45-36	PLN-45-36	B	36V	1.25A	45W	181	62	35	**51.07**	**46.93**	**45.55**
709-PLN45-48	PLN-45-48	B	48V	.95A	45.6W	181	62	35	**51.07**	**46.93**	**45.55**
CLG-60 Series	• Input Range: 90-264VAC										
709-CLG60-12	CLG-60-12	D	12V	5A	60W	172	61.5	39	**69.34**	**65.87**	**62.40**
709-CLG60-15	CLG-60-15	D	15V	4A	60W	173	61.6	40	**69.34**	**65.87**	**62.40**
709-CLG60-20	CLG-60-20	D	20V	3A	60W	174	61.7	41	**69.34**	**65.87**	**62.40**
709-CLG60-27	CLG-60-27	D	27V	2.3A	62.1W	175	61.8	42	**69.34**	**65.87**	**62.40**
709-CLG60-36	CLG-60-36	D	36V	1.7A	61W	176	61.9	43	**69.34**	**65.87**	**62.40**
709-CLG60-48	CLG-60-48	D	48V	1.3A	62.5W	177	61.1	44	**69.34**	**65.87**	**62.40**
ELN-60 Series	• Input Range: 90-264VAC										
709-ELN60-9	ELN-60-9	B	9V	5A	45W	181	61.5	35	**46.37**	**39.80**	**38.81**

For quantities greater than listed, call for quote.

MOUSER STOCK NO.	Mean Well Part No.	Fig.	Output Voltage	Output Current	Power	Dim.: mm L	W	H	Price Each 1	10	20
ELN-60 Series (Cont.)	• Input Range: 90-264VAC										
709-ELN60-12	ELN-60-12	B	12V	5A	60W	181	61.5	35	**46.37**	**39.80**	**38.81**
709-ELN60-15	ELN-60-15	B	15V	4A	60W	181	61.5	35	**46.37**	**39.80**	**38.81**
709-ELN60-27	ELN-60-27	B	27V	2.3A	62.1W	181	61.5	35	**46.37**	**39.80**	**38.81**
LPC-60 Series	• Input Range: 90-264VAC										
709-LPC60-1050	LPC-60-1050	A	48V	1050mA	50.4W	162	42	30	**53.01**	**47.67**	**42.89**
LPV-60 Series	• Input Range: 90-264VAC										
709-LPV60-5	LPV-60-5	A	5V	8A	40W	162	42	30	**53.01**	**47.67**	**42.89**
709-LPV60-12	LPV-60-12	A	12V	5A	60W	162	42	30	**53.01**	**47.67**	**42.89**
709-LPV60-24	LPV-60-24	A	24V	2.5A	60W	162	42	30	**50.66**	**45.56**	**40.99**
709-LPV60-48	LPV-60-48	A	48V	1.25A	60W	162	42	30	**53.01**	**47.67**	**42.89**
PLC-60 Series	• Input Range: 90-264VAC										
709-PLC60-12	PLC-60-12	C	12V	5A	60W	181.5	62	35	**57.90**	**53.69**	**52.36**
709-PLC60-15	PLC-60-15	C	15V	4A	60W	181.5	62	35	**58.85**	**54.57**	**53.21**
709-PLC60-20	PLC-60-20	C	20V	3A	60W	181.5	62	35	**58.85**	**54.57**	**53.21**
709-PLC60-24	PLC-60-24	C	24V	2.5A	60W	181.5	62	35	**60.49**	**56.09**	**54.69**
709-PLC60-27	PLC-60-27	C	27V	2.3A	62.1W	181.5	62	35	**58.85**	**54.57**	**53.21**
709-PLC60-36	PLC-60-36	C	36V	1.7A	61W	181.5	62	35	**57.90**	**53.69**	**52.36**
709-PLC60-48	PLC-60-48	C	48V	1.3A	62.5W	181.5	62	35	**58.85**	**54.57**	**53.21**
PLN-60 Series	• Input Range: 90-264VAC										
709-PLN60-12	PLN-60-12	B	12V	5A	60W	181	61.5	35	**55.55**	**51.45**	**47.35**
709-PLN60-15	PLN-60-15	B	15V	4A	60W	182	61.6	36	**55.55**	**51.45**	**47.35**
709-PLN60-20	PLN-60-20	B	20V	5A	60W	183	61.7	37	**55.55**	**51.45**	**47.35**
709-PLN60-24	PLN-60-24	B	24V	5A	60W	184	61.8	38	**55.55**	**51.45**	**47.35**
709-PLN60-27	PLN-60-27	B	27V	2.3A	62.1W	185	61.9	39	**50.56**	**46.81**	**43.09**
709-PLN60-48	PLN-60-48	B	48V	1.3A	62.5W	187	61.11	41	**50.56**	**46.81**	**43.09**
CLG-100 Series	• Input Range: 90-264VAC										
709-CLG100-12	CLG-100-12	D	12V	5A	60W	222	68	39	**89.88**	**85.39**	**80.89**
709-CLG100-15	CLG-100-15	D	15V	5A	75W	222	68	39	**89.88**	**85.39**	**80.89**
709-CLG100-24	CLG-100-24	D	24V	4A	96W	222	68	39	**89.88**	**85.39**	**80.89**
709-CLG100-27	CLG-100-27	D	27V	3.55A	95.85W	222	68	39	**89.88**	**85.39**	**80.89**
709-CLG100-36	CLG-100-36	D	36V	2.65A	95.4W	222	68	39	**89.88**	**85.39**	**80.89**
PLC-100 Series	• Input Range: 90-264VAC										
709-PLC100-12	PLC-100-12	C	12V	5A	60W	200.5	70.5	35	**72.63**	**62.35**	**60.79**
709-PLC100-15	PLC-100-15	C	15V	5A	75W	200.5	70.5	35	**75.79**	**65.06**	**63.43**
709-PLC100-20	PLC-100-20	C	20V	4.8A	96W	200.5	70.5	35	**78.02**	**66.98**	**65.30**
709-PLC100-24	PLC-100-24	C	24V	4A	96W	200.5	70.5	35	**78.02**	**66.98**	**65.30**
709-PLC100-27	PLC-100-27	C	27V	3.55A	95.85W	200.5	70.5	35	**75.79**	**65.06**	**63.43**
709-PLC100-36	PLC-100-36	C	36V	2.65A	95.4W	200.5	70.5	35	**78.02**	**66.98**	**65.30**
709-PLC100-48	PLC-100-48	C	48V	2A	96W	200.5	70.5	35	**75.79**	**65.06**	**63.43**
PLN-100 Series	• Input Range: 90-264VAC										
709-PLN100-12	PLN-100-12	B	12V	5A	60W	200	70.5	35	**82.66**	**80.59**	**75.63**
709-PLN100-15	PLN-100-15	B	15V	5A	75W	201	70.6	36	**82.66**	**80.59**	**75.63**
709-PLN100-20	PLN-100-20	B	20V	1.8A	96W	202	70.7	37	**82.66**	**80.59**	**75.63**
709-PLN100-24	PLN-100-24	B	24V	4A	96W	203	70.8	38	**82.66**	**80.59**	**75.63**
709-PLN100-27	PLN-100-27	B	27V	3.55A	95.85W	204	70.9	39	**82.66**	**80.59**	**75.63**
709-PLN100-36	PLN-100-36	B	36V	2.65A	95.4W	205	70.1	40	**79.20**	**77.22**	**72.46**
CLG-150 Series	• Input Range: 90-280VAC										
709-CLG150-12A	CLG-150-12A	D	12V	11A	132W	222	68	39	**97.16**	**92.30**	**87.44**
709-CLG150-15A	CLG-150-15A	D	15V	9.5A	142.5W	222	68	39	**97.16**	**92.30**	**87.44**
709-CLG150-20A	CLG-150-20A	D	20V	7.5A	150W	222	68	39	**97.16**	**92.30**	**87.44**
709-CLG150-24A	CLG-150-24A	D	24V	6.3A	151.2W	222	68	39	**97.16**	**92.30**	**87.44**
709-CLG150-30A	CLG-150-30A	D	30V	5A	150W	222	68	39	**97.16**	**92.30**	**87.44**
709-CLG150-36A	CLG-150-36A	D	36V	4.2A	151.2W	222	68	39	**97.16**	**92.30**	**87.44**
709-CLG150-48A	CLG-150-48A	D	48V	3.2A	153.6W	222	68	39	**97.16**	**92.30**	**87.44**

© Copyright 2013 Mouser Electronics

© Copyright 2013 Mouser Electronics

ON SEMICONDUCTOR LED Drivers

ON Semiconductor®

RoHS Compliant This product is RoHS compliant.

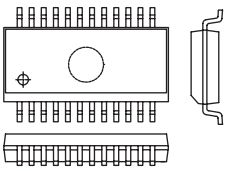
QSOP-24

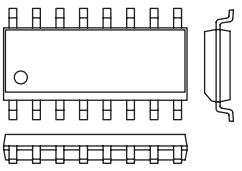
SOIC-16

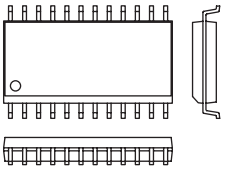
SOIC-24

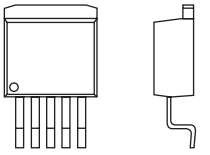
TO-263-5

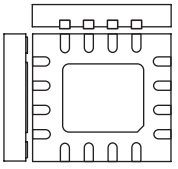
TQFN-16

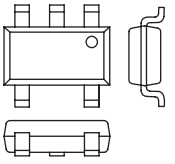
TSOT-23-5

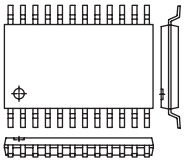
TSSOP-24

CATALYST CHARGE PUMP/PARALLEL CONFIGURATION

♦ Surface Mount Device

Fractional charge pumps with regulated output current

For quantities greater than listed, call for quote.

MOUSER STOCK NO. Mfr.	Mfr. Part No.	Package Type	Input Voltage	LEDs	Total Output Current (Max)(mA)	Reset Control	Pump Modes	Dimming Interface	Junction Temperature Range (°C)	Price Each 1	25	100	250
♦	698—CAT3606HV4	TQFN-16	2.7 - 5.5	6	30mA/LED	Yes	1x/1.5x	PWM	-40 to +85	1.71	1.36	1.28	1.19
♦	698—CAT3626HV4	TQFN-16	2.7 - 5.5	6	32mA/LED	No	1x/1.5x	I2C	-40 to +150	3.08	2.74	2.40	2.14
	698—CAT3224HV3-GT2	TQFN-16	2.5 - 5.0	4	200mA	Yes	-	-	-40 to +150	3.21	2.59	2.33	2.08

CATALYST QUAD-MODE™ CHARGE PUMP/PARALLEL CONFIGURATION

Fractional charge pumps with regulated output current

Catalyst Semiconductor's innovative, patented Quad-Mode™ charge pump switching architecture delivers high effiency levels normally associated with inductive-based LED drivers, which elminating the high-profile inductors and unwanted EMI. Most charge pump LED drivers today offer three modes of operation corresponding to the ratio of the output voltage to the input voltage: 1x, 1.5x and 2x. Catalyst's Quad-Mode™ architecture incoporates a fourth mode of operation, 1.33x, without the need for the additional capacitor required by all existing four-mode charge pumps. The 1.33x fractional operating mode also reduces the input switching currents seen at the battery, minimizing the oversupply noise - a critical parameter in devices such as cell phones. Catalyst Quad-Mode™ LED Drivers deliver 10% greater efficiency compared to traditional charge pumps, extending battery life with no added cost or components.

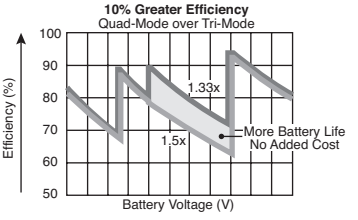

♦ Surface Mount Device

For quantities greater than listed, call for quote.

MOUSER STOCK NO. Mfr.	Mfr. Part No.	Package Type	Input Voltage	LEDs	Total Output Current (Max)(mA)	Reset Control	Pump Modes	Dimming Interface	Junction Temperature Range (°C)	Price Each 1	25	100	250
♦	698—CAT3604VHV4-G	TQFN-16	2.7 - 5.5	4	30mA/LED	Yes	1x/1.33x/1.5x/2x	PWM	-40 to +150	1.40	1.10	.994	.946

CATALYST INDUCTIVE BOOST/SERIAL CONFIGURATION

♦ Surface Mount Device

Low noise step-up LED drivers

For quantities greater than listed, call for quote.

MOUSER STOCK NO. Mfr.	Mfr. Part No.	Package Type	Input Voltage	LEDs	FB Pin Volt V_{RSET} (mV)	Switch Voltage (Max)(V)	Switch Current Limit (Typ)(mA)	Dimming Interface	Junction Temperature Range (°C)	Price Each 1	25	100	250
♦	698—CAT4137TD	TSOT-23-5	2.0 - 5.5	5	300	24	300	PWM	-40 to +150	1.54	1.23	1.16	1.08
♦	698—CAT4238TDG	TSOT-23-5	2.0 - 5.5	10	300	38	450	PWM	-40 to +150	1.22	1.10	.962	.845
♦	698—CAT4139TD-G	TSOT-23-5	2.0 - 5.5	5	300	24	600 (Min)	PWM	-40 to +150	1.22	1.10	.962	.845
♦	698—CAT4240TD-G	TSOT-23-5	2.0 - 5.5	10	300	38	600 (Min)	PWM	-40 to +150	1.73	1.38	1.21	1.06

CATALYST LINEAR LED DRIVERS

♦ Surface Mount Device

Serial Interface Display Drivers

For quantities greater than listed, call for quote.

MOUSER STOCK NO. Mfr.	Mfr. Part No.	Package Type	Input Voltage	LEDs	FB Pin Volt V_{RSET} (mV)	Switch Voltage (Max) (V)	Switch Current Limit (Typ)(mA)	Price Each 1	25	100	250
♦	698—CAT4008W	SOIC-16	3.0 - 5.5	8	100mA/LED	4-Wire	-40 to +150	1.65	1.34	1.20	1.07
♦	698—CAT4016W	SOIC-24	3.0 - 5.5	16	100mA/LED	4-Wire	-40 to +150	1.92	1.55	1.39	1.24
♦	698—CAT4016Y	TSSOP-24	3.0 - 5.5	16	100mA/LED	4-Wire	-40 to +150	1.92	1.55	1.39	1.24
♦	698—CAT4016VS	QSOP-24	3.0 - 5.5	16	100mA/LED	4-Wire	-40 to +150	1.92	1.55	1.39	1.24
	698—CAT4101TV-T75	TO-263-5	3.0 - 5.5	17	100mA/LED	4-Wire	-40 to +150	3.18	2.57	2.31	2.05
	698—CAT4103V-GT2	SOIC-16	3.0 - 5.5	18	100mA/LED	4-Wire	-40 to +150	2.15	1.73	1.56	1.39
	698—CAT4109V-GT2	SOIC-16	3.0 - 5.5	19	100mA/LED	4-Wire	-40 to +150	2.15	1.73	1.56	1.39

CATALYST INDUCTIVE BUCK SERIES CONFIGURATION

♦ Surface Mount Device

High-Voltage, Step-Down Coverter with Regulated Current Control

For quantities greater than listed, call for quote.

MOUSER STOCK NO. Mfr.	Mfr. Part No.	Package Type	Input Voltage	LEDs	FB Pin Volt V_{RSET} (mV)	Switch Voltage (Max)(V)	Switch Current Limit (Typ)(mA)	Dimming Interface	Junction Temperature Range (°C)	Price Each 1	25	100	250
	698—CAT4201TD-G	TSOT-23-5	0 to 28	7	50mA/LED	Yes	50 to 1000	PWM	-40 to +150	1.82	1.47	1.32	1.18

© Copyright 2013 Mouser Electronics
© Copyright 2013 Mouser Electronics

AVAGO High-Power LEDs

RoHS Compliant **This product is RoHS compliant.**

SURFACE MOUNT POWER LEDS

For quantities greater than listed, call for quote.

MOUSER STOCK NO.	Avago Part No.	Fig.	Color	CCT (K)	CRI Typ.	Luminous Flux (lm)[1,2] Min.	Typ.	Max.	Current (mA)	Price Each 1	25	100	500
630-ASMT-QYBG-NEGJE	ASMT-QYBG-NEGJE	A	Warm White	2700	75	39.8	41.8	56.8	150	1.54	1.18	1.03	.845
630-ASMT-QYBG-NEGHE	ASMT-QYBG-NEGHE	A	Warm White	3000	75	39.8	41.8	56.8	150	1.54	1.18	1.03	.845
630-ASMT-QYBG-NEGGE	ASMT-QYBG-NEGGE	A	Warm White	3500	75	39.8	41.8	56.8	150	1.54	1.18	1.03	.845
630-ASMT-QWBH-NGJFE	ASMT-QWBH-NGJFE	A	Cool White	4000	75	51.7	54.3	67.2	150	1.48	1.13	.984	.813
630-ASMT-QWBG-NFHFE	ASMT-QWBG-NFHFE	A	Cool White	4000	85	45.7	48.0	62.0	150	1.54	1.18	1.03	.845
630-ASMT-QWBH-NGJEE	ASMT-QWBH-NGJEE	A	Cool White	4500	75	51.7	54.3	67.2	150	1.48	1.13	.984	.813
630-ASMT-QWBG-NFHEE	ASMT-QWBG-NFHEE	A	Cool White	4500	85	45.7	48.0	62.0	150	1.54	1.18	1.03	.845
630-ASMT-QWBH-NGJDE	ASMT-QWBH-NGJDE	A	Cool White	5000	75	51.7	54.3	67.2	150	1.48	1.13	.984	.813

HALF WATT POWER LEDS

For quantities greater than listed, call for quote.

MOUSER STOCK NO.	Avago Part No.	Fig.	Color	Wave-length (nm)	Luminous Flux (lm)	Power (W)	Voltage (VDC)	Current (mA)	Price Each 1	25	100	500
630-ASMT-QRBD-AEF0E	ASMT-QRBD-AEF0E	B	Red	621	16.5	0.5	2.5	150	1.00	.76	.663	.546
630-ASMT-QHB2-FEF0E	ASMT-QHB2-FEF0E	B	Red-Orange	617	19.5	0.5	2.7	150	.87	.621	.535	.439
630-ASMT-QHBD-AFH0E	ASMT-QHBD-AFH0E	B	Red-Orange	616	17.5	0.5	2.5	150	1.00	.76	.663	.546
630-ASMT-QAB2-FDE0E	ASMT-QAB2-FDE0E	B	Amber	594	15	0.5	2.7	150	.87	.621	.535	.439
630-ASMT-QABD-AEF0E	ASMT-QABD-AEF0E	B	Amber	593	16.5	0.5	2.3	150	1.00	.76	.663	.546
630-ASMT-QGBE-NFH0E	ASMT-QGBE-NFH0E	B	Green	522	33	0.5	3.6	150	2.12	1.63	1.41	1.17
630-ASMT-QBBE-N0B0E	ASMT-QBBE-N0B0E	B	Blue	464	7	0.5	3.6	150	1.93	1.48	1.28	1.06
630-ASMT-QBBC-NAC0E	ASMT-QBBC-NAC0E	B	Blue	464	7	0.5	3.4	150	1.77	1.36	1.18	.974
630-ASMT-QYBC-NHJ0E	ASMT-QYBC-NHJ0E	B	Warm White	- - -	31	0.5	3.4	150	1.73	1.33	1.16	.952
630-ASMT-QWBC-NHJ0E	ASMT-QWBC-NHJ0E	B	Cool White	- - -	30	0.5	3.4	150	1.61	1.23	1.07	.888
630-ASMT-QWBC-NJK0E	ASMT-QWBC-NJK0E	B	Cool White	- - -	38	0.5	3.4	150	1.73	1.33	1.16	.952

MINI HIGH POWER LEDS

For quantities greater than listed, call for quote.

MOUSER STOCK NO.	Avago Part No.	Fig.	Color	Wave-length (nm)	Luminous Flux (lm)	Power (W)	Voltage (VDC)	Current (mA)	Price Each 1	25	100	500
1 Watt Rating												
630-ASMT-JR10-ARS01	ASMT-JR10-ARS01	C	Red	625	67.2	1	2.4	350	3.14	2.81	2.50	2.07
630-ASMT-JA10-ARS01	ASMT-JA10-ARS01	C	Amber	590	67.2	1	2.4	350	3.14	2.81	2.50	2.07
630-ASMT-JG11-NST01	ASMT-JG11-NST01	C	Green	525	87.4	1	3.5	350	3.85	3.47	3.08	2.55
630-ASMT-JC11-NST01	ASMT-JC11-NST01	C	Cyan	497	58	1	3.4	500	4.26	3.83	3.40	2.80
630-ASMT-JB11-NMP01	ASMT-JB11-NMP01	C	Blue	470	16	1	3.4	350	3.40	3.06	2.72	2.25
630-ASMT-JY11-NSU01	ASMT-JY11-NSU01	C	Warm White	- - -	78	1	3.4	350	3.64	3.27	2.91	2.40
630-ASMT-JN11-NTV01	ASMT-JN11-NTV01	C	Neutral White	- - -	90	1	3.4	350	3.58	3.23	2.87	2.36
630-ASMT-JW11-NTV01	ASMT-JW11-NTV01	C	Cool White	- - -	90	1	3.4	350	3.58	3.23	2.87	2.36
3 Watt Rating												
630-ASMT-JR30-ARS01	ASMT-JR30-ARS01	C	Red	625	67.2	3	2.4	700	3.21	2.89	2.57	2.12
630-ASMT-JH30-ARS01	ASMT-JH30-ARS01	C	Red-Orange	615	67.2	3	2.4	700	3.21	2.89	2.57	2.12
630-ASMT-JA30-ARS01	ASMT-JA30-ARS01	C	Amber	590	67.2	3	2.4	700	3.21	2.89	2.57	2.12
630-ASMT-JG31-NTU01	ASMT-JG31-NTU01	C	Green	525	125	3	3.6	700	4.63	4.16	3.70	3.05
630-ASMT-JB31-NMP01	ASMT-JB31-NMP01	C	Blue	470	30.6	3	3.6	700	3.58	3.23	2.87	2.36
630-ASMT-JL31-NPQ01	ASMT-JL31-NPQ01	C	Royal Blue	455	740mW	3	3.6	700	3.58	3.23	2.87	2.36
630-ASMT-JY31-NSU01	ASMT-JY31-NSU01	C	Warm White	- - -	120	3	3.6	700	3.75	3.37	3.00	2.47
630-ASMT-JY31-NTU01	ASMT-JY31-NTU01	C	Warm White	- - -	120	3	3.6	700	4.04	3.64	3.23	2.66
630-ASMT-JY31-NTUJ1	ASMT-JY31-NTUJ1	C	Warm White	- - -	120	3	3.6	700	4.28	3.85	3.42	2.82
630-ASMT-JY32-NTVH1	ASMT-JY32-NTVH1	C	Warm White	- - -	140	3	3.6	700	5.14	4.62	4.11	3.39
630-ASMT-JY32-NTVK1	ASMT-JY32-NTVK1	C	Warm White	- - -	170	3	3.6	700	5.14	4.62	4.11	3.39
630-ASMT-JY33-NSTJ1	ASMT-JY33-NSTJ1	C	Warm White	- - -	107	3	3.6	700	5.03	4.53	4.02	3.32
630-ASMT-JY33-NQS01	ASMT-JY33-NQS01	C	Warm White	- - -	80	3	3.6	700	4.71	4.24	3.77	3.10
630-ASMT-JN31-NTV01	ASMT-JN31-NTV01	C	Neutral White	- - -	113.6	3	3.6	700	3.75	3.37	3.00	2.47
630-ASMT-JN32-NUV01	ASMT-JN32-NUV01	C	Neutral White	- - -	160	3	3.6	700	4.44	4.00	3.55	2.93
630-ASMT-JN33-NSU01	ASMT-JN33-NSU01	C	Neutral White	- - -	125	3	3.6	700	4.71	4.24	3.77	3.10
630-ASMT-JN32-NVVG1	ASMT-JN32-NVVG1	C	Neutral White	- - -	180	3	3.6	700	5.62	5.06	4.49	3.71
630-ASMT-JN32-NVVH1	ASMT-JN32-NVVH1	C	Neutral White	- - -	180	3	3.6	700	5.62	5.06	4.49	3.71
630-ASMT-JW31-NUV01	ASMT-JW31-NUV01	C	Cool White	- - -	160	3	3.6	700	4.15	3.73	3.32	2.74
630-ASMT-JW31-NUVH1	ASMT-JW31-NUVH1	C	Cool White	- - -	160	3	3.6	700	4.47	4.02	3.57	2.95
630-ASMT-JW31-NUVJ1	ASMT-JW31-NUVJ1	C	Cool White	- - -	160	3	3.6	700	4.47	4.02	3.57	2.95
630-ASMT-JW32-NUV01	ASMT-JW32-NUV01	C	Cool White	- - -	175	3	3.6	700	4.44	4.00	3.55	2.93
630-ASMT-JW32-NVVH1	ASMT-JW32-NVVH1	C	Cool White	- - -	180	3	3.6	700	5.62	5.06	4.49	3.71
630-ASMT-JW32-NVVJ1	ASMT-JW32-NVVJ1	C	Cool White	- - -	180	3	3.6	700	5.62	5.06	4.49	3.71
630-ASMT-JW32-NVVK1	ASMT-JW32-NVVK1	C	Cool White	- - -	180	3	3.6	700	5.62	5.06	4.49	3.71

HIGH POWER LEDS

For quantities greater than listed, call for quote.

MOUSER STOCK NO.	Avago Part No.	Fig.	Color	Wave-length (nm)	Luminous Flux (lm)	Power (W)	Voltage (VDC)	Current (mA)	Price Each 1	25	100	500
1 Watt Rating												
630-ASMT-AR00-ARS00	ASMT-AR00-ARS00	D	Red	625	50.0	1.0	2.1	350	3.46	3.10	2.76	2.28
630-ASMT-AH00-ARS00	ASMT-AH00-ARS00	D	Red-Orange	615	50.0	1.0	2.1	350	3.46	3.10	2.76	2.28
630-ASMT-AA00-ARS00	ASMT-AA00-ARS00	D	Amber	590	50.0	1.0	2.1	350	3.46	3.10	2.76	2.28
630-ASMT-AG00-NST00	ASMT-AG00-NST00	D	Green	525	65	1	3.2	350	4.28	3.85	3.42	2.82
630-ASMT-AC00-NST00	ASMT-AC00-NST00	D	Cyan	497	58	1	3.4	500	4.63	4.16	3.70	3.05
630-ASMT-AL00-NMP00	ASMT-AL00-NMP00	D	Royal Blue	455	350mW	1	3.2	350	3.80	3.42	3.04	2.50
630-ASMT-AY00-NST00	ASMT-AY00-NST00	D	Warm White	- - -	65	1	3.2	350	3.88	3.49	3.10	2.56
630-ASMT-AN00-NTU00	ASMT-AN00-NTU00	D	Neutral White	- - -	80	1	3.2	350	4.15	3.73	3.32	2.74
630-ASMT-AW00-NTU00	ASMT-AW00-NTU00	D	Cool White	- - -	80	1	3.2	350	3.88	3.49	3.10	2.56
3 Watt Rating												
630-ASMT-AR30-ARS00	ASMT-AR30-ARS00	D	Red	625	94.0	3.0	2.4	700	4.44	4.00	3.55	2.93
630-ASMT-AH30-ARS00	ASMT-AH30-ARS00	D	Red-Orange	615	94.0	3.0	2.4	700	4.44	4.00	3.55	2.93
630-ASMT-AG31-NTU00	ASMT-AG31-NTU00	D	Green	525	125.0	3.0	3.6	700	5.06	4.55	4.04	3.34
630-ASMT-AA30-ARS00	ASMT-AA30-ARS00	D	Amber	590	90	3	2.4	700	4.44	4.00	3.55	2.93
630-ASMT-AB31-NMP00	ASMT-AB31-NMP00	D	Blue	470	30	3	3.6	700	5.51	4.96	4.41	3.64
630-ASMT-AL31-NPQ00	ASMT-AL31-NPQ00	D	Royal Blue	455	760mW	3	3.6	700	5.51	4.96	4.41	3.64
630-ASMT-AY31-NTU00	ASMT-AY31-NTU00	D	Warm White	- - -	140	3	3.6	700	5.81	5.22	4.64	3.83
630-ASMT-AY31-NTU01	ASMT-AY31-NTU01	D	Warm White	- - -	140.0	3.0	3.6	700	5.60	5.03	4.47	3.69
630-ASMT-AN31-NUV00	ASMT-AN31-NUV00	D	Neutral White	- - -	175	3	3.6	700	5.81	5.22	4.64	3.83
630-ASMT-AW31-NUV00	ASMT-AW31-NUV00	D	Cool White	- - -	175	3	3.6	700	5.81	5.22	4.64	3.83
630-ASMT-AW31-NUV01	ASMT-AW31-NUV01	D	Cool White	- - -	175.0	3.0	3.6	700	5.60	5.03	4.47	3.69

3 WATT TRICOLOR HIGH POWER LED

For quantities greater than listed, call for quote.

MOUSER STOCK NO.	Avago Part No.	Fig.	Color	Wave-length (nm)	Luminous Flux (lm)	Power (W)	Voltage (VDC)	Current (mA)	Price Each 1	25	100	500
630-ASMT-MT00-00001	ASMT-MT00-00001	E	Red/Green /Blue	625/527 /470	56/73 /19.5	3	2.4/3.5 /3.5	350	14.45	12.84	11.56	10.59

A



B



C



D



E



© Copyright 2013 Mouser Electronics

© Copyright 2013 Mouser Electronics

CALIFIA LIGHTING LED Light Fixtures and Kits

P3000 PENINSULA'S SERIES

The Peninsula's durable plastic construction makes it an economical lightweight luminaire delivering a wide range of semi-diffused light output.

Features:
- Semi Diffused
- Directional Efficiency
- Low Profile
- Long Life
- Instant On
- Mercury Free
- Lead Free
- No UV

For quantities greater than listed, call for quote.

MOUSER STOCK NO.	Bivar Part No.	Fig.	Color Temp.	Lumen Output	Efficacy (lm/W)	Color Rendering Index (CRI)	Power (W)	Input Voltage	Price Each 1	Price Each 10
Dimensions : (L) 304.8mm x (W) 21.1mm x (H) 15.22mm										
749-P3000-C-S	P3000-C-S	A	Cool (C) - 6500K	135	92	75	2	24VDC	**23.54**	**20.33**
749-P3000-N-S	P3000-N-S	A	Neutral (N) - 5000K	130	89	75	2	24VDC	**23.54**	**20.33**
749-P3000-W-S	P3000-W-S	A	Warm (W) - 3100K	100	87	70	2	24VDC	**23.54**	**20.33**

C5000/C5400 COASTLINE SERIES

The Coastline series delivers high brightness performance in a very low-profile aluminum housing, making concealed placement a breeze. Suitable for all commercial and industrial applications, specifically banks, restaurants, retail, enclosures, and medical test labs.

Features:
- HB LEDs
- Low Profile
- Narrow Beam
- Built-in Dimmer
- Instant On
- Mercury Free
- Lead Free
- No UV

For quantities greater than listed, call for quote.

MOUSER STOCK NO.	Bivar Part No.	Fig.	Color Temp.	Lumen Output	Efficacy (lm/W)	Color Rendering Index (CRI)	Power (W)	Input Voltage	Price Each 1	Price Each 10
Dimensions : (L) 304.8mm x (W) 21.1mm x (H) 7.6mm										
749-C5000-C-S	C5000-C-S	B	Cool (C) - 6500K	390	74	76	5	24VDC	**55.64**	**52.86**
749-C5000-N-S	C5000-N-S	B	Neutral (N) - 4750K	365	75	83	5	24VDC	**55.64**	**52.86**
749-C5000-W-S	C5000-W-S	B	Warm (W) - 3100K	365	61	85	5	24VDC	**55.64**	**52.86**
Dimensions : (L) 304.8mm x (W) 21.1mm x (H) 12mm										
749-C5400-C-S	C5400-C-S	C	Cool (C) - 6500K	390	70	75	5	24VDC	**61.95**	**58.85**
749-C5400-N-S	C5400-N-S	C	Neutral (N) - 4750K	365	55	83	5	24VDC	**61.95**	**58.85**
749-C5400-W-S	C5400-W-S	C	Warm (W) - 3100K	320	69	86	5	24VDC	**61.95**	**58.85**

B7000 BAYFRONT SERIES

The Bayfront features a sturdy aluminum housing for greater durability and a diffused lens to maximize light output uniformity.

Features:
- Diffused Lens
- Directional Efficiency
- Low Profile
- Long Life
- Instant On
- Mercury Free
- Lead Free
- No UV

For quantities greater than listed, call for quote.

MOUSER STOCK NO.	Bivar Part No.	Fig.	Color Temp.	Lumen Output	Efficacy (lm/W)	Color Rendering Index (CRI)	Power (W)	Input Voltage	Price Each 1	Price Each 10
Dimensions : (L) 304.8mm x (W) 15.69mm x (H) 19.1mm										
749-B7000-C-S	B7000-C-S	D	Cool (C) - 6500K	170	48	73	5	24VDC	**52.22**	**49.59**
749-B7000-N-S	B7000-N-S	D	Neutral (N) - 5000K	165	42	75	5	24VDC	**52.22**	**49.59**
749-B7000-W-S	B7000-W-S	D	Warm (W) - 3100K	120	42	70	5	24VDC	**52.22**	**49.59**

ACCESSORIES

For quantities greater than listed, call for quote.

MOUSER STOCK NO.	Bivar Part No.	Fig.	Description	Price Each 1	Price Each 10
Dimensions : (L) 85.1mm x (W) 35mm x (H) 23mm					
749-PS-1032	PS-1032	E	Class 2 Power Supply 12W, 24V/500mA	**35.66**	**28.92**
Dimensions : (L) 95mm x (W) 70mm x (H) 32mm					
749-PS-1033	PS-1033	F	Class 2 Power Supply 40W, 24V/1.67A	**60.64**	**49.17**
Dimensions : (L) 73.7mm x (W) 27.9mm x (H) 45.2mm					
749-WA-UL-001	WA-UL-001	G	(North America)Universal Regulated Quick Connect Power Supply	**16.90**	**12.84**
Dimensions : (L) 73.7mm x (W) 27.9mm x (H) 45.2mm					
749-WA-VDE-001	WA-VDE-001	G	(Euro Plug)Universal Regulated Quick Connect Power Supply	**17.46**	**13.27**
Dimensions : (L) 50.8mm x (W) 16.5mm x (H) 152.4mm					
749-SW-1001	SW-1001	H	In-line On/Off switch	**6.76**	**5.14**

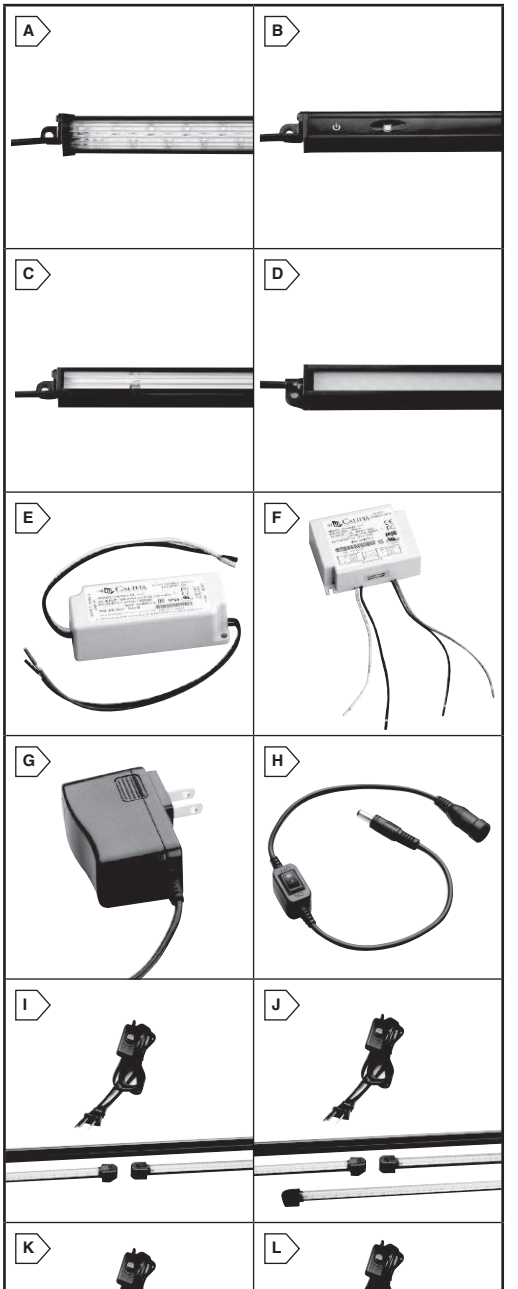

KITS

Peninsula Series P3000 3' Track KIT Includes:
- Qty-2 P3000 - __ - TR LED Luminaire, available in 3 color temps, see individual specs on Peninsula product page
- Qty-1 CTR-36B Track, 3' Length, Black
- Qty-1 CTR-EN01B Live End Feeder For Power Supply Connection
- Qty-1 SW-1002 In-line On/Off Switch

Peninsula Series P3000 4' Track KIT Includes:
- Qty-3 P3000 - __ - TR LED Luminaire, available in 3 color temps, see individual specs on Peninsula product page
- Qty-1 CTR-48B Track, 4' Length, Black
- Qty-1 CTR-EN01B Live End Feeder For Power Supply Connection
- Qty-1 SW-1002 In-line On/Off Switch

Coastline Series P5000 3' Track KIT Includes:
- Qty-2 P5000 - __ - TR LED Luminaire, available in 3 color temps, see individual specs on Coastline product page
- Qty-1 CTR-36B Track, 3' Length, Black
- Qty-1 CTR-EN01B Live End Feeder For Power Supply Connection
- Qty-1 SW-1002 In-line On/Off Switch

Coastline Series P5000 4' Track KIT Includes:
- Qty-3 P5000 - __ - TR LED Luminaire, available in 3 color temps, see individual specs on Coastline product page
- Qty-1 CTR-48B Track, 4' Length, Black
- Qty-1 CTR-EN01B Live End Feeder For Power Supply Connection
- Qty-1 SW-1002 In-line On/Off Switch

For quantities greater than listed, call for quote.

MOUSER STOCK NO.	Bivar Part No.	Fig.	Description	Price Each 1	Price Each 10
P3000 KITS					
749-P3000-C-KIT-301	P3000-C-KIT-301	I	3' P3000 Track Kit, C = Color Temperature 6500K, Cool White	**83.03**	**79.84**
749-P3000-N-KIT-302	P3000-N-KIT-302	I	3' P3000 Track Kit, N = Color Temperature 4750K, Neutral White	**83.03**	**79.84**
749-P3000-W-KIT-303	P3000-W-KIT-303	I	3' P3000 Track Kit, W = Color Temperature 3100K, Warm White	**83.03**	**79.84**
749-P3000-C-KIT-310	P3000-C-KIT-310	J	4' P3000 Track Kit, C = Color Temperature 6500K, Cool White	**119.98**	**115.37**
749-P3000-N-KIT-311	P3000-N-KIT-311	J	4' P3000 Track Kit, N = Color Temperature 4750K, Neutral White	**119.98**	**115.37**
749-P3000-W-KIT-312	P3000-W-KIT-312	J	4' P3000 Track Kit, W = Color Temperature 3100K, Warm White	**119.98**	**115.37**
C5000 KITS					
749-C5000-C-KIT-501	C5000-C-KIT-501	K	3' C5000 Track Kit, C = Color Temperature 6500K, Cool White	**144.10**	**138.55**
749-C5000-N-KIT-502	C5000-N-KIT-502	K	3' C5000 Track Kit, N = Color Temperature 4750K, Neutral White	**144.10**	**138.55**
749-C5000-W-KIT-503	C5000-W-KIT-503	K	3' C5000 Track Kit, W = Color Temperature 3100K, Warm White	**144.10**	**138.55**
749-C5000-C-KIT-511	C5000-C-KIT-511	L	4' C5000 Track Kit, C = Color Temperature 6500K, Cool White	**211.57**	**203.44**
749-C5000-N-KIT-512	C5000-N-KIT-512	L	4' C5000 Track Kit, N = Color Temperature 4750K, Neutral White	**211.57**	**203.44**
749-C5000-W-KIT-513	C5000-W-KIT-513	L	4' C5000 Track Kit, W = Color Temperature 3100K, Warm White	**211.57**	**203.44**

© Copyright 2013 Mouser Electronics
© Copyright 2013 Mouser Electronics

CARCLO TECHNICAL PLASTICS Lenses

carclo technical plastics

LENSES

For quantities greater than listed, call for quote.

MOUSER STOCK NO.	Carclo Part No.	Beam	Diameter (mm)	Height (mm)	Flange	LEDs	Price Each 1	10	50	100
Lenses										
962-10003	10003	Plain Tight	20	9.9	Yes	Cree, Nichia, Seoul, LedEngin, Luminus, Oslon, Avago	2.09	1.92	1.64	1.39
962-1000315	10003/15	Ripple Medium	20	9.9	Yes	Cree, Osram, SSC, LedEngin, Avago, Everlight	2.09	1.92	1.64	1.39
962-1000325	10003/25	Ripple Wide	20	9.9	Yes	Cree, Osram, SSC, LedEngin, Avago, Everlight	2.09	1.92	1.64	1.39
962-10003L25	10003/L25	Elliptical	20	9.9	Yes	Cree, Osram, SSC, Nichia, Luminus, Everlight	2.09	1.92	1.64	1.39
962-10048	10048	Frosted Medium	26.5	13.9	Yes	Cree, Nichia, Seoul, LedEngin, Luxeon, Oslon, Avago	3.11	2.86	2.44	2.08
962-10049	10049	Elliptical	26.5	13.9	Yes	Cree, Nichia, Seoul, LedEngin, Luxeon, Oslon, Avago	3.11	2.86	2.44	2.08
962-10108	10108	Frosted Medium	26.5	13.9	Yes	Cree, Nichia, Seoul, LedEngin, Luxeon, Oslon, Avago	3.11	2.86	2.44	2.08
962-10124	10124	Frosted Wide	26.5	13.9	Yes	Cree, Nichia, Seoul, LedEngin, Luxeon, Oslon, Avago	3.11	2.86	2.44	2.08
962-10138	10138	Frosted Narrow	20	9.9	Yes	Cree, Nichia, Seoul, LedEngin, Luminus, Oslon, Avago	2.09	1.92	1.64	1.39
962-10139	10139	Frosted Medium	20	9.9	Yes	Cree, Nichia, Seoul, LedEngin, Luminus, Oslon, Avago	2.09	1.92	1.64	1.39
962-10140	10140	Frosted Wide	20	9.9	Yes	Cree, Nichia, Seoul, LedEngin, Luminus, Oslon, Avago	2.09	1.92	1.64	1.39
962-10192	10192	Elliptical Orthogonal	20	9.9	Yes	Cree, Nichia, Seoul, LedEngin, Luminus, Oslon, Avago	2.09	1.92	1.64	1.39
962-10193	10193	Plain Tight	20	9.9	Yes	Cree, Osram, Seoul, Nichia	2.09	1.92	1.64	1.39
962-10194	10194	Frosted Narrow	20	9.9	Yes	Cree, Osram, Seoul, Nichia	2.09	1.92	1.64	1.39
962-10195	10195	Frosted Medium	20	9.9	Yes	Cree, Osram, Seoul, Nichia	2.09	1.92	1.64	1.39
962-10196	10196	Frosted Wide	20	9.9	No	Cree, Osram, Seoul, Nichia	2.09	1.92	1.64	1.39
962-10197	10197	Elliptical	20	9.9	Yes	Cree, Osram, Seoul, Nichia	2.09	1.92	1.64	1.39
962-10198	10198	Elliptical Orthogonal	20	9.9	No	Cree, Osram, Luxeon, Nichia	2.09	1.92	1.64	1.39
962-10199	10199	Plain Tight	20	9.9	Yes	Cree, Avago	2.09	1.92	1.64	1.39
962-10200	10200	Frosted Narrow	20	9.6	Yes	Cree, Avago	2.09	1.92	1.64	1.39
962-10201	10201	Ripple Medium	20	9.6	Yes	Cree, Avago	2.09	1.92	1.64	1.39
962-10202	10202	Frosted Medium	20	9.6	Yes	Cree, Avago	2.09	1.92	1.64	1.39
962-10203	10203	Ripple Wide	20	9.6	Yes	Cree, Avago	2.09	1.92	1.64	1.39
962-10204	10204	Frosted Wide	20	9.6	Yes	Cree, Avago	2.09	1.92	1.64	1.39
962-10208	10208	Ripple Medium	20	9.9	No	Cree, Osram, Luxeon, Nichia	2.09	1.92	1.64	1.39
962-10209	10209	Ripple Wide	20	9.9	Yes	Cree, Osram, Luxeon, Nichia	2.09	1.92	1.64	1.39
962-10210	10210	Ripple Medium	20	9.6	Yes	Cree, Avago	2.09	1.92	1.64	1.39
962-10211	10211	Ripple Wide	20	9.6	Yes	Cree, Avago	2.09	1.92	1.64	1.39
962-10260	10260	Ripple Wide	26.5	13.9	Yes	Cree, Seoul, Osram, Nichia, LedEngin	3.11	2.86	2.44	2.08
962-10267	10267	Side Emitter	17.2	10	No	Luxeon Rebel	2.18	2.00	1.71	1.46
962-10356	10356	Fiber	20	-	No	Osram, Luxeon	2.09	1.92	1.64	1.39
962-10403	10403	Bubble 120	20	-	No	Cree, Luxeon	2.44	2.24	1.92	1.63
962-10406	10406	Bubble 130	20	10	No	Cree, Luxeon	2.44	2.24	1.92	1.63
962-10620	10620	Hubble Hemispherical	20	7.3	No	Luxeon Rebel, Cree XP-E	2.44	2.24	1.92	1.63
962-10628	10628	Bubble Downlight	20	10	No	Luxeon Rebel, Cree XP-E, XP-G	2.44	2.24	1.92	1.63
962-10391	10391	Plain Tight	26.5	13.3	Yes	Cree, Osram, Luminus,Avago	3.11	2.86	2.44	2.08
962-10392	10392	Frosted Narrow	26.5	13.3	Yes	Cree, Osram, Luminus,Avago	3.11	2.86	2.44	2.08
962-10393	10393	Frosted Medium	26.5	13.3	Yes	Cree, Osram, Luminus,Avago	3.11	2.86	2.44	2.08
962-10394	10394	Frosted Wide	26.5	13.3	No	Cree, Osram, Luminus,Avago	3.11	2.86	2.44	2.08
962-10395	10395	Elliptical	26.5	13.3	Yes	Cree, Osram, Luminus,Avago	3.11	2.86	2.44	2.08
962-10755	10755	Plain Tight	30	15.5	Yes	Cree, Luxeon. Osram, SSC	4.88	4.47	3.82	3.25
962-10756	10756	Frosted Narrow	30	15.5	Yes	Cree, Luxeon. Osram, SSC	4.88	4.47	3.82	3.25
962-10757	10757	Frosted Medium	30	15.15	Yes	Cree, Luxeon. Osram, SSC	4.88	4.47	3.82	3.25
962-10758	10758	Frosted Wide	30	15.15	Yes	Cree, Luxeon. Osram, SSC	4.88	4.47	3.82	3.25
Square Lens with Legs										
962-10412	10412	Plain Tight	10	6	Yes	Cree, Luxeon, Nichia, Seoul, Oslon	1.57	1.44	1.23	1.05
962-10413	10413	Frosted Medium	10	6	Yes	Cree, Luxeon, Nichia, Seoul, Oslon	1.57	1.44	1.23	1.05
962-10414	10414	Frosted Wide	10	6	Yes	Cree, Luxeon, Nichia, Seoul, Oslon	1.57	1.44	1.23	1.05
962-10415	10415	Elliptical	10	6	Yes	Cree, Luxeon, Nichia, Seoul, Oslon	1.57	1.44	1.23	1.05
962-10417	10417	Lens Front Narrow	10	6	Yes	Cree, Luxeon, Nichia, Seoul, Oslon	1.57	1.44	1.23	1.05
Round Lens with Legs										
962-10507	10507	Lens Front Narrow	10	-	Yes	Luxeon Rebel, Cree XP-E, Osram SSL	2.99	2.74	2.34	1.99
962-10508	10508	Frosted Medium	10	-	No	Luxeon Rebel, Cree XP-E, Osram SSL	2.99	2.74	2.34	1.99
962-10509	10509	Frosted Wide	10	-	No	Luxeon Rebel, Cree XP-E, Osram SSL	2.99	2.74	2.34	1.99
962-10510	10510	Elliptical	10	-	Yes	Luxeon Rebel, Cree XP-E, Osram SSL	2.99	2.74	2.34	1.99
962-10511	10511	Frosted Narrow	10	-	Yes	Luxeon Rebel, Osram SSL, SSC Z5	2.99	2.74	2.34	1.99
Reflectors										
962-10170	10170	Wide Angle Alum. Coated	20	9.9	No	Cree, Osram, Seoul, Luxeon	1.22	1.12	.952	.813

STRIP LENS

MOUSER STOCK NO.	Carclo Part No.	Beam	Length (mm)	Diameter (mm)	Height (mm)	Flange	LEDs	Price Each 1	10	50	100
962-10398	10398	Strip	300	11	5	No	Cree XP-E; Luxeon Rebel	4.82	4.42	3.78	3.21

OPTICS HOLDERS

For quantities greater than listed, call for quote.

MOUSER STOCK NO. / Mrf. Mrf. Part No.	Beam	Length (mm)	Dia. (mm)	Related Optics	Related LEDs	Price Each 1	10	50	100
962-10148	2	0	-	10194, 10195, 10209, 10196, 10197, 10198, 10356, 10208, 10193, 10190, 10003, 10138, 10003/15, 10139, 10003/25, 10140, 10003/L25, 10192	Osram Dragon	.42	.385	.332	.278
962-10205	1	0	-	10199, 10200, 10210, 10201, 10211, 10202, 10203, 10204,	Cree XR	.42	.385	.332	.278
962-10363	1	0	-	10170, 10003, 10138, 10003/15, 10139, 10003/25, 10140, 10003/L25, 10192	Seoul Semi P4	.42	.385	.332	.278
962-10425	1	4	1.2	10199, 10200, 10210, 10211, 10202, 10203, 10204	Cree XR, MC-E	.42	.385	.332	.278
962-10460	1	4	0.8	10048, 10124, 10108, 10260, 10049, 10224, 10234	Nichia NFSW036	.42	.385	.332	.278
962-10455	1	4	2	10048, 10124, 10108, 10260, 10049, 10224, 10234, 10391, 10392, 10393, 10394, 10395	Cree XR, XP, MX; Osram Dragon	.42	.385	.332	.278
962-10461	1	4	0.8	10048, 10124, 10108, 10260, 10049, 10224, 10234, 10391, 10392, 10393, 10394, 10395	Osram Ostar; Nichia WSW6W083; Ledengin 3W; Avago Jade	.42	.385	.332	.278
962-10462	1	4	0.8	10048, 10124, 10108, 10260, 10049, 10224, 10234	Luxeon Rebel, Rebel; Cree XP-E; SSC P5-II, Z5; Osram Oslon SSL; Nichia NCSL119-H3; LedEngin 5W, 10W; Everlight Shuen	.42	.385	.332	.278
962-10463	1	4	0.8	10048, 10124, 10108, 10260, 10049, 10224, 10234	Luxeon C; Cree XP-C	.42	.385	.332	.278
962-10466	1	4	0.8	10048, 10124, 10108, 10260, 10049, 10224, 10234, 10391, 10392, 10393, 10394, 10395	Cree MC-E, XB-D; SSC Z1;	.42	.385	.332	.278
962-10469	1	4	0.8	10391, 10392, 10393, 10394, 10395, 10396	SSC Acriche A2; Luminus SST-90; Avago Aveon, Moonstone	.42	.385	.332	.278
962-10512	1	0	-	10194, 10195, 10209, 10196, 10197, 10198, 10208, 10193	Cree MC-E	.42	.385	.332	.278
962-10566	1	0	-	10194, 10195, 10209, 10196, 10197, 10198, 10208, 10193, 10255	Cree XP-E; Nichia NFSW036; SSC Z5	.42	.385	.332	.278
962-10730	1	4	0.8	10003, 10138, 10003, 10139, 10003/25, 10140, 10003/L25, 10192	SSC Z5	.42	.385	.332	.278
962-10731	1	4	0.8	10194, 10195, 10209, 10196, 10197, 10198, 10208, 10193, 10170, 10003, 10138, 10003/15, 10139, 10003/25, 10140, 10003/L25, 10192	Nichia NCSL119-H3; LedEngin 3W; Avago Jade	.42	.385	.332	.278
962-10732	1	4	0.8	10003, 10138, 10003/15, 10139, 10003/25, 10140, 10003/25, 10140, 10003/L25, 10192	Osram Oslon SSL; Everlight Shuen; Lumileds Luxeon C; Cree XP-C, XB-D, XT-E; SSC Z5P	.42	.385	.332	.278
962-10733	1	4	0.8	10003, 10138, 10003/15, 10139, 10003/25, 10140, 10003/L25, 10192	Cree XM-L, XB-D, XT-E	.42	.385	.332	.278
962-10734	1	4	0.8	10170, 10003, 10138, 10003/15, 10139, 10003/25, 10140, 10003/L25, 10192, 10374	Cree XP-E, XP-G	.42	.385	.332	.278
962-10736	1	4	0.8	10200, 10201, 10003, 10138, 10003/15, 10139, 10003/25, 10140, 10003/L25, 10192	SSC P5-II, Z1	.42	.385	.332	.278
962-10737	1	4	0.8	10003, 10138, 10003/15, 10139, 10003/25, 10140, 10003/L25, 10192	Cree MX-6	.42	.385	.332	.278
962-10743	1	4	0.8	10194, 10195, 10209, 10196, 10197, 10198, 10208, 10193	SSC Acriche A2	.42	.385	.332	.278
962-10745	1	4	0.8	10199, 10200, 102010, 10201, 10211, 10202, 10203, 10204	Avago Aveon, Moonstone	.42	.385	.332	.278
962-10750	1	4	1.2	10194, 10195, 10209, 10196, 10197, 10198, 10208, 10193	Cree XP-E	.42	.385	.332	.278
962-10962	1	4	1.5	10755, 10756, 10757, 10758, 10759	Cree XM-L, MT-G; Lumileds Luxeon M	.93	.856	.728	.621

© Copyright 2013 Mouser Electronics
© Copyright 2013 Mouser Electronics

CREE High Power LEDs

XLAMP MC-E SERIES

Features:

- Forward Current (Max.): 700mA per LED die
- Forward Voltage (white die) @ 700mA: 3.4V
- Forward Voltage (color die) @ 700mA: 2.3-3.7V
- Individually addressable LEDs

For quantities greater than listed, call for quote.

MOUSER STOCK NO.	Cree Part No.	Fig.	Color	CCT Range (K)	Luminous Flux. (lm) Typical	Price Each 1	50	100
RGBW LEDs								
941-MCE4CTA20A4AAAB1	MCE4CT-A2-0000-00A4AAAB1	A	Red Green Blue Neutral White	620-630mn 520-535nm 450-465nm 3700-4300	30.6 67.2 8.2 80	21.43	19.77	17.29
941-MCE4CTA20A5AAAA1	MCE4CT-A2-0000-00A5AAAA1	A	Red Green Blue Cool White	620-630nm 520-535nm 450-465nm 5700-7000	30.6 67.2 8.2 100	21.43	19.77	17.29
White LEDs								
941-MCE4WTA2000HE7	MCE4WT-A2-0000-000HE7	A	Warm White	2600-3700	280	15.30	14.12	12.35
941-MCE4WTA2000JE5	MCE4WT-A2-0000-000JE5	A	Neutral White	3700-5000	320	15.30	14.12	12.35
941-MCEEZWA1000H035F	MCEEZW-A1-0000-0000H035F	A	Easy White	3500	280	14.73	13.60	10.30
941-MCEEZWA1000H035H	MCEEZW-A1-0000-0000H035H	A	Easy White	3500	280	16.40	15.14	11.47
941-MCEEZWA1000J040F	MCEEZW-A1-0000-0000J040F	A	Easy White	4000	320	15.30	14.12	10.70
941-MCEEZWA1000J040H	MCEEZW-A1-0000-0000J040H	A	Easy White	4000	320	17.24	15.91	12.06
941-MCEEZWA1000K040F	MCEEZW-A1-0000-0000K040F	A	Easy White	4000	370	18.91	17.45	13.23
941-MCEEZWA1000K040H	MCEEZW-A1-0000-0000K040H	A	Easy White	4000	370	16.26	16.09	14.78
941-MCE4WTA2000M01	MCE4WT-A2-0000-000M01	A	Cool White	5000-10000	430	17.75	16.38	14.33

A



XLAMP MT-G SERIES EASYWHITE™ LEDS

The XLamp MT-G EasyWhite LED is optimized for high-output, small-form-factor, directional-lighting applications.

Features:

- Max. Operating Power: 25W
- Voltage Options: 6V, 36V
- Effective Thermal Resistance: 1.5°C/W
- High lumen density: 1550 lumens @ 25W @ 85°C
- Viewing Angle: 120°
- Minimum 80CRI @ 2700K and 3000K CCT

Applications:

- Directional retrofit lamps
- Accent and track
- Retail display
- Down lights
- Hospitality
- Museums and art galleries

For quantities greater than listed, call for quote.

MOUSER STOCK NO.	Cree Part No.	Fig.	CCT Range (K)	Luminous Flux. (lm) Typical	Price Each 1	50	100
941-MTGEZW01B00E027F	MTGEZW-01-0000-0B00E027F	B	2700	440	18.67	17.23	10.41
941-MTGEZW01B00E027H	MTGEZW-01-0000-0B00E027H	B	2700	440	19.89	18.36	13.90
941-MTGEZW01B00F030F	MTGEZW-01-0000-0B00F030F	B	3000	480	18.67	17.23	10.41
941-MTGEZW01B00F030H	MTGEZW-01-0000-0B00F030H	B	3000	480	19.89	18.36	13.90
941-MTGEZW01B00F035F	MTGEZW-01-0000-0B00F035F	B	3500	480	18.66	17.23	11.05
941-MTGEZW01B00G040F	MTGEZW-01-0000-0B00G040F	B	4000	520	18.67	17.23	10.41

B



XLAMP MP-L SERIES EASYWHITE™ LEDS

The XLamp MP-L EasyWhite LED offers the performance, color consistency and lumen density to displace conventional light sources, in a breakthrough 12mm x 13mm package design. Combining Cree EasyWhite technology with up to 1500 lumens of light at 250mA, the MP-L EasyWhite LED simplifies system design and increases color consistency enabling new applications
previously achievable only through the use of multiple LED components

Features:

- High lumen density
- Wide Viewing Angle: 125°
- Color: Easywhite™

Applications:

- Commercial/residential directional lighting
- LED retrofit bulbs
- General indoor/outdoor illumination

For quantities greater than listed, call for quote.

MOUSER STOCK NO.	Cree Part No.	Fig.	CCT Range (K)	Luminous Flux. (lm) Typical	Price Each 1	50	100
941-MPLEZWA1R10B027F	MPLEZW-A1-R100-0000B027F	C	2700	700	26.80	24.73	14.94
941-MPLEZWA1R10B027H	MPLEZW-A1-R100-0000B027H	C	2700	700	29.55	27.27	16.48
941-MPLEZWA1R10C030F	MPLEZW-A1-R100-0000C030F	C	3000	800	30.00	27.68	18.45
941-MPLEZWA1R10C030H	MPLEZW-A1-R100-0000C030H	C	3000	800	32.92	30.38	18.35
941-MPLEZWA1R10C035F	MPLEZW-A1-R100-0000C035F	C	3500	800	30.00	27.68	18.45
941-MPLEZWA1R10E040F	MPLEZW-A1-R100-0000E040F	C	4000	1000	30.63	25.31	21.31

C



XLAMP CXA2011 SERIES

High-lumen, non-directional LED Arrays

Features:

- Forward Voltage: 40V
- Forward Current (Max.): 1000mA
- Reverse Current: 0.1mA
- Temperature coefficient of voltage: -35mV/°C
- Viewing Angle: 120°
- Top side solder connections
- Thermocouple attachment point

Applications:

- Surface-mount downlights
- Recessed can lights
- Pendant lights
- A19 replacement bulbs
- Exterior area lights
- Commercial wall pack

For quantities greater than listed, call for quote.

MOUSER STOCK NO.	Cree Part No.	Fig.	Color	CCT Range (K)	Luminous Flux. (lm) Typical	Price Each 1	50	100
941-CXA20110P00G00E8	CXA2011-0000-000P00G00E8	D	ANSI White	2700	780	19.43	19.24	14.95
941-CXA20110P00H00E7	CXA2011-0000-000P00H00E7	D	ANSI White	3000	900	15.39	15.23	15.07
941-CXA20110P00H00E5	CXA2011-0000-000P00H00E5	D	ANSI White	4000	900	19.43	19.24	14.95
941-CXA20110P00J00E3	CXA2011-0000-000P00J00E3	D	ANSI White	5000	1040	15.39	15.23	15.08
941-CXA20110P00G027F	CXA2011-0000-000P00G027F	D	Easy White	2700	780	26.80	24.73	14.94
941-CXA20110P00G027H	CXA2011-0000-000P00G027H	D	Easy White	2700	780	31.69	29.24	17.67
941-CXA20110P00H030F	CXA2011-0000-000P00H030F	D	Easy White	3000	900	16.29	16.11	15.95
941-CXA20110P00H030H	CXA2011-0000-000P00H030H	D	Easy White	3000	900	32.61	30.10	18.18
941-CXA20110P00H035F	CXA2011-0000-000P00H035F	D	Easy White	3500	900	26.80	24.73	14.94
941-CXA20110P00H040F	CXA2011-0000-000P00H040F	D	Easy White	4000	900	26.80	24.73	14.94
941-CXA20110P00J050F	CXA2011-0000-000P00J050F	D	Easy White	5000	1040	16.30	16.12	15.96

D



© Copyright 2013 Mouser Electronics
© Copyright 2013 Mouser Electronics

CREE High Power LEDs

XLAMP MX-3 SERIES

Enhanced light uniformity and LED-to-LED color consistency

Features:
- Forward Current (max.): 400mA
- Forward Voltage @ 350mA: 3.7
- Viewing Angle: 120°

Applications:
- LED light bulbs
- Cove lighting and wall washing
- Under-cabinet lighting
- Retail and refrigerated display
- Fluorescent replacement

For quantities greater than listed, call for quote.

MOUSER STOCK NO.	Cree Part No.	Fig.	Color	CCT Range (K)	Luminous Flux (lm)	Price Each 1	50	100
941-MX3AWTA1R25008E8	MX3AWT-A1-R250-0008E8	A	Warm White	2700	65-73.9	1.28	1.18	.714
941-MX3AWTA1R25009E8	MX3AWT-A1-R250-0009E8	A	Warm White	2700	70-80.6	1.42	1.31	.791
941-MX3AWTA1R25009E7	MX3AWT-A1-R250-0009E7	A	Warm White	3000	70-80.6	1.28	1.18	.714
941-MX3AWTA1R2500AE7	MX3AWT-A1-R250-000AE7	A	Warm White	3000	76.87.4	1.42	1.31	.791
941-MX3AWTA1R2500AE5	MX3AWT-A1-R250-000AE5	A	Warm White	4000	76-87.4	1.22	1.13	.683
941-MX3AWTA1R2500BE5	MX3AWT-A1-R250-000BE5	A	Warm White	4000	82-93.9	1.28	1.18	.714
941-MX3AWTA1R2500BE3	MX3AWT-A1-R250-000BE3	A	Cool White	5000	82-93.9	1.28	1.18	.714
941-MX3AWTA1R2500CE3	MX3AWT-A1-R250-000CE3	A	Cool White	5000	87-100	1.42	1.31	.791
941-MX3AWTA1R2500C51	MX3AWT-A1-R250-000C51	A	Cool White	6500	87-100	1.28	1.18	.714
941-MX3AWTA1R2500D51	MX3AWT-A1-R250-000D51	A	Cool White	6500	93.9-107	1.42	1.31	.791

XLAMP MX-3S SERIES

Enhanced light uniformity and LED-to-LED color consistency

Features:
- Forward Current (max.): 150mA
- Forward Voltage @ 115mA: 10.7VDC
- Viewing Angle: 120°

Applications:
- LED light bulbs
- Cove lighting and wall washing
- Under-cabinet lighting
- Retail and refrigerated display
- Fluorescent replacement

For quantities greater than listed, call for quote.

941-MX3SWTA10008E8	MX3SWT-A1-0000-0008E8	A	Warm White	2700	73.9	1.28	1.18	1.03
941-MX3SWTA10009E8	MX3SWT-A1-0000-0009E8	A	Warm White	2700	80.6	1.42	1.31	1.14
941-MX3SWTA1000AE8	MX3SWT-A1-0000-000AE8	A	Warm White	2700	87.4	1.70	1.56	1.37
941-MX3SWTA1000AE7	MX3SWT-A1-0000-000AE7	A	Warm White	2900	87.4	1.42	1.31	1.14
941-MX3SWTA10009E7	MX3SWT-A1-0000-0009E7	A	Warm White	3000	80.6	1.28	1.18	1.03
941-MX3SWTA1000BE7	MX3SWT-A1-0000-000BE7	A	Warm White	3000	93.9	1.70	1.56	1.37
941-MX3SWTA1000AE5	MX3SWT-A1-0000-000AE5	A	Warm White	4000	87.4	1.22	1.13	.988
941-MX3SWTA1000BE5	MX3SWT-A1-0000-000BE5	A	Warm White	4000	93.9	1.28	1.18	1.03
941-MX3SWTA1000CE5	MX3SWT-A1-0000-000CE5	A	Warm White	4000	100	1.42	1.31	1.14
941-MX3SWTA1000BE3	MX3SWT-A1-0000-000BE3	A	Cool White	5000	93.9	1.28	1.18	1.03
941-MX3SWTA1000CE3	MX3SWT-A1-0000-000CE3	A	Cool White	5000	100	1.42	1.31	1.14
941-MX3SWTA1000DE3	MX3SWT-A1-0000-000DE3	A	Cool White	5000	107	1.70	1.56	1.37
941-MX3SWTA1000C51	MX3SWT-A1-0000-000C51	A	Cool White	6500	100	1.95	1.80	1.57
941-MX3SWTA1000D51	MX3SWT-A1-0000-000D51	A	Cool White	6500	107	2.14	1.98	1.73
941-MX3SWTA1000E51	MX3SWT-A1-0000-000E51	A	Cool White	6500	114	2.40	2.20	1.93

XLAMP MX-6S SERIES

Designed for indoor LED lighting, with better color consistency and higher reliability than incumbent solutions.

Features:
- Forward Current (Max.): 175mA
- Forward Voltage @ 60mA: 20
- Viewing Angle: 120°

Applications:
- Indoor commercial
- Kitchen under-cabinet
- Refrigerated display
- Fluorescent replacement
- LED light bulbs

For quantities greater than listed, call for quote.

941-MX6SWTA1000AE8	MX6SWT-A1-0000-000AE8	A	Warm White	2700	87.4	1.53	1.41	1.23
941-MX6SWTA1000BE8	MX6SWT-A1-0000-000BE8	A	Warm White	2700	93.9	1.62	1.49	1.31
941-MX6SWTA1000CE8	MX6SWT-A1-0000-000CE8	A	Warm White	2700	100	1.84	1.69	1.49
941-MX6SWTA1000CE7	MX6SWT-A1-0000-000CE7	A	Warm White	2900	100	1.62	1.49	1.31
941-MX6SWTA1000BE7	MX6SWT-A1-0000-000BE7	A	Warm White	3000	93.9	1.53	1.41	1.23
941-MX6SWTA1000CE5	MX6SWT-A1-0000-000CE5	A	Warm White	4000	100	1.53	1.41	1.23
941-MX6SWTA1000DE5	MX6SWT-A1-0000-000DE5	A	Warm White	4000	107	1.62	1.49	1.31
941-MX6SWTA1000EE5	MX6SWT-A1-0000-000EE5	A	Warm White	4000	114	1.84	1.69	1.49
941-MX6SWTA1R2500EE5	MX6SWT-A1-R250-000EE5	A	Warm White	4000	114	1.84	1.69	1.02
941-MX6SWTA1000DF4	MX6SWT-A1-0000-000DF4	A	Cool White	4750	107	1.53	1.41	1.23
941-MX6SWTA1000DE3	MX6SWT-A1-0000-000DE3	A	Cool White	5000	107	1.53	1.41	1.23
941-MX6SWTA1000EE3	MX6SWT-A1-0000-000EE3	A	Cool White	5000	114	1.62	1.49	1.31
941-MX6SWTA1R2500EE3	MX6SWT-A1-R250-000EE3	A	Cool White	5000	114	1.62	1.49	.90
941-MX6SWTA1000FE3	MX6SWT-A1-0000-000FE3	A	Cool White	5000	122	1.84	1.69	1.49
941-MX6SWTA1R2500FE3	MX6SWT-A1-R250-000FE3	A	Cool White	5000	122	1.84	1.69	1.02
941-MX6SWTA1000E51	MX6SWT-A1-0000-000E51	A	Cool White	6500	114	1.53	1.41	1.23
941-MX6SWTA1R2500E51	MX6SWT-A1-R250-000E51	A	Cool White	6500	114	1.53	1.41	.853
941-MX6SWTA1000F51	MX6SWT-A1-0000-000F51	A	Cool White	6500	122	1.62	1.49	1.31
941-MX6SWTA1R2500F51	MX6SWT-A1-R250-000F51	A	Cool White	6500	122	1.62	1.49	.90
941-MX6SWTA1000G51	MX6SWT-A1-0000-000G51	A	Cool White	6500	130	1.84	1.69	1.49
941-MX6SWTA1R2500G51	MX6SWT-A1-R250-000G51	A	Cool White	6500	130	1.84	1.69	1.02

XLAMP ML-B SERIES

Features:
- Forward Current (Max.): 175mA
- Forward Voltage @ 80mA: 3.5V
- Viewing Angle: 120°

Applications:
- T5/T8 bulbs; fluorescent replacement
- Under-cabinet lighting
- Retail and refrigerated display
- Panel lights

For quantities greater than listed, call for quote.

941-MLBAWTA1000VE7	MLBAWT-A1-0000-000VE7	B	Warm White	2800-3200	18.1	.59	.539	.472
941-MLBAWTA1000WE7	MLBAWT-A1-0000-000WE7	B	Warm White	3000	23.5	.80	.745	.652
941-MLBAWTA1000WE3	MLBAWT-A1-0000-000WE3	B	Cool White	5000	23.5	.61	.565	.494

XLAMP ML-C SERIES

Features:
- Forward Current: 175mA(series), 350mA(parallel)
- Forward Voltage @ 100mA(parallel): 3.2V
- Forward Voltage @ 50mA(serial): 6.4V
- Viewing Angle: 120°

NEW PRODUCT

For quantities greater than listed, call for quote.

941-MLCAWTA10XE1	MLCAWT-A1-0000-000XE1	B	Cool White	6500	38	.78	.719	.629
941-MLCSWTA10XE1	MLCSWT-A1-0000-000XE1	B	Cool White	6500	38	.78	.719	.629
941-MLCAWTA10XE3	MLCAWT-A1-0000-000XE3	B	Cool White	5000	38	.78	.719	.629
941-MLCSWTA10XE3	MLCSWT-A1-0000-000XE3	B	Cool White	5000	38	.78	.719	.629
941-MLCAWTA10XE5	MLCAWT-A1-0000-000XE5	B	Warm White	4000	38	.78	.719	.629
941-MLCSWTA10XE5	MLCSWT-A1-0000-000XE5	B	Warm White	4000	38	.78	.719	.629
941-MLCAWTA10WE7	MLCAWT-A1-0000-000WE7	B	Warm White	3000	33.3	.78	.719	.629
941-MLCSWTA10WE7	MLCSWT-A1-0000-000WE7	B	Warm White	3000	33.3	.78	.719	.629

XLAMP ML-E SERIES

Lighting-class performance in a 1/2-watt LED

Features:
- Forward Current (max.): 500mA
- Viewing Angle: 120°

Applications:
- T5/T8 bulbs; fluorescent replacement
- Under-cabinet lighting
- Retail and refrigerated display
- Panel lights

NEW PRODUCT

For quantities greater than listed, call for quote.

MOUSER STOCK NO.	Cree Part No.	Fig.	Color	CCT/ Wavelength	Luminous Flux. (lm) Typical	Forward Voltage @ 150mA (V)	DC Forward Current (mA)	Price Each 1	50	100
941-MLEREDA10U01	MLERED-A1-0000-000U01	B	Red	620-630nm	13.9	2.2	350	.82	.749	.663
941-MLEREDA10V01	MLERED-A1-0000-000V01	B	Red	620-630nm	18.1	2.2	350	1.17	1.08	.943
941-MLEGRNA10001	MLEGRN-A1-0000-000001	B	Green	520-535nm	35.2	3.45	350	1.31	1.21	1.06
941-MLEGRNA10X01	MLEGRN-A1-0000-000X01	B	Green	520-535nm	30.6	3.45	350	.94	.845	.749
941-MLEBLUA10T01	MLEBLU-A1-0000-000T01	B	Blue	465-485nm	10.7	3.2	350	.94	.845	.749
941-MLEAWTA1R25001E7	MLEAWT-A1-R250-0001E7	B	Warm White	3000K	35.2	3.2	500	.97	.899	.542
941-MLEAWTA1R25002E7	MLEAWT-A1-R250-0002E7	B	Warm White	3000K	39.8	3.2	500	1.08	1.00	.605
941-MLESWTA102E7	MLESWT-A1-0000-0002E7	B	Warm White	3000K	102	3.2	500	1.08	1.00	.875
941-MLEAWTA1R25004E5	MLEAWT-A1-R250-0004E5	B	Warm White	4000K	51.7	3.2	500	1.20	1.10	.667
941-MLESWTA103E5	MLESWT-A1-0000-0003E5	B	Warm White	4000K	117	3.2	500	1.08	1.00	.875

A



B



© Copyright 2013 Mouser Electronics
© Copyright 2013 Mouser Electronics

CREE High Power LEDs

XLAMP ML-E SERIES (CONT.)

Lighting-class performance in a 1/2-watt LED

Features:
- Forward Current (max.): 500mA
- Viewing Angle: 120°

Applications:
- T5/T8 bulbs; fluorescent replacement
- Under-cabinet lighting
- Retail and refrigerated display
- Panel lights

PRODUCT NEW

For quantities greater than listed, call for quote.

MOUSER STOCK NO.	Cree Part No.	Fig.	Color	CCT/ Wavelength	Luminous Flux. (lm) Typical	Forward Voltage @ 150mA (V)	DC Forward Current (mA)	Price Each 1	50	100
941-MLEAWTA1R25003E3	MLEAWT-A1-R250-0003E3	A	Cool White	5000K	45.7	3.2	500	1.14	1.05	.636
941-MLEAWTA1R25004E3	MLEAWT-A1-R250-0004E3	A	Cool White	5000K	51.7	3.2	500	1.25	1.16	.698
941-MLESWTA103E3	MLESWT-A1-0000-0003E3	A	Cool White	5000K	117	3.2	500	1.14	1.05	.92

XLAMP XB-D SERIES

48% Smaller footprint than XLamp XP Series

Features:
- Cree's smallest lighting class LED: 2.45 x 2.45mm
- 1 A maximum drive current
- Low thermal resistance: 6.5 °C/W
- Wide viewing angle: 115°
- Reflow solderable - JEDEC J-STD-020C compatible

PRODUCT NEW

For quantities greater than listed, call for quote.

MOUSER STOCK NO.	Cree Part No.	Fig.	Color	CCT Range (K)	Luminous Flux. (lm) Typical	Price Each 1	50	100
941-XBDAWT0000E51	XBDAWT-00-0000-000000E51	B	Cool White	8300	114	1.70	1.56	1.37
941-XBDAWT0000F51	XBDAWT-00-0000-000000F51	B	Cool White	8300	122	1.89	1.74	1.53
941-XBDAWT000LDE3	XBDAWT-00-0000-00000LDE3	B	Cool White	5000	107	1.70	1.56	1.37
941-XBDAWT000LAE7	XBDAWT-00-0000-00000LAE7	B	Neutral White	3700	87.4	1.70	1.56	1.37
941-XBDAWT000LBE7	XBDAWT-00-0000-00000LBE7	B	Neutral White	3700	93.9	1.89	1.74	1.53

XLAMP XP-C SERIES

Combines the proven lighting-class performance and reliability of the XLamp XR-E LED in a package with 80% smaller footprint.

Features:
- Viewing Angle: 110-125°

Applications:
- Portable
- Backlighting
- Signage
- Retail display

For quantities greater than listed, call for quote.

MOUSER STOCK NO.	Cree Part No.	Fig.	Color	CCT/ Wavelength	Luminous Flux. (lm) Typical	Forward Voltage (VDC)	Forward Current (mA)	Price Each 1	50	100
941-XPCREDL1R250201	XPCRED-L1-R250-00201	C	Red	620-630nm	39.8	2.2	350	2.14	1.98	1.20
941-XPCREDL100401	XPCRED-L1-0000-00401	C	Red	620-630nm	51.7	2.2	350	2.61	2.42	2.11
941-XPCRDOL1R250401	XPCRDO-L1-R250-00401	C	Red-Orange	610-620nm	51.7	2.2	350	2.14	1.98	1.20
941-XPCRDOL100601	XPCRDO-L1-0000-00601	C	Red-Orange	610-620nm	62	2.2	350	2.61	2.42	2.11
941-XPCAMBL1R250401	XPCAMB-L1-R250-00401	C	Amber	585-595nm	51.7	2.2	350	2.61	2.42	1.46
941-XPCGRNL1R250801	XPCGRN-L1-R250-00801	C	Green	520-535nm	73.9	3.6	500	3.37	3.10	1.87
941-XPCBLUL1R250V01	XPCBLU-L1-R250-00V01	C	Blue	465-485nm	18.1	3.5	500	2.45	2.26	1.37
941-XPCBLUL100W01	XPCBLU-L1-0000-00W01	C	Blue	465-485nm	23.5	3.5	500	2.14	1.98	1.73
941-XPCROYL1R250801	XPCROY-L1-R250-00801	C	Royal Blue	450-465nm	300mW	3.5	500	2.45	2.26	1.37
941-XPCWHTL1R2506E7	XPCWHT-L1-R250-006E7	C	White	3000K	62	3.5	500	1.53	1.41	.853
941-XPCWHTL1R250A01	XPCWHT-L1-R250-00A01	C	White	5000-10000K	87.4	3.5	500	1.53	1.41	.853

XLAMP XP-E SERIES

80% smaller footprint than the X-Lamp XR-E.

Features:
- Viewing Angle: White - 115°
- Viewing Angle: Colored LEDs - 130°

Applications:
- Portable
- LED light bulbs
- Architectural
- Signage
- Retail display
- Transportation
- Emergency vehicle

For quantities greater than listed, call for quote.

MOUSER STOCK NO.	Cree Part No.	Fig.	Color	CCT Range (K)	Luminous Flux. (lm) Typical	Forward Voltage (VDC)	Forward Current (mA)	Price Each 1	50	100
941-XPEREDL1R250701	XPERED-L1-R250-00701	D	Red	620	51.7	2.3	700	4.29	3.96	2.39
941-XPEREDL1R250801	XPERED-L1-R250-00801	D	Red	620	51.7	2.3	700	5.20	4.80	2.90
941-XPEREDL100401	XPERED-L1-0000-00401	D	Red	620-630nm	51.7	2.3	700	2.92	2.70	2.35
941-XPEREDL1R250401	XPERED-L1-R250-00401	D	Red	620-630nm	51.7	2.3	700	2.92	2.70	1.63
941-XPERDOL1R250901	XPERDO-L1-R250-00901	D	Red-Orange	610	56.8	2.3	700	4.29	3.96	2.39
941-XPERDOL1R250A01	XPERDO-L1-R250-00A01	D	Red-Orange	610	56.8	2.3	700	5.20	4.80	2.90
941-XPERDOL1R250501	XPERDO-L1-R250-00501	D	Red-Orange	610-620nm	56.8	2.3	700	2.75	2.55	1.54
941-XPEAMBL1R250401	XPEAMB-L1-R250-00401	D	Amber	585-595nm	51.7	2.3	500	2.92	2.70	1.63
941-XPEGRNL1R250C01	XPEGRN-L1-R250-00C01	D	Green	520-535nm	100	3.8	1000	4.15	3.83	2.31
941-XPEGRNL100D01	XPEGRN-L1-0000-00D01	D	Green	520-535nm	107	3.8	1000	5.50	5.08	4.44
941-XPEBLUL1R250Y01	XPEBLU-L1-R250-00Y01	D	Blue	465-485nm	30.6	3.5	1000	2.75	2.55	1.54
941-XPEBLUL100201	XPEBLU-L1-0000-00201	D	Blue	465-485nm	39.8	3.5	1000	4.28	3.95	3.45
941-XPEWHTP1R2506E8	XPEWHT-P1-R250-006E8	D	White	2700K	62	3.5	1000	2.31	2.13	1.28
941-XPEWHTP1R2507E7	XPEWHT-P1-R250-007E7	D	White	3000K	67.2	3.5	1000	2.31	2.13	1.28
941-XPEWHTL1R2508E7	XPEWHT-L1-R250-008E7	D	White	3000K	73.9	3.5	1000	4.43	4.09	2.47
941-XPEWHTL100BE7	XPEWHT-L1-0000-00BE7	D	White	3000K	93.9	3.5	1000	3.37	3.10	2.72
941-XPEWHTL1R250BE6	XPEWHT-L1-R250-00BE6	D	White	3500K	93.9	3.5	1000	2.61	2.42	1.46
941-XPEWHTL1R250AE5	XPEWHT-L1-R250-00AE5	D	White	4000K	87.4	3.5	1000	2.14	1.98	1.20
941-XPEWHTL1R250D01	XPEWHT-L1-R250-00D01	D	Cool White	5000-10000K	107	3.5	1000	2.31	2.13	1.28
941-XPEWHTL1R250E01	XPEWHT-L1-R250-00E01	D	Cool White	5000-10000K	114	3.5	1000	2.61	2.42	1.46

XLAMP XP-G SERIES

Features:
- Viewing Angle: 125°

PRODUCT NEW

For quantities greater than listed, call for quote.

MOUSER STOCK NO.	Cree Part No.	Fig.	Color	CCT Range (K)	Luminous Flux. (lm) Typical	Forward Voltage (VDC)	Forward Current (mA)	Price Each 1	50	100
941-XPGWHTP1R2508E8	XPGWHT-P1-R250-008E8	E	85-CRI White	2700	73.9	3	350	3.98	3.67	2.21
941-XPGWHTL1R2500DE8	XPGWHT-L1-R250-00DE8	E	Warm White	2700	107	3	350	6.12	5.65	3.41
941-XPGWHTP1R2509E7	XPGWHT-P1-R250-009E7	E	85-CRI White	3000	87.4	3	350	3.98	3.67	2.21
941-XPGWHTL100BE8	XPGWHT-L1-0000-00BE8	E	Warm White	2700	93.9	3	350	3.98	3.67	3.21
941-XPGWHTL100CE7	XPGWHT-L1-0000-00CE7	E	Warm White	3000	100	3	350	3.84	3.54	3.10
941-XPGWHTL1R2500EE7	XPGWHT-L1-R250-00EE7	E	Warm White	3000	114	3	350	6.12	5.65	3.41
941-XPGWHT0100EE5	XPGWHT-01-0000-00EE5	E	Neutral White	4000	114	3	350	3.67	3.39	2.96
941-XPGWHT01R2500GC3	XPGWHT-01-R250-00GC3	E	Neutral White	4300	130	3	350	5.20	4.80	2.90
941-XPGWHT01R2500GC2	XPGWHT-01-R250-00GC2	E	Neutral White	4500	130	3	350	3.98	3.67	2.21
941-XPGWHT0100FE3	XPGWHT-01-0000-00FE3	E	Neutral White	5000	122	3	350	3.67	3.39	2.96
941-XPGWHT01R2500GC1	XPGWHT-01-R250-00GC1	E	Cool White	5000	130	3	350	3.98	3.67	2.21
941-XPGWHTL100E51	XPGWHT-L1-0000-00E51	E	Cool White	5000-8300	114	3	350	6.12	5.65	4.94
941-XPGWHTL100F53	XPGWHT-L1-0000-00F53	E	Cool White	5000-8300	122	3	350	3.84	3.54	3.10
941-XPGWHTL100G51	XPGWHT-L1-0000-00G51	E	Cool White	5000-8300	130	3	350	3.84	3.54	3.10
941-XPGWHTL100G53	XPGWHT-L1-0000-00G53	E	Cool White	5000-8300	130	3	350	3.98	3.67	3.21
941-XPGWHTL100H53	XPGWHT-L1-0000-00H53	E	Cool White	5000-8300	139	3	350	5.82	5.37	4.70
941-XPGBWTL1R2500F51	XPGBWT-L1-R250-00F51	E	Cool White	8300	122	2.9	700	4.29	3.96	2.39
941-XPGBWTL1R2500G51	XPGBWT-L1-R250-00G51	E	Cool White	8300	130	2.9	700	4.45	4.11	2.48
941-XPGBWTL1R2500H51	XPGBWT-L1-R250-00H51	E	Cool White	8300	139	2.9	700	6.12	5.65	3.41

© Copyright 2013 Mouser Electronics

A



B



C



D



E



© Copyright 2013 Mouser Electronics

CREE High Power LEDs

XLAMP XR-E SERIES

Features:

- Viewing Angle (White): 90°
- Viewing Angle (Color): 100°

For quantities greater than listed, call for quote.

MOUSER STOCK NO.	Cree Part No.	Fig.	Color	Color Range	Luminous Flux. (lm) Typical	Forward Voltage (VDC)	Forward Current (mA)	Price Each 1	50	100
941-XREBLUL100J02	XREBLU-L1-0000-00J02	A	Blue	465-480nm	23.5	3.7	1000	6.40	5.91	5.17
941-XREBLUL100J01	XREBLU-L1-0000-00J01	A	Blue	465-485nm	23.5	3.7	1000	5.82	5.37	4.70
941-XREBLUL1R250K01	XREBLU-L1-R250-00K01	A	Blue	465-485nm	30.6	3.7	1000	7.70	7.12	4.30
941-XREGRNL1R250P01	XREGRN-L1-R250-00P01	A	Green	520-535nm	67.2	3.7	1000	6.07	5.60	3.38
941-XREWHTL1R2508E7	XREWHT-L1-R250-008E7	A	Warm White	3000K	73.9	3.5	700	7.23	6.68	4.03
941-XREWHTL1R2509E5	XREWHT-L1-R250-009E5	A	Neutral White	4000K	80.6	3.5	700	7.04	6.49	3.93
941-XREWHTL1R250C01	XREWHT-L1-R250-00C01	A	Cool White	5000-10000K	100	3.7	1000	7.46	6.88	4.16
941-XREWHTL100D01	XREWHT-L1-0000-00D01	A	Cool White	5000-10000K	107	3.7	1000	8.87	8.19	7.16
941-XREWHTL100E01	XREWHT-L1-0000-00E01	A	Cool White	5000-10000K	114	3.7	1000	9.65	8.90	7.79

XLAMP XM-L SERIES

Features:

- Forward Current (Max.): 175mA
- Forward Voltage @ 60mA: 20
- Viewing Angle: 120°

For quantities greater than listed, call for quote.

MOUSER STOCK NO.	Cree Part No.	Fig.	Color	CCT Range (K)	Luminous Flux. (lm) Typical	Price Each 1	50	100
941-XMLAWT0000LS60E8	XMLAWT-00-0000-000LS60E8	B	Warm White	2700	182	7.35	6.78	5.93
941-XMLAWT0000LT20E8	XMLAWT-00-0000-000LT20E8	B	Warm White	2700	200	8.88	8.20	7.16
941-XMLAWT0000LT20E7	XMLAWT-00-0000-000LT20E7	B	Warm White	3000	200	7.35	6.78	5.93
941-XMLAWT0200LT20E7	XMLAWT-02-0000-000LT20E7	B	Warm White	3000	200	7.35	6.78	4.10
941-XMLAWT0000LT30E7	XMLAWT-00-0000-000LT30E7	B	Warm White	3000	220	8.88	8.20	7.16
941-XMLAWT0200LT40E4	XMLAWT-02-0000-000LT40E4	B	Neutral White	4500	240	7.35	6.78	4.10
941-XMLAWT0000LT40E3	XMLAWT-00-0000-000LT40E3	B	Neutral White	5000	240	7.35	6.78	5.93
941-XMLAWT0000LT50E3	XMLAWT-00-0000-000LT50E3	B	Neutral White	5000	260	8.87	8.19	7.16
941-XMLAWT0T5050	XMLAWT-00-0000-0000T5050	B	Cool White	5000-8300	260	7.65	7.06	6.17
941-XMLAWT0T5053	XMLAWT-00-0000-0000T5053	B	Cool White	5000-8300	260	7.51	6.93	6.07
941-XMLAWT0T6053	XMLAWT-00-0000-0000T6053	B	Cool White	5000-8300	280	9.04	8.35	7.30

XLAMP XM-L EASYWHITE SERIES

Features:

- Forward Current (Max.): 700mA
- Viewing Angle: 115°
- Forward Voltage @ 700mA: 5.8

For quantities greater than listed, call for quote.

MOUSER STOCK NO.	Cree Part No.	Fig.	Color	CCT Range (K)	Luminous Flux. (lm) Typical	Price Each 1	50	100
941-XMLEZW02B00T527F	XMLEZW-02-0000-0B00T527F	C	Easy White	2700	260	7.96	7.34	4.44
941-XMLEZW02B00T627F	XMLEZW-02-0000-0B00T627F	C	Easy White	2700	280	8.57	7.91	4.78
941-XMLEZW02B00T630F	XMLEZW-02-0000-0B00T630F	C	Easy White	3000	280	7.96	7.34	4.44
941-XMLEZW02B00U230F	XMLEZW-02-0000-0B00U230F	C	Easy White	3000	300	8.57	7.91	4.78

XLAMP XM-L HIGH VOLTAGE SERIES

NEW PRODUCT

Features:

- Forward Current (Max.): 44mA
- Forward Voltage (Max.): 46VDC

For quantities greater than listed, call for quote.

MOUSER STOCK NO.	Cree Part No.	Fig.	Color	CCT Range (K)	Luminous Flux. (lm) Typical	Price Each 1	50	100
941-XMLHVWQ0000LS3E8	XMLHVW-Q0-0000-0000LS3E8	D	Warm White	2700	156	4.47	3.80	3.47
941-XMLHVWQ2000LS3E8	XMLHVW-Q2-0000-0000LS3E8	D	Warm White	2700	156	5.82	5.37	3.24
941-XMLHVWQ0000LS4E8	XMLHVW-Q0-0000-0000LS4E8	D	Warm White	2700	164	4.71	4.00	3.65
941-XMLHVWQ2000LS4E8	XMLHVW-Q2-0000-0000LS4E8	D	Warm White	2700	164	6.12	5.65	3.41
941-XMLHVWQ0000LS3E7	XMLHVW-Q0-0000-0000LS3E7	D	Warm White	3000	156	5.74	5.29	4.62
941-XMLHVWQ2000LS3E7	XMLHVW-Q2-0000-0000LS3E7	D	Warm White	3000	156	5.74	5.29	3.20
941-XMLHVWQ0000LS4E7	XMLHVW-Q0-0000-0000LS4E7	D	Warm White	3000	164	4.47	3.80	3.47
941-XMLHVWQ2000LS4E7	XMLHVW-Q2-0000-0000LS4E7	D	Warm White	3000	164	5.82	5.37	3.24
941-XMLHVWQ0000LS5E7	XMLHVW-Q0-0000-0000LS5E7	D	Warm White	3000	172	4.71	4.00	3.65
941-XMLHVWQ2000LS5E7	XMLHVW-Q2-0000-0000LS5E7	D	Warm White	3000	172	6.12	5.65	3.41
941-XMLHVWQ0000LS6E3	XMLHVW-Q0-0000-0000LS6E3	D	Cool White	5000	182	4.47	3.80	3.47
941-XMLHVWQ2000LS6E3	XMLHVW-Q2-0000-0000LS6E3	D	Cool White	5000	182	5.82	5.37	3.24
941-XMLHVWQ0000LT2E3	XMLHVW-Q0-0000-0000LT2E3	D	Cool White	5000	200	4.71	4.00	3.65
941-XMLHVWQ2000LT2E3	XMLHVW-Q2-0000-0000LT2E3	D	Cool White	5000	200	6.12	5.65	3.41
941-XMLHVWQ0000LT251	XMLHVW-Q0-0000-0000LT251	D	Cool White	8300	200	4.47	3.80	3.47
941-XMLHVWQ2000LT251	XMLHVW-Q2-0000-0000LT251	D	Cool White	8300	200	5.82	5.37	3.24
941-XMLHVWQ0000LT351	XMLHVW-Q0-0000-0000LT351	D	Cool White	8300	220	4.71	4.00	3.65
941-XMLHVWQ2000LT351	XMLHVW-Q2-0000-0000LT351	D	Cool White	8300	220	6.12	5.65	3.41

XLAMP XT-E SERIES

XLamp XT-E is Cree's highest performing silicon carbide-based LED technology

Features:

- Wide viewing angle: 115-140°
- Thermal resistance: 5°C/W
- Maximum drive current: 1.5A
- Reflow solderable - JEDEC J-STD-020C Compatible

NEW PRODUCT

For quantities greater than listed, call for quote.

MOUSER STOCK NO.	Cree Part No.	Fig.	Color	CCT Range (K)	Luminous Flux. (lm) Typical	Price Each 1	50	100
941-XTEAWT0000F51	XTEAWT-00-0000-000000F51	D	Cool White	5000	122	2.31	2.13	1.86
941-XTEAWT0000G51	XTEAWT-00-0000-000000G51	D	Cool White	5000	130	2.61	2.42	2.11
941-XTEAWT000LBE7	XTEAWT-00-0000-00000LBE7	D	Warm White	3000	93.9	2.31	2.13	1.86
941-XTEAWT000LCE7	XTEAWT-00-0000-00000LCE7	D	Warm White	3000	100	2.63	2.43	2.12
941-XTEAWT000LEE3	XTEAWT-00-0000-00000LEE3	D	Cool White	5000	114	2.31	2.13	1.86

XLAMP XT-E HIGH VOLTAGE SERIES

NEW PRODUCT

Features:

- Forward Current (max.): 22mA
- Forward Voltage (max): 46VDC

For quantities greater than listed, call for quote.

MOUSER STOCK NO.	Cree Part No.	Fig.	Color	CCT Range (K)	Luminous Flux. (lm) Typical	Price Each 1	50	100
941-XTEHVWQ00000L7E8	XTEHVW-Q0-0000-00000L7E8	E	Warm White	2700	67.2	2.12	1.95	1.70
941-XTEHVWQ20000L7E8	XTEHVW-Q2-0000-00000L7E8	E	Warm White	2700	67.2	2.12	1.95	1.86
941-XTEHVWQ00000L8E8	XTEHVW-Q0-0000-00000L8E8	E	Warm White	2700	73.9	2.14	1.98	1.73
941-XTEHVWQ20000L8E8	XTEHVW-Q2-0000-00000L8E8	E	Warm White	2700	73.9	2.14	1.98	1.20
941-XTEHVWQ00000L8E7	XTEHVW-Q0-0000-00000L8E7	E	Warm White	3000	73.9	2.12	1.95	1.70
941-XTEHVWQ20000L8E7	XTEHVW-Q2-0000-00000L8E7	E	Warm White	3000	73.9	2.12	1.95	1.18
941-XTEHVWQ00000L9E7	XTEHVW-Q0-0000-00000L9E7	E	Warm White	3000	80.6	2.14	1.98	1.73
941-XTEHVWQ20000L9E7	XTEHVW-Q2-0000-00000L9E7	E	Warm White	3000	80.6	2.14	1.98	1.20
941-XTEHVWQ00000LBE3	XTEHVW-Q0-0000-00000LBE3	E	Cool White	5000	93.9	2.12	1.95	1.70
941-XTEHVWQ20000LBE3	XTEHVW-Q2-0000-00000LBE3	E	Cool White	5000	93.9	2.12	1.95	1.18
941-XTEHVWQ00000LCE3	XTEHVW-Q0-0000-00000LCE3	E	Cool White	5000	100	2.14	1.98	1.73
941-XTEHVWQ20000LCE3	XTEHVW-Q2-0000-00000LCE3	E	Cool White	5000	100	2.14	1.98	1.20
941-XTEHVWQ00000LC51	XTEHVW-Q0-0000-00000LC51	E	Cool White	8300	100	2.12	1.95	1.70
941-XTEHVWQ20000LC51	XTEHVW-Q2-0000-00000LC51	E	Cool White	8300	100	2.12	1.95	1.18
941-XTEHVWQ00000LD51	XTEHVW-Q0-0000-00000LD51	E	Cool White	8300	107	2.14	1.98	1.73
941-XTEHVWQ20000LD51	XTEHVW-Q2-0000-00000LD51	E	Cool White	8300	107	2.14	1.98	1.20

XLAMP XT-E SERIES ROYAL BLUE LEDS

Features:

- Available in 2.5nm wavelength bins
- High lumen density
- Characterized and binned at 85°C
- Exceptionally wide viewing angle (140°)
- Electrically isolated thermal path

For quantities greater than listed, call for quote.

MOUSER STOCK NO.	Cree Part No.	Fig.	Color	CCT Range (K)	Radiant Flux. (mW)	Price Each 1	50	100
941-XTEARY000000K01	XTEARY-00-0000-000000K01	F	Royal Blue	450-465nm	475	2.75	2.55	2.23



© Copyright 2013 Mouser Electronics
© Copyright 2013 Mouser Electronics

CREE LED Lighting Modules

A



B



C



LMH2 MODULES

Features:

- Industry-leading module efficacy (light source + driver) at 80lm/W
- 850lm and 1250lm lighting units, the first members of an extended family of modules
- Cree TrueWhite® Technology; >90 CRI for all available CCT
- Power input of 120V/60Hz or 277V/60Hz
- Supports dimming to 5%
- UL approval (120 and 277V)
- California Title 24 compliance (120 and 277V)
- LED LM-80 data available
- Optional heat sink

For quantities greater than listed, call for quote.

MOUSER STOCK NO.	Cree Part No.	Fig.	Power Supply (V)	Input Power (W)	Lf (Nom.)	Color Temperature (K)	CRI Max.	Diameter (mm)	Price Each 1	Price Each 10
370-LMH02008502710TW	LMH020-0850-27G9-10100TW	A	120	10.5	850	2700	90	88.2	59.73	54.08
370-LMH02008502720TW	LMH020-0850-27G9-20100TW	A	230	10.5	850	2700	90	88.2	59.73	54.08
370-LMH02008502730TW	LMH020-0850-27G9-30000TW	A	277	10.5	850	2700	90	88.2	59.73	54.08
370-LMH02008503010TW	LMH020-0850-30G9-10100TW	A	120	10.5	850	3000	90	88.2	59.73	54.08
370-LMH02008503020TW	LMH020-0850-30G9-20100TW	A	230	10.5	850	3000	90	88.2	59.73	54.08
370-LMH02008503030TW	LMH020-0850-30G9-30000TW	A	277	10.5	850	3000	90	88.2	59.73	54.08
370-LMH02008503510TW	LMH020-0850-35G9-10100TW	A	120	10.5	850	3500	90	88.2	59.73	54.08
370-LMH02008503520TW	LMH020-0850-35G9-20100TW	A	230	10.5	850	3500	90	88.2	59.73	54.08
370-LMH02008503530TW	LMH020-0850-35G9-30000TW	A	277	10.5	850	3500	90	88.2	59.73	54.08
370-LMH02008504010TW	LMH020-0850-40G9-10100TW	A	120	10.5	850	4000	90	88.2	59.73	54.08
370-LMH02008504020TW	LMH020-0850-40G9-20100TW	A	230	10.5	850	4000	90	88.2	59.73	54.08
370-LMH02008504030TW	LMH020-0850-40G9-30000TW	A	277	10.5	850	4000	90	88.2	59.73	54.08
370-LMH02012502710TW	LMH020-1250-27G9-10100TW	A	120	15.5	1250	2700	90	88.2	70.27	63.62
370-LMH02012502720TW	LMH020-1250-27G9-20100TW	A	230	15.5	1250	2700	90	88.2	70.27	63.62
370-LMH02012502730TW	LMH020-1250-27G9-30000TW	A	277	15.5	1250	2700	90	88.2	70.27	63.62
370-LMH02012503010TW	LMH020-1250-30G9-10100TW	A	120	15.5	1250	3000	90	88.2	70.27	63.62
370-LMH02012503020TW	LMH020-1250-30G9-20100TW	A	230	15.5	1250	3000	90	88.2	70.27	63.62
370-LMH02012503030TW	LMH020-1250-30G9-30000TW	A	277	15.5	1250	3000	90	88.2	70.27	63.62
370-LMH02012503510TW	LMH020-1250-35G9-10100TW	A	120	15.5	1250	3500	90	88.2	70.27	63.62
370-LMH02012503520TW	LMH020-1250-35G9-20100TW	A	230	15.5	1250	3500	90	88.2	70.27	63.62
370-LMH02012503530TW	LMH020-1250-35G9-30000TW	A	277	15.5	1250	3500	90	88.2	70.27	63.62
370-LMH02012504010TW	LMH020-1250-40G9-10100TW	A	120	15.5	1250	4000	90	88.2	70.27	63.62
370-LMH02012504020TW	LMH020-1250-40G9-20100TW	A	230	15.5	1250	4000	90	88.2	70.27	63.62
370-LMH02012504030TW	LMH020-1250-40G9-30000TW	A	277	15.5	1250	4000	90	88.2	70.27	63.62

LMR4 MODULES

Features:

- Cree TrueWhite technology
- Comprehensive solution with driver electronics, optics and core thermals
- 700 & 1000lm @ 2700, 3000, 3500, 4000K CCT
- Supports dimming to 5% of rated light output
- Designed to last at least 35,000 hours at L70
- Versatile form factor
- Cree IES LM-80 data in support of U. S. DOE ENERGY STAR® qualification
- The LMR4 (120V) is UL-recognized and California Title 24-compliant, and the LMR4 (230V) complies with multiple international standards
- 90mm aperture
- CRI: ≥90

For quantities greater than listed, call for quote.

941-LMR040070027F910	LMR040-0700-27F9-10100TW	B	120	12	700	2700	90	103.4	72.02	65.22
941-LMR040070027F920	LMR040-0700-27F9-20100TW	B	230	12	700	2700	90	103.4	72.02	65.22
941-LMR040070030F910	LMR040-0700-30F9-10100TW	B	120	12	700	3000	90	103.4	72.02	65.22
941-LMR040070030F920	LMR040-0700-30F9-20100TW	B	230	12	700	3000	90	103.4	72.02	65.22
941-LMR040070035F910	LMR040-0700-35F9-10100TW	B	120	12	700	3500	90	103.4	72.02	65.22
941-LMR040070035F920	LMR040-0700-35F9-20100TW	B	230	12	700	3500	90	103.4	72.02	65.22
941-LMR040070040F910	LMR040-0700-40F9-10100TW	B	120	12	700	4000	90	103.4	72.02	65.22
941-LMR040070040F920	LMR040-0700-40F9-20100TW	B	230	12	700	4000	90	103.4	72.02	65.22
941-LMR040100027F910	LMR040-1000-27F9-10100TW	B	120	15	1000	2700	90	103.4	89.59	81.12
941-LMR040100027F920	LMR040-1000-27F9-20100TW	B	230	15	1000	2700	90	103.4	89.59	81.12
941-LMR040100030F910	LMR040-1000-30F9-10100TW	B	120	15	1000	3000	90	103.4	89.59	81.12
941-LMR040100030F920	LMR040-1000-30F9-20100TW	B	230	15	1000	3000	90	103.4	89.59	81.12
941-LMR040100035F910	LMR040-1000-35F9-10100TW	B	120	15	1000	3500	90	103.4	89.59	81.12
941-LMR040100035F920	LMR040-1000-35F9-20100TW	B	230	15	1000	3500	90	103.4	89.59	81.12
941-LMR040100040F910	LMR040-1000-40F9-10100TW	B	120	15	1000	4000	90	103.4	89.59	81.12
941-LMR040100040F920	LMR040-1000-40F9-20100TW	B	230	15	1000	4000	90	103.4	89.59	81.12

LMR2 MODULES

Features:

- Cree TrueWhite technology
- Comprehensive solution with driver electronics, optics and core thermals
- 650lm @ 2700, 3000, 3500, 4000 K CCT
- Supports dimming to 5% of rated light output
- Designed to last at least 35,000 hours at L70
- Versatile form factor for small-aperture designs
- Cree IES LM-80 data in support of U.S. DOE ENERGY STAR® qualification
- The LMR2 (120V) is UL-recognized and California Title 24-compliant, and the LMR2 (230V) complies with multiple international standards (pending)
- 58mm aperture
- CRI: ≥90

For quantities greater than listed, call for quote.

941-LMR020065027F910	LMR020-0650-27F9-10100TW	C	120	11	650	2700	90	88.2	65.47	59.29
941-LMR020065027F920	LMR020-0650-27F9-20100TW	C	230	11	650	2700	90	88.2	65.47	59.29
941-LMR020065030F910	LMR020-0650-30F9-10100TW	C	120	11	650	3000	90	88.2	65.47	59.29
941-LMR020065030F920	LMR020-0650-30F9-20100TW	C	230	11	650	3000	90	88.2	65.47	59.29
941-LMR020065035F910	LMR020-0650-35F9-10100TW	C	120	11	650	3500	90	88.2	65.47	59.29
941-LMR020065035F920	LMR020-0650-35F9-20100TW	C	230	11	650	3500	90	88.2	65.47	59.29
941-LMR020065040F910	LMR020-0650-40F9-10100TW	C	120	11	650	4000	90	88.2	65.47	59.29
941-LMR020065040F920	LMR020-0650-40F9-20100TW	C	230	11	650	4000	90	88.2	65.47	59.29

EVALUATION KITS

For quantities greater than listed, call for quote.

MOUSER STOCK NO.	Cree Part No.	Power Supply (V)	Lf (Nom.)	Color Temperature (K)	CRI	Description	Price Each 1
941-LMR040070027F91K	LMR040-0700-27F9-1KIT	120	700	2700	> 90	2 module TrueWhite Evaluation Kit	214.00
941-LMR040070027F92K	LMR040-0700-27F9-2KIT	230	700	2700	> 90	2 module TrueWhite Evaluation Kit	214.00
941-LMR0400700CCF91K	LMR040-0700-CCF9-1KIT4X	120	700	2700, 3000, 3500, 4000	80 & 90 mix	4 module Multi-pack Evaluation Kit, Mix of TW and EW CCTs	421.61
941-LMR0400700CCF92K	LMR040-0700-CCF9-2KIT4X	230	700	2700, 3000, 3500, 4000	80 & 90 mix	4 module Multi-pack Evaluation Kit, Mix of TW and EW CCTs	421.61
941-LMR0200650CCF91K	LMR020-0650-CCF9-1KIT2X	120	650	2700, 4000	> 90	2 module LMR2 TrueWhite Eval Kit	281.08
941-LMR0200650CCF92K	LMR020-0650-CCF9-2KIT2X	230	650	2700, 4000	> 90	2 module LMR2 TrueWhite Eval Kit	281.08
941-LMR0401000CCF91K	LMR040-1000-CCF9-1KIT2X	120	1000	2700, 3500 or 4000	90	2 module LMR4 TrueWhite Eval Ki	281.08
941-LMR0401000CCF92K	LMR040-1000-CCF9-2KIT2X	230	1000	3000, 4000	90	2 module LMR4 TrueWhite Eval Kit	281.08

© Copyright 2013 Mouser Electronics
© Copyright 2013 Mouser Electronics

EVERLIGHT High Brightness and High Power LEDs

EVERLIGHT

RoHS Compliant This product is RoHS compliant.

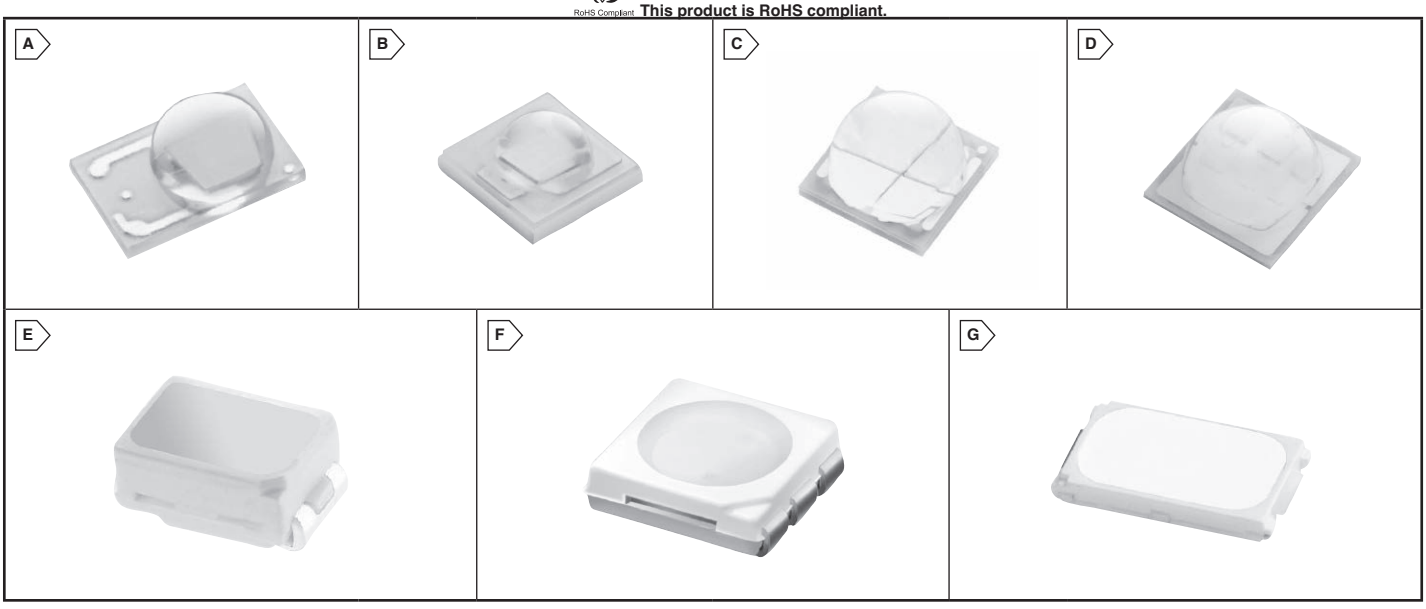

HI-POWER LEDS

MOUSER STOCK NO.	Everlight Part No.	Fig.	Color	Wavelength/ Color Temp.	Luminous Flux (lm)	Power (W)	Voltage (VDC)	Current (mA)	Viewing Angle (°)	Price Each 1	50	100	500
1 Watt, 350mA													
638-SHF51R10LPMAR5R6	ELSH-F51R1-0LPNM-AR5R6	A	Red	630	52	1	2.95	350	110	3.38	3.24	1.79	1.65
638-SHF51O10LPMAR3R4	ELSH-F51O1-0LPNM-AR3R4	A	Orange	620	52	1	2.95	350	120	3.38	3.17	1.79	1.62
638-SHF41Y1-PNMAA3A5	ELSH-F41Y1-0LPNM-AA3A5	A	Amber	592	45	1	2.95	350	120	3.38	3.17	1.79	1.62
638-SHF71G1-PNMCG2G3	ELSH-F71G1-0LPNM-CG2G3	A	Green	535	70	1	3.85	350	120	3.35	3.06	1.95	1.90
638-SHE61B1-PNMCB7B8	ELSH-E61B1-0LPNM-CB7B8	A	Blue	470	13	1	3.85	350	120	3.38	3.23	1.79	1.65
638-SHF71M10LPGSC300	ELSH-F71M1-0LPGS-C3000	A	Warm White	3000K	70	1	3.85	350	120	5.18	4.14	2.20	2.10
638-SHF81N10LPGSC400	ELSH-F81N1-0LPGS-C4000	A	Neutral White	4000K	80	1	3.85	350	120	5.18	4.14	2.20	2.10
638-SHF91C10LPGSC570	ELSH-F91C1-0LPGS-C5700	A	White	5700K	90	1	3.85	350	120	4.86	3.94	1.95	1.89
638-SHF91C10LPGSC650	ELSH-F91C1-0LPGS-C6500	A	Cool White	6500K	90	1	3.85	350	120	4.86	3.94	1.95	1.89
3 Watt, 700mA													
638-SHQ61F10LPMBF3F8	ELSH-Q61F1-0LPNM-BF3F8	A	Far Red	745	125	3	2.95	700	110	5.99	5.71	4.58	3.81
638-SHF81R30LPMBR4R6	ELSH-F81R3-0LPNM-BR4R6	A	Red	630	80	3	2.95	700	110	4.00	3.75	2.32	2.14
638-SHF81Y30LPMBA3A5	ELSH-F81Y3-0LPNM-BA3A5	A	Amber	592	80	3	2.95	700	110	4.00	3.75	2.32	2.14
638-SHF91G30LPMDG1G3	ELSH-F91G3-0LPNM-DG1G3	A	Green	535	90	3	4.15	700	110	4.41	4.04	2.57	2.56
638-SHE81B30LPMDB6B8	ELSH-E81B3-0LPNM-DB6B8	A	Blue	470	20	3	4.15	700	110	3.35	3.06	1.95	1.90
638-SHJ21M30LPGSD300	ELSH-J21M3-0LPGS-D3000	A	Warm White	3000K	110	3	4.15	700	120	7.15	5.74	3.06	3.04
638-SHJ61C30LPGSD570	ELSH-J61C3-0LPGS-D5700	A	White	5700K	150	3	4.15	700	120	5.99	4.80	2.57	2.38
638-SHJ61C30LPGSD650	ELSH-J61C3-0LPGS-D6500	A	Cool White	6500 K	150	3	4.15	700	120	5.99	4.80	2.57	2.38
1 Watt, 350mA													
638-SWF51R10LPMAR5R6	ELSW-F51R1-0LPNM-AR5R6	B	Red	630	52	1	2.65	350	115	3.38	3.23	1.79	1.65
638-SWF81G10LPMCG1G2	ELSW-F81G1-0LPNM-CG1G2	B	Green	530	80	1	3.85	350	115	4.00	3.75	2.32	2.14
638-SWE71B10LPMCB7B8	ELSW-E71B1-0LPNM-CB7B8	B	Blue	470	17	1	3.85	350	115	2.94	2.76	1.71	1.56
638-SWF71M10LPGSC300	ELSW-F71M1-0LPGS-C3000	B	Warm White	3000K	70	1	3.85	350	115	5.18	4.14	2.20	2.10
638-SWF91C10LPGSC650	ELSW-F91C1-0LPGS-C6500	B	Cool White	6500K	90	1	3.85	350	115	4.86	3.94	1.95	1.89
3 Watt, 700mA													
638-SWJ61C30LPGSD570	ELSW-J61C3-0LPGS-D5700	B	White	5700K	150	3	4.15	700	115	5.99	4.80	2.57	2.38
638-SWJ61C30LPGSD650	ELSW-J61C3-0LPGS-D6500	B	Cool White	6500K	150	3	4.15	700	115	5.99	4.80	2.57	2.38
5 Watt, 700mA													
638-YIK32M50LPGSP300	ELYI-K32M5-0LPGS-P3000	C	Warm White	3000K	275	5	8	700	105	9.64	8.42	7.22	6.61
638-YIK62C50LPGSP570	ELYI-K62C5-0LPGS-P5700	C	White	5700K	350	5	8	700	105	9.02	7.88	6.75	6.18
638-YIK62C50LPGSP650	ELYI-K62C5-0LPGS-P6500	C	Cool White	6500K	350	5	8	700	105	9.02	7.88	6.75	6.18

STANDARD LED SMD (SUPER BRIGHT)

MOUSER STOCK NO.	Everlight Part No.	Fig.	Color	Color Temp. (K)	Luminous Intensity Typ (mcd)	Typical DC (Vf)	Current (mA)	Viewing Angle (°)	Price Each 1	50	100	500
PLCC-2												
638-3528QB45562C4CB2	GT3528/Q2C-B45562C4CB2/2T	D	White	5000	2400	3.2	30	120	.42	.364	.289	.203
638-3528QB50632C4CB2	GT3528/Q2C-B50632C4CB2/2T	D	White	5500	2400	3.2	30	120	.42	.364	.289	.203
638-3020QB2832AC2CB2	GT3020/Q2C-B2832AC2CB2/2T	E	White	3000	2200	3.2	30	120	.42	.364	.289	.203
638-3020QB4556AC2CB2	GT3020/Q2C-B4556AC2CB2/2T	E	White	5000	2200	3.2	30	120	.42	.364	.289	.203
638-3020QB5063AC2CB2	GT3020/Q2C-B5063AC2CB2/2T	E	White	5500	2200	3.2	30	120	.42	.364	.289	.203
638-238QKB28322FAGBE	61-238/QK2C-B28322FAGB2/ET	F	White	3000	6000	3.2(3)	30	120	.75	.728	.47	.325
638-238QKB45562FAGBE	61-238/QK2C-B45562FAGB2/ET	F	White	5000	6000	3.2(3)	30	120	.75	.728	.47	.47
638-238QKB50632FAGBE	61-238/QK2C-B50632FAGB2/ET	F	White	6000	6000	3.2(3)	30	120	.75	.728	.47	.325
638-227BLKN3030N4P3S	62-227B/LK2C-N3030N4P3S2Z6/2T	G	White	3000	3000	6.4	100	120	1.00	.941	.612	.515
638-227BKKN3030N4P3S	62-227B/KK2C-N3030N4P3S2Z6/2T	G	White	3000	3000	6.4	100	120	1.00	.941	.612	.515
638-227BLKN4040N4P3S	62-227B/LK2C-N4040N4P3S2Z6/2T	G	White	4000	4000	6.4	100	120	1.00	.941	.612	.515
638-227BLKN5757P3P4S	62-227B/LK2C-N5757P3P4S2Z6/2T	G	White	5700	5700	6.4	100	120	1.00	.941	.612	.515

© Copyright 2013 Mouser Electronics
© Copyright 2013 Mouser Electronics

HEATRON LED Light Engines

RoHS Compliant **This product is RoHS compliant.**



HEATRON INNOVATION SERIES

Heatron's Innovation Series of Standard Light Engines were developed specifically for luminaire manufacturers allowing easy integration into any of their products. The Innovation Series is perfect for proof of concept, prototype or production builds without the NRE and tooling associated with LED development. These light engines are available in multiple color temperatures using Cree XPE and XPG emitters along with Lumileds Rebel and Rebel ES footprints. Heatron's linear light engines are available with a range of Carclo optics and our round light engine are available with a range of Khatod optics.

2-Up Linear Light Modules ✻ With lens

For quantities greater than listed, call for quote.

MOUSER STOCK NO.	Heatron Part No.	Fig.	LED Option	No. of LEDs	Color	CCT Range (K)	Luminious Flux (lm)	Dimensions (mm)	Price Each 1	5	10
973-LMC02XPGWW094	JDHT-LMC02-XPG-WW-094	A	Cree XPG	2	Warm White	3000	188	47.2x19.1	18.09	17.55	17.00
✻ 973-LMC02XPGWW094CMB	JDHT-LMC02-XPG-WW-094-CMB	A	Cree XPG	2	Warm White	3000	188	47.2x19.1	22.68	22.00	21.31
973-LMC02XTEWW094	JDHT-LMC02-XTE-WW-094	A	Cree XTE	2	Warm White	3000	188	47.2x19.1	11.00	10.67	10.34
✻ 973-LMC02XTEWW094CMB	JDHT-LMC02-XTE-WW-094-CMB	A	Cree XTE	2	Warm White	3000	188	47.2x19.1	15.59	15.12	14.65

3-Up Light Modules ✻ With lens

For quantities greater than listed, call for quote.

MOUSER STOCK NO.	Heatron Part No.	Fig.	LED Option	No. of LEDs	Color	CCT Range (K)	Luminious Flux (lm)	Dimensions (mm)	Price Each 1	5	10
Linear											
973-LMC03XPGWW094	JDHT-LMC03-XPG-WW-094	B	Cree XPG	3	Warm White	3000	282	70.9x19.1	26.92	26.11	25.29
✻ 973-LMC03XPGWW094CMB	JDHT-LMC03-XPG-WW-094-CMB	B	Cree XPG	3	Warm White	3000	282	70.9x19.1	33.81	32.78	31.76
973-LMC03XTEWW094	JDHT-LMC03-XTE-WW-094	B	Cree XTE	3	Warm White	3000	282	70.9x19.1	16.07	15.58	15.10
✻ 973-LMC03XTEWW094CMB	JDHT-LMC03-XTE-WW-094-CMB	B	Cree XTE	3	Warm White	3000	282	70.9x19.1	22.95	22.26	21.56
Round											
973-RMC03XPGWW094	JDHT-RMC03-XPG-WW-094	C	Cree XPG	3	Warm White	3000	282	45.7 Diam.	23.66	22.94	22.22
973-RMC03XTEWW094	JDHT-RMC03-XTE-WW-094	C	Cree XTE	3	Warm White	3000	282	45.7 Diam.	14.61	14.16	13.72

6-Up Linear Light Modules ✻ With lens

For quantities greater than listed, call for quote.

MOUSER STOCK NO.	Heatron Part No.	Fig.	LED Option	No. of LEDs	Color	CCT Range (K)	Luminious Flux (lm)	Dimensions (mm)	Price Each 1	5	10
973-LMC06XPGWW094	JDHT-LMC06-XPG-WW-094	D	Cree XPG	6	Warm White	3000	564	141.7x19.1	46.20	44.80	43.40
✻ 973-LMC06XPGWW094CMB	JDHT-LMC06-XPG-WW-094-CMB	D	Cree XPG	6	Warm White	3000	564	141.7x19.1	59.97	58.15	56.34
973-LMC06XTEWW094	JDHT-LMC06-XTE-WW-094	D	Cree XTE	6	Warm White	3000	564	141.7x19.1	24.49	23.74	23.01
✻ 973-LMC06XTEWW094CMB	JDHT-LMC06-XTE-WW-094-CMB	D	Cree XTE	6	Warm White	3000	564	141.7x19.1	38.26	37.10	35.94

7-Up Round Light Modules

For quantities greater than listed, call for quote.

MOUSER STOCK NO.	Heatron Part No.	Fig.	LED Option	No. of LEDs	Color	CCT Range (K)	Luminious Flux (lm)	Dimensions (mm)	Price Each 1	5	10
973-RMC07XTEWW094	JDHT-RMC07-XTE-WW-094	E	Cree XTE	7	Warm White	3000	658	76.2 Diam.	41.14	39.89	38.65
973-RMC07XTEWW0941	JDHT-RMC07-XTE-WW-094-1	F	Cree XTE	7	Warm White	3000	658	76.2 Diam.	30.31	29.39	28.47
973-RMC07XPGWW094	JDHT-RMC07-XPG-WW-094	E	Cree XPG	7	Warm White	3000	658	76.2 Diam.	66.47	64.46	62.45
973-RMC07XPGWW0941	JDHT-RMC07-XPG-WW-094-1	F	Cree XPG	7	Warm White	3000	658	76.2 Diam.	55.65	53.96	52.28

HEATRON LED INNOVATION KITS

Heatron's LED Innovation Kit gives you everything you need to move your next solid state lighting project from concept to production. The Innovation Kit gives you ten light engines there are designs and each of the five comes with 3000K Cree XPG and 4000K Lumileds Rebel emitters. Each light engine also comes with leads and a easy to use connector so that you can easily switch between light engines.

For quantities greater than listed, call for quote.

MOUSER STOCK NO.	Heatron Part No.	Description	Price Each 1	5	10
973-RKXTEWW094	JDHT-RK-XTE-WW-094	Round Cree XTE Module Kit with Wire Harness	141.15	136.87	132.59
973-RKXPGWW094	JDHT-RK-XPG-WW-094	Round Cree XPG Module Kit with Wire Harness	176.46	171.11	165.76
973-LKXTEWW094	JDHT-LK-XTE-WW-094	Linear Cree XTE Module Kit with Wire Harness	116.30	112.77	109.25
973-LKXPGWW094	JDHT-LK-XPG-WW-094	Linear Cree XPG Module Kit with Wire Harness	155.94	151.22	146.49

© Copyright 2013 Mouser Electronics
© Copyright 2013 Mouser Electronics

ILLUMITEX LEDs

RoHS Compliant **This product is RoHS compliant.**

Illumitex LEDs are high power LEDs which integrate optics directly on the LED package—eliminating the need for secondary optics while delivering maximum lumens to the intended task surface. Digital Distribution™ (DD) technology can create luminaires with 50% - 90% of light within the beam angle to produce the sharpest cut-offs available.

*Digital Distribution: percentage of light within the beam angle

Available Spectra:

F1: General Purpose and High Efficiency Growth
F3: General Purpose, Best for Germination, Flowering
F6: For Compact Plants, Especially Seedlings
F7: For Strong Suppression of Height Elongation

F5 Spectra:

450nm Blue: Supplements Blue-Deficient Lighting (e.g. High Pressure Sodium)
624nm Red: Supplements Red-Deficient Lighting (e.g. Metal Halide)
660nm Deep Red: Supplements Red-Deficient Lighting; Best for Night Interruption
730nm Far Red: Promotes Flowering of Short-Day Plants (Photosynthetically Active)

LED HORTICULTURE FIXTURES

NEW PRODUCT

MOUSER STOCK NO.	Illumitex Part No.	Fig.	Spectrum	Radiometric Power (W)	Beam Angle	*Digital Distribution	Bar Length	Price Each 1	Price Each 10
953-ES14812F36-75EUC	ES14812F36-75EUC	A	F3	15.7	50°	65%	48in.	480.43	470.80

LED HORTICULTURE ILLUMINATION

Surexi Series

For quantities greater than listed, call for quote.

MOUSER STOCK NO.	Illumitex Part No.	Fig.	Spectrum	Radiometric Power (W)	Beam Angle	*Digital Distribution	Forward Voltage Max. (V)	Forward Current Max. (mA)	Price Each 1	Price Each 10
Surexi Series										
953-AD446S-500F1	AD446S-500F1	B	F1	1.7	50°	65%	11	600	13.48	12.73
953-AD446S-500F3	AD446S-500F3	B	F3	1.6	50°	65%	11	600	13.48	12.73
953-AD446S-500F6	AD446S-500F6	B	F6	1.9	50°	65%	12	600	13.48	12.73
953-AD446S-500F7	AD446S-500F7	B	F7	2.1	50°	65%	13	600	13.48	12.73
Surexi 2x2 SLM Series										
953-222AD446S-502F6	222AD446S-502F6	C	F3	1.6	50°	65%	11	600	65.32	63.34
953-222AD446S-502F3	222AD446S-502F3	C	F6	2	50°	65%	12	600	65.32	63.34

Abeo FX F5 Spectrum

For quantities greater than listed, call for quote.

MOUSER STOCK NO.	Illumitex Part No.	Fig.	Beam Angle	*Digital Distribution	Forward Volt. Max. (V)	Forward Current Max. (mA)	Price Each 1	Price Each 10
953-FX446S-504F5	FX446S-504F5	D	50°	65%	11 Per Channel	150 Per Channel	21.19	20.01

GENERAL ILLUMINATION

For quantities greater than listed, call for quote.

MOUSER STOCK NO.	Illumitex Part No.	Fig.	Color	Color Temp.(K)	Lumens	Beam Angle	*Digital Distribution	Forward Volt. Max. (V)	Forward Current Max. (mA)	Price Each 1	Price Each 10
Aduro AD44 Series											
953-AV446S-500BW	AV446S-500BW	B	Warm White	3000	580	50°	65%	13.4	1400	19.37	18.25
953-AV446S-500DW	AV446S-500DW	B	Neutral White	4000	660	50°	65%	13.4	1400	19.37	18.25
953-AV446S-500GW	AV446S-500GW	B	Cool White	5700	838	50°	65%	13.4	1400	19.37	18.25
Aduro VH 2x2 ALM Series											
953-222AV446S-502BW	222AV446S-502BW	C	Warm White	3000	2320	50°	65%	26.8	2800	81.83	78.78
953-222AV446S-502DW	222AV446S-502DW	C	Neutral White	4000	2640	50°	65%	26.8	2800	81.83	78.78
953-222AV446S-502GW	222AV446S-502GW	C	Cool White	5700	3352	50°	65%	26.8	2800	81.83	78.78
Artavi Series											
953-ARBW9S-100	ARBW9S-100	E	Warm White	3000	115	10°	90%	3.6	1500	14.45	13.64
953-ARDW9S-100	ARDW9S-100	E	Neutral White	4000	131	10°	90%	3.6	1500	14.45	13.64
953-ARGW9S-100	ARGW9S-100	E	Cool White	5700	163	10°	90%	3.6	1500	14.45	13.64

ARCHITECTURAL ILLUMINATION

For quantities greater than listed, call for quote.

MOUSER STOCK NO.	Illumitex Part No.	Fig.	Color	Wavelength, Dominant	Lumens	Beam Angle	*Digital Distribution	Forward Volt. Max. (V)	Forward Current Max. (mA)	Price Each 1	Price Each 10
Aduro-C AD44 Series											
953-AD446S-50062	AD446S-50062	B	Red	624nm	200	50°	65%	10	750	14.45	13.64
953-AD446S-50052	AD446S-50052	B	Green	525nm	340	50°	65%	14.2	600	14.45	13.64
953-AD446S-50045	AD446S-50045	B	Blue	470nm	72	50°	65%	14.2	600	14.45	13.64
Abeo Series- RGB, BGBW											
953-FX446S-504FS-C0	FX446S-504FS-C0	D	Red	624nm	50	50°	65%	12 1	150	21.19	20.01
			Green	525nm	85	50°	65%	6	150		
			Blue	470nm	18	50°	65%	14.4	150		
			Cool White	5700K	122	55°	65%	14.4	150		
953-FX446S-504FS-B0	FX446S-504FS-B0	D	Red	624nm	50	50°	65%	12	150	21.19	20.01
			Green	525nm	85	50°	65%	16	150		
			Green	525nm	85	50°	65%	16	150		
			Blue	450nm	18	50°	65%	14.4	150		
Aduro-C ALM 2x2 Series											
953-222AD446S-50262	222AD446S-50262	C	Red	624nm	800	50°	65%	24	1200	65.32	63.34
953-222AD446S-50252	222AD446S-50252	C	Green	525nm	1360	50°	65%	32	1200	65.32	63.34
953-222AD446S-50245	222AD446S-50245	C	Blue	470nm	288	50°	65%	26.8	1200	65.32	63.34
953-221AD446S-501A1	221AD446S-501A1	C	Red	624nm	200	50°	65%	10	600	81.83	78.78
			Green	525nm	325	50°	65%	14.4	500		
			Blue	470nm	80	50°	65%	13.2	500		
			White	5700K	480	50°	65%	13.2	500		
Artavi Series											
953-AR629S-100	AR629S-100	E	Red	624nm	60	10°	90%	3.6	700	12.52	11.82
953-AR529S-100	AR529S-100	E	Green	525nm	100	10°	90%	3.6	700	12.52	11.82
953-AR459S-100	AR459S-100	E	Blue	470nm	21	10°	90%	3.6	700	12.52	11.82

LED MOUNTING ACCESSORIES

NEW PRODUCT

MOUSER STOCK NO.	Illumitex Part No.	Description	Price Each 1	Price Each 10
953-ADCNH-2P	ADCNH-2P	Wire Harness for AD Series, 2-Pin	1.16	1.06
953-ADCNH-6P	ADCNH-6P	Wire Harness for FX Series, 6-Pin	1.35	1.23
953-ADCNH-8P	ADCNH-8P	Wire Harness for AD Series, 8-Pin	1.55	1.41

A



B



C



D



E



© Copyright 2013 Mouser Electronics
© Copyright 2013 Mouser Electronics

KINGBRIGHT High-Power LED Lamps

RoHS Compliant This product is RoHS compliant.

Kingbright
WWW.KINGBRIGHTUSA.COM

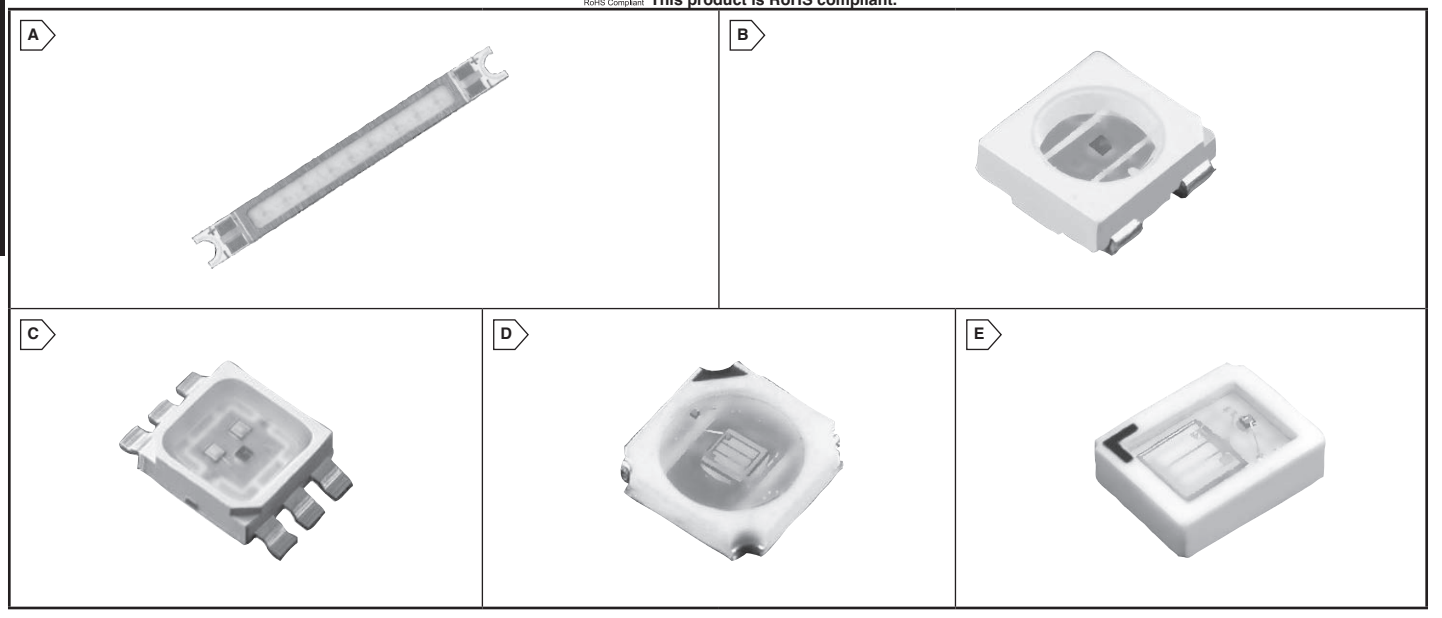

LED LIGHT BARS

For quantities greater than listed, call for quote.

MOUSER STOCK NO.	Kingbright Part No.	Fig.	Color	Color Temperature/ Wavelength	Luminous Flux (lm)	Power (W)	Forward Voltage (VDC)	Current (mA)	Viewing Angle (°)	Price Each			
										1	10	50	100
604-AASL4805QR425S5W	AASL4805QR425S/5-W2	A	Warm White	3000	290	5.8	10.3	500	120	13.87	13.15	12.71	12.31
604-AASL4805QR425S5N	AASL4085QR425S/5-N2	A	Neutral White	4700	320	5.8	10.3	500	120	13.87	13.15	12.71	12.31
604-AASL4805QR425S5C	AASL4805QR425S/5-C1	A	Cool White	6000	330	5.8	10.3	500	120	13.87	13.15	12.71	12.31

0.5 WATT POWER LEDS

For quantities greater than listed, call for quote.

MOUSER STOCK NO.	Kingbright Part No.	Fig.	Color	Color Temperature/ Wavelength	Luminous Flux (lm)	Power (W)	Forward Voltage (VDC)	Current (mA)	Viewing Angle (°)	Price Each			
										1	10	50	100
604-AA3535SEL1Z1S	AA3535SEL1Z1S	B	Orange	618nm	9	510	2.9	150	120	.58	.514	.482	.428
604-AA3535ZG25Z1S	AA353ZG25Z1S	B	Green	525nm	22	600	3.5	150	120	2.92	2.17	2.02	1.74
604-AA3535SYL1Z1S	AA3535SYL1Z1S	B	Yellow	525nm	8	525	3.0	150	120	.58	.514	.482	.428
604-AA3535QB24Z1S	AA3535QB24Z1S	B	Blue	457nm	6	555	3.2	150	120	1.39	1.25	1.12	1.03
604-AAAF5051-03	AAAF5051-03	C	RGB	624/525/450nm	9/20/4.5	333/600/600	2.3/3.5/3.5	2.3/3.5/3.5	120	5.30	4.39	4.12	3.78

1 WATT POWER LEDS

For quantities greater than listed, call for quote.

MOUSER STOCK NO.	Kingbright Part No.	Fig.	Color	Color Temperature/ Wavelength	Luminous Flux (lm)	Power (W)	Forward Voltage (VDC)	Current (mA)	Viewing Angle (°)	Price Each			
										1	10	50	100
604-AT3535SE9ZS-RV	AT3535SE9ZS-RV	D	Reddish-Org	623nm	16	1.05	2.5	350	120	5.05	4.21	3.88	3.37
604-AT3535SY9ZS-RV	AT3535SY9ZS-RV	D	Yellow	591nm	13	0.98	2.3	350	120	5.05	4.21	3.88	3.37
604-AT3535ZG10ZS-RV	AT3535ZG10ZS-RV	D	Green	530nm	55	1.3	3.3	350	120	4.99	4.16	3.84	3.33
604-AT3535QR410ZSRVC	AT3535QR410ZS-RV-C1	D	Cool White	6000K	60	1.25	3.2	500	120	3.03	2.53	2.33	2.02

FLASH SMD LEDS

For quantities greater than listed, call for quote.

MOUSER STOCK NO.	Kingbright Part No.	Fig.	Color	Color Temperature/ Wavelength	Luminous Flux (lm)	Power (W)	Forward Voltage (VDC)	Current (mA)	Viewing Angle (°)	Price Each			
										1	10	50	100
604-AT2520QB10ZS350	AT2520QB10ZS-350MA	E	Blue	458nm	13	1.25	3.2	350	130	3.73	3.51	3.36	3.06
604-AT2520QW10ZS350	AT2520QW10ZS-350MA	E	White	---	55	1.25	3.2	350	130	5.07	3.85	3.51	3.21

© Copyright 2013 Mouser Electronics
© Copyright 2013 Mouser Electronics

LEDENGIN High-Power LEDs

LED ENGIN

RoHS Compliant **This product is RoHS compliant.**

LZ1 SERIES 5 WATT LEDS

For quantities greater than listed, call for quote.

MOUSER STOCK NO.	LedEngin Part No.	Fig.	Color	Wavelength/Color Temperature	Luminous Flux	Power (W)	Current (mA)	Price Each 1	10	50	100
LZ1 Series Emitter Only											
897-LZ100R300	LZ1-00R300	A	Far Red	740nm	405m/W	5	1000	4.43	4.19	3.94	3.70
897-LZ100R200	LZ1-00R200	A	Deep Red	660nm	720m/W	5	1000	3.92	3.70	3.48	3.26
897-LZ100R100	LZ1-00R100	A	Red	623nm	120lm	5	1000	3.56	3.37	3.17	2.97
897-LZ100A100	LZ1-00A100	A	Amber	590nm	105lm	5	1000	3.56	3.37	3.17	2.97
897-LZ100G100	LZ1-00G100	A	Green	525nm	150lm	5	1000	4.24	4.01	3.77	3.54
897-LZ100B200	LZ1-00B200	A	Blue	460nm	40lm	5	1000	3.81	3.60	3.38	3.18
897-LZ100NW00	LZ1-00NW00	A	Neutral White	4100K	200lm	5	1000	3.86	3.61	3.42	3.19
897-LZ100CW00	LZ1-00CW00	A	Cool White	5500K	220lm	5	1000	3.78	3.57	3.36	3.15
LZ1 Series Emitter on Starboard											
897-LZ110R400	LZ1-10R400	B	Infrared	850nm	600m/W	5	1000	9.24	8.73	8.22	7.70
897-LZ110R300	LZ1-10R300	B	Far Red	740nm	405m/W	5	1000	9.24	8.73	8.22	7.70
897-LZ110R200	LZ1-10R200	B	Deep Red	660nm	720m/W	5	1000	8.38	7.92	7.45	6.99
897-LZ110R100	LZ1-10R100	B	Red	623nm	120lm	5	1000	8.72	8.24	7.76	7.28
897-LZ110A100	LZ1-10A100	B	Amber	590nm	105lm	5	1000	8.38	7.92	7.45	6.99
897-LZ110G100	LZ1-10G100	B	Green	525nm	150lm	5	1000	9.68	9.15	8.61	8.07
897-LZ110B200	LZ1-10B200	B	Blue	460nm	40lm	5	1000	8.58	8.10	7.62	7.15
897-LZ110DB00	LZ1-10DB00	B	Dental Blue	460nm	900m/W	5	1000	23.97	22.48	21.72	20.97
897-LZ110WW00	LZ1-10WW00	B	Warm White	3100K	170lm	5	1000	8.09	7.64	7.19	6.74
897-LZ110NW00	LZ1-10NW00	B	Neutral White	4100K	200lm	5	1000	8.09	7.64	7.19	6.74
897-LZ110CW00	LZ1-10CW00	B	Cool White	5500K	220lm	5	1000	8.62	8.14	7.66	7.19

LZ4 SERIES 10 WATT LEDS

LZ4 Series Emitter Only											
897-LZ400R300	LZ4-00R300	C	Far Red	740nm	1210m/W	10	700	12.84	12.04	11.64	11.24
897-LZ400R200	LZ4-00R200	C	Deep Red	660nm	1650m/W	10	700	12.84	12.04	11.64	11.24
897-LZ400R100	LZ4-00R100	C	Red	623nm	350lm	10	700	13.87	13.11	12.33	11.57
897-LZ400A100	LZ4-00A100	C	Amber	590nm	325lm	10	700	12.33	11.56	11.17	10.79
897-LZ400G100	LZ4-00G100	C	Green	525nm	480lm	10	700	13.70	12.84	12.41	11.98
897-LZ400B200	LZ4-00B200	C	Blue	460nm	130lm	10	700	11.24	10.49	10.11	9.74
897-LZ400WW00	LZ4-00WW00	C	Warm White	3100K	520lm	10	700	11.24	10.49	10.11	9.74
897-LZ400NW00	LZ4-00NW00	C	Neutral White	4100K	610lm	10	700	11.24	10.49	10.11	9.74
897-LZ400CW00	LZ4-00CW00	C	Cool White	5500K	680lm	10	700	11.24	10.49	10.11	9.74
897-LZ400MC00	LZ4-00MC00	C	RGB	-	85/280/30	10	700	12.33	11.56	11.17	10.79
897-LZ400MA00	LZ4-00MA00	C	RGBA	-	85/140/30/75	10	700	12.33	11.56	11.17	10.79
897-LZ400MD00	LZ4-00MD00	C	RGBW	-	85/140/30/170	10	700	12.33	11.56	11.17	10.79
LZ4 Series Emitter on Starboard, 4 Channel Control											
897-LZ420R200	LZ4-20R200	D	Deep Red	660nm	1650m/W	10	700	31.03	29.96	28.89	27.82
897-LZ420R100	LZ4-20R100	D	Red	623nm	350lm	10	700	29.10	27.29	26.38	25.47
897-LZ420A100	LZ4-20A100	D	Amber	590nm	325lm	10	700	17.12	16.05	15.81	14.98
897-LZ420G100	LZ4-20G100	D	Green	525nm	480lm	10	700	28.25	26.48	25.61	24.72
897-LZ420B200	LZ4-20B200	D	Blue	460nm	130lm	10	700	28.25	26.48	25.61	24.72
897-LZ420CW00	LZ4-20CW00	D	Cool White	5500K	680lm	10	700	28.25	26.48	25.61	24.72
897-LZ420W200	LZ4-20W200	D	Tunable White	2700K/6000K	250/340	10	700	20.03	18.78	18.16	17.53
897-LZ420MC00	LZ4-20MC00	D	RGB	-	85/280/30	10	700	16.61	15.57	15.05	14.53
897-LZ420MA00	LZ4-20MA00	D	RGBA	-	85/140/30/75	10	700	16.61	15.57	15.05	14.53
897-LZ420MD00	LZ4-20MD00	D	RGBW	-	85/140/30/170	10	700	16.61	15.57	15.05	14.53
LZ4 Series Emitter on Starboard, Single Channel Control											
897-LZ440R400	LZ4-40R400	D	Infrared	850nm	2400m/W	10	700	17.12	16.05	15.81	14.98
897-LZ440R300	LZ4-40R300	D	Far Red	740nm	1210m/W	10	700	17.12	16.05	15.81	14.98
897-LZ440R200	LZ4-40R200	D	Deep Red	660nm	1650m/W	10	700	17.12	16.05	15.81	14.98
897-LZ440R100	LZ4-40R100	D	Red	623nm	350lm	10	700	16.61	15.57	15.05	14.53
897-LZ440A100	LZ4-40A100	D	Amber	590nm	325lm	10	700	16.61	15.57	15.05	14.53
897-LZ440G100	LZ4-40G100	D	Green	525nm	480lm	10	700	17.98	16.85	16.30	15.73
897-LZ440B200	LZ4-40B200	D	Blue	460nm	130lm	10	700	16.26	15.25	14.74	14.23
897-LZ440WW00	LZ4-40WW00	D	Warm White	3100K	520lm	10	700	16.26	15.25	14.74	14.23
897-LZ440NW00	LZ4-40NW00	D	Neutral White	4100K	610lm	10	700	16.26	15.25	14.74	14.23
897-LZ440CW00	LZ4-40CW00	D	Cool White	5500Kt	680lm	10	700	16.26	15.25	14.74	14.23

LZC SERIES 40 WATT LEDS

LZC Series Emitter on Starboard, Single Channel											
897-LZC70NW00	LZC-70NW00	E	Neutral White	4100K	1850	40	700	39.57	38.20	35.47	35.06
897-LZC70CW00	LZC-70CW00	E	Cool White	5500K	2100	40	700	38.95	37.60	34.91	34.52
LZC Series Emitter on Starboard, 2 Channel											
897-LZCC0W200	LZC-C0W200	-	White	2800K/6000K	1400/2100	40	700	46.55	45.37	43.34	41.73
897-LZCC0WW00	LZC-C0WW00	E	Warm White	3100K	1400	40	700	38.95	37.60	34.91	34.52
897-LZCC0NW00	LZC-C0NW00	E	Neutral White	4100K	1850	40	700	38.95	37.60	34.91	34.52
897-LZCC0CW00	LZC-C0CW00	E	Cool White	5500K	2100	40	700	38.95	37.60	34.91	34.52
LZC Series Emitter on Connectorized Board, 2 Channel											
897-LZCF0WWT1	LZC-F0WWT1	F	Warm White	3100K	1400	40	700	43.45	41.94	38.95	38.51
897-LZCF0NWT1	LZC-F0NWT1	F	Neutral White	4100K	1850	40	700	43.45	41.94	38.95	38.51
897-LZCF0CWT1	LZC-F0CWT1	F	Cool White	5500K	2100	40	700	43.45	41.94	38.95	38.51
LZC Series Emitter on Starboard - Multi Color											
897-LZC83MC00	LZC-83MC00	G	RGB	-	360/490/135	40	700	40.34	38.95	36.17	35.75
897-LZCA3MA00	LZC-A3MA00	G	RGBA	-	270/365/100/250	40	700	40.34	38.95	36.17	35.75
897-LZCA3MD00	LZC-A3MD00	G	RGBW	-	270/365/100/505	40	700	40.34	38.95	36.17	35.75

LZP SERIES 90 WATT LEDS

LZP Series Emitter on Starboard, 5 Channel											
897-LZPD0W200	LZP-D0W200	-	White	5000K	3600	90	700	86.11	83.14	80.18	77.20
897-LZPD0WW00	LZP-D0WW00	H	Warm White	3100K	2500	90	700	80.68	77.90	72.33	71.51
897-LZPD0NW00	LZP-D0NW00	H	Neutral White	4100K	3300	90	700	80.68	77.90	72.33	71.51
897-LZPD0CW00	LZP-D0CW00	H	Cool White	5500K	3600	90	700	80.68	77.90	72.33	71.51
LZP Series Emitter on Connectorized Board, 4 Channel											
897-LZPH0WWT1	LZP-H0WWT1	I	Warm White	3100K	2500	90	700	76.02	73.40	68.16	67.39
897-LZPH0NWT1	LZP-H0NWT1	I	Neutral White	4100K	3300	90	700	76.02	73.40	68.16	67.39
897-LZPH0CWT1	LZP-H0CWT1	I	Cool White	5500K	3600	90	700	76.02	73.40	68.16	67.39

SECONDARY LENS

For quantities greater than listed, call for quote.

MOUSER STOCK NO.	LedEngin Part No.	Fig.	Type	Viewing Angle	Optical Efficiency	Operating Temperature	Price Each 1	10	50	100
Lens for LZC Series										
897-LLNS3T08H	LLNS-3T08-H	J	Narrow Spot	8	90%	-40°C ~ +110°C	4.80	4.48	4.26	3.91
897-LLSP3T08H	LLSP-3T08-H	J	Spot	15	80%	-40°C ~ +110°C	4.80	4.48	4.26	3.91
897-LLNF3T08	LLNF-3T08	J	Narrow Flood	22	80%	-40°C ~ +110°C	4.80	4.48	4.26	3.91
897-LLFL3T08	LLFL-3T08	J	Flood	32	80%	-40°C ~ +110°C	7.39	6.90	6.55	6.01
897-LLWF3T08H	LLWF-3T08-H	J	Wide Flood	45	80%	-40°C ~ +110°C	4.80	4.48	4.26	3.91
Lens for LZP Series, High Efficiency Lens										
897-LLSP3T11H	LLSP-3T11-H	K	Spot	15	85%	-40°C ~ +110°C	4.80	4.48	4.26	3.91
897-LLNF3T11H	LLNF-3T11-H	K	Narrow Flood	23	80%	-40°C ~ +110°C	4.80	4.48	4.26	3.91
897-LLFL3T11H	LLFL-3T11-H	K	Flood	32	80%	-40°C ~ +110°C	4.80	4.48	4.26	3.91
Lenses for LZ4 Series, Single Color LEDs										
897-LLNS1T06H	LLNS-1T06-H	K	Spot	12	90%	-40°C ~ +110°C	3.20	2.89	2.65	2.41
897-LLNF1T06H	LLNF-1T06-H	K	Narrow Flood	23	90%	-40°C ~ +110°C	3.20	2.89	2.65	2.41
897-LLFL1T06H	LLFL-1T06-H	K	Flood	37	90%	-40°C ~ +110°C	3.20	2.89	2.65	2.41
Lenses for LZ4 Series, Color Mixing for RGB, RGBA, RGBW LEDs										
897-LLSP2T06H	LLSP-2T06-H	L	High Uniformity	15	50%	-40°C ~ +110°C	3.73	3.37	3.09	2.81
897-LLSP1T06H	LLSP-1T06-H	L	High Mixing	18	90%	-40°C ~ +110°C	3.20	2.89	2.65	2.41

A


B


C


D


PRODUCT NEW

E


F


PRODUCT NEW

G
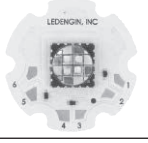

H


NEW! TECHNOLOGY

I


PRODUCT NEW

J


PRODUCT NEW

K


L


© Copyright 2013 Mouser Electronics

© Copyright 2013 Mouser Electronics

LEDIL OY Secondary Optics

RoHS Compliant This product is RoHS compliant.

OPTICS FOR AVAGO JADE SERIES LEDS

For quantities greater than listed, call for quote.

MOUSER STOCK NO.	Ledil Oy Part No.	Dia. (mm)	Angle (FWHM)	Optic Type	Price Each 1	Price Each 50
928-CA12346TI2RSW	CA12346_TINA2-RS	16.1	15	Single Lens	2.28	1.62
928-CA12347TI2DW	CA12347_TINA2-D	16.1	17	Single Lens	2.28	1.62
928-CA12348TI2MW	CA12348_TINA2-M	16.1	30	Single Lens	2.28	1.62
928-CA12349TI2OW	CA12349_TINA2-O	16.1	36+18	Single Lens	2.28	1.62
928-CA12350TI2WW	CA12350_TINA2-W	16.1	51	Single Lens	2.28	1.62

OPTICS FOR LEDENGIN LEDS

928-FA10784LE1RS	FCN10784_LE1-RS	21.6	8	Single Lens	2.34	1.68
928-FA10786LE1D	FCN10786_LE1-D	21.6	10	Single Lens	2.34	1.68
928-FA10783LE1M	FCN10783_LE1-M	21.6	24	Single Lens	2.34	1.68
928-FCN11454LE1M2	FCN11454_LE1-M2	21.6	30	Single Lens	2.34	1.68
928-FA10785LE1REC	FCN10785_LE1-REC	21.6	38+24	Single Lens	2.34	1.68
928-FA11103LE1O90	FCN11103_LE1-O-90	21.6	40+20	Single Lens	2.34	1.68
LZ1/LZ4 Series						
928-C10437BR	C10437_BOOMERANG	19.8	28/32	Reflector	3.11	2.24

OPTICS FOR LUMINUS DEVICES LEDS

SST-50/SST-90 Series						
928-C10977LILYS	C10977_LILY-S	22.6	20/24	Reflector	2.63	1.88
928-C10978LILYM	C10978_LILY-M	22.6	30/26	Reflector	2.63	1.88
928-C10979LILYW	C10979_LILY-W	22.6	45/56	Reflector	2.63	1.88

OPTICS FOR CREE

MP-L Series						
928-C11394TS	C11394_TYRA-S	40	20	Reflector	2.74	2.34
928-C11395TM	C11395_TYRA-M	40	32	Reflector	2.74	2.34
928-C11396TW	C11396_TYRA-W	40	52	Reflector	2.20	1.88
928-CA11475T2ST	CA11475_TYRA2-S	40	20	Reflector	2.77	2.38
928-CA11476T2MT	CA11476_TYRA2-M	40	32	Reflector	2.77	2.38
928-CA11477T2WT	CA11477_TYRA2-W	40	52	Reflector	2.77	2.38
MT-G Series						
928-C12095MNM	C12095_MINNIE-M	32.4	26	Reflector	2.45	1.74
928-C12097MNWWW	C12097_MINNIE-WWW	32.4	74	Reflector	2.45	1.74
MT-G/MT-G2 Series						
928-CA12239MNM	CA12239_MINNIE-M	35	26/27	Reflector	2.84	2.02
928-CA12240MNWWW	CA12240_MINNIE-WWW	35	74/69	Reflector	2.84	2.02
MX-3, MX-6 Series						
928-C12226SFW	C12226_STRADA-FW	Rect	Asym	Single Lens	2.28	1.62
928-CA12238SFW	CA12238_STRADA-FW	Rect	Asym	Single Lens	2.73	1.94
MX-6 Series LEDs						
928-CA11171TRSBLK	CA11171_TINA2-RS	16.1	18	Single Lens	2.63	1.87
928-CA11172TINA2DBLK	CA11172_TINA2-D	16.1	20	Single Lens	2.63	1.87
928-CA11174TINA2MBLK	CA11174_TINA2-M	16.1	30	Single Lens	2.63	1.87
928-CA11175T2WBLK	CA11175_TINA2-W	16.1	40	Single Lens	2.63	1.87
928-CA11176TINA2WBLK	CA11176_TINA2-WW	16.1	56	Single Lens	2.63	1.87
928-CA11173TINA2OBLK	CA11173_TINA2-O	16.1	34+21	Single Lens	2.63	1.87
928-FA10696LN2RS	FA10696_LN2-RS	21.6	14	Single Lens	2.86	2.03
928-FA10695LN2D	FA10695_LN2-D	21.6	18	Single Lens	2.86	2.03
928-FA10697LN2M	FA10697_LN2-M	21.6	26	Single Lens	2.86	2.03
928-FA11452LN2M2	FA11452_LN2-M2	21.6	30	Single Lens	2.86	2.03

OPTICS FOR CREE (CONT.)

For quantities greater than listed, call for quote.

MOUSER STOCK NO.	Ledil Oy Part No.	Dia. (mm)	Angle (FWHM)	Optic Type	Price Each 1	Price Each 50
MX-6 Series LEDs (Cont.)						
928-FA10698LN2R	FA10698_LN2-REC	21.6	27+26	Single Lens	2.86	2.03
928-FA11108LN2O90	FA11108_LN2-O-90	21.6	40+19	Single Lens	2.86	2.03
928-C10373N7M	C10373_NIS83-MX-7-M	38	20	7in 1 Lens	4.56	3.26
928-C10633N7MD	C10633_NIS83-MX-7-MD	38	26	7in 1 Lens	4.56	3.26
928-C10585NM7W	C10585_NIS83-MX-7-W	38	36	7in 1 Lens	4.56	3.26
928-C10586NM7WW	C10586_NIS83-MX-7-WW	38	54	7in 1 Lens	4.56	3.26

OPTICS FOR OSRAM

Golden Dragon Plus						
928-FA10886TIRS	FA10886_TINA-RS	16.1	10	Single Lens	2.86	2.03
928-FA10642TID	FA10642_TINA-D	16.1	13	Single Lens	2.86	2.03
928-FA10643TIM	FA10643_TINA-M	16.1	30	Single Lens	2.86	2.03
928-FA11199T0PO	FA11199_TINA-O	16.1	14+34	Single Lens	2.86	2.03
928-FA10751LO2RS	FA10751_LO2-RS	21.6	7	Single Lens	2.86	2.03
928-FA10753LO2D	FA10753_LO2-D	21.6	11	Single Lens	2.86	2.03
928-FA11453LO2M2	FA11453_LO2-M2	21.6	24	Single Lens	2.86	2.03
928-FA10750LO2M	FA10750_LO2-M	21.6	26	Single Lens	2.86	2.03
928-CA11136LO2W	CA11136_LO2-W	21.6	44	Single Lens	2.86	2.03
928-FA10752LO2R	FA10752_LO2-REC	21.6	38+24	Single Lens	2.86	2.03
928-FA11135LO2O90	FA11135_LO2-O-90	21.6	41+12	Single Lens	2.86	2.03
Platinum Dragon						
928-CA11956ES	CA11956_EYA-S	30.4	7	Single Lens	6.03	4.32
928-CA11337EO	CA11337_EYA-O	30.4	8+34	Single Lens	6.03	4.32
OSLON SSL 80/SSL 150						
928-FP11084LI2RSC	FP11084_LISA2-RS-CLIP	9.9	16/16	Single Lens	2.86	2.03
928-FP11081LI2MC	FP11081_LISA2-M-CLIP	9.9	23/25	Single Lens	2.86	2.03
928-FP11082LI2WC	FP11082_LISA2-W-CLIP	9.9	36/46	Single Lens	2.86	2.03
928-FP11083LI2WWC	FP11083_LISA2-WW-CLIP	9.9	61/45	Single Lens	2.86	2.03
928-FP11120LI2OC	FP11120_LISA2-O-CLIP	9.9	48+19	Single Lens	2.86	2.03
928-FP11124LI2OP	FP11124_LISA2-O-PIN	9.9	48+19	Single Lens	2.86	2.03
928-FP11857LI2O90C	FP11857_LISA2-O-90-CLIP	9.9	48+19	Single Lens	2.86	2.03
OSLON SSL-80/SSL-150/OSLON Square EC						
928-FP11047LI2RSP	FP11047_LISA2-RS-PIN	9.9	16/16/21	Single Lens	2.86	2.03
928-FP11001LI2MP	FP11001_LISA2-M-PIN	9.9	23/25/29.5	Single Lens	2.86	2.03
928-FP11002LI2WP	FP11002_LISA2-W-PIN	9.9	36/46/47.5	Single Lens	2.86	2.03
928-FP11003LI2WWP	FP11003_LISA2-WW-PIN	9.9	61/45/58	Single Lens	2.86	2.03
928-FP11852LI2O90P	FP11852_LISA2-O-90-PIN	9.9	-	Single Lens	2.86	2.03
OSTAR Lighting						
928-CN10861IR	CN10861_IRIS	38	11	Single Lens	8.19	5.86
OSTAR Lighting Plus						
928-FA11109LRS	FA11109_LOST-RS	21.6	8	Single Lens	2.86	2.03
928-FA11110LD	FA11110_LOST-D	21.6	25	Single Lens	2.86	2.03
928-FA11112LM	FA11112_LOST-M	21.6	30	Single Lens	2.86	2.03
928-FA11463LM2	FA11463_LOST-M2	21.6	-	Single Lens	2.86	2.03
928-FA11113LW	FA11113_LOST-W	21.6	31	Single Lens	2.86	2.03
928-FA11893LWW	FA11893_LOST-WW	21.6	42	Single Lens	2.86	2.03
928-FA11114LO90	FA11114_LOST-O-90	21.6	36+24	Single Lens	2.86	2.03
928-FA11115LREC	FA11115_LOST-REC	21.6	36+29	Single Lens	2.86	2.03
OSTAR SMT RGB						
928-CP10960RGBXSS	CP10960_RGBX-SS	30	18	Single Lens	6.03	4.31

OPTICS FOR VARIOUS LED SUPPLIERS

MOUSER STOCK NO.	Ledil Oy Part No.	Dia. (mm)	Optic Type	CREE Series (Angle FWHM) XP-E	XP-G	XB-D	XM-L	XM-L HV	XT-E	OSRAM OS (Angle FWHM) SSL-80	SSL-150	Square EC	Square PC	Price Each 1	Price Each 50
928-FA11905T3S	FA11905_TINA3-S	16.1	Single Lens	10	15	-	23	-	-	11	9	-	-	2.86	2.03
928-FA11904TI3WWW	FA11904_TINA3-WWW	16.1	Single Lens	-	-	-	70	80	54	46	-	-	-	2.86	2.03
928-CA11663HEIDIRS	CA11663_HEIDI-RS	21.6	Single Lens	8	9	8	-	-	-	6	7	12	-	2.86	2.03
928-CA11264HEIDID	CA11264_HEIDI-D	21.6	Single Lens	10	12	12	-	-	10	7	9	10	-	2.86	2.03
928-CA11265HEIDIM	CA11265_HEIDI-M	21.6	Single Lens	28	28	29	-	-	-	28	26	29	-	2.86	2.03
928-CA11268HEIDIW	CA11268_HEIDI-W	21.6	Single Lens	32	31	30	-	-	-	32	32	34	-	2.86	2.03
928-CA11266HEIDIO	CA11266_HEIDI-O	21.6	Single Lens	48+10	47+14	54+10	-	-	-	47+8	50+8	48+12	-	2.86	2.03
928-CA11267HEIDIO90	CA11267_HEIDI-O-90	21.6	Single Lens	9+50	14+44	12+49	-	-	-	9+42	9+48	12+48	-	2.86	2.03
928-CA11387EMILYSS	CA11387_EMILY-SS	26	Single Lens	10	11	-	-	-	-	11	12	-	-	2.86	2.03
928-CA11388EMILYM	CA11388_EMILY-M	26	Single Lens	18	18	-	-	-	-	18	20	-	-	2.86	2.03
928-CA11389EMILYO	CA11389_EMILY-O	26	Single Lens	44+9	44+10	-	-	-	-	44+10	44+12	-	-	2.86	2.03
928-CA11390EMILYO90	CA11390_EMILY-O-90	26	Single Lens	49+9	44+10	-	-	-	-	44+10	44+12	-	-	2.86	2.03
928-C12086SFW	C12086_STRADA-FW	15.4x19.6	Single Lens	Asym	Asym	-	Asym	Asym	Asym	Asym	Asym	-	-	2.63	1.88
928-CA12087STFW	CA12087_STRADA-FW	15.4x19.6	Single Lens	Asym	Asym	-	Asym	-	Asym	Asym	Asym	-	-	2.72	1.94
928-C11425STRADATDW	C11425_STRADA-T-DW	19.6x15.5	Single Lens	Asym	Asym	-	-	-	-	Asym	Asym	-	-	2.63	1.88
928-C11249STRADAS	C11249_STRADA-S	19.6x15.5	Single Lens	144+168	144+176	-	-	-	-	161	146+170	-	-	2.63	1.88
928-C11252STRADAC2	C11252_STRADA-C2	19.6x15.5	Single Lens	124	136	135	-	-	-	92	92	-	-	2.63	1.88
928-CA11253STRADAC2	CA11253_STRADA-C2	19.6x15.6	Single Lens	124	132	135	-	-	-	92	92	-	-	3.15	2.25
928-C11415STRADATDN	C11415_STRADA-T-DN	19.8x15.5	Single Lens	Asym	Asym	-	-	-	-	Asym	Asym	-	-	2.63	1.88
928-C11192TUIJA3SS	C11192_TUIJA-3-SS	50	3in 1 Lens	12	14	11	-	-	-	10	12	-	-	4.56	3.26
928-C11193TUIJA3M	C11193_TUIJA-3-M	50	3in 1 Lens	19	20	16	-	-	-	14	23	-	-	4.56	3.26
928-C11191TUIJA3W	C11191_TUIJA-3-W	50	3in 1 Lens	58	59	49	-	-	-	46	58	-	-	4.56	3.26
928-C11710ANNA403S	C11710_ANNA-40-3-S	40	3in 1 Lens	12	18	-	-	-	-	11	12	-	-	4.27	3.05
928-C11711ANNA403M	C11711_ANNA-40-3-M	40	3in 1 Lens	19	25	22	-	-	-	20	22	-	-	4.27	3.05
928-C11712ANNA403W	C11712_ANNA-40-3-W	40	3in 1 Lens	36	36	29	-	-	-	26	34	-	-	4.27	3.05
928-C11793ANNA404S	C11793_ANNA-40-4-S	40	4in 1 Lens	12	18	-	-	-	-	11	12	-	-	4.27	3.05
928-C11794ANNA404M	C11794_ANNA-40-4-M	40	4in 1 Lens	19	25	22	-	-	-	20	22	-	-	4.27	3.05
928-C11795ANNA404W	C11795_ANNA-40-4-W	40	4in 1 Lens	36	36	29	-	-	-	26	34	-	-	4.27	3.05
928-C11713A405S	C11713_ANNA-40-5-S	40	5in 1 Lens	12	18	-	-	-	-	11	12	-	-	4.27	3.05
928-C11714ANNA405M	C11714_ANNA-40-5-M	40	5in 1 Lens	19	25	22	-	-	-	20	22	-	-	4.27	3.05
928-C11715ANNA405W	C11715_ANNA-40-5-W	40	5in 1 Lens	36	36	29	-	-	-	26	34	-	-	4.27	3.05
928-C11805ANNA406S	C11805_ANNA-40-6-S	40	6in 1 Lens	19	18	-	-	-	-	11	12	-	-	4.27	3.05
928-C11806ANNA406M	C11806_ANNA-40-6-M	40	6in 1 Lens	19	25	22	-	-	-	20	22	-	-	4.27	3.05
928-C11807ANNA406W	C11807_ANNA-40-6-W	40	6in 1 Lens	36	36	29	-	-	-	26	34	-	-	4.27	3.05
928-C11918ST6X1DNW	C11918_STRADA-T-6X1-DNW	119.8x25.2	6in 1 Lens	Asym	Asym	Asym	-	-	-	Asym	Asym	-	Asym	8.70	6.23
928-C11716ANNA407S	C11716_ANNA-40-7-S	40	7in 1 Lens	12	18	-	-	-	-	11	12	-	-	4.27	3.05
928-C11717ANNA407M	C11717_ANNA-40-7-M	40	7in 1 Lens	19	25	22	-	-	-	20	22	-	-	4.27	3.05
928-C11718ANNA407W	C11718_ANNA-40-7-W	40	7in 1 Lens	36	36	29	-	-	-	26	34	-	-	4.27	3.05

© Copyright 2013 Mouser Electronics
© Copyright 2013 Mouser Electronics

LUMINUS DEVICES Phlatlight® LEDs

LUMINUS LEADER IN BIG CHIP LEDS

MONOCHROME LEDS

For quantities greater than listed, call for quote.

MOUSER STOCK NO.	Luminus Devices Part No.	Fig.	Color	Wavelength	Operating Voltage (V)	Operating Current (A)	Price Each 1	25	100
896-SBT16BJ11EPATR	SBT-16-B-J11-EPA-TR	A	Blue	460nm	3.9	4	17.28	14.87	13.44
896-SBT16GJ11MPBTR	SBT-16-G-J11-MPB-TR	A	Green	525nm	4.9	4	17.28	14.87	13.44
896-SBT16RJ11MPBTR	SBT-16-R-J11-MPB-TR	A	Red	623nm	2.4	4	17.26	14.86	13.42
896-90RF11HH100	SST-90-R-F11-HH100	B	Red	624nm	2.2	6.3	30.44	26.75	24.90
896-90RF11HH101	SST-90-R-F11-HH101	B	Red	624nm	2.2	6.3	33.63	29.55	27.52
896-90GF11JG200	SST-90-G-F11-JG200	B	Green	533nm	3.7	6.3	31.76	27.92	25.99
896-90GF11JG201	SST-90-G-F11-JG201	B	Green	533nm	3.7	6.3	34.83	30.61	28.50
896-90BF11KF300	SST-90-B-F11-KF300	B	Blue	464nm	3.6	6.3	31.83	27.97	26.04
896-90BF11KG300	SST-90-B-F11-KG300	B	Blue	464nm	3.6	6.3	35.75	31.42	29.25
896-90RR11HH100	SSR-90-R-R11-HH100	C	Red	624nm	2.2	6.3	33.97	29.85	27.79
896-90GR11JG200	SSR-90-G-R11-JG200	C	Green	533nm	3.7	6.3	35.29	31.02	28.88
896-90BR11KF300	SSR-90-B-R11-KF300	C	Blue	464nm	3.6	6.3	35.36	31.07	28.93
896-90BR11KG300	SSR-90-B-R11-KG300	C	Blue	464nm	3.6	6.3	39.28	34.52	32.14
896-CBT90RC11HK100	CBT-90-R-C11-HK100	D	Red	624nm	2.4	13.5	63.61	55.90	52.04
896-CBT90GC11JJ200	CBT-90-G-C11-JJ200	D	Green	529nm	4.3	13.5	56.50	49.65	46.22
896-CBT90GC11JK200	CBT-90-G-C11-JK200	D	Green	529nm	4.3	13.5	60.10	52.82	49.17
896-CBT90BC11KJ300	CBT-90-B-C11-KJ300	D	Blue	464nm	3.9	13.5	60.06	52.78	49.15
896-CBT90BC11KK300	CBT-90-B-C11-KK300	D	Blue	464nm	3.9	13.5	62.74	55.14	51.34
896-CBT120RC11HJ100	CBT-120-R-C11-HJ100	E	Red	623nm	2.3	18	74.20	65.21	60.71
896-CBT120GC11JJ200	CBT-120-G-C11-JJ200	E	Green	528nm	4.3	18	77.76	68.33	63.61
896-CBT120BC11KJ300	CBT-120-B-C11-KJ300	E	Blue	462nm	4.1	18	77.71	68.30	63.59

RGBW LEDS

PRODUCT NEW

For quantities greater than listed, call for quote.

MOUSER STOCK NO.	Luminus Devices Part No.	Fig.	Color	Wavelength	Operating Voltage (V)	Operating Current (A)	Price Each 1	25	100
896-380RGBWD11QF100	CBM-380-RGBW-D11-QF100	F	Red	624nm	2.5	12	151.31	132.39	126.72
			Green	533nm	4	12			
			Blue	464nm	4.1	8.1			
			White	6500K	3.6	9			
896-160RGBWH41RE102	SBM-160-RGBW-H41-RE102	G	Red	624nm	2.5	4	92.62	81.39	75.78
			Green	530nm	4.6	4			
			Blue	460nm	3.8	4			
			White	5700K	3.8	4			
896-160RGBWR41RE102	SBR-160-RGBW-R41-RE102	H	Red	624nm	2.5	4	115.76	101.74	94.72
			Green	530nm	4.6	4			
			Blue	460nm	3.8	4			
			White	5700K	3.8	4			

MONOCHROME PROJECTION LEDS

For quantities greater than listed, call for quote.

MOUSER STOCK NO.	Luminus Devices Part No.	Fig.	Color	Wavelength	Operating Voltage (V)	Operating Current (A)	Price Each 1	25	100
896-PT121RC11MPB	PT-121-R-C11-MPB	I	Red	623nm	2.6	30	72.41	63.62	59.24
896-PT121GC11MPB	PT-121-G-C11-MPB	I	Green	525nm	4.9	30	81.29	71.43	66.50
896-PT121BC11EPA	PT-121-B-C11-EPA	I	Blue	460nm	4	30	74.37	65.34	60.84
896-PT120RC11MPB	PT-120-R-C11-MPB	J	Red	623nm	2.6	30	72.41	63.62	59.24
896-PT120GC11MPB	PT-120-G-C11-MPB	J	Green	525nm	4.9	30	81.29	71.43	66.50
896-PT120BC11EPA	PT-120-B-C11-EPA	J	Blue	462nm	4.9	30	72.42	63.64	59.26
896-PT54RC21MPB	PT-54-R-C21-MPB	K	Red	623nm	2.6	13.5	32.62	28.68	26.70
896-PT39RC21MPB	PT-39-R-C21-MPB	K	Red	623nm	2.6	9.8	25.23	22.17	20.64
896-PT54GC21MPB	PT-54-G-C21-MPB	K	Green	526nm	4.9	13.5	36.21	31.82	29.63
896-PT39GC21MPB	PT-39-G-C21-MPB	K	Green	526nm	4.9	9.8	26.91	23.65	22.01
896-PT54BC21EPA	PT-54-B-C21-EPA	K	Blue	462nm	4.9	13.5	32.65	28.69	26.71
896-PT39BC21EPA	PT-39-B-C21-EPA	K	Blue	462nm	4.9	9.8	25.18	22.13	20.60

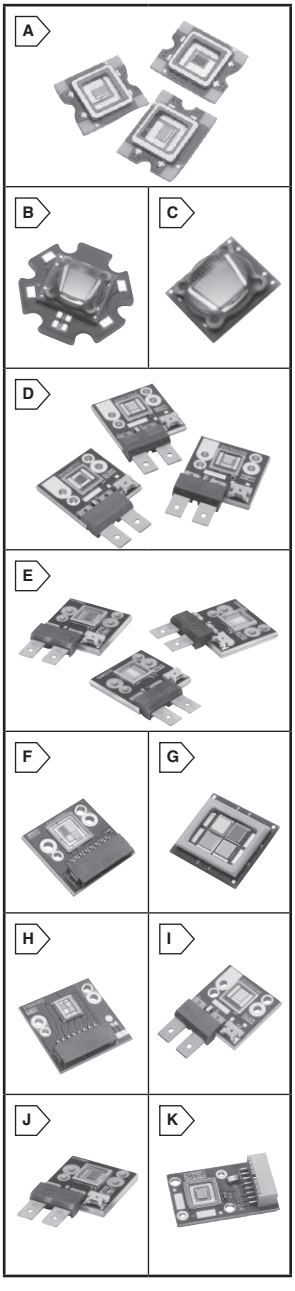

CABLE ASSEMBLIES

For quantities greater than listed, call for quote.

MOUSER STOCK NO.	Luminus Devices Part No.	Description	Price Each 1	25	100
896-400375	400375	Quick Connect	8.56	6.63	5.99
896-960026	960026	Quick Connect	8.56	6.63	5.99



LED MOUNTING SOCKETS

For quantities greater than listed, call for quote.

MOUSER STOCK NO.	Luminus Devices Part No.	Body Shape	Mounting Style	Price Each 1	25	100
896-400465	400465	Star	SMD / SMT	3.08	2.15	1.90
896-400463	400463	Star	SMD / SMT	3.08	2.15	1.90

DEVELOPMENT KITS

MOUSER STOCK NO.	Luminus Devices Part No.	Description	Price Each
896-DK105T1	DK-105T-1	Single channel development kit, with 5A driver, PAR-20 Synjet and User Manual	179.44
896-DK114N1	DK-114N-1	Single channel development kit, with 14A driver board, heatsink, interface board, cable assemblies and user manual	438.17
896-DK409N1	DK-409N-1	Single channel development kit, with 9A driver/control board, heatsink, cable assemblies and user manual	424.26
896-DK414N4	DK-414N-4	Quadruple channel development kit, with 14A driver board, heatsink, cable assemblies and user manual	833.21
896-DK136M1	DK-136M-1	Single channel development kit, with 36A driver board, heatsink, cable assemblies and user manual	471.55
896-DK136M3	DK-136M-3	Three channel development kit, with 36A driver board, heatsink, cable assemblies and user manual	1315.03

© Copyright 2013 Mouser Electronics
© Copyright 2013 Mouser Electronics

LUMINUS DEVICES Big Chip LEDs

LUMINUS
LEADER IN BIG CHIP LEDS



SST-50 SERIES

Features:
- Thermal Resistance: 2.45C°/W
- 60,000 hour L70 lifetime
- Drive Voltage: 2.5 - 3.9 volts DC
- Drive Current Range: 1.75 - 5.0 Amps

For quantities greater than listed, call for quote.

MOUSER STOCK NO.	Fig.	Color Temp.	Lumens @1.75A (max.)	Price Each 1	25	100	500
Emitter							
896-50W30MF21GH701	A	3000K	375	-	-	-	-
896-50W40SF21J2501	A	4000K	475	18.03	15.53	14.02	13.02
896-50W45SF21J2401	A	4500K	475	18.03	15.53	14.02	13.02
896-50W57SF21GK201	A	5700K	530	17.44	15.40	14.37	13.34
896-50W65SF21GK102	A	6500K	530	18.19	15.99	14.88	14.10
Emitter on Starboard							
896-50W30MR21GH701	B	3000K	375	-	-	-	-
896-50W40SR21J2501	B	4000K	475	20.05	17.62	16.41	15.56
896-50W45SR21J2401	B	4500K	475	20.05	17.62	16.41	15.56
896-50W57SR21GK201	B	5700K	530	20.46	17.99	16.75	15.88
896-50W65SR21GK102	B	6500K	530	21.72	19.09	17.77	16.84

SST-90 SERIES

Features:
- Thermal Resistance: 0.64C°/W
- 60,000 hour L70 lifetime
- Drive Voltage: 2.5 - 3.9 volts DC
- Drive Current Range: 1.0 - 9.0 Amps

For quantities greater than listed, call for quote.

MOUSER STOCK NO.	Fig.	Color Temp.	Lumens @3.15A (max.)	Price Each 1	25	100	500
Emitter							
896-90W40SF11GN501	C	4000K	1000	32.24	28.33	26.38	25.01
896-90W45SF11GN401	C	4500K	1000	32.24	28.33	26.38	25.01
896-90W57SF11N3201	C	5700K	1000	34.28	30.13	28.06	26.60
896-90W65SF11N3102	C	6500K	1000	35.75	31.42	29.25	27.73
Emitter on Starboard							
896-90W40SR11GN501	D	4000K	1000	35.77	31.44	29.26	27.75
896-90W45SR11GN401	D	4500K	1000	35.77	31.44	29.26	27.75
896-90W57SR11N3201	D	5700K	1000	37.81	33.23	30.94	29.34
896-90W65SR11N3102	D	6500K	1000	39.28	34.52	32.14	30.47

SBT-70 SERIES

Features:
- Thermal Resistance: 0.64C°/W
- Drive Voltage: 3.3 - 3.9 volts DC
- Drive Current Range: 1 - 10.5 Amps
- Industries First Round LED

PRODUCT NEW

For quantities greater than listed, call for quote.

MOUSER STOCK NO.	Fig.	Color Temp.	Lumens @10.5A (max.)	Price Each 1	25	100	500
896-SBT70WTHF75HB720	E	3000K	900	44.75	34.55	30.17	27.68
896-SBT70WTHF75HB723	E	3000K	900	57.98	44.60	42.37	37.91
896-SBT70WDHF75LA220	E	5700K	1290	47.96	37.01	32.34	29.66
896-SBT70WDHF75LA221	E	5700K	1290	57.98	44.60	42.37	37.91
896-SBT70WCSF75NA120	E	7000K	1710	44.75	34.55	30.17	27.68
896-SBT70WCSF75NA123	E	7000K	1710	57.98	44.60	42.37	37.91

SBT-90 SERIES

Features:
- Thermal Resistance: 0.90C°/W
- 70,000 hour L70 lifetime
- Drive Voltage: 3.6 volts DC
- Drive Current Range: 1.0 - 9.0 Amps

PRODUCT NEW

For quantities greater than listed, call for quote.

MOUSER STOCK NO.	Fig.	Color Temp.	Lumens @9.0A (max.)	Price Each 1	25	100	500
Emitter							
896-90W65SF71MA100	F	6500K	1485	46.18	40.59	37.79	35.82
896-90W65SF71MA101	F	6500K	1485	47.62	41.85	38.96	36.94
896-90W65SF71MA102	F	6500K	1485	48.80	42.89	39.92	37.86
896-90W65SF71KB100	F	6500K	1200	39.77	34.96	32.55	30.86
896-90W65SF71KB101	F	6500K	1200	41.01	36.04	33.56	31.81
896-90W65SF71KB102	F	6500K	1200	42.04	36.94	34.39	32.61
896-90W65SF71LA100	F	6500K	1290	43.91	38.58	35.92	34.06
896-90W65SF71LA101	F	6500K	1290	45.27	39.78	37.03	35.12
Emitter on Starboard							
896-90W65SR71MB101	G	6500K	1590	63.17	55.51	51.68	49.01
896-90W65SR71MB102	G	6500K	1590	64.65	56.82	52.90	50.15

© Copyright 2013 Mouser Electronics

CBT-140 SERIES

Features:
- Thermal Resistance: 0.6C°/W
- Drive Voltage: 3.3-3.8 volts DC
- Drive Current Range: 1 - 28 Amps
- Industries First Round LED

PRODUCT NEW

For quantities greater than listed, call for quote.

MOUSER STOCK NO.	Fig.	Color Temp.	Lumens @21A (max.)	Price Each 1	25	100	500
896-CBT14WTHC15PB720	H	3000K	2100	81.63	66.40	64.16	58.32
896-CBT14WTHC15PB723	H	3000K	2100	100.01	91.65	83.31	81.18
896-CBT14WDHC15RA220	H	5700K	2600	82.96	69.99	66.49	62.49
896-CBT14WDHC15RA221	H	5700K	2600	100.01	91.65	83.31	81.18
896-CBT14WCSC15TB120	H	7000K	3680	81.63	66.40	64.16	58.32
896-CBT14WCSC15TB123	H	7000K	3680	100.01	91.65	83.31	81.18

CST-90 SERIES (DOME LENS)

Features:
- Thermal Resistance: 0.92C°/W
- 60,000 hour L70 lifetime
- Drive Voltage: 2.5 - 3.9 volts DC
- Drive Current Range: 1.0 - 13.5 Amps

For quantities greater than listed, call for quote.

MOUSER STOCK NO.	Fig.	Color Temp.	Lumens @3.15A (max.)	Price Each 1	25	100	500
896-90W57SC13GN201	I	5700K	850	65.11	57.22	53.28	50.51
896-90W65SC13GN102	I	6500K	850	64.99	57.11	53.17	50.42

CBT-90 SERIES (FLAT LENS)

Features:
- Thermal Resistance: 0.92C°/W
- 60,000 hour L70 lifetime
- Drive Voltage: 2.5 - 3.9 volts DC
- Drive Current Range: 1.0 - 13.5 Amps

PRODUCT NEW

For quantities greater than listed, call for quote.

MOUSER STOCK NO.	Fig.	Color Temp.	Lumens @9.0A (max.)	Price Each 1	25	100	500
896-90W57HC11LA201	J	5700K	1290	143.62	125.67	-	-
896-90W65SC11MB100	J	6500K	1485	71.63	62.95	58.60	55.57
896-90W65SC11MB101	J	6500K	1485	74.61	65.57	61.04	57.88
896-90W65SC11MB102	J	6500K	1485	77.60	68.19	63.48	60.20
896-90W65SC11NA100	J	6500K	1590	100.21	88.06	81.99	77.74
896-90W65SC11NA101	J	6500K	1590	104.38	91.72	85.40	80.97
896-90W65SC11NA102	J	6500K	1590	108.54	95.39	88.81	84.20

CSM-360 SERIES (DOME LENS)

Features:
- Thermal Resistance: 0.90C°/W
- 60,000 hour L70 lifetime
- Drive Voltage: 11.0 - 17.6 volts DC
- Drive Current Range: 1.0 - 6.3 Amps

For quantities greater than listed, call for quote.

MOUSER STOCK NO.	Fig.	Color Temp.	Lumens @3.15A (max.)	Price Each 1	25	100	500
896-360W30MD22GS700	K	3000K	2100	123.33	107.92	103.29	98.66
896-360W45SD22GU400	K	4500K	3000	123.24	107.85	103.22	98.60
896-360W45SD22GV400	K	4500K	3600	132.70	116.11	111.13	106.15
896-360W57SD22GV200	K	5700K	3600	132.74	116.16	111.17	106.20
896-360W65SD22GV102	K	6500K	3600	141.72	124.00	118.70	113.38

CBM-360 SERIES (FLAT LENS)

Features:
- Thermal Resistance: 0.96C°/W
- 60,000 hour L70 lifetime
- Drive Voltage: 12.8 - 16.0 volts DC
- Drive Current Range: 1.0 - 6.3 Amps

For quantities greater than listed, call for quote.

MOUSER STOCK NO.	Fig.	Color Temp.	Lumens @6.3A (max.)	Price Each 1	25	100	500
896-360W65SD22GU102	L	6500 K	3200	129.23	113.09	108.24	103.39
896-360W65SD22GV100	L	6500 K	3440	132.68	116.10	111.12	106.14
896-360W65SD22GV102	L	6500 K	3680	141.72	124.00	118.70	113.38

© Copyright 2013 Mouser Electronics

MOLEX Helieon™ Light Modules

molex one company › a world of innovation

RoHS Compliant **This product is RoHS compliant.**

MOLEX LED ARRAY HOLDERS

- Compression contacts to power array
- Double-ended wire-trap terminal to attach power source
- Releasable wire trap for rework or replacement
- Snap lock feature for optional optic
- High-temperature thermoplastic housing
- Screw-mount attachment method for securing array to heat sink

For quantities greater than listed, call for quote.

MOUSER STOCK NO.	Molex Part No.	Fig.	Description	Price Each 1	10	25	50
LED Array Holder for Cree XLamp Arrays							
538-180160-0000	180160-0000	A	For Cree XLamp MP-L without Lens Cover, Parallel Circuits	5.37	4.44	4.01	3.70
538-180160-0001	180160-0001	A	For Cree XLamp MP-L with Lens Cover, Parallel Circuits	5.70	4.79	4.33	4.00
538-180160-0002	180160-0002	A	For Cree XLamp MP-L without Lens Cover, Series Circuits	5.37	4.44	4.01	3.70
538-180160-0003	180160-0003	A	For Cree XLamp MP-L with Lens Cover, Series Circuits	5.80	4.79	4.33	4.00
538-180220-0000	180220-0000	B	For Cree XLamp CXA20 Arrays without Lens Cover	3.66	3.08	2.60	2.48
538-180220-0001	180220-0001	B	For Cree XLamp CXA20 Arrays with Lens Cover	4.76	4.08	3.69	3.42
LED Array Holder for Illumitex Aduro and Surexi AD44							
538-180250-0001	180250-0001	C	LED Array Holder for Illumitex Aduro and Surexi AD44 with Cover	2.81	2.35	2.28	1.95
LED Array Holder for Bridgelux Arrays							
538-180150-0000	180150-0000	D	LED Array Holder for Bridgelux ES, without Lens Cover	3.22	2.64	2.42	2.24
538-180150-0001	180150-0001	D	LED Array Holder for Bridgelux ES, with Lens Cover	4.55	4.33	4.09	3.70
538-180180-0000	180180-0000	E	LED Array Holder for Bridgelux RS, without Lens Cover	6.14	5.08	4.92	4.24
LED Array Holder for Citizen Arrays							
538-180190-0000	180190-0000	F	LED Array Holder for Citizen CL-L340 without Lens Cover	3.92	3.71	3.41	3.15
538-180190-0001	180190-0001	F	LED Array Holder for Citizen CL-L340 with Lens Cover	5.29	5.01	4.62	4.25
Heat Sink for LED Array Holders				1		5	
538-180289-0000	180289-0000	G	Heat Sink, 80.00mm (3.15") Dia. Black Anodized Finish	18.20		17.59	

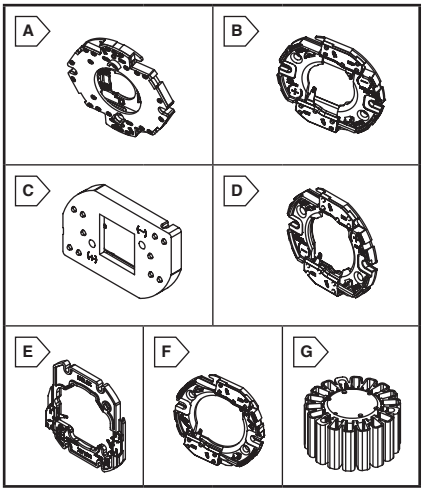

HELIEON™ SUSTAINABLE LIGHT MODULES

Features:

- Integrated solid state lighting solution for OEM fixture manufacturers, lighting designers and architects
- Multiple product options compatible with a single thermal and electronic driver system design
- Separable socketed plug-and-play solution(socket and module) with a turn-and-click installation process
- Uniform high-quality illumination with beam control optics (24, 32 and 50 degree options)
- High system efficacy enables luminaires with operating efficiencies of >50 lm/W
- Color controlled to a single 3-step MacAdams ellipse
- UL recognized (pending)
- Three year limited warranty
- Recyclable components, Pb and Mercury free, RoHS compliant

Benefits:

- Simplifies the design integration effort and accelerates time to market
- Enables flexibility to change the lighting experience after installation
- Enables separation of source and fixture,emulating traditional lighting with a familiar turn-and-click installation process
- Delivers clean white light without pixilation for precision lighting effects
- Meets or exceeds global regulatory requirements such as Energy Star, Title 24, Part L and others
- Uniform consistent white light between luminaires in the lighting installation
- Streamlines the UL-listing process for the luminaire
- Enables luminaire manufacturers to design with confidence
- Reduces environmental and disposal issues, delivering a sustainable solution

Applications:

- Down lights
- Task and accent lighting
- Spot and track lights
- Troffers and interior-area lighting
- Retail and display lighting
- Hospitality lighting
- Architectural lighting
- Decorative lighting
- Museum lighting

Notes:

1. Driving these high-current devices at low currents can result in variations in performance. For low-current operation, pulse width modulation is recommended.
2. A maximum duty cycle of 10% is recommended when operating the Helieon module at the maximum peak pulsed current specified.
3. LEDs are not designed to be driven with a reverse voltage. TYPICAL PRODUCT PERFORMANCE Helieon™ Sustainable Light Module

MAXIMUM PRODUCT RATINGS

Parameter	Maximum Rating
Maximum DC Forward Current	2000mA
Minimum DC Forward Current(1)	600mA
Maximum Peak Pulsed Current(2)	2800mA
Maximum Reverse Voltage(3)	-20V
Operating Temperature	-40°C to +95°C
Storage Temperature	-40°C to +105°C

For quantities greater than listed, call for quote.

MOUSER STOCK NO.	Molex Part No.	CCT	CRI	Beam Angle (FWHM)	Forward Current (mA)	Hot Lumens(1) (T_C 60°C)	Voltage(2) (T_C 60°C) (V)	Nominal Wattage (T_C 60°C) (W)	Nominal Efficacy (T_C 60°C) (lm/W)	Price Each 1	5	10
800 Lumen Series Modules												
538-180081-2220	180081-2220	3000K	82	24°	700	490	11.4	7.9	62	17.98	16.69	14.55
					1050	710	11.9	12.4	57			
					1400	860	12.3	17.2	50			
538-180081-2230	180081-2230	3000K	82	32°	700	490	11.4	7.9	62	17.98	16.69	14.55
					1050	710	11.9	12.4	57			
					1400	860	12.3	17.2	50			
538-180081-2250	180081-2250	3000K	82	50°	700	490	11.4	7.9	62	17.98	16.69	14.55
					1050	710	11.9	12.4	57			
					1400	860	12.3	17.2	50			
538-180081-4220	180081-4220	4100K	80	24°	700	550	11.4	7.9	70	17.98	16.69	14.55
					1050	800	11.9	12.4	64			
					1400	1020	12.3	17.2	59			
538-180081-4230	180081-4230	4100K	80	32°	700	550	11.4	7.9	70	17.98	16.69	14.55
					1050	800	11.9	12.4	64			
					1400	1020	12.3	17.2	59			
538-180081-4250	180081-4250	4100K	80	50°	700	550	11.4	7.9	70	17.98	16.69	14.55
					1050	800	11.9	12.4	64			
					1400	1020	12.3	17.2	59			
1200 Lumen Series Modules												
538-180081-2320	180081-2320	3000K	82	24°	700	730	17.2	12.0	61	21.35	19.82	17.28
					1050	1040	17.9	18.8	56			
					1400	1330	18.5	25.8	51			
538-180081-2330	180081-2330	3000K	82	32°	700	730	17.2	12.0	61	21.35	19.82	17.28
					1050	1040	17.9	18.8	56			
					1400	1330	18.5	25.8	51			
538-180081-2350	180081-2350	3000K	82	50°	700	730	17.2	12.0	61	21.35	19.82	17.28
					1050	1040	17.9	18.8	56			
					1400	1330	18.5	25.8	51			
538-180081-4320	180081-4320	4100K	80	24°	700	840	17.2	12.0	70	21.35	19.82	17.28
					1050	1200	17.9	18.8	64			
					1400	1330	18.5	25.8	59			
538-180081-4330	180081-4330	4100K	80	32°	700	840	17.2	12.0	70	21.35	19.82	17.28
					1050	1200	17.9	18.8	64			
					1400	1330	18.5	25.8	59			
538-180081-4350	180081-4350	4100K	80	50°	700	840	17.2	12.0	70	21.35	19.82	17.28
					1050	1200	17.9	18.8	64			
					1400	1530	18.5	25.8	59			
Helieon Socket		Description								1	5	10
538-180080-0000	180080-0000	80mm Socket Assembly								6.52	5.89	5.39

1. Lumen range is within ±10% of the nominal value. 2. Voltage range is within ±10% of the nominal value.



Helieon Module

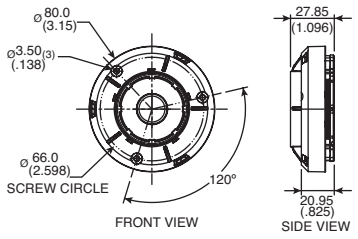

DIMENSIONS: mm (in.)

Helieon Socket

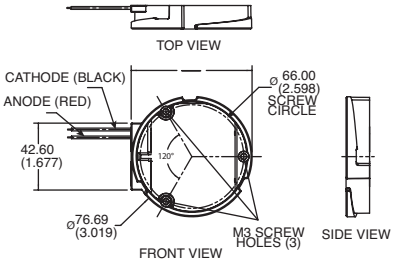

DIMENSIONS: mm (in.)

Mated Helieon System



DIMENSIONS: mm (in.)

© Copyright 2013 Mouser Electronics

© Copyright 2013 Mouser Electronics

OSRAM High Power LEDs

RoHS Compliant This product is RoHS compliant.

OSRAM
Opto Semiconductors



OSLON SERIES

PRODUCT NEW

For quantities greater than listed, call for quote.

MOUSER STOCK NO.	Osram Part No.	Fig.	Series	Color	Wavelength	Luminous Flux (lm)	Viewing Angle (°)	Voltage (VDC)	Current (mA)	Price Each 1	10	50	100
720-LUWCN7NLXEMKM46Z	LUW CN7N-KYLX-EMKM-46-Z	A	MX	Ultra White	6500K	61-112	80	3.4	100	4.52	4.15	3.73	3.33
720-LACN5MFBGB241Z	LA CN5M-FBGB-24-1-Z	A	SX	Amber	617nm	14-28	60	2.5	140	1.95	1.77	1.57	1.42
720-LYCN5MFAGA361Z	LY CN5M-FAGA-36-1-Z	A	SX	Yellow	590nm	11.2-22.4	60	2.25	140	3.05	2.80	2.51	2.24
720-LTCN5MFBGB251Z	LT CN5M-FBGB-25-1-Z	A	SX	True Green	528nm	14-28	60	3.3	140	3.48	3.16	2.81	2.56
720-LTCN5MGAHB251Z	LT CN5M-GAHB-25-1-Z	A	SX	True Green	528nm	45	60	3.3	140	.84	.828	.823	.817
720-LDCN5M4Q4R351Z	LD CN5M-4Q4R-35-1-Z	A	SX	Deep Blue	453nm	18-45	60	3.3	140	1.66	.974	.947	.906
720-LDCN5M1R1S351Z	LD CN5M-1R1S-35-1-Z	A	SX	Deep Blue	453nm	18-45	60	3.3	140	1.66	.974	.947	.906
720-LDCQAR4V5A231Z	LD CQAR-4V5A-23-1-700-R18-Z	A	SX	Blue	450nm	1000-1250	120	3.15	700	5.25	4.63	4.00	3.63
720-LUWCN5MGAHA5P7RZ	LUW CN5M-GAHA-5P7R-1-Z	A	SX	Ultra White	6500K	35.5	60	3.6	140	1.66	.974	.947	.906
720-LHCP7P1T3T1Z	LH CP7P-1T3T-1-Z	A	SSL	Hyper Red	645nm	-	80	3.2	400	5.86	5.40	4.89	3.24
720-LHCPDP1T3T1Z	LH CPDP-1T3T-1-Z	A	SSL	Hyper Red	645nm	-	150	3.2	400	5.86	5.40	4.89	3.24
720-LCWCRDPEKTLP5U8X	LCW CRDP.EC-KTLP-5U8X-1-350-R18	A	SSL	Warm White	2700K	97-121	150	3.1	800	3.21	2.82	2.45	2.21
720-LCWCR7PEKTLP5U8X	LCW CR7P.EC-KTLP-5U8X-1-350-R18	A	SSL	Warm White	2700K	97-121	80	3.1	800	3.21	2.82	2.45	2.21
720-LCWCRDPEKTLP5R8T	LCW CRDP.EC-KTLP-5R8T-1-350-R18	A	SSL	Warm White	3000K	97-121	150	3.1	800	2.69	2.36	2.04	1.85
720-LCWCR7PEKTLP5R8T	LCW CR7P.EC-KTLP-5R8T-1-350-R18	A	SSL	Warm White	3000K	97-121	80	3.1	800	2.69	2.36	2.04	1.85
720-LCWCRDPPLPLR5L7N	LCW CRDP.PC-LPLR-5L7N-1-350-R18	A	SSL	Neutral White	4000K	112-140	150	3.1	800	2.58	2.27	1.96	1.78
720-LCWCR7PPLPLR5L7N	LCW CR7P.PC-LPLR-5L7N-1-350-R18	A	SSL	Neutral White	4000K	112-140	80	3.1	800	2.58	2.27	1.96	1.78
720-LCWCRDPEKULP5L7N	LCW CRDP.EC-KULP-5L7N-1-350-R18	A	SSL	Neutral White	4000K	104.2-130	150	3.1	800	2.89	2.55	2.20	2.00
720-LCWCR7PEKULQ5L7N	LCW CR7P.EC-KULQ-5L7N-1-350-R18	A	SSL	Natural White	4000K	104.2-130	80	3.1	800	2.89	2.55	2.20	2.00
720-LCWCRDPPLQLS5H7I	LCW CRDP.PC-LQLS-5H7I-1-350-R18	A	SSL	Cool White	5000K	121-150	150	3.1	800	2.75	2.43	2.10	1.90
720-LCWCR7PPLQLS5H7I	LCW CR7P.PC-LQLS-5H7I-1-350-R18	A	SSL	Cool White	5000K	121-150	80	3.1	800	2.75	2.43	2.10	1.90
720-LUWCQDPKULQ5E8G1	LUW CQDP-KULQ-5E8G-1	A	SSL	White	5700K	104.2-130	150	3.2	1000	5.33	4.91	4.61	4.31
720-LUWCR7PLQLSHPJR1	LUW CR7P-LQLS-HPJR-1-350-R18	A	SSL	Cool White	6000K	130-164	80	3.1	1000	3.27	2.89	2.49	2.27
720-LUWCRDPLQLSHPJR1	LUW CRDP-LQLS-HPJR-1-350-R18	A	SSL	Cool White	6000K	121-140	80	3.1	1000	3.27	2.89	2.49	2.27
720-LUWCQDPKULQ5C8E1	LUW CQDP-KULQ-5C8E-1	A	SSL	Ultra White	6500K	104.2-130	150	3.2	1000	5.33	4.91	4.61	4.31

OSLON SQUARE SERIES

PRODUCT NEW

For quantities greater than listed, call for quote.

MOUSER STOCK NO.	Osram Part No.	Fig.	Color	Color Temp. (K)	Luminous Flux (lm)	Voltage (VDC)	Current (mA)	Price Each 1	10	50	100
720-LCWCQARELUMQ5U8X	LCW CQAR.EC-LUMQ-5U8X-1	A	Warm/Neutral White	2700	210	3.15	700	5.66	4.85	3.54	3.34
720-LCWCQAREMPMR5R8T	LCW CQAR.EC-MPMR-5R8T-1	A	Warm White	3000	224	3.15	700	6.14	5.26	3.84	3.62
720-LCWCQAREMQMX5R8T	LCW CQAR.EC-MQMX-5R8T-1	A	Warm White	3000	224	3.15	700	7.58	6.49	4.73	4.46
720-LCWCQARPMRMT5L7N	LCW CQAR.PC-MRMT-5L7N-1	A	Neutral White	4000	269	3.15	700	5.56	4.76	3.48	3.27
720-LCWCQARPMSMU5J7K	LCW CQAR.PC-MSMU-5J7K-1-700-R18	A	Neutral White	4500K	240	3.15	700	4.41	3.88	3.36	3.05
720-LCWCQARPMSMU5H7I	LCW CQAR.PC-MSMU-5H7I-1-700-R18	A	Cool White	5000K	240	3.15	700	4.19	3.70	3.20	2.90
720-LCWCQARPMTNP5H7I	LCW CQAR.PC-MTNP-5H7I-1-700-R18	A	Cool White	5000K	240	3.15	700	5.11	4.50	3.89	3.53
720-LUWCQARMTNPJPJQ1	LUW CQAR-MTNP-JPJQ-1-700-R18	A	Cool White	6000K	270	3.15	700	4.79	4.23	3.66	3.32
720-LUWCQARMUNQHPJR1	LUW CQAR-MUNQ-HPJR-1-700-R18	A	Cool White	6000K	280	3.15	700	5.82	5.13	4.43	4.02
720-LUWCQARMSMUJPJR1	LUW CQAR-MSMU-JPJR-1	A	Cool White	5700	280	3.15	700	5.31	4.55	3.32	3.12

OSTAR SERIES LEDS

PRODUCT NEW

For quantities greater than listed, call for quote.

MOUSER STOCK NO.	Osram Part No.	Fig.	Color	Wavelength	Luminous Flux Max.	Viewing Angle (°)	Forward Voltage (VDC)	Forward Current (mA)	Price Each 1	10	50	100
720-LERTDUWS2W	LE RTDUW S2W	B	Red, Green, Blue, White	625nm, 527nm, 453nm, 6500K	112lm, 180lm, 900mW, 224lm	120	2.45, 3.45, 3.45, 3.45	1000	21.88	20.06	18.81	18.24

CERAMOS LED

For quantities greater than listed, call for quote.

MOUSER STOCK NO.	Osram Part No.	Fig.	Color	Wavelength	Luminous Flux (lm)	Power (W)	Voltage (VDC)	Current (mA)	Price Each 1	10	50	100
720-LWC9SNF0HA58SZ	LW C9SN-F0HA-58-S-Z	C	White	5600K	72	---	3.5	500	6.93	6.40	5.63	5.11

GOLDEN DRAGON

For quantities greater than listed, call for quote.

MOUSER STOCK NO.	Osram Part No.	Fig.	Color	Wavelength	Luminous Flux (lm)	Power (W)	Voltage (VDC)	Current (mA)	Price Each 1	10	50	100
720-LYW5SMHZJZ35Z	LY W5SM-HZJZ-35-Z	D	Yellow	590nm	45	1	2.2	400	2.56	2.36	2.11	1.88
720-LTW5SMJXKX36Z	LT W5SM-JXKX-36-Z	D	True Green	525nm	81	1	3.2	350	4.19	3.87	3.09	2.69
720-LUWW5SMJZKY5P7RZ	LUW W5SM-JZKY-5P7R-Z	D	Ultra White	6500K	81	1	3.2	350	3.71	3.45	3.09	2.75
Golden Dragon Plus												
720-LRW5AMHZJZ1Z	LR W5AM-HZJZ-1-Z	D	Red	625nm	55	1	2.2	400	3.63	3.35	3.02	2.01
720-LAW5AMJXKX24Z	LA W5AM-JXKX-24-Z	D	Amber	617nm	63	1	2.2	400	3.86	3.55	3.21	2.13
720-LYW5AMHYJZ36Z	LY W5AM-HYJZ-36-Z	D	Yellow	590nm	48	1	2.2	400	3.91	3.56	3.03	2.75
720-LTW5AMJYKZ36Z	LT W5AM-JYKZ-36-Z	D	True Green	528nm	82	t1	3.2	350	5.02	2.95	2.87	2.77
720-LVW5AMJYKY25Z	LV W5AM-JYKY-25-Z	D	Verde Green	505nm	62	1	3.2	350	7.65	7.06	6.63	6.35
720-LBW5AMGYHY25Z	LB W5AM-GYHY-25-Z	D	Blue	470nm	25.5	1	3.2	350	5.02	2.95	2.87	2.77
720-LDW5AM3T3U35Z	LD W5AM-3T3U-35-Z	D	Deep Blue	455nm	492mW	1	3.2	350	5.71	5.25	4.93	4.62
720-LCWW5AMJZKY4U9XZ	LCW W5AM-JZKY-4U9X-Z	D	Warm White	2700K	85	1	3.2	350	6.30	5.82	5.47	5.23
720-LCWW5AMJZKY4R9TZ	LCW W5AM-JZKY-4R9T-Z	D	Warm White	3000K	84	1	3.2	350	6.30	5.82	5.47	5.23
720-LCWW5AMKXKY4R9TZ	LCW W5AM-KXKY-4R9T-Z	D	Warm White	3000K	84	1	3.2	350	9.01	8.32	7.52	5.00
720-LCWW5AMJZKZ4O9QZ	LCW W5AM-JZKZ-4O9Q-Z	D	Warm White	3500K	85	1	3.2	350	5.83	5.38	4.31	3.75
720-LCWW5AMKXKZ4L8NZ	LCW W5AM-KXKZ-4L8N-Z	D	Warm White	4000K	91	1	3.2	350	7.90	7.30	6.59	4.38
720-LCWW5AMKXKZ4J8KZ	LCW W5AM-KXKZ-4J8K-Z	D	Warm White	4500K	85	1	3.2	350	6.30	5.82	5.47	5.23
720-LUWW5AMKYLX6P7QZ	LUW W5AM-KYLX-6P7Q-Z	D	Ultra White	5700K	112	1	3.2	350	7.20	6.64	6.00	3.99
720-LUWW5AMKZLY6P7RZ	LUW W5AM-KZLY-6P7R-Z	D	Ultra White	6500K	123	1	3.2	350	8.10	7.48	6.76	4.48
720-LUWW5AMLXLY6P7RZ	LUW W5AM-LXLY-6P7R-Z	D	Ultra White	6500K	131	1	3.2	350	7.92	6.63	5.80	4.56

SOLERIQ SERIES

PRODUCT NEW

For quantities greater than listed, call for quote.

MOUSER STOCK NO.	Osram Part No.	Fig.	Color	Color Temp. (K)	Luminous Flux (lm)	Voltage (VDC)	Current (mA)	Light Emitting Surface size (mm)	Price Each 1	10	50	100
720-GWKAJRB2SUTQ30H4	GW KAJRB2.EM-SUTQ-30H4	E	Warm White	3000	3300	44	600	23	45.85	44.34	41.52	40.38
720-GWKAJRB2TPTR40H4	GW KAJRB2.EM-TPTR-40H4	E	Neutral White	4000	3590	44	600	23	45.85	44.34	41.52	40.38
720-GWKAJRB2TPTR57H4	GW KAJRB2.EM-TPTR-57H4	E	Cool White	5700	3590	44	600	23	45.85	44.34	41.52	40.38
720-GWKALRB3TSTU30H4	GW KALRB3.EM-TSTU-30H4	F	Warm White	3000	4500	44	880	27.3	63.79	62.60	58.61	57.01
720-GWKALRB3TUUQ40H4	GW KALRB3.EM-TUUQ-40H4	F	Neutral White	4000	5200	44	880	27.3	63.79	62.60	58.61	57.01
720-GWKALRB3TUUQ57H4	GW KALRB3.EM-TUUQ-57H4	F	Cool White	5700	5200	44	880	27.3	63.79	62.60	58.61	57.01

© Copyright 2013 Mouser Electronics
© Copyright 2013 Mouser Electronics

SEOUL SEMICONDUCTOR LEDs

RoHS Compliant **This product is RoHS compliant.**

A



B



C



D



E



F



G



H



I



J



Z-POWER LEDS

Z-Power LEDs from Seoul Semiconductor have a low thermal resistance. They are environmentally friendly, and have a low energy consumption with a high output.
Compatible Heat Sinks can be found in our Thermal Management Section of this Catalog.

For quantities greater than listed, call for quote.

MOUSER STOCK NO.	Seoul Part No.	Fig.	Color	Wavelength/ Color Temp.	Luminous Flux (lm)	Voltage (VDC)	Current	Price Each 1	10	50	100
0.4 Watt LEDs											
889-STW8Q2PAS0FA	STW8Q2PA-S0-FA	A	White	3700K	28.9	3.2	100	1.23	.942	.803	.674
889-STW8Q2PAS5CA	STW8Q2PA-S5-CA	A	White	5300K	30	3.2	100	1.23	.942	.803	.674
889-STW8Q2PAS5DA	STW8Q2PA-S5-DA	A	White	4700K	30	3.2	100	1.23	.942	.803	.674
889-STW8Q2PAS5EA	STW8Q2PA-S5-EA	A	White	4200K	30	3.2	100	1.23	.942	.803	.674
889-STW8Q2PASOGA	STW8Q2PA-SO-GA	A	White	3200K	28.9	3.2	100	1.23	.942	.803	.674
889-STW8Q2PASOHA	STW8Q2PA-SO-HA	A	White	2800K	28.9	3.2	100	1.23	.942	.803	.674
889-STW8Q2PAT0AA	STW8Q2PA-T0-AA	A	White	7000K	31	3.2	100	1.23	.942	.803	.674
889-STW8Q2PAT0BA	STW8Q2PA-T0-BA	A	White	6000K	31	3.2	100	1.23	.942	.803	.674
2.8 Watt LEDs											
889-SZR05A0A	SZR05A0A	B	Red	625nm	55	2.4	350mA	1.86	1.74	1.64	1.58
889-SZA05A0A	SZA05A0A	B	Amber	592nm	42	2.5	350mA	1.86	1.74	1.64	1.58
889-SZG05A0A	SZG05A0A	B	Green	525nm	100	3.3	350mA	2.91	2.74	2.57	2.48
889-SZB05A0A	SZB05A0A	B	Blue	465nm	28	3.3	350mA	2.34	2.20	2.08	2.00
889-SZW05A0AU2	SZW05A0A-U2	B	Pure White	6300K	105	3.3	0.7	4.46	4.19	3.94	3.80
3.8 Watt LEDs											
889-R42180	R42180	C	Red	625nm	48	2.3	0.8A	6.32	5.26	4.91	3.83
889-G42180	G42180	C	Green	525nm	70	3.25	1.0A	9.63	8.35	8.24	5.62
889-B42180	B42180	C	Blue	465nm	22	3.25	1.0A	8.01	6.68	6.25	4.86
889-W4218006U3AR	W42180-06-U3-AR	C	Pure White	6300K	118	3.3	800mA	6.96	5.79	4.90	4.22
889-W4218006U3BR	W42180-06-U3-BR	C	Pure White	6300K	118	3.3	800mA	6.96	5.79	4.90	4.22
889-W4218006U3CR	W42180-06-U3-CR	C	Pure White	6300K	118	3.3	800mA	6.96	5.79	4.90	4.22
889-S4218006T2EL	S42180-06-T2-EL	C	Natural White	4000K	76	3.3	800mA	7.38	6.14	5.20	4.47
889-N4218006T2GL	N42180-06-T2-GL	C	Warm White	3000K	72	3.3	800mA	7.38	6.14	5.20	4.47
889-N4218006T1HL	N42180-06-T1-HL	C	Warm White	3000K	72	3.3	800mA	7.38	6.14	5.20	4.47
889-R42182	R42182	D	Red	625	48	2.3	0.8A	7.28	6.06	5.65	4.41
889-G42182	G42182	D	Green	527	70	3.25	1.0A	10.46	9.00	8.80	6.14
889-B42182	B42182	D	Blue	465	22	3.25	1.0A	8.87	7.54	7.01	5.38
889-N42182H-T2	N42182H-T2	D	Warm White	3000K	66	3.25	0.8A	9.81	8.16	6.91	5.95
889-W42182U	W42182-U	D	Pure White	6300K	100	3.25	1.0A	8.61	7.18	6.99	5.68
889-F50360	F50360	E	RGB	625/525/460	35/57/13	2.5/3.8/3.6	0.35A	15.30	14.71	12.21	9.70
4.5 Watt LEDs											
889-NZ20360-X1	NZ20360-X1	F	Warm White	3000K	200	11.0	0.4	11.73	9.75	8.26	7.10
889-SZ20360-X1	SZ20360-X1	F	Natural White	4000K	210	11.0	0.4	6.03	5.68	5.33	5.15
889-SZ20360-X2	SZ20360-X2	F	Natural White	4000K	210	11.0	0.4	6.03	5.68	5.33	5.15
10 Watt LED											
889-W724C0	W724C0	G	Pure White	6300K	700	3.6	2.8A	18.19	17.12	16.05	15.52

ACRICH SERIES AC LEDS

Designed for AC source operations and high flux output applications, Acrich is semi-permanent and environmental friendly semiconductor lighting that can be used in AC without additional devices. Acrich's thermal management performance exceeds other power LED solutions. This series incorporates state of the art SMD design and thermal emission material. These LEDs are ideal light sources for general illumination applications.

For quantities greater than listed, call for quote.

MOUSER STOCK NO.	Seoul Part No.	Fig.	Color	Wavelength/ Color Temp.	Luminous Flux (lm)	Voltage (Max.)	Current	Price Each 1	10	50	100
889-AW320001X2AA	AW3200-01-X2-AA	G	Pure White	6300K	260	110VAC	40mA	8.03	6.96	5.83	4.68
889-AW320001X2BA	AW3200-01-X2-BA	G	Pure White	6300K	260	110VAC	40mA	8.03	6.96	5.83	4.68
889-AW320001X2CA	AW3200-01-X2-CA	G	Pure White	6300K	260	110VAC	40mA	8.03	6.96	5.83	4.68
889-AN320003W1GA	AN3200-03-W1-GA	G	Warm White	6300K	260	100VAC	40mA	8.03	6.96	5.83	4.68
889-AN320003W1HA	AN3200-03-W1-HA	G	Warm White	6300K	260	100VAC	40mA	8.03	6.96	5.83	4.68
889-AN424003SFA	AN4240-03-S-FA	H	Warm White	3000K	50	50VAC	20mA	4.42	3.68	3.19	2.68
889-AN424003SGA	AN4240-03-S-GA	H	Warm White	3000K	50	50VAC	20mA	4.42	3.68	3.19	2.68
889-AN424003SHA	AN4240-03-S-HA	H	Warm White	3000K	50	50VAC	20mA	4.42	3.68	3.19	2.68

ACRICH 2 SERIES AC LED MODULES

NEW PRODUCT

For quantities greater than listed, call for quote.

MOUSER STOCK NO.	Seoul Part No.	Fig.	No. of LEDs	Color	Wavelength/ Color Temp.	Luminous Flux (lm)	Voltage (Max.)	Power Rating (W)	Price Each 1	10	50	100
889-SMJPA3010120	SMJPA3010120	I	4	Warm White	3000K	290	120VAC	4	11.13	9.74	9.18	8.62
889-SMJEA3010220	SMJEA3010220	J	12	Warm White	3000K	290	120VAC	4	8.54	7.45	7.05	6.62

© Copyright 2013 Mouser Electronics
© Copyright 2013 Mouser Electronics

Hi Power LEDs

RoHS Compliant **This product is RoHS compliant.**

LUMEX SUNBRITE GENERAL ILLUMINATION LED LIGHT BARS

NEW PRODUCT

- 6", 12", and 24" LED Lightbars available

For quantities greater than listed, call for quote.

MOUSER STOCK NO.	Lumex Part No.	Fig.	Emitting Color	# of LEDs	CCT(k)	Watts	Lumens	Length	Voltage	Viewing Angle	Price Each 1	10	25	100
696-SSP-LB06MW024K03	SSP-LB06MW024K03	A	Warm White	6	2600-3000	2.5	150	6"	24VDC	120	24.61	22.77	21.80	19.08
696-SSPLBK12MW024K03	SSP-LBK12MW024K03	A	Warm White	6	2600-3000	2.5	150	6"	24VDC	120	57.98	53.66	51.36	44.94
696-SSP-LB12MW024K03	SSP-LB12MW024K03	A	Warm White	12	2600-3000	3.3	190	12"	24VDC	120	37.09	34.31	32.85	28.74
696-SSP-LB12MW024K05	SSP-LB12MW024K05	A	Warm White	12	2600-3000	5	300	12"	24VDC	120	46.18	42.74	40.91	35.79
696-SSP-LB12NW024K03	SSP-LB12NW024K03	A	Neutral White	12	3700-4300	3.3	220	12"	24VDC	120	37.09	34.31	32.85	28.74
696-SSP-LB12NW024K05	SSP-LB12NW024K05	A	Neutral White	12	3700-4300	5	300	12"	24VDC	120	46.18	42.74	40.91	35.79
696-SSP-LB12UW024K03	SSP-LB12UW024K03	A	Cool White	12	5000-6300	3.3	220	12"	24VDC	120	37.09	34.31	32.85	28.74
696-SSP-LB12UW024K05	SSP-LB12UW024K05	A	Cool White	12	5000-6300	5	360	12"	24VDC	120	46.18	42.74	40.91	35.79
696-SSP-LB24MW024K10	SSP-LB24MW024K10	A	Warm White	24	2600-3000	10	600	24"	24VDC	120	85.92	80.19	77.78	71.59
696-SSP-LB24UW024K07	SSP-LB24UW024K07	A	Cool White	24	5000-6300	6.6	440	24"	24VDC	120	74.17	68.64	65.70	57.49

LUMEX LIGHT BAR ACCESSORIES

NEW PRODUCT

For quantities greater than listed, call for quote.

MOUSER STOCK NO.	Lumex Part No.	Description	Price Each
696-SSP-PW024	SSP-PW024	LED Power Supplies 24W Adapter 100-240VAC Output 24VDC/1A	17.54
696-SSP-CA12	SSP-CA12	12" Power Line Connection Cable	2.70
696-SSP-CN10	SSP-CN10	10" Connection Cable between Light Bars	2.70
696-SSP-DM0	SSP-DM0	LED Power Supplies Dimmer Switch	19.90
696-SSP-MTCF1	SSP-MTCF1	LED Mounting Clip for Light Bars	.60

LUMEX TitanBrite™ LEDs

For quantities greater than listed, call for quote.

MOUSER STOCK NO.	Lumex Part No.	Fig.	Color	Color Temp/ Wavelength	Luminous Flux (lm)	Power (W)	Voltage (VDC)	Current (mA)	Price Each 1	10	50	100
696-LXL8047SICTR2	SML-LXL8047SICTR/2	B	Red	635nm	50	2	2.7	700	10.03	9.47	8.69	8.01
696-LXL8047SYCTR2	SML-LXL8047SYCTR/2	B	Yellow	598nm	55	2	2.5	700	10.03	9.47	8.69	8.01
696-LXL8047USBCTR3	SML-LXL8047USBCTR3	B	Blue	454nm	20	3	4.6	1500	9.26	8.75	8.03	7.40
696-LXL8047MWCTR3	SML-LXL8047MWCTR/3	B	Warm White	3000K	140	3	4.6	1000	10.25	9.45	9.10	8.54
696-LXL8047UWCTR3	SML-LXL8047UWCTR/3	B	Cool White	6000K	160	3	4.6	1000	10.95	10.35	9.49	8.75
696-LXL99SIC-TR2	SML-LXL99SIC-TR/2	C	Red	635nm	42	2	2.7	700	8.78	8.30	7.62	7.03
696-LXL99SYC-TR2	SML-LXL99SYC-TR/2	C	Yellow	598nm	58	2	2.5	700	8.78	8.30	7.62	7.03
696-LXL99USBC-TR5	SML-LXL99USBC-TR/5	C	Blue	465nm	55	5	4.5	1500	21.36	20.30	18.74	17.40
696-LXL99MWC-TR5	SML-LXL99MWC-TR/5	C	Warm White	2700K	220	5	4.5	1500	22.40	21.27	19.63	18.23
696-LXL99UWC-TR5	SML-LXL99UWC-TR/5	C	Cool White	6000K	180	5	4.5	1500	22.40	21.27	19.63	18.23

TT electronics OPTEK Technology OVSP SMD SERIES

For quantities greater than listed, call for quote.

MOUSER STOCK NO.	Lumex Part No.	Fig.	Color	Color Temp/ Wavelength	Luminous Flux (lm)	Power (W)	Voltage (VDC)	Current (mA)	Price Each 1	10	50	100
828-OVSPRBCR4	OVSPRBCR4	D	Red	625	26	1.2	2.5	0.4	2.25	1.73	1.56	1.41
828-OVSPW1BCR4	OVSPW1BCR4	D	White	---	90	1.2	3.5	0.35	3.50	2.82	2.57	1.95
828-OVSPW1BCR44	OVSPW1BCR44	--	White	---	90	1	3.5	0.35	2.35	2.27	2.18	2.10

TT electronics OPTEK Technology LED LINKS

For quantities greater than listed, call for quote.

MOUSER STOCK NO.	Optek Part No.	Fig.	Color	Color Temp/ Wavelength	Illumination (lux@0.5m)	Voltage (VDC)	Safety Grade	Price Each 1	10	50	100
828-OVQ12S30R7	OVQ12S30R7	E	Red	625nm	32	12	-	11.93	10.25	9.69	9.13
828-OVQ12S30Y7	OVQ12S30Y7	E	Yellow	590nm	32	12	-	11.93	10.25	9.69	9.13
828-OVQ12S30G7	OVQ12S30G7	E	Green	525nm	50	12	-	13.67	11.75	11.11	10.46
828-OVQ12S30B7	OVQ12S30B7	E	Blue	470nm	20	12	-	12.94	11.12	10.51	9.90
828-OVQ12S30WW7	OVQ12S30WW7	E	Warm White	3300K	60	12	-	14.43	12.41	11.74	11.05
828-OVQ12S30W7	OVQ12S30W7	E	White	5500K	68	12	-	13.85	11.90	11.26	10.60
828-OVM12F3R7	OVM12F3R7	F	Red	623nm	20	12	IP67	2.56	2.49	2.35	2.23
828-OVM12F3Y7	OVM12F3Y7	F	Yellow	590nm	18	12	IP67	2.90	2.49	2.35	2.23
828-OVM12F3G7	OVM12F3G7	F	Green	525nm	14	12	IP67	3.19	2.74	2.59	2.44
828-OVM12F3B7	OVM12F3B7	F	Blue	470nm	6	12	IP67	3.19	2.75	2.60	2.44
828-OVM12F3W7	OVM12F3W7	F	White	5000-7000K	16	12	IP67	3.53	3.04	2.88	2.71
828-OVM18F4R7	OVM18F4R7	G	Red	623nm	24	18	IP67	3.35	3.26	3.09	2.91
828-OVM18F4Y7	OVM18F4Y7	G	Yellow	590nm	22	18	IP67	3.55	3.06	2.89	2.73
828-OVM18F4G7	OVM18F4G7	G	Green	525nm	16	18	IP67	3.99	3.88	3.68	3.47
828-OVM18F4B7	OVM18F4B7	G	Blue	470nm	8	18	IP67	3.97	3.41	3.23	3.05
828-OVM18F4W7	OVM18F4W7	G	White	5000-7000K	20	18	IP67	5.35	4.59	4.34	4.09

TT electronics OPTEK Technology LED LIGHT BARS

NEW PRODUCT

For quantities greater than listed, call for quote.

MOUSER STOCK NO.	Optek Part No.	Color	Color Temp.	Luminous (lm)	Length (in.)	Width (mm)	Current (mA)	Voltage (VDC)	Price Each 1	10	50	100
828-OPA779D610	OPA779D-610	Cool White	7000K	90	24	15.4	85	12	14.66	14.24	13.82	13.41
828-OPA779D1169	OPA779D-1169	Cool White	7000K	180	45	15.4	175	12	24.96	24.25	23.53	22.82

OHMITE S SERIES LED HEATSINKS

For quantities greater than listed, call for quote.

MOUSER STOCK NO.	Ohmite Part No.	Fig.	Surface Area (in^2/mm^2)	Thermal Resistance (°C/W) Free Conv.	Forced Conv.	Height (in/mm)	Price Each 1	10	100
588-SV-LED-113E	SV-LED-113E	H	18/11,739	6.67	4.33	.50/12.7	2.38	2.08	1.86
588-SA-LED-113E	SA-LED-113E	H	18/11,739	5.33	4.33	.50/12.7	2.57	2.25	2.02
588-SV-LED-125E	SV-LED-125E	H	36/23,478	5.33	2.88	1.0/12.7	3.05	2.69	2.41
588-SA-LED-125E	SA-LED-125E	H	36/23,478	4.27	2.88	1.0/12.7	3.48	3.06	2.75
588-SV-LED-151E	SV-LED-151E	H	72/46,956	4.00	1.89	2.0/50.8	6.51	5.32	4.73
588-SA-LED-151E	SA-LED-151E	H	72/46,956	3.20	1.89	2.0/50.8	5.63	4.92	4.43
588-SV-LED-176E	SV-LED-176E	H	108/70,434	3.11	1.55	3.0/76.2	8.86	7.24	6.44
588-SA-LED-176E	SA-LED-176E	H	108/70,434	2.49	1.55	3.0/76.2	7.73	6.75	6.09

A



B



C



D

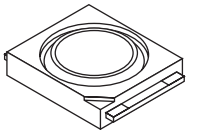

E



F

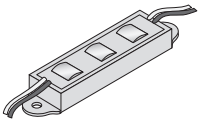

G

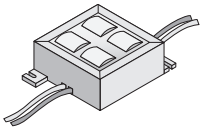

H

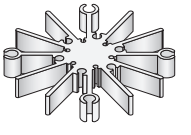

© Copyright 2013 Mouser Electronics

© Copyright 2013 Mouser Electronics

Lenses for High Power LEDs

RoHS Compliant This product is RoHS compliant.

DBM REFLEX LIGHTING SOLUTIONS LENSES FOR HIGH POWER LEDS

Specifications:

- Optical grade PMMA lens material allows use of high current and temperature conditions
- Epoxy or Polyurethane adhesive can be used to fasten the lens to PCB
- Note - Not made to handle cyanoacrylate (superglue) adhesive

NEW PRODUCT

DIMENSIONS: mm

For quantities greater than listed, call for quote.

MOUSER STOCK NO.	DBM Reflex Part No.	Fig.	Beam Type	Half Angle Diver-gence	Curve Type	Diameter	Material	Operating Temperature	Price Each 1	50	100	500
Osram - Golden Dragon												
735-O-001	O-001	A	Wide	29°	Flat	13mm	PMMA HT	-40°C+110°C	2.42	2.17	1.99	1.82
735-O-002	O-002	A	Very Narrow	6°	Peak	13mm	PMMA HT	-40°C+110°C	2.42	2.17	1.99	1.82
735-O-002S	O-002s	A	Very Narrow	6°	Peak	13mm	PMMA HT	-40°C+110°C	2.42	2.17	1.99	1.82
735-O-003	O-003	A	Medium	16°	Peak	13mm	PMMA HT	-40°C+110°C	2.42	2.17	1.99	1.82
735-O-003S	O-003s	A	Medium	18°	Flat	13mm	PMMA HT	-40°C+110°C	2.42	2.17	1.99	1.82
735-O-004	O-004	B	Side Emitting	3°	--	18mm	PMMA HT	-40°C+110°C	2.42	2.17	1.99	1.82
735-O-005	O-005	C	Very Narrow	6°	Peak/Flat	14.5mm	PMMA	-40°C+90°C	2.42	2.17	1.99	1.82
735-O-005S	O-005s	C	Very Narrow	5°	Peak/Flat	14.5mm	PMMA	-40°C+90°C	2.42	2.17	1.99	1.82
735-O-006	O-006	C	Medium	15°	Peak	14.5mm	PMMA	-40°C+90°C	2.42	2.17	1.99	1.82
735-O-007	O-007	C	Wide	30°	Peak	14.5mm	PMMA	-40°C+90°C	2.42	2.17	1.99	1.82
Citizen - Orion CL - L100												
735-C-001	C-001	D	Wide	30°	Flat	50mmx17mm	PMMA HT	-40°C+110°C	3.12	2.81	2.58	2.34
735-C-002	C-002	D	Narrow	6°	Peak	50mmx17mm	PMMA HT	-40°C+110°C	3.12	2.81	2.58	2.34
735-C-003	C-003	D	Medium	15°	Flat	50mmx17mm	PMMA HT	-40°C+110°C	3.12	2.81	2.58	2.34
Lumiled - Luxeon Rebel												
735-R-001	R-001	E	Wide	29°	Flat	18mm	PMMA HT	-40°C+110°C	2.48	2.24	2.04	1.86
735-R-001S	R-001s	E	Wide	28°	Flat	18mm	PMMA HT	-40°C+110°C	2.48	2.24	2.04	1.86
735-R-002	R-002	E	Narrow	11°	Peak	18mm	PMMA HT 121	-40°C+110°C	2.48	2.24	2.04	1.86
735-R-003	R-003	E	Very Narrow	5°	Peak	18mm	PMMA HT 121	-40°C+110°C	2.48	2.24	2.04	1.86
735-R-003S	R-003s	E	Very Narrow	7°	Peak	18mm	PMMA HT 121	-40°C+110°C	2.48	2.24	2.04	1.86
735-R-004	R-004	E	Medium	14°	Peak	18mm	PMMA HT	-40°C+110°C	2.48	2.24	2.04	1.86
735-R-004S	R-004s	E	Medium	11°	Peak	18mm	PMMA HT	-40°C+110°C	2.48	2.24	2.04	1.86
735-R-005	R-005	E	Side Emitting	6°	--	18mm	PMMA HT	-40°C+110°C	2.48	2.24	2.04	1.86
Nichia - NS6												
735-N-001	N-001	F	Wide	28°	Flat	13.7mm	PMMA	-40°C+90°C	2.42	2.17	1.99	1.82
Cree LEDs - XBD-XPE-XPG-MTG												
735-CR-001	CR-001	G	25°	--	--	19mm	PMMA	-40°C+100°C	7.64	6.88	6.29	5.74
735-R-001SXB	R-001SXB	H	Wide	--	--	18mm	PMMA UL:HB94	-40°C+90°C	2.82	2.55	2.32	2.12
735-R-003SXB	R-003SXB	I	Narrow	--	--	18mm	PMMA UL:HB95	-40°C+90°C	2.82	2.55	2.32	2.12
735-R-004SXB	R-004SXB	J	Medium	--	--	18mm	PMMA UL:HB96	-40°C+90°C	2.82	2.55	2.32	2.12

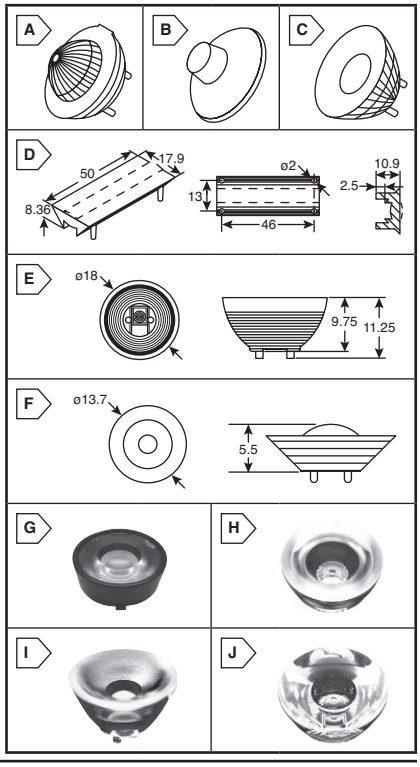

LedLink Linking LEDs to The Real World LENSES FOR HIGH POWER LEDS

For quantities greater than listed, call for quote.

MOUSER STOCK NO.	LEDLink Optics Part No.	Fig.	Lens Type	Dimensions (mm)	Viewing Angle	Fitting LED CREE	OSRAM	SEOUL	Price Each 1	50	100	500
385-LL01CR-DF40L	LL01CR-DF40L	A	Single Lens	11.8x6.6	40°	XPE	-	-	1.73	1.57	1.50	1.42
385-LL01CR-DF60L	LL01CR-DF60L	B	Single Lens	11.8x6.6	60°	XPE	-	-	1.73	1.57	1.50	1.42
385-LL01CR-DF25L-M2	LL01CR-DF25L-M2	C	Single Lens	13.5x7.1	25°	XPE	-	-	1.81	1.65	1.57	1.50
385-LL01CR-BR30L	LL01CR-BR30L	D	Single Lens	19.6x12.5	30°	XPE XRE	Oslon	-	1.73	1.57	1.50	1.42
385-LL01CR-BR40L	LL01CR-BR40L	E	Single Lens	19.6x12.5	40°	XPE XRE	Oslon	P4	1.73	1.57	1.50	1.42
385-LL01OS-AX40L	LL01OS-AX40L	F	Single Lens	21.5x13.4	40°	XPE XRE	Oslon GD+	P4 Z5	1.73	1.57	1.50	1.42
385-LL01OS-AX60L	LL01OS-AX60L	G	Single Lens	21.5x13.4	60°	XPE XRE	GD+	P4 Z5	1.73	1.57	1.50	1.42
385-LL01ED-AS60L	LL01ED-AS60L	H	Single Lens	21.9x13	60°	XPE	-	P4	1.73	1.57	1.50	1.42
385-LL01ED-FM38L	LL01ED-FM38L	I	Single Lens	19.19x10.6	38°	XPE	Oslon GD+	P4 Z5	1.73	1.57	1.50	1.42
385-LL01ZZ-EX40L	LL01ZZ-EX40L	J	Single Lens	21x9.3	40°	XPE	Oslon GD+	P4 Z5	1.73	1.57	1.50	1.42
385-LL01ZZ-EX60L	LL01ZZ-EX60L	K	Single Lens	21x9.3	60°	XPE	Oslon GD+	P4 Z5	1.73	1.57	1.50	1.42
385-LL01ZZ-EX10L-M2	LL01ZZ-EX10L-M2	L	Single Lens	22.4x9.6	10°	XPE	-	-	1.81	1.65	1.57	1.50
385-LL01ZZ-FL40L	LL01ZZ-FL40L	M	Single Lens	22x10.6	40°	XPE XRE	Oslon	P4 Z5	1.81	1.65	1.57	1.50
385-LL01ZZ-FL60L	LL01ZZ-FL60L	N	Single Lens	22x10.6	60°	XPE XRE	Oslon	P4 Z5	1.81	1.65	1.57	1.50
385-LL01OS-CB15L	LL01OS-CB15L	O	Single Lens	25.6x10	15°	XPE	Oslon GD+	P4 Z5	1.81	1.65	1.57	1.50
385-LL01CR-DG30L	LL01CR-DG30L	P	Single Lens	28.8x16.5	30°	XPE XRE	Oslon GD+	P4 Z5	2.71	2.46	2.34	2.24
385-LL01CR-DG40L	LL01CR-DG40L	Q	Single Lens	28.8x16.5	40°	XPE XRE	Oslon GD+	P4 Z5	2.71	2.46	2.34	2.24
385-LL01ED-CJ60R-M2	LL01ED-CJ60R-M2	R	Convex Lens	26.7x13	60°	XPE XRE	GD+	P4	1.81	1.65	1.57	1.50
385-LL01ED-AJ40L	LL01ED-AJ40L	S	Color Mixing Lens	28.8x19.8	40°	MCE Color	Oslon GD+	P4 Z5	2.71	2.46	2.34	2.24
385-LL01CR-FT60135L	LL01CR-FT60135L	T	Street Lighting Lens	18x9.3x7	60°	XPE	Oslon	-	1.81	1.65	1.57	1.50
385-LL01CR-AU85135L	LL01CR-AU85135L	U	Street Lighting Lens	18x10.1x7.6	85°	XPE	Oslon	-	1.81	1.65	1.57	1.50
385-LL03ED-GK60L	LL03ED-GK60L	V	3in1 Lens	33.2x10.3	60°	XPE	Oslon	Z5	3.48	3.16	3.01	2.87
385-LL03LU-DO15L	LL03LU-DO15L	W	3in1 Lens	35x10.6	15°	XPE	Oslon	Z5	3.09	2.81	2.68	2.55
385-LL04LU-DO25L	LL04LU-DO25L	X	4in1 Lens	35x10.4	25°	XPE	Oslon	Z5	3.48	3.16	3.01	2.87
385-LL05CR-FR40L	LL05CR-FR40L	Y	5in1 Lens	35.8x6.5	40°	XPE	-	-	3.96	3.60	3.42	3.26
385-LL06ED-AE25L	LL06ED-AE25L	Z	6in1 Lens	73.2x13.5	25°	XPE XRE	Oslon GD+	Z5 P4	7.40	6.73	6.41	6.10
385-LL07ED-GK60L	LL07ED-GK60L	AA	7in1 Lens	47x10.7	60°	XPE	Oslon	Z5	5.91	5.37	5.11	4.87
385-LL09ED-GK40L	LL09ED-GK40L	BB	9in1 Lens	67x9.8	40°	XPE	Oslon	Z5	6.78	6.16	5.87	5.60
385-LL12ED-AG45L	LL12ED-AG45L	CC	12in1 Lens	122x13.5	45°	XPE	Oslon GD+	Z5 P4	16.07	14.61	13.91	13.25

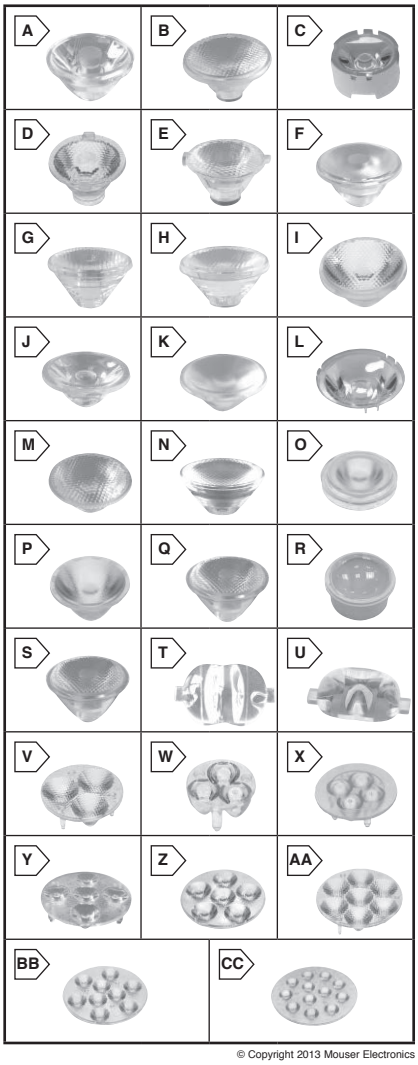

© Copyright 2013 Mouser Electronics

© Copyright 2013 Mouser Electronics

AVAGO Surface Mount and Thru-Hole LEDs

RoHS Compliant **This product is RoHS compliant.**

AVAGO TECHNOLOGIES

AVAGO SURFACE MOUNT LEDS

For quantities greater than listed, call for quote.

MOUSER STOCK NO.	Avago Part No.	Package	Color		Forward Voltage	Illum. Intensity (typ.)(mcd)	Wavelength (nm)	Price Each			
			Source	Lens				1	25	100	500
630-HSMH-C190	HSMH-C190	0603	Red	Diffused	1.8	17	639	.17	.128	.086	.071
630-HSMS-C190	HSMS-C190	0603	Red	Diffused	2.1	10	626	.17	.128	.086	.071
630-HSMC-C190	HSMC-C190	0603	Red	Diffused	1.9	90	626	.34	.257	.171	.141
630-HSMA-C190	HSMA-C190	0603	Amber	Diffused	1.9	90	592	.34	.257	.171	.141
630-HSMY-C190	HSMY-C190	0603	Yellow	Diffused	2.1	8	586	.17	.128	.086	.071
630-HSMG-C190	HSMG-C190	0603	Green	Diffused	2.2	5	572	.17	.128	.086	.071
630-HSMQ-C191	HSMQ-C191	0603	Green	Diffused	3.4	145	527	.87	.621	.535	.439
630-HSMR-C190	HSMR-C190	0603	Blue	Diffused	3.4	55	473	.67	.482	.385	.321
630-HSMF-C165	HSMF-C165	0603	Green/Red	Diffused	2.2/2.1	15/10	572/621	.30	.225	.15	.124
630-HSMH-C170	HSMH-C170	0805	Red	Diffused	1.8	17	639	.17	.128	.086	.071
630-HSMS-C170	HSMS-C170	0805	Red	Diffused	2.1	10	626	.17	.128	.086	.071
630-HSMC-C170	HSMC-C170	0805	Red	Diffused	1.9	90	626	.34	.257	.171	.141
630-HSMD-C170	HSMD-C170	0805	Orange	Diffused	2.2	8	604	.17	.128	.086	.071
630-HSMA-C170	HSMA-C170	0805	Amber	Diffused	1.9	90	592	.34	.257	.171	.141
630-HSMY-C170	HSMY-C170	0805	Yellow	Diffused	2.1	8	586	.17	.128	.086	.071
630-HSMG-C170	HSMG-C170	0805	Green	Diffused	2.2	15	572	.17	.128	.086	.071
630-HSMM-C170	HSMM-C170	0805	Green	Diffused	3.3	120	525	.87	.621	.535	.439
630-HSMR-C170	HSMR-C170	0805	Blue	Diffused	3.4	55	473	.67	.482	.385	.321
630-HSMN-C170	HSMN-C170	0805	Blue	Diffused	3.3	35	470	.67	.482	.385	.321
630-HSMH-C150	HSMH-C150	1206	Red	Diffused	1.8	17	639	.17	.128	.086	.071
630-HSMS-C150	HSMS-C150	1206	Red	Diffused	2.1	10	626	.17	.128	.086	.071
630-HSMD-C150	HSMD-C150	1206	Orange	Diffused	2.2	8	604	.17	.128	.086	.071
630-HSMY-C150	HSMY-C150	1206	Yellow	Diffused	2.1	8	586	.17	.128	.086	.071
630-HSMG-C150	HSMG-C150	1206	Green	Diffused	2.2	8	572	.17	.128	.086	.071
630-HSMQ-C150	HSMQ-C150	1206	Green	Diffused	3.4	145	527	.87	.621	.535	.439
630-HSMR-C150	HSMR-C150	1206	Blue	Diffused	3.4	55	473	.67	.482	.385	.321
630-HSMN-C150	HSMN-C150	1206	Blue	Diffused	3.3	35	470	.67	.482	.385	.321
630-HSMF-C155	HSMF-C155	1210	Green/Red	Diffused	2.2/2.1	15/10	572/626	.30	.225	.15	.124
630-HSMF-C156	HSMF-C156	1210	Green/Yellow	Diffused	2.2/2.1	15/8	572/586	.30	.225	.15	.124
630-HSMF-C118	HSMF-C118	1210	RGB	Diffused	1.9/3.5/3.5	40/120/40	626/525/470	1.44	1.11	.963	.792
630-HSMC-C265	HSMC-C265	1305	Red	Non-diffused	1.9	75	626	.34	.257	.171	.141
630-HSMA-C265	HSMA-C265	1305	Amber	Non-diffused	1.9	75	592	.34	.257	.171	.141
630-HSMG-C265	HSMG-C265	1305	Green	Non-diffused	2.2	15	572	.30	.225	.15	.124
630-HSMZ-A100-R00J1	HSMZ-A100-R00J1	PLCC-2	Red	Epoxy	2.2	200	639	.47	.332	.268	.22
630-HSMS-A100-J00J1	HSMS-A100-J00J1	PLCC-2	Red	Epoxy	2.2	15	626	.16	.118	.086	.067
630-HSMC-A100-Q00J1	HSMC-A100-Q00J1	PLCC-2	Red	Epoxy	1.9	100	626	.20	.15	.107	.085
630-HSMC-A101-S00J1	HSMC-A101-S00J1	PLCC-2	Red	Epoxy	1.9	220	626	.28	.214	.139	.117
630-HSML-A101-S00J1	HSML-A101-S00J1	PLCC-2	Orange	Epoxy	1.9	220	605	.28	.214	.139	.117
630-HSMU-A100-R00J1	HSMU-A100-R00J1	PLCC-2	Amber	Epoxy	2.2	160	594	.45	.321	.257	.212
630-HSMG-A100-J02J1	HSMG-A100-J02J1	PLCC-2	Green	Epoxy	1.9	220	592	.16	.118	.086	.067
630-HSMA-A100-Q00J1	HSMA-A100-Q00J1	PLCC-2	Amber	Epoxy	1.9	100	590	.20	.15	.107	.085
630-HSMA-A101-S00J1	HSMA-A101-S00J1	PLCC-2	Amber	Epoxy	1.9	220	590	.31	.235	.161	.128
630-HSMM-A101-R00J1	HSMM-A101-R00J1	PLCC-2	Green	Epoxy	3.4	200	525	1.01	.706	.621	.514
630-HSMM-A100-S00J1	HSMM-A100-S00J1	PLCC-2	Green	Epoxy	3.4	350	525	1.06	.813	.706	.589
630-ASMT-UGB5-NV702	ASMT-UGB5-NV702	PLCC-2	Green	Silicon	4.1	1800	525	.72	.514	.407	.332
630-ASMT-UBB5-NS8Q2	ASMT-UBB5-NS8Q2	PLCC-2	Blue	Silicon	4.1	260	470	.60	.428	.342	.282
630-HSMN-A100-P00J1	HSMN-A100-P00J1	PLCC-2	Blue	Epoxy	3.4	50	470	.94	.663	.578	.482
630-ASMT-UWB1-NX302	ASMT-UWB1-NX302	PLCC-2	White	Silicon	3.6	3550	-	.57	.407	.321	.265
630-ASMC-PRB9-TV005	ASMC-PRB9-TV005	PLCC-4	Red	Epoxy	2.8	790	630	.57	.407	.321	.265
630-ASMT-SGB5-NW703	ASMT-SGB5-NW703	PLCC-4	Green	Silicon	4.1	2850	525	.70	.492	.428	.353
630-ASMT-SBB5-NT703	ASMT-SBB5-NT703	PLCC-4	Blue	Silicon	4.1	715	470	.67	.482	.385	.321
630-ASMT-SWB5-NW703	ASMT-SWB5-NW703	PLCC-4	White	Silicon	4.1	2850	-	.70	.492	.428	.353
630-ASMT-YTB2-0BB02	ASMT-YTB2-0BB02	PLCC-6	Red/Green/Blue	Silicone	2.1V/3.2V/3.2V	745/1600/380	622/530/470	1.61	1.23	1.07	.888
630-ASMT-YTC2-0AA02	ASMT-YTC2-0AA02	PLCC-6	Red/Green/Blue	Silicone	2.1V/3.2V/3.2V	450/560/180	622/530/470	1.61	1.23	1.07	.888
630-ASMT-YTD2-0BB02	ASMT-YTD2-0BB02	PLCC-6	Red/Green/Blue	Silicone	2.1V/3.2V/3.2V	745/1600/380	622/530/470	1.61	1.23	1.07	.888
630-HSMH-C110	HSMH-C110	RA	Red	Non-diffused	1.8	17	639	.17	.128	.086	.071
630-HSMS-C110	HSMS-C110	RA	Red	Non-diffused	2.1	10	626	.17	.128	.086	.071
630-HSMA-C110	HSMA-C110	RA	Amber	Non-diffused	1.9	95	592	.39	.289	.193	.159
630-HSMY-C110	HSMY-C110	RA	Yellow	Non-diffused	2.1	10	586	.17	.128	.086	.071
630-HSMG-C110	HSMG-C110	RA	Green	Non-diffused	2.2	15	572	.17	.128	.086	.071
630-HSMR-C110	HSMR-C110	RA	Blue	Non-diffused	3.4	60	473	.67	.482	.385	.321

AVAGO THRU-HOLE LEDS

For quantities greater than listed, call for quote.

MOUSER STOCK NO.	Avago Part No.	Package	Color		Forward Voltage	Illum. Intensity (typ.)(mcd)	Wavelength (nm)	Price Each			
			Source	Lens				1	25	100	500
630-HLMP-K150	HLMP-K150	T1	Red	Tinted, Diffused	1.8	2	645	.43	.321	.214	.177
630-HLMP-K155	HLMP-K155	T1	Red	Water Clear	1.8	3	645	.45	.321	.257	.212
630-HLMP-K101	HLMP-K101	T1	Red	Tinted, Diffused	1.8	45	645	.43	.321	.214	.177
630-HLMP-K105	HLMP-K105	T1	Red	Water Clear	1.8	65	645	.34	.257	.171	.141
630-HLMP-NG07	HLMP-NG07	T1	Red	Non-diffused	1.9	90.2	645	.34	.257	.171	.141
630-HLMP-1600	HLMP-1600	T1	Red	Tinted, Diffused	5	2.1	635	.57	.407	.321	.265
630-HLMP-1600-D00A2	HLMP-1600-D00A2	T1	Red	Tinted, Diffused	5	2.1	635	.87	.621	.535	.439
630-HLMP-1601	HLMP-1601	T1	Red	Tinted, Diffused	12	2.2	635	.57	.407	.321	.265
630-HLMP-1700	HLMP-1700	T1	Red	Tinted, Diffused	1.7	2.3	635	.43	.321	.214	.177
630-HLMP-1700-B0002	HLMP-1700-B0002	T1	Red	Tinted, Diffused	1.7	2.3	635	.42	.30	.235	.195
630-HLMP-1700-B00A2	HLMP-1700-B00A2	T1	Red	Tinted, Diffused	1.7	2.3	635	.70	.492	.428	.353
630-HLMP-1301-E00A1	HLMP-1301-E00A1	T1	Red	Diffused	1.9	3.4	635	.60	.428	.342	.282
630-HLMP-1301-E00A2	HLMP-1301-E00A2	T1	Red	Diffused	1.9	3.4	635	.60	.428	.342	.282
630-HLMP-1321	HLMP-1321	T1	Red	Tinted, Non-diffused	1.9	30	635	.26	.193	.128	.106
630-HLMP-1340	HLMP-1340	T1	Red	Tinted, Non-diffused	1.9	30	635	.34	.257	.171	.141
630-HLMP-1301	HLMP-1301	T1	Red	Tinted, Diffused	1.9	3.4	635	.26	.193	.128	.106
630-HLMP-1301-E0002	HLMP-1301-E0002	T1	Red	Tinted, Diffused	1.9	3.4	635	.30	.225	.15	.124
630-HLMP-NL06	HLMP-NL06	T1	Amber	Non-diffused	1.9	90.2	600	.34	.257	.171	.141
630-HLMP-1401	HLMP-1401	T1	Yellow	Tinted, Diffused	2	2.2	585	.26	.193	.128	.106
630-HLMP-1440	HLMP-1440	T1	Yellow	Tinted, Non-diffused	2	45	585	.34	.257	.171	.141
630-HLMP-1719	HLMP-1719	T1	Yellow	Tinted, Diffused	1.8	2.1	585	.43	.321	.214	.177
630-HLMP-1719-A00A2	HLMP-1719-A00A2	T1	Yellow	Tinted, Diffused	1.8	2.1	585	.70	.492	.428	.353
630-HLMP-1620	HLMP-1620	T1	Yellow	Tinted, Diffused	5	2.2	585	.57	.407	.321	.265
630-HLMP-1621	HLMP-1621	T1	Yellow	Tinted, Diffused	12	2.2	585	.60	.428	.342	.282
630-HLMP-1401-D00A1	HLMP-1401-D00A1	T1	Yellow	Diffused	2	3.6	5.85	.60	.428	.342	.282

© Copyright 2013 Mouser Electronics
© Copyright 2013 Mouser Electronics

AVAGO THRU-HOLE LEDS (CONT.)

For quantities greater than listed, call for quote.

MOUSER STOCK NO.	Avago Part No.	Package	Color		Forward Voltage	Illum. Intensity (typ.) (mcd)	Wavelength (nm)	Price Each			
			Source	Lens				1	25	100	500
630-HLMP-1401-D00A2	HLMP-1401-D00A2	T1	Yellow	Diffused	2	3.6	585	.60	.428	.342	.282
630-HLMP-1420	HLMP-1420	T1	Yellow	Tinted, Non-diffused	2	15	585	.43	.321	.214	.177
630-HLMP-1421	HLMP-1421	T1	Yellow	Tinted, Non-diffused	2	15	585	.26	.193	.128	.106
630-HLMP-1503	HLMP-1503	T1	Green	Tinted, Diffused	2.1	1	565	.26	.193	.128	.106
630-HLMP-1640	HLMP-1640	T1	Green	Tinted, Diffused	5	1.6	565	.57	.407	.321	.265
630-HLMP-1640-B00A2	HLMP-1640-B00A2	T1	Green	Tinted, Diffused	5	1.6	565	.87	.621	.535	.439
630-HLMP-1641	HLMP-1641	T1	Green	Tinted, Diffused	12	1.6	565	.57	.407	.321	.265
630-HLMP-1790	HLMP-1790	T1	Green	Tinted, Diffused	1.9	2.3	565	.43	.321	.214	.177
630-HLMP-1790-A0002	HLMP-1790-A0002	T1	Green	Tinted, Diffused	1.9	2.3	565	.42	.30	.235	.195
630-HLMP-1790-A00A2	HLMP-1790-A00A2	T1	Green	Tinted, Diffused	1.9	2.3	565	.70	.492	.428	.353
630-HLMP-1503-C00A2	HLMP-1503-C00A2	T1	Green	Diffused	2.1	2.6	565	.60	.428	.342	.282
630-HLMP-1503-D0000	HLMP-1503-D0000	T1	Green	Tinted, Diffused	2.1	4.2	565	.30	.225	.15	.124
630-HLMP-1520	HLMP-1520	T1	Green	Tinted, Non-diffused	2.1	22	565	.43	.321	.214	.177
630-HLMP-1521	HLMP-1521	T1	Green	Tinted, Non-diffused	2.1	22	565	.26	.193	.128	.106
630-HLMP-1540	HLMP-1540	T1	Green	Untinted, Non-diffused	2.1	45	565	.34	.257	.171	.141
630-HLMP-K600	HLMP-K600	T1	Emld Green	Diffused	2.1	1	558	.43	.321	.214	.177
630-HLMP-4000	HLMP-4000	T1-3/4	Green/Red	Diffused	2.2/1.9	2.1/2.6	568/635	.57	.407	.321	.265
630-HLMP-4000-010	HLMP-4000#010	T1-3/4	Green/Red	Diffused	2.2/1.9	2.1/2.6	568/635	.87	.621	.535	.439
630-HLMP-4101	HLMP-4101	T1-3/4	Red	-	1.8	1000	650	.45	.321	.257	.212
630-HLMP-D150	HLMP-D150	T1-3/4	Red	Tinted, Diffused	1.6	3	645	.43	.321	.214	.177
630-HLMP-D155	HLMP-D155	T1-3/4	Red	Non-diffused	1.6	10	645	.45	.321	.257	.212
630-HLMP-D101	HLMP-D101	T1-3/4	Red	Tinted, Diffused	1.8	70	645	.34	.257	.171	.141
630-HLMP-D105	HLMP-D105	T1-3/4	Red	Non-diffused	1.8	240	645	.34	.257	.171	.141
630-HLMP-EG3A-WX0DV	HLMP-EG3A-WX0DV	T-13/4	Red	Untinted	2.1	9300	626	.70	.503	.396	.332
630-HLMP-3301-D0000	HLMP-3301-D0000	T1-3/4	Red	Tinted, Diffused	1.9	2.1	635	.30	.225	.15	.124
630-HLMP-3301-D0002	HLMP-3301-D0002	T1-3/4	Red	Tinted, Diffused	1.9	2.1	635	.30	.225	.15	.124
630-HLMP-3301-D00B2	HLMP-3301-D00B2	T1-3/4	Red	Tinted, Diffused	1.9	2.1	635	.60	.428	.342	.282
630-HLMP-3351-D0000	HLMP-3351-D0000	T1-3/4	Red	Tinted, Diffused	1.9	2.1	635	.49	.353	.278	.23
630-HLMP-3600	HLMP-3600	T1-3/4	Red	Tinted, Diffused	5	2.1	635	.57	.407	.321	.265
630-HLMP-3601	HLMP-3601	T1-3/4	Red	Tinted, Diffused	12	2.1	635	.57	.407	.321	.265
630-HLMP-3301	HLMP-3301	T1-3/4	Red	Tinted, Diffused	1.9	5.4	635	.26	.193	.128	.106
630-HLMP-3301-F0002	HLMP-3301-F0002	T1-3/4	Red	Tinted, Diffused	1.9	5.4	635	.30	.225	.15	.124
630-HLMP-3301-F00B2	HLMP-3301-F00B2	T1-3/4	Red	Tinted, Diffused	1.9	5.4	635	.60	.428	.342	.282
630-HLMP-3351	HLMP-3351	T1-3/4	Red	Tinted, Diffused	1.9	5.4	635	.45	.321	.257	.212
630-HLMP-3762	HLMP-3762	T1-3/4	Red	Tinted, Diffused	1.9	8.6	635	.45	.321	.257	.212
630-HLMP-3316	HLMP-3316	T1-3/4	Red	Non-diffused	1.9	22	635	.26	.193	.128	.106
630-HLMP-C223	HLMP-C223	T1-3/4	Red	Non-diffused	1.9	90.2	635	.45	.321	.257	.212
630-HLMP-3750	HLMP-3750	T1-3/4	Red	Non-diffused	1.9	125	635	.45	.321	.257	.212
630-HLMP-C215	HLMP-C215	T1-3/4	Red	Non-diffused	1.9	138	635	.45	.321	.257	.212
630-HLMP-C025-P0000	HLMP-C025-P0000	T1-3/4	Red	Untinted, Non-diffused	1.9	1000	635	.30	.225	.15	.124
630-HLMP-C008-U0000	HLMP-C008-U0000	T1-3/4	Red	Untinted, Non-diffused	1.9	6000	635	.30	.225	.15	.124
630-HLMP-ED31-SV000	HLMP-ED31-SV000	T1-3/4	Red	Water Clear	2	5500	630	.64	.46	.364	.301
630-HLMP-ED33-SV000	HLMP-ED33-SV000	T1-3/4	Red	Water Clear	2	5500	630	.64	.46	.364	.301
630-HLMP-4700	HLMP-4700	T1-3/4	Red	Tinted, Diffused	1.8	2.3	630	.43	.321	.214	.177
630-HLMP-4700-C00B2	HLMP-4700-C00B2	T1-3/4	Red	Tinted, Diffused	1.8	2.3	630	.70	.492	.428	.353
630-HLMP-EG30-NR000	HLMP-EG30-NR000	T1-3/4	Red	Water Clear	2	1900	630	.45	.321	.257	.212
630-HLMP-EG24-PS000	HLMP-EG24-PS000	T1-3/4	Red	Water Clear	2	2500	630	.43	.321	.214	.177
630-HLMP-EG15-RU000	HLMP-EG15-RU000	T1-3/4	Red	Water Clear	2	4200	630	.45	.321	.257	.212
630-HLMP-EG08-Y2000	HLMP-EG08-Y2000	T1-3/4	Red	Water Clear	2	12000	630	.52	.375	.30	.247
630-HLMP-EG08-WZ000	HLMP-EG08-WZ000	T1-3/4	Red	Water Clear	2	16000	630	.45	.321	.257	.212
630-HLMP-EG08-X1000	HLMP-EG08-X1000	T1-3/4	Red	Water Clear	2	21000	630	.49	.353	.278	.23
630-HLMP-D401	HLMP-D401	T1-3/4	Orange	Tinted, Diffused	1.9	5.4	600	.26	.193	.128	.106
630-HLMP-C415	HLMP-C415	T1-3/4	Orange	Non-diffused	1.9	138	600	.45	.321	.257	.212
630-HLMP-EL30-LP000	HLMP-EL30-LP000	T1-3/4	Amber	Water Clear	2	310	590	.45	.321	.257	.212
630-HLMP-EL30-PR400	HLMP-EL30-PR400	T1-3/4	Amber	Water Clear	2	1900	590	.57	.407	.321	.265
630-HLMP-EL30-PS000	HLMP-EL30-PS000	T1-3/4	Amber	Water Clear	2	2500	590	.49	.353	.278	.23
630-HLMP-C208-S0000	HLMP-C208-S0000	T1-3/4	Amber	Untinted, Non-diffused	1.9	3000	590	.30	.225	.15	.124
630-HLMP-EL08-VY000	HLMP-EL08-VY000	T1-3/4	Amber	Water Clear	2	12000	590	.45	.321	.257	.212
630-HLMP-C323	HLMP-C323	T1-3/4	Yellow	Non-diffused	2.1	96.2	585	.45	.321	.257	.212
630-HLMP-4719	HLMP-4719	T1-3/4	Yellow	Tinted, Diffused	1.8	2.1	585	.43	.321	.214	.177
630-HLMP-3650	HLMP-3650	T1-3/4	Yellow	Tinted, Diffused	5	1.2	585	.57	.407	.321	.265
630-HLMP-3651	HLMP-3651	T1-3/4	Yellow	Tinted, Diffused	12	2.2	585	.57	.407	.321	.265
630-HLMP-3401	HLMP-3401	T1-3/4	Yellow	Tinted, Diffused	2	5.7	585	.26	.193	.128	.106
630-HLMP-3401-E00B2	HLMP-3401-E00B2	T1-3/4	Yellow	Tinted, Diffused	2	5.7	585	.60	.428	.342	.282
630-HLMP-3862	HLMP-3862	T1-3/4	Yellow	Tinted, Diffused	2	9.2	585	.45	.321	.257	.212
630-HLMP-3451	HLMP-3451	T1-3/4	Yellow	Tinted, Diffused	2	13.8	585	.45	.321	.257	.212
630-HLMP-3416	HLMP-3416	T1-3/4	Yellow	Non-diffused	2	14.7	585	.26	.193	.128	.106
630-HLMP-3490	HLMP-3490	T1-3/4	Yellow	Tinted, Diffused	2	55	585	.45	.321	.257	.212
630-HLMP-3850	HLMP-3850	T1-3/4	Yellow	Non-diffused	2	140	585	.45	.321	.257	.212
630-HLMP-C315	HLMP-C315	T1-3/4	Yellow	Non-diffused	2.1	147	585	.45	.321	.257	.212

© Copyright 2013 Mouser Electronics

© Copyright 2013 Mouser Electronics

AVAGO Thru-Hole LEDs and LED Arrays

AVAGO THRU-HOLE LEDS (CONT.)

For quantities greater than listed, call for quote.

MOUSER STOCK NO.	Avago Part No.	Package	Color		Forward Voltage	Illum. Intensity (typ.)(mcd)	Wavelength (nm)	Price Each			
			Source	Lens				1	25	100	500
630-HLMP-ED80-K0T00	HLMP-ED80-K0T00	T1-3/4	Red	Untinted-Non-Diffused	2.35	7575	630	.52	.375	.30	.247
630-HLMP-EG08-VY000	HLMP-EG08-VY000	T1-3/4	Red	Untinted-Non-Diffused	1.9	12000	626	.42	.30	.235	.195
630-HLMP-EG22-UX000	HLMP-EG22-UX000	T1-3/4	Red	Water Clear	2.1	9300	626	.57	.407	.321	.265
630-HLMP-EG2A-XY0DD	HLMP-EG2A-XY0DD	T1-3/4	Red	Untinted-Non-Diffused	2.1	12000	626	.64	.46	.364	.301
630-HLMP-3366	HLMP-3366	T1-3/4	Red	Tinted Diffused	1.9	13.8	626	.45	.321	.257	.212
630-HLMP-EH08-Y2000	HLMP-EH08-Y2000	T1-3/4	Red-Orange	Untinted-Non-Diffused	1.94	27000	615	.52	.375	.30	.247
630-HLMP-EJ15-SV000	HLMP-EJ15-SV000	T1-3/4	Orange	Water Clear	1.98	5500	605	.49	.353	.278	.23
630-HLMP-EL15-UX000	HLMP-EL15-UX000	T1-3/4	Amber	Water Clear	2.02	9300	590	.52	.375	.30	.247
630-HLMP-EL15-VY000	HLMP-EL15-VY000	T1-3/4	Amber	Untinted-Non-Diffused	2.02	12000	590	.57	.407	.321	.265
630-HLMP-EL3A-VWKDD	HLMP-EL3A-VWKDD	T1-3/4	Amber	Clear	2.1	7200	590	.67	.482	.385	.321
630-HLMP-HL63-TX0DD	HLMP-HL63-TX0DD	T1-3/4	Amber	Tinted Diffused	2.2	1990	590	.57	.407	.321	.265
630-HLMP-C523	HLMP-C523	T1-3/4	Green	Non-Diffused	2.2	69.8	565	.45	.321	.257	.212
630-HLMP-C515	HLMP-C515	T1-3/4	Green	Non-Diffused	2.2	170	565	.45	.321	.257	.212
630-HLMP-3680	HLMP-3680	T1-3/4	Green	Tinted, Diffused	5	1.6	565	.57	.407	.321	.265
630-HLMP-4740	HLMP-4740	T1-3/4	Green	Tinted, Diffused	1.8	2.3	565	.43	.321	.214	.177
630-HLMP-4740-A00B2	HLMP-4740-A00B2	T1-3/4	Green	Tinted, Diffused	1.8	2.3	565	.70	.492	.428	.353
630-HLMP-3507	HLMP-3507	T1-3/4	Green	Tinted, Diffused	2.1	4.2	565	.26	.193	.128	.106
630-HLMP-3507-D00B2	HLMP-3507-D00B2	T1-3/4	Green	Tinted, Diffused	2.1	4.2	565	.70	.492	.428	.353
630-HLMP-3554	HLMP-3554	T1-3/4	Green	Tinted, Non-Diffused	2.1	6.7	565	.45	.321	.257	.212
630-HLMP-3519	HLMP-3519	T1-3/4	Green	Non-Diffused	2.1	10.6	565	.26	.193	.128	.106
630-HLMP-3962	HLMP-3962	T1-3/4	Green	Non-Diffused	2.2	10.6	565	.45	.321	.257	.212
630-HLMP-3950	HLMP-3950	T1-3/4	Green	Non-Diffused	2.2	265	565	.45	.321	.257	.212
630-HLMP-3950-K00B2	HLMP-3950-K00B2	T1-3/4	Green	Non-Diffused	2.2	265	565	.77	.546	.471	.385
630-HLMP-CM3A-Z10DD	HLMP-CM3A-Z10DD	T1-3/4	Green	Untinted-Non-Diffused	3.2	21000	525	.96	.738	.642	.535
630-HLMP-0800	HLMP-0800	Rectangular	Green/Red	Diffused	2.2/1.9	2.1/2.6	568/635	.77	.546	.471	.385
630-HLMP-S201-D0000	HLMP-S201-D0000	Rectangular	Red	Tinted, Diffused	1.9	6.5	645	.26	.193	.128	.106
630-HLMP-S100	HLMP-S100	Rectangular	Red	Tinted, Diffused	1.9	7.5	645	.43	.321	.214	.177
630-HLMP-S201	HLMP-S201	Rectangular	Red	Tinted, Diffused	1.9	7.5	645	.26	.193	.128	.106
630-HLMP-0301	HLMP-0301	Rectangular	Red	Tinted, Diffused	1.9	2.1	635	.70	.492	.428	.353
630-HLMP-0401	HLMP-0401	Rectangular	Yellow	Tinted, Diffused	2.1	3.6	583	.70	.492	.428	.353
630-HLMP-S301	HLMP-S301	Rectangular	Yellow	Tinted, Diffused	2.1	4	583	.26	.193	.128	.106
630-HLMP-S501-D0002	HLMP-S501-D0002	Rectangular	Green	Tinted, Diffused	2.2	8	565	.30	.225	.15	.124
630-HLMP-0504	HLMP-0504	Rectangular	Green	Tinted, Diffused	2.2	1.6	565	.70	.492	.428	.353
630-HLMP-S501	HLMP-S501	Rectangular	Green	Tinted, Diffused	2.2	8	565	.26	.193	.128	.106

AVAGO LED ARRAYS

For quantities greater than listed, call for quote.

MOUSER STOCK NO.	Avago Part No.	Color	Elements	Voltage	Current (mA)	Typical (mcd)	Price Each			
							1	25	100	500
630-HLCP-A100	HLCP-A100	Red	1	1.8	20	7.5	2.02	1.55	1.35	1.11
630-HLMP-2300	HLMP-2300	Red	1	2	20	7.5	1.61	1.23	1.07	.888
630-HLCP-B100	HLCP-B100	Red	1	1.8	20	15	2.76	2.48	2.20	1.82
630-HLMP-2400	HLMP-2400	Yellow	1	2.1	20	20	1.61	1.23	1.07	.888
630-HLMP-2500	HLMP-2500	Green	1	2.2	20	25	1.61	1.23	1.07	.888
630-HLMP-2450	HLMP-2450	Yellow	1	2.1	20	38	2.50	2.10	1.82	1.50
630-HLMP-2755	HLMP-2755	Yellow	1	2.1	20	38	2.20	1.85	1.61	1.33
630-HLMP-2350	HLMP-2350	Red	1	2	20	45	2.50	2.10	1.82	1.50
630-HLMP-2655	HLMP-2655	Red	1	2	20	45	2.20	1.85	1.61	1.33
630-HLMP-2965	HLMP-2965	Red/Green	1	2	20	45	5.30	4.77	4.24	3.50
630-HLMP-2550	HLMP-2550	Green	1	2.2	20	50	2.50	2.10	1.82	1.50
630-HLMP-2855	HLMP-2855	Green	1	2.2	20	50	2.20	1.85	1.61	1.33
630-HLMP-2655-EF000	HLMP-2655-EF000	Red	1	2	20	54	2.44	2.04	1.78	1.47
630-HLMP-2785	HLMP-2785	Yellow	1	2.1	20	70	3.35	3.01	2.68	2.20
630-HLMP-2685	HLMP-2685	Red	1	2	20	80	3.35	3.01	2.68	2.20
630-HLMP-2885	HLMP-2885	Green	1	2.2	20	100	3.35	3.01	2.68	2.20
630-HLMP-2670	HLMP-2670	Red	2	1.8	25	23	3.35	3.01	2.68	2.20
630-HLMP-2600	HLMP-2600	Red	2	2	20	23	2.20	1.85	1.61	1.33
630-HLMP-2800	HLMP-2800	Green	2	2.2	20	25	2.20	1.85	1.61	1.33
630-HLCP-E100	HLCP-E100	Red	4	1.8	20	7.5	3.85	3.47	3.08	2.55
630-HLMP-2720	HLMP-2720	Yellow	4	2.1	20	20	3.35	3.01	2.68	2.20
630-HLMP-2620	HLMP-2620	Red	4	2	20	23	3.35	3.01	2.68	2.20
630-HLMP-2820	HLMP-2820	Green	4	2.2	20	25	3.35	3.01	2.68	2.20
630-HDSP-4830-HH000	HDSP-4830-HH000	Red	10	1.6	30	1250	6.35	5.70	5.07	4.18
630-HLCP-J100	HLCP-J100	Red	10	1.6	20	1	6.37	5.74	5.09	4.21
630-HDSP-4840	HDSP-4840	Yellow	10	2.2	10	1.9	6.37	5.74	5.09	4.21
630-HDSP-4850	HDSP-4850	Green	10	2.1	10	1.9	6.37	5.74	5.09	4.21
630-HDSP-4830	HDSP-4830	Red	10	2.1	10	3.5	5.35	4.82	4.28	3.53
630-HDSP-4832	HDSP-4832	R/Y/G	10	2.1	10	3.5	6.99	6.28	5.59	4.61
630-HDSP-4836	HDSP-4836	R/Y/G	10	2.1	10	3.5	6.99	6.28	5.59	4.61

© Copyright 2013 Mouser Electronics
© Copyright 2013 Mouser Electronics

BIVAR LEDs

RoHS Compliant **This product is RoHS compliant.**

THRU-HOLE LEDS

MOUSER STOCK NO.	Bivar Part No.	Package	Color		Wavelength (mm)	Luminous Intensity (mcd)	Forward Voltage (typ)	Viewing Angle (°)	Price Each			
			Source	Lens					1	10	100	250
RGB												
749-R50RGB-F-0160	R50RGB-F-0160	4-pin Flux	RGB	Water Clear	635/525/470	600/800/150	2.6/3.8/3.8	160	3.63	3.46	3.02	2.92
749-R50RGB-4-0045	R50RGB-4-0045	4-pin Flux	RGB	Water Clear	635/525/470	4000/5000/400	2.6/3.8/3.8	45	3.63	3.46	3.02	2.92
749-R50RGB-5-0080	R50RGB-5-0080	4-pin Flux	RGB	Water Clear	635/525/470	1000/2000/200	2.6/3.8/3.8	80	3.63	3.46	3.02	2.92
3mm, Ultra Bright LED												
749-3UGC	3UGC	T1	Green	Water Clear	570	200	2.1	30	.34	.289	.228	.186
5mm, Super Bright LED												
749-5SGD	5SGD	T1 3/4	Green	Diffused	568	30	2.1	45	.36	.287	.239	.204
749-5SRD	5SRD	T1 3/4	Red	Diffused	645	40	1.7	45	.26	.205	.171	.147

SURFACE MOUNT LEDS

For quantities greater than listed, call for quote.

MOUSER STOCK NO.	Bivar Part No.	Package	Color		Wavelength (nm)	Luminous Intensity (mcd)	Forward Voltage (V)	Viewing Angle (°)	Price Each			
			Source	Lens					1	10	50	100
0603/0805/1210 Chip LEDs												
749-SM0603URC	SM0603URC	0603	Red	Water Clear	660	40	2.1	140	.45	.417	.375	.332
749-SM0603UYC	SM0603UYC	0603	Yellow	Water Clear	588	60	2.1	140	.45	.417	.375	.332
749-SM0603GC	SM0603GC	0603	Green	Water Clear	568	15	2.1	140	.77	.717	.639	.556
749-SM0603UBWC	SM0603UBWC	0603	Blue	Water Clear	470	70	3.4	140	1.28	1.20	1.07	.942
749-SM0805URC	SM0805URC	0805	Red	Water Clear	660	40	2	140	.45	.417	.375	.332
749-SM0805UYC	SM0805UYC	0805	Yellow	Water Clear	588	60	2	140	.45	.417	.375	.332
749-SM0805UGC	SM0805UGC	0805	Green	Water Clear	525	200	3.5	140	.51	.482	.425	.375
749-SM0805UBWC	SM0805UBWC	0805	Blue	Water Clear	470	120	4	140	1.00	.922	.888	.762
749-SM0805UWC	SM0805UWC	0805	White	Water Clear	---	135	3.5	140	1.17	1.02	.959	.867
749-SM1210RGB	SM1210RGB	1210	Red/Green/Blue	Water Clear	660/565/430	30/18/25	1.8/2.2/4	120	3.27	2.86	2.69	2.44
749-SM1210BCSR/HG	SM1210BCSR/HG	1210	Red/Green	Water Clear	660/560	30/25	1.8 /2	140	.84	.781	.692	.61
PLCC2 Side View												
749-SMS1105RC	SMS1105RC	1105	Red	Water Clear	620	400	2.2	120	.66	.61	.595	.57
749-SMS1105OC	SMS1105OC	1105	Orange	Water Clear	600	800	2.2	120	.74	.664	.616	.598
749-SMS1105YC	SMS1105YC	1105	Yellow	Water Clear	587	400	2.2	120	.74	.661	.616	.595
749-SMS1105GC	SMS1105GC	1105	Green	Water Clear	566	200	2.2	120	.74	.664	.616	.598
749-SMS1105PGC	SMS1105PGC	1105	Green	Water Clear	520	1000	3.3	120	.94	.835	.781	.749
749-SMS1105BWC	SMS1105BWC	1105	Blue	Water Clear	465	600	3.4	120	.66	.61	.595	.57
749-SMS1105PKD	SMS1105PKD	1105	Pink	Diffused	---	300	3.4	120	.96	.881	.852	.823
749-SMS1105UWDW	SMS1105UWDW	1105	Warm White	Diffused	---	1400	3.4	120	1.05	.931	.867	.835
749-SMS1105UWDN	SMS1105UWDN	1105	Neutral White	Diffused	---	1400	3.4	120	1.05	.931	.867	.835
749-SMS1105UWDC	SMS1105UWDC	1105	Cool White	Diffused	---	1400	3.4	120	.92	.826	.768	.74
749-SM1204BC	SM1204BC	1204	Red/Green	Water Clear	640/568	7.2/18	2	130	.39	.332	.278	.268
749-SM1204BC-R/B	SM1204BC-R/B	1204	Red/Blue	Water Clear	631/470	115	2.1/2.9	130	1.20	1.05	.867	.835
749-SM1204BC-A/G	SM1204BC-A/G	1204	Amber/Green	Water Clear	593/575	72/28.5	2.1	130	.47	.417	.35	.332
749-SM1204SRC	SM1204SRC	1204	Red	Water Clear	640	48	2.1	110	.29	.257	.214	.203
749-SM1204URC	SM1204URC	1204	Red	Water Clear	631	115	2.1	110	.29	.257	.214	.203
749-SM1204UOC	SM1204UOC	1204	Orange	Water Clear	625	70	2.1	110	.29	.257	.214	.203
749-SM1204UAC	SM1204UAC	1204	Amber	Water Clear	610	90	2.1	110	.29	.257	.214	.203
749-SM1204UYC	SM1204UYC	1204	Yellow	Water Clear	592	72	2.1	110	.29	.257	.214	.203
749-SM1204SGC	SM1204SGC	1204	Green	Water Clear	574	50	2.1	110	.25	.226	.188	.179
749-SM1204UGC	SM1204UGC	1204	Green	Water Clear	568	28.5	3.2	110	.48	.417	.353	.332
749-SM1204SPGC	SM1204SPGC	1204	Green	Water Clear	525	285	3.3	110	.95	.835	.696	.674
749-SM1204UPGC	SM1204UPGC	1204	Green	Water Clear	515	285	3.3	110	.95	.835	.696	.674
749-SM1204PGC	SM1204PGC	1204	Green	Water Clear	505	360	3.3	110	.95	.835	.696	.674
749-SM1204SBWC	SM1204SBWC	1204	Blue	Water Clear	470	90	3.3	110	.72	.631	.524	.503
749-SM1204BWC	SM1204BWC	1204	Blue	Water Clear	466	9	3.9	110	1.90	1.67	1.39	1.34
749-SM1204UWC	SM1204UWC	1204	White	Diffused	---	450	3.3	110	.90	.781	.653	.631
PLCC2 Top View												
749-SMP2-SBWC	SMP2-SBWC	PLCC2	Blue	Water Clear	470	285	3.2	120	1.49	1.19	.992	.85
749-SMP2-SUWD	SMP2-SUWD	PLCC2	Cool White	Diffused	---	2650	3.2	120	2.23	1.78	1.49	1.27
749-SMP2-UPGC	SMP2-UPGC	PLCC2	Green	Water Clear	525	850	3.3	120	1.86	1.49	1.24	1.06
749-SMP2-UWD	SMP2-UWD	PLCC2	White	Diffused	---	1050	3.2	120	1.86	1.49	1.24	1.06
PLCC4												
749-SMP4-BC	SMP4-BC	PLCC4	Red/Green	Water Clear	640/570	36/40	1.85/1.9	120	.64	.581	.542	.523
749-SMP4-RGY	SMP4-RGY	PLCC4	Red/Green/Yellow	Water Clear	640/570/585	36/40/16	1.85/1.9/1.9	120	.98	.93	.891	.806
749-SMP4-RGB	SMP4-RGB	PLCC4	Red/Green/Blue	Water Clear	640/570/466	36/40/50	1.85/1.9/3.3	120	2.04	1.92	1.84	1.67
749-SMP4-BC-RB	SMP4-BC-RB	PLCC4	Red/Blue	Water Clear	640/466	36/50	1.85/3.3	120	1.25	1.11	1.05	1.01
749-SMP4-SBC	SMP4-SBC	PLCC4	Red/Green	Water Clear	631/574	180/115	1.9	120	.84	.749	.696	.674
749-SMP4-SRGY	SMP4-SRGY	PLCC4	Red/Green/Yellow	Water Clear	631/525/591	180/450/180	1.9/3.3/1.9	120	2.04	1.92	1.84	1.67
749-SMP4-SRGB	SMP4-SRGB	PLCC4	Red/Green/Blue	Water Clear	631/525 /470	180/450/285	1.9/3.3/3.2	120	2.32	2.18	2.10	1.90
749-SMP4-SBC-RB	SMP4-SBC-RB	PLCC4	Red/Blue	Water Clear	631/470	180/285	1.9/3.2	120	1.88	1.67	1.57	1.51
749-SMP4-SBC-YG	SMP4-SBC-YG	PLCC4	Yellow/Green	Water Clear	591/574	180/115	1.9	120	.74	.664	.617	.598
PLCC6												
749-SMP6-RGB	SMP6-RGB	PLCC6	Red/Green/Blue	Water Clear	620/520/465	700/900/500	2.1/3.3/3.3	140	4.12	3.85	3.48	3.21
749-SMP6-RC	SMP6-RC	PLCC6	Red	Water Clear	620	1800	2.2	140	2.08	1.88	1.79	1.59
749-SMP6-GC	SMP6-GC	PLCC6	Green	Water Clear	520	3000	3.3	140	2.51	2.28	2.16	1.94
749-SMP6-BWC	SMP6-BWC	PLCC6	Blue	Water Clear	465	2000	3.4	140	2.08	1.88	1.79	1.59
749-SMP6-UWDN	SMP6-UWDN	PLCC6	Neutral White	Diffused	---	5000	3.3	140	2.51	2.28	2.16	1.94
749-SMP6-UWDC	SMP6-UWDC	PLCC6	Cool White	Diffused	---	5000	3.3	140	2.51	2.28	2.16	1.94
Rectangular Panel Mount Indicators												
749-PMR4RD	PMR4RD	2x4mm	Red	Diffused	700	0.4	2.1	120	1.39	1.32	1.25	1.20
749-PMR4HD	PMR4HD	2x4mm	Red	Diffused	625	8	2	120	1.39	1.32	1.25	1.21
749-PMR4AD	PMR4AD	2x4mm	Amber	Diffused	605	6	2	120	1.42	1.35	1.28	1.23
749-PMR4YD	PMR4YD	2x4mm	Yellow	Diffused	590	6	2	120	1.41	1.34	1.27	1.23
749-PMR4GD	PMR4GD	2x4mm	Green	Diffused	568	8	2.1	120	1.40	1.32	1.25	1.21
749-PMR4PGD	PMR4PGD	2x4mm	Green	Diffused	555	2	2.2	120	1.56	1.48	1.40	1.36
749-PMR4BWD	PMR4BWD	2x4mm	Blue	Diffused	430	6	4	120	2.47	2.33	2.21	2.14
Panel Mount LED Assemblies												
749-PM53-RY	PM53-RY	5mm	Red/Yellow	Diffused	625/590	35/30	5	40	.78	.693	.574	.55
749-PM53-RYW12.0	PM53-RYW12.0	5mm	Red/Yellow	Diffused	625/590	35/30	5	40	2.21	2.00	1.90	1.84
749-PM53-RYW12.0CC	PM53-RYW12.0CC	5mm	Red/Yellow	Diffused	625/590	35/30	5	40	2.69	2.44	2.31	2.23
749-PM5R3-RY	PM5R3-RY	5mm	Red/Yellow	Diffused	625/590	35/30	5	40	.71	.621	.514	.417
749-PM5R3-RYW12.0	PM5R3-RYW12.0	5mm	Red/Yellow	Diffused	625/590	35/30	5	40	1.99	1.81	1.71	1.66
749-PM53-BC	PM53-BC	5mm	Red/Green	Diffused	625/568	35/35	5	40	.70	.61	.503	.482
749-PM53-BCW12.0	PM53-BCW12.0	5mm	Red/Green	Diffused	625/568	35/35	5	40	1.98	1.80	1.70	1.64
749-PM53-BCW12.0CC	PM53-BCW12.0CC	5mm	Red/Green	Diffused	625/568	35/35	5	40	2.66	2.43	2.30	2.23
749-PM5R3-BC	PM5R3-BC	5mm	Red/Green	Diffused	625/568	35/35	5	40	.55	.49	.467	.455
749-PM5R3-BCW12.0	PM5R3-BCW12.0	5mm	Red/Green	Diffused	625/568	35/35	5	40	1.78	1.62	1.53	1.48
749-PM5R3-BCW12.0CC	PM5R3-BCW12.0CC	5mm	Red/Green	Diffused	625/568	35/35	5	40	3.00	2.71	2.58	2.48
749-PM53-YG	PM53-YG	5mm	Yellow/Green	Diffused	590/568	30/35	5	40	.71	.621	.514	.492
749-PM53-YGW12.0	PM53-YGW12.0	5mm	Yellow/Green	Diffused	590/568	30/35	5	40	1.99	1.80	1.71	1.66

FLEX LIGHT PIPES

MOUSER STOCK NO.	Bivar Part No.	Color	Body Length (in.)	Price Each			
				1	10	100	250
749-FLPR6.0-H-RP	FLPR6.0-H-RP	Red	6	1.59	1.42	1.35	1.18
749-FLP25R6.5-SUR	FLP25R6.5-SUR	Red	6.5	2.80	2.49	2.35	2.07
749-FLPV6.5-H	FLPV6.5-H	Red	6.5	1.61	1.42	1.35	1.19
749-FLP25R6.0-SUG	FLP25R6.0-SUG	Green	6	2.68	2.38	2.26	1.98
749-FLPV6.0-SG	FLPV6.0-SG	Green	6	1.55	1.38	1.31	1.14
749-FLPR6.0-SG	FLPR6.0-SG	Green	6	1.55	1.38	1.31	1.14
749-FLP25R6.5-SUG	FLP25R6.5-SUG	Green	6.5	2.80	2.49	2.35	2.07

MOUSER STOCK NO.	Bivar Part No.	Color	Body Length (in.)	Price Each			
				1	10	100	250
749-FLP25R6.0-UBW	FLP25R6.0-UBW	Blue	6	4.26	3.78	3.58	3.15
749-FLP25R6.5-UBW	FLP25R6.5-UBW	Blue	6.5	4.38	3.89	3.69	3.23
749-FLP25R6.0-SA	FLP25R6.0-SA	Amber	6	2.70	2.40	2.27	1.99
749-FLPR6.0-BC	FLPR6.0-BC	Red/Green	6	1.75	1.55	1.48	1.29
749-FLPV6.0-SBC	FLPV6.0-SBC	Red/Green	6	1.72	1.53	1.46	1.27
749-FLP25R6.0-UW	FLP25R6.0-UW	White	6	4.26	3.78	3.58	3.15
749-FLP25R6.5-UW	FLP25R6.5-UW	White	6.5	4.38	3.89	3.69	3.23

© Copyright 2013 Mouser Electronics
© Copyright 2013 Mouser Electronics

BIVAR LED Panel Mount Indicators and LEDs

RoHS Compliant **This product is RoHS compliant.**

NYLON HOUSING PANEL MOUNT INDICATORS

The Nylon Panel Mount Indicators feature fast press-fit, simple installation for general signal indication that does not require additional water, dust, or moisture proofing from the operating area.

For quantities greater than listed, call for quote.

MOUSER STOCK NO.	Bivar Part No.	LED Size (mm)	Color		Wavelength (nm)	Luminous Intensity (mcd)	Forward Voltage (V)	Viewing Angle (°)	Price Each			
			Source	Lens					1	10	100	250
3mm Press Fit LED Panel Assemblies												
749-PM3BWD	PM3BWD	3	Blue	Diffused	430	10	4	40	1.38	1.28	1.06	.962
749-PM3GD	PM3GD	3	Green	Diffused	568	25	2.1	40	.33	.321	.289	.268
749-PM3GDW12	PM3GDW12.0	3	Green	Diffused	568	25	2.1	40	1.25	1.14	.934	.82
749-PM3PGT	PM3PGT	3	Green	Tinted	555	10	2.2	30	.64	.567	.503	.449
749-PM3PGTW12.0	PM3PGTW12.0	3	Green	Tinted	555	10	2.2	30	2.00	1.75	1.56	1.40
749-PM3RD	PM3RD	3	Red	Diffused	700	2	2.1	40	.42	.364	.321	.289
749-PM3RDW12.0	PM3RDW12.0	3	Red	Diffused	700	2	2.1	40	1.78	1.56	1.38	1.24
749-PM3YD	PM3YD	3	Yellow	Diffused	590	20	2	40	.34	.332	.289	.268
749-PM3YDW12	PM3YDW12.0	3	Yellow	Diffused	590	20	2	40	1.28	1.18	1.09	.958
5mm Press Fit LED Panel Assemblies												
749-PM5BWD	PM5BWD	5	Blue	Diffused	430	30	4	45	1.38	1.31	1.02	.877
749-PM5GT	PM5GT	5	Green	Tinted	568	40	2.1	35	.45	.396	.342	.31
749-PM5GTW12.0	PM5GTW12.0	5	Green	Tinted	568	40	2.1	35	1.81	1.58	1.41	1.26
749-PM5RD	PM5RD	5	Red	Diffused	700	2	2.1	45	.42	.375	.332	.30
749-PM5RDW12.0	PM5RDW12.0	5	Red	Diffused	700	2	2.1	45	1.79	1.56	1.39	1.25

METAL HOUSING PANEL MOUNT INDICATORS

The Metal Panel Mount Indicators offer a threaded metallic housing that provides positive locking for constant vibration, ideal for a robust environment. The durable metallic housing can sustain extreme heat, cold, and harsh environments, and does not require any additional water and/or moisture protection.

For quantities greater than listed, call for quote.

MOUSER STOCK NO.	Bivar Part No.	LED Size (mm)	Color		Wavelength (nm)	Luminous Intensity (mcd)	Forward Voltage (V)	Viewing Angle (°)	Price Each			
			Source	Lens					1	10	100	250
3mm Standard Chrome Panel Mount												
749-MPC3GD	MPC3GD	3	Green	Diffused	568	25	2.1	35	1.41	1.28	1.19	1.04
749-MPC3GDW12.0	MPC3GDW12.0	3	Green	Diffused	568	25	2.1	35	3.53	3.09	2.75	2.47
749-MPC3RD	MPC3RD	3	Red	Diffused	700	2	2.1	20	1.99	1.74	1.55	1.39
749-MPC3RDW12.0	MPC3RDW12.0	3	Red	Diffused	700	2	2.1	20	3.51	3.07	2.73	2.45
3mm Recessed Chrome Panel Mount												
749-MPR3GD	MPR3GD	3	Green	Diffused	568	25	2.1	35	2.02	1.77	1.57	1.41
749-MPR3GDW12.0	MPR3GDW12.0	3	Green	Diffused	568	25	2.1	35	3.53	3.09	2.75	2.47
749-MPR3RD	MPR3RD	3	Red	Diffused	700	2	2.1	20	1.99	1.74	1.55	1.39
749-MPR3RDW12.0	MPR3RDW12.0	3	Red	Diffused	700	2	2.1	20	3.51	3.07	2.73	2.45
5 mm Standard Chrome Panel Mount												
749-MPC5GD	MPC5GD	5	Green	Diffused	568	25	2.1	45	1.55	1.41	1.24	1.11
749-MPC5GDW12.0	MPC5GDW12.0	5	Green	Diffused	568	25	2.1	45	3.61	3.16	2.80	2.53
749-MPC5HDW12.0	MPC5HDW12.0	5	Red	Diffused	625	25	2	45	3.61	3.16	2.80	2.53
749-MPC5RD	MPC5RD	5	Red	Diffused	700	2	2.1	45	2.07	1.81	1.61	1.44
749-MPC5RDW12.0	MPC5RDW12.0	5	Red	Diffused	700	2	2.1	45	3.58	3.14	2.78	2.50
5mm Recessed Chrome Panel Mount												
749-MPR5GD	MPR5GD	5	Green	Diffused	568	25	2.1	40	2.10	1.84	1.63	1.47
749-MPR5GDW12.0	MPR5GDW12.0	5	Green	Diffused	568	25	2.1	40	3.61	3.16	2.80	2.53
749-MPR5HD	MPR5HD	5	Red	Diffused	625	40	2	40	2.10	1.84	1.63	1.47
749-MPR5RD	MPR5RD	5	Red	Diffused	700	1.5	2.1	40	2.07	1.81	1.61	1.44
749-MPR5RDW12.0	MPR5RDW12.0	5	Red	Diffused	700	1.5	2.1	40	3.58	3.14	2.78	2.50

QUICK MOUNT NYLON PANEL MOUNT INDICATORS

The Quick Mount Nylon Panel Mount Indicator Series features a unique, quick locking mechanism, called "Quick Nut," to provide instant panel hook-up that does not require water or moisture protection. The housing and lens are made of ESD-protected material. A diffused lens provides uniform illumination and wide angle viewing capability.

For quantities greater than listed, call for quote.

MOUSER STOCK NO.	Bivar Part No.	LED Size (mm)	Color		Wavelength (nm)	Luminous Intensity (mcd)	Forward Voltage (V)	Viewing Angle (°)	Price Each			
			Source	Lens					1	10	100	250
3mm Press Fit LED Panel Assemblies												
749-PM3-K1522-10.00	PM3-K1522-10.00	8.4	Clear	Diffused	-	-	-	-	8.39	7.55	6.87	6.29
749-PM3-KAD	PM3-KAD	8.4	Amber	White Diffused	610	100	2	120	1.72	1.51	1.34	1.21
749-PM3-KADW12.0	PM3-KADW12.0	8.4	Amber	White Diffused	610	100	2	120	3.09	2.71	2.40	2.16
749-PM3-KHD	PM3-KHD	8.4	Red	White Diffused	625	30	2	120	1.71	1.50	1.34	1.20
749-PM3-KHDW12.0	PM3-KHDW12.0	8.4	Red	White Diffused	625	30	2	120	3.08	2.70	2.40	2.15
749-PM3-KPGD	PM3-KPGD	8.4	Green	White Diffused	555	20	2.2	120	1.92	1.68	1.49	1.34
749-PM3-KPGDW12.0	PM3-KPGDW12.0	8.4	Green	White Diffused	555	20	2.2	120	3.27	2.87	2.55	2.29
5mm Press Fit LED Panel Assemblies												
749-PM5-K2031-10.00	PM5-K2031-10.00	12.4	Clear	Diffused	-	-	-	-	9.37	8.43	7.66	7.03
749-PM5-KHD	PM5-KHD	12.4	Red	White Diffused	625	25	2	120	2.68	2.34	2.08	1.87
749-PM5-KHDW12.0	PM5-KHDW12.0	12.4	Red	White Diffused	625	25	2	120	4.03	3.53	3.15	2.82
749-PM5-KPGD	PM5-KPGD	12.4	Green	White Diffused	555	10	2.2	120	2.90	2.54	2.26	2.03
749-PM5-KPGDW12.0	PM5-KPGDW12.0	12.4	Green	White Diffused	555	10	2.2	120	4.27	3.73	3.32	2.99
749-PM5-KYD	PM5-KYD	12.4	Yellow	White Diffused	590	300	2	120	2.68	2.34	2.08	1.87
749-PM5-KYDW12.0	PM5-KYDW12.0	12.4	Yellow	White Diffused	590	300	2	120	4.03	3.53	3.15	2.82

IP67-RATED PANEL MOUNT INDICATORS

The IP67-Rated Panel Mount Indicators feature a forward voltage of 8-48V VAC/VDC, and a watertight seal from the front panel, ideal for waterproof and moisture protection. The housing and lens are made of ESD-protected material and the threaded housing provides positive locking for constant vibration, making these indicators ideal for use in a robust environment. A diffused lens provides uniform illumination and wide angle viewing capability.

For quantities greater than listed, call for quote.

MOUSER STOCK NO.	Bivar Part No.	LED Size (mm)	Color		Wavelength (nm)	Luminous Intensity (mcd)	Forward Voltage (V)	Viewing Angle (°)	Price Each			
			Source	Lens					1	10	100	250
3mm Press Fit LED Panel Assemblies												
749-PM3-P1522-10.00	PM3-P1522-10.00	8.4	Clear	Diffused	-	-	-	-	9.85	8.87	8.07	7.39
749-PM3-PGDW12-IP67	PM3-PGDW12.0	8.4	Green	White Diffused	568	30	8VAC, 48VDC	120	13.48	12.66	10.52	9.84
749-PM3-PHD	PM3-PHD	8.4	Red	White Diffused	625	30	8VAC, 48VDC	120	12.73	11.46	10.41	9.54
749-PM3-PHDW12.0	PM3-PHDW12.0	8.4	Red	White Diffused	625	30	8VAC, 48VDC	120	13.79	12.41	11.28	10.35
749-PM3-PPGD	PM3-PPGD	8.4	Green	White Diffused	555	20	8VAC, 48VDC	120	12.88	11.60	10.54	9.66
749-PM3-PPGDW12.0	PM3-PPGDW12.0	8.4	Green	White Diffused	555	20	8VAC, 48VDC	120	13.94	12.55	11.41	10.45
749-PM3-PYD	PM3-PYD	8.4	Yellow	White Diffused	585	30	8VAC, 48VDC	120	12.73	11.46	10.41	9.54
749-PM3-PYDW12.0	PM3-PYDW12.0	8.4	Yellow	White Diffused	585	30	8VAC, 48VDC	120	13.79	12.41	11.28	10.35
5mm Press Fit LED Panel Assemblies												
749-PM5-P2031-10.00	PM5-P2031-10.00	12.4	Clear	Diffused	-	-	-	-	10.59	9.53	8.67	7.95
749-PM5-PHD	PM5-PHD	12.4	Red	White Diffused	625	25	8VAC, 48VDC	120	13.97	12.57	11.43	10.48
749-PM5-PHDW12.0	PM5-PHDW12.0	12.4	Red	White Diffused	625	25	8VAC, 48VDC	120	15.03	13.52	12.29	11.28
749-PM5-PPGD	PM5-PPGD	12.4	Green	White Diffused	555	10	8VAC, 48VDC	120	14.15	12.73	11.58	10.61
749-PM5-PPGDW12.0	PM5-PPGDW12.0	12.4	Green	White Diffused	555	10	8VAC, 48VDC	120	15.20	13.69	12.44	11.41
749-PM5-PYD	PM5-PYD	12.4	Yellow	White Diffused	590	300	8VAC, 48VDC	120	13.97	12.57	11.43	10.48
749-PM5-PYDW12.0	PM5-PYDW12.0	12.4	Yellow	White Diffused	590	300	8VAC, 48VDC	120	15.03	13.52	12.29	11.28

FLEXIBLE LIGHT PIPE LENSES

BIVAR Flexible Light Pipe Lenses are designed for light pipes that return flexibility to the designer and eliminate components and costly assembly steps. The result is a practical and economical indication solution. Light pipes are the perfect solution for moving light from the source to the destination. Bivar's light pipes act as a conduit for the light allowing for distances of a few millimeters up to 100 meters.

For quantities greater than listed, call for quote.

MOUSER STOCK NO.	Bivar Part No.	LED Size (mm)	Lens	Color	Body Length (in.)	Price Each			
						1	10	100	250
749-FLPF-10.0	FLPF-10.0	4.2	Flat	Clear	10	6.52	5.70	5.07	4.56
749-FLP25-10.0	FLP25-10.0	7	Round	Clear	10	6.92	6.06	5.38	4.85
749-LC2-10.0	LC2-10.0	5	Round	Clear	10	6.47	5.67	5.04	4.54

© Copyright 2013 Mouser Electronics
© Copyright 2013 Mouser Electronics

CHICAGO MINIATURE Surface Mount LED Lamps

Chicago Miniature Lighting, LLC
Lighting the world since 1910

RoHS Compliant **This product is RoHS compliant.**

SURFACE MOUNT LED LAMPS

DIMENSIONS: in.

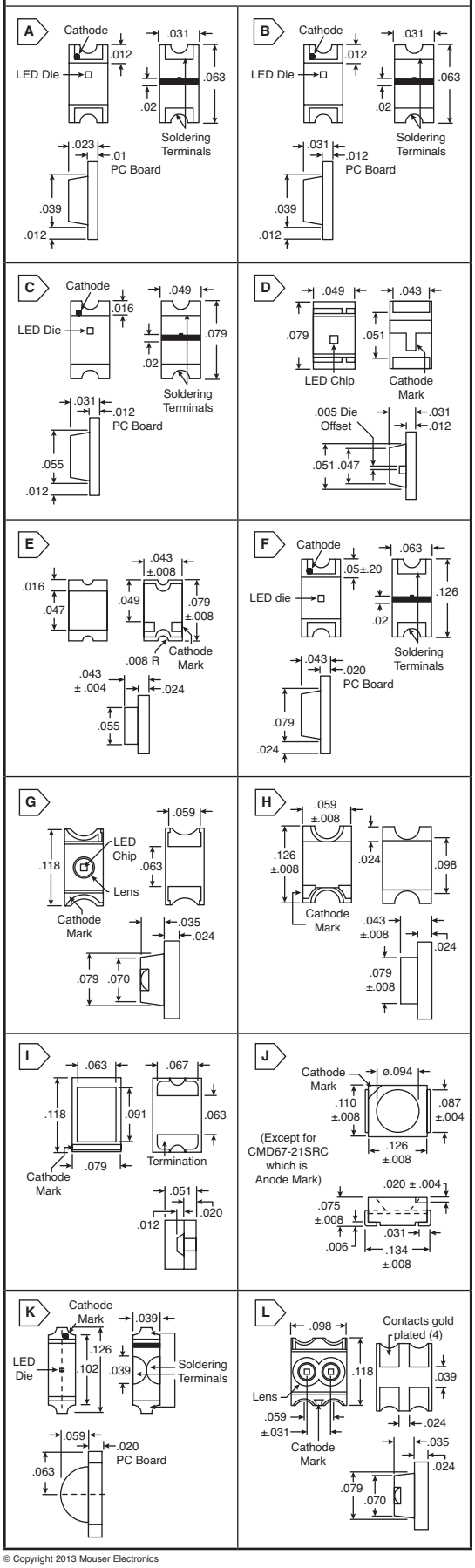

0603 Size

For quantities greater than listed, call for quote.

MOUSER STOCK NO.	Fig.	Color		Forward Voltage @IF=20mA		Luminous Intensity @ 20mA (mcd)		Peak Wave-length (nm)	Viewing Angle	Price Each		
		LED	Lens	Typ.	Max.	Min.	Typ.			1	100	500
Low Profile, High Brightness												
607-CMDA19AR7D1S	A	Red	Clear Diff	1.9	2.4	25	90	637	170°	.32	.235	.193
607-CMDA19BR7D1S	A	Hi-Eff Red	Clear Diff	2.1	2.6	2.5	10	630	170°	.29	.203	.182
607-CMDA19AY7D1S	A	Green	Clear Diff	2.2	2.6	4	15	570	170°	.29	.203	.182
607-CMDA19AG7D1S	A	Green	Clear Diff	3.4	3.9	40	145	520	140°	3.45	2.43	1.93
High Brightness												
607-CMDA6DR7D1S	B	Red	Clear Diff	1.8	2.6	6.3	17	660	170°	.29	.203	.182
607-CMDA6AR7D1S	B	Red	Clear Diff	1.9	2.4	25	90	637	170°	.32	.235	.193
607-CMDA6BR7D1S	B	Hi-Eff Red	Clear Diff	2.1	2.6	2.5	10	630	170°	.29	.203	.182
607-CMDA6AY7D1S	B	Green	Clear Diff	2.2	2.6	4	15	570	170°	.29	.203	.182

0805 Size

For quantities greater than listed, call for quote.

MOUSER STOCK NO.	Fig.	Color		Forward Voltage @I_F=20mA		Luminous Intensity @ 20mA (mcd)		Peak Wave-length (nm)	Viewing Angle	Price Each		
		LED	Lens	Typ.	Max.	Min.	Typ.			1	100	500
High Brightness												
607-CMDA5DR7D1S	C	Red	Clear Diff	1.8	2.6	6.3	17	660	170°	.29	.203	.182
607-CMDA5AR7D1S	C	Red	Clear Diff	1.9	2.4	25	90	637	170°	.32	.235	.193
607-CMDA5BR7D1S	C	Hi-Eff Red	Clear Diff	2.1	2.6	2.5	10	630	170°	.29	.203	.182
607-CMDA5DY7D1S	C	Amber	Clear Diff	1.9	2.4	25	90	595	170°	.32	.235	.193
SMD LED Lamps												
606-7012X1	D	Red	Clear Diff	1.7	2.0	7.0	11.7	660	120°	.45	.332	.278
606-7012X13	D	Yellow	Clear Diff	2.2	2.5	2.2	3.7	580	120°	.49	.364	.306
606-7012X5	D	Green	Clear Diff	2.1	2.5	3.8	6.4	560	120°	.45	.332	.278
606-CMD17-21SRC	E	Red	Clear	1.7	2.4	10.0	21.0	660	140°	.46	.342	.289
606-CMD17-21VRC	E	Hi-Eff Red	Clear	2.0	2.8	4.5	13.0	640	140°	.28	.203	.171
606-CMD17-21VYC	E	Yellow	Clear	2.0	2.8	5.0	12.0	585	140°	.28	.203	.171
606-CMD17-21VGC	E	Green	Clear	2.1	2.8	6.0	10.0	570	140°	.28	.203	.171
606-CMD17-21UGC	E	Green	Clear	2.1	2.8	8.0	15.0	570	140°	.31	.225	.193

1206 Size

For quantities greater than listed, call for quote.

MOUSER STOCK NO.	Fig.	Color		Forward Voltage @IF=20mA		Luminous Intensity @ 20mA (mcd)		Peak Wave-length (nm)	Viewing Angle	Price Each		
		LED	Lens	Typ.	Max.	Min.	Typ.			1	100	500
High Brightness												
607-CMDA2DR7D1S	F	Red	White Diff	1.8	2.6	6.3	17	660	170°	.29	.203	.182
607-CMDA2AR7D1S	F	Red	White Diff	1.9	2.4	25	90	637	170°	.38	.268	.203
607-CMDA2BR7D1S	F	Hi-Eff Red	White Diff	2.1	2.6	2.5	10	630	170°	.29	.203	.182
607-CMDA2AY7D1S	F	Green	White Diff	2.2	2.6	4	15	570	170°	.29	.203	.182
SMD LED Lamps												
606-7010X11	G	Red	Clear	1.7	2.0	6.0	17.0	660	70°	.51	.385	.321
606-7010X1	G	Red	Clear	2.0	2.5	3.5	6.0	630	70°	.51	.385	.321
606-7010X3	G	Orange	Clear	2.2	2.5	5.0	9.0	605	70°	.51	.385	.321
606-7010X7	G	Yellow	Clear	2.1	2.5	6.0	12.0	570	70°	.51	.385	.321
606-7010X5	G	Green	Clear	2.1	2.5	3.0	7.5	560	70°	.51	.385	.321
606-CMD15-21SRC	H	Red	Clear	1.7	2.4	6.0	15.0	660	140°	.42	.30	.257
606-CMD15-21VRC	H	Hi-Eff Red	Clear	2.0	2.8	3.6	6.0	640	140°	.32	.235	.203
606-CMD15-21VYC	H	Yellow	Clear	2.0	2.8	3.6	6.0	585	140°	.34	.257	.214
606-CMD15-21VGC	H	Green	Clear	2.1	2.8	6.0	10.0	570	140°	.31	.225	.193
606-CMD15-21UGC	H	Green	Clear	2.1	2.8	7.0	12.0	565	140°	.38	.278	.235
606-CMD15-21UBC	H	Blue	Clear	4.9	5.5	19.0	45.0	430	140°	3.15	2.31	1.95

1208 Size

For quantities greater than listed, call for quote.

MOUSER STOCK NO.	Fig.	Color		Forward Voltage @IF=20mA		Luminous Intensity @ 20mA (mcd)		Peak Wave-length (nm)	Viewing Angle	Price Each		
		LED	Lens	Typ.	Max.	Min.	Typ.			1	100	500
606-7016X1	I	Red	Clear	2.0	2.8	2.2	6.3	650	110°	.42	.31	.268
606-7016X13	I	Amber	Clear	2.0	2.8	2.2	6.3	610	110°	.42	.31	.268
606-7016X3	I	Yellow	Clear	2.1	2.8	2.2	6.3	585	110°	.42	.31	.268
606-7016X5	I	Green	Clear	2.2	2.8	5.6	16.0	563	110°	.42	.31	.268

PLCC-2

For quantities greater than listed, call for quote.

MOUSER STOCK NO.	Fig.	Color		Forward Voltage @IF=20mA		Luminous Intensity @ 20mA (mcd)		Peak Wave-length (nm)	Viewing Angle	Price Each		
		LED	Lens	Typ.	Max.	Min.	Typ.			1	100	500
606-CMD67-21SRC	J	Red	Clear	1.7	2.4	25	40	660	120°	.58	.417	.353
606-CMD67-21VRC	J	Hi-Eff Red	Clear	2.0	2.8	6.0	10	640	120°	.51	.375	.321
606-CMD67-21VYC	J	Yellow	Clear	2.0	2.8	6.0	10	585	120°	.45	.332	.278
606-CMD67-21VGC	J	Green	Clear	2.1	2.8	15	25	570	120°	.40	.289	.246

Right Angle

For quantities greater than listed, call for quote.

MOUSER STOCK NO.	Fig.	Color		Forward Voltage @IF=20mA		Luminous Intensity @ 20mA (mcd)		Peak Wave-length (nm)	Viewing Angle	Price Each		
		LED	Lens	Typ.	Max.	Min.	Typ.			1	100	500
607-CMDA7AR7A1S	K	Red	Clear	1.9	2.4	25	95	637	130°	.38	.268	.203
607-CMDA7BR7A1S	K	Hi-Eff Red	Clear	2.1	2.6	2.5	11	630	130°	.29	.203	.182

Bi-Color

606-7011X5/7	L	Grn/Yel	Clear	2.1/2.2	2.5/2.5	3.0/3.0	7.5/6.0	560/580	100°	.93	.685	.578

© Copyright 2013 Mouser Electronics

© Copyright 2013 Mouser Electronics

CHICAGO MINIATURE Thru-Hole LED Lamps

Chicago Miniature Lighting, LLC
Lighting the world since 1910

RoHS Compliant **This product is RoHS compliant.**

THRU-HOLE LED LAMPS

DIMENSIONS: in.

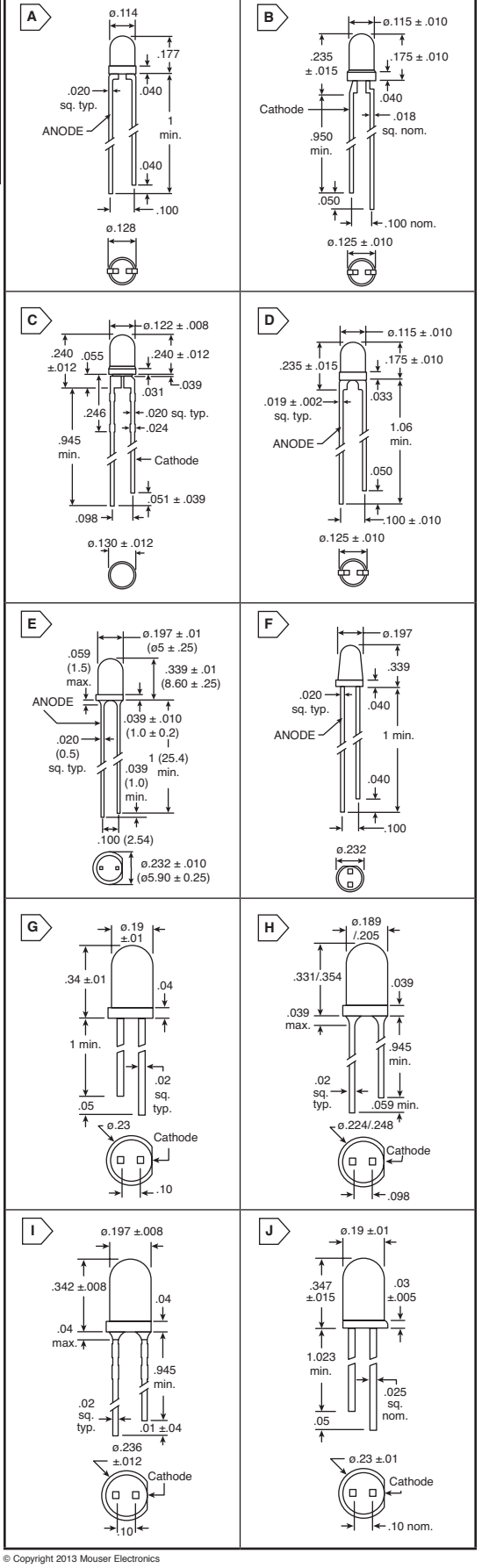

T-1 Blue

For quantities greater than listed, call for quote.

MOUSER STOCK NO.	Fig.	Color		Forward Voltage @ IF=20mA		Luminous Intensity @ 20mA(mcd)		Peak Wave-length (nm)	Viewing Angle	Price Each		
		LED	Lens	Typ.	Max.	Min.	Typ.			1	100	500
606-CMD264UBD	A	Blue	Blue Diff	4.9	5.5	63	100	430	45°	**1.61**	**1.39**	**1.29**
606-CMD264UBC	A	Blue	Clear	4.9	5.5	160	250	430	30°	**1.72**	**1.50**	**1.39**

T-1 Low Current

For quantities greater than listed, call for quote.

MOUSER STOCK NO.	Fig.	Color		Forward Voltage @ IF=2mA		Luminous Intensity @ 2mA(mcd)		Peak Wave-length (nm)	Viewing Angle	Price Each		
		LED	Lens	Typ.	Max.	Min.	Typ.			1	100	500
606-4300F1LC	B	Red	Red Diff	1.8	2.0	0.8	2.1	634	50°	**.38**	**.321**	**.30**
606-4300F7LC	B	Yellow	Yel Diff	1.9	2.5	0.9	1.6	583	50°	**.38**	**.321**	**.30**
606-4300F5LC	B	Green	Grn Diff	1.8	2.2	1.0	2.1	565	50°	**.30**	**.235**	**.225**

T-1 Super Bright

For quantities greater than listed, call for quote.

MOUSER STOCK NO.	Fig.	Color		Forward Voltage @ IF=2mA		Luminous Intensity @ 2mA(mcd)		Peak Wave-length (nm)	Viewing Angle	Price Each		
		LED	Lens	Typ.	Max.	Min.	Typ.			1	100	500
606-4303F1	C	Red	Red Diff	2.0	3.0	3.6	10.0	650	90°	**.23**	**.193**	**.182**
606-4303F3	C	Amber	Amber Diff	2.2	3.0	3.0	7.0	603	60°	**.32**	**.278**	**.268**
606-4303F7	C	Yellow	Yellow Diff	2.1	3.0	2.2	6.3	585	90°	**.23**	**.193**	**.182**
606-4303F5	C	Green	Green Diff	2.2	3.0	5.6	16.0	562	90°	**.20**	**.171**	**.165**

T-1 w/ Integrated Resistor

For quantities greater than listed, call for quote.

MOUSER STOCK NO.	Fig.	Color		Forward Voltage @ IF=2mA		Luminous Intensity @ 2mA(mcd)		Peak Wave-length (nm)	Viewing Angle	Price Each		
		LED	Lens	Typ.	Max.	Min.	Typ.			1	100	500
606-4302F1-5V	D	Red	Red Diff	5	10	2.0	8.0	635	60°	**.52**	**.449**	**.417**
606-4302F3-5V	D	Amber	Amber Diff	5	10	2.0	8.0	583	60°	**.52**	**.449**	**.417**
606-4302F5-5V	D	Green	Green Diff	5	10	2.0	8.0	565	60°	**.52**	**.449**	**.417**
606-4302F1-12V	D	Red	Red Diff	12	13	2.0	8.0	635	60°	**.62**	**.535**	**.503**
606-4302F3-12V	D	Amber	Amber Diff	12	13	2.0	8.0	583	60°	**.62**	**.535**	**.503**
606-4302F5-12V	D	Green	Green Diff	12	13	2.0	8.0	565	60°	**.62**	**.535**	**.503**

T-1 3/4 White

For quantities greater than listed, call for quote.

MOUSER STOCK NO.	Fig.	Emitted Color	Lens Color	Luminous Intensity			Forward Voltage		Peak Wave-length (nm)	Viewing Angle	Price Each		
				Min. mcd	Typ. mcd	Max. mcd	Typ.	Max.			1	100	500
606-CMD333UWC	E	White	Clear	1.7	2.3	2.6	3.75	3.85	475	20°	**2.62**	**2.36**	**2.24**

T-1 3/4 Blue

For quantities greater than listed, call for quote.

MOUSER STOCK NO.	Fig.	Color		Forward Voltage @ IF=20mA		Luminous Intensity @ 20mA(mcd)		Peak Wave-length (nm)	Viewing Angle	Price Each		
		LED	Lens	Typ.	Max.	Min.	Typ.			1	100	500
606-CMD383UBC/H2	F	Blue	Clear	4.9	5.5	250	350	430	24°	**2.70**	**2.43**	**2.29**
606-CMD383UBC	F	Blue	Clear	4.9	5.5	600	800	430	12°	**2.70**	**2.43**	**2.29**

T-1 3/4 Low Current

For quantities greater than listed, call for quote.

MOUSER STOCK NO.	Fig.	Color		Forward Voltage @ IF=2mA		Luminous Intensity @ 2mA(mcd)		Peak Wave-length (nm)	Viewing Angle	Price Each		
		LED	Lens	Typ.	Max.	Min.	Typ.			1	100	500
606-4300H1LC	G	Red	Red Diff	1.8	2.2	1.3	2.3	635	50°	**.38**	**.321**	**.30**
606-4300H7LC	G	Yellow	Yellow Diff	1.9	2.7	1.0	2.1	583	50°	**.38**	**.321**	**.30**
606-4300H5LC	G	Green	Green Diff	1.8	2.2	1.0	2.3	565	50°	**.38**	**.321**	**.30**

T-1 3/4 Super Bright

For quantities greater than listed, call for quote.

MOUSER STOCK NO.	Fig.	Color		Forward Voltage @ IF=10mA		Luminous Intensity @ 10mA(mcd)		Peak Wave-length (nm)	Viewing Angle	Price Each		
		LED	Lens	Typ.	Max.	Min.	Typ.			1	100	500
606-4304H1	H	Red	Red Diff	2.0	3.0	3.0	6.3	650	65°	**.14**	**.121**	**.111**
606-4304H3	H	Amber	Amber Diff	2.2	3.0	4.0	20.0	608	60°	**.30**	**.257**	**.246**
606-4304H7	H	Yellow	Yellow Diff	2.1	3.0	2.5	6.3	585	65°	**.23**	**.193**	**.182**
606-4304H5	H	Green	Green Diff	2.1	3.0	3.0	10.0	563	75°	**.20**	**.171**	**.165**

T-1 3/4 Ultra Bright

For quantities greater than listed, call for quote.

MOUSER STOCK NO.	Fig.	Color		Forward Voltage @ IF=20mA		Luminous Intensity @ 20mA(mcd)		Peak Wave-length (nm)	Viewing Angle	Price Each		
		LED	Lens	Typ.	Max.	Min.	Typ.			1	100	500
606-4305H1	I	Red	Red	2.1	3.0	20	60	650	30°	**.15**	**.128**	**.118**
606-4305H7	I	Yellow	Yellow	2.2	3.0	56	160	585	30°	**.23**	**.193**	**.182**
606-4305H5	I	Green	Green	2.2	3.0	30	100	563	30°	**.15**	**.128**	**.118**
606-4308H1	J	Red	Clear	1.8	2.2	90	240	645	24°	**.62**	**.535**	**.503**
606-4308H7	J	Yellow	Clear	2.2	3.0	95	140	583	24°	**.43**	**.364**	**.342**
606-4308H5	J	Green	Clear	2.3	3.0	110	140	565	24°	**.43**	**.364**	**.342**

© Copyright 2013 Mouser Electronics

© Copyright 2013 Mouser Electronics

DIMENSIONS: in.

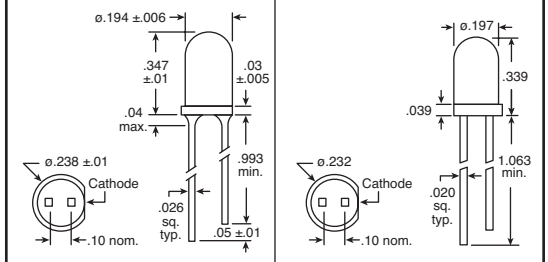

Chicago Miniature Lighting, LLC
Lighting the world since 1910

THRU-HOLE LED LAMPS (CONT.)

T-1 3/4 w/ Integrated Resistor

For quantities greater than listed, call for quote.

MOUSER STOCK NO.	Fig.	Color		Forward Voltage @ IF=20mA		Luminous Intensity @ 20mA(mcd)		Peak Wave-length (nm)	Viewing Angle	Price Each		
		LED	Lens	Typ.	Max.	Min.	Typ.			1	100	500
606-4302H1-5V	A	Red	Red Diff	5	10	2.0	8.0	635	60°	.62	.535	.503
606-4302H3-5V	A	Amber	Amber Diff	5	10	2.0	8.0	583	60°	.62	.535	.503
606-4302H5-5V	A	Green	Green Diff	5	12	2.0	8.0	565	60°	.62	.535	.503
606-4302H1-12V	A	Red	Red Diff	12	13	2.0	8.0	635	60°	.62	.535	.503
606-4302H3-12V	A	Amber	Amber Diff	12	13	2.0	8.0	583	60°	.62	.535	.503
606-4302H5-12V	A	Green	Green Diff	12	13	2.0	8.0	565	60°	.62	.535	.503

T-1 3/4 Bi-Polar for AC/DC Operation

For quantities greater than listed, call for quote.

MOUSER STOCK NO.	Fig.	Color		Forward Voltage @ IF=20mA		Luminous Intensity @ 20mA(mcd)		Peak Wave-length (nm)	Viewing Angle	Price Each		
		LED	Lens	Typ.	Max.	Min.	Typ.			1	100	500
606-4301H1/1	B	Red	Red	2.0	2.5	8.0	20.0	625	60°	1.11	1.03	.92
606-4301H7/7	B	Yellow	Yellow	2.1	2.5	5.0	20.0	590	60°	1.28	1.20	1.07
606-4301H5/5	B	Green	Green	2.2	2.5	5.0	20.0	565	60°	1.11	1.03	.92

DIMENSIONS: in. (mm)

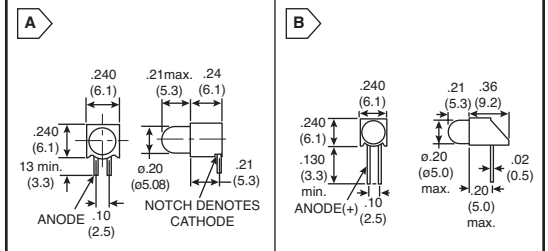

Chicago Miniature Lighting, LLC
Lighting the world since 1910

T-1 3/4 CIRCUIT BOARD INDICATORS

For quantities greater than listed, call for quote.

MOUSER STOCK NO.	Fig.	Color	Cont. Forward Current (mA) (max.)	Forward Voltage		Luminous Intensity (mcd) (typ)	Rated Current (mA)	Peak Wavelength (nm)	Price Each		
				Typ.	Max.				1	100	500
607-5300H1	A	Red	60	2.0	3.0	6.3	10	650	.47	.34	.30
607-5300H5	A	Green	60	2.2	3.0	10	10	563	.47	.34	.30
607-5300H7	A	Yellow	60	2.1	3.0	6.3	10	585	.61	.471	.385
607-5300H1LC	A	Red	7	1.8	2.2	2.0	2.0	635	.78	.61	.492
607-5300H5LC	A	Green	7	1.8	2.2	2.5	2.0	565	.61	.492	.353
607-5302H1-5V	A	Red	15	5.0	7.5	6.0	10.0	635	.84	.653	.524
607-5302H3-5V	A	Amber	15	5.0	7.5	7.0	10.0	583	.84	.653	.524
607-5302H5-5V	A	Green	15	5.0	7.5	10.0	12.0	565	.84	.653	.524
607-5380H1	B	Red	35	2.0	3.0	30.0	20.0	650	.61	.471	.385
607-5380H5	B	Green	20	2.2	2.5	30.0	20.0	563	.61	.471	.385
607-5380H7	B	Yellow	35	2.1	3.0	2.0	20.0	585	.61	.471	.385

Chicago Miniature Lighting, LLC
Lighting the world since 1910

CIRCUIT BOARD INDICATORS

DIMENSIONS: in.

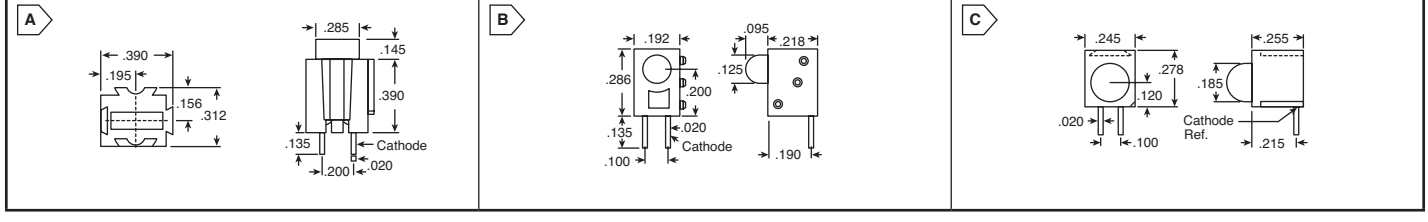

For quantities greater than listed, call for quote.

MOUSER STOCK NO.	Fig.	Color		Forward Voltage @ IF=20mA		Luminous Intensity @ 20mA(mcd)		Peak Wavelength (nm)	Viewing Angle	Price Each		
		LED	Lens	Typ.	Max.	Min.	Typ.			1	100	500
606-CMS01R	A	Hi-Eff Red	Red Diff	2.0	2.5	3.2	12.5	625	110°	.69	.589	.567
606-CMS01G	A	Hi-Eff Green	Green diff	2.2	2.5	1.3	8.0	565	110°	.69	.589	.567
606-CMC01R	B	Hi-Eff Red	Water Clear	2.0	2.5	24.0	60.0	625	30°	.71	.61	.589
606-CMW01S	B	Hi-Eff Red	Red Diff	2.0	2.5	1.0	2.0	625	120°	.71	.61	.589
606-CMW01R	B	Hi-Eff Red	Red Diff	2.0	2.5	3.2	20.0	625	130°	.71	.61	.589
606-CMW01G	B	Hi-Eff Green	Green Diff	2.2	2.5	3.2	12.5	565	120°	.71	.61	.589
606-CMW01Y	B	Yellow	Yellow Diff	2.1	2.5	3.2	12.5	590	120°	.71	.61	.589
606-CMI01S	C	Red	Red Diff	1.7	2.1	1.25	3.2	660	120°	1.00	.856	.824
606-CMI01G	C	Hi-Eff Green	Green Diff	2.2	2.5	3.2	8.0	565	120°	1.00	.856	.824

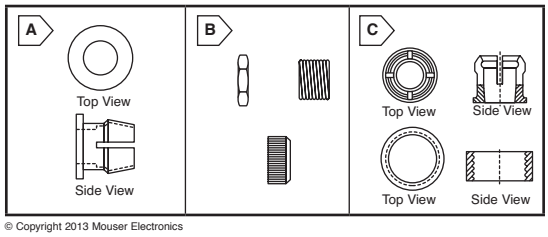

Chicago Miniature Lighting, LLC
Lighting the world since 1910

LED PANEL MOUNTING ACCESSORIES

For quantities greater than listed, call for quote.

MOUSER STOCK NO.	Fig.	Description	Color	Price Each		
				1	100	500
606-CMP100	A	T-1 Single piece	Black	.14	.107	.105
606-4999-002	B	T-1 3/4, 3-piece flanged	Silver	4.69	4.23	3.73
606-4999-003	B	T-1 3/4, 3-piece flanged	Black	3.28	2.81	2.74
606-4304MC	C	T-1 3/4, 2-piece	Black	.27	.184	.124

© Copyright 2013 Mouser Electronics

© Copyright 2013 Mouser Electronics

CHICAGO MINIATURE Indicators

Chicago Miniature Lighting, LLC
Lighting the world since 1910

Products may be RoHS compliant. Check mouser.com for RoHS status.

NON-RELAMPABLE INDICATORS

Chicago Miniature Lighting, LLC
Lighting the world since 1910

Neon Indicators

For quantities greater than listed, call for quote.

MOUSER STOCK NO.	Fig.	Color	Voltage (VAC)	Termination	Rated Life (hrs.)	Price Each 1	25	100
607-1030D1	A	Red	105-125	Black wire	25,000	2.49	2.00	1.70
607-1030D3	A	Amber	105-125	Black wire	25,000	2.49	2.00	1.70
607-1030D4	A	White	105-125	Black wire	25,000	2.49	2.00	1.70
607-1032D5	A	Green	105-125	Black wire	25,000	3.76	3.00	2.55
607-1031D1	A	Red	208-250	Black/Red wire	25,000	2.49	2.00	1.70
607-1030QD1	B	Red	105-125	Quick connect	25,000	2.73	2.18	1.85
607-1030QD3	B	Amber	105-125	Quick connect	25,000	2.73	2.18	1.85
607-1030QD4	B	White	105-125	Quick connect	25,000	2.73	2.18	1.85
607-1032QD5	B	Green	105-125	Quick connect	25,000	4.00	3.19	2.72
607-1050A1	C	Red	105-125	Black wire	25,000	2.49	2.00	1.70
607-1050A2	C	Clear	105-125	Black wire	25,000	2.49	2.00	1.70
607-1050A3	C	Amber	105-125	Black wire	25,000	2.49	2.00	1.70
607-1052A5	C	Green	105-125	Black wire	25,000	3.76	3.00	2.55
607-1051A1	C	Red	208-250	Black/Red wire	25,000	2.49	2.00	1.70
607-1051A3	C	Amber	208-250	Black/Red wire	25,000	2.49	2.00	1.70
607-1053A5	C	Green	208-250	Black/Red wire	25,000	3.76	3.00	2.55
607-1050QA1	D	Red	105-125	Quick connect	25,000	2.73	2.19	1.86
607-1050QA3	D	Amber	105-125	Quick connect	25,000	2.73	2.18	1.85
607-1052QA5	D	Green	105-125	Quick connect	25,000	3.99	3.19	2.72
607-1051QA1	D	Red	208-250	Quick connect	25,000	2.73	2.18	1.85
607-1051QA3	D	Amber	208-250	Quick connect	25,000	2.73	2.18	1.85
607-1050C1	E	Red	105-125	Black wire	25,000	2.48	1.99	1.69
607-1050C2	E	Clear	105-125	Black wire	25,000	2.49	2.00	1.70
607-1050C3	E	Amber	105-125	Black wire	25,000	2.49	2.00	1.70
607-1050C4	E	White	105-125	Black wire	25,000	2.49	2.00	1.70
607-1052C5	E	Green	105-125	Black wire	25,000	3.76	3.00	2.55
607-1051C1	E	Red	208-250	Black/Red wire	25,000	2.49	2.00	1.70
607-1051C3	E	Amber	208-250	Black/Red wire	25,000	2.49	2.00	1.89
607-1053C5	E	Green	208-250	Black/Red wire	25,000	3.76	3.00	2.55
607-1050QC1	F	Red	105-125	Quick connect	25,000	2.73	2.18	1.85
607-1050QC2	F	Clear	105-125	Quick connect	25,000	2.73	2.18	1.85
607-1050QC3	F	Amber	105-125	Quick connect	25,000	2.73	2.19	1.86
607-1050QC4	F	White	105-125	Quick connect	25,000	2.73	2.18	1.85
607-1052QC5	F	Green	105-125	Quick connect	25,000	4.00	3.19	2.72
607-1051QC1	F	Red	208-250	Quick connect	25,000	2.73	2.19	1.86
607-1051QC3	F	Amber	208-250	Quick connect	25,000	2.73	2.18	1.85
607-1050N1	G	Red	105-125	Black wire	25,000	2.73	2.18	1.85
607-1050N3	G	Amber	105-125	Black wire	25,000	2.73	2.18	1.85
607-1052N5	G	Green	105-125	Black wire	25,000	4.00	3.19	2.72
607-1050QN1	H	Red	105-125	Quick connect	25,000	2.94	2.35	2.00
607-1050QN3	H	Amber	105-125	Quick connect	25,000	2.94	2.35	2.00
607-1052QN5	H	Green	105-125	Quick connect	25,000	4.23	3.38	2.87
607-2110A1	I	Red	105-125	Black wire	25,000	3.27	2.61	2.21
607-2110A2	I	Clear	105-125	Black wire	25,000	2.47	1.98	1.67
607-2110A3	I	Amber	105-125	Black wire	25,000	2.47	1.98	1.67
607-2110A4	I	White	105-125	Black wire	25,000	2.47	1.98	1.67
607-2112A5	J	Green	105-125	Black wire	25,000	3.76	3.00	2.55
607-2110QA1	J	Red	105-125	Quick connect	25,000	2.73	2.18	1.85
607-2112QA5	K	Green	105-125	Quick connect	25,000	3.98	3.17	2.70
607-2120A1	K	Red	105-125	Black wire	25,000	3.00	2.45	2.08
607-2120A3	K	Amber	105-125	Black wire	25,000	2.47	1.98	1.67
607-2120A4	K	White	105-125	Black wire	25,000	2.47	1.98	1.67

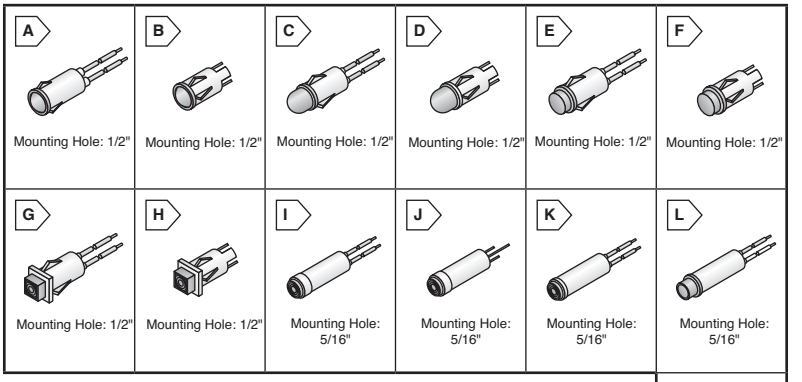

Neon Indicators (Cont.)

For quantities greater than listed, call for quote.

MOUSER STOCK NO.	Fig.	Color	Voltage (VAC)	Termination	Rated Life (hrs.)	Price Each 1	25	100
607-2150A1	L	Red	105-125	Black wire	25,000	2.59	1.92	1.50
607-2150A2	L	Clear	105-125	Black wire	25,000	2.64	2.11	1.79
607-2150A3	L	Amber	105-125	Black wire	25,000	2.64	2.11	1.79
607-2150A4	L	White	105-125	Black wire	25,000	2.64	2.11	1.79
607-2152A5	L	Green	105-125	Black wire	25,000	4.26	3.40	2.89
607-2150QA1	M	Red	105-125	Quick connect	25,000	2.86	2.28	1.95
607-2150QA3	M	Amber	105-125	Quick connect	25,000	2.86	2.28	1.95
607-2150QA4	M	White	105-125	Quick connect	25,000	2.86	2.28	1.95
607-2152QA5	M	Green	105-125	Quick connect	25,000	4.41	3.53	2.97
607-2330QD1	N	Red	105-125	Quick connect	25,000	3.02	2.43	2.05
607-2330QD3	N	Amber	105-125	Quick connect	25,000	3.02	2.43	2.05
607-2330QD4	N	White	105-125	Quick connect	25,000	3.02	2.43	2.05
607-2620QK1	O	Red	105-125	Quick connect	25,000	3.62	2.89	2.46
607-2620QK3	O	Amber	105-125	Quick connect	25,000	4.55	3.55	3.07
607-2620QK4	O	White	105-125	Quick connect	25,000	3.62	2.89	2.46
607-2622QK5	O	Green	105-125	Quick connect	25,000	4.77	3.82	3.24
607-6010M1	P	Red	105-125	Black/Red wire	25,000	5.31	4.24	3.61
607-6010M3	P	Amber	105-125	Black/Red wire	25,000	5.31	4.24	3.61
607-6012M5	P	Green	105-125	Black/Red wire	25,000	6.49	5.19	4.42

Incandescent Indicators

For quantities greater than listed, call for quote.

607-1090A1-12V	C	Red	12VDC	Yellow wire	10,000	3.21	2.57	2.19
607-1090A3-12V	C	Amber	12VDC	Yellow wire	10,000	3.21	2.57	2.19
607-1090A5-12V	C	Green	12VDC	Yellow wire	10,000	3.21	2.57	2.19
607-1090A1-28V	C	Red	28VDC	Purple wire	7,000	3.21	2.57	2.19
607-1090A3-28V	C	Amber	28VDC	Purple wire	7,000	3.21	2.57	2.19
607-1090A5-28V	C	Green	28VDC	Purple wire	7,000	3.09	2.78	2.68
607-1090C1-12V	E	Red	12VDC	Yellow wire	10,000	3.21	2.57	2.19
607-1090C1-28V	E	Red	28VDC	Purple wire	7,000	3.21	2.57	2.19
607-1090C3-28V	E	Amber	28VDC	Purple wire	7,000	3.21	2.57	2.19
607-1090C5-28V	E	Green	28VDC	Purple wire	7,000	3.21	2.57	2.19
607-1090QC1-28V	F	Red	28VDC	Quick connect	7,000	3.42	2.73	2.32
607-1090QC3-28V	F	Amber	28VDC	Quick connect	7,000	3.42	2.73	2.32
607-1090QC5-28V	F	Green	28VDC	Quick connect	7,000	3.42	2.73	2.32

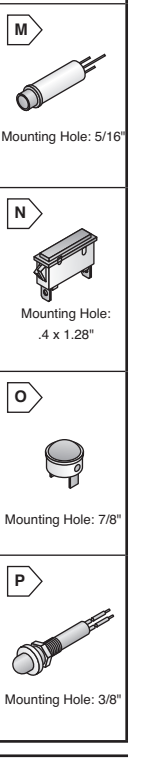

CIRCUIT BOARD PANEL MOUNT LED INDICATORS

Chicago Miniature Lighting, LLC
Lighting the world since 1910

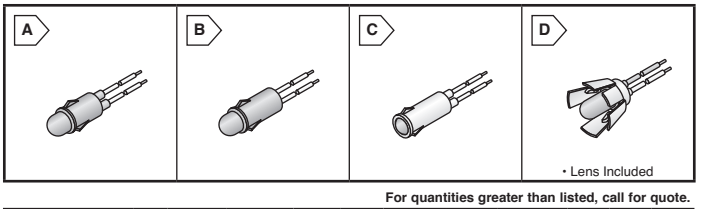

For quantities greater than listed, call for quote.

MOUSER STOCK NO.	Fig.	Color	Forward Current (mA) (max.)	Forward Voltage Typ.	Max.	Lumin. Intensity (mdc) (typ)	Rated Cur. (mA)	Peak Wave lenth	Price Each 1	25	100
607-5100H1	A	Red	35	2.0	3.0	30.0	20.0	635	1.56	1.26	1.08
607-5100H1LC	A	Red	7	1.8	2.2	2.0	2.0	635	1.75	1.41	1.21
607-5100H3	A	Amber	35	2.0	3.0	20.0	20.0	608	1.56	1.26	1.08
607-5100H5	A	Green	30	2.2	3.0	30.0	20.0	562	1.42	1.16	.738
607-5100H6	A	Blue	50	3.4	3.9	3.0	45.0	470	2.51	1.96	1.58
607-5100H7	A	Yellow	35	2.1	3.0	25.0	20.0	585	1.56	1.26	1.08
607-5100H7LC	A	Yellow	7	1.9	2.7	2.0	2.0	585	1.75	1.41	1.21
607-5100H1/5	A	Rd/Grn	10	2.2	2.8	6.0	20.0	650/565	2.42	1.96	1.68
607-5102H1-12V	A	Red	15	12.0	20.0	4.0	13.0	635	1.40	1.32	1.27
607-5110F1	B	Red	30	2.0	3.0	6.0	10.0	635	1.62	1.31	1.11
607-5110F5	B	Green	30	2.2	3.0	12.0	20.0	562	1.62	1.31	1.11
607-5110F7	B	Yellow	30	2.1	3.0	20.0	20.0	585	1.62	1.31	.946
607-3990A1	C	Red	30	2.0	3.0	6.0	10.0	635	2.79	2.26	1.94
607-3990A5	C	Green	30	2.2	3.0	12.0	20.0	562	2.79	2.26	1.94
607-5400A1	D	Red	35	2.0	3.0	120.0	20.0	635	2.47	2.00	1.71
607-5400A5	D	Green	35	2.1	2.5	120.0	20.0	555	2.47	2.00	1.71
607-5400A7	D	Yellow	35	2.1	3.0	120.0	20.0	585	2.47	2.00	1.71

© Copyright 2013 Mouser Electronics

LED INDICATORS

Chicago Miniature Lighting, LLC
Lighting the world since 1910

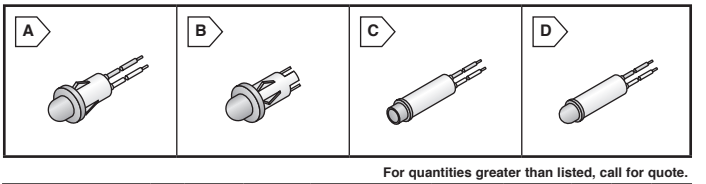

For quantities greater than listed, call for quote.

MOUSER STOCK NO.	Fig.	Color	Voltage (Nom)	Termination	Internal Resis. (Ω)	Mount Hole Sz. (in.)	Price Each 1	25	100
607-1091M1-12V	A	Red	12	Red/White wire	390	1/2	5.35	4.28	3.10
607-1091M5-12V	A	Green	12	Red/White wire	390	1/2	3.56	2.85	2.42
607-1091M1-24V	A	Red	24	Red/White wire	1,000	1/2	5.35	4.28	3.10
607-1091M5-24V	A	Green	24	Red/White wire	1,000	1/2	3.56	2.85	2.42
607-1091M7-24V	A	Yellow	24	Red/White wire	1,000	1/2	3.56	2.85	2.42
607-1091QM1-12V	B	Red	12	Quick connect	390	1/2	3.76	3.00	2.55
607-1091QM1-24V	B	Red	24	Quick connect	1,000	1/2	3.76	3.00	2.55
607-2191L1-12V	C	Red	12	Red/White wire	390	5/16	3.57	2.87	2.44
607-2191L5-12V	C	Green	12	Red/White wire	390	5/16	3.57	2.87	2.44
607-2191L7-12V	C	Yellow	12	Red/White wire	390	5/16	3.57	2.87	2.69
607-2191L1-24V	C	Red	24	Red/White wire	1,000	5/16	3.57	2.87	2.44
607-2191L5-24V	C	Green	24	Red/White wire	1,000	5/16	5.35	4.28	3.10
607-2191L7-24V	C	Yellow	24	Red/White wire	1,000	5/16	5.35	4.28	3.10
607-2191U1-12V	D	Red	12	Red/White wire	390	5/16	5.35	4.28	3.10
607-2191U5-12V	D	Green	12	Red/White wire	390	5/16	5.35	4.28	3.10
607-2191U7-12V	D	Yellow	12	Red/White wire	390	5/16	3.57	2.87	2.44
607-2191U1-24V	D	Red	24	Red/White wire	1,000	5/16	5.42	4.39	3.17
607-2191U5-24V	D	Green	24	Red/White wire	1,000	5/16	3.57	2.87	2.44
607-2191U7-24V	D	Yellow	24	Red/White wire	1,000	5/16	3.57	2.87	2.44

© Copyright 2013 Mouser Electronics

CHICAGO MINIATURE Incandescent Lamps

Chicago Miniature Lighting, LLC
Lighting the world since 1910

Products may be RoHS compliant. Check mouser.com for RoHS status.

DIMENSIONS: in.

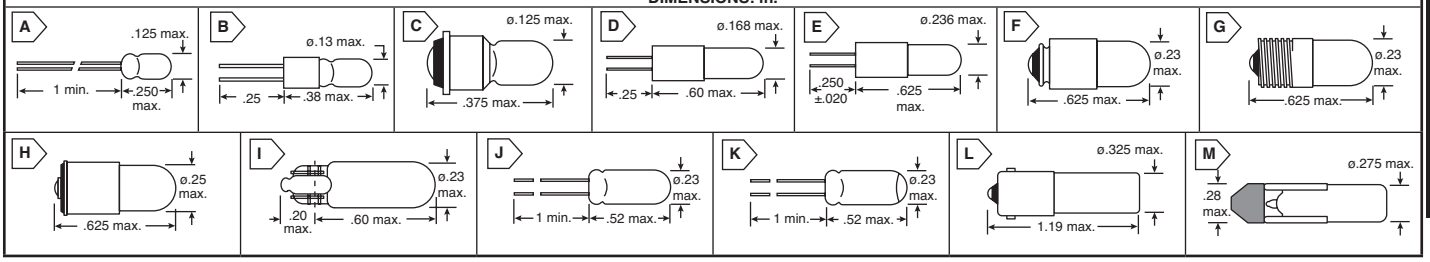

T-3/4 Wire Terminal Lamps

For quantities greater than listed, call for quote.

Type	MOUSER STOCK NO.	Fig.	Volts	Amps	M.S.C.P.	(Hrs.) Life	Price Each 1	10	100
6833	606-CM6833	A	5.0	.060	.050	25,000	1.56	1.36	1.31
7153	606-CM7153	A	5.0	.115	.150	40,000	1.62	1.40	1.09
7153AS15	606-CM7153AS15	A	5.0	.115	.150	40,000	1.69	1.47	1.40

T-1 Bi-Pin Base (.05" Spacing)

For quantities greater than listed, call for quote.

7265	606-CM7265	B	5.0	.060	.150	5,000	2.13	1.85	1.78
7680	606-CM7680	B	5.0	.060	.030	60,000	2.03	1.75	1.69
7715	606-CM7715	B	5.0	.115	.150	40,000	1.96	1.70	1.64
7839	606-CM7839	B	28.0	.024	.150	4,000	2.32	2.01	1.49

T-1 Bi-Pin Base (.100" Spacing)

For quantities greater than listed, call for quote.

8-2402	606-CM8-2402	B	28.0	.024	.150	4,000	6.72	5.82	5.61

T-1 Sub-Midget Flange Base

For quantities greater than listed, call for quote.

682	606-CM682	C	5.0	.060	.030	60,000	2.07	1.79	1.72
685	606-CM685	C	5.0	.060	.050	25,000	2.38	2.05	1.98
718	606-CM718	C	5.0	.115	.150	40,000	2.17	1.88	1.81
6839	606-CM6839	C	28.0	.024	.130	4,000	2.25	1.95	1.36

T-1 Wire Terminal (.145" Height)

For quantities greater than listed, call for quote.

Type	MOUSER STOCK NO.	Fig.	Volts	Amps	M.S.C.P.	(Hrs.) Life	Price Each 1	10	100
7152	606-CM7152	A	5.0	.115	.150	40,000	1.31	1.13	1.00

T-1 Wire Terminal (.25" Height)

For quantities greater than listed, call for quote.

680	606-CM680	A	5.0	.060	.030	60,000	1.19	1.03	.984
683	606-CM683	A	5.0	.060	.050	25,000	1.16	.995	.88
715	606-CM715	A	5.0	.115	.150	40,000	1.27	1.10	.961
715AS15	606-CM715AS15	A	5.0	.115	.150	40,000	1.36	1.18	1.13
7219	606-CM7219	A	12.0	.060	.150	10,000	.38	.31	.289
7220	606-CM7220	A	18.0	.026	.150	10,000	.59	.514	.364
6838	606-CM6838	A	28.0	.024	.150	4,000	1.82	1.58	1.33

T-1 1/4 Bi-Pin Base (.100" Spacing)

For quantities greater than listed, call for quote.

7646	606-CM7646	D	14.0	.080	.500	1,000	1.29	1.25	1.21
7632	606-CM7632	D	28.0	.040	.320	1,000	2.66	2.31	1.62

T-1 3/4 Bi-Pin Base (.125" Spacing)

For quantities greater than listed, call for quote.

Type	MOUSER STOCK NO.	Fig.	Volts	Amps	M.S.C.P.	(Hrs.) Life	Price Each 1	10	100
7361	606-CM7361	E	5.0	.060	.050	25,000	1.65	1.42	1.37
7328	606-CM7328	E	6.0	.200	.600	1,000	1.29	1.12	.982
7377	606-CM7377	E	6.3	.075	.230	1,000	1.29	1.12	1.08
7381	606-CM7381	E	6.3	.200	.400	20,000	1.16	.995	.613
7371	606-CM7371	E	12.0	.040	.120	10,000	1.22	1.06	.90
7373	606-CM7373	E	14.0	.100	.500	10,000	1.16	1.01	.88
7382	606-CM7382	E	14.0	.080	.300	15,000	1.17	1.02	.90
7327	606-CM7327	E	28.0	.040	.340	4,000	1.02	.877	.845
7374	606-CM7374	E	28.0	.040	.150	10,000	1.31	1.13	1.09
7387	606-CM7387	E	28.0	.040	.300	7,000	1.03	.899	.777
7876	606-CM7876	E	28.0	.060	.340	25,000	1.19	1.03	.984

T-1 3/4 Midget Groove Base

For quantities greater than listed, call for quote.

379	606-CM379	F	6.3	.200	.400	20,000	1.24	1.07	1.03
336	606-CM336	F	14.0	.080	.500	1,500	1.19	1.03	.984
386	606-CM386	F	14.0	.080	.300	15,000	1.19	1.00	.80
334	606-CM334	F	28.0	.040	.340	4,000	1.02	.877	.845
388	606-CM388	F	28.0	.040	.300	7,000	.79	.613	.491

T-1 3/4 Midget Screw Base

For quantities greater than listed, call for quote.

Type	MOUSER STOCK NO.	Fig.	Volts	Amps	M.S.C.P.	(Hrs.) Life	Price Each 1	10	100
1769	606-CM1769	G	2.5	.200	.200	5,000	1.17	1.02	.974
373	606-CM373	G	14.0	.080	.500	1,500	1.27	1.10	1.06
8362	606-CM8362	G	14.0	.080	.300	15,000	1.17	1.02	.974
335	606-CM335	G	28.0	.040	.340	4,000	1.05	.91	.877
399	606-CM399	G	28.0	.040	.300	7,000	1.13	.984	.942

T-1 3/4 Midget Flange Base

For quantities greater than listed, call for quote.

Type	MOUSER STOCK NO.	Fig.	Volts	Amps	M.S.C.P.	(Hrs.) Life	Price Each 1	10	100
338	606-CM338	H	2.7	.060	.040	6,000	1.08	.942	.899
3150	606-CM3150	H	5.0	.060	.150	5,000	.98	.781	.578
7333	606-CM7333	H	5.0	.060	.050	25,000	1.00	.867	.835
7335	606-CM7335	H	5.0	.115	.150	40,000	1.00	.867	.835
328	606-CM328	H	6.0	.200	.600	1,000	1.00	.867	.835
345	606-CM345	H	6.0	.040	.030	1,000	1.05	.91	.877
381	606-CM381	H	6.3	.200	.400	20,000	1.36	1.18	1.13
344	606-CM344	H	10.0	.014	.002	50,000	1.41	1.22	1.18
367	606-CM367	H	10.0	.040	.080	5,000	1.21	1.05	1.01
394	606-CM394	H	12.0	.040	.120	10,000	1.08	.942	.899
330	606-CM330	H	14.0	.080	.500	1,500	1.02	.877	.845
382	606-CM382	H	14.0	.080	.300	15,000	.77	.725	.677
8918	606-CM8918	H	14.0	.100	.500	10,000	1.13	.984	.942
370	606-CM370	H	18.0	.040	.150	10,000	1.27	1.10	1.06
327	606-CM327	H	28.0	.040	.340	4,000	.64	.556	.546
376	606-CM376	H	28.0	.060	.340	25,000	.85	.728	.706
385	606-CM385	H	28.0	.040	.150	10,000	.96	.835	.709
387	606-CM387	H	28.0	.040	.300	7,000	.45	.385	.375
7341	606-CM7341	H	28.0	.065	.650	5,000	1.02	.877	.845

T-1 3/4 Wedge Base

For quantities greater than listed, call for quote.

Type	MOUSER STOCK NO.	Fig.	Volts	Amps	M.S.C.P.	(Hrs.) Life	Price Each 1	10	100
86	606-CM86	I	6.3	.200	.400	20,000	.79	.659	.593
73	606-CM73	I	14.0	.080	.300	15,000	.65	.567	.546
85	606-CM85	I	28.0	.040	.300	7,000	.62	.535	.511

T-1 3/4 Wire Terminal

For quantities greater than listed, call for quote.

Type	MOUSER STOCK NO.	Fig.	Volts	Amps	M.S.C.P.	(Hrs.) Life	Price Each 1	10	100
2182	606-CM2182	J	14.0	.080	.300	40,000	.34	.311	.299
1764	606-CM1764	J	28.0	.040	.340	4,000	.65	.567	.546
2187	606-CM2187	J	28.0	.040	.300	7,000	.60	.524	.50

TL-1 3/4 Wire Terminal, Lens End

For quantities greater than listed, call for quote.

Type	MOUSER STOCK NO.	Fig.	Volts	Amps	(Hrs.) Life	Price Each 1	10	100
8-374	606-CM8-374	K	2.5	.350	3,000	2.13	1.85	1.78

T-2 Miniature Bayonet Base

For quantities greater than listed, call for quote.

Type	MOUSER STOCK NO.	Fig.	Volts	Amps	End Foot Candles	(Hrs.) Life	Price Each 1	10	100
24MB	606-CM24MB	L	24.0	.073	3000	1,000	1.51	1.32	1.26
28MB	606-CM28MB	L	28.0	.040	1600	5,000	1.51	1.32	1.26
60MB	606-CM60MB	L	60.0	.050	2200	7,500	1.62	1.40	1.35
120MB	606-CM120MB	L	120.0	.025	1200	5,000	1.01	.911	.718
8-967	606-CM8-967	L	120.0	.025	1200	5,000	7.40	6.42	6.17

T-2 Telephone Slide Base-Type 5 (.915" Height)

For quantities greater than listed, call for quote.

Type	MOUSER STOCK NO.	Fig.	Volts	Amps	End Foot Candles	(Hrs.) Life	Price Each 1	10	100
12ESB	606-CM12ESB	M	12.0	.040	650	7,500	1.34	1.17	1.12
16ESB	606-CM16ESB	M	16.0	.040	800	7,500	1.31	1.13	1.09
24ESB	606-CM24ESB	M	24.0	.040	850	8,000	1.39	1.21	1.16
28ESB	606-CM28ESB	M	28.0	.040	1500	6,000	1.33	1.14	1.10

T-2 Telephone Slide Base-Type 5 (1.115" Height)

For quantities greater than listed, call for quote.

Type	MOUSER STOCK NO.	Fig.	Volts	Amps	End Foot Candles	(Hrs.) Life	Price Each 1	10	100
6PSB	606-CM6PSB	M	6.0	.140	550	20,000	1.41	1.22	1.18
12PSB	606-CM12PSB	M	12.0	.170	2000	12,000	1.27	1.10	1.06
24PSB	606-CM24PSB	M	24.0	.073	3000	10,000	.98	.845	.813
28PSB	606-CM28PSB	M	28.0	.040	1600	5,000	.98	.845	.813
48PSB	606-CM48PSB	M	48.0	.053	1800	10,000	1.36	1.18	1.13
60PSB	606-CM60PSB	M	60.0	.050	2200	7,500	1.36	1.18	1.13
120PSB	606-CM120PSB	M	120.0	.025	1200	5,000	1.08	.942	.899

© Copyright 2013 Mouser Electronics
© Copyright 2013 Mouser Electronics

CHICAGO MINIATURE Indicators and Lamp Holders

Chicago Miniature Lighting, LLC
Lighting the world since 1910

Products may be RoHS compliant. Check mouser.com for RoHS status.

GEMLITE SUBMIDGET INDICATORS

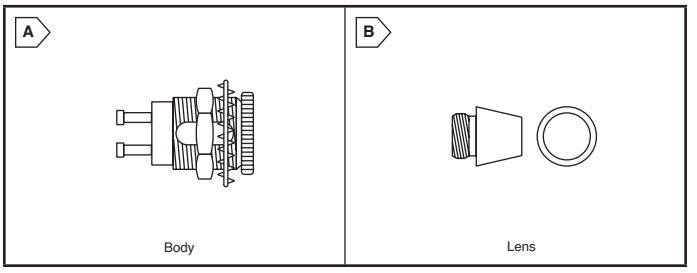

Specifications:

- Mounting hole: .313"
- Mounting centers: .469" min.
- Panel thickness: .218" max.
- Lock washer: nickel plated bronze
- Hex nut: nickel plated brass
- Lens: high temperature lexan
- Lens shank: nickel plated brass
- Housing material: black nickel plated brass
- Electrical rating: up to 30V, up to 1W

For quantities greater than listed, call for quote.

MOUSER STOCK NO.	Fig.	Description	Price Each		
			1	10	100
606-5160-458	A	T-1 sub-midget flange base indicator, body	10.69	9.27	8.91
606-160A-604R	B	Translucent red lens for 5160-48, lens	1.59	1.38	1.33
606-160A-604G	B	Translucent green lens for 5160-48, lens	1.59	1.38	1.33
606-160A-604Y	B	Translucent yellow lens for 5160-48, lens	2.29	1.98	1.90
606-160A-604W	B	Translucent white lens for 5160-48, lens	1.59	1.38	1.33

MIDGET FLANGE RELAMPABLE INDICATORS

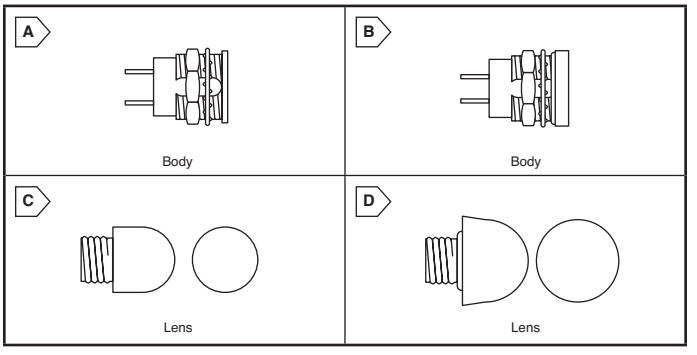

Specifications:

- Mounting hole: .484"
- Mounting centers: .750" min.
- Panel thickness: standard=.265" watertight=.188"
- Terminals: tin plated brass
- Housing material: black anodized aluminum
- Hex nut/lock washer: chrome treated steel
- O-rings (5139 only): neoprene
- Electrical rating: up to 30V, up to 2W
- Lens: high temperature lexan

For quantities greater than listed, call for quote.

MOUSER STOCK NO.	Fig.	Description	Price Each		
			1	10	100
606-5131-038	A	T-1 3/4 midget flange standard indicator	4.84	4.25	4.12
606-5139-038	B	T-1 3/4 midget flange watertight indicator	6.60	5.72	5.50
606-131A-303R	C	Transparent red lens for 5131-038	3.37	2.92	2.81
606-131A-303A	C	Transparent amber lens for 5131-038	3.37	2.92	2.81
606-131A-303G	C	Transparent green lens for 5131-038	3.37	2.92	2.81
606-131A-304R	C	Translucent red lens for 5131-038	3.37	2.92	2.81
606-131A-304G	C	Translucent green lens for 5131-038	3.37	2.92	2.81
606-131A-304Y	C	Translucent yellow lens for 5131-038	3.37	2.92	2.81
606-139A-404G	D	Translucent green lens for 5139-038	6.18	5.37	5.18
606-139A-404R	D	Translucent red lens for 5139-038	5.28	4.82	4.49
606-139A-404Y	D	Translucent yellow lens for 5139-038	6.18	5.37	5.18

RELAMPABLE INDICATOR HOLDERS

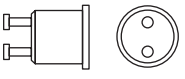

For quantities greater than listed, call for quote.

MOUSER STOCK NO.	Description	Price Each		
		1	10	100
606-CM21-2	T-1 3/4 bi-pin base lamp socket	10.21	8.84	8.51

GLO-LITE NEON INDICATORS

DIMENSIONS: in.

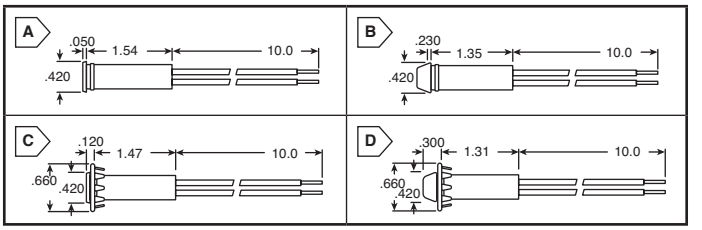

Specifications:

- Mounting hole: 6063 Series - .375"/6073 Series - .500"
- Mounting centers: 6063 Series - .500"/6073 Series - .688"
- Panel thickness: 6063 Series - 1.25"/6073 Series - .078"
- Bezel (6073 only): chrome plated brass
- Wire leads: 22AWG stranded black 105°C PVC
- Electrical: 125VAC, built-in 30KΩ 1/4W resistor
- UL Recognized, CSA Certified

For quantities greater than listed, call for quote.

MOUSER STOCK NO.	Fig.	Color	Description	Price Each		
				1	10	100
606-6063-001-534R	A	Red	Flat face with no bezel	3.11	2.70	2.60
606-6063-001-634R	B	Red	Conical face with no bezel	3.11	2.70	2.60
606-6073-001-534R	C	Red	Flat face with chrome bezel	4.31	3.73	3.60
606-6073-001-634R	D	Red	Conical face with chrome bezel	4.31	3.73	3.60
606-6073-001-634W	D	White	Conical face with chrome bezel	4.31	3.73	3.60

T-2 AND T-3 1/4 MINIATURE RELAMPABLE INDICATORS

(For use with Bayonet Incandescent and Neon Lamps)

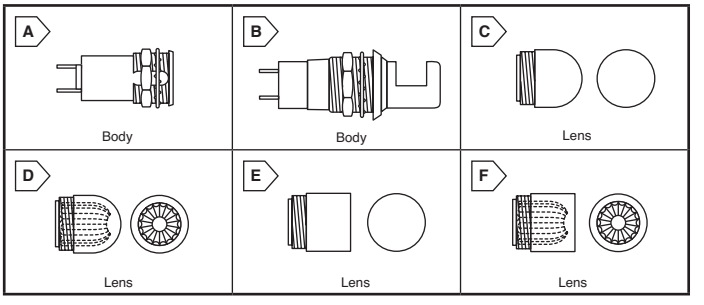

Specifications:

- Mounting hole: .688"
- Mounting centers: .960" min.
- Panel thickness: .406" max.
- Lock washer: chromate treated steel
- Housing material: 5100 Series - glass filled polyester
  5200 Series - phenolic
  900-200 Series - black anodized aluminum
- Hex nut: zinc plated steel
- Lens (5100 and 5200 Series): high temperature lexan

Body

For quantities greater than listed, call for quote.

MOUSER STOCK NO.	Fig.	Description	Price Each		
			1	10	100
606-5100-822	A	Solder lug terminals, no resistor	6.47	5.86	3.91
606-5100-823	A	Screw type terminals, no resistor	6.03	5.26	5.06
606-5100-824	A	.250" quick connect terminals, no resistor	5.79	5.01	4.82
606-900-200	B	Instrument lite, solder lug terminals	30.28	24.40	21.94

Lenses (for 606-5100 and 606-5200 series, shown above)

For quantities greater than listed, call for quote.

MOUSER STOCK NO.	Fig.	Description	Price Each		
			1	10	100
606-25P-306R	C	Transparent red dome	.93	.717	.514
606-25P-306A	C	Transparent amber dome	.45	.385	.31
606-25P-306G	C	Transparent green dome	.93	.717	.514
606-25P-306C	C	Transparent clear dome	.93	.717	.514
606-25P-307R	C	Translucent red dome	.93	.717	.514
606-25P-307G	C	Translucent green dome	.93	.717	.514
606-25P-307Y	C	Translucent yellow dome	.93	.717	.514
606-25P-307W	C	Translucent white dome	.93	.717	.514
606-25P-326R	D	Transparent red fluted dome	.45	.385	.31
606-25P-326A	D	Transparent amber fluted dome	.45	.385	.31
606-25P-326G	D	Transparent green fluted dome	.45	.385	.31
606-25P-326C	D	Transparent clear fluted dome	.93	.717	.514
606-25P-606A	E	Transparent amber cylindrical	.93	.717	.514
606-25P-606R	E	Transparent red cylindrical	.93	.717	.514
606-25P-606G	E	Transparent green cylindrical	.93	.717	.514
606-25P-606C	E	Transparent clear cylindrical	.93	.717	.514
606-25P-607R	E	Translucent red cylindrical	.93	.717	.514
606-25P-607G	E	Translucent green cylindrical	.93	.717	.514
606-25P-607Y	E	Translucent yellow cylindrical	.93	.717	.514
606-25P-607W	E	Translucent white cylindrical	.93	.717	.514
606-25P-626R	F	Transparent red fluted cylindrical	.93	.717	.514
606-25P-626A	F	Transparent amber fluted cylindrical	.93	.717	.514
606-25P-626G	F	Transparent green fluted cylindrical	.93	.717	.514
606-25P-626C	F	Transparent clear fluted cylindrical	.93	.717	.514

© Copyright 2013 Mouser Electronics
© Copyright 2013 Mouser Electronics

CREE Thru-Hole LEDs

RoHS Compliant **This product is RoHS compliant.**



HIGH BRIGHTNESS 4MM OVAL LEDS

Features:

- C4SMF: Matched 105x50-degree radiation pattern
- C4SMK: Matched 115x65-degree radiation pattern

Applications:

- Full-color digital signs

For quantities greater than listed, call for quote.

MOUSER STOCK NO.	Cree Part No.	Fig.	Color	Dominant Wavelength (nm)			Luminous Intensity (mcd)			Forward Voltage (V) (typ.)	Forward Current (mA)	Angle (°)	Price Each		
				Min.	Typ.	Max.	Min.	Typ.	Max.				1	50	100
941-C4SMFRJSCT0W0BB2	C4SMF-RJS-CT0W0BB2	A	Red	619	621	624	1100	1900	4180	2.1	50	100/45	.21	.193	.174
941-C4SMKGJSCT0W0792	C4SMK-GJS-CT0W0792	A	Green	520	527	535	1100	2900	4180	3.4	35	115/65	.23	.214	.20
941-C4SMFGJSCV0Y0792	C4SMF-GJS-CV0Y0792	A	Green	520	527	535	2130	4000	8200	3.4	35	105/50	.31	.278	.247
941-C4SMFBJSCR0U0352	C4SMF-BJS-CR0U0352	A	Blue	465	470	475	550	1000	2130	3.4	35	105/50	.27	.257	.225
941-C4SMKBJSCQ0T0352	C4SMK-BJS-CQ0T0352	A	Blue	460	470	475	390	780	1520	3.2	35	115/65	.23	.214	.20

HIGH BRIGHTNESS 5MM ROUND LEDS

Applications:

- Traffic arrow board
- Traffic message board
- Transportation

◆ With Standoff

For quantities greater than listed, call for quote.

MOUSER STOCK NO.	Cree Part No.	Fig.	Color	Dominant Wavelength (nm)			Luminous Intensity (mcd)			Forward Voltage (V) (typ.)	Peak Forward Current (mA)	Angle (°)	Price Each		
				Min.	Typ.	Max.	Min.	Typ.	Max.				1	50	100
941-C503BRBNCW0Z0AA2	C503B-RBN-CW0Z0AA2	B	Red	618	624	630	3000	5000	12000	2.1	50	23	.15	.139	.137
◆ 941-C503BRBSCW0Z0AA2	C503B-RBS-CW0Z0AA2	B	Red	618	624	630	3000	5000	12000	2.1	50	23	.15	.139	.137
941-C503BRCNCW0Z0AA2	C503B-RCN-CW0Z0AA2	B	Red	618	624	630	3000	5100	12000	2.1	50	30	.15	.139	.137
◆ 941-C503BRCSCW0Z0AA2	C503B-RCS-CW0Z0AA2	B	Red	618	624	630	3000	5100	12000	2.1	50	30	.15	.139	.137
941-C503BRANCY0B0AA2	C503B-RAN-CY0B0AA2	B	Red	618	624	630	5860	12000	23500	2.1	50	15	.15	.139	.137
◆ 941-C503BRASCY0B0AA2	C503B-RAS-CY0B0AA2	B	Red	618	624	630	5860	12000	23500	2.1	50	15	.15	.139	.137
941-C503BACNCY252030	C503B-ACN-CY0Z0252-030	B	Amber	584	591	596	5860	6000	12000	2.1	50	30	.15	.139	.137
◆ 941-C503BACSCY252030	C503B-ACS-CY0Z0252-030	B	Amber	584	591	596	5860	6000	12000	2.1	50	30	.15	.139	.137
941-C503BAANCA252015	C503B-AAN-CA0C0252-015	B	Amber	584	591	596	12000	15000	32900	2.1	50	15	.21	.193	.174
◆ 941-C503BAASCA252015	C503B-AAS-CA0C0252-015	B	Amber	584	591	596	12000	15000	32900	2.1	50	15	.15	.139	.137
941-C503BGCNCY0C0792	C503B-GCN-CY0C0792	B	Green	520	527	535	5860	12500	32900	3.2	30	30	.25	.235	.225
◆ 941-C503BGCSCY0C0792	C503B-GCS-CY0C0792	B	Green	520	527	535	5860	12500	32900	3.2	30	30	.25	.235	.225
941-C503BGANCB0F0792	C503B-GAN-CB0F0792	B	Green	520	527	535	16800	34000	90500	3.2	30	15	.25	.235	.225
◆ 941-C503BGASCB0F0792	C503B-GAS-CB0F0792	B	Green	520	527	535	16800	34000	90500	3.2	30	15	.25	.235	.225
941-C503BBCNCV0Z0462	C503B-BCN-CV0Z0462	B	Blue	465	470	480	2130	4100	12000	3.2	30	30	.20	.193	.188
◆ 941-C503BBCSCV0Z0462	C503B-BCS-CV0Z0462	B	Blue	465	470	480	2130	4100	12000	3.2	30	30	.20	.193	.188
941-C503BBANCY0C0462	C503B-BAN-CY0C0462	B	Blue	465	470	480	5860	11000	32900	3.2	30	15	.20	.193	.188
◆ 941-C503BBASCY0C0462	C503B-BAS-CY0C0462	B	Blue	465	470	480	5860	11000	32900	3.2	30	15	.20	.193	.188

5MM ROUND WHITE LEDS

Applications:

- Portable lighting
- Gaming
- Landscape lighting

◆ With Standoff

For quantities greater than listed, call for quote.

MOUSER STOCK NO.	Cree Part No.	Fig.	Color	CCT (K)		Luminous Intensity (mcd)			Forward Voltage (V) (typ.)	Forward Current (mA)	Angle (°)	Price Each		
				Min.	Typ.	Min.	Typ.	Max.				1	50	100
◆ 941-C513AMSNCV0Y0132	C513A-MSN-CV0Y0132	C	White	2500	2800	2130	4500	8200	3.2	30	55	.24	.225	.216
◆ 941-C513AMSSCV0Y0132	C513A-MSS-CV0Y0132	C	White	2500	2800	2130	4500	8200	3.2	30	55	.24	.225	.216
941-C513AWSNCV0Y0152	C513A-WSN-CV0Y0152	C	White	4600	9000	2130	6800	8200	3.2	30	55	.24	.225	.216
◆ 941-C513AWSSCV0Y0152	C513A-WSS-CV0Y0152	C	White	4600	9000	2130	6800	8200	3.2	30	55	.24	.225	.216
941-C503BWANCBADA152	C503B-WAN-CBaDa152	B	White	4600	6800	14400	25000	39500	3.2	25	15	.23	.214	.20
941-C503CWANCBADB152	C503C-WAN-CBaDb152	B	White	4600	9000	16800	35000	46100	3.2	30	15	.24	.225	.216
◆ 941-C503CWASCBADB152	C503C-WAS-CBaDb152	B	White	4600	9000	16800	35000	46100	3.2	30	15	.24	.225	.216
941-C503DWANCBBDB152	C503D-WAN-CBbDb152	B	White	4600	9000	20150	30000	46100	3.2	30	15	.32	.30	.27

HIGH BRIGHTNESS 5MM OVAL LEDS

Features:

- 5SM Series: Matched 100x40-degree radiation pattern
- 566 Series: Matched 70x35-degree radiation pattern

Applications:

- Full-color digital signs

◆ With Standoff

For quantities greater than listed, call for quote.

MOUSER STOCK NO.	Cree Part No.	Fig.	Color	Dominant Wavelength (nm)			Luminous Intensity (mcd)			Forward Voltage (V) (typ.)	Forward Current (mA)	Angle (°)	Price Each		
				Min.	Typ.	Max.	Min.	Typ.	Max.				1	50	100
◆ 941-C5SMFBJSCR0U0352	C5SMF-BJS-CR0U0352	D	Blue	465	470	475	550	1100	2130	3.4	35	100/40	.20	.193	.188
941-C566CBFNCS0W0352	C566C-BFN-CS0W0352	E	Blue	465	470	475	770	1500	4180	3.4	35	70/35	.24	.225	.213
◆ 941-C566CBFSCS0W0352	C566C-BFS-CS0W0352	E	Blue	465	470	475	770	1500	4180	3.4	35	70/35	.24	.225	.213
◆ 941-C5SMFGJSCV0Y0792	C5SMF-GJS-CV0Y0792	D	Green	520	527	535	2130	4400	8200	3.4	35	100/40	.32	.30	.262
941-C566CGFNCV0Z0792	C566C-GFN-CV0Z0792	E	Green	520	527	535	2130	5200	12000	3.4	35	70/35	.26	.246	.235
◆ 941-C566CGFSCV0Z0792	C566C-GFS-CV0Z0792	E	Green	520	527	535	2130	5200	12000	3.4	35	70/35	.35	.321	.287
◆ 941-C5SMFAJSCS0V0252	C5SMF-AJS-CS0V0252	D	Amber	584	591	596	770	2100	3000	2.1	50	100/40	.25	.214	.197
941-C566CAFNCU0W0252	C566C-AFN-CU0W0252	E	Amber	584	591	596	1520	2500	4180	2.1	50	70/35	.29	.246	.221
◆ 941-C566CAFSCU0W0252	C566C-AFS-CU0W0252	E	Amber	584	591	596	1520	2500	4180	2.1	50	70/35	.25	.225	.202
941-C566CRFNCT0W0BB2	C566C-RFN-CT0W0BB2	E	Red	619	621	624	770	2200	4180	2.1	50	70/35	.17	.161	.158
◆ 941-C566CRFSCT0W0BB2	C566C-RFS-CT0W0BB2	E	Red	619	621	624	770	2200	4180	2.1	50	70/35	.25	.225	.199
◆ 941-C5SMFRJSCT0W0BB2	C5SMF-RJS-CT0W0BB2	D	Red	619	621	624	1100	2200	4180	2.1	50	100/40	.23	.203	.18

© Copyright 2013 Mouser Electronics
© Copyright 2013 Mouser Electronics

CREE LEDs

RoHS Compliant This product is RoHS compliant.



HIGH BRIGHTNESS P4 LEDS

For quantities greater than listed, call for quote.

MOUSER STOCK NO.	Cree Part No.	Fig.	Color	Dominant Wavelength (nm)			Luminous flux (lm)			Forward Voltage (V) (typ)	Forward Current (mA)	Angle (°)	Price Each		
				Min.	Typ.	Max.	Min.	Typ.	Max.				1	50	100
941-CP41BRDSCL0P0EE4	CP41B-RDS-CL0P0EE4	A	Red	620	628	637	4.4	7	11	2.5	70	40	.26	.235	.213
941-CP41BADSCL0P0264	CP41B-ADS-CL0P0264	A	Amber	584	591	599	4.4	6.5	11	2.5	70	40	.26	.235	.213
941-CP41BAFSCM0Q0264	CP41B-AFS-CM0Q0264	A	Amber	584	591	599	5.5	7	13.2	2.5	70	70	.26	.235	.213
941-CP41BAHSCM0Q0264	CP41B-AHS-CM0Q0264	A	Amber	584	591	599	5.5	8	13.2	2.5	70	100	.26	.235	.213
941-CP41BGFSCM0Q0694	CP41B-GFS-CM0Q0694	A	Green	515	527	535	5.5	6.5	13.2	3.6	35	70	.33	.321	.306
941-CP41BBFSCF0H0354	CP41B-BFS-CF0H0354	A	Blue	462	470	475	1.65	2.5	3.3	3.6	35	70	.44	.407	.36

HIGH BRIGHTNESS WHITE P4 LEDS

For quantities greater than listed, call for quote.

MOUSER STOCK NO.	Cree Part No.	Fig.	Color	CCT (K)		Luminous flux (lm)			Forward Voltage (V) (typ)	Forward Current (mA)	Angle (°)	Price Each		
				Min.	Typ.	Min.	Typ.	Max.				1	50	100
941-CP41BWESCK0P0154	CP41B-WES-CK0P0154	A	White	4600	9000	3.85	7	11	3.6	35	60	.33	.321	.306
941-CP41BWGSCK0P0154	CP41B-WGS-CK0P0154	A	White	4600	9000	3.85	7	11	3.6	35	90	.33	.321	.306

HIGH BRIGHTNESS SURFACE MOUNT WHITE LEDS

For quantities greater than listed, call for quote.

MOUSER STOCK NO.	Cree Part No.	Fig.	Package	Color	CCT (K)		Face Color	Luminous Intensity			Forward Voltage (V) (typ)	Forward Current (mA)	Angle (°)	Price Each		
					Min.	Typ.		Min.	Typ.	Max.				1	50	100
941-CLM3CMKWCWAXB133	CLM3C-MKW-CWaXb133	B	PLCC2	Warm White	2500	3200	White	1120mcd	1560mcd	2800mcd	3.2	25	120	.20	.193	.185
941-CLA1AMKWCWBYA133	CLA1A-MKW -CWbYa133	C	PLCC4	Warm White	2500	3200	White	1400mcd	2500mcd	3550mcd	3.6	35	120	.48	.338	.255
941-CLP6BMKWCB0E0133	CLP6B-MKW-CB0E0133	B	PLCC6 (3 die)	Warm White	2500	3200	White	7100mcd	12000mcd	18000mcd	3.8	3 x 50	120	.76	.696	.614
941-CLA1BMKWXD0F0E53	CLA1B-MKW-XD0F0E53	D	PLCC-4	Warm White	2500	4700	White	6.3lm	8.6lm	13.9lm	3.2	30	120	.59	.414	.311
941-CLA1BMKWXD0F0E63	CLA1B-MKW-XD0F0E63	D	PLCC-4	Warm White	2500	4700	White	6.3lm	8.6lm	13.9lm	3.2	30	120	.59	.414	.311
941-CLA1BMKWXD0F0E73	CLA1B-MKW-XD0F0E73	D	PLCC-4	Warm White	2500	4700	White	6.3lm	8.6lm	13.9lm	3.2	30	120	.59	.414	.311
941-CLA1BMKWXD0F0E83	CLA1B-MKW-XD0F0E83	D	PLCC-4	Warm White	2500	4700	White	6.3lm	8.6lm	13.9lm	3.2	30	120	.54	.376	.282
941-CLM3AWKWCWAXA153	CLM3A-WKW-CWaXa153	B	PLCC2	White	4600	5500	White	1120mcd	1600mcd	2240mcd	3.2	25	120	.25	.225	.202
941-CLA1AWKBCWBYA153	CLA1A-WKB -CWbYa153	E	PLCC4	White	4600	6800	Black	1400mcd	2600mcd	3550mcd	3.6	35	120	.48	.338	.255
941-CLM3CWKWCWBYA153	CLM3C-WKW-CWbYa153	B	PLCC2	White	4600	6800	White	1400mcd	1850mcd	3550mcd	3.2	25	120	.20	.193	.185
941-CLA1AWKWCXAYB153	CLA1A-WKW -CXaYb153	C	PLCC4	White	4600	6800	White	1800mcd	2800mcd	4500mcd	3.6	35	120	.48	.338	.255
941-CLA2AWKWCXBZ0153	CLA2A-WKW -CXbZ0153	C	PLCC4 (2 die)	White	4600	9000	White	2240mcd	3800mcd	5600mcd	3.2	2 x 25	120	.41	.364	.325
941-CLP6BWKWCB0E0153	CLP6B-WKW-CB0E0153	B	PLCC6 (3 die)	White	4600	6800	White	7100mcd	14000mcd	18000mcd	3.8	3 x 50	120	.76	.696	.614
941-CLA1AWKWCXAYB453	CLA1A-WKW -CXaYb453	C	PLCC-4	White	4600	6800	White	1800mcd	2800mcd	4500mcd	3.6	30	120	.50	.357	.269
941-CLA1BWKWXD0F0E13	CLA1B-WKW-XD0F0E13	D	PLCC-4	Cool White	4700	8300	White	6.3lm	9.6lm	13.9lm	3.2	30	120	.59	.414	.311
941-CLA1BWKWXD0F0E23	CLA1B-WKW-XD0F0E23	D	PLCC-4	Cool White	4700	8300	White	6.3lm	9.6lm	13.9lm	3.2	30	120	.59	.414	.311
941-CLA1BWKWXD0F0E33	CLA1B-WKW-XD0F0E33	D	PLCC-4	Cool White	4700	8300	White	6.3lm	9.6lm	13.9lm	3.2	30	120	.59	.414	.311

HIGH BRIGHTNESS SURFACE MOUNT COLOR LEDS

For quantities greater than listed, call for quote.

MOUSER STOCK NO.	Cree Part No.	Fig.	Package	Color	Dominant Wavelength (nm)			Face Color	Luminous Intensity (mcd)			Forward Voltage (V) (typ)	Forward Current (mA)	Angle (°)	Price Each		
					Min.	Typ.	Max.		Min.	Typ.	Max.				1	50	100
941-CLM4BRKWCWAXBAA3	CLM4B-RKW-CWaXbAA3	C	PLCC4	Red	618	624	630	White	1120	1600	2800	2.4	70	120	.16	.15	.148
941-CLM4BAKBCWAXB263	CLM4B-AKB-CWaXb263	E	PLCC4	Amber	584	591	599	Black	1120	1500	2800	2.4	70	120	.17	.161	.149
941-CLM4BAKWCWAXB263	CLM4B-AKW-CWaXb263	C	PLCC4	Amber	584	591	599	White	1120	1500	2800	2.4	70	120	.17	.161	.149
941-CLM2BAEWCYBB0263	CLM2B-AEW-CYbB0263	F	PLCC4	Amber	584	591	599	White	2800	5000	9000	2.5	70	60	.24	.225	.21
941-CLM4BGKWCWBYA693	CLM4B-GKW-CWbYa693	C	PLCC4	Green	515	527	535	White	1400	1800	3550	3.6	30	120	.29	.268	.235
941-CLM4BBKWCTBVA363	CLM4B-BKW-CTbVa363	C	PLCC4	Blue	460	470	480	White	355	550	900	3.6	30	120	.26	.235	.213

TRI-COLOR RGB SMD LED

These high performance tricolor SMT LEDs are designed to work in a wide range of applications. A wide viewing angle and high brightness make these LEDs suitable for outdoor and full color video signage applications.

NEW PRODUCT

For quantities greater than listed, call for quote.

MOUSER STOCK NO.	Cree Part No.	Fig.	Package	Color	Dominant Wavelength (nm)			Face Color	Luminous Intensity (mcd)			Forward Voltage (V) (typ)	Forward Current (mA)	Angle (°)	Price Each		
					Min	Typ	Max		Min	Typ	Max				1	50	100
941-CLX6AFKBCK1P1G1B	CLX6A-FKB-CK1P1G1BB7S4T3	G	PLCC-6	Red	619	-	624	Black	450	-	1120	2	50	120	.82	.77	.674
				Green	520	-	540		900	-	2240	3.2	35				
				Blue	460	-	480		224	-	560	3.2	35				
941-X6AFKBCJNNRFJ7A3	CLX6A-FKB-CJNNRFJBB7a363	G	PLCC6 (3 die)	Red	619	470	624	Black	450	400	1120	3.2	50	120	.64	.589	.517
				Green	520	527	540		900	1400	2240	3.2	35				
				Blue	460	624	480		224	700	560	2	35				
941-V6AFKBCKNPRGJ7A3	CLV6A-FKB-CKNPRGJBB7a363	H	PLCC6 (3 die)	Red	619	620	624	Black	560	700	1120	2	50	120	.77	.706	.62
				Green	520	527	540		1120	1600	2240	3.2	35				
				Blue	460	470	480		280	400	560	3.2	35				
941-V1AFKBCHMKPEH7A3	CLV1A-FKB-CHMKPEHBB7a363	I	PLCC4 (3 die)	Red	619	620	624	Black	450	700	1120	2	50	120	.40	.385	.362
				Green	520	527	527		900	1400	2240	3.2	25				
				Blue	460	470	480		224	400	560	3.2	25				
941-VBAFKACAEDH8B7A3	CLVBA-FKA-CAEDH8BBB7a363	J	PLCC4 (3 die)	Red	619	620	624	Black	224	280	560	2	50	120	.59	.535	.472
				Green	520	527	540		280	500	900	3.2	25				
				Blue	460	470	480		90	160	335	3.2	25				

© Copyright 2013 Mouser Electronics
© Copyright 2013 Mouser Electronics

DIALIGHT SMD LEDs

RoHS Compliant This product is RoHS compliant.

SURFACE MOUNT LED - MicroLED® SERIES

For quantities greater than listed, call for quote.

MOUSER STOCK NO.	Dialight Part No.	Fig.	Size	Color	Wavelength (nm)	Luminous Intensity (mcd)	Voltage (VDC)	Viewing Angle(°)	Price Each 1	100	500	1000
645-597-5112-407F	597-5112-407F	A	0603	Red	660	11.7	2.3	152	.48	.332	.246	.239
645-598-8010-107F	598-8010-107F	A	0603	Red	642	80	2.4	140	.10	.065	.051	.047
645-598-8020-107F	598-8020-107F	A	0603	Reddish Orange	630	200	2.4	140	.12	.074	.058	.054
645-598-8030-107F	598-8030-107F	A	0603	Orange	610	150	2.4	140	.17	.111	.088	.08
645-598-8040-107F	598-8040-107F	A	0603	Yellow	595	160	2.2	140	.12	.074	.058	.054
645-598-8050-107F	598-8050-107F	A	0603	Yellow	590	160	2.4	140	.12	.074	.058	.054
645-598-8060-107F	598-8060-107F	A	0603	Yellow Green	575	60	2.4	140	.10	.065	.051	.047
645-598-8070-107F	598-8070-107F	A	0603	Yellowish Green	570	40	2.4	140	.10	.065	.051	.047
645-597-5312-402F	597-5312-402F	A	0603	Green	560	6.4	2.8	152	.48	.332	.246	.239
645-598-8081-107F	598-8081-107F	A	0603	Green	525	400	3.5	140	.51	.321	.251	.231
645-598-8091-107F	598-8091-107F	A	0603	Blue	475	160	3.5	140	.43	.27	.212	.194
645-597-3901-830F	597-3901-830F	-	0603	White	---	240	3.4	130	.26	.171	.128	.124
645-597-2003-507F	597-2003-507F	B	0605	Red	630	40	2.2	135	.29	.193	.15	.139
645-597-2033-507F	597-2033-507F	B	0605	Red	620	63	2.2	135	.29	.193	.15	.139
645-597-2203-507F	597-2203-507F	B	0605	Orange	605	100	2.2	135	.29	.193	.15	.139
645-597-2403-507F	597-2403-507F	B	0605	Yellow	590	63	2.0	135	.32	.214	.161	.155
645-597-2503-507F	597-2503-507F	B	0605	Yellow Green	572	25	2.2	135	.67	.337	.25	.193
645-597-2603-507F	597-2603-507F	B	0605	Blue	470	140	3.2	140	1.79	.99	.732	.594
645-597-2903-507F	597-2903-507F	B	0605	White	---	170	3.1	150	1.12	.617	.472	.37
645-597-5111-407F	597-5111-407F	C	0805	Red	660	11.7	2.3	140	.52	.353	.268	.258
645-598-8110-107F	598-8110-107F	C	0805	Red	642	80	2.4	140	.11	.064	.048	.045
645-598-8120-107F	598-8120-107F	C	0805	Reddish Orange	630	200	2.4	140	.10	.065	.051	.047
645-598-8140-107F	598-8140-107F	C	0805	Yellow	595	160	2.4	140	.10	.065	.051	.047
645-597-3222-407F	597-3222-407F	C	0805	Yellow	594	65	2.4	156	1.09	.781	.589	.567
645-598-8150-107F	598-8150-107F	C	0805	Yellow	590	160	2.4	140	.10	.065	.051	.047
645-598-8160-107F	598-8160-107F	C	0805	Yellow Green	575	60	2.4	140	.10	.062	.048	.045
645-598-8170-107F	598-8170-107F	C	0805	Yellowish Green	570	40	2.4	140	.10	.062	.048	.045
645-598-8130-107F	598-8130-107F	C	0805	Orange	610	150	2.4	140	.18	.118	.09	.087
645-597-3212-407F	597-3212-407F	C	0805	Orange	609	65	2.4	156	.78	.535	.407	.396
645-597-5311-407F	597-5311-407F	C	0805	Green	560	6.4	2.8	140	.52	.353	.268	.258
645-598-8181-107F	598-8181-107F	C	0805	Green	525	400	3.5	140	.51	.321	.251	.231
645-598-8191-107F	598-8191-107F	C	0805	Blue	475	160	3.5	140	.34	.218	.171	.157
645-597-3111-407F	597-3111-407F	D	1206	Red	660	17	2.2	70	.52	.353	.268	.258
645-598-8210-107F	598-8210-107F	D	1206	Red	640	80	2.4	140	.11	.067	.054	.049
645-597-6001-607F	597-6001-607F	D	1206	Red	639	280	2.4	70	.56	.327	.269	.209
645-598-8220-107F	598-8220-107F	D	1206	Reddish Orange	630	200	2.4	140	.11	.072	.057	.051
645-598-8230-107F	598-8230-107F	D	1206	Orange	610	150	2.4	140	.18	.118	.09	.087
645-597-6201-607F	597-6201-607F	D	1206	Orange	611	450	2.4	70	.56	.327	.269	.209
645-598-8240-107F	598-8240-107F	D	1206	Yellow	595	160	2.4	140	.11	.067	.054	.049
645-598-8250-107F	598-8250-107F	D	1206	Yellow	590	160	2.4	140	.11	.067	.054	.049
645-597-6401-607F	597-6401-607F	D	1206	Yellow	588	450	2.4	70	.47	.281	.23	.179
645-597-3401-402F	597-3401-402F	D	1206	Yellow	580	6	2.5	70	.40	.268	.202	.196
645-598-8260-107F	598-8260-107F	D	1206	Yellow Green	575	60	2.4	140	.11	.075	.055	.052
645-597-6501-607F	597-6501-607F	D	1206	Yellow Green	574	180	2.4	70	.47	.281	.23	.179
645-598-8270-107F	598-8270-107F	D	1206	Yellowish Green	570	40	2.4	140	.11	.067	.054	.049
645-597-3311-407F	597-3311-407F	D	1206	Green	560	7.5	2.5	70	.52	.33	.258	.236
645-597-6301-607F	597-6301-607F	D	1206	Green	530	710	3.8	70	.71	.631	.535	.492
645-598-8281-107F	598-8281-107F	D	1206	Green	525	400	3.5	140	.97	.571	.468	.364
645-598-8291-107F	598-8291-107F	D	1206	Blue	475	160	3.5	140	.34	.218	.171	.157
645-597-6601-607F	597-6601-607F	D	1206	Blue	468	180	3.8	70	.67	.482	.401	.321
645-597-6901-607F	597-6901-607F	D	1206	White	x.304,y.301	70	3	70	.81	.53	.404	.318
645-597-3002-507F	597-3002-507F	E	1208	Red	630	160	2.7	110	.67	.337	.25	.159
645-597-3021-507F	597-3021-507F	E	1208	Red	653	6.3	2	110	.34	.268	.203	.175
645-597-3032-507F	597-3032-507F	E	1208	Red	620	250	2.7	110	.29	.193	.15	.139
645-597-3111-507F	597-3111-507F	E	1208	Red	662	16	1.75	110	.42	.352	.261	.235
645-597-2211-607F	597-2211-607F	E	1208	Orange	605	180	2.4	130	.63	.428	.321	.31
645-597-3202-507F	597-3202-507F	E	1208	Orange	605	400	2.7	110	.67	.337	.25	.159
645-597-3402-507F	597-3402-507F	E	1208	Yellow	590	400	2.7	110	.67	.337	.25	.159
645-597-2222-607F	597-2222-607F	E	1208	Yellow	589	180	2.4	130	1.33	.963	.728	.696
645-597-3301-507F	597-3301-507F	E	1208	Green	573	25	2.2	110	.34	.268	.203	.175
645-597-3401-507F	597-3401-507F	E	1208	Yellow	588	6.3	2.1	110	.42	.352	.261	.235
645-597-2501-607F	597-2501-607F	E	1208	Green	572	71	2.4	130	.72	.398	.302	.238
645-597-3502-507F	597-3502-507F	E	1208	Yellow Green	572	63	2.7	110	.67	.337	.25	.159
645-597-3312-507F	597-3312-507F	E	1208	Green	560	36	2.5	110	.29	.193	.15	.139
645-597-2601-607F	597-2601-607F	E	1208	Green	525	280	3.6	130	1.31	.722	.534	.433
645-597-3322-507F	597-3322-507F	E	1208	Green	525	360	4	110	1.88	1.37	1.03	.995
645-597-3602-507F	597-3602-507F	E	1208	Blue	479	100	4.2	110	1.62	1.18	.888	.856
645-597-2901-607F	597-2901-607F	E	1208	Blue	470	180	3.8	130	2.02	1.12	.831	.674
645-597-3902-507F	597-3902-507F	E	1208	White	---	900	4.3	110	2.35	1.36	1.08	.931
645-597-3111-102F	597-3111-102F	F	1210	Red	660	8	2.6	170	.95	.685	.514	.492
645-597-3001-102F	597-3001-102F	F	1210	Reddish Orange	630	4	2.6	170	.62	.428	.321	.307
645-597-3211-102F	597-3211-107F	F	1210	Orange	610	8	2.8	170	.69	.471	.353	.342
645-597-3401-102F	597-3401-102F	F	1210	Yellow	585	8	2.8	160	.69	.471	.353	.342
645-597-3301-102F	597-3301-107F	F	1210	Green	565	12	2.6	170	.62	.428	.321	.307
645-597-3001-207F	597-3001-207F	G	PLCC-2	Red	635	6	2.6	150	.89	.636	.53	.424
645-597-3121-207F	597-3121-207F	G	PLCC-2	Red	645	35.5	1.75	120	.81	.53	.404	.318
645-597-3301-202F	597-3301-202F	G	PLCC-2	Green	565	9.4	2.6	120	.89	.636	.53	.424
645-597-3401-202F	597-3401-202F	G	PLCC-2	Yellow	586	4	2.6	120	.62	.428	.321	.307
645-597-3601-207F	597-3601-207F	G	PLCC-2	Blue	465	11	3.5	120	2.40	1.58	1.25	1.07
645-597-2111-407F	597-2111-407F	H	RA	Red	660	12.4	2.3	130	.56	.375	.278	.273
645-597-2201-407F	597-2201-407F	H	RA	Orange	605	3	2.8	130	.56	.375	.278	.273
645-597-2401-407F	597-2401-407F	H	RA	Yellow	580	3	2.8	130	.56	.375	.278	.273
645-597-2311-402F	597-2311-402F	H	RA	Green	560	5.2	2.8	130	.56	.375	.278	.273
645-597-2001-213F	597-2001-213F	I	RA	Red	635	32	2.6	120	.56	.375	.278	.273
645-597-2401-213F	597-2401-213F	I	RA	Yellow	586	32	2.6	120	.46	.31	.235	.228
645-597-2301-213F	597-2301-213F	I	RA	Green	565	32	2.6	120	.56	.375	.278	.273

DIMENSIONS: in.

A

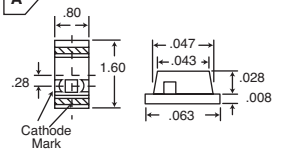

B

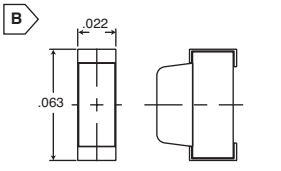

C

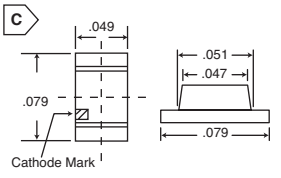

D

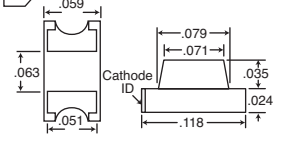

E

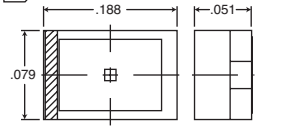

F

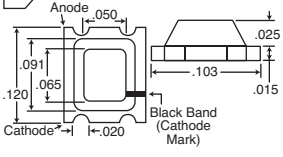

G

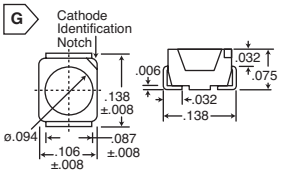

H

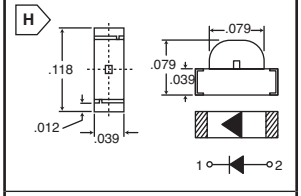

I

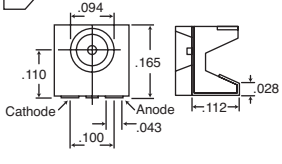

© Copyright 2013 Mouser Electronics

© Copyright 2013 Mouser Electronics

DIALIGHT LED Panel Mount Indicators and SMD LEDs

RoHS Compliant **This product is RoHS compliant.**

Dialight BI / MULTI - COLOR LEDs

For quantities greater than listed, call for quote.

MOUSER STOCK NO.	Dialight Part No.	Fig.	Size	Color	Wavelength (nm)	Luminous Intensity (Max)	Voltage (Max)	Viewing Angle	Price Each 1	100	500	1000
Bi-Color and Multi Color LEDs												
645-598-8410-207F	598-8410-207F	A	0606	Red/Yellowish Green	645/570	80/50	2.4	140	.24	.151	.119	.108
645-598-8460-207F	598-8460-207F	A	0606	Yellow/Red	595/645	150/60	2.4	140	.25	.161	.122	.118
645-598-8440-207F	598-8440-207F	A	0606	Yellow/Green	595/575	150/65	2.4	140	.57	.292	.235	.186
645-598-8450-207F	598-8450-207F	A	0606	Yellow/Green	592/530	150/140	2.4	140	.89	.636	.53	.424
645-598-8710-307F	598-8710-307F	A	0606	Red/Green/Blue	645/530/475	80/220/140	2.2	140	1.83	1.23	.962	.883
645-597-7703-607F	597-7703-607F	B	1206	Red/Green	631/571	55/45	2.4	130	.41	.278	.214	.202
645-597-2751-607F	597-2751-607F	C	1208	Red/Green	631/571	45/35	2.4	130	.36	.257	.193	.185
645-597-2723-607F	597-2723-607F	C	1208	Green/Yellow	571/589	35/75	2.4	130	1.19	.826	.627	.596
645-598-8610-207F	598-8610-207F	D	1210	Red/Yellowish Green	645/570	80/50	2.4	140	.57	.292	.235	.186
645-597-7731-107F	597-7731-107F	D	1210	Red/Yellow	630/585	4.0/8.0	2.6/2.8	170	.86	.742	.617	.494
645-597-7701-107F	597-7701-107F	D	1210	Red/Green	630/565	4.0/12.0	2.6/2.6	170	1.13	.846	.701	.554
645-598-8621-207F	598-8621-207F	D	1210	RedOrg/Green	630/530	120/240	2.4	140	.89	.636	.308	.282
645-598-8660-207F	598-8660-207F	D	1210	Yellow/Red	592/645	150/80	2.4	140	.25	.161	.122	.118
645-598-8640-207F	598-8640-207F	D	1210	Yellow/Yellowish Green	592/570	150/50	2.4	140	.25	.161	.122	.118
645-597-7721-107F	597-7721-107F	D	1210	Yellow/Green	585/565	8.0/12.0	2.8/2.6	170	.96	.685	.514	.492
645-598-8610-307F	598-8610-307F	D	1210	Red/Green/Blue	645/530/475	80/220/140	2.2	140	1.83	1.33	.962	.883
645-597-7731-202F	597-7731-202F	E	PLCC-4	Red/Yellow	635/586	7.3/6.8	2.5/2.6	120	1.85	1.35	1.02	.974
645-597-7701-207F	597-7701-207F	E	PLCC-4	Red/Green	635/565	6.0/9.4	2.6/2.6	120	1.24	.924	.765	.606
645-597-7721-207F	597-7721-207F	E	PLCC-4	Yellow/Green	586/565	4.0/9.4	2.6/2.6	120	1.10	.567	.417	.407
645-598-8510-207F	598-8510-207F	F	RA	Red/Yellowish Green	645/570	80/50	2.4	160	.24	.151	.119	.108
645-598-8520-207F	598-8520-207F	F	RA	RedOrg/Yellowish Green	630/570	150/50	2.4	160	.25	.161	.122	.118
645-598-8560-207F	598-8560-207F	F	RA	Yellow/Red	592/645	150/60	2.4	160	.25	.161	.122	.118
645-598-8540-207F	598-8540-207F	F	RA	Yellow/Yellowish Green	592/570	150/50	2.4	160	.25	.161	.122	.118
645-598-8810-307F	598-8810-307F	G	RA	Red/Green/Blue	645/530/475	80/220/140	2.4	160	2.32	1.82	1.52	1.16
645-598-8820-307F	598-8820-307F	G	RA	RedOrg/Green/Blue	630/530/475	150/300/140	2.4	160	1.83	1.33	.995	.963
645-598-8840-307F	598-8840-307F	G	RA	Yellow/Green/Blue	595/530/475	150/300/140	2.4	160	1.83	1.33	.995	.963

Dialight LED SNAP-IN PANEL MOUNT INDICATORS .156" MOUNTING HOLE

For quantities greater than listed, call for quote.

MOUSER STOCK NO.	Dialight Part No.	Fig.	Color	Voltage (Max)	Current (mA)	mcd	Price Each 1	25	100	250
Straight Terminals										
645-558-0101-001F	558-0101-001F	H	Red	2	10	10	.93	.658	.58	.53
645-558-0301-001F	558-0301-001F	H	Yellow	2.1	10	6.3	.93	.642	.58	.53
645-558-0201-001F	558-0201-001F	H	Green	2.1	10	16	.93	.658	.58	.53
645-558-3001-001F	558-3001-001F	H	Red/Green	2/2	10	5/5	1.05	.942	.749	.653
14" Wire Leads										
645-558-0101-007F	558-0101-007F	I	Red	2	10	10	1.79	1.43	1.13	.943
645-558-1101-007F	558-1101-007F	I	Red	1.8	2	1.8	1.66	1.46	1.28	1.14
645-558-0102-007F	558-0102-007F	I	Red	5	10	4	2.16	1.72	1.37	1.13
645-558-0302-007F	558-0302-007F	I	Yellow	5	10	8	2.16	1.72	1.37	1.13
645-558-0301-007F	558-0301-007F	I	Yellow	2.1	10	6.3	1.79	1.43	1.13	.943
645-558-1201-007F	558-1201-007F	I	Yellow	1.9	2	1.6	1.66	1.46	1.28	1.14
645-558-0201-007F	558-0201-007F	I	Green	2.1	10	16	1.79	1.43	1.13	.943
645-558-1301-007F	558-1301-007F	I	Green	1.8	2	1.6	1.65	1.44	1.27	1.17
645-558-3001-007F	558-3001-007F	I	Red/Green	2/2	10	1.6	2.41	1.93	1.52	1.26
645-558-3201-007F	558-3201-007F	I	Yellow/Green	2.1/2.1	20	5/15	2.41	1.93	1.52	1.26

Dialight LED SNAP-IN PANEL MOUNT INDICATORS .250" MOUNTING HOLE

For quantities greater than listed, call for quote.

MOUSER STOCK NO.	Dialight Part No.	Fig.	Color	Voltage (Max)	Current (mA)	mcd	Price Each 1	25	100	250
Standard Straight Terminals										
645-559-0102-001F	559-0102-001F	J	Red	5	13	2	1.54	1.40	1.12	.984
645-559-1101-001F	559-1101-001F	J	Red	1.8	2	2	1.22	.942	.763	.642
645-559-2101-001F	559-2101-001F	J	Red	2.2	10	7	1.09	.849	.747	.668
645-559-0302-001F	559-0302-001F	J	Yellow	5	10	8	1.54	1.22	1.07	.953
645-559-2301-001F	559-2301-001F	J	Yellow	2.1	10	6.3	1.09	.849	.747	.668
645-559-0202-001F	559-0202-001F	J	Green	5	12	8	1.52	1.18	.953	.803
645-559-2201-001F	559-2201-001F	J	Green	2.1	10	10	.76	.514	.456	.426
645-559-3001-001F	559-3001-001F	J	Red/Green	1.8/2.1	20	60/20	2.01	1.83	1.46	1.04
645-559-3101-001F	559-3101-001F	J	Red/Green	1.8/2.1	20	60/20	1.92	1.36	1.20	1.10
645-559-3201-001F	559-3201-001F	J	Yellow/Green	2.1/2.1	20	8.7/8.7	2.86	2.60	2.08	1.82
High Bright Diffused Straight Terminals										
645-559-5101-001F	559-5101-001F	J	Red	2.1	20	34	1.19	.831	.733	.669
645-559-5301-001F	559-5301-001F	J	Yellow	2.2	20	34	1.19	1.07	.856	.749
645-559-5201-001F	559-5201-001F	J	Green	2.2	20	34	1.18	.92	.81	.724
Standard 14" Wire Leads										
645-559-0102-007F	559-0102-007F	K	Red	5	13	2	1.64	1.16	1.01	.924
645-559-1101-007F	559-1101-007F	K	Red	1.8	2	2	1.85	1.68	1.35	1.18
645-559-2101-007F	559-2101-007F	K	Red	2.2	10	7	1.40	.981	.866	.79
645-559-0302-007F	559-0302-007F	K	Yellow	5	10	8	1.64	1.16	1.01	.924
645-559-1201-007F	559-1201-007F	K	Yellow	1.8	2	1.8	1.85	1.68	1.35	1.18
645-559-2301-007F	559-2301-007F	K	Yellow	2.1	10	6.3	1.40	.981	.866	.79
645-559-0202-007F	559-0202-007F	K	Green	5	12	8	1.64	1.16	1.01	.924
645-559-1301-007F	559-1301-007F	K	Green	1.8	2	1.8	1.52	1.34	1.18	1.07
645-559-2201-007F	559-2201-007F	K	Green	2.1	10	10	1.40	.981	.866	.79
645-559-3001-007F	559-3001-007F	K	Red/Green	1.7/2.0	20	60/40	2.38	1.69	1.49	1.36
645-559-3201-007F	559-3201-007F	K	Yellow/Green	1.8/2.1	20	8.7/8.7	2.38	2.16	1.72	1.51
645-559-3501-007F	559-3501-007F	L	Red/Green	2.1/2.3	10	5.0/8.0	3.79	2.94	2.38	1.99
645-559-3601-007F	559-3601-007F	L	Yellow/Green	1.6/1.6	10	5.0/8.0	3.79	2.94	2.38	1.99
High Bright 14" Wire Leads										
645-559-5101-007F	559-5101-007F	K	Red	2.1	20	34	1.62	1.36	1.07	.895
645-559-5301-007F	559-5301-007F	K	Yellow	2.1	20	34	1.40	1.23	1.09	.969
645-559-5201-007F	559-5201-007F	K	Green	2.1	20	34	1.70	1.36	1.07	.895
645-559-5601-007F	559-5601-007F	K	Green	2.3	20	120	2.14	1.39	1.23	1.07
Ultra Bright 14" Wire Leads										
645-559-6101-007F	559-6101-007F	K	Red	1.9	20	2100	2.42	1.93	1.70	1.55
645-559-5901-007F	559-5901-007F	K	Amber	2.02	20	3100	2.74	1.93	1.70	1.55
645-559-6001-007F	559-6001-007F	K	Blue	3.6	20	1500	9.12	6.93	5.83	5.10
645-559-6401-007F	559-6401-007F	K	White	3.5	20	2500	9.12	6.93	5.83	5.10

DIMENSIONS: in.

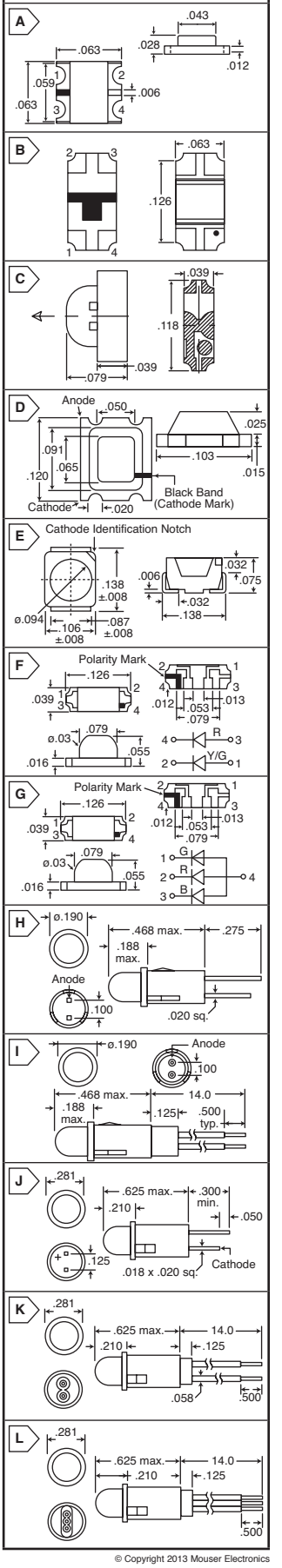

© Copyright 2013 Mouser Electronics

DIALIGHT LED Panel Mount Indicators

RoHS Compliant This product is RoHS compliant.

LED PANEL MOUNT INDICATORS

RoHS Compliant

For quantities greater than listed, call for quote.

MOUSER STOCK NO.	Dialight Part No.	Fig.	Color	Voltage (Max)	Current (mA)	mcd	Price Each 1	25	100	500
605 Series, 5mm Mounting Hole										
645-605-1111-110F	605-1111-110F	A	Red	2	10	1.2	2.93	2.66	2.13	1.59
645-605-1311-110F	605-1311-110F	A	Yellow	2	15	2	3.15	2.14	2.01	1.82
645-605-1211-110F	605-1211-110F	A	Green	2	15	0.8	3.15	2.14	2.01	1.82
606 Series, 6mm Mounting Hole										
645-606-1111-110F	606-1111-110F	B	Red	2	5	2.4	2.76	1.88	1.77	1.59
645-606-1311-110F	606-1311-110F	B	Yellow	2	10	3.7	3.15	2.14	2.01	1.82
645-606-1211-110F	606-1211-110F	B	Green	2	15	3	3.15	2.14	2.01	1.82
645-606-2111-110F	606-2111-110F	C	Red	2	5	2.4	2.76	1.88	1.77	1.59
645-606-2211-110F	606-2211-110F	C	Green	2	15	3	3.15	2.14	2.01	1.82
645-606-2415-110F	606-2415-110F	D	Red/Green	2	5/20	.6/1	5.64	4.41	4.13	3.76
645-606-2415-120F	606-2415-120F	D	Red/Green	6	5/20	.6/1	6.35	4.95	4.64	4.23
645-606-2415-130F	606-2415-130F	D	Red/Green	12	5/20	.6/1	6.35	4.95	4.64	4.23
607 Series, 7mm Mounting Hole										
645-607-2112-110F	607-2112-110F	E	Red	2	15	8	2.96	2.31	2.17	1.97
645-607-2312-110F	607-2312-110F	E	Yellow	2	15	2.2	3.73	2.54	2.38	2.16
645-607-2212-110F	607-2212-110F	E	Green	2	15	8	3.73	2.54	2.38	2.16
645-607-2112-120F	607-2112-120F	F	Red	6	15	8	4.46	3.47	2.80	2.31
645-607-2112-130F	607-2112-130F	F	Red	12	15	8	4.46	3.47	2.80	2.31
645-607-2312-120F	607-2312-120F	F	Yellow	6	15	2.2	4.74	3.68	2.97	2.45
645-607-2312-130F	607-2312-130F	F	Yellow	12	15	2.2	4.03	2.74	2.57	2.35
645-607-2212-120F	607-2212-120F	F	Green	6	15	8	4.74	3.68	2.97	2.45
645-607-2212-130F	607-2212-130F	F	Green	12	15	8	4.74	3.68	2.97	2.45
645-607-3132-120F	607-3132-120F	G	Red	6	15	8	3.20	2.91	2.33	1.74
645-607-3232-120F	607-3232-120F	G	Green	6	15	8	3.28	2.23	2.09	1.89
645-607-3232-130F	607-3232-130F	G	Green	12	15	8	3.28	2.23	2.09	1.89
608 Series, 8mm Mounting Hole										
645-608-1131-110F	608-1131-110F	H	Red	2	15	20	2.54	1.72	1.62	1.47
645-608-1331-110F	608-1331-110F	H	Yellow	2	15	4	2.59	2.23	2.10	1.65
645-608-1231-110F	608-1231-110F	H	Green	2	15	15	2.86	1.95	1.82	1.65
645-608-1132-220F	608-1132-220F	I	Red	6	15	20	3.24	2.20	2.07	1.88
645-608-1132-230F	608-1132-230F	I	Red	12	15	20	3.24	2.20	2.07	1.88
645-608-1332-220F	608-1332-220F	I	Yellow	6	15	10	3.68	3.35	2.68	2.01
645-608-1232-220F	608-1232-220F	I	Green	6	15	20	3.48	2.36	2.21	2.01
645-608-1232-230F	608-1232-230F	I	Green	12	15	20	3.48	2.36	2.21	2.01
645-608-3131-110F	608-3131-110F	J	Red	2	15	20	2.54	1.72	1.62	1.47
645-608-3231-110F	608-3231-110F	J	Green	2	15	15	2.86	1.95	1.82	1.65
645-608-3331-110F	608-3331-110F	J	Yellow	2	15	4	2.86	1.95	1.82	1.65
609 Series, 9mm Mounting Hole										
645-609-1112-130F	609-1112-130F	K	Red	12	15	20	4.23	3.28	2.65	2.18
645-609-1212-130F	609-1212-130F	K	Green	12	15	15	4.23	3.28	2.65	2.18
645-609-2112-120F	609-2112-120F	L	Red	6	15	20	4.23	3.28	2.65	2.18
645-609-2112-130F	609-2112-130F	L	Red	12	15	20	4.23	3.28	2.65	2.18
645-609-2312-130F	609-2312-130F	L	Yellow	12	15	4	4.30	3.92	3.14	2.34
645-609-2212-130F	609-2212-130F	L	Green	12	15	15	4.23	3.28	2.65	2.18
610 Series, 10mm Mounting Hole										
645-610-3132-120F	610-3132-120F	M	Red	6	10	250	2.56	2.43	2.28	2.07
645-610-3332-120F	610-3332-120F	M	Yellow	6	10	12	3.73	2.54	2.38	2.16
645-610-3232-120F	610-3232-120F	M	Green	6	10	15	3.73	2.54	2.38	2.16
645-610-4132-120F	610-4132-120F	N	Red	6	10	250	2.95	2.84	2.63	2.07
645-610-4232-120F	610-4232-120F	N	Green	6	10	15	3.96	3.61	2.38	2.16

11/16" MOUNTING HOLE, WATERTIGHT

RoHS Compliant

For quantities greater than listed, call for quote.

MOUSER STOCK NO.	Dialight Part No.	Fig.	Color	Voltage (Max)	Current (mA)	mcd	Price Each 1	25	100	500
Superbright										
645-557-1502-203F	557-1502-203F	O	Red	5	80	1000	14.54	12.93	11.31	9.69
645-557-1503-203F	557-1503-203F	O	Red	12	20	1000	14.54	12.93	11.31	9.69
645-557-1505-203F	557-1505-203F	O	Red	24	20	1000	14.54	12.93	11.31	9.69
645-557-1702-203F	557-1702-203F	O	Yellow	5	80	1000	11.96	10.99	10.28	9.22
645-557-1703-203F	557-1703-203F	O	Yellow	12	20	1000	11.96	10.99	10.28	9.22
645-557-1705-203F	557-1705-203F	O	Yellow	24	20	1000	11.96	10.99	10.28	9.44
645-557-1602-203F	557-1602-203F	O	Green	5	16	1000	13.23	12.16	11.37	10.21
645-557-1603-203F	557-1603-203F	O	Green	12	16	1000	13.23	12.16	11.37	10.39
645-557-1605-203F	557-1605-203F	O	Green	24	16	1000	13.23	12.16	11.37	10.39
645-557-1802-203F	557-1802-203F	O	Blue	5	16	250	13.23	12.16	11.37	10.21
645-557-1803-203F	557-1803-203F	O	Blue	12	16	250	13.23	12.16	11.37	10.21
645-557-1805-203F	557-1805-203F	O	Blue	24	16	250	13.23	12.16	11.37	10.21
Bi-Color Superbright										
645-557-1412-203F	557-1412-203F	P	R/G	5	70/16	400/1000	15.44	13.90	13.13	11.58
645-557-1432-203F	557-1432-203F	P	Y/G	5	70/16	400/1000	17.66	15.89	15.00	13.24

DIMENSIONS: in.

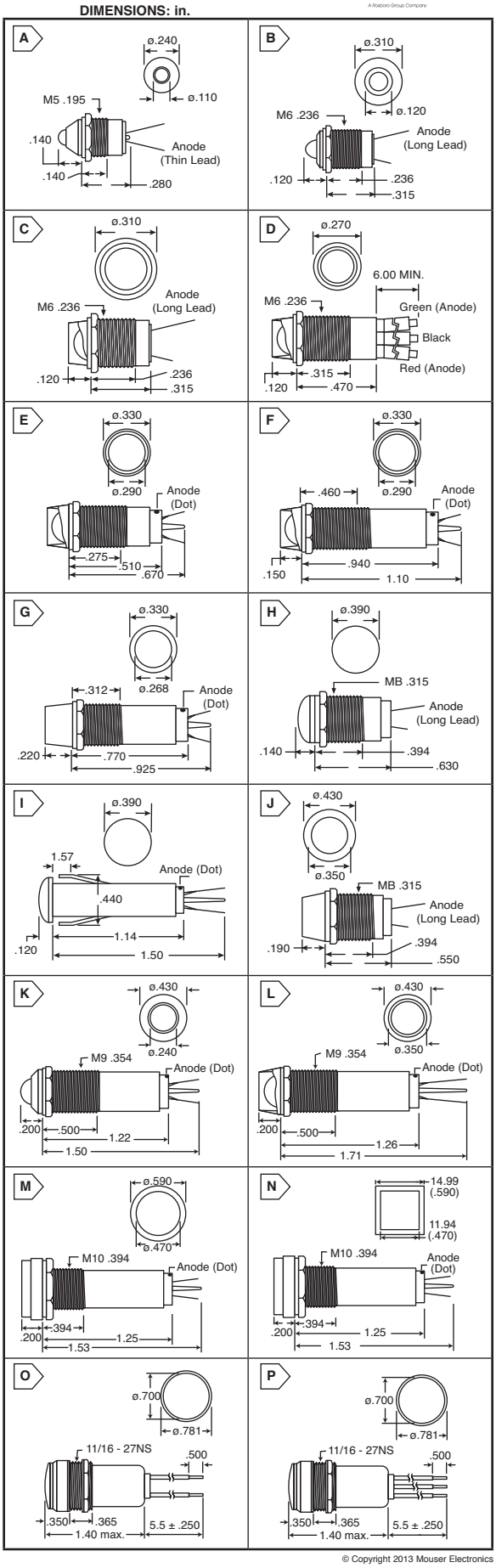

© Copyright 2013 Mouser Electronics

© Copyright 2013 Mouser Electronics

DIALIGHT IP67/NEMA 4X Panel Mount LED Indicators

Dialight
A Roxboro Group Company

RoHS Compliant **This product is RoHS compliant.**

657 SERIES PANEL MOUNT INDICATORS

Features/Benefits:

- IP67/NEMA 4X
- Cool-to-the-touch Operation
- Daylight Viewable
- Resistant to shock and vibration
- Anti-Caplillary Wire
- LED Technology engineered for up to 100k hours of operation

A **Flat Lens**

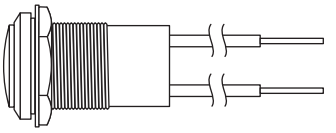

B **Domed Lens**

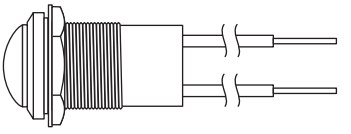

For quantities greater than listed, call for quote.

MOUSER STOCK NO.	Dialight Part No.	Fig.	Color	Lens Color	Intensity (fL)	Voltage (V) Typical	Current (mA)	Price Each			
								1	25	100	250
645-657-1502-103F	657-1502-103F	A	Red	Tinted Diffused	350	5	19	13.58	11.88	10.18	9.16
645-657-1502-303F	657-1502-303F	A	Red	White Diffused	350	5	19	13.58	11.88	10.18	9.16
645-657-1503-103F	657-1503-103F	A	Red	Tinted Diffused	350	12	20	13.58	11.88	10.18	9.16
645-657-1503-303F	657-1503-303F	A	Red	White Diffused	350	12	20	13.58	11.88	10.18	9.16
645-657-1504-103F	657-1504-103F	A	Red	Tinted Diffused	350	24	19	13.58	11.88	10.18	9.16
645-657-1504-303F	657-1504-303F	A	Red	White Diffused	350	24	19	13.58	11.88	10.18	9.16
645-657-1902-103F	657-1902-103F	A	Orange	Tinted Diffused	475	5	19	15.94	11.88	10.18	9.16
645-657-1902-303F	657-1902-303F	A	Orange	White Diffused	475	5	19	13.58	11.88	10.18	9.16
645-657-1903-103F	657-1903-103F	A	Orange	Tinted Diffused	475	12	20	13.58	11.88	10.18	9.16
645-657-1903-303F	657-1903-303F	A	Orange	White Diffused	475	12	20	13.58	11.88	10.18	9.16
645-657-1904-103F	657-1904-103F	A	Orange	Tinted Diffused	475	24	19	13.58	11.88	10.18	9.16
645-657-1904-303F	657-1904-303F	A	Orange	White Diffused	475	24	19	13.58	11.88	10.18	9.16
645-657-1702-103F	657-1702-103F	A	Yellow	Tinted Diffused	350	5	19	13.58	11.88	10.18	9.16
645-657-1702-303F	657-1702-303F	A	Yellow	White Diffused	350	5	19	13.58	11.88	10.18	9.16
645-657-1703-103F	657-1703-103F	A	Yellow	Tinted Diffused	350	12	20	13.58	11.88	10.18	9.16
645-657-1703-303F	657-1703-303F	A	Yellow	White Diffused	350	12	20	13.58	11.88	10.18	9.16
645-657-1704-103F	657-1704-103F	A	Yellow	Tinted Diffused	350	24	19	13.58	11.88	10.18	9.16
645-657-1704-303F	657-1704-303F	A	Yellow	White Diffused	350	24	19	13.58	11.88	10.18	9.16
645-657-1602-103F	657-1602-103F	A	Green	Tinted Diffused	350	5	18	15.01	13.14	11.26	10.13
645-657-1602-303F	657-1602-303F	A	Green	White Diffused	350	5	18	15.01	13.14	11.26	10.13
645-657-1603-103F	657-1603-103F	A	Green	Tinted Diffused	350	12	20	15.01	13.14	11.26	10.13
645-657-1603-303F	657-1603-303F	A	Green	White Diffused	350	12	20	15.01	13.14	11.26	10.13
645-657-1604-103F	657-1604-103F	A	Green	Tinted Diffused	350	24	20	15.01	13.14	11.26	10.13
645-657-1604-303F	657-1604-303F	A	Green	White Diffused	350	24	20	15.01	13.14	11.26	10.13
645-657-1802-103F	657-1802-103F	A	Blue	Tinted Diffused	125	5	18	15.01	13.14	11.26	10.13
645-657-1802-303F	657-1802-303F	A	Blue	White Diffused	125	5	18	15.01	13.13	11.26	10.13
645-657-1803-103F	657-1803-103F	A	Blue	Tinted Diffused	125	12	20	15.01	13.13	11.26	10.13
645-657-1803-303F	657-1803-303F	A	Blue	White Diffused	125	12	20	15.01	13.14	11.26	10.13
645-657-1804-103F	657-1804-103F	A	Blue	Tinted Diffused	125	24	20	15.01	13.14	11.26	10.13
645-657-1804-303F	657-1804-303F	A	Blue	White Diffused	125	24	20	15.01	13.14	11.26	10.13
645-657-1002-303F	657-1002-303F	A	White	White Diffused	100	5	18	15.01	13.14	11.26	10.13
645-657-1003-303F	657-1003-303F	A	White	White Diffused	100	12	20	15.01	13.14	11.26	10.13
645-657-1004-303F	657-1004-303F	A	White	White Diffused	100	24	20	15.01	13.14	11.26	10.13
645-657-2502-103F	657-2502-103F	B	Red	Tinted Diffused	400	5	19	13.58	11.88	9.97	9.04
645-657-2502-303F	657-2502-303F	B	Red	White Diffused	400	5	19	13.58	11.88	10.18	9.16
645-657-2503-103F	657-2503-103F	B	Red	Tinted Diffused	400	12	20	13.58	11.88	9.97	9.04
645-657-2503-303F	657-2503-303F	B	Red	White Diffused	400	12	20	13.58	11.88	9.97	9.04
645-657-2504-103F	657-2504-103F	B	Red	Tinted Diffused	400	24	19	13.58	11.88	9.97	9.04
645-657-2504-303F	657-2504-303F	B	Red	White Diffused	400	24	19	13.58	11.88	10.18	9.16
645-657-2902-103F	657-2902-103F	B	Orange	Tinted Diffused	675	5	19	13.58	11.88	10.18	9.16
645-657-2902-303F	657-2902-303F	B	Orange	White Diffused	675	5	19	13.58	11.88	10.18	9.16
645-657-2903-103F	657-2903-103F	B	Orange	Tinted Diffused	675	12	20	13.58	11.88	9.97	9.04
645-657-2903-303F	657-2903-303F	B	Orange	White Diffused	675	12	20	13.58	11.88	9.97	9.04
645-657-2904-103F	657-2904-103F	B	Orange	Tinted Diffused	675	24	19	13.58	11.88	10.18	9.16
645-657-2904-303F	657-2904-303F	B	Orange	White Diffused	675	24	19	13.58	11.88	10.18	9.16
645-657-2702-103F	657-2702-103F	B	Yellow	Tinted Diffused	400	5	19	13.58	11.88	9.97	9.04
645-657-2702-303F	657-2702-303F	B	Yellow	White Diffused	400	5	19	13.58	11.88	10.18	9.16
645-657-2703-103F	657-2703-103F	B	Yellow	Tinted Diffused	400	12	20	13.58	11.88	9.97	9.04
645-657-2703-303F	657-2703-303F	B	Yellow	White Diffused	400	12	20	13.58	11.88	9.97	9.04
645-657-2704-103F	657-2704-103F	B	Yellow	Tinted Diffused	400	24	19	13.58	11.88	9.97	9.04
645-657-2704-303F	657-2704-303F	B	Yellow	White Diffused	400	24	19	13.58	11.88	10.18	9.16
645-657-2602-103F	657-2602-103F	B	Green	Tinted Diffused	400	5	18	15.01	13.14	11.03	10.00
645-657-2602-303F	657-2602-303F	B	Green	White Diffused	400	5	18	15.01	13.14	11.26	10.13
645-657-2603-103F	657-2603-103F	B	Green	Tinted Diffused	400	12	20	15.01	13.14	11.03	10.00
645-657-2603-303F	657-2603-303F	B	Green	White Diffused	400	12	20	15.01	13.14	11.26	10.13
645-657-2604-103F	657-2604-103F	B	Green	Tinted Diffused	400	24	20	15.01	13.14	11.03	10.00
645-657-2604-303F	657-2604-303F	B	Green	White Diffused	400	24	20	15.01	13.14	11.26	10.13
645-657-2802-103F	657-2802-103F	B	Blue	Tinted Diffused	175	5	18	15.01	13.14	11.26	10.13
645-657-2802-303F	657-2802-303F	B	Blue	White Diffused	175	5	18	15.01	13.14	11.26	10.13
645-657-2803-103F	657-2803-103F	B	Blue	Tinted Diffused	175	12	20	15.01	13.14	11.03	10.00
645-657-2803-303F	657-2803-303F	B	Blue	White Diffused	175	12	20	15.01	13.14	11.03	10.00
645-657-2804-103F	657-2804-103F	B	Blue	Tinted Diffused	175	24	20	15.01	13.14	11.26	10.13
645-657-2804-303F	657-2804-303F	B	Blue	White Diffused	175	24	20	15.01	13.14	11.26	10.13
645-657-2002-303F	657-2002-303F	B	White	White Diffused	100	5	18	15.01	13.14	11.26	10.13
645-657-2003-303F	657-2003-303F	B	White	White Diffused	100	12	20	15.01	13.14	11.03	10.00
645-657-2004-303F	657-2004-303F	B	White	White Diffused	100	24	20	15.01	13.14	11.26	10.13

© Copyright 2013 Mouser Electronics
© Copyright 2013 Mouser Electronics

DIALIGHT Circuit Board Indicators

RoHS Compliant **This product is RoHS compliant.**

Dialight SURFACE MOUNT CIRCUIT BOARD INDICATORS

MOUSER STOCK NO.	Dialight Part No.	Fig.	Color	Vf Typ (Volts)	Lum. Intens. Typ. (mcd)	Typ. Dom. Wavelength (nm)	Viewing Angle (Deg)	Price Each 1	25	100	250
SMD, 2mm, Right Angle LED											
645-595-2101-007F	595-2101-007F	A	Red	1.7	25	640	40	**1.20**	**1.05**	**.926**	**.83**
645-595-2201-007F	595-2201-007F	A	Green	2.2	8.5	566	40	**1.54**	**1.40**	**1.12**	**.984**
645-595-2301-007F	595-2301-007F	A	Green	2.1	11	567	40	**1.41**	**1.05**	**.926**	**.83**
645-595-2401-007F	595-2401-007F	A	Yellow	2.2	9	588	40	**1.41**	**1.05**	**.926**	**.83**
645-595-2701-007F	595-2701-007F	A	Yellow	2.0	41	592	40	**1.54**	**1.40**	**1.12**	**.984**
SMD, Single 3mm, Right Angle, Round Lens											
645-591-2001-013F	591-2001-013F	B	Red	2.0	5	628	40	**1.96**	**1.55**	**1.46**	**1.29**
645-591-2101-013F	591-2101-013F	B	Red	1.75	14	645	40	**1.44**	**1.32**	**1.05**	**.92**
645-591-2201-013F	591-2201-013F	B	Green	2.1	9.1	570	40	**1.83**	**1.37**	**1.20**	**1.17**
645-591-2301-013F	591-2301-013F	B	Green	2.0	4	570	40	**1.14**	**1.00**	**.884**	**.793**
645-591-2401-013F	591-2401-013F	B	Yellow	2.0	5	590	40	**1.35**	**1.00**	**.884**	**.793**
645-591-2601-013F	591-2601-013F	B	Blue	3.5	6	465	40	**3.50**	**2.61**	**2.19**	**1.89**
SMD, Single 3mm, Bi-Color, Right Angle, Round Lens											
645-591-3001-013F	591-3001-013F	B	Red/Green	2.0/2.0	6.5/8	628/570	40	**2.50**	**1.87**	**1.65**	**1.48**
645-591-3101-013F	591-3101-013F	B	Yel/Green	2.0/2.0	6.5/8	586/570	40	**2.57**	**2.33**	**1.87**	**1.64**
645-591-3201-013F	591-3201-013F	B	Red/Yellow	2.0/2.0	6.5/6.5	628/586	40	**2.10**	**1.92**	**1.53**	**1.34**
SMD, Single 3mm, Right Angle, Square Lens											
645-591-2001-113F	591-2001-113F	C	Red	2.0	5	628	40	**1.38**	**1.25**	**1.01**	**.877**
645-591-2101-113F	591-2101-113F	C	Red	1.8	23.9	645	40	**1.75**	**1.54**	**1.32**	**1.17**
645-591-2301-113F	591-2301-113F	C	Green	2.0	4	570	40	**1.38**	**1.25**	**1.01**	**.877**
645-591-2401-113F	591-2401-113F	C	Yellow	2	5	587	40	**1.38**	**1.25**	**1.01**	**.877**
SMD, Single 3mm, Bi-Color, Right Angle, Square Lens											
645-591-3001-113F	591-3001-113F	C	Red/Green	2.0/2.0	6.5/8	645/570	40	**2.50**	**1.87**	**1.65**	**1.48**
645-591-3101-113F	591-3101-113F	C	Yel/Green	2.0/2.0	6.5/8	590/570	40	**2.57**	**2.33**	**1.87**	**1.64**

Dialight 2MM LED INDICATORS

MOUSER STOCK NO.	Dialight Part No.	Fig.	Color	V_F	Lum. Intens. Typ.	Peak W.length (nm)	Viewing Angle (Deg)	Price Each 1	25	100	250
Thru-Hole, 2mm,Single, Right Angle											
645-555-2001F	555-2001F	D	Red	1.6	1.2	650	40	**1.38**	**1.16**	**.93**	**.754**
645-555-2301F	555-2301F	D	Green	2.4	1.0	565	40	**1.24**	**1.04**	**.837**	**.678**
645-555-2401F	555-2401F	D	Yellow	2.2	2.0	583	40	**1.40**	**1.18**	**.944**	**.765**
Thru-Hole, 2mm, Single, Right Angle with Intergral Resistor											
645-555-2003F	555-2003F	D	Red	6.0	1.9	650	40	**1.42**	**1.20**	**.96**	**.778**
645-555-2007F	555-2007F	D	Red	3.0	0.9	650	40	**1.46**	**1.22**	**.979**	**.794**
645-555-2008F	555-2008F	D	Red	24	0.9	650	40	**1.90**	**1.24**	**1.08**	**.978**
645-555-2303F	555-2303F	D	Green	4.7	2.5	565	40	**1.40**	**1.18**	**.944**	**.765**
645-555-2403F	555-2403F	D	Yellow	4.7	2.1	583	40	**1.42**	**1.20**	**.96**	**.778**
Thru-Hole, 2mm, Single, Top View											
645-555-3001F	555-3001F	E	Red	1.6	1.2	650	40	**1.44**	**1.21**	**.969**	**.786**
645-555-3301F	555-3301F	E	Green	2.4	1.0	565	40	**1.94**	**1.55**	**1.23**	**1.02**
645-555-3401F	555-3401F	E	Yellow	2.2	2.0	583	40	**1.94**	**1.41**	**1.23**	**1.02**
Thru-Hole, 2mm, Single, Top View with Integral Resistor											
645-555-3003F	555-3003F	E	Red	6	1.9	650	40	**1.48**	**1.19**	**.942**	**.78**
645-555-3007F	555-3007F	E	Red	3.0	0.9	650	40	**1.78**	**1.42**	**1.12**	**.938**
645-555-3008F	555-3008F	E	Red	24	0.9	650	40	**1.78**	**1.42**	**1.12**	**.938**
645-555-3009F	555-3009F	E	Red	5	0.6	650	40	**1.55**	**1.37**	**1.19**	**.99**
645-555-3303F	555-3303F	E	Green	6	2.5	565	40	**2.10**	**1.68**	**1.33**	**1.10**
645-555-3403F	555-3403F	E	Yellow	6	2.1	583	40	**2.10**	**1.68**	**1.33**	**1.10**
Thru-Hole, 2mm, Quad, Right Angle											
645-555-4001F	555-4001F	F	Red	1.6	1.2	650	40	**4.29**	**3.34**	**2.70**	**2.26**
645-555-4301F	555-4301F	F	Green	2.4	1.0	565	40	**4.95**	**3.85**	**3.11**	**2.61**
645-555-4401F	555-4401F	F	Yellow	2.2	2.0	583	40	**4.37**	**3.40**	**2.75**	**2.30**
Thru-Hole, 2mm, Quad, Top View											
645-555-5001F	555-5001F	G	Red	1.6	1.2	650	40	**6.02**	**4.87**	**3.94**	**3.30**
Thru-Hole, 2mm, Quad, Top View with Integral Resistor											
645-555-5007F	555-5007F	G	Red	5	0.9	650	40	**7.46**	**6.07**	**4.88**	**3.96**
645-555-5303F	555-5303F	G	Green	5	2.5	565	40	**7.25**	**5.20**	**4.38**	**4.10**
645-555-5403F	555-5403F	G	Yellow	5	2.1	583	40	**8.09**	**7.00**	**6.23**	**5.45**
Thru-Hole, 2mm, Quad, Right Angle with Integral Resistor											
645-555-4003F	555-4003F	F	Red	6.0	1.9	650	40	**4.83**	**3.76**	**3.04**	**2.55**
645-555-4007F	555-4007F	F	Red	3.0	0.9	650	40	**4.83**	**3.76**	**3.04**	**2.55**
645-555-4303F	555-4303F	F	Green	4.7	2.5	565	40	**4.95**	**3.85**	**3.11**	**2.61**
645-555-4403F	555-4403F	F	Yellow	4.7	2.1	583	40	**4.95**	**3.85**	**3.11**	**2.61**
645-555-5003F	555-5003F	F	Red	6	1.9	650	40	**6.85**	**5.53**	**4.47**	**3.75**
Thru-Hole, 2mm x 5mm, Rectangular, Right Angle											
645-566-0207F	566-0207F	H	Green	2.2	4.0	565	110	**1.28**	**1.08**	**.865**	**.701**
645-566-0307F	566-0307F	H	Yellow	2.1	3.5	583	110	**1.28**	**1.08**	**.865**	**.701**
Thru-Hole, 2mm x 5mm Rectangular, Right Angle, Bi-color											
645-566-3507F	566-3507F	H	R/ G	1.9/2.1	2.1/2.6	635/565	100	**2.57**	**2.05**	**1.63**	**1.35**

Dialight 3MM LED INDICATORS

MOUSER STOCK NO.	Dialight Part No.	Fig.	Color	V_F	mA	mcd	Price Each 1	25	100	250
Single, High LED Centerline, High Efficiency										
645-551-0207F	551-0207F	I	Green	2.1	10	16.0	**.78**	**.636**	**.511**	**.414**
645-551-0307F	551-0307F	I	Yellow	2.1	10	6.3	**.78**	**.636**	**.511**	**.414**
645-551-0407F	551-0407F	I	Red	2	10	10.0	**.78**	**.636**	**.511**	**.414**
Single, High LED Centerline, Integral Resistor 5V										
645-551-0507F	551-0507F	I	Red	5	10	4.0	**1.16**	**.908**	**.745**	**.623**
645-551-0707F	551-0707F	I	Yellow	5	10	8.0	**1.18**	**.967**	**.778**	**.63**
645-551-0607F	551-0607F	I	Green	5	12	8.0	**1.18**	**.967**	**.778**	**.63**
Single, High LED Centerline, Low Current										
645-551-1107F	551-1107F	I	Red	1.8	2	1.8	**1.01**	**.827**	**.666**	**.539**
645-551-1207F	551-1207F	I	Yellow	1.9	2	1.6	**1.01**	**.826**	**.664**	**.539**
645-551-1307F	551-1307F	I	Green	1.8	2	1.6	**1.01**	**.826**	**.664**	**.539**

DIMENSIONS: in.

A

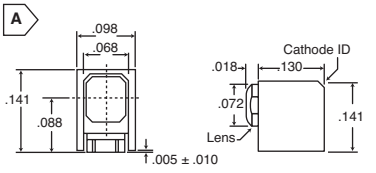

B

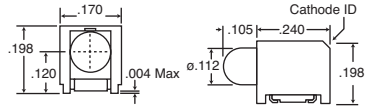

C

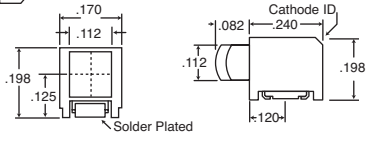

D

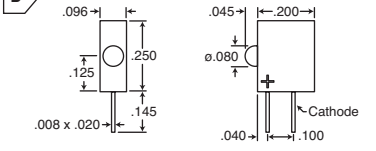

E

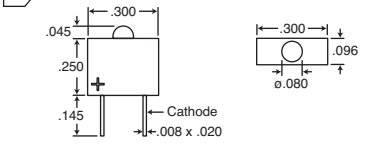

F

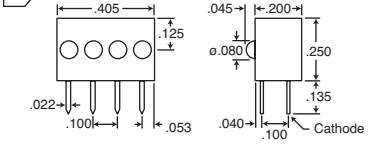

G

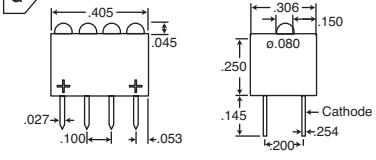

H

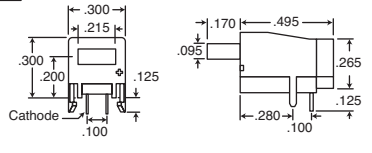

I

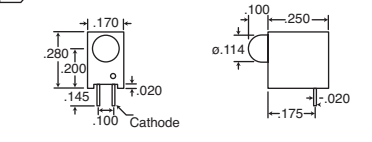

© Copyright 2013 Mouser Electronics
© Copyright 2013 Mouser Electronics

DIALIGHT Circuit Board Indicators

RoHS Compliant This product is RoHS compliant.

CIRCUIT BOARD INDICATORS

RoHS Compliant

3mm LED Indicators (Cont.)

MOUSER STOCK NO.	Dialight Part No.	Fig.	Color	V_F	mA	mcd	Price Each 1	25	100	250
Single, Bi-color, Right Angle										
645-551-3007F	551-3007F	A	Red/Green	2	10	5.0	1.48	1.18	.931	.77
645-551-3107F	551-3107F	A	Yellow/Green	2.1	10	4.3/6.3	1.21	.969	.771	.639
Single, Bi-color, In-Line, Right Angle										
645-551-3508F	551-3508F	B	Red/Green	2.0/2.1	20	4.0	2.03	1.81	1.31	1.08
Tri-Level, High Efficiency, Right Angle										
645-564-0100-111F	564-0100-111F	C	Red(x3)	2.2	10	10	2.93	2.34	1.86	1.54
645-564-0100-132F	564-0100-132F	C	Red/Yellow/Green	2.2	10	10	2.89	2.25	1.82	1.52
645-564-0100-222F	564-0100-222F	C	Green(x3)	2.2	10	10	2.27	1.82	1.44	1.19
645-564-0100-333F	564-0100-333F	C	Yellow(x3)	2.2	10	10	2.93	2.66	2.13	1.86
Tri-Level, Low Current, Right Angle										
645-564-0200-111F	564-0200-111F	C	Red(x3)	1.8	2	1.8	3.19	2.48	2.00	1.68
645-564-0200-132F	564-0200-132F	C	Red/Yellow/Green	1.8/1.9/1.8	2	1.8/1.6/1.6	3.19	2.48	2.00	1.68
645-564-0200-222F	564-0200-222F	C	Green(x3)	1.8	2	1.6	2.69	2.18	1.73	1.43
Tri-Level, Integral Resistor, Right Angle										
645-564-0300-132F	564-0300-132F	C	Red/Yellow/Green	5/5/5	10/10/12	4/8/8	2.62	2.20	1.75	1.46
645-564-0300-222F	564-0300-222F	C	Green(x3)	5	12	8	3.25	2.53	2.04	1.71
Tri-Level, Bi-Color, High Efficiency, Right Angle										
645-564-0700-111F	564-0700-111F	C	Red/Green(x3)	2	10	5	4.24	3.30	2.66	2.23
645-564-0700-444F	564-0700-444F	C	Yellow/Green(x3)	2.1	10	4.3/6.3	4.04	3.15	2.54	2.13
Single, High Centerline, High Efficiency										
645-551-0203F	551-0203F	D	Green	2.1	10	16	.87	.749	.599	.524
645-551-0403F	551-0403F	D	Red	2	10	10	.87	.749	.599	.524
645-551-0209F	551-0209F	E	Green	2.1	10	16	.91	.746	.60	.487
645-551-0309F	551-0309F	E	Yellow	2.1	10	6.3	.91	.746	.60	.487
645-551-0409F	551-0409F	E	Red	2	10	10	.91	.745	.599	.486
645-551-2509F	551-2509F	E	Orange	2.2	10	6.5	1.00	.806	.658	.539
Single, High Centerline, Integral Resistor										
645-551-0509F	551-0509F	E	Red	5	10	4	1.28	1.08	.865	.701
645-551-0609F	551-0609F	E	Green	5	12	8	1.87	1.17	1.05	.935
645-551-0709F	551-0709F	E	Yellow	5	10	8	1.28	1.08	.865	.701
Single, High Centerline, Low Current										
645-551-1109F	551-1109F	E	Red	1.8	2	1.8	.88	.691	.594	.554
645-551-1209F	551-1209F	E	Yellow	1.9	2	1.6	1.01	.826	.664	.539
645-551-1309F	551-1309F	E	Green	1.8	2	1.6	.69	.678	.664	.539
Single, High Centerline, Bi-Color										
645-551-3009F	551-3009F	E	Red/Green	2/2	10	5/5	1.68	1.35	1.06	.886
645-551-3109F	551-3109F	E	Yell/Green	2.1/2.1	10	4.3/6.3	1.95	1.55	1.23	1.03
Quad, High LED Centerline, High Efficiency										
645-551-0207-004F	551-0207-004F	F	Green	2.1	10	16.3	3.36	2.61	2.11	1.96
645-551-0307-004F	551-0307-004F	F	Yellow	2.1	10	6.3	3.36	2.61	2.11	1.77
645-551-0407-004F	551-0407-004F	F	Red	2	10	10.0	3.01	2.41	1.92	1.72
Quad, High LED Centerline, Integral Resistor 5V										
645-551-0507-004F	551-0507-004F	F	Red	5	13	8.0	4.89	3.86	3.17	2.64
645-551-0607-004F	551-0607-004F	F	Green	5	12	8	4.24	3.30	2.66	2.23
Quad, High Centerline, Low Current										
645-551-1107-004F	551-1107-004F	F	Red	1.8	2	1.8	3.47	2.70	2.18	1.83
645-551-1307-004F	551-1307-004F	F	Green	1.8	2	1.6	4.37	3.40	2.78	2.30
Quad, High Efficiency, Right Angle										
645-568-0101-111F	568-0101-111F	G	Red	2.2	10	10	3.56	2.77	2.24	1.87
645-568-0102-222F	568-0102-222F	G	Green	2.3	8.5	10	3.56	2.77	2.24	1.87
645-568-0101-333F	568-0101-333F	G	Yellow	2.2	10	10	3.63	3.30	2.63	2.31
Quad, Bi-Color, Right Angle										
645-568-0701-111F	568-0701-111F	G	Red/Green(x4)	2	10	5	5.29	4.11	3.33	2.78
645-568-0704-444F	568-0704-444F	G	Yellow/Green(x4)	2.1	10	4.3/6.3	5.29	4.11	3.33	2.78

5mm LED Indicators

For quantities greater than listed, call for quote.

Single General Purpose, Top View										
645-550-0204F	550-0204F	H	Green	2.1	10	12.3	.94	.77	.62	.502
645-550-0304F	550-0304F	H	Yellow	2.1	10	12.3	.94	.77	.62	.502
645-550-0404F	550-0404F	H	Red	2	10	12.3	.94	.77	.62	.502
Single Integral Resistor, Top View										
645-550-0504F	550-0504F	H	Red	5	13	2.0	1.28	1.17	.888	.813
645-550-0704F	550-0704F	H	Green	5	12	8	1.06	.942	.824	.701
645-550-0804F	550-0804F	H	Yellow	5	10	8	1.28	1.08	.865	.701
Single Low Current, Top View										
645-550-1104F	550-1104F	H	Red	1.8	2	2	1.08	.888	.714	.579
645-550-1204F	550-1204F	H	Yellow	1.9	2	1.8	1.06	.889	.714	.579
645-550-1304F	550-1304F	H	Green	1.8	2	1.8	1.08	.866	.707	.579
Single General Purpose Vertical										
645-561-2101-050F	561-2101-050F	I	Red	2.2	10	7	.84	.717	.578	.503
645-561-2101-070F	561-2101-070F	I	Red	2.2	10	7	.78	.62	.508	.503
645-561-2101-100F	561-2101-100F	I	Red	2.2	10	7	.84	.659	.53	.43
645-561-2201-050F	561-2201-050F	I	Yellow/Green	2	10	32	.93	.824	.663	.578
645-561-2201-070F	561-2201-070F	I	Yellow/Green	2	10	32	.91	.781	.621	.546
645-561-2201-100F	561-2201-100F	I	Yellow/Green	2	10	32	1.78	1.42	1.12	.935
Quad General Purpose, Right Angle										
645-550-0207-004F	550-0207-004F	J	Green	2.1	20	12.3	3.42	2.66	2.15	1.81
645-550-0307-004F	550-0307-004F	J	Yellow	2.1	20	12.3	3.49	3.18	2.54	2.23
645-550-0407-004F	550-0407-004F	J	Red	2	20	12.3	3.42	2.66	2.15	1.81
Quad Integral Resistor, Right Angle										
645-550-0507-004F	550-0507-004F	J	Red	5	13	2	8.14	7.05	6.26	5.48
645-550-0707-004F	550-0707-004F	J	Green	5	12	8	4.42	4.01	3.21	2.81
Quad Low Current, Right Angle										
645-550-1107-004F	550-1107-004F	J	Red	1.8	2	2	4.04	3.15	2.54	2.13
645-550-1307-004F	550-1307-004F	J	Green	1.8	2	1.8	4.12	3.75	3.00	2.62

DIMENSIONS: in.

A

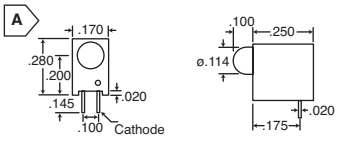

B

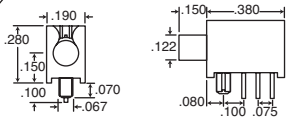

C

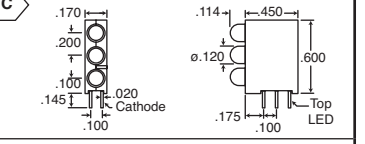

D

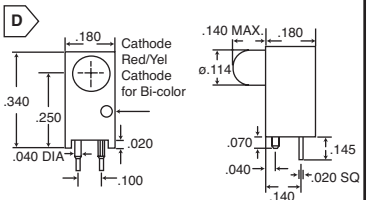

E

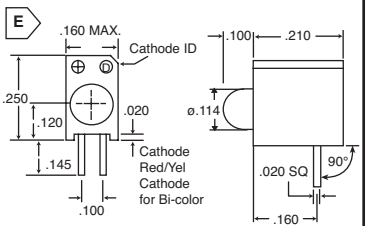

F

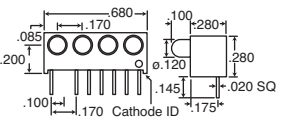

G

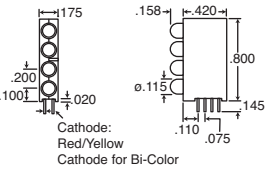

H

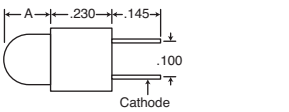

A = .135" for 645-550-0204
to 645-550-0404
.197" for 645-550-0504 thru 645-550-5704

I

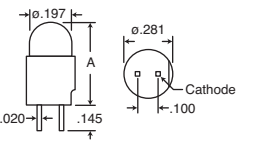

645-561-2101-050, A = .480 ± .025
645-561-2101-070, A = .68 ± .025
645-561-2101-100, A = .980 ± .025

J

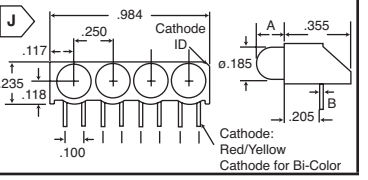

© Copyright 2013 Mouser Electronics

© Copyright 2013 Mouser Electronics

5MM LED CIRCUIT BOARD INDICATORS (CONT.)

MOUSER STOCK NO.	Dialight Part No.	Fig.	Color	V_F	mA	mcd	Price Each 1	25	100	250
Quad High Efficiency, Right Angle										
645-550-2207-004F	550-2207-004F	A	Green	2.1	10	10	3.54	3.22	2.57	2.25
645-550-2407-004F	550-2407-004F	A	Red	2.2	10	7	3.56	2.77	2.24	1.87
Quad Super Bright, Diffused Lens, Right Angle										
645-550-5107-004F	550-5107-004F	A	Red	2.1	20	34	4.12	3.75	3.00	2.62
645-550-5307-004F	550-5307-004F	A	Yellow	2.2	20	34	7.60	6.58	5.84	5.11
Single General Purpose Vertical										
645-561-2301-070F	561-2301-070F	B	Y/G	2.4	10	10	.84	.717	.578	.503
Single Integral Resistor, Vertical										
645-561-0104-100F	561-0104-100F	B	Red	5	10	8	1.00	.888	.706	.621
Single High Efficiency, Vertical										
645-561-2401-100F	561-2401-100F	B	Red	2.2	10	60	.89	.76	.61	.535
645-561-2501-100F	561-2501-100F	B	Green	2.3	10	70	.89	.701	.564	.457
645-561-0901-100F	561-0901-100F	B	Orange	1.9	10	7	1.33	1.21	.963	.845
Single, Super Bright, Diffused Lens Vertical										
645-561-5101-100F	561-5101-100F	B	Red	2.1	20	34	.93	.76	.611	.495
645-561-5201-100F	561-5201-100F	B	Green	2.2	20	34	.93	.76	.611	.495
645-561-5301-100F	561-5301-100F	B	Yellow	2.2	20	34	.93	.824	.663	.578
Single, Super Bright, Water Clear Lens, Vertical										
645-561-5501-100F	561-5501-100F	B	Red	2.2	20	125	1.00	.816	.657	.533
645-561-5601-100F	561-5601-100F	B	Green	2.3	20	120	.94	.77	.62	.502
645-561-5701-100F	561-5701-100F	B	Yellow	2.2	20	140	1.00	.888	.706	.621
Single High Efficiency, Top View										
645-550-2204F	550-2204F	C	Green	2.1	10	10.0	1.09	.853	.70	.585
645-550-2304F	550-2304F	C	Yellow	2.1	10	6.3	1.10	.907	.73	.592
645-550-2404F	550-2404F	C	Red	2.2	10	7.0	1.09	.853	.70	.585
645-550-2504F	550-2504F	C	Orange	1.9	10	7	.87	.686	.552	.447
Single Bi-Color, Top View										
645-550-3004F	550-3004F	C	Red/Green	1.8/2.1	20	90/40	2.11	1.69	1.34	1.10
Single, Super Bright, Diffused Lens, Top View										
645-550-5104F	550-5104F	C	Red	2.1	20	34	1.19	.991	.797	.646
645-550-5204F	550-5204F	C	Green	2.2	20	34	1.19	.991	.797	.646
645-550-5304F	550-5304F	C	Yellow	2.2	20	34	1.19	.991	.797	.646
Single Super Bright, Water Clear Lens, Top View										
645-550-5504F	550-5504F	C	Red	2.2	20	125	1.25	1.05	.843	.684
645-550-5604F	550-5604F	C	Green	2.3	20	120	1.25	1.05	.843	.684
Single General Purpose, Right Angle										
645-550-0205F	550-0205F	D	Green	2.1	20	12.3	.63	.556	.482	.414
645-550-0305F	550-0305F	D	Yellow	2.1	20	12.3	.63	.556	.482	.414
645-550-0405F	550-0405F	D	Red	2	20	12.3	.78	.636	.511	.414
645-550-0207F	550-0207F	E	Green	2.1	20	12.3	.73	.621	.482	.414
645-550-0307F	550-0307F	E	Yellow	2.1	20	12.3	.63	.513	.412	.334
645-550-0407F	550-0407F	E	Red	2	20	12.3	.61	.471	.407	.396
Single Integral Resistor, Right Angle										
645-550-0505F	550-0505F	D	Red	5	13	2	1.07	.963	.77	.674
645-550-0705F	550-0705F	D	Green	5	12	8	1.06	.881	.708	.575
645-550-0805F	550-0805F	D	Yellow	5	10	8	1.07	.881	.708	.575
645-550-0507F	550-0507F	E	Red	5	13	2.0	.94	.77	.61	.556
645-550-0707F	550-0707F	E	Green	5	12	8.0	.95	.756	.62	.518
645-550-0807F	550-0807F	E	Yellow	5	10	8.0	1.07	.881	.708	.575
Single Low Current, Right Angle										
645-550-1105F	550-1105F	D	Red	1.8	2	2	1.00	.827	.666	.539
645-550-1305F	550-1305F	D	Green	1.8	2	1.8	.90	.792	.664	.539
645-550-1107F	550-1107F	E	Red	1.8	2	2.0	.92	.753	.606	.491
645-550-1207F	550-1207F	E	Yellow	1.9	2	1.8	1.01	.826	.664	.539
645-550-1307F	550-1307F	E	Green	1.8	2	1.8	1.01	.826	.664	.539
Single High Efficiency, Right Angle										
645-550-2205F	550-2205F	D	Green	2.1	10	10	.81	.645	.529	.442
645-550-2305F	550-2305F	D	Yellow	2.1	10	6.3	.85	.686	.552	.447
645-550-2405F	550-2405F	D	Red	2.2	10	7	.85	.686	.552	.447
645-550-2207F	550-2207F	E	Green	2.1	10	10.0	.70	.562	.452	.366
645-550-2307F	550-2307F	E	Yellow	2.1	10	6.3	.85	.686	.553	.448
645-550-2407F	550-2407F	E	Red	2.2	10	7.0	.69	.556	.448	.363
645-550-2507F	550-2507F	E	Orange	1.9	10	7	.87	.686	.552	.447
Single Superbright, Right Angle										
645-550-5107F	550-5107F	E	Red	2.1	20	34.0	.66	.537	.432	.35
645-550-5207F	550-5207F	E	Green	2.2	20	34.0	.64	.523	.427	.357
645-550-5307F	550-5307F	E	Yellow	2.2	20	34.0	.64	.523	.427	.357
645-550-5507F	550-5507F	E	Red	2.2	20	125	1.07	.881	.708	.575
645-550-5607F	550-5607F	E	Green	2.3	20	120	1.07	.881	.708	.575
645-550-5707F	550-5707F	E	Yellow	2.2	20	140	1.07	.881	.708	.575
645-550-5605F	550-5605F	D	Green	2.3	20	120	1.07	.881	.708	.575
645-550-5705F	550-5705F	D	Yellow	2.2	20	140	1.07	.881	.708	.575
645-550-5505F	550-5505F	D	Red	2.2	20	125	1.07	.881	.708	.575
Single Bi-Color, Offset Right Angle										
645-550-3605F	550-3605F	F	Yellow/Green	2.1/2.1	20	5/8	2.20	1.77	1.40	1.16
645-550-3507F	550-3507F	G	Red/Green	2.1/2.3	10	5/8	2.20	1.57	1.38	1.26

DIMENSIONS: in.

A

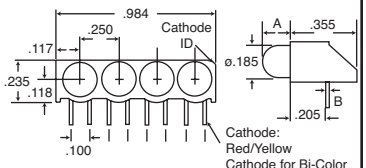

B

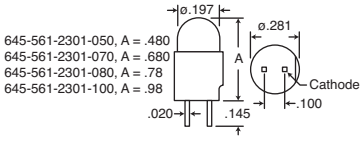

C

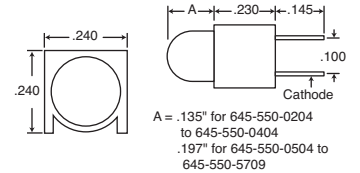

D

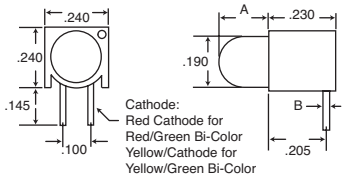

E

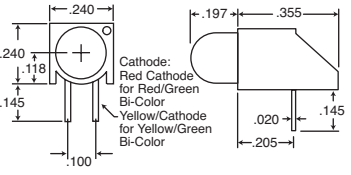

F

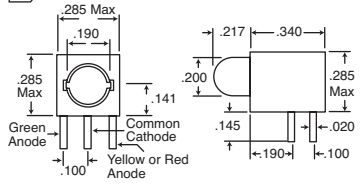

G

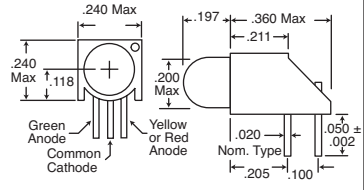

© Copyright 2013 Mouser Electronics

© Copyright 2013 Mouser Electronics

DIALIGHT LED Circuit Board Indicators

RoHS Compliant This product is RoHS compliant.

Dialight CIRCUIT BOARD INDICATORS (CONT.)

RoHS Compliant

5mm LED Indicators (Cont.)

MOUSER STOCK NO.	Dialight Part No.	Fig.	Color	V_F	mA	mcd	Price Each 1	25	100	250
Single, In-Line Right Angle										
645-550-5105F	550-5105F	A	Red	2.1	20	34	1.00	.806	.658	.55
645-550-5205F	550-5205F	A	Green	2.2	20	34	1.00	.806	.658	.55
645-550-5305F	550-5305F	A	Yellow	2.2	20	34	1.01	.826	.664	.539
Single Bi-Color, Right Angle										
645-550-3007F	550-3007F	B	Red/Green	1.8/2.1	20	90/40	1.61	1.28	1.02	.849
645-550-3008F	550-3008F	C	Red/Green	1.8/2.1	20	90/40	2.20	2.01	1.61	1.40
645-550-3005F	550-3005F	A	Red/Green	1.8/2.1	20	90/40	1.61	1.28	1.02	.849
645-550-3509F	550-3509F	D	Red/Green	2.1/2.3	10	5/8	2.20	1.77	1.40	1.16
Bi-Level General Purpose High Efficiency										
645-552-0211F	552-0211F	E	Red	2.2	10	7	1.05	1.04	.888	.72
645-552-0222F	552-0222F	E	Green	2.1	10	10	1.32	1.10	.888	.72
645-552-0233F	552-0233F	E	Yellow	2.1	10	6.3	1.68	1.35	1.06	.886
645-552-2211-100F	552-2211-100F	F	Red	2.1	20	110	1.84	1.68	1.34	1.18
645-552-2222-100F	552-2222-100F	F	Green	2.2	20	110	1.84	1.68	1.34	1.18
Bi-Level General Purpose Integral Resistor										
645-552-0311F	552-0311F	E	Red	5	13	2	3.86	3.51	2.80	2.45
Bi-Level General Purpose Bi-Color										
645-552-0711F	552-0711F	E	Red/Green	1.8/2.1	20	90/40	2.09	1.65	1.35	1.13
645-552-0744F	552-0744F	E	Yellow/Green	2.1/2.1	20	8.7/8.7	2.47	1.98	1.56	1.29
645-552-3511F	552-3511F	G	Red/Green	2.1/2.3	10	5/8	4.04	3.12	2.54	2.13

Dialight LED CIRCUIT BOARD INDICATORS

RoHS Compliant

MOUSER STOCK NO.	Dialight Part No.	Fig.	Color	V_F	mA	mcd	Price Each 1	25	100	250
Bi-Level, High Efficiency										
645-553-0111-300F	553-0111-300F	H	Red	2	10	10	1.68	1.35	1.06	.886
645-553-0122-300F	553-0122-300F	H	Green	2.1	10	16	1.68	1.35	1.06	.886
645-553-0133-300F	553-0133-300F	H	Yellow	2.1	10	6.3	1.68	1.35	1.06	.886
Bi-Level, Low Current										
645-553-0222-300F	553-0222-300F	H	Green	1.8	2	1.6	1.84	1.48	1.17	.973
645-553-0233-300F	553-0233-300F	H	Yellow	1.9	2	1.6	1.84	1.48	1.17	.973
Bi-Level with Integral Resistor										
645-553-0311-300F	553-0311-300F	H	Red	5	10	4	1.98	1.58	1.25	1.04
645-553-0322-300F	553-0322-300F	H	Green	5	12	8	1.98	1.58	1.25	1.04
645-553-0333-300F	553-0333-300F	H	Yellow	5	10	8	1.98	1.80	1.43	1.26
Bi-Level, Bi-Color										
645-553-0711-300F	553-0711-300F	H	Orange	2	10	5	2.46	1.95	1.56	1.29
645-553-0744-300F	553-0744-300F	H	Yellow/Green	2.1/2.1	10	4.3/6.3	2.82	1.85	1.62	1.44
Bi-Level, High Efficiency										
645-553-0122F	553-0122F	I	Green	2.1	10	16	1.50	1.20	.952	.79
645-553-0133F	553-0133F	I	Yellow	2.1	10	6.3	1.68	1.35	1.06	.886
Bi-Level, Low Current										
645-553-0211F	553-0211F	I	Red	1.8	2	1.8	1.84	1.48	1.17	.973
645-553-0222F	553-0222F	I	Green	1.8	2	1.6	1.84	1.48	1.17	.973
645-553-0233F	553-0233F	I	Yellow	1.9	2	1.6	1.84	1.48	1.17	.973
Bi-Level with Integral Resistor										
645-553-0311F	553-0311F	I	Red	5	10	4	1.98	1.58	1.25	1.04
645-553-0333F	553-0333F	I	Yellow	5	10	8	1.98	1.58	1.25	1.04
Bi-Level, Bi-Color										
645-553-0711F	553-0711F	I	Red/Green	2/2	10	5/5	2.46	1.95	1.59	1.34
645-553-0744F	553-0744F	I	Yellow/Green	2.1/2.1	10	4.3/6.3	2.46	1.95	1.59	1.34
High Density, Narrow Bi-Level										
645-569-0111-100F	569-0111-100F	J	Red	2.2	10	10	1.93	1.54	1.22	1.01
645-569-0112-200F	569-0112-200F	J	Green	2.3	10	8.5	1.81	1.46	1.14	.956
645-569-0113-300F	569-0113-300F	J	Yellow	2.2	10	10	1.93	1.54	1.22	1.01
High Density, Dual Bi-Level										
645-569-0101-111F	569-0101-111F	K	Red	2.2	10	10	2.96	2.38	1.88	1.56
645-569-0102-222F	569-0102-222F	K	Green	2.3	10	8.5	2.79	2.24	1.78	1.48
645-569-0103-333F	569-0103-333F	K	Yellow	2.2	10	10	2.96	2.38	1.88	1.56
645-569-0107-777F	569-0107-777F	K	Orange	2.2	10	6.5	2.96	2.70	2.16	1.88

DIMENSIONS: in.

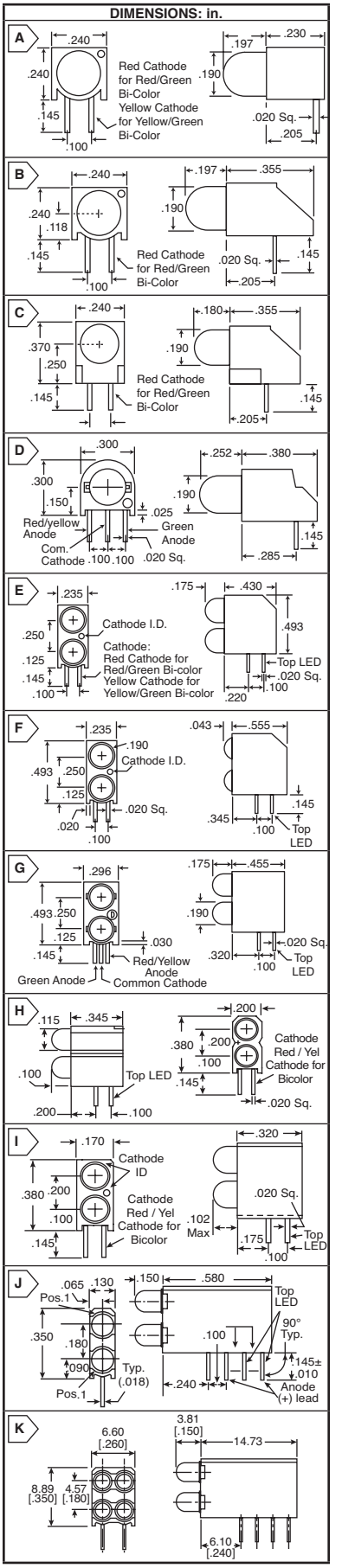

© Copyright 2013 Mouser Electronics

© Copyright 2013 Mouser Electronics

EVERLIGHT SMD LEDs

RoHS Compliant **This product is RoHS compliant.**

SMD LEDS

For quantities greater than listed, call for quote.

MOUSER STOCK NO.	Everlight Part No.	Fig.	Color		Wave-length	Iv(mcd)	Angle	Price Each			
			Emitted	Lens				1	100	500	1000
0603 Low Profile SMD LEDs											
638-19217Y5CP1Q23	EL-19-217/Y5C-AP1Q2/3T	A	Yellow	Water Clear	589	75	120°	.13	.075	.064	.054
638-19217BHCN1P23	EL-19-217/BHC-AN1P2/3T	A	Blue	Water Clear	470	40	120°	.33	.214	.15	.118
638-19217W1DNPHY3	EL-19-217/W1D-ANPHY/3T	A	White	Yellow Diffused	-	40	130°	1.32	1.01	.856	.621
638-19215UYCS530	EL-19-215UYC/S530-A2/TR8	B	Yellow	Water Clear	589	39	120°	.23	.171	.091	.072
638-1921UBCC430	EL-19-21UBC/C430/TR8	B	Blue	Water Clear	466	18	120°	.55	.395	.299	.268
0603 SMD LEDs											
638-QTLP600C7	QTLP600C7TR	C	Red	Water Clear	660	20	100°	.24	.121	.112	.078
638-QTLP600C2TR	QTLP600C2TR	C	Hi-Eff Red	Water Clear	635	9	100°	.24	.128	.101	.089
638-QTLP600CRTR	QTLP600CRTR	C	Red	Water Clear	630	35	100°	.20	.121	.088	.068
638-192SURCS530-A2	EL-19-21SURC/S530-A2/TR8	C	Hyper Red	Water Clear	624	39	100°	.25	.166	.118	.087
638-QTLP600CETR	QTLP600CETR	C	Orange	Water Clear	620	35	100°	.28	.161	.118	.107
638-QTLP600CYTR	QTLP600CYTR	C	Yellow	Water Clear	590	35	100°	.20	.121	.088	.068
638-192UYCS530-A2	EL-19-21UYC/S530-A2/TR8	C	Yellow	Water Clear	589	40	100°	.25	.166	.118	.087
638-QTLP600C3	QTLP600C3TR	C	Yellow	Water Clear	585	9	100°	.20	.121	.088	.068
638-192VGC	EL-19-21VGC/TR8	C	Green	Water Clear	571	12.5	100°	.25	.161	.107	.083
638-QTLP600C4	QTLP600C4TR	C	Green	Water Clear	565	18	100°	.27	.149	.105	.089
638-QTLP600CIGTR	QTLP600CIGTR	C	True Green	Water Clear	520	110	100°	1.97	1.16	1.02	.87
638-QTLP601CEBTR	QTLP601CEBTR	C	Blue	Water Clear	470	16	120°	1.11	.681	.571	.463
638-192BHC-AN1P23T	EL-19-21/BHC-AN1P2/3T	C	Blue	Water Clear	470	40	100°	.29	.17	.129	.105
638-QTLP600CBTR	QTLP600CBTR	C	Blue	Water Clear	430	20	100°	.70	.435	.381	.30
0805 SMD LEDs											
638-172SURCS530-A2	EL-17-21SURC/S530-A2/TR8	D	Hyper Red	Water Clear	624	42	140°	.25	.166	.118	.087
638-172UYCS530-A2	EL-17-21UYC/S530-A2/TR8	D	Yellow	Water Clear	589	43	140°	.20	.121	.08	.064
638-172VGC	EL-17-21VGC/TR8	D	Green	Water Clear	571	10	140°	.23	.15	.107	.079
638-172BHC-AN1P23T	EL-17-21/BHC-AN1P2/3T	D	Blue	Water Clear	470	45	140°	.27	.152	.114	.09
638-172UBCC430	EL-17-21UBC/C430/TR8	D	Blue	Water Clear	466	20	140°	.61	.449	.385	.289
638-172W1D-ANPHY35	EL-17-21/W1D-ANPHY/35	D	White	Yellow Diffused	-	40	150°	.48	.332	.246	.193
1206 SMD LEDs											
638-QTLP650CRTR	QTLP650CRTR	E	Red	Water Clear	660	25	140°	.30	.169	.128	.116
638-QTLP650D2	QTLP650D2TR	E	Hi-Eff Red	Red Diffused	635	4	160°	.20	.118	.087	.077
638-QTLP650C2	QTLP650C2TR	E	Hi-Eff Red	Water Clear	635	6	140°	.36	.246	.171	.128
638-152SURCS530-A2	EL-15-21SURC/S530-A2/TR8	E	Hyper Red	Water Clear	624	38	130°	.27	.156	.116	.093
638-QTLP650CETR	QTLP650CETR	E	Orange	Water Clear	620	28	140°	.30	.169	.128	.116
638-QTLP650CYTR	QTLP650CYTR	E	Yellow	Water Clear	590	44	140°	.30	.169	.128	.116
638-152UYCS530-A2	EL-15-21UYC/S530-A2/TR8	E	Yellow	Water Clear	589	39	130°	.27	.156	.116	.093
638-QTLP650D3	QTLP650D3TR	E	Yellow	Yellow Diffused	585	4	160°	.23	.128	.097	.087
638-152VGC	EL-15-21VGC/TR8	E	Green	Water Clear	571	13	130°	.28	.165	.12	.098
638-QTLP650D4	QTLP650D4TR	E	Green	Green Diffused	565	6	160°	.20	.118	.087	.077
638-QTLP650C4	QTLP650C4TR	E	Green	Water Clear	565	10	140°	.20	.118	.087	.077
638-152BHC-AN1P22T	EL-15-21/BHC-AN1P2/2T	E	Blue	Water Clear	470	40	130°	.29	.17	.129	.105
1206 SMD LEDs With Inner Lens											
638-QTLP652C7	QTLP652C7TR	F	AlGaAs Red	Water Clear	660	30	20°	.39	.268	.193	.139
638-QTLP652C2	QTLP652C2TR	F	Hi-Eff Red	Water Clear	635	15	20°	.39	.268	.193	.139
638-121SURCS530A28	EL-11-21SURC/S530-A2/TR8	F	Hyper Red	Water Clear	624	71	60°	.27	.152	.114	.09
638-1121UYCS530A28	EL-11-21UYC/S530-A2/TR8	F	Yellow	Water Clear	589	73	60°	.27	.152	.114	.09
638-QTLP652C3	QTLP652C3TR	F	Yellow	Water Clear	585	16	20°	.39	.268	.193	.139
638-11-21VGC/TR8	EL-11-21VGC/TR8	F	Green	Water Clear	571	35	60°	.40	.278	.193	.15
638-QTLP652C4	QTLP652C4TR	F	Green	Water Clear	565	20	20°	.38	.208	.161	.142
638-1121BHCAP2R12T	EL-11-21/BHC-AP2R1/2T	F	Blue	Water Clear	470	100	60°	.27	.156	.116	.093
1206 SMD LEDs Reverse Mount											
638-2421UYCS530A28	EL-24-21UYC/S530-A2/TR8	G	Yellow	Water Clear	589	41	130°	.33	.214	.15	.118
638-24-21UBGC/TR8	EL-24-21UBGC/TR8	G	Blue Green	Water Clear	505	58	130°	1.90	1.48	1.25	.91
638-2421UBCC430TR8	EL-24-21UBC/C430/TR8	G	Blue	Water Clear	466	18	130°	.65	.492	.417	.31
1206 SMD LEDs Reverse Mount With Inner Lens											
638-251SURCS530A28	EL-25-21SURC/S530-A2/TR8	G	Hyper Red	Water Clear	624	44	60°	.31	.214	.15	.118
638-2521UYCS530A28	EL-25-21UYC/S530-A2/TR8	G	Yellow	Water Clear	589	45	60°	.31	.214	.15	.118
638-25-21UBGC/TR8	EL-25-21UBGC/TR8	G	Blue Green	Water Clear	505	64	60°	2.15	1.67	1.41	1.03
638-2521UBCC430TR8	EL-25-21UBC/C430/TR8	G	Blue	Water Clear	466	20	60°	.65	.482	.417	.31
1206 SMD LEDs Right Angle											
638-QTLP610CRTR	QTLP610CRTR	H	Red	Water Clear	660	15	140°	.31	.214	.15	.118
638-QTLP610CEBTR	QTLP610CEBTR	H	Blue	Water Clear	475	16	120°	.55	.353	.302	.238
638-1221BHCAN192C	EL-12-21/BHC-AN192/2C	H	Blue	Water Clear	470	45	100°	.45	.321	.225	.171
SMD LEDs Right Angle											
638-215SURCS530A28	EL-12-215SURC/S530-A2/TR8	I	Hyper Red	Water Clear	624	48	130°	.25	.161	.107	.083
638-1215UYCS530A28	EL-12-215UYC/S530-A2/TR8	I	Yellow	Water Clear	589	49	130°	.25	.161	.107	.083
638-12-215UBCC4308	EL-12-215UBC/C430/TR8	I	Blue	Water Clear	466	22	130°	.62	.449	.385	.289
638-1215W1DANPHY3C	EL-12-215/W1D-ANPHY/3C	I	White	Yellow Diffused	-	40	140°	.41	.278	.203	.15
638-2721UYCS530A28	EL-27-21UYC/S530-A2/TR8	J	Yellow	Water Clear	589	34	130°	.24	.121	.112	.078
638-271SYGCS530E18	EL-27-21SYGC/S530-E1/TR8	J	Yellow Green	Water Clear	573	16	130°	.23	.15	.107	.079
638-2721BHCAN1P23C	EL-27-21/BHC-AN1P2/3C	J	Blue	Water Clear	470	40	130°	.25	.166	.118	.087
PLCC SMD LEDs											
638-QTLP670C7	QTLP670C7TR	K	Red	Water Clear	660	40	120°	.36	.203	.15	.137
638-QTLP670CR	QTLP670CRTR	K	Red	Water Clear	660	42	120°	.35	.235	.171	.128
638-QTLP670C2	QTLP670C2TR	K	Hi-Eff Red	Water Clear	635	10	120°	.27	.149	.105	.089
638-672SURCS530-A2	EL-67-21SURC/S530-A2/TR8	K	Hyper Red	Water Clear	624	65	120°	.46	.332	.235	.171
638-672UYOCS530-A2	EL-67-21UYOC/S530-A2/TR8	K	Yellow Orange	Water Clear	605	67	120°	.48	.332	.246	.193
638-672UYCS530-A2	EL-67-21UYC/S530-A2/TR8	K	Yellow	Water Clear	589	56	120°	.46	.332	.235	.171
638-QTLP670C3	QTLP670C3TR	K	Yellow	Water Clear	585	10	120°	.24	.128	.101	.089
638-QTLP670CAGTR	QTLP670CAGTR	K	Yellow-Green	Water Clear	575	30	100°	.48	.342	.246	.182
638-672VGC	EL-67-21VGC/TR8	K	Green	Water Clear	571	25	120°	.42	.289	.203	.15
638-QTLP670C4	QTLP670C4TR	K	Green	Water Clear	565	25	120°	.23	.128	.095	.076
638-QTLP670CIGTR	QTLP670CIGTR	K	True Green	Water Clear	520	115	100°	2.02	1.39	1.02	.888
638-672UBCC430	EL-67-21UBC/C430/TR8	K	Blue	Water Clear	466	55	120°	.93	.706	.599	.439
638-672UWCS400-A4	EL-67-21UWC/S400-A4/TR8	K	White	Yellow Diffused	-	290	120°	1.53	1.18	.995	.728
1.9mm Round Subminiature LEDs With Z Lead Bend											
638-912SURCS530	EL-91-21SURC/S530-A2/TR10	L	Hyper Red	Water Clear	624	482	25°	.36	.246	.171	.128
638-952SURCA2TR10	EL-95-21SURC/S530-A2/TR10	L	Hyper Red	Water Clear	624	482	25°	.36	.246	.171	.128
638-912UYCS530	EL-91-21UYC/S530-A2/TR10	L	Yellow	Water Clear	589	496	25°	.36	.246	.171	.128
638-912VGCTR10	EL-91-21VGC/TR10	L	Green	Water Clear	571	50	25°	.41	.278	.203	.15
638-952VGCTR10	EL-95-21VGC/TR10	L	Green	Water Clear	571	50	25°	.41	.278	.203	.15
638-952UBCC430TR10	EL-95-21UBC/C430/TR10	L	Blue	Water Clear	466	203	25°	.71	.524	.449	.342
1.9mm Round Subminiature LEDs With Yoke Lead Bend											
638-952SURCA2TR9	EL-95-21SURC/S530-A2/TR9	M	Hyper Red	Water Clear	624	482	25°	.36	.246	.171	.128
638-952UYCA2TR9	EL-95-21UYC/S530-A2/TR9	M	Yellow	Water Clear	589	496	25°	.36	.246	.171	.128
638-952VGCTR9	EL-95-21VGC/TR9	M	Green	Water Clear	571	50	25°	.45	.321	.225	.171
638-952UBCC430TR9	EL-95-21UBC/C430/TR9	M	Blue	Water Clear	466	203	25°	.71	.524	.449	.342

DIMENSIONS: mm

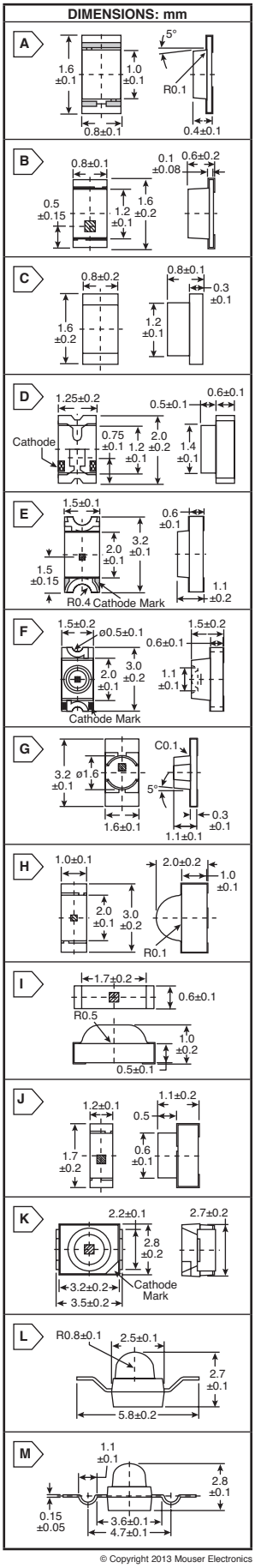

© Copyright 2013 Mouser Electronics

© Copyright 2013 Mouser Electronics

EVERLIGHT SMD LEDs and LED Lamps

EVERLIGHT

RoHS Compliant **This product is RoHS compliant.**

DIMENSIONS: mm

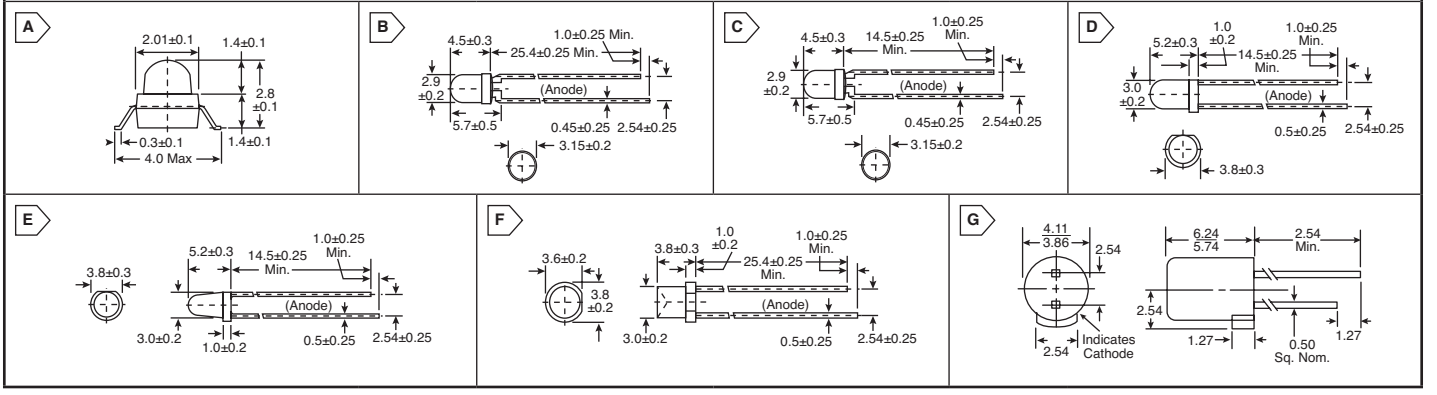

SMD LEDS (CONT.)

For quantities greater than listed, call for quote.

MOUSER STOCK NO.	Everlight Part No.	Fig.	Color Emitted	Color Lens	Wavelength	Iv(mcd)	Angle	Price Each 1	100	500	1000
1.9mm Round Subminiature LEDs With Gull Wing Lead Bend											
638-952SURCA2TR7	EL-95-21SURC/S530-A2/TR7	A	Hyper Red	Water Clear	624	482	25°	.36	.246	.171	.128
638-952UYCA2TR7	EL-95-21UYC/S530-A2/TR7	A	Yellow	Water Clear	589	496	25°	.36	.246	.171	.128
638-952VGCTR7	EL-95-21VGC/TR7	A	Green	Water Clear	571	50	25°	.41	.278	.203	.15
638-952UBCC430TR7	EL-95-21UBC/C430/TR7	A	Blue	Water Clear	466	203	25°	.71	.524	.449	.342

THRU-HOLE LEDS

For quantities greater than listed, call for quote.

T-100 Low Current LED Lamps											
638-HLMPK150	HLMPK150	B	Red	Red Diffused	660	2	60°	.24	.136	.093	.078
638-HLMP-K155	HLMPK155	B	Red	Red Clear	660	3	45°	.24	.128	.101	.089
638-HLMP-1700	HLMP1700	B	Hi-Eff Red	Red Diffused	635	2	50°	.26	.173	.118	.089
638-HLMP1719	HLMP1719	B	Yellow	Yellow Diffused	565	2	50°	.27	.149	.103	.088
638-HLMP1790	HLMP1790	B	Green	Green Diffused	565	2	50°	.26	.173	.118	.089
T-100 Super Bright LED Lamps											
638-MV7044	MV7044	B	AlInGaP Red	Water Clear	645	375	60°	.48	.342	.257	.225
638-MV7843	MV7843	B	Orange Red	Water Clear	630	240	60°	.42	.231	.197	.154
638-MV7742	MV7742	B	Orange	Water Clear	620	150	60°	.48	.321	.257	.193
638-MV7744	MV7744	B	Orange	Water Clear	620	375	60°	.42	.231	.197	.154
638-MV7343	MV7343	B	Yellow	Water Clear	590	240	60°	.48	.321	.257	.193
638-MV7344	MV7344	B	Yellow	Water Clear	590	375	60°	.38	.257	.182	.139
638-MV7442	MV7442	B	Green	Water Clear	570	240	60°	.29	.161	.118	.108
638-MV5B640	MV5B640	B	GaN/SIC Blue	Blue Diffused	430	120	45°	1.05	.717	.524	.46
638-MV5B60	MV5B60	B	GaN/SIC Blue	Water Clear	430	350	35°	1.05	.646	.549	.452
T-1 Standard LED Lamps											
638-264-7HD	EL-264-7HD	C	Red	Color Diffused	650	2	60°	.20	.121	.08	.064
638-264-7ID	EL-264-7ID	C	Hi-Eff Red	Color Diffused	625	20	60°	.25	.166	.118	.087
638-264-7IT	EL-264-7IT	C	Hi-Eff Red	Color Trans	625	32	40°	.25	.166	.118	.087
638-264-7YD	EL-264-7YD	C	Yellow	Color Diffused	590	20	60°	.25	.166	.118	.087
638-264-7YT	EL-264-7YT	C	Yellow	Color Trans	590	32	40°	.25	.166	.118	.087
638-264-7VGC	EL-264-7VGC	C	Green	Water Clear	571	63	40°	.23	.171	.107	.077
638-264-7GD	EL-264-7GD	C	Green	Color Diffused	570	20	60°	.23	.15	.107	.079
638-264-7GT	EL-264-7GT	C	Green	Color Trans	570	80	40°	.23	.15	.107	.079
638-204HD	EL-204HD	D	Red	Color Diffused	650	2	60°	.17	.148	.077	.06
638-204HT	EL-204HT	D	Red	Color Trans	650	8	30°	.17	.148	.077	.06
638-MV5774C	MV5774C	D	Hi-Eff Red	Red Diffused	635	9	90°	.24	.101	.089	.079
638-204ED	EL-204ED	D	Orange	Color Diffused	625	12.6	70°	.24	.15	.107	.082
638-204ID	EL-204ID	D	Hi-Eff Red	Color Diffused	625	12.6	60°	.24	.15	.107	.082
638-204ET	EL-204ET	D	Orange	Color Trans	625	40	30°	.24	.15	.107	.082
638-204IT	EL-204IT	D	Hi-Eff Red	Color Trans	625	40	30°	.25	.166	.118	.087
638-204YD	EL-204YD	D	Yellow	Color Diffused	590	12.6	70°	.25	.161	.107	.083
638-204YT	EL-204YT	D	Yellow	Color Trans	590	50	30°	.25	.166	.118	.087
638-MV5374C	MV5374C	D	Yellow	Yellow Diffused	585	9	90°	.24	.101	.089	.079
638-204GD	EL-204GD	D	Green	Color Diffused	570	20	70°	.23	.171	.091	.072
638-204GT	EL-204GT	D	Green	Color Trans	570	80	30°	.16	.106	.078	.06
638-MV5474C	MV5474C	D	Hi-Eff Green	Green Diffused	565	9	90°	.24	.128	.101	.087
T-1 Super Bright LED Lamps											
638-264-7SURCS5302	EL-264-7SURC/S530-A2	C	Hyper Red	Water Clear	624	110	40°	.26	.171	.118	.089
638-264-7USOCS5304	EL-264-7USOC/S530-A4	C	Sunset Orange	Water Clear	615	270	40°	.33	.214	.15	.118
638-264-7UYCS5304	EL-264-7UYC/S530-A4	C	Yellow	Water Clear	589	250	40°	.17	.148	.077	.06
638-264-7SUGCS4004	EL-264-7SUGC/S400-A4	C	Green	Water Clear	525	3200	45°	.82	.621	.535	.407
638-264-7SUBCC4704	EL-264-7SUBC/C470/S400-A4	C	Blue	Water Clear	470	500	45°	.71	.524	.449	.342
638-HLMPK105	HLMPK105	D	Red	Water Clear	660	65	45°	.26	.173	.118	.089
638-HLMP1340	HLMP1340	D	Hi-Eff Red	Pale Org Tint	635	60	45°	.24	.128	.101	.087
638-HLMP1440	HLMP1440	D	Yellow	Pale Yel Tint	585	60	45°	.24	.128	.101	.089
638-HLMP1540	HLMP1540	D	Hi-Eff Green	Pale Green Tint	565	60	45°	.21	.118	.088	.068
638-1224SDRCS530A4	EL-1224SDRC/S530-A4	E	Deep Red	Water Clear	639	320	20°	.48	.342	.246	.182
638-1224SURCS530	EL-1224SURC/S530-A2	E	Hyper Red	Water Clear	624	160	20°	.26	.171	.118	.089
638-1224UYOCS5302	EL-1224UYOC/S530-A2	E	Yellow Orange	Water Clear	605	210	25°	.26	.171	.118	.089
638-1224UYCS5302	EL-1224UYC/S530-A2	E	Yellow	Water Clear	589	210	25°	.29	.17	.129	.105
638-1224SUGCS400	EL-1224SUGC/S400-A5	E	Green	Water Clear	525	2000	30°	2.97	2.28	1.94	1.40
638-1224UBGCS4004	EL-1224UBGC/S400-A4	E	Blue Green	Water Clear	505	630	25°	1.74	1.34	1.13	.824
638-1224SUBCC470S	EL-1224SUBC/C470/S400-A3	E	Blue	Water Clear	470	400	20°	.93	.717	.61	.439
638-20415UTC/S400-X9	204-15UTC/S400-X9	E	White	Water Clear	-	7150	20°	.98	.738	.631	.46
T-1 Backlight LED Lamps											
638-484ET	EL-484ET	F	Orange	Color Trans	625	4	160°	.27	.149	.103	.088
638-484YT	EL-484YT	F	Yellow	Color Trans	590	4	160°	.27	.149	.103	.088
638-484GT	EL-484GT	F	Green	Color Trans	570	8	160°	.24	.15	.107	.082
4mm Flat Top LED Lamps											
638-HLMPM201	HLMPM201	G	Hi-Eff Red	Red Diffused	635	7	135°	.24	.128	.101	.089
638-HLMPM251	HLMPM251	G	Hi-Eff Red	Red Clear	635	7	80°	.28	.161	.118	.107
638-HLMPM301	HLMPM301	G	Yellow	Yellow Diffused	585	7	135°	.24	.128	.101	.089
638-HLMPM351	HLMPM351	G	Yellow	Yellow Clear	585	7	80°	.28	.161	.118	.107
638-HLMPM500	HLMPM500	G	Green	Green Diffused	565	7	135°	.24	.128	.101	.089
638-HLMPM501	HLMPM501	G	Green	Green Diffused	565	10	135°	.24	.128	.101	.089

© Copyright 2013 Mouser Electronics
© Copyright 2013 Mouser Electronics

RoHS Compliant This product is RoHS compliant.

DIMENSIONS: mm

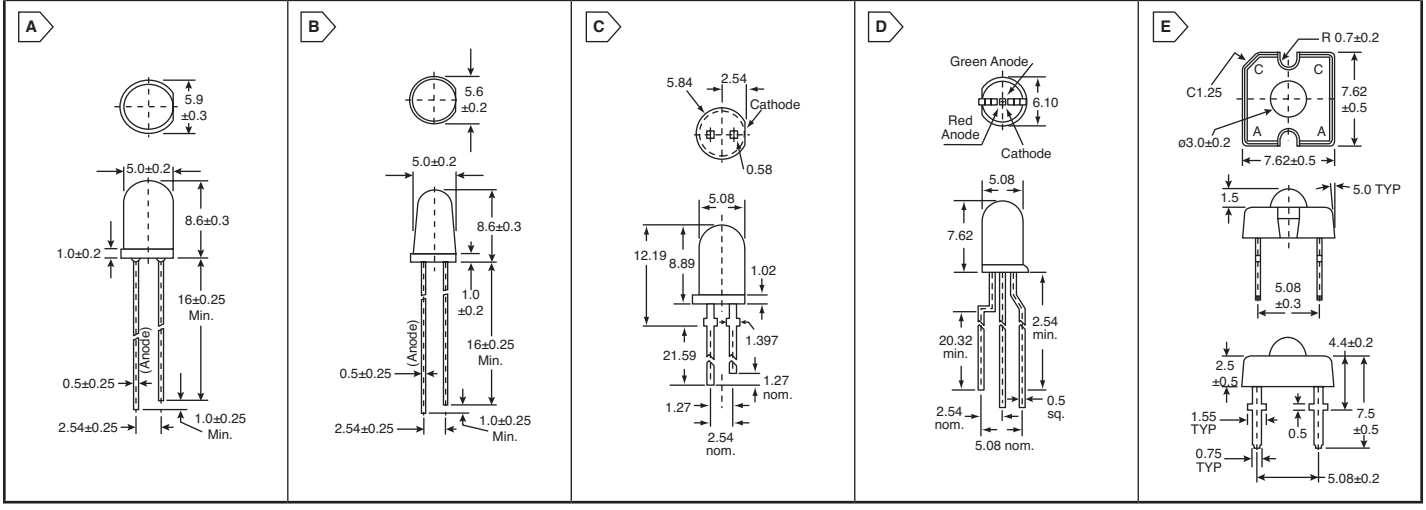

THRU-HOLE LEDS (CONT.)

For quantities greater than listed, call for quote.

MOUSER STOCK NO.	Everlight Part No.	Fig.	Color		Wavelength (nm)	Iv(mcd)	Angle	Price Each			
			Emitted	Lens				1	100	500	1000
T-1 3/4 Low Current LED Lamps											
638-HLMP-D150A	HLMPD150A	A	Red	Red Diffused	660	3	65°	.24	.128	.101	.087
638-HLMP4700	HLMP4700	A	Hi-Eff Red	Red Diffused	635	2	35°	.24	.128	.101	.089
638-HLMP4719	HLMP4719	A	Yellow	Yellow Diffused	585	3	35°	.27	.149	.105	.089
638-HLMP4740	HLMP4740	A	Green	Green Diffused	565	3	35°	.24	.136	.093	.078
T-1 3/4 Maximum Contrast LED Lamps											
638-MV6951	MV6951	A	Red	Pale Pink Diffused	660	12	70°	.24	.128	.101	.089
638-MV6151	MV6151	A	Hi-Eff Red	Pale O Diffused	635	12	70°	.26	.174	.108	.09
638-MV6351	MV6351	A	Yellow	Pale Y Diffused	585	12	70°	.28	.161	.118	.107
638-MV6451	MV6451	A	Green	Pale G Diffused	565	12	70°	.24	.128	.101	.089
T-1 3/4 Standard LED Lamps											
638-333-2SDRDS5304	333-2SDRD/S530-A4	A	Red	Color Diffused	639	250	30°	.17	.148	.085	.066
638-333-2SDRTS5303	333-2SDRT/S530-A3	A	Red	Color Trans	639	630	10°	.13	.107	.074	.063
638-333-2SURDS5303	333-2SURD/S530-A3	A	Hyper Red	Color Diffused	624	200	30°	.16	.127	.094	.082
638-333-2UYDS5302	333-2UYD/S530-A2	A	Yellow	Color Diffused	589	200	30°	.17	.148	.085	.066
638-333-2UYTS5302	333-2UYT/S530-A2	A	Yellow	Color Trans	589	1600	10°	.17	.148	.085	.066
638-333-2SYGDS5302	333-2SYGD/S530-E2	A	Green	Color Diffused	573	80	30°	.13	.095	.074	.063
638-333-2SYGTS5302	333-2SYGT/S530-E2	A	Green	Color Trans	573	800	10°	.16	.127	.094	.082
T-1 3/4 Super Bright LED Lamps											
638-MV8190	MV8190	A	Red	Red Diffused	660	100	45°	.38	.205	.15	.126
638-MV8191	MV8191	A	Red	Red Diffused	660	200	45°	.34	.19	.161	.126
638-MV8140	MV8140	A	Red	Water Clear	660	220	40°	.43	.257	.193	.17
638-MV8141	MV8141	A	Red	Water Clear	660	370	40°	.38	.214	.161	.142
638-MV8102	MV8102	A	Red	Water Clear	660	370	20°	.30	.171	.128	.116
638-MV8111	MV8111	A	Red	Water Clear	660	370	12°	.33	.214	.15	.118
638-MV8112	MV8112	A	Red	Water Clear	660	930	12°	.30	.167	.123	.103
638-MV8104	MV8104	A	Red	Water Clear	660	1500	20°	.29	.203	.127	.104
638-MV8113	MV8113	A	Red	Water Clear	660	1500	12°	.30	.171	.128	.116
638-MV8114	MV8114	A	Red	Water Clear	660	2400	12°	.29	.203	.127	.104
638-333-2SURCS5306	EL-333-2SURC/S530-A6	A	Hyper Red	Water Clear	624	2750	10°	.60	.439	.375	.278
638-MV8741	MV8741	A	Orange	Water Clear	620	370	45°	.48	.321	.257	.193
638-MV8742	MV8742	A	Orange	Water Clear	620	600	45°	.42	.231	.197	.154
638-MV8703	MV8703	A	Orange	Water Clear	620	940	20°	.47	.332	.246	.214
638-MV8713	MV8713	A	Orange	Water Clear	620	940	12°	.47	.332	.246	.214
638-333-2USOCS5306	EL-333-2USOC/S530-A6	A	Sunset Orange	Water Clear	615	3590	10°	.60	.439	.375	.278
638-MV8313	MV8313	A	Yellow	Water Clear	590	940	12°	.47	.332	.246	.214
638-MV8304	MV8304	A	Yellow	Water Clear	590	1500	20°	.56	.396	.30	.268
638-MV8314	MV8314	A	Yellow	Water Clear	590	1500	12°	.47	.332	.246	.214
638-MV8305	MV8305	A	Yellow	Water Clear	590	2400	20°	.47	.332	.246	.214
638-MV8315	MV8315	A	Yellow	Water Clear	590	2400	12°	.47	.332	.246	.214
638-MV8316	MV8316	A	Yellow	Water Clear	590	3500	12°	.42	.231	.197	.154
638-333-2UYCS5306	EL-333-2UYC/S530-A6	A	Yellow	Water Clear	589	3240	10°	.77	.597	.453	.386
638-MV8410	MV8410	A	Green	Water Clear	565	240	12°	.38	.214	.161	.142
638-MV8411	MV8411	A	Green	Water Clear	565	370	12°	.38	.214	.161	.142
638-MV8412	MV8412	A	Green	Water Clear	565	620	12°	.38	.205	.15	.126
638-333-2SUGCS4003	EL-333-2SUGC/S400-A3	A	Green	Water Clear	525	5500	10°	1.77	1.36	1.16	.835
638-333-2SUBC470S3	EL-333-2SUBC/C470/S400-A3	A	Blue	Water Clear	470	1300	10°	.73	.546	.471	.353
638-334-15T2C21TVB	EL-334-15/T2C2-1TVB	A	White	Water Clear	-	7150	20°	1.41	1.09	.92	.674
638-383-2SDRCS5304	EL-383-2SDRC/S530-A4	B	Deep Red	Water Clear	639	1250	6°	.46	.332	.235	.171
638-383-2SUGCS400	EL-383-2SUGC/S400	B	Green	Water Clear	525	4000	6°	.93	.728	.621	.471
638-383-2SUBCC470S	EL-383-2SUBC/C470/S400-A4	B	Blue	Water Clear	470	1600	8°	1.61	1.24	1.05	.76
T-1 3/4 Standard LED Lamps With Stand-Off											
638-HLMP3750A	HLMP3750A	C	Hi-Eff Red	Orange Clear	635	150	24°	.24	.128	.101	.086
638-HLMP3850A	HLMP3850A	C	Yellow	Pale Yel Tint	585	150	24°	.24	.128	.101	.089
638-HLMP3950A	HLMP3950A	C	Hi-Eff Green	Pale Grn Tint	565	150	24°	.17	.148	.085	.066
T-1 3/4 Dual Color LED Lamps											
638-MV5337	MV5337	D	Red/Yellow	White Diffused	635/585	6	100°	.43	.257	.193	.17
638-MV5437	MV5437	D	Red/Green	White Diffused	635/565	6	100°	.34	.192	.152	.126
High Power Flux 4-Pin LED Lamps											
638-30-01USRC	EL-30-01USRC	E	Red	Water Clear	631	1310	70°	.88	.674	.578	.428
638-30-01SURC	EL-30-01SURC	E	Hyper Red	Water Clear	624	1310	70°	.82	.621	.535	.407
638-30-01UYC	EL-30-01UYC	E	Yellow	Water Clear	589	1310	70°	.75	.567	.482	.364
638-30-01SUBC	EL-30-01SUBC	E	Blue	Water Clear	470	400	60°	4.30	3.33	2.81	2.04

© Copyright 2013 Mouser Electronics

© Copyright 2013 Mouser Electronics

INSPIRED LED Arrays, Modules and Light Bars

inspired LED

UNDER CABINET LIGHT PANELS

Light Panels are ideally suited for under the counter task lighting applications, kitchen lighting, jewelry lighting, decorative lighting and reading lighting. Light Panels are brushed aluminum in color to blend with today's kitchen styles. Components are sold as a kit and can be also purchased individually to create a system.

Features:

- Easy Installation
- Low Cost Modular Design
- Highly Efficient Power Supply
- Both Warm and Cool Color Light Options
- Low Energy Consumption
- Built in On-Off Switch for 1 Watt Light Panel
- Long Life:
  1 Watt - 80,000HRs
  2 Watt - 100,000HRs
- UV and IR free

RoHS Compliant



LED Panels

For quantities greater than listed, call for quote.

MOUSER STOCK NO.	inspired LED Part No.	Fig.	Wattage	Color	Color Temperature	Lumens (lm)	Overall Length (in.)	Description	Price Each 1	Price Each 10
901-4783	4783	A	3	Warm White	3200K	180	16.75	42 LED Light Bars	24.61	20.67
901-4784	4784	A	3	Cool White	6500K	180	16.75	42 LED Light Bars	24.61	20.67
901-4823	4823	A	2	Warm White	3200K	23	8.5	Single, Super Bright, 21 LED Panel	13.91	12.52
901-4824	4824	A	2	Cool White	6500K	38	8.5	Single, Super Bright, 21 LED Panel	13.91	12.52
901-4865	4865	B	1.5	Warm White	3200K	55	10	LED Light Bars	16.05	13.91
901-4866	4866	B	1.5	Cool White	6500K	90	10	LED Light Bars	16.05	13.91
901-4867	4867	B	3	Warm White	3200K	55	18	LED Light Bars	23.54	19.26
901-4868	4868	B	3	Cool White	6500K	180	18	LED Light Bars	23.54	19.26

LED Panel Starter Kits

For quantities greater than listed, call for quote.

MOUSER STOCK NO.	inspired LED Part No.	Wattage	Color	Color Temperature	Lumens (lm)	Kit Includes: LED Panel in Kit	No. of LED Panels	Power Supply	Cable Clamps	Mounting Screws	Interconnect Cables	Remote Switch	Price Each 1	Price Each 10
901-4831	4831	2	Warm White	3200K	23	4823	1	None	2	2	1 - 3'	None	13.91	13.46
901-4832	4832	2	Cool White	6500K	38	4824	1	None	2	2	1 - 3'	None	13.91	13.46
901-4825	4825	2	Warm White	3200K	23	4823	1	1	2	4	1 - 3'	1	23.54	22.78
901-4826	4826	2	Cool White	6500K	38	4824	1	1	2	4	1 - 3'	1	23.54	22.78
901-4827	4827	2	Warm White	3200K	23	4823	3	1	8	8	3 - 3'	1	51.36	49.69
901-4828	4828	2	Cool White	6500K	38	4824	3	1	8	8	3 - 3'	1	51.36	49.69
901-4829	4829	2	Warm White	3200K	23	4823	10	2	24	24	1 - 12', 1 - 6', 10 - 3'	2	159.43	154.25
901-4830	4830	2	Cool White	6500K	38	4824	10	2	24	24	1 - 12', 1 - 6', 10 - 3'	2	159.43	154.25

LED Backlighting Kit

A TV Back Light from Inspired LED can reduce eye strain by providing bias lighting in the form of an easy to install adhesive backed LED Light Strip. Bias Lighting serves to moderate or bias the range of motion in the iris muscles in the eye, which limits the size of the pupil. The frequent and sometimes dramatic variation in picture brightness from scene to scene in video programs can cause eyestrain and fatigue in an otherwise dark display environment. Our TV Back Light will provide enough light for your eyes to get their color reference, and you'll find that pictures seem a little crisper and colors more vivid.

For quantities greater than listed, call for quote.

MOUSER STOCK NO.	inspired LED Part No.	Wattage	Color	Color Temperature	Kit Includes: No. of LED Strip	Length of LED Strip (in.)	Power Supply	Cable	Cable Clamps	In-Line Switch	Description	Price Each 1	Price Each 10
901-4834	4834	1	Cool White	6500K	1	20	1	1	1	1	20" for 32" Tablemount	31.57	30.55
901-4835	4835	1 1/2	Cool White	6500K	1	28	1	1	1	1	28" for 37-42" Tablemount	33.71	32.61
901-4836	4836	1 3/4	Cool White	6500K	1	36	1	1	1	1	36" for 46-52" Tablemount	35.85	34.69
901-4837	4837	1	Cool White	6500K	2	11.5	1	2	3	1	11 1/2"x2 Kit for 32-42" Wallmount	42.27	40.90
901-4838	4838	1 1/4	Cool White	6500K	2	15.5	1	2	3	1	15 1/2"x2 Kit for 46-52" Wallmount	46.55	45.04

ACCESSORIES

Interconnect Cables

For quantities greater than listed, call for quote.

MOUSER STOCK NO.	inspired LED Part No.	Cable Length	Description	Price Each 1	Price Each 10
901-4804	4804	4"	Interconnect cables can be used to connect Light Panels together.	3.21	2.89
901-4771	4771	3'	The user can connect up to ten (1W) or six (2W) Light Panels to one Power Supply.	4.28	3.85
901-4772	4772	6'		5.35	4.82
901-4773	4773	12'		6.42	5.78

Cable Clamp

For quantities greater than listed, call for quote.

MOUSER STOCK NO.	inspired LED Part No.	Description	Price Each 1	Price Each 10
901-4774	4774	Cable Clamps (10/pkg) used to mount cables used in Light Panel systems	3.21	2.89

Distribution and Power Control

For quantities greater than listed, call for quote.

901-4802	4802	6 Unit Power Distribution Block	8.56	7.70
Switches				
901-4775	4775	Remote, In-Line Switch	5.35	4.82
901-4821	4821	4-Position Dimmer (Black), In-Line Switch	21.40	19.26

Power Supplies

For quantities greater than listed, call for quote.

MOUSER STOCK NO.	inspired LED Part No.	Rating: Volts	Rating: Amps	Description	Price Each 1	Price Each 10
901-4840	4840	12	1	Miniature Power Supply (46(L)x33.3(W)x23.4(H)mm) to be used with convenience box or LED panels shown above	10.70	9.63
901-4841	4841	12	1	Power Supply (46.8(L)x33(W)x32.8(H)mm) to be used with LED Panels shown above	8.56	8.28
901-4822	4822	12	2	Power Supply (86(L)x48(W)x30.5(H)mm) to be used with LED Panels shown above	21.40	19.26

Direct-Wire Convenience Box

For quantities greater than listed, call for quote.

MOUSER STOCK NO.	inspired LED Part No.	Description	Price Each 1	Price Each 10
901-4808	4808	Direct-Wire Convenience Box (converts hardwire to outlet) - 120VAC	16.05	14.45

© Copyright 2013 Mouser Electronics
© Copyright 2013 Mouser Electronics

INSPIRED LED Length Flexible Light Strips

RoHS Compliant **This product is RoHS compliant.**

FLEX STRIPS WITHOUT CONNECTORS

Series:

Bright Flex Strips - Ideal For Long Runs
Super Bright Flex Strips - Designed For More Light
Ultra Bright Flex Strips - High density light strip

Luminous Flux:

- Warm White - 2.5lm
- Cool White - 4.1lm
- Red - 1.2lm
- Green - 1.2lm
- Blue - 1lm

NEW PRODUCT

Features:

- Warm White, Cool White, Monochrome
- 100,000 Hours
- UV and IR Free
- 12 Volts DC, Standardized Connectivity
- Adhesive Tape Backing

Applications:

- Under Cabinet Lighting
- Kitchen Lighting
- Display Case Lighting
- Decorative Lighting
- Enclosure Lighting



For quantities greater than listed, call for quote.

MOUSER STOCK NO.	Inspired LED Part No.	Color	Color Temp/ Wavelength	Price Each 1	Price Each 6
NB Series - Bright Flex - 1 meter strip(30 LEDs) = Qty 1					
901-NB-3200-CT	NB-3200-CT	Warm White	3200K	13.80	12.78
901-NB-6500-CT	NB-6500-CT	Cool White	6500K	13.80	12.78
901-NB-0625-CT	NB-0625-CT	Red	625nm	13.80	12.78
901-NB-0565-CT	NB-0565-CT	Green	565nm	13.80	12.78
901-NB-0465-CT	NB-0465-CT	Blue	465nm	13.80	12.78
SB Series - Super Bright Flex - 1 meter strip (60 LEDs) = Qty 1					
901-SB-3200-CT	SB-3200-CT	Warm White	3200K	16.56	15.34
901-SB-6500-CT	SB-6500-CT	Cool White	6500K	16.56	15.34
901-SB-0625-CT	SB-0625-CT	Red	625nm	16.56	15.34
901-SB-0565-CT	SB-0565-CT	Green	565nm	16.56	15.34
901-SB-0465-CT	SB-0465-CT	Blue	465nm	16.56	15.34
UB Series - Ultra Bright Flex - 1 meter strip (96 LEDs) = Qty 1					
901-UB-3200-CT	UB-3200-CT	Warm White	3200K	27.61	25.57
901-UB-6500-CT	UB-6500-CT	Cool White	6500K	27.61	25.57
901-UB-0465-CT	UB-0465-CT	Blue	465nm	27.61	25.56

For quantities greater than listed, call for quote.

MOUSER STOCK NO.	Inspired LED Part No.	Color	Color Temp/ Wavelength	Price Each Reel
NB Series - Bright Flex - Full Reel				
901-NB-3200-TR	NB-3200-TR	Warm White	3200K	138.03
901-NB-6500-TR	NB-6500-TR	Cool White	6500K	138.03
901-NB-0625-TR	NB-0625-TR	Red	625nm	138.03
901-NB-0565-TR	NB-0565-TR	Green	565nm	138.03
901-NB-0465-TR	NB-0465-TR	Blue	465nm	138.03
SB Series - Super Bright Flex - Full Reel				
901-SB-3200-TR	SB-3200-TR	Warm White	3200K	159.43
901-SB-6500-TR	SB-6500-TR	Cool White	6500K	159.43
901-SB-0625-TR	SB-0625-TR	Red	625nm	159.43
901-SB-0565-TR	SB-0565-TR	Green	565nm	159.43
901-SB-0465-TR	SB-0465-TR	Blue	465nm	159.43
UB Series - Ultra Bright Flex - Full Reel				
901-UB-3200-TR	UB-3200-TR	Warm White	3200K	256.80
901-UB-6500-TR	UB-6500-TR	Cool White	6500K	256.80
901-UB-0465-TR	UB-0465-TR	Blue	465nm	256.80

CUSTOM LENGTH FLEX STRIPS WITH CONNECTORS

Part Number breakdown for ordering desired length with Barrel Connectors
Factory turn around is 2 - 5 business days

Series	LED Color	Length	End Termination
NB = Bright Flex Strip	3200 = Warm White	0100 = 100mm	2C = Barrel Connectors each end
SB = Super Bright Flex Strip	6500 = Cool White	1000 = 1,000mm	1C = Single Barrel Connector
	0625 = Red	8000 = 8,000mm	
	0565 = Green		
	0465 = Blue		

UB Series - Ultra Bright Flex Strips

For quantities greater than listed, call for quote.

MOUSER STOCK NO.	Inspired LED Part No.	Color	Color Temp/ Wavelength	Length (mm)	End Connector	Price Each 1	Price Each 10
901-UB-3200-0500-2C	UB-3200-0500-2C	Warm White	3200K	500	2	23.97	20.97
901-UB-6500-0500-2C	UB-6500-0500-2C	Cool White	6500K	500	2	23.97	20.97

NB Series is 100mm to 10,000mm in 100mm Increments*

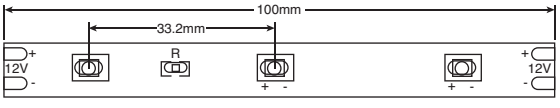

NB Series - Bright Flex Strips

For quantities greater than listed, call for quote.

MOUSER STOCK NO.	Inspired LED Part No.	Color	Color Temp/ Wavelength	Length (mm)	End Connector	Price Each 1	Price Each 10
901-NB320005002C	NB-3200-0500-2C	Warm White	3200K	500	2	18.83	16.48
901-NB650005002C	NB-6500-0500-2C	Cool White	6500K	500	2	18.83	16.48
901-NB062505002C	NB-0625-0500-2C	Red	625nm	500	2	18.83	16.48
901-NB046505002C	NB-0465-0500-2C	Blue	465nm	500	2	18.83	16.48

SB Series is 50mm to 5,000mm in 50mm Increments*

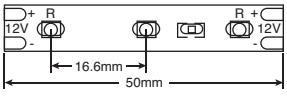

SB Series - Super Bright Flex Strips

For quantities greater than listed, call for quote.

MOUSER STOCK NO.	Inspired LED Part No.	Color	Color Temp/ Wavelength	Length (mm)	End Connector	Price Each 1	Price Each 10
901-SB320005002C	SB-3200-0500-2C	Warm White	3200K	500	2	20.54	17.98
901-SB650005002C	SB-6500-0500-2C	Cool White	6500K	500	2	20.54	17.98
901-SB062505002C	SB-0625-0500-2C	Red	625nm	500	2	20.54	17.98
901-SB062510002C	SB-0625-1000-2C	Red	625nm	1000	2	30.82	26.96
901-SB046505002C	SB-0465-0500-2C	Blue	465nm	500	2	20.54	17.98

*Please note, barrel connectors on each end will increase overall length by 25mm.

For complete listing of orderable part numbers, please visit mouser.com/inspiredled

ACCESSORIES FOR FLEX STRIPS

For quantities greater than listed, call for quote.

MOUSER STOCK NO.	Inspired LED Part No.	Description	Price Each 1	Price Each 10
901-4841	4841	1 Amp, 12 Volt Power Supply	8.56	8.28
901-4822	4822	2 Amp, 12 Volt Power Supply	21.40	19.26
901-4775	4775	On - Off Switch	5.35	4.82
901-4793	4793	Flex Connectors, Pair for Both Ends	6.42	5.35
901-4802	4802	Distribution Connection Block	8.56	7.70

For quantities greater than listed, call for quote.

MOUSER STOCK NO.	Inspired LED Part No.	Description	Price Each 1	Price Each 10
901-4804	4804	4 Inch Cable	3.21	2.89
901-4771	4771	3 Foot Cable	4.28	3.85
901-4772	4772	6 Foot Cable	5.35	4.82
901-4773	4773	12 Foot Cable	6.42	5.78
901-4774	4774	Cable Clamps (10 Pack)	3.21	2.89
901-4808	4808	120VAC Convenience Box	16.05	14.45

© Copyright 2013 Mouser Electronics

© Copyright 2013 Mouser Electronics

JKL COMPONENTS LED Bars and LED Based Lamps

RoHS Compliant This product is RoHS compliant.

JKL Components Corporation

DIMENSIONS: mm (in.)

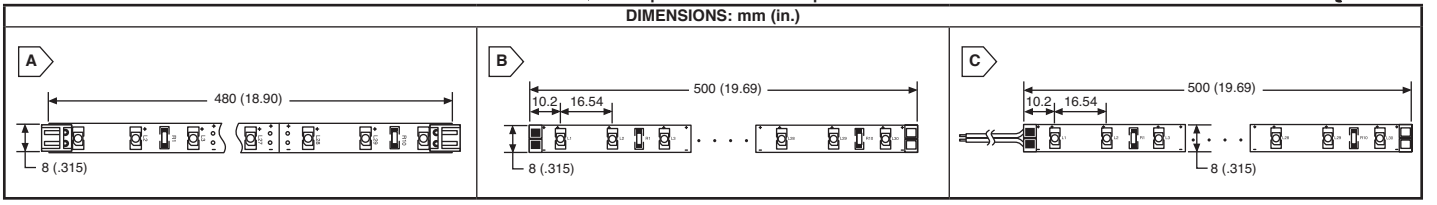

LED BARS AND RIBBON

LED Rigid Bars

For quantities greater than listed, call for quote.

MOUSER STOCK NO.	JKL Components Part No.	Fig.	Color	Luminous Flux	Width	Length	Voltage	Current	Price Each 1	10	50	100
560-ZRS-8480-WW	ZRS-8480-WW	A	Warm White	70	8mm	480mm	12VDC	200mA	17.08	15.84	14.59	12.95
560-ZRS-8480-CW	ZRS-8480-CW	A	Cool White	90	8mm	480mm	12VDC	200mA	17.08	15.84	14.59	12.95

LED Flexible Ribbon

For quantities greater than listed, call for quote.

MOUSER STOCK NO.	JKL Components Part No.	Fig.	Color	Luminous Flux	Width	Length	Voltage	Current	Price Each 1	2
560-ZFS-8500-WWSEC	ZFS-8500-WW/SEC	B	Warm White	70	8mm	500mm	12VDC	200mA	18.73	16.16
560-ZFS-8500-CWSEC	ZFS-8500-CW/SEC	B	Cool White	65	8mm	500mm	12VDC	200mA	18.73	16.16
560-ZFS-8500-WW	ZFS-8500-WW	C	Warm White	70	8mm	5 meters	12VDC	200mA	123.82	114.49
560-ZFS-8500-CW	ZFS-8500-CW	C	Cool White	65	8mm	5 meters	12VDC	200mA	123.82	115.28

T-3 1/4 WEDGE-BASED LEDS

MOUSER STOCK NO.	JKL Components Part No.	Fig.	Color	Wavelength	Luminous Flux	Voltage	Current	Price Each 1	10	50	100
560-LE-0503-03G	LE-0503-03G	A	Green	525nm	2	12VDC	15mA	1.37	1.09	.984	.899
560-LE-0503-03R	LE-0503-03R	A	Red	630nm	0.7	12VDC	15mA	.78	.621	.556	.514
560-LE-0503-03Y	LE-0503-03Y	A	Yellow	595nm	0.7	12VDC	15mA	.78	.621	.556	.514
560-LE-0503-03B	LE-0503-03B	A	Blue	470nm	0.7	12VDC	15mA	1.37	1.09	.984	.899
560-LE-0503-03W	LE-0503-03W	A	White	- - -	2.5	12VDC	15mA	1.37	1.09	.984	.899
560-LE-0509-02G	LE-0509-02G	A	Green	525nm	2	24VDC	20mA	1.82	1.46	1.31	1.20
560-LE-0509-02R	LE-0509-02R	A	Red	630nm	0.7	24VDC	20mA	1.05	.835	.749	.685
560-LE-0509-02Y	LE-0509-02Y	A	Yellow	595nm	0.7	24VDC	20mA	1.05	.835	.749	.685
560-LE-0509-02B	LE-0509-02B	A	Blue	470nm	0.7	24VDC	20mA	1.82	1.46	1.31	1.20
560-LE-0509-02W	LE-0509-02W	A	White	- - -	2.5	24VDC	20mA	1.82	1.46	1.31	1.20

T-1 3/4 WEDGE-BASED LEDS

MOUSER STOCK NO.	JKL Components Part No.	Fig.	Color	Wavelength	Luminous Flux	Voltage	Current	Price Each 1	10	50	100
560-LE-0504-01R	LE-0504-01R	B	Red	630nm	1.0	12VDC	15mA	.94	.749	.674	.621
560-LE-0504-01Y	LE-0504-01Y	B	Yellow	595nm	1.0	12VDC	15mA	.78	.621	.556	.514
560-LE-0504-01G	LE-0504-01G	B	Green	525nm	2.0	12VDC	15mA	1.37	1.09	.984	.899
560-LE-0504-01B	LE-0504-01B	B	Blue	470nm	1.0	12VDC	15mA	1.37	1.09	.984	.899
560-LE-0504-01W	LE-0504-01W	B	White	- - -	1.0	12VDC	15mA	1.37	1.09	.984	.899
560-LE-0509-01R	LE-0509-01R	B	Red	630nm	1.0	24VDC	15mA	.94	.749	.674	.621
560-LE-0509-01Y	LE-0509-01Y	B	Yellow	595nm	1.0	24VDC	15mA	1.82	1.46	1.31	1.20
560-LE-0509-01G	LE-0509-01G	B	Green	525nm	2.0	24VDC	15mA	1.37	1.09	.984	.899
560-LE-0509-01B	LE-0509-01B	B	Blue	470nm	1.0	24VDC	15mA	1.82	1.46	1.31	1.20
560-LE-0509-01W	LE-0509-01W	B	White	- - -	2.0	24VDC	15mA	1.82	1.46	1.31	1.20

FESTOON BASED LED LAMP REPLACEMENTS

MOUSER STOCK NO.	JKL Components Part No.	Fig.	Color	Wavelength	Luminous Flux	Voltage	Current	Price Each 1	10	50	100
560-LE-0603-02R	LE-0603-02R	C	Red	630nm	2.0	12VDC	20mA	3.24	2.59	2.33	2.14
560-LE-0603-02Y	LE-0603-02Y	C	Yellow	595nm	2.0	12VDC	20mA	3.24	2.59	2.33	2.14
560-LE-0603-02G	LE-0603-02G	C	Green	525nm	9.0	12VDC	20mA	6.21	4.96	4.47	4.10
560-LE-0603-02B	LE-0603-02B	C	Blue	470nm	2.0	12VDC	20mA	6.21	4.96	4.47	4.10
560-LE-0603-02W	LE-0603-02W	C	White	- - -	10.0	12VDC	20mA	6.21	4.96	4.47	4.10
560-LE-0603-04R	LE-0603-04R	C	Red	630nm	2.0	24VDC	20mA	3.24	2.59	2.33	2.14
560-LE-0603-04Y	LE-0603-04Y	C	Yellow	595nm	2.0	24VDC	20mA	3.24	2.59	2.33	2.14
560-LE-0603-04G	LE-0603-04G	C	Green	525nm	9.0	24VDC	20mA	6.21	4.96	4.47	4.10
560-LE-0603-04B	LE-0603-04B	C	Blue	470nm	2.0	24VDC	20mA	6.21	4.96	4.47	4.10
560-LE-0603-04W	LE-0603-04W	C	White	- - -	10.0	24VDC	20mA	6.21	4.96	4.47	4.10

MOUNTING HARDWARE AND CONNECTORS

MOUSER STOCK NO.	JKL Components Part No.	Fig.	Description	Price Each 1	10	50	100
560-2910F-47	2910F-47	D	Socket for JKL Festoon LED	.73	.578	.524	.482
560-ZRC-8	ZRC-8	E	Mounting clip for LED Light Bars	.32	.257	.231	.218
560-ZCH-200-I	ZCH-200-I	F	Input connector for LED Light Bars	.64	.514	.462	.437
560-ZCH-101-J	ZCH-101-J	G	Joiner connector for LED Light Bars	.64	.514	.462	.437

DIMENSIONS: mm (in.)

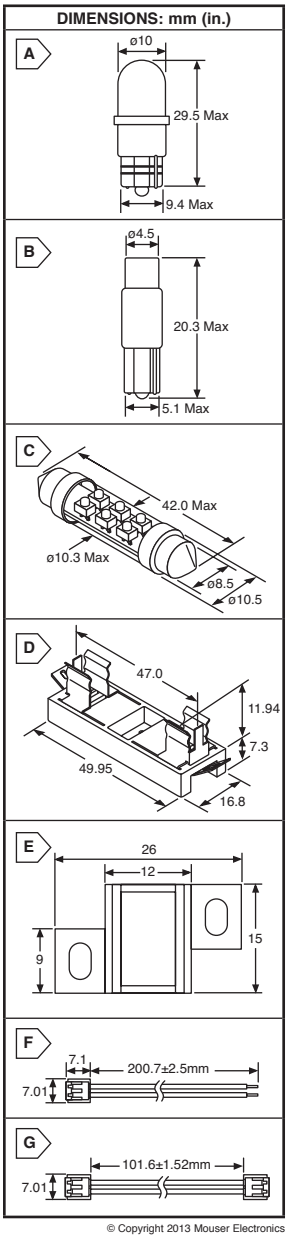

© Copyright 2013 Mouser Electronics

© Copyright 2013 Mouser Electronics

KINGBRIGHT SMD LED Lamps

RoHS Compliant This product is RoHS compliant.

Kingbright
WWW.KINGBRIGHTUSA.COM

SURFACE MOUNT LED LAMPS

- Forward current: 20mA

NEW PRODUCT

MOUSER STOCK NO.	Kingbright Part No.	Fig.	Color		Peak Wave-length (nm)	Luminous Intensity		Typ. Forward Voltage (V)	View-ing Angle	Price Each			
			LED	Lens		Min.	Typ.			1	100	500	1000
0402 LEDs													
604-APHHS1005SURCK	APHHS1005SURCK	A	Red	Water Clear	650	50	150	1.95	120°	.27	.15	.118	.107
604-APHHS1005SECK	APHHS1005SECK	A	Orange	Water Clear	610	50	160	2.1	120°	.32	.171	.139	.126
604-APHHS1005CGCK	APHHS1005CGCK	A	Green	Water Clear	574	10	40	2.1	120°	.26	.138	.112	.096
604-APHHS1005QBCD	APHHS1005QBCD	A	Blue	Water Clear	468	36	100	3.3	120°	.36	.31	.225	.182
604-APHHS1005QWF/D	APHHS1005QWF/D	A	White	Yellow Fluorescent	---	70	200	3.3	120°	.91	.492	.407	.342
0603 LEDs													
604-APG1608SURKC/T	APG1608SURKC/T	B	Red	Water Clear	631	180	320	2	120°	.19	.106	.087	.062
604-APG1608SEKC/T	APG1608SEKC/T	B	Orange	Water Clear	605	110	200	2.05	120°	.19	.106	.087	.058
604-APG1608SYKC/T	APG1608SYKC/T	B	Yellow	Water Clear	589	70	100	2.05	120°	.19	.106	.087	.058
604-APG1608CGKC/T	APG1608CGKC/T	B	Green	Water Clear	571	36	60	2.1	120°	.21	.114	.093	.062
604-APG1608ZGC	APG1608ZGC	B	Green	Water Clear	525	280	420	3.3	120°	.70	.382	.312	.209
604-APG1608QBC/E	APG1608QBC/E	B	Blue	Water Clear	470	50	95	3.3	120°	.77	.421	.343	.229
604-APG1608QBC/D	APG1608QBC/D	B	Blue	Water Clear	470	50	70	3.3	120°	.42	.229	.187	.125
604-APT1608SRCPRV	APT1608SRCPRV	C	Red	Water Clear	640	40	100	1.9	120°	.15	.085	.068	.058
604-APT1608SURCK	APT1608SURCK	C	Red	Water Clear	630	50	100	2	120°	.17	.091	.074	.064
604-APT1608SURC	APT1608SURC	C	Red	Water Clear	628	70	150	1.9	120°	.34	.182	.15	.128
604-APT1608EC	APT1608EC	C	Red	Water Clear	625	5	12	2	120°	.14	.073	.06	.052
604-APT1608SECK	APT1608SECK	C	Orange	Water Clear	601	50	160	2.1	120°	.17	.091	.074	.064
604-APT1608SEC	APT1608SEC	C	Orange	Water Clear	601	80	200	2	120°	.32	.171	.139	.128
604-APT1608SYCK	APT1608SYCK	C	Yellow	Water Clear	590	30	60	2	120°	.17	.091	.074	.064
604-APT1608YC	APT1608YC	C	Yellow	Water Clear	588	3	8	2.1	120°	.14	.075	.062	.055
604-APT1608SYC	APT1608SYC	C	Yellow	Water Clear	588	40	80	2	120°	.43	.225	.193	.171
604-APT1608PYW	APT1608PYW	C	Yellow	White Diffused	585	3	8	2.1	120°	.23	.118	.096	.086
604-APT1608SGC	APT1608SGC	C	Green	Water Clear	568	3	10	2.2	120°	.14	.076	.062	.055
604-APT1608QGW	APT1608QGW	C	Green	White Diffused	565	3	12	2.2	120°	.21	.118	.096	.08
604-APT1608PGW	APT1608PGW	C	Green	White Diffused	555	2	5	2.3	120°	.19	.107	.086	.075
604-APT1608SECJ4PRV	APT1608SEC/J4-PRV	C	Super Bright Orange	Water Clear	605	1600	2300	2.2	120°	.48	.332	.278	.257
0603 Bi-Color LEDs													
604-APHB1608SYKSURKC	APHB1608SYKSURKC	D	Yel/Red	Water Clear	590/630	70/110	180/230	2/1.95	130°	.44	.268	.225	.193
604-APHB1608CGKSURKC	APHB1608CGKSURKC	D	Grn/Red	Water Clear	570/630	18/110	50/230	2.1/1.95	130°	.63	.375	.31	.278
604-APHB1608SGEC	APHB1608SGEC	D	Grn/Red	Water Clear	568/625	7	15	2.2/2.0	130°	.40	.235	.193	.171
604-APHB1608ZGSURKC	APHB1608ZGSURKC	D	Grn/Red	Water Clear	525/630	180/110	350/230	3.3/1.95	130°	1.17	.696	.589	.524
604-APHB1608SGNC	APHB1608SGNC	D	Grn/Orng	Water Clear	568/606	18/7	60/18	2.2/2.05	130°	.40	.235	.193	.171
604-APHB1608SGYC	APHB1608SGYC	D	Grn/Yel	Water Clear	568/588	18/4	60/9	2.2/2.1	130°	.40	.235	.193	.171
604-APHB1608ZGSYKC	APHB1608ZGSYKC	D	Grn/Yel	Water Clear	525/590	180/70	350/180	3.3/2	130°	1.17	.696	.589	.524
604-APHB1608QBDSURKC	APHB1608QBDSURKC	D	Blue/Red	Water Clear	470/630	36/110	90/230	3.3/1.95	130°	.88	.524	.439	.396
604-APHB1608QBDSYKC	APHB1608QBDSYKC	D	Blue/Yel	Water Clear	470/590	36/70	90/180	3.3/2	130°	.88	.524	.439	.396
604-APHB1608QBDCGKC	APHB1608QBDCGKC	D	Blue/Grn	Water Clear	470/570	36/18	90/50	3.3/2.1	130°	.88	.524	.439	.396
0603 Dome LEDs													
604-APTD1608SURCK	APTD1608SURCK	E	Red	Water Clear	630	480	700	1.95	60°	.21	.139	.107	.086
604-APTD1608SEC/J3	APTD1608SEC/J3	E	Red	Water Clear	625	2200	3000	2.2	60°	.67	.439	.321	.268
604-APTD1608SECK	APTD1608SECK	E	Orange	Water Clear	601	480	800	2.1	60°	.21	.139	.107	.086
604-APTD1608SYCK	APTD1608SYCK	E	Yellow	Water Clear	590	280	480	2	60°	.21	.139	.107	.086
604-APTD1608SYC/J3	APTD1608SYC/J3	E	Yellow	Water Clear	589	480	800	2	60°	.67	.439	.321	.268
604-APTD1608CGCK	APTD1608CGCK	E	Green	Water Clear	570	70	180	2.1	60°	.24	.15	.107	.096
604-APT1608SGD3	APT1608SGD3	C	Green	Water Clear	568	3	8	2.5	120°	.21	.161	.126	.106
604-APTD1608ZGC	APTD1608ZGC	E	Green	Water Clear	525	480	780	3.3	60°	.49	.31	.225	.193
604-APTD1608QBC/D	APTD1608QBC/D	E	Blue	Water Clear	470	70	250	3.3	40°	.34	.225	.161	.139
604-APTD1608QWF/D	APTD1608QWF/D	E	White	Yellow Fluorescent	---	110	250	3.3	170°	.44	.278	.203	.171
0805 LEDs													
604-APHCM2012SURCK	APHCM201SURCK-F01	F	Red	Water Clear	650	50	150	1.95	110°	.19	.103	.083	.075
604-APT2012SRCPRV	APT2012SRCPRV	F	Red	Water Clear	640	20	80	1.9	120°	.17	.09	.073	.061
604-APT2012SURCK	APT2012SURCK	F	Red	Water Clear	630	50	100	1.9	120°	.18	.096	.079	.067
604-APT2012SURC	APT2012SURC	F	Red	Water Clear	628	70	150	1.9	120°	.34	.182	.15	.128
604-APT2012SEW/E	APT2012SEW/E	F	Red	White Diffused	621	40	200	2	120°	.63	.342	.278	.246
604-APT2012NW	APT2012NW	F	Orange	White Diffused	610	5	12	2.1	120°	.23	.118	.096	.086
604-APHCM2012SECK	APHCM2012SECK-F01	F	Orange	Water Clear	610	50	160	2.1	110°	.19	.103	.083	.075
604-APT2012SECJ4PRV	APT2012SEC/J4-PRV	F	Super Bright Orange	Water Clear	605	1600	2300	2.2	120°	.48	.332	.278	.257
604-APT2012SECK	APT2012SECK	F	Orange	Water Clear	601	40	160	2.1	120°	.18	.096	.079	.067
604-APT2012SEC	APT2012SEC	F	Orange	Water Clear	601	40	200	2	120°	.34	.182	.15	.128
604-APT2012SYCK	APT2012SYCK	F	Yellow	Water Clear	590	30	50	2	120°	.18	.096	.079	.067
604-APHCM2012SYCK	APHCM2012SYCK-F01	F	Yellow	Water Clear	590	36	120	2	110°	.19	.103	.083	.075
604-APT2012YC	APT2012YC	F	Yellow	Water Clear	588	2	8	2.1	120°	.14	.078	.064	.054
604-APT2012PYW	APT2012PYW	F	Yellow	White Diffused	585	3	8	2.1	120°	.23	.118	.096	.086
604-APHCM2012CGCK	APHCM2012CGCK-F01	F	Green	Water Clear	574	10	50	2.1	110°	.21	.114	.093	.083
604-AP2012SGD3	AP2012SGD3	F	Green	Water Clear	568	3	8	2.5	120°	.21	.161	.126	.106
604-APT2012SGC	APT2012SGC	F	Green	Water Clear	568	3	12	2.2	120°	.13	.076	.061	.054
604-APT2012QGW	APT2012QGW	F	Green	White Diffused	565	3	12	2.2	120°	.20	.107	.086	.075
604-APT2012PGW	APT2012PGW	F	Green	White Diffused	555	2	5	2.2	120°	.21	.118	.096	.08
1104 LEDs													
604-APA3010SURCK	APA3010SURCK	G	Red	Water Clear	630	50	100	1.9	120°	.26	.139	.118	.096
604-APA3010EC	APA3010EC	G	Red	Water Clear	625	5	12	2	120°	.25	.135	.107	.096
604-APA3010SECK	APA3010SECK	G	Orange	Water Clear	601	80	200	2.1	120°	.26	.139	.118	.096
604-APA3010SEC	APA3010SEC	G	Orange	Water Clear	601	50	300	2	120°	.41	.225	.182	.161
604-APA3010SYCK	APA3010SYCK	G	Yellow	Water Clear	590	18	50	2	120°	.26	.139	.118	.096
604-APA3010YC-GX	APA3010YC-GX	G	Yellow	Water Clear	588	5	8	2.1	120°	.25	.135	.107	.091
604-APA3010QGC	APA3010QGC	G	Green	Water Clear	565	3	12	2.2	120°	.33	.182	.15	.128
604-APA3010PGC	APA3010PGC	G	Green	Water Clear	555	2	5	2.3	120°	.33	.182	.15	.128
1206 LEDS													
604-APT3216SRCPRV	APT3216SRCPRV	H	Red	Water Clear	640	20	70	1.9	120°	.18	.096	.079	.067
604-APT3216SURCK	APT3216SURCK	H	Red	Water Clear	630	50	150	1.9	120°	.18	.091	.075	.064
604-APT3216SURC	APT3216SURC	H	Red	Water Clear	628	70	180	1.9	120°	.38	.203	.161	.15
604-APT3216EC	APT3216EC	H	Red	Water Clear	625	5	12	2	120°	.18	.096	.079	.067
604-APT3216SECK	APT3216SECK	H	Orange	Water Clear	601	40	160	2.1	120°	.19	.103	.083	.075
604-APT3216SEC	APT3216SEC	H	Orange	Water Clear	601	40	200	2	120°	.38	.203	.161	.15
604-APT3216SYCK	APT3216SYCK	H	Yellow	Water Clear	590	30	50	2	120°	.19	.103	.083	.075
604-APT3216YC	APT3216YC	H	Yellow	Water Clear	588	1.6	8	2.1	120°	.18	.096	.079	.067
604-APT3216SYC	APT3216SYC	H	Yellow	Water Clear	588	40	80	2	120°	.43	.225	.193	.171
604-APT3216SGC	APT3216SGC	H	Green	Water Clear	568	3	12	2.2	120°	.18	.096	.079	.067
604-APT3216SECJ4PRV	APT3216SEC/J4-PRV	H	Super Bright Orange	Water Clear	605	1600	2300	2.2	120°	.48	.332	.278	.257

DIMENSIONS: in.

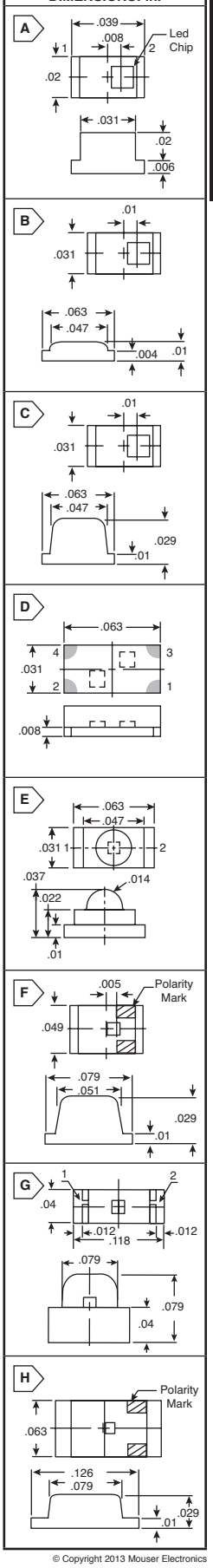

© Copyright 2013 Mouser Electronics

© Copyright 2013 Mouser Electronics

KINGBRIGHT SMD LED Lamps

Kingbright
WWW.KINGBRIGHTUSA.COM

RoHS Compliant This product is RoHS compliant.

SURFACE MOUNT LED LAMPS (CONT.)

Special Bi-Color White LEDs

For quantities greater than listed, call for quote.

MOUSER STOCK NO. Mfr.	Mfr. Part No.	Fig.	Color LED	Color Lens	Peak Wave-length (nm)	Luminous Intensity (mcd) Min.	Luminous Intensity (mcd) Typ.	Typ. Forward Voltage (V)	Viewing Angle	Price Each 1	100	500	1000
604—	AAA3528QWDSURKS	A	White/Hyper Red	Water Clear	630	380/200	600/320	3.3	120°	.96	.572	.475	.426
604—	AAA3528QWDSYKS	A	White/Super Bright Yellow	Water Clear	590	380/120	600/200	3.3	120°	.96	.572	.475	.426
604—	AAA3528QWDCGKS	A	White/Green	Water Clear	570	380/40	600/80	3.3	120°	.98	.582	.483	.432
604—	APB3025SURKQWDF	B	Hyper Red/White	Yellow Fluorescent	630	70/180	220/380	1.95	120°	.93	.551	.456	.409
604—	APB3025SYKQWDF	B	Super Bright Yellow/White	Yellow Fluorescent	590	70/180	120/300	3.3	120°	.93	.551	.456	.409
604—	APB3025CGKQWDF	B	Green/White	Yellow Fluorescent	570	18/180	50/380	2.1	120°	.91	.541	.448	.402
604—	APTB1612SURKQWDF	C	Hyper Red/White	Yellow Fluorescent	630	120/120	200/220	1.95	120°	.93	.551	.456	.409
604—	APTB1612SYKQWDF	C	Super Bright Yellow/White	Yellow Fluorescent	590	80/120	120/220	2.0	120°	.93	.551	.456	.409
604—	APTB1612CGKQWDF	C	Green/White	Yellow Fluorescent	570	20/120	55/220	2.1	120°	.91	.541	.448	.402

3.2 x 2.4mm SMD Chip LED Lamp

NEW PRODUCT

For quantities greater than listed, call for quote.

604—	APD3224SECJ4	D	Super Bright Orange	Water Clear	605	9000	14000	2.2	20°	.55	.385	.321	.30

3.5 x 2.8mm SMD Chip LED Lamp

For quantities greater than listed, call for quote.

604—	APETD3528CGCK	E	Green	Water Clear	574	80	200	2.1	60°	.31	.225	.171	.139
604—	APETD3528QBC/D	E	Blue	Water Clear	468	300	400	3.3	60°	.34	.246	.193	.161
604—	APETD3528SEC	E	Super Bright Orange	Water Clear	610	500	900	2	60°	.34	.246	.193	.161
604—	APETD3528SECJ3PR	E	Hyper Red	Water Clear	640	3500	4200	2	60°	.74	.524	.407	.332
604—	APETD3528SYCJ3PR	E	Super Bright Yellow	Water Clear	590	700	1500	2	60°	.74	.524	.407	.332
604—	APETD3528ZGC	E	Green	Water Clear	515	1000	1800	3.3	60°	.54	.385	.30	.246

1206 Reverse Mount

For quantities greater than listed, call for quote.

604—	APTR3216SRCPRV	F	Red	Water Clear	640	20	70	1.9	120°	.19	.103	.083	.075
604—	APTR3216SURCK	F	Red	Water Clear	630	50	15	1.9	120°	.19	.103	.083	.075
604—	APTR3216SECK	F	Orange	Water Clear	601	40	160	2.1	120°	.19	.107	.086	.075
604—	APTR3216SEC	F	Orange	Water Clear	601	40	200	2	120°	.38	.203	.161	.15
604—	APTR3216SYCK	F	Yellow	Water Clear	590	30	50	2	120°	.19	.103	.083	.075
604—	APTR3216YC	F	Yellow	Water Clear	588	1.6	8	2.1	120°	.18	.096	.079	.067
604—	APTR3216SYC	F	Yellow	Water Clear	588	40	80	2	120°	.54	.289	.235	.214
604—	APTR3216SGC	F	Green	Water Clear	568	3	12	2.2	120°	.17	.091	.074	.064

1206 Dome

For quantities greater than listed, call for quote.

604—	APTD3216SRCPRV	G	Red	Water Clear	640	110	300	1.85	50°	.25	.135	.107	.096
604—	APTD-3216SURCK	G	Red	Water Clear	635	180	500	1.95	50°	.30	.161	.128	.118
604—	APTD3216EC	G	Red	Water Clear	625	10	50	2	40°	.25	.135	.107	.096
604—	APTD-3216SECK	G	Orange	Water Clear	601	280	700	2.1	50°	.30	.161	.128	.118
604—	APTD3216SYCK	G	Yellow	Water Clear	590	280	700	2.1	50°	.24	.162	.132	.073
604—	APTD3216SGC	G	Green	Water Clear	568	10	50	2.2	40°	.25	.135	.107	.096
604—	APTD3216MGC	G	Green	Water Clear	568	110	350	2.1	50°	.67	.459	.376	.334
604—	APTD3216CGCK	G	Green	Water Clear	570	70	200	2.1	50°	.26	.173	.141	.126

MINI PLCC-2

NEW PRODUCT

For quantities greater than listed, call for quote.

604—	AA2214SURSK	H	Hyper Red	Water Clear	650	180	350	1.95	120°	.20	.167	.143	.139
604—	AA2214SESK	H	Super Bright Orange	Water Clear	610	280	400	2.1	120°	.20	.167	.143	.139
604—	AA2214SYSK	H	Super Bright Yellow	Water Clear	590	120	250	2	120°	.15	.122	.105	.102
604—	AA2214CGSK	H	Green	Water Clear	574	50	80	2.1	120°	.19	.167	.142	.139
604—	AA2214QBS/D	H	Blue	Water Clear	468	80	150	3.3	120°	.17	.146	.125	.121
604—	AA2214VR4D1S-W2	H	Warm White	Water Clear	---	650	1100	3.3	120°	.48	.404	.349	.337
604—	AA2214VR4D1S-N1	H	Netural White	Water Clear	---	650	1200	3.3	120°	.48	.404	.349	.337
604—	AA2214VR4D1S-C1	H	Cool White	Water Clear	---	900	1300	3.3	120°	.48	.404	.349	.337
604—	AA2214SESJ4	H	Super Bright Orange	Water Clear	605	1800	2700	2.2	120°	.48	.332	.278	.257

PLCC-2

NEW PRODUCT

For quantities greater than listed, call for quote.

604—	AA3528SURSK	I	Red	Water Clear	650	150	350	1.95	120°	.32	.189	.15	.126
604—	AA3528SESK	I	Orange	Water Clear	610	200	350	2.1	120°	.32	.189	.15	.126
604—	AA3528SYSK	I	Yellow	Water Clear	590	80	200	2	120°	.32	.189	.15	.126
604—	AA3528CGSK	I	Green	Water Clear	574	40	100	2.1	120°	.33	.196	.154	.129
604—	AA3528SGS	I	Green	Water Clear	565	12	25	2.2	120°	.28	.164	.128	.109
604—	AA3021SESJ4	J	Super Bright Orange	Water Clear	605	2200	2800	2.2	125°	.48	.332	.278	.257
604—	AA3528SESJ4	I	Super Bright Orange	Water Clear	605	2300	2800	2.2	120°	.48	.332	.278	.257

Right Angle

For quantities greater than listed, call for quote.

604—	AA4040SRS	K	Red	Water Clear	660	80	200	1.85	120°	.52	.315	.247	.21
604—	AA4040SURSK	K	Red	Water Clear	650	200	450	1.95	120°	.49	.292	.23	.195
604—	AA4040YS	K	Yellow	Water Clear	590	10	15	2.1	120°	.52	.315	.247	.21
604—	AA4040SYSK	K	Yellow	Water Clear	590	100	250	2	120°	.52	.315	.247	.21
604—	AA4040SGS	K	Green	Water Clear	565	15	20	2.2	120°	.52	.315	.247	.21
604—	AA4040PGS	K	Green	Water Clear	555	5	10	2.25	120°	.52	.315	.248	.21

SOT-23

For quantities greater than listed, call for quote.

604—	AM23SRC-F	L	Red	Water Clear	640	40	70	1.9	140°	.31	.246	.214	.161
604—	AM23SRD-F	L	Red	Red Diffused	640	40	70	1.9	140°	.31	.246	.214	.161
604—	AM23EC-F	L	Red	Water Clear	625	4	15	2	140°	.30	.235	.203	.15
604—	AM23ID-F	L	Red	Red Diffused	625	4	15	2	140°	.30	.235	.203	.15
604—	AM23YC-F	L	Yellow	Water Clear	588	2	5	2.1	140°	.33	.26	.225	.166
604—	AM23YD-F	L	Yellow	Yellow Diffused	588	2	5	2.1	140°	.30	.235	.203	.15
604—	AM23SYC-F	L	Yellow	Water Clear	588	40	80	2	140°	.43	.342	.30	.225
604—	AM23SGC-F	L	Green	Water Clear	568	5	12	2.2	140°	.49	.203	.171	.161
604—	AM23SGD3-F	L	Green	Green Diffused	568	3	8	2.2	140°	.43	.214	.166	.14

Gull Wing Leads

For quantities greater than listed, call for quote.

604—	AM2520SRC03	M	Red	Water Clear	640	120	600	1.9	20°	.29	.225	.193	.15
604—	AM2520SURCK03	M	Red	Water Clear	630	200	700	1.9	20°	.30	.248	.203	.135
604—	AM2520SURC03	M	Red	Water Clear	628	300	700	1.9	20°	.43	.342	.30	.225
604—	AM2520ID03	M	Red	Red Diffused	625	8	30	2	40°	.25	.203	.171	.128
604—	AM2520EC03	M	Red	Water Clear	625	12	70	2	20°	.25	.153	.125	.083
604—	AM2520SECK03	M	Orange	Water Clear	601	180	700	2.1	20°	.32	.261	.214	.141
604—	AM2520SEC03	M	Orange	Water Clear	601	500	1300	2	20°	.43	.342	.30	.225
604—	AM2520SYCK03	M	Yellow	Water Clear	590	70	300	2	20°	.24	.193	.161	.118
604—	AM2520YC03	M	Yellow	Water Clear	588	10	30	2.1	20°	.25	.173	.141	.094
604—	AM2520SYC03	M	Yellow	Water Clear	588	110	500	2	20°	.43	.342	.30	.225
604—	AM2520SGC03	M	Green	Water Clear	568	40	100	2.2	20°	.32	.249	.204	.135

DIMENSIONS: in.

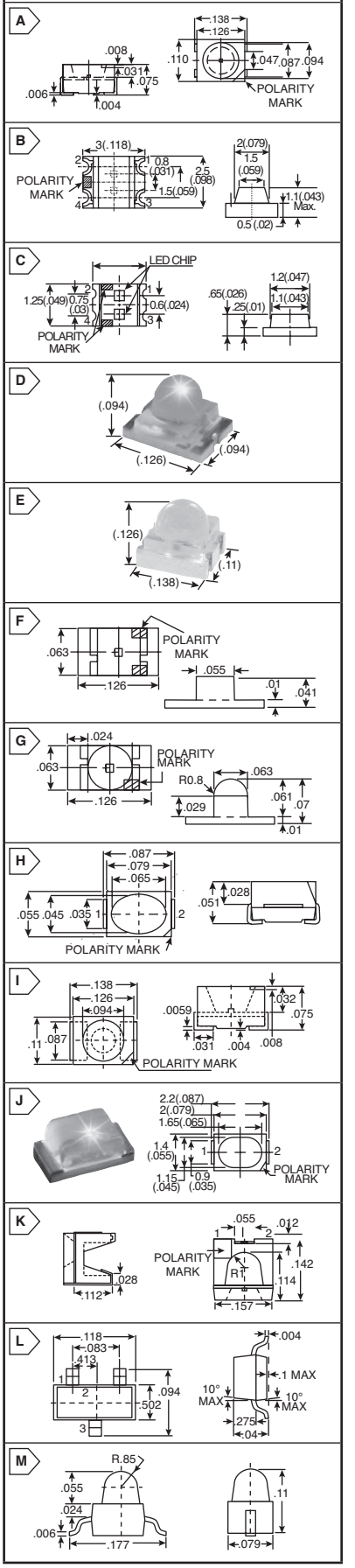

© Copyright 2013 Mouser Electronics

© Copyright 2013 Mouser Electronics

LED LAMPS

Pin Point .08" (2mm)

• Forward current: 10mA

For quantities greater than listed, call for quote.

MOUSER STOCK NO.	Kingbright Part No.	Fig.	Color		Peak Wavelength (nm)	Luminous Intensity		Forward Voltage (Typ)(V)	Viewing Angle	Price Each			
			Source	Lens		Min.	Typ.			1	100	500	1000
604-WP23HD	WP23HD	A	Red	Red Diffused	700	0.5	0.8	2	60°	.23	.182	.15	.118
604-WP23YD	WP23YD	A	Yellow	Yellow Diffused	590	1.8	5	2.1	60°	.25	.193	.171	.128
604-WP23GD	WP23GD	A	Green	Green Diffused	565	1.25	3.2	2.25	60°	.23	.182	.15	.118

Standard T-1 (3mm)

• Forward current: 10mA

For quantities greater than listed, call for quote.

MOUSER STOCK NO.	Kingbright Part No.	Fig.	Color		Peak Wave-length (nm)	Luminous Intensity		Forward Voltage (Typ) (V)	View-ing Angle	Price Each			
			Source	Lens		Min.	Typ.			1	100	500	1000
604-WP132XID	WP132XID	B	Hi-Eff. Red	Red Diffused	625	8	25	2	60°	.11	.064	.051	.047
604-WP132XIT	WP132XIT	B	Hi-Eff. Red	Red Trans.	625	20	60	2	50°	.09	.06	.043	.043
604-WP132XND	WP132XND	B	Orange	Orange Diffused	610	8	30	2.1	60°	.11	.064	.043	.043
604-WP132XNC	WP132XNC	B	Orange	Water Clear	610	20	50	2.1	50°	.11	.064	.051	.047
604-WP132XYD	WP132XYD	B	Yellow	Yellow Diffused	588	5	15	2.1	60°	.10	.059	.043	.043
604-WP132XYT	WP132XYT	B	Yellow	Yellow Trans.	588	8	20	2.1	50°	.11	.064	.051	.047
604-WP132XGD	WP132XGD	B	Green	Green Diffused	568	8	15	2.2	60°	.10	.064	.051	.047
604-WP132XPGD	WP132XPGD	B	Green	Green Diffused	555	2	5	2.3	60°	.13	.082	.063	.052
604-WP710A10HD	WP710A10HD	C	Red	Red Diffused	660	1.3	5	2	60°	.10	.075	.056	.05
604-WP710A10ED	WP710A10ED	C	Orange	Orange Diffused	625	20	30	2	40°	.11	.075	.064	.054
604-WP710A10IT	WP710A10IT	C	Hi-Eff. Red	Red Trans.	625	20	60	2	34°	.11	.075	.064	.054
604-WP710A10ND	WP710A10ND	C	Orange	Orange Diffused	610	15	30	2.05	40°	.13	.096	.075	.054
604-WP710A10NC	WP710A10NC	C	Orange	Water Clear	610	25	50	2.05	34°	.13	.096	.075	.054
604-WP710A10YT	WP710A10YT	C	Yellow	Yellow Trans.	590	10	30	2.1	34°	.13	.096	.075	.054
604-WP710A10YC	WP710A10YC	C	Yellow	Water Clear	588	10	30	2.1	34°	.13	.096	.075	.054
604-WP710A10ZGC/G	WP710A10ZGC/G	C	Green	Water Clear	525	8000	14000	3.2	34°	.93	.663	.514	.428
604-WP710A10GC	WP710A10GC	C	Green	Water Clear	568	20	60	2.2	34°	.11	.075	.064	.054
604-WP710A10GT	WP710A10GT	C	Green	Green Trans.	568	20	60	2.2	34°	.11	.075	.064	.054
604-WP710A10PGD	WP710A10PGD	C	Green	Green Diffused	568	20	60	2.2	40°	.13	.096	.075	.064
604-WP710A10PGC	WP710A10PGC	C	Green	Water Clear	555	10	20	2.25	34°	.13	.096	.075	.064
604-WP710A10MBD	WP710A10MBD	C	Blue	Blue Diffused	430	12.5	40	3.8	30°	1.05	.79	.584	.531
604-WP710A10VBC/D	WP710A10VBC/D	C	Blue	Water Clear	465	2300	4000	3.3	20°	.51	.364	.289	.235

Super Bright T-1 (3mm)

• Forward current: 20mA

NEW PRODUCT

For quantities greater than listed, call for quote.

MOUSER STOCK NO.	Kingbright Part No.	Fig.	Color		Peak Wave-length (nm)	Luminous Intensity		Forward Voltage (Typ) (V)	View-ing Angle	Price Each			
			Source	Lens		Min.	Typ.			1	100	500	1000
604-WP710A10SRD/E	WP710A10SRD/E	C	Red	Red Diffused	660	210	450	1.85	40°	.14	.096	.075	.064
604-WP710A10SRD/D	WP710A10SRD/D	C	Red	Red Diffused	640	200	420	1.85	40°	.13	.096	.075	.064
604-WP710A10SRD/F	WP710A10SRD/F	C	Red	Red Diffused	640	250	460	1.85	40°	.15	.107	.086	.064
604-WP710A10SRD/G	WP710A10SRD/G	C	Red	Red Diffused	640	400	500	1.9	40°	.49	.376	.278	.253
604-WP710A10SRC/D	WP710A10SRC/D	C	Red	Water Clear	640	500	700	1.85	34°	.13	.086	.064	.054
604-WP710A10SRC/E	WP710A10SRC/E	C	Red	Water Clear	640	700	900	1.85	34°	.13	.096	.075	.054
604-WP710A10SRD/J	WP710A10SRD/J	C	Red	Red Diffused	640	1000	1300	1.85	40°	.42	.30	.235	.193
604-WP710A10SRC/G	WP710A10SRC/G	C	Red	Water Clear	640	1200	1300	1.9	34°	.55	.413	.306	.278
604-WP710A10SURC/E	WP710A10SURC/E	C	Red	Water Clear	630	1600	2500	1.9	34°	.39	.278	.214	.182
604-WP710A10SECJ4	WP710A10SEC/J4	C	Super Bright Orange	Water Clear	605	8000	10000	2.2	34°	.48	.332	.278	.257
604-WP710A10SED	WP710A10SED	C	Red	Orange Diffused	601	500	1100	2	40°	.27	.193	.15	.118
604-WP710A10SET	WP710A10SET	C	Red	Orange Trans.	601	1600	2700	2	34°	.27	.193	.15	.118
604-WP710A10SYD	WP710A10SYD	C	Yellow	Yellow Diffused	590	600	1100	2	40°	.27	.193	.15	.118
604-WP710A10SYC	WP710A10SYC	C	Yellow	Water Clear	590	900	1500	2	34°	.27	.193	.15	.118
604-WP710A10SGD	WP710A10SGD	C	Green	Green Diffused	568	18	40	2.2	40°	.11	.075	.064	.054
604-WP710A10SGC	WP710A10SGC	C	Green	Water Clear	568	70	150	2.2	34°	.11	.075	.064	.054
604-WP710A10MGC	WP710A10MGC	C	Green	Water Clear	570	200	700	2.1	34°	.82	.622	.46	.418
604-WP710A10QBC/D	WP710A10QBC/D	C	Blue	Water Clear	470	1400	2000	3.3	20°	.28	.203	.15	.128
604-WP7104VW1C	WP7104VW1C	C	White	Water Clear	6500K	2800	5100	3.3	34°	.49	.31	.235	.203

Blinking T-1 (3mm)

• Forward current: 38-56mA

For quantities greater than listed, call for quote.

MOUSER STOCK NO.	Kingbright Part No.	Fig.	Color		Wave-length	Luminous Intensity		Forward Voltage	Viewing Angle	Price Each			
			Source	Lens		Min.	Typ.			1	100	500	1000
604-WP36BHD	WP36BHD	D	Red	Red Diffused	700	1.3	3.2	3.5	60°	.94	.76	.642	.482
604-WP36BYD	WP36BYD	D	Yellow	Yellow Diffused	590	5	32	3.5	60°	.94	.76	.642	.482
604-WP36BGD	WP36BGD	D	Green	Green Diffused	565	5	32	3.5	60°	.94	.76	.642	.482

Dual T-1 (3mm)

• Forward current: 20mA

For quantities greater than listed, call for quote.

MOUSER STOCK NO.	Kingbright Part No.	Fig.	Color		Wave-length	Luminous Intensity		For-ward Voltage	View-ing Angle	Price Each			
			Source	Lens		Min.	Typ.			1	100	500	1000
604-WP937EGW	WP937EGW	E	Red/Green	White Diffused	625/565	8/8	20/20	2.0/2.2	60°	.36	.289	.257	.193
604-WP937GYW	WP937GYW	E	Grn/Yellow	White Diffused	565/590	8/5	20/10	2.2/2.1	60°	.39	.31	.268	.203
604-WP3VEGW	WP3VEGW	F	Red/Green	White Diffused	625/568	10/10	40/35	2.0/2.2	60°	.27	.161	.128	.118
604-WP3VEYW	WP3VEYW	F	Red/Yellow	White Diffused	625/588	10/7	40/15	2.0/2.1	60°	.29	.181	.138	.095
604-WP3VGYW	WP3VGYW	F	Grn/Yellow	White Diffused	568/588	10/7	35/15	2.2/2.1	60°	.29	.181	.138	.095
604-WP115VEGW	WP115VEGW	F	Red/Green	White Diffused	627/565	20/15	50/50	2.0/2.2	60°	.26	.171	.139	.128
604-WP93WEGC	WP93WEGC	G	Red/Green	Water Clear	625/565	40/20	160/80	2.0/2.2	24°	.59	.471	.396	.30
604-WP93WEGW	WP93WEGW	G	Red/Green	White Diffused	625/565	20/20	50/50	2.0/2.2	60°	.54	.428	.364	.278
604-WP469EGW	WP469EGW	H	Red/Green	White Diffused	625/565	5	20	2.0/2.2	60°	.49	.385	.332	.246
604-W115WSURKMGKW	W115WSURKMGKW	I	Red/Green	White Diffused	635/570	380/70	600/200	1.95/2.1	60°	1.25	1.02	.856	.642

Standard T-1 3/4 (5mm)

• Forward current: 10mA

For quantities greater than listed, call for quote.

MOUSER STOCK NO.	Kingbright Part No.	Fig.	Color		Wave-length	Luminous Intensity		Forward Voltage	Viewing Angle	Price Each			
			Source	Lens		Min.	Typ.			1	100	500	1000
604-WP63ID	WP63ID	J	Hi-Eff. Red	Red Diffused	625	12	20	2	60°	.13	.082	.063	.052
604-WP63YD	WP63YD	J	Yellow	Yellow Diffused	588	5	10	2.1	60°	.14	.091	.068	.057
604-WP63GD	WP63GD	J	Green	Green Diffused	568	5	12	2.2	60°	.15	.073	.056	.046
604-WP1503ID	WP1503ID	K	Hi-Eff. Red	Red Diffused	625	8	30	2	60°	.12	.096	.078	.039
604-WP1503EC	WP1503EC	K	Red	Water Clear	625	30	80	2	30°	.13	.109	.089	.044
604-WP1503YD	WP1503YD	K	Yellow	Yellow Diffused	588	5	20	2.1	60°	.15	.121	.094	.047

DIMENSIONS: in.

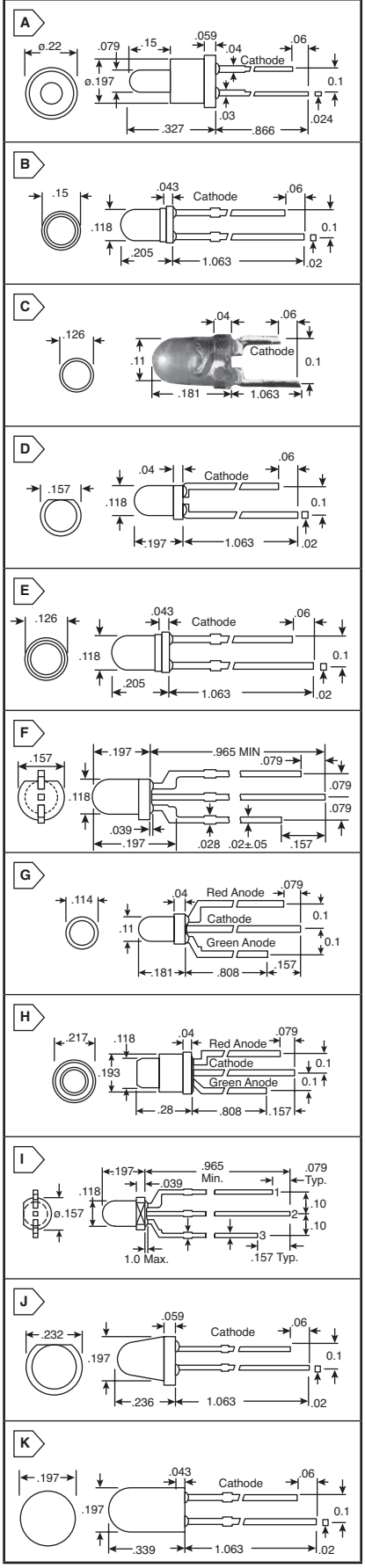

© Copyright 2013 Mouser Electronics

© Copyright 2013 Mouser Electronics

KINGBRIGHT LED Lamps

RoHS Compliant **This product is RoHS compliant.**

Kingbright
WWW.KINGBRIGHTUSA.COM

LED LAMPS (CONT.)

Standard T-1 3/4 (5mm) (Cont.)

• Forward current: 10mA

For quantities greater than listed, call for quote.

MOUSER STOCK NO.	Kingbright Part No.	Fig.	Color		Wave-length	Luminous Intensity		Forward Voltage	Viewing Angle	Price Each			
			Source	Lens		Min.	Typ.			1	100	500	1000
604-WP1503YC	WP1503YC	A	Yellow	Water Clear	588	20	40	2.1	30°	.15	.124	.096	.048
604-WP1503GD	WP1503GD	A	Green	Green Diffused	568	5	20	2.2	60°	.11	.086	.075	.064
604-WP1503GC	WP1503GC	A	Green	Water Clear	568	20	60	2.2	30°	.13	.106	.086	.043
604-WP7113HD	WP7113HD	B	Red	Red Diffused	700	2	5	2	60°	.12	.075	.059	.051
604-WP7113ID	WP7113ID	B	Hi-Eff. Red	Red Diffused	627	8	45	2	30°	.11	.074	.058	.047
604-WP7113EC	WP7113EC	B	Hi-Eff. Red	Water Clear	625	30	80	2	20°	.10	.064	.051	.047
604-WP7113IT	WP7113IT	B	Hi-Eff. Red	Red Trans.	625	50	200	2	20°	.10	.064	.051	.047
604-WP7113ED	WP7113ED	B	Orange	Orange Diffused	627	8	25	2	30°	.10	.064	.051	.047
604-WP7113ND	WP7113ND	B	Orange	Orange Diffused	610	12	30	2.1	30°	.09	.059	.047	.047
604-WP7113NC	WP7113NC	B	Orange	Water Clear	610	50	80	2.1	20°	.10	.064	.051	.047
604-WP7113YT	WP7113YT	B	Yellow	Yellow Trans.	590	20	80	2.1	20°	.10	.064	.051	.047
604-WP7113YD	WP7113YD	B	Yellow	Yellow Diffused	588	5	20	2.1	30°	.12	.078	.061	.049
604-WP7113YC	WP7113YC	B	Yellow	Water Clear	588	20	40	2.1	20°	.10	.064	.051	.047
604-WP7113GD	WP7113GD	B	Green	Green Diffused	568	5	20	2.2	30°	.10	.062	.048	.04
604-WP7113GC	WP7113GC	B	Green	Water Clear	568	20	60	2.2	20°	.10	.064	.051	.047
604-WP7113GT	WP7113GT	B	Green	Green Trans.	565	20	80	2.2	20°	.10	.064	.051	.047
604-WP7113PGD	WP7113PGD	B	Green	Green Diffused	555	2	5	2.3	30°	.14	.089	.063	.057
604-WP7113PGC	WP7113PGC	B	Green	Water Clear	555	5	10	2.3	20°	.14	.091	.064	.058

Super Bright T-1 3/4 (5mm)

• Forward current: 20mA

NEW PRODUCT

For quantities greater than listed, call for quote.

MOUSER STOCK NO.	Kingbright Part No.	Fig.	Color		Wave-length	Luminous Intensity		For-ward Voltage	View-ing Angle	Price Each			
			Source	Lens		Min.	Typ.			1	100	500	1000
604-WP7113SRD/D	WP7113SRD/D	B	Red	Red Diffused	640	200	250	1.9	30°	.10	.064	.051	.047
604-WP7113SRD/E	WP7113SRD/E	B	Red	Red Diffused	640	300	400	1.9	30°	.10	.064	.043	.039
604-WP7113SRD/F	WP7113SRD/F	B	Red	Red Diffused	640	500	600	1.9	30°	.36	.225	.171	.146
604-WP1543SRC/C	WP1543SRC/C	B	Red	Water Clear	640	400	600	1.9	50°	.19	.15	.128	.096
604-WP7113SRD/G	WP7113SRD/G	B	Red	Red Diffused	640	700	900	1.9	30°	.54	.332	.257	.214
604-WP1543SRC/D	WP1543SRC/D	B	Red	Water Clear	640	700	900	1.9	50°	.48	.385	.332	.246
604-WP7113SRC/DU	WP7113SRC/DU	B	Red	Water Clear	640	1000	1200	1.9	20°	.10	.064	.051	.047
604-WP7113SRC/DV	WP7113SRC/DV	B	Red	Water Clear	640	1300	1500	1.9	20°	.11	.064	.051	.047
604-WP7113SRD/H	WP7113SRD/H	B	Red	Red Diffused	640	1000	1500	1.9	30°	.63	.396	.30	.246
604-WP7113SRC/DW	WP7113SRC/DW	B	Red	Water Clear	640	1600	1800	1.9	20°	.11	.064	.051	.047
604-WP1543SRC/E	WP1543SRC/E	B	Red	Water Clear	640	1000	2000	1.9	50°	.54	.428	.364	.321
604-WP7113SRC/E	WP7113SRC/E	B	Red	Water Clear	640	2000	2800	1.9	20°	.44	.278	.214	.182
604-WP7113SRC/F	WP7113SRC/F	B	Red	Water Clear	640	3500	4000	1.9	20°	.58	.364	.278	.225
604-WP1543SURC/E	WP1543SURC/E	B	Red	Water Clear	630	700	1300	1.9	50°	.48	.385	.332	.246
604-WP7113SURC/E	WP7113SURC/E	B	Red	Water Clear	630	1600	2200	1.9	20°	.36	.225	.171	.15
604-WP7143SEC/H	WP7143SEC/H	B	Hyper Orange	Water Clear	630	4700	6500	2.4	30°	.88	.706	.599	.449
604-WP7113SURC	WP7113SURC	B	Red	Water Clear	628	1300	1800	1.9	20°	.23	.139	.107	.096
604-WP7113SEC/E	WP7113SEC/E	B	Red	Water Clear	621	1600	5000	2	20°	.36	.225	.171	.15
604-WP7113SECJ4	WP7113SEC/J4	B	Super Bright Orange	Water Clear	605	8000	14000	2.2	20°	.48	.332	.278	.257
604-WP7113SEC	WP7113SEC	B	Super Bright Orange	Water Clear	610	2700	4200	2	20°	.25	.155	.119	.10
604-WP7113SED	WP7113SED	B	Red	Orange Diffused	601	400	800	2	30°	.25	.166	.119	.108
604-WP7113SYC/H	WP7113SYC/H	B	Yellow	Water Clear	589	1500	3300	2.3	20°	.79	.492	.375	.31
604-WP7113SYD	WP7113SYD	B	Yellow	Yellow Diff.	590	180	600	2	30°	.23	.171	.161	.118
604-WP7113SYC	WP7113SYC	B	Yellow	Water Clear	590	650	2000	2	20°	.23	.182	.161	.118
604-WP7113SGD	WP7113SGD	B	Green	Green Diff.	568	18	40	2.2	30°	.10	.064	.051	.047
604-WP1543SGC	WP1543SGC	B	Green	Water Clear	568	70	150	2.2	50°	.13	.082	.063	.052
604-WP7113SGC	WP7113SGC	B	Green	Water Clear	568	70	200	2.2	20°	.10	.064	.051	.047
604-WP7113MGC	WP7113MGC	B	Green	Water Clear	568	480	1000	2.1	20°	.85	.524	.396	.332
604-WP7143ZGC/G	WP7143ZGC/G	B	Green	Water Clear	525	4700	12000	3.2	30°	.92	.642	.567	.514
604-WP7113ZGC/G	WP7113ZGC/G	B	Green	Water Clear	525	7600	12000	3.2	20°	.88	.556	.428	.375
604-WP7113QBC/D	WP7113QBC/D	B	Blue	Water Clear	470	900	2200	3.3	16°	.31	.193	.15	.128
604-WP7143QBC/G	WP7143QBC/G	B	Blue	Water Clear	465	1200	2600	3.3	30°	1.49	1.17	.942	.803
604-WP7113MBD	WP7113MBD	B	Blue	Blue Diff.	466	36	60	3.8	20°	1.02	.696	.589	.535
604-WP7113MBC	WP7113MBC	B	Blue	Water Clear	466	50	150	3.8	16°	1.10	.867	.77	.653
604-WP7113QWC/D	WP7113QWC/D	B	White	Water Clear	6500K	1200	2500	3.3	20°	.23	.182	.15	.144
604-WP7113VW1C	WP7113VW1C	B	White	Water Clear	6500K	6700	9100	3.3	20°	.85	.524	.396	.332

Blinking T-1 3/4 (5mm)

• Forward current: 22mA

For quantities greater than listed, call for quote.

MOUSER STOCK NO.	Kingbright Part No.	Fig.	Color		Wave-length	Luminous Intensity (mcd)		Forward Voltage (Typ.)	Viewing Angle	Price Each			
			Source	Lens		Min.	Typ.			1	100	500	1000
604-WP56BHD	WP56BHD	B	Red	Red Diff.	660	0.7	4	14	60°	.89	.589	.482	.428
604-WP56BSRD/B	WP56BSRD/B	B	Red	Red Diff.	640	110	200	22	60°	1.05	.835	.717	.589
604-WP56BYD	WP56BYD	B	Yellow	Yellow Diff.	588	5	20	22	60°	.89	.589	.482	.428
604-WP56BGD	WP56BGD	B	Green	Green Diff.	568	5	20	22	60°	.89	.589	.482	.428

Dual Color T-1 3/4 (5mm)

• Forward current: 20mA

For quantities greater than listed, call for quote.

MOUSER STOCK NO.	Kingbright Part No.	Fig.	Color		Wave-length	Luminous Intensity (mcd)		Forward Voltage (Typ.)	View-ing Angle	Price Each			
			Source	Lens		Min.	Typ.			1	100	500	1000
604-WP57EGW	WP57EGW	B	Red/Green	White Diff	625/568	10/10	30/20	2.0/2.2	60°	.24	.182	.161	.182
604-WP57GYW	WP57GYW	B	Grn/Yellow	White Diff	568/588	10/4	20/10	2.2/2.1	60°	.49	.385	.332	.385
604-WP59EGW	WP59EGW	C	Red/Green	White Diff	625/568	18/18	60/50	2.0/2.2	60°	.26	.193	.171	.193
604-WP59SURKSGC	WP59SURKSGC	C	Red/Green	Water Clear	635/568	480/70	1100/200	1.95/2.2	24°	.33	.246	.182	.246
604-WP59GYW	WP59GYW	C	Grn/Yellow	White Diff	568/588	18/18	50/40	2.2/2.1	60°	.26	.193	.171	.193

8mm LEDs

• Forward current: 20mA

For quantities greater than listed, call for quote.

MOUSER STOCK NO.	Kingbright Part No.	Fig.	Color		Wave-length	Luminous Intensity (mcd)		Forward Voltage (Typ.)	Viewing Angle	Price Each			
			Source	Lens		Min.	Typ.			1	100	500	1000
604-WP793ID	WP793ID	D	Hi-Eff. Red	Red Diffused	625	36	100	2	30°	.32	.25	.185	.164
604-WP793YD	WP793YD	D	Yellow	Yellow Diffused	588	18	50	2.1	30°	.32	.246	.182	.161
604-WP793GD	WP793GD	D	Green	Green Diffused	568	18	60	2.2	30°	.32	.246	.182	.161

Super Bright 10mm LEDs

• Forward current: 20mA

For quantities greater than listed, call for quote.

MOUSER STOCK NO.	Kingbright Part No.	Fig.	Color		Wave-length	Luminous Intensity (mcd)		Forward Voltage (Typ.)	Viewing Angle	Price Each			
			Source	Lens		Min.	Typ.			1	100	500	1000
604-WP813SRC/C	WP813SRC/C	E	Red	Water Clear	640	900	1500	1.85	15°	.49	.385	.332	.246
604-WP813SRC/E	WP813SRC/E	E	Red	Water Clear	640	1800	2700	1.85	15°	.90	.61	.514	.46

DIMENSIONS: in.

A

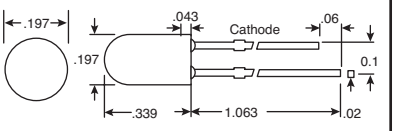

B

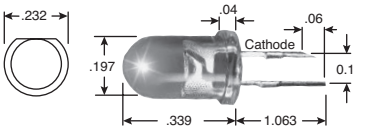

C

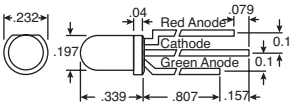

D

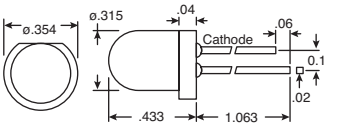

E

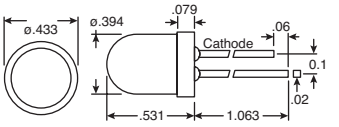

© Copyright 2013 Mouser Electronics

© Copyright 2013 Mouser Electronics

DIMENSIONS: in. (mm)

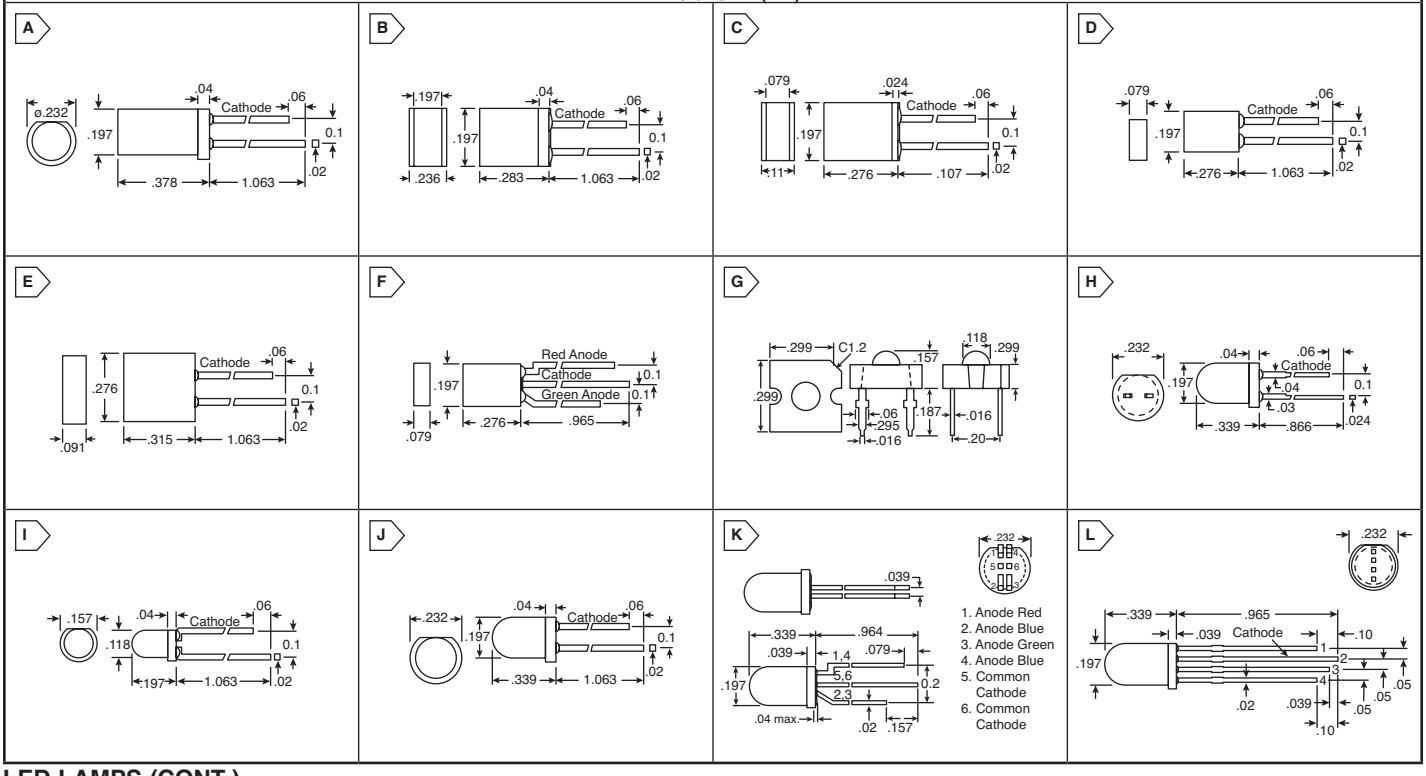

LED LAMPS (CONT.)

Cylindrical LEDs

• Forward current: 25-30mA

For quantities greater than listed, call for quote.

MOUSER STOCK NO.	Kingbright Part No.	Fig.	Color		Wavelength	Luminous Intensity (mcd)		Forward Voltage (Typ.)	Viewing Angle	Price Each			
			Source	Lens		Min.	Typ.			1	100	500	1000
604-WP483IDT	WP483IDT	A	Hi-Eff. Red	Red Diffused	625	1.8	5	2	100°	.13	.082	.063	.052
604-WP483YDT	WP483YDT	A	Yellow	Yellow Diffused	588	0.7	3	2.1	100°	.14	.09	.068	.057
604-WP483GDT	WP483GDT	A	Green	Green Diffused	568	1	4	2.2	100°	.15	.09	.068	.058

Square .2" X .2" (5mm X 5mm) LEDs

• Forward current: 20mA

For quantities greater than listed, call for quote.

604-WP503HDT	WP503HDT	B	Red	Red Diffused	700	2	2	0.5	110°	.23	.182	.15	.118
604-WP503YDT	WP503YDT	B	Yellow	Yellow Diffused	590	8	8	1.3	110°	.25	.193	.171	.128
604-WP503GDT	WP503GDT	B	Green	Green Diffused	565	8	8	1.3	110°	.27	.21	.186	.139

Rectangular LEDs

• Forward current: 10mA

For quantities greater than listed, call for quote.

604-WP103HD	WP103HD	C	Red	Red Diffused	700	0.5	2	2	110°	.10	.07	.052	.044
604-WP103YD	WP103YD	C	Yellow	Yellow Diffused	590	2	8	2.1	110°	.12	.077	.061	.056
604-WP103GD	WP103GD	D	Green	Green Diffused	565	2	8	2	110°	.11	.064	.051	.047
604-WP113HDT	WP113HDT	D	Red	Red Diffused	700	0.5	2	2	110°	.11	.064	.051	.047
604-WP113YDT	WP113YDT	D	Yellow	Yellow Diffused	590	2	8	2.1	110°	.12	.071	.057	.047
604-WP113GDT	WP113GDT	D	Green	Green Diffused	565	2	8	2.2	110°	.11	.07	.056	.046
604-WP153HDT	WP153HDT	E	Red	Red Diffused	700	0.8	1.3	2	110°	.20	.171	.139	.107
604-WP153YDT	WP153YDT	E	Yellow	Yellow Diffused	590	1.3	8	2.1	110°	.19	.161	.128	.096
604-WP153GDT	WP153GDT	E	Green	Green Diffused	565	1.3	8	2.2	110°	.20	.171	.139	.107
604-WP119EGW	WP119EGW	F	Red/Green	White Diffused	625/565	1.6	20/12.5	2.0/2.2	110°	.36	.289	.257	.193

Super Flux LED Lamps

• Forward current: 10mA

For quantities greater than listed, call for quote.

MOUSER STOCK NO.	Kingbright Part No.	Fig.	Color		Wavelength	Luminous Intensity		Forward Voltage	Viewing Angle	Price Each			
			Source	Lens		Min.	Typ.			1	100	500	1000
604-WP7676CSURC	WP7676CSURC	G	Hyper Red	Water Clear	640	480	1000	2.5	70°	.56	.449	.396	.375
604-WP7676CSURC/E	WP7676CSURC/E	G	Red	Water Clear	630	300	600	2.5	70°	.56	.449	.396	.375
604-WP7676CSEC/H	WP7676CSEC/H	G	Red	Water Clear	630	1500	1800	2.5	70°	.91	.728	.653	.61
604-WP7676CSEC/E	WP7676CSEC/E	G	Hyper Orange	Water Clear	630	1500	2800	2.5	70°	.56	.449	.396	.375
604-WP7676CSEC/G	WP7676CSEC/G	G	Red	Water Clear	625	700	1200	2.5	70°	.56	.449	.396	.375
604-WP7676CSYC	WP7676CSYC	G	Yellow	Water Clear	590	280	700	2.5	70°	.56	.449	.396	.375

Photo Transistor

For quantities greater than listed, call for quote.

MOUSER STOCK NO.	Kingbright Part No.	Fig.	Breakdown Voltage		Dark Current Maximum	Rise/Fall Time Typical	On-State Collector Current		Collector-Emitter Saturation Breakdown Voltage	Power Dissipation @ 25°C	Price Each			
			CEO	ECO			Min.	Max.			1	100	500	1000
604-WP7113P3C	WP7113P3C	H	30V	5V	100nA	3μs	1mA	8mA	0.8V	100mW	.20	.128	.096	.086

Infrared Diodes

For quantities greater than listed, call for quote.

MOUSER STOCK NO.	Kingbright Part No.	Fig.	Lens Color	Forward Voltage (V)		Radiant Power		Reverse Current Max.	Peak Spectral Wavelength (nm)	Viewing Angle	Price Each			
				Typ.	Max.	Min.	Typ.				1	100	500	1000
604-WP3A10SF4C	WP3A10SF4C	I	Water Clear	1.3	1.6	7	40	10μA	880	50°	.38	.284	.21	.19
604-WP7113SF4BT	WP7113SF4BT	J	Blue	1.4	1.7	5	10	10μA	880	30°	.47	.30	.225	.193
604-WP7113SF4C	WP7113SF4C	J	Water Clear	1.4	1.7	5	10	10μA	880	30°	.42	.257	.203	.171

Full Color Spectrum

✻ Part has two blue LEDs built into it. Specs for each as a single unit

For quantities greater than listed, call for quote.

MOUSER STOCK NO.	Kingbright Part No.	Fig.	Red (627nm)			Green (565nm)			✻Blue (430nm)			Viewing Angle	Price Each			
			Volt (Typ.)	Iv (mcd) Typ.	Wavelength (Dom.)	Volt. (Typ.)	Iv (mcd) Typ.	Wavelength (Dom.)	Volt. (Typ.)	Iv (mcd) Typ.	Wavelength (Dom.)		1	10	100	200
✻ 604-WPF5WAEMBGMBW	WPF5WAEMBGMBW	K	2	10	25	1.1	10	20	3.8	10	30	60	4.25	3.72	3.48	3.24
604-WP154A4-RGB	WP154A4SUREPBGVGAW	L	1.9	380	750	3.2	180	500	3.2	180	450	60	2.02	1.87	1.81	1.75
604-WP154A4SUREQBFZW	WP154A4SUREQBFZGW	L	1.9	1000	630	3.3	1300	525	3.3	500	465	60	1.27	1.12	1.01	.888

© Copyright 2013 Mouser Electronics

© Copyright 2013 Mouser Electronics

KINGBRIGHT Circuit Board Indicators

Products may be RoHS compliant. Check mouser.com for RoHS status.

Kingbright
WWW.KINGBRIGHTUSA.COM

DIMENSIONS: in.

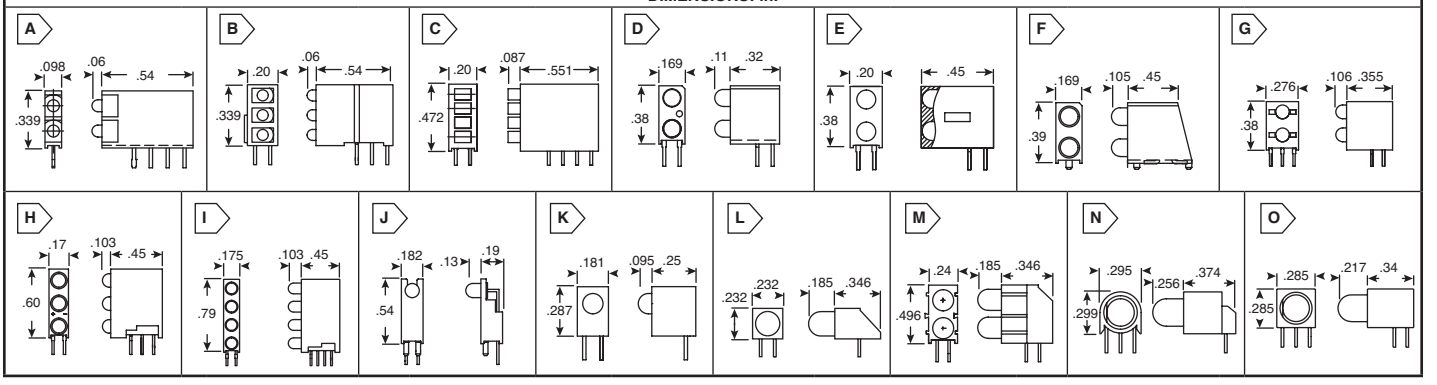

CIRCUIT BOARD INDICATORS

MOUSER STOCK NO.	Kingbright Part No.	Fig.	LED	Lens	Peak Wavelength (nm)	Luminous Intensity	VF	Viewing Angle (Deg)	Price Each 1	100	500	1000
1.8mm												
604-WP4060VH2SRD	WP4060VH/2SRD	A	Red/Red	Red Diffused	640	200	1.85	70°	.87	.535	.417	.342
604-WP4060VH2ID	WP4060VH/2ID	A	Red/Red	Red Diffused	625	15	2	70°	1.18	.732	.571	.469
604-WP4060VH2YD	WP4060VH/2YD	A	Yellow	Yellow Diffused	588	5	2.1	70°	.87	.535	.417	.342
604-WP4060VH2GD	WP4060VH/2GD	A	Grn/Grn	Green Diffused	568	10	2.2	70°	.87	.535	.417	.342
604-WP4060XH3SRD	WP4060XH/3SRD	B	Red/Red	Red Diffused	640	200	1.85	70°	1.42	.966	.74	.616
604-WP4060XH3ID	WP4060XH/3ID	B	Red/Red	Red Diffused	625	15	2	70°	1.39	.944	.723	.602
604-WP4060XH3YD	WP4060XH/3YD	B	Yellow	Yellow Diffused	588	5	1.8	70°	1.11	.751	.576	.479
604-WP4060XH3GD	WP4060XH/3GD	B	Grn/Grn	Green Diffused	568	10	2.2	70°	1.33	.899	.689	.574
2x3mm												
604-WP914CK4IDT	WP914CK/4IDT	C	Red/Red	Red Diffused	625	8	2	100°	1.01	.784	.60	.501
604-WP914CK4YDT	WP914CK/4YDT	C	Yellow	Yellow Diffused	588	4	2.1	100°	1.01	.784	.60	.501
604-WP914CK4GDT	WP914CK/4GDT	C	Grn/Grn	Green Diffused	568	6	2.2	100°	1.01	.784	.60	.501
T-1 (3mm)												
604-WP934MD2ID	WP934MD/2ID	D	Red/Red	Red Diffused	625	20	2	40°	.61	.534	.379	.31
604-WP934MD2YD	WP934MD/2YD	D	Yellow	Yellow Diffused	588	15	2.1	40°	.62	.551	.397	.326
604-WP934MD/2GD	WP934MD/2GD	D	Grn/Grn	Green Diffused	568	20	2.2	40°	.51	.431	.362	.275
604-WP934GO2SRD	WP934GO/2SRD	E	Red/Red	Red Diffused	640	300	1.85	40°	.55	.482	.346	.285
604-WP934GO2ID	WP934GO/2ID	E	Red/Red	Red Diffused	625	20	2	40°	.69	.613	.434	.355
604-WP934GO2GD	WP934GO/2GD	E	Grn/Grn	Green Diffused	568	20	2.2	40°	.55	.482	.341	.278
604-WP7104ALUP2ID0L	WP7104ALUP/2ID-0L	F	Red/Red	Red Diffused	625	20	2	40°	1.84	1.25	.807	.689
604-WP7104ALUP2SRD0L	WP7104ALUP/2SRD-0L	F	Red/Red	Red Diffused	640	300	1.85	40°	1.35	.92	.589	.503
604-WP7104ALUP2YD0L	WP7104ALUP/2YD-0L	F	Yellow	Red Diffused	588	15	2.1	40°	1.35	.92	.589	.503
604-WP7104ALUP2GD0L	WP7104ALUP/2GD-0L	F	Grn/Grn	Green Diffused	568	20	2.2	40°	1.35	.92	.589	.503
604-WP130WCP2EYW	WP130WCP/2EYW	G	Red/Yellow	White Diffused	625/588	30/20	2/2.1	60°	.92	.813	.578	.46
604-WP130WDTEYW	WP130WDT/EYW	G	Red/Yellow	White Diffused	625/588	30/20	2/2.1	60°	.49	.31	.238	.198
604-WP130WCP2EGW	WP130WCP/2EGW	G	Red/Green	White Diffused	625/568	30/25	2/2.2	60°	.78	.49	.376	.312
604-WP130WDTEGW	WP130WDT/EGW	G	Red/Green	White Diffused	625/568	30/25	2/2.2	60°	.49	.31	.238	.198
604-WP130WCP2GYW	WP130WCP/2GYW	G	Grn/Yellow	White Diffused	568/588	25/20	2.2/2.1	60°	.78	.49	.376	.312
604-WP130WDTGYW	WP130WDT/GYW	G	Grn/Yellow	White Diffused	568/588	25/20	2.2/2.1	60°	.49	.31	.238	.198
604-WP934SA3SRD	WP934SA/3SRD	H	Red/Red	Red Diffused	640	300	1.85	40°	.93	.587	.449	.375
604-WP934SA3ID	WP934SA/3ID	H	Red/Red	Red Diffused	625	200	1.85	70°	.76	.475	.364	.306
604-WP934SA3GD	WP934SA/3GD	H	Grn/Grn	Green Diffused	568	20	2.2	40°	.90	.567	.433	.361
604-WP937SB4EGW	WP937SB/4EGW	I	Red/Green	White Diffused	625/568	30/25	2/2.2	60°	1.67	1.39	1.11	.974
604-WP934SB4ID	WP934SB/4ID	I	Red/Red	Red Diffused	620	20	2	40°	1.11	.974	.696	.556
604-WP937SB4YGW	WP937SB/4YGW	I	Yellow/Grn	White Diffused	588/568	7/16	2.1/2.2	60°	1.67	1.39	1.11	.974
604-WP934SB4YD	WP934SB/4YD	I	Yellow	Yellow Diffused	588	15	2.1	40°	1.26	1.10	.789	.631
604-WP934SB/4GD	WP934SB/4GD	I	Grn/Grn	Green Diffused	568	20	2.2	40°	.70	.556	.503	.417
604-WP934ZHSRD	WP934ZH/SRD	J	Red/Red	Red Diffused	640	300	1.85	40°	.36	.32	.229	.183
604-WP934ZHID	WP934ZH/ID	J	Red/Red	Red Diffused	625	20	2	40°	.35	.289	.216	.109
604-WP934ZHYD	WP934ZH/YD	J	Yellow	Yellow Diffused	588	15	2.1	40°	.35	.289	.216	.109
604-WP934ZHGD	WP934ZH/GD	J	Grn/Grn	Green Diffused	568	20	2.2	40°	.35	.289	.216	.109
604-WP934CBSRD	WP934CB/SRD	K	Red/Red	Red Diffused	640	300	1.85	40°	.26	.167	.127	.106
604-WP934CB/ID	WP934CB/ID	K	Red/Red	Red Diffused	625	20	2	40°	.18	.138	.131	.108
604-WP934CB/YD	WP934CB/YD	K	Yellow	Yellow Diffused	588	15	2.1	40°	.17	.169	.125	.104
604-WP934CB/GD	WP934CB/GD	K	Grn/Grn	Green Diffused	568	20	2.2	40°	.24	.147	.11	.095
4.7mm												
604-WP1533BQSRD	WP1533BQ/SRD	L	Red/Red	Red Diffused	640	400	1.85	60°	.26	.229	.168	.133
604-WP1533BQID	WP1533BQ/ID	L	Red/Red	Red Diffused	625	30	2	60°	.28	.245	.18	.141
604-WP1533BQYD	WP1533BQ/YD	L	Yellow	Yellow Diffused	588	18	2.1	60°	.34	.305	.224	.177
604-WP1533BQGD	WP1533BQ/GD	L	Grn/Grn	Green Diffused	568	20	2.2	60°	.33	.302	.221	.174
T-1 3/4 (5mm)												
604-WP1503EB2SRD	WP1503EB/2SRD	M	Red/Red	Red Diffused	640	700	1.85	60°	.45	.395	.284	.234
604-WP1503EB2ID	WP1503EB/2ID	M	Red/Red	Red Diffused	625	30	2	60°	.57	.502	.361	.297
604-WP1503EB2YD	WP1503EB/2YD	M	Yellow	Yellow Diffused	588	20	2.1	60°	.57	.503	.361	.297
604-WP1503EB2GD	WP1503EB/2GD	M	Grn/Grn	Green Diffused	568	20	2.2	60°	.45	.388	.279	.23
604-WP59CBEGW	WP59CB/EGW	N	Red/Green	White Diffused	625/568	60/50	2/2.2	60°	.39	.332	.235	.193
604-WP59CBGYW	WP59CB/GYW	N	Grn/Yellow	White Diffused	568/588	50/40	2.2/2.1	60°	.39	.332	.235	.193
604-WP59BLGEW	WP59BL/GEW	O	Grn/Red	White Diffused	568/625	50/60	2.2/2	60°	.52	.46	.332	.268
604-WP59BLGYW	WP59BL/GYW	O	Grn/Yellow	White Diffused	568/588	50/40	2.2/2.1	60°	.35	.22	.169	.141

© Copyright 2013 Mouser Electronics
© Copyright 2013 Mouser Electronics

ULTRA THIN 0603 LEDS

For quantities greater than listed, call for quote.

MOUSER STOCK NO.		Pkg.	Color Source	Lens	Peak Wave length (nm)	Lumin. Intensity (typ.) (mcd)	Fwd. Volt (typ.)	Price Each		
Mfr.	Mfr. Part No.							1	10	100
130° Viewing Angle										
859—	LTST-C194KRKT	0603	Red	Clear	631	14	1.9	.11	.096	.077
859—	LTSTC193KRKT5A	0603	Red	Clear	631	45	2.3	.11	.096	.077
859—	LTST-C194KFKT	0603	Amber	Clear	605	28	1.9	.11	.096	.077
859—	LTSTC193KFKT5A	0603	Amber	Clear	605	30	2	.11	.096	.077
859—	LTSTC193KSKT5A	0603	Yellow	Clear	589	45	2.3	.11	.096	.077
859—	LTST-C194KSKT	0603	Yellow	Clear	589	112	1.9	.11	.096	.077
859—	LTST-C194KGKT	0603	Green	Clear	571	12	1.9	.11	.096	.077
859—	LTSTC193KGKT5A	0603	Green	Clear	571	12	1.9	.11	.096	.077
859—	LTSTC193TGKT5A	0603	Green	Clear	525	28	3.1	.60	.535	.428
859—	LTST-C194TGKT	0603	Green	Clear	525	90	2.9	.60	.535	.428
859—	LTSTC193TBKT5A	0603	Blue	Clear	470	15	2.8	.12	.112	.09
859—	LTST-C194TBKT	0603	Blue	Clear	470	28	2.9	.12	.112	.09
859—	LTW-C194TS5	0603	White	Yellow	(0.30, 0.29)	71	2.9	.30	.264	.214

SURFACE MOUNT LEDS

For quantities greater than listed, call for quote.

MOUSER STOCK NO.		Pkg.	Color Source	Lens	Peak Wave length (nm)	Lumin. Intensity (typ.) (mcd)	Fwd. Volt (typ.)	Price Each		
Mfr.	Mfr. Part No.							1	10	100
130° Viewing Angle										
859—	LTST-C190CKT	0603	Red	Clear	660	10	1.8	.47	.324	.194
859—	LTST-S270CKT	0603	Red	Clear	660	16	1.8	.12	.106	.081
859—	LTST-S270KRKT	0603	Red	Clear	639	54	2	.13	.117	.09
859—	LTST-C190KRKT	0603	Red	Clear	639	54	2	.38	.257	.161
859—	LTST-C191KRKT	0603	Red	Clear	639	54	2	.13	.117	.09
859—	LTST-S270EKT	0603	Red	Clear	630	4	2	.11	.098	.075
859—	LTST-C190EKT	0603	Red	Clear	630	6	2	.34	.268	.171
859—	LTST-C190KFKT	0603	Orange	Clear	611	60	2	.33	.257	.15
859—	LTST-C191KFKT	0603	Orange	Clear	611	60	2	.13	.117	.09
859—	LTST-C192KFKT	0603	Orange	Clear	611	60	2	-	-	-
859—	LTST-S270KFKT	0603	Orange	Clear	611	80	2	.13	.117	.09
859—	LTST-S270AKT	0603	Amber	Clear	610	4	2.1	.11	.098	.075
859—	LTST-C190AKT	0603	Amber	Clear	610	6	2.1	.34	.268	.171
859—	LTST-C190YKT	0603	Yellow	Clear	588	6	2.1	.34	.268	.171
859—	LTST-C190KSKT	0603	Yellow	Clear	588	28-180	1.8-2.4	.34	.268	.171
859—	LTST-C191KSKT	0603	Yellow	Clear	588	28-180	1.8-2.4	.13	.117	.09
859—	LTST-S270KSKT	0603	Yellow	Clear	588	80	2	.13	.117	.09
859—	LTST-S270YKT	0603	Yellow	Clear	585	4	2.1	.11	.098	.075
859—	LTST-C190KGKT	0603	Green	Clear	574	35	2	.38	.26	.162
859—	LTST-C191KGKT	0603	Green	Clear	574	35	2	.13	.117	.09
859—	LTST-S270KGKT	0603	Green	Clear	574	18-71	2	.13	.117	.09
859—	LTST-C190GKT	0603	Green	Clear	565	6	2.1	.38	.257	.161
859—	LTST-S270GKT	0603	Green	Clear	565	10	2.1	.11	.098	.075
859—	LTST-C191GKT	0603	Green	Clear	565	12	2.1	.11	.098	.075
859—	LTST-C190TGKT	0603	Green	Clear	530	90-280	3.4	1.00	.891	.713
859—	LTST-C191TGKT	0603	Green	Clear	530	90-355	3.9-3.5	1.00	.891	.713
859—	LTST-C190TBKT	0603	Blue	Clear	468	28-112	2.8-3.8	.48	.342	.214
859—	LTST-C191TBKT	0603	Blue	Clear	468	28-112	2.8-3.8	.30	.268	.214
859—	LTST-S270TBKT	0603	Blue	Clear	468	28-112	28-112	.30	.268	.214
859—	LTW-C191TS5	0603	White	Yellow	-	28-112	2.7-3.15	.33	.291	.228
859—	LTW-C193TS5	0603	White	Yellow	-	28-112	2.7-3.15	.28	.246	.192
859—	LTST-C195TBJRKT	0605	Blue/Red	Clear	468/639	45/45	3.3/2.0	.70	.624	.499
859—	LTST-C195TBKFKT	0605	Blue/Org	Clear	468/611	45/90	3.3/2.0	.19	.178	.142
859—	LTST-C195KGJRKT	0605	Grn/Red	Clear	574/639	35/45	2	.24	.214	.171
859—	LTST-C195KGJSKT	0605	Grn/Ylw	Clear	574/591	35/75	2	.19	.18	.143
859—	LTST-C19FD1WT	0605	RGB	Diff	611/520/468	45-180/71-280/28-112	2.0/3.5/3.5	1.57	1.49	1.31
859—	LTST-C170CKT	0805	Red	Clear	660	10	1.8	.41	.289	.171
859—	LTST-C170KRKT	0805	Red	Clear	639	54	2	.34	.235	.161
859—	LTST-C171KRKT	0805	Red	Clear	639	54	2	.13	.117	.09
859—	LTST-S220KRKT	0805	Red	Clear	639	54	2	.12	.107	.089
859—	LTST-C171CKT	0805	Red	Clear	638	25	1.8	.12	.106	.081
859—	LTST-C170EKT	0805	Red	Clear	630	2	2	.38	.246	.161
859—	LTST-S220EKT	0805	Red	Clear	630	4	2	.11	.10	.079
859—	LTST-C171EKT	0805	Red	Clear	630	6	2	.11	.098	.075
859—	LTST-C170KFKT	0805	Orange	Clear	611	60	2	.43	.31	.182
859—	LTST-S220KFKT	0805	Orange	Clear	611	60	2	.11	.10	.079
859—	LTST-C170AKT	0805	Amber	Clear	610	2	2.1	.38	.246	.161
859—	LTST-C171AKT	0805	Amber	Clear	610	4.5	2.1	.11	.098	.075
859—	LTST-C171KSKT	0805	Yellow	Clear	588	50	2	.13	.117	.09
859—	LTST-S220KSKT	0805	Yellow	Clear	588	60	2	.15	.139	.116
859—	LTST-C170KSKT	0805	Yellow	Clear	588	28-112	1.8-2.4	.34	.235	.161
859—	LTST-C170YKT	0805	Yellow	Clear	585	2	2.1	.38	.246	.161
859—	LTST-C171YKT	0805	Yellow	Clear	585	4.5	2.1	.11	.098	.075
859—	LTST-S220YKT	0805	Yellow	Clear	585	4	2.1	.11	.10	.079
859—	LTST-C170KGKT	0805	Green	Clear	574	18-71	1.9-2.4	.41	.289	.171
859—	LTST-C171KGKT	0805	Green	Clear	574	18-71	1.9-2.4	.13	.117	.09
859—	LTST-S220KGKT	0805	Green	Clear	574	35	2	.12	.107	.089
859—	LTST-C170GKT	0805	Green	Clear	565	6	2.1	.43	.31	.182
859—	LTST-C171GKT	0805	Green	Clear	565	6	2.1	.11	.098	.075
859—	LTST-S220GKT	0805	Green	Clear	565	10	2.1	.11	.10	.079
859—	LTST-C170TGKT	0805	Green	Clear	530	120	3.4	1.00	.891	.713

SURFACE MOUNT LEDS (CONT.)

For quantities greater than listed, call for quote.

MOUSER STOCK NO.		Pkg.	Color Source	Lens	Peak Wave length (nm)	Lumin. Intensity (typ.) (mcd)	Fwd. Volt (typ.)	Price Each		
Mfr.	Mfr. Part No.							1	10	100
130° Viewing Angle (Cont.)										
859—	LTST-C171TBKT	0805	Blue	Clear	468	30	3.4	.30	.268	.214
859—	LTST-S220TBKT	0805	Blue	Clear	468	28-112	28-112	.30	.268	.214
859—	LTST-C170TBKT	0805	Blue	Clear	468	28-112	2.8-3.8	.41	.289	.214
859—	LTW-170TK	0805	White	Yellow	-	112-450	2.8-3.8	.33	.291	.228
859—	LTST-C150CKT	1206	Red	Clear	660	25	1.8	.35	.278	.182
859—	LTST-C150KRKT	1206	Red	Clear	639	54	2	.40	.321	.214
859—	LTST-C230KRKT	1206	Red	Clear	639	54	2	.13	.116	.089
859—	LTST-S110KRKT	1206	Red	Clear	639	54	2	.13	.116	.089
859—	LTST-C230CKT	1206	Red	Clear	638	25	1.8	.12	.107	.089
859—	LTST-C150EKT	1206	Red	Clear	630	6	2	.39	.268	.161
859—	LTST-C230EKT	1206	Red	Clear	630	6	2	.11	.10	.079
859—	LTST-C150KFKT	1206	Orange	Clear	611	60	2	.39	.268	.161
859—	LTST-C230KFKT	1206	Orange	Clear	611	60	2	.13	.116	.089
859—	LTST-S110KFKT	1206	Orange	Clear	611	80	2	.13	.116	.089
859—	LTST-C230AKT	1206	Amber	Clear	610	4.5	2.1	.11	.10	.079
859—	LTST-C150AKT	1206	Amber	Clear	610	6	2.1	.35	.278	.182
859—	LTST-C230KSKT	1206	Yellow	Clear	588	60	2	.13	.116	.089
859—	LTST-S110KSKT	1206	Yellow	Clear	588	80	2	.13	.116	.089
859—	LTST-C150KSKT	1206	Yellow	Clear	588	28-112	1.8-2.4	.40	.321	.214
859—	LTST-C230YKT	1206	Yellow	Clear	585	4.5	2.1	.11	.10	.079
859—	LTST-C150YKT	1206	Yellow	Clear	585	6	2.1	.35	.278	.182
859—	LTST-C150KGKT	1206	Green	Clear	574	18-71	1.9-2.4	.40	.321	.214
859—	LTST-C230KGKT	1206	Green	Clear	574	35	2	.13	.116	.089
859—	LTST-S110KGKT	1206	Green	Clear	574	50	2	.13	.116	.089
859—	LTST-C150GKT	1206	Green	Clear	565	6	2.1	.39	.268	.161
859—	LTST-C230GKT	1206	Green	Clear	565	14	2.1	.11	.10	.079
859—	LTST-C150TGKT	1206	Green	Clear	530	150	3.4	1.00	.891	.713
859—	LTST-C150TBKT	1206	Blue	Clear	468	28-112	2.8-3.8	.30	.268	.214
859—	LTST-C230TBKT	1206	Blue	Clear	468	28-112	2.8-3.8	.30	.268	.214
859—	LTST-S110TBKT	1206	Blue	Clear	468	60	2.8-3.8	.30	.268	.214
859—	LTW-150TK	1206	White	Yellow	-	260	3.2	.33	.291	.228
859—	LTST-S321KRKT	1208	Red	Clear	639	54	2	.12	.107	.086
859—	LTST-S321KSKT	1208	Yellow	Clear	591	60	2	.13	.118	.096
859—	LTST-S321KGKT	1208	Green	Clear	574	35	2	.12	.107	.086
859—	LTST-S321TBKT	1208	Blue	Clear	468	30	3.4	.17	.161	.128
859—	LTST-S326KGJRKT	1208	Grn/Red	Clear	574/639	35/45	2	.19	.18	.143
859—	LTST-S326KGJSKT	1208	Grn/Ylw	Clear	574/591	35/75	2	.19	.18	.143
859—	LTST-S326GEKT	1208	Grn/Red	Clear	565/630	14/6.0	2.1/2.0	.18	.159	.124
859—	LTST-C930CKT	1209	Red	Clear	660	160	1.8	.14	.133	.106
859—	LTST-C155KGJSKT	1210	Grn/Ylw	Clear	574/591	35/75	2	.19	.18	.143
859—	LTST-C155KGJRKT	1210	Grn/Red	Clear	571/631	35/45	2	.19	.18	.143
859—	LTST-C155GEKT	1210	Grn/Red	Clear	565/630	7.0/6.0	2.1/2.0	.18	.159	.124
859—	LTST-C155GYKT	1210	Grn/Ylw	Clear	565/585	7.0/6.0	2.1	.18	.159	.124
120° Viewing Angle										
859—	LTSTT680KFKT	PLCC-2	Orange	Clear	611	224	2	.17	.15	.118
859—	LTSTT680KGKT	PLCC-2	Yel/Grn	Clear	574	90	2	.17	.15	.118
859—	LTSTT680KRKT	PLCC-2	Red	Clear	639	140	2	.17	.15	.118
859—	LTSTT680KSKT	PLCC-2	Yellow	Clear	591	224	2	.17	.15	.118
859—	LTSTT680TBKT	PLCC-2	Blue	Clear	468	224	3.3	.29	.257	.203
859—	LTSTT680TGKT	PLCC-2	Green	Clear	518	600	3.3	.33	.30	.225
859—	LTW-670DS	PLCC	White	Yellow	-	280-1120	3.5	.74	.556	.407
859—	LTW-670DSEL	PLCC	White	Yellow	-	2240	3.3	.55	.471	.385
25° Viewing Angle										
859—	LTST-C930KRKT	1209	Red	Clear	639	850	2	.15	.143	.108
859—	LTST-C930EKT	1209	Red	Clear	630	25	2	.14	.125	.098
859—	LTST-C930KFKT	1209	Orange	Clear	611	1200	2	.15	.143	.108
859—	LTST-C930KSKT	1209	Yellow	Clear	588	800	2	.15	.143	.108
859—	LTST-C930YKT	1209	Yellow	Clear	585	16	2.1	.14	.125	.098
859—	LTST-C930KGKT	1209	Green	Clear	574	600	2	.15	.143	.108
859—	LTST-C930GKT	1209	Green	Clear	565	40	2.1	.14	.125	.098
859—	LTST-C930TGKT	1209	Green	Clear	530	2000	3.4	1.00	.891	.713
859—	LTST-C930TBKT	1209	Blue	Clear	468	450	3.4	.30	.268	.214

STANDARD LEDS

For quantities greater than listed, call for quote.

MOUSER STOCK NO.		Pkg.	Color Source	Lens	Peak Wave length (nm)	Lumin. Intensity (typ.)	Fwd. Volt (typ.)	View Angle (°)	Price Each		
Mfr.	Mfr. Part No.								1	10	100
859—	LTL-709E	1.8mm	Red	Diff.	635	12.6	2	38	.16	.144	.118
859—	LTL-709Y	1.8mm	Yellow	Diff.	585	12.6	2.1	38	.16	.144	.118
859—	LTL-4211	3mm	Red	Diff.	697	2.5	2.1	40	.09	.078	.062
859—	LTL-1CHP	3mm	Red	Diff.	697	4.4	2.1	60	.09	.078	.062
859—	LTL-4211N	3mm	Red	Diff.	697	4.4	2.1	60	.09	.078	.062
859—	LTL-4261NR	3mm	Red	Diff.	660	60	1.8	60	.19	.18	.143
859—	LTL-4266N	3mm	Red	Clear	660	170	1.8	45	.18	.164	.136
859—	LTL1CHKRKNN	3mm	Red	Clear	639	250	2	45	.13	.116	.089
859—	LTL-4221NLC	3mm	Red	Diff.	635	2.5	1.7	60	.23	.201	.166
859—	LTL-4221	3mm	Red	Diff.	635	8.7	2	40	.09	.078	.062
859—	LTL-1CHE	3mm	Red	Diff.	635	12.6	2	60	.09	.078	.062
859—	LTL-1CHEE	3mm	Red	Trans.	635	19	2	45	.09	.078	.062
859—	LTL-4222	3mm	Red	Trans.	635	29	2	20	.09	.078	.062
859—	LTL-4222N	3mm	Red	Trans.	635	29	2	45	.09	.078	.062
859—	LTL1CHKEKNN	3mm	Red	Clear	632	680	2.05	45	.11	.102	.079
859—	LTL42EKEKNN	3mm	Red	Clear	632	880	2.05	22	.12	.109	.086
859—	LTL-4221N	3mm	Hi-EffRed	Diff.	623	8.7	2	60	.09	.078	.062

© Copyright 2013 Mouser Electronics

© Copyright 2013 Mouser Electronics

LITE-ON Thru-Hole LEDs

RoHS Compliant This product is RoHS compliant.

LITEON®

STANDARD LEDS (CONT.)

For quantities greater than listed, call for quote.

MOUSER STOCK NO.		Pkg.	Color		Peak Wave length (nm)	Lumin. Inten-sity (typ.)	Fwd. Volt (typ.)	View Angle (°)	Price Each		
Mfr.	Mfr. Part No.		Source	Lens					1	10	100
859—	LTL-4291	3mm	Orange	Diff.	630	12.6	2	40	.09	.078	.062
859—	LTL-4291N	3mm	Orange	Diff.	630	8.7	2	60	.09	.078	.062
859—	LTL-4296N	3mm	Orange	Clear	630	29	2	45	.09	.078	.062
859—	LTL1CHKFKNN	3mm	Orange	Clear	611	320	2.05	45	.11	.102	.079
859—	LTL-1CHA	3mm	Amber	Diff.	610	12.6	2.1	60	.09	.078	.062
859—	LTL-1CHAE	3mm	Amber	Trans.	610	29	2.1	45	.09	.078	.062
859—	LTL1CHKSKNN	3mm	Amb/Yw	Clear	598	320	2.05	45	.13	.116	.089
859—	LTL1CHKYK	3mm	Amb/Yw	Clear	595	320	2.05	45	.13	.116	.089
859—	LTL1CHKYKNN	3mm	Amb/Yw	Clear	595	320	2.05	45	.13	.116	.089
859—	LTL-4251N	3mm	Yellow	Diff.	588	5.6	2.1	60	.09	.078	.062
859—	LTL-4251NLC	3mm	Yellow	Diff.	585	1.1	1.8	60	.14	.123	.105
859—	LTL-1CHY	3mm	Yellow	Diff.	585	8.7	2.1	60	.09	.078	.062
859—	LTL-4251	3mm	Yellow	Diff.	585	8.7	2.1	40	.09	.078	.062
859—	LTL-4252	3mm	Yellow	Trans.	585	19	2.1	20	.09	.078	.062
859—	LTL-4252N	3mm	Yellow	Trans.	585	19	2.1	45	.09	.078	.062
859—	LTL-4256N	3mm	Yellow	Clear	585	19	2.1	45	.09	.078	.062
859—	LTL-1CHYE	3mm	Yellow	Trans.	585	40	2.1	45	.09	.078	.062
859—	LTL1CHKGKNN	3mm	Ylw-Grn	Clear	575	310	2.1	45	.14	.121	.102
859—	LTL-4231N	3mm	Ylw-Grn	Diff.	572	12.6	2.1	60	.11	.096	.077
859—	LTL-1CHG	3mm	Ylw-Grn	Diff.	565	12.6	2.1	60	.09	.078	.062
859—	LTL-4231NLC	3mm	Green	Diff.	565	1.1	1.9	60	.14	.123	.105
859—	LTL-4231N-1	3mm	Green	Diff.	565	5.6	2.1	60	.09	.078	.062
859—	LTL-4231	3mm	Green	Diff.	565	12.6	2.1	40	.11	.096	.077
859—	LTL-1CHGE	3mm	Green	Trans.	565	40	2.1	45	.09	.078	.062
859—	LTL-4236N	3mm	Green	Clear	565	40	2.1	45	.09	.078	.062
859—	LTL-4232	3mm	Green	Trans.	565	40	2.1	20	.09	.078	.062
859—	LTL-4232N	3mm	Green	Trans.	565	40	2.1	45	.09	.078	.062
859—	LTL42TG6N	3mm	Green	Clear	525	1500	3.5	45	.93	.835	.662
859—	LTL1CHTBK4	3mm	Blue	Clear	468	680	3.5	30	.73	.653	.526
859—	LTL42UB6N	3mm	Blue	Clear	428/568	60	3.8/2.1	45	.82	.733	.589
859—	LTL1BEKVJNN	3mm	Red/Grn	Diff.	639/ 575	110	2.0/ 2.05	45	.18	.159	.124
859—	LTL-1BEHJ	3mm	RedOrg/ Green	Diff.	630/ 565	19	2.0/ 2.1	75	.24	.213	.169
859—	LTW-42NC5	3mm	White	Clear	-	1100	3.5	45	1.29	1.16	.924
859—	LTW-420C5	3mm	White	Clear	-	2600	3.6	25	1.29	1.16	.924
859—	LTL-4213	5mm	Red	Diff.	697	3.7	2.1	36	.09	.078	.062
859—	LTL-307P	5mm	Red	Diff.	697	5.6	2.1	50	.09	.078	.062
859—	LTL-307PE	5mm	Red	Trans.	697	8.7	2.1	40	.09	.078	.062
859—	LTL-353CKR-H4	5mm	Red	Clear	660	1000	1.8	12	.26	.235	.188
859—	LTL2R3KRK	5mm	Red	Clear	639	500	2	30	.13	.116	.089
859—	LTL2P3KRK	5mm	Red	Clear	639	800	2	22	.13	.116	.089
859—	LTL307VRKNN	5mm	Red	Clear	639	1150	1.9	40	.44	.393	.314
859—	LTL2H3KRK	5mm	Red	Clear	639	1300	2	15	.13	.116	.089
859—	LTL353QRKNN	5mm	Red	Clear	639	4200	1.9	12	.25	.214	.177
859—	LTL-307ELC	5mm	Red	Diff.	635	3.7	1.7	50	.23	.201	.166
859—	LTL-4223	5mm	Red	Diff.	635	19	2	36	.09	.078	.062
859—	LTL-307EE	5mm	Red	Trans.	635	90	2	40	.09	.078	.062
859—	LTL-4224	5mm	Red	Trans.	635	90	2	16	.09	.078	.062
859—	LTL81HKEKNN	5mm	Red	Clear	632	65	2.05	130	.15	.134	.107
859—	LTL2R3KEK	5mm	Red	Clear	632	700	2.05	30	.13	.116	.089
859—	LTL2R3VEKNT	5mm	Red	Clear	632	1200	2	30	.29	.262	.208
859—	LTL2H3KEK	5mm	Red	Clear	632	1700	2.05	15	.13	.116	.089
859—	LTL2H3VEKNT	5mm	Red	Clear	632	3100	2	15	.31	.286	.223
859—	LTL2F3VEKNT	5mm	Red	Clear	632	7200	2	8	.31	.286	.223
859—	LTL-4293	5mm	Orange	Diff.	630	29	2	36	.09	.078	.062
859—	LTL-307E	5mm	Red	Diff.	623	19	2	50	.09	.078	.062
859—	LTL-307A	5mm	Amber	Diff.	610	29	2.1	50	.09	.078	.062
859—	LTL-4273	5mm	Amber	Diff.	600	19	2.1	36	.09	.078	.062
859—	LTL2R3KYK	5mm	Yellow	Clear	595	700	2.05	30	.13	.116	.089
859—	LTL-307YE	5mm	Yellow	Trans.	590	40	2.1	40	.09	.078	.062
859—	LTL-307Y	5mm	Yellow	Diff.	588	29	2.1	50	.09	.078	.062
859—	LTL2R3KSK	5mm	Yellow	Clear	588	700	2.05	30	.13	.116	.089
859—	LTL2H3KSK	5mm	Yellow	Clear	588	1700	2.05	15	.13	.116	.089
859—	LTL-307YLC	5mm	Yellow	Diff.	585	3.7	1.8	50	.23	.201	.166
859—	LTL-4253	5mm	Yellow	Diff.	585	19	2.1	36	.09	.078	.062
859—	LTL-4254	5mm	Yellow	Trans.	585	90	2.1	16	.09	.078	.062
859—	LTL2R3KG	5mm	Green	Diff.	574	150	2.1	40	.15	.134	.107
859—	LTL2P3KGKNN	5mm	Green	Clear	574	980	2.1	22	.15	.134	.107
859—	LTL-307GE	5mm	Ylw-Grn	Trans.	569	60	2.1	40	.09	.078	.062
859—	LTL-307GLC	5mm	Green	Diff.	565	3.7	1.9	50	.09	.078	.062
859—	LTL-4238	5mm	Green	Clear	565	16	2.1	90	.09	.078	.062
859—	LTL-4233	5mm	Green	Diff.	565	19	2.1	36	.09	.078	.062
859—	LTL-307G	5mm	Ylw-Grn	Diff.	565	19	2.1	50	.09	.078	.062
859—	LTL-4234	5mm	Green	Trans.	565	60	2.1	16	.09	.075	.058

© Copyright 2013 Mouser Electronics

STANDARD LEDS (CONT.)

For quantities greater than listed, call for quote.

MOUSER STOCK NO.		Pkg.	Color		Peak Wave length (nm)	Lumin. Inten-sity (typ.)	Fwd. Volt (typ.)	View Angle (°)	Price Each		
Mfr.	Mfr. Part No.		Source	Lens					1	10	100
859—	LTL2T3TGK6	5mm	Green	Clear	530	2500	3.5	30	1.04	.926	.735
859—	LTL2R3TGK	5mm	Green	Clear	525	4000	3.5	20	.93	.835	.662
859—	LTL2P3TBK5	5mm	Blue	Clear	468	1900	3.5	15	.84	.749	.597
859—	LTL-30EFJ	5mm	Red/ Green	Diff.	697/ 565	5.6/19	2.1	30	.35	.314	.25
859—	LTL-30EHJ	5mm	Red/ YlwGrn	Diff.	621/ 569	40/29	2.0/2.1	30	.35	.314	.25
859—	LTL-30EDJ	5mm	Yellow/ Green	Diff.	588/ 569	29	2.1	30	.35	.314	.25
859—	LTW-2R3D7	5mm	White	Clear	-	4200	3.4	35	.42	.369	.297
859—	LTW-2S3D7	5mm	White	Clear	-	13000	3.3	15	.42	.369	.297

HIGH FLUX PIRANHA SERIES

For quantities greater than listed, call for quote.

MOUSER STOCK NO.		Pkg.	Color		Peak Wave length (nm)	Lumin. Inten-sity (typ.)	Fwd. Volt (typ.)	View Angle (°)	Price Each		
Mfr.	Mfr. Part No.		Source	Lens					1	10	100
859—	LTL911VRKSA	DIP-4	Red	Clear	639	0.6	2.15	70	.42	.369	.297
859—	LTL911VEKSA	DIP-4	Red	Clear	632	0.6	2.15	70	.42	.369	.297
859—	LTL911VHKSA	DIP-4	RedOrg	Clear	624	0.6	2.15	70	.42	.369	.297
859—	LTL912CGKS7	DIP-4	Green	Clear	518	0.9	4.3	45	1.85	1.65	1.32
859—	LTL912CBKS5	DIP-4	Blue	Clear	465	0.9	4.3	45	1.62	1.44	1.14

RECTANGULAR LEDS

For quantities greater than listed, call for quote.

MOUSER STOCK NO.		Pkg.	Color		Peak Wave length (nm)	Lumin. Inten-sity (typ.)	Fwd. Volt (typ.)	View Angle (°)	Price Each		
Mfr.	Mfr. Part No.		Source	Lens					1	10	100
859—	LTL911VEKSA	7.1mm	Red	Clear	632	0.6	2.15	70	.42	.369	.297
859—	LTL-403P	2X4mm	Red	Diff.	697	1.1	2.1	104	.14	.125	.098
859—	LTL-403HR	2X4mm	Red	Diff.	635	2.6	2	104	.12	.106	.081
859—	LTL-403Y	2X4mm	Yellow	Diff.	588	2.5	2.1	104	.12	.106	.081
859—	LTL-403G	2X4mm	Green	Diff.	565	2.6	2.1	104	.12	.106	.081
859—	LTL-433P	2X5mm	Red	Diff.	697	1.1	2.1	140	.14	.125	.098
859—	LTL-433HR	2X5mm	Red	Diff.	635	3.7	2	140	.12	.106	.081
859—	LTL-433Y	2X5mm	Yellow	Diff.	585	3.7	2.1	140	.12	.106	.081
859—	LTL-433G	2X5mm	Green	Diff.	565	3.7	2.1	140	.12	.106	.081
859—	LTL-40CHJ	4X2mm	Orange/ Green	Diff.	630/ 565	5.6	2.1	140	.38	.339	.268

INFRARED EMITTERS

For quantities greater than listed, call for quote.

MOUSER STOCK NO.		Pkg.	Lens Color	Peak Wave length (nm)	View Angle	Max Fwd Volt	Max Power Output (mW)	Price Each		
Mfr.	Mfr. Part No.							1	10	100
859—	LTE-302-M	Side Look	Clear	940	40	1.6	75	.24	.214	.171
859—	LTE-3271B	5mm	Clear	940	50	1.6	150	.39	.35	.28
859—	LTE-3271BL	5mm	Trans.	940	50	1.6	150	.39	.35	.28

INFRARED RECEIVERS

For quantities greater than listed, call for quote.

MOUSER STOCK NO.		Pkg.	Lens Color	View Angle	VCEO	Rise Fall	Max Power (mW)	Ic(on)/ Is	Price Each		
Mfr.	Mfr. Part No.								1	10	100
859—	LTR-209	3mm	Clear	8	30	10/15	100	0.8	.34	.30	.244
859—	LTR-4206	3mm	Clear	10	30	10/10	100	0.8	.15	.132	.103
859—	LTR-4206E	3mm	Filtered	10	30	10/10	100	0.8	.15	.132	.103
859—	LTR-3208	5mm	Clear	10	30	10/15	100	0.8	.23	.205	.158
859—	LTR-323DB	5mm	Clear	30	30	50/50	150	8	.23	.205	.158
859—	LTR3208E	5mm	Filtered	10	30	10/15	100	0.64	.29	.25	.192
859—	LTR-301	Side Look	Clear	20	30	10/15	100	0.2	.23	.205	.158
859—	LTR-309	Side Look	Clear	20	30	10/15	100	0.2	.23	.203	.161
859—	LTR-306	Side Look	Trans.	15	30	20/20	100	0.2	.23	.203	.161

© Copyright 2013 Mouser Electronics

LITE-ON LED Arrays and Light Bars

RoHS Compliant **This product is RoHS compliant.**

LED ARRAYS

Features:

- Rectangular light bar
- Large, bright, uniform light emitting areas
- Low power requirement
- Excellent ON-OFF contrast
- Can be used with panel and legend mount
- Easy mounting on P.C. Board
- Categorized for light output

For quantities greater than listed, call for quote.

MOUSER STOCK NO. Mfr.	Mfr. Part No.	Fig.	Package	Color	Fwd. Volt @ IF=20mA (typ.)	Lumin. Intensity (typ.)	Peak Wave-length (nm)	Price Each 1	10	100
859	LTL-53173Y	A	12.7X6.35mm	Yellow	2.1	4200	585	.82	.74	.591
859	LTL-54173G	A	12.7X6.35mm	Green	2.1	4200	565	.75	.673	.533
859	LTL-57173HR	A	12.7X6.35mm	Red	2.0	4200	635	.75	.671	.531

LIGHT BARS

Features:

- Rectangular light bar
- Large, bright, uniform light emitting areas
- Low power requirement
- High brightness and high contrast
- Solid state reliability
- Easy mounting
- Categorized for luminous intensity

For quantities greater than listed, call for quote.

MOUSER STOCK NO. Mfr.	Mfr. Part No.	Fig.	Package	Fwd. Volt (typ.)	Source Color	Typical Luminosity IF=10mA	Price Each 1	10	100
859	LTA-1000G	B	DIP-20	2.1	Green	2000	1.05	.941	.749
859	LTA-1000E	B	DIP-20	2.0	Orange	2000	1.05	.941	.749
859	LTA-1000HR	B	DIP-20	2.0	Red	2000	1.05	.941	.749
859	LTL-2500G	C	8.89X3.81mm	2.1	Green	4200	.92	.824	.661
859	LTL-2820G	D	8.89X3.81mm	2.1	Green	4200	1.50	1.34	1.07
859	LTL-2300HR	C	8.89X3.81mm	2.0	Red	4200	.90	.805	.645
859	LTL-2620HR	D	8.89X3.81mm	2.0	Red	4200	1.50	1.35	1.07
859	LTL-2400Y	C	8.89X3.81mm	2.1	Yellow	4200	.92	.824	.661
859	LTL-2855G	E	8.89X8.89mm	2.1	Green	8000	1.50	1.34	1.07
859	LTL-2655HR	E	8.89X8.89mm	2.0	Red	8000	1.50	1.35	1.07
859	LTL-2885G	F	8.89X19.05mm	2.1	Green	16000	1.50	1.34	1.07
859	LTL-2685HR	F	8.89X19.05mm	2.0	Red	16000	1.50	1.35	1.07
859	LTL-2785Y	F	8.89X19.05mm	2.1	Yellow	16000	1.65	1.48	1.18
859	LTL-2550G	G	19X3.76mm	2.1	Green	8000	1.09	.974	.779
859	LTL-2450Y	G	19X3.76mm	2.1	Yellow	8000	1.10	.988	.788

DIMENSIONS: mm (in.)

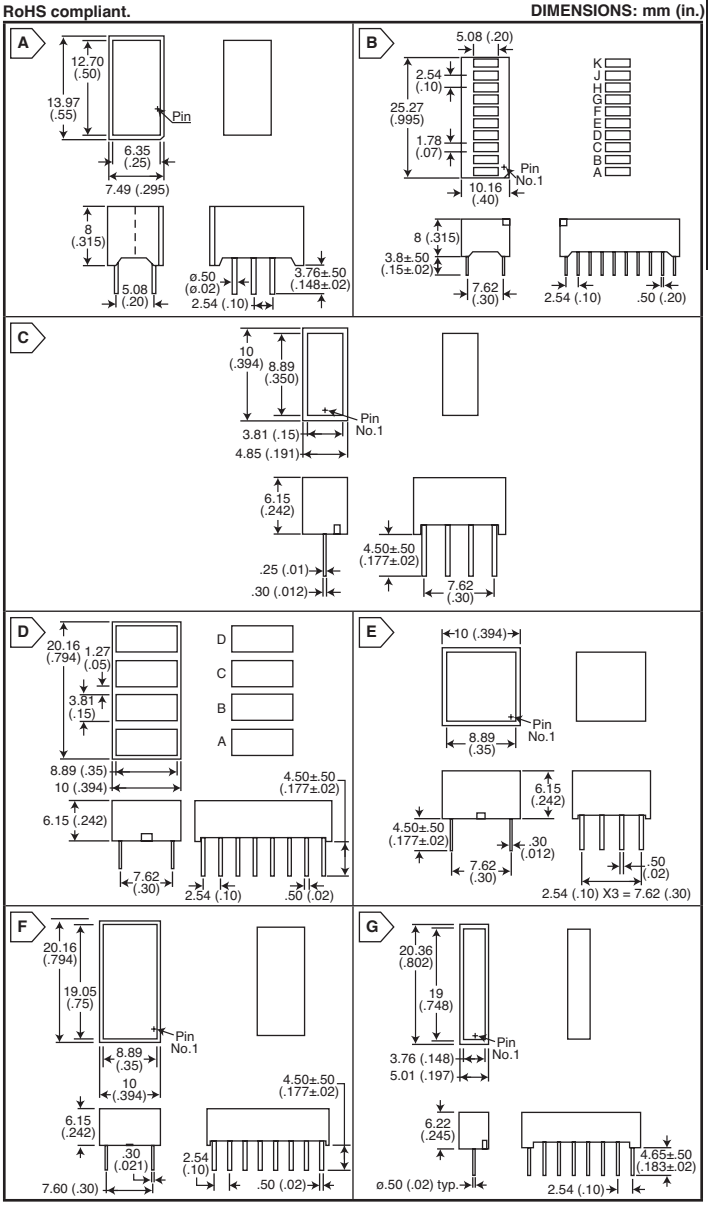

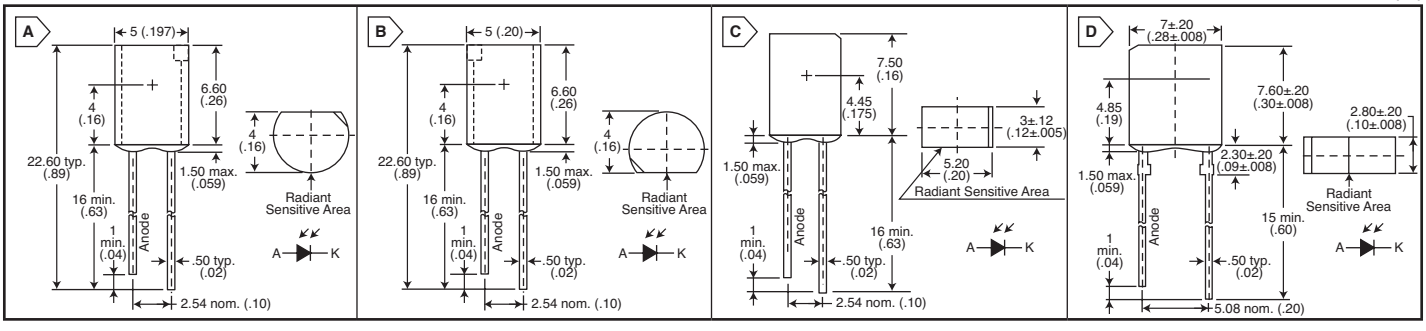

INFRARED PHOTODIODES

For quantities greater than listed, call for quote.

MOUSER STOCK NO. Mfr.	Mfr. Part No.	Fig.	Package	Peak Wavelength (nm)	V(BR) R Min. (V)	Rise Fall	Max Power (mW)	Ic(on)/Is	Price Each 1	10	100
859	LTR-516AD	A	Dark Blue	900	30	50/50	150	1.7	.47	.419	.335
859	LTR-526AD	B	Dark Green	900	30	50/50	150	1.7	.47	.419	.335
859	LTR-536AD	C	Dark Green	900	30	50/50	150	1.7	.69	.613	.492
859	LTR-546AD	D	Dark Blue	900	30	50/50	150	1.7	.69	.613	.492

© Copyright 2013 Mouser Electronics
© Copyright 2013 Mouser Electronics

LUMEX SMD LEDs

RoHS Compliant **This product is RoHS compliant.**

LUMEX
Creating LED and LCD Solutions Together™

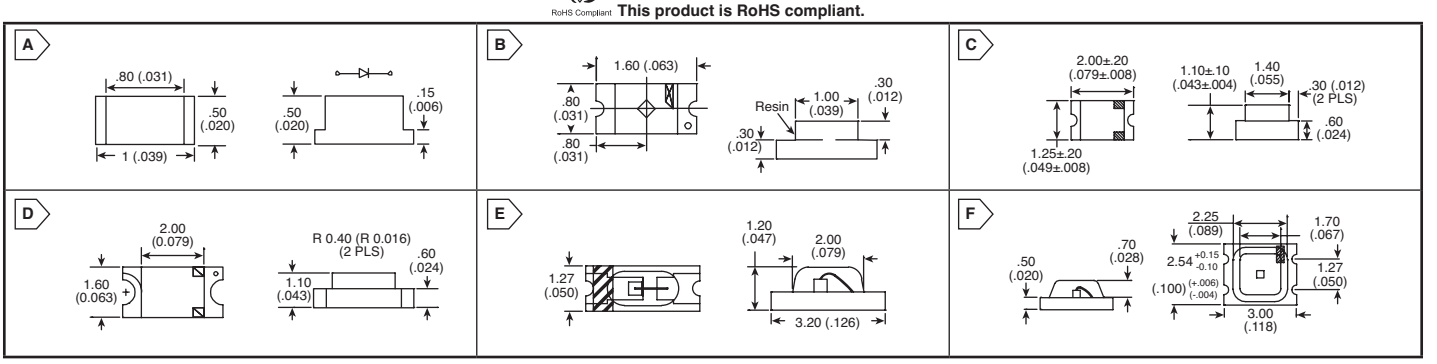

DIMENSIONS: mm (in.)

LUMEX SURFACE MOUNT LEDS

For quantities greater than listed, call for quote.

MOUSER STOCK NO.	Lumex Part No.	Fig.	Color		Peak Wavelength (nm)	IO mcd	Vf (V) Typ.	If (mA) Max.	Viewing Angle	Price Each			
			LED	Lens						1	100	500	1000
0402 High Bright													
696-SML-LX0402SICTR	SML-LX0402SIC-TR	A	Red	Water Clear	636	140	2	20	120°	.38	.321	.27	.246
696-SML-LX0402SOCTR	SML-LX0402SOC-TR	A	Orange	Water Clear	610	120	2	20	120°	.34	.30	.251	.225
696-SML-LX0402SUGCTR	SML-LX0402SUGC-TR	A	Green	Water Clear	574	45	2.2	20	120°	.88	.655	.546	.524
696-SML-LX0402UPGCTR	SML-LX0402UPGC-TR	A	Pure Green	Water Clear	525	110	3.5	20	120°	2.84	2.48	2.12	1.79
696-SML-0402USBCTR	SML-LX0402USBC-TR	A	Blue	Water Clear	470	20	3.5	20	120°	1.37	1.03	.867	.749
0603													
696-SML-LX0603SRW	SML-LX0603SRW-TR	B	Super Red	White Diffused	660	45	1.8	30	140°	.16	.107	.104	.098
696-SML-LX0603SIW	SML-LX0603SIW-TR	B	Super Intensity Red	White Diffused	636	60	2	30	140°	.36	.289	.269	.254
696-SML-LX0603IW	SML-LX0603IW-TR	B	Red	White Diffused	635	14	2	30	160°	.16	.107	.102	.096
696-SML-LX0603SOW	SML-LX0603SOW-TR	B	Super Orange	White Diffused	610	60	2	30	140°	.36	.289	.269	.264
696-SML-LX0603SYW	SML-LX0603SYW-TR	B	Super Yellow	White Diffused	590	60	2	30	140°	.52	.351	.324	.31
696-SML-LX0603YW	SML-LX0603YW-TR	B	Yellow	White Diffused	585	14	2.1	30	160°	.11	.075	.072	.068
696-SML-LX0603SUGW	SML-LX0603SUGW-TR	B	Super Ultra Green	White Diffused	574	45	2.2	25	140°	.82	.514	.449	.353
696-SML-LX0603GW	SML-LX0603GW-TR	B	Green	White Diffused	565	18	2.2	25	160°	.14	.104	.091	.077
696-SML-LX0603UWDTR	SML-LX0603UWD-TR	B	White	White Diffused	- - -	160	3.5	20	140°	1.31	.867	.801	.649
0805													
696-SML-LXT0805SRW	SML-LXT0805SRW-TR	C	Super Red	White Diffused	660	21	1.8	30	140°	.15	.133	.122	.119
696-SML-LX0805SIC	SML-LX0805SIC-TR	C	Super Red	Water Clear	636	60	2	30	140°	.39	.30	.257	.214
696-SML-LXT0805IW	SML-LXT0805IW-TR	C	Red	White Diffused	635	11	2	30	140°	.21	.182	.161	.128
696-SML-LXR85IC	SML-LXR85IC-TR	C	Red	Water Clear	635	12	2	25	130°	.28	.225	.193	.161
696-SML-LX0805SOC	SML-LX0805SOC-TR	C	Super Orange	Water Clear	610	60	2	30	140°	.42	.377	.282	.235
696-SML-LXR85SOC	SML-LXR85SOC-TR	C	Orange	Water Clear	610	75	2	30	160°	.57	.499	.432	.354
696-SML-LXR85SYC	SML-LXR85SYC-TR	C	Yellow	Water Clear	595	50	2	25	130°	.49	.385	.364	.342
696-SML-LXT0805YW	SML-LXT0805YW-TR	C	Yellow	White Diffused	585	10	2.1	30	140°	.15	.102	.096	.093
696-SML-LXR85SUGC	SML-LXR85SUGC-TR	C	Green	Water Clear	574	45	2.2	25	180°	.51	.417	.385	.343
696-SML-LXT0805GW	SML-LXT0805GW-TR	C	Green	White Diffused	565	11	2	30	140°	.15	.107	.096	.089
696-SMLLXT0805SUGW	SML-LXT0805SUGW-TR	C	Green	Water Clear	565	200	2.2	30	30°	1.51	1.25	1.01	.845
696-SML-LXR85UPGC	SML-LXR85UPGC-TR	C	Green	Water Clear	525	45	3.5	25	160°	1.77	1.71	1.65	1.61
696-SML-LX0805UPGC	SML-LX0805UPGC-TR	C	Ultra Green	Water Clear	525	45	3.5	30	140°	4.71	3.77	3.48	2.46
696-SML-LX0805USBC	SML-LX0805USBC-TR	C	Super Blue	Water Clear	470	25	3.5	30	140°	3.40	2.27	2.10	1.95
696-SML-LX0805UWCTR	SML-LX0805UWC-TR	C	White	Water Clear	- - -	150	3.5	20	120°	1.18	.995	.877	.792
1206													
696-SML-LX1206SRC	SML-LX1206SRC-TR	D	Super Red	Water Clear	660	15	1.8	30	160°	.19	.148	.123	.11
696-SML-LX1206SRW	SML-LX1206SRW-TR	D	Super Red	White Diffused	660	15	1.8	30	160°	.29	.247	.212	.19
696-SML-LX1206SIC	SML-LX1206SIC-TR	D	Super Intensity Red	Water Clear	636	70	2	30	140°	.26	.196	.163	.147
696-SML-LX1206IC	SML-LX1206IC-TR	D	Red	Water Clear	635	6	2	25	160°	.19	.144	.12	.108
696-SML-LX1206IW	SML-LX1206IW-TR	D	Red	White Diffused	635	6	2	25	160°	.30	.228	.189	.17
696-SML-LX1206SOC	SML-LX1206SOC-TR	D	Super Orange	Water Clear	610	70	2	30	140°	.52	.385	.326	.293
696-SML-LX1206SYC	SML-LX1206SYC-TR	D	Super Yellow	Water Clear	590	70	2	30	140°	.61	.524	.449	.395
696-SML-LX1206YC	SML-LX1206YC-TR	D	Yellow	Water Clear	585	6	2.1	25	160°	.19	.149	.123	.111
696-SML-LX1206SUGC	SML-LX1206SUGC-TR	D	Super Ultra Green	Water Clear	574	45	2.2	25	140°	1.16	.867	.722	.649
696-SML-LX1206GC	SML-LX1206GC-TR	D	Green	Water Clear	565	10	2.2	25	160°	.17	.128	.107	.096
696-SML-LX1206GW	SML-LX1206GW-TR	D	Green	White Diffused	565	10	2.2	25	160°	.29	.218	.182	.164
696-SML-LX1206UPGC	SML-LX1206UPGC-TR	D	Ultra Pure Green	Water Clear	525	45	3.5	25	140°	4.11	3.60	3.08	2.57
696-SML-LX1206USBC	SML-LX1206USBC-TR	D	Ultra Super Blue	Water Clear	470	25	3.5	25	140°	2.63	1.97	1.64	1.48
1.2mm x 3.2mm													
696-CCL-LX45IT	CCL-LX45IT	E	Red	Red Transparent	635	7.2	2.1	30	180°	1.74	1.29	1.09	.878
696-CCL-LX45YT	CCL-LX45YT	E	Yellow	Yellow Transparent	585	7	2.3	30	180°	1.82	1.36	1.13	.95
696-CCL-LX45GT	CCL-LX45GT	E	Green	Green Transparent	565	7	2.2	30	180°	1.65	1.23	1.03	.86
2.5mm x 3mm													
696-SML-LX23SRC	SML-LX23SRC-TR	F	Super Red	Water Clear	660	100	1.8	30	90°	.45	.385	.321	.257
696-CCL-CRS10R	CCL-CRS10R	F	Red	Water Clear	635	4	2	25	180°	1.05	.599	.517	.444
696-SML-LX23IC	SML-LX23IC-TR	F	Red	Water Clear	635	20	2	30	120°	.33	.289	.241	.198
696-CCL-CRS10Y	CCL-CRS10Y	F	Yellow	Water Clear	585	8	2.1	30	180°	1.05	.758	.637	.553
696-SML-LX23YC	SML-LX23YC-TR	F	Yellow	Water Clear	585	20	2.1	30	120°	.33	.289	.241	.233
696-CCL-CRS10G	CCL-CRS10G	F	Green	Water Clear	565	12	2	25	180°	1.78	1.32	1.11	.964
696-SML-LX23GC	SML-LX23GC-TR	F	Green	Water Clear	565	20	2.1	25	120°	.34	.302	.251	.207

© Copyright 2013 Mouser Electronics
© Copyright 2013 Mouser Electronics

DIMENSIONS: mm (in.)

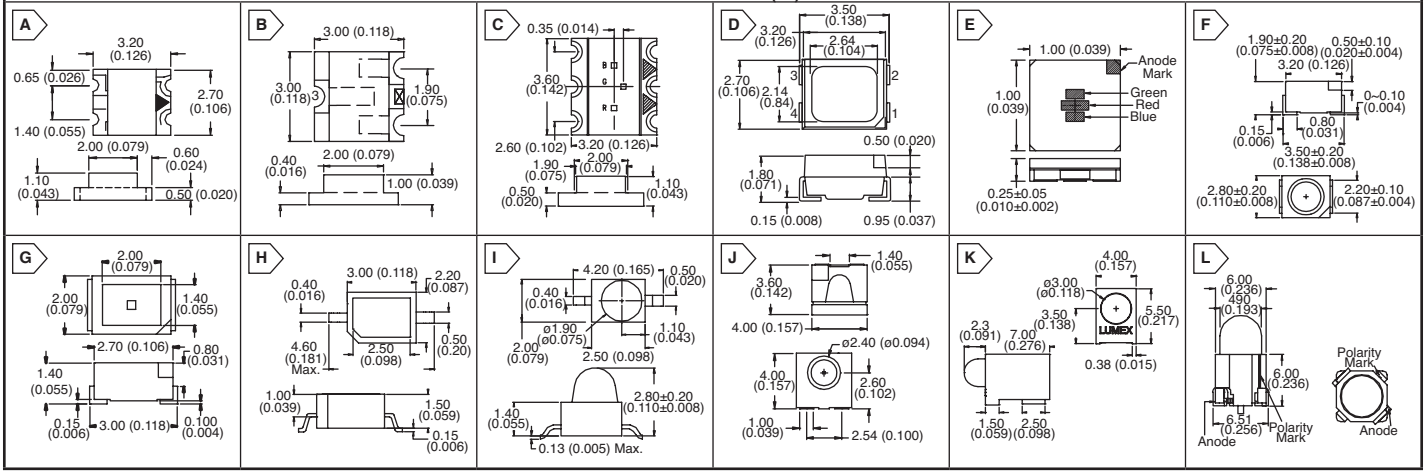

LUMEX SURFACE MOUNT LEDS (CONT.)

For quantities greater than listed, call for quote.

MOUSER STOCK NO.	Lumex Part No.	Fig.	Color		Peak Wavelength (nm)	Vf (V) Typ.	If (mA) Max.	IO mcd	Viewing Angle	Price Each			
			LED	Lens						1	100	500	1000
1210 - Dual Color													
696-SMLLX1210SRSRC	SML-LX1210SRSRC-TR	A	Sup. Red/Sup. Red	Water Clear	660	1.7	30	15	160°	.69	.514	.428	.385
696-SML-LX1210IGC	SML-LX1210IGC-TR	A	Red/Green	Water Clear	635/565	2.0/2.2	25	10	160°	.31	.268	.227	.204
696-SML-LX1210YGC	SML-LX1210YGC-TR	A	Yellow/Green	Water Clear	585/565	2.1/2.2	25	10	160°	.31	.268	.227	.204
696-SML-LX1210GGC	SML-LX1210GGC-TR	A	Green/Green	Water Clear	565/565	2.2	25	10	160°	.44	.323	.274	.247
696-SMLLX1210SRSGC	SML-LX1210SRSGC-TR	A	Red/Green	Water Clear	660/565	1.8/2.2	30/25	15/10	160°	.61	.46	.407	.385
696-SML-LX1210IIC	SML-LX1210IIC-TR	A	Red/Red	Water Clear	635	2	25	10	160°	.40	.342	.289	.26
SOT-23													
696-SML-LX15SRC	SML-LX15SRC-TR	B	Super Red	Water Clear	660	1.7	30	20	140°	.52	.449	.377	.375
696-SML-LX15IC	SML-LX15IC-TR	B	Red	Water Clear	635	2	30	10	140°	.56	.417	.35	.31
696-SML-LX15SYC	SML-LX15SYC-TR	B	Super Yellow	Water Clear	590	2.1	30	60	140°	.60	.524	.449	.375
696-SML-LX15YC	SML-LX15YC-TR	B	Yellow	Water Clear	585	2.1	30	10	140°	.56	.417	.35	.31
696-SML-LX15SUGC	SML-LX15SUGC-TR	B	Super Ultra Green	Water Clear	574	2.2	25	45	140°	.62	.524	.449	.375
696-SML-LX15GC	SML-LX15GC-TR	B	Green	Water Clear	565	2.1	25	10	140°	.56	.482	.417	.342
SOT-23 Reverse Polarity													
696-SML-LX15IC-RP	SML-LX15IC-RP-TR	B	Red	Water Clear	635	2	30	10	140°	.56	.417	.35	.31
696-SML-LX15GC-RP	SML-LX15GC-RP-TR	B	Green	Water Clear	565	2.1	25	10	140°	.48	.417	.35	.31
696-SMLLX15SUGC-RP	SML-LX15SUGC-RP-TR	B	Green	Water Clear	574	2.2	25	45	140°	.62	.46	.387	.353
RGB Full Spectrum													
696-LX3632SISUGSBC	SML-LX3632SISUGSBC	C	RGB	Water Clear	660/574/470	2.0/2.2/3.5	25/25/30	110/60/60	120°	3.06	1.72	1.39	1.35
696-LX2835SISUGSBC	SML-LX2835SISUGSBC	D	RGB	Water Clear	636/574/430	2.0/2.2/3.5	25/25/30	80/80/80	120°	2.59	1.69	1.36	1.09
696-LX0404SIUPGUSB	SML-LX0404SIUPGUSB	E	RGB	Water Clear	632/518/465	---	30/25/10	30/40/20	120°	.78	.649	.584	.515
2.8mm x 3.2mm													
696-SML-LX2832SRC	SML-LX2832SRC-TR	F	Super Red	Water Clear	660	1.7	30	100	120°	.77	.664	.553	.443
696-SML-LX2832IC	SML-LX2832IC-TR	F	Red	Water Clear	635	2	30	25	120°	.60	.514	.428	.356
696-SML-LX2832YC	SML-LX2832YC-TR	F	Yellow	Water Clear	585	2.1	30	15	120°	.60	.514	.428	.343
696-SML-LX2832GC	SML-LX2832GC-TR	F	Green	Water Clear	565	2.1	25	25	120°	.69	.514	.428	.356
696-SML-LX2832USBC	SML-LX2832USBC-TR	F	Ultra Super Blue	Water Clear	470	3.5	30	60	120°	4.18	3.12	2.60	2.14
696-SML-LX2832SIC	SML-LX2832SIC-TR	F	Super Intensity Red	Water Clear	636	2	30	250	120°	.67	.578	.482	.375
696-SML-LX2832SOC	SML-LX2832SOC-TR	F	Super Orange	Water Clear	610	2	30	300	120°	.77	.578	.484	.407
696-SML-LX2832SYC	SML-LX2832SYC-TR	F	Super Yellow	Water Clear	595	2	30	80	120°	.90	.777	.651	.503
696-SML-LX2832SUGC	SML-LX2832SUGC-TR	F	Super Ultra Green	Water Clear	574	2.2	25	150	120°	.67	.578	.484	.375
2mm x 3mm													
696-SML-LX23USBC	SML-LX23USBC-TR	G	Ultra Super Blue	Water Clear	470	3.5	30	60	90°	2.63	1.97	1.64	1.09
696-SML-LX23SIC	SML-LX23SIC-TR	G	Super Intensity Red	Water Clear	636	2	30	300	90°	.90	.77	.642	.556
696-SML-LX23SOC	SML-LX23SOC-TR	G	Super Orange	Water Clear	610	2.45	30	300	90°	.98	.856	.738	.61
1.7mm x 2.5mm													
696-SSL-LXA3025IGC	SSL-LXA3025IGC-TR	H	Red/Green	Water Clear	635/565	2.0/2.1	30/25	12/20	130°	.77	.631	.534	.404
696-SSL-LXA3025YGC	SSL-LXA3025YGC-TR	H	Yellow/Green	Water Clear	585/565	2.1	30/25	12	130°	1.16	.867	.717	.589
2mm x 2.5mm Gull Wing													
696-SSL-LXA228SIC	SSL-LXA228SIC-TR11	I	Super Intensity Red	Water Clear	632	2	30	475	50°	.86	.749	.642	.535
696-SSL-LXA228SOC	SSL-LXA228SOC-TR11	I	Super Orange	Water Clear	610	2	30	700	25°	.86	.749	.642	.535
696-SSL-LXA228SYC	SSL-LXA228SYC-TR11	I	Super Yellow	Water Clear	590	2	30	300	25°	.74	.554	.463	.362
696-SSL-LXA228SUGC	SSL-LXA228SUGCTR11	I	Green	Water Clear	574	2.2	30	200	30°	.56	.482	.417	.342
3.6 x 4mm Right Angle													
696-SML-LXR44SRC	SML-LXR44SRC-TR	J	Super Red	Water Clear	660	1.7	30	80	90°	.63	.546	.303	.274
696-SML-LXR44IC	SML-LXR44IC-TR	J	Red	Water Clear	635	2	30	25	90°	.49	.417	.235	.213
696-SML-LXR44YC	SML-LXR44YC-TR	J	Yellow	Water Clear	585	2.1	30	9	90°	.63	.539	.304	.275
696-SML-LXR44GC	SML-LXR44GC-TR	J	Green	Water Clear	565	2.2	25	25	90°	.41	.348	.296	.245
T1 (3mm) Right Angle													
696-SSF-LXH305ID	SSF-LXH305ID-TR	K	Red	Red Diffused	635	2	30	40	60°	.71	.61	.508	.464
696-SSF-LXH305YD	SSF-LXH305YD-TR	K	Yellow	Yellow Diffused	585	2.1	30	30	60°	.81	.706	.61	.503
696-SSF-LXH305GD	SSF-LXH305GD-TR	K	Green	Green Diffused	565	2.2	25	30	60°	.81	.61	.508	.358
696-SSF-LXH305USBD	SSF-LXH305USBD-TR	K	Ultra Super Blue	Blue Diffused	470	3.5	30	80	60°	5.39	4.62	3.85	2.55
696-SSF-LXH305SID	SSF-LXH305SID-TR	K	Super Intensity Red	Red Diffused	636	2	30	100	60°	2.63	2.30	1.98	1.64
696-SSF-LXH305SYD	SSF-LXH305SYD-TR	K	Super Yellow	Yellow Diffused	590	2.1	30	250	60°	2.63	2.30	1.98	1.64
T1 3/4 (5mm) OctoLED TM SMD LEDs													
696-H1505SICTR	SML-H1505SIC-TR	L	Red	Water Clear	635	2	20	700	60°	1.08	.514	.464	.407
696-H1505SOCTR	SML-H1505SOC-TR	L	Amber	Water Clear	610	2	20	1500	68°	1.49	.71	.647	.565
696-H1505SYCTR	SML-H1505SYC-TR	L	Yellow	Water Clear	590	2	20	750	60°	1.08	.514	.464	.411
696-H1505SUGCTR	SML-H1505SUGC-TR	L	Green	Water Clear	575	2.2	20	200	68°	1.49	.71	.647	.565
696-H1505UPGCTR	SML-H1505UPGC-TR	L	Pure Green	Water Clear	525	3.4	20	7000	45°	1.75	1.50	.759	.671
696-H1505USBCTR	SML-H1505USBC-TR	L	Blue	Water Clear	470	3.4	20	2500	40°	1.79	1.52	.764	.67
696-H1505UWCTR	SML-H1505UWC-TR	L	White	Water Clear	- - -	3.3	20	14000	30°	1.18	.905	.815	.715
696-H1505SIUGUBCTR	SML-H1505SIUGUBCTR	L	RBG Full Color	Water Clear	635/525/470	2/3.4/3.4	20	1100/600/2200	70°	2.55	1.21	1.09	.965
696-H1505SIUGUBWTR	SML-H1505SIUGUBWTR	L	RBG Full Color	Milky White	635/525/470	2/3.4/3.4	20	1100/600/2200	60°	2.55	1.21	1.09	.965

© Copyright 2013 Mouser Electronics

© Copyright 2013 Mouser Electronics

LUMEX LED Panel Mount Indicators

Products may be RoHS compliant. Check mouser.com for RoHS status.

LUMEX LED INDICATORS

NEW PRODUCT

For quantities greater than listed, call for quote.

MOUSER STOCK NO.	Lumex Part No.	Fig.	Emitted Color	Peak Wave-length (nm)	Vf (V) Typ.	If (mA) Max.	IO mcd	Viewing Angle	Price Each 1	100	500	1000
T1 (3mm) Straight Terminals												
696-SSI-LXH312ID	SSI-LXH312ID	A	Red	635	2	30	10	80°	.67	.499	.30	.257
696-SSI-LXR1612SRD	SSI-LXR1612SRD	B	Super Red	660	1.7	30	70	80°	1.61	1.34	1.07	.931
696-SSI-LXR1612ID	SSI-LXR1612ID	B	Red	635	2	30	40	60°	1.23	.921	.854	.849
696-SSI-LXR1612YD	SSI-LXR1612YD	B	Yellow	585	2.1	30	30	60°	1.48	1.23	.985	.862
696-SSI-LXR1612GD	SSI-LXR1612GD	B	Green	565	2.1	25	30	60°	2.41	1.35	1.03	.845
696-SSI-LXR3612SRD	SSI-LXR3612SRD	C	Super Red	660	1.7	30	65	80°	1.23	.929	.858	.805
696-SSI-LXR3612ID	SSI-LXR3612ID	C	Red	635	2	30	10	80°	1.42	.915	.834	.742
696-SSI-LXR3612YD	SSI-LXR3612YD	C	Yellow	585	2	30	10	80°	1.43	1.07	1.05	.937
696-SSI-LXR3612GD	SSI-LXR3612GD	C	Green	565	2.2	25	30	60°	1.42	1.03	.828	.737
T1 3/4 (5mm) Straight Terminals												
696-SSI-LXR4815ID	SSI-LXR4815ID	D	Red	635	2	30	40	60°	1.29	.921	.706	.675
696-SSI-LXR4815YD	SSI-LXR4815YD	D	Yellow	585	2.1	30	20	60°	1.32	.981	.91	.857
696-SSI-LXR4815GD	SSI-LXR4815GD	D	Green	565	2.2	25	30	60°	1.31	.847	.722	.681
8mm Straight Terminals												
696-SSI-LXH8080SRD	SSI-LXH8080SRD	E	Super Red	660	1.7	30	80	60°	1.70	1.38	1.27	1.22
696-SSI-LXH8080ID	SSI-LXH8080ID	E	Red	635	2	30	40	60°	.88	.661	.613	.574
696-SSI-LXH8080YD	SSI-LXH8080YD	E	Yellow	585	2.1	30	30	60°	.88	.661	.63	.574
696-SSI-LXH8080GD	SSI-LXH8080GD	E	Green	565	2.2	25	30	60°	.79	.597	.553	.518
10mm Straight Terminals												
696-SSI-LXH1090SRD	SSI-LXH1090SRD	F	Super Red	660	1.7	30	80	60°	1.75	1.46	1.17	1.02
696-SSI-LXH1090ID	SSI-LXH1090ID	F	Red	635	2	30	40	60°	1.44	1.20	.965	.837
696-SSI-LXH1090YD	SSI-LXH1090YD	F	Yellow	585	2.1	30	30	60°	1.52	1.26	1.01	.88
696-SSI-LXH1090GD	SSI-LXH1090GD	F	Green	565	2.2	25	30	60°	1.49	1.24	.996	.863
Square Straight Terminals												
696-SSI-LXH55ID	SSI-LXH55ID	G	Red	635	2	30	10	80°	.56	.417	.386	.362
696-SSI-LXH55YD	SSI-LXH55YD	G	Yellow	585	2.1	30	10	80°	.72	.542	.502	.47
696-SSI-LXH55GD	SSI-LXH55GD	G	Green	565	2.2	25	10	80°	.56	.417	.407	.353
Rectangular Straight Terminals												
696-SSI-LXH072SRD	SSI-LXH072SRD	H	Super Red	660	1.7	30	50	52°	1.07	.696	.589	.556
696-SSI-LXH072ID	SSI-LXH072ID	H	Red	635	2	30	15	52°	1.48	1.28	1.03	.899
696-SSI-LXH072YD	SSI-LXH072YD	H	Yellow	585	2.1	30	9	52°	1.11	.722	.643	.58
696-SSI-LXH072GD	SSI-LXH072GD	H	Green	565	2.2	25	9	52°	.92	.764	.611	.534
3mm (T1) 6" Leads												
696-LXH312ID-150	SSI-LXH312ID-150	I	Red	635	2	30	10	80°	1.63	.912	.868	.849
696-LXH312SYD-150	SSI-LXH312SYD-150	I	Yellow	685	2.1	30	30	60°	1.83	1.52	1.22	1.06
696-LXH312GD-150	SSI-LXH312GD-150	I	Green	565	2.1	25	10	80°	1.36	.936	.78	.708
696-RM3091SRD-150	SSI-RM3091SRD-150	J	Super Red	660	1.7	30	100	60°	2.09	1.56	1.48	1.36
696-RM3091SID-150	SSI-RM3091SID-150	J	AlInGap Red	636	2	30	100	60°	2.23	1.67	1.46	1.44
696-RM3091ID-150	SSI-RM3091ID-150	J	Red	635	2	30	40	60°	2.56	2.11	1.69	1.48
696-RM3091SYD-150	SSI-RM3091SYD-150	J	Super Yellow	590	2.1	30	100	60°	2.13	1.59	1.44	1.38
696-RM3091YD-150	SSI-RM3091YD-150	J	Yellow	585	2.1	30	30	60°	1.68	1.26	1.11	1.09
696-RM3091SUGD-150	SSI-RM3091SUGD-150	J	Sup. Ult. Green	574	2.2	25	50	60°	2.35	1.77	1.63	1.57
696-RM3091GD-150	SSI-RM3091GD-150	J	Green	565	2.2	25	30	60°	1.84	1.38	1.28	1.20
3mm (T1) Chrome, 6" Leads												
696-LXR3612SID-150	SSI-LXR3612SID-150	K	Red	636	2	25	100	60°	4.14	3.45	2.76	2.41
696-LXR3612SYD-150	SSI-LXR3612SYD-150	K	Yellow	590	2	25	100	60°	4.14	3.45	2.76	2.41
696-LXR3612USBD150	SSI-LXR3612USBD-150	K	Blue	470	3.5	25	60	60°	9.53	7.94	6.36	5.55
5mm (T1 3/4) 6" Leads												
696-LXH600SID-150	SSI-LXH600SID-150	L	AlInGap Red	636	2	25	100	60°	1.86	1.54	1.24	1.07
696-LXH600ID-150	SSI-LXH600ID-150	L	Red	635	2	30	40	60°	1.28	.786	.562	.528
696-LXH600SYD-150	SSI-LXH600SYD-150	L	Yellow	590	2	25	100	60°	1.57	1.31	1.05	.91
696-LXH600GD-150	SSI-LXH600GD-150	L	Green	565	2.2	25	30	60°	1.23	.781	.578	.503
696-LXH600USBD-150	SSI-LXH600USBD-150	L	Blue	470	3.5	25	60	60°	6.39	5.32	4.26	3.72
696-LXH600HGW-150	SSI-LXH600HGW-150	L	Red/Green	700/565	2.0/2.2	25	6/25	60°	2.01	.931	.749	.642
696-LXH9SRD-150	SSI-LXH9SRD-150	M	Super Red	660	1.7	30	80	60°	1.18	.877	.841	.765
696-SSI-LXH9ID-150	SSI-LXH9ID-150	M	Red	635	2	25	10	60°	1.05	.781	.762	.682
696-SSI-LXH9YD-150	SSI-LXH9YD-150	M	Yellow	585	2.1	30	30	60°	1.05	.781	.735	.682
696-SSI-LXH9GD-150	SSI-LXH9GD-150	M	Green	565	2.2	25	30	60°	1.05	.781	.762	.682
5mm (T1 3/4) Chrome, 6"												
696-LXR3816SID-150	SSI-LXR3816SID-150	N	Red	636	2	25	100	60°	4.14	3.21	2.76	2.41
696-LXR3816SYD-150	SSI-LXR3816SYD-150	N	Yellow	590	2	25	100	60°	4.14	3.45	2.76	2.41
696-LXR3816USBD150	SSI-LXR3816USBD150	N	Blue	470	3.5	25	60	60°	9.53	7.94	6.36	5.55
696-LXR4815SID-150	SSI-LXR4815SID-150	O	Red	636	2	25	100	60°	3.66	3.05	2.44	2.13
696-LXR4815SYD-150	SSI-LXR4815SYD-150	O	Yellow	590	2	25	100	60°	3.77	3.14	2.50	2.18
696-LXR4815USBD150	SSI-LXR4815USBD150	O	Blue	470	3.5	25	60	60°	5.85	4.87	4.26	3.72
5mm (T1 3/4) Black, 6" Leads												
696-LXR5010SID-150	SSI-LXR5010SID-150	P	Red	636	2	25	100	60°	2.73	2.27	1.82	1.58
696-LXR5010SYD-150	SSI-LXR5010SYD-150	P	Yellow	590	2	25	100	60°	2.73	2.27	1.82	1.58
696-LXR5010USBD150	SSI-LXR5010USBD-150	P	Blue	470	3.5	25	60	60°	4.69	3.91	3.12	2.73
696-LXR5020SID-150	SSI-LXR5020SID-150	Q	Red	636	2	25	100	60°	3.14	2.60	2.09	1.82
696-LXR5020SYD-150	SSI-LXR5020SYD-150	Q	Yellow	590	2	25	100	60°	2.73	2.27	1.82	1.58
696-LXR5020SPGD150	SSI-LXR5020SUGD150	Q	Green	574	2.2	25	50	60°	4.33	3.62	2.89	2.53
696-LXR5020USBD150	SSI-LXR5020USBD150	Q	Blue	470	3.5	25	60	60°	5.11	4.27	3.41	2.97
5mm Chrome 6" Wire Leads with Connector												
696-LXR9126SID110V6	SSI-LXR9126SID110V6	R	Red	636	120VAC	-	100	60°	8.81	5.87	5.04	4.77
696-LXR9126SGD110V6	SSI-LXR9126SGD110V6	R	Green	574	120VAC	-	170	60°	8.81	5.87	5.04	4.77
696-LXR9126SYD110V6	SSI-LXR9126SYD110V6	R	Yellow	590	120VAC	-	170	60°	8.13	5.56	4.92	4.53
10mm 6" Terminals												
696-LXR4915SID-150	SSI-LXR4915SID-150	S	Red	636	2	25	100	60°	7.55	6.29	5.04	4.40
696-LXR4915SYD-150	SSI-LXR4915SYD-150	S	Yellow	590	2	25	100	60°	8.98	7.48	5.98	5.22
12mm Square ESD Safe, 6" Leads												
696-LXMP5011SRC150	SSI-LXMP5011SRC150	T	Super Red	660	1.7	25	60	60°	1.40	1.05	.976	.915
696-LXMP5011YC-150	SSI-LXMP5011YC-150	T	Yellow	585	2.1	30	15	60°	1.27	.952	.878	.831

DIMENSIONS: mm (in.)

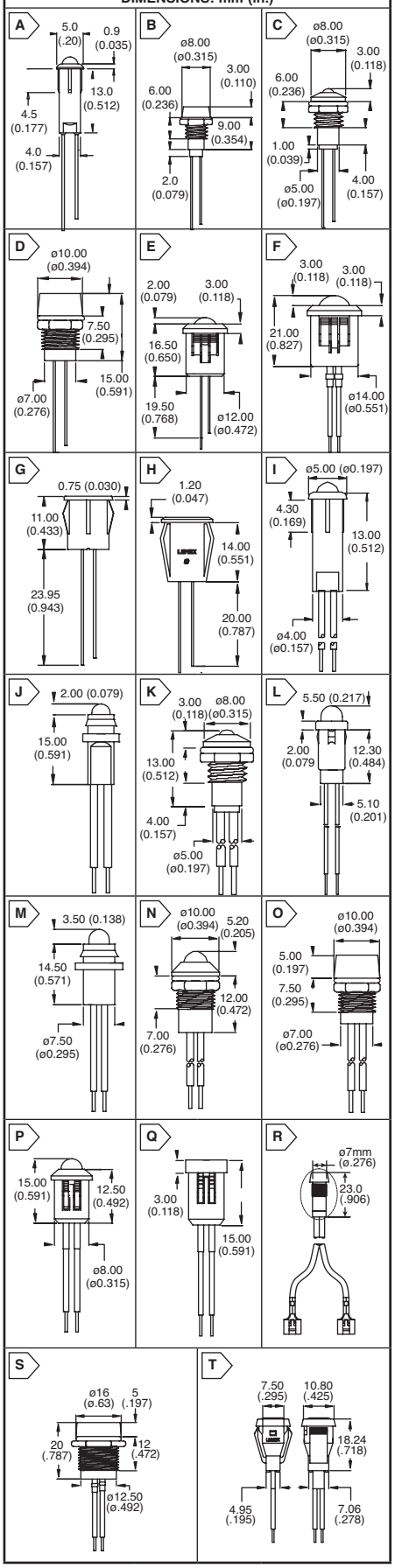

© Copyright 2013 Mouser Electronics

© Copyright 2013 Mouser Electronics

LUMEX LED Panel Mount Indicators and LEDs

RoHS Compliant **This product is RoHS compliant.**

LUMEX THRU-HOLE LEDS

For quantities greater than listed, call for quote.

MOUSER STOCK NO.	Lumex Part No.	Color		Wavelength (nm)	Typ. Volt. (V)	Current (mA)	Intensity (mcd)	Viewing Angle	Price Each			
		LED	Lens						1	100	500	1000
T1 (3mm) - Standard LEDs												
696-OED-EL-8L	OED-EL-8L	Infrared	Water Clear	940	1.2	100	-	30°	.27	.207	.178	.159
696-SSL-LX3044HD	SSL-LX3044HD	Dark Red	Red Diffused	700	2	25	8	60°	.11	.089	.078	.078
696-SSLLX3044SRC/D	SSL-LX3044SRC/D	Super Red	Water Clear	660	1.8	30	600	30°	.27	.225	.161	.15
696-SSL-LX3044ID	SSL-LX3044ID	Red	Red Diffused	635	2	30	30	60°	.13	.107	.086	.075
696-SSL-LX3044IT	SSL-LX3044IT	Red	Red Trans.	635	2	30	30	20°	.16	.139	.107	.096
696-SSL-LX3044LID	SSL-LX3044LID	Red	Red Diffused	635	2	30	30	60°	.14	.107	.096	.086
696-SSL-LX3044IC	SSL-LX3044IC	Red	Water Clear	635	2.1	30	125	30°	.14	.118	.105	.091
696-SSLLX3044ID-5V	SSL-LX3044ID-5V	Red	Red Diffused	635	5	20	5	80°	.31	.254	.209	.175
696-LX3044ID-12V	SSL-LX3044ID-12V	Red	Red Diffused	635	12	20	5	80°	.29	.242	.198	.165
696-SSL-LX3044AD	SSL-LX3044AD	Amber	Amber Diffused	605	2.1	30	15	60°	.15	.118	.105	.091
696-SSL-LX3044YC	SSL-LX3044YC	Yellow	Water Clear	585	2.1	30	90	30°	.16	.128	.107	.086
696-SSL-LX3044YD	SSL-LX3044YD	Yellow	Yellow Diffused	585	2.1	30	30	60°	.14	.107	.091	.088
696-SSL-LX3044YT	SSL-LX3044YT	Yellow	Yellow Trans.	585	2.1	30	40	20°	.16	.128	.107	.086
696-SSL-LX3044LYD	SSL-LX3044LYD	Yellow	Yellow Diffused	585	2.1	30	30	60°	.16	.128	.107	.086
696-SSLLX3044YD-5V	SSL-LX3044YD-5V	Yellow	Yellow Diffused	585	5	20	5	80°	.33	.278	.228	.189
696-SSL-LX3044GT	SSL-LX3044GT	Green	Green Trans.	565	2.1	25	40	20°	1.28	.107	.086	.075
696-SSL-LX3044GC	SSL-LX3044GC	Green	Water Clear	565	2.2	25	100	30°	.44	.203	.123	.103
696-SSL-LX3044GD	SSL-LX3044GD	Green	Green Diffused	565	2.2	25	40	60°	.13	.096	.075	.072
696-SSL-LX3044LGD	SSL-LX3044LGD	Green	Green Diffused	565	2.2	25	30	60°	.12	.102	.09	.075
696-SSLLX3044GD-5V	SSL-LX3044GD-5V	Green	Green Diffused	565	5	20	6	80°	.29	.246	.193	.161
696-LX3044GD-12V	SSL-LX3044GD-12V	Green	Green Diffused	565	12	20	6	80°	.29	.246	.225	.196
696-SSL-LX3044PGD	SSL-LX3044PGD	Pure Green	Green Diffused	555	2.2	25	20	60°	.16	.128	.107	.086
T1 (3mm) - High Brightness												
696-SSL-LX3044SOC	SSL-LX3044SOC	Super Orange	Water Clear	620	2	30	1000	30°	.88	.792	.706	.617
696-SSL-LX3044SYC	SSL-LX3044SYC	Super Yellow	Water Clear	590	2.1	30	1000	30°	.51	.428	.342	.30
696-SSL-LX3044UEGC	SSL-LX3044UEGC	Green	Water Clear	502	3.5	25	1100	30°	2.92	2.44	1.95	1.70
696-SSL-LX3044USBC	SSL-LX3044USBC	Blue	Water Clear	470	3.5	30	1000	30°	2.39	1.71	1.52	1.38
696-SSL-LX3044USBD	SSL-LX3044USBD	Blue	Blue Diffused	470	3.5	30	80	60°	2.34	1.71	1.52	1.38
696-SSLLX3054UWC/A	SSL-LX3054UWC/A	White	Water Clear	---	3.6	20	750	40°	3.47	2.89	2.31	2.02
696-SLX-LX3054UWC	SLX-LX3054UWC	White	Water Clear	---	3.5	30	3300	30°	1.19	.952	.731	.627

LUMEX THRU-HOLE T1 3/4 (5MM)

For quantities greater than listed, call for quote.

MOUSER STOCK NO.	Lumex Part No.	Color		Wavelength (nm)	Typ. Volt. (V)	Current (mA)	Intensity (mcd)	Viewing Angle	Price Each			
		LED	Lens						1	100	500	1000
InspirationLED												
696-SSL-LX5093PC	SSL-LX5093PC	Pink	Water Clear	-	3.5	20	2200	20°	1.07	.856	.749	.698
696-SSL-LX5093TC	SSL-LX5093TC	Turquois	Water Clear	-	3.5	20	2200	20°	1.07	.856	.749	.699
696-SSL-LX5093VC	SSL-LX5093VC	Purple	Water Clear	-	3.5	20	2200	20°	.96	.834	.749	.663
T1 3/4 (5mm) - Standard LEDs												
696-OED-EL-1L2	OED-EL-1L2	Infrared	Water Clear	940	1.2	100	-	30°	.29	.235	.196	.175
696-SSL-LX5093HD	SSL-LX5093HD	Dark Red	Red Diffused	700	2.1	25	6	60°	.10	.082	.075	.073
696-SSL-LX5093HT	SSL-LX5093HT	Dark Red	Red Trans.	695	2	25	25	30°	.13	.107	.086	.075
696-SSLLX5093HD-5V	SSL-LX5093HD-5V	Dark Red	Red Diffused	695	5	10	3	80°	.29	.246	.193	.171
696-LX5093SRD/D	SSL-LX5093SRD/D	Super Red	Red Diffused	660	1.7	30	250	60°	.21	.155	.126	.112
696-SSL-LX5093ID	SSL-LX5093ID	Red	Red Diffused	635	2	30	40	60°	.13	.096	.086	.078
696-SSL-LX5093IT	SSL-LX5093IT	Red	Red Trans.	635	2	30	80	30°	.13	.118	.105	.086
696-SSL-LX5093LID	SSL-LX5093LID	Red	Red Diffused	635	2	30	20	80°	.15	.11	.091	.086
696-SSL-LX5093XIC	SSL-LX5093XIC	Red	Water Clear	635	2	30	600	20°	.17	.141	.118	.094
696-SSLLX5093ID-5V	SSL-LX5093ID-5V	Red	Red Diffused	635	5	12	10	80°	.29	.242	.198	.187
696-SSL-LX5093XAC	SSL-LX5093XAC	Amber	Water Clear	610	2	30	600	20°	.19	.161	.134	.107
696-SSL-LX5093AD	SSL-LX5093AD	Amber	Amber Diffused	605	2	30	30	60°	.16	.118	.105	.091
696-SSL-LX5093YD	SSL-LX5093YD	Yellow	Yellow Diffused	585	2.1	30	30	60°	.13	.112	.091	.08
696-SSL-LX5093YT	SSL-LX5093YT	Yellow	Yellow Trans.	585	2.1	30	80	25°	.13	.118	.107	.086
696-SSL-LX5093LYD	SSL-LX5093LYD	Yellow	Yellow Diffused	585	2.1	30	20	80°	.16	.11	.091	.08
696-SSL-LX5093LGT	SSL-LX5093LGT	Green	Green Trans.	565	2.1	30	80	25°	.13	.109	.087	.076
696-SSL-LX5093GD	SSL-LX5093GD	Green	Green Diffused	565	2.2	25	30	60°	.12	.096	.086	.075
696-SSL-LX5093GT	SSL-LX5093GT	Green	Green Trans.	565	2.2	25	150	30°	.12	.096	.086	.075
696-SSL-LX5093LGD	SSL-LX5093LGD	Green	Green Diffused	565	2.2	25	30	60°	.13	.096	.08	.075
696-SSL-LX5093XGC	SSL-LX5093XGC	Green	Water Clear	565	2.2	25	250	20°	.17	.141	.118	.094
696-SSLLX5093GD-5V	SSL-LX5093GD-5V	Green	Green Diffused	565	5	12	10	80°	.29	.254	.198	.175
696-SSLLX5093GD12V	SSL-LX5093GD-12V	Green	Green Diffused	565	12	12	8	80°	.29	.264	.22	.215
696-SSL-LX5093PGD	SSL-LX5093PGD	Pure Green	Green Diffused	555	2.1	25	15	60°	.16	.128	.107	.086
696-SSL-LX5093XPGC	SSL-LX5093XPGC	Pure Green	Water Clear	555	2.2	25	45	20°	.32	.268	.214	.182
T1 3/4 (5mm) - High Brightness												
696-LX5093SRC/DV	SSL-LX5093SRC/DV	Super Red	Water Clear	660	1.7	30	1500	30°	.28	.214	.193	.171
696-LX5093SRC/DW	SSL-LX5093SRC/DW	Super Red	Water Clear	660	1.7	30	1800	30°	.48	.396	.321	.278
696-SSLLX5093XRC/4	SSL-LX5093XRC/4	Super Red	Water Clear	660	1.7	30	2500	20°	.55	.449	.364	.31
696-LX5093SRC/E	SSL-LX5093SRC/E	Super Red	Water Clear	660	1.7	30	2800	30°	.48	.396	.342	.332
696-SSL-LX5093SOC	SSL-LX5093SOC	Super Orange	Water Clear	610	2	30	2500	30°	.51	.46	.411	.358
696-SSL-LX5093SYC	SSL-LX5093SYC	Super Yellow	Water Clear	590	2.1	30	1000	30°	.55	.449	.407	.30
696-SSL-LX5093XYC	SSL-LX5093XYC	Yellow	Water Clear	590	2.1	30	1300	20°	.61	.503	.407	.353
696-SSL-LX5093UEGC	SSL-LX5093UEGC	Green	Water Clear	502	3.5	25	1500	30°	2.43	2.18	1.95	1.70
696-SSL-LX5093USBD	SSL-LX5093USBD	Blue	Blue Diffused	470	3.5	30	300	60°	1.93	1.37	1.22	1.16
696-SSL-LX5093USBC	SSL-LX5093USBC	Blue	Water Clear	470	3.5	30	1000	30°	2.14	1.71	1.52	1.38
696-LX5093UWC/A	SSL-LX5093UWC/A	White	Water Clear	- - -	3.6	30	740	45°	3.47	2.89	2.31	2.02
696-SLX-LX5093UWC/C	SLX-LX5093UWC/C	White	Water Clear	---	3.4	25	3500	40°	.93	.666	.592	.536
696-SSL-LX5093UWC/G	SSL-LX5093UWC/G	White	Water Clear	---	3.5	25	11000	20°	1.71	1.13	.911	.782
T1 3/4 (5mm) - Blinking												
696-SSL-LX5093BHD	SSL-LX5093BHD	Dark Red	Red Diffused	700	3-14	20	5	60°	1.08	.725	.57	.492
696-SSL-LX5093BSRD	SSL-LX5093BSRD	Super Red	Red Diffused	660	3-14	20	200	60°	.93	.631	.471	.407
696-SSL-LX5093BID	SSL-LX5093BID	Red	Red Diffused	635	3-14	20	40	60°	.80	.599	.449	.391
696-SSL-LX5093BYD	SSL-LX5093BYD	Yellow	Yellow Diffused	585	3-14	20	20	60°	.71	.589	.471	.407
696-SSL-LX5093BGD	SSL-LX5093BGD	Green	Green Diffused	565	3-14	20	20	60°	.88	.61	.535	.396
696-SSLLX5093BSBDA	SSL-LX5093BSBD/A	Blue	Blue Diffused	430	3-14	20	45	60°	2.73	2.10	1.73	1.63
T1 3/4 (5mm) - Multi-Color												
696-SSL-LX5097IGW	SSL-LX5097IGW	Red/Green	White Diffused	635/565	2.1	30/25	20	60°	.47	.399	.315	.29
696-LX5099SIUBSUGB	SSL-LX5099SIUBSUGB	Red/Green/Blue	Water Clear	636/574/470	1.9/2.1/3.65	30	600/450/150	30°	7.77	6.47	5.98	5.80

© Copyright 2013 Mouser Electronics
© Copyright 2013 Mouser Electronics

LUMEX LED Lamps

RoHS Compliant **This product is RoHS compliant.**

LUMEX
Creating LED and LCD Solutions Together™

DIMENSIONS: mm (in.)

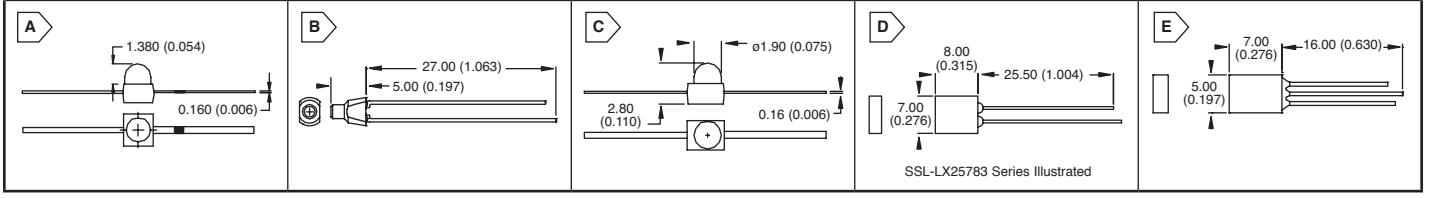

SSL-LX25783 Series Illustrated

LUMEX LEDS

For quantities greater than listed, call for quote.

MOUSER STOCK NO.	Lumex Part No.	Fig.	Color		Peak Wavelength (nm)	Vf (V) Typ.	If (mA) Max.	IO mcd	Viewing Angle	Price Each			
			LED	Lens						1	100	500	1000
2mm Axial													
696-LXA227ID-5V	SSL-LXA227ID-5V	A	Red	Red Diffused	635	5	30	8	60°	.62	.524	.414	.358
696-LXA227YD-5V	SSL-LXA227YD-5V	A	Yellow	Yellow Diffused	585	5	20	8	60°	.77	.556	.489	.423
696-SSLLXA227GD-5V	SSL-LXA227GD-5V	A	Green	Green Diffused	565	5	30	8	60°	.54	.446	.357	.312
2mm Tapered													
696-SSL-LX20465YD	SSL-LX20465YD	B	Yellow	Yellow Diffused	585	2.1	30	10	70°	.16	.128	.107	.086
696-SSL-LX20465GD	SSL-LX20465GD	B	Green	Green Diffused	565	2.2	25	10	70°	.16	.128	.107	.086
2mm x 2.5mm													
696-SSL-LXA228SRC	SSL-LXA228SRC	C	Red	Water Clear	660	1.7	30	170	25°	.31	.265	.208	.184
696-SSL-LXA228ID	SSL-LXA228ID	C	Red	Red Diffused	635	2	30	25	50°	.29	.246	.193	.171
696-SSL-LXA228YC	SSL-LXA228YC	C	Yellow	Water Clear	585	2	20	30	25°	.30	.261	.204	.182
696-SSL-LXA228SGC	SSL-LXA228SGC	C	Green	Water Clear	565	2.1	30	50	25°	.39	.305	.257	.225
696-SSL-LXA228GD	SSL-LXA228GD	C	Green	Green Diffused	565	2.1	25	12	25°	.26	.214	.171	.15
2mm x 5mm													
696-SSL-LX2573SRD	SSL-LX2573SRD	D	Sup. Red	Red Diffused	660	1.7	30	80	80°	.19	.171	.161	.137
696-SSL-LX2573ID	SSL-LX2573ID	D	Red	Red Diffused	635	2	30	10	110°	.14	.108	.096	.083
696-SSL-LX2573AD	SSL-LX2573AD	D	Amber	Amber Diffused	605	2.1	30	5	120°	.16	.139	.128	.112
696-SSL-LX2573YD	SSL-LX2573YD	D	Yellow	Yellow Diffused	585	2.1	30	10	80°	.15	.112	.101	.088
696-SSL-LX2573GD	SSL-LX2573GD	D	Green	Green Diffused	565	2.1	25	10	110°	.14	.108	.096	.083
696-SSL-LX2577IGW	SSL-LX2577IGW	E	Red/Green	White Diffused	635/565	2.1	30/25	6	110°	.36	.309	.247	.21
2.5mm x 7mm Rect.													
696-SSL-LX25783ID	SSL-LX25783ID	D	Red	Red Diffused	635	2	30	9	80°	.12	.107	.101	.086
696-SSL-LX25783GD	SSL-LX25783GD	D	Green	Green Diffused	565	2.2	25	35	110°	.16	.128	.107	.086

DIMENSIONS: mm

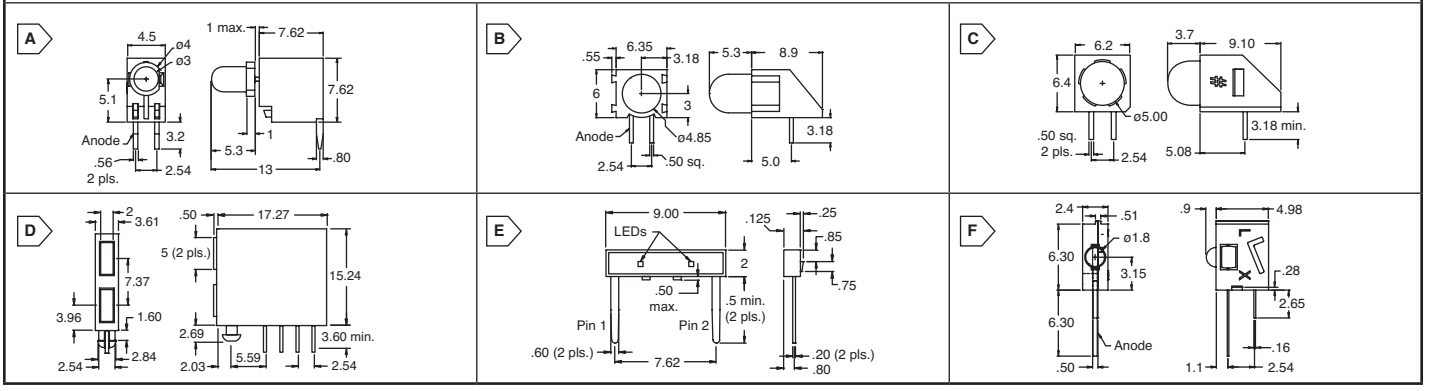

LUMEX CIRCUIT BOARD INDICATORS

For quantities greater than listed, call for quote.

MOUSER STOCK NO.	Lumex Part No.	Fig.	Color		Peak Wavelength (nm)	Vf (V) Typ.	If (mA) Max.	IO mcd	Viewing Angle	Price Each			
			LED	Lens						1	100	500	1000
3mm Relampable													
696-SSF-LXH4RABID	SSF-LXH4RABID	A	Red (blinking)	Red Diffused	635	3.5	20	6	60°	2.91	2.03	1.74	1.51
696-SSF-LXH4RAGD	SSF-LXH4RAGD	A	Green	Green Diffused	565	2.1	25	30	60°	1.67	1.39	1.11	.974
696-SSF-LXH4RAHGW	SSF-LXH4RAHGW	A	Red/Green	White Diffused	700/565	2.1	25	3/4	60°	1.23	.856	.738	.64
696-SSF-LXH4RAID	SSF-LXH4RAID	A	Red	Red Diffused	635	2.1	30	40	60°	1.67	1.39	1.11	.974
696-SSF-LXH4RAYD	SSF-LXH4RAYD	A	Yellow	Yellow Diffused	585	2.1	30	30	60°	1.02	.813	.728	.631
PC LED 5mm													
696-SSF-LXH100MGD	SSF-LXH100MGD	B	Green	Green Diffused	565	2.2	25	30	60°	.40	.278	.241	.209
696-SSF-LXH100MHGW	SSF-LXH100MHGW	B	Red/Green	White Diffused	700/565	2.0/2.2	30	6/20	60°	.64	.482	.385	.334
696-SSF-LXH100MID	SSF-LXH100MID	B	Red	Red Diffused	635	2	30	30	60°	.40	.278	.241	.209
696-SSF-LXH100MLGD	SSF-LXH100MLGD	B	Green	Green Diffused	565	2.2	25	30	60°	.50	.353	.305	.264
696-SSF-LXH100MLID	SSF-LXH100MLID	B	Red	Red Diffused	635	2	30	30	60°	.70	.49	.423	.366
696-SSF-LXH100MSRD	SSF-LXH100MSRD	B	Red	Red Diffused	660	1.8	30	100	60°	.77	.514	.407	.353
696-SSF-LXH100MYD	SSF-LXH100MYD	B	Yellow	Yellow Diffused	585	2.1	30	30	60°	.63	.449	.385	.334
696-SSF-LXH104GD	SSF-LXH104GD	C	Green	Green Diffused	565	2.2	25	30	60°	.34	.268	.193	.182
696-SSF-LXH104ID	SSF-LXH104ID	C	Red	Red Diffused	635	2	30	20	60°	.29	.193	.173	.15
696-SSF-LXH104YD	SSF-LXH104YD	C	Yellow	Yellow Diffused	585	2.1	30	20	60°	.30	.203	.183	.158
2mm x 5mm													
696-LXH22573GGD	SSF-LXH22573GGD	D	Green	Green Diffused	565	2.2	25	10	110°	1.08	.756	.653	.566
9mm x 2mm													
696-SSB-LX02GC	SSB-LX02GC	E	Green	Green Translucent	565	4.4	25	10	160°	.77	.696	.621	.546
696-SSB-LX02SRC	SSB-LX02SRC	E	Red	Red Translucent	660	3.6	30	50	160°	1.06	.742	.636	.551
696-SSB-LX02YC	SSB-LX02YC	E	Yellow	Yellow Translucent	590	4.2	30	170	160°	1.12	.786	.685	.593
Single Right Angle													
696-SSF-LXH555ID	SSF-LXH555ID	F	Red	Red Diffused	635	2	30	8	60°	.94	.835	.781	.696
696-SSF-LXH555YD	SSF-LXH555YD	F	Yellow	Yellow Diffused	585	2.1	30	8	60°	.94	.835	.781	.696
696-SSF-LXH555GD	SSF-LXH555GD	F	Green	Green Diffused	565	2.1	25	8	60°	.91	.631	.546	.473

© Copyright 2013 Mouser Electronics
© Copyright 2013 Mouser Electronics

OSRAM SMD LEDs

OSRAM
Opto Semiconductors

RoHS Compliant **This product is RoHS compliant.**

For quantities greater than listed, call for quote.

MOUSER STOCK NO.	Fig.	Size	Emitting Color	Wavelength	Intensity (Typ.)	Forward Voltage	Forward Current	Viewing Angle	Price Each 1	10	50	100
Smart LED												
720-LSL296-N1Q2-1-Z	A	0603	Super Red	633nm	250mcd	2.0V	20mA	160°	.17	.139	.119	.108
720-LSL29K-H1J2-1-Z	A	0603	Super Red	630nm	20mcd	1.8V	2mA	160°	.23	.187	.161	.146
720-LAL296-P1R2-Z	A	0603	Amber	615nm	140mcd	2.0V	20mA	160°	.17	.139	.119	.108
720-LOL29KJ2L124Z	A	0603	Orange	606nm	14mcd	1.8V	2mA	160°	.21	.18	.161	.147
720-LOL296P1S124Z	A	0603	Orange	605nm	460mcd	2.0V	20mA	160°	.18	.154	.134	.121
720-LYL29KH1K226Z	A	0603	Yellow	587nm	28mcd	1.8V	2mA	160°	.19	.156	.134	.121
720-LYL296P1R226Z	A	0603	Yellow	587nm	410mcd	2.0V	20mA	160°	.18	.15	.133	.121
720-LGL29KF2J124Z	A	0603	Green	570nm	10mcd	1.7V	2mA	160°	.19	.156	.134	.121
720-LGL29KG2J124Z	A	0603	Green	570nm	10mcd	1.7V	2mA	160°	.25	.203	.174	.158
720-LTL29SP2R125Z	A	0603	True Green	528nm	400mcd	3.4V	10mA	155°	1.19	1.05	.91	.824
720-LTN91EDBFB251	B	1206	True Green	530nm	18000mcd	33V	20mA	20°	.89	.803	.706	.642
720-LBL293M2P1361Z	A	0603	Blue	470nm	160mcd	2.9V	10mA	155°	.85	.77	.677	.611
720-LBN91EAADA351	B	1206	Blue	470nm	5600mcd	3.4V	20mA	20°	.86	.77	.685	.621
720-LWL283Q1R23K8L1Z	A	0603	White	---	470mcd	2.9V	10mA	170°	.85	.76	.674	.61
Chip LED												
720-LSQ976-NR-1	B	0603	Super Red	633nm	180mcd	2.0V	20mA	160°	.11	.087	.079	.073
720-LOQ976-PS-25	B	0603	Orange	605nm	280mcd	2.0V	20mA	160°	.11	.087	.079	.073
720-LYQ976-P1S2-36	B	0603	Yellow	587nm	280mcd	2.0V	20mA	160°	.11	.087	.079	.073
720-LYQ971H1K136	B	0603	Yellow	587nm	6mcd	2.0V	20mA	160°	.11	.087	.079	.073
720-LGQ971-KN-1	B	0603	Green	570nm	10mcd	2.2V	20mA	160°	.11	.087	.079	.073
720-LBQ39EL2N2351	B	0603	Blue	470nm	45mcd	3.0V	20mA	160°	.33	.282	.253	.229
720-LBQ39GL2N2351	B	0603	Blue	470nm	45mcd	3.0V	20mA	160°	.26	.239	.21	.19
720-LWQ38EQ1S23K6L1	B	0603	White	---	280mcd	3.0V	20mA	160°	.33	.282	.253	.229
720-LWQ38GQ1S13K6L1	B	0603	White	---	280mcd	3.0V	20mA	160°	.33	.282	.253	.229
720-LHR974-LP-1	C	0805	Hyper Red	645nm	15mcd	1.8V	20mA	160°	.11	.087	.079	.073
720-LSR976-NR-1	C	0805	Super Red	633nm	180mcd	2.0V	20mA	160°	.11	.087	.079	.073
720-LOR976-PS-1	C	0805	Orange	606nm	280mcd	2.0V	20mA	160°	.11	.087	.079	.073
720-LOR971-HL-1	C	0805	Orange	605nm	10.4mcd	2.2V	20mA	160°	.11	.087	.079	.073
720-LYR971-HL-1	C	0805	Yellow	588nm	10.4mcd	2.2V	20mA	160°	.11	.087	.079	.073
720-LYR976-PS-36	C	0805	Yellow	588nm	280mcd	2.0V	20mA	160°	.11	.087	.079	.073
720-LGR971-KN-1	C	0805	Green	570nm	26mcd	2.2V	20mA	160°	.11	.087	.079	.073
720-LHN974-KN-1	D	1206	Hyper Red	645nm	15mcd	1.8V	20mA	160°	.13	.096	.088	.08
720-LYN971-HL-1	D	1206	Yellow	587nm	18mcd	2.2V	20mA	160°	.11	.087	.079	.073
720-LGN971-KN-1	D	1206	Green	570nm	45mcd	2.2V	20mA	160°	.11	.087	.079	.073
720-LTN91EDBFB251	D	1206	True Green	530nm	11.8mcd	3.3V	20mA	20°	.89	.803	.706	.642
720-LBN91EAADA351	D	1206	Blue	470nm	3.4mcd	3.4V	20mA	20°	.86	.77	.685	.621
Micro Side LED												
720-LSY876-P2S1-1-Z	E	-	Super Red	633nm	224mcd	2.0V	20mA	120°	.25	.217	.188	.17
720-LYY876Q2T126Z	E	-	Yellow	587nm	355mcd	2.0V	20mA	120°	.26	.214	.189	.172
720-LBY87CP1R235Z	E	-	Blue	470nm	112mcd	3.6V	20mA	120°	.80	.717	.631	.578
720-LWY87CT1U13K8LZ	E	-	White Diff.	6200K	560mcd	3.6V	20mA	120°	1.01	.91	.803	.728
Hyper Micro Side LED												
720-LSY876-Q2S1-1-Z	E	-	Super Red	633nm	224mcd	2.0V	20mA	120°	.29	.251	.22	.201
Side LED												
720-LSA676-R1S1-1-Z	F	-	Super Red	633nm	244mcd	2V	20mA	120°	.30	.257	.23	.21
720-LSA67K-J1L2-1-Z	F	-	Super Red	630nm	30mlm	1.8V	2mA	120°	.25	.225	.182	.165
720-LSA67K-J1K2-1-Z	F	-	Super Red	630nm	11.2mcd	1.8V	2mA	120°	.26	.214	.194	.175
720-LSA67K-K1L2-1-Z	F	-	Super Red	630nm	18mcd	1.8V	2mA	120°	.28	.246	.219	.199
720-LAA67FAABB241	F	-	Amber	617nm	2800mcd	2V	30mA	120°	.41	.364	.321	.289
720-LOA67KK1L224Z	F	-	Orange	606nm	40mlm	1.8V	2mA	120°	.24	.193	.173	.158
720-LYA67BT1V126Z	F	-	Yellow	587nm	900mcd	2.1V	30mA	120°	.39	.332	.289	.268
720-LYA67KK2M126Z	F	-	Yellow	587nm	22.4mcd	1.8V	2mA	120°	.23	.185	.168	.152
720-LPA67KE1F225Z	F	-	Pure Green	560nm	4mlm	1.8V	2mA	120°	.23	.193	.166	.151
720-LTA6SGV1AB36Z	F	-	True Green	528nm	1255mcd	3.2V	20mA	120°	1.10	.995	.877	.803
720-LPA67KE1G225Z	F	-	Pure Green	560nm	2.8mcd	1.8V	2mA	120°	.21	.182	.158	.144
Hyper Side LED												
720-LSA676-P2S1-1-Z	F	-	Super Red	633nm	350mlm	2.0V	20mA	120°	.24	.193	.172	.157
720-LRA67F-U2AB-1-Z	F	-	Red	625nm	1180mcd	2.0V	30mA	120°	.41	.364	.321	.289
720-LYA67KJ2M126Z	F	-	Yellow	587nm	40mlm	1.8V	2mA	120°	.19	.161	.143	.131
720-LYA676Q2T126Z	F	-	Yellow	587nm	630mlm	2.0V	20mA	120°	.24	.193	.172	.157
720-LGA676P1Q224Z	F	-	Green	570nm	240mlm	2.0V	20mA	120°	.29	.246	.214	.195
720-LPA676L1M225Z	F	-	Pure Green	560nm	60mlm	2.0V	20mA	120°	.31	.277	.245	.224
720-LTA673P1Q225Z	F	-	True Green	532nm	350mlm	3.0V	10mA	120°	1.00	.899	.792	.728
720-LBA673L2P135Z	F	-	Blue	471nm	100mlm	3.1V	10mA	120°	.87	.781	.685	.621
Point LED												
720-LBP4SGS2U135	G	-	Blue	470nm	450mcd	3.2V	20mA	120°	1.06	.963	.845	.77
720-LYP476R2T126Z	G	-	Yellow	587nm	355mcd	2V	20mA	120°	.21	.20	.173	.157
720-LOP476R2T124Z	G	-	Orange	606nm	355mcd	2V	20mA	120°	.25	.203	.183	.166
720-LSP47K-H1K2-1-Z	G	-	Super Red	630nm	11.2mcd	1.8V	2mA	120°	.16	.128	.111	.101
720-LSP47F-U1AA-1-1	G	-	Super Red	633nm	1400mcd	2.0V	30mA	120°	.41	.364	.321	.289
720-LRP47FU2AB11Z	G	-	Red	625nm	1800mcd	2.0V	30mA	120°	.41	.364	.321	.289
720-LAP47FV2BB241Z	G	-	Amber	617nm	2800mcd	2.0V	30mA	120°	.45	.396	.342	.31
720-LYP47FU2AB361Z	G	-	Yellow	590nm	1800mcd	2.05V	30mA	120°	.45	.396	.353	.321
720-LGP47KG2K124Z	G	-	Green	570nm	9mcd	1.8V	2mA	120°	.17	.139	.119	.108
720-LTP4SGV1AB36FZ	G	-	True Green	528nm	1800mcd	3.2V	20mA	120°	1.01	.91	.803	.728
720-LWP4SGV2ABJKPLZI	G	-	White	5600K	1800mcd	3.2V	20mA	120°	.87	.792	.689	.627
720-LWP4SGV2ABJKPLZI	G	-	White	5600K	1800mcd	3.2V	20mA	120°	.87	.792	.689	.627
Hyper Mini-Top LED												
720-LSM676-P2S1-1-Z	H	-	Super Red	633nm	224mcd	2.0V	20mA	120°	.20	.171	.151	.138
720-LSM676-Q2S1-1-Z	H	-	Super Red	633nm	224mcd	2.0V	20mA	120°	.23	.182	.164	.149
720-LSM67K-H2L1-1-Z	H	-	Super Red	630nm	14mcd	1.8V	2mA	120°	.18	.139	.126	.116
720-LSM47K-J2L1-1-Z	H	-	Super Red	630nm	14mcd	1.8V	2mA	120°	.18	.15	.129	.118
720-LSM67K-J2L1-1-Z	H	-	Super Red	630nm	14mcd	1.8V	2mA	120°	.19	.161	.137	.124
720-LAM676-Q2T1-1-Z	H	-	Amber	615nm	355mcd	2.0V	20mA	120°	.20	.171	.151	.138
720-LOM67KJ2M124Z	H	-	Orange	606nm	22.4mcd	1.8V	2mA	120°	.17	.139	.12	.109
720-LYM676Q2T126Z	H	-	Yellow	587nm	355mcd	2.0V	20mA	120°	.20	.171	.151	.138
720-LGM67KG1J224Z	H	-	Green	570nm	7.1mcd	1.8V	2mA	120°	.19	.161	.137	.125
720-LGM67KH1J224Z	H	-	Green	570nm	7.1mcd	1.8V	2mA	120°	.24	.201	.174	.158
720-LGM676N2Q124Z	H	-	Green	570nm	90mcd	3.4V	20mA	120°	.29	.246	.225	.199
720-LPM67KD2G125Z	H	-	Pure Green	560nm	2.24mcd	1.8V	2mA	120°	.21	.171	.155	.141
720-LPM676K2M125Z	H	-	True Green	532nm	140mcd	1.8V	10mA	120°	.35	.30	.268	.246
720-LTM673N1R225Z	H	-	True Green	532nm	90mcd	3.0V	10mA	120°	.91	.824	.717	.653
720-LBM673L1M235Z	H	-	Blue	471nm	19.6mcd	3.1V	10mA	120°	.84	.76	.663	.61
720-LWM673N2R25K8LZ	H	-	White	5600K	180mcd	3.1V	10mA	120°	.82	.738	.653	.589
720-LWM67CS1U25K8LZ	H	-	White	5600K	710mcd	3.6V	20mA	120°	.80	.717	.631	.578

A

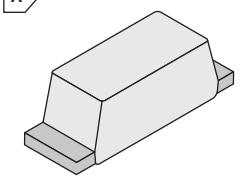

B

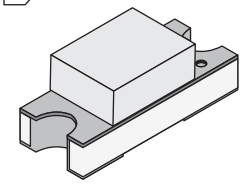

C

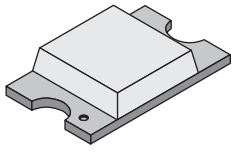

D

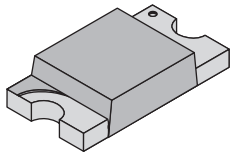

E

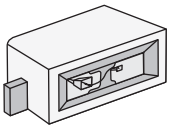

F

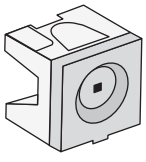

G

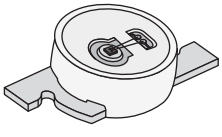

H

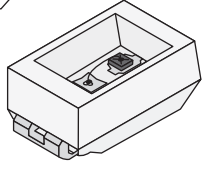

© Copyright 2013 Mouser Electronics

© Copyright 2013 Mouser Electronics

OSRAM SMD LEDs

RoHS Compliant This product is RoHS compliant.

OSRAM
Opto Semiconductors

PRODUCT NEW

For quantities greater than listed, call for quote.

MOUSER STOCK NO.	Fig.	Size	Emitting Color	Wavelength	Intensity (Typ.)	Forward Voltage	Forward Current	Viewing Angle	Price Each 1	10	50	100
Duris E3												
720-LCWJNSHECBQBS5R8	A	PLCC-4	Warm White	3000K	1940/2400mcd	3.4V	20mA	120°	.23	.193	.168	.152
720-LCWJNSHECBQBS5U8	A	PLCC-4	Warm White	2700K	1800/2240mcd	3.4V	20mA	120°	.23	.193	.168	.152
720-LCWJNSHECBRBT5H7	A	PLCC-4	Neutral White	5000K	2100/2590mcd	3.4V	20mA	120°	.29	.246	.214	.193
720-LCWJNSHECBRBT5L7	A	PLCC-4	Warm White	4000K	2100/2590mcd	3.4V	20mA	120°	.23	.193	.168	.152
Duris P5												
720-GWDASPAGUHQ5L7N1	B	2.6x2.2mm	Neutral White	4000K	33lm	3.02V	200mA	130°	.62	.546	.471	.428
720-GWDASPAHPHR5H7I1	B	2.6x2.2mm	Neutral White	5000K	35.9lm	3.02V	200mA	130°	.65	.578	.503	.449
720-GWDASPAGUHQ5R8T1	B	2.6x2.2mm	Neutral White	3000K	33lm	3.02V	200mA	130°	.66	.589	.503	.46
720-GWDASPAHPHR5L7N1	B	2.6x2.2mm	Neutral White	4000K	35.9lm	3.02V	200mA	130°	.70	.61	.535	.482
720-GWDASPAHQHS5H7I1	B	2.6x2.2mm	Neutral White	5000K	39lm	3.02V	200mA	130°	.75	.663	.567	.514
Low Power LED												
720-LUWJNSHECRT5C8E1	A	PLCC-4	White	6500K	2100/2590mcd	2.8V, 3.4V	20mA	120°	.20	.166	.155	.133
Hyper Top LED												
720-LST676-Q1R2-1-Z	C	PLCC-2	Super Red	645nm	180mcd	2.0V	20mA	120°	.21	.182	.159	.144
720-LST67K-J1K2-1-Z	C	PLCC-2	Super Red	630nm	11.2mcd	1.8V	2mA	120°	.18	.15	.126	.116
720-LST67K-J1L2-1-Z	C	PLCC-2	Super Red	630nm	18mcd	1.8V	2mA	120°	.16	.128	.112	.103
720-LST67K-K1L2-1-Z	C	PLCC-2	Super Red	630nm	18mcd	1.8V	2mA	120°	.17	.139	.122	.11
720-LOT67KK1M224Z	C	PLCC-2	Orange	606nm	28mcd	1.8V	2mA	120°	.16	.128	.116	.106
720-LOT676Q2T124Z	C	PLCC-2	Orange	606nm	355mcd	2.0V	20mA	120°	.20	.171	.151	.138
720-LYT67KJ2L126Z	C	PLCC-2	Yellow	587nm	14mcd	1.8V	2mA	120	.18	.149	.131	.119
720-LYT67KJ2M126Z	C	PLCC-2	Yellow	587nm	22.4mcd	1.8V	2mA	120°	.16	.128	.116	.106
720-LYT67KK2M126Z	C	PLCC-2	Yellow	587nm	22.4mcd	1.8V	2mA	120°	.19	.164	.147	.135
720-LYT676S1T126Z	C	PLCC-2	Yellow	587nm	355mcd	2.0V	20mA	120°	.23	.193	.168	.153
720-LGT67KH2K124Z	C	PLCC-2	Green	570nm	9mcd	1.8V	2mA	120°	.19	.161	.14	.127
720-LGT67KG2K124Z	C	PLCC-2	Green	570nm	9mcd	1.8V	2mA	120	.18	.15	.131	.119
720-LGT676P1Q224Z	C	PLCC-2	Green	570nm	112mcd	2.0V	20mA	120°	.26	.214	.19	.172
720-LPT67KE1G225Z	C	PLCC-2	Pure Green	560nm	2.8mcd	1.8V	2mA	120°	.19	.161	.137	.125
720-LPT676L1M225Z	C	PLCC-2	Pure Green	560nm	28mcd	2.0V	20mA	120°	.29	.257	.225	.201
720-LTT673N2S125Z	C	PLCC-2	True Green	532nm	224mcd	3.0V	10mA	120°	.93	.845	.738	.674
720-LTT67CS2V135Z	C	PLCC-2	True Green	528nm	900mcd	3.5V	20mA	120°	.91	.824	.717	.653
720-LBT673L2N135Z	C	PLCC-2	Blue	471nm	75mcd	3.1V	10mA	120°	.81	.738	.642	.589
720-LBT67CP2R135Z	C	PLCC-2	Blue	470nm	140mcd	3.6V	10mA	120°	.84	.76	.663	.61
720-LWT673P1S15K8LZ	C	PLCC-2	White	5600K	224mcd	3.1V	10mA	120°	.67	.603	.532	.487
720-LWT67CS2V15K8LZ	C	PLCC-2	White	5600K	900mcd	3.6V	20mA	120°	.63	.577	.519	.46
Top LED												
720-LST67B-S1U1-1-Z	C	PLCC-2	Super Red	633nm	560mcd	2.1V	30mA	120°	.30	.257	.225	.208
720-LRT68FU1AA11Z	C	PLCC-2	Red	625nm	925mcd	2.05V	20mA	120°	.24	.202	.182	.165
720-LGT670K1L21Z	C	PLCC-2	Green	570nm	13mcd	2.0V	10mA	120°	.21	.171	.154	.14
720-LWT6SCS2U13K6LZ	C	PLCC-2	White	5600K	560mcd	3.6V	20mA	120°	.69	.628	.552	.50
Power Top LED												
720-LRE6SFAABB11Z	D	PLCC-4	Red	625nm	2800mcd	2.15V	50mA	120	.43	.385	.332	.30
720-LSE67BS2V111Z	D	PLCC-4	Super Red	633nm	1700mcd	2.2V	50mA	120°	.28	.235	.208	.188
720-LSE6SFV2BA11Z	D	PLCC-4	Super Red	633nm	2240mcd	2.15V	50mA	120°	.43	.385	.332	.30
720-LAE67BU2AA241Z	D	PLCC-4	Amber	617nm	1400mcd	2.2V	50mA	120°	.30	.255	.232	.207
720-LAE67FAABA243B5A	D	PLCC-4	Amber	617nm	1680mcd	2.3V	50mA	120°	.34	.30	.268	.235
720-LAE6SFBACA241Z	D	PLCC-4	Amber	617nm	3550mcd	2.15V	50mA	120°	.43	.385	.332	.30
720-LOE6SFABCB241Z	D	PLCC-4	Orange	606nm	4500mcd	2.15V	50mA	120°	.43	.385	.332	.30
720-LYE6SFV2AB351Z	D	PLCC-4	Yellow	590nm	1800mcd	2.15V	50mA	120°	.45	.396	.353	.321
720-LYE67BU2AA261Z	D	PLCC-4	Yellow	587nm	2950mcd	2.2V	50mA	120°	.30	.261	.228	.208
720-LTE6SGAABA35Z	D	PLCC-4	True Green	525mn	2800mcd	3.4V	3.4mA	120	.69	.628	.552	.50
720-LBE67C-R2T1-35Z	D	PLCC-4	Blue	469nm	196mcd	3.9V	30mA	120°	.93	.845	.738	.674
720-LCWE6SGV1AB4R9TZ	D	PLCC-4	Warm White	3500K	1800mcd	3.4V	30mA	120°	.69	.628	.552	.50
720-LCWE6SGV2BA4O9QZ	D	PLCC-4	Warm White	3800K	2240mcd	3.4V	30mA	120°	.69	.628	.552	.50
720-LCWE6SGV2BA4L8NZ	D	PLCC-4	Warm White	4100K	2240mcd	3.4V	30mA	120°	.69	.628	.552	.50
720-LWE67CU2V25K8L1Z	D	PLCC-4	White	5600K	1120mcd	3.9V	30mA	120°	.78	.459	.437	.419
720-LWE6SCU2AA5K8L1Z	D	PLCC-4	White	5600K	1400mcd	3.9V	30mA	120°	.80	.717	.631	.578
720-LUWE6SGAABA4N7QZ	D	PLCC-4	Ultra White	6500K	2240mcd	3.4V	30mA	120°	.93	.845	.738	.674
720-LUWE6SGABBB4N7QZ	D	PLCC-4	Ultra White	6500K	2800mcd	3.3V	30mA	120	.63	.577	.519	.46
Power Top Lens												
720-LSE63BBBCB11Z	E	PLCC-4	Super Red	633nm	1700mlm	2.2V	50mA	30°	.35	.31	.278	.246
720-LSE65F-BBDA-1-Z	E	PLCC-4	Super Red	633nm	4480mlm	2.15V	50mA	60°	.47	.417	.375	.332
720-LSE63F-DBFA-1-Z	E	PLCC-4	Super Red	633nm	4650mlm	2.15V	50mA	30°	.47	.417	.375	.332
720-LAE65BBACA241Z	E	PLCC-4	Amber	617nm	3000mlm	2.2V	50mA	60°	.39	.332	.30	.268
720-LAE63FEAFA243B5A	E	PLCC-4	Amber	617nm	5000mlm	2.15V	50mA	30°	.47	.417	.375	.332
720-LAE65FCBEA243A4B	E	PLCC-4	Amber	617nm	7170mlm	2.15V	50mA	60°	.47	.417	.375	.332
720-LYE63FEAFA461Z	E	PLCC-4	Yellow	590nm	5000mlm	2.15V	50mA	30°	.48	.438	.384	.352
720-LYE63BCBEA261Z	E	PLCC-4	Yellow	587nm	3050mlm	2.2V	50mA	30°	.35	.31	.278	.246
720-LTE63CBADB351Z	E	PLCC-4	True Green	525nm	2610mlm	3.8V	30mA	20°	.86	.78	.681	.622
720-LBE63CU2V235LZ	E	PLCC-4	Blue	469nm	490mlm	3.9V	30mA	20°	1.11	1.02	.888	.813
Multi-Top LED												
720-LSYT67BS1T2T1U21	F	PLCC-4	Red/Yellow	633/587nm	355/710mcd	2.1V, 2.1V	30mA	120°	.52	.46	.407	.375
720-LSYT676P2R110Q2	F	PLCC-4	Red/Yellow	633/587nm	98/157mcd	2.0V, 2.0V	20mA	120°	.40	.342	.297	.276
Advanced Power Top LED												
720-LRG6SPCADB11Z	G	PLCC-6	Red	625nm	7100mcd	2.1V	140mA	120°	1.01	.919	.812	.737
720-LTG6SPCBEB251Z	G	PLCC-6	True Green	528nm	11200mcd	3.6V	140mA	120°	2.40	2.20	1.94	1.75
720-LBG6SPV2BB351Z	G	PLCC-6	Blue	470nm	2800mcd	3.6V	140mA	120°	1.66	.974	.906	.88
Advanced Power Top LED Plus												
720-LCWG5GPFZHX5L8NZ	H	PLCC-4	Warm White	4000K	6400mcd	3.2V	30mA	135°	1.81	1.66	1.46	1.34
Multi LED												
720-LRTBGFTMST729Q5R	I	PLCC-6	Red/Gr/Blu	625/528/470nm	370/710/152mcd	2.05V, 3.2V, 3.0V	20mA	120°	.72	.649	.572	.52
720-LTRBGFSFABQKYOZ	I	PLCC-6	Red/Gr/Blu	625/528/470nm	700/1350/160mcd	2.05V, 3.2V, 3.2V	20mA	120°	1.01	.919	.812	.737
720-LRTBGFTGT7AWV7A7	I	PLCC-6	Red/Gr/Blu	625/528/470nm	1077/1570/377mcd	2.05V, 3.2V, 3.2V	20mA	120°	.96	.886	.779	.708
720-LRTBR98GR7T51S7U	J	-	Red/Gr/Blu	625/528/470nm	140/224/56mcd	2V, 3.3V, 3.4V	20mA	120°	.72	.649	.607	.572

A


B
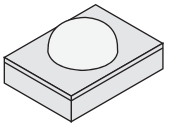

C
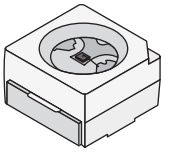

D
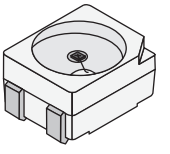

E
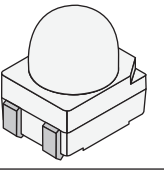

F
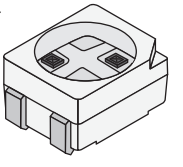

G
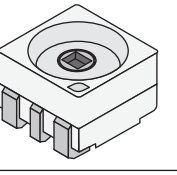

H


I
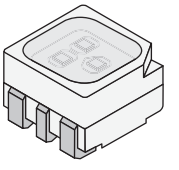

J
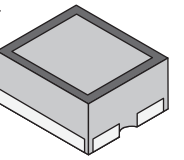

© Copyright 2013 Mouser Electronics

© Copyright 2013 Mouser Electronics

PANASONIC LEDs

RoHS Compliant **This product is RoHS compliant.**

DIMENSIONS: mm

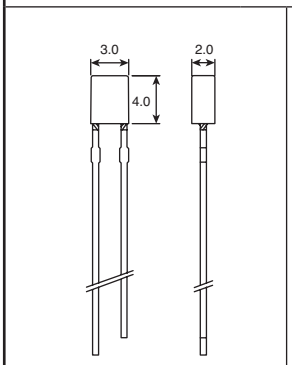

Square 3x2mm

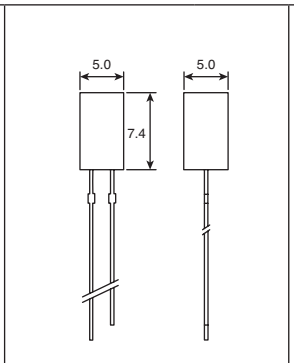

Square 5x5mm

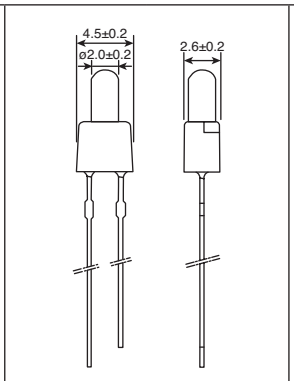

Round 2mm

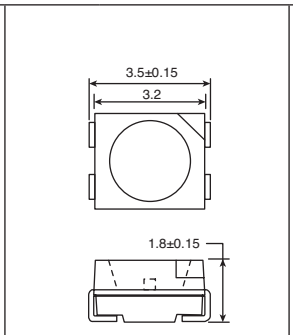

PLCC-4

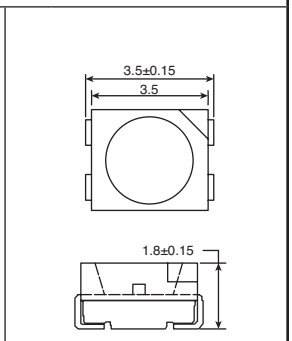

PL22-4

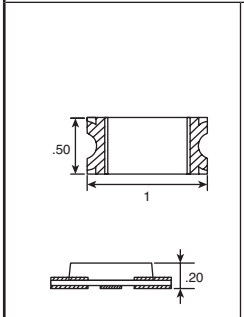

1005

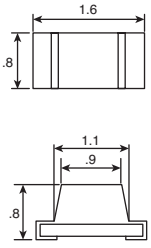

SS

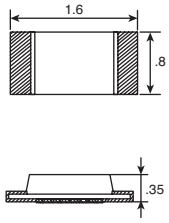

UTSS

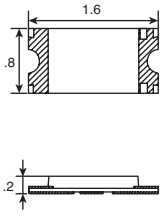

ESS II

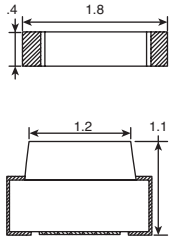

SV-0.4

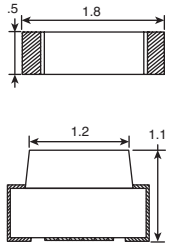

SV-0.5

PANASONIC THRU-HOLE LEDS

For quantities greater than listed, call for quote.

MOUSER STOCK NO.	Panasonic Part No.	Package	Color	Wavelength (nm)	Luminous Intensity Max. (mcd)	Forward Voltage Max. (V)	Price Each		
							1	25	100
667-LN260RPX	LN260RPX	Square 3x2mm	Red Diffused	700	0.7	2.8	.65	.479	.411
667-LN873RPX	LN873RPX	Square 5x5mm	Orange	630	3	2.8	.65	.479	.411
667-LN882RPX	LN882RPX	Round 2mm	Orange	630	6	2.8	.46	.335	.287

PANASONIC SURFACE MOUNT LEDS

For quantities greater than listed, call for quote.

MOUSER STOCK NO.	Panasonic Part No.	Package	Color	Wavelength (nm)	Luminous Intensity Max. (mcd)	Forward Voltage Max. (V)	Price Each		
							1	25	100
667-LNJ047X8ARA	LNJ047X8ARA	1005	White	-	111	3.2	.64	.421	.345
667-LNJ208R8ARA	LNJ208R8ARA	SS	Red	660	6.7	2.5	.60	.352	.284
667-LNJ247W82RA	LNJ247W82RA	1005	Red	645	26.8	2.3	.55	.318	.257
667-LNJ214R82RA	LNJ214R82RA	UTSS	Red	645	15	1.92	.51	.342	.282
667-LNJ252W82RA	LNJ252W82RA	SV-0.4	Red	645	40	2.5	.57	.373	.306
667-LNJ826W83RA	LNJ826W83RA	UTSS	Orange	630	47.3	2.1	.49	.325	.268
667-LNJ847W83RA	LNJ847W83RA	1005	Orange	630	47.3	2.3	.55	.318	.257
667-LNJ853W83RA	LNJ853W83RA	SV-0.5	Orange	630	52.5	2.3	.18	.173	.169
667-LNJ8L4C18RAA	LNJ8L4C18RAA	PLCC-4	Red	617	1130	2.65	1.63	1.28	1.16
667-LNJ8L4C28RAA	LNJ8L4C28RAA	PLCC-4	Red	617	1810	2.65	1.75	1.38	1.24
667-LNJ826W86RA	LNJ826W86RA	UTSS	Soft Orange	610	16.9	2.5	.49	.325	.268
667-LNJ853W86RA	LNJ853W86RA	SV-0.5	Soft Orange	610	23	2.3	.41	.325	.268
667-LNJ847W86RA	LNJ847W86RA	1005	Soft Orange	610	60.5	2.3	.55	.318	.257
667-LNJ447W84RA1	LNJ447W84RA1	1005	Amber	595	30	1.95	.18	.173	.169
667-LNJ426W83RA	LNJ426W83RA	UTSS	Amber	595	102	2.5	.49	.325	.268
667-LNJ347W83RA	LNJ347W83RA	1005	Green	575	28	2.3	.55	.318	.257
667-LNJ326W83RA	LNJ326W83RA	UTSS	Green	575	50	2.5	.51	.301	.243
667-LNJ308G8TRA	LNJ308G8TRA	SS	Yellow Green	565	5	2.6	.49	.276	.21
667-LNJ926W8CRA	LNJ926W8CRA	UTSS	Blue	465	24.6	3.15	.76	.528	.453
667-LNJ937W8CRA	LNJ937W8CRA	ESS II	Blue	465	30	3.2	.51	.338	.278
667-LNJ953W8CRA	LNJ953W8CRA	SV-0.5	Blue	465	34.7	3.2	.85	.348	.338
667-LNJ947W8CRA	LNJ947W8CRA	1005	Blue	465	55	3.2	.56	.366	.30

© Copyright 2013 Mouser Electronics

© Copyright 2013 Mouser Electronics

ROHM SEMICONDUCTOR SMT LEDs

ROHM SEMICONDUCTOR

RoHS Compliant This product is RoHS compliant.

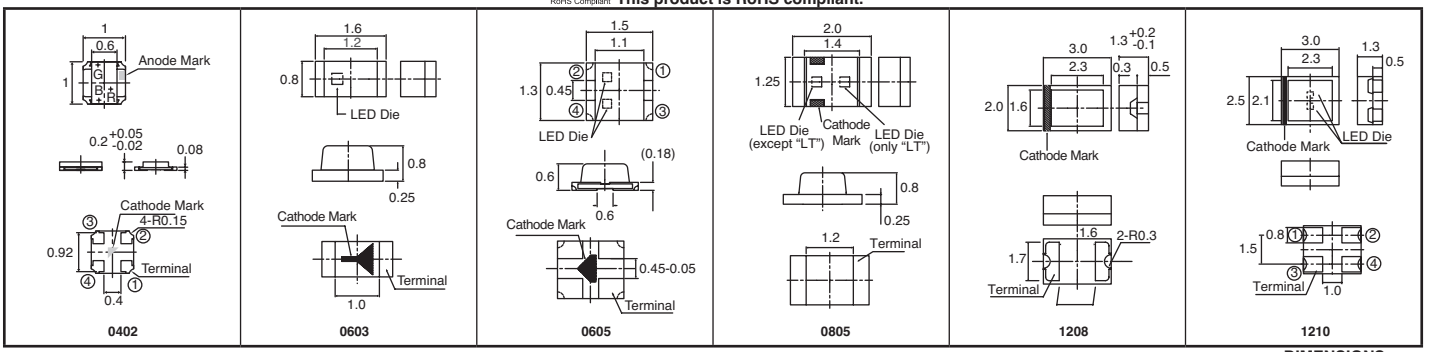

0402 0603 0605 0805 1208 1210

DIMENSIONS: mm

ROHM SEMICONDUCTOR RGB LEDS

NEW PRODUCT

For quantities greater than listed, call for quote.

MOUSER STOCK NO.	Mfr. Part No.	Package	Color	Wavelength (nm)	LV Min (mcd)	Price Each 1	25	100	500
755—SMLP34RGB1W3		0404	RGB	470/527/624	18/71/28	3.50	1.52	1.18	.886
755—SMLP36RGB1W3		0604	RGB	470/527/624	18/71/28	3.50	1.52	1.18	.886
755—SML032RGB1T1		PLCC-6	RGB	470/530/630	125/500/350	3.69	2.27	2.00	1.68
755—SMLV56RGB1W1		PLCC-6	RGB	624/527/470	700/1200/400	2.78	1.64	1.38	1.22
755—SMLW56RGB1W1		7.9x5.0	RGB	624/527/470	700/1200/400	2.94	1.73	1.46	1.28
755—SMLP34RGB2W3		0404	RGB	624/527/470	35/110/45	1.57	1.31	1.05	.738
755—MSL0201RGBW1		-	RGB	624/527/470	25/90/22	1.28	1.07	.856	.599

ROHM SEMICONDUCTOR PICOLED™ LEDS (0402)

For quantities greater than listed, call for quote.

MOUSER STOCK NO.	Mfr. Part No.	Color	Wavelength (nm)	LV Min (mcd)	Price Each 1	25	100	500
755—SML-P11DTT86		Orange	605	2.5	.44	.203	.143	.127
755—SML-P11UTT86		Red	621	1.6	.44	.203	.143	.127
755—SML-P11VTT86		Red	626	1	.44	.203	.143	.127
755—SMLP12BC7TT86		Blue	465	5.6	.74	.353	.295	.24
755—SML-P12DTT86		Orange	605	40	.40	.182	.143	.112
755—SML-P12MTT86		Yellow-Grn	572	10	.40	.182	.143	.112
755—SML-P12PTT86		Green	560	4	.40	.182	.143	.112
755—SML-P12UTT86		Red	620	25	.40	.182	.143	.112
755—SML-P12VTT86		Red	630	25	.40	.182	.143	.112
755—SMLP12WBC7W1		White	-	71	1.02	.484	.409	.332
755—SML-P12YTT86		Yellow	590	40	.40	.182	.143	.112
755—SML-P24MUWT86		Red, Green	572/620	52	.63	.31	.235	.202

ROHM SEMICONDUCTOR 0603 LEDS

For quantities greater than listed, call for quote.

MOUSER STOCK NO.	Mfr. Part No.	Color	Wavelength (nm)	LV Min (mcd)	Price Each 1	25	100	500
755—SML310BATT86		Blue	428	1.4	1.29	.706	.583	.484
755—SML-310DTT86		Orange	610	2.2	.25	.10	.083	.057
755—SML-310LTT86		Red	660	3.6	.30	.119	.102	.068
755—SML-310MTT86		Green	570	3.6	.29	.128	.10	.073
755—SML-310PTT86		Pure Green	555	1.4	.25	.10	.083	.057
755—SML-310VTT86		Red	650	1.4	.24	.094	.079	.054
755—SML-310YTT86		Yellow	585	2.2	.32	.128	.108	.074
755—SML-311DTT86		Orange	611	0.9	.40	.193	.144	.11
755—SML-311UTT86		Red	630	0.9	.55	.257	.20	.152
755—SML-311YTT86		Yellow	590	0.9	.50	.235	.184	.14
755—SML312BCTT86		Blue	468	63	2.44	1.43	1.22	1.05
755—SML312ECTT86		Green	518	90	2.44	1.43	1.22	1.05
755—SML-510MWT86		Green	570	3.6	.32	.139	.111	.081
755—SML-511UWT86		Red	630	14	.44	.214	.161	.123
755—SML-511WWT86		Yellow	590	22	.44	.214	.161	.123
755—SML512BC4TT86		Blue	468	5.6	1.31	1.06	.854	.60
755—SML512BC5TT86		Blue	468	16	1.20	.578	.471	.347
755—SML-512MWT86		Green	570	14	.54	.31	.233	.179
755—SML-512PWT86A		Green	563	5.6	.56	.417	.301	.168
755—SML-512UWT86		Red	630	22	.54	.31	.233	.179
755—SML-512VWT86A		Red	639	35.5	.56	.417	.301	.171
755—SML-512WWT86		Yellow	590	36	.54	.257	.197	.151
755—SML-D12M8WT86		Yellow-Grn	572	10	.32	.139	.109	.081
755—SML-D12U8WT86		Red	620	6.3	.32	.139	.109	.081
755—SML-D12V8WT86		Red	630	40	.32	.139	.109	.081
755—SML-D12Y8WT86		Yellow	590	25	.32	.139	.095	.075
755—SMLE12BC7TT86		Blue	468	9	.63	.385	.289	.20
755—SMLE12EC6TT86		Blue-Green	527	85	1.03	.77	.664	.46
755—SMLE12WBC7W1		White	-	71	.63	.48	.369	.233
755—SML-E12U8WT86		Red	620	25	.36	.161	.124	.094
755—SML-E12UWT86		Red	624	36	.27	.193	.147	.10
755—SML-E12V8WT86		Red	630	16	.36	.161	.124	.094

ROHM SEMICONDUCTOR ULTRA-COMPACT SURFACE MOUNT REMOTE CONTROL PHOTORECEIVER MODULE

ROHM's RPMS2401-H19 photoreceiver, utilizing original miniaturization technology, features the smallest[1] mounting area in the world. In addition, the S/N ratio in broad daylight is significantly improved due to ROHM's unique optical technology.

[1]January 2007 ROHM study

For quantities greater than listed, call for quote.

MOUSER STOCK NO.	Mfr. Part No.	Supply Voltage (max) (V)	Output Current (mA)	Consump. Current (Typ.)(mA)	Center Freq. (Typ.)(kHz)	Price Each 1	25	100	500
755—RPMS1371-H19E4A		6.3	2	300µ	36.7	2.17	1.69	1.27	1.14
755—RPMS1381-H19E4A		6.3	2	300µ	37.9	2.17	1.69	1.27	1.14
755—RPMS1401-H19E4A		6.3	2	300µ	40	2.17	1.69	1.27	1.14
755—RPMS2381-H19E4A		6.3	2	0.95	37.9	2.17	1.69	1.27	1.14
755—RPMS2401-H19E4A		6.3	2	0.95	40	2.17	1.69	1.27	1.14

ROHM SEMICONDUCTOR 0605 LEDS

For quantities greater than listed, call for quote.

MOUSER STOCK NO.	Mfr. Part No.	Color	Wavelength (nm)	LV Min (mcd)	Price Each 1	25	100	500
755—SML-521MUWT86		Green/Red	570/630	5.6/22	1.02	.492	.407	.323
755—SML-522MUWT86		Green/Red	630/570	14/22	1.02	.492	.397	.292
755—SML-A12D8TT86		Orange	605	100	.55	.396	.275	.148
755—SML-A12M8TT86		Yellow/Grn	572	25	.55	.396	.275	.148
755—SML-A12MTT86		Green	570	14	.58	.278	.214	.164
755—SML-A12P8TT86		Green	560	6.3	.55	.396	.275	.148
755—SML-A12U8TT86		Red	520	63	.55	.396	.275	.148
755—SML-A12UTT86		Red	630	36	.58	.278	.214	.164
755—SML-A12V8TT86		Red	530	40	.55	.396	.275	.148
755—SML-A12WTT86		Yellow	590	36	.58	.278	.214	.164
755—SML-A12Y8TT86		Yellow	590	63	.55	.396	.275	.148
755—SMLA13WBDW1		White	-	170	3.30	1.83	1.61	1.22

ROHM SEMICONDUCTOR 0805 LEDS

For quantities greater than listed, call for quote.

MOUSER STOCK NO.	Mfr. Part No.	Color	Wavelength (nm)	LV Min (mcd)	Price Each 1	25	100	500
755—SML-210DTT86		Orange	610	2.2	.44	.203	.184	.126
755—SML-210FTT86		Green	560	1.4	.46	.214	.19	.131
755—SML-210LTT86		Red	660	3.6	.32	.15	.133	.093
755—SML-210MTT86		Green	570	3.6	.54	.203	.181	.123
755—SML-210PTT86		Pure Green	555	1.4	.46	.214	.19	.131
755—SML-210VTT86		Red	650	1.4	.58	.214	.194	.133
755—SML-210YTT86		Yellow	585	2.2	.32	.15	.133	.091
755—SML-211DTT86		Orange	611	0.9	.73	.342	.268	.205
755—SML-211UTT86		Red	630	0.9	.73	.342	.268	.205
755—SML-211YTT86		Yellow	590	1.4	.73	.342	.268	.205
755—SML-212U2TT86A		Red	625	71	.73	.342	.26	.186

ROHM SEMICONDUCTOR 1208 LEDS

For quantities greater than listed, call for quote.

MOUSER STOCK NO.	Mfr. Part No.	Color	Wavelength (nm)	LV Min (mcd)	Price Each 1	25	100	500
755—SML-010LTT86		Red	660	5.6	.66	.31	.245	.187
755—SML-010MTT86		Green	570	5.6	.62	.30	.229	.175
755—SML-010VTT86		Red	650	2.2	.63	.30	.232	.177
755—SML-010YTT86		Yellow	585	2.2	.63	.30	.232	.177
755—SML012BCTT86		Blue	468	36	2.02	1.12	.976	.871
755—SML-012D8TT86		Orange	605	63	.36	.30	.19	.107
755—SML-012DTT86		Orange	611	36	.61	.289	.239	.177
755—SML012ECTT86		Green	518	140	2.57	1.51	1.28	1.10
755—SML-012M8TT86		Green	572	10	.36	.30	.19	.107
755—SML-012U8TT86		Red	620	40	.36	.30	.19	.107
755—SML-012UTT86		Red	630	36	.61	.30	.245	.195
755—SML-012V8TT86		Red	630	25	.36	.30	.19	.107
755—SML-012Y8TT86		Yellow	590	63	.36	.30	.19	.107
755—SML013BDTT86		Blue	470	250	1.35	.984	.861	.599
755—SML013WBDW1		White	-	900	2.77	1.53	1.35	1.16

ROHM SEMICONDUCTOR 1210 LEDS

For quantities greater than listed, call for quote.

MOUSER STOCK NO.	Mfr. Part No.	Color	Wavelength (nm)	LV Min (mcd)	Price Each 1	25	100	500
755—SML-020MLTT86		Green/Red	660	9	.84	.407	.334	.266
755—SML-020MVTT86		Red/Green	650/570	3.6/9	.86	.417	.343	.274

© Copyright 2013 Mouser Electronics

© Copyright 2013 Mouser Electronics

ROHM SEMICONDUCTOR LEDs and Opto Components

ROHM SEMICONDUCTOR

RoHS Compliant This product is RoHS compliant.

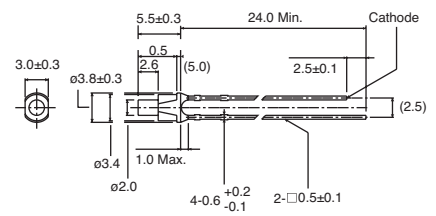

2MM

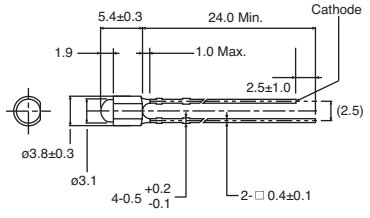

3MM

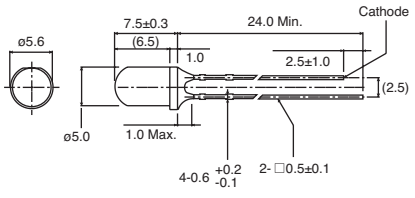

5MM

DIMENSIONS: mm

ROHM SEMICONDUCTOR THRU HOLE LEDS

For quantities greater than listed, call for quote.

MOUSER STOCK NO.		Color	Wavelength (nm)	LV Min (mcd)	Price Each			
Mfr.	Mfr. Part No.				1	25	100	250
2mm								
755—	SLC-22DU3F	Orange	610	0.56	.55	.396	.275	.171
3mm								
755—	SLA-360LT3F	Red	660	20	.65	.31	.26	.233
755—	SLA-370LT3F	Red	660	42	.80	.396	.324	.292
755—	SLA-370MT3F	Green	563	42	.75	.364	.303	.273
755—	SLI-343UR3FW	Red	630	36	.55	.407	.301	.194
755—	SLR-322MC3F	Green	563	9	.33	.161	.122	.11
755—	SLR-322MG3F	Green	563	3.6	.42	.193	.153	.138
755—	SLR-322VC3F	Red	650	5.6	.42	.193	.153	.138
755—	SLR-322VR3F	Red	650	3.6	.42	.193	.153	.138
755—	SLR-332MG3F	Green	563	5.6	.50	.193	.171	.139
755—	SLR-332VR3F	Red	650	3.6	.50	.193	.171	.139
755—	SLR-342MC3F	Green	563	9	.54	.203	.184	.15
755—	SLR-342MG3F	Green	563	5.6	.55	.214	.186	.152
755—	SLR-342MGT32	Green	563	5.6	.61	.235	.202	.148
755—	SLR-342VC3F	Red	650	9	.54	.203	.184	.15
755—	SLR-342VR3F	Red	650	5.6	.29	.128	.096	.086
755—	SLR-342VRT32	Red	650	5.6	.78	.524	.366	.226
755—	SLR-342YY3F	Yellow	585	3.6	.55	.214	.186	.152
755—	SLR343BC4T3F	Blue	468	200	2.02	1.12	.987	.872
755—	SLR343BCT3F	Blue	468	200	2.31	1.36	1.16	1.12
755—	SLR343ECT3F	Green	518	610	2.40	1.40	1.20	1.17
755—	SLR-343MCT32	Green	563	9	.35	.139	.121	.098
755—	SLR-343MGT32	Green	563	5.6	.35	.139	.121	.098
755—	SLR-343VCT32	Red	650	9	.35	.139	.121	.098
755—	SLR-343VRT32	Red	650	5.6	.35	.139	.121	.098
755—	SPR-39MVWF	Green/Red	563/650	3.6/2.2	.65	.31	.26	.233
755—	SLI-343D8C3F	Orange	611	680	.54	.385	.271	.168
755—	SLI-343P8C3F	Green	560	22	.54	.385	.271	.168
755—	SLI-343P8G3F	Green	560	22	.54	.385	.271	.168
755—	SLI-343U8R3F	Red	630	220	.54	.385	.271	.168
755—	SLI-343U8RC3F	Red	630	220	.54	.385	.271	.168
755—	SLI-343URC3FW	Red	630	36	.55	.407	.301	.194
755—	SLI-343YC3F	Yellow	591	90	.86	.417	.34	.306
755—	SLI-343YY3FW	Yellow	591	36	.55	.407	.301	.194
755—	SLR-332DU3F	Orange	610	3.6	.50	.193	.171	.139
755—	SLR-332MC3F	Green	563	5.6	.50	.193	.171	.139
755—	SLR-332YY3F	Yellow	585	2.2	.50	.193	.171	.139
755—	SLR343BC7T3F	Blue	468	470	.87	.417	.36	.322
755—	SLR343WBC7T3	White	-	330	1.48	.706	.613	.549
755—	SLR-322YY3F	Yellow	585	10	.42	.193	.153	.138
5mm								
755—	SLA560BAT3F	Blue	468	2200	.75	.674	.53	.392
755—	SLA560BC7T3F	Blue	468	680	.81	.407	.336	.301
755—	SLA560BCT3F	Blue	468	200	2.28	1.32	1.12	1.02
755—	SLA560BD2T3F	Blue	468	2200	1.44	.77	.664	.627
755—	SLA560EC4T3F	Green	523	1500	1.78	.984	.861	.801
755—	SLA-560LT3F	Red	660	42	.81	.471	.356	.323
755—	SLA-560MT3F	Green	563	42	.64	.31	.236	.215
755—	SLA560WBC7T2XM	White	-	470	1.00	.835	.663	.503
755—	SLA560WBC7T3	White	-	1000	1.63	.974	.748	.617
755—	SLA560WBD2PT2	White	-	3300	3.18	1.07	.856	.762
755—	SLA560WBD2PT3	White	-	3300	2.77	1.71	1.37	1.22
755—	SLA-570LT3F	Red	660	90	.87	.407	.346	.31
755—	SLA-570MT3F	Green	563	200	.40	.193	.144	.131
755—	SLA580BCT3F	Blue	468	900	2.28	1.34	1.14	1.11
755—	SLA580ECT3F	Green	518	3000	2.57	1.51	1.28	1.25
755—	SLA-580LT3F	Red	660	200	.81	.474	.356	.323
755—	SLA-580MT3F	Green	563	200	.64	.31	.235	.213
755—	SLI-560DT3F	Orange	611	300	.78	.375	.292	.264
755—	SLI-560UT3F	Red	630	300	.79	.375	.293	.266
755—	SLI-570DT3F	Orange	611	900	.78	.375	.292	.264
755—	SLI-570UT3F	Red	630	900	.73	.342	.264	.241
755—	SLI-570YT3F	Yellow	591	610	.78	.375	.292	.264
755—	SLI-580DT3F	Orange	611	1300	.78	.375	.292	.264
755—	SLI-580UT3F	Red	630	2000	.78	.375	.292	.264
755—	SLI-580YT3F	Yellow	591	1300	.78	.375	.292	.264
755—	SLR-56DC3F	Orange	610	9	.44	.203	.159	.146
755—	SLR-56DU3F	Orange	610	3.6	.44	.203	.159	.146
755—	SLR-56MC3F	Green	563	14	.44	.203	.159	.146
755—	SLR-56MG3F	Green	563	5.6	.47	.182	.161	.131
755—	SLR-56MGT32	Green	563	5.6	.56	.214	.185	.136
755—	SLR-56VC3F	Red	650	9	.36	.171	.133	.121
755—	SLR-56VR3F	Red	650	3.6	.51	.203	.177	.143
755—	SLR-56VRT32	Red	650	3.6	.56	.214	.185	.136

© Copyright 2013 Mouser Electronics

ROHM SEMICONDUCTOR THRU HOLE LEDS (CONT.)

For quantities greater than listed, call for quote.

MOUSER STOCK NO.		Color	Wavelength (nm)	LV Min (mcd)	Price Each			
Mfr.	Mfr. Part No.				1	25	100	250
5mm (Cont.)								
755—	SLR-56YC3F	Yellow	585	9	.44	.203	.159	.146
755—	SLR-56YY3F	Yellow	585	3.6	.51	.203	.177	.143
755—	SLR-56YYT32	Yellow	585	3.6	.56	.214	.185	.136
755—	SPR-54MVWF	Green/Red	563/650	3.6/2.2	.88	.428	.351	.316
755—	SLR-56VCT32	Red	650	9	.47	.214	.169	.137
755—	SLI-560YT3F	Yellow	591	1000	.58	.278	.214	.194
755—	SLR-56VRTE7	Red	650	3.6	.36	.30	.268	.225

INFRARED LEDS

For quantities greater than listed, call for quote.

MOUSER STOCK NO.	Rohm Part No.	V_F Max (V)	P_D (mW)	I_R (µA)	Price Each		
					1	25	100
755-SIM-012SBT87	SIM-012SBT87	1.2 @ 20mA	60	10	.70	.396	.322
755-SIM-012SBT97	SIM-012SBT97	1.2 @ 20mA	60	10	.70	.396	.322
755-SIM-030ST	SIM-030ST	1.7 @ 100mA	180	10	1.63	1.43	1.24
755-SIM-040ST	SIM-040ST	1.7 @ 100mA	180	10	1.00	.877	.767
755-SIR-320ST3F	SIR-320ST3F	1.2 @ 50mA	100	10	1.20	.696	.407
755-SIR-341ST3F	SIR-341ST3F	1.3 @ 50mA	100	10	.95	.546	.342
755-SIR-505STA47	SIR-505STA47	1.38 @ 100mA	160	10	.82	.471	.30
755-SIR-56ST3F	SIR-56ST3F	1.3 @ 100mA	160	10	.56	.417	.301
755-SIR-568ST3F	SIR-568ST3F	1.6 @ 50mA	230	10	2.10	1.36	.984

PHOTOINTERRUPTERS

For quantities greater than listed, call for quote.

MOUSER STOCK NO.	Rohm Part No.	V_{CEO} Max (V)	Gap Width (mm)	I_C (mA)	V_R (V)	Price Each		
						1	25	100
755-RPI-0126	RPI-0126	30	1.2	30	5	.70	.621	.523
755-RPI-0128	RPI-0128	30	1.2	30	5	1.06	.631	.46
755-RPI-0226	RPI-0226	30	2	30	5	1.17	.631	.513
755-RPI-128	RPI-128	30	1.2	30	5	1.23	.717	.492
755-RPI-129B	RPI-129B	30	1.2	30	5	1.82	1.71	1.66
755-RPI-130	RPI-130	30	1.2	30	5	1.23	.717	.492
755-RPI-151	RPI-151	30	1.5	30	5	2.50	1.63	1.24
755-RPI-221A	RPI-221A	30	2.3	30	5	.98	.728	.545
755-RPI-221	RPI-221	30	2.3	30	5	1.26	.738	.505
755-RPI-303	RPI-303	30	3	30	5	.60	.546	.375
755-RPI-352	RPI-352	30	3	30	5	.77	.674	.53
755-RPI-441C1E	RPI-441C1E	30	4	30	5	1.18	.706	.519
755-RPI-441C1	RPI-441C1	30	4	30	5	.74	.546	.505
755-RPI-579N1E	RPI-579N1E	30	5	30	5	1.02	.674	.503
755-RPI-579N1	RPI-579N1	30	5	30	5	.76	.706	.576
755-RPI-579	RPI-579	30	5	30	5	1.24	.76	.561

PHOTOSENSORS

For quantities greater than listed, call for quote.

MOUSER STOCK NO.	Rohm Part No.	V_{CEO} Max (V)	I_F (mA)	V_R (V)	Price Each		
					1	25	100
755-RPR-220	RPR-220	30	50	5	1.61	1.21	1.16
755-RPR-220PC30N	RPR-220PC30N	30	50	5	6.83	4.67	3.71
755-RPR-220UC30N	RPR-220UC30N	30	50	5	3.27	2.13	1.63

PHOTOTRANSISTORS

For quantities greater than listed, call for quote.

MOUSER STOCK NO.	Rohm Part No.	I_C Max (mA)	λP (nm)	P_D (mW)	Price Each		
					1	25	100
755-RPM-012PBT87	RPM-012PBT87	20	800	75	1.11	.835	.631
755-RPM-012PBT97	RPM-012PBT97	20	800	75	1.11	.631	.468
755-RPM-075PTT86	RPM-075PTT86	10	600	50	.77	.674	.533
755-RPM-22PB	RPM-22PB	30	800	150	.44	.417	.303
755-RPT-34PB3F	RPT-34PB3F	30	800	150	.70	.428	.277
755-RPT-37PB3F	RPT-37PB3F	30	800	150	.51	.385	.353
755-RPT-38PB3F	RPT-38PB3F	30	800	150	.51	.385	.353

© Copyright 2013 Mouser Electronics

VCC LEDs

VCC OPTOELECTRONICS

RoHS Compliant **This product is RoHS compliant.**

DIMENSIONS: mm (in.)

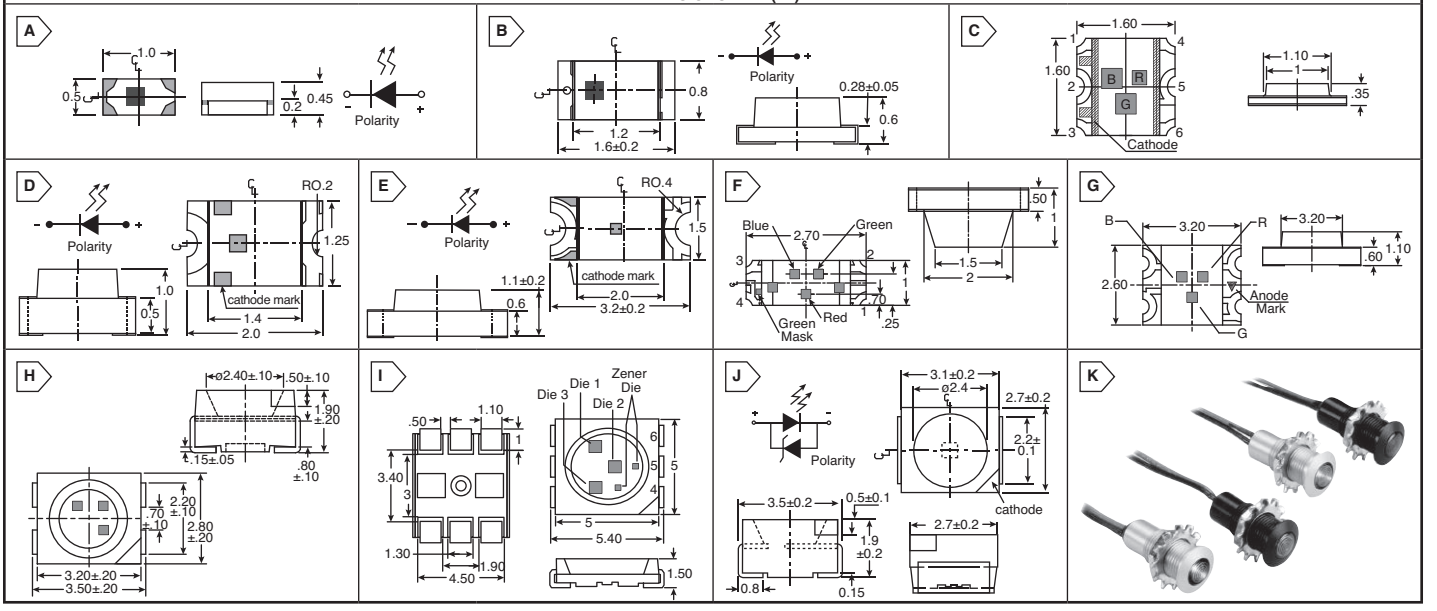

VCC SURFACE MOUNT LEDS

For quantities greater than listed, call for quote.

MOUSER STOCK NO.	VCC Part No.	Fig.	LED Color	LED Lens	Wavelength	Intensity Typ (mcd)	Viewing Angle	Price Each 1	100	500	1000
0402 Size											
593-VAOL-S4RP4	VAOL-S4RP4	A	Red	Water Clear	624nm	36	120°	.25	.184	.135	.116
593-VAOL-S4YP4	VAOL-S4YP4	A	Yellow	Water Clear	589nm	38	120°	.25	.184	.135	.116
593-VAOL-S4GT4	VAOL-S4GT4	A	Yellow Green	Water Clear	573nm	15	120°	.25	.184	.135	.116
593-VAOL-S4SB4	VAOL-S4SB4	A	Blue	Water Clear	568nm	57	120°	.42	.302	.214	.195
593-VAOL-S4WR4	VAOL-S4WR4	A	White	Yellow Diffused	- - -	57	130°	.63	.455	.328	.29
0603 Size											
593-VAOL-S6RP4	VAOL-S6RP4	B	Red	Water Clear	650nm	16	120°	.13	.096	.068	.061
593-VAOL-S6YP4	VAOL-S6YP4	B	Yellow	Water Clear	589nm	16	120°	.13	.096	.068	.061
593-VAOL-S6GT4	VAOL-S6GT4	B	Yellow Green	Water Clear	573nm	14.5	120°	.13	.096	.068	.061
593-VAOL-S6SB4	VAOL-S6SB4	B	Blue	Water Clear	568nm	11.5	120°	.26	.195	.136	.117
593-VAOL-S6WR4	VAOL-S6WR4	B	White	Yellow Diffused	- - -	45	130°	.42	.302	.214	.195
0606 Size											
593-VAOL-S19337RGB	VAOL-S19337RGB	C	RGB	Clear	624/525/470	100/180/50	120°	.93	.813	.738	.663
0805 Size											
593-VAOL-S8RP4	VAOL-S8RP4	D	Red	Water Clear	624nm	38	140°	.14	.106	.073	.064
593-VAOL-S8YP4	VAOL-S8YP4	D	Yellow	Water Clear	589nm	38	140°	.14	.106	.073	.064
593-VAOL-S8GT4	VAOL-S8GT4	D	Yellow Green	Water Clear	573nm	17	140°	.14	.106	.073	.064
593-VAOL-S8SB4	VAOL-S8SB4	D	Blue	Water Clear	568nm	36	140°	.26	.189	.133	.123
593-VAOL-S8WR4	VAOL-S8WR4	D	White	Yellow Diffused	- - -	28	150°	.42	.302	.214	.195
1206 Size											
593-VAOL-S12RP4	VAOL-S12RP4	E	Red	Water Clear	624nm	38	130°	.14	.109	.089	.078
593-VAOL-S12YP4	VAOL-S12YP4	E	Yellow	Water Clear	589nm	39	130°	.14	.109	.089	.078
593-VAOL-S12GT4	VAOL-S12GT4	E	Yellow Green	Water Clear	573nm	15	130°	.14	.109	.089	.078
593-VAOL-S12SB4	VAOL-S12SB4	E	Blue	Water Clear	568nm	28.5	130°	.30	.221	.173	.154
593-VAOL-S12WR4	VAOL-S12WR4	E	White	Yellow Diffused	- - -	45	140°	.46	.339	.271	.242
2.7mm x 1mm											
593-VAOL-S2223RGB	VAOL-S2223RGB	F	RGB	Clear	- - -	72/180/45	120°	1.43	1.26	1.14	1.04
3.2mm x 2.6mm											
593-VAOL-S1513RGB	VAOL-S1513RGB	G	RGB	Clear	624/525/470	140/180/70	120°	1.28	1.12	1.03	.92
3.2mm x 2.8mm											
593-VAOS-SP4RGB4	VAOS-SP4RGB4	H	RGB	Clear	- - -	112/180/72	120°	1.59	1.40	1.27	1.14
5mm x 5mm											
593-VAOS-5050RGBW1	VAOS-5050RGB-W1	I	RGB	Clear	- - -	450/715/225	120°	1.87	1.65	1.50	1.35
PLCC-2 Size											
593-VAOL-S2RP4	VAOL-S2RP4	J	Red	Water Clear	624nm	360	120°	.39	.28	.223	.202
593-VAOL-S2YP4	VAOL-S2YP4	J	Yellow	Water Clear	589nm	360	120°	.39	.28	.223	.202
593-VAOL-S2GT4	VAOL-S2GT4	J	Yellow Green	Water Clear	573nm	37	120°	.39	.28	.223	.202
593-VAOL-S2SB4	VAOL-S2SB4	J	Blue	Water Clear	568nm	90	120°	.60	.425	.338	.309
593-VAOL-S2WR4	VAOL-S2WR4	J	White	Yellow Diffused	- - -	715	120°	.65	.473	.376	.337

VCC LED PANEL MOUNT INDICATORS

For quantities greater than listed, call for quote.

Black Body											
593-CNX4801CTP12	CNX 480 1 CTP 12	K	White	Clear Transparent	- - -	3500-4900	180°	11.00	10.29	9.67	9.38
593-CNX4801CTP24	CNX 480 1 CTP 24	K	White	Clear Transparent	- - -	3500-4900	180°	11.12	10.40	9.77	9.48
593-CNX4801GTP12	CNX 480 1 GTP 12	K	Green	Green Transparent	570	345-485	180°	10.81	10.11	9.50	9.22
593-CNX4801GTP24	CNX 480 1 GTP 24	K	Green	Green Transparent	570	345-485	180°	10.94	10.23	9.61	9.33
593-CNX4801RTP12	CNX 480 1 RTP 12	K	Red	Red Transparent	643	245-345	180°	10.81	10.11	9.50	9.22
593-CNX4801RTP24	CNX 480 1 RTP 24	K	Red	Red Transparent	643	245-345	180°	10.94	10.23	9.61	9.33
Silver Body											
593-CNX4802CTP12	CNX 480 2 CTP 12	K	White	Clear Transparent	- - -	3500-4900	180°	11.00	10.29	9.67	9.38
593-CNX4802CTP24	CNX 480 2 CTP 24	K	White	Clear Transparent	- - -	3500-4900	180°	11.12	10.40	9.77	9.48
593-CNX4802GTP12	CNX 480 2 GTP 12	K	Green	Green Transparent	570	345-485	180°	10.81	10.11	9.50	9.22
593-CNX4802GTP24	CNX 480 2 GTP 24	K	Green	Green Transparent	570	345-485	180°	10.94	10.23	9.61	9.33
593-CNX4802RTP12	CNX 480 2 RTP 12	K	Red	Red Transparent	643	245-345	180°	10.81	10.11	9.50	9.22
593-CNX4802RTP24	CNX 480 2 RTP 24	K	Red	Red Transparent	643	245-345	180°	10.94	10.23	9.61	9.33
Red, Black Body											
593-CNX4821RTP24	CNX 482 1 RTP 24	K	Red	Red Transparent	- - -	245-345	180°	11.18	10.45	9.82	9.53
593-CNX4821GTP24	CNX 482 1 GTP 24	K	Green	Green Transparent	- - -	345-485	180°	11.18	10.45	9.82	9.53

© Copyright 2013 Mouser Electronics
© Copyright 2013 Mouser Electronics

RoHS Compliant This product is RoHS compliant.

VCC THRU-HOLE LEDS

DIMENSIONS: mm (in.)

T1 3mm LEDs - without Base Flange

For quantities greater than listed, call for quote.

MOUSER STOCK NO.	VCC Part No.	Fig.	LED Color	LED Lens	Wave-length (nm)	Intensity Typ (mcd)	Viewing Angle	Price Each 1	10	100	500
593-VAOL-3HAE4	VAOL-3HAE4	A	Red	Clear	643	150	30	.16	.128	.118	.096
593-VAOL-3MAE2	VAOL-3MAE2	A	Red	Diffused	640	80	60	.16	.128	.118	.096
593-VAOL-3MCE2	VAOL-3MCE2	A	Yellow	Diffused	590	80	60	.17	.139	.128	.096
593-VAOL-3HCE4	VAOL-3HCE4	A	Yellow	Clear	590	150	30	.17	.139	.128	.096
593-VAOL-3MDE2	VAOL-3MDE2	A	Green	Diffused	570	80	60	.16	.128	.118	.096
593-VAOL-3HDE4	VAOL-3HDE4	A	Green	Clear	570	170	30	.16	.128	.118	.096
593-VAOL-3MSBY2	VAOL-3MSBY2	A	Blue	Diffused	470	1200	60	.38	.30	.268	.214
593-VAOL-3HSBY4	VAOL-3HSBY4	A	Blue	Clear	470	2500	30	.38	.30	.268	.214
593-VAOL-3MWY4	VAOL-3MWY4	A	White	Clear	-	2500	60	.46	.364	.332	.268

T1 3mm LEDs - with Base Flange

For quantities greater than listed, call for quote.

MOUSER STOCK NO.	VCC Part No.	Fig.	LED Color	LED Lens	Wave-length (nm)	Intensity Typ (mcd)	Viewing Angle	Price Each 1	10	100	500
593-VAOL-3GAE4	VAOL-3GAE4	B	Red	Clear	643	150	30	.16	.128	.118	.096
593-VAOL-3LAE2	VAOL-3LAE2	B	Red	Diffused	640	80	60	.16	.128	.118	.096
593-VAOL-3LCE2	VAOL-3LCE2	B	Yellow	Diffused	590	85	60	.17	.139	.128	.096
593-VAOL-3GCE4	VAOL-3GCE4	B	Yellow	Clear	590	150	30	.17	.139	.128	.096
593-VAOL-3LDE2	VAOL-3LDE2	B	Green	Diffused	570	80	60	.16	.128	.118	.096
593-VAOL-3GDE4	VAOL-3GDE4	B	Green	Clear	570	170	30	.16	.128	.118	.096
593-VAOL-3LSBY1	VAOL-3LSBY1	B	Blue	Milky Diffused	470	700	60	.38	.30	.268	.214
593-VAOL-3LSBY2	VAOL-3LSBY2	B	Blue	Diffused	470	1200	60	.38	.30	.268	.214
593-VAOL-3LSBY4	VAOL-3LSBY4	B	Blue	Clear	470	1200	60	.38	.30	.268	.214
593-VAOL-3GSBY4	VAOL-3GSBY4	B	Blue	Clear	470	2500	30	.38	.30	.268	.214
593-VAOL-3LWY4	VAOL-3LWY4	B	White	Clear	-	2500	60	.46	.364	.332	.268
593-VAOL-3GWY4	VAOL-3GWY4	B	White	Clear	-	3500	30	.46	.364	.332	.268

T1 3mm LEDs - Bi-Color

For quantities greater than listed, call for quote.

MOUSER STOCK NO.	VCC Part No.	Fig.	LED Color	LED Lens	Wave-length (nm)	Intensity Typ (mcd)	Viewing Angle	Price Each 1	10	100	500
593-VAOB-3GACE2-C	VAOB-3GACE2-C	C	Red/Yellow	Milky Diffused	640/590	100/80	60	.39	.31	.278	.225
593-VAOB-3GADE2-C	VAOB-3GADE2-C	C	Red/Green	Milky Diffused	640/570	100/80	60	.35	.278	.257	.203
593-VAOB-3GCDE2-C	VAOB-3GCDE2-C	C	Yellow/Green	Milky Diffused	590/570	80/80	60	.39	.31	.278	.225

T1 - 3/4 5mm LEDs - Cylindrical

For quantities greater than listed, call for quote.

MOUSER STOCK NO.	VCC Part No.	Fig.	LED Color	LED Lens	Wave-length (nm)	Intensity Typ (mcd)	Viewing Angle	Price Each 1	10	100	500
593-VAOL-5701AE4	VAOL-5701AE4	D	Red	Clear	643	85	100	.17	.139	.128	.096
593-VAOL-5701CE4	VAOL-5701CE4	D	Yellow	Clear	590	80	100	.18	.15	.128	.107
593-VAOL-5701DE4	VAOL-5701DE4	D	Green	Clear	570	100	100	.17	.139	.128	.096
593-VAOL-5701SBY4	VAOL-5701SBY4	D	Blue	Clear	465	1000	100	.39	.31	.278	.225
593-VAOL-5701WY4	VAOL-5701WY4	D	White	Clear	-	1800	100	.47	.375	.342	.268

T1 - 3/4 5mm LEDs - without Base Flange

For quantities greater than listed, call for quote.

MOUSER STOCK NO.	VCC Part No.	Fig.	LED Color	LED Lens	Wave-length (nm)	Intensity Typ (mcd)	Viewing Angle	Price Each 1	10	100	500
593-VAOL-5MAE2	VAOL-5MAE2	E	Red	Diffused	640	80	60	.16	.128	.118	.096
593-VAOL-5MCE2	VAOL-5MCE2	E	Yellow	Diffused	590	80	60	.17	.139	.128	.096
593-VAOL-5MDE2	VAOL-5MDE2	E	Green	Diffused	570	50	60	.16	.128	.118	.096
593-VAOL-5MSBY2	VAOL-5MSBY2	E	Blue	Diffused	470	1500	60	.38	.30	.268	.214

T1 - 3/4 5mm LEDs - with Base Flange

For quantities greater than listed, call for quote.

MOUSER STOCK NO.	VCC Part No.	Fig.	LED Color	LED Lens	Wave-length (nm)	Intensity Typ (mcd)	Viewing Angle	Price Each 1	10	100	500
593-VAOL-5GAE4	VAOL-5GAE4	F	Red	Clear	643	250	30	.16	.128	.118	.096
593-VAOL-5LAE1	VAOL-5LAE1	F	Red	Milky Diffused	640	80	60	.16	.128	.118	.096
593-VAOL-5LAE2	VAOL-5LAE2	F	Red	Diffused	640	100	60	.16	.128	.118	.096
593-VAOL-5LCE1	VAOL-5LCE1	F	Yellow	Milky Diffused	590	80	60	.17	.139	.128	.096
593-VAOL-5LCE2	VAOL-5LCE2	F	Yellow	Diffused	590	100	60	.17	.139	.128	.096
593-VAOL-5GCE4	VAOL-5GCE4	F	Yellow	Clear	590	380	30	.17	.139	.128	.096
593-VAOL-5LDE1	VAOL-5LDE1	F	Green	Milky Diffused	570	50	60	.17	.139	.128	.096
593-VAOL-5LDE2	VAOL-5LDE2	F	Green	Diffused	570	150	60	.16	.128	.118	.096
593-VAOL-5GDE4	VAOL-5GDE4	F	Green	Clear	570	380	30	.16	.128	.118	.096
593-VAOL-5LSBY1	VAOL-5LSBY1	F	Blue	Milky Diffused	470	1500	60	.38	.30	.268	.214
593-VAOL-5LSBY2	VAOL-5LSBY2	F	Blue	Diffused	462	1500	60	.38	.30	.268	.214
593-VAOL-5LSBY4	VAOL-5LSBY4	F	Blue	Clear	462	1500	60	.38	.30	.268	.214
593-VAOL-5GSBY4	VAOL-5GSBY4	F	Blue	Clear	460	7000	30	.38	.30	.268	.214
593-VAOL-5LWY4	VAOL-5LWY4	F	White	Clear	-	4000	60	.46	.364	.332	.268
593-VAOL-5GWY4	VAOL-5GWY4	F	White	Clear	-	7000	30	.46	.364	.332	.268

T1 - 3/4 5mm LEDs - Bi-Color

For quantities greater than listed, call for quote.

MOUSER STOCK NO.	VCC Part No.	Fig.	LED Color	LED Lens	Wave-length (nm)	Intensity Typ (mcd)	Viewing Angle	Price Each 1	10	100	500
593-VAOB-5H2ACE2	VAOB-5H2ACE2	G	Red/Yellow	Diffused	640/590	100/80	60	.38	.30	.268	.214
593-VAOB-5H2ADE2	VAOB-5H2ADE2	G	Red/Green	Diffused	640/570	100/80	60	.34	.268	.246	.193
593-VAOB-5H2CDE2	VAOB-5H2CDE2	G	Yellow/Green	Diffused	590/570	80/80	60	.39	.31	.278	.225
593-VAOB-5GACT2-SC	VAOB-5GACT2-SC	H	Red/Yellow	Milky Diffused	640/590	80/70	60	.39	.31	.278	.225
593-VAOB-5GADT2-SC	VAOB-5GADT2-SC	H	Red/Green	Milky Diffused	640/570	90/70	60	.35	.278	.257	.203
593-VAOB-5GCDT2-SC	VAOB-5GCDT2-SC	H	Yellow/Green	Milky Diffused	590/570	70/63	60	.42	.332	.30	.235
593-VAOB-5GACE2-C	VAOB-5GACE2-C	I	Red/Yellow	White Diffused	640/590	100/80	60	.39	.31	.278	.225
593-VAOB-5GADE2-C	VAOB-5GADE2-C	I	Red/Green	White Diffused	640/570	100/80	60	.35	.278	.257	.203
593-VAOB-5GCDE2-C	VAOB-5GCDE2-C	I	Yellow/Green	White Diffused	590/570	80/80	60	.39	.31	.278	.225

T3 - 1/8 10mm LEDs

For quantities greater than listed, call for quote.

MOUSER STOCK NO.	VCC Part No.	Fig.	LED Color	LED Lens	Wave-length (nm)	Intensity Typ (mcd)	Viewing Angle	Price Each 1	10	100	500
593-VAOL-10GAT4	VAOL-10GAT4	J	Red	Clear	640	655	30	.23	.182	.161	.128
593-VAOL-10GCE4	VAOL-10GCE4	J	Yellow	Clear	590	593	30	.24	.193	.171	.139
593-VAOL-10GDE4	VAOL-10GDE4	J	Green	Clear	570	350	30	.23	.182	.161	.128
593-VAOL-10GSBY4	VAOL-10GSBY4	J	Blue	Clear	470	7000	30	.49	.385	.353	.278
593-VAOL-10GWY4	VAOL-10GWY4	J	White	Clear	-	8000	30	.55	.439	.396	.31
593-VAOB-10GACE2-C	VAOB-10GACE2-C	K	Red/Yellow	White Diffused	640/590	100/90	30	.48	.385	.342	.278
593-VAOB-10GADE2-C	VAOB-10GADE2-C	K	Red/Green	White Diffused	640/570	100/80	30	.44	.342	.31	.246
593-VAOB-10GCDE2-C	VAOB-10GCDE2-C	K	Yellow/Green	White Diffused	590/570	90/80	30	.47	.375	.342	.268

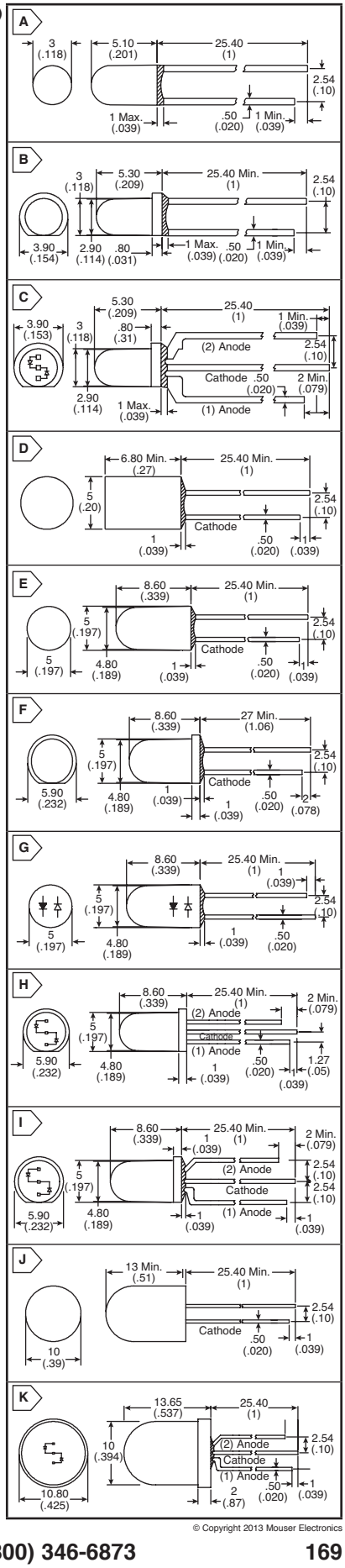

© Copyright 2013 Mouser Electronics

© Copyright 2013 Mouser Electronics

VISHAY LED Lamps

Products may be RoHS compliant. Check mouser.com for RoHS status.

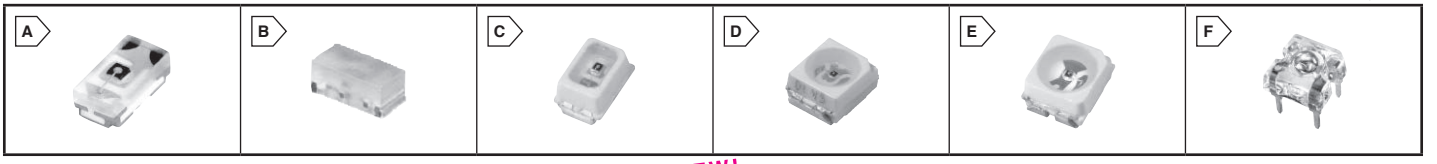

LED LAMPS

♦ Surface Mount Device

NEW! TECHNOLOGY

For quantities greater than listed, call for quote.

MOUSER STOCK NO.	Vishay Part No.	Fig.	Color		Forward Current (mA)	Forward Voltage		Luminous Intensity (mcd)			Peak Wavelength (nm)	Viewing Angle(°)	Price Each		
			LED	Lens		Typ.	Max.	Min.	Typ.	Max.			1	100	500
Case 0402 LED															
♦ 78-VLMB1500-GS08	VLMB1500-GS08	A	Blue	Non-Diffused	30	2.65	3.15	11.2	-	45	475	65	.12	.096	.086
♦ 78-VLMW1500-GS08	VLMW1500-GS08	A	Cool White	Non-Diffused	20	2.55	3.15	45	-	180	7000K	65	.18	.161	.139
♦ 78-VLMG1500-GS08	VLMG1500-GS08	A	Yellow/Green	Non-Diffused	30	2	2.4	18	35	-	571	65	.10	.086	.075
♦ 78-VLMO1500-GS08	VLMO1500-GS08	A	Soft Orange	Non-Diffused	30	2	2.4	45	90	-	605	65	.10	.086	.075
♦ 78-VLMS1500-GS08	VLMS1500-GS08	A	Super Red	Non-Diffused	30	2	2.4	18	54	-	631	65	.10	.086	.075
♦ 78-VLMY1500-GS08	VLMY1500-GS08	A	Yellow	Non-Diffused	30	2	2.4	28	-	180	571	65	.10	.086	.075
Case 0603 LED															
♦ 78-TLMB1100	TLMB1100-GS08	B	Blue	Non-Diffused	15	3.9	4.5	4.0	5.0	-----	428	80	1.05	.803	.663
♦ 78-TLMG1100	TLMG1100-GS08	B	Green	Non-Diffused	30	2.1	3.0	12.5	35	-----	572	80	.39	.225	.193
♦ 78-TLMS1000	TLMS1000-GS08	B	Red	Clear Non-Diff	15	1.8	2.6	1.6	4.0	-----	640	160	.27	.246	.214
♦ 782-TLMS1100	TLMS1100-GS08	B	Red	Non-Diffused	30	2.1	3.0	32	63	-----	645	80	.39	.225	.193
♦ 78-TLMO1000	TLMO1000-GS08	B	Soft Orange	Clear Non-Diff	15	1.8	2.6	3.2	7.5	-----	610	160	.27	.246	.214
♦ 78-VLMW11R2S2	VLMW11R2S2-5K8L-08	B	White	Non-Diffused	20	2.9	4.0	140	-----	280	-----	80	.77	.621	.524
♦ 78-TLMY1100	TLMY1100-GS08	B	Yellow	Non-Diffused	30	2.1	3.0	50	80	-----	591	80	.39	.225	.193
♦ 78-VLMY1300-GS08	VLMY1300-GS08	B	Yellow	Clear Non-Diff	20	1.8	2.4	28	-	180	597	130	.09	.075	.06
♦ 78-VLMO1300-GS08	VLMO1300-GS08	B	Soft Orange	Clear Non-Diff	20	2	2.4	45	90	-	605	130	.09	.075	.06
♦ 78-VLMW1300-GS08	VLMW1300-GS08	B	White	Diffused	5	2.7	3.15	45	-	180	7000K	-	.16	.138	.109
♦ 78-VLMG1300-GS08	VLMG1300-GS08	B	Yellow/Green	Clear Non-Diff	20	2	2.4	18	35	-	571	130	.09	.075	.06
♦ 78-VLMTG1300-GS08	VLMTG1300-GS08	B	True Green	Clear Non-Diff	20	3.2	3.6	71	-	450	525	130	.15	.129	.102
♦ 78-VLMS1300-GS08	VLMS1300-GS08	B	Super Red	Clear Non-Diff	20	2	2.4	18	54	-	631	130	.09	.071	.056
♦ 78-VLMB1310-GS08	VLMB1310-GS08	B	Blue	Clear Non-Diff	20	2.8	3.8	28	-	180	475	130	.14	.122	.096
♦ 78-VLMB1300-GS08	VLMB1300-GS08	B	Blue	Clear Non-Diff	20	2.8	3.8	28	-	180	475	130	.12	.10	.079
MiniLED															
♦ 78-VLMS233T1V1-GS08	VLMS233T1V1-GS08	C	Soft Red	Non-Diff	20	2	2.6	280	450	900	639	60	.23	.182	.15
♦ 78-VLMR233T2V2-GS08	VLMR233T2V2-GS08	C	Red	Non-Diff	20	2	2.6	355	650	1120	632	60	.23	.182	.15
♦ 78-VLMK233U1AA-GS08	VLMK233U1AA-GS08	C	Amber	Non-Diff	20	2.1	2.6	450	680	1400	622	60	.23	.182	.15
♦ 78-VLMO233U1AA-GS08	VLMO233U1AA-GS08	C	Soft Orange	Non-Diff	20	2.1	2.6	450	760	1400	611	60	.23	.182	.15
♦ 78-VLMO233U2V2-35-08	VLMO233U2V2-35-08	C	Soft Orange	Non-Diff	20	2.1	2.6	560	760	1120	609	60	.23	.182	.15
♦ 78-VLMY233T2V2-GS08	VLMY233T2V2-GS08	C	Yellow	Non-Diff	20	2.15	2.6	355	650	1120	591	60	.23	.182	.15
♦ 78-VLMG21J2L1	VLMG21J2L1-GS08	C	Green	Clear Non-Diff	30	2.1	2.8	5.6	-----	14	565	60	.14	.107	.089
♦ 78-VLMS21H2L1	VLMS21H2L1-GS08	C	Red	Clear Non-Diff	30	2.1	3.0	3.55	-----	14	640	60	.15	.128	.102
PLCC-2															
♦ 78-VLMK51Y1Z1-GS08	VLMK51Y1Z1-GS08	D	Amber	Non-Diffused	200	2.2	2.65	2850	4500	5600	630	60	.20	.182	.171
♦ 78-VLMB31J2L2	VLMB31J2L2-GS08	D	Blue	Non-Diffused	20	3.9	4.5	5.6	-----	11.2	428	60	.91	.717	.562
♦ 78-VLMB41P1Q2	VLMB41P1Q2-GS08	D	Blue	Non-Diffused	20	3.0	4.2	45	-----	112	464	60	.58	.499	.46
♦ 78-VLMC3100	VLMC3100-GS08	D	Green	Non-Diffused	7	1.9	2.4	0.71	1.6	-----	565	60	.12	.096	.086
♦ 78-VLMG3100	VLMG3100-GS08	D	Green	Non-Diffused	30	2.2	2.8	4.5	16	-----	565	60	.35	.268	.15
♦ 78-VLMG31L1M2	VLMG31L1M2-GS08	D	Green	Non-Diffused	30	2.2	2.8	11	-----	28	565	60	.14	.124	.118
♦ 78-VLMT3100	VLMT3100-GS08	D	Hi-Eff. Red	Non-Diffused	7	2.2	2.9	0.28	2.5	-----	635	60	.14	.118	.107
♦ 78-VLMH3100	VLMH3100-GS08	D	Hi-Eff. Red	Non-Diffused	30	2.0	2.8	2.8	10	-----	635	60	.38	.278	.161
♦ 78-VLMO30K1M2	VLMO30K1M2-GS08	D	Orange	Clear Non-Diff	15	1.8	2.2	7.1	-----	28	610	60	.14	.124	.118
♦ 78-VLMP3100	VLMP3100-GS08	D	Pure Green	Non-Diffused	30	2.0	2.8	1.1	4.0	-----	555	60	.57	.289	.193
♦ 78-VLMK3100	VLMK3100-GS08	D	Red	Non-Diffused	30	1.9	2.6	11.2	50	-----	643	60	.41	.30	.171
♦ 78-VLMR51Y1Z1-GS08	VLMR51Y1Z1-GS08	D	Red	Non-Diffused	200	2.2	2.65	2850	----	5600	630	60	.41	.30	.171
♦ 78-VLMV3100	VLMV3100-GS08	D	Red/Green	Non-Diffused	30	2.4	3.0	2.8	6.0	-----	625/565	60	.16	.139	.128
♦ 78-VLMS30K1L2	VLMS30K1L2-GS08	D	Super Red	Clear Non-Diff	15	1.8	2.2	7.1	-----	18	635	60	.14	.124	.118
♦ 78-VLMW51N2P3-GS08	VLMW51N2P3-GS08	D	White	Non-Diffused	180	3.4	4.1	----	8	----	-----	60	.80	.696	.642
♦ 78-VLMA3100	VLMA3100-GS08	D	Yellow	Non-Diffused	7	2.2	2.9	0.28	2.5	-----	585	60	.13	.107	.096
♦ 78-VLMY3100	VLMY3100-GS08	D	Yellow	Non-Diffused	30	2.1	2.8	2.8	10	-----	585	60	.38	.262	.152
♦ 78-VLMY31K1L2	VLMY31K1L2-GS08	D	Yellow	Non-Diffused	30	2.1	2.8	7.1	-----	18	590	60	.14	.124	.118
♦ 78-VLME3100	VLME3100-GS08	D	Yellow	Non-Diffused	30	2.0	2.6	28	45	-----	590	60	.14	.124	.118
♦ 78-VLMY51Y2Z2-GS08	VLMY51Y2Z2-GS08	D	Yellow	Non-Diffused	200	2.2	2.65	3550	5000	7150	594	60	.14	.124	.118
PLCC-4															
♦ 78-VLMRGB343	VLMRGB343-ST-UV-RS	E	Blue	Non-Diffused	30	3.6	4.25	100	-----	200	470	60	1.65	1.32	1.08
		E	Red	Non-Diffused	30	1.8	2.45	140	-----	285	625	60			
		E	True Green	Non-Diffused	30	3.7	4.25	285	-----	560	526	60			
♦ 78-VLMW322BACA5K8L	VLMW322BACA5K8L-08	E	White	Non-Diffused	50	3.4	4	1800	2800	3550	----	60	.84	.696	.578
♦ 78-VLMW321ABBB5K8L08	VLMW321ABBB5K8L-08	E	White	Non-Diffused	50	3.4	4	1400	2200	2850	----	60	.76	.631	.524
♦ 78-VLMW321BACA5K8L08	VLMW321BACA5K8L-08	E	White	Non-Diffused	50	3.4	4	1800	2800	3550	----	60	.84	.696	.578
78-TLWR8600	TLWR8600	F	Red	Clear Non-Diff	70	2.2	2.67	2000	3000	-	624	30	.71	.439	.321
78-TLWR8901	TLWR8901	F	Red	Clear Non-Diff	70	2.2	2.67	2000	3000	-	634	45	.74	.46	.332
78-TLWR8903	TLWR8903	F	Red	Clear Non-Diff	70	2.2	2.67	2500	-	4200	634	45	.74	.46	.332
78-TLWR9000	TLWR9000	F	Red	Clear Non-Diff	70	2.2	2.67	2500	3200	-	624	55	.59	.471	.385
78-TLWR9600	TLWR9600	F	Red	Clear Non-Diff	70	2.2	2.67	2500	3200	-	624	30	.94	.631	.46
78-TLWR8902	TLWR8902	F	Red	Clear Non-Diff	70	2.2	2.67	3000	-	4800	634	45	.74	.46	.332
78-VLWR9630	VLWR9630	F	Red	Clear Non-Diff	70	2.2	3.03	4000	-	12200	624	30	.90	.556	.407
78-VLWR9930	VLWR9930	F	Red	Clear Non-Diff	70	2.2	3.03	4000	-	12200	624	45	.90	.556	.407
78-VLWR9430	VLWR9430	F	Red	Clear Non-Diff	70	2.2	3.03	5000	6000	-	634	25x68	.85	.524	.385
78-VLWR9530	VLWR9530	F	Red	Clear Non-Diff	70	2.2	3.03	5000	6000	-	634	40x90	.85	.524	.385
78-VLWR9931	VLWR9931	F	Red	Clear Non-Diff	70	2.2	3.03	5000	-	12200	634	45	.85	.524	.385
78-VLWR9932	VLWR9932	F	Red	Clear Non-Diff	70	2.2	2.67	6000	-	12200	634	45	.85	.524	.385
78-VLWY9630	VLWY9630	F	Yellow	Clear Non-Diff	70	2.2	3.03	4000	-	12200	594	30	.94	.589	.428
78-VLWY9930	VLWY9930	F	Yellow	Clear Non-Diff	70	2.2	3.03	4000	-	12200	594	45	.94	.589	.428
78-VLWY9932	VLWY9932	F	Yellow	Clear Non-Diff	70	2.2	2.67	6000	-	12200	597	45	.85	.524	.385
78-VLWB9600	VLWB9600	F	Blue	Clear Non-Diff	50	3.9	4.7	800	1200	-	476	30	.79	.706	.567
78-VLWB9900	VLWB9900	F	Blue	Clear Non-Diff	50	3.9	4.7	800	1200	-	476	45	1.32	1.06	.867
78-VLWTG9600	VLWTG9600	F	Green	Clear Non-Diff	50	3.9	4.7	2000	2500	-	518	30	1.10	.77	.599
78-VLWW8605	VLWW8605	F	White	Clear Non-Diff	50	4.3	5.2	630	1000	-	5500K	30	1.73	1.08	.792

© Copyright 2013 Mouser Electronics

© Copyright 2013 Mouser Electronics

Ultra-Violet (UV) LEDs

RoHS Compliant **This product is RoHS compliant.**

BIVAR UV LEDs

For quantities greater than listed, call for quote.

MOUSER STOCK NO.	Bivar Part No.	Fig.	Package	Wavelength (nm)	Intensity (mW)	Voltage (VDC)	Viewing Angle	Price Each 1	10	50	100
749-SM1206UV-395-IL	SM1206UV-395-IL	A	1206	395	0.65	3.4	30°	2.25	2.09	1.94	1.83
749-SM1206UV-400-IL	SM1206UV-400-IL	A	1206	400	0.65	3.4	30°	2.62	2.25	2.09	1.94
749-SM1206UV-405-IL	SM1206UV-405-IL	A	1206	405	0.65	3.4	30°	2.25	2.09	1.94	1.83

For quantities greater than listed, call for quote.

MOUSER STOCK NO.	Bivar Part No.	Fig.	Package	Wave-length (nm)	Optical Power Output (mW) Min.	Typ.	Voltage (VDC)	Viewing Angle	Price Each 1	10	50	100
749-UV3TZ-390-15	UV3TZ-390-15	B	T-1	390	5	10	3.4	15°	1.28	1.18	1.12	1.02
749-UV3TZ-395-15	UV3TZ-395-15	B	T-1	395	5	10	3.4	15°	1.28	1.18	1.12	1.02
749-UV3TZ-400-15	UV3TZ-400-15	B	T-1	400	5	10	3.4	15°	1.28	1.18	1.12	1.02
749-UV3TZ-405-15	UV3TZ-405-15	B	T-1	405	5	10	3.4	15°	1.28	1.18	1.12	1.02
749-UV3TZ-390-30	UV3TZ-390-30	B	T-1	390	5	10	3.4	30°	1.28	1.18	1.12	1.02
749-UV3TZ-395-30	UV3TZ-395-30	B	T-1	395	5	10	3.4	30°	1.28	1.18	1.12	1.02
749-UV3TZ-400-30	UV3TZ-400-30	B	T-1	400	5	10	3.4	30°	1.28	1.18	1.12	1.02
749-UV3TZ-405-30	UV3TZ-405-30	B	T-1	405	5	10	3.4	30°	1.28	1.18	1.12	1.02
749-UV5TZ-390-15	UV5TZ-390-15	C	T-1 3/4	390	10	20	3.4	15°	1.28	1.18	1.12	1.02
749-UV5TZ-395-15	UV5TZ-395-15	C	T-1 3/4	395	10	20	3.4	15°	1.28	1.18	1.12	1.02
749-UV5TZ-400-15	UV5TZ-400-15	C	T-1 3/4	400	10	20	3.4	15°	1.28	1.18	1.12	1.02
749-UV5TZ-405-15	UV5TZ-405-15	C	T-1 3/4	405	10	20	3.4	15°	1.28	1.18	1.12	1.02
749-UV5TZ-390-30	UV5TZ-390-30	C	T-1 3/4	390	10	20	3.4	30°	1.28	1.18	1.12	1.02
749-UV5TZ-395-30	UV5TZ-395-30	C	T-1 3/4	395	10	20	3.4	30°	1.28	1.18	1.12	1.02
749-UV5TZ-400-30	UV5TZ-400-30	C	T-1 3/4	400	10	20	3.4	30°	1.19	1.08	1.04	.939
749-UV5TZ-405-30	UV5TZ-405-30	C	T-1 3/4	405	10	20	3.4	30°	1.28	1.18	1.12	1.02

VCC UV LEDS

For quantities greater than listed, call for quote.

MOUSER STOCK NO.	VCC Part No.	Fig.	Package	Wavelength (nm)	Intensity (mcd)	Voltage (VDC)	Viewing Angle	Price Each 1	10	50	100
593-VAOL3EUV0Y4	VAOL-3EUV0Y4	B	T-1	405	150	3.0	15°	.63	.593	.539	.469
593-VAOL3EUV8Y4	VAOL-3EUV8Y4	B	T-1	385	72	3.0	15°	.76	.70	.663	.611
593-VAOL3GUV0Y4	VAOL-3GUV0Y4	B	T-1	405	120	3.0	30°	.63	.593	.539	.469
593-VAOL3GUV8Y4	VAOL-3GUV8Y4	B	T-1	385	55	3.0	30°	.92	.845	.803	.738
593-VAOL5EUV0T4	VAOL-5EUV0T4	C	T-1 3/4	405	200	3.0	15°	.63	.593	.539	.469
593-VAOL5EUV8T4	VAOL-5EUV8T4	C	T-1 3/4	385	100	3.0	15°	.76	.70	.663	.611
593-VAOL5GUV0T4	VAOL-5GUV0T4	C	T-1 3/4	405	160	3.0	30°	.63	.593	.539	.469
593-VAOL5GUV8T4	VAOL-5GUV8T4	C	T-1 3/4	385	80	3.0	30°	.76	.70	.663	.611

LUMEX UV LEDS

PRODUCT NEW

For quantities greater than listed, call for quote.

MOUSER STOCK NO.	Lumex Part No.	Fig.	Package	Wave-length (nm)	Optical Power Output (mW) Min.	Typ.	Voltage (VDC)	Viewing Angle	Price Each 1	10	50	100
696-SSL-LXTO46355C	SSL-LXTO46355C	D	TO-46	355	-	0.3	3.3	80°	35.62	31.31	30.41	29.56
696-SSL-LXTO46365C	SSL-LXTO46365C	D	TO-46	365	-	0.4	3.6	80°	31.60	27.43	26.97	26.23
696-SSL-LXTO46375C	SSL-LXTO46375C	D	TO-46	377	-	1.3	3.6	80°	24.34	22.22	21.86	21.26
696-SSL-LXTO46UV1C	SSL-LXTO46UV1C	D	TO-46	385	2.0	4.0	3.3	80°	11.24	10.97	9.14	7.75
696-SSL-LXTO46UV2C	SSL-LXTO46UV2C	D	TO-46	405	1.5	2.5	3.7	80°	10.19	9.58	5.85	5.53
696-SSL-LXTO46UV3C	SSL-LXTO46UV3C	D	TO-46	415	4.0	6.0	3.3	80°	10.19	9.58	5.85	5.53

LEDENGIN HIGH-POWER UV LEDs

Features:

- Surface mount ceramic package with integrated glass lens
- Very low Thermal Resistance (3°C/W)
- JEDEC Level 1 for Moisture Sensitivity Level
- Reflow solderable (up to 6 cycles)

PRODUCT NEW

For quantities greater than listed, call for quote.

MOUSER STOCK NO.	Ledengin Part No.	Fig.	Wattage	Wavelength (nm)	Radiant Flux (typ)	Voltage (VDC) (typ)	Current (mA)	Viewing Angle	Price Each 1	10	50	100
897-LZ110UA00-U4	LZ1-10UA00-U4	E	5	390	550mW	3.9	700	85°	26.88	24.36	24.36	23.52
897-LZ110UA00-U5	LZ1-10UA00-U5	E	5	395	550mW	3.9	700	85°	26.88	24.36	24.36	23.52
897-LZ110UA00-U6	LZ1-10UA00-U6	E	5	400	550mW	3.9	700	85°	26.88	24.36	24.36	23.52
897-LZ110UA00-U7	LZ1-10UA00-U7	E	5	405	550mW	3.9	700	85°	26.88	25.20	24.36	23.52
897-LZ110UA00-U8	LZ1-10UA00-U8	E	5	410	550mW	3.9	700	85°	31.16	25.20	24.36	23.52
897-LZ400UA00	LZ4-00UA00	-	10	400	2100mW	15.6	700	115°	74.47	67.88	67.88	66.77
897-LZ440UA00-U4	LZ4-40UA00-U4	E	10	390	2100mW	15.6	700	115°	94.65	88.14	88.14	84.87
897-LZ440UA00-U5	LZ4-40UA00-U5	E	10	395	2100mW	15.6	700	115°	94.65	88.14	88.14	84.87
897-LZ440UA00-U6	LZ4-40UA00-U6	E	10	400	2100mW	15.6	700	115°	94.65	88.14	88.14	84.87
897-LZ440UA00-U7	LZ4-40UA00-U7	E	10	405	2100mW	15.6	700	115°	94.65	88.14	88.14	84.87
897-LZ440UA00-U8	LZ4-40UA00-U8	E	10	410	2100mW	15.6	700	115°	94.65	88.14	88.14	84.87
897-LZC70U600	LZC-70U600	E	40	365	1650mW	49	700	95°	310.30	-	-	-
897-LZC70UA00	LZC-70UA00	E	40	400	5600mW	44	700	95°	176.55	171.20	165.85	160.50
897-LZC70UA00-U4	LZC-70UA00-U4	E	40	390	5600mW	44	700	95°	224.11	217.78	210.18	203.85
897-LZC70UA00-U5	LZC-70UA00-U5	E	40	395	5600mW	44	700	95°	224.11	217.78	210.18	203.85
897-LZC70UA00-U6	LZC-70UA00-U6	E	40	400	5600mW	44	700	95°	224.11	217.78	210.18	203.85
897-LZC70UA00-U7	LZC-70UA00-U7	E	40	405	5600mW	44	700	95°	224.11	217.78	210.18	203.85
897-LZC70UA00-U8	LZC-70UA00-U8	E	40	410	5600mW	44	700	95°	189.39	184.04	177.62	172.27
897-LZPD0UA00	LZP-D0UA00	F	90	400	12400mW	22	700	95°	332.56	-	-	-

LUMINUS DEVICES HIGH-POWER UV LEDS

Applications:

- Curing Inks, Coatings, and Adhesives
- Inspection
- Machine Vision
- Fiber-coupled Illumination
- Specialty Projection Systems for Maskless Lithography - Optically matched to TI0.95"DMD
- Rapid Prototyping and 3D Printing
- Medical and Scientific Instrumentation

PRODUCT NEW

For quantities greater than listed, call for quote.

MOUSER STOCK NO.	Luminus Devices Part No.	Fig.	Color	Wavelength (nm)	Radiometric Flux (W)	Operating Voltage	Operating Current (A)	Price Each 1	25	100	500
896-CBT120UVG38222	CBT-120-UV-G382-22	G	UltraViolet	382-392	10	3.7	18	393.15	389.26	382.93	373.24
896-CBT120UV	CBT-120-UV-I382-22	G	UltraViolet	390	11	3.7	18	463.96	459.37	451.91	440.48
896-SCBT120UV4I38222	SCBT-120-UV-C14-I382-22	H	UltraViolet	385	10	3.7	18	428.00	423.76	-	-

DIMENSIONS: mm

A

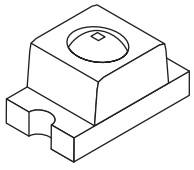

B

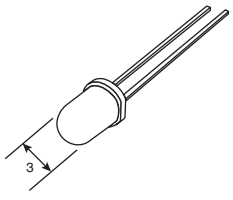

C

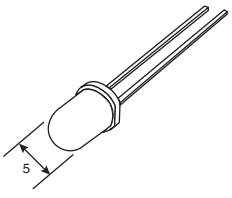

D

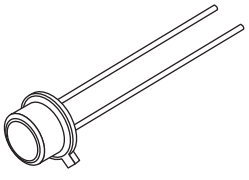

E

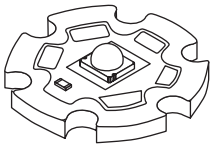

F



G



H



© Copyright 2013 Mouser Electronics

© Copyright 2013 Mouser Electronics

BIVAR Nylon Hardware

RoHS Compliant **This product is RoHS compliant.**

NYLON TUBULAR SPACERS

Universal Spacers give users an extremely wide selection of tubular spaces for mounting PCS discrete devices in any lead pattern and elevation. Seventeen basic I.D./O.D. combinations with heights ranging from .030" (.76) through 1.250" (31.8), in .005" (.13) increments are available from factory stock or within two weeks. Such a broad selection permits the user to choose the most suitable sizes for strength, elevation and ease of assembly, as well as providing for proper filleting and cleaning.

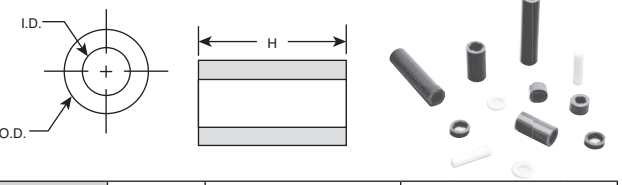

900 Series

MOUSER STOCK NO.		"H" Dimensions: in.	Dimensions: in. (mm)		Price Each			
Mrf.	Mfr. Part No.		I.D.	O.D.	1	10	100	500
749—	901-020	.020	.028 (.71)	.085 (2.2)	.11	.068	.04	.032
749—	901-030	.030	.028 (.71)	.085 (2.2)	.11	.039	.032	.03
749—	901-040	.040	.028 (.71)	.085 (2.2)	.11	.091	.057	.043
749—	901-050	.050	.028 (.71)	.085 (2.2)	.11	.039	.032	.03
749—	901-060	.060	.028 (.71)	.085 (2.2)	.11	.091	.057	.043
749—	901-070	.07	.028 (.71)	.085 (2.2)	.11	.06	.049	.042
749—	901-100	.100	.028 (.71)	.085 (2.2)	.11	.064	.054	.045
749—	901-1.250	1.250	.028 (.71)	.085 (2.2)	.18	.151	.111	.087
749—	901-105	.105	.028 (.71)	.085 (2.2)	.11	.042	.035	.032
749—	901-120	.120	.028 (.71)	.085 (2.2)	.11	.045	.04	.034
749—	901-125	.125	.028 (.71)	.085 (2.2)	.11	.078	.07	.059
749—	901-350	.350	.028 (.71)	.085 (2.2)	.13	.079	.052	.049
749—	901-480	.480	.028 (.71)	.085 (2.2)	.14	.135	.116	.095
749—	902-030	.030	.032 (.81)	.125 (3.2)	.11	.039	.032	.03
749—	902-065	.065	.032 (.81)	.125 (3.2)	.11	.068	.04	.032
749—	902-070	.070	.032 (.81)	.125 (3.2)	.11	.091	.057	.043
749—	902-080	.080	.032 (.81)	.125 (3.2)	.11	.045	.04	.034
749—	902-090	.090	.032 (.81)	.125 (3.2)	.11	.045	.04	.034
749—	902-365	.365	.032 (.81)	.125 (3.2)	.13	.079	.052	.049
749—	902-375	.375	.032 (.81)	.125 (3.2)	.13	.079	.052	.049
749—	902-750	.750	.032 (.81)	.125 (3.2)	.11	.082	.063	.05
749—	903-060	.060	.047 (1.2)	.156 (4.0)	.13	.111	.078	.062
749—	903-065	.065	.047 (1.2)	.156 (4.0)	.13	.111	.078	.062
749—	903-100	.100	.047 (1.2)	.156 (4.0)	.11	.068	.057	.048
749—	903-120	.120	.047 (1.2)	.156 (4.0)	.11	.073	.049	.043
749—	903-200	.200	.047 (1.2)	.156 (4.0)	.11	.073	.06	.051
749—	903-215	.215	.047 (1.2)	.156 (4.0)	.11	.043	.041	.039
749—	903-350	.350	.047 (1.2)	.156 (4.0)	.14	.135	.116	.095
749—	903-765	.765	.047 (1.2)	.156 (4.0)	.18	.151	.111	.087
749—	904-100	.100	.063 (1.6)	.187 (4.7)	.13	.111	.078	.062
749—	904-150	.150	.063 (1.6)	.187 (4.7)	.11	.068	.057	.048
749—	904-170	.170	.063 (1.6)	.187 (4.7)	.11	.039	.028	.022
749—	904-300	.300	.063 (1.6)	.187 (4.7)	.44	.337	.214	.157
749—	904-400	.400	.063 (1.6)	.187 (4.7)	.14	.103	.077	.062
749—	905-040	.040	.147 (3.7)	.250 (6.4)	.13	.111	.078	.062
749—	905-050	.050	.147 (3.7)	.250 (6.4)	.13	.111	.078	.062
749—	905-095	.095	.147 (3.7)	.250 (6.4)	.25	.194	.137	.11
749—	905-100	.100	.147 (3.7)	.25 (6.4)	.11	.068	.057	.048
749—	905-150	.150	.147 (3.7)	.25 (6.4)	.11	.068	.057	.048
749—	905-190	.190	.147 (3.7)	.250 (6.4)	.11	.039	.028	.022
749—	905-195	.195	.147 (3.7)	.250 (6.4)	.11	.039	.028	.022
749—	905-250	.250	.147 (3.7)	.250 (6.4)	.13	.079	.052	.049
749—	905-315	.315	.147 (3.7)	.250 (6.4)	.27	.234	.201	.167
749—	905-350	.350	.147 (3.7)	.250 (6.4)	.40	.312	.201	.152
749—	905-650	.650	.147 (3.7)	.250 (6.4)	.21	.192	.138	.112
749—	906-075	.075	.085 (2.2)	.148 (3.8)	.25	.194	.137	.11
749—	906-115	.115	.085 (2.2)	.148 (3.8)	.25	.194	.137	.11
749—	906-150	.150	.085 (2.2)	.148 (3.8)	.25	.194	.137	.11
749—	906-160	.160	.085 (2.2)	.148 (3.8)	.11	.054	.04	.036
749—	906-175	.175	.085 (2.2)	.148 (3.8)	.11	.039	.028	.022
749—	906-220	.220	.085 (2.2)	.148 (3.8)	.11	.039	.028	.022
749—	906-310	.310	.085 (2.2)	.148 (3.8)	.13	.079	.052	.049
749—	907-030	.030	.105 (2.7)	.167 (4.2)	.25	.194	.137	.11
749—	907-080	.080	.105 (2.7)	.167 (4.2)	.26	.207	.146	.117
749—	907-100	.100	.105 (2.7)	.167 (4.2)	.11	.073	.049	.043
749—	907-150	.150	.105 (2.7)	.167 (4.2)	.11	.073	.049	.043
749—	907-185	.185	.105 (2.7)	.167 (4.2)	.11	.039	.028	.022
749—	907-200	.200	.105 (2.7)	.167 (4.2)	.11	.073	.06	.051
749—	907-215	.215	.105 (2.7)	.167 (4.2)	.11	.067	.05	.041
749—	907-245	.245	.105 (2.7)	.167 (4.2)	.13	.079	.052	.049
749—	907-375	.375	.105 (2.7)	.167 (4.2)	.14	.135	.116	.095
749—	907-530	.530	.105 (2.7)	.167 (4.2)	.21	.192	.138	.112

MOUSER STOCK NO.		"H" Dimensions: in.	Dimensions: in. (mm)		Price Each			
Mrf.	Mfr. Part No.		I.D.	O.D.	1	10	100	500
Cont.								
749—	907-565	.565	.105 (2.7)	.167 (4.2)	.21	.192	.138	.112
749—	908-040	.040	.125 (3.2)	.187 (4.7)	.11	.073	.049	.043
749—	908-115	.115	.125 (3.2)	.187 (4.7)	.13	.111	.078	.062
749—	908-150	.150	.125 (3.2)	.187 (4.7)	.13	.111	.078	.062
749—	908-205	.205	.125 (3.2)	.187 (4.7)	.11	.036	.027	.022
749—	908-270	.270	.125 (3.2)	.187 (4.7)	.13	.079	.052	.049
749—	908-275	.275	.125 (3.2)	.187 (4.7)	.13	.079	.052	.049
749—	908-305	.305	.125 (3.2)	.187 (4.7)	.13	.079	.052	.049
749—	908-315	.315	.125 (3.2)	.187 (4.7)	.14	.135	.116	.095
749—	908-470	.470	.125 (3.2)	.187 (4.7)	.11	.082	.063	.05
749—	908-550	.550	.125 (3.2)	.187 (4.7)	.21	.192	.138	.112
749—	908-800	.800	.125 (3.2)	.187 (4.7)	.18	.151	.111	.087
749—	910-125	.125	.091 (2.3)	.250 (6.4)	.25	.194	.137	.11
749—	910-250	.250	.091 (2.3)	.250 (6.4)	.13	.079	.052	.049
749—	911-080	.080	.125 (3.2)	.250 (6.4)	.13	.111	.078	.062
749—	911-105	.105	.125 (3.2)	.250 (6.4)	.13	.111	.078	.062
749—	911-155	.155	.125 (3.2)	.250 (6.4)	.11	.054	.04	.036
749—	911-235	.235	.125 (3.2)	.250 (6.4)	.13	.079	.052	.049
749—	911-275	.275	.125 (3.2)	.250 (6.4)	.13	.079	.052	.049
749—	911-325	.325	.125 (3.2)	.250 (6.4)	.14	.135	.116	.095
749—	911-350	.350	.125 (3.2)	.250 (6.4)	.15	.14	.12	.10
749—	911-470	.470	.125 (3.2)	.250 (6.4)	.11	.082	.063	.05
749—	911-630	.630	.125 (3.2)	.250 (6.4)	.21	.192	.138	.112
749—	911-1.000	1.000	.125 (3.2)	.250 (6.4)	.18	.151	.111	.087
749—	912-185	.185	.171 (4.3)	.250 (6.4)	.11	.039	.028	.022
749—	912-220	.220	.171 (4.3)	.250 (6.4)	.11	.054	.04	.036
749—	912-360	.360	.171 (4.3)	.250 (6.4)	.14	.129	.111	.092
749—	912-375	.375	.171 (4.3)	.250 (6.4)	.14	.135	.116	.095
749—	912-380	.380	.171 (4.3)	.250 (6.4)	.14	.135	.116	.095
749—	913-090	.090	.091 (2.3)	.187 (4.7)	.13	.111	.078	.062
749—	913-100	.100	.091 (2.3)	.187 (4.7)	.13	.111	.078	.062
749—	913-195	.195	.091 (2.3)	.187 (4.7)	.11	.039	.028	.022
749—	913-245	.245	.091 (2.3)	.187 (4.7)	.13	.079	.052	.049
749—	913-1.000	1.000	.091 (2.3)	.187 (4.7)	.18	.151	.111	.087
749—	937-090	.090	.090 (2.3)	.125 (3.2)	.11	.078	.07	.059
749—	937-095	.095	.090 (2.3)	.125 (3.2)	.11	.045	.04	.034
749—	937-200	.200	.090 (2.3)	.125 (3.2)	.13	.111	.078	.062
749—	937-250	.250	.090 (2.3)	.125 (3.2)	.11	.039	.028	.022
749—	937-300	.300	.090 (2.3)	.125 (3.2)	.11	.039	.028	.022
749—	937-520	.520	.090 (2.3)	.125 (3.2)	.11	.082	.063	.05
749—	938-030	.030	.032 (.81	.085 (2.2)	.11	.091	.057	.043
749—	938-040	.040	.032 (.81)	.085 (2.2)	.11	.06	.049	.042
749—	938-050	.050	.032 (.81)	.085 (2.2)	.11	.06	.049	.042
749—	938-060	.060	.032 (.81)	.085 (2.2)	.11	.06	.049	.042
749—	938-130	.130	.032 (.82	.085 (2.2)	.11	.045	.04	.034
749—	938-190	.190	.032 (.83	.085 (2.2)	.13	.111	.078	.062
749—	939-030	.030	.047 (1.2)	.125 (3.2)	.11	.039	.032	.03
749—	939-040	.040	.047 (1.2)	.125 (3.2)	.11	.091	.057	.043
749—	939-060	.060	.047 (1.2)	.125 (3.2)	.11	.06	.049	.042
749—	939-090	.090	.047 (1.2)	.125 (3.2)	.23	.183	.149	.114
749—	939-170	.170	.047 (1.2)	.125 (3.2)	.32	.289	.135	.124
749—	939-270	.270	.047 (1.2)	.125 (3.2)	.11	.043	.041	.039
749—	939-310	.310	.047 (1.2)	.125 (3.2)	.11	.039	.028	.022
749—	939-480	.480	.047 (1.2)	.125 (3.2)	.14	.135	.116	.095
749—	939-625	.625	.047 (1.2)	.125 (3.2)	.11	.08	.061	.059
749—	939-735	.735	.047 (1.2)	.125 (3.2)	.11	.082	.063	.05
749—	940-125	.125	.063 (1.6)	.156 (4.0)	.11	.073	.049	.043
749—	940-160	.160	.063 (1.6)	.156 (4.0)	.11	.039	.028	.022
749—	940-510	.510	.063 (1.6)	.156 (4.0)	.21	.192	.138	.112
749—	940-1.000	1.000	.063 (1.6)	.156 (4.0)	.18	.151	.111	.087
749—	941-100	.100	.135 (3.4)	.230 (5.8)	.13	.111	.078	.062

9900 Series

For quantities greater than listed, call for quote.

MOUSER STOCK NO.	Bivar Part No.	Screw Size	Inside Dimension (in.)	Outside Dimension (in.)	Height (in.)	Price Each			
						1	10	100	500
749-9905-062	9905-062	#6	.147	.250	1/16	.11	.06	.049	.042
749-9905-187	9905-187	#6	.147	.250	3/16	.11	.06	.049	.042
749-9905-250	9905-250	#6	.147	.250	1/4	.11	.068	.057	.046
749-9905-437	9905-437	#6	.147	.250	7/16	.11	.042	.035	.032
749-9905-562	9905-562	#6	.147	.250	9/16	.11	.064	.054	.045
749-9905-750	9905-750	#6	.147	.250	3/4	.11	.068	.057	.048
749-9905-812	9905-812	#6	.147	.250	13/16	.11	.073	.06	.051
749-9905-1.000	9905-1.000	#6	.147	.250	1	.09	.075	.064	.054
749-9908-062	9908-062	#4	.125	.187	1/16	.11	.06	.049	.042
749-9908-250	9908-250	#4	.125	.187	1/4	.11	.037	.032	.032
749-9908-437	9908-437	#4	.125	.187	7/16	.11	.042	.035	.032
749-9908-562	9908-562	#4	.125	.187	9/16	.11	.064	.054	.045
749-9908-625	9908-625	#4	.125	.187	5/8	.11	.068	.057	.048
749-9908-750	9908-750	#4	.125	.187	3/4	.11	.068	.057	.048
749-9910-062	9910-062	#2	.091	.250	1/16	.11	.06	.049	.042
749-9910-125	9910-125	#2	.091	.250	1/8	.11	.06	.049	.042
749-9910-250	9910-250	#2	.091	.250	1/4	.11	.06	.049	.042

For quantities greater than listed, call for quote.

MOUSER STOCK NO.	Bivar Part No.	Screw Size	Inside Dimension (in.)	Outside Dimension (in.)	Height (in.)	Price Each			
						1	10	100	500
749-9910-375	9910-375	#2	.091	.250	3/8	.11	.064	.054	.045
749-9911-125	9911-125	#4	.125	.250	1/8	.11	.039	.032	.03
749-9911-312	9911-312	#4	.125	.250	5/16	.11	.06	.049	.042
749-9911-375	9911-375	#4	.125	.250	3/8	.11	.064	.054	.045
749-9911-500	9911-500	#4	.125	.250	1/2	.11	.042	.035	.032
749-9911-750	9911-750	#4	.125	.250	3/4	.11	.068	.057	.048
749-9912-125	9912-125	#8	.171	.250	1/8	.11	.06	.049	.042
749-9912-250	9912-250	#8	.171	.250	1/4	.11	.039	.032	.03
749-9912-437	9912-437	#8	.171	.250	7/16	.11	.064	.054	.045
749-9912-500	9912-500	#8	.171	.250	1/2	.11	.064	.054	.045
749-9912-750	9912-750	#8	.171	.250	3/4	.11	.068	.057	.048
749-9913-125	9913-125	#2	.091	.187	1/8	.08	.064	.054	.043
749-9913-187	9913-187	#2	.091	.187	3/16	.11	.06	.049	.042
749-9913-312	9913-312	#2	.091	.187	5/16	.11	.06	.049	.042
749-9913-375	9913-375	#2	.091	.187	3/8	.11	.064	.054	.045
749-9913-625	9913-625	#2	.091	.187	5/8	.11	.068	.057	.048

© Copyright 2013 Mouser Electronics

© Copyright 2013 Mouser Electronics

BIVAR LED Mounts and Light Pipes

RoHS Compliant This product is RoHS compliant.

BIVAR RIGHT ANGLE LIGHT PIPES

Single Station

For quantities greater than listed, call for quote.

MOUSER STOCK NO.	Bivar Part No.	Color	LED Size	Mounting Style	Price Each 1	10	100	500
749-RLP1-200-500	RLP1-200-500	White	2.8mm	SMD	.90	.824	.717	.674
749-RLP1-200-650	RLP1-200-650	White	2.8mm	SMD	.91	.835	.717	.685
749-RLP1-200-800	RLP1-200-800	White	2.8mm	SMD	.92	.845	.728	.696
749-RLP1-400-500	RLP1-400-500	White	2.8mm	SMD	.90	.834	.716	.684
749-RLP1-400-650	RLP1-400-650	White	2.8mm	SMD	.91	.844	.727	.684
749-RLP1-400-800	RLP1-400-800	White	2.8mm	SMD	.93	.857	.738	.696
749-RLP1-600-500	RLP1-600-500	White	2.8mm	SMD	.90	.824	.717	.674
749-RLP1-600-650	RLP1-600-650	White	2.8mm	SMD	.91	.835	.717	.685
749-RLP1-600-800	RLP1-600-800	White	2.8mm	SMD	.92	.845	.728	.696

Double Station

For quantities greater than listed, call for quote.

MOUSER STOCK NO.	Bivar Part No.	Color	LED Size	Mounting Style	Price Each 1	10	100	500
749-RLP2-200-500	RLP2-200-500	White	2.8mm	SMD	1.12	1.03	.888	.835
749-RLP2-200-650	RLP2-200-650	White	2.8mm	SMD	1.13	1.04	.888	.845
749-RLP2-200-800	RLP2-200-800	White	2.8mm	SMD	1.13	1.05	.899	.856
749-RLP2-400-500	RLP2-400-500	White	2.8mm	SMD	1.13	1.04	.899	.845
749-RLP2-400-650	RLP2-400-650	White	2.8mm	SMD	1.13	1.05	.898	.855
749-RLP2-400-800	RLP2-400-800	White	2.8mm	SMD	1.14	1.06	.908	.866
749-RLP2-600-500	RLP2-600-500	White	2.8mm	SMD	1.12	1.03	.888	.835
749-RLP2-600-650	RLP2-600-650	White	2.8mm	SMD	1.13	1.04	.888	.845
749-RLP2-600-800	RLP2-600-800	White	2.8mm	SMD	1.13	1.05	.899	.856

Triple Station

For quantities greater than listed, call for quote.

MOUSER STOCK NO.	Bivar Part No.	Color	LED Size	Mounting Style	Price Each 1	10	100	500
749-RLP3-200-500	RLP3-200-500	White	2.8mm	SMD	1.26	1.16	.995	.942
749-RLP3-200-650	RLP3-200-650	White	2.8mm	SMD	1.27	1.17	1.02	.962
749-RLP3-200-800	RLP3-200-800	White	2.8mm	SMD	1.31	1.20	1.03	.974
749-RLP3-400-500	RLP3-400-500	White	2.8mm	SMD	1.26	1.16	1.00	.951
749-RLP3-400-650	RLP3-400-650	White	2.8mm	SMD	1.29	1.19	1.03	.974
749-RLP3-400-800	RLP3-400-800	White	2.8mm	SMD	1.31	1.20	1.04	.983
749-RLP3-600-500	RLP3-600-500	White	2.8mm	SMD	1.26	1.16	1.00	.951
749-RLP3-600-650	RLP3-600-650	White	2.8mm	SMD	1.29	1.19	1.03	.974
749-RLP3-600-800	RLP3-600-800	White	2.8mm	SMD	1.31	1.20	1.04	.983

Quad Station

For quantities greater than listed, call for quote.

MOUSER STOCK NO.	Bivar Part No.	Color	LED Size	Mounting Style	Price Each 1	10	100	500
749-RLP4-200-500	RLP4-200-500	White	2.8mm	SMD	1.47	1.35	1.16	1.09
749-RLP4-200-650	RLP4-200-650	White	2.8mm	SMD	1.50	1.38	1.19	1.12
749-RLP4-200-800	RLP4-200-800	White	2.8mm	SMD	1.51	1.39	1.19	1.13
749-RLP4-400-500	RLP4-400-500	White	2.8mm	SMD	1.47	1.35	1.16	1.09
749-RLP4-400-650	RLP4-400-650	White	2.8mm	SMD	1.50	1.38	1.19	1.12
749-RLP4-400-800	RLP4-400-800	White	2.8mm	SMD	1.51	1.39	1.19	1.13
749-RLP4-600-500	RLP4-600-500	White	2.8mm	SMD	1.47	1.35	1.16	1.09
749-RLP4-600-650	RLP4-600-650	White	2.8mm	SMD	1.50	1.38	1.19	1.12
749-RLP4-600-800	RLP4-600-800	White	2.8mm	SMD	1.50	1.38	1.19	1.12

BIVAR LED MOUNTING HARDWARE

Natural Nylon - Round

For quantities greater than listed, call for quote.

MOUSER STOCK NO.	Bivar Part No.	Dia. (in.)	Pin Spacing (in.)	Overall Height (in.)	Price Each 1	10	100	500
749-450-050	450-050	0.25	0.1	0.05	.33	.246	.187	.151
749-450-060	450-060	0.25	0.1	0.06	.33	.246	.187	.151
749-450-120	450-120	0.25	0.1	0.12	.18	.143	.109	.088
749-450-200	450-200	0.25	0.1	0.2	.21	.167	.136	.10
749-455-250	455-250	0.25	0.1	0.25	.18	.143	.109	.088
749-455-300	455-300	0.25	0.1	0.3	.34	.257	.195	.157
749-455-350	455-350	0.25	0.1	0.35	.21	.167	.136	.10
749-456-500	456-500	0.25	0.1	0.5	.33	.245	.187	.151

Natural Nylon - Square

For quantities greater than listed, call for quote.

MOUSER STOCK NO.	Bivar Part No.	Dia. (in.)	Pin Spacing (in.)	Overall Height (in.)	Price Each 1	10	100	500
749-460-060	460-060	0.18	0.1	0.06	.21	.167	.136	.10
749-460-100	460-100	0.18	0.1	0.1	.13	.124	.11	.103
749-460-110	460-110	0.18	0.1	0.11	.18	.143	.109	.088
749-460-120	460-120	0.18	0.1	0.12	.18	.143	.109	.106
749-460-190	460-190	0.18	0.1	0.19	.25	.197	.14	.111
749-460-200	460-200	0.18	0.1	0.2	.21	.167	.136	.10
749-461-380	461-380	0.18	0.1	0.38	.33	.245	.187	.151
749-465-250	465-250	0.18	0.1	0.25	.23	.172	.142	.106
749-465-350	465-350	0.18	0.1	0.35	.33	.245	.187	.151

BIVAR LED MOUNTING HARDWARE

Black Nylon

For quantities greater than listed, call for quote.

MOUSER STOCK NO.	Bivar Part No.	Dia. (in.)	Pin Spacing (in.)	Overall Height (in.)	Price Each 1	10	100	500
749-LTM-120	LTM-120	0.2	0.1	0.12	.25	.189	.134	.108
749-LTM-150	LTM-150	0.2	0.1	0.15	.26	.198	.128	.093
749-LTM-200	LTM-200	0.2	0.1	0.2	.21	.167	.136	.10
749-LTM-250	LTM-250	0.2	0.1	0.25	.14	.11	.105	.064
749-LTM-300	LTM-300	0.2	0.1	0.3	.26	.189	.144	.111
749-LTM-350	LTM-350	0.2	0.1	0.35	.14	.106	.08	.062
749-LTM-400	LTM-400	0.2	0.1	0.4	.26	.193	.128	.095
749-LTM-450	LTM-450	0.2	0.1	0.45	.26	.193	.128	.095
749-LTM-500	LTM-500	0.2	0.1	0.5	.29	.226	.158	.129

BIVAR LED MOUNTING HARDWARE (CONT.)

Molded Nylon - Rectangular

For quantities greater than listed, call for quote.

MOUSER STOCK NO.	Bivar Part No.	Dia. (in.)	Color	Height (in.)	Price Each 1	10	100	500
749-RL1-060	RL1-060	-	0.1	0.6	.26	.201	.143	.114

Extruded PVC , Self-Retained - Round

For quantities greater than listed, call for quote.

MOUSER STOCK NO.	Bivar Part No.	Dia. (in.)	Color	Height (in.)	Price Each 1	10	100	500
749-ELM-1-5MM	ELM 1-5MM	0.2	0.1	0.2	.11	.073	.06	.051

Surface Mount Flexible Light Pipe Adapter

For quantities greater than listed, call for quote.

MOUSER STOCK NO.	Bivar Part No.	Dia. (in.)	Color	Height (in.)	Price Each 1	10	100	500
749-SMFLP	SMFLP	0.068	0.1	0.43	.69	.533	.379	.301

BIVAR LED PANEL CLIPS

For quantities greater than listed, call for quote.

MOUSER STOCK NO.	Bivar Part No.	Color	Size	Desc.	Price Each 1	10	100	500
749-C-103-SR	C-103-SR	Black	T1	1 Piece	.39	.289	.214	.171
749-CR-104	CR-104	Black	T1	2 Piece	.29	.226	.163	.129
749-C-105-SR	C-105-SR	Black	T1-3/4	1 Piece	.27	.137	.116	.107
749-CR-174	CR-174	Black	T1-3/4	2 Piece	.16	.131	.094	.075
749-CR-174L	CR-174L	Black	T1-3/4	2 Piece	.31	.183	.133	.108
749-CR-175	CR-175	Black	T1-3/4	2 Piece	.27	.137	.116	.107
749-CR-300	CR-300	Black	RWXD	2 Piece	.41	.342	.321	.30

BIVAR RIGID LIGHT PIPES

3MM LIGHT PIPES

For quantities greater than listed, call for quote.

MOUSER STOCK NO.	Bivar Part No.	Dia. (in.)	Color	Height (in.)	Price Each 1	10	100	500
Right Angle Light Pipes								
749-SLP3-200-100-R	SLP3-200-100-R	0.118	Clear	0.2	.32	.257	.214	.183
749-SLP3-250-100-F	SLP3-250-100-F	0.118	Clear	0.25	.32	.257	.214	.183
Round Lens								
749-PLP1-125-F	PLP1-125-F	0.118	Clear	0.125	.78	.738	.455	.386
749-PLP1-250-F	PLP1-250-F	0.118	Clear	0.25	1.46	.817	.579	.499
749-PLP1-350-F	PLP1-350-F	0.118	Clear	0.35	.78	.738	.455	.386
749-PLP1-500-F	PLP1-500-F	0.118	Clear	0.5	.78	.439	.31	.268
749-PLP1-750-F	PLP1-750-F	0.118	Clear	0.75	.76	.673	.438	.372
Round Leds, Round Face								
749-PLP1-125	PLP1-125	0.118	Clear	0.125	.76	.673	.438	.372
749-PLP1-250	PLP1-250	0.118	Clear	0.25	.78	.738	.455	.386
749-PLP1-375	PLP1-375	0.118	Clear	0.375	.45	.396	.258	.219
749-PLP1-500	PLP1-500	0.118	Clear	0.5	.45	.396	.258	.219
749-PLP1-625	PLP1-625	0.118	Clear	0.625	.78	.674	.439	.375
749-PLP1-750	PLP1-750	0.118	Clear	0.75	.78	.674	.439	.375

3MM Vertical Light Pipes

For quantities greater than listed, call for quote.

MOUSER STOCK NO.	Bivar Part No.	Dia. (in.)	Color	Height (in.)	Price Each 1	10	100	500
Flat Face								
749-VLP-250-F	VLP-250-F	0.118	Clear	0.25	.47	.366	.256	.21
749-VLP-350-F	VLP-350-F	0.118	Clear	0.35	.30	.225	.171	.154
749-VLP-550-F	VLP-550-F	0.118	Clear	0.55	.55	.422	.311	.244
Round Face								
749-VLP-250-R	VLP-250-R	0.118	Clear	0.25	.28	.214	.15	.123
749-VLP-300-R	VLP-300-R	0.118	Clear	0.3	.28	.214	.15	.123
749-VLP-350-R	VLP-350-R	0.118	Clear	0.35	.30	.225	.171	.133
749-VLP-450-R	VLP-450-R	0.118	Clear	0.45	.30	.225	.171	.133
Rectangular Face								
749-VLPR-24-650-2	VLPR-24-650-2	16.5x4	Clear	4x2	.79	.629	.524	.449

Low Profile Light Pipes

For quantities greater than listed, call for quote.

MOUSER STOCK NO.	Bivar Part No.	Dia. (in.)	Color	Height (in.)	Price Each 1	10	100	500
3MM - Round Lens, Round Face								
749-PLP2-125	PLP2-125	0.112	Clear	0.125	.78	.439	.31	.268
749-PLP2-250	PLP2-250	0.112	Clear	0.25	1.33	.746	.528	.455
749-PLP2-350	PLP2-350	0.112	Clear	0.35	.78	.738	.455	.386
749-PLP2-375	PLP2-375	0.112	Clear	0.375	.78	.439	.31	.268
749-PLP2-500	PLP2-500	0.112	Clear	0.5	.78	.439	.31	.268
749-PLP2-625	PLP2-625	0.112	Clear	0.625	1.33	.746	.528	.455
749-PLP2-750	PLP2-750	0.112	Clear	0.75	1.32	.744	.526	.453
5MM - Round Lens, Flat Face								
749-PLP5-2-250	PLP5-2-250	0.152	Clear	0.25	1.33	.746	.528	.455
749-PLP5-2-500	PLP5-2-500	0.152	Clear	0.5	.78	.738	.455	.386
749-PLP5-2-625	PLP5-2-625	0.152	Clear	0.625	.78	.439	.31	.268
749-PLP5-2-750	PLP5-2-750	0.152	Clear	0.75	.76	.673	.438	.418

5MM Round Lens, Round Face

For quantities greater than listed, call for quote.

MOUSER STOCK NO.	Bivar Part No.	Dia. (in.)	Color	Height (in.)	Price Each 1	10	100	500
749-PLP5-125	PLP5-125	0.194	Clear	0.125	1.35	.746	.528	.456
749-PLP5-250	PLP5-250	0.194	Clear	0.25	.78	.738	.455	.386
749-PLP5-750	PLP5-750	0.194	Clear	0.75	.78	.674	.439	.375
749-PLP5-1000	PLP5-1000	0.194	Clear	1	.78	.674	.439	.375
749-PLP5-1500	PLP5-1500	0.194	Clear	1.5	.78	.674	.439	.375

© Copyright 2013 Mouser Electronics
© Copyright 2013 Mouser Electronics

BIVAR Mounts and PCB Hardware

RoHS Compliant This product is RoHS compliant.

BIVAR PERM-O-PADS™

For quantities greater than listed, call for quote.

MOUSER STOCK NO.	Bivar Part No.	Diameter (in.)	Pin Spacing (in.)	Overall Height (in.)	Price Each 1	10	100	500
TO-18 and T1 - 3/4 (5mm) LED Mounts								
749-100-095	100-095	.200	.10	.095	.15	.146	.134	.125
749-104-020	104-020	.200	.10	.020	.23	.203	.136	.10
749-105-021	105-021	.250	.10	.020	.15	.146	.134	.125
749-108-021	108-021	.225	.10	.020	.15	.146	.134	.125
749-109-045	109-045	.200	.10	.050	.15	.146	.134	.125
749-110-030	110-030	.200	.10	.030	.18	.143	.109	.088
749-111-080	111-080	.200	.10	.080	.15	.146	.134	.125
749-112-040	112-040	.225	.10	.040	.13	.124	.11	.085
749-116-060	116-060	.200	.10	.060	.14	.129	.114	.088
749-117-080	117-080	.255	.10	.080	.15	.146	.134	.125
749-118-055	118-055	.245	.10	.040	.15	.146	.134	.125
749-121-032	121-032	.187	.10	.032	.15	.146	.134	.125
TO-18 and T1 - 3/32 (5mm) LED Mounts								
749-102-090	102-090	.245	.10	.090	.18	.143	.109	.102
749-102-160	102-160	.245	.10	.150	.18	.143	.109	.088
749-102-200	102-200	.245	.10	.200	.15	.146	.134	.125
749-113-125	113-125	.250	.10	.125	.15	.146	.134	.125
749-115-100	115-100	.200	.10	.095	.13	.124	.11	.085
749-119-096	119-096	.190	.10	.096	.15	.146	.134	.125
TO-220 Pad								
749-423-150	423-150	-	0.14	.255	.33	.269	.192	.152
TO-5 Pad								
749-501-075	501-075	.345	.20	.075	.23	.212	.189	.144
749-503-075	503-075	.340	.20	.075	.33	.246	.187	.151
749-506-038	506-038	.345	.20	.038	.33	.246	.187	.151
749-508-075	508-075	.280	.20	.075	.23	.212	.189	.144
749-511-038	511-038	.345	.20	.040	.21	.167	.136	.10
749-513-075	513-075	.345	.20	.075	.33	.246	.187	.151
749-515-020	515-020	.345	.20	.020	.23	.212	.189	.144
749-518-038	518-038	.345	.20	.038	.21	.167	.136	.10
749-520-021	520-021	.345	.20	.020	.21	.167	.136	.10
749-525-038	525-038	.345	.20	.040	.18	.143	.109	.088
TO-5 Mount								
749-514-050	514-050	.365	.20	.050	.21	.167	.136	.10
749-514-070	514-070	.365	.20	.070	.21	.167	.136	.10
749-514-100	514-100	.365	.20	.100	.34	.257	.195	.157
749-514-120	514-120	.365	.20	.120	.21	.167	.136	.10
TO-5 and Integrated Circuit Mounts								
749-505-120	505-120	.350	.20	.120	.33	.246	.187	.151
749-510-110	510-110	.280	.20	.110	.33	.246	.187	.151
749-517-095	517-095	.340	.20	.090	.33	.246	.187	.151
749-521-094	521-094	.375	.20	.094	.21	.167	.136	.10
749-528-117	528-117	.350	.20	.117	.33	.246	.187	.151
749-600-080	600-080	.360	-	.080	.32	.235	.18	.144
749-606-075	606-075	.365	.31	.075	.18	.142	.109	.087
8 Lead Integrated Circuit Mount								
749-610-075	610-075	.375	-	.075	.32	.235	.18	.144
749-615-075	615-075	.375	-	.075	.18	.142	.109	.105
749-711-085	711-085	.375	-	.060	.30	.229	.17	.165
10 Lead Integrated Circuit Mount								
749-611-075	611-075	.375	-	.075	.18	.142	.109	.105

BIVAR CRYSTAL INSULATORS AND MOUNTS

For quantities greater than listed, call for quote.

MOUSER STOCK NO.	Bivar Part No.	L x W (mm)	Pin Spacing (in.)	Overall Height (in.)	Price Each 1	10	100	500
HC-49/U Molded Mounts								
749-470-025	470-025	.495x.245	.200	.060	.23	.216	.201	.18
749-470-035	470-035	.495x.245	.200	.070	.25	.19	.143	.111
749-470-045	470-045	.495x.245	.200	.080	.23	.216	.201	.18
HC-80/U, HC-43/U, HC-49/U Mylar Mounts								
749-CI-192-028	CI-192-028	.465x.219	.192	.005	.11	.054	.04	.036
749-CI-192-028-3SR	CI-192-028-3 SR	.465x.219	.192	.005	.08	.062	.046	.037
749-CI-192-028-SR	CI-192-028-SR	.465x.219	.192	.005	.11	.067	.047	.036
749-CI-192-050	CI-192-050	.465x.219	.192	.005	.11	.054	.04	.036

BIVAR CARD-O-PULLS™ PCB HANDLES

For quantities greater than listed, call for quote.

MOUSER STOCK NO.	Bivar Part No.	Color	Tapered Length	Handle Length (in.)	Price Each 1	10	100	500
749-CP-2-WE	CP-2-WE	White	Handle	1.13	.79	.738	.642	.578
749-CP-3-WE	CP-3 WE	White	Handle	1.1	.88	.653	.492	.396
749-CP-06-WE	CP-06-WE	White	Ejector	1.13	.47	.377	.33	.259
749-CP-26-WE	CP-26-WE	White	Ejector	1.13	.47	.377	.33	.259
749-CP-36-WE	CP-36-WE	White	Ejector	1.1	.50	.472	.362	.315
749-CP-46-WE	CP-46-WE	White	Ejector	1.5	.79	.738	.642	.578
749-CP-66-WE	CP-66-WE	White	Ejector	1.25	.47	.377	.33	.259
749-CP-86-WE	CP-86-WE	White	Ejector	0.98	.58	.517	.46	.348
749-LP-06-WE	LP-06 WE	White	Ejector	1.12	.80	.61	.535	.424
749-LP-36-WE	LP-36 WE	White	Ejector	1.13	.82	.775	.674	.607

BIVAR PCB CARD GUIDES

For quantities greater than listed, call for quote.

MOUSER STOCK NO.	Bivar Part No.	Length (in.)	Snap-in Spacing (in.)	Center Snap-in Spacing	Price Each 1	10	100	500
ECON-O-GIDE™								
749-E-200	E-200	2	1	-	1.03	.777	.585	.518
749-E-250	E-250	2.5	1.5	-	.46	.431	.379	.348
749-E-300	E-300	3	1.5	-	.46	.431	.379	.348
749-E-350	E-350	3.5	1.5	-	.46	.431	.379	.348
749-E-400	E-400	4	3	-	.55	.49	.43	.327
749-E-450	E-450	4.5	3	-	.55	.49	.43	.361
749-E-500	E-500	5	3	-	.55	.49	.43	.361
749-E-600	E-600	6	5	-	.59	.524	.464	.354
749-E-650	E-650	6.5	5	-	.51	.487	.422	.413
749-E-700	E-700	7	6	-	.77	.681	.602	.50
749-E-800	E-800	8	6	-	.80	.715	.632	.579
749-E-1000	E-1000	10	9	4.51	1.06	.998	.863	.863
749-E-1200	E-1200	12	10.5	5.27	1.78	1.67	1.46	1.44
749-E-1300	E-1300	13	10.5	5.27	1.31	1.23	1.07	1.06
NARR-O-GIDE™								
749-N-250-2	N-250-2	2.5	2	-	.34	.317	.274	.204
749-N-300-2	N-300-2	3	2.5	-	.47	.377	.281	.247
749-N-350-2	N-350-2	3.5	3	-	.47	.377	.281	.247
749-N-400-2	N-400-2	4	3.5	-	.52	.406	.302	.266
749-N-450-2	N-450-2	4.5	4	-	.52	.406	.302	.266
749-N-500-2	N-500-2	5	4.5	-	.47	.343	.282	.235
749-N-550-2	N-550-2	5.5	5	-	.76	.575	.428	.383
749-N-600-2	N-600-2	6	5.5	-	.55	.485	.428	.326
749-N-700-3	N-700-3	7	6.5	-	.80	.599	.449	.396
749-N-850-3	N-850-3	8.5	8	4	.71	.535	.398	.352
GRIP-O-GIDE™								
749-DC-250	DC-250	2.5	1.5	-	.60	.537	.476	.361
749-DC-450	DC-450	4.5	3.5	-	.64	.566	.506	.382
749-DC-450-102	DC-450-102	4.5	3.5	-	.52	.478	.456	.376
749-DC-600	DC-600	6	5	-	.61	.572	.505	.493
749-DC-600-102	DC-600-102	6	5	-	.86	.803	.706	.631
749-DC-600-130	DC-600-130	6	5	-	.86	.803	.706	.631
749-DC-800	DC-800	8	7	3.5	.81	.731	.647	.586
749-DC-800-102	DC-800-102	8	7	3.5	.78	.697	.584	.525

BIVAR COMP-O-GIDE™

For quantities greater than listed, call for quote.

MOUSER STOCK NO.	Bivar Part No.	Length (in.)	Snap-in Spacing (in.)	Center Snap-in Spacing	Price Each 1	10	100	500
Standard Snap-in Card Guides - SDC Series								
749-SDC-250	SDC-250	2.5	1.5	0.175	.69	.616	.538	.403
749-SDC-300	SDC-300	3	2	0.175	.51	.409	.357	.328
749-SDC-400	SDC-400	4	3	0.175	.98	.738	.556	.492
749-SDC-450	SDC-450	4.5	3.5	0.175	1.03	.777	.585	.518
749-SDC-600	SDC-600	6	5	0.175	1.07	.809	.607	.539
749-SDC-650	SDC-650	6.5	5.5	0.175	1.03	.77	.578	.514
Standard Snap-in Card Guides - SFS Series								
749-SFS-450	SFS-450	4.5	3	0.125	.44	.411	.354	.354
749-SFS-500	SFS-500	5	4	0.125	.66	.621	.535	.535
749-SFS-600	SFS-600	6	5	0.125	.69	.642	.567	.556
749-SFS-800	SFS-800	8	7	0.125	.75	.706	.61	.599
Standard Snap-In Card Guides - SSD Series								
749-SSD-400	SSD-400	4	3	0.125	.86	.685	.57	.488

BIVAR VERT-O-GIDE™ VERTICAL PCB GUIDE

For quantities greater than listed, call for quote.

MOUSER STOCK NO.	Bivar Part No.	Length (in.)	Snap-in Spacing (in.)	Center Snap-in Spacing	Price Each 1	10	100	500
749-VG2-2	VG2-2	2	1.5	0.076	1.47	1.33	1.13	.952
749-VG2-25	VG2-25	2.5	1.5	0.076	1.47	1.33	1.13	.952
749-VG2-3	VG2-3	3	2	0.076	1.47	1.33	1.13	.952
749-VG2-35	VG2-35	3.5	2	0.076	1.47	1.33	1.13	.952
749-VG2-4	VG2-4	4	2	0.076	1.47	1.33	1.13	.952
749-VG2-5	VG2-5	5	2	0.076	2.16	2.03	1.77	1.75
749-VG2-6	VG2-6	6	2	0.076	2.07	1.94	1.69	1.68

BIVAR CIRC-O-GIDE™ BUTTON STYLE PCB GUIDE

For quantities greater than listed, call for quote.

MOUSER STOCK NO.	Bivar Part No.	Length (in.)	Snap-in Spacing (in.)	Center Snap-in Spacing	Price Each 1	10	100	500
749-312-078	312-078	0.236	0.312	0.078	.35	.268	.198	.158
749-312-109	312-109	0.236	0.312	0.109	.35	.268	.198	.158
749-312-125	312-125	0.236	0.312	0.125	.21	.163	.12	.096
749-312-156	312-156	0.236	0.312	0.156	.39	.289	.214	.171
749-312-187	312-187	0.236	0.312	0.187	.29	.235	.195	.168

© Copyright 2013 Mouser Electronics
© Copyright 2013 Mouser Electronics

KEYSTONE LED Holders and Spacer Mounts

KEYSTONE ELECTRONICS CORP.

RoHS Compliant **This product is RoHS compliant.**

"SNAP-IN" T-1 AND T-1 3/4 LED HOLDERS

- Material: Nylon 6/6, Black

For quantities greater than listed, call for quote.

MOUSER STOCK NO. Mfr.	Mfr. Part No.	Fig.	LED Size	Color	Mounting Hole Size (in.)	Min. Mounting Center (in.)	Panel Thickness (in.)	Price Each 1	100	500	1000
534	8309	A	T-1	Black	0.232	0.188	0.171	.30	.255	.249	.191
534	8310	B	T-1 3/4	Black	0.315	0.274	0.25	.64	.524	.34	.227

"UNIVERSAL" SPACER MOUNTS FOR TRI-LEAD T-1 (3MM) AND T-1 3/4 (5MM)

- Unique design separate leads and retains Tri-Lead (and/or Bi-Lead) components
- Designed for PC board mounting of Tri-Lead (and/or Bi-Lead) T-1 and T-1 3/4 LEDs
- Provides height control, lead retention and stability
- Also suitable for mounting lamps, resistors, transistors, diodes, capacitors, etc.
- Material: Black PVC, UL Rated 94V-0

MOUSER STOCK NO. Mfr.	Mfr. Part No.	Fig.	Length "L" (in.)	Price Each 1	100	500	MOUSER STOCK NO. Mfr.	Mfr. Part No.	Length "L" (in.)	Price Each 1	100	500
534	8900	C	0.120	.27	.177	.149	534	8916	0.40	.28	.159	.152
534	8901	C	0.140	.27	.177	.15	534	8917	0.42	.33	.211	.171
534	8902	C	0.160	.27	.177	.15	534	8918	0.44	.26	.177	.153
534	8903	C	0.180	.27	.177	.15	534	8919	0.45	.31	.17	.161
534	8904	C	0.200	.27	.157	.15	534	8920	0.46	.31	.17	.161
534	8905	C	0.220	.30	.184	.161	534	8921	0.48	.33	.181	.171
534	8906	C	0.240	.27	.177	.15	534	8922	0.50	.35	.208	.193
534	8907	C	0.250	.30	.241	.156	534	8923	0.55	.31	.198	.176
534	8908	C	0.260	.31	.17	.142	534	8924	0.60	.31	.198	.176
534	8909	C	0.280	.31	.198	.161	534	8925	0.65	.31	.198	.17
534	8910	C	0.300	.31	.17	.147	534	8926	0.70	.31	.198	.176
534	8911	C	0.320	.28	.185	.163	534	8927	0.75	.31	.198	.176
534	8912	C	0.340	.35	.205	.178	534	8928	0.80	.31	.227	.176
534	8913	C	0.350	.33	.184	.161	534	8929	0.85	.35	.253	.195
534	8914	C	0.360	.34	.193	.169	534	8930	0.90	.35	.253	.195
534	8915	C	0.380	.28	.185	.163	534	8931	0.95	.34	.242	.187

"SELF-ALIGNING" SPACER MOUNTS FOR BI-LEAD T-1 (3MM) AND T-1 3/4 (5MM)

The spacer features an internally tapered barrier which guides the leads and eliminates the possibility of crimping and shorting. The internal configuration also assures positive self-alignment on .100 centers.

- No special tools required
- Cost and labor saving
- Material: Natural Nylon
- UL Rated 94V-2

MOUSER STOCK NO. Mfr.	Mfr. Part No.	Fig.	Length "L" (in.)	"A" Ref (in.)	Price Each 1	100	500
T-1 3/4							
534	8311	D	0.120	0.045	.26	.142	.132
534	8312	D	0.140	0.065	.26	.142	.127
534	8313	D	0.160	0.085	.27	.152	.14
534	8314	D	0.180	0.105	.27	.152	.14
534	8315	D	0.200	0.125	.26	.142	.127
534	8316	D	0.220	0.145	.26	.142	.132
534	8317	D	0.240	0.045	.26	.147	.137
534	8318	D	0.250	0.060	.26	.127	.113
534	8319	D	0.260	0.065	.27	.152	.14
534	8320	D	0.280	0.090	.26	.127	.118
534	8321	D	0.300	0.110	.27	.15	.14
534	8322	D	0.320	0.120	.27	.14	.109
534	8323	D	0.340	0.140	.27	.136	.125
534	8324	D	0.350	0.150	.26	.142	.132
534	8325	D	0.360	0.160	.26	.149	.133
534	8326	D	0.380	0.060	.26	.142	.132
534	8327	D	0.40	0.08	.26	.149	.137
534	8328	D	0.42	0.10	.27	.15	.136
534	8329	D	0.44	0.12	.27	.15	.14
534	8330	D	0.45	0.12	.26	.142	.132
534	8331	D	0.46	0.14	.27	.15	.14
534	8332	D	0.48	0.15	.26	.142	.132
534	8333	D	0.50	0.06	.26	.142	.132
534	8334	D	0.55	0.10	.26	.142	.132
534	8335	D	0.60	0.15	.26	.142	.132
534	8336	D	0.65	0.08	.35	.269	.184
534	8337	D	0.70	0.12	.27	.152	.14
534	8338	D	0.75	0.06	.27	.152	.136
534	8339	D	0.80	0.11	.26	.142	.132
534	8340	D	0.85	0.16	.26	.17	.147
534	8341	D	0.90	0.20	.26	.147	.137
534	8342	D	0.93	0.23	.38	.283	.184
T-1							
534	7351	E	0.120	0.045	.27	.177	.15
534	7352	E	0.140	0.065	.35	.241	.156
534	7353	E	0.160	0.085	.26	.177	.15
534	7354	E	0.180	0.105	.26	.147	.123
534	7355	E	0.200	0.125	.26	.177	.15
534	7356	E	0.220	0.145	.35	.241	.156
534	7357	E	0.240	0.045	.26	.177	.15
534	7358	E	0.250	0.060	.27	.177	.142
534	7359	E	0.260	0.065	.26	.198	.177
534	7360	E	0.280	0.090	.26	.15	.14
534	7361	E	0.300	0.110	.26	.156	.127
534	7362	E	0.320	0.120	.26	.15	.14
534	7363	E	0.340	0.140	.26	.142	.132
534	7364	E	0.350	0.150	.26	.147	.137
534	7365	E	0.360	0.160	.26	.163	.14
534	7366	E	0.380	0.060	.26	.147	.137
534	7367	E	0.40	0.08	.26	.142	.127
534	7368	E	0.42	0.10	.27	.157	.146
534	7369	E	0.44	0.12	.27	.15	.14
534	7370	E	0.45	0.12	.28	.185	.163
534	7371	E	0.46	0.14	.31	.142	.127
534	7372	E	0.48	0.15	.27	.15	.14
534	7373	E	0.50	0.06	.30	.193	.156
534	7374	E	0.55	0.10	.26	.142	.132
534	7375	E	0.60	0.15	.27	.157	.146
534	7376	E	0.65	0.08	.26	.142	.132
534	7377	E	0.70	0.12	.35	.269	.17
534	7378	E	0.75	0.06	.26	.142	.132
534	7379	E	0.80	0.11	.41	.255	.156
534	7380	E	0.85	0.16	.26	.142	.132
534	7381	E	0.90	0.20	.26	.142	.132
534	7382	E	0.93	0.23	.26	.142	.132

DIMENSIONS: in (mm)

A

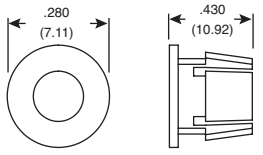

B

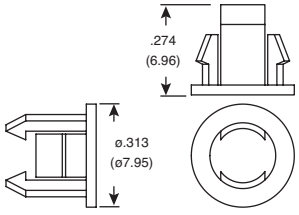

C

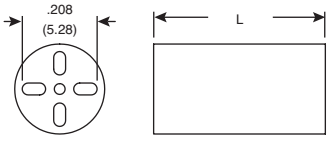

D

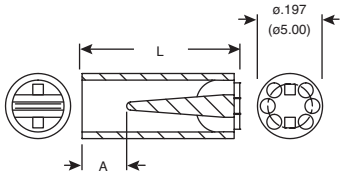

E

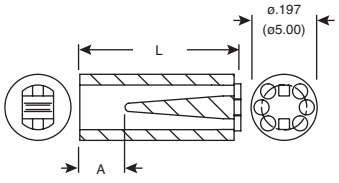

© Copyright 2013 Mouser Electronics

© Copyright 2013 Mouser Electronics

VCC LED Assemblies and Mounting Components

VCC OPTOELECTRONICS

RoHS Compliant **This product is RoHS compliant.**

DIMENSIONS: mm (in.)

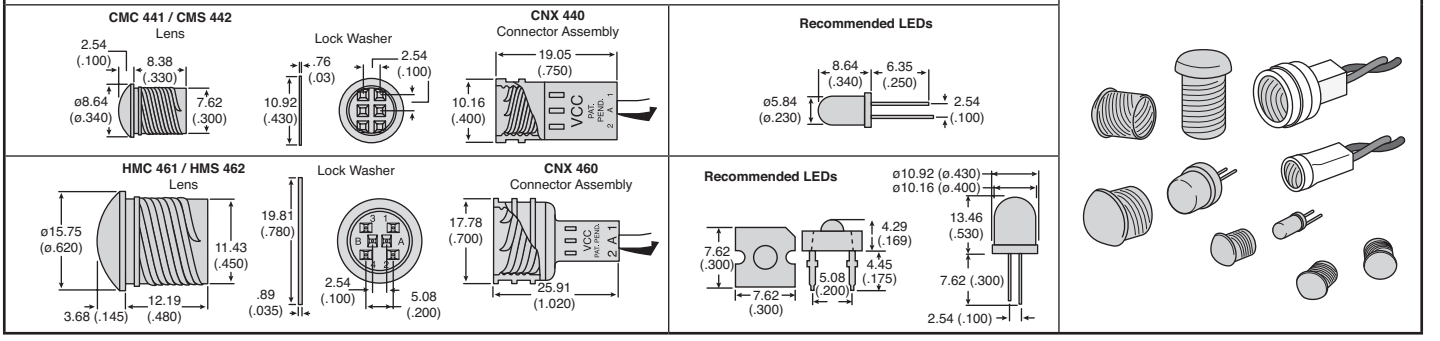

CABLE ASSEMBLIES FOR 5MM AND 10MM LED LIGHTS

Features:
- 180° viewing angle for LED that have 20 to 20K mcd
- Lens threads into holder for easy assembly
- Sealed style exceeds NEMA 4 for dust, water, and ice

Additional Options:
- Can be made with 3 or 4 wire configuration
- 24AWG stranded wire

Pre-wired Solderless LED Holders - Twist Fit

For quantities greater than listed, call for quote.

MOUSER STOCK NO.	VCC Part No.	Length: in.	Price Each 1	10	100	500
5mm Bi-Lead LED 24AWG 2 Wire/.025" Header Post						
593-CNX440E24108	CNX440-E02-4-1-08	8	2.65	2.44	2.23	2.01
593-CNX440E24112	CNX440-E02-4-1-12	12	2.79	2.57	2.34	2.12
593-CNX440E24118	CNX440-E02-4-1-18	18	2.93	2.70	2.46	2.23
593-CNX440E24124	CNX440-E02-4-1-24	24	3.25	2.84	2.57	2.34
5mm Bi-Lead LED 24AWG 2 Wire/Stripped Ends						
593-CNX440X24108	CNX440-X02-4-1-08	8	1.66	1.53	1.39	1.26
593-CNX440X24112	CNX440-X02-4-1-12	12	1.80	1.66	1.51	1.37
593-CNX440X24118	CNX440-X02-4-1-18	18	1.95	1.79	1.63	1.48
593-CNX440X24124	CNX440-X02-4-1-24	24	2.09	1.92	1.75	1.58
10mm Bi-Lead LED 24AWG 2 Wire/.025" Header Post						
593-CNX460E24108	CNX460-E02-4-1-08	8	3.93	3.87	3.83	3.73
593-CNX460E24124	CNX460-E02-4-1-24	24	4.35	4.00	3.66	3.31
10mm Bi-Lead LED 24AWG 2 Wire/Stripped Ends						
593-CNX460X24108	CNX460-X02-4-1-08	8	2.93	2.70	2.46	2.23
593-CNX460X24112	CNX460-X02-4-1-12	12	3.08	2.84	2.59	2.34
593-CNX460X24118	CNX460-X02-4-1-18	18	3.41	3.35	3.28	3.23
593-CNX460X24124	CNX460-X02-4-1-24	24	3.36	3.09	2.82	2.56

Lens for Twist Style LED Holders

- Includes Lens, Lockwasher, and Ring

For quantities greater than listed, call for quote.

MOUSER STOCK NO.	VCC Part No.	Color	Price Each 1	10	100	500
5mm Standard Lens						
593-CMC441RTP	CMC441-RTP	Red	.94	.867	.77	.631
593-CMC441ATP	CMC441-ATP	Amber	.94	.867	.77	.631
593-CMC441YTP	CMC441-YTP	Yellow	.94	.867	.77	.631
593-CMC441GTP	CMC441-GTP	Green	.94	.867	.77	.631
593-CMC441BTP	CMC441-BTP	Blue	.94	.867	.77	.631
593-CMC441CTP	CMC441-CTP	Clear	.94	.867	.77	.631
5mm Water Tight Lens						
593-CMS442RTP	CMS442-RTP	Red	1.59	1.48	1.29	1.18
593-CMS442ATP	CMS442-ATP	Amber	1.59	1.48	1.29	1.18
593-CMS442YTP	CMS442-YTP	Yellow	1.59	1.48	1.29	1.18
593-CMS442GTP	CMS442-GTP	Green	1.59	1.48	1.29	1.18
593-CMS442BTP	CMS442-BTP	Blue	1.59	1.48	1.29	1.18
593-CMS442CTP	CMS442-CTP	Clear	1.59	1.48	1.29	1.18
10mm Standard Lens						
593-HMC461RTP	HMC461-RTP	Red	1.35	1.25	1.16	.942
593-HMC461ATP	HMC461-ATP	Amber	1.35	1.25	1.16	.942
593-HMC461YTP	HMC461-YTP	Yellow	1.35	1.25	1.16	.942
593-HMC461GTP	HMC461-GTP	Green	1.35	1.25	1.16	.942
593-HMC461BTP	HMC461-BTP	Blue	1.35	1.25	1.16	.942
593-HMC461CTP	HMC461-CTP	Clear	1.35	1.25	1.16	.942
10mm Water Tight Lens						
593-HMS462RTP	HMS462-RTP	Red	2.02	1.87	1.65	1.50
593-HMS462ATP	HMS462-ATP	Amber	2.02	1.87	1.65	1.50
593-HMS462YTP	HMS462-YTP	Yellow	2.02	1.87	1.65	1.50
593-HMS462GTP	HMS462-GTP	Green	2.02	1.87	1.65	1.50
593-HMS462BTP	HMS462-BTP	Blue	2.02	1.87	1.65	1.50
593-HMS462CTP	HMS462-CTP	Clear	2.02	1.87	1.65	1.50

CABLE ASSEMBLIES FOR 5MM LED LIGHTS WITH BUILT-IN RESISTOR

Features:
- Made for CMC441 and CMC442 Lenses
- Lens threads into holder for easy assembly
- Sealed style exceeds NEMA 4 for dust, water, and ice
- Internal Resistor to make LED to power source easy

Additional Options:
- Other resistance available
- Lead lengths from 4 to 24 inches
- 2 or 3 Position Headers available
- Custom Color wire available

For quantities greater than listed, call for quote.

MOUSER STOCK NO.	VCC Part No.	Resistor (Ω)	Price Each 1	10	100	500
5mm Bi-Lead LED 24AWG 2 Wire/Stripped Ends - 24 Inch leads						
593-CNX410012X24124	CNX410-012-X024124	120	2.99	2.74	2.50	2.27
593-CNX410018X24124	CNX410-018-X024124	180	3.00	2.76	2.51	2.28
593-CNX410033X24124	CNX410-033-X024124	330	2.99	2.74	2.50	2.27
593-CNX410056X24124	CNX410-056-X024124	560	2.99	2.74	2.50	2.27
593-CNX410120X24124	CNX410-120-X024124	1.2K	2.99	2.74	2.50	2.27
593-CNX410220X24124	CNX410-220-X024124	2.2K	2.99	2.74	2.50	2.27

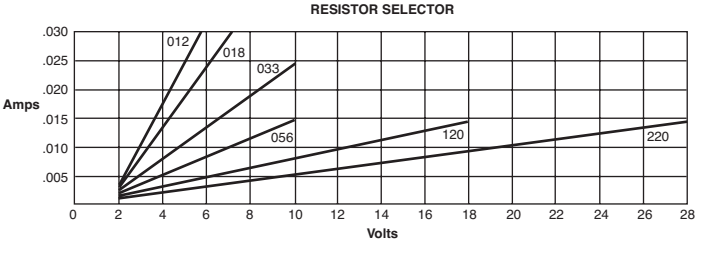

THREADED MOISTURE SEALED LITEPIPE® ASSEMBLIES

Features:
- Exceeds NEMA 4 rating
- 180° viewing angle for LEDs
- Panel Mount independent of circuit board

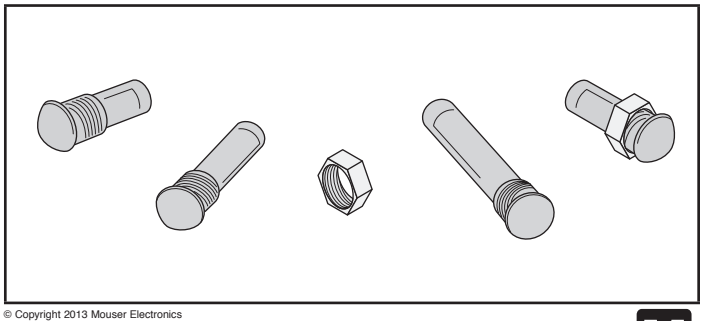

For quantities greater than listed, call for quote.

MOUSER STOCK NO.	VCC Part No.	Color	Litepipe Length: in.	Price Each 1	10	100	500
593-LCS032R	LCS032RTP	Red	0.32	2.01	1.86	1.64	1.49
593-LCS032Y	LCS032YTP	Yellow	0.32	2.01	1.86	1.64	1.49
593-LCS032G	LCS032GTP	Green	0.32	2.01	1.86	1.64	1.49
593-LCS032	LCS032CTP	Clear	0.32	2.01	1.86	1.64	1.49
593-LCS052R	LCS052RTP	Red	0.52	2.01	1.86	1.64	1.49
593-LCS052Y	LCS052YTP	Yellow	0.52	2.01	1.86	1.64	1.49
593-LCS052G	LCS052GTP	Green	0.52	2.01	1.86	1.64	1.49
593-LCS052	LCS052CTP	Clear	0.52	2.01	1.86	1.64	1.49
593-LCS072R	LCS072RTP	Red	0.72	2.01	1.86	1.64	1.49
593-LCS072Y	LCS072YTP	Yellow	0.72	2.01	1.86	1.64	1.49
593-LCS072G	LCS072GTP	Green	0.72	2.01	1.86	1.64	1.49
593-LCS072	LCS072CTP	Clear	0.72	2.01	1.86	1.64	1.49
593-LCS092G	LCS092GTP	Green	0.92	2.01	1.86	1.64	1.49
593-LCS092	LCS092CTP	Clear	0.92	2.01	1.86	1.64	1.49
593-LCS113	LCS112CTP	Clear	1.12	2.01	1.86	1.64	1.49
593-LCS132R	LCS132RTP	Red	1.32	2.01	1.86	1.64	1.49
593-LCS132G	LCS132GTP	Green	1.32	2.01	1.86	1.64	1.49
593-LCS132	LCS132CTP	Clear	1.32	2.01	1.86	1.64	1.49

© Copyright 2013 Mouser Electronics

© Copyright 2013 Mouser Electronics

VCC LED Assemblies and Mounting Components

VCC OPTOELECTRONICS

RoHS Compliant **This product is RoHS compliant.**

PRE-WIRED SOLDERLESS LED INTERCONNECTIONS

Material Specifications:

- Panel connector socket and ring: thermoplastic
- Header connector: thermoplastic (UL Listed materials)
- Terminals: phosphor bronze, tin plated
- Wire: 24AWG, 7 strand copper, insulated
- For **Locking Header** use Mouser Stock No.: 538-22-23-2021
- For **Plain Header** use Mouser Stock No.: 538-22-03-2021

Electrical Specifications:

- Terminal: 3A continuous service
- Unique three-finger design mates to round, square, or rectangular leads .017" to .025"

Insert LED into connector. Install lens in panel opening. Press connector and lens together.

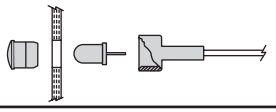

PANEL MOUNT

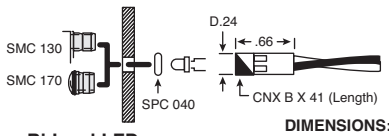

DIMENSIONS: in.

3mm Bi-Lead LED

For quantities greater than listed, call for quote.

MOUSER STOCK NO.	Length: in.	Price Each 1	10	100	500
.025" Header Post					
593-CNXBE4104	4	2.01	1.85	1.69	1.53
593-CNXBE4108	8	2.01	1.85	1.69	1.53
593-CNXBE4112	12	2.16	1.99	1.81	1.64
593-CNXBE4118	18	2.31	2.12	1.94	1.75
593-CNXBE4124	24	2.46	2.26	2.07	1.87
Stripped Ends					
593-CNXBX4104	4	1.36	1.25	1.13	1.03
593-CNXBX4108	8	1.36	1.25	1.13	1.03
593-CNXBX4112	12	1.51	1.38	1.26	1.14
593-CNXBX4118	18	1.66	1.52	1.39	1.26
593-CNXBX4124	24	1.81	1.66	1.52	1.37

PANEL MOUNT

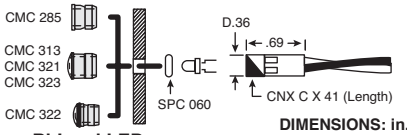

DIMENSIONS: in.

5mm Bi-Lead LED

For quantities greater than listed, call for quote.

MOUSER STOCK NO.	Length: in.	Price Each 1	10	100	500
.025" Header Post					
593-CNXCE4104	4	2.01	1.85	1.69	1.53
593-CNXCE4108	8	2.01	1.85	1.69	1.53
593-CNXCE4112	12	2.16	1.99	1.81	1.64
593-CNXCE4118	18	2.31	2.12	1.94	1.75
593-CNXCE4124	24	2.46	2.26	2.07	1.87
Stripped Ends					
593-CNXCX4104	4	1.36	1.25	1.13	1.03
593-CNXCX4108	8	1.36	1.25	1.13	1.03
593-CNXCX4112	12	1.51	1.38	1.26	1.14
593-CNXCX4118	18	1.66	1.52	1.39	1.26
593-CNXCX4124	24	1.81	1.66	1.52	1.37

PANEL MOUNT

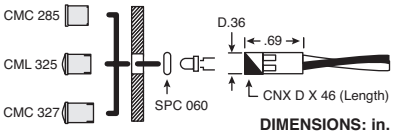

DIMENSIONS: in.

5mm Tri-Lead LED

For quantities greater than listed, call for quote.

MOUSER STOCK NO.	Length: in.	Price Each 1	10	100	500
.025" Header Post					
593-CNXDF4608	8	2.86	2.63	2.40	2.17
593-CNXDF4612	12	3.17	2.91	2.65	2.41
593-CNXDF4624	24	3.62	3.33	3.04	2.75
Stripped Ends					
593-CNXDX4608	8	1.86	1.71	1.56	1.41
593-CNXDX4618	18	2.41	2.21	2.02	1.83
593-CNXDX4624	24	2.61	2.40	2.19	1.98

LOW PROFILE PANEL MOUNTS AND LENS FOR PBC MOUNTED LEDS

DIMENSIONS: in.

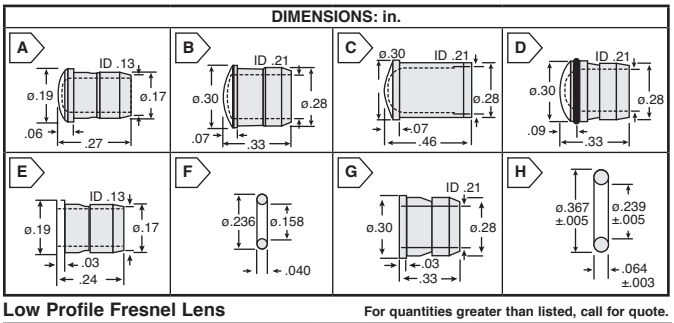

Low Profile Fresnel Lens

For quantities greater than listed, call for quote.

MOUSER STOCK NO.	VCC Part No.	Fig.	Length: in.	Price Each 1	10	100	500
T1 (3mm), Mounting Hole 0.171"							
593-1700R	SMC170RTP	A	Red	.30	.268	.246	.182
593-1700A	SMC170ATP	A	Amber	.30	.257	.235	.182
593-1700Y	SMC170YTP	A	Yellow	.30	.268	.246	.182
593-1700G	SMC170GTP	A	Green	.30	.268	.246	.182
593-1700B	SMC170BTP	A	Blue	.30	.268	.246	.182
593-1700C	SMC170CTP	A	Clear	.30	.268	.246	.182
T1-3/4 (5mm), Mounting Hole 0.281"							
593-3210R	CMC321RTP	B	Red	.33	.278	.257	.203
593-3210A	CMC321ATP	B	Amber	.33	.278	.257	.203
593-3210Y	CMC321YTP	B	Yellow	.33	.278	.257	.203
593-3210G	CMC321GTP	B	Green	.33	.278	.257	.203
593-3210B	CMC321BTP	B	Blue	.33	.278	.257	.203
593-3210C	CMC321CTP	B	Clear	.33	.289	.268	.203
593-3250C	CML325CTP	C	Clear	.33	.289	.268	.203

Low Profile Diffused Lens

For quantities greater than listed, call for quote.

MOUSER STOCK NO.	VCC Part No.	Fig.	Lens Color	Price Each 1	10	100	500
T1-3/4 (5mm), Mounting Hole 0.281"							
593-3130RTP	CMC313RTP	D	Red	.33	.278	.257	.203
593-3130ATP	CMC313ATP	D	Amber	.33	.289	.268	.203
593-3130YTP	CMC313YTP	D	Yellow	.33	.289	.268	.203
593-3130GTP	CMC313GTP	D	Green	.33	.278	.257	.203
593-3130BTP	CMC313BTP	D	Blue	.33	.278	.257	.203
593-3130CTP	CMC313CTP	D	Clear	.33	.278	.257	.203
T1-3/4 (5mm), Moisture Seal, Mounting Hole 0.281"							
593-3220R	CMS322RTP	D	Red	.90	.824	.738	.599
593-3220A	CMS322ATP	D	Amber	.90	.824	.738	.599
593-3220Y	CMS322YTP	D	Yellow	.90	.824	.738	.599
593-3220G	CMS322GTP	D	Green	.90	.824	.738	.599
593-3220B	CMS322BTP	D	Blue	.90	.824	.738	.599
593-3220C	CMS322CTP	D	Clear	.90	.824	.738	.599

Low Profile Plain End Lens

For quantities greater than listed, call for quote.

MOUSER STOCK NO.	VCC Part No.	Fig.		Price Each 1	10	100	500
T1-3/4 (5mm), Mounting Hole 0.281"							
593-3230C	CMC323CTP	B	Clear	.33	.278	.257	.203
593-3270C	CML327CTP	C	Clear	.33	.278	.257	.203

Mounts and Spacers

For quantities greater than listed, call for quote.

MOUSER STOCK NO.	VCC Part No.	Fig.	Desciption	Price Each 1	10	100	500
3mm							
593-SMC130CTP	SMC130CTP	E	T1 Clear	.21	.182	.161	.128
593-SMC130BLK	SMC130BLK	E	T1 Black	.16	.139	.128	.096
593-SPC040	SPC040	F	T1 Spacer	.12	.096	.086	.075
5mm							
593-CMC285CTP	CMC285CTP	G	T1-3/4 Clear	.26	.225	.203	.161
593-CMC285BLK	CMC285BLK	G	T1-3/4 Black	.23	.193	.171	.139
593-SPC060	SPC060	H	T1-3/4 Spacer	.12	.096	.086	.075

SOLDERLESS LED CONNECTORS

DIMENSIONS: in.

1/4W Current limiting resistor built into the natural polypropylene housing. 1/2W Resistor can be built upon request. Terminals are phosphor bronze, tin plated.

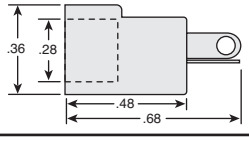

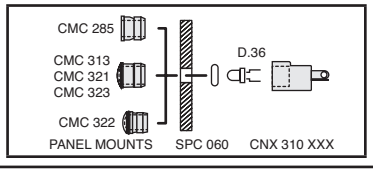

For quantities greater than listed, call for quote.

MOUSER STOCK NO.	Resistance Value (Ω)	Price Each 1	10	100	500
593-CNX310000	No resistor	.64	.556	.503	.396
593-CNX310033	330	1.05	.899	.803	.642
593-CNX310056	560	1.05	.899	.803	.642
593-CNX310120	1.2K	1.05	.899	.803	.642
593-CNX310220	2.2K	1.05	.899	.803	.642

MOISTURE SEALED LENSES & LIGHTPIPES

VCC LSS Series Moisture-Sealed Litepipes® provide a display panel moisture seal and 180° viewing angle with VCC's SMS 172 Series panel lens. Panel assembly is easily accomplished by slipping the unit through a .171" panel opening, sliding the retaining ring over the Litepipe® barrel, and pressing the ring on while holding the lens surface tightly against the panel. The gasket is compressed as the ring is forced into place against the rear of the panel.

Features:

- LED Size: 3mm
- Mounting Hole: 0.171in.
- Diameter: 4.91mm

NEW PRODUCT

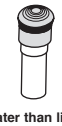

SMS Series Sealed Lenses

For quantities greater than listed, call for quote.

MOUSER STOCK NO.	VCC Part No.	Color	Height (mm)	Price Each 1	10	100	500
593-SMS172ATP	SMS172ATP	Amber	6.86	.56	.503	.396	.342
593-SMS172BTP	SMS172BTP	Blue	6.86	.56	.503	.396	.342
593-SMS172CTP	SMS172CTP	Clear	6.86	.56	.503	.396	.342
593-SMS172GTP	SMS172GTP	Green	6.86	.56	.503	.396	.342
593-SMS172RTP	SMS172RTP	Red	6.86	.56	.503	.396	.342
593-SMS172YTP	SMS172YTP	Yellow	6.86	.56	.503	.396	.342

LSS Series Lightpipes

For quantities greater than listed, call for quote.

MOUSER STOCK NO.	VCC Part No.	Color	Length (in.)	Price Each 1	10	100	500
593-LSS024CTP	LSS024CTP	Clear	0.24	1.98	1.85	1.51	1.35
593-LSS024GTP	LSS024GTP	Green	0.24	1.98	1.85	1.51	1.35
593-LSS024RTP	LSS024RTP	Red	0.24	1.98	1.85	1.51	1.35
593-LSS044CTP	LSS044CTP	Clear	0.44	1.98	1.85	1.51	1.35
593-LSS044GTP	LSS044GTP	Green	0.44	1.98	1.85	1.51	1.35
593-LSS044RTP	LSS044RTP	Red	0.44	1.98	1.85	1.51	1.35
593-LSS064CTP	LSS064CTP	Clear	0.64	1.98	1.85	1.51	1.35
593-LSS064GTP	LSS064GTP	Green	0.64	1.98	1.85	1.51	1.35
593-LSS064RTP	LSS064RTP	Red	0.64	1.98	1.85	1.51	1.35
593-LSS084CTP	LSS084CTP	Clear	0.84	1.98	1.85	1.51	1.35
593-LSS084GTP	LSS084GTP	Green	0.84	1.98	1.85	1.51	1.35
593-LSS084RTP	LSS084RTP	Red	0.84	1.98	1.85	1.51	1.35
593-LSS104CTP	LSS104CTP	Clear	1.04	1.98	1.85	1.51	1.35
593-LSS104GTP	LSS104GTP	Green	1.04	1.98	1.85	1.51	1.35
593-LSS104RTP	LSS104RTP	Red	1.04	1.98	1.85	1.51	1.35
593-LSS124CTP	LSS124CTP	Clear	1.24	1.98	1.85	1.51	1.35
593-LSS124GTP	LSS124GTP	Green	1.24	1.98	1.85	1.51	1.35
593-LSS124RTP	LSS124RTP	Red	1.24	1.98	1.85	1.51	1.35

© Copyright 2013 Mouser Electronics

© Copyright 2013 Mouser Electronics

VCC LED Lenses and Mounting Components

VCC OPTOELECTRONICS

RoHS Compliant This product is RoHS compliant.

CLIPLITE® ROUND LENS MOUNTS FOR T1 AND T1-3/4 LEDS

Features:
- Provides 180° viewing angles for LEDs
- Easy snap-mount method for front panel assembly
- ESD protection for LED and internal components to 16K volts
- Lens utilize striated lines and fresnel rings to increase apparent brightness up to 125%

Specifications:
- Lens material: Polycarbonate

DIMENSIONS: in.

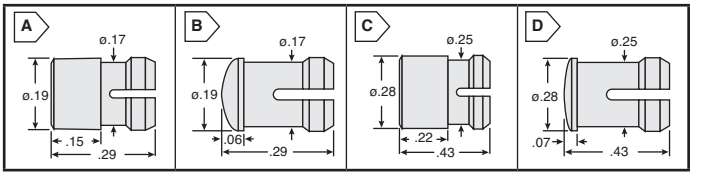

T1 (3mm)

For quantities greater than listed, call for quote.

MOUSER STOCK NO.	VCC Part No.	Fig.	Mounting Hole: in.	Lens Color	Price Each 1	10	100	500
SML Series - Standard Height								
593-1900R	SML190RTP	A	.171	Red	.30	.257	.235	.182
593-1900A	SML190ATP	A	.171	Amber	.30	.257	.235	.182
593-1900Y	SML190YTP	A	.171	Yellow	.30	.257	.235	.182
593-1900G	SML190GTP	A	.171	Green	.30	.257	.235	.182
593-1900B	SML190BTP	A	.171	Blue	.30	.257	.235	.182
593-1900C	SML190CTP	A	.171	Clear	.30	.262	.241	.185
593-1900GLO	SML190GLO	A	.171	White Frosted	.42	.364	.321	.257
SMB Series - Low Profile								
593-2000R	SMB200RTP	B	.171	Red	.30	.257	.235	.182
593-2000A	SMB200ATP	B	.171	Amber	.30	.257	.235	.182
593-2000Y	SMB200YTP	B	.171	Yellow	.30	.257	.235	.182
593-2000G	SMB200GTP	B	.171	Green	.30	.257	.235	.182
593-2000B	SMB200BTP	B	.171	Blue	.30	.257	.235	.182
593-2000C	SMB200CTP	B	.171	Clear	.30	.257	.235	.182
593-2000GLO	SMB200GLO	B	.171	White Frosted	.42	.364	.321	.257

T1-3/4 (5mm)

For quantities greater than listed, call for quote.

MOUSER STOCK NO.	VCC Part No.	Fig.	Mounting Hole: in.	Lens Color	Price Each 1	10	100	500
CLF Series - Standard Height								
593-2800R	CLF280RTP	C	.25	Red	.33	.278	.257	.203
593-2800A	CLF280ATP	C	.25	Amber	.33	.278	.257	.203
593-2800Y	CLF280YTP	C	.25	Yellow	.33	.278	.257	.203
593-2800G	CLF280GTP	C	.25	Green	.33	.278	.257	.203
593-2800B	CLF280BTP	C	.25	Blue	.33	.289	.268	.203
593-2800C	CLF280CTP	C	.25	Clear	.33	.278	.257	.203
593-2800GLO	CLF280GLO	C	.25	White Frosted	.46	.396	.353	.278
CLB Series - Low Profile								
593-3000R	CLB300RTP	D	.25	Red	.33	.278	.257	.203
593-3000A	CLB300ATP	D	.25	Amber	.33	.278	.257	.203
593-3000Y	CLB300YTP	D	.25	Yellow	.33	.278	.257	.203
593-3000G	CLB300GTP	D	.25	Green	.33	.278	.257	.203
593-3000B	CLB300BTP	D	.25	Blue	.33	.278	.257	.203
593-3000C	CLB300CTP	D	.25	Clear	.33	.289	.268	.203
593-3000GLO	CLB300GLO	D	.25	White Frosted	.46	.396	.353	.278

CUBELITE® SQUARE LENS MOUNTS FOR T1 AND T1-3/4 LEDS

DIMENSIONS: in.

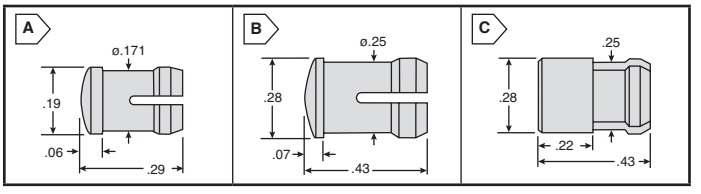

For quantities greater than listed, call for quote.

MOUSER STOCK NO.	VCC Part No.	Fig.	Litepipe Length: in.	Price Each 1	10	100	500
T1 (3mm) SMQ Series							
593-2500R	SMQ250RTP	A	Red	.30	.257	.235	.182
593-2500A	SMQ250ATP	A	Amber	.30	.268	.246	.182
593-2500Y	SMQ250YTP	A	Yellow	.30	.268	.246	.182
593-2500G	SMQ250GTP	A	Green	.30	.257	.235	.182
593-2500B	SMQ250BTP	A	Blue	.30	.268	.246	.182
593-2500C	SMQ250CTP	A	Clear	.30	.257	.235	.182
T1-3/4 (5mm) SQB Series							
593-4000R	SQB400RTP	B	Red	.33	.278	.257	.203
593-4000A	SQB400ATP	B	Amber	.33	.278	.257	.203
593-4000Y	SQB400YTP	B	Yellow	.33	.289	.268	.203
593-4000G	SQB400GTP	B	Green	.33	.289	.268	.203
593-4000B	SQB400BTP	B	Blue	.33	.278	.257	.203
593-4000C	SQB400CTP	B	Clear	.33	.278	.257	.203
T1-3/4 (5mm) SQL Series							
593-3600R	SQL360RTP	C	Red	.33	.289	.268	.203
593-3600A	SQL360ATP	C	Amber	.33	.289	.268	.203
593-3600Y	SQL360YTP	C	Yellow	.33	.289	.268	.203
593-3600G	SQL360GTP	C	Green	.33	.289	.268	.203
593-3600B	SQL360BTP	C	Blue	.33	.289	.268	.203
593-3600C	SQL360CTP	C	Clear	.33	.278	.257	.203

RETAINING RINGS, MOUNTING CLIPS, AND SPACERS FOR LENSES

DIMENSIONS: in.

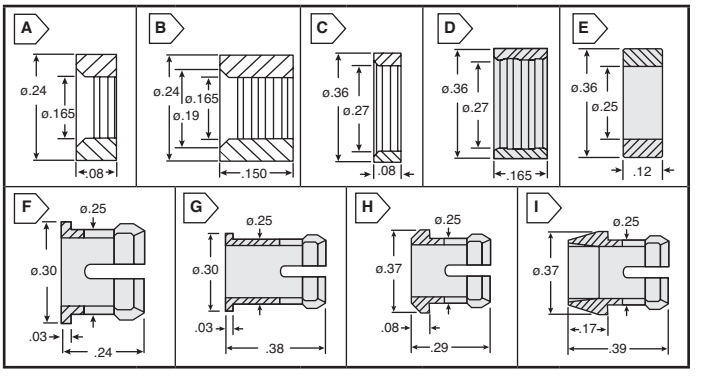

For quantities greater than listed, call for quote.

MOUSER STOCK NO.	Fig.	Description	Price Each 1	10	100
Retaining Rings					
593-RNG132	A	For SMC Series	.19	.157	.139
593-RNG165	B	For SML, SMB, and SMQ Series	.14	.119	.106
593-RNG234	C	For CMC Series	.14	.119	.106
593-RNG268	D	For CLF, CLB, and SQB Series	.14	.119	.106
LED Space					
593-SPC125	E	Spacer for CLB Series	.12	.096	.086
Mounting Clips					
593-CLP125	F	Standard Clip	.18	.151	.135
593-CLP126	G	Extended Clip	.18	.151	.135
593-CLP127	H	Outer Reflector Clip	.18	.151	.135
593-CLP129	I	Inner Reflector Clip	.18	.151	.135

LITEPIPES

Material Specifications:
- Litepipe: acrylic (optical grade)

Mounting Specifications:
- **T1 (3mm)**: mates with lens SMB 200. Panel mounting hole .171 (4.3mm) on 1/4" centers. Panel thickness 1/32" to 1/8". Litepipe lengths from .200" to 1.200".
- **T1-3/4 (5mm)**: mate with lens CLB 300 and SQB 400. Panel mounting hole .250 (6.35mm) on 3/8" centers. Panel thickness 1/32" to 1/4". Lengths from .360" to 1.360". For panels less than 3/16" use SPC 125 spacer.

Standoff Specifications:
- Use VCC's standoff to adjust the height of a standard LED above the PCB and maintain a maximum .050" clearance between litepipe and LED

DIMENSIONS: in.

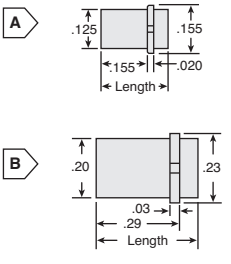

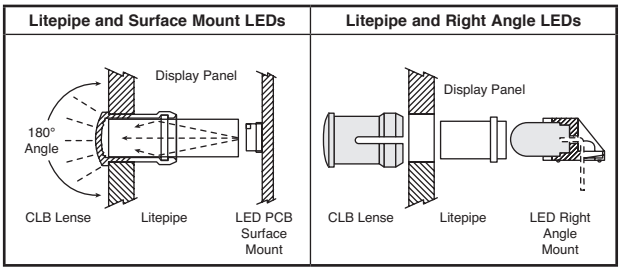

T1 (3mm) LSV Series LEDs

For quantities greater than listed, call for quote.

MOUSER STOCK NO.	VCC Part No.	Fig.	Litepipe Length: in.	Price Each 1	10	100	500
593-LSV020C	LSV020CTP	A	.20	.39	.332	.30	.235
593-LSV040C	LSV040CTP	A	.40	.39	.332	.30	.235
593-LSV060C	LSV060CTP	A	.60	.39	.332	.30	.235
593-LSV080C	LSV080CTP	A	.80	.39	.332	.30	.235
593-LSV100C	LSV100CTP	A	1.00	.39	.332	.30	.235
593-LSV120C	LSV120CTP	A	1.20	.39	.332	.30	.235

T1-3/4 (5mm) LCV Series LEDs

For quantities greater than listed, call for quote.

MOUSER STOCK NO.	VCC Part No.	Fig.	Litepipe Length: in.	Price Each 1	10	100	500
593-LCV036C	LCV036CTP	B	.36	.39	.332	.30	.235
593-LCV056C	LCV056CTP	B	.56	.39	.332	.30	.235
593-LCV076C	LCV076CTP	B	.76	.39	.332	.30	.235
593-LCV096C	LCV096CTP	B	.96	.39	.332	.30	.235
593-LCV116C	LCV116CTP	B	1.16	.39	.332	.30	.235
593-LCV136C	LCV136CTP	B	1.36	.39	.332	.30	.235

© Copyright 2013 Mouser Electronics
© Copyright 2013 Mouser Electronics

VCC LED Litepipes® and Mounting Components

VCC OPTOELECTRONICS

RoHS Compliant This product is RoHS compliant.

2.5MM "MICRO" LITEPIPE® ASSEMBLIES

Material Specifications:
- Litepipe®: Acrylic (optical grade)
- Grommet: Polyethylene (black)

Mounting Specifications:
- Panel hole: Round .102" Dia. (2.59mm)
- Panel thickness: 1/32" to 1/8"
- Use grommet retainer (RTN100)

Standoff Recommendation:
- Use standoff to adjust height of standard LED above PCB in order to maintain a maximum .050" clearance between LITEPIPE and LED

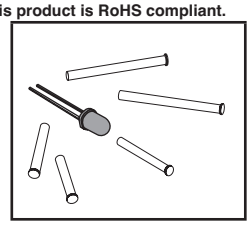

Surface Mount LED Application	Through-Hole LED Application
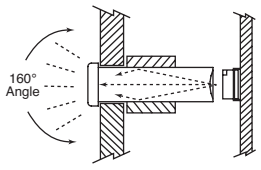	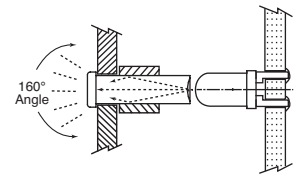

For quantities greater than listed, call for quote.

MOUSER STOCK NO.	VCC Part No.	Length: in.	Price Each 1	10	100	500
593-LMC020CTP	LMC020CTP	0.200	.44	.375	.332	.268
593-LMC040CTP	LMC040CTP	0.400	.44	.375	.332	.268
593-LMC060CTP	LMC060CTP	0.600	.44	.375	.332	.268
593-LMC080CTP	LMC080CTP	0.800	.44	.375	.332	.268
593-LMC100CTP	LMC100CTP	1.000	.44	.375	.332	.268
593-LMC120CTP	LMC120CTP	1.200	.44	.375	.332	.268

Grommet

For quantities greater than listed, call for quote.

MOUSER STOCK NO.	VCC Part No.	Price Each 1	10	100	500
593-RTN100	RTN100	.14	.119	.106	.092

LITEPIPES® FOR SURFACE MOUNT LEDS

Material Specifications:
- Litepipe®: Acrylic (optical grade)
- Grommet: Polyethylene (black)
- Spring Clip: Spring steel, Nickel plated

Mounting Specifications:
- Panel hole: Round .171" Dia. (4.32mm)
- Panel thickness: .062" min. (1.57mm)
- Litepipes® from .200" to .500" use grommet retainer
- Litepipes® from .500" to 2.00" the spring clip is recommended for rigidity

Features:
- Surface mount, vertical and horizontal 3mm LEDs, litepipes for blending multicolor LEDs are available on special request

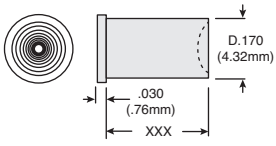

DIMENSIONS: in. (mm)

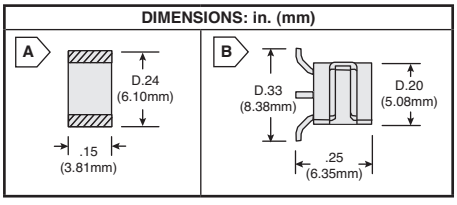

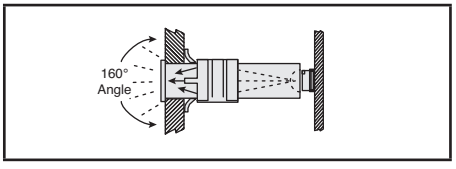

Lightpipes

For quantities greater than listed, call for quote.

.20" to 1.00" Lengths Price Each 1	10	100	500
.42	.353	.321	.257

1.25" to 2.00" Lengths Price Each 1	10	100	500
.47	.407	.364	.289

Additional sizes are available, contact Mouser sales department.

MOUSER STOCK NO.	Length: in.
593-LPC020	.20
593-LPC022	.22
593-LPC024	.24
593-LPC026	.26
593-LPC028	.28

MOUSER STOCK NO.	Length: in.
593-LPC030	.30
593-LPC032	.32
593-LPC034	.34
593-LPC036	.36
593LPC038	.38

MOUSER STOCK NO.	Length: in.
593-LPC040	.40
593-LPC042	.42
593-LPC044	.44
593-LPC046	.46
593-LPC048	.48

MOUSER STOCK NO.	Length: in.
593-LPC050	.50
593-LPC056	.56
593-LPC060	.60
593-LPC066	.66
593-LPC070	.70

Mounts

For quantities greater than listed, call for quote.

MOUSER STOCK NO.	Fig.	Description	Price Each 1	10	100	500
593-RTN150	A	Grommet	.14	.119	.106	.092
593-RTN250	B	Spring Clip	.15	.128	.118	.096

593-RTN150 for use with .200 to .500, 593-RTN250 for all other lengths.

MOUSER STOCK NO.	Length: in.
593-LPC076	.76
593-LPC080	.80
593-LPC086	.86
593-LPC090	.90
593-LPC096	.96

MOUSER STOCK NO.	Length: in.
593-LPC100	1.00
593-LPC125	1.25
593-LPC150	1.50
593-LPC175	1.75
593-LPC200	2.00

FLEXIBLE LIGHTPIPE FOR SMD AND THRU-HOLE LEDS

Features:
- Immune to electromagnetic interference (EMI)
- Graceful degradation under "extreme" bending conditions
- Diffused light output pattern—no hot spots or narrow field of view
- Works with CLB300, CLF280, CLR301 and SQB400 panel lenses

PRODUCT NEW





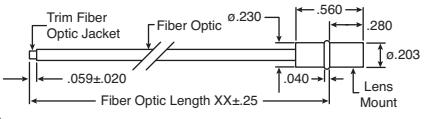

For quantities greater than listed, call for quote.

MOUSER STOCK NO.	VCC Part No.	Description	Price Each 1	10	100	500
593-SMD22	SMD 22	Coupler for SMD LEDs	.39	.34	.304	.242
593-THR22	THR 22	Coupler for Thru-Hole LEDs	.48	.446	.393	.357
593-THR522	THR-5-22	Coupler for 5mm Through-Hole LED	.48	.446	.393	.357

For quantities greater than listed, call for quote.

MOUSER STOCK NO.	VCC Part No.	Length (in.)	Price Each 1	10	100	500
593-FLX02	FLX 02	2.0	1.90	1.75	1.59	1.44
593-FLX04	FLX 04	4.0	2.48	2.28	2.09	1.88
593-FLX06	FLX 06	6.0	3.05	2.80	2.57	2.32
593-FLX08	FLX 08	8.0	3.62	3.33	3.04	2.75
593-FLX12	FLX 12	12.0	4.75	4.38	3.99	3.62

DIMENSIONS: in.



PCB STANDOFFS FOR BI AND TRI-LEAD COMPONENTS

Standoffs are designed for printed circuit board mounting of multi-lead devices ie. LEDs. They cope with various problems in mounting passive components. They include height control, lateral stability, lead retention, lead shorting, and solder flux removal. Device height control is simplified with mounts ranging in lengths from .12" to 1.0"

- Material: thermoplastic (black) UL 94V-0

DIMENSIONS: in.

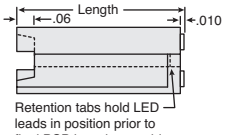

Retention tabs hold LED leads in position prior to final PCB board assembly.

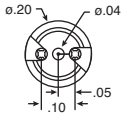

.12" to .48" Lengths Price Each 1	10	100	500
.18	.154	.139	.108

.50" to 1.0" Lengths Price Each 1	10	100	500
.19	.17	.364	.289

MOUSER STOCK NO.	Length: in.
593-STD120B	.12
593-STD140B	.14
593-STD160B	.16
593-STD180B	.18
593-STD200B	.20

MOUSER STOCK NO.	Length: in.
593-STD220B	.22
593-STD240B	.24
593-STD250B	.25
593-STD260B	.26
593-STD280B	.28

MOUSER STOCK NO.	Length: in.
593-STD300B	.30
593-STD320B	.32
593-STD340B	.34
593-STD360B	.36
593-STD380B	.38

MOUSER STOCK NO.	Length: in.
593-STD400B	.40
593-STD420B	.42
593-STD440B	.44
593-STD460B	.46
593-STD480B	.48

MOUSER STOCK NO.	Length: in.
593-STD500B	.50
593-STD550B	.55
593-STD600B	.60
593-STD650B	.65
593-STD700B	.70

MOUSER STOCK NO.	Length: in.
593-STD750B	.75
593-STD800B	.80
593-STD850B	.85
593-STD900B	.90
593-STD950B	.95
593-STD1.0B	1.0

PCB MOUNTS FOR BI & TRI-LEAD LEDS

Allows the right angle mounting of 5mm LEDs used as diagnostic and logic indicator lights of PC boards. Permits the right angle mounting of the bi-lead as well as both configurations of the tri-lead LED.

For quantities greater than listed, call for quote.

MOUSER STOCK NO.	Price Each 1	10	100
593-PCH175	.16	.139	.118

TWO POSITION PCB MOUNTS

Specifically made for VCC's header post that are used on cable assemblies. This allows a proper lock of the two parts to resist disconnecting under normal use.

For quantities greater than listed, call for quote.

MOUSER STOCK NO.	Description	Price Each 1	10	100	500
593-CNXV02NTP	Vertical	.40	.342	.30	.246
593-CNXH02NTP	Horizontal	.45	.385	.342	.278

P-C LITE CIRCUIT BOARD SOCKETS FOR T1 (3MM) AND T1-3/4 (5MM) LEDS

For quantities greater than listed, call for quote.

MOUSER STOCK NO.	No. of Positions	Price Each 1	10	100	500
Thru-Hole, Horizontal Socket					
593-PCH330	1	.76	.696	.621	.503
Thru-Hole, Vertical Socket					
593-PCV220	1	.76	.696	.621	.503

© Copyright 2013 Mouser Electronics

© Copyright 2013 Mouser Electronics

AVAGO Optocouplers

RoHS Compliant **This product is RoHS compliant.**

AVAGO TECHNOLOGIES

AVAGO OPTOCOUPLERS

For quantities greater than listed, call for quote.

MOUSER STOCK NO.	Avago Part No.	Number of Channels	Package	Forward on Current (mA)	Total Power Dissipation (mW)	Isolation Voltage (V_{RMS})	Price Each			
							1	25	100	500
630-4N25-000E	4N25-000E	-	DIP-6	80	250	2500	.39	.289	.193	.159
630-4N25-W00E	4N25-W00E	-	DIP-6	80	250	2500	.43	.321	.214	.177
630-4N35-000E	4N35-000E	-	DIP-6	60	350	3550	.39	.289	.193	.159
630-4N46-000E	4N46-000E	-	DIP-6	20	100	3750	2.86	2.39	2.08	1.71
630-6N136-000E	6N136-000E	1	DIP-8	8	100	3750	1.44	1.11	.963	.792
630-6N136-300E	6N136-300E	1	SO-8	8	100	3750	1.51	1.16	1.01	.835
630-6N137-000E	6N137-000E	1	DIP-8	15	85	3750	1.61	1.23	1.07	.888
630-6N138-000E	6N138-000E	1	DIP-8	20	135	3750	1.44	1.11	.963	.792
630-6N139-000E	6N139-000E	1	DIP-8	20	135	3750	1.44	1.11	.963	.792
630-ACNV4506-000E	ACNV4506-000E	1	DIP-10	10	100	7500	4.71	4.24	3.77	3.10
630-ACNV4506-500E	ACNV4506-500E	1	DIP-10/GW	10	100	7500	4.76	4.29	3.81	3.15
630-ACNV2601-000E	ACNV2601-000E	1	DIP-10	20	85	7500	4.65	4.19	3.72	3.07
630-ACPL-054L-000E	ACPL-054L-000E	2	SO-8	3	36	3750	3.62	3.25	2.89	2.39
630-ACPL-054L-060E	ACPL-054L-060E	2	SO-8	3	36	3750	3.67	3.30	2.93	2.42
630-ACPL-C790-000E	ACPL-C790-000E	2	SSO-8	230	600	5000	8.03	7.22	6.42	5.30
630-ACPL-C79A-000E	ACPL-C79A-000E	2	SSO-8	230	600	5000	10.70	9.63	8.56	7.06
630-ACPL-C79B-000E	ACPL-C79B-000E	2	SSO-8	230	600	5000	12.04	10.70	9.63	8.83
630-ACPL-H342-000E	ACPL-H342-000E	1	SO-8	7	255	3750	2.94	2.46	2.14	1.77
630-ACPL-H342-060E	ACPL-H342-060E	1	SO-8	7	255	3570	2.73	2.46	2.18	1.80
630-ACPL-K342-000E	ACPL-K342-000E	1	SO-8	7	255	5000	2.94	2.65	2.35	1.95
630-ACPL-K342-060E	ACPL-K342-060E	1	SO-8	7	255	5000	3.00	2.70	2.40	1.98
630-ACPL-M49T-000E	ACPL-M49T-000E	1	SO-5	40	100	3750	2.94	2.65	2.35	1.95
630-ACPL-M61L-000E	ACPL-M61L-000E	1	SO-5	8	600	3750	2.07	1.72	1.50	1.24
630-ACPL-M61L-060E	ACPL-M61L-060E	1	SO-5	8	600	3750	2.12	1.78	1.54	1.27
630-ACPL-W611-000E	ACPL-W611-000E	1	SO-6	20	85	3750	2.65	2.21	1.93	1.59
630-ACPL-W611-060E	ACPL-W611-060E	1	SO-6	50	85	3750	2.71	2.27	1.97	1.63
630-ACPL-W61L-000E	ACPL-W61L-000E	1	SSO-6	8	20	5000	2.65	2.21	1.93	1.59
630-ACPL-W61L-060E	ACPL-W61L-060E	1	SSO-6	8	20	5000	2.71	2.27	1.97	1.63
630-ACPL-071L-000E	ACPL-071L-000E	1	SO-8	9	-	3750	3.35	3.01	2.68	2.20
630-ACPL-072L-000E	ACPL-072L-000E	1	SO-8	10	150	3750	4.28	3.85	3.42	2.82
630-ACPL-38JT-500E	ACPL-38JT-500E	2	SO-16	2.5	600	1230	8.93	8.05	7.15	5.90
630-ACPL-782T-000E	ACPL-782T-000E	1	DIP-8	16	600	3750	13.11	11.80	10.49	8.66
630-ACPL-C784-000E	ACPL-C784-000E	1	Stretched SO-8	11	600	5000	7.76	6.99	6.21	5.13
630-ACPL-C78A-000E	ACPL-C78A-000E	1	Stretched SO-8	11	600	5000	13.34	11.86	10.67	9.78
630-ACPL-K73L-000E	ACPL-K73L-000E	2	Stretched SO-8	10	600	5000	6.42	5.78	5.14	4.24
630-ACPL-M46T-000E	ACPL-M46T-000E	1	SO-5	10	130	3750	5.49	4.93	4.39	3.62
630-ACPL-M61T-000E	ACPL-M61T-000E	1	SO-5	20	85	3750	5.49	4.93	4.39	3.62
630-ACPL-M75L-000E	ACPL-M75L-000E	1	SO-5	4	-	3750	3.48	3.14	2.78	2.30
630-ACPL-P340-000E	ACPL-P340-000E	1	Stretched SO-6	25	700	3750	2.65	2.21	1.93	1.59
630-ACPL-P340-060E	ACPL-P340-060E	1	Stretched SO-6	25	700	3750	2.71	2.27	1.97	1.63
630-ACPL-P341-000E	ACPL-P341-000E	1	Stretched SO-6	25	700	3750	2.94	2.46	2.14	1.77
630-ACPL-P341-060E	ACPL-P341-060E	1	Stretched SO-6	25	700	3750	2.73	2.46	2.18	1.80
630-ACPL-P343-000E	ACPL-P343-000E	1	Stretched SO-6	25	700	3750	3.21	2.89	2.57	2.12
630-ACPL-P343-060E	ACPL-P343-060E	1	Stretched SO-6	25	700	3750	3.26	2.94	2.61	2.15
630-ACPL-W340-000E	ACPL-W340-000E	1	Stretched SO-6	25	700	5000	2.79	2.34	2.03	1.68
630-ACPL-W340-060E	ACPL-W340-060E	1	Stretched SO-6	25	700	5000	2.86	2.39	2.08	1.71
630-ACPL-W341-000E	ACPL-W341-000E	1	Stretched SO-6	25	700	5000	2.94	2.65	2.35	1.95
630-ACPL-W341-060E	ACPL-W341-060E	1	Stretched SO-6	25	700	5000	3.00	2.70	2.40	1.98
630-ACPL-W343-000E	ACPL-W343-000E	1	Stretched SO-6	25	700	5000	3.48	3.14	2.78	2.30
630-ACPL-W343-060E	ACPL-W343-060E	1	Stretched SO-6	25	700	5000	3.53	3.18	2.82	2.33
630-ACSL-6210-00RE	ACSL-6210-00RE	2	SO-8	2.7	60	2500	3.75	3.37	3.00	2.47
630-ACSL-6400-00TE	ACSL-6400-00TE	4	SO-16	2.7	60	2500	7.49	6.74	5.99	4.94
630-CNY17-2-000E	CNY17-2-000E	1	DIP-6	0.3	250	5000	.39	.289	.193	.159
630-CNY17-3-000E	CNY17-3-000E	1	DIP-6	0.3	250	5000	.39	.289	.193	.159
630-CNY17-4-000E	CNY17-4-000E	1	DIP-6	0.3	250	5000	.39	.289	.193	.159
630-HCNR200-000E	HCNR200-000E	1	DIP-8	25	60	1414	3.56	3.20	2.85	2.34
630-HCNR200-300E	HCNR200-300E	1	SO-8	25	60	1414	3.62	3.25	2.89	2.39
630-HCNR201-000E	HCNR201-000E	1	DIP-8	25	60	1414	4.74	4.26	3.79	3.12
630-HCNR201-300E	HCNR201-300E	1	SO-8	25	60	1414	4.79	4.31	3.83	3.16
630-HCNW136-000E	HCNW136-000E	1	DIP-8	16	700	5000	2.35	1.97	1.71	1.41
630-HCNW137-000E	HCNW137-000E	1	DIP-8	5	700	5000	3.03	2.72	2.42	1.99
630-HCNW139-000E	HCNW139-000E	1	DIP-8	0.4	700	1414	2.87	2.58	2.29	1.89
630-HCNW139-300E	HCNW139-300E	1	SO-8	0.4	700	5000	2.92	2.62	2.33	1.93
630-HCNW2211-000E	HCNW2211-000E	1	DIP-8	1.6	600	5000	3.75	3.37	3.00	2.47
630-HCNW2211-300E	HCNW2211-300E	1	SO-8	1.6	600	5000	3.80	3.42	3.04	2.50
630-HCNW2611-000E	HCNW2611-000E	1	DIP-8	1.6	600	5000	3.88	3.49	3.10	2.56
630-HCNW2611-300E	HCNW2611-300E	1	SO-8	1.6	600	5000	3.94	3.54	3.15	2.60
630-HCNW3120-000E	HCNW3120-000E	1	DIP-8	10	700	5000	4.15	3.73	3.32	2.74
630-HCNW4502-000E	HCNW4502-000E	1	DIP-8	16	700	5000	2.35	1.97	1.71	1.41
630-HCNW4503-000E	HCNW4503-000E	1	DIP-8	16	700	5000	2.87	2.58	2.29	1.89
630-HCNW4503-300E	HCNW4503-300E	1	SO-8	16	700	5000	2.92	2.62	2.33	1.93
630-HCNW4504-300E	HCNW4504-300E	1	DIP-8	12	100	5000	3.24	2.91	2.59	2.14
630-HCNW4506-300E	HCNW4506-300E	1	SO-8	10	145	3750	3.32	2.99	2.65	2.19
630-HCPL-0201-000E	HCPL-0201-000E	1	DIP-8	1.6	600	3750	3.16	2.85	2.53	2.09
630-HCPL-0201-500E	HCPL-0201-500E	1	SO-8	1.6	600	3750	3.21	2.89	2.57	2.12
630-HCPL-0211-000E	HCPL-0211-000E	1	DIP-8	1.6	600	3750	3.64	3.27	2.91	2.40
630-HCPL-0211-500E	HCPL-0211-500E	1	SO-8	1.6	600	3750	3.69	3.33	2.95	2.44
630-HCPL-0300-000E	HCPL-0300-000E	1	SO-8	0.5	600	3750	8.03	7.22	6.42	5.30
630-HCPL-0314-000E	HCPL-0314-000E	1	SO-8	8	400	3750	2.20	1.85	1.61	1.33
630-HCPL-0370-000E	HCPL-0370-000E	1	SO-8	50	275	3750	3.83	3.45	3.06	2.53
630-HCPL-0452-000E	HCPL-0452-000E	1	SO-8	16	600	3750	1.89	1.46	1.26	1.04
630-HCPL-0453-000E	HCPL-0453-000E	1	SO-8	16	600	3750	2.42	2.02	1.75	1.44
630-HCPL-0454-000E	HCPL-0454-000E	1	SO-8	16	600	3750	2.71	2.27	1.97	1.63
630-HCPL-0500-000E	HCPL-0500-000E	1	SO-8	16	600	3750	1.67	1.28	1.11	.92
630-HCPL-0501-000E	HCPL-0501-000E	1	SO-8	16	600	3750	1.86	1.42	1.24	1.03
630-HCPL-0501-500E	HCPL-0501-500E	1	SO-8	16	600	3750	1.93	1.48	1.28	1.06
630-HCPL-0530-000E	HCPL-0530-000E	2	SO-8	16	600	3750	3.62	3.25	2.89	2.39
630-HCPL-0531-000E	HCPL-0531-000E	2	SO-8	16	600	3750	3.75	3.37	3.00	2.47
630-HCPL-053L-000E	HCPL-053L-000E	2	SO-8	16	600	3750	4.07	3.66	3.25	2.69
630-HCPL-0600-000E	HCPL-0600-000E	1	SO-8	5	600	3750	2.07	1.72	1.50	1.24
630-HCPL-0600-500E	HCPL-0600-500E	1	SO-8	5	600	3750	2.12	1.78	1.54	1.27
630-HCPL-0601-000E	HCPL-0601-000E	1	SO-8	5	600	3750	2.07	1.72	1.50	1.24
630-HCPL-0601-500E	HCPL-0601-500E	1	SO-8	5	600	3750	2.12	1.78	1.54	1.27
630-HCPL-060L-000E	HCPL-060L-000E	1	SO-8	5	600	3750	2.35	1.97	1.71	1.41
630-HCPL-0611-000E	HCPL-0611-000E	1	SO-8	5	600	3750	2.65	2.21	1.93	1.59
630-HCPL-0611-500E	HCPL-0611-500E	1	SO-8	5	600	3750	2.71	2.27	1.97	1.63

© Copyright 2013 Mouser Electronics
© Copyright 2013 Mouser Electronics

AVAGO OPTOCOUPLERS (CONT.)

For quantities greater than listed, call for quote.

MOUSER STOCK NO.	Avago Part No.	Number of Channels	Package	Forward on Current (mA)	Total Power Dissipation (mW)	Isolation Voltage (V_{RMS})	Price Each			
							1	25	100	500
630-HCPL-061A-000E	HCPL-061A-000E	1	SO-8	3	600	3750	2.76	2.48	2.20	1.82
630-HCPL-061N-000E	HCPL-061N-000E	1	SO-8	3	600	3750	2.94	2.65	2.35	1.95
630-HCPL-0630-000E	HCPL-0630-000E	2	SO-8	5	600	3750	4.87	4.39	3.89	3.21
630-HCPL-0630-500E	HCPL-0630-500E	2	SO-8	5	600	3750	4.92	4.43	3.94	3.25
630-HCPL-0631-000E	HCPL-0631-000E	2	SO-8	5	600	3750	4.87	4.39	3.89	3.21
630-HCPL-0631-500E	HCPL-0631-500E	2	SO-8	5	600	3750	4.92	4.43	3.94	3.25
630-HCPL-063A-000E	HCPL-063A-000E	2	SO-8	3	600	3750	6.29	5.66	5.03	4.15
630-HCPL-063L-000E	HCPL-063L-000E	2	SO-8	5	600	3750	5.35	4.82	4.28	3.53
630-HCPL-063N-000E	HCPL-063N-000E	2	SO-8	3	600	3750	8.29	7.47	6.63	5.48
630-HCPL-0661-000E	HCPL-0661-000E	2	SO-8	5	600	3750	8.03	7.22	6.42	5.30
630-HCPL-0700-000E	HCPL-0700-000E	1	SO-8	0.5	700	3750	1.89	1.46	1.26	1.04
630-HCPL-0701-000E	HCPL-0701-000E	1	SO-8	0.5	700	3750	2.12	1.63	1.41	1.17
630-HCPL-0701-500E	HCPL-0701-500E	1	SO-8	0.5	700	3750	2.18	1.67	1.46	1.20
630-HCPL-070A-000E	HCPL-070A-000E	1	SO-8	10	600	3750	3.42	3.08	2.74	2.26
630-HCPL-0710-000E	HCPL-0710-000E	1	SO-8	150	600	3750	5.08	4.58	4.07	3.36
630-HCPL-0710-500E	HCPL-0710-500E	1	SO-8	150	600	3750	5.14	4.62	4.11	3.39
630-HCPL-0720-000E	HCPL-0720-000E	1	SO-8	150	600	3750	5.62	5.06	4.49	3.71
630-HCPL-0721-000E	HCPL-0721-000E	1	SO-8	150	600	3750	6.15	5.54	4.92	4.07
630-HCPL-0723-000E	HCPL-0723-000E	1	SO-8	150	600	3750	6.74	6.07	5.39	4.45
630-HCPL-0730-000E	HCPL-0730-000E	2	SO-8	0.5	135	3750	3.99	3.58	3.19	2.63
630-HCPL-0731-000E	HCPL-0731-000E	2	SO-8	0.5	135	3750	4.44	4.00	3.55	2.93
630-HCPL-0731-500E	HCPL-0731-500E	2	SO-8	0.5	135	3750	4.49	4.04	3.60	2.96
630-HCPL-0738-000E	HCPL-0738-000E	2	SO-8	10	-	3750	7.49	6.74	5.99	4.94
630-HCPL-073A-000E	HCPL-073A-000E	2	SO-8	230	600	3750	8.93	8.05	7.15	5.90
630-HCPL-073L-000E	HCPL-073L-000E	2	SO-8	230	600	3750	4.15	3.73	3.32	2.74
630-HCPL-181-000E	HCPL-181-000E	1	SO-4	0.2	170	3750	.42	.30	.235	.195
630-HCPL-2200-000E	HCPL-2200-000E	1	DIP-8	1.6	600	3750	2.97	2.68	2.38	1.96
630-HCPL-2200-500E	HCPL-2200-500E	1	DIP-8	1.6	600	3750	3.03	2.72	2.42	1.99
630-HCPL-2201-000E	HCPL-2201-000E	1	DIP-8	1.6	600	3750	2.89	2.60	2.31	1.90
630-HCPL-2202-000E	HCPL-2202-000E	1	DIP-8	1.6	600	3750	2.89	2.60	2.31	1.90
630-HCPL-2211-000E	HCPL-2211-000E	1	DIP-8	1.6	600	3750	3.26	2.94	2.61	2.15
630-HCPL-2212-000E	HCPL-2212-000E	1	DIP-8	1.6	600	3750	3.26	2.94	2.61	2.15
630-HCPL-2231-000E	HCPL-2231-000E	2	DIP-8	1.8	600	3750	7.54	6.79	6.03	4.98
630-HCPL-2231-300E	HCPL-2231-300E	2	DIP-8	1.8	600	3750	7.60	6.84	6.08	5.02
630-HCPL-2232-000E	HCPL-2232-000E	2	DIP-8	1.8	600	3750	9.77	8.78	7.81	6.44
630-HCPL-2232-300E	HCPL-2232-300E	2	DIP-8	1.8	600	3750	9.82	8.84	7.85	6.48
630-HCPL-2300-000E	HCPL-2300-000E	1	DIP-8	4	600	3750	6.18	5.56	4.94	4.08
630-HCPL-2300-300E	HCPL-2300-300E	1	DIP-8	4	600	3750	6.24	5.61	4.99	4.11
630-HCPL-2400-000E	HCPL-2400-000E	1	DIP-8	4	600	3750	5.67	5.10	4.54	3.75
630-HCPL-2400-300E	HCPL-2400-300E	1	SO-8	4	600	3750	5.67	5.10	4.54	3.75
630-HCPL-2430-000E	HCPL-2430-000E	2	DIP-8	4	600	3750	12.84	11.56	10.27	8.47
630-HCPL-2430-300E	HCPL-2430-300E	2	SO-8	4	600	3750	12.89	11.61	10.31	8.51
630-HCPL-2502-000E	HCPL-2502-000E	1	DIP-8	25	600	3750	2.07	1.72	1.50	1.24
630-HCPL-2530-000E	HCPL-2530-000E	2	DIP-8	16	600	3750	2.47	2.07	1.80	1.49
630-HCPL-2531-000E	HCPL-2531-000E	2	DIP-8	16	600	3750	2.59	2.16	1.88	1.55
630-HCPL-2531-300E	HCPL-2531-300E	2	DIP-8	16	600	3750	2.65	2.21	1.93	1.59
630-HCPL-2601-000E	HCPL-2601-000E	1	DIP-8	5	600	3750	2.15	1.65	1.43	1.19
630-HCPL-2601-300E	HCPL-2601-300E	1	DIP-8	5	600	3750	2.21	1.70	1.48	1.22
630-HCPL-2602-000E	HCPL-2602-000E	1	DIP-8	5	600	3750	6.79	6.12	5.44	4.48
630-HCPL-2611-000E	HCPL-2611-000E	1	DIP-8	5	600	3750	2.20	1.85	1.61	1.33
630-HCPL-2612-000E	HCPL-2612-000E	1	DIP-8	5	600	3750	12.36	11.13	9.89	8.15
630-HCPL-2630-000E	HCPL-2630-000E	2	DIP-8	5	600	3750	3.35	3.01	2.68	2.20
630-HCPL-2630-300E	HCPL-2630-300E	2	DIP-8	5	600	3750	3.40	3.06	2.72	2.25
630-HCPL-2631-000E	HCPL-2631-000E	2	DIP-8	5	600	3750	3.62	3.25	2.89	2.39
630-HCPL-2631-300E	HCPL-2631-300E	2	DIP-8	5	600	3750	3.67	3.30	2.93	2.42
630-HCPL-263A-000E	HCPL-263A-000E	2	DIP-8	3	600	3750	5.22	4.70	4.17	3.45
630-HCPL-263L-000E	HCPL-263L-000E	2	DIP-8	5	600	3750	4.28	3.85	3.42	2.82
630-HCPL-263N-000E	HCPL-263N-000E	2	DIP-8	3	600	3750	5.99	5.39	4.79	3.96
630-HCPL-2730-000E	HCPL-2730-000E	2	DIP-8	0.5	135	3750	2.81	2.53	2.25	1.85
630-HCPL-2731-000E	HCPL-2731-000E	2	DIP-8	0.5	135	3750	2.94	2.65	2.35	1.95
630-HCPL-3120-000E	HCPL-3120-000E	1	DIP-8	7	295	5000	2.89	2.41	2.10	1.73
630-HCPL-3120-300E	HCPL-3120-300E	1	SO-8	7	295	5000	2.94	2.46	2.14	1.77
630-HCPL-3120-500E	HCPL-3120-500E	1	SO-8	7	295	5000	2.94	2.46	2.14	1.77
630-HCPL-3140-000E	HCPL-3140-000E	1	DIP-8	8	600	3750	2.12	1.78	1.54	1.27
630-HCPL-314J-000E	HCPL-314J-000E	2	SO-16	8	1200	3750	3.21	2.89	2.57	2.12
630-HCPL-3150-000E	HCPL-3150-000E	1	DIP-8	7	600	3750	2.89	2.60	2.31	1.90
630-HCPL-3150-500E	HCPL-3150-500E	1	DIP-8	7	600	3750	2.94	2.65	2.35	1.95
630-HCPL-315J-000E	HCPL-315J-000E	2	SO-16	7	1200	3750	6.37	5.74	5.09	4.21
630-HCPL-316J-000E	HCPL-316J-000E	1	SO-16	25	1200	3750	7.12	6.41	5.69	4.70
630-HCPL-316J-500E	HCPL-316J-500E	1	SO-16	25	1200	3750	7.17	6.45	5.74	4.73
630-HCPL-3180-000E	HCPL-3180-000E	1	DIP-8	10	600	3750	3.35	3.01	2.68	2.20
630-HCPL-3180-300E	HCPL-3180-300E	1	SO-8	10	600	3750	3.40	3.06	2.72	2.25
630-HCPL-3700-000E	HCPL-3700-000E	1	DIP-8	50	210	3750	3.80	3.42	3.04	2.50
630-HCPL-3700-300E	HCPL-3700-300E	1	DIP-8	50	210	3750	3.85	3.47	3.08	2.55
630-HCPL-3760-000E	HCPL-3760-000E	1	DIP-8	50	210	3750	6.85	6.16	5.48	4.52
630-HCPL-4100-000E	HCPL-4100-000E	1	DIP-8	7	360	3750	8.03	7.22	6.42	5.30
630-HCPL-4200-000E	HCPL-4200-000E	1	DIP-8	30	255	3750	8.03	7.22	6.42	5.30
630-HCPL-4502-000E	HCPL-4502-000E	1	DIP-8	16	600	3750	1.57	1.21	1.05	.867
630-HCPL-4503-000E	HCPL-4503-000E	1	DIP-8	16	600	3750	2.20	1.85	1.61	1.33
630-HCPL-4504-000E	HCPL-4504-000E	1	DIP-8	12	600	3750	2.47	2.07	1.80	1.49
630-HCPL-4506-000E	HCPL-4506-000E	1	DIP-8	10	600	3750	2.74	2.29	1.99	1.64
630-HCPL-4562-000E	HCPL-4562-000E	1	DIP-8	12	700	3750	2.76	2.48	2.20	1.82
630-HCPL-7710-000E	HCPL-7710-000E	1	DIP-8	10	600	3750	4.82	4.33	3.85	3.18
630-HCPL-7710-300E	HCPL-7710-300E	1	SO-8	10	600	3750	4.87	4.39	3.89	3.21
630-HCPL-7720-000E	HCPL-7720-000E	1	DIP-8	10	600	3750	5.35	4.82	4.28	3.53
630-HCPL-7721-000E	HCPL-7721-000E	1	DIP-8	10	600	3750	5.89	5.30	4.71	3.88
630-HCPL-817-000E	HCPL-817-000E	1	DIP-4	50	200	5000	.34	.257	.171	.141
630-HCPL-M600-000E	HCPL-M600-000E	1	SO-5	5	85	3750	2.20	1.85	1.61	1.33
630-HCPL-M611-000E	HCPL-M611-000E	1	SO-5	5	85	3750	2.79	2.34	2.03	1.68

© Copyright 2013 Mouser Electronics

© Copyright 2013 Mouser Electronics

AVAGO Fiber Optics

Products may be RoHS compliant. Check mouser.com for RoHS status.

AVAGO FIBER OPTICS

Avago Technologies is the world's leading provider of fiber optic transmitters, receivers and transceivers for Networking and Storage solutions. Avago Technologies offers unmatched quality with high-volume, low-cost manufacturing techniques.

Fiber Optic Components for Industrial, Automotive and Consumer Applications

Optical Transmitters

Optical transmitters use either a light emitting diode (LED) or the laser diode as the light source. These devices are packaged in plastic housings and support various common connector types.

For quantities greater than listed, call for quote.

MOUSER STOCK NO.	Avago Part No.	Connector/Package	Data Rate	Reach		Operating Wavelength	Price Each			
				POF	HCS		1	25	100	500
630-HFBR-1119TZ	HFBR-1119TZ	ST	266MBd	1500m	- - -	1300nm	76.22	70.03	67.98	63.86
630-HFBR-1312TZ	HFBR-1312TZ	ST	155MBd	5km	- - -	1300nm	49.49	45.48	44.14	41.46
630-HFBR-1402Z	HFBR-1402Z	SMA	5MBd	1500m	- - -	820nm	20.70	18.40	16.56	15.18
630-HFBR-1404Z	HFBR-1404Z	SMA	160MBd	500m	- - -	820nm	20.70	18.40	16.56	15.18
630-HFBR-1412Z	HFBR-1412Z	ST	5MBd	1500m	- - -	820nm	20.70	18.40	16.56	15.18
630-HFBR-1412TZ	HFBR-1412TZ	ST	5MBd	1500m	- - -	820nm	20.70	18.40	16.56	15.18
630-HFBR-1412TMZ	HFBR-1412TMZ	ST	5MBd	1500m	- - -	820nm	20.70	18.40	16.56	15.18
630-HFBR-1414Z	HFBR-1414Z	ST	160MBd	500m	- - -	820nm	20.70	18.40	16.56	15.18
630-HFBR-1414TZ	HFBR-1414TZ	ST	160MBd	500m	- - -	820nm	20.70	18.40	16.56	15.18
630-HFBR-1505AZ	HFBR-1505AZ	SMA, ST	DC-10MBd	40m	200m	650nm	15.89	14.12	12.71	11.65
630-HFBR-1515BZ	HFBR-1515BZ	SMA, ST	DC-10MBd	40m	200m	650nm	15.89	14.12	12.71	11.65
630-HFBR-1521Z	HFBR-1521Z	Versatile Link	DC-5MBd	20m	- - -	650nm	11.77	10.59	9.42	7.77
630-HFBR-1521ETZ	HFBR-1521ETZ	Versatile Link	DC-5MBd	20m	---	660nm	12.19	10.83	9.75	8.93
630-HFBR-1522Z	HFBR-1522Z	Versatile Link	DC-1MBd	45m	- - -	660nm	11.77	10.59	9.42	7.77
630-HFBR-1522ETZ	HFBR-1522ETZ	Versatile Link	DC-1MBd	20m	---	660nm	12.19	10.83	9.75	8.93
630-HFBR-1523Z	HFBR-1523Z	Versatile Link	DC-40kBd	110m	- - -	660nm	11.77	10.59	9.42	7.77
630-HFBR-1524Z	HFBR-1524Z	Versatile Link	DC-1MBd	10m	- - -	660nm	11.77	10.59	9.42	7.77
630-HFBR-1527Z	HFBR-1527Z	Versatile Link	DC-125MBd	27m	125m	660nm	12.19	10.83	9.75	8.93
630-HFBR-1527ETZ	HFBR-1527ETZ	Versatile Link	125MBd	20m	---	660nm	14.01	12.45	11.20	10.27
630-HFBR-1528Z	HFBR-1528Z	Versatile Link	DC-10MBd	40m	300m	650nm	12.19	10.83	9.75	8.93
630-HFBR-1531Z	HFBR-1531Z	Versatile Link	DC-5MBd	20m	- - -	660nm	12.71	11.30	10.17	9.32
630-HFBR-1532Z	HFBR-1532Z	Versatile Link	DC-1MBd	45m	- - -	660nm	12.71	11.30	10.17	9.32
630-HFBR-1602Z	HFBR-1602Z	SMA	DC-2MBd	20m	- - -	655nm	20.70	18.40	16.56	15.18

Optical Receivers

The PIN optical receiver converts the modulated light coming from the optical fiber back into a replica of the original signal applied to the transmitter.

For quantities greater than listed, call for quote.

MOUSER STOCK NO.	Avago Part No.	Connector/Package	Data Rate	Reach		Operating Wavelength	Price Each			
				POF	HCS		1	25	100	500
630-HFBR-2119TZ	HFBR-2119TZ	ST	266MBd	1500m	- - -	1300nm	76.22	70.03	67.98	63.86
630-HFBR-2316TZ	HFBR-2316TZ	ST	155MBd	5km	- - -	1300nm	49.49	45.48	44.14	41.46
630-HFBR-2402Z	HFBR-2402Z	SMA	5MBd	1500m	- - -	820nm	20.70	18.40	16.56	15.18
630-HFBR-2412Z	HFBR-2412Z	ST	5MBd	1500m	- - -	820nm	20.70	18.40	16.56	15.18
630-HFBR-2412TZ	HFBR-2412TZ	ST	5MBd	1500m	- - -	820nm	20.70	18.40	16.56	15.18
630-HFBR-2412TCZ	HFBR-2412TCZ	ST	5MBd	1500m	- - -	820nm	20.70	18.40	16.56	15.18
630-HFBR-2416Z	HFBR-2416Z	ST	160MBd	500m	- - -	820nm	20.70	18.40	16.56	15.18
630-HFBR-2416MZ	HFBR-2416MZ	ST	160MBd	500m	- - -	820nm	22.78	20.24	18.22	16.70
630-HFBR-2416TZ	HFBR-2416TZ	ST	160MBd	500m	- - -	820nm	20.70	18.40	16.56	15.18
630-HFBR-2416TCZ	HFBR-2416TCZ	ST	160MBd	500m	- - -	820nm	20.70	18.40	16.56	15.18
630-HFBR-2505AZ	HFBR-2505AZ	SMA, ST	DC-10MBd	40m	200m	650nm	19.07	16.95	15.26	13.98
630-HFBR-2515BZ	HFBR-2515BZ	SMA, ST	DC-10MBd	40m	200m	650nm	19.07	16.95	15.26	13.98
630-HFBR-2521Z	HFBR-2521Z	Versatile Link	DC-5MBd	20m	- - -	660nm	11.77	10.59	9.42	7.77
630-HFBR-2521ETZ	HFBR-2521ETZ	Versatile Link	DC-5MBd	20m	---	660nm	12.19	10.83	9.75	8.93
630-HFBR-2522Z	HFBR-2522Z	Versatile Link	DC-1MBd	45m	- - -	660nm	11.77	10.59	9.42	7.77
630-HFBR-2522ETZ	HFBR-2522ETZ	Versatile Link	DC-1MBd	20m	---	660nm	12.19	10.83	9.75	8.93
630-HFBR-2523Z	HFBR-2523Z	Versatile Link	DC-40kBd	110m	- - -	660nm	11.77	10.59	9.42	7.77
630-HFBR-2524Z	HFBR-2524Z	Versatile Link	DC-1MBd	10m	- - -	660nm	11.77	10.59	9.42	7.77
630-HFBR-2526ETZ	HFBR-2526ETZ	Versatile Link	125MBd	20m	---	660nm	18.28	16.24	14.62	13.40
630-HFBR-2528Z	HFBR-2528Z	Versatile Link	DC-10MBd	40m	300m	650nm	21.92	19.50	17.54	16.08
630-HFBR-2531Z	HFBR-2531Z	Versatile Link	DC-5MBd	20m	- - -	660nm	12.71	11.30	10.17	9.32
630-HFBR-2532Z	HFBR-2532Z	Versatile Link	DC-1MBd	45m	- - -	660nm	12.71	11.30	10.17	9.32
630-HFBR-2602Z	HFBR-2602Z	SMA	DC-2MBd	20m	- - -	655nm	18.06	16.05	14.45	13.25

Fiber Optic - Hardware and Accessories

For quantities greater than listed, call for quote.

MOUSER STOCK NO.	Avago Part No.	Description	Price Each			
			1	25	100	500
630-HFBR-4401Z	HFBR-4401Z	HEX-NUT/ Washer for SMA Ports 1/4 - 36 UNEF -2B Thread	34.24	29.96	29.10	26.54
630-HFBR-4402Z	HFBR-4402Z	SMA Port Caps	47.51	41.57	40.38	36.82
630-HFBR-4501Z	HFBR-4501Z	Snap-in FO Link Connector TX	.96	.738	.642	.535
630-HFBR-4503Z	HFBR-4503Z	Plastic Fiber Connector - Gray Simplex Latching with Crimp Ring	.91	.642	.556	.46
630-HFBR-4505Z	HFBR-4505Z	Plastic Fiber Connector - Gray Adapter (Bulkhead/Feedthrough)	1.44	1.11	.963	.792
630-HFBR-4506Z	HFBR-4506Z	Plastic Fiber Connector - Parchment Duplex with Crimp Ring	1.64	1.25	1.09	.899
630-HFBR-4511Z	HFBR-4511Z	Plastic Fiber Connector - Blue Simplex Connector/Crimp Ring	.96	.738	.642	.535
630-HFBR-4513Z	HFBR-4513Z	Plastic Fiber Connector - Blue Simplex Latching with Crimp Ring	.91	.642	.556	.46
630-HFBR-4515Z	HFBR-4515Z	Plastic Fiber Connector - Blue Adapter (Bulkhead/Feedthrough)	1.44	1.11	.963	.792
630-HFBR-4516Z	HFBR-4516Z	Plastic Fiber Connector - Gray Duplex with Crimp Ring	1.64	1.25	1.09	.899
630-HFBR-4531Z	HFBR-4531Z	Snap-in FO Crimpless Connector	.91	.642	.556	.46
630-HFBR-4532Z	HFBR-4532Z	Latching FO Crimpless Connector	.91	.642	.556	.46

© Copyright 2013 Mouser Electronics
© Copyright 2013 Mouser Electronics

AVAGO Sensors and Transceivers

RoHS Compliant **This product is RoHS compliant.**


APDS-9801


APDS-9702-020


AFBR-597222 Series


AFCT-57 Series


AFCT-57R Series


AFCT-59 Series


AFBR-57 Series


AFBR-58 Series


AFBR-59 Series


AFBR-54 Series

Avago Technologies is the world's leading provider of fiber optic transmitters, receivers and transceivers for Networking and Storage solutions.
Avago Technologies offers unmatched quality with high-volume, low-cost manufacturing techniques.

DIGITAL PROXIMITY AND ANALOG AMBIENT LIGHT SENSOR

Features:

- Integrated module with built-in IR LED, IR Detector, Digital Signal Conditioning ASIC and Analog ALS
- Package size: L 6.1mm x W 3.9mm x H 1.75mm
- Sensor power supply voltage range: 1.7V to 2.5V
- I2C Bus power supply voltage range: 1.7V to 3.6V
- Broad VLED range for PS: 2.5V to 5V
- PS Shutdown Current 1µA Typical
- ALS approximate the Human Eye response
- Low sensitivity variation across various light sources
- ALS Output linearity up-to 5k Lux range
- Operational under sunlight (PS)
- Artificial light Immunity
- Low crosstalk between Emitter and Detector
- Programmable LED driving current and burst pulse control (PS)
- Interrupt logic with Programmable Threshold
- Lead-free and ROHS Compliant

Applications:

- PDA and mobile phones
- Portable and Handheld devices
- Personal Computers/Notebooks
- Amusement/Games/Vending Machines
- Contactless Switches

RoHS Compliant

For quantities greater than listed, call for quote.

MOUSER STOCK NO.	Avago Part No.	Peak Wavelength	Max. Light Current	Max. Dark Current	Max. Rise Time	Max. Fall Time	Price Each			
							1	25	100	250
630-APDS-9801	APDS-9801	940nm	83µA	300nA	1000ns	300ns	3.75	3.37	3.00	2.62

SIGNAL CONDITIONING IC OPTICAL PROXIMITY SENSORS WITH DIGITAL I²C INTERFACE

Features:

- Low power consumption
- Complete shutdown mode
- Supply voltage : 2.4V to 3.6V
- Operational in sunlight conditions up to 100klux (with HSDL-9100)
- Artificial light immunity
- Analog and Digital output available
- Wide bandwidth Trans-impedance amplifier
- External capacitor and resistor for integration and gain controls
- Flexibility to enhance detection distance up to 200mm with HSDL-9100 or further with external discrete pair
- Small 2mm x 2mm QFN 8-pin package
- Design flexibility to pair with Avago Proximity Sensors or discrete pair solution

Applications:

- PDA and mobile phones
- Digital Camera
- Portable and Handheld devices
- Personal Computers/Notebooks
- Amusement/Games/Vending Machines
- Industrial Automation
- Contactless Switches
- Sanitary Automation

RoHS Compliant

For quantities greater than listed, call for quote.

MOUSER STOCK NO.	Avago Part No.	Package	Operating Freq. (GHz)	Supply Voltage	Supply Current (mA)	Price Each			
						1	25	100	500
630-APDS-9702-020	APDS-9702-020	QFN-8	1.5 - 2.3	5	50	2.65	2.21	1.93	1.59

FIBER OPTIC TRANSCEIVERS

Avago Technologies portfolio of optical transceivers include ATM/SONET, Ethernet, Storage, Parallel and WDM Transceivers

Avago Technologies is the leading supplier of fiber optic transceivers, with manufacturing and testing procedures that produce the industry's most reliable devices. Avago's broad portfolio of Ethernet, SONET and Fibre Channel transceivers supports all speeds and includes transmitters and receivers for industrial and automotive applications. The company's support and order fulfillment organizations provide unmatched service and delivery worldwide.

For quantities greater than listed, call for quote.

MOUSER STOCK NO.	Avago Part No.	Shield Option	Type	Wavelength	Signal Rate	Pulse Width Variation	Duty Cycle Distortion	Forward Current	Price Each			
									1	25	100	500
630-HFBR-3810Z	HFBR-3810Z	No	Class 1-laser	650nm	DC-10Mb/s	80-120ns	-10+10ns	60mA	20.68	18.38	16.55	15.17
630-HFBR-3810MSZ	HFBR-3810MSZ	Yes	Class 1-laser	650nm	DC-10Mb/s	80-120ns	-10+10ns	60mA	23.64	21.01	18.91	17.33

For quantities greater than listed, call for quote.

MOUSER STOCK NO.	Avago Part No.	Pkg.	Protocol Support	Media Type	Data Rate (Max.)	Reach	Operating Wavelength	Transmitter	Price Each			
									1	25	100	500
630-AFBR-5803AZ	AFBR-5803AZ	1x9	Ethernet	Multi-mode	100Mb/s	2km	1310nm	LED	35.31	30.90	30.01	27.37
630-AFBR-5803TZ	AFBR-5803TZ	1x9	Ethernet	Multi-mode	100Mb/s	2km	1310nm	LED	32.10	28.09	27.29	24.88
630-AFBR-5803Z	AFBR-5803Z	1x9	Ethernet	Multi-mode	100Mb/s	2km	1310nm	LED	32.10	28.09	27.29	24.88
630-AFBR-5805Z	AFBR-5805Z	1x9	SONET/SDH	Multi-mode	155Mb/s	2km	1310nm	LED	32.10	28.09	27.29	24.88
630-AFCT-5805BZ	AFCT-5805BZ	1x9	SONET/SDH	Single-mode	155Mb/s	15km	1310nm	FP Laser	95.85	90.37	87.63	82.17
630-AFBR-5903EZ	AFBR-5903EZ	SFF	Ethernet	Multi-mode	100Mb/s	2km	1310nm	LED	51.47	47.29	45.90	43.12
630-HFBR-5961ALZ	HFBR-5961ALZ	SFF	Ethernet	Multi-mode	100Mb/s	2km	1310nm	LED	60.97	56.03	54.38	51.08
630-AFBR-5921ALZ	AFBR-5921ALZ	SFF	Fibre Channel	Multi-mode	2.125Gb/s	300m	850nm	VCSEL	50.29	44.01	42.75	38.98
630-ABCU-5710RZ	ABCU-5710RZ	SFP	Ethernet	Copper	1Gb/s	100m	-	-	95.50	90.04	87.31	81.86
630-AFBR-5710PZ	AFBR-5710PZ	SFP	Ethernet	Multi-mode	1Gb/s	550m	850nm	VCSEL	50.29	44.01	42.75	38.98
630-AFBR-5715PZ	AFBR-5715PZ	SFP	Ethernet	Multi-mode	1Gb/s	550m	850nm	VCSEL	52.43	45.88	44.57	40.64
630-AFCT-5710PZ	AFCT-5710PZ	SFP	Ethernet	Single-mode	1Gb/s	10km	1310nm	FP Laser	89.88	84.74	82.18	77.04
630-AFCT-5715PZ	AFCT-5715PZ	SFP	Ethernet	Single-mode	1Gb/s	10km	1310nm	FP Laser	93.63	88.28	85.60	80.25
630-AFBR-57R5AEZ	AFBR-57R5AEZ	SFP	Fibre Channel	Multi-mode	4.25Gb/s	150m	850nm	VCSEL	53.94	49.57	48.11	45.20
630-AFBR-57R5APZ	AFBR-57R5APZ	SFP	Fibre Channel	Multi-mode	4.25Gb/s	150m	850nm	VCSEL	53.94	49.57	48.11	45.20
630-AFBR-57R6AEZ	AFBR-57R6AEZ	SFP	Fibre Channel	Multi-mode	4.25Gb/s	150m	850nm	VCSEL	56.42	51.84	50.32	47.27
630-AFBR-54D7APZ	AFBR-54D7APZ	SFP	Fibre Channel	Multi-mode	8.5Gb/s	21m, 50m, 150m	860nm	VCSEL	102.99	97.10	94.16	88.28
630-AFBR-703SNZ	AFBR-703SNZ	SFP	Ethernet	Multi-mode	10.31Gb/s	300m	860nm	VCSEL	164.76	156.77	152.77	144.78
630-AFBR-5972Z	AFBR-5972Z	-	Ethernet	-	125Mb/s	-	650nm	LED	39.80	34.83	33.83	30.85
		Description										
630-AFBR-4526Z	AFBR-4526Z	Plastic optical fiber duplex connector for AFBR-5972Z							1.99	1.53	1.33	1.09

© Copyright 2013 Mouser Electronics
© Copyright 2013 Mouser Electronics

EVERLIGHT Opto Components

EVERLIGHT

RoHS Compliant This product is RoHS compliant.

INFRARED EMITTING DIODES

For quantities greater than listed, call for quote.

MOUSER STOCK NO.	Package	Wavelength (nm)	Power (mW/sr)	Price Each 1	50	100	500
Surface Mount							
638-HIR19-21C/L11	0603	850	0.2	.64	.578	.482	.407
638-IR17-21C	0805	940	0.2	.27	.221	.149	.105
638-IR11-21C	1206	940	0.5	.27	.23	.156	.116
638-IR15-21C/L10	1206	940	0.2	.40	.342	.278	.193
638-IR67-21C	PLCC-2	940	1.0	.39	.332	.268	.193
Thru-Hole							
638-IR204-A	T1	940	4	.21	.177	.139	.089
638-IR204/H16/L10	T1	940	2.8	.23	.183	.171	.107

For quantities greater than listed, call for quote.

MOUSER STOCK NO.	Package	Wavelength (nm)	Power (mW/sr)	Price Each 1	50	100	500
Thru-Hole (Cont.)							
638-SIR204-A	T1	875	4	.38	.31	.246	.182
638-HIR204	T1	850	7.8	.52	.46	.375	.321
638-HIR204/H0	T1	850	4	.52	.46	.375	.321
638-IR333-A	T1-3/4	940	7.8	.25	.204	.164	.116
638-SIR333-A	T1-3/4	875	7.8	.38	.318	.257	.184
638-HIR333-A	T1/34	850	7.8	1.00	.931	.76	.642
638-IR908-7C	Side Look	940	0.14	.34	.30	.235	.171
638-IR928-6C	Side Look	940	0.14	.36	.30	.246	.171

PHOTOTRANSISTORS

For quantities greater than listed, call for quote.

MOUSER STOCK NO.	Everlight Part No.	Package	Lens Color	Rise/Fall Time (μs)	BV_{CEO} Min. (V)	IC (on) Max (nA)	Price Each 1	50	100	500
Surface Mount										
638-PT11-21C/L41	EL-PT11-21C/L41/TR8	1105	Water Clear	15/15	60	0.5	.21	.177	.139	.089
638-PT15-21B	EL-PT15-21B	1206	Black	15/15	30	0.1	.20	.18	.121	.08
638-PT15-21C	EL-PT15-21C	1206	Water Clear	15/15	30	0.1	.20	.18	.121	.08
638-PT67-21C/L41	EL-PT67-21C/L41	PLCC-2	Water Clear	15/15	60	0.5	.33	.275	.214	.15
Thru-Hole										
638-PT204-6B	EL-PT204-6B	T1	Black	15/15	30	0.7	.16	.139	.127	.094
638-PT204-6C	EL-PT204-6C	T1	Water Clear	15/15	30	0.7	.20	.18	.121	.08
638-PT908-7B	EL-PT908-7B	Side View	Black	15/15	30	0.8	.48	.417	.342	.246
638-PT908-7C	EL-PT908-7C	Side View	Water Clear	15/15	30	0.8	.38	.31	.246	.182
638-PT928-6C	EL-PT928-6C	Side View	Water Clear	15/15	30	0.52	.42	.364	.289	.203

OPTOCOUPLERS

For quantities greater than listed, call for quote.

MOUSER STOCK NO.	Everlight Part No.	Package	Operating Temp. (°C)	Peak Breakdown Voltage (V)	LED Trigger Current (mA)	Isolation Voltage (Vrms)	Price Each 1	50	100	500
Zero Cross Triac Driver Output										
638-EL3043	EL3043	DIP-6	-55 to +100	400	5	5000	.82	.673	.569	.411
638-EL3043STA	EL3043S(TA)	SMD-6	-55 to +100	400	5	5000	.82	.673	.569	.411
638-EL3063	EL3063	DIP-6	-55 to +100	600	5	5000	.79	.672	.496	.416
638-EL3063STA	EL3063S(TA)	SMD-6	-55 to +100	600	5	5000	.79	.672	.496	.416
638-EL3083	EL3083	DIP-6	-55 to +100	800	5	5000	.90	.739	.627	.458
638-EL3083STA	EL3083S(TA)	SMD-6	-55 to +100	800	5	5000	.90	.739	.627	.458
Random-Phase Triac Driver Output										
638-EL3052	EL3052	DIP-6	-55 to +100	600	10	5000	.77	.641	.554	.416
638-EL3052STA	EL3052S(TA)	SMD-6	-55 to +100	600	10	5000	.77	.641	.554	.416
638-EL3053	EL3053	DIP-6	-55 to +100	600	5	5000	.81	.683	.587	.438
638-EL3053STA	EL3053S(TA)	SMD-6	-55 to +100	600	5	5000	.81	.683	.587	.438

For quantities greater than listed, call for quote.

MOUSER STOCK NO.	Everlight Part No.	Package	Operating Temp. (°C)	Current Transfer Ratio (%)	Collector-Emitter Volt (V)	Isolation Voltage (Vrms)	Price Each 1	50	100	500
Phototransistor Output, DC Input										
638-EL816X	EL816(X)	DIP-4	-55 to +100	100 ~ 200	80	5000	.34	.288	.202	.149
638-CNY171	CNY17-1	DIP-6	-55 to +110	40 ~ 80	80	5000	.23	.203	.185	.178
638-CNY171STA	CNY17-1S(TA)	DIP-6	-55 to +110	40 ~ 80	80	5000	.23	.203	.185	.178
638-CNY172	CNY17-2	DIP-6	-55 to +110	63 ~ 125	80	5000	.23	.203	.185	.178
638-CNY172STA	CNY17-2S(TA)	DIP-6	-55 to +110	63 ~ 125	80	5000	.23	.203	.185	.178
638-CNY173	CNY17-3	DIP-6	-55 to +110	100 ~ 200	80	5000	.23	.203	.185	.178
638-CNY173STA	CNY17-3S(TA)	DIP-6	-55 to +110	100 ~ 200	80	5000	.23	.203	.185	.178
638-CNY17F1	CNY17F-1	DIP-6	-55 to +110	40 ~ 80	80	5000	.47	.404	.303	.256
638-CNY17F1STA	CNY17F-1S(TA)	DIP-6	-55 to +110	40 ~ 80	80	5000	.47	.404	.303	.256
638-CNY17F2	CNY17F-2	DIP-6	-55 to +110	63 ~ 125	80	5000	.47	.404	.303	.256
638-CNY17F2STA	CNY17F-2S(TA)	DIP-6	-55 to +110	63 ~ 125	80	5000	.47	.404	.303	.256
638-CNY17F3	CNY17F-3	DIP-6	-55 to +110	100 ~ 200	80	5000	.47	.404	.303	.256
638-CNY17F3STA	CNY17F-3S(TA)	DIP-6	-55 to +110	100 ~ 200	80	5000	.47	.404	.303	.256
Phototransistor Output, AC Input										
638-EL814	EL814	DIP-4	-55 to +110	20 ~ 300	80	5000	.40	.331	.234	.17
638-EL814STA	EL814S(TA)	DIP-4	-55 to +110	20 ~ 300	80	5000	.40	.331	.234	.17
638-EL814A	EL814(A)	DIP-4	-55 to +110	50 ~ 150	80	5000	.42	.341	.245	.181
638-EL814SATA	EL814S(A)(TA)	DIP-4	-55 to +110	50 ~ 150	80	5000	.42	.341	.245	.181

© Copyright 2013 Mouser Electronics
© Copyright 2013 Mouser Electronics

FAIRCHILD Optocoupler Products

RoHS Compliant This product is RoHS compliant.

GATE DRIVE OUTPUT

For quantities greater than listed, call for quote.

MOUSER STOCK NO. Mfr.	Mfr. Part No.	Package	Safety Standard	Cont. Output Current	I_F (Max) (mA)	V_R (Max) (V)	Turn-on/Turn-Off (Max) (μs)	Rise/Fall (Max) (ns)	Isolation Voltage (V_{ISO})	PDo (mW)	Price Each 1	25	100	250
512—	FOD8316	SO-16	UL	2.5	15	2.0	4.0/3.0	34/34	4,243	100	5.35	4.82	4.39	3.96
512—	FOD8320	SOP-6	UL	2.5	25	5.0	0.8/0.4	60/60	5,000	500	3.01	2.41	1.87	1.78
512—	FOD8321R2	SOP-5	UL	2.5	25	5.0	0.8/0.4	500/500	5,000	500	2.12	1.89	1.70	1.52

HIGH-SPEED TRANSISTOR OUTPUT

◆ Surface Mount Device

For quantities greater than listed, call for quote.

MOUSER STOCK NO. Mfr.	Mfr. Part No.	Package	Safety Standard	$I_{F(AVG)}$ (mA)	Max. Supply Voltage (V)	Data Rate (Typ.) (Mbits/s)	Delay Time t_{PHL}/t_{PLH} (Typ)(μS)	Isolation Voltage (V_{ISO})	Current Transfer Ratio (Min/Typ/Max)(%)	Price Each 1	25	100	250
Single Channel													
512—	6N135	DIP-8	UL	25	30	1	0.45/0.50	2.5kV	7/18/50	1.26	1.10	1.02	.874
512—	6N136	DIP-8	UL	25	30	1	0.45/0.30	2.5kV	19/27/50	1.12	.942	.749	.567
◆ 512—	6N136S	SMDIP-8	UL	25	30	1	0.45/0.30	2.5kV	19/27/50	1.26	1.10	1.02	.874
◆ 512—	HCPL0501	SOIC-8	UL/BSI/VDE	25	30	1	0.45/0.30	2.5kV	19/27/50	1.53	1.37	1.23	1.09
◆ 512—	FODM453	MFP-5	UL	25	30	1	0.40/0.35	3.75kV	20/--/50	2.44	2.14	1.77	1.28
512—	6N137	DIP-8	UL	50	5.5	10	0.045/0.045	2.5kV	--/--/--	1.24	1.08	.998	.858
◆ 512—	FODM611	SO-5	UL	50	5.5	10	0.043/0.05	3.75kV	--/--/--	1.56	1.39	1.25	1.11
◆ 512—	FODM8061	SO-5	UL	50	5.5	10	0.043/0.05	3.75kV	--/--/--	1.63	1.42	1.32	1.12
◆ 512—	6N137S	SMDIP-8	UL	50	5.5	10	0.045/0.045	2.5kV	--/--/--	1.24	1.08	.998	.858
◆ 512—	6N137SD	SMDIP-8	UL	50	5.5	10	0.045/0.045	2.5kV	--/--/--	1.19	.995	.792	.599
512—	6N137M	DIP-8	UL	50	7.0	10	0.040/0.040	2.5kV	--/--/--	1.73	1.53	1.24	1.07
◆ 512—	FODM611R2	MFP-5	UL	50	7.0	10	0.043/0.050	3.75kV	--/--/--	2.31	1.99	1.58	1.38
◆ 512—	HCPL0600	SOIC-8	UL	50	7.0	10	0.020/0.025	2.5kV	--/--/--	2.44	2.20	1.78	1.57
◆ 512—	HCPL0611	SOIC-8	UL	50	7.0	10	0.020/0.025	2.5kV	--/--/--	2.84	2.53	2.28	2.02
512—	HCPL-2601	DIP-8	UL	50	7.0	10	0.045/0.045	2.5kV	--/--/--	1.61	1.40	1.29	1.12
◆ 512—	HCPL-2601S	SMDIP-8	UL	50	7.0	10	0.045/0.045	2.5kV	--/--/--	1.56	1.40	1.26	1.12
Dual Channel													
◆ 512—	HCPL2531SD	SMD-8	UL	25	5.5	1	0.45/0.3	10kV	19/27/50	2.04	1.83	1.65	1.46
512—	HCPL-2530	DIP-8	UL	25	30	1	0.45/0.50	2.5kV	7/18/50	2.04	1.83	1.65	1.46
512—	HCPL-2531	DIP-8	UL	25	30	1	0.45/0.30	2.5kV	19/27/50	2.14	1.73	1.56	1.38
512—	HCPL-2630	DIP-8	UL	50	5.5	10	0.045/0.045	2.5kV	--/--/--	3.05	2.76	2.21	1.97
◆ 512—	HCPL-2630S	SMDIP-8	UL	50	5.5	10	0.045/0.045	2.5kV	--/--/--	3.05	2.46	2.21	1.97
512—	HCPL-2631	DIP-8	UL	50	5.5	10	0.045/0.045	2.5kV	--/--/--	2.25	2.03	1.63	1.44
◆ 512—	HCPL-2631S	SMDIP-8	UL	50	5.5	10	0.045/0.045	2.5kV	--/--/--	2.14	1.90	1.72	1.53
◆ 512—	HCPL2631SD	SMDIP-8	UL	50	5.5	10	0.045/0.045	2.5kV	--/--/--	2.14	1.90	1.72	1.53
◆ 512—	HCPL2630.SD	SMD-8	UL	50	5.5	10	0.075/0.075	10kV	--/--/--	2.96	2.64	2.39	2.12

HIGH-SPEED, HIGH-CMR, LOGIC GATE

◆ Surface Mount Device

For quantities greater than listed, call for quote.

MOUSER STOCK NO. Mfr.	Mfr. Part No.	Package	Safety Standard	Input Current (μA)	Max. Supply Voltage (V)	Data Rate (Typ.) (Mbits/s)	Delay Time t_{PHL}/t_{PLH} (Typ)(μS)	Isolation Voltage (V_{ISO})	Output Rise/Fall Times (Typ)(ns)	Price Each 1	25	100	250
Single Channel													
◆ 512—	FOD0710	SOIC-8	UL	±10	6.0	12.5	0.021/0.023	3.75kV	5.0/4.5	4.72	4.22	3.46	3.11
◆ 512—	FOD0720	SOIC-8	UL	±10	6.0	25	0.021/0.023	3.75kV	5.0/4.5	5.29	4.72	3.86	3.49
◆ 512—	FOD0721	SOIC-8	UL	±10	6.0	25	0.021/0.023	3.75kV	5.0/4.5	4.58	3.66	2.85	2.71
◆ 512—	FOD8001	SOIC-8	UL	±10	5.5	25	0.025/0.025	3.75kV	6.5/6.5	5.96	4.77	4.17	3.81
Dual Channel													
◆ 512—	FOD8012	SOIC-8	UL	±10	6.0	15	0.037/0.040	3.75kV	6.5/6.5	4.53	4.04	3.31	2.99
◆ 512—	FODM453	MFP-5	UL	25	30	1	0.40/0.35	3.75kV	20/--/50	2.44	2.14	1.77	1.28

HIGH-SPEED IGBT/MOSFET GATE DRIVER

◆ Surface Mount Device

For quantities greater than listed, call for quote.

MOUSER STOCK NO. Mfr.	Mfr. Part No.	Package	Safety Standard	$I_{F(AVG)}$ (mA)	Max. Supply Voltage (V)	Data Rate (Typ.) (Mbits/s)	Delay Time t_{PHL}/t_{PLH} (Typ)(μS)	Isolation Voltage (V_{ISO})	I_{OH} (Min)(A)	I_{OL} (Min)(A)	Price Each 1	25	100	250
Single Channel														
512—	FOD3180	DIP-8	UL	25	25	1.0	0.20/0.20	5.0kV	2	2	2.84	2.57	2.05	1.61
◆ 512—	FOD3180S	SMDIP-8	UL	25	25	1.0	0.20/0.20	5.0kV	2	2	2.84	2.57	2.05	1.61
512—	FOD3180TV	DIP-8	UL/VDE	25	25	1.0	0.20/0.20	5.0kV	2	2	2.84	2.57	2.05	1.83
◆ 512—	FOD3184S	SMDIP-8	UL	25	35	1.0	0.12/0.145	5.0kV	-0.9	0.5	3.98	3.20	2.91	2.62

PHOTODARLINGTON OUTPUT

◆ Surface Mount Device

For quantities greater than listed, call for quote.

MOUSER STOCK NO. Mfr.	Mfr. Part No.	Package	Safety Standard	I_F (Max) (mA)	V_R (Max) (V)	Data Rate (Typ.) (Mbits/s)	Delay Time t_{PHL}/t_{PLH} (Typ)(μS)	Isolation Voltage (V_{ISO})	Current Transfer Ratio (Min/Typ/Max)(%)	Price Each 1	25	100	250
Single Channel													
512—	6N138	DIP-8	UL	20	5.0	0.1	1.5/7.0	2.5KV	300/1300/----	1.25	1.10	1.02	.873
◆ 512—	6N138S	SMDIP-8	UL	20	5.0	0.1	1.5/7.0	2.5KV	300/1300/----	1.41	1.09	1.01	.873
512—	6N139	DIP-8	UL	20	5.0	0.1	0.2/12	2.5KV	400/1100/----	1.25	1.10	1.02	.873
512—	6N139M	DIP-8	UL	20	5.0	0.1	0.24/13.6	5.0kV	400/2000/----	1.29	1.14	.928	.798
◆ 512—	6N139S	SMDIP-8	UL	20	5.0	0.1	0.2/12	2.5KV	400/1100/----	1.41	1.09	1.01	.873
◆ 512—	HCPL0701	SOIC-8	UL/BSI/VDE	20	5.0	0.1	3.0/0.30	2.5kV	500/----/2600	1.64	1.46	1.32	1.17
512—	FOD852	DIP-4	UL/C-UL/VDE	50	6.0	----	100/20	5.0kV	1000/4000/15000	.76	.663	.516	.448
512—	H11G2M	DIP-6	UL	60	6.0	----	5.0/100	7.5kV	500/----/----	.71	.626	.547	.475
512—	4N33M	DIP-6	UL/C-UL	80	3.0	----	5.0/100	7.5kV	500/----/----	.71	.567	.407	.363
Dual Channel													
512—	HCPL-2730	DIP-8	UL	20	5.0	0.1	1.0/16	2.5kV	----/2500/----	1.98	1.77	1.59	1.41
512—	HCPL-2731	DIP-8	UL	20	5.0	0.1	3.0/22	2.5kV	----/2500/----	1.84	1.65	1.49	1.32
◆ 512—	HCPL-2731S	SMDIP-8	UL	20	5.0	0.1	3.0/22	2.5kV	----/2500/----	1.84	1.65	1.49	1.32
◆ 512—	MOCD223M	SOIC-8	UL	60	6.0	----	----	2.5kV	500/1000/----	1.05	.911	.843	.724

© Copyright 2013 Mouser Electronics
© Copyright 2013 Mouser Electronics

FAIRCHILD LED Optocoupler Products

RoHS Compliant This product is RoHS compliant.

FAIRCHILD SEMICONDUCTOR

PHOTOTRANSISTOR OUTPUT

◆ Surface Mount Device

PRODUCT NEW

For quantities greater than listed, call for quote.

MOUSER STOCK NO. / Mfr.	Mfr. Part No.	Package	Safety Standard	I_F (Max) (mA)	V_R (Max) (V)	V_{CEO} (Max)(V)	Turn-On/Turn-Off (Max)(μS)	Rise/Fall (Max)(μS)	Isolation Voltage (V_{ISO})	Current Transfer Ratio (Min/Typ/Max)(%)	Price Each 1	25	100	250
Single Channel														
512—	FOD814	DIP-4	UL/C-UL/VDE	±50	----	70	---/---	18.0/18.0	5.0kV	20/----/300	.44	.365	.315	.28
512—	FOD814A	DIP-4	UL/C-UL/VDE	±50	----	70	---/---	18.0/18.0	5.0kV	50/----/150	.45	.396	.325	.291
512—	FOD817C300W	PDIP-4	UL/C-UL/VDE	50	6.0	70	---/---	18.0/18.0	5.0kV	50/----/300	.39	.323	.247	.218
512—	FOD817	DIP-4	UL/C-UL/VDE	50	6.0	70	---/---	18.0/18.0	5.0kV	50/----/600	.40	.334	.272	.226
512—	FOD817A	DIP-4	UL/C-UL/VDE	50	6.0	70	---/---	18.0/18.0	5.0kV	80/----/160	.36	.307	.25	.208
◆ 512—	FOD817A3SD	SMDIP-4	UL/C-UL/VDE	50	6.0	70	---/---	18.0/18.0	5.0kV	80/----/160	.59	.46	.316	.261
512—	FOD817AS	DIP-4	UL/C-UL/VDE	50	6.0	70	---/---	18.0/18.0	5.0kV	80/----/160	.54	.353	.289	.24
512—	FOD817B	DIP-4	UL/C-UL/VDE	50	6.0	70	---/---	18.0/18.0	5.0kV	130/----/260	.36	.307	.25	.208
512—	FOD817C	DIP-4	UL/C-UL/VDE	50	6.0	70	---/---	18.0/18.0	5.0kV	200/----/400	.30	.264	.224	.163
◆ 512—	FOD817C3SD	SMDIP-4	UL/C-UL/VDE	50	6.0	70	---/---	18.0/18.0	5.0kV	200/----/400	.38	.339	.276	.201
◆ 512—	FOD817CS	SMDIP-4	UL/C-UL/VDE	50	6.0	70	---/---	18.0/18.0	5.0kV	200/----/400	.50	.332	.272	.225
512—	FOD817D	DIP-4	UL/C-UL/VDE	50	6.0	70	---/---	18.0/18.0	5.0kV	300/----/600	.30	.264	.224	.163
512—	FOD817SD	DIP-4	UL/C-UL/VDE	50	6.0	70	---/---	18.0/18.0	5.0kV	50/----/600	.34	.295	.254	.211
512—	FOD817DSD	DIP-4	UL/C-UL/VDE	50	6.0	70	---/---	18.0/18.0	5.0kV	300/----/600	.48	.408	.333	.276
◆ 512—	HMHA281R2	SMD-4	CSA/UL/VDE	50	6.0	80	---/---	3.0/3.0	2.5kV	50/----/600	.54	.442	.381	.34
◆ 512—	HMHAA280R2	SMD-4	CSA/UL/VDE	50	6.0	80	---/---	3.0/3.0	2.5kV	50/----/600	.61	.507	.438	.391
◆ 512—	FODM121AR2	SMD-4	UL/C-UL/VDE	50	6.0	80	---/---	3.0/3.0	3.75kV	50/----/300	.48	.401	.347	.309
◆ 512—	FODM124R2	MFP-4	UL/C-UL/VDE	50	6.0	80	---/---	3.0/3.0	3.75kV	100/----/1200	.60	.482	.343	.307
◆ 512—	HMHAA280	MFP-4	UL/VDE	50	6.0	80	---/---	3.0/3.0	3.75kV	50/---/600	.58	.477	.412	.367
◆ 512—	HMHA2801	HP MFP-4	UL/CSA/VDE	50	6.0	80	---/---	3.0/3.0	3.75kV	80/----/600	.46	.38	.327	.292
◆ 512—	HMHA281	HP MFP-4	UL/CSA/VDE	50	6.0	80	---/---	3.0/3.0	3.75kV	50/----/600	.33	.305	.275	.251
512—	H11AA1M	DIP-6	UL	60	----	100	---/---	---/---	7.5kV	20/----/----	.69	.599	.461	.40
512—	H11AA4M	DIP-6	UL	60	----	100	---/---	---/---	7.5kV	100/----/----	.73	.631	.49	.426
512—	4N25M	DIP-6	UL	60	6.0	30	2.0/2.0	---/---	7.5kV	20/----/----	.47	.394	.339	.303
◆ 512—	4N25SM	SMDIP-6	UL	60	6.0	30	2.0/2.0	---/---	7.5kV	20/----/----	.47	.394	.339	.303
512—	4N26M	DIP-6	UL	60	6.0	30	2.0/2.0	---/---	7.5kV	20/----/----	.47	.394	.339	.303
512—	4N35M	DIP-6	UL	60	6.0	30	2.0/2.0	---/---	7.5kV	100/----/----	.56	.449	.32	.286
◆ 512—	4N35SR2M	SMDIP-6	UL	60	6.0	30	2.0/2.0	---/---	7.5kV	100/----/----	.63	.503	.362	.323
512—	4N37M	DIP-6	UL	60	6.0	30	2.0/2.0	---/---	7.5kV	100/----/----	.47	.394	.339	.303
◆ 512—	4N35SVM	PDIP-6	UL/VDE	60	6.0	30	2.0/2.0	---/---	4.2kV	100/----/----	.49	.407	.351	.312
◆ 512—	MOC211M	SOIC-8	UL/VDE	60	6.0	30	7.5/5.7	3.2/4.7	2.5kV	100/----/----	.58	.482	.415	.37
◆ 512—	MOC205R2M	SOIC-8	UL/VDE	60	6.0	70	7.5/5.7	3.2/4.7	2.5kV	40/----/80	.61	.51	.441	.393
◆ 512—	CNY173SR2M	PDIP-6	UL/VDE	60	6.0	70	10.0/10.0	6.0/24.0	5.3kV	100/----/200	.52	.44	.38	.339
512—	CNY173M	DIP-6	UL	60	6.0	70	8.0/39	6.0/24.0	7.5kV	100/----/200	.56	.449	.32	.286
◆ 512—	MOC207M	SOIC-8	UL	60	6.0	70	7.5/5.7	3.2/4.7	2.5kV	100/----/200	.60	.519	.43	.379
512—	H11AA4SR2M	PDIP-6	UL/VDE	60	6.0	100	---/---	---/---	7.5kV	100/----/----	.75	.661	.577	.501
Dual Channel														
512—	MCT6	DIP-8	UL/VDE	60	3.0	85	2.4/2.4	---/---	5.0kV	20/----/----	.77	.674	.519	.45
◆ 512—	MCT6S	SMDIP-6	UL/VDE	60	3.0	85	2.4/2.4	---/---	5.0kV	20/----/----	.76	.672	.56	.469
512—	MCT61	DIP-8	UL/VDE	60	3.0	85	2.4/2.4	---/---	5.0kV	50/----/----	.74	.654	.571	.495
512—	MCT62	DIP-8	UL/VDE	60	3.0	85	2.4/2.4	---/---	5.0kV	100/----/----	.78	.696	.608	.528
◆ 512—	MCT62S	SMDIP-6	UL/VDE	60	3.0	85	2.4/2.4	---/---	5.0kV	100/----/----	.78	.696	.608	.528
512—	MCT9001	DIP-8	UL/VDE	60	5.0	55	3.0/3.0	2.4/25.0	5.0kV	50/----/600	.78	.696	.608	.528
◆ 512—	MOCD207M	SOIC-8	UL	60	6.0	70	3.0/2.8	1.6/2.2	2.5kV	100/----/200	.80	.674	.535	.407
◆ 512—	MOCD213M	SOIC-8	UL	60	6.0	70	3.0/2.8	1.6/2.2	2.5kV	100/----/----	.92	.801	.742	.638
◆ 512—	MOCD217M	SOIC-8	UL	60	6.0	30	7.5/5.7	3.2/4.7	2.5kV	100/130/----	.93	.826	.721	.626

SCHMITT TRIGGER OUTPUT

◆ Surface Mount Device

For quantities greater than listed, call for quote.

MOUSER STOCK NO. / Mfr.	Mfr. Part No.	Package	Safety Standard	I_F (Max) (mA)	V_R (Max) (V)	Data Rate (Typ)(MHz)	Turn-On/Turn-Off (Typ)(μS)	Rise/Fall (Typ)(μS)	Isolation Voltage (V_{ISO})	Turn-on Threshold Current (Max)(mA)	Price Each 1	25	100	250
512—	H11N1M	DIP-6	UL	30	6	5	---/---	7.5/12	7.5kV	3.2	4.77	4.30	3.91	3.53
512—	H11L1M	DIP-6	UL	60	6	1	1.2/1.2	0.1/0.1	7.5kV	1.6	1.05	.931	.752	.646
◆ 512—	H11L1SM	SMDIP-6	UL	60	6	1	1.2/1.2	0.1/0.1	7.5kV	1.6	1.04	.904	.837	.719
◆ 512—	H11L1SR2M	SMDIP-6	UL	60	6	1	1.2/1.2	0.1/0.1	7.5kV	1.6	.90	.781	.607	.526
◆ 512—	H11L1SR2VM	SMDIP-6	UL	60	6	1	1.2/1.2	0.1/0.1	7.5kV	1.6	1.19	1.06	.854	.734
512—	H11L2M	DIP-6	UL	60	6	1	1.2/1.2	0.1/0.1	7.5kV	10	.97	.847	.783	.674
512—	H11L2VM	DIP-6	UL	60	6	1	1.2/1.2	0.1/0.1	7.5kV	10	1.44	1.26	1.17	1.00
512—	H11L3M	DIP-6	UL	60	6	1	1.2/1.2	0.1/0.1	7.5kV	5	1.04	.908	.84	.722
◆ 512—	H11L3SM	SMDIP-6	UL	60	6	1	1.2/1.2	0.1/0.1	7.5kV	5	1.14	.995	.715	.601

RANDOM PHASE TRIAC DRIVER OUTPUT

◆ Surface Mount Device

PRODUCT NEW

For quantities greater than listed, call for quote.

MOUSER STOCK NO. / Mfr.	Mfr. Part No.	Package	Safety Standard	V_{DRM} (Max)(V)	I_{FT} (Max) (mA)	V_{TM} (Typ/ Max)(V)	Turn-On/Turn-Off (Typ)(μS)	Isolation Voltage (V_{ISO})	dv/dt (Min) (V/μS)	I_H (Typ/Max) (μA)	Price Each 1	25	100	250
512—	MOC3012M	DIP-6	UL	250	5	3	----/----	5.3kV	5	100/----	.63	.556	.486	.422
512—	MOC3011M	DIP-6	UL	250	10	3	----/----	5.3kV	15	100/----	.60	.529	.461	.401
◆ 512—	MOC3011SM	SMDIP-6	UL	250	10	3	----/----	5.3kV	10	100/----	.74	.578	.50	.434
512—	MOC3010M	DIP-6	UL	250	15	3	----/----	5.3kV	15	100/----	.69	.599	.461	.40
512—	MOC3010VM	PDIP-6	UL/VDE	250	15	1.8/3.0	---/---	7.5kV	10000	100/----	.69	.602	.525	.457
◆ 512—	MOC3010SM	SMDIP-6	UL	250	15	3	----/----	5.3kV	15	100/----	.78	.599	.525	.456
512—	MOC3023M	DIP-6	UL	400	5	3	----/----	5.3kV	5	100/----	.73	.567	.49	.426
◆ 512—	MOC3023SM	SMDIP-6	UL	400	5	3	----/----	5.3kV	5	100/----	.60	.531	.463	.402
512—	MOC3021M	DIP-6	UL	400	10	3	----/----	5.3kV	15	100/----	.73	.631	.49	.426
◆ 512—	MOC3021SM	SMDIP-6	UL	400	10	3	----/----	5.3kV	15	100/----	.66	.592	.516	.448
512—	MOC3022M	DIP-6	UL	400	10	3	----/----	5.3kV	10	100/----	.64	.567	.435	.378
◆ 512—	MOC3022SM	SMDIP-6	UL	400	10	3	----/----	5.3kV	10	100/----	.72	.621	.519	.438
◆ 512—	MOC3022SR2M	SMDIP-6	UL	400	10	3	----/----	5.3kV	10	100/----	.81	.717	.552	.479
512—	MOC3020M	DIP-6	UL	400	30	3	----/----	5.3kV	30	100/----	.63	.556	.486	.422
◆ 512—	MOC3020SM	SMDIP-6	UL	400	30	3	----/----	5.3kV	30	100/----	.84	.642	.563	.489
512—	FOD4216	DIP-6	UL/VDE/FIMKO	600	1.3	2.2/3.0	60/52	5.0kV	10000	----/500	4.07	3.63	2.97	2.69
512—	FOD420	DIP-6	UL/VDE/FIMKO	600	2	2.2/3.0	60/52	5.0kV	10000	----/500	3.24	2.62	2.35	2.10
512—	MOC3052M	DIP-6	UL	600	10	2	----/----	7.5kV	10	220/----	1.01	.781	.677	.589
◆ 512—	MOC3052SM	SMDIP-6	UL	600	10	2	----/----	7.5kV	10	220/----	.84	.729	.674	.58
512—	MOC3052TVM	PDIP-6	UL	600	15	1.7/2.5	---/---	7.5kV	1000	220/----	.90	.793	.692	.562
512—	FOD4218	DIP-6	UL/VDE/FIMKO	800	1.3	2.2/3.0	60/52	5.0kV	10000	----/500	4.45	4.01	3.65	3.30
512—	FOD4208	DIP-6	UL/VDE/FIMKO	800	2	2.2/3.0	60/52	5.0kV	10000	----/500	3.80	3.42	3.11	2.80
◆ 512—	FOD4208SV	PDIP-6	UL/C-UL/VDE	800	2	2.2/3	60/52	5.0kV	10000	200/500	3.25	2.60	2.02	1.93

© Copyright 2013 Mouser Electronics

© Copyright 2013 Mouser Electronics

FAIRCHILD LED Optocoupler Products

FAIRCHILD SEMICONDUCTOR

RoHS Compliant This product is RoHS compliant.

◆ Surface Mount Device

ZERO-CROSSING TRIAC OUTPUT

For quantities greater than listed, call for quote.

MOUSER STOCK NO. / Mfr.	Mfr. Part No.	Package	Safety Standard	V_{DRM} (Max.) (mA)	I_{FT} (Max.) (mA)	V_{TM} (Typ./Max.) (V)	I_{DRM} (Typ./Max.) (nA)	Isolation Voltage (V_{ISO})	dv/dt (Min.) (V/μS)	I_H (Typ./Max.) (μA)	Price Each 1	25	100	250
◆ 512—MOC3033SM		SMDIP-6	-----	250	5	1.8/3.0	----/100	7.5kV	1000	400/----	1.06	.942	.758	.652
512—MOC3032M		DIP-6	-----	250	10	1.8/3.0	----/100	7.5kV	1000	400/----	.84	.729	.674	.58
512—MOC3033M		DIP-6	-----	250	10	1.8/3.0	----/100	7.5kV	1000	400/----	.94	.82	.759	.653
512—MOC3031-M		DIP-6	-----	250	15	1.8/3.0	----/100	7.5kV	1000	400/----	.91	.79	.73	.628
◆ 512—MOC3031SM		SMDIP-6	-----	250	15	1.8/3.0	----/100	7.5kV	1000	400/----	1.06	.906	.759	.642
512—MOC3043M		DIP-6	-----	400	5	1.8/3.0	----/100	7.5kV	1000	400/----	1.08	.835	.774	.666
◆ 512—MOC3043SM		SMDIP-6	-----	400	5	1.8/3.0	----/100	7.5kV	1000	400/----	.97	.851	.786	.676
512—MOC3042M		DIP-6	-----	400	10	1.8/3.0	----/100	7.5kV	1000	400/----	.89	.779	.72	.62
512—MOC3041-M		DIP-6	-----	400	15	1.8/3.0	----/100	7.5kV	1000	400/----	.96	.837	.774	.666
◆ 512—MOC3041SM		SMDIP-6	-----	400	15	1.8/3.0	----/100	7.5kV	1000	400/----	.93	.813	.752	.647
512—MOC3063M		DIP-6	UL	600	5	1.8/3.0	10/100	7.5kV	600	500/----	.80	.674	.535	.407
◆ 512—MOC3063SM		SMDIP-6	UL	600	5	1.8/3.0	10/100	7.5kV	600	500/----	1.11	.972	.899	.774
512—MOC3062-M		DIP-6	UL	600	10	1.8/3.0	10/100	7.5kV	600	500/----	1.08	.835	.774	.666
512—MOC3083M		DIP-6	UL	800	5	1.8/3.0	10/500	7.5kV	600	500/----	1.25	1.09	1.01	.872
◆ 512—MOC3083SR2M		SMDIP-6	UL	800	5	1.8/3.0	10/500	7.5kV	600	500/----	1.34	1.19	.96	.826
512—FOD4118		DIP-6	UL/VDE/CSA	800	30	2.2/3.0	3/100	5.0kV	10000	200/500	3.82	3.37	3.14	2.54

SPECIAL FUNCTION DEVICES

For quantities greater than listed, call for quote.

MOUSER STOCK NO. / Mfr.	Mfr. Part No.	Package	Safety Standard	V_{CC} (V)	V_{OL} (Typ./Max.)(V)	I_{OH} (Typ/Max.) (μA)	I_{ON} RMS (Min.)(mA)	I_{OFF} RMS (Max.)(mA)	Isolation Voltage (V_{ISO})	Turn-On Time (Typ.)(ms)	Turn-Off Time (Typ.)(ms)	Price Each 1	25	100	250
AC Line Monitor Logic Output															
512—MID400		DIP-8	UL	7.0	0.18/0.40	0.02/100	4	0.15	2.5kV	1.0	1.0	3.63	3.26	2.97	2.68
AC/DC To Logic Interface															
512—HCPL-3700		DIP-8	UL	18	0.04/0.4	----/100	----	----	2.5kV	15	40	3.40	3.04	2.48	2.25

INFRARED PHOTOTRANSISTORS

For quantities greater than listed, call for quote.

MOUSER STOCK NO. / Mfr.	Mfr. Part No.	Package	V_{CE} (Max.)(V)	Power Dissipation (Max.)(mW)	$I_{C(ON)}$ (Min.)(mA)	Peak Sensitivity Wavelength (nm)	Reception Angle (°)	I_{CEO} (Max.)(nA)	Rise/Fall Time (Typ.)(ms)	Price Each 1	25	100	250
512—QSD123		T-1 3/4	30	100	4	880	±12	100	7.0/7.0	.42	.364	.303	.257
512—QSD124		T-1 3/4	30	100	6	880	±12	100	7.0/7.0	.42	.364	.303	.257

PIN PHOTODIODES

For quantities greater than listed, call for quote.

MOUSER STOCK NO. / Mfr.	Mfr. Part No.	Package	V_R (Max.)(V)	Power Dissipation (Max.)(mW)	V_F (Typ.)(V)	Peak Emission Wavelength (nm)	Reception Angle (°)	I_D (Max.)(nA)	Rise/Fall Time (Typ.)(ms)	Price Each 1	25	100	250
512—QSD2030		T-1 3/4	50	100	1.3	880	±20	10	5.0/5.0	.33	.30	.246	.217
512—QSD2030F		T-1 3/4	50	100	1.3	880	±20	10	5.0/5.0	.34	.312	.257	.227
512—QSE773		Sidelooker	32	150	----	940	±60	30	0.05/0.05	.77	.678	.593	.515

PHOTO SENSORS

NEW PRODUCT

For quantities greater than listed, call for quote.

MOUSER STOCK NO. / Mfr.	Mfr. Part No.	Package	Supply Voltage (V)	Output Voltage (V)	Output Current (V)	Power Dissipation (mW)	Threshold Irradiance (mW/cm^2)	High Level Output Curr. (μA)	Low Level Output Volt. (V)	High/Low Level Supply Curr. (Max.)(mA)	Output Rise/Fall (Typ.)(ms)	Price Each 1	25	100	250
512—QSE1103		Sidelooker	4.5 to 5.5	7	50	100	8	2	0.6	15/18	25/20	2.28	2.03	1.83	1.63
512—QSE256		Sidelooker	4.0 to 16	35	50	100	0.25	100	0.4	4.5/16.0	----/----	1.11	.867	.803	.69
512—QSE257		Sidelooker	4.0 to 17	35	50	100	0.25	100	0.4	4.5/16.0	----/----	1.11	.867	.803	.69
512—QSE258		Sidelooker	4.0 to 18	35	50	100	0.25	100	0.4	4.5/16.0	----/----	1.11	.867	.803	.69
512—QSE259		Sidelooker	4.0 to 19	35	50	100	0.25	100	0.4	4.5/16.0	----/----	1.11	.867	.803	.69
512—QSE159		Sidelooker	4.0 to 16	35	50	100	0.25	100	0.4	5.0/5.0	100/100	.82	.731	.638	.554

ISOLATED ERROR AMPLIFIERS ◆ Surface Mount Device

For quantities greater than listed, call for quote.

MOUSER STOCK NO. / Mfr.	Mfr. Part No.	Package	Safety Standard	Tolerance (%)	Reference Voltage (Min.)(V)	(Typ.)(V)	(Max.)(V)	BV_{CEO} (Min./Typ.)(V)	Isolation Voltage (V_{ISO})	Current Transfer Ratio (Min./Typ./Max.)(%)	Price Each 1	25	100	250
512—FOD2741A		DIP-8	UL/CSA/BSI/VDE	0.5	2.482	2.495	2.508	70/----	5.0kV	100/----/200	1.41	1.25	1.01	.872
◆ 512—FOD2712AR2		SOIC-8	UL	1	1.228	1.240	1.252	70/----	5.0kV	100/----/200	1.03	.899	.69	.511
512—FOD2741B		DIP-8	UL/CSA/BSI/VDE	1	2.470	2.495	2.520	70/----	5.0kV	100/----/200	1.16	1.03	.829	.713
◆ 512—FOD2742B		SOIC-8	UL/CSA/BSI/VDE	1	2.470	2.495	2.520	70/120	2.5kV	100/140/200	1.09	.963	.781	.672

LED DRIVERS ◆ Surface Mount Device

NEW PRODUCT

For quantities greater than listed, call for quote.

MOUSER STOCK NO. / Mfr.	Mfr. Part No.	Package	Number of LEDs	Input Voltage (V)	Ground Current (mA)	LED On Option	Brightness Control	Driver Only	LED Current (mA)	Serial Driver	Price Each 1	25	100	250
◆ 512—FAN5646S700X		SC-70-5	1	2.7 to 5.0	0.05	00	Digital	Yes	20	No	1.13	.873	.77	.668
◆ 512—FAN5646S701X		SC-70-5	1	2.7 to 5.0	0.05	01	Digital	Yes	20	No	1.13	.873	.77	.668
◆ 512—FAN5646UC00X		WL-CSP	1	2.7 to 5.0	0.05	00	Digital	Yes	20	No	1.13	.873	.77	.668
◆ 512—FAN5646UC01X		WL-CSP	1	2.7 to 5.0	0.05	01	Digital	Yes	20	No	1.13	.873	.77	.668
◆ 512—FAN102MY		SOP-8	1	-0.3 to 7.0	0.01	---	PSR, PWM	No	5	No	1.05	.825	.742	.646
◆ 512—FAN5341UMPX		UMLP-6	4	2.7 to 5.5	---	---	Digital	Yes	25	Yes	1.43	1.23	.985	.858
◆ 512—FAN5701UMP15X		UMLP-16	6	2.7 to 5.5	2.5	---	PWM	No	15	No	1.56	1.34	1.07	.934
◆ 512—FAN5701UMP30X		UMLP-16	6	2.7 to 5.5	2.5	---	PWM	No	30	No	1.56	1.34	1.07	.934
◆ 512—FAN5702UMP08X		UMLP-16	6	2.7 to 5.5	2.5	---	Digital	Yes	8	No	2.15	1.85	1.48	1.28

© Copyright 2013 Mouser Electronics
© Copyright 2013 Mouser Electronics

LITE-ON LED Optocouplers

RoHS Compliant **This product is RoHS compliant.**

The Lite-On Optocoupler products feature high collector emitter and I/O isolation voltages. They are suitable for a wide-range of applications and are ideal as signal transmitters between circuits of different potentials and impedances. All Lite-On optocouplers have safety approval certificates from VDE, CSA, UL, TUV, BSI, FIMKO, NEMKO, DEMIKO and SEMIKO.

HIGH SPEED PHOTOCOUPLERS

NEW PRODUCT

For quantities greater than listed, call for quote.

MOUSER STOCK NO.	Lite-On Part No.	Package	IF (mA)	Max Power Dissipation	Reverse Diode Voltage	Rise/Fall Times (typ.)	Isolation Voltage (VRMS)	Max. Baud Rate (Mbps)	Price Each 1	10	100
859-LTV-0501	LTV-0501	SO8	25	100mW	5V	-	3750	1	1.73	1.56	1.24
859-LTV-0601	LTV-0601	SO8	20	85mW	5V	20/6.6	3750	10	1.78	1.59	1.27
859-LTV-0701	LTV-0701	SO8	20	100mW	5V	20/6.6	3750	100	1.65	1.48	1.18

PHOTO TRANSISTOR

For quantities greater than listed, call for quote.

MOUSER STOCK NO.	Lite-On Part No.	Package	IF (mA)	BVCEO (V)	BVECO (V)	Rise/Fall Times (typ.)	Isolation Voltage (VRMS)	Current Transfer Ratio	Price Each 1	10	100
Photo Transistor Output											
859-CNY17F-3S	CNY17F-3S	SMT-6	60	70	7.0	5/5	5000	100 /-/200	.26	.225	.178
859-CNY17F-4	CNY17F-4	DIP-6	60	70	7.0	5/5	5000	160/-/320	.25	.214	.177
859-CNY17F-4S	CNY17F-4S	SMT-6	60	70	7.0	5/5	5000	160/-/320	.26	.225	.178
859-H11D1S	H11D1S	SMT-6	60	300	7.0	5/5	5000	20/-/-	.58	.517	.413
859-LTV-356T	LTV-356T	MINI-FLAT 4	50	80	6.0	4/3	3750	50/-/600	.23	.205	.158
859-LTV-357T	LTV-357T	MINI-FLAT 4	50	35	6.0	4/3	3750	50/-/600	.23	.205	.158
859-LTV-358T	LTV-358T	MINI-FLAT 4	50	120	6.0	4/3	3750	20/-/-	.32	.291	.225
859-LTV-702FS	LTV-702FS	SMT-6	60	70	6.0	2/2	5000	40/-/320	.26	.225	.178
859-LTV-702V	LTV-702V	DIP-6	70	70	6.0	2/2	5000	40/-/320	.25	.214	.177
859-LTV-702VS	LTV-702VS	SMT-6	70	70	6.0	2/2	5000	40/-/320	.26	.225	.178
859-LTV-816	LTV-816	DIP-4	50	80	6.0	4/3	5000	50/-/600	.19	.171	.133
859-LTV-816S	LTV-816S	SMT-4	50	80	6.0	4/3	5000	50/-/600	.19	.177	.139
859-LTV-817	LTV-817	DIP-4	50	35	6.0	4/3	5000	50/-/600	.19	.171	.133
859-LTV-817S	LTV-817S	SMT-4	50	35	6.0	4/3	5000	50/-/600	.19	.177	.139
859-LTV-826	LTV-826	DIP-8	50	80	6.0	4/3	5000	50/-/600	.38	.337	.271
859-LTV-826S	LTV-826S	8 PIN	50	80	6.0	4/3	5000	50/-/600	.39	.348	.272
859-LTV-827	LTV-827	DIP-8	50	35	6.0	4/3	5000	50/-/600	.38	.337	.271
859-LTV-846	LTV-846	DIP-16	50	80	6.0	4/3	5000	50/-/600	.75	.673	.533
859-LTV-846S	LTV-846S	SMT-16	50	80	6.0	4/3	5000	50/-/600	.76	.684	.544
859-LTV-847	LTV-847	DIP-16	50	35	6.0	4/3	5000	50/-/600	.75	.673	.533
859-LTV-847S	LTV-847S	SMT-16	50	35	6.0	4/3	5000	50/-/600	.76	.684	.544
859-LTV-851S	LTV-851S	SMT-4	50	300	6.0	4/5	5000	40/-/-	.52	.469	.375
Photo Transistor Ouput/AC Input											
859-LTV-354T	LTV-354T	MINI-FLAT 4	±50	35	6.0	4/3	3750	20/-/400	.30	.272	.216
859-LTV-733	LTV-733	DIP-6	±50	35	6.0	4/3	5000	20/-/300	.42	.375	.30
859-LTV-733S	LTV-733S	SMT-6	±50	35	6.0	4/3	5000	20/-/300	.43	.385	.31
859-LTV-8141S	LTV-8141S	SMT-4	±50	35	6.0	60/53	5000	600/-/7500	.49	.431	.347
859-LTV-814H	LTV-814H	DIP-4	±150	35	6.0	4/3	5000	20/-/80	.30	.272	.216
859-LTV-814HS	LTV-814HS	SMT-4	±150	35	6.0	4/3	5000	20/-/80	.31	.28	.225
859-LTV-814S	LTV-814S	SMT-4	±50	35	6.0	4/3	5000	20/-/300	.27	.244	.197
859-LTV-824	LTV-824	DIP-8	±50	35	6.0	4/3	5000	20/-/300	.52	.469	.375
859-LTV-824H	LTV-824H	DIP-8	±150	35	6.0	4/3	5000	20/-/80	.60	.533	.43
859-LTV-824HS	LTV-824HS	SMT-8	±150	35	6.0	4/3	5000	20/-/80	.61	.544	.441
859-LTV-824S	LTV-824S	SMT-8	±50	35	6.0	4/3	5000	20/-/300	.54	.479	.385
859-LTV-844	LTV-844	DIP-16	±50	35	6.0	4/3	5000	20/-/300	1.05	.936	.749
859-LTV-844H	LTV-844H	DIP-16	±150	35	6.0	4/3	5000	20/-/80	1.20	1.07	.852
859-LTV-844HS	LTV-844HS	SMT-16	±150	35	6.0	4/3	5000	20/-/80	1.20	1.07	.859
859-LTV-844S	LTV-844S	SMT-16	±50	35	6.0	4/3	5000	20/-/300	1.06	.947	.76

SINGLE TRANSISTOR OUTPUT

For quantities greater than listed, call for quote.

MOUSER STOCK NO.	Lite-On Part No.	Package	IF (mA)	BVCEO (V)	BVECO (V)	Rise/Fall Times (typ.)	Isolation Voltage (VRMS)	Current Transfer Ratio	Price Each 1	10	100
859-LTH-301-05	LTH-301-05	Slotted	10.45	60	30.0	5	3/4	1.2	.87	.781	.621

PHOTO DARLINGTON

For quantities greater than listed, call for quote.

MOUSER STOCK NO.	Lite-On Part No.	Package	IF (mA)	BVCEO (V)	BVECO (V)	Rise/Fall Times (typ.)	Isolation Voltage (VRMS)	Current Transfer Ratio	Price Each 1	10	100
Photo Darlington Output											
859-LTV-352T	LTV-352T	MINI-FLAT 4	50	300	0.1	20/100	3750	1000/-/-	.51	.455	.37
859-LTV-355T	LTV-355T	MINI-FLAT 4	50	35	6.0	60/53	3750	600/-/7500	.30	.273	.216
859-LTV-815	LTV-815	DIP-4	50	35	6.0	60/53	5000	600/-/7500	.24	.216	.169
859-LTV-815S	LTV-815S	SMT-4	50	35	6.0	60/53	5000	600/-/7500	.25	.227	.18
859-LTV-825	LTV-825	DIP-8	50	35	6.0	60/53	5000	600/-/7500	.47	.423	.338
859-LTV-825S	LTV-825S	SMT-8	50	35	6.0	60/53	5000	600/-/7500	.49	.431	.347
859-LTV-845S	LTV-845S	SMT-16	50	35	6.0	60/53	5000	600/-/7500	.95	.854	.685
859-LTV-852S	LTV-852S	SMT-4	50	300	0.1	100/20	5000	1000/4000/15000	.52	.469	.375
Photo Darlington Output/AC Input											
859-LTV-8241S	LTV-8241S	SMT-8	±50	35	6.0	60/53	5000	600/-/7500	.95	.854	.685

PHOTOTRIAC OUTPUT

For quantities greater than listed, call for quote.

MOUSER STOCK NO.	Lite-On Part No.	Package	dv/dt V/μs	VDRM (V) (Min.)	IF (mA)	Peak On-State Voltage (Max.)	Isolation Voltage (VRMS)	Trigger Current (mA) (typ./Max.)	Price Each 1	10	100
859-MOC3020	MOC3020	DIP-6	800	400	50.0	3	5000	15/30	.47	.423	.338
859-MOC3020S	MOC3020S	SMT-6	800	400	50.0	3	5000	15/30	.49	.431	.347
859-MOC3021	MOC3021	DIP-6	800	400	50.0	3	5000	8/15	.47	.423	.338
859-MOC3022	MOC3022	DIP-6	800	400	50.0	3	5000	-/10	.47	.423	.338
859-MOC3022S	MOC3022S	SMT-6	800	400	50.0	3	5000	-/10	.49	.431	.347
859-MOC3023	MOC3023	DIP-6	800	400	50.0	3	5000	-/5	.47	.423	.338
859-MOC3023S	MOC3023S	SMT-6	800	400	50.0	3	5000	-/5	.49	.431	.347
859-MOC3052	MOC3052	DIP-6	1000	600	50.0	3	5000	-/10	.57	.506	.402
859-MOC3063	MOC3063	DIP-6	1500	600	50.0	3	5000	-/5	.49	.439	.355
859-MOC3063S	MOC3063S	SMT-6	1500	600	50.0	3	5000	-/5	.50	.449	.366

© Copyright 2013 Mouser Electronics

© Copyright 2013 Mouser Electronics

OMRON Optical Modules

RoHS Compliant **This product is RoHS compliant.**

OMRON ELECTRONIC COMPONENTS

A



B



C



Omron applies a comprehensive mix of manufacturing and technological skills to innovative solutions to the Video Over Fiber market.
Omron's SX Series High Speed Optical Modules enable the transmission of High Definition video over long distances for use in:

- Operating rooms
- Emergency rooms
- Remote video consultations
- Automated homes
- Information sharing
- Training and collaboration
- Digital signage
- Security

OMRON ONP SX4 SERIES: MINI-MODULES FOR DVI

The SX4 mini-module series for DVI is an optical subassembly module that transmits four video or data channels over one multimode fiber. Each channel is capable of transmitting up to 1.65Gbps (model = V) or 3.5Gbps (model = D). With a microcontroller preprogrammed for optimal optical transmission on board, TX-SX4 module is a fully integrated electrical to optical transmitter versatile enough to be designed into a variety of systems.

Specifications:
- Number of channels: 4
- Directivity: Unidirectional
- Fiber type: One multimode fiber
- Data input: PECL, CML, and LVDS
- Data output: CML
- Electrical connector type: FPC (ZIF)

Features:
- Multiple signals over one multimode fiber
- Integrated microcontroller for laser driver control & TIA/LA
- ~ 0.5W power consumption
- Metal enclosure with SC optical interface
- Ideal for DVI applications

For quantities greater than listed, call for quote.

MOUSER STOCK NO.	Omron Part No.	Fig.	Description	Data Rate per Channel (Gbps)	Aggregate Data Rate (Gbps)	Price Each			
						1	2	5	25
653-P1TX4CSX4V01MMDC	P1TX4C-SX4V-01MM-DC	A	Transmitter	1.65	6.60	285.85	280.75	275.64	270.54
653-P1RX4CSX4V01MMDC	P1RX4C-SX4V-01MM-DC	A	Receiver	1.65	6.60	233.58	229.41	225.24	221.07
653-P1TX4CSX4D01MMDC	P1TX4C-SX4D-01MM-DC	A	Transmitter	3.50	14.00	294.21	288.95	283.70	278.45
653-P1RX4CSX4D01MMDC	P1RX4C-SX4D-01MM-DC	A	Receiver	3.50	14.00	241.95	237.63	233.30	228.98

OMRON ONP SX51 SERIES: DATA MODULES FOR KVM

The SX51 data module series for KVM is an optical communication module that transmits over 14Gbps of data. The TX Data Module transmits up to four 3.4Gbps data channels PLUS two side-band channels (one each direction), all on a single multimode fiber. With integrated drivers and amplifiers, the TX Data Module eliminates the need for in-house optical design expertise.

Specifications:
- Number of channels: 6
- Directivity: Bidirectional
- Fiber type: One multimode fiber
- Data input: TMDS, HDMI
- Data output: TMDS, HDMI
- Electrical connector type: Plug down (PCB)

Features:
- 5 transmit lanes and 1 return lane over a single multimode fiber
- Low power consumption (1W)
- Up to 1000M
- Mechanical enclosure serves as heat sink while allowing for FCC part 15 Class A compliance
- No manipulating or compressing the data
- Small footprint
- High-speed CML inputs

For quantities greater than listed, call for quote.

MOUSER STOCK NO.	Omron Part No.	Fig.	Description	Data Rate per Channel (Gbps)	Aggregate Data Rate (Gbps)	Price Each			
						1	2	5	25
653-P1TX6BSX51V02ADC	P1TX6B-SX51V-02A-DC	B	Transmitter	1.65	6.60	359.02	352.61	346.20	339.79
653-P1RX6BSX51V02ADC	P1RX6B-SX51V-02A-DC	B	Receiver	1.65	6.60	310.93	305.39	299.84	294.28
653-P1TX6BSX51D02ADC	P1TX6B-SX51D-02A-DC	B	Transmitter	3.50	14.00	369.63	363.03	356.43	349.83
653-P1RX6BSX51D02ADC	P1RX6B-SX51D-02A-DC	B	Receiver	3.50	14.00	320.10	314.38	308.66	302.95

OMRON ONP MODULE EVALUATION BOARDS

For quantities greater than listed, call for quote.

MOUSER STOCK NO.	Omron Part No.	Fig.	Description	Price Each
653-P1EK1SX401MM	P1EK1SX401MM	C	DVI SX4 Mini Module Evaluation Board	2807.63
653-P1EK1SX5102	P1EK1SX5102	C	DVI SX51 Data Module Evaluation Board	2807.63
653-P1EK2SX5102	P1EK2SX5102	-	SMA SX51 Data Module Evaluation Board	2807.63

© Copyright 2013 Mouser Electronics
© Copyright 2013 Mouser Electronics

OPTEK Optoelectronics

RoHS Compliant This product is RoHS compliant.

TT electronics
OPTEK Technology

FLUID SENSORS

For quantities greater than listed, call for quote.

MOUSER STOCK NO. Mfr.	Mfr. Part No.	Fig.	Tube Size (in)	Lead Type	Wave-length	Sensor	Price Each 1	10	100
828	OPB350	A	0.125	PCB Pins	890nm	Transistor	4.85	4.49	4.30
828	OPB350L250	A	0.25	PCB Pins	890nm	Transistor	7.62	7.07	5.55
828	OPB350W062Z	B	0.062	Wire Leads	890nm	Transistor	10.94	9.58	7.96
828	OPB350W250Z	B	0.25	Wire Leads	890nm	Transistor	9.61	8.71	7.00

REFLECTIVE OBJECT SENSORS

For quantities greater than listed, call for quote.

MOUSER STOCK NO. Mfr.	Mfr. Part No.	Fig.	Cont. Forward Current (mA)	Sensor	Forward Voltage (VF)	Price Each 1	10	100
828	OPB733TR	C	50	Transistor	1.7	3.48	2.97	2.24
828	OPB700Z	D	100	Transistor	1.7	9.73	7.08	6.57
828	OPB701ALZ	D	100	Transistor	1.7	9.95	9.79	9.58
828	OPB710	E	50	Transistor	1.5	9.66	6.62	6.06
828	OPB742	F	40	Transistor	1.7	3.36	2.92	2.56
828	OPB745	F	40	Transistor	1.7	4.22	3.19	2.95
828	OPB716Z	G	50	Transistor	4.75	8.52	8.30	7.22
828	OPB770TZ	H	10	Logic	4.75	9.17	7.12	6.89
828	OPB707A	--	50	Darlington	1.7	2.58	2.36	2.31

HOLLOGIC® HALL EFFECT SENSORS

For quantities greater than listed, call for quote.

MOUSER STOCK NO. Mfr.	Mfr. Part No.	Fig.	Operating Point (Min./Typ./Max.)	Release Point	Supply Curr. (Typ./Max.)	Price Each 1	10	100
828	OH090U	I	0/90/180	-100/65/100	6/9(mA)	2.99	2.09	1.71
828	OHS3140U	I	45/-/270	25/-/250	4/7(mA)	3.33	2.09	2.01

OPTICAL SWITCHES

For quantities greater than listed, call for quote.

MOUSER STOCK NO. Mfr.	Mfr. Part No.	Fig.	Output Type	Slot Width (in.)	Lead Spacing (in.)	Price Each 1	10	100
828	OPB420AZ	J	Transistor	45° Ref.	- - -	6.79	5.59	5.13
828	OPB420BZ	J	Transistor	45° Ref.	- - -	6.75	5.54	5.08
828	OPB620	K	Transistor	0.19	0.325	2.13	1.81	1.61
828	OPB804	K	Transistor	0.15	0.31	2.16	1.83	1.63
828	OPB818	K	Transistor	0.20	0.41	3.12	2.48	2.31
828	OPB848	K	Transistor	0.10	0.31	2.78	2.38	2.13
828	OPB610	K	Transistor	0.15	0.28	2.13	1.81	1.61
828	OPB680	L	Transistor	Flag	0.28	3.61	3.53	3.47
828	OPB819Z	M	Transistor	1.26	- - -	7.09	5.54	5.14
828	OPB930W55Z	N	Photologic®	0.125	- - -	6.82	5.90	5.50
828	OPB829DZ	--	Transistor	0.125	24"/26 AWG Wire	3.26	3.14	3.02
828	OPB800L55	--	Transistor	0.375	24"/26 AWG Wire	2.41	2.33	2.14
828	OPB825	--	Transistor	0.160	0.300	1.50	1.44	1.39

FIBER OPTIC LED

For quantities greater than listed, call for quote.

MOUSER STOCK NO. Mfr.	Mfr. Part No.	Fig.	Output Power Min/Typ	Fiber	Lead Spacing (in.)	Price Each 1	10	100
828	OPF1414T	O	13.2μW/26.0μW	50/125	100	16.94	15.26	13.96
828	OPF370A	P	25.0μW/29.0μW	50/125	100	11.76	9.63	8.83
828	OPF372A	Q	25.0μW/29.0μW	50/125	100	21.33	18.84	16.95

FIBER OPTIC PIN PHOTODIODES AND RECEIVERS

For quantities greater than listed, call for quote.

MOUSER STOCK NO. Mfr.	Mfr. Part No.	Fig.	Responsively Min./Typ.	Output Rise Time (ns)	Output Current (mA)	Price Each 1	10	100
828	OPF2416T	O	5.3/7.0 (mV/μW)	3.3	25	15.71	14.13	12.97
828	OPF470	P	.45/.55 (A/W)	6.0	- - -	10.83	8.76	8.12
828	OPF480	P	.45/.55 (A/W)	1.0	- - -	8.40	7.17	6.47
828	OPF482	Q	.45/.55 (A/W)	1.0	- - -	16.57	14.92	13.67

OPTOISOLATORS

For quantities greater than listed, call for quote.

MOUSER STOCK NO. Mfr.	Mfr. Part No.	Fig.	LED Peak Wavelength	Sensor	Isolation Voltage	Price Each 1	10	100
828	OPI1264A	R	890nm	Transistor	10KV	3.56	2.94	2.62
828	OPI120	R	890nm	Transistor	15KV	8.12	7.79	7.49
828	OPI1268S	S	850nm	Open Collector	20KV	8.04	7.03	6.63

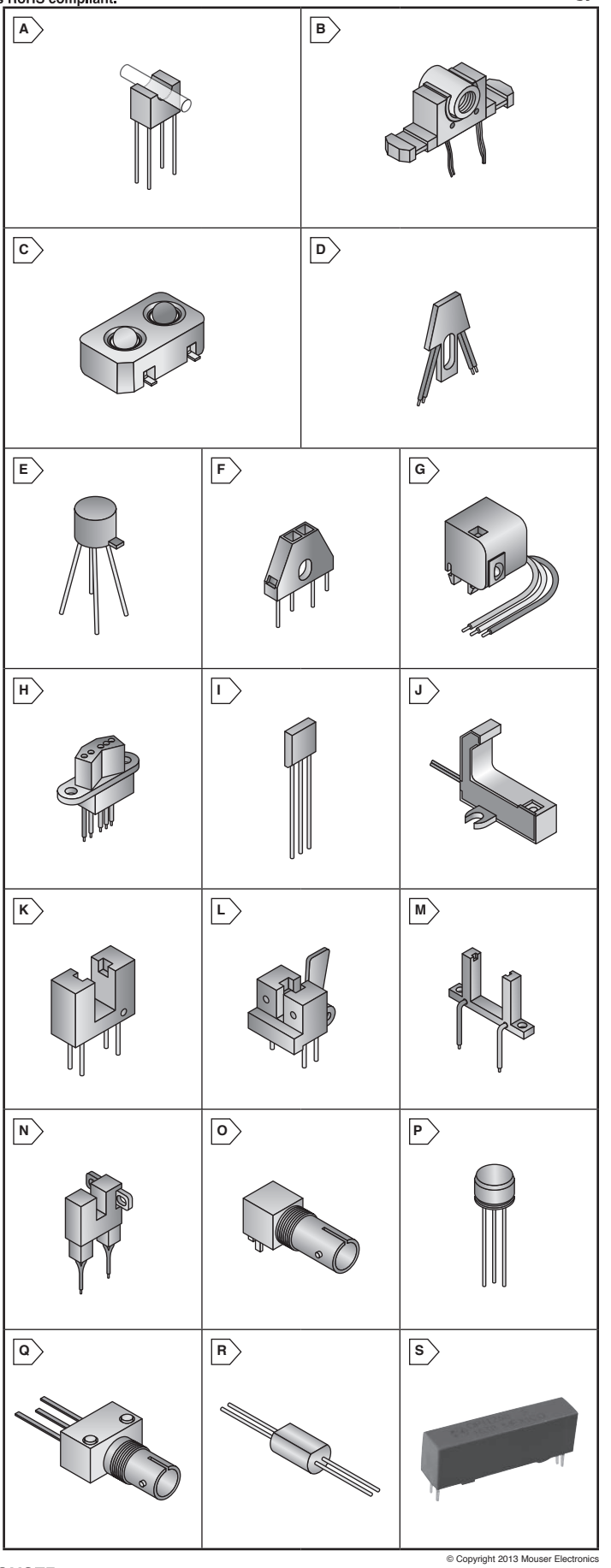

© Copyright 2013 Mouser Electronics

© Copyright 2013 Mouser Electronics

OSRAM Infrared Emitters

OSRAM
Opto Semiconductors

RoHS Compliant This page of product is compliant.

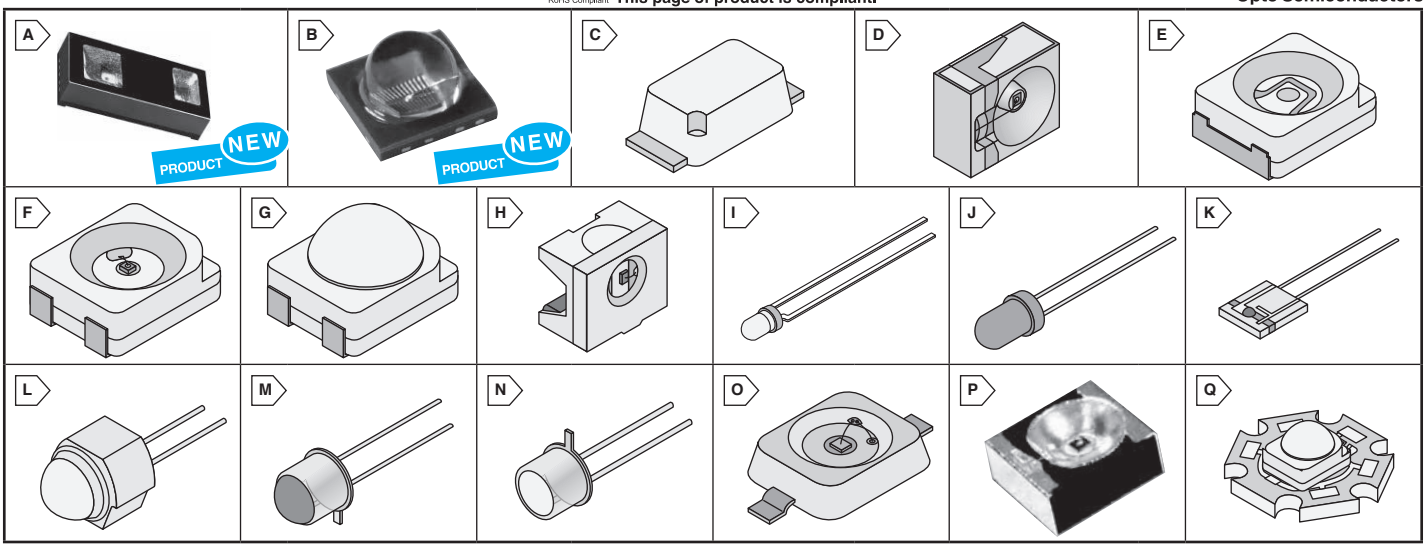

PROXIMITY AND AMBIENT LIGHT SENSOR

For quantities greater than listed, call for quote.

MOUSER STOCK NO.	Osram Part No.	Fig.	Package	IR Wavelength (nm)	Ambient Light Sensor (lx)	Detection Range (mm)	Interface	Quiescent Current (μA)	Supply Voltage (V)	Dimensions (mm)	Price Each 1	10	50	100
720-SFH7773	SFH 7773	A	SMD	850	0.03-65000	150	I2C	2	2.3-3.1	5.4x2.6x1.3	1.49	1.24	1.04	.993

INFRARED EMITTER

For quantities greater than listed, call for quote.

MOUSER STOCK NO.	Osram Part No.	Fig.	Package	Wavelength (nm)	Radiant Intensity	Half Angle	Rise/Fall Time (typ)	Forward Voltage	Forward Current	Price Each 1	10	50	100
Smallest Infrared LED Emitter													
720-SFH4715S	SFH 4715S	B	SMT	860	500 (≥320) Mw/sr	45°	7/14ns	3V	1mA	6.76	5.99	5.62	5.42
720-SFH4715	SFH 4715	B	SMD	850	250mW/sr	45°	7/14ns	1.5V	1mA	5.41	4.79	4.49	4.34
Surface Mount Infrared Emitter													
720-SFH4050-Z	SFH 4050-Z	C	SmartLED 0603	880	7 (≥ .4)mW/sr	80°	12ns	1.5V	100mA	1.16	.674	.631	.61
720-SFH4650-Z	SFH 4650-Z	D	MIDLED	850	40 (≥ 16)mW/sr	20°	12ns	1.5V	100mA	1.22	.706	.663	.642
720-SFH4655-Z	SFH 4655-Z	D	MIDLED	850	40 (≥ 16)mW/sr	20°	12ns	1.5V	100mA	1.22	.706	.663	.642
720-SFH4680-Z	SFH 4680-Z	D	MIDLED	880	20 (≥ 10)mW/sr	20°	500ns	1.5V	100mA	.98	.567	.535	.514
720-SFH4243-Z	SFH 4243-Z	E	TOPLED PLCC-2	940	11 (≥ 4)mW/sr	60°	11ns	1.5V	70mA	.95	.556	.514	.503
720-SFH4253-Z	SFH 4253-Z	E	TOPLED PLCC-2	850	11 (≥ 4)mW/sr	60°	10ns	1.5V	70mA	.75	.439	.413	.396
720-SFH4250S	SFH 4250S	F	TopLED PLCC-4	850	22mW/sr	60°	20/10ns	3V	70mA	1.12	.995	.728	.685
720-SFH4240-Z	SFH 4240-Z	F	TOPLED PLCC-4	940	15 (≥ 10)mW/sr	60°	11ns	1.5V	100mA	1.02	.589	.556	.535
720-SFH4250-Z	SFH 4250-Z	F	TOPLED PLCC-4	950	5 (≥ 2.5)mW/sr	60°	500ns	1.3V	100mA	1.02	.589	.556	.535
720-SFH4258-Z	SFH 4258-Z	G	TOPLED PLCC-4	850	90 (≥ 40)mW/sr	15°	12ns	1.5V	100mA	1.28	.749	.706	.674
720-SFH4258S	SFH 4258S	G	TopLED PLCC-4	850	100mW/sr	15°	15/15ns	3V	70mA	1.24	1.10	.803	.76
720-SFH4259S	SFH 4259S	G	TopLED PLCC-4	850	60mW/sr	25°	15/15ns	3V	70mA	1.24	1.10	.803	.76
720-SFH4244-Z	SFH 4244-Z	H	SIDELED	940	11 (≥ 4)mW/sr	60°	11ns	1.5V	70mA	.95	.556	.514	.503
720-SFH4255-Z	SFH 4255-Z	H	SIDELED	850	15 (≥ 10)mW/sr	60°	12ns	1.5V	100mA	1.08	.631	.589	.567
720-SFH4058	SFH 4058	-	1206	850	15 (≥ 6.3)mW/sr	40°	10ns	1.6V	70mA	1.08	.631	.589	.567
Through Hole Infrared Emitter													
720-SFH405	SFH 405	-	Miniature Package	950	2.5 (≥ 1.6)mW/sr	16°	1000ns	1.25V	40mA	2.31	1.36	1.27	1.23
720-SFH487P	SFH 487 P	-	3mm (T1)	880	≥2mW/sr	65°	600ns	1.5V	100mA	1.11	.653	.61	.589
720-SFH409	SFH 409	I	3mm (T1)	950	≥ 6.3 mW/sr	20°	500ns	1.3V	100mA	.75	.428	.407	.396
720-SFH4350	SFH 4350	I	3mm (T1)	850	70 (≥ 40)mW/sr	13°	12ns	1.5V	100mA	1.02	.589	.556	.535
720-SFH485P	SFH 485 P	-	5mm (T1 ¾)	880	≥ 3.15mW/sr	40°	600ns	1.5V	100mA	.38	.372	.369	.368
720-SFH4557	SFH 4557	J	5mm (T1 3/4)	850	55mW/sr	30°	12/12ns	1.5V	100mA	.77	.685	.503	.471
720-SFH4550	SFH 4550	J	5mm (T1 ¾)	850	700 (≥ 400)mW/sr	3°	12ns	1.5V	100mA	.36	.362	.358	.357
720-SFH4556	SFH 4556	J	5mm (T1 ¾)	850	130 (≥ 40)mW/sr	20°	12ns	1.5V	-	1.02	.589	.556	.535
720-SFH484	SFH 484	J	5mm (T1 ¾)	880	≥ 50mW/sr	8°	600ns	1.5V	100mA	.65	.375	.353	.342
720-SFH484-2	SFH 484-2	J	5mm (T1 ¾)	880	≥ 80mW/sr	8°	600ns	1.5V	100mA	.38	.372	.369	.368
720-SFH485	SFH 485	J	5mm (T1 ¾)	880	25 ... 160mW/sr	20°	600ns	1.5V	100mA	.65	.375	.353	.342
720-SFH485-2	SFH 485-2	J	5mm (T1 ¾)	880	25 ... 100 mW/sr	20°	600ns	1.5V	100mA	.82	.471	.439	.428
720-SFH486	SFH 486	J	5mm (T1 ¾)	880	70 (≥ 40)mW/sr	11°	600ns	1.5V	100mA	.65	.375	.353	.342
720-SFH4547	SFH 4547	J	5mm (T1 3/4)	940	50mW/sr	30°	12/12ns	1.5V	100mA	.77	.685	.503	.471
720-IRL80A	IRL 80A	K	Sidelooker	950	≥ 0.4mW/sr	30°	500ns	1.2V	20mA	.69	.396	.375	.353
720-IRL81A	IRL 81A	K	Sidelooker	880	2.5 (≥ 1)mW/sr	25°	600ns	1.5V	20mA	.86	.492	.46	.449
720-SFH4110	SFH 4110	K	Sidelooker	950	≥ 2.5mW/sr	9°	450ns	1.2V	20mA	.59	.332	.31	.30
720-SFH4585-Z	SFH 4585-Z	L	SMR	880	55 (≥ 25)mW/sr	15°	600ns	1.5V	100mA	.84	.482	.459	.437
720-SFH400	SFH 400	M	TO-18 Metal Can	950	≥ 20mW/sr	6°	1000ns	1.3V	100mA	2.38	1.40	1.31	1.26
720-SFH401	SFH 401	M	TO-18 Metal Can	950	≥ 10mW/sr	15°	1000ns	1.3V	100mA	2.48	1.46	1.37	1.32
720-SFH480	SFH 480	M	TO-18 Metal Can	880	≥ 40mW/sr	6°	600ns	1.5V	100mA	2.28	1.34	1.25	1.21
720-SFH4813	SFH 4813	M	TO-18 Metal Can	950	4.5 (≥ 2.5)mW/sr	35°	500ns	1.3V	100mA	6.63	3.92	3.67	3.55
720-SFH4860	SFH 4860	M	TO-18 Metal Can	660	1.3 (≥ 0.63)mW/sr	50°	100ns	2V	50mA	8.13	4.80	4.49	4.34
720-SFH4811	SFH 4811	N	TO-46 Metal Can	950	40 (≥ 25)mW/sr	5°	500ns	1.3V	100mA	4.04	2.39	2.24	2.16
720-SFH4881	SFH 4881	N	TO-46 Metal Can	880	72 (≥ 40)mW/sr	5°	500ns	1.5V	100mA	3.71	3.45	2.75	2.39
720-SFH4883	SFH 4883	N	TO-46 Metal Can	880	8 (≥ 4)mW/sr	35°	500ns	1.5V	100mA	3.71	3.45	2.75	2.39
High Power Infrared Emitter													
720-SFH4235	SFH 4235	O	IR Dragon	850	320mW/sr	60°	7/40ns	3V	1000mA	13.55	8.01	7.51	7.25
720-SFH4232-Z	SFH 4232-Z	O	IR Dragon	850	180mW/sr	60°	10ns	1.8V	1000mA	11.65	6.89	6.46	6.25
720-SFH4233	SFH 4233	O	IR Dragon	950	170mW/sr	60°	8/14ns	1.4V	1000mA	9.21	5.45	5.10	4.93
720-SFH4236	SFH 4236	O	IR Dragon	850	≥ 250mW/sr	20°	7/14ns	1.5V	1000mA	14.59	8.57	8.01	7.80
720-SFH4239	SFH 4239	O	IR Dragon	940	≥ 250mW/sr	20°	8/14ns	1.4V	1000mA	14.59	8.57	8.01	7.80
720-SFH4451	SFH 4451	P	MIDLED	850	55mW/sr	17°	12ns	1.5V	100mA	.69	.628	.552	.50
Infrared Emitter with LED													
720-SFH7221-Z	SFH 7221-Z	F	TOPLED PLCC-4	880	≥4mW/sr	60°	500ns	1.5V	15mA	1.24	.728	.683	.658
Ultra High Power Infrared Emitter Ostar													
720-SFH4750	SFH 4750	Q	Ostar Lighting	850	1000mW/sr	70°	10ns	9.5V	1000mA	60.48	48.37	45.14	43.84

© Copyright 2013 Mouser Electronics
© Copyright 2013 Mouser Electronics

PACIFIC SILICON SENSOR Optical Sensors

PACIFIC SILICON SENSOR Incorporated

UV/BLUE ENHANCED SILICON PHOTODIODES

For quantities greater than listed, call for quote.

MOUSER STOCK NO.	Pacific Silicon Sensor Part No.	Package	Area	Responsivity A/W		Shunt Resistance MΩ @ 10mV	Capacitance pF @ 5V	Rise Time μs @ 410mm, 5V	Price Each	
				@200nm	@340nm				1	5
718-PC5-2-TO5	PC5-2-TO5	TO5	2.52mm Dia	.10	.17	1000	100	0.2	36.42	33.69
718-PR33-2-TO8	PR33-2-TO8	TO8	5.5x6.1mm	.10	.17	100	450	0.6	58.45	52.30

HIGH SPEED EPITAXIAL P-I-N SILICON PHOTODIODES

For quantities greater than listed, call for quote.

MOUSER STOCK NO.	Pacific Silicon Sensor Part No.	Package	Area	Responsivity A/W	Shunt Resistance MΩ10mV	Capacitance pF		Rise Time ns @ 850nm, 20V	Price Each	
						@ 0V	@ 20V		1	5
718-PS0.25-5-TO52-S1	PS0.25-5-TO52-S1	TO52	.50x.50mm	.50@850nm	500	6	1.80	0.4	15.28	14.12
718-PS0.9-5-TO52-S1	PS0.9-5-TO52-S1	TO52	.95x.95mm	.50@850nm	500	15	4	1.5	17.98	16.63
718-PS3.6-5-TO5	PS3.6-5-TO5	TO5	1.90x1.90mm	.50@850nm	200	90	20	2.5	21.61	20.00

LOW DARK CURRENT SILICON PHOTODIODES

For quantities greater than listed, call for quote.

MOUSER STOCK NO.	Pacific Silicon Sensor Part No.	Package	Area	Responsivity A/W	Shunt Resistance MΩ10mV	Capacitance pF		Rise Time ns @ 850nm, 20V	Price Each	
						@ 0V	@ 20V		1	5
718-PC1-6-TO52-S1	PC1-6-TO52-S1	TO52	1.13mm Dia	.64@900nm	>2000	15	3@10	10@10	17.55	16.23
718-PC2-6-TO52-S1	PC2-6-TO52-S1	TO52	1.6mm Dia	.64@900nm	>2000	30	5@10	12@10	17.98	16.63
718-PC5-6-TO5	PC5-6-TO5	TO5	2.52mm Dia	.64@900nm	>2000	65	10@10	13@10	21.51	19.89
718-PC50-6-TO8	PC50-6-TO8	TO52	7.98mm Dia	.64@900nm	300	480	100@10	30@10	57.23	51.21
718-PS100-6-SM	PS100-6-SM	SMD	10x10mm	.64@900nm	200	900	160@10	50@10	63.74	57.03
718-PR33-6-TO8	PR33-6-TO8	TO8	5.5x6.1mm	.64@900nm	600	350	70@10	30@10	52.04	46.57

LOW CAPACITANCE SILICON PHOTODIODES

For quantities greater than listed, call for quote.

MOUSER STOCK NO.	Pacific Silicon Sensor Part No.	Package	Area	Responsivity A/W		Dark Current nA @ 12V	Capacitance pF @ 12V	Rise Time ns @ 12V	Price Each	
				950nm	1064nm				1	5
718-PC1-7-TO52-S1	PC1-7-TO52-S1	TO52	1.13mm Dia	.65	.20	.05	2	30	15.62	14.46
718-PC5-7-TO5	PC5-7-TO5	TO5	2.52mm Dia	.65	.20	.05	5	45	37.73	34.90
718-PC10-7-TO5	PC10-7-TO5	TO5	3.57mm Dia	.65	.20	.05	10	50	42.63	39.22
718-PC50-7-TO8	PC50-7-TO8	TO8	7.98mm Dia	.65	.20	.05	35	55	52.75	48.79
718-PC100-7-SM	PC100-7-SM	SMD	100mm Dia	.65	.20	5.0	80	55	55.81	49.94
718-PS100-7-CER-PIN	PS100-7-CER-PIN	Cer Pin	10x10mm	.65	.20	5.0	80	50	55.81	49.94
718-PS100-7SM	PS100-7SM	SMD	10x10mm	.65	.20	5.0	80	50	86.46	83.71
718-PS0.25-7-TO52	PS0.25-7-TO52	TO52	.50x.50mm	.65	.20	.10	1	30	13.16	12.18

QUADRANT SILICON PHOTODIODES

For quantities greater than listed, call for quote.

MOUSER STOCK NO.	Pacific Silicon Sensor Part No.	Package	Area	Responsivity A/W @ 633nm	Breakdown Voltage	Dark Current nA @ 10Vr	Capacitance pF @ 10Vr	Rise Time ns @ 10V	Price Each	
									1	5
718-QP100-6-SM	QP100-6-SM	SMD	11.2 Dia	.40	15	5.0	50	50	143.12	128.06
718-QP5.8-6-TO5	QP5.8-6-TO5	TO5	1.2x1.2mm	.40	15	0.4	2.7	20	19.69	18.21
718-QP50-6-18U-SM	QP50-6-18U-SM	SMD	7.98 Dia	.40	15	2.0	25	40	121.78	108.96
718-QP50-6-SM	QP50-6-SM	SMD	7.98 Dia	.40	15	2.0	25	40	121.78	108.96

HIGH SPEED/HIGH GAIN AVALANCHE PHOTODIODES

For quantities greater than listed, call for quote.

MOUSER STOCK NO.	Pacific Silicon Sensor Part No.	Package	Active Area Dia (mm)	Dark Current @ M = 100 Typ nA	Capacitance Typ pF	Rise Time (ns)	Breakdown Voltage	Optimum Gain	Price Each	
									1	5
718-AD800-8-S1	AD800-8-S1	TO52	0.80	2	5	.70	120-200	50-60	110.57	98.93
718-AD1100-8-TO52-S1	AD1100-8-TO52-S1	TO52	0.23	4	8	1	120-200	40-60	126.63	113.30

NEAR INFRA-RED ENHANCED AVALANCHE PHOTODIODES

For quantities greater than listed, call for quote.

MOUSER STOCK NO.	Pacific Silicon Sensor Part No.	Package	Active Area Dia (mm)	Dark Current @ M = 100 Typ nA	Capacitance Typ pF	Rise Time ns	Breakdown Voltage	Optimum Gain	Price Each	
									1	5
718-AD003B-9-TO5I	AD003B-9-TO5I	TO5	.33	2	2	1	120-300	50-60	99.62	89.13
718-AD500-9-TO52-S1	AD500-9-TO52-S1	TO52	.50	.50	1.20	.55	120-300	50-60	76.33	68.30
718-AD1100-9-TO52-S1	AD1100-9-TO52-S1	TO52	1.13	4	3	1.3	120-300	50-60	152.10	136.09

POSITION SENSITIVE DETECTORS

For quantities greater than listed, call for quote.

MOUSER STOCK NO.	Pacific Silicon Sensor Part No.	Description	Price Each	
			1	5
718-DL100-7CER-SMD	DL100-7CER-SMD	Dual Axis Si Position Sensor 10x10mm Active Area in SM Ceramic Pkg	207.59	193.37

© Copyright 2013 Mouser Electronics
© Copyright 2013 Mouser Electronics

RENESAS/CEL Optocouplers

RoHS Compliant **This product is RoHS compliant.**

California Eastern Laboratories

RENESAS/CEL SINGLE TRANSISTOR OPTOCOUPLERS

Applications:
Can be used as an interface circuit for various instrumentations and control equipment in the following:
- AC line/digital logic
- Twisted pair line receiver
- Digital logic/digital logic
- Telephone/telegraph line receiver

Features:
- High isolation voltage
- High current transfer ratio
- Low cost
- High speed switching

Safety Standards:
UL = UL Recognized (UL File No: E72422(S))
UL/BSI = UL Recognized and BSI Approved
UL File No.: E72422(S)/BSI Approved No.: 7112/7420

LEAD-FREE RoHS Compliant

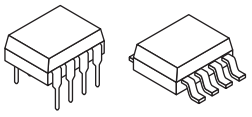

DC Optocouplers, Low Speed Logic Applications

◆ Surface Mount — For quantities greater than listed, call for quote.

MOUSER STOCK NO.	CEL Part No.	Fig.	Package	Safety Standard	IF (mA)	VCEO	VECO	Typical Rise/Fall t_r / t_f (μs)	Current Transfer Ratio (%)	Price Each 1	10	100	500
551-PS2501-1-A	PS2501-1-A	A	DIP-4	UL	80	80	7.0	3.0/5.0	80 to 600	.35	.30	.257	.225
551-PS2501-1-H-A	PS2501-1-H-A	A	DIP-4	UL	80	80	7.0	3.0/5.0	80 to 160	.35	.30	.257	.225
551-PS2501-1-L-A	PS2501-1-L-A	A	DIP-4	UL	80	80	7.0	3.0/5.0	200 to 400	.35	.30	.257	.225
551-PS2501A-1-A	PS2501A-1-A	A	DIP-4	UL	30	70	5.0	5.0/7.0	50 to 400	.34	.30	.257	.214
◆ 551-PS2501L-1-A	PS2501L-1-A	A	DIP-4	UL	80	80	7.0	3.0/5.0	80 to 600	.49	.417	.364	.31
◆ 551-PS2501L-1-H-A	PS2501L-1-H-A	A	DIP-4	UL	80	80	7.0	3.0/5.0	200 to 400	.47	.396	.342	.30
551-PS2501-4-A	PS2501-4-A	B	DIP-16	UL	80	80	7.0	3.0/5.0	80 to 600	1.88	1.62	1.39	1.11
◆ 551-PS2501L-4-A	PS2501L-4-A	B	DIP-16	UL	80	80	7.0	3.0/5.0	80 to 600	1.97	1.69	1.46	1.14
◆ 551-PS2701-1-A	PS2701-1-A	A	SOP-4	UL/BSI	50	40	6.0	3.0/5.0	50 to 300	.55	.46	.407	.342
◆ 551-PS2501AL-1-A	PS2501AL-A	A	DIP-4	UL	30	70	5.0	3.0/5.0	50 to 400	.41	.342	.30	.257
◆ 551-PS2701A-1-A	PS2701A-1-A	A	SOP-4	UL	30	70	5.0	5.0/7.0	50 to 300	.46	.396	.342	.289
◆ 551-PS2801C-1-A	PS2801C-1-A	A	DIP-4	UL	30	80	5.0	5.0/7.0	50 to 400	.54	.492	.396	.342
◆ 551-PS2801-1-A	PS2801-1-A	A	SSOP-4	UL/BSI	50	80	6.0	3.0/5.0	80 to 600	1.02	.91	.765	.658
◆ 551-PS2801C-4-A	PS2801C-4-A	B	SSOP-16	UL	30	80	5.0	5.0/7.0	50 to 400	2.42	2.25	1.80	1.62
◆ 551-PS2801A-1-A	PS2801A-1-A	A	SSOP-4	UL	30	70	5.0	5.0/7.0	50 to 400	.86	.738	.637	.546
◆ 551-PS2801-4-A	PS2801-4-A	B	SSOP-16	UL/BSI	50	80	6.0	3.0/5.0	80 to 600	3.42	2.81	2.65	2.26
◆ 551-PS2801A-4-A	PS2801A-4-A	B	SSOP-16	UL	30	70	5.0	5.0/7.0	50 to 400	3.85	3.42	2.86	2.42

A

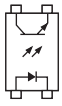

AC Optocouplers High Isolation Voltage

◆ Surface Mount — For quantities greater than listed, call for quote.

MOUSER STOCK NO.	CEL Part No.	Fig.	Package	Safety Standard	IF (mA)	VCEO	VECO	Typical Rise/Fall t_r / t_f (μs)	Current Transfer Ratio (%)	Price Each 1	10	100	500
551-PS2505-1-A	PS2505-1-A	C	DIP-4	UL	80	80	7.0	3.0/5.0	80 to 600	.42	.353	.31	.257
◆ 551-PS2505L-1-A	PS2505L-1-A	C	DIP-4	UL	80	80	7.0	3.0/5.0	80 to 600	.58	.492	.428	.364
551-PS2505-4-A	PS2505-4-A	D	DIP-16	UL/BSI	80	80	7.0	3.0/5.0	80 to 600	2.39	2.15	1.73	1.35
◆ 551-PS2505L-4-A	PS2505L-4-A	D	DIP-16	UL	80	80	7.0	3.0/5.0	80 to 600	2.46	1.93	1.82	1.55
◆ 551-PS2705-1-A	PS2705-1-A	C	SOP-4	UL/BSI	50	40	6.0	3.0/5.0	50 to 300	.94	.824	.655	.508
◆ 551-PS2705A-1-A	PS2705A-1-A	C	SOP-4	UL	30	70	5.0	5.0/7.0	50 to 400	.65	.546	.483	.368
◆ 551-PS2805-1-A	PS2805-1-A	C	SSOP-4	UL/BSI	50	80	6.0	3.0/5.0	80 to 600	.82	.728	.631	.514
◆ 551-PS2805C-4-A	PS2805C-4-A	C	DIP-4	UL	30	80	5.0	5.0/7.0	50 to 400	2.95	2.73	2.18	1.96
◆ 551-PS2805-4-A	PS2805-4-A	D	SSOP-16	UL/BSI	50	80	6.0	3.0/5.0	80 to 600	5.33	4.52	4.08	3.62
◆ 551-PS2805A-4-A	PS2805A-4-A	D	SSOP-16	UL	30	70	5.0	5.0/7.0	50 to 400	3.94	3.06	2.76	2.46

B

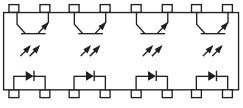

Optocouplers Optimized For Analog Feedback

◆ Surface Mount — For quantities greater than listed, call for quote.

MOUSER STOCK NO.	CEL Part No.	Fig.	Package	Safety Standard	IF (mA)	VCEO	VECO	Typical Rise/Fall t_r / t_f (μs)	Current Transfer Ratio (%)	Price Each 1	10	100	500
DC Devices													
◆ 551-PS2711-1-A	PS2711-1-A	A	SOP-4	UL	50	40	5.0	4.0/5.0	100 to 400	.72	.642	.535	.417
◆ 551-PS2711-1-M-A	PS2711-1-M-A	A	SOP-4	UL	50	40	5.0	4.0/5.0	100 to 200	.60	.514	.449	.375
◆ 551-PS2811-1-A	PS2811-1-A	A	SSOP-4	UL	50	40	5.0	4.0/5.0	100 to 400	1.07	.963	.793	.623
◆ 551-PS2811-1-M-A	PS2811-1-M-A	A	SSOP-4	UL	50	40	5.0	4.0/5.0	100 to 200	1.07	.963	.793	.623
◆ 551-PS2811-4-A	PS2811-4-A	B	SSOP-16	UL	50	40	5.0	4.0/5.0	100 to 400	2.59	2.51	2.34	2.27
◆ 551-PS2911-1-A	PS2911-1-A	A	MiniFlat-4	UL	50	40	5.0	5.0/10.0	100 to 400	1.26	1.12	.942	.803
◆ 551-PS2911-1-K-A	PS2911-1-K-A	A	MiniFlat-4	UL	50	40	5.0	5.0/10.0	200 to 400	1.49	1.20	1.04	.881
AC Devices													
◆ 551-PS2715-1-A	PS2715-1-A	C	SOP-4	UL	50	40	5.0	4.0/5.0	100 to 400	1.00	.888	.747	.63
◆ 551-PS2815-1-A	PS2815-1-A	C	SSOP-4	UL	50	40	5.0	4.0/5.0	100 to 400	1.16	1.01	.781	.717
◆ 551-PS2815-4-A	PS2815-4-A	D	SSOP-16	UL	50	40	5.0	4.0/5.0	100 to 400	4.73	3.68	3.32	2.95
◆ 551-PS2915-1-A	PS2915-1-A	C	MiniFlat-4	UL	50	40	5.0	5.0/10.0	100 to 400	1.56	1.40	1.19	1.03

C

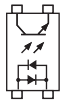

Optocouplers

◆ Surface Mount — For quantities greater than listed, call for quote.

MOUSER STOCK NO.	CEL Part No.	Fig.	Package	Safety Standard	IF (mA)	VCEO	VECO	Typical Rise/Fall t_r / t_f (μs)	Current Transfer Ratio (%)	Price Each 1	10	100	500
DC Devices, High Isolation Voltage													
551-PS2561-1-A	PS2561-1-A	A	DIP-4	UL/BSI	80	80	7.0	3.0/5.0	80 to 400	.55	.471	.40	.294
551-PS2561A-1-A	PS2561A-1-A	A	DIP-4	UL/BSI	30	70	5.0	5.0/7.0	50 to 300	.44	.375	.289	.212
◆ 551-PS2561L-1-H-A	PS2561L-1-H-A	A	DIP-4	UL/BSI	80	80	7.0	3.0/5.0	80 to 160	.49	.417	.364	.31
◆ 551-PS2561AL-1-H-A	PS2561AL-1-H-A	A	DIP-4	UL/BSI	30	70	5.0	5.0/7.0	50 to 300	.48	.407	.353	.30
AC Devices													
551-PS2565-1-A	PS2565-1-A	C	DIP-4	UL/BSI	80	80	7.0	3.0/5.0	80 to 400	.66	.567	.492	.417
◆ 551-PS2565L-1-A	PS2565L-1-A	C	DIP-4	UL/BSI	80	80	7.0	3.0/5.0	80 to 400	.70	.599	.514	.439

D

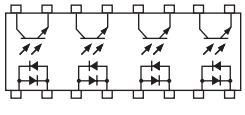

High Speed and High VCE Optocouplers

◆ Surface Mount — For quantities greater than listed, call for quote.

MOUSER STOCK NO.	CEL Part No.	Fig.	Package	Safety Standard	IF (mA)	VCEO	VECO	Typical Rise/Fall t_r / t_f (μs)	Current Transfer Ratio (%)	Price Each 1	10	100	500
551-PS2503-1-A	PS2503-1-A	A	DIP-4	UL/CSA	80	40	0.6	30/30	100 to 400	.90	.77	.663	.567
◆ 551-PS2503L-1-A	PS2503L-1-A	A	DIP-4	UL/CSA	80	40	0.6	30/30	100 to 400	.95	.824	.706	.599
551-PS2513-1-A	PS2513-1-A	A	DIP-4	UL	60	120	6.0	3.0/4.0	25 to 100	.72	.617	.528	.449
◆ 551-PS2703-1-A	PS2703-1-A	A	SOP-4	UL/BSI	50	120	6.0	10/10	50 to 400	.63	.546	.471	.396
◆ 551-PS2703-1-K-A	PS2703-1-K-A	A	SOP-4	UL/BSI	50	120	6.0	10/10	200 to 400	.57	.482	.417	.353
◆ 551-PS2703-1-M-A	PS2703-1-M-A	A	SOP-4	UL/BSI	50	120	6.0	10/10	50 to 150	.73	.61	.536	.454
◆ 551-PS2913-1-A	PS2913-1-A	A	MiniFlat-4	UL	50	120	6.0	10/10	50 to 200	1.34	1.16	.995	.845
◆ 551-PS2913-1-M-A	PS2913-1-M-A	A	MiniFlat-4	UL/BSI	50	120	6.0	10/10	50 to 100	1.34	1.16	.995	.845

© Copyright 2013 Mouser Electronics

© Copyright 2013 Mouser Electronics

RENESAS/CEL Optocouplers

RoHS Compliant **This product is RoHS compliant.**

CEL California Eastern Laboratories

Applications:
Can be used as an interface circuit for various instrumentations and control equipment in the following:
- AC line/digital logic
- Twisted pair line receiver
- Digital logic/digital logic
- Telephone/telegraph line receiver

Features:
- High isolation voltage
- High current transfer ratio
- Low cost
- High speed switching

Safety Standards:
UL = UL Recognized [UL File No: E72422(S)]
UL/CSA = UL Recognized and CSA Approved
UL File No.: E72422(S)/CSA File No.: CA101391
UL/BSI = UL Recognized and BSI Approved
UL File No.: E72422(S)/BSI Approved No.: 7112/7420

LEAD-FREE RoHS Compliant

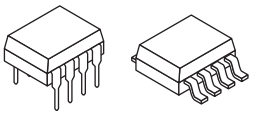

DARLINGTON TRANSISTOR OPTOCOUPLERS

General Purpose Optocouplers

♦ Surface Mount — For quantities greater than listed, call for quote.

MOUSER STOCK NO.	CEL Part No.	Fig.	Package	Safety Standard	IF (mA)	VCEO (V)	VECO (V)	Typical Rise/Fall t_r / t_f (μs)	Current Transfer Ratio (%)	Price Each 1	10	100	500
DC Devices, High Isolation Voltage													
551-PS2502-1-A	PS2502-1-A	A	DIP-4	UL	80	40	6.0	100/100	200 to 2000	.71	.61	.524	.449
♦ 551-PS2502L-1-A	PS2502L-1-A	A	DIP-4 GW	UL	80	40	6.0	100/100	200 to 2000	.87	.77	.653	.556
551-PS2502-4-A	PS2502-4-A	B	DIP-16	UL	80	40	6.0	100/100	200 to 2000	3.18	2.64	2.35	1.85
♦ 551-PS2502L-4-A	PS2502L-4-A	B	DIP-16 GW	UL	80	40	6.0	100/100	200 to 2000	3.21	2.85	2.27	2.02
♦ 551-PS2702-1-A	PS2702-1-A	A	SOP-4 GW	UL/BSI	50	40	6.0	200/200	200 to 2000	1.01	.867	.75	.646
♦ 551-PS2802-1-A	PS2802-1-A	C	SSOP-4 GW	UL/BSI	50	40	6.0	200/200	200 to 2000	1.32	1.18	.963	.835
♦ 551-PS2802-4-A	PS2802-4-A	A	SSOP-16 GW	UL/BSI	50	40	6.0	200/200	200 to 2000	5.03	4.53	3.84	3.43
551-PS2381-1Y-AX	PS2381-1Y-AX	D	LSOP-4	CSA/UL/VDE	1.5	80	7.0	4/5	50 to 400	.80	.738	.535	.482
AC Devices, High Isolation Voltage													
551-PS2506-1-A	PS2506-1-A	E	DIP-4	UL	80	40	6.0	100/100	200 to 2000	.95	.813	.706	.599
♦ 551-PS2506L-1-A	PS2506L-1-A	E	DIP-4 GW	UL	80	40	6.0	100/100	200 to 2000	1.02	.899	.781	.706

Guaranteed 0.4mm Insulation Optocouplers

♦ Surface Mount — For quantities greater than listed, call for quote.

MOUSER STOCK NO.	CEL Part No.	Fig.	Package	Safety Standard	IF (mA)	VCEO (V)	VECO (V)	Typical Rise/Fall t_r / t_f (μs)	Current Transfer Ratio (%)	Price Each 1	10	100	500
DC Devices, High CTR, High Isolation Voltage													
551-PS2562-1-A	PS2562-1-A	A	DIP-4	UL/BSI	80	40	6.0	100/100	200 to 2000	.98	.845	.728	.621
♦ 551-PS2562L-1-A	PS2562L-1-A	A	DIP-4 GW	UL/BSI	80	40	6.0	100/100	200 to 2000	.91	.685	.599	.535

High VCEO Optocouplers

♦ Surface Mount — For quantities greater than listed, call for quote.

MOUSER STOCK NO.	CEL Part No.	Fig.	Package	Safety Standard	IF (mA)	VCEO (V)	VECO (V)	Typical Rise/Fall t_r / t_f (μs)	Current Transfer Ratio (%)	Price Each 1	10	100	500
DC Devices													
551-PS2533-1-A	PS2533-1-A	F	DIP-4	UL/BSI	80	350	6.0	100/100	1500 to 6500	1.56	1.40	1.19	1.03
♦ 551-PS2833-1-A	PS2833-1-A	F	SSOP-4 GW	UL/BSI	50	350	0.3	20/5.0	400 to 4500	1.94	1.67	1.43	1.22
♦ 551-PS2533L-1-A	PS2533L-1-A	E	DIP-4	UL/BSI	80	350	0.6	100/100	1500 to 6500	1.65	1.46	1.22	1.05
♦ 551-PS2933-1-A	PS2933-1-A	F	MiniFlat-4 GW	UL/BSI	50	350	0.3	20/5.0	400 to 4500	1.99	1.72	1.48	1.25

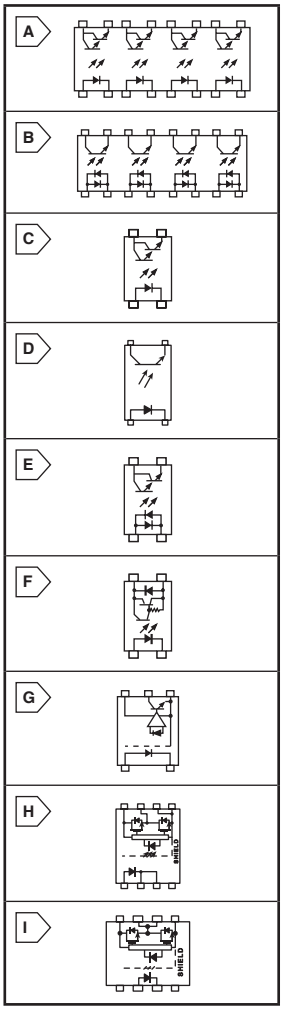

HIGH SPEED OPTOCOUPLERS

Digital

For quantities greater than listed, call for quote.

MOUSER STOCK NO.	CEL Part No.	Fig.	Package	Safety Standard	Digital Speed (Mbps)	VCC Range (V)	Isolation Voltage (VRMS)	Prop. Delay (L/H) (Typ.) (ns)	Threshold Input Curr. (Typ.) (mA)	Price Each 1	10	100	500
10kV/us Minimum Noise Immunity													
551-PS9121-AX	PS9121-AX	G	SOP-5	UL/VDE	10	2.7 to 5.5	2500	43/46	30	3.06	2.84	2.27	1.93
551-PS9122L-1-AX	PS9122-L-AX	G	SO-5	UL	1	4.5 to 5.5	3750	500/700	2	3.03	2.81	2.25	1.90
551-PS9305L-AX	PS9305L-AX	H	SDIP-8	CSA/UL/VDE	0.25	0 to 35	5000	0.18	2	3.18	2.91	2.12	1.90
551-PS9505L3-AX	PS9505L3-AX	I	DIP-8/SMT	CSA/UL/VDE	0.25	0 to 35	5000	0.18	2	2.82	2.59	1.88	1.69
551-PS9505-AX	PS9505-AX	I	DIP-8/SMT	CSA/UL/VDE	0.25	0 to 35	5000	0.18	2	2.82	2.59	1.88	1.69

LASER DIODES

NX7338BF-AA-Features:
- High output power
  P_t = 110mW @ I_{FP} = 400mA*1
- Long wavelength
  λ_c = 1 310nm

*1 Pulse Conditions: Pluse width (PW) = 10μs, Duty = 1%

NX7538BF-AA-Features:
- High output power
  P_t = 80mW @ I_{FP} = 400mA*1
- Long wavelength
  λ_c = 1 550nm

*1 Pulse Conditions: Pluse width (PW) =10μs, Duty = 1%



RoHS Compliant

*Mutiple Quantum Well structured Fabry-Perot Laser Diode Coaxial Module

For quantities greater than listed, call for quote.

MOUSER STOCK NO.	CEL Part No.	Package	Fiber Type	Price Each 1	2	5	10
551-NX7338BF-AA-AZ-P	NX7338BF-AA-AZ-P	Laser Diode Module 1 310NM 110mW	Single Mode	224.70	217.21	209.72	202.23
551-NX7538BF-AA-AZ	NX7538BF-AA-AZ	Laser Diode Module 1 550NM 80mW	Single Mode	240.75	232.73	224.70	216.68

PHOTO DIODES

Features:
- **Small Dark Current:** I_D = 500nA
- **Small Terminal Capacitance:** C_T = 0.35pF at 0.9V_{BR}
- **High Quantum Efficiency:** I_D = 500nA
- **Small Terminal Capacitance:** C_T = 0.35pF at 0.9V_{BR}
- **High Quantum Efficiency:** μ = 90% at λ = 1310nm, M = 1; μ = 77% at λ = 1550nm, M = 1
- **High Speed Responde:** f_C = 2.5GHz at 0.9V_{BR}
- **Detecting Area Size:** ø30μm
- **Coaxial Module with Single Mode Fiber (SM-9/125)**



RoHS Compliant

APD In a Coaxial Package for Fiber Optic Communication and OTDR Applications

For quantities greater than listed, call for quote.

MOUSER STOCK NO.	CEL Part No.	Package	Fiber Type	Price Each 1	2	5	10
551-NR8300FP-CC-AZ	NR8300FP-CC-AZ	30um InGaAs Avalanche Photo Diode	Single Mode	401.25	387.88	374.50	361.13

© Copyright 2013 Mouser Electronics
© Copyright 2013 Mouser Electronics

SHARP Microelectronics Optocouplers

SHARP MICROELECTRONICS OF THE AMERICAS

RoHS Compliant This product is RoHS compliant.

SHARP PHOTOTRIACS COUPLERS Zero crossing functionality (VOX : MAX. 20V)

For quantities greater than listed, call for quote.

MOUSER STOCK NO.	Package	Absolute Max Ratings			Electro-optical Characteristics		Price Each			
		(rms) (A)	VDRM (V)	Viso (rms) (kV)	Ift (mA) MAX.	VD (V)	1	10	100	500
852-PC4SD21YXPCF	DIP 6-Pin	0.1	800	5.0	5	20	1.03	.92	.852	.786
852-PC4SF21YTZBF	DIP 6-Pin	0.1	800	5.0	10	6	1.56	1.40	1.27	1.17
852-S2S3LA0F	Mini-flat 4-Pin	0.05	600	3.75	10	6	.62	.567	.514	.503
852-S2S4A00F	Mini-flat 4-Pin	0.05	600	3.75	10	6	.81	.728	.672	.625
852-S2S4LY0F	Mini-flat 4-Pin	0.05	600	3.75	10	6	.80	.728	.667	.621

SHARP PHOTOINTERRUPTERS

Slot Type

For quantities greater than listed, call for quote.

MOUSER STOCK NO.	Package	Gap Width	Slit Width	Forward Current	Forward Voltage	Power Dissipation	Output		Price Each			
							Voltage	Current	1	10	100	500
852-GP1A50HRJ00F	25x10x6mm	3mm	0.5mm	50mA	5V	75mW	-0.5 to 17V	50mA	1.22	1.16	1.01	.835
852-GP1A52HRJ00F	12.2x10x5mm	3mm	0.5mm	50mA	1.2V	75mW	-0.5 to 17V	50mA	1.07	.974	.888	.824
852-GP1A52LRJ00F	12.2x10x5mm	3mm	0.5mm	50mA	1.2V	250mW	-0.5 to 17V	50mA	1.22	1.16	1.01	.835
852-GP1A57HRJ00F	18.6x15.2x5mm	10mm	1.8mm	50mA	1.2V	250mW	-0.5 to 17V	50mA	1.69	1.53	1.40	1.29
852-GP1S092HCPIF	4.5x2.6x2.9mm	2mm	0.3mm	50mA	1.2V	100mW	35V CEO	20mA	.59	.492	.395	.316
852-GP1S094HCZ0F	5.5x2.6x4.8mm	2mm	0.3mm	50mA	1.2V	75mW	35V CEO	20mA	.64	.514	.353	.281

Flat Type

For quantities greater than listed, call for quote.

MOUSER STOCK NO.	Style	Distance (White Paper)	Distance (Black Paper)	Forward Current	Forward Voltage	Power Dissipation	Output		Price Each			
							Voltage	Current	1	10	100	500
852-GP2A200LCS0F	with Connector	2-22mm	5-15mm	30mA	5V	-	30V	50mA	4.43	4.02	3.69	2.99
852-GP2A231LRSAF	with Connector	1-9mm	3-7mm	20mA	5V	-	7V	50mA	3.51	3.19	2.92	2.70
852-GP2A25J0000F	with Connector	1-9mm	3-7mm	30mA	5V	-	30V	50mA	3.85	3.43	3.16	2.86
852-GP2S60B	Surface Mount	0.7mm	- - -	50mA	1.2V	75mW	35V CEO	20mA	.59	.482	.383	.316

SHARP AMBIENT LIGHT SENSORS

For quantities greater than listed, call for quote.

MOUSER STOCK NO.	Rise/Fall Time (μs-ms)(ms-ms-μs)		Operating Voltage (Vcc)	Output Current (μA)	Peak Sensitivity (nm)	Illuminance/Dynamic Range (lx)	Operating Temperature	Price Each			
	Rise	Fall						1	10	1	200
852-GA1A1S202WP	150-5	150-15	2.3-3.2V	1	555	3-55000	-40°C to 85°C	.97	.835	.764	.662
852-GA1A1S203WP	150-5	150-15	2.3-3.2V	1	555	3-55000	-40°C to 85°C	1.14	.957	.86	.765
852-GA1A1S204WP	150-5	150-15	2.3-3.2V	1	555	3-55000	-40°C to 85°C	1.13	1.01	.953	.893
852-GA1A2S100LY	10-2-500	10-1-250	2.7-3.6V	480	555	10-10000	-40°C to 85°C	1.50	1.39	1.28	1.19
852-GA1A2S100SS	10-2-500	10-1-250	2.7-3.6V	480	555	10-10000	-40°C to 85°C	.98	.871	.821	.79

SHARP PHOTO TRANSISTOR OUTPUT

For quantities greater than listed, call for quote.

MOUSER STOCK NO.	Sharp Part No.	Current Transfer Ratio				Output		Price Each			
		Min (%)	Max (%)	@ Vce	@ If	Vceo Max.	Ic Max.	1	10	100	500
DIP-4 Gull Wing											
852-PC817XJ0000F	PC817XJ0000F	50	600	5V	5mA	80V	50mA	.35	.263	.21	.171
SOP-4											
852-PC354NJ0000F	PC354NJ0000F	20	400	-	1mA	80V	50mA	.49	.407	.328	.266
852-PC355NJ0000F	PC355NJ0000F	120	1500	2V	1mA	35V	80mA	.70	.576	.459	.372
852-PC355NTJ000F	PC355NTJ000F	120	1500	2V	1mA	35V	80mA	.81	.671	.535	.434
852-PC357N1TJ00F	PC357N1TJ00F	50	600	5V	5mA	80V	50mA	.58	.479	.382	.31
852-PC357N3TJ00F	PC357N3TJ00F	50	600	5V	5mA	80V	50mA	.55	.456	.363	.295
852-PC357N4J000F	PC357N4J000F	50	600	5V	5mA	80V	50mA	.49	.408	.325	.264
852-PC357N4TJ00F	PC357N4TJ00F	50	600	5V	5mA	80V	50mA	.58	.479	.382	.31
852-PC357NJ0000F	PC357NJ0000F	50	600	5V	5mA	80V	50mA	.46	.383	.306	.248
852-PC357NTJ000F	PC357NTJ000F	50	600	5V	5mA	80V	50mA	.49	.408	.325	.264
852-PC364NJ0000F	PC364NJ0000F	60	1200	2V	0.5mA	35V	80mA	.75	.621	.496	.403
852-PC365NJ0000F	PC365NJ0000F	60	1200	2V	0.5mA	35V	80mA	.58	.471	.382	.342
852-PC367N2TJ00F	PC367N2TJ00F	60	1200	2V	0.5mA	80V	50mA	.65	.546	.439	.357
852-PC367NJ0000F	PC367NJ0000F	60	1200	2V	0.5mA	80V	50mA	.49	.407	.325	.303
852-PC367NTJ000F	PC367NTJ000F	60	1200	2V	0.5mA	80V	50mA	.66	.546	.439	.356
852-PC3H410NIP0F	PC3H410NIP0F	50	400	-	0.5mA	-	-	.66	.546	.44	.357
852-PC3H411NIP0F	PC3H411NIP0F	50	400	-	0.5mA	-	-	.92	.792	.631	.462
852-PC3H4J00000F	PC3H4J00000F	20	400	-	1mA	80V	50mA	.72	.599	.478	.388
852-PC3H5J00000F	PC3H5J00000F	120	1500	2V	1mA	35V	80mA	.75	.621	.495	.403
852-PC3H711NIP0F	PC3H711NIP0F	100	700	5V	0.5mA	80V	50mA	.58	.479	.382	.31
852-PC3H712NIP0F	PC3H712NIP0F	100	700	5V	0.5mA	80V	50mA	.58	.479	.382	.31
852-PC3H7CDJ000F	PC3H7CDJ000F	20	400	5V	1mA	80V	50mA	.62	.514	.416	.338
852-PC3H7DJ0000F	PC3H7DJ0000F	20	400	5V	1mA	80V	50mA	.63	.524	.421	.341
DIP-4											
852-PC817X2NSZ0F	PC817X2NSZ0F	50	600	5V	5mA	80V	50mA	.39	.288	.229	.186
852-PC817X9NSZ0F	PC817X9NSZ0F	50	600	5V	5mA	80V	50mA	.42	.311	.248	.202

© Copyright 2013 Mouser Electronics
© Copyright 2013 Mouser Electronics

TAOS Opto Components

Products may be RoHS compliant. Check mouser.com for RoHS status.

TAOS' intelligent opto sensors simplify analog-to-digital conversion of light and are designed to reduce the need for signal conditioning or pre-processing circuitry in light-centric systems. TAOS' light sensing solutions improve system performance and reduce design-cycle time giving designers the flexibility they require.

LIGHT-TO-VOLTAGE CONVERTERS

TAOS Inc.'s Light-to-Voltage (LTV) solutions combine a photodiode and transimpedance amplifier on a single monolithic IC
The LTV family provides a linear analog voltage output that is proportional to light intensity which is normally fed to an ADC for digital processing

MOUSER STOCK NO.	Fig.	Responsivity (mV/μW/cm²)	Rise Time (μs)	Spectral Response (nm)	Voltage Range	Price Each 1	10	100	500
856-TSL257-LF	A	1300 @ 470nm	160	350-1000	2.7V to 5.5V	2.16	1.88	1.62	1.46
856-TSL267-LF	A	450 @ 940nm	160	850-1000	2.7V to 5.5V	2.16	1.88	1.62	1.46
856-TSL12S-LF	A	248 @ 640nm	20	320-1050	2.7V to 5.5V	1.81	1.57	1.36	1.22
856-TSL235R-LF	A	248 @ 640nm	20	400-1000	2.7V to 5.5V	3.69	3.37	2.62	1.95
856-TSL253R-LF	A	248 @ 640nm	7	350-1000	2.7V to 5.5V	3.37	2.89	2.60	2.12
856-TSL254R-LF	A	248 @ 640nm	2.5	350-1000	2.7V to 5.5V	3.47	3.04	2.02	1.74
856-TSL250R-LF	A	137 @ 635nm	260	350-1000	2.7V to 5.5V	2.70	2.36	2.02	1.82
856-TSL13S-LF	A	64 @ 640nm	8	320-1050	2.7V to 5.5V	1.35	1.18	1.02	.91
856-TSL251R-LF	A	52 @ 635nm	70	350-1000	2.7V to 5.5V	3.23	2.84	2.42	2.18
856-TSL14S-LF	A	16 @ 640nm	3	320-1050	2.7V to 5.5V	1.35	1.18	1.02	.91
856-TSL252R-LF	A	10.2 @ 635nm	7	350-1000	2.7V to 5.5V	2.70	2.36	2.02	1.82
856-TSL261R-LF	A	43.5 @ 940nm	70	850-1000	2.7V to 5.5V	2.70	2.36	2.02	1.82
856-TSL262R-LF	A	248 @ 640nm	70	850-1000	2.7V to 5.5V	3.23	2.84	1.88	1.62
856-TSL257T	B	248 @ 640nm	160	350-1000	2.7V to 5.5V	2.48	2.16	1.44	1.24
856-TSL12T	B	96 @ 640nm	20	320-1050	2.7V to 5.5V	1.47	1.28	1.10	.984
856-TSL13T	B	24 @ 640nm	8	320-1050	2.7V to 5.5V	1.96	1.72	1.48	1.32
856-TSL250RD	C	69 @ 640nm	260	350-1000	2.7V to 5.5V	3.08	2.70	2.31	2.08
856-TSL251RD	C	17 @ 640nm	70	350-1000	2.7V to 5.5V	3.08	2.70	2.31	2.08

LIGHT-TO-FREQUENCY CONVERTERS

The LTF sensor performs the functions of light sensing, signal conditioning, and A/D conversion in a single monolithic IC
The LTF device converts light intensity to a digital format for a direct interface to a microcontroller

MOUSER STOCK NO.	Fig.	Minimum Full Scale Frequency	Dark Signal Frequency	Spectral Response (nm)	Programmable	Price Each 1	10	100	500
856-TSL237S-LF	A	500KHz	0.1Hz	350-1000	No	4.89	4.28	3.67	3.30
856-TSL237SM-LF	A	500KHz	0.1Hz	350-1000	No	4.19	3.60	2.27	1.96
856-TSL245R	A	500KHz	0.1Hz	850-1000	No	3.85	3.37	2.89	2.60
856-TSL237T	B	500KHz	0.1Hz	350-1000	No	4.74	4.13	3.54	3.19
856-TSL238T	B	500KHz	0.3Hz	350-1000	Yes	2.89	2.62	2.30	2.14
856-TSL230RD	C	1.1MHz	0.4Hz	350-1000	Yes	3.00	2.78	2.68	2.61

LIGHT-TO-DIGITAL CONVERTERS

TAOS Inc.'s Light-to-Digital Converters combine a broadband photodiode (350nm to 1100nm) with a visible light blocking photodiode in a single CMOS integrated circuit

MOUSER STOCK NO.	Fig.	Conversion Time(ms)	Dynamic Range (lux)	ADC Digital Output	Operating Voltage (Typ.)	Price Each 1	10	100	500
856-TSL2550T	B	160,800	0-10,000	7-biy companded	5V	4.16	3.64	3.11	2.80
856-TSL2560T	D	12,100,400	0-40,000	16-bit Linear	5V	3.60	3.08	1.95	1.67
856-TSL2561T	D	12.100,400	0-40,000	16-bit Linear	3V	3.04	2.66	2.28	2.05
856-TSL2563T	D	12.100,400	0-40,000	16-bit Linear	2.5V	3.60	3.08	1.95	1.67
856-TSL2550D	C	160,800	0-10,000	7-biy companded	5V	3.73	3.27	2.80	2.53
856-TSL2561FN	D	12,100/400	0-40,000	16-bit Linear	3V	1.44	1.36	1.14	1.04
856-TSL2563CL	D	12,100/400	0-40,000	16-bit Linear	2.5V	2.12	1.86	1.59	1.43
856-TSL2563FN	D	12,100/400	0-40,000	16-bit Linear	2.5V	2.27	1.99	1.70	1.53
856-TSL27711FN	E	2.58,2.9	0-40,000	16-bit Linear	3V	3.24	2.84	2.45	2.18
856-TSL27713FN	E	2.58,2.9	0-40,000	16-bit Linear	3V	2.89	2.53	2.18	1.95
856-TSL2581CS	F	2.7,688	0-40,000	16-bit Linear	3V	2.68	2.35	2.03	1.82
856-TSL2581FN	G	2.7,688	0-40,000	16-bit Linear	3V	1.62	1.53	1.18	.891

COLOR SENSORS, 2.7V TO 5.5V

The integrated color LTV sensors combine a photodiode, color filter, and transimpedance amplifier on a single die TAOS solution requires fewer components, saves board space and reduces assembly cost over a discrete photodiode approach

MOUSER STOCK NO.	Fig.	Output	Colors	Op. Temperature Range (TA)	Voltage Range	Price Each 1	10	25	50
856-TCS3200D-TR	C	4-Ch Light to Freq.	RGB, Clear	-40°C to 85°C	2.7V to 5.5V	2.61	2.53	2.36	2.18
856-TCS3210D-TR	C	4-Ch Light to Freq.	RGB, Clear	-40°C to 85°C	2.7V to 5.5V	2.61	2.53	2.36	2.18
856-TCS3413FN	H	16-bit Digital	RGB, Clear	-30°C to 70°C	2.7V to 3.6V	3.18	3.01	2.65	2.47
856-TCS3414CS	F	16-bit Digital	RGB, Clear	-40°C to 85°C	2.7V to 3.6V	4.69	4.53	4.25	3.93
856-TCS3414FN	H	16-bit Digital	RGB, Clear	-30°C to 70°C	2.7V to 3.6V	3.94	3.72	3.28	3.06
856-TCS34717FN	H	16-bit Digital	RGB, Clear	-30°C to 70°C	2.7V to 3.6V	2.45	2.31	2.03	1.90
856-TCS3103FN	I	3-Ch Light to Voltage	RGB, Clear	-30°C to 70°C	4.5V to 5.5V	1.84	1.79	1.67	1.54
856-TCS3104FN	I	3-Ch Light to Voltage	RGB, Clear	-30°C to 70°C	4.5V to 5.5V	1.84	1.79	1.67	1.54

DIGITAL PROXIMITY DETECTOR

The TSL2671 family of devices provides a complete proximity detection system and digital interface logic in a single 6-pin package. The device includes a digital proximity sensor with integrated LED driver for the required external IR LED.

MOUSER STOCK NO.	Fig.	Programmable Wait Time	Output Current	Op. Temperature Range (TA)	Voltage Range	Price Each 1	10	25	50
856-TSL26711FN	E	2.72ms to > 8sec	-1mA to 20mA	-40°C to 85°C	2.6V to 3.6V	1.32	1.24	1.09	1.03
856-TSL26713FN	E	2.72ms to > 8sec	-1mA to 20mA	-40°C to 85°C	2.6V to 3.6V	1.32	1.24	1.09	1.03

LINEAR SENSOR ARRAYS

MOUSER STOCK NO.	Fig.	DPI	Pixels	Active Length (mm)	Max Clock Speed	Price Each 1	10	100	500
856-TSL1401CS	J	400	128	8.12	8MHz	9.44	8.09	5.57	4.79
856-TSL1402R	K	400	256	–	8MHz	17.92	17.15	11.31	10.30
856-TSL202R	K	200	128	–	5MHz	13.38	10.70	10.30	9.97
856-TSL1406R	L	400	768	2.08	8MHz	27.39	24.90	19.56	18.25
856-TSL1406RS	L	400	768	2.08	8MHz	27.39	24.90	22.82	18.25
856-TSL1410R	L	400	1280	3.58	8MHz	50.32	45.28	40.25	28.75
856-TSL1412S	L	400	1536	3.59	8MHz	69.50	58.80	32.10	30.98
856-TSL1401CL	M	400	128	8.064	8MHz	9.66	8.53	6.05	5.18
856-TSL3301CL	M	300	102	8.573	1MHz	9.84	8.93	6.15	4.56

EVALUATION BOARDS (EVM)

MOUSER STOCK NO.	Description	Price Each
856-TCS3200EVM	Evaluation system for TCS230 color sensor, consists of a lens module,white LED illuminator	187.25
856-LTFEVM	Evaluation system for Light to Frequency Module	204.37

A
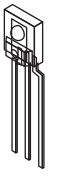
B
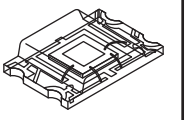
C
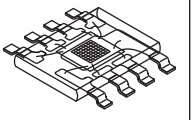
D
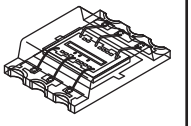
E

F

G
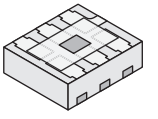
H

I

J

K

L

M


© Copyright 2013 Mouser Electronics

© Copyright 2013 Mouser Electronics

TOSHIBA Op Amps and Photocouplers

RoHS Compliant This product is RoHS compliant.

TOSHIBA Leading Innovation — OPERATIONAL AMPLIFIERS

PRODUCT NEW

For quantities greater than listed, call for quote.

MOUSER STOCK NO.	Toshiba Part No.	Package Type	Type	Input Offset Voltage (mV) (Max)	Input Bias Current (Max)	Slew Rate (V/uS)	Output Current (mA)	Price Each 1	10	100	250
Low Noise											
757-TC75S63TUTE85LF	TC75S63TU(TE85L,F)	SON-5	Single/Dual	7	1pA	1	4	.64	.524	.473	.382

TOSHIBA Leading Innovation — PHOTOCOUPLERS

Photovoltaic Output Devices

PRODUCT NEW

For quantities greater than listed, call for quote.

MOUSER STOCK NO.	Toshiba Part No.	Package Type	Description	Voltage Output (V)	Isolation Voltage (Vrms)	Price Each 1	10	100
757-TLP590B(C,F)	TLP590B(C,F)	DIP-6	Standard	7	2500	3.35	2.41	2.28
757-TLP591B(C,F)	TLP591B(C,F)	DIP-6	Internal shunt resistor	7	2500	3.08	2.46	2.10
757-TLP190B(U,C,F)	TLP190B(U,C,F)	MFSOP6	Standard	7	2500	2.04	1.64	1.27
757-TLP191BTPR,U,C,F	TLP191B(TPR,U,C,F)	MFSOP6	Internal shunt resistor	7	2500	2.89	2.31	1.80
757-TLP191B(U,C,F)	TLP191B(U,C,F)	MFSOP6	Internal shunt resistor	24	2500	2.89	2.31	1.80

Transistor Output Devices

PRODUCT NEW

For quantities greater than listed, call for quote.

757-TLP124(BV-TPR,F)	TLP124(BV-TPR,F)	MFSOP6	Low input current	80	3750	.85	.656	.524
757-TLP124(F)	TLP124F	SOP-6	Low input current	80	3750	.59	.471	.407
757-TLP124(TPR,F)	TLP124(TPR,F)	MFSOP6	AC input, Low input current	80	3750	.59	.471	.407
757-TLP126(F)	TLP126(F)	MFSOP6	AC input, Low input current	80	3750	.80	.642	.546
757-TLP126(TPR,F)	TLP126(TPR,F)	MFSOP6	AC input, Low input current	80	3750	.93	.77	.627
757-TLP127TPRUF	TLP127(TPR,U,F)	MFSOP6	Darlington, High VCEO	300	2500	.75	.599	.514
757-TLP184E	TLP184(E)	SOIC-6	AC/DC Input module	80	3750	.48	.396	.375
757-TLP184GBE	TLP184(GB,E)	SOIC-6	AC/DC Input module	80	3750	.48	.396	.375
757-TLP184GBTPLE	TLP184(GB-TPL,E)	SOIC-6	AC/DC Input module	80	3750	.48	.396	.375
757-TLP184TPRE	TLP184(TPR,E)	SOIC-6	AC/DC Input module	80	3750	.48	.396	.375
757-TLP185E	TLP185(E)	SOIC-6	AC/DC Input module	80	3750	.41	.332	.30
757-TLP185GBE	TLP185(GB,E)	SOIC-6	AC/DC Input module	80	3750	.41	.332	.30
757-TLP185GBTPRE	TLP185(GB-TPR,E)	SOIC-6	AC/DC Input module	80	3750	.41	.332	.30
757-TLP185GRE	TLP185(GR,E)	SOIC-6	AC/DC Input module	80	3750	.41	.332	.30
757-TLP185GRTPRE	TLP185(GR-TPR,E)	SOIC-6	AC/DC Input module	80	3750	.41	.332	.30
757-TLP281-4(GB-TP,F	TLP281-4(GB-TP,F)	SOP-16	Four TLP821 channels, SEMKO-approved	80	2500	1.71	1.37	1.03
757-TLP283-4(TP,PF)	TLP283-4(TP,PF)	SOP-16	AC Input, Programmable Controller	100	2500	2.62	2.10	1.57
757-TLP2904GBE	TLP290-4(GB,E)	SO-16	AC Input, Gallium arsenide infrared emitter	80	2500	1.99	1.80	1.44
757-TLP2914GBE	TLP291-4(GB,E)	SO-16	DC Input, Gallium arsenide infrared emitter	80	2500	1.59	1.43	1.16
757-TLP371(TP1,F)	TLP371(TP1,F)	DIP-6	Gullwing, Darlington, High VCEO, SEMKO-approved	300	5000	.78	.621	.535
757-TLP372(F)	TLP372(F)	DIP-6	Darlington, High VCEO, No base connection	300	5000	.80	.642	.546
757-TLP504A(GB,F)	TLP504A(GB,F)	DIP-8	Standard, Programmable Controllers AC/DC	55	2500	1.12	.899	.77
757-TLP504A-2(GB,F)	TLP504A-2(GB,F)	DIP-8	Standard, Programmable Controllers AC/DC	55	2500	2.25	1.80	1.35
757-TLP559(F)	TLP559(F)	DIP-8	High CMR, no internal base connection	15	2500	2.01	1.61	1.20
757-TLP559(IGM,F)	TLP559(IGM,F)	DIP-8	High CMR	15	2500	2.01	1.61	1.20
757-TLP620-4(F)	TLP620-4(F)	DIP-16	Four channels	55	5000	2.48	1.98	1.48
757-TLP620-4(GB,F)	TLP620-4(GB,F)	DIP-16	Four channels	55	5000	1.80	1.43	1.07
757-TLP620-4(GB-LF1	TLP620-4(GB-LF1,F)	DIP-16	Four channels	55	5000	1.80	1.43	1.07
757-TLP624-2(F)	TLP624-2(F)	DIP-8	Two TLP624 channels, BSI-approved	55	5000	1.34	1.07	.91
757-TLP624-4(F)	TLP624-4(F)	DIP-16	Four TLP624 channels, BSI-approved	55	5000	2.41	1.93	1.50
757-TLP624F	TLP624F	DIP-4	Low input current, BSI approved	55	5000	.64	.514	.439
757-TLP626(F)	TLP626(F)	DIP-4	AC input, Low input current, BSI-approved	55	5000	.94	.749	.642
757-TLP626-4(F)	TLP626-4(F)	DIP-16	Four TLP626 channels, BSI-approved	55	5000	3.62	2.89	2.25
757-TLP627-4F	TLP627-4F	DIP-16	Four channels, BSI approved	300	5000	2.41	1.93	1.44
757-TLP631(GB,F)	TLP631(GB,F)	DIP-6	Standard, internal base connection	55	5000	.67	.535	.46
757-TLP700F	TLP700(F)	DIP-6	High-speed, Low power consumption	30	5000	2.41	1.93	1.50
757-TLP719(TP,F)	TLP719(TP,F)	DIP-6	High isolation, High CMR	40	5000	1.98	1.58	1.19
757-TLP781(F)	TLP781(F)	DIP-4	High isolation, UL double protection approved	80	5000	.24	.19	.163
757-TLP781(GB-LF6,F)	TLP781(GB-LF6,F)	DIP-4	High isolation, UL double protection approved	80	5000	.41	.333	.272
757-TLP781(GR-LF6,F)	TLP781(GR-LF6,F)	DIP-4	High isolation, UL double protection approved	80	5000	.25	.195	.166
757-TLP781F(GR,F)	TLP781F(GR,F)	DIP-4	Silicon Photo Transistor	80	5000	.28	.225	.193

Triac Output Devices

For quantities greater than listed, call for quote.

757-TLP160(TPR,U,C,F	TLP160J(TPR,U,C,F)	MFSOP6	Non-zero-voltage turn-on	600	2500	.96	.77	.663
757-TLP161JTPR,U,C,F	TLP161J(TPR,U,C,F)	MFSOP6	Zero-voltage turn-on	600	2500	.93	.77	.627
757-TLP168JTPR,U,C,F	TLP168J(TPR,U,C,F)	MFSOP6	Zero-voltage turn-on, Extra-low IFT	600	2500	1.16	.92	.792
757-TLP525G-2(F)	TLP525G-2(F)	DIP-8	Two TLP525G channels	600	2500	1.61	1.28	.963
757-TLP525GF	TLP525GF	DIP-4	Two isolated channels	400	2500	.80	.642	.546
757-TLP748JD4F	TLP748J(D4,F)	DIP-6	4mm internal creepage path	600	4000	1.06	.92	.738
757-TLP748JF	TLP748J(F)	DIP-6	4mm internal creepage path	600	4000	1.04	.899	.728

TOSHIBA Leading Innovation — IC OUTPUT DEVICES

For quantities greater than listed, call for quote.

757-TLP105(F)	TLP105(F)	SOP-6	Buffer logic	0.0016	3750	2.53	2.02	1.57
757-TLP108(F)	TLP108(F)	SOP-6	Inverter logic	0.0016	3750	2.53	2.02	1.57
757-TLP109E	TLP109(E(O	SO-6	High operating temperature	0.08	3750	2.19	1.75	1.32
757-TLP115A(TPR,F)	TLP115A(TPR,F)	SOP-6	Open collector, High sensitive	0.025	2500	3.86	3.09	2.62
757-TLP116(F)	TLP116(F)	SOP-6	High-speed, Inverter logic	0.01	3750	3.62	2.89	2.25
757-TLP117F	TLP117(F)	SOP-6	High-speed, Inverter logic	0.01	3750	3.66	2.92	2.27
757-TLP118E	TLP118(E(O	SO-6	Open collector output, High-gain, High-speed	0.025	3750	1.86	1.49	1.33
757-TLP172A(F)	TLP172A(F)	SOP-4	Low trigger current, High output current, General purpose	0.05	1500	1.87	1.50	1.12
757-TLP172G(F)	TLP172G(F)	SOP-4	Low trigger current, General purpose	0.05	1500	1.80	1.43	1.07
757-TLP2066(F)	TLP2066(F)	SOP-6	High-speed, Inverter logic	0.01	3750	2.01	1.61	1.20
757-TLP2166AF	TLP2166A(F)	SO-8	High-speed, Inverter logic, Low input current	0.03	2500	2.95	2.57	2.05
757-TLP2200F	TLP2200F	DIP-8	Low input current, High-speed	0.025	2500	2.94	2.35	2.00
757-TLP222A-2(F)	TLP222A-2(F)	DIP-8	Low trigger current, High output current	0.05	2500	2.65	2.12	1.58
757-TLP222AF	TLP222AF	DIP-4	Low trigger current, High output current	0.05	2500	1.64	1.31	.979
757-TLP222G(F)	TLP222G(F)	DIP-4	Low trigger current, General purpose	0.05	2500	1.44	1.16	.867
757-TLP227G-2(F)	TLP227G-2(F)	DIP-8	Two channels	0.05	2500	2.89	2.31	1.80
757-TLP250	TLP250(TP1,F)	DIP-8	Medium-power IGBT/MOSFET direct drive, High-speed	0.0015	2500	2.14	1.71	1.28
757-TLP557(F)	TLP557(F)	DIP-8	High-speed, High power transistor direct drive	0.25	2500	1.93	1.54	1.16
757-TLP592A(F)	TLP592A(F)	DIP-6	Low trigger current, High output current	0.05	2500	1.49	1.18	.889
757-TLP598GAF	TLP598GAF	DIP-6	Low trigger current	0.02	2500	3.35	2.68	2.28
757-TLP705(TP,F)	TLP705(TP,F)	DIP-6	Low-power IGBT/MOSFET direct drive, High-speed, Low-power	0.45	5000	2.35	1.88	1.41
757-TLP715F	TLP715(F)	DIP-6	Buffer logic	0.003	5000	2.21	1.93	1.44
757-TLP112(TPR,F)	TLP112(TPR,F)	MFSOP6	High-speed, High CMR	0.005	2500	1.73	1.38	1.18
757-TLP115A(F)	TLP115A(F)	MFSOP6	High sensitive version of TLP115	0.005	2500	3.75	3.00	2.55
757-TLP250(F)	TLP250(F)	DIP-8	Medium-power IGBT/MOSFET direct drive, High-speed	1.5	2500	2.01	1.61	1.20
757-TLP251(F)	TLP251(F)	DIP-8	Low-power IGBT/MOSFET direct drive	0.4	2500	1.87	1.50	1.12
757-TLP2531(F)	TLP2531(F)	DIP-8	Dual channel version of 6N135, TLP550	0.016	2500	2.89	2.31	1.80
757-TLP2601(F)	TLP2601(F)	DIP-8	High CMR, High-speed	0.005	2500	2.14	1.71	1.28
757-TLP2630(F)	TLP2630(F)	DIP-8	Dual channel version of 6N137, TLP552	0.005	2500	2.19	1.93	1.50
757-TLP2631(F)	TLP2631(F)	DIP-8	High CMR, Dual channel version of TLP554	0.005	2500	2.19	1.93	1.50
757-TLP351(F)	TLP351(F)	DIP-8	Low-power IGBT/MOSFET direct drive	0.005	3750	1.87	1.50	1.12
757-TLP550(F)	TLP550(F)	DIP-8	No internal base connection, High-speed, High CMR	0.016	2500	1.48	1.18	.883

© Copyright 2013 Mouser Electronics
© Copyright 2013 Mouser Electronics

VISHAY Optocouplers

RoHS Compliant **This product is RoHS compliant.**

PHOTO DARLINGTON OUTPUT

Safety Standards:
- UL = UL Recognized (UL File No: E76222)
- UL/VDE = UL Recognized (E76222) and VDE Recognized

◆**Surface Mount Device**
- UL/BSI/VDE = UL Recognized (E76222), BSI and VDE Recognized

For quantities greater than listed, call for quote.

MOUSER STOCK NO. / Mfr. / Mfr. Part No.	Fig.	Package	Safety Standard	IF (Max.) (mA)	VCEO (Max.) (V)	VECO (Max.) (V)	Turn-On/ Turn-Off Times Typ. (μs)	Isolation Voltage (VRMS)	Current Transfer Ratio (Min./Typ./Max.) (%)	Price Each 1	100	500	1000
Single Channel													
78—4N32	A	DIP-6	UL/BSI	60	30	5	5.0/100 Max.	5.3kV	500/----/----	.31	.268	.235	.203
78—4N33	A	DIP-6	UL/BSI	60	30	5	5.0/100 Max.	5.3kV	500/----/----	.29	.265	.21	.201
782—H11B1	A	DIP-6	UL	60	25	7	5.0/30	5.3kV	500/----/----	.77	.655	.578	.506
782—H11B2	A	DIP-6	UL	60	25	7	5.0/30	5.3kV	200/----/----	.82	.653	.546	.482
782—H11B3	A	DIP-6	UL	60	25	7	5.0/30	5.3kV	100/----/----	.77	.61	.535	.471
◆ 782—IL223AT	B	SOIC-8	UL	60	30	5	----/----	4.0kV	500/----/----	1.00	.792	.61	.482
782—MCA231	A	DIP-6	UL	60	30	7	10/30	5.3kV	200/----/----	.70	.546	.482	.428
Dual Channel													
◆ 782—ILD223T	C	SOIC-8	UL	30	30	5	15/30 Min.	4.0kV	500/----/----	1.78	1.41	1.09	.856
Quad Channel													
782—ILQ66-4	D	DIP-16	UL	60	60	-----	200/200	5.3kV	500/----/----	3.96	2.89	2.33	1.96
◆ 782—TCMD4000	E	SOP-16	UL	60	35	7	300/250	3.75kV	600/800/----	1.69	1.41	1.19	1.03

PHOTO DARLINGTON OUTPUT, HIGH SPEED, LOW INPUT CURRENT

For quantities greater than listed, call for quote.

MOUSER STOCK NO. / Mfr. / Mfr. Part No.	Fig.	Package	Safety Standard	IF (mA)	Max. Supply Volt. (V)	Data Rate Typ (bit/s)	Delay Time tPHL/tPLH (Typ.)(μs)	Isolation Voltage (VRMS)	Current Transfer Ratio (Min./Typ./Max.) (%)	Price Each 1	100	500	1000
Single Channel													
782—6N138	F	DIP-8	UL	25	7	100K	2.0/2.0	5.3kV	300/1600/----	1.53	1.09	.831	.656
782—6N139	F	DIP-8	UL	25	18	100K	6.0/4.0	5.3kV	400/1600/----	1.56	1.08	.867	.77

PHOTO TRANSISTOR OUTPUT

◆**Surface Mount Device**

For quantities greater than listed, call for quote.

MOUSER STOCK NO. / Mfr. / Mfr. Part No.	Fig.	Pkg.	Safety Standard	IF (Max.) (mA)	VCEO (Max.) (V)	VEBO (Max.) (V)	Rise and Fall Times Typ. (μs)	Isolation Voltage (VRMS)	Current Transfer Ratio (Min./Typ./Max.)(%)	Price Each 1	100	500	1000
Single Channel													
◆ 78—VOM617A-1T	G	SOP-4	UL, DIN, FIMKO, CQC	1.6	80	7	3.0/3.0	3.75kV	40/---/80	.32	.257	.214	.193
◆ 78—VOM617A-2T	G	SOP-4	UL, DIN, FIMKO, CQC	1.6	80	7	3.0/3.0	3.75kV	63/---/125	.32	.257	.214	.193
◆ 78—VOM617A-3T	G	SOP-4	UL, DIN, FIMKO, CQC	1.6	80	7	3.0/3.0	3.75kV	100/---/200	.32	.257	.214	.193
◆ 78—VOM617A-4T	G	SOP-4	UL, DIN, FIMKO, CQC	1.6	80	7	3.0/3.0	3.75kV	160/---/320	.32	.257	.214	.193
◆ 78—VOM617A-7T	G	SOP-4	UL, DIN, FIMKO, CQC	1.6	80	7	3.0/3.0	3.75kV	80/---/160	.32	.257	.214	.193
◆ 78—VOM618A-1T	G	SOP-4	UL, DIN, FIMKO, CQC	5	80	7	6.0/6.0	3.75kV	40/---/80	.46	.364	.30	.278
◆ 78—VOM618A-2T	G	SOP-4	UL, DIN, FIMKO, CQC	5	80	7	6.0/6.0	3.75kV	63/---/125	.46	.364	.30	.278
◆ 78—VOM618A-3T	G	SOP-4	UL, DIN, FIMKO, CQC	5	80	7	6.0/6.0	3.75kV	100/---/200	.46	.364	.30	.278
◆ 78—VOM618A-4T	G	SOP-4	UL, DIN, FIMKO, CQC	5	80	7	6.0/6.0	3.75kV	160/---/320	.46	.364	.30	.278
◆ 78—VOM618A-7T	G	SOP-4	UL, DIN, FIMKO, CQC	5	80	7	6.0/6.0	3.75kV	80/---/160	.46	.364	.30	.278
◆ 78—VOM618AT	G	SOP-4	UL, DIN, FIMKO, CQC	5	80	7	6.0/6.0	3.75kV	50/---/600	.46	.364	.30	.278
78—4N36	H	DIP-6	UL	50	70	7	10/10	5.0kV	100/----/----	.29	.257	.203	.193
78—4N37	H	DIP-6	UL	50	70	7	10/10	5.0kV	100/----/----	.29	.257	.203	.193
782—CNY17G-3	H	DIP-6	UL/BSI	60	32	7	7.0/6.7	3.75kV	100/-----/200	.28	.246	.193	.193
78—4N25	H	DIP-6	UL/BSI	60	70	7	2.0/2.0	5.0kV	20/50/----	.29	.257	.203	.193
78—4N26	H	DIP-6	UL/BSI	60	70	7	2.0/2.0	5.0kV	20/50/----	.29	.257	.203	.193
78—4N27	H	DIP-6	UL/BSI	60	70	7	2.0/2.0	5.0kV	10/30/----	.29	.257	.203	.193
78—4N28	H	DIP-6	UL/BSI	60	70	7	2.0/2.0	5.0kV	10/30/----	.29	.265	.21	.201
782—4N38	H	DIP-6	UL	60	70	7	10/10	5.3kV	20/----/----	.61	.417	.278	.214
782—CNY17-1	H	DIP-6	UL/BSI	60	70	7	2.0/2.0	5.3kV	40/80/----	.32	.275	.24	.213
782—CNY17F-1	H	DIP-6	UL/BSI	60	70	7	2.0/2.0	5.3kV	13/30/----	.66	.46	.31	.235
782—CNY17-2	H	DIP-6	UL/BSI	60	70	7	2.0/2.0	5.3kV	63/125/----	.32	.275	.24	.213
782—CNY17F-2	H	DIP-6	UL/BSI	60	70	7	2.0/2.0	5.3kV	22/45/----	.66	.46	.31	.235
782—CNY17F-2X006	H	DIP-6	UL/BSI	60	70	7	2.0/2.0	5.3kV	22/45/----	.42	.30	.246	.235
782—CNY17-3X006	H	DIP-6	UL/BSI	60	70	7	2.0/2.0	5.3kV	100/200/----	.42	.30	.246	.235
◆ 782—CNY17-3X007	H	SMD-6	UL/BSI	60	70	7	2.0/2.0	5.3kV	100/200/----	.42	.30	.246	.235
◆ 782—CNY17-3X007T	H	SMD-6	UL/BSI	60	70	7	2.0/2.0	5.3kV	100/200/----	.47	.375	.31	.289
782—CNY17F-3	H	DIP-6	UL/BSI	60	70	7	2.0/2.0	5.3kV	34/70/----	.66	.46	.31	.235
782—CNY17F-3X001	H	DIP-6	UL/BSI	60	70	7	2.0/2.0	5.3kV	34/70/----	.42	.332	.268	.235
782—CNY17F-3X006	H	DIP-6	UL/BSI	60	70	7	2.0/2.0	5.3kV	34/70/----	.42	.30	.246	.235
782—CNY17F-3X016	H	DIP-6	UL/BSI	60	70	7	2.0/2.0	5.3kV	34/70/----	.47	.342	.268	.262
782—CNY17-4	H	DIP-6	UL/BSI	60	70	7	2.0/2.0	5.3kV	160/320/----	.32	.275	.24	.213
782—CNY17-4.	H	DIP-6	UL/BSI	60	70	7	2.0/2.0	5.3kV	160/320/----	.33	.257	.225	.203
782—CNY17F-4	H	DIP-6	UL/BSI	60	70	7	2.0/2.0	5.3kV	160/320/----	.58	.426	.299	.227
782—H11A1	H	DIP-6	UL/BSI/CSA	60	70	7	3.0/3.0	5.3kV	50/----/----	.75	.514	.375	.30
782—H11A2	H	DIP-6	UL/BSI/CSA	60	70	7	3.0/3.0	5.3kV	20/----/----	.47	.396	.321	.278
782—H11A3	H	DIP-6	UL/BSI/CSA	60	70	7	3.0/3.0	5.3kV	20/----/----	.47	.396	.321	.278
782—H11A4	H	DIP-6	UL/BSI/CSA	60	70	7	3.0/3.0	5.3kV	10/----/----	.49	.396	.321	.289
782—H11A5	H	DIP-6	UL/BSI/CSA	60	70	7	3.0/3.0	5.3kV	30/----/----	.49	.396	.321	.289
782—IL2	H	DIP-6	UL	60	70	7	2.6/2.2	5.3kV	100/200/500	.67	.567	.471	.417
78—VO617A	G	DIP-4	UL/DIN/BSI/FIMKO	60	80	7	2	5000	50/----/600	.32	.235	.214	.194
78—VO617A-3	G	DIP-4	UL/DIN/BSI/FIMKO	60	80	7	2	5000	100/----/200	.32	.235	.214	.194
◆ 78—VO617A-3X017T	G	SMD-4	UL/DIN/BSI/FIMKO	60	80	7	2	5000	100/----/200	.48	.353	.321	.289
78—VO618A	G	DIP-4	UL/DIN/BSI/FIMKO	60	80	7	2	5000	50/----/600	.46	.332	.30	.278
78—VO618A-3	G	DIP-4	UL/DIN/BSI/FIMKO	60	80	7	2	5000	100/----/200	.46	.332	.30	.278
◆ 78—VO618A-3X017T	G	SMD-4	UL/DIN/BSI/FIMKO	60	80	7	2	5000	100/----/200	.59	.428	.385	.353
◆ 78—VOL618A-2T	G	SOP-4	UL/DIN/BSI/FIMKO	60	80	7	3.5/5	5000	63/----/125	.51	.407	.332	.31
◆ 78—VOL618A-3T	G	SOP-4	UL/DIN/BSI/FIMKO	60	80	7	3.5/5	5000	100/----/200	.51	.407	.332	.31
◆ 78—VOL617A-1X001T	G	SOP-4	UL/DIN/BSI/FIMKO	60	80	7	3.5/5	5000	40/----/80	.38	.30	.246	.225
◆ 78—VOL617A-2X001T	G	SOP-4	UL/DIN/BSI/FIMKO	60	80	7	3.5/5	5000	63/----/125	.38	.30	.246	.225
◆ 78—VOL617A-3X001T	G	SOP-4	UL/DIN/BSI/FIMKO	60	80	7	3.5/5	5000	100/----/200	.38	.30	.246	.225
◆ 78—VOL617A-4X001T	G	SOP-4	UL/DIN/BSI/FIMKO	60	80	7	3.5/5	5000	160/----/320	.38	.30	.246	.225
782—SFH640-2	H	DIP-6	UL/BSI/CSA	60	300	7	2.5/5.5	5.3kV	63/----/125	1.34	1.01	.803	.781
78—CNY64	G	4-Pin	UL/VDE	75	32	7	2.4/2.7	8.2kV	50/----/300	1.73	1.37	1.19	.947
◆ 782—CNY64ABST	G	SMD-4	DIN/IEC/VDE	75	32	7	2.4/2.7	8.2kV	80/----/240	2.02	1.69	1.39	1.14
◆ 782—CNY64AGRST	G	SMD-4	DIN/IEC/VDE	75	32	7	2.4/2.7	8.2kV	100/----/300	2.02	1.69	1.39	1.14
◆ 782—CNY64AYST	G	SMD-4	DIN/IEC/VDE	75	32	7	2.4/2.7	8.2kV	50/----/150	2.02	1.69	1.39	1.14
◆ 782—CNY64ST	G	SMD-4	DIN/IEC/VDE	75	32	7	2.4/2.7	8.2kV	50/----/300	1.92	1.61	1.32	1.17
78—CNY65	G	4-Pin	UL/VDE	75	32	7	2.4/2.7	13.9kV	50/----/300	1.73	1.37	1.19	.978
◆ 782—CNY65ABST	G	SMD-4	DIN/IEC/VDE	75	32	7	2.4/2.7	8.2kV	80/----/240	2.02	1.69	1.39	1.14
◆ 782—CNY65AGRST	G	SMD-4	DIN/IEC/VDE	75	32	7	2.4/2.7	8.2kV	100/----/300	2.02	1.69	1.39	1.14
◆ 782—CNY65AYST	G	SMD-4	DIN/IEC/VDE	75	32	7	2.4/2.7	8.2kV	50/----/150	2.02	1.69	1.39	1.14
◆ 782—CNY65ST	G	SMD-4	DIN/IEC/VDE	75	32	7	2.4/2.7	8.2kV	50/----/300	1.92	1.61	1.32	1.17
78—CNY66	G	4-Pin	UL/VDE	75	32	7	2.4/2.7	13.9kV	50/----/300	3.38	2.09	1.73	1.68
782—CNY65A	G	4-Pin	UL/VDE	75	32	7	2.4/2.7	13.9kV	63/----/125	1.82	1.44	1.25	1.03
782—CNY65B	G	4-Pin	UL/VDE	75	32	7	2.4/2.7	13.9kV	100/----/200	1.88	1.50	1.29	1.03
782—CNY65EXI	G	4-Pin	-----	75	32	7	2.4/2.4	11.6kV	50/100/300	5.75	4.56	3.96	3.14

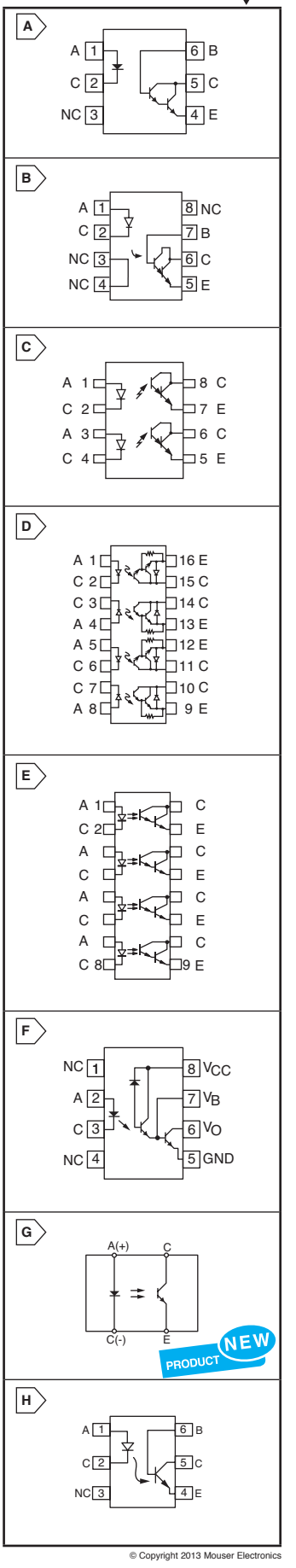

© Copyright 2013 Mouser Electronics

© Copyright 2013 Mouser Electronics

VISHAY Optocouplers

RoHS Compliant **This product is RoHS compliant.**

PHOTO TRANSISTOR OUTPUT (CONT.)

♦Surface Mount Device

Safety Standards:
- UL = UL Recognized (UL File No: E76222)
- UL/VDE = UL Recognized (E76222) and VDE Recognized
- UL/BSI/VDE = UL Recognized (E76222), BSI and VDE Recognized

For quantities greater than listed, call for quote.

MOUSER STOCK NO. Mfr.	Mfr. Part No.	Fig.	Package	Safety Standard	IF (mA)	VCEO (Max.) (V)	VECO (Max.) (V)	Rise and Fall Times Typ. (μs)	Isolation Voltage (VRMS)	Current Transfer Ratio (Min./Typ./Max.) (%)	Price Each 1	100	500	1000
782—	CNY75A	A	DIP-6	UL/BSI/VDE	60	70	7	----/----	5.0kV	63/---/125	.33	.257	.225	.203
782—	CNY75B	A	DIP-6	UL/BSI/VDE	60	70	7	----/----	5.0kV	100/----/200	.21	.192	.18	.174
782—	CNY75C	A	DIP-6	UL/BSI/VDE	60	70	7	----/----	5.0kV	160/----/320	.33	.257	.225	.203
782—	CNY75GA	A	DIP-6	UL/BSI/VDE	60	70	7	3.0/3.7	5.0kV	63/---/125	.34	.278	.225	.203
782—	CNY75GB	A	DIP-6	UL/BSI/VDE	60	70	7	3.0/3.7	5.0kV	100/----/200	.33	.257	.225	.203
782—	CNY75GC	A	DIP-6	UL/BSI/VDE	60	70	7	3.0/3.7	5.0kV	160/----/320	.33	.246	.203	.193
782—	CQY80N	A	DIP-6	UL/BSI/VDE	60	32	7	7.0/6.7	5.0kV	50/90/----	.29	.214	.197	.171
782—	CQY80NG	A	DIP-6	UL/BSI/VDE	60	32	7	7.0/6.7	5.0kV	50/90/----	.29	.214	.197	.171
♦ 782—	IL205AT	B	SOIC-8	UL/CSA	60	70	7	3.0/3.0	4.0kV	40/----/80	.88	.749	.546	.439
♦ 782—	IL206AT	B	SOIC-8	UL/CSA	60	70	7	3.0/3.0	4.0kV	63/----/125	.88	.749	.546	.439
♦ 782—	IL208AT	B	SOIC-8	UL/CSA	60	70	7	3.0/3.0	4.0kV	100/----/320	.88	.749	.546	.439
♦ 782—	IL211AT	B	SOIC-8	UL/CSA	60	30	7	3.0/3.0	4.0kV	20/50/----	.88	.749	.546	.439
♦ 782—	IL217AT	B	SOIC-8	UL/CSA	60	30	7	3.0/3.0	4.0kV	100/130/----	1.02	.792	.657	.52
♦ 782—	IL256AT	C	SOIC-8	UL/CSA	60	30	5	----/----	4.0kV	20/----/----	1.11	.877	.685	.535
782—	K814P	D	DIP-4	UL/CSA	60	70	7	3.0/4.7	5.0kV	20/----/300	.29	.246	.203	.182
782—	K815P	D	DIP-4	UL/CSA	60	35	7	----/0.3/----	5.0kV	600/800/----	.28	.225	.182	.177
782—	K817P	E	DIP-4	UL/CSA	60	70	7	3.0/4.7	5.0kV	50/----/600	.24	.208	.177	.154
782—	K817P3	E	DIP-4	UL/CSA	60	70	7	3.0/4.7	5.0kV	100/----/200	.26	.214	.182	.177
782—	MCT5211	A	DIP-6	UL/BSI/CSA	40	30	7	----/----	5.3kV	150/300/----	1.00	.835	.663	.565
782—	MOC8102	F	DIP-6	UL/BSI/CSA	60	30	7	2.0/2.0	5.3kV	73/---/117	.66	.439	.321	.257
♦ 782—	SFH6106-2T	E	SMD-4	UL/BSI/CSA	60	70	7	2.0/2.0	5.3kV	63/----/125	.74	.589	.492	.449
♦ 782—	SFH6106-3	E	SMD-4	UL/BSI/CSA	60	70	7	2.0/2.0	5.3kV	100/----/200	.67	.567	.455	.403
♦ 782—	SFH6106-4T	E	SMD-4	UL/BSI/CSA	60	70	7	2.0/2.0	5.3kV	160/----/320	.74	.589	.492	.449
782—	SFH600-2	A	DIP-6	UL/BSI/CSA	60	70	7	2.0/2.5	5.3kV	100/----/200	.34	.238	.20	.197
782—	SFH600-3	A	DIP-6	UL/BSI/CSA	60	70	7	2.0/2.5	5.3kV	160/----/320	.34	.238	.20	.197
782—	SFH610A-2	E	DIP-4	UL/BSI/CSA	60	70	7	2.0/2.0	5.3kV	63/----/125	.96	.685	.514	.411
782—	SFH610A-3	E	DIP-4	UL/BSI/CSA	60	70	7	2.0/2.0	5.3kV	100/----/200	.67	.567	.455	.403
782—	SFH610A-4	E	DIP-4	UL/BSI/CSA	60	70	7	2.0/2.0	5.3kV	160/----/320	.67	.567	.455	.403
♦ 78—	SFH6156-2T	E	SMD-4	UL	60	70	7	2.0/2.0	5.3kV	63/----/125	.91	.621	.449	.332
♦ 782—	SFH6156-3T	E	SMD-4	UL	60	70	7	2.0/2.0	5.3kV	100/----/200	.91	.621	.449	.332
♦ 782—	SFH6156-4T	E	SMD-4	UL	60	70	7	2.0/2.0	5.3kV	160/----/320	.50	.43	.345	.306
♦ 782—	SFH6156-4X001T	E	SMD-4	UL	60	70	7	2.0/2.0	5.3kV	160/----/320	.58	.46	.375	.353
782—	SFH615A-2	E	DIP-4	UL	60	70	7	2.0/2.0	5.3kV	63/----/125	.45	.386	.309	.274
782—	SFH615A-3	E	DIP-4	UL	60	70	7	2.0/2.0	5.3kV	100/----/200	.75	.492	.364	.289
782—	SFH615A-4	E	DIP-4	UL	60	70	7	2.0/2.0	5.3kV	160/----/320	.45	.386	.309	.274
♦ 782—	SFH617A-3X007T	E	SMD-4	UL/BSI/CSA	60	70	7	2.0/2.0	5.3kV	100/----/200	.65	.524	.428	.396
♦ 782—	SFH6186-2T	E	SMD-4	UL/BSI/CSA	60	55	7	3.5/5.0	5.3kV	63/----/125	.72	.567	.471	.417
♦ 782—	SFH6186-3T	E	SMD-4	UL/BSI/CSA	60	55	7	3.5/5.0	5.3kV	100/----/200	1.07	.749	.589	.417
♦ 782—	SFH6186-3X001T	E	SMD-4	UL/BSI/CSA	60	55	7	3.5/5.0	5.3kV	100/----/200	.77	.61	.503	.46
♦ 782—	SFH6186-4T	E	SMD-4	UL/BSI/CSA	60	55	7	3.5/5.0	5.3kV	160/----/320	.72	.567	.471	.428
♦ 782—	SFH6186-5T	E	SMD-4	UL/BSI/CSA	60	55	7	3.5/5.0	5.3kV	250/----/500	.72	.567	.471	.449
782—	SFH618A-2	E	DIP-4	UL/BSI/CSA	60	55	7	3.5/5.0	5.3kV	63/----/125	.62	.524	.425	.375
782—	SFH618A-3	E	DIP-4	UL/BSI/CSA	60	55	7	3.5/5.0	5.3kV	100/----/200	.62	.524	.425	.375
782—	SFH618A-4	E	DIP-4	UL/BSI/CSA	60	55	7	3.5/5.0	5.3kV	160/----/320	.62	.524	.425	.375
782—	SFH618A-5	E	DIP-4	UL/BSI/CSA	60	55	7	3.5/5.0	5.3kV	250/----/500	1.05	.706	.524	.417
♦ 782—	SFH6206-2	G	SMD-4	UL/BSI/CSA	60	70	7	2.0/2.0	5.3kV	63/----/200	.54	.45	.369	.332
♦ 782—	SFH6206-3T	G	SMD-4	UL/BSI/CSA	60	70	7	2.0/2.0	5.3kV	100/----/320	.60	.482	.396	.364
782—	SFH620A-2	G	DIP-4	UL/BSI/CSA	60	70	7	2.0/2.0	5.3kV	63/----/200	.88	.589	.439	.342
782—	SFH620A-3	G	DIP-4	UL/BSI/CSA	60	70	7	2.0/2.0	5.3kV	100/----/320	.54	.45	.369	.332
♦ 782—	SFH6286-2T	G	SMD-4	UL/BSI	50	55	7	3.5/5.0	5.3kV	63/----/200	.88	.696	.578	.535
♦ 782—	SFH6286-3T	G	SMD-4	UL/BSI	50	55	7	3.5/5.0	5.3kV	100/----/320	1.32	.942	.728	.524
♦ 782—	SFH6286-4T	G	SMD-4	UL/BSI	50	55	7	3.5/5.0	5.3kV	160/----/500	.88	.696	.578	.535
782—	SFH628A-3	G	DIP-4	UL/BSI	50	55	7	3.5/5.0	5.3kV	100/----/320	1.14	.803	.621	.492
782—	SFH628A-4	G	DIP-4	UL/BSI	50	55	7	3.5/5.0	5.3kV	160/----/500	1.14	.803	.621	.492
♦ 78—	SFH690AT	E	SOP-4	UL/BSI/CSA	50	70	7	3.0/4.0	3.75kV	50/----/150	.82	.556	.407	.321
♦ 782—	SFH690BT	E	SOP-4	UL/BSI/CSA	50	70	7	3.0/4.0	3.75kV	100/----/300	.82	.556	.407	.321
78—	TCDT1101	F	DIP-6	UL/BSI	60	32	7	7.0/6.7	5.3kV	40/----/80	.36	.289	.235	.203
782—	TCDT1101G	F	DIP-6	UL/BSI	60	32	7	7.0/6.7	5.3kV	40/----/80	.36	.257	.209	.201
78—	TCDT1102	F	DIP-6	UL/BSI	60	32	7	7.0/6.7	5.3kV	63/----/125	.34	.268	.235	.214
782—	TCDT1102G	F	DIP-6	UL/BSI	60	32	7	7.0/6.7	5.3kV	63/----/125	.34	.268	.235	.214
78—	TCDT1103	F	DIP-6	UL/BSI	60	32	7	7.0/6.7	5.3kV	100/----/200	.34	.268	.235	.214
782—	TCDT1110	F	DIP-6	UL/BSI	60	70	7	15/15	5.3kV	100/----/----	.36	.257	.209	.201
78—	TCDT1120	F	DIP-6	UL/BSI/CSA	60	70	7	3.0/3.7	5.0kV	40/----/----	.33	.257	.209	.203
782—	TCDT1120G	F	DIP-6	UL/BSI/CSA	60	70	7	3.0/3.7	5.0kV	40/----/----	.36	.257	.209	.203
78—	TCDT1122	F	DIP-6	UL/BSI/CSA	60	70	7	3.0/3.7	5.0kV	63/----/125	.38	.268	.225	.214
782—	TCDT1122G	F	DIP-6	UL/BSI/CSA	60	70	7	3.0/3.7	5.0kV	63/----/125	.38	.268	.225	.214
78—	TCDT1124	F	DIP-6	UL/BSI/CSA	60	70	7	3.0/3.7	5.0kV	160/----/320	.38	.268	.225	.214
782—	TCET1100	E	DIP-4	UL/BSI/CSA/VDE	60	70	7	3.0/4.7	5.0kV	50/----/600	.28	.214	.186	.184
782—	TCET1100G	E	DIP-4	UL/BSI/CSA/VDE	60	70	7	3.0/4.7	5.0kV	50/----/600	.28	.214	.182	.171
782—	TCET1101	E	DIP-4	UL/BSI/CSA/VDE	60	70	7	3.0/4.7	5.0kV	40/----/80	.27	.235	.193	.182
782—	TCET1102	E	DIP-4	UL/BSI/CSA/VDE	60	70	7	3.0/4.7	5.0kV	63/----/125	.27	.235	.193	.182
782—	TCET1103	E	DIP-4	UL/BSI/CSA/VDE	60	70	7	3.0/4.7	5.0kV	100/----/200	.27	.235	.193	.182
782—	TCET1104	E	DIP-4	UL/BSI/CSA/VDE	60	70	7	3.0/4.7	5.0kV	160/----/320	.31	.246	.203	.193
782—	TCET1106	E	DIP-4	UL/BSI/CSA/VDE	60	70	7	3.0/4.7	5.0kV	100/----/300	.27	.235	.193	.182
782—	TCET1107	E	DIP-4	UL/BSI/CSA/VDE	60	70	7	3.0/4.7	5.0kV	80/----/160	.27	.235	.193	.182
782—	TCET1600	D	DIP-4	UL/BSI/CSA/VDE	60	70	7	3.0/4.7	5.0kV	20/----/300	.29	.246	.203	.182
♦ 782—	TCLD1000	H	SOP-4L	UL/BSI/CSA/VDE	60	35	7	0.3/0.25	5.0kV	600/800/----	.41	.332	.278	.246
♦ 782—	TCLT1000	E	SOP-4L	UL/BSI/CSA/VDE	60	70	7	3.0/4.7	5.0kV	50/----/600	.40	.332	.278	.246
♦ 782—	TCLT1002	E	SOP-4L	UL/BSI/CSA/VDE	60	70	7	3.0/4.7	5.0kV	63/----/125	.72	.503	.364	.289
♦ 782—	TCLT1003	E	SOP-4L	UL/BSI/CSA/VDE	60	70	7	3.0/4.7	5.0kV	100/----/200	.40	.332	.235	.205
♦ 782—	TCLT1005	E	SOP-4L	UL/BSI/CSA/VDE	60	70	7	3.0/4.7	5.0kV	50/----/150	.40	.332	.278	.246
♦ 782—	TCLT1006	E	SOP-4L	UL/BSI/CSA/VDE	60	70	7	3.0/4.7	5.0kV	100/----/300	.74	.503	.364	.289
♦ 782—	TCLT1007	E	SOP-4L	UL/BSI/CSA/VDE	60	70	7	3.0/4.7	5.0kV	80/----/160	.42	.332	.278	.268
♦ 782—	TCLT1008	E	SOP-4L	UL/BSI/CSA/VDE	60	70	7	3.0/4.7	5.0kV	130/----/260	.82	.76	.653	.589
♦ 782—	TCLT1009	E	SOP-4L	UL/BSI/CSA/VDE	60	70	7	3.0/4.7	5.0kV	200/----/400	.40	.332	.278	.246

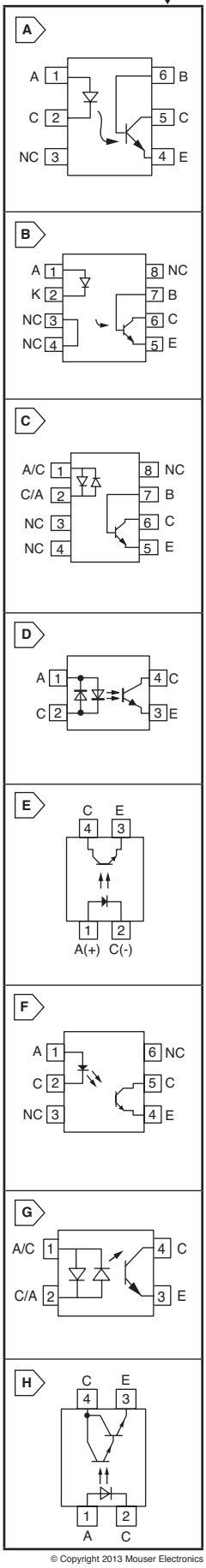

© Copyright 2013 Mouser Electronics

© Copyright 2013 Mouser Electronics

VISHAY Optocouplers

Products may be RoHS compliant. Check mouser.com for RoHS status.

PHOTO TRANSISTOR OUTPUT (CONT.)

◆Surface Mount Devices

Safety Standards:
- UL = UL Recognized (UL File No: E76222)
- UL/VDE = UL Recognized (E76222) and VDE Recognized
- UL/BSI/VDE = UL Recognized (E76222), BSI and VDE Recognized

RoHS Compliant

For quantities greater than listed, call for quote.

MOUSER STOCK NO. / Mfr.	Mfr. Part No.	Fig.	Package	Safety Standard	IF (mA)	VCEO (Max.) (V)	VECO (Max.) (V)	Rise and Fall Times Typ. (μs)	Isolation Voltage (VRMS)	Current Transfer Ratio (Min./Typ./Max.) (%)	Price Each 1	100	500	1000
Single Channel														
◆	782—TCLT1100	A	SOP-6L5	UL/BSI/CSA/VDE	60	70	7	3.0/4.7	5.0kV	50/----/600	.40	.332	.278	.268
◆	782—TCLT1105	A	SOP-6L5	UL/BSI/CSA/VDE	60	70	7	3.0/4.7	5.0kV	50/----/150	.40	.332	.278	.268
◆	782—TCLT1106	A	SOP-6L5	UL/BSI/CSA/VDE	60	70	7	3.0/4.7	5.0kV	100/----/300	.43	.342	.278	.268
◆	782—TCLT1109	A	SOP-6L5	UL/BSI/CSA/VDE	60	70	7	3.0/4.7	5.0kV	200/----/400	.40	.332	.278	.268
◆	782—TCLT1600	B	SOP-4L	UL/BSI/CSA/VDE	60	70	7	3.0/4.7	5.0kV	80/----/300	.45	.353	.289	.257
◆	782—TCMT1100	C	SOP-4L	UL/CSA	60	70	7	3.0/4.7	3.75kV	50/----/600	.72	.514	.375	.30
◆	782—TCMT1102	C	SOP-4L	UL/CSA	60	70	7	3.0/4.7	3.75kV	63/----/125	.39	.278	.241	.235
◆	782—TCMT1103	C	SOP-4L	UL/CSA	60	70	7	3.0/4.7	3.75kV	100/---/200	.39	.278	.241	.235
◆	782—TCMT1104	C	SOP-4L	UL/CSA	60	70	7	3.0/4.7	3.75kV	160/----/320	.39	.278	.241	.235
◆	782—TCMT1106	C	SOP-4L	UL/CSA	60	70	7	3.0/4.7	3.75kV	100/----/300	.39	.289	.246	.235
◆	782—TCMT1107	C	SOP-4L	UL/CSA	60	70	7	3.0/4.7	3.75kV	80/----/160	.39	.278	.241	.235
◆	782—TCMT1108	C	SOP-4L	UL/CSA	60	70	7	3.0/4.7	3.75kV	130/----/360	.39	.278	.246	.235
◆	782—TCMT1109	C	SOP-4L	UL/CSA	60	70	7	3.0/4.7	3.75kV	200/----/400	.72	.514	.375	.30
◆	78—TCMT1600	B	SOP-4	UL/CSA	60	70	7	3.0/4.7	3.75kV	80/----/300	.78	.524	.444	.355
Dual Channel														
	782—CNY74-2H	D	DIP-8	UL	60	70	7	3.0/4.7	5.3kV	50/----/600	.66	.529	.46	.409
	782—ILD2	D	DIP-8	UL/BSI/VDE	60	70	----	2.6/2.2	5.3kV	100/200/500	1.04	.877	.728	.631
◆	782—ILD205T	D	SOIC-8	UL/CSA	30	70	7	5.0/4.0	4.0kV	40/----/80	1.22	.963	.749	.589
◆	782—ILD206T	D	SOIC-8	UL/CSA	30	70	7	5.0/4.0	4.0kV	63/----/125	.88	.739	.613	.538
◆	782—ILD207T	D	SOIC-8	UL/CSA	30	70	7	5.0/4.0	4.0kV	100/----/200	1.22	.963	.749	.589
◆	782—ILD211T	D	SOIC-8	UL/CSA	30	70	7	5.0/4.0	4.0kV	20/----/----	1.22	.963	.749	.589
◆	782—ILD213T	D	SOIC-8	UL/CSA	30	70	7	5.0/4.0	4.0kV	100/----/----	.88	.739	.613	.538
◆	782—ILD217T	D	SOIC-8	UL/CSA	30	70	7	5.0/4.0	4.0kV	100/120/----	1.29	1.03	.803	.631
◆	782—ILD256T	E	SOIC-8	UL	30	70	7	----/----	4.0kV	20/----/----	1.70	1.35	1.05	.824
	782—ILD615-2	D	DIP-8	UL/BSI/CSA	60	70	7	2.0/2.0	5.3kV	---/40/----	1.18	.984	.813	.714
	782—ILD615-3	D	DIP-8	UL/BSI/CSA	60	70	7	2.0/2.0	5.3kV	----/60/----	1.47	1.22	.815	.712
	782—ILD615-4	D	DIP-8	UL/BSI/CSA	60	70	7	2.0/2.0	5.3kV	----/100/----	1.20	1.01	.835	.728
	782—ILD620	E	DIP-8	UL/BSI/CSA	60	70	----	20/2.0	5.3kV	50/80/600	1.69	1.42	1.07	.959
	782—ILD620GB	E	DIP-8	UL/BSI/CSA	60	70	----	20/2.0	5.3kV	100/200/600	2.41	1.73	1.34	1.10
	782—ILD621GB	F	DIP-8	UL/BSI/VDE	60	----	70	2.0/2.0	5.3kV	100/200/600	1.36	1.14	.91	.792
	782—MCT6	D	DIP-8	UL/BSI/CSA	60	30	7	3.0/3.0	5.3kV	20/50/----	1.03	.717	.556	.439
	782—MCT6H	D	DIP-8	UL	60	70	7	3.0/4.7	5.0kV	50/100/----	.87	.728	.589	.556
Quad Channel														
	782—CNY74-4H	G	DIP-16	UL	60	70	7	3.0/4.7	5.3kV	50/----/600	1.24	1.09	.899	.792
	782—ILQ1	G	DIP-16	UL/BSI/VDE	60	50	----	1.9/1.4	5.3kV	20/80/300	2.51	1.82	1.41	1.18
	782—ILQ2	G	DIP-16	UL/BSI/VDE	60	70	----	2.6/2.2	5.3kV	100/200/500	2.57	1.89	1.47	1.21
	782—ILQ615-1	H	DIP-16	UL/BSI/CSA	60	70	7	2.0/2.0	5.3kV	----/25/----	2.60	2.18	1.81	1.57
	782—ILQ615-2	H	DIP-16	UL/BSI/CSA	60	70	7	2.0/2.0	5.3kV	---/40/----	2.47	2.08	1.71	1.50
	782—ILQ615-3	H	DIP-16	UL/BSI/CSA	60	70	7	2.0/2.0	5.3kV	----/60/----	2.47	2.08	1.71	1.50
	782—ILQ615-4	H	DIP-16	UL/BSI/CSA	60	70	7	2.0/2.0	5.3kV	----/100/----	2.60	2.18	1.81	1.57
	782—ILQ620	I	DIP-16	UL/BSI/CSA	60	70	----	20/2.0	5.3kV	50/80/600	3.67	2.69	2.17	1.83
	782—ILQ620GB	I	DIP-16	UL/BSI/CSA	60	70	----	20/2.0	5.3kV	100/200/600	4.11	3.00	2.42	2.03
	782—ILQ621	H	DIP-16	UL/BSI/VDE	60	----	70	2.0/2.0	5.3kV	50/80/600	2.47	2.08	1.55	1.39
	782—ILQ621GB	H	DIP-16	UL/BSI/VDE	60	----	70	2.0/2.0	5.3kV	100/200/600	3.00	2.19	1.79	1.50
	782—ILQ74	G	DIP-16	UL/BSI/CSA	60	20	5	3.0/3.0	5.3kV	12.5/35/----	2.14	1.93	1.71	1.67
	782—K844P	I	DIP-16	UL/CSA	60	70	7	3.0/4.7	5.0kV	20/----/300	1.44	.888	.76	.739
	782—K847PH	H	DIP-16	UL/CSA	60	70	7	3.0/4.7	5.0kV	50/----/600	1.01	.885	.749	.657
◆	782—SFH6916	H	SOP-16	UL	50	70	7	15/0.5	3.75kV	50/----/300	4.92	3.61	2.91	2.46
◆	782—TCMT4100	H	SOP-16	UL/CSA	60	70	7	3.0/4.7	3.75kV	50/----/600	1.48	1.18	.99	.969
◆	782—TCMT4600	I	SOP-16	UL/CSA	60	70	7	3.0/4.7	3.75kV	80/----/300	1.67	1.36	.952	.867

PHOTO TRANSISTOR OUTPUT, BI-DIRECTIONAL INPUT

For quantities greater than listed, call for quote.

MOUSER STOCK NO. / Mfr.	Mfr. Part No.	Fig.	Package	Safety Standard	IF (mA)	VCER (Max.) (V)	VECO (Max.) (V)	Rise and Fall Times Typ. (μs)	Isolation Voltage (VRMS)	Current Transfer Ratio (Min./Typ./Max.) (%)	Price Each 1	100	500	1000
Single Channel														
	782—H11AA1	J	DIP-6	UL/BSI/CSA	60	30	5	----/----	5.3kV	20/----/----	1.05	.856	.58	.507
	782—IL250	J	DIP-6	UL/BSI/CSA	60	30	5	----/----	5.3kV	50/----/----	.96	.813	.674	.599
	782—IL251	J	DIP-6	UL/BSI/CSA	60	30	5	----/----	5.3kV	20/----/----	1.03	.792	.631	.61
	782—IL252	J	DIP-6	UL/BSI/CSA	60	30	5	----/----	5.3kV	100/----/----	1.37	1.12	.762	.666
Dual Channel														
	782—ILD250	K	DIP-8	UL/BSI/CSA	60	30	5	----/----	5.3kV	50/----/----	3.16	2.30	1.79	1.48

PHOTO TRANSISTOR OUTPUT, HIGH SPEED

NEW PRODUCT

For quantities greater than listed, call for quote.

MOUSER STOCK NO. / Mfr.	Mfr. Part No.	Fig.	Package	Safety Standard	IF (mA)	Max. Supply Volt. (V)	Data Rate Typ. (bit/s)	Delay Time tPHL/tPLH (Typ.)(μs)	Isolation Voltage (VRMS)	Current Transfer Ratio (Min./Typ./Max.) (%)	Price Each 1	100	500	1000
Single Channel														
	782—6N135	L	DIP-8	UL/CSA	25	15	1.0M	0.3/0.3	5.3kV	7.0/16/----	1.38	.984	.748	.591
	782—6N136	L	DIP-8	UL/CSA	25	15	1.0M	0.2/0.2	5.3kV	19/35/----	1.41	.991	.768	.607
	782—6N137	M	DIP-8	UL/CSA	20	7.0	10.0M	0.05/0.048	5.3kV	----/----/----	1.69	1.22	.957	.793
	782—SFH6136	L	DIP-8	UL/CSA	25	30	1.0M	0.3/0.3	5.3kV	19/35/----	.98	.829	.688	.603
◆	782—SFH6316T	L	SOIC-8	UL/CSA	25	30	1.0M	0.25/0.50	4.0kV	19/35/50	1.99	1.39	1.07	.908
◆	782—SFH6343T	N	SOIC-8	UL/CSA	25	30	1.0M	0.25/0.50	4.0kV	15/36/----	2.21	1.55	1.20	1.01
	782—SFH6345	N	DIP-8	UL	25	30	1.0M	0.3/0.3	5.3kV	19/30/----	1.86	1.35	1.05	.871
Dual Channel														
	78—SFH6326-X007T	O	SMD-8	UL/CUL	25	30	1.0M	0.2/0.5	5.3 kV	19/35/---	2.39	1.83	1.42	1.22

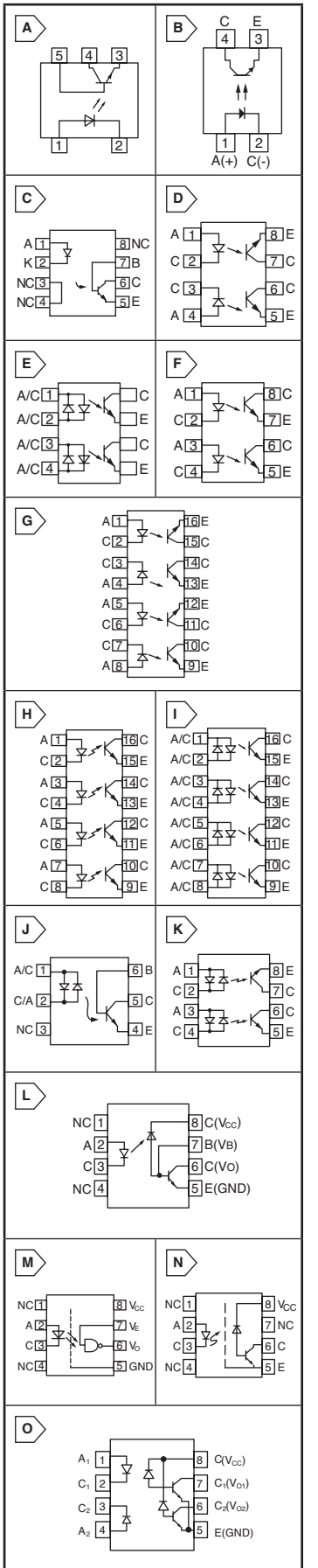

© Copyright 2013 Mouser Electronics

Products may be RoHS compliant.
Check mouser.com for RoHS status.

PHOTO TRANSISTOR OUTPUT, HIGH SPEED (CONT.)

Safety Standards:
- UL = UL Recognized (UL File No: E76222)
- UL/VDE = UL Recognized (E76222) and VDE Recognized
- UL/BSI/VDE = UL Recognized (E76222), BSI and VDE Recognized

RoHS Compliant

◆**Surface Mount Devices**

For quantities greater than listed, call for quote.

MOUSER STOCK NO. / Mfr. / Mfr. Part No.	Fig.	Package	Safety Standard	IF (mA)	Max. Supply Volt. (V)	Data Rate Typ. (bit/s)	Delay Time tPHL/tPLH (Typ.)(μs)	Isolation Voltage (VRMS)	Current Transfer Ratio (Min./Typ./Max.) (%)	Price Each 1	100	500	1000
Single Channel													
782—SFH6700	A	DIP-8	UL	10	15	5.0M	0.115/0.125	5.3kV	----/----/----	1.65	1.22	1.01	.856
782—SFH6701	A	DIP-8	UL	10	15	5.0M	0.115/0.125	5.3kV	----/----/----	1.47	1.10	.877	.856
782—SFH6712	B	DIP-8	UL	10	15	5.0M	0.115/0.125	5.3kV	----/----/----	1.62	1.36	1.11	.942
◆ 782—SFH6720T	C	SOIC-8	UL	19	15	5.0M	0.125/0.125	3.0kV	----/----/----	2.27	1.73	1.35	1.13
782—VO2601	D	DIP-8	UL/CSA	20	7.0	10.0M	0.05/0.048	5.3kV	----/----/----	1.86	1.35	1.05	.871
◆ 782—VO0601T	D	SOIC-8	UL/CSA	20	7.0	10.0M	0.05/0.048	4.0kV	----/----/----	2.79	2.14	1.66	1.39
◆ 782—VO0611T	D	SOIC-8	UL/CSA	20	7.0	10.0M	0.05/0.048	4.0kV	----/----/----	2.96	2.55	2.13	1.62
Dual Channel													
◆ 782—VO0630T	E	SOIC-8	UL/CSA	20	7.0	10.0M	0.05/0.048	4.0kV	----/----/----	2.87	2.29	1.89	1.82
◆ 782—VO0631T	E	SOIC-8	UL/CSA	20	7.0	10.0M	0.05/0.048	4.0kV	----/----/----	3.01	2.41	1.98	1.86
◆ 782—VO0661T	E	SOIC-8	UL/CSA	20	7.0	10.0M	0.05/0.048	4.0kV	----/----/----	3.15	2.51	2.08	1.93

PHOTO TRANSISTOR OUTPUT, HIGH VOLTAGE

For quantities greater than listed, call for quote.

MOUSER STOCK NO. / Mfr. / Mfr. Part No.	Fig.	Package	Safety Standard	IF (mA)	VCBO (max) (V)	VEBO (max) (V)	Rise and Fall Times Typ. (μs)	Isolation Voltage (VRMS)	Current Transfer Ratio (Min./Typ./Max.) (%)	Price Each 1	100	500	1000
Single Channel													
782—H11D1	F	DIP-6	UL/BSI	60	300	7	2.5/5.5	5.3kV	20/----/----	1.22	1.02	.817	.724
782—H11D2	F	DIP-6	UL/BSI	60	300	7	2.5/5.5	5.3kV	20/----/----	1.23	.984	.813	.685

PHOTO TRIAC OUTPUT (NON-ZERO CROSSING)

NEW PRODUCT

For quantities greater than listed, call for quote.

MOUSER STOCK NO. / Mfr. / Mfr. Part No.	Fig.	Package	Safety Standard	dV/dtcr (Typ.) (V/μs)	VDRM (max) (V)	IF (mA)	Reverse Voltage (max.) (V)	Isolation Voltage (VRMS)	Current Transfer Ratio (Min./Typ./Max.) (%)	Price Each 1	100	500	1000
78—VOM3053T	G	SOP-4	UL, cUL, VDE, CQC	1500	600	60.0	6.0	3750	---/---/---	1.24	.984	.792	.706
78—VOM3052T	G	SOP-4	UL, cUL, VDE, CQC	1500	600	60.0	6.0	3750	---/---/---	1.17	.92	.749	.663
78—VOM160NT	G	SOP-4	UL, cUL, VDE, CQC	500	600	60.0	6.0	3750	---/---/---	.84	.663	.535	.482
78—VOM160PT	G	SOP-4	UL, cUL, VDE, CQC	500	600	60.0	6.0	3750	---/---/---	.95	.749	.61	.546
78—VOM160RT	G	SOP-4	UL, cUL, VDE, CQC	500	600	60.0	6.0	3750	---/---/---	1.06	.835	.674	.599
782—IL420	H	DIP-6	UL/CSA	10000	600	60.0	6.0	5.3kV	1.0/2.0	3.50	2.55	2.05	1.73
782—IL4208	H	DIP-6	UL/CSA	10000	800	60.0	6.0	5.3kV	1.0/2.0	3.80	2.77	2.24	1.89
782—IL4218	H	DIP-6	UL/BSI/CSA	10000	800	60.0	6.0	5.3kV	0.7/-----	4.82	3.51	2.84	2.39
78—K3010P	H	DIP-6	UL/BSI	10	250	80.0	5.0	3.75kV	8.0/15.0	.72	.471	.375	.342
78—K3011P	H	DIP-6	UL/BSI	10	250	80.0	5.0	3.75kV	5.0/10.0	.55	.375	.321	.31
78—K3012P	H	DIP-6	UL/BSI	10	250	80.0	5.0	3.75kV	2.0/5.0	.57	.471	.396	.351
78—K3020P	H	DIP-6	UL/BSI	10	400	80.0	5.0	3.75kV	15.0/30.0	.54	.396	.31	.30
78—K3021P	H	DIP-6	UL/BSI	10	400	80.0	5.0	3.75kV	8.0/15.0	.74	.482	.31	.268
78—K3021PG	H	DIP-6	UL/BSI	10	400	80.0	5.0	3.75kV	8.0/15.0	.55	.46	.375	.339
78—K3022P	H	DIP-6	UL/BSI	10	400	80.0	5.0	3.75kV	5.0/10.0	.57	.428	.342	.337
782—K3022PG	H	DIP-6	UL/BSI	10	400	80.0	5.0	3.75kV	5.0/10.0	.58	.428	.345	.335
78—K3023P	H	DIP-6	UL/BSI	10	400	80.0	5.0	3.75kV	2.0/5.0	.79	.524	.321	.268
782—K3023PG	H	DIP-6	UL/BSI	10	400	80.0	5.0	3.75kV	2.0/5.0	.62	.503	.407	.364
782—VO3052	H	DIP-6	UL/BSI/CUL	1500	600	60.0	6.0	5.3kV	-----/10	.95	.653	.567	.503
782—VO4256H	H	DIP-6	UL/CSA	5000	600	60.0	6.0	5.3kV	-----/2.0	1.98	1.58	1.31	1.10
782—VO4258M	H	DIP-6	UL/CSA	5000	800	60.0	6.0	5.3kV	-----/3.0	2.54	2.03	1.68	1.50

PHOTO TRIAC OUTPUT (ZERO CROSSING)

For quantities greater than listed, call for quote.

MOUSER STOCK NO. / Mfr. / Mfr. Part No.	Fig.	Package	Safety Standard	IF (mA)	VDRM (max) (V)	VEBO (max) (V)	Reverse Voltage (max.) (V)	Isolation Voltage (VRMS)	Current Transfer Ratio (Min./Typ./Max.) (%)	Price Each 1	100	500	1000
782—IL410	I	DIP-6	UL/CSA	10000	600	60.0	6.0	5.3kV	-----/2.0	3.50	2.55	2.05	1.73
782—VO3062	I	DIP-6	UL/CUL	1500	600	60.0	6.0	5.3kV	-----/10	1.36	.942	.728	.591
782—VO4156H	I	DIP-6	UL/CSA	5000	600	60.0	6.0	5.3kV	-----/2.0	2.12	1.69	1.39	1.28
782—VO4158D	I	DIP-6	UL/CSA	5000	800	60.0	6.0	5.3kV	-----/1.6	2.57	2.08	1.71	1.67

POWER PHOTO TRIAC OUTPUT

For quantities greater than listed, call for quote.

MOUSER STOCK NO. / Mfr. / Mfr. Part No.	Fig.	Package	Safety Standard	IF (mA)	VDRM (max) (V)	VEBO (max) (V)	Reverse Voltage (max.) (V)	Isolation Voltage (VRMS)	Current Transfer Ratio (Min./Typ./Max.) (%)	Price Each 1	100	500	1000
782—VO3526	J	DIP-10 (16)	UL/VDE	210	600	50.0	5.0	5.3kV	-----/10	1.28	1.03	.845	.749

LINEAR OPTOCOUPLERS

For quantities greater than listed, call for quote.

MOUSER STOCK NO. / Mfr. / Mfr. Part No.	Fig.	Package	Safety Standard	IF (mA)	Input Power Dissipation	Freq. Response (kHz)	Transfer Gain Linearity (ΔK3) (%)	Isolation Voltage (VRMS)	Input-Output Capacitance @1.0 MHz (pF)	Price Each 1	100	500	1000
782—IL300	K	DIP-8	UL	60	160mW	200	0.557 to 1.618	5.3kV	1	3.48	2.88	2.27	2.23
782—IL300-DEFG	K	DIP-8	UL	60	160mW	200	0.765 to 1.181	5.3kV	1	3.58	2.97	2.34	2.29
782—IL300-E	K	DIP-8	UL	60	160mW	200	0.851 to 0.955	5.3kV	1	11.60	8.58	7.19	6.26
782—IL300-EF	K	DIP-8	UL	60	160mW	200	0.851 to 1.061	5.3kV	1	5.68	4.84	3.87	3.77
782—IL300-F	K	DIP-8	UL	60	160mW	200	0.945 to 1.061	5.3kV	1	11.60	8.58	7.19	6.26
◆ 782—IL388	L	SOIC-8	-----	30	150mW	1000	0.690 to 1.311	2.13kV	1	4.70	3.76	2.82	2.73

CURRENT IGBT AND MOSFET DRIVERS

For quantities greater than listed, call for quote.

MOUSER STOCK NO. / Mfr. / Mfr. Part No.	Fig.	Package	Safety Standard	IF (mA)	IOH/IOL (PEAK) (Max.)(A)	Rise and Fall Times Typ. (μs)	VCC-VEE (Min./Max.) (V)	Isolation Voltage (VRMS)	Total Power Dissipation (Max.) (mW)	Price Each 1	100	500	1000
◆ 782—VO3120-X007T	M	SMD-8	UL/CSA	25	2.5	0.1/0.1	15/32	5.3kV	295	2.26	1.72	1.34	.97
782—VO3120	M	DIP-8	UL/CSA	25	2.5	0.1/0.1	15/32	5.3kV	295	1.66	1.35	1.12	.976
◆ 782—VO3150A-X007T	M	SMD-8	UL/CSA	25	0.5	0.1/0.1	15/32	5.3kV	295	1.92	1.47	1.13	.867
782—VO3150A	M	DIP-8	UL/CSA	25	0.5	0.1/0.1	15/32	5.3kV	295	1.39	1.11	.92	.803

ANALOG TRANSISTOR OCTOCOUPLERS, HIGH-SPEED

NEW PRODUCT

For quantities greater than listed, call for quote.

MOUSER STOCK NO. / Mfr. / Mfr. Part No.	Fig.	Package	Safety Standard	IF (mA)	Input Power Dissipation	Reverse Voltage (Max.) (V)	VCC-VEE (Typ./Max.) (V)	Isolation Voltage (VRMS)	Total Power Dissipation (Max.) (mW)	Price Each 1	100	500	1000
Single Channel													
◆ 782—VOM452T	N	SOP-5	UL/CUL	25	45mW	3	0.15/0.4	3750	45	1.22	.867	.674	.53
◆ 782—VOM453T	N	SOP-5	UL/CUL	25	45mW	3	0.15/0.4	3750	45	1.42	1.01	.786	.617
782—VO2611-X007T	O	SMD-8	BSI/UL/CUL	20	35	5	0.2/0.6	5300	85	1.75	1.40	1.16	.985
Dual Channel													
782—VO4661-X007T	P	SMD-8	BSI/UL/CUL	20	25	5	0.2/0.6	5300	60	2.71	2.16	1.79	1.52

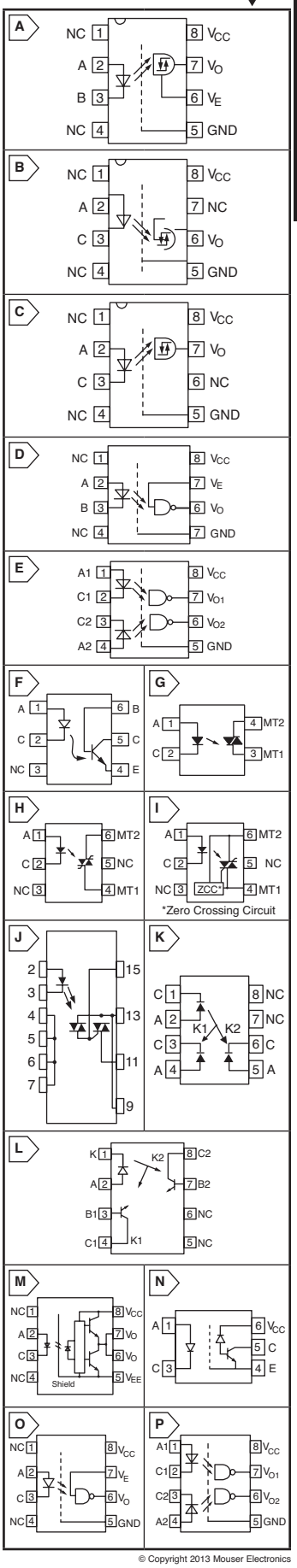

© Copyright 2013 Mouser Electronics
© Copyright 2013 Mouser Electronics

VISHAY Opto Components

RoHS Compliant **This product is RoHS compliant.**

FULLY INTEGRATED PROXIMITY AND AMBIENT LIGHT SENSOR WITH INFRARED EMITTER AND I²C INTERFACE

◆Surface Mount Devices

Features:
- Built in infrared LED and photo pin diode for proximity function
- Built in ambient light photo pin diode with close to human eye sensitivity characteristics.

Applications:
- Proximity sensor for mobile devices (e.g. smart phones, touch phones, PDA, GPS) for touch screen locking, power saving, etc
- Integrated ambient light function for display/keypad contrast control and dimming of mobile devices
- Proximity/optical switch for consumer, computing and industrial devices and displays
- Dimming control for consumer, computing and industrial displays

MOUSER STOCK NO.	Mfr. Part No.	Fig.	Bus	Resolution	Supply Voltage (V)	IQ (μA)	LED Pulse Current (mA)	Proximity Detection Max.	Ambient Light Detection	Ambient Light Resolution	Price Each 1	100	500	Reel 1800
◆ 78—VCNL4000-GS08	VCNL4000-GS08	A	I²C	16 Bit	2.5 to 3.6	1.5	10-200	200mm	0.33lx to 22klx	0.33lx	2.64	1.99	1.81	1.56
◆ 78—VCNL4010-GS08	VCNL4010-GS08	A	I²C	16 Bit	2.5 to 3.6	1.5	10-200	200mm	0.25 to 16,363lx	0.25lx	2.64	1.99	1.81	1.56
78—VCNL4020-GS08	VCNL4020-GS08	B	I²C	16 Bit	2.5 to 3.6	1.5	10-200	200mm	0.25 to 16,383lx	0.25lx	2.64	1.99	1.81	1.56
			Description											
78—VCNL4000DEMOKIT	VCNL4000DEMOKIT	C	VCNL4000 Dev. Kit - Includes Sensor Board, USB Connector Board, and Software								39.59	-	-	-

HIGH BRIGHTNESS LED POWER MODULE

✻Per Six LEDs

PRODUCT NEW

For quantities greater than listed, call for quote.

MOUSER STOCK NO.	Vishay Part No.	Color	No. of LEDs	Forward Current	Forward Voltage Typ.	Forward Voltage Max.	Luminous Flux Min.	Luminous Flux Typ.	Color Temperature (K)	Viewing Angle	Price Each
78-VLPC0601A2	VLPC0601A2	Cool White	12	700	20	23	760	870	5000-7000	±80°	48.31
78-VLPC1201A2J	VLPC1201A2J	Cool White	6	700	42	46	1520	1740	5000-7000	±80°	86.51
78-VLPC1201A2	VLPC1201A2	Cool White	12	700	✻20	✻23	2x760	2x870	5000-7000	±80°	86.51

DETECTORS

PRODUCT NEW

◆Surface Mount Devices **For quantities greater than listed, call for quote.**

MOUSER STOCK NO.	Mfr. Part No.	Fig.	Angle of Half Sensitivity (°)	Reverse Light Current (Min./ Typ.)(uA)	@Rev. Volt (V)	@Ee (mW/cm²)	@Wave-length (nm)	Peak Wavelength Sensitivity (nm)	Reverse Dark Current (typ)(nA)	Rise/Fall Times (ns)	Price Each 1	100	500	1000
Photo PIN Diodes														
◆ 782—VEMD2020X01	VEMD2020X01	D	±15	5/12	5	1	950	940	1	100/100	.85	.571	.424	.338
◆ 782—VEMD2500X01	VEMD2500X01	E	±15	5/12	5	1	950	900	1	100/100	.80	.503	.364	.321
◆ 782—VEMD2520X01	VEMD2520X01	D	±15	5/12	5	1	950	900	1	100/100	.80	.503	.364	.321
78—TEFD4300	TEFD4300	F	±20	9/17	5	1	950	950	0.15	100/100	.75	.471	.342	.257
78—TEFD4300F	TEFD4300F	F	±20	9/17	5	1	950	950	0.15	100/100	.75	.471	.342	.257
◆ 782—TEMD7000X01	TEMD7000X01	G	±60	----/3	5	1	950	900	1	100/100	.77	.535	.428	.375
◆ 782—TEMD7100X01	TEMD7100X01	G	±60	----/3	5	1	950	950	1	100/100	.79	.631	.471	.377
◆ 782—TEMD5120X01	TEMD5120X01	H	±65	25/35	5	1	950	940	2	100/100	1.47	1.16	.905	.845
◆ 782—VBP104FAS	VBP104FAS	I	±65	25/35	5	1	950	950	2	100/100	1.07	.76	.589	.417
◆ 782—VBP104S	VBP104S	J	±65	25/35	5	1	950	940	2	100/100	.76	.61	.503	.426
◆ 782—TEMD5010	TEMD5010	H	±65	40/55	5	1	950	900	2	100/100	1.71	1.29	1.18	1.08
◆ 782—TEMD5110X01	TEMD5110X01	H	±65	45/55	5	1	950	940	2	100/100	1.54	1.22	.952	.749
◆ 782—VBPW34FAS	VBPW34FAS	I	±65	45/55	5	1	950	950	2	100/100	.76	.621	.516	.445
◆ 782—VBPW34S	VBPW34S	J	±65	45/55	5	1	950	940	2	100/100	1.12	.803	.621	.455
◆ 782—VBPW34SR	VBPW34SR	K	±65	45/55	5	1	950	940	2	100/100	1.12	.803	.621	.455
◆ 782—TEMD5080X01	TEMD5080X01	H	±65	----/60	5	1	950	940	2	40/40	1.95	1.36	1.06	.92
782—BPV22NF	BPV22NF	L	±60	55/85	5	1	870	940	2	100/100	1.04	.725	.563	.444
782—BPW34	BPW34	M	±65	40/50	5	1	950	900	2	100/100	1.12	.77	.605	.485
Photo Transistors														
◆ 782—VEMT2000X01	VEMT2000X01	E	±15	1/100	5	50	860	20	6	-----/-----	.80	.539	.40	.32
◆ 782—VEMT2020X01	VEMT2020X01	D	±15	1/100	5	50	860	20	6	-----/-----	.80	.539	.40	.32
◆ 782—VEMT2500X01	VEMT2500X01	E	±15	1/100	5	50	850	20	6	-----/-----	.76	.471	.342	.30
◆ 782—VEMT2520X01	VEMT2520X01	D	±15	1/100	5	50	850	20	6	-----/-----	.76	.471	.342	.30
◆ 782—VEMT3700	VEMT3700	N	±60	1/200	20	50	850	70	0.5	6/2	.80	.696	.642	.578
◆ 782—VEMT3700F	VEMT3700F	N	±60	1/200	20	50	850	70	0.5	6/2	.62	.535	.492	.407
◆ 782—VEMT4700	VEMT4700	N	±60	1/200	20	50	850	70	0.5	6/2	.65	.567	.524	.428
782—BPV11F	BPV11F	O	±15	1/50	10	50	930	70	9	6/5	1.03	.696	.516	.412
782—BPW85C	BPW85C	F	±25	1/200	20	50	850	70	5	2.0/2.3	.41	.327	.268	.235
782—TEKT5400S	TEKT5400S	P	±37	1/100	20	100	920	70	4	6/5	.81	.546	.414	.36

EMITTERS

◆Surface Mount Devices **For quantities greater than listed, call for quote.**

MOUSER STOCK NO.	Mfr. Part No.	Fig.	Angle of Half Intensity (°)	Radiant Intensity @ IF (min/typ) (mW/sr)	(mA)	Forward Voltage @ IF (typ/max) (V)	(mA)	Peak Emission Wavelength (nm)	Rise/Fall Times (ns)	Price Each 1	100	500	1000
Standard													
◆ 78—CQY37N	CQY37N	Q	±12	2.5/5.0	50	1.3/1.6	50	950	400/450	.57	.353	.292	.268
◆ 782—TSHA4401	TSHA4401	F	±20	16/30	100	1.5/1.8	100	875	600/600	.31	.246	.203	.198
◆ 782—TSKS5400S	TSKS5400S	P	±30	2.0/----	50	1.3/1.7	100	950	400/450	.92	.621	.46	.368
High-Power													
◆ 782—TSML1000	TSML1000	E	±12	3/7	20	1.2/1.5	20	940	800/800	.72	.578	.454	.331
◆ 782—TSMF1020	TSMF1020	D	±17	2.5/5	20	1.3/1.5	20	890	30/30	.84	.674	.53	.372
◆ 782—VSML3710	VSML3710	N	±60	4/8	100	1.35/1.6	100	940	800/800	.55	.439	.327	.228
782—TSAL6100	TSAL6100	O	±10	40/60	100	1.35/1.6	100	940	800/800	.59	.315	.215	.162
782—TSAL6200	TSAL6200	O	±17	40/60	100	1.35/1.6	100	940	800/800	.59	.315	.215	.162
782—TSAL7200	TSAL7200	O	±17	40/60	100	1.35/1.6	100	940	800/800	.59	.315	.215	.162
782—TSAL6400	TSAL6400	O	±25	25/40	100	1.35/1.6	100	940	800/800	.59	.315	.215	.162
782—TSAL7400	TSAL7400	O	±25	25/40	100	1.35/1.6	100	940	800/800	.59	.315	.215	.162
782—VSMY7852X01-GS08	VSMY7852X01-GS08	R	±60	30/42	250	1.8/2	250	850	8/10	3.07	2.14	1.66	1.40
782—VSMY7850X01-GS08	VSMY7850X01-GS08	R	±60	130/170	1000	2/2.5	1000	850	15/18	5.78	4.24	3.37	2.89
High Speed													
◆ 782—VSMY1850	VSMY1850	G	±60	5/15	100	1.65/1.9	100	850	10/10	.73	.685	.61	.503
◆ 782—VSMY2850G	VSMY2850G	D	±10	10/100	100	1.65/1.9	100	850	10/10	.56	.524	.506	.402
◆ 782—VSMY2850RG	VSMY2850RG	D	±10	50/100	100	1.65/1.9	100	850	10/10	.56	.524	.506	.402
◆ 782—VSMY3850-GS08	VSMY3850-GS08	N	±60	12/17	100	1.6/1.9	100	850	10/10	.57	.546	.52	.413
782—VSLY3850	VSLY3850	F	±18	35/70	100	1.65/1.9	100	850	10/10	.96	.781	.642	.567
782—VSLY5850	VSLY5850	F	±3	300/600	100	1.65/1.9	100	850	10/10	1.00	.803	.663	.578
◆ 782—VSMB2000X01	VSMB2000X01	D	±12	20/40	100	1.35/1.6	100	940	15/15	.82	.562	.412	.327
◆ 782—VSMB2020X01	VSMB2020X01	E	±12	20/40	100	1.35/1.6	100	940	15/15	.47	.382	.315	.277
◆ 782—VSMB1940X01	VSMB1940X01	G	±60	3/6	100	1.35/1.6	100	940	15/15	.90	.607	.449	.36
◆ 782—VSMB3940X01	VSMB3940X01	N	±60	7/13	100	1.35/1.6	100	940	15/15	.45	.358	.295	.26
◆ 782—VSMF4720	VSMF4720	N	±60	10/16	100	1.45/1.6	100	870	15/15	.59	.471	.385	.342
782—TSHG5210	TSHG5210	O	±10	140/230	100	1.5/1.8	100	850	20/13	.77	.621	.514	.449
782—TSHG6210	TSHG6210	O	±10	140/230	100	1.5/1.8	100	850	20/13	.77	.621	.546	.514
782—TSHG6410	TSHG6410	O	±18	45/90	100	1.5/1.8	100	850	20/13	.77	.621	.514	.449
782—VSLB3940	VSLB3940	F	±22	32/65	100	1.35/1.6	100	940	15/15	.39	.31	.257	.225
782—TSHF6410	TSHF6410	O	±22	45/70	100	1.4/1.6	100	890	30/30	.69	.433	.318	.245
782—TSFF5410	TSFF5410	O	±22	45/70	100	1.5/1.8	100	870	15/15	1.08	.758	.587	.463
782—TSHG6400	TSHG6400	O	±22	45/70	100	1.5/1.8	100	850	20/13	1.33	.928	.719	.568
782—TSHG5510	TSHG5510	O	±38	18/32	100	1.45/1.7	100	830	15/15	1.06	.845	.696	.61

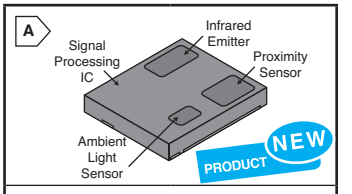





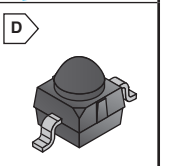

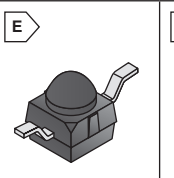

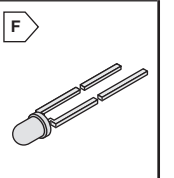

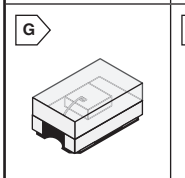

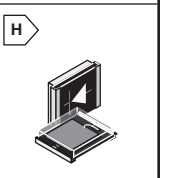

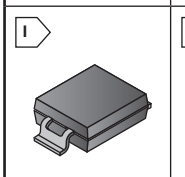



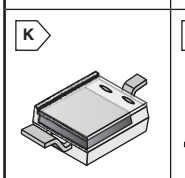

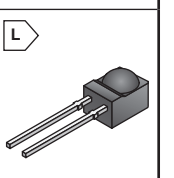



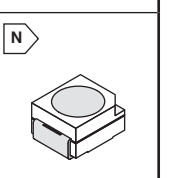

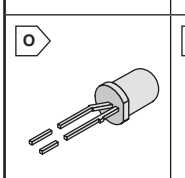

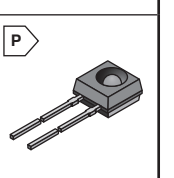

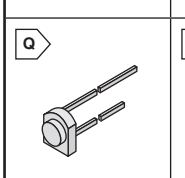



© Copyright 2013 Mouser Electronics

© Copyright 2013 Mouser Electronics

VISHAY Opto Components

RoHS Compliant **This product is RoHS compliant.**

IR RECEIVERS FOR 3D TV

Vishay Intertechnology has developed two infrared receivers speifically for the LCD shutter glasses used with 3D-ready TV sets. These receivers are designed to be assembled into active 3D glasses, where they received infrared signals from the TV set and ensure the glasses' LCD shutters open and close in proper synchronization to create the 3D effect.

Features:
- Eliminates possible interference from TV and set-top box remote control signals
- Eliminates interference with remote control emitters and receivers
- Enables more streamlined designs for 3D glasses

NEW PRODUCT NEW! TECHNOLOGY

For quantities greater than listed, call for quote.

MOUSER STOCK NO.	Mfr. Part No.	Fig.	Supply Voltage (V)	Supply Current (Typ.)(mA)	Carrier Freq. (kHz)	Trans. Dist. (m)	Irradiance (Typ.) (mW/sqm)	Power Consumption (mW)	Directivity (°)	Burst Length Cycles/Burst	Price Each 1	100	500	1000
78—TSMP77000TT		A	2.5 to 5.5	0.9	20-60	5	0.15	-	±50	-	7.71	6.45	5.28	4.69
78—TSMP6000TT		B	2.5 to 5.5	0.9	20-60	5	0.15	-	±50	-	7.71	6.45	5.28	4.69
782—TSOP35D25TT		A	2.5 to 5.5	0.35	25	26	0.15	10	±50	=>6	.98	.824	.674	.599
782—TSOP75D25TT		A	2.5 to 5.5	0.35	25	26	0.15	10	±50	=>6	.98	.824	.674	.599
78—TSOP75D26TT		A	2.5 to 5.5	3	26.2	45	0.15	10	50	=>6	7.32	6.12	5.01	4.45
78—TSOP35D26TT		B	2.5 to 5.5	3	26.2	45	0.15	10	50	=>6	7.32	6.12	5.01	4.45

RECEIVERS

Features:
- High sensitivity for a large transmission range (35m/120ft)
- Available for carrier frequencies from 30kHz up to 56kHz
- No external components necessary
- Output compatible for use with a micro-controller
- Relevant quality certifications ISO 9001, QS9000VDA6.1

Applications:
- TV sets
- Video recorders
- Satellite receivers
- DVD players
- Slide projectors
- Air-conditioners
- Sensors and Light barrier systems for long distances

NEW PRODUCT

For quantities greater than listed, call for quote.

MOUSER STOCK NO.	Mfr. Part No.	Fig.	Supply Voltage (V)	Supply Current (Typ.)(mA)	Carrier Frequency (kHz)	Trans. Dist. (m)	Irradiance (Max.) mW/m2	Irradiance (Min.) W/m2	Power Consumption (mW)	Directivity (°)	Burst Length Cycles/Burst	Price Each 1	100	500	1000
Surface Mount															
782—TSOP5038		B	2.7 to 5.5	5	38	30	1	30	10	±50	-----	.96	.77	.631	.567
782—TSOP6136		B	4.5 to 5.5	1.2	36	35	0.45	30	10	±50	=>6	1.21	1.05	1.01	.984
782—TSOP6138		B	4.5 to 5.5	1.2	38	35	0.45	30	10	±50	=>6	1.43	1.21	.984	.874
782—TSOP6156		B	4.5 to 5.5	1.2	56	35	0.45	30	10	±50	=>6	1.51	1.21	.995	.974
782—TSOP6236		B	4.5 to 5.5	1.2	36	35	0.45	30	10	±50	=>10	1.44	1.16	.952	.931
782—TSOP6238		B	4.5 to 5.5	1.2	38	35	0.45	30	10	±50	=>10	1.38	1.16	.951	.931
782—TSOP6256		B	4.5 to 5.5	1.2	56	35	0.45	30	10	±50	=>10	1.44	1.16	.952	.931
782—TSOP75238		C	2.5 to 5.5	3	38	45	0.35	30	10	±50	=>10	3.82	2.26	1.84	1.53
782—TSOP85336AP5TT		D	2.5 to 5.5	-	36	35	30	0.35	10	75	6	2.54	1.72	1.44	1.37
782—TSOP85338AP5TT		D	2.5 to 5.5	-	38	35	30	0.35	10	75	6	2.54	1.72	1.44	1.37
782—TSOP85340AP5TT		D	2.5 to 5.5	-	40	35	30	0.35	10	75	6	2.54	1.72	1.44	1.37
782—TSOP85356AP5TT		D	2.5 to 5.5	-	56	35	30	0.35	10	75	6	2.54	1.72	1.44	1.37
782—TSOP85536AP5TT		D	2.5 to 5.5	-	36	35	30	0.35	10	75	6	2.54	1.72	1.44	1.37
782—TSOP85538AP5TT		D	2.5 to 5.5	-	38	35	30	0.35	10	75	6	2.54	1.72	1.44	1.37
782—TSOP85540AP5TT		D	2.5 to 5.5	-	40	35	30	0.35	10	75	6	2.54	1.72	1.44	1.37
782—TSOP85556AP5TT		D	2.5 to 5.5	-	56	35	30	0.35	10	75	6	2.54	1.72	1.44	1.37
782—TSOP85236AP5TT		D	2.5 to 5.5	-	36	35	30	0.35	10	75	10	2.54	1.72	1.44	1.37
782—TSOP85238AP5TT		D	2.5 to 5.5	-	38	35	30	0.35	10	75	10	1.89	1.26	1.06	1.02
782—TSOP85240AP5TT		D	2.5 to 5.5	-	40	35	30	0.35	10	75	10	2.54	1.72	1.44	1.37
782—TSOP85256AP5TT		D	2.5 to 5.5	-	56	35	30	0.35	10	75	10	2.54	1.72	1.44	1.37
782—TSOP85436AP5TT		D	2.5 to 5.6	-	36	35	30	0.35	10	75	10	2.54	1.72	1.44	1.37
782—TSOP85438AP5TT		D	2.5 to 5.7	-	38	35	30	0.35	10	75	10	2.54	1.72	1.44	1.37
782—TSOP85440AP5TT		D	2.5 to 5.8	-	40	35	30	0.35	10	75	10	2.54	1.72	1.44	1.37
782—TSOP85456AP5TT		D	2.5 to 5.9	-	56	35	30	0.35	10	75	10	2.54	1.72	1.44	1.37
Thru-Hole															
782—TSOP32338SS1V		E	2.5 to 5.5	0.35	38	45	0.1	30	10	±45	=>6	.75	.599	.503	.482
782—TSOP32438SS1V		E	2.5 to 5.5	0.35	38	45	0.1	30	10	±45	=>6	.75	.599	.503	.482
782—TSOP38238SS1V		F	2.5 to 5.5	0.35	38	45	0.15	30	10	±45	=>6	.67	.535	.449	.428
782—TSOP38338SS1V		F	2.5 to 5.5	0.35	38	45	0.15	30	10	±45	=>6	.67	.535	.449	.428
782—TSOP2436		E	2.5 to 5.5	3	36	45	0.25	30	10	±45	=>10	1.03	.877	.76	.717
782—TSOP2438		E	2.5 to 5.5	3	38	45	0.25	30	10	±45	=>10	1.03	.877	.76	.717
782—TSOP31236		F	2.5 to 5.5	0.35	36	45	0.35	30	10	±45	=>10	1.22	.824	.744	.713
782—TSOP31238		F	2.5 to 5.5	0.35	38	45	0.35	30	10	±45	=>10	1.23	1.03	.851	.754
782—TSOP38238		F	2.5 to 5.5	3	38	45	0.35	30	10	±45	=>10	.67	.57	.471	.407
782—TSOP32156		E	2.7 to 5.5	1.2	56	35	0.25	30	10	±45	=>6	1.10	1.07	.877	.769
782—TSOP34136		E	2.7 to 5.5	1.2	36	35	0.25	30	10	±45	=>6	1.27	1.07	.877	.77
782—TSOP32238		E	2.7 to 5.5	1.2	38	35	0.25	30	10	±45	=>10	1.80	1.25	.974	.769
782—TSOP34836		E	2.7 to 5.5	1.2	36	35	0.25	30	10	±45	=>10	1.22	1.03	.845	.749
782—TSOP34838		E	2.7 to 5.5	1.2	38	35	0.25	30	10	±45	=>10	1.22	1.03	.845	.749
782—TSOP34856		E	2.7 to 5.5	1.2	56	35	0.25	30	10	±45	=>10	1.22	1.03	.845	.749
782—TSOP1136		F	4.5 to 5.5	1.2	36	35	0.35	30	10	±45	=>6	1.23	.856	.717	.685
782—TSOP1138		F	4.5 to 5.5	1.2	38	35	0.35	30	10	±45	=>6	.80	.693	.642	.631
782—TSOP1156		F	4.5 to 5.5	1.2	56	35	0.35	30	10	±45	=>6	1.24	1.12	.899	.792
782—TSOP2138		E	4.5 to 5.5	1.2	38	35	0.4	30	50	±45	=>6	1.20	.952	.813	.749
782—TSOP4138		E	4.5 to 5.5	1.2	38	35	0.35	30	10	±45	=>6	.80	.693	.642	.631
782—TSOP1236		F	4.5 to 5.5	0.6	36	35	0.35	30	10	±45	=>10	1.03	.877	.76	.717
782—TSOP2236		E	4.5 to 5.5	1.2	36	35	0.35	30	10	±45	=>10	1.02	.874	.759	.679
782—TSOP2238		E	4.5 to 5.5	1.2	38	35	0.35	30	10	±45	=>10	1.02	.874	.759	.679
782—TSOP4830		E	4.5 to 5.5	1.1	30	35	0.35	30	10	±45	=>10	1.03	.877	.76	.717
782—TSOP4836		E	4.5 to 5.5	1.1	36	35	0.35	30	10	±45	=>10	1.03	.877	.76	.717
782—TSOP4838		E	4.5 to 5.5	1.1	38	35	0.35	30	10	±45	=>10	.92	.754	.655	.589
782—TSOP4840		E	4.5 to 5.5	1.1	40	35	0.35	30	10	±45	=>10	1.03	.877	.76	.717
782—TSOP4856		E	4.5 to 5.5	1.1	56	35	0.35	30	10	±45	=>10	1.02	.874	.759	.685

PREAMPLIFIER CIRCUIT FOR IR REMOTE CONTROL

NEW! TECHNOLOGY

For quantities greater than listed, call for quote.

MOUSER STOCK NO.	Vishay Part No.	Supply Voltage (V)	Supply Current (Typ.) (mA)	Carrier Freq. (kHz)	Output Current (mA)	Power Consumption (mW)	High Level Pulse Width (μs)	Low Level Pulse Width (μs)	Price Each 1	100	500	1000
782-VSOP38338	VSOP38338	2.5 to 5.5	0.45	38	5	10	6	6	.56	.385	.30	.257
782-VSOP58438	VSOP58438	2.5 to 5.5	0.85	38	5	10	6	6	.56	.385	.30	.257

AMBIENT LIGHT SENSOR

Features:
- Adapted to human eye responsivity
- High photo sensitivity
- Supression filter for near infrared radiation
- Floor life: 168 h, MSL 3, acc. J-STD-020
- AEC-Q101 qualified

Applications:
- Automotive sensors
- Ambient light sensors
- Mobile phones
- Notebooks
- Computers
- Cameras
- PDA's

For quantities greater than listed, call for quote.

MOUSER STOCK NO.	Mfr. Part No.	Fig.	V_{BR} (V) (min)	V_{BR} @ IR (μA)	Angle of Half Intensity (°)	Reverse Dark Current (max.)(nA)	Reverse Light Current (typ.)(μA)	Peak Emission Wavelength (nm)	Diode Capacitance (V_R=0 (pF)	Rise/Fall Times (typ.)(ns)	Price Each 1	100	500	1000
78—TEMT6000		G	-----	-----	±60	0.05	10	570	-----	-----	1.21	.931	.653	.591
782—TEMT6200F		G	-----	-----	±60	0.03	4.6	550	-----	-----	1.20	.852	.662	.52
782—TEMD6200FX01		G	16	100	±60	5	0.04	540	60	150/150	1.28	.91	.707	.555



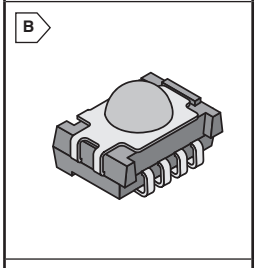

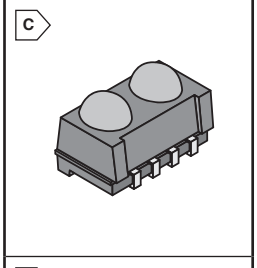



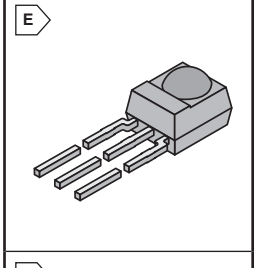

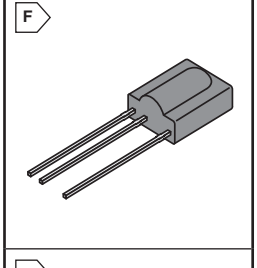

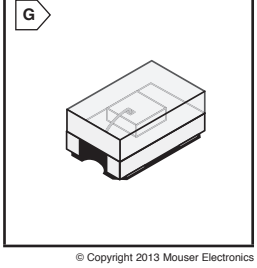

© Copyright 2013 Mouser Electronics

© Copyright 2013 Mouser Electronics

VISHAY Opto Components

RoHS Compliant **This product is RoHS compliant.**

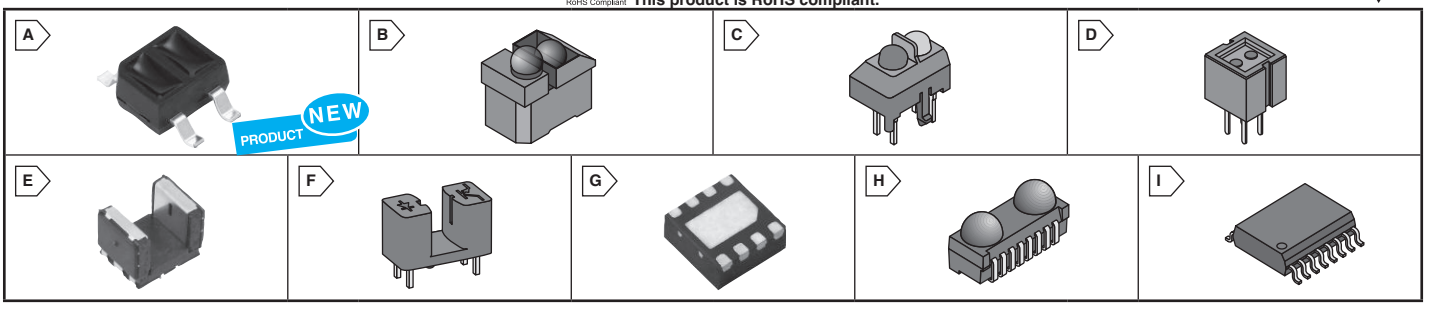

Vishay is a leading manufacturer of optical sensors. These sensors integrate an infrared emitter and photo detector in a single package. The most common types of optical sensors are transmissive and reflective sensors. Both types detect the presence of an object without any mechanical or electrical contact. The output signal of the sensor is used to control various functions of an application.

REFLECTIVE SENSORS

Reflective sensors incorporate an infrared emitter and photo detector adjacent to each other. When an object is in the sensing area, the emitted light is reflected back towards the photo detector, the amount of light energy reaching the detector increases. This change in light energy or photo current is similarly used an input signal in the application.

TCND3000 is a reflective optical sensor for applications using the HALIOS® (High Ambient Light Independent Optical System) principle. It consists of an infrared emitter and a photodetector forming the optical sensing path. According to the HALIOS principle a second infrared emitter is used for compensation of disturbing ambient light.

Features:

- Detector type: pin photodiode
- Dimensions (L x W x H in mm): 4.83 x 2.54 x 2.21
- Peak operating distance: 20mm
- Peak operating range: 10mm to 20mm
- Typical output current under test: IC > 5.6µA
- Daylight blocking filter
- Touch distance: 10mm (1)
- Proximity distance: 20mm (1)
- High ambient light suppression for sunlight: ≥200klx
- High ambient light suppression for CIE standard illuminant A: ≥100klx

For quantities greater than listed, call for quote.

MOUSER STOCK NO.	Mfr. Part No.	Fig.	V_{BR} (V) (min)	V_{BR} @ IR (µA)	Angle of Half Intensity (°)	Reverse Dark Current (max.)(nA)	Reverse Light Current (typ.)(µA)	Peak Emission Wavelength (nm)	Rise/Fall Times (typ.)(ns)	Price Each 1	100	500	1000
Surface Mount													
78—TCNT2000		A	5	800	-	30	10	940	10/15	.84	.59	.47	.44
782—TCND3000		B	5	10	±20	0.01	5.6	885	----	2.83	2.55	2.15	2.01

Applications:

- Position sensor for shaft encoder
- Detection of reflective material such as paper, IBM cards, magnetic tapes etc.
- Limit switch for mechanical motions in VCR
- General purpose - wherever the space is limited
- Optoelectronic scanning and switching devices i.e., index sensing, coded disk scanning etc. (optoelectronic encoder assemblies).

For quantities greater than listed, call for quote.

MOUSER STOCK NO.	Mfr. Part No.	Fig.	V_{CEO} (V) (min)	V_{CEO} @ IC (mA)	Forward Voltage (Typ.)(V)	Radiant Intensity (Max.)(mW/sr)	Collector Current (Typ.)(mA)	Peak Wavelength (nm)	Max. Dist. for CTRrel (mm)	Dist. Range for Rel. I_{OUT} >20% (mm)	Daylight Blocking Filter	Price Each 1	100	500	1000
Thru-Hole															
782—TCRT5000		C	70	1	1.25	21	1	940	2.5	0.2 to 15	Yes	.94	.84	.75	.68
782—CNY70		D	32	50	1.25	7.5	1	940	0	0 to 5	Yes	.76	.69	.57	.504

TRANSMISSIVE SENSORS

Transmissive sensors, also called interrupter sensors, incorporate an infrared emitter and photo detector that face each other as shown. When an object is located between the emitter and detector in the sensing path, it interrupts or breaks the optical beam of the emitter. The light energy reaching the detector changes. This change in light energy or photo current is used to affect an event in the application.

Applications (TCPT1300):

- Automotive optical sensors
- Accurate position sensor for encoder
- Detection of motion speed

Applications (TCST1230):

- Optical switch
- Shaft encoder

For quantities greater than listed, call for quote.

MOUSER STOCK NO.	Mfr. Part No.	Fig.	V_{CEO} (V) (min)	V_{CEO} @ IC (mA)	Forward Voltage (Typ.)(V)	Reverse Current (Max.)(µA)	Collector Current (Min.)(mA)	Peak Wavelength (nm)	Aperture (mm)	Dist./Gap (mm)	Rise/Fall Times (Typ.)(ns)	Price Each 1	100	500	1000
Surface Mount															
782—TCPT1300		E	20	1	1.2	10	0.3	950	0.3	3	20/30	1.69	1.29	1.04	.82
Thru-Hole															
782—TCST1230		F	70	1	1.25	-----	0.5	950	0.5	2.8	15/10	1.00	.73	.55	.43

IR CODE LEARNING IC

Vishay Semiconductors' VSOP98260 Preamplifier Circuit is designed for use in an IR learning application together with a photo PIN diode or IR LED as optical detector. Compatible with all data formats for IR remote controls and immune to current caused by light sources such as tungsten bulbs or fluorescent lamps. This IC takes the signal from the IR detector and then shapes and amplifies the signal. This will modulate any signal from 20 - 60kHz, and could replace up to 17 discrete components, and the output will accurately correspond to the carrier frequency and data burst length of the input signal.

PRODUCT NEW

For quantities greater than listed, call for quote.

MOUSER STOCK NO.	Mfr. Part No.	Fig.	Supply Voltage (V)	Supply Current (Typ.) (mA)	Carrier Freq. (kHz)	Price Each 1	100	500	1000
78—VSOP98260		G	3.3	0.6-0.9	20-60	.36	.25	.20	.17

IrDA - TRANSCEIVERS

Vishay's infrared data transceivers enable short-distance wireless communication. Design engineers in the growing handheld market trust in their performance and rely on the application engineering support that only Vishay provides. Vishay offers a transceiver for every application.

Applications:

- Mobile Phone
- PDAs
- Notebook Computers
- Digital still and video cameras
- Printers, fax machines, photo copiers, screen projectors
- Data Loggers
- GPS
- Medical data collection
- Kiosks, POS, point and pay devices including IrFM - applications
- Internet TV boxes, video conferencing systems

For quantities greater than listed, call for quote.

MOUSER STOCK NO.	Mfr. Part No.	Fig.	Type	Operating Voltage (V)	Input Currents (mA)	Data Rate (Min./Max.) (kbits/s)	Transmit Distance (m)	Logic Voltage (V)	Output Sink Current (mA)	Power Dissipation (Max.(mW)	Price Each 1	100	500	1000
Surface Mount														
782—TFBS4650-TR1		H	Serial	2.4 to 3.6	±40	9.4/115.2	0 to ≥0.3	-----	20	250	3.21	2.35	1.87	1.49
782—TFBS4711-TR1		H	Serial	2.4 to 5.5	10	9.4/115.2	0 to 8.0	-----	25	-----	3.39	2.37	1.84	1.40
782—TFDU4101		H	Serial	2.4 to 5.5	10	2.4/115.2	0 to 1.0	Vlog=VCC	25	250	5.66	4.15	3.30	2.54
782—TFDU6103		H	Fast	2.7 to 5.5	10	-----/4000	0 to 1.0	Vlog=VCC	25	500	3.65	3.06	2.52	2.03
782—TFDU6300-TR1		H	Fast	2.4 to 3.6	10	-----/4000	0 to ≥0.7	-----	25	500	3.95	3.42	2.61	2.29
782—TFDU6300-TT3		H	Fast	2.4 to 3.6	10	-----/4000	0 to ≥0.7	-----	25	500	4.74	3.47	2.76	2.37

IrDA - ENCODER/DECODER

The TOIM4232 Endec IC provides proper pulse shaping for the SIR IrDA front end infrared transceivers as of the 4000-series. For transmitting the TOIM4232 shortens the RS232 output signal to IrDA compatible electrical pulses to drive the infrared transmitter. In the receive mode the TOIM4232 stretches the received infrared pulse to the proper bit width depending on the operating bit rate. The IrDA bit rate varies from 2.4 kbit/s to 115.2 kbit/s. The TOIM4232 is using a crystal clock 3.6864 MHz for its pulse stretching and shortening. The clock can be generated by the internal oscillator. An external oscillator can be used too. The TOIM4232 is programmable to operate from 1200 bit/s to 115.2 kbit/s by the communication software through the RS232 port. The output pulses are software programmable as either 1,627 us or 3/16 of bit time. The typical power consumption is very low with about 10 mW in operational state and in the order of a few microwatts in standby mode.

Features:

- Pulse shaping function (shortening and stretching) used in SIR IrDA applications
- Directly interfaces the SIR transceiver TFD..- and TFB..- series to an RS232 port
- Programmable baud clock generator (1200Hz to 115.2kHz), 13 baud rates
- 3/16 bit pulse duration or 1.627µs pulse selectable
- Low operating current

For quantities greater than listed, call for quote.

MOUSER STOCK NO.	Mfr. Part No.	Fig.	Type	Operating Voltage (V)	Input Voltage (High/Low) (Typ.)(V)	Output Voltage High/Low (Min./Max.)(V)	Data Rate (Min./Max.) (kbits/s)	Consumption Current Standby (Max.)(nA)	Consumption Current Dynamic (Typ.)(mA)	Price Each 1	100	500	1000
Surface Mount													
782—TOIM4232		I	Serial	2.7 to 3.6	1.7/1.1	2.0/0.4	2.4/115.2	1	2	7.29	5.50	4.54	4.10

© Copyright 2013 Mouser Electronics
© Copyright 2013 Mouser Electronics

ATMEL Microcontrollers

RoHS Compliant **This product is RoHS compliant.**

8051 ARCHITECTURE MICROCONTROLLERS

Atmel offers a broad range of microcontrollers based on the 8051 architecture. The product line includes MCS-51® industry standard socket drop-in devices, In-System Programming capability, and small footprint 20-pin derivatives in ROMless, ROM, OTP & Flash flavors.

For quantities greater than listed, call for quote.

MOUSER STOCK NO.	Atmel Part No.	Package	Flash	RAM	ISP	Self Memory	I/O Pins	V_{CC}	Max. Freq.	UART	16-Bit Timer	Watchdog	SPI	Price Each 1	10	25	100
Flash ISP - Single Cycle Core																	
556-A89LP214-20PU	AT89LP214-20PU	PDIP-14	2KB	128B	SPI	--	12	2.4V-5.0V	20MHz	1	2	Yes	Yes	1.50	1.44	1.35	1.26
556-A89LP4052-20PU	AT89LP4052-20PU	PDIP-20	4KB	256B	SPI	--	15	2.4V-5.5V	20MHz	1	2	Yes	Yes	2.41	2.34	2.27	2.14
556-A89LP4052-20SU	AT89LP4052-20SU	SOIC-20	4KB	256B	SPI	--	15	2.4V-5.5V	20MHz	1	2	Yes	Yes	2.41	2.34	2.27	2.14
556-AT89LP52-20AU	AT89LP52-20AU	TQFP-44	8KB	256B	UART	--	36	2.4V-5.5V	20MHz	1	3	Yes	Yes	1.81	1.74	1.68	1.57
556-AT89LP52-20MU	AT89LP52-20MU	VQFN-44	8KB	256B	UART	--	36	2.4V-5.5V	20MHz	1	3	Yes	Yes	1.81	1.74	1.68	1.57
556-AT89LP52-20PU	AT89LP52-20PU	PDIP-40	8KB	256B	UART	--	36	2.4V-5.5V	20MHz	1	3	Yes	Yes	2.20	2.15	2.08	1.96
Flash ISP - In-System Programmable																	
556-A89S2051-24PU	AT89S2051-24PU	PDIP-20	2KB	256B	SPI	--	15	2.7V-5.5V	24MHz	1	2	--	Yes	2.00	1.96	1.89	1.78
556-A89S4051-24PU	AT89S4051-24PU	PDIP-20	4KB	256B	SPI	--	15	2.7V-5.5V	24MHz	1	2	--	Yes	2.20	2.15	2.08	1.96
556-A89S51-24PU	AT89S51-24PU	PDIP-40	4KB	128B	SPI	--	32	4.0V-5.5V	33MHz	1	2	Yes	--	2.00	1.96	1.89	1.78
556-A89S51-24JU	AT89S51-24JU	PLCC-44	4KB	128B	SPI	--	32	4.0V-5.5V	33MHz	1	2	Yes	--	1.49	1.44	1.40	1.32
556-A89LS52-16AU	AT89LS52-16AU	TQFP-44	8KB	256B	SPI	--	32	2.7V-4.0V	16MHz	1	3	Yes	Yes	2.30	2.25	2.18	2.04
556-A89S52-24PU	AT89S52-24PU	PDIP-40	8KB	256B	SPI	--	32	4.0V-5.5V	33MHz	1	3	Yes	--	2.20	2.15	2.08	1.96
556-AT89S52-24JU	AT89S52-24JU	PLCC-44	8KB	256B	SPI	--	32	4.0V-5.5V	33MHz	1	3	Yes	--	1.05	1.01	.96	.835
556-A89S52-24AU	AT89S52-24AU	TQFP-44	8KB	256B	SPI	--	32	4.0V-5.5V	33MHz	1	3	Yes	--	2.20	2.15	2.08	1.96
556-A89S8253-24PU	AT89S8253-24PU	PDIP-40	12KB	256B	SPI	--	32	2.7V-5.5V	24MHz	1	3	Yes	Yes	4.61	4.49	4.35	4.10
556-A89S8253-24JU	AT89S8253-24JU	PLCC-44	12KB	256B	SPI	--	32	2.7V-5.5V	24MHz	1	3	Yes	Yes	2.12	2.02	1.93	1.67
556-A89S8253-24AU	AT89S8253-24AU	TQFP-44	12KB	256B	SPI	--	32	2.7V-5.5V	24MHz	1	3	Yes	Yes	4.61	4.49	4.35	4.10
556-A89C51RB2RLTUM	AT89C51RB2-RLTUM	LQFP-44	16KB	1280B	UART	API	32	2.7V-5.5V	60MHz	1	3	Yes	Yes	5.66	5.49	5.20	4.12
556-A89C51RB2SLSUM	AT89C51RB2-SLSUM	PLCC-44	16KB	1280B	UART	API	32	2.7V-5.5V	60MHz	1	3	Yes	Yes	5.76	5.57	5.20	4.87
556-A89C51RC-24JU	AT89C51RC-24JU	PLCC-44	32KB	512B	UART	--	32	4.0V-5.5V	33MHz	--	3	Yes	Yes	3.02	2.95	2.82	2.65
556-A89C51C01UASLSUM	AT89C51CC01UA-SLSUM	PLCC-40	32KB	256B	CAN,UART	--	32	3.0V-5.5V	40MHz	--	2	Yes	Yes	8.91	8.72	7.92	7.43
556-A89C51AC2RLTUM	AT89C51AC2-RLTUM	LQFP-44	32KB	1280B	UART	API	34	3.0V-5.5V	40MHz	1	3	Yes	--	9.62	9.15	8.55	8.01
556-A89C51RC2RLTUM	AT89C51RC2-RLTUM	LQFP-44	32KB	1280B	UART	API	32	2.7V-5.5V	60MHz	1	3	Yes	Yes	8.01	7.62	7.13	6.68
556-A89C51RC2-3CSUM	AT89C51RC2-3CSUM	PDIP-40	32KB	1280B	UART	API	32	2.7V-5.5V	60MHz	1	3	Yes	Yes	8.82	8.38	7.83	7.34
556-A89C51ED2RLTUM	AT89C51ED2-RLTUM	LQFP-44	64KB	2048B	UART	API	32	2.7V-5.5V	60MHz	1	3	Yes	Yes	7.76	7.65	7.14	6.16
556-A89C51RD2SLSUM	AT89C51RD2-SLSUM	PLCC-44	64KB	2048B	UART	API	32	2.7V-5.5V	60MHz	1	3	Yes	Yes	6.79	6.52	6.21	5.39
556-A89C51ED2SLSUM	AT89C51ED2-SLSUM	PLCC-44	64KB	2048B	UART	API	32	2.7V-5.5V	60MHz	1	3	Yes	Yes	7.45	7.09	6.68	5.65
556-A89C51ED2SMSUM	AT89C51ED2-SMSUM	PLCC-64	64KB	2000B	EUART	--	48	2.7V-5.5V	60MHz	--	3	Yes	Yes	10.22	9.72	9.08	8.52
556-A89C51AC3SLSUM	AT89C51AC3-SLSUM	PLCC-40	64KB	256B	UART	--	32	3.0V-5.5V	20MHZ	--	3	Yes	Yes	8.23	7.97	7.43	6.94
556-A89C51RE2SLSUM	AT89C51RE2-SLSUM	PLCC-44	128KB	8448B	UART	Yes	34	2.7V-5.5V	60MHz	2	3	Yes	Yes	10.41	9.90	9.26	8.68
Flash - Reprogrammable																	
556-A89C2051-24PU	AT89C2051-24PU	PDIP-20	2KB	128B	--	--	15	2.7V-6.0V	24MHz	1	2	--	--	1.80	1.75	1.70	1.61
556-A89C205112PU	AT89C2051-12PU	PDIP-20	2KB	128B	--	--	15	2.7V-6.0V	12MHz	1	2	--	--	1.35	1.31	1.26	1.19
556-A89C2051-24SU	AT89C2051-24SU	SOIC-20	2KB	128B	--	--	15	4.0V-6.0V	24MHz	1	2	--	--	1.35	1.31	1.26	1.19
556-A89C405112PU	AT89C4051-12PU	PDIP-20	4KB	128B	UART	--	15	2.7V-6.0V	24MHz	--	2	--	--	1.72	1.69	1.67	1.62
556-A89C4051-24SU	AT89C4051-24SU	SOIC-20	4KB	128B	UART	--	15	2.7V-6.0V	24MHz	--	2	--	--	1.49	1.44	1.40	1.32
556-A89C4051-24PU	AT89C4051-24PU	PDIP-20	4KB	128B	--	--	15	4.0V-6.0V	24MHz	1	2	--	--	2.00	1.96	1.89	1.78
556-AT89C55WD-24JU	AT89C55WD-24JU	PLCC-44	20KB	256B	--	--	32	4.0V-6.0V	33MHz	1	3	Yes	--	2.82	2.74	2.65	2.49
556-A89C55WD-24AU	AT89C55WD-24AU	TQFP-44	20KB	256B	--	--	32	4.0V-5.5V	24MHz	1	3	Yes	--	2.82	2.74	2.65	2.49
556-AT89C55WD-24PU	AT89C55WD-24PU	PDIP-40	20KB	256B	--	--	32	4.0V-5.5V	24MHz	1	3	Yes	--	2.82	2.74	2.65	2.49
556-A89C51RC-24PU	AT89C51RC-24PU	PDIP-40	32KB	512B	--	--	32	4.0V-5.5V	24MHz	1	3	Yes	--	3.81	3.71	3.60	3.38
CAN Networking																	
556-A89C51C01UARLTUM	AT89C51CC01UA-RLTUM	LQFP-44	32KB	1280B	Yes	Yes	34	3.0V-5.5V	40MHz	1	2	Yes	--	7.19	6.97	6.28	6.18
Full Speed USB (1.1 & 2.0)																	
556-A89C5131ARDTUM	AT89C5131A-RDTUM	LQFP-64	32KB	1280B	Yes	Yes	34	3.0V-3.6V	48MHz	1	1	Yes	Yes	6.14	5.95	5.65	5.29
556-A89C5131AS3SUM	AT89C5131A-S3SUM	PLCC-52	32KB	1280B	Yes	Yes	34	3.0V-3.6V	48MHz	1	1	Yes	Yes	8.01	7.62	7.13	6.68

AVR 8-BIT RISC MICROCONTROLLERS

Atmel's low power, high performance AVR microcontrollers handle demanding 8 and 16-bit applications. With a single-cycle instruction RISC CPU, innovative picoPower® technology, and a rich feature set, the AVR achitecture ensures fast code execution combined with the lowest possible power consumption.

tinyAVR - 1KB-8KB Flash Programmable Memory

Atmel tinyAVR devices are optimized for applications that require performance, power efficiency, and ease of use in a small package. All tinyAVR devices are based on the same architecture and compatible with other AVR devices. Integrated ADC, EEPROM memory and Brown out detector let you build applications without adding external components. tinyAVR offers flash memory and on-chip debug for fast, secure, cost-effective in-circuit upgrades that significantly cuts your time to market.

For quantities greater than listed, call for quote.

MOUSER STOCK NO.	Atmel Part No.	Package	Flash	EEPROM	SRAM	Max. I/O Pins	Power Supply	Speed	Price Each 1	10	25	100
General Purpose												
556-ATTINY13V10PU	ATTINY13V-10PU	PDIP-8	1KB	64 Bytes	64 Bytes	6	1.8V-5.5V	20MHz	2.04	1.70	1.28	1.13
556-ATTINY28L-4PU	ATTINY28L-4PU	PDIP-28	2KB	-	-	11	2.7V-5.5V	4MHz	3.22	2.69	2.02	1.83
556-ATTINY2313-20MU	ATTINY2313-20MU	MLF-20	2KB	128 Bytes	128 Bytes	18	2.7V-5.5V	20MHz	2.84	2.36	1.78	1.61
556-ATTINY2313-20PU	ATTINY2313-20PU	PDIP-20	2KB	128 Bytes	128 Bytes	18	2.7V-5.5V	20MHz	2.86	2.39	1.80	1.63
556-ATTINY2313-20SU	ATTINY2313-20SU	SOIC-20	2KB	128 Bytes	128 Bytes	18	2.7V-5.5V	20MHz	2.74	2.29	1.72	1.53
556-ATTINY2313V10MU	ATTINY2313V-10MU	MLF-20	2KB	128 Bytes	128 Bytes	18	1.8V-5.5V	10MHz	2.84	2.36	1.78	1.61
556-ATTINY2313V10PU	ATTINY2313V-10PU	PDIP-20	2KB	128 Bytes	128 Bytes	18	1.8V-5.5V	10MHz	2.02	1.94	1.79	1.59
556-ATTINY2313V10SU	ATTINY2313V-10SU	SOIC-20	2KB	128 Bytes	128 Bytes	18	1.8V-5.5V	10MHz	2.74	2.29	1.72	1.53
556-ATTINY24-20MU	ATTINY24-20MU	MLF-20	2KB	128 Bytes	128 Bytes	12	2.7V-5.5V	20MHz	2.68	2.24	1.68	1.52
556-ATTINY24-20PU	ATTINY24-20PU	PDIP-14	2KB	128 Bytes	128 Bytes	12	2.7V-5.5V	20MHz	2.70	2.25	1.69	1.53
556-ATTINY24-20SSU	ATTINY24-20SSU	SOIC-14	2KB	128 Bytes	128 Bytes	12	2.7V-5.5V	20MHz	2.59	2.16	1.63	1.47
556-ATTINY24V10PU	ATTINY24V-10PU	PDIP-14	2KB	128 Bytes	128 Bytes	12	1.8V-5.5V	10MHz	2.70	2.25	1.69	1.53
556-ATTINY24V10SSU	ATTINY24V-10SSU	SOIC-14	2KB	128 Bytes	128 Bytes	12	1.8V-5.5V	10MHz	2.59	2.16	1.63	1.47
556-ATTINY25-20PU	ATTINY25-20PU	PDIP-8	2KB	128 Bytes	128 Bytes	6	2.7V-5.5V	20MHz	1.12	.942	.707	.64
556-ATTINY25-20SSU	ATTINY25-20SSU	SOIC-8	2KB	128 Bytes	128 Bytes	6	2.7V-5.5V	20MHz	1.02	.845	.636	.575
556-ATTINY25-20SU	ATTINY25-20SU	SOIC-8	2KB	128 Bytes	128 Bytes	6	2.7V-5.5V	20MHz	1.02	.845	.636	.575
556-ATTINY25V10MU	ATTINY25V-10MU	MLF-20	2KB	128 Bytes	128 Bytes	6	1.8V-5.5V	10MHz	2.12	1.77	1.33	1.20
556-ATTINY25V10PU	ATTINY25V-10PU	PDIP-8	2KB	128 Bytes	128 Bytes	6	1.8V-5.5V	10MHz	2.14	1.79	1.34	1.21
556-ATTINY25V-10SSU	ATTINY25V-10SSU	SOIC-8	2KB	128 Bytes	128 Bytes	6	1.8V-5.5V	10MHz	2.02	1.69	1.27	1.14
556-ATTINY25V10SU	ATTINY25V-10SU	SOIC-8	2KB	128 Bytes	128 Bytes	6	1.8V-5.5V	10MHz	2.02	1.69	1.27	1.14
556-ATTINY26-16PU	ATTINY26-16PU	PDIP-20	2KB	128 Bytes	128 Bytes	16	4.5V-5.5V	16MHz	3.27	2.73	2.05	1.85
556-ATTINY26-16SU	ATTINY26-16SU	SOIC-20	2KB	128 Bytes	128 Bytes	16	4.5V-5.5V	16MHz	2.24	2.13	1.98	1.75
556-ATTINY26L-8PU	ATTINY26L-8PU	PDIP-20	2KB	128 Bytes	128 Bytes	16	2.7V-5.5V	8MHz	3.27	2.73	2.05	1.85
556-ATTINY26L-8SU	ATTINY26L-8SU	SOIC-20	2KB	128 Bytes	128 Bytes	16	2.7V-5.5V	8MHz	3.16	2.63	1.98	1.79
556-ATTINY261-20SU	ATTINY261-20SU	SOIC-20	2KB	128 Bytes	128 Bytes	16	2.7V-5.5V	20MHz	2.57	2.14	1.62	1.46
556-ATTINY261-20PU	ATTINY261-20PU	PDIP-20	2KB	128 Bytes	128 Bytes	16	2.7V-5.5V	20MHz	2.69	2.25	1.69	1.52
556-ATTINY4313-PU	ATTINY4313-PU	PDIP-20	2KB	128 Bytes	128 Bytes	18	1.8V-5.5V	20MHz	1.62	1.35	1.01	.914
556-ATTINY4313-SU	ATTINY4313-SU	SOIC-20	2KB	128 Bytes	128 Bytes	18	1.8V-5.5V	20MHz	1.50	1.25	.938	.849
556-ATTINY44A-PU	ATTINY44A-PU	PDIP-14	4KB	256 Bytes	256 Bytes	12	1.8V-5.5V	20MHz	1.36	1.13	.852	.77
556-ATTINY45-20PU	ATTINY45-20PU	PDIP-8	4KB	256 Bytes	256 Bytes	6	2.7V-5.5V	20MHz	1.22	1.02	.765	.691
556-ATTINY45-20SU	ATTINY45-20SU	SOIC-8	4KB	256 Bytes	256 Bytes	6	2.7V-5.5V	20MHz	.78	.745	.693	.616
556-ATTINY45V10PU	ATTINY45V-10PU	PDIP-8	4KB	256 Bytes	256 Bytes	6	1.8V-5.5V	10MHz	2.47	2.07	1.55	1.40
556-ATTINY45V10SU	ATTINY45V-10SU	SOIC-8	4KB	256 Bytes	256 Bytes	6	1.8V-5.5V	10MHz	2.35	1.97	1.48	1.32

© Copyright 2013 Mouser Electronics
© Copyright 2013 Mouser Electronics

ATMEL Microcontrollers

RoHS Compliant This product is RoHS compliant.

AVR 8-BIT RISC MICROCONTROLLERS (CONT.)

tinyAVR - 1KB-8KB Flash Programmable Memory (cont.)

PRODUCT NEW

For quantities greater than listed, call for quote.

MOUSER STOCK NO.	Atmel Part No.	Package	Flash	EEPROM	SRAM	Max. I/O Pins	Power Supply	Speed	Price Each 1	10	25	100
General Purpose (Cont.)												
556-ATTINY461-20MU	ATTINY461-20MU	MLF-32	4KB	256 Bytes	256 Bytes	16	2.7V-5.5V	20MHz	2.93	2.45	1.84	1.66
556-ATTINY461-20PU	ATTINY461-20PU	PDIP-20	4KB	256 Bytes	256 Bytes	16	2.7V-5.5V	20MHz	2.95	2.46	1.85	1.67
556-ATTINY461V10PU	ATTINY461V-10PU	PDIP-20	4KB	256 Bytes	256 Bytes	16	1.8V-5.5V	10MHz	3.26	2.73	2.05	1.85
556-ATTINY461V10SU	ATTINY461V-10SU	SOIC-20	4KB	256 Bytes	256 Bytes	16	1.8V-5.5V	10MHz	3.16	2.63	1.98	1.79
556-ATTINY84-20PU	ATTINY84-20PU	PDIP-14	8KB	512 Bytes	512 Bytes	12	2.7V-5.5V	20MHz	3.22	2.69	2.02	1.83
556-ATTINY84V10MU	ATTINY84V-10MU	MLF-20	8KB	512 Bytes	512 Bytes	12	1.8V-5.5V	10MHz	3.20	2.68	2.01	1.82
556-ATTINY85-20PU	ATTINY85-20PU	PDIP-8	8KB	512 Bytes	512 Bytes	6	2.7V-5.5V	20MHz	1.38	1.16	.867	.783
556-ATTINY85-20SU	ATTINY85-20SU	SOIC-8	8KB	512 Bytes	512 Bytes	6	1.8V-5.5V	20MHz	.89	.854	.794	.706
556-ATTINY85V10PU	ATTINY85V-10PU	PDIP-8	8KB	512 Bytes	512 Bytes	6	1.8V-5.5V	10MHz	2.42	2.02	1.52	1.37
556-ATTINY85V10SU	ATTINY85V-10SU	SOIC-8	8KB	512 Bytes	512 Bytes	6	1.8V-5.5V	10MHz	2.30	1.92	1.44	1.31
556-ATTINY861-20MU	ATTINY861-20MU	MLF-32	8KB	512 Bytes	512 Bytes	16	2.7V-5.5V	20MHz	3.34	2.78	2.10	1.89
556-ATTINY861-20PU	ATTINY861-20PU	PDIP-20	8KB	512 Bytes	512 Bytes	16	2.7V-5.5V	20MHz	3.36	2.80	2.11	1.90
556-ATTINY861-20SU	ATTINY861-20SU	SOIC-20	8KB	512 Bytes	512 Bytes	16	2.7V-5.5V	20MHz	3.24	2.71	2.03	1.84
556-ATTINY861V10PU	ATTINY861V-10PU	PDIP-20	8KB	512 Bytes	512 Bytes	16	1.8V-5.5V	10MHz	3.36	2.80	2.11	1.90
556-ATTINY1634-SU	ATTINY1634-SU	SOIC-20	16KB	256 Bytes	1K Byte	18	1.8V-5.5V	12MHz	1.84	1.54	1.16	1.04
556-ATTINY1634R-SU	ATTINY1634R-SU	SOIC-20	16KB	256 Bytes	1K Byte	18	1.8V-5.5V	12MHz	1.93	1.61	1.21	1.09
picoPower®												
556-ATTINY13A-MMU	ATTINY13A-MMU	MLF-10	1KB	64 Bytes	64 Bytes	6	1.8V-5.5V	20MHz	1.08	.899	.678	.613
556-ATTINY13A-MU	ATTINY13A-MU	MLF-20	1KB	64 Bytes	64 Bytes	6	1.8V-5.5V	20MHz	.98	.824	.621	.561
556-ATTINY13A-PU	ATTINY13A-PU	PDIP-8	1KB	64 Bytes	64 Bytes	6	1.8V-5.5V	20MHz	1.01	.974	.633	.574
556-ATTINY13A-SSU	ATTINY13A-SSU	SOIC-8	1KB	64 Bytes	64 Bytes	6	1.8V-5.5V	20MHz	.90	.749	.563	.509
556-ATTINY13A-SU	ATTINY13A-SU	SOIC-8	1KB	64 Bytes	64 Bytes	6	1.8V-5.5V	20MHz	.90	.749	.563	.509
556-ATTINY2313A-PU	ATTINY2313A-PU	PDIP-20	2KB	128 Bytes	128 Bytes	18	1.8V-5.5V	20MHz	1.40	1.17	.881	.796
556-ATTINY2313A-SU	ATTINY2313A-SU	SOIC-20	2KB	128 Bytes	128 Bytes	18	1.8V-5.5V	20MHz	1.28	1.07	.809	.731
556-ATTINY48-AU	ATTINY48-AU	TQFP-32	4KB	64 Bytes	256 Bytes	6	1.8V-5.5V	12MHz	1.66	1.38	1.04	.939
556-ATTINY48-MU	ATTINY48-MU	MLF-28	4KB	64 Bytes	256 Bytes	6	1.8V-5.5V	12MHz	1.74	1.46	1.10	.992
556-ATTINY48-PU	ATTINY48-PU	PDIP-28	4KB	64 Bytes	256 Bytes	6	1.8V-5.5V	12MHz	1.78	1.48	1.11	1.00
556-ATTINY88-AU	ATTINY88-AU	TQFP-32	8KB	64 Bytes	512 Bytes	6	1.8V-5.5V	12MHz	1.88	1.57	1.19	1.07
556-ATTINY88-MMU	ATTINY88-MMU	MLF-28	8KB	64 Bytes	512 Bytes	6	1.8V-5.5V	12MHz	2.08	1.73	1.29	1.18
556-ATTINY88-MU	ATTINY88-MU	MLF-28	8KB	64 Bytes	512 Bytes	6	1.8V-5.5V	12MHz	1.98	1.65	1.24	1.12

megaAVR - 4KB-256KB Flash Programmable Memory

When your designs need some extra muscle, you need the megaAVR. Ideal for applications requiring large amounts of code, the megaAVR offers substantial program and data memories with performance up to 20 MIPS. Innovative picoPower technology minimizes power consumption. All megaAVRs offer self-programmability for fast, secure, cost-effective in-circuit upgrades. You can even upgrade the flash while running your application.

For quantities greater than listed, call for quote.

MOUSER STOCK NO.	Atmel Part No.	Package	Flash	EEPROM	SRAM	Max. I/O Pins	Power Supply	Speed	Price Each 1	10	25	100
CAN Controllers												
556-A90CAN32-16AU	AT90CAN32-16AU	TQFP-64	32KB	1024 Bytes	2048 Bytes	53	2.7V-5.5V	16MHz	7.46	6.22	4.68	4.23
556-A90CAN64-16AU	AT90CAN64-16AU	TQFP-64	64KB	2048 Bytes	4096 Bytes	53	2.7V-5.5V	16MHz	9.42	7.85	5.91	5.34
556-A90CAN128-16AU	AT90CAN128-16AU	TQFP-64	128KB	4096 Bytes	4096 Bytes	53	2.7V-5.5V	16MHz	11.86	9.89	7.44	6.72
556-AT90CAN128-15AZ	AT90CAN128-15AZ	TQFP-64	128KB	4096 Bytes	4096 Bytes	53	2.7V-5.5V	16MHz	17.17	16.14	15.10	13.54
General Purpose												
556-ATMEGA48-20AU	ATMEGA48-20AU	TQFP	4KB	0.256KB	512 Bytes	23	2.7V-5.5V	20MHz	2.07	1.98	1.83	1.49
556-ATMEGA48-20MU	ATMEGA48-20MU	MLF	4KB	0.256KB	512 Bytes	23	2.7V-5.5V	20MHz	2.92	2.44	1.83	1.66
556-ATMEGA48-20PU	ATMEGA48-20PU	PDIP	4KB	0.256KB	512 Bytes	23	2.7V-5.5V	20MHz	3.04	2.54	1.90	1.72
556-ATMEGA48A-AU	ATMEGA48A-AU	TQFP-32	4KB	256 Bytes	512 Bytes	23	1.8V-5.5V	20MHz	2.08	1.73	1.29	1.18
556-ATMEGA48V10AU	ATMEGA48V-10AU	TQFP	4KB	0.256KB	512 Bytes	23	1.8V-5.5V	10MHz	2.92	2.44	1.83	1.66
556-ATMEGA48V10MU	ATMEGA48V-10MU	MLF	4KB	0.256KB	512 Bytes	23	1.8V-5.5V	10MHz	2.92	2.44	1.83	1.66
556-ATMEGA48V10PU	ATMEGA48V-10PU	PDIP	4KB	0.256KB	512 Bytes	23	1.8V-5.5V	10MHz	3.04	2.54	1.90	1.72
556-ATMEGA8515-16AU	ATMEGA8515-16AU	TQFP	8KB	0.5KB	512 Bytes	35	4.5V-5.5V	16MHz	2.85	2.72	2.53	2.05
556-ATMEGA8515-16PU	ATMEGA8515-16PU	PDIP	8KB	0.5KB	512 Bytes	35	4.5V-5.5V	16MHz	4.14	3.46	2.60	2.34
556-ATMEGA8515L-8AU	ATMEGA8515L-8AU	TQFP	8KB	0.5KB	512 Bytes	35	2.7V-5.5V	8MHz	2.85	2.72	2.53	2.05
556-ATMEGA8515L-8PU	ATMEGA8515L-8PU	PDIP	8KB	0.5KB	512 Bytes	35	2.7V-5.5V	8MHz	4.14	3.46	2.60	2.34
556-ATMEGA8535-16AU	ATMEGA8535-16AU	TQFP	8KB	0.5KB	512 Bytes	32	4.5V-5.5V	16MHz	4.32	3.61	2.72	2.45
556-ATMEGA8535-16PU	ATMEGA8535-16PU	PDIP	8KB	0.5KB	512 Bytes	32	4.5V-5.5V	16MHz	3.18	3.08	2.78	2.47
556-ATMEGA8535L8AU	ATMEGA8535L-8AU	TQFP	8KB	0.5KB	512 Bytes	32	2.7V-5.5V	8MHz	4.32	3.61	2.72	2.45
556-ATMEGA8535L-8PU	ATMEGA8535L-8PU	PDIP	8KB	0.5KB	512 Bytes	32	2.7V-5.5V	8MHz	4.44	3.70	2.78	2.51
556-ATMEGA8A-PU	ATMEGA8A-PU	PDIP-28	8KB	512 Bytes	1024 Bytes	23	2.7V-5.5V	16MHz	3.55	2.96	2.24	2.01
556-ATMEGA8L-8AU	ATMEGA8L-8AU	TQFP-32	8KB	512 Bytes	1024 Bytes	23	2.7V-5.5V	16MHz	3.80	3.17	2.39	2.15
556-ATMEGA8L-8PU	ATMEGA8L-8PU	PDIP-28	8KB	512 Bytes	1024 Bytes	23	2.7V-5.5V	16MHz	3.92	3.26	2.45	2.21
556-ATMEGA88-20AU	ATMEGA88-20AU	TQFP	8KB	0.5KB	1024 Bytes	23	2.7V-5.5V	20MHz	4.12	3.43	2.59	2.33
556-ATMEGA88-20MU	ATMEGA88-20MU	MLF	8KB	0.5KB	1024 Bytes	23	2.7V-5.5V	20MHz	2.94	2.85	2.64	2.44
556-ATMEGA88-20PU	ATMEGA88-20PU	PDIP	8KB	0.5KB	1024 Bytes	23	2.7V-5.5V	20MHz	3.00	2.73	2.51	2.36
556-ATMEGA88V10AU	ATMEGA88V-10AU	TQFP	8KB	0.5KB	1024 Bytes	23	1.8V-5.5V	10MHz	2.94	2.58	2.39	2.34
556-ATMEGA88V10MU	ATMEGA88V-10MU	MLF	8KB	0.5KB	1024 Bytes	23	1.8V-5.5V	10MHz	2.94	2.85	2.58	2.38
556-ATMEGA88V10PU	ATMEGA88V-10PU	PDIP	8KB	0.5KB	1024 Bytes	23	1.8V-5.5V	10MHz	3.02	2.72	2.50	2.46
556-ATMEGA16A-AU	ATMEGA16A-AU	TQFP	16KB	512B	1KB	32	2.7V-5.5V	16MHz	3.52	3.35	3.11	2.77
556-ATMEGA16A-MU	ATMEGA16A-MU	QFN/MLF	16KB	512B	1KB	32	2.7V-5.5V	16MHz	4.96	4.14	3.11	2.81
556-ATMEGA16A-PU	ATMEGA16A-PU	PDIP	16KB	512B	1KB	32	2.7V-5.5V	16MHz	5.08	4.24	3.19	2.84
556-ATMEGA16-16AU	ATMEGA16-16AU	TQFP	16KB	0.5KB	1024 Bytes	32	4.5V-5.5V	16MHz	7.20	6.00	4.52	4.09
556-ATMEGA16-16PU	ATMEGA16-16PU	PDIP	16KB	0.5KB	1024 Bytes	32	4.5V-5.5V	16MHz	7.32	6.11	4.59	4.15
556-ATMEGA16L-8AU	ATMEGA16L-8AU	TQFP	16KB	0.5KB	1024 Bytes	32	2.7V-5.5V	8MHz	7.20	6.00	4.52	4.09
556-ATMEGA16L-8PU	ATMEGA16L-8PU	PDIP	16KB	0.5KB	1024 Bytes	32	2.7V-5.5V	8MHz	7.32	6.11	4.59	4.15
556-ATMEGA162-16AU	ATMEGA162-16AU	TQFP	16KB	0.5KB	1024 Bytes	35	2.7V-5.5V	16MHz	7.14	5.95	4.47	3.98
556-ATMEGA162-16MU	ATMEGA162-16MU	MLF	16KB	0.5KB	1024 Bytes	35	2.7V-5.5V	16MHz	7.14	5.95	4.47	4.04
556-ATMEGA162-16PU	ATMEGA162-16PU	PDIP	16KB	0.5KB	1024 Bytes	35	2.7V-5.5V	16MHz	7.24	6.05	4.55	4.11
556-ATMEGA162V8AU	ATMEGA162V-8AU	TQFP	16KB	0.5KB	1024 Bytes	35	1.8V-5.5V	8MHz	7.14	5.95	4.47	4.04
556-ATMEGA162V8PU	ATMEGA162V-8PU	PDIP	16KB	0.5KB	1024 Bytes	35	1.8V-5.5V	8MHz	7.24	6.05	4.55	4.11
556-ATMEGA168-20AU	ATMEGA168-20AU	TQFP	16KB	0.5KB	1024 Bytes	23	2.7V-5.5V	20MHz	3.24	3.12	2.90	2.58
556-ATMEGA168-20MU	ATMEGA168-20MU	MLF	16KB	0.5KB	1024 Bytes	23	2.7V-5.5V	20MHz	4.62	3.85	2.90	2.62
556-ATMEGA168-20PU	ATMEGA168-20PU	PDIP	16KB	0.5KB	1024 Bytes	23	2.7V-5.5V	20MHz	3.33	3.20	2.97	2.64
556-ATMEGA168A-AU	ATMEGA168A-AU	TQFP-32	16KB	512 Bytes	1024 Bytes	23	1.8V-5.5V	20MHz	2.60	2.17	1.63	1.48
556-ATMEGA168V10AU	ATMEGA168V-10AU	TQFP	16KB	0.5KB	1024 Bytes	23	1.8V-5.5V	10MHz	3.24	3.12	2.90	2.58
556-ATMEGA168V10MU	ATMEGA168V-10MU	MLF	16KB	0.5KB	1024 Bytes	23	1.8V-5.5V	10MHz	4.62	3.85	2.90	2.62
556-ATMEGA168V10PU	ATMEGA168V-10PU	PDIP	16KB	0.5KB	1024 Bytes	23	1.8V-5.5V	10MHz	4.74	3.96	2.97	2.64
556-ATMEGA32-16AU	ATMEGA32-16AU	TQFP	32KB	1KB	2048 Bytes	32	4.5V-5.5V	16MHz	8.74	7.30	5.49	4.95
556-ATMEGA32-16MU	ATMEGA32-16MU	MLF	32KB	1KB	2048 Bytes	32	4.5V-5.5V	16MHz	8.74	7.30	5.49	4.95

© Copyright 2013 Mouser Electronics
© Copyright 2013 Mouser Electronics

ATMEL Microcontrollers

RoHS Compliant This product is RoHS compliant.

AVR 8-BIT MICROCONTROLLERS (CONT.)

megaAVR - 4KB-256KB Flash Programmable Memory (Cont.)

For quantities greater than listed, call for quote.

MOUSER STOCK NO.	Atmel Part No.	Package	Flash	EEPROM	SRAM	Max. I/O Pins	Power Supply	Speed	Price Each			
									1	10	25	100
General Purpose (Cont.)												
556-ATMEGA32-16PU	ATMEGA32-16PU	PDIP	32KB	1KB	2048 Bytes	32	4.5V-5.5V	16MHz	6.27	5.98	5.55	4.94
556-ATMEGA32A-AU	ATMEGA32A-AU	TQFP	32KB	1KB	2KB	32	2.7V-5.5V	16MHz	3.95	3.82	3.52	3.12
556-ATMEGA32A-MU	ATMEGA32A-MU	QFN/MLF	32KB	1KB	2KB	32	2.7V-5.5V	16MHz	5.62	4.69	3.52	3.19
556-ATMEGA32A-PU	ATMEGA32A-PU	PDIP	32KB	1KB	2KB	32	2.7V-5.5V	16MHz	3.37	3.31	3.20	2.93
556-ATMEGA32L-8AU	ATMEGA32L-8AU	TQFP-44	32KB	1024 Bytes	2048 Bytes	32	2.7V-5.5V	16MHz	8.74	7.30	5.49	4.88
556-ATMEGA32L-8MU	ATMEGA32L-8MU	MLF	32KB	1KB	2048 Bytes	32	2.7V-5.5V	8MHz	8.74	7.30	5.49	4.95
556-ATMEGA32L-8PU	ATMEGA32L-8PU	PDIP	32KB	1KB	2048 Bytes	32	2.7V-5.5V	8MHz	6.33	6.14	5.55	4.53
556-ATMEGA325-16AU	ATMEGA325-16AU	TQFP	32KB	1KB	2048 Bytes	54	2.7V-5.5V	16MHz	7.36	6.14	4.62	4.17
556-ATMEGA328-PU	ATMEGA328-PU	PDIP-28	32KB	1024 Bytes	2048 Bytes	23	1.8V-5.5V	20MHz	3.08	2.57	1.94	1.74
556-ATMEGA64-16AU	ATMEGA64-16AU	TQFP	64KB	2KB	4096 Bytes	54	4.5V-5.5V	16MHz	12.66	10.56	7.94	7.18
556-ATMEGA64A-AU	ATMEGA64A-AU	TQFP-64	64KB	2048 Bytes	4096 Bytes	53	2.7V-5.5V	16MHz	7.84	6.55	4.92	4.45
556-ATMEGA64L-8AU	ATMEGA64L-8AU	TQFP	64KB	2KB	4096 Bytes	54	2.7V-5.5V	8MHz	12.66	10.56	7.94	7.18
556-ATMEGA64L-8MU	ATMEGA64L-8MU	MLF	64KB	2KB	4KB	53	2.7V-5.5V	8MHz	12.66	10.56	7.94	7.18
556-ATMEGA640-16AU	ATMEGA640-16AU	TQFP	64KB	4KB	8192 Bytes	86	2.7V-5.5V	16MHz	8.88	8.61	7.93	7.04
556-ATMEGA644-20AU	ATMEGA644-20AU	TQFP	64KB	2KB	4096 Bytes	32	2.7V-5.5V	20MHz	8.42	7.03	5.29	4.77
556-ATMEGA644-20MU	ATMEGA644-20MU	MLF	64KB	2KB	4096 Bytes	32	2.7V-5.5V	20MHz	8.42	7.03	5.29	4.77
556-ATMEGA644-20PU	ATMEGA644-20PU	PDIP	64KB	2KB	4096 Bytes	32	2.7V-5.5V	20MHz	8.54	7.13	5.36	4.84
556-ATMEGA644A-PU	ATMEGA644A-PU	PDIP-40	64KB	2048 Bytes	4096 Bytes	32	1.8V-5.5V	20MHz	6.90	5.76	4.33	3.92
556-ATMEGA644V10AU	ATMEGA644V-10AU	TQFP	64KB	2KB	4096 Bytes	32	1.8V-5.5V	10MHz	8.42	7.03	5.29	4.77
556-ATMEGA644V10PU	ATMEGA644V-10PU	PDIP	64KB	2KB	4096 Bytes	32	1.8V-5.5V	10MHz	8.54	7.13	5.36	4.84
556-ATMEGA645-16AU	ATMEGA645-16AU	TQFP	64KB	2KB	4096 Bytes	54	2.7V-5.5V	16MHz	9.64	8.05	6.05	5.47
556-ATMEGA128-16AU	ATMEGA128-16AU	TQFP	128KB	4KB	4096 Bytes	53	4.5V-5.5V	16MHz	12.95	12.55	11.56	10.27
556-ATMEGA128-16MU	ATMEGA128-16MU	MLF	128KB	4KB	4096 Bytes	53	4.5V-5.5V	16MHz	18.43	15.38	11.56	10.44
556-ATMEGA128A-AU	ATMEGA128A-AU	TQFP-64	128KB	4096 Bytes	4096 Bytes	53	2.7V-5.5V	16MHz	9.88	8.24	6.20	5.60
556-ATMEGA128L-8AU	ATMEGA128L-8AU	TQFP	128KB	4KB	4096 Bytes	53	2.7V-5.5V	8MHz	13.02	12.42	11.56	9.42
556-ATMEGA128L-8MU	ATMEGA128L-8MU	MLF	128KB	4KB	4096 Bytes	53	2.7V-5.5V	8MHz	13.18	12.79	11.56	9.42
556-ATMEGA1280-16AU	ATMEGA1280-16AU	TQFP	128KB	4KB	8192 Bytes	86	2.7V-5.5V	16MHz	12.21	11.64	10.83	8.83
556-ATMEGA1280V8AU	ATMEGA1280V-8AU	TQFP-100	128KB	4096 Bytes	8192 Bytes	86	1.8V-5.5V	16MHz	17.26	14.40	10.83	9.79
556-ATMEGA1281-16AU	ATMEGA1281-16AU	TQFP	128KB	4KB	8192 Bytes	54	2.7V-5.5V	16MHz	9.87	9.47	8.81	7.83
556-ATMEGA1281-16MU	ATMEGA1281-16MU	MLF	128KB	4KB	8KB	54	2.7V-5.5V	16MHz	14.04	11.72	8.81	7.96
556-ATMEGA1281V8AU	ATMEGA1281V-8AU	TQFP	128KB	4KB	8192 Bytes	54	1.8V-5.5V	8MHz	14.04	11.72	8.81	7.96
556-ATMEGA1281V8MU	ATMEGA1281V-8MU	MLF	128KB	4KB	8192 Bytes	54	1.8V-5.5V	8MHz	14.04	11.72	8.81	7.96
556-ATMEGA1284P-MU	ATMEGA1284P-MU	MLF-44	128KB	4096 Bytes	16384 Bytes	32	1.8V-5.5V	20MHz	8.59	7.17	5.39	4.87
556-ATMEGA1284P-PU	ATMEGA1284P-PU	PDIP-40	128KB	4096 Bytes	16384 Bytes	32	1.8V-5.5V	20MHz	8.71	7.27	5.47	4.93
556-ATMEGA2560-16AU	ATMEGA2560-16AU	TQFP	256KB	4KB	8192 Bytes	86	4.5V-5.5V	16MHz	15.20	13.52	12.08	10.91
556-ATMEGA2560V8AU	ATMEGA2560V-8AU	TQFP	256KB	4KB	8192 Bytes	86	1.8V-5.5V	8MHz	19.23	16.05	12.07	10.73
556-ATMEGA2561-16AU	ATMEGA2561-16AU	TQFP	256KB	4KB	8192 Bytes	54	4.5V-5.5V	16MHz	19.04	15.88	11.94	10.80
556-ATMEGA2561V8AU	ATMEGA2561V-8AU	TQFP	256KB	4KB	8192 Bytes	54	1.8V-5.5V	8MHz	19.04	15.88	11.94	10.80
LCD Controllers												
556-ATMEGA169P-16AU	ATMEGA169P-16AU	TQFP-64	16KB	512 Bytes	1024 Bytes	54	2.7V-5.5V	16MHz	6.42	5.35	4.02	3.64
556-ATMEGA169PV8AU	ATMEGA169PV-8AU	TQFP-64	16KB	512 Bytes	1024 Bytes	54	1.8V-5.5V	8MHz	7.62	6.36	4.78	4.32
556-ATMEGA329-16AU	ATMEGA329-16AU	TQFP	32KB	1KB	2KB	54	2.7V-5.5V	16MHz	8.14	6.79	5.11	4.62
556-ATMEGA329P-20AU	ATMEGA329P-20AU	TQFP-64	32KB	1024 Bytes	2048 Bytes	54	2.7V-5.5V	20MHz	8.14	6.79	5.11	4.62
556-ATMEGA329PV10AU	ATMEGA329PV-10AU	TQFP-64	32KB	1024 Bytes	2048 Bytes	54	1.8V-5.5V	10MHz	8.14	6.79	5.11	4.62
556-ATMEGA3290P-20AU	ATMEGA3290P-20AU	TQFP-100	32KB	1024 Bytes	2048 Bytes	69	2.7V-5.5V	20MHz	9.26	7.73	5.81	5.24
Lighting												
556-A90PWM3B16SU	AT90PWM3B-16SU	SOIC-32	8KB	512 Bytes	512 Bytes	27	2.7V-5.5V	16MHz	3.96	3.31	2.48	2.25
556-AT90PWM316-16SU	AT90PWM316-16SU	SOIC-32	16KB	512 Bytes	1024 Bytes	27	2.7V-5.5V	16MHz	3.97	3.32	2.49	2.25
picoPower®												
556-ATMEGA48P-20AU	ATMEGA48P-20AU	TQFP-32	4KB	256 Bytes	512 Bytes	23	1.8V-5.5V	20MHz	3.26	2.72	2.04	1.85
556-ATMEGA48P-20PU	ATMEGA48P-20PU	PDIP-28	4KB	256 Bytes	512 Bytes	23	1.8V-5.5V	20MHz	3.37	2.81	2.12	1.92
556-ATMEGA48PV-10PU	ATMEGA48PV-10PU	PDIP-28	4KB	256 Bytes	512 Bytes	23	1.8V-5.5V	10MHz	3.37	2.81	2.12	1.92
556-ATMEGA88P-20AU	ATMEGA88P-20AU	TQFP-32	8KB	512 Bytes	1024 Bytes	23	1.8V-5.5V	20MHz	3.05	2.95	2.77	2.43
556-ATMEGA88P-20PU	ATMEGA88P-20PU	PDIP-28	8KB	512 Bytes	1024 Bytes	23	1.8V-5.5V	20MHz	3.14	3.04	2.91	2.72
556-ATMEGA88PA-AU	ATMEGA88PA-AU	TQFP-32	8KB	512 Bytes	1024 Bytes	23	1.8V-5.5V	20MHz	2.50	2.09	1.57	1.42
556-ATMEGA88PA-PU	ATMEGA88PA-PU	PDIP-28	8KB	512 Bytes	1024 Bytes	23	1.8V-5.5V	20MHz	2.62	2.19	1.65	1.49
556-ATMEGA164P-20AU	ATMEGA164P-20AU	TQFP-44	16KB	512 Bytes	1024 Bytes	32	2.7V-5.5V	20MHz	5.87	4.90	3.69	3.33
556-ATMEGA164P-20MU	ATMEGA164P-20MU	MLF-44	16KB	512 Bytes	1024 Bytes	32	2.7V-5.5V	20MHz	5.87	4.90	3.69	3.33
556-ATMEGA164P-20PU	ATMEGA164P-20PU	PDIP-40	16KB	512 Bytes	1024 Bytes	32	2.7V-5.5V	20MHz	5.99	5.00	3.76	3.39
556-ATMEGA164PV10AU	ATMEGA164PV-10AU	TQFP-44	16KB	512 Bytes	1024 Bytes	32	1.8V-5.5V	10MHz	5.87	4.90	3.69	3.33
556-ATMEGA164PV10MU	ATMEGA164PV-10MU	MLF-44	16KB	512 Bytes	1024 Bytes	32	1.8V-5.5V	10MHz	5.87	4.90	3.69	3.33
556-ATMEGA164PV10PU	ATMEGA164PV-10PU	PDIP-40	16KB	512 Bytes	1024 Bytes	32	1.8V-5.5V	10MHz	5.99	5.00	3.76	3.39
556-ATMEGA165P-16AU	ATMEGA165P-16AU	TQFP-64	16KB	512 Bytes	1024 Bytes	54	2.7V-5.5V	16MHz	6.86	5.72	4.30	3.89
556-ATMEGA165PV8MU	ATMEGA165PV-8MU	MLF-64	16KB	512 Bytes	1024 Bytes	54	1.8V-5.5V	8MHz	6.86	5.72	4.30	3.89
556-ATMEGA168P-20PU	ATMEGA168P-20PU	PDIP-28	16KB	512 Bytes	1024 Bytes	23	1.8V-5.5V	20MHz	5.19	4.33	3.25	2.89
556-ATMEGA168PA-AU	ATMEGA168PA-AU	TQFP-32	16KB	512 Bytes	1024 Bytes	23	1.8V-5.5V	20MHz	2.86	2.39	1.80	1.63
556-ATMEGA168PA-MU	ATMEGA168PA-MU	MLF-32	16KB	512 Bytes	1024 Bytes	23	1.8V-5.5V	20MHz	2.86	2.39	1.80	1.63
556-ATMEGA324P-20AU	ATMEGA324P-20AU	TQFP-44	32KB	1024 Bytes	2048 Bytes	32	2.7V-5.5V	20MHz	5.34	5.09	4.73	4.21
556-ATMEGA324P-20MU	ATMEGA324P-20MU	MLF-44	32KB	1024 Bytes	2048 Bytes	32	2.7V-5.5V	20MHz	7.54	6.30	4.74	4.28
556-ATMEGA324P-20PU	ATMEGA324P-20PU	PDIP-40	32KB	1024 Bytes	2048 Bytes	32	2.7V-5.5V	20MHz	7.66	6.39	4.80	4.34
556-ATMEGA324PV10AU	ATMEGA324PV-10AU	TQFP-44	32KB	1024 Bytes	2048 Bytes	32	1.8V-5.5V	10MHz	5.30	5.14	4.73	4.21
556-ATMEGA324PV10MU	ATMEGA324PV-10MU	MLF-44	32KB	1024 Bytes	2048 Bytes	32	1.8V-5.5V	10MHz	7.54	6.30	4.74	4.28
556-ATMEGA324PV10PU	ATMEGA324PV-10PU	PDIP-40	32KB	1024 Bytes	2048 Bytes	32	1.8V-5.5V	10MHz	7.66	6.39	4.80	4.34
556-ATMEGA325P-20AU	ATMEGA325P-20AU	TQFP-64	32KB	1024 Bytes	2048 Bytes	54	2.7V-5.5V	20MHz	7.48	6.24	4.70	4.24
556-ATMEGA3250P-20AU	ATMEGA3250P-20AU	TQFP-100	32KB	1024 Bytes	2048 Bytes	69	2.7V-5.5V	20MHz	7.76	6.47	4.87	4.40
556-ATMEGA328P-AU	ATMEGA328P-AU	TQFP-32	32KB	1024 Bytes	2048 Bytes	23	1.8V-5.5V	20MHz	3.26	2.72	2.04	1.85
556-ATMEGA328P-AUR	ATMEGA328P-AUR	TQFP-32	32KB	1024 Bytes	2048 Bytes	23	1.8V-5.5V	20MHz	3.38	2.82	2.12	1.92
556-ATMEGA328P-MU	ATMEGA328P-MU	MLF-32	32KB	1024 Bytes	2048 Bytes	23	1.8V-5.5V	20MHz	3.26	2.72	2.04	1.85
556-ATMEGA328P-PU	ATMEGA328P-PU	PDIP-28	32KB	1024 Bytes	2048 Bytes	23	1.8V-5.5V	20MHz	2.40	2.28	2.12	1.88
556-ATMEGA644P-20AU	ATMEGA644P-20AU	TQFP-44	64KB	2048 Bytes	4096 Bytes	32	2.7V-5.5V	20MHz	8.66	7.22	5.42	4.91
556-ATMEGA644P-20MU	ATMEGA644P-20MU	MLF-44	64KB	2048 Bytes	4096 Bytes	32	2.7V-5.5V	20MHz	8.65	7.22	5.42	4.83
556-ATMEGA644P-20PU	ATMEGA644P-20PU	PDIP-40	64KB	2048 Bytes	4096 Bytes	32	1.8V-5.5V	20MHz	8.76	7.31	5.50	4.98
556-ATMEGA644PV10AU	ATMEGA644PV-10AU	TQFP-44	64KB	2048 Bytes	4096 Bytes	32	1.8V-5.5V	10MHz	8.66	7.22	5.42	4.91
USB Controller												
556-ATMEGA8U2-AU	ATMEGA8U2-AU	TQFP-32	8KB	512 Bytes	512 Bytes	22	2.7V-5.5V	16MHz	3.96	3.31	2.48	2.25
556-ATMEGA8U2-MU	ATMEGA8U2-MU	VQFN-32	8KB	512 Bytes	512 Bytes	22	2.7V-5.5V	16MHz	3.96	3.31	2.48	2.25
556-A90USB162-16AU	AT90USB162-16AU	TQFP-32	16KB	512 Bytes	512 Bytes	22	2.7V-5.5V	16MHz	3.97	3.32	2.49	2.25
556-ATMEGA32U2-AU	ATMEGA32U2-AU	TQFP-32	32KB	1024 Bytes	1024 Bytes	22	2.7V-5.5V	16MHz	4.71	3.93	2.95	2.68
556-ATMEGA32U4-AU	ATMEGA32U4-AU	TQFP-44	32KB	1024 Bytes	2048 Bytes	26	2.7V-5.5V	16MHz	6.46	5.39	4.06	3.66
556-AT90USB1287-AU	AT90USB1287-AU	TQFP-64	128KB	4096 Bytes	8192 Bytes	48	2.7V-5.5V	16MHz	13.82	11.53	8.68	7.84

© Copyright 2013 Mouser Electronics
© Copyright 2013 Mouser Electronics

ATMEL Microcontrollers

RoHS Compliant **This product is RoHS compliant.**

AVR 8-BIT WIRELESS RISC MICROCONTROLLER

The ATmega128RFA1 is a low-power CMOS 8-bit microcontroller based on the AVR enhanced RISC architecture combined with a high data rate transceiver for the 2.4 GHz ISM band. It is derived from the ATmega1281 microcontroller and AT86RF231 radio tranceiver.

For quantities greater than listed, call for quote.

MOUSER STOCK NO.	Atmel Part No.	Package	Flash	EEPROM	SRAM	Max. I/O Pins	Power Supply	Speed	Price Each			
									1	10	25	100
556-ATMEGA128RFA1-ZU	ATMEGA128RFA1-ZU	DFN-64	128KB	4096 Bytes	16384 Bytes	38	1.8V-3.6V	16MHz	10.12	8.45	6.36	5.65

XMEGA 8-BIT AVR MICROCONTROLLERS

AVR XMEGA microcontrollers have the same acclaimed characteristics as the established AVR devices, and operate from just 1.6 volts with up to 32MIPS at 32MHz. The XMEGA devices are general purpose microcontrollers well suited for a variety of applications including audio systems, ZigBee®, power tools, medical, board controllers, networking, metering, optical transceivers, motor control, white goods and any battery powered product.

For quantities greater than listed, call for quote.

MOUSER STOCK NO.	Atmel Part No.	Package	Flash	EEPROM	SRAM	Max. I/O Pins	Power Supply	Speed	Temperature	Price Each			
										1	10	25	100
556-ATXMEGA16A4-AU	ATXMEGA16A4-AU	TQFP-44	16KB	1KB	2KB	34	1.6V-3.6V	32MHz	-40°C to 85°C	5.56	4.64	3.49	3.16
556-ATXMEGA16A4-CU	ATXMEGA16A4-CU	PBGA-49	16KB	1KB	2KB	34	1.6V-3.6V	32MHz	-40°C to 85°C	5.98	5.00	3.76	3.39
556-ATXMEGA16A4-MH	ATXMEGA16A4-MH	QFN-64	16KB	1KB	2KB	34	1.6V-3.6V	32MHz	-40°C to 85°C	5.56	4.64	3.49	3.16
556-ATXMEGA32A4-AU	ATXMEGA32A4-AU	TQFP-44	32KB	1KB	4KB	34	1.6V-3.6V	32MHz	-40°C to 85°C	6.29	5.25	3.95	3.56
556-ATXMEGA32A4-CU	ATXMEGA32A4-CU	PBGA-49	32KB	1KB	4KB	34	1.6V-3.6V	32MHz	-40°C to 85°C	6.71	5.60	4.21	3.80
556-ATXMEGA32A4-MH	ATXMEGA32A4-MH	QFN-64	32KB	1KB	4KB	34	1.6V-3.6V	32MHz	-40°C to 85°C	6.29	5.25	3.95	3.56
556-ATXMEGA32A4U-AU	ATXMEGA32A4U-AU	TQFP-44	36KB	1KB	4KB	34	1.6V-3.6V	32MHz	-40°C to 85°C	3.67	3.06	2.30	2.09
556-ATXMEGA32A4U-CU	ATXMEGA32A4U-CU	VFBGA-44	36KB	1KB	4KB	34	1.6V-3.6V	32MHz	-40°C to 85°C	3.97	3.32	2.49	2.25
556-ATXMEGA32A4U-MH	ATXMEGA32A4U-MH	VQFN-44	36KB	1KB	4KB	34	1.6V-3.6V	32MHz	-40°C to 85°C	3.67	3.06	2.30	2.09
556-ATXMEGA64A1-AU	ATXMEGA64A1-AU	TQFP	64KB+4KB	2KB	8KB	78	1.6V-3.6V	32MHz	-40°C to 85°C	8.62	7.20	5.41	4.89
556-ATXMEGA64A1-CU	ATXMEGA64A1-CU	CBGA	64KB+4KB	2KB	8KB	78	1.6V-3.6V	32MHz	-40°C to 85°C	9.78	8.16	6.14	5.54
556-ATXMEGA64A3-AU	ATXMEGA64A3-AU	TQFP-64	64KB	2KB	4KB	50	1.6V-3.6V	32MHz	-40°C to 85°C	6.29	6.10	5.51	4.49
556-ATXMEGA64A3-MH	ATXMEGA64A3-MH	QFN-64	64KB	2KB	4KB	50	1.6V-3.6V	32MHz	-40°C to 85°C	8.78	7.33	5.51	4.99
556-ATXMEGA256A3U-AU	ATXMEGA256A3U-AU	TQFP-64	64KB	2KB	16KB	50	1.6V-3.6V	32MHz	-40°C to 85°C	7.43	6.20	4.67	4.22
556-ATXMEGA128A1-AU	ATXMEGA128A1-AU	TQFP	128KB+8KB	2KB	8KB	78	1.6V-3.6V	32MHz	-40°C to 85°C	10.91	9.11	6.85	6.20
556-ATXMEGA128A1-CU	ATXMEGA128A1-CU	CBGA	128KB+8KB	2KB	8KB	78	1.6V-3.6V	32MHz	-40°C to 85°C	12.07	10.07	7.58	6.85
556-ATXMEGA128A3-AU	ATXMEGA128A3-AU	TQFP-64	128KB	2KB	8KB	50	1.6V-3.6V	32MHz	-40°C to 85°C	11.16	9.32	7.01	6.33
556-ATXMEGA128A3-MH	ATXMEGA128A3-MH	QFN-64	128KB	2KB	8KB	50	1.6V-3.6V	32MHz	-40°C to 85°C	11.16	9.32	7.01	6.23
556-ATXMEGA192A3-AU	ATXMEGA192A3-AU	TQFP-64	192KB	4KB	16KB	50	1.6V-3.6V	32MHz	-40°C to 85°C	8.82	8.55	7.74	6.30
556-ATXMEGA192A3-MH	ATXMEGA192A3-MH	QFN-64	192KB	4KB	16KB	50	1.6V-3.6V	32MHz	-40°C to 85°C	12.33	10.28	7.74	6.99
556-ATXMEGA256A3-AU	ATXMEGA256A3-AU	TQFP-64	256KB	4KB	16KB	50	1.6V-3.6V	32MHz	-40°C to 85°C	10.19	9.78	9.10	8.09
556-ATXMEGA256A3-MH	ATXMEGA256A3-MH	QFN-64	256KB	4KB	16KB	50	1.6V-3.6V	32MHz	-40°C to 85°C	14.50	12.10	9.10	8.22
556-ATXMEGA256A3B-MH	ATXMEGA256A3B-MH	QFN-64	256KB	4KB	16KB	49	1.6V-3.6V	32MHz	-40°C to 85°C	15.52	12.95	9.74	8.80
556-ATXMEGA256A3BUAU	ATXMEGA256A3BU-AU	TQFP-64	256KB	4KB	16KB	49	1.6V-3.6V	32MHz	-40°C to 85°C	7.80	6.51	4.89	4.42
556-ATXMEGA256A3BUMH	ATXMEGA256A3BU-MH	TQFP-64	256KB	4KB	16KB	49	1.6V-3.6V	32MHz	-40°C to 85°C	7.80	6.51	4.89	4.42
556-ATXMEGA256A3U-MH	ATXMEGA256A3U-MH	QFN-64	264KB	4KB	16KB	50	1.6V-3.6V	32MHz	-40°C to 85°C	7.43	6.20	4.67	4.22

ATUCXXL3U MICROCONTROLLERS

The high-performance 32-bit AVR microcontroller is designed for cost-sensitive embedded applications that require low power consumption, high code density, and high performance. The device includes USB Full-speed device interface.

PRODUCT NEW

MOUSER STOCK NO.	Atmel Part No.	Package	Flash (KB)	SRAM (KB)	# of Touch Channels	IO Pins Max.	USB Transceiver	Operating Freq. Max (MHz)	Power Supply	Price Each			
										1	10	25	100
556-ATUC64L3U-AUT	ATUC64L3U-AUT	TQFPMF-64	64	16	25	51	1	50	1.62-3.6V	9.20	7.68	5.78	5.22
556-ATUC128L3U-AUT	ATUC128L3U-AUT	TQFPMF-64	128	32	25	51	1	50	1.62-3.6V	10.90	9.11	6.85	6.18
556-ATUC256L3U-AUT	ATUC256L3U-AUT	TQFPMF-64	256	32	25	51	1	50	1.62-3.6V	12.40	10.35	7.78	7.03
556-ATUC128D4-AUT	ATUC128D4-AUT	TQFP-48	128	16	25	35	1	48	1.8-3.3V	8.09	6.75	5.08	4.59
556-ATUC64D4-AUT	ATUC64D4-AUT	TQFP-48	64	16	25	35	1	48	1.8-3.3V	6.48	5.41	4.08	3.68

AT32UC3A0/A1 MICROCONTROLLERS

Designed for high data throughput, low power consumption and outstanding computing performance, the A0 and A1 Series features high connectivity with USB device and host, Ethernet MAC and SDRAM interfaces. These communication features, together with fast flash and large internal SRAM, make it ideally suited for data-intensive applications.

For quantities greater than listed, call for quote.

MOUSER STOCK NO.	Atmel Part No.	Package	Flash	USB	SRAM	Max. I/O Pins	Power Supply	Price Each			
								1	10	25	100
556-AT32UC3A0128ALUT	AT32UC3A0128-ALUT	LQFP-144	128KB	Full speed + On the Go	32KB	109	1.8V-3.3V	13.18	11.00	8.27	7.48
556-AT32UC3A1128-AUT	AT32UC3A1128-AUT	TQFP-100	128KB	Full speed + On the Go	32KB	69	1.8V-3.3V	11.82	9.87	7.42	6.71
556-AT32UC3A0256ALUT	AT32UC3A0256-ALUT	LQFP-144	256KB	Full speed + On the Go	64KB	109	1.8V-3.3V	16.19	13.51	10.17	9.03
556-AT32UC3A1256-AUT	AT32UC3A1256-AUT	TQFP-100	256KB	Full speed + On the Go	64KB	69	1.8V-3.3V	14.52	12.12	9.12	8.24
556-AT32UC3B0256A2UT	AT32UC3B0256-A2UT	TQFP-64	256KB	Full speed + On the Go	32KB	44	1.8V-3.3V	10.79	9.00	6.77	6.12
556-AT32UC3A0512ALUT	AT32UC3A0512-ALUT	LQFP-144	512KB	Full speed + On the Go	64KB	109	1.8V-3.3V	17.39	14.51	10.90	9.85
556-AT32UC3A1512-AUT	AT32UC3A1512-AUT	TQFP-100	512KB	Full speed + On the Go	64KB	69	1.8V-3.3V	17.14	14.31	10.75	9.57

AT32UC3A3/A4 MICROCONTROLLERS

The AVR UC3 A3/A4 Series is designed for exceptionally high data throughput with Hi-Speed USB device and host, SD/SDIO card, Multi-Level-Cell (MLC) NAND flash with ECC and SDRAM interfaces. With its multi-layered AVR databus, 128KB on-chip SRAM split into 3 banks for higher throughput, and multi-channel peripheral and memory-to-memory DMA controller, the A3/A4 offers outstanding data transfer rates.

For quantities greater than listed, call for quote.

MOUSER STOCK NO.	Atmel Part No.	Package	Flash	USB	SRAM	AES Crypto Module	Max. I/O Pins	Power Supply	Price Each			
									1	10	25	100
556-AT32UC3A364-ALUT	AT32UC3A364-ALUT	LQFP-144	64KB	Hi-Speed + On the Go	128KB	No	110	2.7V-3.6V	13.55	11.30	8.50	7.68
556-AT32UC3A364SALUT	AT32UC3A364S-ALUT	LQFP-144	64KB	Hi-Speed + On the Go	128KB	Yes	110	2.7V-3.6V	14.30	11.93	8.97	8.11
556-AT32UC3A3128ALUT	AT32UC3A3128-ALUT	LQFP-144	128KB	Hi-Speed + On the Go	128KB	No	110	2.7V-3.6V	15.46	12.90	9.70	8.76
556-AT32UC3A3128CTUT	AT32UC3A3128-CTUT	TBGA-144	128KB	Hi-Speed + On the Go	128KB	No	110	2.7V-3.6V	15.46	12.90	9.70	8.76
556-AT32UC3A3128SALT	AT32UC3A3128S-ALUT	LQFP-144	128KB	Hi-Speed + On the Go	128KB	Yes	110	2.7V-3.6V	16.37	13.66	10.27	9.29
556-AT32UC3A3128SCTT	AT32UC3A3128S-CTUT	TBGA-144	128KB	Hi-Speed + On the Go	128KB	Yes	110	2.7V-3.6V	16.60	13.86	10.42	9.42
556-AT32UC3A3256ALUT	AT32UC3A3256-ALUT	LQFP-144	256KB	Hi-Speed + On the Go	128KB	No	110	2.7V-3.6V	18.99	15.85	11.92	10.76
556-AT32UC3A3256CTUT	AT32UC3A3256-CTUT	TBGA-144	256KB	Hi-Speed + On the Go	128KB	No	110	2.7V-3.6V	19.22	16.04	12.06	10.90
556-AT32UC3A3256SALT	AT32UC3A3256S-ALUT	LQFP-144	256KB	Hi-Speed + On the Go	128KB	Yes	110	2.7V-3.6V	20.11	16.78	12.62	11.40
556-AT32UC3A3256SCTT	AT32UC3A3256S-CTUT	TBGA-144	256KB	Hi-Speed + On the Go	128KB	Yes	110	2.7V-3.6V	14.55	14.11	12.77	10.40

AT32UC3L MICROCONTROLLERS

The AVR UC3 L-Series is Atmel's first picoPower 32-bit microcontroller that runs on 165µA/MHz in active mode, 600nA with RTC running, and down to 9nA with all clocks stopped. The UC3 L-Series includes a built-in Capacitive Touch Peripheral and FlashVault allowing secure on-chip storage of software IP.

For quantities greater than listed, call for quote.

MOUSER STOCK NO.	Atmel Part No.	Package	Flash	MIPS	SRAM	Max. I/O Pins	Speed	Power Supply	Price Each			
									1	10	25	100
556-AT32UC3L016-AUT	AT32UC3L016-AUT	TQFP-48	16KB	64	8192 Bytes	36	50MHz	1.8V-3.3V	5.33	4.44	3.34	3.02
556-AT32UC3L032-AUT	AT32UC3L032-AUT	TQFP-48	32KB	64	16384 Bytes	36	50MHz	1.8V-3.3V	7.08	5.91	4.44	4.01
556-AT32UC3L064-AUT	AT32UC3L064-AUT	TQFP-48	64KB	64	16384 Bytes	36	50MHz	1.8V-3.3V	8.35	6.97	5.23	4.65

© Copyright 2013 Mouser Electronics

© Copyright 2013 Mouser Electronics

ATMEL Microcontrollers

RoHS Compliant This product is RoHS compliant.

32-BIT FLASH BASED ARM MICROCONTROLLERS

USB Device/Host: FS = Full Speed; HS = High Speed

PRODUCT NEW

For quantities greater than listed, call for quote.

MOUSER STOCK NO.	Atmel Part No.	Package	ARM Core	Clock Speed (MHz)	Flash (KB)	SRAM (KB)	USB Device (FS/HS)	USB Host (FS/HS)	Ethernet MAC 10/100	CAN	ADC	Max. I/O Pins	Timers	Price Each 1	10	25	100
556-A91M55800A-33AU	AT91M55800A-33AU	LQFP-176	ARMTMDI	33	---	8	---	---	---	---	8-10 bit	58	6	17.54	14.63	11.00	9.94
556-A91M40800-33AU	AT91M40800-33AU	LQFP-100	ARMTMDI	40	---	8	---	---	---	---	-----	32	3	9.48	7.91	5.95	5.37
556-A91R40008-66AU	AT91R40008-66AU	LQFP-100	ARMTMDI	75	---	256	---	---	---	---	-----	32	3	15.74	13.13	9.88	8.92
556-A91RM9200CJ-002	AT91RM9200-CJ-002	LFBGA-256	ARM920	180	---	16	FS	FS	1	---	-----	122	6	32.90	27.46	20.65	18.66
556-A91RM9200QU-002	AT91RM9200-QU-002	PQFP-208	ARM920	180	---	16	FS	FS	1	---	-----	122	6	22.14	21.46	19.42	15.83
SAM3 – Cortex M3 Core MCUs																	
556-ATSAM3N00AA-AU	ATSAM3N00AA-AU	LQFP-48	Cortex-M3	48	16	4	---	---	---	---	8-12 bit	34	6	2.96	2.47	1.86	1.68
556-ATSAM3N0AA-AU	ATSAM3N0AA-AU	LQFP-48	Cortex-M3	48	32	8	---	---	---	---	8-12 bit	34	6	3.06	2.55	1.92	1.73
556-ATSAM3N00BA-AU	ATSAM3N00BA-AU	LQFP-64	Cortex-M3	48	16	4	---	---	---	---	10-12 bit	47	6	3.12	2.61	1.96	1.77
556-ATSAM3N0BA-AU	ATSAM3N0BA-AU	LQFP-64	Cortex-M3	48	32	8	---	---	---	---	10-12 bit	47	6	3.22	2.69	2.02	1.83
556-ATSAM3N0CA-AU	ATSAM3N0CA-AU	LQFP-100	Cortex-M3	48	32	8	---	---	---	---	16-12 bit	79	6	3.41	2.85	2.14	1.94
556-ATSAM3S8BA-AU	ATSAM3S8BA-AU	QFP-64	Cortex-M3	64	512	64	HS	HS	---	---	11-12 bit	47	6	9.18	7.66	5.76	5.21
556-ATSAM3SD8BA-AU	ATSAM3SD8BA-AU	QFP-64	Cortex-M3	64	512	64	HS	HS	---	---	11-12 bit	47	6	10.10	8.43	6.33	5.72
556-ATSAM3S8CA-AU	ATSAM3S8CA-AU	QFP-100	Cortex-M3	64	512	64	HS	HS	---	---	16-12 bit	79	6	9.74	8.12	6.11	5.52
556-ATSAM3SD8CA-AU	ATSAM3SD8CA-AU	QFP-100	Cortex-M3	64	512	64	HS	HS	---	---	16-12 bit	79	6	10.70	8.93	6.72	6.07
556-ATSAM3A8CA-AU	ATSAM3A8CA-AU	LQFP-100	Cortex-M3	84	512	64	HS	HS	1	2	6-12 bit	63	9	11.18	9.33	7.02	6.35
556-ATSAM3A4CA-AU	ATSAM3A4CA-AU	LQFP-100	Cortex-M3	84	256	64	HS	HS	1	2	6-12 bit	63	9	9.44	7.88	5.93	5.35
556-ATSAM3X8CA-AU	ATSAM3X8CA-AU	LQFP-100	Cortex-M3	84	512	64	HS	HS	1	2	16-12 bit	63	9	11.68	9.76	7.34	6.63
556-ATSAM3X4CA-AU	ATSAM3X4CA-AU	LQFP-100	Cortex-M3	84	256	64	HS	HS	1	2	16-12 bit	63	9	9.85	8.23	6.18	5.59
556-ATSAM3X4EA-AU	ATSAM3X4EA-AU	LQFP-144	Cortex-M3	84	256	64	HS	HS	1	2	16-12 bit	103	9	11.92	9.95	7.48	6.76
556-ATSAM3X8EA-AU	ATSAM3X8EA-AU	LQFP-144	Cortex-M3	84	512	64	HS	HS	1	2	16-12 bit	103	9	14.12	11.79	8.87	8.01
556-ATSAM3U1CA-AU	ATSAM3U1CA-AU	LQFP-100	Cortex-M3	96	64	20	HS	---	---	---	4-10 bit, 4-12 bit	57	3	11.94	9.96	7.49	6.77
556-ATSAM3U2CA-AU	ATSAM3U2CA-AU	LQFP-100	Cortex-M3	96	128	36	HS	---	---	---	4-10 bit, 4-12 bit	57	3	6.37	5.31	3.99	3.61
556-ATSAM3U2CA-CU	ATSAM3U2CA-CU	TFBGA-100	Cortex-M3	96	128	36	HS	---	---	---	4-10 bit, 4-12 bit	57	3	6.88	5.74	4.31	3.89
556-ATSAM3U2EA-AU	ATSAM3U2EA-AU	LQFP-144	Cortex-M3	96	128	36	HS	---	---	---	8-10 bit, 8-12 bit	96	3	7.70	6.43	4.84	4.37
556-ATSAM3U4CA-AU	ATSAM3U4CA-AU	LQFP-100	Cortex-M3	96	256	52	HS	---	---	---	4-10 bit, 4-12 bit	57	3	9.03	7.53	5.67	5.13
556-ATSAM3U4CA-CU	ATSAM3U4CA-CU	TFBGA-100	Cortex-M3	96	256	52	HS	---	---	---	4-10 bit, 4-12 bit	57	3	9.75	8.13	6.12	5.53
556-ATSAM3U4EA-AU	ATSAM3U4EA-AU	LQFP-144	Cortex-M3	96	256	52	HS	---	---	---	8-10 bit, 8-12 bit	96	3	10.92	9.12	6.86	6.20
SAM4S - Cortex M4 Core MCUs																	
556-ATSAM4S16BA-AU	ATSAM4S16BA-AU	LQFP-64	Cortex-M4	120	1024	128	FS	-	-	-	11-12 bit	47	3	11.57	9.65	7.25	6.56
556-ATSAM4S16BA-MU	ATSAM4S16BA-MU	QFN-64	Cortex-M4	120	1024	128	FS	-	-	-	11-12 bit	47	3	11.79	9.84	7.40	6.69
556-ATSAM4S16CA-AU	ATSAM4S16CA-AU	LQFP-100	Cortex-M4	120	1024	128	FS	-	-	-	16-12 bit	79	6	12.31	10.27	7.73	6.98
556-ATSAM4S16CA-CFU	ATSAM4S16CA-CFU	VFBGA-100	Cortex-M4	120	1024	128	FS	-	-	-	16-12 bit	79	6	13.29	11.09	8.35	7.53
556-ATSAM4S16CA-CU	ATSAM4S16CA-CU	TFBGA-100	Cortex-M4	120	1024	128	FS	-	-	-	16-12 bit	79	6	13.29	11.09	8.35	7.53
556-ATSAM4S8BA-AU	ATSAM4S8BA-AU	LQFP-64	Cortex-M4	32	512	16	FS	-	-	-	11-12 bit	47	3	9.63	8.04	6.05	5.47
556-ATSAM4S8BA-MU	ATSAM4S8BA-MU	QFN-64	Cortex-M4	32	512	16	FS	-	-	-	11-12 bit	47	3	9.82	8.20	6.16	5.57
556-ATSAM4S8CA-AU	ATSAM4S8CA-AU	LQFP-100	Cortex-M4	32	512	16	FS	-	-	-	16-12 bit	79	6	10.21	8.52	6.41	5.79
556-ATSAM4S8CA-CFU	ATSAM4S8CA-CFU	VFBGA-100	Cortex-M4	32	512	16	FS	-	-	-	16-12 bit	79	6	11.03	9.20	6.92	6.26
556-ATSAM4S8CA-CU	ATSAM4S8CA-CU	TFBGA-100	Cortex-M4	32	512	16	FS	-	-	-	16-12 bit	79	6	11.03	9.20	6.92	6.26
SAM7 - 7TMDI Core MCUs																	
556-AT91SAM7L128-AU	AT91SAM7L128-AU	LQFP-128	7TMDI	36	128	6	---	---	---	---	4-10 bit	80	3	13.44	11.21	8.43	7.62
556-AT91SAM7X128B-AU	AT91SAM7X128B-AU	LQFP-100	7TMDI	55	128	32	FS	---	1	1	8-10 bit	62	3	11.92	9.95	7.48	6.76
556-A91SAM7SE256CU	AT91SAM7SE256-CU	LFBGA-144	7TMDI	55	256	32	FS	---	---	---	8-10 bit	88	3	17.58	14.67	11.03	9.97
556-A91SAM7SE256AU	AT91SAM7SE256-AU	LQFP-128	7TMDI	55	256	32	FS	---	---	---	8-10 bit	88	3	15.90	13.27	9.97	9.02
556-AT91SAM7XC256BAU	AT91SAM7XC256B-AU	LQFP-100	7TMDI	55	256	64	FS	---	1	1	8-10 bit	62	3	15.80	13.19	9.92	8.97
556-AT91SAM7S256C-MU	AT91SAM7S256C-MU	TFBGA-100	7TMDI	55	256	64	FS	---	---	---	8-10 bit	32	3	13.72	11.45	8.60	7.78
556-A91SAM7SE512AU	AT91SAM7SE512-AU	LQFP-128	7TMDI	55	512	32	FS	---	---	---	8-10 bit	88	3	14.27	14.15	12.52	11.13
556-A91SAM7SE512-CU	AT91SAM7SE512-CU	LFBGA-144	7TMDI	55	512	32	FS	---	---	---	8-10 bit	88	3	21.44	17.89	13.46	12.17
556-A91SAM7X512AU	AT91SAM7X512-AU	LQFP-100	7TMDI	55	512	128	FS	---	1	1	8-10 bit	62	3	15.04	14.43	13.43	11.94
556-A91SAM7XC512-CU	AT91SAM7XC512-CU	TFBGA-100	7TMDI	55	512	128	FS	---	1	1	8-10 bit	62	3	24.24	20.22	15.20	13.74
SAM9 – ARM 926 Core MCUs																	
556-AT91SAM9N12-CU	AT91SAM9N12-CU	BGA-217	926EJ-S	133	128	32	FS	---	---	---	1-10 bit	105	2	13.26	11.06	8.31	7.51
556-AT91SAM9260B-CU	AT91SAM9260B-CU	LFBGA-217	926EJ-S	210	---	2x4	FS	2 FS	1	---	4-10 bit	96	6	15.14	12.64	9.50	8.58
556-AT91SAM9260B-QU	AT91SAM9260B-QU	PQFP-208	926EJ-S	210	---	2x4	FS	2 FS	1	---	4-10 bit	96	6	15.14	12.64	9.50	8.58
556-AT91SAM9263B-CU	AT91SAM9263B-CU	TFBGA-324	926EJ-S	240	---	96	FS	2 FS	1	1	-----	160	3	17.31	16.79	15.45	13.74
556-AT91SAM9261B-CU	AT91SAM9261B-CU	LFBGA-217	926EJ-S	240	---	160	FS	2 FS	---	---	-----	96	3	18.45	15.40	11.58	10.46
556-AT91SAM9G25-CFU	AT91SAM9G25-CFU	BGA-217	926EJ-S	400	---	32	HS	HS	2	2	1-10 bit	105	2	16.10	13.44	10.11	9.14
556-AT91SAM9X25-CU	AT91SAM9X25-CU	BGA-217	926EJ-S	400	---	32	HS	HS	2	2	1-10 bit	105	2	16.80	14.02	10.54	9.52
556-AT91SAM9X35-CU	AT91SAM9X35-CU	BGA-217	926EJ-S	400	---	32	HS	HS	1	2	1-10 bit	105	2	16.80	14.02	10.54	9.52

QTOUCH™ CAPACITIVE TOUCH SENSORS

For quantities greater than listed, call for quote.

MOUSER STOCK NO.	Atmel Part No.	Package	Description	Price Each 1	10	25	100
556-QT60160-ISG	QT60160-ISG	MLF-32	This QMatrix™ QT chip senses 'glass-touch' on 16 keys, using passive electrodes patterned on any PCB.	3.72	3.11	2.34	2.33
556-QT60168-ASG	QT60168-ASG	TQFP-32	This QMatrix™ QT chip senses 'glass-touch' on 16 keys, using passive electrodes patterned on any PCB.	5.56	5.39	5.23	5.07
556-QT60248-ASG	QT60248-ASG	TQFP-32	This QMatrix™ QT chip senses 'glass-touch' on 24 keys, using passive electrodes patterned on any PCB.	7.01	6.79	6.59	6.39
556-QT60326-ASG	QT60326-ASG	TQFP-32	This QMatrix™ QT chip senses 'glass-touch' on 32 keys, using passive electrodes patterned on any PCB.	8.80	8.53	8.27	8.03
556-QT60486-ASG	QT60486-ASG	TQFP-32	This QMatrix™ QT chip senses 'glass-touch' on 48 keys, using passive electrodes patterned on any PCB.	10.46	10.14	9.84	9.54

BATTERY AUTHENTICATION CHIPS

For quantities greater than listed, call for quote.

MOUSER STOCK NO.	Atmel Part No.	Package	Application	SRAM	Sleep Current	ESD Protection	Power Supply	Interface	Price Each 1	10	25	100
556-AT88SA100S-TSU-T	AT88SA100S-TSU-T	SOT23-3	Secure Battery Authentication	256 Bytes	<100nA	4KV	2.5-5.5	High Speed Single Wire	.64	.61	.579	.534
556-AT88SA102S-TSU-T	AT88SA102S-TSU-T	SOT23-3	Secure Auth. & Key Exchange	---	<100nA	4KV	2.5-5.5	High Speed Single Wire	.64	.61	.579	.534
556-AT88SA10HS-TSU-T	AT88SA10HS-TSU-T	SOT23-3	Host Authentication	---	<100nA	4KV	2.7-5.25	High Speed Single Wire	.64	.61	.579	.534

RF/WIRELESS TRANSCEIVERS

PRODUCT NEW

For quantities greater than listed, call for quote.

MOUSER STOCK NO.	Atmel Part No.	Package	Supported Wireless Formats	Frequency (MHz)	Power Supply	Low Current	Temp Range (°C)	Price Each 1	10	25	100
556-AT86RF212-ZU	AT86RF212-ZU	QFN-32	IEEE 802.15.4-2006; IEEE 802.15.4c-2009; Zigbee; 6LoWPAN; ISM Apps	700/800/900	1.8-3.6	0.2A	-40 to 85	5.62	4.69	3.52	3.19
556-A86RF230-ZU	AT86RF230-ZU	QFN-32	IEEE 802.15.4; Zigbee; 6LoWPAN; RF4CE; ISM Applications	2.4GHz	1.8-3.6	20nA	-40 to 85	3.96	3.31	2.48	2.25
556-AT86RF231-ZF	AT86RF231-ZF	QFN-32	IEEE 802.15.4; Zigbee; 6LoWPAN; RF4CE; SP100; WirelessHART; ISM Apps	2.4GHz	1.8-3.6	0.02A	-40 to 125	5.52	4.61	3.47	3.14
556-AT86RF231-ZU	AT86RF231-ZU	QFN-32	IEEE 802.15.4; Zigbee; 6LoWPAN; RF4CE; SP100; WirelessHART; ISM Apps	2.4GHz	1.8-3.6	0.02μA	-40 to 85	5.06	4.23	3.18	2.82
556-AT86RF233-ZU	AT86RF233-ZU	QFN-32	IEEE 802.15.4, Zigbee, RF4CE, 6LoWPAN, ISM	2.4GHz	1.8-3.6	0.02μA	-40 to 85	4.28	4.09	3.91	3.78

© Copyright 2013 Mouser Electronics
© Copyright 2013 Mouser Electronics

ATMEL AVR Development Tools and Accessories

RoHS Compliant **This product is RoHS compliant.**

NEW! TECHNOLOGY NEW PRODUCT

MOUSER STOCK NO.	Atmel Part No.	Description	Price Each
Starter Kits			
556-ATAVRRZUSBSTICK	ATAVRRZUSBSTICK	The AVR RZUSBSTICK consists of one USB stick with a 2.4GHz transceiver and USB connection to your PC. The AT86RF230 transceivers high sensitivity gives the longest range for wireless products while the AT90USB1287 incorporates fast USB On-The-Go.	41.46
556-ATSTK500	ATSTK500	Starter kit and development system for AVR Flash microcontrollers to develop prototypes and test new designs. The STK500 interfaces with AVR Studio ®, Atmel's Integrated Development Environment (IDE) for code writing and debugging.	84.26
556-ATSTK600	ATSTK600	Complete starter kit and development system for the AVR and AVR32 Flash microcontrollers. Designed to give designers a quick start on the AVR, combined with advanced features for using the starter kit to prototype and test new designs. Socket and adapter boards are sold separately at mouser.com.	212.66
556-ATSTK600-SC11	ATSTK600-SC11	STK600 Socketcard SOIC-14/20/24/34 Wide Adapter	52.16
556-ATSTK600-RC54	ATSTK600-RC54	STK600 20-pin TinyAVR Routing Card	16.56
556-ATSTK600-RC49	ATSTK600-RC49	UC3 D4 Series 48-pin TQFP Socket Card	16.56
Xplained Kits			
556-AT32UC3A3-XPLD	AT32UC3A3-XPLD	The UC3-A3 Xplained features the AT32UC3A3256 device which is optimized for high speed communication and protocol conversion	31.03
556-AT32UC3L0-XPLD	AT32UC3L0-XPLD	The UC3-L0 Xplained features the AT32UC3L064, which is a picoPower device optimized for low power control applications	52.92
556-ATXMEGAB1-XPLD	ATXMEGAB1-XPLD	The XMEGA-B1 Xplained Kit features the ATxmega128B1 microcontroller with a 4x40 LCD, 4 Qtouch Sensors, light sensor, temp sensor, and USB interface	33.93
556-ATXMEGAA3BU-XPLD	ATXMEGAA3BU-XPLD	The XMEGAA3BU Xplained Kit features the ATxmega256A3BU microcontroller with a 128x32 LCD display, Qtouch button, light sensor, temp sensor, and USB interface	30.01
556-ATAVRSBIN1	ATAVRSBIN1	Atmel's Inertial One sensor board delivers a full 9 degree of freedom sensor platform comprising a 3 Axis Magnetometer from AKM (AK8975);3 Axis Accelerometer from Bosch (BMA150) and a 3 Axis Gyroscope from InvenSense (ITG-3200).	25.05
556-ATAVRSBPR1	ATAVRSBPR1	Atmel's Pressure One sensor board delivers a platform comprising a high precision Barometric Pressure sensor from Bosch (BMP085).	44.18
Debug Tools			
556-ATAVRDRAGON	ATAVRDRAGON	AVR Dragon supports all programming modes for the AVR device family. Includes complete emulation support for devices w/32KB or less Flash memory.	52.16
556-ATJTAGICE2	ATJTAGICE2	Development tool for On-chip Debugging of all AVR 8-bit RISC MCUs and AVR32 32-bit DSP/MCUs with IEEE 1149.1 compliant JTAG interface.	426.66
556-ATAVRONEKIT	ATAVRONEKIT	The AVR ONE! Kit is a power development tool for on-chip debugging and programming of all AVR32 devices. Supported programming interfaces, are ISP, JTAG, and PDI. Interfaces with AVR32 Studio 2 and newer.	640.93
Development Kits			
556-ATA6613-EK	ATA6613-EK	The development board for the ATA6613 IC is designed to give designers a quick start with the ATA6613 IC and to enable prototyping and testing new LIN designs.	80.12
556-ATA6824-DK	ATA6824-DK	ATA6824 High Temperature H bridge DC Motor Control. The development board contains the H-bridge Gate Driver ATA6824, external FETs, and the microcontroller ATmega88 provides the speed signal. On the board there are only populated high temperature components.	223.36
556-ATAVRSB201	ATAVRSB201	The SB201 is an evaluation and development kit for the Atmel® Smart Battery device ATmega16HVA. This device is made for battery packs with either one or two cells in series, and features autonomous battery protection as well as very accurate voltage, current and temperature monitoring capabilities.	148.46
556-ATDVK90CAN1	ATDVK90CAN1	Development kit for use with AT90CAN AVR microcontrollers. Stand-alone board that may be plugged into the STK500 starter kit to complement evaluation and enable additional development.	120.38
Evaluation Kits			
556-ATAVRFBKIT	ATAVRFBKIT	Dimmable Fluorescent Ballast kit which demonstrate the ability of the AT90PWM2 to control all the main functions of a DALI Fluorescent Ballast	212.66
556-ATAVRBC100	ATAVRBC100	The BC100 is a reference design that demonstrates charging and discharging of two batteries/battery packs with a programmable charge voltage up to 40V.	212.66
556-ATAVRMC320	ATAVRMC320	The MC320 kit is a complete hardware system which demonstrates motor control using ATmega32M1 and features CAN and LIN connectivity. It does include the MC300 power stage board, the MC310 processor board (that can be purchased separately) and a BLDC motor.	308.96
556-ATAVRRZ600	ATAVRRZ600	The RZ600 evaluation kit enables development, debugging and demonstration of IEEE 802.15.4 compliant wireless and the AT86RF23x families of RF transceivers covering the regional 700/800/900MHz and worldwide 2.4GHz ISM bands for use with STK600.	189.93
556-ATAVRSB200	ATAVRSB200	The SB200 is a development platform for the SB20x reference designs, which offer an easy way to start evaluation and hence development of smart battery applications using the AVR® microcontrollers.	212.66
556-ATAVRBFLY	ATAVRBFLY	Evaluation tool shipped w/pre-loaded firmware supporting temperature sensing, light measurement, voltage readings and music playback.	21.39
556-ATEVK1100	ATEVK1100	The EVK1100 is an evaluation kit & development system for the AVR32 AT32UC3A microcontroller. It is equipped with a rich set of peripherals, and makes it easy to try the full potential of the AVR32 devices.	180.56
556-ATEVK1101	ATEVK1101	The EVK1101 is an evaluation kit & development system for the AVR32 AT32UC3B microcontroller. It is equipped with a rich set of peripherals, and makes it easy to try the full potential of the AVR32 devices.	159.16
556-ATEVK1105	ATEVK1105	The AVR32 EVK1105 is an evaluation kit for the AT32UC3A0512 which demonstrates Atmel's state-of-the-art AVR32 microcontroller in Hi-Fi audio decoding and streaming applications.	191.26
556-ATREB233SMAD-EK	ATREB233SMAD-EK	Evaluation Kit for AT86RF233 (IEEE 802.15.4, Zigbee, RF4CE, 6LoWPAN, ISM) Transceiver	506.91
556-EVK1060A	EVK1060A	The EVK1060A allows the user to evaluate all functions of the QT1060 touch sense controller. This kit provides a convenient reference design and allows the user to visualize discrete touch buttons, the guard channel & LED control.	81.59
556-EVK2160A	EVK2160A	The EVK2160A allows the user to evaluate all functions of the QT2160 touch sense controller. The kit provides a convenient reference design and allows the user to visualize discrete touch buttons or a touch slider LED control.	81.59
In-System Programming			
556-ATAVRISP2	ATAVRISP2	In-System Programmer used for field upgrades of AVR Flash microcontrollers. The AVRISP mkII combo w/AVR Studio® can program new AVR 8-bit RISC microcontrollers with ISP Interface.	36.11
Interface Module			
556-ATADAPCAN01	ATADAPCAN01	Extension to the STK500 and STK501 development boards adding support for the AVR AT90CAN128 device in a single development environment.	18.73
Arm-Based Microcontroller Development Kits and Tools			
556-ATSAM4L-EK	ATSAM4L-EK	Supports the SAM4L ARM MCU for Development and Evaluation	174.31
556-ATSAM4S-WPIR-RD	ATSAM4S-WPIR-RD	Supposrts the SAM4S ARM Cortex-M4 Series MCUs for development and Evaluation	297.63
556-AT91SAM9N12-EK	AT91SAM9N12-EK	Supports the AT91SAM9N12-CU Embedded ARM MCU for development and evaluation	310.30
556-AT91SAM9G15-EK	AT91SAM9G15-EK	Supports the AT91SAM9G15-CU Embedded ARM MCU for development and Evaluation	630.20
556-AT91SAM9G25-EK	AT91SAM9G25-EK	Supports the AT91SAM9G25 Embedded ARM MCU for development and Evaluation	415.66
556-AT91SAM9G35-EK	AT91SAM9G35-EK	Supports the AT91SAM9G35-CU Embedded ARM MCU for development and Evaluation	630.20
556-AT91SAM9X25-EK	AT91SAM9X25-EK	Supports the AT91SAM9X25-CU Embedded ARM MCU for development and Evaluation	415.66
556-AT91SAM9X35-EK	AT91SAM9X35-EK	Supports the AT91SAM9X35-CU Embedded ARM MCU for development and Evaluation	630.20
556-A91SAM7S-EK	AT91SAM7S-EK	Enables evaluation capabilities and code development of applications running on an AT91SAM7S device.	107.00
556-A91SAM7X-EK	AT91SAM7X-EK	Enables evaluation capabilities and code development of applications running on an AT91SAM7X microcontroller.	214.00
556-AT91SAM9G20-EK	AT91SAM9G20-EK	The AT91SAM9G20-EK Evaluation Kit supports the AT91SAM9G20 ARM926EJ-S-based 32-bit RISC microcontroller for real-time code development and evaluation.	535.00
556-AT91SAM9RL-EK	AT91SAM9RL-EK	The AT91SAM9RL-EK Evaluation Kit supports the AT91SAM9RL ARM926EJ-S-based 32-bit RISC microcontroller for real-time code development and evaluation.	802.50
556-A91SAM9261-EK	AT91SAM9261-EK	Supports the AT91SAM9261, ARM926EJ-S-based 32-bit RISC microcontroller and enables real-time code development and evaluation.	802.50
556-A91SAM9260-EK	AT91SAM9260-EK	Enables the evaluation of and code development for applications running on an AT91SAM9260 device.	535.00
556-A91SAM-ICE	AT91SAM-ICE	SAM-ICE is a JTAG emulator designed for all Atmel AT91 ARM7/ARM9 cores.	107.00
556-AT91SAM7SE-EK	AT91SAM7SE-EK	Evaluation Kit for evaluation of and code development for applications running on an AT91SAM7SE device.	214.00
556-AT91SAM9263-EK	AT91SAM9263-EK	Evaluation Kit enables the evaluation of and code development for applications running on an AT91SAM9263 device.	909.50
556-AT91SAM9XE-EK	AT91SAM9XE-EK	Evaluation Kit for SAM9XE Series	535.00
8051 Architecture Microcontroller Development Kits and Accessories			
556-AT88SC-DK1	AT88SC-DK1	Crypto Memory Adapter & Development Kit	40.13
556-A89ISP	AT89ISP	The AT89ISP Software performs in-system programming (ISP) of Atmel AT89S/LP devices. It provides an intuitive interface for in-system programming that can be run from a personal computer.	33.17
556-A89STK-05	AT89STK-05	USB Starter kit designed help developers using AT89C5131 USB Flash microcontroller. Includes: evaluation board In-System Programming tool (FLIP), and HID (Human Interface Device) keyboard demonstration program.	200.30
556-A89STK-11	AT89STK-11	Starter Kit dedicated to the In-System Programmable standard Flash C51 microcontrollers. Emulator to provide a reliable way to load and debug AtmelAT8xC51 microcontrollers.	132.41

© Copyright 2013 Mouser Electronics
© Copyright 2013 Mouser Electronics

BLACKHAWK Emulation Tools for TI DSPs

ADVANCED JTAG EMULATORS

Blackhawk™ is a leader in the design of DSP hardware and software Development tools. The first to develop a USB to JTAG emulator for Texas Instruments XDS510 class devices and next generation with the Blackhawk USB560 JTAG Emulator.

Features for USB2000:
- Super low-cost XDS510™-class controller
- Plug n' Play USB host interface
- Supports TI c2000 Digital Signal Processors: F283x, F281x, F280x, F280xx, LF240x
- 3.3/5.0 volt device I/O support
- Bi-color status LED (red/green)
- Code composer studio v3.3 support
- Blackhawk FlashBurn utility add-on
- Optional isolation adapter available

Features for USB510:
- Ultra compact designed pod with status LED
- High-speed USB 2.0 (480Mbits/sec) port
- Bus powered, no external power required
- Windows® Plug n' Play installation
- Auto-sensing low I/O voltage support
- High-speed micro coax cable assembly
- Free technical support and web downloads
- Standard 14-pin JTAG Header Connector
- Affordable price

Features for USB560:
- High-speed RTDX™ support with data rates of over 2MB/sec
- Compact pod with power and USB status indicator LED's
- High-speed USB 2.0 (480Mbits/sec) port
- Flexible 12 inch high-speed micro coax JTAG cable with 20-pin cTI (Compact TI) header
- Auto-sensing low I/O voltage support down to 0.5V
- Real-time, non-intrusive Advanced Event Triggering capability
- Windows® Plug n' Play installation
- Up to 100 times faster than XDS510 emulators
- Full Code Composer Studio IDE compatability for versions 2.2 and later
- Remote software available

MOUSER STOCK NO.	Blackhawk Part No.	Fig.	Description	Price Each
716-BH-USB-2000	BH-USB-2000	A	USB2000 Controller	319.93
716-BH-USB-510L	BH-USB-510L	B	USB510L Emulator	854.93
716-BH-USB-560BP	BH-USB-560BP	C	USB560BP Emulator	2140.00
716-BH-USB-560M	BH-USB-560M	D	USB560M Emulator	2407.50
716-BH-LAN-560	BH-LAN-560	E	LAN560 Emulator	2675.00

USB510 JTAG EMULATOR FOR TI DSP'S

Blackhawk has a broad range of emulator models that span the full spectrum of capabilities and price. From the entry level XDS100v2 and affordable USB2000 Controller to the most advanced XDS560v2 System Trace. All Blackhawk Emulators are backed by solid support and continual software updates to ensure compatibility with the latest Texas Instruments Devices and Platforms.

NEW! TECHNOLOGY

MOUSER STOCK NO.	Blackhawk Part No.	Fig.	Description	Price Each
716-BH-XDS-560V2-BP	BH-XDS-560v2-BP	F	XDS560v2 Bus-Powered	1605.00
716-BH-XDS-560V2	BH-XDS-560v2	F	XDS560v2 PoE Model	1712.00
716-BH-POE-KIT-1	BH-POE-KIT-1	F	Power Supply PoE Kit	107.00
716-BH-USB-100V2-ARM	BH-USB-100v2-ARM	G	TI XDS100v2-compatible emulator	105.93
716-BH-USB-510W	BH-USB-510W	H	Wireless TI TMS320-compatible emulator	1605.00
716-BH-USB-560V2	BH-USB-560v2	I	XDS560v2 System Trace Emulator	1070.00

EMULATION ADAPTERS

Isolation Adapter

The Blackhawk Isolation Adapter is a device that connects between your JTAG Emulator and the JTAG connector on your target board. The adapter is designed to minimize and protect connected devices (PC/Emulator/Target) from ground loop voltage, harsh environments and new, untested designs.

MOUSER STOCK NO.	Blackhawk Part No.	Fig.	Description	Price Each
716-BH-ADP-ISO-14	BH-ADP-ISO-14	-	BH Isolation Adapter 14-pin	267.50

Pin Converters

Blackhawk provides several different emulation adapters to fit Texas Instruments standard JTAG target headers. Below is a list of emulation adapters currently available from Blackhawk or an authorized Blackhawk Reseller.

NEW! TECHNOLOGY

MOUSER STOCK NO.	Blackhawk Part No.	Fig.	Description	Price Each
716-BH-20ECTI-14TTI	BH-20e_cTI-14t_TI	J	Adapter Pin Converter	107.00
716-BH-14ETI-60TTI	BH-14e_TI-60t_TI	K	Adapter Pin Converter	160.50
716-BH-14ETI-20TCTI	BH-14e_TI-20t_cTI	L	Adapter Pin Converter	107.00
716-BHADPMIPI60BUF	BH-ADP-MIPI60-BUFBRD	-	XDS560v2 Buffer Adapter Board	148.73
716-BHADPMIPI6014TI	BH-ADP-MIPI60e-14t_TI	-	MIPI 60/14P TI JTAG Adapter	107.00
716-BHADPMIPI6020CTI	BH-ADP-MIPI60e-20t_cTI	-	MIPI 60/20P cTI Adapter	107.00
716-BHADPMIPI6020ARM	BH-ADP-MIPI60e-20t_ARM	-	MIPI 60/20P ARM JTAG Adapter	107.00



© Copyright 2013 Mouser Electronics

© Copyright 2013 Mouser Electronics

CYPRESS PSoC MCUs

RoHS Compliant This product is RoHS compliant.

PSOC® MIXED-SIGNAL ARRAYS

PSoC® 1 - M8C Programmable System-on-Chip

For quantities greater than listed, call for quote.

MOUSER STOCK NO.	Cypress Part No.	Package	I/O	Analog Block	Digital Blocks	Memory Size (KB)	RAM (bytes)	Vcc (V)	Price Each 1	25	50
PSoC CY8C21x23											
727-CY8C21123-24SXI	CY8C21123-24SXI	SOIC-8	6	4 Type "E"	2-Basic 2-Comms	4	256	2.4 to 5.25	1.83	1.58	1.55
727-CY8C21223-24LGXI	CY8C21223-24LGXI	QFN-16	12	4 Type "E"	2-Basic 2-Comms	4	256	2.4 to 5.25	2.20	1.90	1.90
727-CY8C21223-24SXI	CY8C21223-24SXI	SOIC-16	12	4 Type "E"	2-Basic 2-Comms	4	256	2.4 to 5.25	2.14	1.85	1.85
727-CY8C21323-24PVXI	CY8C21323-24PVXI	SSOP-20	16	4 Type "E"	2-Basic 2-Comms	4	256	2.4 to 5.25	1.69	1.39	1.28
PSoC CY8C21x34											
727-CY8C21234-24SXI	CY8C21234-24SXI	SOIC-16	12	4 Type "E"	2-Basic 2-Comms	8	512	2.4 to 5.25	3.15	2.72	2.72
727-CY8C21334-24PVXI	CY8C21334-24PVXI	SSOP-20	16	4 Type "E"	2-Basic 2-Comms	8	512	2.4 to 5.25	3.38	2.92	2.92
727-CY8C21434-24LTXI	CY8C21434-24LTXI	QFN-28	28	4 Type "E"	2-Basic 2-Comms	8	512	2.4 to 5.25	3.64	3.15	3.15
727-CY8C21534-24PVXI	CY8C21534-24PVXI	SSOP-28	24	4 Type "E"	2-Basic 2-Comms	8	512	2.4 to 5.25	3.34	2.57	2.34
727-CY8C21634-24LTXI	CY8C21634-24LTXI	QFN-32	26	4 Type "E"	2-Basic 2-Comms	8	512	2.4 to 5.25	3.95	3.41	3.41
727-CY8C20636A24LTXI	CY8C20636A-24LTXI	QFN-48	36	36	36	8	1K	1.71 to 5.5	3.16	2.73	2.68
727-CY8C246A24LTXI	CY8C20646A-24LTXI	QFN-48	36	36	36	16	2K	1.71 to 5.5	4.84	4.18	4.18
727-CY8C20666A24LTXI	CY8C20666A-24LTXI	QFN-48	36	36	36	32	2K	1.71 to 5.5	5.62	4.86	4.86
727-CY8C20066A24LTXI	CY8C20066A-24LTXI	QFN-48	36	36	36	32	2K	1.71 to 5.5	5.62	4.86	4.86
PSoC CY8C22xxx/CY8C21x45											
727-CY8C22345-24SXI	CY8C22345-24SXI	SOIC-28	24	6 Type "E"	4-Basic 4-Comms	16	1K	3.0 to 5.25	4.34	3.76	3.76
PSoC CY8C23x33											
727-CY8C24994-24LTXI	CY8C24994-24LTXI	QFN-68	56	6	4	16	1K	3.0 to 5.25	7.63	6.11	5.42
PSoC CY8C24x23A											
727-CY8C24123A-24PXI	CY8C24123A-24PXI	PDIP-8	6	6:2-CT 4-SC	2-Basic 2-Comms	4	256	2.4 to 5.25	2.89	2.64	2.59
727-CY8C24123A-24SXI	CY8C24123A-24SXI	SOIC-8	6	6:2-CT 4-SC	2-Basic 2-Comms	4	256	2.4 to 5.25	2.54	2.19	2.19
727-CY8C24223A-24PXI	CY8C24223A-24PXI	PDIP-20	16	6:2-CT 4-SC	2-Basic 2-Comms	4	256	2.4 to 5.25	3.62	3.12	3.12
727-CY8C24423A24LTXI	CY8C24423A-24LTXI	QFN-32	24	6:2-CT 4-SC	2-Basic 2-Comms	4	256	3.0 to 5.25	3.89	3.37	3.37
PSoC CY8C24x94											
727-CY8C2489424LTXI	CY8C24894-24LTXI	QFN-56	49	6:2-CT 4-SC	2-Basic 2-Comms	16	1K	3.0 to 5.25	6.66	5.72	5.54
PSoC CY8X27x43											
727-CY8C27143-24PXI	CY8C27143-24PXI	PDIP-8	6	12:4-CT 8-SC	4-Basic 4-Comms	16	256	3.0 to 5.25	5.68	4.92	4.92
727-CY8C27243-24PVXI	CY8C27243-24PVXI	SSOP-20	16	12:4-CT 8-SC	4-Basic 4-Comms	16	256	3.0 to 5.25	6.15	5.33	5.33
727-CY8C27243-24SXI	CY8C27243-24SXI	SOIC-20	16	12:4-CT 8-SC	4-Basic 4-Comms	16	256	3.0 to 5.25	6.15	5.33	5.33
727-CY8C27443-24PVXI	CY8C27443-24PVXI	SSOP-28	24	12:4-CT 8-SC	4-Basic 4-Comms	16	256	3.0 to 5.25	6.44	5.56	5.56
727-CY8C27443-24PXI	CY8C27443-24PXI	PDIP-28	24	12:4-CT 8-SC	4-Basic 4-Comms	16	256	3.0 to 5.25	7.65	4.56	4.26
727-CY8C27443-24SXI	CY8C27443-24SXI	SOIC-28	24	12:4-CT 8-SC	4-Basic 4-Comms	16	256	3.0 to 5.25	7.35	4.39	4.10
727-CY8C27543-24AXI	CY8C27543-24AXI	TQFP-44	40	12:4-CT 8-SC	4-Basic 4-Comms	16	256	3.0 to 5.25	7.90	6.83	6.83
727-CY8C27643-24PVXI	CY8C27643-24PVXI	SSOP-48	44	12:4-CT 8-SC	4-Basic 4-Comms	16	256	3.0 to 5.25	7.81	4.67	4.38
PSoC CY8X28xxx											
727-CY8C2843324PVXI	CY8C28433-24PVXI	SSOP-28	24	10	12	16	1K	3.0 to 5.25	5.89	3.51	3.30
727-CY8C2862324LTXI	CY8C28623-24LTXI	QFN-48	44	6	12	16	1K	3.0 to 5.25	6.69	3.99	3.75
PSoC CY8C29x66											
727-CY8C29466-24PVXI	CY8C29466-24PVXI	SSOP-28	24	12:4-CT 8-SC	8-Basic 8-Comms	32	2K	3.0 to 5.25	8.58	7.42	7.42
727-CY8C29466-24PXI	CY8C29466-24PXI	PDIP-28	24	12:4-CT 8-SC	8-Basic 8-Comms	32	2K	3.0 to 5.25	11.24	6.72	6.40
727-CY8C29466-24SXI	CY8C29466-24SXI	SOIC-28	24	12:4-CT 8-SC	8-Basic 8-Comms	32	2K	3.0 to 5.25	9.52	8.24	8.08
727-CY8C29566-24AXI	CY8C29566-24AXI	TQFP-44	40	12:4-CT 8-SC	8-Basic 8-Comms	32	2K	3.0 to 5.25	11.11	6.63	6.17
727-CY8C29666-24LTXI	CY8C29666-24LTXI	QFN-48	44	12:4-CT 8-SC	8-Basic 8-Comms	32	2K	3.0 to 5.25	9.99	8.63	8.63
727-CY8C2966624PVXI	CY8C29666-24PVXI	SSOP-48	44	12:4-CT 8-SC	8-Basic 8-Comms	32	2K	3.0 to 5.25	10.97	6.55	6.20
727-CY8C2986624AXI	CY8C29866-24AXI	TQFP-100	64	12:4-CT 8-SC	8-Basic 8-Comms	32	2K	3.0 to 5.25	11.50	6.88	6.47

PSoC CY8C95xx Series I/O Expanders

For quantities greater than listed, call for quote.

MOUSER STOCK NO.	Cypress Part No.	Package	I/O	Max Operating Freq. (MHz)	Operating Temperature (C°)	EEPROM (bytes)	PWM Sources	Vcc (V)	Price Each 1	25	50
727-CY8C9520A-24PVXI	CY8C9520A-24PVXI	SSOP-28	20	24	-40 to +85	3K	4	3.0 to 5.25	3.12	2.70	2.70
727-CY8C9560A-24AXI	CY8C9560A-24AXI	TQFP-100	60	24	-40 to +85	27K	16	3.0 to 5.25	6.70	5.79	5.79

PSOC® 3 - 8051 PROGRAMMABLE SYSTEM-ON-CHIP

NEW PRODUCT

For quantities greater than listed, call for quote.

MOUSER STOCK NO.	Cypress Part No.	Package	Flash (KB)	SRAM (bytes)	EEPROM (bytes)	Analog	Digital	GPIO	Price Each 1	25	50
PSoC CY8C32xxx											
727-CY8C3244LTI-123	CY8C3244LTI-123	QFN-48	16	2K	0.5K	ADC, DAC, 2xComp, CapSense	16xUDB, 4xTimer/PWM	25	6.68	5.77	5.77
727-CY8C3244AXI-153	CY8C3244AXI-153	TQFP-100	16	2K	0.5K	ADC, DAC, 2xComp, CapSense	16xUDB, 4xTimer/PWM	62	7.47	6.46	6.46
727-CY8C3244LTI-130	CY8C3244LTI-130	QFN-68	16	2K	0.5K	ADC, DAC, 2xComp	16xUDB, 4xTimer/PWM	38	7.00	6.06	6.06
727-CY8C3245AXI-158	CY8C3245AXI-158	TQFP-100	32	4K	1K	ADC, DAC, 2xComp, CapSense	20xUDB, 4xTimer/PWM	62	8.86	7.66	7.66
727-CY8C3245AXI-166	CY8C3245AXI-166	TQFP-100	32	4K	1K	ADC, DAC, 2xComp, CapSense	20xUDB, 4xTimer/PWM	62	12.57	10.85	10.56
727-CY8C3245LTI-139	CY8C3245LTI-139	QFN-48	32	4K	1K	ADC, DAC, 2xComp, CapSense	20xUDB, 4xTimer/PWM	25	8.11	7.01	7.01
727-CY8C3245PVI-134	CY8C3245PVI-134	QFN-68	32	4K	1K	ADC, DAC, 2xComp, CapSense	20xUDB, 4xTimer/PWM	25	7.99	6.91	6.91
727-CY8C3245LTI-144	CY8C3245LTI-144	QFN-48	32	4K	1K	ADC, DAC, 2xComp, CapSense	20xUDB, 4xTimer/PWM	25	11.04	9.56	9.56
727-CY8C3245LTI-163	CY8C3245LTI-163	QFN-68	32	4K	1K	ADC, DAC, 2xComp, CapSense	20xUDB, 4xTimer/PWM	38	6.29	5.85	5.62
727-CY8C3246AXI-138	CY8C3246AXI-138	TQFP-100	64	8K	2K	ADC, DAC, 2xComp, LCD Seg Drive	24xUDB, 4xTimer/PWM, FS USB	62	15.56	13.46	13.46
727-CY8C3246PVI-147	CY8C3246PVI-147	SSOP-48	64	8K	2K	ADC, DAC, 2xComp, CapSense	24xUDB, 4xTimer/PWM	25	10.94	9.28	8.96
727-CY8C3246LTI-125	CY8C3246LTI-125	QFN-48	64	8K	2K	ADC, DAC, 2x Comp, CapSense, LCD Seg Drive	24xUDB, 4xTimer/PWM, FS USB	38	12.48	11.26	10.60
727-CY8C3246LTI-128	CY8C3246LTI-128	QFN-68	64	8K	2K	ADC, DAC, 2x Comp, CapSense	24xUDB, 4xTimer/PWM, FS USB	48	13.10	11.81	11.13
727-CY8C3246LTI-149	CY8C3246LTI-149	QFN-68	64	8K	2K	ADC, DAC, 2xComp, CapSense	24xUDB, 4xTimer/PWM	38	10.23	9.22	8.68
PSoC CY8C34xxx											
727-CY8C3444LTI-110	CY8C3444LTI-110	QFN-68	16	2K	0.5K	ADC, DAC, 4xComp, CapSense	20xUDB, 4xTimer/PWM	38	10.06	9.05	8.51
727-CY8C3445AXI-104	CY8C3445AXI-104	TQFP-100	32	2K	1K	ADC, DAC, 4xComp, CapSense	20xUDB, 4xTimer/PWM	62	13.33	11.52	11.52
727-CY8C3446LTI-073	CY8C3446LTI-073	QFN-48	64	8K	2K	ADC,2xDAC,4xComp,2xSC/CT,CapSense	24xUDB, 4xTimer/PWM, FS USB	25	17.87	15.45	15.45
727-CY8C3446PVI-076	CY8C3446PVI-076	SSOP-48	64	8K	2K	ADC,2xDAC,4xComp,LCD,2xSC/CT,CapSense	24xUDB, 4xTimer/PWM, FS USB	25	17.77	14.95	14.34
727-CY8C3446LTI-085	CY8C3446LTI-085	QFN-68	64	8K	2K	ADC,2xDAC,4xComp,LCD,2xSC/CT,CapSense	24xUDB, 4xTimer/PWM, FS USB	38	18.46	15.96	15.96
727-CY8C3446AXI-099	CY8C3446AXI-099	TQFP-100	64	8K	2K	ADC,2xDAC,4xComp,LCD,2xSC/CT,CapSense	24xUDB, 4xTimer/PWM, FS USB	62	19.72	17.07	17.07
PSoC CY8C36xxx											
727-CY8C3665PVI-008	CY8C3665PVI-008	SSOP-48	32	4K	1K	ADC,4xDAC,4xComp,DFB,CapSense	20xUDB, 4xTimer/PWM, USB	25	18.03	15.60	15.60
727-CY8C3865LTI-014	CY8C3865LTI-014	QFN-68	32	4K	1K	ADC,4xDAC,4xComp,DFB,CapSense	20xUDB, 4xTimer/PWM, USB	38	22.72	18.53	17.66
727-CY8C3865AXI-019	CY8C3865AXI-019	TQFN-100	32	4K	1K	ADC,4xDAC,4xComp,DFB,CapSense	20xUDB, 4xTimer/PWM, USB	62	23.56	18.84	18.84
727-CY8C3866PVI-021	CY8C3866PVI-021	SSOP-48	64	8K	2K	ADC,4xDAC,4xComp,DFB,CapSense	24xUDB, 4xTimer/PWM, USB	25	20.50	18.50	17.43
727-CY8C3666AXI-052	CY8C3666AXI-052	TQFP-100	64	8K	2K	ADC,4xDAC,4xComp,4xSC/CT,CapSense	24xUDB, 4xTimer/PWM	62	17.56	15.19	15.19
727-CY8C3666AXI-036	CY8C3666AXI-036	TQFP-100	64	8K	2K	ADC,4xDAC,4xComp,4xSC/ CT,4xOpamp,CapSense,LCD Seg Drive	24xUDBs, 4xTimers/PWM, FS USB	62	22.19	17.75	17.75

© Copyright 2013 Mouser Electronics
© Copyright 2013 Mouser Electronics

CYPRESS MCUs and LED Drivers

RoHS Compliant This product is RoHS compliant.

PSoC® 3 - 8051 PROGRAMMABLE SYSTEM-ON-CHIP (CONT.)

PRODUCT NEW

For quantities greater than listed, call for quote.

MOUSER STOCK NO.	Cypress Part No.	Package	Flash (KB)	SRAM (bytes)	EEPROM (bytes)	Analog	Digital	GPIO	Price Each 1	25	50
PSoC CY8C36xxx (Cont.)											
727-CY8C3666AXI-037	CY8C3666AXI-037	TQFP-100	64	8K	2K	ADC,4xDAC,4xComp,4xSC/CT,4xOpamp,CapSense,LCD Seg Drive	24xUDBs, 4xTimers/PWM, CAN	62	18.71	16.16	15.61
727-CY8C3666LTI-027	CY8C3666LTI-027	QFN-68	64	8K	2K	ADC,4xDAC,4xComp,4xSC/CT,4xOpamp,CapSense,LCD Seg Drive	24xUDBs, 4xTimers/PWM, FS USB	38	22.80	19.73	19.73
727-CY8C3666LTI-050	CY8C3666LTI-050	QFN-48	64	8K	2K	ADC,4xDAC,4xComp,4xSC/CT,2xOpamp,CapSense,LCD Seg Drive	24xUDBs, 4xTimers/PWM, FS USB	25	19.77	17.84	16.81
PSoC CY8C38xxx											
727-CY8C3866PVI-070	CY8C3866PVI-070	SSOP-48	64	8K	2K	ADC,4xDAC,4xComp,LCD,4xSC/CT,CapSense	24xUDB, 4xTimer/PWM, CAN	25	23.35	20.19	20.19
727-CY8C3866LTI-068	CY8C3866LTI-068	QFN-48	64	8K	2K	ADC,4xDAC,4xComp,LCD,4xSC/CT,CapSense	24xUDB,4xTimer/PWM,FS USB,CAN	25	22.92	18.33	18.33
727-CY8C3866LTI-030	CY8C3866LTI-030	QFN-68	64	8K	2K	ADC,4xDAC,4xComp,LCD,4xSC/CT,CapSense	24xUDB, 4xTimer/PWM	38	24.29	19.43	19.43
727-CY8C3866AXI-040	CY8C3866AXI-040	TQFP-100	64	8K	2K	ADC,4xDAC,4xComp,LCD,4xSC/CT,CapSense	24xUDB,4xTimer/PWM,FS USB,CAN	62	27.07	21.66	21.66
727-CY8C3866AXI-039	CY8C3866AXI-039	TQFN-100	64	8K	2K	ADC,4xDAC,4xComp,4xSC/CT,4xOpamp,CapSense,LCD Seg Drive	24xUDBs, 4xTimers/PWM, FS USB	62	25.55	20.44	20.44

PSOC® 5 - ARM CORTEX-M3 PROGRAMMABLE SYSTEM-ON-CHIP

Programmable System-on-Chip with analog and digital peripheral functions, memory and ARM Cortex-M3 32-bit Microprocessor on a single chip.

PRODUCT NEW

For quantities greater than listed, call for quote.

MOUSER STOCK NO.	Cypress Part No.	Package	Clock Freq. Max. (MHz)	Flash (KB)	SRAM (bytes)	EEPROM (bytes)	Analog	Digital	GPIO	Price Each 1	25	100
CY8C52xx Series												
727-CY8C5246AXI-054	CY8C5246AXI-054	TQFP-100	40	64	16K	2000	ADC,DAC,2xComp,CapSense,LCD Seg Drive	24xUDBs,4xTimers,FS USB	60	16.32	14.11	13.35
727-CY8C5247AXI-051	CY8C5247AXI-051	TQFP-100	40	128	32K	2000	ADC,DAC,2xComp,CapSense,LCD Seg Drive	24xUDBs,4xTimers,FS USB	60	18.10	15.63	12.34
727-CY8C5248AXI-047	CY8C5248AXI-047	TQFP-100	40	256	64K	2000	ADC,DAC,2xComp,CapSense,LCD Seg Drive	24xUDBs,4xTimers,FS USB	60	20.54	17.77	16.81
CY8C53xx Series												
727-CY8C5365AXI-043	CY8C5365AXI-043	TQFP-100	67	32	8K	2000	ADC, 2xDAC, 4xComp, 2xSC/CT, 2xOpamp, CapSense, LCD Seg Drive	20xUDBs,4xTimers,FS USB	60	17.28	14.92	11.78
727-CY8C5366AXI-001	CY8C5366AXI-001	TQFP-100	67	64	16K	2000	ADC, 2xDAC, 4xComp, 2xSC/CT, 2xOpamp, CapSense, LCD Seg Drive	24xUDBs,4xTimers,FS USB	60	19.44	16.79	13.26
727-CY8C5367AXI-108	CY8C5367AXI-108	TQFP-100	67	128	32K	2000	ADC, 2xDAC, 4xComp, 2xSC/CT, 2xOpamp, CapSense, LCD Seg Drive	24xUDBs,4xTimers,FS USB	60	21.23	18.36	17.38
727-CY8C5368AXI-106	CY8C5368AXI-106	TQFP-100	67	256	64K	2000	ADC, 2xDAC, 4xComp, 2xSC/CT, 2xOpamp, CapSense, LCD Seg Drive	24xUDBs,4xTimers,FS USB	60	21.57	17.27	15.09
CY8C54xx Series												
727-CY8C5466AXI-064	CY8C5466AXI-064	TQFP-100	67	64	16K	2000	ADC, 4xDAC, 4xComp, 4xSC/CT, 4xOpamp, DFB, CapSense ,LCD Seg Drive	24xUDBs,4xTimers,FS USB	60	25.40	-	-
727-CY8C5467AXI-011	CY8C5467AXI-011	TQFP-100	67	128	32K	2000	ADC, 4xDAC, 4xComp, 4xSC/CT, 4xOpamp, DFB, CapSense, LCD Seg Drive	24xUDBs,4xTimers,FS USB	60	27.29	21.83	19.10
727-CY8C5468AXI-018	CY8C5468AXI-018	TQFP-100	67	256	64K	2000	ADC, 4xDAC, 4xComp, 4xSC/CT, 4xOpamp, DFB, CapSense, LCD Seg Drive	24xUDBs,4xTimers,FS USB	60	29.87	23.93	20.91
CY8C55xx Series												
727-CY8C5566AXI-061	CY8C5566AXI-061	TQFP-100	67	64	16K	2000	ADC, 4xDAC, 4xComp, 4xSC/CT, 4xOpamps, DFB, CapSense, LCD Seg Drive	24xUDBs,4xTimers,FS USB	60	28.93	23.14	20.24
727-CY8C5567AXI-019	CY8C5567AXI-019	TQFP-100	67	128	32K	2000	ADC, 4xDAC, 4xComp, 4xSC/CT, 4xOpamps, DFB, CapSense, LCD Seg Drive	24xUDBs,4xTimers,FS USB	60	31.05	-	-
727-CY8C5568AXI-060	CY8C5568AXI-060	TQFP-100	67	256	64K	2000	ADC, 4xDAC, 4xComp, 4xSC/CT, 4xOpamps, DFB, CapSense, LCD Seg Drive	24xUDBs,4xTimers,FS USB	60	37.28	29.82	27.94

USB MICROCONTROLLERS

Cypress offers the industry's broadest line of USB microcontrollers, as well as a full set of development tools, supporting cost-driven applications such as keyboards and mice, as well as high-performance applications like printers, scanners, xDSL modems, and digital cameras. Cypress has a wide range of solutions for Low-Speed USB applications, Full-Speed USB applications and USB Hub applications.

- Temperature range: commercial (0°F ~ 70°F)

USB Development Kits

PRODUCT NEW

For quantities greater than listed, call for quote.

MOUSER STOCK NO.	Cypress Part No.	Description	Price Each
727-CYUSB3KIT-001	CYUSB3KIT-001	Development kit for EZ-USB® FX3	283.77
727-CY4607	CY4607	USB 2.0 HX2VL Development Kit	78.26
727-CY4608	CY4608	USB 2.0 HX2VL Development Kit	78.26

For quantities greater than listed, call for quote.

MOUSER STOCK NO.	Cypress Part No.	Package	Voltage (V)	USB App. Speed	I/O	Osc. Speed	RAM (bytes)	PROM Memory	Price Each 1	25	50
EZ-USB® FX3 SuperSpeed USB 3.0 Controller											
727-CYUSB3014-BZXI	CYUSB3014-BZXI	BGA-121	1.15-6	5 Gbps	60	100MHz	512K	16K	51.42	41.71	40.99
Embedded USB Host/Slave Controller											
727-CY7C67300-100AXI	CY7C67300-100AXI	TQFP-100	3.3	-	32	12MHz	-	-	18.38	15.87	15.45
727-SL811HST-AXC	SL811HST-AXC	TQFP-48	3.3	1.5/12Mbps	-	48MHz Xtal	256	-	8.15	7.94	7.74
enCoRe™ USB Combination Low-Speed USB and PS/2 Peripheral Controllers											
727-CY7C63723C-PXC	CY7C63723C-PXC	PDIP-18	4.0-5.5	1Mbps	10	6MHz Resonator	256	8K	3.47	2.77	2.51
727-CY7C63723C-SXC	CY7C63723C-SXC	SOIC-18	4.0-5.25	1Mbps	10	6MHz Resonator	256	8K	3.47	2.77	2.51
727-CY7C63743C-PXC	CY7C63743C-PXC	DIP-20	4.0-5.25	1Mbps	16	6MHz Resonator	256	8K	3.18	2.54	2.12
727-CY7C63743C-SXC	CY7C63743C-SXC	SOIC-20	4.0-5.25	1Mbps	16	6MHz Resonator	256	8K	3.96	3.18	2.89
enCoRe™ II Low-Speed USB Peripheral Controllers											
727-CY7C63801SXC	CY7C63801-SXC	SOIC-16	4.0-5.5	1Mbps	14	32kHz	256	4K	2.56	2.21	2.21
727-CY7C63803SXC	CY7C63803-SXC	SOIC-16	4.0-5.5	1Mbps	14	32kHz	256	8K	2.12	1.83	1.80
727-CYC63813PXC	CY7C63813-PXC	PDIP-18	4.0-5.5	1Mbps	16	32kHz	256	8K	2.12	1.83	1.80
727-CYC63813SXC	CY7C63813-SXC	SOIC-18	4-5.5	1.5Mbps	20	24kHz	256	-	2.12	1.83	1.80
727-CYC63823SXC	CY7C63823-SXC	SOIC-24	4-5.5	1.5Mbps	20	24kHz	256	-	2.59	2.24	2.19
727-CY7C63833-LTXC	CY7C63833-LTXC	QFN-32	4.0-5.5	1Mbps	20	32kHz	256	8K	2.35	2.03	2.00
enCoRe™ III Low-Speed USB Peripheral Controllers											
727-CY7C64215-28PVXC	CY7C64215-28PVXC	SSOP-28	3.0-5.25	12Mbps	22	48MHz	1K	16K	3.88	3.36	3.30
enCoRe™ V Full Speed USB Controllers											
727-CY7C64343-32LQXC	CY7C64343-32LQXC	QFN-32	3.0-5.5	12Mbps	25	32kHz	1K	8K	3.38	2.92	2.92
727-CY7C64356-48TXC	CY7C64356-48LTXC	QFN-48	3.0-5.5	12Mbps	36	32kHz	2K	32K	3.71	3.21	3.16
EZ-USB AT2LP™ USB to ATA/ATAPI Bridge											
727-CY7C68300C56LTXC	CY7C68300C-56LTXC	QFN-56	3.3	12/480Mbps	-	48MHz	-	-	8.52	8.17	7.83
EZ-USB FX1™ Full-Speed USB Peripheral Controllers											
727-CY7C64215-56LTXC	CY7C64215-56LTXC	QFN-56	3.3-5.25	12Mbps	32	48MHz	1K	-	3.93	3.71	3.40
727-CYC6471356PVXC	CY7C64713-56PVXC	SSOP-56	3.3	12Mbps	24	24MHz Xtal	16K	-	9.53	8.23	8.01
727-CY7C64713-128AXC	CY7C64713-128AXC	TQFP-128	3.3	12Mbps	40	24MHz Xtal	16K	-	10.95	9.45	9.20
EZ-USB FX2LP™ High-Speed USB Peripheral Controllers											
727-CYC68013A56BAXC	CY7C68013A-56BAXC	TQFP-100	3.3	12/480Mbps	24	24MHz Xtal	16K	-	13.44	12.10	11.64
727-CY768013A-56PVXC	CY7C68013A-56PVXC	SSOP-56	3.3	12/480Mbps	24	24MHz Xtal	16K	-	16.46	14.24	13.97
727-CYC68013A56PVXI	CY7C68013A-56PVXI	SSOP-56	3.3	12/480Mbps	24	24MHz Xtal	16K	-	27.33	21.86	21.86
727-CY7C68013A56LTXC	CY7C68013A-56LTXC	QFN-56	3.3	12/480Mbps	24	24MHz Xtal	16K	-	16.46	14.24	13.97
727-CY768013A-100AXC	CY7C68013A-100AXC	TQFP-100	3.3	12/480Mbps	40	24MHz Xtal	16K	-	21.16	18.31	17.97
727-CYC68013A100AXI	CY7C68013A-100AXI	TQFP-100	3.3	12/480Mbps	40	24MHz Xtal	16K	-	22.45	20.97	20.04
727-CYC68013A100AXI	CY7C68013A-100AXI	TQFP-100	3.3	12/480Mbps	40	24MHz Xtal	16K	-	22.45	20.97	20.04
727-CY768013A-128AXC	CY7C68013A-128AXC	TQFP-128	3.3	12/480Mbps	40	24MHz Xtal	16K	-	21.87	18.92	18.56

© Copyright 2013 Mouser Electronics
© Copyright 2013 Mouser Electronics

CYPRESS Controllers, PHYs and CPLDs

RoHS Compliant **This product is RoHS compliant.**

USB MICROCONTROLLERS (CONT.)

Cypress offers the industry's broadest line of USB microcontrollers, as well as a full set of development tools, supporting cost-driven applications such as keyboards and mice, as well as high-performance applications like printers, scanners, xDSL modems, and digital cameras. Cypress has a wide range of solutions for Low-Speed USB applications, Full-Speed USB applications and USB Hub applications.

NEW PRODUCT

- Temperature range: commercial (0°F ~ 70°F)

For quantities greater than listed, call for quote.

MOUSER STOCK NO.	Cypress Part No.	Package	Voltage (V)	USB App. Speed	I/O	Osc. Speed	RAM (bytes)	PROM Memory	Price Each 1	25	50
EZ-USB FX2LP™ High-Speed USB Peripheral Controllers (Cont.)											
727-CYC68013A128AXI	CY7C68013A-128AXI	TQFP-100	3.3	12/480Mbps	40	48MHz	16K	-	23.67	22.10	21.30
727-CY7C68014A56LTXC	CY7C68014A-56LTXC	QFN-56	3.3	12/480Mbps	26	24MHz Xtal	16K	-	16.05	13.38	11.98
727-CY768014A-56PVXC	CY7C68014A-56PVXC	SSOP-56	3.3	12/480Mbps	24	24MHz Xtal	16K	-	16.46	14.24	14.24
727-CY768014A-128AXC	CY7C68014A-128AXC	TQFP-128	3.3	12/480Mbps	40	24MHz Xtal	16K	-	20.01	17.23	16.37
727-CY7C68015A56LTXC	CY7C68015A-56LTXC	QFN-56	3.3	12/480Mbps	26	24MHz Xtal	16K	-	16.46	14.24	14.24
727-CY7C68016A56LTXC	CY7C68016A-56LTXC	QFN-56	3.3	12/480Mbps	26	24MHz Xtal	16K	-	15.56	12.06	11.05
EZ-USB HX2LP™ Low Power USB 2.0 Hub Controller											
727-CY7C65620-56LTXC	CY7C65620-56LTXC	QFN-56	3.3	12/480Mbps	8	24MHz Xtal	-	-	9.50	8.22	8.07
727-CY7C65630-56LFXA	CY7C65630-56LFXA	QFN-56	3.3	12/480Mbps	8	24MHz Xtal	-	-	17.28	14.95	14.95
727-CY7C65630-56LTXC	CY7C65630-56LTXC	QFN-56	3.3	12/480Mbps	8	24MHz Xtal	-	-	12.39	10.72	10.52
EZ-OTG™ Programmable USB On-The-Go Controller											
727-CYC6720048BAXI	CY7C67200-48BAXI	FBGA-48	3.3	9.6-2Mbps	23	12MHz Xtal	-	-	15.89	13.72	13.35
EZ-USB SX2™ High Speed USB Interface											
727-CY7C68001-56PVXC	CY7C68001-56PVXC	SSOP-56	3.3	12/480Mbps	-	24MHz	-	-	12.69	10.96	10.67
Full Speed USB Hub Controller											
727-CY7C65113C-SXC	CY7C65113C-SXC	SOIC-28	5.0	12Mbps	11	6MHz Resonator	-	8K	6.71	5.39	5.15
TetraHub™ USB Hub Controller											
727-CY7C65640A-LTXC	CY7C65640A-LTXC	QFN-56	3.3	-	8	24MHz Xtal	-	-	18.71	16.16	15.73
727-CY7C65632-48AXC	CY7C65632-48AXC	TQFP48	3.3	-	-	12MHz	64	2K	2.93	-	-
727-CY7C65634-48AXC	CY7C65634-48AXC	TQFP48	3.3	-	-	12MHz	64	2K	2.46	-	-
727-CY7C65632-28LTXC	CY7C65632-28LTXC	QFN28	3.3	-	-	12MHz	64	2K	2.81	-	-
727-CY7C65634-28LTXC	CY7C65634-28LTXC	QFN28	3.3	-	-	12MHz	64	2K	2.34	-	-
727-CY7C65642-28LTXC	CY7C65642-28LTXC	QFN28	3.3	-	-	12MHz	64	2K	2.89	2.24	-
727-CY7C65642-48AXC	CY7C65642-48AXC	TQFP48	3.3	-	-	12MHz	64	2K	3.28	-	-
727-CY7C6563228LTXCT	CY7C65632-28LTXCT	QFN28	3.3	-	-	12MHz	64	2K	2.93	-	-
727-CY7C65632-48AXCT	CY7C65632-48AXCT	TQFP48	3.3	-	-	12MHz	64	2K	3.05	-	-
727-CY7C6563428LTXCT	CY7C65634-28LTXCT	QFN28	3.3	-	-	12MHz	64	2K	2.46	2.13	-
727-CY7C65634-48AXCT	CY7C65634-48AXCT	TQFP48	3.3	-	-	12MHz	64	2K	2.58	2.24	-
727-CY7C65642-48AXCT	CY7C65642-48AXCT	TQFP48	3.3	-	-	12MHz	64	2K	3.40	-	-
USB M8 Series Low-Speed USB Controllers											
727-CY7C63413C-PVXC	CY7C63413C-PVXC	SSOP-48	5.0	1Mbps	32	6MHz Resonator	256	8K	5.39	4.33	4.14

CAPSENSE CONTROLLERS

CapSense is available in three families. CapSense Express solutions (CY8C201xx) support simple button/slider designs with up to 10 capacitive buttons and 1 slider. CapSense solutions (CY8C20x34) are a fully-programmable platform supporting up to 25 capacitive buttons and 5 sliders. In addition, 2-dimensional trackpad solutions are also supported. The CapSensePLUS family is the most full-featured family in the CapSense portfolio. It can support up to 44 capacitive buttons and 8 sliders. CapSensePLUS also provides suppor for advanced functionalities such as proximity detection, 2-dimensional trackpads and analog/digital design integration. The newest 8C20xx6 family adds 1.8V and best in class current consumption with up to 33CS buttons.

CapSense™ Express

For quantities greater than listed, call for quote.

MOUSER STOCK NO.	Cypress Part No.	Package	Supply Voltage	GPIO	Capacitive I/O	Buttons	PWMs	Slider	Slider Segments	Proximity Sensor	Communication Interface	Price Each 1	25	50
727-CY8C201140-LDX2I	CY8C20140-LDX2I	QFN-16	2.4-5.25	4	4	4	No	No	N/A	No	I2C	1.43	1.24	1.22
727-CY8C20140-SX2I	CY8C20140-SX2I	SOIC-16	2.4-5.25	4	4	4	No	No	N/A	No	I2C	1.46	1.26	1.24
727-CY8C20160-LDX2I	CY8C20160-LDX2I	QFN-16	2.4-5.25	6	6	6	No	No	N/A	No	I2C	1.65	1.42	1.40
727-CY8C20180-SX2I	CY8C20180-SX2I	SOIC-16	2.4-5.25	8	8	8	No	No	N/A	No	I2C	1.77	1.53	1.50
727-CY8C20110-LDX2I	CY8C20110-LDX2I	QFN-16	2.4-5.50	10	10	10	Yes	No	N/A	No	I2C	1.83	1.58	1.55
727-CY8C20110-SX2I	CY8C20110-SX2I	SOIC-16	2.4-5.50	10	10	10	Yes	No	N/A	No	I2C	1.88	1.63	1.59

CapSense™

For quantities greater than listed, call for quote.

MOUSER STOCK NO.	Cypress Part No.	Package	Supply Voltage	GPIO	Capacitive I/O	Buttons	PWMs	Slider	Slider Segments	Proximity Sensor	Flash (Bytes)	RAM (Bytes)	Price Each 1	25	50
727-CY8C20234-12LKXI	CY8C20234-12LKXI	QFN-16	2.4-5.25	13	10	10	SW	2	Yes	No	16K	1K	2.42	2.10	2.10
727-CY8C20236A24LKXI	CY8C20236A-24LKXI	QFN-16	1.71-5.5	13	10	10	SW	2	Yes	Yes	8K	1K	2.71	2.34	2.30
727-CY8C20336A24LQXI	CY8C20336A-24LQXI	QFN-24	1.71-5.5	20	17	17	SW	3	Yes	Yes	8K	1K	2.82	2.44	2.40
727-CY8C20436A24LQXI	CY8C20436A-24LQXI	QFN-24	1.71-5.5	28	25	25	SW	5	Yes	Yes	8K	1K	3.03	2.62	2.62
727-CY8C20534-12PVXI	CY8C20534-12PVXI	SSOP-28	2.4-5.25	24	21	21	SW	4	Yes	No	8K	512	2.82	2.44	2.44
727-CY8C20536A24PVXI	CY8C20536A-24PVXI	SSOP-48	1.71-5.5	34	31	31	SW	6	Yes	Yes	8K	1K	3.24	2.80	2.75
CapSense™ Controller Kit		Description												Price Each	
727-CY3280-BK1	CY3280-BK1	Kit designed for easy prototyping and debug of CapSense™ designs (for CY8C20x34 and CY8C21x34 devices)												105.65	

CapSense Plus™

For quantities greater than listed, call for quote.

MOUSER STOCK NO.	Cypress Part No.	Package	Supply Voltage	GPIO	Capacitive I/O	Buttons	PWMs	Slider	Slider Segments	Proximity Sensor	Flash (Bytes)	RAM (Bytes)	Price Each 1	25	50
727-CY8C20246A24LKXI	CY8C20246A-24LKXI	QFN-16	1.71-5.5	13	10	10	SW	2	Yes	Yes	16K	2K	3.15	2.44	2.18
727-CY8C20346A24LQXI	CY8C20346A-24LQXI	QFN-24	1.71-5.5	20	17	17	SW	3	Yes	Yes	16K	2K	3.57	3.08	3.08
727-CY8C20446A24LQXI	CY8C20446A-24LQXI	QFN-24	1.71-5.5	28	25	25	SW	5	Yes	Yes	16K	2K	3.81	3.28	3.28
727-CY8C20466A24LQXI	CY8C20466A-24LQXI	QFN-24	1.71-5.5	28	25	25	SW	5	Yes	Yes	32K	2K	5.83	5.04	5.04
727-CY8C20546A24PVXI	CY8C20546A-24PVXI	SSOP-48	1.71-5.5	34	31	31	SW	6	Yes	Yes	16K	2K	4.11	3.55	3.55
727-CY8C20566A24PVXI	CY8C20566A-24PVXI	SSOP-48	1.71-5.5	34	31	31	SW	6	Yes	Yes	32K	2K	4.45	3.45	3.09
CapSense Plus™ Controller Kit		Description												Price Each	
727-CY3280-20X66	CY3280-20X66	Kit designed for easy prototyping and debug of CapSense™ designs (CY8C20xx6A devices)												271.05	

TRUETOUCH™ TOUCHSCREEN SOLUTIONS

Cypress, the leader in capacitive touch sensing solutions, is revolutionizing the touchscreen market. Cypress' TrueTouch™ Touchscreen Solutions, powered by PSoC® Programmable-System-on-Chip technology, offer unmatched flexibility and the broadest portfolio available. The projected capacitive TrueTouch Solutions give designers a choice between different usage models, different touchscreen vendors and different LCD vendors. They also enable designers to accommodate last minute changes - something no other touchscreen product can deliver.

For quantities greater than listed, call for quote.

MOUSER STOCK NO.	Cypress Part No.	Package	Max. Sensor Inputs	Max Sensor Size (in.)	Avg. Scan Speed per Sensor (ms)	Min. Volt (V)	Flash (Bytes)	Ram (Bytes)	Price Each 1	25	50
Single Touch											
727-CY8CTST11032LTXI	CY8CTST110-32LTXI	QFN-32	24	3.3	0.5	2.7	8K	512	3.83	3.31	3.31

HOTLINK® AND HOTLINKII™

Cypress provides a broad and portfolio of backplane physical layer (PHY) devices. These transceiver families cover data transmission rates of 50Mbps up to 1.5Gbps. These flexible devices are ideal for proprietary serial backplane applications.

For quantities greater than listed, call for quote.

MOUSER STOCK NO.	Cypress Part No.	Package	Speed (Mbps) Min.	Max.	8B/10B ENDEC	Function	No. of Channels	Operating Voltage (V) Min	Max.	Price Each 1	25	50
HOTLINK®												
727-CY7C9689A-AXC	CY7C9689A-AXC	TQFP-100	50	200	No	Transceiver	N/A	4.5	5.5	84.11	72.61	72.61
727-CY7B923-JXC	CY7B923-JXC	PLCC-28	150	400	Yes	Transmitter	N/A	4.5	5.5	61.38	53.22	53.22
727-CY7B923-JXI	CY7B923-JXI	SOIC-28	150	400	Yes	Transmitter	N/A	4.5	5.5	74.39	64.21	64.21
727-CY7B933-JXC	CY7B933-JXC	PLCC-28	150	400	Yes	Receiver	N/A	4.5	5.5	70.99	61.28	61.28
727-CY7B933-JXI	CY7B933-JXI	SOIC-28	150	400	Yes	Receiver	N/A	4.5	5.5	74.39	64.21	64.21
HOTLINKII™												
727-CY15G0101DXBBBXC	CYP15G0101DXB-BBXC	BGA-100	195	1540	Yes	Transceiver	1	3.15	3.45	38.52	34.49	32.74
727-CY15G0101DXBBBXI	CYP15G0101DXB-BBXI	BGA-100	195	1500	Yes	Transceiver	1	3	3.6	57.78	48.54	41.89
727-CY15G0401DXBBGXC	CYP15G0401DXB-BGXC	BGA-256	200	1500	Yes	Transceiver	4	3.15	3.45	104.00	84.74	84.65
727-CY5G0104TRB-BGXC	CYV15G0104TRB-BGXC	BGA-256	195	1500	No	Serializer/Deserializer	1	3.15	3.45	54.70	44.36	44.36

© Copyright 2013 Mouser Electronics
© Copyright 2013 Mouser Electronics

CYPRESS MPUs/MCUs and Development Kits

RoHS Compliant **This product is RoHS compliant.**

NEURON CHIP NETWORK PROCESSORS

For quantities greater than listed, call for quote.

MOUSER STOCK NO.	Cypress Part No.	Package	Operatiing Voltage (V)	Firmware Version	Max. Input Clock (MHz)	Flash	ROM	SRAM	Timers/ Counters	Price Each		
										1	25	50
727-CY753120E2-10SXI	CY7C53120E2-10SXI	SOIC-32	5.0	6	10	2K	10K	2K	2 16-Bit	12.32	10.74	10.39
727-CYC53120E440AXI	CY7C53120E4-40AXI	TQFP-44	5.0	12	40	4K	12K	2K	2 16-Bit	12.57	10.97	10.60
727-CY753120E4-40SXI	CY7C53120E4-40SXI	SOIC-32	5.0	12	40	4K	12K	2K	2 16 Bit	16.91	14.76	14.26

CORE KITS

For quantities greater than listed, call for quote.

MOUSER STOCK NO.	Cypress Part No.	Description	Price Each
727-CY3210-PSOCEVAL1	CY3210-PSOCEVAL1	Eval Board with LCD Module + Mini Prog Unit	42.80
727-CY3215-DK	CY3215-DK	PSoC DevKit (ICE-Cube) with PDIP-28 Pod	320.95
727-CY3217	CY3217	PSoC1 USB Programming Tool to program all PSoC1 (except the CY25/26xxx devices) Devices	30.17

SPECIALTY KITS

NEW! TECHNOLOGY

For quantities greater than listed, call for quote.

MOUSER STOCK NO.	Cypress Part No.	Description	Price Each
727-CY3214PSOCEVLUSB	CY3214-PSOCEVALUSB	Evaluation Board with LCD Module + Mini Prog Unit	190.80
727-CY3218-CAPEXP1	CY3218-CAPEXP1	CapSense ExpressTM Kit (Up to 10 I/O for Buttons)	105.29
727-CY3235-PROXDET	CY3235-PROXDET	CapSense Proximity Detection Demonstration	140.87
727-CY3240-I2USB	CY3240-I2USB	I2C-USB Bridge	47.07
727-CY3267	CY3267	PowerPSoC Lighting Evaluation Kit	160.47
727-CY3268	CY3268	PowerPSoC Lighting Starter Kit	71.14
727-CY3269N	CY3269N	Lighting Starter Demonstration Kit	35.57
727-CY3270	CY3270	PSoC First Touch Starter Kit	32.10
727-CY3271	CY3271	PSoC First Touch Kit with CYFI	154.73
727-CY3271-EXP1	CY3271-EXP1	PSoC First Touch Kit with CYFI and Expansion Board	154.73
727-CY3280-20X66	CY3280-20X66	Universal CapSense Controller Kit	271.05
727-CY3280-BSM	CY3280-BSM	Simple Button Module Capsense	105.67
727-CY3675CLKMKR1	CY3675-CLKMAKER1	CyClockMaker Programming Kit	286.65
727-CY4615B	CY4615B	Hi-speed USB 2.0-to-ATA/ATAPI Bus-Powered Reference Design (with EZ-USB AT2LP)	226.24
727-CY8CKIT-001B	CY8CKIT-001B	PSoC Dev Kit 32-bit capable	263.08
727-CY8CKIT-002	CY8CKIT-002	MiniProg3 Programmer	95.01
727-CY8CKIT-008	CY8CKIT-008	PSoC CY8C29 Family Processor Kit	69.72
727-CY8CKIT-010	CY8CKIT-010	PSoC 5 Processor Module Kit	69.37
727-CY8CKIT-017	CY8CKIT-017	CAN/LIN Expansion Board Kit	71.14
727-CY8CKIT-025	CY8CKIT-025	PSoC Precision Analog Temperature Sensor Expansion Board	92.50
727-CY8CKIT-029A	CY8CKIT-029A	PSoC 3 LCD Segment Drive Expansion Board	60.19
727-CY8CKIT-030	CY8CKIT-030	PSoC3 Development Kit	106.35
727-CY8CKIT-050	CY8CKIT-050	PSoC® 5 Development Kit	79.72

ACCESSORY KITS

For quantities greater than listed, call for quote.

MOUSER STOCK NO.	Cypress Part No.	Description	Price Each
727-CY3210-29X66	CY3210-29X66	PSoC CY8C29X66 Evaluation Pod	142.29
727-CY3250-20SOIC-FK	CY3250-20SOIC-FK	4 Replacement PSoC CY3250 Emulation Pod Feet for 20-pin SOIC	101.02
727-CY3250-24X94QFN	CY3250-24X94QFN	PSoC CY8C24X94QFN Emulation Kit	365.74
727-CY325024X94QFNPD	CY3250-24X94QFN-POD	2 Replacement Pods for CY3250-24X94QFN Emulation Kit	278.80
727-CY3250-27XXX	CY3250-27XXX	PSoC CY8C27X43 Non-QFN Package Emulation Kit	391.29
727-CY3250-28SOIC-FK	CY3250-28SOIC-FK	4 Replacement PSoC CY3250 Emulation Pod Feet for 28-pin SOIC	106.71
727-CY3250-28SSOP-FK	CY3250-28SSOP-FK	4 Replacement PSoC CY3250 Emulation Pod Feet for 28-pin SSOP	106.71
727-CY3250-29XXX	CY3250-29XXX	PSoC CY8C29XXX Non-QFN Package Emulation Kit	391.29

WIRELESS USB

Wireless USB IC

NEW! TECHNOLOGY

For quantities greater than listed, call for quote.

MOUSER STOCK NO.	Cypress Part No.	Package	Input Clock Operation	Operating Temp. (C°)	Range (Meters)	Operating Voltage (V)	Throughout (kbps)	Price Each		
								1	25	50
727-CYRF8935A-24LQXC	CYRF8935A-24LQXC	QFN-24	12MHz	-55 to 125	-----	1.9 to 3.6	1000	1.74	1.68	1.61
727-CYWUSB693448LTXC	CYWUSB6934-48LTXC	QFN-48	13MHz	0 to 70	10	2.7 to 3.6	62.5	6.63	5.31	4.89
727-CYRF6936-40LTXC	CYRF6936-40LTXC	QFN-40	-----	0 to 70	-----	1.8 to 3.6	250	3.41	2.95	2.95
727-CYUSB6953-48LFXC	CYWUSB6953-48LFXC	QFN-48	13MHz	0 to 70	50	2.7 to 3.6	62.5	9.37	6.42	6.21

Wireless USB Radio Modules

For quantities greater than listed, call for quote.

MOUSER STOCK NO.	Cypress Part No.	Package	Price Each		
			1	25	50
727-CYWM6935	CYWM6935	Range of up to 50 meters. Small PCB Design: .95" (23.75mm) x .95" (23.75mm) x .212" (5.3mm) (L x W x H)	27.82	22.26	22.26

© Copyright 2013 Mouser Electronics
© Copyright 2013 Mouser Electronics

ENERGY MICRO Microcontrollers

RoHS Compliant **This product is RoHS compliant.**

EFM32 GECKO MICROCONTROLLERS

Features:

- 32-bit ARM Cortex-M3 running up to 32MHz
- Single 1.8 to 3.8 volt power supply
- 16 External Interrupts
- External Bus Interface (EBI)
- Direct memory accessController (DMA)
- Hardware AES with 128/256-bit encryption and decryption
- Integrated high and low frequency oscillators
- USARTs with UART and SPI modes up 16M-bit/s
- 16-bit Timer/Counters with Compare/Capture
- Low Energy TIMER with optional pulse outputs
- Flexible 24-bit Real Time Counter
- 12-bit ADC,and DAC
- Analog Comparators with 8 input mux and capacitive sensing capability



◆**Surface Mount Device**

For quantities greater than listed, call for quote.

MOUSER STOCK NO.	Energy Micro Part No.	Package	Flash (kB)	RAM (kB)	GPIO	LCD	USART + UART	Low Energy UART	I²C	Timer (PWM)	RTC	Pulse Counter	WD	ADC (Pins)	DAC (Pins)	Analog Comp. (Pins)	EBI	AES	Price Each 1	10	25
◆ 904-EFM32G210F128	EFM32G210F128	QFN-32	128	16	24	---	2	1	1	2 (6)	1	1	1	1 (4)	1 (1)	2 (4)	---	Yes	7.96	6.51	6.51
◆ 904-EFM32G230F128	EFM32G230F128	QFN-64	128	16	56	---	3	2	1	3 (9)	1	3	1	1 (8)	2 (2)	2 (16)	---	Yes	7.94	7.19	6.59
◆ 904-EFM32G280F128	EFM32G280F128	QFP-100	128	16	85	---	3+1	2	1	3 (9)	1	3	1	1 (8)	2 (2)	2 (16)	Yes	Yes	8.47	7.67	7.04
◆ 904-EFM32G290F128	EFM32G290F128	BGA-112	128	16	90	---	3+1	2	1	3 (9)	1	3	1	1 (8)	2 (2)	2 (16)	Yes	Yes✻	8.66	7.84	7.19
◆ 904-EFM32G840F128	EFM32G840F128	QFN-64	128	16	56	4x24	3	2	1	3 (9)	1	3	1	1 (8)	2 (2)	2 (8)	---	Yes	9.92	8.98	8.24
◆ 904-EFM32G880F128	EFM32G880F128	QFP-100	128	16	85	4x40	3+1	2	1	3 (9)	1	3	1	1 (8)	2 (2)	2 (16)	Yes✻✻	Yes	10.64	9.64	8.84
◆ 904-EFM32G890F128	EFM32G890F128	BGA-112	128	16	90	4x40	3+1	2	1	3 (9)	1	3	1	1 (8)	2 (2)	2 (16)	Yes✻✻	Yes	10.82	9.80	8.99
Development Boards		Description																			1
904-EFM32-G8XX-STK	EFM32-G8xx-STK	Starter kit for EFM32-G8xx series. Includes EFM32G890F128 MCU.																			77.98
904-EFM32-G2XX-DK	EFM32-G2xx-DK	Development kit for EFM32-G2xx series. Includes EFM32G290F128 MCU plug-in board.																			321.00
904-EFM32-G8XX-DK	EFM32-G8xx-DK	Development kit for EFM32-G8xx series. Includes EFM32G890F128 MCU plug-in board with 160 segment LCD. Reduced EBI support.																			321.00

✻ AES (Advanced Encryption Standard) Accelerator ✻✻ EBI (External Bus Interface) exclusion with LCD controller functionality

EFM32 TINY GECKO MICROCONTROLLERS

Features:

- 32-bit ARM Cortex-M3 running up to 32MHz
  - 1.25DMIPS/MHz
- Single 1.8 to 3.8 volt power supply
- GPIO Drive Strength: 20mA
- External Interrupts: 16
- Direct memory access Controller (DMA)
- Hardware AES with 128/256-bit encryption/decryption
- Integrated high and low frequency oscillators
- USARTs with UART and SPI modes up 16Mbit/s
- 16-bit Timer/Counters with Compare/Capture
- Low Energy Timer with optional pulse outputs
- Flexible 24-bit Real Time Counter
- Pulse Counter
- 12-bit ADC and DAC
- Analog Comparators with 8 input mux and capacitive sensing capability



For quantities greater than listed, call for quote.

MOUSER STOCK NO.	Energy Micro Part No.	Package	Flash (kB)	RAM (kB)	GPIO	LCD Controller	OPAMP	LE Sense	ADC	AES	Price Each 1	10	25
904-EFM32TG840F32	EFM32TG840F32	QFN-64	32	4	56	8x20	3	Yes	Yes	Yes	7.21	6.54	5.99
904-EFM32TG822F32	EFM32TG822F32	QFP-48	32	4	37	8x11	3	Yes	Yes	Yes	7.38	6.02	6.02
904-EFM32TG230F32	EFM32TG230F32	QFN-64	32	4	56	-	3	Yes	Yes	Yes	6.57	5.36	5.36
904-EFM32TG222F32	EFM32TG222F32	QFP-48	32	4	37	-	3	Yes	Yes	Yes	6.16	5.03	5.03
904-EFM32TG210F32	EFM32TG210F32	QFN-32	32	4	24	-	3	Yes	Yes	Yes	5.71	4.67	4.67
904-EFM32TG110F32	EFM32TG110F32	QFN-24	32	4	17	-	3	Yes	Yes	Yes	4.53	3.69	3.69
904-EFM32TG108F32	EFM32TG108F32	QFN-24	32	4	17	-	-	Yes	No	No	4.09	3.34	3.34
Development Boards		Description											1
904-EFM32-TG-STK3300	EFM32-TG-STK3300	EFM32 Tiny Gecko MCU Starter Kit											73.83

GIANT GECKO

Features:

- Timers/Counters
  - 4×16-bit Timer/Counter
  - 4×3 Compare/Capture/PWM channels
  - 16-bit Low Energy Timer
  - 1×24-bit and 1×32-bit Real-Time Counter
  - 3×16/8-bit Pulse Counter with asynchronous operation
  - Watchdog Timer with dedicated RC oscillator @ 50nA
- Communication Interfaces
  - 3× Universal Synchronous/Asynchronous Receiver/Transmitter
  - UART/SPI/SmartCard (ISO7816)/IrDA/I2S
  - Autonomous operation with DMA in Deep Sleep Mode
  - 2×I2C Interface with SMBus support
- 12 Channel DMA Controller
- Hardware AES with 128/256-bit keys in 54/75 cycles
- ARM Cortex-M3 CPU platform High Performance 32-bit processor @ up to 48MHz MPU
- Low Energy Sensor Interface (LESENSE)
- Debug Interface
- Pre-Programmed Serial Bootloader
- Temperature range -40 to 85ºC



For quantities greater than listed, call for quote.

MOUSER STOCK NO.	Energy Micro Part No.	Package	Flash (KB)	RAM (KB)	GPIO Pins	LCD	USB	USART/SPI + UART	Timer (PWM)	Supply Voltage (V)	Price Each 1	10	25	100
904-EFM32GG230F1024	EFM32GG230F1024	QFN-64	1024	128	56	-	-	3	3 (9)	1.8-3.8	13.15	11.99	11.14	10.28
904-EFM32GG290F1024	EFM32GG290F1024	BGA-112	1024	128	90	-	-	3+2	3 (9)	1.8-3.8	13.88	12.67	11.77	10.86
904-EFM32GG295F1024	EFM32GG295F1024	BGA-120	1024	128	93	-	-	3+2	3 (9)	1.8-3.8	15.18	13.86	12.87	11.88
904-EFM32GG330F1024	EFM32GG330F1024	QFN-64	1024	128	52	-	Yes	3	3 (9)	1.8-3.8	13.93	12.71	11.80	10.89
904-EFM32GG380F1024	EFM32GG380F1024	QFP-100	1024	128	81	-	Yes	3+2	3 (9)	1.8-3.8	14.51	13.24	12.29	11.34
904-EFM32GG940F1024	EFM32GG940F1024	QFN-64	1024	128	52	8x20	Yes	3	3 (9)	1.8-3.8	16.22	14.81	13.75	12.69
904-EFM32GG942F1024	EFM32GG942F1024	QFN-64	1024	128	50	8x16	Yes	3+2	3 (9)	1.8-3.8	16.22	14.81	13.75	12.69
904-EFM32GG980F1024	EFM32GG980F1024	QFP-100	1024	128	81	8x36	Yes	3+2	3 (9)	1.8-3.8	16.80	15.33	14.24	13.14
904-EFM32GG990F1024	EFM32GG990F1024	BGA-112	1024	128	81	8x36	Yes	3+2	3 (9)	1.8-3.8	16.96	15.47	14.37	13.27
904-EFM32GG995F1024	EFM32GG995F1024	BGA-120	1024	128	93	8x36	Yes	3+2	3 (9)	1.8-3.8	18.26	16.67	15.47	14.28
Development Boards		Description												1
904-EFM32GG-DK3750	EFM32GG-DK3750	Giant Gecko Development Kit												373.43
904-EFM32GG-STK3700	EFM32GG-STK3700	Giant Gecko Starter Kit												89.32

LEOPARD GECKO

Features:

- Timers/Counters
  - 4×16-bit Timer/Counter
  - 4×3 Compare/Capture/PWM channels
  - 16-bit Low Energy Timer
  - 1×24-bit and 1×32-bit Real-Time Counter
  - 3×16/8-bit Pulse Counter with asynchronous operation
  - Watchdog Timer with dedicated RC oscillator @ 50nA
- 12 Channel DMA Controller
- Hardware AES with 128/256-bit keys in 54/75 cycles
- Communication Interfaces
  - 3× Universal Synchronous/Asynchronous Receiver/Transmitter
  - UART/SPI/SmartCard (ISO 7816)/IrDA/I2S
  - Autonomous operation with DMA in Deep Sleep Mode
  - 2×I2C Interface with SMBus support
- ARM Cortex-M3 CPU platform High Performance 32-bit processor @ up to 48MHz MPU
- Low Energy Sensor Interface (LESENSE)
- Debug Interface
- Pre-Programmed Serial Bootloader
- Temperature range -40 to 85ºC
- Hardware AES with 128/256-bit keys in 54/75 cycles
- 256/128/64KB Flash
- 32/32/32KB RAM



For quantities greater than listed, call for quote.

MOUSER STOCK NO.	Energy Micro Part No.	Package	Flash (KB)	RAM (KB)	GPIO Pins	LCD	USB	Op Amps	LE Sense	Supply Voltage (V)	Price Each 1	10	25	100
904-EFM32LG230F256	EFM32LG230F256	QFN-64	256	32	56	No	No	3	Yes	1.8-3.8	9.44	8.54	7.83	7.12
904-EFM32LG290F256	EFM32LG290F256	BGA-112	256	32	90	No	No	3	Yes	1.8-3.8	10.28	9.31	8.53	7.76
904-EFM32LG330F256	EFM32LG330F256	QFN-64	256	32	53	No	Yes	3	Yes	1.8-3.8	10.34	9.36	8.58	7.80
904-EFM32LG380F256	EFM32LG380F256	QFP-100	256	32	83	No	Yes	3	Yes	1.8-3.8	11.00	9.96	9.13	8.29
904-EFM32LG940F256	EFM32LG940F256	QFN-64	256	32	53	8x18	Yes	3	Yes	1.8-3.8	12.98	11.76	10.77	9.79
904-EFM32LG980F256	EFM32LG980F256	QFP-100	256	32	83	8x34	Yes	3	Yes	1.8-3.8	13.64	12.36	11.32	10.29
904-EFM32LG990F256	EFM32LG990F256	BGA-112	256	32	87	8x34	Yes	3	Yes	1.8-3.8	13.82	12.52	11.47	10.43
Development Boards		Description												1
904-EFM32LG-DK3650	EFM32LG-DK3650	Leopard Gecko Development Kit												373.43
904-EFM32LG-STK3600	EFM32LG-STK3600	Leopard Gecko Starter Kit												89.32

© Copyright 2013 Mouser Electronics
© Copyright 2013 Mouser Electronics

ELPROTRONIC Flash Programmers

RoHS Compliant This product is RoHS compliant.

FLASH PROGRAMMERS FOR MSP430 MICROCONTROLLERS FROM TI

FlashPro430

Includes USB-FPA-4.x adapter (RoHS), USB cable, JTAG/Spy-Bi-Wire/BSL Ribbon cable, CD with software and documentation. Each adapter contains an access key - STD, LJB..etc. Access key can be upgraded via email at any time.

Standard software versions STD and UNIV

FlashPro430 software (GUI) with serialization and script-file commands. MSP430.dll for debugging, Multi FPA API-DLL for remote control from external software. Supports communication via JTAG/Spy-Bi-Wire and BSL. Multi-FPA API-DLL demo with source code written in Visual C++.net, Visual Basic.net, LabVIEW and DOS. Command line interpreter.

Lite software versions (LJB, LJ, LB)

FlashPro430 software (GUI) without serialization and without script-file commands. MSP430.dll for debugging. Supports communication via JTAG/Spy-Bi-Wire and BSL (LJB), via JTAG/Spy-Bi-Wire (LJ) or via BSL only (LB).

RoHS Compliant

For quantities greater than listed, call for quote.

MOUSER STOCK NO.	Elprotronic Part No.	Description	Price Each
715-USBMSP430FPASTD	USB-MSP430-FPA-STD	JTAG/SBW and BSL - Standard Software Version	319.93
715-USBMSP430FPALJB	USB-MSP430-FPA-LJB	JTAG/SBW and BSL - Lite Software Version	234.33

GangPro430

Includes USB-FPA-5.0 adapter (RoHS), USB cable, JTAG/Spy-Bi-Wire/BSL ribbon cable, CD with software and documentation. Software GangPro430 (access to up to six target devices) and FlashPro430 (one target device only) with serialization and script file commands, Multi-FPA API-DLL for remote control from external software and MSP430.dll for debugging. Multi-FPA API-DLL demo with source code written in Visual C++.net, Visual Basic.net, LabVIEW and DOS.

Each adapter contains an access key - JB (JTAG/Spy-Bi-Wire/BSL) or J (JTAG/Spy-Bi-Wire). Access key can be upgraded from J to JB via email at any time.
Note: The Gang Splitter is not included in the GangPro430 programmer's package. Order it separately if required.

RoHS Compliant

For quantities greater than listed, call for quote.

MOUSER STOCK NO.	Elprotronic Part No.	Description	Price Each
715-USBMSP430FPAGANG	USB-MSP430-FPA-GANG-JB	JTAG/SBW and BSL Software Version	362.73

Gang Splitter

Gang Splitter with ribbon cables for the GangPro430 Programmer. Simplify connection between Gang programming adapter and six target devices. Supports JTAG, Spy-Bi-Wire and BSL interface.

RoHS Compliant

For quantities greater than listed, call for quote.

MOUSER STOCK NO.	Elprotronic Part No.	Description	Price Each
715-PE014X02	PE014X02	Gang Splitter for GangPro430	40.66

FLASH PROGRAMMERS FOR CHIPCON CCXXMCU - CHIPCON PRODUCTS FROM TI

GangPro-CC

Includes USB-FPA-5.0 (RoHS) adapter, GangPro-CC Splitter, six SoC/Debug 10-wires ribbon cables, CD with software and documentation. Software GangPro-CC (access ti up to six target devices) and FlashPro-CC (one target device) with IEEE addressing, serialization and script-file commands, Multi-FPA API-DLL and command line interpreter for remote control from external software. Multi-FPA API-DLL demo with source code written in Visual C++.net.

RoHS Compliant

For quantities greater than listed, call for quote.

MOUSER STOCK NO.	Elprotronic Part No.	Description	Price Each
715-GANGPRO-CC-STD	GangPro-CC-STD	Gang Programmer for TI's Chipcon MCU	362.73

FlashPro-CC

Includes USB-FPA-4.x (RoHS) adapter, USB cable, SoC/Debug 10-wires ribbon cable, CD with software and documentation. Each adapter contains an access key-LITE or STD. Access key from the LITE to STD version can be upgraded via email at any time.

Standard software versions (STD)

FlashPro-CC software (GUI) with IEEE addressing, serialization and script-file commands. Multi-FPA API-DLL and command line interpreter for remote control from external software. Multi-FPA API-DLL demo with source code written in Visual C++.net.

RoHS Compliant

For quantities greater than listed, call for quote.

MOUSER STOCK NO.	Elprotronic Part No.	Description	Price Each
715-FLASHPRO-CC-STD	FlashPro-CC-STD	Standard Software Version	319.93

FLASH PROGRAMMERS FOR C2000 MCU FROM TI

FlashPro2000

Includes USB-FPA-4.x (RoHS) adapter, USB cable, FPA to JTAG adapter,14-wires ribbon cable, FPA to SCI-BOOT adapter,10-wires ribbon cable, CD with software and documentation. Each adapter contains an access key - LITE or STD. Access key from the LITE to STD version can be upgraded via email at any time.

Standard software package (STD)

FlashPro2000 (PN: FP2000-STD): Hardware as above, software (GUI) with serialization and script-file commands. Multi-FPA API-DLL and command line interpreter for remote control from external software. Multi-FPA API-DLL demo with source code written in Visual C++.net.

RoHS Compliant

For quantities greater than listed, call for quote.

MOUSER STOCK NO.	Elprotronic Part No.	Description	Price Each
715-FP2000-STD	FP2000-STD	Hardware plus Standard Software Version	319.93

© Copyright 2013 Mouser Electronics
© Copyright 2013 Mouser Electronics

FDI Derivative Boards, Programmers and Kits

FDI Future Designs, Inc. Your Development Partner

USB DONGLE AND DERIVATIVE BOARDS

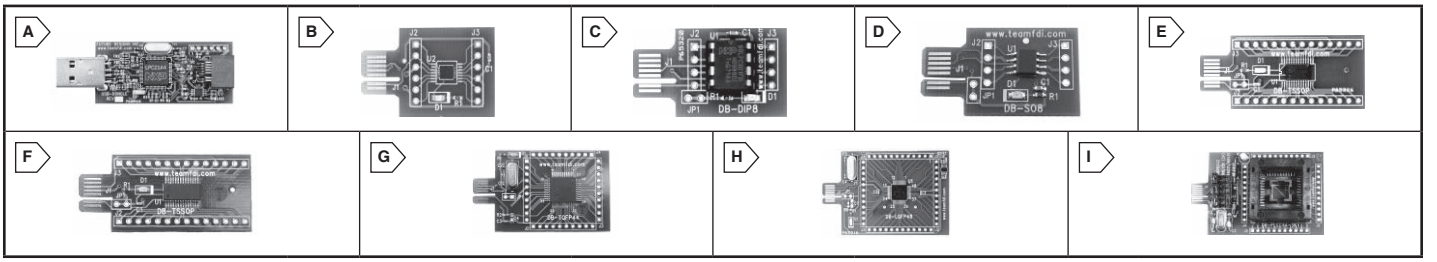

MOUSER STOCK NO.	FDI Part No.	Fig.	Description	Price Each
786-USB-DONGLE	USB-DONGLE	A	USB Programming Interface for Derivative Boards, Rev 3	21.40
786-DBHVSON10LPC9103	DB-HVSON10-LPC9103	B	Derivative Board for HVSON10 with LPC9103 loaded, Rev 1	6.96
786-DB-DIP8-LPC901	DB-DIP8-LPC901	C	Derivative Board for DIP8 with LPC901 loaded, Rev 1	6.96
786-DB-SO8-LPC908	DB-SO8-LPC908	D	Derivative Board for SO8-LPC908, with LPC908 loaded, Rev 1	7.49
786-DB-TSSOP-LPC922	DB-TSSOP-LPC922	E	Derivative Board for TSSOP with LPC922 loaded, Rev 1	8.56
786-DB-TSSOP-LPC938	DB-TSSOP-LPC938	F	Derivative Board for TSSOP with LPC938 loaded, Rev 1	8.56
786-DB-TQFP4489V52X2	DB-TQFP44-89V52X2	G	Derivative Board for TQFP44 with P89V52X2 loaded, Rev 1	10.17
786-DB-LQFP48LPC2103	DB-LQFP48-LPC2103	H	Derivative Board for LQFP48 with LPC2103 loaded, Rev 2.1	10.17
786-DB-LQFP48LPC2106	DB-LQFP48-LPC2106	H	Derivative Board for LQFP48 with LPC2106 loaded, Rev 2.1	13.38
786-DB-PLCC44-SKT	DB-PLCC44-SKT	I	Derivative Board with ZIF PLCC44 socket supports 89C51, 89LV51, 89V52, Rev 2	52.43

IN-CIRCUIT PROGRAMMERS AND ACCESSORIES

FDI has developed a family of PC based support products for the I2C bus and also for ISP (In System Programming) of Flash based microcontrollers from NXP and other vendors.

Features:
- Supports NXP's P89C51, ARM LPC2K, and P89LPC900 families of microcontrollers
- USB port Power so no external power supply required
- Supports USB 1.1 to 2.0
- Plugs directly into any standard USB port
- Works with NXP free Flash Magic software
- USB-ICP supports Target Device Voltage range of 3.0V - 5.0V only



✻ Requires USB-In-Circuit Programmer 786-USB-ICP-LPC2K which is sold separately

MOUSER STOCK NO.	FDI Part No.	Fig.	Description	Price Each
786-USB-ICP-80C51ISP	USB-ICP-80C51ISP	A	USB In-Circuit Programmer, Rev 1, 80C51ISP	73.83
786-USB-ICP-LPC2K	USB-ICP-LPC2K	A	USB In-Circuit Programmer, Rev 1, LPC2K	84.53
786-USB-ICP-LPC9XX	USB-ICP-LPC9XX	A	USB In-Circuit Programmer, Rev 1, LPC9XX	73.83
786-SAB-TFBGA100	SAB-TFBGA100	B	Socket Adapter Board for TFBGA100, Rev 1 - Supports LPC2364, LPC2368 ✻	212.93
786-SAB-TFBGA180	SAB-TFBGA180	B	Socket Adapter Board for TFBGA180, Rev 1 - Supports LPC2458 ✻	266.43

DEVELOPMENT AND APPLICATION KITS



MOUSER STOCK NO.	FDI Part No.	Fig.	Description	Price Each
Embedded Development Products • For microcontrollers from NXP and other vendors				
786-LCD-DEMO-KIT	LCD-DEMO-KIT	A	8 Char LCD Demo Kit LPC9103, PCF8562, Rev 2	52.43
786-LCD-DEMO-SC	LCD-DEMO-SC	B	8 Char LCD SC Demo Kit for LPC9408, Rev 2	52.43
786-LPC3180-DEV-KIT	LPC3180-DEV-KIT	C	NXP LPC3180 Development Kit, Rev 2.1	533.93
786-IRD-LPC1768-DEV	IRD-LPC1768-DEV	D	Industrial Reference Design LPC1768 Development Kit, V1	422.65
786-PCA9633DEMO	PCA9633DEMO	E	PCA9633 Demo Board, Rev 2	73.83
786-RTC-DEMO-KIT	RTC-DEMO-KIT	F	NXP PCA2125 RTC Demo Kit, Rev 1	73.83
786-DK-43WQH-1788	DK-43WQH-1788	G	4.3" WQVGA Touch Screen LCD Kit for NXP LPC1788	508.25
786-DK-57VTS-LPC1788	DK-57VTS-LPC1788	H	5.7" VGA Touch Screen LCD Kit for the NXP LPC1788	508.25
786-DK-57TS-LPC2478	DK-57TS-LPC2478	H	5.7" QVGA Touch Screen LCD Kit for LPC2478, Rev 2.0	454.75
786-DK-57VTS-LPC2478	DK-57VTS-LPC2478	H	5.7" VGA Touch Screen LCD Kit for LPC2478, Rev 1.0	508.25
786-DK-47WQT-RX62N	DK-47WQT-RX62N	I	4.7" WQVGA Touch Screen LCD Kit for Renesas RX62N	508.25
786-SOMDIMM-LPC2478	SOMDIMM-LPC2478	J	LPC2478 SOM DIMM, 8MB SDRAM, 10/100 ETH, 8KB EE, Rev 2.3	83.57
786-SOMDIMM-RX62N	SOMDIMM-RX62N	K	RENESAS RX62N Plug-in SOM DIMM System on Module	90.95
786-UEZGUI-RX62N35QT	uEZGUI-RX62N-35QT	L	uEZ GUI Renesas RX62 3.5 QVGA Touch LCD	319.93
786-UEZGUI-1788-56VI	uEZGUI-1788-56VI	M	uEZ GUI NXP LPC1788 Dev 5.6" VGA Touch Screen LCD	426.93
PC Development Products • For the I2C bus, SPI, and MDIO				
786-PC-I2C-DEV	PC-I2C-DEV	N	I2C Developer's Kit, includes PC-I2C-KIT Rev B & Software DLL	533.93
786-PC-I2C-KIT	PC-I2C-KIT	N	PC to I2C Development Kit, Rev B	266.43

NEW PRODUCT

© Copyright 2013 Mouser Electronics
© Copyright 2013 Mouser Electronics

FREESCALE Kinetis Cortex M-4 MCUs

freescale™

RoHS Compliant **This product is RoHS compliant.**

FREEDOM DEVELOPMENT PLATFORM

Features:

- KL25Z128VLK4—Cortex-M0+ MCU with: 128KB flash, 16KB SRAM
  Up to 48MHz operation
  USB full-speed controller
- OpenSDA—sophisticated USB debug interface
- I2S interface for direct audio interfacing with an external ADC/DAC
- Tri-color LED
- Capacitive touch "slider"
- Freescale MMA8451QR1 accelerometer
- Flexible power supply options
- Power from either on-board USB connector
- 5-12V Vin from IO header
- 5V provided to IO header
- 3.3V to or from IO header
- Reset button
- Expansion IO compatible with the Arduino Uno form factor

PRODUCT NEW



For quantities greater than listed, call for quote.

MOUSER STOCK NO.	Freescale Part No.	Description	Price Each
841-FREEDOM-KL25Z	FRDM-KL25Z	Kinetis L Series Arm Cortex M0+ Development Board	13.86

KINETIS K SERIES ARM CORTEX-M4 MICROCONTROLLERS

The Kinetis portfolio of microcontrollers pairs the efficient ARM® Cortex™ -M4 core with cutting–edge, low–power design techniques. The result is the industry's lowest power Cortex–M4 based MCU solutions.

- New Cortex–M4 core with single cycle DSP instructions paired with Freescale's efficient platform
- 90nm Thin Film Storage (TFS) process technology allows dynamic power to be reduced to as low as 200μA/MHz
- Special design techniques used to reduce leakage allowing lower power standby modes
- Flexible mode controller enables 10 different modes of operation which allows power reduction based on the application requirements
- MCU and many peripherals are able to operate down to 1.71V with full analog and flash capabilities
- MCU architecture supports adjustable clocking for peripherals and the core enabling quick changes to MCU clocks and different clock speeds
- Separate power supply for the Real Time Clock (RTC) allows low power time keeping with less than 1μA power consumption

Kinetis K10 - Baseline MCUs

- Serial Interface Type: UART, SPI, I2C, I2S, CAN
- Touch Sensing Interface
- Memory Protection Unit (MPU)
- Watchdog OSC/Timer
- Real-Time Clock
- Analog Comparator
- Supply Voltage: 1.71 to 3.6V

For quantities greater than listed, call for quote.

MOUSER STOCK NO.	Freescale Part No.	Package	Core Operating Freq. Max (MHz)	Internal Flash (KB)	Internal RAM (KB)	A/D Converter (bits/channels)	D/A Converter (bits)	I/O Pins	Price Each 1	Price Each 25	Price Each 100
841-MK10DN32VFM5	MK10DN32VFM5	QFN-32	50	32	2	-	-	24	2.40	2.14	1.34
841-MK10DX256VLL7	MK10DX256VLL7	LQFP-100	72	256	64	16/2	12	70	7.31	6.51	4.07
841-MK10DX256VLK7	MK10DX256VLK7	LQFP-80	72	256	64	16/2	12	56	7.21	6.42	4.01
841-MK10DX256VLH7	MK10DX256VLH7	LQFP-64	72	256	32	16/2	12	44	6.98	6.21	3.88
841-MK10DN512ZVLQ10	MK10DN512ZVLQ10	LQFP-144	100	512	128	16/44	12	104	11.32	10.08	6.30
841-MK10DX256ZVMD10	MK10DX256ZVMD10	MAP-144	100	512	64	16/44	12	104	10.75	9.57	5.98
841-MK10DN512VLQ10	MK10DN512VLQ10	LQFP-144	100	512	128	16/1	6	104	12.82	10.77	9.92
841-MK10DN512VMD10	MK10DN512VMD10	MAPBGA-144	100	512	128	16/1	6	104	12.94	10.88	10.00
841-MK10DN512ZVLK10	MK10DN512ZVLK10	LQFP-80	100	512	128	16/1	6	56	9.87	8.77	5.49
841-MK10DN512ZVLL10	MK10DN512ZVLL10	LQFP-100	100	512	128	16/1	6	70	9.98	8.88	5.55
841-MK10DN512ZVMD10	MK10DN512ZVMD10	MAPBGA-144	100	512	128	16/1	6	104	11.42	10.17	6.36
841-MK10DX256VLQ10	MK10DX256VLQ10	LQFP-144	100	256	64	16/1	6	104	12.06	10.14	9.33
841-MK10DX256VMD10	MK10DX256VMD10	MAPBGA-144	100	256	64	16/1	6	104	12.18	10.24	9.43
841-MK10DX256ZVLQ10	MK10DX256ZVLQ10	LQFP-144	100	256	128	16/2	12	104	10.66	9.48	5.93
841-MK10DX256ZVLQ10R	MK10DX256ZVLQ10R	LQFP-144	100	256	64	16/2	12	104	10.66	9.48	5.93

Kinetis K20 - USB MCUs

- Serial Interface Type: UART, SPI, I2C, I2S, CAN, USB
- Touch Sensing Interface
- Memory Protection Unit (MPU)
- Watchdog OSC/Timer
- Real-Time Clock
- Analog Comparator
- Supply Voltage: 1.71 to 3.6V

For quantities greater than listed, call for quote.

841-MK20DN128VLF5	MK20DN128VLF5	LQFP-48	50	128	16	16/1	6	29	4.88	4.34	2.72
841-MK20DX128VLF5	MK20DX128VLF5	LQFP-48	50	128	16	16/1	6	29	5.11	4.55	2.85
841-MK20DX256VLL7	MK20DX256VLL7	LQPF-100	72	256	64	16/48	12	68	7.94	7.06	4.42
841-MK20DX256VLK7	MK20DX256VLK7	LQFP-80	72	256	64	16/48	12	52	7.82	6.97	4.35
841-MK20DX256VLH7	MK20DX256VLH7	LQFP-64	72	256	32	16/48	12	40	7.60	6.76	4.23
841-MK20DN512ZVLL10	MK20DN512ZVLL10	LQFP-100	100	512	128	16/35	12	66	10.59	9.43	5.90
841-MK20DN512ZVLQ10	MK20DN512ZVLQ10	LQFP-144	100	512	128	16/44	12	100	11.94	10.63	6.64
841-MK20DX128ZVLQ10	MK20DX128ZVLQ10	LQFP-144	100	256	32	16/44	12	100	9.27	8.25	5.16
841-MK20DX256ZVLK10	MK20DX256ZVLK10	LQFP-80	100	512	64	16/28	12	52	9.82	8.74	5.47
841-MK20DX256ZVMD10	MK20DX256ZVMD10	MAP-144	100	512	64	16/44	12	100	11.36	10.11	6.32
841-MK20DN512ZVLK10	MK20DN512ZVLK10	LQFP-80	100	512	128	16/1	6	52	10.48	9.33	5.83
841-MK20DN512ZVMC10	MK20DN512ZVMC10	MAPBGA-121	100	512	128	16/1	6	86	10.88	9.68	6.06
841-MK20DN512ZVMD10	MK20DN512ZVMD10	MAPBGA-144	100	512	128	16/1	6	100	12.02	10.70	6.69
841-MK20DX256ZVLL10	MK20DX256ZVLL10	LQFP-100	100	256	64	16/2	12	66	9.92	8.83	5.52
841-MK20DX256ZVLQ10	MK20DX256ZVLQ10	LQFP-144	100	256	64	16/2	12	100	11.25	10.02	6.26

Kinetis K30 - Segment LCD MCUs

- Serial Interface Type: UART, SPI, I2C, I2S, CAN
- Segment Display Controller
- LCD Controller
- Touch Sensing Interface
- Memory Protection Unit (MPU)
- Watchdog OSC/Timer
- Real-Time Clock
- Analog Comparator
- Supply Voltage: 1.71 to 3.6V

For quantities greater than listed, call for quote.

841-MK30DN512ZVLK10	MK30DN512ZVLK10	LQFP-80	50	512	128	16/1	6	56	10.75	9.57	5.98
841-MK30DN512ZVLQ10	MK30DN512ZVLQ10	LQFP-144	50	512	128	16/1	6	102	12.31	10.96	6.85
841-MK30DX256ZVLQ10	MK30DX256ZVLQ10	LQFP-144	100	512	64	16/44	12	102	11.65	10.37	6.48

Kinetis K40 - USB and Segment LCD MCUs

- Serial Interface Type: UART, SPI, I2C, I2S, CAN, USB
- Segment Display Controller
- LCD Controller
- Touch Sensing Interface
- Memory Protection Unit (MPU)
- Watchdog OSC/Timer
- Real-Time Clock
- Analog Comparator
- Supply Voltage: 1.71 to 3.6V

For quantities greater than listed, call for quote.

841-MK40DX256VLL7	MK40DX256VLL7	LQFP-100	72	256	64	16/15	12	68	8.92	7.94	-
841-MK40DX256VLK7	MK40DX256VLK7	LQFP-80	72	256	64	16/15	12	52	8.83	7.85	-
841-MK40DX256VLH7	MK40DX256VLH7	LQFP-64	72	256	32	16/15	12	40	8.59	7.65	-
841-MK40DN512ZVLQ10	MK40DN512ZVLQ10	LQFP-144	100	512	128	16/44	12	-	12.94	11.51	7.20
841-MK40DN512VLQ10	MK40DN512VLQ10	LQFP-144	100	512	128	16/2	12	98	14.65	12.33	11.34
841-MK40DN512ZVLL10	MK40DN512ZVLL10	LQFP-100	100	512	128	16/2	12	64	11.60	10.31	6.45
841-MK40DN512ZVMD10	MK40DN512ZVMD10	MAPBGA-144	100	512	128	16/2	12	98	13.03	11.60	7.25
841-MK40DX128ZVLQ10	MK40DX128ZVLQ10	LQFP-144	100	128	32	16/2	12	98	10.27	9.14	5.71
841-MK40DX256VLQ10	MK40DX256VLQ10	LQFP-144	100	256	64	16/2	12	98	13.90	11.68	-
841-MK40DX256ZVLQ10	MK40DX256ZVLQ10	LQFP-144	100	256	64	16/2	12	98	12.26	10.91	-

Kinetis K50 - Measurement MCUs

- Serial Interface Type: UART, SPI, I2C, I2S, CAN
- LCD Controller: 320 segments
- Memory Protection Unit (MPU)
- Touch Sensing Interface
- Watchdog OSC/Timer
- Real-Time Clock
- Analog Comparator
- Supply Voltage: 1.71 to 3.6V

For quantities greater than listed, call for quote.

841-MK50DX256CLL7	MK50DX256CLL7	LQFP-100	72	256	32	16/2	12	68	9.51	8.47	5.30
841-MK50DX256CLK7	MK50DX256CLK7	LQFP-80	72	256	32	16/2	12	52	9.41	8.37	5.23
841-MK50DX128CLH7	MK50DX128CLH7	LQFP-64	72	128	32	16/2	12	40	8.30	7.39	4.62
841-MK50DN512ZCLQ10	MK50DN512ZCLQ10	LQFP-144	100	512	128	16/2	12	96	12.81	11.40	7.13
841-MK51DN512ZCLQ10	MK51DN512ZCLQ10	LQFP-144	100	512	128	16/2	12	94	13.80	12.28	7.68
841-MK52DN512ZCLQ10	MK52DN512ZCLQ10	LQFP-144	100	512	128	16/2	12	96	14.04	12.50	7.81
841-MK53DN512ZCLQ10	MK53DN512ZCLQ10	LQFP-144	100	512	128	16/2	12	94	14.36	12.79	7.99
841-MK53DX256CLQ10	MK53DX256CLQ10	LQFP-144	100	256	64	16/2	12	94	15.53	13.05	12.01

© Copyright 2013 Mouser Electronics
© Copyright 2013 Mouser Electronics

FREESCALE Microcontrollers

RoHS Compliant **This product is RoHS compliant.**

KINETIS SERIES ARM CORTEX-M4 MICROCONTROLLERS

Kinetis K60 - Ethernet Crypto MCUs

- Serial Interface Type: UART, SPI, I2C, I2S, CAN, USB, Ethernet
- Touch Sensing Interface
- Memory Protection Unit (MPU)
- Watchdog OSC/Timer
- Real-Time Clock
- Analog Comparator
- Supply Voltage: 1.71 to 3.6V
- Core Operating Freq. Max: 100MHz
- D/A Converter: 12-bits

For quantities greater than listed, call for quote.

MOUSER STOCK NO.		Package	Internal Flash (KB)	Internal RAM (KB)	A/D Converter (bits/ channels)	I/O Pins	Price Each		
Mfr.	Mfr. Part No.						1	25	100
841	MK60DN512ZVLQ10	LQFP-144	512	128	16/44	100	13.15	11.71	7.32
841	MK60DN512ZVMD10	MAP-144	512	128	16/44	100	13.27	11.81	7.38
841	MK60DX256ZVLL10	LQFP-100	512	64	16/35	66	11.15	9.93	6.21
841	MK60DX256ZVLQ10	LQFP-144	512	64	16/44	100	12.50	11.13	6.96
841	MK60DN256ZVLL10	LQFP-100	256	64	16/2	66	8.73	7.77	4.86
841	MK60DN256ZVLQ10	LQFP-144	256	64	16/2	100	9.38	8.35	5.22
841	MK60DN512VLQ10	LQFP-144	512	128	16/2	100	14.88	12.52	11.52
841	MK60DN512VMD10	MAPBGA-144	512	128	16/2	100	15.02	12.64	11.63
841	MK60DN512ZVLL10	LQFP-100	512	128	16/2	66	11.84	10.54	6.59
841	MK60DX256VLQ10	LQFP-144	256	64	16/2	100	14.13	11.89	10.94

Freescale's Flexis Series Microcontrollers provide the industry's first roadmap for 8- and 32-bit compatible architectures. From the S08 controllers to the full-featured ColdFire® devices,the Flexis Series is a range of compatible MCUs sharing tools and peripherals to ease your design process and accelerate your time to market. This means that you can move from one device to the next compatible device, from the low end to the high end.

FLEXIS AC FAMILY - S08AC 8-BIT LARGE APPLIANCE/INDUSTRIAL MCUS

For quantities greater than listed, call for quote.

MOUSER STOCK NO.	Freescale Part No.	Package	Internal Flash (Bytes)	Internal RAM (Bytes)	Serial Interface Type	Bus Freq. (MHz)	Timer Channels	Supply Voltage (Max.)	I/O Pins	ADC	Price Each		
											1	25	100
841-MC9S08AC8CFGE	MC9S08AC8CFGE	LQFP 44	8K	700	I2C, SCI, SPI	20	4, 2, 2	5.5	34	8-ch./10-bit	2.94	2.61	1.64
841-MC9S08AC8CFJE	MC9S08AC8CFJE	LQFP 32	8K	700	I2C, SCI, SPI	20	2, 2	5.5	22	6-ch./10-bit	2.82	2.51	1.57
841-MC9S08AC16CFDE	MC9S08AC16CFDE	QFN 48 EP	16K	1000	I2C, SCI, SPI	20	4, 2	5.5	38	8-ch./10-bit	3.07	2.74	1.71
841-MC9S08AC16CFGE	MC9S08AC16CFGE	LQFP 44	16K	1000	I2C, SCI, SPI	20	4, 2, 2	5.5	34	8-ch./10-bit	3.11	2.77	1.73
841-MC9S08AC16CFJE	MC9S08AC16CFJE	LQFP 32	16K	1000	I2C, SCI, SPI	20	2	5.5	22	6-ch./10-bit	2.95	2.63	1.65
841-MC9S08AC16MFGE	MC9S08AC16MFGE	LQFP 44	16K	1000	I2C, SCI, SPI	20	4, 2, 2	5.5	34	8-ch./10-bit	3.42	3.04	1.90
841-MC9S08AC32CFDE	MC9S08AC32CFDE	QFN 48 EP	32000	2000	I2C, SCI, SPI	20	4, 2, 2	5.5	38	8-ch./10-bit	3.65	3.25	2.03
841-MC9S08AC32CFGE	MC9S08AC32CFGE	LQFP 44	32000	2000	I2C, SCI, SPI	20	4, 2, 2	5.5	34	8-ch./10-bit	3.70	3.30	2.07
841-MC9S08AC32CFJE	MC9S08AC32CFJE	LQFP 32	32000	2000	I2C, SCI, SPI	20	2, 2	5.5	22	6-ch./10-bit	3.57	3.18	1.99
841-MC9S08AC32CFUE	MC9S08AC32CFUE	QFP 64	32000	2000	I2C, SCI, SPI	20	6, 2	5.5	54	16-ch./10-bit	4.23	3.77	2.35
841-MC9S08AC32CPUE	MC9S08AC32CPUE	LQFP 64	32000	2000	I2C, SCI, SPI	20	6, 2, 2	5.5	54	16-ch./10-bit	4.03	3.60	2.25
841-MC9S08AC48CFDE	MC9S08AC48CFDE	QFN 48 EP	48K	2K	I2C, SCI, SPI	20	4, 2, 2	5.5	38	8-ch./10-bit	3.80	3.38	2.12
841-MC9S08AC48CFGE	MC9S08AC48CFGE	LQFP 44	48K	2K	I2C, SCI, SPI	20	4, 2, 2	5.5	34	8-ch./10-bit	3.84	3.42	2.14
841-MC9S08AC48CFJE	MC9S08AC48CFJE	LQFP 32	48000	2000	I2C, SCI, SPI	20	2, 2	5.5	22	6-ch./10-bit	3.70	3.30	2.07
841-MC9S08AC48CPUE	MC9S08AC48CPUE	LQFP 64	48000	2000	I2C, SCI, SPI	20	6, 2, 2	5.5	54	16-ch./10-bit	4.11	3.66	2.29
841-MC9S08AC60CFDE	MC9S08AC60CFDE	QFN 48 EP	60000	2000	I2C, SCI, SPI	20	4, 2, 2	5.5	38	8-ch./10-bit	3.88	3.46	2.16
841-MC9S08AC60CFGE	MC9S08AC60CFGE	LQFP 44	60000	2000	I2C, SCI, SPI	20	4, 2, 2	5.5	34	8-ch./10-bit	3.92	3.49	2.18
841-MC9S08AC60CFJE	MC9S08AC60CFJE	LQFP 32	60000	2000	I2C, SCI, SPI	20	2, 2	5.5	22	6-ch./10-bit	3.80	3.38	2.12
841-MC9S08AC60CFUE	MC9S08AC60CFUE	QFP 64	60000	2000	I2C, SCI, SPI	20	6, 2, 2	5.5	54	16-ch./10-bit	4.32	3.85	2.41
841-MC9S08AC60CPUE	MC9S08AC60CPUE	LQFP 64	60000	2000	I2C, SCI, SPI	20	6, 2, 2	5.5	54	16-ch./10-bit	4.11	3.66	2.29
841-MC9S08AC60MPUE	MC9S08AC60MPUE	LQFP 64	60K	2K	I2C, SCI, SPI	20	6, 2, 2	5.5	54	16-ch./10-bit	4.52	4.02	2.51
841-MC9S08AC96CFGE	MC9S08AC96CFGE	LQFP 44	96K	6K	I2C, SCI, SPI	20	-	5	38	8-ch./10-bit	4.86	4.32	2.71
841-MC9S08AC96CFUE	MC9S08AC96CFUE	QFP 64	96K	6K	I2C, SCI, SPI	20	-	5	54	16-ch./10-bit	5.23	4.65	2.91
841-MC9S08AC96CLKE	MC9S08AC96CLKE	LQFP 80	96K	6K	I2C, SCI, SPI	20	-	5	70	16-ch./10-bit	5.34	4.75	2.97
841-MC9S08AC128CFGE	MC9S08AC128CFGE	LQFP 44	128000	8000	I2C, SCI, SPI	20	6, 6, 2	5	34	16-ch./10-bit	5.15	4.58	2.87
841-MC9S08AC128CFUE	MC9S08AC128CFUE	QFP 64	128000	8000	I2C, SCI, SPI	20	6, 6, 2	5	54	16-ch./10-bit	5.52	4.91	3.07
841-MC9S08AC128CLKE	MC9S08AC128CLKE	LQFP 80	128000	8000	I2C, SCI, SPI	20	6, 6, 2	5	69	16-ch./10-bit	5.55	4.94	3.09

FLEXIS AG FAMILY - MCF51AG 32-BIT V1 COLDFIRE® MCUS

For quantities greater than listed, call for quote.

841-MCF51AG128CLF	MCF51AG128CLF	LQFP-48	128k	16k	SCI, SPI	25	14	5.5	39	12-ch./12-bit	6.86	6.11	3.82
841-MCF51AG128CLH	MCF51AG128CLH	LQFP-64	128k	16k	I2C, SCI, SPI	25	14	5.5	53	19-ch./12-bit	7.36	6.55	4.10
841-MCF51AG128CLK	MCF51AG128CLK	LQFP-80	128k	16k	I2C, SCI, SPI	25	14	5.5	69	24-ch./12-bit	7.77	6.91	4.32
841-MCF51AG128CQH	MCF51AG128CQH	QFP-64	128k	16k	I2C, SCI, SPI	25	14	5.5	53	19-ch./12-bit	7.48	6.66	4.16
841-MCF51AG128VLF	MCF51AG128VLF	LQFP-48	128k	16k	-	25	-	5.5	39	-	7.23	6.43	4.02
841-MCF51AG128VLH	MCF51AG128VLH	LQFP-64	128k	16k	I2C, SCI, SPI	25	14	5.5	53	19-ch./12-bit	7.75	6.89	4.31
841-MCF51AG128VLK	MCF51AG128VLK	LQFP-80	128k	16k	I2C, SCI, SPI	25	14	5.5	69	24-ch./12-bit	8.15	7.25	4.54
841-MCF51AG128VQH	MCF51AG128VQH	QFP-64	128k	16k	I2C, SCI, SPI	25	14	5.5	53	19-ch./12-bit	7.82	6.97	4.35
841-MCF51AG96CLF	MCF51AG96CLF	QLFP-48	96k	16k	-	25	-	5.5	39	-	6.66	5.92	3.70
841-MCF51AG96CLH	MCF51AG96CLH	LQFP-64	96k	16k	I2C, SCI, SPI	25	14	5.5	53	19-ch./12-bit	7.00	6.23	3.89
841-MCF51AG96CLK	MCF51AG96CLK	LQFP-80	96k	16k	I2C, SCI, SPI	25	14	5.5	69	19-ch./12-bit	7.34	6.54	4.09
841-MCF51AG96CQH	MCF51AG96CQH	QFP-64	96k	16k	I2C, SCI, SPI	25	14	5.5	53	19-ch./12-bit	7.07	6.29	3.94
841-MCF51AG96VLF	MCF51AG96VLF	LQFP-48	96k	16k	-	25	-	5.5	39	-	7.00	6.23	3.89
841-MCF51AG96VLH	MCF51AG96VLH	LQFP-64	96k	16k	I2C, SCI, SPI	25	14	5.5	53	19-ch./12-bit	7.33	6.52	4.08
841-MCF51AG96VLK	MCF51AG96VLK	LQFP-80	96k	16k	I2C, SCI, SPI	25	14	5.5	69	24-ch./12-bit	7.73	6.88	4.30
841-MCF51AG96VQH	MCF51AG96VQH	QFP-64	96k	16k	I2C, SCI, SPI	25	14	5.5	53	19-ch./12-bit	7.46	6.63	4.15

FLEXIS JE FAMILY

For quantities greater than listed, call for quote.

MCF51JE 32-Bit V1 Coldfire® USB MCUs													
841-MCF51JE128CLK	MCF51JE128CLK	LQFP-80	128k	32k	SPI, SCI, I2C, USB	25	8	3.6	47	12-ch./12-bit	7.86	7.00	4.38
841-MCF51JE256CML	MCF51JE256CML	MAPBGA-104	256k	32k	SPI, SCI, 12C	25	8	3.6	69	12-ch./12-bit	8.86	7.89	4.93
S08JE 8-Bit USB MCUs													
841-MC9S08JE128CLH	MC9S08JE128CLH	LQFP-64	128	12	SCI, SPI, I2C	20	6	3.8	33	12-ch./12-bit	5.80	5.17	3.23
841-MC9S08JE128CLK	MC9S08JE128CLK	LQFP-80	128	12	SCI, SPI, I2C	20	8	3.8	46	12-ch./12-bit	5.92	5.26	3.30

FLEXIS JM FAMILY

The S08JM family extends Freescale's 8-bit embedded USB controller family with up to 60K-bytes of Flash memory, a full speed USB 2.0 device controller and a 12-channel, 12-bit analog-to-digital converter. The S08 JM family also has several system protection features, such as low voltage detect and a Computer Operating Properly (COP) module. The S08JM family devices, are supported by the Freescale USB-LITE Stack by CMX, providing a direct migration path to high performing USB microcontrollers.

For quantities greater than listed, call for quote.

S08JM 8-Bit USB MCUs													
841-MC9S08JM8CGT	MC9S08JM8CGT	QFN 48 EP	8K	1K	SPI, I2C, SCI, USB	24	4, 2	5.5	37	8-ch/12-bit	3.69	3.28	2.05
841-MC9S08JM8CLC	MC9S08JM8CLC	LQFP 32	8K	1K	SPI, I2C, SCI, USB	24	2	5.5	21	4-ch./12-bit	3.60	3.20	2.00
841-MC9S08JM8CLD	MC9S08JM8CLD	LQFP 44	8K	1K	SPI, I2C, SCI, USB	24	4, 2	5.5	33	8-ch./12-bit	3.72	3.32	2.08
841-MC9S08JM16CGT	MC9S08JM16CGT	QFN 48 EP	16K	1K	SCI, SPI, I2C, USB	24	4, 2	5.5	37	8-ch./12-bit	3.79	3.37	2.11
841-MC9S08JM16CLC	MC9S08JM16CLC	LQFP 32	16K	1K	SPI, I2C, SCI, USB	24	2	5.5	21	4-ch./12-bit	3.69	3.28	2.05
841-MC9S08JM16CLD	MC9S08JM16CLD	LQFP 44	16K	1K	SPI, I2C, SCI, USB	24	4, 2	5.5	33	8-ch./12-bit	3.84	3.42	2.14
841-MC9S08JM32CGT	MC9S08JM32CGT	QFN 48	32768	3K	SPI,I2C,SCI, USB 2.0	24	4, 2	5.5	37	12-ch./12-bit	4.21	3.75	2.34
841-MC9S08JM32CLD	MC9S08JM32CLD	LQFP 44	32768	3K	SPI,I2C,SCI, USB 2.0	24	4, 2	5.5	33	12-ch./12-bit	4.27	3.80	2.38
841-MC9S08JM32CLH	MC9S08JM32CLH	LQFP 64	32768	3K	SPI,I2C,SCI, USB 2.0	24	6, 2	5.5	51	12-ch./12-bit	4.46	3.97	2.48
841-MC9S08JM32CQH	MC9S08JM32CQH	QFP 64	32768	3K	SPI,I2C,SCI, USB 2.0	24	6, 2	5.5	51	12-ch./12-bit	4.67	4.15	2.60
841-MC9S08JM60CGT	MC9S08JM60CGT	QFN 48	60912	4K	SPI,I2C,SCI, USB 2.0	24	4, 2	5.5	37	12-ch./12-bit	5.36	4.77	2.99
841-MC9S08JM60CLD	MC9S08JM60CLD	LQFP 44	60912	4K	SPI,I2C,SCI, USB 2.0	24	4, 2	5.5	33	12-ch./12-bit	5.40	4.80	3.01
841-MC9S08JM60CLH	MC9S08JM60CLH	LQFP 64	60912	4K	SPI,I2C,SCI, USB 2.0	24	6, 2	5.5	51	12-ch./12-bit	5.60	4.98	3.11
841-MC9S08JM60CQH	MC9S08JM60CQH	QFP 64	60912	4K	SPI,I2C,SCI, USB 2.0	24	6, 2	5.5	51	12-ch./12-bit	5.77	5.14	3.21
MCF51JM 32-Bit V1 Coldfire® USB MCUs													
841-MCF51JM32VLD	MCF51JM32VLD	LQFP 44	32K	16K	SCI,SPI,I2C,USB	25	4, 2	5.5	33	12-ch./12-bit	4.38	3.89	2.44
841-MCF51JM64VLD	MCF51JM64VLD	LQFP 44	64000	8000	SCI,SPI,I2C,USB,CAN	24	4, 2	5.5	33	8-ch./12-bit	6.52	5.80	3.63
841-MCF51JM64VLH	MCF51JM64VLH	LQFP 64	64000	8000	SCI,SPI,I2C,USB,CAN	24	6, 2	5.5	51	12-ch./12-bit	6.69	5.95	3.72
841-MCF51JM64VLK	MCF51JM64VLK	LQFP 80	64000	8000	SCI,SPI,I2C,USB,CAN	24	6, 2	5.5	66	12-ch./12-bit	6.90	6.14	3.84
841-MCF51JM64VQH	MCF51JM64VQH	QFP 64	64000	8000	SCI,SPI,I2C,USB,CAN	24	6, 2	5.5	51	12-ch./12-bit	6.69	5.95	3.72
841-MCF51JM128EVLK	MCF51JM128EVLK	LQFP 80	128000	16000	SCI,SPI,I2C,USB,CAN	24	6, 2	5.5	66	12-ch./12-bit	8.73	7.77	4.86
841-MCF51JM128VLD	MCF51JM128VLD	LQFP 44	128000	16000	SCI,SPI,I2C,USB,CAN	24	4, 2	5.5	33	8-ch./12-bit	7.21	6.42	4.01
841-MCF51JM128VLH	MCF51JM128VLH	LQFP 64	128000	16000	SCI,SPI,I2C,USB,CAN	24	6, 2	5.5	51	12-ch./12-bit	7.36	6.55	4.10
841-MCF51JM128VLK	MCF51JM128VLK	LQFP 80	128000	16000	SCI,SPI,I2C,USB,CAN	24	6, 2	5.5	66	12-ch./12-bit	7.58	6.74	4.22
841-MCF51JM128VQH	MCF51JM128VQH	QFP 64	128000	16000	SCI,SPI,I2C,USB,CAN	24	6, 2	5.5	51	12-ch./12-bit	7.36	6.55	4.10

© Copyright 2013 Mouser Electronics

© Copyright 2013 Mouser Electronics

FREESCALE Kinetis Series, Flexis™ and 8-Bit MCUs

RoHS Compliant This product is RoHS compliant.

FLEXIS MM FAMILY

RoHS Compliant

For quantities greater than listed, call for quote.

MOUSER STOCK NO.	Freescale Part No.	Package	Internal Flash (Bytes)	Internal RAM (Bytes)	Serial Interface Type	Bus Freq. (MHz)	Timer Channels	Supply Voltage (Max.)	I/O Pins	ADC	Price Each 1	25	100
S08 8-Bit USB MCUs													
841-MC9S08MM128CLH	MC9S08MM128CLH	LQFP-64	128K	12	SCI, SPI, I2C, USB	20	6	3.6	33	12bit/9-ch	6.52	5.80	3.63
841-MC9S08MM128CLK	MC9S08MM128CLK	LQFP-80	128K	12	SCI, SPI, I2C, USB	20	8	3.6	46	12bit/12-ch	7.27	6.46	4.04
841-MC9S08MM32ACLH	MC9S08MM32ACLH	LQFP-64	32K	2	SCI, SPI, I2C	20	6	3.6	33	12bit/9-ch	5.31	4.72	2.95
841-MC9S08MM32CLH	MC9S08MM32CLH	LQFP-64	32K	4	SCI, SPI, I2C, USB	20	6	3.6	33	12bit/9-ch	5.72	5.09	3.19
841-MC9S08MM64CLH	MC9S08MM64CLH	LQFP-64	64K	12	SCI, SPI, I2C, USB	20	6	3.6	33	12bit/9-ch	6.17	5.49	3.43
MCF51MM 32-Bit USB MCUs													
841-MCF51MM128CLK	MCF51MM128CLK	LQFP-80	128K	32K	SCI, SPI, I2C, USB	20	8	3.6	47	12bit/12-ch	8.54	7.60	4.75
841-MCF51MM256CML	MCF51MM256CML	PBGA-B104	256K	32K	SCI, SPI, I2C, USB	20	8	3.6	69	12bit/12-ch	9.70	8.65	5.40

FLEXIS QE FAMILY

The Flexis QE series hosts Freescale's new ultra-low-power technology that reduces power consumption while meeting your target performance needs. The Flexis devices also share common sets of peripherals and development tools to deliver the ultimate in migration flexibility. The MC9S08QE128 (8-bit) and MCF51QE128 (32-bit) devices are available to maximize your performance while minimizing your power and allowing easy migration and development. The QE family, comprised of a pin-compatible 8-bit and 32-bit device duo, is the first family in the Flexis series.

RoHS Compliant

For quantities greater than listed, call for quote.

MOUSER STOCK NO. Mfr.	Mfr. Part No.	Package	Internal Flash (Bytes)	Internal RAM (Bytes)	Serial Interface Type	Bus Freq.(MHz)	Timer Channels	Supply Voltage (Max.)	I/O Pins	ADC	Price Each 1	25	100
S08QE 8-Bit Low Power MCUs													
841	MC9S08QE4CTG	TSSOP 16	4000	256	SCI, I2C, SPI	10	2	1.8 to 3.6	12	10-bit/8-ch	1.98	1.75	1.10
841	MC9S08QE4CWJ	SOIC 20W	4000	256	SCI, I2C, SPI	10	3	1.8 to 3.6	16	12-bit/10-ch	1.98	1.75	1.10
841	MC9S08QE8CLC	32 LQFP	8K	512	SCI, I2C, SPI	10	3, 3	3.6	26	12-bit/10-ch	2.40	2.14	1.34
841	MC9S08QE8CWJ	20 SOIC	8K	512	SCI, I2C, SPI	10	3, 3	3.6	16	12-bit/10-ch	2.44	2.17	1.36
841	MC9S08QE8CTG	16 TSSOP	8K	512	SCI, I2C, SPI	10	2, 2	3.6	12	10-bit/8-ch	2.27	2.01	1.26
841	MC9S08QE8CPG	16 PDIP	8K	512	SCI, I2C, SPI	10	2, 2	3.6	12	10-bit/8-ch	2.27	2.01	1.26
841	MC9S08QE16CLD	LQFP 44	16K	1K	SPI, SCI, I2C	25	3, 6	3.6	34	12-bit/10-ch	3.15	2.80	1.75
841	MC9S08QE64CLC	LQFP 32	64K	4K	SPI, SCI, I2C	25	3, 6	3.6	26	12-bit/10-ch	4.52	4.02	2.51
841	MC9S08QE64CLH	LQFP64	64K	4K	SCI, I2C, SPI	20, 50	3, 3, 6	3.6	54	12-bit/22-ch	4.86	4.32	2.71
841	MC9S08QE128CLH	LQFP64	128K	8K	SCI, I2C, SPI	20, 50	3, 3, 6	3.6	54	12-bit/22-ch	5.36	4.77	2.99
841	MC9S08QE128CLK	LQFP 80	128K	8K	SCI, I2C, SPI	20, 50	3, 3, 6	3.6	70	12-bit/24-ch	5.63	5.01	3.14
MCF51QE 32-Bit Low Power MCUs													
841	MCF51QE128CLK	LQFP 80	128K	8K	SCI, I2C, SPI	20, 50	3, 3, 6	3.6	70	12-bit/24-ch	6.52	5.80	3.63
841	MCF51QE128CLH	LQFP64	128K	8K	SCI, I2C, SPI	20, 50	3, 3, 6	3.6	54	12-bit/20-ch	6.28	5.60	3.50
841	MCF51QE32LH	LQFP64	32K	8K	SCI, I2C, SPI	20, 50	3, 3, 6	3.6	54	12-bit/20-ch	4.40	3.92	2.45
841	MCF51QE32CLH	LQFP64	32K	8K	SCI, I2C, SPI	20, 50	3, 3, 6	3.6	54	12-bit/20-ch	4.83	4.29	2.69

RS08 - REDUCED INSTRUCTION SET S08 CORE MICROCONTROLLERS

The RS08 core is a reduced version of the S08 central processing unit (CPU) that has been specifically designed for small pin-count devices with under 16KB memory. Thirty percent smaller than the S08 CPU, it is more efficient and cost-effective for simple electro-mechanical devices that are migrating to fully solid-state electronic operation or portable devices that have evolved into smaller or even disposable versions.

RoHS Compliant

♦Surface Mount Device

For quantities greater than listed, call for quote.

MOUSER STOCK NO. Mfr.	Mfr. Part No.	Development Kit Part No.	Package	Internal RAM (Byte)	Internal FLASH (Byte)	Timer Channels	Bus Frequency (MHz)	Supply Current (Max.)	I/O Pins	Operating Temperature	Price Each 1	25	100
♦ 841	MC9RS08KA1CDB	DEMO9RS08KA2	QFN-D 6	63	1k	1	10	5600mA	2	-40°C to 85°C	.80	.719	.449
841	MC9RS08KA1CPC	DEMO9RS08KA2	PDIP 8	63	1k	1	10	5600mA	4	-40°C to 85°C	.80	.719	.449
♦ 841	MC9RS08KA1CSC	DEMO9RS08KA2	SOIC 8	63	1k	1	10	5600mA	4	-40°C to 85°C	.71	.633	.396
♦ 841	MC9RS08KA2CDB	DEMO9RS08KA2	QFN-D 6	63	2k	1	10	5600mA	2	-40°C to 85°C	.85	.753	.471
841	MC9RS08KA2CPC	DEMO9RS08KA2	PDIP 8	63	2k	1	10	5600mA	4	-40°C to 85°C	.85	.753	.471
♦ 841	MC9RS08KA2CSC	DEMO9RS08KA2	SOIC 8	63	2k	1	10	5600mA	4	-40°C to 85°C	.75	.668	.417
841	MC9RS08KA4CPG	DEMO9RS08KA8	PDIP 16	126	4000	2	10	-	14	-40°C to 85°C	1.05	.942	.589
841	MC9RS08KA4CPJ	DEMO9RS08KA8	PDIP 20	126	4000	2	10	-	18	-40°C to 85°C	1.14	1.03	.642
841	MC9RS08KA4CTG	DEMO9RS08KA8	TSSOP 16	128	4k	1, 2	10	5mA	14	-40°C to 85°C	1.05	.942	.589
♦ 841	MC9RS08KA4CWG	DEMO9RS08KA8	SOIC 16W	126	4000	2	10	-	14	-40°C to 85°C	1.04	.924	.578
♦ 841	MC9RS08KA4CWJ	DEMO9RS08KA8	SOIC 20W	126	4000	2	10	-	18	-40°C to 85°C	1.14	1.03	.642
841	MC9RS08KA8CPG	DEMO9RS08KA8	PDIP 16	254	8000	2	10	-	14	-40°C to 85°C	1.11	.993	.621
841	MC9RS08KA8CPJ	DEMO9RS08KA8	PDIP 20	254	8000	2	10	-	18	-40°C to 85°C	1.21	1.07	.674
♦ 841	MC9RS08KA8CWG	DEMO9RS08KA8	SOIC 16W	254	8000	2	10	-	14	-40°C to 85°C	1.05	.942	.589
♦ 841	MC9RS08KA8CWJ	DEMO9RS08KA8	SOIC 20W	254	8000	2	10	-	18	-40°C to 85°C	1.21	1.07	.674

HCS08 - CORE MICROCONTROLLERS

High-performance and low power, the HCS08 does not sacrifice performance to provide low power 1.8V operation.
HCS08 Features - Multiple power management modes, including a 20 nanoamp (nA) power-down mode

- A zero-component auto-wakeup from "stop" to help reduce costs and reduce power to 0.7 microamp (μA) - Up to 40MHz CPU/20MHz bus at 2.1V and 16MHz CPU/8MHz bus at 1.8V
- A programmable internal clock generator with temperature and voltage compensation (typical drift < 2%) designed for reliable communications, fast start up and reduced system cost
- In-application reprogramming and data storage via third-generation 0.25μ flash technology
- High integration including four serial communication ports, up to 8 timer/PWMs, and an 8-channel 10-bit analog-to-digital converter specified down to 1.8V

RoHS Compliant

S08AW Family - General Purpose 5-Volt Automotive/Industrial ♦Surface Mount Device

For quantities greater than listed, call for quote.

MOUSER STOCK NO. Mfr.	Mfr. Part No.	Development Kit Part No.	Package	Internal RAM (Byte)	Internal FLASH (Byte)	Serial Interface Type	Timer Channels	Bus. Freq. (MHz)	Supply Voltage (V)(Max.)	I/O Pins	ADC	Price Each 1	25	100
♦ 841	MC9S08AW16CFGE	DEMO9S08AW60E	LQFP 44	1k	16k	I2C, SCI, SPI	4, 2	20	5.5	34	10-bit/8-ch	4.08	3.63	2.27
♦ 841	MC9S08AW16MFUE	DEMO9S08AW60E	QFP 64	1000	16000	SPI, SCI, I2C	4, 2	20	5.5	54	10-bit/16-ch	5.02	4.46	2.79
♦ 841	MC9S08AW32CFDE	DEMO9S08AW60E	QFN 48	2k	32k	I2C, SCI, SPI	4, 2	20	5.5	38	10-bit/12-ch	4.59	4.09	2.56
♦ 841	MC9S08AW32CFGE	DEMO9S08AW60E	LQFP 44	2k	32k	I2C, SCI, SPI	4, 2	20	5.5	34	10-bit/8-ch	4.38	3.89	2.44
♦ 841	MC9S08AW32CFUE	DEMO9S08AW60E	QFP 64	2k	32k	I2C, SCI, SPI	4, 2	20	5.5	54	10-bit/16-ch	4.90	4.37	2.73
♦ 841	MC9S08AW32CPUE	DEMO9S08AW60E	LQFP 64	2k	32k	I2C, SCI, SPI	4, 2	20	5.5	54	10-bit/16-ch	4.90	4.37	2.73
♦ 841	MC9S08AW32MFGE	DEMO9S08AW60E	LQFP 44	2K	32K	SPI, SCI, I2C	4, 2	20	5.5	34	10-bit/8-ch	4.78	4.26	2.66
♦ 841	MC9S08AW32VFGE	DEMO9S08AW60E	LQFP 44	32K	2K	I2C, SCI, SPI	4, 2	20	5.5	34	10-bit/8-ch	4.59	4.09	2.56
♦ 841	MC9S08AW48CFUE	DEMO9S08AW60E	QFP 64	2k	48k	I2C, SCI, SPI	6, 2	20	5.5	54	10-bit/16-ch	5.79	5.15	3.22
♦ 841	MC9S08AW48CPUE	DEMO9S08AW60E	LQFP 64	2k	49152	I2C, SCI, SPI	6, 2	20	5.5	54	10-bit/8-ch	5.79	5.15	3.22
♦ 841	MC9S08AW60CFDE	DEMO9S08AW60E	QFN 48	2048	60k	I2C, SCI, SPI	6, 2	20	5.5	38	10-bit/12-ch	5.92	5.26	3.30
♦ 841	MC9S08AW60CFGE	DEMO9S08AW60E	LQFP 44	2k	60k	I2C, SCI, SPI	6, 2	20	5.5	34	10-bit/8-ch	5.72	5.09	3.19
♦ 841	MC9S08AW60CFUE	DEMO9S08AW60E	QFP 64	2k	60k	I2C, SCI, SPI	6, 2	20	5.5	54	10-bit/16-ch	6.25	5.56	3.48
♦ 841	MC9S08AW60CPUE	DEMO9S08AW60E	LQFP 64	2k	60k	I2C, SCI, SPI	6, 2	20	5.5	54	10-bit/16-ch	6.25	5.56	3.48

© Copyright 2013 Mouser Electronics
© Copyright 2013 Mouser Electronics

FREESCALE 8-Bit Microcontrollers

RoHS Compliant **This product is RoHS compliant.**

HCS08 CORE MICROCONTROLLERS (CONT.)

S08DN 8-Bit MCUs with LIN Master

For quantities greater than listed, call for quote.

MOUSER STOCK NO. Mfr.	Mfr. Part No.	Development Kit Part No.	Package	Internal RAM (Byte)	Internal FLASH (Byte)	Serial Interface Type	Timer Channels	Bus. Freq. (MHz)	Supply Voltage (V)(Max.)	I/O Pins	ADC	Price Each 1	25	100
◆ 841	MC9S08DN16AMLC	DEMO9S08DZ60	LQFP 32	1K	16K	I2C, SCI, SPI	4,2	20	5.5	26	12-bit/10-ch	5.61	5.00	3.12
◆ 841	MC9S08DN32ACLF	DEMO9S08DZ60	LQFP 48	1.5K	32K	I2C, SCI, SPI	6,2	20	5.5	40	12-bit/16-ch	5.70	5.08	3.18
◆ 841	MC9S08DN32ACLH	DEMO9S08DZ60	LQFP 64	1.5K	32K	I2C, SCI, SPI	6,2	20	5.5	53	12-bit/16-ch	6.28	5.60	3.50
◆ 841	MC9S08DN60ACLH	DEMO9S08AW60E	LQFP-64	2K	60K	I2C, SCI, SPI	6, 2	20	5.5	53	12-bit/16-ch	6.96	6.20	3.87
◆ 841	MC9S08DN60AMLH	DEMO9S08DZ60	LQFP 64	2K	60K	I2C, SCI, SPI	6,2	20	5.5	53	12-bit/16-ch	7.67	6.83	4.27

S08QD Family - High Performance 5-Volt with 10-Bit AD

For quantities greater than listed, call for quote.

MOUSER STOCK NO. Mfr.	Mfr. Part No.	Development Kit Part No.	Package	Internal RAM (Byte)	Internal FLASH (Byte)	Timer Channels	Bus Freq. (MHz)	Supply Voltage (V) (Max.)	I/O Pins	ADC	Price Each 1	25	100
841	MC9S08QD2CSC	DEMO9S08QD4	SOIC 8	128	2000	1, 2	8	5.5	-	12-bit/8-ch	1.09	.976	.61
841	MC9S08QD2CPC	DEMO9S08QD4	PDIP 8	128	2000	1, 2	8	5.5	-	10-bit/4-ch	1.21	1.07	.674
841	MC9S08QD2MPC	DEMO9S08QD4	PDIP 8	128	2000	1, 2	8	5.5	6	10-bit/4-ch	1.33	1.18	.738
841	MC9S08QD2MSC	DEMO9S08QD4	SOIC 8	128	2000	1, 2	8	5.5	6	10-bit/4-ch	1.23	1.09	.685
841	MC9S08QD2VSC	DEMO9S08QD4	SOIC 8	128	2000	1, 2	8	5.5	6	10-bit/4-ch	1.13	1.01	.631
841	MC9S08QD4CPC	DEMO9S08QD4	PDIP 8	256	4K	1, 2	8	5.5	4	10-bit/4-ch	1.28	1.14	.717
841	MC9S08QD4CSC	DEMO9S08QD4	SOIC 8	256	4K	1, 2	8	5.5	4	10-bit/4-ch	1.21	1.07	.674
841	MC9S08QD4MPC	DEMO9S08QD4	PDIP 8	256	4K	1, 2	8	5.5	6	10-bit/4-ch	1.40	1.24	.781
841	MC9S08QD4MSC	DEMO9S08QD4	SOIC 8	256	4K	1, 2	8	5.5	6	10-bit/4-ch	1.33	1.18	.738
841	MC9S08QD4VPC	DEMO9S08QD4	PDIP 8	256	4K	2, 1	8	5.5	4	10-bit/4-ch	1.36	1.21	.76
841	MC9S08QD4VSC	DEMO9S08QD4	SOIC 8	256	4K	1, 2	8	5.5	4	16-bit/4-ch	1.26	1.12	.706

S08QG Family - High Performance 1.8 to 3.3-Volt up to 8K Flash

For quantities greater than listed, call for quote.

MOUSER STOCK NO. Mfr.	Mfr. Part No.	Development Kit Part No.	Package	Internal RAM (Byte)	Internal FLASH (Byte)	Serial Interface Type	Timer Channels	Bus Freq. (MHz)	Supply Voltage (V) (Max.)	I/O Pinsv	ADC	Price Each 1	25	100
841	MC9S08QG4CDNE	DEMO9S08QG8E	SOIC 8	256	4K	I2C, SCI, SPI	1, 1	10	3.6	4	10-bit/4-ch	1.55	1.38	.867
841	MC9S08QG4CDTE	DEMO9S08QG8E	TSSOP 16	256	4K	I2C, SCI, SPI	1, 1	10	3.6	12	10-bit/8-ch	1.74	1.55	.974
841	MC9S08QG4CFFE	DEMO9S08QG8E	QFN 16	256	4K	I2C, SCI, SPI	1, 2	10	3.6	12	10-bit/8-ch	1.71	1.52	.952
841	MC9S08QG4CFQE	DEMO9S08QG8E	QFN-D 8	256	4K	I2C, SCI, SPI	1, 2	10	3.6	4	10-bit/4-ch	1.55	1.38	.867
841	MC9S08QG4CPAE	DEMO9S08QG8E	PDIP 8	256	4K	I2C, SCI, SPI	1, 2	10	3.6	4	10-bit/4-ch	1.65	1.47	.92
841	MC9S08QG8CDNE	DEMO9S08QG8E	SOIC 8	512	8K	I2C, SCI, SPI	1, 2	10	3.6	4	10-bit/4-ch	1.65	1.47	.92
841	MC9S08QG8CDTE	DEMO9S08QG8E	TSSOP 16	512	8K	I2C, SCI, SPI	1, 2	10	3.6	12	10-bit/8-ch	1.84	1.64	1.03
841	MC9S08QG8CFFE	DEMO9S08QG8E	QFN 16	512	8K	I2C, SCI, SPI	1, 2	10	3.6	12	10-bit/8-ch	1.81	1.61	1.01
841	MC9S08QG8CFQE	DEMO9S08QG8E	QFN-D 8	512	8K	I2C, SCI, SPI	1, 2	10	3.6	4	10-bit/4-ch	1.65	1.47	.92
841	MC9S08QG8CPBE	DEMO9S08QG8E	PDIP 16	513	8K	I2C, SCI, SPI	1, 2	10	3.6	12	10-bit/8-ch	1.84	1.64	1.03

S08R 8-bit MCU Family

For quantities greater than listed, call for quote.

MOUSER STOCK NO. Mfr.	Mfr. Part No.	Development Kit Part No.	Package	Internal RAM (Byte)	Internal FLASH (Byte)	Timer Channels	Bus Freq. (MHz)	Supply Voltage (V) (Max.)	I/O Pins	Operating Temperature	Price Each 1	25	100
841	MC9S08RG32FGE	DEMO9S08RG60E	LQFP 44	2000	32000	2	8	3.6	39	-40°C to 85°C	2.40	2.14	1.34

S08SE Family - General purpose Industrial and Consumer Appliance Applications in the 3v - 5v range

For quantities greater than listed, call for quote.

MOUSER STOCK NO. Mfr.	Mfr. Part No.	Development Kit Part No.	Package	Internal RAM (Byte)	Internal FLASH (Byte)	Serial Interface Type	Timer Channels	Bus Freq. (MHz)	Supply Voltage (V) (Max.)	I/O Pins	Core Operating Freq. (Max) (MHz)	ADC	Price Each 1	25	100
841	MC9S08SE4CRL	DEMO9S08SE8	PDIP 28	4	256	SCI	2,1	10	5.5	24	20	10-bit/10-ch	1.90	1.69	1.06
841	MC9S08SE4CTG	DEMO9S08SE8	TSSOP 16	4	256	SCI	2,1	10	5.5	14	20	10-bit/10-ch	1.53	1.37	.856
841	MC9S08SE4CWL	DEMO9S08SE8	SOIC 28W	4	256	SCI	2,1	10	5.5	24	20	10-bit/10-ch	1.57	1.40	.877
841	MC9S08SE8CRL	DEMO9S08SE8	PDIP 28	8	512	SCI	2,1	10	5.5	24	20	10-bit/10-ch	2.08	1.84	1.16
841	MC9S08SE8CTG	DEMO9S08SE8	TSSOP 16	8	512	SCI	2,1	10	5.5	14	20	10-bit/10-ch	1.71	1.52	.952
841	MC9S08SE8CWL	DEMO9S08SE8	SOIC 28W	8	512	SCI	2,1	10	5.5	24	20	10-bit/10-ch	1.74	1.55	.974

S08SH 5-Volt 8-Bit MCUs with SCI, SPI, ADC and Analog Comparators

The S08SH family offers a new low-end option for applications in the 5 volt range

For quantities greater than listed, call for quote.

MOUSER STOCK NO. Mfr.	Mfr. Part No.	Development Kit Part No.	Package	Internal RAM (Byte)	Internal FLASH (Byte)	Serial Interface Type	Timer Channels	Bus Freq. (MHz)	Supply Voltage (V) (Max.)	I/O Pinsv	ADC	Price Each 1	25	100
841	MC9S08SH4CPJ	DEMO9S08SH8	PDIP 20	256	4K	SPI, I2C, SCI	1,2	20	5.5	17	10-bit/12-ch	2.03	1.81	1.13
841	MC9S08SH4CSC	DEMO9S08SH8	SOIC 8	256	4K	I2C	1,2	20	5.5	5	10-bit/12-ch	1.74	1.55	.974
841	MC9S08SH4CTG	DEMO9S08SH8	TSSOP 16	256	4K	SPI, I2C, SCI	1,2	20	5.5	13	10-bit/12-ch	1.96	1.74	1.09
841	MC9S08SH4CTJ	DEMO9S08SH8	TSSOP 20	256	4K	SPI, I2C, SCI	1,2	20	5.5	17	10-bit/12-ch	2.03	1.81	1.13
841	MC9S08SH4CWJ	DEMO9S08SH	SOIC 20W	256	4K	SPI,I2C,SCI	1,2	20	5.5	17	10-bit/12-ch	1.96	1.74	1.09
841	MC9S08SH4MPJ	DEMO9S08SH8	PDIP 20	256	4K	SPI, I2C, SCI	1,1	20	5.5	17	10-bit/12-ch	2.27	2.01	1.26
841	MC9S08SH4MSC	DEMO9S08SH8	SOIC 8	256	4K	I2C	1,1	20	5.5	4	10-bit/12-ch	1.90	1.69	1.06
841	MC9S08SH4MTG	DEMO9S08SH8	TSSOP 16	256	4K	SPI, I2C, SCI	1,2	20	5.5	13	10-bit/12-ch	2.13	1.89	1.19
841	MC9S08SH4MTJ	DEMO9S08SH8	TSSOP 20	256	4K	SPI, I2C, SCI	1,2	20	5.5	17	10-bit/12-ch	2.27	2.01	1.26

© Copyright 2013 Mouser Electronics

© Copyright 2013 Mouser Electronics

FREESCALE 8-Bit Microcontrollers

RoHS Compliant This product is RoHS compliant.

HCS08 CORE MICROCONTROLLERS (CONT.)

S08GB/GT Family - General Purpose 1.8-Volt Automotive/Industrial

For quantities greater than listed, call for quote.

MOUSER STOCK NO. Mfr.	Mfr. Part No.	Development Kit Part No.	Package	Internal RAM (KByte)	Internal FLASH (KByte)	Serial Interface Type	Timer Channels	Bus Freq. (MHz)	Supply Voltage (V) (Max.)	I/O Pins	ADC	Price Each 1	25	100
841	MC9S08GT16ACFCE	M68DEMO908GB60E	QFN 32	2	16	IRSCI, SPI, I2C	4, 2	20	1.8	24	10-bit/8-ch	3.53	3.15	1.97
841	MC9S08GT16ACFDE	M68DEMO908GB60E	QFN 48	2	16	IRSCI, SPI, I2C	4, 2	20	1.8	39	10-bit/4-ch	3.70	3.30	2.07
841	MC9S08GT16AMFBE	M68DEMO908GB60E	QFP 44	2	16	IRSCI, SPI, I2C	4, 2	20	1.8	36	10-bit/8-ch	4.15	3.69	2.31
841	MC9S08GT16AMFCE	M68DEMO908GB60E	QFN 32	2	16	IRSCI, SPI, I2C	4, 2	20	1.8	24	10-bit/8-ch	3.88	3.46	2.16
841	MC9S08GT16AMFDE	M68DEMO908GB60E	QFN 48	2	16	IRSCI, SPI, I2C	4, 2	20	1.8	39	10-bit/4-ch	4.11	3.66	2.29
841	MC9S08GT32ACFBE	M68DEMO908GB60E	QFP 44	2	32	I2C, SCI, SPI	2, 2	20	3.6	36	10-bit/8-ch	5.44	4.84	3.03
841	MC9S08GT32ACFDE	M68DEMO908GB60E	QFN 48	2	32	I2C, SCI, SPI	2, 2	20	3.6	39	10-bit/8-ch	5.40	4.80	3.01
841	MC9S08GT60ACFBE	M68DEMO908GB60E	QFP 44	4	60	I2C, SCI, SPI	2, 2	20	3.6	36	10-bit/8-ch	7.48	6.66	4.16
841	MC9S08GT60ACFDE	M68DEMO908GB60E	QFN 48	4	60	I2C, SCI, SPI	3, 2	20	3.6	39	10-bit/8-ch	7.44	6.62	4.14
841	MC9S08GB32ACFUE	M68DEMO908GB60E	LQFP 64	2	32	I2C, SCI, SPI	3, 5	20	3.6	56	10-bit/16-ch	6.03	5.37	3.36
841	MC9S08GB60ACFUE	M68DEMO908GB60E	LQFP 64	4	60	I2C, SCI, SPI	3, 5	20	3.6	56	10-bit/8-ch	8.09	7.20	4.50

S08JS Family - Full-Speed 2.0 USB Device Controller and Integrated USB Transceiver

The JS16 extends Freescale's entry-level 8-bit embedded USB controller family with up to 16KB of flash memory and a full-speed USB 2.0 device controller. The JS16 also has several features for system protection, such as low voltage detection and a Computer Operating Properly (COP) module. The JS16 device is ideal for a variety of industrial control applications and consumer devices, including PC peripherals and remote controls.

For quantities greater than listed, call for quote.

MOUSER STOCK NO. Mfr.	Mfr. Part No.	Development Kit Part No.	Package	Internal RAM (Byte)	Internal FLASH (KByte)	Serial Interface Type	Timer Channels	Bus Freq. (MHz)	Supply Voltage (V) (Max.)	I/O Pins	Price Each 1	25	100
841	MC9S08JS8CFK	DEMO9S08JS16	QFN 24 EP	512	16	SCI, SPI	2	24	5.5	14	1.82	1.63	1.02
841	MC9S08JS16LCFK	DEMO9S08JS16	QFN-EP-24	512	16	SCI, SPI	1	24	5.5	14	2.23	1.98	1.24
841	MC9S08JS8CWJ	DEMO9S08JS16	SOIC 20W	512	16	SCI, SPI	2	24	5.5	14	1.92	1.71	1.07
841	MC9S08JS16CFK	DEMO9S08JS16	QFN 24 EP	512	16	SCI, SPI	2	24	5.5	14	2.23	1.98	1.24
841	MC9S08JS16CWJ	DEMO9S08JS16	SOIC 20W	512	16	SCI, SPI	2	24	5.5	14	2.30	2.05	1.28

S08LC Family - Integrated LCD Driver and Charge Pump

For quantities greater than listed, call for quote.

MOUSER STOCK NO. Mfr.	Mfr. Part No.	Development Kit Part No.	Package	Internal RAM (KByte)	Internal FLASH (KByte)	Serial Interface Type	Timer Channels	Bus Freq. (MHz)	Supply Voltage (V) (Max.)	I/O Pins	ADC	Price Each 1	25	100
841	MC9S08LC36LK	DEMO9S08LC60	LQFP 80	2.5	36	I2C, SCI, SPI	2	20	3.6	23	10-bit/8-ch	7.07	6.29	3.94

S08LG Family - Integrated LCD Driver

For quantities greater than listed, call for quote.

MOUSER STOCK NO. Mfr.	Mfr. Part No.	Development Kit Part No.	Package	Internal RAM (KByte)	Internal FLASH (KByte)	Serial Interface Type	Timer Channels	Bus Freq. (MHz)	Supply Voltage (V) (Max.)	I/O Pins	ADC	Price Each 1	25	100
841	MC9S08LG16CLH	DEMO9S08LG32	LQFP 64	2	18	I2C, SCI, SPI	6, 2	20	5.5	53	12-bit/12-ch	3.65	3.25	2.03
841	MC9S08LG16CLF	DEMO9S08LG32	LQFP 48	2	18	I2C, SCI, SPI	6, 2	20	5.5	39	12-bit/9-ch	3.40	3.03	1.89
841	MC9S08LG32CLK	DEMO9S08LG32	LQFP 80	2	32	I2C, SCI, SPI	6, 2	20	5.5	69	12-bit/16-ch	4.30	3.83	2.40
841	MC9S08LG32CLH	DEMO9S08LG32	LQFP 64	2	32	I2C, SCI, SPI	6, 2	20	5.5	53	12-bit/12-ch	3.98	3.54	2.21
841	MC9S08LG32CLF	DEMO9S08LG32	LQFP 48	2	32	I2C, SCI, SPI	6, 2	20	5.5	39	12-bit/9-ch	3.72	3.32	2.08

S08LL Ultra Low-Power MCU with Integrated LCD Driver

Freescale introduces the first S08 ultra-low-power MCU with LCD driver. The MC9S08LL16/8 helps you reach your target performance levels while minimizing power consumption in your design, demonstrating extreme energy efficiency for ultra-long operation in battery-powered applications.

For quantities greater than listed, call for quote.

MOUSER STOCK NO. Mfr.	Mfr. Part No.	Development Kit Part No.	Package	Internal RAM (KByte)	Internal FLASH (KByte)	Serial Interface Type	Timer Channels	Bus Freq. (MHz)	Supply Voltage (V) (Max.)	I/O Pins	ADC	Price Each 1	25	100
841	MC9S08LL8CGT	DEMO9S08LL16	QFN 48 EP	2	8	I2C, SCI, SPI	2	10	3.6	31	12-bit/8-ch	2.88	2.57	1.61
841	MC9S08LL16CGT	DEMO9S08LL16	QFN 48 EP	2	16	I2C, SCI, SPI	2	10	3.6	31	12-bit/8-ch	2.92	2.60	1.63
841	MC9S08LL36CLH	DEMO9S08LL16	LQFP 64	4	36	I2C, SCI, SPI	2	20	3.6	38	12-bit/10-ch	4.06	3.61	2.26
841	MC9S08LL64CLH	DEMO9S08LL16	LQFP 64	4	64	I2C, SCI, SPI	2	20	3.6	38	12-bit/10-ch	4.76	4.24	2.65
841	MC9S08LL64CLK	DEMO9S08LL16	LQFP 80	4	64	I2C, SCI, SPI	2	20	3.6	64	12-bit/10-ch	5.07	4.52	2.82
841	MC9S08LL8CLF	DEMO9S08LL16	LQFP 48	2	8	I2C, SCI, SPI	2	10	3.6	31	12-bit/8-ch	2.88	2.57	1.61
841	MC9S08LL16CLF	DEMO9S08LL16	LQFP 48	2	16	I2C, SCI, SPI	2	10	3.6	38	12-bit/8-ch	2.92	2.60	1.63
841	MC9S08LL16CLH	DEMO9S08LL16	LQFP 64	2	16	I2C, SCI, SPI	2	10	3.6	38	12-bit/8-ch	3.15	2.80	1.75

S08MP: 8-bit Motor Control Microcontrollers

For quantities greater than listed, call for quote.

MOUSER STOCK NO. Mfr.	Mfr. Part No.	Development Kit Part No.	Package	Internal RAM (KByte)	Internal FLASH (KByte)	Serial Interface Type	Timer Channels	Bus Freq. (MHz)	Supply Voltage (V) (Max.)	I/O Pins	ADC	Price Each 1	25	100
841	MC9S08MP16VLC	DEMO9S08MP16	LQFP-32	1	16	SCI	2, 6	25	5.5	25	12-bit/13-ch	2.59	2.31	1.44
841	MC9S08MP16VLF	DEMO9S08MP16	LQFP-48	1	16	SCI	2, 6	25	5.5	40	12-bit/13-ch	2.66	2.38	1.49
841	S9S08MP16E2MLF	DEMO9S08MP16	LPFP-48	1	16	SCI	2, 6	20	5.5	40	12-bit/13-ch	3.79	3.37	2.11

S08QA Family - Low Cost, High-Performance 8-Bit MCUs

For quantities greater than listed, call for quote.

MOUSER STOCK NO. Mfr.	Mfr. Part No.	Package	Internal RAM (KByte)	Internal FLASH (KByte)	Timer Channels	Bus Freq. (MHz)	Supply Voltage (V) (Max.)	I/O Pins	ADC	Price Each 1	25	100
841	MC9S08QA2CDNE	SOIC 8	160	2	1	10	3.6	5	10-bit/4-ch	1.28	1.14	.717
841	MC9S08QA2CFQE	QFN-D 8EP	160	2	1	10	3.6	5	10-bit/4-ch	1.28	1.14	.717
841	MC9S08QA2CPAE	PDIP 8	160	2	1	10	3.6	5	10-bit/4-ch	1.38	1.23	.77
841	MC9S08QA4CDNE	SOIC 8	256	4	1	10	3.6	5	10-bit/4-ch	1.46	1.29	.813
841	MC9S08QA4CFQE	QFN-D 8EP	256	4	1	10	3.6	5	10-bit/4-ch	1.46	1.29	.813
841	MC9S08QA4CPAE	PDIP 8	256	4	1	10	3.6	5	10-bit/4-ch	1.36	1.21	.76

S08QB - Low Power 8-Bit Microcontroller Family

For quantities greater than listed, call for quote.

MOUSER STOCK NO. Mfr.	Mfr. Part No.	Development Kit Part No.	Package	Internal RAM (KByte)	Internal FLASH (KByte)	Serial Interface Type	Timer Channels	Bus Freq. (MHz)	Supply Voltage (V) (Max.)	I/O Pins	ADC	Price Each 1	25	100
841	MC9S08QB4CGK	DEMO9S08QB8	QFN 24 EP	4	256	SCI	1, 1	10	3.6	20	8-bit/12-ch	1.43	1.28	.803
841	MC9S08QB4CWL	DEMO9S08QB8	SOIC 28W	4	256	SCI	1, 1	10	3.6	24	8-bit/12-ch	1.72	1.54	.963
841	MC9S08QB8CTG	DEMO9S08QB8	TSSOP 16	8	512	SCI	1, 1	10	3.6	14	8-bit/12-ch	1.67	1.49	.931
841	MC9S08QB8CGK	DEMO9S08QB8	QFN 24 EP	8	512	SCI	1, 1	10	3.6	20	8-bit/12-ch	1.55	1.38	.867
841	MC9S08QB8CWL	DEMO9S08QB8	SOIC 28W	8	512	SCI	1, 1	10	3.6	24	8-bit/12-ch	1.86	1.66	1.04

© Copyright 2013 Mouser Electronics
© Copyright 2013 Mouser Electronics

FREESCALE 8-Bit Microcontrollers

RoHS Compliant This product is RoHS compliant.

HCS08 CORE MICROCONTROLLERS (CONT.)

♦Surface Mount Device

S08DV 8-Bit MCUs with CAN, LIN Master

For quantities greater than listed, call for quote.

MOUSER STOCK NO. Mfr.	Mfr. Part No.	Development Kit Part No.	Package	Internal RAM (Byte)	Internal FLASH (Byte)	Serial Interface Type	Timer Channels	Bus Freq. (MHz)	Supply Voltage (V) (Max.)	I/O Pins	ADC	Price Each 1	25	100
♦ 841	MC9S08DV16ACLC	DEMO9S08DZ60	LQFP 32	1K	16K	CAN, I2C, SCI, SPI	4, 2	20	5.5	26	12-bit/10-ch	5.29	4.71	2.94
♦ 841	MC9S08DV16ACLF	DEMO9S08DZ60	LQFP 48	1K	16K	CAN, I2C, SCI, SPI	6, 2	20	5.5	40	12-bit/16-ch	5.50	4.89	3.06
♦ 841	MC9S08DV16AMLC	DEMO9S08DZ60	LQFP 32	1K	16K	CAN, I2C, SCI, SPI	4, 2	20	5.5	26	12-bit/10-ch	5.80	5.17	3.23
♦ 841	MC9S08DV32ACLF	DEMO9S08DZ60	LQFP 32	2K	32K	CAN, I2C, SCI, SPI	4, 2	20	5.5	40	12-bit/10-ch	5.92	5.26	3.30
♦ 841	MC9S08DV32AMLF	DEMO9S08DZ60	LQFP 48	2K	32K	CAN, I2C, SCI, SPI	6, 2	20	5.5	40	12-bit/16-ch	6.52	5.80	3.63
♦ 841	MC9S08DV32AMLH	DEMO9S08DZ60	LQFP 64	2K	32K	CAN, I2C, SCI, SPI	6, 2	20	5.5	54	12-bit/16-ch	6.98	6.21	3.88
♦ 841	MC9S08DV48ACLF	DEMO9S08DZ60	LQFP 64	2K	32K	CAN, I2C, SCI, SPI	6, 2	20	5.5	40	12-bit/16-ch	6.32	5.63	3.52
♦ 841	MC9S08DV48ACLH	DEMO9S08DZ60	LQFP 48	2K	48K	CAN, I2C, SCI, SPI	6, 2	20	5.5	54	12-bit/16-ch	6.75	6.00	3.76
♦ 841	MC9S08DV48AMLH	DEMO9S08DZ60	LQFP 64	2K	48K	CAN, I2C, SCI, SPI	6, 2	20	5.5	54	12-bit/16-ch	7.44	6.62	4.14
♦ 841	MC9S08DV60ACLF	DEMO9S08DZ60	LQFP 48	3K	60K	CAN, I2C, SCI, SPI	6, 2	20	5.5	40	12-bit/16-ch	6.75	6.00	3.76
♦ 841	MC9S08DV60ACLH	DEMO9S08DZ60	LQFP 32	3K	60K	CAN, I2C, SCI, SPI	4, 2	20	5.5	54	12-bit/10-ch	7.17	6.38	3.99

S08DZ 8-Bit MCUs with CAN, LIN Master, EEPROM

For quantities greater than listed, call for quote.

MOUSER STOCK NO. Mfr.	Mfr. Part No.	Development Kit Part No.	Package	Internal RAM (Byte)	Internal FLASH (Byte)	Serial Interface Type	Timer Channels	Bus Freq. (MHz)	Supply Voltage (V) (Max.)	I/O Pins	ADC	Price Each 1	25	100
841	MC9S08DZ16ACLC	DEMO9S08DZ60	LQFP 32	1K	16K	CAN, I2C, SCI, SPI	4, 2	20	5.5	26	12-bit/10-ch	5.63	5.01	3.14
841	MC9S08DZ16ACLF	DEMO9S08DZ60	LQFP 48	1K	16K	CAN, I2C, SCI, SPI	6, 2	20	5.5	40	12-bit/16-ch	5.80	5.17	3.23
841	MC9S08DZ16AMLC	DEMO9S08DZ60	LQFP 32	1K	16K	CAN, I2C, SCI, SPI	4, 2	20	5.5	26	12-bit/10-ch	6.18	5.51	3.45
841	MC9S08DZ16AMLF	DEMO9S08DZ60	LQFP 48	1K	16K	CAN, I2C, SCI, SPI	6, 2	20	5.5	40	12-bit/16-ch	6.42	5.71	3.57
841	MC9S08DZ32ACLC	DEMO9S08DZ60	LQFP 32	2K	32K	CAN, I2C, SCI, SPI	4, 2	20	5.5	26	12-bit/10-ch	6.03	5.37	3.36
841	MC9S08DZ32ACLH	DEMO9S08DZ60	LQFP 64	2K	32K	CAN, I2C, SCI, SPI	6, 2	20	5.5	54	12-bit/24-ch	6.66	5.92	3.70
841	MC9S08DZ32AMLF	DEMO9S08DZ60	LQFP 48	2K	32K	CAN, I2C, SCI, SPI	6, 2	20	5.5	40	12-bit/16-ch	6.86	6.11	3.82
841	MC9S08DZ32AMLH	DEMO9S08DZ60	LQFP 64	2K	32K	CAN, I2C, SCI, SPI	6, 2	20	5.5	54	12-bit/24-ch	7.31	6.51	4.07
841	MC9S08DZ48ACLF	DEMO9S08DZ60	LQFP 48	3K	48K	CAN, I2C, SCI, SPI	6, 2	20	5.5	40	12-bit/16-ch	6.66	5.92	3.70
841	MC9S08DZ48ACLH	DEMO9S08DZ60	LQFP 64	3K	48K	CAN, I2C, SCI, SPI	6, 2	20	5.5	54	12-bit/24-ch	7.05	6.28	3.93
841	MC9S08DZ48AMLC	DEMO9S08DZ60	LQFP 32	3K	48K	CAN, I2C, SCI, SPI	4, 2	20	5.5	26	-	7.07	6.29	3.94
841	MC9S08DZ48AMLF	DEMO9S08DZ60	LQFP 48	3K	48K	CAN, I2C, SCI, SPI	6, 2	20	5.5	40	12-bit/16-ch	7.31	6.51	4.07
841	MC9S08DZ48AMLH	DEMO9S08DZ60	LQFP 64	3K	48K	CAN, I2C, SCI, SPI	4, 2	20	5.5	54	-	7.77	6.91	4.32
841	MC9S08DZ60ACLC	DEMO9S08DZ60	LQFP 32	4K	60K	CAN, I2C, SCI, SPI	4, 2	20	5.5	26	12-bit/10-ch	6.86	6.11	3.82
841	MC9S08DZ60ACLF	DEMO9S08DZ60	LQFP 48	4K	60K	CAN, I2C, SCI, SPI	6, 2	20	5.5	40	12-bit/16-ch	7.05	6.28	3.93
841	MC9S08DZ60ACLH	DEMO9S08DZ60	LQFP 64	4K	60K	CAN, I2C, SCI, SPI	6, 2	20	5.5	54	12-bit/24-ch	7.48	6.66	4.16
841	MC9S08DZ60AMLC	DEMO9S08DZ60	LQFP 32	4K	60K	CAN, I2C, SCI, SPI	6, 2	20	5.5	26	-	7.53	6.71	4.19
841	MC9S08DZ60AMLF	DEMO9S08DZ60	LQFP 48	4K	60K	CAN, I2C, SCI, SPI	6, 2	20	5.5	40	12-bit/16-ch	7.77	6.91	4.32
841	MC9S08DZ60AMLH	DEMO9S08DZ60	LQFP 64	4K	60K	CAN, I2C, SCI, SPI	6, 2	20	5.5	54	12-bit/24-ch	8.23	7.32	4.58
841	MC9S08DZ96CLF	DEMO9S08DZ60	LQFP 48	4K	96K	CAN, I2C, SCI, SPI	8, 4	20	5.5	40	12-bit/16-ch	7.43	6.60	4.13
841	MC9S08DZ96MLH	DEMO9S08DZ60	LQFP 64	6K	96K	CAN, I2C, SCI, SPI	8, 4	20	5.5	54	12-bit/24-ch	8.75	7.79	4.87
841	MC9S08DZ96MLL	DEMO9S08DZ60	LQFP 100	6K	96K	CAN, I2C, SCI, SPI	8, 4	20	5.5	88	12-bit/24-ch	9.60	8.54	5.34
841	MC9S08DZ128MLF	DEMO9S08DZ60	LQFP 48	8K	128K	CAN, I2C, SCI, SPI	8, 4	20	5.5	40	12-bit/16-ch	8.90	7.92	4.95
841	MC9S08DZ128MLH	DEMO9S08DZ60	LQFP 64	8K	128K	CAN, I2C, SCI, SPI	8, 4	20	5.5	54	12-bit/24-ch	9.46	8.42	5.26
841	MC9S08DZ128MLL	DEMO9S08DZ60	LQFP 100	8K	128K	CAN, I2C, SCI, SPI	8, 4	20	5.5	88	12-bit/24-ch	10.30	9.17	5.74

S08EL/S08SL with Enbedded Slave LIN Controller (SLIC)

Freescale's S08EL andS08SL 8-bit microcontrollers with embedded slave Local Interconnect Network (LIN) interface controller (SLIC) and EEPROM help to increase LIN slave performance and reduce development time. Freescale Semiconductor's 8-bit EL and SL families of microcontrollers (MCUs) are designed for LIN slave and general market applications. The EL family is positioned as higher end, offering higher memory and more peripherals, while the SL family is intended for more cost-sensitive applications.

For quantities greater than listed, call for quote.

MOUSER STOCK NO. Mfr.	Mfr. Part No.	Development Kit Part No.	Package	Internal RAM (Byte)	Internal FLASH (Byte)	Serial Interface Type	Timer Channels	Bus Freq. (MHz)	Supply Voltage (V) (Max.)	I/O Pins	ADC	Price Each 1	25	100
841	MC9S08SL8CTL	DEMO9S08EL32	TSSOP 28	512	8	SCI, SPI, I2C, SLIC	2	20	5.5	22	10-bit/16-ch	3.14	2.78	1.74
841	MC9S08SL8CTJ	DEMO9S08EL32	TSSOP 20	512	8	SCI, SPI, I2C, SLIC	2	20	5.5	16	10-bit/12-ch	3.31	2.94	1.84
841	MC9S08EL16CTL	DEMO9S08EL32	TSSOP 28	1K	16	SLIC, SCI, SPI, I2C	4, 2	20	5.5	22	10-bit/16-ch	3.57	3.18	1.99
841	MC9S08EL16CTJ	DEMO9S08EL32	TSSOP 20	1K	16	SLIC, SCI, SPI, I2C	4, 2	20	5.5	16	10-bit/12-ch	3.70	3.30	2.07
841	MC9S08SL16CTL	DEMO9S08EL32	TSSOP 28	512	16	SCI, SPI, I2C, SLIC	2	20	5.5	22	10-bit/16-ch	3.43	3.06	1.92
841	MC9S08SL16CTJ	DEMO9S08EL32	TSSOP 20	512	16	SCI, SPI, I2C, SLIC	2	20	5.5	16	10-bit/12-ch	3.61	3.21	2.01
841	MC9S08EL32CTL	DEMO9S08EL32	TSSOP 28	1K	32	SLIC, SCI, SPI, I2C	4, 2	20	5.5	22	10-bit/16-ch	4.17	3.71	2.32
841	MC9S08EL32CTJ	DEMO9S08EL32	TSSOP 20	1K	32	SLIC, SCI, SPI, I2C	4, 2	20	5.5	16	10-bit/12-ch	4.34	3.86	2.42

S08GB/GT Family - General Purpose 1.8-Volt Automotive/Industrial

For quantities greater than listed, call for quote.

MOUSER STOCK NO. Mfr.	Mfr. Part No.	Development Kit Part No.	Package	Internal RAM (Byte)	Internal FLASH (Byte)	Serial Interface Type	Timer Channels	Bus Freq. (MHz)	Supply Voltage (V) (Max.)	I/O Pins	ADC	Price Each 1	25	100
841	MC9S08GT8ACFBE	M68DEMO908GB60E	QFP 44	1K	8K	IRSCI, SPI, I2C	4, 2	20	1.8	36	10-bit/8-ch	3.11	2.77	1.73
841	MC9S08GT8ACFCE	M68DEMO908GB60E	QFN 32	1K	8K	IRSCI, SPI, I2C	4, 2	20	1.8	24	10-bit/8-ch	2.85	2.53	1.58
841	MC9S08GT8ACFDE	M68DEMO908GB60E	QFN 48	1K	8K	IRSCI, SPI, I2C	4, 2	20	1.8	39	10-bit/4-ch	3.05	2.72	1.70
841	MC9S08GT8AMFBE	M68DEMO908GB60E	QFP 44	1K	8K	IRSCI, SPI, I2C	4, 2	20	1.8	36	10-bit/8-ch	3.42	3.04	1.90
841	MC9S08GT8AMFCE	M68DEMO908GB60E	QFN 32	1K	8K	IRSCI, SPI, I2C	4, 2	20	1.8	24	10-bit/8-ch	3.14	2.78	1.74
841	MC9S08GT8AMFDE	M68DEMO908GB60E	QFN 48	1K	8K	IRSCI, SPI, I2C	4, 2	20	1.8	39	10-bit/4-ch	3.36	3.00	1.87
841	MC9S08GT16ACBE	M68DEMO908GB60E	PSDIP 42	2K	16K	IRSCI, SPI, I2C	4, 2	20	1.8	34	10-bit/8-ch	5.42	4.37	3.97
841	MC9S08GT16ACFBE	M68DEMO908GB60E	QFP 44	2K	16K	IRSCI, SPI, I2C	4, 2	20	1.8	36	10-bit/8-ch	3.75	3.34	2.09

© Copyright 2013 Mouser Electronics
© Copyright 2013 Mouser Electronics

RoHS Compliant This product is RoHS compliant.

HCS08 CORE MICROCONTROLLERS (CONT.)

S08SH 5-Volt 8-Bit MCUs with SCI, SPI, ADC and Analog Comparators

The S08SH family offers a new low-end option for applications in the 5 volt range

For quantities greater than listed, call for quote.

MOUSER STOCK NO. Mfr.	Mfr. Part No.	Development Kit Part No.	Package	Internal RAM (Byte)	Internal FLASH (Byte)	Serial Interface Type	Timer Channels	Bus Freq. (MHz)	Supply Voltage (V) (Max.)	I/O Pins	ADC	Price Each 1	25	100
841	MC9S08SH8CFK	DEMO9S08SH	QFN 24 EP	512	8K	SPI, I2C, SCI	1, 2	20	5.5	17	10-bit/12-ch	2.01	1.80	1.12
841	MC9S08SH8CPJ	DEMO9S08SH8	PDIP 20	512	8K	SPI, I2C, SCI	1, 2	20	5.5	17	10-bit/12-ch	2.23	1.98	1.24
841	MC9S08SH8CSC	DEMO9S08SH8	SOIC 8	512	8K	I2C	1, 1	20	5.5	4	10-bit/12-ch	1.90	1.69	1.06
841	MC9S08SH8CTG	DEMO9S08SH8	TSSOP 16	512	8K	SPI, I2C, SCI	1, 2	20	5.5	13	10-bit/12-ch	2.13	1.89	1.19
841	MC9S08SH8CTJ	DEMO9S08SH8	TSSOP 20	512	8K	SPI, I2C, SCI	1, 2	20	5.5	17	10-bit/12-ch	2.23	1.98	1.24
841	MC9S08SH8CWJ	DEMO9S08SH	SOIC 20W	512	8K	SPI, I2C, SCI	1, 2	20	5.5	17	10-bit/12-ch	2.13	1.89	1.19
841	MC9S08SH8MPJ	DEMO9S08SH8	PDIP 20	512	8K	SPI, I2C, SCI	1, 2	20	5.5	17	10-bit/12-ch	2.44	2.17	1.36
841	MC9S08SH8MSC	DEMO9S08SH8	SOIC 8	512	8K	I2C	1, 1	20	5.5	4	10-bit/12-ch	2.11	1.88	1.18
841	MC9S08SH8MTG	DEMO9S08SH8	TSSOP 16	512	8K	SPI, I2C, SCI	1, 2	20	5.5	13	10-bit/12-ch	2.34	2.09	1.31
841	MC9S08SH8MTJ	DEMO9S08SH8	TSSOP 20	512	8K	SPI, I2C, SCI	1, 2	20	5.5	17	10-bit/12-ch	2.44	2.17	1.36
841	MC9S08SH16CTG	DEMO9S08SH32	TSSOP 16	1K	16K	SPI, I2C, SCI	1, 2	20	5.5	13	10-bit/8-ch	2.65	2.35	1.48
841	MC9S08SH16CTJ	DEMO9S08SH32	TSSOP 20	1K	16K	SPI, I2C, SCI	1, 2	20	5.5	17	10-bit/16-ch	2.78	2.48	1.55
841	MC9S08SH16CTL	DEMO9S08SH32	TSSOP 28	1K	16K	SPI, I2C, SCI	1, 2	20	5.5	23	10-bit/12-ch	2.88	2.57	1.61
841	MC9S08SH16CWL	DEMO9S08SH32	SOIC 28W	1K	16K	SPI, I2C, SCI	1, 2	20	5.5	23	10-bit/16-ch	2.71	2.41	1.51
841	MC9S08SH32CTG	DEMO9S08SH32	TSSOP 16	1K	32K	SPI, I2C, SCI	1, 2	20	5.5	13	10-bit/8-ch	3.00	2.66	1.67
841	MC9S08SH32CTJ	DEMO9S08SH32	TSSOP 20	1K	32K	SPI, I2C, SCI	1, 2	20	5.5	17	10-bit/16-ch	3.09	2.75	1.72
841	MC9S08SH32CTL	DEMO9S08SH32	TSSOP 28	1K	32K	SPI, I2C, SCI	1, 2	20	5.5	23	10-bit/12-ch	3.19	2.84	1.78
841	MC9S08SH32CWL	DEMO9S08SH32	SOIC 28W	1K	32K	SPI, I2C, SCI	1, 2	20	5.5	23	10-bit/16-ch	3.05	2.72	1.70

HC08 CORE MICROCONTROLLERS

Free's HC08 Family of 8-bit microcontrollers are small, general purpose, low-power and feature rich. The HC08 Core products are highly integrated, general purpose devices with ADC, analog comparator, multiple communications options, timers, and on-chip ICE.

From a basic bare-bones controllers in a tiny 8-pin quad flat non-leaded (QFN) package to feature-rich silicon in a 64-lead quad flat package (QFP), the HC08 MCU is an industry workhorse that can flaunt an impressive array of peripherals.

- 8 or 10-bit analog-to-digital converters (ADCs)
- Multichanel timers
- A wide variety of communications protocol support, inculding universal serial bus (USB), controller area network (CAN), local interconnect network (LIN), J1850 and radio frequency (RF)



HC08EY Family - Low Cost, High-Performance M68HC08 8-Bit MCU

♦Surface Mount Device

For quantities greater than listed, call for quote.

MOUSER STOCK NO. Mfr.	Mfr. Part No.	Development Kit Part No.	Package	Internal RAM (Byte)	Internal FLASH (Byte)	Serial Interface Type	Timer Channels	Bus Freq. (MHz)	Supply Voltage (V) (Max.)	I/O Pins	ADC	Price Each 1	25	100
♦ 841	MC908EY16AMFJE	-	LQFP 32	512	16K	SPI, SCI	2	8	5.5	24	10-bit/8-ch	11.63	9.53	8.60

HC08GZ Family - High-end 8-Bit MCU with up to 60KB Flash, 2KB RAM, CAN

♦Surface Mount Device

For quantities greater than listed, call for quote.

MOUSER STOCK NO. Mfr.	Mfr. Part No.	Development Kit Part No.	Package	Internal RAM (Byte)	Internal FLASH (Byte)	Serial Interface Type	Timer Channels	Bus Freq. (MHz)	Supply Voltage (V) (Max.)	I/O Pins	ADC	Price Each 1	25	100
♦ 841	MC908GZ16CFAE	-	LQFP 48	1k	16K	SPI, SCI, CAN	2.2	8	5.5	37	10-bit/16-ch	11.24	9.21	8.30
♦ 841	MC908GZ32CFAE	DEMO908GZ60E	LQFP 48	1500	32K	CAN, SPI, SCI	2	8	5.5	37	10-bit/8-ch	12.04	9.87	8.90
♦ 841	MC908GZ60CFAE	DEMO908GZ60E	LQFP 48	2k	60K	SPI, SCI, CAN	2.2	8	5.5	37	10-bit/8-ch	12.94	10.88	10.00
♦ 841	MC908GZ60CFUE	DEMO908GZ60E	QFP 64	2k	60K	SPI, SCI, CAN	2.6	8	5.5	53	10-bit/20-ch	13.35	11.24	10.34

HC08JB Family - Low Cost USB Solutions

♦Surface Mount Device

For quantities greater than listed, call for quote.

MOUSER STOCK NO. Mfr.	Mfr. Part No.	Development Kit Part No.	Package	Internal RAM (Byte)	Serial Interface Type	Timer Channels	Bus Freq. (MHz)	Supply Voltage (V) (Max.)	I/O Pins	Price Each 1	25	100
♦ 841	MC908JB8FBE	-	QFP 44	8K	USB 1.1	1	3	5.25	37	5.13	4.12	3.75
♦ 841	MC908JB8JDWE	-	SOIC 20	8K	SPI, SCI	2	3	5.5	13	4.41	3.54	3.22
♦ 841	MC908JB16JDWE	-	SOIC 20W	16K	IRSCI, SPI, I2C	2	6	2.2	21	5.42	4.37	3.97

HC08JK/JL Family - General Purpose Low Cost Solutions with A/D

♦Surface Mount Device

For quantities greater than listed, call for quote.

MOUSER STOCK NO. Mfr.	Mfr. Part No.	Development Kit Part No.	Package	Internal RAM (Byte)	Internal FLASH (Byte)	Serial Interface Type	Timer Channels	Bus Freq. (MHz)	Supply Voltage (V) (Max.)	I/O Pins	ADC	Price Each 1	25	100
841	MC908JK8CDWE	DEMO908JL16	SOIC 20W	256	8K	SCI	2	8	5	15	8-bit/10-ch	6.44	5.18	4.72
841	MC908JL8CDWE	DEMO908JL16	SOIC 28W	256	8K	SCI	2	8	5	23	8-bit/12-ch	4.79	3.85	3.51

HC08LJ/LK Family - Low Cost LCD Solutions Targeting Small Scale LCD devices

♦Surface Mount Device

For quantities greater than listed, call for quote.

MOUSER STOCK NO. Mfr.	Mfr. Part No.	Package	Internal RAM (Byte)	Internal FLASH (Byte)	Serial Interface Type	Timer Channels	Bus Freq. (MHz)	Supply Voltage (V) (Max.)	I/O Pins	ADC	Price Each 1	25	100
♦ 841	MC908LJ12CFBE	LQFP 52	512	12K	IRSCI, SPI	2	8	5	20	10-bit/4-ch	11.15	9.15	8.25
♦ 841	MC908LJ24CFUE	QFP 64	768	24K	IIC, SCI, SPI	2	8	5	40	10-bit/6-ch	13.11	10.74	9.69
♦ 841	MC908LK24CFUE	QFP 64	768	24K	IIC, SCI, SPI	2	8	5	40	10-bit/6-ch	12.31	10.09	9.10

© Copyright 2013 Mouser Electronics

© Copyright 2013 Mouser Electronics

FREESCALE 8-Bit and 16-Bit Microcontrollers

RoHS Compliant This product is RoHS compliant.

HC08 CORE MICROCONTROLLERS (CONT.)

HC08MR Family - Includes High Resolution PWM for Three Phase Motor Control

♦ Surface Mount Device

For quantities greater than listed, call for quote.

MOUSER STOCK NO. Mfr.	MOUSER STOCK NO. Mfr. Part No.	Package	Internal RAM (Byte)	Internal FLASH (Byte)	Serial Interface Type	Timer Channels	Bus Freq. (MHz)	Supply Voltage (V) (Max.)	I/O Pins	ADC	Price Each 1	Price Each 25	Price Each 100
	841—MC908MR8CPE	PDIP 28	256	8K	SCI	2	8	-	-	10-bit/7-ch	9.63	7.90	7.12
♦	841—MC908MR16CFUE	LQFP 64	768	16K	IRSCI, SPI, I2C	4.2	8	5.5	44	10-bit/10-ch	12.04	9.87	8.90
♦	841—MC908MR32CFUE	QFP 64	768	32K	SCI, SPI	6	8.2	5	44	10-bit/10-ch	14.23	11.96	11.01

General Purpose, Low Cost, Small Package MCUs

♦ Surface Mount Device

For quantities greater than listed, call for quote.

MOUSER STOCK NO. Mfr.	MOUSER STOCK NO. Mfr. Part No.	Development Kit Part No.	Package	Internal RAM (Byte)	Internal FLASH (Byte)	Serial Interface Type	Timer Channels	Bus Freq. (MHz)	Supply Voltage (V) (Max.)	I/O Pins	ADC	Price Each 1	Price Each 25	Price Each 100
♦	841—MC908QB8CDWE	-	SOIC 16W	256	8K	SCI, SPI	1	8	5.5	14	10-bit/10-ch	4.44	3.56	3.24
♦	841—MC908QC8CDSE	DEMO908QC16	TSSOP 20	384	8K	SCI, SPI	2.4	8	5.5	24	10-bit/10-ch	5.04	4.04	3.68
♦	841—MC908QC8CDTE	DEMO908QC16	TSSOP 16	384	8K	SCI, SPI	2.4	8	5.5	24	10-bit/10-ch	5.01	4.02	3.66
♦	841—MC908QC8CDXE	DEMO908QC16	SOIC 16W	384	8K	SCI, SPI	2.4	8	5.5	24	10-bit/10-ch	4.94	3.98	3.62
♦	841—MC908QC8CDZE	DEMO908QC16	SOIC 28W	384	8K	SCI, SPI	2.4	8	5.5	24	10-bit/10-ch	5.04	4.04	3.68
♦	841—MC908QC16CDTE	DEMO908QC16	TSSOP 16	512	16K	SCI, SPI	2.4	8	5.5	14	10-bit/10-ch	5.81	4.68	4.26
♦	841—MC908QC16CDZE	DEMO908QC16	SOIC 28	≤512k	8K/16K	ESCI, SPI	2.4	-	-	-	≤10-bit/10-ch	5.87	4.72	4.30
♦	841—MC908QC16MDSE	DEMO908QC16	TSSOP 20	≤512k	8K/16K	ESCI, SPI	2.4	-	-	-	≤10-bit/10-ch	6.47	5.20	4.74
♦	841—MC908QC16VDSE	DEMO908QC16	TSSOP 20	≤512k	8K/16K	ESCI, SPI	2.4	-	-	-	≤10-bit/10-ch	6.17	4.96	4.52

HCS12 AND HCS12X FAMILY-16-BIT MICROCONTROLLERS

Development Kit Part No. M68DKIT912C32
Development Kit Part No. DEMO9S12NE64

Development Kit Part No. DEMO9S12XDT512
Development Kit Part No. M68DKIT912C32

For quantities greater than listed, call for quote.

MOUSER STOCK NO.	Freescale Part No.	Package	Internal RAM (Byte)	Internal FLASH (Byte)	EEPROM (Byte)	ADC	Serial Interface Type	Bus Freq. (MHz) (Max)	I/O Pins	Timer Channels	Supply Voltage (V)(Typ)	Price Each 1	Price Each 25	Price Each 100
S12A Family - General Purpose with I2C														
841-MC9S12A32CFUE	MC9S12A32CFUE	QFP 80	4096	32000	1024	10-bit/8-ch	I2C, SCI, SPI	25	91	8	5	10.08	8.97	5.61
841-MC9S12A64CFUE	MC9S12A64CFUE	QFP 80	4096	65536	1024	10-bit/8-ch	I2C, SCI, SPI	25	91	8	5	13.71	12.20	7.63
841-MC9S12A64CPVE	MC9S12A64CPVE	LQFP 112	4096	65536	1024	10-bit/8-ch	I2C, SCI, SPI	25	59	8	5	13.90	12.37	7.74
841-MC9S12A128CFUE	MC9S12A128CFUE	QFP 80	8000	128000	2000	10-bit/8-ch	I2C, SCI, SPI	25	59	8	5	18.98	16.90	10.56
841-MC9S12A128CPVE	MC9S12A128CPVE	LQFP 112	8000	128000	2000	10-bit/8-ch	I2C, SCI, SPI	25	59	8	5	19.58	17.42	10.89
841-MC9S12A256CFUE	MC9S12A256CFUE	QFP 80	12288	262144	4096	10-bit/8-ch	I2C, SCI, SPI	25	91	8	5	23.18	20.63	12.89
841-MC9S12A256CPVE	MC9S12A256CPVE	LQFP 112	12000	256000	4000	10-bit/8-ch	I2C, SCI, SPI	25	91	8	5	23.81	21.19	13.25
841-MC9S12A512CPVE	MC9S12A512CPVE	LQFP 112	4096	512000	1024	10-bit/8-ch	I2C, SCI, SPI	25	59	8	5	27.35	24.34	15.22
S12B Family - Automotive Industrial with Intermediate Cost CAN														
841-MC9S12B64MFUE	MC9S12B64MFUE	QFP 80	2048	65536	1024	10-bit/8-ch	CAN, I2C, SCI, SPI	25	59	8	5	14.33	12.75	7.97
841-MC9S12B64MPVE	MC9S12B64MPVE	LQFP 112	2048	65536	1024	10-bit/8-ch	CAN, I2C, SCI, SPI	25	59	8	5	14.84	13.21	8.26
841-MC9S12B128MFUE	MC9S12B128MFUE	QFP 80	4096	131072	1024	10-bit/8-ch	CAN, I2C, SCI, SPI	25	59	8	5.5	18.91	16.82	10.52
841-MC9S12B128MPVE	MC9S12B128MPVE	LQFP 112	4096	131072	1024	10-bit/16-ch	CAN, I2C, SCI, SPI	25	91	8	5.5	19.42	17.29	10.81
S12C Family - Low Pin Count, Low Cost CAN														
841-MC9S12C32CFUE16	MC9S12C32CFUE16	QFP 80	2000	32000	-	10-bit/8-ch	SCI, SPI, CAN	25	60	8	5	10.46	9.31	5.82
841-MC9S12C32MFAE16	MC9S12C32MFAE16	LQFP 48	2048	32000	-	10-bit/8-ch	CAN, SCI, SPI	25	60	8	3.3, 5.5	10.86	9.67	6.05
841-MC9S12C32CFAE25	MC9S12C32CFAE25	LQFP 48	2000	32000	-	10-bit/8-ch	SCI, SPI, CAN	25	31	8	5	10.38	9.24	5.78
841-MC9S12C32MFAE25	MC9S12C32MFAE25	LQFP 48	2048	32000	-	10-bit/8-ch	CAN, SCI, SPI	25	60	8	3.3, 5.5	11.58	10.30	6.44
841-MC9S12C32MFUE25	MC9S12C32MFUE25	QFP 80	2048	32000	-	10-bit/8-ch	CAN, SCI, SPI	25	60	8	3.3, 5.5	12.23	10.88	6.81
841-MC9S12C32MPBE25	MC9S12C32MPBE25	LQFP 52	2048	32000	-	10-bit/8-ch	CAN, SCI, SPI	25	60	8	3.3, 5.5	11.42	10.17	6.36
841-MC9S12C64CFAE	MC9S12C64CFAE	LQFP 48	2000	64000	-	10-bit/8-ch	SCI, SPI, CAN	25	60	8	5	12.45	11.09	6.93
841-MC9S12C64MFAE	MC9S12C64MFAE	LQFP 48	4000	64000	-	10-bit/8-ch	CAN, SCI, SPI	25	60	8	3.3, 5.5	13.71	12.20	7.63
841-MC9S12C64MFUE	MC9S12C64MFUE	QFP 80	4000	64000	-	10-bit/8-ch	CAN, SCI, SPI	25	60	8	3.3, 5.5	14.38	12.80	8.00
841-MC9S12C64MPBE	MC9S12C64MPBE	LQFP 52	2000	64000	-	10-bit/8-ch	SCI, SPI, CAN	25	35	8	5	13.71	12.20	7.63
841-MC9S12C96CFUE	MC9S12C96CFUE	QFP 80	4000	96000	-	10-bit/8-ch	SCI, SPI, CAN	25	60	8	5	15.15	13.48	8.43
841-MC9S12C96MFUE	MC9S12C96MFUE	QFP 80	4000	96000	-	10-bit/8-ch	CAN, SCI, SPI	25	60	8	3.3, 5.5	16.67	14.84	9.28
841-MC9S12C128CFAE	MC9S12C128CFAE	LQFP 48	4000	128000	-	10-bit/8-ch	SCI, SPI, CAN	25	31	8	5	15.58	13.87	8.67
841-MC9S12C128CFUE	MC9S12C128CFUE	QFP 80	4000	128000	-	10-bit/8-ch	SCI, SPI, CAN	25	61	8	5	16.19	14.41	9.01
841-MC9S12C128MFAE	MC9S12C128MFAE	LQFP 48	4000	128000	-	10-bit/8-ch	CAN, SCI, SPI	25	60	8	3.3, 5.5	17.13	15.25	9.53
841-MC9S12C128MFUE	MC9S12C128MFUE	QFP 80	4000	128000	-	10-bit/8-ch	CAN, SCI, SPI	25	60	8	3.3, 5.6	17.83	15.87	9.92
841-MC9S12C128MPBE	MC9S12C128MPBE	LQFP 52	4000	128000	-	10-bit/8-ch	CAN, SCI, SPI	25	60	8	3.3, 5.7	17.13	15.25	9.53
S12D Family - Automotive / Industrial with CAN														
841-MC9S12D32MFUE	MC9S12D32MFUE	QFP 80	4096	32000	1024	10-bit/8-ch	CAN 2.0A/B, IIC, SCI, SPI	25	91	8	5	12.19	10.85	6.78
841-MC9S12D64MFUE	MC9S12D64MFUE	QFP 80	4096	65536	1024	10-bit/8-ch	CAN 2.0A/B, IIC, SCI, SPI	25	91	8	5	16.86	15.01	9.38
841-MC9S12D64VFUE	MC9S12D64VFUE	QFP 80	4000	64000	1000	10-bit/8-ch	SCI, SPI, I2C, CAN	25	91	8	5	16.09	14.33	8.96
841-MC9S12DG128CFUE	MC9S12DG128CFUE	QFP-80	8000	128000	2000	10-bit/8-ch	SCI, SPI, I2C, CAN	25	59	8	5	19.69	17.53	10.96
841-MC9S12DG128CPVE	MC9S12DG128CPVE	LQFP-112	8000	128000	2000	10-bit/8-ch	SCI, SPI, I2C, CAN	25	91	8	5	20.31	18.07	11.30
841-MC9S12DG128VPVE	MC9S12DG128VPVE	LQFP 112	8000	128000	2000	10-bit/8-ch	SCI, SPI, I2C, CAN	25	91	8	5	21.33	18.98	11.87
841-MC9S12DG256BCP	MC9S12DG256CPVE	LQFP-112	12000	256000	4000	10-bit/8-ch	SCI, SPI, I2C, CAN	25	91	8	5	25.10	22.34	13.96
841-MC9S12DG256CFUE	MC9S12DG256CFUE	QFP-80	12000	256000	4000	10-bit/8-ch	SCI, SPI, I2C, CAN	25	91	8	5	24.44	21.75	13.60
841-MC9S12DG256MFUE	MC9S12DG256MFUE	QFP 80	12288	262144	4096	10-bit/8-ch	CAN 2.0A/B, I2C, SCI, SPI	25	91	8	5	26.91	23.95	14.97
841-MC9S12DG256MPVE	MC9S12DG256MPVE	LQFP 112	12288	262144	4096	10-bit/8-ch	CAN 2.0A/B, I2C, SCI, SPI	25	91	8	5	27.58	24.55	15.34
841-MC9S12DJ256CFUE	MC9S12DJ256CFUE	QFP 80	12000	256000	4000	10-bit/8-ch	SCI, SPI, I2C, CAN, J1850	25	59	8	5	26.82	23.88	14.93
841-MC9S12DJ256CPVE	MC9S12DJ256CPVE	LQFP 112	12000	256000	4000	10-bit/8-ch	SCI, SPI, I2C, CAN, J1850	25	91	8	5	27.47	24.44	15.28
841-MC9S12DJ256MFUE	MC9S12DJ256MFUE	QFP 80	12288	262144	4096	10-bit/8-ch	SCI, SPI, I2C, J1850, CAN 2.0A/B	25	59	8	5	29.52	26.28	16.42
841-MC9S12DP512CPVE	MC9S12DP512CPVE	LQFP-112	12000	512000	4000	8-bit/10-ch	SCI, SPI, I2C, CAN, J1850	25	91	8	5	29.23	26.02	16.26
841-MC9S12DP512MPVE	MC9S12DP512MPVE	LQFP 112	12288	512000	4096	10-bit/8-ch	CAN 2.0A/B, IIC, SCI, SPI, J1850	25	91	8	5	32.15	28.62	17.89
841-MC9S12DT256CPVE	MC9S12DT256CPVE	LQFP 112	12000	256000	4000	10-bit/8-ch	SCI, SPI, I2C, CAN	25	91	8	5	26.73	23.80	14.87
841-MC9S12DT256MFUE	MC9S12DT256MFUE	QFP 80	12288	262144	4096	10-bit/8-ch	CAN 2.0A/B, I2C, SCI, SPI	25	91	8	5	28.73	25.57	15.99
841-MC9S12DT256MPVE	MC9S12DT256MPVE	LQFP 112	1288	262144	4096	10-bit/8-ch	CAN 2.0A/B, I2C, SCI, SPI	25	91	8	5	29.40	26.17	16.36

© Copyright 2013 Mouser Electronics

© Copyright 2013 Mouser Electronics

FREESCALE Microcontrollers

RoHS Compliant **This product is RoHS compliant.**

HCS12 AND HCS12X FAMILY - 16-BIT MCUS

✻ Development Kit Part No. DEMO9S12NE64E
† Development Kit Part No. DEMO9S12XDT512E

PRODUCT NEW

For quantities greater than listed, call for quote.

MOUSER STOCK NO.	Freescale Part No.	Package	Internal RAM (Byte)	Internal Flash (Byte)	EEPROM (Byte)	ADC	Serial Interface Type	Bus Freq. (MHz) (Max)	I/O Pins	Timer Channels	Supply Voltage (V) (Typ)	Price Each 1	25	100
S12E Family - General Purpose, 3 Volts with D/A														
841-MC9S12E256MPVE	MC9S12E256MPVE	LQFP-112	16000	256000	- - -	10-bit/16-ch	I2C, SCI, SPI	25	90	16,158	5	17.77	15.81	9.89
841-MC9S12E128CFUE	MC9S12E128CFUE	QFP-80	8000	128000	-	10-bit/16-ch	SCI, SPI, CAN	25	58	16,158	5	13.08	11.64	7.28
841-MC9S12E128MFUE	MC9S12E128MFUE	QFP-80	8000	128000	- - -	10-bit/16-ch	I2C, SCI, SPI	25	58	16,158	5	14.38	12.80	8.00
841-S9S12G128F0MLF	S9S12G128F0MLF	LQFP-48	8000	128000	4000	10-bit/16-ch	CAN, SCI, SPI	25	40	-	3.13-5.5	5.94	5.29	3.31
841-S9S12G128F0VLF	S9S12G128F0VLF	LQFP-48	8000	128000	4000	10-bit/12-ch	CAN, SCI, SPI	25	40	-	3.13-5.5	5.67	5.05	3.16
841-S9S12G128F0CLF	S9S12G128F0CLF	LQFP-48	8000	128000	4000	10-bit/12-ch	CAN, SCI, SPI	25	40	-	3.13-5.5	5.40	4.80	3.01
841-S9S12G128F0MLL	S9S12G128F0MLL	LQFP-100	8000	128000	4000	10-bit/12-ch	CAN, SCI, SPI	25	86	-	3.13-5.5	6.40	5.69	3.56
841-S9S12G128F0CLL	S9S12G128F0CLL	LQFP-100	8000	128000	4000	10-bit/12-ch	CAN, SCI, SPI	25	86	-	3.13-5.5	5.77	5.14	3.21
841-S9S12G128F0MLH	S9S12G128F0MLH	LQFP-64	8000	128000	4000	10-bit/12-ch	CAN, SCI, SPI	25	54	-	3.13-5.5	6.15	5.48	3.42
841-S9S12G128F0VLH	S9S12G128F0VLH	LQFP-64	8000	128000	4000	10-bit/12-ch	CAN, SCI, SPI	25	54	-	3.13-5.5	5.90	5.25	3.28
841-S9S12G128F0CLH	S9S12G128F0CLH	LQFP-64	8000	128000	4000	10-bit/12-ch	CAN, SCI, SPI	25	54	-	3.13-5.5	5.60	4.98	3.11
841-S9S12G96F0CLF	S9S12G96F0CLF	LQFP-48	8000	96000	3000	10-bit/12-ch	CAN, SCI, SPI	25	40	-	3.13-5.5	4.92	4.38	2.74
841-S9S12G96F0MLF	S9S12G96F0MLF	LQFP-48	8000	96000	3000	10-bit/12-ch	CAN, SCI, SPI	25	40	-	3.13-5.5	5.42	4.83	3.02
841-S9S12G96F0VLF	S9S12G96F0VLF	LQFP-48	8000	96000	3000	10-bit/12-ch	CAN, SCI, SPI	25	40	-	3.13-5.5	5.17	4.60	2.88
841-S9S12G96F0CLH	S9S12G96F0CLH	LQFP-64	8000	96000	3000	10-bit/12-ch	CAN, SCI, SPI	25	54	-	3.13-5.5	5.15	4.58	2.87
841-S9S12G96F0VLH	S9S12G96F0VLH	LQFP-64	8000	96000	3000	10-bit/12-ch	CAN, SCI, SPI	25	54	-	3.13-5.5	5.40	4.80	3.01
841-S9S12G96F0MLL	S9S12G96F0MLL	LQFP-100	8000	96000	3000	10-bit/12-ch	CAN, SCI, SPI	25	86	-	3.13-5.5	5.90	5.25	3.28
841-S9S12G96F0VLL	S9S12G96F0VLL	LQFP-100	8000	96000	3000	10-bit/12-ch	CAN, SCI, SPI	25	86	-	3.13-5.5	5.61	5.00	3.12
841-S9S12G96F0CLL	S9S12G96F0CLL	LQFP-100	8000	96000	3000	10-bit/12-ch	CAN, SCI, SPI	25	86	-	3.13-5.5	5.34	4.75	2.97
841-MC9S12E64CFUE	MC9S12E64CFUE	QFP-80	4000	64000	-	10-bit/16-ch	SCI, SPI, CAN	25	58	16,158	5	11.70	10.40	6.51
841-MC9S12E64CPVE	MC9S12E64CPVE	LQFP-112	4000	64000	-	10-bit/16-ch	SCI, SPI, CAN	25	90	16,158	5	12.25	10.90	6.82
841-MC9S12E64MFUE	MC9S12E64MFUE	QFP-80	4000	64000	- - -	10-bit/16-ch	I2C, SCI, SPI	25	58	16,158	5	12.83	11.42	7.14
841-MC9S12E32CFUE	MC9S12E32CFUE	QFP-80	2000	32000	- - -	10-bit/16-ch	I2C, SCI, SPI	25	58	16,158	5.5	9.46	8.42	5.26
841-MC9S12E256CPVE	MC9S12E256CPVE	LQFP-112	-	-	-	10-bit/16-ch	SCI, SPI, CAN	25	-	-	-	16.16	14.38	8.99
S12GC Family - Low Cost, Low Pin Count														
841-MC9S12GC128MFUE	MC9S12GC128MFUE	QFP-80	4000	128000	- - -	10-bit/8-ch	SCI, SPI	25	58	86	3.3, 5.5	15.78	14.05	8.78
841-MC9S12GC96MFAE	MC9S12GC96MFAE	LQFP-48	4000	96000	- - -	10-bit/8-ch	SCI, SPI	25	29	86	3.3, 5.5	11.94	10.63	6.64
841-MC9S12GC96MFUE	MC9S12GC96MFUE	QFP-80	4000	96000	- - -	10-bit/8-ch	SCI, SPI	25	58	86	3.3, 5.5	12.98	11.56	7.22
841-MC9S12GC64MFAE	MC9S12GC64MFAE	LQFP-48	4000	64000	- - -	10-bit/8-ch	SCI, SPI	25	29	86	3.3, 5.5	11.89	10.57	6.61
841-MC9S12GC64MFUE	MC9S12GC64MFUE	QFP-80	4000	64000	- - -	10-bit/8-ch	SCI, SPI	25	58	86	3.3, 5.5	12.23	10.88	6.81
841-MC9S12GC16MFAE	MC9S12GC16MFAE	LQFP-48	2000	16000	- - -	10-bit/8-ch	SCI, SPI	25	29	86	3.3, 5.5	8.25	7.34	4.59
S12H Family - LCD/H-Bridge Drivers with CAN														
841-MC9S12H256VFVE	MC9S12H256VFVE	LQFP-144	12000	256000	4000	10-bit/16-ch	CAN 2.0A/B, IIC, SCI, SPI	16	115	8	5	27.40	24.40	15.25
841-MC9S12H128VFVE	MC9S12H128VFVE	LQFP-144	6000	131072	4096	10-bit/8-ch	CAN 2.0A/B, I2C, SCI, SPI	16	99	8	5	23.66	21.06	13.16
✻S12NE Family - Single Chip with 10/100 Base-t with Integrated MAC and PHy														
841-MC9S12NE64CPVE	MC9S12NE64CPVE	LQFP-112	8000	64000	- - -	10-bit/8-ch	Ethernet, I2C, SCI, SPI	25	-	-	3.35	15.02	13.36	8.36
841-MC9S12NE64VTUE	MC9S12NE64VTUE	TQFP-80	8000	64000	- - -	10-bit/8-ch	Ethernet, IIC, SCI, SPI	25	-	-	3.35	14.23	12.67	7.92
S12UF Family - USB 2.0														
841-MC9S12UF32PUE	MC9S12UF32PUE	LQFP-100	3584	32768	- - -	- - -	SCI, USB 2.0	30	75	8	5	12.04	9.87	8.90
S12XA Family														
841-MC9S12UF32PUE	MC9S12UF32PUE	LQFP-100	3584	32768	- - -	- - -	SCI, USB 2.0	30	75	8	5	12.04	9.87	8.90
† S12XD Family														
841-MC9S12XDP512MAG	MC9S12XDP512MAG	LQFP-144	32000	512000	4000	10-bit/24-ch, 10-bit/16-ch	SCI, SPI, I2C, CAN 2.0A/B	40	119	84	3.15, 5.5	25.59	22.78	14.24
841-MC9S12XDP512MAL	MC9S12XDP512MAL	LQFP-112	32000	512000	4000	10-bit/16-ch, 10-bit/8-ch	SCI, SPI, I2C, CAN 2.0A/B	40	91	84	3.15, 5.6	25.13	22.37	13.98
841-MC9S12XDT512MAA	MC9S12XDT512MAA	QFP-80	20000	512000	4000	10-bit/8-ch	SCI, SPI, I2C, CAN 2.0A/B	40	59	84	3.3, 5.5	23.97	21.33	13.33
841-MC9S12XDT512MAL	MC9S12XDT512MAL	LQFP-112	20000	512000	4000	10-bit/16-ch, 10-bit/8-ch	SCI, SPI, I2C, CAN 2.0A/B	40	91	84	3.3, 5.5	24.21	21.55	13.47
841-MC9S12XD256MAA	MC9S12XD256MAA	QFP-80	14000	256000	4000	10-bit/8-ch	SCI, SPI, I2C, CAN 2.0A/B	40	59	84	5.5	19.63	17.47	10.92
841-MC9S12XDT256MAA	MC9S12XDT256MAA	QFP-80	16000	256000	4000	10-bit/8-ch	SCI, SPI, I2C, CAN 2.0A/B	40	59	84	3.3, 5.5	20.54	18.28	11.43
841-MC9S12XDT256MAG	MC9S12XDT256MAG	LQFP-144	16000	256000	4000	10-bit/24-ch, 10-bit/16-ch	SCI, SPI, I2C, CAN 2.0A/B	40	91	84	3.3, 5.5	21.25	18.92	11.82
841-MC9S12XDT256MAL	MC9S12XDT256MAL	LQFP-112	16000	256000	4000	10-bit/16-ch, 10-bit/8-ch	SCI, SPI, I2C, CAN 2.0A/B	40	91	84	3.3, 5.5	20.79	18.50	11.57
S12XE Family														
841-MC9S12XEP768CAL	MC9S12XEP768CAL	LQFP-112	48000	768000	4000	12-bit/16-ch	SCI, SPI, I2C, CAN	50	91	8	5	21.75	19.36	12.10
841-MC9S12XEG128MAA	MC9S12XEG128MAA	QFP-80	12000	128000	2000	12-bit/8-ch	SCI, SPI, I2C, CAN	50	59	8	5	12.09	10.76	6.73
841-MC9S12XEP100CAG	MC9S12XEP100CAG	LQFP-144	64000	100000	4000	12-bit/24-ch	SCI, SPI, I2C, CAN	50	119	8	5	23.10	20.55	12.85
841-MC9S12XEP100MAG	MC9S12XEP100MAG	LQFP-144	64000	100000	4000	12-bit/24-ch	SCI, SPI, I2C, CAN	50	119	8	5	25.40	22.61	14.13
841-MC9S12XEP100MAL	MC9S12XEP100MAL	LQFP-112	64000	100000	4000	12-bit/16-ch	SCI, SPI, I2C, CAN	50	91	8	5	25.10	22.34	13.96

COLDFIRE® MCF51CN128 FAMILY - 32-BIT ETHERNET MCUS

Freescale's new MCF51CN128 Ethernet MCUs are low-cost, low-power, high-performance devices designed for developers who want to add Ethernet connectivity to their commercial and industrial applications.

For quantities greater than listed, call for quote.

MOUSER STOCK NO.	Freescale Part No.	Package	Internal RAM (Byte)	Internal Flash (Byte)	Serial Interface Type	Bus Freq. (MHz) (Max.)	ADC	Timer Channels	I/O Pins	Price Each 1	25	100
841-MCF51CN128CGT	MCF51CN128CGT	QFN-48	24	128	SCI,SPI,I2C	25	12-bit/12-ch	3	38	6.42	5.71	3.57
841-MCF51CN128CLH	MCF51CN128CLH	LQFP-64	24	128	SCI,SPI,I2C	25	12-bit/12-ch	3	54	6.86	6.11	3.82

COLDFIRE® MCF51EM FAMILY - 32-BIT RISC MICROCONTROLLERS

The MCF51EM256/128 devices offer a flexible LCD controller, RTC with tamper detection, and dual 128K/64K blocks of FLASH for robust field firmware updates. Combine this with an accessible Poly-Phase Reference Design and a fully functional DEMOEM board and you have all the ingredients of a turnkey electrical metering solution with customized silicon designed specifically for the electrical metering market.

For quantities greater than listed, call for quote.

MOUSER STOCK NO.	Freescale Part No.	Package	Internal RAM (Byte)	Internal Flash (Byte)	ADC	Serial Interface Type	Supply Voltage (V) (Max)	Price Each 1	25	100
841-MCF51EM256CLK	MCF51EM256CLK	LQFP-80	16K	256K	4x16bit	SCI, SPI, I2C	1.8 to 3.6	8.40	7.48	4.68
841-MCF51EM128CLK	MCF51EM128CLK	LQFP-80	8K	128K	4x16bit	SCI, SPI, I2C	1.8 to 3.6	7.67	6.83	4.27
841-MCF51EM256CLL	MCF51EM256CLL	LQFP-100	16K	256K	4x16bit	SCI, SPI, I2C	-0.3 to 4.0	8.98	7.99	5.00
841-MCF51EM128CLL	MCF51EM128CLL	LQFP-100	8K	128K	4x16bit	SCI, SPI, I2C	-0.3 to 4.0	8.21	7.31	4.57

© Copyright 2013 Mouser Electronics
© Copyright 2013 Mouser Electronics

FREESCALE Microcontrollers and Microprocessors

Products may be RoHS compliant. Check mouser.com for RoHS status.

COLDFIRE® MCF5301X FAMILY - 32-BIT LOW POWER WITH DUAL ETHERNET, USB AND AUDIO SUB-SYSTEM

For quantities greater than listed, call for quote.

MOUSER STOCK NO.	Freescale Part No.	Package	Internal RAM (Byte)	Cache (Byte)	Serial Interface Type	Bus Freq. (MHz) (Max)	I/O Pins	Timer Ch.	Price Each 1	25	100
841-MCF53010CQT240	MCF53010CQT240	LQFP-208	128K	16K	UART, I²C, SPI, SSI, Ethernet	80	61	8	18.23	16.22	10.14
841-MCF53011CQT240	MCF53011CQT240	LQFP-208	128K	16K	UART, I²C, SPI, SSI, Ethernet	80	61	8	20.52	18.26	11.42
841-MCF53012CQT240	MCF53012CQT240	LQFP-208	128K	16K	UART, I²C, SPI, SSI, Ethernet	80	61	8	22.81	20.30	12.69
841-MCF53013CQT240	MCF53013CQT240	LQFP-208	128K	16K	UART, I²C, SPI, SSI, Ethernet	80	61	8	25.10	22.34	13.96

COLDFIRE® MCF5225X EXPANDED CONNECTIVITY MCUS

The MCF5225x family consists of highly integrated devices with on-chip USB, Ethernet, CAN and encryption functions, featuring the complete Freescale MQX RTOS software at no additional cost. This solution is ideal for factory automation, building control, and medical applications.

For quantities greater than listed, call for quote.

MOUSER STOCK NO.	Freescale Part No.	Package	Internal RAM (Byte)	Internal FLASH (Byte)	Serial Interface Type	MIPS	Bus Freq. (MHz)(Max)	ADC	I/O Pins	Timer Ch.	Price Each 1	25	100
841-MCF52252AF80	MCF52252AF80	LQFP 100	32	256	QSPI, UART, I2C, USB, Ethernet	76	80	12-bit/8-ch	56	2,4	9.34	8.31	5.20
841-MCF52254AF80	MCF52254AF80	LQFP 100	64	512	QSPI, UART, I2C, USB, Ethernet	76	80	12-bit/8-ch	56	2,4	10.73	9.54	5.97
841-MCF52252CAF66	MCF52252CAF66	LQFP 100	32	256	QSPI, UART, I2C, USB, Ethernet, CAN	63	66	12-bit/8-ch	56	2,4	9.90	8.82	5.51
841-MCF52254CAF66	MCF52254CAF66	LQFP 100	64	512	QSPI, UART, I2C, USB, Ethernet, CAN	63	66	12-bit/8-ch	56	2,4	11.32	10.08	6.30
841-MCF52255CAF80	MCF52255CAF80	LQFP 100	64	512	QSPI, UART, I2C, USB, Ethernet, CAN	76	80	12-bit/8-ch	56	2,4	12.45	11.09	6.93
841-MCF52256AG80	MCF52256AG80	LQFP 144	32	256	QSPI, UART, I2C, USB, Ethernet	76	80	12-bit/8-ch	96	2,4	10.27	9.14	5.71
841-MCF52258AG80	MCF52258AG80	LQFP 144	64	512	QSPI, UART, I2C, USB, Ethernet	76	80	12-bit/8-ch	96	2,4	11.77	10.48	6.55
841-MCF52256CAG66	MCF52256CAG66	LQFP 144	64	256	QSPI, UART, I2C, USB, Ethernet, CAN	63	66	12-bit/8-ch	96	2,4	10.84	9.65	6.03
841-MCF52259CAG80	MCF52259CAG80	LQFP 144	64	512	QSPI, UART, I2C, USB, Ethernet, CAN	76	80	12-bit/8-ch	96	2,4	13.48	11.99	7.50
841-MCF52258CAG66	MCF52258CAG66	LQFP 144	64	512	QSPI, UART, I2C, USB, Ethernet, CAN	63	66	12-bit/8-ch	96	2,4	12.35	10.99	6.87

COLDFIRE® 32-BIT MICROCONTROLLERS

NEW PRODUCT

The ColdFire® product portfolio offers a wide mix of performance, price, integration and debugging capabilities for embedded designers. Its integration possibilities are limited only by imagination, and its 20-year history of 68K legacy is something no other competitor can offer. With these features to work with, the ColdFire® architecture is in a leadership position in the 32-bit embedded space.

For quantities greater than listed, call for quote.

MOUSER STOCK NO.	Freescale Part No.	Package	Internal RAM (Byte)	IInternal FLASH (Byte)	Cache (kBytes)	Serial Interface Type	Bus Freq. (MHz) (Max)	ADC	I/O Pins	Timer Ch.	Price Each 1	25	100
841-MCF51JE256CLK	MCF51JE256CLK	LQFP-80	32K	256000	-	SCI, SPI, USB	50.33	12-bit/4-ch	68	2	8.54	7.60	4.75
841-MCF51AC256BCLKE	MCF51AC256BCLKE	LQFP-80	32K	256000	-	SCI, SPI	50.33	12-bit/24-ch	69	12	8.85	7.88	4.92
841-MCF5328CVM240J	MCF5328CVM240J	MAPBGA-256	32K	16000	16	CAN, I2C, QSPI, USB	240	-	-	4	18.16	16.16	10.10
841-MCF5328CVM240	MCF5328CVM240	MAPBGA-256	32K	16000	16	CAN, I2C, QSPI, USB	240	-	-	4	18.16	16.16	10.10
841-MCF5206EAB40	MCF5206EAB40	QFP 160	-	8000	4	UART	40	- - - - - -	8	-	18.62	16.56	10.36
841-MCF5206EAB54	MCF5206EAB54	QFP 160	-	8000	4	UART	54	- - - - - -	8	-	23.06	20.52	12.83
841-MCF5206ECAB40	MCF5206ECAB40	QFP 160	-	8000	4	UART	40	- - - - - -	8	-	23.06	20.52	12.83
841-MCF5211CAE66	MCF5211CAE66	LQFP 64	-	16000	-	- - - - - -	80	12-bit/8-ch	56	-	11.00	9.79	6.12
841-MCF5211CEP66	MCF5211CEP66	QFN 64	-	-	-	- - - - - -	66	12-bit/8-ch	-	-	13.21	11.76	7.35
841-MCF5212CAE66	MCF5212CAE66	LQFP 64	256K	32000	-	- - - - - -	665	12-bit/8-ch	33	-	14.23	12.67	7.92
841-MCF5213CAF66	MCF5213CAF66	LQFP 100	256K	32000	-	- - - - - -	805	12-bit/8-ch	56	-	16.62	14.79	9.24
841-MCF5213CAF80	MCF5213CAF80	LQFP 100	256K	32000	-	- - - - - -	805	12-bit/8-ch	56	-	17.51	15.58	9.74
841-MCF5232CAB80	MCF5232CAB80	QFP 160	-	64000	16	- - - - - -	405	- - - - - -	61	-	23.95	20.36	18.92
841-MCF5249LAG120	MCF5249LAG120	LQFP 144	-	96000	8	UART, I2C, QSPI	120	10-bit/8-ch	34	-	21.79	18.52	17.21
841-MCF5249LCAG120	MCF5249LCAG120	LQFP 144	-	96000	8	UART, I2C, QSPI	1205	- - - - - -	34	-	22.96	19.53	18.14
841-MCF5271CAB100	MCF5271CAB100	QFP 160	-	64000	16	- - - - - -	505	- - - - - -	39	-	22.21	18.89	17.55
841-MCF5307AI66B	MCF5307AI66B	FQFP 208	-	4000	16	UART, I2C	66	- - - - - -	16	2	29.76	26.48	16.55
841-MCF5307AI90B	MCF5307AI90B	FQFP 208	-	4000	16	UART, I2C	90	- - - - - -	16	2	39.18	34.87	21.80
841-MCF5307CAI66B	MCF5307CAI66B	FQFP 208	-	4000	16	UART, I2C	66	- - - - - -	16	2	36.56	32.54	20.34
841-MCF5407AI162	MCF5407AI162	FQFP 208	-	4000	24	UART, I2C	162	- - - - - -	16	2	52.91	47.09	29.44
841-MCF5407AI220	MCF5407AI220	FQFP 208	-	4000	24	UART, I2C	220	- - - - - -	16	2	64.09	57.04	35.65
841-MCF5407CAI162	MCF5407CAI162	FQFP 208	-	4000	24	UART, I2C	162	- - - - - -	16	2	64.09	57.04	35.65
841-MCF5407CAI220	MCF5407CAI220	FQFP 208	-	4000	24	UART, I2C	220	- - - - - -	16	2	72.46	64.49	40.31
841-MCF5471VR200	MCF5471VR200	PBGA 388	-	32000	64	UART	200	- - - - - -	99	-	46.52	41.41	25.88
841-MCF5472VR200	MCF5472VR200	PBGA 388	-	32000	64	UART	200	- - - - - -	99	-	39.53	35.18	21.99
841-MCF5474VR200	MCF5474VR200	PBGA 388	-	32000	64	UART	200	- - - - - -	99	-	44.33	39.46	24.66
841-MCF5474VR266	MCF5474VR266	PBGA 388	-	32000	64	UART	200	- - - - - -	99	-	46.52	41.41	25.88
841-MCF5475VR266	MCF5475VR266	PBGA 388	-	32000	64	UART	266	- - - - - -	99	-	53.53	47.64	29.78
841-MCF5480CVR166	MCF5480CVR166	PBGA 388	-	32000	64	- - - - - -	166	- - - - - -	99	-	46.51	41.39	25.87
841-MCF5482CVR166	MCF5482CVR166	PBGA 388	-	32000	64	- - - - - -	166	- - - - - -	99	-	46.51	41.39	25.87
841-MCF5484CVR200	MCF5484CVR200	PBGA 388	-	32000	64	- - - - - -	200	- - - - - -	99	-	54.76	48.74	30.46
841-MCF5485CVR200	MCF5485CVR200	PBGA 388	-	32000	64	- - - - - -	200	- - - - - -	99	-	61.74	54.96	34.35

MPC5125 - LOW POWER, HIGH PERFORMANCE MICROPROCESSOR

Features:

- Robust high-performance Power Architecture™ display solution at a low-cost/power-efficient point with full OS and middleware support.
- Dual 10/100BT Ethernet for bridging solutions
- Display interface supporting WXGA/720p, 24-bit color
- Rich set of connectivity:
  - 10x Flexible PSC (SPI, UART, AC'97, I2S, Multi-Ch TDM)
  - 4x CAN2.0 A/B , data rates in excess of 1Mbs
  - 2x High Speed USB 2.0 Host/Device/On-The-Go
  - 2x SDHC (MMC, SD, SDIO expansion)

For quantities greater than listed, call for quote.

MOUSER STOCK NO.	Freescale Part No.	Package	Internal RAM (Byte)	Serial Interface Type	Bus Freq. (MHz) (Max)	I/O Pins	Price Each 1	25	100
841-MPC5125YVN400	MPC5125YVN400	PBGA-324	32K	SPI, UART, I²C, USB	400	64	29.81	26.54	16.59

PX SERIES POWER ARCHITECTURE MICROCONTROLLERS

NEW! TECHNOLOGY

Ruggedized safety features for complex industrial control applications

For quantities greater than listed, call for quote.

MOUSER STOCK NO.	Freescale Part No.	Package	Operating Freq. Max.	Internal Flash (kB)	Internal RAM (kB)	Serial Interface Type	Supply Voltage (V)	Price Each 1	25	100
841-MPXD1005VLQ64	MPXD1005VLQ64	LQFP-144	16	512	48	SPI, UART	3.3 to 5	14.79	13.16	8.23
841-MPXD1010VLQ64	MPXD1010VLQ64	LQFP-144	16	1000	45	SPI, UART	3.3 to 5	16.52	14.70	9.19
841-MPXD1010VLU64	MPXD1010VLU64	LQFP-176	16	1000	48	SPI, UART	3.3 to 5	20.60	18.33	11.46
841-MPXN2020VMG116	MPXN2020VMG116	MAPBGA-208	60	2000	32	CAN, I2C, SPI, UART	1.2	28.33	25.21	15.76
841-MPXR4040VVU264	MPXR4040VVU264	PBGA-416	66	4000	256	CAN, SPI	1.2	53.93	48.00	30.00
841-MPXS2010VLQ120	MPXS2010VLQ120	LQFP-144	120	1000	128	UART, SPI, CAN	3 to 3.6	23.58	20.98	13.12
841-MPXS2010VMM120	MPXS2010VMM120	MAPBGA-257	120	1000	128	UART, SPI, CAN	3 to 3.6	25.21	22.44	14.03
841-MPXS2005VLQ80	MPXS2005VLQ80	LQFP-144	120	512	128	SPI	3.3 to 5	17.51	15.58	9.74
841-MPXS2010VLQ80	MPXS2010VLQ80	LQFP-144	120	1000	128	SPI	3.3 to 5	21.40	19.05	11.91
841-MPXD2020VLU125	MPXD2020VLU125	LQFP-176	125	2000	64	CAN, I2C, SCI, SPI	3.3 to 5	37.38	33.26	20.79
841-MPXD2020VVU125	MPXD2020VVU125	PBGA-416	125	2000	64	UART, I2C, SCI, SPI	3.3 to 5	41.52	35.93	33.67
841-MPXS3020VMS180	MPXS3020VMS180	MAPBGA-473	256	2000	512	SPI, CAN, UART	3.3	48.74	43.38	27.11

© Copyright 2013 Mouser Electronics

© Copyright 2013 Mouser Electronics

FREESCALE Microprocessors

RoHS Compliant This product is RoHS compliant.

i.MX APPLICATIONS PROCESSORS

For quantities greater than listed, call for quote.

MOUSER STOCK NO.	Freescale Part No.	Package Type	Core Type	Core Freq. (MHz)	Cache Size (bytes)	Internal RAM (kbytes)	Temp. Range (C°)	Price Each 1	25	100
i.MX233 Embedded Multimedia Applications Processors										
841-MCIMX233CAG4C	MCIMX233CAG4B	LQFP 128	ARM 9	454	16	32	-40 to 85	10.83	9.63	6.02
i.MX28 Industrial and Consumer Processors										
841-MCIMX281AVM4B	MCIMX281AVM4B	MPABGA 289	ARM 9	454	32	128	-40 to +85	17.08	15.19	9.50
841-MCIMX283CVM4B	MCIMX283CVM4B	MPABGA 289	ARM 9	454	32	128	-40 to +85	13.08	11.64	7.28
841-MCIMX283DVM4B	MCIMX283DVM4B	MPABGA 289	ARM 9	454	32	128	-20 to +70	11.90	10.59	6.62
841-MCIMX285AVM4B	MCIMX285AVM4B	MPABGA 289	ARM 9	454	32	128	-40 to +85	18.96	16.87	10.55
841-MCIMX286CVM4B	MCIMX286CVM4B	MPABGA 289	ARM 9	454	32	128	-20 to +70	16.65	14.82	9.27
841-MCIMX287CVM4B	MCIMX287CVM4B	MPABGA 289	ARM 9	454	32	128	-40 to +85	20.46	18.21	11.38
i.MX35 Consumer and Industrial Application Processors										
841-MCIMX357CJQ5C	MCIMX357CJQ5C	MAPBGA 400	ARM 11	133	16	128	-40 to 85	20.48	18.23	11.40
841-MCIMX356AJQ5C	MCIMX356AJQ5C	MAPBGA 400	ARM 11	532	16	128	-40 to 85	21.64	19.26	12.04
i.MX50 EPD Control Applications Processors										
841-MCIMX507CVM8B	MCIMX507CVM8B	MAPBGA-400	Cortex-A8	800	256K	256K	0 to 70	19.17	17.07	10.67
841-MCIMX508CVM8B	MCIMX508CVM8B	MAPBGA-400	Cortex-A8	800	256K	256K	0 to 70	20.19	17.98	11.24

i.MX51 Consumer and Industrial Multimedia Application Processors

For quantities greater than listed, call for quote.

MOUSER STOCK NO.	Freescale Part No.	Package Type	Core Type	Core Freq. (MHz)	Cache (bytes)	L2 Cache (kbytes)	Internal RAM (kbytes)	Temp. Range (C°)	Price Each 1	25	100
841-MCIMX512CJM6C	MCIMX512CJM6C	MABGAPGE 529	Cortex-A8	600	32	256	128	-40 to 85	41.33	36.79	22.99
841-MCIMX512DJM8C	MCIMX512DJM8C	MABGAPGE 529	Cortex-A8	800	32	256	128	-20 to 70	37.39	33.28	20.80
841-MCIMX513CJM6C	MCIMX513CJM6C	MABGAPGE 529	Cortex-A8	800	32	256	128	-40 to 85	42.33	37.67	23.55
841-MCIMX513DJM8C	MCIMX513DJM8C	MABGAPGE 529	Cortex-A8	800	32	256	128	-20 to 70	38.39	34.17	21.36
841-MCIMX515CJM6C	MCIMX515CJM6C	MAPBGA527	Cortex-A8	800	32	256	128	-40 to 85	43.29	38.53	24.09
841-MCIMX515DJM8C	MCIMX515DJM8C	MABGAPGE 529	Cortex-A8	800	32	256	128	-20 to 70	39.38	35.04	21.90

i.MX53 Consumer and Industrial Multimedia Application Processors

PRODUCT NEW

For quantities greater than listed, call for quote.

MOUSER STOCK NO.	Freescale Part No.	Package Type	Core Type	Core Freq. (MHz)	Cache (bytes)	L2 Cache (kbytes)	Internal RAM (kbytes)	Temp. Range (C°)	Price Each 1	25	100
841-MCIMX534AVV8C	MCIMX534AVV8C	TEPBGA-2	ARM Cortex-A8	800	32	256	128	-40 to +85	38.58	34.34	21.46
841-MCIMX535DVV1C	MCIMX535DVV1C	TEPBGA-2	ARM Cortex-A8	1000	32	256	128	-20 to +70	37.19	33.11	20.69
841-MCIMX536AVV8C	MCIMX536AVV8C	TEPBGA-2	ARM Cortex-A8	800	32	256	128	-40 to +85	40.47	36.02	22.51
841-MCIMX537CVV8C	MCIMX537CVV8C	TEPBGA-2	ARM Cortex-A8	800	32	256	128	-40 to +85	41.66	37.08	23.18

i.MX Power Management IC

PRODUCT NEW

For quantities greater than listed, call for quote.

MOUSER STOCK NO.	Freescale Part No.	Package	Compatible with	Input Voltage Min.	Input Voltage Max.	Output Voltage Max. (V)	Output Current (mA)	Topology	Price Each 1	25	100	500
841-MC34708VK	MC34708VK	MAPBGA-206	i.MX50, i.MX53	4.5	4.50	1.28	-	Buck	8.19	7.29	4.56	4.56
841-MC13892CJVL	MC13892CJVL	BGA-186	i.MX35, i.MX51, i.MX27, i.MX31, i.MX37	3.0	4.65	1.25	30	Boost, Buck	6.54	5.82	3.64	3.64

POWERQUICC COMMUNICATIONS PROCESSORS

PowerQUICC Communications Processors - MPC8377E

For quantities greater than listed, call for quote.

MOUSER STOCK NO.	Freescale Part No.	Package	Core Type	Core Operating Freq. Max.	Cache (bytes)	External Memory Supported	Ethernet	USB	Bus Frequency max. (MHz)	Price Each 1	25	100
841-MPC8377EVRAJF	MPC8377EVRAJF	PBGA-PGE 689	e300	533	32K	DDR1,DDR2,EPROM,FLASH	10/100/1000 BaseT	2.0	133	64.83	59.26	57.74
841-MPC8377EVRALG	MPC8377EVRALG	PBGA-PGE 689	e300	667	32K	DDR1,DDR2,EPROM,FLASH	10/100/1000 BaseT	2.0	133	85.13	73.68	69.05
841-MPC8378EVRAJF	MPC8378EVRAJF	PBGA-PGE 689	e300	533	32K	DDR1,DDR2,EPROM,FLASH	10/100/1000 BaseT	-	133	65.36	55.15	54.02
841-MPC8379EVRAGD	MPC8379EVRAGD	PBGA-PGE 689	e300	400	32K	DDR1,DDR2,EPROM,FLASH	10/100/1000 BaseT	-	133	69.90	61.85	60.40

PowerQUICC I

For quantities greater than listed, call for quote.

MOUSER STOCK NO.	Freescale Part No.	Package Type	Core Type	Number of Cores	Core Operating Freq. (MHz)	Cache Size (bytes)	Bus Interface	I/O Operating Voltage Max. (V)	CPU Perform. (MIPS)	Price Each 1	25	100
841-MPC852TVR100A	MPC852TVR100A	PBGA 256	MPC8xx	1	100	8	PCMCIA, PowerPC ISA	3.3	132	29.39	26.15	16.35
841-MPC852TVR50A	MPC852TVR50A	PBGA 256	MPC8xx	1	50	8	PCMCIA, PowerPC ISA	3.3	-	20.02	17.82	11.14
841-MPC852TVR66A	MPC852TVR66A	PBGA 256	MPC8xx	1	66	8	PCMCIA, PowerPC ISA	3.3	87	22.62	20.13	12.58
841-MPC870CVR133	MPC870CVR133	PBGA 256	MPC8xx	1	133	8	PCMCIA	5	-	27.93	24.86	15.54
841-MPC885CVR133	MPC885CVR133	PBGA-FW 357	MPC8xx	1	133	8	PCMCIA	5	-	60.57	53.91	33.69
841-MPC885VR133	MPC885VR133	PBGA-FW 357	MPC8xx	1	133	8	PCMCIA	5	-	56.09	49.92	31.20

PowerQUICC II

For quantities greater than listed, call for quote.

MOUSER STOCK NO.	Freescale Part No.	Package Type	Core Type	Number of Cores	Core Operating Freq. (MHz)	Cache Size (bytes)	Bus Interface	I/O Operating Voltage Max. (V)	CPU Perform. (MIPS)	Price Each 1	25	100
841-MPC8270CVRMIBA	MPC8270CVRMIBA	FPBGA 516	603e	1	266	32	60x, Local, PCI	3.3	505.4	85.89	76.44	47.78
841-MPC8270CZQMIBA	MPC8270CZQMIBA	FPBGA 516	603e	1	266	32	60x, Local, PCI	3.3	505.4	85.89	76.44	47.78
841-MPC8270VRMIBA	MPC8270VRMIBA	FPBGA 516	603e	1	266	32	60x, Local, PCI	3.3	505.4	78.06	69.46	43.42

PowerQUICC II Pro

For quantities greater than listed, call for quote.

MOUSER STOCK NO.	Freescale Part No.	Package Type	Core Type	Number of Cores	Core Operating Freq. (MHz)	Cache Size (bytes)	Bus Interface	I/O Operating Voltage Max. (V)	CPU Perform. (MIPS)	Price Each 1	25	100
841-MPC8306CVMABDCA	MPC8306CVMABDCA	MAP-369	e300	1	133	16	Local	3.3	-	19.97	17.76	11.11
841-MPC8306CVMACDCA	MPC8306CVMACDCA	MAP-369	e300	1	200	16	Local	3.3	-	20.46	18.21	11.38
841-MPC8306SCVMABDCA	MPC8306SCVMABDCA	MAP-369	e300	1	133	16	Local	3.3	-	19.66	17.49	10.94
841-MPC8306SCVMACDCA	MPC8306SCVMACDCA	MAP-369	e300	1	200	16	Local	3.3	-	20.16	17.93	11.21
841-MPC8306SVMABDCA	MPC8306SVMABDCA	MAP-369	e300	1	133	16	Local	3.3	-	18.69	16.64	10.40
841-MPC8306SVMACDCA	MPC8306SVMACDCA	MAP-369	e300	1	200	16	Local	3.3	-	19.17	17.07	10.67
841-MPC8306SVMADDCA	MPC8306SVMADDCA	MAP-369	e300	1	266	16	Local	3.3	-	19.66	17.49	10.94
841-MPC8306VMABDCA	MPC8306VMABDCA	MAP-369	e300	1	133	16	Local	3.3	-	19.00	16.91	10.57
841-MPC8306VMACDCA	MPC8306VMACDCA	MAP-369	e300	1	200	16	Local	3.3	-	19.48	17.33	10.84
841-MPC8306VMADDCA	MPC8306VMADDCA	MAP-369	e300	1	266	16	Local	3.3	-	19.97	17.76	11.11
841-MPC8308VMAGD	MPC8308VMAGD	MAPBGA 473	e300	1	400	16	Local, PCI	3.6	-	20.46	18.21	11.38
841-MPC8308VMADD	MPC8308VMADD	MAPBGA 473	e300	1	400	16	Local, PCI	3.6	-	19.48	17.33	10.84
841-MPC8308CVMADD	MPC8308CVMADD	MAPBGA 473	e300	1	400	16	Local, PCI	3.6	-	20.46	18.21	11.38
841-MPC8314CVRAGDA	MPC8314CVRAGDA	PBGA 620	e300	1	400	16	Local, PCI, PCI-Express	3.6	-	46.91	41.75	26.10
841-MPC8343EVRAGDB	MPC8343EVRAGDB	PBGA-620	e300	1	400	64	Local PCI	1.32	760	74.38	66.20	41.38
841-MPC8321CVRADDC	MPC8321CVRADDC	PBGA-PGE 516	e300	1	266	32	Local, PCI	1.8, 3.3	-	32.80	29.19	18.24
841-MPC8321CZQAFDC	MPC8321CZQAFDC	PBGA-PGE 516	e300	1	333	32	Local, PCI	1.8, 3.3	-	36.08	32.11	20.07
841-MPC8321EVRAFDC	MPC8321EVRAFDC	PBGA-PGE 516	e300	1	333	32	Local, PCI	1.8, 3.3	-	34.53	30.73	19.21
841-MPC8321VRAFDC	MPC8321VRAFDC	PBGA-PGE 516	e300	1	333	32	Local, PCI	1.8, 3.3	-	31.39	27.94	17.46

PowerQUICC III

For quantities greater than listed, call for quote.

MOUSER STOCK NO.	Freescale Part No.	Package Type	Core Type	Number of Cores	Operating Frequency Max. (MHz)	Cache Size (bytes)	L2 Cache (bytes)	Bus Interface	Ethernet	Price Each 1	25
841-MPC8544VTALF	MPC8544VTALF	FCPBGA 783	e500	1	667	32K	256K	Local, PCI	10/100/1000 BaseT	117.46	104.87
841-MPC8536AVTAVLA	MPC8536AVTAVLA	FCPBGA-783	e500	1	1500	32K	512K	PCI-Express	10/100/1000 Base T	159.12	-

© Copyright 2013 Mouser Electronics
© Copyright 2013 Mouser Electronics

FREESCALE Digital Signal Processors and Controllers

freescale

Products may be RoHS compliant. Check mouser.com for RoHS status.

QORIQ DIGITAL SIGNAL PROCESSORS & CONTROLLERS

For quantities greater than listed, call for quote.

MOUSER STOCK NO.	Freescale Part No.	Package	Core Type	Data Bus Width (bit)	Clock Freq. Max. (GHz)	Program Memory (KB)	Interface	Operating Voltage (V)	Price Each		
									1	25	100
841-P4040NSN1MMB	P4040NSN1MMB	FCPBGA-1295	e500mc	32	1.2	128	Ethernet, I2C, DUART, USB	1 to 3.3	298.16	276.47	271.05

MC56F800x DIGITAL SIGNAL CONTROLLERS

The entry-level MC56F8006/2 DSC provides the most cost-optimized solution for mathematically-intensive, power-sensitive real-time control applications. The MC56F8006/2 series uses the 56800E core, which is based on a dual Harvard-style architecture consisting of three execution units operating in parallel. This allows as many as six operations per instruction cycle. The MCU-style programming model and optimized instruction set allow straightforward generation of efficient, compact DSP and control code.

For quantities greater than listed, call for quote.

MOUSER STOCK NO.	Freescale Part No.	Package	Performance	Internal Flash (Kbytes)	Internal RAM (Kbytes)	Serial Interface Type	I/O Pins	Core Operating Voltage (V)	A/D Converter	Price Each		
										1	25	100
841-MC56F8002VWL	MC56F8002VWL	SOIC 28W	32MHz/32MMACS	12	2	LIN,I2C,SCI,SPI	9	1.8	36-ch./12-bit	3.42	3.04	1.90
841-MC56F8006VLC	MC56F8006VLC	LQFP 32	32MHz/32MMACS	16	2	LIN,I2C,SCI,SPI	13	1.8	36-ch./12-bit	3.65	3.25	2.03
841-MC56F8006VLF	MC56F8006VLF	LQFP 48	32MHz/32MMACS	16	2	LIN,I2C,SCI,SPI	26	1.8	36-ch./12-bit	3.88	3.46	2.16
841-MC56F8006VWL	MC56F8006VWL	SOIC 28W	32MHz/32MMACS	16	2	LIN,I2C,SCI,SPI	13	1.8	36-ch./12-bit	3.55	3.17	1.98

56F800 SERIES GENERAL PURPOSE 16-BIT FIXED POINT

For quantities greater than listed, call for quote.

MOUSER STOCK NO.	Freescale Part No.	Package	Performance	Program Flash / RAM	Off-chip Memory	Serial Interface Type	Core Operating Voltage (V)	A/D Converter	Price Each		
									1	25	100
841-DSP56F803BU80E	DSP56F803BU80E	LQFP 100	80MHz/40MIPS	64KB/1KB	Yes	SCI, SPI, CAN	3.3	8-ch./12-bit	18.93	16.84	10.53
841-DSP56F805FV80E	DSP56F805FV80E	LQFP 144	80MHz/40MIPS	64KB/1KB	Yes	SCI, SPI, CAN	3.3	8-ch./12-bit	21.00	18.69	11.68
841-DSP56F807PY80E	DSP56F807PY80E	LQFP 160	80MHz/40MIPS	120KB/4KB	Yes	SCI, SPI, CAN	3.3	16-ch./12-bit	24.96	22.21	13.89

MC56F82X DIGITAL SIGNAL CONTROLLERS

For quantities greater than listed, call for quote.

MOUSER STOCK NO.	Freescale Part No.	Package	Performance	Internal Flash (Kbytes)	Internal RAM (Kbytes)	Serial Interface Type	Programmable I/Os	Operating Supply Voltage (V)	A/D Converter	Price Each		
										1	25	100
841-MC56F8245VLD	MC56F8245VLD	LQFP-44	60MHz/60MIPs	48	6	I2C/SMBus	35	3.3	4-ch./12-bit	5.90	5.25	3.28
841-MC56F8246VLF	MC56F8246VLF	LQFP-48	60MHz/60MIPs	48	6	I2C/SMBus	39	3.3	5-ch./12-bit	6.00	5.34	3.34
841-MC56F8247VLH	MC56F8247VLH	LQFP-64	60MHz/60MIPs	48	8	I2C/SMBus	54	3.3	8-ch./12-bit	7.27	6.46	4.04
841-MC56F8255VLD	MC56F8255VLD	LQFP-44	60MHz/60MIPs	64	8	I2C/SMBus	35	3.3	4-ch./12-bit	6.73	5.99	3.75
841-MC56F8256VLF	MC56F8256VLF	LQFP-48	60MHz/60MIPs	64	8	I2C/SMBus	39	3.3	5-ch./12-bit	6.85	6.09	3.81
841-MC56F8257VLH	MC56F8257VLH	LQFP-64	60MHz/60MIPs	64	8	I2C/SMBus	54	3.3	8-ch./12-bit	7.63	6.79	4.25

56F8300 SERIES GENERAL PURPOSE 16-BIT FIXED POINT

For quantities greater than listed, call for quote.

MOUSER STOCK NO.	Freescale Part No.	Package	Performance	Program Flash / RAM	Off-chip Memory	Serial Interface Type	Core Operating Voltage (V)	A/D Converter	Price Each		
									1	25	100
841-MC56F8322MFAE	MC56F8322MFAE	LQFP 48	40MHz/40MIPS	32KB/32KB	No	SCI,SPI,CAN	3.0-3.6	6-ch./12-bit	13.54	12.05	7.53
841-MC56F8322VFAE	MC56F8322VFAE	LQFP 48	40MHz/40MIPS	32KB/32KB	No	SCI,SPI,CAN	3.0-3.6	6-ch./12-bit	13.10	11.02	10.13
841-MC56F8323MFBE	MC56F8323MFBE	LQFP 64	60MHz/60MIPS	32KB/32KB	No	SCI,SPI,CAN	3.0-3.6	8-ch./12-bit	13.94	12.41	7.76
841-MC56F8323VFBE	MC56F8323VFBE	LQFP 64	60MHz/60MIPS	32KB/32KB	No	SCI,SPI,CAN	3.0-3.6	8-ch./12-bit	11.96	10.65	6.66
841-MC56F8335VFGE	MC56F8335VFGE	LQFP 128	60MHz/60MIPS	64KB/8KB	No	SCI,SPI,CAN	- - -	16-ch./12-bit	16.91	15.04	9.41
841-MC56F8345MFGE	MC56F8345MFGE	LQFP 128	60MHz/60MIPS	128KB/8KB	No	SCI,SPI,CAN	3.0-3.6	16-ch./12-bit	22.52	20.04	12.53
841-MC56F8345VFGE	MC56F8345VFGE	LQFP 128	60MHz/60MIPS	128KB/8KB	No	SCI,SPI,CAN	3.0-3.6	16-ch./12-bit	18.91	16.82	10.52
841-MC56F8346MFVE	MC56F8346MFVE	LQFP 144	60MHz/60MIPS	128KB/8KB	Yes	SCI,SPI,CAN	3.0-3.6	16-ch./12-bit	22.81	20.30	12.69
841-MC56F8346VFVE	MC56F8346VFVE	LQFP 144	60MHz/60MIPS	128KB/8KB	Yes	SCI,SPI,CAN	3.0-3.6	16-ch./12-bit	19.04	16.95	10.59
841-MC56F8355MFGE	MC56F8355MFGE	LQFP 128	60MHz/60MIPS	256KB/16KB	No	SCI,SPI,CAN	3.0-3.6	16-ch./12-bit	29.08	25.88	16.18
841-MC56F8355VFGE	MC56F8355VFGE	LQFP 128	60MHz/60MIPS	256KB/16KB	No	SCI,SPI,CAN	3.0-3.6	16-ch./12-bit	25.01	22.26	13.91
841-MC56F8356MFVE	MC56F8356MFVE	LQFP 144	60MHz/60MIPS	256KB/16KB	No	SCI,SPI,CAN	3.0-3.6	16-ch./12-bit	29.45	26.20	16.38
841-MC56F8356VFVE	MC56F8356VFVE	LQFP 144	60MHz/60MIPS	256KB/16KB	No	SCI,SPI,CAN	3.0-3.6	16-ch./12-bit	25.18	22.41	14.01
841-MC56F8357MPYE	MC56F8357MPYE	LQFP 160	60MHz/60MIPS	256KB/20KB	Yes	SCI, SPI, CAN	3.0-3.6	16-ch./12-bit	31.57	28.09	17.56
841-MC56F8357VPYE	MC56F8357VPYE	LQFP 160	60MHz/60MIPS	256KB/16KB	No	SCI,SPI,CAN	3.0-3.6	16-ch./12-bit	27.08	24.10	15.07
841-MC56F8366VFVE	MC56F8366VFVE	LQFP 144	60MHz/60MIPS	512KB/32KB	Yes	SCI,SPI,CAN	3.0-3.6	16-ch./12-bit	35.50	31.60	19.75
841-MC56F8367VPYE	MC56F8367VPYE	LQFP 160	60MHz/60MIPS	512KB/32KB	Yes	SCI,SPI,CAN	3.0-3.6	16-ch./12-bit	37.09	33.00	20.63

56F8000 SERIES GENERAL PURPOSE 16-BIT FIXED POINT

For quantities greater than listed, call for quote.

MOUSER STOCK NO.	Freescale Part No.	Package	Performance	Program Flash / RAM	Off-chip Memory	Serial Interface Type	Core Operating Voltage (V)	A/D Converter	Price Each		
									1	25	100
841-MC56F8011VFAE	MC56F8011VFAE	LQFP 32	32MHz/32MIPS	12KB/2KB	No	SCI, SPI, I2C	3.0-3.6	6-ch./12-bit	6.06	5.39	3.37
841-MC56F8013VFAE	MC56F8013VFAE	LQFP 32	32MHz/32MIPS	16KB/4KB	No	SCI, SPI, I2C	3.0-3.6	6-ch./12-bit	6.54	5.82	3.64
841-MC56F8014VFAE	MC56F8014VFAE	LQFP 32	32MHz/32MIPS	16KB/4KB	No	SCI, SPI, I2C	3.0-3.6	8-ch./12-bit	6.54	5.82	3.64
841-MC56F8023VLC	MC56F8023VLC	LQFP 32	32MHz/32MIPS	32KB/4KB	No	SCI, SPI, I2C	3.0-3.6	6-ch./12-bit	6.85	6.09	3.81
841-MC56F8025VLD	MC56F8025VLD	LQFP 44	32MHz/32MIPS	32KB/4KB	No	SCI, SPI, I2C	3.0-3.6	8-ch./12-bit	7.03	6.26	3.92
841-MC56F8036VLF	MC56F8036VLF	LQFP 48	32MHz/32MIPS	64KB/8KB	No	SCI, SPI, I2C	3.0-3.6	10-ch./12-bit	7.98	7.10	4.44
841-MC56F8037VLH	MC56F8037VLH	LQFP 64	32MHz/32MIPS	64KB/8KB	No	SCI, SPI, I2C	3.0-3.6	16-ch./12-bit	8.54	7.60	4.75

56850 SERIES GENERAL PURPOSE 16-BIT FIXED POINT

For quantities greater than listed, call for quote.

MOUSER STOCK NO.	Freescale Part No.	Package	Performance	Program Flash / RAM	Off-chip Memory	Serial Interface Type	Core Operating Voltage (V)	A/D Converter	Price Each		
									1	25	100
841-DSP56853FGE	DSP56853FGE	LQFP 128	120MHz/120MIPS	12KB/4KB	Yes	SCI, SPI	1.8-3.3	No	13.58	12.08	7.55
841-DSP56857BUE	DSP56857BUE	LQFP 100	120MHz/120MIPS	40KB/24KB	No	ESSI, SCI, SPI	1.8-3.3	No	19.30	16.24	14.94
841-DSP56858FVE	DSP56858FVE	LQFP 144	120MHz/120MIPS	40KB/24KB	Yes	ESSI, SCI, SPI	1.8-3.3	No	17.97	15.99	9.99

SYMPHONY™ AUDIO DSP PRODUCTS

For quantities greater than listed, call for quote.

MOUSER STOCK NO.	Freescale Part No.	Package	Performance	Program Flash / RAM	Off-chip Memory	Serial Interface Type	Core Operating Voltage (V)	A/D Converter	Price Each		
									1	25	100
841-DSPB56362AG120	DSPB56362AG120	LQFP 144	120MHz/120MIPS	14000	Yes	SPI, I2C, ESAI, SHI	3.3	No	19.16	16.11	14.83
841-DSPB56371AF180	DSPB56371AF180	LQFP 80	181MHz/181MIPS	-	No	ESIA, SHI	3.3	No	23.50	19.76	18.18
841-DSPB56374AE	DSPB56374AE	LQFP 52	150MHz/150MIPS	54000	No	SIA, SHI	3.3	No	18.02	15.15	13.94
841-DSPB56725AF	DSPB56725AF	LQFP-80	250MHz/250MIPs	-	No	SAI, SHI	3.3	No	12.14	9.95	8.98

© Copyright 2013 Mouser Electronics

© Copyright 2013 Mouser Electronics

FREESCALE Development Tools

Products may be RoHS compliant. Check mouser.com for RoHS status.

For quantities greater than listed, call for quote.

MOUSER STOCK NO.	Mfr. Part No.	Description	Price Each
8-Bit MCU Design Tools			
841—DEMO9RS08KA2		9RS08KA2 Demonstration Board	53.50
841—DEMO9S08AW60E		MC9S08AW60 Demonstration Board	90.95
841—DEMO9S08DZ60		9S08DZ60 Demonstration Board	83.46
841—EVB9S08DZ60		9S08DZ60 Evaluation Board	304.95
841—DEMO9S08EL32		MC9S08EL and MC9S08SL Family Demo Board	73.83
841—DEMO9S08EL32AUTO		Demonstration board for the S08EL/SL device for Automotive applications	73.83
841—M68DEMO908GB60E		MC9S08GB60 Demonstration Board	52.43
841—DEMO908GZ60E		908GZ60 Demonstration Board	53.45
841—DEMOJM		Flexis™ JM Demonstration Board	105.93
841—DEMO9S08LL16		S08LL Demonstration Board	73.83
841—DEMO9S08LC60		MC9S08LC60 Demonstration Board	80.25
841—DEMO908QB8		HC908QB8 Demonstration Board	80.25
841—DEMO908QC16		908QC16 Demonstration Board	80.25
841—DEMO9S08QE8		S08QE8 Demonstration board	73.83
841—DEMO9S08QG8E		MC9S08QG8 Demonstration Board	53.50
841—DEMO9S08SH8		S08SH Family Demonstration board	63.13
841—DEMO9S08SH32		S08SH Family Demonstration board	73.83
841—EML08QCBLTYE		Emulator for QB,QC,QL, QT and QY Families	529.76
841—USBMULTILINK08E		USB MON08 Multilink	105.93
841—USBMULTILINKBDME		USB HCS08/HCS12 BDM Multilink - In-Circuit Debugger/Programmer	105.93
841—EVBUSB2SER		USB to Serial Bridge Evaluation Board	21.39
841—M68CYCLONEPROE		Universal Standalone In-Circuit Debugger/Programmer	533.72
841—DC9S08QB8		Development Tools DC for DEMO9S08QB8	10.70
841—DEMO9RS08KB12		Development Tools KB12 DEMO Board	63.13
841—DEMO9RS08LE4		Development Tools LE4 Family Demo Board	63.13
841—DEMO9S08FL16		Development Tools Demo Board for MC9S08SV16 or MC9S08FL16	52.43
841—DEMO9S08SF4		Development Tools Demo Board for S08SF4	52.43
841—DEMO9S08SG32		Development Tools S08SG32 Demo Board	73.83
841—DEMO9S08SV16		Development Tools Demo Board for S08SV16 Family	52.43
841—DEMO9S12PFAME		Development Tools S12P Demo Board	105.93
16-Bit MCU Design Tools			
841—EVB9S12XDP512E		9S12XDP512 Evaluation Board	422.65
841—DEMO9S12XDT512E		9S12XDP512 Demonstration Board	80.25
841—KIT912F634EVME		MM912F634 Development Board for HCS12 Series	120.47
841—DEMO9S12XEP100		Basic (Small) Evaluation Board for 9S	80.57
841—EVB9S12XEP100		Full-featured Evaluation Board for 9S	535.00
841—DEMO9S12NE64E		DEMO9S12NE64 Demonstration Board	80.25
841—DEMO9S12HY64		Development Tools Demo Board For 9S12HY64	105.93
Flexis 8-Bit / 32-Bit MCU Design Tools			
841—DEMOQE128		Flexis QE128 Demonstration Board	105.93
841—EVBQE128		Evaluation Board for QE128 - S08 and V1 Coldfire	347.75
841—DC9S08AC128		Dev Tools Daughter Card for Flexis DEMOAC	10.70
841—DC9S08AC16		Dev Tools Daughter Card for Flexis DEMOAC	10.70
841—DC9S08AC60		Dev Tools Daughter Card for Flexis DEMOAC	10.70
841—DEMO51AC256KIT		Development Tools for DEMOAC DC9S08A	105.93
32-Bit MCU Coldfire V2 Core Design Tools			
841—DEMOEM		MCF51EM Demonstration Board	105.93
841—M5211DEMO		MCF521x Evaluation Board with MCF5211 MCU	114.40
841—M52223EVB		MCF5222X Microprocessors Evaluation Kit	320.04
841—M52235EVB		MCF5223 Evaluation Board	319.93
841—M52233DEMO		MCF52233 Evaluation Board	105.93
32-Bit Digital Signal Controller Design Tools			
841—M53015EVB		Development Tools for MCF5301x Series	640.93
841—M53017KIT		Development Kit for MCF5301x Series	854.93
841—M53017MOD		Production module for MCF53017	251.45
841—DEMO56F8013-EE		MC56F8013 Demonstration Board	80.20
841—DEMO56F8014-EE		MC56F8014 Demonstration Board	101.61
841—MC56F8006DEMO		Demonstration Board for MC56F8006 Digital Signal Controller	52.43
841—MC56F8367EVME		MC56F8367 Evaluation Board	320.04
32-Bit Power Architecture MCU Design Tools			
841—CYCLONEMAX		Programmer/Debuggers for MPC5x, Coldfire, ARM	961.82
841—MPC555CMEE		MPC555 Evaluation Kit	695.50
841—MPC5534EVBE		Development Tools for MPC5534MZP80	802.50
841—MPC5553EVBE		Development Tools for MPC5553MZP132	802.50
841—MPC5566EVB		Development Tools for MPC5566MZP132	802.50
32-Bit Powerquicc™ Communication Processor Design Tools			
841—MPC8306-KIT		Development Tools for MPC8306	812.13
841—MPC8309-KIT		Development Tools For MPC8309	833.53
841—MPC8377E800RDBA		Development Tools for MPC8377E	854.93
841—MPC8536DS		Development Tools for MPC8536	3632.65
841—MPC8544COMEDEV		Development Tools for MPC8544COM	1603.93
841—MPC8544DS		Reference Platform for MPC8544E	3923.26
841—MPC8569E-MDS-PB		Development Board for MPC8569E	3204.65

© Copyright 2013 Mouser Electronics

For quantities greater than listed, call for quote.

MOUSER STOCK NO.	Mfr. Part No.	Description	Price Each
32-Bit Powerquicc™ Communication Processor Design Tools (Cont.)			
841—MPC8572DS		Development Board for MPC8572E	4274.65
841—MPC8308-RDB		MPC8308 Reference Board	319.93
i.MX Application Processor Development Tools			
841—MCIMX-LVDS1		i.MX53 Quick Start Board	533.93
841—MCIMX23LCD		i.MX23 LCD Daughter Card	212.93
841—MCIMX25LPDKJ		MCIMX25 PDK for Linux®	1064.65
841—IAR-KSK-IMX25		Development Tools Kitstart Dev Kit IMX25	625.95
841—MCIMX28EVK		Development Tool for MCIMX28	426.93
841—MCIMX28LCD		Development Tool for MCIMX28LCD	212.93
841—MCIMX35LPDKJ		I.MX35J for Linux®	1064.65
841—MCIMX35WPDKJ		I.MX35J for Windows® Embedded CE	1064.65
841—MCIMX51EVKJ		i.MX51 Evalutation Kit	747.93
841—MCIMX51EXP		i.MX51 Expansion Kit	214.00
841—MCIMX51LCD		i.MX51 WVGA LCD Daughter Card	267.50
841—MCIMX53SMD		i.MX53 SABRE Development Platform for Tablets	1068.93
Accelerometer Development Tools			
841—RDMMA865X		MMA8652FC, MMA8653FC daughter cards, sensor interface board, and LFSTBUSB Communications Board	105.93
841—LFSTBEB865X		MMA8652FC, MMA8653FC daughter cards, and sensor interface board	80.25
841—LFSTBBAT9		Development Tools Accelerometer Power Board - 9V Battery	37.45
841—LFSTBPROTO		Proto Board for Sensor Toolbox Application Boards	37.45
841—DEMOAPEXSENSOR		Development Tools for DEMOAPEXSENSOR	144.45
841—LFSTBEB7361		Development Tools for MMA7361	86.67
841—LFSTBEB845X		Development Tools For MMA845X	80.25
841—D3172MMA7455L		Development Tools for MMA7455L	63.13
841—D3965MMA7660FC		Development Tools for MMA7660FC	52.43
841—D3965USB		Development Tools for MMA7660FC	52.43
Magnometer Development Tools			
841—LFSTBEB3110		MAG3110 magnetometer Evaluation Board	80.25
841—RD4247MAG3110		MAG3110 Magnetometer Sensor Toolbox Board	105.93
Pressure Sensor Development Tools			
841—KIT3VSOPXBRD		Development Tools for Pressure Sensor 3V Supply	11.56
841—KIT5VSOPXBRD		Development Tools for Pressure Sensor 5V Supply	11.56
841—KITMPL115A1EVB		Development Tools for MPL115A1	52.43
Starcore DSP Development Tools			
841—MSC8156EVM		Evaluation Board for MSC815x or MSC825x	529.65
QorIQ Processors			
841—P1010-RDB		Reference Board for P1010	533.93
841—P1021-MDS-PB		Modular Development System for P1021/P2012	3210.00
841—P1020RDB-PC		P1020 Reference Design Board	533.93
841—P1022COME-DS-PB		P1022 dual core Power Architecture, COM Express Module Development Board	1603.93
841—P1024RDB-PA		P1024 Reference Design Board	533.93
841—P3041DS-PA		P3041 Development System	4274.65
841—P4080PCIE		P4080 PCI Express Development System	1064.65
841—PSC9131RDB		Qonverge Reference Design Board	963.00
841—U-MULTILINK		Universal Multilink In-Circuit Debugger/Programmer	127.33
Power Management Design Tools			
841—KIT33810EKEVME		Development Tools for MC33810, 68HC908JW32	151.28
841—KIT33879AEKEVBE		Development Tools for MC33879	84.34
841—KIT33912G5DGEVME		Development Tools for MC33912	174.02
841—KIT33926PNBEVBE		Development Tools for MC33926	93.70
841—KIT33932VWEVBE		Development Tools for MC33932	89.97
841—KIT33937AEKEVBE		Development Tools for MC33937	234.27
841—KIT33972AEWEVBE		Development Tools for MC33972A	53.54
841—KIT33975AEWEVBE		Development Tools for MC33975	40.16
841—KIT33984PNAEVB		Development Tools for MC33984	119.91
841—KIT34670EGEVBE		Development Tools for MC34670	129.19
841—KIT34671EPEVBE		Development Tools for MC34671	114.18
841—KIT34676EPEVBE		Development Tools for MC34676	71.19
841—KIT10XS3412EVBE		Development Tools for Quad Hi Side Switch 10XS3412	140.56
841—KIT10XS3435EVBE		Development Tools for Quad Hi Side Switch 10XS3435	140.56
841—KIT15XS3400EVBE		Development Tools for Quad Hi Side Switch 15XS3400	140.56
841—KIT33730EKEVBE		Development Tools for Switch Mode Power Supply MC33730	100.40
841—KIT34825EPEVME		Development Tools for MC34825	141.04
841—KIT34845EPEVME		Development Tools for MC34845	145.70
Amplifier ICs Development Tools			
841—MBC137201900EVK		Development Tools for MBC13720 LNA w/ Bypass Switch	66.96
841—MBC13720900EVK		Development Tools for MBC13720 LNA w/ Bypass Switch	66.96
841—MBC13720900HEVK		Development Tools for MBC13720 LNA w/ Bypass Switch	66.96
841—MBC139161900EVK		Development Tools for MBC13916 LNA Cascode Amplifier	66.96
841—MBC13916350EVK		Development Tools for MBC13916 LNA Cascode Amplifier	66.96
841—MBC13916900EVK		Development Tools for MBC13916 LNA Cascode Amplifier	66.96
841—MC138533BEVK		Development Tools for MC13853 LNA w/ Bypass Switch	85.60

© Copyright 2013 Mouser Electronics

FREESCALE Tower System Development Tools

RoHS Compliant **This product is RoHS compliant.**

FREESCALE TOWER SYSTEM MCU MODULES

Freescale's Tower System is a modular development platform designed to save you months of development time now and in the future through rapid prototyping and tool re-use. The Tower System consists of interchangeable and reusable modules along with open source design files make it easy to customize your design and reduce low level design giving you more time to focus on differentiated solutions.

MOUSER STOCK NO.	Freescale Part No.	Fig.	Description	Price Each
841-TWR-MCF51CN-KIT	TWR-MCF51CN-KIT	A	Development Kit for MCF51CN128 MCUs	105.93
841-TWR-MCF51CN	TWR-MCF51CN	-	MCF51CN128 MCU Module	41.73
841-TWR-MCF51JE-KIT	TWR-MCF51JE-KIT	-	Development Kit for MCF51JE MCUs	127.33
841-TWR-MCF51JE	TWR-MCF51JE	B	MCF51JE MCU Module	73.83
841-TWR-MCF51JF	TWR-MCF51JF	C	MCF51JF128 MCU Module	84.53
841-TWR-MCF51JF-KIT	TWR-MCF51JF-KIT	-	Development Kit for MCF51JF128 MCUs	127.33
841-TWR-MCF51QM	TWR-MCF51QM	D	MCF51QM128 MCU Module	73.83
841-TWR-MCF51QM-KIT	TWR-MCF51QM-KIT	-	Development Kit for MCF51QM128 MCUs	116.63
841-TWR-MPC5125-KIT	TWR-MPC5125-KIT	-	Development Kit for MCF5125X MCU	180.83
841-TWR-MPC5125	TWR-MPC5125	E	MCF5125X MCU Module	127.33
841-TWR-MCF5225X-KIT	TWR-MCF5225X-KIT	-	Development Kit for MCF5225X MCUs	127.33
841-TWR-MCF5225X	TWR-MCF5225X	F	MCF5225X MCU Module	52.43
841-TWR-K20D50M	TWR-K20D50M	-	ML20DX128VLH5 MCU Module	105.93
841-TWR-MECH	TWR-MECH	G	MCF52259 MCU Mechatronics Module	105.93
841-FSLBOT	FSLBOT	H	MCF52259 MCU Mechatronics Robot Development Kit	212.93
841-TWR-MCF51AG-KIT	TWR-MCF51AG-KIT	-	Development Kit for MCF51AG MCUs	127.33
841-TWR-MCF51AG	TWR-MCF51AG	-	MCF51AG MCU Module	84.53
841-TWR-MCF51MM-KIT	TWR-MCF51MM-KIT	-	Development Kit for MCF51MM	159.43
841-TWR-MCF51MM	TWR-MCF51MM	-	MCF51MM MCU Tower Module	63.13
841-TWR-MCF5441X-KIT	TWR-MCF5441X-KIT	-	Development Kit for MCF5441X	277.13
841-TWR-MCF5441X	TWR-MCF5441X	-	MCF5441X MCU Module	148.73
841-TWR-56F8257	TWR-56F8257	-	56F8257 MCU Module	84.53
841-TWR-P1025	TWR-P1025	-	QorIQ P1025 MPU Module	212.93
841-TWR-PXD10	TWR-PXD10	-	PXD10 Tower Module - MPXD1010VLQ64 MCU	160.63
841-TWR-PXD20	TWR-PXD20	-	PXD20 Tower Module - MPXD2020VLU125 MCU	195.30
841-TWR-PXN20	TWR-PXN20	-	PXN20 Tower Module - MPXN2020VMG116 MCU	234.33
841-TWR-PXR40	TWR-PXR40	-	PXR40 Tower Module - MPXR4040VVU264 MCU	218.41
841-TWR-PXS3020	TWR-PXS3020	-	PXS30 Tower Module - MPXS3020VMS180 MCU	195.30
841-TWR-S08LL64-KIT	TWR-S08LL64-KIT	I	Development Kit for S08LL64	105.93
841-TWR-S08LL64	TWR-S08LL64	-	S08LL64 MCU Module	73.83
841-TWR-S08MM128-KIT	TWR-S08MM128-KIT	-	Development Kit for 9S08MM128	159.43
841-TWR-S08MM128	TWR-S08MM128	-	9S08MM128 USB CAN	63.13
841-TWR-S08JE128-KIT	TWR-S08JE128-KIT	-	Development Kit for S08JE128 MCUs	127.33
841-TWR-S08JE128	TWR-S08JE128	J	S08JE128 MCU Module	73.83
841-TWR-S08PT60	TWR-S08PT60	-	Rugged 5V MC9S08PT60 8-Bit MCU Module	105.93
841-TWR-S08PT60-KIT	TWR-S08PT60-KIT	-	Development Kit for MC9S08PT60 MCUs	148.73
841-TWR-S12G128	TWR-S12G128	-	MC9S12G128 16-Bit MCU Module	84.53
841-TWR-S12G128-KIT	TWR-S12G128-KIT	-	Development Kit for MC9S12G128 16-Bit MCUs	105.93
841-TWR-S12GN32	TWR-S12GN32	-	MC9S12GN32 16-Bit MCU Module	84.53
841-TWR-S12GN32-KIT	TWR-S12GN32-KIT	-	Development Kit for MC9S12GN32 16-Bit MCU	105.93

Peripheral Modules

MOUSER STOCK NO.	Freescale Part No.	PRODUCT NEW	Description	Price Each
877-TWR-FRAM	TWR-FRAM		Ramtron FRAM daughter card, 1-MB SPI FRAM, 256KB I2C FRAM, 4-MB Parallel FRAM	105.66
841-TWR-AUDIO-SGTL	TWR-AUDIO-SGTL		Tower System Audio Interface	52.43
841-TWRPI-MMA6900	TWRPI-MMA6900		2-Axis High Accuracy Low g Intertial Sensor	21.40
841-TWRPI-MMA845XQ	TWRPI-MMA845XQ		Xtrinsic Accelerometer Plug-In Module	26.75
841-TWR-RF-SNAP	TWR-RF-SNAP		Wireless Mesh Networking Module - Synapse Wireless SM700 RF Engine	159.43
841-TWR-WIFI-RS2101	TWR-WIFI-RS2101		Tower System 802.11n Wi-Fi Module	73.83
841-TWR-WIFI-G1011MI	TWR-WIFI-G1011MI		Tower System 802.11n WiFi Module - Feat. GS1011MIP WiFi Module	73.83
841-TWR-MC-LV3PH	TWR-MC-LV3PH		Low-Voltage 3-Phase Motor Control Module	170.13
841-TWRPI-TOUCH-PAK	TWRPI-TOUCH-PAK		TWRPI Touch Sensor Development Pack	68.18
841-TWRPI-TOUCH-STR	TWRPI-TOUCH-STR		Capacitive Touch Tower Plug-In Starter Kit	84.53
841-TWR-SER	TWR-SER		Tower System Serial I/O Module	52.43
841-TWR-ELEV	TWR-ELEV		Tower System Elevator Module	31.03
841-TWR-PROTO	TWR-PROTO		Tower System Prototype Board	16.04

S08 and RS08 Universal Tower Module Systems

841-TWR-S08UNIV	TWR-S08UNIV	S08 and RS08 Daughter cards Module	37.45
841-TWR-S08UNIV-DEMO	TWR-S08UNIV-DEMO	TWR-S08UNIV main module along with all six initial daughter cards	105.93
841-TWR-RS08DC-KA8	TWR-RS08DC-KA8	RS08-KA8 Daughter Card	14.98
841-TWR-S08DC-AC60	TWR-S08DC-AC60	S08-AC60 Daughter Card	14.98
841-TWR-S08DC-QD4	TWR-S08DC-QD4	S08-QD4 Daughter Card	14.98
841-TWR-S08DC-QE64	TWR-S08DC-QE64	S08-QE64 Daughter Card	14.98
841-TWR-S08DC-QG8	TWR-S08DC-QG8	S08-QG8 Daughter Card	14.98
841-TWR-S08DC-SH8	TWR-S08DC-SH8	S08-SH8 Daughter Card	14.98

KINETIS TOWER SYSTEMS - MODULAR DEVELOPMENT PLATFORM

The Kinetis MCU portfolio consists of multiple pin-, peripheral-and software-compatible MCU families based on the ARM Cortex -M4 core.

Kinetis K20 Module

MOUSER STOCK NO.	Freescale Part No.	Fig.	Description	Price Each
841-TWR-K20D72M	TWR-K20D72M	K	K20 Tower Module	137.52

Kinetis K40 Development Kit and Module

841-TWR-K40X256	TWR-K40X256	L	K40 Tower Module	73.83
841-TWR-K40X256-KIT	TWR-K40X256-KIT	M	Development Kit for K40X256	148.73

Kinetis K50 Development Kit and Module

841-TWR-K53N512	TWR-K53N512	N	K53 Tower Module	116.63
841-TWR-K53N512-KIT	TWR-K53N512-KIT	-	K53 Tower Development Kit	191.53

Kinetis K60 Development Kit and Module

841-TWR-K60N512-IAR	TWR-K60N512-IAR	O	IAR Kick Start Kit for K60MCU	255.73

Kinetis Kwikstik Development Tool

841-KWIKSTIK-K40	KWIKSTIK-K40	P	Kinetis Development Tool with 306 seg LCD Display	37.45



© Copyright 2013 Mouser Electronics

© Copyright 2013 Mouser Electronics

FTDI USB Host Controllers & Interface Adapters

RoHS Compliant **This product is RoHS compliant.**

FTDI FT311D USB ANDROID HOST

The FT311D provides a bridge between peripheral hardware and an Android platform with a USB device port. The FT311D will enumerate the Android platform and provide an interface to either, GPIO, UART, PWM, I2C Master, SPI Slave or SPI Master.

Features:

- Entire USB protocol handled on the chip. No USB specific firmware programming required.
- Interface options selectable via 3 mode select pins
- 7 GPIO lines interface option
- Basic UART interface with RXD, TXD, RTS, CTS pins option
- 4 PWM channels option
- I2C master interface option
- PI Slave/Master interface option supporting modes 0, 1, 2 and 3 with MSB/LSB options
- Suitable for use on any Android platform supporting Android Open Accessory Mode

NEW PRODUCT

For quantities greater than listed, call for quote.

MOUSER STOCK NO.	FTDI Part No.	Description	Price Each 1	25	100
895-FT311D-32L1C-R	FT311D-32L1C-R	USB 2.0 Android Host Controller IC, 32 Pin LQFP	4.37	3.78	3.58
895-FT311D-32Q1C-T	FT311D-32Q1C-T	USB 2.0 Android Host Controller IC, 32 Pin QFP	4.37	3.78	3.58
Development Modules and Boards					
895-UMFT311EV	UMFT311EV	FT311D USB Android Host Development Module	34.19	31.65	30.86
895-UMFT311GP	UMFT311GP	FT311 GPIO Shield Board	26.48	24.50	23.88

FTDI VINCULUM AND VINCULUM-II USB HOST CONTROLLER DEVICES

FTDI VNC2 USB Host Controller IC

Vinculum-II (VNC2) is the second generation of FTDI's Vinculum family of dual USB Host Controllers. VNC2 expands on the abilities of the VNC1L devices with more memory and a faster processor. The VNC2 features a powerful 16/32-bit width (instruction/data) MCU core, with embedded 256KB Flash and 16KB RAM memory. The device supports a range of flexible interfaces including UART, SPI, FIFO and PWM. The complete USB protocol data processing is handled entirely by hardware resources within the device freeing up processing resources for user developed applications.

For quantities greater than listed, call for quote.

MOUSER STOCK NO.	FTDI Part No.	USB Ports	UART Ports	SPI Slave	Package	SPI Master Ports	Debtug Ports	Price Each 1	25	100	500
Vinculum-II IC's - Programmable USB 2.0 Host											
895-VNC2-32L1B-REEL	VNC2-32L1B-REEL	2	1	2	32 Pin LQFP	1	1	4.28	3.72	3.54	3.30
895-VNC2-32Q1B-REEL	VNC2-32Q1B-REEL	2	1	2	32 Pin QFN	1	1	4.28	3.72	3.54	3.30
895-VNC2-48L1B-REEL	VNC2-48L1B-REEL	2	1	2	48 Pin LQFP	1	1	4.70	4.09	3.89	3.62
895-VNC2-48Q1B-REEL	VNC2-48Q1B-REEL	2	1	2	48 Pin QFN	1	1	4.70	4.09	3.89	3.08
895-VNC2-64L1B-REEL	VNC2-64L1B-REEL	2	1	2	64 Pin LQFP	1	1	5.29	4.59	4.38	4.07
895-VNC2-64Q1B-REEL	VNC2-64Q1B-REEL	2	1	2	64 Pin QFN	1	1	5.29	4.59	4.38	4.07
Vinculum IC - Embedded USB Host Controller								1	10	50	100
895-VNC1L-1A	VNC1L-1A	2	1	1	48 Pin LQFP	0	0	11.66	11.13	10.17	8.13

FTDI VINCULUM AND VINCULUM-II DEVELOPMENT TOOLS

FTDI V2-EVAL Evaluation and Development Kit for VNC2

The V2-EVAL is a hardware platform designed to support easy evaluation of FTDI's Vinculum-II (VNC2) series of embedded USB host controller devices. TheVNC2 is accessed via an onboard daughterboard module enabling support for 32, 48 and 64-pin QFN package types. Daughterboard modules are sold separately.

A



B



Vinculum-II

For quantities greater than listed, call for quote.

MOUSER STOCK NO.	FTDI Part No.	Fig.	Description	Price Each 1	10	50	100
VNC2 Evaluation Kit							
895-V2-EVAL-US	V2-EVAL-US	A	Vinculum-II USB Host/Device Controller Eval Board, US Power Supply	84.53	77.04	-	-
895-V2-EVAL-EU	V2-EVAL-EU	A	Vinculum-II USB Host/Device Controller Eval Board, EU Power Supply	84.53	77.04	-	-
895-V2-EVAL-UK	V2-EVAL-UK	A	Vinculum-II USB Host/Device Controller Eval Board, UK Power Supply	84.53	77.04	-	-
895-V2-EVAL-JP	V2-EVAL-JP	A	Vinculum-II USB Host/Device Controller Eval Board, JP Power Supply	84.53	77.04	-	-
Daughterboard Module							
895-V2-EVAL-EXT32	V2-EVAL-EXT32	B	32-pin Daughterboard	13.33	12.12	11.02	10.70
895-V2-EVAL-EXT48	V2-EVAL-EXT48	B	48-pin Daughterboard	14.67	13.33	12.12	11.77
895-V2-EVAL-EXT64	V2-EVAL-EXT64	B	64-pin Daughterboard	16.01	14.55	13.23	12.84

Vinculum

Development Board							
895-V-EVAL-1	V-EVAL-1	A	Vinculum Development Board	74.85	-	-	-

FTDI VINCULUM AND VINCULUM II MODULES

A



B



C



D



E



Vinculum-II Modules and Accessories							
895-V2DIP1-32	V2DIP1-32	A	Vinculum-II VNC2-32 Dev Module, 1 USB Port, Req VNC2 Debug Module	20.00	18.19	16.53	16.05
895-V2DIP1-48	V2DIP1-48	A	Vinculum-II VNC2-48 Dev Module, 1 USB Port, Req VNC2 Debug Module	23.01	20.91	19.01	18.46
895-V2DIP1-64	V2DIP1-64	A	Vinculum-II VNC2-64 Dev Module, 1 USB Port, Req VNC2 Debug Module	26.00	23.64	21.50	20.87
895-V2DIP2-32	V2DIP2-32	B	Vinculum-II VNC2-32 Dev Module, 2 USB Port, Req VNC2 Debug Module	24.00	21.82	19.84	19.26
895-V2DIP2-48	V2DIP2-48	B	Vinculum-II VNC2-48 Dev Module, 2 USB Port, Req VNC2 Debug Module	27.01	24.55	22.32	21.67
895-V2DIP2-64	V2DIP2-64	B	Vinculum-II VNC2-64 Dev Module, 2 USB Port, Req VNC2 Debug Module	30.00	27.27	24.80	24.08
895-VNC2DEBUGMODULE	VNC2 DEBUG MODULE	C	Vinculum-II VNC2 Debug/Programmer Module	18.01	16.37	14.88	14.45
Vinculum Modules and Accessories							
895-VDIP1	VDIP1	A	Vinculum USB Host Controller Module	26.22	23.59	21.72	19.80
895-VDIP2	VDIP2	B	Vinculum 2 Port USB Host Controller Module	31.57	28.94	27.07	25.15
895-VDRIVE2	VDRIVE2	D	Vinculum USB Flash Driver Interface Module	26.22	23.59	21.72	19.80
895-VMUSIC2	VMUSIC2	E	Vinculum USB Flash Drive Audio Interface Module with Playback	40.13	36.11	33.22	30.23
895-VPROG-1	VPROG-1	-	Vinculum Programmer for VNC1L/VDIP, Req Adapter	58.85	-	-	-
895-VPROG-1-S-ZIF40	VPROG-1-S-Zif40	-	VPROG-1 Adapter for VDIP Modules	53.50	-	-	-
895-VPROG-1-S-LQFP48	VPROG-1-S-LQFP48	-	VPROG-1 Adapter for VNC1L	149.80	-	-	-

FTDI VINCO DEVELOPMENT BOARD AND PROTOTYPING SHIELDS

NEW PRODUCT

A



B



C



D



895-VNCLO-MB1A	VNCLO-MB1A	A	Vinco VNC2 Development Board Based on Arduino, Req VNC2 DEBUG MODULE	32.05	28.89	27.82	27.40
895-VNCLO-START1	VNCLO-START1	-	Vinco VNC2 Development Board Based on Arduino, Incl VNC2 DEBUG MODULE	47.55	43.00	-	-
895-VNCLO-SHLD-1A	VNCLO-SHLD-1A	B	Vinco Shield Prototyping Daughterboard for the Vinco	10.43	9.42	-	-
895-VINCO-TOUCH	VINCO-TOUCH	C	Vinco Development Shield for Touch Pad Operation	36.11	33.44	32.64	31.83
895-VSHLD-EMR	VSHLD-EMR	D	Vinco Development Shield for Accessing an Ethernet Port, Audio and RTC	63.67	58.85	57.51	56.18
895-VNCLO-PSU-UK	VNCLO-PSU-UK	-	Vinco +9V/1A UK Power Supply	10.65	9.63	9.20	8.77
895-VNCLO-PSU-USA	VNCLO-PSU-USA	-	Vinco +9V/1A USA Power Supply	10.65	9.63	9.20	8.77
895-VNCLO-PSU-EU	VNCLO-PSU-EU	-	Vinco +9V/1A EU Power Supply	10.65	9.63	9.20	8.77

© Copyright 2013 Mouser Electronics
© Copyright 2013 Mouser Electronics

KEIL Development Tools

KEIL™ An ARM® Company

RoHS Compliant **This product is RoHS compliant.**

Keil Software makes C compilers, macro assemblers, real-time kernels, debuggers, simulators, integrated environments, and evaluation boards for the 8051, 251, ARM, and XC16x/C16x/ST10 microcontroller families.


MDK-PRO


MCB2388U


MBED-005.1



ULINK2

ARM® MCU DEVELOPMENT TOOLS FOR ARM-POWERED DEVICES

- Supports Cortex-M0, Cortex-M1, Cortex-M3, Cortex-M4, ARM7, and ARM9 devices
- µVision IDE, debugger and simulation environment
- ARM industry-leading C/C++ compiler from ARM
- MicroLib highly optimized run-time library
- Real-Time Trace for Cortex-M3 processor based devices
- Keil RTX – deterministic Real-Time Operating System

MOUSER STOCK NO.	Keil Software Part No.	Description	Price Each
830-MDK-ARM	MDK-ARM	RealView Microcontroler Development Kit - Includes C/C++ Compiler, Assembler, µVision, RTT	4916.65
830-MDK-ARM-B	MDK-ARM-B	RealView Microcontroler Development Kit - Includes C/C++ Compiler, Assembler, µVision, RTT (256K Code Limit)	2883.65
830-MDK-FREESCALE	MDK-FREESCALE	Software development environment for Freescale Kinetis devices	743.65
830-MDK-PRO-T	MDK-PRO-T	ARM Software development environment - Professional	4060.65
830-MDK-PRO	MDK-PRO	ARM Software development environment - includes the ARM C++ compiler, µVision IDE/Debugger, middlewear libraries, & Keil RTX realtime OS	9945.65

ARM® MCU DEVELOPMENT TOOLS

- Wide range of evaluation boards for ARM, Cortex-M3, Cortex-M0, Cortex-R4, 8051, and C166
- Hardware support for Ethernet, CAN, USB, USB Host/OTG, SD Card, serial interfaces, and QVGA LCDs
- Example projects save you time and help you begin using the boards peripherals straight away
- Available as starter kits which include a ULINK-ME debug adapter
- All boards and starter kits include evaluation software, cables. documentation, and example programs
- Choose from the list of boards or use the architecture comparisons to select a suitable board

NXP Devices			
830-MCB1114	MCB1114	LPC1114FBD48/302 Single Board Computer with JTAG and SWD - Includes Evaluation Keil ARM Tools	160.50
830-MCB1114U	MCB1114U	LPC1114FBD48/302 Single Board Computer with JTAG and SWD - Includes Evaluation Keil ARM Tools and ULINK2	374.50
830-MCB1114UME	MCB1114UME	LPC1114FBD48/302 Single Board Computer with JTAG and SWD - Includes Evaluation Keil ARM Tools and ULINK-ME	224.70
830-MCB11C14	MCB11C14	LPC11C14FB48/301 Single Board Computer with JTAG, SWD, and CAN - Includes Evaluation Keil ARM Tools	160.50
830-MCB11C14U	MCB11C14U	LPC11C14FB48/301 Single Board Computer with JTAG, SWD, and CAN - Includes Evaluation Keil ARM Tools and ULINK2	374.50
830-MCB11C14UME	MCB11C14UME	LPC11C14FB48/301 Single Board Computer with JTAG, SWD, and CAN - Includes Evaluation Keil ARM Tools and ULINK-ME	224.70
830-MCB11U10	MCB11U10	LPC11U14/201 Single Board Computer with JTAG and SWD - Includes Evaluation Keil ARM Tools	160.50
830-MCB11U10U	MCB11U10U	LPC11U14/201 Single Board Computer with JTAG and SWD - Includes Evaluation Keil ARM Tools and ULINK2	374.50
830-MCB11U10UME	MCB11U10UME	LPC11U14/201 Single Board Computer with JTAG and SWD - Includes Evaluation Keil ARM Tools and ULINK-ME	224.70
830-MCB1200	MCB1200	LPC1227FBD64/301 Single Board Computer with JTAG and SWD - Includes Evaluation Keil ARM Tools	160.50
830-MCB1200U	MCB1200U	LPC1227FBD64/301 Single Board Computer with JTAG and SWD - Includes Evaluation Keil ARM Tools and ULINK2	374.50
830-MCB1200UME	MCB1200UME	LPC1227FBD64/301 Single Board Computer with JTAG and SWD - Includes Evaluation Keil ARM Tools and ULINK-ME	224.70
830-MCB1343	MCB1343	LPC1343FBD48 Single Board Computer with SPI and USB - Includes Evaluation Keil ARM Tools	160.50
830-MCB1343U	MCB1343U	LPC1343FBD48 Single Board Computer with SPI and USB - Includes Evaluation Keil ARM Tools and ULINK2	374.50
830-MCB1343UME	MCB1343UME	LPC1343FBD48 Single Board Computer with SPI and USB - Includes Evaluation Keil ARM Tools and ULINK-ME	224.70
830-MCB1750	MCB1750	LPC175x Single-Board Computer with USB, CAN and JTAG - Includes Evaluation Keil ARM Tools	342.40
830-MCB1750U	MCB1750U	LPC175x Single-Board Computer with USB, CAN and JTAG - Includes Evaluation Keil ARM Tools and ULINK2	556.40
830-MCB1850	MCB1850	LPC1850 ARM Cortex-M3 Single Board Computer with CAN - Includes Evaluation Keil ARM Tools	353.10
830-MCB1850U	MCB1850U	LPC1850 ARM Cortex-M3 Single Board Computer with CAN - Includes Evaluation Keil ARM Tools with ULINK2	567.10
830-MCB1850UME	MCB1850UME	LPC1850 ARM Cortex-M3 Single Board Computer with CAN - Includes Evaluation Keil ARM Tools with ULINKME	417.30
830-MCB2100	MCB2100	LPC211x/212x Single-Board Computer with CAN and JTAG - Includes Evaluation Keil ARM Tools	159.43
830-MCB2100U	MCB2100U	LPC211x/212x Single-Board Computer with CAN and JTAG - Includes Evaluation Keil ARM Tools and ULINK2	373.43
830-MCB2140	MCB2140	LCP214x Single-Board Computer with JTAG - Includes Evaluation Keil ARM Tools	191.53
830-MCB2388U	MCB2388U	Eval Board for NXP LPC2388+ULINK2	459.03
830-MCB2388UME	MCB2388UME	LPC2388x Single-Board Computer with USB, CAN and JTAG - Includes Evaluation Keil ARM Tools and ULINK-ME	309.23
830-MCB2460U	MCB2460U	LPC246x Single-Board Computer with USB, CAN and JTAG - Includes Evaluation Keil ARM Tools and ULINK2	609.90
830-MCB2470	MCB2470	LPC247x Single-Board Computer with USB, CAN and JTAG - Includes Evaluation Keil ARM Tools	395.90
830-MCB2470U	MCB2470U	LPC247x Single-Board Computer with USB, CAN and JTAG - Includes Evaluation Keil ARM Tools and ULINK2	609.90
830-MCB2929	MCB2929	LPC2929x Single-Board Computer with USB, CAN and JTAG - Includes Evaluation Keil ARM Tools	330.63
830-MCB2929U	MCB2929U	LPC2929x Single-Board Computer with USB, CAN and JTAG - Includes Evaluation Keil ARM Tools and ULINK2	544.63
830-MBED-005.1	MBED-005.1	Rapid Prototyping Board for NXP LPC1768 - Ethernet, USB, I2C, CAN and UART	63.13
STMicroelectronics Devices			
830-MCBSTM32F200	MCBSTM32F200	STM32F207IG ARM Cortex-M4 Single Board Computer with I2C, USB, CAN, and UART - Includes Evaluaton Keil ARM Tools	390.55
830-MCBSTM32F200U	MCBSTM32F200U	STM32F207IG ARM Cortex-M4 Single Board Computer with I2C, USB, CAN, & UART - Includes Evaluaton Keil ARM Tools with ULINK2	604.55
830-MCBSTM32F200UME	MCBSTM32F200UME	STM32F207IG ARM Cortex-M4 Single Board Computer with I2C, USB, CAN, & UART - Includes Evaluaton Keil ARM Tools with ULINKME	454.75
830-MCBSTM32F400	MCBSTM32F400	STM32F407IG ARM Cortex-M4 Single Board Computer with I2C, USB, CAN, and UART - Includes Evaluation Keil ARM Tools	390.55
830-MCBSTM32F400U	MCBSTM32F400U	STM32F407IG ARM Cortex-M4 Single Board Computer with I2C, USB, CAN, and UART - Includes Evaluation Keil ARM Tools with ULINK2	604.55
830-MCBSTM32F400UME	MCBSTM32F400UME	STM32F407IG ARM Cortex-M4 Single Board Computer with I2C, USB, CAN, & UART - Includes Evaluation Keil ARM Tools with ULINKME	454.75

TOWER SYSTEM STARTER KITS

MOUSER STOCK NO.	Keil Software Part No.	Description	Price Each
830-MCBTWRK60-DEV	MCBTWRK60-DEV	Freescale Kinetis K60 Tower System, ULINK-ME, and MDK-Freescale	1011.15
830-MCBTWRK60UME	MCBTWRK60UME	Freescale Kinetis K60 Tower System, ULINK-ME, and MDK-Lite	255.73

8051 MCU DEVELOPMENT TOOLS FOR CLASSIC AND EXTENDED 8051 DEVICES

- Numerous example programs are included to help you get started with the most popular embedded 8051 devices
- When starting a new project, simply select the microcontroller you use from the Device Database and the µVision IDE sets all compiler, assembler, linker, and memory options for you

830-PK51	PK51	C51 V8 Professional Developer's Suite - Includes A51 + CA51, Assembler, Utilities, Target Debuggers and µVision IDE	3525.65
830-CA51	CA51	C51 V8 Compiler - Includes C Compiler and uVision	2027.65
830-MCB900	MCB900	Flexible Prototype Board for Phillips P89LPC93x - Includes µVision LPC Studio and 4K - Limited Tools	64.20

ULINK/PC-LINT DEBUGGERS AND SYNTAX CHECKER

- Download programs to your target hardware
- Examine memory and registers
- Single-step through programs and insert multiple breakpoints
- Run programs in real-time
- Program Flash Memory
- Connect using JTAG or Serial Wire modes
- On-the-fly debug of ARM Cortex-M based devices
- Examine Trace information from ARM Cortex-M3 and Cortex-M4 devices

830-ULINK2	ULINK2	USB-JTAG Adapter - On-chip Debugging (using on-chip JTAG, SWD, or SWV) + Flash Memory Programming	422.65
830-ULINKPRO	ULINKPRO	USB-JTAG Trace Adapter - Instruction Trace, Serial Wire Debug and JTAG Support	1492.65
830-CIA00-KT-00000	CIA00-KT-00000	ULink Pro Isolation Adapter Kit	267.50
830-ULINKPRO-5V-ADPT	ULINKPRO-5V-ADPT	ULink Pro 5V adapter kit	64.20
830-ULC-2010B	ULC-2010B	20 to 10-pin Flatwire Non-Polarised Adapter For U-LINK	8.56

© Copyright 2013 Mouser Electronics
© Copyright 2013 Mouser Electronics

Development Tools and Kits

RoHS Compliant **This product is RoHS compliant.**

code_red RED PROBE+

Red Probe+ is a USB High Speed debug probe specially designed for use with ARM-based Microcontrollers. Red Probe+ is the new, improved and faster direct replacement for Red Probe, with complete integration with Red Suite. Red Probe+ allows high speed download to RAM and direct programming of on-chip Flash. When used with Cortex-M3 targets, built-in support for SWV allows full support for data trace, instruction and exception profiling and application sourced diagnostics. Together with Red Suite, Red Probe+ provides a complete development and debug environment for ARM-based microcontrollers.

Features:
- Fast all round debug including stepping
- JTAG/SWD clock up to 30MHz
- Wide target voltage range: 1.5V - 3.5V
- Switchable protocol support: ARM JTAG SWD, and SWV
- Programmable SWV runtime trace capture
- Hardware and Software Breakpoints
- Up to 5M Bytes/s download to RAM
- Up to 40K Bytes/s flash programming



For quantities greater than listed, call for quote.

MOUSER STOCK NO.	Code Red Technologies Part No.	Description	Price Each
898-RP-PLUS	RP-PLUS	Red Probe+ High Speed Debug Probe	160.50
898-RPPLUS-A10	RPPLUS-A10	JTAG Debugger REDPROBE+ HIGH SPEED DEBUG PROBE WITH A10	181.90

code_red RED SUITE SOFTWARE

Red Suite is a highly integrated software development environment for ARM-based Microcontrollers, which includes all the tools necessary to develop high quality software solutions. The Red Suite IDE is based on the latest version of Eclipse with many ease-of-use and Micro-controller specific enhancements.

Features:
- Eclipse-based IDE
- Device-specific support for more than 200 microcontrollers from NXP and Luminary Micro
- Peripherals views of all supported microcontrollers
- Full support for both JTAG and low-pin count SWD debugging via Red Probe and LPC-Link
- Includes 1-year of email-based support with each purchased copy of the tools
- Fully functional 90-day evaluation
- Available for Windows XP and Windows Vista, Windows 7, 32-bit and 64-bit

NEW! TECHNOLOGY

For quantities greater than listed, call for quote.

MOUSER STOCK NO.	Code Red Technologies Part No.	Description	Price Each
898-RSNXP256-ENV	RSNXP256-ENV	Red Suite License 256K NXP Edition	277.13
898-RSNXP512-ENV	RSNXP512-ENV	Red Suite License 512K NXP Edition	547.84
898-RSRDB	RSRDB	Red Suite Licence with RDB1768V2 Development Kit	1171.65
898-RSPK-PLUS	RSPK-PLUS	Red Suite Licence with Red Probe+	1177.00

code_red DEVELOPMENT BOARD

The RDB1768V2 Development board features a NXP LPC1768, 10/100Mbps Ethernet, Host/Device USB, 16-bit stereo audio, serial port, color LCD and pads for all IO pins including GPIO and CAN, making it ideal for evaluating all of the features of the LPC1700.



For quantities greater than listed, call for quote.

MOUSER STOCK NO.	Code Red Technologies Part No.	Description	Price Each
898-RDB1768V2	RDB1768V2	RDB1768V2 Development Board with On Board Debug	223.63

code_red RED PROBE/RED PROBE+ 20-10 PIN ADAPTER

Adapter for converting 20-pin 0.1" pitch to 10-pin 0.05" pitch. Includes 10 and 20-pin cables.
For use with Red Probe, Red Probe+ and LPC-Link.



For quantities greater than listed, call for quote.

MOUSER STOCK NO.	Code Red Technologies Part No.	Description	Price Each
898-A10	A10	Processor Accessories 10-PIN TO 20-PIN JTAG Adapter	28.89

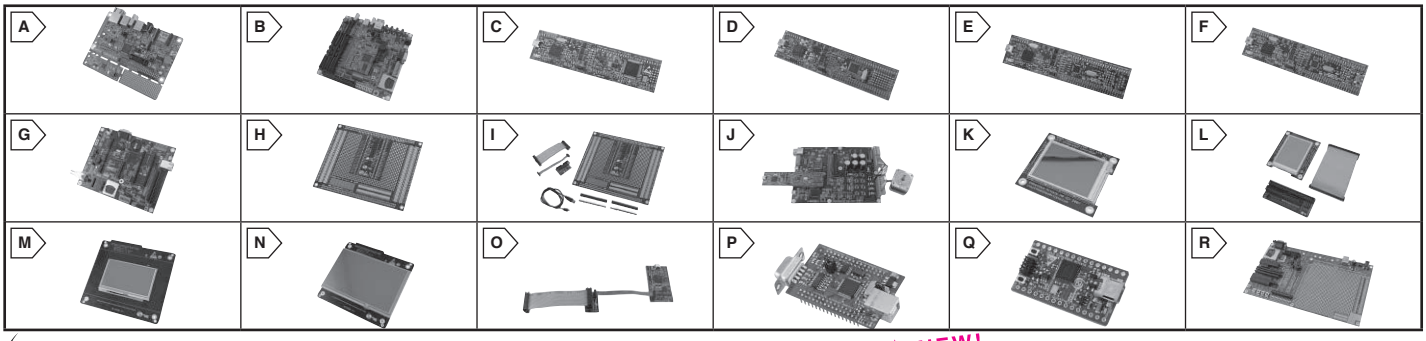

Embedded Artists ANDROID OPEN ACCESSORY APPLICATION (AOAA) KIT

NEW! TECHNOLOGY

For quantities greater than listed, call for quote.

MOUSER STOCK NO.	Embedded Artists Part No.	Fig.	Processor	Program Flash	Data Memory	Interfaces	Connectors	Clock Crystal	Price Each
924-EA-APP-001	EA-APP-001	A	"LPC1769, LPC11C24"	512kB	64kB	USB, Ethernet, CAN, Jennic RF, Digi™ XBee RF, UART/I2C/SPI/GPIO	2x5 pos, 50mil/1.27mm pitch	12.000MHz	84.53

Embedded Artists ARM DEVELOPMENT KITS

- Ethernet: 10/100
- Accelerometer: 3-axis

For quantities greater than listed, call for quote.

MOUSER STOCK NO.	Embedded Artists Part No.	Fig.	Description	Input Voltage (V)	Price Each
924-EA-OEM-509	EA-OEM-509	B	LPC1788-32 Developers Kit - includes 1 LPC1788 OEM Board, 1 OEM Base Board, USB Cable, Headset with mic	3.3	266.43

Embedded Artists LPCXPRESSO DEVELOPMENT KITS

- Ethernet: 10/100

NEW! TECHNOLOGY

For quantities greater than listed, call for quote.

MOUSER STOCK NO.	Embedded Artists Part No.	Fig.	Description	Flash	Data Memory	Interfaces	Connectors	ADC/DAC	Input Voltage (V)	Dim: mm	Price Each
924-EA-XPR-003	EA-XPR-003	C	LPC1769 LPCXpresso Board	512kB	64kB	USB, 2xCAN, 4xUART, 3xI2C, 2xSSP, 1xI2S	USB, 2x27 pin rows	12-bit ADC, 1 10-bit DAC output	3.3	35x140	31.96
924-EA-XPR-005	EA-XPR-005	D	LPC1227 LPCXpresso Board	128kB	8kB	SSP, I2C, UART	USB, 2x27 pin rows	10-bit ADC	3.15-3.3	35x140	32.05
924-EA-XPR-006	EA-XPR-006	E	LPC11C24 LPCXpresso Board	32kB	8kB	USB, CAN, I2C, UART	USB, 2x27 pin rows	10-bit ADC	3.15-3.3	35x140	32.05
924-EA-XPR-007	EA-XPR-007	F	LPC11U14 LPCXpresso Board	32kB	6kB	USB, USART, I2C, SSP	USB, 2x27 pin rows	10-bit ADC	3.15-3.3	35x140	32.05
Board Kits			**Description**								
924-EA-XPR-021	EA-XPR-021	G	LPCXpresso base board, development board for LPCXpresso boards with assorted Digital and Analog I/Os needed for development							150x180	134.77
924-EA-XPR-020	EA-XPR-020	H	LPCXpresso Prototype Board with 100mm, 50mm pitch holes and area for 50mm pitch SOIC, and 0.65mm pitch SSOP components							148x120	18.17
924-EA-XPR-110	EA-XPR-110	I	LPCXpresso Value Pack, includes the LPCXpresso prototype board, a mini-B to A USB cable, and a 10-pin to 20-pin JTAG adapter							148x120	30.28
924-EA-XPR-120	EA-XPR-120	J	LPCXpresso Motor Control Kit includes Motor Control Board, LPC1114 LCPXpresso board, BLDC motor with hall sensors, and a 24V power supply (60W)							200x150	446.33
Accessories			**Description**								
924-EA-LCD-002	EA-LCD-002	K	3.2" QVGA LCD Color Display						2.5-3.3	93x83	119.62
924-EA-LCD-105	EA-LCD-105	L	3.2" QVGA display kit, includes IDC ribbon cable and Display adapter						2.5-3.3	93x83	138.03
924-EA-LCD-004	EA-LCD-004	M	4.3" 480x272 LCD Color Display						3.3-5	95.04x58.56	127.33
924-EA-LCD-006	EA-LCD-006	N	7" 800x480 LCD Color Display						3.3-5	165x150	170.13
924-EA-ACC-040	EA-ACC-040	O	10-pin to 20-pin JTAG adapter						-	-	22.42

Embedded Artists QUICKSTART BOARDS

For quantities greater than listed, call for quote.

MOUSER STOCK NO.	Embedded Artists Part No.	Fig.	Description	Program Flash	Data Memory	Interfaces	Connectors	Power to Board	Power Output	Dim: mm	Price Each
924-EA-QSB-010	EA-QSB-010	P	LPC2148 USB	512kB	32+8kB	USB, RS-232, I2C	Dual 2x16 I/O headers, DSUB-9, USB	5V	3.3V	59x39.5	74.19
924-EA-QSB-012	EA-QSB-012	Q	LPC1343 Mini-USB	32kB	8kB	USB, I2C, JTAG	2x15 I/O Headers	5V	3.3V	21x40	29.91
924-EA-QSB-102	EA-QSB-102	-	LPC2106 RS232 w/prototype board	128kB	64kB	RS232, I2C	2x20 I/O Headers, DSUB-9	5V	3.3V	27.9x65.3	86.42
924-EA-QSB-103	EA-QSB-103	-	LPC2129 CAN w/prototype board	256kB	16kB	Dual CAN, RS-232, I2C	Dual 2x16 I/O headers, DSUB-9, USB	5V	3.3V	55x58	104.47
Board Kits			**Description**								
924-EA-QSB-100	EA-QSB-100	R	Quickstart Prototype Board for LPC2106 RS232, LPC2129 CAN, and LPC2148 USB QuickStart Boards with headers for each different board type							196x125	59.05

© Copyright 2013 Mouser Electronics
© Copyright 2013 Mouser Electronics

MICROCHIP Microcontrollers

RoHS Compliant This product is RoHS compliant.

PIC10FXXX 8-BIT FLASH MCUS

PRODUCT NEW

For quantities greater than listed, call for quote.

MOUSER STOCK NO.	Package Type	Description	Price Each			
Mfr. Mfr. Part No.			1	10	25	100
579—PIC10F200-I/P	PDIP-8	0.375KB, 16B RAM, 4MHz	.62	.492	.449	.407
579—PIC10F200T-I/OT	SOT-23-6	0.375KB, 16B RAM, 4MHz	.55	.439	.407	.364
579—PIC10F204T-I/OT	SOT-23-6	0.375KB, 16B RAM, 4MHz	.60	.482	.449	.407
579—PIC10F220-I/P	PDIP-8	0.375KB, 16B RAM, ADC	.75	.599	.546	.492
579—PIC10F220T-I/OT	SOT-23-6	0.375KB, 16B RAM, ADC	.69	.546	.503	.449
579—PIC10F320-I/MC	DFN-8	0.448KB, 64B RAM, ADC	.78	.621	.567	.514
579—PIC10LF320-I/MC	DFN-8	0.448KB, 64B RAM, ADC	.78	.621	.567	.514
579—PIC10F320-I/P	PDIP-8	0.448KB, 64B RAM, ADC	.80	.642	.589	.535
579—PIC10LF320-I/P	PDIP-8	0.448KB, 64B RAM, ADC	.80	.642	.589	.535
579—PIC10F320-I/OT	SOT-23	0.448KB, 64B RAM, ADC	.67	.535	.492	.449
579—PIC10LF320-I/OT	SOT-23	0.448KB, 64B RAM, ADC	.67	.535	.492	.449
579—PIC10F202T-I/OT	SOT-23-6	0.75B, 24B RAM, 4 I/O	.60	.482	.449	.407
579—PIC10F206-I/P	PDIP-8	0.75KB, 24B RAM, 4MHz	.73	.578	.524	.482
579—PIC10F206T-I/OT	SOT-23-6	0.75KB, 24B RAM, 4MHz	.65	.524	.482	.439
579—PIC10F222T-I/OT	SOT-23-6	0.75KB, 23B RAM, ADC	.74	.589	.535	.492
579—PIC10F322-I/OT	SOT-23	0.869KB, 64B RAM, ADC	.73	.578	.524	.482
579—PIC10LF322-I/OT	SOT-23	0.896KB, 64B RAM, ADC	.73	.578	.524	.482
579—PIC10F322-I/MC	SOT-23	0.896KB, 64B RAM, ADC	.84	.663	.61	.546
579—PIC10LF322-I/MC	SOT-23	0.896KB, 64B RAM, ADC	.84	.663	.61	.546
579—PIC10F322-I/P	PDIP-8	0.896KB, 64B RAM, ADC	.86	.685	.621	.567
579—PIC10LF322-I/P	PDIP-8	0.896KB, 64B RAM, ADC	.86	.685	.621	.567

PIC12XXX OTP MCUS

For quantities greater than listed, call for quote.

MOUSER STOCK NO.	Package Type	Description	Price Each			
Mfr. Mfr. Part No.			1	10	25	100
579—PIC12C508A04IP	PDIP-8	0.75KB, 25B RAM, 6 I/O	1.49	1.19	1.16	1.12
579—PIC12C508A04P	PDIP-8	0.75KB, 25B RAM, 6 I/O	1.35	1.08	1.06	1.03
579—PIC12C508A04SM	SOIC-8	0.75KB, 25B RAM, 6 I/O	1.35	1.08	1.06	1.03
579—PIC12C509A-04/P	PDIP-8	1.5KB, 41B RAM, 6 I/O	1.39	1.11	1.09	1.06
579—PIC12C67104P	PDIP-8	1.75KB, 128B RAM, 5 I/O	2.47	1.98	1.93	1.87

PIC12XXX FLASH MCUS

PRODUCT NEW

For quantities greater than listed, call for quote.

MOUSER STOCK NO.	Package Type	Description	Price Each			
Mfr. Mfr. Part No.			1	10	25	100
579—PIC12F508-I/P	PDIP-8	0.75KB, 25B RAM, 6 I/O	.89	.706	.642	.578
579—PIC12F508-I/SN	SOIC-8	0.75KB, 25B RAM, 6 I/O	.75	.599	.546	.492
579—PIC12F510-I/MC	2x3 DFN-8	1.5KB, 38B RAM, ADC	1.01	.803	.738	.663
579—PIC12F510-I/P	PDIP-8	1.5KB, 38B RAM, ADC	1.03	.824	.76	.685
579—PIC12F510-I/SN	SOIC-8	1.5KB, 38B RAM, ADC	.90	.717	.663	.599
579—PIC12F509-I/P	PDIP-8	1.5KB, 41B RAM, 6 I/O	.95	.76	.696	.631
579—PIC12F509-I/SM	SOIC-8	1.5KB, 41B RAM, 6 I/O	.95	.76	.696	.631
579—PIC12F509-I/SN	SOIC-8	1.5KB, 41B RAM, 6 I/O	.84	.663	.61	.546
579—PIC12F519-I/SN	SOIC-8	1.5KB, 64B RAM, 8MHz	.90	.717	.663	.599
579—PIC12F519IP	PDIP-8	1.5KB, 64B RAM, 8MHz	1.03	.824	.76	.685
579—PIC12F609-I/P	PDIP-8	1.75KB, 64B RAM, 5 I/O	1.08	.867	.792	.717
579—PIC12F615-I/P	PDIP-8	1.75KB, 64B RAM, 5 I/O	1.13	.91	.835	.749
579—PIC12F615-I/SN	SOIC-8	1.75KB, 64B RAM, 5 I/O	1.01	.803	.738	.663
579—PIC12F629-E/P	PDIP-8	1.75KB, 64B RAM, 6 I/O	1.35	1.08	1.05	1.03
579—PIC12F629-I/SN	SOIC-8	1.75KB, 64B RAM, 6 I/O	1.12	.899	.877	.856
579—PIC12F629IP	PDIP-8	1.75KB, 64B RAM, 6 I/O	1.23	.984	.963	.942
579—PIC12F635-I/P	PDIP-8	1.75KB, 64B RAM, 6 I/O	1.46	1.17	1.14	1.11
579—PIC12F635-I/SN	SOIC-8	1.75KB, 64B RAM, 6 I/O	1.35	1.08	1.05	1.03
579—PIC12F752-I/SN	SOIC-8	1.75KB, 64B RAM, 6 I/O	1.08	.867	.792	.717
579—PIC12HV752-I/SN	SOIC-8	1.75KB, 64B RAM, 6 I/O	1.17	.931	.856	.77
579—PIC12F675-E/P	PDIP-8	1.75KB, 64B RAM, ADC	1.48	1.18	1.14	1.12
579—PIC12F675-E/SN	SOIC-8	1.75KB, 64B RAM, ADC	1.37	1.09	1.06	1.04
579—PIC12F675-I/MD	DFNS-8	1.75KB, 64B RAM, ADC	2.16	1.79	1.74	1.69
579—PIC12F675-I/P	PDIP-8	1.75KB, 64B RAM, ADC	1.35	1.08	1.05	1.03
579—PIC12F675-I/SN	SOIC-8	1.75KB, 64B RAM, ADC	1.23	.984	.963	.942
579—PIC12HV615-I/P	PDIP-8	1.75KB, 64B RAM, ADC	1.22	.974	.888	.803
579—PIC12HV615-I/SN	SOIC-8	1.75KB, 64B RAM, ADC	1.08	.867	.792	.717
579—PIC12F1822-I/P	PDIP-8	3.5KB, 128B RAM, 6 I/O	1.48	1.18	1.08	.974
579—PIC12F1822-I/SN	SOIC-8	3.5KB, 128B RAM, 6 I/O	1.34	1.07	.984	.888
579—PIC12F617E/MS	MSOP-8	3.5KB, 128B RAM, 5 I/O	1.27	1.02	.931	.845
579—PIC12F617I/P	PDIP-8	3.5KB, 128B RAM, 5 I/O	1.22	.974	.888	.803
579—PIC12F683-E/P	PDIP-8	3.5KB, 128B RAM, ADC	1.72	1.38	1.34	1.31
579—PIC12F683-E/SN	SOIC-8	3.5KB, 128B RAM, ADC	1.61	1.28	1.25	1.22
579—PIC12F683-I/MD	DFNS-8	3.5KB, 128B RAM, ADC	2.42	2.00	1.95	1.89
579—PIC12F683-I/P	PDIP-8	3.5KB, 128B RAM, ADC	1.58	1.26	1.23	1.20
579—PIC12F683-I/SN	SOIC-8	3.5KB, 128B RAM, ADC	1.46	1.17	1.14	1.11
579—PIC12LF1822-I/SN	SOIC-8	3.5KB, 128B RAM, ADC	1.34	1.07	.984	.888
579—12LF1840T48AIST	TSSOP-14	4KB, 256B RAM, ADC	2.07	1.65	1.50	1.36
579—PIC12F1840-I/P	PDIP-8	7KB, 256B RAM, 6 I/O	1.58	1.26	1.16	1.05

PIC16XXX OTP MCUS

For quantities greater than listed, call for quote.

MOUSER STOCK NO.	Package Type	Description	Price Each			
Mfr. Mfr. Part No.			1	10	25	100
579—PIC16C54C04P	PDIP-18	0.75KB, 25B RAM, 12 I/O	1.98	1.58	1.54	1.50
579—16C620A-04I/SO	SOIC-18	0.875KB, 96B RAM, 13 I/O	1.98	1.58	1.54	1.50
579—PIC16C71104P	PDIP-18	1.75KB, 68B RAM, 13 I/O	3.20	2.56	2.47	2.38
579—16C621A-04I/SO	SOIC-18	1.75KB, 96B RAM, 13 I/O	2.45	1.96	1.90	1.85
579—16C622A-04I/SO	SOIC-18	3.5KB, 128B RAM, 13 I/O	2.73	2.18	2.13	2.07
579—PIC16C745ISP	SPDIP-28	14KB, 256B RAM, 22 I/O	4.12	3.30	3.18	3.06

PIC16XXX FLASH MCUS

PRODUCT NEW

For quantities greater than listed, call for quote.

MOUSER STOCK NO.	Package Type	Description	Price Each			
Mfr. Mfr. Part No.			1	10	25	100
579—PIC16F54-I/P	PDIP-18	0.75KB, 25B RAM, 12 I/O	.74	.589	.578	.556
579—PIC16F506-I/P	PDIP-14	1.5KB, 67B RAM, ADC	1.16	.92	.845	.76
579—PIC16F506-I/SL	SOIC-14	1.5KB, 67B RAM, ADC	.95	.76	.696	.631
579—PIC16F506-I/ST	TSSOP-14	1.5KB, 67B RAM, ADC	1.11	.888	.813	.738
579—PIC16F505-I/P	PDIP-14	1.5KB, 72B RAM, 12 I/O	1.07	.856	.781	.706
579—PIC16F505-I/SL	SOIC-14	1.5KB, 72B RAM, 12 I/O	.89	.706	.642	.578
579—PIC16F505-I/ST	TSSOP-14	1.5KB, 72B RAM, 12 I/O	1.03	.824	.76	.685
579—PIC16F610-I/P	PDIP-14	1.75KB, 64B RAM, 11 I/O	1.27	1.02	.931	.845
579—PIC16F610-I/SL	SOIC-16	1.75KB, 64B RAM, 11 I/O	1.08	.867	.792	.717
579—PIC16F630-I/P	PDIP-14	1.75KB, 64B RAM, 12 I/O	1.64	1.31	1.27	1.24
579—PIC16F630-I/SL	SOIC-14	1.75KB, 64B RAM, 12 I/O	1.46	1.17	1.14	1.11
579—PIC16F631-I/P	PDIP-20	1.75KB, 64B RAM, 18 I/O	1.71	1.43	1.40	1.37
579—PIC16F631-I/SO	SOIC-20	1.75KB, 64B RAM, 18 I/O	1.74	1.39	1.36	1.33
579—PIC16F676-I/P	PDIP-14	1.75KB, 64B RAM, 12 I/O	1.74	1.39	1.36	1.33
579—PIC16F676-I/SL	SOIC-14	1.75KB, 64B RAM, 12 I/O	1.58	1.26	1.23	1.20
579—PIC16F676-I/ST	TSSOP-14	1.75KB, 64B RAM, 12 I/O	1.80	1.43	1.40	1.37
579—PIC16F84A-04I/P	PDIP-18	1.75KB, 68B RAM, 13 I/O	5.30	4.24	4.13	4.01
579—PIC16F84A-04/P	PDIP-18	1.75KB, 68B RAM, 13 I/O	4.83	3.86	3.77	3.66
579—PIC16F84A-20/P	PDIP-18	1.75KB, 68B RAM, 13 I/O	5.15	4.12	4.01	3.91
579—PIC16F818-I/P	PDIP-18	1.75KB, 128B RAM. 16 I/O	2.47	1.98	1.90	1.83
579—PIC16F818-I/SO	SOIC-18	1.75KB, 128B RAM. 16 I/O	2.50	2.00	1.94	1.86
579—PIC16F818-I/SS	SSOP-20	1.75KB, 128B RAM, 16 I/O	2.72	2.17	2.10	2.02
579—PIC16F627A-E/P	PDIP-18	1.75KB, 224B RAM, 16 I/O	2.20	1.77	1.70	1.64
579—PIC16F627A-E/SO	SOIC-18	1.75KB, 224B RAM, 16 I/O	2.25	1.80	1.73	1.67
579—PIC16F627A-I/P	PDIP-18	1.75KB, 224B RAM, 16 I/O	2.04	1.64	1.58	1.52
579—PIC16F627A-I/SO	SOIC-18	1.75KB, 224B RAM, 16 I/O	2.09	1.67	1.62	1.55
579—PIC16F627A-I/SS	SSOP-20	1.75KB, 224B RAM, 16 I/O	2.26	1.81	1.74	1.68
579—PIC16LF1503-I/MG	QFN-16	2KB, 128B RAM, 12 I/O	1.13	.91	.835	.749
579—PIC16LF1503-I/P	PDIP-14	2KB, 128B RAM, 12 I/O	1.21	.963	.877	.792
579—PIC16F57-I/P	PDIP-28	3KB, 72B RAM, 20 I/O	1.13	.91	.888	.867
579—PIC16F57-I/SP	SPDIP-28	3KB, 72B RAM, 20 I/O	1.13	.91	.888	.867
579—PIC16F59-I/P	PDIP-40	3KB, 134B RAM, 32 I/O	1.37	1.09	1.07	1.05
579—PIC16F1823-I/P	PDIP-14	3.5KB, 128B RAM, ADC	1.64	1.31	1.20	1.09
579—PIC16F1823-I/SL	SOIC-14	3.5KB, 128B RAM, ADC	1.44	1.16	1.06	.963
579—PIC16F616-I/P	PDIP-14	3.5KB, 128B RAM, ADC	1.46	1.17	1.07	.963
579—PIC16F616-I/SL	SOIC-8	3.5KB, 128B RAM, ADC	1.26	1.01	.931	.835
579—PIC16F616-I/ST	TSSOP-14	3.5KB, 128B RAM, ADC	1.42	1.13	1.04	.942
579—PIC16F636-I/P	PDIP-14	3.5KB, 128B RAM, 12 I/O	1.66	1.33	1.29	1.26
579—PIC16F636-I/SL	SOIC-14	3.5KB, 128B RAM, 12 I/O	1.50	1.20	1.17	1.13
579—PIC16F636-I/ST	TSSOP-14	3.5KB, 128B RAM, 12 I/O	1.71	1.37	1.34	1.31
579—PIC16F677-I/ML	QFN-20	3.5KB, 128B RAM, 18 I/O	1.88	1.51	1.48	1.43
579—PIC16F677-I/SS	SSOP-20	3.5KB, 128B RAM, 18 I/O	1.61	1.28	1.25	1.22
579—PIC16F684-E/P	PDIP-14	3.5KB, 128B RAM, 12 I/O	1.93	1.54	1.51	1.47
579—PIC16F684-E/SL	SOIC-14	3.5KB, 128B RAM, 12 I/O	1.77	1.41	1.37	1.34
579—PIC16F684-I/P	PDIP-14	3.5KB, 128B RAM, 12 I/O	1.77	1.41	1.37	1.34
579—PIC16F684-I/SL	SOIC-14	3.5KB, 128B RAM, 12 I/O	1.59	1.27	1.24	1.21
579—PIC16F684-I/ST	TSSOP-14	3.5KB, 128B RAM, 12 I/O	1.82	1.46	1.41	1.38
579—PIC16F687-I/ML	QFN-20	3.5KB, 128B RAM, 18 I/O	2.28	1.82	1.66	1.53
579—PIC16F687-I/P	PDIP-20	3.5KB, 128B RAM, 18 I/O	2.08	1.66	1.62	1.57
579—PIC16F687-I/SO	SOIC-20	3.5KB, 128B RAM, 18 I/O	2.28	1.82	1.66	1.53
579—PIC16F687-I/SS	SSOP-20	3.5KB, 128B RAM, 18 I/O	1.94	1.55	1.42	1.32
579—PIC16F716-I/P	PDIP-18	3.5KB, 128B RAM, 13 I/O	1.35	1.08	1.05	1.03
579—PIC16F716-I/SO	SOIC-18	3.5KB, 128B RAM, 13 I/O	1.23	.984	.963	.942
579—PIC16F716-I/SS	SSOP-20	3.5KB, 128B RAM, 13 I/O	2.20	1.77	1.72	1.68
579—PIC16F722-I/SO	SOIC-28	3.5KB, 128B RAM, 25 I/O	1.81	1.44	1.33	1.20
579—PIC16F722-I/SP	SPDIP-28	3.5KB, 128B RAM, 25 I/O	2.07	1.65	1.51	1.37
579—PIC16F722-I/SS	SSOP-28	3.5KB, 128B RAM, 25 I/O	1.75	1.40	1.28	1.17
579—PIC16F72-I/SO	SOIC-28	3.5KB, 128B RAM, 3 I/O	2.95	2.36	2.31	2.25
579—PIC16F72-I/SP	SPDIP-28	3.5KB, 128B RAM, 3 I/O	2.95	2.36	2.31	2.25
579—PIC16F785-I/P	PDIP-20	3.5KB, 128B RAM, 17+1 I/O	2.45	1.96	1.80	1.63
579—PIC16F785-I/SO	SOIC-20	3.5KB, 128B RAM, 17+1 I/O	2.40	1.92	1.75	1.58
579—PIC16F785-I/SS	SSOP-20	3.5KB, 128B RAM, 17+1 I/O	2.07	1.65	1.51	1.37
579—PIC16F870-I/SO	SOIC-28	3.5KB, 128B RAM, 3 I/O	3.97	3.18	3.09	3.01
579—PIC16F870-I/SP	SPDIP-28	3.5KB, 128B RAM, 3 I/O	3.97	3.18	3.09	3.01
579—PIC16F871-I/P	PDIP-40	3.5KB, 128B RAM, 5 I/O	4.27	3.41	3.36	3.30
579—PIC16F871-I/PT	TQFP-44	3.5KB, 128B RAM, 5 I/O	5.77	4.61	4.54	4.45
579—PIC16F872-I/SO	SOIC-28	3.5KB, 128B RAM, 3 I/O	3.97	3.18	3.09	3.01
579—PIC16F872-I/SP	SPDIP-28	3.5KB, 128B RAM, 3 I/O	3.97	3.18	3.09	3.01
579—PIC16F882-I/SO	SOIC-28	3.5KB, 128B RAM, 24 I/O	2.19	1.75	1.61	1.52
579—PIC16F882-I/SP	SPDIP-28	3.5KB, 128B RAM, 24 I/O	2.45	1.96	1.80	1.69
579—PIC16F882-I/SS	SSOP-28	3.5KB, 128B RAM, 24 I/O	2.07	1.65	1.51	1.43
579—PIC16F1503-I/ST	TSSOP-14	3.5KB, 128B RAM, ADC	1.08	.867	.792	.717
579—PIC16LF1503-I/ST	TSSOP-14	3.5KB, 128B RAM, ADC	1.08	.867	.792	.717
579—PIC16F1503-E/MG	QFN-16	3.5KB, 128B RAM, ADC	1.23	.984	.91	.824
579—PIC16LF1503-E/MG	QFN-16	3.5KB, 128B RAM, ADC	1.23	.984	.91	.824
579—PIC16F1503-I/SL	SOIC-14	3.5KB, 128B RAM, ADC	1.01	.803	.738	.663
579—PIC16LF1503-I/SL	SOIC-14	3.5KB, 128B RAM, ADC	1.01	.803	.738	.663
579—PIC16F1503-I/MG	QFN-16	3.5KB, 128B RAM, ADC	1.13	.91	.835	.749
579—PIC16F1503-I/P	PDIP-14	3.5KB, 128B RAM, ADC	1.21	.963	.877	.792
579—PIC16LF1902-I/MV	UQFN-28	3.5KB, 128B RAM, 25 I/O	1.59	1.27	1.18	1.06
579—PIC16LF1902-I/SO	SOIC-28	3.5KB, 128B RAM, 25 I/O	1.50	1.20	1.09	.995
579—PIC16LF1902-I/SP	SPDIP-28	3.5KB, 128B RAM, 25 I/O	1.75	1.40	1.28	1.17
579—PIC16LF1902-I/SS	SSOP-28	3.5KB, 128B RAM, 25 I/O	1.44	1.16	1.06	.963
579—PIC16LF1902TI/SO	SOIC-28	3.5KB, 128B RAM, 25 I/O	1.56	1.25	1.14	1.04
579—PIC16LF1902TI/SS	SSOP-28	3.5KB, 128B RAM, 25 I/O	1.51	1.21	1.10	1.01
579—PIC16LF870-I/SS	SSOP-28	3.5KB, 128B RAM, 22 I/O	4.29	3.43	3.35	3.25
579—PIC16LF872ISO	SOIC-28	3.5KB, 128B RAM, 3 I/O	4.18	3.35	3.26	3.17
579—PIC16F628-04I/SO	SOIC-18	3.5KB, 224B RAM, 16 I/O	3.51	2.80	2.73	2.65
579—PIC16F62820P	PDIP-18	3.5KB, 224B RAM, 16 I/O	3.33	2.66	2.60	2.53
579—PIC16F628A-E/P	PDIP-18	3.5KB, 224B RAM, 16 I/O	2.49	1.99	1.93	1.85
579—PIC16F628A-I/P	PDIP-18	3.5KB, 224B RAM, 16 I/O	2.31	1.85	1.79	1.72

© Copyright 2013 Mouser Electronics

© Copyright 2013 Mouser Electronics

PIC16XXX FLASH MCUs (CONT.)

NEW PRODUCT

RoHS Compliant This product is RoHS compliant.

For quantities greater than listed, call for quote.

MOUSER STOCK NO. Mfr.	Mfr. Part No.	Package Type	Description	Price Each 1	10	25	100
579—	PIC16F628A-I/SO	SOIC-18	3.5KB, 224B RAM, 16 I/O	2.39	1.90	1.84	1.77
579—	PIC16F628A-I/SS	SSOP-20	3.5KB, 224B RAM, 16 I/O	2.57	2.05	1.98	1.90
579—	PIC16LF628-04I/P	PDIP-18	3.5KB, 224B RAM, 16 I/O	3.58	2.87	2.79	2.72
579—	PIC16F639-I/SS	SSOP-20	3.5KB, 256B RAM, 12 I/O	3.37	2.70	2.66	2.63
579—	PIC16F819-I/P	PDIP-18	3.5KB, 256B RAM, 16 I/O	2.81	2.25	2.17	2.09
579—	PIC16F819-I/SO	SOIC-18	3.5KB, 256B RAM, 16 I/O	2.85	2.28	2.20	2.12
579—	PIC16LF819-I/SS	SSOP-20	3.5KB, 256B RAM, 16 I/O	3.22	2.58	2.49	2.40
579—	PIC16F723-I/SP	SPDIP-28	7KB, 192B RAM, 25 I/O	2.31	1.85	1.70	1.54
579—	PIC16F723-I/SS	SSOP-28	7KB, 192B RAM, 25 I/O	2.01	1.61	1.48	1.34
579—	PIC16F724-I/P	PDIP-40	7KB, 192B RAM, 36 I/O	2.71	2.16	1.99	1.80
579—	PIC16F724-I/PT	TQFP-40	7KB, 192B RAM, 36 I/O	2.58	2.07	1.89	1.71
579—	PIC16F73ISO	SOIC-28	7KB, 192B RAM, 22 I/O	4.61	3.69	3.60	3.50
579—	PIC16F73ISP	SPDIP-28	7KB, 192B RAM, 22 I/O	4.61	3.69	3.60	3.50
579—	PIC16F74IL	PLCC-44	7KB, 192B RAM, 33 I/O	6.46	5.17	5.08	4.99
579—	PIC16F74IP	PDIP-40	7KB, 192B RAM, 33 I/O	5.61	4.48	4.37	4.25
579—	PIC16F873-20I/SP	SPDIP-28	7KB, 192B RAM, 22 I/O	7.42	5.93	5.83	5.72
579—	PIC16F873A-I/SO	SOIC-28	7KB, 192B RAM, 3 I/O	5.63	4.50	4.39	4.26
579—	PIC16F873A-I/SP	SPDIP-28	7KB, 192B RAM, 3 I/O	5.63	4.50	4.39	4.26
579—	PIC16F874-20I/P	PDIP-40	7KB, 192B RAM, 33 I/O	8.09	6.47	6.37	6.25
579—	PIC16F87420P	PDIP-40	7KB, 192B RAM, 33 I/O	7.37	5.90	5.80	5.69
579—	PIC16F874A-I/L	PLCC-44	7KB, 192B RAM, 5 I/O	7.10	5.68	5.59	5.48
579—	PIC16F874A-I/P	PDIP-40	7KB, 192B RAM, 5 I/O	6.14	4.91	4.78	4.65
579—	PIC16F874A-I/PT	TQFP-44	7KB, 192B RAM, 5 I/O	7.06	5.65	5.50	5.35
579—	PIC16LF73-I/SP	SPDIP-28	7KB, 192B RAM, 22 I/O	4.86	3.88	3.79	3.68
579—	PIC16LF873A-I/SO	SOIC-28	7KB, 192B RAM, 22 I/O	5.90	4.72	4.60	4.47
579—	PIC16LF873A-I/SS	SSOP-28	7KB, 192B RAM, 22 I/O	6.21	4.96	4.84	4.70
579—	PIC16F648A-I/P	PDIP-18	7KB, 256B RAM, 16 I/O	2.63	2.11	2.03	1.96
579—	PIC16F648A-I/SO	SOIC-18	7KB, 256B RAM, 16 I/O	2.71	2.16	2.09	2.00
579—	PIC16F685-I/P	PDIP-20	7KB, 256B RAM, 18 I/O	2.42	1.94	1.78	1.65
579—	PIC16F685-I/SO	SOIC-20	7KB, 256B RAM, 18 I/O	2.36	1.89	1.74	1.61
579—	PIC16F685-I/SS	SSOP-20	7KB, 256B RAM, 18 I/O	2.03	1.63	1.50	1.39
579—	PIC16F688-E/P	PDIP-14	7KB, 256B RAM, 12 I/O	2.03	1.63	1.59	1.55
579—	PIC16F688-E/SL	SOIC-14	7KB, 256B RAM, 12 I/O	1.87	1.50	1.46	1.42
579—	PIC16F688-I/P	PDIP-14	7KB, 256B RAM, 12 I/O	1.86	1.49	1.46	1.41
579—	PIC16F688-I/SL	SOIC-14	7KB, 256B RAM, 12 I/O	1.69	1.35	1.32	1.28
579—	PIC16F688-I/ST	TSSOP-14	7KB, 256B RAM, 12 I/O	1.92	1.53	1.50	1.46
579—	PIC16F689-I/ML	QFN-20	7KB, 256B RAM, 18 I/O	2.36	1.89	1.74	1.61
579—	PIC16F689-I/P	PDIP-20	7KB, 256B RAM, 18 I/O	2.42	1.94	1.78	1.65
579—	PIC16F689-I/SO	SOIC-20	7KB, 256B RAM, 18 I/O	2.36	1.89	1.74	1.61
579—	PIC16F689-I/SS	SSOP-20	7KB, 256B RAM, 18 I/O	2.03	1.63	1.50	1.39
579—	PIC16F690-E/P	PDIP-20	7KB, 256B RAM, 18 I/O	2.78	2.23	2.04	1.88
579—	PIC16F690-I/ML	QFN-20	7KB, 256B RAM, 18 I/O	2.50	2.00	1.83	1.69
579—	PIC16F690-I/P	PDIP-20	7KB, 256B RAM, 18 I/O	2.56	2.04	1.87	1.73
579—	PIC16F690-I/SO	SOIC-20	7KB, 256B RAM, 18 I/O	2.50	2.00	1.83	1.69
579—	PIC16F690-I/SS	SSOP-20	7KB, 256B RAM, 18 I/O	2.17	1.73	1.58	1.48
579—	PIC16F883-I/SO	SOIC-28	7KB, 256B RAM, 24 I/O	2.33	1.86	1.81	1.75
579—	PIC16F883-I/SP	SPDIP-28	7KB, 256B RAM, 24 I/O	2.55	2.03	1.98	1.93
579—	PIC16F883-I/SS	SSOP-28	7KB, 256B RAM, 24 I/O	2.27	1.82	1.78	1.72
579—	PIC16F884-I/P	PDIP-40	7KB, 256B RAM, 35 I/O	2.69	2.15	2.10	2.04
579—	PIC16F884-I/PT	TQFP-44	7KB, 256B RAM, 35 I/O	2.72	2.17	2.12	2.05
579—	PIC16F913-I/SO	SOIC-28	7KB, 256B RAM, 24 I/O	3.22	2.58	2.36	2.14
579—	PIC16F913-I/SP	SPDIP-28	7KB, 256B RAM, 24 I/O	3.48	2.78	2.56	2.31
579—	PIC16F913-I/SS	SSOP-28	7KB, 256B RAM, 24 I/O	3.17	2.54	2.32	2.11
579—	PIC16F914-I/P	PDIP-40	7KB, 256B RAM, 35 I/O	3.86	3.09	2.84	2.57
579—	PIC16F914-I/PT	TQFP-44	7KB, 256B RAM, 35 I/O	3.73	2.99	2.74	2.48
579—	PIC16F1824IP	PDIP-14	7KB, 256B RAM, 12 I/O	1.74	1.39	1.27	1.16
579—	PIC16LF1903-I/MV	UQFN-28	7KB, 256B RAM, 25 I/O	1.72	1.38	1.26	1.14
579—	PIC16LF1903-I/SO	SOIC-28	7KB, 256B RAM, 25 I/O	1.62	1.29	1.19	1.08
579—	PIC16LF1903-I/SP	SPDIP-28	7KB, 256B RAM, 25 I/O	1.88	1.51	1.38	1.25
579—	PIC16LF1903-I/SS	SSOP-28	7KB, 256B RAM, 25 I/O	1.58	1.26	1.16	1.05
579—	PIC16LF1903TI/SO	SOIC-28	7KB, 256B RAM, 25 I/O	1.69	1.35	1.24	1.12
579—	PIC16LF1903TI/SS	SSOP-28	7KB, 256B RAM, 25 I/O	1.64	1.31	1.20	1.09
579—	PIC16LF1904-I/MV	UQFN-40	7KB, 256B RAM, 36 I/O	2.17	1.73	1.58	1.43
579—	PIC16LF1904-I/P	PDIP-40	7KB, 256B RAM, 36 I/O	2.45	1.96	1.80	1.63
579—	PIC16LF1904-I/PT	TQFP-44	7KB, 256B RAM, 36 I/O	2.19	1.75	1.61	1.46
579—	PIC16LF1904T-IPT	TQFP-44	7KB, 256B RAM, 36 I/O	2.26	1.81	1.66	1.50
579—	PIC16F1933-I/SP	SPDIP-28	7KB, 256B RAM, LCD	2.58	2.07	1.89	1.71
579—	PIC16LF1934-I/PT	TQFP-44	7KB, 256B RAM, LCD	2.71	2.16	1.99	1.80
579—	PIC16F1508-I/ML	QFN-20	7KB, 256B RAM, ADC	1.55	1.24	1.13	1.03
579—	PIC16F1508-I/P	PDIP-20	7KB, 256B RAM, ADC	1.87	1.50	1.37	1.24
579—	PIC16F1508-I/SO	SOIC-20	7KB, 256B RAM, ADC	1.62	1.29	1.19	1.08
579—	PIC16F1508-I/SS	SSOP-20	7KB, 256B RAM, ADC	1.42	1.13	1.04	.942
579—	PIC16F737-I/SO	SOIC-28	7KB, 368B RAM, 25 I/O	4.74	3.79	3.72	3.66
579—	PIC16F737-I/SP	SDIP-28	7KB, 368B RAM, 25 I/O	4.64	3.71	3.65	3.58
579—	PIC16F747-I/P	PDIP-40	7KB, 368B RAM, 36 I/O	5.34	4.27	4.19	4.12
579—	PIC16F87-I/P	PDIP-18	7KB, 368B RAM, 16 I/O	3.25	2.60	2.51	2.42
579—	PIC16F87-I/SO	SOIC-18	7KB, 368B RAM, 16 I/O	3.33	2.66	2.57	2.47
579—	PIC16F87-I/SS	SSOP-20	7KB, 368B RAM, 16 I/O	3.57	2.86	2.76	2.65
579—	PIC16F88-I/P	PDIP-18	7KB, 368B RAM, 16 I/O	3.48	2.78	2.69	2.58
579—	PIC16F88-I/SO	SOIC-18	7KB, 368B RAM, 16 I/O	3.56	2.85	2.75	2.64
579—	PIC16LF88-I/P	PDIP-18	7KB, 368B RAM, 16 I/O	3.65	2.92	2.81	2.71
579—	PIC16LF88-I/SO	SOIC-18	7KB, 368B RAM, 16 I/O	3.72	2.97	2.88	2.77
579—	PIC16LF88-I/SS	SSOP-20	7KB, 368B RAM, 16 I/O	4.01	3.21	3.09	2.97
579—	PIC16F1827-E/P	PDIP-18	7KB, 384B RAM, 16 I/O	2.24	1.79	1.64	1.48
579—	PIC16F1827-I/P	PDIP-18	7KB, 384B RAM, 16 I/O	2.03	1.63	1.50	1.35
579—	PIC16F1827-I/SO	SOIC-18	7KB, 384B RAM, 16 I/O	1.92	1.53	1.40	1.26
579—	PIC16F916-I/SO	SOIC-28	14KB, 352B RAM, 24 I/O	3.62	2.89	2.64	2.40
579—	PIC16F916-I/SP	SPDIP-28	14KB, 352B RAM, 24 I/O	3.86	3.09	2.84	2.57
579—	PIC16F916-I/SS	SSOP-28	14KB, 352B RAM, 24 I/O	3.56	2.85	2.61	2.36
579—	PIC16F917-I/P	PDIP-40	14KB, 352B RAM, 35 I/O	4.12	3.30	3.03	2.74
579—	PIC16F917-I/PT	TQFP-44	14KB, 352B RAM, 35 I/O	4.00	3.20	2.93	2.65

© Copyright 2013 Mouser Electronics

PIC16XXX FLASH MCUs (CONT.)

For quantities greater than listed, call for quote.

MOUSER STOCK NO. Mfr.	Mfr. Part No.	Package Type	Description	Price Each 1	10	25	100
579—	PIC16F946-I/PT	TQFP-64	14KB, 352B RAM, 53 I/O	4.26	3.40	3.12	2.82
579—	PIC16F726-I/SO	SOIC-28	14KB, 368B RAM, 25 I/O	2.31	1.85	1.70	1.54
579—	PIC16F726-I/SP	SPDIP-28	14KB, 368B RAM, 25 I/O	2.58	2.07	1.89	1.71
579—	PIC16F726-I/SS	SSOP-28	14KB, 368B RAM, 25 I/O	2.28	1.82	1.66	1.51
579—	PIC16F727-I/P	PDIP-40	14KB, 368B RAM, 36 I/O	2.97	2.38	2.17	1.97
579—	PIC16F727-I/PT	TQFP-40	14KB, 368B RAM, 36 I/O	2.84	2.27	2.08	1.88
579—	PIC16F767-I/SO	SOIC-28	14KB, 368B RAM, 25 I/O	5.50	4.40	4.32	4.25
579—	PIC16F767-I/SP	SDIP-28	14KB, 368B RAM, 25 I/O	5.39	4.31	4.24	4.16
579—	PIC16F76-I/SO	SOIC-28	14KB, 368B RAM, 22 I/O	5.79	4.63	4.52	4.39
579—	PIC16F76-I/SP	SPDIP-28	14KB, 368B RAM, 22 I/O	5.79	4.63	4.52	4.39
579—	PIC16F777-I/P	PDIP-40	14KB, 368B RAM, 36 I/O	5.93	4.74	4.65	4.57
579—	PIC16F77-I/PT	TQFP-44	14KB, 368B RAM, 33 I/O	7.69	6.15	5.99	5.82
579—	PIC16F77IP	PDIP-40	14KB, 368B RAM, 33 I/O	6.40	5.11	4.99	4.85
579—	PIC16F876A-I/ML	QFN-28	14KB, 368B RAM, 22 I/O	6.06	4.85	4.72	4.59
579—	PIC16F876A-I/SO	SOIC-28	14KB, 368B RAM, 22 I/O	6.06	4.85	4.72	4.59
579—	PIC16F876A-I/SP	SPDIP-28	14KB, 368B RAM, 22 I/O	6.06	4.85	4.72	4.59
579—	PIC16F87620SP	SPDIP-28	14KB, 368B RAM, 22 I/O	7.28	5.82	5.72	5.62
579—	PIC16F877A-I/P	PDIP-40	14KB, 368B RAM, 33 I/O	6.61	5.29	5.15	5.01
579—	PIC16F877A-I/PT	TQFP-44	14KB, 368B RAM, 33 I/O	7.63	6.10	5.94	5.78
579—	PIC16F886-E/SP	SPDIP-28	14KB, 368B RAM, 25 I/O	3.04	2.43	2.36	2.30
579—	PIC16F886-I/SO	SOIC-28	14KB, 368B RAM, 24 I/O	2.51	2.01	1.96	1.90
579—	PIC16F886-I/SP	SPDIP-28	14KB, 368B RAM, 24 I/O	2.74	2.19	2.14	2.08
579—	PIC16F886-I/SS	SSOP-28	14KB, 368B RAM, 24 I/O	2.47	1.98	1.93	1.87
579—	PIC16F887-I/P	PDIP-40	14KB, 368B RAM, 35 I/O	2.94	2.35	2.29	2.23
579—	PIC16F887-I/PT	TQFP-44	14KB, 368B RAM, 35 I/O	2.95	2.36	2.30	2.24
579—	PIC16LF876A-I/SO	SOIC-28	14KB, 368B RAM, 22 I/O	6.36	5.08	4.95	4.82
579—	PIC16LF876A-I/SP	SPDIP-28	14KB, 368B RAM, 22 I/O	6.36	5.08	4.95	4.82
579—	PIC16F1509-I/ML	QFN-20	7KB, 512B RAM, ADC	1.62	1.29	1.19	1.08
579—	PIC16F1509-I/P	PDIP-20	7KB, 512B RAM, ADC	1.96	1.56	1.42	1.29
579—	PIC16F1509-I/SO	SOIC-20	7KB, 512B RAM, ADC	1.70	1.36	1.25	1.13
579—	PIC16F1509-I/SS	SSOP-20	7KB, 512B RAM, ADC	1.50	1.20	1.09	.995
579—	PIC16F1516-I/MV	UQFN-28	14KB, 512B RAM, 25 I/O	1.92	1.53	1.40	1.26
579—	PIC16F1516-I/SO	SOIC-28	14KB, 512B RAM, 25 I/O	1.81	1.44	1.33	1.20
579—	PIC16F1516-I/SP	SPDIP-28	14KB, 512B RAM, 25 I/O	2.07	1.65	1.51	1.37
579—	PIC16F1516-I/SS	SSOP-28	14KB, 512B RAM, 25 I/O	1.75	1.40	1.28	1.17
579—	PIC16F1517-I/MV	UQFN-40	14KB, 512B RAM, 36 I/O	2.42	1.94	1.78	1.61
579—	PIC16F1517-I/P	PDIP-40	14KB, 512B RAM, 36 I/O	2.71	2.16	1.99	1.80
579—	PIC16F1517-I/PT	TQFP-44	14KB, 512B RAM, 36 I/O	2.45	1.96	1.80	1.63
579—	PIC16LF1906-I/MV	UQFN-28	14KB, 512B RAM, LCD	1.83	1.47	1.34	1.22
579—	PIC16LF1906-I/SO	SOIC-28	14KB, 512B RAM, LCD	1.72	1.38	1.26	1.14
579—	PIC16LF1906-I/SP	SPDIP-28	14KB, 512B RAM, LCD	1.98	1.58	1.46	1.32
579—	PIC16LF1906-I/SS	SSOP-28	14KB, 512B RAM, LCD	1.67	1.34	1.23	1.11
579—	PIC16LF1906T-ISO	SOIC-28	14KB, 512B RAM, LCD	1.80	1.43	1.32	1.19
579—	PIC16LF1906T-ISS	SSOP-28	14KB, 512B RAM, LCD	1.74	1.39	1.27	1.16
579—	PIC16LF1907-I/MV	UQFN-40	14KB, 512B RAM, LCD	2.28	1.82	1.66	1.51
579—	PIC16LF1907-I/P	PDIP-40	14KB, 512B RAM, LCD	2.56	2.04	1.87	1.69
579—	PIC16LF1907-I/PT	TQFP-44	14KB, 512B RAM, LCD	2.30	1.84	1.68	1.52
579—	PIC16F1936-I/ML	QFN-28	14KB, 512B RAM, 25 I/O	2.61	2.09	1.90	1.73
579—	PIC16F1936-I/SP	SPDIP-28	14KB, 512B RAM, 25 I/O	2.71	2.16	1.99	1.80
579—	PIC16LF1936-I/SP	SPDIP-28	14KB, 512B RAM, LCD	2.71	2.16	1.99	1.80
579—	PIC16F1937-I/PT	TQFP-44	14KB, 512B RAM, LCD	2.84	2.27	2.08	1.88
579—	PIC16LF1937-I/PT	TQFP-44	14KB, 512B RAM, 36 I/O	2.84	2.27	2.08	1.88
579—	PIC16F1526-I/MR	QFN-64	14KB, 768B RAM, 54 I/O	2.87	2.29	2.10	1.90
579—	PIC16F1526-I/PT	TQFP-64	14KB, 768B RAM, 54 I/O	2.71	2.16	1.99	1.80
579—	PIC16F1518-I/MV	UQFN-28	14KB, 1KB RAM, 25 I/O	2.01	1.61	1.48	1.34
579—	PIC16F1518-I/SO	SOIC-28	14KB, 1KB RAM, 25 I/O	1.92	1.53	1.40	1.26
579—	PIC16F1518-I/SP	SPDIP-28	14KB, 1KB RAM, 25 I/O	2.17	1.73	1.58	1.43
579—	PIC16F1518-I/SS	SSOP-28	14KB, 1KB RAM, 25 I/O	1.86	1.49	1.36	1.23
579—	PIC16F1519-I/MV	UQFN-40	14KB, 1KB RAM, 36 I/O	2.53	2.02	1.85	1.68
579—	PIC16F1519-I/P	PDIP-40	14KB, 1KB RAM, 36 I/O	2.81	2.25	2.07	1.86
579—	PIC16F1519-I/PT	TQFP-44	14KB, 1KB RAM, 36 I/O	2.56	2.04	1.87	1.69
579—	PIC16F1527-I/MR	QFN-64	14KB, 1536B RAM, 54 I/O	3.00	2.40	2.19	1.99
579—	PIC16F1527-I/PT	TQFP-64	14KB, 1536B RAM, 54 I/O	2.84	2.27	2.08	1.88
579—	PIC16F1938-I/SS	SSOP-28	28KB, 1KB RAM, 25 I/O	2.53	2.02	1.85	1.68
579—	PIC16F1939-I/P	PDIP-40	28KB, 1KB RAM, 36 I/O	3.22	2.58	2.36	2.14
579—	PIC16F1939-I/PT	TQFP-44	28KB, 1KB RAM, 36 I/O	2.97	2.38	2.17	1.97

PIC18XXX FLASH MCUs

For quantities greater than listed, call for quote.

579—	PIC18F1220-E/P	PDIP-18	4KB, 256B RAM, 16 I/O	3.57	2.86	2.79	2.72
579—	PIC18F1220-E/SO	SOIC-18	4KB, 256B RAM, 16 I/O	3.47	2.77	2.71	2.63
579—	PIC18F1220-I/P	PDIP-18	4KB, 256B RAM, 16 I/O	3.26	2.61	2.55	2.48
579—	PIC18F1220-I/SO	SOIC-18	4KB, 256B RAM, 16 I/O	3.15	2.51	2.46	2.40
579—	PIC18F1220-I/SS	SSOP-20	4KB, 256B RAM, 16 I/O	3.15	2.51	2.46	2.40
579—	PIC18F1230-I/P	PDIP-18	4KB, 256B RAM, Motor Control	3.86	3.09	2.84	2.57
579—	PIC18F1330-I/P	PDIP-18	4KB, 256B RAM, Motor Control	4.26	3.40	3.12	2.82
579—	PIC18F1330-I/SO	SOIC-18	4KB, 256B RAM, Motor Control	4.12	3.30	3.03	2.74
579—	PIC18F2220-I/SP	SPDIP-28	4KB, 512B RAM, 25 I/O	6.29	5.03	4.90	4.76
579—	PIC18F2221-I/SO	SOIC-28	4KB, 512B RAM, 25 I/O	3.62	2.89	2.64	2.40
579—	PIC18F2221-I/SP	SPDIP-28	4KB, 512B RAM, 25 I/O	3.86	3.09	2.84	2.57
579—	PIC18F4221-I/P	PDIP-40	4KB, 512B RAM, 36 I/O	4.12	3.30	3.03	2.74
579—	PIC18F4221-I/PT	TQFP-44	4KB, 512B RAM, 36 I/O	4.00	3.20	2.93	2.65
579—	PIC18F13K22-I/ML	QFN-20	8KB, 256B RAM, 18 I/O	2.19	1.75	1.61	1.46
579—	PIC18F13K22-I/P	PDIP-20	8KB, 256B RAM, 18 I/O	2.60	2.08	1.90	1.72
579—	PIC18F13K22-I/SO	SOIC-20	8KB, 256B RAM, 18 I/O	2.34	1.87	1.72	1.56
579—	PIC18LF13K22I/ML	QFN-20	8KB, 256B RAM, 18 I/O	2.19	1.75	1.61	1.46
579—	PIC18LF13K22-I/P	PDIP-20	8KB, 256B RAM, 18 I/O	2.60	2.08	1.90	1.72
579—	PIC18F1320-E/P	PDIP-18	8KB, 256B RAM, 16 I/O	3.95	3.16	3.08	3.01
579—	PIC18F1320-E/SS	SSOP-20	8KB, 256B RAM, 16 I/O	3.83	3.06	3.00	2.92
579—	PIC18F1320-I/P	PDIP-18	8KB, 256B RAM, 16 I/O	3.60	2.88	2.80	2.74

© Copyright 2013 Mouser Electronics

MICROCHIP Microcontrollers

RoHS Compliant This product is RoHS compliant.

PIC18XXX FLASH MCUs (CONT.)

For quantities greater than listed, call for quote.

MOUSER STOCK NO. Mfr.	Mfr. Part No.	Package Type	Description	Price Each 1	10	25	100
579—	PIC18F1320-I/SO	SOIC-18	8KB, 256B RAM, 16 I/O	3.48	2.78	2.72	2.65
579—	PIC18LF1320-I/SS	SSOP-20	8KB, 256B RAM, 16 I/O	3.65	2.92	2.86	2.78
579—	PIC18F23K20-I/MV	QFN-28	8KB, 512B RAM, 25 I/O	2.47	1.98	1.82	1.65
579—	PIC18F13K50-I/MQ	SOIC-20	8KB, 512B RAM, 17 I/O	2.49	1.99	1.89	1.80
579—	PIC18F13K50-I/P	PDIP-20	8KB, 512B RAM, 15 I/O	2.94	2.35	2.15	1.95
579—	PIC18F13K50-I/SO	SOIC-20	8KB, 512B RAM, 15 I/O	2.89	2.31	2.12	1.92
579—	PIC18F13K50-I/SS	SSOP-20	8KB, 512B RAM, 15 I/O	2.56	2.04	1.87	1.69
579—	PIC18LF13K50/MQ	QFN-20	8KB, 512B RAM, 17 I/O	2.49	1.99	1.89	1.80
579—	PIC18F2320-I/SO	SOIC-28	8KB, 512B RAM, 25 I/O	6.81	5.45	5.31	5.16
579—	PIC18F2320-I/SP	SPDIP-28	8KB, 512B RAM, 25 I/O	6.81	5.45	5.31	5.16
579—	PIC18F2321-I/SO	SOIC-28	8KB, 512B RAM, 25 I/O	3.84	3.07	2.81	2.55
579—	PIC18F2321-I/SP	SPDIP-28	8KB, 512B RAM, 25 I/O	4.10	3.27	3.01	2.72
579—	PIC18F2321-I/SS	SSOP-28	8KB, 512B RAM, 25 I/O	3.79	3.03	2.78	2.51
579—	PIC18F23K20-I/SS	SSOP-28	8KB, 512B RAM, 25 I/O	2.28	1.82	1.66	1.51
579—	PIC18F4321-I/P	PDIP-40	8KB, 512B RAM, 36 I/O	4.37	3.49	3.20	2.89
579—	PIC18F4321-I/PT	TQFP-44	8KB, 512B RAM, 36 I/O	4.23	3.38	3.10	2.80
579—	PIC18F4320-I/P	PDIP-40	8KB, 512B RAM, 36 I/O	7.48	5.98	5.82	5.66
579—	PIC18F43K20-E/MV	UQFN-40	8KB, 512B RAM, 36 I/O	2.95	2.36	2.16	1.96
579—	PIC18F43K20-I/MV	UQFN-40	8KB, 512B RAM, 36 I/O	2.68	2.14	1.97	1.78
579—	PIC18F2331-I/SP	SPDIP-28	8KB, 768B RAM, 24 I/O	5.17	4.13	4.03	3.94
579—	PIC18F6310-I/PT	TQFP-64	8KB, 768B RAM, 66 I/O	4.04	3.23	3.16	3.08
579—	PIC18F6390-I/PT	TQFP-64	8KB, 768B RAM, 50 I/O	4.27	3.41	3.34	3.25
579—	PIC18F8310-I/PT	TQFD-80	8KB, 768B RAM, 70 I/O	4.83	3.86	3.78	3.68
579—	PIC18F14K22-I/ML	QFN-20	16KB, 512B RAM, 18 I/O	2.36	1.89	1.74	1.57
579—	PIC18F14K22-I/P	PDIP-20	16KB, 512B RAM, 18 I/O	2.77	2.21	2.03	1.84
579—	PIC18F14K22-I/SO	SOIC-20	16KB, 512B RAM, 18 I/O	2.53	2.02	1.85	1.68
579—	PIC18F14K22-I/SS	SSOP-20	16KB, 512B RAM, 18 I/O	2.31	1.85	1.70	1.54
579—	PIC18LF14K22I/ML	QFN-20	16KB, 512B RAM, 18 I/O	2.36	1.89	1.74	1.57
579—	PIC18LF14K22-I/P	PDIP-20	16KB, 512B RAM, 18 I/O	2.77	2.21	2.03	1.84
579—	PIC18LF14K22I/SO	SOIC-20	16KB, 512B RAM, 18 I/O	2.53	2.02	1.85	1.68
579—	PIC18LF14K22I/SS	SSOP-20	16KB, 512B RAM, 18 I/O	2.31	1.85	1.70	1.54
579—	PIC18F14K50-I/MQ	SOIC-20	16KB, 768B RAM, 15 I/O	2.73	2.18	2.08	1.97
579—	PIC18F14K50-I/P	PDIP-20	16KB, 768B RAM, 15 I/O	3.20	2.56	2.34	2.12
579—	PIC18F14K50-I/SO	SOIC-20	16KB, 768B RAM, 15 I/O	3.15	2.51	2.31	2.09
579—	PIC18F14K50-I/SS	SSOP-20	16KB, 768B RAM, 15 I/O	2.81	2.25	2.07	1.86
579—	PIC18LF14K50/MQ	QFN-20	16KB, 768B RAM, 15 I/O	2.73	2.18	2.08	1.97
579—	PIC18LF14K50-I/P	PDIP-20	16KB, 768B RAM, 15 I/O	3.20	2.56	2.34	2.12
579—	PIC18LF14K50I/SS	SSOP-20	16KB, 768B RAM, 15 I/O	2.81	2.25	2.07	1.86
579—	PIC18F24K20-I/ML	QFN-28	16KB, 768B RAM, 25 I/O	2.61	2.09	1.90	1.73
579—	PIC18F24K20-I/SO	SOIC-28	16KB, 768B RAM, 25 I/O	2.45	1.96	1.80	1.63
579—	PIC18F24K20-I/SP	SPDIP-28	16KB, 768B RAM, 25 I/O	2.71	2.16	1.99	1.80
579—	PIC18F24K20-I/SS	SSOP-28	16KB, 768B RAM, 25 I/O	2.40	1.92	1.75	1.59
579—	PIC18F2410-I/SO	SOIC-28	16KB, 768B RAM, 24 I/O	4.04	3.23	3.16	3.08
579—	PIC18F2410-I/SP	SDIP-28	16KB, 768B RAM, 24 I/O	4.27	3.41	3.34	3.25
579—	PIC18F242-I/SO	SOIC-28	16KB, 768B RAM, 3 I/O	6.68	5.34	5.20	5.06
579—	PIC18F242-I/SP	SPDIP-28	16KB, 768B RAM, 3 I/O	6.68	5.34	5.20	5.06
579—	PIC18F2420-E/SO	SOIC-28	16KB, 768B RAM, 15 I/O	4.82	3.85	3.77	3.67
579—	PIC18F2420-I/ML	QFN-28	16KB, 768B RAM, 15 I/O	4.67	3.73	3.64	3.55
579—	PIC18F2420-I/SO	SOIC-28	16KB, 768B RAM, 25 I/O	4.39	3.51	3.42	3.34
579—	PIC18F2420-I/SP	SDIP-28	16KB, 768B RAM, 25 I/O	4.60	3.68	3.60	3.51
579—	PIC18LF2420-I/SO	SOIC-28	16KB, 768B RAM, 25 I/O	4.60	3.68	3.60	3.51
579—	PIC18F2423-I/SO	SOIC-28	16KB, 768B RAM, 25 I/O	5.56	4.45	4.09	3.70
579—	PIC18F2423-I/SP	SPDIP-28	16KB, 768B RAM, 25 I/O	5.83	4.67	4.27	3.87
579—	PIC18F2431-I/SO	SOIC-28	16KB, 768B RAM, 24 I/O	5.17	4.13	4.03	3.94
579—	PIC18F2431-I/SP	SPDIP-28	16KB, 768B RAM, 24 I/O	5.39	4.31	4.22	4.11
579—	PIC18F2450-I/SO	SOIC-28	16KB, 768B RAM, 23 I/O	4.10	3.27	3.01	2.72
579—	PIC18F2450-I/SP	SPDIP-28	16KB, 768B RAM, 23 I/O	4.37	3.49	3.20	2.89
579—	PIC18F248-I/SP	SPDIP-28	16KB, 768B RAM, 23 I/O	8.01	6.41	6.24	6.07
579—	PIC18F2480-E/ML	QFN-28	16KB, 768B RAM, 25 I/O	6.86	5.49	5.35	5.22
579—	PIC18F2480-E/SO	SOIC-28	16KB, 768B RAM, 25 I/O	6.58	5.26	5.14	5.01
579—	PIC18F2480-I/ML	QFN-28	16KB, 768B RAM, 25 I/O	6.26	5.01	4.89	4.77
579—	PIC18F2480-I/SO	SOIC-28	16KB, 768B RAM, CAN	5.98	4.78	4.67	4.56
579—	PIC18F2480-I/SP	SPDIP-28	16KB, 768B RAM, CAN	6.21	4.96	4.85	4.73
579—	PIC18F44K20-E/MV	UQFN-40	16KB, 768B RAM, 36 I/O	3.09	2.47	2.27	2.05
579—	PIC18F44K20-I/MV	UQFN-40	16KB, 768B RAM, 36 I/O	2.81	2.25	2.07	1.86
579—	PIC18F44K20-I/PT	TQFP-44	16KB, 768B RAM, 36 I/O	2.84	2.27	2.08	1.88
579—	PIC18F4410-I/P	PDIP-40	16KB, 768B RAM, 36 I/O	4.49	3.60	3.51	3.42
579—	PIC18F4420-I/P	PDIP-40	16KB, 768B RAM, 36 I/O	4.83	3.86	3.78	3.68
579—	PIC18F4420-I/PT	TQFP-44	16KB, 768B RAM, 36 I/O	4.72	3.78	3.68	3.60
579—	PIC18F4431-I/P	PDIP-40	16KB, 768B RAM, 36 I/O	5.86	4.69	4.57	4.46
579—	PIC18F4431-I/PT	TQFP-44	16KB, 768B RAM, 36 I/O	5.79	4.63	4.53	4.42
579—	PIC18F4450-I/P	PDIP-40	16KB, 768B RAM, 34 I/O	4.54	3.63	3.33	3.02
579—	PIC18F4450-I/PT	TQFP-44	16KB, 768B RAM, 34 I/O	4.42	3.53	3.23	2.93
579—	PIC18F4480-I/P	PDIP-40	16KB, 768B RAM, 36 I/O	6.42	5.14	5.02	4.90
579—	PIC18F4480-I/PT	TQFP-44	16KB, 768B RAM, 36 I/O	6.31	5.05	4.93	4.82
579—	PIC18F8490-I/PT	TQFD-80	16KB, 768B RAM, 66 I/O	5.62	4.49	4.39	4.28
579—	PIC18LF6490-I/PT	TQFP-64	16KB, 768B RAM, 68 I/O	5.07	4.06	3.96	3.86
579—	PIC18LF8490-I/PT	TQFP-80	16KB, 768B RAM, 66 I/O	5.90	4.72	4.61	4.49
579—	PIC18F24J10-I/SP	SPDIP-28	16KB, 1024B RAM, 21 I/O	2.53	2.02	1.85	1.68
579—	PIC18F24J10-I/SS	SSOP-28	16KB, 1024B RAM, 21 I/O	2.23	1.78	1.63	1.48
579—	PIC18F44J10-I/PT	TQFP-44	16KB, 1024B RAM, 32 I/O	2.66	2.13	1.95	1.77
579—	PIC18F24J11-I/ML	QFN-28	16KB, 3800B RAM, 3 I/O	3.31	2.64	2.42	2.19
579—	PIC18F24J11-I/SO	SOIC-28	16KB, 3800B RAM, 3 I/O	3.09	2.47	2.27	2.05
579—	PIC18F24J11-I/SP	SPDIP-28	16KB, 3800B RAM, 3 I/O	3.36	2.69	2.46	2.23
579—	PIC18F24J11-I/SS	SSOP-28	16KB, 3800B RAM, 3 I/O	3.04	2.43	2.23	2.02
579—	PIC18F24J50-I/SO	SOIC-28	16KB,3800B RAM,Full Sp USB	3.48	2.78	2.56	2.31
579—	PIC18F24J50-I/SS	SSOP-28	16KB,3800B RAM,Full Sp USB	3.42	2.74	2.51	2.28
579—	PIC18F2455-I/SO	SOIC-28	24KB, 2048B RAM, 24 I/O	5.30	4.24	4.14	4.04
579—	PIC18F2455-I/SP	SPDIP-28	24KB, 2048B RAM, 24 I/O	5.52	4.42	4.31	4.22
579—	PIC18F4455-I/P	PDIP-40	24KB, 2048B RAM, 35 I/O	5.76	4.60	4.49	4.39
579—	PIC18F4455-I/PT	TQFP-44	24KB, 2048B RAM, 35 I/O	5.65	4.52	4.41	4.30
579—	PIC18F25J10-I/SO	SOIC-28	32KB, 1024B RAM, 21 I/O	2.40	1.92	1.75	1.59

© Copyright 2013 Mouser Electronics

PIC18XXX FLASH MCUs (CONT.)

For quantities greater than listed, call for quote.

MOUSER STOCK NO. Mfr.	Mfr. Part No.	Package Type	Description	Price Each 1	10	25	100
579—	PIC18F25J10-I/SP	SPDIP-28	32KB, 1024B RAM, 21 I/O	2.66	2.13	1.95	1.77
579—	PIC18F45J10-I/P	PDIP-40	32KB, 1024B RAM, 32 I/O	3.04	2.43	2.23	2.02
579—	PIC18F45J10-I/PT	TQFP-44	32KB, 1024B RAM, 32 I/O	2.78	2.23	2.04	1.85
579—	PIC18F2520-I/ML	QFN-28	32KB, 1536B RAM, 25 I/O	5.38	4.30	4.21	4.10
579—	PIC18F2523-I/ML	QFN-28	32KB, 1536B RAM, 25 I/O	6.70	5.36	4.91	4.44
579—	PIC18F2523-I/SO	SOIC-28	32KB, 1536B RAM, 25 I/O	6.37	5.09	4.67	4.23
579—	PIC18F2523-I/SP	SPDIP-28	32KB, 1536B RAM, 25 I/O	6.62	5.30	4.86	4.40
579—	PIC18F252-I/SO	SOIC-28	32KB, 1536B RAM, 3 I/O	7.28	5.82	5.67	5.51
579—	PIC18F252-I/SP	SPDIP-28	32KB, 1536B RAM, 3 I/O	7.28	5.82	5.67	5.51
579—	PIC18F2580-E/SO	SOIC-28	32KB, 1536B RAM, 25 I/O	7.37	5.90	5.76	5.61
579—	PIC18F2580-E/SP	SPDIP-28	32KB, 1536B RAM, 25 I/O	7.60	6.08	5.93	5.78
579—	PIC18F2580-I/ML	QFN-28	32KB, 1536B RAM, 25 I/O	6.99	5.59	5.45	5.32
579—	PIC18F2580-I/SO	SOIC-28	32KB, 1536B RAM, CAN	6.70	5.36	5.23	5.10
579—	PIC18F2580-I/SP	SPDIP-28	32KB, 1536B RAM, CAN	6.91	5.53	5.40	5.28
579—	PIC18F258-I/SO	SOIC-28	32KB, 1536B RAM, 22 I/O	8.72	6.98	6.79	6.60
579—	PIC18F258-I/SP	SPDIP-28	32KB, 1536B RAM, 22 I/O	8.72	6.98	6.79	6.60
579—	PIC18F25K20-I/ML	QFN-28	32KB, 1536B RAM, 25 I/O	2.73	2.18	2.00	1.82
579—	PIC18F25K20-I/SO	SOIC-28	32KB, 1536B RAM, 25 I/O	2.58	2.07	1.89	1.71
579—	PIC18F25K20-I/SP	SPDIP-28	32KB, 1536B RAM, 25 I/O	2.84	2.27	2.08	1.88
579—	PIC18F25K20-I/SS	SSOP-28	32KB, 1536B RAM, 25 I/O	2.53	2.02	1.85	1.68
579—	PIC18F25K22-I/SO	SOIC-28	32KB, 1536B RAM, 25 I/O	3.04	2.43	2.23	2.02
579—	PIC18F25K22ISP	SPDIP-28	32KB, 1536B RAM, 25 I/O	3.31	2.64	2.42	2.19
579—	PIC18F4520-E/P	PDIP-40	32KB, 1536B RAM, 36 I/O	6.10	4.88	4.76	4.64
579—	PIC18F4520-I/ML	QFN-44	32KB, 1536B RAM, 36 I/O	5.72	4.58	4.46	4.35
579—	PIC18F4523-I/P	PDIP-40	32KB, 1536B RAM, 36 I/O	6.89	5.51	5.05	4.57
579—	PIC18F4523-I/PT	TQFP-44	32KB, 1536B RAM, 36 I/O	6.75	5.40	4.95	4.48
579—	PIC18F452-E/P	PDIP-40	32KB, 1536B RAM, 5 I/O	9.64	7.71	7.51	7.30
579—	PIC18F452-I/L	PLCC-44	32KB, 1536B RAM, 5 I/O	9.18	7.34	7.22	7.09
579—	PIC18F452-I/P	PDIP-40	32KB, 1536B RAM, 5 I/O	8.06	6.44	6.27	6.10
579—	PIC18F4580-I/P	PDIP-40	32KB, 1536B RAM, CAN	7.15	5.71	5.59	5.45
579—	PIC18F4580-I/PT	TQFP-44	32KB, 1536B RAM, CAN	7.04	5.63	5.49	5.36
579—	PIC18F458-I/P	PDIP-40	32KB, 1536B RAM, 33 I/O	8.84	7.07	6.89	6.70
579—	PIC18F458-I/PT	TQFP-44	32KB, 1536B RAM, 33 I/O	9.90	7.92	7.71	7.50
579—	PIC18F45K20-E/MV	UQFN-40	32KB, 1536B RAM, 36 I/O	3.24	2.59	2.38	2.15
579—	PIC18F45K20-I/ML	QFN-44	32KB, 1536B RAM, 36 I/O	3.11	2.49	2.29	2.08
579—	PIC18F45K20-I/MV	UQFN-40	32KB, 1536B RAM, 36 I/O	2.94	2.35	2.15	1.95
579—	PIC18F45K20-I/P	PDIP-40	32KB, 1536B RAM, 36 I/O	3.22	2.58	2.36	2.14
579—	PIC18F45K20-I/PT	TQFP-44	32KB, 1536B RAM, 36 I/O	2.97	2.38	2.17	1.97
579—	PIC18F45K22-I/P	PDIP-40	32KB, 1536B RAM, 36 I/O	3.73	2.99	2.74	2.48
579—	PIC18LF2520-I/ML	QFN-28	32KB, 1536B RAM, 25 I/O	5.63	4.50	4.40	4.29
579—	PIC18LF2520-I/SO	SOIC-28	32KB, 1536B RAM, 25 I/O	5.35	4.28	4.18	4.08
579—	PIC18LF252-I/SP	SPDIP-28	32KB, 1536B RAM, 23 I/O	7.64	6.11	5.95	5.79
579—	PIC18LF2580-I/SO	SOIC-28	32KB, 1536B RAM, 25 I/O	7.04	5.63	5.49	5.36
579—	PIC18LF25K22I/SO	SOIC-28	32KB, 1536B RAM, 25 I/O	3.04	2.43	2.23	2.02
579—	PIC18LF4520-I/PT	TQFP-44	32KB, 1536B RAM, 36 I/O	5.71	4.57	4.46	4.35
579—	PIC18LF452-I/PT	TQFP-44	32KB, 1536B RAM, 5 I/O	9.66	7.73	7.52	7.32
579—	PIC18F2550-I/SO	SOIC-28	32KB, 2048B RAM, 24 I/O	5.52	4.42	4.31	4.22
579—	PIC18F2550-I/SP	SPDIP-28	32KB, 2048B RAM, 24 I/O	5.76	4.60	4.49	4.39
579—	PIC18F2553-I/SP	SPDIP-28	32KB, 2048B RAM, 24 I/O	7.84	6.27	5.75	5.20
579—	PIC18F4550-I/ML	QFN-44	32KB, 2048B RAM, 35 I/O	6.14	4.91	4.80	4.69
579—	PIC18F4550-I/P	PDIP-40	32KB, 2048B RAM, 35 I/O	5.98	4.78	4.67	4.56
579—	PIC18F4550-I/PT	TQFP-44	32KB, 2048B RAM, 35 I/O	5.86	4.69	4.58	4.47
579—	PIC18F4553-I/P	PDIP-40	32KB, 2048B RAM, 35 I/O	8.09	6.47	5.94	5.37
579—	PIC18F4553-I/PT	TQFP-44	32KB, 2048B RAM, 35 I/O	7.97	6.38	5.84	5.29
579—	PIC18F6520-I/PT	TQFP-64	32KB, 2048B RAM, 52 I/O	9.21	7.37	7.18	6.98
579—	PIC18F65J10-I/PT	TQFP-64	32KB, 2048B RAM, 50 I/O	3.36	2.69	2.46	2.23
579—	PIC18F65K90-I/MR	QFN-64	32KB, 2048B RAM, LCD	4.82	3.85	3.53	3.20
579—	PIC18F65K90-I/PT	TQFP-80	32KB, 2048B RAM, LCD	4.67	3.73	3.42	3.10
579—	PIC18F65K90IMRRS	QFN-64	32KB, 2048B RAM, LCD	4.82	3.85	3.53	3.20
579—	PIC18F65K90IPTRS	TQFP-64	32KB, 2048B RAM, LCD	4.67	3.73	3.42	3.10
579—	PIC18F65K90TI/MR	QFN-64	32KB, 2048B RAM, LCD	4.88	3.91	3.58	3.24
579—	PIC18F65K90TI/PT	TQFP-80	32KB, 2048B RAM, LCD	4.74	3.79	3.47	3.15
579—	PIC18F8520-I/PT	TQFP-80	32KB, 2048B RAM, 68 I/O	9.68	7.75	7.54	7.33
579—	PIC18F85J90I/PT	TQFP-80	32KB, 2048B RAM, 67 I/O	4.48	3.58	3.28	2.97
579—	PIC18LF2550-I/SO	SOIC-28	32KB, 2048B RAM, 24 I/O	5.81	4.64	4.54	4.42
579—	PIC18LF2550-I/SP	SPDIP-28	32KB, 2048B RAM, 24 I/O	6.03	4.83	4.71	4.59
579—	PIC18LF4550-I/PT	TQFP-44	32KB, 2048B RAM, 35 I/O	6.15	4.92	4.80	4.69
579—	PIC18F45K80-I/ML	QFN-44	32KB, 3648B RAM, 35 I/O	4.15	3.32	3.04	2.76
579—	PIC18F45K80-I/P	PDIP-40	32KB, 3648B RAM, 35 I/O	4.26	3.40	3.12	2.82
579—	PIC18F45K80-I/PT	TQFP-44	32KB, 3648B RAM, 35 I/O	4.00	3.20	2.93	2.65
579—	PIC18F65K80-I/MR	QFN-64	32KB, 3648B RAM, 54 I/O	5.14	4.11	3.77	3.40
579—	PIC18F65K80-I/PT	TQFP-64	32KB, 3648B RAM, 54 I/O	4.98	3.98	3.65	3.31
579—	PIC18F25J50-I/ML	QFN-28	32KB, 3776B RAM, 3 I/O	3.95	3.16	2.89	2.62
579—	PIC18F45J50-I/PT	TQFP-44	32KB, 3776B RAM, 5 I/O	4.23	3.38	3.10	2.80
579—	PIC18F25J50-I/SO	SOIC-28	32KB, 3800B RAM, 3 I/O	3.73	2.99	2.74	2.48
579—	PIC18F25J50-I/SP	SPDIP-28	32KB, 3800B RAM, 3 I/O	4.00	3.20	2.93	2.65
579—	PIC18F2520-I/SO	SOIC-28	32KB, 3804B RAM, 25 I/O	5.09	4.08	3.98	3.88
579—	PIC18F2520-I/SP	SDIP-28	32KB, 3804B RAM, 25 I/O	5.33	4.26	4.16	4.06
579—	PIC18F4510-I/P	PDIP-40	32KB, 3804B RAM, 36 I/O	5.22	4.17	4.07	3.97
579—	PIC18F4520-I/P	PDIP-40	32KB, 3804B RAM, 36 I/O	5.55	4.44	4.33	4.23
579—	PIC18F4520-I/PT	TQFP-44	32KB, 3804B RAM, 36 I/O	5.45	4.35	4.25	4.14
579—	PIC18F65J50-I/PT	TQFP-64	32KB, 3904B RAM, 49 I/O	4.28	3.42	3.14	2.85
579—	PIC18F65J15-I/PT	TQFP-64	48KB, 2048B RAM, 50 I/O	3.62	2.89	2.64	2.40
579—	PIC18F6585-I/PT	TQFP-64	48KB, 3328B RAM, CAN	11.12	8.89	8.66	8.42
579—	PIC18F6527-I/PT	TQFP-64	48KB, 3936B RAM, 70 I/O	8.51	6.81	6.24	5.65
579—	PIC18F2525-E/SP	PDIP-28	48KB, 3968B RAM, 25 I/O	6.61	5.29	5.16	5.03
579—	PIC18F2525-I/SO	SOIC-28	48KB, 3968B RAM, 25 I/O	5.79	4.63	4.53	4.42
579—	PIC18F2525-I/SP	PDIP-28	48KB, 3968B RAM, 25 I/O	6.02	4.82	4.71	4.59
579—	PIC18F4525-I/P	PDIP-40	48KB, 3968B RAM, 36 I/O	6.25	5.00	4.88	4.76
579—	PIC18F4525-I/PT	TQFP-44	48KB, 3968B RAM, 36 I/O	6.14	4.91	4.79	4.68
579—	PIC18F66J10-I/PT	TQFP-64	64KB, 2048B RAM, 50 I/O	3.86	3.09	2.84	2.57

© Copyright 2013 Mouser Electronics

MICROCHIP Microcontrollers

RoHS Compliant This product is RoHS compliant.

PIC18XXX FLASH MCUs (CONT.)

For quantities greater than listed, call for quote.

MOUSER STOCK NO. Mfr.	Mfr. Part No.	Package Type	Description	Price Each 1	10	25	100
579—	PIC18F2680-I/SO	SOIC-28	64KB, 3328B RAM, w/ECAN	8.11	6.48	6.33	6.18
579—	PIC18F2680-I/SP	SDIP-28	64KB, 3328B RAM, w/ECAN	8.34	6.67	6.51	6.36
579—	PIC18F4680-E/P	PDIP-40	64KB, 3328B RAM, 40/44 I/O	9.41	7.52	7.35	7.17
579—	PIC18F4680-I/P	PDIP-40	64KB, 3328B RAM, w/ECAN	8.56	6.85	6.69	6.53
579—	PIC18F4680-I/PT	TQFP-44	64KB, 3328B RAM, w/ECAN	8.45	6.76	6.60	6.44
579—	PIC18F6680-I/PT	TQFP-64	64KB, 3328B RAM, 52 I/O	11.92	9.53	9.29	9.03
579—	PIC18F8680-I/PT	TQFD-80	64KB, 3328B RAM, 68 I/O	12.42	9.94	9.68	9.42
579—	PIC18F46K80-I/ML	QFN-44	64KB, 3648B RAM, 35 I/O	4.67	3.73	3.42	3.10
579—	PIC18F46K80-I/P	PDIP-40	64KB, 3648B RAM, 35 I/O	4.77	3.82	3.50	3.17
579—	PIC18F46K80-I/PT	TQFP-44	64KB, 3648B RAM, 35 I/O	4.50	3.61	3.31	3.00
579—	PIC18F66K80-I/MR	QFN-64	64KB, 3648B RAM, 54 I/O	5.65	4.52	4.14	3.75
579—	PIC18F66K80-I/PT	TQFP-64	64KB, 3648B RAM, 54 I/O	5.50	4.40	4.02	3.65
579—	PIC18F46J50-I/PT	TQFP-44	64KB, 3776B RAM, 5 I/O	4.75	3.80	3.48	3.15
579—	PIC18LF46J50-IPT	TQFP-44	64KB, 3776B RAM, 5 I/O	4.75	3.80	3.48	3.15
579—	PIC18F26J11-I/ML	QFN-28	64KB, 3800B RAM, 3 I/O	4.08	3.26	2.99	2.71
579—	PIC18F26J11-I/SP	SPDIP-28	64KB, 3800B RAM, 3 I/O	4.12	3.30	3.03	2.74
579—	PIC18F26J11-I/SS	SSOP-28	64KB, 3800B RAM, 3 I/O	3.81	3.05	2.79	2.54
579—	PIC18F8527-I/PT	TQFP-80	48KB, 3936B RAM, 70 I/O	9.29	7.43	6.81	6.16
579—	PIC18F4585-I/PT	TQFP-44	48KB, 3.25KB RAM, 44 I/O	8.00	6.40	6.25	6.10
579—	PIC18F26J50-I/ML	QFN-28	64KB, 3800B RAM, 3 I/O	4.45	3.56	3.27	2.96
579—	PIC18F26J50-I/SO	SOIC-28	64KB, 3800B RAM, 3 I/O	4.26	3.40	3.12	2.82
579—	PIC18F26J50-I/SP	SPDIP-28	64KB, 3800B RAM, 3 I/O	4.50	3.61	3.31	3.00
579—	PIC18F26J50-I/SS	SSOP-28	64KB, 3800B RAM, 3 I/O	4.21	3.36	3.08	2.79
579—	PIC18F46J11-I/PT	TQFP-44	64KB, 3800B RAM, 3 I/O	4.37	3.49	3.20	2.89
579—	PIC18F46J50-I/ML	QFN-44	64KB, 3800B RAM, 3 I/O	4.98	3.98	3.65	3.31
579—	PIC18F2610-I/SP	SDIP-28	64KB, 3804B RAM, 25 I/O	6.41	5.13	5.00	4.88
579—	PIC18F2620-I/SO	SOIC-28	64KB, 3804B RAM, 25 I/O	6.52	5.21	5.09	4.96
579—	PIC18F2620-I/SP	SDIP-28	64KB, 3804B RAM, 25 I/O	6.74	5.39	5.26	5.14
579—	PIC18F4610-I/P	PDIP-40	64KB, 3804B RAM, 36 I/O	6.63	5.31	5.18	5.05
579—	PIC18F4620-I/P	PDIP-40	64KB, 3804B RAM, 36 I/O	6.97	5.57	5.44	5.31
579—	PIC18F4620-I/PT	TQFP-44	64KB, 3804B RAM, 36 I/O	6.85	5.48	5.35	5.22
579—	PIC18F66J60-I/PT	TQFP-64	64KB, 3808B RAM, 39 I/O	5.65	4.52	4.14	3.75
579—	PIC18F8620-I/PT	TQFP-80	64KB, 3840B RAM, 68 I/O	13.84	11.06	10.77	10.48
579—	PIC18F26K22EML	QFN-28	64KB, 3896B RAM, 25 I/O	4.07	3.25	2.99	2.70
579—	PIC18F26K22ISP	SPDIP-28	64KB, 3896B RAM, 25 I/O	3.81	3.05	2.79	2.54
579—	PIC18F46K22IP	PDIP-40	64KB, 3896B RAM, 36 I/O	4.26	3.40	3.12	2.82
579—	PIC18F86J72IPT	TQFP-80	64KB, 3923B RAM, LCD	7.59	6.07	5.55	5.03
579—	PIC18F86J72TIPT	TQFP-80	64KB, 3923B RAM, LCD	7.64	6.11	5.61	5.07
579—	PIC18F26K20-E/ML	QFN-28	64KB, 3936B RAM, 25 I/O	3.56	2.85	2.61	2.36
579—	PIC18F26K20-E/SO	SOIC-28	64KB, 3936B RAM, 25 I/O	3.40	2.72	2.49	2.26
579—	PIC18F26K20-I/ML	QFN-28	64KB, 3936B RAM, 25 I/O	3.25	2.60	2.39	2.16
579—	PIC18F26K20-I/SO	SOIC-28	64KB, 3936B RAM, 25 I/O	3.09	2.47	2.27	2.05
579—	PIC18F26K20-I/SP	SPDIP-28	64KB, 3936B RAM, 25 I/O	3.36	2.69	2.46	2.23
579—	PIC18F26K20-I/SS	SSOP-28	64KB, 3936B RAM, 25 I/O	3.04	2.43	2.23	2.02
579—	PIC18F46K20-E/MV	UQFN-40	64KB, 3936B RAM, 36 I/O	3.67	2.93	2.69	2.43
579—	PIC18F46K20-I/ML	QFN-44	64KB, 3936B RAM, 36 I/O	3.51	2.80	2.57	2.33

For quantities greater than listed, call for quote.

MOUSER STOCK NO. Mfr.	Mfr. Part No.	Package Type	Description	Price Each 1	10	25	100
579—	PIC18F46K20-I/P	PDIP-40	64KB, 3936B RAM, 36 I/O	3.62	2.89	2.64	2.40
579—	PIC18F46K20-I/PT	TQFP-44	64KB, 3936B RAM, 36 I/O	3.36	2.69	2.46	2.23
579—	PIC18F6622-I/PT	TQFP-64	64KB, 3936B RAM, 70 I/O	9.41	7.52	6.90	6.25
579—	PIC18F8622-I/PT	TQFD-80	64KB, 3936B RAM, 70 I/O	10.18	8.14	7.47	6.76
579—	PIC18F2620-E/SO	SOIC-28	64KB, 3968B RAM, 25 I/O	7.17	5.74	5.60	5.46
579—	PIC18F4620-E/P	PDIP-40	64KB, 3968B RAM, 36 I/O	7.65	6.12	5.97	5.83
579—	PIC18F4620-E/PT	TQFP-44	64KB, 3968B RAM, 36 I/O	7.54	6.03	5.89	5.75
579—	PIC18LF2620-I/SO	SOIC-28	64KB, 3968B RAM, 25 I/O	6.85	5.48	5.34	5.21
579—	PIC18LF2620-I/SP	SDIP-28	64KB, 3968B RAM, 25 I/O	7.06	5.65	5.52	5.38
579—	PIC18LF4620-I/P	PDIP-40	64KB, 3968B RAM, 36 I/O	7.31	5.84	5.70	5.56
579—	PIC18LF4620-I/PT	TQFP-44	64KB, 3968B RAM, 36 I/O	7.20	5.76	5.62	5.48
579—	PIC18LF6622-IPT	TQFP-64	64KB, 3936B RAM, 54 I/O	9.88	7.90	7.24	6.56
579—	PIC18F2685-I/SO	SOIC-28	96KB, 3328B RAM, ECAN	10.81	8.65	7.92	7.17
579—	PIC18F2685-I/SP	SPDIP-28	96KB, 3328B RAM, ECAN	11.06	8.85	8.11	7.34
579—	PIC18F4685-I/P	PDIP-44	96KB, 3328B RAM, ECAN	11.32	9.05	8.30	7.51
579—	PIC18F4685-I/PT	TQFP-44	96KB, 3328B RAM, ECAN	11.18	8.95	8.21	7.43
579—	PIC18F6627-I/PT	TQFP-64	96KB, 3936B RAM, 54 I/O	9.66	7.73	7.54	7.36
579—	PIC18F27J13-I/SP	SPDIP-28	128KB, 3800B RAM, 5 I/O	4.82	3.85	3.53	3.20
579—	PIC18F27J53-I/ML	QFN-28	128KB, 3800B RAM, 3 I/O	5.11	4.09	3.75	3.39
579—	PIC18F27J53-I/SO	SOIC-28	128KB, 3800B RAM, 3 I/O	4.95	3.96	3.63	3.28
579—	PIC18F27J53-I/SP	SPDIP-28	128KB, 3800B RAM, 3 I/O	5.20	4.16	3.82	3.46
579—	PIC18F27J53-I/SS	SSOP-28	128KB, 3800B RAM, 3 I/O	4.90	3.92	3.60	3.25
579—	PIC18F47J53-I/ML	QFN-44	128KB, 3800B RAM, 5 I/O	5.62	4.49	4.12	3.73
579—	PIC18F47J53-I/PT	TQFP-44	128KB, 3800B RAM, 5 I/O	5.47	4.38	4.01	3.63
579—	PIC18F67J60-I/PT	TQFP-64	128KB, 3808B RAM, 10BASE-T	6.09	4.87	4.46	4.04
579—	PIC18F87J60-I/PT	TQFP-80	128KB, 3808B RAM, 10BASE-T	6.56	5.24	4.80	4.34
579—	PIC18F97J60-I/PF	TQFP-100	128KB, 3808B RAM, 70 I/O	7.59	6.07	5.55	5.03
579—	PIC18F97J60-I/PT	TQFP-100	128KB, 3808B RAM, 70 I/O	6.93	5.54	5.08	4.60
579—	PIC18F67K90IPTRS	TQFP-64	128KB, 3828B RAM, 53 I/O	5.67	4.54	4.16	3.77
579—	PIC18F6720-I/PT	TQFP-64	128KB, 3840B RAM, 52 I/O	15.15	12.12	11.80	11.48
579—	PIC18F8720-I/PT	TQFP-80	128KB, 3840B RAM, 68 I/O	15.40	12.32	11.99	11.66
579—	PIC18F87K22IPTRS	TQFP-64	128KB, 3862B RAM, 69 I/O	5.90	4.72	4.33	3.92
579—	PIC18F67J50-I/PT	TQFP-64	128KB, 3904B RAM, 49 I/O	5.20	4.16	3.82	3.46
579—	PIC18F87J11-I/PT	TQFP-80	128KB, 3904B RAM, 68 I/O	5.20	4.16	3.82	3.46
579—	PIC18F87J50-I/PT	TQFP-80	128KB, 3904B RAM, 65 I/O	5.70	4.56	4.17	3.79
579—	PIC18F87J72IPT	TQFP-80	128KB, Energy Meter, LCD	8.01	6.41	5.87	5.33
579—	PIC18F87J72TIPT	TQFP-80	128KB, Energy Meter, LCD	8.08	6.46	5.93	5.37
579—	PIC18F6722-I/PT	TQFP-64	128KB, 3936B RAM, 70 I/O	11.01	8.81	8.60	8.39
579—	PIC18F67J10-I/PT	TQFP-64	128KB, 3936B RAM, 50 I/O	4.26	3.40	3.12	2.82
579—	PIC18F8722-I/PT	TQFP-80	128KB, 3936B RAM, 70 I/O	11.70	9.35	9.13	8.90
579—	PIC18F8723IPT	TQFP-80	128KB, 3936B RAM, 70 I/O	15.55	12.43	11.40	10.33
579—	PIC18F87J10-I/PT	TQFP-80	128KB, 3936B RAM, 66 I/O	4.70	3.76	3.45	3.11
579—	PIC18LF6722-IPT	TQFP-64	128KB, 3936B RAM, 54 I/O	11.56	9.24	9.03	8.81
579—	PIC18LF8722-IPT	TQFP-80	128KB, 3936B RAM, 70 I/O	12.26	9.81	9.58	9.35
579—	PIC18F87K90-I/PT	TQFP-80	128KB, 4096B RAM, LCD	6.16	4.93	4.52	4.09
579—	PIC18F87K90IPTRS	TQFP-64	128KB, 4096B RAM, LCD	6.16	4.93	4.52	4.09

16-BIT PIC24 FLASH MCUs

16-bit PIC24 microcontrollers offer a new level of performance and higher integration. Features supporting this compatibility between these families include common: instuction set and architecture (dsPIC DSCs add DSP capability), peripherals, pin-out, and tool suite including MPLAB® IDE, C30 C Compiler and MPLAB® PM3 Programmer, Real Ice, Explorer 16 Development Board.

For quantities greater than listed, call for quote.

MOUSER STOCK NO. Mfr.	Mfr. Part No.	Package Type	Description	Price Each 1	10	25	100
16 MIPS							
579—	PIC24F16KL402ISO	SOIC-28	16KB, 1KB RAM, 24 I/O	2.76	2.20	2.02	1.83
579—	PIC24F16KL402ISP	SPDIP-28	16KB, 1KB RAM, 24 I/O	3.01	2.41	2.21	2.00
579—	PIC24F16KL402ISS	SSOP-28	16KB, 1KB RAM, 24 I/O	2.71	2.16	1.99	1.80
579—	PIC24F16KA101ISS	SSOP-20	16KB, 1.5KB RAM, 18 I/O	2.79	2.24	2.03	1.85
579—	PIC24F16KA102ISP	SPDIP-20	16KB, 1.5KB RAM, 18 I/O	3.21	2.57	2.33	2.12
579—	PIC24F16KA102ISS	SSOP-28	16KB, 1.5KB RAM, 24I/O	2.92	2.33	2.12	1.93
579—	PIC24FJ32GA002SO	SOIC-28	32KB, 8KB RAM, 21 I/O	3.33	2.66	2.44	2.20
579—	PIC24FJ32GA002SP	SPDIP-28	32KB, 8KB RAM, 21 I/O	3.58	2.87	2.63	2.38
579—	PIC24FJ32GA004PT	TQFP-44	32KB, 8KB RAM, 35 I/O	3.72	2.97	2.72	2.46
579—	24FJ32GA102-E/SS	SSOP-28	32KB, 8KB RAM, 21 I/O	4.02	3.22	2.95	2.68
579—	24FJ32GA102-I/SS	SSOP-28	32KB, 8KB RAM, 21 I/O	3.67	2.93	2.69	2.43
579—	24FJ32GB002-I/SS	SSOP-28	32KB, 8KB RAM, 21 I/O	4.06	3.24	2.96	2.69
579—	PIC24F32KA304IPT	TQFP-44	32KB, 8KB RAM, 38 I/O	4.48	3.58	3.28	2.97
579—	PIC24F32KA304IML	QFN-44	32KB, 8KB RAM, 38 I/O	4.64	3.71	3.40	3.08
579—	PIC24F32KA304IMV	UQFN-48	32KB, 8KB RAM, 38 I/O	4.61	3.69	3.38	3.06
579—	PIC24F64GA002ISS	SSOP-28	64KB, 8KB RAM, 21 I/O	3.79	3.03	2.78	2.51
579—	PIC24FJ64GA002SO	SOIC-28	64KB, 8KB RAM, 21 I/O	3.84	3.07	2.81	2.55
579—	PIC24FJ64GA004PT	TQFP-44	64KB, 8KB RAM, 35 I/O	4.23	3.38	3.10	2.80
579—	24FJ64GA006IPT	TQFP-64	64KB, 8KB RAM, 53 I/O	4.54	3.63	3.33	3.02
579—	24FJ64GA102-E/SS	SSOP-28	64KB, 8KB RAM, 21 I/O	4.60	3.68	3.37	3.05
579—	24FJ64GA102-I/SS	SSOP-28	64KB, 8KB RAM, 21 I/O	4.17	3.34	3.06	2.77
579—	FJ64GA104-I/PT	TQFP-44	64KB, 8KB RAM, 26 I/O	4.61	3.69	3.38	3.06
579—	PIC24F64GA002ESP	SPDIP-28	64KB, 8KB RAM, 16 I/O	4.48	3.58	3.28	2.97
579—	24FJ64GA306-I/PT	TQFP-64	64KB, 8KB RAM, 21 I/O	5.11	4.09	3.75	3.39
579—	24FJ64GA306-I/MR	QFN-64	64KB, 8KB RAM, 21 I/O	5.25	4.21	3.85	3.49
579—	24FJ64GA308-I/PT	TQFP-80	64KB, 8KB RAM, 21 I/O	5.50	4.40	4.02	3.65
579—	24FJ64GA310-I/PT	TQFP-100	64KB, 8KB RAM, 21 I/O	5.83	4.67	4.27	3.87
579—	24FJ64GA310-I/PF	TQFP-100	64KB, 8KB RAM, 21 I/O	6.47	5.18	4.74	4.30
579—	24FJ64GA310-I/BG	XBGA-121	64KB, 8KB RAM, 21 I/O	6.14	4.91	4.49	4.08
579—	P24FJ64GB002IML	QFN-28	64KB, 8KB RAM, 21 I/O	4.72	3.78	3.46	3.14
579—	P24FJ64GB002ISP	SPDIP-28	64KB, 8KB RAM, 21 I/O	4.87	3.89	3.57	3.23
579—	24FJ64GB002-I/SS	SSOP-28	64KB, 8KB RAM, 21 I/O	4.56	3.65	3.35	3.03
579—	PIC24F64GB106IPT	TQFP-64	64KB, 16KB RAM, 52 I/O	6.57	5.25	4.83	4.37
579—	24FJ128GA006IPT	TQFP-64	128KB, 8KB RAM, 53 I/O	4.98	3.98	3.65	3.31

For quantities greater than listed, call for quote.

MOUSER STOCK NO. Mfr.	Mfr. Part No.	Package Type	Description	Price Each 1	10	25	100
16 MIPS (Cont.)							
579—	24FJ128GA010IPF	TQFP-100	128KB, 8KB RAM, 84 I/O	6.47	5.18	4.74	4.30
579—	24FJ128GA306IPT	TQFP-64	128KB, 8KB RAM, 53 I/O	5.51	4.41	4.04	3.66
579—	24FJ128GA306IMR	QFN-64	128KB, 8KB RAM, 53 I/O	5.67	4.54	4.16	3.77
579—	24FJ128GA308IPT	TQFN-80	128KB, 8KB RAM, 53 I/O	5.95	4.76	4.37	3.96
579—	24FJ128GA310IPT	TQFP-100	128KB, 8KB RAM, 53 I/O	6.29	5.03	4.61	4.17
579—	24FJ128GA310IPF	TQFP-100	128KB, 8KB RAM, 53 I/O	6.93	5.54	5.08	4.60
579—	PIC24128GA106IPT	TQFP-64	128KB, 8KB RAM, 53 I/O	6.56	5.24	4.80	4.34
579—	PIC24128GB106IPT	TQFP-64	128KB, 8KB RAM, 53 I/O	7.01	5.61	5.15	4.65
579—	PIC24256GA110IPT	TQFP-100	256KB, 8KB RAM, 85 I/O	8.20	6.56	6.01	5.45
579—	PIC24256GB110IPF	TQFP-100	256KB, 8KB RAM, 84 I/O	9.31	7.45	6.83	6.18
579—	PIC24256GB110IPT	TQFP-100	256KB, 8KB RAM, 84 I/O	8.67	6.93	6.36	5.76
579—	PIC24256GA106IPT	TQFP-64	256KB, 16KB RAM, 31 I/O	7.32	5.85	5.37	4.86
579—	PIC24256GB106IPT	TQFP-64	256KB, 16KB RAM, 31 I/O	7.79	6.23	5.71	5.17
579—	PIC24256GB108IPT	TQFP-64	256KB, 16KB RAM, 42 I/O	8.28	6.62	6.07	5.50
579—	PIC24FJ256A106I	QFN-64	256KB, 24KB RAM, 52 I/O	8.78	7.03	6.44	5.84
579—	PIC24FJ256D10PT	TQFP-100	256KB, 24KB RAM, 84 I/O	9.53	7.63	7.00	6.33
579—	PIC24FJ256DA110I	XBGA-121	256KB, 24KB RAM, 44 I/O	10.06	8.05	7.37	6.68
579—	PIC24FJ256DA20MR	QFN-64	256KB, 96KB RAM, 52 I/O	9.57	7.65	7.01	6.36
579—	PIC24FJ256D10IPT	TQFP-100	256KB, 96KB RAM, 84 I/O	10.31	8.25	7.56	6.85
579—	PIC24FJ256DA210G	XBGA-121	256KB, 96KB RAM, 44 I/O	10.82	8.66	7.94	7.19
40 MIPS							
579—	PIC24H32GP204IPT	TQFP-44	32KB, 2KB RAM, 35 I/O	4.61	3.69	3.36	3.05
579—	PIC24H32GP302ISP	SPDIP-28	32KB, 4KB RAM, 21 I/O	5.34	4.27	3.92	3.54
579—	PIC24H64GP502ISO	SOIC-28	64KB, 8KB RAM, 21 I/O	6.14	4.91	4.49	4.08
579—	PIC24128GP204IPT	TQFP-44	128KB, 8KB RAM, 35 I/O	6.59	5.28	4.84	4.39
579—	PIC24128GP502ISO	SOIC-28	128KB, 8KB RAM, 21 I/O	6.73	5.38	4.93	4.47
579—	PIC24128GP502ISP	SPDIP-28	128KB, 8KB RAM, 21 I/O	6.99	5.59	5.13	4.64
579—	PIC24128GP504IPT	TQFP-44	128KB, 8KB RAM, 35 I/O	7.15	5.71	5.23	4.74
579—	24HJ128GP506IPT	TQFP-64	128KB, 8KB RAM, 53 I/O	7.09	5.67	5.20	4.71
579—	24HJ256GP206IPT	TQFP-64	256KB, 16KB RAM 53 I/O	7.45	5.96	5.47	4.94
579—	24HJ256GP210IPT	TQFP-100	256KB, 16KB RAM, 85 I/O	8.54	6.83	6.26	5.67
579—	HJ256GP610A-I/PF	TQFP-100	256KB, 16KB RAM 85 I/O	10.00	8.00	7.33	6.64
579—	24HJ256GP610IPF	TQFP-100	256KB, 16KB RAM 85 I/O	10.00	8.00	7.33	6.64
579—	24HJ256GP610IPT	TQFP-100	256KB, 16KB RAM, 85 I/O	9.36	7.49	6.86	6.22

© Copyright 2013 Mouser Electronics
© Copyright 2013 Mouser Electronics

MICROCHIP Microcontrollers and High Gain Amplifiers

RoHS Compliant **This product is RoHS compliant.**

32-BIT PIC32 FLASH MCUs

Features:
- 10-Bit ADC
- Preftech

For quantities greater than listed, call for quote.

MOUSER STOCK NO. Mfr.	Mfr. Part No.	Package Type	Description	Price Each 1	10	25	100
579—	32MX110F016BISP	SPDIP-28	16KB,4KB RAM, 40MHz	3.09	2.47	2.27	2.05
579—	32MX110F016DIPT	TQFP-44	16KB, 4KB RAM, 40MHz	3.22	2.58	2.36	2.14
579—	32MX210F016BISO	SOIC-28	16KB, 4KB RAM, 40MHz	3.04	2.43	2.23	2.02
579—	32MX210F016BISP	PDIP-28	16KB, 4KB RAM, 40MHz	3.31	2.64	2.42	2.19
579—	32MX210F016DIPT	TQFP-44	16KB, 4KB RAM, 40MHz	3.40	2.72	2.49	2.26
579—	PIC32MX320F40IPT	TQFP-64	32KB, 8KB RAM, 40MHz	5.70	4.56	4.17	3.79
579—	32MX120F032BISO	SOIC-28	32KB, 8KB RAM, 40MHz	3.20	2.56	2.34	2.12
579—	32MX120F032BISP	PDIP-28	32KB, 8KB RAM, 40MHz	3.46	2.76	2.54	2.29
579—	32MX120F032DIPT	TQFP-44	32KB, 8KB RAM, 40MHz	3.58	2.87	2.63	2.38
579—	32MX220F032BISO	SOIC-28	32KB, 8KB RAM, 40MHz	3.40	2.72	2.49	2.26
579—	32MX220F032DIPT	TQFP-44	32KB, 8KB RAM, 40MHz	3.76	3.01	2.76	2.50
579—	PIC32MX32F64H80	TQFP-64	64KB, 16KB RAM, 80MHz	6.47	5.18	4.74	4.30
579—	32MX320F064H80VT	QFN-64	64KB, 16KB RAM, 80MHz	9.26	7.40	6.78	6.14
579—	32MX534F064HIMR	QFN-64	64KB, 16KB RAM, 80MHz	7.32	5.85	5.37	4.86
579—	32MX534F064HIPT	TQFP-64	64KB, 16KB RAM, 80MHz	7.17	5.74	5.25	4.76
579—	PIC32MF128L80IPT	TQFP-100	128KB, 16KB RAM, 80MHz	8.17	6.54	5.99	5.42
579—	PIC32MX32F128H80	TQFP-64	128KB, 16KB RAM, 80MHz	6.91	5.53	5.06	4.59

For quantities greater than listed, call for quote.

MOUSER STOCK NO. Mfr.	Mfr. Part No.	Package Type	Description	Price Each 1	10	25	100
579—	32MX440F128H80VT	QFN-64	128KB, 32KB RAM, 80MHz	8.17	6.54	5.99	5.42
579—	32MX340F128H80VT	QFN-64	128KB, 32KB RAM, 80MHz	7.65	6.12	5.62	5.08
579—	32MX764F128LIPF	TQFP-100	128KB, 32KB RAM, 80MHz	10.15	8.12	7.45	6.74
579—	32MX764F128LIBG	XBGA-121	128KB, 32KB RAM, 80MHz	10.04	8.03	7.35	6.66
579—	32MX764F128LIPT	TQFP-100	128KB, 32KB RAM, 80MHz	9.51	7.61	6.98	6.31
579—	PIC324F256L80IPT	TQFP-100	256KB, 32KB RAM, 80MHz	9.31	7.45	6.83	6.18
579—	PIC32MF256H80IPT	TQFP-64	256KB, 32KB RAM, 80MHz	7.95	6.36	5.82	5.28
579—	32MX440F256H80VM	QFN-64	256KB, 32KB RAM, 80MHz	9.00	7.20	6.60	5.97
579—	32MX340F256H80VT	QFN-64	256KB, 32KB RAM, 80MHz	8.34	6.67	6.11	5.53
579—	32MX440F256H80VT	QFN-64	256KB, 32KB RAM, 80MHz	8.84	7.07	6.48	5.87
579—	32MX460F256L80VT	TQFP-100	256KB, 32KB RAM, 80MHz	9.77	7.81	7.17	6.48
579—	32MX360F256L80VT	TQFP-100	256KB, 32KB RAM, 80MHz	9.26	7.40	6.78	6.14
579—	32MX795F512L80VT	TQFP-100	512KB, 128KB RAM, 80MHz	13.20	10.56	9.68	8.76
579—	32MX695F512L80VT	TQFP-100	512KB, 128KB RAM, 80MHz	12.79	10.23	9.37	8.50
579—	32MX460F512L80VT	TQFP-100	512KB, 32KB RAM, 80MHz	10.68	8.54	7.82	7.08
579—	32MX360F512L80VT	TQFP-100	512KB, 32KB RAM, 80MHz	10.15	8.12	7.45	6.74
579—	32MX340F512H80VT	QFN-64	512KB, 32KB RAM, 80MHz	9.23	7.38	6.76	6.13
579—	32MX440F512H80VT	QFN-64	512KB, 32KB RAM, 80MHz	9.75	7.80	7.15	6.47

DSPIC 16-BIT DIGITAL SIGNAL CONTROLLERS

For quantities greater than listed, call for quote.

MOUSER STOCK NO. Mfr.	Mfr. Part No.	Package Type	Description	Price Each 1	10	25	100
30 MIPS							
579—	DSPIC30202030ISO	SOIC-28	12KB, 512B RAM 21 I/O	6.70	5.36	4.87	4.43
579—	DSPIC30202030ISP	SPDIP-28	12KB, 512B RAM 21 I/O	6.96	5.56	5.05	4.59
579—	DSPIC30F201130IP	DIP-18	12KB, 1KB RAM 12 I/O	4.26	3.40	3.09	2.81
579—	DS30F201230ISO	SOIC-28	12KB, 1KB RAM 12 I/O	4.31	3.45	3.12	2.85
579—	DSPF301030ISO	SOIC-28	24KB, 1KB RAM, 30MHz	5.60	4.47	4.07	3.69
579—	DS30F301220ESO	SOIC-18	24KB, 2KB RAM, 30MHz	5.46	4.37	3.96	3.61
579—	DSPF301230IP	DIP-18	24KB, 2KB RAM, 30MHz	5.08	4.07	3.69	3.36
579—	DS30F301220ISO	SOIC-18	24KB, 2KB RAM, 30MHz	4.96	3.97	3.61	3.27
579—	DSPF301330ISP	SPDIP-28	24KB, 2KB RAM, 30MHz	5.36	4.29	3.91	3.55
579—	DSPF301230ISO	SOIC-18	24KB, 2KB RAM, 30MHz	4.96	3.97	3.61	3.27
579—	30F4011-30I/PT	TQFP-44	48KB, 1KB RAM, 30MHz	7.44	5.95	5.40	4.91
579—	DSPF401330IPT	TQFP-44	48KB, 1KB RAM, 40MHz	7.23	5.79	5.26	4.78
579—	30F4011-30I/P	DIP-40	48KB, 2KB RAM, 30MHz	7.63	6.10	5.53	5.03
579—	30F4012-30I/SO	SOIC-28	48KB, 2KB RAM, 30MHz	6.88	5.50	5.00	4.55
579—	30F4012-30I/SP	SPDIP-28	48KB, 2KB RAM, 30MHz	7.12	5.69	5.17	4.71
579—	DS30F401320EPT	TQFP-44	48KB, 2KB RAM, 30MHz	7.96	6.37	5.79	5.26
579—	DS30F5011-30I/PT	TQFP-64	66KB, 2KB RAM, 30MHz	9.64	7.71	7.01	6.38
579—	DS30F501530IPT	TQFP-64	66KB, 2KB RAM, 30MHz	9.41	7.52	6.84	6.22
579—	DSPF401330IP	DIP-40	48KB, 2KB RAM, 40MHz	7.43	5.94	5.39	4.90
579—	DS30F401320IP	PDIP-40	48KB, 2KB RAM, 40MHz	7.43	5.94	5.39	4.90
579—	DS30F5011-20I/PT	TQFP-64	96KB, 4KB RAM, 52 I/O	9.19	7.35	6.68	6.07
579—	DS30F6011A30IPT	TQFP-64	132KB, 6KB RAM, 30MHz	12.77	10.21	9.27	8.43
579—	DS306010A30IPT	TQFP-80	144KB, 8KB RAM, 30MHz	13.63	10.90	9.91	9.01
579—	DS30F6012A30IPT	TQFP-64	144KB, 8KB RAM, 30MHz	12.88	10.30	9.36	8.51
579—	DS30F6014A30IPT	TQFP-80	144KB, 8KB RAM, 40MHz	13.42	10.73	9.75	8.86
579—	DS30F6012A30IPF	TQFP-64	144KB, 8KB RAM, 52 I/O	14.10	11.28	10.24	9.31
579—	DS30F601530IPT	TQFP-64	144KB, 8KB RAM, 52 I/O	13.30	10.64	9.66	8.78
579—	DS306010A30IPF	TQFP-80	144KB, 8KB RAM, 68 I/O	14.85	11.88	10.79	9.81
40 MIPS							
579—	DSPICFJ12GP201IP	PDIP-18	12KB, 1KB RAM, 13 I/O	3.97	3.18	2.91	2.63
579—	DSPICFJ12MC201IP	PDIP-20	12KB 1KB RAM, 13 I/O	4.48	3.58	3.28	2.97
579—	DSPICJ12MC202ISO	SOIC-28	12KB, 1KB RAM, 21 I/O	4.31	3.45	3.16	2.86
579—	DSPIC332GP302ISO	SOIC-28	32KB, 4KB RAM, 21 I/O	5.08	4.07	3.72	3.37
579—	DSPIC332GP302ISP	SPDIP-28	32KB, 4KB RAM, 21 I/O	5.34	4.27	3.92	3.54
579—	DSPIC332GP304IPT	TQFP-44	32KB, 4KB RAM, 35 I/O	5.54	4.43	4.07	3.68
579—	DSPICJ32MC204IPT	TQFP-44	32KB, 2KB RAM, 35 I/O	5.08	4.07	3.72	3.37
579—	DSPIC332MC304IPT	TQFP-44	32KB, 4KB RAM, 35 I/O	5.76	4.60	4.22	3.82
579—	33FJ64GS606-E/PT	TQFP-64	64KB, 4KB RAM, 58 I/O	7.76	6.21	5.63	5.13
579—	33FJ64GS608-E/PT	TQFP-80	64KB, 4KB RAM, 74 I/O	8.78	7.03	6.44	5.84
579—	DSPIC364GP202ISO	SOIC-28	64KB, 8KB RAM, 21 I/O	5.76	4.60	4.22	3.82
579—	DSPIC364GP202ISP	SPDIP-28	64KB, 8KB RAM, 21 I/O	6.00	4.80	4.41	3.99
579—	DSPIC364MC204IPT	TQFP-44	64KB, 8KB RAM, 35 I/O	6.24	4.99	4.58	4.14
579—	DS33FJ64GP206IPT	TQFP-64	64KB, 8KB RAM, 53 I/O	6.24	4.99	4.58	4.14
579—	33FJ64GS606-I/PT	TQFP-64	64KB, 9KB RAM, 53 I/O	7.05	5.64	5.13	4.65
579—	33FJ64GS608-I/PT	TQFP-80	64KB, 9KB RAM, 69 I/O	7.98	6.39	5.86	5.31
579—	33FJ64GS610-I/PF	TQFP-100	64KB, 9KB RAM, 85 I/O	9.64	7.71	7.07	6.40
579—	DSPIC364GP802ISO	SOIC-28	64KB, 16KB RAM, 21 I/O	6.29	5.03	4.61	4.17
579—	DSPIC364GP802ISP	SPDIP-28	64KB, 16KB RAM, 21 I/O	6.56	5.24	4.80	4.34
579—	DSPIC364MC802ISO	SOIC-28	64KB, 16KB RAM, 21 I/O	6.45	5.16	4.73	4.28
579—	DSPIC364MC802ISP	SPDIP-28	64KB, 16KB RAM, 21 I/O	6.70	5.36	4.91	4.45
579—	DSPIC364GP804IPT	TQFP-44	64KB, 16KB RAM, 35 I/O	6.73	5.38	4.93	4.47
579—	DSPIC364MC804IPT	TQFP-44	64KB, 16KB RAM, 35 I/O	7.17	5.74	5.25	4.76
579—	DS33FJ64GP306IPT	TQFP-64	64KB, 16KB RAM, 53 I/O	6.51	5.20	4.76	4.31
579—	DS33FJ64GP706IPT	TQFP-64	64KB, 16KB RAM, 53 I/O	7.63	6.10	5.60	5.07

For quantities greater than listed, call for quote.

MOUSER STOCK NO. Mfr.	Mfr. Part No.	Package Type	Description	Price Each 1	10	25	100
40 MIPS (Cont.)							
579—	DSPIC128GP202ISP	SPDIP-28	128KB, 8KB RAM, 21 I/O	6.59	5.28	4.84	4.39
579—	DSPIC128GP204IPT	TQFP-44	128KB, 8KB RAM, 35 I/O	6.59	5.28	4.84	4.39
579—	DSPIC128MC204IPT	TQFP-44	128KB, 8KB RAM, 35 I/O	6.78	5.42	4.98	4.50
579—	DS33FJ128GP206IP	TQFP-64	128KB, 8KB RAM, 53 I/O	6.68	5.34	4.90	4.43
579—	DS33FJ128MC506PT	TQFP-64	128KB, 8KB RAM, 53 I/O	7.55	6.05	5.54	5.02
579—	DSPIC128GP802ISO	SOIC-28	128KB, 16KB RAM, 21 I/O	6.86	5.49	5.03	4.56
579—	DSPIC128GP802ISP	SPDIP-28	128KB, 16KB RAM, 21 I/O	7.12	5.69	5.22	4.73
579—	DSPIC128MC802ISO	SOIC-28	128KB, 16KB RAM, 21 I/O	7.04	5.63	5.16	4.68
579—	DSPIC128MC802ISP	SPDIP-28	128KB, 16KB RAM, 21 I/O	7.29	5.83	5.35	4.85
579—	DSPIC128GP804IML	QFN-44	128KB, 16KB RAM, 35 I/O	7.45	5.96	5.47	4.94
579—	DSPIC128GP804IPT	TQFP-44	128KB, 16KB RAM, 35 I/O	7.29	5.83	5.35	4.85
579—	DSPIC128MC804IPT	TQFP-44	128KB, 16KB RAM, 35 I/O	7.79	6.23	5.71	5.17
579—	DS33FJ128GP306IP	TQFP-64	128KB, 16KB RAM, 53 I/O	6.99	5.59	5.13	4.64
579—	DS33FJ128GP708PT	TQFP-80	128KB, 16KB RAM, 69 I/O	8.65	6.91	6.33	5.74
579—	33FJ128GP706IPT	TQFP-64	128KB, 16KB RAM, 85 I/O	8.09	6.47	5.94	5.37
579—	33FJ128MC706IPT	TQFP-64	128KB, 16KB RAM, 85 I/O	8.28	6.62	6.07	5.50
579—	DS33FJ256GP506PT	TQFP-64	256KB, 16KB RAM, 53 I/O	7.74	6.18	5.67	5.14
579—	FJ256GP506A-I/PT	TQFP-64	256KB, 16KB RAM, 53 I/O	7.74	6.18	5.67	5.14
579—	DS33FJ256GP710PF	TQFP-100	256KB, 16KB RAM, 85 I/O	10.44	8.36	7.66	6.93
579—	DS33FJ256GP710PT	TQFP-100	256KB, 16KB RAM, 85 I/O	9.79	7.83	7.18	6.51
579—	FJ256GP710A-E/PF	TQFP-100	256KB, 30KB RAM, 85 I/O	11.43	9.14	8.38	7.59
579—	FJ256GP710A-I/PF	TQFP-100	256KB, 30KB RAM, 85 I/O	10.44	8.36	7.66	6.93
579—	DS33FJ256MC710PF	TQFP-100	256KB, 30KB RAM, 85 I/O	11.09	8.87	8.13	7.36
579—	DS33FJ256MC710PT	TQFP-100	256KB, 30KB RAM, 85 I/O	10.44	8.36	7.66	6.93
60 MIPS							
579—	33EP64GP504IPT	TQFP-44	64KB, 8KB RAM, 35 I/O	5.15	4.12	3.78	3.42
579—	33EP64GP506IPT	TQFP-44	64KB, 8KB RAM, 53 I/O	5.41	4.33	3.97	3.60
579—	33EP64MC204IPT	TQFP-44	64KB, 8KB RAM, 35 I/O	4.77	3.82	3.50	3.17
579—	33EP64MC206IPT	TQFP-44	64KB, 8KB RAM, 53 I/O	5.03	4.02	3.69	3.34
579—	33EP64MC504IPT	TQFP-44	64KB, 8KB RAM, 35 I/O	5.15	4.12	3.78	3.42
579—	33EP64MC506IPT	TQFP-44	64KB, 8KB RAM, 53 I/O	5.41	4.33	3.97	3.60
579—	24EP64GP204IPT	TQFP-44	64KB, 8KB RAM, 60MHz	4.77	3.82	3.50	3.17
579—	24EP64GP206IPT	TQFP-64	64KB, 8KB RAM, 60MHz	5.03	4.02	3.69	3.34
579—	24EP64MC204IPT	TQFP-44	64KB, 8KB, 60MHz	4.77	3.82	3.50	3.17
579—	24EP64MC206IPT	TQFP-44	64KB, 8KB, 60MHz	5.03	4.02	3.69	3.34
579—	24EP64GP204IML	QFN-44	64KB, 8KB, 60MHz	4.92	3.94	3.61	3.27
579—	24EP64MC204IML	QFN-44	64KB, 8KB, 60MHz	4.92	3.94	3.61	3.27
579—	24EP64GP202ISP	SPDIP-28	64KB, 8KB, 60MHz	4.77	3.82	3.50	3.17
579—	24EP64MC202ISP	SPDIP-28	64KB, 8KB, 60MHz	4.77	3.82	3.50	3.17
70 MIPS							
579—	33EP64MC203ITL	VTLA-36	64KB, 8KB RAM, 25 I/O	4.77	3.82	3.50	3.17
579—	24EP64MC203ITL	VTLA-36	64KB, 8KB RAM, 25 I/O	4.77	3.82	3.50	3.17
579—	24EP64MC204ITL	QFN-44	64KB, 8KB RAM, 25 I/O	4.92	3.94	3.61	3.27
579—	33EP64MC202ISO	SOIC-28	64KB, 8KB RAM, 21 I/O	4.50	3.61	3.31	3.00
579—	24EP64MC202ISO	SOIC-28	64KB, 8KB RAM, 21 I/O	4.50	3.61	3.31	3.00
579—	33EP64MC206IMR	QFN-64	64KB, 8KB RAM, 53 I/O	5.18	4.14	3.80	3.45
579—	24EP64MC206IMR	QFN-64	64KB, 8KB RAM, 53 I/O	5.18	4.14	3.80	3.45
579—	33EP64MC202ISP	SPDIP-28	64KB, 8KB RAM, 21 I/O	4.77	3.82	3.50	3.17
579—	33EP64MC204IML	QFN-44	64KB, 8KB RAM, 25 I/O	4.92	3.94	3.61	3.27
579—	33EP64MC504IML	QFN-44	64KB, 8KB RAM, 35 I/O	5.31	4.25	3.89	3.53
579—	33EP64MC503ITL	VTLA-36	64KB, 8KB RAM, 25 I/O	5.15	4.12	3.78	3.42
579—	33EP64MC502ISO	SOIC-28	64KB, 8KB RAM, 21 I/O	4.90	3.92	3.60	3.25
579—	33EP64MC502ISP	SPDIP-28	64KB, 8KB RAM, 21 I/O	5.15	4.12	3.78	3.42
579—	33EP64MC506IMR	QFN-64	64KB, 8KB RAM, 53 I/O	5.56	4.45	4.09	3.70

HIGH-LINEARITY POWER AMPLIFIER

Features:
- Small package size
- High linear output power
- High speed power-up/-down
- Turn on/off time (10%~90%)<100ns

◆ **Surface Mount Device**

For quantities greater than listed, call for quote.

MOUSER STOCK NO.	Microchip Part No.	Case Type	Gain (Db)	Linear Output Power (Max) (dBm)	Temperature Range (°C)	Supply Current (Typ/Max) (Ma)	Supply Voltage (V)	Price Each 1	25	100
◆ 579-11CP15QUBE	SST11CP15-QUBE	UQFN	26	23	-10 to +85	210/-----	-0.3 to +5.5	1.65	1.10	.952

HIGH-POWER, HIGH-GAIN AMPLIFIERS

◆ **Surface Mount Device**

For quantities greater than listed, call for quote.

MOUSER STOCK NO.	Microchip Part No.	Case Type	Gain (dB)	Linear Output Power (Max) (dBm)	Temperature Range (°C)	Supply Current (Typ/Max) (mA)	Price Each 1	25	100
◆ 579-SST12LF03-Q3DE	SST12LF03-Q3DE	QFN-20	8	3.1	-40 to +85	200/-----	1.54	1.03	.888
◆ 579-12LP17EQU8E	SST12LP17E-QU8E	UDFN-8	29	24	-40 to +85	-	1.19	.792	.696
◆ 579-SST12LP18E-QX8E	SST12LP18E-QX8E	XSON-8	25	26	-40 to +85	-	.73	.482	.417

© Copyright 2013 Mouser Electronics

© Copyright 2013 Mouser Electronics

MICROCHIP Demo Boards and Development Products

REAL ICE AND PERFORMANCE PACK

MOUSER STOCK NO.	Microchip Part No.	Description	Price Each
MPLAB ICE 2000/4000 Accessories			
579-AC244002	AC244002	REAL ICE Performance Pak	171.18
579-DV244005	DV244005	REAL ICE Base probe kit	534.98
Plug-in Module			
579-MA160014	MA160014	For PIC18LF45K22	26.75
579-MA180027	MA180027	For PIC18F87K90	26.75
579-MA180028	MA180028	For PIC18F87K22	26.75
579-MA180031	MA180031	For PIC18F46K80	26.75
579-MA180032	MA180032	For PIC18F66K80	26.75
579-MA240022	MA240022	For PIC24F32KA304	26.75
579-MA240028	MA240028	For PIC24EP64MC204	26.75
579-MA240029	MA240029	For PIC24FJ128GA310	26.75
579-MA320001	MA320001	PIC32MX 100P QFP to 100P Plug-In Module	26.75
579-MA330028	MA330028	For dsPIC33EP64MC504	26.75
579-MA330031	MA330031	dsPIC33EP256MC506 Int. OpAmp Motor Control PIM	26.75
579-MA330031-2	MA330031-2	dsPIC33EP256MC506 Ext. OpAmp Motor Control PIM	26.75
Socket Modules			
579-AC164126	AC164126	PICtail Plus Prototype Daughter Board	21.40
579-AC164301	AC164301	18L/28L/40L DIP for MPLAB PM3	203.29
579-AC164345	AC164345	28L QFN 4x4mm for MPLAB PM3	203.29
Header Interfaces			
579-AC162050	AC162050	(8 PDIP) for PIC12F629/675 ICD 2	26.75
579-AC162051	AC162051	(28/40 PDIP) for ICD and ICD 2 debuggers	21.39
579-AC162053	AC162053	MPLAB ICD 2 for PIC16F627A, 628A, 648A (18PDIP)	37.45
579-AC162055	AC162055	MPLAB ICD 2 for PIC16F684 (14 PDIP)	26.75
579-AC162056	AC162056	MPLAB ICD 2 for PIC16F688 (14 PDIP)	26.75
Device Adapters, Adapter Plugs and Kits			
579-AC164114	AC164114	PIC18F1 x K50 Program Adapter	32.09

PIC32 DEVELOPMENT TOOLS

MOUSER STOCK NO.	Microchip Part No.	Description	Price Each
579-DM320001	DM320001	PIC32 Starter Kit	53.49
579-DM320005	DM320005	Expansion board for PIC32MX starter kit	267.49
579-DM320011	DM320011	Audio Development Board for PIC32 MCUs	160.49
579-AC323027	AC323027	PIC32 CTMU Eval Board	26.70
579-DM320013	DM320013	PIC32 MX1/MX2 Starter Kit	117.69
579-MA320011	MA320011	PIC32MX220F032D USB/Graphics PIM	26.75
579-TCHIP003	TCHIP003	chipKIT™ Starter Pak Uno32 for PIC32	66.88
579-TDGL008	TDGL008	Cerebot™ Development Board w/ chipKIT™ for PIC32	41.73
579-TDGL009	TDGL009	Cerebot™ Development Board w/ chipKIT™ for PIC32	84.53
579-TDGL010	TDGL010	Cerebot™ MX7 cK Development Board for PIC32	105.93

PICKIT™ STARTER KITS AND DEMO BOARDS

Important Note: The PICkit(tm) 1 FLASH Starter Kit software will not run on Windows 98 1st edition.
DO NOT INSTALL THIS SOFTWARE ON WINDOWS 98 1ST EDITION

MOUSER STOCK NO.	Microchip Part No.	Description	Price Each
579-DV164101	DV164101	PICkit 1 8/14P Flash Starter Kit	38.52
579-DV164122	DV164122	PICkit Serial Analyzer (with 28-Pin Demo Board)	53.49
579-DM164120-1	DM164120-1	PICkit Low Pin Count Demo Board	27.81
579-DM164120-2	DM164120-2	PICkit 2 44-Pin Count Demo Board	27.81
579-DV164120	DV164120	PICkit 2 Starter Kit	53.49
579-DV164121	DV164121	PICkit 2 Debug Express	53.49
579-PG164120	PG164120	PICkit 2 Microcontroller Programmer	37.44
579-DV164131	DV164131	PICkit 3 Debug Express	74.89

PICTAIL™ DEMO BOARDS

MOUSER STOCK NO.	Microchip Part No.	Description	Price Each
579-AC103003	AC103003	PIC10F mTouch Capacitive Eval Board	11.77
579-AC164121	AC164121	Ethernet PICtail Daughter Board	42.79
579-AC164122	AC164122	PICtail Daughter Board for SD & MMC cards	40.65
579-AC164123	AC164123	Ethernet PICtail Daughter Plus Board	42.79
579-AC164125	AC164125	Speech Playback PICtail	48.15
579-AC164126	AC164126	PICtail Plus Prototype Daughter Board	21.40
579-AC164127-5	AC164127-5	Graphics PICtail Plus SSD1926 Board	74.89
579-AC164130-2	AC164130-2	CAN/LIN PICtail Plus Daughter Board	48.15
579-DM1641303	DM164130-3	PICkit 28-Pin LIN Demo Board	42.80
579-AC164142	AC164142	BPSK 7.2kbps PLM PICtail Plus Daughter Brd	240.75
579-AC164144	AC164144	LCC Graphics PICtail Plus Board	96.29
579-AC164145	AC164145	PICtail + Daughter Board Dev Kit	240.75
579-AC320011	AC320011	M2M PICtail Daughter Board	212.93

PICMICRO DEMONSTRATION KITS

MOUSER STOCK NO.	Microchip Part No.	Description	Price Each
579-DM163014	DM163014	PICDEM 4 Demo Board for PIC12F629, 675, PIC16F630, 676, 684, 627A, 628A, 648A, 818, 819,87,88,1220,1320	139.09
579-DM163022-1	DM163022-1	PICDEM 2 Plus 18-, 28- and 40-pin PIC16FXXX, PIC16F1XXX and PIC18 devices	100.30
579-DM163029	DM163029	PICDEM Mechatronics	160.49
579-DM163035	DM163035	PICDEM Lab Development Kit	133.74
579-DM163045	DM163045	PICDEM Lab Development Kit	144.44
579-DV164039	DV164039	PIC24FJ256DA210 Development Kit	427.99

PICMICRO DEMONSTRATION KITS (CONT.)

MOUSER STOCK NO.	Microchip Part No.	Description	Price Each
579-DM240001	DM240001	PICDEM PIC24/dsPIC33 Explorer 16 Kit	139.09
579-DM240002	DM240002	PICDEM PIC24/dsPIC33 Explorer 16 (44-Pin)	139.09
579-DM240312	DM240312	PIC24FJ256DA210 Development Board	96.29
579-DM240313	DM240313	PIC18F87K22 Development Board	133.75
Connectivity			
579-DV250501	DV250501	MCP250XX CAN Developer's Kit	176.55

DSPIC 16 BIT DSC DEMONSTRATION BOARDS

MOUSER STOCK NO.	Microchip Part No.	Description	Price Each
579-DM300018	DM300018	dsPICDEM 2 Demo Board	106.99
579-DM300019	DM300019	dsPICDEM 80L Starter Demo Board	85.59
579-DM330021-2	DM330021-2	dsPICDEM MCLV-2 Demo Board	213.99
579-DM300023	DM300023	dsPICDEM SMPS Buck Demo Board	160.49
579-DM300027	DM300027	16-bit 28-PIN Starter Demo Board	85.59
579-DM330013	DM330013	dsPIC33F and PIC24H Microstick Development Tool	26.74

DEMO AND EVKITS FOR PICMICRO

MOUSER STOCK NO.	Microchip Part No.	Description	Price Each
579-MA180029	MA180029	PIC18F47J56 Full Speed USB Demo Board	48.15
579-DV164006	DV164006	MPLAB In-Circuit Debugger 2 Evaluation Kit	288.89
579-DV164033	DV164033	MPLAB ICD 2 with Explorer 16 Dev. Board	363.79
579-DV164005	DV164005	MPLAB In-Circuit Debugger 2 Module	213.99
579-DV164035	DV164035	MPLAB In-Circuit Debugger 3	203.29
579-DV164007	DV164007	MPLAB ICD 2 ws Module (includes ICD 2 Module, USB and RS232 cable, Pwr Supply)	246.09
579-DV007004	DV007004	Production Prog/Dev Kit with built-in ICSP Programs PICmicro and dsPIC30F devices	957.65

DEVELOPMENT TOOLS

MOUSER STOCK NO.	Microchip Part No.	Description	Price Each
579-AC164112	AC164112	MPLAB ICD 2 Vpp Voltage Limiter	10.69
579-ARD00354	ARD00354	MCP6N11 Amp IC Bridge Dev Tool	37.44
579-DM240013-1	DM240013-1	PIC24F K-Series Development Board	37.40
579-MCP9800DM-PCTL	MCP9800DM-PCTL	Thermal Sensor PICtail Demo Board	26.75
579-MCP9800DM-DL	MCP9800DM-DL	Tempurature Data Logger Demo Board	37.45
579-MCP3221DM-PCTL	MCP3221DM-PCTL	PICtail™ Demonstration Board	26.75
579-MCP3551DM-PCTL	MCP3551DM-PCTL	Delta Sigma ADC Demo Board	42.80
579-MCP402XEV	MCP402XEV	Non-Volatile Digital Pot Eval Board	16.05
579-MCP2515DM-PCTL	MCP2515DM-PCTL	CAN Controller PICtail Demo Board	42.80
579-MCP215XDM	MCP215XDM	Data Logger Demonstration Board	64.20
579-MCP23X17EV	MCP23X17EV	Evaluation Board	42.80
579-SOIC8EV	SOIC8EV	8-Pin SOIC/MSOP/TSSOP/DIP E Brd	10.70
579-TC1047ADM-PICTL	TC1047ADM-PICTL	Temperature to Voltage	10.70
579-TC2030-MCP-NL	TC2030-MCP-NL	Tag-Connect In-Circuit Cable No Legs	36.06
579-TSSOP20EV	TSSOP20EV	20-Pin TSSOP/SSOP Evaluation Board	10.69
579-VSUPEV	VSUPEV	Voltage Supervisor Evaluation Board	5.35

MOTOR CONTROL DESIGN

MOUSER STOCK NO.	Microchip Part No.	Description	Price Each
579-DV330021	DV330021	dsPICDEM MCSM Dev Kit	288.89
579-DM330022	DM330022	dsPICDEM MCSM Dev Board	139.09

EVALUATION BOARDS

MOUSER STOCK NO.	Microchip Part No.	Description	Price Each
579-MCP1640EV-SBC	MCP1640EV-SBC	MCP1640 Synchronous Boost Converter Eval Board	21.39
579-MCP1726EV	MCP1726EV	MCP1726 1A LDO Evaluation Board	32.10
579-MCP651EV-VOS	MCP651EV-VOS	MCP651 Input Offset Evaluation Brd	32.10
579-MCP73213EV-2SOVP	MCP73213EV-2SOVP	MCP73213 Dual Eval Board	21.39
579-MCP73831EV	MCP73831EV	MCP73821 Evaluation Board	48.15
579-MCP73833EV	MCP73833EV	MCP73833 Evaluation Board	21.40
579-MCP7386XEV	MCP7386XEV	MCP7386X Li-Ion Battery Charger Evaluation Board	32.10
579-TC1016/17EV	TC1016/17EV	TC1016/17 LDO Linear Regulator Evaluation Board	48.15

STARTER KITS

MOUSER STOCK NO.	Microchip Part No.	Description	Price Each
579-DV243003	DV243003	Memory Starter Kit	85.58
579-DM240011	DM240011	PIC24F Starter Kit	64.18
579-DM240415	DM240415	PIC24F Starter Kit for Android™	85.59

© Copyright 2013 Mouser Electronics
© Copyright 2013 Mouser Electronics

NXP SEMICONDUCTOR MCU/MPU

RoHS Compliant This product is RoHS compliant.

LPC2000 SERIES ARM 7

For quantities greater than listed, call for quote.

MOUSER STOCK NO.	NXP Part No.	Package Type	RAM (bytes)	Timers	PWMs	Serial Interface	ADCs	I/O Pins	Price Each 1	25	100
Flash 8KB											
771-LPC2101FBD48-S	LPC2101FBD48-S	LQFP-48	2K	4x32/2x16	---	2xUART; 2xI²C; 2xSPI	8-Ch 10-bit	32	3.83	3.09	2.57
Flash 16KB											
771-LPC2102FBD48-S	LPC2102FBD48-S	LQFP-48	4K	4x32/2x16	---	2xUART; 2xI²C; 2xSPI	8-Ch 10-bit	32	5.54	4.45	4.06
Flash 32KB											
771-LPC2103FBD48-S	LPC2103FBD48-S	LQFP-48	8K	4x32/2x16	---	2xUART; 2xI²C; 2xSPI	8-Ch 10-bit	32	5.72	4.62	3.84
771-LPC2103FHN48H6	LPC2103FHN48H/6,51	HVQFN-48	8K	4x32/2x16	---	2xUART; 2xI²C; 2xSPI	8-Ch 10-bit	32	9.63	7.46	6.26
771-LPC2131FBD64/01S	LPC2131FBD64/01-S	LQFP-64	8K	4x32	6-Ch	2xUART; 2xI²C; 2xSPI	8-Ch 10-bit	47	7.75	6.21	5.07
771-LPC2141FBD64-S	LPC2141FBD64-S	LQFP-64	8K	4x32	6-Ch	USB 2.0; 2xUART; 2xI²C; 2xSPI	6-Ch 10-bit	45	8.59	6.88	5.63
Flash 64KB											
771-LPC2132FBD64/01S	LPC2132FBD64/01-S	LQFP-64	16K	4x32	6-Ch	2xUART; 2xI²C; 2xSPI	8-Ch 10-bit	47	9.17	7.34	6.00
771-LPC2132FHN640155	LPC2132FHN64/01,55	HVQFN-64	16K	4x32	6-Ch	2xUART; 2xI²C; 2xSPI	8-Ch 10-bit	47	10.84	8.88	8.01
Flash 128KB											
771-LPC2104FBD48/01S	LPC2104FBD48/01-S	LQFP-48	16K	4x32	6-Ch	128K FL/16K RAM/2 UART/I2C/SPI	---	32	12.39	10.15	9.16
771-LPC2114FBD64/01S	LPC2114FBD64/01-S	LQFP-64	16K	4x32	6-Ch	2xUART; I²C; 2xSPI	4-Ch 10-bit	46	13.14	10.76	9.72
771-LPC2119FBD64/01S	LPC2119FBD64/01-S	LQFP-64	16K	4x32	6-Ch	2xUART; I²C; 2xSPI; 2xCAN	4-Ch 10-bit	46	13.14	11.04	10.14
771-LPC2134FBD64/01S	LPC2134FBD64/01-S	LQFP-64	16K	4x32	6-Ch	2xUART; 2xI²C; 2xSPI	16-Ch 10-bit	47	12.57	10.30	9.30
771-LPC2144FBD64-S	LPC2144FBD64-S	LQFP-64	16K	4x32	6-Ch	USB 2.0; 2xUART; 2xI²C; 2xSPI	14-Ch 10-bit	45	8.87	7.95	7.30
771-LPC2364FBD100-S	LPC2364FBD100-S	LQFP-100	34K	6x32	6-Ch	USB 2.0; ENET 2xCAN; I²S; 4xUART 3xI²C; 3xSPI	6-Ch 10-bit	70	9.65	7.74	6.32
771-LPC2364FET100-T	LPC2364FET100,518	TFBGA-100	34K	6x32	6-Ch	USB 2.0; ENET 2xCAN; I²S; 4xUART 3xI²C; 3xSPI	6-Ch 10-bit	70	8.54	8.32	7.47
771-LPC2106FBD48/01S	LPC2106FBD48/01-S	LQFP-48	64K	4x32	6-Ch	128K FL/64K RAM/2 UART/I2C/SPI	---	32	12.28	11.01	10.11
Flash 256KB											
771-LPC2124FBD64/01S	LPC2124FBD64/01-S	LQFP-64	16K	4x32	6-Ch	2xUART; I²C; 2xSPI	4-Ch 10-bit	46	13.14	11.04	10.14
771-LPC2129FBD64/01S	LPC2129FBD64/01-S	LQFP-64	16K	4x32	6-Ch	2xUART; I²C; 2xSPI; 2xCAN	4-Ch 10-bit	46	11.26	10.09	9.27
771-LPC2194HBD64/01S	LPC2194HBD64/01-S	LQFP-64	16K	4x32	6-Ch	2xUART; I²C; 2xSPI; 4xCAN	4-Ch 10-bit	46	17.23	14.49	13.31
771-LPC2214FBD14401S	LPC2214FBD144/01-S	LQFP-144	16K	4x32	6-Ch	2xUART; I²C; 2xSPI	8-Ch 10-bit	112	12.17	10.90	10.02
771-LPC2136FBD64/01S	LPC2136FBD64/01-S	LQFP-64	32K	4x32	6-Ch	2xUART; 2xI²C; 2xSPI	16-Ch 10-bit	47	9.89	8.86	8.13
771-LPC2146FBD64-S	LPC2146FBD64-S	LQFP-64	32K	4x32	6-Ch	USB 2.0; 2xUART; 2xI²C; 2xSPI	14-Ch 10-bit	45	10.58	9.49	8.71
771-LPC2366FBD100-S	LPC2366FBD100-S	LQFP-100	58K	6x32	6-Ch	USB 2.0; ENET; 2xCAN; I²S; 4xUART; 3xI²C; 3xSPI	6-Ch 10-bit	70	11.49	9.20	7.52
Flash 512KB											
771-LPC2138FBD64/01S	LPC2138FBD64/01-S	LQFP-64	32K	4x32	6-Ch	2xUART; 2xI²C; 2xSPI	16-Ch 10-bit	47	11.01	9.87	9.06
771-LPC2148FBD64-S	LPC2148FBD64-S	LQFP-64	32K	4x32	6-Ch	USB 2.0; 2xUART; 2xI²C; 2xSPI	14-Ch 10-bit	45	11.79	10.57	9.72
771-LPC2364HBD100551	LPC2364HBD100,551	LQFP-100	34K	4x32	6-Ch	USB 2.0; ENET; 2xCAN; 4xUART; 3xI²C; SPI	6-Ch 10-bit	70	10.24	9.32	8.41
771-LPC2368FBD100-S	LPC2368FBD100-S	LQFP-100	58K	6x32	6-Ch	USB 2.0; ENET; 2xCAN; I²S; 4xUART; 3xI²C; 3xSPI	6-Ch 10-bit	70	9.65	8.66	7.95
771-LPC2368FET100518	LPC2368FET100,518	TFBGA-100	58K	6x32	6-Ch	USB 2.0; ENET; 2xCAN; I²S; 4xUART; 3xI²C; 3xSPI	6-Ch 10-bit	70	10.51	9.24	8.41
771-LPC2378FBD144-S	LPC2378FBD144-S	LQFP-144	58K	6x32	6-Ch	USB 2.0; ENET; 2xCAN; I²S; 4xUART; 3xI²C; 3xSPI	8-Ch 10-bit	104	11.06	9.92	9.11
771-LPC2387FBD100-S	LPC2387FBD100,551	LQFP-100	64K	4x32	6-Ch	USB 2.0, ENET, 2xCAN, I²S, 4xUART, 3xI²C, SPI	6-Ch 10-bit	70	10.72	9.62	8.83
771-LPC2388FBD144-S	LPC2388FBD144,551	LQFP-144	64K	4x32	6-Ch	USB 2.0, ENET, 2xCAN, 3xI²S, 4xUART, 3xI²C, SPI	8-Ch 10-bit	104	12.27	11.00	10.10
771-LPC2468FBD208-S	LPC2468FBD208-S	LQFP-208	98K	6x32	2x6-Ch	USB 2.0; ENET; 2xCAN; I²S; 4xUART; 3xI²C; 3xSPI	8-Ch 10-bit	160	14.92	13.38	12.28
771-LPC2468FET208-S	LPC2468FET208-S	TFBGA-208	98K	6x32	2x6-Ch	USB 2.0; ENET; 2xCAN; I²S; 4xUART; 3xI²C; 3xSPI	8-Ch 10-bit	160	14.92	13.38	12.28
LCD Controller											
771-LPC2470FBD208-S	LPC2470FBD208-S	LQFP-208	98K	4x32	2x6-Ch	LCD CONT/ETHNET/USB HOST/OTG	8-Ch 10-bit	160	12.87	10.82	9.94
771-LPC2478FBD208-S	LPC2478FBD208-S	LQFP-208	98K	4x32	2x6-Ch	LCD CONT/ETHNET/USB/512K FL	8-Ch 10-bit	160	15.71	14.08	12.94
771-LPC2478FET208-S	LPC2478FET208-S	TFBGA-208	98K	4x32	2x6-Ch	LCD CONT/ETHNET/USB/512K FL	8-Ch 10-bit	160	14.08	12.96	12.73
RAM Only											
771-LPC2420FET208551	LPC2420FET208,551	TFBGA-208	82K	4x32	2x6-Ch	2xUSB Host, 2xUSB OTG, 4xUART; 3xI²C; SPI	8-Ch 10-bit	160	10.23	9.32	8.41

LH7 SERIES ARM 7 (SYSTEM-ON-CHIP), RAM ONLY

For quantities greater than listed, call for quote.

MOUSER STOCK NO.	NXP Part No.	Package Type	RAM (bytes)	Timers	PWMs	Serial Interface	ADCs	I/O Pins	Price Each 1	25	100
771-79525N0Q100A1557	LH79525N0Q100A1;55	LQFP-176	16K	3x16	---	USB Host, 3xUART, I2C, SPI	10-Ch 10-bit	86	10.12	9.12	8.08

LPC 3000 ARM 9, RAM ONLY

For quantities greater than listed, call for quote.

MOUSER STOCK NO.	NXP Part No.	Package Type	RAM (bytes)	Timers	PWMs	Serial Interface	ADCs	I/O Pins	Price Each 1	25	100
771-LPC3220FET296015	LPC3220FET296/01,5	TFBGA-296	128K	6x32	11	USB 2.0, 7xUART, 2xI²C, 2xSSP, 2xSPI	3-Ch 10-bit	87	10.70	8.77	7.92
771-LPC3230FET296015	LPC3230FET296/01,5	TFBGA-296	256K	6x32	11	USB 2.0, 7xUART, 2xI²C, 2xSSP, 2xSPI	3-Ch 10-bit	87	12.04	9.87	8.90
771-LPC3240FET296015	LPC3240FET296/01,5	TFBGA-296	256K	6x32	11	USB 2.0, 7xUART, 2xI²C, 2xSSP, 2xSPI	3-Ch 10-bit	87	12.04	9.87	8.90
771-LPC3250FET296015	LPC3250FET296/01,5	TFBGA-296	256K	6x32	11	USB 2.0, 7xUART, 2xI²C, 2xSSP, 2xSPI	3-Ch 10-bit	87	11.77	9.90	9.10

LPC 3100 ARM 9, RAM ONLY

For quantities greater than listed, call for quote.

MOUSER STOCK NO.	NXP Part No.	Package Type	RAM (bytes)	Timers	PWMs	Serial Interface	ADCs	I/O Pins	Price Each 1	25	100
771-LPC3141FET18055	LPC3141FET180,551	TFBGA-180	192K	4x32	1	USB,USBHost,OTG,UART,IrDA,2xI2C,2xI2S,SPI	4-Ch 10-bit	16	10.82	9.84	8.88
771-LPC3152FET20855	LPC3152FET208,551	TFBGA-208	192K	4x32	1	USB,USBHost,OTG,UART,IrDA,2xI2C,2xI2S,SPI	3-Ch 10-bit	157	23.50	18.20	9.98

© Copyright 2013 Mouser Electronics

© Copyright 2013 Mouser Electronics

NXP SEMICONDUCTOR MCU/MPU

RoHS Compliant This product is RoHS compliant.

32-BIT ARM CORTEX M0

Flash 8KB

For quantities greater than listed, call for quote.

MOUSER STOCK NO.	NXP Part No.	Package Type	RAM (bytes)	Timers	PWMs	Serial Interface	ADCs	I/O Pins	Price Each 1	25	100
771-LPC11E11FHN33101	LPC11E11FHN33/101	HVQFN-33	512	2x32/2x16/WDT	-	UART, I2C, SPI	8-Ch 10-Bit	54	3.28	2.64	2.38
771-LPC1111FHN331015	LPC1111FHN33/101,5	HVQFN-33	2K	2x32/2x16/WDT	13	UART, I2C, SPI	8-Ch 10-Bit	28	2.14	1.92	1.72
771-LPC1111FHN332015	LPC1111FHN33/201,5	HVQFN-33	4K	2x32/2x16/WDT	13	UART, I2C, SPI	8-Ch 10-Bit	28	2.78	1.81	1.36
771-LPC1111FHN332025	LPC1111FHN33/202,5	HVQFN-33	4K	2x32/2x16/WDT	13	UART, I2C, SPI	8-Ch 10-Bit	28	1.50	1.46	1.38

Flash 16KB

For quantities greater than listed, call for quote.

MOUSER STOCK NO.	NXP Part No.	Package Type	RAM (bytes)	Timers	PWMs	Serial Interface	ADCs	I/O Pins	Price Each 1	25	100
771-LPC11E12FBD48201	LPC11E12FBD48/201	LQFP-48	1K	2x32/2x16/WDT	-	UART, I2C, SPI	8-Ch 10-Bit	54	3.36	2.70	2.45
771-LPC1112FHN331015	LPC1112FHN33/101,5	HVQFN-33	2K	2x32/2x16/WDT	13	UART, I2C, SPI	8-Ch 10-Bit	28	2.30	1.56	1.29
771-LPC1112FHN331025	LPC1112FHN33/102,5	HVQFN-33	2K	2x32/2x16/WDT	13	UART, I2C, SPI	8-Ch 10-Bit	28	2.49	2.00	1.80
771-LPC1112FHN332015	LPC1112FHN33/201,5	HVQFN-33	4K	2x32/2x16/WDT	13	UART, I2C, SPI	8-Ch 10-Bit	28	2.45	1.98	1.67
771-LPC1112FHN332025	LPC1112FHN33/202,5	HVQFN-33	4K	2x32/2x16/WDT	13	UART, I2C, SPI	8-Ch 10-Bit	28	1.71	1.67	1.58
771-LPC11C12FD48301	LPC11C12FBD48/301,	LQFP-48	8K	2x32/2x16/WDT	13	CAN, UART, I2C, 2xSPI	8-Ch 10-Bit	40	3.71	3.35	3.05
771-LPC11C22FBD48301	LPC11C22FBD48/301,151	LQFP-48	8K	2x32/2x16/WDT	-	CAN, UART, I2C, 2xSPI	8-Ch 10-bit	36	5.30	4.99	4.34

Flash 24KB

For quantities greater than listed, call for quote.

MOUSER STOCK NO.	NXP Part No.	Package Type	RAM (bytes)	Timers	PWMs	Serial Interface	ADCs	I/O Pins	Price Each 1	25	100
771-LPC11E13FBD48301	LPC11E13FBD48/301	LQFP-48	2K	2x32/2x16/WDT	-	UART, I2C, SPI	8-Ch 10-Bit	54	3.71	2.99	2.72
771-LPC1113FHN332025	LPC1113FHN33/202,5	HVQFN-33	4K	2x32/2x16/WDT	13	UART, I2C, SPI	8-Ch 10-Bit	28	1.82	1.62	1.55
771-LPC1113FBD483011	LPC1113FBD48/301,1	LQFP-48	8K	2x32/2x16/WDT	13	UART, I2C, 2xSPI	8-Ch 10-Bit	42	2.94	2.65	2.41
771-LPC1113FBD483021	LPC1113FBD48/302,1	LQFP-48	8K	2x32/2x16/WDT	13	UART, I2C, 2xSPI	8-Ch 10-Bit	42	1.96	1.90	1.81
771-LPC1113FHN333015	LPC1113FHN33/301,5	HVQFN-33	8K	2x32/2x16/WDT	13	UART, I2C, SPI	8-Ch 10-Bit	28	2.76	2.23	1.88
771-LPC1113FHN333025	LPC1113FHN33/302,5	HVQFN-33	8K	2x32/2x16/WDT	13	UART, I2C, SPI	8-Ch 10-Bit	28	1.93	1.87	1.78

Flash 32KB

For quantities greater than listed, call for quote.

MOUSER STOCK NO.	NXP Part No.	Package Type	RAM (bytes)	Timers	PWMs	Serial Interface	ADCs	I/O Pins	Price Each 1	25	100
771-LPC1114FHN332015	LPC1114FHN33/201,5	HVQFN-33	4K	2x32/2x16/WDT	13	UART, I2C, SPI	8-Ch 10-Bit	28	2.79	2.51	2.29
771-LPC1114FHN332025	LPC1114FHN33/202,5	HVQFN-33	4K	2x32/2x16/WDT	13	UART, I2C, SPI	8-Ch 10-Bit	28	2.03	1.98	1.87
771-LPC1224FBD482011	LPC1224FBD48/201	LQFP-48	4K	2x32/2x16/WDT/RTC	-	2xUART,I2C, SPI	8-Ch 10-Bit	39	2.31	2.10	1.98
771-LPC1224FBD482211	LPC1224FBD48/221	LQFP-48	4K	2x32/2x16/WDT/RTC	-	2xUART,I2C, SPI	8-Ch 10-Bit	39	2.50	2.28	2.14
771-LPC11E14FBD48401	LPC11E14FBD48/401	LQFP-48	4K	2x32/2x16/WDT	-	UART, I2C, SPI	8-Ch 10-Bit	54	4.13	3.32	3.02
771-LPC11E14FBD64401	LPC11E14FBD64/401	LQFP-64	4K	2x32/2x16/WDT	-	UART, I2C, SPI	8-Ch 10-Bit	54	4.38	3.51	3.20
771-LPC11E14FHN33401	LPC11E14FHN33/401	HVQFN-33	4K	2x32/2x16/WDT	-	UART, I2C, SPI	8-Ch 10-Bit	54	3.93	3.15	2.87
771-LPC1224FBD642011	LPC1224FBD64/201	LQFP-64	4K	2x32/2x16/WDT/RTC	-	2xUART,I2C, SPI	8-Ch 10-Bit	55	2.36	2.15	2.03
771-LPC1224FBD642211	LPC1224FBD64/221	LQFP-64	4K	2x32/2x16/WDT/RTC	-	2xUART,I2C, SPI	8-Ch 10-Bit	55	2.57	2.33	2.19
771-LPC1102UK118	LPC1102UK,118	WLCSP	8K	2x32/2x16/WDT	-	UART, SPI	5-Ch 10-Bit	11	2.50	2.28	2.14
771-LPC1114FBD483011	LPC1114FBD48/301,1	LQFP-48	8K	2x32/2x16/WDT	13	UART, I2C, 2xSPI	8-Ch 10-Bit	42	3.15	2.55	2.12
771-LPC1114FBD483021	LPC1114FBD48/302,1	LQFP-48	8K	2x32/2x16/WDT	13	UART, I2C, SPI	8-Ch 10-Bit	42	3.30	2.64	2.41
771-LPC1114FHN333015	LPC1114FHN33/301,5	HVQFN-33	8K	2x32/2x16/WDT	13	UART, I2C, SPI	8-Ch 10-Bit	28	2.87	2.31	1.93
771-LPC1114FHN33302	LPC1114FHN33/302:5	HVQFN-33	8K	2x32/2x16/WDT	13	UART, I2C, SPI	8-Ch 10-Bit	42	3.00	2.41	2.19
771-LPC11C14FD48301	LPC11C14FBD48/301,	LQFP-48	8K	2x32/2x16/WDT	13	CAN, UART, I2C, 2xSPI	8-Ch 10-Bit	40	3.98	3.60	3.26
771-LPC11C24FBD48301	LPC11C24FBD48/301,151	LQFP-48	8K	2x32/2x16/WDT	13	CAN, UART, I2C, 2xSPI	8-Ch 10-Bit	42	5.32	4.79	4.37
771-LPC11U24FBD48401	LPC11U24FBD48/401	LQFP-48	8K	2x32/2x16/WDT	-	UART, I2C, SPI	8-Ch 16-bit	40	3.31	2.82	2.69
771-LPC11U24FBD64401	LPC11U24FBD64/401	LQFP-64	8K	2x32/2x16/WDT	-	UART, I2C, SPI	8-Ch 10-Bit	54	3.46	2.96	2.81

Flash 40KB

For quantities greater than listed, call for quote.

MOUSER STOCK NO.	NXP Part No.	Package Type	RAM (bytes)	Timers	PWMs	NEW PRODUCT Serial Interface	ADCs	I/O Pins	Price Each 1	25	100
771-LPC11U34FBD48311	LPC11U34FBD48/311,	LQFP-48	8K	2x32/2x16/WWDT	-	USB, USART, 2xSSP, I2C	8-Ch 10-bit	40	4.55	4.10	3.72
771-LPC11U34FHN33311	LPC11U34FHN33/311,	HVQFN-33	8K	2x32/2x16/WWDT	-	USB, USART, 2xSSP, I2C	8-Ch 10-bit	26	4.35	3.93	3.57

Flash 48KB

For quantities greater than listed, call for quote.

MOUSER STOCK NO.	NXP Part No.	Package Type	RAM (bytes)	Timers	PWMs	NEW PRODUCT Serial Interface	ADCs	I/O Pins	Price Each 1	25	100
771-LPC11U34FBD48421	LPC11U34FBD48/421,	LQFP-48	10K	2x32/2x16/WWDT	-	USB, USART, 2xSSP, I2C	8-Ch 10-bit	40	4.82	4.33	3.95

Flash 64KB

For quantities greater than listed, call for quote.

MOUSER STOCK NO.	NXP Part No.	Package Type	RAM (bytes)	Timers	PWMs	NEW PRODUCT Serial Interface	ADCs	I/O Pins	Price Each 1	25	100
771-LPC1115FBD483031	LPC1115FBD48/303,1	LQFP-48	8K	2x32/2x16/WDT	-	UART, I2C, SPI	8-Ch 10-Bit	42	2.76	2.54	2.20
771-LPC1225FBD483011	LPC1225FBD48/301	LQFP-48	8K	2x32/2x16/WDT/RTC	-	2xUART,I2C, SPI	8-Ch 10-Bit	39	2.89	2.63	2.48
771-LPC1225FBD483211	LPC1225FBD48/321	LQFP-48	8K	2x32/2x16/WDT/RTC	-	2xUART,I2C, SPI	8-Ch 10-Bit	39	3.00	2.72	2.56
771-LPC1225FBD643011	LPC1225FBD64/301	LQFP-64	8K	2x32/2x16/WDT/RTC	-	2xUART,I2C, SPI	8-Ch 10-Bit	55	2.95	2.69	2.53
771-LPC1225FBD643211	LPC1225FBD64/321	LQFP-64	8K	2x32/2x16/WDT/RTC	-	2xUART,I2C, SPI	8-Ch 10-Bit	55	3.05	2.77	2.61
771-LPC11U35FBD48401	LPC11U35FBD48/401,	LQFP-48	10K	2x32/2x16/WWDT	-	USB, USART, 2xSSP, I2C	8-Ch 10-bit	40	5.16	4.65	4.23
771-LPC11U35FBD64401	LPC11U35FBD64/401,	LQFP-64	10K	2x32/2x16/WWDT	-	USB, USART, 2xSSP, I2C	8-Ch 10-bit	54	5.37	4.85	4.41
771-LPC11U35FHI33501	LPC11U35FHI33/501,	HVQFN-33	12K	2x32/2x16/WWDT	-	USB, USART, 2xSSP, I2C	8-Ch 10-bit	26	5.14	4.62	4.21

Flash 96KB

For quantities greater than listed, call for quote.

MOUSER STOCK NO.	NXP Part No.	Package Type	RAM (bytes)	Timers	PWMs	NEW PRODUCT Serial Interface	ADCs	I/O Pins	Price Each 1	25	100
771-LPC1226FBD483011	LPC1226FBD48/301	LQFP-48	8K	2x32/2x16/WDT/RTC	-	2xUART,I2C, SPI	8-Ch 10-Bit	39	3.28	2.99	2.81
771-LPC1226FBD643011	LPC1226FBD64/301	LQFP-64	8K	2x32/2x16/WDT/RTC	-	2xUART,I2C, SPI	8-Ch 10-Bit	55	3.34	3.04	2.86
771-LPC11U36FBD48401	LPC11U36FBD48/401,	LQFP-48	10K	2x32/2x16/WWDT	-	USB, USART, 2xSSP, I2C	8-Ch 10-bit	40	5.65	5.08	4.62
771-LPC11U36FBD64401	LPC11U36FBD64/401,	LQFP-64	10K	2x32/2x16/WWDT	-	USB, USART, 2xSSP, I2C	8-Ch 10-bit	54	5.86	5.28	4.80

Flash 128KB

For quantities greater than listed, call for quote.

MOUSER STOCK NO.	NXP Part No.	Package Type	RAM (bytes)	Timers	PWMs	NEW PRODUCT Serial Interface	ADCs	I/O Pins	Price Each 1	25	100
771-LPC1227FBD483011	LPC1227FBD48/301	LQFP-48	8K	2x32/2x16/WDT/RTC	-	2xUART,I2C, SPI	8-Ch 10-Bit	39	3.67	3.34	3.15
771-LPC1227FBD643011	LPC1227FBD64/301	LQFP-64	8K	2x32/2x16/WDT/RTC	-	2xUART,I2C, SPI	8-Ch 10-Bit	55	5.14	4.62	4.21
771-LPC11U37FBD48401	LPC11U37FBD48/401,	LQFP-48	10K	2x32/2x16/WWDT	-	USB, USART, 2xSSP, I2C	8-Ch 10-bit	40	5.75	5.18	4.72
771-LPC11U37FBD64501	LPC11U37FBD64/501,	LQFP-64	12K	2x32/2x16/WWDT	-	USB, USART, 2xSSP, I2C	8-Ch 10-bit	54	6.05	5.45	4.95

© Copyright 2013 Mouser Electronics
© Copyright 2013 Mouser Electronics

NXP SEMICONDUCTOR MCU/MPU

RoHS Compliant This product is RoHS compliant.

32-BIT ARM CORTEX (CONT.)

Cortex M3

PRODUCT NEW

For quantities greater than listed, call for quote.

MOUSER STOCK NO.	NXP Part No.	Package Type	RAM (bytes)	Timers	PWMs	Serial Interface	ADCs	I/O Pins	Price Each 1	25	100
Flash 16KB											
771-LPC1342FHN33551	LPC1342FHN33,551	HVQFN-33	4K	2x32/2x16/WDT	-----	UART, I2C, SPI	8-Ch 10-Bit	28	3.87	3.12	2.60
Flash 32KB											
771-LPC1313FBD48,151	LPC1313FBD48,151	LQFP-48	8K	2x32/2x16/WDT	-----	UART, I2C, SPI	8-Ch 10-Bit	42	3.25	2.62	2.18
771-LPC1315FBD48,551	LPC1315FBD48,551	LQFP-48	8K	2x32/2x16/WWDT	-----	USB, USART, 2xSSP, I2C	8-Ch 12-bit	51	3.98	3.60	3.26
771-LPC1342FBD48151	LPC1342FBD48,151	LQFP-48	8K	2x32/2x16/WDT	-----	USB, I2C, UART, SPI, SSP	8-Ch 10-Bit	40	3.91	3.52	3.20
771-LPC1343FBD48151	LPC1343FBD48,151	HVQFN-33	8K	2x32/2x16/WDT	-----	UART, I2C, SPI	8-Ch 10-Bit	40	4.31	3.88	3.53
771-LPC1343FHN33551	LPC1343FHN33,551	HVQFN-33	8K	2x32/2x16/WDT	-----	UART, I2C, SPI	8-Ch 10-Bit	28	4.12	3.71	3.38
771-LPC1751FBD80551	LPC1751FBD80,551	LQFP-80	8K	2x32/2x16/WDT/RTC	6	USB, CAN, 4xUART, SPI	6-Ch 10-Bit	52	6.11	4.93	4.10
771-LPC1345FBD48,151	LPC1345FBD48,151	LQFP-48	10K	2x32/2x16/WWDT	-----	USB, USART, 2xSSP, I2C	8-Ch 12-bit	40	4.92	4.43	4.03
Flash 48KB											
771-LPC1316FBD48,551	LPC1316FBD48,551	LQFP-48	8K	2x32/2x16/WWDT	-----	USB, USART, 2xSSP, I2C	8-Ch 12-bit	40	4.35	3.93	3.57
771-LPC1316FHN33,551	LPC1316FHN33,551	HVQFN-33	8K	2x32/2x16/WWDT	-----	USB, USART, 2xSSP, I2C	8-Ch 12-bit	28	4.17	3.76	3.42
Flash 64KB											
771-LPC1317FHN33,551	LPC1317FHN33,551	HVQFN-33	8K	2x32/2x16/WWDT	-----	USB, USART, 2xSSP, I2C	8-Ch 12-bit	28	4.52	4.08	3.70
771-LPC1317FBD48,551	LPC1317FBD48,551	LQFP-48	10K	2x32/2x16/WWDT	-----	USB, USART, 2xSSP, I2C	8-Ch 12-bit	40	4.71	4.24	3.86
771-LPC1317FBD64,551	LPC1317FBD64,551	LQFP-64	10K	2x32/2x16/WWDT	-----	USB, USART, 2xSSP, I2C	8-Ch 12-bit	51	4.92	4.43	4.03
771-LPC1347FBD64,551	LPC1347FBD64,551	LQFP-64	12K	2x32/2x16/WWDT	-----	USB, USART, 2xSSP, I2C	8-Ch 12-bit	51	5.86	5.28	4.80
771-LPC1347FBD48,151	LPC1347FBD48,151	LQFP-48	12K	2x32/2x16/WWDT	-----	USB, USART, 2xSSP, I2C	8-Ch 12-bit	40	5.65	5.08	4.62
771-LPC1347FHN33,551	LPC1347FHN33,551	HVQFN-33	12K	2x32/2x16/WWDT	-----	USB, USART, 2xSSP, I2C	8-Ch 12-bit	26	5.46	4.91	4.47
771-LPC1752FBD80551	LPC1752FBD80,551	LQFP-80	16K	2x32/2x16/WDT/RTC	6	USB, CAN, 4xUART, SPI	6-Ch 10-Bit	52	6.86	5.52	4.52
Flash 128KB											
771-LPC1754FBD80551	LPC1754FBD80,551	LQFP-80	32K	2x32/2x16/WDT/RTC	6	USB, USB Host, USB OTG, CAN, 4xUART,SPI	6-Ch 10-Bit	52	7.94	6.40	5.23
771-LPC1764FBD100551	LPC1764FBD100,551	LQFP-100	32K	2x32/2x16/WDT/RTC	6	USB, 2xCAN, 4xUART, SPI	8-Ch 10-Bit	70	8.70	7.34	6.00
Flash 256KB											
771-LPC1756FBD80551	LPC1756FBD80,551	LQFP-80	32K	2x32/2x16/WDT/RTC	6	USB, USB Host, USB OTG, 2xCAN, 4xUART,SPI	6-Ch 10-Bit	52	8.16	7.55	6.18
771-LPC1765FBD100551	LPC1765FBD100,551	LQFP-100	64K	2x32/2x16/WDT/RTC	6	USB, USB OTG, 2xCAN, 4xUART,SPI	8-Ch 10-Bit	70	9.02	8.31	6.79
771-LPC1766FBD100551	LPC1766FBD100,551	LQFP-100	64K	2x32/2x16/WDT/RTC	6	USB, USB OTG, 2xCAN, 4xUART,SPI	8-Ch 10-Bit	70	9.63	8.72	7.13
Flash 512KB											
771-LPC1758FBD80551	LPC1758FBD80,551	LQFP-80	64K	2x32/2x16/WDT/RTC	6	USB, USB Host, USB OTG, 2xCAN, 4xUART,SPI	6-Ch 10-Bit	52	10.23	9.47	7.75
771-LPC1759FBD80551	LPC1759FBD80,551	LQFP-80	64K	2x32/2x16/WDT/RTC	6	USB, USB Host, USB OTG, 2xCAN, 4xUART,SPI	6-Ch 10-Bit	52	10.23	8.03	7.37
771-LPC1768FBD100551	LPC1768FBD100,551	LQFP-100	64K	2x32/2x16/WDT/RTC	6	USB, USB Host, USB OTG, 2xCAN, 4xUART,SPI	8-Ch 10-Bit	70	9.13	8.19	7.51
771-LPC1768FET100551	LPC1768FET100,551	TFBGA-100	64K	2x32/2x16/WDT/RTC	6	USB,USB Host,USB OTG,2xCAN,4xUART,SPI	8-Ch 10-Bit	70	9.13	8.19	7.51
771-LPC1769FBD100551	LPC1769FBD100,551	LQFP-100	64K	2x32/2x16/WDT/RTC	6	USB, USB Host, USB OTG, 2xCAN, 4xUART,SPI	8-Ch 10-Bit	70	9.64	8.63	7.94
771-LPC1778FBD208551	LPC1778FBD208,551	LQFP-208	96K	4x32/WWDT/RTC	6	USB,USB Host,USB OTG,2xCAN,5xUART,3xI2C	8-Ch 12-Bit	165	11.20	10.08	8.93
771-LPC1778FET208551	LPC1778FET208,551	TFBGA-208	96K	4x32/WWDT/RTC	6	USB,USB Host,USB OTG,2xCAN,5xUART,3xI2C	8-Ch 12-Bit	165	11.20	10.08	8.93
771-LPC1788FBD208551	LPC1788FBD208,551	LQFP-208	96K	4x32/WWDT/RTC	6	USB,USB Host,USB OTG,2xCAN,5xUART,3xI2C	8-Ch 12-Bit	165	12.73	12.35	10.82
771-LPC1788FET208551	LPC1788FET208,551	TFBGA-208	96K	4x32/WWDT/RTC	6	USB,USB Host,USB OTG,2xCAN,5xUART,3xI2C	8-Ch 12-Bit	165	12.73	12.35	10.82
RAM Only											
771-LPC1857FET256551	LPC1857FET256,551	LBGA-256	136K	6x32/WWDT/RTC	1	USB, CAN, UART, I2C, SPI	2x 8Ch 10-bit	8	13.70	12.66	11.64
771-LPC1850FET256551	LPC1850FET256,551	LBGA-256	200K	4x32/WWDT/RTC	1	USB,USB Host,USB OTG,CAN,4xUART,I2C,SPI	2x 8Ch 10-Bit	80	11.20	10.20	9.20

Cortex M4

NEW! TECHNOLOGY

For quantities greater than listed, call for quote.

MOUSER STOCK NO.	NXP Part No.	Package Type	RAM (bytes)	Timers	PWMs	Serial Interface	ADCs	I/O Pins	Price Each 1	25	100
Flash 512KB											
771-LPC4088FBD208551	LPC4088FBD208,551	LQFP-208	96K	4x32/WWDT/RTC	2	USB, USB Host, USB OTG, 2xCAN, 5xUARTS, 3xI2C, 4xSPI	1x 8Ch 12-bit	165	13.16	12.17	11.19
771-LPC4088FET208551	LPC4088FET208,551	TFBGA-208	96K	4x32/WWDT/RTC	2	USB, USB Host, USB OTG, 2xCAN, 5xUARTS, 3xI2C, 4xSPI	1x 8Ch 12-bit	165	13.16	12.17	11.19
771-LPC4078FET208551	LPC4078FET208,551	TFBGA-208	96K	4x32/WWDT/RTC	2	USB, USB Host, USB OTG, 2xCAN, 5xUARTS, 3xI2C, 4xSPI	1x 8Ch 12-bit	165	10.81	9.98	9.19
771-LPC4078FBD208551	LPC4078FBD208,551	LQFP-208	96K	4x32/WWDT/RTC	2	USB, USB Host, USB OTG, 2xCAN, 5xUARTS, 3xI2C, 4xSPI	1x 8Ch 12-bit	165	10.81	9.98	9.19
Flash 1MB											
771-LPC4357FET256551	LPC4357FET256,551	LBGA-256	136K	4x32/WWDT/RTC	1	USB, 2xCAN, UART, I2C, SPI	2x 8Ch 10-bit	164	15.41	14.24	13.10
RAM Only											
771-LPC4330FET256551	LPC4330FET256,551	LBGA-256	264K	2x32/WWDT/RTC	1	USB, USB Host, USB OTG, 2xCAN, UART, I2C, 4xSPI	2x 8Ch 10-bit	80	10.85	9.87	8.90
771-LPC4350FET256551	LPC4350FET256,551	LBGA-256	264K	2x32/WWDT/RTC	1	USB, USB Host, USB OTG, 2xCAN, UART, I2C, 4xSPI	2x 8Ch 10-bit	80	11.93	10.85	9.79

ENERGY METER IC

The EM773 is an ARM Cortex-M0 based, low-cost 32-bit energy metering IC, designed for 8/16-bit smart metering applications. The EM773 offers programmability and on-chip metrology functionality combined with a low power, simple instruction set and memory addressing with reduced code size compared to existing 8/16-bit architectures. The EM773 operates at CPU frequencies of up to 48MHz. The peripheral complement of the EM773 includes up to 32kB of flash memory, up to 8kB of data memory, one Fast-mode Plus I2C-bus interface, one RS-485/EIA-485 UART, one SPI interface with SSP features, three general purpose counter/timers, up to 25 general purpose I/O pins, and a metrology engine for energy measurement.

PRODUCT NEW

For quantities greater than listed, call for quote.

MOUSER STOCK NO.	NXP Part No.	Package Type	RAM (bytes)	Timers	PWMs	Serial Interface	ADCs	I/O Pins	Price Each 1	25	100
771-EM773FHN33551	EM773FHN33,551	HVQFN-32	8K	2x32, 1x16	-	UART, I2C, SPI	2xCurr, Volt	25	4.82	4.33	3.95

MAXIMUM POWER POINT TRACKING (MPPT) IC

For quantities greater than listed, call for quote.

MOUSER STOCK NO.	NXP Part No.	Package Type	RAM (bytes)	Timers	PWMs	Serial Interface	ADCs	I/O Pins	Price Each 1	25	100
771-MPT612FBD48151	MPT612FBD48,151	LQFP-48	-----	1x32, 1x16, RTC	---	2xUART,2xI2C, SPI/SSP	8-Ch 10-Bit	28	8.54	8.32	7.47

80C51

For quantities greater than listed, call for quote.

MOUSER STOCK NO.	NXP Part No.	Package Type	RAM (bytes)	Timers	PWMs	Serial Interface	ADCs	I/O Pins	Price Each 1	25	100
771-P89LPC912FDH-S	P89LPC912FDH-S	TSSOP-14	128	4x16	1-Ch 8-bit	SPI	2 Analog Comp.	12	1.32	1.16	1.05
771-LPC913FDH129	P89LPC913FDH,129	TSSOP-14	128	4x16	---	SPI	2 Analog Comp.	12	1.22	1.11	1.05
Flash 2KB											
771-P89LPC9151FDH12	P89LPC9151FDH,129	TSSOP-14	256	2x16	---	UART; I²C; SPI	4-Ch 8-bit	14	2.95	2.28	1.92
771-P89LPC9201FDH112	P89LPC9201FDH,112	TSSOP-20	256	2x16	---	UART; I²C	4-Ch 8-bit	18	1.75	1.70	1.61
771-P89LPC920FDH-S	P89LPC920FDH,529	TSSOP-20	256	2x16	---	UART; I²C	2 Analog Comp.	18	2.14	1.71	1.28
771-P89LPC970FDH129	P89LPC970FDH,129	TSSOP-20	256	5x16, 1x23, RTC	---	UART; I²C; SPI	---	18	2.82	2.18	1.83

© Copyright 2013 Mouser Electronics

© Copyright 2013 Mouser Electronics

NXP SEMICONDUCTOR MCU/MPU

RoHS Compliant **This product is RoHS compliant.**

80C51

Flash

For quantities greater than listed, call for quote.

MOUSER STOCK NO.	NXP Part No.	Package Type	RAM (bytes)	Timers	PWMs	Serial Interface	ADCs	I/O Pins	Price Each		
									1	25	100
4KB											
771-P89LPC9241FDH112	P89LPC9241FDH,112	TSSOP-20	256	2x16	4-Ch 8-bit	UART; I²C	4-Ch 8-bit	18	1.84	1.79	1.70
771-P89LPC9301FDH51	P89LPC9301FDH,512	TSSOP-28	256	2x16	---	UART; I²C; SPI	2 Analog Comp.	26	2.19	1.77	1.33
771-P89LPC9331FDH51	P89LPC9331FDH,512	TSSOP-28	256	2x16	---	UART; I²C; SPI	4-Ch 8-bit	26	2.56	2.04	1.67
771-P89LPC971FDH129	P89LPC971FDH,129	TSSOP-20	256	5x16, 1x23, RTC	---	UART; I²C; SPI	---	18	3.64	2.79	2.35
8KB											
771-P89LPC9221FDH	P89LPC9221FDH,512	TSSOP-20	256	2x16	---	UART; I²C	---	18	1.93	1.74	1.65
771-LPC922A1FDH112	P89LPC922A1FDH,112	TSSOP-20	256	2x16	---	UART; I²C	4-Ch 8-bit	18	1.61	1.55	1.50
771-P89LPC9251FDH112	P89LPC9251FDH,112	TSSOP-20	256	2x16	---	UART; I²C	4-Ch 8-bit	18	2.05	2.00	1.89
771-P89LPC925FDH-S	P89LPC925FDH,529	TSSOP-20	256	2x16	---	UART; I²C	4-Ch 8-bit	18	3.19	2.57	2.31
771-P89LPC972FDH129	P89LPC972FDH,129	TSSOP-20	256	5x16, 1x23	---	UART; I²C; SPI, RTC	---	18	2.72	2.43	2.18
771-P89LPC982FDH-529	P89LPC982FDH,529	TSSOP-28	512	5x16, 1x23	---	UART; I²C; SPI	8-Ch 10-bit	26	1.90	1.85	1.75
771-P89LPC932A1FDH	P89LPC932A1FDH	TSSOP-28	768	5x16	4-Ch CCU	UART; I²C; SPI	2 Analog Comp.	26	3.45	2.76	2.45
771-LPC935FHN	P89LPC935FHN	TSSOP-28	768	3x16	4-Ch CCU	UART; I²C; SPI	4-Ch 8-bit	26	3.91	3.15	2.62
771-P89LPC938FDH-S	P89LPC938FDH-S	TSSOP-28	768	5x16	4-Ch CCU	UART; I²C; SPI	8-Ch 10-bit	26	3.91	3.15	2.62
771-PN5441A2EC20501	PN5441A2ET/C20501	TFBGA-64	5K	---	---	UART, I2C, SPI	---	32	5.35	4.82	4.39
16KB											
771-P89LPC9361FDH51	P89LPC9361FDH,518	TSSOP-28	256	2x16	4-Ch CCU	2xUART, I²C, SPI	2 Analog Comp.	26	6.42	4.98	4.17
771-P89LPC954FA-S	P89LPC954FA,529	PLCC-44	512	2x16, 1x23	2-Ch	2xUART, I²C, SPI	8-Ch 10-bit	40	4.01	3.61	3.32
771-LPC954FBD44151	P89LPC954FBD44,151	LQFP-44	512	2x16, 1x23	2-Ch	2xUART; I²C; SPI	8-Ch 10-bit	40	5.56	4.69	3.54
771-LPC936FDH518	P89LPC936FDH,518	TSSOP-28	768	5x16	4-Ch CCU	UART; I²C; SPI	2x 4-Ch 8-bit	26	5.10	4.19	3.77

OTP

For quantities greater than listed, call for quote.

MOUSER STOCK NO.	NXP Part No.	Package Type	RAM (bytes)	Timers	PWMs	Serial Interface	ADCs	I/O Pins	Price Each		
									1	25	100
2KB											
771-P87LPC762BD	P87LPC762BD	SO-20	128	2x16	---	UART; I²C	---	18	2.72	2.19	1.83
771-P87LPC762BN	P87LPC762BN	DIP-20	128	2x16	---	UART; I²C	---	18	1.97	1.73	1.57
4KB											
771-P87C51SBAA	P87C51SBAA	PLCC-44	128	3x16	---	UART	---	32	3.65	2.93	2.45
771-P87C51SBPN	P87C51SBPN	DIP-40	128	3x16	---	UART	---	32	3.65	2.94	2.45
771-P87LPC764BN	P87LPC764BN	DIP-20	128	2x16	---	UART; I²C	---	18	3.30	2.65	2.21
771-P87LPC767BN	P87LPC767BN	DIP-20	128	2x16	---	UART; I²C	4-Ch 8-bit	18	3.82	3.41	3.11
8KB											
771-P87C51FA-4N	P87C51FA-4N	DIP-40	256	4x16	5-Ch PCA	UART	---	32	9.67	7.75	6.33
771-P87C52SBAA	P87C52SBAA	PLCC-44	256	3x16	---	UART	---	32	3.80	3.07	2.55
771-P87C52SBPN	P87C52SBPN	DIP-40	256	3x16	---	UART	---	32	3.93	3.17	2.64
771-P87C52UBAA	P87C52UBAA	PLCC-44	256	3x16	---	UART	---	32	3.57	2.87	2.61
16KB											
771-P87C51FB-5A512	P87C51FB-5A,512	PLCC-44	256	3x16	---	UART	---	32	11.38	10.24	9.96
32KB											
771-P87C58X2FA	P87C58X2FA,512	PLCC-44	256	3x16	---	UART	---	32	4.69	3.47	3.22

BOARDS

NEW! TECHNOLOGY

MOUSER STOCK NO.	NXP Part No.	Description	Price Each
771-OM11049598	OM11049,598	LPCXpresso Target Board supporting LPC11xx Series	28.11
771-OM13001598	OM13001,598	LPC177x/8x Eval Board - ARM development	266.16
771-OM13014598	OM13014,598	LPCXpresso Target Board supporting LPC11U14 Series	20.06
771-OM13016598	OM13016,598	LPCXpresso Target Board supporting LPC11U14 Series	49.49
771-OM13021,598	OM13021,598	LPCXpresso Development Board supporting LPC11U1x Series - ARM Dev	47.94
771-OM13026598	OM13026,598	ARM NGX DALI Reference Board supporting LPC1100XL Series	46.81
771-OM13029,598	OM13029,598	LPC4088 Evaluation Board-ARM development	266.16
771-OM13031598	OM13031,598	LPC4300 Evaluation Board-ARM Hitex development	343.74
771-OM13035,598	OM13035,598	LPCXpresso Target Board supporting LPC11U14	20.06
771-OM13039,598	OM13039,598	ARM Dev Board Keil MCB1857 for LPC1857 MCU	386.54
771-OM13040,598	OM13040,598	ARM Eval Board Keil MCB4357 for LPC4357 MCU	386.54
771-OM13042,598	OM13042,598	ARM KNX Lighting Reference Design Board supporting LPC1200 Series	132.41
771-OM13043,598	OM13043,598	ARM DMX Reference Design Board supporting LPC1100XL Series	361.13
771-OM13314,598	OM13314,598	TDA5051A lighting master-slave Demo Board	601.88
771-OM13313598	OM13313,598	TDA5051A Powerline Modem Demo Board Kit	200.63
771-OM13005598	OM13005,598	US Plugmeter ARM Development Board	355.78
771-OM13032,598	OM13032,598	mbed NXP LPC11U24 Dev Board	49.49
771-OM11043598	OM11043,598	mbed NXP LPC1768 Dev Board	54.36
771-OM13007598	OM13007,598	Reference board for MPT612 photovoltaic MPPT battery charge controller	192.60

© Copyright 2013 Mouser Electronics
© Copyright 2013 Mouser Electronics

PARALLAX 32-Bit and 8-Bit Microcontrollers

Products may be RoHS compliant. Check mouser.com for RoHS status.

32-BIT PROPELLER MULTICORE MICROCONTROLLERS

What can you do with eight 32-bit processors (COGs) in one chip? Real simultaneous multi-processing!

The new Propeller chip is the result of our internal design team working for eight years. The Propeller chip was designed at the transistor level by schematic using our own Altera Stratix tools to prototype the product. The Propeller is programmed in both a high-level language, called Spin™, and low-level (assembly) language. With the set of pre-built Parallax "objects" for video, mice, keyboards, RF, LCDs, stepper motors and sensors your Propeller application is a matter of high-level integration. The Propeller is recommended for those with previous microcontroller experience.

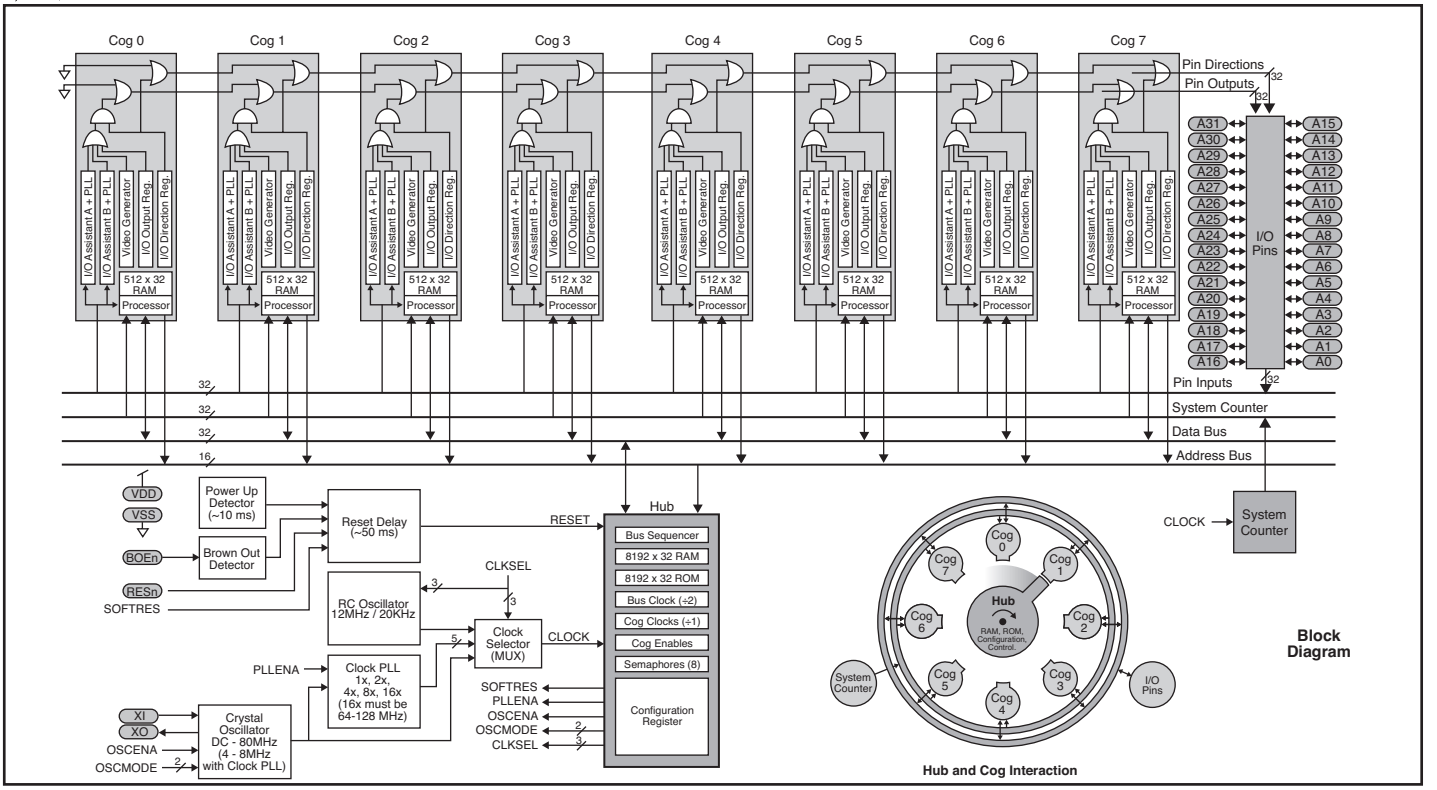

Propeller Specifications	
Model Number	P8X32A
Package Types	40-pin DIP, 44-pin LQFP, 44-pin QFN
Parallax Stock Codes	P8X32A-D40 - DIP package P8X32A-Q44 - LQFP package
Power Requirements	3.3 volts DC
External Clock Speed	DC to 80MHz (4MHz to 8MHz with Clock PLL running)
Internal RC Oscillator	12MHz or 20KHz
System Clock Speed	DC to 80MHz
Global RAM/ROM	64K bytes; 32K RAM / 32K ROM
RAM/ROM Organization	32-bits (4 bytes or 1 long)
I/O Pins	32
Current Source/Sink per I/O	50mA

Propeller Microcontrollers

For quantities greater than listed, call for quote.

MOUSER STOCK NO.	Parallax Part No.	Package	Size (mm)	Price Each 1	10	25	100
619-P8X32A-D40	P8X32A-D40	40-Pin DIP	51x12.3	9.49	8.98	8.88	8.85
619-P8X32A-Q44	P8X32A-Q44	44-Pin LQFP	10x10	12.34	11.55	11.43	11.30

Propeller Development Tools/Kits

MOUSER STOCK NO.	Parallax Part No.	Description	Price Each
619-32300	32300	Propeller Starter Kit	82.29
619-32100	32100	Propeller Demo Board	85.58
619-32311	32311	Propeller Access. Kit - PS/2 Keyboard/Mouse and 2.5" LCD Display	117.33
619-40000	40000	Propeller Quickstart Board for PBX32A	34.24
619-122-32000	122-32000	Propeller Manual	37.40

Propeller Starter Kit

The Propeller Starter Kit includes everything you need to get started with the Propeller microcontroller, including the Propeller Demo Board,the Propeller Manual, software on CD and a USB cable. The Propeller Demo Board includes a built-in Propeller (P8X32A-Q44), EEPROM and 5MHz crystal pre-wired to connectors for interfacing to devices such as a mouse, keyboard, TV or VGA monitor and speakers. This is all configured for immediate use by many objects from the Propeller Object Exchange (included with the Propeller Tool software). In just a few minutes you can see some of the impressive tasks the Propeller can perform.

MOUSER STOCK NO.	Parallax Part No.	Description	Price Each
619-32300	32300	Propeller Stater Kit	82.29

Propeller Education Kit – PropStick USB Version

This kit features the PropStick USB, with built-in Propeller chip, EEPROM, regulator, crystal and programming connections so your project can get up and running with minimal wiring time. The Propeller Education Kit – 40-Pin DIP Version is also available.

MOUSER STOCK NO.	Parallax Part No.	Description	Price Each
619-32306	32306	Propeller Education Kit – PropStick USB Version	106.99

Arduino Board of Education Products

Make your Arduino the onboard brain of a mobile robot and learn robotics, electronics, and programming with this versatile kit and its accompanying step-by-step lessons. The Board of Education Shield plugs into your own Arduino (not included) and mounts on the popular Boe-Bot robot chassis. With this kit and your own Arduino module, you can follow the Robotics with the Board of Education Shield for Arduino lessons with over 40 hands-on activities.

MOUSER STOCK NO.	Parallax Part No.	Description	Price Each
619-35000	35000	Board of Education Shield for Arduino	42.44
619-130-35000	130-35000	Board of Education Shield Kit	128.39
619-32900	32900	Board of Education Propeller	148.73

HYDRA Game Development Kit



Develop games, graphics and media applications with the Propeller Powered HYDRA Game Console. For beginner to intermediate coders, you need only basic programming experience in any BASIC or C-like language. All of the hardware and software you need is included (as shown in pictures), along with the comprehensive book on game programming for the Propeller in Spin and assembly language - "Game Programming for the Propeller Powered HYDRA". Within the book, the HYDRA hardware is covered in detail with schematics, descriptions, and tips allowing you to take full advantage of its resources, including its expansion port and game card. Note: Printed book is black and white. Kit comes complete with HYDRA unit, book, 128K Memory card, Blank Experimenter card, mouse, keyboard, gamepad, video and USB cables, power supply, CD and more!

MOUSER STOCK NO.	Parallax Part No.	Description	Price Each
619-32360	32360	HYDRA Game Development Kit	141.23

Propeller Professional Development Board

The Propeller Professional Development Board (PPDB) is a high-quality, fully-integrated development platform for the Propeller microcontroller. A wide variety of typical I/O (LEDs, Buttons, etc.) devices and circuitry are built into the PPDB, providing the developer with an ideal platform for rapid Propeller project development.



MOUSER STOCK NO.	Parallax Part No.	Description	Price Each
619-32111	32111	Propeller Professional Development Board	168.89

© Copyright 2013 Mouser Electronics

SILICON LABS Microcontrollers

RoHS Compliant This page of product is compliant.

HIGH POWER, LOW-POWER, 32-BIT PRECISION32™

Features:

- 32-bit ARM® Cortex™-M3 CPU
  80MHz maximum frequency, Single-cycle multiplication, hardware division support nested vectored interrupt control (NVIC) with 16 levels of interrupt priority

PRODUCT NEW



For quantities greater than listed, call for quote.

MOUSER STOCK NO.	Silicon Labs Part No.	Package	Flash (KB)	RAM (bytes)	#of EMIF	Digital Port I/O Pins	Interfaces			Comp-arators	Price Each		
							JTAG	ETM	Serial Wire		1	25	100
634-SIM3C157-B-GM	SiM3C157-B-GM	LGA-92	128	32	24	65	Yes	Yes	Yes	8/8	7.83	7.54	7.25
634-SIM3C157-B-GQ	SiM3C157-B-GQ	TQFP-80	128	32	24	65	Yes	Yes	Yes	8/8	7.98	7.68	7.39
634-SIM3C167-B-GM	SiM3C167-B-GM	LGA-92	256	32	24	65	Yes	Yes	Yes	8/8	8.98	8.65	8.31
634-SIM3C167-B-GQ	SiM3C167-B-GQ	TQFP-80	256	32	24	65	Yes	Yes	Yes	8/8	9.13	8.80	8.45
634-SIM3U157-B-GM	SiM3U157-B-GM	LGA-93	128	32	24	65	Yes	Yes	Yes	16	8.98	8.65	8.31
634-SIM3U157-B-GQ	SiM3U157-B-GQ	TQFP-80	128	32	24	65	Yes	Yes	Yes	8/8	9.13	8.80	8.45
634-SIM3U167-B-GM	SiM3U167-B-GM	LGA-92	256	32	24	65	Yes	Yes	Yes	8/8	10.13	9.76	9.37
634-SIM3U167-B-GQ	SiM3U167-B-GQ	TQFP-80	256	32	24	65	Yes	Yes	Yes	8/8	10.29	9.91	9.53

Development Boards and Kits

PRODUCT NEW

MOUSER STOCK NO.	Silicon Labs Part No.	Description	Price Each	
			1	5
634-SIM3C1XX-B-DK	SiM3C1xx-B-DK	Precision32™ SiM3U1xx (USB) Development Kit	105.93	105.93
634-SIM3C1XX-B-EDK	SiM3C1xx-B-EDK	Precision32™ SiM3U1xx (USB) Enhanced Development Kit	333.04	333.04
634-SIM3U1XX-B-DK	SiM3U1xx-B-DK	Precision32™ SiM3C1xx (non-USB) Development Kit	105.93	105.93
634-SIM3U1XX-B-EDK	SiM3U1xx-B-EDK	Precision32™ SiM3C1xx (non-USB) Enhanced Development Kit	386.54	386.54

C8051F70X CAPACITIVE TOUCH SENSE MCUs

The Silicon Labs C8051F70x MCU family meets designers' demands for Capacitive Touch Sense features and best-in-class performance. These high performance devices perform a wide range of mixed-signal functions and includes a high-speed 8051 Core, Capacitive Touch Sense with 16-bit capacitance-to-Digital Converter, superior noise immunity, fast 40µs acquisition time, and digital peripherals that include up to 39 port I/O with high sink current. The C8051F70x MCU family is robust and reliable with noise immune architecture with best-in-class SNR. Silicon Labs offers a simple GUI and API library that make implementation ast and easy.



RoHS Compliant

Features:

- On-chip voltage comparator
- Capacitive Sense interface with 32 input channels
- Precision calibrated 24.5MHz internal oscillator
- In-system, full-speed, non-intrusive debug interface (on-chip)

For quantities greater than listed, call for quote.

MOUSER STOCK NO.	Silicon Labs Part No.	Package	MIPS (Peak)	Flash (KB)	RAM (bytes)	Digital Port I/O Pins	Interfaces			Analog Peripherals								Price Each		
							UART	I2C	SPI	Internal Osc.	Timers	PCA Ch.	ADC	DAC	Temp Sensor	VREF	Comp-arators	1	25	100
634-C8051F700-GQ	C8051F700-GQ	QFP-64	25	15	512	54	Yes	Yes	Yes	±2%	4 16-bit	3	10-bit	No	Yes	Yes	1	4.56	4.40	4.23
634-C8051F701-GQ	C8051F701-GQ	QFP-64	25	15	512	54	Yes	Yes	Yes	±2%	4 16-bit	3	No	No	No	No	1	4.18	4.03	3.87
634-C8051F702-GQ	C8051F702-GQ	QFP-64	25	16	512	54	Yes	Yes	Yes	±2%	4 16-bit	3	10-bit	No	Yes	Yes	1	4.56	4.40	4.23
634-C8051F703-GQ	C8051F703-GQ	QFP-64	25	16	512	54	Yes	Yes	Yes	±2%	4 16-bit	3	No	No	No	No	1	4.18	4.03	3.87
634-C8051F704-GM	C8051F704-GM	QFN-48	25	15	512	39	Yes	Yes	Yes	±2%	4 16-bit	3	10-bit	No	Yes	Yes	1	4.23	4.07	3.92
634-C8051F704-GQ	C8051F704-GQ	QFN-48	25	15	512	39	Yes	Yes	Yes	±2%	4 16-bit	3	10-bit	No	Yes	Yes	1	3.99	3.84	3.69
634-C8051F705-GM	C8051F705-GM	QFN-48	25	15	512	39	Yes	Yes	Yes	±2%	4 16-bit	3	No	No	No	No	1	3.85	3.71	3.56
634-C8051F705-GQ	C8051F705-GQ	QFP-48	25	15	512	39	Yes	Yes	Yes	±2%	4 16-bit	3	No	No	No	No	1	3.65	3.52	3.38
634-C8051F706-GM	C8051F706-GM	QFN-48	25	16	512	39	Yes	Yes	Yes	±2%	4 16-bit	3	10-bit	No	Yes	Yes	1	4.23	4.07	3.92
634-C8051F706-GQ	C8051F706-GQ	QFP-48	25	16	512	39	Yes	Yes	Yes	±2%	4 16-bit	3	10-bit	No	Yes	Yes	1	3.99	3.84	3.69
634-C8051F707-GM	C8051F707-GM	QFN-48	25	16	512	39	Yes	Yes	Yes	±2%	4 16-bit	3	No	No	No	No	1	3.85	3.71	3.56
634-C8051F707-GQ	C8051F707-GQ	QFP-48	25	16	512	39	Yes	Yes	Yes	±2%	4 16-bit	3	No	No	No	No	1	3.65	3.52	3.38
634-C8051F708-GQ	C8051F708-GQ	QFP-64	25	8	512	54	Yes	Yes	Yes	±2%	4 16-bit	3	10-bit	No	Yes	Yes	1	3.80	3.66	3.52
634-C8051F709-GQ	C8051F709-GQ	QFP-64	25	8	512	54	Yes	Yes	Yes	±2%	4 16-bit	3	No	No	No	No	1	3.42	3.30	3.18
634-C8051F710-GQ	C8051F710-GQ	QFP-64	25	8	512	54	Yes	Yes	Yes	±2%	4 16-bit	3	10-bit	No	Yes	Yes	1	3.62	3.48	3.35
634-C8051F711-GQ	C8051F711-GQ	QFP-64	25	8	512	54	Yes	Yes	Yes	±2%	4 16-bit	3	No	No	No	No	1	3.24	3.12	3.00
634-C8051F712-GM	C8051F712-GM	QFN-48	25	8	512	39	Yes	Yes	Yes	±2%	4 16-bit	3	10-bit	No	Yes	Yes	1	3.50	3.37	3.24
634-C8051F712-GQ	C8051F712-GQ	QFP-48	25	8	512	39	Yes	Yes	Yes	±2%	4 16-bit	3	10-bit	No	Yes	Yes	1	3.32	3.19	3.07
634-C8051F713-GM	C8051F713-GM	QFN-48	25	8	512	39	Yes	Yes	Yes	±2%	4 16-bit	3	No	No	No	No	1	3.12	3.01	2.90
634-C8051F713-GQ	C8051F713-GQ	QFP-48	25	8	512	39	Yes	Yes	Yes	±2%	4 16-bit	3	No	No	No	No	1	2.97	2.87	2.76
634-C8051F714-GM	C8051F714-GM	QFN-48	25	8	512	39	Yes	Yes	Yes	±2%	4 16-bit	3	10-bit	No	Yes	Yes	1	2.94	2.84	2.72
634-C8051F714-GQ	C8051F714-GQ	QFP-48	25	8	512	39	Yes	Yes	Yes	±2%	4 16-bit	3	10-bit	No	Yes	Yes	1	2.80	2.70	2.60
634-C8051F715-GM	C8051F715-GM	QFN-48	25	8	512	39	Yes	Yes	Yes	±2%	4 16-bit	3	No	No	No	No	1	2.75	2.65	2.55
634-C8051F715-GQ	C8051F715-GQ	QFP-48	25	8	512	39	Yes	Yes	Yes	±2%	4 16-bit	3	No	No	No	No	1	2.64	2.55	2.44

C8051F70X CAPACITIVE TOUCH SENSE DEVELOPMENT TOOLS

MOUSER STOCK NO.		Description	Price Each
Mfr.	Mfr. Part No.		
634	KEYBOARDEK	C8051F700 Capacitive Touch Sense Evaluation Kit	70.19
634	C8051F700DK	C8051F700 MCU Family Development Kit	105.93

C8051F8XX CAPACITIVE TOUCH SENSE DEVELOPMENT TOOLS

MOUSER STOCK NO.		Description	Price Each
Mfr.	Mfr. Part No.		
634	C8051F800DK	Development Kit for C8051F8xx Series MCUs	105.93
634	FRONTPANEL2EK	Demonstrates capacitive button sensing, capacitive proximity sensing, infrared proximity sensing and LED control with the C8051F800 MCU and Si1120 C8051F700 MCU Family Development Kit	42.79

C8051F8XX CAPACITIVE TOUCH SENSE MCUS

The QuickSense™ C8051F8xx family of capacitive sensing MCUs provides an easy and reliable solution for capacitive buttons, sliders, wheels and capacitive proximity sensing. The C8051F800 family builds upon the C8051F700 MCU family by adding a lower-pin count, small form factor option to the industry's fastest capacitive touch sense solutions. The C8051F800 adds 16-, 20- and 24-pin package options to the existing 48- and 64-pin C8051F700, providing more options to fit products with the optimal pin count, size and cost. Additional resources such as a 10-bit ADC and digital PWM provide additional human interface support for accelerometers, vibratory haptic feedback, LED illumination control, temperature sensing and resistive touch screen sensing.

RoHS Compliant

For quantities greater than listed, call for quote.

MOUSER STOCK NO.	Silicon Labs Part No.	Package	MIPS (Peak)	Flash (KB)	RAM (bytes)	Digital Port I/O Pins	Interfaces			Analog Peripherals								Price Each		
							UART	I2C	SPI	Internal Osc.	Timers	PCA Ch.	ADC	DAC	Temp Sensor	VREF	Comp-arators	1	25	100
634-C8051F800-GM	C8051F800-GM	QFN-20	25	16	512	17	Yes	Yes	Yes	±2%	3 16-bit	3	10-bit	No	Yes	Yes	1	2.44	2.35	2.26
634-C8051F800-GU	C8051F800-GU	QSOP-24	25	16	512	17	Yes	Yes	Yes	±2%	3 16-bit	3	10-bit	No	Yes	Yes	1	2.44	2.35	2.26
634-C8051F803-GS	C8051F803-GS	SOIC-16	25	16	512	13	Yes	Yes	Yes	±2%	3 16-bit	3	10-bit	No	Yes	Yes	1	2.28	2.19	2.11
634-C8051F824-GS	C8051F824-GS	SOIC-16	25	8	512	13	Yes	Yes	Yes	±2%	3 16-bit	3	10-bit	No	Yes	Yes	1	2.05	1.98	1.90

C8051F9XX ULTRA LOW POWER TOUCH SENSE MCUS

The QuickSense™ C8051F99x family of capacitive sensing MCUs provides the lowest power and highest sensitivity touch sensing solution for capacitive buttons, sliders, wheels and capacitive proximity sensing. Architected from the popular C8051F9xx platform the device features a 150µA/MHz active mode and multiple sleep modes as low as 10nA. With up to 14 capacitive sensing inputs and a patent-pending charge timing hardware capacitance to digital converter, the C8051F99x achieves unparalleled touch sensitivity, speed and ultra-low power in packages as small as a 3mmx3mm QFN20.

RoHS Compliant

For quantities greater than listed, call for quote.

MOUSER STOCK NO.	Silicon Labs Part No.	Package	MIPS (Peak)	Flash (KB)	RAM (bytes)	Digital Port I/O Pins	Interfaces			Analog Peripherals								Price Each		
							UART	I2C	SPI	Internal Osc.	Timers	PCA Ch.	ADC	DAC	Temp Sensor	VREF	Comp-arators	1	25	100
634-C8051F990-GM	C8051F990-GM	QFN-20	25	8	512	16	Yes	Yes	Yes	±2%	4 16-bit	3	10/12-bit	No	Yes	Yes	1	2.30	2.21	1.98
634-C8051F991-GM	C8051F991-GM	QFN-20	25	8	512	16	Yes	Yes	Yes	±2%	4 16-bit	3	10/12-bit	No	Yes	Yes	1	2.08	2.00	1.93
634-C8051F996-GM	C8051F996-GM	QFN-24	25	8	512	17	Yes	Yes	Yes	±2%	4 16-bit	3	10/12-bit	No	Yes	Yes	1	2.43	2.34	2.25
634-C8051F996-GU	C8051F996-GU	QFN-24	25	8	512	17	Yes	Yes	Yes	±2%	4 16-bit	3	10/12-bit	No	Yes	Yes	1	2.43	2.34	2.25
634-C8051F997-GM	C8051F997-GM	QFN-24	25	8	512	17	Yes	Yes	Yes	±2%	4 16-bit	3	10/12-bit	No	Yes	Yes	1	2.20	2.12	2.04
634-C8051F997-GU	C8051F997-GU	QFN-24	25	8	512	17	Yes	Yes	Yes	±2%	4 16-bit	3	10/12-bit	No	Yes	Yes	1	2.20	2.12	2.04

© Copyright 2013 Mouser Electronics
© Copyright 2013 Mouser Electronics

SILICON LABS Microcontrollers

RoHS Compliant This page of product is compliant.

C8051F9XX ULTRA LOW POWER TOUCH SENSE DEVELOPMENT TOOLS

MOUSER STOCK NO.	Silicon Labs Part No.	Description	Price Each
634-F990SLIDEREK	F990SliderEK	Demonstrates the system level possibilities that can be achieved when combining Silicon Labs QuickSense™ technology with the C8051F99x ultra low power capacitive sensing MCU.	32.09
634-C8051F996DK	C8051F996DK	Development Kit for the C8051F990, F991, F996 and F997 family of ultra low power capacitive sensing MCUs and the C8051F980, F981, F982, F983, F985, F986, F987, F988 and F989 family of ultra low power MCUs.	105.93

C8051FXXX PRECISION MIXED-SIGNAL MICROCONTROLLERS

Silicon Laboratories' mixed-signal microcontrollers integrate world-class analog, a high-speed pipelined 8051 CPU, ISP Flash memory and on-chip JTAG based debug in each device. Configurable high-performance analog, up to 100MIPS core and in-system programmability provide the user with complete design flexibility, improved time-to-market, superior system performance and greater end product differentiation

RoHS Compliant

Typical Silicon Labs MCU Chip

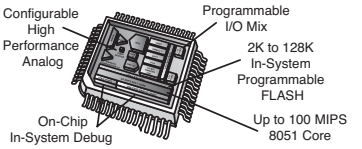

For quantities greater than listed, call for quote.

MOUSER STOCK NO.		Package	MIPS (Peak)	Flash Mem. (KB)	RAM (bytes)	Digital Port I/O Pins	Interfaces				Analog Peripherals								Price Each		
Mfr.	Mfr. Part No.						UART	I2C	SPI	CAN	Internal Osc.	Timers	PCA Ch.	ADC	DAC	Temp Sensor	VREF	Comp-arators	1	25	100
634—	C8051F000-GQ	TQFP-64	20	32	256	32	Yes	Yes	Yes	No	±20%	4 16-bit	5	12-bit	12-bit	Yes	Yes	2	10.90	10.51	10.10
634—	C8051F001-GQ	TQFP-48	20	32	256	16	Yes	Yes	Yes	No	±20%	4 16-bit	5	12-bit	12-bit	Yes	Yes	2	10.73	10.33	9.93
634—	C8051F002-GQ	LQFP-32	20	32	256	8	Yes	Yes	Yes	No	±20%	4 16-bit	5	12-bit	12-bit	Yes	Yes	1	10.56	10.17	9.78
634—	C8051F012-GQ	LQFP-32	20	32	256	8	Yes	Yes	Yes	No	±20%	4 16-bit	5	10-bit	12-bit	Yes	Yes	1	9.75	9.38	9.03
634—	C8051F019-GQ	TQFP-48	25	16	1280	16	Yes	Yes	Yes	No	±20%	4 16-bit	5	10-bit	No	Yes	Yes	2	8.59	8.27	7.96
634—	C8051F005-GQ	TQFP-64	25	32	2304	32	Yes	Yes	Yes	No	±20%	4 16-bit	5	2 12-bit	No	Yes	Yes	2	11.68	11.25	10.82
634—	C8051F006-GQ	TQFP-48	25	32	2304	16	Yes	Yes	Yes	No	±20%	4 16-bit	5	12-bit	12-bit	Yes	Yes	2	11.37	10.96	10.54
634—	C8051F007-GQ	LQFP-32	25	32	2304	8	Yes	Yes	Yes	No	±20%	4 16-bit	5	12-bit	12-bit	Yes	Yes	1	11.11	10.70	10.28
634—	C8051F015-GQ	TQFP-64	25	32	2304	32	Yes	Yes	Yes	No	±20%	4 16-bit	5	10-bit	12-bit	Yes	Yes	2	11.04	10.64	10.22
634—	C8051F016-GQ	TQFP-48	25	32	2304	16	Yes	Yes	Yes	No	±20%	4 16-bit	5	10-bit	12-bit	Yes	Yes	2	10.86	10.46	10.06
634—	C8051F046-GQ	TQFP-100	25	32	4352	64	2	Yes	Yes	2.0B	±2%	5 16-bit	6	10-bit	No	Yes	Yes	3	7.31	7.04	6.77
634—	C8051F047-GQ	TQFP-64	25	32	4352	32	2	Yes	Yes	2.0B	±2%	5 16-bit	6	10-bit	No	Yes	Yes	3	6.84	6.59	6.33
634—	C8051F020-GQ	TQFP-100	25	64	4352	64	2	Yes	Yes	No	±20%	5 16-bit	5	12/8-bit	12-bit	Yes	Yes	2	15.68	15.10	14.52
634—	C8051F021-GQ	TQFP-64	25	64	4352	32	2	Yes	Yes	No	±20%	5 16-bit	5	12/8-bit	12-bit	Yes	Yes	2	15.13	14.57	14.01
634—	C8051F022-GQ	TQFP-100	25	64	4352	64	2	Yes	Yes	No	±20%	5 16-bit	5	10/8-bit	12-bit	Yes	Yes	2	12.48	12.02	11.56
634—	C8051F023-GQ	TQFP-64	25	64	4352	32	2	Yes	Yes	No	±20%	5 16-bit	5	10/8-bit	12-bit	Yes	Yes	2	11.58	11.15	10.72
634—	C8051F040-GQ	TQFP-100	25	64	4352	64	2	Yes	Yes	2.0B	±2%	5 16-bit	6	12/8-bit	12-bit	Yes	Yes	3	11.18	10.76	10.35
634—	C8051F041-GQ	TQFP-64	25	64	4352	32	2	Yes	Yes	2.0B	±2%	5 16-bit	6	12/8-bit	12-bit	Yes	Yes	3	10.74	10.34	9.94
634—	C8051F042-GQ	TQFP-100	25	64	4352	64	2	Yes	Yes	2.0B	±2%	5 16-bit	6	10/8-bit	12-bit	Yes	Yes	3	9.58	9.22	8.87
634—	C8051F043-GQ	TQFP-100	25	64	4352	32	2	Yes	Yes	2.0B	±2%	5 16-bit	6	10/8-bit	12-bit	Yes	Yes	3	9.20	8.86	8.52
634—	C8051F044-GQ	TQFP-100	25	64	4352	64	2	Yes	Yes	2.0B	±2%	5 16-bit	6	10-bit	No	Yes	Yes	3	7.78	7.50	7.21
634—	C8051F045-GQ	TQFP-64	25	64	4352	32	2	Yes	Yes	2.0B	±2%	5 16-bit	6	10-bit	No	Yes	Yes	3	7.37	7.09	6.83
634—	C8051F060-GQ	TQFP-100	25	64	4352	59	2	Yes	Yes	2.0B	±2%	5 16-bit	6	2 16-bit	12-bit	Yes	Yes	3	15.37	14.80	14.23
634—	C8051F061-GQ	TQFP-64	25	64	4352	24	2	Yes	Yes	2.0B	±2%	5 16-bit	6	2 16-bit	12-bit	Yes	Yes	3	13.97	13.46	12.94
634—	C8051F062-GQ	TQFP-100	25	64	4352	59	2	Yes	Yes	2.0B	±2%	5 16-bit	6	2 16-bit	12-bit	Yes	Yes	3	13.06	12.58	12.09
634—	C8051F063-GQ	TQFP-64	25	64	4352	24	2	Yes	Yes	2.0B	±2%	5 16-bit	6	2 16-bit	12-bit	Yes	Yes	3	12.70	12.23	11.76
634—	C8051F064-GQ	TQFP-100	25	64	4352	59	2	Yes	Yes	No	±2%	5 16-bit	6	2 16-bit	No	No	Yes	3	11.05	10.65	10.23
634—	C8051F065-GQ	TQFP-64	25	64	4352	24	2	Yes	Yes	No	±2%	5 16-bit	6	2 16-bit	No	No	Yes	3	10.73	10.33	9.93
634—	C8051F350-GQ	LQFP-32	50	8	768	17	Yes	Yes	Yes	No	±2%	4 16-bit	3	24-bit	8-bit	Yes	Yes	1	6.01	5.79	5.56
634—	C8051F351-GM	QFN-28	50	8	768	17	Yes	Yes	Yes	No	±2%	4 16-bit	3	24-bit	8-bit	Yes	Yes	1	4.93	4.75	4.57
634—	C8051F352-GQ	LQFP-32	50	8	768	17	Yes	Yes	Yes	No	±2%	4 16-bit	3	16-bit	8-bit	Yes	Yes	1	4.45	4.28	4.12
634—	C8051F353-GM	QFN-28	50	8	768	17	Yes	Yes	Yes	No	±2%	4 16-bit	3	16-bit	8-bit	Yes	Yes	1	3.73	3.60	3.46
634—	C8051F124-GQ	TQFP-100	50	128	8448	64	2	Yes	Yes	No	±2%	5 16-bit	6	12/8-bit	12-bit	Yes	Yes	2	16.85	16.22	15.60
634—	C8051F125-GQ	TQFP-64	50	128	8448	32	2	Yes	Yes	No	±2%	5 16-bit	6	12/8-bit	12-bit	Yes	Yes	2	16.22	15.62	15.02
634—	C8051F126-GQ	TQFP-100	50	128	8448	64	2	Yes	Yes	No	±2%	5 16-bit	6	10/8-bit	12-bit	Yes	Yes	2	15.44	14.87	14.30
634—	C8051F127-GQ	TQFP-64	50	128	8448	64	2	Yes	Yes	No	±2%	5 16-bit	6	10/8-bit	12-bit	Yes	Yes	2	14.86	14.31	13.76
634—	C8051F132-GQ	TQFP-100	100	64	8448	64	2	Yes	Yes	No	±2%	5 16-bit	6	10-bit	No	Yes	Yes	2	11.51	11.09	10.66
634—	C8051F133-GQ	TQFP-64	100	64	8448	32	2	Yes	Yes	No	±2%	5 16-bit	6	10-bit	No	Yes	Yes	2	10.96	10.55	10.14
634—	C8051F120-GQ	TQFP-100	100	128	8448	64	2	Yes	Yes	No	±2%	5 16-bit	6	12/8-bit	12-bit	Yes	Yes	2	19.22	18.51	17.79
634—	C8051F121-GQ	TQFP-64	100	128	8448	32	2	Yes	Yes	No	±2%	5 16-bit	6	12/8-bit	12-bit	Yes	Yes	2	18.60	17.91	17.23
634—	C8051F122-GQ	TQFP-100	100	128	8448	64	2	Yes	Yes	No	±2%	5 16-bit	6	10/8-bit	12-bit	Yes	Yes	2	17.79	17.13	16.48
634—	C8051F123-GQ	TQFP-64	100	128	8448	32	2	Yes	Yes	No	±2%	5 16-bit	6	10/8-bit	12-bit	Yes	Yes	2	17.22	16.59	15.94
634—	C8051F130-GQ	TQFP-100	100	128	8448	64	2	Yes	Yes	No	±2%	5 16-bit	6	10-bit	No	Yes	Yes	2	13.75	13.24	12.73
634—	C8051F131-GQ	TQFP-64	100	128	8448	32	2	Yes	Yes	No	±2%	5 16-bit	6	10-bit	No	Yes	Yes	2	13.19	12.71	12.22

USB MICROCONTROLLERS

USB MCUs feature an on-board USB 2.0 function controller with an integrated transceiver and on-chip clock recovery. No external resistors, crystal, voltage regulator, EEPROM or other components are required. On-chip resources include a high-speed 8051 CPU with up to 64 kB Flash, UARTs, SMBus, SPI, timers, counters and PWM generators. On-chip analog features include a multi-channel 10-bit ADC, voltage reference, internal oscillator, comparators and a temperature sensor. Available in 28-pin QFN, 32-pin LQFP or 48-pin TQFP packages, these devices provide a single-chip solution for embedded USB applications.

RoHS Compliant



PRODUCT NEW



For quantities greater than listed, call for quote.

MOUSER STOCK NO.		Package	MIPS (Peak)	Flash Mem. (KB)	RAM (bytes)	Digital Port I/O Pins	Interfaces					Analog Peripherals								Price Each		
Mfr.	Mfr. Part No.						UART	I2C	SPI	SMBus	USB	Internal Osc.	Timers	PCA Ch.	ADC	DAC	Temp Sensors	VREF	Comp-arators	1	25	100
634—	C8051F326-GM	QFN-28	25	16	1536	15	Yes	No	No	No	2.0	±1.5%	2 16-bit	No	No	No	No	No	No	3.28	3.17	3.05
634—	C8051F327-GM	QFN-28	25	16	1536	15	Yes	No	No	No	2.0	±1.5%	2 16-bit	No	No	No	No	No	No	3.28	3.17	3.05
634—	C8051F320-GQ	LQFP-32	25	16	2304	25	Yes	Yes	Yes	No	2.0	±1.5%	4 16-bit	5	10-bit	No	Yes	Yes	2	5.78	5.56	5.35
634—	C8051F321-GM	QFN-28	25	16	2304	21	Yes	Yes	Yes	No	2.0	±1.5%	4 16-bit	5	10-bit	No	Yes	Yes	2	4.92	4.74	4.56
634—	C8051F345-GQ	TQFP-48	25	32	2304	40	2	Yes	Yes	No	2.0	±1.5%	4 16-bit	5	10-bit	No	Yes	Yes	2	7.00	6.74	6.47
634—	C8051F347-GM	QFN-32	25	32	2304	25	Yes	Yes	Yes	No	2.0	±1.5%	4 16-bit	5	10-bit	No	Yes	Yes	2	6.43	6.20	5.96
634—	C8051F347-GQ	LQFP-32	25	32	2304	25	Yes	Yes	Yes	No	2.0	±1.5%	4 16-bit	5	10-bit	No	Yes	Yes	2	6.43	6.20	5.96
634—	C8051F348-GQ	TQFP-48	25	32	2304	40	2	Yes	Yes	No	2.0	±1.5%	4 16-bit	5	No	No	No	No	2	6.53	6.28	6.03
634—	C8051F349-GM	QFN-32	25	32	2304	25	Yes	Yes	Yes	No	2.0	±1.5%	4 16-bit	5	No	No	Yes	Yes	2	5.98	5.77	5.54
634—	C8051F349-GQ	LQFP-32	25	32	2304	25	Yes	Yes	Yes	No	2.0	±1.5%	4 16-bit	5	No	No	No	No	2	5.98	5.77	5.54
634—	C8051F344-GQ	TQFP-48	25	64	4352	40	2	Yes	Yes	No	2.0	±1.5%	4 16-bit	5	10-bit	No	Yes	Yes	2	8.05	7.75	7.45
634—	C8051F346-GM	QFN-32	25	64	4352	25	Yes	Yes	Yes	No	2.0	±1.5%	4 16-bit	5	10-bit	No	Yes	Yes	2	7.63	7.35	7.06
634—	C8051F346-GQ	LQFP-32	25	64	4352	25	Yes	Yes	Yes	No	2.0	±1.5%	4 16-bit	5	10-bit	No	Yes	Yes	2	7.63	7.35	7.06
634—	C8051F341-GQ	TQFP-48	48	32	2304	40	2	Yes	Yes	No	2.0	±1.5%	4 16-bit	5	10-bit	No	Yes	Yes	2	7.39	7.13	6.85
634—	C8051F343-GQ	LQFP-32	48	32	2304	25	Yes	Yes	Yes	No	2.0	±1.5%	4 16-bit	5	10-bit	No	Yes	Yes	2	7.00	6.74	6.47
634—	C8051F34B-GQ	LQFP-32	48	32	2304	25	2	Yes	Yes	No	2.0	±1.5%	4 16-bit	5	10-bit	No	Yes	Yes	2	7.14	6.87	6.60
634—	C8051F382-GQ	TQFP-48	48	32	2304	40	2	2	Yes	No	2.0	±1.5%	6 16-bit	5	10-bit	No	Yes	Yes	2	4.69	4.52	4.34
634—	C8051F383-GM	QFN-32	48	32	2304	25	2	2	Yes	No	2.0	±1.5%	6 16-bit	5	10-bit	No	Yes	Yes	2	4.50	4.33	4.16
634—	C8051F383-GQ	LQFP-32	48	32	2304	25	2	2	Yes	No	2.0	±1.5%	6 16-bit	5	10-bit	No	Yes	Yes	2	4.58	4.41	4.24
634—	C8051F386-GQ	TQFP-48	48	32	2304	40	2	2	Yes	No	2.0	±1.5%	6 16-bit	5	No	No	No	No	2	4.25	4.10	3.94
634—	C8051F387-GM	QFN-32	48	32	2304	25	2	2	Yes	No	2.0	±1.5%	6 16-bit	5	No	No	No	No	2	4.08	3.93	3.78
634—	C8051F387-GQ	LQFP-32	48	32	2304	25	2	2	Yes	No	2.0	±1.5%	6 16-bit	5	No	No	No	No	2	4.14	3.98	3.83
634—	C8051F340-GQ	TQFP-48	48	64	4352	40	2	Yes	Yes	No	2.0	±1.5%	4 16-bit	5	10-bit	No	Yes	Yes	2	8.29	7.98	7.68

© Copyright 2013 Mouser Electronics
© Copyright 2013 Mouser Electronics

SILICON LABS Microcontrollers

RoHS Compliant This page of product is compliant.

SILICON LABS

RoHS Compliant

USB MICROCONTROLLERS (CONT.)

USB MCUs feature an on-board USB 2.0 function controller with an integrated transceiver and on-chip clock recovery. No external resistors, crystal, voltage regulator, EEPROM or other components are required. On-chip resources include a high-speed 8051 CPU with up to 64kB Flash, UARTs, SMBus, SPI, timers, counters and PWM generators. On-chip analog features include a multi-channel 10-bit ADC, voltage reference, internal oscillator, comparators and a temperature sensor. Available in 28-pin QFN, 32-pin LQFP or 48-pin TQFP packages, these devices provide a single-chip solution for embedded USB applications.

For quantities greater than listed, call for quote.

MOUSER STOCK NO.		Package	MIPS (Peak)	Flash Mem. (KB)	RAM (bytes)	Digital Port I/O Pins	Interfaces					Analog Peripherals								Price Each		
Mfr.	Mfr. Part No.						UART	I2C	SPI	SMBus	USB	Internal Osc.	Timers	PCA Ch.	ADC	DAC	Temp Sensor	VREF	Comp-arators	1	25	100
634—C8051F342-GM		QFN-32	48	64	4352	25	Yes	Yes	Yes	No	2.0	±1.5%	4 16-bit	5	10-bit	No	Yes	Yes	2	8.05	7.75	7.45
634—C8051F342-GQ		LQFP-32	48	64	4352	25	Yes	Yes	Yes	No	2.0	±1.5%	4 16-bit	5	10-bit	No	Yes	Yes	2	8.05	7.75	7.45
634—C8051F34A-GM		QFN-32	48	64	4352	25	2	Yes	Yes	No	2.0	±1.5%	4 16-bit	5	10-bit	No	Yes	Yes	2	8.22	7.92	7.61
634—C8051F34A-GQ		LQFP-32	48	64	4352	25	2	Yes	Yes	No	2.0	±1.5%	4 16-bit	5	10-bit	No	Yes	Yes	2	8.22	7.92	7.61
634—C8051F380-GQ		TQFP-48	48	64	4352	40	2	2	Yes	No	2.0	±1.5%	6 16-bit	5	10-bit	No	Yes	Yes	2	5.63	5.41	5.21
634—C8051F381-GM		QFN-32	48	64	4352	25	2	2	Yes	No	2.0	±1.5%	6 16-bit	5	10-bit	No	Yes	Yes	2	5.44	5.23	5.03
634—C8051F381-GQ		LQFP-32	48	64	4352	25	2	2	Yes	No	2.0	±0.5%	6 16-bit	5	10-bit	No	Yes	Yes	2	5.51	5.31	5.10
634—C8051F384-GQ		TQFP-48	48	64	4352	40	2	2	Yes	No	2.0	±1.5%	6 16-bit	5	No	No	No	No	2	5.20	5.01	4.82
634—C8051F385-GM		QFN-32	48	64	4352	25	2	2	Yes	No	2.0	±1.5%	6 16-bit	5	No	No	No	No	2	5.03	4.84	4.65
634—C8051F385-GQ		LQFP-32	48	64	4352	25	2	2	Yes	No	2.0	±1.5%	6 16-bit	5	No	No	No	No	2	5.08	4.90	4.71
634—C8051F34C-GQ		TQFP-48	48	64	5376	40	2	No	Yes	Yes	2.0	±1.5%	4 16-bit	5	No	No	No	No	2	7.63	7.35	7.06

OTP - USB MICROCONTROLLERS

NEW PRODUCT

RoHS Compliant

For quantities greater than listed, call for quote.

MOUSER STOCK NO.		Package	MIPS (Peak)	Flash Mem. (KB)	RAM (bytes)	Digital Port I/O Pins	Interfaces					Analog Peripherals								Price Each		
Mfr.	Mfr. Part No.						UART	I2C	SPI	SMBus	USB	Internal Osc.	Timers	PCA Ch.	ADC	DAC	Temp Sensor	VREF	Comp-arators	1	25	100
634—C8051T320-GQ		LQFP-32	48	16	1280	25	2	Yes	Yes	No	2.0	±1.5%	4 16-bit	5	10-bit	No	Yes	Yes	2	3.33	3.20	3.08
634—C8051T321-GM		QFN-28	48	16	1280	21	2	Yes	Yes	No	2.0	±1.5%	4 16-bit	5	10-bit	No	Yes	Yes	2	3.19	3.07	2.95
634—C8051T326-GM		QFN-28	48	16	1280	15	2	Yes	Yes	No	2.0	±1.5%	4 16-bit	5	No	No	No	No	-----	2.16	2.09	2.00
634—C8051T327-GM		QFN-28	48	16	1280	15	2	Yes	Yes	No	2.0	±1.5%	4 16-bit	5	No	No	No	No	-----	2.09	2.01	1.94
634—C8051T620-GM		QFN-32	48	16	1280	24	2	Yes	Yes	No	2.0	±1.5%	4 16-bit	5	10-bit	No	Yes	Yes	2	3.25	3.14	3.01
634—C8051T621-GM		QFN-32	48	16	1280	24	2	Yes	Yes	No	2.0	±1.5%	4 16-bit	5	10-bit	No	No	No	2	3.01	2.89	2.78
634—C8051T626-B-GM		QFN-32	48	32	3328	24	2	Yes	Yes	Yes	Yes	Yes	4 16-bit	5	Yes	No	Yes	Yes	2	2.71	2.61	2.50
634—C8051T627-B-GM		QFN-32	48	64	3328	24	2	Yes	Yes	Yes	Yes	Yes	4 16-bit	5	Yes	No	Yes	Yes	2	2.63	2.54	2.44

SMALL FORM FACTOR MICROCONTROLLERS

The Small Form Factor family of microcontrollers combines a high-speed 8051 CPU, Flash memory and high-performance analog circuits in remarkably small packages allowing system designers to reduce component count while improving system performance. These highly-integrated devices are optimized for space-constrained, low-power, low-cost applications in consumer, industrial, communications and automotive markets. Development is quick and easy due to low-cost, professional development tools and in-system debug. High integration, small size, high CPU throughput and best-in-class analog peripherals make the Small Form Factor family ideal for a wide range of applications.

NEW PRODUCT

RoHS Compliant

For quantities greater than listed, call for quote.

MOUSER STOCK NO.		Package	MIPS (Peak)	Flash Mem. (KB)	RAM (bytes)	Digital Port I/O Pins	Interfaces			Analog Peripherals								Price Each		
Mfr.	Mfr. Part No.						UART	I2C	SPI	Internal Osc.	Timers	PCA Ch.	ADC	DAC	Temp Sensor	VREF	Comp-arators	1	25	100
634—C8051F305-GM		QFN-11	25	2	256	8	Yes	Yes	No	±20%	3 16-bit	3	No	No	No	No	1	1.93	1.86	1.79
634—C8051F334-GM		QFN-20	25	2	768	17	Yes	Yes	Yes	±2%	4 16-bit	3	10-bit	No	Yes	No	1	2.23	2.15	2.07
634—C8051F335-GM		QFN-20	25	2	768	17	Yes	Yes	Yes	±2%	4 16-bit	3	No	No	No	No	1	1.99	1.92	1.84
634—C8051F304-GM		QFN-11	25	4	256	8	Yes	Yes	No	±20%	3 16-bit	3	No	No	No	No	1	1.98	1.90	1.83
634—C8051F332-GM		QFN-20	25	4	768	17	Yes	Yes	Yes	±2%	4 16-bit	3	10-bit	No	Yes	No	1	2.63	2.53	2.43
634—C8051F220-GQ		TQFP-48	25	8	256	32	Yes	No	Yes	±20%	3 16-bit	No	8-bit	No	No	No	2	3.63	3.49	3.36
634—C8051F221-GQ		TQFP-32	25	8	256	22	Yes	No	Yes	±20%	3 16-bit	No	8-bit	No	No	No	2	3.23	3.10	2.99
634—C8051F300-GM		QFN-11	25	8	256	8	Yes	Yes	No	±2%	3 16-bit	3	8-bit	No	Yes	No	1	2.48	2.39	2.29
634—C8051F301-GM		QFN-11	25	8	256	8	Yes	Yes	No	±2%	3 16-bit	3	No	No	No	No	1	2.35	2.27	2.18
634—C8051F302-GM		QFN-11	25	8	256	8	Yes	Yes	No	±20%	3 16-bit	3	8-bit	No	Yes	No	1	2.30	2.21	2.13
634—C8051F330-GM		QFN-20	25	8	768	17	Yes	Yes	Yes	±2%	4 16-bit	3	10-bit	10-bit	Yes	No	1	3.53	3.39	3.26
634—C8051F331-GM		QFN-20	25	8	768	17	Yes	Yes	Yes	±2%	4 16-bit	3	No	No	No	No	1	3.16	3.04	2.92
634—C8051F206-GQ		TQFP-48	25	8	1280	32	Yes	No	Yes	±20%	3 16-bit	No	8-bit	No	No	No	2	4.39	4.23	4.07
634—C8051F226-GQ		TQFP-48	25	8	1280	32	Yes	No	Yes	±20%	3 16-bit	No	8-bit	No	No	No	2	3.83	3.68	3.54
634—C8051F236-GQ		TQFP-48	25	8	1280	32	Yes	No	Yes	±20%	3 16-bit	No	No	No	No	No	2	3.55	3.42	3.28
634—C8051F312-GQ		LQFP-32	25	8	1280	29	Yes	Yes	Yes	±2%	4 16-bit	5	10-bit	No	Yes	No	2	3.69	3.55	3.41
634—C8051F313-GM		QFN-28	25	8	1280	25	Yes	Yes	Yes	±2%	4 16-bit	5	10-bit	No	Yes	No	2	3.42	3.30	3.18
634—C8051F314-GQ		LQFP-32	25	8	1280	29	Yes	Yes	Yes	±2%	4 16-bit	5	No	No	No	No	2	3.10	2.99	2.87
634—C8051F315-GM		QFN-28	25	8	1280	25	Yes	Yes	Yes	±2%	4 16-bit	5	No	No	No	No	2	2.89	2.78	2.68
634—C8051F336-GM		QFN-20	25	16	768	17	Yes	Yes	Yes	±2%	4 16-bit	3	10-bit	10-bit	No	No	1	3.87	3.73	3.58
634—C8051F338-GM		QFN-24	25	16	768	21	Yes	Yes	Yes	±2%	4 16-bit	3	10-bit	10-bit	No	No	1	3.94	3.79	3.65
634—C8051F310-GQ		LQFP-32	25	16	1280	29	Yes	Yes	Yes	±2%	4 16-bit	5	10-bit	No	Yes	No	2	4.74	4.56	4.39
634—C8051F311-GM		QFN-28	25	16	1280	25	Yes	Yes	Yes	±2%	4 16-bit	5	10-bit	No	Yes	No	2	4.24	4.08	3.93
634—C8051F316-GM		QFN-24	25	16	1280	21	Yes	Yes	Yes	±2%	4 16-bit	5	10-bit	No	Yes	No	2	3.83	3.68	3.54
634—C8051F317-GM		QFN-24	25	16	1280	21	Yes	Yes	Yes	±2%	4 16-bit	5	No	No	No	No	2	3.39	3.26	3.14
634—C8051F398-A-GM		QFN-20	50	4	1024	17	Yes	2	Yes	±2%	6 16-bit	3	10-bit	2 10-bit	Yes	Yes	Yes	2.13	2.04	1.97
634—C8051F399-A-GM		QFN-20	50	4	1024	17	Yes	2	Yes	±2%	6 16-bit	3	10-bit	2 10-bit	Yes	Yes	Yes	1.94	1.86	1.79
634—C8051F374-A-GM		QFN-24	50	8	512	21	Yes	2	Yes	±2%	6 16-bit	3	10-bit	2 10-bit	Yes	Yes	Yes	3.19	3.07	2.95
634—C8051F375-A-GM		QFN-24	50	8	512	21	Yes	2	Yes	±2%	6 16-bit	3	10-bit	2 10-bit	Yes	Yes	Yes	2.90	2.79	2.69
634—C8051F394-A-GM		QFN-24	50	8	1024	21	Yes	2	Yes	±2%	6 16-bit	3	10-bit	2 10-bit	Yes	Yes	Yes	2.89	2.78	2.68
634—C8051F395-A-GM		QFN-24	50	8	1024	21	Yes	2	Yes	±2%	6 16-bit	3	10-bit	2 10-bit	Yes	Yes	Yes	2.60	2.50	2.41
634—C8051F396-A-GM		QFN-20	50	8	1024	17	Yes	2	Yes	±2%	6 16-bit	3	10-bit	2 10-bit	Yes	Yes	Yes	2.82	2.73	2.62
634—C8051F397-A-GM		QFN-20	50	8	1024	17	Yes	2	Yes	±2%	6 16-bit	3	10-bit	2 10-bit	Yes	Yes	Yes	2.55	2.45	2.35
634—C8051F370-A-GM		QFN-24	50	16	512	21	Yes	2	Yes	±2%	6 16-bit	3	10-bit	2 10-bit	Yes	Yes	Yes	3.48	3.35	3.22
634—C8051F371-A-GM		QFN-24	50	16	512	21	Yes	2	Yes	±2%	6 16-bit	3	10-bit	2 10-bit	Yes	Yes	Yes	2.99	2.88	2.76
634—C8051F390-A-GM		QFN-24	50	16	1024	21	Yes	2	Yes	±2%	6 16-bit	3	10-bit	2 10-bit	Yes	Yes	Yes	3.18	3.06	2.94
634—C8051F391-A-GM		QFN-24	50	16	1024	21	Yes	2	Yes	±2%	6 16-bit	3	10-bit	2 10-bit	Yes	Yes	Yes	2.69	2.59	2.48
634—C8051F392-A-GM		QFN-24	50	16	1024	17	Yes	2	Yes	±2%	6 16-bit	3	10-bit	2 10-bit	Yes	Yes	Yes	3.11	3.00	2.89
634—C8051F393-A-GM		QFN-24	50	16	1024	17	Yes	2	Yes	±2%	6 16-bit	3	10-bit	2 10-bit	Yes	Yes	Yes	2.63	2.54	2.44
634—C8051F369-GM		QFN-28	50	16	1280	25	Yes	Yes	Yes	±2%	4 16-bit	6	10-bit	10-bit	Yes	Yes	2	4.63	4.46	4.29
634—C8051F412-GQ		LQFP-32	50	16	2304	24	Yes	Yes	Yes	±2%	4 16-bit	6	12-bit	12-bit	Yes	Yes	2	5.82	5.61	5.39
634—C8051F413-GM		QFN-28	50	16	2304	20	Yes	Yes	Yes	±2%	4 16-bit	6	12-bit	12-bit	Yes	Yes	2	4.80	4.62	4.44
634—C8051F366-GQ		LQFP-32	50	32	1280	29	Yes	Yes	Yes	±2%	4 16-bit	6	10-bit	10-bit	Yes	Yes	2	5.63	5.41	5.21
634—C8051F367-GM		QFN-28	50	32	1280	25	Yes	Yes	Yes	±2%	4 16-bit	6	10-bit	10-bit	Yes	Yes	2	4.85	4.67	4.49
634—C8051F410-GQ		LQFP-32	50	32	2304	24	Yes	Yes	Yes	±2%	4 16-bit	6	12-bit	12-bit	Yes	Yes	2	6.43	6.20	5.96
634—C8051F411-GM		QFN-28	50	32	2304	20	Yes	Yes	Yes	±2%	4 16-bit	6	12-bit	12-bit	Yes	Yes	2	5.18	4.99	4.79
634—C8051F360-GQ		TQFP-48	100	32	1280	39	Yes	Yes	Yes	±2%	4 16-bit	6	10-bit	10-bit	Yes	Yes	2	7.22	6.96	6.69
634—C8051F361-GQ		LQFP-32	100	32	1280	27	Yes	Yes	Yes	±2%	4 16-bit	6	10-bit	10-bit	Yes	Yes	2	6.70	6.45	6.20
634—C8051F362-GM		QFN-28	100	32	1280	24	Yes	Yes	Yes	±2%	4 16-bit	6	10-bit	10-bit	Yes	Yes	2	5.65	5.44	5.23
634—C8051F363-GQ		TQFP-48	100	32	1280	39	Yes	Yes	Yes	±2%	4 16-bit	6	No	No	No	No	2	6.17	5.94	5.71
634—C8051F364-GQ		LQFP-32	100	32	1280	27	Yes	Yes	Yes	±2%	4 16-bit	6	No	No	No	No	2	5.87	5.66	5.44

© Copyright 2013 Mouser Electronics
© Copyright 2013 Mouser Electronics

SILICON LABS Microcontrollers

RoHS Compliant **This product is RoHS compliant.**

AUTOMOTIVE MICROCONTROLLERS

Silicon Labs offers automotive customers a complete family of of small footprint, high-performance, highly reliable mixed-signal mixed-signal MCUs, featuring:

- 50MIPS 8051CPU
- 24MHz on-board oscillator (±0.5%) with clock multiplier
- 32-channel, 12-bit, 200kbps ADC
- Up to 3 comparators
- -40ºC to +125ºC Operating temperature range
- On-board Temperature Sensor

For quantities greater than listed, call for quote.

MOUSER STOCK NO.	Silicon Labs Part No.	Package	MIPS (Peak)	Flash Mem. (KB)	RAM (bytes)	Digital Port I/O Pins	Communications					Analog Peripherals								Price Each		
							UART	I2C	SPI	CAN	LIN	Internal Osc.	Timers	PCA Ch.	ADC	DAC	Temp Sensor	VREF	Comp-arators	1	25	100
634-C8051F500-IM	C8051F500-IM	QFN-48	50	64	4352	40	Yes	Yes	Yes	2.0	2.1	±0.5%	4 16-bit	6	12-bit	No	Yes	Yes	2	4.78	4.61	4.43
634-C8051F500-IQ	C8051F500-IQ	QFP-48	50	64	4352	40	Yes	Yes	Yes	2.0	2.1	±0.5%	4 16-bit	6	12-bit	No	Yes	Yes	2	4.59	4.42	4.25
634-C8051F501-IM	C8051F501-IM	QFN-48	50	64	4352	40	Yes	Yes	Yes	No	No	±0.5%	4 16-bit	6	12-bit	No	Yes	Yes	2	4.55	4.38	4.22
634-C8051F501-IQ	C8051F501-IQ	QFP-48	50	64	4352	40	Yes	Yes	Yes	No	No	±0.5%	4 16-bit	6	12-bit	No	Yes	Yes	2	4.35	4.18	4.02
634-C8051F502-IQ	C8051F502-IQ	QFP-32	50	64	4352	25	Yes	Yes	Yes	2.0	2.1	±0.5%	4 16-bit	6	12-bit	No	Yes	Yes	2	4.40	4.24	4.08
634-C8051F503-IM	C8051F503-IM	QFN-32	50	64	4352	25	Yes	Yes	Yes	No	No	±0.5%	4 16-bit	6	12-bit	No	Yes	Yes	2	3.94	3.79	3.65
634-C8051F503-IQ	C8051F503-IQ	QFP-32	50	64	4352	25	Yes	Yes	Yes	No	No	±0.5%	4 16-bit	6	12-bit	No	Yes	Yes	2	4.17	4.02	3.86
634-C8051F504-IM	C8051F504-IM	QFN-48	50	32	4352	40	Yes	Yes	Yes	2.0	2.1	±0.5%	4 16-bit	6	12-bit	No	Yes	Yes	2	4.50	4.33	4.16
634-C8051F504-IQ	C8051F504-IQ	QFP-48	50	32	4352	40	Yes	Yes	Yes	2.0	2.1	±0.5%	4 16-bit	6	12-bit	No	Yes	Yes	2	4.30	4.14	3.98
634-C8051F505-IM	C8051F505-IM	QFN-48	50	32	4352	25	Yes	Yes	Yes	No	No	±0.5%	4 16-bit	6	12-bit	No	Yes	Yes	2	4.26	4.11	3.95
634-C8051F505-IQ	C8051F505-IQ	QFP-48	50	32	4352	40	Yes	Yes	Yes	No	No	±0.5%	4 16-bit	6	12-bit	No	Yes	Yes	2	4.08	3.93	3.78
634-C8051F506-IM	C8051F506-IM	QFN-32	50	32	4352	25	Yes	Yes	Yes	2.0	2.1	±0.5%	4 16-bit	6	12-bit	No	Yes	Yes	2	3.91	3.76	3.62
634-C8051F506-IQ	C8051F506-IQ	QFP-32	50	32	4352	25	Yes	Yes	Yes	2.0	2.1	±0.5%	4 16-bit	6	12-bit	No	Yes	Yes	2	4.13	3.97	3.82
634-C8051F507-IM	C8051F507-IM	QFN-32	50	32	4352	25	Yes	Yes	Yes	No	No	±0.5%	4 16-bit	6	12-bit	No	Yes	Yes	2	3.69	3.55	3.41
634-C8051F507-IQ	C8051F507-IQ	QFP-32	50	32	4352	25	Yes	Yes	Yes	No	No	±0.5%	4 16-bit	6	12-bit	No	Yes	Yes	2	3.92	3.77	3.63
634-C8051F508-IM	C8051F508-IM	QFN-40	50	64	4352	33	Yes	Yes	Yes	2.0	2.1	±0.5%	4 16-bit	6	12-bit	No	Yes	Yes	2	4.96	4.78	4.59
634-C8051F509-IM	C8051F509-IM	QFN-40	50	64	4352	33	Yes	Yes	Yes	No	No	±0.5%	4 16-bit	6	12-bit	No	Yes	Yes	2	4.71	4.54	4.37
634-C8051F510-IM	C8051F510-IM	QFN-40	50	32	4352	33	Yes	Yes	Yes	2.0	2.1	±0.5%	4 16-bit	6	12-bit	No	Yes	Yes	2	4.67	4.49	4.31
634-C8051F511-IM	C8051F511-IM	QFN-40	50	32	4352	33	Yes	Yes	Yes	No	No	±0.5%	4 16-bit	6	12-bit	No	Yes	Yes	2	4.41	4.25	4.09
634-C8051F520A-IM	C8051F520A-IM	DFN-10	25	8	256	6	Yes	No	Yes	No	2.1	±0.5%	3 16-bit	3	12-bit	No	Yes	Yes	1	1.96	1.88	1.81
634-C8051F521A-IM	C8051F521A-IM	DFN-10	25	8	256	6	Yes	No	Yes	No	No	±0.5%	3 16-bit	3	12-bit	No	Yes	Yes	1	1.86	1.80	1.73
634-C8051F523A-IM	C8051F523A-IM	DFN-10	25	4	256	6	Yes	No	Yes	No	2.1	±0.5%	3 16-bit	3	12-bit	No	Yes	Yes	1	1.79	1.72	1.66
634-C8051F524A-IM	C8051F524A-IM	DFN-10	25	4	256	6	Yes	No	Yes	No	No	±0.5%	3 16-bit	3	12-bit	No	Yes	Yes	1	1.75	1.69	1.63
634-C8051F526A-IM	C8051F526A-IM	DFN-10	25	2	256	6	Yes	No	Yes	No	No	±0.5%	3 16-bit	3	12-bit	No	Yes	Yes	1	1.64	1.58	1.52
634-C8051F527A-IM	C8051F527A-IM	DFN-10	25	2	256	6	Yes	No	Yes	No	No	±0.5%	3 16-bit	3	12-bit	No	Yes	Yes	1	1.64	1.58	1.52
634-C8051F530A-IM	C8051F530A-IM	QFN-20	25	8	256	16	Yes	No	Yes	No	2.1	±0.5%	3 16-bit	3	12-bit	No	Yes	Yes	1	1.94	1.87	1.80
634-C8051F530A-IT	C8051F530A-IT	TSSOP-20	25	8	256	16	Yes	No	Yes	No	2.1	±0.5%	3 16-bit	3	12-bit	No	Yes	Yes	1	2.44	2.35	2.26
634-C8051F531A-IM	C8051F531A-IM	QFN-20	25	8	256	16	Yes	No	Yes	No	No	±0.5%	3 16-bit	3	12-bit	No	Yes	Yes	1	1.90	1.83	1.77
634-C8051F531A-IT	C8051F531A-IT	TSSOP-20	25	8	256	16	Yes	No	Yes	No	No	±0.5%	3 16-bit	3	12-bit	No	Yes	Yes	1	2.39	2.30	2.21
634-C8051F533A-IM	C8051F533A-IM	QFN-20	25	4	256	16	Yes	No	Yes	No	2.1	±0.5%	3 16-bit	3	12-bit	No	Yes	Yes	1	1.82	1.74	1.68
634-C8051F533A-IT	C8051F533A-IT	TSSOP-20	25	4	256	16	Yes	No	Yes	No	2.1	±0.5%	3 16-bit	3	12-bit	No	Yes	Yes	1	2.30	2.21	2.13
634-C8051F534A-IM	C8051F534A-IM	QFN-20	25	4	256	16	Yes	No	Yes	No	No	±0.5%	3 16-bit	3	12-bit	No	Yes	Yes	1	1.78	1.71	1.65
634-C8051F534A-IT	C8051F534A-IT	TSSOP-20	25	4	256	16	Yes	No	Yes	No	No	±0.5%	3 16-bit	3	12-bit	No	Yes	Yes	1	2.26	2.17	2.09
634-C8051F537A-IM	C8051F537A-IM	QFN-20	25	2	256	16	Yes	No	Yes	No	No	±0.5%	3 16-bit	3	12-bit	No	Yes	Yes	1	1.69	1.63	1.56
634-C8051F537A-IT	C8051F537A-IT	TSSOP-20	25	2	256	16	Yes	No	Yes	No	No	±0.5%	3 16-bit	3	12-bit	No	Yes	Yes	1	2.05	1.98	1.90
634-C8051F580-IM	C8051F580-IM	QFN-48	50	128	8448	40	2	Yes	Yes	2.0	2.1	±0.5%	6 16-bit	2x6	12-bit	No	Yes	Yes	3	6.03	5.81	5.59
634-C8051F580-IQ	C8051F580-IQ	QFP-48	50	128	8448	40	2	Yes	Yes	2.0	2.1	±0.5%	6 16-bit	2x6	12-bit	No	Yes	Yes	3	6.09	5.86	5.64
634-C8051F581-IM	C8051F581-IM	QFN-48	50	128	8448	40	2	Yes	Yes	No	No	±0.5%	6 16-bit	2x6	12-bit	No	Yes	Yes	3	5.74	5.52	5.31
634-C8051F581-IQ	C8051F581-IQ	QFP-48	50	128	8448	40	2	Yes	Yes	No	No	±0.5%	6 16-bit	2x6	12-bit	No	Yes	Yes	3	5.79	5.57	5.36
634-C8051F582-IQ	C8051F582-IQ	QFP-32	50	128	8448	25	2	Yes	Yes	2.0	2.1	±0.5%	6 16-bit	2x6	12-bit	No	Yes	Yes	3	5.98	5.77	5.54
634-C8051F583-IM	C8051F583-IM	QFN-32	50	128	8448	25	2	Yes	Yes	No	No	±0.5%	6 16-bit	2x6	12-bit	No	Yes	Yes	3	5.44	5.23	5.03
634-C8051F583-IQ	C8051F583-IQ	QFP-32	50	128	8448	25	2	Yes	Yes	No	No	±0.5%	6 16-bit	2x6	12-bit	No	Yes	Yes	3	5.68	5.48	5.26
634-C8051F584-IM	C8051F584-IM	QFN-48	50	96	8448	40	2	Yes	Yes	2.0	2.1	±0.5%	6 16-bit	2x6	12-bit	No	Yes	Yes	3	5.67	5.47	5.25
634-C8051F584-IQ	C8051F584-IQ	QFP-48	50	96	8448	40	2	Yes	Yes	2.0	2.1	±0.5%	6 16-bit	2x6	12-bit	No	Yes	Yes	3	5.72	5.51	5.30
634-C8051F585-IM	C8051F585-IM	QFN-48	50	96	8448	40	2	Yes	Yes	No	No	±0.5%	6 16-bit	2x6	12-bit	No	Yes	Yes	3	5.37	5.18	4.98
634-C8051F585-IQ	C8051F585-IQ	QFP-48	50	96	8448	40	2	Yes	Yes	No	No	±0.5%	6 16-bit	2x6	12-bit	No	Yes	Yes	3	5.41	5.21	5.01
634-C8051F586-IM	C8051F586-IM	QFN-32	50	96	8448	25	2	Yes	Yes	2.0	2.1	±0.5%	6 16-bit	2x6	12-bit	No	Yes	Yes	3	5.38	5.19	4.99
634-C8051F586-IQ	C8051F586-IQ	QFP-32	50	96	8448	25	2	Yes	Yes	2.0	2.1	±0.5%	6 16-bit	2x6	12-bit	No	Yes	Yes	3	5.63	5.41	5.21
634-C8051F587-IM	C8051F587-IM	QFN-32	50	96	8448	25	2	Yes	Yes	No	No	±0.5%	6 16-bit	2x6	12-bit	No	Yes	Yes	3	5.10	4.91	4.72
634-C8051F587-IQ	C8051F587-IQ	QFP-32	50	96	8448	25	2	Yes	Yes	No	No	±0.5%	6 16-bit	2x6	12-bit	No	Yes	Yes	3	5.33	5.13	4.93
634-C8051F588-IM	C8051F588-IM	QFN-40	50	128	8448	33	2	Yes	Yes	2.0	2.1	±0.5%	6 16-bit	2x6	12-bit	No	Yes	Yes	3	6.57	6.32	6.09
634-C8051F589-IM	C8051F589-IM	QFN-40	50	128	8448	33	2	Yes	Yes	No	No	±0.5%	6 16-bit	2x6	12-bit	No	Yes	Yes	3	6.25	6.01	5.79
634-C8051F590-IM	C8051F590-IM	QFN-40	50	96	8448	33	2	Yes	Yes	2.0	2.1	±0.5%	6 16-bit	2x6	12-bit	No	Yes	Yes	3	6.18	5.96	5.72
634-C8051F591-IM	C8051F591-IM	QFN-40	50	96	8448	33	2	Yes	Yes	No	No	±0.5%	6 16-bit	2x6	12-bit	No	Yes	Yes	3	5.85	5.63	5.41

OTP-EPROM MICROCONTROLLERS

Silicon Laboratories OTP-EPROM family of MCUs is a high-performance solution for cost and space-sensitive applications. Pin compatible with Silicon Labs' Flash-based MCUs, these devices provide designers the flexibility to develop code in Flash and switch to low cost OTP versions for mass production.

For quantities greater than listed, call for quote.

MOUSER STOCK NO.	Silicon Labs Part No.	Package	MIPS (Peak)	EEPROM Mem. (KB)	RAM (bytes)	Digital Port I/O Pins	Communications			Analog Peripherals									Price Each		
							UART	I2C	SPI	Internal Osc.	Timers	PCA Ch.	ADC	DAC	Temp Sensor	VREF	Comp-arators	VREG	1	25	100
634-C8051T600-GM	C8051T600-GM	QFN-11	25	8	256	8	Yes	Yes	No	±2%	3 16-bit	3	10-bit	No	Yes	No	1	Yes	1.21	1.16	1.11
634-C8051T600-GS	C8051T600-GS	SOIC-14	25	8	256	8	Yes	Yes	No	±2%	3 16-bit	3	10-bit	No	Yes	No	1	Yes	1.21	1.16	1.11
634-C8051T602-GS	C8051T602-GS	SOIC-14	25	4	256	8	Yes	Yes	No	±2%	3 16-bit	3	10-bit	No	Yes	No	1	Yes	1.09	1.05	1.02
634-C8051T603-GS	C8051T603-GS	SOIC-14	25	4	256	8	Yes	Yes	No	±2%	3 16-bit	3	No	No	No	No	1	Yes	1.04	1.01	.963
634-C8051T604-GS	C8051T604-GS	SOIC-14	25	2	256	8	Yes	Yes	No	±2%	3 16-bit	3	10-bit	No	Yes	No	1	Yes	1.00	.952	.92
634-C8051T605-GS	C8051T605-GS	SOIC-14	25	2	256	8	Yes	Yes	No	±2%	3 16-bit	3	No	No	No	No	1	Yes	.96	.931	.899
634-C8051T606-GM	C8051T606-GM	QFN-11	25	1.5	128	6	Yes	Yes	No	±2%	3 16-bit	3	No	No	No	No	1	Yes	.88	.845	.813
634-C8051T606-GT	C8051T606-GT	MSOP-10	25	1.5	128	6	Yes	Yes	No	±2%	3 16-bit	3	No	No	No	No	1	Yes	.85	.813	.781
634-C8051T606-ZM	C8051T606-ZM	QFN-10	25	1.5	128	6	Yes	Yes	No	±2%	3 16-bit	3	No	No	No	No	1	Yes	.88	.845	.813
634-C8051T610-GQ	C8051T610-GQ	LQFP-32	25	16	1280	29	Yes	Yes	Yes	±2%	4 16-bit	5	10-bit	No	Yes	No	2	Yes	3.40	3.27	3.15
634-C8051T612-GQ	C8051T612-GQ	LQFP-32	25	8	1280	29	Yes	Yes	Yes	±2%	4 16-bit	5	10-bit	No	Yes	No	2	Yes	2.14	2.07	1.98
634-C8051T630-GM	C8051T630-GM	QFN-20	25	8	768	17	Yes	Yes	Yes	±2%	4 16-bit	3	10-bit	10-bit	Yes	Yes	1	Yes	1.77	1.70	1.64
634-C8051T632-GM	C8051T632-GM	QFN-20	25	4	768	17	Yes	Yes	Yes	±2%	4 16-bit	3	10-bit	10-bit	Yes	Yes	1	Yes	1.41	1.37	1.32
634-C8051T634-GM	C8051T634-GM	QFN-20	25	2	768	17	Yes	Yes	Yes	±2%	4 16-bit	3	10-bit	10-bit	Yes	Yes	1	Yes	1.29	1.24	1.20

© Copyright 2013 Mouser Electronics

© Copyright 2013 Mouser Electronics

SILICON LABS Microcontrollers

RoHS Compliant This product is RoHS compliant.

ULTRA LOW POWER MCUS

For quantities greater than listed, call for quote.

MOUSER STOCK NO.		Package	MIPS (Peak)	Flash (KB)	RAM (bytes)	Digital Port I/O Pins	Interfaces				Analog Peripherals								Price Each		
Mfr.	Mfr. Part No.						UART	I2C	SPI	EMIF	Internal Osc.	Timers	PCA Ch.	ADC	DAC	Temp Sensor	VREF	Comp-arators	1	25	100
634—	C8051F985-GM	QFN-20	25	2	512	16	Yes	Yes	Yes	No	±2%	4 16-bit	3	--	No	Yes	Yes	1	1.39	1.34	1.28
634—	C8051F982-GM	QFN-20	25	4	512	16	Yes	Yes	Yes	No	±2%	4 16-bit	3	10-bit	No	Yes	Yes	1	1.59	1.53	1.48
634—	C8051F983-GM	QFN-20	25	4	512	16	Yes	Yes	Yes	No	±2%	4 16-bit	3	--	No	Yes	Yes	1	1.46	1.40	1.35
634—	C8051F988-GM	QFN-24	25	4	512	17	Yes	Yes	Yes	No	±2%	4 16-bit	3	10-bit	No	Yes	Yes	1	1.68	1.62	1.55
634—	C8051F988-GU	QSOP-24	25	4	512	17	Yes	Yes	Yes	No	±2%	4 16-bit	3	10-bit	No	Yes	Yes	1	1.68	1.62	1.55
634—	C8051F989-GM	QFN-24	25	4	512	17	Yes	Yes	Yes	No	±2%	4 16-bit	3	--	No	Yes	Yes	1	1.52	1.47	1.40
634—	C8051F989-GU	QSOP-24	25	4	512	17	Yes	Yes	Yes	No	±2%	4 16-bit	3	--	No	Yes	Yes	1	1.52	1.47	1.40
634—	C8051F980-GM	QFN-20	25	8	512	16	Yes	Yes	Yes	No	±2%	4 16-bit	3	12-bit	No	Yes	Yes	1	1.78	1.71	1.52
634—	C8051F981-GM	QFN-20	25	8	512	16	Yes	Yes	Yes	No	±2%	4 16-bit	3	--	No	Yes	Yes	1	1.55	1.50	1.44
634—	C8051F986-GM	QFN-24	25	8	512	17	Yes	Yes	Yes	No	±2%	4 16-bit	3	12-bit	No	Yes	Yes	1	1.85	1.79	1.71
634—	C8051F986-GU	QSOP-24	25	8	512	17	Yes	Yes	Yes	No	±2%	4 16-bit	3	12-bit	No	Yes	Yes	1	1.85	1.79	1.71
634—	C8051F987-GM	QFN-24	25	8	512	17	Yes	Yes	Yes	No	±2%	4 16-bit	3	--	No	Yes	Yes	1	1.63	1.57	1.51
634—	C8051F987-GU	QSOP-24	25	8	512	17	Yes	Yes	Yes	No	±2%	4 16-bit	3	--	No	Yes	Yes	1	1.63	1.57	1.51
634—	C8051F901-GM	QFN-24	25	8	768	16	Yes	Yes	2	No	2%	4 16-bit	6	10-bit	No	Yes	Yes	2	2.44	2.35	2.26
634—	C8051F901-GU	QSOP-24	25	8	768	16	Yes	Yes	2	No	2%	4 16-bit	6	10-bit	No	Yes	Yes	2	2.44	2.35	2.26
634—	C8051F902-GM	QFN-24	25	8	768	16	Yes	Yes	2	No	2%	4 16-bit	6	12-bit	No	Yes	Yes	2	2.60	2.50	2.41
634—	C8051F902-GU	QSOP-24	25	8	768	16	Yes	Yes	2	No	2%	4 16-bit	6	12-bit	No	Yes	Yes	2	2.60	2.50	2.41
634—	C8051F911-GM	QFN-24	25	16	768	16	Yes	Yes	2	No	2%	4 16-bit	6	10-bit	No	Yes	Yes	2	2.68	2.58	2.48
634—	C8051F911-GU	QSOP-24	25	16	768	16	Yes	Yes	2	No	2%	4 16-bit	6	12-bit	No	Yes	Yes	2	2.68	2.58	2.48
634—	C8051F912-GM	QFN-24	25	16	768	16	Yes	Yes	2	No	2%	4 16-bit	6	12-bit	No	Yes	Yes	2	2.84	2.74	2.63
634—	C8051F912-GU	QSOP-24	25	16	768	16	Yes	Yes	2	No	2%	4 16-bit	6	12-bit	No	Yes	Yes	2	2.84	2.74	2.63
634—	C8051F920-GM	QFN-32	25	32	4352	24	Yes	Yes	2	Yes	2%	4 16-bit	6	10-bit	No	Yes	Yes	2	3.62	3.48	3.35
634—	C8051F920-GQ	LQFP-32	25	32	4352	24	Yes	Yes	2	Yes	2%	4 16-bit	6	10-bit	No	Yes	Yes	2	3.76	3.62	3.48
634—	C8051F921-GM	QFN-24	25	32	4352	16	Yes	Yes	2	No	2%	4 16-bit	6	10-bit	No	Yes	Yes	2	3.18	3.06	2.94
634—	C8051F930-GM	QFN-32	25	64	4352	24	Yes	Yes	2	Yes	2%	4 16-bit	6	10-bit	No	Yes	Yes	2	3.94	3.79	3.65
634—	C8051F930-GQ	LQFP-32	25	64	4352	24	Yes	Yes	2	Yes	2%	4 16-bit	6	10-bit	No	Yes	Yes	2	4.08	3.93	3.78
634—	C8051F931-GM	QFN-24	25	64	4352	16	Yes	Yes	2	No	2%	4 16-bit	6	10-bit	No	Yes	Yes	2	3.50	3.37	3.24
634—	C8051F968-A-GQ	QFP-80	25	16	4096	57	Yes	Yes	Yes	No	±2%	4 16-bit	6	12-bit	No	Yes	Yes	2	6.24	6.00	5.78
634—	C8051F966-A-GQ	QFP-80	25	32	8192	57	Yes	Yes	Yes	No	±2%	4 16-bit	6	12-bit	No	Yes	Yes	2	6.98	6.71	6.45
634—	C8051F964-A-GQ	QFP-80	25	64	8192	57	Yes	Yes	Yes	No	±2%	4 16-bit	6	12-bit	No	Yes	Yes	2	7.37	7.09	6.83
634—	C8051F962-A-GQ	QFP-80	25	128	8192	57	Yes	Yes	Yes	No	±2%	4 16-bit	6	12-bit	No	Yes	Yes	2	7.94	7.65	7.35
634—	C8051F960-A-GQ	QFP-80	25	128	8192	57	Yes	Yes	Yes	No	±2%	4 16-bit	6	12-bit	No	Yes	Yes	2	8.59	8.27	7.96
634—	C8051F960-A-GM	DQFN-76	25	128	8448	57	Yes	Yes	Yes	No	±2%	4 16-bit	6	10/12-bit	No	Yes	Yes	2	5.67	5.47	5.25
634—	C8051F961-A-GM	QFN-40	25	128	8448	34	Yes	Yes	Yes	No	±2%	4 16-bit	6	10/12-bit	No	Yes	Yes	2	5.51	5.31	5.10
634—	C8051F962-A-GM	QFN-40	25	128	8448	57	Yes	Yes	Yes	No	±2%	4 16-bit	6	10/12-bit	No	Yes	Yes	2	5.23	5.04	4.85
634—	C8051F963-A-GM	QFN-40	25	128	8448	34	Yes	Yes	Yes	No	±2%	4 16-bit	6	10/12-bit	No	Yes	Yes	2	5.13	4.93	4.74
634—	C8051F964-A-GM	TQFP80	25	64	8448	57	Yes	Yes	Yes	No	±2%	4 16-bit	6	10/12-bit	No	Yes	Yes	2	4.86	4.69	4.50
634—	C8051F965-A-GM	DQFN-76	25	64	8448	34	Yes	Yes	Yes	No	±2%	4 16-bit	6	10/12-bit	No	Yes	Yes	2	4.75	4.57	4.40
634—	C8051F966-A-GM	DQFN-77	25	32	8448	57	Yes	Yes	Yes	No	±2%	4 16-bit	6	10/12-bit	No	Yes	Yes	2	4.59	4.42	4.25
634—	C8051F967-A-GM	QFN-40	25	32	8448	34	Yes	Yes	Yes	No	±2%	4 16-bit	6	10/12-bit	No	Yes	Yes	2	4.47	4.31	4.14
634—	C8051F968-A-GM	DQFN-76	25	16	4352	57	Yes	Yes	Yes	No	±2%	4 16-bit	6	10/12-bit	No	Yes	Yes	2	4.10	3.95	3.80
634—	C8051F969-A-GM	QFN-40	25	16	4352	34	Yes	Yes	Yes	No	±2%	4 16-bit	6	10/12-bit	No	Yes	Yes	2	3.99	3.84	3.69

SMART INTERFACE ICS

USB to I2S Bridge

For quantities greater than listed, call for quote.

MOUSER STOCK NO.		Package	EEPROM (bytes)	FIFO (bytes)	Digital Port I/O Pins	Serial Buses	Internal Osc.	Price Each		
Mfr.	Mfr. Part No.							1	25	100
634—	CP2114-B01-GM	QFN-32	352	512	12	UART, USB 2.0	Yes	2.11	2.03	1.96
Evaluation Kits		Description								
634—	CP2114-CS42L55EK	Evaluation kit for the CP2114 USB to I2S bridge and the CS42L55 codec from Cirrus Logic						92.29	-	-
634—	CP2114-WM8523EK	Evaluation kit for the CP2114 USB to I2S bridge and the WM8523 low cost DAC from Wolfson						92.29	-	-
634—	CP2114-PCM1774EK	Evaluation kit for the CP2114 USB to I2S bridge and the PCM1774EK codec from Texas Instruments						92.29	-	-
634—	CP2114EK	Evaluation kit for the CP2114 USB to I2S bridge, including all GPIO, UART and IIC functions						83.89	-	-

USB to UART Bridge

For quantities greater than listed, call for quote.

MOUSER STOCK NO.		Package	EEPROM (bytes)	FIFO (bytes)	Digital Port I/O Pins	Serial Buses	Analog Peripherals				Price Each		
Mfr.	Mfr. Part No.						Internal Osc.	VREG	RS485	Split VDDIO	1	25	100
634—	CP2105-F01-GM	QFN-24	296	608	-	UART, USB 2.0	Yes	Yes	Yes	Yes	2.11	2.02	1.95
634—	CP2110-F01-GM	QFN-24	343	960	10	UART, USB 2.0	Yes	Yes	Yes	Yes	2.05	1.98	1.90
634—	CP2110-F02-GM1	QFN-28	343	960	10	UART, USB 2.0	Yes	Yes	Yes	Yes	2.12	2.03	1.96
634—	CP2101-GM	QFN-28	512	1K	-	USB to UART Bridge	Yes	Yes	No	No	3.69	3.55	3.41
634—	CP2102-GM	QFN-28	1024	1K	-	USB to UART Bridge	Yes	Yes	No	No	2.94	2.84	2.72
634—	CP2103-GM	QFN-28	1024	1K	4	USB to UART Bridge	Yes	Yes	Yes	Yes	3.95	3.81	3.66
634—	CP2104-F03-GM	QFN-24	1024	1152	4	UART, USB 2.0	Yes	Yes	Yes	Yes	2.04	1.97	1.89
Evaluation Kit		Description											
634—	CP2104EK	Evaluation kit for the CP2104 USB to UART bridge. Includes a USB cable, serial cable and full documentation.									31.03	-	-
634—	CP2105EK	Evaluation kit for the CP2105 USB to Dual UART bridge. Includes a USB cable, two serial cables and full documentation.									41.73	-	-
634—	CP2110EK	Evaluation kit for the CP2110 HID USB to UART bridge. Includes a USB cable, serial cable and full documentation.									41.73	-	-

SPI to I2C Expander

For quantities greater than listed, call for quote.

MOUSER STOCK NO.	Silicon Labs Part No.	Package	EEPROM (bytes)	FIFO (bytes)	Port I/O Pins	Serial Buses	Analog Peripherals		Price Each		
							Internal Osc.	VREG	1	25	100
634-CP2120-GM	CP2120-GM	QFN-20	-	512	9	SPI to I2C Bridge	Yes	Yes	2.35	2.27	2.18

Ethernet Controller ICs

For quantities greater than listed, call for quote.

MOUSER STOCK NO.	Silicon Labs Part No.	Package	Flash (KB)	RAM (bytes)	Port I/O Pins	Parallel Host Interface	Parallel Host Interface Speed	LEDs	Temperature Range (C°)	Price Each		
										1	25	100
634-CP2200-GQ	CP2200-GQ	TQFP-48	8	2K	-	8-bit non-multiplexed EMIF	30Mbps	Separate link and activity	-40 to +85	6.24	6.00	5.78
634-CP2201-GM	CP2201-GM	QFN-28	8	2K	-	8-bit multiplexed EMIF	30Mbps	Combined link and activity	-40 to +85	5.29	5.09	4.89

LCD Controllers

For quantities greater than listed, call for quote.

MOUSER STOCK NO.	Silicon Labs Part No.	Package	RAM (bytes)	LCD Segments	I/O Pins	Serial Buses	Analog Peripherals		Temperature Range (C°)	Price Each		
							Internal Osc.	Timers		1	25	100
634-CP2400-GM	CP2400-GM	QFN-48	256	128	36	SPI	Yes	2 16-bit	-40 to +85	1.86	1.80	1.73
634-CP2400-GQ	CP2400-GQ	QFP-48	256	128	36	SPI	Yes	2 16-bit	-40 to +85	1.86	1.80	1.73
634-CP2401-GM	634-CP2401-GM	QFN-48	256	128	36	I2C	Yes	2 16-bit	-40 to +85	1.86	1.80	1.73
634-CP2401-GQ	634-CP2401-GQ	QFP-48	256	128	36	I2C	Yes	2 16-bit	-40 to +85	1.86	1.80	1.73
634-CP2402-GM	634-CP2402-GM	QFN-32	256	64	20	SPI	Yes	2 16-bit	-40 to +85	1.29	1.24	1.20
634-CP2403-GM	634-CP2403-GM	QFN-32	256	64	20	I2C	Yes	2 16-bit	-40 to +85	1.29	1.24	1.20

© Copyright 2013 Mouser Electronics
© Copyright 2013 Mouser Electronics

SILICON LABS MCU Development Tools

Products may be RoHS compliant. Check mouser.com for RoHS status.

SILICON LABS

MICROCONTROLLER DEVELOPMENT KITS

MOUSER STOCK NO.	Description	Price Each
634-C8051F005DK	For C8051F000, F001, F002, F005, F006, F010, F011, F012, F015, F016, F017, F018 & F019 MCUs	85.60
634-C8051F020DK	For C8051F020, F021, F022, and F023 MCUs	98.00
634-C8051F040DK	For C8051F040, F041, F042, and F043 MCUs	210.76
634-C8051F060DK	For C8051F060, F061, F062, and F063 MCUs	210.76
634-C8051F120DK	For C8051F120, F121, F122, F123, F124, F125, F126, F127, F130, F131, F132 & F133 MCUs	105.93
634-C8051F206DK	For C8051F206 MCUs	73.83
634-C8051F226DK	For C8051F220, F221, F226, F230, F231, & F236 MCUs	73.83
634-C8051F300DK	For C8051F300, F301, F302, F303, F304, & F305 MCUs	73.83
634-C8051F310DK	For C8051F310 and F311 MCUs	73.83
634-C8051F320DK	For C8051F320 and F321 MCUs	105.93
634-C8051F326DK	For C8051F326 and F327 MCUs	105.93
634-C8051F330DK	For C8051F330 and F331 MCUs	73.83
634-C8051F336DK	For C8051F336 Family	105.93
634-C8051F340DK	For C8051F340, F341, F342, F343, F344, F345, F346 & F347 MCUs	105.93
634-C8051F350DK	For C8051F350, F351, F352, and F353 MCUs	105.93
634-C8051F360DK	For C8051F360, F361 and F362 MCUs	105.93
634-C8051F370-A-DK	For C8051F37x MCUs	85.29
634-C8051F380DK	For C8051F380, F381, F382, F384, F385, F386 and F387 MCUs	105.93
634-C8051F390-A-DK	For C8051F39x MCUs	85.29
634-C8051F410DK	For C8051F410, F411, F412 and F413 MCUs	105.93
634-C8051F500DK	For C8051F50x MCUs	105.93
634-C8051F530ADK	For C8051F52xA and C8051F53xA MCUs	105.93
634-C8051T600DK	For C8051T600, T601, T602, T603, T604 & T605 MCUs	105.93
634-C8051T606DK	Dev Kit for C8051T606 MCUs	105.93
634-C8051T606TDB	MSOP Socket Daughter Card	20.33
634-C8051T620DB32	QFN32 Socket Daughter Card for C8051T620	26.75
634-C8051T620DK	For C8051T620/21/320/321/322 & 323 MCUs	138.03
634-C8051T630DK	For C8051T630 Family	159.43
634-C8051F912DK	For C8051F912DK, C8051F902, F902, F911 and F912 MCUs	105.93
634-C8051F930DK	For C8051F920, F921, F930, F931 MCUs	105.93
634-C8051F960-A-DK	Development Kit CD, Third Party Tools CD, kit for 8051	140.44
634-SLBLDC-MTR-RD	Sensorless BLDC Motor Reference Design	127.33
634-STEPPER-MTR-RD	Stepper Motor Reference Design	127.33

UNIFIED DEVELOPMENT PLATFORM

Motherboard

MOUSER STOCK NO.	Description	Price Each
634-UP-BACKPLANE01EK	CP2105 UDP Motherboard to use with MCU, I/O Expander, Radio and EZLink card	220.69

Accessory Boards

MOUSER STOCK NO.	Description	Price Each
634-UPMP-F960-EMIFEK	For C8051F960, UDP MCU Card (with no LCD) to use with UDP Motherboard	93.63
634-UPMP-F960-MLCDEK	For C8051F960, MCU Card (with Multi LCD) to use with UDP Motherboard	93.63
634-UPMP-F960-SLCDEK	For C8051F960, MCU Card (with Static LCD) to use with UDP Motherboard	108.54
634-UPMU-F390-A-EK	For C8051F390, UDP MCU Card to use with UDP Motherboard	67.11
634-UPMU-F370-A-EK	For C8051F370, UDP MCU Card to use with UDP Motherboard	67.11
634-UPMU-M3U1XX-B-EK	SiM3U1xx (USB) Development Kit	90.95
634-UPMU-M3C1XX-B-EK	SiM3C1xx (non-USB) Development Kit	90.95
634-UPPIF960-A-EK	For C8051F960, Pico Card to use with UDP Motherboard	20.33
634-UPPI1020GMA915EK	For Si1020-GM, 915MHz Pico Card to use with UDP Motherboard	53.50
634-UPPI1024GMA868EK	For Si1024-GM, 868MHz Pico Card to use with UDP Motherboard	46.81
634-UPPI1020GMA470EK	For Si1020-GM, 470MHz Pico Card to use with UDP Motherboard	53.50
634-UPIO-GLCD-SPI-EK	For EZRadioPRO, SPI graphic LCD I/O board	76.24

EVALUATION KITS

MOUSER STOCK NO.	Description	Price Each
634-C8051F064EK	Evaluation Board, USB Cable and Software	105.93
634-CP2103EK	For CP2103 USB-to-UART Bridge Chip	31.03
634-CP2102EK	For CP2102 USB-to-UART Bridge Chip	31.03
634-CP2120EK	Evaluation Board for CP2120	41.73

TARGET/PROTOTYPING BOARDS

MOUSER STOCK NO.	Description	Price Each
634-C8051F005TB	Target/Prototyping Board with C8051F005 MCU	52.46
634-C8051F020TB	Target/Prototyping Board with C8051F020 MCU	68.48
634-C8051F040TB	Target/Prototyping Board with C8051F040 MCU	82.18
634-C8051F060-TB	Target/Prototyping Board with C8051F060 MCU	128.40
634-C8051F120-TB	Target/Prototyping Board with C8051F120 MCU	53.50
634-C8051F300TB	Target/Prototyping Board with C8051F300 MCU	37.45

TARGET/PROTOTYPING BOARDS (CONT.)

MOUSER STOCK NO.	Description	Price Each
634-C8051F310TB	Target/Prototyping Board with C8051F310 MCU	37.45
634-C8051F320TB	Target/Prototyping Board with C8051F320/21 MCU	53.50
634-C8051F340-TB	Target/Prototyping Board with C8051F34x Family MCU	53.50
634-C8051F350-TB	Target/Prototyping Board with C8051F350 MCU	53.50
634-C8051F360-TB	Target/Prototyping Board with C8051F360 MCU	53.50
634-C8051F380-TB	Target/Prototyping Board with C8051F380 MCU	53.50
634-C8051F410-TB	Target/Prototyping Board with C8051F410 MCU	53.50
634-C8051F500-TB	Prototyping Board for C8051F50x	53.50
634-C8051F912-TB	C8051F912-TB Target Board	54.84
634-C8051F930-TB	Prototyping Board with C8051F930	54.84
634-C8051F996-TB	Target/Prototyping Board with C8051F996 MCU	54.84
634-AB1	Prototyping Board with 128KB SRAM	37.45

ACCESSORIES

MOUSER STOCK NO.	Description	Price Each
634-C8051T600SDB	SOIC Socket Daughter Board	20.33
634-C8051T600QDB	QFN Socket Daughter Board	31.03
634-CAT5EXOVER-001	CAT5e Cross-over Cable - 3' length	5.34
634-DEBUGADPTR1-USB	USB Debug Adapter for C8051Fxxx MCU	37.45
634-EC-SJ	Standard JTAG Cable	5.35

USB TOOLSTICK DEVELOPMENT TOOLS

MOUSER STOCK NO.	Description	Price Each
634-TOOLSTICKSK	Starter Kit	26.74
634-TOOLSTICKBA	Base Adapter	18.73
634-TOOLSTICK300DC	C8051F300 Daughter Card	10.59
634-TOOLSTICK300PP	Programming Platform for C8051F30X MCUs	73.83
634-TOOLSTICK310PP	Programming Platform for C8051F310/12/14, F361, F364, F366, F368 MCUs	73.83
634-TOOLSTICK311DC	C8051F311 Daughter Card	10.59
634-TOOLSTICK316PP	Programming Platform for C8051F316/17, F338, F339 MCUs	73.83
634-TOOLSTICK320PP	Programming Platform for C8051F320, F342, F343, F346, F347 MCUs	73.83
634-TOOLSTICK321DC	C8051F320/321 Daughter Card	10.59
634-TOOLSTICK321PP	Programming Platform for C8051F321, F327 MCUs	73.83
634-TOOLSTICK327DC	C8051F327 Daughter Card	10.59
634-TOOLSTICK330DC	C8051F330 Daughter Card	10.59
634-TOOLSTICK330PP	Programming Platform for C8051F330/1/2/3/4/5/6/7 MCUs	73.83
634-TOOLSTICK336DC	C8051F336 Toolstick Daughter Card	10.59
634-TOOLSTICK340PP	Programming Platform for C8051F340/1/4/5 MCUs	73.83
634-TOOLSTICK342DC	C8051F34x Daughter Card	10.59
634-TOOLSTICK360DC	C8051F360 Daughter Card	10.59
634-TOOLSTICK370-ADC	Toolstick Daughter Card for C8051F370x/9x	16.27
634-TOOLSTICK381DC	Daughter Card for C8051F381/2/3/4/5/6/7 MCUs	10.59
634-TOOLSTICK410PP	Programming Platform for C8051F410/2 MCUs	73.83
634-TOOLSTICK411DC	C8051F411 Daughter Card	10.59
634-TOOLSTICK411PP	Programming Platform for C8051F411/3 MCUs	73.83
634-TOOLSTICK500MPP	Programming Platform for C8051F50x (48QFN)	73.83
634-TOOLSTICK500QPP	Programming Platform for C8051F50x (48QFP)	73.83
634-TOOLSTICK502DC	C8051F50x Daughter Card	10.59
634-TOOLSTICK502MPP	Programming Platform for C8051F50x (32QFN)	73.83
634-TOOLSTICK502QPP	Programming Platform for C8051F50x (32QFP)	73.83
634-TOOLSTICK520PP	Programming Platform for C8051F520A (DFN10) MCUs	73.83
634-TOOLSTICK530ADC	Daughter Card C8051F53xA and C8051F52xA MCUs	10.59
634-TOOLSTICK530MPP	Programming Platform for C8051F530A (QFN20) MCUs	73.83
634-TOOLSTICK530TPP	Programming Platform for C8051F530A (TSSOP20) MCUs	73.83
634-TOOLSTICK716MPP	Programming Platform for C8051F716 (QFN-32)	84.53
634-TOOLSTICK717MPP	Programming Platform for C8051F717 (QFN-24)	84.53
634-TOOLSTICK800QPP	Programming Platform for C8051F8xx (QSOP-24) MCUs	73.83
634-TOOLSTICK800SPP	Programming Platform for C8051F8xx (SOIC-16) MCUs	73.83
634-TOOLSTICK800DC	C8051F800 Daughter Card	10.59
634-TOOLSTICK912DC	ToolStick Daughter Card for C8051F901/02/11/12-GM	10.59
634-TOOLSTICK912UPP	Programming Platform for C8051F901/02/11/12-GU	73.83
634-TOOLSTICK990DC	C8051F990 Daughter Card	10.59
634-TOOLSTICK990MPP	Programming Platform for C8051F990 (QFN-20)	73.83
634-TOOLSTICK930MPP	Programming Platform for C8051F920, F930 MCUs	73.83
634-TOOLSTICK930QPP	Programming Platform for C8051F920, F930 MCUs	73.83
634-TOOLSTICK931PP	Programming Platform for C8051F921, F931 MCUs	73.83
634-TOOLSTICK961MPP	Programming Platform for C8051F961 MCU	53.50
634-TOOLSTICK960MPP	Programming Platform for C8051F960 MCU	53.50
634-TOOLSTICKDA	Debug Adapter	9.52
634-CAPTOUCHSENSEDC	Capacitive Touch Sense Daughter Card	32.54
634-CAPTOUCHSENSESK	Capacitive Touch Sense Starter Kit (ToolstickBA + CapTouchSenseDC)	55.28

LCD INTERFACE DEVELOPMENT TOOLS

MOUSER STOCK NO.	Description	Price Each
634-CP2400AB	CP2400 LCD Development Board	37.45
634-CP2401AB	CP2401 LCD Development Board	37.45
634-CP2400DK	Development Kit for CP2400 and CP2402 LCD Drivers with SPI Interface	138.03
634-CP2401DK	Development Kit for CP2401 CP2403 LCD Drivers with I2C Interface	138.03
634-RF-TO-USB2-RD	RF to USB Reference Design Kit	54.84
634-EC-SJ	Standard JTAG Cable	5.35

© Copyright 2013 Mouser Electronics
© Copyright 2013 Mouser Electronics

STMICROELECTRONICS STM32 ARM Cortex™

life.augmented

NEW! TECHNOLOGY

STMICROELECTRONICS STM32 ARM CORTEX™

STM32 (Cortex™-M0)

The STM32F051xx family incorporates the high-performance ARM Cortex™-M0 32-bit RISC core operating at a 48MHz frequency, high-speed embedded memories (Flash memory up to 64Kbytes and SRAM up to 8Kbytes), and an extensive range of enhanced peripherals and I/Os. All devices offer standard communication interfaces (up to two I2Cs, two SPIs, one I2S, one HDMI CEC, and up to two USARTs), one 12-bit ADC, one 12-bit DAC, up to five general-purpose 16-bit timers, a 32-bit timer and an advanced-control PWM timer.

For quantities greater than listed, call for quote.

MOUSER STOCK NO. Mfr.	Mfr. Part No.	Package	Prog. (Bytes)	RAM (Bytes)	A/D Converter	D/A Converter	Serial Interface	I/Os (High Current)	Supply Voltage	Price Each 1	10	100
511—	STM32F050C4T6A	LQFBP-48	16KB	4KB	1x12-bit ADC, 9x16-bit timer	-	1xI2C/1xUSART/1xSPI	39	3.6	3.09	2.89	2.68
511—	STM32F050K4U6A	UFQFN-32	16KB	4KB	1x12-bit ADC, 9x16-bit timer	-	1xI2C/1xUSART/1xSPI	39	3.6	2.75	2.57	2.39
511—	STM32F051C4T6	LQFP-48	16KB	8KB	1x12-bit ADC, 11x16-bit timer	1x12-bit	2xI2C/2xUSARTS/2xSPI/CEC	55	3.6	3.36	3.14	2.91
511—	STM32F051K4U6	UFQFN-48	16KB	8KB	1x12-bit ADC, 11x16-bit timer	1x12-bit	2xI2C/2xUSARTS/2xSPI/CEC	55	3.6	3.00	2.79	2.60
511—	STM32F051R4T6	LQFP-64	16KB	8KB	1x12-bit ADC, 11x16-bit timer	1x12-bit	2xI2C/2xUSARTS/2xSPI/CEC	55	3.6	3.66	3.41	3.17
511—	STM32F050C6T6A	LQFP-48	32KB	4KB	1x12-bit ADC, 9x16-bit timer	-	1xI2C/1xUSART/1xSPI	39	3.6	3.27	3.06	2.85
511—	STM32F050K6U6A	UFQFN-32	32KB	4KB	1x12-bit ADC, 9x16-bit timer	-	1xI2C/1xUSART/1xSPI	39	3.6	2.94	2.75	2.56
511—	STM32F051C6T6	LQFP-48	32KB	8KB	1x12-bit ADC, 11x16-bit timer	1x12-bit	2xI2C/2xUSARTS/2xSPI/CEC	55	3.6	3.56	3.33	3.09
511—	STM32F051K6U6	UFQFN-48	32KB	8KB	1x12-bit ADC, 11x16-bit timer	1x12-bit	2xI2C/2xUSARTS/2xSPI/CEC	55	3.6	3.20	2.99	2.77
511—	STM32F051R6T6	LQFP-64	32KB	8KB	1x12-bit ADC, 11x16-bit timer	1x12-bit	2xI2C/2xUSARTS/2xSPI/CEC	55	3.6	3.87	3.62	3.36
511—	STM32F051C8T6	LQFP-48	32KB	4KB	1x12-bit ADC, 5x16-bit timer	1x12-bit	2xI2C/2xSPI/1xI2S/1xHDMI CEC/2xUSARTs	24	3.6	3.73	3.00	2.73
511—	STM32F051K8U6	UFQFN-32	32KB	4KB	1x12-bit ADC, 5x16-bit timer	1x12-bit	2xI2C/2xSPI/1xI2S/1xHDMI CEC/2xUSARTs	24	3.6	3.39	3.03	2.48
511—	STM32F051R8T6	LQFP-64	32KB	4KB	1x12-bit ADC, 5x16-bit timer	1x12-bit	2xI2C/2xSPI/1xI2S/1xHDMI CEC/2xUSARTs	24	3.6	4.03	3.60	2.94

STM32 (Cortex™-M3)

The STM32 family of 32-bit Flash Microcontrollers is based on the breakthrough ARM Cortex™-M3 core - a core specifically developed for embedded applications. The STM32 family benefits from the Cortex-M3 architectural enhancements including the Thumb-2 instruction set to deliver improved performance with better code density, significantly faster response to interrupts, all combined with industry leading power consumption. ST is now the first leading MCU supplier to introduce a product family based on this core. The STM32 family is built to offer new degrees of freedom to MCU users. It offers a complete 32-bit product range that combines high performance, low power and low voltage, while maintaining full integration and ease of development.

PRODUCT NEW

For quantities greater than listed, call for quote.

MOUSER STOCK NO. Mfr.	Mfr. Part No.	Package	Prog. (Bytes)	RAM (Bytes)	A/D Converter	Serial Interface	I/Os (High Current)	Supply Voltage	Price Each 1	10	100
511—	STM32F100C4T6B	LQFP-48	16KB	4KB	1x10-bit ADC, 1x5-bit timer	2xUSART, 1xSPI, 1xI2C, 2x12-bit DAC	37 (37)	2.0 to 3.6	2.92	2.35	2.11
511—	STM32F100R4T6B	LQFP-64	16KB	4KB	1x16-bit ADC, 1x5-bit timer	2xUSART, 1xSPI, 1xI2C, 2x12-bit DAC	51 (51)	2.0 to 3.6	3.00	2.62	2.18
511—	STM32F100C6T6B	LQFP-48	32KB	4KB	1x10-bit ADC, 1x5-bit timer	2xUSART, 1xSPI, 1xI2C, 2x12-bit DAC	37 (37)	2.0 to 3.6	2.73	2.42	1.98
511—	STM32F100R6T6B	LQFP-64	32KB	4KB	1x16-bit ADC, 1x5-bit timer	2xUSART, 1xSPI, 1xI2C, 2x12-bit DAC	51 (51)	2.0 to 3.6	3.38	3.01	2.45
511—	STM32L151R6T6	LQFP-64	32KB	10KB	1x12-bit ADC, 6x16-bit timer	2xI2C, 3xUSART, 1xUSB, 2xSPI	83 (73)	1.65 to 3.6	5.40	4.83	3.96
511—	STM32L151C6T6	LQFP-32	32KB	16KB	1x12-bit ADC, 10x16-bit timer	3xUSART, 2xSPI, 2xI2C, USB, 2x12-bit DAC	83 (73)	1.65 to 3.6	4.96	3.99	3.63
511—	STM32L151C6U6	LQFP-32	32KB	16KB	1x12-bit ADC, 10x16-bit timer	3xUSART, 2xSPI, 2xI2C, USB, 2x12-bit DAC	83 (73)	1.65 to 3.6	4.96	4.43	3.63
511—	STM32F100C8T6B	LQFP-48	64KB	8KB	1x10-bit ADC, 1x6-bit timer	3xUSART, 2xSPI, 1xI2C, 2x12-bit DAC	37 (37)	2.0 to 3.6	4.02	3.30	2.91
511—	STM32F100CBT6B	LQFP-48	128KB	8KB	1x10-bit ADC, 1x6-bit timer	3xUSART, 2xSPI, 1xI2C, 2x12-bit DAC	37 (37)	2.0 to 3.6	4.23	3.76	3.07
511—	STM32F100RBT6B	LQFP-64	128KB	8KB	1x16-bit ADC, 1x6-bit timer	3xUSART, 2xSPI, 1xI2C, 2x12-bit DAC	51 (51)	2.0 to 3.6	5.13	4.55	3.75
511—	STM32L151RBT6	LQFP-64	128KB	16KB	1x12-bit ADC, 6x16-bit timer	2xI2C, 3xUSART, 2xSPI	51 (51)	1.8 to 3.6	7.35	6.56	5.38
511—	STM32L152RBT6	LQFP-64	128KB	16KB	1x12-bit ADC, 6x16-bit timer	2xI2C, 3xUSART, 2xSPI	51 (51)	1.8 to 3.6	6.91	5.98	5.11
511—	STM32F105RBT6	LQFP-64	128KB	64KB	2x16-bit ADC, 4x16-bit timer	OGT, 5xUSART, 3xSPI, 2xI2C, USB/2CAN, PWM	51 (80)	2.0 to 3.6	8.03	7.13	5.83
511—	STM32F205RBT6	LQFP-64	128KB	64KB	3x12-bit ADC, 12x16-bit timer	3xI2C, 4xUSART, 2xUART, 3xSPI, 2xCAN, SDIO	16 (16)	1.8 to 3.6	8.69	7.23	6.36
511—	STM32F205VBT6	LQFP-100	128KB	64KB	3x12-bit ADC, 12x16-bit timer	3xI2C, 4xUSART, 2xUART, 3xSPI, 2xCAN, SDIO	16 (16)	1.8 to 3.6	9.83	8.74	7.15
511—	STM32F103CBT6	LQFP-48	128KB	128KB	2x12-bit ADC, 4x16-bit timer	3xUSART, 2xSPI, 2xI2C, PWM timer, USB/CAN	80 (80)	2.0 to 3.6	7.23	5.92	5.34
511—	STM32F103RBT6	LQFP-64	128KB	128KB	2x12-bit ADC, 3x16-bit timer	3xUSART, 2xSPI, 2xI2C, PWM timer, USB/CAN	49 (49)	2.0 to 3.6	6.39	6.20	5.65
511—	STM32F103VCT6	LQFP-100	256KB	48KB	3x12-bit ADC, 8x16-bit timer	5xUSART, 3xSPI, 2x12C, SDIO, USB/CAN	80 (80)	2.0 to 3.6	8.43	7.66	6.52
511—	STM32F105RCT6	LQFP-64	256KB	64KB	2x16-bit ADC, 4x16-bit timer	OGT, 5xUSART, 3xSPI, 2xI2C, USB/2CAN, PWM	51 (80)	2.0 to 3.6	9.20	8.17	6.69
511—	STM32F105VCT6	LQFP-100	256KB	64KB	2x16-bit ADC, 4x16-bit timer	OGT, 5xUSART, 3xSPI, 2xI2C, USB/2CAN, PWM	51 (80)	2.0 to 3.6	10.06	8.95	7.32
511—	STM32F107VCT6	LQFP-100	256KB	64KB	2x16-bit ADC, 4x16-bit timer	OGT, 5xUSART, 3xSPI, 2xI2C, USB/2CAN, PWM	51 (80)	2.0 to 3.6	11.07	9.96	8.19
511—	STM32F205RCT6	LQFP-64	256KB	96KB	3x12-bit ADC, 12x16-bit timer	3xI2C, 4xUSART, 2xUART, 3xSPI, 2xCAN, SDIO	16 (16)	1.8 to 3.6	9.37	7.85	7.13
511—	STM32F205ZCT6	LQFP-144	256KB	96KB	3x12-bit ADC, 12x16-bit timer	3xI2C, 4xUSART, 2xUART, 3xSPI, 2xCAN, SDIO	24 (24)	1.8 to 3.6	11.22	9.42	8.71
511—	STM32F207VCT6	LQFP-100	256KB	96KB	3x12-bit ADC, 12x16-bit timer	3xI2C, 4xUSART, 2xUART, 3xSPI, 2xCAN, SDIO	16 (16)	1.8 to 3.6	11.38	9.33	8.42
511—	STM32F103RET6	LQFP-64	512KB	64KB	3x12-bit ADC, 4x16-bit timer	5xUSART, 2xSPI, 2xI2C, 1xI2S, USB/CAN	51 (51)	2.0 to 3.6	9.46	8.60	7.31
511—	STM32F103VET6	LQFP-100	512KB	64KB	3x12-bit ADC, 4x16-bit timer	5xUSART, 2xSPI, 2xI2C, SDIO, USB/CAN	80 (80)	2.0 to 3.6	11.37	10.11	8.27
511—	STM32F103ZET6	LQFP-144	512KB	64KB	3x12-bit ADC, 4x16-bit timer	5xUSART, 2xSPI, 2xI2C, 1xI2S, USB/CAN	112 (112)	2.0 to 3.6	12.28	11.16	9.49
511—	STM32F205RET6	LQFP-64	512KB	128KB	3x12-bit ADC, 12x16-bit timer	3xI2C, 4xUSART, 2xUART, 3xSPI, 2xCAN, SDIO	16 (16)	1.8 to 3.6	10.41	8.75	8.04
511—	STM32F205VCT6	LQFP-100	512KB	128KB	3x12-bit ADC, 12x16-bit timer	3xI2C, 4xUSART, 2xUART, 3xSPI, 2xCAN, SDIO	16 (16)	1.8 to 3.6	10.25	8.59	7.80
511—	STM32F215RET6	LQFP-64	512KB	128KB	3x12-bit ADC, 12x16-bit timer	3xI2C, 4xUSART, 2xUART, 3xSPI, 2xCAN, SDIO	16 (16)	1.8 to 3.6	10.92	9.18	8.44
511—	STM32F207VET6	LQFP-100	768KB	128KB	3x12-bit ADC, 12x16-bit timer	3xI2C, 4xUSART, 2xUART, 3xSPI, 2xCAN, SDIO	16 (16)	1.8 to 3.6	11.57	9.73	8.93
511—	STM32F207VFT6	LQFP-100	768KB	128KB	3x12-bit ADC, 12x16-bit timer	3xI2C, 4xUSART, 2xUART, 3xSPI, 2xCAN, SDIO	16 (16)	1.8 to 3.6	13.30	11.18	10.27
511—	STM32F103VGT6	LQFP-100	1MB	96KB	3x12-bit ADC, 10x16-bit timer	5xUSART, 3xSPI, 2xI2C, USB, CAN, SDIO, PWM	80 (80)	2.0 to 3.6	13.47	12.24	10.41
511—	STM32F103ZGT6	LQFP-144	1MB	96KB	3x12-bit ADC, 10x16-bit timer	5xUSART, 3xSPI, 2xI2C, USB, CAN, SDIO, PWM	112 (112)	2.0 to 3.6	15.65	14.23	12.09
511—	STM32F205RGT6	LQFP-64	1MB	128KB	3x12-bit ADC, 12x16-bit timer	3xI2C, 4xUSART, 2xUART, 3xSPI, 2xCAN, SDIO	16 (16)	1.8 to 3.6	14.01	11.77	10.82
511—	STM32F205VGT6	LQFP-100	1MB	128KB	3x12-bit ADC, 12x16-bit timer	3xI2C, 4xUSART, 2xUART, 3xSPI, 2xCAN, SDIO	16 (16)	1.8 to 3.6	14.82	13.47	11.45
511—	STM32F205ZGT6	LQFP-144	1MB	128KB	3x12-bit ADC, 12x16-bit timer	3xI2C, 4xUSART, 2xUART, 3xSPI, 2xCAN, SDIO	24 (24)	1.8 to 3.6	17.23	14.48	13.30
511—	STM32F207IGT6	LQFP-176	1MB	128KB	3x12-bit ADC, 12x16-bit timer	3xI2C, 4xUSART, 2xUART, 3xSPI, 2xCAN, SDIO	24 (24)	1.8 to 3.6	19.89	16.72	15.37
511—	STM32F207VGT6	LQFP-100	1MB	128KB	3x12-bit ADC, 12x16-bit timer	3xI2C, 4xUSART, 2xUART, 3xSPI, 2xCAN, SDIO	16 (16)	1.8 to 3.6	15.57	13.18	12.03
511—	STM32F207ZGT6	LQFP-144	1MB	128KB	3x12-bit ADC, 12x16-bit timer	3xI2C, 4xUSART, 2xUART, 3xSPI, 2xCAN, SDIO	24 (24)	1.8 to 3.6	18.08	15.20	13.96
511—	STM32F215RGT6	LQFP-64	1MB	128KB	3x12-bit ADC, 12x16-bit timer	3xI2C, 4xUSART, 2xUART, 3xSPI, 2xCAN, SDIO	16 (16)	1.8 to 3.6	14.70	12.36	11.35
511—	STM32F215VGT6	LQFP-100	1MB	128KB	3x12-bit ADC, 12x16-bit timer	3xI2C, 4xUSART, 2xUART, 3xSPI, 2xCAN, SDIO	16 (16)	1.8 to 3.6	15.57	13.18	12.03
511—	STM32F215ZGT6	LQFP-144	1MB	128KB	3x12-bit ADC, 12x16-bit timer	3xI2C, 4xUSART, 2xUART, 3xSPI, 2xCAN, SDIO	24 (24)	1.8 to 3.6	18.08	15.20	13.96
511—	STM32F217VGT6	LQFP-100	1MB	128KB	3x12-bit ADC, 12x16-bit timer	3xI2C, 4xUSART, 2xUART, 3xSPI, 2xCAN, SDIO	16 (16)	1.8 to 3.6	16.34	13.74	12.63
511—	STM32F217ZGT6	LQFP-144	1MB	128KB	3x12-bit ADC, 12x16-bit timer	3xI2C, 4xUSART, 2xUART, 3xSPI, 2xCAN, SDIO	24 (24)	1.8 to 3.6	18.99	15.96	14.67

STM32 (Cortex™-M4)

The ARM® Cortex™-M4-based STM32 F4 series is an extension of the industry-leading STM32 portfolio towards even higher performance. Like the STM32 F2 series, these MCUs leverage ST's 90 nm NVM technology and ST's ART Accelerator™ to reach the industry's highest benchmark scores for Cortex-M-based microcontrollers with 210DMIPS at 168MHz operating frequency. The DSP instructions and the floating point unit enlarge the range of addressable applications. The STM32 F4 series is the result of a perfect symbiosis of the real-time control capabilities of an MCU and the signal processing performance of a DSP, and thus complements the STM32 portfolio with a new class of devices, digital signal controllers (DSC).

PRODUCT NEW

For quantities greater than listed, call for quote.

MOUSER STOCK NO. Mfr.	Mfr. Part No.	Package	Prog. (Bytes)	RAM (Bytes)	A/D Converter	D/A Converter	Serial Interface	I/Os (High Current)	Supply Voltage	Price Each 1	10	100
511—	STM32F303VCT6	LQFP-100	256KB	48KB	4x12-bit	2x12-bit	3xSPI/2xI2C/5xUSART/USB/CAN	87	2.0	9.79	9.04	8.51
511—	STM32F373CCT6	LQFP-48	256KB	32KB	1x12-bit	3x12-bit	3xSPI/2xI2C/3xUSART/USB/CAN	84	3.6	8.00	6.56	5.92
511—	STM32F373RCT6	LQFP-64	256KB	32KB	1x12-bit	3x12-bit	3xSPI/2xI2C/3xUSART/USB/CAN	84	3.6	8.44	6.92	6.24
511—	STM32F373VCH6	BGA-100	256KB	32KB	1x12-bit	3x12-bit	3xSPI/2xI2C/3xUSART/USB/CAN	84	3.6	9.30	7.62	6.88
511—	STM32F373VCT6	LQFP-100	256KB	32KB	1x12-bit	3x12-bit	3xSPI/2xI2C/3xUSART/USB/CAN	84	4.0	9.62	8.87	8.34
511—	STM32F407VET6	LQFP-100	512KB	192KB	16x12-bit	2x12-bit	3xSPI/2xI2C/3xUSART/IrDa/3xUART/1xUSB OTG (FS/HS)/2xCAN/SDIO	140	1.8	11.76	10.58	8.70
511—	STM32F405RGT6	LQFP-64	1MB	192KB	16x12-bit	2x12-bit	3xSPI/2xI2C/3xUSART/IrDa/3xUART/1xUSB OTG (FS/HS)/2xCAN/SDIO	51	1.8	12.25	11.13	9.46
511—	STM32F407VGT6	LQFP-100	1MB	192KB	16x12-bit	2x12-bit	3xSPI/2xI2C/3xUSART/IrDa/3xUART/1xUSB OTG (FS/HS)/2xCAN/SDIO	140	1.8	13.67	12.43	10.56
511—	STM32F415RGT6	LQFP-64	1MB	192KB	16x12-bit	2x12-bit	3xSPI/2xI2C/3xUSART/IrDa/3xUART/1xUSB OTG (FS/HS)/2xCAN/SDIO	51	1.8	12.79	11.62	9.88
511—	STM32F417VGT6	LQFP-100	1MB	192KB	16x12-bit	2x12-bit	3xSPI/2xI2C/3xUSART/IrDa/3xUART/1xUSB OTG (FS/HS)/2xCAN/SDIO	82	1.8	14.22	12.91	10.98
511—	STM32F407IGH6	UFBGA-176	1MB	192KB	24X12-bit	2x12-bit	3xSPI/2xI2C/3xUSART/IrDa/3xUART/1xUSB OTG (FS/HS)/2xCAN/SDIO	140	1.8	16.14	14.67	12.47
511—	STM32F407IGT6	LQFP-176	1MB	192KB	24X12-bit	2x12-bit	3xSPI/2xI2C/3xUSART/IrDa/3xUART/1xUSB OTG (FS/HS)/2xCAN/SDIO	140	1.8	16.85	15.31	13.02
511—	STM32F407ZGT6	LQFP-144	1MB	192KB	24X12-bit	2x12-bit	3xSPI/2xI2C/3xUSART/IrDa/3xUART/1xUSB OTG (FS/HS)/2xCAN/SDIO	114	1.8	15.78	14.34	12.19
511—	STM32F417IGH6	UFBGA-176	1MB	192KB	24X12-bit	2x12-bit	3xSPI/2xI2C/3xUSART/IrDa/3xUART/1xUSB OTG (FS/HS)/2xCAN/SDIO	140	1.8	21.88	19.89	16.91
511—	STM32F417IGT6	LQFP-176	1MB	192KB	24X12-bit	2x12-bit	3xSPI/2xI2C/3xUSART/IrDa/3xUART/1xUSB OTG (FS/HS)/2xCAN/SDIO	140	1.8	22.44	20.35	17.22
511—	STM32F417ZGT6	LQFP-144	1MB	192KB	24X12-bit	2x12-bit	3xSPI/2xI2C/3xUSART/IrDa/3xUART/1xUSB OTG (FS/HS)/2xCAN/SDIO	114	1.8	16.32	14.83	12.60

© Copyright 2013 Mouser Electronics

© Copyright 2013 Mouser Electronics

STMICROELECTRONICS Microcontrollers

Products may be RoHS compliant. Check mouser.com for RoHS status.

life.augmented

CORTEX DEVELOPMENT TOOLS

NEW! TECHNOLOGY

For quantities greater than listed, call for quote.

MOUSER STOCK NO. / Mfr. Part No.	Description	Price Each
M0		
511—STM32F0DISCOVERY	STM32 F0 Entry-level Cortex M0 DIP module evaluation board with USB debug interface.	8.55
511—STM320518-EVAL	Evaluation board for STM32 F0 series fitted with an STM32F051 48MHz Entry-level Cortex M0 CPU and QVGA LCD display.	212.93
M3		
511—STM32L152-EVAL	Complete hardware emulation platforms with the STM32L152, implementing the full range of device peripherals and features	266.16
511—STM32L-DISCOVERY	Includes a 6-digit LCD display, one touch-sensing slider, 2 LEDs, 1 user button, current measurement and the embedded debugger (ST-LINK/V2).	12.84
511—STM32VLDISCOVERY	Includes an STM32F100 and an in-circuit ST-Link debugger/programmer to debug Discovery applications and other target board applications.	10.57
511—STM32100B-EVAL	STM32F100V EVB with HDMI CEC, 2xI2C, 2 SPI channels, 3 USART channels, 8KB SRAM, 128KB internal Flash, JTAG and SWD debugging.	251.45
511—STM32100B-MCKIT	Starter kit (w/STM32F100B) provides a complete development platform for motor control applications	1469.91
511—STM3210E-EVAL	512K version of complete hardware evaluation platform with the STM32F103, implementing the full range of device peripherals and features.	266.16
511—STM3210C-EVAL	Complete Connectivity Platform with USB-OTG, MAC, 2 CAN2.0, 2I2C, 5 USART, Smartcard, SPI, JTAG, SWD and Debugging Support	319.66
511—STM32-COMSTICK	Complete low-cost Hitex evaluation supporting 10/100 ethernet, USB 2.0, Full-speed device/host/OTG with on-chip PHY and CAN	84.26
511—STEVAL-IPC003V1	Demonstration board is a thermal printer adapter board for the STM3210C_EVAL and offers a solution for parking ticket vending machines.	80.64
511—STM32L152-SK/IAR	IAR KickStart Kit for STM32L EnergyLite ARM, IAR visualSTATE 20-state eval with embedded IAR J-link Lite debugging probe	199.29
511—STM3221G-EVAL	The STM3221G-EVAL evaluation board is a complete demonstration and development platform for the STM32F2 series and includes an embedded STM32F217IGH6 high-performance ARM Cortex -M3 32-bit microcontroller	373.16
511—STM32MICOS-EVAL	The STM32-MICRIUM package consists of a evaluation board and a book. Step-by-step look at the inner workings of Micrium's latest real-time kernel, µC/OS-III.	212.66
M4		
511—STM32F3DISCOVERY	Includes devices with 64 to 256K-bytes of on-chip flash memory and up to 48K-bytes of SRAM	17.70
511—STM32F4DISCOVERY	Based on the STM32F407VGT6, it includes an ST-LINK/V2 embedded debug tool, two ST MEMS, digital accelerometer and digital microphone, one audio DAC with integrated class D speaker driver, LEDs and push buttons and an USB OTG micro-AB connector	15.57
511—STM32373C-EVAL	Eval Board for STM32373C, 72MHz analog integration to complement STM32 F1 and F4 Series	292.89
511—STM3240G-EVAL	Evaluation board for the STM32 F4 series and includes an STM32F407IGH6 high-performance ARM® Cortex™-M4F 32-bit microcontroller.	373.16
511—STM3241G-EVAL	Evaluation board for the STM32 F4 series and includes an STM32F417IGH6 high-performance ARM® Cortex™-M4F 32-bit microcontroller with a cryptographic acceleration cell.	373.16
511—STM3240GSKKEI	Keil starter kit is a complete solution for starting application development and evaluating STM32F4 Series ARM Cortex-M4	382.79
511—STM32F4DISCOVERY	Based on the STM32F407VGT6, it includes an ST-LINK/V2 embedded debug tool, two ST MEMS, digital accelerometer and digital microphone, one audio DAC with integrated class D speaker driver, LEDs and push buttons and an USB OTG micro-AB connector	15.57
511—STM3240G-EVAL	Evaluation board for the STM32 F4 series and includes an STM32F407IGH6 high-performance ARM® Cortex™-M4F 32-bit microcontroller.	373.16
511—STM3241G-EVAL	Evaluation board for the STM32 F4 series and includes an STM32F417IGH6 high-performance ARM® Cortex™-M4F 32-bit microcontroller with a cryptographic acceleration cell.	373.16

THIRD-PARTY SOFTWARE AND TOOLS

Users can choose from a full range of development solutions that deliver start to finish control of application development from a single environment. Solutions come with in-circuit emulators, and offer project management, source editing, application building and debugging from a single, easy-to-use graphical interface. They are available for all popular C/C++ compilers compatible with ARM cores.

PRODUCT NEW

For quantities greater than listed, call for quote.

MOUSER STOCK NO. / Mfr. Part No.	Description	Price Each
511—STM3210CPRIMER	EVOPrimer Raisonance Toolset for the STM32 Performance Line preloaded with 256Kb RAM, Flash, Ride 7, a C/C++ compiler, Circle OS task scheduler and C source code for all sample applications and libraries.	105.66
511—STMPRIMER-BASE	EVOPrimer Raisonance base accesory for use with Target and extention Boards for the STM32 Line with removable transparent cover, USB cable with debugging/programming interface and most hardware features for MCU evaluation. This board can also be extended by add-on connectors.	80.25
511—STMPRIMER-PROTO	STMPrimer accessory for prototype target STM32 extention boards.	64.20
511—STM3210CPRIM-D	STMPRIMER accessory including 264KB flash for the STM32 MCU target boards for use with the EvoPrimer base.	25.41
511—STM32L15PRIM-D	STMPRIMER accessory including 256KB flash for the STM32 and STM8 MCU target boards for use with the EvoPrimer base.	41.27
511—STM3240GPRIM-D	STMPRIMER accessory including 256KB flash for the STM32 and STM8 MCU target boards for use with the EvoPrimer base.	105.66
511—STMPRIMER-EXT	STMPRIMER accessory including 256KB flash for the STM32 and STM8 MCU target boards for use with the EvoPrimer base.	123.05
511—STM3210C-SK/KEIL	Starter kit with uVision3, ARM RealView C/C++ compiler for code up to 16K-bytes, ULINK-ME (USB/JTAG) in-circuit debugger/programmer and evaluation board with STM32F107C (256Kbyte Flash, Ethernet, USB Host and OTG).	334.38
511—STM3210E-SK/KEIL	Kit includes RealView Microcontroller Development, Kit for ARM (16K code-size limited version) with ARM C/C++ compiler, ULINK (USB/JTAG) in-circuit emulator and evaluation board for STM32 with external 1M RAM, 8M flash, and joystick for primer 2 applications.	306.29
511—STM3210E-SK/IAR	Kit includes IAR Embedded Workbench for ARM (EWARM - 32K code-size limited version), J-Link (USB/JTAG) in-circuit emulator and evaluation board for STM32, E-version 512Kb flash memory for Primer 2 applications.	287.56
511—STM3220G-SK/IAR	Complete, cost-effective solution for starting application development and evaluating the STMicroelectronics STM32 F2-series ARM core-based microcontrollers.	306.29
511—STM3220G-JAVA	Kit is composed of the STM3220G-EVAL evaluation board and a DVD ROM which contains an evaluation version of the MicroEJ® Software Development Kit	373.43

ST FLASH STICK (ST IN-CIRCUIT COMMUNICATION KIT); 8-BIT

MOUSER STOCK NO. / Mfr. Part No.	Description	Price Each
511—STX-RLINK	In-Circuit debugger/programmer supporting JTAG and ICC protocols for STM8, ST7, uPSD, STM32, STR7 and STR9	86.84

STM32 GRAPHIC PANEL BOARD

The STM32-based STEVAL-CCM001V2 graphic panel demonstration board display images one by one in a slideshow fashion. The heart of this board is the STM32 microcontroller, which is capable of reading a memory card containing photographs, and display them on a TFT screen. The memory used to store the images is a microSD card. A 3-axis MEMS accelerometer is used for the picture orienation. The application can be used either as a standalone solution, or combined with other applications such as POS, card readers, security panels, USB speakers or high-end remote controls.

MOUSER STOCK NO. / Mfr. Part No.	Description	Price Each
511—STEVAL-CCM001V2	STM32-based graphic panel demonstration board display based on STM32 MCU containing photographs for a TFT screen with microSD and 3-axis MEMS	153.15

STM32 Development Board

PRODUCT NEW

MOUSER STOCK NO. / Mfr. Part No.	Description	Price Each
511-STM3220G-EVAL	Full range of hardware features on the board USB OTG HS, USB OTG FS, ethernet, motor control, CAN, MicroSD card, smartcard, USART, Audio DAC, RS-232, IrDA, SRAM, MEMS, EEPROM to develop applications.	373.16

ST6 GENERAL PURPOSE CONTROL 8-BIT

For quantities greater than listed, call for quote.

MOUSER STOCK NO. / Mfr. Part No.	Package Type	Prog. Mem.	Memory Type	RAM	E²PROM	A/D Inputs	Timers	I/Os (HI-Curr)	Special Features	Price Each 1	Price Each 10	Price Each 100
Thru Hole												
511—ST62T65CB6	DIP-28	2K	OTP EPROM	128	128	13x8-bit	1x8-bit	21 (8)	RC oscillator, OSG, ART, ROP, IC/OC	7.36	6.16	4.91
511—ST62T25CB6	DIP-28	4K	OTP EPROM	64	----	16x8-bit	1x8-bit	20 (4)	RC oscillator, OSG, ROP	6.40	5.78	4.72

STR7 SERIES ARM7TDMI® CORE, 32-BIT

For quantities greater than listed, call for quote.

MOUSER STOCK NO. / Mfr. Part No.	Package Type	Program Memory	RAM	A/D Inputs	Timers	Serial Interface	I/Os (HI-Curr)	Special Features	Price Each 1	Price Each 10	Price Each 100
Surface Mount											
511—STR711FR1T6	LQFP-64	128K+16K	32K	4x12-bit	4x16-bit	2xSPI/2xI2C/4xUART/HDLC/SC/USB	30 (0)	WDG, RTC	14.04	12.91	10.95
511—STR712FR2T6	LQFP-64	256K+16K	64K	4x12-bit	4x16-bit	2xSPI/2xI2C/4xUART/HDLC/SC/CAN	32 (0)	WDG, RTC	14.48	13.15	11.16
511—STR731FV2T6	LQFP-100	256K+16K	---	12x10-bit	15x16-bit	3xSPI/2xI2C/4xUART/3xCAN	72 (0)	WDG, RTC	18.26	16.80	14.24

© Copyright 2013 Mouser Electronics
© Copyright 2013 Mouser Electronics

STMICROELECTRONICS Microcontrollers

Products may be RoHS compliant. Check mouser.com for RoHS status.

life.augmented

STM8L ULTRA-LOW-POWER 8-BIT

STMicroelectronics has introduced its first ultra-low-power family based on the 8-bit STM8 core. Paving the way for a future complete ultra-low-power platform, the STM8L family combines high performance and ultra-low power consumption thanks to a new proprietary ultra-low-leakage process and optimized architecture. This family is declined in three different lines making the STM8L an optimal family to support many applications with special care on power savings.

For quantities greater than listed, call for quote.

MOUSER STOCK NO.		Package Type	Prog. Mem.	Memory Type	RAM	A/D Inputs	Timers	Serial Interface	I/Os (HI-Curr)	Special Features	Price Each		
Mfr.	Mfr. Part No.										1	10	100
511—	STM8L101F2P6	TSSOP-20	4K	Flash	1.5K	-----	2x16-bit, 1x8-bit	SPI, I2C, USART	18 (16)	IWD, AWU, beeper	1.64	1.47	1.27
511—	STM8L101F3U6ATR	UFQFPN-20	8K	Flash	1.5K	-----	2x16-bit, 1x8-bit	SPI, I2C, USART	18 (16)	IWD, AWU, beeper	1.83	1.65	1.42
511—	STM8L101K3T6	LQFP-32	8K	Flash	1.5K	21x12-Bit	2x16-bit, 1x8-bit	SPI, I2C, USART	18 (16)	IWD, AWU, beeper	2.17	1.87	1.68
511—	STM8L151C6T6	LQFP-48	32K	Flash	2K	25x12-Bit	3x16-bit, 1x8-bit	SPI, I2C, USART (IrDA,ISO7816)	41 (39)	2xWDG, AWU, RTC, beeper	3.06	2.45	2.24
511—	STM8L152C6T6	LQFP-48	32K	Flash	2K	25x12-Bit	3x16-bit, 1x8-bit	SPI, I2C, USART (IrDA,ISO7816)	41 (39)	2xWDG, AWU, RTC, beeper	3.38	2.76	2.45

STM8L DEVELOPMENT BOARDS

MOUSER STOCK NO.	Description	Price Each
511—	STM8L-DISCOVERY	For the STM8L152C6T6 which includes ST-Link embedded debug tool interface, LCD (24 segments, 4 commons), LEDs and push buttons.	12.08
511—	STM8L1526-EVAL	For STM8L152C6 which supports I2C, SPI, USART, 12-bit ADC, 12-bit DAC, LCD driver, 2KB internal SRAM, 32 KB EEPROM and SWIM debugging.	212.66
511—	STM8L15LPBOARD	Low-power demo board demonstrates all the STM8L15x low-power modes, and permits the user to take consumption measurements in all modes.	52.16
511—	STM8L1526PRIMER	EvoPrimer STM8L Ultralow power line complete evaluation tool including base and target board with 32KB Flash, program/debug USB port, 3 character display, 8 segments, temperature sensor, MEMS accelerometer, rechargable battery, solar cells, and push buttons.	105.66
511—	STM8L1526PRIM-D	STMPRIMER accessory including 32KB flash for the STM8L MCU target boards for use with the EvoPrimer base.	25.41

STM8S GENERAL PURPOSE 8-BIT

The STM8S family of general-purpose 8-bit Flash microcontrollers offers ideal solutions for industrial and appliance market requirements. An advanced core version combined with a 3-stage pipeline ranks the STM8S in the top position for performance to cost ratio . The embedded EEPROM and the calibrated RC oscillator allow a significant cost effectiveness. An easy-to-use and intuitive development environment contributes improving time to market.

For quantities greater than listed, call for quote.

MOUSER STOCK NO.		Package Type	Prog. Mem.	Memory Type	RAM	A/D Inputs	Timers	Serial Interface	I/Os (HI-Curr)	Special Features	Price Each		
Mfr.	Mfr. Part No.										1	10	100
511—	STM8S105C6T6	LQFP-48	32K	Flash	2K	10x10-bit	3x16-bit, 1x8-bit	SPI, I²C, UART (IrDA,ISO7816)	38 (16)	2xWDG, beep	2.46	2.15	1.90
511—	STM8S207CBT6	LQFP-48	128K	Flash	6K	16x10-bit	3x16-bit, 1x8-bit	SPI, I²C, 2xUART (IrDA,ISO7816)	38 (16)	2xWDG, beep	3.31	2.65	2.42
511—	STM8S207RBT6	LQFP-64	128K	Flash	6K	16x10-bit	3x16-bit, 1x8-bit	SPI, I²C, 2xUART (IrDA,ISO7816)	52 (16)	2xWDG, beep	4.09	3.65	2.99

STM8S DEVELOPMENT BOARDS

PRODUCT NEW

MOUSER STOCK NO.	Description	Price Each
511—	STM8S-DISCOVERY	For the STM8S105 which includes ST-Link embedded debug tool interface, and touch sensing button.	10.27
511—	STM8SVLDISCOVERY	For the STM8S003K3T6 which includes ST-Link embedded debug tool interface and user button	7.49
511—	STEVAL-ILM001V1	Plug-in hardware module for the STM8S-DISCOVERY interface for DALI communication	80.46

STR9 SERIES ARM9E™ CORE, 32-BIT

MOUSER STOCK NO.		Package Type	Prog. Mem.	RAM	A/D Inputs	Timers	Serial Interface	I/Os (HI-Curr)	Special Features	Price Each		
Mfr.	Mfr. Part No.									1	10	100
Surface Mount												
511—	STR910FAW32X6	LQFP-128	256K	64K	8x10-bit	7x16-bit	CAN/3xUART/2xFastI2C/2xSPI	80 (16)	WDG, 1µA RTC	13.46	12.38	10.50
511—	STR912FAW44X6	TQFP-128	512K	96K	8x10-bit	7x16-bit	Ethernet/USB/CAN/3xUART/2xFastI2C/2xSPI	80 (16)	WDG, 1µA RTC	11.90	11.53	10.51

STR9 DEVELOPMENT BOARDS AND STARTER KITS

MOUSER STOCK NO.		Description	Price Each
Mfr.	Mfr. Part No.		
511—	STR91X-SK/KEI	Keil Starter Kit For STM32, STR9, and STR7 Arm Core-based families of microcontrollers	266.16
511—	STR91X-SK/HIT	Hitex Starter Kit with STR912 evaluation board, USB-JTAG in-circuit debugger, 16kb code-size	266.16

ST10 GENERAL PURPOSE CONTROL 16-BIT

For quantities greater than listed, call for quote.

MOUSER STOCK NO.		Package Type	Prog. Mem.	Memory Type	RAM	E²PROM	A/D Inputs	Timers	I/Os (HI-Curr)	Price Each		
Mfr.	Mfr. Part No.									1	10	100
511—	ST10F269Z2Q3	PQFP-144	256	12	5.5	16x10-bit	8x16-bit	111	USART, SSC, 2xCANs	27.88	27.70	27.58

POWER ARCHITECTURE® AUTOMOTIVE, 32-BIT

PRODUCT NEW

This 32-bit system-on-chip (SoC) automotive microcontroller family is the latest achievement in integrated automotive application controllers. It belongs to an expanding range of automotive-focused products designed to address chassis applications—specifically, electrical hydraulic power steering (EHPS) and electric power steering (EPS)—as well as airbag applications.

For quantities greater than listed, call for quote.

MOUSER STOCK NO.		Package Type	Prog. Mem.	Clock Frequency (MHz)	A/D Inputs	Timers	I/Os	Price Each			
Mfr.	Mfr. Part No.							1	10	100	250
Thru Hole											
511—	SPC560B40L5C6E0X	LQFP-144	256KB	64	36x10-bit	6x32-bit	56 (16)	15.73	14.68	13.11	11.01
511—	SPC560B50L5C6E0X	LQFP-144	512KB	64	36x10-bit	6x32-bit	56 (16)	13.48	12.58	11.24	9.44
511—	SPC563M64L5COAR	LQFP-144	1.5MB	80	34x3-bit	1x32-bit	14 (16)	33.71	31.46	28.09	23.59
511—	SPC560B50L3C6E0X	LQFP-100	512KB	64	36x10-bit	6x32-bit	56 (16)	13.80	12.88	11.50	9.66
511—	SPC564A80L7CFAR	LQFP-176	4MB	150	-	5x32-bit	120 (1)	32.96	28.84	26.86	23.89
511—	SPC560P50L3CEFAR	LQFP-100	512KB	64	2x10-bit	6x16-bit	-	17.00	14.31	13.11	11.98
511—	SPC560P50L3BEABR	LQFP-100	512KB	64	2x10-bit	6x16-bit	-	14.57	12.26	11.24	10.27
511—	SPC564A80B4CFAR	PBGA-324	4MB	150	2x10-bit	5x32-bit	120 (1)	35.74	31.27	29.13	25.90
511—	SPC560P40L3CEFAR	LQFP-100	256KB	64	1x10-bit	6x16-bit	16 (1)	12.14	10.22	9.36	8.56
511—	SPC560P40L3CEFBR	LQFP-100	256KB	64	1x10-bit	6x16-bit	64 (1)	12.14	10.22	9.36	8.56
511—	SPC560P40L1BEFBR	LQFP-64	256KB	64	1x10-bit	6x16-bit	64 (1)	12.84	10.50	9.50	8.70
511—	SPC560P50L5CEFAR	LQFP-144	512KB	64	2x10-bit	6x16-bit	-	18.46	15.53	14.23	13.01
511—	SPC560P50L5CEFBR	LQFP-144	512KB	64	2x10-bit	6x16-bit	-	17.98	15.12	13.86	12.67

© Copyright 2013 Mouser Electronics
© Copyright 2013 Mouser Electronics

OLIMEX Development Boards

RoHS Compliant **This product is RoHS compliant.**

Olimex Ltd. designs, prototypes, and manufactures printed circuit boards, sub-assemblies, and complete electronic products. Olimex provides product/PCB design assembly, harnessing, and panel work ranging from small analog devices to large, complex microprocessor products. Olimex is recognized as a third party hardware developer for Texas Instruments, Atmel, STMicroelectronics, IAR Systems, Cirrus Logic, and more.

NEW! TECHNOLOGY

DEVELOPMENT BOARDS

For quantities greater than listed, call for quote.

MOUSER STOCK NO.	Description	Price Each
909-AVR-CAN	Development Board for AT90CAN128	33.61
909-AVR-USB-STK	Development Board for AT90USB162	46.61
909-AVR-MT128	Development Board for ATMEGA128	45.73
909-AVR-IO-M16	Development Board for ATMEGA16	34.96
909-AVR-T32U4	Development Board for ATMega32U4	19.26
909-SAM3-H256	Development Board for ATSAM3S4BA-AU	26.88
909-SAM3-P256	Development Board for ATSAM3S4BA-AU	34.96
909-IMXOLINUXINOMAXI	OLinuXino-MAXI Single-Board Linux Computer	60.18
909-IMXOLINUXINOMCRO	Single-Board Linux Computer, i.MX233 MCU, SD Card, USB, Comp. Video	32.05
909-IMXOLINUXINOSD	SD Card for OLinuxino-MAXI Board	13.41
909-OLIMEXINO-32U4	Olimexino Development Board for ATMega32U4	17.44
909-OLIMEXINO-5510	Olimexino Development Board for MSP430	17.44
909-OLIMEXINO-328	Development Board for AVR ATMEGA328	29.57
909-OLIMEXINO-STM32	Development Board for ARM STM32	26.88
909-LPC-H1114	Dev. Brd for LPC-H1114 Cortex-M0 , 32KB FLASH, 8KB SRAM	12.28
909-LPC-H1343	Dev. Brd for LPC-1343 Cortex M3, 32KB FLASH 8KB RAM	12.28
909-LPC-H11C14	Dev. Brd for LPC-H11C14 Cortex M0, 32KB FLASH, 8KB SRAM	12.28
909-LPC-P1227	ARM Prototype Board for LPC1227	28.23
909-LPC1766-STK	Development Board for LPC1766 256KB Flash 64KB RAM	104.28
909-LPC-E2294-8MB	Development Board for LPC2294 256KB Flash 16KB RAM	246.10
909-LPC-P2378	Development Board for LPC2378 512KB Flash 16KB RAM	109.78
909-MSP430-CCRF	Dev. Brd for MSP430-CCRF w/ RF Transceiver (868/915MHz)	24.18
909-MSP430-CCRFLCD	Development Board for TI CC430F5137IRGZ with LCD	33.61
909-MSP430-P149	Development Board for MSP430F149	27.39
909-MSP430-P1611	Development Board for MSP430F1611	40.35
909-MSP430-P169	Development Board for MSP430F169	34.25
909-MSP430-P249	Development Board for MSP430F249	27.39
909-MSP430-5438STK	Development Board for MSP430F5438	55.17
909-MSP430-EASYWEB-2	Development Board for MSP430F149 10A/240V TCP/IP	68.59
909-MSP430-EASYWEB-3	Development Board for MSP430F149 Low Power TCP/IP	34.25
909-MSP430-169STK	Starter Kit for MSP430F169	109.78
909-MSP430-413STK2	Starter Kit for MSP430F413	54.57
909-MSP430-169LCD	Starter Kit for MSP430F169	45.24
909-TMS320-P28016	Development Board for TMS320F28016	68.59
909-PIC-P26J50	Prototype/Development Board for PIC18F26J50	13.41
909-PIC32PINGUINOOTG	Development Board for PIC/DSPIC PIC32 OTG	29.57
909-PINGUINO-MICRO	Pinguino Micro, Development Board for PIC32MX440F256H	17.44
909-PIC-LCD3310	Development Board for PIC18F67J50	54.85
909-PIC32-MX460	Development Board for PIC32MX460F	54.85
909-PIC-MICRO-WEB	Development Board for PIC18F67J60 TCP/IP Micro	54.85
909-PIC-WEB	Development Board for PIC18F67J60 TCP/IP	40.35
909-PIC-MAXI-WEB	Development Board for PIC18F97J60 TCP/IP	67.29
909-PIC32-WEB	Development Board for PIC32MX460F512 TCP/IP	37.00
909-PIC32-MAXI-WEB	Development Board for PIC32MX460F512L TCP/IP	134.65
909-PIC-USB-STK	Starter Kit for PIC18F4550 with USB	33.61
909-STM32-H152	Dev. Brd for STM32L15VBT6 Cortex M3, 128KB Flash, 16KB RAM	20.14
909-STM32-P152	Dev. Brd for STM32L15VBT6 Cortex M3, 128KB Flash, 16KB RAM	33.61
909-STM32-LCD	Development Board for STM32F103ZE	115.27
909-STM32-103STK	Starter Kit for STM32F103RBT6	82.32
909-PIC32-T795	PIC/DSPIC Development Board for PIC32-T795 Pinguino	25.16
909-PIC32PINGUINOMX	Pinguino Development Board for PIC32MX220F032D	17.44
909-MSP430-5510STK	Starter Kit Board for MSP430F5510	22.83
909-EM-32G210F128-H	Hardware Board for EM-32G210F128-H	23.27
909-DUINOMITE-MEGA	PIC32MX795F521H Duinomite Dev. Board - Mega	41.12
909-DUINOMITE-MINI	PIC32MX795F521H Duinomite Development Board - Mini	27.39
909-DUINOMITE	PIC32MX795F521H Duinomite Development Board	27.39
909-DUINOMITE-IO	Duinomite I/O Board - connects VGA, Composite Video, Audio, & PS/2 Keyboard	6.79
909-DUINOMITE-SHIELD	Arduino 26-Pin Connector Shield	5.41
909-DUINOMITE-EMEGA	PIC/DSPIC Maximite Open Source SBC- Mega Ethernet	54.85
909-SHIELD-EKG-EMG	EKG/EMG Shield for Duniomite	26.88

HEADER BOARDS

For quantities greater than listed, call for quote.

MOUSER STOCK NO.	Description	Price Each
909-AVR-H128-CAN	Header Board for AT90CAN128-16AU	26.88
909-AVR-H128-C	Header Board for ATMEGA128	24.18
909-MSP430-H149	Header Board for MSP430F149	20.52
909-MSP430-H1611	Header Board for MSP430F1611	33.61
909-MSP430-H169	Header Board for MSP430F169	31.51
909-MSP430-H249	Header Board for MSP430F249	23.27
909-MSP430-H449	Header Board for MSP430F449	27.39
909-MSP430-HE427	Header Board for MSP430FE427	27.39
909-MSP430-HG439	Header Board for MSP430FG439	35.63
909-MSP430-HW427	Header Board for MSP4730FW427	27.39
909-STM32-H103	Header Board for STM32F103RBT6	26.88
909-STM32-H107	Header Board for STM32F107	33.61

PROTOTYPE BOARDS

For quantities greater than listed, call for quote.

MOUSER STOCK NO.	Description	Price Each
909-PROTO-SHIELD	Prototype Shield for Olimex Ardino Compatible Boards	8.01
909-AVR-P40N85358MHZ	Prototype Board for STK200 10-Pin	17.44
909-AVR-P20B-10MHZ	Prototype Board for STK200 20-Pin	17.77
909-AVR-P28N-8MHZ	Prototype Board for STK200 28-Pin	17.44
909-AVR-USB-162	Prototype Board for AT90USB162	21.49
909-LPC-P1343	Prototype Board for LPC1343	17.44
909-MSP430-P123M	Prototype Board for MSP430F123	16.40
909-TMS320-P28027	Prototype Board for TMS320F28027	54.85
909-PIC-USB-4550	Prototype Board for PIC18F4550 w/USB	22.83
909-PIC-P67J60	Prototype Board for PIC18F67J60	41.12

PROTOTYPE BOARDS (CONT.)

For quantities greater than listed, call for quote.

MOUSER STOCK NO.	Description	Price Each
909-PIC-P32MX	Prototype Board for PIC32MX340F512	26.88
909-PIC-P18-20MHZ	Prototype Board for 18-PIN PIC	17.77
909-PIC-P28-20MHZ	Prototype Board for 28-PIN PIC	17.44
909-PIC-P40-20MHZ	Prototype Board for 40-PIN PIC	17.44
909-PIC-P14-20MHZ	Prototype Board ICSP/ICD Enabled 14-Pin	17.77
909-PIC-P28-USB	Prototype Board ICSP/ICD Enabled 28-Pin	31.51
909-PIC-P40-USB	Prototype Board ICSP/ICD Enabled 40-Pin	31.51
909-STM32-P107	Prototype Board for STM32F107VCT6	61.90
909-STM32-P103	Prototype Board for STM32F103RBT6	33.61
909-STM32-P207	Arm Protype Board for STM32F207	134.65
909-STM32-P407	Arm Protype Board for STM32F207	148.12

WIRELESS, ACCESSORIES, AND MODULES

For quantities greater than listed, call for quote.

MOUSER STOCK NO.	Description	Price Each
909-MOD-WIFI	WIFI Wireless Prototype Module	40.35
909-MOD-GPS	GPS SIRF STAR III Module 20-CH 38mA 4G	54.85
909-MOD-BT	Bluetooth Wireless Prototype Module	26.88
909-MOD-ZIGBEE	Zigbee Wireless Prototype Module	22.83
909-MOD-MRF24J40	MRF24J40 ZigbeeTransciever Module	21.89
909-MOD-NRF24LR	RF 2.4GHZ Transciever Module NRF24L01 34x18mm	16.40
909-MOD-NRF24LS	RF 2.4GHZ Transciever Module NRF24L01 51x18mm	27.82
909-MOD-RFID125-BOX	RFID Reader for 125KHZ TAGS 100x50x10mm	54.85
909-MOD-RFID125	RFID Reader for 125KHZ TAGS 50x20x5mm	35.63
909-RFID125-ISO	RFID Transponder Tag, 125KHz ISO	.70
909-RFID125-WAT	RFID Watch Tag, 125KHz	1.85
909-RFID125-STI	RFID Sticker Tag, 125KHz	.86
909-RFID1356-ISO	RFID Transponder Tag, 13.56MHz ISO	1.37
909-RFID1356-STI	RFID Sticker Tag, 13.56MHz	1.37
909-MOD-ENC624J600	Ethernet Controller Header Board w/UEXT Conn 100Mbit	23.27
909-MOD-ENC28J60	Ethernet Controller Header Board w/UEXT Conn 10Mbit	18.79
909-MOD-IO	Expandable Board Input/Output w/UEXT	34.96
909-MOD-USB-RS232	USB to RS232 Interface Module	15.03
909-MOD-POE	PoE Injector for PIC-MICRO-WEB	13.65
909-MOD-MMA7260	3-AXIS Accelerometer Board with AT91SAM7S64	53.50
909-MOD-SMB380	3-AXIS Accelerometer Board with UEXT Conn	28.89
909-MOD-SM380	UEXT Accelerometer Module	20.52
909-MOD-VGA-32MB	Gameduino 32MB VGA Shield	41.12
909-MOD-LCD4.3	Olimex 4.3" LCD Panel extension, UEXT	109.78
909-MOD-NOKIA6610	TFT LCD 128x128 Pixel 12bit Color	34.96
909-MOD-LCD3310	LCD 84x48 B/W Nokia 3310 UEXT Connector	9.36
909-MOD-LCD1X9	LCD 1x9 Alphanumeric UEXT/I2C	9.53
909-MOD-SDMMC	SD/MMC Card Module UEXT/BAT Connector	5.32
909-MOD-RS485	RS232 to RS485 Converter Module w/ UEXT Conn	9.36
909-MOD-EKG	MSP430 Heart-Rate and EKG Kit w/ LCD & RS232 EKG Output	34.96
909-MOD-PULSE	MSP430 Heart-Rate and Blood Oxygenation Dev. Board	34.96
909-MOD-RTC	Real Time Clock Interface Board w/ PCF8536 & UEXT	6.67
909-SHIELD-LOL-SMT	Red SMT3528 LED Shield for Olimexino-328	22.89
909-MOD-POE-V2	PoE Adapter Module	28.76
909-MOD-ZIGBEE-UEXT	Zigbee Uext Module	24.64
909-MOD-ZIGBEE-PIR	Zigbee PIR Module	26.01
909-MOD-USB-RS232	USB to RS232 Interface Module	15.03
909-MOD-IRDA	IRD Uext Module	6.79
909-MOD-TC	Thermocoupler Uext Module	10.71
909-MOD-MAG	Magnetometer Uext Module	10.91
909-MSP430-RFLINK	Wireless Module with MSP430F1232	27.39
909-AVR-GSM	Development Board for ATMEGA32 32KB Flash 2KB RAM	131.75
909-PIC-GSM	Development Board w/GSM Module PIC18F97J60-I/PT	123.51
909-RFID125-ISO-5	RFID Tag 125KHZ ISO 86x54x0.8mm	3.51
909-RFID125-KEY-5	RFID Tag 125KHZ Keyfob 36.5x30x7.5mm	3.51
909-RFID125-STI-5	RFID Tag 125KHZ Sticker 20x1mm	4.33
909-ENC28J60-H	Ethernet Controller Header Board 30x24mm	18.79
909-CS8900A-H	Ethernet Controller Header Board 53x29mm	23.27
909-USB-ISO	FL SPD USB Isolator 1000V 41x36.5mm	40.35
909-MSP430-LEDBOOST	8x8 LED Matrix for TI MSP430 Launchpad	13.65
909-MOD-LED8x8	MSP430 Launchpad 8x8 LED Add-on	9.36
909-MSP430-PIR	PIR Sensor for MSP430F2013 Low Power	17.77
909-MSP430-GBD	Glass Break Detector	27.39
909-MSP430-SOLAR	Solar Panel Battery Charger w/MSP430 JTAG	13.65
909-BATTERY-LITHPO	Lithium Polymer Battery w/JST Conn. for Olimex Arduino Compatible Boards	8.16
909-USB-ULIPO	Lithium Polymer Battery	5.78

PROGRAMMERS / DEBUGGERS

For quantities greater than listed, call for quote.

MOUSER STOCK NO.	Description	Price Each
909-ARM-JTAG-SWD	ARM JTAG SWD Adapter	6.67
909-ARM-JTAG-20-10	JTAG 20-pin 0.1" to 10-pin 0.05" Adapter	6.67
909-ARM-USB-OCD	3-in-1 USB ARM JTAG 2-5V 50x40mm	74.02
909-ARM-USB-TINY-H	Hi Speed ARM USB JTAG 2-5V 50x40mm	53.82
909-AVR-ISP-MK2	AVR Programmer for Atmel STK500 V2	26.88
909-AVR-ISP500-ISO	AVR Programmer 2MB Flash 1000V	68.59
909-AVR-ISP500-TINY	AVR Programmer 2MB Flash	41.12
909-AVR-ISP500	USB AVR Programmer	27.39
909-AVR-JTAG-USB	USB JTAG Dongle OPTOISOLATED 3-5V	26.89
909-MSP430JTAGISOMK2	Optoisolated USB JTAG for MSP430Fxxx flash microcontrollers	202.01
909-MSP430-JTAG-TINY	USB JTAG for MSP430FXXX	74.02
909-MSP430-JTAG-RF	Wireless USB JTAG For MSP430FXXX	137.24
909-TMS320-XDS100-V2	USB JTAG Dongle XDS100V2 TMS320	74.02
909-PIC-KIT3	PIC Programmer/Debugger, USB to PC Connection	40.35
909-PIC-MCP-USB	MPLAB 8/18/28/40P for PICSTART+	47.08

© Copyright 2013 Mouser Electronics
© Copyright 2013 Mouser Electronics

TEXAS INSTRUMENTS MSP430 Microcontrollers

Products may be RoHS compliant. Check mouser.com for RoHS status.

For a complete listing of Texas Instruments Microcontrollers visit mouser.com/ti

Having trouble finding the microcontroller you need? Try using the Texas Instruments microcontroller selection tool at: mouser.com/timicrocontrollers-selector/

META WATCH™ DEVELOPMENT SYSTEM

Meta Watch™ is a wearable development system that enables rapid development of 'connected-watch' applications. With Meta Watch™, developers can quickly and easily extend the interfaces of devices and applications to the wrist. The Meta Watch™ platforms utilize embedded Bluetooth® technology to connect to smartphones, mobile devices and other Bluetooth enabled devices.

Watch Features:
- A great looking watch
- An easy-to-use Bluetooth enabled wearable development system
- Fully-tooled; production-ready modules with FCC, CE certification
- Stainless steel case
- Leather strap
- Water-resistant (3 ATM)
- Mineral crystal lens
- Vibrating motor
- Three-axis accelerometer
- Ambient light sensor

Embedded SDK Features:
- Add your own thread to the watch for special functions
- Use the Meta Watch™ low-power application framework
- No need to open the watch for in-circuit debugging
- Uses TI SPI-BY-Wire
- Leverage the Bluetooth radio and remote protocol for communication
- Sample code which is an Open Source Android SDK project demonstrating watch connectivity to an Android phone. The project demonstrates watch idle screen use as well as notifications for: CallerID, SMS messages, alarms, calendar events, music control, email and IM

Kit Includes:
- Programming/charging clip & USB cable
- Ability to easily program through external clip & cable; no need to open watch
- Supports open source projects that support both CCS (Code Composer Studio) and IAR tool chains
- One digital display watch
- Preprogrammed to connect to an Android device out of the box

Benefits:
- MetaWatch™ is a fully-tooled production unit which lowers the barrier to market entry
- As a development platform it allows users to create custom wearable applications
- Bluetooth technology allows connection to over 3 billion + Bluetooth devices in the market
- Freely available source example code allows for easy development
- Meta Watch™ community with forums, documentation nd links to sample code



For quantities greater than listed, call for quote.

MOUSER STOCK NO.	Texas Instruments Part No.	Display Type	Clock Display	Buttons	Price Each
595-MSPWDS430BT2000D	MSP-WDS430BT2000D	96x96 Dot Matrix	Digital	6	179.36

MSP430LXXX DEVELOPMENT TOOLS AND ACCESSORIES

For quantities greater than listed, call for quote.

MOUSER STOCK NO.	Texas Instruments Part No.	Description	Price Each
595-MSP-FET430U092	MSP-FET430U092	Flash emulation tool that includes the hardware & software required to quickly begin application development on the MSP430 MCU	166.05
595-MSP-TS430L092	MSP-TS430L092	Target board used to program/debug the MSP430 in-system through the JTAG interface or the Spy Bi-Wire (2-wire JTAG) protocol	110.34

MSP430BQXXXX WIRELESS RECEIVER-SIDE COMMUNICATION AND POWER MONITORING IC

For quantities greater than listed, call for quote.

MOUSER STOCK NO.	Texas Instruments Part No.	Package	Freq (MHz)	ADC	Features	Price Each			
						1	25	100	250
595-SP430BQ1010IRTVT	MSP430BQ1010IRTVT	QFN-32	0.2	10-bit	Comminucation and Voltage/Current Monitoring, WPC-Compliant Communication Protocol	4.45	3.56	2.41	2.36

MSP430FXXXX MIXED SIGNAL MICROCONTROLLER

PRODUCT NEW

For quantities greater than listed, call for quote.

MOUSER STOCK NO.	Texas Instruments Part No.	Package	Freq (MHz)	Flash (KB)	RAM (B)	GPIO	ADC	Timers	Price Each			
									1	25	100	250
595-430FW423IPMR	MSP430FW423IPMR	LQFP-64	8	8	256	---	Slope	2 16-bit, 1 WDT	6.02	4.82	3.25	3.19
595-MSP430F5325IPNR	MSP430F5325IPNR	LQFP-80	25	64	6	---	12-bit SAR	4 16-bit, 1 WDT	5.30	4.24	2.87	2.80

MSP430LXXX MIXED SIGNAL MICROCONTROLLER

For quantities greater than listed, call for quote.

MOUSER STOCK NO.	Texas Instruments Part No.	Package	Freq (MHz)	Flash (KB)	RAM (B)	GPIO	ADC	Timers	Price Each			
									1	25	100	250
595-MSP430L092SPWR	MSP430L092SPWR	TSSOP-14	4	128	-	11	8-bit SAR	2 16-bit (3CCR) 1 WDT	2.41	1.93	1.31	1.27

MSP430BTXXXX MIXED SIGNAL MICROCONTROLLER

For quantities greater than listed, call for quote.

MOUSER STOCK NO.	Texas Instruments Part No.	Package	Freq (MHz)	Flash (KB)	RAM (B)	GPIO	ADC	Timers	Price Each			
									1	25	100	250
595-MSP430BT5190IPZ	MSP430BT5190IPZ	TQFP-100	8	256	16	87	12-bit SAR	3 16-bit, 2 8-bit (3CCR) 1 WDT, RTC	11.92	9.53	6.44	6.31

MSP430X1XX FLASH/ROM NO LCD MICROCONTROLLERS

MSP430x1xx – These non-LCD flash/ROM based MCUs offer 1.8V to 3.6V operation, up to 60kB, 8MIPS with Basic Clock. Includes a wide range of peripherals from a simple low power comparator to high-performance data converters, interfaces and multiplier.

For quantities greater than listed, call for quote.

MOUSER STOCK NO.	Texas Instruments Part No.	Package	Freq (MHz)	Flash (KB)	RAM (B)	GPIO	ADC	Timers	Price Each			
									1	25	100	250
595-430F1101AIPW	MSP430F1101AIPW	TSSOP-20	8	1	128	14	Slope	1 16-bit (3CCR), 1 WD/Int	2.29	1.83	1.24	1.21
595-430F1111AIPW	MSP430F1111AIPW	TSSOP-20	8	2	128	14	Slope	1 16-bit (3CCR), 1 WD/Int	2.65	2.12	1.43	1.40
595-430F1121AIDW	MSP430F1121AIDW	SOIC-20	8	4	256	14	Slope	1 16-bit (3CCR), 1 WD/Int	3.37	2.70	1.82	1.79
595-430F1122IPW	MSP430F1122IPW	TSSOP-20	8	4	256	14	10-bit SAR	1 16-bit (3CCR), 1 WD/Int	3.97	3.18	2.15	2.11
595-430F1222IDW	MSP430F1222IDW	SOIC-28	8	4	256	22	10-bit SAR	1 16-bit (3CCR), 1 WD/Int	4.22	3.37	2.28	2.24
595-430F1222IPW	MSP430F1222IPW	TSSOP-28	8	4	256	22	10-bit SAR	1 16-bit (3CCR), 1 WD/Int	4.22	3.37	2.28	2.24
595-430F1132IPW	MSP430F1132IPW	TSSOP-20	8	8	256	14	10-bit SAR	1 16-bit (3CCR), 1 WD/Int	4.33	3.47	2.34	2.30
595-430F123IDW	MSP430F123IDW	SOIC-28	8	8	256	22	Slope	1 16-bit (3CCR), 1 WD/Int	4.22	3.37	2.28	2.24
595-430F1232IDW	MSP430F1232IDW	SOIC-28	8	8	256	22	10-bit SAR	1 16-bit (3CCR), 1 WD/Int	4.45	3.56	2.41	2.36
595-430F1232IPW	MSP430F1232IPW	TSSOP-28	8	8	256	22	10-bit SAR	1 16-bit (3CCR), 1 WD/Int	4.45	3.56	2.41	2.36
595-430F1232IPWR	MSP430F1232IPWR	TSSOP-28	8	8	256	22	10-bit SAR	1 16-bit (3CCR), 1 WD/Int	3.97	3.18	2.15	2.11
595-430F1232IRHBR	MSP430F1232IRHBR	QFN-32	8	8	256	22	10-bit SAR	1 16-bit (3CCR), 1 WD/Int	3.97	3.18	2.15	2.11
595-430F133IPAG	MSP430F133IPAG	TQFP-64	8	8	256	48	12-bit SAR	2 16-bit (3CCR), 1 WD/Int	7.10	5.68	3.84	3.77
595-430F135IPAG	MSP430F135IPAG	TQFP-64	8	16	512	48	12-bit SAR	2 16-bit (3CCR), 1 WD/Int	7.82	6.26	4.23	4.14
595-430F135IPM	MSP430F135IPM	LQFP-64	8	16	512	48	12-bit SAR	2 16-bit (3CCR), 1 WD/Int	7.82	6.26	4.23	4.14
595-430F135IPMR	MSP430F135IPMR	LQFP-64	8	16	512	48	12-bit SAR	2 16-bit (3CCR), 1 WD/Int	7.10	5.68	3.84	3.77
595-430F147IPAG	MSP430F147IPAG	TQFP-64	8	32	1K	48	12-bit SAR	1 16-bit (3CCR), 1 16-bit (7CCR), 1 WD/Int	9.63	7.70	5.20	5.10
595-430F147IPM	MSP430F147IPM	LQFP-64	8	32	1K	48	12-bit SAR	1 16-bit (3CCR), 1 16-bit (7CCR), 1 WD/Int	9.63	7.70	5.20	5.10
595-430F147IPMR	MSP430F147IPMR	LQFP-64	8	32	1K	48	12-bit SAR	1 16-bit (3CCR), 1 16-bit (7CCR), 1 WD/Int	8.67	6.93	4.69	4.59
595-430F157IPM	MSP430F157IPM	LQFP-64	8	32	1K	48	12-bit SAR	2 16-bit (3CCR), 1 WD/Int	12.88	10.30	6.97	6.83
595-430F167IPM	MSP430F167IPM	LQFP-64	8	32	1K	48	12-bit SAR	1 16-bit (3CCR), 1 16-bit (7CCR), 1 WD/Int	13.12	11.03	8.01	7.91
595-430F167IPMR	MSP430F167IPMR	LQFP-64	8	32	1K	48	12-bit SAR	1 16-bit (3CCR), 1 16-bit (7CCR), 1 WD/Int	13.12	11.03	8.01	7.91
595-430F1471IPM	MSP430F1471IPM	LQFP-64	8	32	1K	48	Slope	1 16-bit (3CCR), 1 16-bit (7CCR), 1 WD/Int	9.88	7.90	5.34	5.23

© Copyright 2013 Mouser Electronics
© Copyright 2013 Mouser Electronics

TEXAS INSTRUMENTS MSP430 Microcontrollers

Products may be RoHS compliant. Check mouser.com for RoHS status.

MSP430X1XX FLASH/ROM NO LCD MICROCONTROLLERS

For quantities greater than listed, call for quote.

MOUSER STOCK NO.	Texas Instruments Part No.	Package	Freq (MHz)	Flash (KB)	RAM (B)	GPIO	ADC	Timers	Price Each 1	25	100	250
595-430F148IPM	MSP430F148IPM	LQFP-64	8	48	2K	48	12-bit SAR	1 16-bit (3CCR), 1 16-bit (7CCR), 1 WD/Int	10.36	8.28	5.60	5.49
595-MSP430F1611IPM	MSP430F1611IPM	LQFP-64	8	48	10K	48	12-bit SAR	1 16-bit (3CCR), 1 16-bit (7CCR), 1 WD/Int	17.46	14.68	10.67	10.52
595-MSP430F1611IRTDT	MSP430F1611IRTDT	QFN-64	8	48	10K	48	12-bit SAR	1 16-bit (3CCR), 1 16-bit (7CCR), 1 WD/Int	17.57	14.78	10.73	10.58
595-MSP430F1612IPM	MSP430F1612IPM	LQFP-64	8	55	5K	48	12-bit SAR	1 16-bit (3CCR), 1 16-bit (7CCR), 1 WD/Int	18.09	15.22	11.05	10.90
595-430F149IPAG	MSP430F149IPAG	TQFP-64	8	60	2K	48	12-bit SAR	1 16-bit (3CCR), 1 16-bit (7CCR), 1 WD/Int	11.19	8.96	6.06	5.93
595-430F149IPM	MSP430F149IPM	LQFP-64	8	60	2K	48	12-bit SAR	1 16-bit (3CCR), 1 16-bit (7CCR), 1 WD/Int	11.19	8.96	6.06	5.93
595-430F169IPM	MSP430F169IPM	LQFP-64	8	60	2K	48	12-bit SAR	1 16-bit (3CCR), 1 16-bit (7CCR), 1 WD/Int	15.56	13.09	9.50	9.37
595-MSP430F169IRTDT	MSP430F169IRTDT	QFN-64	8	60	2K	48	12-bit SAR	1 16-bit (3CCR), 1 16-bit (7CCR), 1 WD/Int	15.66	13.17	9.57	9.44

MSP430G2XX FLASH NO LCD MICROCONTROLLERS

For quantities greater than listed, call for quote.

MOUSER STOCK NO.	Texas Instruments Part No.	Package	Freq (MHz)	Flash (KB)	RAM (B)	GPIO	ADC	Timers	Price Each 1	25	100	250
595-MSP430G2001IN14	MSP430G2001IN14	DIP-14	16	0.512	128	10	---	1x16-bit (TA2)	1.19	.948	.641	.628
595-MSP430G2001IPW14	MSP430G2001IPW14	TSSOP-14	16	0.512	128	10	---	1x16-bit (TA2)	.82	.659	.445	.437
595-SP430G2001IPW14R	MSP430G2001IPW14R	TSSOP-14	16	0.512	128	10	---	1x16-bit (TA2)	.82	.659	.445	.437
595-MSP430G2101IPW14	MSP430G2101IPW14	TSSOP-14	16	1	128	10	---	1x16-bit (TA2)	1.05	.841	.568	.557
595-SP430G2152IPW14R	MSP430G2152IPW14R	TSSOP-14	16	1	256	16	10-bit SAR	1 16-bit (2CCR), 1 WD/Int	1.33	1.06	.716	.702
595-SP430G2152IPW20R	MSP430G2152IPW20R	TSSOP-20	16	1	256	16	10-bit SAR	1 16-bit (2CCR), 1 WD/Int	1.44	1.16	.781	.765
595-P430G2152IRSA16T	MSP430G2152IRSA16T	QFN-16	16	1	256	16	10-bit SAR	1 16-bit (2CCR), 1 WD/Int	1.56	1.25	.846	.829
595-P430G2153IRHB32T	MSP430G2153IRHB32T	QFN-32	16	1	256	24	8x10-bit	2 16-bit (3CCR), 1 WD/Int	1.69	1.35	.911	.892
595-MSP430G2230IDR	MSP430G2230IDR	SOIC-8	16	2	128	4	10-bit SAR	1 16-bit (2CCR), 1 WD/Int	.96	.77	.52	.51
595-MSP430G2211IN14	MSP430G2211IN14	DIP-14	16	2	128	10	---	1 16-bit (2CCR), 1 WD/Int	1.56	1.25	.846	.829
595-MSP430G2211IPW14	MSP430G2211IPW14	TSSOP-14	16	2	128	10	---	1x16-bit (TA2)	1.17	.935	.632	.62
595-MSP430G2221IN14	MSP430G2221IN14	DIP-14	16	2	128	10	---	1x16-bit (TA2)	1.56	1.25	.846	.829
595-MSP430G2221IPW14	MSP430G2221IPW14	TSSOP-14	16	2	128	10	---	1x16-bit (TA2)	1.17	.935	.632	.62
595-MSP430G2231IN14	MSP430G2231IN14	DIP-14	16	2	128	10	8x10-bit	1x16-bit (TA2)	1.69	1.35	.911	.892
595-MSP430G2231IPW14	MSP430G2231IPW14	TSSOP-14	16	2	128	10	8x10-bit	1x16-bit (TA2)	1.33	1.06	.716	.702
595-SP430G2231IPW14R	MSP430G2231IPW14R	TSSOP-14	16	2	128	10	10-bit SAR	1x16-bit (TA2)	1.33	1.06	.716	.702
595-SP430G2231QPW1EP	MSP430G2231QPW1EP	TSSOP-14	16	2	128	10	10-bit SAR	1x16-bit (TA2)	2.53	2.02	1.37	1.34
595-MSP430G2232IN20	MSP430G2232IN20	DIP-20	16	2	256	16	10-bit SAR	1x16-bit (TA3)	1.33	1.06	.716	.702
595-P430G2253IRHB32T	MSP430G2253IRHB32T	QFN-32	16	2	256	24	10-bit SAR	2 16-bit (3CCR), 1 WD/Int	1.81	1.44	.976	.957
595-P430G2303IRHB32T	MSP430G2303IRHB32T	QFN-32	16	4	256	24	8x10-bit	2x16-Bit (TA3)	1.81	1.44	.976	.957
595-MSP430G2452IN20	MSP430G2452IN20	PDIP-20	16	8	256	16	10-bit SAR	1 16-bit (3CCR), 1 WD/Int	1.69	1.35	.911	.892
595-SP430G2452IPW14R	MSP430G2452IPW14R	TSSOP-14	16	8	256	16	10-bit SAR	1 16-bit (3CCR), 1 WD/Int	1.69	1.35	.911	.892
595-MSP430G2452IPW20	MSP430G2452IPW20	TSSOP-20	16	8	256	16	10-bit SAR	1 16-bit (3CCR), 1 WD/Int	1.69	1.35	.911	.892
595-SP430G2452IPW20R	MSP430G2452IPW20R	TSSOP-20	16	8	256	16	10-bit SAR	1 16-bit (3CCR), 1 WD/Int	1.69	1.35	.911	.892
595-P430G2452IRSA16T	MSP430G2452IRSA16T	QFN-16	16	8	256	16	10-bit SAR	1 16-bit (3CCR), 1 WD/Int	1.93	1.54	1.04	1.02
595-P430G2403IRHB32T	MSP430G2403IRHB32T	QFN-32	16	8	512	24	---	2x16-bit (TA3)	2.04	1.64	1.10	1.08
595-P430G2553IRHB32T	MSP430G2553IRHB32T	QFN-32	16	16	512	24	10-bit SAR	2x16-bit (TA3)	2.41	1.93	1.31	1.27
595-SP430FR5739IRHAT	MSP430FR5739IRHAT	QFN-40	24	16	1	32	10-bit SAR	5x16-bit (TA0 & TA1)	6.02	4.82	3.25	3.19

MSP430FRXXX FRAM SERIES MICROCONTROLLERS

NEW PRODUCT

For quantities greater than listed, call for quote.

MOUSER STOCK NO.	Texas Instruments Part No.	Package	Freq (MHz)	Flash (KB)	RAM (B)	GPIO	ADC	Timers	Price Each 1	25	100	250
595-SP430FR5720IRGER	MSP430FR5720IRGER	QFN-24	8	4	0.5	10	10-bit SAR	5x16-bit (TA0 & TA1)	4.22	3.37	2.28	2.24
595-SP430FR5730IRGER	MSP430FR5730IRGER	QFN-24	24	4	0.5	10	10-bit SAR	5x16-bit (TA0 & TA1)	4.58	3.66	2.47	2.42
595-SP430FR5721IRHAT	MSP430FR5721IRHAT	QFN-40	8	4	1024	33	10-bit SAR	5 16-bit (3CCR), 1 WDT/Int	4.45	3.56	2.41	2.36
595-SP430FR5731IRHAT	MSP430FR5731IRHAT	QFN-40	24	4	1024	33	10-bit SAR	5 16-bit (3CCR), 1 WDT/Int	4.82	3.85	2.60	2.55
595-SP430FR5725IRHAR	MSP430FR5725IRHAR	QFN-40	8	8	1	10	10-bit SAR	5x16-bit (TA0 & TA1)	4.93	3.95	2.66	2.61
595-SP430FR5735IRHAR	MSP430FR5735IRHAR	QFN-40	24	8	1	10	10-bit SAR	5x16-bit (TA0 & TA1)	5.30	4.24	2.87	2.80
595-SP430FR5722IRGET	MSP430FR5722IRGET	QFN-24	8	8	1024	17	-	5 16-bit (3CCR), 1 WDT/Int	4.58	3.66	2.47	2.42
595-SP430FR5728IRGET	MSP430FR5728IRGET	QFN-24	8	16	1	10	10-bit SAR	5x16-bit (TA0 & TA1)	5.18	4.14	2.79	2.74
595-MSP430FR5729IDAR	MSP430FR5729IDAR	TSSOP-38	8	16	1	10	10-bit SAR	5x16-bit (TA0 & TA1)	5.18	4.14	2.79	2.74
595-SP430FR5729IRHAR	MSP430FR5729IRHAR	QFN-40	8	16	1	10	10-bit SAR	5x16-bit (TA0 & TA1)	5.18	4.14	2.79	2.74
595-SP430G2553IPW20R	MSP430G2553IPW20R	TSSOP-20	16	16	512	24	10-bit SAR	2x16-bit (3CCR)	2.17	1.73	1.17	1.14
595-SP430FR5738IRGET	MSP430FR5738IRGET	QFN-24	24	16	1024	17	10-bit SAR	5 16-bit (3CCR), 1 WDT/Int	5.66	4.53	3.06	3.00
595-SP430FR5727IRHAT	MSP430FR5727IRHAT	QFN-40	8	16	1024	33	-	5 16-bit (3CCR), 1 WDT/Int	5.41	4.33	2.93	2.87
595-SP430FR5737IRHAT	MSP430FR5737IRHAT	QFN-40	24	16	1024	33	-	5 16-bit (3CCR), 1 WDT/Int	5.66	4.53	3.06	3.00

MSP430X2XX DEVELOPMENT TOOLS AND ACCESSORIES

For quantities greater than listed, call for quote.

MOUSER STOCK NO. Mfr.	Mfr. Part No.	Description	Price Each
595	MSP-FET430U14	MSP430 14 pin Package Board and USB Programmer	166.05
595	EZ430-RF2500T	MSP430 2.4GHz Wireless Target Board	22.28
595	MSP-FET430U28	MSP430 20 and 28 pin Package Board and USB Programmer	166.05
595	MSP-FET430U38	MSP430 38 pin Package Board and USB Programmer	166.05
595	MSP-FET430U64	MSP430 64 pin Packaged Board and USB Programmer	166.05
595	MSP-TS430PM64	MSP430 64 pin Socket Target Board	83.59
595	MSP-TS430PW14	Flash Emulation Tool for MSP430 Ultra Low Power MCU	83.59
595	MSP-FET430U80	MSP430 80 pin Package Board and USB Programmer	166.05
595	MSP-FET430PIF	MSP430 Parallel Port Debugging Interface	54.60
595	EZ430-RF2500-SEH	MSP430 Solar Energy Harvesting Dev Tool	166.05
595	MSP-FET430UIF	MSP430 USB Debugging Interface	110.34

NEW! TECHNOLOGY

MOUSER STOCK NO. Mfr.	Mfr. Part No.	Description	Price Each
595	EZ430-F2013	MSP430 USB Stick Dev Tool	22.28
595	EZ430-T2012	MSP430 USB Stick F2012 Board	11.14
595	EZ430-RF2500	MSP430 Wireless Dev Tool	54.60
595	MSP-EXP430FG4618	MSP430FG4618/F2013 Experimenter Board	110.34
595	MSP-EXP430G2	MSP430 flash programmer/debuger for Value Line devices	4.92
595	MSP-FET430PIF	MSP430 Parallel Port Debugging Interface	54.60
595	430BOOST-TMP006	BoosterPack for MSP430G2553, Capable of Con. 2x Circuit Boards	28.55
595	430BOOST-SENSE1	Capacitive Touch BoosterPack for MSP-EXP430G2	11.48
595	430BOOST55AUDIO1	Audio Capacitive Touch BoosterPack for MSP-EXP430G2	40.19

MSP430X2XX FLASH, NO LCD MICROCONTROLLERS

For quantities greater than listed, call for quote.

MOUSER STOCK NO.	Texas Instruments Part No.	Package	Freq (MHz)	Flash (KB)	RAM (B)	GPIO	ADC	Timers	Price Each 1	25	100	250
595-MSP430F2001IN	MSP430F2001IN	DIP-14	16	1	128	10	Slope	1 16-bit (2CCR), 1 WD/Int	1.08	.867	.585	.574
595-MSP430F2001IPW	MSP430F2001IPW	TSSOP-14	16	1	128	10	Slope	1 16-bit (2CCR), 1 WD/Int	1.08	.867	.585	.574
595-MSP430F2001IPWR	MSP430F2001IPWR	TSSOP-14	16	1	128	10	Slope	1 16-bit (2CCR), 1 WD/Int	1.08	.867	.585	.574
595-MSP430F2001IRSAT	MSP430F2001IRSAT	QFN-16	16	1	128	10	Slope	1 16-bit (2CCR), 1 WD/Int	1.20	.954	.645	.632
595-MSP430F2001TRSAT	MSP430F2001TRSAT	QFN-16	16	1	128	10	Slope	1 16-bit (2CCR), 1 WD/Int	1.33	1.06	.716	.702
595-MSP430F2002IN	MSP430F2002IN	PDIP-14	16	1	128	10	10-bit SAR	1 16-bit (2CCR), 1 WD/Int	1.56	1.25	.846	.829
595-MSP430F2002IPW	MSP430F2002IPW	TSSOP-14	16	1	128	10	10-bit SAR	1 16-bit (2CCR), 1 WD/Int	1.56	1.25	.846	.829
595-MSP430F2003IRSAT	MSP430F2003IRSAT	QFN-16	16	1	128	10	16-bit S-D	1 16-bit (2CCR), 1 WD/Int	2.65	2.12	1.43	1.40
595-MSP430F2101IPWR	MSP430F2101IPWR	TSSOP-20	16	1	128	16	Slope	1 16-bit (2CCR), 1 WD/Int	1.44	1.16	.781	.765
595-MSP430F2011IPW	MSP430F2011IPW	TSSOP-14	16	2	128	10	Slope	1 16-bit (2CCR), 1 WD/Int	1.33	1.06	.716	.702
595-MSP430F2011IPWR	MSP430F2011IPWR	TSSOP-14	16	2	128	10	Slope	1 16-bit (2CCR), 1 WD/Int	1.33	1.06	.716	.702
595-MSP430F2012IN	MSP430F2012IN	PDIP-14	16	2	128	10	10-bit SAR	1 16-bit (2CCR), 1 WD/Int	2.04	1.64	1.10	1.08
595-MSP430F2012IPW	MSP430F2012IPW	TSSOP-14	16	2	128	10	10-bit SAR	1 16-bit (2CCR), 1 WD/Int	2.04	1.64	1.10	1.08
595-MSP430F2012IRSAT	MSP430F2012IRSAT	QFN-16	16	2	128	10	10-bit SAR	1 16-bit (2CCR), 1 WD/Int	2.17	1.73	1.17	1.14
595-MSP430F2012TN	MSP430F2012TN	PDIP-14	16	2	128	10	10-bit SAR	1 16-bit (2CCR), 1 WD/Int	2.17	1.73	1.17	1.14

© Copyright 2013 Mouser Electronics

© Copyright 2013 Mouser Electronics

MSP430X2XX FLASH, NO LCD MICROCONTROLLERS (CONT.)

For quantities greater than listed, call for quote.

MOUSER STOCK NO.	Texas Instruments Part No.	Package	Freq (MHz)	Flash (KB)	RAM (B)	GPIO	ADC	Timers	Price Each			
									1	25	100	250
595-MSP430F2012TPWR	MSP430F2012TPWR	TSSOP-14	16	2	128	10	10-Bit SAR	1 16-bit (2CCR), 1 WD/Int	2.17	1.73	1.17	1.14
595-MSP430F2012TRSAT	MSP430F2012TRSAT	QFN-16	16	2	128	10	10-Bit SAR	1 16-bit (2CCR), 1 WD/Int	2.41	1.93	1.31	1.27
595-MSP430F2013IPW	MSP430F2013IPW	TSSOP-14	16	2	128	10	16-Bit S-D	1 16-bit (2CCR), 1 WD/Int	2.65	2.12	1.43	1.40
595-MSP430F2013IPWR	MSP430F2013IPWR	TSSOP-14	16	2	128	10	16-Bit S-D	1 16-bit (2CCR), 1 WD/Int	2.65	2.12	1.43	1.40
595-MSP430F2013IRSAT	MSP430F2013IRSAT	QFN-16	16	2	128	10	16-Bit S-D	1 16-bit (2CCR), 1 WD/Int	2.89	2.31	1.56	1.53
595-MSP430F2013IN	MSP430F2013IN	DIP-14	16	2	128	10	16-Bit S-D	1 16-bit (2CCR), 1 WD/Int	2.65	2.12	1.43	1.40
595-MSP430F2013TN	MSP430F2013TN	DIP-14	16	2	128	10	16-Bit S-D	1 16-bit (2CCR), 1 WD/Int	2.89	2.31	1.56	1.53
595-MSP430F2013TPW	MSP430F2013TPW	TSSOP-14	16	2	128	10	16-Bit S-D	1 16-bit (2CCR), 1 WD/Int	2.89	2.31	1.56	1.53
595-MSP430F2013TPWR	MSP430F2013TPWR	TSSOP-14	16	2	128	10	16-Bit S-D	1 16-bit (2CCR), 1 WD/Int	2.89	2.31	1.56	1.53
595-MSP430F2013TRSAT	MSP430F2013TRSAT	QFN-16	16	2	128	10	16-Bit S-D	1 16-bit (2CCR), 1 WD/Int	3.14	2.50	1.69	1.66
595-MSP430F2112IPW	MSP430F2112IPW	TSSOP-28	16	2	256	24	10-Bit SAR	1 16-bit (2CCR), 1 WD/Int	2.65	2.12	1.43	1.40
595-MSP430F2112IRHBT	MSP430F2112IRHBT	QFN-32	16	2	256	24	10-Bit SAR	1 16-bit (2CCR), 1 WD/Int	2.77	2.21	1.50	1.47
595-MSP430F2112TPW	MSP430F2112TPW	TSSOP-24	16	2	256	24	10-Bit SAR	1 16-bit (2CCR), 1 WD/Int	3.01	2.41	1.63	1.59
595-MSP430F2121IDWR	MSP430F2121IDWR	SOIC-20	16	4	256	16	Slope	1 16-bit (2CCR), 1 WD/Int	2.17	1.73	1.17	1.14
595-MSP430F2121IPWR	MSP430F2121IPWR	TSSOP-20	16	4	256	16	Slope	1 16-bit (2CCR), 1 WD/Int	2.17	1.73	1.17	1.14
595-MSP430F2122IPW	MSP430F2122IPW	TSSOP-28	16	4	512	24	10-Bit SAR	1 16-bit (3CCR), 1 16-bit (2CCR), 1 WD/Int	3.37	2.70	1.82	1.79
595-MSP430F2122IPWR	MSP430F2122IPWR	TSSOP-28	16	4	512	24	10-Bit SAR	1 16-bit (3CCR), 1 16-bit (2CCR), 1 WD/Int	3.37	2.70	1.82	1.79
595-MSP430F2122IRHBR	MSP430F2122IRHBR	QFN-32	16	4	512	24	10-Bit SAR	1 16-bit (3CCR), 1 16-bit (2CCR), 1 WD/Int	3.37	2.70	1.82	1.79
595-MSP430F2122IRHBT	MSP430F2122IRHBT	QFN-32	16	4	512	24	10-Bit SAR	1 16-bit (3CCR), 1 16-bit (2CCR), 1 WD/Int	3.49	2.79	1.88	1.85
595-MSP430F2131IDWR	MSP430F2131IDWR	SOIC-20	16	8	256	16	Slope	1 16-bit (3CCR), 1 WD/Int	2.89	2.31	1.56	1.53
595-MSP430F2131IRGET	MSP430F2131IRGET	QFN-24	16	8	256	16	Slope	1 16-bit (3CCR), 1 WD/Int	3.01	2.41	1.63	1.59
595-MSP430F2132IPW	MSP430F2132IPW	TSSOP-28	16	8	512	24	10-Bit SAR	1 16-bit (3CCR), 1 16-bit (2CCR), 1 WD/Int	3.62	2.89	1.95	1.92
595-MSP430F2132IPWR	MSP430F2132IPWR	TSSOP-28	16	8	512	24	10-Bit SAR	1 16-bit (3CCR), 1 16-bit (2CCR), 1 WD/Int	3.62	2.89	1.95	1.92
595-MSP430F2132IRHBR	MSP430F2132IRHBR	QFN-32	16	8	512	24	10-Bit SAR	1 16-bit (3CCR), 1 16-bit (2CCR), 1 WD/Int	3.62	2.89	1.95	1.92
595-MSP430F2132IRHBT	MSP430F2132IRHBT	QFN-32	16	8	512	24	10-Bit SAR	1 16-bit (3CCR), 1 16-bit (2CCR), 1 WD/Int	3.73	2.99	2.02	1.98
595-MSP430F2132TPW	MSP430F2132TPW	TSSOP-28	16	8	512	24	10-Bit SAR	1 16-bit (3CCR), 1 16-bit (2CCR), 1 WD/Int	3.97	3.18	2.15	2.11
595-MSP430F2232IDA	MSP430F2232IDA	TSSOP-38	16	8	512	32	10-Bit SAR	2 16-bit (3CCR), 1 WD/Int	3.97	3.18	2.15	2.11
595-MSP430F2232IDAR	MSP430F2232IDAR	TSSOP-38	16	8	512	32	10-Bit SAR	2 16-bit (3CCR), 1 WD/Int	3.97	3.18	2.15	2.11
595-MSP430F2232IRHAT	MSP430F2232IRHAT	QFN-40	16	8	512	32	10-Bit SAR	2 16-bit (3CCR), 1 WD/Int	4.10	3.27	2.21	2.17
595-MSP430F2234IDA	MSP430F2234IDA	TSSOP-38	16	8	512	32	10-Bit SAR	2 16-bit (3CCR), 1 WD/Int	4.45	3.56	2.41	2.36
595-MSP430F2330IRHAT	MSP430F2330IRHAT	QFN-40	16	8	1K	32	Slope	2 16-bit (3CCR), 1 WD/Int	4.22	3.37	2.28	2.24
595-MSP430F233TPM	MSP430F233TPM	LQFP-64	16	8	1K	48	12-Bit SAR	2 16-bit (3CCR), 1 WD/Int	5.18	4.14	2.79	2.74
595-MSP430F2252IDA	MSP430F2252IDA	TSSOP-38	16	16	512	32	10-Bit SAR	2 16-bit (3CCR), 1 WD/Int	4.70	3.76	2.54	2.48
595-MSP430F2252IDAR	MSP430F2252IDAR	TSSOP-38	16	16	512	32	10-Bit SAR	2 16-bit (3CCR), 1 WD/Int	4.70	3.76	2.54	2.48
595-MSP430F2252IRHAT	MSP430F2252IRHAT	QFN-40	16	16	512	32	10-Bit SAR	2 16-bit (3CCR), 1 WD/Int	4.82	3.85	2.60	2.55
595-MSP430F2254IRHAR	MSP430F2254IRHAR	QFN-40	16	16	512	32	10-Bit SAR	2 16-bit (3CCR), 1 WD/Int	5.18	4.14	2.79	2.74
595-MSP430F2350IRHAT	MSP430F2350IRHAT	QFN-40	16	16	2K	32	Slope	2 16-bit (3CCR), 1 WD/Int	4.82	3.85	2.60	2.55
595-MSP430F2350TRHAT	MSP430F2350TRHAT	QFN-40	16	16	2K	32	Slope	2 16-bit (3CCR), 1 WD/Int	5.30	4.24	2.87	2.80
595-MSP430F235TPM	MSP430F235TPM	LQFP-64	16	16	2K	48	12-Bit SAR	2 16-bit (3CCR), 1 WD/Int	6.26	5.01	3.38	3.32
595-MSP430F235TRGCT	MSP430F235TRGCT	QFN-64	16	16	2K	48	12-Bit SAR	2 16-bit (3CCR), 1 WD/Int	6.38	5.10	3.45	3.38
595-MSP430F2272IDA	MSP430F2272IDA	TSSOP-38	16	32	1K	32	10-Bit SAR	2 16-bit (3CCR), 1 WD/Int	5.30	4.24	2.87	2.80
595-MSP430F2272IDAR	MSP430F2272IDAR	TSSOP-38	16	32	1K	32	10-Bit SAR	2 16-bit (3CCR), 1 WD/Int	4.82	3.85	2.60	2.55
595-MSP430F2272IRHAT	MSP430F2272IRHAT	QFN-40	16	32	1K	32	10-Bit SAR	2 16-bit (3CCR), 1 WD/Int	5.30	4.24	2.87	2.80
595-MSP430F2272TDA	MSP430F2272TDA	TSSOP-38	16	32	1K	32	10-Bit SAR	2 16-bit (3CCR), 1 WD/Int	5.78	4.62	3.12	3.06
595-MSP430F2274IDA	MSP430F2274IDA	TSSOP-38	16	32	1K	32	10-Bit SAR	2 16-bit (3CCR), 1 WD/Int	6.02	4.82	3.25	3.19
595-MSP430F2274IDAR	MSP430F2274IDAR	TSSOP-38	16	32	1K	32	10-Bit SAR	2 16-bit (3CCR), 1 WD/Int	5.41	4.33	2.93	2.87
595-MSP430F2274IRHAT	MSP430F2274IRHAT	QFN-40	16	32	1K	32	10-Bit SAR	2 16-bit (3CCR), 1 WD/Int	6.02	4.82	3.25	3.19
595-MSP430F2274TDA	MSP430F2274TDA	TSSOP-38	16	32	1K	32	10-Bit SAR	2 16-bit (3CCR), 1 WD/Int	6.51	5.20	3.51	3.45
595-MSP430F2274TRHAT	MSP430F2274TRHAT	QFN-40	16	32	1K	32	10-Bit SAR	2 16-bit (3CCR), 1 WD/Int	6.51	5.20	3.51	3.45
595-MSP430F2370IRHAT	MSP430F2370IRHAT	QFN-40	16	32	2K	32	Slope	2 16-bit (3CCR), 1 WD/Int	5.18	4.14	2.79	2.74
595-MSP430F2370TRHAT	MSP430F2370TRHAT	QFN-40	16	32	2K	32	Slope	2 16-bit (3CCR), 1 WD/Int	5.66	4.53	3.06	3.00
595-MSP430F2471TPM	MSP430F2471TPM	LQFP-64	16	32	4K	48	Slope	1 16-bit (3CCDR), 1 16-bit (7CCR), 1 WD/Int	7.59	6.07	4.10	4.01
595-MSP430F2471TRGCT	MSP430F2471TRGCT	QFN-64	16	32	4K	48	Slope	1 16-bit (3CCDR), 1 16-bit (7CCR), 1 WD/Int	7.70	6.16	4.16	4.08
595-MSP430F247TPM	MSP430F247TPM	LQFP-64	16	32	4K	48	12-Bit SAR	1 16-bit (3CCDR), 1 16-bit (7CCR), 1 WD/Int	6.62	5.30	3.57	3.51
595-MSP430F247TRGCT	MSP430F247TRGCT	QFN-64	16	32	4K	48	12-Bit SAR	1 16-bit (3CCDR), 1 16-bit (7CCR), 1 WD/Int	7.22	5.78	3.91	3.83
595-MSP430F248TPM	MSP430F248TPM	LQFP-64	16	48	4K	48	12-Bit SAR	1 16-bit (3CCDR), 1 16-bit (7CCR), 1 WD/Int	8.19	6.55	4.43	4.33
595-MSP430F2410TPM	MSP430F2410TPM	LQFP-64	16	56	4K	48	12-Bit SAR	1 16-bit (3CCDR), 1 16-bit (7CCR), 1 WD/Int	11.07	8.86	5.98	5.86
595-MSP430F2410TPMR	MSP430F2410TPMR	LQFP-64	16	56	4K	48	12-Bit SAR	1 16-bit (3CCDR), 1 16-bit (7CCR), 1 WD/Int	11.07	8.86	5.98	5.86
595-MSP430F2410TRGCT	MSP430F2410TRGCT	VQFN-64	16	56	4K	48	12-Bit SAR	1 16-bit (3CCDR), 1 16-bit (7CCR), 1 WD/Int	11.19	8.96	6.06	5.93
595-MSP430F249TPM	MSP430F249TPM	LQFP-64	16	60	2K	48	12-Bit SAR	1 16-bit (3CCDR), 1 16-bit (7CCR), 1 WD/Int	8.91	7.13	4.82	4.72
595-MSP430F249TPMR	MSP430F249TPMR	LQFP-64	16	60	2K	48	12-Bit SAR	1 16-bit (3CCDR), 1 16-bit (7CCR), 1 WD/Int	8.91	7.13	4.82	4.72
595-MSP430F2417TPM	MSP430F2417TPM	LQFP-64	16	92	8K	48, 64	12-Bit SAR	1 16-bit (3CCR), 1 16-bit (7CCR), 1 WD/Int	11.56	9.24	6.25	6.12
595-MSP430F2416TPM	MSP430F2416TPM	LQFP-64	16	92	4K	48, 64	12-Bit SAR	1 16-bit (3CCR), 1 16-bit (7CCR), 1 WD/Int	11.32	9.05	6.12	5.99
595-MSP430F2616TPM	MSP430F2616TPM	LQFP-64	16	92	4K	48, 64	12-Bit SAR	1 16-bit (3CCR), 1 16-bit (7CCR), 1 WD/Int	12.38	10.41	7.56	7.46
595-MSP430F2617TPM	MSP430F2617TPM	LQFP-64	16	92	8K	48, 64	12-Bit SAR	1 16-bit (3CCR), 1 16-bit (7CCR), 1 WD/Int	12.81	10.76	7.82	7.71
595-MSP430F2418TPM	MSP430F2418TPM	LQFP-64	16	116	8K	48, 64	12-Bit SAR	1 16-bit (3CCR), 1 16-bit (7CCR), 1 WD/Int	12.04	9.63	6.51	6.38
595-MSP430F2418TPMR	MSP430F2418TPMR	LQFP-64	16	116	8K	48, 64	12-Bit SAR	1 16-bit (3CCR), 1 16-bit (7CCR), 1 WD/Int	12.04	9.63	6.51	6.38
595-MSP430F2418TPN	MSP430F2418TPN	LQFP-80	16	116	8K	48, 64	12-Bit SAR	1 16-bit (3CCR), 1 16-bit (7CCR), 1 WD/Int	12.04	9.63	6.51	6.38
595-MSP430F2618TPM	MSP430F2618TPM	LQFP-64	16	116	8K	48, 64	12-Bit SAR	1 16-bit (3CCR), 1 16-bit (7CCR), 1 WD/Int	13.44	11.30	8.21	8.10
595-MSP430F2618TPMR	MSP430F2618TPMR	LQFP-64	16	116	8K	48, 64	12-Bit SAR	1 16-bit (3CCR), 1 16-bit (7CCR), 1 WD/Int	13.44	11.30	8.21	8.10
595-MSP430F2618TPN	MSP430F2618TPN	LQFP-80	16	116	8K	48, 64	12-Bit SAR	1 16-bit (3CCR), 1 16-bit (7CCR), 1 WD/Int	13.44	11.30	8.21	8.10
595-MSP430F2618TPNR	MSP430F2618TPNR	LQFP-80	16	116	8K	48, 64	12-Bit SAR	1 16-bit (3CCR), 1 16-bit (7CCR), 1 WD/Int	13.44	11.30	8.21	8.10
595-MSP430F2419TPM	MSP430F2419TPM	LQFP-64	16	120	4K	48, 64	12-Bit SAR	1 16-bit (3CCR), 1 16-bit (7CCR), 1 WD/Int	12.77	10.21	6.90	6.76
595-MSP430F2619TPM	MSP430F2619TPM	LQFP-64	16	120	4K	48, 64	12-Bit SAR	1 16-bit (3CCR), 1 16-bit (7CCR), 1 WD/Int	14.07	11.83	8.59	8.49
595-MSP430F2619TPMR	MSP430F2619TPMR	LQFP-64	16	120	4K	48, 64	12-Bit SAR	1 16-bit (3CCR), 1 16-bit (7CCR), 1 WD/Int	14.07	11.83	8.59	8.49

MSP430X4XX DEVELOPMENT TOOLS AND ACCESSORIES

For quantities greater than listed, call for quote.

MOUSER STOCK NO.	Texas Instruments Part No.	Description	Price Each
595-MSP-FET430U48	MSP-FET430U48	MSP430 48-pin Package Board and USB Programmer	166.05
595-MSP-FET430U64	MSP-FET430U64	MSP430 64-pin Package Board and USB Programmer	166.05
595-MSP-TS430PM64	MSP-TS430PM64	MSP430 64-pin Socket Target Board	83.59
595-MSP-FET430U80	MSP-FET430U80	MSP430 80-pin Package Board and USB Programmer	166.05
595-MSP-FET430PIF	MSP-FET430PIF	MSP430 Parallel Port Debugging Interface	54.60
595-MSP-FET430UIF	MSP-FET430UIF	MSP430 USB Debugging Interface	110.34
595-MSP-EXP430FG4618	MSP-EXP430FG4618	MSP430FG4618/F2013 Experimenter Board	110.34

© Copyright 2013 Mouser Electronics

© Copyright 2013 Mouser Electronics

TEXAS INSTRUMENTS MSP430 Microcontrollers

Products may be RoHS compliant. Check mouser.com for RoHS status.

For a complete listing of Texas Instruments Microcontrollers visit mouser.com/ti

Having trouble finding the microcontroller you need? Try using the Texas Instruments microcontroller selection tool at: mouser.com/timicrocontrollers-selector/

MSP430X4XX FLASH/ROM LCD MICROCONTROLLERS

MSP430x4xx – This family of LCD flash/ROM based devices offers 1.8V-3.6V operation, up to 120kB/Flash/ROM 8MIPS with FLL + SVS along with an integrated LCD controller. Ideal for low power metering and medical applications.

For quantities greater than listed, call for quote.

MOUSER STOCK NO.	TI Part No.	Package	Freq (MHz)	Flash (KB)	RAM (B)	GPIO	ADC	LCD Seg	Timers	Price Each 1	25	100
595-MSP430F4132IPM	MSP430F4132IPM	LQFP-64	8	8	512	56	10-bit SAR	144	1 16-bit (3CCR), 1 16-bit (5CCR), 1 16-bit (7CCR), 1 WD, RTC	3.62	2.89	1.95
595-MSP430F4152IPM	MSP430F4152IPM	LQFP-64	8	16	512	56	10-bit SAR	144	1 16-bit (3CCR), 1 16-bit (5CCR), 1 16-bit (7CCR), 1 WD, RTC	4.10	3.27	2.21
595-430F425IPM	MSP430F425IPM	LQFP-64	8	16	512	14	16-bit S-D	128	2 8-bit, 1 16-bit (3CCR), 1 WD/Int	6.89	5.54	5.04
595-MSP430FE425AIPM	MSP430FE425AIPM	LQFP-64	8	16	512	14	16-bit S-D	128	2 8-bit, 2 16-bit (3CCR), 1 WD/Int	7.47	5.97	4.03
595-430F435IPN	MSP430F435IPN	LQFP-80	8	16	512	48	12-bit SAR	128,160	2 8-bit, 1 16-bit (3CCR), 1 WD/Int	8.19	6.55	4.43
595-MSP430FG479IZQW	MSP430FG479IZQW	BGA MICROSTAR JR	8	60	1K	48	16-bit S-D	128	2 16-bit (3CCR), 1 WD/Int	13.33	11.21	8.14
595-430F436IPN	MSP430F436IPN	LQFP-80	8	24	1K	48	12-bit SAR	128,160	2 8-bit, 1 16-bit (3CCR), 1 WD/Int	8.91	7.13	4.82
595-MSP430F4270IDL	MSP430F4270IDL	SSOP-48	8	32	256	32	16-bit S-D	56	1 16-bit (3CCR), 1 WD/Int	8.78	7.03	4.75
595-430F417IPM	MSP430F417IPM	LQFP-64	8	32	1K	48	Slope	96	2 8-bit, 1 16-bit (3CCR), 1 16-bit (5CCR), 1 WD/Int	4.22	3.37	2.28
595-MSP430F427AIPM	MSP430F427AIPM	LQFP-64	8	32	1K	14	16-bit S-D	128	2 8-bit, 1 16-bit (3CCR), 1 WD/Int	6.02	4.82	3.25
595-430F427IPM	MSP430F427IPM	LQFP-64	8	32	1K	14	16-bit S-D	128	2 8-bit, 1 16-bit (3CCR), 1 WD/Int	7.01	5.64	5.14
595-MSP430FE427AIPM	MSP430FE427AIPM	LQFP-64	8	32	1K	14	16-bit S-D	128	2 8-bit, 1 16-bit (3CCR), 1 WD/Int	7.95	6.36	4.29
595-MSP430FE4272IPM	MSP430FE4272IPM	LQFP-64	8	32	1K	14	7 16-bit S-D	128	2 8-bit, 1 16-bit (3CCR), 1 WD/Int	6.51	5.20	3.51
595-430FG437IPN	MSP430FG437IPN	LQFP-80	8	32	1K	48	12-bit SAR	128	2 8-bit, 2 16-bit (3CCR), 1 WD/Int	7.95	6.36	4.29
595-430F449IPZ	MSP430F449IPZ	LQFP-100	8	60	2K	48	12-bit SAR	160	1 16-bit (3CCR), 1 16-bit (7CCR), 1 WD/Int, 2 8-bit	12.40	9.92	6.70
595-430FG439IPN	MSP430FG439IPN	LQFP-80	8	60	2K	48	12-bit SAR	128	2 8-bit, 2 16-bit (3CCR), 1 WD/Int	12.27	10.33	7.50
595-MSP430F4491IPZ	MSP430F4491IPZ	LQFP-100	8	60	2K	48	----	160	1 16-bit (3CCR), 1 16-bit (7CCR), 1 WD/Int, 2 8-bit	10.59	8.47	5.72
595-MSP430FG4616IPZ	MSP430FG4616IPZ	LQFP-100	8	92	4K	80	12-bit SAR	160	2 8-bit, 1 16-bit (3CCR), 1 16-bit (7CCR), 1 WD/Int	15.77	13.26	9.63
595-MSP430FG4618IPZ	MSP430FG4618IPZ	LQFP-100	8	116	8K	80	12-bit SAR	160	2 8-bit, 1 16-bit (3CCR), 1 16-bit (7CCR), 1 WD/Int	17.68	14.86	10.80
595-MSP430FG4619IPZ	MSP430FG4619IPZ	LQFP-100	8	120	4K	80	12-bit SAR	160	2 8-bit, 1 16-bit (3CCR), 1 16-bit (7CCR), 1 WD/Int	16.83	14.16	10.27
595-MSP430F4783IPZ	MSP430F4783IPZ	LQFP-100	16	48	2K	72	3 16-bit S-D	160	2 8-bit, 2 16-bit (3CCR), 1 WD/Int	10.59	8.47	5.72
595-MSP430F47127IPZ	MSP430F47127IPZ	LQFP-100	16	56	4K	72	7 16-bit S-D	160	2 8-bit, 2 16-bit (3CCR), 1 WD/Int	12.52	10.02	6.76
595-MSP430F4793IPZ	MSP430F4793IPZ	LQFP-100	16	60	2.5K	72	3 16-bit S-D	160	2 8-bit, 2 16-bit (3CCR), 1 WD/Int	11.44	9.15	6.18
595-MSP430F4794IPZ	MSP430F4794IPZ	LQFP-100	16	60	2.5K	72	4 16-bit S-D	160	2 8-bit, 2 16-bit (3CCR), 1 WD/Int	11.44	9.15	6.18
595-MSP430F47187IPZ	MSP430F47187IPZ	LQFP-100	16	116	8K	68	7 16-bit S-D	160	2 8-bit, 2 16-bit (3CCR), 1 WD/Int	14.28	12.02	8.72

MSP430X5XX DEVELOPMENT TOOLS AND ACCESSORIES

NEW! TECHNOLOGY

For quantities greater than listed, call for quote.

MOUSER STOCK NO.	TI Part No.	Description	Price Each
595-MSP-FET430UIF	MSP-FET430UIF	MSP430 USB Debugging Interface	110.34
595-MSP-EXP430F5438	MSP-EXP430F5438	MSP430 F5438 Experimenter Board	166.05
595-MSP-TS430PZ5X100	MSP-TS430PZ5X100	MSP430F5xx 100 pin Socket Target Board	83.59
595-MSP-FET430U5X100	MSP-FET430U5X100	MSP430F5xx 100 pin Socket Target Board and USB Programmer	166.05
595-MSP-TS430PN80USB	MSP-TS430PN80USB	MSP430F55xx 80 pin Socket Target Board	83.59

MSP430X5XX/6XX FLASH NO LCD MICROCONTROLLERS

MSP430x5xx/6xx – Introducing the new Flash-based family featuring the lowest power consumption up to 25MIPS with 1.8V to 3.6V operation starting at 12MIPS. New features include an innovative Power Management Module for optimizing power consumption, an internally controlled voltage regulator, and 2x more memory than previous devices.

For quantities greater than listed, call for quote.

MOUSER STOCK NO.	TI Part No.	Package	Freq (MHz)	Flash (KB)	RAM (B)	GPIO	ADC	Timers	Price Each 1	25	100
595-MSP430F5418IPN	MSP430F5418IPN	LQFP-80	18	128	16K	67	12-bit SAR	1 16-bit (3CCR), 1 16-bit (5CCR),1 16-bit (7CCR), 1 WD, RTC	7.73	6.33	5.72
595-MSP430F5418IPNR	MSP430F5418IPNR	LQFP-80	18	128	16K	67	12-bit SAR	1 16-bit (3CCR), 1 16-bit (5CCR),1 16-bit (7CCR), 1 WD, RTC	6.93	5.68	5.14
595-MSP430F5419IPZ	MSP430F5419IPZ	LQFP-100	18	128	16K	87	12-bit SAR	1 16-bit (3CCR), 1 16-bit (5CCR),1 16-bit (7CCR), 1 WD, RTC	7.47	6.79	6.14
595-MSP430F5419IPZR	MSP430F5419IPZR	LQFP-100	18	128	16K	87	12-bit SAR	1 16-bit (3CCR), 1 16-bit (5CCR),1 16-bit (7CCR), 1 WD, RTC	6.10	5.65	5.19
595-MSP430F5435IPN	MSP430F5435IPN	LQFP-80	18	192	16K	67	12-bit SAR	1 16-bit (3CCR), 1 16-bit (5CCR),1 16-bit (7CCR), 1 WD, RTC	10.91	8.95	8.09
595-MSP430F5436IPZ	MSP430F5436IPZ	LQFP-100	18	192	16K	87	12-bit SAR	1 16-bit (3CCR), 1 16-bit (5CCR),1 16-bit (7CCR), 1 WD, RTC	10.65	9.69	8.76
595-MSP430F5437IPN	MSP430F5437IPN	LQFP-80	18	256	16K	67	12-bit SAR	1 16-bit (3CCR), 1 16-bit (5CCR),1 16-bit (7CCR), 1 WD, RTC	10.89	9.17	8.42
595-MSP430F5438IPZ	MSP430F5438IPZ	LQFP-100	18	256	16K	87	12-bit SAR	1 16-bit (3CCR), 1 16-bit (5CCR),1 16-bit (7CCR), 1 WD, RTC	11.47	9.41	8.50
595-MSP430F6636IPZ	MSP430F6636IPZ	TQFP-100	20	128	16K	74	12-bit SAR	4 16-bit (3, 5, 7CCR), 1 WDT, RTC	11.80	9.44	6.38
595-MSP430F5635IPZ	MSP430F5635IPZ	LQFP-100	20	256	16K	74	12-bit SAR	4 16-bit (3, 5, 7CCR), 1 WDT, RTC	11.44	9.15	6.18
595-MSP430F5637IPZ	MSP430F5637IPZ	LQFP-100	20	256	16K	74	12-bit SAR	4 16-bit (3, 5, 7CCR), 1 WDT, RTC	12.28	9.82	6.63
595-MSP430F6632IPZ	MSP430F6632IPZ	LQFP-100	20	256	16K	74	12-bit SAR	4 16-bit (3, 5, 7CCR), 1 WDT, RTC	12.28	9.82	6.63
595-MSP430F6635IPZ	MSP430F6635IPZ	LQFP-100	20	256	16K	74	12-bit SAR	4 16-bit (3, 5, 7CCR), 1 WDT, RTC	12.40	9.92	6.70
595-MSP430F5500IRGZR	MSP430F5500IRGZR	VQFN-48	25	8	4+2K	31	-	2 16-bit (3CCR),1 16-bit (5CCR),1 16-bit (7CCR),1 Watchdog, RTC	3.49	2.79	1.88
595-MSP430F5308IPT	MSP430F5308IPT	LQFP-48	25	16	6K	47	10-bit SAR	2 16-bit (3CCR),1 16-bit (5CCR),1 16-bit (7CCR),1 Watchdog, RTC	3.97	3.18	2.15
595-MSP430F5510IPT	MSP430F5510IPT	LQFP-48	25	32	4K	47	10-bit SAR	2 16-bit (3CCR),1 16-bit (5CCR),1 16-bit (7CCR),1 Watchdog, RTC	4.58	3.66	2.47
595-MSP430F5510IRGZT	MSP430F5510IRGZT	VQFN-48	25	32	4+2K	47	10-bit SAR	2 16-bit (3CCR),1 16-bit (5CCR),1 16-bit (7CCR),1 Watchdog, RTC	4.58	3.66	2.47
595-MSP430F5514IRGCR	MSP430F5514IRGCR	VQFN-64	25	64	4+2K	47	12-bit SAR	2 16-bit (3CCR),1 16-bit (5CCR),1 16-bit (7CCR),1 Watchdog, RTC	8.55	6.84	4.62
595-MSP430F5514IRGCT	MSP430F5514IRGCT	QFN-64	25	64	4+2K	47	-	1 16-bit (3CCR), 1 16-bit (5CCR),1 16-bit (7CCR), 1 WD, RTC	8.55	6.84	4.62
595-MSP430F5418AIPN	MSP430F5418AIPN	LQFP-80	25	128	16K	67	12-bit SAR	1 16-bit (3CCR), 1 16-bit (5CCR),1 16-bit (7CCR), 1 WD, RTC	7.10	5.68	3.84
595-MSP430F5419AIPZ	MSP430F5419AIPZ	LQFP-100	25	128	16K	87	12-bit SAR	1 16-bit (3CCR), 1 16-bit (5CCR),1 16-bit (7CCR), 1 WD, RTC	6.62	5.30	3.57
595-MSP430F5528IZQE	MSP430F5528IZQE	BGA-80	25	128	8+2K	63	12-bit SAR	2 16-bit (3CCR),1 16-bit (5CCR),1 16-bit (7CCR),1 Watchdog, RTC	9.75	7.80	5.28
595-MSP430F5529IPN	MSP430F5529IPN	LQFP-80	25	128	8+2K	63	12-bit SAR	2 16-bit (3CCR),1 16-bit (5CCR),1 16-bit (7CCR),1 Watchdog, RTC	9.63	7.70	5.20
595-MSP430F5437AIPN	MSP430F5437AIPN	LQFP-80	25	192	16K	67	12-bit SAR	1 16-bit (3CCR), 1 16-bit (5CCR),1 16-bit (7CCR), 1 WD, RTC	11.44	9.15	6.18
595-MSP430F5438AIPZ	MSP430F5438AIPZ	LQFP-100	25	256	16K	87	12-bit SAR	1 16-bit (3CCR), 1 16-bit (5CCR),1 16-bit (7CCR), 1 WD, RTC	12.16	9.73	6.57
595-MSP430F5171IDAR	MSP430F5171IDAR	TSSOP-38	400	32	2K	29	10-bit SAR	3 16-bit (3CCR), 1 WDT	3.85	3.08	2.09
595-MSP430F5171IRSBT	MSP430F5171IRSBT	TSSOP-38	400	32	2K	29	10-bit SAR	3 16-bit (3CCR), 1 WDT	3.85	3.08	2.09
595-MSP430F5172IDAR	MSP430F5172IDAR	TSSOP-38	400	32	2K	29	10-bit SAR	3 16-bit (3CCR), 1 WDT	4.10	3.27	2.21
595-MSP430F5172IRSBT	MSP430F5172IRSBT	TSSOP-38	400	32	2K	29	10-bit SAR	3 16-bit (3CCR), 1 WDT	4.10	3.27	2.21

MSP430X6XX WITH LCD FLASH/ROM

NEW PRODUCT

For quantities greater than listed, call for quote.

MOUSER STOCK NO.	TI Part No.	Package	Freq (MHz)	Flash (KB)	RAM (B)	GPIO	ADC	Timers	Price Each 1	25	100	250
595-MSP430F6725IPN	MSP430F6725IPN	LQFP-80	25	128	4	16	10-bit SAR	3x16-bit	6.26	5.01	3.38	3.32
595-MSP430F6726IPZ	MSP430F6726IPZ	LQFP-100	25	128	8	16	10-bit SAR	3x16-bit	7.22	5.78	3.91	3.83
595-MSP430F6731IPN	MSP430F6731IPN	LQFP-80	25	32	2	16	10-bit SAR	3x16-bit	6.14	4.91	3.32	3.25
595-MSP430F6731IPZ	MSP430F6731IPZ	LQFP-100	25	32	2	16	10-bit SAR	3x16-bit	6.86	5.49	3.71	3.64
595-MSP430F6735IPN	MSP430F6735IPN	LQFP-80	25	128	4	16	10-bit SAR	3x16-bit	7.59	6.07	4.10	4.01
595-MSP430F6735IPZ	MSP430F6735IPZ	LQFP-100	25	128	4	16	10-bit SAR	3x16-bit	8.43	6.74	4.56	4.46

© Copyright 2013 Mouser Electronics
© Copyright 2013 Mouser Electronics

TEXAS INSTRUMENTS MSP430 MCUs and DSCs

Products may be RoHS compliant. Check mouser.com for RoHS status.

For a complete listing of Texas Instruments Microcontrollers visit mouser.com/ti

Having trouble finding the microcontroller you need. Try using the Texas Instruments microcontroller selection tool at: mouser.com/timicrocontrollers-selector/

CC430 RF SoC SERIES DEVELOPMENT TOOLS AND ACCESSORIES

PRODUCT NEW

For quantities greater than listed, call for quote.

MOUSER STOCK NO.	TI Part No.	Description	Price Each
595-EM430F5137RF900	EM430F5137RF900	Wireless development tool for the CC430 that includes all the hardware required to develop an entire wireless project. Includes two sub-1GHz wireless target boards (including antennas) featuring the CC430F5137IRGZ RF System-on-chip.	166.05
595-EM430F6137RF900	EM430F6137RF900	Wireless development tool for the CC430 that includes all the hardware required to develop an entire wireless project. Includes two sub-1GHz wireless target boards (including antennas) featuring the CC430F6137IRGC RF System-on-chip.	166.05
595-CC-6LOWPAN-DK868	CC-6LOWPAN-DK-868	The CC-6LOWPAN-DK-868 is a complete development kit for a sub-1 GHz 6LoWPAN system. The kit offers a flexible development platform for Sensinode's NanoStack running on the CC430 and CC1180 devices.	1001.94

CC430 RF SoC SERIES FLASH MICROCONTROLLERS

For quantities greater than listed, call for quote.

MOUSER STOCK NO.	TI Part No.	Package	Freq (MHz)	Flash (KB)	RAM (B)	GPIO	ADC	LCD Seg	Timers	Price Each 1	25	100
595-CC430F5135IRGZT	CC430F5135IRGZT	QFN-48	20	16	2K	30	12-bit SAR	96	1 16-bit (3CCR), 1 16-bit (5CCR), 1 WDT, RTC	5.56	5.15	4.73
595-CC430F6137IRGC	CC430F6137IRGC	VQFN-64	20	32	4K	44	12-bit SAR	96	1 16-bit (3CCR), 1 16-bit (5CCR), 1 WDT, RTC	7.47	5.97	4.03

MSP430FR5xxx DEVELOPMENT TOOLS

For quantities greater than listed, call for quote.

MOUSER STOCK NO.	TI Part No.	Description	Price Each
595-MSP-EXP430FR5739	MSP-EXP430FR5739	Experimenter Board for the MSP430FR57xx Series MCUs Integrated with Ferroelectric Random Access Memory (FRAM)	32.31
595-MSP-TS430RHA40A	MSP-TS430RHA40A	Target Board for the MSP430FR5xxx (QFN-40) MCUs Integrated with Ferroelectric Random Access Memory (FRAM)	110.34
595-MSP-FET430U40A	MSP-FET430U40A	Flash Emulation Tool for the MSP430FR5xxx MCUs Integrated with Ferroelectric Random Access Memory (FRAM)	166.05

C2000 DEVELOPMENT TOOLS AND ACCESSORIES

PRODUCT NEW

For quantities greater than listed, call for quote.

MOUSER STOCK NO.	TI Part No.	Description	Price Each
760-701902	701902	C2000 XDS510LC JTAG Emulator	299.74
716-BH-USB-2000	BH-USB-2000	Blackhawk USB JTAG Emulator	319.93
595-BOOSTXL-C2KLED	BOOSTXL-C2KLED	C2000 LED BoosterPack 3 Boost Converters to Drive 3 LED Strings	34.44
595-LAUNCHXL-F28027	LAUNCHXL-F28027	TMS320F28027 C2000 Piccolo LaunchPad	19.52
595-TMDSADP1414-ISO	TMDSADP1414-ISO	14-pin TI JTAG Isolation Adapter	293.07
595-TMDSCNCD2808	TMDSCNCD2808	TMS320F2808 controlCARD	67.74
595-TMDSCNCD28335	TMDSCNCD28335	TMS320F28335 controlCARD	79.22
595-TMDSDCDCLEDKIT	TMDSDCDCLEDKIT	C2000 LED DC/DC Developer Kit	435.20
595-TMDSCNCD28027	TMDSCNCD28027	C2000 Piccolo Control Card, RS-232, 100-pin DIMM	56.26
595-TMDSDIM100CON5PK	TMDSDIM100CON5PK	TMDSDIM100 controlCARD	8.03
595-TMDSIACLEDCOMKIT	TMDSIACLEDCOMKIT	C2000 MCU Developer Kit	802.65
595-TMDSSOLARPEXPKIT	TMDSSOLARPEXPKIT	C2000 Solar Inverter Development Kit	430.60
595-TMDSSOLARCEXPKIT	TMDSSOLARCEXPKIT	C2000 Low Voltage Solar Inverter Development Kit	545.43
595-TMDSHVMPPTKIT	TMDSHVMPPTKIT	C2000 High Voltage Solar Inverter Development Kit	631.56
595-TMDSHV1PHINVKIT	TMDSHV1PHINVKIT	C2000 High Voltage Solar Inverter Development Kit	516.72
595-TMDSDOCK2808	TMDSDOCK2808	TMS320F2808 Experimenter Kit	102.20
595-TMDSDOCK28335	TMDSDOCK28335	TMS320F28335 Experimenter Kit	113.68
595-TMDSEZD2812	TMDSEZD2812	Evaluation module for the TMS320F2812	453.57
595-TMDSHVBLPFCKIT	TMDSHVBLPFCKIT	High voltage PFC Developer's Kit which uses a Piccolo microcontroller to control a 300W hgih efficiency bridgeless PFC stage	516.72
595-TMDSHVPFCKIT	TMDSHVPFCKIT	High voltage PFC Developer's Kit which uses a Piccolo microcontroller to control a 300W 2-phase, interleave, PFC stage	285.91
595-TMDSHVPSFBKIT	TMDSHVPSFBKIT	HV phase shifted full bridge Developer's Kit designed to digitally control a phase shifted full bridge topology DC/DC converter	631.56
595-TMDSPREX28335	TMDSPREX28335	C2000 Peripheral Explorer Kit	205.54
595-TMDSPLCMODA-P3X	TMDSPLCMODA-P3X	C2000 MCU Developer Kit	246.88
595-TMDSRGBLEDKIT	TMDSRGBLEDKIT	Mulit-DC/DC Color Kit uses a Piccolo micro & the controlCARD to create a digitally controlled multi-DC/DC LED lighting system	573.00

F24X 16-BIT SERIES MICROCONTROLLERS

For quantities greater than listed, call for quote.

MOUSER STOCK NO.	TI Part No.	Package	Peak MMACS	Freq (MHz)	RAM (KB)	Flash (KB)	EMIF	PWM	CAP/ QEP	ADC	UART	Timers	Price Each 1	25	100	250
595-TMS320LF2406APZA	TMS320LF2406APZA	LQFP-100	40	40	5	64	-	16-Ch	6/4	16-Ch 10-Bit	1 SCI	1 WD, 4 16-Bit GP	15.66	13.17	9.57	9.44
595-TMS320L2407APGEA	TMS320LF2407APGEA	LQFP-144	40	40	5	64	1 16-Bit	16-Ch	6/4	16-Ch 10-Bit	1 SCI	1 WD, 4 16-Bit GP	16.62	13.97	10.14	10.02

F28X FIXED-POINT SERIES MICROCONTROLLERS

For quantities greater than listed, call for quote.

MOUSER STOCK NO.	TI Part No.	Package	Peak MMACS	Freq (MHz)	RAM (KB)	OTP ROM (KB)	Flash (KB)	PWM	CAP/ QEP	ADC	I2C	UART	Timers	Price Each 1	25	100	250
595-TMS320F28015PZA	TMS320F28015PZA	LQFP-100	60	60	12	2	32	8-Ch	2/0	1 16-Ch 12-Bit	1	1 SCI	1 WD, 3 32-Bit GP	7.82	6.26	4.23	4.14
595-TMS320F28016PZA	TMS320F28016PZA	LQFP-100	60	60	12	2	32	8-Ch	2/0	1 16-Ch 12-Bit	1	1 SCI	1 WD, 3 32-Bit GP	8.43	6.74	4.56	4.46
595-TMS320F2808PZA	TMS320F2808PZA	LQFP-100	100	100	36	2	128	16-Ch	4/2	1 16-Ch 12-Bit	1	2 SCI	1 WD, 3 32-Bit GP	23.39	19.67	14.28	14.09
595-TMS320F2809PZA	TMS320F2809PZA	LQFP-100	100	100	36	2	256	16-Ch	4/2	1 16-Ch 12-Bit	1	2 SCI	1 WD, 3 32-Bit GP	20.15	17.76	15.90	15.69
595-TMS320F2810PBKA	TMS320F2810PBKA	LQFP-128	150	150	36	2	128	16-Ch	6/2	1 16-Ch 12-Bit	-	2 SCI	1 WD, 3 32-Bit GP	21.61	19.06	17.07	16.84
595-TMS320F2811PBKA	TMS320F2811PBKA	LQFP-128	150	150	36	2	256	16-Ch	6/2	1 16-Ch 12-Bit	-	2 SCI	1 WD, 3 32-Bit GP	23.02	20.29	18.16	17.92
595-TMS320F2812PGFA	TMS320F2812PGFA	LQFP-176	150	150	36	2	256	16-Ch	6/2	1 16-Ch 12-Bit	-	2 SCI	1 WD, 3 32-Bit GP	23.34	20.58	18.41	18.18
595-TMS320F2812PGFQ	TMS320F2812PGFQ	LQFP-176	150	150	36	2	256	16-Ch	6/2	1 16-Ch 12-Bit	-	2 SCI	1 WD, 3 32-Bit GP	29.64	26.13	23.40	23.09
595-TMS320F2812PGFS	TMS320F2812PGFS	LQFP-176	150	150	36	2	256	16-Ch	6/2	1 16-Ch 12-Bit	-	2 SCI	1 WD, 3 32-Bit GP	25.71	22.66	20.30	20.03

SITARA™ ARM CORTEX-A8 AND ARM9 MICROCONTROLLERS

The Sitara™ ARM® MPU Product Platform – High performance, ARM-based microprocessors include more than 70ARM Cortex™-A8 and ARM9® options. With speeds ranging from 375MHz to 1.5GHz which enables you to find the processor you need for your end application and a roadmap to meet additional performance and power requirements. In addition, Sitara ARM microprocessors offer a software-compatible roadmap if you are using existing Sitara solutions.

PRODUCT NEW

For quantities greater than listed, call for quote.

MOUSER STOCK NO.	TI Part No.	Package	RISC Freq. (MHz)	On-Chip SRAM (KB) L1	(KB) L2	ROM (KB)	EDMA	EMAC	McBSP	UART	USB	EMIF	Timers	Price Each 1	25
595-AM1707CZKBA3	AM1707CZKBA3	BGA-256	375, 456	32	128	64	1 32-Ch	10/100	-----	3	2	16-Bit EMIFA, 32-Bit EMIFB	2	15.30	14.17
595-AM1806BZWT3	AM1806BZWT3	NFBGA-361	376, 456	32	128	64	2 32-Ch	-----	2	3 SCI	1	16-Bit EMIFA,16-Bit DDR2/mDDR	4	12.73	11.79
595-AM1808BZCE3	AM1808BZCE3	NFBGA-361	376, 456	32	128	64	2 32-Ch	10/100	2	3 SCI	2	16-Bit EMIFA,16-Bit DDR2/mDDR	4	13.75	12.65
595-AM1808BZCE4	AM1808BZCE4	NFBGA-361	376, 456	32	128	64	2 32-Ch	10/100	2	3 SCI	2	16-Bit EMIFA,16-Bit DDR2/mDDR	4	14.73	13.56
595-AM1808BZCED4	AM1808BZCED4	NFBGA-361	376, 456	32	128	64	2 32-Ch	10/100	2	3 SCI	2	16-Bit EMIFA,16-Bit DDR2/mDDR	4	16.81	15.47
595-AM1808BZWT3	AM1808BZWT3	NFBGA-361	376, 456	32	128	64	2 32-Ch	10/100	2	3 SCI	2	16-Bit EMIFA,16-Bit DDR2/mDDR	4	14.87	13.77
595-AM1808BZWT4	AM1808BZWT4	NFBGA-361	376, 456	32	128	64	2 32-Ch	10/100	2	3 SCI	2	16-Bit EMIFA,16-Bit DDR2/mDDR	4	15.94	14.77
595-AM1808BZWTA3	AM1808BZWTA3	NFBGA-361	376, 456	32	128	64	2 32-Ch	10/100	2	3 SCI	2	16-Bit EMIFA,16-Bit DDR2/mDDR	4	17.87	16.54
595-AM3352ZCE50	AM3352ZCE50	NFBGA-324	720	32	256	176	2 32-Ch	10/100	2	6	2	16-Bit DDR2/mDDR	8	17.87	16.54
595-AM3352ZCZD72	AM3352ZCZD72	NFBGA-324	720	32	256	176	2 32-Ch	10/100	2	6	2	16-Bit DDR2/mDDR	8	26.43	24.31
595-AM3354ZCED50	AM3354ZCED50	NFBGA-324	720	32	256	176	2 32-Ch	10/100	2	6	2	16-Bit DDR2/mDDR	8	22.63	20.82
595-AM3354ZCZD72	AM3354ZCZD72	NFBGA-324	720	32	256	176	2 32-Ch	10/100	2	6	2	16-Bit DDR2/mDDR	8	28.54	26.26
595-AM3517AZCN	AM3517AZCN	NFBGA-491	600	64	256	132	2 32-Ch	10/100	5	4	3	16-Bit EMIFA, 16/32-Bit DDR2/mDDR	12	31.35	28.85
595-AM3715CUS100	AM3715CUS100	FCBGA-423	800	64	256	32	1 32-Ch	-----	5	4	4	16-Bit EMIFA, 16/32-Bit DDR2/mDDR	12	40.49	37.94

SITARA™ Development Tools		Description	Price Each
595-TMDSEXP1808L	TMDSEXP1808L	Evaluation Module for AM1808, AM18x eXperimenter's Kit	510.99
595-TMDSSK3358	TMDSSK3358	Evaluation Module for AM3352, AM3354, AM3356, AM3358; AM335x Starter Kit	228.51

© Copyright 2013 Mouser Electronics
© Copyright 2013 Mouser Electronics

TEXAS INSTRUMENTS Dev Kits and Microcontrollers

Products may be RoHS compliant. Check mouser.com for RoHS status.

STELLARIS™ FAMILY OF ARM® CORTEX-M3™ MICROCONTROLLERS

The Stellaris family of microcontrollers incorporates the ARM Cortex-M3 MCU core running up to 50MHz, embedded Flash and SRAM, a low-dropout voltage regulator, integrated brown-out reset and power-on reset functions, analog comparators, 10-bit ADC, SSI, GPIOs, watchdog and general purpose timers, UARTs, IC, motion control PWMs, and quadrature encoder inputs.



For quantities greater than listed, call for quote.

MOUSER STOCK NO.	TI Part No.	Flash (KB)	SRAM (KB)	UARTs	GPIOs	SSI	I²C	Analog Comp-arators	Watchdog Timer	General-Purpose Timer	LDO Voltage Regulator	PWM	CCP	Operating Temperature	Price Each 1	25	100
868-LM3S608-IQN50	LM3S608-IQN50-C2	32	8	2	5-28	1	1	1	1	4	Yes	-	6	-40°C to 85°C	4.82	4.39	3.96
868-LM3S811-IQN50	LM3S811-IQN50-C2	64	8	2	1-32	1	1	1	1	4	Yes	6	6	-40°C to 85°C	6.56	5.96	5.39
868-LM3S818-IQN50	LM3S818-IQN50-C2	64	8	2	0-30	1	-	1	1	4	Yes	6	4	-40°C to 85°C	6.56	5.96	5.39
595-LM3S1P51-IBZ80C5	LM3S1P51-IBZ80-C5	64	24	3	0-67	2	2	16	2	5	Yes	6	8	-40°C to 85°C	7.59	6.90	6.24
868-LM3S6537-IQC50	LM3S6537-IQC50-A2	96	64	2	6-41	1	1	2	1	5	Yes	1	6	-40°C to 85°C	11.56	10.70	9.82
868-LM3S6432-IQC50	LM3S6432-IQC50-A2	96	32	2	14-43	1	1	2	1	4	Yes	2	4	-40°C to 85°C	11.17	10.35	9.50
868-LM3S1607-IQR50	LM3S1607-IQR50-A0	128	32	3	0-33	1	2	0	1	4	Yes	0	6	-40°C to 85°C	7.06	6.42	5.81
595-LM3S9L71-IQC80C5	LM3S9L71-IQC80-C5	128	48	3	0-72	2	2	2	2	5	Yes	6	8	-40°C to 85°C	12.28	11.37	10.44
868-LM3S3748-IQC50	LM3S3748-IQC50-A0	128	64	2	3-61	2	2	2	1	5	Yes	8	8	-40°C to 85°C	10.81	10.00	9.19
868-LM3S5749-IQC50	LM3S5749-IQC50-A0	128	64	2	0-61	2	2	2	1	5	Yes	8	5	-40°C to 85°C	10.94	10.12	9.30
595-LM3S5R31-IBZ80C5	LM3S5R31-IBZ80-C5	256	48	3	0-67	2	2	2	2	5	Yes	8	8	-40°C to 85°C	11.33	10.30	9.31
595-LM3S5R36-IQR80C5	LM3S5R36-IQR80-C5	256	48	3	0-33	2	2	2	2	5	Yes	8	8	-40°C to 85°C	11.33	10.30	9.31
868-LM3S8971-IQC50	LM3S8971-IQC50-A2	256	64	1	4-38	1	-	1	1	5	Yes	6	6	-40°C to 85°C	13.70	12.68	11.64
868-LM3S1918-IQC50	LM3S1918-IQC50-A2	256	64	2	17-52	2	2	2	1	5	Yes	-	8	-40°C to 85°C	10.58	9.63	8.70
868-LM3S6918-IQC50	LM3S6918-IQC50-A2	256	64	2	5-38	2	2	2	1	5	Yes	6	2	-40°C to 85°C	12.63	11.70	10.73
868-LM3S8962-IQC50	LM3S8962-IQC50-A2	256	64	2	5-42	1	1	1	1	5	Yes	6	2	-40°C to 85°C	13.74	12.72	11.68
868-LM3S1958-IQC50	LM3S1958-IQC50-A2	256	64	3	21-52	2	2	-	1	5	Yes	-	8	-40°C to 85°C	10.58	9.63	8.70
868-LM3S1968-IQC50	LM3S1968-IQC50-A2	256	64	3	5-52	2	2	3	1	5	Yes	6	4	-40°C to 85°C	11.01	10.02	9.05
868-LM3S2965-IQC50	LM3S2965-IQC50-A2	256	64	3	3-56	2	2	3	1	5	Yes	6	6	-40°C to 85°C	11.14	10.13	9.16
868-LM3S6911-IQC50	LM3S6911-IQC50-A2	256	64	3	10-46	2	2	2	1	5	Yes	-	6	-40°C to 85°C	12.41	11.49	10.55
868-LM3S6965-IQC50	LM3S6965-IQC50-A2	256	64	3	0-42	1	2	2	1	5	Yes	6	4	-40°C to 85°C	14.87	13.77	12.65
595-LM3S5G51-IQC80A2	LM3S5G51-IQC80-A2	384	64	3	0-67	2	2	2	2	5	Yes	6	8	-40°C to 85°C	13.80	12.78	11.74
595-LM3S9U81-IQC80A2	LM3S9U81-IQC80-A2	384	96	3	0-65	2	2	3	2	5	Yes	-	8	-40°C to 85°C	18.83	17.44	16.02
595-LM3S9U96-IQC80A2	LM3S9U96-IQC80-A2	384	96	3	0-65	2	2	3	2	2	Yes	8	8	-40°C to 85°C	17.98	16.65	15.29
595-LM3S5C56-IQR80A2	LM3S5C56-IQR80-A2	512	64	3	0-33	2	2	2	2	5	Yes	6	8	-40°C to 85°C	14.12	13.08	12.01
595-LM3S9C97-IQC80A2	LM3S9C97-IQC80-A2	512	64	3	0-60	2	2	2	2	5	Yes	6	8	-40°C to 85°C	18.19	16.84	15.47
595-LM3S9D90-IQC80A2	LM3S9D90-IQC80-A2	512	96	3	0-60	2	2	3	2	5	Yes	-	8	-40°C to 85°C	18.19	16.84	15.47
595-LM3S9D92-IQC80A2	LM3S9D92-IQC80-A2	512	96	3	0-65	2	2	3	2	5	Yes	8	8	-40°C to 85°C	18.66	17.28	15.87
595-LM3S9D96-IBZ80A2	LM3S9D96-IBZ80-A2	512	96	3	0-65	2	2	3	2	5	Yes	8	8	-40°C to 85°C	21.19	19.61	18.02
595-LM3S9DN6-IQC80A2	LM3S9DN6-IQC80-A2	512	96	3	0-72	2	2	3	2	4	Yes	8	8	-40°C to 85°C	18.08	16.75	15.38

STELLARIS™ EVALUATION KITS, REFERENCE DESIGN KITS, AND MODULES

Features:

- Fully functional evaluation versions of microcontroller toolsets from ARM/Keil, CodeSourcery (GNU), Code Red Technologies and IAR
- Everything needed to develop and prototype embedded applications right out of the box, including all cables, jumpers, and power over USB
- All boards can be used as booster packs for the MSP430 and Stellaris Launch pads

For quantities greater than listed, call for quote.

MOUSER STOCK NO.	TI Part No.	Description	Price Each
595-DK-EM2-2560B	DK-EM2-2560B	Tempest Full-Featured Development Kit	199.62
595-DK-LM3S9B96-FPGA	DK-LM3S9B96-FPGA	Add-on Board for DK-LM3S9B96	194.75
595-DK-LM3S9B96-FS8	DK-LM3S9B96-FS8	Add-on Board for DK-LM3S9B96	59.18
595-DK-LM3S9B96-EM2	DM-LM3S9B96-EM2	Stellaris LM3S9B96 Development Kit	39.12
595-DK-LM4F-DRV8312	DK-LM4F-DRV8312	Motor Control Kit	299.93
595-EK-LM4F120XL	EK-LM4F120XL	Stellaris LM4F120 LaunchPad Evaluation Board	14.91
595-EKB-UCOS3-BNDL	EKB-UCOS3-BNDL	EvalBot Kit + µC/OS-III Book Bundle	199.62
595-EKB-UCOS3-EVM	EKB-UCOS3-EVM	Board for MCU, DSP and Microprocessors	149.46
595-EKC-EVALBOT	EKC-EVALBOT	Eval Kit/Robot with CodeSourcery Tools	149.46
868-EKC-LM3S3748	EKC-LM3S3748	USB H/D Eval Kit; CodeSourcery G++ GNU	109.33
868-EKC-LM3S6965	EKC-LM3S6965	Ethernet Eval Kit; CodeSourcery G++ GNU	69.21
868-EKC-LM3S811	EKC-LM3S811	LM3S811 Eval Kit; CodeSourcery G++ GNU	49.15
595-EKI-EVALBOT	EKI-EVALBOT	Evaluation Kit/Robot with IAR Tools	149.46
868-EKI-LM3S1968	EKI-LM3S1968	LM3S1968 Eval Kit; IAR Systems	59.18
868-EKI-LM3S2965	EKI-LM3S2965	CAN Eval Kit; IAR Systems	79.24
868-EKI-LM3S3748	EKI-LM3S3748	USB Host/Device Eval Kit; IAR Systems	109.33
868-EKI-LM3S6965	EKI-LM3S6965	Ethernet Eval Kit; IAR Systems	69.21
868-EKI-LM3S811	EKI-LM3S811	LM3S811 Eval Kit; IAR Systems	49.15
868-EKI-LM3S8962	EKI-LM3S8962	Ethernet+CAN Eval Kit; IAR Systems	89.27
595-EKI-LM4F232	EKI-LM4F232	Stellaris LM4F232 Evaluation Board	149.46
595-EKK-EVALBOT	EKK-EVALBOT	Evaluation Kit/Robot with Keil Tools	149.46
868-EKK-LM3S1968	EKK-LM3S1968	LM3S1968 Eval Kit; Keil RealView	59.18
868-EKK-LM3S6965	EKK-LM3S6965	Ethernet Eval Kit; Keil RealView	69.21
868-EKK-LM3S811	EKK-LM3S811	LM3S811 Eval Kit; Keil RealView	49.15
868-EKK-LM3S8962	EKK-LM3S8962	Ethernet+CAN Eval Kit; Keil RealView	89.27
595-EKK-LM4F232	EKK-LM4F232	ARM LM4F232 Evaluation Board	149.46
595-EKS-EVALBOT	EKS-EVALBOT	Evaluation Kit/Robot w/ Code Composer Studio	149.46

For quantities greater than listed, call for quote.

MOUSER STOCK NO.	TI Part No.	Description	Price Each
595-EKS-LM3S1968	EKS-LM3S1968	Stellaris LM3S1968 Evaluation Kit	59.18
595-EKS-LM3S2965	EKS-LM3S2965	Stellaris LM3S2965 Evaluation Kit	79.24
595-EKS-LM3S3748	EKS-LM3S3748	Stellaris LM3S3748 Evaluation Kit	109.33
595-EKS-LM3S6965	EKS-LM3S6965	Stellaris LM3S6965 Evaluation Kit	69.21
595-EKS-LM3S811	EKS-LM3S811	Stellaris LM3S811 Evaluation Kit	49.15
595-EKS-LM3S8962	EKS-LM3S8962	Stellaris LM3S8962 Evaluation Kit	89.27
595-EKS-LM4F232	EKS-LM4F232	Stellaris LM4F232 Evaluation Board	149.46
595-EKT-EVALBOT	EKT-EVALBOT	Eval Kit/Robot w/ Code Red Technologies Tools	149.46
868-EKT-LM3S1968	EKT-LM3S1968	LM3S1968 Eval Kit; Code Red Technologies	59.18
868-EKT-LM3S6965	EKT-LM3S6965	Ethernet Eval Kit; Code Red Technologies	69.21
868-EKT-LM3S811	EKT-LM3S811	LM3S811 Eval Kit; Code Red Technologies	49.15
868-EKT-LM3S8962	EKT-LM3S8962	Ethernet+CAN Eval Kit; Code Red Technologies	89.27
868-MDL-ADA2	MDL-ADA2	JTAG Adapter Module Circuit Board 10 Pin	20.06
868-MDL-IDM	MDL-IDM	Intelligent Display Module (single unit)	199.62
868-MDL-IDM-L35	MDL-IDM-L35	3.5 Stellaris Intelligent Display Module	185.57
595-MDL-LM3S818CNCD	MDL-LM3S818CNCD	Stellaris LM3S818 Microcontroller	49.15
595-MDL-LM4F211CNCD	MDL-LM4F211CNCD	Stellaris LM4F211 controlCARD Module	49.15
868-MDL-S2E	MDL-S2E	Serial-to-Ethernet Module (single unit)	49.15
868-RDK-ACIM	RDK-ACIM	AC Induction Motor Reference Design Kit	380.18
868-RDK-BLDC	RDK-BLDC	Brushless DC Motor Control RDK	219.68
868-RDK-IDM	RDK-IDM	2.8" QVGA Intelligent Display Ref. Kit	219.68
868-RDK-IDM-L35	RDK-IDM-L35	3.5 Stellaris Intelligent Display Kit	219.68
868-RDK-IDM-SBC	RDK-IDM-SBC	Single Board Computer Ref. Design Kit	299.93
868-RDK-S2E	RDK-S2E	Serial-to-Ethernet Reference Design Kit	139.43
868-RDK-STEPPER	RDK-STEPPER	Stepper Motor Reference Design Kit	199.62
981-EDB-BLE	EDB-BLE	Bluetooth Low energy dev. board (BT 4.0)	53.49
981-EDB-BT	EDB-BT	Bluetooth development board	53.49

PICCOLO™ DEVELOPMENT TOOLS

NEW PRODUCT

For quantities greater than listed, call for quote.

MOUSER STOCK NO.	TI Part No.	Description	Price Each
595-TMDSHVRESLLCKIT	TMDSHVRESLLCKIT	Developer's Kit is designed to show users how to quickly implement a digitally controlled Resonant LLC topology DC/DC converter	459.31
595-DRV8312-C2-KIT	DRV8312-C2-KIT	Evaluation kit for spinning three-phase brushless DC (BLDC) and brushless AC (BLAC) motors	343.33
595-DRV8301-RM48-KIT	DRV8301-RM48-KIT	Evaluation kit for spinning three-phase brushless DC (BLDC) and brushless AC (BLAC) motors	500.56
595-DRV8301-LS31-KIT	DRV8301-LS31-KIT	Evaluation kit for spinning three-phase brushless DC (BLDC) and brushless AC (BLAC) motors	500.56
595-TMDXRM48CNCD	TMDXRM48CNCD	RM48 Hercules Safety MCU contrtolCARD	113.68
595-TMDX570LS31CNCD	TMDX570LS31CNCD	TMS570LS31 Hercules Safety MCU controlCARD	113.68

F28X PICCOLO™ SERIES MICROCONTROLLERS

NEW PRODUCT

For quantities greater than listed, call for quote.

MOUSER STOCK NO.	TI Part No.	Package	Peak MMACS	Freq. (MHz)	RAM (KB)	OTP ROM (KB)	Flash (KB)	PWM	CAP/ QEP	ADC	I2C	UART	SPI	Timers	Price Each 1	25	100	250
595-TMS320F28027PTT	TMS320F28027PTT	LQFP-48	60	60	12	2	64	8	1/0	1 12 bit	1	1 SCI	1	3 32-bit GP, 1 WD	7.59	6.07	4.10	4.01
595-TMS320F28035PAGS	TMS320F28035PAGS	TQFP-64	60	60	20	2	128	12	1/1	1 12 bit	1	1 SCI	1	3 32-bit GP, 1 WD	12.52	10.02	6.76	6.63
595-TMS320F28035PNS	TMS320F28035PNS	LQFP-80	60	60	20	2	128	14	1/1	1 12 bit	1	1 SCI	2	3 32-bit GP, 1 WD	13.00	10.40	7.03	6.89
595-TMS320F28069PNT	TMS320F28069PNT	LQFP-80	80	80	100	2	256	19	7/2	1 12 bit	1	1 SCI	2	3 32-bit GP, 1 WD	16.72	14.06	10.21	10.08

© Copyright 2013 Mouser Electronics

© Copyright 2013 Mouser Electronics

TEXAS INSTRUMENTS MCUs and DSPs

Products may be RoHS compliant. Check mouser.com for RoHS status.

F28X DELFINO™ SERIES MICROCONTROLLERS

For quantities greater than listed, call for quote.

MOUSER STOCK NO.	TI Part No.	Package	Peak MMACS	FPU	Freq (MHz)	RAM (KB)	EMIF	DMA	PWM	CAP/ QEP	I2C	UART	Timers	Price Each 1	25	100	250
595-TMS320F28334PGFA	TMS320F28334PGFA	LQFP-176	150	Yes	150	68	1 32/16-Bit	1 6-Ch DMA	16-Ch	4/2	1	3 SCI	1 WD, 3 32-Bit CPU	23.02	20.29	18.16	17.92
595-TMS320F28335PGFA	TMS320F28335PGFA	LQFP-176	150	Yes	150	68	1 32/16-Bit	1 6-Ch DMA	18-Ch	6/2	1	3 SCI	1 WD, 3 32-Bit CPU	23.34	20.58	18.41	18.18
595-M320F28335PTPMEP	SM320F28335PTPMEP	HLQFP-176	150	Yes	150	68	1 32/16-Bit	1 6-Ch DMA	18-Ch	6/2	1	3 SCI	1 WD, 3 32-Bit CPU	73.70	64.97	56.28	56.28
595-TMS320F28335PTPQ	TMS320F28335PTPQ	HLQFP-176	150	Yes	150	68	1 32/16-Bit	1 6-Ch DMA	16-Ch	6/2	1	3 SCI	1 WD, 3 32-Bit CPU	29.64	26.13	23.40	23.09
595-TMS320F28335ZJZA	TMS320F28335ZJZA	BGA-176	150	Yes	150	68	1 32/16-Bit	1 6-Ch DMA	18-Ch	6/2	1	3 SCI	1 WD, 3 32-Bit CPU	23.34	20.58	18.41	18.18
595-TMS320F28335ZJZS	TMS320F28335ZJZS	BGA-176	150	Yes	150	68	1 32/16-Bit	1 6-Ch DMA	18-Ch	6/2	1	3 SCI	1 WD, 3 32-Bit CPU	25.71	22.66	20.30	20.03
595-TMS320C28346ZFEQ	TMS320C28346ZFEQ	BGA-256	300	Yes	300	516	1 32/16-Bit	1 6-Ch DMA	18-Ch	6/3	1	3 SCI	1 WD, 3 32-Bit CPU	34.14	30.10	26.95	26.59

TMS320C5000™ TOOLS

MOUSER STOCK NO.	TI Part No.	Description	Price Each
595-TMDSDSK5509	TMDSDSK5509	TMS320C55x Low-Power Optimization DSP Starter Kit	568.39
595-TMDXBDKFP5515	TMDXBDKFP5515	C5515 Fingerprint Development Kit	90.71

CODE COMPOSER TOOLS

MOUSER STOCK NO.	TI Part No.	Description	Price Each
595-MDSCCSUBALLN01DP	TMDSCCSUBALLN01D-P	Code Composer Studio IDE v5, Renew Subscription, Node Locked Single User	113.68
595-TMDSCCS-ALLF05	TMDSCCS-ALLF05	Code Composer Studio IDE v5, 5 User Pack	3004.36
595-TMDSCCS-ALLF10	TMDSCCS-ALLF10	Code Composer Studio IDE v5, 10 User Pack	5512.17
595-TMDSCCS-ALLF25	TMDSCCS-ALLF25	Code Composer Studio IDE v5, 25 User Pack	12032.48
595-TMDSCCSUBALLF01P	TMDSCCSUBALLF01-P	Code Composer Studio IDE v5, Renew Subscription, 1 User Pack	182.57
595-TMDSCCSUBALLF03P	TMDSCCSUBALLF03-P	Code Composer Studio IDE v5, Renew Subscription, 3 User Pack	458.16
595-TMDSCCSUBALLF05P	TMDSCCSUBALLF05-P	Code Composer Studio IDE v5, Renew Subscription, 5 User Pack	687.82
595-TMDSCCSUBALLF10P	TMDSCCSUBALLF10-P	Code Composer Studio IDE v5, Renew Subscription, 10 User Pack	1075.54
595-TMDSCCSUBALLF25P	TMDSCCSUBALLF25-P	Code Composer Studio IDE v5, Renew Subscription, 25 User Pack	2347.79

TMS320C5XX™ DSP GENERATION

For quantities greater than listed, call for quote.

MOUSER STOCK NO.	TI Part No.	Package	RAM (KB)	ROM (KB)	DMA	ADC	McBSP	COM	Timers	MHz	MIPS	Price Each 1	25
595-MS320VC5401PGE50	TMS320VC5401PGE50	LQFP-144	16	8	6 ch	-	2	1 8-Bit HPI	2	50	50	7.49	6.93
595-TMS320VC5402P100	TMS320VC5402PGE100	LQFP-144	32	8	6 ch	-	2	1 8-Bit HPI	2	100	100	11.77	10.90
595-S320VC5402APGE16	TMS320VC5402APGE16	LQFP-144	32	32	6 ch	-	3	1 8-Bit HPI	1	128	216	20.18	18.66
595-TMS320VC5404PGE	TMS320VC5404PGE	LQFP-144	32	128	6 ch	-	3	1 8/16-Bit HPI	2	120	120	15.83	14.56
595-S320VC5502PGF300	TMS320VC5502PGF300	LQFP-176	64	32	6 ch	-	3	1 8/16-Bit HPI	3	300	600	17.33	16.05
595-TMS320VC5409AP16	TMS320VC5409APGE16	LQFP-144	64	32	6 ch	-	3	1 8/16-Bit HPI	1	160	160	25.27	23.37
595-TMS320VC5407PGE	TMS320VC5407PGE	LQFP-144	80	256	6 ch	-	3	1 8/16-Bit HPI	2	120	120	17.70	16.29
595-S320VC5410APGE12	TMS320VC5410APGE12	LQFP-144	128	32	6 ch	-	3	1 8/16-Bit HPI	1	120	120	27.40	25.34
595-S320VC5410APGE16	TMS320VC5410APGE16	LQFP-144	128	32	6 ch	-	3	1 8/16-Bit HPI	1	160	160	30.45	28.16
595-320VC5506PGE	TMS320VC5506PGE	LQFP-144	128	64	6 ch	-	3	-	2	200	400	13.91	12.88
595-TMS320VC5507PGE	TMS320VC5507PGE	LQFP-144	128	64	6 ch	1	3	1 16-Bit EHPI	2	200	400	18.69	17.19
595-S320VC5416PGE120	TMS320VC5416PGE120	LQFP-144	256	32	6 ch	-	3	1 8/16-Bit HPI	1	120	120	45.72	42.29
595-S320VC5416PGE160	TMS320VC5416PGE160	LQFP-144	256	32	6 ch	-	3	1 8/16-Bit HPI	1	160	160	46.91	43.96
595-MS320C5532AZHH10	TMS320C5532AZHH10	BGA-144	256	64	4 ch	-	-	-	3	100	200	7.10	6.47
595-MS320C5533AZHH10	TMS320C5533AZHH10	BGA-144	256	64	4 ch	-	-	-	3	100	200	9.52	8.66
595-MS320C5534AZHH10	TMS320C5534AZHH10	BGA-144	256	64	4 ch	-	-	-	3	100	200	11.93	10.85
595-MS320C5535AZHH10	TMS320C5535AZHH10	BGA-144	256	64	4 ch	4	-	-	3	100	200	12.73	11.79
595-MS320VC5509APGE	TMS320VC5509APGE	LQFP-144	256	64	6 ch	1	3	1 16-Bit EHPI	2	200	400	28.48	26.20
595-320VC5510AZGW2	TMS320VC5510AZGW2	BGA-240	320	32	6 ch	-	3	1 16-Bit EHPI	2	200	400	31.47	29.10
595-MS320C5515AZCH12	TMS320C5515AZCH12	FBGA-196	320	128	4 ch	10	-	-	3	120	240	18.83	17.44

TMS320C6000™ DSP TOOLS

MOUSER STOCK NO.	TI Part No.	Description	Price Each
760-701900	701900	Spectrum Digital XDS510™ USB Emulator	1058.23
595-TMDSDSK6416-T	TMDSDSK6416-T	TMS320C6416 DSP Starter Kit	568.39
595-TMDSDSK6455	TMDSDSK6455	TMS320C6455 DSP Starter Kit	683.23
595-TMDSEVM355	TMDSEVM355	TMS320DM355 Digital Video Evaluation Module	568.39
595-TMDSEVM642	TMDSEVM642	TMS320DM642 Evaluation Module	2001.23
595-TMDSEVM6474L	TMDSEVM6474L	TMS320C6474 Evaluation Module	458.16

OMAP PROCESSOR

For quantities greater than listed, call for quote.

MOUSER STOCK NO.	TI Part No.	Package	RISC Freq./ Freq. (MHz)	Peak MMACS	On-Chip L1/SRAM On-Chip L2/SRAM (KB)	McASP	McBSP	Interface	Timers	Price Each 1	25
595-OMAPL132BZWT2	OMAPL132BZWT2	FBGA-36	200, 200	1600	32/256	1	2	2xI2C/2xSPI/3xUART/1xUSB	4	19.58	18.13
595-OMAPL138BZWT3	OMAPL138BZWT3	NFBGA-361	375, 456	3000, 3648	64/256	1	2	2xI2C/2xSPI/3xUART/2xUSB	4	29.56	27.21
595-OMAP3530ECBB72	OMAP3530ECBB72	FCBGA-515	520, 720	4160	32/256	0	5	3xI2C/4xSPI/3xUARTs/2xUSB	15	65.74	61.60

TMS320C62X™- PERFORMANCE VALUE FIXED-POINT DSPS

For quantities greater than listed, call for quote.

MOUSER STOCK NO.	TI Part No.	Package	Internal RAM L1 Program Cache/L1 Data Cache/L2 Unified RAM Cache	McBSP	Enhanced DMA (Chan)	COM	Timers	MHz	MIPS	Price Each 1	25
595-S320C6211BZFN150	TMS320C6211BZFN150	BGA-256	32K/32K/512K	2	16	HPI	2	150	1200	39.38	36.89
595-S320C6211BZFN167	TMS320C6211BZFN167	BGA-256	32K/32K/512K	2	16	HPI	2	167	1333	49.22	46.12

TMS320C64X™ - PERFORMANCE VALUE FIXED-POINT DSPS

For quantities greater than listed, call for quote.

595-TMS320C6424ZWT5	TMS320C6424ZWT5	BGA-361	32K/80K/128K	2	64	PCI/HPI/EMAC	3	500	4000	37.49	35.13
595-TMS320C6424ZDUQ5	TMS320C6424ZDUQ5	BGA-376	32K/80K/128K	2	64	PCI/HPI/EMAC	3	500	4000	44.68	41.87
595-TMS320C6424ZWT6	TMS320C6424ZWT6	BGA-361	32K/80K/128K	2	64	PCI/HPI/EMAC	3	600	4800	50.91	47.08
595-TMS320C6421ZWT4	TMS320C6421ZWT4	BGA-361	48K/16K/64K	1	64	HPI/EMAC	3	400	3200	18.69	17.29
595-TMS320C6421ZWT5	TMS320C6421ZWT5	BGA-361	48K/16K/64K	1	64	HPI/EMAC	3	500	4000	25.08	23.20
595-TMS320C6421ZWT6	TMS320C6421ZWT6	BGA-361	48K/16K/64K	1	64	HPI/EMAC	3	600	4800	35.55	32.87

TMS32067XX™ - LOW POWER FIXED/FLOATING-POINT DSP

For quantities greater than listed, call for quote.

MOUSER STOCK NO.	TI Part No.	Package	RAM (KB)	ROM (KB)	DMA	ADC	McBSP	COM	Timers	MHz	MIPS	Price Each 1	25
595-TMS320C6746BZWT4	TMS320C6746BZWT4	NFBGA-361	64	256	32-Ch	-	2	1 16-Bit HPI	4	375	3648	21.36	19.66

© Copyright 2013 Mouser Electronics
© Copyright 2013 Mouser Electronics

TEXAS INSTRUMENTS DSPs

Products may be RoHS compliant. Check mouser.com for RoHS status.

DSP TOOLS

NEW! TECHNOLOGY

MOUSER STOCK NO.	TI Part No.	Description	Price Each
760-701014	701014	Spectrum Digital XDS510PP-Plus Emulator	529.65
760-701900	701900	Spectrum Digital XDS510™ USB Emulator	1058.23
716-BH-PCI-560	BH-PCI-560	Blackhawk XDS560™ JTAG PCI Emulator	1605.00
716-BH-USB-560M	BH-USB-560M	Blackhawk XDS560 USB HP JTAG Emulator	2407.50
595-BEAGLEBOARD-XM	BEAGLEBOARD-XM	Beagle Board Development Kit	159.43
595-CRANE	CRANE	CraneBoard provides developers a low cost development solution for Sitara AM3517 Cortex-A8 processor.	221.79
778-LSP163-621	LSP163-621-MOQ1	Radio420S - Multimode SDR RF FMC Transciever, Freq. Range: 300MHz - 3GHz, Selectable Bandwidth: 1.5-28MHz	3204.65
778-LSP159-601-MOQ10	LSP159-601-MOQ10	ADAC250 - High-speed Dual A/D and D/A FMC Module, (2) 250 MSPS 14-bit ADCs, (2) 1 GSPS 16-bit DACs	2538.04
595-TMDSEVM6446	TMDSEVM6446	TMS320DM6446 Digital Video Eval Module	2502.79
595-PANDABOARD	UEVM4430G-01-00-00	PandaBoard is a platform designed to provide access to the powerful features of the OMAP4430 Multimedia Processor	176.55

DAVINCI™ DIGITAL MEDIA PROCESSORS

PRODUCT NEW

For quantities greater than listed, call for quote.

MOUSER STOCK NO.	TI Part No.	Package	CPU	Frequency (MHz)	L1/SRAM (bytes)	L2/SRAM (bytes)	ROM (k bytes)	Price Each	
								1	25
595-TMS320DM365ZCE30	TMS320DM365ZCE30	NFBGA-338	C64+, DaVinci Video	300	32768	-	16	35.78	33.52
595-TMS320DM368ZCE	TMS320DM368ZCE	NFBGA-338	C64+, DaVinci Video	432	32768	-	16	53.68	49.65
595-TMS320DM642AZNZ7	TMS320DM642AZNZ7	FCBGA-548	C64x+, DaVinci Video	720	32K	256K	1	79.98	79.42
595-TMS320DM6435ZWT4	TMS320DM6435ZWT4	BGA-361	C64x+, DaVinci Video	400	112	128	64	29.34	27.14
595-TMS320DM6435ZWT5	TMS320DM6435ZWT5	BGA-361	C64x+, DaVinci Video	500	112	128	64	31.10	28.76
595-TMS320DM6435ZWT6	TMS320DM6435ZWT6	BGA-361	C64x+, DaVinci Video	600	112	128	64	34.61	32.01
595-TMS320DM6437ZWT4	TMS320DM6437ZWT4	BGA-361	C64x+, DaVinci Video	400	112	128	64	34.84	32.65
595-TMS320DM6437ZWT6	TMS320DM6437ZWT6	BGA-361	C64x+, DaVinci Video	600	112	128	64	41.09	38.50
595-TMS320DM6437ZDU4	TMS320DM6437ZDU4	BGA-376	C64x+, DaVinci Video	400	112	128	64	34.84	32.65
595-TMS320DM6437ZDU6	TMS320DM6437ZDU6	BGA-376	C64x+, DaVinci Video	600	112	128	64	44.43	41.09
595-TMS320DM6446AZWT	TMS320DM6446AZWT	NFBGA-361	C64+, DaVinci Video	405	16384	-	8	57.19	54.50
595-MS320DM6446AZWTA	TMS320DM6446AZWTA	NFBGA-361	C64x+, ARM 9, DaVinci Video	513, 594	112K/40K	64K	16	57.19	54.50
595-DM3730CBPA	DM3730CBPA	PBGA-515	C64x+, ARM 8, DaVinci Video	800	32/80	64	16	52.64	49.33
595-DM3730CBP100	DM3730CBP100	PBGA-515	C64+, DaVinci Video	800	80	64	16	49.33	47.01
595-DM3730CUS100	DM3730CUS100	PBGA-515	C64+, DaVinci Video	800	80	64	16	49.33	47.01
595-MS320DM355ZCE216	TMS320DM355ZCE216	-	ARM 9, DaVinci Video	216	-	-	8	31.32	28.96
595-MS320DM355ZCE270	TMS320DM355ZCE270	-	ARM 9, DaVinci Video	270	-	-	8	37.03	34.70
595-MS320DM6437ZWTQ6	TMS320DM6437ZWTQ6	NFBGA-361	C64+, DaVinci Video	660	112	128	64	49.39	46.28

DAVINCI™ TOOLS

PRODUCT NEW

MOUSER STOCK NO.	TI Part No.	Description	Price Each
595-TMDSIPCAM8127J3	TMDSIPCAM8127J3	DaVinci Video HD Video Surveillance IP Camera	1148.57

TMS320C67X™ DSP GENERATION - FLOATING-POINT DSPS

PRODUCT NEW

For quantities greater than listed, call for quote.

MOUSER STOCK NO.	TI Part No.	Package	Freq. (MHz)	L1P (bytes)	L1D (bytes)	L2 (bytes)	RAM (bytes)	External Memory I/F	DMA	Timers	Serial Ports	Price Each	
												1	25
595-S320C6713BPYP200	TMS320C6713BPYP200	HLQFP-208	200	4K	4K	256K	-	SDRAM	16 Ch	2 GP	2 McASP, 2 SPI, 2 I2C	32.58	30.13
595-TMS32C6713BPY200	TMS32C6713BPYPA200	HLQFP-208	200	4K	4K	256K	-	SDRAM	16 Ch	2 GP	2 McBSP, 2 McASP, 2 I2C	38.59	35.70
595-S320C6722BRFP200	TMS320C6722BRFP200	HTQFP-144	200	32K	128K	384K	-	SDRAM	dMAX	1 GP	2 McASP, 2 SPI, 2 I2C	17.70	16.29
595-S320C6711DZDP250	TMS320C6711DZDP250	BGA-272	250	4K	4K	64K	-	SDRAM	16 Ch	1 GP	2 McASP	29.99	27.73
595-S320C6722BRFP250	TMS320C6722BRFP250	HTQFP-144	250	32K	128K	384K	-	SDRAM	dMAX	1 GP	2 McASP, 2 SPI, 2 I2C	20.00	18.49
595-TMSDC6727BZD250	TMSDC6727BZDHA250	BGA-256	250	32K	256K	384K	-	SDRAM	dMAX	1 GP	3 McASP, 2 SPI, 2 I2C	39.72	37.21
595-S320C6726BRFP266	TMS320C6726BRFP266	HTQFP-144	266	32K	256K	384K	-	SDRAM	dMAX	1 GP	3 McASP, 2 SPI, 2 I2C	25.92	23.97
595-320C6727BZDH275	TMS320C6727BZDH275	BGA-256	275	32K	256K	384K	-	SDRAM	dMAX	1 GP	3 McASP, 2 SPI, 2 I2C	32.49	30.05
595-320C6727BZDH300	TMS320C6727BZDH300	BGA-256	300	32K	256K	384K	-	SDRAM	dMAX	1 GP	3 McASP, 2 SPI, 2 I2C	36.74	33.98
595-320C6727BZDH350	TMS320C6727BZDH350	BGA-256	350	32K	256K	384K	-	SDRAM	dMAX	1 GP	2 McASP, 2 SPI, 2 I2C	46.48	43.55
595-TMS320C6748BZWT4	TMS320C6748BZWT4	BGA-361	456	32K	32K	256K	256	SRAM	2x32 Ch	3 GP	1 McASP, 2 SPI, 2 I2C	25.55	23.63

© Copyright 2013 Mouser Electronics
© Copyright 2013 Mouser Electronics

WESTERN DESIGN CENTER 65xx Series Microcontrollers

RoHS Compliant **This product is RoHS compliant.**


PDIP-40


PLCC-44


PLCC-88


PLCC-84

8-BIT MICROCONTROLLERS

For quantities greater than listed, call for quote.

MOUSER STOCK NO.	WDC Part No.	Package	Data Bus (bit)	Clock Speed (MHz)	Address Bus (bit)	Instructions	Addressing Modes	Op. Codes	Operating Voltage (V)	Power Consumption on Min. (µA)	Price Each 1	10	25	100
955-W65C02S6TPG-14	W65C02S6TPG-14	PDIP-40	8	14	16	69	16	212	1.8-5	150	7.44	6.37	6.37	6.26
955-W65C02S6TPLG-14	W65C02S6TPLG-14	PLCC-44	8	14	16	69	16	212	1.8-5	150	7.44	6.37	6.37	6.26
955-W65C02S6TQG-14	W65C02S6TQG-14	QFP-44	8	14	16	69	16	212	1.8-5	150	7.44	6.37	6.37	6.26
955-W65C816S6PG-14	W65C816S6PG-14	PDIP-40	8/16	14	24	92	24	256	1.8-5	300	8.51	7.44	7.44	7.31
955-W65C816S6PLG-14	W65C816S6PLG-14	PLCC-44	8/16	14	24	92	24	256	1.8-5	300	8.51	7.44	7.44	7.31

For quantities greater than listed, call for quote.

MOUSER STOCK NO.	WDC Part No.	Package	Data Bus (bit)	Clock Speed (MHz)	Address Bus (bit)	Data RAM (bytes)	Programmable I/O's	Timers	Operating Voltage (V)	Price Each 1	10	25	100
955-W65C265S8PLG-8	W65C265S8PLG-8	PLCC-84	8/16	8	8	576	64	10	2.8-5.5	14.43	11.72	11.72	11.52
955-W65C134S8PLG-8	W65C134S8PLG-8	PLCC-68	8	8	8	192	56	3	2.8-5.5	12.79	10.65	10.65	10.48

PERIPHERAL INTERFACE ADAPTER (PIA)

Features:
- I/O Ports: 2 8-bit bidirectional with individual data direction control
- Automatic handshake control of data transfers

For quantities greater than listed, call for quote.

MOUSER STOCK NO.	WDC Part No.	Package	Clock Speed (MHz)	Interrupts	Operating Voltage (V)	Operating Temperature (°C)	Price Each 1	10	25	100
No Current Limiting Resistors										
955-W65C21S6TPG-14	W65C21S6TPG-14	PDIP-40	14	2	5	-40 to 85	6.37	5.30	5.30	5.21
955-W65C21S6TPLG-14	W65C21S6TPLG-14	PLCC-44	14	2	5	-40 to 85	6.37	5.30	5.30	5.21
With Current Limiting Resistors										
955-W65C21N6TPG-14	W65C21N6TPG-14	PDIP-40	14	2	5	-40 to 85	6.37	5.30	5.30	5.21
955-W65C21N6TPLG-14	W65C21N6TPLG-14	PLCC-44	14	2	5	-40 to 85	6.37	5.30	5.30	5.21

VERSATILE INTERFACE ADAPTER (VIA)

Features:
- I/O Ports: 2 8-bit bi-directional peripheral
- Automatic handshake control of data transfers
- Enhanced "Handshake" Features
- Synchronous Serial bi-directional peripheral I/O Port

For quantities greater than listed, call for quote.

MOUSER STOCK NO.	WDC Part No.	Package	Clock Speed (MHz)	I/O Ports	Operating Voltage (V)	Operating Temperature (°C)	Price Each 1	10	25	100
No Current Limiting Resistors										
955-W65C22S6TPG-14	W65C22S6TPG-14	PDIP-40	14	2	1.8-5	-40 to 85	7.44	6.37	6.37	6.26
955-W65C22S6TPLG-14	W65C22S6TPLG-14	PLCC-44	14	2	1.8-5	-40 to 85	7.44	6.37	6.37	6.26
With Current Limiting Resistors										
955-W65C22N6TPG-14	W65C22N6TPG-14	PDIP-40	14	2	1.8-5	-40 to 85	7.44	6.37	6.37	6.26
955-W65C22N6TPLG-14	W65C22N6TPLG-14	PLCC-44	14	2	1.8-5	-40 to 85	7.44	6.37	6.37	6.26

© Copyright 2013 Mouser Electronics
© Copyright 2013 Mouser Electronics

ZILOG eZ80Acclaim! Flash Microcontrollers

Products may be RoHS compliant. Check mouser.com for RoHS status.

zilog
Embedded in Life
An IXYS Company

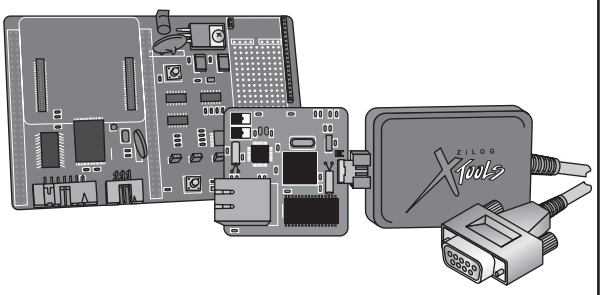

ZILOG EZ80F91 FLASH MICROCONTROLLER

Features:

- eZ80 core operating at 50MHz
- On-chip 10/100BaseT Ethernet MAC
- 256KB on-chip Flash memory
- 16KB on-chip SRAM
- Power management features supporting Sleep, Halt, and peripheral power-down controls
- Glueless external bus supporting eZ80, Z80, Intel, and Motorola modes
- 32GPIO
- IrDA compatible Infrared Encoder/Decoder
- Two independent UARTs with multidrop mode
- SPI and I2C ports
- Four, 16-bit counter/timers with I/O capability
- Watch Dog Timer with selectable clock inputs
- Real-time clock with on-chip 32KHz oscillator
- Full-feature PLL
- JTAG and ZiLOG Debug Interfaces
- Interrupt controller supporting internal and external maskable interrupts as well as non-maskable interrupts input
- New DMA-like eZ80 instructions

Description:

The eZ80F91 is the flagship device of the eZ80Acclaim! family of Flash Microcontrollers (MCUs). With 50MHz speed and an on-chip Ethernet MAC, designers now have the necessary performance to execute complex applications quickly and efficiently. Combining 256KB of Flash with 16KB SRAM, the eZ80F91 provides the memory needed to implement communication protocol stacks and achieve the flexibility when performing in-system updates of application firmware. Complementing the high performance, the eZ80F91 offers a rich set of serial communication peripherals to address application designs ranging from consumer electronics and point-of-sale terminals to security systems and industrial control.

MOUSER STOCK NO.		Package	Mem. Flash (bytes)	SRAM (bytes)	Speed (MHz)	Count /timers	Temp. Range (C°)	Price Each		
Mfr.	Mfr. Part No.							1	25	100
692—EZ80F91AZ050EG		LQFP-144	256K	16K	50	4	-40~+105	8.99	8.19	7.49

Features:		eZ80F93	
Maximum Speed	50MHz	20MHz	20MHz
Address/Data Bus Width	24-bit/8-bit	24-bit/8-bit	24-bit/8-bit
Flash/SRAM Memory	256KB/16KB	128KB/8KB	64KB/4KB
Other On-Chip Memory	512 Bytes Configuration Flash	258 Bytes Configuration Flash	256 Bytes Configuration Flash
Access Time/ Flash/SRAM	60ns/<20ns	60ns/<20ns	60ns/<20ns
Maximum Addressable Space	16MB Linear	16MB Liner	16MB Linear
Exretnal Bus I/F	Yes	Yes	Yes
Chip Selects and Wait- State Generators	4	4	4
EMAC	1X10/100MBp	No	No
UART with HW Handshake	2 (UART0 has IrDA Endec)	2 (UART0 has IrDA Endec)	2 (UART0 has IrDA Endec)
SPI	1		1
I2C	1	1	1
Timers	4X16-bit	6X16-bit	6X16-bit
Special Timer Features	Selectable timer clock inputs, 2X external event counter, 2X Tout, 4X PWM, 4X Captures, 4X Compares	2XTin, 2X Tout	2X Tin, 2X Tout
Real-TIme Clock	Yes	Yes	Yes
Watchdog Timer	Yes	Yes	Yes
GPIO	32	24	24
Full Featured PLL	Yes	No	No
JTAG	Yes, Also supports ZDI	Yes, Supports debugging only. Also supports ZDI	Yes, Supports debugging only. Also supports ZDI
Operating Voltage	3.0 - 3.6V	3.0 - 3.6V	3.0 - 3.6V
Package	LQFP - 144	LQFP - 100	LQFP - 100

ZILOG EZ80F92 FLASH MICROCONTROLLER

Features:

- eZ80 core operating at 20MHz
- Up to 128KB on-chip Flash memory
- Up to 8KB on-chip SRAM
- Power management features supporting Sleep, Halt, and peripheral power-down controls
- Glueless external bus supporting eZ80, Z80, Intel, and Motorola modes
- Up to 24GPIO
- IrDA compatible Infrared Encoder/Decoder
- Two independent UARTs with multidrop mode
- SPI and I2C ports
- Six, 16-bit counter/timers with I/O capability
- Watch Dog Timer with selectable clock inputs
- Real-time clock with on-chip 32KHz oscillator
- JTAG and ZiLOG Debug Interfaces
- Interrupt controller supporting internal and external maskable interrupts as well as non-maskable interrupts input
- New DMA-like eZ80 instructions

Description:

The eZ80F92 is another of the devices which make up the eZ80Acclaim!™ family of Flash Microcontrollers (MCUs). Combining 20MHZ speed, 128KB of Flash, and 8KB SRAM, the eZ80F92 provides the performance and memory needed to implement communication protocol stacks and achieve the flexibility when performing in-system updates of application firmware. Complementing the high performance, the eZ80F92 offers a rich set of serial communication peripherals to address application designs ranging from consumer electronics and point-of-sale terminals to security systems and industrial control. The zZ80L92 is the ROMless equivalent to the eZ80F92/93.

MOUSER STOCK NO.		Package	Mem. Flash (bytes)	SRAM (bytes)	Speed (MHz)	Count /timers	Temp. Range (C°)	Price Each		
Mfr.	Mfr. Part No.							1	25	100
692—EZ80F92AZ020SG		LQFP-100	128K	8K	20	6	0 ~ +70	5.61	5.10	4.68
692—EZ80F92AZ020EG		LQFP-100	128K	8K	20	6	-40~+105	6.17	5.63	5.15

ZILOG EZ80F93 FLASH MICROCONTROLLER

Attention:

- Above features and development kit for eZ80F92Acclaim!™ are applicable to eZ80F93Acclaim!™

Description:

The eZ80F93 is a new part comprising part of the eZ80Acclaim!™ family of Flash Microcontrollers (MCUs). Combining 20MHz speed, 64KB of Flash, and 4KB SRAM, the eZ80F93 provides the performance and memory needed to implement communication protocol stacks amd achieve the flexibility when performing in-system updates of application firmware. Complementing the high performance, the eZ80F93 offers a rich set of serial communication peripherals to address application designs ranging from consumer electronics and point-of-sale terminals to security systems and industrial control.

MOUSER STOCK NO.		Package	Mem. Flash (bytes)	SRAM (bytes)	Speed (MHz)	Count /timers	Temp. Range (C°)	Price Each		
Mfr.	Mfr. Part No.							1	25	100
692—EZ80F93AZ020EG		LQFP-100	64K	4K	20	6	-40~+105	5.08	4.64	4.24

© Copyright 2013 Mouser Electronics
© Copyright 2013 Mouser Electronics

ZILOG Encore!™ XP and Motor Control Microcontrollers

zilog
Embedded in Life
An IXYS Company

Products may be RoHS compliant. Check mouser.com for RoHS status.

Z16FMC SERIES FLASH MICROCONTROLLER

Zilog's Z16FMC Series MCU, a part of the Flash Motor Control family of devices, is a powerful 16-bit CISC microcontroller that outperforms most RISC microcontrollers in its class. The Z16FMC boasts a unique architecture that provides the power, punch and performance of a 32-bit micro with the code, current efficiency and cost of a 16-bit. The Z16FMC features Zilog's ZNEO® CPU, which boasts a highly-optimized instruction set that achieves higher performance per clock cycle with less code space and lower overhead than competing architectures. Optimized for motor control applications, these devices are designed for the control of multiphase AC and DC variable-speed motors.

Features:

- 16-bit optimized Single-Cycle CISC core
- Up to 128KB of in-circuit programmable Flash memory
- Flexible communication interface including a 9-bit UART with LIN & IrDA, I2C, ESPI
- 12-Channel, 10-bit ADC with a 2.1µs conversion time
- Highly integrated Digital/Analog peripherals
  - Operational Amplifier
  - Analog Comparator
  - Internal Precision Oscillator
  - 4-Channel DMA Controller
  - 12-bit PWM module with three complementary pairs or six independent PWM outputs

RoHS Compliant

For quantities greater than listed, call for quote.

MOUSER STOCK NO. Mfr.	Mfr. Part No.	Package	Flash (KB)	SRAM (KB)	GPIO	Interface Type	10-bit A/D Channels	Interrupts	Temperature Range (°C)	Price Each 1	25	100
692	Z16FMC28AG20EG	LQFP-64	128	4	46	LIN and IrDA/12C/SPI/UART	12	24	-40°C to 105°C	8.96	7.59	4.80

Z16FMC SERIES MOTOR CONTROL DEVELOPMENT KIT

The Z16FMC Series Motor Control Development Kit features a Motor Control Modular Development System (MC MDS) daughter board mounted on a 3-Phase Motor Control Application Board. The MC MDS board consists of a 64LQFP Z16FMC chip and a DBG connector to connect the kit to a host development PC via the USB Smart Cable. The 3-Phase Motor Control Application Board provides spade lug connectors for the 3-phase motor and fused spade lug connectors for an adjustable 24V DC, 3A workbench power source.

RoHS Compliant

MOUSER STOCK NO. Mfr.	Mfr. Part No.	Description	Price Each
692	Z16FMC28200KITG	Z16Motor Control Development Kit	214.00

ZILOG Z8 ENCORE!™ XP MICROCONTROLLERS

Specifications:

- Each Z8 Encore! Microcontroller contains the following: Watchdog Timers, Analog Comparator, Temp. Sensor, Current Sense Amplifier, and Internal Precision Oscillator
- Core Speed: 20MHz
- Voltage: 2.7V to 3.6V
- UARTs: 1
- 2 16-bit Timers with PWMs
- Surface Mount

RoHS Compliant

For quantities greater than listed, call for quote.

MOUSER STOCK NO. Mfr.	Mfr. Part No.	Package	Flash Bytes	RAM Bytes	NVDS Bytes	I/O Lines	Interrupts	10-bit A/D Channels	Temperature Range (°C)	Price Each 1	25	100
692	Z8F042ASB020SG	SOIC-8	4K	1K	128	6	12	4	0°C to 70°C	2.01	1.84	1.68

ZILOG Z8 ENCORE!™ FLASH MCU DEVELOPMENT KIT

The Z8 Encore! Microcontroller (MCU) Development Kit is a general-purpose platform that allows design engineers to evaluate the capabilities and operation of the Z8 Encore! family of microcontrollers and provides tools to shorten the development cycle. Included with the Development Kit is a free full-version ANSI C-Compiler and a Target Interface Module board that interfaces with the on-chip debugger converting a one-wire interface to a two-wire RS-232-like interface. All necessary hardware, software tools, and technical documentation are included, to provide a complete solution at minimal cost.

Features:

Hardware:
- Evaluation Board, Z8 Encore!
- Smart Cable – DB9 to six-pin male (Z8F08200100KIT)
- RS-232 DB9 Serial Cable
- 9VDC Universal Power Supply

Software:
- ZDS II - Z8 Encore! IDE with ANSI C-Compiler
- Sample code
- Device Driver software

CD-ROM contains:
- ZDS II Quick Start Guide
- Development Kit User Manual
- ZDS II - IDE User Manual
- EZ8 CPU User Manual
- Product Specifications
- Product Briefs
- Application Notes
- Flyer
- Product Linecard


ENCORE! KIT


4K 28-PIN Dev Kit

MOUSER STOCK NO. Mfr.	Mfr. Part No.	Description	Price Each
692	Z8F08200100KIT	ENCORE! KIT (4K-8K Flash)	42.75
692	Z8F04A28100KITG	4K 28-PIN Dev Kit Lead Free	42.75

ZILOG Z8 ENCORE!™ MICROCONTROLLERS

- Each Z8 Encore! Microcontroller contains the following: Watchdog Timers, SPI Port, 12C Port
- Core Speed: 20MHz

NEW PRODUCT

♦ Surface Mount Device

For quantities greater than listed, call for quote.

MOUSER STOCK NO. Mfr.	Mfr. Part No.	Package	Flash (Bytes)	RAM (Bytes)	I/O Lines	Interrupts	16-bit Timers	PWM's	10-bit A/D Channels	DMA Controller	UARTs	Voltage (V)	Temperature (°C)	Price Each 1	25	100
♦ 692	Z8F0411HH020SG	SSOP-20	4K	1K	11	16	2	2	-	-	1	2.7 to 3.6	0°C to 70°C	2.19	2.05	1.83
♦ 692	Z8F0422SJ020SG	SOIC-28	4K	1K	19	19	2	2	5	-	1	2.7 to 3.6	0°C to 70°C	2.57	2.34	2.14
♦ 692	Z8F0411HH020EG	SSOP-20	4K	1K	11	16	2	2	-	-	1	2.7 to 3.6	-40°C to 105°C	2.43	2.20	2.02
692	Z8F0421PH020SG	PDIP-20	4K	1K	11	16	2	2	2	-	1	2.7 to 3.6	0°C to 70°C	2.48	2.27	2.07
♦ 692	Z8F0811HH020SG	SSOP-20	8K	1K	11	16	2	2	-	-	1	2.7 to 3.6	0°C to 70°C	2.30	2.09	1.92
692	Z8F0812PJ020EG	PDIP-28	8K	1K	19	19	2	2	-	-	1	2.7 to 3.6	-40°C to 105°C	2.95	2.70	2.46
692	Z8F0812PJ020EG	PDIP-28	8K	1K	19	19	2	2	-	-	1	2.7 to 3.6	0°C to 70°C	2.95	2.70	2.46
♦ 692	Z8F0821HH020EG	SSOP-20	8K	1K	11	16	2	2	2	-	1	2.7 to 3.6	-40°C to 105°C	2.82	2.58	2.35
692	Z8F0822PJ020SG	PDIP-28	8K	1K	19	19	2	2	5	-	1	2.7 to 3.6	0°C to 70°C	2.87	2.61	2.39
♦ 692	Z8F0822SJ020EG	SOIC-28	8K	1K	19	19	2	2	5	-	1	2.7 to 3.6	-40°C to 105°C	2.94	2.68	2.45
♦ 692	Z8FS040BHH20EG	SSOP-20	4K	1K	16	20	2	2	4	-	1	2.7 to 3.6	-40°C to 105°C	1.58	1.44	1.35
692	Z8F1621PM020SG	PDIP-40	16K	2K	31	23	3	3	8	Yes	2	3.0 to 3.6	0°C to 70°C	4.02	3.67	3.35
♦ 692	Z8F1621VN020EG	PLCC-44	16K	2K	31	23	3	3	8	Yes	2	3.0 to 3.6	-40°C to 105°C	4.25	3.88	3.54
♦ 692	Z8F3221VN020EG	PLCC-44	32K	2K	31	23	3	3	8	Yes	2	3.0 to 3.6	-40°C to 105°C	4.62	4.22	3.85
♦ 692	Z8F6421AN020EG	LQFP-44	64K	4K	31	23	3	3	8	Yes	2	3.0 to 3.6	-40°C to 105°C	5.66	5.17	4.72
692	Z8F6421PM020EG	PDIP-40	64K	4K	31	23	3	3	8	Yes	2	3.0 to 3.6	-40° to 105°	5.86	5.34	4.89
692	Z8F6421PM020SG	PDIP-40	64K	4K	31	23	3	3	8	Yes	2	3.0 to 3.6	0°C to 70°C	5.34	4.87	4.45
♦ 692	Z8F6421VN020EG	PLCC-44	64K	4K	31	23	3	3	8	Yes	2	3.0 to 3.6	-40°C to 105°C	5.66	5.17	4.72
♦ 692	Z8F6421VN020SG	PLCC-44	64K	4K	31	23	3	3	8	Yes	2	3.0 to 3.6	0°C to 70°C	5.15	4.70	4.29
♦ 692	Z8F6422VS020EG	PLCC-68	64K	4K	46	24	4	4	12	Yes	2	3.0 to 3.6	-40°C to 105°C	5.86	5.34	4.89
♦ 692	Z8F6422VS020SG	PLCC-68	64K	4K	46	24	4	4	12	Yes	2	3.0 to 3.6	0°C to 70°C	5.34	4.87	4.45
♦ 692	Z8F6423FT020EG	QFP-80	64K	4K	60	24	4	4	12	Yes	2	3.0 to 3.6	-40°C to 105°C	5.86	5.34	4.89

© Copyright 2013 Mouser Electronics
© Copyright 2013 Mouser Electronics

ZILOG MCUs

RoHS Compliant **This product is RoHS compliant.**

zilog
Embedded in Life
An IXYS Company

ZILOG Z8 OTP MICROCONTROLLERS

The 8-Bit One-Time Programmable (OTP) Microcontrollers are members of ZiLOG's single-chip Z8 MCU family featuring enhanced wake-up circuitry, programmable Watch-Dog Timers, Low-Noise EMI options, and easy hardware/software system expansion capability.

◆ **Surface Mount Device**

For quantities greater than listed, call for quote.

MOUSER STOCK NO. Mfr.	MOUSER STOCK NO. Mfr. Part No.	Package	ROM (KB)	RAM (Bytes)	I/O	Interrupts	On Chip Special Features	On Chip Analog Features	WDT	Timers	Comm Int.	Volts (V)	Operating Speed (MHz)	Development Tool Available Key	Price Each 1	25	100
	692—Z86E0208PEG1925	PDIP-18	0.5	61	14	5	POR, LV Protect	2 comp	Yes	1	- - -	4.5-5.5	8	B, L, M, N	1.84	1.65	1.42
◆	692—Z86E0208SSG1925	SOIC-18	0.5	61	14	5	POR, LV Protect	2 comp	Yes	1	- - -	4.5-5.5	8	B, L, M, N	1.68	1.44	1.03
◆	692—Z86E0412HSG1903	SSOP-20	1	125	14	6	POR	2 comp	Yes	2	- - -	4.5-5.5	12	B, L, M, N	2.58	2.40	2.14
◆	692—Z86E0412SSG1903	SOIC-18	1	125	14	6	POR	2 comp	Yes	2	- - -	4.5-5.5	12	B, L, M, N	2.43	2.05	1.54
◆	692—Z86E0412SEG1903	SOIC-18	2	125	14	6	POR	2 comp	Yes	2	- - -	4.5-5.5	12	B, L, M, N	2.68	2.43	2.23
◆	692—Z86E0412SEG	SOIC-18	2	125	14	6	POR	2 comp	Yes	2	- - -	4.5-5.5	12	B, L, M, N	2.68	2.43	2.23
◆	692—Z86E0612SSG	SOIC-18	2	125	14	6	POR	2 comp	Yes	1	SPI	4.5-5.5	12	O, P	4.39	4.04	3.64
◆	692—Z86E0812SSG1903	SOIC-18	2	125	14	6	POR	2 comp	Yes	2	- - -	4.5-5.5	12	B, L, M, N	2.99	2.54	1.80
	692—Z86E0812PSG1866	PDIP-18	2	125	14	6	POR	2 comp	Yes	2	- - -	4.5-5.5	12	B, L, M, N	2.99	2.54	1.80
◆	692—Z86E0812SSG1866	SOIC-18	2	125	14	6	POR	2 comp	Yes	2	- - -	4.5-5.5	12	B, L, M, N	3.35	2.84	2.01
	692—Z86E0812PEG1903	PDIP-18	4	188	14	6	POR	2 comp	Yes	2	- - -	4.5-5.5	12	B, L, M, N	3.27	2.92	2.72
	692—Z86E3016PSG	PDIP-28	4	236	24	6	POR	2 comp	Yes	2	- - -	3.5-5.5	16	B, E, F	5.29	4.85	4.40
	692—Z86E3116PSG	PDIP-28	4	236	24	6	POR	2 comp	Yes	2	- - -	3.5-5.5	16	B, E, F	4.23	3.92	3.64
	692—Z86E4312PSG	PDIP-40	8	236	32	6	POR	2 comp	Yes	2	- - -	3.5-5.5	12	B, H, I, J, K	5.86	5.71	5.56
	692—Z86E4412PSG	PDIP-40	16	237	32	6	POR	2 comp	Yes	2	- - -	3.5-5.5	12	B,C,D,F,G,H,I,J,K	9.90	9.05	8.23
◆	692—Z86E6116VSG	PLCC-44	16	237	32	6	- - -	- - -	No	2	UART	4.5-5.5	16	L, T, U	15.78	14.46	13.14

ZILOG DEVELOPMENT TOOLS FOR Z8 OTP MICROCONTROLLERS

Key	MOUSER STOCK NO. Mfr.	MOUSER STOCK NO. Mfr. Part No.	Description	Price Each
T		692—Z86E2101ZDF	Z8 OTP Converter (QFP) Kit	211.86

Z8051 8-BIT CORE MCU

PRODUCT NEW

MOUSER STOCK NO.	Zilog Part No.	Package	Max. Clock Freq. (MHz)	Flash (KB)	RAM (bytes)	ADC (Channels)	Communications Controller	I/O	WDT	Voltage (V)	Price Each 1	25	100
692-Z51F0410HCX	Z51F0410HCX	SSOP-10	8	4	256	8	USART, I2C,	8	Yes	1.8-5.5	2.07	1.54	1.09
692-Z51F0811RFX	Z51F0811RFX	TSSOP-16	12	8	256	8	SPI, USART, I2C	14	Yes	1.8-5.5	2.64	1.98	1.40
692-Z51F0811RHX	Z51F0811RHX	TSSOP-20	12	8	256	9	SPI, USART, I2C	18	Yes	1.8-5.5	2.80	2.10	1.49
692-Z51F0811RJX	Z51F0811RJX	TSSOP-28	12	8	256	12	SPI, USART, I2C	26	Yes	1.8-5.5	3.05	2.29	1.63
692-Z51F0811QUX	Z51F0811QUX	QFN-32	12	8	256	15	SPI, USART, I2C	30	Yes	1.8-5.5	3.22	2.41	1.71
692-Z51F3220SKX	Z51F3220SKX	SOP-32	12	32	1024	12	SPI, UART, I2C	30	Yes	1.8-5.5	3.38	2.54	1.80
692-Z51F3220FNX	Z51F3220FNX	MQFP-44	12	32	1024	16	SPI, UART, I2C	42	Yes	1.8-5.5	4.21	3.16	2.24
692-Z51F3221ARX	Z51F3221ARX	LQFP-64	12	32	1256	54	SPI, UART, I2C	54	Yes	1.8-5.5	4.38	3.27	2.33
692-Z51F3221ATX	Z51F3221ATX	LQFP-80	12	32	1256	8	SPI, UART, I2C	70	Yes	1.8-5.5	5.04	3.77	2.68
692-Z51F6412ARX	Z51F6412ARX	LQFP-64	16	64	3256	15	SPI, UART, I2C	52	Yes	3-5.5	5.45	4.08	2.90
692-Z51F6412ATX	Z51F6412ATX	LQFP-80	16	64	3256	15	SPI, UART, I2C	66	Yes	3-5.5	6.20	4.63	3.30

Z8051 8-BIT CORE MCU DEVELOPMENT KITS

PRODUCT NEW

MOUSER STOCK NO.	Zilog Part No.	Description	Price Each
692-Z51F0811000KIT	Z51F0811000KIT	Z51F0811 Evaluation Kit	53.39
692-Z51F3220000ZCO	Z51F3220000ZCO	Z51F3200 Development Kit	106.95

ZILOG SERIAL COMMUNICATIONS CONTROLLERS

- Operating voltage: 5(V)
- On-chip feature: multi-protocol

◆ **Surface Mount Device**

For quantities greater than listed, call for quote.

MOUSER STOCK NO. Mfr	MOUSER STOCK NO. Mfr. Part No.	Package	Comm Controller	Speed (MHz)	Ext. Temp.	Mbps.	FIFO Tx (Bytes)	FIFO Rx (Bytes)	Error Detection	Integrated DMA	Full Duplex Channels	Development Tools Available	Full-Duplex Channels:Dual	Price Each 1	25	100
	692—Z8523L08VSG	PLCC-44	ESCC	8	No	4	4	8	CRC-16 or CRC-CCITT	Yes	No	-	Yes	12.89	11.19	9.21
◆	692—Z8523008VEG	PLCC-44	ESCC	8	Yes	5	4	8	CRC-16 or CRC-CCITT	No	No	G, F	Yes	18.61	16.49	13.29
	692—Z8523008PSG	DIP-40	ESCC	8	No	5	4	8	CRC-16 or CRC-CCITT	No	No	G, F	Yes	12.89	11.17	9.21
◆	692—Z8523008VSG	PLCC-44	ESCC	8	No	5	4	8	CRC-16 or CRC-CCITT	No	No	G, F	Yes	12.89	11.17	9.21
	692—Z85C3008PEG	PDIP-40	SCC	8	Yes	4	1	3	CRC-16 or CRC-CCITT	No	No	-	Yes	10.99	8.89	7.83
	692—Z85C3008PSG	PDIP-40	SCC	8	No	4	1	3	CRC-16 or CRC-CCITT	No	No	-	Yes	7.33	6.28	5.23
◆	692—Z85C3008VSG	PLCC-44	SCC	8	No	4	1	3	CRC-16 or CRC-CCITT	No	No	-	Yes	7.33	6.28	5.23
	692—Z8523L10VSG	PLCC-44	ESCC	10	No	4	4	8	CRC-16 or CRC-CCITT	Yes	No	-	Yes	16.29	13.93	11.62
◆	692—Z16C3010ASG	VQFP-100	USC	10	No	10	32	32	CRC-32, CRC-16, CRC-CCITT	No	No	F	Yes	46.21	38.93	33.00
◆	692—Z16C3010VSG	PLCC-68	USC	10	No	10	32	32	CRC-32, CRC-16, CRC-CCITT	No	No	F	Yes	46.21	38.93	33.00
◆	692—Z8523010VSG	PLCC-44	ESCC	10	No	5	4	8	CRC-16 or CRC-CCITT	No	No	G, F	Yes	16.29	13.52	11.62
	692—Z8523010PSG	DIP-40	ESCC	10	No	5	4	8	CRC-16 or CRC-CCITT	No	No	G, F	Yes	16.29	13.52	11.62
	692—Z8523010VEG	PLCC-44	ESCC	10	Yes	5	4	8	CRC-16 or CRC-CCITT	No	No	G, F	Yes	26.40	22.26	18.86
◆	692—Z85C3010PEG	PDIP-40	SCC	10	Yes	4	1	3	CRC-16 or CRC-CCITT	No	No	-	Yes	12.48	10.48	8.91
◆	692—Z85C3010VEG	PLCC-44	SCC	10	Yes	4	1	3	CRC-16 or CRC-CCITT	No	No	-	Yes	12.48	10.48	8.91
◆	692—Z85C3010VSG	PLCC-44	SCC	10	No	4	1	3	CRC-16 or CRC-CCITT	No	No	-	Yes	8.37	7.34	5.98
	692—Z8523010PEG	DIP-40	ESCC	10	Yes	5	4	8	CRC-16 or CRC-CCITT	No	No	G, F	Yes	26.40	22.26	18.86
	692—Z8523L16VSG	PLCC-44	ESCC	16	No	4	4	8	CRC-16 or CRC-CCITT	Yes	No	-	Yes	20.89	17.62	14.94
◆	692—Z8023016VSG	PLCC-44	ESCC	16	No	4	4	8	CRC-16 or CRC-CCITT	No	No	G, F	Yes	35.36	28.76	22.74
◆	692—Z8523016VSG	PLCC-44	ESCC	16	No	5	4	8	CRC-16 or CRC-CCITT	No	No	G, F	Yes	20.89	17.78	14.94
◆	692—Z8523016VEG	PLCC-44	ESCC	16	Yes	5	4	8	CRC-16 or CRC-CCITT	No	No	G, F	Yes	32.57	27.37	23.26
◆	692—Z85C3016VSG	PLCC-44	SCC	16	No	4	1	3	CRC-16 or CRC-CCITT	No	No	-	Yes	12.22	10.18	8.73
	692—Z8523020PSG	DIP-40	ESCC	20	No	5	4	8	CRC-16 or CRC-CCITT	No	No	G, F	Yes	27.58	23.43	19.70

EARTH LEAKAGE DETECTOR

PRODUCT NEW

MOUSER STOCK NO.	Zilog Part No.	Package	Supply Current (mA)	Supply Voltage (V)	Trip Voltage (mV(rms)) Min.	Typ.	Max.	Response Time (ms)	Max. Power Dissipation (mW)	Price Each 1	25	100
692-ZGFI7101PBT	ZGFI7101PBT	PDIP-8	8	12-20	9	13.5	18	1-4	200	.45	.337	.24
692-ZGFI7101JBT	ZGFI7101JBT	SOP-8	8	12-20	9	13.5	18	1-4	200	.45	.337	.24

ZILOG ZR06 MOTOR CONTROL

◆ **Surface Mount Device**

For quantities greater than listed, call for quote.

MOUSER STOCK NO. Mfr.	MOUSER STOCK NO. Mfr. Part No.	Package	Flash KB Bytes	SRAM Bytes	GPIO	Max. Speed MHz	Temp. Range (°C)	Price Each 1	25	100
◆	692—Z8FMC16100QKSG	QFN-32	16 (16,384)	512	17	20	0 to +70	4.06	3.70	3.38
◆	692—Z8FMC16100AKSG	LQFP-32	16 (16,384)	512	17	20	0 to +70	4.06	3.70	3.38
◆	692—Z8FMC16100AKEG	LQFP-32	16	512	17	20	-40 to +105	4.87	4.43	4.06
◆	692—Z8FMC04100AKEG	LQFP-32	4	512	17	20	-40 to +105	4.57	4.17	3.81

MOUSER STOCK NO.	Zilog Part No.	Description	Price Each
692-Z8FMC161000ZEM	Z8FMC161000ZEM	Z8FMC16100 Series Emulator Kit	2138.93

© Copyright 2013 Mouser Electronics
© Copyright 2013 Mouser Electronics

ZILOG MCUs and MPUs

RoHS Compliant This product is RoHS compliant.

zilog Embedded in Life An IXYS Company

ZILOG EZ80 MICROCONTROLLERS

♦ Surface Mount Device

For quantities greater than listed, call for quote.

MOUSER STOCK NO.	Zilog Part No.	Package	Communications Controller	Core CPU Used	I/O	WDT	Timers	Voltage (V)	Speed (MHz)	Price Each 1	25	100
♦ 692-EZ80L92AZ020EG	EZ80L92AZ020EC	LQFP-100	DMA, I²C, SPI, UART	EZ80	24	Yes	6	3.3	20	9.11	8.91	8.45
♦ 692-EZ80L92AZ020SG	EZ80L92AZ020SC	LQFP-100	DMA, I²C, SPI, UART	EZ80	24	Yes	6	3.3	20	7.92	7.62	7.35
♦ 692-EZ80L92AZ050EG	EZ80L92AZ050EC	LQFP-100	DMA, I²C, SPI, UART	EZ80	24	Yes	6	3.3	50	10.00	9.56	9.30
♦ 692-EZ80L92AZ050SG	EZ80L92AZ050SC	LQFP-100	DMA, I²C, SPI, UART	EZ80	24	Yes	6	3.3	50	8.71	8.37	8.09
♦ 692-EZ80190AZ050SG	EZ80190AZ050SC	LQFP-100	DMA, I²C, SPI, UART	EZ80	32	Yes	6	3.3	50	11.79	11.35	10.95
♦ 692-EZ80190AZ050EG	EZ80190AZ050EC	LQFP-100	DMA, I²C, SPI, UART	EZ80	32	Yes	6	3.3	50	13.55	13.01	12.58

ZILOG Z180 MICROPROCESSORS

♦ Surface Mount Device

For quantities greater than listed, call for quote.

MOUSER STOCK NO. Mfr.	Mfr. Part No.	Package	Speed (MHz)	Communications Controller	Core CPU Used	I/O	WDT	Timers	Voltage (V)	Development Tools Available	Price Each 1	25	100
♦ 692—	Z8018006VSG	PLCC-68	6	CPU	Z180	-	No	2	5	-	8.23	7.21	5.89
♦ 692—	Z8018006VEG	PLCC-68	6	CPU	Z180	-	No	2	5	-	9.80	8.38	7.00
692—	Z8018006PSG	DIP-64	6	CPU	Z180	-	No	2	5	-	8.23	7.21	5.89
692—	Z8018006PEG	DIP-64	6	CPU	Z180	-	No	2	5	-	9.80	8.38	7.00
692—	Z8018008PSG	DIP-64	8	CPU	Z180	-	No	2	5	-	8.57	7.23	6.12
♦ 692—	Z8018008VSG	PLCC-68	8	CPU	Z180	-	No	2	5	-	8.57	7.23	6.12
♦ 692—	Z8018010VSG	PLCC-68	10	CPU	Z180	-	No	2	5	-	8.66	8.17	8.12
692—	Z8018010PSG	DIP-64	10	CPU	Z180	-	No	2	5	-	10.14	9.50	7.51
♦ 692—	Z8S18010VSG	PLCC-68	10	CSIO, UART	Z180	Clock Serial	No	2	5	-	8.23	7.21	5.89
♦ 692—	Z8S18020VEG	PLCC-68	20	CSIO, UART	Z180	Clock Serial	No	2	5	A	13.88	11.96	9.90
♦ 692—	Z8S18020VSG1960	PLCC-68	20	CSIO, UART	Z180	Clock Serial	No	2	5	A	11.46	9.16	8.16
692—	Z8S18020PSG	DIP-64	20	CSIO, UART	Z180	Clock Serial	No	2	5	A	11.46	9.16	8.16
♦ 692—	Z8S18020VSG	PLCC-68	20	CSIO, UART	Z180	Clock Serial	No	2	5	A	11.46	9.16	8.16
♦ 692—	Z8S18033VSG	PLCC-68	33	CSIO, UART	Z180	Clock Serial	No	2	5	A	12.65	10.59	9.02

ZILOG Z80 MICROPROCESSORS

♦ Surface Mount Device

For quantities greater than listed, call for quote.

MOUSER STOCK NO. Mfr.	Mfr. Part No.	Package	Communications Controller	Core CPU Used	I/O	WDT	Timers	Voltage (V)	Speed (MHz)	Price Each 1	25	100
692—	Z84C0006PEG	DIP-40	CPU	Z80	-	Yes	No	5	6	4.96	4.27	3.67
♦ 692—	Z84C0006VEG	PLCC-44	CPU	Z80	-	Yes	No	5	6	4.43	3.81	3.27
♦ 692—	Z84C1506FEG	QFP-100	CPU, CTC, IPC, PIO, SIO	Z80	16 PIO	Yes	4	5	6	13.18	11.21	9.42
692—	Z84C2006PEG	DIP-40	PIO	Z80	16	Yes	No	5	6	4.43	3.81	3.27
♦ 692—	Z84C3006VEG	PLCC-44	CTC	Z80	-	Yes	4	5	6	4.43	3.81	3.27
692—	Z84C3006PEG	DIP-28	CTC	Z80	-	Yes	4	5	6	4.43	3.81	3.27
692—	Z84C4006PEG	DIP-40	SIO	Z80	-	Yes	No	5	6	9.73	8.26	6.96
692—	Z84C0008PEG	DIP-40	CPU	Z80	-	Yes	No	5	8	4.96	4.27	3.67
♦ 692—	Z84C0008VEG	PLCC-44	CPU	Z80	-	Yes	No	5	8	4.43	3.81	3.27
692—	Z84C2008PEG	DIP-40	PIO	Z80	16	Yes	No	5	8	4.43	3.81	3.27
692—	Z84C3008PEG	DIP-28	CTC	Z80	-	Yes	4	5	8	4.43	3.81	3.27
692—	Z84C4008PEG	DIP-40	SIO	Z80	-	Yes	No	5	8	9.73	8.26	6.96
692—	Z84C4208PEG	DIP-40	SIO	Z80	-	Yes	No	5	8	9.73	8.26	6.96
♦ 692—	Z84C4406VEG	PLCC-44	SIO	Z80	-	Yes	No	5	8	9.73	8.26	6.96
♦ 692—	Z84C4408VEG	PLCC-44	SIO	Z80	-	Yes	No	5	8	9.73	8.26	6.96
♦ 692—	Z84C9008VSG	PLCC-84	KIO	Z80	+8 PIA, PIO	No	No	5	8	12.22	10.18	8.73
692—	Z84C0010PEG	DIP-40	CPU	Z80	-	Yes	No	5	10	4.43	3.81	3.27
♦ 692—	Z84C0010VEG	PLCC-44	CPU	Z80	-	Yes	No	5	10	4.43	3.81	3.27
♦ 692—	Z84C1510FEG	QFP-100	IPC	Z80	16 PIO	Yes	4	5	10	13.18	11.21	9.42
692—	Z84C2010PEG	DIP-40	PIO	Z80	16	Yes	No	5	10	4.43	3.81	3.27
♦ 692—	Z84C2010VEG	PLCC-44	PIO	Z80	16	Yes	No	5	10	4.43	3.81	3.27
692—	Z84C3010PEG	DIP-28	CTC	Z80	-	Yes	4	5	10	4.43	3.81	3.27
692—	Z84C4010PEG	DIP-40	SIO	Z80	-	Yes	No	5	10	9.73	8.26	6.96
♦ 692—	Z84C9010VSG	PLCC-84	KIO	Z80	+8 PIA, PIO	No	No	5	10	13.46	11.36	9.62
♦ 692—	Z84C9010VEG	PLCC-84	KIO	Z80	+8 PIA, PIO	No	No	5	10	17.09	13.96	12.21
♦ 692—	Z84C1516FSG	QFP-100	IPC	Z80	16 PIO	Yes	4	5	16	17.14	14.01	12.24

ZMOTION MICROCONTROLLERS

PRODUCT NEW

For quantities greater than listed, call for quote.

MOUSER STOCK NO.	Zilog Part No.	Description	Price Each 1	100
692-ZMOT0BHH1E0AG	ZMOT0BHH1E0AG	ZMOTION Bundle with 10mm ceiling/wall mount array (18°) Lens, RE200B-P PIR Sensor	6.88	5.87
692-ZMOT0BHH1D0CG	ZMOT0BHH1D0CG	ZMOTION Bundle with 10mm ceiling/wall mount array (360°) Lens, SBDI46-504AA PIR Sensor	8.03	6.85
692-ZMOT0BHH1D0AG	ZMOT0BHH1D0AG	ZMOTION Bundle with 10mm ceiling/wall mount array (360°) Lens, RE200B-P PIR Sensor	6.88	5.87
692-ZMOT0BHH1C0AG	ZMOT0BHH1C0AG	ZMOTION Bundle with 10mm Wall Mount Array (60°x60°) Lens, RE200B-P PIR Sensor	6.88	5.87
692-ZMOT0BHH1B0AG	ZMOT0BHH1B0AG	ZMOTION Bundle with 10mm Wall Mount Array (80°x30°) Lens, RE200B-P PIR Sensor	6.88	5.87
692-ZMOT0BHH1A0CG	ZMOT0BHH1A0CG	ZMOTION Bundle with Clip-on 15mm Array (360°) Lens, SBDI46-504AA PIR Sensor	8.03	6.85
692-ZMOT0BHH1A0AG	ZMOT0BHH1A0AG	ZMOTION Bundle with Clip-on 15mm Array (360°) Lens, RE200B-P PIR Sensor	6.88	5.87
692-ZMOT0BHH0D0CG	ZMOT0BHH0D0CG	ZMOTION Bundle with Ceiling/Wall Mount Array (180°) Lens, SBDI46-504AA PIR Sensor	7.95	6.79
692-ZMOT0BHH0D0AG	ZMOT0BHH0D0AG	ZMOTION Bundle with Ceiling/Wall Mount Array (180°) Lens, RE200B-P PIR Sensor	6.88	5.87
692-ZMOT0BHH0C0CG	ZMOT0BHH0C0CG	ZMOTION Bundle with Ceiling Mount Array (360°) Lens, SBDI46-504AA PIR Sensor	8.03	6.85
692-ZMOT0BHH0C0AG	ZMOT0BHH0C0AG	ZMOTION Bundle with Ceiling Mount Array (360°) Lens, RE200B-P PIR Sensor	7.13	6.09
692-ZMOT0BHH0B0CG	ZMOT0BHH0B0CG	ZMOTION Bundle with Ceiling Mount Array (360°) Lens, SBDI46-504AA PIR Sensor	8.03	6.85
692-ZMOT0BHH0B0AG	ZMOT0BHH0B0AG	ZMOTION Bundle with Ceiling Mount Array (360°) Lens, RE200B-P PIR Sensor	7.13	6.09
692-ZMOT0BHH0A0BG	ZMOT0BHH0A0BG	ZMOTION Bundle with Ceiling Mount Array (360°) Lens, SDA02-54-P PIR Sensor	8.03	6.85
692-ZMOT0BHH0A0AG	ZMOT0BHH0A0AG	ZMOTION Bundle with Animal Alley Array (88°) Lens, RE200B-P PIR Sensor	7.13	6.09
692-ZMOT0BSB0A0AG	ZMOT0BSB0A0AG	ZMOTION Bundle with Nicera RE200B-P Pyro, Fresnel AA 0.9 GI T1 Lens	6.53	6.21
692-ZMOT0BSB0A0BG	ZMOT0BSB0A0BG	ZMOTION Bundle with Nicera SDA02-54-P Pyro, Fresnel AA 0.9 GI T1 Lens	6.96	6.63
692-ZMOT0BSB0B0AG	ZMOT0BSB0B0AG	ZMOTION Bundle with Nicera RE200B-P Pyro, Fresnel CM 0.77 GI V3 Lens	6.74	6.42
692-ZMOT0BSB0B0CG	ZMOT0BSB0B0CG	ZMOTION Bundle with Nicera SBDI46-504AA Pyro, Fresnel CM 0.77 GI V3 Lens	7.49	7.22
692-ZMOT0BSB0C0AG	ZMOT0BSB0C0AG	ZMOTION Bundle with Nicera RE200B-P Pyro, Fresnel CM 0.77 GI V5 Lens	6.74	6.42
692-ZMOT0BSB0C0CG	ZMOT0BSB0C0CG	ZMOTION Bundle with Nicera SBDI46-504AA Pyro, Fresnel CM 0.77 GI V5 Lens	7.49	7.22
692-ZMOT0BSB0D0AG	ZMOT0BSB0D0AG	ZMOTION Bundle with Nicera RE200B-P Pyro, Fresnel CWM 0.5 GI V1 Lens	6.53	6.21
692-ZMOT0BSB0D0CG	ZMOT0BSB0D0CG	ZMOTION Bundle with Nicera SBDI46-504AA Pyro, Fresnel CWM 0.5 GI V1 Lens	7.44	7.17
692-ZMOT0BSB1A0AG	ZMOT0BSB1A0AG	ZMOTION Bundle with Nicera RE200B-P Pyro, Nicera NCL-9(26) Lens	6.53	6.21
692-ZMOT0BSB1A0CG	ZMOT0BSB1A0CG	ZMOTION Bundle with Nicera SBDI46-504AA Pyro, Nicera NCL-9(26) Lens	7.49	7.22

ZMOTION DEVELOPMENT TOOLS

PRODUCT NEW

For quantities greater than listed, call for quote.

692-ZEPIR0AAS02MODG	ZEPIR0AAS02MODG	ZMOTION Detect Module	6.96	6.42
Dev Kits for Zmotion Detect Module				
692-ZMOTIONL200ZCOG	ZMOTIONL200ZCOG	ZMOTION 20-Pin Detection and Control Development Kit - Development Board, Selection of Lenses & Pyroelectric Sensors	106.95	- - -
692-ZEPIR000102ZCOG	ZEPIR000102ZCOG	ZMOTION Detect Module Dev Kit	106.95	- - -
692-ZMOTIONL100ZCOG	ZMOTIONL100ZCOG	ZMotion™ Detection and Control Development Kit - Evaluation of Z8FS040	106.95	- - -
692-ZMOTIONS200ZCOG	ZMOTIONS200ZCOG	ZMotion™ Intrusion Detection Development Kit - Z8FS02	106.95	- - -

© Copyright 2013 Mouser Electronics
© Copyright 2013 Mouser Electronics

Compilers, Debuggers, and Programmers

USB2Wiggler Features:

- Universal Serial Bus interface for JTAG and BDM debugging
- Faster than the classic parallel port Wiggler
- Fully compatible with all Macraigor Systems software
- Operates up to Hi-Speed USB rates (480Mb/s)
- One side interfaces to USB port of host IBM compatible PC, other side connects to OCD (On-Chip Debug) port of target system
- Port may be JTAG, E-JTAG, OnCE, COP, BDM, or any of several other types of connections



USB2Demon Features:

- Interfaces to USB 1.1 or USB 2.0 port of host PC on one side, other side connects to OCD (On-Chip Debug) port on target system
- Simultaneously debugs up to 255 devices on a single scan chain
- Supports configurable JTAG/BDM clock rates up to 20MHz
- Compatible with Windows and Linux hosts
- Supported versions of Linux: Red Hat 7.2-9 and Fedora Core 2
- Fully compatible with all of Macraigor's software tools



USB2Sprite Features:

- Low cost on-chip debugging interface
- Provides a simple, self powered, host USB to target mini USB debug interface
- Very small footprint
- Small size and USB's 5 meter (16ft.) maximum cable length
- High speed downloads
- Flash memory programming
- Multi-core/multi-processor debugging
- Interoperability with major 3rd party software debuggers



Macraigor Systems — PROGRAMMERS AND DEBUGGERS

Complete JTAG Debug Support

For quantities greater than listed, call for quote.

MOUSER STOCK NO.	Macraigor Part No.	Compatible MCU/CPU	Price Each
USB2Wiggler			
935-U2W-ARM-14	U2W-ARM-14	14-pin ARM	267.50
935-U2W-ARM-20	U2W-ARM-20	20-pin ARM	267.50
935-U2W-BDM	U2W-BDM	MPC5x, MPC8x	283.55
935-U2W-COP	U2W-COP	82xx, 85xx	267.50
935-U2W-ONCE	U2W-ONCE	DSP, Tensilica CPUs	267.50
935-U2W-XSCALE	U2W-Xscale	Xscale	283.55
935-U2W-MIPS	U2W-MIPS	14-pin MPS	267.50
USB2Demon			
935-U2D-ARM-20	U2D-ARM-20	20-pin ARM	775.75
935-U2D-ONCE	U2D-ONCE	DSP, Tensilica CPUs	775.75
935-UD-XSCALE	UD-Xscale	Xscale	749.00
935-U2D-ATOM-60	U2D-Atom-60	60-pin Atom	829.25
USB2Sprite			
935-U2S-ARM-20	U2S-ARM-20	20-pin ARM	256.80
935-U2S-XSCALE	U2S-Xscale	Xscale	256.80

BYTE CRAFT LIMITED — DEVELOPMENT SOFTWARE

Features:

- An optimizing C Cross-compiler
- The BCLink linker
- An Integrated Development Environment and editor
- A built-in macro cross-assembler

For quantities greater than listed, call for quote.

MOUSER STOCK NO.	Bytecraft Part No.	Description	Price Each
Compilers			
929-C6805	C6805	C Compiler for Freescale MC68HC05 microcontrollers	1706.65
929-C6808	C6808	C Compiler for Freescale HC08/ HCS08/RS08 microcontrollers	1706.65
929-MPC	MPC	C Compiler for Microchip PIC 12/14/16/17	1706.65
Tools			
929-ETPUC	ETPUC	Code Development System for Freescale eTPU	4012.50
929-FUZZC	FUZZC	Fuzzy Logic Preprocessor - Converts fuzzy logic statements and C statements into pure C code	203.30

MCS ELECTRONICS — COMPILERS

Features:

- Structured BASIC with labels
- Structured programming with IF-THEN-ELSE-END IF, DO-LOOP, WHILE-WEND, SELECT- CASE
- Fast machine code instead of interpreted code
- Variables and labels can be as long as 32 characters
- Bit, Byte, Integer, Word, Long, Single and String variables
- Compiled programs work with any 8051 MCU such as AT89C1051, AT89C2051, 8031, 8032, 8051, 8052, 0552, 80535 and 80537 MCUs
- Statements are highly compatible with Microsoft's VB/QB
- Special commands for LCD-displays , I2C chips and 1WIRE chips
- Integrated terminal emulator with download option
- Integrated simulator for testing
- Integrated flash programmer and support for SPI, PG2051, PG302, SE512, SE514, TAFE. (hardware can be purchased separately)
- Editor with statement highlighting
- Context sensitive help

For quantities greater than listed, call for quote.

MOUSER STOCK NO.	MCS Part No.	Description	Price Each
921-BASCOM-AVR	BASCOM-AVR	AVR BASIC Compiler and integrated simulator	138.03
921-BASCOM-8051	BASCOM-8051	8051 BASIC Compiler and integrated simulator	127.33

EE Tools — DEVELOPMENT PROGRAMMERS

TopMaxII Programmers

TopMaxII Features:

- High speed device programmer and TTL/LOGIC/DRAM tester
- PC driven: USB 2.0 interface
- Device libraries > 18000
- Standard 48-pin DIL ZIF socket
- Supported devices: EPROM, EEPROM, FLASH (NOR/NAND) memory, PLD, FPGA, Serial PROM, Parallel PROM, CMOS PROM, PIC and microcontrollers
- B/P/V takes 65 sec. for 64Mbit flash memory
- All socket adapters are available in stock (USA): PLCC, SOP, SOIC, QFP, TSOP, SON, BGA, TSSOP, and TSOPII
- Supported low-voltages: 1.8/2.0/2.7/3.0/3.3/5.0 volt
- Built-in AC (110-240) power supply
- External start key for auto programming mode
- Win 95/98/NT/2000/XP/Vista/Windows 7
- Approved by CE
- Made in USA
- Free software update for lifetime



MOUSER STOCK NO.	Description	Price Each
Mfr. / Mfr. Part No.		
519—TOPMAXII	Universal Device Programmer and IC Tester for USB	850.65

ChipMax and ChipMax2 Programmers

ChipMax2 Features:

- Cost effective high speed universal programmer
- PC driven: USB 2.0 interface
- Device libraries > 1500
- Standard 48-pin DIL ZIF socket
- Supported Devices: EPROM, EEPROM, FLASH (NOR/NAND) memory, PLD, FPGA, Serial PROM, Parallel PROM, CMOS PROM, PIC and microcontrollers
- B/P/V takes 85 sec. for 64Mbit Flash Memory
- All socket adapters are available in stock (USA): PLCC, SOP, SOIC, QFP, TSOP, SON, BGA, TSSOP, and TSOPII
- Supported low voltages: 1.8/2.0/2.7/3.0/3.3/5.0 volt
- External AC (110 or 240) power supply
- External start key for auto programming mode
- Win 95/98/NT/2000/XP/Vista/Windows 7
- Approved by CE
- Made in USA
- Free software update for lifetime



ChipMax2

ChipMax Features:

- Low cost universal programmer
- PC driven: parallel (print) port interface
- Device libraries > 8500
- Standard 40-pin DIL ZIF socket
- Supported Devices: EPROM, EEPROM, FLASH (NOR/NAND) memory, PLD, FPGA, Serial PROM, Parallel PROM, CMOS PROM, PIC and microcontrollers
- B/P/V takes 85 sec. for 64 Mbit Flash Memory
- All socket adapters are available in stock (USA): PLCC, SOP, SOIC, QFP, TSOP, SON, BGA, TSSOP, and TSOPII
- External AC (110 or 240) power supply
- Win 95/98/NT/2000/XP/Vista/Windows 7
- Approved by CE
- Made in USA
- Free software update for lifetime



ChipMax

MOUSER STOCK NO.	Description	Price Each
Mfr. / Mfr. Part No.		
519—CHIPMAX2	Universal Device Programmer and IC Tester for USB	529.65
519—CHIPMAX	Universal Device Programmer for PC Parallel Port	262.15

EE Tools — PROGRAMMER ADAPTERS

The following adapters can be added as popular programming accessories for all EE Tools programmers.

MOUSER STOCK NO.	Description	Price Each
Mfr. / Mfr. Part No.		
519—PA16SO16DEO150	Universal 16-pin SOIC Adapter	85.60
519—PA20SO20D-EO-210	Universal 20-pin SOIC Adapter	86.88
519—PA48TS48D1	Universal 48-pin TSOP Adapter	144.45
519—PA44-48U	Universal 44-pin PLCC Adapter	123.05
519—PA32PL32D	Universal 32-pin PLCC Adapter	85.60

© Copyright 2013 Mouser Electronics

© Copyright 2013 Mouser Electronics

SEGGER Development Tools



PRODUCTION TOOLS

The Flasher familty eases the impelementation into a production site by allowing the flash programming to be triggered manually or remotely.

For quantities greater than listed, call for quote.

MOUSER STOCK NO.	Segger Part No.	Fig.	Supported Architecture	Description	Price Each
943-5.04.01	5.04.01	A	ST7 Series	Programming Tool For ST7 Series Of Microcontrollers	532.86
943-5.05.01	5.05.01	A	M16C Series, M32C Series, R8C Series, R32C Series, M38000 Series, ST9 Series	Flash Programmer For M16C, M32C, R8C, R32C, M38000 and ST9 Series Of Flash Microcontrollers	425.86
943-5.07.01	5.07.01	B	ARM7, ARM9, Cortex-M3	Flash Programmer for ARM and Cortex-M3 cores	853.86
943-5.09.01	5.09.01	C	STM9 Series	Flash Programmer For STM8 Series Of Flash Microcontrollers With On-Chip Flash	746.86
943-5.10.01	5.10.01	D	ST SPC560 Series	Flash Programmer For PowerPC Based Microcontrollers With On-Chip Flash	853.86
943-5.15.01	5.15.01	E	Renesas RX600 (RX610, RX621, RX62N, RX62T)	Programming Tool For Renesas RX600 Series Microcontrollers With On-chip Or External Flash Memory And Renesas RX Core	853.86

EMULATORS/SIMULATORS FOR ARM DEVICES

Features include high download speed into RAM and flash memory, the ability to set an unlimited number of breakpoints into flash memory of MCUs. Supports ARM 7/9/11, Cortex, and Coldfire and various IDEs. SDK available.

Features:

- High visibility of tool chain parameters
- Hardware independent breakpoints
- Debugger independent flash download

NEW! TECHNOLOGY

For quantities greater than listed, call for quote.

MOUSER STOCK NO.	Segger Part No.	Fig.	Description	Price Each
943-8.08.00	8.08.00	F	JTAG Emulator	319.93
943-8.08.11	8.08.11	G	J-Link Emulator With J-Flash Software Bundle	693.36
943-8.08.12	8.08.12	G	J-Link Emulator With ARM/Cortex/Renesas RX Debug Probe, ARM Remote Debug Interface (RDI) and Remote Server Bundle	532.86
943-8.08.14	8.08.14	G	J-Link, J-Flash, J-Link ARM Remote Debug Interface (RDI), J-Link ARM Flash Breakpoints, J-Link GDB Server	960.86
943-8.08.90	8.08.90	H	J-Link Emulator For Educational Use	64.20
943-8.12.00	8.12.00	G	Enhanced Version Of J-Link, Equipped With Ethernet Interface and USB Interface	1067.86
943-8.13.00	8.13.00	I	USB Driven J-Tag Emulator with Trace Prope for Cortex-M Cores	1335.36
943-8.16.00	8.16.00	I	J-Link, High Speed	693.36
943-8.16.11	8.16.11	I	J-Link Ultra, J-Flash, J-Link ARM Remote Debug Interface (RDI), J-Link ARM Flash Breakpoints, J-Link GDB Server Bundle	960.86
943-8.16.12	8.16.12	I	J-Link Ultra, J-Link Arm Remote Debug Interface (RDI), J-Link GDB Server Bundle	907.36
943-8.16.14	8.16.14	I	J-Link Ultra, J-Flash, J-Link ARM Remote Debug Interface (RDI), J-Link ARM Flash Breakpoints, J-Link GDB Server Bundle	1067.86
943-8.16.28	J-Link ULTRA+	J	Enhanced version of J-Link Ultra, comes with integrated licenses for unlimited breakpoints in flash memory	800.36

SOCKETS AND ADAPTERS

NEW PRODUCT

For quantities greater than listed, call for quote.

MOUSER STOCK NO.	Segger Part No.	Fig.	Description	Core Architecture	Tool Is For Evaluation Of	Positions/ Sockets	Interface Type	Price Each
943-8.06.00	8.06.00	K	J-Link 19-Pin Cortex-M Adapter	ARM Cortex-M	J-Link, ARM Cortex-M Target Devices	19	JTAG, SWD, SWO	50.03
943-8.06.01	8.06.01	L	J-Link RX Adapter	Renesas RX600	Renesas RX600 Series	14	JTAG	64.20
943-8.06.02	8.06.02	M	J-Link 9-Pin Cortex-M Adapter	ARM Cortex-M	J-Link, ARM Cortex-M Target Devices	9	JTAG, SWD, SWO	53.91
			Description					
943-8.06.04	8.06.04	N	J-Link Needle Adapter; adapts from the 20-pin 0.1" JTAG to a 10-pin needle connector.					104.86
943-8.08.01	8.08.01	O	J-Link ARM-14 Adapter	ARM-7, ARM-9, ARM-11	J-Link, ARM-7/9/11 Target Devices	14	JTAG	69.55

PROCESSOR ACCESSORIES

For quantities greater than listed, call for quote.

MOUSER STOCK NO.	Segger Part No.	Fig.	Description	Tool Type	Core Architecture	Price Each
943-8.07.00	8.07.00	P	J-Link JTAG Isolator	Electrical Isolator	ARM	265.36

© Copyright 2013 Mouser Electronics
© Copyright 2013 Mouser Electronics

XELTEK Programmers

XELTEK

SUPERPRO® 5004GP

Features:

- The SUPERPRO includes ultra high speed programming via 32bit RISC MCU device. This is especially suitable for programming high capacity NAND Flash devices
- A 144 pin-driver support is built-in to provide efficient programming of large pin count devices, an additional pin expander module is not necessary to program large pin-count devices
- The SUPERPRO operates with a PC for engineering purpose or in stand-alone mode, without a PC, for repeat production mode programming. This provides seamless migration from engineering to production
- The SUPERPRO communicates through a USB 2.0 port and operates on most Pentium-based, IBM compatible desktop/notebook computers
- The SUPERPRO comes with a standard 48-pin DIP ZIF socket and supports optional socket adapters to accommodate PLCC, TSOP, SOIC, SOP, and QFP



MOUSER STOCK NO.	Xeltek Part No.	Description	Price Each
674-SP5004GP	SUPERPRO-5004GP	Ultra- High Speed 4 Socket Gang Programmer	6735.65

SUPERPRO 5000 SERIES

Features:

- Supports over 75,000 devices, the largest in the industry
- Operates in Stand-alone or PC connected (USB2) mode
- Cluster 1-n units for volume production
- Support complex devices with built-in 144 universal pin-drivers
- Windows 7/Vista/XP compatible
- CE & RoHS compliant. Ideal for Engineering, service and volume production

RoHS Compliant



MOUSER STOCK NO.	Xeltek Part No.	Description	Price Each
674-SP5000	SP5000	Ultra-Fast, 144 PIN Stand Alone and USB2 Interface	2134.65

SUPERPRO-M (20,000 + DEVICES)

Features:

- Supports 20,000+ IC devices from 158 manufactures
- ISP/ICP programming capability with adapter
- ARM7 MCU for fast programming speed
- Support complex devices with built-in 48 universal pin-drivers
- PC connected (USB2) mode
- Windows 7/Vista/XP 32/64 bit compatible
- Advanced software functions: Immediate chip operation upon proper insertion, combine processes and file settings into one step, password protection, flexible command sequence, serial number generator and file log
- CE & RoHS compliant. Ideal for Engineering and service



RoHS Compliant

MOUSER STOCK NO.	Xeltek Part No.	Description	Price Each
674-SUPERPRO-M	SUPERPRO-M	Low Cost Advance Universal Programmer 48 Pin and USB2 Interface	636.65

SUPERPRO ISO1

Features:

- ARM9 32bit MCU processing for fast programming speed
- Operates in Stand-alone or PC connected (USB2) mode
- Adjustable speed for various applications
- ISP programming of devices with I2C, SPI, CAN, UART, BDW, MW, JTAG and more serial ports
- ATE interface
- Portable compact size: 137mm(L) x 87mm(W) x 47mm(H)
- One year FREE device update support (restrictions apply)
- CE & RoHS compliant. Ideal for Engineering, service and volume production

RoHS Compliant



MOUSER STOCK NO.	Xeltek Part No.	Description	Price Each
674-SP-IS01-ISP	SUPERPRO IS01-ISP	Stand-Alone In-System Programmer	1278.65

SUPERPRO 501S PROGRAMMER

Features:

- Supports over 35,000 devices
- Operates in Stand-alone or PC connected (USB2) mode
- Cluster 1-n units for volume production
- Support complex devices with built-in 48 universal pin-drivers
- ARM7 MCU for fast programming speed
- CE & RoHS compliant. Ideal for Engineering, service and volume production

RoHS Compliant



MOUSER STOCK NO.	Xeltek Part No.	Description	Price Each
674-SP501S	SUPERPRO501S	Low Cost Advance Universal Programmer 48 Pin	961.93

SUPERPRO 500P PROGRAMMER

Features:

- Support over 29,000 devices
- Support complex devices with built-in 48 universal pin-drivers
- ARM7 MCU for fast programming speed
- CE & RoHS compliant. Ideal for Engineering and service

RoHS Compliant



MOUSER STOCK NO.	Xeltek Part No.	Description	Price Each
674-SP500P	SUPERPRO500P	Low Cost 48 Pin Universal Programmer	854.93

SUPEPRO 501S N*CLUSTER

SuperPro501S N4 Cluster is composed of x4 units of the latest and fastest SuperPro501S programmer. Flexibility of n(1-15) unit setup allows for easy expansion as the production need grows. Cluster operation does away with a PC attached, thus saving the cost of a PC, increase reliability of operation, and also save cost of an expensive PC operator. All SuperPro501S features also apply to the cluster model.



RoHS Compliant

MOUSER STOCK NO.	Xeltek Part No.	Description	Price Each
674-SP501S-CLUSTER	SUPERPRO501S-CLUSTER	Processor Based SP501S N4 CLUSTER	4258.60

ADAPTERS

For Superpro High Performance Universal IC Programmers
Additional adapters are available. Please, contact your Mouser Representative.

For quantities greater than listed, call for quote.

MOUSER STOCK NO. Mfr.	Mfr. Part No.	Description	Price Each
674	247A	TSOP 48/D48 Adapter for SUPERPRO Programmers	187.25
674	244A	PLCC 44/D40 Adapter for SUPERPRO Programmers	117.70

For quantities greater than listed, call for quote.

MOUSER STOCK NO. Mfr.	Mfr. Part No.	Description	Price Each
674	015A	PLCC 32/D32 Adapter for SUPERPRO Programmers	112.35
674	A602	SOP/SOIC16 Adapter for SUPERPRO Programmers	112.35
674	SA001A	PLCC 20/D20 Adapter for SUPERPRO Programmers	112.35
674	S416T	PLCC 84/D100 Adapter for SUPERPRO Programmers	176.55

SOCKET ADAPTERS

MOUSER STOCK NO.	Xeltek Part No.	Package Type	Type	Pitch (mm)	Price Each
674-CX3001	CX3001	QFP-32	Cover	0.8	278.20
674-CX3002	CX3002	QFP-44	Cover	0.8	304.95
674-CX1004	CX1004	TSOP-48	Opentop	0.5	251.45
674-CX1006	CX1006	TSOP-40	Opentop	0.5	278.20
674-CX2032	CX2032	PLCC-32	Opentop	1.27	197.95
674-CX2044	CX2044	PLCC-44	Opentop	1.27	197.95
674-CX3011	CX3011	QFP-64	Cover	0.5	428.00
674-CX3043	CX3043	QFP-100	Opentop	0.5	428.00
674-SA026	SA026	TSOP-24	Opentop	0.65	112.35

RoHS Compliant

MOUSER STOCK NO.	Xeltek Part No.	Package Type	Type	Pitch (mm)	Price Each
674-A245	SA245A	QFP-44	Clam Shell	0.8	240.75
674-SA404A	SA404A	SOIC-28	Clam Shell	1.27	123.05
674-SA409T	SA409T	TSOP-40	Clam Shell	0.5	197.95
674-SA602A	SA602A	SOP-8	Opentop	1.27	112.35
674-SA605B	SA605B	SOIC-20	Opentop	1.27	123.05
674-SA636	SA636	QFP-32	Clam Shell	0.8	197.95

© Copyright 2013 Mouser Electronics
© Copyright 2013 Mouser Electronics

APACER Memory Modules

Apacer
Access the best

RoHS Compliant This product is RoHS compliant.

SD2.0 COMMERCIAL SDHC CARDS

Apacer Commercial SDHC Class 4/6/10 Memory Cards are designed specifically for SD 2.0 card applications that put a premium on small form factor with lower power, such as consumer digital cameras, high-resolution cameras, camcorders, and multimedia products. All device and interface configuration data are (such as maximum frequency, card identification, etc.) stored on the card.



Features:
- Variable clock rate 0 - 50MHz
- Correction of memory field errors
- Card Removal during read operation will never harm the content
- Built-in write protection features (permanent and temporary)

RoHS Compliant

For quantities greater than listed, call for quote.

MOUSER STOCK NO.	Apacer Part No.	Memory Size (GB)	Dimensions: mm	Max. Operating Temperature (°C)	Price Each 1	Price Each 10
Class 4						
908-AP4GSDHC4-B	AP4GSDHC4-B	4	24x32x2.1	-40 to 85	5.30	5.23
908-AP8GSDHC4-B	AP8GSDHC4-B	8	24x32x2.1	-40 to 85	7.22	7.01
908-AP16GSDHC4-B	AP16GSDHC4-B	16	24x32x2.1	-40 to 85	12.79	12.51
908-AP32GSDHC4-B	AP32GSDHC4-B	32	24x32x2.1	-40 to 85	33.12	32.73
Class 6						
908-AP4GSDHC6-R	AP4GSDHC6-R	4	24x32x2.1	-40 to 85	6.69	6.52
908-AP8GSDHC6-R	AP8GSDHC6-R	8	24x32x2.1	-40 to 85	8.19	8.01
Class 10						
908-AP8GSDHC10-R	AP8GSDHC10-R	8	24x32x2.1	-40 to 85	8.44	8.19
908-AP16GSDHC10-R	AP16GSDHC10-R	16	24x32x2.1	-40 to 85	14.50	14.22

INDUSTRIAL COMPACTFLASH

Apacer Industrial CompactFlash provides solid traceability to ensure all product HW/FW are the same as you qualified.

Features:
- Longevity Support with Fix B.O.M.
- Compliant with CFA 3.0 specifications for CFCIII
- Compliant with CFA 4.1 specifications for CFC4
- Advanced wear-leveling and Block Management
- Secured Protection Zone/Quick Erase for ATA CF
- Interface: PC Card Memory Mode; PC Card I/O Mode; True IDE Mode
- ECC Support: Up to 8/15 bit correction per 512byte page size (BCH)
- Shock: 50G
- Vibration: 15G
- Humidity: 5% ~ 95%
- MTBF (hours): 2,000,000
- Active Mode (Typ.): 80mA/95mA
- Idle Mode: (Typ.): 700μA/900μA

Specifications:
- Ruggedize Power Failure Recovery
- Connector: 50-pin
- Built-in HW ECC and SMART Functions
- Shock resistance, Anti-vibration and Low power consumption



RoHS Compliant

Standard Temperature: 0°C to 70°C

For quantities greater than listed, call for quote.

MOUSER STOCK NO.	Apacer Part No.	Capacity (GB)	Compliant with	Sustained R/W Speed (MB/s)	Price Each 1	Price Each 10
908-AP-CF001GA5GS-NR	AP-CF001GA5GS-NR	1	CF4	50/21	45.75	44.49
908-AP-CF002GA5GS-NR	AP-CF002GA5GS-NR	2	CF4	50/21	54.21	52.71
908-AP-CF004GA5GS-NR	AP-CF004GA5GS-NR	4	CF4	50/21	77.66	75.49
908-AP-CF008GA5GS-NR	AP-CF008GA5GS-NR	8	CF4	50/21	131.45	126.87
908-CF002GE3FRNRK	AP-CF002GE3FR-NRK	2	CF3	30/5	41.62	40.47
908-CF004GE3FRNRK	AP-CF004GE3FR-NRK	4	CF3	30/5	72.97	70.84
908-CF008GE3FRNRK	AP-CF008GE3FR-NRK	8	CF3	30/5	135.43	131.67

Extended Temperature: -40°C to 85°C

For quantities greater than listed, call for quote.

MOUSER STOCK NO.	Apacer Part No.	Capacity (GB)	Compliant with	Sustained R/W Speed (MB/s)	Price Each 1	Price Each 10
908-APCF001GA5GSETNR	AP-CF001GA5GS-ETNR	1	CF4	50/21	48.77	47.41
908-APCF002GA5GSETNR	AP-CF002GA5GS-ETNR	2	CF4	50/21	56.24	55.08
908-APCF004GA5GSETNR	AP-CF004GA5GS-ETNR	4	CF4	50/21	92.46	88.71
908-APCF008GA5GSETNR	AP-CF008GA5GS-ETNR	8	CF4	50/21	138.03	134.82
908-CF008GE3FRETNRK	AP-CF008GE3FR-ETNRK	8	CF3	30/5	153.44	149.16

INDUSTRIAL SD CARDS

Features:
- Access time: 80ms
- Operating supply voltage: 3.3V
- NAND flash type: SLC
- High-speed sustained read/write (MB/sec):
  Standard Temp: 22 read/15 write
  Extended Temp: 10 read/7 write



RoHS Compliant

Standard Temperature

For quantities greater than listed, call for quote.

MOUSER STOCK NO.	Apacer Part No.	Memory Size (GB)	Max. Operating Temperature (°C)	Price Each 1	Price Each 10
908-AP-ISD01GCS2A-T	AP-ISD01GCS2A-T	1	0 to 70	30.06	29.14
908-AP-ISD02GCS2A-T	AP-ISD02GCS2A-T	2	0 to 70	44.23	43.01
908-AP-ISD04GCS4A-T	AP-ISD04GCS4A-T	4	0 to 70	77.44	75.30
908-AP-ISD08GCD4A-T	AP-ISD08GCD4A-T	8	0 to 70	141.17	137.24

Extended Temperature

For quantities greater than listed, call for quote.

MOUSER STOCK NO.	Apacer Part No.	Memory Size (GB)	Max. Operating Temperature (°C)	Price Each 1	Price Each 10
908-AP-ISD01GIS2B-T	AP-ISD01GIS2B-T	1	-40 to 85	32.10	31.03
908-AP-ISD02GIS2B-T	AP-ISD02GIS2B-T	2	-40 to 85	50.36	48.96
908-AP-ISD04GIS4B-T	AP-ISD04GIS4B-T	4	-40 to 85	86.02	83.63
908-AP-ISD08GID4B-T	AP-ISD08GID4B-T	8	-40 to 85	148.73	146.59

microSDHC™ CLASS 4 MEMORY CARDS

The Apacer microSDHC™ memory card– the world's smallest removable storage – features a thumbnail-sized footprint and sufficient storage for all 3G phones' digital content including high-resolution photos, large audio and video files, MMS, e-mail messages, and Java-based games.



Features:
- Supports ECC function to detect and correct errors
- Supports Wear Leveling function to extend product life cycles
- Complies with highest security of SDMI standard
- Speed Class: Class 4 (minimum write speed of 4MB/sec)
- Available with Norton Internet Security

RoHS Compliant

NEW PRODUCT

For quantities greater than listed, call for quote.

MOUSER STOCK NO.	Apacer Part No.	Memory Size (GB)	Dimensions: mm	Compliant with	Price Each 1	Price Each 25
908-AP4GMCSH4-B	AP4GMCSH4-B	4	15x11x1	SD Spec Ver 2.0	5.83	5.40
908-AP8GMCSH4-B	AP8GMCSH4-B	8	15x11x1	SD Spec Ver 2.0	8.51	7.97
908-AP16GMCSH4-B	AP16GMCSH4-B	16	15x11x1	SD Spec Ver 2.0	21.35	20.28
908-AP32GMCSH4-P	AP32GMCSH4-P	32	15x11x1	SD Spec Ver 2.0	32.05	30.98

SDHC CLASS 10 MEMORY CARDS

Designed to meet the trend in consumer cameras, Apacer SDHC Class 10 memory card's write speed is over 10MB per second, and available in 8GB-32GB.



Features:
- Supports ECC function to detect and correct errors
- Supports Wear Leveling function to extend product life cycles
- Mechanical write protection switch
- Speed class: Class10 (minimum write speed of 10MB/sec)
- Available with Norton Internet Security

RoHS Compliant

NEW PRODUCT

For quantities greater than listed, call for quote.

MOUSER STOCK NO.	Apacer Part No.	Memory Size (GB)	Dimensions: mm	Compliant with	Price Each 1	Price Each 25
908-AP-MSD04GCS4P-TM	AP-MSD04GCS4P-TM	4	24x32x2.1	SD Spec Ver 2.0	11.68	10.52
908-AP-MSD08GCD4P-TM	AP-MSD08GCD4P-TM	8	24x32x2.1	SD Spec Ver 2.0	24.56	23.49
908-AP-MSD16GCH4P-TM	AP-MSD16GCH4P-TM	16	24x32x2.1	SD Spec Ver 2.0	50.24	49.17

© Copyright 2013 Mouser Electronics
© Copyright 2013 Mouser Electronics

Memory and Programmable Logic

RoHS Compliant **This product is RoHS compliant.**

Atmel SERIAL EEPROMS

For quantities greater than listed, call for quote.

MOUSER STOCK NO.	Atmel Part No.	Package	Density	Organization	InterfaceTpye	Temperature Range (C°)	Vcc (V)	Price Each 1	10	25	100
556-AT24C02C-PUM	AT24C02C-PUM	PDIP-8	2KB	256Bx8	I2C	-40 to +85	1.7 - 5.5	.46	.417	.356	.311
556-AT24C02C-SSHM-B	AT24C02C-SSHM-B	SOIC-8	2KB	256Bx8	I2C	-40 to +85	1.7 - 5.5	.32	.31	.287	.256
556-A24HC02BNSH-B	AT24HC02BN-SH-B	SOIC-8	2KB	256Bx8	I2C	-40 to +85	1.8 - 5.5	.48	.439	.389	.334
556-A24C64BN10SU2.7	AT24C64BN-10SU-2.7	SOIC-8	64KB	8192Bx8	I2C	-40 to +85	2.7 - 5.5	.95	.942	.923	.801
556-AT24C64D-SSHM-T	AT24C64D-SSHM-T	SOIC-8	64KB	8192Bx8	I2C	-40 to +85	1.7 - 5.5	.66	.653	.645	.556
556-AT24C256C-SSHL-B	AT24C256C-SSHL-B	SOIC-8	256KB	32,768Bx8	I2C	-40 to +85	1.7 - 5.5	.77	.738	.735	.728
556-A24C1024BTH-B	AT24C1024B-TH-B	TSSOP-8	1MB	131,072Bx8	I2C	-40 to +85	1.8 - 5.5	3.69	3.65	3.58	3.10
556-A24C1024BWSH25-B	AT24C1024BW-SH25-B	SOIC-8	1MB	131,072Bx8	I2C	-40 to +85	2.5 - 5.5	4.10	3.91	3.64	2.97
556-AT25020B-SSHL-B	AT25020B-SSHL-B	SOIC-8	2KB	256Bx8	SPI	-40 to +85	1.8 - 5.5	.50	.492	.478	.434
556-AT25040B-SSHL-B	AT25040B-SSHL-B	SOIC-8	4KB	512Bx8	SPI	-40 to +85	1.8 - 5.5	.50	.471	.442	.392
556-AT25256B-SSHL-B	AT25256B-SSHL-B	SOIC-8	256KB	32,768Bx8	SPI	-40 to +85	1.8 - 5.5	1.84	1.79	1.72	1.59
556-AT25256B-XHL-B	AT25256B-XHL-B	TSSOP-8	256KB	32,768Bx8	SPI	-40 to +85	1.8 - 5.5	2.05	2.00	1.94	1.78
556-AT25512N-SH-B	AT25512N-SH-B	SOIC-8	512KB	65,536Bx8	SPI	-40 to +85	1.8 - 5.5	3.43	3.35	3.24	2.99
556-A93C46DTH-B	AT93C46D-TH-B	TSSOP-8	1KB	128Bx8	Microwire	-40 to +85	1.8 - 5.5	.40	.353	.311	.268
556-A93C46DNSH-B	AT93C46DN-SH-B	SOIC-8	1KB	128Bx8	Microwire	-40 to +85	1.8 - 5.5	.28	.269	.231	.203
556-A93C46E-PU	AT93C46E-PU	PDIP-8	1KB	64Bx16	Microwire	-40 to +85	1.8 - 5.5	.36	.342	.31	.257
556-A93C46ENSH-B	AT93C46EN-SH-B	SOIC-8	1KB	64Bx16	Microwire	-40 to +85	1.8 - 5.5	.36	.332	.301	.256
556-A93C86A10SU2.7	AT93C86A-10SU-2.7	SOIC-8	16KB	2KBx8 or 1Kx16	Microwire	-40 to +85	2.7 - 5.5	.59	.535	.514	.501

Atmel PARALLEL EEPROMS

For quantities greater than listed, call for quote.

MOUSER STOCK NO.	Atmel Part No.	Package	Density	Organization	Speed	Vcc (V)	Price Each 1	10	25	100
556-AT28C64B15PU	AT28C64B-15PU	PDIP	64KB	8KBx8	150ns	4.5 - 5.5	7.10	6.73	6.27	5.63
556-AT28HC64B70SU	AT28HC64B-70SU	SOIC	64KB	8KBx8	70ns, 90ns, 120ns	4.5 - 5.5	7.27	6.92	6.49	5.87
556-AT28HC256-70SU	AT28HC256-70SU	SOIC	256KB	32KBx8	70ns, 90ns, 120ns	4.5 - 5.5	10.81	10.30	9.67	8.74
556-AT28C25615PU	AT28C256-15PU	PDIP	256KB	32KBx8	150ns	4.5 - 5.5	6.86	6.54	6.14	5.54

Atmel OTP EPROM

For quantities greater than listed, call for quote.

MOUSER STOCK NO.	Atmel Part No.	Package	Density	Organization	Speed	Vcc (V)	Price Each 1	10	25	100
556-AT27C256R70PU	AT27C256R-70PU	PDIP	256KB	32KBx8	70ns	5	3.11	2.89	2.60	2.23
556-AT27C256R-45PU	AT27C256R-45PU	PDIP	256KB	32KBx8	45ns, 70ns	4.5 - 5.5	3.89	3.61	3.25	2.78
556-AT27C512R-45PU	AT27C512R-45PU	PDIP	512KB	64KBx8	45ns, 70ns	4.5 - 5.5	3.16	2.51	2.35	2.14
556-AT27C512R70PU	AT27C512R-70PU	PDIP	512KB	64KBx8	70ns	5	3.56	3.31	2.97	2.55
556-AT27C512R70JU	AT27C512R-70JU	PLCC	512KB	64KBx8	70ns	5	3.56	3.31	2.97	2.55
556-AT27C102470PU	AT27C1024-70PU	PDIP	1MB	64KBx16	70ns	5	3.81	3.50	3.19	2.89
556-AT27C2048-55JU	AT27C2048-55JU	PLCC	2MB	128KBx16	55ns, 90ns	4.5 - 5.5	3.30	3.11	3.06	2.86
556-AT27C4096-90JU	AT27C4096-90JU	PLCC	4MB	256KBx16	55ns, 90ns	4.5 - 5.5	7.15	6.58	6.01	5.49

Atmel ELECTRONICALLY ERASABLE PROGRAMMABLE LOGIC DEVICES - EEPLDS

For quantities greater than listed, call for quote.

MOUSER STOCK NO.	Atmel Part No.	Package	Tpd	I/O Pins	Macrocells	Power Options	Registers	Usable Gates	Vcc (V)	Price Each 1	10	25	100
556-AF16V8C7PU	ATF16V8C-7PU	PDIP	5ns, 7ns	8	8	Standard	8	150	5	2.68	2.46	2.20	1.78
556-AF16V8B15PU	ATF16V8B-15PU	PDIP-20	15	20	8	Standard	8	150	5	1.10	1.06	1.00	.901
556-AF22V10C15PU	ATF22V10C-15PU	PDIP	15ns	24	10	Standard	10	350	5	2.07	1.96	1.82	1.57
556-AF16V8BQL15PU	ATF16V8BQL-15PU	PDIP	15ns	20	8	Quarter	8	150	5	1.21	1.18	1.09	1.03

maxim integrated EEPROM

PRODUCT NEW

MOUSER STOCK NO.	Maxim Part No.	Package Type	Memory Size	Organization	Interface Type	Supply Voltage (V) Min.	Max.	Price Each 1	25	100
700-DS2431GA+U	DS2431GA+U	SFN-2	1024bit	4 pagesx256K	1-Wire	2.5	5.25	2.01	1.41	.981
700-DS24B33G+T&R	DS24B33G+T&R	TO-92	4KB	256Kx16	1-Wire	-0.5	6	3.69	3.48	1.84
700-DS2431X-S	DS2431X-S+	UCSP-6	1024bit	4 pagesx256bits	1-Wire	2.8	5.25	1.62	1.13	.813
700-DS2431PT&R	DS2431P+T&R	TSOC-6	1024bit	4 pagesx256bits	1-Wire	2.8	5.25	1.65	1.24	1.09
700-DS2431QT&R	DS2431Q+T&R	TDFN-6	1024bit	4 pagesx256bits	1-Wire	2.8	5.25	1.93	1.82	.899

maxim integrated NVRAM

PRODUCT NEW

MOUSER STOCK NO.	Maxim Part No.	Package Type	Memory Size	Organization	Interface Type	Access Time (ns)	Supply Voltage (V) Min.	Max.	Operating Current (mA)	Price Each 1	25	100
700-DS1245AB-100	DS1245AB-100+	EDIP-32	1Mbit	128Kx8	Parallel	100	4.75	5.25	85	19.59	18.89	18.52

ON Semiconductor CATALYST LOW POWER 5.0 VOLT PARALLEL EEPROMS

These are fast, low power, 5V-only CMOS Parallel EEPROMs organized as 2K x 8-bits, 8K x 8-bits, 32K x 8-bits or 64K x 8-bits. They require a simple interface for in-system programming. On-chip address and data latches, self-timed write cycle with auto-clear and VCC power up/down write protection eliminate additional timing and protection hardware. DATA Polling signals the start and end of the self-timed write cycle. They also feature hardware write protection. They are manufactured using Catalyst's advanced CMOS floating gate technology. They are designed to endure 10,000 program/erase cycles and has a data retention of 10 years.

Features:

- Fast read access times
- Low power CMOS dissipation
- Simple write operation:
  On-chip address and data latches
  Self-timed write cycle with auto-clear
- Fast write cycle time: 5ms max.
- CMOS and TTL compatible I/O
- Hardware and software write protection
- Automatic page write operation
- End of write detection
- 100,000 program/erase cycles
- 100 year data retention

♦ **Surface Mount Device**

For quantities greater than listed, call for quote.

MOUSER STOCK NO.	Catalyst Part No.	Case Type	Density	Organization	Access Time (ns)	Temperature Range (°C)	Operating Voltage (V)	Price Each 1	25	100	250
♦ 698-CAT28C16AGI-90	CAT28C16AGI-90	PLCC-32	16K	2K x 8	90	-40 to +85	4.5 to 5.5	12.68	10.15	9.50	8.86
♦ 698-CAT28C64BGI-90	CAT28C64BGI-90	PLCC-32	64K	8K x 8	90	-40 to +85	4.5 to 5.5	9.33	7.48	7.01	6.54
♦ 698-CAT28C64BXI-12	CAT28C64BXI-12	SOIC-28	64K	8K x 8	120	-40 to +85	4.5 to 5.5	9.16	7.33	6.88	6.42

© Copyright 2013 Mouser Electronics
© Copyright 2013 Mouser Electronics

CYPRESS Memory

RoHS Compliant **This product is RoHS compliant.**

Cypress is an industry leader in synchronous, fast asynchronous, low power asynchronous and non-volatile SRAMs, as well as in multi-port solutions and FIFO products. The company remains an optimal solution for a memory market characterized by a shrinking supplier base and dwindling product portfolios. As companies continue to abandon the market, Cypress remains an innovative, reliable, committed supplier for your memory needs. Our long-term commitment to the broadest product line, product development, industry longevity, and most advanced technology sets Cypress apart as a memory supplier of choice. Whatever your application—from handhelds to network gear—Cypress's memory lineup is a testament to versatility: micropower, fast-asynchronous, synchronous, and nonvolatile SRAMs, as well as multi-port, FIFO, and serial EEPROM memories. In a market landscape dotted by "EOL", Cypress gives you the support and confidence you need for the long run.

Cypress provides the broadest portfolio of fast asynchronous SRAMs from 4Kb to 32Mb available in industry standard voltage, bus width, and package options. These devices offer the fastest access times available, making them optimal for network equipment. The company's fast asynchronous SRAMs are supported by best-in-class process technology, manufacturing and customer support. The fast asynchronous SRAMs are offered in RoHS-compliant, industry-standard packaging options such as: FBGA, VFBGA, SOJ, TSOP, TSOP II, and PDIP, in industrial temperature range.

Advantages:
- Access time: 10ns in industrial temperature range
- Low Power Dissipation
- Industry standard packaging options and RoHS compliant
- Cutting edge of process technology: 90nm
- Industrial and automotive temperature ranges

Applications:
- Switches and routers
- IP-phones
- Test equipment
- DSLAM cards
- Automotive electronics

ASYNCHRONOUS SRAM

PRODUCT NEW

For quantities greater than listed, call for quote.

MOUSER STOCK NO.	Cypress Part No.	Package	Density	Organization	Speed (ns)	Temperature Range (°C)	Operating Voltage (V)	Price Each 1	25	50
727-CY7C199D-10VXI	CY7C199D-10VXI	SOJ-28	256K	32Kx8	10	-40 to +85	4.5 to 5.5	3.36	2.91	2.91
727-CY7C199D-10ZXI	CY7C199D-10ZXI	TSOP I-28	256K	32Kx8	10	-40 to +85	4.5 to 5.5	3.73	3.23	3.23
727-CY7C1399BN-12VXC	CY7C1399BN-12VXC	SOJ-28	256K	32Kx8	12	0 to +70	3.0 to 3.6	2.87	2.48	2.48
727-CY7C1399BN-12VXI	CY7C1399BN-12VXI	SOJ-28	256K	32Kx8	12	-40 to +85	3.0 to 3.6	3.06	2.64	2.64
727-CY7C1399BN-12ZXC	CY7C1399BN-12ZXC	TSOP I-28	256K	32Kx8	12	0 to +70	3.0 to 3.6	2.57	2.21	2.21
727-CY7C1399BN-15ZXI	CY7C1399BN-15ZXI	TSOP I-28	256K	32Kx8	12	-40 to +85	3.0 to 3.6	1.93	1.66	1.66
727-CY7C199CN-15PXC	CY7C199CN-15PXC	SOJ-28	256K	32Kx8	15	0 to +70	4.5 to 5.5	2.14	1.85	1.85
727-CY7C199CNL-15VXI	CY7C199CNL-15VXI	SOJ-28	256K	32Kx8	15	-40 to +85	4.5 to 5.5	2.18	1.88	1.88
727-CYC197N25PXC	CY7C197N-25PXC	PDIP-24	256K	256Kx1	25	0 to +70	4.5 to 5.5	30.75	24.60	24.60
727-C1020DV33-10ZSXI	CY7C1020DV33-10ZSXI	TSOP II-44	512K	32Kx16	10	-40 to +85	3.0 to 3.6	6.40	5.53	5.53
727-CY020CV26-15ZSXE	CY7C1020CV26-15ZSXE	TSOP II-44	512K	32Kx16	15	-40 to +125	2.5 to 2.7	5.20	4.59	4.48
727-CY7C1009D-10VXI	CY7C1009D-10VXI	SOJ-32	1M	128Kx8	10	-40 to +85	4.5 to 5.5	3.76	3.25	3.25
727-CY1018DV33-10VXI	CY7C1018DV33-10VXI	SOJ-32	1M	128Kx8	10	-40 to +85	3.0 to 3.6	3.01	2.60	2.60
727-C1019DV33-10ZSXI	CY7C1019DV33-10ZSXI	TSOP II-32	1M	128Kx8	10	-40 to +85	3.0 to 3.6	3.30	2.85	2.85
727-CY7C1019D-10VXI	CY7C1019D-10VXI	SOJ-32	1M	128Kx8	10	-40 to +85	4.5 to 5.5	5.87	5.08	5.08
727-CY7C1019D-10ZSXI	CY7C1019D-10ZSXI	TSOP II-32	1M	128Kx8	10	-40 to +85	4.5 to 5.5	5.87	5.08	4.99
727-CY7C109D-10ZXI	CY7C109D-10ZXI	TSOP II-32	1M	128Kx8	10	-40 to +85	4.5 to 5.5	3.17	2.74	2.74
727-CY7C109D-10VXI	CY7C109D-10VXI	SOJ-32	1M	128Kx8	10	-40 to +85	4.5 to 5.5	4.28	3.70	3.70
727-CY7C1021D-10VXI	CY7C1021D-10VXI	SOJ-44	1M	64Kx16	10	-40 to +85	4.5 to 5.5	3.77	3.25	3.25
727-CY7C1021D-10ZSXI	CY7C1021D-10ZSXI	TSOP II-44	1M	64Kx16	10	-40 to +85	4.5 to 5.5	4.32	3.75	3.75
727-CYC21DV3310ZSXIT	CY7C1021DV33-10ZSXIT	TSOP-44	1M	64Kx16	10	-40 to +85	3 to 3.6	2.89	2.18	2.11
727-CY021DV33-10BVXI	CY7C1021DV33-10BVXI	FBGA-48	1M	64Kx16	10	-40 to +85	3.0 to 3.6	5.32	4.60	4.52
727-CY1021DV33-10VXI	CY7C1021DV33-10VXI	SOJ-44	1M	64Kx16	10	-40 to +85	3.0 to 3.6	2.81	2.44	2.44
727-CY021DV33-10ZSXI	CY7C1021DV33-10ZSXI	TSOP II-44	1M	64Kx16	10	-40 to +85	3.0 to 3.6	2.81	2.44	2.44
727-CY021CV33-12ZSXE	CY7C1021CV33-12ZSXE	TSOP II-44	1M	64Kx16	12	-40 to +125	3.0 to 3.6	4.31	4.01	3.93
727-CY7C1021BNL15ZXI	CY7C1021BNL-15ZXI	TSOP II-44	1M	64Kx16	15	-40 to +85	4.5 to 5.5	3.95	3.41	3.41
727-C1021BNV33L15ZXI	CY7C1021BNV33L-15ZXI	TSOP II-44	1M	64Kx16	15	-40 to +85	3.0 to 3.6	3.21	3.06	2.78
727-CY021CV26-15ZSXE	CY7C1021CV26-15ZSXE	TSOP II-44	1M	64Kx16	15	-40 to +125	2.5 to 2.7	5.20	4.59	4.48
727-62126EVLL45ZSXA	CY62126EV30LL-45ZSXA	TSOP-44	1M	64Kx16	45	-40 to +85	2.2 to 3.6	4.79	4.55	4.16
727-C1011DV33-10ZSXI	CY7C1011DV33-10ZSXI	TSOP II-44	2M	128Kx16	10	-40 to +85	3.0 to 3.6	4.93	4.27	4.27
727-CY7C1011CV3312XE	CY7C1011CV33-12ZSXE	TSOP II-44	2M	128Kx16	12	-40 to +125	3.0 to 3.6	10.58	9.15	9.15
727-CY7C1041D-10ZSXI	CY7C1041D-10ZSXI	TSOP II-44	4M	256Kx16	10	-40 to +85	4.5 to 5.5	6.85	5.14	4.96
727-CYC041DV3310BVXI	CY7C1041DV33-10BVXI	VFBGA-48	4M	256Kx16	10	-40 to +85	3.0 to 3.6	6.87	5.94	5.83
727-CYC1041DV3310VXI	CY7C1041DV33-10VXI	SOJ-44	4M	256Kx16	10	-40 to +85	3.0 to 3.6	5.99	5.18	5.18
727-C1041DV33-10ZSXI	CY7C1041DV33-10ZSXI	TSOP II-44	4M	256Kx16	10	-40 to +85	3.0 to 3.6	6.00	4.10	3.96
727-CYC1041D10VXI	CY7C1041D-10VXI	SOJ-44	4M	256Kx16	10	-40 to +85	4.5 to 5.5	7.52	6.51	6.51
727-C1041BNV33L12ZXC	CY7C1041BNV33L-12ZXC	TSOP II-44	4M	256Kx16	12	0 to +70	3.0 to 3.6	16.63	14.38	14.38
727-CY1041CV3312ZSXE	CY7C1041CV33-12ZSXE	TSOP II-44	4M	256Kx16	12	-40 to +125	3.0 to 3.6	11.75	10.17	10.17
727-C1041CV33-20ZSXE	CY7C1041CV33-20ZSXE	TSOP II-44	4M	256Kx16	20	-40 to +125	3.0 to 3.6	9.53	8.03	7.76
727-CYC1049D10VXI	CY7C1049D-10VXI	SOJ-36	4M	512Kx8	10	-40 to +85	4.5 to 5.5	10.04	8.69	8.69
727-CYC1049DV3310VXI	CY7C1049DV33-10VXI	SOJ-36	4M	512Kx8	10	-40 to +85	3.0 to 3.6	5.99	5.18	5.18
727-7C1049CV3310VXA	CY7C1049CV33-10VXA	SOJ-36	4M	512Kx8	10	-40 to +85	3 to 3.6	9.89	8.54	8.28
727-CYC049DV3310ZSXI	CY7C1049DV33-10ZSXI	TSOP II-44	4M	512Kx8	10	-40 to +85	3.0 to 3.6	7.83	6.77	6.77
727-CYC051DV3310ZSXI	CY7C1051DV33-10ZSXI	TSOP-44	8M	512Kx16	10	-40 to +85	3 to 3.6	39.40	31.52	31.52
727-CY7C1062DV33-10	CY7C1062DV33-10BGXI	BGA-119	16M	512Kx32	10	-40 to +85	3.0 to 3.6	61.42	53.26	53.26
727-CYC1061AV3310ZXC	CY7C1061AV33-10ZXC	TSOP II-54	16M	1Mx16	10	0 to +70	3.0 to 3.6	31.78	29.66	28.60
727-CYC1061AV3310ZXI	CY7C1061AV33-10ZXI	TSOP II-54	16M	1Mx16	10	-40 to +85	3.0 to 3.6	31.78	29.66	28.60
727-CY7C1061DV3310ZS	CY7C1061DV33-10ZSXI	TSOP II-54	16M	1Mx16	10	-40 to +85	3.0 to 3.6	55.14	44.73	43.97
727-CYC1069AV3310ZXC	CY7C1069AV33-10ZXC	TSOP II-54	16M	2Mx8	10	0 to +70	3.0 to 3.6	47.39	38.43	38.43
727-CY7C1069DV3310ZI	CY7C1069DV33-10ZSXI	TSOP II-54	16M	2Mx8	10	-40 to +85	3.0 to 3.6	55.14	44.73	44.73

ASYNCHRONOUS DUAL PORT SRAM

For quantities greater than listed, call for quote.

MOUSER STOCK NO.	Cypress Part No.	Package	Density	Organization	Speed (ns)	Temperature Range (°C)	Operating Voltage (V)	Price Each 1	25	50
727-CYC13515JXC	CY7C135-15JXC	PLCC-52	32K	4Kx8	15	0 to +70	4.5 to 5.5	44.36	35.97	35.97
727-CYC024AV20AXC	CY7C024AV-20AXC	TQFP-100	64K	4Kx16	20	0 to +70	3.0 to 3.6	21.28	18.40	18.40
727-CY7C024A-25JXC	CY7C024A-25JXC	PLCC-84	64K	4Kx16	25	0 to +70	4.5 to 5.5	23.33	20.99	19.73
727-CYC024AV25AXC	CY7C024AV-25AXC	TQFP-100	64K	4Kx16	25	0 to +70	3.0 to 3.6	21.28	18.40	18.40
727-CY7C024-55JXC	CY7C024-55JXC	PLCC-84	64K	4Kx16	55	0 to +70	4.5 to 5.5	20.54	15.41	14.89
727-CYC144AV25AXC	CY7C144AV-25AXC	TQFP-64	64K	8Kx8	25	0 to +70	3.0 to 3.6	24.72	19.77	19.77
727-CYC025AV25AXI	CY7C025AV-25AXI	TQFP-100	128K	8Kx16	25	-40 to +85	3.0 to 3.6	25.59	20.47	20.47
727-CYC026AV20AXC	CY7C026AV-20AXC	TQFP-100	256K	16Kx16	20	0 to +70	3.0 to 3.6	37.45	29.96	29.96
727-CYC026AV25AXI	CY7C026AV-25AXI	TQFP-100	256K	16Kx16	25	-40 to +85	3.0 to 3.6	41.22	32.97	32.97

© Copyright 2013 Mouser Electronics
© Copyright 2013 Mouser Electronics

CYPRESS Memory

RoHS Compliant **This product is RoHS compliant.**

MULTI-PORT MEMORIES

Cypress's multi-port memory solutions offer the highest-performing interconnects in the industry. Our multi-port memory portfolio includes more than 250 synchronous and asynchronous products in densities from 8Kb to 36Mb. The FullFlex™ family of high density synchronous dual-port SRAMs developed in 90nm technology is offered in 4Mb, 9Mb, 18Mb, and 36Mb densities in x18, x36, and x72 configurations. Cypress multi-ports are offered in industry-standard packaging such as: TQFP, FBGA , PLCC and molded DIP.

For quantities greater than listed, call for quote.

MOUSER STOCK NO.	Cypress Part No.	Package	Density	Organization	Speed (ns)	Temp. Range (°C)	Operating Voltage (V)	Price Each 1	25	50
Synchronous Dual Port SRAM										
727-CY7C09349AV-9AXC	CY7C09349AV-9AXC	TQFP-100	64K	4Kx18	9	0 to 70	3.0 to 3.6	23.65	18.92	18.92
727-CYC09159AV9AXC	CY7C09159AV-9AXC	TQFP-100	64K	8Kx9	9	0 to 70	3.0 to 3.6	23.54	18.83	18.83
727-CY7C09269V-9AXC	CY7C09269V-9AXC	TQFP-100	256K	16Kx16	9	0 to 70	3.0 to 3.6	43.30	37.78	36.53
ConsuMoBL Dual-Port Asynchronous SRAMs										
727-CYDC128B1655AXI	CYDC128B16-55AXI	TQFP-100	128K	8Kx16	55	-40 to +85	1.8 to 3.3	8.65	7.16	6.94

NON-VOLATILE SRAM

Cypress's nonvolatile SRAM integrates the company's proprietary Quantum Trap™ nonvolatile elements into high-performance SRAM memory cells. The memory array is accessed the same way as conventional SRAM, supporting standard system designs while adding the ability to retain data when power is lost. On power-up "recall," the nonvolatile elements set the state of the SRAM, then the nvSRAM can be read or written without altering the nonvolatile elements. Recall may also be initiated upon command. Parallel transfer of all data from the nonvolatile elements to SRAM requires a maximum of only 20 milliseconds to complete.

NEW PRODUCT

For quantities greater than listed, call for quote.

MOUSER STOCK NO.	Cypress Part No.	Package	Density	Organization	Speed (ns)	Temp. Range (°C)	Operating Voltage (V)	Price Each 1	25	50
727-STK12C68-SF45I	STK12C68-SF45I	SOIC-8	64K	8Kx8	45	-40 to +85	4.5 to 5.5	14.71	13.72	13.51
727-STK12C68-SF45	STK12C68-SF45	SOIC-28	64K	8Kx8	45	0 to +70	4.5 to 5.5	7.77	7.46	7.16
727-STK12C68-SF45I	STK12C68-SF45I	SOIC-28	64K	8Kx8	45	-40 to +85	4.5 to 5.5	14.71	13.72	13.51
727-CY14B256LAZS25XI	CY14B256LA-ZS25XI	TSOP-44	256K	32Kx8	25	-40 to +85	2.7 to 3.6	20.60	17.82	17.82
727-CY14B256LASZ25XI	CY14B256LA-SZ25XI	SOIC-32	256K	32Kx8	25	-40 to +85	2.7 to 3.6	20.60	17.82	17.82
727-CY14B256LASP25XI	CY14B256LA-SP25XI	SSOP-48	256K	32Kx8	25	-40 to +85	2.7 to 3.6	20.60	17.82	17.82
727-CY14E256LASZ25XI	CY14E256LA-SZ25XI	SOIC-32	256K	32Kx8	25	-40 to +85	4.5 to 5.5	22.66	19.60	19.60
727-CY14B256LASZ45XI	CY14B256LA-SZ45XI	SOIC-32	256K	32Kx8	45	-40 to +85	2.7 to 3.6	18.13	12.36	11.95
727-CY14B101KASP25XI	CY14B101KA-SP25XI	SSOP-48	1M	128Kx8	25	-40 to +85	2.7 to 3.6	33.17	26.54	26.54
727-CY14B101LASZ25XI	CY14B101LA-SZ25XI	SOIC-32	1M	128Kx8	25	-40 to +85	2.7 to 3.6	27.93	22.34	22.34
727-CY14B101LASP25XI	CY14B101LA-SP25XI	SSOP-48	1M	128Kx8	25	-40 to +85	2.7 to 3.6	19.45	19.05	18.73
727-CY14B101LAZS25XI	CY14B101LA-ZS25XI	TSOP-44	1M	128Kx8	25	-40 to +85	2.7 to 3.6	27.93	22.34	22.34
727-CY14B104NAZSP25X	CY14B104NA-ZSP25XI	TSOP-54	4M	256Kx16	25	-40 to +85	2.7 to 3.6	29.85	27.57	26.77

SYNCHRONOUS SRAMS

Cypress is committed to offering a complete range of high-density synchronous SRAM families, including QDR/DDR , II and II , No Bus Latency™ and standard pipelined and flow-through products. From 1Mb to 72Mb, Cypress delivers the industry's broadest synchronous SRAM portfolio. This commitment to SRAM technology is demonstrated by the company's investment and product development in 65nm technology for 144Mb products. As a top-tier synchronous SRAM manufacturer, Cypress complements its products with best-in-class manufacturing and customer support. No other supplier can match Cypress in density, speed-grade options, temperature ranges, and TQFP and BGA leaded and lead-free packaging.

For quantities greater than listed, call for quote.

MOUSER STOCK NO.	Cypress Part No.	Package	Density	Organization	Freq. (MHz)	Temp. Range (°C)	Operating Voltage (V)	Price Each 1	25	50
Flow-Through Synchronous SRAMs										
727-CYC1325G133AXC	CY7C1325G-133AXC	TQFP-100	4M	256Kx18	133	0 to 70	3.14 to 3.63	8.84	7.64	7.64
727-CYC1361C133AXI	CY7C1361C-133AXI	TQFP-100	9M	256Kx36	133	-40 to +85	3.14 to 3.63	14.42	12.18	10.45
727-CYC1363C133AJXC	CY7C1363C-133AJXC	TQFP-100	9M	512Kx18	133	0 to 70	3.14 to 3.63	12.19	10.98	10.29
727-CYC1383D133AXI	CY7C1383D-133AXI	TQFP-100	18M	1Mx18	133	-40 to +85	3.14 to 3.63	35.40	28.31	28.31
Flow-Through (NoBL™ Architecture) Synchronous SRAMs										
727-CYC1351G100AXC	CY7C1351G-100AXC	TQFP-100	4M	128Kx36	100	0 to 70	3.14 to 3.63	8.84	7.64	7.64
727-CY7C1352G-133AXC	CY7C1352G-133AXC	TQFP-100	4M	256Kx18	133	0 to 70	3.14 to 3.63	8.84	7.64	7.64
727-CY7C1355C-133AXC	CY7C1355C-133AXC	TQFP-100	9M	256Kx36	133	0 to 70	3.14 to 3.63	10.85	10.85	10.49
727-CY7C1355C133BGXC	CY7C1355C-133BGXC	BGA-119	9M	256Kx36	133	0 to 70	3.14 to 3.63	13.70	12.88	11.68
727-CYC1357C133AXC	CY7C1357C-133AXC	TQFP-100	9M	512Kx18	133	0 to 70	3.14 to 3.63	12.12	10.91	10.41
727-CYC1356C166AXC	CY7C1356C-166AXC	TQFP-100	9M	512Kx18	166	0 to 70	3.14 to 3.63	12.19	10.98	10.39
727-CY7C1371D-100AXC	CY7C1371D-100AXC	TQFP-100	18M	512Kx16	100	0 to 70	3.14 to 3.63	34.33	27.46	27.46
Pipelined Synchronous SRAMs										
727-CY7C1329H-133AXC	CY7C1329H-133AXC	TQFP-100	2M	64Kx32	133	0 to 70	3.14 to 3.63	8.82	7.62	7.62
727-CYC1339G133AXC	CY7C1339G-133AXC	TQFP-100	4M	128Kx32	133	0 to 70	3.14 to 3.63	6.69	6.03	5.57
727-CYC1347G250AXC	CY7C1347G-250AXC	TQFP-100	4M	128Kx36	250	0 to 70	3.14 to 3.63	8.84	7.64	7.64
727-CYC1357C133AXI	CY7C1357C-133AXI	TQFP-100	9M	512Kx18	133	-40 to +85	3.14 to 3.63	14.77	12.47	10.70
727-CYC1360C200AXC	CY7C1360C-200AXC	TQFP-100	9M	256Kx36	200	0 to 70	3.14 to 3.63	17.12	14.81	14.81
727-CY7C1380D-167AXC	CY7C1380D-167AXC	TQFP-100	18M	512Kx36	167	0 to 70	3.14 to 3.63	34.33	27.46	27.46
727-CYC1380D167AXI	CY7C1380D-167AXI	TQFP-100	18M	512Kx36	167	-40 to +85	3.14 to 3.63	35.40	28.31	28.31
727-CYC1380D200AXC	CY7C1380D-200AXC	TQFP-100	18M	512Kx36	200	0 to 70	3.14 to 3.63	25.77	24.02	23.85
727-CY7C1382D-167AXC	CY7C1382D-167AXC	TQFP-100	18M	1Mx18	167	0 to 70	3.14 to 3.63	35.40	28.31	28.31
Pipelined (NoBL™ Architecture) Synchronous SRAMs										
727-CYC1350G133AXC	CY7C1350G-133AXC	TQFP-100	4M	128Kx36	133	0 to 70	3.14 to 3.63	8.84	7.64	7.64
727-CYC354CV25166AXC	CY7C1354CV25-166AXC	TQFP-100	9M	256Kx36	166	0 to 70	2.38 to 2.63	12.91	11.63	11.25
727-CYC1354C166AXC	CY7C1354C-166AXC	TQFP-100	9M	256Kx36	166	0 to 70	3.14 to 3.63	10.95	10.22	8.99
727-CYC1354C166AXI	CY7C1354C-166AXI	TQFP-100	9M	256Kx36	166	-40 to +85	3.14 to 3.63	12.29	11.07	10.48
727-CYC1360C166AXC	CY7C1360C-166AXC	TQFP-100	9M	256Kx36	166	0 to 70	3.14 to 3.63	14.06	12.26	11.86
727-CYC354CV25200AXC	CY7C1354CV25-200AXC	TQFP-100	9M	256Kx36	200	0 to 70	2.38 to 2.63	13.80	11.65	10.00
727-CYC1354C200AXC	CY7C1354C-200AXC	TQFP-100	9M	256Kx36	200	0 to 70	3.14 to 3.63	12.45	11.21	10.84
727-CY7C1354C-200AXI	CY7C1354C-200AXI	TQFP-100	9M	256Kx36	200	-40 to +85	3.14 to 3.63	12.83	12.08	10.95
727-CYC1356C166AXI	CY7C1356C-166AXI	TQFP-100	9M	512Kx18	166	-40 to +85	3.14 to 3.63	14.64	12.36	10.61
727-CYC1356C250AXC	CY7C1356C-250AXC	TQFP-100	9M	512Kx18	250	0 to 70	3.14 to 3.63	14.68	12.40	10.64
727-CY7C1370D200BGXC	CY7C1370D-200BGXC	BGA-119	18M	512Kx16	200	0 to 70	3.14 to 3.63	33.56	31.59	28.62
727-CYC370DV25200AXC	CY7C1370DV25-200AXC	TQFP-100	18M	512Kx16	200	0 to 70	2.38 to 2.63	28.99	26.84	26.00
727-CYC370DV25250AXC	CY7C1370DV25-250AXC	TQFP-100	18M	512Kx16	250	0 to 70	2.38 to 2.63	34.86	28.85	25.22
727-CYC1371D133AXC	CY7C1371D-133AXC	TQFP-100	18M	512Kx36	133	0 to 70	3.14 to 3.63	34.33	27.46	27.46
727-CYC1372D167AXC	CY7C1372D-167AXC	TQFP-100	18M	1Mx18	167	0 to 70	3.14 to 3.63	34.33	27.46	27.46

© Copyright 2013 Mouser Electronics
© Copyright 2013 Mouser Electronics

CYPRESS Memory

RoHS Compliant **This product is RoHS compliant.**

ULTRA LOW POWER SRAMS

Cypress is committed to maintaining support for both fast asynchronous and low-power SRAMs, even with major players exiting the market. Offering the most advanced process technology in the SRAM world, Cypress's MoBL™ SRAMs dominate the low-power segment with the industry's broadest portfolio, from 64Kb to 64Mb. Cypress's RoHS-compliant MicroPower SRAMs offered in industry-standard packaging options such as: FBGA, VFBGA, SOIC, STSOP, TSOP, TSOP II, PDIP, in industrial temperature range. These SRAMs are appropriate for high-performance, high-battery-life memory solutions.

For quantities greater than listed, call for quote.

MOUSER STOCK NO.	Cypress Part No.	Package	Density	Organization	Speed (ns)	Temperature Range (°C)	Operating Voltage (V)	Price Each 1	25	50
727-CY626455SNXI	CY6264-55SNXI	SOIC-28	64K	8Kx8	55	-40 to +85	4.5 to 5.5	4.70	4.07	4.07
727-CY6264-70SNXC	CY6264-70SNXC	SOIC-28	64K	8Kx8	70	0 to 70	4.5 to 5.5	4.70	4.07	4.07
727-CY62256NLL55SNXI	CY62256NLL-55SNXI	SOIC-28	256K	32Kx8	55	-40 to +85	4.5 to 5.5	3.30	2.85	2.85
727-CY62256NLL55ZXE	CY62256NLL-55ZXE	TSOP I-28	256K	32Kx8	55	-40 to +125	4.5 to 5.5	4.89	4.23	4.23
727-CY62256NLL-55ZXI	CY62256NLL-55ZXI	TSOP I-28	256K	32Kx8	55	-40 to +85	4.5 to 5.5	1.87	1.82	1.61
727-CY62256NLL70PXC	CY62256NLL-70PXC	PDIP-28	256K	32Kx8	70	0 to 70	4.5 to 5.5	4.12	3.56	3.56
727-CY62256NLL70SNXC	CY62256NLL-70SNXC	SOIC-28	256K	32Kx8	70	0 to 70	4.5 to 5.5	5.87	5.08	4.99
727-CY62256NLL70ZRXI	CY62256NLL-70ZRXI	TSOP I-28	256K	32Kx8	70	-40 to +85	4.5 to 5.5	1.87	1.82	1.61
727-CY256VNLL-70SNXI	CY62256VNLL-70SNXI	SOIC-28	256K	32Kx8	70	-40 to +85	2.2 to 3.6	2.34	2.03	2.03
727-CY1256VNLL70ZRXI	CY62256VNLL-70ZRXI	TSOP I-28	256K	32Kx8	70	-40 to +85	2.7 to 3.6	1.87	1.82	1.61
727-CY62256VNLL70ZXC	CY62256VNLL-70ZXC	TSOP I-28	256K	32Kx8	70	0 to 70	2.7 to 3.6	2.82	2.44	2.44
727-CY62256VNLL70ZXI	CY62256VNLL-70ZXI	TSOP I-28	256K	32Kx8	70	-40 to +85	2.7 to 3.6	3.41	2.95	2.95
727-CY62126ESL45ZSXI	CY62126ESL-45ZSXI	TSOP II-44	1M	64Kx16	45	-40 to +85	2.2 to 5.5	3.48	3.01	3.01
727-CY26EV30LL45ZSXI	CY62126EV30LL-45ZSXI	TSOP II-44	1M	64Kx16	45	-40 to +85	2.2 to 3.6	3.32	2.87	2.87
727-CY27DV30LL55BVXI	CY62127DV30LL-55BVXI	VFBGA-48	1M	64Kx16	55	-40 to +85	2.2 to 3.6	2.81	2.44	2.44
727-CY127DV30LL55ZXI	CY62127DV30LL-55ZXI	TSOP II-44	1M	64Kx16	55	-40 to +85	2.2 to 3.6	2.81	2.44	2.44
727-CY62128ELL-45SXA	CY62128ELL-45SXA	SOIC-32	1M	128Kx8	45	-40 to +85	4.5 to 5.5	6.62	5.74	5.74
727-CY62128ELL-45SXI	CY62128ELL-45SXI	SOIC-32	1M	128Kx8	45	-40 to +85	4.5 to 5.5	3.78	3.27	3.27
727-CY62128ELL45ZAXI	CY62128ELL-45ZAXI	TSOP I-32	1M	128Kx8	45	-40 to +85	4.5 to 5.5	3.78	3.27	3.27
727-CY62128ELL-45ZXA	CY62128ELL-45ZXA	TSOP I-32	1M	128Kx8	45	-40 to +85	4.5 to 5.5	6.70	5.79	5.79
727-CY62128ELL45ZXI	CY62128ELL-45ZXI	TSOP I-32	1M	128Kx8	45	-40 to +85	4.5 to 5.5	3.78	3.27	3.27
727-CY128EV30LL45SXI	CY62128EV30LL-45SXI	SOIC-32	1M	128Kx8	45	-40 to +85	2.2 to 3.6	3.93	3.39	3.39
727-CY28EV30LL45ZAXI	CY62128EV30LL-45ZAXI	TSOP I-32	1M	128Kx8	45	-40 to +85	2.2 to 3.6	2.70	2.33	2.33
727-CY128EV30LL45ZXI	CY62128EV30LL-45ZXI	TSOP I-32	1M	128Kx8	45	-40 to +85	2.2 to 3.6	4.38	3.79	3.79
727-CY62128ELL-55SXE	CY62128ELL-55SXE	SOIC-32	1M	128Kx8	55	-40 to +85	4.5 to 5.5	7.97	6.89	6.89
727-CY62128ELL55ZAXE	CY62128ELL-55ZAXE	TSOP I-32	1M	128Kx8	55	-40 to +85	4.5 to 5.5	7.97	6.89	6.89
727-CY62136ESL45ZSXI	CY62136ESL-45ZSXI	TSOP II-44	2M	128Kx16	45	-40 to +85	2.2 to 5.5	4.18	3.62	3.62
727-CY36EV30LL45BVXI	CY62136EV30LL-45BVXI	VFBGA-48	2M	128Kx16	45	-40 to +85	2.2 to 3.6	4.18	3.62	3.62
727-CY36FV30LL45BVXI	CY62136FV30LL-45BVXI	VFBGA-48	2M	128Kx16	45	-40 to +85	2.2 to 3.6	4.82	4.16	4.16
727-CY36EV30LL45ZSXI	CY62136EV30LL-45ZSXI	TSOP II-44	2M	128Kx16	45	-40 to +85	2.2 to 3.6	4.18	3.62	3.62
727-CY36FV30LL45ZSXI	CY62136FV30LL-45ZSXI	TSOP II-44	2M	128Kx16	45	-40 to +85	2.2 to 3.6	4.82	4.16	4.16
727-CY37EV30LL45BVXI	CY62137EV30LL-45BVXI	VFBGA-48	2M	128Kx16	45	-40 to +85	2.2 to 3.6	4.18	3.62	3.62
727-CY37EV30LL45ZSXI	CY62137EV30LL-45ZSXI	TSOP II-44	2M	128Kx16	45	-40 to +85	2.2 to 3.6	4.18	3.62	3.62
727-CY37FV18LL55BVXI	CY62137FV18LL-55BVXI	VFBGA-48	2M	128Kx16	55	-40 to +85	1.65 to 2.25	4.82	4.16	4.16
727-CY38EV30LL45BVXI	CY62138EV30LL-45BVXI	VFBGA-36	2M	256Kx8	45	-40 to +85	2.2 to 3.6	4.18	3.62	3.62
727-CY62138FLL45ZSXI	CY62138FLL-45ZSXI	TSOP II-32	2M	256Kx8	45	-40 to +85	4.5 to 5.5	6.01	5.20	5.20
727-CY38FV30LL45BVXI	CY62138FV30LL-45BVXI	VFBGA-36	2M	256Kx8	45	-40 to +85	2.2 to 3.6	4.82	4.16	4.16
727-CY138FV30LL45SXI	CY62138FV30LL-45SXI	SOIC-32	2M	256Kx8	45	-40 to +85	2.2 to 3.6	4.82	4.16	4.16
727-CY62138FV30LL45	CY62138FV30LL-45ZAXA	TSOP I-32	2M	256Kx8	45	-40 to +85	2.2 to 3.6	7.49	6.89	6.33
727-CY38FV30LL45ZAXI	CY62138FV30LL-45ZAXI	TSOP I-32	2M	256Kx8	45	-40 to +85	2.2 to 3.6	7.05	6.10	5.99
727-CY38FV30LL45ZSXI	CY62138FV30LL-45ZSXI	TSOP II-32	2M	256Kx8	45	-40 to +85	2.2 to 3.6	4.82	4.16	4.16
727-CY138FV30LL45ZXI	CY62138FV30LL-45ZXI	TSOP I-32	2M	256Kx8	45	-40 to +85	2.2 to 3.6	4.82	4.16	4.16
727-CY62146ELL45ZSXA	CY62146ELL-45ZSXA	TSOP II-44	4M	256Kx16	45	-40 to +85	4.5 to 5.5	10.96	9.47	9.47
727-CY62146ELL45ZSXI	CY62146ELL-45ZSXI	TSOP II-44	4M	256Kx16	45	-40 to +85	4.5 to 5.5	14.11	12.21	12.21
727-CY62146ESL45ZSXI	CY62146ESL-45ZSXI	TSOP II-44	4M	256Kx16	45	-40 to +85	2.2 to 5.5	8.46	7.32	7.32
727-CY46EV30LL45ZSXI	CY62146EV30LL-45ZSXI	TSOP II-44	4M	256Kx16	45	-40 to +85	2.2 to 3.6	9.41	8.13	8.13
727-CY47EV30LL45BVXI	CY62147EV30LL-45BVXI	VFBGA-48	4M	256Kx16	45	-40 to +85	2.2 to 3.6	7.05	6.10	6.10
727-CY47EV30LL45ZSXI	CY62147EV30LL-45ZSXI	TSOP II-44	4M	256Kx16	45	-40 to +85	2.2 to 3.6	8.82	7.63	7.63
727-C147EV30LL55ZSXE	CY62147EV30LL-55ZSXE	TSOP II-44	4M	256Kx16	55	-40 to +125	2.2 to 3.6	11.75	10.17	10.17
727-CY6218ELL-45ZSXI	CY62148ELL-45ZSXI	TSOP II-32	4M	512Kx8	45	-40 to +85	4.5 to 5.5	8.46	7.32	7.32
727-CY48EV30LL45ZSXI	CY62148EV30LL-45ZSXI	TSOP II-32	4M	512Kx8	45	-40 to +85	2.2 to 3.6	7.05	6.10	6.10
727-CY148DV30LL55SXI	CY62148DV30LL-55SXI	SOIC-32	4M	512Kx8	55	-40 to +85	2.2 to 3.6	9.41	8.13	7.98
727-CY62148ELL-55SXA	CY62148ELL-55SXA	SOIC-32	4M	512Kx8	55	-40 to +85	4.5 to 5.5	10.96	9.47	9.47
727-CY62148ELL-55SXI	CY62148ELL-55SXI	SOIC-32	4M	512Kx8	55	-40 to +85	4.5 to 5.5	10.11	8.74	8.74
727-CY62148ESL-55ZAX	CY62148ESL-55ZAXI	TSOP I-32	4M	512Kx8	55	-40 to +85	2.2 to 5.5	8.46	7.32	7.32
727-C2148EV30LL55SXI	CY62148EV30LL-55SXI	SOIC-32	4M	512Kx8	55	-40 to +85	2.2 to 3.6	7.05	6.10	6.10
727-CY62157ELL45ZSXI	CY62157ELL-45ZSXI	TSOP II-44	8M	512Kx16	45	-40 to +85	4.5 to 5.5	19.28	16.68	16.68
727-CY62157ESL45ZSXI	CY62157ESL-45ZSXI	TSOP II-44	8M	512Kx16	45	-40 to +85	2.2 to 5.5	15.28	13.21	13.21
727-CY57EV30LL45BVXI	CY62157EV30LL-45BVXI	VFBGA-48	8M	512Kx16	45	-40 to +85	2.2 to 3.6	12.94	11.19	11.19
727-CY157EV30LL45ZXI	CY62157EV30LL-45ZXI	TSOP I-48	8M	512Kx16	45	-40 to +85	2.2 to 3.6	11.29	9.77	9.77
727-C157EV30LL45ZSXA	CY62157EV30LL-45ZSXA	TSOP II-44	8M	512Kx16	45	-40 to +85	2.2 to 3.6	13.92	12.04	12.04
727-CY57EV30LL45ZSXI	CY62157EV30LL-45ZSXI	TSOP II-44	8M	512Kx16	45	-40 to +85	2.2 to 3.6	12.94	11.19	11.19
727-CY62157ELL55ZSXE	CY62157ELL-55ZSXE	TSOP II-44	8M	512Kx16	55	-40 to +125	4.5 to 5.5	16.62	14.38	14.38
727-CY62157EV55ZSXE	CY62157EV30LL-55ZSXE	TSOP II-44	8M	512Kx16	55	-40 to +125	2.2 to 3.6	16.73	14.48	14.48
727-CY62158ELL45ZSXI	CY62158ELL-45ZSXI	TSOP II-44	8M	1Mx8	45	-40 to +85	4.5 to 5.5	19.28	16.68	16.68
727-CY58EV30LL45ZSXI	CY62158EV30LL-45ZSXI	TSOP II-44	8M	1Mx8	45	-40 to +85	2.2 to 3.6	15.05	13.02	13.02
727-CY67EV30LL45BVXI	CY62167EV30LL-45BVXI	VFBGA-48	16M	1Mx16	45	-40 to +85	2.2 to 3.6	19.99	17.29	16.97
727-CY67DV30LL55BVXI	CY62167DV30LL-55BVXI	VFBGA-48	16M	1Mx16	55	-40 to +85	2.2 to 3.6	14.81	12.81	12.81
727-2167DV30LL-55ZXI	CY62167DV30LL-55ZXI	TSOP I-48	16M	1Mx16	55	-40 to +85	2.2 to 3.6	19.99	17.29	17.29
727-CY62177EV30LL55Z	CY62177EV30LL-55ZXI	TSOP I-48	32M	2Mx16 or 4Mx8	55	-40 to +85	2.2 to 3.6	49.44	40.10	38.95

FIFOS

Cypress delivers FIFO memories in densities ranging from 2Kb to 1Mb which provide ideal solutions to interconnect problems like flow control, rate matching and bus matching. The comprehensive FIFO product line is offered in industry standard packaging such as: TQFP and PL CC. These devices can be easily integrated into new and existing designs to help designers simplify system design and reduce design cycle time. More than 100 types of asynchronous and synchronous FIFO memories are available.

For quantities greater than listed, call for quote.

MOUSER STOCK NO.	Cypress Part No.	Package	Density	Organization	Speed (ns)	Temperature Range (°C)	Operating Voltage (V)	Price Each 1	25	50
Asynchronous										
727-CYC42120JXC	CY7C421-20JXC	PLCC-32	4K	512x9	20	0 to 70	4.5 to 5.5	6.70	5.79	5.79
727-CYC42120VXC	CY7C421-20VXC	SOJ-28	4K	512x9	20	0 to 70	4.5 to 5.5	6.70	5.79	5.79
Low Voltage Synchronous										
727-CYC4225V15ASXC	CY7C4225V-15ASXC	TQFP-64	16K	1Kx18	15	0 to 70	3.0 to 3.6	23.86	19.09	19.09
Synchronous										
727-CYC423115JXC	CY7C4231-15JXC	PLCC-32	16K	2Kx9	15	0 to 70	4.5 to 5.5	20.93	18.10	18.10

© Copyright 2013 Mouser Electronics
© Copyright 2013 Mouser Electronics

EVERSPIN Technologies MRAM Memory

RoHS Compliant This product is RoHS compliant.

MRAM (MAGNETORESISTIVE RANDOM ACCESS MEMORY) MEMORY

Everspin MRAM is a revolutionary memory that uses the magnetism of electron spin to provide non-volatility without wear-out. Everspin MRAM stores information in magnetic material integrated with silicon circuitry to deliver the speed of SRAM with the non-volatility of Flash in a single unlimited-endurance device. Everspin MRAM devices are designed to combine the best features of non-volatile memory and RAM to enable "instant-on" capability and power loss protection for an increasing number of electronic systems.

Features:
- Non-Volatile: Data retention - ≥20 years
- Fast: Symmetrical read/write - 35ns
- Unlimited Endurance: Unlimited endurance - No wear-out mechanism
- Modular Integration: Easily integrated with CMOS
- Extended Temperatures: -40°C < T < 150°C operation demonstrated
- Highly Reliable: Intrinsic reliability exceeds 20 year lifetime at 125°C

Serial MRAM



These devices offers serial EEPROM and serial Flash compatible read/write timing with no write delays and unlimited read/write endurance. Unlike other serial memories, both reads and writes can occur randomly in memory with no delay between writes. They are the ideal memory solution for applications that must store and retrieve data and programs quickly using a small number of I/O pins.

Features:
- No write delays
- Block write protection
- Fast, simple SPI interface with up to 40MHz clock rate
- Automatic data protection on power loss
- Low current sleep mode
- Direct hardware replacement for serial EEPROM, Flash, FeRAM

♦ Surface Mount Device

For quantities greater than listed, call for quote.

MOUSER STOCK NO.	Everspin Part No.	Case Type	Density	Organization	Max. Bus Speed (MHz)	Temperature Range (°C)	Supply Voltage (V)	Price Each 1	25	100	500
SPI Mode											
♦ 936-MR25H256CDC	MR25H256CDC	DFN-8 5x6mm	256K	32Kx8	40	-40 to +85	2.7-3.6	4.76	3.72	3.52	3.11
♦ 936-MR25H256MDC	MR25H256MDC	DFN-8 5x6mm	256K	32Kx8	40	-40 to +125	2.7-3.6	10.08	8.27	7.47	6.25
♦ 936-MR25H10CDC	MR25H10CDC	DFN-8 5x6mm	1M	128Kx8	40	-40 to +85	2.7-3.6	8.15	6.44	6.05	5.40
♦ 936-MR25H10MDC	MR25H10MDC	DFN-8 5x6mm	1M	128Kx8	40	-40 to +125	2.7-3.6	10.61	8.38	7.86	7.03
♦ 936-MR25H40CDC	MR25H40CDC	DFN-8 5x6mm	4M	512Kx8	40	-40 to +85	3.0-3.6	16.09	12.87	12.16	10.94

Parallel MRAM

These devices offers SRAM compatible 35 ns read/write timing with unlimited endurance. Data is always non-volatile for greater than 20-years. Data is automatically protected on power loss by low-voltage inhibit circuitry to prevent writes with voltage out of specification. They are ideal memory solution for applications that must store and retrieve critical data and programs quickly.





Features:
- SRAM compatible timing
- Unlimited read and write endurance
- Data always non-volatile for >20-years at temperature
- One memory that replaces FLASH, SRAM, EEPROM and BBSRAM in systems for simpler, more efficient designs
- Improves reliability by replacing battery-backed SRAM

♦ Surface Mount Device

For quantities greater than listed, call for quote.

MOUSER STOCK NO.	Everspin Part No.	Case Type	Density	Organization	Access Time (ns)	Temperature Range (°C)	Supply Voltage (V)	Price Each 1	25	100	500
♦ 936-MR256A08BCMA35	MR256A08BCMA35	BGA-48	256K	32Kx8	35	-40 to +85	3.0-3.6	6.81	5.37	5.04	4.50
♦ 936-MR256A08BCYS35	MR256A08BCYS35	TSOP-44	256K	32Kx8	35	-40 to +85	3.0-3.6	6.81	5.37	5.04	4.50
♦ 936-MR256A08BMA35	MR256A08BMA35	BGA-48	256K	32Kx8	35	0 to +70	3.0-3.6	6.35	5.02	4.71	4.21
♦ 936-MR256A08BSO35	MR256A08BSO35	SOIC-32	256K	32Kx8	35	0 to +70	3.0-3.6	6.35	5.02	4.71	4.21
♦ 936-MR256A08BYS35	MR256A08BYS35	TSOP-44	256K	32Kx8	35	0 to +70	3.0-3.6	6.35	5.02	4.71	4.21
♦ 936-MR256D08BMA45	MR256D08BMA45	BGA-48	256K	32Kx8	45	0 to +70	3.0-3.6	6.35	5.02	4.71	4.21
♦ 936-MR0A08BCMA35	MR0A08BCMA35	BGA-48	1M	128Kx8	35	-40 to +85	3.0-3.6	13.98	11.18	10.56	9.49
♦ 936-MR0A08BCYS35	MR0A08BCYS35	TSOP-44	1M	128Kx8	35	-40 to +85	3.0-3.6	13.98	11.18	10.56	9.49
♦ 936-MR0A08BMA35	MR0A08BMA35	BGA-48	1M	128Kx8	35	0 to +70	3.0-3.6	13.09	10.48	9.89	8.89
♦ 936-MR0A08BSO35	MR0A08BSO35	SOIC-32	1M	128Kx8	35	0 to +70	3.0-3.6	13.09	10.48	9.89	8.89
♦ 936-MR0A08BYS35	MR0A08BYS35	TSOP-44	1M	128Kx8	35	0 to +70	3.0-3.6	13.09	10.48	9.89	8.89
♦ 936-MR0D08BMA45	MR0D08BMA45	BGA-48	1M	128Kx8	45	0 to +70	3.0-3.6	13.09	10.48	9.89	8.89
♦ 936-MR0A16ACMA35	MR0A16ACMA35	BGA-48	1M	64Kx16	35	-40 to +85	3.0-3.6	13.98	11.18	10.56	9.49
♦ 936-MR0A16ACYS35	MR0A16ACYS35	TSOP-44	1M	64Kx16	35	-40 to +85	3.0-3.6	13.98	11.18	10.56	9.49
♦ 936-MR0A16AMA35	MR0A16AMA35	BGA-48	1M	64Kx16	35	0 to +70	3.0-3.6	13.09	10.48	9.89	8.89
♦ 936-MR0A16AVMA35	MR0A16AVMA35	BGA-48	1M	64Kx16	35	-40 to +105	3.0-3.6	16.35	13.09	12.35	11.11
♦ 936-MR0A16AVYS35	MR0A16AVYS35	TSOP-44	1M	64Kx16	35	-40 to +105	3.0-3.6	16.35	13.09	12.35	11.11
♦ 936-MR0A16AYS35	MR0A16AYS35	TSOP-44	1M	64Kx16	35	0 to +70	3.0-3.6	13.09	10.48	9.89	8.89
♦ 936-MR2A16ACMA35	MR2A16ACMA35	BGA-48	4M	256Kx16	35	-40 to +85	3.0-3.6	26.77	21.57	20.43	18.54
♦ 936-MR2A16ACYS35	MR2A16ACYS35	TSOP-44	4M	256Kx16	35	-40 to +85	3.0-3.6	26.77	21.57	20.43	18.54
♦ 936-MR2A16AMA35	MR2A16AMA35	BGA-48	4M	256Kx16	35	0 to +70	3.0-3.6	24.89	20.05	18.98	17.25
♦ 936-MR2A16AYS35	MR2A16AYS35	TSOP-44	4M	256Kx16	35	0 to +70	3.0-3.6	24.89	20.05	18.98	17.25
♦ 936-MR2A08ACMA35	MR2A08ACMA35	BGA-48	4M	512Kx8	35	-40 to +85	3.0-3.6	26.77	21.57	20.43	18.54
♦ 936-MR2A08ACYS35	MR2A08ACYS35	TSOP-44	4M	512Kx8	35	-40 to +85	3.0-3.6	26.77	21.57	20.43	18.54
♦ 936-MR2A08AMA35	MR2A08AMA35	BGA-48	4M	512Kx8	35	0 to +70	3.0-3.6	24.89	20.05	18.98	17.25
♦ 936-MR2A08AMYS35	MR2A08AMYS35	TSOP-44	4M	512Kx8	35	-40 to +125	3.0-3.6	37.35	30.10	28.49	25.88
♦ 936-MR2A08AYS35	MR2A08AYS35	TSOP-44	4M	512Kx8	35	0 to +70	3.0-3.6	24.89	20.05	18.98	17.25
♦ 936-MR2A16AVYS35	MR2A16AVYS35	TSOP-44	4M	256Kx16	35	-40 to +105	3.0-3.6	31.12	25.07	23.73	21.56
♦ 936-MR4A08BCYS35	MR4A08BCYS35	TSOP-54	16M	2Mx8	35	-40 to +85	3.0-3.6	40.23	32.41	30.69	27.87
♦ 936-MR4A08BYS35	MR4A08BYS35	TSOP-54	16M	2Mx8	35	0 to +70	3.0-3.6	37.44	30.16	28.56	25.94
♦ 936-MR4A16BCMA35	MR4A16BCMA35	BGA-48	16M	1Mx16	35	-40 to +85	3.0-3.6	40.23	32.41	30.69	27.87
♦ 936-MR4A16BCYS35	MR4A16BCYS35	TSOP-54	16M	1Mx16	35	-40 to +85	3.0-3.6	40.23	32.41	30.69	27.87
♦ 936-MR4A16BMA35	MR4A16BMA35	BGA-48	16M	1Mx16	35	0 to +70	3.0-3.6	37.44	30.16	28.56	25.94
♦ 936-MR4A16BYS35	MR4A16BYS35	TSOP-54	16M	1Mx16	35	0 to +70	3.0-3.6	37.44	30.16	28.56	25.94

© Copyright 2013 Mouser Electronics
© Copyright 2013 Mouser Electronics

GREENLIANT Parallel Flash Memory

RoHS Compliant This product is RoHS compliant.

27 AND 37 SERIES MTP (MANY-TIME PROGRAMMABLE) PARALLEL FLASH

The 27 & 37 Series of Many-Time Programmable (MTP) low cost flash, based on SuperFlash® technology. The split-gate cell design and thick oxide tunneling injector attain better reliability and manufacturability compared with alternate approaches. These MTP devices can be electrically erased and programmed at least 1000 times using an external programmer with a 12V power supply. They have to be erased prior to programming. These devices conform to JEDEC standard pinouts for byte-wide memories. Designed, manufactured, and tested for a wide spectrum of applications, these devices are offered with an endurance of at least 1000 cycles. Data retention is rated at greater than 100 years. They are suited for applications that require infrequent writes and low power nonvolatile storage. These devices will improve flexibility, efficiency, and performance while matching the low cost in nonvolatile applications that currently use UV-EPROMs, OTPs, and mask ROMs.

Features (GLS27 Series):

- 5.0V Read, 12.0V Program and Erase
- Same package and pin assignments as EPROM/OTP
- For use in cordless phones, VCD players, printers and fax machines where code is frozen and in-system programming is not required

Features (GLS37 Series):

- 2.7-3.6V Read, 12.0V Program and Erase
- Same package and pin assignments as standard flash
- For use in cordless phones, VCD players, printers and fax machines where code is frozen and in-system programming is not required

♦ Surface Mount

For quantities greater than listed, call for quote.

MOUSER STOCK NO.	Greenliant Part No.	Package	Density	Organization	Access Time (ns)	Chip Rewrite Time (Sec)(Typ.)	Supply Volt. (V)	Operating Temp. (°C)	Price Each 1	50	100
♦ 804-GLS27SF5123C-NHE	GLS27SF512-70-3C-NHE	PLCC-32	512K	64Kx8	70	1.4	4.5 to 5.5	0 to +70	1.40	1.24	1.13
♦ 804-GLS27SF010-70NHE	GLS27SF010-70-3C-NHE	PLCC-32	1M	128Kx8	70	2.8	4.5 to 5.5	0 to +70	1.53	1.39	1.26
804-GLS27SF010-70PHE	GLS27SF010-70-3C-PHE	PDIP-32	1M	128Kx8	70	2.8	4.5 to 5.5	0 to +70	2.19	1.99	1.82
♦ 804-GLS37VF010-70NHE	GLS37VF010-70-3C-NHE	PLCC-32	1M	128Kx8	70	1.2	2.7 to 3.6	0 to +70	1.05	.952	.877
♦ 804-GLS27SF020-70NHE	GLS27SF020-70-3C-NHE	PLCC-32	2M	256Kx8	70	5.6	4.5 to 5.5	0 to +70	1.54	1.40	1.28
804-GLS27SF020-70PHE	GLS27SF020-70-3CPHE	PDIP-32	2M	256Kx8	70	5.6	4.5 to 5.5	0 to +70	2.19	1.99	1.82
♦ 804-GLS37VF020-70NHE	GLS37VF020-70-3C-NHE	PLCC-32	2M	256Kx8	70	2.4	2.7 to 3.6	0 to +70	.97	.942	.899



PLCC-32

29 SERIES SSF (SMALL-SECTOR FLASH) PARALLEL FLASH

The 29 Series SSF (Small-Sector Flash) devices are suited for applications that require convenient and economical updating of program, configuration, or data memory. For all system applications, they significantly improve performance and reliability, while lowering power consumption. They inherently use less energy during Erase and Program than alternative flash technologies. The total energy consumed is a function of the applied voltage, current, and time of application. Since for any given voltage range, the SuperFlash technology uses less current to program and has a shorter erase time, the total energy consumed during any Erase or Program operation is less than alternative flash technologies. They also improve flexibility while lowering the cost for program, data, and configuration storage applications.

Features (GLS29EE Series):

- 128 byte Sector-Erase
- Sector-by-sector Erase operations
- Byte-by-byte Program operations

Features (GLS29SF/VF Series):

- 128 byte page size
- Page-by-page Write operations
- Page-Write operation includes an internal Erase transparent to the external system

♦ Surface Mount

For quantities greater than listed, call for quote.

MOUSER STOCK NO.	Greenliant Part No.	Package	Density	Organization	Access Time (ns)	Chip Rewrite Time (Sec)(Typ.)	Supply Volt. (V)	Operating Temp. (°C)	Price Each 1	50	100
♦ 804-GLS29EE512-70NHE	GLS29EE512-70-4C-NHE	PLCC-32	512K	64Kx8	70	2.5	4.5 to 5.5	0 to +70	2.21	2.00	1.84
♦ 804-GLS29EE512-70EHE	GLS29EE512-70-4C-EHE	TSOP-32	512K	64Kx8	70	2.5	4.5 to 5.5	0 to +70	2.44	2.20	2.03
♦ 804-GLS29EE5124I-EHE	GLS29EE512-70-4I-EHE	TSOP-32	512K	64Kx8	70	2.5	4.5 to 5.5	-40 to +85	2.80	2.55	2.33
♦ 804-GLS29EE5124I-NHE	GLS29EE512-70-4I-NHE	PLCC-32	512K	64Kx8	70	2.5	4.5 to 5.5	-40 to +85	2.55	2.30	2.11
♦ 804-GLS29EE010-70NHE	GLS29EE010-70-4C-NHE	PLCC-32	1M	128Kx8	70	5.0	4.5 to 5.5	0 to +70	2.59	2.35	2.16
♦ 804-GLS29EE010-70WHE	GLS29EE010-70-4C-WHE	TSOP-32	1M	128Kx8	70	5.0	4.5 to 5.5	0 to +70	2.72	2.45	2.26
♦ 804-GLS29EE010-70EHE	GLS29EE010-70-4C-EHE	TSOP-32	1M	128Kx8	70	5.0	4.5 to 5.5	0 to +70	2.81	2.56	2.34
♦ 804-GLS29EE0104I-EHE	GLS29EE010-70-4I-EHE	TSOP-32	1M	128Kx8	70	5.0	4.5 to 5.5	-40 to +85	3.27	2.96	2.73
804-GLS29EE010-70PHE	GLS29EE010-70-4C-PHE	PDIP-32	1M	128Kx8	70	5.0	4.5 to 5.5	0 to +70	2.99	2.70	2.47
♦ 804-GLS29VF040-NHE-T	GLS29VF040-70-4I-NHE-T	PLCC-32	4M	512Kx8	70	8.0	2.7 to 3.6	-40 to +85	2.68	2.43	2.25



PDIP-32

36 SERIES CSF (CONCURRENT SUPER FLASH) PARALLEL FLASH

The 36 Series CSF (Concurrent Super Flash) is a dual-bank flash memory device designed for wireless communication and consumer applications.
The dual-bank architecture supports the Concurrent Read-Write operation where the user may read from one bank while programming or erasing in the other bank.

Features:

- Dual-bank architecture for Concurrent Read-While-Write operations
- Operating voltage: 2.7-3.6V for Read and Write operations
- Hardware top or bottom sector protection
- Flexible Erase capability
- Factory and User programmable security ID
- Erase-Suspend/Erase Resume
- User selectable x8/x16 Data Bus through a BYTE# pin
- Hardware Write protection through WP# pin

♦ Surface Mount

For quantities greater than listed, call for quote.

MOUSER STOCK NO.	Greenliant Part No.	Package	Density	Organization	Access Time (ns)	Chip Rewrite Time (Sec)(Typ.)	Supply Volt. (V)	Operating Temp. (°C)	Price Each 1	50	100
♦ 804-GLS36VF1601G-EKE	GLS36VF1601G-70-4I-EKE	TSOP-48	16M	1Mx16 or 2Mx8	70	7.0	2.7 to 3.6	-40 to +85	3.46	3.14	2.89
♦ 804-GLS36VF3204E-EKE	GLS36VF3203-70-4E-EKE	TSOP-48	32M	2Mx16 or 4Mx8	70	7.0	2.7 to 3.6	-20 to +85	4.83	4.37	4.02
♦ 804-GLS36VF32044EEKE	GLS36VF3204-70-4E-EKE	TSOP-48	32M	2Mx16 or 4Mx8	70	7.0	2.7 to 3.6	-20 to +85	4.83	4.37	4.02



TSOP-48

85 SERIES SATA FLASH NANDRIVE

The SATA NANDrive™ family extends Greenliant's portfolio of high-performance, fully integrated embedded solid state drives (SSDs). These managed NAND products integrate a Serial ATA controller and one or more NAND flash die in a multi-chip package. A built-in microcontroller and flash file management firmware replace the need for host-side Flash File System (FFS) and Memory Technology Driver (MTD) software. Compatible with the latest generation chipsets, SATA NANDrive products have the same footprint across all capacities for backward compatibility, simplifying system-level board design.

Features:

- Small Form Factor SATA Solid State Drive
- Industry Standard Serial ATA Interface
- Energy Efficient
- Multi-tasking Technology Increases Performance
- Pre-programmed Firmware in Embedded SuperFlash® Memory
- Robust Power Down Data Protection
- Bad Block Management
- Built-in ECC
- Advanced Data Security
- SSD Lifespan Monitoring
- Multiple Densities with Same Pin-out
- Commercial and Industrial Temperatures

NEW PRODUCT

♦ Surface Mount

For quantities greater than listed, call for quote.

MOUSER STOCK NO.	Greenliant Part No.	Package	Operating Voltage (V)	Supported Capacity	Sustained Write Speed	Sustained Read Speed	Operating Temp. (°C)	Price Each 1	50	100
♦ 804-GLS85LS1002AMCFZ	GLS85LS1002A-M-C-FZJE	FBGA	1.2 and 3.3	2GB	Up to 8MB/sec	Up to 35MB/sec	0 to +70	39.23	38.64	38.06
♦ 804-GLS85LS1002PSIFZ	GLS85LS1002P-S-I-FZJE	FBGA	1.2 and 3.3	2GB	Up to 60MB/sec	Up to 70MB/sec	-40 to +85	106.85	105.23	103.66
♦ 804-GLS85LS1004AFZJE	GLS85LS1004A-M-C-FZJE	BGA	1.2 and 3.3	4GB	Up to 10MB/sec	Up to 35MB/sec	0 to +70	56.68	55.82	54.99
♦ 804-GLS85LS1004PSIFZ	GLS85LS1004P-S-I-FZJE	FBGA	1.2 and 3.3	4GB	Up to 60MB/sec	Up to 70MB/sec	-40 to +85	178.44	175.74	173.12
♦ 804-GLS85LS1008PSIFZ	GLS85LS1008P-S-I-FZJE	FBGA	1.2 and 3.3	8GB	Up to 60MB/sec	Up to 70MB/sec	-40 to +85	328.77	323.79	318.96
♦ 804-GLS85LP0512PLBTE	GLS85LP0512P-S-I-LBTE	LBGA	3.3	512MB	Up to 6MB/sec	Up to 25MB/sec	-40 to +85	42.86	42.21	41.59
♦ 804-GLS85LP1008P-FTE	GLS85LP1008P-S-I-FTE	BGA	3.3	8GB	Up to 39MB/sec	Up to 50MB/sec	-40 to +85	325.15	320.22	315.45



FBGA, BGA

COMPACTFLASH CARD CONTROLLER

The GLS55LC200 NAND Controller is the core of a high performance, flash media-based, data storage system. The controller recognizes the control, address, and data signals on the CF bus and translates them into memory accesses for standard NAND-type flash media. Using both Single Level Cell (SLC) and Multi-Level Cell (MLC) flash media, this technology supports solid state mass storage applications by offering new, expanded functionality while enabling smaller, lighter designs with lower power consumption. The NAND Controller supports standard CF protocols with up to PIO Mode-6, Multi-word DMA Mode-4, and Ultra DMA Mode-4 interface. The CF interface is widely used in products such as portable and desktop computers, digital cameras, music players, handheld data collection scanners, PDAs, handy terminals, personal communicators, audio recorders, monitoring devices, and set-top boxes.

Features:

- CompactFlash Association Specification Revision 3.0 standard
- Interface for standard NAND Flash media
- Low current operation
- Power management unit
- Flash Media Interface: Single or Dual 8-bit access
- Supports up to 4 flash media devices per channel
- Supports Single-Level Cell (SLC) or Multi-Level Cell (MLC) media 2K Byte and 4K Byte program page size
- 20-byte unique ID for enhanced security
- Programmable, multitasking NAND interface
- Firmware storage in Embedded SuperFlash®
- Pre-programmed Embedded Firmware
- Built-in Hardware ECC
- Built-in Internal System Clock
- Automatic recognition and initialization of Flash Media devices

♦ Surface Mount

For quantities greater than listed, call for quote.

MOUSER STOCK NO.	Greenliant Part No.	Package	Operating Voltage (V)	Clock Speed (MHz)	Supported Capacity	Sustained Write Speed	Sustained Read Speed	Security Features	Price Each 1	50	100
♦ 804-GLS55LC200C-TQWE	GLS55LC200-60-C-TQWE	TQFP-100L	3.3	60	up to 4GB	Up to 30MB/sec	Up to 30MB/sec	Yes	5.22	5.14	5.06



TQFP-100L

© Copyright 2013 Mouser Electronics
© Copyright 2013 Mouser Electronics

IDT Memory

RoHS Compliant **This product is RoHS compliant.**

RAM

For quantities greater than listed, call for quote.

MOUSER STOCK NO.	IDT Part No.	Package/ Case	Memory Size	Organization	Access Time (ns)	Operating Supply Voltage (V)	Price Each		
							1	25	50
972-71V30L35TFI	71V30L35TFI	TQFP-64	8Kbit	1Kx8	35	3.3	17.94	15.10	14.57
972-71V321L25TFGI	71V321L25TFGI	TQFP-64	16Kbit	2Kx8	25	3.3	23.58	20.02	19.40
972-70V24S55PF	70V24S55PF	TQFP-100	64KB	4Kx16	55	3.3	24.01	20.39	19.76
972-70V05S25PF	70V05S25PF	TQFP-64	64KB	8Kx8	25	3.3	26.42	22.44	21.74
972-70V05L20PFGI	70V05L20PFGI	TQFP-64	64KB	8Kx8	20	3.3	30.53	25.92	25.11
972-70V24L15PFG	70V24L15PFG	TQFP-100	64KB	4Kx16	15	3.3	30.53	25.92	25.11
972-70V24L20PFGI	70V24L20PFGI	TQFP-100	64KB	4Kx16	20	3.3	30.53	25.92	25.11
972-70V06L15PFG	70V06L15PFG	TQFP-64	128KB	16Kx8	15	3.3	39.68	33.69	32.65
972-70V06L25PFI	70V06L25PFI	TQFP-64	128KB	16Kx8	25	3.3	39.68	33.69	32.65
972-70V25L15PFG	70V25L15PFG	TQFP-100	128KB	8Kx16	15	3.3	39.68	33.69	32.65
972-70V25L20PFI	70V25L20PFI	TQFP-100	128KB	8Kx16	20	3.3	39.68	33.69	32.65
972-70V25L25PFGI	70V25L25PFGI	TQFP-100	128KB	8Kx16	25	3.3	39.68	33.69	32.65
972-70V25L25PFI	70V25L25PFI	TQFP-100	128KB	8Kx16	25	3.3	39.68	33.69	32.65
972-70V261L25PFG	70V261L25PFG	TQFP-100	256KB	16Kx16	25	3.3	43.34	37.47	36.48
972-70V261L25PFI	70V261L25PFI	TQFP-100	256KB	16Kx16	25	3.3	47.68	41.23	40.13
972-70V27S55PF	70V27S55PF	TQFP-100	512KB	32Kx16	55	3.3	48.79	42.18	41.06
972-70V08L20PFI	70V08L20PFI	TQFP-100	512KB	64Kx8	20	3.3	56.92	50.23	49.20
972-70V27L15PFG	70V27L15PFG	TQFP-100	512KB	32Kx16	15	3.3	56.92	50.23	49.20
972-70V27L20PFGI	70V27L20PFGI	TQFP-100	512KB	32Kx16	20	3.3	56.92	50.23	49.20
972-70V27L35PFI	70V27L35PFI	TQFP-100	512KB	32Kx16	35	3.3	56.92	50.23	49.20
972-70V28L15PFG	70V28L15PFG	TQFP-100	1Mbit	64Kx16	15	3.3	74.58	65.79	64.45
972-70V28L20PFGI	70V28L20PFGI	TQFP-100	1Mbit	64Kx16	20	3.3	74.58	65.79	64.45
972-70V28L20PFI	70V28L20PFI	TQFP-100	1Mbit	64Kx16	20	3.3	74.58	65.79	64.45
972-70V657S12DRI	70V657S12DRI	QFP-208	1Mbit	32Kx36	12	3.3	99.14	88.55	86.69
972-70V3599S166BFG	70V3599S166BFG	BGA-208	4Mbit	128Kx36	3.6	3.3	134.31	121.11	119.57
972-70V631S10BC	70V631S10BC	BGA-256	4Mbit	256Kx18	10	3.3	134.31	121.11	119.57
972-70V3599S133BCI	70V3599S133BCI	BGA-256	4Mbit	128Kx36	4.2	3.3	140.71	126.89	125.28
972-70V631S12PRF	70V631S12PRF	TQFP-100	4Mbit	256Kx18	12	3.3	140.71	126.89	125.28
972-70V659S12DR	70V659S12DR	QFP-208	4Mbit	128Kx36	12	3.3	140.71	126.89	125.28
972-70V3319S133PRFI	70V3319S133PRFI	TQFP-100	4Mbit	256Kx18	4.2	3.3	154.78	139.57	137.79
972-70V631S12PRFI	70V631S12PRFI	TQFP-100	4Mbit	256Kx18	12	3.3	154.78	139.57	137.79
972-70T3539MS133BC	70T3539MS133BC	BGA-256	18KB	512x36	4.2	2.5	217.64	199.62	198.02
972-70T3539MS133BCI	70T3539MS133BCI	BGA-256	18KB	512x36	4.2	2.5	239.40	219.59	217.83
972-70T3509MS133BPG	70T3509MS133BPG	BGA-256	36KB	1Kx36	4.2	2.5	326.46	299.44	297.04
972-70T3509MS133BPI	70T3509MS133BPI	BGA-256	36KB	1Kx36	4.2	2.5	359.12	329.40	326.77

SRAM

For quantities greater than listed, call for quote.

MOUSER STOCK NO.	IDT Part No.	Package/ Case	Memory Size	Organization	Access Time (ns)	Address Bus Width (bit)	Maximum Operating Current	Supply Voltage (V)		Price Each		
								Min.	Max.	1	10	100
972-71016S15PHGI	71016S15PHGI	TSOP-44	1Mbit	64Kx16	15	16	180	4.5	5.5	3.51	2.81	2.57
972-71016S15YG	71016S15YG	SOIC-44	1Mbit	64Kx16	15	16	180	4.5	5.5	3.51	2.81	2.57
972-71016S20YG	71016S20YG	SOIC-44	1Mbit	64Kx16	20	16	170	4.5	5.5	3.51	2.81	2.57
972-71024S15TYG	71024S15TYG	SOIC-32	1Mbit	128Kx8	15	8	155	4.5	5.5	3.51	2.81	2.57
972-71024S15YG	71024S15YG	SOIC-32	1Mbit	128Kx8	15	8	155	4.5	5.5	3.51	2.81	2.57
972-71024S20YGI	71024S20YGI	SOIC-32	1Mbit	128Kx8	20	8	140	4.5	5.5	4.43	3.55	3.24
972-71256SA15YG	71256SA15YG	SOIC-28	256Kbit	32Kx8	15	8	150	4.5	5.5	2.19	1.77	1.41
972-71256SA15YGI	71256SA15YGI	SOIC-28	256Kbit	32Kx8	15	8	150	4.5	5.5	2.19	1.77	1.41
972-71256SA20TPG	71256SA20TPG	PDIP-28	256Kbit	32Kx8	20	8	145	4.5	5.5	4.12	3.31	3.02
972-71256SA25YG	71256SA25YG	SOIC-28	256Kbit	32Kx8	25	8	145	4.5	5.5	2.19	1.77	1.41
972-71V016SA10PHG	71V016SA10PHG	TSOP-44	1Mbit	64Kx16	10	16	160	3.15	3.6	2.97	2.40	1.92
972-71V016SA12PHG	71V016SA12PHG	TSOP-44	1Mbit	64Kx16	12	16	150	3.15	3.6	3.15	2.54	2.02
972-71V016SA12YG	71V016SA12YG	SOIC-44	1Mbit	64Kx16	12	16	150	3.15	3.6	3.32	2.68	2.14
972-71V016SA15PHG	71V016SA15PHG	TSOP-44	1Mbit	64Kx16	15	16	130	3.15	3.6	2.97	2.40	1.92
972-71V016SA15PHGI	71V016SA15PHGI	TSOP-44	1Mbit	64Kx16	15	16	130	3.15	3.6	6.05	4.86	4.43
972-71V016SA20PHG	71V016SA20PHG	TSOP-44	1Mbit	64Kx16	20	16	120	3.15	3.6	3.15	2.54	2.02
972-71V124SA10PHG	71V124SA10PHG	TSOP-32	1Mbit	128Kx8	10	8	145	3.15	3.6	3.15	2.53	2.30
972-71V124SA12PHG	71V124SA12PHG	TSOP-32	1Mbit	128Kx8	12	8	130	3.15	3.6	3.15	2.53	2.30
972-71V124SA12TYG	71V124SA12TYG	SOIC-32	1Mbit	128Kx8	12	8	130	3.15	3.6	3.15	2.54	2.02
972-71V124SA12YG	71V124SA12YG	SOIC-32	1Mbit	128Kx8	12	8	130	3.15	3.6	3.15	2.54	2.02
972-71V124SA12YGI	71V124SA12YGI	SOIC-32	1Mbit	128Kx8	12	8	140	3.15	3.6	6.08	4.88	4.45
972-71V256SA10YG	71V256SA10YG	SOIC-28	256Kbit	32Kx8	10	8	100	3	3.6	3.76	3.02	2.75
972-71V256SA12PZG	71V256SA12PZG	TSSOP-28	256Kbit	32Kx8	12	8	90	3	3.6	4.43	3.55	3.24
972-71V256SA12YG	71V256SA12YG	SOIC-28	256Kbit	32Kx8	12	8	90	3	3.6	2.19	1.77	1.41
972-71V256SA15PZGI	71V256SA15PZGI	TSSOP-28	256Kbit	32Kx8	15	8	85	3	3.6	4.86	3.89	3.55
972-71V256SA15YG	71V256SA15YG	SOIC-28	256Kbit	32Kx8	15	8	85	3	3.6	2.19	1.77	1.41
972-71V256SA15YG8	71V256SA15YG8	SOIC-28	256Kbit	32Kx8	15	8	85	3	3.6	2.19	1.77	1.41
972-71V35761S200PFG	71V35761S200PFG	TQFP-100	4Mbit	128Kx36	3.1	9	360	3.135	3.465	7.09	5.81	5.24
972-71V3578S133PFG	71V3578S133PFG	TQFP-100	4Mbit	128Kx36	4.2	9	250	3.135	3.465	8.40	6.89	6.22
972-71V416L10PHG	71V416L10PHG	TSOP-44	4Mbit	256Kx16	10	16	180	3	3.6	7.03	5.64	5.15
972-71V416L12PHG	71V416L12PHG	TSOP-44	4Mbit	256Kx16	12	16	170	3	3.6	6.82	5.47	4.99
972-71V416L12PHGI	71V416L12PHGI	TSOP-44	4Mbit	256Kx16	12	16	170	3	3.6	9.74	7.98	7.20
972-71V416L15PHG	71V416L15PHG	TSOP-44	4Mbit	256Kx16	15	16	160	3	3.6	6.82	5.47	4.99
972-71V416S10PHG	71V416S10PHG	TSOP-44	4Mbit	256Kx16	10	16	200	3	3.6	6.82	5.47	4.99
972-71V416S10PHGI	71V416S10PHGI	TSOP-44	4Mbit	256Kx16	10	16	200	3	3.6	8.87	7.27	6.56
972-71V416S12PHG	71V416S12PHG	TSOP-44	4Mbit	256Kx16	12	16	180	3	3.6	7.03	5.64	5.15
972-71V416S12PHGI	71V416S12PHGI	TSOP-44	4Mbit	256Kx16	12	16	180	3	3.6	8.87	7.27	6.56
972-71V416S15PHG	71V416S15PHG	TSOP-44	4Mbit	256Kx16	15	16	170	3	3.6	6.82	5.47	4.99
972-71V416S15PHGI	71V416S15PHGI	TSOP-44	4Mbit	256Kx16	15	16	170	3	3.6	7.03	5.64	5.15
972-71V416S15YG8	71V416S15YG8	SOIC-44	4Mbit	256Kx16	15	16	170	3	3.6	6.82	5.47	4.99
972-71V424L10PHG	71V424L10PHG	TSOP-44	4Mbit	512Kx8	10	8	165	3	3.6	9.14	7.49	6.76
972-71V424L15PHG	71V424L15PHG	TSOP-44	4Mbit	512Kx8	15	8	145	3	3.6	9.00	7.38	6.66
972-71V424S10PHG	71V424S10PHG	TSOP-44	4Mbit	512Kx8	10	8	180	3	3.6	7.03	5.64	5.15
972-71V424S10YG	71V424S10YG	SOIC-36	4Mbit	512Kx8	10	8	180	3	3.6	7.03	5.64	5.15
972-71V424S12PHGI	71V424S12PHGI	TSOP-44	4Mbit	512Kx8	12	8	170	3	3.6	9.42	7.71	6.96
972-71V424S15PHGI	71V424S15PHGI	TSOP-44	4Mbit	512Kx8	15	8	160	3	3.6	6.85	5.49	5.01
972-71V424S15YG	71V424S15YG	SOIC-36	4Mbit	512Kx8	15	8	160	3	3.6	7.03	5.64	5.15
972-71V424S15YGI	71V424S15YGI	SOIC-36	4Mbit	512Kx8	15	8	160	3	3.6	8.87	7.27	6.56
972-71V632S5PFG	71V632S5PFG	TQFP-100	2Mbit	64Kx32	5	8	200	3.135	3.63	7.30	5.86	5.35
972-71V65703S75PFG	71V65703S75PFG	TQFP-100	9Mbit	256Kx36	7.5	8	275	3.135	3.63	16.40	15.15	12.68

© Copyright 2013 Mouser Electronics
© Copyright 2013 Mouser Electronics

ISSI SRAM and DRAM

RoHS Compliant This product is RoHS compliant.

♦ Surface Mount Device

STATIC RAMS

Asynchronous SRAM

For quantities greater than listed, call for quote.

MOUSER STOCK NO.	ISSI Part No.	Case Type	Density	Organization	Access Time (ns)	Temperature Range (°C)	Supply Voltage (V)	Price Each 1	25	100	500
High Speed											
870-IS61C256AL-12JLI	IS61C256AL-12JLI	SOJ-28	256K	32Kx8	12	-40 to +85	5	1.43	1.29	1.14	1.01
870-61WV6416DBL10TLI	IS61WV6416DBLL-10TLI	TSOP-44	1M	64Kx16	10	-40 to +85	3.6-2.4	2.32	2.24	1.97	1.89
870-64C6416AL-15TLA3	IS64C6416AL-15TLA3	TSOP-II	1M	64Kx16	15	-40 to +125	5.5-4.5	4.39	3.95	3.51	3.07
870IS61C1024AL12JLI	IS61C1024AL-12JLI	SOJ-32 (300mil)	1M	128Kx8	12	-40 to +85	5	2.78	2.50	2.23	1.95
870-61WV12816DB10BLI	IS61WV12816DBLL-10BLI	mBGA-48	2M	128Kx16	12	-40 to +85	3.3	3.75	3.64	3.54	3.45
870-61C5128AS-25QLI	IS61C5128AS-25QLI	SOP-32	4M	512Kx8	25	-40 to +85	4.5	5.16	4.89	4.49	4.21
870-61WV25616BLL10TL	IS61WV25616BLL-10TL	TSOP II-44	4M	256Kx16	10	0 to +70	3.3	4.33	4.11	3.77	3.63
870-61WV5128B10TLI	IS61WV5128BLL-10TLI	TSOP II-44	4M	512Kx8	10	-40 to +85	3.3	5.03	3.89	3.85	3.85
87064WV25616B10CTLA3	IS64WV25616BLL-10CTLA3	TSOP-44	4M	256Kx16	10	-40 to +125	2.4	10.70	9.63	8.56	7.49
870-61WV51216B10TLI	IS61WV51216BLL-10TLI	TSOP II-44	8M	512Kx16	10	-40 to +85	3.3	14.51	13.63	11.84	11.77
Low Power											
870-62C256AL-25ULI	IS62C256AL-25ULI	SOP-28	256K	32Kx8	25	-40 to +85	5.5-4.5	1.50	1.35	1.20	1.05
870-IS62C256AL-45ULI	IS62C256AL-45ULI	SOP-28	256K	32Kx8	45	-40 to +85	5	1.43	1.29	1.14	1.01
870IS62C1024AL35QLI	IS62C1024AL-35QLI	SOP-32 (300mil)	1M	128Kx8	35	-40 to +85	5	2.78	2.50	2.23	1.95
870-62WV6416DBL45TLI	IS62WV6416DBLL-45TLI	TSOP II-44	1M	64Kx16	45	-40 to +85	3.3	2.23	2.12	1.89	1.88
87062WV2568BLL55HLI	IS62WV2568BLL-55HLI	TSOP I-32	2M	256Kx8	55	-40 to +85	3.3	2.95	2.80	2.57	2.47
87062WV5128BLL55HLI	IS62WV5128BLL-55HLI	sTSOP I-32	4M	512Kx8	55	-40 to +85	3.3	6.01	5.70	5.24	4.91
870-62C25616BL45TLI	IS62C25616BL-45TLI	TSOP-44	32M	256Kx16	45	-40 to +85	7 to -0.5	5.78	5.25	4.82	4.44
High Speed/Low Power											
870-IS62C256AL-45TLI	IS62C256AL-45TLI	TSOP-28	256K	32Kx8	45	-40 to +85	5.5	1.43	1.29	1.14	1.01
870-IS61LV6416-10TL	IS61LV6416-10TL	TSOP II-44	1M	64Kx16	10	0 to +70	3.3	2.72	2.45	2.17	1.90
87061WV6416BLL12TLI	IS61WV6416BLL-12TLI	TSOP II-44	1M	64Kx16	12	-40 to +85	3.3	2.33	2.21	1.98	1.97
870IS61C1024AL12TLI	IS61C1024AL-12TLI	TSOP-32	1M	128Kx8	12	-40 to +85	5.5	2.78	2.50	2.23	1.95
870-62WV10248DB55TLI	IS62WV10248DBLL-55TLI	TSOP-44	1M	1Mx8	55	0 to +70	2.4	8.98	8.44	7.30	7.22
870-IS63LV1024L-12JL	IS63LV1024L-12JL	SOJ-32 (300mil)	1M	128Kx8	12	0 to +70	3.3	2.80	2.53	2.25	1.96
870IS61LV12816L10TL	IS61LV12816L-10TL	TSOP II-44	2M	128Kx16	10	0 to +70	3.3	4.89	4.63	4.25	4.10
870IS61LV25616AL10TL	IS61LV25616AL-10TL	TSOP II-44	4M	256Kx16	10	0 to +70	3.3	5.04	4.78	4.39	4.12
87061LV25616AL10BLI	IS61LV25616AL-10BLI	BGA-48	4M	256Kx16	12	-40 to +85	3.6	5.38	5.10	4.69	4.40
870-61C25616AS-25TLI	IS61C25616AS-25TLI	TSOP-44	4M	256Kx16	25	-40 to +85	5.5	4.33	4.11	3.77	3.63
87061WV25616BLL10TLI	IS61WV25616BLL-10TLI	TSOP-44	4M	256Kx16	10	-40 to +85	3.6	4.63	4.39	4.02	3.88
870-62WV25616DBL45TL	IS62WV25616DBLL-45TLI	TSOP-44	4M	256Kx16	45	-40 to +85	3.6	5.64	5.34	4.90	4.60
870IS61LV5128AL10TLI	IS61LV5128AL-10TLI	TSOP II-44	4M	512Kx8	10	-40 to +85	3.3	5.25	4.98	4.57	4.29
870-61C5128AS-25TLI	IS61C5128AS-25TLI	TSOP-44	4M	512Kx8	25	-40 to +85	5.5	4.77	4.53	4.16	3.89
870-61WV25616EDBLL10	IS61WV25616EDBLL-10TLI	TSOP-44	4M	512Kx8	10	-40 to +85	3.6	4.63	3.89	3.87	3.68
870-61WV5128EDBLL10T	IS61WV5128EDBLL-10TLI	TSOP-44	9M	256Kx36	10	-40 to +85	10	4.63	3.89	3.87	3.68
Powersaver™ Low Power											
87062WV1288BLL55TLI	IS62WV1288BLL-55TLI	TSOP I-32	1M	128Kx8	55	-40 to +85	2.5-3.6	2.35	2.12	1.88	1.65
87062WV12816BLL55TLI	IS62WV12816BLL-55TLI	TSOP II-44	2M	128Kx16	55	-40 to +85	2.5-3.6	2.95	2.80	2.57	2.47
87062WV2568BLL55TLI	IS62WV2568BLL-55TLI	TSOP I-32	2M	256Kx8	55	-40 to +85	2.5-3.6	3.04	2.88	2.64	2.55
870-62WV5128DB45HLI	IS62WV5128DBLL-45HLI	TSOP-32	4M	512Kx8	-	-40 to +85	2.3-3.6	6.01	5.70	5.24	4.91
87062WV51216BLL55TLI	IS62WV51216BLL-55TLI	TSOP II-44	8M	512Kx16	55	-40 to +85	2.5-3.6	8.98	8.44	7.30	7.22

Synchronous SRAM

For quantities greater than listed, call for quote.

MOUSER STOCK NO.	ISSI Part No.	Case Type	Density	Organization	Access Time (ns)	Temperature Range (°C)	Supply Voltage (V)	Price Each 1	25	100	500
Pipelined and Flow-Thru											
87061LF12836A75TQLI	IS61LF12836A-7.5TQLI	TQFP-100	4M	128Kx36	7.5	-40 to +85	3.465	9.08	8.62	7.71	7.34
87064LPS12832A2TQLA3	IS64LPS12832A-200TQLA3	TQFP-100	4M	128Kx32	3.1	-40 to +125	3.465	13.00	12.22	10.61	10.55
87061LPS51236A2TQLI	IS61LPS51236A-200TQLI	TQFP-100	18M	512Kx36	3.1	-40 to +85	3.465	22.36	20.95	18.30	17.80

Pseudo SRAM

For quantities greater than listed, call for quote.

MOUSER STOCK NO.	ISSI Part No.	Case Type	Density	Organization	Access Time (ns)	Temperature Range (°C)	Supply Voltage (V)	Price Each 1	25	100	500
870-66WV51216DB55BLI	IS66WV51216DBLL-55BLI	TSOP-44	8M	512Kx16	-	-40 to +85	2.5-3.6	4.07	3.66	3.25	2.85

DYNAMIC RAM (DRAM): SDR (SINGLE DATA RATE) SYNCHRONOUS

For quantities greater than listed, call for quote.

MOUSER STOCK NO.	ISSI Part No.	Case Type	Density	Organization	Freq. (MHz)	Speed (ns)	Temp. Range (°C)	Supply Volt. (V)	Price Each 1	25	100	500
870-42S16100E-7BLI	IS42S16100E-7BLI	BGA-60	16M	512Kx16x2 Banks	143	6	-40 to +85	3	3.39	3.21	2.95	2.84
870-42S16100F-7TL	IS42S16100F-7TL	TSOP-50	16M	512Kx16x2 Banks	143	7	-40 to +85	3	1.82	1.64	1.46	1.27
870-42S16100E-7TLI	IS42S16100E-7TLI	TSOP-50	16M	512Kx16x2 Banks	143	6	-40 to +85	3	2.61	2.34	2.08	1.82
870-41LV16105C50KLI	IS41LV16105C-50KLI	SOJ-42	16M	1Mx16	-	-	-40 to +85	-1 to 7	7.15	6.49	5.96	5.50
870-42S16100E-6TL	IS42S16100E-6TL	TSOP-50	16M	1Mx16	166	-	0 to +70	3.3	2.02	1.82	1.62	1.41
870-42S16100E-6TLI	IS42S16100E-6TLI	TSOP-50	16M	1Mx16	166	-	-40 to +85	3.3	2.73	2.45	2.18	1.90
870-IS42S16400J-6TL	IS42S16400J-6TL	TSOP-54	64M	1Mx16x4 Banks	166	6	0 to +70	3.3	3.04	2.88	2.64	2.55
870-IS42S16400J-7TL	IS42S16400J-7TL	TSOP-54	64M	1Mx16x4 Banks	143	7	0 to +70	3.3	3.10	2.79	2.48	2.17
870-IS42S16400J-7TLI	IS42S16400J-7TLI	TSOP-54	64M	1Mx16x4 Banks	143	7	-40 to +85	3.3	3.55	3.36	3.08	2.97
870-IS42S32200E-7BLI	IS42S32200E-7BLI	TFBGA-90	64M	512Kx32x4 Banks	143	5.5	-40 to +85	3	5.16	4.89	4.49	4.21
870-IS42S32200E-7TL	IS42S32200E-7TL	TSOP II-86	64M	512Kx32x4 Banks	143	7	0 to +70	3.3	3.46	3.27	3.00	2.89
870-IS42S32200E-7TLI	IS42S32200E-7TLI	TSOP II-86	64M	512Kx32x4 Banks	143	7	-40 to +85	3.3	4.33	4.11	3.77	3.63
870-42S16400F-7TL	IS42S16400F-7TL	TSOP II-54	64M	1Mx16x4 Banks	143	7	0 to +70	3.3	2.95	2.80	2.57	2.47
870-42S16400F-7TLI	IS42S16400F-7TLI	TSOP II-54	64M	1Mx16x4 Banks	143	7	-40 to +85	3.3	3.96	3.56	3.17	2.77
870-42S16400F-6TL	IS42S16400F-6TL	TSOP II-54	64M	1Mx16x4 Banks	166	6	0 to +70	3.3	3.14	2.97	2.73	2.62
870-42S16400F-6TLI	IS42S16400F-6TLI	TSOP II-54	64M	1Mx16x4 Banks	166	6	-40 to +85	3.3	3.86	3.66	3.36	3.23
870-45S32200E-7TLA2	IS45S32200E-7TLA2	TSOP-86	64M	2Mx32	143	-	-40 to +105	3.3	7.22	6.49	5.64	5.05
870-42S32200E-6TLI	IS42S32200E-6TLI	TSOP-86	64M	2Mx32	166	-	-40 to +85	3.3	5.01	4.49	3.99	3.50
870-IS42S32400D-7TL	IS42S32400D-7TL	TSOP II-86	128M	1Mx32x4 Banks	143	7	0 to +70	3.3	6.85	6.23	6.00	5.80
870-42S81600E-7TL	IS42S81600E-7TL	TSOP II-54	128M	4Mx8x4 Banks	143	7	0 to +70	3.3	5.16	4.89	4.49	4.21
870-42S32400E-6TL	IS42S32400E-6TL	TSOP-86	128M	4Mx32x4 Banks	166	6.5	0 to +70	3.6	6.18	5.86	5.38	5.05
870-42S32400E-6TLI	IS42S32400E-6TLI	TSOP-86	128M	4Mx32	166	-	-40 to +85	3.3	8.66	7.79	6.57	6.06
870-42S16800E-7TL	IS42S16800E-7TL	TSOP II-54	128M	2Mx16x4 Banks	143	7	0 to +70	3.3	4.87	4.62	4.24	3.98
870-42S16800E-7TLI	IS42S16800E-7TLI	TSOP II-54	128M	2Mx16x4 Banks	143	7	-40 to +85	3.3	5.51	5.16	4.82	4.47
870-45S16800E-7TLA1	IS45S16800E-7TLA1	TSOP-54	128M	8Mx16x4 Banks	143	6.5	-40 to +85	3.6	7.93	7.13	6.33	5.54
870-42S16320B-7BL	IS42S16320B-7BL	mBGA-54	128M	8Mx16x4 Banks	143	7	0 to +70	3.3	13.92	13.56	13.19	12.83
870-42S16320B-7TLI	IS42S16320B-7TLI	TSOP II-54	128M	8Mx16x4 Banks	143	7	-40 to +85	3.3	15.53	15.01	14.51	14.01
870-IS43LR16800F6BLI	IS43LR16800F-6BLI	BGA-60	128M	8M x 16	166	6	0 to +85	1.8	8.10	7.07	6.53	6.32
870-42S32800D-7TL	IS42S32800D-7TL	TSOP-86	256M	8Mx32x4 Banks	143	6.5	0 to +70	3	9.24	8.69	7.51	7.44
870-42S16160D-6TLI	IS42S16160D-6TLI	TSOP-54	256M	16Mx16	166	-	-40 to +85	3.3	10.67	9.60	8.09	7.46
870-42S16160D-6TL	IS42S16160D-6TL	TSOP-54	256M	16Mx16	166	-	0 to +70	3.3	8.74	7.85	6.63	6.11
870-42S16160D-7TL	IS42S16160D-7TL	TSOP II-54	256M	16Mx16x4 Banks	143	7	0 to +70	3.3	7.19	6.83	6.11	5.81
870-IS43R32800D-5BL	IS43R32800D-5BL	BGA-144	256M	16M x 16	200	5	0 to +70	1.65-3.6	8.16	7.13	6.57	6.38
870-43DR16160A-37CBL	IS43DR16160A-37CBL	BGA-84	256M	16M x 16	267	5	0 to +85	1.8	6.30	5.97	5.49	5.15
870-43DR16160A25EBL	IS43DR16160A-25EBL	BGA-84	256M	16Mx16x4 Banks	400	2.5	-40 to +85	1.9	7.71	6.94	6.16	5.39
870-42S32800D-6TL	IS42S32800D-6TL	TSOP II-86	256M	8Mx32x4 Banks	166	6	0 to +70	3.3	8.17	7.95	7.74	7.52
870-IS42S16320B75ETL	IS42S16320B-75ETL	TSOP-54	512M	8Mx16	-	-	0 to +70	-1 to 4.6	29.19	25.54	22.71	20.43
870-IS42S16320D-7TL	IS42S16320D-7TL	TSOP-54	512M	8Mx16	143	-	0 to +70	3 to 3.6	18.02	16.21	14.41	12.60
870-IS43R86400D-5BL	IS43R86400D-5BL	FBGA-60	512M	16Mx32	200	-	0 to +70	-1 to 3.6	10.81	9.73	8.65	7.56
870-43DR16320B37CBLI	IS43DR16320B-37CBLI	BGA-84	512M	32Mx16	266	-	0 to +70	1.7 to1.9	11.04	9.93	8.82	7.73
870-43DR16320B-3DBL	IS43DR16320B-3DBL	BGA-84	512M	32Mx16x4 Banks	333	5	-40 to +85	1.9	8.35	7.92	7.08	6.74
870-43DR16320B-3DBLI	IS43DR16320B-3DBLI	BGA-84	512M	8Mx16x4 Banks	333	5	-40 to +85	1.7	9.69	9.12	7.89	7.80
870-IS43R86400D-6TL	IS43R86400D-6TL	TSOP-66	512M	16Mx8x4 Banks	166	6	0 to +70	2.3	8.99	8.09	7.19	6.29
870-IS43R16320D-6TLI	IS43R16320D-6TLI	TSOP-66	512M	32Mx16x4 Banks	166	6	-40 to +85	2.7	10.77	9.69	8.61	7.53
870-43DR16640A-3DBLI	IS43DR16640A-3DBLI	mBGA-84	1G	16Mx16x8 Banks	333	6	-40 to +85	1.8	12.24	11.51	9.95	9.85

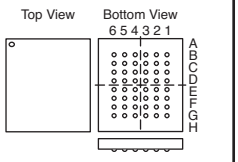

MiniBGA-48

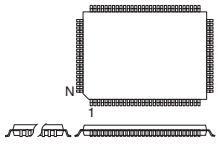

TQFP-100

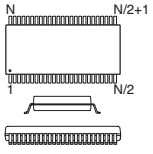

TSOP-II-50

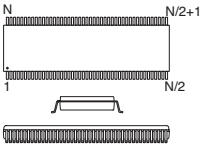

TSOP-II-66

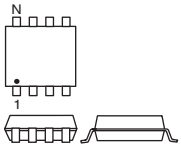

SOIC-8

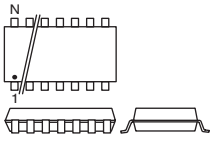

TSSOP-8

© Copyright 2013 Mouser Electronics

© Copyright 2013 Mouser Electronics

MICROCHIP Serial EEPROMs


PDIP-8


TSSOP-8


SOIC-8

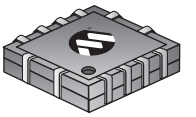
DFN-8

UNI/O™ BUS SERIAL EEPROM FAMILY

♦ Surface Mount Device

Features: • Can support any data rate from 10kHz to 100kHz • The only 1Kbit, 2Kbit, 4Kbit, and 16Kbit EEPROMs available in SOT-23-3

For quantities greater than listed, call for quote.

Mfr.	Mfr. Part No.	Package Type	Density	Organization	Price Each 1	10	25	100
♦	579—11AA010T-I/TT	SOT-23-3	1K	128x8, 1.8V	.25	.193	.182	.171
	579—11AA010-I/P	PDIP-8	1K	128x8, 1.8V	.33	.268	.257	.235
♦	579—11AA010-I/SN	SOIC-8	1K	128x8, 1.8V	.26	.203	.203	.193
♦	579—11AA010-I/MS	MSOP-8	1K	128x8, 1.8V	.31	.246	.235	.225
♦	579—11AA020T-I/TT	SOT-23-3	2K	256x8, 1.8V	.26	.203	.203	.193
	579—11AA020-I/P	PDIP-8	2K	256x8, 1.8V	.35	.278	.278	.257
♦	579—11AA020-I/SN	SOIC-8	2K	256x8, 1.8V	.28	.225	.214	.203
♦	579—11AA020-I/MS	MSOP-8	2K	256x8, 1.8V	.33	.268	.257	.235
♦	579—11AA040T-I/TT	SOT-23-3	4K	512x8, 1.8V	.28	.225	.214	.203
	579—11AA040-I/P	PDIP-8	4K	512x8, 1.8V	.38	.30	.289	.278
♦	579—11AA040-I/SN	SOIC-8	4K	512x8, 1.8V	.31	.246	.235	.225
♦	579—11AA040-I/MS	MSOP-8	4K	512x8, 1.8V	.35	.278	.278	.257
	579—11AA080-I/P	PDIP-8	8K	1024x8, 1.8V	.41	.321	.31	.289
♦	579—11AA080-I/SN	SOIC-8	8K	1024x8, 1.8V	.33	.268	.257	.235
♦	579—11AA080-I/MS	MSOP-8	8K	1024x8, 1.8V	.38	.30	.289	.278
♦	579—11AA160T-I/TT	SOT-23-3	16K	2048x8, 1.8V	.33	.268	.257	.235
	579—11AA160-I/P	PDIP-8	16K	2048x8, 1.8V	.43	.342	.332	.31
♦	579—11AA160-I/SN	SOIC-8	16K	2048x8, 1.8V	.35	.278	.278	.257
♦	579—11AA160-I/MS	MSOP-8	16K	2048x8, 1.8V	.41	.321	.31	.289

For quantities greater than listed, call for quote.

Mfr.	Mfr. Part No.	Package Type	Density	Organization	Price Each 1	10	25	100
♦	579—11LC010T-I/TT	SOT-23-3	1K	128x8, 2.5V	.25	.193	.182	.171
	579—11LC010-I/P	PDIP-8	1K	128x8, 2.5V	.33	.268	.257	.235
♦	579—11LC010-I/SN	SOIC-8	1K	128x8, 2.5V	.26	.203	.203	.193
♦	579—11LC010-I/MS	MSOP-8	1K	128x8, 2.5V	.31	.246	.235	.225
♦	579—11LC020T-I/TT	SOT-23-3	2K	256x8, 2.5V	.26	.203	.203	.193
	579—11LC020-I/P	PDIP-8	2K	256x8, 2.5V	.35	.278	.278	.257
♦	579—11LC020-I/SN	SOIC-8	2K	256x8, 2.5V	.28	.225	.214	.203
♦	579—11LC020-I/MS	MSOP-8	2K	256x8, 2.5V	.33	.268	.257	.235
	579—11LC040-I/P	PDIP-8	4K	512x8, 2.5V	.38	.30	.289	.278
♦	579—11LC040-I/SN	SOIC-8	4K	512x8, 2.5V	.31	.246	.235	.225
♦	579—11LC040-I/MS	MSOP-8	4K	512x8, 2.5V	.35	.278	.278	.257
♦	579—11LC080T-I/TT	SOT-23-3	8K	1024x8, 2.5V	.31	.246	.235	.225
	579—11LC080-I/P	PDIP-8	8K	1024x8, 2.5V	.41	.321	.31	.289
♦	579—11LC080-I/SN	SOIC-8	8K	1024x8, 2.5V	.33	.268	.257	.235
♦	579—11LC080-I/MS	MSOP-8	8K	1024x8, 2.5V	.38	.30	.289	.278
♦	579—11LC160T-I/TT	SOT-23-3	16K	2048x8, 2.5V	.33	.268	.257	.235
	579—11LC160-I/P	PDIP-8	16K	2048x8, 2.5V	.43	.342	.332	.31
♦	579—11LC160-I/SN	SOIC-8	16K	2048x8, 2.5V	.35	.278	.278	.257
♦	579—11LC160-I/MS	MSOP-8	16K	2048x8, 2.5V	.41	.321	.31	.289

I2C™ COMPATIBLE SERIAL EEPROM FAMILY

♦ Surface Mount Device

• Range of packages including 8MF, 8SM, 8SN, ST, 8MS, SOT, and wafer
• Maximum bus speed of 400kHz
• Operating temperature of -40°C to +85°C
• UL=1.5-3.6V, AA=1.8-5.5V, LC=2.5-5.5V

For quantities greater than listed, call for quote.

Mfr.	Mfr. Part No.	Package Type	Density	Organization	Price Each 1	10	25	100
♦	579—24VL014HT/SN	SOIC-8	1K	128x8, 1.5V	.54	.428	.417	.396
♦	579—24VL014T/SN	SOIC-8	1K	128x8, 1.5V	.54	.428	.417	.396
♦	579—24VL025T/MNY	TDFN-8	2K	256x8, 1.5V	.64	.514	.492	.471
	579—24AA00-I/P	PDIP-8	128	16x8, 1.8V	.32	.278	.268	.257
♦	579—24AA00T-I/OT	SOT-23-5	128	16x8, 1.8V	.25	.193	.193	.182
♦	579—24AA014H-I/SN	SOIC-8	1K	128x8, 1.8V	.35	.278	.268	.257
♦	579—24AA014-I/MC	DFN (2x3)-8	1K	128x8, 1.8V	.46	.364	.353	.332
♦	579—24AA01-I/MS	MSOP-8	1K	128x8, 1.8V	.32	.257	.246	.235
	579—24AA01-I/P	PDIP-8	1K	128x8, 1.8V	.32	.278	.268	.257
♦	579—24AA01-I/SN	SOIC-8	1K	128x8, 1.8V	.27	.214	.214	.203
♦	579—24AA01T-I/OT	SOT-23-5	1K	128x8, 1.8V	.25	.193	.193	.182
♦	579—24AA02-I/MS	MSOP-8	2K	256x8, 1.8V	.35	.278	.268	.257
♦	579—24AA02-I/SN	SOIC-8	2K	256x8, 1.8V	.30	.235	.225	.214
♦	579—24AA02T-I/OT	SOT-23-5	2K	256x8, 1.8V	.27	.214	.214	.203
♦	579—24AA04-I/MS	MSOP-8	4K	512x8, 1.8V	.38	.30	.289	.278
♦	579—24AA08-I/SN	SOIC-8	8K	1Kx8, 1.8V	.35	.278	.268	.257
♦	579—24AA08T-I/MNY	TDFN-8	8K	1Kx8, 1.8V	.41	.321	.31	.30
♦	579—24AA08T-I/OT	SOT-23-5	8K	1Kx8, 1.8V	.32	.257	.246	.235
♦	579—24AA16-I/MS	MSOP-8	16K	2Kx8, 1.8V	.43	.342	.332	.321
♦	579—24AA16-I/SN	SOIC-8	16K	2Kx8, 1.8V	.38	.30	.289	.278
♦	579—24AA16T-I/OT	SOT-23-5	16K	2Kx8, 1.8V	.35	.278	.268	.257
♦	579—24AA32AFT-I/OT	SOT-23	32K	4Kx8, 1.8V	.43	.342	.332	.321
♦	579—24AA32A-I/MS	MSOP-8	32K	4Kx8, 1.8V	.51	.407	.396	.375
	579—24AA32A-I/P	PDIP-8	32K	4Kx8, 1.8V	.54	.428	.417	.396
♦	579—24AA32AT-I/MC	DFN (2x3)-8	32K	4Kx8, 1.8V	.57	.449	.439	.417
♦	579—24AA64FT-I/MNY	TDFN-8	64K	8Kx8, 1.8V	.57	.449	.439	.417
♦	579—24AA64FT-I/OT	SOT-23-5	64K	8Kx8, 1.8V	.48	.385	.375	.353
♦	579—24AA64-I/SN	SOIC-8	64K	8Kx8, 1.8V	.51	.407	.396	.375
♦	579—24AA64T-I/MNY	TDFN-8	64K	8Kx8, 1.8V	.57	.449	.439	.417
♦	579—24AA64T-I/OT	SOT-23-5	64K	8Kx8, 1.8V	.48	.385	.375	.353
	579—24AA65P	PDIP-8	64K	8Kx8, 1.8V	2.19	1.75	1.69	1.63
	579—24AA128-I/P	PDIP-8	128K	16Kx8, 1.8V	.80	.642	.621	.599
♦	579—24AA128-I/SN	SOIC-8	128K	16Kx8, 1.8V	.73	.578	.556	.535
♦	579—24AA256-I/MS	MSOP-8	256K	32Kx8, 1.8V	1.07	.856	.824	.792
	579—24AA256-I/P	PDIP-8	256K	32Kx8, 1.8V	1.10	.877	.845	.813
♦	579—24AA256-I/SM	SOIC-8	256K	32Kx8, 1.8V	1.05	.835	.803	.77
♦	579—24AA256-I/SN	SOIC-8	256K	32Kx8, 1.8V	1.02	.813	.781	.749
♦	579—24AA512-I/MF	DFN (6x5)-8	512K	64Kx8, 1.8V	2.03	1.63	1.57	1.51
	579—24AA512-I/P	PDIP-8	512K	64Kx8, 1.8V	1.80	1.43	1.38	1.33
♦	579—24AA512-I/SM	SOIC-8	512K	64Kx8, 1.8V	1.74	1.39	1.34	1.28
	579—24LC00-I/P	PDIP-8	128	16x8, 2.5V	.32	.278	.268	.257
♦	579—24LC00-I/SN	SOIC-8	128	16x8, 2.5V	.27	.214	.214	.203
♦	579—24LC00T-I/OT	SOT-23-5	128	16x8, 2.5V	.25	.193	.193	.182
♦	579—24LC014HT-I/MNY	TDFN-8	1K	128x8, 2.5V	.41	.321	.31	.30
♦	579—24LC014-I/SN	SOIC-8	1K	128x8, 2.5V	.35	.278	.268	.257
♦	579—24LC014T-I/MNY	TDFN-8	1K	128x8, 2.5V	.41	.321	.31	.30
♦	579—24LC01B-I/MS	MSOP-8	1K	128x8, 2.5V	.32	.257	.246	.235
	579—24LC01B-I/P	PDIP-8	1K	128x8, 2.5V	.32	.278	.268	.257
	579—24LC01B-I/P	PDIP-8	1K	128x8, 2.5V	.32	.278	.268	.257
♦	579—24LC01B-I/SN	SOIC-8	1K	128x8, 2.5V	.27	.214	.214	.203
♦	579—24LC01B-I/SN	SOIC-8	1K	128x8, 2.5V	.27	.214	.214	.203
♦	579—24LC01BT/SN	SOIC-8	1K	128x8 2.5V	.27	.214	.214	.203
♦	579—24LC01BT-I/OT	SOT-23-5	1K	128x8, 2.5V	.25	.193	.193	.182
♦	579—24LC024H-I/MS	MSOP-8	2K	256x8, 2.5V	.41	.321	.31	.30
♦	579—24LC024-I/MS	MSOP-8	2K	256x8, 2.5V	.41	.321	.31	.30
	579—24LC024-I/P	PDIP-8	2K	256x8, 2.5V	.43	.342	.332	.321
♦	579—24LC024-I/SN	SOIC-8	2K	256x8, 2.5V	.35	.278	.268	.257
♦	579—24LC02B-I/MS	MSOP-8	2K	256x8, 2.5V	.35	.278	.268	.257

For quantities greater than listed, call for quote.

Mfr.	Mfr. Part No.	Package Type	Density	Organization	Price Each 1	10	25	100
	579—24LC02B-I/P	PDIP-8	2K	256x8, 2.5V	.36	.30	.289	.278
	579—24LC02B-I/P	PDIP-8	2K	256x8, 2.5V	.36	.30	.289	.278
♦	579—24LC02B-I/SN	SOIC-8	2K	256x8, 2.5V	.30	.235	.225	.214
♦	579—24LC02B-I/SN	SOIC-8	2K	256x8, 2.5V	.30	.235	.225	.214
♦	579—24LC02BT-I/LT	SC-70-5	2K	256x8, 2.5V	.32	.257	.246	.235
♦	579—24LC02BT-I/OT	SOT-23-5	2K	256x8, 2.5V	.27	.214	.214	.203
♦	579—24LC02BT-I/SN	SOIC-8	2K	256x8 2.5V	.30	.235	.225	.214
♦	579—24LC04B-I/SN	SOIC-8	4K	512x8, 2.5V	.32	.257	.246	.235
♦	579—24LC04B-I/SN	SOIC-8	4K	512x8, 2.5V	.32	.257	.246	.235
♦	579—24LC08B-I/MS	MSOP-8	8K	1Kx8, 2.5V	.41	.321	.31	.30
	579—24LC08B-I/P	PDIP-8	8K	1Kx8, 2.5V	.43	.342	.332	.321
♦	579—24LC08B-I/SN	SOIC-8	8K	1Kx8, 2.5V	.35	.278	.268	.257
♦	579—24LC08B-I/SN	SOIC-8	8K	1Kx8, 2.5V	.35	.278	.268	.257
♦	579—24LC08BSN	SOIC-8	8K	1Kx8, 2.5V	.35	.278	.268	.257
♦	579—24LC08BT-I/OT	SOT-23-5	8K	1Kx8, 2.5V	.32	.257	.246	.235
♦	579—24LC16B-I/MS	MSOP-8	16K	2Kx8, 2.5V	.43	.342	.332	.321
	579—24LC16B-I/P	PDIP-8	16K	2Kx8, 2.5V	.45	.364	.353	.332
	579—24LC16B-I/P	PDIP-8	16K	2Kx8, 2.5V	.45	.364	.353	.332
♦	579—24LC16B-I/SN	SOIC-8	16K	2Kx8, 2.5V	.38	.30	.289	.278
♦	579—24LC16B-I/SN	SOIC-8	16K	2Kx8, 2.5V	.38	.30	.289	.278
♦	579—24LC16BT-I/OT	SOT-23-5	16K	2Kx8, 2.5V	.35	.278	.268	.257
♦	579—24LC32AFT-I/OT	SOT-23	32K	4Kx8, 2.5V	.43	.342	.332	.321
♦	579—24LC32A-I/MS	MSOP-8	32K	4Kx8, 2.5V	.51	.407	.396	.375
	579—24LC32A-I/P	PDIP-8	32K	4Kx8, 2.5V	.54	.428	.417	.396
	579—24LC32A-I/P	PDIP-8	32K	4Kx8, 2.5V	.54	.428	.417	.396
♦	579—24LC32AT-I/MC	DFN (2x3)-8	32K	4Kx8, 2.5V	.57	.449	.439	.417
♦	579—24LC32AT-I/MNY	DFN (2x3)-8	32K	4Kx8, 2.5V	.51	.407	.396	.375
♦	579—24LC64FT-I/MNY	TDFN-8	64K	8Kx8, 2.5V	.57	.449	.439	.417
♦	579—24LC64FT-I/OT	SOT-23-5	64K	8Kx8, 2.5V	.48	.385	.375	.353
♦	579—24LC64-I/MS	MSOP-8	64K	8Kx8, 2.5V	.57	.449	.439	.417
	579—24LC64-I/P	PDIP-8	64K	8Kx8, 2.5V	.59	.471	.46	.439
♦	579—24LC64-I/SN	SOIC-8	64K	8Kx8, 2.5V	.51	.407	.396	.375
♦	579—24LC64-I/SN	SOIC-8	64K	8Kx8, 2.5V	.51	.407	.396	.375
	579—24LC65-I/P	PDIP-8	64K	8Kx8, 2.5V	2.19	1.75	1.69	1.63
♦	579—24LC65-I/SM	SOIC-8	64K	8Kx8, 2.5V	2.14	1.71	1.65	1.58
♦	579—24LC128-I/MS	MSOP-8	128K	16Kx8, 2.5V	.78	.621	.599	.578
	579—24LC128-I/P	PDIP-8	128K	16Kx8, 2.5V	.80	.642	.621	.599
	579—24LC128-I/P	PDIP-8	128K	16Kx8, 2.5V	.80	.642	.621	.599
♦	579—24LC128-I/SN	SOIC-8	128K	16Kx8, 2.5V	.73	.578	.556	.535
♦	579—24LC128-I/SN	SOIC-8	128K	16Kx8, 2.5V	.73	.578	.556	.535
♦	579—24LC256-I/MF	DFN (6x5)-8	256K	32Kx8, 2.5V	1.34	1.07	1.04	.995
♦	579—24LC256-I/MS	MSOP-8	256K	32Kx8, 2.5V	1.07	.856	.824	.792
	579—24LC256-I/P	PDIP-8	256K	32Kx8, 2.5V	1.10	.877	.845	.813
	579—24LC256-I/P	PDIP-8	256K	32Kx8, 2.5V	1.10	.877	.845	.813
♦	579—24LC256-I/SN	SOIC-8	256K	32Kx8, 2.5V	1.02	.813	.781	.749
♦	579—24LC256-I/SN	SOIC-8	256K	32Kx8, 2.5V	1.02	.813	.781	.749
♦	579—24LC256ISM	SOIC-8	256K	32Kx8, 2.5V	1.05	.835	.803	.77
	579—24FC512-I/P	PDIP-8	512K	64Kx8, 2.5V, Hi Spd	1.80	1.43	1.38	1.33
♦	579—24FC512-I/SM	SOIC-8	512K	64Kx8, 2.5V, Hi Spd	1.74	1.39	1.34	1.28
♦	579—24LC512-I/MF	DFN (6x5)-8	512K	64Kx8, 2.5V	2.03	1.63	1.57	1.51
	579—24LC512-I/P	PDIP-8	512K	64Kx8, 2.5V	1.80	1.43	1.38	1.33
	579—24LC512-I/P	PDIP-8	512K	64Kx8, 2.5V	1.80	1.43	1.38	1.33
♦	579—24LC512-I/SM	SOIC-8	512K	64Kx8, 2.5V	1.74	1.39	1.34	1.28
♦	579—24LC512-I/SN	SOIC-8	512K	64Kx8, 2.5V	1.74	1.39	1.34	1.28
♦	579—24LC1025-I/P	PDIP-8	1024K	128Kx8, 2.5V	3.91	3.12	3.01	2.89
♦	579—24LC1025-I/SM	SOIC-8	1024K	128Kx8, 2.5V	3.85	3.08	2.96	2.85
	579—24C02C-I/P	PDIP-8	2K	256x8, 4.5V	.43	.342	.332	.321
	579—24C65-I/P	PDIP-8	64K	8Kx8, 4.5V	2.19	1.75	1.69	1.63
♦	579—24C65-I/SM	SOIC-8	64K	8Kx8, 4.5V	2.14	1.71	1.65	1.58

© Copyright 2013 Mouser Electronics

© Copyright 2013 Mouser Electronics

MICROCHIP Serial EEPROMs

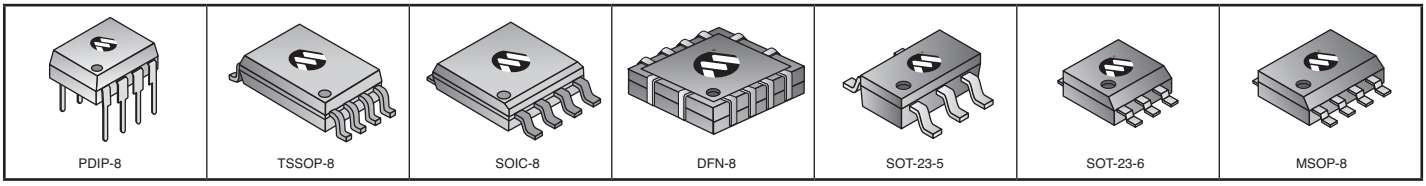

SPI™ COMPATIBLE SERIAL EEPROM FAMILY

Features:

- Range of packages including 8MF, 8SM, 8SN, ST, 8MS, and wafer
- Operating temperature of -40°C to +85°C
- Maximum bus speed of 3-10MHz
- AA=1.8-5.5V, LC=2.5-5.5V

♦Surface Mount Device

For quantities greater than listed, call for quote.

MOUSER STOCK NO. Mfr.	Mfr. Part No.	Package Type	Density	Organization	Price Each 1	10	25	100
♦	579—25AA010AT-I/OT	SOT-23-6	1K	128x8, 1.8V	.46	.364	.353	.332
♦	579—25AA020A-I/SN	SOIC-8	2K	256x8, 1.8V	.51	.407	.396	.375
	579—25AA040A-I/P	PDIP-8	4K	512x8, 1.8V	.62	.492	.482	.46
♦	579—25AA080A-I/MS	MSOP-8	8K	1Kx8, 1.8V	.70	.556	.535	.514
♦	579—25AA080A-I/SN	SOIC-8	8K	1Kx8, 1.8V	.64	.514	.492	.471
♦	579—25AA080B-I/MS	MSOP-8	8K	1Kx8, 1.8V	.70	.556	.535	.514
	579—25AA160A-I/P	PDIP-8	16K	2Kx8, 1.8V	.75	.599	.578	.556
♦	579—25AA160B-I/MS	MSOP-8	16K	2Kx8, 1.8V	.73	.578	.556	.535
♦	579—25AA320A-I/SN	SOIC-8	32K	4Kx8, 1.8V	.73	.578	.556	.535
♦	579—25AA256-I/MF	DFN (6x5)-8	256K	32Kx8, 1.8V	1.82	1.46	1.40	1.35
	579—25AA256-I/P	PDIP-8	256K	32Kx8, 1.8V	1.58	1.26	1.22	1.17
♦	579—25AA256-I/SN	SOIC-8	256K	32Kx8, 1.8V	1.50	1.20	1.16	1.11
♦	579—25AA256-I/ST	TSSOP-8	256K	32Kx8, 1.8V	1.55	1.24	1.20	1.14
♦	579—25AA512-I/SM	SOIJ-8	512K	64Kx8, 1.8V	2.30	1.84	1.78	1.70
	579—25LC010A-I/P	PDIP-8	1K	128x8, 2.5V	.57	.449	.439	.417
♦	579—25LC010AT-I/OT	SOT-23-6	1K	128x8, 2.5V	.46	.364	.353	.332
♦	579—25LC020A-I/MS	MSOP-8	2K	256x8, 2.5V	.57	.449	.439	.417
	579—25LC020A-I/P	PDIP-8	2K	256x8, 2.5V	.59	.471	.46	.439
♦	579—25LC020AT-I/OT	SOT-23-6	2K	256x8, 2.5V	.48	.385	.375	.353
	579—25LC040-I/P	PDIP-8	4K	512x8, 2.5V	.73	.578	.556	.535
♦	579—25LC040A-I/SN	SOIC-8	4K	512x8, 2.5V	.54	.428	.417	.396
♦	579—25LC080A-I/MS	MSOP-8	8K	1Kx8, 2.5V	.70	.556	.535	.514

MOUSER STOCK NO. Mfr.	Mfr. Part No.	Package Type	Density	Organization	Price Each 1	10	25	100
	579—25LC080A-I/P	PDIP-8	8K	1Kx8, 2.5V	.73	.578	.556	.535
♦	579—25LC080A-I/SN	SOIC-8	8K	1Kx8, 2.5V	.64	.514	.492	.471
♦	579—25LC080B-I/MS	MSOP-8	8K	1Kx8, 2.5V	.70	.556	.535	.514
	579—25LC080B-I/P	PDIP-8	8K	1Kx8, 2.5V	.73	.578	.556	.535
♦	579—25LC080B-I/SN	SOIC-8	8K	1Kx8, 2.5V	.64	.514	.492	.471
♦	579—25LC160A-I/MS	MSOP-8	16K	2Kx8, 2.5V	.73	.578	.556	.535
♦	579—25LC160A-I/SN	SOIC-8	16K	2Kx8, 2.5V	.67	.535	.514	.492
	579—25LC160B-I/MS	MSOP-8	16K	2Kx8, 2.5V	.73	.578	.556	.535
	579—25LC160B-I/P	PDIP-8	16K	2Kx8, 2.5V	.75	.599	.578	.556
♦	579—25LC160B-I/SN	SOIC-8	16K	2Kx8, 2.5V	.67	.535	.514	.492
♦	579—25LC320-I/SN	SOIC-8	32K	4Kx8, 2.5V	.84	.663	.642	.61
♦	579—25LC320A-I/MS	MSOP-8	32K	4Kx8, 2.5V	.78	.621	.599	.578
	579—25LC640AIP	PDIP-8	64K	8Kx8, 2.5V	.84	.663	.642	.61
♦	579—25LC640AISN	SOIC-8	64K	8Kx8, 2.5V	.75	.599	.578	.556
	579—25LC128-I/P	PDIP-8	128K	32Kx8, 2.5V	1.21	.963	.931	.888
♦	579—25LC128-I/SN	SOIC-8	128K	32Kx8, 2.5V	1.12	.899	.867	.835
	579—25LC256-I/P	PDIP-8	256K	32Kx8, 2.5V	1.58	1.26	1.22	1.17
♦	579—25LC256-I/SN	SOIC-8	256K	32Kx8, 2.5V	1.50	1.20	1.16	1.11
	579—25LC512-I/P	PDIP-8	512K	64Kx8, 2.5V	2.35	1.88	1.82	1.74
♦	579—25LC512-I/SN	SOIC-8	512K	64Kx8, 2.5V	2.28	1.82	1.75	1.68
♦	579—25LC1024-I/SM	SOIC-8	1024K	128Kx8, 2.5V	3.94	3.15	3.03	2.91
♦	579—25C080-I/SN	SOIC-8	8K	1Kx8, 5.5V	1.02	.813	.781	.749

MICROWIRE® COMPATIBLE SERIAL EEPROM FAMILY

Features:

- Range of packages including 8MF, 8SM, 8SN, ST, 8MS, and wafer
- Operating temperature of -40°C to +85°C
- Maximum bus speed of 3-10MHz
- AA=1.8-5.5V, LC=2.5-5.5V

♦Surface Mount Device

For quantities greater than listed, call for quote.

MOUSER STOCK NO. Mfr.	Mfr. Part No.	Package Type	Density	Organization	Price Each 1	10	25	100
♦	579—93AA46AT-I/OT	SOT-23-6	1K	128x8	.27	.214	.214	.203
	579—93AA46B-I/P	PDIP-8	1K	64x16	.36	.30	.289	.278
♦	579—93AA46B-I/SN	SOIC-8	1K	64x16	.30	.235	.225	.214
♦	579—93AA46BT-I/OT	SOT-23-6	1K	64x16	.27	.214	.214	.203
♦	579—93AA46C-I/MS	MSOP-8	1K	128x8 or 64x16	.38	.30	.289	.278
♦	579—93AA46CT-I/MC	DFN (2x3) 8	1K	128x8 or 64x16	.43	.342	.332	.321
♦	579—93AA56C-I/SN	SOIC-8	2K	256x8 or 128x16	.32	.257	.246	.235
♦	579—93AA66C-I/SN	SOIC-8	4K	256x8 or 128x16	.35	.278	.268	.257
♦	579—93AA76A-I/SN	SOIC-8	8K	1024x8	.46	.364	.353	.332
♦	579—93AA76B-I/SN	SOIC-8	8K	512x16	.46	.364	.353	.332
♦	579—93AA86A-I/SN	SOIC-8	16K	2048x8	.51	.407	.396	.375
♦	579—93AA86B-I/SN	SOIC-8	16K	1024x16	.51	.407	.396	.375
	579—93C46B-I/P	PDIP-8	1K	64x16	.36	.30	.289	.278
♦	579—93C46B-I/SN	SOIC-8	1K	64x16	.30	.235	.225	.214
♦	579—93C46BT-I/SN	SOIC-8	1K	64x16	.30	.235	.225	.214
	579—93LC46A-I/P	PDIP-8	1K	128x8	.36	.30	.289	.278
♦	579—93LC46A-I/SN	SOIC-8	1K	128x8	.30	.235	.225	.214
♦	579—93LC46B-I/MS	MSOP-8	1K	64x16	.35	.278	.268	.257
	579—93LC46B-I/P	PDIP-8	1K	64x16	.36	.30	.289	.278
♦	579—93LC46BISN	SOIC-8	1K	64x16	.30	.235	.225	.214
♦	579—93LC46BX-I/SN	SOIC-8	1K	64x16	.30	.235	.225	.214
♦	579—93LC46BT-I/OT	SOT-23-6	1K	64x16	.27	.214	.214	.203
♦	579—93LC46C-I/SN	SOIC-8	1K	128x8 or 64x16	.32	.257	.246	.235

MOUSER STOCK NO. Mfr.	Mfr. Part No.	Package Type	Density	Organization	Price Each 1	10	25	100
	579—93LC56A-I/P	PDIP-8	2K	256x8	.39	.321	.31	.30
♦	579—93LC56A-I/SN	SOIC-8	2K	256x8	.32	.257	.246	.235
	579—93LC56B-I/P	PDIP-8	2K	128x16	.39	.321	.31	.30
♦	579—93LC56BISN	SOIC-8	2K	128x16	.32	.257	.246	.235
♦	579—93LC56BT-I/OT	SOT-23-6	2K	128x16	.30	.235	.225	.214
	579—93LC56C-I/P	PDIP-8	2K	128x8 or 64x16	.39	.321	.31	.30
♦	579—93LC56C-I/SN	SOIC-8	2K	128x8 or 64x16	.32	.257	.246	.235
	579—93LC66A-I/P	PDIP-8	4K	512x8	.43	.342	.332	.321
♦	579—93LC66A-I/SN	SOIC-8	4K	512x8	.35	.278	.268	.257
♦	579—93LC66B-I/MS	MSOP-8	4K	256x16	.41	.321	.31	.30
	579—93LC66B-I/P	PDIP-8	4K	256x16	.43	.342	.332	.321
♦	579—93LC66B-I/SN	SOIC-8	4K	256x16	.35	.278	.268	.257
♦	579—93LC66BT-I/OT	SOT-23-6	4K	256x16	.32	.257	.246	.235
	579—93LC66C-I/P	PDIP-8	4K	128x8 or 64x16	.43	.342	.332	.321
♦	579—93LC66C-I/SN	SOIC-8	4K	128x8 or 64x16	.35	.278	.268	.257
♦	579—93LC76A-I/SN	SOIC-8	8K	1024x8	.46	.364	.353	.332
♦	579—93LC76B-I/SN	SOIC-8	8K	512x16	.46	.364	.353	.332
	579—93LC76C-I/P	PDIP-8	8K	512x16 or 1024x8	.54	.428	.417	.396
♦	579—93LC86AT-I/OT	SOT-23-6	16K	2048x8	.48	.385	.375	.353
♦	579—93LC86B-I/SN	SOIC-8	16K	1024x16	.51	.407	.396	.375
	579—93LC86C-I/P	PDIP-8	16K	1024x16 or 2048x8	.59	.471	.46	.439
♦	579—93LC86C-I/SN	SOIC-8	16K	1024x16 or 2048x8	.51	.407	.396	.375
	579—93LC86P	PDIP-8	16K	1024x16 or 2048x8	1.16	.92	.888	.856

34XX02 SERIAL EEPROM

Features:

- Range of packages including PDIP-8, SOIC-8, TSSOP-8, MSOP-8, and DFN-8
- Operating temperature of -40°C to +125°C
- Maximum Clock Frequency: AA = 400kHz, LC = 1MHz
- Operating Voltage Range: AA = 1.7-5.5V, LC = 2.2-5.5V

♦Surface Mount Device

For quantities greater than listed, call for quote.

MOUSER STOCK NO. Mfr.	Mfr. Part No.	Package Type	Density	Organization	Price Each 1	10	25	100
♦	579—34AA02-I/MS	MSOP-8	2K	256x8, 1.8V	.35	.278	.268	.257
♦	579—34AA02-I/SN	SOIC-8	2K	256x8, 1.8V	.30	.235	.225	.214
♦	579—34AA02-I/ST	TSSOP-8	2K	256x8, 1.8V	.35	.278	.268	.257
♦	579—34LC02-E/SN	SOIC-8	2K	256x8, 2.5V	.38	.30	.289	.278
♦	579—34LC02-E/ST	TSSOP-8	2K	256x8, 2.5V	.43	.342	.332	.321
♦	579—34LC02-I/MS	MSOP-8	2K	256x8, 2.5V	.35	.278	.268	.257
	579—34LC02-I/P	PDIP-8	2K	256x8, 2.5V	.36	.30	.289	.278

MOUSER STOCK NO. Mfr.	Mfr. Part No.	Package Type	Density	Organization	Price Each 1	10	25	100
♦	579—34LC02-I/SN	SOIC-8	2K	256x8, 2.5V	.30	.235	.225	.214
♦	579—34LC02-I/ST	TSSOP-8	2K	256x8, 2.5V	.35	.278	.268	.257
♦	579—34VL02/MS	MSOP-8	2K	256x8, 1.5V	.51	.407	.396	.375
	579—34VL02/P	PDIP-8	2K	256x8, 1.5V	.54	.428	.417	.396
♦	579—34VL02/SN	SOIC-8	2K	256x8, 1.5V	.46	.364	.353	.332
♦	579—34VL02/ST	TSSOP-8	2K	256x8, 1.5V	.51	.407	.396	.375

© Copyright 2013 Mouser Electronics
© Copyright 2013 Mouser Electronics

MICROCHIP Serial and Parallel Flash Memory

RoHS Compliant **This product is RoHS compliant.**


PDIP-32

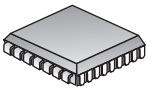
PLCC-32


SOIC-8

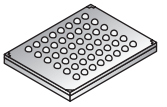
TFBGA-48

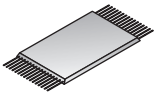
TSOP-32


TSOP-48


WSON-8

25 SERIES SERIAL FLASH

♦ Surface Mount Device

SPI Serial Flash is small, low-power flash memory that features Serial Peripheral Interface (SPI) and pin-for-pin compatibility with industry-standard SPI EEPROM devices. Its small footprint reduces ASIIC controller pin-count and packaging costs, saves board space, and keeps system costs down. Lower power consumption than standard flash and fewer wires than parallel flash; SPI Serial Flash is the ideal cost-efficient, data transfer solution. Microchip's CMOS SuperFlash® technology boosts data retention and endurance, reduces erase time and power consumption, making Microchip serial flash ideal for portable designs.

Features:

- Endurance: 100,000 cycles (typical)
- Greater than 100 years data retention
- Fast Sector-Erase or Block-Erase time: 18ms (typical)
- Byte program time: 7uA (typical)
- Active Read Current: 10mA (typical)
- Standby Current: 8uA (typical)

Applications:

- HD DVD
- HDTV
- Bluetooth
- MP3 players
- DSL and cable modems
- Optical disk drives
- Hard disk drives
- PC BIOS
- Printers
- Zigbee
- Wireless LAN
- LCD monitors
- Digital radios
- Set-top boxes

RoHS Compliant

PRODUCT NEW

For quantities greater than listed, call for quote.

MOUSER STOCK NO.	Microchip Part No.	Package	Density	Organization	Frequency (MHz)	Byte Program Time (μS) (Typ)	Supply Voltage (V)	Operating Temperature (°C)	Price Each 1	25	100
♦ 804-25VF512A3CSAE	SST25VF512A-33-4C-SAE	SOIC-8	512K	64Kx8	33	14	2.7 to 3.6	0 to +70	.73	.514	.482
♦ 804-25VF010A3CSAE	SST25VF010A-33-4C-SAE	SOIC-8	1M	128Kx8	33	14	2.7 to 3.6	0 to +70	.85	.599	.556
♦ 804-25VF010A3ISAE	SST25VF010A-33-4I-SAE	SOIC-8	1M	128Kx8	33	14	2.7 to 3.6	-40 to +85	.75	.599	.556
♦ 804-25VF0202CSAE	SST25VF020-20-4C-SAE	SOIC-8	2M	256Kx8	20	14	2.7 to 3.6	0 to +70	.94	.728	.685
♦ 804-25VF0202ISAE	SST25VF020-20-4I-SAE	SOIC-8	2M	256Kx8	20	14	2.7 to 3.6	-40 to +85	1.03	.728	.685
♦ 804-25LF020A3CSAE	SST25LF020A-33-4C-SAE	SOIC-8	2M	256Kx8	33	14	3.0 to 3.6	0 to +70	.86	.728	.685
♦ 804-25VF040B5IQAF	SST25VF040B-50-4I-QAF	WSON-8	4M	512Kx8	50	14	2.7 to 3.6	-40 to +85	1.57	1.31	1.23
♦ 804-25VF040B5CS2AF	SST25VF040B-50-4C-S2AF	SOIC-8	4M	512Kx8	50	7	2.7 to 3.6	0 to +70	1.09	.835	.76
♦ 804-25VF040B8IQAE	SST25VF040B-80-4I-QAE	WSON-8	4M	512Kx8	80	7	2.7 to 3.6	-40 to +85	1.50	1.07	.995
♦ 804-25VF080B8CS2AE	SST25VF080B-80-4C-S2AE	SOIC-8	8M	1Mx8	80	7	2.7 to 3.6	0 to +70	1.54	1.09	1.02
♦ 804-25VF080B5CQAF	SST25VF080B-50-4C-QAF	WSON-8	8M	1Mx8	50	7	2.7 to 3.6	0 to +70	1.59	1.33	1.25
♦ 804-25WF0807ISAF	SST25WF080-75-4I-SAF	SOIC-8	8M	1Mx8	75	14	1.65 to 1.95	-40 to +85	2.31	1.74	1.63
♦ 804-25VF032B8IS2AF	SST25VF032B-80-4I-S2AF	SOIC-8	32M	4Mx8	80	7	2.7 to 3.6	-40 to +85	2.25	1.95	1.81
♦ 804-25VF032B8IQAE	SST25VF032B-80-4I-QAE	WSON-8	32M	4Mx8	80	7	2.7 to 3.6	-40 to +85	2.46	2.13	1.98
Serial SuperFlash® Kit											
579-AC243005-1	AC243005-1	Serial SuperFlash® Kit 1, contains 3 Serial Flash PICtail™ Plus Daughter Boards							32.10		

26 SERIES SERIAL FLASH

♦ Surface Mount Device

Microchip's 26 Series boosts performance while maintaining the compact form factor of standard serial devices. Utilizing Serial Quad Interface (SQI) and operating at frequencies reaching 80 MHz, the 26 Series is a perfect choice for Bluetooth headsets, optical disk drives and GPS applications. The 26 Series SQI flash memories are manufactured with Microchip's proprietary, high performance CMOS SuperFlash® Technology, significantly improving performance and reliability while lowering power consumption. For cutting edge designs requiring high bandwidth and compact layout, the 26 Series is an ideal solution.

Features:

- High speed clock frequency: 80MHz Max
- 4-bit multiplexed I/O's with SPI-like serial command structure
- SPI protocol support for Read, High Speed Read and JEDEC ID Read
- Burst Read: 8, 16, 32, 64 byte burst with wrap around
- Index Jump: Reduce number of input clocks for faster data access
- Write Suspend and Resume: Suspend Program or Erase operation
- Individual Block Locking: 64KB blocks with 8x8KB parameter blocks
- Write protection through Block-Protection bits in status register
- One Time Porgrammable (OTP) 256-bit Secure ID

Applications:

- Bluetooth Headsets
- Optical disk drives
- GPS
- Portable Media Devices
- Digital Video Recorder
- Blu-Ray
- Hard Disk Drives

RoHS Compliant

PRODUCT NEW

For quantities greater than listed, call for quote.

MOUSER STOCK NO.	Microchip Part No.	Package	Density	Organization	Frequency (MHz)	Chip-Erase Time (ms) (Typ)	Supply Voltage (V)	Operating Temperature (°C)	Price Each 1	25	100
♦ 804-26VF0168IS2AE	SST26VF016-80-5I-S2AE	SOIC-8	16M	2Mx8	80	35	2.7 to 3.6	-40 to +85	2.44	1.73	1.62
♦ 804-26VF0168IQAE	SST26VF016-80-5I-QAE	WSON-8	16M	2Mx8	80	35	2.7 to 3.6	-40 to +85	2.71	1.93	1.79
Serial SuperFlash® Kit											
579-AC243005-1	AC243005-1	Serial SuperFlash® Kit 1, contains 3 Serial Flash PICtail™ Plus Daughter Boards							32.10		

39 SERIES MPF (MULTI-PURPOSE FLASH) PARALLEL FLASH

♦ Surface Mount Device

The 39 Series MPF (Multi-Purpose Flash) are manufactured with Microchip's proprietary, high performance CMOS SuperFlash® technology. The split-gate cell design and thick oxide tunneling injector attain better reliability and manufacturability compared with alternate approaches.To protect against inadvertent write, they have on-chip hardware and Software Data Protection schemes. Designed, manufactured, and tested for a wide spectrum of applications, these devices are offered with a guaranteed typical endurance of 10,000 cycles. Data retention is rated at greater than 100 years. They are suited for applications that require convenient and economical updating of program, configuration, or data memory. For all system applications, they significantly improve performance and reliability, while lowering power consumption. They inherently use less energy during erase and program than alternative flash technologies. The total energy consumed is a function of the applied voltage, current, and time of application. Since for any given voltage range, the SuperFlash technology uses less current to program and has a shorter erase time, the total energy consumed during any Erase or Program operation is less than alternative flash technologies.

RoHS Compliant

Features:

- 50% smaller than competition's 6mm x 8mm BGA packages
- Industry's smallest 1.8V packages for 8M-bit products
- Thinnest standard flash package in the industry
- Best total-cost solution for price sensitive, fast to market applications
- JEDEC approved packages
- For applications requiring high performance features such as set-top boxes, PDAs, digital cameras and networking equipment

For quantities greater than listed, call for quote.

MOUSER STOCK NO.	Microchip Part No.	Package	Density	Organization	Access Time (ns)	Chip Rewrite Time (Sec) (Typ)	Supply Voltage (V)	Operating Temperature (°C)	Price Each 1	25	100
♦ 804-39SF010A7CNHE	SST39SF010A-70-4C-NHE	PLCC-32	1M	128Kx8	70	2.0	4.5 to 5.5	0 to +70	1.61	1.14	1.07
♦ 804-39SF010A7CWHE	SST39SF010A-70-4C-WHE	TSOP-32	1M	128Kx8	70	2.0	4.5 to 5.5	0 to +70	1.82	1.29	1.21
♦ 804-39SF010A7INHE	SST39SF010A-70-4I-NHE	PLCC-32	1M	128Kx8	70	2.0	4.5 to 5.5	-40 to +85	1.48	1.14	1.07
804-39SF010A7CPHE	SST39SF010A-70-4C-PHE	PDIP-32	1M	128Kx8	70	2.0	4.5 to 5.5	0 to +70	2.09	1.49	1.39
♦ 804-39VF0107CNHE	SST39VF010-70-4C-NHE	PLCC-32	1M	128Kx8	70	2.0	2.7 to 3.6	0 to +70	1.28	.92	.856
♦ 804-39VF0107INHE	SST39VF010-70-4I-NHE	PLCC-32	1M	128Kx8	70	2.0	2.7 to 3.6	-40 to +85	1.54	1.10	1.03
♦ 804-39VF0107IWHE	SST39VF010-70-4I-WHE	TSOP-32	1M	128Kx8	70	2.0	2.7 to 3.6	-40 to +85	1.75	1.25	1.17
♦ 804-39LF200A55CEKE	SST39LF200A-55-4C-EKE	TSOP-48	2M	128Kx16	55	2.0	3.0 to 3.6	0 to +70	2.33	1.66	1.54
♦ 804-39VF200A7CEKE	SST39VF200A-70-4C-EKE	TSOP-48	2M	128Kx16	70	2.0	2.7 to 3.6	0 to +70	1.94	1.38	1.28
♦ 804-39VF200A7CB3KE	SST39VF200A-70-4C-B3KE	TFBGA-48	2M	128Kx16	70	2.0	2.7 to 3.6	0 to +70	2.12	1.50	1.40
♦ 804-39VF200A7IEKE	SST39VF200A-70-4I-EKE	TSOP-48	2M	128Kx16	70	2.0	2.7 to 3.6	-40 to +85	2.36	1.69	1.58
♦ 804-39SF020A7CNHE	SST39SF020A-70-4C-NHE	PLCC-32	2M	256Kx8	70	4.0	4.5 to 5.5	0 to +70	2.40	1.71	1.59
♦ 804-39SF020A7CWHE	SST39SF020A-70-4C-WHE	TSOP-32	2M	256Kx8	70	4.0	4.5 to 5.5	0 to +70	2.61	1.86	1.73
804-39SF020A7CPHE	SST39SF020A-70-4C-PHE	PDIP-32	2M	256Kx8	70	4.0	4.5 to 5.5	0 to +70	2.88	2.05	1.92
♦ 804-39SF020A7INHE	SST39SF020A-70-4I-NHE	TSOP-32	2M	256Kx8	70	4.0	4.5 to 5.5	-40 to +85	2.40	1.71	1.59
♦ 804-39VF0207CNHE	SST39VF020-70-4C-NHE	PLCC-32	2M	256Kx8	70	4.0	2.7 to 3.6	0 to +70	1.82	1.29	1.21
♦ 804-39VF0207CWHE	SST39VF020-70-4C-WHE	TSOP-32	2M	256Kx8	70	4.0	2.7 to 3.6	0 to +70	1.69	1.20	1.12
♦ 804-39VF0207INHE	SST39VF020-70-4I-NHE	PLCC-32	2M	256Kx8	70	4.0	2.7 to 3.6	-40 to +85	1.82	1.29	1.21
♦ 804-39VF0207IWHE	SST39VF020-70-4I-WHE	TSOP-32	2M	256Kx8	70	4.0	2.7 to 3.6	-40 to +85	1.69	1.20	1.12
♦ 804-39LF400A55CEKE	SST39LF400A-55-4C-EKE	TSOP-48	4M	256Kx16	55	4.0	3.0 to 3.6	0 to +70	2.42	1.96	1.82

© Copyright 2013 Mouser Electronics

© Copyright 2013 Mouser Electronics

MICROCHIP Parallel Flash Memory

RoHS Compliant **This product is RoHS compliant.**


PLCC-32

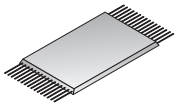
TSOP-32

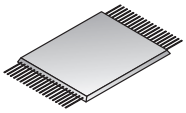
TSOP-40


TSOP-48

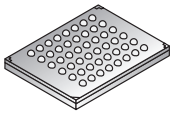
TFBGA-48

39 SERIES MPF (MULTI-PURPOSE FLASH) PARALLEL FLASH (CONT.)

♦ Surface Mount Device

The 39 Series MPF (Multi-Purpose Flash) are manufactured with Microchip's proprietary, high performance CMOS SuperFlash® technology. The split-gate cell design and thick oxide tunneling injector attain better reliability and manufacturability compared with alternate approaches.To protect against inadvertent write, they have on-chip hardware and Software Data Protection schemes. Designed, manufactured, and tested for a wide spectrum of applications, these devices are offered with a guaranteed typical endurance of 10,000 cycles. Data retention is rated at greater than 100 years. They are suited for applications that require convenient and economical updating of program, configuration, or data memory. For all system applications, they significantly improve performance and reliability, while lowering power consumption. They inherently use less energy during erase and program than alternative flash technologies. The total energy consumed is a function of the applied voltage, current, and time of application. Since for any given voltage range, the SuperFlash technology uses less current to program and has a shorter erase time, the total energy consumed during any Erase or Program operation is less than alternative flash technologies.

Features:

- 50% smaller than competition's 6mmx8mm BGA packages
- Industry's smallest 1.8V packages for 8M-bit products
- Thinnest standard flash package in the industry
- Best total-cost solution for price sensitive, fast to market applications
- JEDEC approved packages
- For applications requiring high performance features such as set-top boxes, PDAs, digital cameras and networking equipment

NEW PRODUCT

RoHS Compliant

For quantities greater than listed, call for quote.

MOUSER STOCK NO.	Microchip Part No.	Package	Density	Organization	Access Time (ns)	Chip Rewrite Time (Sec) (Typ)	Supply Voltage (V)	Operating Temperature (°C)	Price Each 1	25	100
♦ 804-39VF400A7CEKE	SST39VF400A-70-4C-EKE	TSOP-48	4M	256Kx16	70	4.0	2.7 to 3.6	0 to +70	2.29	1.63	1.52
♦ 804-39VF400A7CB3KE	SST39VF400A-70-4C-B3KE	TFBGA-48	4M	256Kx16	70	4.0	2.7 to 3.6	0 to +70	2.46	1.75	1.63
♦ 804-39VF400A7IEKE	SST39VF400A-70-4I-EKE	TSOP-48	4M	256Kx16	70	4.0	2.7 to 3.6	-40 to +85	2.29	1.63	1.52
♦ 804-39WF400B7CB3KE	SST39WF400B-70-4C-B3KE	TFBGA-48	4M	256Kx16	70	-----	1.65 to 1.95	0 to +70	3.09	2.20	2.05
♦ 804-39SF0407CNHE	SST39SF040-70-4C-NHE	PLCC-32	4M	512Kx8	70	8.0	4.5 to 5.5	0 to +70	2.58	1.84	1.71
♦ 804-39SF0407CWHE	SST39SF040-70-4C-WHE	TSOP-32	4M	512Kx8	70	8.0	4.5 to 5.5	0 to +70	2.78	1.99	1.85
♦ 804-39VF0407CNHE	SST39VF040-70-4C-NHE	PLCC-32	4M	512Kx8	70	8.0	2.7 to 3.6	0 to +70	2.34	1.67	1.55
♦ 804-39VF0407CWHE	SST39VF040-70-4C-WHE	TSOP-32	4M	512Kx8	70	8.0	2.7 to 3.6	0 to +70	2.56	1.82	1.70
♦ 804-39VF0407INHE	SST39VF040-70-4I-NHE	PLCC-32	4M	512Kx8	70	8.0	2.7 to 3.6	-40 to +85	2.34	1.67	1.55
♦ 804-39VF0407IWHE	SST39VF040-70-4I-WHE	TSOP-32	4M	512Kx8	70	8.0	2.7 to 3.6	-40 to +85	2.56	1.82	1.70
♦ 804-39VF400A7IB3KE	SST39VF400A-70-4I-B3KE	TFBGA-48	4M	512Kx8	70	4.0	2.7 to 3.6	-40 to +85	2.46	1.75	1.63
♦ 804-39LF800A55CEKE	SST39LF800A-55-4C-EKE	TSOP-48	8M	512Kx16	55	8.0	3.0 to 3.6	0 to +70	2.63	2.21	2.07
♦ 804-39LF800A55CB3KE	SST39LF800A-55-4C-B3KE	TFBGA-48	8M	512Kx16	55	8.0	3.0 to 3.6	0 to +70	2.74	2.36	2.20
♦ 804-39VF800A7CEKE	SST39VF800A-70-4C-EKE	TSOP-48	8M	512Kx16	70	8.0	2.7 to 3.6	0 to +70	2.60	1.85	1.72
♦ 804-39VF800A7IB3KE	SST39VF800A-70-4C-B3KE	TFBGA-48	8M	512Kx16	70	8.0	2.7 to 3.6	0 to +70	2.77	1.97	1.83
♦ 804-39VF800A7IEKE	SST39VF800A-70-4I-EKE	TSOP-48	8M	512Kx16	70	8.0	2.7 to 3.6	-40 to +85	2.60	1.85	1.72
♦ 804-39WF800B7CB3KE	SST39WF800B-70-4C-B3KE	TFBGA-48	8M	512Kx16	70	-----	1.65 to 1.95	0 to +70	3.06	2.18	2.03
♦ 804-39VF16017CEKE	SST39VF1601-70-4C-EKE	TSOP-48	16M	1Mx16	70	-----	2.7 to 3.6	0 to +70	3.76	2.87	2.73
♦ 804-39VF16027IEKE	SST39VF1602-70-4I-EKE	TSOP-48	16M	1Mx16	70	-----	2.7 to 3.6	-40 to +85	3.88	2.95	2.81
♦ 804-39VF16817CEKE	SST39VF1681-70-4C-EKE	TSOP-48	16M	2Mx8	70	-----	2.7 to 3.6	0 to +70	3.97	3.02	2.88
♦ 804-39VF16817CB3KE	SST39VF1681-70-4C-B3KE	TSOP-48	16M	2Mx8	70	-----	2.7 to 3.6	0 to +70	4.12	3.14	2.99
♦ 804-39VF32017CEKE	SST39VF3201-70-4C-EKE	TSOP-48	32M	2Mx16	70	-----	2.7 to 3.6	0 to +70	5.68	4.06	3.78
♦ 804-39VF32017CB3KE	SST39VF3201-70-4C-B3KE	TFBGA-48	32M	2Mx16	70	-----	2.7 to 3.6	0 to +70	5.86	4.17	3.89
♦ 804-39VF3201B7CEKE	SST39VF3201B-70-4C-EKE	TSOP-48	32M	2Mx16	70	-----	2.7 to 3.6	0 to +70	4.43	3.16	2.94
♦ 804-39VF32027CEKE	SST39VF3202-70-4C-EKE	TSOP-48	32M	2Mx16	70	-----	2.7 to 3.6	0 to +70	5.68	4.06	3.78
♦ 804-39VF3202B7CEKE	SST39VF3202B-70-4C-EKE	TSOP-48	32M	2Mx16	70	-----	2.7 to 3.6	0 to +70	4.43	3.16	2.94
Serial SuperFlash® Kit											
579-AC243006-1	AC243006-1	Serial SuperFlash® Kit 1, contains 2 Serial Flash PICtail™ Plus Daughter Boards							32.10		

38 SERIES ADVANCED MPF+ (MULTI-PURPOSE FLASH PLUS) PARALLEL FLASH

♦ Surface Mount Device

The 38 Series Advanced MPF+ (Multi-Purpose Flash Plus) is a family of high-performance, parallel flash memories that feature data protection capabilities as well as fast program, erase and read times. These high speed operations enable quick boot times and field updates, resulting in better end-user experiences. These capabilities also provide higher through out in manufacturing lines that use in-system programming of the flash. The data protection features of the Advanced MPF+ family prevent unauthorized data changes, ensuring that content stored on the flash memory is secure. These are ideal for applications that need high performance or require integrity of data and services. Available in standard packages with compatible pinouts, this family of devices also offers the benefits of SuperFlash® technology; high performance, low power and reliability.

Features:

- Page Read
  - 25ns/word (max) page read access time
  - 4-Word page read buffer
- Write-Buffer Programming
  - 2.5µs/word (max) programming time (full buffer)
  - 16-Word write buffer
- Protection/Security
  - 128-bit unique ID
  - 256-Word user programmable SEC ID area
  - Individual block protection
  - Irreversible block lock
  - Boot-block options
- SuperFlash® Technology
  - Endurance, 100,000 cycles (minimum)
  - Greater than 100 years data retention
  - Fast Sector-Erase and Block-Erase time: 25ms (maximum)
  - Low Power

NEW PRODUCT

RoHS Compliant

For quantities greater than listed, call for quote.

MOUSER STOCK NO.	Microchip Part No.	Package	Density	Organization	Access Time (ns)	Sector-Erase Time (ms) (Typ)	Supply Voltage (V)	Operating Temperature (°C)	Price Each 1	25	100
♦ 804-38VF64029CEKE	SST38VF6402-90-5C-EKE	TSOP-48	64M	4Mx16	90	18	2.7 to 3.6	0 to +70	7.93	6.05	5.76
♦ 804-38VF64039CEKE	SST38VF6403-90-5C-EKE	TSOP-48	64M	4Mx16	90	18	2.7 to 3.6	0 to +70	7.93	6.05	5.76
Serial SuperFlash® Kit											
579-AC243006-1	AC243006-1	Serial SuperFlash® Kit 1, contains 2 Serial Flash PICtail™ Plus Daughter Boards							32.10		

49 SERIES LPC (LOW PIN COUNT) FIRMWARE FLASH/FIRMWARE HUB

♦ Surface Mount Device

The 49 Series LPC (Low Pin Count) Firmware Flash/Firmware Hub is a family of flash memories designed for system code and data storage. It complies with the Intel LPC Interface specification supporting multi-byte Firmware Memory and single-byte LPC Memory cycle types. The low pin count interface allows ASIC host controllers to have more free pins resulting in lower overall system costs. These products are ideally suited for embedded systems and processor applications. Available in an array of package and density combinations, this family of devices also offers all the benefits of SuperFlash® technology; high performance, low power and reliability.

Features:

- Intel Support
  - Compliant with Intel low Pin Count (LPC) Interface specification 1.1
  - Compatiable with Intel 82802 Firmware Hub (FWH) component
- High Bandwidth
  - Up to 33MHz operating frequency
  - Parallel Programming (PP) for fast production programming
  - Unique features for 16Mbit devices
  - 128-byte burst programming
  - Up to 15.6MB/s data transfer rate
  - Auto Address Increment (AAI)
- Protection Security
  - 256-bit secure ID space
  - Boot block operations
  - Hardware write protection
- SuperFlash® Technology
  - Endurance, 100,000 cycles (minimum)
  - Greater than 100 years data retention
  - Fast Sector-Erase and Block-Erase time: 25ms (maximum)
  - Low Power

RoHS Compliant

For quantities greater than listed, call for quote.

MOUSER STOCK NO.	Microchip Part No.	Package	Density	Organization	Frequency (MHz)	Program Time (µS) (Typ)	Supply Voltage (V)	Operating Temperature (°C)	Price Each 1	25	100
♦ 804-49LF080A3CNHE	SST49LF080A-33-4C-NHE	PLCC-32	8M	1Mx8	33	14	3.0 to 3.6	0 to +85	6.35	4.52	4.22
♦ 804-49LF080A3CWHE	SST49LF080A-33-4C-WHE	TSOP-32	8M	1Mx8	33	14	3.0 to 3.6	0 to +85	6.61	4.72	4.39
♦ 804-49LF016C3CNHE	SST49LF016C-33-4C-NHE	PLCC-32	16M	2Mx8	33	7	3.0 to 3.6	0 to +85	7.48	5.33	4.96
♦ 804-49LF016C3CWHE	SST49LF016C-33-4C-WHE	TSOP-32	16M	2Mx8	33	7	3.0 to 3.6	0 to +85	7.70	5.49	5.11
♦ 804-49LF016C3CEIE	SST49LF016C-33-4C-EIE	TSOP-40	16M	2Mx8	33	7	3.0 to 3.6	0 to +85	7.97	5.68	5.29
♦ 804-49LF160C3CNHE	SST49LF160C-33-4C-NHE	PLCC-32	16M	2Mx8	33	7	3.0 to 3.6	0 to +85	7.48	5.33	4.96

© Copyright 2013 Mouser Electronics
© Copyright 2013 Mouser Electronics

ON SEMICONDUCTOR Serial EEPROMs

ON Semiconductor®

RoHS Compliant This product is RoHS compliant.

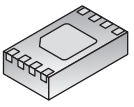
TDFN-8


TSSOP-8

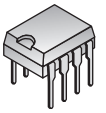
PDIP-8

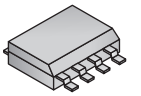
SOIC-8

CATALYST I²C BUS (2-WIRE) LOW STANDBY CURRENT, PARTIAL ARRAY WRITE PROTECTION

Features:

- 16-Byte Page Write Buffer
- Hardware Write Protection for entire memory
- Software Write Protection for lower 128 Bytes
- Schmitt Triggers and Noise Suppression Filters on I²C Bus Inputs (SCL and SDA)
- Low power CMOS technology
- 1,000,000 program/erase cycles
- 100 year data retention

RoHS Compliant

♦ Surface Mount

For quantities greater than listed, call for quote.

MOUSER STOCK NO.	Catalyst Part No.	Case Type	Density	Organization	Temperature Range (°C)	Operating Voltage (V)	Price Each 1	25	100	250
♦ 863-CAT34C02HU4IGT4A	CAT34C02HU4IGT4A	UDFN-8	2K	256x8	-40 to +85	1.7 to 5.5	.41	.36	.299	.259
♦ 698-CAT34C02YI-G	CAT34C02YI-G	TSSOP-8	2K	256x8	-40 to +85	1.8 to 5.5	.77	.589	.52	.453

CATALYST I²C BUS (2-WIRE) LOW STANDBY CURRENT, FULL ARRAY WRITE PROTECTION

Features:

- 16-Byte Page Write Buffer
- Hardware Write Protection for entire memory
- Schmitt Triggers and Noise Suppression Filters on I²C Bus Inputs (SCL and SDA)
- Low power CMOS technology
- 1,000,000 program/erase cycles
- 100 year data retention

NEW PRODUCT

RoHS Compliant

♦ Surface Mount

For quantities greater than listed, call for quote.

MOUSER STOCK NO.	Catalyst Part No.	Case Type	Density	Organization	Temperature Range (°C)	Operating Voltage (V)	Price Each 1	25	100	250
698-CAT24C01LI-G	CAT24C01LI-G	PDIP-8	1K	128x8	-40 to +85	1.8 to 5.5	.71	.546	.476	.414
♦ 698-CAT24C01WI-G	CAT24C01WI-G	SOIC-8	1K	128x8	-40 to +85	1.8 to 5.5	.47	.342	.30	.26
♦ 698-CAT24C01WI-GT3	CAT24C01WI-GT3	SOIC-8	1K	128x8	-40 to +85	1.8 to 5.5	.51	.342	.269	.224
♦ 698-CAT24C01YI-G	CAT24C01YI-G	TSSOP-8	1K	128x8	-40 to +85	1.8 to 5.5	.72	.567	.553	.51
698-CAT24C02LI-G	CAT24C02LI-G	PDIP-8	2K	256x8	-40 to +85	1.8 to 5.5	.40	.35	.291	.253
♦ 863-CAT24C02VP2IGT3A	CAT24C02VP2IGT3A	TDFN-8	2K	256x8	-40 to +85	1.8 to 5.5	.41	.352	.292	.254
♦ 698-CAT24C02WI-G	CAT24C02WI-G	SOIC-8	2K	256x8	-40 to +85	1.8 to 5.5	.43	.35	.30	.26
♦ 698-CAT24C02WI-GT3	CAT24C02WI-GT3	SOIC-8	2K	256x8	-40 to +85	1.8 to 5.5	.33	.285	.226	.187
♦ 698-CAT24C02YI-G	CAT24C02YI-G	TSSOP-8	2K	256x8	-40 to +85	1.8 to 5.5	.82	.673	.645	.596
♦ 698-CAT24C02YI-GT3	CAT24C02YI-GT3	TSSOP-8	2K	256x8	-40 to +85	1.8 to 5.5	.33	.285	.226	.187
♦ 698-CAT24C03YI-GT3	CAT24C03YI-GT3	TSSOP-8	2K	256x8	-40 to +85	1.8 to 5.5	.70	.535	.468	.403
♦ 863-CAV24C02WE-GT3	CAV24C02WE-GT3	SOIC-8	2K	-	-40 to +85	2.5 to 5.5	.65	.575	.478	.415
698-CAT24C04LI-G	CAT24C04LI-G	PDIP-8	4K	512x8	-40 to +85	1.8 to 5.5	.50	.385	.318	.276
♦ 698-CAT24C04WI-G	CAT24C04WI-G	SOIC-8	4K	512x8	-40 to +85	1.8 to 5.5	.41	.358	.299	.259
♦ 698-CAT24C04WI-GT3	CAT24C04WI-GT3	SOIC-8	4K	512x8	-40 to +85	1.8 to 5.5	.36	.314	.248	.207
♦ 698-CAT24C04YI-G	CAT24C04YI-G	TSSOP-8	4K	512x8	-40 to +85	1.8 to 5.5	.41	.358	.299	.259
♦ 698-CAT24C04YI-GT3	CAT24C04YI-GT3	TSSOP-8	4K	512x8	-40 to +85	1.8 to 5.5	.36	.314	.248	.207
♦ 698-CAT24C05WI-GT3	CAT24C05WI-GT3	SOIC-8	4K	512x8	-40 to +85	1.8 to 5.5	.78	.61	.53	.458
♦ 698-CAT24C05YI-GT3	CAT24C05YI-GT3	TSSOP-8	4K	512x8	-40 to +85	1.8 to 5.5	.78	.61	.53	.458
♦ 863-CAV24C04YE-GT3	CAV24C04YE-GT3	TSSOP-8	4K	256x8	-40 to +85	2.5 to 5.5	.62	.549	.478	.413
♦ 863-CAV24C04WE-GT3	CAV24C04WE-GT3	SOIC-8	4K	-	-40 to +85	2.5 to 5.5	.62	.549	.478	.413
698-CAT24C08LI-G	CAT24C08LI-G	PDIP-8	8K	1024x8	-40 to +85	1.8 to 5.5	.51	.381	.326	.282
♦ 698-CAT24C08WI-G	CAT24C08WI-G	SOIC-8	8K	1024x8	-40 to +85	1.8 to 5.5	.42	.369	.307	.266
♦ 698-CAT24C08WI-GT3	CAT24C08WI-GT3	SOIC-8	8K	1024x8	-40 to +85	1.8 to 5.5	.38	.322	.256	.212
♦ 863-CAV24C08WE-GT3	CAV24C08WE-GT3	SOIC-8	8K	-	0 to +85	2.5 to 5.5	.69	.603	.526	.455
698-CAT24C16LI-G	CAT24C16LI-G	PDIP-8	16K	2048x8	-40 to +85	1.8 to 5.5	.57	.428	.357	.31
♦ 698-CAT24C16WI-G	CAT24C16WI-G	SOIC-8	16K	2048x8	-40 to +85	1.8 to 5.5	.46	.402	.335	.29
♦ 698-CAT24C16WI-GT3	CAT24C16WI-GT3	SOIC-8	16K	2048x8	-40 to +85	1.8 to 5.5	.41	.352	.278	.231
♦ 698-CAT24C16YI-G	CAT24C16YI-G	TSSOP-8	16K	2048x8	-40 to +85	1.8 to 5.5	.46	.402	.335	.29
♦ 698-CAT24C16YI-GT3	CAT24C16YI-GT3	TSSOP-8	16K	2048x8	-40 to +85	1.8 to 5.5	.41	.352	.278	.231
♦ 863-CAV24C16WE-GT3	CAV24C16WE-GT3	SOIC-8	16K	-	-40 to +85	2.5 to 5.5	.74	.658	.574	.495
698-CAT24C32LI-G	CAT24C32LI-G	PDIP-8	32K	4096x8	-40 to +85	1.8 to 5.5	.64	.572	.499	.431
♦ 698-CAT24C32WI-G	CAT24C32WI-G	SOIC-8	32K	4096x8	-40 to +85	1.8 to 5.5	.58	.509	.424	.368
♦ 698-CAT24C32YI-G	CAT24C32YI-G	TSSOP-8	32K	4096x8	-40 to +85	1.8 to 5.5	.58	.509	.424	.368
♦ 863-CAV24C32WE-GT3	CAV24C32WE-GT3	SOIC-8	32K	-	-40 to +85	2.5 to 5.5	.87	.768	.67	.579
698-CAT24C64LI-G	CAT24C64LI-G	PDIP-8	64K	8192x8	-40 to +85	1.8 to 5.5	.80	.716	.624	.539
♦ 698-CAT24C64WI-G	CAT24C64WI-G	SOIC-8	64K	8192x8	-40 to +85	1.8 to 5.5	.63	.55	.457	.397
♦ 698-CAT24C64YI-G	CAT24C64YI-G	TSSOP-8	64K	8192x8	-40 to +85	1.8 to 5.5	.63	.55	.457	.397
♦ 863-CAV24C64WE-GT3	CAV24C64WE-GT3	SOIC-8	64K	-	-40 to +85	2.5 to 5.5	.94	.851	.744	.653
698-CAT24C128LI-G	CAT24C128LI-G	PDIP-8	128K	16384x8	-40 to +85	1.8 to 5.5	.78	.709	.62	.545
♦ 698-CAT24C128WI-G	CAT24C128WI-G	SOIC-8	128K	16384x8	-40 to +85	1.8 to 5.5	.88	.778	.678	.586
698-CAT24C256LI-G	CAT24C256LI-G	PDIP-8	256K	32768x8	-40 to +85	1.8 to 5.5	1.00	.895	.781	.687
♦ 698-CAT24C256WI-G	CAT24C256WI-G	SOIC-8	256K	32768x8	-40 to +85	1.8 to 5.5	.82	.745	.651	.571
♦ 698-CAT24C256XI	CAT24C256XI	SOIC-8	256K	32768x8	-40 to +85	1.8 to 5.5	1.33	1.19	1.04	.915
863-CAT24C512LI-G	CAT24C512LI-G	PDIP-8	512K	65536x8	-40 to +85	1.8 to 5.5	1.71	1.52	1.37	1.22
♦ 863-CAT24C512XI-T2	CAT24C512XI-T2	SOIC-8	512K	65536x8	-40 to +85	1.8 to 5.5	1.71	1.52	1.37	1.22
♦ 863-CAT24M01XI-T2	CAT24M01XI-T2	SOIC-8	1000K	256x8	-40 to +85	1.8 to 5.5	2.63	2.35	2.12	1.88
863-CAT24M01LI-G	CAT24M01LI-G	PDIP-8	1000K	256x8	-40 to +85	1.8 to 5.5	2.61	2.32	2.10	1.86

CATALYST I2C BUS (2-WIRE) CASCADABLE SERIAL EEPROM

Features:

- 16-Byte Page Write Buffer
- Hardware Write Protection for Entire Memory
- Schmitt Triggers and Noise Suppression Filters on I²C Bus Inputs (SCL and SDA)
- Low Power CMOS Technology
- 1,000,000 Program/Erase Cycles
- 100 Year Data Retention

RoHS Compliant

♦ Surface Mount

For quantities greater than listed, call for quote.

MOUSER STOCK NO.	Catalyst Part No.	Case Type	Density	Organization	Temperature Range (°C)	Operating Voltage (V)	Price Each 1	25	100	250
♦ 698-CAT24C164WI-G	CAT24C164WI-G	SOIC-8	16K	2048x8	-40 to +85	1.8 to 5.5	1.52	1.17	.981	.841

© Copyright 2013 Mouser Electronics

© Copyright 2013 Mouser Electronics

ON SEMICONDUCTOR Serial EEPROMs

ON Semiconductor®

RoHS Compliant **This product is RoHS compliant.**

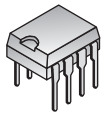
PDIP-8


SOIC-8


TSSOP-8


PLCC-32


SOIC-24

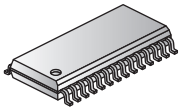
SOIC-28

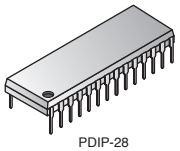
PDIP-28

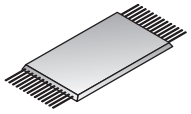
TSOP-28

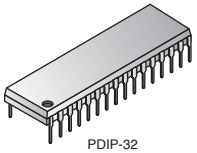
PDIP-32

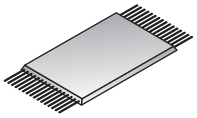
TSOP-32

CATALYST DUAL PORT SERIAL CMOS EEPROM

The CAT24C208 is an 8 kb Dual Port Serial CMOS EEPROM internally organized as 4 segments of 256 bytes each. The CAT24C208 features a 16-byte page write buffer and can be accessed from either of two separate I2C compatible ports, DSP (SDA, SCL) and DDC (SDA, SCL). Arbitration between the two interface ports is automatic and allows the appearance of individual access to the memory from each interface.

Features:

- Supports Standard and Fast I2C Protocol
- 2.5V to 5.5V Supply Voltage Range
- 16-Byte Page Write Buffer
- Schmitt Triggers and Noise Suppression Filters on I2C Bus Inputs
- Low Power CMOS Technology
- 1,000,000 Program/Erase Cycles
- 1 Year Data Retention

RoHS Compliant

♦ Surface Mount

MOUSER STOCK NO.	Catalyst Part No.	Case Type	Density	Organization	Temperature Range (°C)	Operating Voltage (V)	Price Each 1	25	100	250
♦ 698-CAT24C208WI-G	CAT24C208WI-G	SOIC-8	8K	1Kx8	-40 to +85	2.5 to 5.5	3.10	2.27	1.87	1.61

CATALYST MICROWIRE BUS (3-WIRE)

These Microwire Serial EEPROMs are configured as either registers of 16 bits (ORG pin at VCC) or 8 bits (ORG pin at GND). Each register can be written (or read) serially by using the DI (or DO) pin. They are manufactured using Catalyst's advanced CMOS EEPROM floating gate technology. The devices are designed to endure 1,000,000 program/erase cycles and has a data retention of 100 years.

Features:

- High speed operation: 1MHz
- Low power CMOS technology
- 1.8 to 6.0 volt operation
- Selectable x8 or x16 memory organization
- Self-timed write cycle with auto-clear
- Hardware and software write protection
- Power-up inadvertant write protection
- 1,000,000 Program/erase cycles
- 100 year data retention
- Sequential read

RoHS Compliant

♦ Surface Mount

For quantities greater than listed, call for quote.

MOUSER STOCK NO.	Catalyst Part No.	Case Type	Density	Organization	Temperature Range (°C)	Operating Voltage (V)	Price Each 1	25	100	250
698-CAT93C46LI-G	CAT93C46LI-G	PDIP-8	1K	128x8/64x16	-40 to +85	2.5 to 5.5	.66	.514	.447	.389
♦ 698-CAT93C46VI-G	CAT93C46VI-G	SOIC-8	1K	128x8/64x16	-40 to +85	2.5 to 5.5	.44	.382	.318	.276
♦ 698-CAT93C46VI-GT3	CAT93C46VI-GT3	SOIC-8	1K	128x8/64x16	-40 to +85	2.5 to 5.5	.39	.334	.265	.22
♦ 698-CAT93C46WI-G	CAT93C46WI-G	SOIC-8	1K	128x8/64x16	-40 to +85	2.5 to 5.5	.44	.382	.318	.276
♦ 698-CAT93C46WI-GT3	CAT93C46WI-GT3	SOIC-8	1K	128x8/64x16	-40 to +85	2.5 to 5.5	.39	.334	.265	.22
♦ 698-CAT93C46YI-G	CAT93C46YI-G	TSSOP-8	1K	128x8/64x16	-40 to +85	2.5 to 5.5	.44	.382	.318	.276
698-CAT93C56LI-G	CAT93C56LI-G	PDIP-8	2K	256x8/128x16	-40 to +85	2.5 to 5.5	.71	.546	.476	.414
♦ 698-CAT93C56VI-G	CAT93C56VI-G	SOIC-8	2K	256x8/128x16	-40 to +85	2.5 to 5.5	.67	.601	.524	.453
♦ 698-CAT93C56YI-G	CAT93C56YI-G	TSSOP-8	2K	256x8/128x16	-40 to +85	2.5 to 5.5	.54	.47	.391	.339
698-CAT93C66LI-G	CAT93C66LI-G	PDIP-8	4K	512x8/256x16	-40 to +85	2.5 to 5.5	.75	.578	.505	.44
♦ 698-CAT93C66VI-G	CAT93C66VI-G	SOIC-8	4K	512x8/256x16	-40 to +85	2.5 to 5.5	.58	.503	.418	.363
♦ 698-CAT93C66YI-G	CAT93C66YI-G	TSSOP-8	4K	512x8/256x16	-40 to +85	2.5 to 5.5	.58	.503	.418	.363
698-CAT93C86LI-G	CAT93C86LI-G	PDIP-8	8K	2048x8/1024x16	-40 to +85	2.5 to 5.5	.96	.738	.649	.565
♦ 698-CAT93C86VI-G	CAT93C86VI-G	SOIC-8	8K	2048x8/1024x16	-40 to +85	2.5 to 5.5	.65	.576	.502	.434
♦ 698-CAT93C86VI-GT3	CAT93C86VI-GT3	SOIC-8	8K	2048x8/1024x16	-40 to +85	2.5 to 5.5	.55	.478	.398	.346

CATALYST SPI BUS WITH LOW STANDBY CURRENT (MOTOROLA COMPATIBLE)

These SPI Serial CMOS EEPROMs use Catalyst's advanced CMOS Technology that substantially reduces device power requirements. They operate via the SPI bus serial interface and is enabled though a Chip Select (CS). In addition to the Chip Select, the clock input (SCK), data in (SI) and data out (SO) are required to access the device. The HOLD pin may be used to suspend any serial communication without resetting the serial sequence.

Features:

- 10MHz SPI compatible
- 1.8 to 5.5 volt operation
- Hardware and software protection
- Low power CMOS technology
- SPI modes (0,0 & 1,1)
- 1,000,000 program/erase cycles
- 100 year data retention
- Self-timed write cycle
- 16-byte page write buffer
- Block write protection – Protect 1/4, 1/2 or all of EEPROM array

RoHS Compliant

For quantities greater than listed, call for quote.

MOUSER STOCK NO.	Catalyst Part No.	Case Type	Density	Organization	Temperature Range (°C)	Operating Voltage (V)	Price Each 1	25	100	250
698-CAT25010LI-G	CAT25010LI-G	PDIP-8	1K	128x8	-40 to +85	1.8 to 5.5	.80	.631	.546	.471
♦ 863-CAT25010VE-GT3D	CAT25010VE-GT3D	SOIC-8	1K	128x8	-40 to +125	1.8 to 5.5	2.16	1.80	1.37	1.03
♦ 698-CAT25010YI-G	CAT25010YI-G	TSSOP-8	1K	128x8	-40 to +85	1.8 to 5.5	.61	.449	.385	.334
698-CAT25020LI-G	CAT25020LI-G	PDIP-8	2K	256x8	-40 to +85	1.8 to 5.5	.86	.663	.577	.498
♦ 863-CAT25020VE-GT3	CAT25020VE-GT3	SOIC-8	2K	256x8	-40 to +125	1.8 to 5.5	2.66	2.21	1.68	1.26
♦ 698-CAT25020VI-G	CAT25020VI-G	SOIC-8	2K	256x8	-40 to +85	1.8 to 5.5	.58	.503	.418	.363
♦ 698-CAT25020YI-G	CAT25020YI-G	TSSOP-8	2K	256x8	-40 to +85	1.8 to 5.5	.58	.503	.418	.363
698-CAT25040LI-G	CAT25040LI-G	PDIP-8	4K	512x8	-40 to +85	1.8 to 5.5	.69	.609	.531	.458
♦ 698-CAT25040VI-G	CAT25040VI-G	SOIC-8	4K	512x8	-40 to +85	1.8 to 5.5	.60	.523	.434	.378
♦ 698-CAT25040YI-G	CAT25040YI-G	TSSOP-8	4K	512x8	-40 to +85	1.8 to 5.5	.60	.523	.434	.378
698-CAT25080LI-G	CAT25080LI-G	PDIP-8	8K	1024x8	-40 to +85	1.8 to 5.5	.73	.644	.562	.485
♦ 698-CAT25080VI-G	CAT25080VI-G	SOIC-8	8K	1024x8	-40 to +85	1.8 to 5.5	.63	.55	.457	.397
♦ 698-CAT25080VI-GT3	CAT25080VI-GT3	SOIC-8	8K	1024x8	-40 to +85	1.8 to 5.5	.45	.393	.326	.284
♦ 698-CAT25080YI-G	CAT25080YI-G	TSSOP-8	8K	1024x8	-40 to +85	1.8 to 5.5	.63	.55	.457	.397
♦ 698-CAT25080YI-GT3	CAT25080YI-GT3	TSSOP-8	8K	1024x8	-40 to +85	1.8 to 5.5	.45	.393	.326	.284
698-CAT25160LI-G	CAT25160LI-G	PDIP-8	16K	2048x8	-40 to +85	1.8 to 5.5	1.08	.867	.754	.662
♦ 698-CAT25160VI-G	CAT25160VI-G	SOIC-8	16K	2048x8	-40 to +85	1.8 to 5.5	.65	.57	.474	.412
♦ 698-CAT25160VI-GT3	CAT25160VI-GT3	SOIC-8	16K	2048x8	-40 to +85	1.8 to 5.5	.46	.408	.339	.294
♦ 698-CAT25160YI-G	CAT25160YI-G	TSSOP-8	16K	2048x8	-40 to +85	1.8 to 5.5	.65	.57	.474	.412
♦ 698-CAT25160YI-GT3	CAT25160YI-GT3	TSSOP-8	16K	2048x8	-40 to +85	1.8 to 5.5	.46	.408	.339	.294
698-CAT25320LI-G	CAT25320LI-G	PDIP-8	32K	4096x8	-40 to +85	1.8 to 5.5	.87	.769	.671	.58
♦ 698-CAT25320VI-G	CAT25320VI-G	SOIC-8	32K	4096x8	-40 to +85	1.8 to 5.5	.88	.778	.678	.586
♦ 698-CAT25320VI-GT3	CAT25320VI-GT3	SOIC-8	32K	4096x8	-40 to +85	1.8 to 5.5	.63	.555	.485	.418
♦ 698-CAT25320YI-GT3	CAT25320YI-GT3	TSSOP-8	32K	4096x8	-40 to +85	1.8 to 5.5	.63	.555	.485	.418
♦ 698-CAT25128VI-G	CAT25128VI-G	SOIC-8	128K	16384x8	-40 to +85	1.8 to 5.5	1.26	1.14	.998	.876
♦ 698-CAT25128YI-G	CAT25128YI-G	TSSOP-8	128K	16384x8	-40 to +85	1.8 to 5.5	1.26	1.14	.998	.876
698-CAT25256LI-G	CAT25256LI-G	PDIP-8	256K	32768x8	-40 to +85	1.8 to 5.5	1.26	1.14	.997	.876
♦ 698-CAT25256VI-G	CAT25256VI-G	SOIC-8	256K	32768x8	-40 to +85	1.8 to 5.5	1.43	1.29	1.12	.991
♦ 698-CAT25256XI	CAT25256XI	SOIC-8	256K	32768x8	-40 to +85	1.8 to 5.5	1.52	1.36	1.22	1.08
♦ 698-CAT25256YI-G	CAT25256YI-G	TSSOP-8	256K	32768x8	-40 to +85	1.8 to 5.5	1.43	1.29	1.12	.991

© Copyright 2013 Mouser Electronics
© Copyright 2013 Mouser Electronics

SEIKO INSTRUMENTS EEPROMs, RTC and Logic

SII

RoHS Compliant This product is RoHS compliant.

S-24CXX SERIES: 2-WIRE BUS SERIAL EEPROMS

DIP-8

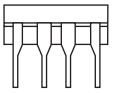

The Seiko S-24Cxx Series are 2-wire bus serial EEPROMs characterized by low power consumption and wide operating voltage. Each is capable of page write and sequential read.

Specifications:
- Low power consumption: Standby: 2.0uA Max (Vcc = 5.5V)
  Read: 0.8mA Max (Vcc = 5.5V)
- Operating voltage range: Read: 1.8 to 5.5V (at -40°C to +85°C)
  Write: 2.7 to 5.5V (at -40°C to +85°C)
- Operating frequency: 400kHz (Vcc=5 V±10 %, at -40°C to +85°C)
- Write disable function when power supply voltage is low
- Endurance: 100,000,000 cycles/word (at +25°C) write capable
  10,000,000 cycles/word (at +85°C)
  3x1,000,000 cycles/word (at +105°C)

RoHS Compliant

For quantities greater than listed, call for quote.

MOUSER STOCK NO.	Seiko Part No.	Case Type	Density	Organization	Temperature Range (°C)	Price Each 1	100	500	1000
Surface Mount									
628-S-24C02CI-J8T1U	S-24C02CI-J8T1U	SOP-8	1K	128x8	-40 to +85	.58	.482	.44	.41
628-24CS08AFJ-G	S-24CS08AFJ-TB-G	SOP-8	8K	1Kx8	-40 to +85	.51	.439	.385	.364
628-24CS16A0IJ-G	S-24CS16A0I-J8T1G	SOP-8	16K	2Kx8	-40 to +85	1.50	1.27	1.12	1.05
628-S-25C020A0IJ8T1U	S-25C020A0I-J8T1U	SOP-8	2K	256x8	-40 to +85	.52	.471	.417	.385

S-93CXX SERIES: 3-WIRE BUS SERIAL EEPROMS

TSSOP-8

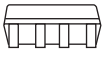

The Seiko S-93Cxx Series are high speed, low power EEPROMs with a wide operating voltage range. Each is capable of sequential read, at which time addresses are automatically incremented in 16-bit blocks. The instruction code is compatible with the NM93CS46/56/66 Series.

Specifications:
- Low current consumption: Standby: 1.5 uA Max (Vcc = 5.5V)
  Operating: 0.8 mA Max (Vcc = 5.5V)
  0.4 mA Max (Vcc = 2.5V)
- Operating voltage range: Read: 1.8 to 5.5V (at -40°C to +85°C)
  Write: 2.7 to 5.5V (at -40°C to +85°C)
- Write disable function when power supply voltage is low
- Function to protect against write due to erroneous instruction recognition
- Endurance: 10,000,000 cycles/word (at +85°C)
  3x1,000,000 cycles/word (at +105°C)
  100,000,000 cycles/word (at +25°C)
- Data retention: 10 years (after 10,000,000 cycles/word at +85°C)

RoHS Compliant

For quantities greater than listed, call for quote.

MOUSER STOCK NO.	Seiko Part No.	Case Type	Supply Volt.(Typ.)	Bus Type	Temperature Range (°C)	Supply Volt. Range	Time Keeping Volt Range (Max)	Price Each 1	100	500	1000
Surface Mount											
628-93C46BD-J8-G	S-93C46BD0I-J8T1G	SOP2-8	1K	64x16	-40 to +85	1.8 to 5.5	1.0	.58	.482	.44	.41
628-93C66BD-J8-G	S-93C66BD0I-J8T1G	SOP2-8	4K	256x16	-40 to +85	1.8 to 5.5	1.0	.98	.911	.829	.756
Thru-Hole											
628-93C56BD-D8-G	S-93C56BD0I-D8S1G	DIP-8	2K	128x16	-40 to +85	1.8 to 5.5	1.0	.58	.482	.441	.41

REAL TIME CLOCKS (RTC), SURFACE MOUNT

SOP-8
SOP2-8

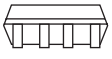

The S-35190A and S-35390A are low-current-consumption CMOS real-time clock ICs that feature a wide operating voltage range (1.3V to 5.5V) and can be driven on a variety of supply voltages, from a main supply to a backup supply. The time keeping current consumption of 0.25μA and minimum time keeping operation voltage of 1.1V enable greatly increased battery duration.

Specifications:
- Low current consumption: Standby: 1.5uA Max (Vcc = 5.5V)
- Wide operating range: 1.3 to 5.5V
- Minimum time keeping operation voltage: 1.1V
- Built-in clock adjustment function
- Built-in free user register
- Built-in alarm interrupter
- Built-in flag generator at power down or power on
- Auto calendar up to the year 2099, automatic leap year calculation function
- Built-in constant voltage circuit
- Built-in 32kHz crystal oscillator (Cd built in, Cg external)

RoHS Compliant

For quantities greater than listed, call for quote.

MOUSER STOCK NO.	Seiko Part No.	Case Type	Supply Volt.(Typ.)	Bus Type	Temperature Range (°C)	Supply Volt. Range	Time Keeping Volt Range (Max)	Price Each 1	100	500	1000
628-35390A-T8-G	S-35390A-T8T1G	TSSOP-8	3.0	2-Wire	-40 to +85	1.3 to 5.5	5.5	.95	.856	.76	.701

SINGLE GATE MINI-LOGIC, SURFACE MOUNT

S-75V Series (High Speed)

SC-88A

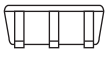

The S-75V series is a single gate fabricated by utilizing advanced silicon-gate CMOS technology which provides the inherent benefit of CMOS low power consumption to achieve ultra high speed operation correspond to LSTTL IC' s. Input voltage is allowed to be applied even if power voltage is not supplied because no diode is inserted between an input pin and VCC. This allows for interfaces between power supplies of different voltage, output level conversion from 5V to 3V and battery backup applications.

Specifications:
- Supply voltage: 2.0 to 5.5V
- Operating temperature: -40°C to +85°C
- Output current: +/- 25mA
- Propagation delay time: 3.5ns @ 5V

Applications:
- Personal computers, peripherals
- Cell phones
- Cameras
- Games

RoHS Compliant

For quantities greater than listed, call for quote.

MOUSER STOCK NO.	Seiko Part No.	Package Type	Description	Price Each 1	100	500	1000
628-75V02AN-G	S-75V02ANC-5V3-TFG	SC-88A	Single 2-input NOR gate	.25	.214	.193	.171
628-75V04AN-G	S-75V05ANC-5V5-TFG	SC-88A	Single unbuffered inverter	.25	.214	.193	.171
628-75V08AN-G	S-75V08ANC-5V2-TFG	SC-88A	Single 2-input AND gate	.25	.214	.193	.171
628-75V14AN-G	S-75V14ANC-5V1-TFG	SC-88A	Single schmitt inverter	.25	.214	.193	.171
628-75V32AN-G	S-75V32ANC-5V4-TFG	SC-88A	Single 2-input OR gate	.25	.214	.193	.171
628-75V86AN-G	S-75V86ANC-5V8-TFG	SC-88A	Single exclusive OR gate	.25	.214	.193	.171

S-75L Series (Low Voltage)

The S-75L series is a single gate fabricated by utilizing advanced silicon-gate CMOS technology which provides the inherent benefit of CMOS low power consumption to achieve operation by only a couple of batteries (1 to 3V). Input voltage is allowed to be applied even if power voltage is not supplied because no diode is inserted between an input pin and VCC. This allows for interfaces between power supplies of different voltage, output level conversion from 3V to 1V and battery backup applications.

Specifications:
- Supply voltage: 1.0 to 3.6V
- Operating temperature: -40°C to +85°C
- Output current: +/- 12.5mA
- Propagation delay time: 7ns @ 3V

Applications:
- Personal computers, peripherals
- Cell phones
- Cameras
- Games

RoHS Compliant

For quantities greater than listed, call for quote.

MOUSER STOCK NO.	Seiko Part No.	Package Type	Description	Price Each 1	100	500	1000
628-75L00AN-G	S-75L00ANC-5L1-TFG	SC-88A	Single 2-input NAND gate	.27	.235	.214	.193
628-75L02AN-G	S-75L02ANC-5L3-TFG	SC-88A	Single 2-input NOR gate	.27	.235	.214	.193
628-75L04AN-G	S-75L04ANC-5L5-TFG	SC-88A	Single unbuffered inverter	.27	.235	.214	.193
628-75L32AN-G	S-75L32ANC-5L4-TFG	SC-88A	Single 2-input OR gate	.27	.235	.214	.193
628-75L86AN-G	S-75L86ANC-5L8-TFG	SC-88A	Single exclusive OR gate	.27	.235	.214	.193
628-75LU04AN-G	S-75LU04ANC-5L6TFG	SC-88A	Single inverter without buffer	.27	.235	.214	.193

© Copyright 2013 Mouser Electronics
© Copyright 2013 Mouser Electronics

SPANSION Flash Memory

RoHS Compliant **This product is RoHS compliant.**

SPANSION SLC NAND FLASH

For quantities greater than listed, call for quote.

MOUSER STOCK NO.	Spansion Part No.	Package Type	Memory Size (Gbit)	Access Time (ns)	Architecture	Supply Voltage (V)	Maximum Operating Current (mA)	Timing Type	Price Each 1	25	100
797-34ML01G100TFI000	S34ML01G100TFI000	TSOP-48	1	45	128Mx8	3	30	Asynchronous	3.06	2.97	2.89
797-34ML02G100TFI000	S34ML02G100TFI000	TSOP-48	2	45	256Mx8	3	30	Asynchronous	3.82	3.71	3.61
797-34ML04G100TFI000	S34ML04G100TFI000	TSOP-48	4	45	512Mx8	3	30	Asynchronous	6.74	6.55	6.38

AMD BOOT/UNIFORM MEMORY FLASH

The Spansion F NOR Flash memory family is available in densities of 1 Mb through 32 Mb. Each device requires only a single 5V power supply for read and write functions and is entirely command set compatible with the JEDEC Flash standards. The Spansion F NOR Flash memory is one of the longest-supported Flash memories in the industry.

For quantities greater than listed, call for quote.

MOUSER STOCK NO.	Spansion Part No.	Package Type	Page Access Time (Max)(ns)	Speed (ns)	Density	Bus Width	Sector Type	Supply Voltage (V)	Price Each 1	25	100
797-S29AL008J55TFIR1	S29AL008J55TFIR10	TSOP-48	55	70	8MB	x8, x16	Boot	2.7-3.6	.90	.876	.85
797-S29AL016J55TFIR1	S29AL016J55TFIR10	TSOP-48	55	70	16MB	x8, x16	Boot	2.7-3.6	.94	.921	.893

MIRRORBIT® ECLIPSE FLASH NON-VOLATILE MEMORY

The Spansion® S29GL01G/512/256/128S are MirrorBit Eclipse flash products fabricated on 65nm process technology. These devices offer a fast page access time as fast as 15 ns with a corresponding random access time as a Write Buffer that allows a maximum of 256 words/512 bytes to be programmed in one programming time than standard programming algorithms. This makes these devices ideal for today's embedded applications that require higher density, better performance and lower power consumption.

For quantities greater than listed, call for quote.

MOUSER STOCK NO.	Spansion Part No.	Package Type	Page Access Time (Max.) (ns)	Speed (ns)	Density	Bus Width	Sector Type	Address Sector Protected	Supply Voltage (V)	Price Each 1	25	100
797-29GL128S90TFI010	S29GL128S90TFI010	TSOP-56	15	90	128Mb	x8/x16/x32	Uniform	Highest	2.7-3.6	3.65	3.46	3.35
797-29GL128S90TFI020	S29GL128S90TFI020	TSOP-56	15	90	128Mb	x8/x16/x32	Uniform	Lowest	2.7-3.6	3.65	3.46	3.35
797-29GL128S10TFI010	S29GL128S10TFI010	TSOP-56	25	100	128Mb	x8/x16/x32	Uniform	Highest	2.7-3.6	3.39	3.21	3.11
797-29GL128S10TFI020	S29GL128S10TFI020	TSOP-56	25	100	128Mb	x8/x16/x32	Uniform	Lowest	2.7-3.6	3.39	3.21	3.11
797-29GL128S11TFIV10	S29GL128S11TFIV10	TSOP-56	25	110	128Mb	x8/x16/x32	Uniform	Highest	2.7-3.6	3.65	3.46	3.35
797-29GL128S11TFIV20	S29GL128S11TFIV20	TSOP-56	25	110	128Mb	x8/x16/x32	Uniform	Lowest	2.7-3.6	3.65	3.46	3.35
797-25FL128SAGBHI200	S25FL128SAGBHI200	BGA-24	-	-	128Mb	x32	Uniform	-	2.7-3.6	2.39	2.32	2.25
797-29GL256S90TFI010	S29GL256S90TFI010	TSOP-56	15	90	256Mb	x8/x16/x32	Uniform	Highest	2.7-3.6	5.46	5.17	5.01
797-29GL256S90TFI020	S29GL256S90TFI020	TSOP-56	15	90	256Mb	x8/x16/x32	Uniform	Lowest	2.7-3.6	5.46	5.17	5.01
797-29GL256S10TFI010	S29GL256S10TFI010	TSOP-56	25	100	256Mb	x8/x16/x32	Uniform	Highest	2.7-3.6	5.22	4.95	4.79
797-29GL256S10TFI020	S29GL256S10TFI020	TSOP-56	25	100	256Mb	x8/x16/x32	Uniform	Lowest	2.7-3.6	5.22	4.95	4.79
797-29GL256S11TFIV10	S29GL256S11TFIV10	TSOP-56	25	110	256Mb	x8/x16/x32	Uniform	Highest	2.7-3.6	5.46	5.17	5.01
797-29GL256S11TFIV20	S29GL256S11TFIV20	TSOP-56	25	110	256Mb	x8/x16/x32	Uniform	Lowest	2.7-3.6	5.46	5.17	5.01
797-25FL256SAGBHI200	S25FL256SAGBHI200	BGA-24	-	-	256Mb	x32	Uniform	-	2.7-3.6	3.78	3.67	3.55
797-S29GL512S10TFI01	S29GL512S10TFI010	TSOP-56	15	100	512Mb	x8/x16/x32	Uniform	Highest	2.7-3.6	9.83	9.32	9.02
797-S29GL512S10TFI02	S29GL512S10TFI020	TSOP-56	15	100	512Mb	x8/x16/x32	Uniform	Lowest	2.7-3.6	9.83	9.32	9.02
797-S29GL01GS10TFI01	S29GL01GS10TFI010	TSOP-56	15	100	1GB	x8/x16/x32	Uniform	Highest	2.7-3.6	13.79	13.06	12.64
797-S29GL01GS10TFI02	S29GL01GS10TFI020	TSOP-56	15	100	1GB	x8/x16/x32	Uniform	Lowest	2.7-3.6	13.48	12.78	12.36
797-S29GL01GS11TFI01	S29GL01GS11TFI010	TSOP-56	15	110	1GB	x8/x16/x32	Uniform	Highest	2.7-3.6	13.54	12.84	12.41
797-S29GL01GS11TFI02	S29GL01GS11TFI020	TSOP-56	15	110	1GB	x8/x16/x32	Uniform	Lowest	2.7-3.6	13.54	12.84	12.41
797-S29GL01GS12TFIV1	S29GL01GS12TFIV10	TSOP-56	15	120	1GB	x8/x16/x32	Uniform	Highest	2.7-3.6	13.79	13.08	12.64
797-S29GL01GS12TFIV2	S29GL01GS12TFIV20	TSOP-56	15	120	1GB	x8/x16/x32	Uniform	Lowest	2.7-3.6	13.79	13.08	12.64

FLOATING GATE NOR FLASH MEMORY PRODUCTS

For quantities greater than listed, call for quote.

MOUSER STOCK NO.	Spansion Part No.	Package Type	Speed (ns)	Density	Bus Width	Sector Type	Boot Device	Price Each 1	25	100
797-S29JL064J70TFI00	S29JL064J70TFI000	TSOP-48	70	64Mb	x8/x16	Boot	Top/Bottom, 4 banks 8/24/24/8Mb	5.11	4.85	4.69

PAGE-MODE INTERFACE FLASH MEMORY

The S29GL-N family of devices are 3.0-Volt single-power Flash memory manufactured using 110nm MirrorBit technology with Page-Mode interface. The S29GL032N is a 32-Mb device organized as 2,097,152 words or 4,194,304 bytes. Depending on the model number, the devices have an 8-bit wide data bus only, 16-bit wide data bus only, or a 16-bit wide data bus that can also function as an 8-bit wide data bus by using the BYTE# input. The devices can be programmed either in the host system or in standard EPROM programmers.
The S29AL032D is a 32-megabit, 3.0 volt-only flash memory device, organized as 2,097,152 words of 16 bits each or 4,194,304 bytes of 8 bits each. Word mode data appears on DQ0-DQ15; byte mode data appears on DQ0-DQ7. The device is designed to be programmed in-system with the standard 3.0 volt VCC supply, and can also be programmed in standard EPROM programmers.

For quantities greater than listed, call for quote.

MOUSER STOCK NO.	Spansion Part No.	Package Type	Page Mode Access Times (ns)	Speed (ns)	Density	Bus Width	Sector Type	Supply Voltage (V)	Price Each 1	25	100
S29GL-N Series											
797-S29GL032N90TFI01	S29GL032N90TFI010	TSOP-56	25	90	32Mb	x8/x16	Uniform/Boot	2.7-3.6	1.51	1.42	1.38
797-S29GL064N90TFI04	S29GL064N90TFI040	TSOP-48	25	90	64Mb	x8/x16	Uniform/Boot	2.7-3.6	1.49	1.44	1.41
797-S29GL064N90TFI01	S29GL064N90TFI010	TSOP-56	25	90	64Mb	x8/x16	Uniform/Boot	2.7-3.6	2.23	2.11	2.04
797-29GL064N90BFI040	S29GL064N90BFI040	TSOP-56	90	110	64Mb	x8/x16	Uniform/Boot	2.7-3.6	1.53	1.49	1.44
S29AL-J Series											
797-29AL008J70TFI010	S29AL008J70TFI010	TSOP-48	55	70	8Mb	-	Boot	2.7-3.6	.93	.885	.856
797-29AL008J70TFI020	S29AL008J70TFI020	TSOP-48	55	70	8Mb	-	Boot	2.7-3.6	.93	.885	.856
797-S29AL008J70BFI02	S29AL008J70BFI020	BGA-48	55	70	8Mb	-	Boot	2.7-3.6	1.01	.959	.927
797-S29AL016J70BFI01	S29AL016J70BFI010	BGA-48	55	70	16Mb	-	Boot	2.7-3.6	1.06	1.01	.98
797-S29AL016J70BFI02	S29AL016J70BFI020	BGA-48	55	70	16Mb	-	Boot	2.7-3.6	1.06	1.01	.98
797-S29AL016J70TFI02	S29AL016J70TFI020	TSOP-48	55	70	16Mb	-	Boot	2.7-3.6	.98	.941	.91
797-S29AL008J70BFI01	S29AL008J70BFI010	BGA-48	70	70	8Mb	-	Boot	2.7-3.6	1.01	.959	.927
S29GL-S Series											
797-S29GL512S10DHI02	S29GL512S10DHI020	SMD	-	100	512	16bit	Uniform	3	10.09	9.58	9.24
797-S29GL512S11TFI02	S29GL512S11TFI020	SMD	-	110	512	16bit	Uniform	3	9.60	9.11	8.81

SERIAL PERIPHERAL INTERFACE (SPI) PRODUCTS

The new 3.0 volt Spansion® S25FL Flash memory family with Serial Interface is designed to reduce costs and dramatically simplify system design of consumer electronics and PC peripherals such as hard disk drives, optical drives, printers, cordless phones, DSL/cable modems, and DVD players and recorders.

✻ Industrial Temperature Range: -40°C to +85°C

For quantities greater than listed, call for quote.

MOUSER STOCK NO.	Spansion Part No.	Package Type	Clock Frequency	Density	Bus Width	Sector Type	Temperature Range ✻	Technology	Price Each 1	25	100
797-25FL128SDPMFIG10	S25FL128SDPMFIG10	SO-16	66	128Mb	x1, x2, x4	Uniform	Industrial	65nm MirrorBit Eclipse	3.28	3.11	3.01
797-25FL256SAGMFIG01	S25FL256SAGMFIG01	SO-16	66	256Mb	x1, x2, x4	Uniform	Industrial	65nm MirrorBit Eclipse	4.68	4.44	4.29
797-25FL256SDPMFIG11	S25FL256SDPMFIG11	SO-16	66	256Mb	x1, x2, x4	Uniform	Industrial	65nm MirrorBit Eclipse	4.93	4.68	4.53
797-25FL512SAGMFI011	S25FL512SAGMFI011	SO-16	66	512Mb	x1, x2, x4	Uniform	Industrial	65nm MirrorBit Eclipse	10.35	9.81	9.48
797-25FL512SDPMFI011	S25FL512SDPMFI011	SO-16	66	512Mb	x1, x2, x4	Uniform	Industrial	65nm MirrorBit Eclipse	10.61	10.07	9.74
797-25FL128SAGNFI011	S25FL128SAGNFI011	WSON-8	133MHz	16MB	x1/x2/x4	Uniform	Industrial	65nm MirrorBit Eclipse	3.04	2.88	2.78
797-25FL256SAGMFI001	S25FL256SAGMFI001	SO-16	133MHz	32MB	x1/x2/x4	Uniform	Industrial	65nm MirrorBit Eclipse	4.69	4.44	4.29

© Copyright 2013 Mouser Electronics
© Copyright 2013 Mouser Electronics

STMICROELECTRONICS EEPROMS

RoHS Compliant **This product is RoHS compliant.**

life.augmented

SERIAL EEPROMS

I²C Bus Serial EEPROMS

Most flexible non-volatile memories for parameter storage because they can be written at byte level and available with a wide range of Serial Standard EEPROMs from1Kb up to 1Mb, 3 industry standard serial buses and 2.5V, 1.8V supply voltage ranges.

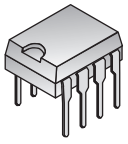

DIP-8

For quantities greater than listed, call for quote.

MOUSER STOCK NO.	STMicroelectronics Part No.	Case Type	Density	Organization	Temp. Range (°C)	Operating Voltage (V)	Supply Current (mA)	Price Each 1	10	100
Surface Mount										
511-M24C01-WMN6TP	M24C01-WMN6TP	SO-8	1K	128x8	-40 to +85	2.5 to 5.5	1.0	.32	.278	.214
511-M24C01-WDW6TP	M24C01-WDW6TP	TSSOP-8	1K	128x8	-40 to +85	2.5 to 5.5	1.0	.51	.428	.332
511-M24C01-WMN6P	M24C01-WMN6P	SO-8	1K	128x8	-40 to +85	2.5 to 5.5	1.0	.34	.31	.235
511-M24C02-RDW6TP	M24C02-RDW6TP	TSSOP-8	2K	256x8	-40 to +85	1.8 to 5.5	1.0	.34	.31	.235
511-M24C02-RMN6TP	M24C02-RMN6TP	SO-8	2K	256x8	-40 to +85	1.8 to 5.5	1.0	.48	.417	.342
511-M24C02-WDW6TP	M24C02-WDW6TP	TSSOP-8	2K	256x8	-40 to +85	2.5 to 5.5	1.0	.39	.321	.235
511-M24C02-WMN6TP	M24C02-WMN6TP	SO-8	2K	256x8	-40 to +85	2.5 to 5.5	1.0	.38	.332	.289
511-M24C02-WMN6P	M24C02-WMN6P	SO-8	2K	256x8	-40 to +85	2.5 to 5.5	1.0	.39	.321	.29
511-M24C04-WDW6TP	M24C04-WDW6TP	TSSOP-8	4K	512x8	-40 to +85	2.5 to 5.5	1.0	.54	.482	.353
511-M24C04-WMN6TP	M24C04-WMN6TP	SO-8	4K	512x8	-40 to +85	2.5 to 5.5	1.0	.52	.449	.321
511-M24C04-WMN6P	M24C04-WMN6P	SO-8	4K	512x8	-40 to +85	2.5 to 5.5	1.0	.54	.482	.353
511-M24C08-RMN6TP	M24C08-RMN6TP	SO-8	8K	1Kx8	-40 to +85	1.8 to 5.5	1.0	.66	.503	.446
511-M24C08-WDW6TP	M24C08-WDW6TP	TSSOP-8	8K	1Kx8	-40 to +85	2.5 to 5.5	1.0	.48	.417	.342
511-M24C08-WMN6TP	M24C08-WMN6TP	SO-8	8K	1Kx8	-40 to +85	2.5 to 5.5	1.0	.66	.482	.375
511-M24C08-WMN6P	M24C08-WMN6P	SO-8	8K	1Kx8	-40 to +85	2.5 to 5.5	1.0	.48	.417	.342
511-M24C16-RMN6TP	M24C16-RMN6TP	SO-8	16K	2Kx8	-40 to +85	1.8 to 5.5	0.8	.65	.599	.46
511-M24C16-WMN6TP	M24C16-WMN6TP	SO-8	16K	2Kx8	-40 to +85	2.5 to 5.5	1.0	.57	.503	.439
511-M24C16-WMN6P	M24C16-WMN6P	SO-8	16K	2Kx8	-40 to +85	2.5 to 5.5	1.0	.47	.407	.342
511-M24C32-WDW6TP	M24C32-WDW6TP	TSSOP-8	32K	4Kx8	-40 to +85	2.5 to 5.5	1.0	.72	.621	.482
511-M24C32-WMN6TP	M24C32-WMN6TP	SO-8	32K	4Kx8	-40 to +85	2.5 to 5.5	1.0	.65	.599	.46
511-M24C32-WMN6P	M24C32-WMN6P	SO-8	32K	4Kx8	-40 to +85	2.5 to 5.5	1.0	.42	.354	.278
511-M24C64-RMN6TP	M24C64-RMN6TP	SO-8	64K	8Kx8	-40 to +85	1.8 to 5.5	1.0	.74	.663	.535
511-M24C64-WDW6TP	M24C64-WDW6TP	TSSOP-8	64K	8Kx8	-40 to +85	2.5 to 5.5	1.0	.74	.663	.535
511-M24C64-WMN6TP	M24C64-WMN6TP	SO-8	64K	8Kx8	-40 to +85	2.5 to 5.5	1.0	.62	.556	.503
511-M24C64-WMN6P	M24C64-WMN6P	SO-8	64K	8Kx8	-40 to +85	2.5 to 5.5	1.0	.74	.663	.535
511-M24256-BRMN6TP	M24256-BRMN6TP	SO-8	256K	32Kx8	-40 to +85	1.8 to 5.5	2.5	1.66	1.43	1.25
511-M24256-BWMN6TP	M24256-BWMN6TP	SO-8	256K	32Kx8	-40 to +85	2.5 to 5.5	2.5	1.22	1.12	1.01
511-M24512-RDW6TP	M24512-RDW6TP	TSSOP-8	512K	64Kx8	-40 to +85	1.8 to 5.5	2.5	1.96	1.73	1.40
511-M24M01-RMN6TP	M24M01-RMN6TP	SO-8	1M	256Kx8	-40 to +85	1.8 to 5.5	2.5	2.86	2.56	2.02
Thru Hole										
511-M24C01-WBN6P	M24C01-WBN6P	DIP-8	1K	128x8	-40 to +85	2.5 to 5.5	1.0	.34	.31	.235
511-M24C02-WBN6P	M24C02-WBN6P	DIP-8	2K	256x8	-40 to +85	2.5 to 5.5	1.0	.39	.321	.235
511-M24C04-WBN6P	M24C04-WBN6P	DIP-8	4K	512x8	-40 to +85	2.5 to 5.5	1.0	.54	.482	.353
511-M24C08-WBN6P	M24C08-WBN6P	DIP-8	8K	1Kx8	-40 to +85	2.5 to 5.5	1.0	.48	.417	.342
511-M24C16-WBN6P	M24C16-WBN6P	DIP-8	16K	2Kx8	-40 to +85	2.5 to 5.5	1.0	.43	.375	.31
511-M24C64-WBN6P	M24C64-WBN6P	DIP-8	64K	8Kx8	-40 to +85	2.5 to 5.5	1.0	.74	.663	.535

Microwire Bus Serial EEPROMS



SO-8

For quantities greater than listed, call for quote.

MOUSER STOCK NO.	STMicroelectronics Part No.	Case Type	Density	Organization	Temp. Range (°C)	Operating Voltage (V)	Supply Current (mA)	Price Each 1	10	100
Surface Mount										
511-M93S46-WMN6P	M93S46-WMN6P	SO-8	1K	64x16	-40 to +85	2.5 to 5.5	1.5	.33	.30	.278
511-M93S46-WMN6TP	M93S46-WMN6TP	SO-8	1K	64x16	-40 to +85	2.5 to 5.5	1.5	1.16	.92	.809
511-M93C46-WDW6TP	M93C46-WDW6TP	TSSOP-8	1K	128x8 or 64x16	-40 to +85	2.5 to 5.5	2.0	.44	.396	.31
511-M93C46-WMN6TP	M93C46-WMN6TP	SO-8	1K	128x8 or 64x16	-40 to +85	2.5 to 5.5	2.0	.44	.396	.31
511-M93C46-WMN6P	M93C46-WMN6P	SO-8	1K	128x8 or 64x16	-40 to +85	2.5 to 5.5	2.0	.44	.396	.31
511-M93S56-WMN6P	M93S56-WMN6P	SO-8	2K	128x16	-40 to +85	2.5 to 5.5	1.5	.77	.76	.706
511-M93C56-WMN6TP	M93C56-WMN6TP	SO-8	2K	256x8 or 128x16	-40 to +85	2.5 to 5.5	2.0	.61	.46	.396
511-M93C56-WMN6P	M93C56-WMN6P	SO-8	2K	256x8 or 128x16	-40 to +85	2.5 to 5.5	2.0	.64	.589	.449
511-M93S66-WMN6P	M93S66-WMN6P	SO-8	4K	256x16	-40 to +85	2.5 to 5.5	1.5	.39	.353	.321
511-M93S66-WMN6TP	M93S66-WMN6TP	SO-8	4K	256x16	-40 to +85	2.5 to 5.5	1.5	1.36	1.20	.942
511-M93C66-WMN6P	M93C66-WMN6P	SO-8	4K	512x8 or 256x16	-40 to +85	2.5 to 5.5	2.0	.61	.514	.385
511-M93C66-WMN6TP	M93C66-WMN6TP	SO-8	4K	512x8 or 256x16	-40 to +85	2.5 to 5.5	2.0	.28	.246	.214
511-M93C86-WMN6P	M93C86-WMN6P	SO-8	16K	2Kx8 or 1Kx16	-40 to +85	2.5 to 5.5	2.0	.97	.749	.653
Thru Hole										
511-M93C46-WBN6P	M93C46-WBN6P	DIP-8	1K	128x8 or 64x16	-40 to +85	2.5 to 5.5	2.0	.44	.396	.31
511-M93C86-WBN6P	M93C86-WBN6P	DIP-8	16K	2Kx8 or 1Kx16	-40 to +85	2.5 to 5.5	2.0	.97	.749	.653

SPI BUS Serial EEPROMs



TSSOP-8

For quantities greater than listed, call for quote.

MOUSER STOCK NO.	STMicroelectronics Part No.	Case Type	Density	Organization	Temp. Range (°C)	Operating Voltage (V)	Supply Current (mA)	Price Each 1	10	100
Surface Mount										
511-M95010-WDW6TP	M95010-WDW6TP	TSSOP-8	1K	128x8	-40 to +85	2.5 to 5.5	1.0	.66	.503	.417
511-M95010-WMN6TP	M95010-WMN6TP	SO-8	1K	128x8	-40 to +85	2.5 to 5.5	1.0	.66	.503	.417
511-M95020-WMN6TP	M95020-WMN6TP	SO-8	2K	256x8	-40 to +85	2.5 to 5.5	1.0	.75	.578	.508
511-M95040-WMN6TP	M95040-WMN6TP	SO-8	4K	512x8	-40 to +85	2.5 to 5.5	1.0	.64	.567	.449
511-M95040-WMN6P	M95040-WMN6P	SO-8	4K	512x8	-40 to +85	2.5 to 5.5	1.0	.39	.353	.321
511-M95080-WMN6TP	M95080-WMN6TP	SO-8	8K	1Kx8	-40 to +85	2.5 to 5.5	2.0	1.03	.792	.535
511-M95160-WMN6TP	M95160-WMN6TP	SO-8	16K	2Kx8	-40 to +85	2.5 to 5.5	2.0	.64	.567	.492
511-M95160-WMN6P	M95160-WMN6P	SO-8	16K	2Kx8	-40 to +85	2.5 to 5.5	2.0	1.02	.91	.696
511-M95320-WMN6TP	M95320-WMN6TP	SO-8	32K	4Kx8	-40 to +85	2.5 to 5.5	3.0	1.20	.952	.836
511-M95640-WMN6TP	M95640-WMN6TP	SO-8	64K	8Kx8	-40 to +85	2.5 to 5.5	3.0	.96	.899	.749
511-M95128-WMN6TP	M95128-WMN6TP	SO-8	128K	16Kx8	-40 to +85	2.5 to 5.5	1.0	1.36	1.19	.984
511-M95128-WMN6P	M95128-WMN6P	SO-8	128K	16Kx8	-40 to +85	2.5 to 5.5	3.0	1.87	1.50	1.31
511-M95256-RMN6TP	M95256-RMN6TP	SO-8	256K	32Kx8	-40 to +85	1.8 to 5.5	3.0	2.30	2.08	1.67
511-M95256-WMN6P	M95256-WMN6P	SO-8	256K	32Kx8	-40 to +85	2.5 to 5.5	3.0	1.98	1.55	1.42
511-M95256-WMN6TP	M95256-WMN6TP	SO-8	256K	32Kx8	-40 to +85	2.5 to 5.5	3.0	1.98	1.55	1.42
511-M95512-RDW6TP	M95512-RDW6TP	TSSOP-8	512K	64Kx8	-40 to +85	1.8 to 5.5	1.0	2.40	2.11	1.51
511-M95512-RMN6TP	M95512-RMN6TP	SO-8	512K	64Kx8	-40 to +85	1.8 to 5.5	1.0	2.40	2.11	1.51
511-M95512-WMN6TP	M95512-WMN6TP	SO-8	512K	64Kx8	-40 to +85	2.5 to 5.5	1.0	2.40	2.11	1.51
511-M95M01-RMN6TP	M95M01-RMN6TP	SO-8	1M	128Kx8	-40 to +85	1.8 to 5.5	1.5	3.11	3.08	2.20

© Copyright 2013 Mouser Electronics

© Copyright 2013 Mouser Electronics

STMICROELECTRONICS EEPROMs and Non-Volatile RAMs

life.augmented

Products may be RoHS compliant. Check mouser.com for RoHS status.


SO-8

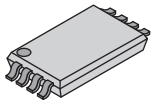
TSSOP-8


PCDIP-24


PCDIP-28


MLP-8

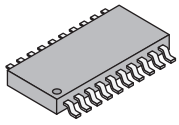
SSOP-20


SOX-18

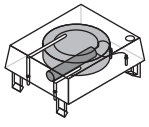
SH-28

DUAL INTERFACE EEPROMS

Dual Interface EEPROMs from STMicroelectronics are an innovative family of memories that provides new features and capabilities. The EEPROM memory bank can be accessed either by a standard I²C interface or by an ISO 15693 RF interface. The ISO 15693 RF interface is based on a passive RFID technology that does not require a battery or power to operate, as it gets both the energy and the data stream from the RF reader.

PRODUCT NEW

For quantities greater than listed, call for quote.

MOUSER STOCK NO.	STMicroelectronics Part No.	Package Type	Density	Interface		Clock Freq. (Max)(kHz)	Temp. Range (°C)	Supply Voltage (V)	Price Each		
				I²C	RF - ISO				1	10	100
Surface Mount											
511-M24LR04E-RMN6T/2	M24LR04E-RMN6T/2	SO-8	4K	2-Wire	15693/18000-3	400	-40 to +85	5.5	**1.54**	**1.23**	**.947**
511-M24LR04E-RDW6T/2	M24LR04E-RDW6T/2	TSSOP-8	4K	2-Wire	15693/18000-3	400	-40 to +85	5.5	**1.54**	**1.23**	**.947**
511-M24LR64-RMN6T/2	M24LR64-RMN6T/2	SO-8	64K	2-Wire	15693/18000-3	400	-40 to +85	5.0	**2.45**	**1.98**	**1.79**
511-M24LR64-RDW6T/2	M24LR64-RDW6T/2	TSSOP-8	64K	2-Wire	15693/18000-3	400	-40 to +85	5.0	**2.45**	**1.98**	**1.58**
511-M24LR16E-RMC6T/2	M24LR16E-RMC6T/2	MLP-8	64K	2-Wire	15693/18000-3	400	-40 to +85	5.5	**2.18**	**1.97**	**1.58**
511-M24LR16E-RMN6T/2	M24LR16E-RMN6T/2	SO-8	16K	2-Wire	15693/18000-3	400	-40 to +80	5.5	**1.98**	**1.80**	**1.44**
511-M24LR16E-RDW6T/2	M24LR16E-RDW6T/2	TSSOP-8	16K	2-Wire	15693/18000-3	400	-40 to +80	5.5	**1.98**	**1.80**	**1.44**

EVALUATION KITS AND BOARDS

ST provides tools for system designers to help determine the remote operating distance they can expect from the device and the impact of the reader antenna, as well as impact of reader and IC antenna sizes on the overall system performance. They also allow evaluation of interaction of I2C and RF modes, entire memory, partitioning, lock mechanisms and password protection. All tools come with an I²C programmer, an RF reader, two different M24LR64 reference antennas with I²C connector. Connections to host computers are USB based.

PRODUCT NEW

RoHS Compliant

MOUSER STOCK NO.	STMicroelectronics Part No.	Description	Price Each
511-DEMOKIT-M24LR-A	DEMOKIT-M24LR-A	Demonstration kit for M24LR series dual interface EEPROMs	**880.08**
511-DEVKIT-M24LR-A	DEVKIT-M24LR-A	Development (advanced evaluation) kit for M24LR series	**1689.81**
511-ANT1-M24LR16E	ANT1-M24LR16E	45mmx75mm Antenna reference board for the M24LR series dual interface EEPROMs	**39.34**
511-ANT2-M24LR16E	ANT2-M24LR16E	20mmx40mm Antenna reference board for the M24LR series dual interface EEPROMs	**39.34**
511-ANT1-M24LR-A	ANT1-M24LR-A	45mmx75mm Antenna reference board for the M24LR64-R series Dual Interface EEPROMs	**39.34**
511-ANT2-M24LR-A	ANT2-M24LR-A	45mmx75mm Antenna reference board for the M24LR64-R series Dual Interface EEPROMs	**39.34**
511-ANT3-M24LR-A	ANT3-M24LR-A	45mmx75mm Antenna reference board for the M24LR64-R series Dual Interface EEPROMs	**39.34**
511-ANT4-M24LR-A	ANT4-M24LR-A	45mmx75mm Antenna reference board for the M24LR64-R series Dual Interface EEPROMs	**39.34**
511-ANT5-M24LR-A	ANT5-M24LR-A	45mmx75mm Antenna reference board for the M24LR64-R series Dual Interface EEPROMs	**39.34**
511-ROBOT-M24LR16E	ROBOT-M24LR16E	Evaluation board for the M24LR series dual interface EEPROMs	**47.30**

ZEROPOWER® NON-VOLATILE RAMS

ZEROPOWER® NVRAMs combine Low Power SRAMs and Automatic Battery Switchover and Write Protect circuits to implement Non-Volatile RAMs. They can be used just like standard SRAMs, but retain their contents when power is removed. Densities range from 16Mbits down to 16Kbits.

For quantities greater than listed, call for quote.

MOUSER STOCK NO.	STMicroelectronics Part No.	Package Type	Density	Organization	Access Time (ns)	Temp. Range (°C)	Supply Voltage (V)	Nominal Battery Cap. (mAh)	Price Each		
									1	10	100
Thru Hole											
511-M48Z0270PC1	M48Z02-70PC1	PCDIP-24	16K	2Kx8	70	0 to +70	4.75 to 5.5	-	**9.83**	**8.84**	**7.27**
511-M48Z0215PC1	M48Z02-150PC1	PCDIP-24	16K	2Kx8	150	0 to +70	4.75 to 5.5	-	**9.83**	**8.84**	**7.27**
511-M48Z1215PC1	M48Z12-150PC1	PCDIP-24	16K	2Kx8	150	0 to +70	4.5 to 5.5	-	**9.95**	**8.61**	**7.10**
511-M48Z0810PC1	M48Z08-100PC1	PCDIP-28	64K	8Kx8	100	0 to +70	4.75 to 5.5	-	**16.08**	**14.62**	**12.42**
511-M48Z1810PC1	M48Z18-100PC1	PCDIP-28	64K	8Kx8	100	0 to +70	4.5 to 5.5	-	**15.60**	**14.18**	**12.05**
511-M48Z58Y70PC1	M48Z58Y-70PC1	PCDIP-28	64K	8Kx8	70	0 to +70	4.5 to 5.5	-	**10.92**	**10.04**	**8.77**
511-M48Z5870PC1	M48Z58-70PC1	PCDIP-28	64K	8Kx8	70	0 to +70	4.75 to 5.5	-	**12.39**	**11.93**	**10.14**
511-M48Z35Y70PC1	M48Z35Y-70PC1	PCDIP-28	256K	32Kx8	70	0 to +70	4.5 to 5.5	-	**15.77**	**14.33**	**12.18**
511-M48Z3570PC1	M48Z35-70PC1	PCDIP-28	256K	32Kx8	70	0 to +70	4.75 to 5.5	-	**15.77**	**14.33**	**12.18**
Snaphat Battery and Crystal for Realtime Clocks			Description								
511-M4Z28BR00SH1	M4Z28-BR00SH1	SH-28	For SOH-28 Zeropower SRAMs			0 to +70	-	48.0	**4.40**	**4.26**	**3.88**

TIMEKEEPER® NON-VOLATILE RAMS

TIMEKEEPER® NVRAMs build on ST's ZEROPOWER® NVRAMs by adding non-volatile Real-Time Clocks. The Automatic Battery Switchover and Write Protect circuits are extended to the RTC section where counter-registers keep track of year, month, day, date, hours, minutes, and seconds. A low-power 32KHz oscillator provides the timing. It is optimized to draw only a tiny amount of current - as low as 40nA - so it adds only a small additional load to the battery. The RTC registers are mapped into the LPSRAM. Eight to 16 bytes of the LPSRAM are replaced by the RTC registers. The day, date, and time are read and written just like RAM locations.

For quantities greater than listed, call for quote.

MOUSER STOCK NO.	STMicroelectronics Part No.	Package Type	Density	Organization	Access Time (ns)	Temp. Range (°C)	Supply Voltage (V)	Nominal Battery Cap. (mAh)	Price Each		
									1	10	100
Thru Hole											
511-M48T0270PC1	M48T02-70PC1	PCDIP-24	16K	2Kx8	70	0 to +70	4.75 to 5.5	-	**11.75**	**10.77**	**10.37**
511-M48T5870PC1	M48T58-70PC1	PCDIP-28	64K	8Kx8	70	0 to +70	4.75 to 5.5	-	**19.02**	**18.34**	**16.98**
511-M48T0810PC1	M48T08-100PC1	PCDIP-28	64K	8Kx8	100	0 to +70	4.75 to 5.5	-	**17.63**	**15.35**	**13.88**
511-M48T1810PC1	M48T18-100PC1	PCDIP-28	64K	8Kx8	100	0 to +70	4.5 to 5.5	-	**15.07**	**13.86**	**12.74**
511-M48T35Y70PC1	M48T35Y-70PC1	PCDIP-28	256K	32Kx8	70	0 to +70	4.5 to 5.5	-	**16.04**	**14.52**	**13.57**
511-M48T3570PC1	M48T35-70PC1	PCDIP-28	256K	32Kx8	70	0 to +70	4.75 to 5.5	-	**20.95**	**18.91**	**15.98**
Next Generation Timekeeper® Non-Volatile RAMs			Description								
511-M41ST87WSS6F	M41ST87WSS6F	SSOP-20	Serial RTC with NVRAM Supervisor			-40 to +85	3.0 to 3.6	-	**6.90**	**5.64**	**5.10**
511-M41T93ZMY6F	M41T93ZMY6F	SOX-18	Serial SPI Bus w/Battery Switchover			-40 to +85	2.38 to 5.5	-	**4.96**	**4.41**	**3.82**
Snaphat Battery and Crystal for Timekeeper Non-Volatile RAMs											
511-M4T28BR12SH1	M4T28-BR12SH1	SH-28	For SOH-28 and 44 realtime clocks			0 to +70	-	48	**4.15**	**4.02**	**3.11**
511-M4T32BR12SH1	M4T32-BR12SH1	SH-28	For SOH-28 and 44 realtime clocks			0 to +70	-	120	**5.41**	**5.08**	**4.58**
511-M4T32-BR12SH6	M4T32-BR12SH6	SH-28	For SOH-28 and 44 realtime clocks			-40 to +85	-	120	**6.64**	**6.44**	**5.62**

© Copyright 2013 Mouser Electronics

© Copyright 2013 Mouser Electronics

ALTERA Configuration PROMs & Development Boards

CONFIGURATION DEVICES FOR SRAM-BASED LUT DEVICES

Configuration PROMs for FPGAs

For quantities greater than listed, call for quote.

MOUSER STOCK NO.	Altera Part No.	Package	Programmable Type	Memory Size (Kb)	Supply Voltage (V)	Temperature Range (°C)	Price Each
989-EPC1441LC20N	EPC1441LC20N	PLCC-20	OTP	440	3.3, 5	0 to 70	3.75
989-EPC1441TC32N	EPC1441TC32N	TQFP-32	OTP	440	3.3, 5	0 to 70	4.23
989-EPC16QC100N	EPC16QC100N	PQFP-100	In System Programmable	16000	3.3	0 to 70	63.13
989-EPC16UC88N	EPC16UC88N	UBGA-88	In System Programmable	16000	3.3	0 to 70	93.09
989-EPC1LC20N	EPC1LC20N	PLCC-20	OTP	1000	3.3, 5	0 to 70	13.38
989-EPC1PC8N	EPC1PC8N	DIP-8	OTP	1000	3.3, 5	0 to 70	-
989-EPC1PI8N	EPC1PI8N	DIP-8	OTP	1000	3.3, 5	-40 to 85	16.59
989-EPC2LC20N	EPC2LC20N	PLCC-20	In System Programmable	1600	3.3, 5	0 to 70	35.85
989-EPC2LI20N	EPC2LI20N	PLCC-20	In System Programmable	1600	3.3, 5	-40 to 85	48.15
989-EPC2TC32N	EPC2TC32N	TQFP-32	In System Programmable	1600	3.3, 5	0 to 70	40.13
989-EPC2TI32N	EPC2TI32N	TQFP-32	In System Programmable	1600	3.3, 5	-40 to 85	56.18
989-EPC8QC100N	EPC8QC100N	PQFP-100	In System Programmable	8000	3.3	0 to 70	48.15

Serial Configuration (EPCS) Devices

For quantities greater than listed, call for quote.

MOUSER STOCK NO.	Altera Part No.	Package	Programmable Type	Memory Size (Kb)	Supply Voltage (V)	Temperature Range (°C)	Price Each
989-EPCS128SI16N	EPCS128SI16N	SOIC-16	In System Programmable	134000	3.3	-40 to 85	51.36
989-EPCS16SI8N	EPCS16SI8N	SOIC-8	In System Programmable	16000	3.3	-40 to 85	15.78
989-EPCS1SI8N	EPCS1SI8N	SOIC-8	In System Programmable	1000	3.3	-40 to 85	3.75
989-EPCS4SI8N	EPCS4SI8N	SOIC-8	In System Programmable	4000	3.3	-40 to 85	13.91
989-EPCS64SI16N	EPCS64SI16N	SOIC-16	In System Programmable	64000	3.3	-40 to 85	34.78

DEV. TOOLS AND SOFTWARE

For quantities greater than listed, call for quote.

MOUSER STOCK NO.	Altera Part No.	Description	Contents	Price Each
989-DK-CYCII-2C20N	DK-CYCII-2C20N	Cyclone II Starter Kit EP2C20N	Dev Board, Quartus®II Web Edition, Nios®II Web Edition, Cables, Accessories, Reference Designs and Demos	212.93
989-DK-N2EVAL-3C25N	DK-N2EVAL-3C25N	Niox II Cyclone II Edition EP3C25 Dev Kit	Development Board, Module, and Software	533.93
989-DK-DEV-3C120N	DK-DEV-3C120N	Cyclone III EP3C120 Dev Kit	Development Board, Universal Power Supply, Cables and Software	1278.65
989-DK-DEV-3CLS200N	DK-DEV-3CLS200N	Cyclone III LS EP3CLS200 Dev Kit	Board	3739.65
989-DK-DSP-3C120N	DK-DSP-3C120N	Cyclone III DSP Dev Board	Development Board, Card, Design Examples, Power Supplies, Cables, Software and Documentation	1706.65
989-DK-START-3C25N	DK-START-3C25N	Cyclone III EP3C25 Starter Kit	Dev Board, Quartus®II Web Edition, User Guide, Ref. Manual, Schematic, Layout, BOM, etc.	212.93
989-DK-START-4CGX15N	DK-START-4CGX15N	Cyclone IV GX Starter Kit	Board, Cables, Power Supply	422.65
989-DK-DEV-4CGX150N	DK-DEV-4CGX150N	Cyclone IV GX Dev Kit	Board, Cable, Documentation, Power Supply	1385.65
989-DK-DEV-2AGX125N	DK-DEV-2AGX125N	Arria II GX FPGA 2AGX125 Dev Kit	Board, Cables, CD, DVD, Power Supply	1599.65
989-DK-DEV-2AGX260N	DK-DEV-2AGX260N	Arria II GX FPGA 2AGX260 with 6.375G TX Dev Kit	Board, Cables, CD, DVD, Power Supply	3418.65
989-DK-DEV-3SL150N	DK-DEV-3SL150N	Stratix III Development Kit	Development Platform, Cables and Software	2669.65
989-DK-DEV-4SGX530N	DK-DEV-4SGX530N	Stratix IV GX Dev Kit	Board, Cable, Documentation, Power Supply	6414.65
989-DK-DSP-3SL150N	DK-DSP-3SL150N	Stratix III DSP Dev Kit	Board, Daughter Card, Cables, CD, DVD, Power Supply	3097.65
989-DK-DEV-4SE530N	DK-DEV-4SE530N	Stratix IV 4SE530 Dev Kit	Board, Cables, CD, DVD, Power Supply	5879.65
989-DK-DEV-4SGX230N	DK-DEV-4SGX230N	Stratix IV Development Kit	Development Board, Universal Power Supply, Cables and Software	4809.65
989-DK-DEV-5SGSMD5N	DK-DEV-5SGSMD5N	Stratix V DSP Dev Kit	2 Boards, Cable, Power Supply	7484.65
989-DK-DEV-5SGXEA7N	DK-DEV-5SGXEA7N	Stratix V FPGA 5SGXEA7 Dev Kit	Board	7484.65
989-DK-SI-4S100G2N	DK-SI-4S100G2N	Stratix IV Transceiver Dev Kit	Board, Cable	8554.65
989-DK-SI-4SGX230N	DK-SI-4SGX230N	Stratix IV GX 4S 4SGX230N/C2 Dev Kit	Board, Cables, CD, Power Supply	3204.65
989-DK-VIDEO4SGX230N	DK-VIDEO-4SGX230N	Stratix IV EP4SGX230 Video Kit	Board, Daughter Card, Cables, CD, DVD, Power Supply	-
989-DK-MAXII-1270N	DK-MAXII-1270N	Max II with EPM 1270N Dev Kit	Dev Board, Quartus®II Web Edition, Nios®II Web Edition, Cables, Accessories, Reference Designs and Demos	160.50
989-DK-DEV-5M570ZN	DK-DEV-5M570ZN	Max V 5M570Z Dev Kit	Board, Cable(s), Software and Documentation	80.20

PROGRAMMERS

For quantities greater than listed, call for quote.

MOUSER STOCK NO.	Altera Part No.	Description	Price Each
989-PL-BYTEBLASTER2N	PL-BYTEBLASTER2N	ByteBlaster Programmer, Parallel Port	160.50
989-PL-ETH2-BLASTER	PL-ETH2-BLASTER	Ethernet Blaster Ethernet Cable Programming	481.50
989-PL-USBBLASTERRCN	PL-USB-BLASTER-RCN	USB-Blaster USB Programmer	-

SOFTWARE

For quantities greater than listed, call for quote.

MOUSER STOCK NO.	Altera Part No.	Description	Price Each
989-SW-MODELSIM-AE	SW-MODELSIM-AE	ModelSim Software Altera Edition - FPGA Simulation, for use with Cyclone, Arria, and Stratix	1011.15
989-SW-QUARTUS-SEADD	SW-QUARTUS-SE-ADD	Quartus II Design Software for use with FPGAs, CPLDs, and Hardcopy ASICs	-
989-SW-QUARTUS-SEFIX	SW-QUARTUS-SE-FIX	Quartus II Annual Subscription	-
989-SW-QUARTUS-SEFLT	SW-QUARTUS-SE-FLT	Quartus Sub	-
989-SWR-MODELSIM-AE	SWR-MODELSIM-AE	Quartus II ModelSim Altera	1011.15
989-SWR-QUARTUSSEFIX	SWR-QUARTUS-SE-FIX	Quartus Sub	-
989-SWR-QUARTUSSEFLT	SWR-QUARTUS-SE-FLT	Quartus Sub	-

© Copyright 2013 Mouser Electronics
© Copyright 2013 Mouser Electronics

ALTERA FPGAs

CYCLONE 3

For quantities greater than listed, call for quote.

MOUSER STOCK NO.	Altera Part No.	Package	Speeds	Number of LABs/CLBs	# of Logic Elements/Cells	Embedded Memory (Kbits)	I/Os	PLLs	Supply Voltage (V)	Temperature Range (°C)	Price Each 1	Price Each 5
989-EP3C5E144C7N	EP3C5E144C7N	EQFP-144	-7	321	5136	414	94	2	1.2	0 to 85	16.37	16.37
989-EP3C5E144I7N	EP3C5E144I7N	EQFP-144	-7	321	5136	414	94	2	1.2	-40 to 100	20.54	20.54
989-EP3C5F256I7N	EP3C5F256I7N	FBGA-256	-7	321	5136	414	182	2	1.2	-40 to 100	28.68	28.68
989-EP3C5E144C8N	EP3C5E144C8N	EQFP-144	-8	321	5136	414	94	2	1.2	0 to 85	13.70	13.70
989-EP3C5F256C8N	EP3C5F256C8N	FBGA-256	-8	321	5136	414	182	2	1.2	0 to 85	15.94	15.94
989-EP3C5U256C8N	EP3C5U256C8N	UBGA-256	-8	321	5136	414	182	2	1.2	0 to 85	17.66	17.66
989-EP3C10E144C7N	EP3C10E144C7N	EQFP-144	-7	645	10320	414	94	2	1.2	0 to 85	24.72	24.72
989-EP3C10F256C7N	EP3C10F256C7N	FBGA-256	-7	645	10320	414	182	2	1.2	0 to 85	30.07	30.07
989-EP3C10F256I7N	EP3C10F256I7N	FBGA-256	-7	645	10320	414	182	2	1.2	-40 to 100	37.66	37.66
989-EP3C10E144C8N	EP3C10E144C8N	EQFP-144	-8	645	10320	414	94	2	1.2	0 to 85	20.54	20.54
989-EP3C10F256C8N	EP3C10F256C8N	FBGA-256	-8	645	10320	414	182	2	1.2	0 to 85	25.15	25.15
989-EP3C16F484C6N	EP3C16F484C6N	FBGA-484	-6	963	15408	504	346	4	1.2	0 to 85	53.39	53.39
989-EP3C16E144C8N	EP3C16E144C8N	EQFP-144	-8	963	15408	504	84	4	1.2	0 to 85	28.57	28.57
989-EP3C16Q240C8N	EP3C16Q240C8N	PQFP-240	-8	963	15408	504	160	4	1.2	0 to 85	31.14	31.14
989-EP3C16F256C8N	EP3C16F256C8N	FBGA-256	-8	963	15408	504	168	4	1.2	0 to 85	31.67	31.67
989-EP3C16F484C8N	EP3C16F484C8N	FBGA-484	-8	963	15408	504	346	4	1.2	0 to 85	35.52	35.52
989-EP3C25E144I7N	EP3C25E144I7N	EQFP-144	-7	1539	24624	594	82	4	1.2	-40 to 100	63.34	63.34
989-EP3C25F256I7N	EP3C25F256I7N	FBGA-256	-7	1539	24624	594	156	4	1.2	-40 to 100	71.90	71.90
989-EP3C25F324I7N	EP3C25F324I7N	FBGA-324	-7	1539	24624	594	215	4	1.2	-40 to 100	79.07	79.07
989-EP3C25E144C8N	EP3C25E144C8N	EQFP-144	-8	1539	24624	594	82	4	1.2	0 to 85	42.27	42.27
989-EP3C25Q240C8N	EP3C25Q240C8N	PQFP-240	-8	1539	24624	594	148	4	1.2	0 to 85	45.69	45.69
989-EP3C25F256C8N	EP3C25F256C8N	FBGA-256	-8	1539	24624	594	156	4	1.2	0 to 85	47.94	47.94
989-EP3C25F324C8N	EP3C25F324C8N	FBGA-324	-8	1539	24624	594	215	4	1.2	0 to 85	52.75	52.75
989-EP3C40F484C6N	EP3C40F484C6N	FBGA-484	-6	2475	39600	1134	331	4	1.2	0 to 85	138.78	138.78
989-EP3C40F484C7N	EP3C40F484C7N	FBGA-484	-7	2475	39600	1134	331	4	1.2	0 to 85	110.96	110.96
989-EP3C40F484I7N	EP3C40F484I7N	FBGA-484	-7	2475	39600	1134	331	4	1.2	-40 to 100	138.78	138.78
989-EP3C40U484I7N	EP3C40U484I7N	UBGA-484	-7	2475	39600	1134	331	4	1.2	-40 to 100	152.80	152.80
989-EP3C40F780I7N	EP3C40F780I7N	FBGA-780	-7	2475	39600	1134	535	4	1.2	-40 to 100	178.16	178.16
989-EP3C40Q240C8N	EP3C40Q240C8N	PQFP-240	-8	2475	39600	1134	128	4	1.2	0 to 85	84.00	84.00
989-EP3C40F324C8N	EP3C40F324C8N	FBGA-324	-8	2475	39600	1134	195	4	1.2	0 to 85	86.99	86.99
989-EP3C40F484C8N	EP3C40F484C8N	FBGA-484	-8	2475	39600	1134	331	4	1.2	0 to 85	92.56	92.56
989-EP3C40F780C8N	EP3C40F780C8N	FBGA-780	-8	2475	39600	1134	535	4	1.2	0 to 85	118.77	118.77
989-EP3C55F484I7N	EP3C55F484I7N	FBGA-484	-7	3491	55856	2340	327	4	1.2	-40 to 100	227.16	227.16
989-EP3C55U484I7N	EP3C55U484I7N	UBGA-484	-7	3491	55856	2340	327	4	1.2	-40 to 100	233.80	233.80
989-EP3C55F484C8N	EP3C55F484C8N	FBGA-484	-8	3491	55856	2340	327	4	1.2	0 to 85	151.41	151.41
989-EP3C120F484C8N	EP3C120F484C8N	FBGA-484	-8	7443	119088	3888	283	4	1.2	0 to 85	414.09	414.09

CYCLONE IV

Cyclone IV GX Family

Features:
- 3 Gbps Transcievers

For quantities greater than listed, call for quote.

MOUSER STOCK NO.	Altera Part No.	Package	Speeds	Number of LABs/ CLBs	# of Logic Elements/ Cells	Embedded Memory (Kbits)	I/Os	PLLs	Transceiver Count	Supply Voltage (V)	Temperature Range (°C)	Price Each 1	Price Each 5
989-EP4CGX15BF14C8N	EP4CGX15BF14C8N	FBGA-169	-8	900	14400	540	72	3	2	1.2	0 to 85	26.92	26.92
989-EP4CGX15BN11C8N	EP4CGX15BN11C8N	QFN-148	-8	900	14400	540	72	3	2	1.2	0 to 85	25.64	25.64
989-EP4CGX22CF19C8N	EP4CGX22CF19C8N	FBGA-324	-8	1330	21280	756	150	4	4	1.2	0 to 85	50.16	50.16
989-EP4CGX30BF14C7N	EP4CGX30BF14C7N	FBGA-169	-7	1840	29440	1080	72	4	2	1.2	0 to 85	84.42	84.42
989-EP4CGX30CF19C7N	EP4CGX30CF19C7N	FBGA-169	-7	1840	29440	1080	150	4	4	1.2	0 to 85	97.05	97.05
989-EP4CGX30CF23C8N	EP4CGX30CF23C8N	FBGA-484	-8	1840	29440	1080	290	4	4	1.2	0 to 85	89.28	89.28
989-EP4CGX110DF27I7N	EP4CGX110DF27I7N	BGA-672	-7	6839	109424	5490	393	8	8	1.2	-40 to 100	411.27	411.27
989-EP4CGX150DF27C7N	EP4CGX150DF27C7N	BGA-672	-7	9360	149760	6480	393	8	8	1.2	0 to 85	454.64	454.64
989-EP4CGX150DF31C7N	EP4CGX150DF31C7N	FBGA-896	-7	9360	149760	6480	939	8	8	1.2	0 to 85	522.80	522.80

Cyclone IV E Family

Features:
- Enhanced Logic/Memory

For quantities greater than listed, call for quote.

MOUSER STOCK NO.	Altera Part No.	Package	Speeds	Number of LABs/CLBs	# of Logic Elements/Cells	Embedded Memory (Kbits)	I/Os	PLLs	Supply Voltage (V)	Temperature Range (°C)	Price Each 1	Price Each 5
989-EP4CE6E22I7N	EP4CE6E22I7N	LQFP-144	-7	392	6272	270	91	2	1.2	-40 to 100	19.19	19.19
989-EP4CE6F17C7N	EP4CE6F17C7N	FBGA-256	-7	392	6272	270	179	2	1.2	0 to 85	19.98	19.98
989-EP4CE6F17I7N	EP4CE6F17I7N	FBGA-256	-7	392	6272	270	179	2	1.2	-40 to 100	23.97	23.97
989-EP4CE6E22C8N	EP4CE6E22C8N	LQFP-144	-8	392	6272	270	91	2	1.2	0 to 85	12.79	12.79
989-EP4CE6F17C8N	EP4CE6F17C8N	FBGA-256	-8	392	6272	270	179	2	1.2	0 to 85	15.99	15.99
989-EP4CE10F17I7N	EP4CE10F17I7N	BGA-256	-7	645	10320	414	179	2	1.2	-40 to 100	43.23	43.23
989-EP4CE10E22C8N	EP4CE10E22C8N	EQFP-144	-8	645	10320	414	91	2	1.2	0 to 85	24.02	24.02
989-EP4CE10F17C8N	EP4CE10F17C8N	FBGA-256	-8	645	10320	414	179	2	1.2	0 to 85	28.83	28.83
989-EP4CE15E22C7N	EP4CE15E22C7N	EQFP-144	-7	963	15408	504	81	4	1.2	0 to 85	30.96	30.96
989-EP4CE15F17I7N	EP4CE15F17I7N	FBGA-256	-7	963	15408	504	165	4	1.2	-40 to 100	46.43	46.43
989-EP4CE15F23C7N	EP4CE15F23C7N	FBGA-484	-7	963	15408	504	343	4	1.2	0 to 85	46.43	46.43
989-EP4CE15E22I8LN	EP4CE15E22I8LN	EQFP-144	-8	963	15408	504	81	4	1	-40 to 100	37.15	37.15
989-EP4CE15F17C8N	EP4CE15F17C8N	FBGA-256	-8	963	15408	504	165	4	1.2	0 to 85	30.96	30.96
989-EP4CE15F17I8LN	EP4CE15F17I8LN	FBGA-256	-8	963	15408	504	165	4	1	-40 to 100	46.43	46.43
989-EP4CE15F23C8N	EP4CE15F23C8N	FBGA-484	-8	963	15408	504	343	4	1.2	0 to 85	37.14	37.14
989-EP4CE22F17C6N	EP4CE22F17C6N	FBGA-256	-6	1395	22320	594	153	4	1.2	0 to 85	71.26	71.26
989-EP4CE22E22C7N	EP4CE22E22C7N	EQFP-144	-7	1395	22320	594	79	4	1.2	0 to 85	47.51	47.51
989-EP4CE22F17C7N	EP4CE22F17C7N	FBGA-256	-7	1395	22320	594	153	4	1.2	0 to 85	59.39	59.39
989-EP4CE22F17C8N	EP4CE22F17C8N	FBGA-256	-8	1395	22320	594	153	4	1.2	0 to 85	47.51	47.51
989-EP4CE30F23C7N	EP4CE30F23C7N	FBGA-484	-7	1803	28848	594	328	4	1.2	0 to 85	53.39	53.39
989-EP4CE30F29C7N	EP4CE30F29C7N	FBGA-780	-7	1803	28848	594	532	4	1.2	0 to 85	56.03	56.03
989-EP4CE30F23C8N	EP4CE30F23C8N	FBGA-484	-8	1803	28848	594	328	4	1.2	0 to 85	42.71	42.71
989-EP4CE40F23C7N	EP4CE40F23C7N	FBGA-484	-7	2475	39600	1134	328	4	1.2	0 to 85	88.77	88.77
989-EP4CE40F23I7N	EP4CE40F23I7N	FBGA-484	-7	2475	39600	1134	328	4	1.2	-40 to 100	106.52	106.52
989-EP4CE40F29C7N	EP4CE40F29C7N	FBGA-780	-7	2475	39600	1134	532	4	1.2	0 to 85	103.96	103.96
989-EP4CE55F23C6N	EP4CE55F23C6N	FBGA-484	-6	3491	55856	2340	324	4	1.2	0 to 85	185.22	185.22
989-EP4CE55F23C7N	EP4CE55F23C7N	FBGA-484	-7	3491	55856	2340	324	4	1.2	0 to 85	154.35	154.35
989-EP4CE55F23C8N	EP4CE55F23C8N	FBGA-484	-8	3491	55856	2340	324	4	1.2	0 to 85	123.48	123.48
989-EP4CE115F29C7N	EP4CE115F29C7N	FBGA-780	-7	7155	114480	3888	528	4	1.2	0 to 85	456.57	456.57

© Copyright 2013 Mouser Electronics
© Copyright 2013 Mouser Electronics

ALTERA CPLDs

MAX V

MAX V architecture integrates previously external functions, such as flash, RAM, oscillators, and phase-locked loops

Features:
- Flash Memory: 8192 bits

For quantities greater than listed, call for quote.

MOUSER STOCK NO.	Altera Part No.	Package	Logic Elements	Typical Equvalent Macrocells	Speed Grade	No. of I/Os	Delay Time tpdf(1) Max (ns)	Internal Voltage Supply (V)	Operating Temperature Range (°C)	Price Each	
										1	5
989-5M40ZE64C5N	5M40ZE64C5N	EQFP-64	40	32	-5	54	7.5	1.8	0 to 85	.96	.963
989-5M80ZE64C5N	5M80ZE64C5N	EQFP-64	80	64	-5	54	7.5	1.8	0 to 85	1.82	1.82
989-5M80ZE64I5N	5M80ZE64I5N	EQFP-64	80	64	-5	54	7.5	1.8	-40 to 100	2.57	2.57
989-5M80ZM64C5N	5M80ZM64C5N	MBGA-64	80	64	-5	30	7.5	1.8	0 to 85	2.14	2.14
989-5M80ZT100C5N	5M80ZT100C5N	TQFP-100	80	64	-5	79	7.5	1.8	0 to 85	2.03	2.03
989-5M160ZE64C5N	5M160ZE64C5N	EQFP-64	160	128	-5	54	7.5	1.8	0 to 85	3.75	3.75
989-5M160ZT100C5N	5M160ZT100C5N	TQFP-100	160	128	-5	79	7.5	1.8	0 to 85	3.96	3.96
989-5M240ZT100C5N	5M240ZT100C5N	TQFP-100	240	192	-5	79	7.5	1.8	0 to 85	5.24	5.24
989-5M240ZT144C5N	5M240ZT144C5N	TQFP-144	240	192	-5	114	7.5	1.8	0 to 85	5.24	5.24
989-5M570ZF256C5N	5M570ZF256C5N	FBGA-256	570	440	-5	159	9	1.8	0 to 85	12.84	12.84
989-5M570ZT100C5N	5M570ZT100C5N	TQFP-100	570	440	-5	74	9	1.8	0 to 85	8.03	8.03
989-5M570ZT100I5N	5M570ZT100I5N	TQFP-100	570	440	-5	74	9	1.8	-40 to 100	10.38	10.38
989-5M1270ZF256C5N	5M1270ZF256C5N	FBGA-256	1270	980	-5	211	6.2	1.8	0 to 85	14.66	14.66
989-5M1270ZF256I5N	5M1270ZF256I5N	FBGA-256	1270	980	-5	211	6.2	1.8	-40 to 100	19.15	19.15
989-5M1270ZT144C5N	5M1270ZT144C5N	TQFP-144	1270	980	-5	114	6.2	1.8	0 to 85	11.77	11.77
989-5M2210ZF256C4N	5M2210ZF256C4N	FBGA-256	2210	1700	-4	203	7	1.8	0 to 85	27.71	27.71
989-5M2210ZF256C5N	5M2210ZF256C5N	FBGA-256	2210	1700	-5	203	7	1.8	0 to 85	21.29	21.29
989-5M2210ZF256I5N	5M2210ZF256I5N	FBGA-256	2210	1700	-5	203	7	1.8	-40 to 100	27.71	27.71

MAX II

Low cost, low power CPLDs

For quantities greater than listed, call for quote.

MOUSER STOCK NO.	Altera Part No.	Package	Logic Elements	Typical Equvalent Macrocells	Speed Grade	No. of I/Os	Delay Time tpdf(1) Max (ns)	Internal Voltage Supply (V)	Operating Temperature Range (°C)	Price Each	
										1	5
989-EPM1270F256C5N	EPM1270F256C5N	FBGA-256	1270	980	-5	212	6.2	2.5, 3.3	0 to 85	30.17	30.17
989-EPM1270F256I5N	EPM1270F256I5N	FBGA-256	1270	980	-5	212	6.2	2.5, 3.3	-40 to 100	42.27	42.27
989-EPM1270GF256I5N	EPM1270GF256I5N	FBGA-256	1270	980	-5	212	6.2	1.8	-40 to 100	42.27	42.27
989-EPM1270GT144C5N	EPM1270GT144C5N	TQFP-144	1270	980	-5	116	6.2	1.8	0 to 85	24.29	24.29
989-EPM1270M256C5N	EPM1270M256C5N	MBGA-256	1270	980	-5	212	6.2	2.5, 3.3	0 to 85	30.17	30.17
989-EPM1270T144C3N	EPM1270T144C3N	LQFP-144	1270	980	-3	116	6.2	2.5, 3.3	0 to 85	48.58	48.58
989-EPM1270T144C5N	EPM1270T144C5N	LQFP-144	1270	980	-5	116	6.2	2.5, 3.3	0 to 85	24.29	24.29
989-EPM1270T144I5N	EPM1270T144I5N	LQFP-144	1270	980	-5	116	6.2	2.5, 3.3	-40 to 100	34.03	34.03
989-EPM2210F256C3N	EPM2210F256C3N	BGA-256	2210	1700	-3	204	7	2.5, 3.3	0 to 85	67.95	67.95
989-EPM2210F256C5N	EPM2210F256C5N	FBGA-256	2210	1700	-5	204	7	2.5, 3.3	0 to 85	33.92	33.92
989-EPM2210F256I5N	EPM2210F256I5N	FBGA-256	2210	1700	-5	204	7	2.5, 3.3	-40 to 100	47.51	47.51
989-EPM2210F324C3N	EPM2210F324C3N	FBGA-324	2210	1700	-3	272	7	2.5, 3.3	0 to 85	77.47	77.47
989-EPM2210F324C4N	EPM2210F324C4N	BGA-324	2210	1700	-4	272	7	2.5, 3.3	0 to 85	54.14	54.14
989-EPM2210F324C5N	EPM2210F324C5N	FBGA-324	2210	1700	-5	272	7	2.5, 3.3	0 to 85	38.73	38.73
989-EPM2210GF256C3N	EPM2210GF256C3N	FBGA-256	2210	1700	-3	204	7	1.8	0 to 85	67.95	67.95
989-EPM2210GF256C5N	EPM2210GF256C5N	FBGA-256	2210	1700	-5	204	7	1.8	0 to 85	33.92	33.92
989-EPM240F100C4N	EPM240F100C4N	FBGA-100	240	192	-4	80	4.7	2.5, 3.3	0 to 85	9.10	9.10
989-EPM240F100C5N	EPM240F100C5N	FBGA-100	240	192	-5	80	4.7	2.5, 3.3	0 to 85	6.53	6.53
989-EPM240F100I5N	EPM240F100I5N	LBGA-100	240	192	-5	80	4.7	2.5, 3.3	-40 to 100	9.10	9.10
989-EPM240GF100I5N	EPM240GF100I5N	LBGA-100	240	192	-5	80	4.7	1.8	-40 to 100	9.10	9.10
989-EPM240GT100C5N	EPM240GT100C5N	TQFP-100	240	192	-5	80	7.7	1.8	0 to 85	6.42	6.42
989-EPM240GT100I5N	EPM240GT100I5N	TQFP-100	240	192	-5	80	4.7	1.8	-40 to 100	8.88	8.88
989-EPM240M100C4N	EPM240M100C4N	MBGA-10	240	192	-4	80	4.7	2.5, 3.3	0 to 85	8.88	8.88
989-EPM240M100I5N	EPM240M100I5N	MBGA-100	240	192	-5	80	4.7	2.5, 3.3	-40 to 100	8.88	8.88
989-EPM240T100C3N	EPM240T100C3N	TQFP-100	240	192	-3	80	4.7	2.5, 3.3	0 to 85	12.73	12.73
989-EPM240T100C4N	EPM240T100C4N	TQFP-100	240	192	-4	80	4.7	2.5, 3.3	0 to 85	8.88	8.88
989-EPM240T100C5N	EPM240T100C5N	TQFP-100	240	192	-5	80	4.7	2.5, 3.3	0 to 85	6.42	6.42
989-EPM240T100I5N	EPM240T100I5N	TQFP-100	240	192	-5	80	4.7	2.5, 3.3	-40 to 100	8.88	8.88
989-EPM240ZM100C6N	EPM240ZM100C6N	TQFP-100	240	192	-6	80	7.5	1.8	0 to 85	9.31	9.31
989-EPM240ZM100I8N	EPM240ZM100I8N	TQFP-100	240	192	-8	80	7.5	1.8	-40 to 100	9.31	9.31
989-EPM240ZM68C7N	EPM240ZM68C7N	MBGA-100	240	192	-7	54	7.5	1.8	0 to 85	7.38	7.38
989-EPM570F100C5N	EPM570F100C5N	FBGA-100	570	440	-5	76	5.4	2.5, 3.3	0 to 85	14.45	14.45
989-EPM570F100I5N	EPM570F100I5N	LBGA-100	570	440	-5	76	5.4	2.5, 3.3	-40 to 100	20.22	20.22
989-EPM570F256C5N	EPM570F256C5N	FBGA-256	570	440	-5	160	5.4	2.5, 3.3	0 to 85	23.22	23.22
989-EPM570F256I5N	EPM570F256I5N	FBGA-256	570	440	-5	160	5.4	2.5, 3.3	-40 to 100	32.42	32.42
989-EPM570GF256C5N	EPM570GF256C5N	FBGA-256	570	440	-5	160	5.4	1.8	0 to 85	23.22	23.22
989-EPM570M100C5N	EPM570M100C5N	MBGA-100	570	440	-5	76	5.4	2.5, 3.3	0 to 85	14.23	14.23
989-EPM570T100C3N	EPM570T100C3N	TQFP-100	570	440	-3	76	5.4	2.5, 3.3	0 to 85	28.57	28.57
989-EPM570T100C5N	EPM570T100C5N	TQFP-100	570	440	-5	76	5.4	2.5, 3.3	0 to 85	14.23	14.23
989-EPM570T100I5N	EPM570T100I5N	TQFP-100	570	440	-5	76	5.4	2.5, 3.3	-40 to 100	20.01	20.01
989-EPM570T144C5N	EPM570T144C5N	TQFP-100	570	440	-5	116	5.4	2.5, 3.3	0 to 85	19.37	19.37
989-EPM570T144I5N	EPM570T144I5N	TQFP-144	570	440	-5	116	5.4	2.5, 3.3	-40 to 100	27.07	27.07

MAX 3000A

For quantities greater than listed, call for quote.

MOUSER STOCK NO.	Altera Part No.	Package	Logic Elements	Typical Equvalent Macrocells	Speed Grade	No. of Gates	No. of I/Os	Delay Time tpdf(1) Max (ns)	Internal Voltage Supply (V)	Operating Temperature Range (°C)	Price Each	
											1	5
989-EPM3032ALC44-10N	EPM3032ALC44-10N	PLCC-44	2	32	-10	600	34	10	3.3	0 to 85	1.28	1.28
989-EPM3032ATC44-10N	EPM3032ATC44-10N	TQFP-44	2	32	-10	600	34	10	3.3	0 to 85	1.50	1.50
989-EPM3032ATC44-4N	EPM3032ATC44-4N	TQFP-44	2	32	-4	600	34	4.5	3.3	0 to 85	2.57	2.57
989-EPM3032ATI44-10N	EPM3032ATI44-10N	TQFP-44	2	32	-10	600	34	10	3.3	-40 to 100	1.55	1.55
989-EPM3064ALC44-10N	EPM3064ALC44-10N	PLCC-44	4	64	-10	1250	34	10	3.3	0 to 85	2.25	2.25
989-EPM3064ATC10010N	EPM3064ATC100-10N	TQFP-100	4	64	-10	1250	66	10	3.3	0 to 85	3.32	3.32
989-EPM3064ATC44-10N	EPM3064ATC44-10N	TQFP-44	4	64	-10	1250	34	10	3.3	0 to 85	2.73	2.73
989-EPM3064ATC44-4N	EPM3064ATC44-4N	TQFP-44	4	64	-4	1250	34	4.5	3.3	0 to 85	5.72	5.72
989-EPM3064ATI10010N	EPM3064ATI100-10N	TQFP-100	4	64	-10	1250	66	10	3.3	-40 to 100	4.01	4.01
989-EPM3064ATI44-10N	EPM3064ATI44-10N	TQFP-44	4	64	-10	1250	34	10	3.3	-40 to 100	3.10	3.10
989-EPM3128ATC10010N	EPM3128ATC100-10N	TQFP-100	8	128	-10	2500	80	10	3.3	0 to 85	9.20	9.20
989-EPM3128ATC100-5N	EPM3128ATC100-5N	TQFP-100	8	128	-5	2500	80	5	3.3	0 to 85	20.06	20.06
989-EPM3128ATC100-7N	EPM3128ATC100-7N	TQFP-100	8	128	-7	2500	80	7.5	3.3	0 to 85	12.57	12.57
989-EPM3128ATC144-5N	EPM3128ATC144-5N	TQFP-144	8	128	-5	2500	96	5	3.3	0 to 85	21.40	21.40
989-EPM3128ATI10010N	EPM3128ATI100-10N	TQFP-100	8	128	-10	2500	80	10	3.3	-40 to 100	12.57	12.57
989-EPM3256AQC20810N	EPM3256AQC208-10N	PQFP-208	16	256	-10	5000	158	10	3.3	0 to 85	21.40	21.40
989-EPM3256ATC14410N	EPM3256ATC144-10N	TQFP-144	16	256	-10	5000	116	10	3.3	0 to 85	20.60	20.60
989-EPM3256ATC144-7N	EPM3256ATC144-7N	TQFP-144	16	256	-7	5000	116	7.5	3.3	0 to 85	24.34	24.34

© Copyright 2013 Mouser Electronics
© Copyright 2013 Mouser Electronics

LATTICE Programmable Logic Devices

LATTICE SEMICONDUCTOR

Products may be RoHS compliant. Check mouser.com for RoHS status.

LATTICE ISPMACH 4A CPLDS

The 5Volt ispMACH 4A5 family of CPLDs supports logic macrocell densities from 32 to 256 and I/O counts from 32 to 128. The ispMACH4A5 family delivers up to 5ns SpeedLocked performance (Tpd) and operating frequencies up to 182MHz. The ispMACH 4A5 family offers more programmable logic density and I/O solutions than any other CPLD family in the industry. This breadth of this family, combined with its SpeedLocked performance and low power consumption, make it the best choice for most system logic applications.

NEW PRODUCT

For quantities greater than listed, call for quote.

MOUSER STOCK NO.	Lattice Part No.	Package	Voltage (V)	Tpd (ns)	Fmax	I/O	Price Each		
							1	25	100
842-LC4032ZE-5TN48C	LC4032ZE-5TN48C	TQFP-48	1.8	4.4	260	32	1.41	1.28	1.23
842-LC4032ZE-5MN64C	LC4032ZE-5MN64C	CSBGA	1.8	4.4	260	32	1.77	1.44	1.40
842-LC4032ZE-7TN48I	LC4032ZE-7TN48I	TQFP-48	1.8	4.4	260	32	1.41	1.28	1.23
842-LC4064ZE-5MN64C	LC4064ZE-5MN64C	CSBGA	1.8	4.7	241	48	3.21	2.89	2.80
842-LC4064ZE-5TN100	LC4064ZE-5TN100C	TQFP-100	1.8	4.7	241	64	3.56	3.21	3.11
842-LC4064ZE-7TN10	LC4064ZE-7TN100I	TQFP-100	1.8	4.7	241	64	3.56	3.21	3.11
842-LC4064ZE-7MN144	LC4064ZE-7MN144C	csBGA-144	1.8	4.7	241	64	5.29	4.80	4.40
842-LC4128ZE-5TN100C	LC4128ZE-5TN100C	TQFP-100	1.8	5.8	200	64	6.77	6.10	5.92
842-LC4128ZE-7TN100I	LC4128ZE-7TN100I	TQFP-100	1.8	5.8	200	64	6.77	6.10	5.92
842-LC4064ZE-7MN14	LC4064ZE-7MN144I	csBGA-144	1.8	4.7	241	64	4.11	3.69	3.58
842-LC4128ZE-7MN144I	LC4128ZE-7MN144I	csBGA-144	1.8	5.8	200	96	7.28	6.53	6.37
842-LC4128ZE-7TN144C	LC4128ZE-7TN144C	TQFP-144	1.8	5.8	200	96	7.07	6.31	6.17
842-LC4128ZE-7UMN132	LC4128ZE-7UMN132C	ucBGA-132	1.8	5.8	200	96	9.44	8.57	7.86
842-LC4256ZE-7MN144I	LC4256ZE-7MN144I	csBGA-144	1.8	5.8	200	108	14.98	13.43	13.11
842-A5128/6410VNC	M4A5-128/64-10VNC	TQFP-100	5	5.5	167	64	12.47	11.13	9.43
842-M4A5128/6410YC	M4A5-128/64-10YC	PQFP-100	5	5.5	167	64	12.52	11.18	9.49
842-M4A5128/6410YNC	M4A5-128/64-10YNC	PQFP-100	5	5.5	167	64	12.47	11.13	9.43
842-M4A5128/6412VI	M4A5-128/64-12VI	TQFP-100	5	5.5	167	64	12.52	11.18	9.49
842-A5128/6412VNI	M4A5-128/64-12VNI	TQFP-100	5	5.5	167	64	12.47	11.13	9.43
842-A5192/9610VNC	M4A5-192/96-10VNC	TQFP-144	5	6.0	160	96	31.24	27.93	23.67
842-M4A5256/12810YNC	M4A5-256/128-10YNC	PQFP-208	5	6.5	154	128	47.29	42.21	35.85
842-M4A532/3210JC	M4A5-32/32-10JC	PLCC-44	5	5.0	182	32	3.37	3.02	2.94
842-M4A532/3210VNC	M4A5-32/32-10VNC	TQFP-44	5	5.0	182	32	3.60	3.22	3.14
842-A532/3210VNC48	M4A5-32/32-10VNC48	TQFP-48	5	5.0	167	32	5.46	4.95	4.55
842-M4A532/3210VNI	M4A5-32/32-10VNI	TQFP-44	5	5.0	167	32	4.52	4.04	3.94
842-M4A564/3210JNC	M4A5-64/32-10JNC	PLCC 44	5	5.0	167	32	4.82	4.28	3.61
842-M4A564/3210VNC	M4A5-64/32-10VNC	TQFP-44	5	5.0	167	32	5.40	4.82	4.08
842-A564/3210VNC48	M4A5-64/32-10VNC48	TQFP-48	5	5.0	167	32	6.53	5.93	5.44
842-M4A596/4810VNC	M4A5-96/48-10VNC	TQFP 100	5	5.5	167	48	13.38	11.93	10.09

LATTICE PROGRAMMABLE LOGIC DEVICES (CPLDS)

The MachXO family of non-volatile infinitely reconfigurable Programmable Logic Devices (PLDs) is designed for applications traditionally implemented using CPLDs or low-density FPGAs. Widely adopted in a broad range of applications that require general purpose I/O expansion, interface bridging and power-up management functions, MachXO PLDs offer the benefits of increased system integration by providing embedded memory, built-in PLLs, high performance LVDS I/O, remote field upgrade (TransFRTM technology) and a low power sleep mode, all in a single-device. Designed for a broad range of low density applications including system control designs, the MachXO PLD family is used in a variety of end markets including consumer, automotive, communications, computing, industrial and medical.

NEW PRODUCT

For quantities greater than listed, call for quote.

MOUSER STOCK NO.	Lattice Part No.	Package	LUTs	Voltage (V)	I/O	Grade	Price Each		
							1	25	100
842-MXO1200C3FTN256C	LCMXO1200C-3FTN256C	ftBGA-256	1200	1.8/2.5/3.3	73	-3	17.01	14.82	13.71
842-MXO1200C3TN100C	LCMXO1200C-3TN100C	TQFP-100	1200	1.8/2.5/3.3	73	-3	13.48	11.77	10.83
842-MXO1200C3TN100I	LCMXO1200C-3TN100I	TQFP-100	1200	1.8/2.5/3.3	73	-3	15.73	13.70	12.70
842-MXO1200C3TN144C	LCMXO1200C-3TN144C	TQFP-144	1200	1.8/2.5/3.3	113	-3	14.93	13.00	11.96
842-MXO1200C3FTN256I	LCMXO1200C-3FTN256I	FTBGA-256	1200	1.8/2.5/3.3	211	-3	19.26	16.80	15.52
842-CMXO1200C3TN144I	LCMXO1200C-3TN144I	TQFP-144	1200	1.8/2.5/3.3	113	-3	17.17	14.93	13.84
842-CMXO1200C4TN144C	LCMXO1200C-4TN144C	TQFP-144	1200	1.8/2.5/3.3	113	-4	17.17	14.93	13.84
842-MXO1200C5TN100C	LCMXO1200C-5TN100C	TQFP-100	1200	1.8/2.5/3.3	73	-5	18.30	15.94	14.71
842-MXO2280C4FTN256C	LCMXO2280C-4FTN256C	CSBGA-132	2280	1.8/2.5/3.3	211	-4	28.84	25.09	21.83
842-MXO2280C4FTN324C	LCMXO2280C-4FTN324C	FTBGA-324	2280	1.8/2.5/3.3	271	-4	32.37	28.19	24.50
842-MXO2280C3TN100C	LCMXO2280C-3TN100C	TQFP-100	2280	1.8/2.5/3.3	73	-3	21.56	18.78	16.32
842-CMXO2280C3TN100I	LCMXO2280C-3TN100I	TQFP-100	2280	1.8/2.5/3.3	73	-3	25.31	22.04	19.15
842-MXO2280C3TN144C	LCMXO2280C-3TN144C	TQFP-144	2280	1.8/2.5/3.3	73	-3	22.95	20.01	17.39
842-CMXO2280C4TN144C	LCMXO2280C-4TN144C	TQFP-144	2280	1.8/2.5/3.3	113	-4	26.70	23.27	20.22
842-MXO2280C5FTN324C	LCMXO2280C-5FTN324C	ftBGA-324	2280	1.8/2.5/3.3	271	-5	36.65	31.94	27.77
842-LCMXO256C3MN100C	LCMXO256C-3MN100C	CSBGA-100	256	1.8/2.5/3.3	78	-3	5.99	5.24	4.82
842-MXO256C3TN100C	LCMXO256C-3TN100C	TQPF-100	256	1.8/2.5/3.3	78	-3	5.56	4.87	4.47
842-MXO256C3TN100I	LCMXO256C-3TN100I	TQPF-100	256	1.8/2.5/3.3	78	-3	6.42	5.62	5.15
842-LCMXO256C4TN100C	LCMXO256C-4TN100C	TQFP-100	256	1.8/2.5/3.3	78	-4	6.42	5.62	5.15
842-LCMXO256C4TN100I	LCMXO256C-4TN100I	TQFP-100	256	1.8/2.5/3.3	78	-4	7.44	6.47	5.95
842-MXO256C5TN100C	LCMXO256C-5TN100C	TQFP-100	256	1.8/2.5/3.3	78	-5	7.44	6.47	5.95
842-LCMXO640C3MN100C	LCMXO640C-3MN100C	CSBGA-100	640	1.8/2.5/3.3	74	-3	10.33	8.99	8.29
842-CMXO640C4FTN256C	LCMXO640C-4FTN256C	FTBGA-256	640	1.8/2.5/3.3	159	-4	14.93	13.00	11.96
842-CMXO640C3FTN256I	LCMXO640C-3FTN256I	ftBGA-256	640	1.8/2.5/3.3	159	-3	14.93	13.00	11.96
842-MXO640C3TN100C	LCMXO640C-3TN100C	TQFP-100	640	1.8/2.5/3.3	74	-3	9.90	8.61	7.95
842-MXO640C3TN100I	LCMXO640C-3TN100I	TQFP-100	640	1.8/2.5/3.3	73	-3	11.40	9.90	9.16
842-MXO640C3TN144C	LCMXO640C-3TN144C	TQPF-100	640	1.8/2.5/3.3	113	-3	11.29	9.84	9.10
842-MXO640C3TN144I	LCMXO640C-3TN144I	TQFP-100	640	1.8/2.5/3.3	113	-3	12.79	11.13	10.29
842-MXO640C4MN132C	LCMXO640C-4MN132C	csBGA-132	640	1.8/2.5/3.3	101	-4	12.09	10.54	9.69
842-LCMXO4TN144C	LCMXO640C-4TN144C	TQFP-144	640	1.8/2.5/3.3	113	-4	12.79	11.13	10.29
842-MXO640C5TN144C	LCMXO640C-5TN144C	TQFP-144	640	1.8/2.5/3.3	113	-5	14.50	12.63	11.63
842-LCMXO640E3TN100C	LCMXO640E-3TN100C	TQFP-100	640	1.8-3.3	74	3	9.90	8.61	7.95
842-LCMXO640C-3BN256	LCMXO640C-3BN256I	csBGA-256	640	1.8-3.3	159	3	13.11	11.40	10.76
842-CMXO640C3FTN256C	LCMXO640C-3FTN256C	csBGA-256	640	1.8-3.3	159	3	13.43	11.72	10.83
842-LCMXO640C3MN132I	LCMXO640C-3MN132I	csBGA-132	640	1.8-3.3	101	3	12.09	10.54	9.69
842-LCMXO1200C3BN25C	LCMXO1200C-3BN256C	csBGA-256	1200	1.8-3.3	211	3	15.03	13.05	12.31
842-LCMXO1200C-3BN25	LCMXO1200C-3BN256I	csBGA-256	1200	1.8-3.3	211	3	16.96	14.77	13.97
842-CMXO1200C3MN132I	LCMXO1200C-3MN132I	csBGA-132	1200	1.8-3.3	101	3	16.48	14.34	13.24
842-LCMXO2280C-3BN25	LCMXO2280C-3BN256I	csBGA-256	2280	1.8-3.3	211	3	25.41	22.10	19.21
842-MXO2280C3FTN256C	LCMXO2280C-3FTN256C	csBGA-256	2280	1.8-3.3	211	3	25.09	21.83	18.99
842-MXO2280C3FTN324I	LCMXO2280C-3FTN324I	ftBGA-324	2280	1.8-3.3	271	3	32.37	28.19	24.50
842-2256HC4MG132I	LCMXO2-256HC-4MG132I	csBGA-132	256	1.14-3.465	56	4	5.46	4.76	4.34
842-2256HC4TG100C	LCMXO2-256HC-4TG100C	TQFP-100	256	1.14-3.465	56	4	4.55	3.96	3.64
842-2256ZE1TG100C	LCMXO2-256ZE-1TG100C	TQFP-100	256	1.14-3.465	56	1	4.55	3.96	3.64
842-XO2640HC4MG132C	LCMXO2-640HC-4MG132C	csBGA-132	640	1.14-3.465	80	4	6.74	5.89	5.46
842-XO2640HC4TG100C	LCMXO2-640HC-4TG100C	TQFP-100	640	1.14-3.465	79	4	6.26	5.46	5.05
842-XO2640UHC4TG144C	LCMXO2-640UHC-4TG144C	TQFP-144	640	1.14-3.465	108	4	7.76	6.74	6.23
842-XO2640ZE1MG132C	LCMXO2-640ZE-1MG132C	csBGA-132	640	1.14-3.465	80	1	6.74	5.89	5.46
842-XO2640ZE1TG100C	LCMXO2-640ZE-1TG100C	TQFP-100	640	1.14-3.465	79	1	6.26	5.46	5.05
842-XO21200HC4MG132C	LCMXO2-1200HC-4MG132C	csBGA-132	1200	2.375-3.465	105	4	8.35	7.28	6.69

© Copyright 2013 Mouser Electronics
© Copyright 2013 Mouser Electronics

LATTICE Programmable Logic Devices

Products may be RoHS compliant. Check mouser.com for RoHS status.

LATTICE PROGRAMMABLE LOGIC DEVICES (CPLDS) (CONT.)

NEW PRODUCT

For quantities greater than listed, call for quote.

MOUSER STOCK NO.	Lattice Part No.	Package	LUTs	Voltage (V)	I/O	Grade	Price Each		
							1	25	100
842-XO21200HC4MG132I	LCMXO2-1200HC-4MG132I	csBGA-132	1200	2.375-3.465	105	4	9.10	7.92	7.31
842-XO21200HC4TG100I	LCMXO2-1200HC-4TG100I	TQFP-100	1200	1.14-3.465	80	4	8.61	7.49	6.91
842-XO21200HC4TG144C	LCMXO2-1200HC-4TG144C	TQFP-144	1200	1.14-3.465	108	4	9.36	8.13	7.47
842-XO21200HC4TG144I	LCMXO2-1200HC-4TG144I	TQFP-144	1200	1.14-3.465	108	4	10.11	8.77	8.10
842-XO21200ZE1MG132C	LCMXO2-1200ZE-1MG132C	csBGA-132	1200	1.14-3.465	105	1	8.35	7.28	6.69
842-XO21200ZE1TG100C	LCMXO2-1200ZE-1TG100C	TQFP-100	1200	1.2	80	1	7.86	6.85	6.28
842-XO21200ZE1TG100I	LCMXO2-1200ZE-1TG100I	TQFP-100	1200	1.14-3.465	80	1	8.61	7.49	6.91
842-XO21200ZE1TG144C	LCMXO2-1200ZE-1TG144C	TQFP-144	1200	1.14-3.465	108	1	9.36	8.13	7.47
842-XO21200ZE1TG144I	LCMXO2-1200ZE-1TG144I	TQFP-144	1200	1.14-3.465	108	1	10.11	8.77	8.10
842-XO22000HC4BG256C	LCMXO2-2000HC-4BG256C	caBGA-256	2000	1.14-3.465	207	4	15.14	13.16	12.11
842-22000HC4FTG256C	LCMXO2-2000HC-4FTG256C	ftBGA-256	2000	1.14-3.465	207	4	15.03	13.05	12.02
842-XO22000HC4MG132C	LCMXO2-2000HC-4MG132C	csBGA-132	2000	1.14-3.465	105	4	11.40	9.90	9.11
842-XO22000HC4TG100C	LCMXO2-2000HC-4TG100C	TQFP-100	2000	1.14-3.465	80	4	10.91	9.47	8.70
842-MXO22000HC4TG100	LCMXO2-2000HC-4TG100I	TQFP-100	2000	1.14-3.465	80	4	11.89	-	-
842-XO22000HC4TG144C	LCMXO2-2000HC-4TG144C	TQFP-144	2000	1.14-3.465	112	4	12.36	10.75	9.90
842-XO22000HE4BG256C	LCMXO2-2000HE-4BG256C	caBGA-256	2000	1.14-3.465	207	4	15.14	13.16	12.11
842-22000HE4FTG256C	LCMXO2-2000HE-4FTG256C	ftBGA-256	2000	1.14-3.465	207	4	15.03	13.05	12.02
842-XO22000HE4MG132C	LCMXO2-2000HE-4MG132C	csBGA-132	2000	1.14-3.465	105	4	11.40	9.90	9.11
842-XO22000HE4TG100C	LCMXO2-2000HE-4TG100C	TQFP-100	2000	1.14-3.465	80	4	10.91	9.47	8.70
842-XO22000HE4TG144C	LCMXO2-2000HE-4TG144C	TQFP-144	2000	1.14-3.465	112	4	12.36	10.75	9.90
842-22000UHC4FG484C	LCMXO2-2000UHC-4FG484C	fpBGA-484	2000	1.14-3.465	279	4	21.56	18.73	17.25
842-22000UHE4FG484C	LCMXO2-2000UHE-4FG484C	fpBGA-484	2000	1.14-3.465	479	4	21.56	18.73	17.25
842-XO22000ZE1BG256C	LCMXO2-2000ZE-1BG256C	caBGA-256	2000	1.14-3.465	207	1	15.14	13.16	12.11
842-22000ZE1FTG256C	LCMXO2-2000ZE-1FTG256C	ftBGA-256	2000	1.14-3.465	207	1	15.03	13.05	12.02
842-XO22000ZE1MG132C	LCMXO2-2000ZE-1MG132C	csBGA-132	2000	1.14-3.465	105	1	11.40	9.90	9.11
842-XO22000ZE1TG100C	LCMXO2-2000ZE-1TG100C	TQFP-100	2000	1.14-3.465	104	1	10.91	9.47	8.70
842-XO22000ZE1TG144C	LCMXO2-2000ZE-1TG144C	TQFP-144	2000	1.14-3.465	104	1	12.36	10.75	9.90
842-XO24000HC4BG256C	LCMXO2-4000HC-4BG256C	caBGA-256	4000	1.14-3.465	207	4	15.73	13.70	12.63
842-XO24000HC4BG332C	LCMXO2-4000HC-4BG332C	caBGA-332	4000	1.14-3.465	275	4	19.31	16.80	15.46
842-XO24000HC4FG484C	LCMXO2-4000HC-4FG484C	fpBGA-484	4000	1.14-3.465	279	4	22.52	19.58	18.01
842-24000HC4FTG256C	LCMXO2-4000HC-4FTG256C	ftBGA-256	4000	1.14-3.465	207	4	15.62	13.59	12.50
842-XO24000HC4MG132C	LCMXO2-4000HC-4MG132C	csBGA-132	4000	1.14-3.465	105	4	11.40	9.90	9.12
842-XO24000HC4TG144C	LCMXO2-4000HC-4TG144C	TQFP-144	4000	1.14-3.465	115	4	12.36	10.75	9.91
842-XO24000HE4BG256C	LCMXO2-4000HE-4BG256C	caBGA-256	4000	1.14-3.465	207	4	15.73	13.70	12.63
842-XO24000HE4BG332C	LCMXO2-4000HE-4BG332C	caBGA-332	4000	1.14-3.465	275	4	19.31	16.80	15.46
842-XO24000HE4FG484C	LCMXO2-4000HE-4FG484C	fpBGA-484	4000	1.14-3.465	279	4	24.18	21.03	19.40
842-24000HE4FTG256C	LCMXO2-4000HE-4FTG256C	ftBGA-256	4000	1.14-3.465	207	4	15.62	13.59	12.50
842-XO24000HE4MG132C	LCMXO2-4000HE-4MG132C	csBGA-132	4000	1.14-3.465	105	4	11.40	9.90	9.12
842-XO24000HE4TG144C	LCMXO2-4000HE-4TG144C	TQFP-144	4000	1.14-3.465	115	4	12.36	10.75	9.91
842-XO24000ZE1BG256C	LCMXO2-4000ZE-1BG256C	caBGA-256	4000	1.14-3.465	207	1	15.73	13.70	12.63
842-XO24000ZE1BG332C	LCMXO2-4000ZE-1BG332C	caBGA-332	4000	1.14-3.465	275	1	19.31	16.80	15.46
842-XO24000ZE1FG484C	LCMXO2-4000ZE-1FG484C	fpBGA-484	4000	1.14-3.465	279	1	22.52	19.58	18.01
842-24000ZE1FTG256C	LCMXO2-4000ZE-1FTG256C	caBGA-256	4000	1.14-3.465	207	1	15.62	13.59	12.50
842-XO24000ZE1MG132C	LCMXO2-4000ZE-1MG132C	csBGA-132	4000	1.14-3.465	105	1	11.40	9.90	9.12
842-XO24000ZE1TG144C	LCMXO2-4000ZE-1TG144C	TQFP-144	4000	1.14-3.465	115	1	12.36	10.75	9.91
842-27000HC4TG144C	LCMXO2-7000HC-4TG144C	TQFP-144	7000	1.14-3.465	115	4	15.46	13.43	12.36
842-27000HE4TG144C	LCMXO2-7000HE-4TG144C	TQFP-144	7000	1.14-3.465	115	4	15.46	13.43	12.36
842-27000ZE1TG144C	LCMXO2-7000ZE-1TG144C	TQFP-144	7000	1.14-3.465	115	1	15.46	13.43	12.36

LATTICE ISPCLOCKS

For quantities greater than listed, call for quote.

MOUSER STOCK NO.	Lattice Part No.	Package	Clock Outputs	Supply Voltage (V)	Temperature Grade	Price Each		
						1	25	100
842-CCLK5308S01TN48C	ispPAC-CLK5308S-01TN48C	TQFP-48	8	3.3	Commercial	4.60	4.28	4.01
842-CLK5610AV01TN48C	ispPAC-CLK5610AV-01TN48C	TQFP-48	10	3.3	Commercial	8.11	7.28	7.08
842-CLK5610AV01TN48I	ispPAC-CLK5610AV-01TN48I	TQFP-48	10	3.3	Industrial	9.79	9.15	8.56
842-LK5620AV01TN100C	ispPAC-CLK5620AV-01TN100C	TQFP-100	20	3.3	Commercial	10.94	9.79	9.56
842-LK5620AV01TN100I	ispPAC-CLK5620AV-01TN100I	TQFP-100	20	3.3	Commercial	13.16	12.25	11.50

LATTICE COMPLEX PROGRAMMABLE LOGIC DEVICES (CPLDs)

For quantities greater than listed, call for quote.

MOUSER STOCK NO.	Lattice Part No.	Package	Voltage (V)	Tpd (ns)	I/O	Macro Cells	Price Each		
							1	25	100
842-LC4032V10TN48I	LC4032V-10TN48I	TQFP-48	3.3	10.0	48	32	1.92	1.71	1.67
842-LC4032V25TN44C	LC4032V-25TN44C	TQFP-44	3.3	2.5	44	32	3.67	3.32	3.21
842-LC4032V-5TN48C	LC4032V-5TN48C	TQFP-48	3.3	5.0	48	32	2.99	2.68	2.60
842-LC4032V-5TN48I	LC4032V-5TN48I	TQFP-48	3.3	5.0	48	32	4.06	3.64	3.54
842-LC4032V75TN44C	LC4032V-75TN44C	TQFP-44	3.3	7.5	44	32	1.53	1.39	1.34
842-LC4032V75TN48C	LC4032V-75TN48C	TQFP-48	3.3	7.5	48	32	1.92	1.71	1.67
842-LC4032ZE-7MN64I	LC4032ZE-7MN64I	TQFP-64	1.8	7.0	64	32	1.77	1.44	1.40
842-LC4032ZE-7TN48C	LC4032ZE-7TN48C	TQFP-48	1.8	7.0	48	32	1.28	1.18	1.12
842-LC4032V75TN44I	LC4032V-75TN44I	TQFP-44	3.3	2.5	208	32	2.68	2.41	2.33
842-LC4032V10TN44I	LC4032V-10TN44I	TQFP-44	3.3	2.5	128	32	1.53	1.39	1.34
842-LC4032V75TN48I	LC4032V-75TN48I	TQFP-48	3.3	2.5	208	32	2.99	2.68	2.60
842-4032ZC75TN48C	LC4032ZC-75TN48C	TQFP-48	1.8	7.5	208	32	1.53	1.39	1.34
842-4064V25TN100C	LC4064V-25TN100C	TQFP-100	3.3	2.5	272	64	9.94	8.93	8.69
842-LC4064V5TN100C	LC4064V-5TN100C	TQFP-100	3.3	2.5	304	64	7.12	6.37	6.22
842-4064C10TN100I	LC4064C-10TN100I	TQFP-100	1.8	10.0	100	64	3.75	3.37	3.27
842-4064V10TN100I	LC4064V-10TN100I	TQFP-100	3.3	10.0	100	64	3.75	3.37	3.27
842-LC4064V10TN48I	LC4064V-10TN48I	TQFP-48	3.3	10.0	48	64	3.45	3.10	3.01
842-LC4064V25TN48C	LC4064V-25TN48C	TQFP-48	3.3	2.5	48	64	8.95	8.03	7.82
842-LC4064V-5TN44C	LC4064V-5TN44C	TQFP-44	3.3	2.5	352	64	6.20	5.56	5.41
842-LC4064V-5TN48C	LC4064V-5TN48C	TQFP-48	3.3	5.0	48	64	6.51	5.83	5.68
842-4064V75TN100C	LC4064V-75TN100C	TQFP-100	3.3	7.5	100	64	3.75	3.37	3.27
842-LC4064V75TN44C	LC4064V-75TN44C	TQFP-44	3.3	7.5	44	64	3.14	2.84	2.74
842-LC4064V75TN48C	LC4064V-75TN48C	TQFP-48	3.3	7.5	48	64	3.45	3.10	3.01

© Copyright 2013 Mouser Electronics
© Copyright 2013 Mouser Electronics

LATTICE Programmable Logic Devices

Products may be RoHS compliant. Check mouser.com for RoHS status.

COMPLEX PROGRAMMABLE LOGIC DEVICES (CPLDs) (CONT.)

For quantities greater than listed, call for quote.

MOUSER STOCK NO.	Lattice Part No.	Package	Voltage (V)	Tpd (ns)	I/O	Macro Cells	Price Each		
							1	25	100
842-4064ZC75TN48C	LC4064ZC-75TN48C	TQFP-48	1.8	7.5	48	64	2.99	2.68	2.60
842-LC4064ZE-4TN48C	LC4064ZE-4TN48C	TQFP-48	1.8	4.0	48	64	3.10	2.78	2.71
842-LC4064ZE-7MN64I	LC4064ZE-7MN64I	TQFP-64	1.8	7.0	64	64	3.21	2.89	2.80
842-LC4064ZE-7TN100	LC4064ZE-7TN100C	TQFP-100	1.8	7.0	100	64	4.49	4.08	3.75
842-LC4064ZE-7TN48C	LC4064ZE-7TN48C	TQFP-48	1.8	7.0	48	64	2.57	2.30	2.25
842-LC4064ZE-7TN48I	LC4064ZE-7TN48I	TQFP-48	1.8	7.5	32	64	2.82	2.51	2.46
842-4128V10TN144I	LC4128V-10TN144I	TQFP-144	3.3	10.0	144	128	11.16	10.00	9.76
842-4128V27TN128C	LC4128V-27TN128C	TQFP-128	3.3	2.7	128	128	26.14	23.43	22.87
842-LC4128V5TN100C	LC4128V-5TN100C	TQFP-100	3.3	5.0	100	128	18.19	16.32	15.91
842-4128V75TN100C	LC4128V-75TN100C	TQFP-100	3.3	7.5	100	128	10.48	9.42	9.16
842-4128V75TN100I	LC4128V-75TN100I	TQFP-100	3.3	7.5	100	128	18.19	16.32	15.91
842-4128V75TN128C	LC4128V-75TN128C	TQFP-128	3.3	7.5	128	128	11.09	9.95	9.69
842-4128V75TN144C	LC4128V-75TN144C	TQFP-144	3.3	7.5	144	128	11.16	10.00	9.76
842-4128ZC42TN100C	LC4128ZC-42TN100C	TQFP-100	1.8	4.2	100	128	17.58	15.78	15.38
842-LC4128ZE-7TN144I	LC4128ZE-7TN144I	TQFP-144	1.8	7.0	144	128	7.69	6.90	6.72
842-4128C75TN100C	LC4128C-75TN100C	TQFP-100	1.8	2.7	64	128	10.48	9.42	9.16
842-4128V10TN100I	LC4128V-10TN100I	TQFP-100	3.3	2.7	64	128	10.48	9.42	9.16
842-LC4128V5TN128C	LC4128V-5TN128C	TQFP-128	3.3	2.7	92	128	18.89	16.96	16.51
842-4128ZC75MN132C	LC4128ZC-75MN132C	CSBGA-132	1.8	4.2	680	128	8.65	7.76	7.55
842-LC4256V3TN100C	LC4256V-3TN100C	TQFP-100	3.3	3	388	256	42.04	37.72	36.78
842-LC4256V3TN144C	LC4256V-3TN144C	TQFP-144	3.3	3	388	256	42.65	38.25	37.31
842-LC4256V5TN100C	LC4256V-5TN100C	TQFP-100	3.3	3	388	256	29.81	26.75	26.08
842-LC4256V5TN144C	LC4256V-5TN144C	TQFP-144	3.3	3	388	256	30.50	27.39	26.68
842-4256ZC45TN100C	LC4256ZC-45TN100C	TQFP-100	1.8	4.5	48	256	20.49	18.40	17.92
842-4256V10TN100I	LC4256V-10TN100I	TQFP-100	3.3	3	96	256	20.79	18.67	18.19
842-4256V10TN176I	LC4256V-10TN176I	TQFP-176	3.3	10.0	176	256	21.79	19.53	19.06
842-4256V75TN100C	LC4256V-75TN100C	TQFP-100	3.3	7.5	100	256	20.79	18.67	18.19
842-4256V75TN100I	LC4256V-75TN100I	TQFP-100	3.3	7.5	100	256	29.81	26.75	26.08
842-4256V75TN144C	LC4256V-75TN144C	TQFP-144	3.3	7.5	144	256	21.49	19.26	18.79
842-4256V75TN176C	LC4256V-75TN176C	TQFP-176	3.3	7.5	176	256	21.79	19.53	19.06
842-4256V75TN176I	LC4256V-75TN176I	TQFP-176	3.3	3	48	256	30.81	27.66	26.94
842-4256ZC75TN100C	LC4256ZC-75TN100C	TQFP-100	1.8	7.5	100	256	14.61	13.11	12.77
842-4256ZC75TN100E	LC4256ZC-75TN100E	TQFP-100	1.8	7.5	100	256	31.57	28.69	26.30
842-LC4256ZE-7TN100I	LC4256ZE-7TN100I	TQFP-100	1.8	7.0	100	256	14.48	13.00	12.66
842-4384V10TN176I	LC4384V-10TN176I	TQFP-176	3.3	10.0	176	384	42.12	37.77	36.84
842-5512MV75FN256C	LC5512MV-75FN256C	FPBGA-256-176	3.3	4.5	176	512	34.61	30.92	26.34
842-4512V35TN176C	LC4512V-35TN176C	TQFP-176	3.3	3.5	176	512	124.58	111.82	109.00
842-LC4512V5FT256I	LC4512V-5FT256I	fpBGA-256	3.3	5.0	256	512	127.26	114.22	111.34
842-LC4512V75T176	LC4512V-75T176C	TQFP-176	3.3	7.5	176	512	62.37	55.96	54.57
842-4512V75TN176C	LC4512V-75TN176C	TQFP-176	3.3	7.5	176	512	62.37	55.96	54.57
842-5512MV75QN208C	LC5512MV-75QN208C	PQFP-208	3.3	7.5	208	512	33.87	30.23	25.68

PLATFORM MANAGER

The Platform Manager™ product family represents the third-generation of mixed-signal devices available from Lattice. Programmable Platform Manager devices simplify board management design significantly by integrating programmable analog and logic to support many common functions, such as power management, digital housekeeping and glue logic. By integrating these support functions, Platform Manager devices not only reduce the cost of these functions compared to traditional approaches, but also improve system reliability and provide a high degree of design flexibility that minimizes the risk of circuit board re-spins.

For quantities greater than listed, call for quote.

MOUSER STOCK NO.	Lattice Part No.	Package	Voltage (V)	Digital I/Os	Analog Inputs	MOSFET Driver Outputs	Operating Temperature (°C)	Price Each		
								1	25	100
842-1012473TG128I	LPTM10-1247-3TG128I	TQFP-128	3.3	107	12	4	-40 to 100	15.35	13.38	12.31
842-1012473TG128C	LPTM10-1247-3TG128C	TQFP-128	3.3	107	12	4	0 to 85	13.96	12.14	11.18
842-10121073FTG208I	LPTM10-12107-3FTG208I	ftBGA-208	3.3	107	12	4	-40 to 100	26.11	22.68	20.89
842-10121073FTG208C	LPTM10-12107-3FTG208C	ftBGA-208	3.3	107	12	4	0 to 85	23.70	20.60	18.99
Development Kits		Description								
842-LPTM1012107DEV	LPTM1012107DEV	Development kit for LPTM10-12107 ftBGA device						116.63	-	-

POWER MANAGER PACPOWR CPLD DEVICES

NEW PRODUCT

The new Power Manager II device ispPAC-POWR607 includes a power-down feature, which is ideal for applications with very low standby power requirements. The device can either be powered down using an external logic signal or by an internally generated signal. Once in the powered down state the device draws less than 10A from the power supply.

For quantities greater than listed, call for quote.

MOUSER STOCK NO.	Lattice Part No.	Package	Voltage (Min/Max) (V)	Programmable Timers I/O	Voltages Monitored	Macro Cells	Temperature	Price Each		
								1	25	100
842-ISPPP101402TN48I	ispPAC-POWR1014-02TN48I	TQFP-48	2.8-3.96	4	14	24	-40°C to+85°C	5.81	5.19	5.08
842-ISPPP1014A2TN48I	ispPAC-POWR1014A-02TN48I	TQFP-48	2.8-3.96	4	14	24	-40°C to+85°C	6.42	5.99	5.62
842-ISPPAC-POWR6AT	ispPAC-POWR6AT6-01SN32I	QFNS-32	2.8-3.96	-	6	-	-40°C to+85°C	5.20	4.65	4.55
842-CPOWR101401TN48I	ispPAC-POWR1014-01TN48I	TQFP-48	3.3	4	10	24	-40°C to +85°C	5.81	5.19	5.08
842-POWR122002TN100I	ispPAC-POWR1220AT8-02TN100I	TQFP-100	2.8/3.96	4	12	48	-40°C to +85°C	11.61	10.86	10.17
842-POWR605-01SN241	ispPAC-POWR605-01SN24I	QFN 24-PIN	2.64/3.96	4	7	16	-40°C to +85°C	3.27	2.97	2.73
842-POWR1014A01TN48I	ispPAC-POWR1014A-01TN48I	TQFP-48	2.8/3.96	4	4	16	-40°C to +85°C	6.42	5.99	5.62
842-POWR1220AT8-01TN	ispPAC-POWR1220AT8-01TN100I	TQFP-100	2.8/3.96	8	4	48	-40°C to +85°C	11.61	10.86	10.17
842-ISPPAC-POWR607-0	ISPPAC-POWR607-01SN32I	QFNS-32	2.64/3.96	4	7	16	-40°C to +85°C	3.00	2.78	2.60

PROGRAMMABLE LOGIC SOFTWARE

ispLEVER is the complete design environment for the latest Lattice programmable logic products. It includes a comprehensive set of powerful tools for all design tasks, including project management, IP integration, design planning, place and route, in-system logic analysis, and more.

MOUSER STOCK NO.	Lattice Part No.	Description	Price Each
842-HW-USBN-2A	HW-USBN-2A	ispDownload Cable with USB PC Flywire connection	180.83
842-HW-DLN-3C	HW-DLN-3C	ispDownload Cable with Parallel Flywire connection	79.29

© Copyright 2013 Mouser Electronics
© Copyright 2013 Mouser Electronics

LATTICE FPGAs and Development Kits

RoHS Compliant **This product is RoHS compliant.**

LATTICEECP2/M FAMILY FPGAS

ECP2 Family FPGAs

The LatticeECP2/M family of FPGA devices is optimized to deliver high performance features such as advanced DSP blocks, high speed SERDES (LatticeECP2M family only) and high speed source synchronous interfaces in an economical FPGA fabric. This combination was achieved through advances in device architecture and the use of 90nm technology.

The LatticeECP2/M FPGA fabric is optimized with high performance and low cost in mind. The LatticeECP2/M devices include LUT-based logic, distributed and embedded memory, Phase Locked Loops (PLLs), Delay Locked Loops (DLLs), pre-engineered source synchronous I/O support, enhanced sysDSP blocks and advanced configuration support, including encryption ("S" versions only) and dual boot capabilities.

✻ Available in Industrial Grade

For quantities greater than listed, call for quote.

MOUSER STOCK NO.	Lattice Part No.	Package	Voltage (V)	LUTs	I/O Combin.	DSP Blocks	Distributed RAM (Kbits)	# of GPLL	Speed Grade	Price Each 1	Price Each 25
LatticeECP2 FPGAs											
✻ 842-LFE2-6E-5FN256C	LFE2-6E-5FN256C	FPBGA-256	1.2	6K	190	3	6	2	-5	15.25	13.11
✻ 842-LFE212E5FN256C	LFE2-12E-5FN256C	FPBGA-256	1.2	12K	193	6	12	2	-5	30.50	26.48
✻ 842-LFE212E5TN144C	LFE2-12E-5TN144C	TQFP-144	1.2	12K	93	6	12	2	-5	21.94	19.26
LatticeECP2M FPGAs											
✻ 842-LFE2M20E-5FN484C	LFE2M20E-5FN484C	FPBGA-484	1.2V	20K	304	64	2	8	-5	58.58	51.09
✻ 842-LFE2M35SE5FN484C	LFE2M35SE-5FN484C	FPBGA-484	1.2V	35K	303	64	8	2	-5	86.40	75.44
842-LFE2-20E-5FN484C	LFE2-20E-5FN484C	FPBGA-484	1.26	20K	331	7	282.6	2	-5	45.21	39.32
842-LFE2M20E-5FN256C	LFE2M20E-5FN256C	FPBGA-256	1.26	20K	140	6	124.6	2	-5	50.02	43.60
842-LFE2M20E-6FN256C	LFE2M20E-6FN256C	FPBGA-256	1.26	20K	140	6	1246.2	2	-6	59.92	52.43
842-LFE2M20E-6FN484C	LFE2M20E-6FN484C	FPBGA-484	1.26	20K	304	6	1246.2	2	-6	68.48	59.65
842-LFE2M20SE5FN256C	LFE2M20SE-5FN256C	FPBGA-256	1.26	20K	140	6	1246.2	2	-5	50.02	43.60
842-LFE2M20SE5FN484C	LFE2M20SE-5FN484C	FPBGA-484	1.26	20K	304	6	1246.2	2	-5	58.58	51.09
842-LFE2M35E5FN484C	LFE2M35E-5FN484C	FPBGA-484	1.26	35K	303	8	2151.4	2	-5	86.40	75.44

LatticeECP3 Family FPGAs

The LatticeECP3 family, is the third generation high value FPGA from Lattice Semiconductor, which offers the industry's lowest power consumption and price of any SERDES-capable FPGA device. The LatticeECP3 FPGA family offers multi-protocol 3.2G SERDES with XAUI jitter compliance, DDR3 memory interfaces, powerful DSP capabilities, high density on-chip memory and up to 149K LUTS, all with half the power consumption and half the price of competitive SERDES-capable FPGAs. The entire LatticeECP3 family is manufactured using Fujitsu's advanced low power process technology.

NEW PRODUCT

For quantities greater than listed, call for quote.

MOUSER STOCK NO.	Lattice Part No.	Package	Voltage (V)	LUTs	I/O Combin.	18x118 Mulitpliers	Distributed RAM (Kbits)	# of GPLL	Speed Grade	Price Each 1	Price Each 25
842-317EA7LFN484C	LFE3-17EA-7LFN484C	FPBGA-484	1.2	17K	222	24	36	2	-7	49.49	43.01
842-317EA7LFN484I	LFE3-17EA-7LFN484I	FPBGA-484	1.2	17K	222	24	36	2	-7	53.77	46.76
842-317EA7MG328C	LFE3-17EA-7MG328C	CSBGA-328	1.2	17K	116	24	36	2	-7	35.79	31.14
842-317EA7MG328I	LFE3-17EA-7MG328I	CSBGA-328	1.2	17K	116	24	36	2	-7	39.43	34.29
842-317EA7LMG328C	LFE3-17EA-7LMG328C	CSBGA-328	1.2	17K	116	24	36	2	-7	41.57	36.17
842-317EA7LMG328I	LFE3-17EA-7LMG328I	CSBGA-328	1.2	17K	116	24	36	2	-7	45.90	39.91
842-335EA7LFN672C	LFE3-35EA-7LFN672C	FPBGA-672	1.2	35K	310	64	68	4	-7	114.81	99.83
842-335EA7LFN672I	LFE3-35EA-7LFN672I	FPBGA-672	1.2	35K	310	64	68	4	-7	133.16	115.77
842-335EA9FN672C	LFE3-35EA-9FN672C	FPBGA-672	1.2	35K	310	64	68	4	-9	142.20	123.64
842-335EA7LFN484C	LFE3-35EA-7LFN484C	FPBGA-484	1.2	35K	295	64	68	4	-7	104.11	90.52
842-335EA9FN672I	LFE3-35EA-9FN672I	FPBGA-672	1.2	35K	310	64	68	4	-9	165.42	143.86
842-335EA7LFN484I	LFE3-35EA-7LFN484I	FPBGA-484	1.2	35K	295	64	68	4	-7	122.52	106.52
842-335EA9FN484C	LFE3-35EA-9FN484C	FPBGA-484	1.2	35K	295	64	68	4	-9	129.90	112.94
842-335EA9FN484I	LFE3-35EA-9FN484I	FPBGA-484	1.2	35K	295	64	68	4	-9	153.12	133.16
842-395EA7LFN672C	LFE3-95EA-7LFN672C	FPBGA-672	1.2	95K	295	128	188	10	-7	306.23	266.27
842-395EA9FN672C	LFE3-95EA-9FN672C	FPBGA-672	1.2	95K	295	128	188	10	-9	380.33	330.74
842-395EA7LFN672I	LFE3-95EA-7LFN672I	FPBGA-672	1.2	95K	295	128	188	10	-7	385.31	335.07
842-395EA7LFN484C	LFE3-95EA-7LFN484C	FPBGA-484	1.2	95K	133	128	188	10	-7	294.62	256.21
842-395EA9FN672I	LFE3-95EA-9FN672I	FPBGA-672	1.2	95K	295	128	188	10	-9	480.38	417.73
842-395EA9FN484C	LFE3-95EA-9FN484C	FPBGA-484	1.2	95K	133	128	188	10	-9	367.01	319.13
842-395EA7LFN484I	LFE3-95EA-7LFN484I	FPBGA-484	1.2	95K	133	128	188	10	-7	373.70	324.96
842-395EA9FN484I	LFE3-95EA-9FN484I	FPBGA-484	1.2	95K	133	128	188	10	-9	467.11	406.17
842-3150EA7LFN672C	LFE3-150EA-7LFN672C	FPBGA-672	1.2	150K	380	320	303	10	-7	491.88	427.73
842-3150EA9FN672C	LFE3-150EA-9FN672C	FPBGA-672	1.2	150K	380	320	303	10	-9	609.37	529.86
842-3150EA7LFN672I	LFE3-150EA-7LFN672I	FPBGA-672	1.2	150K	380	320	303	10	-7	652.70	567.58
842-3150EA9FN672I	LFE3-150EA-9FN672I	FPBGA-672	1.2	150K	380	320	303	10	-9	812.83	706.79

LATTICEECP3 AMC EVALUATION BOARD

The LatticeECP3 AMC Evaluation Board allows designers to investigate and experiment with the features of the LatticeECP3 high-speed SERDES transceivers in an advanced mezanine card (AMC) system environment. The features of the LatticeECP3 AMC Evaluation Board assist engineers with rapid prototyping and testing of their designs. The board follows portions of the PICMG AMC R2.0 AMC form-factor specification that allows users the capability to use the board in live system evaluations.

NEW PRODUCT

MOUSER STOCK NO.	Lattice Part No.	Description	Price Each
842-LFE3150EAAMCEVN	LFE3-150EA-AMC-EVN	LatticeECP3 AMC Evaluation board	2406.16

LATTICEECP3 VERSA DEVELOPMENT KIT

The LatticeECP3™ Versa™ Development Kit is a versatile platform for building leading edge systems in a variety of industries. It brings high-end innovations such as configurable SERDES, cascadable DSP slices, and highspeed DDR3 memory within the reach of mainstream designers in an easy to use environment.

NEW PRODUCT

MOUSER STOCK NO.	Lattice Part No.	Description	Price Each
842-LFE335EAVERSAEVN	LFE3-35EA-VERSA-EVN	ECP3 Versa Development Kit	319.93

© Copyright 2013 Mouser Electronics
© Copyright 2013 Mouser Electronics

LATTICE FPGAs

RoHS Compliant This product is RoHS compliant.

LATTICE FIELD PROGRAMMABLE GATE ARRAYS (FPGAs)

ICE40 MobileFPGA Family

The iCE40™ Los Angeles mobileFPGA™ family is designed for sensor management, video and imaging, custom connectivity and memory/storage expansion for Custom Mobile Device™ solutions. Fabricated on a 40-nm low-power, standard CMOS process, the Los Angeles family has been optimized for mobile consumer applications such as smartphones, tablets, digital still cameras (DSCs), e-book readers, and portable navigation devices (PNDs). The Los Angeles family comes in two power/performance variants:

- LP Series Smartphone – Targeted series optimized for low power
- HX Series Tablet – Targeted series optimized for higher performance

LEAD-FREE

NEW PRODUCT

For quantities greater than listed, call for quote.

MOUSER STOCK NO.	Lattice Part No.	Package	Max. Operating Frequency (MHz)	Distributed RAM (Kbit)	No. of Gates	No. of I/Os	No. of Logic Blocks	Operating Supply Voltage (V)	Price Each 1	Price Each 25
HX Series - Low Power/High Performance FPGAs										
842-ICE40HX1K-CB132	ICE40HX1K-CB132	CBGA-132	533	64	1280	95	16	1.2	6.05	5.26
842-ICE40HX1K-TQ144	ICE40HX1K-TQ144	TQFP-144	533	64	1280	95	16	1.2	5.98	5.20
842-ICE40HX1K-VQ100	ICE40HX1K-VQ100	TQFP-100	533	64	1280	72	16	1.2	5.17	4.50
842-ICE40HX4K-CB132	ICE40HX4K-CB132	CBGA-132	533	80	3520	95	20	1.2	7.52	6.55
842-ICE40HX4K-TQ144	ICE40HX4K-TQ144	TQFP-144	533	80	3520	95	20	1.2	7.28	6.32
842-ICE40HX8K-CB132	ICE40HX8K-CB132	CBGA-132	533	128	7680	95	32	1.2	10.17	8.85
842-ICE40HX8K-CM225	ICE40HX8K-CM225	CBGA-225	533	128	7680	178	32	1.2	11.47	9.98
842-ICE40HX8K-CT256	ICE40HX8K-CT256	BGA-256	533	128	7680	206	32	1.2	13.40	11.65
LP Series - Ultra-Low Power FPGAs										
842-ICE40LP1K-CM121	ICE40LP1K-CM121	CBGA-121	533	64	1280	95	16	1.2	5.55	4.84
842-ICE40LP1K-CM36	ICE40LP1K-CM36	CBGA-36	533	64	1280	25	16	1.2	4.13	3.60
842-ICE40LP1K-CM49	ICE40LP1K-CM49	CBGA-49	533	64	1280	35	16	1.2	4.38	3.81
842-ICE40LP1K-CM81	ICE40LP1K-CM81	CBGA-81	533	64	1280	63	16	1.2	5.01	4.35
842-ICE40LP1K-QN84	ICE40LP1K-QN84	QFN-84	533	64	1280	67	16	1.2	4.52	3.93
842-ICE40LP4K-CM121	ICE40LP4K-CM121	CBGA-121	533	80	3520	93	20	1.2	7.35	6.40
842-ICE40LP4K-CM225	ICE40LP4K-CM225	CBGA-225	533	80	3520	167	20	1.2	8.77	7.64
842-ICE40LP4K-CM81	ICE40LP4K-CM81	CBGA-81	533	80	3520	63	20	1.2	6.86	5.97
842-ICE40LP8K-CM121	ICE40LP8K-CM121	CBGA-121	533	128	7680	93	32	1.2	10.05	8.74
842-ICE40LP8K-CM225	ICE40LP8K-CM225	CBGA-225	533	128	7680	178	32	1.2	11.47	9.98
Evaluation Kit		Description							Price Each	
842-CE40LP1KBLINKEVN	ICE40LP1K-BLINK-EVN	iCE40LP1K FPGA Evaluation board. Includes: iCEblink40 LP1K Board, USB Mini Cable, and Quickstart Guide							41.73	

High Performance FPGAs for System Level Connectivity

✻ Available in Industrial Grade

For quantities greater than listed, call for quote.

MOUSER STOCK NO.	Lattice Part No.	Package	Voltage (V)	I/O Combin.	DSP Blocks	Distributed RAM (Kbits)	# of GPLL	Speed Grade	Price Each 1	Price Each 25
842-LFS3GA25E7FN900C	LFSC3GA25E-7FN900C	FPBGA-900	1.2	378	8	104	8	-7	374.50	326.35
✻ 842-L3GA15EP16FN256C	LFSCM3GA15EP1-6FN256C	FPBGA-256	1.2	139	4	56	8	-6	214.00	187.25
842-L3GA15EP16FN256I	LFSCM3GA15EP1-6FN256I	FPBGA-256	1.2	139	4	56	8	-6	267.50	235.40
842-LFXP2-5E-B2-EVN	LFXP2-5E-B2-EVN	XP2 Brevia Development Kit							52.43	-

ispXPGA Family

For quantities greater than listed, call for quote.

MOUSER STOCK NO.	Lattice Part No.	Package	Gates	Voltage (V)	Speed Grade	Balls/Pins	Price Each 1	Price Each 25	Price Each 100
842-LFX125EB04FN256C	LFX125EB-04FN256C	FPBGA	139K	2.5/3.3	-4	256	51.84	46.76	43.40
842-X200EB04F256I	LFX200EB-04F256I	FPBGA	210K	2.5/3.3	-4	256	113.96	103.26	95.29

Lattice XP Family

The LatticeXP family of FPGA devices combine logic gates, embedded memory and high performance I/Os in a single architecture that is both non-volatile and infinitely reconfigurable to support cost-effective system designs. The re-programmable non-volatile technology used in the LatticeXP family is the next generation ispXP™ technology. With this technology, expensive external configuration memories are not required and designs are secured from unauthorized read-back. In addition, instant-on capability allows for easy interfacing in many applications.

For quantities greater than listed, call for quote.

MOUSER STOCK NO.	Lattice Part No.	Package	LUTs	Voltage (V)	Speed Grade	Balls/Pins	Price Each 1	Price Each 25	Price Each 100
XP Family									
842-LFXP10C3FN256I	LFXP10C-3FN256I	FPBGA	10K	1.8/2.5/3.3	-3	256	38.63	33.65	31.09
842-LFXP10E3FN256I	LFXP10E-3FN256I	FPBGA	10K	1.2/3.3	-3	256	38.63	33.65	31.09
842-LFXP15C3FN256C	LFXP15C-3FN256C	FPBGA	15K	1.8/2.5/3.3	-3	256	51.09	44.67	41.20
842-LFXP20C3FN256C	LFXP20C-3FN256C	FPBGA	20K	1.8/2.5/3.3	-3	256	61.26	53.23	49.22
842-LFXP3C3TN100C	LFXP3C-3TN100C	TQFP	3K	1.8/2.5/3.3	-3	100	12.79	11.13	10.29
842-LFXP3C3TN100I	LFXP3C-3TN100I	TQFP	3K	1.8/2.5/3.3	-3	100	14.71	12.79	11.83
842-LFXP3C3TN144C	LFXP3C-3TN144C	TQFP	3K	1.8/2.5/3.3	-3	144	13.86	12.04	11.16
842-LFXP3C3TN144I	LFXP3C-3TN144I	TQFP	3K	1.8/2.5/3.3	-3	144	15.73	13.70	12.70
842-LFXP3C5TN100C	LFXP3C-5TN100C	TQFP	3K	1.8/2.5/3.3	-5	100	16.85	14.71	13.57
842-LFXP6C3QN208C	LFXP6C-3QN208C	PQFP	6K	1.8/2.5/3.3	-3	208	22.52	19.63	18.12
842-LFXP10C3FN256C	LFXP10C-3FN256C	FPBGA	10K	3.465	-3	256	33.60	29.26	27.08
842-LFXP10C4FN256C	LFXP10C-4FN256C	FPBGA	10K	3.465	-4	256	38.63	33.65	31.09
842-LFXP3C3QN208C	LFXP3C-3QN208C	PQFP	3K	3.465	-3	208	14.93	13.00	11.96
842-LFXP3C4TN144C	LFXP3C-4TN144C	TQFP-144	3K	3.465	-4	144	15.73	13.70	12.70
842-LFXP6C4FN256C	LFXP6C-4FN256C	FPBGA	6K	3.465	-4	256	26.86	23.38	21.59
XP2 Family									
842-LFXP40E-5FN484I	LFXP2-40E-5FN484I	FPBGA	40K	1.2/5	-5	484	115.24	100.42	92.75
842-LFXP217E5FN484I	LFXP2-17E-5FN484I	FPBGA	17K	1.2/5	-5	484	50.93	44.35	40.99
842-LFXP217E-5QN208C	LFXP2-17E-5QN208C	PQFP	17K	1.2/5	-5	208	38.41	33.49	30.89
842-LFXP28E5FTN256C	LFXP2-8E-5FTN256C	TQFP	8K	1.2/5	-5	256	21.24	18.51	17.12
842-LFXP2-8E-5TN144C	LFXP2-8E-5TN144C	TQFP	8K	1.2/5	-5	144	18.08	15.73	14.57
842-LFXP217E6FTN256	LFXP2-17E-6FTN256C	FTBGA	17K	1.26	-6	256	46.71	40.66	37.58
842-LFXP25E5FTN256I	LFXP2-5E-5FTN256I	FTBGA	5K	1.26	-5	256	20.12	17.55	16.18
842-LFXP28E5FTN256I	LFXP2-8E-5FTN256I	FTBGA	8K	1.26	-5	256	24.88	21.67	19.99
842-LFXP2-5E-5QN208C	LFXP2-5E-5QN208C	PQFP	5K	1.2	-5	208	16.80	14.66	13.50
842-LFXP2-5E-5TN144C	LFXP2-5E-5TN144C	TQFP	5K	1.2	-5	144	14.12	12.31	11.36
842-LFXP25E5TN144I	LFXP2-5E-5TN144I	TQFP	5K	1.2	-5	144	16.96	14.77	13.64
842-LFXP28E5TN144I	LFXP2-8E-5TN144I	TQFP	8K	1.2	-8	144	21.67	18.89	17.45
XP3 Family									
842-LFXP3E3TN100C	LFXP3E-3TN100C	TQFP	3.1K	1.2	-3	100	12.79	11.13	10.29

© Copyright 2013 Mouser Electronics
© Copyright 2013 Mouser Electronics

IDT Logic

FIFO

For quantities greater than listed, call for quote.

MOUSER STOCK NO.	IDT Part No.	Package/ Case	Memory Size	Organization	Bus Direction	Timing Type	Access Time (ns)	Data Bus Width (bit)	Max. Clock Freq. (MHz)	Max. Operating Current (mA)	Supply Volt. (Max) (V)		Price Each		
											Max.	Min.	1	10	100
972-72V01L25JI	72V01L25JI	PLCC-32	4Kbit	512 x 9	Unidirectional	Asynchronous	25	9	28.5	60	3.6	3	9.96	8.16	7.36
972-72V205L15TF	72V205L15TF	TQFP-64	4Kbit	256 x 18	Unidirectional	Synchronous	15	18	66.7	30	3.6	4	16.55	15.29	12.79
972-72V02L15JG	72V02L15JG	PLCC-32	9Kbit	1K x 9	Unidirectional	Asynchronous	15	9	40	60	3.6	3	12.80	10.50	9.46
972-72V82L15PAG	72V82L15PAG	SSOP-56	9Kbit	1K x 9	Bidirectional	Asynchronous	15	9	40	100	3.6	20	18.01	16.64	13.92
972-72V03L25J	72V03L25J	PLCC-32	18Kbit	2K x 9	Unidirectional	Asynchronous	25	9	28.5	60	3.6	3	12.59	11.63	9.73
972-72V225L10TFG	72V225L10TFG	TQFP-64	18Kbit	1K x 18	Unidirectional	Synchronous	10	18	100	30	3.6	10	23.14	21.44	18.23
972-72V04L15JG	72V04L15JG	PLCC-32	36Kbit	4K x 9	Unidirectional	Asynchronous	15	9	40	60	3.6	3	18.51	17.10	14.31
972-72V04L25J	72V04L25J	PLCC-32	36Kbit	4K x 9	Unidirectional	Asynchronous	25	9	28.5	60	3.6	3	15.28	14.11	11.80
972-72V241L10PF	72V241L10PF	TQFP-32	36Kbit	4K x 9	Unidirectional	Synchronous	10	9	100	20	3.6	11	26.63	24.68	20.98
972-72V05L15JG	72V05L15JG	PLCC-32	72Kbit	8K x 9	Unidirectional	Asynchronous	15	9	40	75	3.6	3	21.83	20.23	17.19
972-72V253L7-5BC	72V253L7-5BC	BGA-100	72Kbit	4K x 18	Unidirectional	Synchronous	7	18	133.3	35	3.6	12	40.54	37.57	31.94
972-72V85L20PA	72V85L20PA	SSOP-56	72Kbit	8K x 9	Bidirectional	Asynchronous	20	9	33.3	100	3.6	21	31.73	29.39	25.00
972-72V06L15JG	72V06L15JG	PLCC-32	144Kbit	16K x 9	Unidirectional	Asynchronous	15	9	40	75	3.6	3	39.52	36.62	31.13
972-72V273L10PFG	72V273L10PFG	TQFP-80	288Kbit	16K x 18	Unidirectional	Synchronous	10	18	100	35	3.6	13	56.14	52.97	47.09
972-72V293L7-5PF	72V293L7-5PF	TQFP-80	1Mbit	128K x 9	Unidirectional	Synchronous	7	18	133.3	35	3.6	14	85.50	80.67	71.71
972-72V36100L15PFI	72V36100L15PFI	TQFP-100	2Mbit	64K x 36	Unidirectional	Synchronous	15	36	66.7	40	3.6	15	89.99	84.89	75.47
972-72V2105L10PFG	72V2105L10PFG	TQFP-64	4Mbit	256K x 18	Unidirectional	Synchronous	10	18	100	60	3.6	5	122.37	116.15	103.83
972-72V2113L10PFI	72V2113L10PFI	TQFP-80	4Mbit	256K x 18	Unidirectional	Synchronous	10	18	100	35	3.6	6	118.16	112.60	103.09
972-72V2113L6PFG	72V2113L6PFG	TQFP-80	4Mbit	256K x 18	Unidirectional	Synchronous	6	18	166	35	3.6	7	124.66	118.78	108.75
972-72V2113L7-5BC	72V2113L7-5BC	BGA-100	4Mbit	256K x 18	Unidirectional	Synchronous	7	18	133.3	35	3.6	8	118.16	112.60	103.09
972-72V2113L7-5BCI	72V2113L7-5BCI	BGA-100	4Mbit	256K x 18	Unidirectional	Synchronous	7	18	133.3	35	3.6	9	124.66	118.78	108.75
972-72V36110L10PF	72V36110L10PF	TQFP-100	4Mbit	128K x 36	Unidirectional	Synchronous	10	36	100	40	3.6	16	122.37	116.15	103.83
972-72V36110L15PFI	72V36110L15PFI	TQFP-100	4Mbit	128K x 36	Unidirectional	Synchronous	15	36	66.7	40	3.6	17	122.37	116.15	103.83
972-72V36110L6BB	72V36110L6BB	BGA-144	4Mbit	128K x 36	Unidirectional	Synchronous	6	36	166	40	3.6	18	124.66	118.78	108.75
972-72V36110L6PFG	72V36110L6PFG	TQFP-100	4Mbit	128K x 36	Unidirectional	Synchronous	6	36	166	40	3.6	19	124.66	118.78	108.75
972-72T18125L10BB	72T18125L10BB	BGA-240	9Mbit	1M x 9	Unidirectional	Synchronous	10	18	100	70	2.625	2.375	140.13	133.54	122.26
972-72T18125L5BBI	72T18125L5BBI	BGA-240	9Mbit	1M x 9	Unidirectional	Synchronous	5	18	200	70	2.625	2.375	167.73	161.16	150.38

FLIP FLOPS

For quantities greater than listed, call for quote.

MOUSER STOCK NO.	IDT Part No.	Package/ Case	Logic Type	No.of Circuits	Polarity	Propagation Delay Time (ns)	Supply Voltage (V)		Price Each		
							Max.	Min.	1	10	100
972-74LVC16374APAG	74LVC16374APAG	TSSOP-48	D-Type Flip-Flop	1	Inverting	4.5	3.6	3	1.52	1.22	.938
972-74LVCH16374APAG	74LVCH16374APAG	TSSOP-48	D-Type Flip-Flop	1	Non-Inverting	4.5	3.6	3	1.52	1.22	.938
972-74LVCH16374APVG	74LVCH16374APVG	SSOP-48	D-Type Flip-Flop	1	Non-Inverting	4.5	3.6	3	1.52	1.22	.938
972-74LVCH162374APAG	74LVCH162374APAG	TSSOP-48	D-Type Flip-Flop	1	Non-Inverting	6.2	3.6	3	1.52	1.22	.938

LATCHES

For quantities greater than listed, call for quote.

MOUSER STOCK NO.	IDT Part No.	Logic Type	Package	No. of Circuits	No. of Input Lines	No. of Output Lines	Polarity	Propagation Delay Time (ns)	Supply Current (μA)	Supply Volt. (V)		Price Each		
										Max.	Min.	1	10	100
972-74ALVCH162373PAG	74ALVCH162373PAG	D-Type Latch	TSSOP-48	1	16	16	Non-Inverting	4	0.1	3.6	3	1.71	1.37	1.06
972-74FCT162373CTPVG	74FCT162373CTPVG	Transparent Latch	SSOP-48	1	16	16	Inverting	4.2	5	5.5	4.5	1.52	1.22	.938
972-74FCT16373ATPVG	74FCT16373ATPVG	Transparent Latch	SSOP-48	1	16	16	Inverting	5.2	5	5.5	4.5	1.71	1.37	1.06
972-74FCT16373CTPAG	74FCT16373CTPAG	Transparent Latch	TSSOP-48	1	16	16	Inverting	3.6	5	5.5	4.5	1.71	1.37	1.06
972-74FCT16373CTPVG	74FCT16373CTPVG	Transparent Latch	SSOP-48	1	16	16	Inverting	3.6	5	5.5	4.5	1.71	1.37	1.06
972-74FCT373ATSOG	74FCT373ATSOG	Transparent Latch	SOIC-20	1	8	8	Inverting	5.2	10	5.25	4.75	1.07	.856	.657
972-74FCT573ATSOG	74FCT573ATSOG	Transparent Latch	SOIC-20	1	8	8	Inverting	5.2	10	5.25	4.75	1.07	.856	.657
972-74LVC16373APAG	74LVC16373APAG	Transparent Latch	TSSOP-48	1	16	16	Inverting	4.2	10	3.6	3	1.52	1.22	.938

PHASE LOCKED LOOPS (PLL)

For quantities greater than listed, call for quote.

MOUSER STOCK NO.	IDT Part No.	Package	Type	No.of Circuits	Maximum Input Frequency	Minimum Input Frequency	Supply Voltage (V)		Price Each		
							Max.	Min.	1	10	100
972-82V3012PVG	82V3012PVG	SSOP-56	WAN PLL	1	2MHz	8KHz	3.6	3	57.97	54.17	46.98
972-82V3001APVG	82V3001APVG	SSOP-56	WAN PLL	2	19MHz	8KHz	3.6	3	24.26	22.48	19.11

REGISTERS

For quantities greater than listed, call for quote.

MOUSER STOCK NO.	IDT Part No.	Package	No. of Circuits	Logic Type	Propagation Delay Time (ns)	Low Level Output Current (mA)	High Level Output Current (mA)	Supply Voltage (V)		Price Each		
								Max.	Min.	1	10	100
972-74FCT574ATQG	74FCT574ATQG	QSOP-20	8	CMOS	6.5	-	-	5.25	4.75	1.01	.778	.502
972-74FCT574ATSOG	74FCT574ATSOG	SOIC-20	8	CMOS	6.5	-	-	5.25	4.75	1.07	.856	.657
972-74FCT16374CTPVG	74FCT16374CTPVG	SSOP-48	16	CMOS	5.2	-	-	5.5	4.5	1.71	1.37	1.06
972-74FCT162374ATPAG	74FCT162374ATPAG	TSSOP-48	16	CMOS	6.5	115	-115	5.5	4.5	1.29	1.04	.797
972-74FCT16374ATPAG	74FCT16374ATPAG	TSSOP-48	16	CMOS	6.5	-	-	5.5	4.5	1.71	1.37	1.06
972-74FCT16374ATPVG	74FCT16374ATPVG	TSSOP-48	16	CMOS	6.5	-	-	5.5	4.5	1.71	1.37	1.06
972-74FCT162823CTPVG	74FCT162823CTPVG	SSOP-56	18	CMOS	4.7	115	-115	5.5	4.5	1.69	1.36	1.09

BUFFERS AND LINE DRIVERS

For quantities greater than listed, call for quote.

MOUSER STOCK NO.	IDT Part No.	Package	No. of Channels per Chip	No. of Input Lines	No. of Output Lines	Propagation Delay Time (ns)	Supply Current (mA)	Supply Voltage (V)		Price Each		
								Max.	Min.	1	10	100
972-74FCT2244ATQG	74FCT2244ATQG	QSOP-20	8	-	-	4.8	3.2	5.25	4.75	1.01	.778	.502
972-74FCT244ATQG	74FCT244ATQG	QSOP-20	8	-	-	5.1	5	5.25	4.75	1.01	.778	.502
972-74FCT244ATSOG	74FCT244ATSOG	SOIC-20	8	-	-	5.1	5	5.25	4.75	1.07	.856	.657
972-74FCT3244APGG	74FCT3244APGG	TSSOP-20	8	2	4	4.8	1.2	3.6	3	1.69	1.36	1.09
972-74FCT3244ASOG	74FCT3244ASOG	SOIC-20	8	2	4	4.8	1.2	3.6	3	1.69	1.36	1.09
972-74ALVCH16244PAG	74ALVCH16244PAG	TSSOP-48	16	4	4	3	0.0001	3.6	3	1.71	1.37	1.06
972-74ALVC162244PAG	74ALVC162244PAG	TSSOP-48	16	4	4	3.6	0.0001	3.6	3	1.71	1.37	1.06
972-74FCT162244CTPVG	74FCT162244CTPVG	SSOP-48	16	4	4	4.1	6.4	5.5	4.5	1.52	1.22	.938
972-74FCT163244CPVG	74FCT163244CPVG	SSOP-48	16	4	4	4.1	2	3.6	3	2.87	2.31	1.85
972-74LVC16244APAG	74LVC16244APAG	TSSOP-48	16	4	4	4.1	0.01	3.6	3	1.52	1.22	.938
972-74LVC16244APVG	74LVC16244APVG	SSOP-48	16	4	4	4.1	0.01	3.6	3	1.52	1.22	.938
972-74LVCH16244APAG	74LVCH16244APAG	TSSOP-48	16	4	4	4.1	0.01	3.6	3	1.52	1.22	.938
972-74LVC162244APAG	74LVC162244APAG	TSSOP-48	16	4	4	4.4	0.01	3.6	3	1.52	1.22	.938
972-74LVC162244APVG	74LVC162244APVG	SSOP-48	16	4	4	4.4	0.01	3.6	3	1.52	1.22	.938
972-74LVCH162244APAG	74LVCH162244APAG	TSSOP-48	16	4	4	4.4	0.01	3.6	3	1.52	1.22	.938
972-74FCT162244ATPAG	74FCT162244ATPAG	TSSOP-48	16	4	4	4.8	6.4	5.5	4.5	1.29	1.04	.797
972-74FCT162244ATPVG	74FCT162244ATPVG	SSOP-48	16	4	4	4.8	6.4	5.5	4.5	1.52	1.22	.938
972-74FCT163244APAG	74FCT163244APAG	TSSOP-48	16	4	4	4.8	2	3.6	3	2.87	2.31	1.85
972-74FCT163244CPAG	74FCT163244CPAG	TSSOP-48	16	4	4	4.8	2	3.6	3	2.87	2.31	1.85
972-74FCT16244ATPAG	74FCT16244ATPAG	TSSOP-48	16	4	4	-	-	5.5	4.5	1.29	1.04	.797
972-74FCT16244ATPVG	74FCT16244ATPVG	SSOP-48	16	4	4	-	-	5.5	4.5	1.52	1.22	.938
972-74FCT16244CTPAG	74FCT16244CTPAG	TSSOP-48	16	4	4	-	-	5.5	4.5	1.29	1.04	.797

© Copyright 2013 Mouser Electronics
© Copyright 2013 Mouser Electronics

NXP SEMICONDUCTOR Standard Logic

STANDARD LOGIC

RoHS Compliant This product is RoHS compliant.

For quantities greater than listed, call for quote.

MOUSER STOCK NO.	NXP Part No.	Package Type	Description	Price Each 1	Price Each 25
4000 Family					
771-HEF4001BPN	HEF4001BP,652	DIP-14	Qd 2-In NOR	.45	.379
771-HEF4001BT652	HEF4001BT,652	SO-14	Qd 2-In NOR	.36	.308
771-HEF4002BT652	HEF4002BT,652	SO-14	Dl 4-In NOR	.23	.204
771-HEF4011BPN	HEF4011BP,652	DIP-14	Qd 2-In NAND	.45	.376
771-HEF4011BTD	HEF4011BT,652	SO-14	Qd 2-In NAND	.34	.289
771-HEF4011UBP652	HEF4011UBP,652	DIP-14	Qd 2-In NAND	.48	.406
771-HEF4013BPN	HEF4013BP,652	DIP-14	Dual D F/F	.45	.373
771-HEF4013BT652	HEF4013BT,652	SO-14	Dual D F/F	.36	.308
771-HEF4014BP652	HEF4014BP,652	DIP-16	8B Stat Sh Reg	.70	.613
771-HEF4015BPN	HEF4015BP,652	DIP-16	Dl 4B Sh Reg	.48	.425
771-HEF4016BPN	HEF4016BP,652	DIP-14	Qd Bilat Sw	.60	.521
771-HEF4017BPN	HEF4017BP,652	DIP-16	5St Johnson Cnt	.59	.515
771-HEF4017BTD	HEF4017BT,652	SO-16	5St Johnson Cnt	.59	.515
771-HEF4020BT652	HEF4020BT,652	SO-16	14St Bin Rip Cnt	.62	.54
771-HEF4021BPN	HEF4021BP,652	DIP-16	8B Stat Sh Reg	.54	.472
771-HEF4021BT652	HEF4021BT,652	SO-16	8B Stat Sh Reg	.51	.45
771-HEF4023BTD	HEF4023BT,652	SO-14	Trp 3-In NAND	.40	.348
771-HEC4027BT118	HEC4027BT,118	SO-16	Dual JK F/F	.30	.268
771-HEF4027BPN	HEF4027BP,652	DIP-16	Dual JK F/F	.48	.425
771-HEF4027BTD-T	HEF4027BT,653	SO-16	Dual JK F/F	.41	.361
771-HEF4028BP652	HEF4028BP,652	DIP-16	Dec BCD-Dec	.55	.483
771-HEF4028BT652	HEF4028BT,652	SO-16	Dec BCD-Dec	.41	.356
771-HEF4040BP652	HEF4040BP,652	DIP-16	12St Bin Rip Cnt	.52	.463
771-HEF4040BT652	HEF4040BT,652	SO-16	12St Bin Rip Cnt	.46	.406
771-HEF4044BTD	HEF4044BT,652	SO-16	Qd R/S Ltch 3St	.46	.401
771-HEF4046BPN	HEF4046BP,652	DIP-16	Ph Lock Loop	.59	.515
771-HEF4046BT652	HEF4046BT,652	SO-16	Ph Lock Loop	.59	.515
771-HEF4046BTD-T	HEF4046BT,653	SO-16	Ph Lock Loop	.59	.515
771-HEF4047BPN	HEF4047BP,652	DIP-14	Mono/Astbl Multiv	.59	.515
771-HEF4047BT652	HEF4047BT,652	SO-14	Mono/Astbl Multiv	.51	.45
771-HEF4049BPN	HEF4049BP,652	DIP-16	Buff Hex Inv	.62	.54
771-HEF4049BT652	HEF4049BT,652	SO-16	Buff Hex Inv	.43	.378
771-HEF4049BTD-T	HEF4049BT,653	SO-16	Buff Hex Inv	.43	.378
771-HEF4050BP652	HEF4050BP,652	DIP-16	Buff Hex NonInv	.48	.425
771-HEF4050BT652	HEF4050BT,652	SO-16	Buff Hex NonInv	.41	.361
771-HEF4051BPN	HEF4051BP,652	DIP-16	8-Ch Mux/Demux	.50	.444
771-HEF4051BT652	HEF4051BT,652	SO-16	8-Ch Mux/Demux	.46	.401
771-HEF4051BTS118	HEF4051BTS,118	SSOP-16	8-Ch Mux/Demux	.39	.342
771-HEF4051BTT-T	HEF4051BTT,118	TSSOP-16	8-Ch Mux/Demux	.29	.264
771-HEF4052BPN	HEF4052BP,652	DIP-16	Dl 4-Ch Mux/Dmux	.51	.45
771-HEF4052BT652	HEF4052BT,652	SO-16	Dl 4-Ch Mux/Dmux	.49	.415
771-HEF4053BPN	HEF4053BP,652	DIP-16	Trp 2-Ch Mux/Dmux	.51	.45
771-HEF4053BT652	HEF4053BT,652	SO-16	Trp 2-Ch Mux/Dmux	.49	.415
771-HEF4053BTT118	HEF4053BTT,118	TSSOP-16	Trp 2-Ch Mux/Dmux	.23	.203
771-HEF4059BTD	HEF4059BT,652	SO-24	Cnt Prog Div-By-N	3.15	2.53
771-HEF4060BT652	HEF4060BT,652	SO-16	14St Bin Cnt/Div	.51	.45
771-HEF4066BPN	HEF4066BP,652	DIP-14	Qd Bilat Sw	.47	.399
771-HEF4066BT652	HEF4066BT,652	SO-14	Qd Bilat Sw	.45	.376
771-HEF4067BPN	HEF4067BP,652	DIP-24	16-Ch Mux/Dmux	2.31	2.05
771-HEF4067BTD-T	HEF4067BT,653	SO-24	16-Ch Mux/Dmux	2.31	2.05
771-HEF4068BP652	HEF4068BP,652	DIP-14	8-In NAND Gt	.46	.406
771-HEF4068BTD	HEF4068BT,652	SO-14	8-In NAND Gt	.64	.471
771-HEF4069UBP652	HEF4069UBP,652	DIP-14	Hex Inverter	.47	.395
771-HEF4069UBT652	HEF4069UBT,652	SO-14	Hex Inv Unbuf	.38	.31
771-HEF4071BPN	HEF4071BP,652	DIP-14	Quad 2-In OR	.46	.406
771-HEF4071BT652	HEF4071BT,652	SO-14	Quad 2-In OR	.43	.351
771-HEF4072BP652	HEF4072BP,652	DIP-14	Dual 4-In OR	.46	.406
771-HEF4072BT652	HEF4072BT,652	SO-14	Dual 4-In OR	.24	.223
771-HEF4075BP652	HEF4075BP,652	DIP-14	Triple 3-In OR	.46	.406
771-HEF4075BT653	HEF4075BT,653	SO-14	Triple 3-In OR	.40	.348
771-HEF4077BPN	HEF4077BP,652	DIP-14	Qd Excl NOR	.46	.406
771-HEF4081BPN	HEF4081BP,652	DIP-14	Qd 2-In AND	.46	.406
771-HEF4081BT652	HEF4081BT,652	SO-14	Qd 2-In AND	.45	.376
771-HEF4082BT653	HEF4082BT,653	SO-14	Dual 4-In AND	.40	.348
771-HEF4093BPN	HEF4093BP,652	DIP-14	Qd 2-In NAND Sch	.45	.379
771-HEF4093BTD	HEF4093BT,652	SO-14	Qd 2-In NAND Sch	.40	.332
771-HEF4093BTD-T	HEF4093BT,653	SO-14	Qd 2-In NAND Sch	.40	.332
771-HEF4094BP652	HEF4094BP,652	DIP-16	8-St Bus Reg	.46	.401
771-HEF4094BT652	HEF4094BT,652	SO-16	8-St Bus Reg	.44	.383
771-HEF4094BTS118	HEF4094BTS,118	SSOP-16	8-St Bus Reg	.24	.214
771-HEF40098BP652	HEF40098BP,652	DIP-16	Hex Inv Buffer	1.35	1.07
771-HEC40106BT118	HEC40106BT,118	SO-14	Hex Sch Trig	.23	.203
771-HEF40106BPN	HEF40106BP,652	DIP-14	Hex Sch Trig	.45	.379
771-HEF40106BT652	HEF40106BT,652	SO-14	Hex Sch Trig	.42	.347
771-HEF40106BTD-T	HEF40106BT,653	SO-14	Hex Sch Trig	.42	.347
771-HEF40106BTT118	HEF40106BTT,118	TSSOP-14	Hex Sch Trig	.23	.203
771-HEF401BP652	HEF40174BP,652	DIP-16	Hex D-Type F/F	.72	.63
771-HEF401BT653	HEF40174BT,653	SO-16	Hex D-Type F/F	.70	.616
771-HEF40175BT652	HEF40175BT,652	SO-16	Quad D-Type F/F	.70	.616
771-HEF40193BT653	HEF40193BT,653	SO-16	Bin Up/Dwn Cntr	.90	.795
771-HEF40373BPN	HEF40373BP,652	DIP-20	Oct Trans Ltch	1.89	1.52
771-HEF40373BT652	HEF40373BT,652	SO-20	Oct Trans Ltch	1.89	1.52
771-HEF4511BPN	HEF4511BP,652	DIP-16	BCD 7-Segmnt	.57	.493
771-HEF4511BT652	HEF4511BT,652	SO-16	BCD 7-Segmnt	.46	.401
771-HEF4516BT652	HEF4516BT,652	SO-16	Bin Up/Dwn Cnt	.69	.602
771-HEF4516BTD-T	HEF4516BT,653	SO-16	Bin Up/Dwn Cnt	.69	.602

© Copyright 2013 Mouser Electronics

For quantities greater than listed, call for quote.

MOUSER STOCK NO.	NXP Part No.	Package Type	Description	Price Each 1	Price Each 25
4000 Family (Cont.)					
771-HEF4520BPN	HEF4520BP,652	DIP-16	Dl Cntr Bin	.62	.54
771-HEF4520BT652	HEF4520BT,652	SO-16	Dl Cntr Bin	.51	.45
771-HEF4526BP652	HEF4526BP,652	DIP-16	Prog Bin Dwn Cntr	.94	.835
771-HEF4528BP652	HEF4528BP,652	DIP-16	Dl Mono Multiv	.79	.697
771-HEF4538BPN	HEF4538BP,652	DIP-16	Dl Mono Multiv	.81	.716
771-HEF4538BTD	HEF4538BT,652	SO-16	Dl Mono Multiv	.49	.429
771-HEF4541BPN	HEF4541BP,652	DIP-14	Prog Timer	.50	.444
771-HEF4543BPN	HEF4543BP,652	DIP-16	BCD 7-Segmnt	.62	.546
771-HEF4557BT653	HEF4557BT,653	SO-16	1-64B Var Sh Reg	1.02	.916
771-HEF4794BPN	HEF4794BP,112	DIP-16	8St Sh/Str Reg	1.71	1.37
771-HEF4894BPN	HEF4894BP,112	DIP-20	12St Shft Reg	2.88	2.31
74ABT Family					
771-ABT240DB118	74ABT240DB,118	SSOP-20	Oct Buff/Drvr	.71	.623
771-74ABT162244D	74ABT162244DGG,118	TSSOP-48	16-bit Buff/Drv	.89	.783
771-74ABT16244AD	74ABT16244ADGG,118	TSSOP-48	16-bit Buff/Drv	.91	.819
771-ABT16244ADL118	74ABT16244ADL,118	SSOP-48	16-bit Buff/Drv	.93	.838
771-74ABT16245BD	74ABT16245BDGG,118	TSSOP-48	16B Txm/Rxv	.91	.819
771-ABT16245BDL118	74ABT16245BDL,118	SSOP-48	16B Txm/Rxv	.93	.838
771-ABT16373BDL118	74ABT16373BDL,118	SSOP-48	16B Transp Ltch	1.19	1.08
74AHC Family					
771-AHC00D118	74AHC00D,118	SO-14	Qd 2-In NAND	.34	.286
771-AHC02D118	74AHC02D,118	SO-14	Qd 2-In NOR	.36	.304
771-AHC08BQ115	74AHC08BQ,115	DHVQFN-14	Qd 2-In AND	.19	.171
771-AHCBQ115	74AHC74BQ,115	DHVQFN-14	Dual D F/F	.28	.246
771-AHC86BQ115	74AHC86BQ,115	DHVQFN-14	Qd 2-In Excl OR	.19	.171
771-AHC123ABQ115	74AHC123ABQ,115	DHVQFN-16	Mono Multiv	.27	.246
771-AHC164PW118	74AHC164PW,118	TSSOP-14	8-bit Shift Reg	.40	.332
771-74AHC245BQ115	74AHC245BQ,115	DHVQFN-20	Oct Buff/Ln Drvr	.29	.264
771-AHC3PW118	74AHC374PW,118	TSSOP-20	Octal D-Type F/F	.44	.369
771-AHC541BQ115	74AHC541BQ,115	DHVQFN-20	Oct Buff/Ln Drvr	.34	.31
771-74AHC573BQ115	74AHC573BQ,115	DHVQFN-20	Oct D Trans Latch	.23	.212
771-AHC5PW118	74AHC574PW,118	TSSOP-20	Octal D-Type F/F	.45	.379
771-AHC594D118	74AHC594D,118	SO-16	8-bit Shift Reg	.43	.396
771-AHC595BQ115	74AHC595BQ,115	DHVQFN-16	8-bit Shift Reg	.32	.289
771-74AHC1G04GW-G	74AHC1G04GW,125	SOT-353	Inverter	.36	.264
771-AHC1G06GV125	74AHC1G06GV,125	SOT-753	Inv with Open Drain	.33	.257
771-AHC1G06GW125	74AHC1G06GW,125	TSSOP-5	Inv with Open Drain	.33	.257
771-AHC1G07GV125	74AHC1G07GV,125	SOT-753	Buff w/Open Drain	.33	.257
771-AHC1G09GV125	74AHC1G09GV,125	SOT-753	2-In AND w/Open Dr	.17	.15
771-74AHC1G09GW-G	74AHC1G09GW,125	TSSOP-5	2-In AND w/Open Dr	.41	.341
771-74AHC1G125GM132	74AHC1G125GM,132	XSON-6	Bus Buff/Ln Drvr	.23	.212
771-74AHC1G125GW-G	74AHC1G125GW,125	SOT-353	Bus Buff/Ln Drvr	.33	.257
771-AHC1G126GV125	74AHC1G126GV,125	SOT-753	Bus Buff/Ln Drvr	.33	.257
771-74AHC1G14GV	74AHC1G14GV,125	SOT-753	Inv Schmitt Trigger	.36	.264
771-74AHC1G14GW-G	74AHC1G14GW,125	SOT-353	Inv Schmitt Trigger	.36	.264
771-74AHC1G32GW-G	74AHC1G32GW,125	SOT-353	2-Input OR	.36	.264
771-AHC2G00DP125	74AHC2G00DP,125	TSSOP-8	Dual 2-In NAND	.43	.377
771-74AHC2G00GD125	74AHC2G00GD,125	XSON-8U	Dual 2-In NAND	.23	.212
771-AHC2G08DC125	74AHC2G08DC,125	VSSOP-8	Qd 2-In AND	.23	.211
771-AHC2G08DP125	74AHC2G08DP,125	TSSOP-8	Qd 2-In AND	.43	.377
771-74AHC2G08GD125	74AHC2G08GD,125	XSON-8U	Qd 2-In AND	.23	.212
771-AHC2G32DC125	74AHC2G32DC,125	VSSOP-8	Dual 2-In OR	.24	.203
771-74AHC2G32GD125	74AHC2G32GD,125	XSON-8U	Dual 2-In OR	.23	.212
771-AHC2G125DC125	74AHC2G125DC,125	VSSOP-8	Dual Buff/Ln Drvr	.25	.22
771-74AHC3G14GD,125	74AHC3G14GD,125	XSON-8	Trp Inv Schm Trig	.26	.246
771-AHC3GU04DP125	74AHC3GU04DP,125	TSSOP-8	Trp Hex Inverter	.60	.53
771-74AHC3GU04GD125	74AHC3GU04GD,125	XSON-8U	Trp Hex Inverter	.29	.264
74AHCT Family					
771-AHCT02D118	74AHCT02D,118	SO-14	Qd 2-In NOR	.34	.286
771-AHCT04D118	74AHCT04D,118	SO-14	Hex Inverter	.34	.286
771-AHCT08BQ115	74AHCT08BQ,115	DHVQFN-14	Qd 2-In AND	.19	.171
771-AHCT123ABQ115	74AHCT123ABQ,115	DHVQFN-16	Mono Multiv	.27	.246
771-AHCT123APW118	74AHCT123APW,118	TSSOP-16	Mono Multiv	.36	.308
771-AHCT164BQ115	74AHCT164BQ,115	DHVQFN-14	8-bit Shift Reg	.21	.193
771-AHCT3PW118	74AHCT374PW,118	TSSOP-20	Octal D-Type F/F	.45	.379
771-AHCT573D118	74AHCT573D,118	SO-20	Octal D Ltch Inv	.45	.379
771-AHCT5PW118	74AHCT574PW,118	TSSOP-20	Octal D-Type F/F	.45	.379
771-AHCT594DB118	74AHCT594DB,118	SSOP-16	8-bit Shift Reg	.43	.396
771-AHCT594PW118	74AHCT594PW,118	TSSOP-16	8-bit Shift Reg	.43	.396
771-AHCT1G00GV125	74AHCT1G00GV,125	SOT-753	2-In NAND Gate	.33	.257
771-AHCT1G02GV125	74AHCT1G02GV,125	SOT-753	2-In NOR Gate	.33	.257
771-AHCT1G86GV125	74AHCT1G86GV,125	SOT-753	2-In Excl OR Gt	.36	.264
771-AHCT1G125GV125	74AHCT1G125GV,125	SOT-753	Bus Buff/Ln Drvr	.36	.264
771-AHCT2G125DP125	74AHCT2G125DP,125	TSSOP-8	Dual Buff/Ln Drvr	.48	.425
771-AHCT2G241DP125	74AHCT2G241DP,125	TSSOP-8	Dual Buff/Ln Drvr	.48	.425
771-AHCT3G04DC125	74AHCT3G04DC,125	VSSOP-8	Trp Hex Inverter	.31	.289
771-AHCT3G14DC125	74AHCT3G14DC,125	VSSOP-8	Trp Inv Schm Trig	.29	.263
74ALVC Family					
771-ALVC02PW118	74ALVC02PW,118	TSSOP-14	Qd 2-In NOR	.48	.402
771-74AHCT157BQ115	74AHCT157BQ,115	DHVQFN-16	Qd 2-In Multiplxr	.27	.247
771-ALVC245BQ115	74ALVC245BQ,115	DHVQFN-20	Oct Bus Transcvr	.34	.31
771-ALVC245PW118	74ALVC245PW,118	TSSOP-20	Oct Bus Transcvr	.64	.56
771-ALVC541BQ115	74ALVC541BQ,115	DHVQFN-20	Oct Buff/Ln Drvr	.34	.31
771-ALVC541D118	74ALVC541D,118	SO-20	Oct Buff/Ln Drvr	.45	.407

© Copyright 2013 Mouser Electronics

NXP SEMICONDUCTOR Standard Logic

STANDARD LOGIC (CONT.)

RoHS Compliant This product is RoHS compliant.

For quantities greater than listed, call for quote.

MOUSER STOCK NO.	NXP Part No.	Package Type	Description	Price Each 1	25
74ALVC Family (Cont.)					
771-ALVC573D118	74ALVC573D,118	SO-20	Octal D Ltch Inv	.45	.396
771-ALVC573PW118	74ALVC573PW,118	TSSOP-20	Octal D Ltch Inv	.45	.396
771-74AHCT1G125GM115	74AHCT1G125GM,115	XSON-6	Bus Buff/Ln Drvr	.23	.212
771-74AHCT2G08GD125	74AHCT2G08GD,125	XSON-8U	Dual 2-In AND	.23	.212
771-74AHCT2G125GD125	74AHCT2G125GD,125	XSON-8U	Dual Buff/Ln Drvr	.23	.212
771-74ALVC16244D	74ALVC16244DGG,118	TSSOP-48	Buff/Ln Drvr	.93	.839
771-ALVC16244DL118	74ALVC16244DL,118	SSOP-48	Buff/Ln Drvr	.93	.839
771-74ALVC164245DL-T	74ALVC164245DL,118	SSOP-48	16B Trans Transcvr	1.00	.899
74ALVCH Family					
771-74ALVH16224	74ALVCH162244DGG:1	TSSOP-48	Buff/Ln Drvr	1.03	.929
771-74ALVCH16244	74ALVCH16244DGG:11	TSSOP-48	Buff/Ln Drvr	1.03	.929
771-ALVCH16823D118	74ALVCH16823DGG,11	TSSOP-56	Bus-Interface D F/F	1.50	1.34
74ALVT Family					
771-74ALVT16244D	74ALVT16244DGG,118	TSSOP-48	Buff/Ln Drvr	1.80	1.61
771-74ALVT16245D	74ALVT16245DGG,118	TSSOP-48	16-bit Transcvr	6.09	4.72
771-74ALVT16373D	74ALVT16373DGG,118	TSSOP-48	16-bit Trans D Ltch	1.50	1.34
771-ALVT16827DGG118	74ALVT16827DGG,118	TSSOP-56	Buff/Ln Drvr Non-Inv	5.62	5.06
74AUP Family					
771-74AUP1G04GV125	74AUP1G04GV,125	SC-74A	Low Power Inverter	.19	.177
771-AUP1G07GM115	74AUP1G07GM,115	XSON-6	Buff w/Open Drain	.26	.225
771-74AUP1G07GN132	74AUP1G07GN,132	XSON-6	Buff w/Open Drain	.30	.28
771-AUP1G07GW125	74AUP1G07GW,125	TSSOP-5	Buff w/Open Drain	.34	.31
771-AUP1G08GF132	74AUP1G08GF,132	XSON-6	2-In AND Gate	.56	.514
771-AUP1G08GM115	74AUP1G08GM,115	XSON-6	2-In AND Gate	.23	.21
771-74AUP1G09GW125	74AUP1G09GW,125	TSSOP-5	2-In AND Gate	.19	.177
771-AUP1G11GF132	74AUP1G11GF,132	XSON-6	3-In AND Gate	.39	.353
771-74AUP1G32GM132	74AUP1G32GM,132	XSON-6	2-In OR Gate	.23	.212
771-AUP1G38GW125	74AUP1G38GW,125	TSSOP-5	2-In NAND Gate	.34	.31
771-74AUP1G74GD,125	74AUP1G74GD,125	XSON-8U	D F/F w/Set&Reset	.26	.246
771-AUP1GGT115	74AUP1G74GT,115	XSON-8	D F/F w/Set&Reset	1.13	.867
771-74AUP1G79GV125	74AUP1G79GV,125	TSSOP-5	D-Type F/F	.19	.177
771-AUP1G240GW125	74AUP1G240GW,125	TSSOP-5	Inv Buff/Ln Drvr	.21	.193
771-AUP1G373GW125	74AUP1G373GW,125	SOT-363	D-Type Trans Ltch	.25	.23
771-AUP1G3GW125	74AUP1G374GW,125	SOT-363	D-Type F/F	.25	.23
771-74AUP1GU04GW-G	74AUP1GU04GW,125	TSSOP-5	UnBuff Inverter	.10	.095
771-74AUP1T34GF,132	74AUP1T34GF,132	XSON-6	Dual Sup Trans Buff	.39	.375
771-AUP1T97GF132	74AUP1T97GF,132	XSON-6	Confg Gate w/V Tran	.39	.353
771-AUP1Z125GW125	74AUP1Z125GW,125	SOT-363	Xtal Drvr w/Enable	.34	.31
771-AUP2G00DC125	74AUP2G00DC,125	VSSOP-8	Dual 2-In NAND	.23	.211
771-74AUP2G00GD,125	74AUP2G00GD,125	XSON-8U	Dual 2-In NAND	.26	.246
771-74AUP2G06GF132	74AUP2G06GF,132	XSON-6	Dual Inv w/Open Drn	.25	.229
771-74AUP2G08GN115	74AUP2G08GN,115	XSON-8	Dual 2-In AND	.41	.371
771-AUP2G14GM115	74AUP2G14GM,115	XSON-6	Dual Schmt Trig Inv	.30	.268
771-AUP2G17GW125	74AUP2G17GW,125	SOT-363	Dual Schmt Trig	.41	.385
771-74AUP2G80GD,125	74AUP2G80GD,125	XSON-8U	Dual D F/F	.26	.246
771-AUP2G86DC125	74AUP2G86DC,125	VSSOP-8	Dl 2-In Excl-OR	.23	.211
771-AUP2G125DC125	74AUP2G125DC,125	VSSOP-8	Dual Buff/Ln Drvr	.23	.211
771-74AUP2G125GF115	74AUP2G125GF,115	XSON-8	Dual Buff/Ln Drvr	.25	.229
771-74AUP2G125GN115	74AUP2G125GN,115	XSON-8	Dual Buff/Ln Drvr	.41	.371
771-74AUP2G126GD125	74AUP2G126GD,125	XSON-8U	Dual Buff/Ln Drvr	.23	.212
771-AUP2G132DC125	74AUP2G132DC,125	VSSOP-8	Dl 2-In NAND Schmt	.30	.268
771-74AUP2G132GD125	74AUP2G132GD,125	XSON-8U	Dl 2-In NAND Schmt	.23	.212
771-AUP2G241DC125	74AUP2G241DC,125	VSSOP-8	Dual Buff/Ln Drvr	.23	.211
771-74AUP2G241GD125	74AUP2G241GD,125	XSON-8U	Dual Buff/Ln Drvr	.23	.212
771-74AUP2G38GD125	74AUP2G38GD,125	XSON-8U	Dual 2-In NAND	.23	.212
771-74AUP2G79GD125	74AUP2G79GD,125	XSON-8U	Dual D F/F	.23	.212
771-74AUP3G04GD125	74AUP3G04GD,125	XSON-8U	Triple Inverter	.29	.264
74AVC Family					
771-74AVC16245DGG11	74AVC16245DGG,118	TSSOP-48	16-bit Transcvr	2.10	1.87
771-74AVC16373DGG11	74AVC16373DGG,118	TSSOP-48	16-bit D Trans Ltch	2.10	1.87
771-AVC1T45GW125	74AVC1T45GW,125	SOT-363	Dl Sup Trnsl Trnscvr	.32	.289
771-AVC2T45DC125	74AVC2T45DC,125	VSSOP-8	Dl Sup Trnsl Trnscvr	.32	.289
771-74AVC2T45DP,125	74AVC2T45DP,125	TSSOP-8	Dl Sup Trnsl Trnscvr	.43	.417
771-74AVC4T245BQ115	74AVC4T245BQ,115	DHVQFN-16	Dl Sup Trnsl Trnscvr	1.20	.92
771-74AVC4T245PW118	74AVC4T245PW,118	TSSOP-16	Dl Sup Trnsl Trnscvr	1.28	.995
771-74AVC8T245BQ118	74AVC8T245BQ,118	DHVQFN-24	8-bit Trnsl Trnscvr	1.50	1.34
771-74AVC8T245PW,118	74AVC8T245PW,118	TSSOP-24	8-bit Trnsl Trnscvr	.58	.53
771-74AVC16T245DG118	74AVC16T245DGG,118	TSSOP-48	16-bit Trnsl Trnscvr	2.40	2.14
771-74AVC20T245DG118	74AVC20T245DGG,118	TSSOP-56	20-bit Trnsl Trnscvr	2.40	2.14
74AVCH Family					
771-74AVCH4T245BQ115	74AVCH4T245BQ,115	DHVQFN-16	Dl Sup Trnsl Trnscvr	.82	.749
771-74AVCH4T245D118	74AVCH4T245D,118	SO-16	Dl Sup Trnsl Trnscvr	.82	.749
771-74AVCH4T245PW118	74AVCH4T245PW,118	TSSOP-16	Dl Sup Trnsl Trnscvr	.75	.663
771-74AVCH8T245PW118	74AVCH8T245PW:118	TSSOP-24	8-bit Trnsl Trnscvr	.64	.621
771-74AVCH16T245DG11	74AVCH16T245DGG,11	TSSOP-48	16-bit Trnsl Trnscvr	2.40	2.14
771-74AVCH16T245DG18	74AVCH16T245DGG,18	TSSOP-48	16-bit Trnsl Trnscvr	2.40	2.14
771-74AVCH20T245DG11	74AVCH20T245DGG,11	TSSOP-56	20-bit Trnsl Trnscvr	2.40	2.14
771-74AVCH20T245DV11	74AVCH20T245DGV:11	TSSOP-56	20-bit Trnsl Trnscvr	2.40	2.14
74F Family					
771-IF3037D518	I74F3037D,518	SO-16	Qd 2-In NAND	1.24	1.11
771-N74F00D-T	N74F00D,623	SO-14	Qd 2-In NAND	.42	.355
771-N74F04D-T	N74F04D,623	SO-14	Hex Inverter	.42	.355
771-NF04N602	N74F04N,602	DIP-14	Hex Inverter	.48	.402
771-NF07D602	N74F07D,602	SO-14	Hex Buff/Drv	1.77	1.40
771-N74F07N	N74F07N,602	DIP-14	Hex Buff/Drv	1.79	1.48
771-NF08D602	N74F08D,602	SO-14	Qd 2-In AND	.42	.355

© Copyright 2013 Mouser Electronics

For quantities greater than listed, call for quote.

MOUSER STOCK NO.	NXP Part No.	Package Type	Description	Price Each 1	25
74F Family (Cont.)					
771-NF08N602	N74F08N,602	DIP-14	Qd 2-In AND	.40	.348
771-N74F125N	N74F125N,602	DIP-14	Qd Buff 3St	.57	.499
771-NF14D602	N74F14D,602	SO-14	Hex Inv Sch Trig	.40	.348
771-N74F14D-T	N74F14D,623	DIP-14	Hex Inv Sch Trig	.40	.348
771-NF161AD623	N74F161AD,623	SO-16	4Bit Binary Cntr	.56	.487
771-N74F244D	N74F244D,602	SO-20	Buff Oct 3St	.57	.502
771-NF245D602	N74F245D,602	SO-20	Oct Bus Trans	.57	.502
771-NF245DB118	N74F245DB,118	SSOP-20	Oct Bus Trans	.57	.502
771-NF280BN602	N74F280BN,602	DIP-14	Parity Gen/Checker	.73	.644
771-NF3037D512	N74F3037D,512	SO-16	Qd 2-In NAND Drv	1.92	1.54
771-N74F3037N	N74F3037N,602	DIP-16	Qd 2-In NAND Drv	2.95	2.38
771-NF32D602	N74F32D,602	SO-14	Qd 2-In OR	.43	.363
771-NF373N602	N74F373N,602	DIP-20	Octal Trans Latch	.61	.537
771-NFD602	N74F74D,602	SO-14	Dual D F/F	.45	.379
CAN Family					
771-CBT3244APW-T	CBT3244APW,118	TSSOP-20	Oct Bus Sw	.38	.332
771-CBT3306GT115	CBT3306GT,115	SO-14	Dual Bus Sw	.23	.212
771-74CBTLV16211DGV	74CBTLV16211DGV	TSSOP-56	24-bit Bus Switch	1.64	1.47
771-74CBTLV1G125G132	74CBTLV1G125GF,132	XSON-6	Single Bus Switch	.25	.229
771-74CBTLV3125DS118	74CBTLV3125DS,118	SSOP-16	4-bit Bus Switch	.34	.318
771-74CBTLV3125PW118	74CBTLV3125PW,118	TSSOP-14	4-bit Bus Switch	.29	.264
771-74CBTLV3126DS118	74CBTLV3126DS,118	SSOP-16	4-bit Bus Switch	.34	.318
771-74CBTLV3126PW118	74CBTLV3126PW,118	TSSOP-14	4-bit Bus Switch	.29	.264
771-74CBTLV3253PW118	74CBTLV3253PW,118	TSSOP-16	Dual 1-of-4 Multplxr	.29	.264
771-74CBTLV3257BQ115	74CBTLV3257BQ,115	DHVQFN-16	Quad 1-of-2 Multplxr	.60	.531
771-74CBTLV3257D118	74CBTLV3257D,118	SO-16	Quad 1-of-2 Multplxr	.29	.264
771-74CBTLV3257PW118	74CBTLV3257PW,118	TSSOP-16	Quad 1-of-2 Multplxr	.29	.264
771-IP4776CZ38-/T3	IP4776CZ38,118	TSSOP-38	HDMI Intrfc	1.14	1.04
771-TJA1028T3V3101	TJA1028T/3V3/10:11	SO-8	LIN Transceiver	1.69	1.32
771-TJA1028T3V3201	TJA1028T/3V3/20,11	SO-8	LIN Transceiver	1.69	1.32
771-TJA1028T5V0101	TJA1028T/5V0/10,11	SO-8	LIN Transceiver	1.69	1.32
771-TJA1028T5V0201	TJA1028T/5V0/20:11	SO-8	LIN Transceiver	1.69	1.32
771-TJA1043T118	TJA1043T,118	SO-14	Hi-Speed Transcvr	1.18	1.07
771-TJA1048T118	TJA1048T,118	SO-14	Dl Hi-Spd Transcvr	2.20	1.78
HC Family					
771-HC00D652	74HC00D,652	SO-14	Qd 2-In NAND	.40	.322
771-74HC00D-T	74HC00D,653	SO-14	Qd 2-In NAND	.40	.322
771-74HC00DB	74HC00DB,112	SSOP-14	Qd 2-In NAND	.59	.428
771-74HC00DB-T	74HC00DB,118	SSOP-14	Qd 2-In NAND	.25	.214
771-74HC00N	74HC00N,652	DIP-14	Qd 2-In NAND	.48	.402
771-74HC02D	74HC02D,652	SO-14	Qd 2-In NOR	.36	.304
771-HC02DB118	74HC02DB,118	SSOP-14	Qd 2-In NOR	.40	.323
771-74HC02N	74HC02N,652	DIP-14	Qd 2-In NOR	.48	.402
771-74HC03N	74HC03N,652	DIP-14	Qd 2-In NAND	.48	.402
771-74HC03PW	74HC03PW,112	TSSOP-14	Qd 2-In NAND	.43	.353
771-HC03PW118	74HC03PW,118	TSSOP-14	Qd 2-In NAND	.43	.353
771-HC04D652	74HC04D,652	SO-14	Hex Inverter	.36	.304
771-74HC04D-T	74HC04D,653	SO-14	Hex Inverter	.36	.304
771-74HC04DB-T	74HC04DB,118	SSOP-14	Hex Inverter	.25	.225
771-74HC04N	74HC04N,652	DIP-14	Hex Inverter	.48	.402
771-74HC05BQ115	74HC05BQ,115	DHVQFN-14	Hex Inverter	.23	.212
771-HC08BQ115	74HC08BQ,115	DHVQFN-14	Qd 2-In AND	.39	.357
771-HC08D652	74HC08D,652	SO-14	Qd 2-In AND	.36	.304
771-74HC08D-T	74HC08D,653	SO-14	Qd 2-In AND	.36	.304
771-74HC08DB-T	74HC08DB,118	SSOP-14	Qd 2-In AND	.23	.204
771-74HC08N	74HC08N,652	DIP-14	Qd 2-In AND	.48	.402
771-74HC107N	74HC107N,652	DIP-14	Flip Flops	.56	.487
771-74HC109D	74HC109D,652	SO-16	Flip Flops	.41	.362
771-74HC10N	74HC10N,652	DIP-14	Triple 3-In NAND	.48	.402
771-74HC11D-T	74HC11D,653	SO-14	Triple 3-In AND	.40	.322
771-74HC11N	74HC11N,652	DIP-14	Triple 3-In AND	.45	.379
771-74HC123D	74HC123D,652	SO-16	Mono Multiv	.42	.355
771-74HC123D-T	74HC123D,653	SO-16	Mono Multiv	.42	.355
771-74HC123DB-T	74HC123DB,118	SSOP-16	Mono Multiv	.41	.385
771-74HC123N	74HC123N,652	DIP-16	Mono Multiv	.56	.487
771-74HC123PW	74HC123PW,112	TSSOP-16	Mono Multiv	.49	.416
771-74HC125D-T	74HC125D,653	SO-14	Quad Buff/Ln Drvr	.43	.353
771-HC125DB118	74HC125DB,118	SSOP-14	Quad Buff/Ln Drvr	.39	.326
771-74HC125N	74HC125N,652	DIP-14	Quad Buff/Ln Drvr	.40	.349
771-74HC126N652	74HC126N,652	DIP-14	Quad Buff/Ln Drvr	.51	.446
771-HC126PW118	74HC126PW,118	TSSOP-14	Quad Buff/Ln Drvr	.39	.326
771-HC132D652	74HC132D,652	SO-14	Qd 2-In NAND	.34	.284
771-74HC132DB118	74HC132DB,118	SSOP-14	Qd 2-In NAND	.39	.326
771-74HC132N	74HC132N,652	DIP-14	Qd 2-In NAND Sch	.40	.349
771-74HC132PW-T	74HC132PW,118	TSSOP-14	Qd 2-In NAND Sch	.42	.35
771-74HC138D	74HC138D,652	SO-16	3-to-8 Ln Dec/Dem	.43	.353
771-74HC138D-T	74HC138D,653	SO-16	3-to-8 Ln Dec/Dem	.43	.353
771-74HC138N	74HC138N,652	DIP-16	3-to-8 Ln Dec/Dem	.44	.386
771-74HC139D-T	74HC139D,653	SO-16	Dl 2-to-4 Ln Dec/Dem	.40	.336
771-74HC139N	74HC139N,652	DIP-16	Dl 2-to-4 Ln Dec/Dem	.44	.386
771-74HC14D-T	74HC14D,653	SO-14	Hex Inv Schmitt Trig	.36	.304
771-74HC14N	74HC14N,652	DIP-14	Hex Inv Schmitt Trig	.45	.379
771-74HC147D-T	74HC147D,653	SO-16	10-to-4 Ln Pri Enc	.56	.487
771-74HC147N	74HC147N,652	DIP-16	10-to-4 Ln Pri Enc	.64	.564
771-74HC14DB	74HC14DB,112	SSOP-14	Inverters	.67	.514
771-74HC151D-T	74HC151D,653	SO-16	8-Input Multiplxr	.48	.408

© Copyright 2013 Mouser Electronics

NXP SEMICONDUCTOR Standard Logic

STANDARD LOGIC (CONT.)

RoHS Compliant **This product is RoHS compliant.**

For quantities greater than listed, call for quote.

MOUSER STOCK NO.	NXP Part No.	Package Type	Description	Price Each 1	Price Each 25
HC Family (Cont.)					
771-74HC151N	74HC151N,652	DIP-16	8-Input Multiplxr	.47	.41
771-74HC154D-T	74HC154D,653	SO-24	4-to-16 Ln Dec/Dem	1.00	.899
771-74HC154N	74HC154N,652	DIP-24	4-to-16 Ln Dec/Dem	1.22	1.10
771-74HC157D-T	74HC157D,653	SO-16	Quad 2-In Multplxr	.48	.408
771-HC157N652	74HC157N,652	DIP-16	Quad 2-In Multplxr	.46	.406
771-74HC160N	74HC160N,652	DIP-16	Sync BCD Dec Cntr	.62	.546
771-74HC161N	74HC161N,652	DIP-16	Sync 4B Bin Cntr	.65	.579
771-74HC163D	74HC163D,652	SO-16	Sync 4B Bin Cntr	.48	.408
771-HC163N652	74HC163N,652	DIP-16	Sync 4B Bin Cntr	.59	.519
771-HC163PW118	74HC163PW,118	TSSOP-16	Sync 4B Bin Cntr	.40	.352
771-74HC164BQ115	74HC164BQ,115	DHVQFN-14	PISO Shift Reg	.23	.212
771-74HC164D-T	74HC164D,653	SO-14	PISO Shift Reg	.40	.33
771-74HC164N	74HC164N,652	DIP-14	PISO Shift Reg	.42	.367
771-74HC164PW-T	74HC164PW,118	TSSOP-14	PISO Shift Reg	.40	.352
771-HC165D652	74HC165D,652	SO-16	PISO Shift Reg	.47	.393
771-74HC165D-T	74HC165D,653	SO-16	PISO Shift Reg	.47	.393
771-HC165DB118	74HC165DB,118	SSOP-16	PISO Shift Reg	.45	.396
771-74HC165N	74HC165N,652	DIP-16	PISO Shift Reg	.44	.386
771-74HC165PW-T	74HC165PW,118	TSSOP-16	PISO Shift Reg	.49	.416
771-74HC166D-T	74HC166D,653	SO-16	PISO Shift Reg	.44	.382
771-74HC173N	74HC173N,652	DIP-16	Qd D-Type F/F	.59	.519
771-74HC174D-T	74HC174D,653	SO-16	Hex D-Type F/F	.44	.382
771-74HC175D-T	74HC175D,653	SO-16	Qd D-Type F/F	.23	.204
771-74HC175N	74HC175N,652	DIP-16	Qd D-Type F/F	.48	.425
771-74HC193D-T	74HC193D,653	SO-16	Sync Bin Up/Dn Ctr	.63	.559
771-74HC193N	74HC193N,652	DIP-16	Sync Bin Up/Dn Ctr	.73	.644
771-74HC194N	74HC194N,652	DIP-16	Bidir Univ Shift Reg	.81	.716
771-74HC1G00GW-G	74HC1G00GW,125	TSSOP-5	2-Input NAND Gate	.36	.264
771-74HC1G02GV	74HC1G02GV,125	SOT-753	2-Input NOR Gate	.36	.264
771-74HC1G02GW-G	74HC1G02GW,125	TSSOP-5	2-Input NOR Gate	.36	.264
771-74HC1G04GV	74HC1G04GV,125	SOT-753	Inverters	.36	.264
771-74HC1G04GW-G	74HC1G04GW,125	TSSOP-5	Inverters	.36	.264
771-74HC1G08GV	74HC1G08GV,125	SOT-753	2-Input AND Gate	.36	.264
771-74HC1G08GW-G	74HC1G08GW,125	TSSOP-5	2-Input AND Gate	.36	.264
771-74HC1G125GW-G	74HC1G125GW,125	TSSOP-5	Bus Buff/Ln Drvr	.33	.257
771-HC1G126GV125	74HC1G126GV,125	SOT-753	Bus Buff/Ln Drvr	.33	.257
771-74HC1G14GW-G	74HC1G14GW,125	TSSOP-5	Inv Schmitt Trigger	.36	.264
771-74HC1G32GV	74HC1G32GV,125	SOT-753	2-Input OR Gate	.36	.264
771-74HC1G66GW-G	74HC1G66GW,125	TSSOP-5	SPST Switch	.33	.257
771-74HC1G86GV	74HC1G86GV,125	SOT-753	2-In Excl OR Gate	.33	.257
771-74HC20N	74HC20N,652	DIP-14	Dual 4-In NAND	.45	.379
771-HC20PW118	74HC20PW,118	TSSOP-14	Dual 4-In NAND	.43	.353
771-74HC21D	74HC21D,652	SO-14	Dual 4-In AND	.36	.308
771-74HC21PW118	74HC21PW,118	TSSOP-14	Dual 4-In AND	.27	.247
771-74HC221D	74HC221D,652	SO-16	Mono Multiv	.61	.538
771-74HC221D-T	74HC221D,653	SO-16	Mono Multiv	.51	.503
771-HC221N652	74HC221N,652	DIP-16	Mono Multiv	.87	.786
771-74HC237N	74HC237N,652	DIP-16	3-to-8 Ln Dec/Dem	.67	.591
771-74HC238D-T	74HC238D,653	SO-16	3-to-8 Ln Dec/Dem	.50	.444
771-74HC238N	74HC238N,652	DIP-16	3-to-8 Ln Dec/Dem	.67	.591
771-HC240N652	74HC240N,652	DIP-20	Octal Buff/Ln Drvr	.62	.546
771-74HC241N	74HC241N,652	DIP-20	Octal Buff/Ln Drvr	.59	.519
771-HC243DB118	74HC243DB,118	SSOP-14	Octal Bus Transcvr	.43	.396
771-74HC244D	74HC244D,652	SO-20	Octal Buff/Ln Drvr	.45	.379
771-74HC244D-T	74HC244D,653	SO-20	Octal Buff/Ln Drvr	.47	.393
771-74HC244N	74HC244N,652	DIP-20	Octal Buff/Ln Drvr	.51	.446
771-74HC245D	74HC245D,652	SO-20	Octal Bus Transcvr	.47	.393
771-74HC245D-T	74HC245D,653	SO-20	Octal Bus Transcvr	.47	.393
771-HC245DB118	74HC245DB,118	SSOP-20	Octal Bus Transcvr	.48	.402
771-74HC245N	74HC245N,652	DIP-20	Octal Bus Transcvr	.51	.446
771-74HC245PW	74HC245PW,112	TSSOP-20	Octal Bus Transcvr	.49	.416
771-74HC259N	74HC259N,652	DIP-16	Addressable Latch	.48	.425
771-HC273BQ115	74HC273BQ,115	DHVQFN-20	Octal D-Type F/F	.55	.503
771-74HC273D	74HC273D,652	SO-20	Octal D-Type F/F	.47	.393
771-74HC273D-T	74HC273D,653	SO-20	Octal D-Type F/F	.47	.393
771-HC273DB118	74HC273DB,118	SSOP-20	Octal D-Type F/F	.47	.393
771-74HC273N	74HC273N,652	DIP-20	Octal D-Type F/F	.56	.487
771-HC27BQ115	74HC27BQ,115	DHVQFN-14	Triple 3-In NOR Gate	.24	.203
771-74HC27D-T	74HC27D,653	SO-14	Triple 3-In NOR Gate	.41	.334
771-74HC27N	74HC27N,652	DIP-14	Triple 3-In NOR Gate	.41	.357
771-HC283N652	74HC283N,652	DIP-16	4B Bin Full Adder	.85	.75
771-HC2G02DC125	74HC2G02DC,125	VSSOP-8	Dual 2-In NOR	.25	.22
771-HC2G04GV125	74HC2G04GV,125	TSOP-6	Dual Inverter	.17	.15
771-HC2G04GW125	74HC2G04GW,125	SOT-363	Dual Inverter	.17	.15
771-74HC2G126GD125	74HC2G126GD,125	XSON-8U	Dual Buff/Ln Drvr	.23	.212
771-HC2G14GV125	74HC2G14GV,125	TSOP-6	Dual Inv Schmt Trig	.47	.393
771-74HC2G17GW-G	74HC2G17GW,125	SOT-363	Buff/Ln Drvr	.44	.369
771-HC2G32DC125	74HC2G32DC,125	VSSOP-8	Dual 2-In OR	.24	.203
771-HC2G34GV125	74HC2G34GV,125	TSOP-6	Dual Buffer Gate	.47	.393
771-74HC2G66GD125	74HC2G66GD,125	XSON-8U	Dual SPST Switch	.23	.212
771-HC2GU04GW125	74HC2GU04GW,125	SOT-363	Dual Unbuff Inverter	.44	.369
771-74HC30D-T	74HC30D,653	SO-14	8-Input NAND Gate	.42	.348
771-74HC30N	74HC30N,652	DIP-14	8-Input NAND Gate	.45	.381
771-HC32D652	74HC32D,652	SO-14	Quad 2-In OR Gate	.36	.304
771-74HC32D-T	74HC32D,653	SO-14	Quad 2-In OR Gate	.36	.304
771-HC32DB112	74HC32DB,112	SSOP-14	Quad 2-In OR Gate	.23	.204
771-74HC32N	74HC32N,652	DIP-14	Quad 2-In OR Gate	.46	.407
771-74HC32PW-T	74HC32PW,118	TSSOP-14	Quad 2-In OR Gate	.43	.353
771-74HC365N	74HC365N,652	DIP-16	Hex Buff/Ln Drvr	.75	.662
771-74HC366D-T	74HC366D,653	SO-16	Hex Buff/Ln Drvr	.56	.487

© Copyright 2013 Mouser Electronics

For quantities greater than listed, call for quote.

MOUSER STOCK NO.	NXP Part No.	Package Type	Description	Price Each 1	Price Each 25
HC Family (Cont.)					
771-74HC367N	74HC367N,652	DIP-16	Hex Buff/Ln Drvr	.75	.662
771-HC368D653	74HC368D,653	SO-16	Hex Buff/Ln Drvr	.50	.444
771-HC373D652	74HC373D,652	SO-20	Oct D-Type Latch	.45	.379
771-74HC373D-T	74HC373D,653	SO-20	Oct D-Type Latch	.47	.393
771-HC373DB118	74HC373DB,118	SSOP-20	Oct D-Type Latch	.47	.393
771-74HC373N	74HC373N,652	DIP-20	Oct D-Type Latch	.56	.487
771-74HC374D-T	74HC374D,653	SO-20	Octal D-Type F/F	.47	.393
771-74HC390D-T	74HC390D,653	SO-16	Dl Dec Ripple Cntr	.54	.471
771-74HC390N	74HC390N,652	DIP-16	Dl Dec Ripple Cntr	.69	.608
771-74HC393D-T	74HC393D,653	SO-14	Dl Bin Ripple Cntr	.47	.393
771-HC393DB118	74HC393DB,118	SSOP-14	Dl Bin Ripple Cntr	.47	.393
771-74HC393N	74HC393N,652	DIP-14	Dl Bin Ripple Cntr	.59	.519
771-74HC3G04GD,125	74HC3G04GD,125	XSON-8U	Triple Inverter	.26	.246
771-HC3G07DC125	74HC3G07DC,125	VSSOP-8	Triple Buffer	.42	.385
771-HC3G14DC125	74HC3G14DC,125	VSSOP-8	Triple Inv Schmt Trig	.29	.263
771-74HC3G34GD125	74HC3G34GD,125	XSON-8U	Triple Buffer	.29	.264
771-HC4002PW118	74HC4002PW,118	TSSOP-14	Dual 4-In NOR Gate	.50	.441
771-HC40103DB118	74HC40103DB,118	SSOP-16	8B Sync Bin Dn Cntr	.79	.728
771-74HC4017D-T	74HC4017D,653	SO-16	Johnson Dec Cntr	.57	.502
771-74HC4017N	74HC4017N,652	DIP-16	Johnson Dec Cntr	.75	.662
771-HC4020DB118	74HC4020DB,118	SSOP-16	Binary Ripple Cntr	.57	.514
771-HC4020N652	74HC4020N,652	DIP-16	Binary Ripple Cntr	.77	.679
771-HC4020PW118	74HC4020PW,118	TSSOP-16	Binary Ripple Cntr	.52	.463
771-HC4040DB118	74HC4040DB,118	SSOP-16	Binary Ripple Cntr	.41	.362
771-74HC4040N	74HC4040N,652	DIP-16	Binary Ripple Cntr	.61	.537
771-HC4046ADB118	74HC4046ADB,118	SSOP-16	Ph-Lock Loop	.92	.845
771-HC4046AN652	74HC4046AN,652	DIP-16	Ph-Lock Loop	.97	.882
771-74HC4050D-T	74HC4050D,653	SO-16	Hex Hi-Lo Lvl Sh	.41	.361
771-HC4050PW118	74HC4050PW,118	TSSOP-16	Hex Hi-Lo Lvl Sh	.44	.381
771-74HC4051D	74HC4051D,652	SO-16	8-Ch Mux/Dmux	.42	.35
771-74HC4051DB-T	74HC4051DB,118	SSOP-16	8-Ch Mux/Dmux	.43	.407
771-74HC4051N	74HC4051N,652	DIP-16	8-Ch Mux/Dmux	.48	.425
771-74HC4051PW	74HC4051PW,112	TSSOP-16	Switch ICs	.45	.379
771-74HC4051PW-T	74HC4051PW,118	TSSOP-16	8-Ch Mux/Dmux	.45	.379
771-74HC4052D-T	74HC4052D,653	SO-16	Dl 4-Ch Mux/Dmux	.46	.393
771-HC4052DB118	74HC4052DB,118	SSOP-16	Dl 4-Ch Mux/Dmux	.55	.46
771-74HC4052N	74HC4052N,652	DIP-16	Dl 4-Ch Mux/Dmux	.60	.528
771-74HC4052PW-T	74HC4052PW,118	TSSOP-16	Dl 4-Ch Mux/Dmux	.49	.416
771-HC4053D652	74HC4053D,652	SO-16	Trp 2Ch Mux/Demux	.42	.35
771-74HC4053D-T	74HC4053D,653	SO-16	Trp 2Ch Mux/Demux	.41	.351
771-74HC4053N	74HC4053N,652	DIP-16	Trp 2Ch Mux/Demux	.60	.528
771-HC4059D118	74HC4059D,118	SO-24	Prog Div-By-N Cntr	2.36	2.11
771-HC4059N112	74HC4059N,112	DIP-24	Prog Div-By-N Cntr	2.58	2.30
771-74HC4060BQ,115	74HC4060BQ,115	DHVQFN-16	14Stg Bin Rip Cntr	.47	.449
771-74HC4060D-T	74HC4060D,653	SO-16	14Stg Bin Rip Cntr	.50	.444
771-74HC4060N	74HC4060N,652	DIP-16	14Stg Bin Rip Cntr	.67	.591
771-74HC4066D-T	74HC4066D,653	SO-14	Qd Bilat Sw	.35	.293
771-74HC4066N	74HC4066N,652	DIP-14	Qd Bilat Sw	.56	.487
771-HC4066PW112	74HC4066PW,112	TSSOP-14	Qd Bilat Sw	.43	.36
771-74HC4066PW-T	74HC4066PW,118	TSSOP-14	Switch ICs	.43	.36
771-74HC4067BQ-T	74HC4067BQ,118	DHVQFN-24	16-Ch Mux/Demux	1.93	1.74
771-74HC4067D	74HC4067D,652	SO-24	16-Ch Mux/Demux	.75	.664
771-74HC4075D	74HC4075D,652	SO-14	Triple 3-In OR	.50	.444
771-74HC4075N	74HC4075N,652	DIP-14	Triple 3-In OR	.55	.483
771-74HC4094D	74HC4094D,652	SO-16	8Stg Bus Reg	.41	.362
771-74HC4094D-T	74HC4094D,653	SO-16	8Stg Bus Reg	.41	.362
771-HC4094DB118	74HC4094DB,118	SSOP-16	8Stg Bus Reg	.41	.362
771-74HC4094N	74HC4094N,652	DIP-16	8St Bus Reg	.69	.608
771-74HC423D-T	74HC423D,653	SO-16	Dl Retrg Mono Multi	.58	.509
771-74HC423N	74HC423N,652	DIP-16	Dl Retrg Mono Multi	.81	.716
771-74HC42N	74HC42N,652	DIP-16	Dec BCD-Dec	.77	.679
771-HC4316D652	74HC4316D,652	SO-16	Qd Bilat Sw	.50	.444
771-74HC4511N	74HC4511N,652	DIP-16	BCD-7Seg Ltch Dec	.95	.841
771-74HC4514D-T	74HC4514D,653	SO-24	4-16 Dec/Mux w/Ltch	1.12	1.02
771-HC4520D118	74HC4520D,118	SO-16	Dl 4B Bin Rip Cnt	.34	.317
771-74HC4538D-T	74HC4538D,653	SO-16	Dl Mono Retrig	.56	.487
771-74HC4538N	74HC4538N,652	DIP-16	Dl Mono Retrig	.61	.537
771-HC540D652	74HC540D,652	SO-20	Oct Buff/Ln Drvr	.62	.54
771-74HC540D-T	74HC540D,653	SO-20	Oct Buff/Ln Drvr	.62	.54
771-74HC540N	74HC540N,652	DIP-20	Oct Buff/Ln Drvr	.69	.608
771-74HC541D-T	74HC541D,653	SO-20	Oct Buff/Ln Drvr	.47	.393
771-HC541N652	74HC541N,652	DIP-20	Oct Buff/Ln Drvr	.56	.487
771-74HC5555D-T	74HC5555D,118	SO-16	Prog Delay Timer	1.02	.952
771-74HC563N	74HC563N,652	DIP-20	Oct D Ltch Inv	.89	.788
771-HC573BQ115	74HC573BQ,115	DHVQFN-20	Oct D Trans Ltch	.59	.536
771-74HC573D	74HC573D,652	SO-20	Oct D Trans Ltch	.47	.393
771-74HC573D-T	74HC573D,653	SO-20	Oct D Trans Ltch	.46	.388
771-74HC573DB	74HC573DB,112	SSOP-20	Oct D Trans Ltch	.39	.353
771-74HC573N	74HC573N,652	DIP-20	Oct D Trans Ltch	.56	.487
771-74HC573PW-T	74HC573PW,118	TSSOP-20	Oct D Trans Ltch	.49	.416
771-HC5D652	74HC574D,652	SO-20	Octal D-Type F/F	.47	.393
771-74HC574D-T	74HC574D,653	SO-20	Octal D-Type F/F	.47	.393
771-74HC574DB-T	74HC574DB,118	SSOP-20	Octal D-Type F/F	.43	.396
771-HC5N652	74HC574N,652	DIP-20	Octal D-Type F/F	.56	.487
771-74HC574PW-T	74HC574PW,118	SOT-360	Octal D-Type F/F	.49	.416
771-74HC58N	74HC58N,652	DIP-14	Dual AND/OR	.55	.417
771-HC590BQ115	74HC590BQ,115	DHVQFN-16	8B Bin Cntr w/Reg	.42	.385
771-HC590D118	74HC590D,118	SO-16	8B Bin Cntr w/Reg	.30	.272
771-HC590PW118	74HC590PW,118	TSSOP-16	8B Bin Cntr w/Reg	.30	.272

© Copyright 2013 Mouser Electronics

NXP SEMICONDUCTOR Standard Logic

STANDARD LOGIC (CONT.)

RoHS Compliant This product is RoHS compliant.

For quantities greater than listed, call for quote.

MOUSER STOCK NO.	NXP Part No.	Package Type	Description	Price Each 1	Price Each 25
HC Family (Cont.)					
771-HC594D112	74HC594D,112	SO-16	8Bit Shift Reg	.64	.56
771-HC594N112	74HC594N,112	DIP-16	8Bit Shift Reg	.82	.749
771-74HC595BQ-G	74HC595BQ,115	DHVQFN-16	8Bit Shift Reg	.59	.536
771-74HC595D	74HC595D,112	SO-16	8Bit Shift Reg	.41	.338
771-74HC595D-T	74HC595D,118	SO-16	8Bit Shift Reg	.40	.338
771-74HC595N	74HC595N,112	DIP-16	8Bit Shift Reg	.56	.487
771-HC595PW112	74HC595PW,112	TSSOP-16	8Bit Shift Reg	.49	.416
771-74HC595PW-T	74HC595PW,118	TSSOP-16	8Bit Shift Reg	.49	.416
771-74HC597D-T	74HC597D,653	SO-16	8B Shift Reg	.44	.417
771-74HC597DB-T	74HC597DB,118	SSOP-16	8B Shift Reg	.58	.546
771-74HC597N	74HC597N,652	DIP-16	8B Shift Reg	.75	.662
771-74HC640DB-T	74HC640DB,118	SSOP-20	Oct Bus Transcvr	.61	.578
771-74HC688D-T	74HC688D,653	SO-20	8B Mag Comp	.60	.449
771-74HC688N	74HC688N,652	DIP-20	8B Mag Comp	.89	.788
771-74HC7014D-T	74HC7014D,118	SO-14	Hex Non-Inv Schm	.85	.803
771-74HC7014N	74HC7014N,112	DIP-14	Hex Non-Inv Schm	1.63	1.29
771-HC7266N652	74HC7266N,652	DIP-14	Qd 2-In Excl-NOR	.85	.75
771-74HC73D-T	74HC73D,653	SO-14	Dual J-K F/F	.41	.357
771-74HC73N	74HC73N,652	DIP-14	Dual J-K F/F	.56	.487
771-74HC74BQ-G	74HC74BQ,115	DHVQFN-14	Dual D F/F	.39	.357
771-74HC74D-T	74HC74D,653	SO-14	Dual D F/F	.40	.322
771-HCDB118	74HC74DB,118	SSOP-14	Dual D F/F	.41	.336
771-74HC74N	74HC74N,652	DIP-14	Dual D F/F	.47	.393
771-74HC7540D-T	74HC7540D,118	SO-20	Oct Buff/Drvr	.95	.877
771-HC7540DB112	74HC7540DB,112	SSOP-20	Oct Buff/Drvr	.87	.789
771-74HC7541D-T	74HC7541D,118	SO-20	Buff/Ln Drvr	.95	.877
771-74HC7541DB	74HC7541DB,112	SOT-339	Buff/Ln Drvr	1.67	1.33
771-74HC7541DB-T	74HC7541DB,118	SSOP-20	Oct Buff/Drvr	.95	.877
771-74HC7541N	74HC7541N,112	DIP-20	Oct Buff/Drvr	1.67	1.33
771-74HC75D-T	74HC75D,653	SO-16	Qd Bistable Ltch	.58	.507
771-74HC75N	74HC75N,652	DIP-16	Qd Bistable Ltch	.62	.548
771-74HC85D-T	74HC85D,653	SO-16	4B Mag Comp	.25	.194
771-74HC85DB-T	74HC85DB,118	SSOP-16	4B Mag Comp	.45	.428
771-74HC85N	74HC85N,652	DIP-16	4B Mag Comp	.61	.537
771-74HC86D-T	74HC86D,653	SO-14	Qd 2-In Excl OR	.11	.102
771-74HC86N	74HC86N,652	DIP-14	Qd 2-In Excl OR	.48	.402
771-74HC93D-T	74HC93D,118	SO-14	4B Bin Rip Cnt	.41	.376
771-74HC93N	74HC93N,112	DIP-14	4B Bin Rip Cnt	.81	.716
771-74HCU04D-T	74HCU04D,653	SO-14	Hex Inv Unbuff	.40	.322
771-HCU04N652	74HCU04N,652	DIP-14	Hex Inv Unbuff	.45	.379
HCT Family					
771-74HCT00D-T	74HCT00D,653	SO-14	Qd 2-In NAND	.40	.322
771-74HCT00N	74HCT00N,652	DIP-14	Qd 2-In NAND	.47	.393
771-74HCT02D	74HCT02D,652	SO-14	Qd 2-In NOR	.40	.322
771-74HCT02D-T	74HCT02D,653	SO-14	Qd 2-In NOR	.39	.321
771-74HCT02N	74HCT02N,652	DIP-14	Qd 2-In NOR	.47	.393
771-HCT03N652	74HCT03N,652	DIP-14	Qd 2-In NAND	.47	.393
771-74HCT04D	74HCT04D,652	SO-14	Hex Inverter	.40	.322
771-74HCT04D-T	74HCT04D,653	SO-14	Hex Inverter	.40	.322
771-HCT04DB118	74HCT04DB,118	SSOP-14	Hex Inverter	.40	.322
771-74HCT04N	74HCT04N,652	DIP-14	Hex Inverter	.45	.375
771-74HCT08D-T	74HCT08D,653	SO-14	Qd 2-In AND	.40	.322
771-HCT08DB118	74HCT08DB,118	SSOP-14	Qd 2-In AND	.40	.322
771-74HCT08N	74HCT08N,652	DIP-14	Qd 2-In AND	.45	.379
771-HCT109N652	74HCT109N,652	DIP-16	Dl J-K F/F	.60	.528
771-HCT11N652	74HCT11N,652	DIP-14	Triple 3-in AND	.45	.375
771-74HCT123D-T	74HCT123D,653	SO-16	Dl Mono Multiv	.42	.355
771-74HCT123N	74HCT123N,652	DIP-16	Dl Mono Multiv	.60	.528
771-74HCT123PW	74HCT123PW,112	TSSOP-16	Dl Mono Multiv	.79	.61
771-74HCT125D-T	74HCT125D,653	SO-14	Qd Buff/Ln Drvr	.34	.284
771-HCT125DB118	74HCT125DB,118	SSOP-14	Qd Buff/Ln Drvr	.39	.326
771-HCT126PW118	74HCT126PW,118	TSSOP-14	Qd Buff/Ln Drvr	.49	.416
771-74HCT132D-T	74HCT132D,653	SO-14	Qd 2-In NAND Sch	.26	.246
771-74HCT132N	74HCT132N,652	DIP-14	Qd 2-In NAND Sch	.41	.357
771-74HCT138D-T	74HCT138D,653	SO-16	3-8 Ln Dec/Demux	.39	.326
771-74HCT138N	74HCT138N,652	DIP-16	3-8 Ln Dec/Demux	.48	.425
771-74HCT139D-T	74HCT139D,653	SO-16	2-4 Ln Dec/Demux	.39	.326
771-74HCT139N	74HCT139N,652	DIP-16	2-4 Ln Dec/Demux	.48	.425
771-HCT147D652	74HCT147D,652	SO-16	10-4 Pri Encod	.57	.521
771-HCT14D652	74HCT14D,652	SO-14	Hex Inv Schm	.40	.322
771-74HCT14D-T	74HCT14D,653	SO-14	Hex Inv Schm	.40	.322
771-HCT14DB112	74HCT14DB,112	SSOP-14	Hex Inv Schm	.42	.347
771-74HCT14N	74HCT14N,652	DIP-14	Hex Inv Schm	.45	.375
771-74HCT151D	74HCT151D,652	SO-16	8-In Multplx	.41	.362
771-74HCT153D-T	74HCT153D,653	SO-16	Dl 4-In Multplx	.21	.213
771-74HCT154N	74HCT154N,652	DIP-24	4-16 Ln Dec/Demux	1.19	1.07
771-74HCT157D-T	74HCT157D,653	SO-16	Qd 2-In Multplx	.44	.382
771-74HCT157DB	74HCT157DB,112	SSOP-16	Qd 2-In Multplx	.90	.696
771-HCT163D653	74HCT163D,653	SO-16	Sync 4B Bin Cntr	.39	.353
771-74HCT164D-T	74HCT164D,653	SO-14	8Bit Shift Reg	.24	.22
771-74HCT165D-T	74HCT165D,653	SO-16	8Bit Shift Reg	.35	.342
771-HCT165DB112	74HCT165DB,112	SSOP-16	8Bit Shift Reg	.47	.428
771-74HCT174N	74HCT174N,652	DIP-16	Hex D F/F w/Rst	.59	.519
771-74HCT175N	74HCT175N,652	DIP-16	Quad D F/F	.59	.519

© Copyright 2013 Mouser Electronics

For quantities greater than listed, call for quote.

MOUSER STOCK NO.	NXP Part No.	Package Type	Description	Price Each 1	Price Each 25
HCT Family (Cont.)					
771-HCT193N652	74HCT193N,652	DIP-16	Sync Bin U/D Cntr	.73	.644
771-HCT1G02GW125	74HCT1G02GW,125	SOT-353	2-Input NOR Gate	.39	.30
771-HCT1G08GV125	74HCT1G08GV,125	SOT-753	2-Input AND Gate	.39	.30
771-74HCT1G14GV	74HCT1G14GV,125	SOT-753	Inv Schmitt Trigger	.36	.264
771-HCT1G86GV125	74HCT1G86GV,125	SOT-753	2-Input Excl OR Gate	.33	.257
771-74HCT221D	74HCT221D,112	SO-16	Dl Mono Multv	.81	.716
771-74HCT238D-T	74HCT238D,653	SO-16	3-to-8 Dec/Demux	.63	.552
771-HCT238DB112	74HCT238DB,112	SSOP-16	3-to-8 Dec/Demux	.50	.465
771-74HCT238PW-T	74HCT238PW,118	TSSOP-16	3-to-8 Dec/Demux	.43	.407
771-74HCT240N	74HCT240N,652	DIP-20	Oct Buff/Ln Drvr	.56	.487
771-HCT244D652	74HCT244D,652	SO-20	Oct Buff/Ln Drvr	.47	.393
771-74HCT244D-T	74HCT244D,653	SO-20	Oct Buff/Ln Drvr	.47	.393
771-HCT244DB118	74HCT244DB,118	SSOP-20	Oct Buff/Ln Drvr	.48	.402
771-74HCT244N	74HCT244N,652	DIP-20	Oct Buff/Ln Drvr	.44	.386
771-74HCT245D-T	74HCT245D,653	SO-20	Oct Bus Transcvr	.48	.402
771-HCT245DB118	74HCT245DB,118	SSOP-20	Oct Bus Transcvr	.48	.402
771-74HCT245N	74HCT245N,652	DIP-20	Oct Bus Transcvr	.56	.487
771-74HCT245PW	74HCT245PW,112	TSSOP-20	Oct Bus Transcvr	.49	.416
771-74HCT259N	74HCT259N,652	DIP-16	8B Address Ltch	.44	.382
771-HCT273D652	74HCT273D,652	SO-20	Oct D F/F w/Rst	.47	.393
771-74HCT273N	74HCT273N,652	DIP-20	Oct D F/F w/Rst	.51	.446
771-HCT273PW118	74HCT273PW,118	TSSOP-20	Oct D F/F w/Rst	.49	.416
771-HCT2G00DP125	74HCT2G00DP,125	TSSOP-8	Dual 2-In NAND	.42	.355
771-HCT2G04GV125	74HCT2G04GV,125	TSOP-6	Dual Inverter	.17	.15
771-74HCT2G126GD125	74HCT2G126GD,125	XSON-8U	Dual Buffer/Ln Drvr	.23	.212
771-HCT2G14GV125	74HCT2G14GV,125	TSOP-6	Hex Inv Schm	.47	.393
771-HCT2G17GW125	74HCT2G17GW,125	SOT-363	Dl Non-Inv Schm Trg	.44	.369
771-HCT2G34GW125	74HCT2G34GW,125	SOT-363	Dual Buffer Gate	.44	.369
771-74HCT2G66GD125	74HCT2G66GD,125	XSON-8U	Dual SPST Switch	.23	.212
771-HCT2G86DP125	74HCT2G86DP,125	TSSOP-8	Dl 2-In Excl-OR	.42	.355
771-HCT30N652	74HCT30N,652	DIP-14	8-Input NAND Gate	.45	.375
771-HCT30PW118	74HCT30PW,118	TSSOP-14	8-Input NAND Gate	.35	.293
771-HCT32D652	74HCT32D,652	SO-14	Quad 2-In OR	.40	.322
771-74HCT32N	74HCT32N,652	DIP-14	Quad 2-In OR	.45	.375
771-74HCT365D-T	74HCT365D,653	SO-16	Hex Buff w/Com En	.41	.375
771-HCT365DB118	74HCT365DB,118	SSOP-16	Hex Buff w/Com En	.45	.407
771-74HCT367D-T	74HCT367D,653	SO-16	Hex Buff/Drvr	.52	.482
771-74HCT367N	74HCT367N,652	DIP-16	Hex Buff/Drvr	.69	.608
771-HCT373D653	74HCT373D,653	SO-20	Octal D Latch	.48	.402
771-74HCT373N	74HCT373N,652	DIP-20	Octal D Latch	.60	.528
771-HCT3D652	74HCT374D,652	SO-20	Octal D-Type F/F	.48	.402
771-74HCT374N	74HCT374N,652	DIP-20	Octal D-Type F/F	.60	.528
771-HCT377PW112	74HCT377PW,112	TSSOP-20	Octal D F/F	.39	.353
771-74HCT393D-T	74HCT393D,653	SO-14	Dl Bin Rip Ctr	.44	.386
771-HCT393DB112	74HCT393DB,112	SSOP-14	Dl Bin Rip Ctr	.39	.353
771-HCT393PW118	74HCT393PW,118	TSSOP-14	Dl Bin Rip Ctr	.24	.225
771-74HCT3G04GD,125	74HCT3G04GD,125	XSON-8	Triple Inverter	.26	.246
771-74HCT3G06GD125	74HCT3G06GD,125	XSON-8U	Triple Inverter	.29	.264
771-74HCT3G34GD125	74HCT3G34GD,125	XSON-8U	Triple Buffer	.29	.264
771-HCT4002D118	74HCT4002D,118	SO-14	Dual 4-In NOR Gate	.50	.444
771-74HCT4016N	74HCT4016N,112	DIP-14	Qd Billat Sw	.88	.674
771-74HCT4020D-T	74HCT4020D,653	SO-16	14St Bin Rip Cnt	.48	.439
771-HCT4020N652	74HCT4020N,652	DIP-16	14St Bin Rip Cnt	.84	.734
771-74HCT4040D-T	74HCT4040D,653	SO-16	12St Bin Rip Cnt	.41	.35
771-74HCT4040N	74HCT4040N,652	DIP-16	12St Bin Rip Cnt	.65	.572
771-74HCT4046AD-T	74HCT4046AD,118	SO-16	Ph-Lock Loop	.62	.46
771-HCT4051BQ115	74HCT4051BQ,115	DHVQFN-16	8-Ch Mux/Demux	.21	.193
771-74HCT4051D-T	74HCT4051D,118	SO-16	8-Ch Mux/Demux	.47	.421
771-74HCT4052D-T	74HCT4052D,118	SO-16	Dl 4-Ch Mux/Demux	.47	.421
771-74HCT4052DB-T	74HCT4052DB,118	SSOP-16	Dl 4-Ch Mux/Demux	.51	.46
771-HCT4052N112	74HCT4052N,112	DIP-16	Dl 4-Ch Mux/Demux	.65	.572
771-74HCT4052PW118	74HCT4052PW,118	TSSOP-16	Dl 4-Ch Mux/Demux	.27	.247
771-74HCT4053D-T	74HCT4053D,118	SO-16	Trp 2Ch Mux/Demux	.47	.393
771-74HCT4059N	74HCT4059N,112	DIP-24	Prog Div-By-N Cntr	3.34	2.68
771-74HCT4066D-T	74HCT4066D,118	SO-14	Qd Billat Sw	.41	.346
771-HCT4066PW112	74HCT4066PW,112	TSSOP-14	Qd Billat Sw	.65	.503
771-74HCT4067N	74HCT4067N,112	DIP-24	16-Ch Mux/Demux	3.15	2.53
771-74HCT4067PW-T	74HCT4067PW,118	TSSOP-24	16-Ch Mux/Demux	1.84	1.74
771-HCT4075D652	74HCT4075D,652	SO-14	Trp 3-In OR	.28	.26
771-HCT4075N652	74HCT4075N,652	DIP-14	Trp 3-In OR	.56	.487
771-74HCT4094D-T	74HCT4094D,118	SO-16	Sh/Str Bus Reg	.26	.209
771-74HCT4514D-T	74HCT4514D,653	SO-24	4-16 Dec/Mux w/Ltch	1.31	1.21
771-HCT4538D112	74HCT4538D,112	SO-16	Dl Mono Multivb	.62	.54
771-74HCT4851BQ115	74HCT4851BQ,115	DHVQFN-16	8-Ch Mux/Demux	.82	.749
771-74HCT4851PW118	74HCT4851PW,118	TSSOP-16	8-Ch Mux/Demux	.82	.749
771-74HCT4852PW118	74HCT4852PW,118	TSSOP-16	Dl 4-Ch Mux/Demux	.82	.749
771-HCT534N652	74HCT534N,652	DIP-20	Oct D-Type F/F	.93	.823
771-74HCT540D	74HCT540D,652	SO-20	Oct Buff/Drv Inv	.60	.521
771-74HCT541D	74HCT541D,652	SO-20	Oct Buff/Ln Drvr	.47	.393
771-74HCT541D-T	74HCT541D,653	SO-20	Oct Buff/Ln Drvr	.47	.393
771-74HCT541N	74HCT541N,652	DIP-20	Oct Buff/Ln Drvr	.48	.425
771-74HCT5555D-T	74HCT5555D,118	SO-16	Prog Delay Timer	1.71	1.41
771-74HCT573D	74HCT573D,652	SO-20	Octal D Latch	.48	.402
771-HCT573DB118	74HCT573DB,118	SSOP-20	Octal D Latch	.47	.393
771-74HCT573N	74HCT573N,652	DIP-20	Octal D Latch	.60	.528

© Copyright 2013 Mouser Electronics

NXP SEMICONDUCTOR Standard Logic

STANDARD LOGIC (CONT.)

RoHS Compliant This product is RoHS compliant.

For quantities greater than listed, call for quote.

MOUSER STOCK NO.	NXP Part No.	Package Type	Description	Price Each 1	Price Each 25
HCT Family (Cont.)					
771-74HCT574D-T	74HCT574D,653	SO-20	Octal D-Type F/F	.48	.402
771-74HCT574DB-T	74HCT574DB,118	SSOP-20	Octal D-Type F/F	.43	.396
771-74HCT574N	74HCT574N,652	DIP-20	Octal D-Type F/F	.60	.528
771-HCT594DB118	74HCT594DB,118	SSOP-16	8Bit Shift Reg	.96	.877
771-74HCT595BQ-G	74HCT595BQ,115	DHVQFN-16	8Bit Shift Reg	.59	.536
771-74HCT595D-T	74HCT595D,118	SO-16	8Bit Shift Reg	.44	.406
771-74HCT595N	74HCT595N,112	DIP-16	8Bit Shift Reg	.86	.76
771-74HCT595PW-T	74HCT595PW,118	TSSOP-16	8Bit Shift Reg	.50	.465
771-74HCT640N	74HCT640N,652	DIP-20	Oct Bus Xcvr Inv	.95	.866
771-HCT670D653	74HCT670D,653	SO-16	4x4 Reg File, 3St	.73	.67
771-HCT670N652	74HCT670N,652	DIP-16	4x4 Reg File, 3St	1.12	1.02
771-74HCT688D-T	74HCT688D,653	SO-20	8B Mag Comp	.59	.518
771-74HCT688N	74HCT688N,652	DIP-20	8B Mag Comp	.82	.749
771-HCTDB118	74HCT74DB,118	SSOP-14	Dual D F/F	.40	.322
771-74HCT74N	74HCT74N,652	DIP-14	Dual D F/F	.48	.402
771-HCT7731D118	74HCT7731D,118	SO-16	Qd 64B Shift Reg	3.68	3.26
771-74HCT85N	74HCT85N,652	DIP-16	4B Mag Comp	.75	.662
771-74HCT86D-T	74HCT86D,653	SO-14	Qd 2-In Excl OR	.40	.322
771-74HCT86N	74HCT86N,652	DIP-14	Qd 2-In Excl OR	.50	.444
771-74HCT9046AD-T	74HCT9046AD,118	SO-16	PLL Bnd Gap Cont	2.68	2.39
771-74HCT9046AN	74HCT9046AN,112	DIP-16	PLL Bnd Gap Cont	2.95	2.38
Interface					
771-PCA9601D118	PCA9601D,118	SO-8	Dual BiDir Bus Buff	2.39	2.17
771-PCA9601DP118	PCA9601DP,118	TSSOP-8	Dual BiDir Bus Buff	2.58	2.34
771-PCA9605D118	PCA9605D,118	SO-8	2-Wire Bus Buffer	2.33	2.12
771-PCA9605DP118	PCA9605DP,118	TSSOP-8	2-Wire Bus Buffer	2.33	2.12
771-PDI1284P11DGG1	PDI1284P11DGG,118	TSSOP-48	Parallel Trans/Buffer	.90	.809
771-TDA8020HL2BD-T	TDA8020HL/C2,118	LQFP-32	Smart Crd Intrfc	4.71	4.32
Logic Translation					
771-GTL2000DL518	GTL2000DL,518	SSOP-48	22B BiDir LV Transltr	.96	.856
771-GTL2002D-T	GTL2002D,118	SO-8	2B BiDir LV Transltr	.81	.716
771-GTL2002D/DG,118	GTL2002D/DG,118	SO-8	2B BiDir LV Transltr	.43	.417
771-GTL2002DP/DG,118	GTL2002DP/DG,118	TSSOP-8	2B BiDir LV Transltr	.41	.398
771-GTL2014PW-T	GTL2014PW,118	TSSOP-14	4B LVTTL-GTL Trans	.66	.631
771-NTB0102GT115	NTB0102GT,115	TSSOP-8	Dl Sup Trans Transcv	.31	.282
771-NTB0104GU12115	NTB0104GU12,115	XQFN-12	Dl Sup Trans Transcv	.52	.477
771-NTS0102GT115	NTS0102GT,115	XSON-8	Dl Sup Trans Transcv	.31	.282
LV Family					
771-LV02PW118	74LV02PW,118	TSSOP-14	Qd 2-In NOR	.21	.193
771-LV125DB112	74LV125DB,112	SSOP-14	Qd Buff/Ln Drvr	.47	.398
771-74LV125PW-T	74LV125PW,118	TSSOP-14	Qd Buff/Ln Drvr	.50	.422
771-74LV14D-T	74LV14D,118	SO-14	Hex Inv Schmt	.39	.322
771-LV14DB118	74LV14DB,118	SSOP-14	Hex Inv Schmt	.41	.346
771-LV14N112	74LV14N,112	DIP-14	Hex Inv Schmt	.75	.546
771-74LV153D-T	74LV153D,118	SO-16	Dual 4-In Mux	.41	.353
771-LV164BQ115	74LV164BQ,115	DHVQFN-14	8Bit SIPO Shift Reg	.42	.375
771-LV165AD118	74LV165AD,118	SO-16	8Bit PISO Shift Reg	.39	.353
771-LV165APW118	74LV165APW,118	TSSOP-16	8Bit PISO Shift Reg	.39	.353
771-LV165PW118	74LV165PW,118	TSSOP-16	8Bit PISO Shift Reg	.38	.345
771-LV244DB118	74LV244DB,118	SSOP-20	Oct Buff/Ln Drvr	.56	.487
771-LV245D118	74LV245D,118	SO-20	Oct Bus Transcvr	.56	.487
771-LV245DB118	74LV245DB,118	SSOP-20	Oct Bus Transcvr	.56	.487
771-LV245PW118	74LV245PW,118	TSSOP-20	Oct Bus Transcvr	.56	.487
771-74LV251PW	74LV251PW,112	TSSOP-16	8-Input Mux	1.21	.963
771-LV259D112	74LV259D,112	SO-16	8B Add BL Ltch	.81	.721
771-LV273D118	74LV273D,118	SO-20	Octal D F/F	.56	.487
771-LV32DB118	74LV32DB,118	SSOP-14	Qd 2-In OR Gate	.39	.322
771-LV365D118	74LV365D,118	SO-16	Hex Buff/Ln Drvr	.55	.482
771-LV367PW118	74LV367PW,118	TSSOP-16	Hex Buff/Ln Drvr	.56	.514
771-LV373PW118	74LV373PW,118	TSSOP-20	Oct D Trans Latch	.56	.487
771-LV377D118	74LV377D,118	SO-20	Octal D F/F	.61	.556
771-LV4053N112	74LV4053N,112	DIP-16	Trp 2-Ch Multlr/Dem	.45	.424
771-74LV4060D-T	74LV4060D,118	SO-16	14St Bin Rip Cnt	.70	.663
771-LV4060N112	74LV4060N,112	DIP-16	14St Bin Rip Cnt	.79	.728
771-74LV4060PW	74LV4060PW,112	TSSOP-16	14St Bin Rip Cnt	1.49	1.18
771-74LV4094D-T	74LV4094D,118	SO-16	8St Sh/Str Bus Reg	.70	.663
771-74LV4094PW-T	74LV4094PW,118	TSSOP-16	8St Sh/Str Bus Reg	.77	.728
771-LV541D112	74LV541D,112	SO-20	Oct Buff/Ln Drvr	.62	.567
771-LV5D118	74LV574D,118	SO-20	Octal D-Type F/F	.56	.487
771-LV5DB118	74LV574DB,118	SSOP-20	Octal D-Type F/F	.56	.487
771-LV5PW118	74LV574PW,118	TSSOP-20	Octal D-Type F/F	.56	.487
771-LV595DB118	74LV595DB,118	SSOP-16	8Bit SIPO Shift Reg	.89	.783
771-LV86PW118	74LV86PW,118	TSSOP-14	Qd 2-In Excl OR	.47	.398
771-LVU04N112	74LVU04N,112	DIP-14	Hex Inverter	.52	.462
LVC Family					
771-74LVC00AD-T	74LVC00AD,118	SO-14	Qd 2-In NAND	.36	.304
771-LVC00ADB118	74LVC00ADB,118	SSOP-14	Qd 2-In NAND	.40	.322
771-74LVC02APW-T	74LVC02APW,118	TSSOP-14	Qd 2-In NOR	.40	.322
771-74LVC04AD-T	74LVC04AD,118	SO-14	Hex Inverter	.36	.304
771-74LVC04APW-T	74LVC04APW,118	TSSOP-14	Hex Inverter	.40	.322
771-74LVC06AD-T	74LVC06AD,118	SO-14	Hex Inv Buff/Drv	.40	.328
771-74LVC07AD-T	74LVC07AD,118	SO-14	Hex Buff/Drvr	.40	.328
771-74LVC07APW-T	74LVC07APW,118	TSSOP-14	Hex Buff/Drvr	.36	.304
771-74LVC08AD-T	74LVC08AD,118	SO-14	Qd 2-In AND	.36	.304
771-74LVC08APW-T	74LVC08APW,118	TSSOP-14	Qd 2-In AND	.40	.322
771-LVC125ABQ115	74LVC125ABQ,115	DHVQFN-14	Qd Buff/Ln Drvr	.45	.416
771-74LVC125AD-T	74LVC125AD,118	SO-14	Qd Buff/Ln Drvr	.38	.31

© Copyright 2013 Mouser Electronics

For quantities greater than listed, call for quote.

MOUSER STOCK NO.	NXP Part No.	Package Type	Description	Price Each 1	Price Each 25
LVC Family (Cont.)					
771-74LVC125ADB-T	74LVC125ADB,118	SSOP-14	Qd Buff/Ln Drvr	.35	.293
771-74LVC125APW-T	74LVC125APW,118	TSSOP-14	Qd Buff/Ln Drvr	.35	.299
771-LVC132AD118	74LVC132AD,118	SO-14	Qd 2-In NAND Sch	.26	.225
771-74LVC138AD-T	74LVC138AD,118	SO-16	3to8 Ln Dec/Demux	.41	.341
771-74LVC14AD-T	74LVC14AD,118	SO-14	Hex Buff/Drvr	.36	.304
771-74LVC14ADB-T	74LVC14ADB,118	SSOP-14	Hex Inv Sch Trg	.41	.334
771-74LVC14APW-T	74LVC14APW,118	TSSOP-14	Hex Inv Sch Trg	.40	.322
771-LVC157ABQ115	74LVC157ABQ,115	DHVQFN-16	Qd 2-In Multiplx	.45	.416
771-LVC161DB118	74LVC161DB,118	SSOP-16	Sync 4B Bin Cntr	.62	.546
771-74LVC162244ADG11	74LVC162244ADGG,11	TSSOP-48	16B Buff/Ln Drvr	.74	.647
771-LVC162244ADL118	74LVC162244ADL,118	SSOP-48	16B Buff/Ln Drvr	.82	.749
771-LVC162245ADL118	74LVC162245ADL,118	SSOP-48	16B Txm/Rxv	.82	.749
771-74LVC162373ADG	74LVC162373ADGG,11	TSSOP-48	16B D Trans Latch	.82	.749
771-74LVC16240ADGG1	74LVC16240ADGG,118	TSSOP-48	16B Buff/Ln Drvr	1.16	1.05
771-LVC16244ADL118	74LVC16244ADL,118	SSOP-48	16B Buff/Ln Drvr	.74	.647
771-74LVC16245ADGG1	74LVC16245ADGG,118	TSSOP-48	16B Bus Transcvr	.76	.667
771-74LVC16373ADGG1	74LVC16373ADGG,118	TSSOP-48	16B D Trans Latch	.74	.647
771-74LVC16374ADGG1	74LVC16374ADGG,118	TSSOP-48	16B D-Type F/F	.74	.647
771-LVC163ADL118	74LVC16374ADL,118	SSOP-48	16B D-Type F/F	.74	.647
771-74LVC163PW-T	74LVC163PW,118	TSSOP-16	4B Sync Bin Cntr	.64	.562
771-74LVC1G00GN132	74LVC1G00GN,132	XSON-6	Single 2-In NAND	.31	.282
771-74LVC1G04GV	74LVC1G04GV,125	SOT-753	Inverter Buff	.36	.264
771-74LVC1G04GW-G	74LVC1G04GW,125	SOT-353	Inverter Buff	.36	.264
771-LVC1G07GF132	74LVC1G07GF,132	XSON-6	Buff w/Open Drain	.34	.31
771-74LVC1G07GW-G	74LVC1G07GW,125	SOT-353	Buff w/Open Drain	.36	.264
771-LVC1G08GF132	74LVC1G08GF,132	XSON-6	Single 2-In AND	.56	.514
771-74LVC1G08GV	74LVC1G08GV,125	SOT-753	Single 2-In AND	.36	.264
771-74LVC1G08GW-G	74LVC1G08GW,125	SOT-353	Single 2-In AND	.36	.264
771-LVC1G10GV125	74LVC1G10GV,125	TSOP-6	Single 3-In NAND	.21	.193
771-LVC1G10GW125	74LVC1G10GW,125	SOT-363	Single 3-In NAND	.21	.193
771-LVC1G11GV125	74LVC1G11GV,125	TSOP-6	Single 3-In AND	.44	.368
771-74LVC1G125GN132	74LVC1G125GN,132	XSON-6	Bus Buff/Drvr	.28	.257
771-74LVC1G125GV	74LVC1G125GV,125	SOT-753	Bus Buff/Drvr	.36	.264
771-74LVC1G125GW-G	74LVC1G125GW,125	SOT-353	Bus Buff/Drvr	.36	.264
771-74LVC1G14GW-G	74LVC1G14GW,125	SOT-353	Schmitt-Trig Inv	.36	.264
771-74LVC1G157GV-G	74LVC1G157GV,125	TSOP-6	Single 2-In Mux	.36	.264
771-74LVC1G157GW-G	74LVC1G157GW,125	SOT-363	Single 2-In Mux	.36	.264
771-74LVC1G3157GN132	74LVC1G3157GN,132	XSON-6	2-Ch Mux/Demux	.39	.333
771-LVC1G32GV125	74LVC1G32GV,125	SOT-753	Single 2-In OR	.36	.264
771-74LVC1G32GW-G	74LVC1G32GW,125	SOT-353	Single 2-In OR	.36	.264
771-LVC1G332GW125	74LVC1G332GW,125	SOT-363	Single 3-In OR	.34	.30
771-74LVC1G53DC-G	74LVC1G53DC,125	VSSOP-8	2-Ch Mux/Demux	.18	.172
771-LVC1G53DP125	74LVC1G53DP,125	TSSOP-8	2-Ch Mux/Demux	.16	.153
771-74LVC1G53GD,125	74LVC1G53GD,125	XSON-8U	2-Ch Mux/Demux	.26	.246
771-LVC1G57GV125	74LVC1G57GV,125	TSOP-6	Config Mult Funct	.36	.264
771-LVC1GDP125	74LVC1G74DP,125	TSSOP-8	Single D F/F	.44	.386
771-74LVC1G74GF115	74LVC1G74GF,115	XSON-8	Single D F/F	.25	.229
771-74LVC1G74GN115	74LVC1G74GN,115	XSON-8	Single D F/F	.31	.282
771-74LVC1G74GT-G	74LVC1G74GT,115	XSON-8	Single D F/F	.27	.247
771-74LVC1G86GV	74LVC1G86GV,125	SOT-753	2-In Excl OR	.39	.30
771-74LVC1G99GF115	74LVC1G99GF,115	XSON-8	Config Mult Funct	.25	.229
771-74LVC1GX04GW-G	74LVC1GX04GW,125	SOT-363	Crystal Drvr	.25	.23
771-74LVC1T45GF132	74LVC1T45GF,132	XSON-6	Dl Sup Trans Transcv	.25	.229
771-74LVC1T45GM115	74LVC1T45GM,115	XSON-6	Dl Sup Trans Transcv	.23	.212
771-74LVC1T45GW125	74LVC1T45GW,125	TSSOP-6	Dl Sup Trans Transcv	.19	.177
771-LVC2245ADB118	74LVC2245ADB,118	SSOP-20	Octal Transcvr	.60	.521
771-LVC241APW118	74LVC241APW,118	TSSOP-20	Oct Buff/Ln Drv	.44	.365
771-LVC244ABQ115	74LVC244ABQ,115	DHVQFN-20	Oct Buff/Ln Drv	.69	.642
771-74LVC244ABX115	74LVC244ABX,115	DHXQFN-20	Oct Buff/Ln Drv	.75	.663
771-74LVC244AD-T	74LVC244AD,118	SO-20	Oct Buff/Ln Drv	.44	.365
771-74LVC244ADB	74LVC244ADB,112	SSOP-20	Oct Buff/Ln Drv	.48	.402
771-74LVC244APW-T	74LVC244APW,118	TSSOP-20	Oct Buff/Ln Drv	.44	.365
771-74LVC245ABX115	74LVC245ABX,115	DHXQFN-20	Oct Bus Trans	.75	.663
771-74LVC245AD-T	74LVC245AD,118	SO-20	Oct Bus Trans	.45	.379
771-74LVC245ADB-T	74LVC245ADB,118	SSOP-20	Oct Bus Trans	.48	.402
771-74LVC245APW-T	74LVC245APW,118	TSSOP-20	Oct Bus Trans	.44	.365
771-74LVC273PW-T	74LVC273PW,118	TSSOP-20	Octal D-Type	.45	.394
771-74LVC27D-T	74LVC27D,118	SO-14	Trp 3-In NOR	.27	.246
771-LVC27PW112	74LVC27PW,112	TSSOP-14	Trp 3-In NOR	.24	.223
771-LVC2G00DP125	74LVC2G00DP,125	TSSOP-8	Dual 2-In NAND	.44	.386
771-LVC2G02DP125	74LVC2G02DP,125	TSSOP-8	Dual 2-In NOR	.42	.347
771-74LVC2G02GD,125	74LVC2G02GD,125	XSON-8U	Dual 2-In NOR	.26	.246
771-74LVC2G02GF115	74LVC2G02GF,115	XSON-8	Dual 2-In NOR	.25	.229
771-74LVC2G04GF132	74LVC2G04GF,132	XSON-6	Dual Inverter	.34	.31
771-74LVC2G06GF132	74LVC2G06GF,132	XSON-6	Dual Inverter	.25	.229
771-74LVC2G08GD,125	74LVC2G08GD,125	XSON-8U	Dual 2-In AND	.26	.246
771-LVC2G125DP125	74LVC2G125DP,125	TSSOP-8	Dl Bus Buff/Ln Drvr	.48	.425
771-74LVC2G125GN115	74LVC2G125GN,115	XSON-8	Dl Bus Buff/Ln Drvr	.41	.371
771-LVC2G14GF132	74LVC2G14GF,132	XSON-6	Dl Inv Schmitt Trigg	.29	.268
771-LVC2G14GM132	74LVC2G14GM,132	XSON-6	Dl Inv Schmitt Trigg	.30	.268
771-LVC2G14GV125	74LVC2G14GV,125	TSOP-6	Dl Inv Schmitt Trigg	.47	.395
771-LVC2G17GM115	74LVC2G17GM,115	XSON-6	Dl N-Inc Schm Trig	.30	.268
771-LVC2G240DP125	74LVC2G240DP,125	TSSOP-8	Dl Inv Buff/Ln Drvr	.48	.425
771-LVC2G34GF132	74LVC2G34GF,132	XSON-6	Dual Buffer Gate	.34	.31

© Copyright 2013 Mouser Electronics

NXP SEMICONDUCTOR Standard Logic

RoHS Compliant This product is RoHS compliant.

STANDARD LOGIC (CONT.)

For quantities greater than listed, call for quote.

MOUSER STOCK NO.	NXP Part No.	Package Type	Description	Price Each 1	Price Each 25
LVC Family (Cont.)					
771-LVC2G34GM115	74LVC2G34GM,115	XSON-6	Dual Buffer Gate	.30	.246
771-74LVC2G34GN132	74LVC2G34GN,132	XSON-6	Dual Buffer Gate	.34	.295
771-74LVC2G38GD125	74LVC2G38GD,125	XSON-8U	Dual 2-In NAND	.23	.212
771-LVC2G53DC125	74LVC2G53DC,125	VSSOP-8	2-Ch Ana Mux/Dem	.23	.207
771-LVC2G53DP125	74LVC2G53DP,125	TSSOP-8	2-Ch Ana Mux/Dem	.48	.425
771-74LVC2G53GD,125	74LVC2G53GD,125	XSON-8U	2-Ch Ana Mux/Dem	.26	.246
771-LVC2GDC125	74LVC2G74DC,125	VSSOP-8	Single D-Type F/F	.24	.214
771-74LVC2G74GF115	74LVC2G74GF,115	XSON-8	Single D-Type F/F	.25	.229
771-LVC2GGM125	74LVC2G74GM,125	XQFN-8U	Single D-Type F/F	.43	.396
771-74LVC2G86GF115	74LVC2G86GF,115	XSON-8	DI 2-In Excl-OR	.25	.229
771-74LVC2T45DC125	74LVC2T45DC,125	VSSOP-8	DI Sup Trans Transcv	.29	.264
771-74LVC2T45GD125	74LVC2T45GD,125	XSON-8U	DI Sup Trans Transcv	.29	.264
771-74LVC2T45GT115	74LVC2T45GT,115	XSON-8	DI Sup Trans Transcv	.27	.247
771-74LVC32ABQ-G	74LVC32ABQ,115	DHVQFN-14	Quad 2-In OR	.39	.357
771-74LVC32AD-T	74LVC32AD,118	SO-14	Quad 2-In OR	.36	.304
771-74LVC32APW-T	74LVC32APW,118	TSSOP-14	Quad 2-In OR	.40	.322
771-74LVC373APW-T	74LVC373APW,118	TSSOP-20	Oct Trans Ltch	.44	.365
771-74LVC377PW-T	74LVC377PW,118	TSSOP-20	Octal D F/F	.67	.596
771-LVC3G04DC125	74LVC3G04DC,125	VSSOP-8	Triple Inverter	.29	.263
771-74LVC3G04GD,125	74LVC3G04GD,125	XSON-8U	Triple Inverter	.26	.246
771-LVC3G06DP125	74LVC3G06DP,125	TSSOP-8	Triple Inv w/Open Dr	.50	.444
771-LVC3G07DC125	74LVC3G07DC,125	VSSOP-8	Trpl Buff w/Open Dr	.31	.287
771-74LVC3G07GD,125	74LVC3G07GD,125	XSON-8U	Trpl Buff w/Open Dr	.26	.246
771-LVC3G17DC125	74LVC3G17DC,125	VSSOP-8	Trp N-Inv Schm Trig	.31	.292
771-LVC3G17DP125	74LVC3G17DP,125	TSSOP-8	Trp N-Inv Schm Trig	.50	.444
771-74LVC3G17GD,125	74LVC3G17GD,125	XSON-8U	Trp N-Inv Schm Trig	.26	.246
771-74LVC3G34GF115	74LVC3G34GF,115	XSON-8	Triple Buffer	.29	.264
771-LVC3GU04DC125	74LVC3GU04DC,125	VSSOP-8	Trp Hex Inverter	.65	.576
771-LVC3GU04DP125	74LVC3GU04DP,125	TSSOP-8	Trp Hex Inverter	.42	.367
771-74LVC3GU04GD125	74LVC3GU04GD,125	XSON-8U	Trp Hex Inverter	.29	.264
771-74LVC4066D-T	74LVC4066D,118	SO-14	Qd Analog Sw	.49	.396
771-74LVC4066PW-T	74LVC4066PW,118	TSSOP-14	Qd Analog Sw	.49	.396
771-LVC4245AD112	74LVC4245AD,112	SO-24	3-5V Lvl Sh Xcvr	1.06	.959
771-74LVC4245AD-T	74LVC4245AD,118	SO-24	3-5V Lvl Sh Xcvr	1.06	.959
771-74LVC4245ADB-T	74LVC4245ADB,118	SSOP-24	3-5V Lvl Sh Xcvr	1.06	.959
771-LVC4245APW112	74LVC4245APW,112	TSSOP-24	3-5V Lvl Sh Xcvr	.93	.817
771-74LVC4245APW-T	74LVC4245APW,118	TSSOP-24	3-5V Lvl Sh Xcvr	.93	.817
771-LVC541ABQ115	74LVC541ABQ,115	DHVQFN-20	Oct Buff/Ln Drvr	.64	.578
771-74LVC541APW-T	74LVC541APW,118	TSSOP-20	Oct Buff/Ln Drvr	.50	.444
771-LVC573ADB118	74LVC573ADB,118	SSOP-20	Oct Trans Ltch	.45	.379
771-74LVC573APW-T	74LVC573APW,118	TSSOP-20	Oct Trans Ltch	.44	.365
771-LVC5ABQ115	74LVC574ABQ,115	DHVQFN-20	Octal D-Type F/F	.64	.589
771-LVC595ABQ115	74LVC595ABQ,115	DHVQFN-16	SISO/SIPO Sh Reg	.43	.396
771-LVCABQ115	74LVC74ABQ,115	SSOP-14	Dual D-Type F/F	.44	.396
771-74LVC74AD-T	74LVC74AD,118	SO-14	Dual D-Type F/F	.34	.284
771-LVC86ADB118	74LVC86ADB,118	SSOP-14	Qd 2-In Excl OR	.34	.284
771-74LVC8T245BQ118	74LVC8T245BQ,118	DHVQFN-24	8-Bit Trans Transcv	1.50	1.34
771-74LVC8T245PW118	74LVC8T245PW,118	TSSOP-24	8-Bit Trans Transcv	1.33	1.20
771-74LVCH162244ADG1	74LVCH162244ADGG,1	TSSOP-48	16B Buff/Ln Drvr	.81	.716
771-74LVCH162245ADG1	74LVCH162245ADGG,1	TSSOP-48	16-Bit Transceiver	.81	.716
771-LVCH162245ADL112	74LVCH162245ADL,11	SSOP-48	16-Bit Transceiver	.81	.716
771-74LVCH162373ADG1	74LVCH162373ADGG,1	TSSOP-48	16B D Trans Latch	.81	.716
771-74LVCH16245ADG11	74LVCH16245ADGG,11	TSSOP-48	16B Bus Transcvr	.81	.716
771-74LVCH16373ADGG	74LVCH16373ADGG:11	TSSOP-48	16B D Trans Latch	.81	.716
771-74LVCH1T45GF132	74LVCH1T45GF,132	XSON-6	DI Sup Trans Transcv	.25	.229
771-74LVCH1T45GM115	74LVCH1T45GM,115	XSON-6	DI Sup Trans Transcv	.23	.212
771-74LVCH1T45GW125	74LVCH1T45GW,125	TSSOP-6	DI Sup Trans Transcv	.19	.177
771-74LVCH244ABX115	74LVCH244ABX,115	DHXQFN-20	Octal Buff/Ln Drvr	.75	.663
771-LVCH244AD118	74LVCH244AD,118	SO-20	Octal Buff/Ln Drvr	.40	.348
771-74LVCH2T45GD125	74LVCH2T45GD,125	XSON-8U	DI Sup Trans Transcv	.29	.264
771-LVCU04AD118	74LVCU04AD,118	SO-14	Hex Inverter	.40	.322
771-LVCU04APW118	74LVCU04APW,118	TSSOP-14	Hex Inverter	.40	.322
LVT Family					
771-74LVT125D-T	74LVT125D,118	SO-14	Quad Buff, 3St	.40	.332
771-74LVT162240ADG11	74LVT162240ADGG,11	TSSOP-48	16-Bit Buff/Driver	.85	.75
771-LVT162244BDGG11	74LVT162244BDGG,11	TSSOP-48	16-Bit Buff/Driver	.89	.783
771-LVT162244BDL118	74LVT162244BDL,118	SSOP-48	16-Bit Buff/Driver	.85	.75
771-74LVT162245BDG11	74LVT162245BDGG,11	TSSOP-48	16-Bit Transceiver	.86	.777
771-LVT162373DGG,118	74LVT162373DGG,118	TSSOP-48	16-Bit Trans Latch	.85	.75
771-74LVT162374DGG1	74LVT162374DGG,118	TSSOP-48	16-Bit D-Type F/F	.87	.786
771-74LVT16244BDGG1	74LVT16244BDGG,118	TSSOP-48	16-Bit Buff/Driver	.89	.783
771-LVT16244BDL118	74LVT16244BDL,118	SSOP-48	16-Bit Buff/Driver	.89	.783
771-74LVT16245BDGG1	74LVT16245BDGG,118	TSSOP-48	16-Bit Transceiver	.90	.809
771-74LVT16374ADGG1	74LVT16374ADGG,118	TSSOP-48	16-Bit D-Type F/F	.89	.783
771-LVT163ADL118	74LVT16374ADL,118	SSOP-48	16-Bit D-Type F/F	.89	.783
771-LVT2244D118	74LVT2244D,118	SO-20	Oct Buff/Ln Drvr	.82	.749
771-LVT245D118	74LVT245D,118	SO-20	Octal Transceiver	.54	.467
771-LVT573PW118	74LVT573PW,118	TSSOP-20	Oct D Trans Latch	.57	.502
LVTH Family					
771-LVTH16245BDL118	74LVTH16245BDL,118	SSOP-48	16-Bit Transceiver	.75	.674
771-LVTH244AD118	74LVTH244AD,118	SO-20	Oct Buff/Ln Drvr	.51	.439
771-LVTH244APW118	74LVTH244APW,118	TSSOP-20	Oct Buff/Ln Drvr	.51	.439
LVTN Family					
771-74LVTN16244BDG11	74LVTN16244BDGG,11	TSSOP-48	16-Bit Buff/Drvr	1.64	1.47
VHC Family					
771-74VHC02BQ115	74VHC02BQ,115	DHVQFN-14	Quad 2-In NOR	.23	.212
771-74VHC02D118	74VHC02D,118	SO-14	Quad 2-In NOR	.19	.177
771-74VHC02PW118	74VHC02PW,118	TSSOP-14	Quad 2-In NOR	.19	.177
771-74VHC08BQ115	74VHC08BQ,115	DHVQFN-14	Quad 2-In AND	.23	.212

© Copyright 2013 Mouser Electronics

For quantities greater than listed, call for quote.

MOUSER STOCK NO.	NXP Part No.	Package Type	Description	Price Each 1	Price Each 25
VHC Family (Cont.)					
771-74VHC08D118	74VHC08D,118	SO-14	Quad 2-In AND	.19	.177
771-74VHC08PW118	74VHC08PW,118	TSSOP-14	Quad 2-In AND	.19	.177
771-74VHC125BQ115	74VHC125BQ,115	DHVQFN-14	Quad Buff/Ln Drvr	.27	.247
771-74VHC125D118	74VHC125D,118	SO-14	Quad Buff/Ln Drvr	.27	.247
771-74VHC125PW118	74VHC125PW,118	TSSOP-14	Quad Buff/Ln Drvr	.27	.247
771-74VHC126BQ115	74VHC126BQ,115	DHVQFN-14	Quad Buff/Ln Drvr	.27	.247
771-74VHC126D118	74VHC126D,118	SO-14	Quad Buff/Ln Drvr	.27	.247
771-74VHC126PW118	74VHC126PW,118	TSSOP-14	Quad Buff/Ln Drvr	.27	.247
771-74VHC14BQ115	74VHC14BQ,115	DHVQFN-14	Hex Inv Sch Trg	.23	.212
771-74VHC14D118	74VHC14D,118	SO-14	Hex Inv Sch Trg	.19	.177
771-74VHC14PW118	74VHC14PW,118	TSSOP-14	Hex Inv Sch Trg	.19	.177
771-74VHC244BQ115	74VHC244BQ,115	DHVQFN-20	Octal Buff/Ln Drvr	.63	.564
771-74VHC244D118	74VHC244D,118	SO-20	Octal Buff/Ln Drvr	.29	.264
771-74VHC244PW118	74VHC244PW,118	TSSOP-20	Octal Buff/Ln Drvr	.29	.264
771-74VHC245BQ115	74VHC245BQ,115	DHVQFN-20	Oct Bus Trans	.29	.264
771-74VHC245D118	74VHC245D,118	SO-20	Oct Bus Trans	.23	.212
771-74VHC245PW118	74VHC245PW,118	TSSOP-20	Oct Bus Trans	.23	.212
771-74VHC32BQ115	74VHC32BQ,115	DHVQFN-14	Quad 2-In OR	.23	.212
771-74VHC32D118	74VHC32D,118	SO-14	Quad 2-In OR	.19	.177
771-74VHC32PW118	74VHC32PW,118	TSSOP-14	Quad 2-In OR	.19	.177
771-74VHC541BQ115	74VHC541BQ,115	DHVQFN-20	Octal Buff/Ln Drvr	.29	.264
771-74VHC541D118	74VHC541D,118	SO-20	Octal Buff/Ln Drvr	.27	.247
771-74VHC541PW118	74VHC541PW,118	TSSOP-20	Octal Buff/Ln Drvr	.27	.247
771-74VHC595BQ115	74VHC595BQ,115	DHVQFN-16	8-Bit SISO/SIPO	.29	.264
771-74VHC595D118	74VHC595D,118	SO-16	8-Bit SISO/SIPO	.27	.247
771-74VHC595PW118	74VHC595PW,118	TSSOP-16	8-Bit SISO/SIPO	.27	.247
VHCT Family					
771-74VHCT02BQ115	74VHCT02BQ,115	DHVQFN-14	Quad 2-In NOR	.23	.212
771-74VHCT02D118	74VHCT02D,118	SO-14	Quad 2-In NOR	.19	.177
771-74VHCT02PW118	74VHCT02PW,118	TSSOP-14	Quad 2-In NOR	.19	.177
771-74VHCT08BQ115	74VHCT08BQ,115	DHVQFN-14	Quad 2-In AND	.23	.212
771-74VHCT08D118	74VHCT08D,118	SO-14	Quad 2-In AND	.19	.177
771-74VHCT08PW118	74VHCT08PW,118	TSSOP-14	Quad 2-In AND	.19	.177
771-74VHCT125BQ115	74VHCT125BQ,115	DHVQFN-14	Quad Buff/Ln Drvr	.29	.264
771-74VHCT125D118	74VHCT125D,118	SO-14	Quad Buff/Ln Drvr	.27	.247
771-74VHCT125PW118	74VHCT125PW,118	TSSOP-14	Quad Buff/Ln Drvr	.27	.247
771-74VHCT126BQ115	74VHCT126BQ,115	DHVQFN-14	Quad Buff/Ln Drvr	.27	.247
771-74VHCT126D118	74VHCT126D,118	SO-14	Quad Buff/Ln Drvr	.27	.247
771-74VHCT126PW118	74VHCT126PW,118	TSSOP-14	Quad Buff/Ln Drvr	.27	.247
771-74VHCT14BQ115	74VHCT14BQ,115	DHVQFN-14	Hex Inv Sch Trg	.23	.212
771-74VHCT14D118	74VHCT14D,118	SO-14	Hex Inv Sch Trg	.19	.177
771-74VHCT14PW118	74VHCT14PW,118	TSSOP-14	Hex Inv Sch Trg	.19	.177
771-74VHCT244BQ115	74VHCT244BQ,115	DHVQFN-20	Octal Buff/Ln Drvr	.63	.564
771-74VHCT244D118	74VHCT244D,118	SO-20	Octal Buff/Ln Drvr	.29	.264
771-74VHCT244PW118	74VHCT244PW,118	TSSOP-20	Octal Buff/Ln Drvr	.29	.264
771-74VHCT245BQ115	74VHCT245BQ,115	DHVQFN-20	Oct Bus Trans	.29	.264
771-74VHCT245D118	74VHCT245D,118	SO-20	Oct Bus Trans	.29	.264
771-74VHCT245PW118	74VHCT245PW,118	TSSOP-20	Oct Bus Trans	.29	.264
771-74VHCT32BQ115	74VHCT32BQ,115	DHVQFN-14	Quad 2-In OR	.23	.212
771-74VHCT32D118	74VHCT32D,118	SO-14	Quad 2-In OR	.19	.177
771-74VHCT32PW118	74VHCT32PW,118	TSSOP-14	Quad 2-In OR	.19	.177
771-74VHCT541BQ115	74VHCT541BQ,115	DHVQFN-20	Octal Buff/Ln Drvr	.29	.264
771-74VHCT541D118	74VHCT541D,118	SO-20	Octal Buff/Ln Drvr	.27	.247
771-74VHCT541PW118	74VHCT541PW,118	TSSOP-20	Octal Buff/Ln Drvr	.27	.247
771-74VHCT595BQ115	74VHCT595BQ,115	DHVQFN-16	8-Bit SISO/SIPO	.29	.264
771-74VHCT595D118	74VHCT595D,118	SO-16	8-Bit SISO/SIPO	.27	.247
771-74VHCT595PW118	74VHCT595PW,118	TSSOP-16	8-Bit SISO/SIPO	.27	.247
NX5DV Family					
771-NX5DV330PW,118	NX5DV330PW,118	TSSOP-16	Qd 1-of-2 Vid Mux/De	.43	.417
771-NX5DV715HF118	NX5DV715HF,118	HWQFN-32	DS 1-of-2 VGA Sw	.87	.795
XC7 Family					
771-XC7SET04GV125	XC7SET04GV,125	TSOP-5	Hex Inverter	.15	.141
771-XC7SET04GW125	XC7SET04GW,125	TSSOP-5	Hex Inverter	.15	.141
771-XC7SET125GV125	XC7SET125GV,125	TSOP-5	Bus Buff/Ln Drvr	.15	.141
771-XC7SET125GW125	XC7SET125GW,125	TSSOP-5	Bus Buff/Ln Drvr	.15	.141
771-XC7SET14GV125	XC7SET14GV,125	TSOP-5	Inv Schmitt Trigg	.15	.141
771-XC7SET14GW125	XC7SET14GW,125	TSSOP-5	Inv Schmitt Trigg	.15	.141
771-XC7SET32GV125	XC7SET32GV,125	TSOP-5	2-Input OR Gate	.15	.141
771-XC7SH04GV125	XC7SH04GV,125	TSOP-5	Inverter	.15	.141
771-XC7SH08GV125	XC7SH08GV,125	TSOP-5	2-Input AND Gate	.15	.141
771-XC7SH125GF132	XC7SH125GF,132	XSON-6	Bus Buff/Ln Drvr	.29	.264
771-XC7SH125GM115	XC7SH125GM,115	XSON-6	Bus Buff/Ln Drvr	.27	.247
771-XC7SH125GV125	XC7SH125GV,125	TSOP-5	Bus Buff/Ln Drvr	.15	.141
771-XC7SH125GW125	XC7SH125GW,125	TSSOP-5	Bus Buff/Ln Drvr	.15	.141
771-XC7SH14GV125	XC7SH14GV,125	TSOP-5	Inv Schmitt Trigg	.15	.141
771-XC7SH14GW125	XC7SH14GW,125	TSSOP-5	Inv Schmitt Trigg	.15	.141
771-XC7SH32GW125	XC7SH32GW,125	TSSOP-5	2-Input OR Gate	.15	.141
771-XC7SHU04GV125	XC7SHU04GV,125	TSOP-5	Inverter	.15	.141
771-XC7SHU04GW125	XC7SHU04GW,125	TSSOP-5	Inverter	.15	.141
771-XC7WH126DC125	XC7WH126DC,125	VSSOP-8	DI Bus Buff/Ln Drvr	.39	.353
771-XC7WH126DP125	XC7WH126DP,125	TSSOP-8	DI Bus Buff/Ln Drvr	.29	.264
771-XC7WH126GD125	XC7WH126GD,125	XSON-8U	DI Bus Buff/Ln Drvr	.29	.264
771-XC7WH14DC125	XC7WH14DC,125	VSSOP-8	Triple Inv Schm Trig	.27	.247
771-XC7WH14DP125	XC7WH14DP,125	TSSOP-8	Triple Inv Schm Trig	.29	.264
771-XC7WH14GD125	XC7WH14GD,125	XSON-8U	Triple Inv Schm Trig	.29	.264

© Copyright 2013 Mouser Electronics

ON SEMICONDUCTOR Logic

RoHS Compliant **This product is RoHS compliant.**

♦ **Surface Mount**

PRODUCT NEW

MOUSER STOCK NO. Mfr.	Mfr. Part No.	Package	Description	Price Each 1	100
♦	863—7WBD3125AMUTCG	UDFN-8	2-Bit Trans Bus Switch	1.52	.968
♦	863—7WBD3306USG	US-8	2-Bit Trans Bus Switch	1.52	.968
♦	863—M74VHC1GT125DT1G	SOT-23	Single Non Inverting	.17	.117
♦	863—M74VHC1GT50DFT1G	SC 88A	Single Non Inverting	.15	.102
♦	863—MC100EL29DWG	SOIC-20W	5V ECL Dual Differential Dat	20.72	7.65
♦	863—MC100EL32DG	SOIC-8	5V ECL Divide by 2 D	7.00	4.72
♦	863—MC100EL33DG	SOIC-8	5V ECL Divide by 4 D	7.00	4.72
♦	863—MC100EL34DG	SOIC-16	5V ECL Divide by 2	9.02	6.28
♦	863—MC100EL56DWG	SOIC-20W	5V ECL Dual Differential	9.83	6.98
♦	863—MC100EL57DG	SOIC-16	5V ECL 4:1 Differential	7.68	5.67
♦	863—MC100EL58DG	SOIC-8	5V ECL 2:1 Mux	8.03	5.14
♦	863—MC100EL90DWG	SOIC-20W	-3.3V/-5V Triple E	9.39	7.12
♦	863—MC100EL91DWG	SOIC-20W	3.3V/5V Triple LVP	9.39	7.12
♦	863—MC100ELT20DG	SOIC-8	5V TTL To Differential	5.84	4.27
♦	863—MC100ELT21DG	SOIC-8	5V Differential PECL	5.84	4.27
♦	863—MC100ELT22DG	SOIC-8	5V Dual TTL to Differential	4.01	2.96
♦	863—MC100ELT23DG	SOIC-8	5V Dual Differential	5.01	3.12
♦	863—MC100ELT24DG	SOIC-8	5V TTL to Differential	4.59	3.12
♦	863—MC100ELT25DG	SOIC-8	Differential -5V ECL	4.77	3.41
♦	863—MC100EP01DG	SOIC-8	BBG ECL OR/NOR 4INPUT	9.64	6.11
♦	863—MC100EP05DG	SOIC-8	3.3V/5V 2-Input Differential	9.06	6.11
♦	863—MC100EP05DTG	TSSOP 8	3.3V/5V 2-Input Differential	9.06	6.11
♦	863—MC100EP08DG	SOIC-8	3.3V/5V Differential	8.76	6.11
♦	863—MC100EP105MNG	QFN 32	3.3V/5V ECL Quad 2	22.64	19.00
♦	863—MC100EP11DG	SOIC-8	3.3V/5V ECL 1:2 Differential	9.36	6.91
♦	863—MC100EP131FAG	LQFP-32	3.3V/5V ECL Quad F/F	21.62	14.72
♦	863—MC100EP139DTG	TSSOP 20	3.3V/5V ECL 2/4, 4	14.61	9.95
♦	863—MC100EP139DWG	SOIC-20W	3.3V/5V ECL ÷2/4,	17.48	13.21
♦	863—MC100EP139MNG	QFN-20	3.3V/5V ECL ÷2/4, ÷4/5/6	18.45	17.06
♦	863—MC100EP14DTG	TSSOP-20	3.3V/5V 1:5 Differential	11.65	7.85
♦	863—MC100EP16DG	SOIC-8	3.3V/5V ECL Differential	6.25	4.62
♦	863—MC100EP16DTG	TSSOP-8	3.3V/5V ECL Differ	7.22	4.91
♦	863—MC100EP16FDG	SOIC-8	3.3V/5V ECL Differential R	9.64	7.28
♦	863—MC100EP16VADTG	TSSOP-8	3.3V/5V ECL Differential R	7.77	5.23
♦	863—MC100EP16VTDG	SOIC-8	3.3V/5V ECL Differential R	10.33	7.62
♦	863—MC100EP17DWG	SOIC-20W	3.3V/5V ECL Quad D	23.07	15.00
♦	863—MC100EP195FAG	QFP 32	3.3V ECL Programmable	19.10	13.01
♦	863—MC100EP196FAG	QFP 32	3.3V ECL Programmable	13.55	10.46
♦	863—MC100EP210SFAG	QFP 32	2.5V 1:5 Dual Differential	19.55	13.32
♦	863—MC100EP29DTG	TSSOP 20	BBG ECL DL DIFF DFF	19.26	14.93
♦	863—MC100EP31DG	SOIC-8	3.3V/5V ECL D Flip	10.36	6.98
♦	863—MC100EP32DG	SOIC-8	3.3V/5V ECL ÷2 Div	9.33	6.28
♦	863—MC100EP33DG	SOIC-8	3.3V/5V ECL ÷4 Div	9.02	6.28
♦	863—MC100EP445FAG	LQFP-32	3.3V/5V ECL Ser-Par	27.07	19.63
♦	863—MC100EP446MNG	QFN-32	3.3V/5V ECL 8-Bit	21.43	18.93
♦	863—MC100EP51DG	SOIC-8	3.3V/5V ECL D Flip	10.02	6.98
♦	863—MC100EP52DG	SOIC-8	3.3V/5V ECL Differential	9.33	6.28
♦	863—MC100EP56DTG	TSSOP 20	3.3V/5V ECL Dual D	10.85	8.19
♦	863—MC100EP57DTG	TSSOP 20	BBG ECL MLTIPLXR DIF	12.57	9.73
♦	863—MC100EP57MNG	QFN-20	BBG ECL MLTIPLXR DIF	11.84	-
♦	863—MC100EP58DG	SOIC-8	3.3V/5V ECL 2:1 Mu	9.33	6.28
♦	863—MC100EP90DTG	TSSOP 20	BBG ECL TRPL ECL/PEC	21.62	14.72
♦	863—MC100EPT20DG	SOIC-8	3.3V TTL/CMOS to Differential	8.57	5.54
♦	863—MC100EPT20DTG	TSSOP 8	3.3V TTL/CMOS to Differential	7.90	5.54
♦	863—MC100EPT21DG	SOIC-8	3.3V Differential LV	7.90	5.54
♦	863—MC100EPT22DG	SOIC-8	3.3V Dual LVTTL/LVCM	7.38	5.54
♦	863—MC100EPT22DTG	TSSOP 8	3.3V Dual LVTTL/LVCM	7.38	5.94
♦	863—MC100EPT24DG	SOIC-8	3.3V LVTTL/LVCMOS to	9.08	6.85
♦	863—MC100EPT25DG	SOIC-8	Differential LVECL/E	8.40	6.85
♦	863—MC100EPT26DG	SOIC-8	1:2 Fanout Different	8.40	6.85
♦	863—MC100EPT26DTG	TSSOP 8	1:2 Fanout Different	9.31	6.85
♦	863—MC100H646FNG	PLCC-28	PECL/TTL-TTL 1:8 Dis	13.18	8.57
♦	863—MC100LVE111FNG	PLCC-28	3.3V ECL 1:9 Differential	10.81	7.65
♦	863—MC100LVE222FAG	QFP 52	BBG ECL CLOCK DRVR D	18.83	13.65
♦	863—MC100LVE310FNG	PLCC-28	3.3V ECL 2:8 Differential	10.38	7.16
♦	863—MC100LVEL11DG	SOIC-8	3.3V ECL 1:2 Differential	4.90	3.58
♦	863—MC100LVEL14DWG	SOIC-20W	3.3V ECL 1:5 Clock D	11.24	8.30
♦	863—MC100LVEL16DG	SOIC-8	3.3V ECL Differential	6.69	4.94
♦	863—MC100LVEL17DWG	SOIC-20W	3.3V ECL Quad Differential	12.63	7.86
♦	863—MC100LVEL29DWG	SOIC-20W	3.3V ECL Dual Diffl	11.24	7.65
♦	863—MC100LVEL37DWG	SOIC-20W	3.3V ECL 1:4 ÷ 1/÷ 2	11.77	8.54
♦	863—MC100LVEL38DWG	SOIC-20W	3.3V ECL ÷ 2, ÷ 4/6	9.77	6.47
♦	863—MC100LVEL40DWG	SOIC-20W	3.3/5V ECL Differential	12.50	10.31
♦	863—MC100LVEL56DWG	SOIC-20W	3.3V ECL Dual Differential	9.47	6.98
♦	863—MC100LVEL58DG	SOIC-8	3.3V ECL 2:1 Multipl	7.51	5.23
♦	863—MC100LVEL90DWG	SOIC-20W	-3.3V/-5V Triple ECL	10.33	7.62

MOUSER STOCK NO. Mfr.	Mfr. Part No.	Package	Description	Price Each 1	100
♦	863—MC100LVEL91DWG	SOIC-20W	3.3V/5V Triple LVPEC	10.33	7.62
♦	863—MC100LVEL92DWG	SOIC-20W	5V Triple PECL Input	9.39	7.12
♦	863—MC100LVELT22DG	SOIC-8	3.3V Dual LVTTL/LVCM	4.01	2.96
♦	863—MC100LVELT22DTG	TSSOP-8	3.3V Dual LVTTL/LVCM	4.01	2.96
♦	863—MC100LVEP11DG	SOIC-8	2.5V/3.3V ECL 1:2	9.06	6.11
♦	863—MC100LVEP14DTG	TSSOP-20	2.5V/3.3V 1:5 Differential	12.04	8.19
♦	863—MC100LVEP16DG	SOIC-8	2.5V/3.3V ECL Differential	9.02	6.28
♦	863—MC100LVEP210FAG	QFP-32	2.5V/3.3V 1:5 Dual	19.77	13.47
♦	863—MC100LVEP34DTG	TSSOP-16	2.5V/3.3V ECL 2, 4	14.98	11.61
♦	863—MC10E016FNG	PLCC-28	BBG ECL COUNTER 8BIT	11.24	7.65
♦	863—MC10E111FNG	PLCC-28	5V ECL 1:9 Differential	11.77	7.65
♦	863—MC10E131FNG	PLCC-28	BBG ECL FLIP FLOP 4B	12.18	8.96
♦	863—MC10E137FNG	PLCC-28	5V ECL 8-Bit Ripple	12.36	8.42
♦	863—MC10E141FNG	PLCC-28	5V ECL 8-Bit Shift R	12.18	10.57
♦	863—MC10E151FNG	PLCC-28	5V ECL 6-Bit D Regis	12.95	9.39
♦	863—MC10E431FNG	PLCC-28	BBG ECL FLIP FLOP 3B	12.72	8.92
♦	863—MC10EL01DG	SOIC-8	5V ECL 4-Input OR/NO	7.00	4.72
♦	863—MC10EL04DG	SOIC-8	5V ECL 2-In AND/NAND	7.00	4.72
♦	863—MC10EL05DG	SOIC-8	5V ECL 2-In AND/NAND	8.03	4.72
♦	863—MC10EL07DG	SOIC-8	5V ECL 2-In XOR/XNOR	8.03	4.72
♦	863—MC10EL11DG	SOIC-8	5V ECL 1:2 Different	5.69	3.75
♦	863—MC10EL12DG	SOIC-8	5V ECL Low Imped Driver	8.03	4.72
♦	863—MC10EL15DG	SOIC-16	5V ECL 1:4 Clock Dis	7.13	5.42
♦	863—MC10EL16DG	SOIC-8	5V ECL Differential	6.69	4.94
♦	863—MC10EL31DG	SOIC-8	5V ECL D-Type Flip-F	7.35	5.44
♦	863—MC10EL32DG	SOIC-8	5V ECL Divide by 2,	7.00	4.72
♦	863—MC10EL34DG	SOIC-16	5V ECL Clock Gen	9.90	6.28
♦	863—MC10EL57DG	SOIC-16	5V ECL 4:1 Different	7.30	5.86
♦	863—MC10EL58DG	SOIC-8	5V ECL 2:1 Mux	7.77	5.23
♦	863—MC10EL89DG	SOIC-8	5V ECL Coaxial Cable	6.03	4.46
♦	863—MC10ELT20DG	SOIC-8	BBG ECL TRNSLATR DIF	4.92	3.65
♦	863—MC10ELT21DG	SOIC-8	5V Differential PECL	5.04	3.54
♦	863—MC10ELT21DTG	TSSOP-8	BBG ECL TRNSLATR DIF	4.92	3.54
♦	863—MC10ELT22DG	SOIC-8	BBG ECL TRNSLATR DIF	4.01	2.96
♦	863—MC10ELT24DG	SOIC-8	BBG ECL TRNSLATR DIF	4.77	3.54
♦	863—MC10ELT25DG	SOIC-8	5V Differential ECL	4.92	3.12
♦	863—MC10EP01DG	SOIC-8	3.3V/5V ECL 4-Input	9.78	6.20
♦	863—MC10EP05DG	SOIC-8	3.3V/5V 2-Input Differential	8.89	6.20
♦	863—MC10EP08DG	SOIC-8	3.3V/5V Differential	9.78	6.20
♦	863—MC10EP11DG	SOIC-8	3.3V/5V 1:2 Differential	9.36	6.91
♦	863—MC10EP16DG	SOIC-8	3.3V/5V ECL Differential	7.22	5.34
♦	863—MC10EP16DTG	TSSOP-8	3.3V/5V ECL Differential	7.00	4.72
♦	863—MC10EP16TDG	SOIC-8	3.3V/5V ECL Differential	12.40	7.85
♦	863—MC10EP31DG	SOIC-8	3.3V/5V ECL D Flip	10.36	6.98
♦	863—MC10EP32DG	SOIC-8	3.3V/5V ECL ÷2 Div	8.47	6.28
♦	863—MC10EP33DG	SOIC-8	3.3V/5V ECL Divide	9.02	6.28
♦	863—MC10EP51DG	SOIC-8	3.3V/5V ECL D Flip	9.63	7.32
♦	863—MC10EP52DG	SOIC-8	3.3V/5V ECL Differential	8.47	6.28
♦	863—MC10EP57DTG	TSSOP-20	BBG ECL MLTIPLXR DIF	13.38	9.11
♦	863—MC10EP57MNG	QFN-20	BBG ECL MLTIPLXR DIF	11.51	8.89
♦	863—MC10EP58DG	SOIC-8	3.3V/5V ECL 2:1 Mu	9.63	6.28
♦	863—MC10EP89DG	SOIC-8	3.3V/5V ECL Coaxial	9.87	6.28
♦	863—MC10EPT20DG	SOIC-8	3.3V TTL/CMOS to Dif	7.90	6.33
♦	863—MC10H101PG	PDIP-16	BBG ECL GATE OR/NOR	4.25	2.79
♦	863—MC10H116DG	SOIC-16	Triple Line Receiver	5.52	3.64
♦	863—MC10H123FNG	PLCC-20	BBG ECL BUS INTRFCE	8.54	3.86
	863—MC10H124PG	PDIP-16	Quad TTL to ECL Tran	5.65	4.87
	863—MC10H125PG	PDIP-16	BBG ECL TRNSLATR QUA	7.46	5.51
	863—MC10H131PG	PLCC-20	BBG ECL FLIP FLOP DU	7.46	5.51
♦	863—MC10H136PG	PDIP-16	Universal Hexadecimal	34.52	23.51
♦	863—MC10H600FNG	PLCC-28	BBG ECL TRNSLATR 9BI	11.57	8.99
♦	863—MC10H601FNG	PLCC-28	BBG ECL TRNSLATR 9BI	11.57	8.57
♦	863—MC10LVEP11DG	SOIC-9	2.5V/3.3V ECL 1:2	9.64	6.11
♦	863—MC10LVEP16DG	SOIC-8	2.5V/3.3V ECL Diff	8.47	6.02
♦	863—MC12026ADG	SOIC-8	1.1GHz Dual Modulus	5.69	4.16
♦	863—MC12080DG	SOIC-8	1.1GHz Prescaler	5.41	3.56
♦	863—MC12093DG	SOIC-8	÷2, ÷4, ÷8 1.1 GHz L	5.69	4.16
♦	863—MC12093MNR4G	DFN-8	÷2, ÷4, ÷8 1.1 GHz L	6.10	3.55
♦	863—MC12095DG	SOIC-8	2.5 GHz Low Power Pr	5.41	3.56
♦	863—MC14001BDG	SOIC-14	Quad 2-Input NOR Gat	.38	.212
♦	863—MC14013BDR2G	SOIC-14	Dual D-Type Flip-Flo	.43	.246
♦	863—MC14014BDR2G	SOIC-16	8-Bit Static S/R	.73	.555
♦	863—MC14015BCPG	PDIP-16	Dual 4-Bit Static Sh	.56	.368
	863—MC14017BCPG	PDIP-16	Decade Counter/Divid	.63	.377
	863—MC14017BDG	SOIC-16	Decade Counter/Divid	.52	.311

© Copyright 2013 Mouser Electronics
© Copyright 2013 Mouser Electronics

ON SEMICONDUCTOR Logic

RoHS Compliant This product is RoHS compliant.

ON Semiconductor®

◆ Surface Mount

MOUSER STOCK NO. Mfr.	Mfr. Part No.	Package	Description	Price Each 1	100
◆	863—MC14020BCPG	PDIP-16	14-bit Binary Counter	.77	.454
	863—MC14021BCPG	PDIP-16	8-bit Static Shift R	.51	.34
	863—MC14023BCPG	PDIP-14	Triple 3-Input NAND	.54	.318
	863—MC14024BCPG	PDIP-14	7-Segment Ripple Cou	.60	.354
	863—MC14040BCPG	PDIP-16	12-bit Binary Counte	.67	.402
◆	863—MC14040BDR2G	SOIC 16	12-bit Binary Counte	.63	.398
	863—MC14043BCPG	PDIP-16	Quad R-S Latches	.67	.397
◆	863—MC14044BDG	SOIC-16	Quad R-S Latches	.45	.27
	863—MC14046BCPG	PDIP-16	Phase Locked Loop	.64	.425
	863—MC14049BCPG	PDIP-16	Hex Buffer	.56	.332
	863—MC14049UBCPG	PDIP-16	Hex Buffer	.56	.332
◆	863—MC14049UBDR2G	SOIC 16	Hex Buffer	.44	.268
	863—MC14050BCPG	PDIP-16	Hex Buffer	.58	.346
◆	863—MC14050BDR2G	SOIC-16	Hex Buffer	.46	.262
	863—MC14060BCPG	PDIP-16	14-Stage Binary Coun	.66	.391
◆	863—MC14060BDG	SOIC-16	14-Stage Binary Coun	.48	.284
	863—MC14069UBCPG	PDIP-14	Hex Inverter	.48	.318
	863—MC14070BCPG	PDIP-14	Quad XOR Gate	.54	.318
	863—MC14071BCPG	PDIP-14	Quad 2-Input OR Gate	.51	.268
◆	863—MC14071BDR2G	SOIC 14	LOG CMOS GATE OR QUA	.47	.299
	863—MC14081BCPG	PDIP-14	Quad 2-Input AND Gat	.54	.318
	863—MC14082BCPG	PDIP-14	Dual 4-Input AND Gat	.54	.318
◆	863—MC14093BDG	SOIC-14	Quad 2-Input NAND Sc	.43	.243
◆	863—MC14094BDG	SOIC-16	8-bit Shift/Store Re	.43	.255
	863—MC14106BCPG	PDIP-14	Hex Schmitt Trigger	.58	.346
◆	863—MC1413BDR2G	SOIC 16	High Voltage, High C	.62	.367
	863—MC14174BCPG	PDIP-16	Hex D-Type Flip-Flop	.54	.354
◆	863—MC14490DWG	SO-16 WB	Hex Bounce Eliminator	5.44	3.57
	863—MC14490PG	PDIP-16	Hex Bounce Eliminator	5.10	3.57
	863—MC14504BCPG	PDIP-16	Hex Level Shifter	.86	.566
◆	863—MC14504BDG	SOIC-16	Hex Level Shifter	1.27	.765
	863—MC14511BCPG	PDIP-16	BCD-to-7 Segment Lat	.75	.419
◆	863—MC14511BDG	SOIC-16	BCD-to-7 Segment Lat	.70	.38
	863—MC14512BCPG	PDIP-16	8-Channel Data Selec	.66	.391
	863—MC14517BCPG	PDIP-16	Dual 64-bit Static S	1.78	1.28
◆	863—MC14517BDWG	SOIC-16W	Dual 64-bit Static S	1.84	1.34
	863—MC14518BCPG	PDIP-16	Dual BCD Up Counter	.95	.578
	863—MC14520BCPG	PDIP-16	Dual BCD Up Counter	.95	.578
	863—MC14521BCPG	PDIP-16	24-Stage Frequency D	.93	.566
	863—MC14526BCPG	PDIP-16	Presettable 4-bit Do	.97	.599
	863—MC14528BCPG	PDIP-16	Dual Monostable Mult	.84	.496
◆	863—MC14528BDG	SOIC-16	Dual Monostable Mult	.69	.465
	863—MC14532BCPG	PDIP-16	8-bit Priority Encod	.96	.566
◆	863—MC14532BDG	SOIC-16	8-bit Priority Encod	.95	.645
	863—MC14536BCPG	PDIP-16	Programmable Timer	.92	.561
◆	863—MC14536BDWG	SOIC-16W	Programmable Timer	.92	.561
	863—MC14538BCPG	PDIP-16	Dual Precision Monos	.69	.454
◆	863—MC14538BDG	SOIC-16	Dual Precision Monos	.62	.368
◆	863—MC14538BDWR2G	SO-16	Dual Precision Monos	.90	.609
	863—MC14541BCPG	PDIP-14	Programmable Oscilla	.59	.354
◆	863—MC14541BDG	SOIC-14	Programmable Oscilla	.45	.258
	863—MC14543BCPG	PDIP-16	BCD-to-7 Segment Lat	.64	.425
◆	863—MC14543BDG	SOIC-16	BCD-to-7 Segment Lat	.48	.284
	863—MC14553BCPG	PDIP-16	3-Digit BCD Counter	2.44	1.51
	863—MC14557BCPG	PDIP-16	1 To 64 bit Variable	1.44	.867
	863—MC14569BCPG	PDIP-16	Programmable Divide-	2.92	1.93
	863—MC14584BCPG	PDIP-14	Hex Schmitt Trigger	.58	.34
◆	863—MC14584BDG	SOIC-14	Hex Schmitt Trigger	.45	.27
◆	863—MC14584BFELG	SOEIAJ-14	Hex Schmitt Trigger	.71	.414
◆	863—MC74AC00DR2G	SOIC 14	Quad 2-Input NAND Ga	.47	.299
◆	863—MC74AC04DR2G	SOIC 14	Hex Inverter	.47	.299
◆	863—MC74AC138DG	SOIC-16	1-of-8 Decoder/Demul	.47	.277
◆	863—MC74AC14DG	SOIC-14	Hex Inverter Schmitt	.51	.307
◆	863—MC74AC74DR2G	SOIC-14	Dual D-Type Positive	.51	.326
◆	863—MC74ACT04DG	SOIC-14	Hex Inverter	.40	.228
◆	863—MC74ACT125DR2G	SOIC 14	Quad Buffer with 3-S	.29	.212
◆	863—MC74ACT132DG	SOIC-14	Quad 2-In NAND Schmt	.48	.284
◆	863—MC74ACT138DG	SOIC-16	1-of-8 Decoder/Demul	.47	.277
◆	863—MC74ACT14DG	SOIC-14	Hex Inverter Schmitt	.51	.307
◆	863—MC74ACT14DR2G	SOIC 14	Hex Inverter Schmitt	.56	.331
◆	863—MC74ACT273DWG	SOIC-20W	Octal D-Type Flip-Fl	.73	.433
◆	863—MC74ACT32DG	SOIC-14	Quad 2-In OR w/TTL	.40	.228
◆	863—MC74ACT541DWG	SOIC-20W	Octal Buffer/Line Dr	.55	.399
◆	863—MC74ACT541DWR2G	SOIC-20	Octal Buffer/Line Dr	.85	.574
	863—MC74ACT640NG	PDIP-20	Octal 3-State Invert	2.28	1.12
◆	863—MC74ACT74DG	SOIC-14	Dual D-Type Positive	.51	.326
◆	863—MC74HC00ADG	SOIC-14	Quad 2-Input NAND Ga	.30	.153
◆	863—MC74HC02ADG	SOIC-14	Quad 2-Input NOR Gat	.30	.153
◆	863—MC74HC04ADG	SOIC-14	Hex Inverter	.30	.153
◆	863—MC74HC08ADG	SOIC-14	Quad 2-Input AND Gat	.30	.153
◆	863—MC74HC08ADR2G	SOIC-14	Quad 2-Input AND Gat	.32	.165
	863—MC74HC08ANG	PDIP-14	Quad 2-Input AND Gat	.70	.386
◆	863—MC74HC125ADG	SOIC-14	Quad Noninverting Bu	.36	.186
◆	863—MC74HC125ADR2G	SOIC 14	Quad Noninverting Bu	.30	.201
◆	863—MC74HC132ADG	SOIC-14	Quad 2-Input NAND Sc	.36	.186
	863—MC74HC132ANG	PDIP-14	Quad 2-Input NAND Sc	.58	.34
◆	863—MC74HC138ADG	SOIC-16	1-of-8 Decoder/Demul	.36	.186
	863—MC74HC138ANG	PDIP-16	1-of-8 Decoder/Demul	.61	.365
	863—MC74HC139ANG	PDIP-16	Dual 1-of-4 Decoder	.54	.353

© Copyright 2013 Mouser Electronics

MOUSER STOCK NO. Mfr.	Mfr. Part No.	Package	NEW PRODUCT Description	Price Each 1	100
◆	863—MC74HC14ADG	SOIC-14	Hex Schmitt-Trigger	.30	.153
◆	863—MC74HC14ADR2G	SOIC 14	Hex Schmitt-Trigger	.32	.165
	863—MC74HC14ANG	PDIP-14	Hex Schmitt-Trigger	.55	.326
◆	863—MC74HC157ADG	SOIC-16	Data Selector/Multip	.36	.186
◆	863—MC74HC165ADG	SOIC-16	8-bit Serial or Para	.30	.186
	863—MC74HC165ANG	PDIP-16	8-bit Serial or Para	.70	.406
	863—MC74HC240ANG	PDIP-20	Octal 3-State Invert	1.17	.701
	863—MC74HC244ANG	PDIP-20	Octal 3-State Non-In	1.17	.701
◆	863—MC74HC245ADWG	SOIC-20W	Octal 3-State Non-In	.64	.383
◆	863—MC74HC245ADWR2G	SOIC-20W	Octal 3-State Non-In	.72	.484
	863—MC74HC245ANG	PDIP-20	Octal 3-State Non-In	1.17	.701
◆	863—MC74HC273ADWG	SOIC-20W	Octal D-Type Flip-Fl	.64	.383
	863—MC74HC273ANG	PDIP-20	Octal D-Type Flip-Fl	1.17	.701
◆	863—MC74HC32ADG	SOIC-14	Quad OR Gate	.30	.153
◆	863—MC74HC32ADR2G	SOIC 14	Quad OR Gate	.25	.165
	863—MC74HC32ANG	PDIP-14	Quad OR Gate	.54	.318
◆	863—MC74HC373ADWG	SOIC-20W	Oct 3-State Non-Inv	.64	.383
	863—MC74HC373ANG	PDIP-20	Oct 3-State Non-Inv	1.17	.701
◆	863—MC74HC374ADWG	SOIC-20W	Octal D-Type Flip-Fl	.64	.383
	863—MC74HC4040ANG	PDIP-16	Monolithic WFR, Bina	.72	.418
◆	863—MC74HC4046ADG	SOIC-16	Phase Locked Loop	.62	.386
◆	863—MC74HC4046ADR2G	SOIC 16	Phase Locked Loop	.84	.561
◆	863—MC74HC4051ADTR2G	TSSOP-16	Analog Multiplexers/	.51	.327
◆	863—MC74HC4051ADWR2G	SO-16	Analog Multiplexers/	.72	.484
◆	863—MC74HC4052ADTR2G	TSSOP-16	Analog Multiplexers/	.51	.327
◆	863—MC74HC4052ADWG	SOIC-16W	Analog Mux/Demux	.62	.422
◆	863—MC74HC4053ADR2G	SO-16	Analog Multiplexers/	.51	.327
◆	863—MC74HC4053ADWG	SOIC-16W	Analog Mux/Demux	.62	.422
◆	863—MC74HC4538ADG	SOIC-16	Dual Precision Monos	.58	.34
◆	863—MC74HC4538ADR2G	SOIC 16	Dual Precision Monos	.62	.367
	863—MC74HC4538ANG	PDIP-16	Dual Precision Monos	.76	.452
◆	863—MC74HC541ADWG	SOIC-20W	Octal 3-State Noninv	.64	.383
	863—MC74HC541ANG	PDIP-20	Octal 3-State Noninv	1.17	.701
◆	863—MC74HC573ADWR2G	SOIC 20	Octal 3-State Non-In	.72	.484
	863—MC74HC573ANG	PDIP-20	Oct 3-State Non-Inv	1.17	.701
◆	863—MC74HC574ADWG	SOIC-20W	Octal D-Type 3-State	.79	.383
◆	863—MC74HC574ADWR2G	SOIC-20	Octal D-Type 3-State	.72	.484
	863—MC74HC574ANG	PDIP-20	Octal D-Type 3-State	1.17	.701
◆	863—MC74HC589ADG	SOIC-16	8/bit Shift Register	.45	.258
	863—MC74HC589ANG	PDIP-16	8/bit Shift Register	.74	.434
◆	863—MC74HC595ADG	SOIC-16	Shift Register 3-Sta	.44	.22
◆	863—MC74HC595ADTR2G	TSS16-16	Shift Register 3-Sta	.47	.238
	863—MC74HC595ANG	PDIP-16	Shift Register 3-Sta	.72	.425
◆	863—MC74HC74ADG	SOIC-14	Dual D-Type Flip-Flo	.30	.153
	863—MC74HC74ANG	PDIP-14	Dual D-Type Flip-Flo	.73	.397
◆	863—MC74HCT14ADG	SOIC-14	Hex Schmitt-Trigger	.45	.258
◆	863—MC74HCT244ADTR2G	TSSOP 20	Octal 3-State Noninv	.75	.477
◆	863—MC74HCT245ADWG	SOIC-20W	Octal 3-State Non-In	.72	.484
	863—MC74HCT245ANG	PDIP-20	Octal 3-State Non-In	1.19	.785
◆	863—MC74HCT574ADWG	SOIC-20W	Octal D-Type F/F Non-Inv	.72	.484
◆	863—MC74HCT74ADG	SOIC-14	Octal D-Type with S&R	.45	.258
◆	863—MC74LCX04DTG	TSSOP-14	Low-Volt Hex Inverter	.44	.22
◆	863—MC74LCX16244DTG	TSSOP-48	Low-Voltage CMOS 16-	.87	.51
◆	863—MC74LCX16374DTG	TSSOP-48	Low-Voltage CMOS 16-	.95	.645
◆	863—MC74LCX244DTG	TSSOP-20	Low Voltage Octal No	.43	.253
◆	863—MC74LCX244DTR2G	TSSOP 20	Low Voltage Octal No	.46	.272
◆	863—MC74LCX245DTG	TSSOP-20	Low-Voltage CMOS Oct	.43	.253
◆	863—MC74LVX4245DTG	TSSOP-24	Dual Supply Octal Tr	1.78	1.10
◆	863—MC74VHCT574ADTG	TSSOP-20	Octal D-Type Flip-Fl	.76	.567
◆	863—MCH12140DG	SOIC-8	Phase Frequency Dete	10.70	7.65
◆	863—MCK12140DG	SOIC-8	Phase Frequency Dete	10.59	8.00
◆	863—NB100LVEP91DWG	SOIC-20W	2.5V/3.3V NECL Out	18.82	15.44
◆	863—NB6L11DG	SOIC-8	6GHz 2.5V/3.3V LVNEC	13.24	9.78
◆	863—NB6L11DTG	TSSOP 8	6GHz 2.5V/3.3V Multi	13.24	9.78
◆	863—NB6L11SMNG	QFN-16	Fanout Buffer/Transltr	9.36	6.91
◆	863—NB6L16DG	SOIC-8	6GHz/6Gbps 2.5V/3.3V	13.64	8.63
◆	863—NB6L16DTG	TSSOP-8	6GHz/6Gbps 2.5V/3.3V	13.24	9.78
◆	863—NB6L239MNG	QFN 16	2.5 V/3.3 V Any Di	12.86	9.95
◆	863—NBSG16MMNG	QFN-16	Multilvl In Clk/Data Rcvr	52.90	34.39
◆	863—NBSG16VSMNG	QFN-16	2.5V/3.3V SiGe Diffe	40.08	34.86
◆	863—NBSG72AMNG	QFN 16	2.5V/3.3V SiGe Diffe	21.52	18.33
◆	863—NBSG86AMNG	QFN 16	2.5 V/3.3 V SiGe Dif	36.74	29.79
◆	863—NL17SZ32DFT2G	SC 88A	Single 2 Input OR Ga	.38	.158
◆	863—NL17SZ74USG	US-8	Single D-Type Flip-F	.44	.231
◆	863—NL27WZ00USG	US8	Dual 2 Input NAND Ga	.31	.232
◆	863—NL27WZ07DFT2G	SC 88	Dual Buffer, Open Dr	.47	.223
◆	863—NL27WZ125USG	US8	Dual Buffer, 3 State	.31	.232
◆	863—NL27WZ16DFT2G	SC 88	Dual Buffer	.47	.223
◆	863—NL27WZ17DFT2G	SC 88	Dual Buffer Schmitt,	.47	.223
◆	863—NL37WZ17USG	US8	Triple Non Inverting	.47	.269
◆	863—NL7SZ97DFT2G	SC-88-6	Flexible Choice Gate	.43	.204
	863—NLSV8T244MUTAG	UQFN-20	8-bit Dual Supply Non-Inverting Level Trans.	1.99	1.77
	863—NLSX4378FCT1G	uBUMP	4-bit 20Mb/s Dual Supply Level Trans.	2.03	1.87
	863—NLSX4373MUTAG	UDFN	2-bit 20Mb/s Dual Supply Level Trans.	1.64	1.51
◆	863—NLU1G14MUTCG	UDFN-6	Sngl Schmitt-Trig Inv	.66	.396
◆	863—NLU1G32MUTCG	UDFN-6	Sngl 2-Input OR	.66	.396
◆	863—NLU1GT14MUTCG	UDFN-6	Sngl Schmitt-Trig Inv	.66	.396
◆	863—NLU2G16MUTCG	UDFN-6	Dual Non-Inv Buffer	.61	.413
	863—NLU1GT125AMX1TCG	ULLGA-6	3-State Non-inverting TTL Level Buffer	.12	.108

© Copyright 2013 Mouser Electronics

TEXAS INSTRUMENTS Logic

RoHS Compliant This product is RoHS compliant.

SPECIALTY LOGIC

For quantities greater than listed, call for quote.

MOUSER STOCK NO.	Texas Instruments Part No.	Package Style	Supply Voltage (V) (Min./Max.)	Quiescent Current (Max.) (mA)	Input Resistance (Min./Typ.)	Largest Detection BW (Typ.) (% of f_0)	Bandwidth Skew (Typ.) (% of f_0)	Highest Center Frequency	Operating Temp. Range (°C)	Price Each 1	Price Each 25	Price Each 100
926-LM567CM/NOPB	LM567CM/NOPB	SOIC-8	4.75/9.0	10	15/20Ω	14	±2	500kHz	0 to 70	1.64	1.32	1.16
926-LM567CN/NOPB	LM567CN/NOPB	DIP-8	4.75/9.0	10	15/20Ω	14	±2	500kHz	0 to 70	1.64	1.32	1.16
926-LMC567CM/NOPB	LMC567CM/NOPB	SOIC-8	2.0/9.0	1.3	---/40Ω	15	±1	700kHz	-25 to 125	1.70	1.38	1.24
926-LMC567CN/NOPB	LMC567CN/NOPB	DIP-8	2.0/9.0	1.3	---/40Ω	15	±1	700kHz	-25 to 125	1.96	1.58	1.42

LOGIC

For quantities greater than listed, call for quote.

MOUSER STOCK NO.	Package	Description	Price Each 1	Price Each 25
595-74ACT16240DLR	SSOP-48	16-Bit Buff/Driver	1.48	1.33
595-74ACT16244DGGR	TSSOP-48	16-Bit Buff/Line Driver	1.85	1.61
595-74ACT16244DL	SSOP-48	16-Bit Buff/Line Driver	2.47	2.14
595-74ACT16245DL	SSOP-48	16-Bit Bus Transc	2.47	2.14
595-74ACT16373DL	SSOP-48	16-Bit D-Type Latch	2.16	1.87
595-74ACT16374DL	SSOP-48	16-Bit D-Type Flip Flop	2.16	1.87
595-74AHCT16244DGGR	TSSOP-48	16-Bit Buff/Driver	1.61	1.44
595-74AVCB164245ZQLR	BGA-Microstar	16-Bit Voltage-Level Bus	5.06	4.60
595-74AVCBH164245GR	TSSOP-48	16-Bit Bus Transc	3.85	3.51
595-74VMEH22501DGGR	TSSOP-48	8-Bit Univ Bus Transc	5.06	4.60
595-CD4001BE	DIP-14	Quad NOR Gate	.44	.391
595-CD4002BE	DIP-14	Dual NOR Gate	.44	.391
595-CD4007UBE	DIP-14	Pair Plus Inverter	.44	.391
595-CD40106BE	DIP-14	Hex Schmitt Trigger	.44	.391
595-CD40106BM96	SOIC-14	Hex Schmitt Trigger	.40	.348
595-CD40106BPWR	TSSOP-14	Hex Schmitt Trigger	.40	.348
595-CD40107BE	DIP-8	Dual NAND Buff	.48	.429
595-CD40109BE	DIP-16	Quad Level Shifter	.47	.422
595-CD40109BPWR	TSSOP-16	Quad Level Shifter	.41	.36
595-CD40110BE	PDIP-16	Decade Up-Down Cntr	1.48	1.34
595-CD4011BE	DIP-14	Quad NAND Gate	.44	.391
595-CD4011BM	SOP-14	Quad NAND Gate	.47	.417
595-CD4011BM96	SOIC-14	Quad NAND Gate	.40	.348
595-CD4011UBE	DIP-14	Quad NAND Gate	.44	.391
595-CD4011UBM	SOIC-14	Quad NAND Gate	.40	.348
595-CD4012BE	DIP-14	Dual NAND Gate	.44	.391
595-CD4013BE	DIP-14	Dual D-Type Flip Flop	.44	.391
595-CD4013BM	SOIC-14	Dual D-Type Flip Flop	.47	.417
595-CD4013BMG4	SOIC-14	Dual D-Type Flip-Flop	.47	.417
595-CD40147BE	DIP-16	BCD Priority Encoder	.55	.479
595-CD4015BE	DIP-16	Dual Static Shift Register	.51	.456
595-CD4016BE	DIP-14	Quad Bilateral Switch	.44	.391
595-CD40174BE	DIP-16	Hex D-Type Flip-Flop	.51	.456
595-CD40175BE	DIP-16	Quad D-Type Flip-Flop	.51	.456
595-CD4017BE	DIP-16	Decade Cntr	.47	.422
595-CD4017BNSR	SOP-16	Decade Cntr	.45	.394
595-CD4018BE	DIP-16	Preset Divide-By-N Cntr	.51	.456
595-CD40192BE	DIP-16	Preset BCD Cntr	.51	.456
595-CD40193BE	DIP-16	Preset Binary Cntr	.51	.456
595-CD4020BE	DIP-16	Ripple-Carry Binary Cntr	.47	.422
595-CD4023BE	DIP-14	Triple NAND Gate	.44	.391
595-CD4025BE	DIP-14	Triple 3-Input NOR Gate	.44	.391
595-CD4026BE	DIP-16	Decade Cntr	.47	.422
595-CD4027BE	DIP-16	Dual J-K Master-Slave Flip-Flop	.47	.422
595-CD4028BE	DIP-16	BCD-to-Decimal Decoder	.47	.422
595-CD4029BE	DIP-16	Preset Cntr	.47	.422
595-CD4030BE	DIP-14	Quad Exclusive-OR Gate	.44	.391
595-CD4034BE	PDIP-24	8-Stage Static Bus Register	1.36	1.23
595-CD4040BE	DIP-16	Ripple-Carry Binary Cntr	.47	.422
595-CD4043BE	DIP-16	Quad NOR R/S Latch	.51	.456
595-CD4044BE	DIP-16	Quad NAND R/S Latch	.51	.456
595-CD4045BE	DIP-16	21-Stage Cntr	.51	.456
595-CD4046BE	DIP-16	Micropower Phase-Locked Loop	.51	.456
595-CD4047BE	DIP-14	Monost/Astable Multivibrator	.48	.425
595-CD4048BE	DIP-16	Multifunction 8-Input Gate	.51	.456
595-CD4049UBDW	SOIC-16	Hex Inverting Buff	.49	.432
595-CD4049UBE	DIP-16	Hex Inverting Buff	.47	.422
595-CD4049UBNSR	SOP-16	Hex Inverting Buff	.45	.394
595-CD4050BE	DIP-16	Hex Non-Inverting Buff	.47	.422
595-CD4051BE	DIP-16	Single 8-Chann Multiplex	.47	.422
595-CD4051BM96	SOIC-16	Single 8-Chann Multiplex	.41	.36
595-CD4052BE	DIP-16	4-Chann Multiplex	.47	.422
595-CD4052BM96G3	SOIC-16	4-Chann Multiplex	.41	.36
595-CD4052BPWR	TSSOP-16	4-Chann Multiplex	.41	.36
595-CD4053BE	DIP-16	Triple 2-Chann Multiplex	.47	.422
595-CD4053BM96	SOIC-16	Triple 2-Chann Multiplex	.41	.36
595-CD4053BM96G3	SOIC-16	Triple 2-Chann Multiplex	.41	.36
595-CD4053BPWR	TSSOP-16	Triple 2-Chann Multiplex	.41	.36
595-CD4053BPWRG3	TSSOP-16	Triple 2-Chann Multiplex	.41	.36
595-CD4054BE	DIP-16	4-Segment LCD Driver	.47	.422
595-CD4055BE	DIP-16	BCD-to-7-Segment LCD Decoder	.51	.456
595-CD4056BE	DIP-16	BCD-to-7-Segment LCD Decoder	.51	.456
595-CD4059AE	PDIP-24	Programmable Cntr	3.48	3.14
595-CD4060BE	DIP-16	14-Stage Binary Cntr	.47	.422
595-CD4060BPWR	TSSOP-16	Ripple-Carry Binary Cntr	.41	.36
595-CD4063BE	DIP-16	4-Bit Magnitude Comparator	.47	.422
595-CD4066BE	DIP-14	Single 16-Chann Multiplex	.44	.391
595-CD4067BE	DIP-24	Single 16-Chann Multiplex	1.32	1.19
595-CD4068BE	DIP-14	8-Input NAND/AND Gate	.44	.391
595-CD4070BE	DIP-14	Quad OR Gate	.44	.391
595-CD4071BE	DIP-14	Quad OR Gate	.44	.391

NEW PRODUCT

For quantities greater than listed, call for quote.

MOUSER STOCK NO.	Package	Description	Price Each 1	Price Each 25
595-CD4072BE	SOP-14	Dual OR Gate	.44	.391
595-CD4073BE	DIP-14	Triple 3-Input AND Gate	.44	.391
595-CD4073BM	SOP-14	Triple 3-Input AND Gate	.47	.417
595-CD4075BE	DIP-14	Triple 3-Input OR Gate	.44	.391
595-CD4077BE	DIP-14	Quad Exclusive-NOR Gate	.44	.391
595-CD4078BE	DIP-14	8-Input NOR/OR Gate	.44	.391
595-CD4081BE	DIP-14	Quad 2-Input AND Gate	.44	.391
595-CD4081BM	SOIC-14	Quad 2-Input AND Gate	.47	.417
595-CD4082BE	DIP-14	Dual and Gate	.44	.391
595-CD4086BE	DIP-14	4-Wide AND-OR-INVERT Gate	1.23	1.11
595-CD4094BE	DIP-16	8-Stage Bus Register	.47	.422
595-CD4094BPWR	TSSOP-16	8-Stage Bus Register	.41	.36
595-CD4098BE	DIP-16	Dual Monostable Multivibrator	.51	.456
595-CD4502BE	DIP-16	Strobed Hex Inverter	.51	.456
595-CD4503BE	DIP-16	Hex Non-Inverting Buff	.51	.456
595-CD4504BE	DIP-16	Hex Voltage-Level Shifter	.51	.456
595-CD4504BPWR	TSSOP-16	Hex Voltage-Level Shifter	.45	.394
595-CD4521BE	DIP-16	4-Stage Frequency Divider	.51	.456
595-CD4521BM	SOIC-16	CMOS 24-Stage Frequency Divider	.52	.468
595-CD4522BE	DIP-16	CMOS BCD Divide-By-D-Cntr	.55	.479
595-CD4527BE	DIP-16	CMOS BCD Rate Multiplier	.51	.456
595-CD4532BE	DIP-16	8-Bit Priority Encoder	.51	.456
595-CD4541BE	DIP-14	Programmable Timer	.44	.391
595-CD4543BE	DIP-16	BCD-to-7 Latch Decoder	.47	.422
595-CD4556BE	DIP-16	CMOS Decoder/DeMultiplex	.51	.456
595-CD4572UBE	DIP-16	Hex Gate	1.28	1.17
595-CD4585BE	DIP-16	4-Bit Magnitude Comparator	.55	.479
595-CD74AC00E	DIP-14	Quad 2-Input NAND Gate	.58	.526
595-CD74AC04M	SOIC-14	Hex Inverter	.63	.575
595-CD74AC05M	SOP-14	Hex Inverter	.63	.575
595-CD74AC08M	SOIC-14	Quad 2-Input AND Gate	.63	.575
595-CD74AC138M	SOP-16	Inverting Decoder/Demux	.63	.575
595-CD74AC139E	PDIP-16	Dual 2-to-4 Line Decoder	.62	.564
595-CD74AC14M	SOP-14	Hex Schmitt-Trigg Inverter	.63	.575
595-CD74AC14M96	SOP-14	Hex Schmitt-Trigg Inverter	.61	.54
595-CD74AC157E	DIP-16	Non-Inverting Multiplex	.74	.677
595-CD74AC164E	DIP-14	8-Bit Shift Register	.66	.601
595-CD74AC541E	DIP-20	Octal D-Type Flip-Flop	.82	.752
595-CD74AC541M96	SOIC-20	Octal D-Type Flip-Flop	.75	.684
595-CD74AC573E	DIP-20	Octal Trans Latch	.84	.759
595-CD74AC74E	PDIP-14	D-Type Flip-Flop	.58	.526
595-CD74AC74M	SOP-14	D-Type Flip-Flop	.63	.575
595-CD74ACT00M	SOP-14	Quad 2-Input NAND Gate	.63	.575
595-CD74ACT02M96	SOIC-14	Quad 2-Input NOR Gate	.61	.54
595-CD74ACT04E	DIP-14	Hex Inverter	.58	.526
595-CD74ACT05M	SOP-14	Hex Inverter	.63	.575
595-CD74ACT138E	DIP-16	3 to 8-Line Inverting Decoder	.62	.564
595-CD74ACT138M	SOP-16	3 to 8-Line Inverting Decoder	.67	.615
595-CD74ACT138M96	SOIC-16	3 to 8-Line Inverting Decoder	.57	.513
595-CD74ACT14M	SOP-14	Hex Schmitt-Trigg Inverter	.63	.575
595-CD74ACT14M96	SOIC-14	Hex Schmitt-Trigg Inverter	.61	.54
595-CD74ACT157M	SOP-16	2-Input Multiplex	.81	.738
595-CD74ACT174M96	SOIC-16	Hex D-Type Flip-Flop	.77	.663
595-CD74ACT245E	DIP-20	Octal Non-Inverting Bus Transc	.95	.857
595-CD74ACT245M	SOP-20	Octal Non-Inverting Bus Transc	.88	.791
595-CD74ACT273E	DIP-20	Octal D-Type Flip-Flop	.82	.752
595-CD74ACT273M	SOP-20	Octal D-Type Flip-Flop	.90	.821
595-CD74ACT32E	PDIP-14	Quad 2-Input OR Gate	.58	.526
595-CD74ACT74M	SOP-14	Edge-Trigg D-Type Flip-Flop	.61	.54
595-CD74ACT74M96	SOIC-14	Edge-Trigg D-Type Flip-Flop	.61	.54
595-CD74FCT245M	SOP-20	Octal Non-Inverting Bus Transc	1.04	.935
595-CD74HC00E	DIP-14	Quad NAND Gate	.58	.51
595-CD74HC00M	SOP-14	Quad NAND Gate	.63	.556
595-CD74HC00M96	SOIC-14	Quad NAND Gate	.52	.463
595-CD74HC02E	DIP-14	CMOS Quad 2-Input NOR Gate	.58	.51
595-CD74HC04E	DIP-14	High Speed Hex Inverter	.58	.51
595-CD74HC04M	SOIC-14	High Speed Hex Inverter	.63	.556
595-CD74HC04M96	SOIC-14	High Speed Hex Inverter	.52	.463
595-CD74HC08E	DIP-14	CMOS Quad 2-Input AND Gate	.58	.51
595-CD74HC08M96	SOIC-14	CMOS Quad 2-Input AND Gate	.52	.463
595-CD74HC10E	DIP-14	Triple NAND Gate	.58	.51
595-CD74HC10M	SOIC-14	Triple NAND Gate	.63	.556
595-CD74HC112E	DIP-16	J-K Flip-Flop	.66	.601
595-CD74HC123E	DIP-16	Dual Monostable Multivibrator	.58	.51
595-CD74HC123M	SOIC-16	Dual Monostable Multivibrator	.63	.556
595-CD74HC123M96	SOIC-16	Dual Monostable Multivibrator	.52	.463
595-CD74HC123PWR	TSSOP-16	Dual Monostable Multivibrator	.52	.463
595-CD74HC125M	SOP-14	CMOS Quad Buff	.72	.656
595-CD74HC125M96	SOIC-14	CMOS Quad Buff	.60	.547
595-CD74HC126E	DIP-14	Quad Buff	.66	.601
595-CD74HC132E	DIP-14	Schmitt-Trigg NAND Gate	.66	.601

© Copyright 2013 Mouser Electronics
© Copyright 2013 Mouser Electronics

TEXAS INSTRUMENTS Logic

RoHS Compliant This product is RoHS compliant.

LOGIC (CONT.)

PRODUCT NEW

For quantities greater than listed, call for quote.

MOUSER STOCK NO.	Package	Description	Price Each	
			1	25
595-CD74HC132M	SOP-14	Schmitt-Trigg NAND Gate	.72	.656
595-CD74HC138E	DIP-16	3-to-8 Line Decoder	.66	.601
595-CD74HC138M	SOIC-16	3-to-8 Line Decoder	.60	.547
595-CD74HC138M96	SOIC-16	3-to-8 Line Decoder	.60	.547
595-CD74HC14E	DIP-14	Hex Schmitt-Trigg Inverter	.58	.51
595-CD74HC14M	SOP-14	Hex Schmitt-Trigg Inverter	.63	.556
595-CD74HC14M96	SOIC-14	Hex Schmitt-Trigg Inverter	.52	.463
595-CD74HC174M	SOIC-16	Hex D-Type Flip-Flop	.72	.656
595-CD74HC175E	PDIP-16	Quad D-Type Flip-Flop	.82	.752
595-CD74HC192E	PDIP-16	BCD Decade Up/Down Cntr	.64	.581
595-CD74HC21M	SOP-14	4 Input AND Gate	.52	.463
595-CD74HC237E	PDIP-16	3-to-8 Line Decoder DeMultiplex	.66	.601
595-CD74HC237M96	SOIC-16	3-to-8 Line Decoder DeMultiplex	.60	.547
595-CD74HC238M	SOIC-16	3-to-8 Line Decoder	.52	.463
595-CD74HC238PWR	TSSOP-16	3-to-8 Line Decoder	.52	.463
595-CD74HC243E	PDIP-14	Inverting Octal Buff	.74	.677
595-CD74HC244E	DIP-20	Inverting Octal Buff	.78	.715
595-CD74HC244M	SOIC-20	Inverting Octal Buff	.72	.649
595-CD74HC244M96	SOIC-20	Inverting Octal Buff	.72	.649
595-CD74HC245E	DIP-20	Inverting Octal Buff	.78	.715
595-CD74HC245M	SOP-20	Inverting Octal Buff	.86	.779
595-CD74HC27M	SOIC-14	CMOS Triple 3-Input NOR Gate	.63	.556
595-CD74HC273E	DIP-20	Octal D-Type Flip-Flop	.78	.715
595-CD74HC283E	DIP-16	4-bit Binary Full Adder	.73	.667
595-CD74HC32E	DIP-14	Quad OR Gate	.58	.51
595-CD74HC32M	SOIC-14	Quad OR Gate	.63	.556
595-CD74HC32M96	SOIC-14	Quad OR Gate	.45	.407
595-CD74HC373E	DIP-20	Octal Trans Latch	.78	.715
595-CD74HC374E	DIP-20	Edge-Trigg D-Type Flip-Flop	.78	.715
595-CD74HC390E	DIP-16	Dual Decade Ripple Cntr	.69	.622
595-CD74HC4046AE	DIP-16	Phase-Locked-Loop	.62	.564
595-CD74HC4046AM	SOIC-16	Phase-Locked-Loop	.67	.615
595-CD74HC4046AM96	SOIC-16	Phase-Locked-Loop	.57	.513
595-CD74HC4046APWR	TSSOP-16	Phase-Locked-Loop	.57	.513
595-CD74HC4051E	DIP-16	8-Chann Multiplex	.59	.533
595-CD74HC4051M	SOIC-16	8-Chann Multiplex	.63	.556
595-CD74HC4051M96	SOIC-16	8-Chann Multiplex	.52	.463
595-CD74HC4051PWR	SOP-16	8-Chann Multiplex	.52	.463
595-CD74HC4052E	DIP-16	Differential Multiplex	.58	.51
595-CD74HC4052M	SOIC-16	Differential Multiplex	.63	.556
595-CD74HC4052M96	SOIC-16	Differential Multiplex	.52	.463
595-CD74HC4052PWR	TSSOP-16	Differential Multiplex	.52	.463
595-CD74HC4053E	DIP-16	Triple 2-Chann Multiplex	.57	.502
595-CD74HC4053M	SOIC-16	Triple 2-Chann Multiplex	.52	.463
595-CD74HC4053M96	SOIC-16	Triple 2-Chann Multiplex	.44	.386
595-CD74HC4053PWR	TSSOP-16	Triple 2-Chann Multiplex	.44	.386
595-CD74HC4066E	DIP-14	Quad Bilateral Switch	.59	.533
595-CD74HC4066M96	SOP-14	Quad Bilateral Switch	.52	.463
595-CD74HC4066PWR	TSSOP-14	Quad Bilateral Switch	.52	.463
595-CD74HC4067M	SOIC-24	16-Ch Mux/Demux	.90	.821
595-CD74HC4067SM96	SSOP-24	16-Ch Mux/Demux	.82	.752
595-CD74HC4316M	SOP-16	Quad Analog Switch	.81	.738
595-CD74HC4316M96	SOIC-16	Quad Analog Switch	.67	.615
595-CD74HC4538E	DIP-16	Dual Retriggerable Multivibrator	.74	.677
595-CD74HC4538M	SOP-16	Dual Retriggerable Multivibrator	.81	.738
595-CD74HC534E	PDIP-20	Edge-Trigg D-Type Flip-Flop	1.70	1.48
595-CD74HC540E	DIP-20	Octal Buff and Line Driver	.82	.752
595-CD74HC541M	SOIC-20	Octal Non-Inv Buff and Line Driver	.90	.821
595-CD74HC564E	PDIP-20	Edge-Trigg D-Type Flip-Flop	.84	.759
595-CD74HC573M96	SOIC-20	Octal Trans Latch	.75	.684
595-CD74HC574M	SOIC-20	Edge-Trigg D-Type Flip-Flop	.90	.821
595-CD74HC688PWT	TSSOP-20	8-bit Magnitude Comparator	1.73	1.56
595-CD74HC7046AE	PDIP-16	Phase-Locked-Loop	2.62	2.27
595-CD74HC7046AM	SOIC-16	Phase-Locked-Loop	2.93	2.54
595-CD74HC7266E	PDIP-14	Quad Exclusive-NOR Gate	2.16	1.87
595-CD74HC73E	PDIP-14	Edge-Trigg J-K Flip-Flop	.62	.564
595-CD74HC74E	DIP-14	D-Type Flip-Flop	.58	.51
595-CD74HC74M	SOIC-14	D-Type Flip-Flop	.63	.556
595-CD74HC74M96	SOIC-14	D-Type Flip-Flop	.52	.463
595-CD74HC75E	DIP-16	Dual Bistable Trans Latch	.86	.779
595-CD74HC75M	SOIC-16	CMOS Dual 2-bit Bistable Latch	.79	.717
595-CD74HC85E	DIP-16	4-bit Magnitude Comparator	1.17	1.05
595-CD74HC86E	DIP-14	Quad 2-Input Exc. OR Gate	.66	.601
595-CD74HCT00E	DIP-14	Quad NAND Gate	.58	.51
595-CD74HCT00M	SOP-14	Quad NAND Gate	.63	.556
595-CD74HCT00M96	SOIC-14	Quad NAND Gate	.52	.463
595-CD74HCT02E	DIP-14	Quad Two-Input NOR Gate	.58	.51
595-CD74HCT03M96	SOP-14	Quad NAND Gate	.31	.268
595-CD74HCT04E	DIP-14	High Speed Hex Inverter	.58	.51
595-CD74HCT04M	SOP-14	High Speed Hex Inverter	.63	.556
595-CD74HCT08M	SOIC-14	Quad 2-Input AND Gate	.63	.556
595-CD74HCT08M96	SOIC-14	Quad 2-Input AND Gate	.52	.463
595-CD74HCT123E	DIP-16	Dual Monostable Multivibrator	.58	.51
595-CD74HCT123M	SOP-16	Dual Monostable Multivibrator	.63	.556
595-CD74HCT125E	DIP-14	Quad Buff	.66	.601
595-CD74HCT125M	SOIC-14	Quad Buff	.72	.656
595-CD74HCT132E	DIP-14	Quad NAND Gate	.58	.51
595-CD74HCT138M96	SOIC-16	3-to-8 Line Decoder/DeMultiplex	.60	.547
595-CD74HCT139M	SOIC-16	Dual 2-to-4 Line Decoder	.60	.547
595-CD74HCT14E	DIP-14	Hex Schmitt-Trigg Inverter	.58	.51

© Copyright 2013 Mouser Electronics

For quantities greater than listed, call for quote.

MOUSER STOCK NO.	Package	Description	Price Each	
			1	25
595-CD74HCT14M	SOP-14	Hex Schmitt-Trigg Inverter	.63	.556
595-CD74HCT14M96	SOIC-14	Hex Schmitt-Trigg Inverter	.52	.463
595-CD74HCT151E	PDIP-16	8-Input Multiplex	.58	.51
595-CD74HCT157E	DIP-16	Quad 2-Input Multiplex	.66	.601
595-CD74HCT161E	DIP-16	4-bit Binary Cntr	.58	.51
595-CD74HCT163M	SOIC-16	CMOS 4-bit Binary Counter w/Synch Reset	.63	.556
595-CD74HCT164E	DIP-14	8-bit Shift Register	.58	.51
595-CD74HCT165E	DIP-16	8-bit Shift Register	.58	.51
595-CD74HCT165M	SOP-16	8-bit Shift Register	.63	.556
595-CD74HCT165M96	SOIC-16	8-bit Shift Register	.52	.463
595-CD74HCT166E	DIP-16	8-bit Shift Register	.58	.51
595-CD74HCT174E	DIP-16	Hex D-Type Flip-Flop	.58	.51
595-CD74HCT175E	DIP-16	Quad D-Type Flip-Flop	.58	.51
595-CD74HCT21E	DIP-14	Dual 4-Input AND Gate	.44	.365
595-CD74HCT244E	DIP-20	Inverting Octal Buff	.78	.715
595-CD74HCT244M	SOIC-20	Inverting Octal Buff	.86	.779
595-CD74HCT245E	DIP-20	Octal Bus Transc	.78	.715
595-CD74HCT245M	SOIC-20	Octal Bus Transc	.86	.779
595-CD74HCT259E	DIP-16	8-bit Addressable Latch	.58	.526
595-CD74HCT27M	SOIC-14	CMOS Triple 3-Input NOR Gate	.55	.492
595-CD74HCT273E	DIP-20	Octal D-Type Flip-Flop	.78	.715
595-CD74HCT273M96	SOIC-20	Octal D-Type Flip-Flop	.63	.567
595-CD74HCT283M	SOIC-16	4-bit Binary Full Adder	.90	.821
595-CD74HCT30E	DIP-14	8-Input NAND Gate	.44	.365
595-CD74HCT32E	DIP-14	Quad Two-Input OR Gate	.58	.51
595-CD74HCT32M	SOIC-14	Quad Two-Input OR Gate	.63	.556
595-CD74HCT373E	DIP-20	Octal Trans Latch	.78	.715
595-CD74HCT374E	DIP-20	Octal D-Type Flip-Flop	.78	.715
595-CD74HCT390M	SOP-16	Dual Decade Ripple Cntr	.72	.656
595-CD74HCT393E	DIP-14	Dual 4-Stage Binary Cntr	.62	.552
595-CD74HCT4051E	DIP-16	8-Chann Multiplex	.62	.552
595-CD74HCT4052E	PDIP-16	Differential Multiplex	.62	.552
595-CD74HCT4053M	SOIC-16	2-Chann Mux/Demux	.52	.463
595-CD74HCT4053PWR	TSSOP-16	2-Chann Mux/Demux	.44	.386
595-CD74HCT4066E	DIP-14	Quad Bilateral Switch	.71	.639
595-CD74HCT4066M96	SOP-14	Quad Bilateral Switch	.64	.581
595-CD74HCT540E	DIP-20	Octal Inverting Buff	.84	.759
595-CD74HCT563E	PDIP-20	8-bit Shift Register	.62	.564
595-CD74HCT573E	DIP-20	Octal Trans Latch	.78	.715
595-CD74HCT573M96	SOP-20	Octal Trans Latch	.72	.649
595-CD74HCT574E	DIP-20	Edge-Trigg D-Type Flip-Flop	.78	.715
595-CD74HCT73E	DIP-14	Dual J-K Flip-Flop	.75	.684
595-CD74HCT74E	DIP-14	Dual D Flip-Flop	.58	.51
595-CD74HCT74M	SOP-14	Dual D Flip-Flop	.63	.556
595-CD74HCT74M96	SOIC-14	Dual D Flip-Flop	.52	.463
595-CD74HCT85E	PDIP-16	4-bit Magnitude Comparator	1.20	1.09
595-CD74HCT86E	DIP-14	Quad Exclusive-OR Gate	.66	.601
595-CD74HCT86M	SOP-14	Quad Exclusive-OR Gate	.72	.656
595-DRV134PA	PDIP-8	Audio Balanced Line Driver	4.70	3.76
595-DRV135UA	SOIC-8	Audio Balanced Line Driver	5.66	4.53
595-MPY634KP	PDIP-14	Precision Analog Multiplier	19.24	16.96
595-SNCBTLV3253DBQR	SSOP-16	Dual 1 of 4 FET Multiplexer	.88	.791
595-SN65MLVD3DRBT	SON-8	1-Chan M-LVDS Type 2 Recv	2.53	2.02
595-SN7400N	DIP-14	Quad positive-NAND Gate	1.55	1.40
595-SN7404N	DIP-14	Hex Inverter	2.00	1.73
595-SN7406D	SOIC-14	Hex inverter Buff	.95	.863
595-SN7406N	DIP-14	Hex inverter Buff	.88	.791
595-SN7406NSR	SOP-14	Hex inverter Buff	.81	.706
595-SN7407D	SOIC-14	Hex Buff	.95	.863
595-SN7407N	DIP-14	Hex Buff	.88	.791
595-SN74121N	PDIP-14	Monostable Multivibrator	3.75	3.37
595-SN74154N	PDIP-24	4-Line To 16-Line Decoder	3.62	3.25
595-SN7416N	DIP-14	Hex inverter Buff	1.85	1.61
595-SN7417N	DIP-14	Hex Buff	1.70	1.48
595-SN7438N	DIP-14	Quad 2-Input NAND Buff	1.70	1.48
595-SN74ABT125D	SOIC-14	Quad Bus Buff Gates	.90	.813
595-SN74ABT125PW	TSSOP-14	Quad Bus Buff Gates	.90	.813
595-SN74ABT126D	SOIC-14	Quad Bus Buff Gates	.90	.813
595-SN74ABT16244ADL	SSOP-48	16-bit Buff	1.70	1.48
595-SN74ABT16245ADL	SSOP-48	16-bit Bus Transc	1.70	1.48
595-SN74ABT16373ADLR	SSOP-48	16-bit Trans D-Type Latch	1.49	1.29
595-SN74ABT16374ADL	SSOP-48	Edge-Trigg D-Type Flip-Flop	1.85	1.61
595-SN74ABT16501DLR	SSOP-56	18-bit Univ Bus Transc	3.98	3.62
595-SN74ABT2244ADWR	SOIC-20	Octal Buff and Line/MOS Driver	.73	.663
595-SN74ABT240ADWR	SOIC-20	Octal Buff/Driver	.82	.752
595-SN74ABT244ADBR	SSOP-20	Octal Buff	.82	.752
595-SN74ABT244ADW	SOIC-20	Octal Buff	.90	.821
595-SN74ABT244AN	DIP-20	Octal Buff	.82	.752
595-SN74ABT244APWR	TSSOP-20	Octal Buff	.75	.684
595-SN74ABT245BDBR	SSOP-20	Octal Bus Transc	.74	.677
595-SN74ABT245BDW	SOIC-20	Octal Bus Transc	.81	.738
595-SN74ABT245BN	DIP-20	Octal Bus Transc	.74	.677
595-SN74ABT245BPWR	TSSOP-20	Octal Bus Transc	.67	.615
595-SN74ABT541BDW	SOIC-20	Octal Buffs/Drivers	1.01	.912
595-SN74ABT541BN	DIP-20	Octal Buffs/Drivers	.92	.834
595-SN74ABT574ADW	SOIC-20	Edge-Trigg D-Type Flip-Flop	.90	.821
595-SN74AC00D	SOIC-14	Quad Positive-NAND Gate	.52	.463
595-SN74AC00N	DIP-14	Quad Positive-NAND Gate	.48	.425
595-SN74AC00PWR	TSSOP-14	Quad Positive-NAND Gate	.44	.386
595-SN74AC04D	SOIC-14	Hex Inverter	.52	.463

© Copyright 2013 Mouser Electronics

TEXAS INSTRUMENTS Logic

RoHS Compliant **This product is RoHS compliant.**

For quantities greater than listed, call for quote.

MOUSER STOCK NO.	Package	Description	Price Each 1	Price Each 25
595-SN74AC08D	SOIC-14	Quad 2-Input AND Gate	.47	.417
595-SN74AC10DR	SOIC-14	Triple 3-Input NAND Gate	.44	.386
595-SN74AC14D	SOIC-14	Hex Inverter	.47	.417
595-SN74AC14N	DIP-14	Hex Inverter	.43	.382
595-SN74AC240DWR	SOIC-20	Octal Buff/Driver	.67	.615
595-SN74AC244DW	SOIC-20	Octal Buff/Driver	.88	.791
595-SN74AC245DW	SOIC-20	Octal Bus Transc	.88	.791
595-SN74AC32D	SOIC-14	Quad 2-Input OR Gate	.52	.463
595-SN74AC573DWR	SOIC-20	Octal D-Type Trans Latch	.75	.684
595-SN74AC573PWR	TSSOP-20	Octal D-Type Trans Latch	.75	.684
595-SN74AC74D	SOIC-14	D-Type Flip-Flop	.52	.463
595-SN74AC74N	DIP-14	D-Type Flip-Flop	.48	.425
595-SN74ACT00D	SOIC-14	Quad 2-Input NAND Gate	.52	.463
595-SN74ACT00N	DIP-14	Quad 2-Input NAND Gate	.48	.425
595-SN74ACT04D	SOIC-14	Hex Inverter	.47	.417
595-SN74ACT04N	DIP-14	Hex Inverter	.43	.382
595-SN74ACT04PWR	TSSOP-14	Hex Inverter	.40	.348
595-SN74ACT08D	SOIC-14	Quad Positive-AND Gate	.58	.51
595-SN74ACT08N	DIP-14	Quad Positive-AND Gate	.52	.468
595-SN74ACT1284DW	SOIC-20	7-bit Bus Interfaces	1.26	1.09
595-SN74ACT14D	SOIC-14	Hex Inverter	.47	.417
595-SN74ACT244DBR	SSOP-20	Octal Buff	.82	.752
595-SN74ACT244DW	SOIC-20	Octal Buff	.90	.821
595-SN74ACT244DWRE4	SOIC-20	Octal Buff and Line Driver	.66	.599
595-SN74ACT244PW	TSSOP-20	Octal Buff	.90	.821
595-SN74ACT244PWR	TSSOP-20	Octal Buff	.75	.684
595-SN74ACT245DW	SOIC-20	Octal Bus Transc	.90	.821
595-SN74ACT245DWR	SOIC-20	Octal Bus Transc	.75	.684
595-SN74ACT245PWR	TSSOP-20	Octal Bus Transc	.75	.684
595-SN74ACT32DR	SOIC-14	Quad Two-Input OR Gate	.38	.342
595-SN74ACT32N	DIP-14	Quad Two-Input OR Gate	.48	.425
595-SN74ACT32PWR	TSSOP-14	Quad Two-Input OR Gate	.44	.386
595-SN74ACT373DWR	SOIC-20	Octal D-Type Trans Latch	.75	.684
595-SN74ACT573DW	SOIC-20	Octal D-Type Trans Latch	.90	.821
595-SN74ACT573N	DIP-20	Octal D-Type Trans Latch	.82	.752
595-SN74ACT74D	SOIC-14	D-Type Flip-Flop	.52	.463
595-SN74ACT74N	DIP-14	D-Type Flip-Flop	.48	.425
595-SN74ACT86D	SOIC-14	Quad Two-Input OR Gate	.52	.463
595-SN74AHC00DR	SOIC-14	Quad 2-Input NAND Gate	.43	.353
595-SN74AHC00PWR	TSSOP-14	Quad 2-Input NAND Gate	.43	.353
595-SN74AHC02PWR	TSSOP-14	Quad 2-Input NOR Gate	.43	.353
595-SN74AHC04D	SOIC-14	Hex Inverter	.40	.332
595-SN74AHC04DR	SOIC-14	Hex Inverter	.43	.353
595-SN74AHC04PWR	TSSOP-14	Hex Inverter	.43	.353
595-SN74AHC08D	SOIC-14	Quad Positive-AND Gate	.40	.332
595-SN74AHC08N	DIP-14	Quad Positive-AND Gate	.36	.303
595-SN74AHC08PWR	TSSOP-14	Quad Positive-AND Gate	.43	.353
595-SN74AHC123APWR	TSSOP-16	Dual Monostable Multivibrator	.44	.386
595-SN74AHC125D	SOIC-14	Quad Bus Buff Gates	.49	.416
595-SN74AHC125PWR	TSSOP-14	Quad Bus Buff Gates	.41	.346
595-SN74AHC132DR	SOIC-14	Quad Positive-NAND Gate	.41	.346
595-SN74AHC138PWR	TSSOP-16	Decoder/DeMultiplex	.41	.346
595-SN74AHC14D	SOIC-14	Hex Schmitt-Trigger Inverter	.40	.332
595-SN74AHC14PWR	TSSOP-14	Hex Schmitt-Trigger Inverter	.43	.353
595-SN74AHC244DW	SOIC-20	Octal Buff/Driver	.55	.487
595-SN74AHC244PWR	TSSOP-20	Octal Buff/Driver	.46	.406
595-SN74AHC245PWR	TSSOP-20	Octal Bus Transc	.46	.406
595-SN74AHC541PWR	TSSOP-20	Octal Buff/Driver	.57	.502
595-SN74AHC573DW	SOIC-20	Octal Trans D-Type Latch	.55	.487
595-SN74AHC573DWR	SOIC-20	Octal Trans D-Type Latch	.46	.406
595-SN74AHC573PWR	TSSOP-20	Octal Trans D-Type Latch	.46	.406
595-SN74AHC574PWR	TSSOP-20	Edge-Trigg D-Type Flip-Flop	.40	.364
595-SN74AHC594PW	TSSOP-16	8-bit Shift Register	.63	.556
595-SN74AHC74D	SOIC-14	D-Type Flip-Flop	.40	.332
595-SN74AHC74DR	SOIC-14	D-Type Flip-Flop	.43	.353
595-SN74AHC74PWR	TSSOP-14	D-Type Flip-Flop	.43	.353
595-SN74AHC86D	SOIC-14	Quad 2-Input Exc OR Gate	.49	.416
595-SN74AHCT04D	SOIC-14	Hex Inverter	.40	.332
595-SN74AHCT04PWR	TSSOP-14	Hex Inverter	.43	.353
595-SN74AHCT125D	SOIC-14	Quad Bus Buff Gates	.49	.416
595-SN74AHCT125PWR	TSSOP-14	Quad Bus Buff Gates	.41	.346
595-SN74AHCT126PWR	TSSOP-14	Quad Bus Buff Gates	.41	.346
595-SN74AHCT132PWR	TSSOP-14	Quad Positive-NAND Gate	.41	.346
595-SN74AHCT138PWR	TSSOP-16	Decoder/DeMultiplex	.41	.346
595-SN74AHCT14D	SOIC-14	Hex Schmitt-Trigger Inverter	.40	.332
595-SN74AHCT14PWR	TSSOP-14	Hex Schmitt-Trigger Inverter	.43	.353
595-SN74AHCT1G00DBVR	SOT-23-5	Single 2-Input Positive NAND Gate	.36	.304
595-SN74AHCT1G04DBVR	SOT-23-5	Single Inverter Gate	.36	.304
595-SN74AHCT1G04DCKR	SOT-5	Single Inverter Gate	.36	.304
595-SN74AHCT1G08DBVR	SOT-23-5	Single Positive-AND Gate	.36	.304
595-SN74AHCT1G08DCKR	SOT-5	Single Positive-AND Gate	.36	.304
595-SN74AHCT1G14DBVR	SOT-23-5	Single Inverter Gate	.36	.304
595-SN74AHCT1G14DCKR	SOT-5	Single Inverter Gate	.36	.304
595-SN74AHCT1G32DBVR	SOT-23-5	Single Positive-OR Gate	.34	.284
595-SN74AHCT1G32DCKR	SOT-5	Single Positive-OR Gate	.34	.284
595-SN74AHCT1G86DBVR	SOT-23-5	Single 2-Input Exclusive OR Gate	.34	.284
595-SN74AHCT244DW	SOIC-20	Octal Buff/Driver	.55	.487
595-SN74AHCT244PW	TSSOP-20	Octal Buff/Driver	.55	.487

© Copyright 2013 Mouser Electronics

NEW PRODUCT

For quantities greater than listed, call for quote.

MOUSER STOCK NO.	Package	Description	Price Each 1	Price Each 25
595-SN74AHCT244PWR	TSSOP-20	Octal Buff/Driver	.46	.406
595-SN74AHCT245DW	SOIC-20	Octal Bus Transc	.55	.487
595-SN74AHCT245PWR	TSSOP-20	Octal Bus Transc	.46	.406
595-SN74AHCT273N	PDIP-20	Octal D-Type Flip-Flops	.50	.448
595-SN74AHCT273PWR	TSSOP-20	Octal D-Type Flip-Flops	.46	.406
595-SN74AHCT32PWR	TSSOP-14	Quad 2-Input OR Gate	.43	.353
595-SN74AHCT541DWR	SOIC-20	Octal Buff/Driver	.62	.552
595-SN74AHCT541PWR	TSSOP-20	Octal Buff/Driver	.62	.552
595-SN74AHCT573PWR	TSSOP-20	Octal Trans Latch	.46	.406
595-SN74AHCT574PWR	TSSOP-20	Edge-Trigg D-Type Flip-Flop	.50	.448
595-SN74AHCT74D	SOIC-14	Edge-Trigg D-Type Flip-Flop	.40	.332
595-SN74AHCT74PWR	TSSOP-14	Edge-Trigg D-Type Flip-Flop	.43	.353
595-SN74ALS00AD	SOIC-14	Quad 2-Input NAND Gate	.86	.776
595-SN74ALS00AN	DIP-14	Quad 2-Input NAND Gate	.90	.813
595-SN74ALS04BD	SOIC-14	Hex Inverter	.88	.804
595-SN74ALS08D	SOIC-14	Quad Positive-AND Gate	.88	.804
595-SN74ALS08N	DIP-14	Quad Positive-AND Gate	.81	.738
595-SN74ALS1034D	SOIC-14	Hex Non-Inverting Driver	3.07	2.77
595-SN74ALS138AD	SOIC-16	3-Line to 8-Line Decoder	1.04	.942
595-SN74ALS138AN	DIP-16	3-Line to 8-Line Decoder	.95	.863
595-SN74ALS161BN	DIP-16	Synchronous Binary Cntr	1.16	1.04
595-SN74ALS240A-1N	PDIP-20	Octal Buffer/Driver w/3-State Outputs	1.23	1.11
595-SN74ALS240AN	DIP-20	Octal Buff	1.23	1.11
595-SN74ALS244CDW	SOIC-20	Octal Buff/Line Driver	1.25	1.13
595-SN74ALS245ADW	SOIC-20	Octal Bus Transc	1.25	1.13
595-SN74ALS245AN	DIP-20	Octal Bus Transc	1.16	1.04
595-SN74ALS273N	SOP-20	Octal Edge Trigg Flip-Flop	1.32	1.19
595-SN74ALS273NSR	SOP-20	Octal D Type Flip-Flop	1.22	1.06
595-SN74ALS32D	SOIC-14	Quad positive-OR Gate	.86	.776
595-SN74ALS32N	DIP-14	Quad positive-OR Gate	.90	.813
595-SN74ALS32NSR	SOP-14	Quad 2-Input OR Gate	.90	.813
595-SN74ALS35AD	SOIC-14	Hex Noninverters	4.28	3.85
595-SN74ALS374AN	DIP-20	Octal D-Type Edge Trig Flip-Flop	1.11	1.01
595-SN74ALS541DW	SOIC-20	Octal Buff	1.85	1.61
595-SN74ALS541N	DIP-20	Octal Buff	1.70	1.48
595-SN74ALS573CDW	SOIC-20	Octal D-Type Trans Latch	1.21	1.10
595-SN74ALS573CN	DIP-20	Octal D-Type Trans Latch	1.11	1.01
595-SN74ALS574BDW	SOIC-20	Octal D-Type Edge Trig Flip-Flop	1.34	1.21
595-SN74ALS574BN	DIP-20	Octal D-Type Edge Trig Flip-Flop	1.23	1.11
595-SN74ALS652ADW	SOIC-24	Octal Bus Transc/Register	7.71	7.02
595-SN74ALS74AD	SOIC-14	D-Type Flip-Flop	.95	.863
595-SN74ALS74AN	DIP-14	D-Type Flip-Flop	.88	.791
595-SN74ALVC00PWR	TSSOP-14	Quad 2-Input NAND Gate	.40	.348
595-SN74ALVC04D	SOIC-14	Hex Inverter	.47	.417
595-SN74ALVC08IPWRQ1	TSSOP-14	Quad Positive-AND Gate	.38	.342
595-SN74ALVC08PWR	TSSOP-14	Quad Positive-AND Gate	.40	.348
595-SN74ALVC125D	SOIC-14	Quad Bus Buff Gates	.59	.533
595-SN74ALVC125DGVR	TVSOP-14	Quad Bus Buff Gates	.57	.502
595-SN74ALVC125DR	SOIC-14	Quad Bus Buff Gates	.49	.449
595-SN74ALVC126PWR	TSSOP-14	Quad Bus Buff Gates	.57	.502
595-SN74ALVC14PWR	TSSOP-14	Hex Schmitt-Trigger Inverter	.40	.348
595-SN74ALVC244DWR	SOIC-20	Octal Buff/Driver	.57	.513
595-SN74ALVC244PWRE4	TSSOP-20	Octal Buff and Line Driver	.57	.513
595-SN74ALVC245PWR	TSSOP-20	Octal Bus Transc	.57	.513
595-SN74ALVC32PW	TSSOP-14	Quad 2-Input Positive OR Gate	.47	.417
595-SN74ALVCH16823DL	SSOP-56	D-Type Flip-Flop	3.25	2.96
595-SN74AS08D	SOIC-14	Quad 2-Input AND Gate	1.25	1.13
595-SN74AS1004AN	PDIP-14	Hex Inverting Drivers	2.68	2.41
595-SN74AUC1G07DBVR	SOT-23-5	Single Buff/Driver	.43	.353
595-SN74AUC2G07DBVR	SOT-23-6	Dual Buff/Driver	.44	.386
595-SN74AUP1G06DCKR	SC-70-5	Single Inverter Buff/Driver	.43	.353
595-SN74AUP1G08DCKR	SC-70-5	Single 2-Input Positive AND Gate	.43	.353
595-SN74AUP1G08DSF2	QFN-6	Low Power Single 2-Input POS Gate	.36	.308
595-SN74AUP1G32DSF2	QFN-6	Low Power Single 2-Input POS Gate	.36	.308
595-SN74AUP1G126DCKR	SC-70-5	Single Bus Buff Gate	.43	.353
595-SN74AUP1T17DCKR	SC-70	Single Schmitt-Trigger Buffer Gate	.34	.284
595-SN74AVC16244DGGR	TSSOP-48	16-bit Buff/Driver	4.33	3.95
595-SN74AVC16T245DGG	TSSOP-48	Dual-Supply Bus Transc	3.62	2.89
595-SN74AVC1T45DBVR	SOP-6	Single-bit Bus Transc	.61	.54
595-SN74AVC1T45DCKR	SOP-6	Single-bit Bus Transc	.61	.54
595-SN74AVC20T245DGG	TSSOP-56	Dual-Supply Bus Transc	3.85	3.08
595-SN74AVC2T45DCTR	SSOP-8	Dual-Supply Bus Transc	.72	.649
595-SN74AVC2T45DCUR	VSSOP-8	Bus Transc	.72	.649
595-SN74AVC4T234ZSUR	μCSP-11	4-bit Dual Supply Bus Transc	1.54	1.34
595-SN74AVC4T245D	SOIC-16	4-bit Dual Supply Bus Transc	1.19	1.08
595-SN74AVC2T244DQMR	QFN-8	Dual Supply Bus Transceiver	1.01	.805
595-SN74AVC4T245PW	TSSOP-16	4-bit Dual Supply Bus Transc	1.19	1.08
595-SN74AVC4T245PWT	TSSOP-16	4-bit Dual Supply Bus Transc	1.49	1.35
595-SN74AVC8T245DGVR	TVSOP-24	8-bit Dual Supply Bus Transc	1.33	1.06
595-SN74AVC8T245PW	TSSOP-24	8-bit Dual Supply Bus Transc	1.56	1.25
595-SN74AVCA164245GR	TSSOP-48	16-bit Bus Transc	4.01	3.62
595-SN74AVCAH164245G	TSSOP-48	Dual-Supply Bus Transc	4.01	3.62
595-SN74AVCB164245GR	TSSOP-48	16-bit Bus Transc	3.75	3.37
595-SN74AVCH4T245PWR	TSSOP-16	4-bit Bus Transc	1.00	.899
595-SN74CB3Q3257DBQR	SSOP-16	High Bandwidth Bus Switch	1.02	.923
595-SN74CB3Q3305PWR	TSSOP-8	Dual FET Bus Switch 2.5/3.3V	.82	.749
595-SN74CB3T16211DGG	TSSOP-56	24-bit FET Bus Switch	2.93	2.54

© Copyright 2013 Mouser Electronics

TEXAS INSTRUMENTS Logic

RoHS Compliant This product is RoHS compliant.

For quantities greater than listed, call for quote.

MOUSER STOCK NO.	Package	Coil Voltage	Price Each 1	Price Each 25
595-SN74CB3T3306DCTR	SSOP-8	Dual Bus Switch Translator	1.34	1.21
595-SN74CB3T3306DCUR	VSSOP-8	Dual Bus Switch Translator	1.34	1.21
595-SN74CBT1G125DBVR	TSSOP-5	Single FET Bus Switch	.40	.332
595-SN74CBT3125PWR	TSSOP-14	Quad FET Bus Switch	.61	.54
595-SN74CBT3126PWR	TSSOP-14	Quad FET Bus Switch	.57	.513
595-SN74CBT3253D	SOP-16	Dual 1-Of-4 FET Multiplex	.90	.821
595-SN74CBT3257D	SOIC-16	Mux/Demux	.90	.821
595-SN74CBT3257PW	TSSOP-16	Mux/Demux	.90	.821
595-SN74CBT3306PWR	TSSOP-8	Dual FET Bus Switch	.61	.54
595-SN74CBTD3306D	SOP-8	Dual FET Bus Switch	.60	.535
595-SN74CBTD3306DR	SOIC-8	Dual FET Bus Switch	.57	.513
595-SN74CBTD3384PWR	TSSOP-24	10-bit FET Bus Switch	.67	.615
595-SN74CBTD3861PWR	TSSOP-24	10-bit FET Bus Switch	.60	.547
595-SN74CBTLV16211GR	TSSOP-56	24-bit FET Bus Switch	2.41	2.17
595-SN74CBTLV16292GR	TSSOP-56	Multiplexer 12-bit 1 to 2 FET	2.14	1.93
595-SN74CBTLV3125PW	TSSOP-14	Quad FET Bus Switch	.95	.863
595-SN74CBTLV3245APW	TSSOP-20	Octal FET Bus Switch	1.07	.972
595-SN74CBTLV3253PW	TSSOP-16	Mux/Demux	.89	.77
595-SN74CBTLV3257DR	SOP-16	Mux/Demux	.79	.717
595-SN74CBTLV3257PW	TSSOP-16	Mux/Demux	.95	.863
595-SN74F04D	SOIC-14	Hex Inverter	.59	.537
595-SN74F04N	PDIP-14	Hex Inverter	.61	.537
595-SN74F08D	SOIC-14	Quad Positive-AND Gate	.59	.537
595-SN74F08N	PDIP-14	Quad Positive-AND Gate	.61	.537
595-SN74F112D	SOIC-16	Dual J-K Flip-Flop	.81	.738
595-SN74F125D	SOIC-14	Quad Bus Buff Gates	.63	.556
595-SN74F153N	PDIP-16	Dual 1-of-4 Data Selector	.63	.556
595-SN74F240DW	SOIC-20	Octal Buff and Line Driver	.87	.785
595-SN74F244N	DIP-20	Octal Buff/Driver	.88	.804
595-SN74F245DW	SOIC-20	Octal Bus Transc	.87	.785
595-SN74F245N	DIP-20	Octal Bus Transc	.88	.804
595-SN74F32D	SOIC-14	Quad 2-Input Positive OR Gate	.59	.537
595-SN74F32N	PDIP-14	Quad 2-Input Positive OR Gate	.61	.537
595-SN74F38D	SOIC-14	Quad 2-Input Positive NAND Buff	.51	.456
595-SN74F74D	SOIC-14	D-Type Flip-Flops	.59	.537
595-SN74F74N	DIP-14	D-Type Flip-Flops	.61	.537
595-SN74F86N	DIP-14	Quad Exclusive-OR Gate	.61	.537
595-SN74HC00D	SOP-14	Quad Positive-NAND Gate	.40	.332
595-SN74HC00N	DIP-14	Quad Positive-NAND Gate	.47	.417
595-SN74HC00PW	TSSOP-14	Quad Positive-NAND Gate	.40	.332
595-SN74HC02D	SOIC-14	Quad Positive-NOR Gate	.40	.332
595-SN74HC02DR	SOIC-14	Quad Positive-NOR Gate	.43	.353
595-SN74HC02N	DIP-14	Quad Positive-NOR Gate	.36	.303
595-SN74HC02PWR	TSSOP-14	Quad Positive-NOR Gate	.43	.353
595-SN74HC03D	SOP-14	Quad Positive-NAND Gate	.42	.367
595-SN74HC03N	DIP-14	Quad Positive-NAND Gate	.49	.412
595-SN74HC04D	SOIC-14	Hex Inverter	.40	.332
595-SN74HC04N	DIP-14	Hex Inverter	.36	.303
595-SN74HC04PWR	TSSOP-14	Hex Inverter	.43	.353
595-SN74HC05D	SOIC-14	Hex Inverter	.42	.367
595-SN74HC05N	DIP-14	Hex Inverter	.49	.412
595-SN74HC08D	SOIC-14	Quad Positive-AND Gate	.40	.332
595-SN74HC08N	DIP-14	Quad Positive-AND Gate	.36	.303
595-SN74HC109N	DIP-16	Dual J-K Edge-Trigg Flip-Flop	.48	.425
595-SN74HC10D	SOP-14	Dual J-K Edge-Trigg Flip-Flop	.40	.332
595-SN74HC10N	DIP-14	Dual J-K Edge-Trigg Flip-Flop	.36	.303
595-SN74HC112D	SOP-16	Dual J-K Flip-Flop	.52	.463
595-SN74HC11D	SOP-14	Triple Positive-AND Gate	.42	.367
595-SN74HC11N	DIP-14	Triple Positive-AND Gate	.49	.412
595-SN74HC125D	SOIC-14	Quad Bus Buff Gate	.49	.416
595-SN74HC125N	DIP-14	Quad Bus Buff Gate	.40	.348
595-SN74HC126D	SOP-14	Quad Bus Buff Gates	.49	.416
595-SN74HC126N	DIP-14	Quad Bus Buff Gates	.40	.348
595-SN74HC132D	SOP-14	Quad Positive-NAND Gate	.49	.416
595-SN74HC132N	DIP-14	Quad Positive-NAND Gate	.40	.348
595-SN74HC132PWR	TSSOP-14	Quad Positive-NAND Gate	.41	.346
595-SN74HC138D	SOIC-16	3-Line To 8-Line Decoder	.49	.416
595-SN74HC138N	DIP-16	3-Line To 8-Line Decoder	.40	.348
595-SN74HC138PWR	TSSOP-16	3-Line To 8-Line Decoder	.41	.346
595-SN74HC139D	SOP-16	Dual 2-Line To 4-Line Decoder	.49	.416
595-SN74HC139N	DIP-16	Dual 2-Line To 4-Line Decoder	.40	.348
595-SN74HC139PW	TSSOP-16	Dual 2-Line To 4-Line Decoder	.49	.416
595-SN74HC148D	SOP-16	8-Line to 3-Line Priority Encoder	.49	.416
595-SN74HC14D	SOIC-14	Hex Inverter	.40	.332
595-SN74HC14N	DIP-14	Hex Inverter	.36	.303
595-SN74HC14PWR	TSSOP-14	Hex Inverter	.43	.353
595-SN74HC151D	SOP-16	8 To 1-Line Data Selector	.58	.51
595-SN74HC151N	DIP-16	8 To 1-Line Data Selector	.52	.468
595-SN74HC153D	SOP-16	Dual 4 To 1-Line Data Selector	.52	.463
595-SN74HC153N	DIP-16	Dual 4 To 1-Line Data Selector	.48	.425
595-SN74HC157D	SOP-16	Quad 2 To 1-Line Data Selector	.52	.463
595-SN74HC157N	DIP-16	Quad 2 To 1-Line Data Selector	.48	.425
595-SN74HC158N	PDIP-16	Quad 2 To 1-Line Data Selector	.52	.468
595-SN74HC161D	SOP-16	4-bit Binary Cntr	.49	.416
595-SN74HC161N	DIP-16	4-bit Binary Cntr	.40	.348
595-SN74HC161PW	TSSOP-16	4-bit Binary Cntr	.49	.416
595-SN74HC163D	SOP-16	4-Bit Synchronous Binary Cntr	.49	.416

© Copyright 2013 Mouser Electronics

NEW PRODUCT

For quantities greater than listed, call for quote.

MOUSER STOCK NO.	Package	Coil Voltage	Price Each 1	Price Each 25
595-SN74HC163N	DIP-16	4-bit Synchronous Binary Cntr	.40	.348
595-SN74HC164D	SOP-14	8-bit Serial Shift Register	.49	.416
595-SN74HC164N	DIP-14	8-bit Serial Shift Register	.40	.348
595-SN74HC164PWR	TSSOP-14	8-bit Serial Shift Register	.41	.346
595-SN74HC165D	SOP-16	8-bit Shift Register	.52	.463
595-SN74HC165N	DIP-16	8-bit Shift Register	.48	.425
595-SN74HC165PWR	TSSOP-16	8-bit Shift Register	.44	.386
595-SN74HC166N	DIP-16	8-bit Parallel-Load Shift Register	.48	.425
595-SN74HC174D	SOIC-16	Hex D-Type Flip-Flop	.52	.463
595-SN74HC174N	DIP-16	Hex D-Type Flip-Flop	.48	.425
595-SN74HC175N	DIP-16	Quad D-Type Flip-Flop	.48	.425
595-SN74HC175NSR	SOP-16	Quad D Type Flip-Flop	.48	.425
595-SN74HC191D	SOP-16	4-bit Binary Cntr	.63	.556
595-SN74HC191N	DIP-16	4-bit Binary Cntr	.58	.51
595-SN74HC193N	DIP-16	4-bit Binary Cntr	.52	.468
595-SN74HC193PW	TSSOP-16	4-bit Binary Cntr	.58	.51
595-SN74HC20D	SOIC-14	Dual Positive-NAND Gate	.42	.367
595-SN74HC20N	DIP-14	Dual Positive-NAND Gate	.49	.412
595-SN74HC21D	SOP-14	Dual Positive-AND Gate	.42	.367
595-SN74HC21N	DIP-14	Dual Positive-AND Gate	.49	.412
595-SN74HC240DW	SOP-20	Octal Buff and Line Driver	.55	.487
595-SN74HC241DWR	SOIC-20	Octal Buff and Line Driver	.46	.406
595-SN74HC244DW	SOIC-20	Octal Buff and Line Driver	.55	.487
595-SN74HC244N	DIP-20	Octal Buff and Line Driver	.50	.448
595-SN74HC244ANSR	SOP-20	Octal Buffer and Line Driver	.55	.487
595-SN74HC244PWR	TSSOP-20	Octal Buff and Line Driver	.46	.406
595-SN74HC245DW	SOIC-20	Octal Bus Transc	.55	.487
595-SN74HC245N	DIP-20	Octal Bus Transc	.50	.448
595-SN74HC245PWR	TSSOP-20	Octal Bus Transc	.46	.406
595-SN74HC251D	SOP-16	Data Selector	.63	.556
595-SN74HC251N	DIP-16	Data Selector	.58	.51
595-SN74HC257D	SOP-16	Quad 2 To 1-Line Data Selector	.60	.533
595-SN74HC257N	DIP-16	Quad 2 To 1-Line Data Selector	.56	.49
595-SN74HC259D	SOIC-16	8-bit Addressable Latch	.63	.556
595-SN74HC259N	DIP-16	8-bit Addressable Latch	.58	.51
595-SN74HC273DW	SOIC-20	Octal D-Type Flip-Flop	.55	.487
595-SN74HC273N	DIP-20	Octal D-Type Flip-Flop	.50	.448
595-SN74HC273PWR	TSSOP-20	Octal D-Type Flip-Flop	.46	.406
595-SN74HC27D	SOP-14	Triple Positive-NOR Gate	.47	.398
595-SN74HC27N	DIP-14	Triple Positive-NOR Gate	.44	.365
595-SN74HC32D	SOIC-14	Quad Positive-OR Gate	.40	.332
595-SN74HC32N	DIP-14	Quad Positive-OR Gate	.36	.303
595-SN74HC365D	SOP-16	Hex Buff and Line Driver	.63	.575
595-SN74HC365N	DIP-16	Hex Buff and Line Driver	.58	.526
595-SN74HC367N	DIP-16	Hex Buff and Line Driver	.58	.526
595-SN74HC368D	SOP-16	Hex Inverting Buff and Line Driver	.59	.533
595-SN74HC368N	DIP-16	Hex Inverting Buff and Line Driver	.62	.552
595-SN74HC368PWR	TSSOP-16	Hex Inverting Buff and Line Driver	.57	.502
595-SN74HC373DW	SOIC-20	Octal D-Type Latch	.55	.487
595-SN74HC373N	DIP-20	Octal D-Type Latch	.50	.448
595-SN74HC373NSR	SOP-20	Octal D-Type Latch	.50	.448
595-SN74HC373PWR	TSSOP-20	Octal D-Type Latch	.46	.406
595-SN74HC374DW	SOIC-20	Octal D-Type Flip-Flop	.55	.487
595-SN74HC374N	DIP-20	Octal D-Type Flip-Flop	.50	.448
595-SN74HC377DW	SOP-20	Octal D-Type Flip-Flop	.63	.556
595-SN74HC393D	SOP-14	Dual 4-Bit Binary Cntr	.52	.463
595-SN74HC393DR	SOIC-14	Dual 4-Bit Binary Cntr	.44	.386
595-SN74HC393N	DIP-14	Dual 4-Bit Binary Cntr	.48	.425
595-SN74HC393PWT	TSSOP-14	Dual 4-Bit Binary Cntr	.82	.749
595-SN74HC4020DR	SOIC-16	14-bit Async Binary Cntr	.59	.521
595-SN74HC4020N	DIP-16	14-bit Async Binary Cntr	.65	.576
595-SN74HC4040D	SOP-16	12-bit Async Binary Cntr	.61	.554
595-SN74HC4040N	DIP-16	12-bit Async Binary Cntr	.65	.576
595-SN74HC4060D	SOP-16	14-Stage Asynch Binary Cntr	.63	.575
595-SN74HC4060DR	SOIC-16	14-Stage Asynch Binary Cntr	.61	.54
595-SN74HC4060N	DIP-16	14-Stage Asynch Binary Cntr	.58	.526
595-SN74HC4066D	SOP-14	Quad Bilateral Analog Switch	.52	.463
595-SN74HC4066N	DIP-14	Quad Bilateral Analog Switch	.48	.425
595-SN74HC42N	DIP-16	4-Line To 10-Line Decoder	.88	.791
595-SN74HC540DW	SOIC-20	Octal Buff and Line Driver	.59	.533
595-SN74HC540N	DIP-20	Octal Buff and Line Driver	.62	.552
595-SN74HC541DW	SOIC-20	Octal Buff and Line Driver	.59	.533
595-SN74HC541N	DIP-20	Octal Buff and Line Driver	.62	.552
595-SN74HC573ADW	SOIC-20	Octal D-Type Latch	.60	.53
595-SN74HC573AN	DIP-20	Octal D-Type Latch	.55	.487
595-SN74HC573APWR	TSSOP-20	Octal D-Type Latch	.50	.448
595-SN74HC574DW	SOIC-20	Octal D-Type Flip-Flop	.55	.487
595-SN74HC574N	DIP-20	Octal D-Type Flip-Flop	.50	.448
595-SN74HC574PWR	TSSOP-20	Octal D-Type Flip-Flop	.46	.406
595-SN74HC590AD	SOP-16	8-bit Binary Cntr	.67	.615
595-SN74HC590AN	DIP-16	8-bit Binary Cntr	.62	.564
595-SN74HC594D	SOIC-16	8-bit Shift Register	.72	.656
595-SN74HC594DW	SOP-16	8-bit Shift Register	.72	.656
595-SN74HC595D	SOP-16	8-bit Shift Register	.63	.556
595-SN74HC595N	DIP-16	8-bit Shift Register	.58	.51
595-SN74HC74D	SOIC-14	Dual D-Type Flip-Flop	.40	.332
595-SN74HC74DR	SOIC-14	Dual D-Type Flip-Flop	.43	.353
595-SN74HC74N	DIP-14	Dual D-Type Flip-Flop	.36	.303

© Copyright 2013 Mouser Electronics

TEXAS INSTRUMENTS Logic

Products may be RoHS compliant. Check mouser.com for RoHS status.

TEXAS INSTRUMENTS

NEW PRODUCT

For quantities greater than listed, call for quote.

MOUSER STOCK NO.	Package	Description	Price Each 1	Price Each 25
595-SN74HC74PWR	TSSOP-14	Dual D-Type Flip-Flop	.43	.353
595-SN74HC86D	SOP-14	Quad Exclusive-OR Gates	.49	.416
595-SN74HC86N	DIP-14	Quad Exclusive-OR Gates	.40	.348
595-SN74HCT00D	SOP-14	Quad Positive-NAND Gate	.40	.332
595-SN74HCT00N	DIP-14	Quad Positive-NAND Gate	.47	.417
595-SN74HCT02D	SOP-14	Quad Positive-NOR Gate	.40	.332
595-SN74HCT02N	DIP-14	Quad Positive-NOR Gate	.36	.303
595-SN74HCT04D	SOIC-14	Hex Inverter	.40	.332
595-SN74HCT04N	DIP-14	Hex Inverter	.36	.303
595-SN74HCT04PWR	TSSOP-14	Hex Inverter	.43	.353
595-SN74HCT08D	SOP-14	Quad Positive-AND Gates	.40	.332
595-SN74HCT08N	DIP-14	Quad Positive-AND Gates	.36	.303
595-SN74HCT08PW	TSSOP-14	Quad Positive-AND Gates	.40	.332
595-SN74HCT125D	SOIC-14	Quad Bus Buff Gates	.49	.416
595-SN74HCT138D	SOIC-16	3-Line To 8-Line Decoder	.49	.416
595-SN74HCT138N	DIP-16	3-Line To 8-Line Decoder	.40	.348
595-SN74HCT139N	DIP-16	Dual 2-Line To 4-Line Decoder	.40	.348
595-SN74HCT14D	SOIC-14	Hex Inverter	.40	.332
595-SN74HCT14N	DIP-14	Hex Inverter	.36	.303
595-SN74HCT14PWR	TSSOP-14	Hex Inverter	.43	.353
595-SN74HCT240N	DIP-20	Octal Buff and Line Driver	.50	.448
595-SN74HCT244DBR	SSOP-20	Octal Buff and Line Driver	.50	.448
595-SN74HCT244DW	SOIC-20	Octal Buff and Line Driver	.55	.487
595-SN74HCT244N	DIP-20	Octal Buff and Line Driver	.50	.448
595-SN74HCT244PW	TSSOP-20	Octal Buff and Line Driver	.55	.487
595-SN74HCT245DW	SOIC-20	Octal Bus Transc	.55	.487
595-SN74HCT245N	DIP-20	Octal Bus Transc	.50	.448
595-SN74HCT245PWR	TSSOP-20	Octal Bus Transc	.46	.406
595-SN74HCT273DW	SOP-20	Octal D-Type Flip-Flop	.55	.487
595-SN74HCT273N	DIP-20	Octal D-Type Flip-Flop	.50	.448
595-SN74HCT32D	SOIC-14	Quad Positive-OR Gate	.40	.332
595-SN74HCT32N	DIP-14	Quad Positive-OR Gate	.36	.303
595-SN74HCT373N	DIP-20	Octal D-Type Latch	.50	.448
595-SN74HCT374N	DIP-20	Octal D-type Flip-Flop	.50	.448
595-SN74HCT540DW	SOP-20	Octal Buff and Line Driver	.59	.533
595-SN74HCT541DW	SOIC-20	Octal Buff and Line Driver	.59	.533
595-SN74HCT541N	DIP-20	Octal Buff and Line Driver	.62	.552
595-SN74HCT573DWR	SOIC-20	Octal D-Type Latch	.46	.406
595-SN74HCT573N	DIP-20	Octal D-Type Latch	.50	.448
595-SN74HCT574DW	SOIC-20	Octal D-Type Flip-Flop	.55	.487
595-SN74HCT574N	DIP-20	Octal D-Type Flip-Flop	.50	.448
595-SN74HCT74D	SOIC-14	Dual D-Type Flip-Flop	.40	.332
595-SN74HCT74N	DIP-14	Dual D-Type Flip-Flop	.36	.303
595-SN74HCU04N	DIP-14	Hex Inverter	.36	.303
595-SN74L2G17MDCKREP	SC-70	Dual Schmitt Trigger Buffer	.82	.655
595-SN74LS00DR	SOIC-14	Quad positive-NAND Gate	.58	.523
595-SN74LS00N	DIP-14	Quad positive-NAND Gate	.63	.575
595-SN74LS02D	SOIC-14	Quad positive-NOR Gate	.70	.629
595-SN74LS02N	DIP-14	Quad positive-NOR Gate	.63	.575
595-SN74LS03N	PDIP-14	Quad positive-NAND Gate	.95	.863
595-SN74LS04D	SOIC-14	Hex Inverter	.76	.69
595-SN74LS04N	DIP-14	Hex Inverter	.70	.632
595-SN74LS05D	SOIC-14	Hex Inverter	.95	.863
595-SN74LS05N	DIP-14	Hex Inverter	.88	.791
595-SN74LS06D	SOIC-14	Hex Inverter Buff/Driver	.95	.863
595-SN74LS07D	SOP-14	Hex Buff/Driver	.87	.785
595-SN74LS07N	PDIP-14	Hex Buff/Driver	.95	.863
595-SN74LS08D	SOIC-14	Quad Positive-AND Gate	.70	.629
595-SN74LS08N	DIP-14	Quad Positive-AND Gate	.63	.575
595-SN74LS09N	PDIP-14	Quad 2-Input Positive AND Gate	.95	.863
595-SN74LS10N	DIP-14	Triple Positive-NAND Gate	.77	.698
595-SN74LS122N	DIP-14	Monostable Multivibrator	1.19	1.08
595-SN74LS123D	SOIC-16	Dual Monostable Multivibrator	.88	.804
595-SN74LS123N	DIP-16	Dual Monostable Multivibrator	.81	.738
595-SN74LS125AD	SOIC-14	Quad Bus Buff	.88	.804
595-SN74LS125AN	DIP-14	Quad Bus Buff	.81	.738
595-SN74LS132D	SOIC-14	Quad Schmitt Trigger	.93	.847
595-SN74LS132N	PDIP-14	Quad Schmitt Trigger	.86	.779
595-SN74LS138D	SOIC-16	3-Line to 8-Line Decoder	.88	.804
595-SN74LS138N	DIP-16	3-Line to 8-Line Decoder	.81	.738
595-SN74LS139AN	DIP-16	Dual 2-Line to 4-Line Decoder	.81	.738
595-SN74LS145N	DIP-16	BCD-To-Decimal Decoder	1.07	.968
595-SN74LS148N	DIP-16	8 to 3-Line priority encoder	1.59	1.43
595-SN74LS14D	SOIC-14	Hex Inverter	.70	.629
595-SN74LS14N	DIP-14	Hex Inverter	.63	.575
595-SN74LS151N	DIP-16	8-Line To 1-Line Data Selector	.88	.791
595-SN74LS155AD	SOIC-16	Dual 2-Line to 4-Line Decoder	1.61	1.46
595-SN74LS155AN	PDIP-16	Dual 2-Line to 4-Line Decoder	1.47	1.33
595-SN74LS157DR	SOIC-16	Quad 2 To 1-Line Data Selector	.70	.632
595-SN74LS157N	DIP-16	Quad 2 To 1-Line Data Selector	.77	.698
595-SN74LS164N	DIP-14	Serial-in Shift Register	.77	.698
595-SN74LS165AN	PDIP-16	Serial-Out Shift Register	.77	.698
595-SN74LS173AN	PDIP-16	4-Bit D-type Register	1.51	1.36
595-SN74LS174N	PDIP-16	Hex D-Type Flip-Flop	.91	.827
595-SN74LS175N	DIP-16	Quad D-Type Flip-Flop	.90	.821
595-SN74LS193N	DIP-16	4-Bit Binary Cntr	1.07	.968
595-SN74LS20N	DIP-14	Dual positive-NAND Gate	.95	.863
595-SN74LS21N	DIP-14	Dual positive-AND gates	.72	.653
595-SN74LS221D	SOIC-16	Dual Monostable Multivibrator	1.35	1.22

© Copyright 2013 Mouser Electronics

For quantities greater than listed, call for quote.

MOUSER STOCK NO.	Package	Description	Price Each 1	Price Each 25
595-SN74LS221N	PDIP-16	Dual Monostable Multivibrator	1.23	1.11
595-SN74LS240N	DIP-20	Octal Buff and Line Driver	.84	.755
595-SN74LS241N	PDIP-20	Octal Buff and Line Driver	.84	.755
595-SN74LS244DW	SOIC-20	Octal Buff and Line Driver	.95	.863
595-SN74LS244DWR	SOIC-20	Octal Buff and Line Driver	.90	.821
595-SN74LS244N	DIP-20	Octal Buff and Line Driver	.88	.791
595-SN74LS245DW	SOIC-20	Octal Bus Transc	.95	.863
595-SN74LS245N	DIP-20	Octal Bus Transc	.88	.791
595-SN74LS247N	DIP-16	BCD-To-7 Decoder	1.85	1.61
595-SN74LS251N	PDIP-16	8-Line To 1-Line Data Selector	.88	.791
595-SN74LS259BN	PDIP-16	Octal Addressable Latch	1.11	1.01
595-SN74LS273DW	SOIC-20	Octal D-Type Flip-Flop	.91	.824
595-SN74LS273N	DIP-20	Octal D-Type Flip-Flop	.84	.755
595-SN74LS279AN	PDIP-16	Quad /S-/R Latch	1.27	1.16
595-SN74LS30N	DIP-14	8-input Positive-NAND Gate	.95	.863
595-SN74LS32DR	SOIC-14	Quad Positive-OR Gate	.62	.549
595-SN74LS32N	DIP-14	Quad Positive-OR Gate	.59	.533
595-SN74LS33N	PDIP-14	Quad Positive-NOR Buff	1.54	1.34
595-SN74LS365AN	PDIP-16	Hex Bus Driver	1.63	1.48
595-SN74LS368AN	DIP-16	6-bit Buff and Line Driver	1.39	1.26
595-SN74LS373DW	SOIC-20	Octal D-Type Flip-Flop	.87	.785
595-SN74LS373N	DIP-20	Octal D-Type Flip-Flop	.90	.821
595-SN74LS374N	DIP-20	Octal D-Type Flip-Flop	.90	.821
595-SN74LS38N	DIP-14	Quad Positive-NAND Buff	.88	.791
595-SN74LS390N	PDIP-16	Dual 4-Bit Decade Cntr	1.54	1.34
595-SN74LS393N	DIP-14	Dual 4-Bit Binary Cntr	1.19	1.08
595-SN74LS241DW	SOIC-20	Octal Buffer/Driver w/3-State Outputs	.91	.824
595-SN74LS47N	DIP-16	BCD-To-7 Decoder	1.85	1.61
595-SN74LS540DW	SOIC-20	Octal Buff and Line Driver	1.70	1.48
595-SN74LS540N	PDIP-20	Octal Buff and Line Driver	1.59	1.43
595-SN74LS541DW	SOIC-20	Octal Buff and Line Driver	1.29	1.18
595-SN74LS541N	DIP-20	Octal Buff and Line Driver	1.19	1.08
595-SN74LS74AD	SOIC-14	Dual D-type Flip-Flop	.64	.581
595-SN74LS74AN	DIP-14	Dual D-type Flip-Flop	.59	.533
595-SN74LS86ADR	SOIC-14	Quad Exclusive-OR Gate	.62	.549
595-SN74LS86AN	DIP-14	Quad Exclusive-OR Gate	.59	.533
595-SN74LS93N	PDIP	4-Bit Binary Cntr	2.47	2.14
595-SN74LV04AD	SOIC-14	Hex Inverter	.41	.346
595-SN74LV04APWR	TSSOP-14	Hex Inverter	.34	.289
595-SN74LV08APWR	TSSOP-14	Quad Positive-AND Gate	.34	.289
595-SN74LV123AD	SOIC-16	Dual Regis Monostable Multivibrator	.63	.556
595-SN74LV123APWR	TSSOP-16	Dual Regis Monostable Multivibrator	.52	.463
595-SN74LV125APWR	TSSOP-14	Quad Bus Buff Gates	.40	.332
595-SN74LV138APWR	TSSOP-16	3-Line to 8-Line Decoder/Demult	.40	.332
595-SN74LV14APWR	TSSOP-14	Hex Inverter	.34	.289
595-SN74LV165APWR	TSSOP-16	8-Bit Serial Shift Register	.46	.406
595-SN74LV165APWRG3	TSSOP-16	8-Bit Serial Shift Register	.44	.391
595-SN74LV166AD	SOIC-16	8-Bit Parallel Load Shift Register	1.32	1.19
595-SN74LV244ADW	SOIC-20	Octal Buff/Driver	.50	.441
595-SN74LV244APWR	TSSOP-20	Octal Buff/Driver	.42	.367
595-SN74LV273ANSR	SOP-20	Octal D-Type Flip Flop	.46	.406
595-SN74LV4040APWR	TSSOP-16	12-Bit Async Binary Cntr	1.33	1.20
595-SN74LV4051ADR	SOIC-16	8-Chann Mux/Demux	.44	.386
595-SN74LV4051APWR	TSSOP-16	8-Chann Mux/Demux	.44	.386
595-SN74LV541APWR	TSSOP-20	Octal Buff/Driver	.86	.779
595-SN74LV595ADRG3	SOIC-16	8-Bit Shift Register	.90	.821
595-SN74LV595APWR	TSSOP-16	8-Bit Shift Register	.90	.821
595-SN74LV595APWRG3	TSSOP-16	8-Bit Shift Register	.87	.786
595-SN74LV8153N	PDIP-20	Serial-To-Parallel Interface	2.16	1.87
595-SN74LV8154N	PDIP-20	Dual 16-Bit Binary Cntr	.96	.869
595-SN74LV86AD	SOIC-14	Quad Exclusive-OR Gate	.38	.317
595-SN74LVC00AD	SOIC-14	Quad 2-Input NAND Gate	.44	.369
595-SN74LVC00APW	TSSOP-14	Quad 2-Input NAND Gate	.44	.369
595-SN74LVC02ADR	SOP-14	Quad 2-Inp Positive NOR Gate	.36	.308
595-SN74LVC02APWR	TSSOP-14	Quad 2-Inp Positive NOR Gate	.36	.308
595-SN74LVC04AD	SOIC-14	Hex Inverter	.44	.369
595-SN74LVC04ADBR	SSOP-14	Hex Inverter	.41	.341
595-SN74LVC04APW	TSSOP-14	Hex Inverter	.44	.369
595-SN74LVC04APWR	TSSOP-14	Hex Inverter	.36	.308
595-SN74LVC06AD	SOIC-14	Hex Inverter Buff	.45	.379
595-SN74LVC06APWR	TSSOP-14	Hex Inverter Buff	.38	.317
595-SN74LVC07AD	SOIC-14	Hex Buff	.45	.379
595-SN74LVC07ADBR	SSOP-14	Hex Buff	.42	.35
595-SN74LVC07ADGVR	TVSOP-14	Hex Buff	.38	.317
595-SN74LVC07APW	TSSOP-14	Hex Buff	.45	.379
595-SN74LVC07APWR	TSSOP-14	Hex Buff	.38	.317
595-SN74LVC08AD	SOIC-14	Quad Positive-AND Gate	.44	.369
595-SN74LVC08ADBR	SSOP-14	Quad Positive-AND Gate	.41	.341
595-SN74LVC08APW	TSSOP-14	Quad Positive-AND Gate	.44	.369
595-SN74LVC10APW	TSSOP-14	Triple 3-Inp Positive NAND Gate	.44	.369
595-SN74LVC125AD	SOIC-14	Quad Bus Buff Gate	.47	.398
595-SN74LVC125APW	TSSOP-14	Quad Bus Buff Gate	.47	.398
595-SN74LVC126APWR	TSSOP-14	Quad Bus Buff Gates	.40	.332
595-SN74LVC138AD	SOP-16	3-Line To 8-Line Decoder	.47	.398
595-SN74LVC138ADBR	SSOP-16	3-Line To 8-Line Decoder	.44	.365
595-SN74LVC138APW	TSSOP-16	3-Line To 8-Line Decoder	.47	.398
595-SN74LVC138ARSVR	QFN-16	3-Line To 8-Line Decoder/Demultiplex	.40	.332
595-SN74LVC139APWR	TSSOP-16	Dual Decoder/DeMultiplex	.40	.332

© Copyright 2013 Mouser Electronics

TEXAS INSTRUMENTS Logic

Products may be RoHS compliant. Check mouser.com for RoHS status.

TEXAS INSTRUMENTS

For quantities greater than listed, call for quote.

MOUSER STOCK NO.	Package	Description	Price Each 1	Price Each 25
595-SN74LVC14AD	SOIC-14	Hex Inverter	.44	.369
595-SN74LVC14APWR	TSSOP-14	Hex Inverter	.36	.308
595-SN74LVC14MDBVREP	SOT-23-5	Single Schmitt Trig	.44	.23
595-SN74LVC157APWR	TSSOP-16	Quad Data Selector/Multiplex	.52	.463
595-74LVC16244ADGGRG	TSSOP-48	16-Bit Buffer/Driver	1.18	1.02
595-SN74LVC16245ADL	SSOP-48	16-Bit Bus Transceiver	1.70	1.48
595-SN74LVC1G00DBVR	SOT-23-5	Single Positive-NAND Gate	.36	.304
595-SN74LVC1G00DCKR	SC70	Single Positive-NAND Gate	.36	.304
595-SN74LVC1G00DRYR	SON-6	Single 2-Input Pos NAND Gate	.35	.293
595-SN74LVC1G02DCKR	SOP-5	Single 2-Input Positive NOR Gate	.36	.304
595-SN74LVC1G02DRYR	SON-6	Single 2-Input Pos NOR Gate	.35	.293
595-SN74LVC1G02DSFR	SON-6	Single 2-Input Pos NOR Gate	.42	.347
595-SN74LVC1G04DBVR	SOP-5	Single Inverter	.36	.304
595-SN74LVC1G04DCKR	SOP-5	Single Inverter	.36	.304
595-SN74LVC1G04DCKTE	SC-70	Single Inverter	.66	.599
595-SN74LVC1G04DSF2	SON-6	Single Inverter	.42	.347
595-SN74LVC1G04DSFR	SON-6	Single Inverter	.42	.347
595-SN74LVC1G06DBVR	SOT-23-5	Single Inverter Buff/Driver	.36	.304
595-SN74LVC1G06DCKR	SC70-5	Single Inverter Buff/Driver	.36	.304
595-SN74LVC1G06DRLR	SOP-5	Single Inverter Buff/Driver	.40	.332
595-SN74LVC1G06DRYR	SON-6	Single Inverter Buffer/Driver	.35	.293
595-SN74LVC1G06DSFR	SON-6	Single Inverter Buffer/Driver	.42	.347
595-SN74LVC1G07DBVR	SOT-23-5	Single Buff	.36	.304
595-SN74LVC1G07DCKR	SC70-5	Single Buff	.36	.304
595-SN74LVC1G07DSFR	SON-6	Single Buffer/Driver	.42	.347
595-SN74LVC1G08DBVR	SOP-5	Single Positive-AND Gate	.36	.304
595-SN74LVC1G08DCKR	SC70-5	Single Positive-AND Gate	.36	.304
595-SN74LVC1G08DCKT	SC 70-5	Single Positive-AND Gate	.75	.684
595-SN74LVC1G08DSFR	SON-6	Single 2-Input Pos NAND Gate	.42	.347
595-SN74LVC1G10DRYR	SON-6	Single 3-Input Positive-NAND Gate	.41	.341
595-SN74LVC1G10DSFR	SON-6	Single 3-Input Positive-NAND Gate	.38	.317
595-SN74LVC1G11DRYR	SON-6	Single 3-Input Positive-AND Gate	.41	.341
595-SN74LVC1G11DSFR	SON-6	Single 3-Input Positive-AND Gate	.38	.317
595-SN74LVC1G27DRYR	SON-6	Single 3-Input Positive-NOR Gate	.41	.341
595-SN74LVC1G27DSFR	SON-6	Single 3-Input Positive-NOR Gate	.38	.317
595-SN74LVC1G32DSF2	SON-6	Single Positive-OR Gate	.34	.284
595-SN74LVC1G332DRYR	SON-6	Single 3-Input Positive-OR Gate	.41	.341
595-SN74LVC1G332DSFR	SON-6	Single 3-Input Positive-OR Gate	.38	.317
595-SN74LVC1G57DRYR	SON-6	Config. Multiple-Function Gate	.38	.317
595-SN74LVC1G57DSFR	SON-6	Config. Multiple-Function Gate	.38	.317
595-SN74LVC1G58DRYR	SON-6	Config. Multiple-Function Gate	.41	.341
595-SN74LVC1G58DSFR	SON-6	Config. Multiple-Function Gate	.38	.317
595-SN74LVC1G66DRYR	SON-6	Single Analog Switch	.41	.341
595-SN74LVC1G66DSFR	SON-6	Single Analog Switch	.38	.317
595-SN74LVC1G97DRYR	SON-6	Config. Multiple-Function Gate	.38	.317
595-SN74LVC1G97DSFR	SON-6	Config. Multiple-Function Gate	.38	.317
595-SN74LVC1G98DRYR	SON-6	Config. Multiple-Function Gate	.38	.317
595-SN74LVC1G98DSFR	SON-6	Config. Multiple-Function Gate	.38	.317
595-SN74LVC1G125DBVR	SOP-5	Single Bus Buff Gate	.34	.284
595-SN74LVC1G125DCKR	SOP-5	Single Bus Buff Gate	.34	.284
595-SN74LVC1G125DRLR	SOP-5	Single Bus Buff Gate	.45	.379
595-SN74LVC1G126DCKR	SOP-5	Single Bus Buff Gate	.34	.284
595-SN74LVC1G139DCTR	SSOP-8	2-Ln-to-4-Ln Decoder	.55	.483
595-SN74LVC1G14DBVR	SOP-5	Single Inverter	.36	.304
595-SN74LVC1G14DCKR	SOP-5	Single Inverter	.36	.304
595-SN74LVC1G14DRLR	SOP-5	Single Inverter	.40	.332
595-SN74LVC1G14DSFR	SON-6	Single Schmitt-Trigger Inverter	.42	.347
595-SN74LVC1G17DBVR	SOT-23-5	Single Buff	.36	.304
595-SN74LVC1G17DCKR	SC70-5	Single Buff	.36	.304
595-SN74LVC1G17DCKT	SC 70-5	Single Buff	.75	.684
595-SN74LVC1G17DSFR	SON-6	Single Schmitt-Trigger Inverter	.42	.347
595-SN74LVC1G18DRYR	SON-6	1-of-2 Demultiplexer	.41	.341
595-SN74LVC1G18DSFR	SON-6	1-of-2 Demultiplexer	.38	.317
595-SN74LVC1G3157DBV	SOP-6	Double-Throw Analog Switch	.34	.284
595-SN74LVC1G3157DCK	SOP-6	Double-Throw Analog Switch	.34	.284
595-SN74LVC1G3157DRL	SOP-6	Double-Throw Analog Switch	.45	.379
595-N74LVC1G3157DSFR	SON-6	Single-Pole, Double-Throw Switch	.38	.317
595-SN74LVC1G32DBVR	SOT-23-5	Single Positive-OR Gate	.34	.284
595-SN74LVC1G32DCKR	SC70	Single Positive-OR Gate	.34	.284
595-SN74LVC1G32DSFR	SON-6	Single 2-Input Pos NAND Gate	.34	.284
595-SN74LVC1G34DRYR	SON-6	Single Buffer Gate	.41	.341
595-SN74LVC1G34DSFR	SON-6	Single Buffer Gate	.38	.317
595-SN74LVC1G38DRYR	SON-6	Single 2-Input NAND Gate	.34	.284
595-SN74LVC1G38DSFR	SON-6	Single 2-Input NAND Gate	.34	.284
595-SN74LVC1G57DCKR	SC70-6	Config Multiple-Function Gate	.34	.284
595-SN74LVC1G66DBVR	SOT-23-5	Single Analog Switch	.34	.284
595-SN74LVC1G66DCKR	SC-70-5	Single Analog Switch	.34	.284
595-SN74LVC1G79DBVR	SOT-23-5	Single Edge-Trigg D-Type Latch	.34	.284
595-SN74LVC1G79DCKR	SC70-5	Single Edge-Trigg D-Type Latch	.34	.284
595-SN74LVC1G80DBVR	SOT-23-5	Single Edge-Trigg D-Type Latch	.34	.284
595-SN74LVC1G80DCKR	SC70-5	Single Edge-Trigg D-Type Latch	.34	.284
595-SN74LVC1G86DBVR	SOT-23-5	Single 2-Input Exclusive OR Gate	.34	.284
595-SN74LVC1G86DCKR	SC70	Single 2-Input Exclusive OR Gate	.34	.284
595-SN74LVC1G97DCKR	SOP-6	Multiple-Function Gate	.34	.284
595-SN74LVC1G98QDCQ1	SOP-6	Config Multiple-Function Gate	.39	.326
595-SN74LVC1GU04DBVR	SOT-23-5	Single Inverter Gate	.34	.284
595-SN74LVC1GU04DCKR	SC70-5	Single Inverter Gate	.34	.284
595-SN74LVC1GU04DRYR	SON-6	Single Inverter Gate	.41	.341
595-SN74LVC1GU04DSFR	SON-6	Single Inverter Gate	.38	.317
595-74LVC2G74MDCUTEP	DCU-8	D-Type Flip-Flop	1.69	1.35
595-SN74LVC1T45DCKR	SOP-6	Bus Transceiver	.57	.502
595-SN74LVC1T45DPKR	USON-6	Sin.-Bit Dual-Supply 3-State Output Trans.	.57	.502
595-SN74LVC1T45YZPR	WCSP-6	Bus Transceiver	.57	.502
595-SN74LVC240APWR	TSSOP-20	Octal Buff/Driver	.44	.386
595-SN74LVC244ADBR	SSOP-20	Octal Buff/Driver	.44	.386
595-SN74LVC244ADGVR	TVSOP-20	Octal Buff/Driver	.44	.386
595-SN74LVC244ADW	SOIC-20	Octal Buff/Driver	.52	.463

© Copyright 2013 Mouser Electronics

For quantities greater than listed, call for quote.

MOUSER STOCK NO.	Package	Description	Price Each 1	Price Each 25
595-SN74LVC244ADWR	SOIC-20	Octal Buff/Driver	.44	.386
595-SN74LVC244APW	TSSOP-20	Octal Buff/Driver	.52	.463
595-SN74LVC244APWR	TSSOP-20	Octal Buff/Driver	.44	.386
595-SN74LVC244ARGYR	QFN-20	Octal Buff/Driver	.48	.425
595-SN74LVC245ADBR	SSOP-20	Octal Bus Transceiver	.44	.386
595-SN74LVC245ADW	SOIC-20	Octal Bus Transceiver	.52	.463
595-SN74LVC245ADWR	SOIC-20	Octal Bus Transceiver	.44	.386
595-SN74LVC245APW	TSSOP-20	Octal Bus Transceiver	.52	.463
595-SN74LVC245APWR	TSSOP-20	Octal Bus Transceiver	.44	.386
595-SN74LVC2G00DCTR	SSOP-8	Dual 2-Input Positive NAND Gate	.52	.463
595-SN74LVC2G02DCTR	SSOP-8	Dual 2-Input Positive NOR Gate	.52	.463
595-SN74LVC2G02DCUR	VSSOP-8	Dual 2-Input Positive NOR Gate	.64	.581
595-SN74LVC2G04DBVR	SOT-23-6	Dual Inverter	.52	.463
595-SN74LVC2G04DCKR	SC-70-6	Dual Inverter	.52	.463
595-SN74LVC2G06DBVR	SOT-23-6	Dual Inverter Buff/Driver	.52	.463
595-SN74LVC2G06DCKR	SC-70-6	Dual Inverter Buff/Driver	.52	.463
595-SN74LVC2G07DBVR	SOT-23-6	Dual Buff	.52	.463
595-SN74LVC2G07DCKR	SC-70-6	Dual Buff	.52	.463
595-SN74LVC2G07DRYR	SON-6	Dual Buffer/Driver	.32	.169
595-SN74LVC2G07DSFR	SON-6	Dual Buffer/Driver w/Open Drain	.31	.162
595-SN74LVC2G08DCTR	SSOP-8	Dual Positive-AND Gate	.52	.463
595-SN74LVC2G08DCUR	VSSOP-8	Dual Positive-AND Gate	.64	.581
595-SN74LVC2G125DCTR	SSOP-8	Dual Bus Buff Gate	.52	.463
595-SN74LVC2G14DBVR	SOT-23-6	Dual Inverter	.52	.463
595-SN74LVC2G14DCKR	SC70-6	Dual Inverter	.52	.463
595-SN74LVC2G157DCTR	SSOP-8	Single Data Selector/Multiplex	.52	.463
595-SN74LVC2G157DCUR	VSSOP-8	Single Data Selector/Multiplex	.64	.581
595-SN74LVC2G17DBVR	SOT-23-6	Dual Buff	.52	.463
595-SN74LVC2G17DCKR	SC70-6	Dual Buff	.52	.463
595-SN74LVC2G241DCTR	SSOP-8	Dual Buff/Driver	.57	.502
595-SN74LVC2G241DCUR	VSSOP-8	Dual Buff/Driver	.67	.615
595-SN74LVC2G34DBVR	SOT-23-6	Dual Buff Gate	.52	.463
595-SN74LVC2G34DCKR	SC-70-6	Dual Buff Gate	.52	.463
595-SN74LVC2G53DCTR	SSOP-8	SPDT Analog Switch	.52	.463
595-SN74LVC2G53DCUR	VSSOP-8	SPDT Analog Switch	.64	.581
595-SN74LVC2G66DCTR	SSOP-8	Dual Analog Switch	.52	.463
595-SN74LVC2G74DCTR	SSOP-8	Single D-Type Flip-Flop	.52	.463
595-SN74LVC2G74DCUR	VSSOP-8	Single D-Type Flip-Flop	.64	.581
595-SN74LVC2G86DCUR	VSSOP-8	Dual 2-Input Exclusive OR Gate	.64	.581
595-SN74LVC2GU04DBVR	SOT-23-6	Dual Inverter	.57	.502
595-SN74LVC2GU04DCKR	SC-70-6	Dual Inverter	.57	.502
595-SN74LVC2T45DCTR	SSOP-8	Dual-Bit Dual Supply Transceiver	.67	.615
595-SN74LVC2T45DCUR	US8-8	Dual-Bit Dual Supply Transceiver	.67	.615
595-SN74LVC32AD	SOIC-14	Quad Positive-OR Gate	.44	.369
595-SN74LVC32APW	TSSOP-14	Quad Positive-OR Gate	.44	.369
595-SN74LVC374ADWR	SOIC-20	Edge-Trigg D-Type Flip-Flop	.44	.386
595-SN74LVC374APWR	TSSOP-20	Edge-Trigg D-Type Flip-Flop	.44	.386
595-SN74LVC3G04DCTR	SSOP-8	Triple Inverter Gate	.57	.502
595-SN74LVC3G07DCTR	SSOP-8	Triple Buff/Driver	.57	.502
595-SN74LVC3G07DCUR	VSSOP-8	Triple Buff/Driver	.67	.615
595-SN74LVC3G07QDCQ1	VSSOP-8	Dual 1 of 4 FET Mltplxr/Demltplxr	.49	.449
595-SN74LVC3G14DCTR	SSOP-8	Triple Schmitt-Trigger Inverter	.57	.502
595-SN74LVC3G14DCUR	VSSOP-8	Triple Schmitt-Trigger Inverter	.67	.615
595-SN74LVC3G34DCTR	SSOP-8	Triple Buff Gate	.57	.502
595-SN74LVC3G34DCUR	VSSOP-8	Triple Buff Gate	.67	.615
595-SN74LVC4245ADBR	SSOP-24	Octal Bus Transceiver	1.09	.989
595-SN74LVC4245ADW	SOP-24	Octal Bus Transceiver	1.19	1.08
595-SN74L4245AIPWREP	TSSOP-24	Octal Bus Xcvr	1.69	1.35
595-SN74LVC4245APW	TSSOP-24	Octal Bus Transceiver	1.19	1.08
595-SN74LVC540APWR	TSSOP-20	Octal Buff/Driver	.52	.463
595-SN74LVC541ADBR	SSOP-20	Octal Buff	.58	.51
595-SN74LVC541ADW	SOP-20	Octal Buff	.63	.556
595-SN74LVC541APW	TSSOP-20	Octal Buff	.63	.556
595-SN74LVC573ADW	SOIC-20	Octal Trans D-Type Latch	.52	.463
595-SN74LVC573ARGYR	QFN-20	Octal Trans D-Type Latch	.48	.425
595-SN74LVC574ADBR	SSOP-20	Octal Edge-Trigg D-Type Latch	.48	.425
595-SN74LVC574ADW	SOP-20	Octal Edge-Trigg D-Type Latch	.52	.463
595-SN74LVC574APWR	TSSOP-20	Octal Edge-Trigg D-Type Latch	.44	.386
595-SN74LVC74AD	SOIC-14	D-Type Flip-Flop	.47	.398
595-SN74LVC74APW	TSSOP-14	D-Type Flip-Flop	.47	.398
595-SN74LVC86AD	SOP-14	Quad 2-Input Exc OR Gate	.47	.398
595-SN74LVC86APWR	TSSOP-14	Quad 2-Input Exc OR Gate	.40	.332
595-SN74LVC8T245PWR	TSSOP-24	8-Bit Bus Transceiver	1.16	1.05
595-74LVC8T245MPWREP	TSSOP-24	8-Bit Bus Transceiver	2.53	2.02
595-SN74LVC8T245RHLR	QFN-24	8-Bit Bus Transceiver	1.28	1.17
595-SN74LVCC3245ADBR	SSOP-24	8-Bit Bus Transceiver	1.27	1.16
595-SN74LVCC3245ADW	SOIC-24	8-Bit Bus Transceiver	1.39	1.26
595-SN74LVCC3245APW	TSSOP-24	8-Bit Bus Transceiver	1.39	1.26
595-SN74LVCH244APWR	TSSOP-20	Octal Buff/Driver	.44	.386
595-SN74LVCH244APWRE	TSSOP-20	Octal Buff and Line Driver	.44	.386
595-SN74LVCH245APW	TSSOP-20	Octal Bus Transceiver	.52	.463
595-SN74LVCH245APWR	TSSOP-20	Octal Bus Transceiver	.44	.386
595-SN74LVT125DBR	SSOP-14	Quad Bus Buffer	1.49	1.29
595-SN74LVT244BDW	SOIC-20	3.3V ABT Octal Buff/Driver	.91	.827
595-SN74LVT244BPWR	TSSOP-20	3.3V ABT Octal Buff/Driver	.87	.786
595-SN74LVT245BDW	SOP-20	3.3V ABT Octal Bus Transceiver	.91	.827
595-SN74LVT245BPWR	TSSOP-20	3.3V ABT Octal Bus Transceiver	.87	.786
595-SN74LVTH125D	SOIC-14	3.3V ABT Quad Bus Buff	.63	.575
595-SN74LVTH125PWR	TSSOP-14	3.3V ABT Quad Bus Buff	.61	.54
595-SN74LVTH18502APM	LQFP-64	18-Bit Universal Bus Trasceiver	10.60	9.65
595-SN74LVTH244ADBR	SSOP-20	3.3V ABT Octal Buff/Driver	.75	.684
595-SN74LVTH244ADW	SOIC-20	3.3V ABT Octal Buff/Driver	.88	.791
595-SN74LVTH244APW	TSSOP-20	3.3V ABT Octal Buff/Driver	.88	.791
595-SN74LVTH244APWR	TSSOP-20	3.3V ABT Octal Buff/Driver	.82	.752
595-SN74LVTH245APWR	TSSOP-20	3.3V ABT Octal Bus Transceiver	.82	.752
595-TPIC6B273DWRG4	SOIC-20	Octal D-Type Latch	1.82	1.64

© Copyright 2013 Mouser Electronics

TOSHIBA Standard Logic ICs

RoHS Compliant **This product is RoHS compliant.**

STANDARD LOGIC ICS

Toshiba offers ICs for all types of logic design needs in today's highly sophisticated products. Our available logic devices support voltage ranging from as low ad 1.2V to as high as 18V. Our high-speed low-voltage logic family also offers 5V-tolerant inputs and outputs with very low propagation delays. Our logic device products are available in many package types and sizes, making them highly suitable for today's applications where light weight, compact size, and high-efficiency are of the utmost importance.

NEW PRODUCT

MOUSER STOCK NO.	Toshiba Part No.	Package	Description	Operating Supply Voltage	Price Each		
					1	10	100
757-TC74HC08AP(F,M)	TC74HC08AP(F,M)	DIP-14	Quad 2-Input AND Gate	2V to 6V	.34	.30	.246
757-TC74HC14AP(F,M)	TC74HC14AP(F,M)	DIP-14	Hex Schmitt Inverter	2V to 6V	.54	.428	.30
757-TC74HC4066AFTELM	TC74HC4066AFTELM	TSSOP-14	Quad Bilateral Switcher	2V to 12V	.27	.214	.182
757-TC74HC541AP(F)	TC74HC541APF	PDIP-20	Octal Bus Buffer (3-State, Inverted)	2V to 6V	.41	.321	.278
757-TC74LCX125FTEK2M	TC74LCX125FT(EK2,M	TSSOP-14	Quad Bus Buffer (3-State)	2V to 3.6V	.54	.428	.364
757-TC74LCX14FTEK2,M	TC74LCX14FTEK2,M	TSSOP-14	Hex Schmitt Inverter	2V to 3.6V	.32	.257	.225
757-TC74LCX540FTELKM	TC74LCX540FT(ELK,M	TSSOP-20	Octal Bus Buffer (3-State, Inverted)	2V to 3.6V	.75	.599	.514
757-TC74LCX541FTELKM	TC74LCX541FTELKM	TSSOP-20	Octal Bus Buffer (3-State)	-0.5V to 7V	.36	.289	.246
757-TC74LCX573FTELKM	TC74LCX573FT(ELK,M	TSSOP-20	Octal D-Type Latch (3-State)	2V to 3.6V	.75	.599	.514
757-TC74LVX244FTELKM	TC74LVX244FTELKM	TSSOP-20	Octal Bus Buffer (3-State)	2V to 3.6V	.45	.353	.31
757-TC74VHC04FTEK2,M	TC74VHC04FTEK2,M	TSSOP-14	Hex Inverter	0V to 5.5V	.27	.214	.182
757-TC74VHC08FTEK2,M	TC74VHC08FTEK2,M	TSSOP-14	Quad 2-Input AND Gate	0V to 5.5V	.27	.214	.182
757-TC74VHC14FTEK2M	TC74VHC14FTEK2M	TSSOP-14	Hex Schmitt Inverter	0V to 5.5V	.19	.156	.134
757-TC74VHC165FTEK2M	TC74VHC165FT(EK2,M	TSSOP-16	8-Bit Parallel-In/Serial-Out Shift Register	0V to 5.5V	.51	.407	.353
757-TC74VHC244FTELKM	TC74VHC244FT(ELK,M	TSSOP-20	Octal Bus Buffer (3-State)	0V to 5.5V	.33	.268	.225
757-TC74VHC245FEL,KF	TC74VHC245FEL,K,F	SOP20	Octal Bus Transceiver (3-State)	0V to 5.5V	.70	.556	.482
757-TC74VHC245FTELKM	TC74VHC245FTELKM	TSSOP-20	Octal Bus Transceiver (3-State)	0V to 5.5V	.57	.449	.385
757-TC74VHC4040FTEK2	TC74VHC4040FT(EK2M	TSSOP-16	12-Stage Ripple-Carry Binary Counter/Dividers	0V to 5.5V	.57	.449	.385
757-TC74VHC541FTELKM	TC74VHC541FTELKM	TSSOP-20	Octal Bus Buffer (3-State)	0V to 5.5V	.36	.289	.246
757-TC74VHC574FTELKM	TC74VHC574FTELKM	TSSOP-20	Octal D-Type Flip-Flop (3-State)	0V to 5.5V	.57	.449	.385
757-TC74VHC595FT(EK2	TC74VHC595FT(EK2,M)	TSSOP-16	8-Bit Shift Register	2V to 5.5V	.70	.556	.482
757-TC74VHC74FTEK2,M	TC74VHC74FTEK2,M	TSSOP-14	Dual D-Type Flip-Flop with Preset and Clear	0V to 5.5V	.27	.214	.182
757-TC7MB3125CFK-ELM	TC7MB3125CFK-EL(M)	TSSOP-14	Low Voltage CMOS	4V to 5.5V	.64	.599	.535
757-TC7MB3125CFT-ELM	TC7MB3125CFT-EL(M)	VSSOP-14	Low Voltage CMOS	4V to 5.5V	.64	.599	.535
757-TC7MB3245CFK-ELM	TC7MB3245CFK-EL(M)	TSSOP-20	Low Cap Octal	4V to 5.5V	.67	.629	.562
757-TC7MB3245CFT-ELM	TC7MB3245CFT-EL(M)	VSSOP-20	Low Cap Octal	4V to 5.5V	.67	.629	.562
757-TC7MB3257CFK-ELM	TC7MB3257CFK-EL(M)	TSSOP-16	Low Cap Quad	4V to 5.5V	.67	.629	.562
757-TC7MB3257CFT-ELM	TC7MB3257CFT-EL(M)	VSSOP-16	Low Cap Quad	4V to 5.5V	.64	.599	.535
757-TC7MBL3257CFK-EL	TC7MBL3257CFK-EL	TSSOP-16	4-Bit Multi Demultiplexer	1.65V to 3.6V	.64	.599	.535
757-TC7MP01FK(EL)	TC7MP01FK(EL)	US-16	Low-Voltage Triple Gate(6-input AND + 4-input OR + inverter)	1.65V to 3.6V	.62	.492	.428
757-TC7MP245FK(EL)	TC7MP245FK(EL)	US-20	Low consumption current type bi-directional buffer	1.65V to 3.6V	.91	.728	.621
757-TC7MP3125FK(EL)	TC7MP3125FK(EL)	US-16	Dual supply 4-bit bi-directional transceiver	1.1V to 2.7V	1.18	.995	.888
757-TC7MP3125FTG(EB)	TC7MP3125FTG(EB	VQON-16	Dual supply 4-bit bi-directional transceiver	1.1V to 2.7V	1.07	.856	.728
757-TC7MPH3125FK(EL)	TC7MPH3125FK(EL)	US-16	Dual supply 4-bit bi-directional transceiver with bushold	1.1V to 2.7V	.91	.728	.621
757-TC7MPS3125FTG(EB	TC7MPS3125FTG(EB)	VQON-16	Dual supply 4-bit bi-directional transceiver	1.1V to 2.7V	.91	.728	.621
757-TC7SB3157CFUT5LF	TC7SB3157CFU(T5L,F	SSOP-6	Digital IC CMOS	1.65V to 5.5V	.48	.449	.401
757-TC7S04FUTE85LF	TC7S04FU(TE85L,F)	USV-5	2-Input, High Speed, Inverter	2V to 6V	.16	.15	.139
757-TC7S08F(TE85L,F)	TC7S08F(TE85L,F)	SSOP-5	2-Input AND Gate	2V to 6V	.14	.113	.097
757-TC7SG00FUT5L,F,T	TC7SG00FUT5L,FT	USV-5	2-Input NAND Gate	0.9V to 3.6V	.23	.182	.154
757-TC7SG02FUT5L,F,T	TC7SG02FUT5L,FT	USV-5	2-Input NOR Gate	0.9V to 3.6V	.23	.182	.154
757-TC7SG08FUTE85L,F	TC7SG08FUTE85L,F	USV-5	2-Input AND Gate	0.9V to 3.6V	.25	.193	.164
757-TC7SG32FUT5L,F,T	TC7SG32FUT5L,FT	USV-5	2-Input OR Gate	0.9V to 3.6V	.23	.182	.154
757-TC7SG86FUT5L,F,T	TC7SG86FUT5L,FT	USV-5	EXCLUSIVE OR Gate	0.9V to 3.6V	.23	.182	.154
757-TC7QPB9306FT-ELM	TC7QPB9306FT-EL(M)	VSSOP-14	4-Bit Dual Supply Switch	-0.5V to 7V	.67	.629	.562
757-TC7QPB9307FT-ELM	TC7QPB9307FT-EL(M)	VSSOP-14	4-Bit Dual Supply Switch	-0.5V to 7V	.67	.629	.562
757-TC7USB221FTELM	TC7USB221FT(EL,M)	TSSOP-14	Dual SPDT USB Switch	2.3V to 3.6V	.71	.659	.589
757-TC7W00FKTE85LF	TC7W00FKTE85LF	US-8	Dual 2-Input NAND Gate	2V to 6V	.26	.201	.171
757-TC7W00FUTE12LF	TC7W00FUTE12LF	SM-8	Dual 2-Input NAND Gate	2V to 6V	.25	.193	.164
757-TC7W02FK(TE85L,F	TC7W02FK(TE85L,F)	US-8	Dual 2-Input NOR Gate	2V to 6V	.43	.342	.30
757-TC7W02FUTE12LF	TC7W02FUTE12LF	SM-8	Dual 2-Input NOR Gate	2V to 6V	.25	.193	.164
757-TC7W04FUTE12LF	TC7W04FUTE12LF	SSOP-8	3 Inverters, CMOS Buffer	2V to 6V	.25	.193	.164
757-TC7W08FKTE85LF	TC7W08FKTE85LF	SSOP-8	Dual 2-Input AND Gate	2V to 6V	.26	.201	.171
757-TC7W08FUTE12LF	TC7W08FUTE12LF	SM-8	Dual 2-Input AND Gate	2V to 6V	.25	.193	.164
757-TC7W125FUTE12LF	TC7W125FUTE12LF	SSOP-8	Dual BUS Buffer (3-State)	0.5V to 7V	.25	.193	.164
757-TC7W126FUTE12LF	TC7W126FUTE12LF	SSOP-8	Dual BUS Buffer (3-State)	0.5V to 7V	.25	.193	.164
757-TC7W14FUTE12LF	TC7W14FUTE12LF	SSOP-8	SCHMITT Inverter	2V to 6V	.25	.193	.164
757-TC7W32FKTE85LF	TC7W32FKTE85LF	US-8	Dual 2-Input OR Gate	2V to 6V	.26	.201	.171
757-TC7W32FUTE12LF	TC7W32FUTE12LF	SM-8	Dual 2-Input OR Gate	2V to 6V	.25	.193	.164
757-TC7WB126FKTE85LF	TC7WB126FK(TE85L,F	SSOP-8	Dual Bus Switch	4.5 to 5.5V	.42	.342	.306
757-TC7WBD125AFKT5LF	TC7WBD125AFK(T5L,F	SSOP-8	Dual Bus Switch w/Level Shifting	4.5 to 5.5V	.42	.342	.306
757-TC7WH08FUTE12LF	TC7WH08FUTE12LF	SSOP-8	Dual 2-Input AND Gate	2V to 5.5V	.25	.193	.164
757-TC7WH14FKTE85LF	TC7WH14FKTE85LF	SSOP-8	Triple SCHMITT Inverter	2V to 5.5V	.26	.201	.171
757-TC7WH74FKTE85LF	TC7WH74FKTE85LF	US-8	Single D-Type Flip-Flop with Preset and Clear	2V to 5.5V	.26	.201	.171
757-TC7WH74FUTE12LF	TC7WH74FUTE12LF	SM-8	Single D-Type Flip-Flop with Preset and Clear	2V to 5.5V	.25	.193	.164
757-TC7WPB9306FCTE85	TC7WPB9306FC(TE85L	CSON-8	2-Bit Dual Supply	-0.5V to 7V	.64	.599	.535
757-TC7WPB9306FKT5LF	TC7WPB9306FK(T5L,F	SSOP-8	2-Bit Dual Supply	-0.5V to 7V	.48	.449	.401
757-TC7WPB9307FCTE85	TC7WPB9307FC(TE85L	CSON-8	2-Bit Dual Supply	-0.5V to 7V	.64	.599	.535
757-TC7WPB9307FKT5LF	TC7WPB9307FK(T5L,F	SSOP-8	2-Bit Dual Supply	-0.5V to 7V	.48	.449	.401
757-TC7WU04FUTE12LF	TC7WU04FUTE12LF	SM-8	Triple Inverter (Unbuffer)	2V to 6V	.25	.193	.164

© Copyright 2013 Mouser Electronics
© Copyright 2013 Mouser Electronics

ALD Precision Analog ICs & Energy Harvesting Modules

ADVANCED LINEAR DEVICES INC

RoHS Compliant This product is RoHS compliant.

SINGLE/DUAL CMOS ANALOG RC TIMERS

• Improved accuracy and temperature stability • High speed operation - 2.5MHz typical oscillation at 5V • High Discharge Sinking Current of 80mA at 5V

For quantities greater than listed, call for quote.

MOUSER STOCK NO.	ALD Part No.	Package	Type	Supply Volt. Drift (Typ.) (%V)	Discharge Output Voltage Current (V)(mA)	Supply Voltage (V) Min.	Supply Voltage (V) Max.	Sup. Current (per Timer) (μA) Max.	Price Each 1	Price Each 25	Price Each 100
585-ALD7555PAL	ALD7555PAL	PDIP-8	Single	0.2	1.0 @ 80	2	10	90	1.77	1.50	1.35
585-ALD7555SAL	ALD7555SAL	SOIC-8	Single	0.2	1.0 @ 80	2	10	90	1.77	1.50	1.35
585-ALD7556PBL	ALD7556PBL	PDIP-14	Dual	0.2	1.0 @ 80	2	10	90	3.06	2.47	2.25
585-ALD7556SBL	ALD7556SBL	SOIC-14	Dual	0.2	1.0 @ 80	2	10	90	3.06	2.47	2.25

EPAD® ENERGY HARVESTING™ MODULES

For quantities greater than listed, call for quote.

MOUSER STOCK NO.	ALD Part No.	Description	Price Each 1	Price Each 25	Price Each 100
585-EH300	EH300	1.8V to 3.6V, 4.6mJ, 68msec@25mA	60.42	53.32	50.64
585-EH300A	EH300A	1.8V to 3.6V, 30mJ, 75msec@150mA	70.94	62.60	59.46
585-EH301	EH301	3.1V to 5.2V, 8.3mJ, 80msec@25mA	60.42	53.32	50.64
585-EH301A	EH301A	3.1V to 5.2V, 55mJ, 88msec@150mA	70.94	62.60	59.46

For quantities greater than listed, call for quote.

MOUSER STOCK NO.	ALD Part No.	Description	Price Each 1	Price Each 25	Price Each 100
Cables					
585-EHJ1C	EHJ1C	Two pin 6 in. Cable for EH300/EH301 w/connector	5.69	4.82	4.39
585-EHJ2C	EHJ2C	Four wire 6 in. Cable for EH300/EH301 w/connector	10.17	8.34	7.52
Evaluation Kits					
585-EH300KIT	EH300KIT	One each of EH300 and EH300A, Two each EHJ1C/EHJ2C cables	128.40	119.84	115.56
585-EH301-KIT	EH301KIT	One each of EH301 and EH301A, Two each EHJ1C/EHJ2C cables	130.54	117.70	113.85

MICROPOWER STEP-UP LOW VOLTAGE BOOSTER MODULE

NEW! TECHNOLOGY

For quantities greater than listed, call for quote.

MOUSER STOCK NO.	ALD Part No.	Input Resistance (Ω)	Typ. Input Power @ Vin=0.25(mW)	Typ. Input Impedance (μW)	Min. AC Output Voltage (V)	Max. Input Power (mW)	Price Each 1	Price Each 25	Price Each 100	Price Each 250
585-EH4205	EH4205	50	4V@200nA	0.8	1.8	3.6	44.88	35.93	34.67	33.36
585-EH4295	EH4295	950	4V@500nA	2	1.8	3.6	44.88	35.93	34.67	33.36

MICROPOWER STEP-UP LOW VOLTAGE BOOSTER MODULE

NEW! TECHNOLOGY

For quantities greater than listed, call for quote.

MOUSER STOCK NO.	ALD Part No.	Description	Price Each 1	Price Each 25	Price Each 100	Price Each 250
Evaluation Kits						
585-EH4205/EH300KIT	EH4205/EH300KIT	Evaluation Kit (One each of EH4205 and EH300, One each EHJ2C/EHJ3C/EHJ4C/EHJ5C cables)	105.93	98.87	95.34	91.81
585-EH4205/EH4295KIT	EH4205/EH4295KIT	Evaluation Kit (One each of EH4295 and EH300, One each EHJ2C/EHJ3C/EHJ4C/EHJ5C cables)	107.00	89.88	86.67	83.46
585-EH4295/EH300KIT	EH4295/EH300KIT	Evaluation Kit (One each of EH4205 and EH4295,Two each EHJ3C/EHJ4C/EHJ5C cables)	105.93	98.87	95.34	91.81
Accessories						
585-EHJ3C	EHJ3C	Two wire 6 in. Input Cable for EH4200 Series Booster Module with connector	5.69	4.82	4.39	3.96
585-EHJ4C	EHJ4C	Two wire 6 in. Output Cable for EH4200 Series Booster Module w/connectors from EH4200 to EH300/301 Modules	8.03	6.58	5.94	5.46
585-EHJ5C	EHJ5C	Four wire 6 in. Output Cable for EH4200 Series Booster Module with connector	10.59	8.71	7.86	7.28

VOLTAGE COMPARATORS

◆ Surface Mount

For quantities greater than listed, call for quote.

MOUSER STOCK NO.	ALD Part No.	Description	Package	Output Drive Current Min. (mA)	Output Drive Current Typ. (mA)	Input Offset Voltage Max. (mV)	Input Bias Current Typ./ Max. (pA)	Response Time Typ. (ns)	Supply Voltage Min./ Max. (V)	Supply Current Per Comp Max. (μA)	Price Each 1	Price Each 25	Price Each 100
Ultra Low Input Offset Voltage EPAD® Dual CMOS Analog													
◆ 585-ALD2321ASCL	ALD2321ASCL	Source Sink, Push-Pull	SO-16	24 / -3.5	50 / -4.5	0.2	0.01/20	400	3/10	90	6.00	4.83	4.39
585-ALD2321BPCL	ALS2321BPCL	Source Sink, Push-Pull	DIP-16	24 / -3.5	50 / -4.5	0.5	0.01/20	400	3/10	90	3.78	3.73	2.27
◆ 585-ALD2321BSCL	ALD2321BSCL	Source Sink, Push-Pull	SO-16	24 / -3.5	50 / -4.5	0.5	0.01/20	400	3/10	90	3.78	3.73	2.17
◆ 585-ALD2321SCL	ALD2321SCL	Source Sink, Push-Pull	SO-16	24 / -3.5	50 / -4.5	1	0.01/20	400	3/10	90	4.01	3.22	2.93
Precision CMOs													
585-ALD2331APAL	ALD2331APAL	Open Drain, Dual	PDIP-8	24	50	0.5	.01/20	600	3(±1.5)	10(±5)	10.04	8.23	7.42
585-ALD2302APAL	ALD2302APAL	Push-Pull, Dual	DIP-8	24/-2.0	60/-4.5	1	10/200	180/400	4/12	250	7.27	6.27	5.66
◆ 585-ALD2302ASAL	ALD2302ASAL	Push-Pull, Dual	SO-8	24/-2.0	60/-4.5	1	10/200	180/400	4/12	250	7.27	6.27	5.66
585-ALD2303APAL	ALD2303APAL	Open Drain, Dual	DIP-8	24	60	1	10/200	5000/6500	3/12	20	7.27	5.96	5.37
◆ 585-ALD2303ASAL	ALD2303ASAL	Micropower, Dual	SOIC-8	24	60	2	10/200	650	3(±1.5)	10(±5)	7.27	5.96	5.37
585-ALD2301APAL	ALD2301APAL	Open Drain, Dual	DIP-8	24	60	2	10/200	300/650	3/12	90	7.27	5.96	5.37
◆ 585-ALD2301ASAL	ALD2301ASAL	Open Drain, Dual	SO-8	24	60	2	10/200	300/650	3/12	90	7.27	5.96	5.37
◆ 585-ALD2302SAL	ALD2302SAL	Push-Pull, Dual	SO-8	24/-2.0	60/-4.5	4	10/200	180/400	4/12	250	5.23	4.21	3.83
585-ALD2303PAL	ALD2303PAL	Open Drain, Dual	DIP-8	24	60	4	10/200	5000/6500	3/12	20	5.23	4.21	3.83
◆ 585-ALD2303SAL	ALD2303SAL	Open Drain, Dual	SO-8	24	60	4	10/200	5000/6500	3/12	20	5.23	4.21	3.83
◆ 585-ALD4302ASBL	ALD4302ASBL	Push-Pull, Quad	SOIC-14	24	60	5	10/200	400	4(±2)	10(±5)	6.74	5.42	4.93
◆ 585-ALD2301BSAL	ALD2301BSAL	Open Drain, Dual	SO-8	24	60	5	10/200	300/650	3/12	90	5.03	4.04	3.68
◆ 585-ALD4301ASBL	ALD4301ASBL	Open Drain, Quad	SO-14	24	60	5	10/200	300/650	3/12	90	6.43	5.17	4.71
585-ALD2301PAL	ALD2301PAL	Open Drain, Dual	PDIP-8	24	60	10	10/200	650	3(±1.5)	10(±5)	5.23	4.21	3.83
◆ 585-ALD4303SBL	ALD4303SBL	Open Drain, Quad	SO-14	24	60	10	10/200	5000/6500	3/12	20	6.03	4.85	4.41
◆ 585-ALD2301SAL	ALD2301SAL	Open Drain, Dual	SO-8	24	60	10	10/200	300/650	3/12	90	5.23	4.21	3.83
◆ 585-ALD4302SBL	ALD4302SBL	Push-Pull, Quad	SO-14	24/-2.0	60/-4.5	10	10/200	120/400	3/12	250	6.00	4.83	4.39
585-ALD2301CPAL	ALD2301CPAL	Open Drain, Dual	PDIP-8	24	60	20	10/400	650	3(±1.5)	10(±5)	3.41	2.75	2.49
◆ 585-ALD2301CSAL	ALD2301CSAL	Open Drain, Dual	SOIC-8	24	60	20	10/400	650	3(±1.5)	10(±5)	3.41	2.75	2.49

ULTRA LOW CHARGE INJECTION LOW VOLTAGE ANALOG SWITCHES

• Supply Voltage: Min. - 3±1.5V, Max. - 12±6V • Supply Current: 1μA

◆ Surface Mount

For quantities greater than listed, call for quote.

MOUSER STOCK NO.	ALD Part No.	Description	Package	Switch Action	Charge Injection Typ./Max. (pC)	Source Off Leakage Max. (pA)	Ron (Ohm) Max.	Turn-On Time (ns) Max.	Price Each 1	Price Each 25	Price Each 100
◆ 585-ALD4201SCL	ALD4201SCL	Quad SPST NC	SO-16	Break-before-Make	1.0/2.5	100	180	240	3.41	2.75	2.49
◆ 585-ALD4202MSCL	ALD4202MSCL	Quad SPST NO	SOIC-16	Make-before-Break	1.0/2.5	100	180	240	3.41	2.75	2.49
585-ALD4213PCL	ALD4213PCL	Dual NO/Dual NC	PDIP-16	Break-before-Make	0.2/1.0	100	190	130	3.09	2.49	2.27
585-ALD4211PCL	ALD4211PCL	Quad SPST NC	DIP-16	Break-before-Make	0.2/1.0	100	190	130	3.09	2.49	2.27
◆ 585-ALD4211SCL	ALD4211SCL	Quad SPST NC	SO-16	Break-before-Make	0.2/1.0	100	190	130	3.41	2.75	2.49
◆ 585-ALD4212SCL	ALD4212SCL	Quad SPST NO	SO-16	Break-before-Make	0.2/1.0	100	190	130	3.41	2.75	2.49

A/D CONVERTER

◆ Surface Mount

For quantities greater than listed, call for quote.

MOUSER STOCK NO.	ALD Part No.	Description	Package	Resolution (bits)	Interface Type	Supply Voltage (V) Min.	Supply Voltage (V) Max.	Sup. Current (per Timer) (uA) Max.	Price Each 1	Price Each 25	Price Each 100
◆ 585-ALD500SWCL	ALD500SWCL	Dual Slope	Wide SOIC-16	16	Precision Sensor	4.5	5.5	600	7.74	6.33	5.42

PRECISION LOW DRIFT, LOW POWER, ANALOG TIMERS WITH HIGH DISCHARGE OUTPUT

◆ Surface Mount

For quantities greater than listed, call for quote.

MOUSER STOCK NO.	ALD Part No.	Description	Package	Type	Supply Volt. Drift (Typ.) (%/V)	Discharge Output Voltage/Current (V)/(mA)	Supply Voltage (V) Min.	Supply Voltage (V) Max.	Sup. Current (per Timer) (μA) Max.	Price Each 1	Price Each 25	Price Each 100
585-ALD1502PAL	ALD1502PAL	Micropower CMOS Timer	DIP-8	Single	0.2	1.0 @ 80	2	12	90	2.08	1.68	1.51
◆ 585-ALD1502SAL	ALD1502SAL	Micropower CMOS Timer	SO-8	Single	0.2	1.0 @ 80	2	12	90	2.08	1.68	1.51
585-ALD2502PBL	ALD2502PBL	Micropower CMOS Timer	DIP-14	Dual	0.2	1.0 @ 80	2	12	90	3.00	2.42	2.17
585-ALD4501PEL	ALD4501PEL	Micropower CMOS Timer	DIP-20	Quad	0.1	1.0 @ 40	2	12	67.5	7.56	6.54	5.60
◆ 585-ALD4501SEL	ALD4501SEL	-	SOIC-20	Quad	0.1	40 @ 5	2	12	270	7.56	6.21	5.60
585-ALD555PAL	ALD555PAL	CMOS Timer	DIP-8	Single	0.1	1.0 @ 80	2	12	180	1.77	1.50	1.35
◆ 585-ALD555SAL	ALD555SAL	CMOS Timer	SO-8	Single	0.1	1.0 @ 80	2	12	180	1.77	1.50	1.35

© Copyright 2013 Mouser Electronics
© Copyright 2013 Mouser Electronics

ATMEL Analog ICs

RoHS Compliant **This product is RoHS compliant.**

TEMPERATURE SENSORS

For quantities greater than listed, call for quote.

MOUSER STOCK NO.	Atmel Part No.	Package	Full Temp. Accuracy (°C)	Bus Interface	Digital Output (bits)	ICC Max. (µA)	Clock Freq. Max (kHz)	Operating Voltage (V)	Operating Temperature (°C)	Price Each 1	10	25	100
556-AT30TS75-MA8-T	AT30TS75-MA8-T	uDFN-8	2	2-Wire, SMB, I2C	9-12	750	3400	2.7-5.5	-40 to +125	1.06	.963	.664	.646
556-AT30TS75-SS8-T	AT30TS75-SS8-T	SOIC-8	2	2-Wire, SMB, I2C	9-12	750	3400	2.7-5.5	-40 to +125	.90	.835	.775	.696
556-AT30TS75-XM8-T	AT30TS75-XM8-T	MSOP-8	2	2-Wire, SMB, I2C	9-12	750	3400	2.7-5.5	-40 to +125	.90	.835	.775	.696
556-AT30TS750-MA8-T	AT30TS750-MA8-T	uDFN-8	2	2-Wire, SMB, I2C	9-12	230	400	2.7-5.5	-40 to +125	1.20	1.11	1.04	.92
556-AT30TS750-SS8-T	AT30TS750-SS8-T	SOIC-8	2	2-Wire, SMB, I2C	9-12	230	400	2.7-5.5	-40 to +125	.73	.706	.678	.645
556-AT30TS750-XM8-T	AT30TS750-XM8-T	MSOP-8	2	2-Wire, SMB, I2C	9-12	230	400	2.7-5.5	-40 to +125	.73	.706	.678	.645

TEMPERATURE SENSORS WITH EEPROM

For quantities greater than listed, call for quote.

MOUSER STOCK NO.	Atmel Part No.	Package	Full Temp. Accuracy (°C)	Bus Interface	Digital Output (bits)	EEPROM (kbits)	ICC Max. (µA)	Clock Freq. Max. (kHz)	Operating Voltage (V)	Operating Temperature (°C)	Price Each 1	10	25	100
556-AT30TSE752-MA8-T	AT30TSE752-MA8-T	uDFN-8	2	2-Wire, SMB, I2C	9-12	2	230	400	2.7-5.5	-40 to +125	1.33	1.24	1.13	1.03
556-AT30TSE752-SS8-T	AT30TSE752-SS8-T	SOIC-8	2	2-Wire, SMB, I2C	9-12	2	230	400	2.7-5.5	-40 to +125	.82	.803	.779	.734
556-AT30TSE752-XM8-T	AT30TSE752-XM8-T	MSOP-8	2	2-Wire, SMB, I2C	9-12	2	230	400	2.7-5.5	-40 to +125	1.17	1.06	.982	.90
556-AT30TSE754-MA8-T	AT30TSE754-MA8-T	uDFN-8	2	2-Wire, SMB, I2C	9-12	4	230	400	2.7-5.5	-40 to +125	1.38	1.28	1.19	1.06
556-AT30TSE754-SS8-T	AT30TSE754-SS8-T	SOIC-8	2	2-Wire, SMB, I2C	9-12	4	230	400	2.7-5.5	-40 to +125	.85	.824	.801	.756
556-AT30TSE754-XM8-T	AT30TSE754-XM8-T	MSOP-8	2	2-Wire, SMB, I2C	9-12	4	230	400	2.7-5.5	-40 to +125	.95	.91	.867	.834
556-AT30TSE758-MA8-T	AT30TSE758-MA8-T	uDFN-8	2	2-Wire, SMB, I2C	9-12	8	230	400	2.7-5.5	-40 to +125	1.42	1.28	1.19	1.08
556-AT30TSE758-SS8-T	AT30TSE758-SS8-T	SOIC-8	2	2-Wire, SMB, I2C	9-12	8	230	400	2.7-5.5	-40 to +125	1.27	1.18	1.09	.974
556-AT30TSE758-XM8-T	AT30TSE758-XM8-T	MSOP-8	2	2-Wire, SMB, I2C	9-12	8	230	400	2.7-5.5	-40 to +125	1.27	1.18	1.09	.974

TEMPERATURE SENSOR DEVELOPMENT KITS

For quantities greater than listed, call for quote.

MOUSER STOCK NO.	Atmel Part No.	Description	Price Each
556-AT30TK175STK	AT30TK175STK	Digital Temperature Sensors Evaluation Kit - for evaluation of AT30TSE002B, AT30TS75, AT30TS750, AT30TSE758	100.31

LED DRIVERS

For quantities greater than listed, call for quote.

MOUSER STOCK NO.	Atmel Part No.	Package	No. of Strings	LEDs/String	Max Current/String (mA)	String Match (%)	Price Each 1	10	25	100
556-MSL1060AW	MSL1060AW	QFN-24	6	12	25	1.5	6.46	5.39	4.06	3.66
556-MSL1061AV	MSL1061AV	QFN-28	6	12	25	1.5	7.37	6.15	4.62	4.18
556-MSL2100BR	MSL2100BR	QFN-48	8	-	1000	1	9.10	7.59	5.70	5.16
556-MSL2160DQ	MSL2160DQ	QFN-64	16	-	1000	1.5	12.11	10.11	7.61	6.87
556-MSL3082CS	MSL3082CS	QFN-44	8	-	1000	1	9.10	7.59	5.70	5.16
556-MSL3085BT	MSL3085BT	QFN-40	8	-	1000	1.5	9.10	7.59	5.70	5.16

LED DRIVER BOARDS

For quantities greater than listed, call for quote.

MOUSER STOCK NO.	Atmel Part No.	No. of Strings	LEDs/String	Max Current/String (mA)	String Match (%)	Price Each
556-MSLB9061	MSLB9061	6	12	30	1.5	127.22
556-MSLB9061FA	MSLB9061FA	6	12	30	1.5	66.76
556-MSLB9061FD	MSLB9061FD	6	12	30	1.5	66.76
556-MSLB9082	MSLB9082	8	10	160	3	167.96
556-MSLB9082DGB	MSLB9082DGB	8	10	160	3	76.28
556-MSLB9082FGB	MSLB9082FGB	8	10	160	3	76.28

CRYPTO AUTHORIZATION ICS

For quantities greater than listed, call for quote.

MOUSER STOCK NO.	Atmel Part No.	Package	Type	Hash Algorithm	Key Length (bits)	Unique Serial Number (bits)	Interface	Supply Voltage (V)	Supply Current Max. (mA)	Price Each 1	10	25	100
556-AT88SA100SSHT	AT88SA100S-SH-T	-	Battery Auth.	SHA-256	256	48	1-Wire	2.7-5.25	6	.64	.61	.579	.534
556-AT88SA102S-SH-T	AT88SA102S-SH-T	-	Product Auth.	SHA-256	256	48	1-Wire	2.5-5.5	10	.73	.629	.559	.505
556-AT88SA10HSSHT	AT88SA10HS-SH-T	-	Battery Auth.	SHA-256	256	48	1-Wire	2.7-5.25	6	.64	.61	.579	.534
556-ATSHA204MAHDAT	ATSHA204-MAH-DA-T	UDFN-8	Client/Host Auth.	SHA-256	256	-	I2C	2-5.5	3	.73	.696	.657	.601
556-ATSHA204-SH-DA-B	ATSHA204-SH-DA-B	SOIC-8	Client/Host Auth.	SHA-256	256	-	Single-wire	2-5.5	3	.61	-	.556	.457
556-ATSHA204-TH-DA-T	ATSHA204-TH-DA-T	TSSOP-8	Client/Host Auth.	SHA-256	256	-	I2C	2-5.5	3	.61	-	.556	.457
556-ATSHA204-TSU-T	ATSHA204-TSU-T	SOT-23	Secure Auth.	SHA-256, HMAC	256	72	1-Wire, I2C	2-5.5	3	.67	.642	.612	.556
556-ATSHA204-SH-CZ-T	ATSHA204-SH-CZ-T	SOIC-8	Secure Auth.	SHA-256, HMAC	256	72	1-Wire, I2C	2-5.5	3	.61	.589	.556	.457
556-ATSHA204-SH-DA-T	ATSHA204-SH-DA-T	SOIC-8	Secure Auth.	SHA-256, HMAC	256	72	1-Wire, I2C	2-5.5	3	.61	.589	.556	.457

TRUSTED PLATFORM MODULE

Features:

- True Random Number Generator: FIPS 140-2 Compliant
- Hardware asymmetric crypo engine
- Non-Volatile Storage: 1280bytes

For quantities greater than listed, call for quote.

MOUSER STOCK NO.	Atmel Part No.	Package	Core	Type	Hash Algorithm	Key Length (bits)	Interface	Supply Voltage (V)	Price Each 1	10	25	100
556-A97SC3204TX1A180	AT97SC3204T-X1A180	TSSOP-28	AVR8	Embedded Sys.	TCG 1.5	2048 RSA	33MHz LPC	3.3	5.20	4.48	3.99	3.63
556-AT97SC3204X1A190	AT97SC3204-X1A190	TSSOP-28	AT97x	Embedded Sys.	TCG 1.5	2048 RSA	33MHz LPC	3.3	5.20	4.84	4.48	3.99

CRYPTO AUTHORIZATION DEVELOPMENT BOARDS

Features:

- Microprocessor: AVR AT90USB1287
- In-system Self-programmable Flash: 128Kb
- EEPROM: 4Kb
- Internal SRAM: 8Kb
- CryptoCompanion IC: AT88SC018
- USB Software Interface for Device Firmware
- Interface: JTAG, USB, UART, SPI, TWI
- I/O Pins: 10
- System Clock: 16MHz Crystal

For quantities greater than listed, call for quote.

MOUSER STOCK NO.	Atmel Part No.	Description	Price Each
556-AT88CK101STK3	AT88CK101STK3	AVR-based AT88CK109BSTK3 CryptoAuthentication Starter Kit	92.29
556-AT88CK9000-8SH	AT88CK9000-8SH	Secure Personalization Kit and Programmer for ATSHA204-SH-DA-B	555.01
556-AT88CK9000-TSU	AT88CK9000-TSU	Secure Personalization Kit and Programmer for ATSHA204-TSU-T	415.91

© Copyright 2013 Mouser Electronics
© Copyright 2013 Mouser Electronics

AZOTEQ ProxSense™ Capacitive Proximity/Touch ICs

Azoteq

RoHS Compliant **This product is RoHS compliant.**

PROXIMITY/TOUCH SENSOR WITH ATI

For quantities greater than listed, call for quote.

MOUSER STOCK NO.	Azoteq Part No.	Package	Channels	Touch Capacitance Type	Interface	Application	Supply Voltage (V)	Price Each			
								1	10	25	100
957-IQS127D00000TSR	IQS127D-00000TSR	TSOT23-6	1	Self	Direct	1 Key	2-5.5	.33	.332	.321	.31
957-IQS127D00002TSR	IQS127D-00002TSR	TSOT23-6	1	Self	Direct	1 Key	2-5.5	.33	.332	.321	.31
957-IQS127D00008TSR	IQS127D-00008TSR	TSOT23-6	1	Self	Direct	1 Key	2-5.5	.33	.332	.321	.31
957-IQS127D00200TSR	IQS127D-00200TSR	TSOT23-6	1	Self	Direct	1 Key	2-5.5	.33	.332	.321	.31
957-IQS243MSR	IQS243MSR	MSOP-10	3	Self	I2C	3-Key	1.8-3.6	.54	.471	.449	.439

PROXIMITY OR TOUCH, ATI, AND AN ACTIVE DRIVEN SHIELD

For quantities greater than listed, call for quote.

MOUSER STOCK NO.	Azoteq Part No.	Package	Channels	Touch Capacitance Type	Interface	Application	Supply Voltage (V)	Price Each			
								1	10	25	100
957-IQS127S00000TSR	IQS127S-00000TSR	TSOT23-6	1	Self	Direct	1 Key	2-5.5	.33	.332	.321	.31

DYCAL SENSOR

For quantities greater than listed, call for quote.

MOUSER STOCK NO.	Azoteq Part No.	Package	Channels	Touch Capacitance Type	Interface	Application	Supply Voltage (V)	Price Each			
								1	10	25	100
957-IQS12800100TSR	IQS128-00100TSR	TSOT23-6	1	Self	Direct	1 Key	2-5.5	.36	.353	.342	.332

DIFFERENTIAL TOUCH AND PROXIMITY OUTPUTS

For quantities greater than listed, call for quote.

MOUSER STOCK NO.	Azoteq Part No.	Package	Channels	Touch Capacitance Type	Interface	Application	Supply Voltage (V)	Price Each			
								1	10	25	100
957-IQS13200000SOR	IQS132-00000SOR	SO-8	2	Self	Direct	2 Key	3-5.5	.43	.417	.407	.396
957-IQS13300000MSR	IQS133-00000MSR	MSOP-10	3	Self	Direct	3 Key	3-5.5	.50	.492	.471	.46
957-IQS14200000MSR	IQS142-00000MSR	MSOP-10	2	Self	Direct	2 Key	3-5.5	.47	.46	.439	.428
957-IQS143MSR	IQS143MSR	MSOP-10	3	Self	I2C	3 Key	3-5.5	.50	.492	.471	.46
957-IQS15200000MSR	IQS152-00000MSR	MSOP-10	2	Projected	Direct	2 Key	3-5.5	.47	.46	.439	.428
957-IQS253MSR	IQS253MSR	MSOP-10	3	Projected, Self	I2C	3 Key	1.8-3.6	.38	.364	.358	.353
957-IQS253DNR	IQS253DNR	DFN-10	3	Projected, Self	I2C	3 Key	1.8-3.6	.38	.364	.358	.353
957-IQS259QNR	IQS259QNR	QFN-16	3	Projected	I2C	9 Key	1.8-3.6	.50	.492	.471	.46

PROJECTED CAPACITIVE SENSOR

For quantities greater than listed, call for quote.

MOUSER STOCK NO.	Azoteq Part No.	Package	Channels	Touch Capacitance Type	Interface	Application	Supply Voltage (V)	Price Each			
								1	10	25	100
957-IQS156MSR	IQS156MSR	MSOP-10	6	Projected	I2C	Keypad	3-5.5	.52	.514	.492	.482
957-IQS158MSR	IQS158MSR	MSOP-10	8	Projected	Custom I2C	Keypad	3-5.5	.56	.546	.524	.514

TOUCH SENSOR WITH PROXIMITY DETECTION

For quantities greater than listed, call for quote.

MOUSER STOCK NO.	Azoteq Part No.	Package	Channels	Touch Capacitance Type	Interface	Application	Supply Voltage (V)	Price Each			
								1	10	25	100
957-IQS22100000QNR	IQS221-00000QNR	QFN-32	9	Self	Direct/SPI	Keypad	3-5.5	.90	.877	.856	.824
957-IQS222QNR	IQS222QNR	QFN-20	8	Self	I2C	Slider, Scroll Wheel	3-5.5	.87	.845	.813	.792
957-IQS24000000QNR	IQS240-00000QNR	QFN-20	4	Self	Direct/SPI	Keypad	3-5.5	.85	.824	.792	.77
957-IQS316QNR	IQS316QNR	QFN-32	16+4	Self	I2C/SPI	Keypad	3-5.5	1.32	1.28	1.24	1.21

SINGLE-TOUCH 3D TOUCHSCREEN & PROXIMITY SENSOR

For quantities greater than listed, call for quote.

MOUSER STOCK NO.	Azoteq Part No.	Package	Channels	Touch Capacitance Type	Interface	Application	Supply Voltage (V)	Price Each			
								1	10	25	100
957-IQS410QNR	IQS410QNR	QFN-20	4+2	Self	SPI	3D Touch Screen	2.8-5.5	.90	.877	.856	.824
957-IQS420QNR	IQS420QNR	QFN-32	4-16	Self	I2C/SPI	3D Touch Screen	2.8-5.5	1.32	1.28	1.24	1.21
957-IQS440QNR	IQS440QNR	QFN-32	4-9	Self	I2C/SPI	3D Touch Screen	2.8-5.5	1.35	1.32	1.27	1.24

TOUCH & PROXIMITY DIMMER CONTROLLER

For quantities greater than listed, call for quote.

MOUSER STOCK NO.	Azoteq Part No.	Package	Channels	Touch Capacitance Type	Interface	Application	Supply Voltage (V)	Price Each			
								1	10	25	100
957-IQS904A00000TSR	IQS904A-00000TSR	TSOT-23-6	1	Self	Custom	Dimmer	3-5.5	.38	.332	.321	.31
957-IQS904D00000TSR	IQS904D-00000TSR	TSOT-23-6	1	Self	Custom	Dimmer	3-5.5	.38	.332	.321	.31

EVALUATION KITS

For quantities greater than listed, call for quote.

MOUSER STOCK NO.	Azoteq Part No.	Description	Price Each			
			1	2	5	10
957-IQS127DEV01	IQS127DEV01	Three evaluation modules of the IQS127D (single channel) sensor with proximity and touch detection	3.21	3.08	2.96	2.84
957-IQS127EV02	IQS127EV02	Demonstration and evaluation kit of the IQS127 (single channel) sensor with proximity and touch detection	10.59	10.18	9.76	9.35
957-IQS128EV01	IQS128EV01	Three evaluation modules of the IQS128 (single channel) DYCAL sensor with proximity and touch detection.	3.21	3.08	2.95	2.82
957-IQS1323334	IQS132/33/34	Demonstration and evaluation kit of the IQS132 (dual channel), IQS133 (3 channel) and IQS143 (3 channel with I2C) sensors with proximity and touch detection	10.59	10.18	9.76	9.35
957-IQS240EV02	IQS240EV02	Demonstration and evaluation kit of the IQS240 (4 channel) sensor with proximity and touch detection	10.59	10.18	9.76	9.35
957-IQS222EV02	IQS222EV02	Demonstration and evaluation kit of the IQS222 (8 channel) sensor with proximity and touch detection. Support for one wheel and 5 touch keys. I2C interface	10.59	10.18	9.76	9.35
957-IQS222EV03	IQS222EV03	Demonstration and evaluation kit of the IQS222 (8 channel) sensor with proximity and touch detection. Includes a scroll wheel and linear slider for stand-alone operation or to interface with IQS222 demonstration GUI. The form factor simulates a remote control, personal gaming console or personal media player	53.39	51.30	49.21	47.11
957-IQS316EV01	IQS316EV01	Three evaluation modules of the IQS316 (16+4 channel) sensor with proximity and touch detection	10.59	10.18	9.76	9.35
957-IQS316EV02	IQS316EV02	Demonstration and evaluation kit of the IQS316 (16+4 channel) sensor with proximity and touch detection	21.29	20.46	19.62	18.79

PROGRAMMING TOOLS

For quantities greater than listed, call for quote.

MOUSER STOCK NO.	Azoteq Part No.	Description	Price Each			
			1	2	5	10
957-CT200	CT200	Configuration Tool 200 - Communication and Programming	53.39	51.30	49.21	47.11
957-DS100	DS100	Data Streamer 100 - Communication	37.19	35.70	34.20	32.70

© Copyright 2013 Mouser Electronics
© Copyright 2013 Mouser Electronics

CADEKA Analog ICs

Products may be RoHS compliant. Check mouser.com for RoHS status.

CADEKA
Amplify the Human Experience

COMLINEAR® HIGH PERFORMANCE AMPLIFIERS

For quantities greater than listed, call for quote.

MOUSER STOCK NO.	Cadeka Part No.	Package	Input Voltage Noise (nV/√Hz)	Gain Bandwidth (MHz)	Slew Rate (V/µS)	Output Current (mA)	Supply Voltage (V)	Price Each 1	100	500
Dual Amplifier										
939-CLC2000ISO8X	CLC2000ISO8X	SOIC-8	4.5	510	210	200	5-12	1.46	1.24	1.09
939-CLC2005ISO8X	CLC2005ISO8X	SOIC-8	-	260	145	55	2.7-5	.74	.653	.589
939-CLC2009ISO8X	CLC2009ISO8X	SOIC-8	21	35	27	13	2.5-5.5	.61	.524	.46
939-CLC2011ISO8X	CLC2011ISO8X	SOIC-8	21	4.9	5.3	16	2.5-5.5	.50	.428	.375
Single Amplifier										
939-CLC1002ISO8X	CLC1002ISO8X	SOIC-8	0.6	963	170	130	4-12	2.14	1.82	1.61
939-CLC1001IST6X	CLC1001IST6X	SOT23-6	0.6	2100	410	130	4-12	2.25	1.92	1.69
939-CLC1605IST5X	CLC1605IST5X	SOT-23-5	3.7	1500	2500	120	5	1.18	.995	.877

HYBRID AMPLIFIERS

For quantities greater than listed, call for quote.

MOUSER STOCK NO.	Cadeka Part No.	Package	-3dB Bandwidth (MHz)	Rise/Fall Times (ns)	Slew Rate (V/µS)	Output Current (mA)	Supply Voltage (V)	Price Each 1	5	10
939-KH103AI	KH103AI	CDIP-24L	80	4	600	200	20	401.83	375.04	348.25
939-KH200AI	KH200AI	TO-8 12L	95	3.6	4000	100	20	310.20	289.52	268.84
939-KH205AI	KH205AI	TO-8 12L	170	4.7	2.4	75	5-15	70.49	65.79	61.10
939-KH206AI	KH206AI	TO-8 12L	180	2	3400	100	5-15	140.99	131.59	122.19
939-KH207AI	KH207AI	TO-8 12L	170	2.2	2400	100	5-15	63.24	59.02	54.81
939-KH220AI	KH220AI	TO-8 12L	190	1.9	7000	50	20	271.43	253.33	235.24
939-KH231AI	KH231AI	TO-8 12L	165	2	3000	75	5-15	140.99	131.59	122.19
939-KH232AI	KH232AI	TO-8 12L	270	2	3000	100	10	65.81	61.42	57.03
939-KH300A	KH300A	CDIP-24L	85	4	3	100	5-16	79.45	74.15	68.85
939-KH560AI	KH560AI	CDIP-24L	215	1.6	2600	200	10-15	146.81	137.03	127.24

LINEAR AMPLIFIERS

For quantities greater than listed, call for quote.

MOUSER STOCK NO.	Cadeka Part No.	Package	-3dB Bandwidth (MHz)	Rise/Fall Times (ns)	Gain (dB)	Supply Voltage (V)	Output Current (mA)	Price Each 1	5	10
939-KH104AI	KH104AI	DWDIP-14L	1100	325	14	9-16	40	331.34	309.25	287.16

COMPARATORS

For quantities greater than listed, call for quote.

MOUSER STOCK NO.	Cadeka Part No.	Package	Propagation Delay (ns)	Propagation Delay Skew (ps)	Power (mW)	Offset (mV)	Price Each 1	10	25
939-SPT9687SIC	SPT9687SIC	LCC-20	<2.3	<200	185	±3	11.43	10.44	10.12
939-SPT9687SIS	SPT9687SIS	SOIC-16	<2.3	<200	185	±3	7.68	7.02	6.81
939-SPT9689AIC	SPT9689AIC	LCC-20	650ps	100	400	±3	34.20	31.27	30.28
939-SPT9689AIP	SPT9689AIP	PLCC-20	650ps	100	400	±3	34.72	31.74	30.75
939-SPT9689BIC	SPT9689BIC	LCC-20	650ps	100	400	±12	24.12	22.05	21.36
939-SPT9689BIJ	SPT9689BIJ	Sidebrazed DIP	650ps	100	400	±12	24.12	22.05	21.36
939-SPT9691SCC	SPT9691SCC	LCC-20	2	100	700	±25	44.76	40.92	39.64
939-SPT9693SCC	SPT9693SCC	LCC-20	1.5	100	430	±25	53.55	48.96	47.43

DIGITAL TO ANALOG CONVERTERS (DACS)

For quantities greater than listed, call for quote.

MOUSER STOCK NO.	Cadeka Part No.	Package	Resolution (bits)	Conversion Rate (MSPS)	Gain Matching (%)	Linearity Error (%)	Supply Voltage (V)	Price Each 1	10	25
Triple Channel										
939-CDK3404CTQ48	CDK3404CTQ48	TQFP-48	8	180	±2.5	±0.5	3.3	11.44	10.46	10.13
939-CDK3405CTQ48	CDK3405CTQ48	TQFP-48	8	180	±2.5	±0.5	3.3	11.44	10.46	10.13
939-SPT9713BIP	SPT9713BIP	PLCC-28	12	100	-	-	7	57.12	52.22	50.59

ANALOG TO DIGITAL CONVERTERS (ADCS)

For quantities greater than listed, call for quote.

MOUSER STOCK NO.	Cadeka Part No.	Package	Resolution (bits)	Conversion Rate (MSPS)	Effective Number of Bits	Signal to Noise Ratio (dB)	Supply Voltage (V)	Price Each 1	10	25
Single Channel										
939-CDK1301ITQ44	CDK1301ITQ44	TQFP-44	8	250	7	46.1	5	33.71	30.82	29.85
939-CDK1308DILP40	CDK1308DILP40	QFN-40	10	80	9.8	61.3	1.8	5.62	5.14	4.98
939-SPT7830SCS	SPT7830SCS	SOIC-8	10	2.5	8.9	56	3-5	6.56	5.99	5.81
939-SPT7830SIS	SPT7830SIS	SOIC-8	10	2.5	8.9	56	3-5	7.92	7.24	7.02
939-CDK1307DILP40	CDK1307DILP40	QFN-40	13	80	11.4	72.5	1.7-3.6	8.81	8.05	7.80
Dual Channel										
939-CDK2308DILP64	CDK2308DILP64	QFN-64	10	80	9.9	61.6	1.7-3.6	11.98	10.96	10.61
939-CDK2307DILP64	CDK2307DILP64	QFN-64	13	80	11.4	72	1.7-3.6	12.55	11.47	11.12
Octal Channel										
939-CDK8307BILP64	CDK8307BILP64	QFN-64	13	40	11.6	72.2	1.8	30.53	27.91	27.04
939-CDK8307DILP64	CDK8307DILP64	QFN-64	13	65	11.6	72.2	1.8	35.58	32.53	31.51

VIDEO FILTERS AND AMPLIFIERS

For quantities greater than listed, call for quote.

MOUSER STOCK NO.	Cadeka Part No.	Package	Channels	Fixed Gain (dB)	Total Supply Current (mA)	THD (%)	Differential Gain (%)	Differential Phase (%)	Stopband Attenuation (dB)	SNR (dB)	Operating Temp. (°C)	Price Each 1	100	500
939-CLC3800ISO8X	CLC3800ISO8X	SOIC-8	3	6	8.8	0.1	0.05	0.02	48	68	-40 to 125	.50	.428	.375

USB SWITCHES

For quantities greater than listed, call for quote.

MOUSER STOCK NO.	Cadeka Part No.	Package	Switch Config-uration	RON (max) (Ω)	RON Flatness (Ω)	CON (pF)	COFF (pF)	BW (MHz)	Is per Channel (max) (µA)	Leakage Current (max) (µA)	TTL Control Inputs	ESD (kV)	Min VS (V)	Max VS (V)	Operating Temp. Range (°C)	Price Each 1	100	500
939-CLCUSB42ILP10X	CLCUSB42ILP10X	QFN-10	DPDT	6.5	1	7	3.5	720	<1	2	Yes	8	3	4.3	-40 to 125	.55	.46	.407

© Copyright 2013 Mouser Electronics
© Copyright 2013 Mouser Electronics

CIRRUS LOGIC Analog ICs

RoHS Compliant **This product is RoHS compliant.**

AUDIO COMPONENTS

Cirrus Logic enjoys a long-standing reputation as a leader in innovative audio ICs. Cirrus Logic's portfolio of products includes audio converters such as analog-to-digital converter ICs (ADCs), digital-to-analog converter ICs (DACs), CODECs, S/PDIF receivers, Class-D amplifier solutions as well as audio-optimized digital signal processors (DSPs).

A/D Converters (ADCs)

For quantities greater than listed, call for quote.

MOUSER STOCK NO.	Cirrus Logic Part No.	Package Type	Resolution (Bits)	Dynamic Range (dB)	THD + N (dB)	Sample Rate (kHz)	Analog Inputs	Power Supply (V)	Price Each 1	25	100
777-CS5340-CZZ	CS5340-CZZ	TSSOP-16	24	101	-94	192	Single-ended	3.3 or 5	4.72	4.46	4.28
777-CS5341-CZZ	CS5341-CZZ	TSSOP-16	24	105	-98	192	Single-ended	3.3 or 5	5.81	5.49	5.26
777-CS5343-CZZ	CS5343-CZZ	TSSOP-16	24	98	-92	96	Single-ended	3.3 or 5	2.36	2.23	2.14
777-CS5351-KZZ	CS5351-KZZ	TSSOP-24	24	108	-98	192	Single-ended	5	7.21	6.81	6.54
777-CS5361-KSZ	CS5361-KSZ	SOIC-24	24	114	-105	192	Differential	5	8.72	8.23	7.91
777-CS5361-KZZ	CS5361-KZZ	TSSOP-24	24	114	-105	192	Differential	5	8.72	8.23	7.91
777-CS5364-CQZ	CS5364-CQZ	LQFP-48	24	114	-105	192	Differential	5	9.06	8.56	8.22
777-CS5366-CQZ	CS5366-CQZ	LQFP48	24	114	-105	192	Differential	5	13.33	12.58	12.08
777-CS5368-CQZ	CS5368-CQZ	LQFP48	24	114	-105	192	Differential	5	17.39	16.42	15.76
777-CS5381-KSZ	CS5381-KSZ	SOIC-24	24	120	-110	192	Differential	5	22.63	21.37	20.51
777-CS5381-KZZ	CS5381-KZZ	TSSOP-24	24	120	-110	192	Differential	5	22.63	21.37	20.51

D/A Converters (DACs)

For quantities greater than listed, call for quote.

MOUSER STOCK NO.	Cirrus Logic Part No.	Package Type	Channels	Resolution (Bits)	Dynamic Range (dB)	THD + N (dB)	Sample Rate (kHz)	Analog Outputs	Power Supply (V)	Price Each 1	25	100
777-CS4334-KSZ	CS4334-KSZ	SOIC-8	2	24	96	-88	96	Single-ended	5	1.67	1.57	1.51
777-CS4335-KSZ	CS4335-KSZ	SOIC-8	2	24	96	-88	96	Single-ended	5	1.67	1.57	1.51
777-CS4338-KSZ	CS4338-KSZ	SOIC-8	2	24	96	-88	96	Single-ended	5	3.18	2.55	2.32
777-CS4341A-KSZ	CS4341A-KSZ	SOIC-16	2	24	101	-91	192	Single-ended	3.3 or 5	3.43	3.24	3.11
777-CS4344-CZZ	CS4344-CZZ	TSSOP-10	2	24	96	-88	96	Single-ended	3.3 or 5	1.70	1.61	1.54
777-CS4345-CZZ	CS4345-CZZ	TSSOP-10	2	24	96	-88	96	Single-ended	3.3 or 5	1.70	1.61	1.54
777-CS4348-CZZ	CS4348-CZZ	TSSOP-10	2	24	105	-90	192	Single-ended	3.3 or 5	1.70	1.61	1.54
777-CS4350-CZZ	CS4350-CZZ	TSSOP-24	2	24	109	-91	192	Single-ended or Differential	3.3 or 5	3.78	3.56	3.42
777-CS4351-CZZ	CS4351-CZZ	TSSOP-20	2	24	112	-100	192	Single-ended	9 or 12	2.60	2.45	2.35
777-CS4352-CZZ	CS4352-CZZ	TSSOP-20	2	24	106	-93	192	Single-ended	9 or 12	1.81	1.71	1.64
777-CS4361-CZZ	CS4361-CZZ	TSSOP-20	2	24	105	-95	192	Single-ended	5	2.95	2.79	2.69
777-CS4353-CNZ	CS4353-CNZ	QFN-24	2	24	106	-93	192	Single-ended	3.3	2.13	2.01	1.93
777-CS4354-CSZ	CS4354-CSZ	SOIC-14	2	24	101	-86	192	Single-ended	5	2.27	2.14	2.05
777-CS4362A-CQZ	CS4362A-CQZ	LQFP-48	6/8	24	114	-100	192	Differential	5	8.66	8.17	7.84
777-CS4365-CQZ	CS4365-CQZ	LQFP-48	6/8	24	114	-100	192	Differential	5	3.51	3.32	3.18
777-CS4382A-CQZ	CS4382A-CQZ	LQFP-48	6/8	24	114	-100	192	Differential	5	4.54	4.28	4.11
777-CS4385-CQZ	CS4385-CQZ	LQFP-48	6/8	24	114	-100	192	Differential	5	4.54	4.28	4.11
777-CS4392-KZZ	CS4392-KZZ	TSSOP-20	2	24	114	-100	192	Differential	5	6.55	6.18	5.94
777-CS4398-CZZ	CS4398-CZZ	TSSOP-28	2	24	120	-107	192	Differential	5	7.93	7.49	7.19

Mixed-Signal Portable Audio Converters

For quantities greater than listed, call for quote.

MOUSER STOCK NO.	Cirrus Logic Part No.	Package Type	Dynamic Range (dB)	THD + N (dB)	Sample Rate (kHz)	Analog I/O	Power Supply (V)	Price Each 1	25	100
777-CS42L51-CNZ	CS42L51-CNZ	QFN-32	98 ADC/98 DAC	-88 ADC/-88 DAC	96	Single-ended	1.8 to 2.5	3.55	3.36	3.22
777-CS42L52-CNZ	CS42L52-CNZ	QFN-40	98 ADC/98 DAC	-88	96	Single-ended	1.65 to 2.83	3.71	3.51	3.37
777-CS43L21-CNZ	CS43L21-CNZ	QFN-32	98	-86	96	Single-ended	1.8 to 2.5	3.18	3.01	2.88
777-CS43L22-CNZ	CS43L22-CNZ	QFN-40	98	-86	96	Single-ended	1.65 to 2.83	3.35	3.17	3.04
777-CS53L21-CNZ	CS53L21-CNZ	QFN-32	98	-88	96	Single-ended	1.8 to 2.5	3.37	3.18	3.05

Sample-Rate Converters

For quantities greater than listed, call for quote.

MOUSER STOCK NO.	Cirrus Logic Part No.	Package Type	Description	Sample Rate (kHz)	Price Each 1	25	100
777-CS8420-CSZ	CS8420-CSZ	SOIC-28	24-bit Sample Rate Converter and Transceiver with AES3 type and serial digital inputs/outputs	96	22.28	21.05	20.20
777-CS8421-CZZ	CS8421-CZZ	TSSOP-20	32-bit Asynchronous Stereo Sample-Rate Converter with digital inputs/outputs	192	7.15	6.75	6.47
777-CS8421-CNZ	CS8421-CNZ	QFN-20	32-bit Asynchronous Stereo Sample-Rate Converter with digital inputs/outputs	192	7.15	6.75	6.47

Audio CODECs

For quantities greater than listed, call for quote.

MOUSER STOCK NO.	Cirrus Logic Part No.	Package Type	Dynamic Range (dB)	THD + N (dB)	Sample Rate (kHz)	Analog I/O	Power Supply (V)	Price Each 1	25	100
AC '97 CODECs										
777-CS4202-JQZ	CS4202-JQZ	LQFP-48	90DAC/90ADC	-87DAC/-84ADC	-	-	3.3 or 5	5.25	4.96	4.76
777-CS4299-JQZ	CS4299-JQZ	LQFP-48	87DAC/85ADC	-74DAC/-74ADC	-	-	3.3 or 5	4.44	4.19	4.02
Mult-Channel CODECs										
777-CS42416-CQZ	CS42416-CQZ	LQFP-64	110/114DAC/114ADC	-100DAC/-100ADC	192	Differential DACs/Single-ended or Differential ADCs	5	4.91	4.63	4.45
777-CS42432-CMZ	CS42432-CMZ	MQFP-52	108DAC/105ADC	-98DAC/-98ADC	192	Single-ended or Differential	3.3 or 5	6.85	6.46	6.21
777-CS42436-CMZ	CS42436-CMZ	MQFP-52	105/108DAC/102/105ADC	-95/-95DAC/-95/-98ADC	192	Single-ended or Differential	3.3 or 5	7.86	7.43	7.14
777-CS42438-CMZ	CS42438-CMZ	MQFP-52	105/108DAC/102/105ADC	-95/-95DAC/-95/-98ADC	192	Single-ended or Differential	3.3 or 5	8.56	8.09	7.76
777-CS42448-CQZ	CS42448-CQZ	LQFP-64	108DAC/105ADC	-98DAC/-98ADC	192	Single-ended or Differential	3.3 or 5	8.22	7.76	7.45
777-CS42518-CQZ	CS42518-CQZ	LQFP-64	110/114DAC/114ADC	-100DAC/-100ADC	192	Differential	5	6.62	6.26	6.00
777-CS42526-CQZ	CS42526-CQZ	LQFP-64	110/114DAC/114ADC	-100DAC/-100ADC	192	Differential DACs/Single-ended or Differential ADCs	5	6.73	6.36	6.11
777-CS42528-CQZ	CS42528-CQZ	LQFP-64	110/114DAC/114ADC	-100DAC/-100ADC	192	Differential	5	8.22	7.76	7.45
Stereo CODECs										
777-CS4245-CQZ	CS4245-CQZ	LQFP-48	104ADC/104DAC	-95ADC/-90DAC	192	Single-ended	3.3 or 5	4.25	4.01	3.85
777-CS4265-CNZ	CS4265-CNZ	QFN-32	104ADC/104DAC	-95ADC/-90DAC	192	Single-ended	3.3 or 5	4.09	3.86	3.71
777-CS4270-CZZ	CS4270-CZZ	TSSOP-24	105ADC/105DAC	-95ADC/-95DAC	192	Single-ended	3.3 or 5	3.11	2.94	2.82
777-CS4271-CZZ	CS4271-CZZ	TSSOP-28	108ADC/114DAC	-98ADC/-100DAC	96	Single-ended ADC/Differential DAC	5	5.46	5.16	4.95
777-CS4272-CZZ	CS4272-CZZ	TSSOP-28	114ADC/114DAC	-100ADC/-100DAC	192	Differential ADC/Differential DAC	5	5.72	5.41	5.19
Smart Audio CODEC										
777-CS42L73-CWZR	CS42L73-CWZR	WLCSP-64	91/94/97DAC	-85ADC/-86DAC	50	Inputs: Mic. Line Outputs: headphones, line, ear-piece amp, speaker amp	3.2 or 5	7.90	7.09	6.46

© Copyright 2013 Mouser Electronics
© Copyright 2013 Mouser Electronics

CIRRUS LOGIC Analog ICs

RoHS Compliant **This product is RoHS compliant.**

INDUSTRIAL A/D CONVERTERS (ADCs)

For quantities greater than listed, call for quote.

MOUSER STOCK NO.	Cirrus Logic Part No.	Package Type	Resolution (bits)	Throughput (kSPS)	Integral Linearity	Differential Linearity (±LSB)	Number of Channels	Architecture	Power Consumption	Price Each 1	25	100
Standard												
777-CS5509-ASZ	CS5509-ASZ	SOIC-16	16	20-200	0.0015%	0.25	1	Delta-Sigma	1.7mW	14.71	14.24	12.86
777-CS5510-ASZ	CS5510-ASZ	SOIC-8	16	53-212	0.0015%	NMC	1	Delta-Sigma	1.4mW	3.91	3.68	3.54
777-CS5511-ASZ	CS5511-ASZ	SOIC-8	16	100	0.0015%	NMC	1	Delta-Sigma	1.5mW	3.91	3.68	3.54
777-CS5529-ASZ	CS5529-ASZ	SSOP-20	16	1-303	0.0015%	NMC	1	Delta-Sigma	2.6mW	5.16	4.88	4.68
777-CS5505-ASZ	CS5505-ASZ	SOIC-24	16	20-200	0.000007%	NMC	4	Delta-Sigma	3.2mW	21.40	20.20	19.39
777-CS5506-BSZ	CS5506-BSZ	SOIC-24	20	20-100	0.000007%	NMC	4	Delta-Sigma	3.2mW	25.97	25.65	24.66
777-CS5512-BSZ	CS5512-BSZ	SOIC-8	20	53-326	0.000007%	NMC	1	Delta-Sigma	1.8mW	4.80	4.54	4.35
With Integrated Amplifiers												
777-CS5523-ASZ	CS5523-ASZ	SSOP-24	16	1-400	0.0015%	NMC	4	Delta-Sigma	6mW	4.72	4.46	4.28
777-CS5525-ASZ	CS5525-ASZ	SSOP-20	16	3-606	0.0015%	NMC	1	Delta-Sigma	9.4mW	5.01	4.73	4.54
777-CS5531-ASZ	CS5531-ASZ	SSOP-20	16	7-3840	0.0015%	NMC	2	Delta-Sigma	35mW	7.52	7.10	6.82
777-CS5533-ASZ	CS5533-ASZ	SSOP-24	16	7-3840	0.0015%	NMC	4	Delta-Sigma	35mW	7.76	7.33	7.03
777-CS5526-BSZ	CS5526-BSZ	SSOP-20	20	3-606	0.000007%	NMC	1	Delta-Sigma	9.4mW	5.98	5.65	5.42
777-CS5522-ASZ	CS5522-ASZ	SSOP-20	24	1-606	0.000007%	NMC	2	Delta-Sigma	9mW	6.26	5.92	5.68
777-CS5524-ASZ	CS5524-ASZ	SSOP24	24	1-606	0.000007%	NMC	4	Delta-Sigma	9mW	6.53	6.16	5.92
777-CS5528-ASZ	CS5528-ASZ	SSOP-24	24	1-606	0.000007%	NMC	8	Delta-Sigma	9mW	6.83	6.45	6.20
777-CS5530-ISZ	CS5530-ISZ	SSOP-20	24	7-3840	0.0015%	NMC	1	Delta-Sigma	35mW	4.17	3.94	3.78
777-CS5532-ASZ	CS5532-ASZ	SSOP-20	24	7-3840	0.0015%	NMC	2	Delta-Sigma	35mW	8.78	8.29	7.96
777-CS5532-BSZ	CS5532-BSZ	SSOP-20	24	7-3840	0.0015%	NMC	2	Delta-Sigma	35mW	12.51	12.11	10.94
777-CS5534-ASZ	CS5534-ASZ	SSOP-24	24	7-3840	0.0015%	NMC	4	Delta-Sigma	35mW	9.16	8.65	8.30
777-CS5534-BSZ	CS5534-BSZ	SSOP-24	24	7-3840	0.0015%	NMC	4	Delta-Sigma	35mW	12.11	11.44	10.99
777-CS5550-ISZ	CS5550-ISZ	SSOP-24	24	2440-4000	0.01%	NMC	2	Delta-Sigma	21mW	2.55	2.41	2.31
High-Throughput												
777-CS5581-ISZ	CS5581-ISZ	SSOP-24	16	200	±8ppm	0.1	1, Single Ended	Delta-Sigma	85mW	9.41	8.89	8.53
777-CS5560-ISZ	CS5560-ISZ	SSOP24	24	50	±5ppm	0.1	1, Differential	Delta-Sigma	90mW	13.51	13.09	11.81
777-CS5566-ISZ	CS5566-ISZ	SSOP-24	24	5	±5ppm	0.21	1, Differential	Delta-Sigma	20mW	8.78	8.29	7.96

DIGITAL AUDIO TRANSCEIVER

For quantities greater than listed, call for quote.

MOUSER STOCK NO.	Cirrus Logic Part No.	Package Type	Transmitter	Receiver	Serial Digital I/O Ports	Digital Interface	Sample Rate (kHz)	Price Each 1	25	100
777-CS8427-CZZ	CS8427-CZZ	TSSOP-28	S/PDIF, IEC-60958	S/PDIF, IEC-60958	Flexible 3-Wire	3.3V or 5.0V	96	9.93	9.37	9.00

CRYSTAL LAN® TRANSCEIVER AND INTERFACE

The CS8952 uses CMOS technology to deliver a high-performance, 100Base-X/10Base-T physical layer (PHY) line interface. It makes use of an adaptive equalizer optimized for noise and near-end crosstalk (NEXT) immunity to extend receiver operation to cable lengths exceeding 160 meters. In addition, the transmit circuitry has been designed to provide extremely low transmit jitter (<400 ps) for improved link partner performance. Transmit driver common mode noise has been minimized to reduce EMI (electromagnetic interference) for simplified FCC certification.

For quantities greater than listed, call for quote.

MOUSER STOCK NO.	Cirrus Logic Part No.	Package Type	Media Supported	Digital Interference	Number Of Channels	Max Current Codnsumption	Power Supply (V)	Operating Temp. (°C)	Price Each 1	25	100
777-CS8952-CQZ	CS8952-CQZ	TQFP-100	10Base-T, 100Base-X and NRZ	MII	1	+/- 10mA	5V	-55 to +125	14.98	14.52	13.12

CLASS D AUDIO AMPLIFIERS

Cirrus Logic's innovative products for Class-D amplifier applications help drive new market opportunities for digital amplifier products where analog-quality performance, reduced size, and improved energy efficiency are a premium.

For quantities greater than listed, call for quote.

MOUSER STOCK NO.	Cirrus Logic Part No.	Package Type	Amplifier Channels	Dynamic Range	THD + N (dB)	Power (W)	Description	Power Supply (V)	Price Each 1	25	100
Controllers											
777-CS44600-CQZ	CS44600-CQZ	LQFP-64	6	100	< 0.05	24	6-Channel digital amplifier controller	2.5	10.92	9.70	7.68
Integrated											
777-CS4525-CNZ	CS4525-CNZ	QFN-48	Configurable	102	0.1	15 (x2)	With ADC, SRC and Signal Processor	8 to 18	6.08	5.74	5.51

VOLUME CONTROLLERS

For quantities greater than listed, call for quote.

MOUSER STOCK NO.	Cirrus Logic Part No.	Package Type	Channels	Dynamic Range (dB)	TDH+N %	Analog I/O	Description	Power Supply (V)	Price Each 1	25	100
777-CS3310-KSZ	CS3310-KSZ	SOIC-16	2	116	-100	Single-ended	+31.5dB gain/-95.5dB atten, 0.5dB step	±5	7.77	7.34	7.05
777-CS3308-CQZ	CS3308-CQZ	LQFP-48	8	123	-110	Single-ended	+22dB gain/-96dB atten, 0.25dB step	±5	15.65	14.79	14.20
777-CS3318-CQZ	CS3318-CQZ	LQFP-48	8	127	-110	Single-ended	+22dB gain/-96dB atten, 0.25dB step	±8 to ±9	20.19	19.07	18.31

INDUSTRIAL OPERATIONAL AMPLIFIERS

For quantities greater than listed, call for quote.

MOUSER STOCK NO.	Cirrus Logic Part No.	Package Type	Supply Voltage (V)	Supply Current (mA)	V_{OS} (µV)	V_{OS} Drift (µV/°C)	e_{NOISE} (nV/vHz)	AoL min (dB)	Price Each 1	25	100
Single											
777-CS3003-FSZ	CS3003-FSZ	SOIC-8	2.7 to 5.25	1	10	0.05	17	150	1.59	1.50	1.44
777-CS3013-FSZ	CS3013-FSZ	SOIC-8	2.7 to 5.25	0.5	20	0.05	22	135	1.59	1.50	1.44
Dual											
777-CS3002-ISZ	CS3002-ISZ	SOIC-8	2.7 to 6.7	3.6	10	0.05	6	200	2.87	2.71	2.60
777-CS3004-FSZ	CS3004-FSZ	SOIC-8	2.7 to 5.25	2	10	0.05	17	150	2.44	2.30	2.21
777-CS3012-ISZ	CS3012-ISZ	SOIC-8	2.7 to 6.7	1.7	10	0.05	12	200	-	-	-
777-CS3014-FSZ	CS3014-FSZ	SOIC-8	2.7 to 5.25	1	20	0.05	22	135	2.44	2.30	2.21

ENERGY MEASUREMENT

NEW PRODUCT

For quantities greater than listed, call for quote.

MOUSER STOCK NO.	Cirrus Logic Part No.	Package Type	Channels	Instantaneous I & V	Energy Pulse Outputs	SPI Interface	Real (Active) Power	I_{RMS} V_{RMS}	Apparent Power (S)	Reactive Power (Q)	Temp Sensor	Price Each 1	25	100
777-CS5451A-ISZ	CS5451A-ISZ	SSOP-28	6	Yes	No	Yes	No	No	No	No	No	5.02	4.74	4.55
777-CS5460A-BSZ	CS5460A-BSZ	SSOP-24	2	Yes	Yes	Yes	Yes	Yes	No	No	No	3.91	3.33	3.09
777-CS5461A-ISZ	CS5461A-ISZ	SSOP-24	2	Yes	Yes	Yes	Yes	Yes	Yes	No	Yes	2.50	2.36	2.27
777-CS5463-ISZ	CS5463-ISZ	SSOP-24	2	Yes	Yes	Yes	Yes	Yes	Yes	Yes	Yes	2.11	1.99	1.92
777-CS5464-ISZ	CS5464-ISZ	SSOP-28	3	Yes	Yes	Yes	Yes	Yes	Yes	Yes	Yes	2.42	2.29	2.19
777-CS5466-ISZ	CS5466-ISZ	SSOP-24	2	No	Yes	No	Yes	No	No	No	No	2.41	2.28	2.18
777-CS5467-ISZ	CS5467-ISZ	SSOP-28	4	Yes	Yes	Yes	Yes	Yes	Yes	Yes	Yes	3.22	3.05	2.92
777-CS5480-INZ	CS5480-INZ	QFN-24	3	Yes	Yes	Yes	Yes	Yes	Yes	Yes	Yes	4.40	3.53	3.21
777-CS5484-INZ	CS5484-INZ	QFN-28	4	Yes	Yes	Yes	Yes	Yes	Yes	Yes	Yes	4.91	3.95	3.60
777-CS5490-ISZ	CS5490-ISZ	SOIC-16	2	Yes	Yes	No	Yes	Yes	Yes	Yes	Yes	3.98	3.20	2.91

© Copyright 2013 Mouser Electronics
© Copyright 2013 Mouser Electronics

CIRRUS LOGIC Analog ICs

Products may be RoHS compliant. Check mouser.com for RoHS status.

DIGITAL PFC CONTROLLERS

For quantities greater than listed, call for quote.

MOUSER STOCK NO.	Cirrus Logic Part No.	Package Type	Input (VAC)	Max Switching KHz	Supply Current mA	Op Range (°C)	Price Each 1	25	100
777-CS1501-FSZ	CS1501-FSZ	SOIC-8	90-265	70	1.5	-40 to +125	1.32	1.24	1.20
777-CS1601-FSZ	CS1601-FSZ	SOIC-8	90-265 (108-305)	70	1.5	-40 to +125	1.32	1.24	1.20
Development Tools		Description							
777-CDB150X-01-Z	CDB150X-01-Z	Evaluation Board with 90W for CS1501					312.98	-	-
777-CDB1601-120W-Z	CDB1601-120W-Z	Evaluation Board with 120W for CS1601					312.98	-	-
777-CRD1601-120W-Z	CRD1601-120W-Z	Refence Design Board with 120W for CS1601					373.16	-	-

CRYSTAL LAN® EMBEDDED ETHERNET CONTROLLER

The CS8900A is a low-cost Ethernet LAN Controller optimized for the Industry Standard Architecture (ISA) bus and general purpose microcontroller busses. Its highly-integrated design eliminates the need for costly external components required by other Ethernet controllers. The CS8900A includes on-chip RAM, 10BASE-T transmit and receive filters, and a direct ISA-Bus interface with 24mA Drivers.

For quantities greater than listed, call for quote.

MOUSER STOCK NO.	Cirrus Logic Part No.	Package Type	Media Supported	Digital Interface	Number Of Channels	Max Current Consumption	Power Supply (V)	Operating Temp. (°C)	Price Each 1	25	100
777-CS8900A-CQ3Z	CS8900A-CQ3Z	LQFP-100	10Base-T	ISA and General Purpose Parallel	1	55mA @ 5V	3.0 or 5.0V	0 to +70	8.04	7.60	7.29
777-CS8900A-IQ3Z	CS8900A-IQ3Z	LQFP-100	10Base-T	ISA and General Purpose Parallel	1	55mA @ 5V	3.0 or 5.0V	-40 to 85	12.75	12.35	11.15

ECHO CANCELLERS

For quantities greater than listed, call for quote.

MOUSER STOCK NO.	Cirrus Logic Part No.	Package Type	Description	Supported Media	Power Supply (V)	Operating Temp. (°C)	Price Each 1	25	100
777-CS6422-CSZ	CS6422-CSZ	SOIC-20	Enhanced Full-Duplex Speakerphone IC	Analog audio (mic and telephone)	5	0 to +70	10.98	10.37	9.96

PWM CONTROLLERS

For quantities greater than listed, call for quote.

MOUSER STOCK NO.	Cirrus Logic Part No.	Package Type	DACs	Resolution (Bits)	Input Standards	Input Formats	Power Supply (V)	Operating Temp. (°C)	Price Each 1	25	100
777-CS4954-CQZ	CS4954	TQFP-48	6	10	ITU R.BT656 ITU R.BT601	8-bit YUV 8-bit YCbCr	3.3 or 5	-40 to 85	7.90	7.46	7.16

AUDIO DIGITAL SIGNAL PROCESSORS (DSP)

Complementing Cirrus Logic's strength in analog and mixed-signal technologies, Cirrus Logic provides numerous 24-bit and 32-bit processor solutions ideally designed for audio and industrial markets. Cirrus Logic's processor solutions include audio-optimized digital signal processors (DSP's) for a wide range of consumer, professional and automotive entertainment applications. In addition, Cirrus Logic's CobraNet products provide complete solutions for delivering uncompressed, professional-grade digital audio over standard ethernet networks.

For quantities greater than listed, call for quote.

MOUSER STOCK NO.	Cirrus Logic Part No.	Package Type	Processor Cores	Speed (MIPS)	RAM (Kwords)	ROM (Kwords)	Channels	Serial Communication	Operating Temp. (°C)	Price Each 1	25	100
777-CS48520-CQZ	CS48520-CQZ	QFP-48	1x32-bit	150	24	-	4-in/4-out	I²C or SPI	0 to +70	11.57	10.92	10.49
777-CS48540-DQZ	CS48540-DQZ	QFP-48	1x32-bit	150	24	-	8-in/8-out	I²C or SPI	-40 to +85	16.24	15.33	14.72
777-CS48540-CQZ	CS48540-CQZ	QFP-48	1x32-bit	150	24	-	8-in/8-out	I²C or SPI	0 to +70	13.54	12.78	12.27

COBRANET™ INTERFACE ICs AND PROCESSORS

CobraNet technology is the defacto standard for transporting high fidelity, uncompressed digital audio in real time over off-the-shelf switched Ethernet networks. Dynamically routes digital audio from various sources to one, some or all opints in a network of devices.

For quantities greater than listed, call for quote.

MOUSER STOCK NO.	Cirrus Logic Part No.	Package Type	Processor Cores	Speed (MIPS)	Supported Audio Resolutions	Channels	Serial Communication	Operating Temp. (°C)	Price Each 1	25	100
777-CS181002-CQZ	CS181002-CQZ	LQFP-144	2x32-bit	120	16, 20 or 24-bit	48, 96	2-in/2-out	0 to +70	15.95	15.07	14.47
777-CS181012-CQZ	CS181012-CQZ	LQFP-144	2x32-bit	120	16, 20 or 24-bit	48, 96	8-in/8-out	0 to +70	17.52	16.54	15.88
777-CS181022-CQZ	CS181022-CQZ	LQFP-144	2x32-bit	120	16, 20 or 24-bit	48, 96	16-in/16-out	0 to +70	19.60	18.52	17.77
777-CS496112-CQZ	CS496112-CQZ	LQFP-144	2x32-bit	120	16, 20 or 24-bit	48, 96	8-in/8-out	0 to +70	20.47	19.33	18.56
777-CS496122-CQZ	CS496122-CQZ	LQFP-144	2x32-bit	120	16, 20 or 24-bit	48, 96	16-in/16-out	0 to +70	22.57	21.31	20.46

DEVELOPMENT TOOLS - EVALUATION BOARDS

MOUSER STOCK NO. Mfr.	Mfr. Part No.	Description	Price Each
777	CDB2000-DCCLKCP	Evaluation Daughter Board - General Purpose PLL	30.10
777	CDB2000-MB	Evaluation Mother Board - General Purpose PLL	120.38
777	CDB2000-PC-CLK	Evaluation Daughter Board - Gen. Purpose PLL DC	30.10
777	CDB2000-PC-LCO	Evaluation Daughter Board - Gen. Purpose PLL DC	30.10
777	CDB2300-DC-LCOCP	Evaluation Daughter Board - Gen. Purpose PLL	30.10
777	CDB3310	Evaluation Board Stereo Dig. Vol Cont.	505.58
777	CDB42428	Evaluation Board CBoard 42418/28	505.58
777	CDB4265	Eval. Board 192kHz Codec with PGA and Input Mux	577.80
777	CDB4270	Evaluation Board 105dB 192kHz, Codec	433.35
777	CDB4271	Evaluation Board, CS4271	433.35
777	CDB4352	Evaluation Board 192kHz DAC with LD	433.35
777	CDB4354	Evaluation Board for CS4354	433.35
777	CDB4385	Evaluation Board 8 channel DAC w/DSD	505.58
777	CDB43L21	Evaluation Board 98dB 96kHz Low-Pwr DAC	621.94
777	CDB44800	Evaluation Board 8 channel 115dB 192kHz PWM	830.59
777	CDB5340	Eval. Board 101dB 192kHz Mult-bit ADC	433.35
777	CDB5345	Evaluation Board 105dB 24Bit 192kHz Aud ADC	433.35
777	CDB5351	Evaluation Board 24 Bit 108dB 192kHz Mult-bit ADC	433.35

For quantities greater than listed, call for quote.

MOUSER STOCK NO. Mfr.	Mfr. Part No.	Description	Price Each
777	CDB5361	Evaluation Board 24 Bit 114dB 192kHz Mult-bit ADC	505.58
777	CDB5364	Evaluation Board 114dB 4 -channel ADC with TDM	505.58
777	CDB5366	Evaluation Board 114dB 6 channel ADC with TDM	505.58
777	CDB5460AU	Evaluation Board Single-Phase Bi-Dir. Power/Energy	300.94
777	CDB5466U	Evaluation Board F/Residental Pow-Meter Apps	300.94
777	CDB5467U	Evaluation Board 4 channelnl Sngl-Phs Power/Energy	300.94
777	CDB5480U-Z	Evaluation Board for CDB5480 Energy Measurement IC	300.94
777	CDB5484U-Z	Evaluation Board for CDB5484 Energy Measurement IC	300.94
777	CDB5490U-Z	Evaluation Board for CDB5490 Energy Measurement IC	300.94
777	CDB5530U	Evaluation Board 24 Bit 1 channel Low-Noise ADC	341.06
777	CDB5532U	Evaluation Board 24 Bit ADC with Ultra Low-Noise USB	341.06
777	CDB5534U	Evaluation Board 24 Bit ADC with Ultra Low-Noise USB	341.06
777	CDB5560	Evaluation Board 50kSps 24 Bit Muxable ADC	108.83
777	CDB5581	Evaluation Board 200kSps 16-Bit Muxable ADC	108.83
777	CDB8416	Evaluation Board 192kHz Dig. Audio Receiver	613.91
777	CDB8427	Evaluation Board 96kHz Dig. Audio Transceiver	505.58
777	CRD-4525-Q1	Evaluation Board PWM Controller+ PwrStg_2Lyr 1oz Cu	841.29

© Copyright 2013 Mouser Electronics
© Copyright 2013 Mouser Electronics

CYPRESS Clock Generators, Sensor, SOC & Transceiver

RoHS Compliant **This product is RoHS compliant.**

CLOCK GENERATORS

Cypress's broad portfolio of silicon-based clock generators and buffers offers the best in class performance in jitter, power, speed, integration, and package. The portfolio includes single- and multi-PLL programmable clock synthesizers, programmable skew, programmable XO, VCXO, EMI reduction clocks, zero delay, and fanout buffers.

EMI Reduction

Cypress's proprietary spread spectrum clock technology helps reduce system EMI without needing mechanical solutions such as shielding and ferrite beads. Cypress's spread spectrum clock generators have configurable spread percentages as well as linear and Lexmark modulation profiles to optimize system performance.

For quantities greater than listed, call for quote.

MOUSER STOCK NO.	Cypress Part No.	Package	Operating Voltage		Output Frequency		Core Voltage	No. of PLL	No. of Outputs	Input Signal Type	Temperature Range (°C)	Price Each		
			Min.	Max.	Min.	Max.						1	25	50
727-CY25100SXCF	CY25100SXCF	SOIC-8	3.13	3.45	3	200	3.3	1	2	Xtal/Ref-in CMOS	0 to 70	7.13	6.16	6.16
727-CY25100SXIF	CY25100SXIF	SOIC-8	3.13	3.45	3	200	3.3	1	2	Xtal/Ref-in CMOS	-45 to +85	3.95	3.38	3.27
727-CY25560SXC	CY25560SXC	SOIC-8	2.97	3.6	25	100	3.3	1	1	Xtal/Ref-in CMOS	0 to 70	2.40	2.07	2.07
727-CY25560SXI	CY25560SXI	SOIC-8	2.97	3.6	25	100	3.3	1	1	Xtal/Ref-in CMOS	-45 to +85	2.50	2.18	2.11
727-CY25562SXC	CY25562SXC	SOIC-8	2.97	3.6	50	200	3.3	1	1	Xtal/Ref-in CMOS	0 to 70	2.02	1.74	1.74
727-CY25568SXC	CY25568SXC	SOIC-16	2.97	3.6	4	128	3.3	1	4	Xtal/Ref-in CMOS	0 to 70	2.46	2.13	2.13
727-CY25811SXC	CY25811SXC	SOIC-8	2.97	3.6	4	32	3.3	1	1	Xtal/Ref-in CMOS	0 to 70	1.47	1.19	1.14
727-CY25812SXC	CY25812SXC	SOIC-8	2.97	3.6	4	64	3.3	1	1	Xtal/Ref-in CMOS	0 to 70	2.25	1.95	1.95
727-CY25812ZXC	CY25812ZXC	TSSOP-8	2.97	3.6	4	64	3.3	1	1	Xtal/Ref-in CMOS	0 to 70	1.93	1.66	1.66
727-CY25814SXC	CY25814SXC	SOIC-8	2.97	3.6	4	128	3.3	1	1	Xtal/Ref-in CMOS	0 to 70	1.98	1.61	1.55
727-CY25814SXI	CY25814SXI	SOIC-8	2.97	3.6	4	128	3.3	1	1	Xtal/Ref-in CMOS	-45 to +85	3.05	2.64	2.64

Programmable

Programmable timing solutions combine the convenience of field programming with the customary high performance of Cypress's timing products.

For quantities greater than listed, call for quote.

MOUSER STOCK NO.	Cypress Part No.	Package	Operating Voltage		Output Frequency		Core Voltage	No. of PLL	No. of Outputs	Input Signal Type	Temperature Range (°C)	Price Each		
			Min.	Max.	Min.	Max.						1	25	50
727-CY22050KFZXC	CY22050KFZXC	TSSOP-16	3.13	3.45	0.08	200	3.3	1	6	Xtal Inside	0 to 70	2.99	2.58	2.58
727-CY22150FZXI	CY22150FZXI	TSSOP-16	3.13	3.45	0.08	166.6	3.3	1	6	Xtal Inside	-45 to +85	4.32	3.73	3.73
727-CY22150KFZXC	CY22150KFZXC	TSSOP-16	3.13	3.45	0.08	200	3.3	1	6	Xtal Inside	0 to 70	3.17	2.74	2.74
727-CY22381FXC	CY22381FXC	SOIC-8	3.13	3.45	0	200	3.3	3	3	Xtal Inside	0 to 70	6.02	5.21	5.21
727-CY22381FXI	CY22381FXI	SOIC-8	3.13	3.45	0	166	3.3	3	3	Xtal Inside	-45 to +85	5.17	4.47	4.47
727-CY22392FXC	CY22392FXC	TSSOP-16	3.13	3.45	0	200	3.3	3	6	Xtal Inside	0 to 70	6.02	5.21	5.21
727-CY22392FXI	CY22392FXI	TSSOP-16	3.13	3.45	0	166	3.3	3	6	Xtal Inside	-45 to +85	6.70	5.79	5.79
727-CY223931FXI	CY223931FXI	TSSOP-16	3.13	3.45	0	166	3.3	3	6	Xtal Inside	-45 to +85	7.52	6.51	6.51
727-CY22393FXC	CY22393FXC	TSSOP-16	3.13	3.45	0	200	3.3	3	6	Xtal Inside	0 to 70	7.97	6.89	6.89
727-CY22393FXI	CY22393FXI	TSSOP-16	3.13	3.45	0	166	3.3	3	6	Xtal Inside	-45 to +85	8.23	7.12	7.12
727-CY22394FXI	CY22394FXI	TSSOP-16	3.13	3.45	0	375	3.3	3	5	Xtal Inside	-45 to +85	6.70	5.79	5.79
727-CY22395FXC	CY22395FXC	TSSOP-16	3.13	3.45	0	200	3.3	3	5	Xtal Inside	0 to 70	6.11	5.29	5.29
727-CY22801KFXI	CY22801KFXI	SOIC-8	3.14	3.47	1	166.6	3.3	1	3	Xtal Inside	-45 to +85	2.81	2.45	2.38
727-CY2291FX	CY2291FX	SOIC-20	3.0	5.5	0.077	90	3.3/5.0	3	8	Xtal Inside	0 to 70	3.17	2.74	2.74
727-CY2292FXC	CY2292FXC	SOIC-16	3.0	5.5	0.077	90	3.3/5.0	3	6	Xtal Inside	0 to 70	3.17	2.74	2.74
727-CY2292FXI	CY2292FXI	SOIC-16	3.0	5.5	0.077	80	3.3/5.0	3	6	Xtal Inside	-45 to +85	6.14	5.31	5.31
727-CY2292FZX	CY2292FZX	TSSOP-16	3.0	5.5	0.077	80	3.3/5.0	3	6	Xtal Inside	0 to 70	3.42	2.96	2.96
Set-Top Box with VCXO														
727-CY24713KSXC	CY24713KSXC	SOIC-8	3.13	3.45	4.9152	27	3.3	1	3	Xtal Inside	0 to 70	3.66	3.30	3.12
Two Outputs PCI-Express														
727-CY24293ZXC	CY24293ZXC	TSSOP-16	3.0	3.6	25	200	3.3	1	2	Xtal/Ref-in CMOS	0 to 70	3.17	2.74	2.74

CAPACITIVE BUTTON CONTROLLER

The CY8CMBR2044 incorporates several innovative features to save time, money, and can quickly enable a capacitive touch sensing UI in your next design. It does not require any software tools or coding because system configuration is done using hardware. These features enable a broader audience of designers to implement capacitive buttons without learning new tool sets and developing code. In addition, this device is enabled with Cypress's revolutionary SmartSense auto tuning algorithm. SmartSense ends the need to manually tune the UI during development as well as the required retuning during production ramp. This saves valuable engineering time, test time, production yield loss, and speeds the time to volume.

For quantities greater than listed, call for quote.

MOUSER STOCK NO.	Cypress Part No.	Package	Operating Voltage		CapSense I/Os	No. of GPOs	Operating Temp.	PWM	Slider Segments	SmartSense Enabled	Proximity Sensing	Price Each		
			Min.	Max.								1	25	50
727-8CMBR204424LKXI	CY8CMBR2044-24LKXI	QFN-16	1.71	5.5	4	4	-40 to +85	No	No	Yes	No	1.88	1.63	1.63

Evaluation Kit

For quantities greater than listed, call for quote.

MOUSER STOCK NO.	Cypress Part No.	Description	Price Each
727-CY3280-MBR	CY3280-MBR	CapSense Express™ evaluation kit with SmartSense™ auto tuning and features up to 4 CapSense buttons and 4 LEDs/GPOs.	49.16

WIRELESSUSB™ NL DEVELOPMENT KIT

The CY3668 WirelessUSB NL development kit provides a generic platform for developing wireless applications based on the WirelessUSB NL, enCoRe II and enCoRe V devices. The out-of-box examples that come with this kit also demonstrates the new enhanced agile HID protocol for secure and reliable wireless data transfers.

Kit Contains:

- CY3668 bridge/keyboard development boards (2)
- NL modules (2)
- CY3668- enCoRe II module (1)
- CY3668-enCoRe V modules (2)
- 3.3-V LCD (2)
- Power adaptor (2)
- Quick Start Guide
- Resource CD which includes, PSoC Designer, PSoC Programmer, Projects and documentation.



For quantities greater than listed, call for quote.

MOUSER STOCK NO.	Cypress Part No.	Description	Price Each
727-CY3668	CY3668	Wireless USB 2.4GHz Development Kit	614.68

USB TRANSCEIVER

Cypress' TX2UL is the world's smallest USB 2.0ULPI transceiver. TX2UL is suitable for use in any application that already has a USB controller but requires a ULPI transceiver. TX2UL supports a high variable input voltage range of 3.0V-5.775V, and is configurable to input frequencies of 13, 19.2, 24, 26MHz. Along with its ultra small size (2.14 x 1.76mm), TX2UL consumes only 5µA in sleep mode, thus making it ideal for mobile and battery powered applications. This Cypress product is popular with USB modem dongles, handsets and other consumer electronic devices.

For quantities greater than listed, call for quote.

MOUSER STOCK NO.	Cypress Part No.	Package	Operating Voltage		I/O Options	Data Transfers	Temperature Range (°C)	Price Each		
			Min.	Max.				1	25	50
727-CY7C68003-24LQXI	CY7C68003-24LQXI	QFN-24	1.8	3.3	ULPI, 8-Bit Uni- or Bi-Directional	Bulk, Interrupt, Isochronous	-40 to +85	1.87	1.63	1.63

USB 2.0 TO UART BRIDGE CONTROLLER

Cypress CY7C64225 USB-to-UART Bridge Controller is a fully integrated USB-to-UART Bridge that provides a simple way of updating RS-232 based devices to USB with a minimal number of components. The CY7C64225 includes a USB 2.0 Full-Speed controller, a UART transceiver, internal regulator, internal oscillator and internal EEPROM in a 28-pin SSOP package. The internal EEPROM can be used to program customer specific information for OEM applications. This is done in-system via USB. Royalty free Virtual COM Port (VCP) device drivers are provided by Cypress Semiconductor. This allows the device to appear as a COM port to PC applications. All UART signals including the handshaking and control signals are implemented.



For quantities greater than listed, call for quote.

MOUSER STOCK NO.	Cypress Part No.	Package	Operating Voltage		Data Rate (Mbps)	UART Baud Rate	Temperature Range (°C)	Price Each		
			Min.	Max.				1	25	100
727-CY7C64225-28PVXC	CY7C64225-28PVXC	SSOP-20	3	5.25	12, 480	300-115200	0 to 70	3.30	2.85	2.25

© Copyright 2013 Mouser Electronics
© Copyright 2013 Mouser Electronics

CYPRESS Buffers

RoHS Compliant **This product is RoHS compliant.**

BUFFERS

Cypress delivers high-performance, mixed-signal, programmable solutions that provide customers with rapid time-to-market and exceptional system value. Cypress offerings include the flagship PSoC® programmable system-on-chip families and derivatives such as PowerPSoC® solutions for high-voltage and LED lighting applications, CapSense® touch sensing and TrueTouch™ solutions for touchscreens. Cypress is the world leader in USB controllers, including the high-performance West Bridge® solution that enhances connectivity and performance in multimedia handsets. Cypress is also a leader in high-performance memories and programmable timing devices. Cypress serves numerous markets including consumer, mobile handsets, computation, data communications, automotive, industrial and military.

For quantities greater than listed, call for quote..

MOUSER STOCK NO.	Cypress Part No.	Package	Operating Voltage		Output Frequency		Core Voltage	No. of PLL	No. of Outputs	Input Signal Type	Temperature Range (°C)	Price Each		
			Min.	Max.	Min.	Max.						1	25	50
Clock Fanout														
727-CY2CC810OXI	CY2CC810OXI	SSOP-20	2.38	3.45	0	650	2.5/3.3	0	10	LVCMOS	-40 to +85	6.93	6.00	6.00
727-CY2DP814ZXC	CY2DP814ZXC	TSSOP-16	3.13	3.45	0	450	3.3	0	4	LVDS/LVPECL/LVTTL	0 to 70	7.05	6.10	6.10
High Speed, Low Voltage Programmable Skew Clock														
727-CY7B9911V-5JXC	CY7B9911V-5JXC	PLCC-32	3.0	3.6	3.75	110	3.3	1	8	LVTTL	0 to 70	70.77	61.38	61.38
Low Skew Clock														
727-CY7B9910-2SXC	CY7B9910-2SXC	SOIC-24	4.5	5.5	15	80	5.0	1	8	TTL	0 to 70	15.40	13.32	13.32
727-CY7B9910-5SXC	CY7B9910-5SXC	SOIC-24	4.5	5.5	15	80	5.0	1	8	TTL	0 to 70	8.93	6.74	6.52
727-CY7B9910-5SXI	CY7B9910-5SXI	SOIC-24	4.5	5.5	15	80	5.0	1	8	TTL	-40 to +85	13.63	11.79	11.79
Low Voltage Programmable Skew Clock														
727-CY7B991V-2JXC	CY7B991V-2JXC	PLCC-32	3.0	3.6	3.75	80	3.3	1	8	LVTTL	0 to 70	21.40	17.12	17.12
727-CY7B991V-5JXC	CY7B991V-5JXC	PLCC-32	3.0	3.6	3.75	80	3.3	1	8	LVTTL	0 to 70	18.69	16.17	16.17
727-CY7B991V-7JXC	CY7B991V-7JXC	PLCC-32	3.0	3.6	3.75	80	3.3	1	8	LVTTL	0 to 70	18.04	15.60	15.60
Non-Zero Delay														
727-CY2304NZZXC-1	CY2304NZZXC-1	TSSOP-8	3.0	3.6	0	140	3.3	0	4	LVCMOS/TTL	0 to 70	4.49	3.37	3.26
727-CY2304NZZXI-1	CY2304NZZXI-1	TSSOP-8	3.0	3.6	0	140	3.3	0	4	LVCMOS/TTL	-40 to +85	5.99	5.18	5.18
727-CY2309NZSXC-1H	CY2309NZSXC-1H	SOIC-16	3.0	3.6	0	133	3.3	0	9	LVCMOS/LVTTL	0 to 70	5.87	5.08	5.08
727-CY2309NZSXI-1H	CY2309NZSXI-1H	SOIC-16	3.0	3.6	0	133	3.3	0	9	LVCMOS/LVTTL	-40 to +85	6.42	4.82	4.65
727-CY29940AXC	CY29940AXC	TQFP-32	2.38	3.45	0	200	2.5/3.3	0	18	LVPECL/LVCMOS	0 to 70	8.45	6.26	6.06
727-CY29942AXC	CY29942AXC	TQFP-32	2.38	3.45	0	200	2.5/3.3	1	18	LVCMOS/LVTTL	0 to 70	10.44	9.03	9.03
727-CY29942AXI	CY29942AXI	TQFP-32	2.38	3.45	0	200	2.5/3.3	0	18	LVCMOS/LVTTL	-40 to +85	7.93	6.68	6.47
727-CY29946AXI	CY29946AXI	TQFP-32	2.38	3.6	0	200	2.5/3.3	0	10	LVCMOS/LVTTL	-40 to +85	8.35	7.21	7.21
727-CY29972AXI	CY29972AXI	TQFP-52	3.0	3.6	0	125	3.3	1	12	Xtal/LVCMOS/LVTTL	-40 to +85	4.58	3.96	3.96
Programmable Skew Clock														
727-CY7B991-2JXC	CY7B991-2JXC	PLCC-32	4.5	5.5	3.75	80	5.0	1	8	TTL	0 to 70	21.40	17.12	17.12
727-CY7B991V-5JXI	CY7B991V-5JXI	PLCC-32	3.0	3.6	3.75	80	3.3	1	8	LVTTL	-40 to +85	33.17	26.54	26.54
727-CY7B991-5JXI	CY7B991-5JXI	PLCC-32	4.5	5.5	3.75	80	5.0	1	8	TTL	-40 to +85	27.93	22.34	22.34
Zero Delay														
727-CY2300SXC	CY2300SXC	SOIC-8	3.0	3.6	10	166.67	3.3	1	4	LVCMOS/LVTTL	0 to 70	8.89	7.69	7.69
727-CY2302SXC-1	CY2302SXC-1	SOIC-8	3.13	5.5	10	133	3.3/5.0	1	2	LVCMOS/LVTTL	0 to 70	3.46	2.99	2.99
727-CY2302SXI-1	CY2302SXI-1	SOIC-8	3.13	5.5	10	133	3.3/5.0	1	2	LVCMOS/LVTTL	-40 to +85	3.46	2.99	2.99
727-CY2303SXC	CY2303SXC	SOIC-8	3.0	3.6	10	166.67	3.3	1	3	LVCMOS/LVTTL	0 to 70	5.87	5.08	5.08
727-CY2304SXC-1	CY2304SXC-1	SOIC-8	3.0	3.6	10	133	3.3	0	4	LVCMOS/LVTTL	0 to 70	3.07	2.66	2.66
727-CY2304SXC2	CY2304SXC-2	SOIC-8	3.0	3.6	10	133	3.3	0	4	LVCMOS/LVTTL	0 to 70	7.20	6.23	6.23
727-CY2304SXI-1	CY2304SXI-1	SOIC-8	3.0	3.6	10	133	3.3	0	4	LVCMOS/LVTTL	-40 to +85	6.82	5.90	5.90
727-CY2305CSXC-1	CY2305CSXC-1	SOIC-8	3.0	3.6	10	133	3.3	1	5	LVCMOS/LVTTL	0 to 70	2.23	1.93	1.93
727-CY2305CSXC-1H	CY2305CSXC-1H	SOIC-8	3.0	3.6	10	133	3.3	1	5	LVCMOS/LVTTL	0 to 70	2.79	2.42	2.42
727-CY2305CSXI-1H	CY2305CSXI-1H	SOIC-8	3.0	3.6	10	133	3.3	1	5	LVCMOS/LVTTL	-40 to +85	3.26	2.82	2.82
727-CY2305SXC-1	CY2305SXC-1	SOIC-8	3.0	3.6	10	133	3.3	1	5	LVCMOS/LVTTL	0 to 70	1.52	1.32	1.32
727-CY2305SXC-1H	CY2305SXC-1H	SOIC-8	3.0	3.6	10	133	3.3	1	5	LVCMOS/LVTTL	0 to 70	1.41	1.23	1.19
727-CY2305SXI-1	CY2305SXI-1	SOIC-8	3.0	3.6	10	133	3.3	1	5	LVCMOS/LVTTL	-40 to +85	7.32	6.32	6.32
727-CY2305SXI-1H	CY2305SXI-1H	SOIC-8	3.0	3.6	10	133	3.3	1	5	LVCMOS/LVTTL	-40 to +85	4.71	4.07	3.85
727-CY2308SXC-1	CY2308SXC-1	SOIC-16	3.0	3.6	10	133	3.3	1	8	LVCMOS/LVTTL	0 to 70	4.85	4.19	4.19
727-CY2308SXC-1H	CY2308SXC-1H	SOIC-16	3.0	3.6	10	133	3.3	1	8	LVCMOS/LVTTL	0 to 70	4.96	4.29	4.29
727-CY2308SXC-2	CY2308SXC-2	SOIC-16	3.0	3.6	10	133	3.3	1	8	LVCMOS/LVTTL	0 to 70	4.49	3.88	3.88
727-CY2308SXC3	CY2308SXC-3	SOIC-16	3.0	3.6	10	133	3.3	1	8	LVCMOS/LVTTL	0 to 70	4.30	3.71	3.71
727-CY2308SXC4	CY2308SXC-4	SOIC-16	3.0	3.6	10	133	3.3	1	8	LVCMOS/LVTTL	0 to 70	4.30	3.71	3.71
727-CY2308SXI-1	CY2308SXI-1	SOIC-16	3.0	3.6	10	133	3.3	1	8	LVCMOS/LVTTL	-40 to +85	6.74	6.74	6.52
727-CY2308SXI-1H	CY2308SXI-1H	SOIC-16	3.0	3.6	10	133	3.3	1	8	LVCMOS/LVTTL	-40 to +85	2.93	2.54	2.54
727-CY2308SXI-2	CY2308SXI-2	SOIC-16	3.0	3.6	10	133	3.3	1	8	LVCMOS/LVTTL	-40 to +85	9.88	8.54	8.54
727-CY2308SXI-4	CY2308SXI-4	SOIC-16	3.0	3.6	10	133	3.3	1	8	LVCMOS/LVTTL	-40 to +85	9.88	8.54	8.54
727-CY2308ZXI1H	CY2308ZXI-1H	TSSOP-16	3.0	3.6	10	133	3.3	1	8	LVCMOS/LVTTL	-40 to +85	5.76	4.99	4.99
727-CY2309SXC-1	CY2309SXC-1	SOIC-16	3.0	3.6	10	133	3.3	1	9	LVCMOS/LVTTL	0 to 70	2.81	2.45	2.38
727-CY2309SXC-1H	CY2309SXC-1H	SOIC-16	3.0	3.6	10	133	3.3	1	9	LVCMOS/LVTTL	0 to 70	2.79	2.42	2.42
727-CY2309SXI1	CY2309SXI-1	SOIC-16	3.0	3.6	10	133	3.3	1	9	LVCMOS/LVTTL	-40 to +85	8.23	7.12	7.12
727-CY2309ZXC-1H	CY2309ZXC-1H	TSSOP-16	3.0	3.6	10	133	3.3	1	9	LVCMOS/LVTTL	0 to 70	5.17	4.47	4.47
727-CY23EP05SXC-1	CY23EP05SXC-1	SOIC-8	2.3	3.6	10	220	2.5/3.3	1	5	LVCMOS/LVTTL	0 to 70	4.46	3.86	3.86
727-CY23EP05SXC-1H	CY23EP05SXC-1H	SOIC-8	2.3	3.6	10	220	2.5/3.3	1	5	LVCMOS/LVTTL	0 to 70	4.75	4.11	3.97
727-CY23EP05SXI-1	CY23EP05SXI-1	SOIC-8	2.3	3.6	10	220	2.5/3.3	1	5	LVCMOS/LVTTL	-40 to +85	5.40	4.68	4.68
727-CY23EP05SXI-1H	CY23EP05SXI-1H	SOIC-8	2.3	3.6	10	220	2.5/3.3	1	5	LVCMOS/LVTTL	-40 to +85	6.58	5.69	5.69
727-CY23EP09SXC-1	CY23EP09SXC-1	SOIC-16	2.3	3.6	10	220	2.5/3.3	1	9	LVCMOS/LVTTL	0 to 70	6.93	5.99	5.99
727-CY23EP09SXC-1H	CY23EP09SXC-1H	SOIC-16	2.3	3.6	10	220	2.5/3.3	1	9	LVCMOS/LVTTL	0 to 70	7.40	6.40	6.40
727-CY23EP09ZXC-1H	CY23EP09ZXC-1H	TSSOP-16	2.3	3.6	10	220	2.5/3.3	1	9	LVCMOS/LVTTL	0 to 70	5.29	4.57	4.57
727-CY23EP09ZXI-1H	CY23EP09ZXI-1H	TSSOP-16	2.3	3.6	10	220	2.5/3.3	1	9	LVCMOS/LVTTL	-40 to +85	5.99	5.26	4.79
727-CY23FP12OXC	CY23FP12OXC	SSOP-28	3.13	3.45	10	220	3.3	1	12	LVCMOS/LVTTL	0 to 70	9.63	7.22	6.99
727-CY23S05SXC-1	CY23S05SXC-1	SOIC-8	3.0	3.6	10	133	3.3	1	5	LVCMOS/LVTTL	0 to 70	3.76	3.25	3.25
727-CY23S05SXC-1H	CY23S05SXC-1H	SOIC-8	3.0	3.6	10	133	3.3	1	5	LVCMOS/LVTTL	0 to 70	3.76	3.25	3.25
727-CY29352AXI	CY29352AXI	TQFP-32	2.38	3.45	16.67	200	2.5/3.3	1	11	LVPECL/LVCMOS	-40 to +85	9.29	8.03	8.03

© Copyright 2013 Mouser Electronics
© Copyright 2013 Mouser Electronics

Products may be RoHS compliant. Check mouser.com for RoHS status.

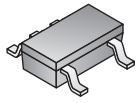
SOT-23-5

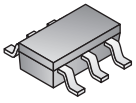
TSOT-23-5


MSOP-10

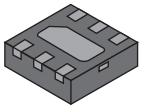
DFN-6

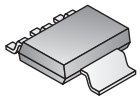
SOT-223


TSSOP-20


QSOP-16

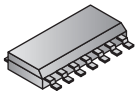
SO-14N

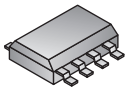
SO-8-EP


DFN-14-43, TDFN-14-43

ZETEX LED/LCD DRIVER SOLUTIONS/LIGHTING ICS

The ZXLD1100/1101/1937 are regulated voltage mode boost converters for white LED driving for backlighting in color LCD displays. An integrated switch and over voltage clamp (ZXLD 1100) reduces the solution component count. The ZXSC400 is a regulated, voltage mode converter for white LED backlighting in color LCD displays. The LED current (which is programmed with a single resistor) changes by typically less than 1% over the Li-Ion supply range. The ZXSC300/310 are constant power converters primarily focused at single or dual cell (white) LED driving in flashlight and garden light applications. Both products feature a programmable peak current to optimize efficiency and supply requirements. The ZXSC300/310 features a pulse mode that eliminates the need for a rectifier diode, which provides the highest efficiencies available especially for single cell operation.

Features:

- Internal 30V switch - ZXLD1100/1101
- Open circuit protection - ZXLD1100
- Low 0.1V feedback voltage for high efficiency - ZXLD series
- High efficiency: 94% - ZXSC3xx in pulse mode
- 0.8V operation - ZXSC3xx
- Programmable LED current
- Drives up to 8 LEDs at 20mA - ZXSC400
- Series, parallel and series parallel combinations
- <500nA shutdown current

Applications:

- White LED backlighting for color LCD displays - ZXLD1100/1101
- Emergency/standby lighting - ZXSC400
- Solar powered traffic signs - ZXSC3xx
- High performance LED flashlights - ZXSC400
- LED flashlights - ZXSC3xx
- LED solar panel garden lights - ZXSC3xx

♦**Surface Mount Device**

For quantities greater than listed, call for quote.

MOUSER STOCK NO.	Zetex Part No.	Package	Input Voltage Range (V)	Output Voltage Range (1) (V)	Shutdown Current (μA)	Typical Quiescent Current μA	Efficiency V_{in}=3.0V	Price Each 1	25	100	250
♦ 522-ZXSC300E5TA	ZXSC300E5TA	SOT-23-5	0.8-8.0	Vin to Vm	-	200	88 with 1 LED	.95	.845	.762	.503
♦ 522-ZXSC310E5TA	ZXSC310E5TA	SOT-23-5	0.8-8.0	Vin to Vm	4	200	88 with 1 LED	1.07	1.01	.855	.744
♦ 522-ZXSC380FHTA	ZXSC380FHTA	SOT-23-3	0.8-6.0	Vin to 20	-	-	80 @ 1.5V	.81	.728	.631	.546
♦ 522-ZXSC400E6TA	ZXSC400E6TA	SOT-23-6	1.8-8.0	Vin to Vm	3	150	80 with 4 LEDs	1.14	1.02	.915	.797
♦ 522-ZXLD1320DCATC	ZXLD1320DCATC	TDFN-14-43	4-18	Vin to 18	-	12	85 with 4 LEDs	3.00	2.68	2.44	2.23
♦ 522-ZXLD1321DCATC	ZXLD1321DCATC	TDFN-14-43	1.2-12	Vin to 18	-	12	85 with 5 LEDs	3.11	2.68	2.54	2.31
♦ 522-ZXLD1322DCCTC	ZXLD1322DCCTC	DFN-14-43	2.5-15	Vin to 18	-	12	80 with 3 LEDs	3.23	2.94	2.63	2.40
♦ 522-ZXLD1350ET5TA	ZXLD1350ET5TA	TSOT-23-5	7.0-30	30	-	250	95	2.05	1.86	1.67	1.50
♦ 522-ZXLD1360E5TA	ZXLD1360ET5A	SOT-23-5	7.0-30	30	-	20	95	3.23	3.12	2.63	2.40
♦ 522-ZXLD1362ET5TA	ZXLD1362ET5TA	TSOT-23-5	6-60	Vin to 60	-	65	95	3.20	2.77	2.41	1.81
♦ 522-ZXLD1615ET5TA	ZXLD1615ET5TA	TSOT-23-5	2.5-5.5	Vin to 28	0.1	60	85	1.64	1.58	1.34	1.20

ZETEX LED DRIVER ICS

Features:

- 1000:1 PWM dimming range
- Inherent open-circuit LED protection
- High switching frequency
- Output shut down

Applications:

- Low voltage halogen replacement LEDs
- Automotive lighting
- Illuminated signs
- Low voltage industrial lighting

♦**Surface Mount Device**

MOUSER STOCK NO.	Zetex Part No.	Package	Min - Max Input Volt (V)	Output Voltage (V)	Typ Peak Output Current (A)	Frequency (kHz) typ	Efficiency (%)	Dimming Type	Price Each 1	25	100	Reel Qty.	Price Per Piece
♦ 522-ZXLD1352ET5TA	ZXLD1352ET5TA	TSOT-23-5	7-30	30	0.35	1000	97	DC/PWM	2.05	1.93	1.67	3000	.92
♦ 522-ZXLD1356DACTC	ZXLD1356DACTC	DFN-6	6-60	60	0.55	1000	97	DC/PWM	2.89	2.62	2.12	3000	1.29
♦ 522-ZXLD1356ET5TA	ZXLD1356ET5TA	TSOT-23-5	6-60	60	0.55	1000	97	DC/PWM	2.57	2.42	1.88	3000	1.16
♦ 522-ZXLD1366DACTC	ZXLD1366DACTC	DFN-6	6-60	60	1.00	500	95	DC/PWM	3.37	3.03	2.25	3000	1.58
♦ 522-ZXLD1366ET5TA	ZXLD1366ET5TA	TSOT-23-5	6-60	60	1.00	500	95	DC/PWM	3.58	3.14	2.44	3000	1.78
♦ 522-ZXLD1366EN8TC	ZXLD1366EN8TC	SO-8-EP	6-60	60	1	500	95	DC/PWM	3.16	2.85	2.03	2500	1.80
♦ 621-ZXLD383ET5TA	ZXLD383ET5TA	TSOT-23-5	0.9-2.2	Vin to 20	0.8	330	85	DC/PFM	.94	.859	.751	3000	.389

ZETEX VARIABLE SPEED BRUSHLESS FAN MOTOR CONTROLLER

The ZXMB1004 is a single phase BLDC motor pre-driver providing variable speed control. Suitable for DC fans and blowers the IC can take inputs from an external PWM source or a thermistor to adjust the speed characteristics.

Features:

- Single-phase pre-driver with variable speed control
- PWM output drive for speed control, variable by external thermistor or PWM inputs
- Adjustable minimum speed setting
- Ability to be able to remove any speed change against supply voltage variation
- Low noise

Applications:

- Telecom mainframe fans and blowers
- Mainframe and PC computer fans and blowers
- Industrial fans and blowers

♦**Surface Mount Device**

For quantities greater than listed, call for quote.

MOUSER STOCK NO.	Zetex Part No.	Package	Type	Quiescent Current Max. (mA)	Output Drive Current Max. (mA)	PWM Frequency (kHz)	Output Flag	Price Each 1	25	100	250
♦ 522-ZXBM1004Q16TA	ZXBM1004Q16TA	SOT-223	Single	8	5	24	Rotor lock & Speed Pulse	1.22	1.16	1.10	1.05
♦ 522-ZXBM1015ST20TC	ZXBM1015ST20TC	TSSOP-20	Single	15	16	24	Rotor lock & Speed Pulse	2.59	2.32	2.11	1.89
♦ 522-ZXBM2004Q16TA	ZXBM2004Q16TA	QSOP-16	Dual	7.5	5	24	Rotor lock & Speed Pulse	1.90	.963	.91	.845
♦ 522-ZXBM2003X10TA	ZXBM2003X10TA	MSOP-10	Dual	3	80	1-50	Speed pulse only	1.44	.728	.687	.641

ZETEX ANALOG VIDEO PRODUCTS

The Zetex range of video solutions has been expanded by the addition of a sync separator and a DC restore amplifier. The ZXFV4089 uses a sync pulse (typically from a sync separator) to restore the video black level to the correct DC voltage. The high speed amplifiers/buffers include quad and single amplifiers plus multi-channel unity-gain buffers. The ZXFV202, single video amplifier, is available in SOT23 offering superb differential gain and phase performance of 0.01%/0.01° respectively. ZXFV301N16 and ZXFV302N16 4:1 multiplexers are for use in video and other high speed applications.

♦**Surface Mount Device**

For quantities greater than listed, call for quote.

MOUSER STOCK NO.	Zetex Part No.	Package	Type	Supply Voltage (V)	Supply Current (mA)	Price Each 1	25	100	250
♦ 522-ZXFV202N8EV	ZXFV202N8EV	-	Eval Board For ZXFV202N8TA	±5	7	84.26	-	-	-
♦ 522-ZXFV203EV	ZXFV203EV	-	Eval Board For ZXFV203N14TA	±5	21	84.26	-	-	-
♦ 522-ZXFV203N14TA	ZXFV203N14TA	SO-14N	Triple Video Amp	±5	21	2.47	2.19	1.92	1.73
♦ 522-ZXFV302EV	ZXFV302EV	-	Eval Board For ZXFV302N16	±5	17	84.26	-	-	-

© Copyright 2013 Mouser Electronics

© Copyright 2013 Mouser Electronics

DIODES INC. Analog ICs

A Product Line of Diodes Incorporated | ZETEX

Products may be RoHS compliant. Check mouser.com for RoHS status.

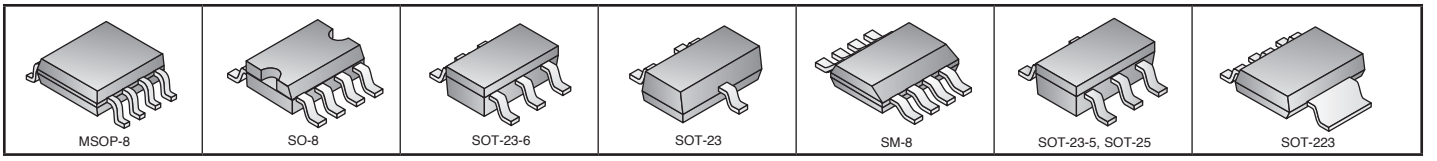

ZETEX GATE DRIVERS

♦ Surface Mount Device

For quantities greater than listed, call for quote.

MOUSER STOCK NO.	Zetex Part No.	Package	Vin Max (V)	Vcc Max (V)	Isource @ Iin=10mA (A)	Isink (A)	Iin Max (V)	Isinkpk Max (A)	Price Each 1	25	100	500
♦ 522-ZXGD3001E6TA	ZXGD3001E6TA	SOT-23-6	12	12	4.2	2.2	1	9	.81	.752	.645	.452
♦ 522-ZXGD3002E6TA	ZXGD3002E6TA	SOT-23-6	20	20	2.2	2	1	9	.81	.752	.645	.452
♦ 522-ZXGD3003E6TA	ZXGD3003E6TA	SOT-23-6	40	40	1.6	1.4	1	5	.63	.584	.501	.367
♦ 522-ZXGD3004E6TA	ZXGD3004E6TA	SOT-23-6	40	40	1.9	1.9	1	8	.81	.752	.645	.473
♦ 522-ZXGD3101T8	ZXGD3101T8TA	SM-8	15	15	3	3	-	-	3.15	2.82	2.57	1.99

ZETEX SINGLE AND MULTI-CELL SYSTEM POWER BOOST CONVERTERS

The ZXSC100/410/420 are voltage mode inductive boost converters aimed at providing system voltages from battery supplies. The ZXSC410/420 provide any regulated voltage above Vin from dual cell and Li-Ion cells with a typical line regulation of 1%. The ZXSC420 option provides an 'End of regulation' flag which uses all available battery energy before signaling a shutdown. The ZXSC100 caters for single cell operation with a guaranteed start up under full load conditions down to 1V. All products feature programmable peak current to optimize efficiency and supply requirements. Maximum output voltages are limited only by the rating of the external switching device.

Features:

- High efficiency: 80%+
- Typical 1% load and line regulation - ZXSC410/420
- Low shutdown current
- End of regulation flag - ZXSC420
- Single cell operation - ZXSC100
- Up to 2W output power

Applications:

- System supplies from dual cell and Li-Ion cells
- LCD bias voltage supplies
- System supplies from single Alkaline, NiCd or NiMH cells - ZXSC100
- System supplies from solar cells - ZXSC100
- Varactor and PIN diode bias

♦ Surface Mount Device

For quantities greater than listed, call for quote.

MOUSER STOCK NO.	Zetex Part No.	Package	Input Voltage Range (V)	Output Voltage Range (V)	Line Regulation (%/V)	Typical Quiescent Curr. (μA)	Efficiency (%) VOUT = 3.0V IOUT = 50mA	Typical Output Toler. (%)	Price Each 1	25	100	250
♦ 522-ZXSC100X8TA	ZXSC100X8TA	MSOP-8	0.93-3.5	Vin to Vm	7	150	82	4	1.55	1.50	1.27	1.13
♦ 522-ZXSC100N8TA	ZXSC100N8TA	SO-8	0.93-3.5	Vin to Vm	7	150	82	4	2.69	2.30	2.11	1.82
♦ 522-ZXSC410E6TA	ZXSC410E6TA	SOT-23-6	1.8-8.0	Vin to Vm	0.5	150	85	1	1.46	1.28	1.16	1.01
♦ 522-ZXSC420E6TA	ZXSC420E6TA	SOT-23-6	1.8-8.0	Vin to Vm	0.5	150	85	1	1.46	1.28	1.16	1.01

ZETEX ZXCT SERIES - CURRENT MONITORS

The ZXCT range of high-side current monitors and current sense amplifiers provide elegant design solutions for current measurement and power control. The ZXCT1009 current sensing monitor takes a high-side voltage developed across a current shunt resistor and, acting as a current mirror, translates it into a scaled ground referenced voltage. The ZXCT1010 offers reduced typical offset and improved accuracy at low sense voltages. The ZXCT1021/1022 current sense amplifiers are particularly suited to low sense voltage applications. The ZXCT1030 includes a 1.2V bandgap reference and comparator.

Features:

- High-side current sensing
- Output voltage scaling
- Up to 2.5V sense voltage
- 2.5-20V supply range
- 1% typical accuracy

Applications:

- Battery chargers
- Smart battery packs
- DC motor control
- Over current monitor
- Power management

✻ Relative to I_{OUT}

♦ Surface Mount Device

For quantities greater than listed, call for quote.

MOUSER STOCK NO.	Zetex Part No.	Package	Description	VIN (V)	Accuracy @ Vsense =100mV	Typical Quiescent Curr. (μA)	Gain (Output/Vsense)	Bandwidth (MHz)	Price Each 1	25	100	250
♦ 522-ZXCT1008FTA	ZXCT1008FTA	SOT-23	Wide ambient temperature range	2.5 to 20	±2.5%	-	10mA/V	2	1.16	.856	.685	.514
♦ 522-ZXCT1009FTA	ZXCT1009FTA	SOT-23	Simple current monitor	2.5 to 20✻	±2.5%	5	User defined	2	1.04	.92	.831	.537
♦ 522-ZXCT1009T8TA	ZXCT1009T8TA	SM-8	Simple current monitor	2.5 to 20	±2.5%	5	User defined	2	1.69	1.44	1.38	1.24
♦ 522-ZXCT1010E5TA	ZXCT1010E5TA	SOT-23-5	Enhanced offset	2.5 to 20	±2.5%	4	User defined	2	1.25	1.18	.993	.865
♦ 522-ZXCT1011E5TA	ZXCT1011E5TA	SOT-23-5	Improved temperature drift	2.5 to 20✻	±2.5%	-	10mA/V	2	1.25	1.18	.993	.865
♦ 522-ZXCT1021E5TA	ZXCT1021E5TA	SOT-23-5	For low sense voltage	2.5 to 20	±2%	25	10	1	1.38	1.24	1.09	.956
♦ 522-ZXCT1022E5TA	ZXCT1022E5TA	SOT-23-5	For low sense voltage	2.5 to 20	±2%	25	100	1	1.54	1.24	1.09	.956
♦ 522-ZXCT1030N8TA	ZXCT1030N8TA	SO-8	Enhanced function w/internal ref. and comp.	2.5 to 20	±3%	270	10V/V	6	1.64	1.32	1.20	1.11
♦ 522-ZXCT1051E5TA	ZXCT1051E5TA	SOT-23-5	Precision, wide input range	2.7 to 20	±2%	-	10	1	1.46	1.28	1.16	1.01
♦ 522-ZXCT1080E5TA	ZXCT1080E5TA	SOT-23-5	High voltage, high-side current	3 to 60	±3%	30	10	0.5	1.71	1.26	1.01	.759
♦ 522-ZXCT1081E5TA	ZXCT1081E5TA	SOT-23-5	High volume, high-side current	3.0 to 40	±3%	30	10	1.5	1.56	1.34	1.24	1.08
♦ 522-ZXCT1083E5TA	ZXCT1083E5TA	SOT-25	High-side unipolar curr sense monitor	2.7 - 40	2	2	0.5	0.5	1.64	1.49	1.18	1.01
♦ 522-ZXCT1084E5TA	ZXCT1084E5TA	SOT-25	High-side unipolar curr sense monitor	2.7 - 40	2	2	25	0.5	1.61	1.46	1.31	1.18
♦ 522-ZXCT1085E5TA	ZXCT1085E5TA	SOT-25	High-side unipolar curr sense monitor	2.7 - 40	2	2	25	0.5	1.64	1.49	1.18	1.01
♦ 522-ZXCT1086E5TA	ZXCT1086E5TA	SOT-25	High-side unipolar curr sense monitor	2.7 - 60	2	2	50	0.2	1.61	1.46	1.31	1.18
♦ 522-ZXCT1087E5TA	ZXCT1087E5TA	SOT-25	High-side unipolar curr sense monitor	2.7 - 40	2	2	50	0.2	1.64	1.49	1.18	1.01

ZETEX RESET LOW MONITORS

These devices are three terminal voltage monitoring circuits used in microprocessor systems. They provide a 'power on reset' function and produce a system reset 'low' on power fail. A selection of reset thresholds are available. All devices are designed to operate over the temperature range -40°C to 85°C.

RoHS Compliant

Features:

- Automatic reset generation
- Guaranteed operation from 1V
- High output current

Applications:

- Microprocessor systems
- Computers and computer peripherals
- Automotive
- Battery powered equipment

♦ Surface Mount Device

For quantities greater than listed, call for quote.

MOUSER STOCK NO.	Zetex Part No.	Package	Typical Vcc (V)	Threshold Voltage (V)	Typical Hysteresis (mV)	Max Output Sink Current (mA)	Input Voltage Range (V)	Max Quiescent Curr. (μA)	Price Each 1	25	100	250
♦ 522-ZSM560GTA	ZSM560GTA	SOT-223	5	4.6	20	60	1 to 6.5	200	1.54	1.38	1.09	.956

ZETEX BOOST CONVERTER FOR CAMERA PHOTOFLASH APPLICATIONS

The ZXSC440 is a dedicated photoflash charger, charging an 80μF photoflash capacitor to 300V in 3.5 seconds from a 3V supply. The flyback conversion efficiency is typically 75%, much higher than the commonly used discrete charging circuits. The Charge pin enables the circuit to be initiated from the camera's microprocessor, using negligible current when flash is not being used. The Ready pin signals the microprocessor when the flash is charged and ready to be fired. A small amount of hysteresis on the voltage feedback shuts down the device as long as the capacitor remains fully charged, again using negligible current.

Features:

- Charges a 80μF photoflash capacitor to 300V in 3.5 seconds from 3V
- Charges various value photoflash capacitors
- Over 75% flyback efficiency
- Charge and Ready pins
- Consumes only 4.5μA when not charging
- Small MSOP8 low profile package

Applications:

- Digital camera flash unit
- Film camera flash unit

RoHS Compliant

♦ Surface Mount Device

For quantities greater than listed, call for quote.

♦ 522-ZXSC440X8TA	ZXSC440X8TA	MSOP-8	1.8-8.0	Vin to Vm	0.5	150	85	1	1.83	1.52	1.22	.915

© Copyright 2013 Mouser Electronics
© Copyright 2013 Mouser Electronics

EXAR Interface Transceivers

RoHS Compliant **This product is RoHS compliant.**

EXAR
A New Direction in Mixed-Signal

EXAR RS-485/RS-422 TRANSCEIVERS

PRODUCT NEW

The XR317x series of transceivers offer a wide range of data rates from 250kbps to 20Mbps with high differential output swing (typ. 2.35V) which are ideal for industrial markets including applications such as field bus networks, high-speed motor control, factory automation, building automation, security systems and remote meter reading, amongst others.

For quantities greater than listed, call for quote.

MOUSER STOCK NO.	Exar Part No.	Package Type	Duplex	Data Rate (Kbps)	No. of Tx	No. of Rx	Vcc (V)	ESD (KV)	Shutdown	Temperature Range	Price Each 1	25	100
701-SP338ECR1-L	SP338ECR1-L	QFN-40	Full	20000	3	5	3.3, 5	15	Yes	0°C to 70°C	10.83	9.81	8.84
701-SP338EER1-L	SP338EER1-L	QFN-40	Full	20000	3	5	3.3, 5	15	Yes	-40°C to 85°C	11.57	10.41	9.10
701-SP339ECR1-L	SP339ECR1-L	QFN-40	Full	20000	3	5	3.3, 5	15	Yes	0°C to 70°C	9.76	8.78	7.81
701-SP339EER1-L	SP339EER1-L	QFN-40	Full	20000	3	5	3.3, 5	15	Yes	-40°C to 85°C	9.81	8.84	7.92

EXAR RS232 TRANSCEIVERS

PRODUCT NEW

For quantities greater than listed, call for quote.

MOUSER STOCK NO.	Exar Part No.	Package Type	Data Rate (Kbps)	No. of Tx	No. of Rx	Vcc (V) Min.	Vcc (V) Max.	ESD (KV)	No. of Ext. Caps	Nom Cap. Value (µF)	Shutdown	Temperature Range	Price Each 1	25	100
701-SP202ECN-L	SP202ECN-L	SOIC-16	120	2	2	4.5	5.5	15	4	0.1	Low Power	0°C to 70°C	1.12	.845	.722
701-SP202ECP-L	SP202ECP-L	PDIP-16	120	2	2	4.5	5.5	15	4	0.1	Low Power	0°C to 70°C	1.20	.91	.77
701-SP202EEN-L	SP202EEN-L	SOICN-16	120	2	2	4.5	5.5	15	4	0.1	No	-40°C to 85°C	1.20	.899	.77
701-SP208EET-L	SP208EET-L	SOICW-24	120	4	4	4.5	5.5	15	4	0.1	No	-40°C to 85°C	3.01	2.42	2.18
701-SP211ECA-L	SP211ECA-L	SSOP-28	120	4	5	4.5	5.5	15	4	0.1	Yes	0°C to 70°C	2.33	1.84	1.56
701-SP211ECT-L	SP211ECT-L	WSOIC-28	120	4	5	4.5	5.5	15	-	0.1	Yes	-40°C to 85°C	2.43	1.84	1.56
701-SP211EET-L	SP211EET-L	SOICW-28	120	4	5	4.5	5.5	15	4	0.1	Yes	-40°C to 85°C	2.40	1.93	1.69
701-SP211ET-L	SP211ET-L	WSOIC-28	120	4	5	4.5	5.5.	2	-	0.1	Yes	-40°C to 85°C	2.50	1.90	1.62
701-SP213ECA-L	SP213ECA-L	SSOP-28	450	4	5	4.5	5.5	15	4	0.1	Yes	0°C to 70°C	2.15	1.73	1.55
701-SP213EHCA-L	SP213EHCA-L	SSOP-28	450	4	5	4.5	5.5	15	4	0.1	Yes	0°C to 70°C	2.23	1.75	1.50
701-SP232ACN-L	SP232ACN-L	SOIC-16	120	2	2	4.5	5.5	2	4	0.1	No	0°C to 70°C	1.13	.899	.77
701-SP232ACP-L	SP232ACP-L	PDIP-16	120	2	2	4.5	5.5	2	4	0.1	No	0°C to 70°C	1.13	.899	.77
701-SP232AEN-L	SP232AEN-L	SOICN-16	120	2	2	4.5	5.5	2	4	0.1	No	-40°C to 85°C	1.18	.937	.819
701-SP232AEP-L	SP232AEP-L	PDIP-16	120	2	2	4.5	5.5	2	4	0.1	No	-40°C to 85°C	1.18	.937	.803
701-SP232AET-L	SP232AET-L	SOICW-16	120	2	2	4.5	5.5	2	4	0.1	No	-40°C to 85°C	1.18	.937	.821
701-SP232ECN-L	SP232ECN-L	SOIC-16	120	2	2	4.5	5.5	15	4	0.1	No	0°C to 70°C	1.13	.899	.77
701-SP232ECP-L	SP232ECP-L	PDIP-16	120	2	2	4.5	5.5	15	4	0.1	No	0°C to 70°C	1.13	.899	.77
701-SP232EEN-L	SP232EEN-L	SOICN-16	120	2	2	4.5	5.5	15	4	0.1	No	-40°C to 85°C	1.18	.937	.819
701-SP232EEP-L	SP232EEP-L	PDIP-16	120	2	2	4.5	5.5	15	4	0.1	No	-40°C to 85°C	1.18	.937	.819
701-SP232EET-L	SP232EET-L	SOICW-16	120	2	2	4.5	5.5	15	4	0.1	No	-40°C to 85°C	1.18	.937	.819
701-SP233ACP-L	SP233ACP-L	PDIP-20	120	2	2	4.5	5.5	2	0	-	No	0°C to 70°C	7.21	5.79	5.19
701-SP233ACT-L	SP233ACT-L	SOICW-20	120	2	2	3.0	5.5	2	0	-	No	0°C to 70°C	4.49	3.95	3.41
701-SP233AET-L	SP233AET-L	SOICW-20	120	2	2	4.5	5.5	2	0	-	No	-40°C to 85°C	5.50	4.42	3.96
701-SP238AET-L	SP238AET-L	WSOIC-24	20	4	4	4.5	5.5	2	-	1	No	-40°C to 85°C	2.43	2.14	1.85
701-SP310ACP-L	SP310ACP-L	PDIP-18	120	2	2	4.5	5.5	2	-	0.1	Yes	0°C to 70°C	3.28	2.89	2.50
701-SP310ECT-L	SP310ECT-L	SOICW-18	120	2	2	4.5	5.5	15	4	0.1	Yes	-40°C to 85°C	2.92	2.20	1.87
701-SP312ACT-L	SP312ACT-L	SOICW-18	120	2	2	4.5	5.5	2	4	0.1	Yes	0°C to 70°C	3.05	2.41	2.04
701-SP3220EBCA-L	SP3220EBCA-L	SSOP-16	120	1	1	3.0	5.5	15	4	0.1	Yes	0°C to 70°C	2.15	1.70	1.43
701-SP3220EBEA-L	SP3220EBEA-L	SSOP-16	120	1	1	3.0	5.5	15	4	0.1	Yes	-40°C to 85°C	2.23	1.75	1.49
701-SP3220EEY-L	SP3220EEY-L	TSSOP-16	120	1	1	3.0	5.5	15	4	0.1	Yes	-40°C to 85°C	2.23	1.79	1.61
701-SP3222EBCA-L	SP3222EBCA-L	SSOP-20	250	2	2	3.0	5.5	15	4	0.1	Yes	0°C to 70°C	2.33	1.85	1.57
701-SP3222EBEY-L	SP3222EBEY-L	TSSOP-20	250	2	2	3.0	5.5	15	4	0.1	Yes	-40°C to 85°C	2.23	1.77	1.50
701-SP3222ECT-L	SP3222ECT-L	SOICW-18	120	2	2	3.0	5.5	15	4	0.1	Yes	0°C to 70°C	2.33	1.84	1.56
701-SP3222EEA-L	SP3222EEA-L	SSOP-20	120	2	2	3.0	5.5	15	4	0.1	Yes	-40°C to 85°C	2.40	1.90	1.62
701-SP3223EEA-L	SP3223EEA-L	SSOP-20	120	2	2	3.0	5.5	15	4	0.1	Yes	-40°C to 85°C	2.23	1.79	1.61
701-SP3224ECA-L	SP3224ECA-L	SSOP-20	250	2	2	3.0	5.5	15	4	0.1	Yes	0°C to 70°C	1.94	1.55	1.40
701-SP3224EEA-L	SP3224EEA-L	SSOP-20	250	2	2	3.0	5.5	15	4	0.1	Yes	-40°C to 85°C	2.00	1.62	1.46
701-SP3224EEY-L	SP3224EEY-L	TSSOP-20	250	2	2	3.0	5.5	15	4	0.1	Yes	-40°C to 85°C	1.95	1.61	1.46
701-SP3232EBCA-L	SP3232EBCA-L	SSOP-16	250	2	2	3.0	5.5	15	4	0.1	No	0°C to 70°C	1.62	1.28	1.12
701-SP3232EBEN-L	SP3232EBEN-L	SOICN-16	250	2	2	3.0	5.5	15	4	0.1	No	-40°C to 85°C	1.66	1.33	1.08
701-SP3232EBEY-L	SP3232EBEY-L	TSSOP-16	250	2	2	3.0	5.5	15	4	0.1	No	-40°C to 85°C	1.66	1.33	1.16
701-SP3232ECA-L	SP3232ECA-L	SSOP-16	120	2	2	3.0	5.5	15	4	0.1	No	0°C to 70°C	1.62	1.28	1.12
701-SP3232ECN-L	SP3232ECN-L	SOIC-16	120	2	2	3.0	5.5	15	4	0.1	No	0°C to 70°C	1.62	1.28	1.12
701-SP3232ECP-L	SP3232ECP-L	PDIP-16	120	2	2	3.0	5.5	15	4	0.1	No	0°C to 70°C	1.62	1.28	1.12
701-SP3232ECT-L	SP3232ECT-L	SOICW-16	120	2	2	3.0	5.5	15	4	0.1	No	0°C to 70°C	1.62	1.28	1.12
701-SP3232ECY-L	SP3232ECY-L	TSSOP-16	120	2	2	3.0	5.5	15	4	0.1	No	0°C to 70°C	1.62	1.28	1.12
701-SP3232EEA-L	SP3232EEA-L	SSOP-16	120	2	2	3.0	5.5	15	4	0.1	No	-40°C to 85°C	1.66	1.33	1.16
701-SP3232EEN-L	SP3232EEN-L	SOICN-16	120	2	2	3.0	5.5	15	4	0.1	No	-40°C to 85°C	1.66	1.33	1.08
701-SP3232EET-L	SP3232EET-L	SOICW-16	120	2	2	3.0	5.5	15	4	0.1	No	-40°C to 85°C	1.66	1.33	1.16
701-SP3232EEY-L	SP3232EEY-L	TSSOP-16	120	2	2	3.0	5.5	15	4	0.1	No	-40°C to 85°C	1.66	1.33	1.08
701-SP3232EUCA-L	SP3232EUCA-L	SSOP-16	1000	2	2	3	5.5	15	-	0.1	No	0°C to 70°C	1.53	1.16	.989
701-SP3232EUCY-L	SP3232EUCY-L	TSSOP-16	120	2	2	4.5	5.5	15	4	0.1	No	0°C to 70°C	1.62	1.28	1.12
701-SP3238EEA-L	SP3238EEA-L	SSOP-28	250	5	3	3.0	5.5	15	4	0.1	Yes	-40°C to 85°C	2.58	2.04	1.73
701-SP3243EBCA-L	SP3243EBCA-L	SSOP-28	250	3	5	3.0	5.5	15	4	0.1	Yes	0°C to 70°C	2.04	1.64	1.43
701-SP3243EBCY-L	SP3243EBCY-L	TSSOP-28	250	3	5	3.0	5.5	15	4	0.1	Yes	0°C to 70°C	2.12	1.70	1.51
701-SP3243ECA-L	SP3243ECA-L	SSOP-28	120	3	5	3.0	5.5	15	4	0.1	No	0°C to 70°C	2.00	1.62	1.39
701-SP3243EEA-L	SP3243EEA-L	SSOP-28	120	3	5	3.0	5.5	15	4	0.1	Yes	-40°C to 85°C	2.08	1.67	1.44
701-SP3243EUEA-L	SP3243EUEA-L	SSOP-28	120	3	5	3.0	5.5	15	4	0.1	Yes	-40°C to 85°C	2.55	2.04	1.84
701-SP3244ECY-L	SP3244ECY-L	TSSOP-28	250	3	5	3.0	5.5	15	4	0.1	Yes	0°C to 70°C	2.75	2.42	2.10
701-SP3244EEA-L	SP3244EEA-L	SSOP28	250	3	5	3.0	5.5	15	4	0.1	Yes	-40°C to 85°C	2.81	2.47	2.14

EXAR RS422 TRANSCEIVERS

For quantities greater than listed, call for quote.

MOUSER STOCK NO.	Exar Part No.	Package Type	Duplex	Data Rate (Kbps)	No. of Tx	No. of Rx	Vcc (V)	ESD (kV)	Typ Shut Down ICC (µA)	Rx Failsafe Open	Multi-Drop Nodes	Temperature Range	Price Each 1	25	100
701-SP26LV431CN-L	SP26LV431CN-L	SOICN-16	Full	60000	4	0	3.3	2	2	No	10	0°C to 70°C	2.15	1.73	1.55
701-SP3070EEN-L	SP3070EEN-L	SOICN-14	Full	250	1	1	3.3	15	0.05	Yes	256	-40°C to 85°C	2.90	2.33	2.10
701-SP3071EEN-L	SP3071EEN-L	SOICN-8	Full	250	1	1	3.3	15	0.05	Yes	256	-40°C to 85°C	2.90	2.30	1.95
701-SP3072EEN-L	SP3072EEN-L	SOICN-8	Half	250	1	1	3.3	15	0.05	Yes	256	-40°C to 85°C	2.90	2.33	2.10
701-SP3074EEN-L	SP3074EEN-L	SOICN-8	Full	500	1	1	3.3	15	0.05	Yes	256	-40°C to 85°C	2.90	2.30	1.95
701-SP3075EEN-L	SP3075EEN-L	SOICN-8	Half	500	1	1	3.3	15	0.5	Yes	256	-40°C to 85°C	2.90	2.30	1.95
701-SP3494EN-L	SP3494EN-L	SOICN-8	Half	2500	1	1	3.3	2	10	Yes	32	-40°C to 85°C	2.50	1.99	1.69
701-SP3076EEN-L	SP3076EEN-L	SOICN-14	Full	16000	1	1	3.3	15	0.5	Yes	256	-40°C to 85°C	2.90	2.30	1.95
701-SP3077EEN-L	SP3077EEN-L	SOICN-8	Full	16000	1	1	3.3	15	0.05	Yes	256	-40°C to 85°C	2.90	2.30	1.95

© Copyright 2013 Mouser Electronics
© Copyright 2013 Mouser Electronics

EXAR Interface Transceivers and UARTS

RoHS Compliant **This product is RoHS compliant.**

A New Direction in Mixed-Signal

EXAR RS485 TRANSCEIVERS

For quantities greater than listed, call for quote.

MOUSER STOCK NO.	Exar Part No.	Package Type	No. of Tx	No. of Rx	Data Rate (Kbps)	ESD (KV)	Vcc (V) (Max)	Duplex	Typ Shutdown ICC (μA)	Rx Failsafe Open	Multi-Drop Nodes	Temperature Range	Price Each 1	25	100
701-SP4082EEN-L	SP4082EEN-L	SOICN-8	1	1	115	15	5	Half	400	Yes	256	-40°C to 85°C	1.75	1.39	1.18
701-SP3483EN-L	SP3483EN-L	SOICN-8	1	1	250	2	3.3	Half	1	Yes	32	-40°C to 85°C	2.87	2.31	2.08
701-SP483ECN-L	SP483ECN-L	SOIC-8	1	1	250	15	5	Half	1	Yes	32	0°C to 70°C	1.72	1.37	1.16
701-SP483ECP-L	SP483ECP-L	PDIP-8	1	1	250	15	5	Half	1	Yes	32	0°C to 70°C	1.72	1.36	1.16
701-SP483EEN-L	SP483EEN-L	SOICN-8	1	1	250	15	5	Half	1	Yes	32	-40°C to 85°C	1.79	1.42	1.21
701-SP483ES-L	SP483ES-L	PDIP-8	1	1	250	2	5	Half	1	Yes	32	-40°C to 85°C	1.79	1.42	1.21
701-SP3083EEN-L	SP3083EEN-L	SOICN 14	1	1	500	15	5	Full	1	Yes	32	-40°C to 85°C	2.90	2.30	1.95
701-SP3085EEN-L	SP3085EEN-L	SOICN-8	1	1	500	15	5	Half	1	Yes	32	-40°C to 85°C	2.90	2.30	1.95
701-SP485CN-L	SP485CN-L	SOIC-8	1	1	5000	2	5	Half	--	Yes	32	0°C to 70°C	1.18	.937	.803
701-SP485CS-L	SP485CS-L	PDIP-8	1	1	5000	2	5	Half	--	Yes	32	0°C to 70°C	1.18	.937	.803
701-SP485EN-L	SP485EN-L	SOICN-8	1	1	5000	2	5	Half	--	Yes	32	-40°C to 85°C	1.21	.97	.843
701-SP485ES-L	SP485ES-L	PDIP-8	1	1	5000	2	5	Half	--	Yes	32	-40°C to 85°C	1.16	.97	.849
701-SP485REN-L	SP485REN-L	SOICN-8	1	1	5000	2	5	Half	--	Yes	32	-40°C to 85°C	1.32	.993	.843
701-SP490CN-L	SP490CN-L	SOIC-8	1	1	5000	2	5	Full	--	Yes	32	0°C to 70°C	2.00	1.62	1.46
701-SP490EN-L	SP490EN-L	SOICN-8	1	1	5000	2	5	Full	--	Yes	32	-40°C to 85°C	2.08	1.65	1.40
701-SP491CN-L	SP491CN-L	SOIC-14	1	1	5000	2	5	Full	--	Yes	32	0°C to 70°C	2.00	1.62	1.46
701-SP491EN-L	SP491EN-L	SOICN-14	1	1	5000	2	5	Full	--	Yes	32	-40°C to 85°C	2.08	1.65	1.40
701-SP3485EN-L	SP3485EN-L	SOICN-8	1	1	10000	2	3.3	Half	10	Yes	32	-40°C to 85°C	2.87	2.27	1.93
701-SP3490EN-L	SP3490EN-L	SOICN-8	1	1	10000	2	3.3	Full	--	Yes	32	-40°C to 85°C	2.50	1.99	1.69
701-SP3491CN-L	SP3491CN-L	SOIC-14	1	1	10000	2	3.3	Full	10	Yes	32	0°C to 70°C	2.44	1.96	1.77
701-SP3491EN-L	SP3491EN-L	SOICN-14	1	1	10000	2	3.3	Full	10	Yes	32	-40°C to 85°C	2.50	1.99	1.69
701-SP481EEN-L	SP481EEN-L	SOICN-8	1	1	10000	15	5	Half	1	Yes	32	-40°C to 85°C	2.15	1.70	1.44
701-SP485ECN-L	SP485ECN-L	SOIC-8	1	1	10000	15	5	Half	--	Yes	32	0°C to 70°C	1.18	.931	.794
701-SP485EEN-L	SP485EEN-L	SOICN-8	1	1	10000	15	5	Half	--	Yes	32	-40°C to 85°C	1.21	.97	.831
701-SP485EEP-L	SP485EEP-L	PDIP-8	1	1	10000	15	5	Half	--	Yes	32	-40°C to 85°C	1.21	.97	.843
701-SP485EMN-L	SP485EMN-L	SOICN-8	1	1	10000	15	5	Half	--	Yes	32	-40C to 125C	1.21	.97	.843
701-SP490EEN-L	SP490EEN-L	SOICN-8	1	1	10000	15	5	Full	--	Yes	32	-40°C to 85°C	2.08	1.65	1.40
701-SP490EEP-L	SP490EEP-L	PDIP-8	1	1	10000	15	5	Full	--	Yes	32	-40°C to 85°C	2.08	1.65	1.40
701-SP491EEN-L	SP491EEN-L	SOICN-14	1	1	10000	15	5	Full	--	Yes	32	-40°C to 85°C	2.08	1.65	1.40
701-SP1485EEN-L	SP1485EEN-L	SOICN-8	1	1	20000	15	5	Half	--	Yes	32	-40°C to 85°C	1.83	1.47	1.32
701-SP1490ECN-L	SP1490ECN-L	SOICN-8	1	1	20000	15	5	Full	--	Yes	32	0°C to 70°C	2.36	1.90	1.71
701-SP3088EEN-L	SP3088EEN-L	SOICN-8	1	1	20000	15	5	Half	1	Yes	32	-40°C to 85°C	2.90	2.30	1.95
701-SP3495EEN-L	SP3495EEN-L	SOIC-8	1	1	32000	15	3.3	Half	1	Yes	64	-40°C to 85°C	2.97	2.61	2.26
701-SP3496EEN-L	SP3496EEN-L	SOIC-8	1	1	32000	15	3.3	Full	1	Yes	64	-40°C to 85°C	2.97	2.61	2.26
701-SP3497EEN-L	SP3497EEN-L	SOIC-14	1	1	32000	15	3.3	Full	1	Yes	64	-40°C to 85°C	2.97	2.61	2.26

EXAR ULTRA HIGH SPEED MULTIPROTOCOL SERIAL TRANSCEIVERS

The SP510 is industry's fastest serial transceiver that supports eight (8) popular serial interface standards for Wide Area Network (WAN) connectivity. The SP510 is fabricated using a low power CMOS process technology, and incorporates Exar's regulated charge pump allowing +5V only operation with an adjustable logic pin down to 1.65V. Exar's patented charge pump provides a regulated output of +5.8V, which will provide enough voltage for compliant operation in all modes. Eight (8) drivers and eight (8) receivers can be configured via software for any of the above interface modes at any time.
The SP510 requires no additional external components for compliant operation for all of the eight (8) modes of operation other than four capacitors used for the internal charge pump.

For quantities greater than listed, call for quote.

MOUSER STOCK NO.	Exar Part No.	Package Type	No. of Tx	No. of Rx	Data Rate (Kbps)	Vcc (V)	ESD (KV)	Term	Supported Protocols	Temperature Range	Price Each 1	25	100
701-SP510CM-L	SP510CM-L	LQFP-100	8	8	52000	5	15	Complete	RS232, RS449,EIA530, EIA530A, V.10, V.11, V.28, V.35, V.36, X.21	0°C to 70°C	-	-	-

EXAR 8-BIT UARTS

PRODUCT NEW

For quantities greater than listed, call for quote.

MOUSER STOCK NO.	Exar Part No.	Package Type	No. of Channels	CPU Interface	Data Rate 5/3.3/2.5V	Tx/Rx FIFO INT Trig	Supply Voltage	Temperature Range	Price Each 1	25	100
701-ST16C1550IJ28-F	ST16C1550IJ28-F	PLCC-28	1	Intel	1.5/0.5/na	4/4 Levels	2.97-5.5	-40°C to 85°C	5.72	5.04	4.35
701-ST16C1550IQ48-F	ST16C1550IQ48-F	TQFP-48	1	Intel	1.5/0.5/na	4/4 Levels	2.97-5.5	-40°C to 85°C	7.68	6.75	5.83
701-ST16C450CP40-F	ST16C450CP40-F	PDIP-40	1	Intel	1.5/0.5/na	No/No	2.97-5.5	0°C to 70°C	6.48	4.91	4.17
701-ST16C450IQ48-F	ST16C450IQ48-F	TQFP-48	1	Intel	1.5/0.5/na	No/No	2.97-5.5	-40°C to 85°C	7.12	6.26	5.40
701-ST16C550CP40-F	ST16C550CP40-F	PDIP-40	1	Intel	1.5/1.0/na	No/4 Levels	2.97-5.5	0°C to 70°C	4.16	3.68	3.16
701-ST16C550CJ44-F	ST16C550CJ44-F	PLCC-44	1	Intel	1.5/1.0/na	No/ 4 Levels	2.97-5.5	0°C to 70°C	3.47	3.00	2.53
701-ST16C550CQ48-F	ST16C550CQ48-F	TQFP 48	1	Intel	1.5/1.0/na	No/ 4 Levels	2.97-5.5	0°C to 70°C	4.35	3.77	3.18
701-ST16C650ACJ44-F	ST16C650ACJ44-F	PLCC-44	1	Intel or PC COM Port	3.1/2.0/na	4/4 Levels	2.97-5.5	0°C to 70°C	9.42	8.28	7.16
701-ST16C650ACQ48-F	ST16C650ACQ48-F	TQFP-48	1	Intel or PC COM Port	3.1/2.0/na	4/4 Levels	2.97-5.5	0°C to 70°C	10.52	9.26	7.99
701-XR16C850CM-F	XR16C850CM-F	TQFP-48	1	Intel or PC COM Port	2.2/1.3/na	Prog./Prog.	2.97-5.5	0°C to 70°C	13.08	11.62	10.45
701-XR16C850IM-F	XR16C850IM-F	TQFP-48	1	Intel or PC COM Port	2.2/1.3/na	Prog./Prog.	2.97-5.5	-40°C to 85°C	14.50	12.88	11.60
701-XR16L580IL-F	XR16L580IL-F	QFN32	1	Intel or Motorola	3.0/2.0/1.5	4/4 Levels	2.25-5.5	-40°C to 85°C	3.99	3.45	2.91
701-XR16M581IL24-F	XR16M581IL24-F	QFN-24	1	VLIO	na/20/16	4 Levels/4 Levels	1.62-3.63	-40°C to 85°C	4.31	3.79	3.27
701-XR16M890IL32-F	XR16M890IL32-F	QFN-32	1	Intel/Motorola/VLIO	na/24/na	Prog./Prog.	1.62-3.63	-40°C to 85°C	4.82	4.24	3.66
701-XR16M890IL40-F	XR16M890IL40-F	QFN-40	1	Intel/Motorola/VLIO	na/24/na	Prog./Prog.	1.62-3.63	-40°C to 85°C	4.90	4.31	3.72
701-XR16M890IM48-F	XR16M890IM48-F	TQFP-48	1	Intel/Motorola/VLIO	na/24/na	Prog./Prog.	1.62-3.63	-40°C to 85°C	4.98	4.38	3.78
701-XR16M2550IL32-F	XR16M2550IL32-F	QFN32	2	Intel	na/16/12.5	4/4 Levels	1.62-3.63	-40°C to 85°C	8.54	7.51	6.48
701-XR88C681CJ-F	XR88C681CJ-F	PLCC-44	2	Intel	1.0/na/na	No/No	5	0°C to 70°C	7.59	6.56	5.53
701-ST16C2450IQ48-F	ST16C2450IQ48-F	TQFP-48	2	Intel	1.5/1.0/na	No/No	2.97-5.5	-40°C to 85°C	9.52	8.38	7.23
701-ST16C552ACJ68-F	ST16C552ACJ68-F	PLCC-68	2	Intel	1.5/0.5/na	No/4 Levels	2.97-5.5	0°C to 70°C	8.39	7.61	6.57
701-ST16C552IJ68-F	ST16C552IJ68-F	PLCC-68	2	Intel	1.5/0.5/na	No/4 Levels	2.97-5.5	-40°C to 85°C	8.55	7.75	6.69
701-XR16L2752IJ-F	XR16L2752IJ-F	PLCC-44	2	Intel	6.2/4.3/3.0@8X	Prog./Prog.	2.25-5.5	-40°C to 85°C	9.98	8.78	7.59
701-XR68C192CV-F	XR68C192CV-F	LQFP-44	2	Motorola	1.0/0.5/na	4/4 Levels	2.97-5.5	0°C to 70°C	12.40	11.02	9.92
701-XR68C681CP-F	XR68C681CP-F	PDIP-40	2	Motorola	1.0/na/na	No/No	5	0°C to 70°C	8.78	7.96	6.87
701-XR88C192CV-F	XR88C192CV-F	LQFP-44	2	Intel	1.0/0.5/na	4/4 Levels	2.97-5.5	0°C to 70°C	11.18	9.84	8.50
701-XR88C681P/40-F	XR88C681P/40-F	PDIP-40	2	Intel	1.0/na/na	No/No	5	-40°C to 85°C	9.64	8.73	7.54
701-XR88C92IJ-F	XR88C92IJ-F	PLCC-44	2	Intel	1.0/0.5/na	4/4 Levels	2.97-5.5	-40°C to 85°C	9.66	8.50	7.34
701-ST16C554DCJ68-F	ST16C554DCJ68-F	PLCC-68	4	Intel or Motorola	1.5/0.5/na	No/4 Levels	2.97-5.5	-45°C to 85°C	12.73	11.01	9.29
701-ST16C654DCQ64-F	ST16C654DCQ64-F	LQFP64	4	Intel or Motorola	1.5/0.5/na	4/4 Levels	2.97-5.5	0°C to 70°C	17.68	15.29	12.89
701-ST16C654DIQ64-F	ST16C654DIQ64-F	LQFP64	4	Intel or Motorola	1.5/0.5/na	4/4 Levels	2.97-5.5	-45°C to 85°C	18.14	15.69	13.23
701-ST16C654IJ68-F	ST16C654IJ68-F	PLCC68	4	Intel or Motorola	15/0.5/na	4/4 Levels	2.97-5.5	-40°C to 85°C	17.41	15.04	12.69
701-ST16C654IQ100-F	ST16C654IQ100-F	QFP-100	4	Intel or Motorola	1.5/0.5/na	4/4 Levels	2.97-5.5	-40°C to 85°C	23.87	19.48	19.10
701-XR16C854CJ-F	XR16C854CJ-F	PLCC-68	4	Intel or Motorola	2.0/1.5/na	Prog./Prog.	2.97-5.5	0°C to 70°C	27.32	-	-
701-XR16C854IQ-F	XR16C854IQ-F	QFP100	4	Intel or Motorola	2.0/1.5/na	Prog./Prog.	2.97-5.5	-40°C to 85°C	27.20	-	-
701-XR16C854DIV-F	XR16C854DIV-F	LQFP64	4	Intel or Motorola	2.0/1.5/na	Prog./Prog.	2.97-5.5	-40°C to 85°C	21.99	21.14	20.73
701-XR82C684CJ-F	XR82C684CJ-F	PLCC-68	4	Intel or Motorola	1.0/na/na	No/No	5	0°C to 70°C	18.71	16.18	13.64
701-XR16V798IQ-F	XR16V798IQ-F	QFP-100	8	Intel or Motorola	na/8/6.25@8X	Prog./Prog.	2.25-3.6	-40°C to 85°C	35.99	-	-

© Copyright 2013 Mouser Electronics
© Copyright 2013 Mouser Electronics

EXAR Interface Transceivers and UARTS

RoHS Compliant **This product is RoHS compliant.**

EXAR
A New Direction in Mixed-Signal

EXAR PCIE UARTS

Exar's new UART series, the industry's fastest PCIe 2.0Gen 1 UARTs with up to 25Mbps serial data rate. The series is composed of three devices: XR17V352/354/358 which offers distinguishing features customers require for next generation applications. These features include an on-chip PCIe PHY and PCIe digital controller, support for large FIFO sizes (256 bytes), optimized software drivers, and a complete single-chip endpoint solution eliminating the requirement for external PCIe-PCI bridge devices. The XR17V352/354/358 series is ideal for remote access servers, storage network management, factory automation, and Point-of-Sales (POS) systems.

For quantities greater than listed, call for quote.

MOUSER STOCK NO.	Exar Part No.	Package Type	No. of Channels	CPU Interface	Data Rate 5/3.3/2.5V	Tx/Rx FIFO (Bytes)	Tx/Rx FIFO Ctrs	Tx/Rx FIFO INT Trig	Auto RTS/CTS	IrDa Supply	Auto RS-485	Supply Voltage (V)	Price Each 1	25	100
701-XR17V352IB113-F	XR17V352IB113-F	BGA-113	2	PCIe Bus	-/25/-	256/256	Yes	Program	Yes	Yes	Yes	3.3	12.57	10.87	9.17
701-XR17V354IB176-F	XR17V354IB176-F	BGA-176	4	PCIe Bus	-/25/-	256/256	Yes	Program	Yes	Yes	Yes	3.3	16.17	13.98	11.79
701-XR17V358IB176-F	XR17V358IB176-F	BGA-176	8	PCIe Bus	-/25/-	256/256	Yes	Program	Yes	Yes	Yes	3.3	21.84	19.05	16.20

EXAR USB 2.0 BUS INTERFACE UARTS

The XR21V141x series is the industry's fastest Universal Asynchronous Receiver Transmitter (UART) series with USB 2.0 compliant bus interface. The XR21V1410/V1412/V1414 have differentiated features which include the industry's smallest packaging options, up to 12Mbps, optimized software drivers, and support large FIFO sizes delivering flexible and proven design options to system architects.

For quantities greater than listed, call for quote.

MOUSER STOCK NO.	Exar Part No.	Package Type	No. of Channels	CPU Interface	Data Rate 5/3.3/2.5V	Auto RTS/CTS	Auto RS-485	Tx/Rx FIFO (Bytes)	Supply Voltage (V)	Temp. Range	Price Each 1	25	100
701-XR21V1410IL16-F	XR21V1410IL16-F	QFN-16	1	USB 2.0	NA/12/NA	Yes	Yes	128/384	2.97 - 3.63	-40 to 85°C	4.71	4.14	3.57
701-XR21B1411IL16-F	XR21B1411IL16-F	QFN-16	1	USB 2.0	12/NA/NA	Yes	Yes	128/384	4.4 - 5.25	-45 to 85°C	5.22	4.59	3.97
701-XR21V1412IL32-F	XR21V1412IL32-F	QFN-32	2	USB 2.0	NA/12/NA	Yes	Yes	128/384	2.97 - 3.63	-40 to 85°C	6.90	5.96	5.03
701-XR21V1414IM48-F	XR21V1414IM48-F	TQFP-48	4	USB 2.0	NA/12/NA	Yes	Yes	128/384	2.97 - 3.63	-40 to 85°C	9.51	7.99	7.28

EXAR PCI UARTS

PRODUCT NEW

For quantities greater than listed, call for quote.

MOUSER STOCK NO.	Exar Part No.	Package Type	No. of Channels	CPU Interface	Data Rate 5/3.3/2.5V	Tx/Rx FIFO (Bytes)	Tx/Rx FIFO Ctrs	Tx/Rx FIFO INT Trig	Auto RTS/CTS	IrDa Supply	Auto RS-485	Supply Voltage (V)	Price Each 1	25	100
701-XR17D152CM-F	XR17D152CM-F	TQFP-100	2	PCI Bus	6.2/4.0/-	64/64	Yes	Program	Yes	Yes	Yes	3.3/5	21.70	19.89	18.51
701-XR17C158CV-F	XR17C158CV-F	LQFP-144	8	PCI Bus	6.2/-/-	64/64	Yes	Program	Yes	Yes	Yes	5	40.72	36.20	33.93
701-XR17C158IV-F	XR17C158IV-F	LQFP-144	8	PCI Bus 2.2	8	64/64	Yes	Prog./Prog.	-	Yes	Yes	3-3.6	37.25	-	-

EXAR MULTI-PROTOCOL TRANSCEIVERS

For quantities greater than listed, call for quote.

MOUSER STOCK NO.	Exar Part No.	Package Type	No. of Tx	No. of Rx	Data Rate (Kbps)	Vcc (V)	ESD (KV)	Term	Supported Protocols	Temperature Range	Price Each 1	25	100
701-SP336ECT-L	SP336ECT-L	SOIC-W	4	4	250/100/10000	3.3 or 5	15	n/a	RS-232, V.28, RS-485, RS-422, V.24	-65°C to 150°C	13.05	11.60	10.80
701-SP336ECY-L	SP336ECY-L	TSSOP	4	4	250/100/10000	3.3 or 5	15	n/a	RS-232, V.28, RS-485, RS-422, V.24	-65°C to 150°C	13.05	11.60	10.80
701-SP336EET-L	SP336EET-L	SOIC-W	4	4	250/100/10000	3.3 or 5	15	n/a	RS-232, V.28, RS-485, RS-422, V.24	-65°C to 150°C	13.32	12.20	10.91
701-SP336EEY-L	SP336EEY-L	TSSOP	4	4	250/100/10000	3.3 or 5	15	n/a	RS-232, V.28, RS-485, RS-422, V.24	-65°C to 150°C	13.32	12.20	10.91
701-SP3508EF-L	SP3508EF-L	LQFP-100	8	8	20000	3.3	4	Complete	RS232, RS449,EIA530, EIA530A, V.10, V.11, V.28, V.35, V.36, X.21	-40°C to 85°C	35.85	33.16	30.47
701-SP505ACM-L	SP505ACM-L	LQFP-80	7	7	10000	5	2	V.35, V.11	RS232, RS449,EIA530,V.10, V.11, V.28, V.35, V.36, X.21	0°C to 70°C	23.54	21.77	20.01
701-SP508CF-L	SP508CF-L	LQFP-100	8	8	20000	5	15	Complete	RS232, RS449,EIA530, EIA530A, V.10, V.11, V.28, V.35, V.36, X.21	0°C to 70°C	27.96	26.48	22.80
701-SP508EF-L	SP508EF-L	LQFP-100	8	8	20000	5	15	Complete	RS232, RS449,EIA530, EIA530A, V.10, V.11, V.28, V.35, V.36, X.21	-40°C to 85°C	30.90	28.58	26.27
701-SP331ET-L	SP331ET-L	SOIC2-28	4	4	10000	5	2	n/a	RS232, V.28, RS485, RS422, V.24	-40°C to 85°C	10.70	9.42	8.13
701-SP337EBCT-L	SP337EBCT-L	SOICW-28	3/2	5/2	250/15M	3.3 to 5	15	No	RS-232, V.28, RS-485, RS-422, V.24	0°C to 70°C	12.93	11.49	10.35
701-SP337EBCT-L/TR	SP337EBCT-L/TR	SOICW-28	3/2	5/2	250/15M	3.3 to 5	15	No	RS-232, V.28, RS-485, RS-422, V.24	0°C to 70°C	12.93	11.49	10.35
701-SP337EBCY-L	SP337EBCY-L	TSSOP-28	3/2	5/2	250/15M	3.3 to 5	15	No	RS-232, V.28, RS-485, RS-422, V.24	0°C to 70°C	12.93	11.49	10.35
701-SP337EBET-L	SP337EBET-L	SOICW-28	3/2	5/2	250/15M	3.3 to 5	15	No	RS-232, V.28, RS-485, RS-422, V.24	-40°C to 85°C	13.32	12.09	10.88
701-SP337EBEY-L	SP337EBEY-L	TSSOP-28	3/2	5/2	250/15M	3.3 to 5	15	No	RS-232, V.28, RS-485, RS-422, V.24	-40°C to 85°C	13.32	12.09	10.88
701-SP337EUCT-L	SP337EUCT-L	SOICW-28	3/2	5/2	1M/15M	3.3 to 5	15	No	RS-232, V.28, RS-485, RS-422, V.24	0°C to 70°C	13.05	11.60	10.44
701-SP337EUCY-L	SP337EUCY-L	TSSOP-28	3/2	5/2	1M/15M	3.3 to 5	15	No	RS-232, V.28, RS-485, RS-422, V.24	0°C to 70°C	13.05	11.60	10.44
701-SP337EUET-L	SP337EUET-L	SOICW-28	3/2	5/2	1M/15M	3.3 to 5	15	No	RS-232, V.28, RS-485, RS-422, V.24	-40°C to 85°C	13.32	12.20	10.91
701-SP337EUEY-L	SP337EUEY-L	TSSOP-28	3/2	5/2	1M/15M	3.3 to 5	15	No	RS-232, V.28, RS-485, RS-422, V.24	-40°C to 85°C	13.32	12.20	10.91

EXAR BUS UARTS

For quantities greater than listed, call for quote.

MOUSER STOCK NO.	Exar Part No.	Package Type	No. of Channels	CPU Interface	Data Rate 5/3.3/2.5V	Tx/Rx FIFO INT Trig	Supply Voltage (V)	Temperature Range	Price Each 1	25	100
701-ST16C1550CJ28-F	ST16C1550CJ28-F	PLCC-28	1	Intel	1.5/0.5/-	4 Levels/4 Levels	5.5V	0°C to 70°C	5.24	4.83	4.17
701-ST16C2550IQ48-F	ST16C2550IQ48-F	TQFP-48	2	Intel	4.0/1.8/-	No/4 Levels	5.5V	-40°C to 85°C	9.26	8.14	7.03
701-XR16C2850CM-F	XR16C2850CM-F	TQFP-48	2	Intel	6.2/4.0/-	Program/Program	5.5V	0°C to 70°C	15.20	15.14	14.50
701-XR16C2850IM-F	XR16C2850IM-F	TQFP-48	2	Intel	6.2/4.0/-	Program/Program	5.5V	-40°C to 85°C	17.41	15.47	13.92
701-XR16L2751CM-F	XR16L2751CM-F	TQFP-48	2	Intel/Motorola	6.2/4.0/3.0	Program/Program	5.5V	0°C to 70°C	10.46	9.20	7.95
701-ST16C554DIJ68-F	ST16C554DIJ68-F	PLCC-68	4	Intel/Motorola	1.5/0.5/-	No/4 Levels	5.5V	-40°C to 85°C	13.73	12.20	10.98
701-ST16C554DIQ64-F	ST16C554DIQ64-F	LQFP-64	4	Intel/Motorola	1.5/0.5/-	No/4 Levels	5.5V	-40°C to 85°C	9.54	9.17	8.80
701-ST16C654IQ64-F	ST16C654IQ64-F	LQFP-64	4	Intel/Motorola	1.5/0.5/-	4 Levels/4 Levels	5.5V	-40°C to 85°C	18.14	15.62	13.23
701-XR16C854IV-F	XR16C854IV-F	LQFP-64	4	Intel/Motorola	2.0/1.5/-	Program/Program	5.5V	-40°C to 85°C	29.47	26.53	24.67
701-XR16C864CQ-F	XR16C864CQ-F	QFP-100	4	Intel/Motorola	2.0/1.5/-	Program/Program	5.5V	0°C to 70°C	32.14	28.93	26.92
701-XR16C864IQ-F	XR16C864IQ-F	QFP-100	4	Intel/Motorola	2.0/1.5/-	Program/Program	5.5V	-40°C to 85°C	33.41	30.07	27.98
701-XR16L784IV-F	XR16L784IV-F	LQFP-64	4	Intel/Motorola	6.2/4.0/-	Program/Program	5.5V	-40°C to 85°C	25.92	24.62	23.33
701-XR16L788CQ-F	XR16L788CQ-F	QFP-100	8	Intel/Motorola	6.2/4.0/-	Program/Program	5.5V	0°C to 70°C	32.05	28.56	28.15
701-XR16L788IQ-F	XR16L788IQ-F	QFP-100	8	Intel/Motorola	6.2/4.0/-	Program/Program	5.5V	-40°C to 85°C	30.37	28.63	27.75

© Copyright 2013 Mouser Electronics
© Copyright 2013 Mouser Electronics

EXAR LIUs and Evaluation Boards

RoHS Compliant **This product is RoHS compliant.**

EXAR
A New Direction in Mixed-Signal

EXAR I2C/SPI UARTS

For quantities greater than listed, call for quote.

MOUSER STOCK NO.	Exar Part No.	Package Type	No. of Channels	GPIOs	CPU Interface	Data Rate 5/3.3/2.5V	Tx/Rx FIFO INT Trig	Supply Voltage (V)	Temperature Range	Price Each 1	25	100
701-XR20M1280IL24-F	XR20M1280IL24-F	QFN-24	1	4	I2C/SPI	na/24/na	Yes	1.62-3.63	-40°C to 85°C	4.82	4.24	3.66
701-XR20M1280IL32-F	XR20M1280IL32-F	QFN-32	1	8	I2C/SPI	na/24/na	Yes	1.62-3.63	-40°C to 85°C	4.90	4.31	3.72
701-XR20M1280IL40-F	XR20M1280IL40-F	QFN-40	1	16	I2C/SPI	na/24/na	Yes	1.62-3.63	-40°C to 85°C	4.98	4.38	3.78

EXAR GPIO EXPANDERS

Features:
- Interrupt Output Pin
- 5V Tolerant Inputs
- Supply Voltage: 1.65-3.6
- Operating Temperature: -40°C to 85°C

NEW PRODUCT

For quantities greater than listed, call for quote.

MOUSER STOCK NO.	Exar Part No.	Package Type	No. of GPIOs	Reset Input Pin	Integrated Level Shifters	Internal Pull-up Resistors Enabled @ Power-up	Clock Freq. (Max.) (KHz)	Operating Freq. (Max.) (KHz)	Output Current (mA)	Price Each 1	25	100
I2C												
701-XRA1200IG16-F	XRA1200IG16-F	TSSOP-16	8	No	No	No	400	100	160	2.24	1.65	1.50
701-XRA1200IL16-F	XRA1200IL16-F	QFN-16	8	No	No	No	400	100	160	2.32	1.71	1.55
701-XRA1200PIG16-F	XRA1200PIG16-F	TSSOP-16	8	No	No	Yes	400	100	160	2.24	1.65	1.50
701-XRA1200PIL16-F	XRA1200PIL16-F	QFN-16	8	No	No	Yes	400	100	160	2.32	1.71	1.55
701-XRA1201IG24-F	XRA1201IG24-F	TSSOP-24	16	No	No	No	400	100	160	3.30	2.43	2.20
701-XRA1201IL24-F	XRA1201IL24-F	QFN-24	16	No	No	No	400	100	160	3.46	2.55	2.31
701-XRA1201PIG24-F	XRA1201PIG24-F	TSSOP-24	16	No	No	Yes	400	100	160	3.30	2.43	2.20
701-XRA1201PIL24-F	XRA1201PIL24-F	QFN-24	16	No	No	Yes	400	100	160	3.46	2.55	2.31
701-XRA1202IG16-F	XRA1202IG16-F	TSSOP16	8	Yes	No	No	400	100	160	2.24	1.65	1.50
701-XRA1202IL16-F	XRA1202IL16-F	QFN-16	8	Yes	No	No	400	100	160	2.32	1.71	1.55
701-XRA1203IG24-F	XRA1203IG24-F	TSSOP-24	16	Yes	No	No	400	100	160	3.30	2.43	2.20
701-XRA1203IL24-F	XRA1203IL24-F	QFN-24	16	Yes	No	No	400	100	160	3.46	2.55	2.31
701-XRA1206IG16-F	XRA1206IG16-F	TSSOP-16	8	Yes	Yes	No	400	100	160	2.24	1.65	1.50
701-XRA1206IL16-F	XRA1206IL16-F	QFN-16	8	Yes	Yes	No	400	100	160	2.32	1.71	1.55
701-XRA1207IG24-F	XRA1207IG24-F	TSSOP-24	16	Yes	Yes	No	400	100	160	3.30	2.43	2.20
701-XRA1207IL24-F	XRA1207IL24-F	QFN-24	16	Yes	Yes	No	400	100	160	3.46	2.55	2.31
SPI												
701-XRA1402IG16-F	XRA1402IG16-F	TSSOP-16	8	Yes	No	No	26	15	160	2.24	1.65	1.50
701-XRA1402IL16-F	XRA1402IL16-F	QFN-16	8	Yes	No	No	26	15	160	2.32	1.71	1.55
701-XRA1403IG24-F	XRA1403IG24-F	TSSOP-24	16	Yes	No	No	26	15	160	3.30	2.43	2.20
701-XRA1403IL24-F	XRA1403IL24-F	QFN-24	16	Yes	No	No	26	15	160	3.46	2.55	2.31
701-XRA1404IG16-F	XRA1404IG16-F	TSSOP-16	8	No	Yes	No	26	15	160	2.32	1.71	1.55
701-XRA1404IL16-F	XRA1404IL16-F	QFN-16	8	No	Yes	No	26	15	160	2.32	1.71	1.55
701-XRA1405IG24-F	XRA1405IG24-F	TSSOP-24	16	No	Yes	No	26	15	160	3.30	2.43	2.20
701-XRA1405IL24-F	XRA1405IL24-F	QFN-24	16	No	Yes	No	26	15	160	3.46	2.55	2.31

EXAR ANALOG TO DIGITAL CONVERTERS

NEW PRODUCT

For quantities greater than listed, call for quote.

MOUSER STOCK NO.	Exar Part No.	Package Type	No. of Channels	Resolution (bits)	Conversion Rate (MSPS)	Power Dis. (mW)	Track/Hold	Vref (V)	Temperature Range	Price Each 1	25	100
701-XRD64L43AIV-F	XRD64L43AIV-F	LQFP-64	2	10	40	225	Yes	1-3	-40°C to 85°C	23.59	20.97	17.83

EXAR LINE INTERFACE UNITS

XRT Series T1/E1 Framer Combos

NEW PRODUCT

For quantities greater than listed, call for quote.

MOUSER STOCK NO.	Exar Part No.	Package Type	Temperature Range	Function	No. of Channels	Clock Rec	Data Rates	Long Haul/ Short Haul	Price Each 1	25	100
701-XRT6164AID-F	XRT6164AID-F	SOIC-16	-40 to 85°C	Digital LIU TxRx	1	No	64Kbps/E1	SH	13.35	10.67	10.14
701-XRT83L30IV-F	XRT83L30IV-F	LQFP64	-40 to 85°C	LH/SH LIU	1	Yes	T1/E1/J1	SH/LH	21.05	18.70	16.83
701-XRT86VX38IB256-F	XRT86VX38IB256-F	PBGA-256	-40 to 85°C	LIU/Framer Combo	8	Yes	T1/E1/J1	Both	47.95	41.78	39.81

DS1-E1 Series

For quantities greater than listed, call for quote.

MOUSER STOCK NO.	Exar Part No.	Package Type	Temperature Range	No. of Channels	Data Rate(s)	Clock Rec	SH/LH	Operating Power Supply (Max)	Price Each 1	25
701-XRT5683AID-F	XRT5683AID-F	SOIC-18	Industrial, -45°C to 85°C	1	T1, E1, T2, E2	Yes w/tank Ckt	S	V±5%, 40mA	6.67	6.45
701-XRT59L91ID-F	XRT59L91ID-F	SOIC-16	-40°C to 85°C	1	E1	No	S	3.3V±5%	4.47	4.33
701-XRT5894IV-F	XRT5894IV-F	TQFP-64	-40°C to 85°C	4	E1	No	S	3.3V, 5V±5%	17.66	17.10

DS3-E3 Series

NEW PRODUCT

For quantities greater than listed, call for quote.

MOUSER STOCK NO.	Exar Part No.	Package Type	Temperature Range	No. of Channels	Data Rate(s)	Clock Rec	SH/LH	Operating Power Supply (Max)	Price Each 1	25
701-XRT72L52IQ-F	XRT72L52IQ-F	PQFP-160	-40 to 85°C	2	DS3/E3	-	-	3V	52.04	49.70
701-XRT7300IV-F	XRT7300IV-F	TQFP-44	-40 to 85°C	1	DS3/E3/STS-1	Yes	n/a	5V	40.51	39.55
701-XRT75VL00DIV-F	XRT75VL00DIV-F	TQFP-52	-40 to 85°C	1	DS3/E3/STS-1	Yes	n/a	3V	41.82	38.68
701-XRT7295ATIW-F	XRT7295ATIW-F	SOJ-20	Industrial, -45 to 85°C	1	E3	Yes	n/a	5V ±5%, 106mA	32.05	29.11

© Copyright 2013 Mouser Electronics
© Copyright 2013 Mouser Electronics

EXAR LIUs and Evaluation Boards

RoHS Compliant This product is RoHS compliant.

EXAR
A New Direction in Mixed-Signal

EXAR TRANSCIEVERS/CDR

For quantities greater than listed, call for quote.

MOUSER STOCK NO.	Exar Part No.	Package Type	Line Interface	Protocols	Trans. Interface	Power Supply	Price Each
701-XRT91L33IG-F	XRT91L33IG-F	TSSOP-20	OC-12/3 STM-4/1	SONET/SDH	LVDS	3.3V	10.67

EXAR WAN TRANSCEIVER

PRODUCT NEW

For quantities greater than listed, call for quote.

MOUSER STOCK NO.	Exar Part No.	Package Type	No. of Tx	No. of Rx	Data Rate (kbps)	Term	Operating Power Supply	Price Each		
								1	25	100
701-SP504MCM-L	SP504MCM-L	LQFP-80	7	7	10000	Basic	5V	29.96	27.71	25.47

EXAR T1/E1/SDH/WAN CLOCKS

For quantities greater than listed, call for quote.

MOUSER STOCK NO.	Exar Part No.	Package Type	Temperature Range	No. of PLLs	Input Freq. Range	Output Freq. Range	Operating Power Supply	Price Each		
								1	25	100
701-XRT8000ID-F	XRT8000ID-F	SOIC-18	-40°C to 85°C	2	8kHz to 32,768kHz	150Hz to 2,048kHz	5V, 3.3V	15.65	13.91	12.52

EXAR BITS CLOCK

For quantities greater than listed, call for quote.

MOUSER STOCK NO.	Exar Part No.	Package Type	Description	Price Each		
				1	25	100
701-XRT86VL30IV80-F	XRT86VL30IV80-F	LQFP-80	T1/E1/J1 Bits Clock Recovery Element and Framer and Line Interface Combination featuring R³ Technology™	14.93	13.74	13.44

EXAR EVALUATION BOARDS

PRODUCT NEW

For quantities greater than listed, call for quote.

MOUSER STOCK NO.	Description	Price Each	
		1	5
701-SP337EBET-0A-EB	Eval Board for SP337EBET Series	46.55	-
701-SP337EBEY-0A-EB	Eval Board for SP377EBEY Series	46.55	-
701-SP337EUET-0A-EB	Eval Board for SP337EUET Series	46.55	-
701-SP337EUEY-0A-EB	Eval Board for SP377EUEY Series	46.55	-
701-SP336EEY-0A-EB	Eval Board for SP336 Series	46.55	-
701-SP338EER1-0A-EB	Eval Board for SP338 Series	46.55	-
701-SP339EER1-0A-EB	Eval Board for SP339EER1 Series	53.50	-
701-SP510EM-0A-EB	Eval Board for SP510 Series	283.55	-
701-SP6125EB	Eval Board for SP6125 Series	77.58	-
701-SP6126EB	Eval Board for SP6126 Series	77.58	-
701-SP6127EB	Eval Board for SP6127 Series	77.58	-
701-SP6651EB	Eval Board for SP6651 Series	38.79	-
701-SP6652EB	Eval Board for SP6652 Series	77.58	-
701-SP6655EB	Eval Board for SP6655 Series	38.79	-
701-SP6669EB	Eval Board for SP6669 Series	45.48	-
701-SP6682EB	Eval Board for SP6682 Series	77.58	-
701-SP6685EB	Eval Board for SP6685 Series	85.33	-
701-SP6686EB	Eval Board for SP6686 Series	85.33	-
701-SP6699EB	Eval Board for SP6699 Series	62.06	-
701-SP6887EB	Eval Board for SP6887 Series	69.82	-
701-SP7121EB	Eval Board for SP7121 Series	62.06	-
701-SP7600EB	Eval Board for SP7600 Series	62.06	-
701-SP7601EB	Eval Board for SP7601 Series	62.06	-
701-SP7650EB	Eval Board for SP7650 Series	62.06	-
701-SP7652EB	Eval Board for SP7652 Series	62.06	-
701-SP7656EB	Eval Board for SP7656 Series	45.48	-
701-SP7685EB	Eval Board for SP7685 Series	77.58	-
701-XR17V358IB0A-EVB	Eval Board for XR17V358 Series	401.25	-
701-XR21V1410IL0B-EB	Eval Board for XR21V1410 Series, RS232	24.08	-
701-XR21V1410IL0C-EB	Eval Board for XR21V1410 Series, RS485	24.08	-
701-XR21V1412IL0B-EB	Eval Board for XR21V1412 Series, RS232	33.44	-
701-XR21V1414IM0B-EB	Eval Board for XR21V1414 Series, RS232	36.69	-
701-XRP6142EVB	Eval Board for XRP6142 Series	62.06	-
701-XRP7665EVB	Evaluation Board for XRP7665 Series	37.45	-
701-XR21V1410IL0A-EB	Eval Board for XR21V1410 Series	99.86	-
701-XR21V1412IL0A-EB	Eval Board for XR21V1412 Series	99.86	-
701-XR21V1414IM0A-EB	Eval Board for XR21V1414 Series	99.86	-
701-XRP6657EVB	Eval Board for XRP6657 Series	38.22	-
701-XRP6658EVB	Eval Board for XRP6658 Series	33.44	-
701-XRP6668EVB	Eval Board for XRP6668 Series	62.06	-
701-XRP7620EVB	Eval Board for XRP7620 Series	62.06	57.78
701-XRP7657EVB	Eval Board for XRP7657 Series	45.48	-

For quantities greater than listed, call for quote.

MOUSER STOCK NO.	Description	Price Each	
		1	5
701-XRP7659EVB	Eval Board for XRP7659 Series	37.45	-
701-XRP7704EVB	Eval Board for XRP7704 Series	246.10	-
701-XRP7704EVB-XCM	Programming board with a USB-I2C for XRP7704 Series	112.35	-
701-XRP7704EVB-XPM	XRP7704/40 In-Socket Prog. Board via USB/GUI or Standalone for XRP7704/XRP7740 Series	165.85	-
701-XRP7708EVB	Eval Board for XRP7708 Series	77.58	-
701-XRP7714EVB	Eval Board for XRP7714 Series	288.90	-
701-XRP7740EVB	Evall Board for XRP7740 Series	294.25	-
701-XR17V354IB0A-EVB	Eval Board for XR17V354IB-0A Series	367.81	-
701-XR17V354IBE4-EVB	Eval Board for XR17V354IB-E4 Series	468.13	-
701-XR17V354IBE8-EVB	Eval Board for XR17V354IB-E8 Series	468.13	-
701-XR17V358IBE4-EVB	Eval Board for XR17V358IB-E4 Series	501.56	-
701-XR17V358IBE8-EVB	Eval Board for XR17V358IB-E8 Series	501.56	-
701-XR16M890IL320CEB	Eval Board for XR16M890IL32-0C Series	58.85	-
701-XR16M890IL400CEB	Eval Board for XR16M890IL40-0C Series	58.85	-
701-XRM890IM480CEB	Eval Board for XR16M890IL48-0C Series	58.85	-
701-XRA1402IG16-0BEB	Eval Board for XRA1402 Series TSSOP-24	35.31	-
701-XRA1403IG24-0BEB	Eval Board for XRA1403 Series TSSOP-24 Chip	35.31	-
701-XRA1403IL24-0BEB	Eval Board for XRA1403 Series QFN-24 Chip	35.31	-
701-XRA1404IG16-0BEB	Eval Board for XRA1404 Series TSSOP-16 Chip	35.31	-
701-XRA1404IL16-0BEB	Eval Board for XRA1404 Series QFN-16 Chip	35.31	-
701-XRA1405IG24-0BEB	Eval Board for XRA1405 TSSOP-24 Chip	35.31	-
701-XRA1405IL24-0BEB	Eval Board for XRA1405 QFN-24 Chip	35.31	-
701-XR20M1280L240AEB	Eval Board for XR20M1280L24-0A Series	58.85	-
701-XR20M1280L240BEB	Eval Board for XR20M1280L24-0B Series	58.85	-
701-XR20M1280L320AEB	Eval Board for XR20M1280L31-0A Series	58.85	-
701-XR20M1280L320BEB	Eval Board for XR20M1280L31-0B Series	58.85	-
701-XR20M1280L400AEB	Eval Board for XR20M1280L40-0A Series	58.85	-
701-XR20M1280L400BEB	Eval Board for XR20M1280L40-0B Series	58.85	-
701-XR20M1170G160AEB	Eval Board for XR20M1170G16-0A Series	272.85	254.66
701-XR20M1170G160BEB	Eval Board for XR20M1170G16-0B Series	272.85	254.66
701-XR20M1170G240AEB	Eval Board for XR20M1170G24-0A Series	272.85	254.66
701-XR20M1170G240BEB	Eval Board for XR20M1170G24-0B Series	272.85	254.66
701-XR20M1170L160AEB	Eval Board for XR20M1170L16-0A Series	272.85	254.66
701-XR20M1170L160BEB	Eval Board for XR20M1170L16-0B Series	272.85	254.66
701-XR20M1170L240AEB	Eval Board for XR20M1170L24-0A Series	272.85	254.66
701-XR20M1170L240BEB	Eval Board for XR20M1170L24-0B Series	272.85	254.66
701-XR20M1172G280AEB	Eval Board for XR20M1172G28-0A Series	272.85	254.66
701-XR20M1172G280BEB	Eval Board for XR20M1172G28-0B Series	272.85	254.66
701-XR20M1172L320AEB	Eval Board for XR20M1172L32-0A Series	272.85	254.66
701-XR20M1172L320BEB	Eval Board for XR20M1172L32-0B Series	272.85	254.66
701-SP3508EB	Eval Board for SP3508 Series	133.75	-

© Copyright 2013 Mouser Electronics
© Copyright 2013 Mouser Electronics

FAIRCHILD Analog ICs

Products may be RoHS compliant. Check mouser.com for RoHS status.

FAIRCHILD SEMICONDUCTOR

USB SWITCHES

♦ Surface Mount Device

For quantities greater than listed, call for quote.

MOUSER STOCK NO.	Fairchild Part No.	Package Type	Configuration	No. of Switches	On Resistance (Ω)	V_{CC}	Bandwidth (MHz)	C_{ON} (pF)	Price Each 1	25	100
♦ 512-FSUSB11MTCX	FSUSB11MTCX	TSSOP-16	1x (SPDT) USB, FS	1	1	1.65V-5.5V	350	40	1.46	1.28	1.04
♦ 512-FSUSB22MTCX	FSUSB22MTCX	TSSOP-16	2x (4PDT) USB, HS	2	5	3.0V-6.0V	750	12	1.99	1.57	1.41
♦ 512-FSUSB30BQX	FSUSB30BQX	DQFN-16	1x (DPDT) USB, HS	1	6.5	3.0V-4.3V	720	5	1.09	.992	.91
♦ 512-FSUSB31K8X	FSUSB31K8X	US8-8	1x (DPST) USB, HS	1	6.5	3.0V-4.3V	720	5	1.53	1.36	1.23
♦ 512-FSUSB46K8X	FSUSB46K8X	US8-8	1x (DPST) USB, HS	2	6.5	3.0V-4.3V	720	7	1.92	1.51	1.35

VIDEO SWITCHES

♦ Surface Mount Device

For quantities greater than listed, call for quote.

MOUSER STOCK NO.	Fairchild Part No.	Package Type	Configuration	No. of Switches	On Resistance (Ω)	V_{CC}	Bandwidth (MHz)	C_{ON} (pF)	Price Each 1	25	100
♦ 512-FSAV330MTCX	FSAV330MTCX	TSSOP-16	SPDT	4	3	4.75V-5.25V	300	12	.36	.328	.308
♦ 512-FSAV430QSCX	FSAV430QSCX	QSOP-16	SPDT	4	5	3.0V-3.6V	800	12	1.50	1.18	1.06
♦ 512-FSHDMI08MTDX	FSHDMI08MTDX	TSSOP-56	2:1	12	19	3.0V-3.6V	-----	-----	2.81	2.17	1.96

DRMOS FET PLUS DRIVERS

♦ Surface Mount Device

For quantities greater than listed, call for quote.

MOUSER STOCK NO.	Fairchild Part No.	Package Type	No. of Drivers	Supply Voltage (Min)	(Typ)	(Max)	Control Circuit Supply Voltage (Typ) (V)	Efficiency Peak (%)	Frequency (Max) (kHz)	Operating Temperature Range (°C)	Price Each 1	25	100	250
♦ 512-FDMF6820A	FDMF6820A	PQFN-40	1	-0.3	---	6.0	5.0	93	1000	-40 to +125	4.00	3.20	2.49	2.36
♦ 512-FDMF6705	FDMF6705	PQFN-40	1	3.0	12.0	20.5	5.0	93	1000	-40 to +125	3.15	2.51	1.96	1.85
♦ 512-FDMF6705V	FDMF6705V	PQFN-40	1	3.0	12.0	15.0	5.0	93	1000	-40 to +125	2.91	2.33	1.81	1.72

HIGH VOLTAGE GATE DRIVERS

♦ Surface Mount Device

For quantities greater than listed, call for quote.

MOUSER STOCK NO.	Fairchild Part No.	Package Type	No. of Drivers	Gate Drive Current (mA) Sink	Source	Supply Voltage (V)	Quiescent Supply Current (Max)(μA)	Operating Supply Current (Max)(μA)	Turn-on Prog Delay (Typ)(ns)	Turn-Off Prog Delay (Typ)(ns)	Operating Temperature Range (°C)	Price Each 1	25	100	250
512-FAN7171MX_F085	FAN7171MX_F085	SOP-8	1	400	400	10 to 20	70	100	150	150	-40 to +85	1.71	1.55	1.25	1.11
♦ 512-FAN7362MX	FAN7362MX	SOP-8	1	500	250	10 to 20	80	550	120	90	-40 to +125	1.62	1.24	1.16	.994
♦ 512-FAN7382MX	FAN7382MX	SOP-8	1	650	350	10 to 22	120	600	170	200	-40 to +125	1.18	1.05	.842	.724
♦ 512-FAN7382M1X	FAN7382M1X	SOP-14	1	650	350	10 to 22	120	600	170	200	-40 to +125	1.98	1.56	1.40	1.22
512-FAN7631SJ	FAN7631SJ	SOP-16	1	1000	500	10 to 20	200	200	150	150	-40 to +130	1.59	1.39	1.28	1.10
512-FAN7631SJX	FAN7631SJX	SOP-16	1	1000	500	10 to 20	200	200	150	150	-40 to +130	1.39	1.11	.835	.781
♦ 512-FAN7390MX	FAN7390MX	SOP-8	1	4500	4500	10 to 22	80	640	140	140	-40 to +125	2.88	2.57	2.31	2.05
♦ 512-FAN7390M1X	FAN7390M1X	SOIC-14	1	4500	4500	10 to 22	80	640	140	140	-40 to +125	3.60	2.77	2.51	2.26
♦ 512-FAN7387MX	FAN7387MX	SOP-8	2	-	-	11 to 14	500	800	550	160	-40 to +125	1.55	1.35	1.25	1.08
♦ 512-FAN7385MX	FAN7385MX	SOP-14	2	650	350	10 to 20	50	70	110	110	-40 to +125	1.78	1.57	1.26	1.09
♦ 512-FAN7388MX	FAN7388MX	SOIC-20	3	650	350	10 to 20	350	900	130	150	-40 to +125	1.90	1.72	1.39	1.23
512-FAN73892MX	FAN73892MX	SOIC-28	6	350	650	10 to 20	200	500	500	500	-40 to +125	5.39	4.82	3.94	3.55

IGBT/MOSFET GATE DRIVERS

♦ Surface Mount Device

For quantities greater than listed, call for quote.

MOUSER STOCK NO.	Fairchild Part No.	Package Type	No. of Drivers	Supply Voltage (Max)(V)	t_{PLH} (ns) (Max)	t_{PHL} (ns) (Max)	Peak Output Current (mA)	Pulse Width Distortion (Max)(ns)	Rise Time (Typ)(ns)	Fall Time (Typ)(ns)	Operating Temperature Range (°C)	Price Each 1	25	100	250
♦ 512-FOD3182S	FOD3182S	SOIC-8	1	30	210	210	3	65	38	24	-40 to +100	2.55	2.03	1.53	1.42
512-FOD3182	FOD3182	DIP-8	1	35	210	210	3	65	38	24	-40 to +100	2.85	2.54	2.29	2.03

HIGH-SIDE GATE DRIVERS

For quantities greater than listed, call for quote.

MOUSER STOCK NO.	Fairchild Part No.	Package Type	RDS (ON) (mΩ)	Operating Supply Voltage (V)	I Load (A)	Turn-On Time (us)	Turn-Off Time (us)	Slew Rate (V/us)	UVLO Circuit	Ptot (W)	Operating Temperature Range (°C)	Price Each 1	25	100	250
512-FDBS09H04A_F085A	FDBS09H04A_F085A	TO-263	9	5.5 to 38	48	400	500	20	Yes	81	-40 to +150	3.03	2.43	2.21	2.00
512-FDDS10H04A_F085A	FDDS10H04A_F085A	TO-252	10	5.5 to 38	41	400	400	20	Yes	59	-40 to +150	3.28	2.64	2.39	2.12

LOW-SIDE GATE DRIVERS

♦ Surface Mount Device

For quantities greater than listed, call for quote.

MOUSER STOCK NO.	Fairchild Part No.	Package Type	No. of Ch.	Gate Drive Current (mA) Sink	Source	Operating Supply Voltage (V)	Quiescent Current (mA)	Input Threshold Type	UVLO Circuit	tPROP (Typ) (ns)	Operating Temperature Range (°C)	Price Each 1	25	100	250
♦ 512-FAN3100CMPX	FAN3100CMPX	MLP-6	1	+2.0A	-1.5A	4.5 to 18	0.2	CMOS	Yes	15	-40 to +125	1.04	.867	.696	.528
♦ 512-FAN3213TMX	FAN3213TMX	SOIC-8	2	+4.0A	-3.0A	4.5 to 18	0.7	TTL	Yes	17	-40 to +125	1.92	1.65	1.32	1.14
♦ 512-FAN3216TMX	FAN3216TMX	SOIC-8	2	+2.4A	-1.6A	4.5 to 18	0.75	TTL	Yes	19	-40 to +125	1.28	1.13	.919	.791
♦ 512-FAN3217TMX	FAN3217TMX	SOIC-8	2	+2.4A	-1.6A	4.5 to 18	0.75	TTL	Yes	19	-40 to +125	1.59	1.23	1.13	.981
♦ 512-FAN3223TMX	FAN3223TMX	SOIC-8	2	+4.0A	-3.0A	4.5 to 18	0.7	TTL	Yes	17	-40 to +125	2.07	1.58	1.43	1.29
♦ 512-FAN3278TMX	FAN3278TMX	SOIC-8	2	+2.4A	-1.6A	8.0 to 27	1.3	TTL	Yes	25	-40 to +125	1.29	1.12	1.04	.898
High & Low-Side															
♦ 512-FAN7190MX_F085	FAN7190MX_F085	SOP-8	2	+4.5A	+4.5A	10 to 22	0.11	-	Yes	140	-40 to +125	2.58	2.09	1.88	1.67

AUDIO JACK MICROPHONE/VIDEO SWITCHES

♦ Surface Mount Device

For quantities greater than listed, call for quote.

MOUSER STOCK NO.	Fairchild Part No.	Package Type	Configuration	No. of Switches	On Resistance (Ω)	V_{CC}	Crosstalk (dB)	Off Isolation (dB)	Max T On (ns)	Off (ns)	R_{ON} Flatness (Ω)	Price Each 1	25	100
♦ 512-FSA8008AUMX	FSA8008AUMX	UMLP-10	SPST	1	0.6	2.5V-4.4V	-----	-90	---	---	0.7	.98	.738	.556
♦ 512-FSA8009UMX	FSA8009UMX	UMLP-10	SPST	1	1	2.5V-4.3V	-67	-100	40	15	0.5	.77	.578	.439
♦ 512-FSA8029UMX	FSA8029UMX	UMLP-10	SPST	1	1	2.5V-4.3V	-67	-100	40	15	0.5	.86	.642	.482

VIDEO FILTER DRIVERS

♦ Surface Mount Device

For quantities greater than listed, call for quote.

MOUSER STOCK NO.	Fairchild Part No.	Package Type	No. of Chan.	Cutoff Freq. (MHz)	Select. SD/HD Capable	Sound Notch	Modulator Outputs	Group Delay Compensation	Input Clamps	Sync Strippers	Price Each 1	25	100	250
512-FMS6404CSX	FMS6404CSX	SOIC-8	2	7.6	No	Yes	Yes	Yes	Yes	No	3.00	2.25	1.70	1.25
♦ 512-FMS6143CSX	FMS6143CSX	SOIC-8	3	8	No	No	No	No	Yes	Yes	.61	.52	.427	.398
♦ 512-FMS6303MTC1406X	FMS6303MTC1406X	TSSOP-14	3	65	Yes	No	No	No	No	No	2.23	1.98	1.79	1.58
♦ 512-FMS6346EMTC20X	FMS6346EMTC20X	TSSOP-20	6	8/30	Yes	No	No	No	Yes	No	1.16	.963	.77	.578
♦ 512-FMS6646MTC20X	FMS6646MTC20X	TSSOP-20	6	8/75	Yes	No	No	No	No	No	2.12	1.71	1.54	1.37

VIDEO SWITCH MATRIX/MULTIPLEXERS

♦ Surface Mount Device

For quantities greater than listed, call for quote.

MOUSER STOCK NO.	Fairchild Part No.	Package Type	No. of Inputs	No. of Outputs	Prog. Gain	Control Interface	Standards Supported	Input Clamps	Supply Voltage (Min/Max)	Supply Curr. (Max)	Price Each 1	25	100	250
♦ 512-FMS6501MSA28X	FMS6501MSA28X	SSOP-28	12	9	1	I2C	470i, 480p, 720p, 1080i, 1080p	1	-0.3 to +6.0	100mA	5.94	4.85	4.35	3.96
♦ 512-FMS6502MTC24X	FMS6502MTC24X	TSSOP-24	8	6	1	I2C	470i, 480p, 720p, 1080i, 1080p	1	-0.3 to +6.0	75mA	3.15	2.57	2.30	2.08

© Copyright 2013 Mouser Electronics
© Copyright 2013 Mouser Electronics

FAIRCHILD Interface

Products may be RoHS compliant. Check mouser.com for RoHS status.

FAIRCHILD SEMICONDUCTOR

COMPARATORS

♦ **Surface Mount Device**

For quantities greater than listed, call for quote.

MOUSER STOCK NO.	Fairchild Part No.	Package Type	Supply Voltage (V)	Voltage Gain Typ. (V/mV)	Supply Current Typ. (mA)	Input Offset Voltage Max (mV)	Input Offset Current Max (nA)	Input Bias Current Max (nA)	Response Time (ns)	Price Each 1	25	100	250
Dual													
512-KA319	KA319	DIP-14	36	40	3.6	8	200	1000	80	.48	.407	.369	.251
♦ 512-KA319D	KA319D	SOP-14	36	40	3.6	8	200	1000	80	.52	.46	.408	.27
512-KA393	KA393	DIP-8	18 - 36	200	0.6	5	50	250	1400	.35	.305	.269	.183
512-KA393A	KA393A	DIP-8	18 - 36	200	0.6	2	50	250	1400	.45	.385	.352	.225
♦ 512-LM2903M	LM2903M	SOP-8	18 - 36	100	0.6	7	50	250	1500	.26	.203	.182	.173
♦ 512-LM2903MX	LM2903MX	SOIC-8	18 - 36	100	0.6	7	50	250	1500	.47	.309	.254	.211
512-LM2903N	LM2903N	DIP-8	18 - 36	100	0.6	7	50	250	1500	.45	.294	.24	.198
♦ 512-LM319M	LM319M	SOP-14	36	40	3.6	8	200	1000	80	.49	.408	.352	.315
♦ 512-LM319MX	LM319MX	SOP-14	36	40	3.6	8	200	1000	80	.66	.462	.396	.342
512-LM319N	LM319N	DIP-14	36	40	3.6	8	200	1000	80	.46	.386	.334	.297
♦ 512-LM393AM	LM393AM	SOP-8	18 - 36	200	0.6	2	50	250	1400	.21	.172	.163	.14
♦ 512-LM393AMX	LM393AMX	SOP-8	18 - 36	200	0.6	2	50	250	1400	.21	.171	.163	.14
512-LM393AN	LM393AN	DIP-8	18 - 36	200	0.6	2	50	250	1400	.35	.268	.233	.172
♦ 512-LM393M	LM393M	SOP-8	18 - 36	200	0.6	5	50	250	1400	.43	.28	.228	.188
512-LM393MX	LM393MX	SOIC-8	18 - 36	200	0.6	5	50	250	1400	.65	.383	.309	.223
512-LM393N	LM393N	DIP-8	18 - 36	200	0.6	5	50	250	1400	.45	.30	.244	.202
Quad													
512-KA339	KA339	DIP-14	18 - 36	200	1.1	5	50	250	1300	.58	.524	.461	.312
512-KA339A	KA339A	DIP-14	18 - 36	200	1.1	2	50	250	1300	.46	.396	.354	.239
♦ 512-LM2901M	LM2901M	SOP-14	18 - 36	100	1.1	7	50	250	1300	.47	.398	.324	.269
♦ 512-LM2901MX	LM2901MX	SOP-14	18 - 36	100	1.1	7	50	250	1300	.36	.31	.268	.257
512-LM2901N	LM2901N	DIP-14	18 - 36	100	1.1	7	50	250	1300	.41	.339	.293	.261
♦ 512-LM339AM	LM339AM	SOP-14	18 - 36	200	1.1	2	50	250	1400	.47	.398	.324	.269
♦ 512-LM339AMX	LM339AMX	SOP-14	18 - 36	200	1.1	2	50	250	1400	.38	.321	.289	.257
512-LM339AN	LM339AN	DIP-14	18 - 36	200	1.1	2	50	250	1400	.42	.342	.295	.264
♦ 512-LM339M	LM339M	SOP-14	18 - 36	200	1.1	5	50	250	1400	.59	.386	.315	.26
♦ 512-LM339MX	LM339MX	SOP-14	18 - 36	200	1.1	5	50	250	1300	.58	.46	.314	.26
512-LM339N	LM339N	DIP-14	18 - 36	200	1.1	5	50	250	1400	.41	.339	.293	.261

ANALOG TIMERS

♦ **Surface Mount Device**

For quantities greater than listed, call for quote.

MOUSER STOCK NO.	Fairchild Part No.	Package Type	Supply Voltage (V) Max.	Supply Voltage (V) Min.	Control Voltage at Vcc 5V (V) Max.	Control Voltage at Vcc 5V (V) Min.	Threshold Voltage at Vcc 5V (V) Max.	Threshold Voltage at Vcc 5V (V) Min.	Trigger Voltage at Vcc 5V (V) Max.	Trigger Voltage at Vcc 5V (V) Min.	Operating Temperature (°C)	Contact Form	Price Each 1	25	100
♦ 512-LM555CM	LM555CM	SOIC-8	16	4.5	4	2.6	3.3	3.3	2.2	1.1	0 ~ +70	SPST, Normally Clsd	.31	.224	.217
512-LM555CN	LM555CN	DIP-8	16	4.5	4	2.6	3.3	3.3	2.2	1.1	0 ~ +70	SPST, Normally Clsd	.47	.31	.254

LVDS ANALOG INTERFACE

♦ **Surface Mount Device**

PRODUCT NEW

For quantities greater than listed, call for quote.

MOUSER STOCK NO.	Fairchild Part No.	Package Type	Function	No. of Bits	Max. Speed	Supply Voltage	Price Each 1	25	100	250
♦ 512-FIN1001M5X	FIN1001M5X	SOT-23	Line Driver	1	600Mbps	3.3V	.94	.835	.671	.577
♦ 512-FIN1002M5X	FIN1002M5X	SOT-23	Receiver	1	400Mbps	3.3V	.97	.867	.699	.60
♦ 512-FIN1019MX	FIN1019MX	SOIC-14	Transceiver	1+1	400Mbps	3.3V	1.58	1.26	.952	.888
♦ 512-FIN1031MX	FIN1031MX	SOIC-16	Line Driver	4	400Mbps	3.3V	2.29	2.08	1.67	1.48
♦ 512-FIN1032MX	FIN1032MX	SOIC-16	Receiver	4	400Mbps	3.3V	2.55	1.97	1.78	1.59
♦ 512-FIN1047MTCX	FIN1047MTCX	TSSOP-16	Flow-Through Driver	4	400Mbps	3.6V	1.51	1.21	.91	.845
♦ 512-FIN1048MX	FIN1048MX	SOIC-16	Receiver	4	400Mbps	3.3V	2.48	2.25	1.81	1.61
♦ 512-FIN1049MTCX	FIN1049MTCX	TSSOP-16	Transceiver	2+2	400Mbps	3.3V	2.96	2.28	2.07	1.85
♦ 512-FIN1101K8X	FIN1101K8X	US-8	Repeater	1	1600Mbps	3.3V	1.65	1.49	1.34	1.04
♦ 512-FIN1108MTD	FIN1108MTD	TSSOP-48	Repeater	8	1800Mbps	3.3V	5.66	5.05	4.14	3.73
♦ 512-FIN3385MTDX	FIN3385MTDX	TSSOP-56	Serializer/Deserializer	28	2.38Gbps	3.3V	3.49	3.15	2.86	2.58

ANALOG SWITCHES

♦ **Surface Mount Device**

PRODUCT NEW

For quantities greater than listed, call for quote.

MOUSER STOCK NO.	Fairchild Part No.	Package Type	Configuration	No. of Switches	On Resistance (Ω)	Vcc	Bandwidth (MHz)	Con (pF)	Price Each 1	25	100
♦ 512-FSA1156P6X	FSA1156P6X	SC-70-6	1x SPST (NO)	1	9	1.65V-5.5V	350	65	.65	.58	.506
♦ 512-FSA1157L6X	FSA1157L6X	MicroPak-6	SPST (NC)	1	0.75	1.65V-5.5V	300	65	.80	.618	.546
♦ 512-FSA1157P6X	FSA1157P6X	SC-70-6	1x SPST (NC)	1	0.75	1.65V-5.5V	350	65	.80	.618	.546
♦ 512-FSA1208BQX	DQFN-20	DQFN-20	SPST (NO)	8	7	3.0V-4.3V	500	6	2.14	1.93	1.55
♦ 512-FSA1256AL8X	FSA1256AL8X	MicroPak-8	SPST (NO)	2	0.95	2.7V-5.5V	300	27	1.00	.76	.675
♦ 512-FSA1256L8X	FSA1256L8X	MicroPak-8	2x SPST (NO)	2	0.95	1.65V-5.5V	300	27	.87	.792	.722
♦ 512-FSA2147K8X	FSA2147K8X	US8-8	DPST	2	3	2.7V-4.3V	-	-	1.02	.781	.691
♦ 512-FSA221MUX	FSA221MUX	MSOP-10	DPDT	1	3	3.0V-4.3V	720	-	1.33	1.05	.944
♦ 512-FSA2257L10X	FSA2257L10X	MicroPak-10	2x SPDT	2	0.95	1.65V-5.5V	350	40	.94	.746	.671
♦ 512-FSA2259UMX	FSA2259UMX	UMLP-10	SPDT (NO)	2	0.8	1.65V-4.3V	50	50	.73	.546	.417
♦ 512-FSA2267AMUX	FSA2267AMUX	MSOP-10	SPDT (NO)	2	0.35	2.3V-4.3V	45	126	1.26	1.10	1.02
♦ 512-FSA2268TUMX	FSA2268TUMX	UMLP-10	SPDT (NO)	2	0.4	1.65V-4.3V	50	120	.76	.674	.584
♦ 512-FSA2269L10X	FSA2269L10X	MicroPak-10	SPDT (NO)	2	0.4	1.65V-4.3V	50	120	1.13	.899	.809
♦ 512-FSA2380BQX	FSA2380BQX	DQFN-14	3x DP3T	1	0.75	-0.5V-6.0V	120	70	1.34	1.07	.803
♦ 512-FSA2457UMX	FSA2457UMX	UMLP-16	DPDT	2	5	2.7V-3.6V	160	12	1.26	.995	.896
♦ 512-FSA2467MPX	FSA2467MPX	MLP-16	SPDT (NO)	4	0.4	1.65V-4.3V	45	118	1.22	.963	.867
♦ 512-FSA2567MPX	FSA2567MPX	MLP-16	4PDT	4	6	2.7V-4.3V	160	10	1.87	1.44	1.31
♦ 512-FSA266K8X	FSA266K8X	US8-8	2x SPST (NO)	2	6	1.65V-5.5V	300	10	.62	.439	.373
♦ 512-FSA266L8X	FSA266L8X	MicroPak-8	2x SPST (NO)	2	6	1.65V-5.5V	300	10	.49	.396	.284
♦ 512-FSA3157P6X	FSA3157P6X	SC-70-6	1x SPDT	1	5	1.65V-5.5V	250	19	.57	.407	.265
♦ 512-FSA3357K8X	FSA3357K8X	US8-8	1x SP3T (NO/NC)	1	5	1.65V-5.5V	250	14.5	.90	.781	.722
♦ 512-FSA4157L6X	FSA4157L6X	MicroPak-6	SPDT (NO)	1	1	1.65V-5.5V	350	40	.80	.618	.546
♦ 512-FSA4157P6X	FSA4157P6X	SC-70-6	1x SPDT	1	0.95	1.65V-5.5V	350	40	.74	.515	.441
♦ 512-FSA4159P6X	FSA4159P6X	SC-70-6	SPDT	1	1	1.65V-5.5V	180	41	.90	.691	.61
♦ 512-FSA5157P6X	FSA5157P6X	SC-70-6	SPDT (NO)	1	0.35	1.65V-3.6V	45	90	.55	.486	.449
♦ 512-FSA66P5X	FSA66P5X	SC-70-6	SPST (NO)	1	5	1.65V-5.5V	250	6	.58	.332	.272
♦ 512-FSAL200QSCX	FSAL200QSCX	QSOP-16	Quad 2:1 LAN Switch	2	6	-5.0V-7.0V	300	15	1.28	1.12	1.04
♦ 512-NC7SZ66L6X	NC7SZ66L6X	MicroPak-6	1x SPST (NO)	1	5	1.65V-5.5V	-	6	.35	.28	.211

© Copyright 2013 Mouser Electronics
© Copyright 2013 Mouser Electronics

FREESCALE Sensors and Analog ICs

freescale

This product is RoHS compliant.

INTELLIGENT MOTION SENSING PLATFORM

NEW! TECHNOLOGY

Development Tools

For quantities greater than listed, call for quote.

MOUSER STOCK NO.	Freescale Part No.	Description	Price Each
841-KITMMA9550LEVM	KITMMA9550LEVM	For Development of MMA9550L Series - Includes 1 MMA9550L development board, 1 interface board, USB cable & Quickstart Guide	114.40
841-KITMMA9551LEVM	KITMMA9551LEVM	For Development of MMA9551L Series - Includes 1 MMA9551L development board, 1 interface board, USB cable & Quickstart Guide	114.40
841-MMA9559LKUBE	MMA9559LKUBE	For Development of MMA9559L Series	33.51

3-AXIS ACCELEROMETERS

NEW! TECHNOLOGY

For quantities greater than listed, call for quote.

MOUSER STOCK NO.	Freescale Part No.	Package	Acceleration Sensitivity (g)	Maximum Acceleration (g)	Digital Output (bits)	Interface	Output Data Rate	Price Each		
								1	25	100
841-MMA7660FCR1	MMA7660FCR1	DFN-10	1.5	10,000	6	I2C	User Select.	1.41	1.18	1.13
841-MMA8453QT	MMA8453QT	QFN-16	2, 4, 8	5000	8, 10	I2C	1.563-800	1.40	1.24	.781
841-MMA7455LT	MMA7455LT	LGA-14	2, 4, 8	5000	8, 10	I2C/SPI	125, 250 Hz	3.60	2.89	2.63
841-MMA7455LR1	MMA7455LR1	LGA-14	2, 4, 8	5000	8, 10	I2C/SPI	125, 250 Hz	3.60	2.89	2.63
841-MMA8453QR1	MMA8453QR1	QFN-16	2, 4, 8	5000	10	I2C	1.563-800	1.53	1.28	1.23
841-MMA8452QR1	MMA8452QR1	QFN-16	2, 4, 8	5000	12	I2C	1.563-800	1.53	1.28	1.23
841-MMA8451QT	MMA8451QT	QFN-16	2, 4, 8	5000	14	I2C	1.563-800	1.79	1.58	.995
841-MMA8451QR1	MMA8451QR1	QFN-16	2, 4, 8	5000	14	I2C	1.563-800	1.95	1.64	1.56
841-MMA8652FCR1	MMA8652FCR1	DFN-10	2, 4, 8	10,000	12	I2C	1.56Hz to 800Hz	1.28	1.08	1.03
841-MMA8653FCR1	MMA8653FCR1	DFN-10	2, 4, 8	10,000	12	I2C	1.56Hz to 800Hz	1.20	1.00	.962
841-MMA8450QT	MMA8450QT	QFN-16	2, 4, 8	10,000	12	I2C	User Select.	2.25	2.00	1.25
841-MMA8450QR1	MMA8450QR1	QFN-16	2, 4, 8	10,000	12	I2C	User Select.	2.43	2.03	1.95

Accelerometer Development Tools

NEW! TECHNOLOGY

MOUSER STOCK NO.	Freescale Part No.	Description	Price Each
841-EVBCRTOUCH	EVBCRTOUCH	CRTouch Development Board	90.95
841-RD3803MMA7660FC	RD3803MMA7660FC	MMA7660 Evaluation Kit Board	127.33
841-RD3924MMA8450Q	RD3924MMA8450Q	MMA8450Q Sensor Toolbox Kit	105.93
841-LFSTBEB8450	LFSTBEB8450	MMA8450Q Evaluation Development Board	80.25
841-KIT3803MMA7660FC	KIT3803MMA7660FC	MMA7660 Evaluation Kit Daughter Board	37.45
841-LFSTBEB845X	LFSTBEB845X	MMA8450Q TripleAxis Digital Evaluation Kit	80.25
841-RDMMA845X	RDMMA845X	Acceleration Sensor Development Tool Kit for LFSTBUSB/E845X	105.93

HIGH ACCURACY, THREE AXIS XTRINSIC DIGITAL MAGNETOMETER

For quantities greater than listed, call for quote.

MOUSER STOCK NO.	Freescale Part No.	Magnetic Field Sensitivity (Gauss)	Maximum Applied Magnetic Field (μT)	Sampling Rate	Bus	Supply Current Max (μA)	Voltage Supply (V)	Price Each		
								1	25	100
841-MAG3110FCR1	MAG3110FCR1	10	100000	80	I2C	900	.95 - 3.6	1.47	1.23	1.18

PROXIMITY AND CAPACITIVE TOUCH SENSOR CONTROLLERS

For quantities greater than listed, call for quote.

MOUSER STOCK NO.	Freescale Part No.	Package	Touch Pads	Response Time (ms)	Interface and Input Control	Supply Current (μA)	Shut Down Current (μA)	Supply Voltage (V)	Price Each		
									1	25	100
841-MPR031EPR2	MPR031EPR2	QFN-D8	3	32	I2C	8	4	1.71 - 2.75	1.42	1.10	1.02
841-MPR121QR2	MPR121QR2	QFN-20	12	64	I2C	29	3	1.71 - 3.6	1.88	1.52	1.37

Development Tools

MOUSER STOCK NO.	Freescale Part No.	Description	Price Each
841-DEMOMPR031	DEMOMPR031	Demo board for MPR031	26.75
841-KITMPR03XEVM	KITMPR03XEVM	Evaluation Kit for MPR03X series	105.93
841-TSSEVB	TSSEVB	Touch Sensing Software Evaluation Board	106.99
841-KITMPR121EVM	KITMPR121EVM	Sensor Toolbox MPR121 Evaluation Kit	105.93

ENGINE CONTROL ANALOG POWER IC

For quantities greater than listed, call for quote.

MOUSER STOCK NO.	Freescale Part No.	Package	Power Output Load - Current Typ(A)	Supply Voltage (V)	Power Output Load - Current Limit per Output -Min (A)	Power Output Load - Number of Channels	Drain-to-Source On Resistance Typ (Ω)	Price Each		
								1	25	100
841-MCZ33812EK	MCZ33812EK	SOIC-32	1, 0.3	4.9/36	3, 1	2, 1	0.25	3.14	2.78	1.74

SYSTEM BASIS CHIP - GEN 2

PRODUCT NEW

For quantities greater than listed, call for quote.

MOUSER STOCK NO.	Freescale Part No.	VDD Output Voltage	LIN Interface(s)	Wake-up Input/LIN Master Termination	V_{AX}	V_{SENSE}	MUX	Price Each		
								1	25	100
841-MCZ33903CP5EK	MCZ33903CP5EK	5.0V	0	3 Wake-up	No	Yes	Yes	3.07	2.74	1.71
841-MCZ33903CS5EK	MCZ33903CS5EK	3.3V	1	2 Wake-up + 1 LIN or 3 Wake-up + no LIN	No	Yes	Yes	3.42	3.04	1.90
841-MCZ33903CD5EK	MCZ33903CD5EK	5.0V	2	1 Wake-up + 2 LIN or 2 Wake-Up + 1 LIN or 3 Wake-up + no LIN	No	Yes	Yes	3.75	3.34	2.09

FREESCALE H-BRIDGES AND CONFIGURABLE SWITCHES

For quantities greater than listed, call for quote.

MOUSER STOCK NO.	Freescale Part No.	Package	Load Supply Voltage (V)	Supply Voltage (V)	Power Output Load Current (A)	Power Output Channels	Drain-to-Source On Resistance Typ (Ω)	Current Limit per Output Min. (A)	Interface Control	Price Each		
										1	25	100
841-MPC17C724EP	MPC17C724EP	QFN-16	2.7 to 5.5	2.7 to 5.5	0.4	2	-	-	Parallel	1.13	1.01	.631

FREESCALE ANALOG AND MIXED SIGNAL DEVELOPMENT TOOLS

PRODUCT NEW

MOUSER STOCK NO.	Freescale Part No.	Description	Price Each
841-KIT34704AEPEVBE	KIT34704AEPEVBE	Evaluation Kit -34704A - 8 Channel DC-DC Power Management IC	221.63
841-KIT34704BEPEVBE	KIT34704BEPEVBE	Evaluation Kit -34704B - 5 Channel DC-DC Power Management IC	221.63
841-KITLEDBKLT16EVBE	KITLEDBKLT16EVBE	Evaluation KIT-16 Ch LED driver board (256 LEDs)	503.70
841-KIT33812EKEVBE	KIT33812EKEVBE	Multifunctional Ignition and Injector Driver Evaluation board	104.41
841-KIT33812ECUEVME	KIT33812ECUEVME	Small Engine Control Reference Design featuring the 33812 and the S12P	267.75
841-KIT33903BD5EVBE	KIT33903BD5EVBE	MC33903 Evaluation board allows the user to implement the functionality of the MCZ33903D3 System Basic Chip (SBC)	115.51

© Copyright 2013 Mouser Electronics
© Copyright 2013 Mouser Electronics

IDT Analog ICs

AUDIO CODECS

For quantities greater than listed, call for quote.

MOUSER STOCK NO.	IDT Part No.	Package	No. of Channels	No. of ADC Inputs	No. of DAC Outputs	Resolution	THD plus Noise	SNR	Operating Supply Volt. (V)	Supply Current (mA)	Price Each 1	Price Each 10	Price Each 100
972-STAC9200X5TAEB1X	STAC9200X5TAEB1X	TQFP-48	2	2	2	18 bit, 20 bit	89dB	90dB	5	50	9.52	7.81	7.04
972-STAC9750XXTAEC1X	STAC9750XXTAEC1X	LQFP-48	2	-	-	24 bit	- 90dB	100dB	3.3	-	11.16	9.15	8.25

BUS TRANSCEIVERS

For quantities greater than listed, call for quote.

MOUSER STOCK NO.	IDT Part No.	Package	No. of Channels per Chip	Logic Type	Propagation Delay Time (ns)	Supply Current (mA)	Supply Voltage (V) Min.	Supply Voltage (V) Max.	Price Each 1	Price Each 10	Price Each 100
972-74FCT2245ATQG	74FCT2245ATQG	QSOP-20	8	Bidirectional Transceiver	4.6	10	4.75	5.25	1.01	.778	.502
972-74FCT245ATPGG	74FCT245ATPGG	TSSOP-20	8	Bidirectional Transceiver	4.6	10	4.75	5.25	1.22	.978	.75
972-74FCT245ATQG	74FCT245ATQG	QSOP-20	8	Bidirectional Transceiver	4.6	10	4.75	5.25	1.01	.778	.502
972-74FCT245ATSOG	74FCT245ATSOG	SOIC-20	8	Bidirectional Transceiver	4.6	10	4.75	5.25	1.07	.856	.657
972-74FCT543ATQG	74FCT543ATQG	QSOP-24	8	Latched Transceiver	6.5	10	4.75	5.25	.96	.745	.479
972-74FCT543ATSOG	74FCT543ATSOG	SOIC-24	8	Latched Transceiver	6.5	10	4.75	5.25	1.34	1.07	.821
972-74ALVCH16245PAG	74ALVCH16245PAG	TSSOP-48	16	3-State Bus Transceiver	3	0.1	3	3.6	1.71	1.37	1.06
972-74LVC16245APAG	74LVC16245APAG	TSSOP-48	16	3-State Bus Transceiver	4	10	3	3.6	1.52	1.22	.938
972-74LVC16245APVG	74LVC16245APVG	SSOP-48	16	3-State Bus Transceiver	4	10	3	3.6	1.52	1.22	.938
972-74LVCH16245APAG	74LVCH16245APAG	TSSOP-48	16	3-State Bus Transceiver	4	10	3	3.6	1.52	1.22	.938
972-74ALVC162245PAG	74ALVC162245PAG	TSSOP-48	16	3-State Bus Transceiver	4.2	0.1	3	3.6	1.71	1.37	1.06
972-74ALVC164245PAG	74ALVC164245PAG	TSSOP-48	16	3-State Bus Transceiver	4.2	0.1	3	3.6	1.71	1.37	1.06
972-74ALVC164245PAG8	74ALVC164245PAG8	TSSOP-48	16	3-State Bus Transceiver	4.2	0.1	3	3.6	1.71	1.37	1.06
972-74ALVC164245PVG	74ALVC164245PVG	SSOP-48	16	3-State Bus Transceiver	4.2	0.1	3	3.6	1.71	1.37	1.06
972-74ALVCH162245PAG	74ALVCH162245PAG	TSSOP-48	16	3-State Bus Transceiver	4.2	0.1	3	3.6	1.71	1.37	1.06
972-74LVC162245APAG	74LVC162245APAG	TSSOP-48	16	3-State Bus Transceiver	4.8	10	3	3.6	1.52	1.22	.938
972-74LVC162245APAG8	74LVC162245APAG8	TSSOP-48	16	3-State Bus Transceiver	4.8	10	3	3.6	1.52	1.22	.938
972-74LVC162245APVG	74LVC162245APVG	SSOP-48	16	3-State Bus Transceiver	4.8	10	3	3.6	1.52	1.22	.938
972-LVCHR162245APAG8	74LVCHR162245APAG8	TSSOP-48	16	3-State Bus Transceiver	4.8	10	3	3.6	2.54	2.04	1.64
972-74LVCH16543APAG	74LVCH16543APAG	SSOP-56	16	3-State Bus Transceiver	5.4	10	3	3.6	2.87	2.31	1.85
972-74FCT16245ETPAG	74FCT16245ETPAG	TSSOP-48	16	Bidirectional Transceiver	3.2	5	4.5	5.5	4.58	3.68	3.35
972-FCT162245CTPAG8	74FCT162245CTPAG8	TSSOP-48	16	Bidirectional Transceiver	3.5	5	4.5	5.5	1.29	1.04	.797
972-74FCT16245CTPAG	74FCT16245CTPAG	TSSOP-48	16	Bidirectional Transceiver	4.1	5	4.5	5.5	1.29	1.04	.797
972-74FCT163245CPAG	74FCT163245CPAG	TSSOP-48	16	Bidirectional Transceiver	4.1	0.1	3	3.6	2.87	2.31	1.85
972-74FCT163245CPVG	74FCT163245CPVG	SSOP-48	16	Bidirectional Transceiver	4.1	0.1	3	3.6	2.87	2.31	1.85
972-74FCT162245ATPAG	74FCT162245ATPAG	TSSOP-48	16	Bidirectional Transceiver	4.6	5	4.5	5.5	1.29	1.04	.797
972-74FCT162245ATPVG	74FCT162245ATPVG	SSOP-48	16	Bidirectional Transceiver	4.6	5	4.5	5.5	1.52	1.22	.938
972-74FCT16245ATPAG	74FCT16245ATPAG	TSSOP-48	16	Bidirectional Transceiver	4.6	5	4.5	5.5	1.29	1.04	.797
972-74FCT16245ATPVG	74FCT16245ATPVG	SSOP-48	16	Bidirectional Transceiver	4.6	5	4.5	5.5	1.52	1.22	.938
972-74FCT163245APAG	74FCT163245APAG	TSSOP-48	16	Bidirectional Transceiver	4.6	0.1	3	3.6	2.87	2.31	1.85
972-74FCT164245TPAG	74FCT164245TPAG	TSSOP-48	16	Bidirectional Transceiver	5	350	4.5	5.5	3.85	3.08	2.81
972-74FCT164245TPAG8	74FCT164245TPAG8	TSSOP-48	16	Bidirectional Transceiver	5	350	4.5	5.5	3.85	3.08	2.81
972-74FCT164245TPVG	74FCT164245TPVG	SSOP-48	16	Bidirectional Transceiver	5	350	4.5	5.5	3.85	3.08	2.81
972-74LVCH162245APAG	74LVCH162245APAG	TSSOP-48	16	Bus Transceiver	4.8	10	3	3.6	1.52	1.22	.938
972-74FCT16543ATPAG	74FCT16543ATPAG	SSOP-56	16	Latched Transceiver	6.5	5	4.5	5.5	2.54	2.04	1.64
972-74FCT16543ATPVG	74FCT16543ATPVG	SSOP-56	16	Latched Transceiver	6.5	5	4.5	5.5	2.54	2.04	1.64
972-74FCT16952CTPVG	74FCT16952CTPVG	SSOP-56	16	Registered Transceiver	6.3	5	4.5	5.5	2.19	1.77	1.41
972-74LVCH32245ABFG	74LVCH32245ABFG	BGA-96	32	3-State Bus Transceiver	4	10	3	3.6	5.35	4.29	3.92

CAPACITIVE TOUCH SENSORS

For quantities greater than listed, call for quote.

MOUSER STOCK NO.	IDT Part No.	Package	No. of Channels	Interface Type	Supply Voltage (V)	Price Each 1	Price Each 10	Price Each 100
972-LDS6023PYGI	LDS6023PYGI	SSOP-28	6	I2C, SPI	1.8	2.19	1.77	1.41
972-LDS6025PYGI	LDS6025PYGI	SSOP-28	10	I2C, SPI	1.8	2.27	1.82	1.46

CLOCK BUFFERS

For quantities greater than listed, call for quote.

MOUSER STOCK NO.	IDT Part No.	Package	No. of Outputs	Max Input Freq (MHz)	Propagation Delay (Max) (ns)	Supply Current (mA)	Supply Voltage (V) Min.	Supply Voltage (V) Max.	Price Each 1	Price Each 10	Price Each 100
972-SSTUB32866BHLF	SSTUB32866BHLF	BGA-96	-	410	1.9	40	1.7	1.9	4.58	3.68	3.35
972-85320AMILF	85320AMILF	SOIC-8	1	-	1.4	25	3.135	3.465	12.60	10.34	9.32
972-9DB102BFLF	9DB102BFLF	QSOP-20	2	100	-	75	3.135	3.465	3.82	3.06	2.79
972-9DB102BGLF	9DB102BGLF	TSSOP-20	2	100	-	75	3.135	3.465	3.82	3.06	2.79
972-670M-01LF	670M-01LF	SOIC-16	2	160	0	35	3	5.5	7.43	5.96	5.44
972-9DBV0231AKLF	9DBV0231AKLF	MLF-24	2	200	-	25	1.7	-	4.40	3.53	3.22
972-9DBV0241AKLF	9DBV0241AKLF	MLF-24	2	200	-	25	1.7	-	4.58	3.68	3.35
972-527R-01LF	527R-01LF	QSOP-28	2	200	0	8	3	3.6	9.03	7.40	6.68
972-87002AG-02LF	87002AG-02LF	TSSOP-20	2	250	5.8	100	3.135	3.465	15.66	14.47	12.10
972-9FG1201HFLF	9FG1201HFLF	SSOP-56	2	400	-	375	3.135	3.465	5.80	4.65	4.25
972-8725AM-21LF	8725AM-21LF	SOIC-20	2	630	4.5	137	3.135	3.465	24.21	22.44	19.07
972-85102AGILF	85102AGILF	TSSOP-16	2	700	3.2	27	2.97	3.63	15.03	13.89	11.62
972-570BILF	570BILF	SOIC-8	2	-	0	16	3.15	3.45	4.52	3.63	3.31
972-570BLF	570BLF	SOIC-8	2	-	0	16	3.15	3.45	3.54	2.85	2.59
972-MC100ES6011EF	MC100ES6011EF	SOIC-8	2	-	0.27	12	2.375	3.8	7.29	5.97	5.38
972-853S011CGILF	853S011CGILF	TSSOP-8	2	-	0.34	24	2.375	3.8	7.18	5.76	5.25
972-853S011BGILF	853S011BGILF	TSSOP-8	2	-	0.34	25	2.375	3.8	7.18	5.76	5.25
972-853S011BMILF	853S011BMILF	SOIC-8	2	-	0.34	25	2.375	3.8	7.18	5.76	5.25
972-MK2302S-01LF	MK2302S-01LF	SOIC-8	2	-	0.35	20	3.15	5.5	3.21	2.59	2.07
972-854S204BGILF	854S204BGILF	TSSOP-16	2	-	0.5	120	3.135	3.465	13.20	10.83	9.77
972-85211AMI-01LF	85211AMI-01LF	SOIC-8	2	-	1	22	3.135	3.465	13.95	12.89	10.79
972-85211AMI-03LF	85211AMI-03LF	SOIC-8	2	-	1	50	3.135	3.465	12.14	9.95	8.98
972-85211BMI-03LN	85211BMI-03LN	SOIC-8	2	-	1.3	55	3.135	3.465	12.14	9.95	8.98
972-85311AMLF	85311AMLF	SOIC-8	2	-	1.4	25	3.135	3.465	8.38	6.87	6.20
972-8535AG-21LF	8535AG-21LF	TSSOP-14	2	-	1.6	50	3.135	3.465	12.17	9.98	9.00
972-85322AMLF	85322AMLF	SOIC-8	2	-	1.8	25	3.135	3.465	6.32	5.07	4.63
972-83026BGI-01LF	83026BGI-01LF	TSSOP-8	2	-	1.9	10	3.135	3.465	8.62	7.07	6.38
972-83026BMI-01LF	83026BMI-01LF	SOIC-8	2	-	1.9	10	3.135	3.465	8.62	7.07	6.38
972-83026AMILF	83026AMILF	SOIC-8	2	-	2.1	35	3	3.6	6.97	5.59	5.09
972-5T93GL02PGGI	5T93GL02PGGI	TSSOP-20	2	-	2.2	240	2.3	2.7	6.75	5.41	4.94
972-8302AMILF	8302AMILF	SOIC-8	2	-	2.35	14	3.135	3.465	9.49	7.79	7.02
972-8302AMLF	8302AMLF	SOIC-8	2	-	2.35	14	3.135	3.465	7.64	6.26	5.65
972-85411AMILF	85411AMILF	SOIC-8	2	-	2.5	50	2.97	3.63	12.14	9.95	8.98
972-85411AMLF	85411AMLF	SOIC-8	2	-	2.5	50	2.97	3.63	9.77	8.00	7.22
972-9DBL411AGLF	9DBL411AGLF	TSSOP-20	4	150	3.5	20	3	3.6	3.21	2.59	2.07
972-9DBL411BGLF	9DBL411BGLF	TSSOP-20	4	150	3.5	20	3	3.6	3.21	2.57	2.34
972-9DBL411BKILF	9DBL411BKILF	QFN-20	4	150	3.5	20	3	3.6	4.28	3.43	3.12
972-9DBL411BKLF	9DBL411BKLF	QFN-20	4	150	3.5	20	3	3.6	3.61	2.89	2.63

© Copyright 2013 Mouser Electronics
© Copyright 2013 Mouser Electronics

IDT Analog ICs

CLOCK BUFFERS (CONT.)

For quantities greater than listed, call for quote.

MOUSER STOCK NO.	IDT Part No.	Package	No. of Outputs	Max Input Freq (MHz)	Propagation Delay (Max) (ns)	Supply Current (mA)	Supply Voltage (V)		Price Each		
							Min.	Max.	1	10	100
972-574MILF	574MILF	SOIC-8	4	160	0	36	3	5.5	7.12	5.71	5.21
972-574MLF	574MLF	SOIC-8	4	160	0	36	3	5.5	5.93	4.75	4.33
972-551MILF	551MILF	SOIC-8	4	160	4	18	3	5.5	3.07	2.48	1.98
972-551MILFT	551MILFT	SOIC-8	4	160	4	18	3	5.5	3.07	2.48	1.98
972-551MLF	551MLF	SOIC-8	4	160	4	18	3	5.5	2.16	1.74	1.39
972-551MLFT	551MLFT	SOIC-8	4	160	4	18	3	5.5	2.16	1.74	1.39
972-MPC94551EF	MPC94551EF	SOIC-8	4	160	4	30	3.135	3.465	3.11	2.50	2.00
972-9DBV0431AKLF	9DBV0431AKLF	MLF-32	4	200	-	35	1.7	-	5.25	4.22	3.84
972-9DBV0441AKLF	9DBV0441AKLF	MLF-32	4	200	-	35	1.7	-	5.40	4.33	3.96
972-524MILF	524MILF	SOIC-8	4	200	3	25	2.5	5	4.37	3.50	3.20
972-553MILF	553MILF	SOIC-8	4	200	3	25	2.375	5.25	4.37	3.50	3.20
972-553MILFT	553MILFT	SOIC-8	4	200	3	25	2.375	5.25	4.37	3.50	2.88
972-553MLF	553MLF	SOIC-8	4	200	3	25	2.375	5.25	3.94	3.16	2.88
972-5T30553DCG	5T30553DCG	SOIC-8	4	200	3	25	2.375	5.25	4.37	3.50	3.20
972-5T30553DCGI	5T30553DCGI	SOIC-8	4	200	3	25	2.375	5.25	5.01	4.02	3.67
972-651MILF	651MILF	SOIC-8	4	200	3	25	1.5	2.5	4.52	3.63	3.31
972-651MLF	651MLF	SOIC-8	4	200	3	25	1.5	2.5	3.94	3.16	2.88
972-9DB104BFLF	9DB104BFLF	SSOP-20	4	220	-	200	3.135	3.465	4.73	3.80	3.47
972-9DB104BGLF	9DB104BGLF	TSSOP-20	4	220	-	200	3.135	3.465	5.04	4.04	3.69
972-9DB401CFLF	9DB401CFLF	SSOP-28	4	400	-	175	3.135	3.465	3.82	3.06	2.79
972-9DB401CGLF	9DB401CGLF	TSSOP-28	4	400	-	175	3.135	3.465	3.82	3.06	2.79
972-9DB403DFLF	9DB403DFLF	SSOP-28	4	400	-	175	3.135	3.465	4.40	3.53	3.22
972-9DB403DGILF	9DB403DGILF	TSSOP-28	4	400	-	175	3.135	3.465	4.73	3.80	3.47
972-9DB403DGLF	9DB403DGLF	TSSOP-28	4	400	-	175	3.135	3.465	4.40	3.53	3.22
972-5T93GL04PGGI	5T93GL04PGGI	TSSOP-24	4	450	0	0	2.3	3.6	6.75	5.41	4.94
972-85104AGILF	85104AGILF	TSSOP-20	4	700	3.2	27	2.97	3.63	17.70	16.35	13.69
972-8S89831AKILF	8S89831AKILF	QFN-16	4	-	0.57	45	2.375	3.465	9.42	7.71	6.96
972-854104AGILF	854104AGILF	TSSOP-16	4	-	1.3	75	3.135	3.465	6.72	5.39	4.92
972-854104AGLF	854104AGLF	TSSOP-16	4	-	1.3	75	3.135	3.465	6.72	5.39	4.92
972-8533AG-01LF	8533AG-01LF	TSSOP-20	4	-	1.4	50	3.135	3.465	12.80	10.50	9.46
972-8533AGI-01LF	8533AGI-01LF	TSSOP-20	4	-	1.4	50	3.135	3.465	13.50	12.48	10.43
972-8535AG-31LF	8535AG-31LF	TSSOP-20	4	-	1.65	60	3.135	3.465	12.80	10.50	9.46
972-8535AGI-31LF	8535AGI-31LF	TSSOP-20	4	-	1.65	60	3.135	3.465	14.03	12.96	10.84
972-83904AG-02LF	83904AG-02LF	TSSOP-16	4	-	1.9	7	3.135	3.465	8.10	6.64	5.99
972-8535AG-01LF	8535AG-01LF	TSSOP-20	4	-	1.9	50	3.135	3.465	9.91	8.12	7.32
972-8535AGI-01LF	8535AGI-01LF	TSSOP-20	4	-	1.9	50	3.135	3.465	12.31	10.09	9.10
972-8543BGI	8543BGI	TSSOP-20	4	-	2.6	50	3.135	3.465	20.75	19.16	16.04
972-8543BGILF	8543BGILF	TSSOP-20	4	-	2.6	50	3.135	3.465	20.75	19.16	16.04
972-8543BGLF	8543BGLF	TSSOP-20	4	-	2.6	50	3.135	3.465	20.75	19.16	16.04
972-8305AGILF	8305AGILF	TSSOP-16	4	-	2.8	21	3.135	3.465	11.92	9.78	8.82
972-8305AGLF	8305AGLF	TSSOP-16	4	-	2.8	21	3.135	3.465	7.71	6.33	5.70
972-8304AMILF	8304AMILF	SOIC-8	4	-	3.3	18	3.135	3.465	13.15	10.79	9.73
972-8304AMLF	8304AMLF	SOIC-8	4	-	3.3	18	3.135	3.465	12.06	11.14	9.32
972-8304AM-01LF	8304AM-01LF	SOIC-8	4	-	3.5	15	3.135	3.465	12.75	11.78	9.87
972-8545BGILF	8545BGILF	TSSOP-20	4	-	3.6	50	3.135	3.465	16.05	14.82	12.40
972-8545BGLF	8545BGLF	TSSOP-20	4	-	3.6	50	3.135	3.465	12.93	11.94	9.99
972-2304NZGI-1LF	2304NZGI-1LF	TSSOP-8	4	-	3.8	0.05	3	3.6	3.07	2.48	1.98
972-87339AGI-11LF	87339AGI-11LF	TSSOP-20	4	1GHz	2.1	-	3.135	3.465	12.47	10.23	9.22
972-9112AM-16LF	9112AM-16LF	SOIC-8	5	133	-	30	3	3.6	3.51	2.81	2.57
972-9112AM-16LFT	9112AM-16LFT	SOIC-8	5	133	-	30	3	3.6	3.51	2.81	2.31
972-5T9050PGGI	5T9050PGGI	TSSOP-28	5	200	1.8	1	2.3	2.7	5.80	4.65	4.25
972-5V2305NRGI	5V2305NRGI	QFN-16	5	-	0	0.05	2.3	3.6	3.51	2.81	2.57
972-5V2305PGGI	5V2305PGGI	TSSOP-16	5	-	0	0.05	2.3	3.6	3.69	2.96	2.71
972-2305-1DCG	2305-1DCG	SOIC-8	5	-	0	32	3	3.6	1.34	1.07	.821
972-2305-1DCG8	2305-1DCG8	SOIC-8	5	-	0	32	3	3.6	1.34	1.07	.821
972-2305-1DCGI	2305-1DCGI	SOIC-8	5	-	0	32	3	3.6	1.79	1.43	1.10
972-2305-1HDCG	2305-1HDCG	SOIC-8	5	-	0	32	3	3.6	1.56	1.25	.962
972-2305A-1DCG	2305A-1DCG	SOIC-8	5	-	0	32	3	3.6	1.34	1.07	.821
972-23S05E-1HDCG	23S05E-1HDCG	SOIC-8	5	-	0	32	3	3.6	3.69	2.96	2.71
972-23S05T-1DCG	23S05T-1DCG	SOIC-8	5	-	0	32	2.3	2.7	3.69	2.96	2.71
972-85314AGI-11LF	85314AGI-11LF	TSSOP-20	5	-	1.4	80	2.375	3.8	12.36	10.13	9.14
972-85214AGILF	85214AGILF	TSSOP-20	5	-	1.8	80	3.135	3.465	15.73	14.53	12.16
972-85314BGI-01LF	85314BGI-01LF	TSSOP-20	5	-	1.8	80	2.375	3.8	12.04	11.12	9.31
972-85304AG-01LF	85304AG-01LF	TSSOP-20	5	-	2.1	55	3.135	3.465	9.58	7.85	7.08
972-5T905PGGI	5T905PGGI	TSSOP-28	5	-	2.5	20	2.4	2.6	12.37	11.43	9.57
972-83905AGILF	83905AGILF	TSSOP-16	6	40	0	10	3.135	3.465	3.33	2.68	2.44
972-83905AGILFT	83905AGILFT	TSSOP-16	6	40	0	10	3.135	3.465	3.33	2.68	2.19
972-83905AGLF	83905AGLF	TSSOP-16	6	40	0	10	3.135	3.465	3.01	2.43	1.94
972-83905AMLF	83905AMLF	SOIC-16	6	40	0	10	3.135	3.465	3.30	2.64	2.41
972-9DB106BFLF	9DB106BFLF	SSOP-28	6	105	-	130	3.135	3.465	4.73	3.80	3.47
972-9DB106BGILF	9DB106BGILF	TSSOP-28	6	105	-	130	3.135	3.465	5.01	4.02	3.67
972-9DB106BGILFT	9DB106BGILFT	TSSOP-28	6	105	-	130	3.135	3.465	5.01	4.02	3.67
972-9DB106BGLF	9DB106BGLF	TSSOP-28	6	105	-	130	3.135	3.465	4.73	3.80	3.47
972-854S006AGILF	854S006AGILF	TSSOP-24	6	-	0.85	55	3.135	3.465	21.58	19.94	16.68
972-5T9306NLGI	5T9306NLGI	QFN-28	6	-	1.75	240	2.3	2.7	10.04	8.23	7.43
972-8546AG-01LF	8546AG-01LF	TSSOP-24	6	-	2.45	-	3.135	3.465	17.99	16.62	13.90
972-8536AG-01LF	8536AG-01LF	TSSOP-24	6	-	2.5	85	3.135	3.465	17.99	16.62	13.90
972-MPC905EF	MPC905EF	SOIC-16	6	-	-	0.02	2	5.5	3.33	2.68	2.44
972-83908AGI-02LF	83908AGI-02LF	TSSOP-24	8	40	0	30	3.135	3.465	8.13	6.67	6.01
972-9DB803DFLF	9DB803DFLF	SSOP-48	8	110	-	175	3.135	3.465	5.01	4.02	3.67
972-9DB803DGILF	9DB803DGILF	TSSOP-48	8	110	-	175	3.135	3.465	5.62	4.52	4.11
972-9DB803DGLF	9DB803DGLF	TSSOP-48	8	110	-	175	3.135	3.465	5.01	4.02	3.67
972-9DB803DGLFT	9DB803DGLFT	TSSOP-48	8	110	-	175	3.135	3.465	5.01	4.02	3.67
972-552G-02ILN	552G-02ILN	TSSOP-16	8	200	3.5	35	2.375	5.25	6.93	5.56	5.07
972-552G-02ILNT	552G-02ILNT	TSSOP-16	8	200	3.5	35	2.375	5.25	6.93	5.56	4.58
972-9DBV0831AKLF	9DBV0831AKLF	MLF-48	8	200	-	35	1.7	-	6.01	4.83	4.41
972-9DBV0841AKLF	9DBV0841AKLF	MLF-48	8	200	-	35	1.7	-	6.14	4.93	4.49
972-9DB801CGLF	9DB801CGLF	TSSOP-48	8	200	-	175	3.135	3.465	4.43	3.55	3.24
972-9DB108BFLF	9DB108BFLF	SSOP-48	8	220	-	250	3.135	3.465	7.09	5.81	5.24
972-9DB108BGLF	9DB108BGLF	TSSOP-48	8	220	-	250	3.135	3.465	7.09	5.81	5.24
972-8752CYLF	8752CYLF	TQFP-32	8	240	0	105	3.135	3.465	11.16	9.15	8.25
972-85108AGILF	85108AGILF	TSSOP-24	8	700	3	27	2.97	3.63	24.19	22.42	19.06
972-2308-2DCG	2308-2DCG	SOIC-16	8	-	0	45	3	3.6	1.69	1.36	1.09
972-2308-2DCGI	2308-2DCGI	SOIC-16	8	-	0	45	3	3.6	3.11	2.50	2.00
972-85408BGILF	85408BGILF	TSSOP-24	8	-	2.4	90	3.135	3.465	13.95	12.89	10.79
972-85408BGLF	85408BGLF	TSSOP-24	8	-	2.4	90	3.135	3.465	12.80	10.50	9.46
972-8308AGILF	8308AGILF	TSSOP-16	8	-	4	46	3.135	3.465	7.31	5.99	5.40
972-9112AF-17LF	9112AF-17LF	QSOP-16	9	133	-	45	4.5	5.5	3.82	3.06	2.79
972-MPC9447AC	MPC9447AC	TQFP-32	9	350	3.3	2	3.135	3.465	7.49	6.00	5.48
972-MPC9447FA	MPC9447FA	TQFP-32	9	350	3.3	2	3.135	3.465	7.49	6.00	5.48

© Copyright 2013 Mouser Electronics
© Copyright 2013 Mouser Electronics

IDT Analog ICs

CLOCK BUFFERS (CONT.)

For quantities greater than listed, call for quote.

MOUSER STOCK NO.	IDT Part No.	Package	No. of Outputs	Max Input Freq. (MHz)	Propagation Delay (Max) (ns)	Supply Current (mA)	Supply Voltage (V) Min.	Supply Voltage (V) Max.	Price Each 1	Price Each 10	Price Each 100
972-2309NZ-1HDCGI	2309NZ-1HDCGI	SOIC-16	9	-	0	32	3	3.6	9.00	7.38	6.66
972-8531AY-01LF	8531AY-01LF	TQFP-32	9	-	2	80	3.135	3.465	17.08	15.77	13.19
972-MPC9446AC	MPC9446AC	TQFP-32	10	250	2.8	2	3.135	3.465	7.49	6.00	5.48
972-MPC9446FA	MPC9446FA	TQFP-32	10	250	2.8	2	3.135	3.465	7.49	6.00	5.48
972-5V2310PGGI	5V2310PGGI	TSSOP-24	10	-	0	0.05	2.3	3.6	4.58	3.68	3.35
972-853S111BYILF	853S111BYILF	TQFP-32	10	-	0.495	124	2.375	3.8	13.50	11.07	9.98
972-5T9310NLGI	5T9310NLGI	QFN-40	10	-	1.75	295	2.3	2.7	13.15	10.79	9.73
972-5T9070PAGI	5T9070PAGI	TSSOP-48	10	-	2	1.5	2.3	2.7	6.92	5.68	5.13
972-85310AYI-01LF	85310AYI-01LF	TQFP-32	10	-	2	120	2.375	3.8	10.45	8.57	7.73
972-8312AYILF	8312AYILF	TQFP-32	12	200	0	0	3	3.6	16.38	15.13	12.66
972-8312AYLF	8312AYLF	TQFP-32	12	200	0	0	3	3.6	13.62	12.58	10.53
972-MPC9448AC	MPC9448AC	TQFP-32	12	350	3.6	2	3.135	3.465	7.49	6.00	5.48
972-MPC9448FA	MPC9448FA	TQFP-32	12	350	3.6	2	3.135	3.465	7.49	6.00	5.48
972-9DB1200CGLF	9DB1200CGLF	TSSOP-64	12	400	-	375	3.135	3.465	6.87	5.52	5.03
972-MPC9449AE	MPC9449AE	TQFP-48	15	200	3	10	3.135	3.465	10.12	8.30	7.49
972-8516FYLF	8516FYLF	TQFP-48	16	700	2.4	27	2.97	3.63	15.52	14.34	11.99
972-5T9316NLGI	5T9316NLGI	QFN-52	16	-	1.75	350	2.3	2.7	15.20	14.05	11.75
972-83115BRLF	83115BRLF	QSOP-28	16	-	2.4	50	3.135	3.465	12.17	9.98	9.00
972-MPC940LAC	MPC940LAC	TQFP-32	18	250	2.7	20	3.135	3.465	6.42	5.15	4.70
972-9ZX21901BKLF	9ZX21901BKLF	QFN-72	19	400	-	407	3.135	3.465	8.15	6.69	6.03

CLOCK DRIVERS AND DISTRIBUTION

For quantities greater than listed, call for quote.

MOUSER STOCK NO.	IDT Part No.	Package	Max Output Freq. (MHz)	Multiply/Divide Factor	No. of Outputs	Output Logic Level	Supply Current (mA)	Supply Voltage (V) Min.	Supply Voltage (V) Max.	Price Each 1	Price Each 10	Price Each 100
972-5V991A-2JG	5V991A-2JG	PLCC-32	85	0.047222222	8	0	0	3	3.6	11.99	11.07	9.27
972-5V991A-5JGI	5V991A-5JGI	PLCC-32	85	0.047222222	8	0	0	3	3.6	8.19	6.71	6.06
972-5V993A-2QG	5V993A-2QG	QSOP-28	85	0.047222222	8	0	0	3	3.6	12.59	11.63	9.73
972-74FCT807BTSOG	74FCT807BTSOG	SOIC-20	100	0.048611111	10	CMOS, TTL	20	4.75	5.25	3.82	3.06	2.79
972-74FCT807CTQG	74FCT807CTQG	QSOP-20	100	0.048611111	10	CMOS, TTL	20	4.75	5.25	2.19	1.77	1.41
972-74FCT3807DPYGI	74FCT3807DPYGI	SSOP-20	133	0.048611111	10	CMOS, TTL	15.5	3	3.6	3.05	2.45	2.24
972-74FCT3807EQGI	74FCT3807EQGI	QSOP-20	133	0.048611111	10	CMOS, TTL	15.5	3	3.6	6.11	4.90	4.47
972-CSP2510CPGG	CSP2510CPGG	TSSOP-24	140	0.048611111	10	0	10	3	3.6	3.66	2.94	2.69
972-542MILF	542MILF	SOIC-8	156	0.044444444	4	0	11	3	5.5	4.03	3.23	2.95
972-542MLF	542MLF	SOIC-8	156	0.044444444	4	0	11	3	5.5	3.64	2.91	2.65
972-74FCT38072DCGI	74FCT38072DCGI	SOIC-8	166	0.043055556	2	CMOS, TTL	85	3	3.6	3.85	3.08	2.81
972-74FCT38074DCGI	74FCT38074DCGI	SOIC-8	166	0.044444444	4	CMOS, TTL	110	3	3.6	3.85	3.08	2.81
972-74FCT38075DCGI	74FCT38075DCGI	SOIC-8	166	0.045138889	5	CMOS, TTL	120	3	3.6	4.86	3.89	3.55
972-49FCT20805PYGI	49FCT20805PYGI	SSOP-20	166	0.045138889	10	CMOS, TTL	115	2.3	2.7	6.92	5.68	5.13
972-49FCT3805APYG	49FCT3805APYG	SSOP-20	166	0.045138889	10	CMOS, TTL	20	3	3.6	1.34	1.07	.821
972-49FCT3805AQG	49FCT3805AQG	QSOP-20	166	0.045138889	10	CMOS, TTL	20	3	3.6	1.34	1.07	.821
972-49FCT3805AQGI	49FCT3805AQGI	QSOP-20	166	0.045138889	10	CMOS, TTL	20	3	3.6	1.71	1.37	1.06
972-49FCT3805DQGI	49FCT3805DQGI	QSOP-20	166	0.045138889	10	CMOS, TTL	20	3	3.6	3.05	2.45	2.24
972-49FCT3805PYG	49FCT3805PYG	SSOP-20	166	0.045138889	10	CMOS, TTL	20	3	3.6	1.52	1.22	.938
972-49FCT805APYG	49FCT805APYG	SSOP-20	166	0.045138889	10	CMOS, TTL	5.1	4.75	5.25	5.04	4.04	3.69
972-74FCT3807APYG	74FCT3807APYG	SSOP-20	166	0.048611111	10	CMOS, TTL	15.5	3	3.6	1.34	1.07	.821
972-74FCT3807APYG8	74FCT3807APYG8	SSOP-20	166	0.048611111	10	CMOS, TTL	15.5	3	3.6	1.34	1.07	.821
972-74FCT3807AQG	74FCT3807AQG	QSOP-20	166	0.048611111	10	CMOS, TTL	15.5	3	3.6	1.34	1.07	.821
972-74FCT3807AQGI	74FCT3807AQGI	QSOP-20	166	0.048611111	10	CMOS, TTL	15.5	3	3.6	1.71	1.37	1.06
972-74FCT3807PYG	74FCT3807PYG	SSOP-20	166	0.048611111	10	CMOS, TTL	15.5	3	3.6	1.34	1.07	.821
972-74FCT3807QG	74FCT3807QG	QSOP-20	166	0.048611111	10	CMOS, TTL	15.5	3	3.6	1.34	1.07	.821
972-74FCT3807SOG	74FCT3807SOG	SOIC-20	166	0.048611111	10	CMOS, TTL	15.5	3	3.6	1.83	1.47	1.12
972-CSP2510DPGG	CSP2510DPGG	TSSOP-24	175	0.048611111	10	0	10	3	3.6	3.04	2.45	1.96
972-5V9950PFI	5V9950PFI	TQFP-32	200	0.047222222	8	0	125	3	3.6	22.86	21.11	17.67
972-5V995PFGI	5V995PFGI	TQFP-48	200	0.052777778	16	0	250	3	3.6	20.63	19.06	15.94
972-MK74CB218BRLF	MK74CB218BRLF	QSOP-28	200	0.052777778	16	CMOS, TTL	55	3	3.6	7.49	6.00	5.48
972-MK74CB218RLF	MK74CB218RLF	QSOP-28	200	0.052777778	16	CMOS, TTL	75	3	3.6	7.49	6.00	5.48
972-95V847AGLF	95V847AGLF	TSSOP-24	233	0.045138889	5	0	148	2.3	2.7	3.48	2.79	2.55
972-93716AFLF	93716AFLF	SSOP-28	233	0.045833333	6	0	250	2.3	2.7	7.09	5.81	5.24
972-MPC9109AC	MPC9109AC	TQFP-32	250	0.054166667	18	LVCMOS	0.5	3	3.6	4.37	3.50	3.20
972-97U877AHLF	97U877AHLF	BGA-52	370	0.048611111	10	0	300	1.7	1.9	4.89	3.92	3.57
972-97U877AKLF	97U877AKLF	QFN-40	370	0.048611111	10	0	300	1.7	1.9	4.58	3.68	3.35
972-97U2A845AHLF	97U2A845AHLF	BGA-28	410	0.045138889	5	0	300	1.7	1.9	4.58	3.68	3.35
972-98ULPA877AHLF	98ULPA877AHLF	QFN-40	410	0.048611111	10	0	300	1.7	1.9	4.89	3.92	3.57
972-CSPUA877ABVG	CSPUA877ABVG	BGA-52	410	0.048611111	10	0	300	1.7	1.9	4.58	3.68	3.35

BUFFERS AND LINE DRIVERS

For quantities greater than listed, call for quote.

MOUSER STOCK NO.	IDT Part No.	Package	No. of Outputs	Jitter (ps)	Max Input Freq (mhZ)	Max Output Freq (MHz)	Operating Supply Voltage (V)	Supply Current (mA)	Type	Price Each 1	Price Each 10	Price Each 100
972-7152MI-01LF	7152MI-01LF	SOIC-8	-	0	67	67	3.3	-	Spread Spectrum Clock Generator	2.36	1.90	1.52
972-5T940-30NLGI	5T940-30NLGI	QFN-28	-	0.3	667	666.52	3.3	2	Precision Clock Generator	53.71	50.19	43.53
972-9154A-27CS16LF	9154A-27CS16LF	SOIC-16	-	250	14.318	70	3.3	16	16-Pin Frequency Generator	7.47	6.13	5.52
972-87421AMILF	87421AMILF	SOIC-8	1	0.17	1000	0	3.3	55	LVDS Clock Generator	9.33	7.65	6.90
972-501MILF	501MILF	SOIC-8	1	25	50	160	3 to 5.25	2	PLL Clock Multiplier	3.04	2.45	1.96
972-501MLF	501MLF	SOIC-8	1	25	50	160	3 to 5.25	2	PLL Clock Multiplier	2.19	1.77	1.41
972-501MLFT	501MLFT	SOIC-8	1	25	50	160	3 to 5.25	2	PLL Clock Multiplier	2.19	1.77	1.41
972-511MILF	511MILF	SOIC-8	1	25	50	160	3.135 to 5.25	8	PLL Clock Multiplier	3.36	2.70	2.46
972-511MLF	511MLF	SOIC-8	1	25	50	160	3.135 to 5.25	8	PLL Clock Multiplier	2.94	2.36	1.89
972-557M-01LF	557M-01LF	SOIC-8	1	80	25	100	3.3	55	Spread Spectrum Clock Generator	3.79	3.04	2.77
972-664G-01LF	664G-01LF	TSSOP-16	1	100	0	0	3.3	35	Digital Video Clock Source	5.93	4.75	4.33
972-664G-03LF	664G-03LF	TSSOP-16	1	200	0	0	3.3	35	Digital Video Clock Source	5.93	4.75	4.33
972-663MILF	663MILF	SOIC-8	1	250	8	120	3.3, 5	15	PLL Building Block	5.35	4.29	3.92
972-664G-02LF	664G-02LF	TSSOP-16	1	300	0	0	3.3	25	Digital Video Clock Source	6.90	5.54	5.05
972-MK5811CMLF	MK5811CMLF	SOIC-8	1	350	12	12	3.3	23	Low EMI Clock Generator	4.37	3.50	3.20
972-662M-03LF	662M-03LF	SOIC-8	1	900	74.25	27	3.3	25	Synchronous Clock Generator	3.08	2.47	2.26
972-9173B-15CS08LF	9173B-15CS08LF	SOIC-8	2	0	0	37.5	5	-	Clock Generator	9.82	8.06	7.27
972-9173B-01CS08LF	9173B-01CS08LF	SOIC-8	2	0	0	75	5	-	Clock Generator	6.99	5.72	5.17
972-9161A-01CW16LF	9161A-01CW16LF	SOIC-16	2	0	0	120	5	65	Graphics Frequency Generator	9.54	7.83	7.06
972-87332AMI-01LF	87332AMI-01LF	SOIC-8	2	0	1000	500	3.3	3	ECL/LVPECL Clock Generator	7.23	5.93	5.35

CLOCK GENERATORS AND SUPPORT PRODUCTS

For quantities greater than listed, call for quote.

MOUSER STOCK NO.	IDT Part No.	Package	No. of Outputs	Jitter (ps)	Max Input Freq (MHz)	Max Output Freq (MHz)	Operating Supply Voltage (V)	Supply Current (mA)	Type	Price Each 1	Price Each 10	Price Each 100
972-87021AMILF	87021AMILF	SOIC-8	2	0.18	0	250	3.3	35	LVCMOS/LVTTL Clock Generator	9.33	7.65	6.90
972-844021BG-01LF	844021BG-01LF	TSSOP-8	2	0.32	0	170	3.3	75	Crystal to LVDS Clock Generator	12.37	11.43	9.57
972-844021BGI-01LF	844021BGI-01LF	TSSOP-8	2	0.32	0	170	3.3	75	Crystal to LVDS Clock Generator	12.37	11.43	9.57
972-844071AGLF	844071AGLF	TSSOP-8	2	0.45	0	170	3.3	135	Crystal to LVDS Clock Generator	12.95	11.96	10.00
972-844001AGLF	844001AGLF	TSSOP-8	2	0.7	0	226.66	3.3	115	Crystal to LVDS Clock Generator	12.95	11.96	10.00
972-548G-05LF	548G-05LF	TSSOP-16	2	25	2	49.152	3.3	5	T1/E1 Clock Multiplier	6.14	4.93	4.49
972-525R-02ILF	525R-02ILF	QSOP-28	2	30	50	250	3 to 5.5	8	User Configurable Clock	6.32	5.07	4.63

© Copyright 2013 Mouser Electronics
© Copyright 2013 Mouser Electronics

IDT Analog ICs

CLOCK GENERATORS AND SUPPORT PRODUCTS (CONT.)

For quantities greater than listed, call for quote.

MOUSER STOCK NO.	IDT Part No.	Package	No. of Outputs	Jitter (ps)	Max Input Freq (MHz)	Max Output Freq (MHz)	Operating Supply Voltage (V)	Supply Current (mA)	Type	Price Each 1	10	100
972-8745BM-21LF	8745BM-21LF	SOIC-20	2	30	700	700	3.3	125	LVDS Zero Delay Clock Generator	21.68	20.03	16.76
972-9110-02CS14LF	9110-02CS14LF	SOIC-14	2	40	0	130	5	25	Serially Programmable Frequency Generator	5.50	4.41	4.02
972-525-01RILF	525-01RILF	QSOP-28	2	45	50	160	3 to 5.5	8	User Configurable Clock	4.79	3.85	3.51
972-525-01RLF	525-01RLF	QSOP-28	2	45	50	160	3 to 5.5	8	User Configurable Clock	3.64	2.91	2.65
972-9FGV0231AKLF	9FGV0231AKLF	MLF-24	2	50	27	100	1.7 to 1.9	25	PCI Express Clock Generator	6.21	4.98	4.54
972-9FGV0241AKLF	9FGV0241AKLF	MLF-24	2	50	27	100	1.7 to 1.9	25	PCI Express Clock Generator	6.36	5.10	4.65
972-514MLF	514MLF	SOIC-8	2	50	50	140	3.3 to 5.5	2	PLL Clock Multiplier	2.63	2.12	1.70
972-502MILF	502MILF	SOIC-8	2	50	50	190	3 to 5.5	2	PLL Clock Multiplier	3.18	2.55	2.32
972-502MLF	502MLF	SOIC-8	2	50	50	190	3 to 5.5	2	PLL Clock Multiplier	2.54	2.04	1.64
972-557G-03LF	557G-03LF	TSSOP-16	2	80	25	200	3.3	78	Spread Spectrum Clock Generator	5.35	4.29	3.92
972-557GI-03LF	557GI-03LF	TSSOP-16	2	80	25	200	3.3	78	Spread Spectrum Clock Generator	6.23	5.00	4.56
972-512MILF	512MILF	SOIC-8	2	80	50	160	3 to 5	9	PLL Clock Multiplier	3.79	3.04	2.77
972-512MLF	512MLF	SOIC-8	2	80	50	160	3 to 5	9	PLL Clock Multiplier	3.15	2.54	2.02
972-9170B-01CS08LF	9170B-01CS08LF	SOIC-8	2	125	107	107	5	3	Clock Synchronizer and Multiplier	9.42	7.71	6.96
972-673M-01ILF	673M-01ILF	SOIC-16	2	250	30	120	3.3, 5	15	PLL Building Block	7.24	5.81	5.30
972-673M-01LF	673M-01LF	SOIC-16	2	250	30	120	3.3, 5	15	PLL Building Block	5.78	4.63	4.23
972-660GILF	660GILF	TSSOP-16	2	300	0	0	3.3	25	Digital Video Clock Source	5.93	4.75	4.33
972-661GILF	661GILF	TSSOP-16	2	300	27	49.152	3.3	25	Precision Audio Clock Source	4.94	3.97	3.62
972-MK1575-01GLF	MK1575-01GLF	TSSOP-16	3	150	20	80	3.3	1	Clock Recovery PLL	8.21	6.73	6.07
972-8737AG-11LF	8737AG-11LF	TSSOP-20	4	0.04	0	650	3.3	5	LVPECL Clock Generator	12.47	10.23	9.22
972-9FGV0431AKLF	9FGV0431AKLF	MLF-32	4	50	27	100	1.7 to 1.9	30	PCI Express Clock Generator	6.42	5.15	4.70
972-9FGV0441AKLF	9FGV0441AKLF	MLF-32	4	50	27	100	1.7 to 1.9	30	PCI Express Clock Generator	6.57	5.28	4.80
972-557G-05ALF	557G-05ALF	TSSOP-20	4	80	25	200	3.3	15	Spread Spectrum Clock Generator	7.03	5.64	5.15
972-557GI-05ALF	557GI-05ALF	TSSOP-20	4	80	25	200	3.3	15	Spread Spectrum Clock Generator	7.17	5.89	5.31
972-5V927PGGI	5V927PGGI	TSSOP-16	4	155	80	160	3.3	-	Clock Generator	11.76	9.64	8.70
972-5P49EE502NDGI	5P49EE502NDGI	QFN-20	5	80	40	120	1.8	-	Low Power Clock Generator	2.63	2.12	1.70
972-5V49EE504NLGI	5V49EE504NLGI	QFN-24	5	80	200	200	3.3	-	Programmable Clock Generator	7.43	5.96	5.44
972-5V49EE502NLGI	5V49EE502NLGI	QFN-24	5	80	200	500	3.3	68	Programmable Clock Generator	9.52	7.81	7.04
972-5P49EE601NLGI	5P49EE601NLGI	QFN-24	6	80	40	120	1.8	-	Low Power Clock Generator	3.18	2.55	2.32
972-5P49EE602NLGI	5P49EE602NLGI	QFN-24	6	80	40	120	1.8	-	Low Power Clock Generator	2.36	1.90	1.52
972-5V19EE604NDGI	5V19EE604NDGI	QFN-28	6	80	200	200	3.3	-	VCXO Clock Generator	7.75	6.36	5.72
972-5V49EE704NDGI	5V49EE704NDGI	QFN-28	7	80	200	200	3.3	-	Programmable Clock Generator	7.42	6.09	5.49
972-5V49EE702NDGI	5V49EE702NDGI	QFN-28	7	80	200	500	3.3	68	Programmable Clock Generator	10.58	8.68	7.83
972-87008AGILF	87008AGILF	TSSOP-24	8	0	0	250	3.3	54	LVCMOS/LVTTL Clock Generator	17.56	16.22	13.57
972-9FGV0831CKLF	9FGV0831CKLF	MLF-48	8	50	27	100	1.7 to 1.9	35	PCI Express Clock Generator	7.18	5.76	5.25
972-9FGV0841AKLF	9FGV0841AKLF	MLF-48	8	50	27	100	1.7 to 1.9	35	PCI Express Clock Generator	7.30	5.86	5.35
972-5P49EE801NDGI	5P49EE801NDGI	QFN-28	8	80	40	120	1.8	-	Low Power Clock Generator	3.04	2.45	1.96
972-5P49EE802NDGI	5P49EE802NDGI	QFN-28	8	80	40	120	1.8	-	Low Power Clock Generator	3.18	2.55	2.32
972-MPC9817EN	MPC9817EN	QSOP-20	8	150	25	66	3.3	8	Clock Generator	7.01	5.75	5.18
972-5V928PGGI	5V928PGGI	TSSOP-24	8	155	80	160	3.3	-	Clock Generator	12.16	11.24	9.39
972-870919BRILF	870919BRILF	QSOP-28	8	165	100	160	3.3	-	LVCMOS Clock Generator	22.58	20.92	17.78
972-5V49EE904NLGI	5V49EE904NLGI	QFN-32	9	80	200	200	3.3	-	Programmable Clock Generator	7.94	6.51	5.87
972-5V49EE901NLGI	5V49EE901NLGI	QFN-32	9	80	200	500	3.3	68	Programmable Clock Generator	10.94	8.97	8.09
972-87946AYILF	87946AYILF	TQFP-32	10	0	150	150	3.3	85	LVCMOS/LVTTL Clock Generator	7.49	6.00	5.48
972-MK1491-06RLF	MK1491-06RLF	QSOP-28	10	250	14.318	49.152	3.3	3	System Clock	6.63	5.32	4.85
972-MK1491-09FILN	MK1491-09FILN	SSOP-28	12	300	14.318	66	3.3	6	System Clock	7.30	5.86	5.35
972-MK1491-09FLN	MK1491-09FLN	SSOP-28	12	300	14.318	66	3.3	6	System Clock	6.32	5.07	4.63
972-873991AYLF	873991AYLF	TQFP-48	14	50	125	400	3.3	15	ECL/LVPECL Clock Generator	21.58	19.94	16.68
972-9UMS9001AKLF	9UMS9001AKLF	QFN-56	14	85	15	0	3.3	8	PC Main Clock	5.35	4.29	3.92
972-9LPRS436CGILF	9LPRS436CGILF	TSSOP-48	14	85	27	0	3.3	115	Low Power Clock Generator	4.79	3.85	3.51
972-9LPRS436CGLF	9LPRS436CGLF	TSSOP-48	14	85	27	0	3.3	115	Low Power Clock Generator	4.37	3.50	3.20
972-9LPRS436CKILF	9LPRS436CKILF	QFN-48	14	85	27	0	3.3	115	Low Power Clock Generator	5.59	4.48	4.09
972-87973DYILF	87973DYILF	TQFP-48	14	100	120	125	3.3	225	LVCMOS/LVTTL Clock Generator	11.13	9.13	8.23
972-9FGP202AKLF	9FGP202AKLF	QFN-40	14	250	25	400	3.3	2	Frequency Timing Generator	5.35	4.29	3.92
972-87974CYILF	87974CYILF	TQFP-48	15	100	0	125	3.3	121	LVCMOS/LVTTL Clock Generator	12.55	10.29	9.28
972-9EPRS525AGILF	9EPRS525AGILF	SSOP-56	19	85	14.318	0	3.3	115	System Clock	7.25	5.95	5.36
972-9EPRS525AGLF	9EPRS525AGLF	SSOP-56	19	85	14.318	0	3.3	115	System Clock	6.87	5.64	5.08
972-9LPRS525AFLF	9LPRS525AFLF	SSOP-56	19	85	15	400	3.3	15	System Clock	6.82	5.60	5.04
972-9LPRS525AGILF	9LPRS525AGILF	SSOP-56	19	85	15	400	3.3	15	System Clock	7.83	6.42	5.79
972-9LPRS525AGLF	9LPRS525AGLF	SSOP-56	19	85	15	400	3.3	15	System Clock	6.82	5.60	5.04
972-9ERS3165BGILF	9ERS3165BGILF	TSSOP-64	21	85	14.318	0	3.3	95	System Clock	8.43	6.91	6.24
972-9ERS3165BKILF	9ERS3165BKILF	QFN-64	21	85	14.318	0	3.3	95	System Clock	9.08	7.45	6.72
972-932S203AGLF	932S203AGLF	SSOP-56	23	60	14.318	66.66	3.3	23	Frequency Generator	8.57	7.02	6.33
972-9EPRS488CKLF	9EPRS488CKLF	QFN-72	25	150	14.318	0	3.3	175	System Clock	7.50	6.15	5.54

BUFFERS AND LINE DRIVERS

For quantities greater than listed, call for quote.

MOUSER STOCK NO.	IDT Part No.	Package	No. of Outputs	Input Level	Output Level	Max Input Freq. (mhZ)	Max Output Freq. (MHz)	Supply Current (mA)	Supply Voltage (V) Max.	Min.	Price Each 1	10	100
972-932S208DGLF	932S208DGLF	SSOP-56	-	-	-	14.31818	400	350	3.135	3.465	10.14	8.32	7.50
972-5V41064NLG	5V41064NLG	QFN-16	1	-	-	25	100	70	3.135	3.465	4.12	3.31	3.02
972-5V41064NLGI	5V41064NLGI	QFN-16	1	-	-	25	100	70	3.135	3.465	4.52	3.63	3.31
972-874001AGI-02LF	874001AGI-02LF	TSSOP-20	1	HCSL, LVDS, LVHSTL, LVPACL, SSTL	LVDS	128	640	70	2.375	2.625	19.84	18.32	15.33
972-874001AGI-05LF	874001AGI-05LF	TSSOP-20	1	HCSL, LVDS, LVHSTL, LVPACL, SSTL	LVDS	128	640	75	3	3.6	19.84	18.32	15.33
972-MK1714-01RLF	MK1714-01RLF	QSOP-20	1	-	-	140	150	40	3	5.5	4.94	3.97	3.62
972-MK2058-01SILF	MK2058-01SILF	SOIC-20	1	-	CMOS, TTL	-	27	10	3.15	3.45	22.58	20.92	17.78
972-MK2059-01SILF	MK2059-01SILF	SOIC-20	1	-	CMOS, TTL	-	27	10	3.15	3.45	22.16	20.53	17.45
972-MPC9229AC	MPC9229AC	TQFP-48	1	-	-	-	400	100	3.135	3.465	11.07	9.08	8.20
972-844002AGI-01LF	844002AGI-01LF	TSSOP-20	2	LVTTL, LVCMOS	LVDS	25	170	98	2.375	2.625	22.12	20.43	17.09
972-8431AM-21LF	8431AM-21LF	SOIC-28	2	-	LVPECL	25	350	155	3.135	3.465	22.25	20.62	17.53
972-MK2716SLF	MK2716SLF	SOIC-8	2	-	-	27	74.25	30	3	5.5	4.37	3.50	3.20
972-MK2703BSLF	MK2703BSLF	SOIC-8	2	-	-	27	-	25	3.13	5.5	5.47	4.39	4.00
972-MK2703SILF	MK2703SILF	SOIC-8	2	-	-	27	-	25	3.13	5.5	6.11	4.90	4.47
972-307M-02ILF	307M-02ILF	SOIC-16	2	-	-	50	180	26	3	5.5	7.30	5.86	5.35
972-307M-02LF	307M-02LF	SOIC-16	2	-	-	50	200	26	3	5.5	6.32	5.07	4.63
972-8402AYLF	8402AYLF	TQFP-32	2	-	LVTTL, LVCMOS	50	350	125	3.135	3.465	21.04	19.43	16.25
972-9DB202CGLF	9DB202CGLF	TSSOP-20	2	HCSL, LVDS, LVHSTL, LVPACL, SSTL	HCSL	140	140	112	3.135	3.465	13.40	10.99	9.91
972-MPC92432AE	MPC92432AE	TQFP-48	2	-	-	-	1360	150	3.135	3.465	14.37	13.27	11.11
972-932S421BGLF	932S421BGLF	SSOP-56	3	-	-	14.31818	48	350	3.135	3.465	6.87	5.52	5.03
972-8432BY-51LF	8432BY-51LF	TQFP-32	3	-	LVPECL	25	700	135	3.135	3.465	21.04	19.43	16.25
972-8430AY-61LF	8430AY-61LF	TQFP-32	3	-	LVPECL	50	500	155	3.135	3.465	21.04	19.43	16.25
972-8430AYI-61LF	8430AYI-61LF	TQFP-32	3	-	LVPECL	50	500	155	3.135	3.465	23.73	21.99	18.69
972-8442AYLF	8442AYLF	TQFP-32	3	LVTTL, LVCMOS	LVDS	50	700	155	3.135	3.465	28.89	26.76	22.76
972-874002AGLF	874002AGLF	TSSOP-20	3	HCSL, LVDS, LVHSTL, LVPACL, SSTL	LVDS	128	160	80	3.135	3.465	13.40	10.99	9.91
972-874003AG-02LF	874003AG-02LF	TSSOP-20	3	HCSL, LVDS, LVHSTL, LVPACL, SSTL	LVDS	128	320	75	3.135	3.465	14.27	13.18	11.03
972-874003AGI-02LF	874003AGI-02LF	TSSOP-20	3	HCSL, LVDS, LVHSTL, LVPACL, SSTL	LVDS	128	320	75	3.135	3.465	17.66	16.31	13.64
972-874003AGLF	874003AGLF	TSSOP-20	3	HCSL, LVDS, LVHSTL, LVPACL, SSTL	LVDS	128	320	75	3.135	3.465	13.50	11.07	9.98
972-874003BG-05LF	874003BG-05LF	TSSOP-20	3	HCSL, LVDS, LVHSTL, LVPACL, SSTL	LVDS	128	320	75	3.135	3.465	17.82	16.46	13.77

© Copyright 2013 Mouser Electronics
© Copyright 2013 Mouser Electronics

IDT Analog ICs

BUFFERS AND LINE DRIVERS (CONT.)

For quantities greater than listed, call for quote.

MOUSER STOCK NO.	IDT Part No.	Package	No. of Outputs	Input Level	Output Level	Max Input Freq. (mhZ)	Max Output Freq. (MHz)	Supply Current (mA)	Supply Voltage (V) Max.	Supply Voltage (V) Min.	Price Each 1	Price Each 10	Price Each 100
972-874003DGI-02LF	874003DGI-02LF	TSSOP-20	3	HCSL, LVDS, LVHSTL, LVPACL, SSTL	LVDS	128	320	75	3.135	3.465	17.66	16.31	13.64
972-307G-03LF	307G-03LF	TSSOP-16	3	-	-	300	270	24	3	3.6	6.78	5.45	4.96
972-307GI-03LF	307GI-03LF	TSSOP-16	3	-	-	300	270	24	3	3.6	7.04	5.77	5.20
972-5V41066PGG	5V41066PGG	TSSOP-20	4	-	-	25	200	115	3.135	3.465	7.47	6.13	5.52
972-5V41066PGGI	5V41066PGGI	TSSOP-20	4	-	-	25	200	115	3.135	3.465	8.59	7.04	6.36
972-9FG104DGILF	9FG104DGILF	TSSOP-28	4	-	HCSL	25	400	125	3.135	3.465	5.59	4.48	4.09
972-9FG104DGLF	9FG104DGLF	TSSOP-28	4	-	HCSL	25	400	125	3.135	3.465	4.89	3.92	3.57
972-8741004AGLF	8741004AGLF	TSSOP-24	4	HCSL, LVDS, LVHSTL, LVPACL, SSTL	LVDS	128	160	45	3.135	3.465	13.91	12.85	10.75
972-MK2069-01GILF	MK2069-01GILF	SSOP-56	4	-	CMOS, TTL	170	160	20	3.15	3.45	22.86	21.19	18.01
972-932SQ420DGLF	932SQ420DGLF	TSSOP-64	5	-	-	25	133.33	380	3.135	3.465	9.08	7.45	6.72
972-MK2745-21SLF	MK2745-21SLF	SOIC-16	5	-	-	27	-	37	3	5.5	6.69	5.37	4.90
972-1523MLF	1523MLF	SOIC-24	5	-	-	100	250	25	3	3.6	13.24	10.85	9.79
972-874005AGLF	874005AGLF	TSSOP-24	5	HCSL, LVDS, LVHSTL, LVPACL, SSTL	LVDS	128	160	85	3.135	3.465	14.22	13.14	10.99
972-874005AG-04LF	874005AG-04LF	TSSOP-24	5	HCSL, LVDS, LVHSTL, LVPACL, SSTL	LVDS	128	320	80	3.135	3.465	14.22	13.14	10.99
972-9DB206CFLF	9DB206CFLF	SSOP-28	6	HCSL, LVDS, LVHSTL, LVPACL, SSTL	HCSL	140	140	112	3.135	3.465	12.85	11.88	9.93
972-9DB306BLLF	9DB306BLLF	TSSOP-28	6	HCSL, LVDS, LVHSTL, LVPACL, SSTL	HCSL	140	140	112	3.135	3.465	12.85	11.88	9.93
972-841608AKILF	841608AKILF	QFN-32	8	-	LVTTL, LVCMOS	25	125	87	3.135	3.465	22.40	20.76	17.64
972-9FG108DGILF	9FG108DGILF	TSSOP-48	8	-	HCSL	25	400	215	3.135	3.465	6.11	4.90	4.47
972-308RLF	308RLF	QSOP-20	9	-	-	50	200	25	3	3.6	6.23	5.00	4.56
972-9LPR501SGLF	9LPR501SGLF	TSSOP-64	22	-	-	14.31818	-	135	3.135	3.465	6.82	5.60	5.04

DIGITAL BUS SWITCH ICS

For quantities greater than listed, call for quote.

MOUSER STOCK NO.	IDT Part No.	Package	No. of Switches	Max On Resistance (Ω)	Propagation Delay Time	Supply Current (mA)	Supply Voltage (V) Max.	Supply Voltage (V) Min.	Maximum Power Dissipation (W)	Price Each 1	Price Each 10	Price Each 100
972-72V8985JG	72V8985JG	PLCC-44	1	-	-	0.003	3	3.6	1	8.05	6.60	5.95
972-QS3306AS1G	QS3306AS1G	SOIC-8	2	15	0.25	0.003	4.75	5.25	0.5	.78	.609	.393
972-QS3VH125QG	QS3VH125QG	QSOP-16	4	9	0.2	2	2.3	3.6	-	.95	.764	.586
972-QS3VH125QG8	QS3VH125QG8	QSOP-16	4	9	0.2	2	2.3	3.6	-	.95	.764	.586
972-QS3VH125S1G	QS3VH125S1G	SOIC-14	4	9	0.2	2	2.3	3.6	-	1.14	.917	.703
972-QS3VH126QG	QS3VH126QG	QSOP-16	4	9	0.2	2	2.3	3.6	-	.95	.764	.586
972-QS3VH126QG8	QS3VH126QG8	QSOP-16	4	9	0.2	2	2.3	3.6	-	.95	.764	.586
972-QS3VH126S1G	QS3VH126S1G	SOIC-14	4	9	0.2	2	2.3	3.6	-	1.69	1.36	1.09
972-QS3125QG	QS3125QG	QSOP-16	4	15	0.25	0.003	4.75	5.25	0.5	.70	.541	.349
972-QS3125QG8	QS3125QG8	QSOP-16	4	15	0.25	0.003	4.75	5.25	0.5	.70	.541	.349
972-QS3125S1G	QS3125S1G	SOIC-14	4	15	0.25	0.003	4.75	5.25	0.5	.70	.541	.349
972-QS3126QG	QS3126QG	QSOP-16	4	15	0.25	0.003	4.75	5.25	0.5	.70	.541	.349
972-QS3126S1G	QS3126S1G	SOIC-14	4	15	0.25	0.003	4.75	5.25	0.5	.70	.541	.349
972-74CBTLV3125PGG	74CBTLV3125PGG	TSSOP-14	4	40	0.25	-	2.3	3.6	-	1.22	.978	.75
972-74CBTLV3384PGG	74CBTLV3384PGG	TSSOP-24	4	40	0.25	-	2.3	3.6	-	1.14	.917	.703
972-QS3VH245PAG	QS3VH245PAG	TSSOP-20	8	9	0.2	2	2.3	3.6	-	1.14	.917	.703
972-QS3VH245PAG8	QS3VH245PAG8	TSSOP-20	8	9	0.2	2	2.3	3.6	-	1.14	.917	.703
972-QS3VH245QG	QS3VH245QG	QSOP-20	8	9	0.2	2	2.3	3.6	-	.95	.764	.586
972-QS3244QG	QS3244QG	QSOP-20	8	12	0.25	0.003	4.75	5.25	0.5	.87	.676	.437
972-QS3245QG	QS3245QG	QSOP-20	8	15	0.25	0.003	4.75	5.25	0.5	.87	.676	.437
972-QS3245QG8	QS3245QG8	QSOP-20	8	15	0.25	0.003	4.75	5.25	0.5	.87	.676	.437
972-QS32245QG	QS32245QG	QSOP-20	8	40	1.25	0.003	4.75	5.25	0.5	.87	.676	.437
972-QS3VH2245PAG	QS3VH2245PAG	TSSOP-20	8	40	1.35	2	2.3	3.6	-	1.86	1.50	1.20
972-QS3VH2245QG	QS3VH2245QG	QSOP-20	8	40	1.35	2	2.3	3.6	-	1.86	1.50	1.20
972-QS3VH384QG	QS3VH384QG	QSOP-24	10	9	0.2	2	2.3	3.6	-	1.69	1.36	1.09
972-QS3VH861QG	QS3VH861QG	QSOP-24	10	9	0.2	2	2.3	3.6	-	.95	.764	.586
972-QS3861PAG	QS3861PAG	TSSOP-24	10	15	0.25	0.0002	4.75	5.25	0.5	.95	.764	.586
972-QS3861PAG8	QS3861PAG8	TSSOP-24	10	15	0.25	0.0002	4.75	5.25	0.5	.95	.764	.586
972-QS3861QG	QS3861QG	QSOP-24	10	15	0.25	0.0002	4.75	5.25	0.5	.95	.764	.586
972-QS3861QG8	QS3861QG8	QSOP-24	10	15	0.25	0.0002	4.75	5.25	0.5	.95	.764	.586
972-QS3383QG	QS3383QG	QSOP-24	10	15	0.25	1.5	4.75	5.25	0.5	.87	.676	.437
972-QS3383QG8	QS3383QG8	QSOP-24	10	15	0.25	1.5	4.75	5.25	0.5	.87	.676	.437
972-QS3384PAG	QS3384PAG	TSSOP-24	10	15	0.25	1.5	4.75	5.25	0.5	1.34	1.07	.821
972-QS3384QG	QS3384QG	QSOP-24	10	15	0.25	1.5	4.75	5.25	0.5	.87	.676	.437
972-QS3VH16233PAG	QS3VH16233PAG	SSOP-56	16	9	0.2	1.5	2.3	3.6	-	4.58	3.68	3.35
972-QS32XVH245Q2G	QS32XVH245Q2G	QVSOP-40	16	9	0.2	4	2.3	3.6	-	2.02	1.64	1.31
972-QS32XVH245Q2G8	QS32XVH245Q2G8	QVSOP-40	16	9	0.2	4	2.3	3.6	-	2.02	1.64	1.31
972-QS32X245Q2G	QS32X245Q2G	QVSOP-40	16	15	0.25	0.006	4.75	5.25	0.92	1.79	1.44	1.16
972-QS32X2245Q2G	QS32X2245Q2G	QVSOP-40	16	40	1.25	0.006	4.75	5.25	0.92	1.69	1.36	1.09
972-QS32XVH2245Q2G	QS32XVH2245Q2G	QVSOP-40	16	40	1.35	4	3	3.6	-	3.05	2.45	2.24
972-QS3VH16210PAG	QS3VH16210PAG	TSSOP-48	20	9	0.2	1.5	2.3	3.6	-	3.82	3.06	2.79
972-QS3VH16861PAG	QS3VH16861PAG	TSSOP-48	20	9	0.2	1.5	2.3	3.6	-	3.82	3.06	2.79
972-QS32X861Q1G	QS32X861Q1G	QVSOP-48	20	15	0.25	0.006	4.75	5.25	0.5	2.54	2.04	1.64
972-QS32X384Q1G	QS32X384Q1G	QVSOP-48	20	15	0.25	3	4.75	5.25	0.5	2.02	1.64	1.31
972-QS3VH16212PAG	QS3VH16212PAG	SSOP-56	24	9	0.2	1.5	2.3	3.6	-	3.82	3.06	2.79
972-QS34XVH245Q3G	QS34XVH245Q3G	QVSOP-80	32	9	0.2	8	2.3	3.6	-	3.05	2.45	2.24
972-QS34X245Q3G	QS34X245Q3G	QVSOP-80	32	15	0.25	0.012	4.75	5.25	1.4	2.02	1.64	1.31
972-QS34X2245Q3G	QS34X2245Q3G	QVSOP-80	32	40	1.25	0.012	4.75	5.25	1.4	2.54	2.04	1.64
972-QS34XVH2245Q3G	QS34XVH2245Q3G	QVSOP-80	32	40	1.35	8	2.3	3.6	-	6.92	5.68	5.13

MULTIPLEXER

For quantities greater than listed, call for quote.

MOUSER STOCK NO.	IDT Part No.	Package/ Case	No. of Input Lines	No. of Output Lines	No. of Bits	Propagation Delay Time	Supply Voltage (V) Max.	Supply Voltage (V) Min.	Price Each 1	Price Each 10	Price Each 100
972-83052AGI-01LF	83052AGI-01LF	TSSOP-16	2	1	2	3ns	1.8	3.3	8.81	7.22	6.52
972-83054AGI-01LF	83054AGI-01LF	TSSOP-16	2	1	4	2.5ns	3.135	3.465	7.28	5.83	5.32
972-74FCT157CTQG8	74FCT157CTQG8	QSOP-16	2	1	4	5.2ns	4.75	5.25	.98	.794	.61
972-83056AGI-01LF	83056AGI-01LF	TSSOP-20	2	1	6	2.5ns	1.8	3.3	7.91	6.48	5.85
972-74CBTLV3257PGG	74CBTLV3257PGG	TSSOP-16	2	1	8	0.25ns	2.3	3.6	1.14	.917	.703
972-74CBTLV3257QG	74CBTLV3257QG	QSOP-16	2	1	8	0.25ns	2.3	3.6	.96	.745	.479
972-557G-08LF	557G-08LF	TSSOP-16	2	1	-	-	3.135	3.465	4.40	3.53	3.22
972-5V41068APGG	5V41068APGG	TSSOP-16	2	1	-	-	3.135	3.465	4.58	3.68	3.35
972-5V41068APGGI	5V41068APGGI	TSSOP-16	2	1	-	-	3.135	3.465	5.50	4.41	4.02
972-QS3VH257PAG	QS3VH257PAG	TSSOP-16	2	1	-	0.2ns	2.3	3.6	.95	.764	.586
972-QS3VH257PAG8	QS3VH257PAG8	TSSOP-16	2	1	-	0.2ns	2.3	3.6	.95	.764	.586
972-QS3VH257QG	QS3VH257QG	QSOP-16	2	1	-	0.2ns	2.3	3.6	.87	.676	.437
972-QS3VH257QG8	QS3VH257QG8	QSOP-16	2	1	-	0.2ns	2.3	3.6	.87	.676	.437
972-QS3VH257S1G	QS3VH257S1G	SOIC-16	2	1	-	0.2ns	2.3	3.6	.96	.745	.479
972-QS3VH257S1G8	QS3VH257S1G8	SOIC-16	2	1	-	0.2ns	2.3	3.6	.96	.745	.479
972-QS3257QG	QS3257QG	QSOP-16	2	1	-	0.25ns	4.75	5.25	.70	.541	.349
972-QS3257QG8	QS3257QG8	QSOP-16	2	1	-	0.25ns	4.75	5.25	.70	.541	.349
972-QS3257S1G	QS3257S1G	SOIC-16	2	1	-	0.25ns	4.75	5.25	.78	.609	.393
972-85356AGILF	85356AGILF	TSSOP-20	2	1	-	1.15ns	3	3.6	10.04	8.23	7.43

© Copyright 2013 Mouser Electronics
© Copyright 2013 Mouser Electronics

IDT Analog ICs

MULTIPLEXER (CONT.)

For quantities greater than listed, call for quote.

MOUSER STOCK NO.	IDT Part No.	Package/ Case	No. of Input Lines	No. of Output Lines	No. of Bits	Propagation Delay Time	Supply Voltage (V) Max.	Supply Voltage (V) Min.	Price Each 1	Price Each 10	Price Each 100
972-83052AGILF	83052AGILF	TSSOP-16	2	1	-	2.4ns	3.135	3.465	5.93	4.75	4.33
972-580M-01ILF	580M-01ILF	SOIC-16	2	2	-	-	2.5	5.5	7.12	5.71	5.21
972-557G-06LF	557G-06LF	TSSOP-20	2	4	-	-	3.135	3.465	5.35	4.29	3.92
972-581G-01ILF	581G-01ILF	TSSOP-16	2	4	-	-	3	5.5	7.04	5.77	5.20
972-581G-01LF	581G-01LF	TSSOP-16	2	4	-	-	3	5.5	6.32	5.07	4.63
972-5V41067APGG	5V41067APGG	TSSOP-20	2	4	-	-	3.135	3.465	5.62	4.52	4.11
972-74CBTLV3253PGG	74CBTLV3253PGG	TSSOP-16	4	1	8	0.25ns	2.3	3.6	1.14	.917	.703
972-QS3VH253PAG	QS3VH253PAG	TSSOP-16	4	1	-	0.2ns	2.3	3.6	1.69	1.36	1.09
972-QS3VH253QG	QS3VH253QG	QSOP-16	4	1	-	0.2ns	2.3	3.6	1.71	1.37	1.06
972-QS3253QG	QS3253QG	QSOP-16	4	1	-	0.25ns	4.75	5.25	.70	.541	.349
972-QS3253S1G	QS3253S1G	SOIC-16	4	1	-	0.25ns	4.75	5.25	.78	.609	.393
972-QS3253S1G8	QS3253S1G8	SOIC-16	4	1	-	0.25ns	4.75	5.25	.78	.609	.393
972-83054AGILF	83054AGILF	TSSOP-16	4	1	-	2.7ns	1.8	3.3	7.28	5.83	5.32
972-854S057AGILF	854S057AGILF	TSSOP-20	4	1	-	800ps	-	2.5	13.74	12.69	10.63
972-854S057BGILF	854S057BGILF	TSSOP-20	4	1	-	800ps	-	2.5	13.74	12.69	10.63
972-83056AGILF	83056AGILF	TSSOP-16	6	1	-	2.7ns	1.8	3.3	7.28	5.83	5.32
972-74CBTLV3251QG	74CBTLV3251QG	TSSOP-16	8	1	8	0.25ns	2.3	3.6	.96	.745	.479
972-QS3VH251PAG	QS3VH251PAG	TSSOP-16	8	1	-	0.2ns	2.3	3.6	1.69	1.36	1.09
972-QS3VH251QG	QS3VH251QG	QSOP-16	8	1	-	0.2ns	2.3	3.6	1.71	1.37	1.06
972-QS3251QG	QS3251QG	QSOP-16	8	1	-	0.25ns	4.75	5.25	.70	.541	.349
972-QS3251QG8	QS3251QG8	QSOP-16	8	1	-	0.25ns	4.75	5.25	.70	.541	.349
972-83058AGILF	83058AGILF	TSSOP-16	8	1	-	2.4ns	1.8	3.3	7.28	5.83	5.32
972-854S058AGILF	854S058AGILF	TSSOP-24	8	1	-	600ps	3.135	3.465	14.87	13.74	11.49
972-QS32390QG	QS32390QG	QSOP-28	16	8	-	1.25ns	4.75	5.25	1.71	1.37	1.06

ETHERNET ICS

For quantities greater than listed, call for quote.

MOUSER STOCK NO.	IDT Part No.	Package	Auto Negotiation	Communication Mode	Data Rate	Ethernet Connection Type	Standard Supported	Supply Current (Max)	Supply Voltage (V) Max.	Supply Voltage (V) Min.	Type	Price Each 1	Price Each 10
972-1893AFLF	1893AFLF	SSOP-48	Yes	PHY	10/100Mbps	100Base-TX, 10Base-T	IEEE 802.3	160mA	3.47	3.14	Integrated PHY Transceiver	3.30	2.64

SMPTE TIME CODE RECEIVER/GENERATOR

For quantities greater than listed, call for quote.

MOUSER STOCK NO.	IDT Part No.	Package	Operating Supply Voltage (V)	Supply Current (mA)	Output Power (W)	Price Each 1	Price Each 10	Price Each 100
972-2008BY-10LF	2008BY-10LF	TQFP-44	5	50	1	33.84	31.36	26.65

MULTIPLEXER SWITCH ICS

For quantities greater than listed, call for quote.

MOUSER STOCK NO.	IDT Part No.	Package	Bandwidth (MHz)	No. of Channels	Switch Configuration	On Resistance (Max) (Ω)	Supply Current (μA)	Supply Voltage (V) Max.	Supply Voltage (V) Min.	Maximum Power Dissipation (W)	Price Each 1	Price Each 10	Price Each 100
972-QS4A210QG	QS4A210QG	QSOP-16	700	2	SP4T	17	3	5.25	4.75	0.7	3.36	2.70	2.46
972-QS4A205QG	QS4A205QG	QSOP-16	830	4	SPDT	17	3	5.25	4.75	0.7	4.43	3.55	3.24

PERIPHERAL DRIVERS AND COMPONENTS (PCIS)

For quantities greater than listed, call for quote.

MOUSER STOCK NO.	IDT Part No.	Package	Description/Function	Operating Supply Voltage (V)	Price Each 1	Price Each 10	Price Each 100
972-HPES24T3G2ZCALG	89HPES24T3G2ZCALG	BGA-324	3-port Gen2 PCIe	-	100.79	95.68	85.54
972-CA91C142D-33CE	CA91C142D-33CE	BGA-313	VME to PCI bridge	5	420.04	409.35	388.97
972-CA91C142D-33CEV	CA91C142D-33CEV	BGA-313	VME to PCI bridge	5	420.04	409.35	388.97
972-CA91C142D-33IE	CA91C142D-33IE	BGA-313	VME to PCI bridge	5	539.04	525.34	499.17
972-TSI340-66CQY	TSI340-66CQY	TQFP-100	PCI to PCI bridge	-	19.19	17.72	14.83
972-TSI350-66CQY	TSI350-66CQY	PQFP-208	PCI to PCI bridge	-	19.19	17.72	14.83
972-TSI381-66ILV	TSI381-66ILV	BGA-144	PCIe to PCI bridge	-	21.58	19.94	16.68
972-TSI384-133ILV	TSI384-133ILV	BGA-256	PCIe to PCI-X bridge	-	43.32	40.48	35.11

STANDARD CLOCK OSCILLATORS

For quantities greater than listed, call for quote.

MOUSER STOCK NO.	IDT Part No.	Package	Frequency (KHz)	Frequency Stability (PPM)	Load Capacitance (pF)	Output Format	Supply Voltage (V)	Price Each 1	Price Each 10	Price Each 100
972-MK3200SLF	MK3200SLF	SOIC-8	32.768	30	12	CMOS	2.5 to 5	3.48	2.79	2.55

VCXO OSCILLATORS

For quantities greater than listed, call for quote.

MOUSER STOCK NO.	IDT Part No.	Package	Duty Cycle (Max) (%)	Frequency (MHz)	Frequency Stability (PPM)	Load Capacitance (pF)	Output Format	Supply Voltage (V)	Price Each 1	Price Each 10	Price Each 100
972-MK3727DLF	MK3727DLF	SOIC-8	55	24 to 36	115	14	CMOS	3.3	3.04	2.45	1.96
972-MK3722GLF	MK3722GLF	TSSOP-16	60	27	100	5	CMOS	3.3	5.35	4.29	3.92
972-MK3771-17RLF	MK3771-17RLF	SSOP-28	60	27	100	5	CMOS, TTL	3.3	7.75	6.36	5.72

TELECOM LINE MANAGEMENT ICS

For quantities greater than listed, call for quote.

MOUSER STOCK NO.	IDT Part No.	Package	Product	Interface Type	Maximum Clock Frequency (MHz)	Maximum Power Dissipation (mW)	Supply Current (mA)	Supply Voltage (V) Min.	Supply Voltage (V) Max.	Price Each 1	Price Each 10	Price Each 100
972-82P2281PFG	82P2281PFG	TQFP-80	Long Haul/Short Haul Transceivers	JTAG, SPI	2	225	15	3	3.6	26.77	24.80	21.09
972-82P2282PFG	82P2282PFG	TQFP-100	Long Haul/Short Haul Transceivers	JTAG, SPI	2	270	20	3	3.6	42.03	38.95	33.11
972-82P2284BBG	82P2284BBG	BGA-208	Long Haul/Short Haul Transceivers	JTAG, SPI	2	450	-	3	3.6	57.02	53.79	47.82
972-82V2048EBBG	82V2048EBBG	BGA-208	Short Haul Line Interface Units	JTAG, SPI	49.152	2630	100	3.13	3.47	58.26	54.44	47.21

PROGRAMMABLE TIMING CONTROL HUB FOR P4

CK-408 clock for Intel 845 Chipset with P4 Processor

For quantities greater than listed, call for quote.

MOUSER STOCK NO.	IDT Part No.	Package	Input Frequency (MHz)	Supply Current (mA)	Supply Voltage (V) Min.	Supply Voltage (V) Max.	Price Each 1	Price Each 10	Price Each 100
972-950201AFLF	950201AFLF	TSSOP-56	14.318	245	3	3.6	5.80	4.65	4.25
972-950201AGLF	950201AGLF	SSOP-56	14.318	245	3	3.6	5.80	4.65	4.25

TRANSLATION - VOLTAGE LEVELS

For quantities greater than listed, call for quote.

MOUSER STOCK NO.	IDT Part No.	Package	Type	Propagation Delay Time	Supply Current (mA)	Supply Voltage (Max.) (V) Min.	Supply Voltage (Max.) (V) Max.	Price Each 1	Price Each 10	Price Each 100
972-83021AMILF	83021AMILF	SOIC-8	LVCMOS/LVTTL Translator	2ns	20	2.5	3.3	5.78	4.63	4.23
972-83023AMILF	83023AMILF	SOIC-8	LVCMOS Translator/Buffer	2.1ns	20	3.6	3	5.78	4.63	4.23
972-MC100ES60T22EF	MC100ES60T22EF	SOIC-8	Dual LVTTL/LVCMOS to LVPECL Translator	280ps	0.015	3.8	3.135	6.32	5.07	4.63
972-MC100ES60T23EF	MC100ES60T23EF	SOIC-8	Dual LVPECL to LVTTL Translator	1.75ns	19	3.6	3	4.76	3.82	3.49

STANDARD CLOCK OSCILLATORS

For quantities greater than listed, call for quote.

MOUSER STOCK NO.	IDT Part No.	Package	No. of Channels	Comparator Type	Output Type	Supply Current (Max) (mA)	Supply Volt. (Max.) (V) Min.	Supply Volt. (Max.) (V) Max.	Price Each 1	Price Each 10	Price Each 100
972-74FCT521ATSOG	74FCT521ATSOG	SOIC-20	8	Identity	Open Drain	4.5	4.75	5.25	2.54	2.04	1.64

© Copyright 2013 Mouser Electronics
© Copyright 2013 Mouser Electronics

DIGITAL POTENTIOMETER ICS

For quantities greater than listed, call for quote.

MOUSER STOCK NO.	Intersil Part No.	Package	Channels	Taps	Memory Type	Interface Type	Resistance Options (kΩ)	VCC (V) Min.	VCC (V) Max.	ICC (µA)	Resistance Taper	Price Each 1	25	100	250
968-ISL23318TFRUZT7A	ISL23318TFRUZ-T7A	uTQFN-10	1	128	Volatile	I2C	10, 50, 100	1.7	5.5	18	Linear	1.66	1.20	1.02	.835
968-ISL23318TFUZ-T7A	ISL23318TFUZ-T7A	MSOP-10	1	128	Volatile	I2C	10, 50, 100	1.7	5.5	18	Linear	1.66	1.20	1.02	.835
968-ISL23318UFRUZT7A	ISL23318UFRUZ-T7A	uTQFN-10	1	128	Volatile	I2C	10, 50, 100	1.7	5.5	18	Linear	1.66	1.20	1.02	.835
968-ISL23318UFUZ-T7A	ISL23318UFUZ-T7A	MSOP-10	1	128	Volatile	I2C	10, 50, 100	1.7	5.5	18	Linear	1.66	1.20	1.02	.835
968-ISL23318WFRUZT7A	ISL23318WFRUZ-T7A	uTQFN-10	1	128	Volatile	I2C	10, 50, 100	1.7	5.5	18	Linear	1.66	1.20	1.02	.835
968-ISL23318WFUZ-T7A	ISL23318WFUZ-T7A	MSOP-10	1	128	Volatile	I2C	10, 50, 100	1.7	5.5	18	Linear	1.66	1.20	1.02	.835
968-ISL23418TFRUZT7A	ISL23418TFRUZ-T7A	uTQFN-10	1	128	Volatile	I2C	10, 50, 100	1.7	5.5	100	Linear	1.66	1.20	1.02	.835
968-ISL23418TFUZ-T7A	ISL23418TFUZ-T7A	MSOP-10	1	128	Volatile	I2C	10, 50, 100	1.7	5.5	100	Linear	1.66	1.20	1.02	.835
968-ISL23418UFRUZT7A	ISL23418UFRUZ-T7A	uTQFN-10	1	128	Volatile	I2C	10, 50, 100	1.7	5.5	100	Linear	1.66	1.20	1.02	.835
968-ISL23418UFUZ-T7A	ISL23418UFUZ-T7A	MSOP-10	1	128	Volatile	I2C	10, 50, 100	1.7	5.5	100	Linear	1.66	1.20	1.02	.835
968-ISL23418WFRUZT7A	ISL23418WFRUZ-T7A	uTQFN-10	1	128	Volatile	I2C	10, 50, 100	1.7	5.5	100	Linear	1.66	1.20	1.02	.835
968-ISL23418WFUZ-T7A	ISL23418WFUZ-T7A	MSOP-10	1	128	Volatile	I2C	10, 50, 100	1.7	5.5	100	Linear	1.66	1.20	1.02	.835
968-ISL23328TFRUZT7A	ISL23328TFRUZ-T7A	uTQFN-16	2	128	Volatile	I2C	10, 50, 100	1.7	5.5	3	Linear	2.49	1.83	1.55	1.27
968-ISL23328TFVZ-T7A	ISL23328TFVZ-T7A	TSSOP-14	2	128	Volatile	I2C	10, 50, 100	1.7	5.5	3	Linear	2.49	1.83	1.55	1.27
968-ISL23328UFRUZT7A	ISL23328UFRUZ-T7A	uTQFN-16	2	128	Volatile	I2C	10, 50, 100	1.7	5.5	3	Linear	2.49	1.83	1.55	1.27
968-ISL23328UFVZ-T7A	ISL23328UFVZ-T7A	TSSOP-14	2	128	Volatile	I2C	10, 50, 100	1.7	5.5	3	Linear	2.49	1.83	1.55	1.27
968-ISL23328WFRUZT7A	ISL23328WFRUZ-T7A	uTQFN-16	2	128	Volatile	I2C	10, 50, 100	1.7	5.5	3	Linear	2.49	1.83	1.55	1.27
968-ISL23328WFVZ-T7A	ISL23328WFVZ-T7A	TSSOP-14	2	128	Volatile	I2C	10, 50, 100	1.7	5.5	3	Linear	2.49	1.83	1.55	1.27
968-ISL23348TFRZ-T7A	ISL23348TFRZ-T7A	QFN-20	2	128	Volatile	I2C	10, 50, 100	1.7	5.5	5	Linear	3.48	2.81	2.40	1.97
968-ISL23348TFVZ-T7A	ISL23348TFVZ-T7A	TSSOP-20	2	128	Volatile	I2C	10, 50, 100	1.7	5.5	5	Linear	3.48	2.81	2.40	1.97
968-ISL23348UFRZ-T7A	ISL23348UFRZ-T7A	QFN-20	2	128	Volatile	I2C	10, 50, 100	1.7	5.5	5	Linear	3.48	2.81	2.40	1.97
968-ISL23348UFVZ-T7A	ISL23348UFVZ-T7A	TSSOP-20	2	128	Volatile	I2C	10, 50, 100	1.7	5.5	5	Linear	3.48	2.81	2.40	1.97
968-ISL23348WFRZ-T7A	ISL23348WFRZ-T7A	QFN-20	2	128	Volatile	I2C	10, 50, 100	1.7	5.5	5	Linear	3.48	2.81	2.40	1.97
968-ISL23348WFVZ-T7A	ISL23348WFVZ-T7A	TSSOP-20	2	128	Volatile	I2C	10, 50, 100	1.7	5.5	5	Linear	3.48	2.81	2.40	1.97
968-ISL23428TFRUZT7A	ISL23428TFRUZ-T7A	uTQFN-16	2	128	Volatile	SPI	10, 50, 100	1.7	5.5	4	Linear	2.49	1.83	1.55	1.27
968-ISL23428TFVZ-T7A	ISL23428TFVZ-T7A	TSSOP-14	2	128	Volatile	SPI	10, 50, 100	1.7	5.5	4	Linear	2.49	1.83	1.55	1.27
968-ISL23428UFRUZT7A	ISL23428UFRUZ-T7A	uTQFN-16	2	128	Volatile	SPI	10, 50, 100	1.7	5.5	4	Linear	2.49	1.83	1.55	1.27
968-ISL23428UFVZ-T7A	ISL23428UFVZ-T7A	TSSOP-14	2	128	Volatile	SPI	10, 50, 100	1.7	5.5	4	Linear	2.49	1.83	1.55	1.27
968-ISL23428WFRUZT7A	ISL23428WFRUZ-T7A	uTQFN-16	2	128	Volatile	SPI	10, 50, 100	1.7	5.5	4	Linear	2.49	1.83	1.55	1.27
968-ISL23428WFVZ-T7A	ISL23428WFVZ-T7A	TSSOP-14	2	128	Volatile	SPI	10, 50, 100	1.7	5.5	4	Linear	2.49	1.83	1.55	1.27
968-ISL23325TFRUZT7A	ISL23325TFRUZ-T7A	uTQFN-16	2	256	Volatile	I2C	10, 50, 100	1.7	5.5	3	Linear	3.03	2.46	2.10	1.72
968-ISL23325TFVZ-T7A	ISL23325TFVZ-T7A	TSSOP-14	2	256	Volatile	I2C	10, 50, 100	1.7	5.5	3	Linear	3.03	2.46	2.10	1.72
968-ISL23325UFRUZT7A	ISL23325UFRUZ-T7A	uTQFN-16	2	256	Volatile	I2C	10, 50, 100	1.7	5.5	3	Linear	3.03	2.46	2.10	1.72
968-ISL23325UFVZ-T7A	ISL23325UFVZ-T7A	TSSOP-14	2	256	Volatile	I2C	10, 50, 100	1.7	5.5	3	Linear	3.03	2.46	2.10	1.72
968-ISL23325WFRUZT7A	ISL23325WFRUZ-T7A	uTQFN-16	2	256	Volatile	I2C	10, 50, 100	1.7	5.5	3	Linear	3.03	2.46	2.10	1.72
968-ISL23325WFVZ-T7A	ISL23325WFVZ-T7A	TSSOP-14	2	256	Volatile	I2C	10, 50, 100	1.7	5.5	3	Linear	3.03	2.46	2.10	1.72
968-ISL23425TFRUZT7A	ISL23425TFRUZ-T7A	uTQFN-16	2	256	Volatile	SPI	10, 50, 100	1.7	5.5	4	Linear	3.03	2.46	2.10	1.72
968-ISL23425TFVZ-T7A	ISL23425TFVZ-T7A	TSSOP-14	2	256	Volatile	SPI	10, 50, 100	1.7	5.5	4	Linear	3.03	2.46	2.10	1.72
968-ISL23425UFRUZT7A	ISL23425UFRUZ-T7A	uTQFN-16	2	256	Volatile	SPI	10, 50, 100	1.7	5.5	4	Linear	3.03	2.46	2.10	1.72
968-ISL23425UFVZ-T7A	ISL23425UFVZ-T7A	TSSOP-14	2	256	Volatile	SPI	10, 50, 100	1.7	5.5	4	Linear	3.03	2.46	2.10	1.72
968-ISL23425WFRUZT7A	ISL23425WFRUZ-T7A	uTQFN-16	2	256	Volatile	SPI	10, 50, 100	1.7	5.5	4	Linear	3.03	2.46	2.10	1.72
968-ISL23425WFVZ-T7A	ISL23425WFVZ-T7A	TSSOP-14	2	256	Volatile	SPI	10, 50, 100	1.7	5.5	4	Linear	3.03	2.46	2.10	1.72
968-ISL23448TFRZ-T7A	ISL23448TFRZ-T7A	QFN-20	4	128	Volatile	SPI	10, 50, 100	1.7	5.5	5	Linear	3.48	2.81	2.40	1.97
968-ISL23448TFVZ-T7A	ISL23448TFVZ-T7A	TSSOP-20	4	128	Volatile	SPI	10, 50, 100	1.7	5.5	5	Linear	3.48	2.81	2.40	1.97
968-ISL23448UFRZ-T7A	ISL23448UFRZ-T7A	QFN-20	4	128	Volatile	SPI	10, 50, 100	1.7	5.5	5	Linear	3.48	2.81	2.40	1.97
968-ISL23448UFVZ-T7A	ISL23448UFVZ-T7A	TSSOP-20	4	128	Volatile	SPI	10, 50, 100	1.7	5.5	5	Linear	3.48	2.81	2.40	1.97
968-ISL23448WFRZ-T7A	ISL23448WFRZ-T7A	QFN-20	4	128	Volatile	SPI	10, 50, 100	1.7	5.5	5	Linear	3.48	2.81	2.40	1.97
968-ISL23448WFVZ-T7A	ISL23448WFVZ-T7A	TSSOP-20	4	128	Volatile	SPI	10, 50, 100	1.7	5.5	5	Linear	3.48	2.81	2.40	1.97
968-ISL23345TFRZ-T7A	ISL23345TFRZ-T7A	QFN-20	4	256	Volatile	I2C	10, 50, 100	1.7	5.5	5	Linear	4.29	3.48	2.95	2.43
968-ISL23345TFVZ-T7A	ISL23345TFVZ-T7A	TSSOP-20	4	256	Volatile	I2C	10, 50, 100	1.7	5.5	5	Linear	4.29	3.48	2.95	2.43
968-ISL23345UFRZ-T7A	ISL23345UFRZ-T7A	QFN-20	4	256	Volatile	I2C	10, 50, 100	1.7	5.5	5	Linear	4.29	3.48	2.95	2.43
968-ISL23345UFVZ-T7A	ISL23345UFVZ-T7A	TSSOP-20	4	256	Volatile	I2C	10, 50, 100	1.7	5.5	5	Linear	4.29	3.48	2.95	2.43
968-ISL23345WFRZ-T7A	ISL23345WFRZ-T7A	QFN-20	4	256	Volatile	I2C	10, 50, 100	1.7	5.5	5	Linear	4.29	3.48	2.95	2.43
968-ISL23345WFVZ-T7A	ISL23345WFVZ-T7A	TSSOP-20	4	256	Volatile	I2C	10, 50, 100	1.7	5.5	5	Linear	4.29	3.48	2.95	2.43
968-ISL23445TFRZ-T7A	ISL23445TFRZ-T7A	QFN-20	4	256	Volatile	SPI	10, 50, 100	1.7	5.5	5	Linear	4.29	3.48	2.95	2.43
968-ISL23445TFVZ-T7A	ISL23445TFVZ-T7A	TSSOP-20	4	256	Volatile	SPI	10, 50, 100	1.7	5.5	5	Linear	4.29	3.48	2.95	2.43
968-ISL23445UFRZ-T7A	ISL23445UFRZ-T7A	QFN-20	4	256	Volatile	SPI	10, 50, 100	1.7	5.5	5	Linear	4.29	3.48	2.95	2.43
968-ISL23445UFVZ-T7A	ISL23445UFVZ-T7A	TSSOP-20	4	256	Volatile	SPI	10, 50, 100	1.7	5.5	5	Linear	4.29	3.48	2.95	2.43
968-ISL23445WFRZ-T7A	ISL23445WFRZ-T7A	QFN-20	4	256	Volatile	SPI	10, 50, 100	1.7	5.5	5	Linear	4.29	3.48	2.95	2.43
968-ISL23445WFVZ-T7A	ISL23445WFVZ-T7A	TSSOP-20	4	256	Volatile	SPI	10, 50, 100	1.7	5.5	5	Linear	4.29	3.48	2.95	2.43

ANALOG TO DIGITAL CONVERTERS (ADCS)

For quantities greater than listed, call for quote.

MOUSER STOCK NO.	Intersil Part No.	Package	Channels	Resolution	Max Conversion Rate (kSPS)	INL (%FS)	Power Consumption (mW)	Supply Voltage Max. (V)	Price Each 1	25	100	250
968-ISL26132AVZ-T7A	ISL26132AVZ-T7A	TSSOP-24	2	24	0.08	0.0002	50	5	9.54	8.35	7.13	5.91
968-ISL26134AVZ-T7A	ISL26134AVZ-T7A	TSSOP-28	4	24	0.08	0.0002	50	5	10.06	8.81	7.51	6.23
968-ISL26312FVZ-T7A	ISL26312FVZ-T7A	TSSOP-16	2	12	125	0.7	11	5.25	6.56	5.32	4.52	3.72
968-ISL26314FVZ-T7A	ISL26314FVZ-T7A	TSSOP-16	4	12	125	0.7	11	5.25	6.69	6.08	5.16	4.24
968-ISL26315FVZ-T7A	ISL26315FVZ-T7A	TSSOP-16	4	12	125	0.7	11	5.25	7.19	5.83	4.95	4.08
968-ISL26319FVZ-T7A	ISL26319FVZ-T7A	TSSOP-16	8	12	125	0.7	11	5.25	7.76	6.71	5.74	4.77
968-ISL26708IRTZ-T7A	ISL26708IRTZ-T7A	DFN-8	1	8	1000	0.03	3.75	5.25	5.61	4.55	3.86	3.18
968-ISL26710IRTZ-T7A	ISL26710IRTZ-T7A	DFN-8	1	10	1000	0.1	3.75	5.25	7.76	6.71	5.74	4.77
968-ISL26712IRTZ-T7A	ISL26712IRTZ-T7A	DFN-8	1	12	1000	0.4	3.75	5.25	12.09	10.65	9.08	7.52
968-ISL267440IUZ-T7A	ISL267440IUZ-T7A	MSOP-8	1	10	1000	0.5	2	5.25	7.19	5.83	4.95	4.08
968-ISL267450AIUZT7A	ISL267450AIUZ-T7A	MSOP-8	1	12	1000	1	2	5.25	10.81	9.48	8.09	6.71
968-ISL267817IBZ-T7A	ISL267817IBZ-T7A	SOIC-8	1	12	200	1	2.15	5.25	5.61	4.55	3.86	3.18
968-ISL267817IUZ-T7A	ISL267817IUZ-T7A	MSOP-8	1	12	200	1	2.15	5.25	5.61	4.55	3.86	3.18

LEVEL TRANSLATORS

For quantities greater than listed, call for quote.

MOUSER STOCK NO.	Intersil Part No.	Package	Channels	Auto/Manual Direction Control	Data Rate (Mbps)	V_L (A-Side) Supply Range (V)	V_{CC} (B-Side) Supply Range (V)	I_L /I_{CC} Enabled (µA)	CLK Loopback	Price Each 1	25	100	250
968-ISL3036EIRUZ-T7A	ISL3036EIRUZ-T7A	uTQFN-16	4	Auto	100	1.35-3.2	2.2-3.6	18/30	No	2.32	1.79	1.52	1.26
968-ISL3036EIRZ-T7A	ISL3036EIRZ-T7A	QFN-14	4	Auto	100	1.35-3.2	2.2-3.6	18/30	No	2.82	2.15	1.83	1.51

RS-485/422 TRANSCEIVERS

For quantities greater than listed, call for quote.

MOUSER STOCK NO.	Intersil Part No.	Package	Number of Tx	Number of Rx	Max. Devices on Bus	Half/Full Duplex	Data Rate (Mbps)	V_{CC} (V)	Price Each 1	25	100	250
968-ISL32610EFHZ-T7A	ISL32610EFHZ-T7A	SOT-5	0	1	256	N/A	0.256	1.8-3.6	3.28	2.42	2.05	1.68
968-ISL32611EFHZ-T7A	ISL32611EFHZ-T7A	SOT-6	0	1	256	N/A	0.256	1.8-3.6	3.28	2.42	2.05	1.68
968-ISL32612EFHZ-T7A	ISL32612EFHZ-T7A	SOT-6	0	1	256	N/A	0.256	1.8-3.6	3.28	2.42	2.05	1.68
968-ISL3280EFHZ-T7A	ISL3280EFHZ-T7A	SOT-5	0	1	256	N/A	20	3-5.5	1.66	1.26	1.07	.888
968-ISL3280EIHZ-T7A	ISL3280EIHZ-T7A	SOT-5	0	1	256	N/A	20	3-5.5	1.66	1.26	1.07	.888
968-ISL3281EFHZ-T7A	ISL3281EFHZ-T7A	SOT-6	0	1	256	N/A	20	3-5.5	1.66	1.26	1.07	.888
968-ISL3281EIHZ-T7A	ISL3281EIHZ-T7A	SOT-6	0	1	256	N/A	20	3-5.5	1.66	1.26	1.07	.888
968-ISL3283EFHZ-T7A	ISL3283EFHZ-T7A	SOT-6	0	1	256	N/A	20	3-5.5	1.66	1.26	1.07	.888
968-ISL3283EIHZ-T7A	ISL3283EIHZ-T7A	SOT-6	0	1	256	N/A	20	3-5.5	1.66	1.26	1.07	.888
968-ISL32613EFHZ-T7A	ISL32613EFHZ-T7A	SOT-6	1	0	256	N/A	0.128	1.8-3.6	2.95	2.16	1.84	1.52
968-ISL3293EFHZ-T7A	ISL3293EFHZ-T7A	SOT-6	1	0	256	N/A	0.25	3-5.5	1.66	1.26	1.07	.888

© Copyright 2013 Mouser Electronics

© Copyright 2013 Mouser Electronics

INTERSIL Analog ICs

intersil™ | SIMPLY SMARTER™

RS-485/422 TRANSCEIVERS (CONT.)

For quantities greater than listed, call for quote.

MOUSER STOCK NO.	Intersil Part No.	Package	Number of Tx	Number of Rx	Max. Devices on Bus	Half/Full Duplex	Data Rate (Mbps)	V_{CC} (V)	Price Each 1	25	100	250
968-ISL3293EIHZ-T7A	ISL3293EIHZ-T7A	SOT-6	1	0	256	N/A	0.25	3-5.5	1.66	1.26	1.07	.888
968-ISL32614EFHZ-T7A	ISL32614EFHZ-T7A	SOT-6	1	0	256	N/A	0.256	1.8-3.6	2.95	2.16	1.84	1.52
968-ISL3294EFHZ-T7A	ISL3294EFHZ-T7A	SOT-6	1	0	256	N/A	0.5	3-5.5	1.66	1.26	1.07	.888
968-ISL3294EIHZ-T7A	ISL3294EIHZ-T7A	SOT-6	1	0	256	N/A	0.5	3-5.5	1.66	1.26	1.07	.888
968-ISL3295EFHZ-T7A	ISL3295EFHZ-T7A	SOT-6	1	0	256	N/A	20	3-5.5	1.66	1.26	1.07	.888
968-ISL3295EIHZ-T7A	ISL3295EIHZ-T7A	SOT-6	1	0	256	N/A	20	3-5.5	1.66	1.26	1.07	.888
968-ISL3150EIBZ-T7A	ISL3150EIBZ-T7A	SOIC-14	1	1	256	Full	0.115	4.5-5.5	2.16	1.64	1.40	1.16
968-ISL3150EIUZ-T7A	ISL3150EIUZ-T7A	MSOP-10	1	1	256	Full	0.115	4.5-5.5	2.16	1.64	1.40	1.16
968-ISL3152EIBZ-T7A	ISL3152EIBZ-T7A	SOIC-8	1	1	256	Half	0.115	4.5-5.5	2.07	1.56	1.33	1.09
968-ISL3152EIUZ-T7A	ISL3152EIUZ-T7A	MSOP-8	1	1	256	Half	0.115	4.5-5.5	2.07	1.56	1.33	1.09
968-ISL31470EIBZ-T7A	ISL31470EIBZ-T7A	SOIC-14	1	1	128	Full	0.25	4.5	3.30	2.68	2.27	1.87
968-ISL31472EIBZ-T7A	ISL31472EIBZ-T7A	SOIC-8	1	1	128	Half	0.25	4.5	3.30	2.68	2.27	1.87
968-ISL31490EIBZ-T7A	ISL31490EIBZ-T7A	SOIC-14	1	1	128	Full	0.25	4.5	3.60	2.92	2.48	2.03
968-ISL31490EIUZ-T7A	ISL31490EIUZ-T7A	MSOP-10	1	1	128	Full	0.25	4.5	3.60	2.92	2.48	2.03
968-ISL31491EIBZ-T7A	ISL31491EIBZ-T7A	SOIC-8	1	1	128	Full	0.25	4.5	3.60	2.92	2.48	2.03
968-ISL31492EIBZ-T7A	ISL31492EIBZ-T7A	SOIC-8	1	1	128	Half	0.25	4.5	3.60	2.92	2.48	2.03
968-ISL31492EIRTZT7A	ISL31492EIRTZ-T7A	DFN-8	1	1	128	Half	0.25	4.5	3.60	2.92	2.48	2.03
968-ISL31492EIUZ-T7A	ISL31492EIUZ-T7A	MSOP-8	1	1	128	Half	0.25	4.5	3.60	2.92	2.48	2.03
968-ISL32430EIBZ-T7A	ISL32430EIBZ-T7A	SOIC-14	1	1	128	Full	0.25	3	5.69	4.62	3.94	3.24
968-ISL32430EIUZ-T7A	ISL32430EIUZ-T7A	MSOP-10	1	1	128	Full	0.25	3	5.69	4.62	3.94	3.24
968-ISL32432EIBZ-T7A	ISL32432EIBZ-T7A	SOIC-8	1	1	128	Half	0.25	3.3	5.06	4.12	3.49	2.87
968-ISL32432EIUZ-T7A	ISL32432EIUZ-T7A	MSOP-8	1	1	128	Half	0.25	3.3	5.06	4.12	3.49	2.87
968-ISL32437EIBZ-T7A	ISL32437EIBZ-T7A	SOIC-8	1	1	128	Half	0.25	3.3	6.62	5.38	4.57	3.76
968-ISL32437EIUZ-T7A	ISL32437EIUZ-T7A	MSOP-8	1	1	128	Half	0.25	3.3	6.62	5.38	4.57	3.76
968-ISL32450EIBZ-T7A	ISL32450EIBZ-T7A	SOIC-14	1	1	128	Full	0.25	3.3	6.62	5.38	4.57	3.76
968-ISL32450EIUZ-T7A	ISL32450EIUZ-T7A	MSOP-10	1	1	128	Full	0.25	3.3	6.62	5.38	4.57	3.76
968-ISL32452EIBZ-T7A	ISL32452EIBZ-T7A	SOIC-8	1	1	128	Half	0.25	3.3	6.11	4.94	4.19	3.46
968-ISL32452EIUZ-T7A	ISL32452EIUZ-T7A	MSOP-8	1	1	128	Half	0.25	3.3	6.11	4.94	4.19	3.46
968-ISL32457EIBZ-T7A	ISL32457EIBZ-T7A	SOIC-8	1	1	128	Half	0.25	3.3	6.85	6.24	5.30	4.35
968-ISL32457EIUZ-T7A	ISL32457EIUZ-T7A	MSOP-8	1	1	128	Half	0.25	3.3	6.85	6.24	5.30	4.35
968-ISL32470EIBZ-T7A	ISL32470EIBZ-T7A	SOIC-14	1	1	128	Full	0.25	4.5-5.5	5.01	4.07	3.45	2.84
968-ISL32472EIBZ-T7A	ISL32472EIBZ-T7A	SOIC-8	1	1	128	Half	0.25	4.5-5.5	4.38	3.55	3.02	2.48
968-ISL32490EIBZ-T7A	ISL32490EIBZ-T7A	SOIC-14	1	1	128	Full	0.25	4.5-5.5	5.34	4.33	3.68	3.03
968-ISL32490EIUZ-T7A	ISL32490EIUZ-T7A	MSOP-10	1	1	128	Full	0.25	4.5-5.5	5.34	4.33	3.68	3.03
968-ISL32492EIBZ-T7A	ISL32492EIBZ-T7A	SOIC-8	1	1	128	Half	0.25	4.5-5.5	4.71	3.82	3.24	2.66
968-ISL32492EIUZ-T7A	ISL32492EIUZ-T7A	MSOP-8	1	1	128	Half	0.25	4.5-5.5	4.71	3.82	3.24	2.66
968-ISL83483IBZ-T7A	ISL83483IBZ-T7A	SOIC-8	1	1	32	Half	0.25	3.3	1.83	1.40	1.19	.974
968-ISL32600EFBZ-T7A	ISL32600EFBZ-T7A	SOIC-14	1	1	256	Full	0.256	2.7-3.6	3.96	3.21	2.72	2.24
968-ISL32600EFUZ-T7A	ISL32600EFUZ-T7A	MSOP-10	1	1	256	Full	0.256	2.7-3.6	3.96	3.21	2.72	2.24
968-ISL31475EIBZ-T7A	ISL31475EIBZ-T7A	SOIC-8	1	1	128	Half	1	4.5	3.30	2.68	2.27	1.87
968-ISL31483EIBZ-T7A	ISL31483EIBZ-T7A	SOIC-14	1	1	128	Full	1	4.5	3.93	3.19	2.71	2.23
968-ISL31485EIBZ-T7A	ISL31485EIBZ-T7A	SOIC-8	1	1	128	Half	1	4.5	3.93	3.19	2.71	2.23
968-ISL31493EIBZ-T7A	ISL31493EIBZ-T7A	SOIC-14	1	1	128	Full	1	4.5	3.60	2.92	2.48	2.03
968-ISL31493EIUZ-T7A	ISL31493EIUZ-T7A	MSOP-10	1	1	128	Full	1	4.5	3.60	2.92	2.48	2.03
968-ISL31495EIBZ-T7A	ISL31495EIBZ-T7A	SOIC-8	1	1	128	Half	1	4.5	3.60	2.92	2.48	2.03
968-ISL31495EIUZ-T7A	ISL31495EIUZ-T7A	MSOP-8	1	1	128	Half	1	4.5	4.71	4.19	3.62	3.05
968-ISL3153EIBZ-T7A	ISL3153EIBZ-T7A	SOIC-14	1	1	256	Full	1	4.5-5.5	2.16	1.64	1.40	1.16
968-ISL3153EIUZ-T7A	ISL3153EIUZ-T7A	MSOP-10	1	1	256	Full	1	4.5-5.5	2.16	1.64	1.40	1.16
968-ISL3155EIBZ-T7A	ISL3155EIBZ-T7A	SOIC-8	1	1	256	Half	1	4.5-5.5	2.16	1.64	1.40	1.16
968-ISL3155EIUZ-T7A	ISL3155EIUZ-T7A	MSOP-8	1	1	256	Half	1	4.5-5.5	2.16	1.64	1.40	1.16
968-ISL32433EIBZ-T7A	ISL32433EIBZ-T7A	SOIC-14	1	1	128	Full	1	3.3	5.69	4.62	3.94	3.24
968-ISL32433EIUZ-T7A	ISL32433EIUZ-T7A	MSOP-10	1	1	128	Full	1	3.3	5.69	4.62	3.94	3.24
968-ISL32435EIBZ-T7A	ISL32435EIBZ-T7A	SOIC-8	1	1	128	Half	1	3.3	5.06	4.12	3.49	2.87
968-ISL32435EIUZ-T7A	ISL32435EIUZ-T7A	MSOP-8	1	1	128	Half	1	3.3	5.06	4.12	3.49	2.87
968-ISL32453EIBZ-T7A	ISL32453EIBZ-T7A	SOIC-14	1	1	128	Full	1	3.3	6.62	5.38	4.57	3.76
968-ISL32453EIUZ-T7A	ISL32453EIUZ-T7A	MSOP-10	1	1	128	Full	1	3.3	6.62	5.38	4.57	3.76
968-ISL32455EIBZ-T7A	ISL32455EIBZ-T7A	SOIC-8	1	1	128	Half	1	3.3	6.11	4.94	4.19	3.46
968-ISL32455EIUZ-T7A	ISL32455EIUZ-T7A	MSOP-8	1	1	128	Half	1	3.3	6.11	4.94	4.19	3.46
968-ISL32475EIBZ-T7A	ISL32475EIBZ-T7A	SOIC-8	1	1	128	Half	1	4.5-5.5	4.38	3.55	3.02	2.48
968-ISL32483EIBZ-T7A	ISL32483EIBZ-T7A	SOIC-14	1	1	128	Full	1	4.5-5.5	5.64	4.57	3.87	3.19
968-ISL32485EIBZ-T7A	ISL32485EIBZ-T7A	SOIC-8	1	1	128	Half	1	4.5-5.5	5.01	4.07	3.45	2.84
968-ISL32493EIBZ-T7A	ISL32493EIBZ-T7A	SOIC-14	1	1	128	Full	1	4.5-5.5	5.34	4.33	3.68	3.03
968-ISL32493EIUZ-T7A	ISL32493EIUZ-T7A	MSOP-10	1	1	128	Full	1	4.5-5.5	5.34	4.33	3.68	3.03
968-ISL32495EIBZ-T7A	ISL32495EIBZ-T7A	SOIC-8	1	1	128	Half	1	4.5-5.5	4.71	3.82	3.24	2.66
968-ISL32495EIUZ-T7A	ISL32495EIUZ-T7A	MSOP-8	1	1	128	Half	1	4.5-5.5	4.71	3.82	3.24	2.66
968-ISL31478EIBZ-T7A	ISL31478EIBZ-T7A	SOIC-8	1	1	128	Half	15	4.5	3.30	2.68	2.27	1.87
968-ISL31496EIBZ-T7A	ISL31496EIBZ-T7A	SOIC-14	1	1	128	Full	15	4.5	3.60	2.92	2.48	2.03
968-ISL31496EIUZ-T7A	ISL31496EIUZ-T7A	MSOP-10	1	1	128	Full	15	4.5	3.60	2.92	2.48	2.03
968-ISL31498EIBZ-T7A	ISL31498EIBZ-T7A	SOIC-8	1	1	128	Half	15	4.5	3.60	2.92	2.48	2.03
968-ISL31498EIUZ-T7A	ISL31498EIUZ-T7A	MSOP-8	1	1	128	Half	15	4.5	3.60	2.92	2.48	2.03
968-ISL32478EIBZ-T7A	ISL32478EIBZ-T7A	SOIC-8	1	1	128	Half	15	4.5-5.5	3.48	2.81	2.40	1.97
968-ISL32496EIBZ-T7A	ISL32496EIBZ-T7A	SOIC-14	1	1	128	Full	15	4.5-5.5	5.34	4.33	3.68	3.03
968-ISL32496EIUZ-T7A	ISL32496EIUZ-T7A	MSOP-10	1	1	128	Full	15	4.5-5.5	5.34	4.33	3.68	3.03
968-ISL32498EIBZ-T7A	ISL32498EIBZ-T7A	SOIC-8	1	1	128	Half	15	4.5-5.5	4.46	3.78	3.21	2.65
968-ISL32498EIUZ-T7A	ISL32498EIUZ-T7A	MSOP-8	1	1	128	Half	15	4.5-5.5	4.71	3.82	3.24	2.66
968-ISL3156EIBZ-T7A	ISL3156EIBZ-T7A	SOIC-14	1	1	256	Full	20	4.5-5.5	2.16	1.64	1.40	1.16
968-ISL3156EIUZ-T7A	ISL3156EIUZ-T7A	MSOP-10	1	1	256	Full	20	4.5-5.5	2.16	1.64	1.40	1.16
968-ISL3158EIBZ-T7A	ISL3158EIBZ-T7A	SOIC-8	1	1	256	Half	20	4.5-5.5	2.16	1.64	1.40	1.16
968-ISL3158EIUZ-T7A	ISL3158EIUZ-T7A	MSOP-8	1	1	256	Half	20	4.5-5.5	2.16	1.64	1.40	1.16
968-ISL3159EFBZ-T7A	ISL3159EFBZ-T7A	SOIC-8	1	1	160	Half	40	4.5-5.5	2.46	1.89	1.61	1.33
968-ISL3159EFRZ-T7A	ISL3159EFRZ-T7A	DFN-10	1	1	160	Half	40	4.5-5.5	2.46	1.89	1.61	1.33
968-ISL3159EFUZ-T7A	ISL3159EFUZ-T7A	MSOP-8	1	1	160	Half	40	4.5-5.5	2.46	1.89	1.61	1.33
968-ISL3159EIBZ-T7A	ISL3159EIBZ-T7A	SOIC-8	1	1	160	Half	40	4.5-5.5	2.46	1.89	1.61	1.33
968-ISL3159EIRZ-T7A	ISL3159EIRZ-T7A	DFN-10	1	1	160	Half	40	4.5-5.5	2.46	1.89	1.61	1.33
968-ISL3159EIUZ-T7A	ISL3159EIUZ-T7A	MSOP-8	1	1	160	Half	40	4.5-5.5	2.46	1.89	1.61	1.33

RS-232 TRANSCEIVER

For quantities greater than listed, call for quote.

MOUSER STOCK NO.	Intersil Part No.	Package	Number of Tx	Number of Rx	Max. Devices on Bus	Half/Full Duplex	Data Rate (Mbps)	V_{CC} (V)	Price Each 1	25	100	250
968-ISL3232EIRZ-T7A	ISL3232EIRZ-T7A	QFN-16	-	2	2	-	0.5	2.7-5.5	3.12	2.40	2.04	1.68

ANALOG SWITCH ICS

For quantities greater than listed, call for quote.

MOUSER STOCK NO.	Intersil Part No.	Package	Channels	Switch Type	Configuration	$R_{OS(ON)}$ (Ω)	Leakage (nA)	Source Cap (pF)	T_{ON} (ns)	T_{OFF} (ns)	Price Each 1	25	100	250
968-ISL43210AIHZ-T7A	ISL43210AIHZ-T7A	SOT-6	2	SPDT	1x2:1	11	0.01	8	25	17	2.23	1.71	1.46	1.20
968-ISL43640IRZ-T7A	ISL43640IRZ-T7A	QFN-16	4	-	Single	45	1	4	25	24	3.15	2.66	2.27	1.86

USB AUDIO SWITCHES

For quantities greater than listed, call for quote.

MOUSER STOCK NO.	Intersil Part No.	Package	Channels	Switch Control	Click Pop Circuitry	Audio Input Range (V)	Bandwidth USB (MHz)	Supply Voltage (V)	Price Each 1	25	100	250
968-ISL54209IRUZ-T7A	ISL54209IRUZ-T7A	uTQFN-10	USB/MP3	Logic Level	No	±1.5	736	2.7-5	2.16	1.65	1.40	1.16

© Copyright 2013 Mouser Electronics
© Copyright 2013 Mouser Electronics

KIONIX Accelerometers

RoHS Compliant This product is RoHS compliant.

Kionix® Sensing the Future

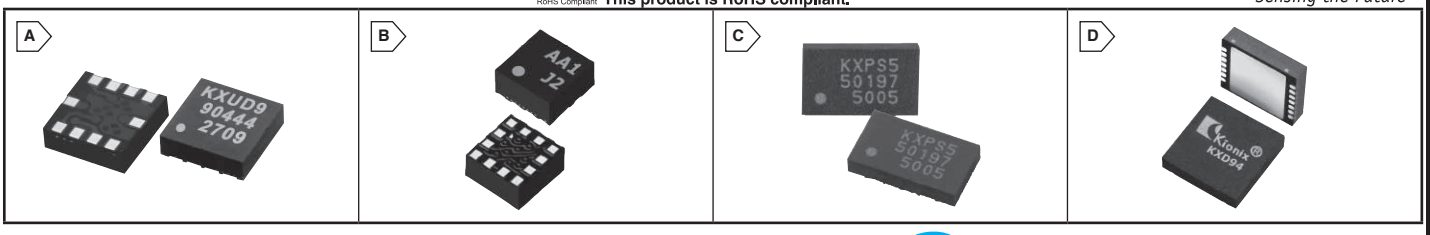

3-AXIS ACCELEROMETER ICS

PRODUCT NEW

For quantities greater than listed, call for quote.

MOUSER STOCK NO.	Kionix Part No.	Fig.	Package	Output	Acceleration	Sensitivity	Offset	Operating Voltage (V)	Operating Temp. (°C)	Price Each 1	25	100	250
KXCJ9 Series													
912-KXCJ9-1008	KXCJ9-1008	A	LGA-10	I2C	2g, 4g, 8g	18-71 (8-bit), 282-1126 (12-bit), 1126 (14-bit) counts/g	0 counts	1.8-3.6	-40 to +85	3.00	2.78	2.58	2.23
KXTI9 Series													
912-KXTI9-1001	KXTI9-1001	A	LGA-10	I2C	2g, 4g, 8g	17-67 (8-bit), 247-1060 (12-bit) counts/g	0 counts	1.8-3.6	-40 to +85	3.22	3.00	2.77	2.41
KXUD9 Series													
912-KXUD9-1026	KXUD9-1026	A	LGA-10	SPI, I2C	2g, 4g, 6g, 8g	819, 410, 273, 205 counts/g	2048 counts	2.6	-40 to +85	3.39	3.15	2.91	2.53
912-KXUD9-2050	KXUD9-2050	A	LGA-10	SPI/I2C	2g, 4g, 6g, 8g	819, 410, 273, 205 counts/g	2048 counts	3.6-1.8	-40 to +85	3.39	3.15	2.91	2.53
912-KXUD9-4100	KXUD9-4100	A	LGA-10	SPI/I2C	2g, 4g, 6g, 8g	819, 410, 273, 205 counts/g	2048 counts	3.6-1.8	-40 to +85	3.39	3.15	2.91	2.53
KXTE9 Series													
912-KXTE9-1026	KXTE9-1026	A	LGA-10	I2C	2g	16 counts/g	32 counts	2.6	-40 to +85	3.16	2.93	2.72	2.35
912-KXTE9-1050	KXTE9-1050	A	LGA-10	I2C	2g	16 counts/g	32 counts	2.8	-40 to +85	3.16	2.93	2.72	2.35
912-KXTE9-2050	KXTE9-2050	A	LGA-10	I2C	2g	16 counts/g	32 counts	3.6-1.8	-40 to +85	3.16	2.93	2.72	2.35
912-KXTE9-4100	KXTE9-4100	A	LGA-10	I2C	2g	16 counts/g	32 counts	3.6-1.8	-40 to +85	3.16	2.93	2.72	2.35
KXF9 Series													
912-KXTF9-2050	KXTF9-2050	A	LGA-10	I2C	2g, 4g, 8g	64, 32, 16 (8-bit) 1024, 512, 256 (12-bit) counts/g	0 counts	3.6-1.8	-40 to +85	3.71	3.45	3.19	2.76
912-KXTF9-4100	KXTF9-4100	A	LGA-10	I2C	2g, 4g, 8g	64, 32, 16 (8-bit) 1024, 512, 256 (12-bit) counts/g	0 counts	3.6-1.8	-40 to +85	3.71	3.45	3.19	2.76
KXTF9 Series													
912-KXTF9-1026	KXTF9-1026	A	LGA-10	I2C	2g, 4g, 8g	64, 32, 16 (8-bit) 1024, 512, 256 (12-bit) counts/g	0 counts	2.6	-40 to +85	3.71	3.45	3.19	2.76
KXTH9 Series													
912-KXTH9-2083	KXTH9-2083	A	LGA-10	Mux Analog	2.5g	400mV/g	1.25V	2.5	-40 to +85	4.84	4.49	4.16	3.60
KXTC9 Series													
912-KXTC9-2050	KXTC9-2050	A	LGA-10	Analog	2g	660mV/g	1.65V	3.6-1.8	-40 to +85	3.16	2.93	2.72	2.35
912-KXTC9-4100	KXTC9-4100	A	LGA-10	Analog	2g	660mV/g	0.9V	3.6-1.8	-40 to +85	3.16	2.93	2.72	2.35
KXTJ2 Series													
912-KXTJ2-1009	KXTJ2-1009	B	LGA-12	I2C	2g, 4g, 8g	18-71 (8-bit), 282-1126 (12-bit), 1126 (14-bit) counts/g	0 counts	1.8-3.6	-40 to +85	3.09	2.87	2.65	2.30
KXTH5 Series													
912-KXTH5-4325	KXTH5-4325	C	LGA-14	Mux Analog	2.75g	364mV/g	1.25V	2.5	-40 to +85	4.84	4.49	4.16	3.60
KXPS5 Series													
912-KXPS5-2050	KXPS5-2050	C	LGA-14	I2C/SPI	2g	660mV/g	1.65V	5.25-1.8	-40 to +85	7.32	6.81	6.30	5.45
912-KXPS5-1083	KXPS5-1083	C	LGA-14	I2C/SPI	2g	1000mV/g	2.5V	5.25-1.8	-40 to +85	7.32	6.81	6.30	5.45
KXRB5 Series													
912-KXRB5-2042	KXRB5-2042	C	LGA-14	Analog	2g	600mV/g	1.5V	2.5-5.25	-40 to +85	7.96	7.40	6.86	5.93
912-KXRB5-2050	KXRB5-2050	C	LGA-14	Mux Analog	2g	660mV/g	1.5V	5.25-2.5	-40 to +85	7.96	7.40	6.86	5.93
912-KXRB5-2050	KXRB5-2050	C	LGA-14	Mux Analog	2g	660mV/g	1.5V	5.25-2.5	-40 to +85	7.96	7.40	6.86	5.93
KXSS5 Series													
912-KXSS5-2057	KXSS5-2057	C	LGA-14	I2C, SPI, Analog	3g	546 counts/g	2048 counts	3.3	-40 to +85	5.80	5.39	5.00	4.32
912-KXSS5-3028	KXSS5-3028	C	LGA-14	I2C, SPI, Analog	3g	546 counts/g	2048 counts	2.8	-40 to +85	5.80	5.39	5.00	4.32
912-KXSS5-4457	KXSS5-4457	C	LGA-14	I2C, SPI, Analog	3g	546 counts/g	2048 counts	1.8	-25 to +70	5.80	5.39	5.00	4.32
KXR94 Series													
912-KXR94-1050	KXR94-1050	D	DNF-14	Analog	2g	560mV/g	1.4V	2.5-5.25	-40 to +85	8.54	7.94	7.35	6.36
912-KXR94-7050	KXR94-7050	D	DNF-14	Analog	2g	660mV/g	1.65V	2.5-5.25	-40 to +85	-	-	-	-
KXR95 Series													
912-KXR94-2050	KXR94-2050	D	DNF-14	Mux Analog	2g	660mV/g	1.65V	5.25-2.5	-40 to +85	8.54	7.94	7.35	6.36
912-KXR94-2283	KXR94-2283	D	DNF-14	Mux Analog	2g	1000mV/g	2.5V	5.25-2.5	-40 to +85	8.54	7.94	7.35	6.36
912-KXR94-2353	KXR94-2353	D	DNF-14	Digital SPI	2g	819 counts/g	2048 counts	5.25-2.5	-40 to +85	8.54	7.94	7.35	6.36
KXD94 Series													
912-KXD94-2082	KXD94-2082	D	DNF-14	Mux Analog	10g	200mV/g	2.5V	5.25-2.5	-40 to +85	7.23	6.72	6.22	5.38
912-KXD94-7138	KXD94-7138	D	DNF-14	Analog	5g	400mV/g	2.5V	2.5-5.25	-40 to +125	7.23	6.72	6.22	5.38

EVALUATION BOARDS

PRODUCT NEW

MOUSER STOCK NO.	Kionix Part No.	Description	Price Each
912-EVAL-D9	EVAL-D9	Dev. tools/Eval. board for KXUD9-1026	40.13
912-EVAL-F9	EVAL-F9	Dev. tools/Eval. board for KXTF9-2050	40.13
912-EVAL-C9	EVAL-C9	Dev. tools/Eval. board for KXTC9-2050	40.13
912-EVAL-B5	EVAL-B5	Dev. tools/Eval. board for KXRB5-2050	40.13
912-EVAL-R94	EVAL-R94	Dev. tools/Eval. board for KXR94-2050	40.13
912-EVAL-D94	EVAL-D94	Dev. tools/Eval. board for KXD94 Series	40.13
912-EZ430-C9	EZ430-C9	Dev. tools/Eval. board for KXTC9 series	46.81
912-EVAL-KXTI9-1001	EVAL-KXTI9-1001	Dev tools/Eval. board for KXTI9-1001	40.13
912-EVAL-KXD94-2802	EVAL-KXD94-2802	Dev. tools/Eval. board for KXD-94-2802	40.13
912-EVAL-KXD94-7228	EVAL-KXD94-7228	Dev. tools/Eval. board for KXD94-7228	40.13
912-EVAL-KXR94-1050	EVAL-KXR94-1050	Dev. tools/Eval. board for KXR94-1050	40.13
912-EVAL-KXR94-2283	EVAL-KXR94-2283	Dev. tools/Eval. board for KXR94-2283	40.13
912-EVAL-KXR94-2353	EVAL-KXR94-2353	Dev. tools/Eval. board for KXR94-2353	40.13
912-EVAL-KXR94-7050	EVAL-KXR94-7050	Dev. tools/Eval. board for KXR94-7050	-

MOUSER STOCK NO.	Kionix Part No.	Description	Price Each
912-EVAL-KXRB5-2042	EVAL-KXRB5-2042	Dev. Tools/Eval. Board for KXRB5-2042	40.13
912-EVAL-KXSS5-2057	EVAL-KXSS5-2057	Dev. Tools/Eval. Board for KXSS5-2057	40.13
912-EVAL-KXSS5-3028	EVAL-KXSS5-3028	Dev. Tools/Eval. Board for KXSS5-3028	40.13
912-EVAL-KXSS5-4457	EVAL-KXSS5-4457	Dev. Tools/Eval. Board for KXSS5-4457	40.13
912-EVAL-KXTC9-4100	EVAL-KXTC9-4100	Dev. Tools/Eval. Board for KXTC9-4100	40.13
912-EVAL-KXTE9-1026	EVAL-KXTE9-1026	Dev. Tools/Eval. Board for KXTE9-1026	40.13
912-EVAL-KXTE9-1050	EVAL-KXTE9-1050	Dev. Tools/Eval. Board for KXTE9-1050	40.13
912-EVAL-KXTE9-4100	EVAL-KXTE9-4100	Dev. Tools/Eval. Board for KXTE9-4100	40.13
912-EVAL-KXTF9-1026	EVAL-KXTF9-1026	Dev. Tools/Eval. Board for KXTF9-1026	40.13
912-EVAL-KXTF9-4100	EVAL-KXTF9-4100	Dev. Tools/Eval. Board for KXTF9-4100	40.13
912-EVAL-KXTH5-4325	EVAL-KXTH5-4325	Dev. Tools/Eval. Board for KXTH5-4325	40.13
912-EVAL-KXTH9-2083	EVAL-KXTH9-2083	Dev. Tools/Eval. Board for KXTH9-2083	40.13
912-EVAL-KXUD9-2050	EVAL-KXUD9-2050	Dev. Tools/Eval. Board for KXUD9-2050	40.13
912-EVAL-KXUD9-4100	EVAL-KXUD9-4100	Dev. Tools/Eval. Board for KXUD9-4100	40.13

ADAPTER BOARD

MOUSER STOCK NO.	Kionix Part No.	Description	Price Each
912-F340ADAPTERBOARD	F340 Adapter Board	Adapter Board between Accelerometer Eval Boards and Silicon Labs C8051F340-TB Development Kit	102.99

© Copyright 2013 Mouser Electronics
© Copyright 2013 Mouser Electronics

MAXIM INTEGRATED Analog ICs

RoHS Compliant This product is RoHS compliant.

maxim integrated™

ACTIVE FILTERS

♦ Surface Mount Device

NEW PRODUCT

For quantities greater than listed, call for quote.

MOUSER STOCK NO.	Maxim Integrated Part No.	Package	Filter Sections	Order Per Filter Section	Filter Class	Filter Type	Filter Characteristic	Prog. Method	Price Each 1	25	100
700-MAX280CWE	MAX280CWE+	SOIC-16W	1	5	Switch Cap	Low Pass	Butterworth	Clock	13.85	9.69	6.77
♦ 700-MAX281ACWE	MAX281ACWE+	SOIC-16W	1	5	Switch Cap	Low Pass	Bessel	Clock	16.50	11.81	7.76
♦ 700-MAX7408EUA	MAX7408EUA+	µMAX-8	1	5	Switch Cap	Low Pass	Elliptic	Clock	5.65	3.96	2.76
♦ 700-MAX7409EUA	MAX7409EUA+	µMAX-8	1	5	Switch Cap	Low Pass	Bessel	Clock	5.65	3.96	2.76
♦ 700-MAX7410EUA	MAX7410EUA+	µMAX-8	1	5	Switch Cap	Low Pass	Butterworth	Clock	5.65	3.96	2.76
♦ 700-MAX7411EUA	MAX7411EUA+	µMAX-8	1	5	Switch Cap	Low Pass	Elliptic	Clock	5.65	3.96	2.76
♦ 700-MAX7412EUA	MAX7412EUA+	µMAX-8	1	5	Switch Cap	Low Pass	Elliptic	Clock	5.65	3.96	2.76
700-MAX7413EUA	MAX7413EUA+	µMAX-8	1	5	Switch Cap	Low Pass	Bessel	Clock	5.65	3.96	2.76
♦ 700-MAX7414EUA	MAX7414EUA+	µMAX-8	1	5	Switch Cap	Low Pass	Butterworth	Clock	5.65	3.96	2.76
♦ 700-MAX7415EPA	MAX7415EPA+	µMAX-8	1	5	Switch Cap	Low Pass	Elliptic	Clock	5.97	3.98	2.82
♦ 700-MAX7415EUA	MAX7415EUA+	µMAX-8	1	5	Switch Cap	Low Pass	Elliptic	Clock	5.53	3.83	2.76
♦ 700-MAX7419EUA	MAX7419EUA+	µMAX-8	1	5	Switch Cap	Low Pass	Bessel	Clock	9.58	6.70	4.69
♦ 700-MAX7420EUA	MAX7420EUA+	µMAX-8	1	5	Switch Cap	Low Pass	Butterworth	Clock	9.58	6.70	4.69
700-MAX7421EUA	MAX7421EUA+	µMAX-8	1	5	Switch Cap	Low Pass	Elliptic	Clock	9.58	6.70	4.69
♦ 700-MAX7422EUA	MAX7422EUA+	µMAX-8	1	5	Switch Cap	Low Pass	Elliptic	Clock	9.58	6.70	4.69
700-MAX7423EUA	MAX7423EUA+	µMAX-8	1	5	Switch Cap	Low Pass	Bessel	Clock	9.58	6.70	4.69
♦ 700-MAX7424CUA	MAX7424CUA+	µMAX-8	1	5	Switch Cap	Low Pass	Butterworth	Clock	7.60	5.32	3.71
♦ 700-MAX7424EUA	MAX7424EUA+	µMAX-8	1	5	Switch Cap	Low Pass	Butterworth	Clock	9.58	6.70	4.69
♦ 700-MAX7425EUA	MAX7425EUA+	µMAX-8	1	5	Switch Cap	Low Pass	Elliptic	Clock	9.58	6.70	4.69
♦ 700-MAX7426EUA	MAX7426EUA+	µMAX-8	1	5	Switch Cap	Low Pass	Elliptic	Clock	3.92	2.74	1.92
♦ 700-MAX7427EUA	MAX7427EUA+	µMAX-8	1	5	Switch Cap	Low Pass	Elliptic	Clock	3.92	2.74	1.92
♦ 700-MAX280EWE	MAX280EWE+	WSOIC-16	1	5	Switch Cap	Low Pass	Butterworth	Clock	18.06	12.59	8.80
♦ 700-MAX7410CUA	MAX7410CUA+	µMAX-8	1	5	Switch Cap	Low Pass	Butterworth	Clock	4.94	3.47	2.42
♦ 700-MAX7413CUA	MAX7413CUA+	µMAX-8	1	5	Switch Cap	Low Pass	Bessel	Clock	4.85	3.35	2.42
♦ 700-MAX7419CUA	MAX7419CUA+	µMAX-8	1	5	Switch Cap	Low Pass	Bessel	Clock	7.43	5.15	3.49
♦ 700-MAX7427CUA	MAX7427CUA+	µMAX-8	1	5	Switch Cap	Low Pass	Elliptic	Clock	3.45	2.42	1.68
♦ 700-MAX7408EPA	MAX7408EPA+	PDIP-8	1	5	Switch Cap	Low Pass	Elliptic	Clock	5.97	3.98	2.82
♦ 700-MAX291CSA	MAX291CSA+	SOIC-8	1	8	Switch Cap	Low Pass	Butterworth	Clock	9.79	6.86	4.78
♦ 700-MAX291EWE	MAX291EWE+	SOIC-16W	1	8	Switch Cap	Low Pass	Butterworth	Clock	13.33	9.34	6.12
♦ 700-MAX292EWE	MAX292EWE+	SOIC-16W	1	8	Switch Cap	Low Pass	Bessel	Clock	13.33	9.34	6.12
♦ 700-MAX293CSA	MAX293CSA+	SOIC-8	1	8	Switch Cap	Low Pass	Elliptic	Clock	10.34	7.00	4.75
♦ 700-MAX295CSA	MAX295CSA+	SOIC-8	1	8	Switch Cap	Low Pass	Butterworth	Clock	9.79	6.86	4.78
♦ 700-MAX295ESA	MAX295ESA+	SOIC-8	1	8	Switch Cap	Low Pass	Butterworth	Clock	12.73	8.91	6.23
♦ 700-MAX295EWE	MAX295EWE+	SOIC-16W	1	8	Switch Cap	Low Pass	Butterworth	Clock	13.04	9.34	6.12
♦ 700-MAX296ESA	MAX296ESA+	SOIC-8	1	8	Switch Cap	Low Pass	Bessel	Clock	12.73	8.91	5.84
♦ 700-MAX296EWE	MAX296EWE+	SOIC-16W	1	8	Switch Cap	Low Pass	Bessel	Clock	13.33	9.34	6.53
♦ 700-MAX297ESA	MAX297ESA+	SOIC-8	1	8	Switch Cap	Low Pass	Elliptic	Clock	13.48	9.45	6.60
♦ 700-MAX7400CSA	MAX7400CSA+	SOIC-8	1	8	Switch Cap	Low Pass	Elliptic	Clock	7.18	5.03	3.51
♦ 700-MAX7400ESA	MAX7400ESA+	SOIC-8	1	8	Switch Cap	Low Pass	Elliptic	Clock	8.23	5.77	4.02
♦ 700-MAX7401ESA	MAX7401ESA+	SOIC-8	1	8	Switch Cap	Low Pass	Bessel	Clock	8.23	5.77	4.02
♦ 700-MAX7403CSA	MAX7403CSA+	SOIC-8	1	8	Switch Cap	Low Pass	Elliptic	Clock	7.18	5.03	3.51
♦ 700-MAX7403ESA	MAX7403ESA+	SOIC-8	1	8	Switch Cap	Low Pass	Elliptic	Clock	8.23	5.77	4.02
♦ 700-MAX7480ESA	MAX7480ESA+	SOIC-8	1	8	Switch Cap	Low Pass	Butterworth	Clock	7.18	5.03	3.51
♦ 700-MAX292ESA	MAX292ESA+	NSOIC-8	1	8	Switch Cap	Low Pass	Bessel	Clock	12.73	8.91	6.23
♦ 700-MAX294EWE	MAX294EWE+	WSOIC-16	1	8	Switch Cap	Low Pass	Elliptic	Clock	14.97	9.94	6.52
700-MAX297EWE	MAX297EWE+	WSOIC-16	1	8	Switch Cap	Low Pass	Elliptic	Clock	13.85	9.92	6.51
♦ 700-MAX7405ESA	MAX7405ESA+	NSOIC-8	1	8	Switch Cap	Low Pass	Bessel	Clock	8.06	5.57	4.02
♦ 700-MAX7407ESA	MAX7407ESA+	NSOIC-8	1	8	Switch Cap	Low Pass	Elliptic	Clock	8.23	5.77	4.02
700-MAX291CPA	MAX291CPA+	PDIP-8	1	8	Switch Cap	Low Pass	Butterworth	Clock	9.83	6.90	4.78
700-MAX293CPA	MAX293CPA+	PDIP-8	1	8	Switch Cap	Low Pass	Elliptic	Clock	10.34	7.23	5.05
700-MAX293EPA	MAX293EPA+	PDIP-8	1	8	Switch Cap	Low Pass	Elliptic	Clock	13.54	9.50	6.60
700-MAX294EPA	MAX294EPA+	PDIP-8	1	8	Switch Cap	Low Pass	Elliptic	Clock	14.25	9.32	6.22
700-MAX295CPA	MAX295CPA+	PDIP-8	1	8	Switch Cap	Low Pass	Butterworth	Clock	9.83	6.90	4.78
700-MAX296CPA	MAX296CPA+	PDIP-8	1	8	Switch Cap	Low Pass	Bessel	Clock	9.79	6.86	4.78
700-MAX297EPA	MAX297EPA+	PDIP-8	1	8	Switch Cap	Low Pass	Elliptic	Clock	13.54	9.50	6.60
700-MAX7400EPA	MAX7400EPA+	PDIP-8	1	8	Switch Cap	Low Pass	Elliptic	Clock	8.70	5.69	3.79
700-MAX7401CPA	MAX7401CPA+	PDIP-8	1	8	Switch Cap	Low Pass	Bessel	Clock	7.20	5.05	3.57
700-MAX7403CPA	MAX7403CPA+	PDIP-8	1	8	Switch Cap	Low Pass	Elliptic	Clock	7.59	4.95	3.31
700-MAX7404CPA	MAX7404CPA+	PDIP-8	1	8	Switch Cap	Low Pass	Elliptic	Clock	7.59	4.95	3.31
700-MAX7404EPA	MAX7404EPA+	PDIP-8	1	8	Switch Cap	Low Pass	Elliptic	Clock	8.70	5.69	3.79
700-MAX275BCWP	MAX275BCWP+	SOIC-20W	2	2	Continuous	Bandpass/Low Pass	Programmable	Resistor	10.23	7.17	5.01
700-MAX275BEWP	MAX275BEWP+	SOIC-20W	2	2	Continuous	Bandpass/Low Pass	Programmable	Resistor	13.27	8.99	6.10
700-MAX275BCPP	MAX275BCPP+	PDIP-20	2	2	Continuous	Bandpass/Low Pass	Programmable	Resistor	10.26	7.19	5.10
700-MAX275ACWP	MAX275ACWP+	WSOIC-20	2	2	Continuous	Lowpass	Programmable	Resistor	11.87	7.89	5.18
700-MAX268BCWG	MAX268BCWG+	WSOIC-24	2	2	Switch Cap	Bandpass	Programmable	Pin Strap	24.62	17.18	11.99
700-MAX268BEWG	MAX268BEWG+	WSOIC-24	2	2	Switch Cap	Bandpass	Programmable	Pin Strap	33.74	22.36	14.68
700-MAX267BENG	MAX267BENG+	PDIP-8	2	2	Switch Cap	Bandpass	Programmable	Pin Strap	29.78	20.78	14.52
700-MAX7490EEE	MAX7490EEE+	QSOP-16	2	2	Switch Cap	Universal	Programmable	Clock	9.90	6.92	4.85
700-MAX7491EEE	MAX7491EEE+	QSOP-16	2	2	Switch Cap	Universal	Programmable	Clock	9.90	6.92	4.85
700-MAX260BCWG	MAX260BCWG+	WSO-28	2	2	Switch Cap	Universal	Programmable	µP Bus	25.17	17.56	12.26
700-MAX261BENG	MAX261BENG+	PDIP-24	2	2	Switch Cap	Universal	Programmable	µP Bus	29.67	20.11	13.63
700-MAX274BCWI	MAX274BCWI+	SOIC-28W	4	2	Continuous	Bandpass/Low Pass	Programmable	Resistor	16.39	11.48	8.03
700-MAX274BEWI	MAX274BEWI+	SOIC-28W	4	2	Continuous	Bandpass/Low Pass	Programmable	Resistor	21.39	14.97	10.63
Development Tools		Description									
700-MAXFILTERBRD+	MAXFILTERBRD+	Unpopulated PCB design to evaluate the MAX7408–MAX7415/MAX7418–MAX7425 5th-order, lowpass, switched-capacitor filters (SCFs)							56.82	-	-
700-MAX2900EVKIT#-	MAX2900EVKIT#-	Evaluation kit to evaluate MAX2900-MAX2904's BPSK, OOK, ASK, and FM modulations							135.13	-	-

CONTROLLER AREA NETWORK (CAN) TRANSCEIVERS

For quantities greater than listed, call for quote.

MOUSER STOCK NO.	Maxim Integrated Part No.	Package	Drivers Per Package	Receivers Per Package	I_{CC} (Dominant Mode)(mA)	I_{CC} (Recessive Mode)(mA)	I_{CC} (Shutdown)(µA)	Supply Voltage	ESD (kV)	Price Each 1	25	100
♦ 700-MAX3050ASA	MAX3050ASA+	SOIC-8	1	1	6	5.5	15	5	3	4.37	3.06	2.14
♦ 700-MAX3053ESA	MAX3053ESA+	SOIC-8	1	1	6	5.5	15	5	3	4.38	3.06	2.14
♦ 700-MAX3057ASA	MAX3057ASA+	SOIC-8	1	1	6	5.5	15	5	3	4.38	3.06	2.14
♦ 700-MAX3059ASA	MAX3059ASA+	SOIC-8	1	1	40	2	15	5	-	1.87	1.32	.921
♦ 700-MAX3058ASA	MAX3058ASA+	SOIC-8	1	1	40	2	15	5	-	1.72	1.21	.847
700-MAX3051ESA	MAX3051ESA+	SO-8	1	1	70	5	15	3.3	-	2.59	1.82	1.26
700-MAX13054ASA	MAX13054ASA+	SOIC-8	1	1	72	5	11	5	6	4.78	3.35	2.38
700-MAX13053ESA	MAX13053ESA+	SOIC-8	1	1	72	5	12500	5	6	3.76	2.62	1.86
700-MAX13052ESA	MAX13052ESA+	SOIC-8	1	1	80	5	25	5	6	3.75	2.62	1.83
700-MAX13041ASD	MAX13041ASD+	SOIC-14	1	1	80	6	1.8	5	12	2.74	1.90	1.46

LOCAL INTERCONNECT NETWORK (LIN) TRANCEIVERS

For quantities greater than listed, call for quote.

MOUSER STOCK NO.	Maxim Integrated Part No.	Package	Fault Protect (±V)	ESD Protect (HBM) (±kV)	Fault Tolarant	I_{CC} (Dominant Mode) (mA)	I_{CC} (Shutdown)(µA)	Data Rate (kbps)	Features	Price Each 1	25	100
♦ 700-MAX13020ASA	MAX13020ASA+	SOICN-8	60	12	Yes	1	4	20	Auto Shutdown	2.47	1.73	1.23
♦ 700-MAX13021ASA	MAX13021ASA+	SOICN-8	60	12	Yes	1	4	20	Auto Shutdown, LIN Bus Dom. Mgmt	2.54	1.78	1.26

© Copyright 2013 Mouser Electronics
© Copyright 2013 Mouser Electronics

MAXIM INTEGRATED Analog ICs

RoHS Compliant This product is RoHS compliant.

maxim integrated™

REAL TIME CLOCKS

NEW PRODUCT

◆ Surface Mount Device

For quantities greater than listed, call for quote.

MOUSER STOCK NO.	Maxim Integrated Part No.	Package	Supply Range (V)	Bus Interface	Memory Density (Bytes)	Memory Type	C_L (pF)	Time of Day Alarms	Time Keeping Current (nA) (Typ)	Price Each 1	25	100
700-DS1904L-F5#	DS1904L-F5#	MicroCan	-	1-Wire	64 BITS	ROM Only	-	-	-	10.67	7.47	5.31
◆ 700-DS1393U-18	DS1393U-18+	µMAX-10	1.8	3-Wire	-	None	6	1	500	4.16	2.90	1.88
◆ 700-DS1392U-33	DS1392U-33+	µMAX-10	3.3	3-Wire	-	None	6	1	500	4.16	2.90	2.10
◆ 700-DS1677E	DS1677E+	TSSOP-20	5	3-Wire	-	None	6	1	300	11.36	7.96	5.55
◆ 700-DS1343E-3+	DS1343E-3+	TSSOP-20	1.8, 3, 3.3	3-Wire, SPI	96	NV SRAM	6	2	250	4.26	3.34	2.26
700-DS1344E-3+	DS1344E-3+	TSSOP-20	1.8, 3.3, 5.5	3-Wire, SPI	96	NV SRAM	12.5	2	250	4.26	3.34	2.26
◆ 700-DS1306EN	DS1306EN+	TSSOP-20	2, 3, 3.3, 5	3-Wire, SPI	96	NV SRAM	6	2	450	6.75	4.72	3.30
700-DS1305	DS1305+	PDIP-16	2,3,3.3,5	3-Wire, SPI	96	NV SRAM	6	2	450	6.11	4.28	2.99
◆ 700-DS1305E	DS1305E+	TSSOP-20	2,3,3.3,5	3-Wire, SPI	96	NV SRAM	6	2	450	6.11	4.28	2.99
◆ 700-DS1305EN	DS1305EN+	TSSOP-20	2,3,3.3,5	3-Wire, SPI	96	NV SRAM	6	2	450	6.72	4.70	3.28
700-DS1305N	DS1305N+	PDIP-16	2,3,3.3,5	3-Wire, SPI	96	NV SRAM	6	2	450	6.75	4.72	3.30
700-DS1306	DS1306+	PDIP-16	2,3,3.3,5	3-Wire, SPI	96	NV SRAM	6	2	450	6.11	4.28	2.99
◆ 700-DS1306E	DS1306E+	TSSOP-20	2,3,3.3,5	3-Wire, SPI	96	NV SRAM	6	2	450	6.11	4.28	2.99
700-DS1306N	DS1306N+	PDIP-16	2,3,3.3,5	3-Wire, SPI	96	NV SRAM	6	2	450	6.75	4.72	3.30
700-DS1554-70IND	DS1554-70IND+	EDIP-32	3.3, 5	Bytewide	32K	NV SRAM	-	1	-	43.15	29.87	20.27
700-DS1747-70	DS1747-70+	eDIP-24	3.3, 5	Bytewide	512K	NV SRAM	-	0	-	61.70	43.22	30.18
700-DS1744W-120IND	DS1744W-120IND+	eDIP-24	3.3, 5	Bytewide	32K	NV SRAM	-	0	-	41.80	29.28	20.45
700-DS1248Y-70	DS1248Y-70+	eDIP-24	3.3, 5	Bytewide	128K	NV SRAM	-	0	-	30.91	25.36	22.61
700-DS1553WP-120	DS1553WP-120+	PCAP-34	3.3,5	Bytewide	8K	NV SRAM	-	1	-	36.57	25.62	17.89
◆ 700-DS1501WE	DS1501WE+	TSSOP-28	3.3,5	Bytewide	256	NV SRAM	6,12.5	1	-	13.86	9.70	6.77
700-DS1511W	DS1511W+	DIP-28	3.3,5	Bytewide	256	NV SRAM	-	1	-	23.90	16.75	11.70
◆ 700-DS1339U-3	DS1339U-3+	µMAX-8	3	I2C	-	None	6	2	400	3.71	2.60	1.81
◆ 700-DS1340Z-3	DS1340Z-3+	SOIC-8	3	I2C	-	None	12.5	0	800	3.53	2.47	1.72
◆ 700-DS1338C-3#-	DS1338C-3#	SOIC-16	3	I2C	56	NV SRAM	12.5	0	800	6.54	4.57	3.20
◆ 700-DS1338Z-3	DS1338Z-3+	SOIC-8	3	I2C	56	NV SRAM	12.5	0	800	3.53	2.47	1.72
◆ 700-DS1388Z-33	DS1388Z-33+	SOIC-8	3.3	I2C	512	EEPROM	6	0	410	5.50	3.85	2.69
◆ 700-DS1339C-33#	DS1339C-33#	SOIC-16	3.3	I2C	-	None	6	2	400	6.87	4.80	3.36
◆ 700-DS1339U-33	DS1339U-33+	µMAX-8	3.3	I2C	-	None	6	2	400	3.71	2.60	1.81
◆ 700-DS1340C-33#	DS1340C-33#	SOIC-16	3.3	I2C	-	None	12.5	0	800	6.54	4.57	3.20
◆ 700-DS1340U-33	DS1340U-33+	µMAX-8	3.3	I2C	-	None	12.5	0	800	3.53	2.47	1.72
◆ 700-DS1340Z-33	DS1340Z-33+	SOIC-8	3.3	I2C	-	None	12.5	0	800	3.53	2.47	1.72
◆ 700-DS1374C-33#	DS1374C-33#	SOIC-16	3.3	I2C	-	None	6	1	400	7.40	5.19	3.63
◆ 700-DS1338C-33#	DS1338C-33#	SOIC-16	3.3	I2C	56	NV SRAM	12.5	0	800	6.54	4.57	3.20
◆ 700-DS1338U-33	DS1338U-33+	µMAX-8	3.3	I2C	56	NV SRAM	12.5	0	800	3.53	2.47	1.72
◆ 700-DS1338Z-33	DS1338Z-33+	SOIC-8	3.3	I2C	56	NV SRAM	12.5	0	800	3.53	2.47	1.72
◆ 700-DS1388Z-5	DS1388Z-5+	SO-8	5	I2C	512	EEPROM	6	0	410	5.50	3.85	2.69
◆ 700-DS1678S	DS1678S+	SO-8	5	I2C	-	None	12.5	1	300	8.72	6.11	4.27
700-DS1307	DS1307+	PDIP-8	5	I2C	56	NV SRAM	12.5	0	300	4.28	3.00	2.10
700-DS1307N	DS1307N+	PDIP-8	5	I2C	56	NV SRAM	12.5	0	300	4.74	3.32	2.32
◆ 700-DS1307Z	DS1307Z+	SOIC-8	5	I2C	56	NV SRAM	12.5	0	300	3.77	2.63	1.84
◆ 700-DS1307ZN	DS1307ZN+	SOIC-8	5	I2C	56	NV SRAM	12.5	0	300	4.74	3.32	2.32
◆ 700-DS1307ZNT&R	DS1307ZN+T&R	SOICN-8	5	I2C	56	NV SRAM	12.5	0	300	3.80	3.58	1.78
◆ 700-DS1308U-3+	DS1308U-3+	µMAX-8	1.8, 3, 3.3	I2C	56	NV SRAM	6	0	250	3.83	2.68	1.96
◆ 700-DS1308U-18+	DS1308U-18+	µMAX-8	1.8, 3, 3.3	I2C	56	NV SRAM	6	0	250	3.83	2.68	1.96
◆ 700-DS1308U-33+	DS1308U-33+	µMAX-8	1.8, 3, 3.3	I2C	56	NV SRAM	6	0	250	3.83	2.68	1.96
◆ 700-DS1342U	DS1342U+	µSOP-8	1.8, 5.5	I2C	-	None	6	2	320	2.84	1.92	1.38
◆ 700-DS1342U+T&R	DS1342U+T&R	µMAX-8	1.8, 5.5	I2C	-	None	12.5	2	250	2.69	2.03	1.64
◆ 700-DS1338U-33T&R	DS1338U-33+T&R	µMAX-8	1.8, 3, 3.3, 5	I2C	56	NV SRAM	12.5.	0	800	2.85	2.69	1.53
◆ 700-DS1374U-3T&R	DS1374U-3+T&R	µMAX-10	1.8, 3, 3.3, 5	I2C	-	-	6	1	400	3.85	3.63	1.93
◆ 700-DS1341U+	DS1341U+	µMAX-8	1.8,5.5	I2C	-	None	6	2	320	2.84	1.92	1.38
◆ 700-DS1337C#	DS1337C#	SOIC-16	2, 3, 3.3, 5	I2C	-	None	6	2	425	5.96	4.17	2.91
700-DS1337	DS1337+	PDIP-8	2,3,3.3,5	I2C	-	None	6	2	425	2.76	1.94	1.35
◆ 700-DS1337S	DS1337S+	SOIC-8	2,3,3.3,5	I2C	-	None	6	2	425	2.76	1.94	1.35
◆ 700-DS1337U	DS1337U+	µMAX-8	2,3,3.3,5	I2C	-	None	6	2	425	2.76	1.94	1.35
◆ 700-DS3232S#	DS3232S#	SOIC-20	2.3, 3, 3.3, 5.5	I2C	536	NV SRAM	-	2	1500	9.18	6.43	4.48
◆ 700-DS3232SN#	DS3232SN#	SOIC-20	2.3, 3, 3.3, 5.5	I2C	236	NV SRAM	-	2	1500	10.56	7.39	5.17
◆ 700-DS3231MZ+	DS3231MZ+	SO-8	2.3. 5.5	I2C	-	None	-	2	2000	9.43	6.43	4.39
◆ 700-DS3231M+	DS3231M+	SOIC-16	2.3, 5.5	I2C	-	None	-	2	2000	9.23	6.47	4.52
700-DS3231MZ/V+	DS3231MZ/V+	SOICN-8	2.3-5.5	I2C	-	None	-	2	2000	9.43	6.43	4.39
◆ 700-DS3231S#	DS3231S#	SOIC-16	2.3, 5.5	I2C	-	None	-	2	840	8.93	6.26	4.37
◆ 700-DS3231SN#	DS3231SN#	SOIC-16	2.3, 5.5	I2C	-	None	-	2	840	10.26	7.19	5.02
700-DS17287-3	DS17287-3+	eDIP-24	3	Multiplexed	2K	NV SRAM	-	1	-	20.62	14.43	10.09
◆ 700-DS1685S-3	DS1685S-3+	SOIC-24	3	Multiplexed	242	NV SRAM	6, 12.5	1	400	7.35	5.15	3.60
700-DS12CR887-33	DS12CR887-33+	eDIP-24	3.3	Multiplexed	114	NV SRAM	-	1	-	11.94	8.37	5.84
700-DS12885	DS12885+	PDIP-24W	5	Multiplexed	114	NV SRAM	6	1	225	7.58	5.41	3.98
700-DS12885N	DS12885N+	PDIP-24W	5	Multiplexed	114	NV SRAM	6	1	225	7.92	5.54	3.88
◆ 700-DS12885Q	DS12885Q+	PLCC-28	5	Multiplexed	114	NV SRAM	6	1	225	9.21	6.45	4.50
◆ 700-DS12885QN	DS12885QN+	PLCC-28	5	Multiplexed	114	NV SRAM	6	1	225	10.35	7.40	4.86
◆ 700-DS12885S	DS12885S+	SOIC-24W	5	Multiplexed	114	NV SRAM	6	1	225	7.58	5.41	3.98
700-DS12887	DS12887+	PDIP-24	5	Multiplexed	114	NV SRAM	-	1	-	11.26	7.89	5.51
700-DS12887A	DS12887A+	PDIP-24	5	Multiplexed	114	NV SRAM	-	1	-	11.26	7.89	5.51
700-DS12CR887-5+	DS12CR887-5+	eDIP-24	5	Multiplexed	114	NV SRAM	-	1	-	11.94	8.37	5.84
700-DS12C887	DS12C887+	eDIP-24	5	Multiplexed	113	NV SRAM	-	1	-	11.26	7.89	5.51
700-DS12C887A	DS12C887A+	eDIP-24	5	Multiplexed	113	NV SRAM	-	1	-	12.06	8.44	5.90
700-DS17887-5	DS17887-5+	DIP-24	3,5	Multiplexed	8K	NV SRAM	-	1	-	26.88	18.83	13.15
700-DS17487-5	DS17487-5+	DIP-24	3,5	Multiplexed	4K	NV SRAM	-	1	-	21.24	14.88	10.39
◆ 700-DS17285SN-5	DS17285SN-5+	SOIC-24W	3,5	Multiplexed	2K	NV SRAM	6	1	300	11.93	8.36	5.84
700-DS17287-5	DS17287-5+	DIP-24	3,5	Multiplexed	2K	NV SRAM	-	1	-	20.62	14.43	10.09
700-DS1685-5IND	DS1685-5IND+	PDIP-24W	3,5	Multiplexed	242	NV SRAM	6,12.5	1	400	8.76	6.13	4.28
◆ 700-DS1685E-3	DS1685E-3+	TSSOP-24	3,5	Multiplexed	242	NV SRAM	6,12.5	1	400	7.38	5.17	3.62
◆ 700-DS1685S-5	DS1685S-5+	SOIC-24W	3,5	Multiplexed	242	NV SRAM	6,12.5	1	400	7.35	5.15	3.60
700-DS1687-5IND	DS1687-5IND+	DIP-24	3,5	Multiplexed	242	NV SRAM	-	1	-	20.38	14.27	9.97
◆ 700-DS1390U-3	DS1390U-3+	µMAX-10	3	SPI	-	None	6	1	500	4.16	2.90	2.10
◆ 700-DS1390U-33	DS1390U-33+	µMAX-10	3.3	SPI	-	None	6	1	500	4.16	2.90	2.10
◆ 700-DS1391U-33	DS1391U-33+	µMAX-10	3.3	SPI	-	None	6	1	500	4.16	2.90	2.10
◆ 700-DS1394U-33	DS1394U-33+	µSOP-10	3.3	SPI	-	None	6	1	500	4.16	2.90	2.10
◆ 700-DS1347T+T&R	DS1347T+T&R	TDFN-EP	2-5.5	SPI	31	SRAM	12.5	1	350	3.30	2.49	1.68
◆ 700-DS3234S#	DS3234S#	SOIC-20	2.7, 3, 3.3, 5	SPI	256	NV SRAM	-	2	1500	9.19	6.43	4.48
◆ 700-DS3234SN#	DS3234SN#	SOIC-20	2.7, 3, 3.3, 5	SPI	256	NV SRAM	-	2	1500	10.56	7.39	5.17

© Copyright 2013 Mouser Electronics
© Copyright 2013 Mouser Electronics

MAXIM INTEGRATED Analog ICs

RoHS Compliant This product is RoHS compliant.

maxim integrated™

CRYSTAL OSCILLATORS ♦ Surface Mount Device

For quantities greater than listed, call for quote.

MOUSER STOCK NO.	Maxim Integrated Part No.	Package	Freq. (MHz)	Osc. Type	Freq. Output Type	Freq. Stability (±ppm/tr) -40°C to 85°C	Freq. Stability (±ppm/tr) vs. V_{CC}	Freq. Stability (±ppm/tr) vs. Aging	Supply Voltage (V)	Price Each 1	Price Each 25	Price Each 100
♦ 700-DS4125P	DS4125P+	LCCC-10	125	XO	LVPECL	35	±3 (max)	7 (0-15 yrs.)	3.3	23.13	16.20	11.31
♦ 700-DS4150D	DS4150D+	LCCC-10	150	XO	LVDS	35	±3 (max)	7 (0-15 yrs.)	3.3	23.82	16.68	11.65
♦ 700-DS4150P	DS4150P+	LCCC-10	150	XO	LVPECL	35	±3 (max)	7 (0-15 yrs.)	3.3	23.30	16.68	10.94
♦ 700-DS4155D	DS4155D+	LCCC-10	155.52	XO	LVDS	35	±3 (max)	7 (0-15 yrs.)	3.3	23.82	16.69	11.65
♦ 700-DS4155P	DS4155P+	LCCC-10	155.52	XO	LVPECL	35	±3 (max)	7 (0-15 yrs.)	3.3	23.82	16.69	11.65
♦ 700-DS4156D	DS4156D+	LCCC-10	156.25	XO	LVDS	35	±3 (max)	7 (0-15 yrs.)	3.3	23.82	16.69	11.65
♦ 700-DS4156P	DS4156P+	LCCC-10	156.25	XO	LVPECL	35	±3 (max)	7 (0-15 yrs.)	3.3	23.82	16.69	11.65
♦ 700-DS4776D	DS4776D+	LCCC-10	77.66	XO	LVDS/LVPECL	35	±3 (max)	7 (0-15 yrs.)	3.3	24.96	17.87	11.73
♦ 700-DS4776P	DS4776P+	LCCC-10	77.66	XO	LVDS/LVPECL	35	±3 (max)	7 (0-15 yrs.)	3.3	25.52	17.87	12.49
♦ 700-DS4625P125/125	DS4625P+125/125	LCCC-10	125	XO	LVPECL	35	±3 (max)	7 (0-15 yrs.)	3.3	17.44	13.70	12.29
♦ 700-DS4625P150/150	DS4625P+150/150	LCCC-10	150	XO	LVPECL	35	±3 (max)	7 (0-15 yrs.)	3.3	17.44	15.07	12.29
♦ 700-DS4160P	DS4160P+	LCCC-10	160	XO	LVPECL	35	±3 (max)	7 (0-15 yrs.)	3.3	23.82	16.69	11.65
♦ 700-DS4311D	DS4311D+	LCCC-10	311.04	XO	LVDS/LVPECL	35	±3 (max)	7 (0-15 yrs.)	3.3	28.58	20.02	13.98
♦ 700-DS4311P	DS4311P+	LCCC-10	311.04	XO	LVDS/LVPECL	35	±3 (max)	7 (0-15 yrs.)	3.3	28.58	20.02	13.98
♦ 700-DS4312D	DS4312D+	LCCC-10	312.5	XO	LVDS/LVPECL	35	±3 (max)	7 (0-15 yrs.)	3.3	28.58	20.02	13.98
♦ 700-DS4622D	DS4622D+	LCCC-10	622.08	XO	LVDS/LVPECL	35	±3 (max)	7 (0-15 yrs.)	3.3	21.90	17.98	16.03
♦ 700-DS4622P	DS4622P+	LCCC-10	622.08	XO	LVDS/LVPECL	35	±3 (max)	7 (0-15 yrs.)	3.3	21.90	17.98	16.03
♦ 700-DS4625P100/150	DS4625P+100/150	LCCC-10	100/150	XO	LVPECL	35	±3 (max)	7 (0-15 yrs.)	3.3	16.57	13.70	12.21
♦ 700-DS4625P125/156	DS4625P+125/156	LCCC-10	125/156	XO	LVPECL	35	±3 (max)	7 (0-15 yrs.)	3.3	17.44	15.07	12.29
♦ 700-DS4625P150/200	DS4625P+150/200	LCCC-10	150/200	XO	LVPECL	35	±3 (max)	7 (0-15 yrs.)	3.3	18.51	16.01	13.06
♦ 700-DS32KHZS#	DS32KHZS#	SO-16	32.768kHz	TCXO	CMOS Push-Pull	2	2.5 (Typ.)	1 (First Year)	4.5-5.5	8.93	6.26	4.37
♦ 700-DS32KHZSN#-	DS32KHZSN#	SO-16	32.768kHz	TCXO	CMOS Push-Pull	2	2.5 (Typ.)	1 (First Year)	4.5-5.5	10.26	7.19	5.02

SILICON OSCILLATORS ♦ Surface Mount Device

PRODUCT NEW

MOUSER STOCK NO.	Maxim Integrated Part No.	Package	f_{OUT} Max (MHz)	f_{OUT} Min (kHz)	Δf_{OUT} (%)	User Prog. (f_{OUT})	Spread Spectrum	V_{CC} (V)	Reset Out	Price Each 1	Price Each 25	Price Each 100
♦ 700-DS1099U-CD	DS1099U-CD+	µMAX-8	1.048	0.00025	-	None	No	2.7-5.5	No	1.35	.899	.653
♦ 700-DS1090U-2V+	DS1090U-2/V+	µMAX-8	8	125	±2.5 (-40 to 85°C)	Ext. Resistor	Yes	3-5.5	No	1.93	1.35	.974
♦ 700-DS1077LZ-40	DS1077LZ-40+	SO-8	66.6	4.87	±1.25 (0 to 70°C)	I2C	No	2.7-3.6	No	3.52	2.46	1.72
♦ 700-DS1077U-100	DS1077U-100+	µSOP-8	66.6	4.87	±1.25 (0 to 70°C)	I2C	No	2.7-3.6	No	3.52	2.46	1.72
♦ 700-DS1077Z-133	DS1077Z-133+	SO-8	66.6	4.87	±1.25 (0 to 70°C)	I2C	No	2.7-3.6	No	3.52	2.46	1.72
♦ 700-DS1091LUA-027	DS1091LUA-027+	µMAX-8	66.6	130	±1.2 (0 to 70°C)/ ±1.75 (-40 to 125°C)	None	Yes	3-3.6	No	1.96	1.36	.981
♦ 700-DS1086LU-222+	DS1086LU-222+	µSOP-8	66	130	±0.5 (-40 to 85°C)	I2C	Yes	2.7-3.6	No	2.53	1.77	1.23
♦ 700-DS1091LUB-016V+	DS1091LUB-016/V+	µMAX-8	66	130	±1.2 (0 to 70°C)	None	Yes	3.0 to 3.6	No	2.00	1.40	.981
♦ 700-DS1091LUB-019V+	DS1091LUB-019/V+	µMAX-8	66	130	±1.2 (0 to 70°C)	None	Yes	3.0 to 3.6	No	2.00	1.40	.981
♦ 700-DS1091LUB-025V+	DS1091LUB-025/V+	µMAX-8	66	130	±1.2 (0 to 70°C)	None	Yes	3.0 to 3.6	No	2.00	1.40	.981
♦ 700-DS1091LUB-027V+	DS1091LUB-027/V+	µMAX-8	66	130	±1.2 (0 to 70°C)	None	Yes	3.0 to 3.6	No	2.00	1.40	.981
♦ 700-DS1085Z-10	DS1085Z-10+	SO-8	133	8.1	±1 (0 to 70°C)	I2C	No	4.75-5.25	No	8.61	6.03	4.22
♦ 700-DS1086U	DS1086U+	µSOP-8	133	260	±1.25 (0 to 70°C)	I2C	Yes	4.75-5.25	No	1.96	1.50	1.13
♦ 700-DS1086U-266	DS1086U-266+	µSOP-8	133	260	±1.25 (0 to 70°C)	I2C	Yes	4.75-5.25	No	1.70	1.36	1.13

VOLTAGE CONTROLLED OSCILLATOR ♦ Surface Mount Device

MOUSER STOCK NO.	Maxim Integrated Part No.	Package	RF Freq. (MHz) Min	RF Freq. (MHz) Max	LO Driver Outputs	PLL Driver Outputs	P_{OUT} (Min/ Max.) (dBm)	V_{CC} (V)	I_{SUPPLY} (mA)	Price Each 1	Price Each 25	Price Each 100
♦ 700-MAX2622EUA	MAX2622EUA+	µMAX-8	855	881	No	Yes	-3/-3	2.7-5.5	9	4.40	3.05	2.20
♦ 700-MAX2750EUA	MAX2750EUA+	µMAX-8	2400	2500	No	Yes	-3/-3	2.7-5.5	11.3	7.68	5.38	3.76

CLOCK GENERATORS ♦ Surface Mount Device

PRODUCT NEW

For quantities greater than listed, call for quote.

MOUSER STOCK NO.	Maxim Integrated Part No.	Package	f_{IN} (MHz) Min.	f_{IN} (MHz) Max.	f_{OUT} (MHz) Min.	f_{OUT} (MHz) Max.	Fixed or Continuous Freq.	Output Levels	Outputs	PLLs	Spread Spectrum	Output Jitter (ps) RMS	Supply Voltage	Price Each 1	Price Each 25	Price Each 100
♦ 700-MAX9485ETP	MAX9485ETP+	TQFN-56	5	30	27	27	Fixed	LVCMOS	3	1	No	28	3.3	2.47	1.65	1.18

TIMEKEEPING CLOCKS ♦ Surface Mount Device

For quantities greater than listed, call for quote.

MOUSER STOCK NO.	Maxim Integrated Part No.	Package	Supply Range (V)	Bus Interface	Memory Density (Bytes)	Memory Type	CL (pF)	Operating Temperature (°C)	Time Keeping Current (nA) (Typ)	Price Each 1	Price Each 25	Price Each 100
♦ 700-DS2417P	DS2417P+	TSOC-6	3,3.3,5	1-Wire	-	None	-	0 to +70	200	2.40	1.68	1.18
700-DS1302	DS1302+	PDIP-8	2,3,3.3,5	3-Wire	31	NV SRAM	6	0 to +70	200	3.80	2.65	1.86
700-DS1302N	DS1302N+	PDIP-8	2,3,3.3,5	3-Wire	31	NV SRAM	6	-40 to +85	200	4.74	3.32	2.32
♦ 700-DS1302S	DS1302S+	SOIC-8	2,3,3.3,5	3-Wire	31	NV SRAM	6	0 to +70	200	3.80	2.65	1.86
♦ 700-DS1302SN	DS1302SN+	SOIC-8	2,3,3.3,5	3-Wire	31	NV SRAM	6	-40 to +85	200	4.74	3.32	2.32
♦ 700-DS1302Z	DS1302Z+	SOIC-8	2,3,3.3,5	3-Wire	31	NV SRAM	6	0 to +70	200	3.80	2.65	1.86
♦ 700-DS1302ZN	DS1302ZN+	SOIC-8	2,3,3.3,5	3-Wire	31	NV SRAM	6	-40 to +85	200	4.16	2.91	2.03
♦ 700-DS1343E-18+	DS1343E-18+	TSSOP-20	1.8, 3, 3.3	3-Wire, SPI	96	NV RAM	6	-40 to +85	250	4.26	3.34	2.26
♦ 700-DS1344E-18+	DS1344E-18+	TSSOP-20	1.8, 3.3, 5.5	SPI	-	-	12.5	-40 to +85	250	4.26	3.34	2.26
700-DS1746W-120	DS1746W-120+	DIP-32	3.3,5	Bytewide	128K	NV SRAM	-	0 to +70	-	47.33	33.15	23.15
700-DS1742W-120	DS1742W-120+	DIP-24	3.3,5	Bytewide	2K	NV SRAM	-	0 to +70	-	29.29	20.51	14.33
700-DS1744-70	DS1744-70+	DIP-28	3.3,5	Bytewide	32K	NV SRAM	-	0 to +70	-	39.80	27.87	19.46
700-DS1744W-120	DS1744W-120+	DIP-28	3.3,5	Bytewide	32K	NV SRAM	-	0 to +70	-	39.80	27.87	19.46
700-DS1744WP-120	DS1744WP-120+	PCAP-34	3.3,5	Bytewide	32K	NV SRAM	-	0 to +70	-	37.81	26.49	18.50
700-DS1747WP-120	DS1747WP-120+	PCAP-34	3.3,5	Bytewide	512K	NV SRAM	-	0 to +70	-	59.70	41.80	29.20
700-DS1743W-120	DS1743W-120+	DIP-28	3.3,5	Bytewide	8K	NV SRAM	-	0 to +70	-	30.41	21.29	14.87
700-DS1743W-150	DS1743W-150+	DIP-28	3.3,5	Bytewide	8K	NV SRAM	-	0 to +70	-	29.76	20.60	13.97
700-DS1743WP-120	DS1743WP-120+	PCAP-34	3.3,5	Bytewide	8K	NV SRAM	-	0 to +70	-	27.27	19.11	13.34
700-DS1672-33	DS1672-33+	PDIP-8	2,3,3.3	I2C	-	None	6	0 to +70	425	3.75	2.61	1.88
700-DS1315-5	DS1315-5+	PDIP-16	3.3,5	Phantom Clk	-	None	6	0 to +70	400	18.77	13.15	9.18
♦ 700-DS1315S-5	DS1315S-5+	SOIC-16W	3.3,5	Phantom Clk	-	None	6	0 to +70	400	21.81	15.28	10.67
♦ 700-DS1315SN-5	DS1315SN-5+	SOIC-16W	3.3,5	Phantom Clk	-	None	6	-40 to +85	400	24.70	17.30	12.08

DETECTORS

MOUSER STOCK NO.	Maxim Integrated Part No.	Package	Detector Type	Dynamic Range (dB)	Vcc (V)	ISupply (mA)	RF Freq. (MHz) Min.	RF Freq. (MHz) Max.	PRF (dBm) 50Ω Term.	Price Each 1	Price Each 25	Price Each 100
700-MAX2209EBS+TG45	MAX2209EBS+TG45	UCSP-4	Peak	25	2.7-5	3.5	800	2000	-25 to 0	1.39	1.05	.917

TV TUNERS

PRODUCT NEW

MOUSER STOCK NO.	Maxim Integrated Part No.	Description	Price Each
Evaluation Kits			
700-MAX2121EVKIT#	MAX2121EVKIT#	Evaluation Kit for MAX2121	489.33

DOWNCONVERTER MIXER

PRODUCT NEW

MOUSER STOCK NO.	Maxim Integrated Part No.	Description	Price Each
Evaluation Kits			
700-MAX2690EVKIT-	MAX2690EVKIT	Evaluation Kit for MAX2690	178.13

© Copyright 2013 Mouser Electronics
© Copyright 2013 Mouser Electronics

MAXIM INTEGRATED Analog ICs

RoHS Compliant This product is RoHS compliant.

maxim integrated™

DELAY LINES

♦ Surface Mount Device

MOUSER STOCK NO.	Maxim Integrated Part No.	Package	Function	Taps	Total Delays (ns)	VSupply (V)	ΔVSupply (V)	Price Each 1	25	100
♦ 700-DS1100LU-250	DS1100LU-250+	µMAX-8	Tapped	5	17	3-3.6	±5%	8.68	6.01	4.08
♦ 700-DS1100LZ-200	DS1100LZ-200+	SO-8	Tapped	5	17	3-3.6	±5%	8.39	5.87	4.10
♦ 700-DS1100Z-125	DS1100Z-125+	SO-8	Tapped	5	17	5	±5%	7.25	5.08	3.55
♦ 700-DS1100Z-300	DS1100Z-300+	SO-8	Tapped	5	17	5	±5%	7.46	5.17	3.73

DIGITAL POTENTIOMETERS

♦ Surface Mount Device

NEW PRODUCT

For quantities greater than listed, call for quote.

MOUSER STOCK NO.	Maxim Integrated Part No.	Package	Supply Range (V)	Taper	POTs	Taps	Resistance Option (kΩ)	Wiper Memory	Control Interface	Price Each 1	25	100
♦ 700-MAX5/1AEUB	MAX5431AEUB+	µMAX-10	12 to 15	-	1	4	57	Volatile	2-Wire Parallel	10.72	7.51	5.24
700-DS1866	DS1866+	PDIP-8	2.7 to 5.5	Log	1	8	10	Volatile	3-Input Parallel	3.12	2.16	1.56
♦ 700-DS1866Z	DS1866Z+	SOIC-8	2.7 to 5.5	Log	1	8	10	Volatile	3-Input Parallel	2.79	1.96	1.37
♦ 700-MAX5407EKAT	MAX5407EKA+T	SOT-8	2.7 to 5.5	Log	1	32	20	Volatile	Direction+Clock	2.00	1.51	1.32
♦ 700-MAX5160LEUA	MAX5160LEUA+	µMAX-8	2.7 to 5.5	Linear	1	32	50	Volatile	3-Wire Serial	1.46	1.02	.714
♦ 700-MAX5161LEZTT	MAX5161LEZT+T	SOT-23-6	2.7 to 5.5	Linear	1	32	50	Volatile	3-Wire Serial	1.22	.917	.803
♦ 700-MAX5160MEUA	MAX5160MEUA+	µMAX-8	2.7 to 5.5	Linear	1	32	100	Volatile	3-Wire Serial	1.46	1.02	.714
♦ 700-MAX5160NEUA	MAX5160NEUA+	µMAX-8	2.7 to 5.5	Linear	1	32	200	Volatile	3-Wire Serial	1.46	1.02	.714
♦ 700-MAX5161NEZTT	MAX5161NEZT+T	SOT-23-6	2.7 to 5.5	Linear	1	32	200	Volatile	3-Wire Serial	1.22	.917	.803
♦ 700-MAX5429EUA	MAX5429EUA+	µMAX-8	2.7 to 5.5	Linear	1	32	10	Non-Volatile	Up/Down	1.85	1.29	.906
♦ 700-MAX5467EUTT	MAX5467EUT+T	SOT-6	2.7 to 5.5	Linear	1	32	10	Volatile	2-Wire Serial	.97	.808	.706
♦ 700-MAX5468EUTT	MAX5468EUT+T	SOT-6	2.7 to 5.5	Linear	1	32	10	Volatile	2-Wire Serial	1.07	.808	.706
♦ 700-MAX5434LEZTT	MAX5434LEZT+T	TSOT-6	2.7 to 5.25	Linear	1	32	50	Non-Volatile	2-Wire Serial	1.59	1.20	1.05
♦ 700-MAX5464EXTT	MAX5464EXT+T	SC-70-6	2.7 to 5.5	Linear	1	32	50	Volatile	2-Wire Serial	1.07	.808	.706
♦ 700-MAX5465EXTT	MAX5465EXT+T	SC-70-6	2.7 to 5.5	Linear	1	32	50	Volatile	2-Wire Serial	1.07	.808	.706
♦ 700-MAX5474EKAT	MAX5474EKA+T	SOT-8	2.7 to 5.25	Linear	1	32	50	Non-Volatile	Up/Down	1.44	1.09	.954
♦ 700-MAX5461EXTT	MAX5461EXT+T	SC-70-6	2.7 to 5.5	Linear	1	32	100	Volatile	2-Wire Serial	1.07	.808	.706
♦ 700-MAX5462EXTT	MAX5462EXT+T	SC-70-6	2.7 to 5.5	Linear	1	32	100	Volatile	2-Wire Serial	1.07	.808	.706
♦ 700-MAX5475EKAT	MAX5475EKA+T	SOT-8	2.7 to 5.25	Linear	1	32	100	Non-Volatile	Up/Down	1.44	1.09	.954
700-DS1809-010	DS1809-010+	DIP-8	4.5 to 5.5	Linear	1	64	10	Non-Volatile	Contact-Closure	3.68	2.58	1.80
♦ 700-DS1809Z-010	DS1809Z-010+	SOIC-8	4.5 to 5.5	Linear	1	64	10	Non-Volatile	Contact-Closure	3.43	2.41	1.68
♦ 700-MAX5529GUA	MAX5529GUA+	µMAX-8	2.7 to 5.5	Linear	1	64	10	Non-Volatile	Up/Down	1.85	1.29	.906
700-DS1809-050	DS1809-050+	DIP-8	4.5 to 5.5	Linear	1	64	50	Non-Volatile	Contact-Closure	3.60	2.49	1.80
700-DS1804-010	DS1804-010+	PDIP-8	2.7 to 5.5	Linear	1	100	10	Non-Volatile	Up/Down	3.55	2.49	1.74
♦ 700-DS1804U-010	DS1804U-010+	µMAX-8	2.7 to 5.5	Linear	1	100	10	Non-Volatile	Up/Down	3.71	2.60	1.81
♦ 700-DS1804Z-010	DS1804Z-010+	SOICN-8	3 to 5	Linear	1	100	10	Non-Volatile	Up/Down	3.71	2.60	1.81
700-DS1804-050	DS1804-050+	PDIP-8	2.7 to 5.5	Linear	1	100	50	Non-Volatile	Up/Down	3.55	2.49	1.74
♦ 700-DS1804U-050	DS1804U-050+	µMAX-8	3 to 5	Linear	1	100	50	Non-Volatile	Up/Down	3.71	2.60	1.81
♦ 700-DS1804Z-050	DS1804Z-050+	SOIC-8	2.7 to 5.5	Linear	1	100	50	Non-Volatile	Up/Down	3.43	2.41	1.68
700-DS1804-100	DS1804-100+	PDIP-8	2.7 to 5.5	Linear	1	100	100	Non-Volatile	Up/Down	3.55	2.49	1.74
♦ 700-DS1804U-100	DS1804U-100+	µMAX-8	2.7 to 5.5	Linear	1	100	100	Non-Volatile	Up/Down	3.71	2.60	1.81
♦ 700-DS1804Z-100	DS1804Z-100+	SOIC-8	2.7 to 5.5	Linear	1	100	100	Non-Volatile	Up/Down	3.43	2.41	1.68
♦ 700-DS3501U	DS3501U+	µMAX-10	2.7 to 15.5	Linear	1	128	10	Non-Volatile	I2C	1.37	.958	.669
♦ 700-MAX5128ELAT	MAX5128ELA+T	µDFN-8	2.7 to 5.5	Linear	1	128	22	Non-Volatile	Up/Down	1.70	1.28	1.12
♦ 700-MAX5436EUB	MAX5436EUB+	µMAX-10	10 to 30	Linear	1	128	50	Volatile	3-Wire Serial SPI	8.93	6.26	4.37
♦ 700-MAX5437EUD	MAX5437EUD+	TSSOP-14	10 to 30	Linear	1	128	50	Volatile	3-Wire Serial SPI	11.25	7.88	5.50
♦ 700-MAX5438EUB	MAX5438EUB+	µMAX-10	10 to 30	Linear	1	128	100	Volatile	3-Wire Serial SPI	8.93	6.26	4.37
♦ 700-MAX5402EUA	MAX5402EUA+	µMAX-8	2.7 to 5.5	Linear	1	256	10	Volatile	3-Wire Serial	2.94	2.07	1.44
♦ 700-MAX5402EUAT	MAX5402EUA+T	µMAX-8	2.7 to 5.5	Linear	1	256	10	Volatile	3-Wire Serial	3.19	1.74	1.51
♦ 700-MAX5400EKAT	MAX5400EKA+T	SOT-8	2.7 to 5.5	Linear	1	256	50	Volatile	3-Wire Serial	2.29	1.72	1.50
♦ 700-MAX5417LETAT	MAX5417LETA+T	TFDN-8	2.7 to 5.25	Linear	1	256	50	Volatile	2-Wire Serial	3.26	2.47	2.16
♦ 700-MAX5417METAT	MAX5417META+T	TFDN-8	2.7 to 5.25	Linear	1	256	50	Volatile	2-Wire Serial	3.26	2.47	1.96
♦ 700-MAX5401EKAT	MAX5401EKA+T	SOT-8	2.7 to 5.5	Linear	1	256	100	Volatile	3-Wire Serial	2.29	1.72	1.51
♦ 700-MAX5418LETAT	MAX5418LETA+T	TFDN-8	2.7 to 5.25	Linear	1	256	100	Volatile	2-Wire Serial	3.18	2.40	2.10
♦ 700-MAX5423ETAT	MAX5423ETA+T	TFDN-8	2.7 to 5.25	Linear	1	256	100	Non-Volatile	3-Wire Serial SPI	3.18	2.40	2.10
♦ 700-MAX5424ETAT	MAX5424ETA+T	TFDN-8	2.7 to 5.25	Linear	1	256	200	Non-Volatile	3-Wire Serial SPI	3.18	2.40	2.10
♦ 700-MAX5481EUDT	MAX5481EUD+T	TSSOP-14	2.7/5.25	Linear	1	1024	10	Non-Volatile	3-Wire Serial	3.24	3.08	2.51
♦ 700-MAX5481ETE	MAX5481ETE+	TQFN EP-16	2.7 to 5.25	Linear	1	1024	10	Non-Volatile	3-Wire Serial SPI	5.19	3.64	2.55
♦ 700-MAX5481EUD	MAX5481EUD+	TSSOP-14	2.7 to 5.25	Linear	1	1024	10	Non-Volatile	3-Wire Serial SPI	5.19	3.64	2.55
♦ 700-MAX5483ETE	MAX5483ETE+	TQFN EP-16	2.7 to 5.25	Linear	1	1024	10	Non-Volatile	3-Wire Serial SPI	5.08	3.52	2.55
♦ 700-MAX5483EUD	MAX5483EUD+	TSSOP-14	2.7 to 5.25	Linear	1	1024	10	Non-Volatile	3-Wire Serial SPI	5.19	3.64	2.55
♦ 700-MAX5482EUD	MAX5482EUD+	TSSOP-14	2.7 to 5.25	Linear	1	1024	50	Non-Volatile	3-Wire Serial SPI	5.19	3.64	2.55
♦ 700-MAX5484EUD	MAX5484EUD+	TSSOP-14	2.7 to 5.25	Linear	1	1024	50	Non-Volatile	3-Wire Serial SPI	5.19	3.64	2.55
♦ 700-MAX5410EEE	MAX5410EEE+	QSOP-16	4.5 to 5.5	Log	2	32	10	Volatile	3-Wire Serial SPI	4.13	2.89	2.02
♦ 700-MAX5456EEE	MAX5456EEE+	QSOP-16	2.7 to 5.5	Log	2	32	10	Volatile	Debounced PB	3.92	2.74	1.92
♦ 700-MAX5457EEE	MAX5457EEE+	QSOP-16	2.7 to 5.5	Log	2	32	10	Volatile	Debounced PB Up/Down	3.92	2.74	1.92
♦ 700-DS1808Z-050	DS1808Z-050+	SOIC-16	4.5 to 5.5	Log	2	32	45	Volatile	2-Wire Addrsble	6.26	4.39	3.06
700-DS1801	DS1801+	PDIP-14	2.7 to 5.5	Log	2	64	45	Volatile	3-Wire Serial	7.40	5.19	3.63
♦ 700-DS1801E-014	DS1801E-014+	TSSOP-14	2.7 to 5.5	Log	2	64	45	Volatile	3-Wire Serial	7.14	5.00	3.49
♦ 700-DS1801S	DS1801S+	SOIC-16	2.7 to 5.5	Log	2	64	45	Volatile	3-Wire Serial	6.57	4.59	3.21
♦ 700-DS1802S	DS1802S+	SOIC-20	2.7 to 5.5	Log	2	64	45	Volatile	3-Wire Serial	8.21	5.75	4.01
700-DS1807	DS1807+	PDIP-14	2.7 to 5.5	Log	2	64	45	Volatile	2-Wire Addrsble	7.40	5.19	3.63
♦ 700-DS1807E	DS1807E+	TSSOP-14	2.7 to 5.5	Log	2	64	45	Volatile	2-Wire Addrsble	7.14	5.00	3.49
♦ 700-DS1882Z-050	DS1882Z-050+	SOICN-16	5 to 7	Log	2	64	45	Non-Volatile	I2C	3.10	2.17	1.52
700-DS1267-010	DS1267-010+	PDIP-14	4.5 to 5.5	Linear	2	256	10	Volatile	3-Wire Serial	9.54	6.68	4.67
♦ 700-DS1267E-10	DS1267E-10+	TSSOP-20	4.5 to 5.5	Linear	2	256	10	Volatile	3-Wire Serial	11.86	8.30	5.80
♦ 700-DS1267S-010	DS1267S-010+	SOIC-16W	4.5 to 5.5	Linear	2	256	10	Volatile	3-Wire Serial	10.97	7.68	5.36
700-DS18030-010	DS18030-010+	PDIP-16	2.7 to 5.5	Linear	2	256	10	Volatile	2-Wire Addrsble	6.75	4.72	3.30
♦ 700-DS1803E-010	DS1803E-010+	TSSOP-14	2.7 to 5.5	Linear	2	256	10	Volatile	2-Wire Addrsble	6.51	4.56	3.18
♦ 700-DS1803Z-010	DS1803Z-010+	SOIC-16	2.7 to 5.5	Linear	2	256	10	Volatile	2-Wire Addrsble	6.05	4.24	2.95
♦ 700-DS1868-10	DS1868-10+	PDIP-14	4.5 to 5.5	Linear	2	256	10	Volatile	3-Wire Serial	6.43	4.52	3.26
♦ 700-DS1868E-10	DS1868E-10+	TSSOP-20	4.5 to 5.5	Linear	2	256	10	Volatile	3-Wire Serial	6.46	4.54	3.28
♦ 700-DS1868S-10	DS1868S-10+	SOIC-16W	4.5 to 5.5	Linear	2	256	10	Volatile	3-Wire Serial	5.61	3.94	2.85
♦ 700-MAX5387LAUD+	MAX5387LAUD+	TSSOP-14	2.6 to 5.5	Linear	2	256	10	Volatile	I2C	2.58	1.81	1.26
♦ 700-MAX5389LAUD+	MAX5389LAUD+	TSSOP-14	2.6 to 5.5	Linear	2	256	10	Volatile	Up/Down	2.58	1.81	1.26
♦ 700-DS1847E-050	DS1847E-050+	TSSOP-14	3 to 5	Linear	2	256	10/50	Linear	2-Wire Addrsble	5.49	3.84	2.69
♦ 700-DS3902U-530	DS3902U-530+	µSOP-8	2.4 to 5.5	Linear	2	256	50/30	Non-Volatile	2-Wire Addrsble	2.16	1.52	1.06
700-DS1267-050	DS1267-050+	PDIP-14	4.5 to 5.5	Linear	2	256	50	Volatile	3-Wire Serial	9.54	6.68	4.67
700-DS18030-050	DS18030-050+	PDIPN-16	3 to 5	Linear	2	256	50	Volatile	2-Wire Addrsble	6.75	4.72	3.30
♦ 700-DS1803Z-050	DS1803Z-050+	SOIC-16	2.7 to 5.5	Linear	2	256	50	Volatile	2-Wire Addrsble	6.08	4.26	2.97
♦ 700-DS1868S-50	DS1868S-50+	SOIC-16W	4.5 to 5.5	Linear	2	256	50	Volatile	3-Wire Serial	5.61	3.94	2.56
♦ 700-MAX5386MATE	MAX5386MATE+	TQFN-16	2.6 to 5.5	Linear	2	256	50	Volatile	3-Wire Serial, SPI	2.58	1.74	1.19
♦ 700-MAX5387MAUD+	MAX5387MAUD+	TSSOP-14	2.6 to 5.5	Linear	2	256	50	Volatile	I2C	2.58	1.81	1.26
♦ 700-MAX5389MAUD+	MAX5389MAUD+	TSSOP-14	2.6 to 5.5	Linear	2	256	50	Volatile	Up/Down	2.58	1.81	1.26
700-DS1267-100	DS1267-100+	PDIP-14	4.5 to 5.5	Linear	2	256	100	Volatile	3-Wire Serial	9.54	6.68	4.67
♦ 700-DS1267S-100	DS1267S-100+	SOIC-16W	4.5 to 5.5	Linear	2	256	100	Volatile	3-Wire Serial	10.97	7.68	5.36
700-DS18030-100	DS18030-100+	PDIPN-16	3 to 5	Linear	2	256	100	Volatile	2-Wire Addrsble	6.75	4.72	3.30
♦ 700-DS1803Z-100	DS1803Z-100+	SOIC-16	2.7 to 5.5	Linear	2	256	100	Volatile	2-Wire Addrsble	6.05	4.24	2.95
♦ 700-MAX5386NATE	MAX5386NATE+	TQFN-16	2.6 to 5.5	Linear	2	256	100	Volatile	3-Wire Serial, SPI	2.58	1.81	1.19
♦ 700-MAX5387NAUD+	MAX5387NAUD+	TSSOP-14	2.6 to 5.5	Linear	2	256	100	Volatile	I2C	2.58	1.81	1.26

© Copyright 2013 Mouser Electronics
© Copyright 2013 Mouser Electronics

MAXIM INTEGRATED Analog ICs

RoHS Compliant This product is RoHS compliant.

maxim integrated™

DIGITAL POTENTIOMETERS (CONT.)

♦ Surface Mount Device

For quantities greater than listed, call for quote.

MOUSER STOCK NO.	Maxim Integrated Part No.	Package	Supply Range (V)	Taper	POTs	Taps	Resistance Optoin (kΩ)	Wiper Memory	Control Interface	Price Each 1	25	100
♦ 700-MAX5388NAUB+	MAX5388NAUB+	μMAX-10	2.6 to 5.5	Linear	2	256	100	Volatile	3-Wire Serial, SPI	2.58	1.81	1.26
♦ 700-MAX5389NAUD+	MAX5389NAUD+	TSSOP-14	2.6 to 5.5	Linear	2	256	100	Volatile	Up/Down	2.58	1.81	1.26
♦ 700-DS1845E-010	DS1845E-010+	TSSOP-14	2.7 to 5.5	Linear	2	100/256	10/10	Non-Volatile	2-Wire Addrsble	4.59	3.21	2.25
♦ 700-DS1855E-010	DS1855E-010+	TSSOP-14	3 to 5	Linear	2	100/256	10/10	Linear	2-Wire Addrsble	4.59	3.21	2.25
♦ 700-DS1845E-050	DS1845E-050+	TSSOP-14	3 to 5	Linear	2	100/256	10/50	Linear	2-Wire Addrsble	4.59	3.21	2.25
♦ 700-DS1845E-100	DS1845E-100+	TSSOP-14	2.7 to 5.5	Linear	2	100/256	10/100	Non-Volatile	2-Wire Addrsble	4.59	3.21	2.25
♦ 700-MAX5391LATE+T	MAX5391LATE+T	TQFN-16	1.7 to 5.5	Linear	2	256	10	Volatile	3-Wire Serial, SPI	3.53	2.66	2.33
♦ 700-MAX5392LAUE+	MAX5392LAUE+	TSSOP-16	1.7 to 5.5	Linear	2	256	10	Volatile	I2C	4.13	2.89	2.02
♦ 700-MAX5393LAUD+	MAX5393LAUD+	TSSOP-14	1.7 to 5.5	Linear	2	256	10	Volatile	3-Wire Serial, SPI	3.50	2.45	1.71
♦ 700-MAX5403EUB	MAX5403EUB+	μMAX-10	2.7 to 5.5	Linear	2	256	10	Volatile	3-Wire Serial SPI	5.37	3.77	2.63
♦ 700-MAX5405EUB	MAX5405EUB+	μMAX-10	2.7 to 5.5	Linear	2	256	10	Volatile	3-Wire Serial SPI	5.37	3.77	2.63
♦ 700-MAX5413EUD	MAX5413EUD+	TSSOP-14	2.7 to 5.5	Linear	2	256	10	Volatile	3-Wire Serial SPI	5.37	3.77	2.63
♦ 700-MAX5450EUB	MAX5450EUB+	μMAX-10	2.7 to 5.5	Linear	2	256	10	Volatile	Up/Down	5.37	3.77	2.63
♦ 700-MAX5451EUD	MAX5451EUD+	TSSOP-14	2.7 to 5.5	Linear	2	256	10	Volatile	Up/Down	5.37	3.77	2.63
♦ 700-MAX5477ETE	MAX5477ETE+	TQFN-16	2.7 to 5.25	Linear	2	256	10	Non-Volatile	2-Wire Serial	4.26	2.97	2.08
♦ 700-MAX5477EUD	MAX5477EUD+	TSSOP-14	2.7 to 5.25	Linear	2	256	10	Non-Volatile	2-Wire Serial	4.26	2.97	2.08
♦ 700-MAX5487ETE	MAX5487ETE+	TQFN-16	2.7 to 5.25	Linear	2	256	10	Non-Volatile	3-Wire Serial SPI	4.16	2.88	1.96
♦ 700-MAX5487EUD	MAX5487EUD+	TSSOP-14	2.7 to 5.25	Linear	2	256	10	Non-Volatile	3-Wire Serial SPI	4.26	2.97	2.08
♦ 700-MAX5391MATE+T	MAX5391MATE+T	TQFN-16	1.7 to 5.5	Linear	2	256	50	Volatile	3-Wire Serial, SPI	4.14	3.12	2.73
♦ 700-MAX5392MAUE+	MAX5392MAUE+	TSSOP-16	1.7 to 5.5	Linear	2	256	50	Volatile	I2C	4.13	2.89	2.02
♦ 700-MAX5393MAUD+	MAX5393MAUD+	TSSOP-14	1.7 to 5.5	Linear	2	256	50	Volatile	3-Wire Serial, SPI	3.50	2.45	1.71
♦ 700-MAX5404EUB	MAX5404EUB+	μMAX-10	2.7 to 5.5	Linear	2	256	50	Volatile	3-Wire Serial SPI	5.37	3.77	2.63
♦ 700-MAX5414EUD	MAX5414EUD+	TSSOP-14	2.7 to 5.5	Linear	2	256	50	Volatile	3-Wire Serial SPI	5.37	3.77	2.63
♦ 700-MAX5452EUB	MAX5452EUB+	μMAX-10	2.7 to 5.5	Linear	2	256	50	Volatile	Up/Down	5.37	3.77	2.63
♦ 700-MAX5478EUD	MAX5478EUD+	TSSOP-14	2.7 to 5.25	Linear	2	256	50	Non-Volatile	2-Wire Serial	4.26	2.97	2.08
♦ 700-MAX5488ETE	MAX5488ETE+	TQFN-16	2.7 to 5.25	Linear	2	256	50	Non-Volatile	3-Wire Serial SPI	4.26	2.97	2.08
♦ 700-MAX5488EUD	MAX5488EUD+	TSSOP-14	2.7 to 5.25	Linear	2	256	50	Non-Volatile	3-Wire Serial SPI	4.26	2.97	2.08
♦ 700-MAX5391NATE+T	MAX5391NATE+T	TQFN-16	1.7 to 5.5	Linear	2	256	100	Volatile	3-Wire Serial, SPI	4.14	3.12	2.73
♦ 700-MAX5392NAUE+	MAX5392NAUE+	TSSOP-16	1.7 to 5.5	Linear	2	256	100	Volatile	I2C	4.13	2.89	2.02
♦ 700-MAX5393NAUD+	MAX5393NAUD+	TSSOP-14	1.7 to 5.5	Linear	2	256	100	Volatile	3-Wire Serial, SPI	4.13	2.89	2.02
♦ 700-MAX5415EUD	MAX5415EUD+	TSSOP-14	2.7 to 5.5	Linear	2	256	100	Volatile	3-Wire Serial SPI	5.37	3.77	2.63
♦ 700-MAX5455EUD	MAX5455EUD+	TSSOP-14	2.7 to 5.5	Linear	2	256	100	Volatile	Up/Down	5.37	3.77	2.63
♦ 700-MAX5479ETE	MAX5479ETE+	TQFN-16	2.7 to 5.25	Linear	2	256	100	Non-Volatile	2-Wire Serial	4.26	2.97	2.08
♦ 700-MAX5479EUD	MAX5479EUD+	TSSOP-14	2.7 to 5.25	Linear	2	256	100	Non-Volatile	2-Wire Serial	4.26	2.97	2.08
♦ 700-MAX5489ETE	MAX5489ETE+	TQFN-16	2.7 to 5.25	Linear	2	256	100	Non-Volatile	3-Wire Serial SPI	4.26	2.97	2.08
♦ 700-MAX5489EUD	MAX5489EUD+	TSSOP-14	2.7 to 5.25	Linear	2	256	100	Non-Volatile	3-Wire Serial SPI	4.26	2.97	2.08
♦ 700-MAX5494ETE	MAX5494ETE+	TQFN-16	2.7 to 5.25	Linear	2	1024	10	Non-Volatile	3-Wire Serial SPI	9.61	6.72	4.70
♦ 700-MAX5496ETE	MAX5496ETE+	TQFN-16	2.7 to 5.25	Linear	2	1024	10	Non-Volatile	3-Wire Serial SPI	9.61	6.72	4.70
♦ 700-MAX5495ETE	MAX5495ETE+	TQFN-16	2.7 to 5.25	Linear	2	1024	50	Non-Volatile	3-Wire Serial SPI	9.61	6.72	4.70
♦ 700-MAX5497ETE	MAX5497ETE+	TQFN-16	2.7 to 5.25	Linear	2	1024	50	Non-Volatile	3-Wire Serial SPI	9.61	6.72	4.70
♦ 700-DS3904U-020	DS3904U-020+	μMAX-8	2.7 to 5.5	Linear	3	128	20	Non-Volatile	2-Wire Addrsble	1.85	1.29	.906
♦ 700-DS3905U-020	DS3905U-020+	μMAX-10	2.7 to 5.5	Linear	3	128	20	Non-Volatile	2-Wire Addrsble	2.00	1.40	.981
700-DS1844-010	DS1844-010+	PDIPN-20	2.7 to 5.5	Linear	4	64	10	Volatile	2-Wire or 5-Wire Serial	6.81	4.76	3.33
♦ 700-DS1844E-010	DS1844E-010+	TSSOP-20	2.7 to 5.5	Linear	4	64	10	Volatile	2-Wire or 5-Wire Serial	6.01	4.22	2.94
♦ 700-DS1844S-050	DS1844S-050+	SOICW-20	2.7 to 5.5	Linear	4	64	50	Volatile	2-Wire or 5-Wire Serial	6.17	4.32	3.02
♦ 700-DS1844S-100	DS1844S-100+	SOICW-20	2.7 to 5.5	Linear	4	64	100	Volatile	2-Wire or 5-Wire Serial	6.14	4.30	3.01
♦ 700-DS1806E-010	DS1806E-010+	TSSOP-20	2.7 to 5.5	Linear	6	64	10	Volatile	3-Wire Serial	11.45	8.03	5.61
♦ 700-DS1806E-050	DS1806E-050+	TSSOP-20	2.7 to 5.5	Linear	6	64	50	Volatile	3-Wire Serial	11.45	8.03	5.61

PRECISION-MATCHED RESISTOR-DIVIDERS

♦ Surface Mount Device

For quantities greater than listed, call for quote.

MOUSER STOCK NO.	Maxim Integrated Part No.	Package	Resistance Option (kΩ)	Resistance Tol (%)	Resistor Ratio	Resistor Ratio Accuracy (% Max.)	Temp. Coeff. (ppm/°C)(Typ)	Operation Temp. (°C)	Price Each 1	25	100
♦ 700-MAX5492LC10000T	MAX5492LC10000+T	SOT-23-5	10	0.025	10:1	0.10%	35	-55 to +125	1.70	1.28	1.12
♦ 700-MAX5491LA01000T	MAX5491LA01000+T	SOT-23-3	30	0.025	1:1	0.04%	35	-55 to +125	3.73	2.81	2.46
♦ 700-MAX5491TA05000T	MAX5491TA05000+T	SOT-23-3	30	0.025	5:01	0.035%	35	-40 to +85	2.76	2.66	1.94
♦ 700-MAX5491VA10000T	MAX5491VA10000+T	SOT-23-3	30	0.025	10:01	0.035%	35	-40 to +85	2.76	2.66	1.94
♦ 700-MAX5491NA01500T	MAX5491NA01500+T	SOT-23-3	30	0.025	1.5:1	0.035%	35	-40 to +85	3.73	2.81	2.46
♦ 700-MAX5491RA02500T	MAX5491RA02500+T	SOT-23-3	30	0.025	2.5:1	0.035%	35	-40 to +85	2.76	2.66	1.94
♦ 700-MAX5490GC01000T	MAX5490GC01000+T	SOT-23-3	100	0.025	1:1	0.10%	35	-55 to +125	1.70	1.28	1.12
♦ 700-MAX5490GA01000T	MAX5490GA01000+T	SOT-23-3	100	0.025	1:1	0.035%	35	-55 to +125	3.73	2.81	2.46
♦ 700-MAX5490MA02000T	MAX5490MA02000+T	SOT-23-3	100	0.025	2:1	0.035%	35	-55 to +125	2.76	2.66	1.94
♦ 700-MAX5490TA05000T	MAX5490TA05000+T	SOT-23-3	100	0.025	5:1	0.04%	35	-55 to +125	3.73	2.81	2.46
♦ 700-MAX5490VA10000T	MAX5490VA10000+T	SOT-23-3	100	0.025	10:1	0.035%	35	-55 to +125	2.76	2.66	1.94
♦ 700-MAX5490XC25000T	MAX5490XC25000+T	SOT-23-3	100	0.025	25:1	0.10%	35	-55 to +125	1.70	1.28	1.12

LEVEL TRANSLATORS

♦ Surface Mount Device

For quantities greater than listed, call for quote.

MOUSER STOCK NO.	Maxim Integrated Part No.	Package	Level Transl.	VCC (V)	Data Rate Max. (Mbps)	I/O VCC State (Shdn)	I/O VL State (Shdn)	ICC (μA) Max.	ICC (Shdn) (μA) Max	Price Each 1	25	100
♦ 700-MAX3370EXKT	MAX3370EXK+T	SC70-5	1	2.5-5.5	2	-	-	100	1	2.46	1.85	1.62
♦ 700-MAX3390EEUD	MAX3390EEUD+	TSSOP-14	4	1.65-5.5	16	High Impedance	High Impedance	300	1	3.48	2.44	1.69
♦ 700-MAX3392EEUD	MAX3392EEUD+	TSSOP-14	4	1.65-5.5	16	High Impedance	High Impedance	300	1	3.48	2.44	1.69
♦ 700-MAX3377EEUD	MAX3377EEUD+	TSSOP-14	4	1.65-5.5	0.23	High Impedance	High Impedance	300	1	3.48	2.44	1.69
♦ 700-MAX3002ETP	MAX3002ETP+	TQFN-20	8	1.65-5.5	20	High Impedance	6kΩ to GND	10	0.1	2.71	2.53	2.45

FIBER MONITORING AND CONTROL

♦ Surface Mount Device

NEW PRODUCT

For quantities greater than listed, call for quote.

MOUSER STOCK NO.	Maxim Integrated Part No.	Package	ADCs	Res (bits)	DACs/ Resistors	FS Out (kΩ)	Steps	Temp Sensor	Memory	Supply Voltage (V)	Control Inteface	Price Each 1	25	100
♦ 700-DS1856B-M50+	DS1856B-M50+	CSBGA-16	5-Input Muxable	12	2 Resistors	20, 50	256	Internal	EEPROM	3.3-5	I2C	3.65	2.56	1.79
♦ 700-DS1856E-M50+	DS1856E-M50+	TSSOP-16	5-Input Muxable	12	2 Resistors	20, 50	256	Internal	EEPROM	3.3-5	I2C	3.65	2.56	1.79
♦ 700-DS1886T+	DS1886T+	TQFN-24	5-Input Muxable	13	2 DACs	None	None	Internal	EEPROM	2.85-3.9	I2C	3.35	2.34	1.70

PRECISION ANALOG-TO-DIGITAL CONVERTERS (ADCS)

NEW PRODUCT

♦ Surface Mount Device

For quantities greater than listed, call for quote.

MOUSER STOCK NO.	Maxim Integrated Part No.	Package	Res. (bits)	Input Channels	Conversion Rate (ksps) (Max)	Data Bus	External Vref (V) (Min/Max)	DNL (±LSB)	INL (±LSB)	Price Each 1	25	100
♦ 700-MAX105ECS	MAX105ECS+	TQFP-80	6	2	800 Msps	μP/8, Demuxed, LVPECL	---/---	0.25	0.2	74.55	61.33	45.43
700-ADC0820CCN	ADC0820CCN+	PDIP-20	8	1	400	μP/8	0/5	---	---	4.94	3.30	2.39
♦ 700-MAX1391ETB+T	MAX1391ETB+T	TDFN-EP-10	8	1	400	SPI	0.6/3.6	0.2	0.2	2.92	2.20	1.93
♦ 700-MAX1106EUB	MAX1106EUB+	μMAX-10	8	1	25	SPI	1.0/5.5	1	0.2	7.14	5.01	3.64
♦ 700-MAX1107CUB	MAX1107CUB+	μMAX-10	8	1	25	SPI	1/5.5	1	0.15	6.27	4.18	2.96
♦ 700-MAX1107EUB	MAX1107EUB+	μMAX-10	8	1	25	SPI	1.0/5.5	1	0.15	7.14	5.01	3.55
♦ 700-MAX11115AUT+T	MAX11115AUT+T	SOT-23-3	8	1	2000	SPI	2.2/3.6	0.25	0.25	2.17	1.64	1.43
♦ 700-MAX11116AUT+T	MAX11116AUT+T	SOT-23-3	8	1	3000	SPI	2.2/3.6	0.25	0.25	2.43	1.83	1.61
♦ 700-MAX1115EKAT	MAX1115EKA+T	SOT-8	8	1	100	SPI	---/---	1	1	1.90	1.44	1.26
♦ 700-MAX1116EKAT	MAX1116EKA+T	SOT-8	8	1	100	SPI	---/---	1	1	1.90	1.44	1.26
♦ 700-MAX152CWP	MAX152CWP+	SOW-20	8	1	400	μP/8	0/3	1	---	14.48	10.15	7.21
♦ 700-MAX153CWP	MAX153CWP+	SOW-20	8	1	1000	μP/8	-2.5/5	1	---	23.22	15.48	11.22
♦ 700-MAX1108EUB	MAX1108EUB+	μMAX-10	8	2	50	SPI	1.0/5.5	1	0.2	7.14	5.01	3.63

© Copyright 2013 Mouser Electronics

© Copyright 2013 Mouser Electronics

PRECISION ANALOG-TO-DIGITAL CONVERTERS (ADCS) (CONT.)

♦ Surface Mount Device

For quantities greater than listed, call for quote.

	MOUSER STOCK NO.	Maxim Integrated Part No.	Package	Res. (bits)	Input Channels	Conversion Rate (ksps) (Max)	Data Bus	External Vref (V) (Min/Max)	DNL (±LSB)	INL (±LSB)	Price Each 1	25	100
♦	700-MAX1108EUB+G07	MAX1108EUB+G07	µMAX-10	8	2	50	SPI	1/5.5	1	0.2	7.14	5.01	3.55
♦	700-MAX1109EUB	MAX1109EUB+	µMAX-10	8	2	50	SPI	1.0/5.5	1	0.15	7.14	5.01	3.55
♦	700-MAX11111ATB+T	MAX11111ATB+T	TDFN-10	8	2	3000	SPI	1/3.6	0.25	0.25	2.80	2.12	1.85
♦	700-MAX1117EKAT	MAX1117EKA+T	SOT-8	8	2	100	SPI	---/---	1	1	1.90	1.44	1.26
♦	700-MAX1118EKAT	MAX1118EKA+T	SOT-8	8	2	100	SPI	1.0/5.5	1	1	1.80	1.35	1.19
♦	700-MAX1119EKAT	MAX1119EKA+T	SOT-8	8	2	100	SPI	---/---	1	1	1.90	1.44	1.26
♦	700-MAX1394ETBT	MAX1394ETB+T	TDFN-10	8	2	400	SPI	3.8/4.136	0.2	0.2	2.92	2.20	1.93
♦	700-MAX11662AUB+	MAX11662AUB+	µMAX-10	8	2	500	SPI	1/3.65	0.25	0.25	2.25	1.58	1.14
♦	700-MAX11662AUB+T	MAX11662AUB+T	µMAX-10	8	2	500	SPI	1/3.65	0.25	0.25	2.43	1.83	1.61
♦	700-MAX1111CEE	MAX1111CEE+	QSOP-16	8	4	50	SPI	1.0/5.5	1	0.2	6.46	4.54	3.28
♦	700-MAX1111EEE	MAX1111EEE+	QSOP-16	8	4	50	SPI	1.0/5.5	1	0.2	7.46	5.22	3.66
♦	700-MAX114CAG	MAX114CAG+	SSOP-24	8	4	1000	µP/8	0.0/5.0	1	-----	12.31	8.62	6.02
♦	700-MAX156ACWI	MAX156ACWI+	SOW-28	8	4	250	µP/8	---	1	0.5	30.00	21.06	14.63
♦	700-MAX1110CAP	MAX1110CAP+	SSOP-20	8	8	50	SPI	1.0/5.5	1	0.2	7.10	4.98	3.48
♦	700-MAX1110EAP	MAX1110EAP+	SSOP-20	8	8	50	SPI	1.0/5.5	1	0.2	8.16	5.72	4.00
♦	700-MAX1112CAP	MAX1112CAP+	SSOP-20	8	8	50	SPI	1.0/5.5	1	0.1	7.10	4.98	3.48
♦	700-MAX1112EAP	MAX1112EAP+	SSOP-20	8	8	50	SPI	1.0/5.5	1	0.1	8.16	5.72	4.00
♦	700-MAX11639EEE+T	MAX11639EEE+T	QSOP-16	8	8	300	SPI	3.6/2.5	0.5	0.5	4.90	3.30	2.42
♦	700-MAX117EAI	MAX117EAI+	SSOP-28	8	8	400	µP/8	0/3	1	1	17.23	12.06	8.43
♦	700-MAX118CAI	MAX118CAI+	SSOP-28	8	8	1000	µP/8	0.0/5.0	1	-----	12.74	8.95	6.22
	700-MAX155BCPI	MAX155BCPI+	PDIP-28	8	8	250	µP/8	---	1	0.5	25.48	17.84	12.67
	700-MAX161ACPI	MAX161ACPI+	PDIP-28	8	8	20	µP/8	-5/-15	0.75	---	43.78	29.19	21.16
♦	700-MAX1038AEEE	MAX1038AEEE+	QSOP-16	8	12	188	I2C	1.0/5.0	1	1	6.96	4.87	3.40
♦	700-MAX1039AEEE	MAX1039AEEE+	QSOP-16	8	12	188	I2C	1.0/3.3	1	1	6.96	4.87	3.40
♦	700-MAX11643EEG+T	MAX11643EEG+T	QSOP-24	8	16	300	SPI	3.6/2.5	0.5	0.5	5.67	3.80	2.80
♦	700-MAX1077ETC	MAX1077ETC+	TQFN-12	10	1	1500	SPI	---/---	0.5	0.5	10.53	7.39	5.35
♦	700-MAX1089ETAT	MAX1089ETA+T	TFDN-8	10	1	150	SPI	1.0/3.6	1	1	6.10	4.60	4.03
♦	700-MAX11110AUT+T	MAX11110AUT+T	SOT-23-3	10	1	2000	SPI	2.2/3.6	1	1	3.82	2.88	2.53
♦	700-MAX11117AUT+T	MAX11117AUT+T	SOT-23-3	10	1	3000	SPI	2.2/3.6	1	1	4.08	3.88	2.27
♦	700-MAX11663AUT+T	MAX11663AUT+T	SOT-6	10	1	500	SPI	-	0.5	0.5	2.95	2.78	1.48
♦	700-MAX1242AESA	MAX1242AESA+	SO-8	10	1	73	SPI	1/5.25	1	0.5	19.22	13.48	9.57
	700-MAX1242BCPA	MAX1242BCPA+	DIP-8	10	1	73	SPI	1/5.25	1	0.5	11.13	7.42	5.37
♦	700-MAX1242BESA	MAX1242BESA+	SOIC-8	10	1	73	SPI	1.0/5.25	1	0.5	11.09	7.78	5.39
♦	700-MAX1243BCSA	MAX1243BCSA+	SOIC-8	10	1	73	SPI	1.0/5.25	1	0.5	9.35	6.55	4.58
♦	700-MAX1243BESA	MAX1243BESA+	SOIC-8	10	1	73	SPI	1.0/5.25	1	0.5	9.61	6.74	4.78
♦	700-MAX1284BESA	MAX1284BESA+	SOIC-8	10	1	400	SPI	---/---	1	1	23.80	16.67	11.64
♦	700-MAX1285BESA	MAX1285BESA+	SOIC-8	10	1	300	SPI	---/---	1	1	23.80	16.67	11.64
♦	700-MAX1086ETAT	MAX1086ETA+T	TFDN-8	10	2	150	SPI	1.0/5.25	1	1	6.10	4.60	4.03
♦	700-MAX1087ETAT	MAX1087ETA+T	TFDN-8	10	2	150	SPI	1.0/3.6	1	1	6.10	4.60	4.03
♦	700-MAX11106ATB+T	MAX11106ATB+T	TDFN-10	10	2	3000	SPI	1/3.6	0.5	0.5	4.45	3.36	2.94
♦	700-MAX11646EUA	MAX11646EUA+	µMAX-8	10	2	94.4	I2C	1.0/5.5	1	1	2.64	1.85	1.29
♦	700-MAX11647EUA	MAX11647EUA+	µMAX-8	10	2	94.4	I2C	1.0/3.6	1	1	2.64	1.85	1.29
♦	700-MAX11647EWC+T	MAX11647EWC+T	WLP-12	10	2	94.4	I2C	1/3.6	1	1	2.79	2.63	1.40
♦	700-MAX11664AUB+	MAX11664AUB+	µMAX-10	10	2	500	SPI	1/3.65	1	1	3.23	2.27	1.63
♦	700-MAX11664AUB+T	MAX11664AUB+T	µMAX-10	10	2	500	SPI	1/3.65	1	1	3.38	2.56	2.24
♦	700-MAX1186ECMD	MAX1186ECM+D	TQFP-48	10	2	40Msps	µP/10	---	1	1.7	24.06	16.88	12.22
♦	700-MAX1395ETBT	MAX1395ETB+T	TDFN-10	10	2	357	SPI	0.6/3.6	0.5	0.5	4.92	3.71	3.24
♦	700-MAX1064BEEG	MAX1064BEEG+	QSOP-24	10	4	400	µP/8	1/6	1	1	20.36	13.57	9.84
♦	700-MAX1092BEEG	MAX1092BEEG+	QSOP-24	10	4	400	µP/8	1.0/5.5	1	1	19.35	13.57	9.84
♦	700-MAX1136EUA	MAX1136EUA+	µMAX-8	10	4	94.4	I2C	1.0/5.5	1	1	10.11	7.10	5.15
♦	700-MAX1137EUA	MAX1137EUA+	µMAX-8	10	4	94.4	I2C	1.0/3.6	1	1	10.08	7.06	4.93
♦	700-MAX11607EWC+T	MAX11607EWC+T	µMAX-8	10	4	94.4	I2C	1.0/3.6	1	1	3.53	3.33	1.77
♦	700-MAX11619EEE+T	MAX11619EEE+T	QSOP-16	10	4	300	SPI	1/3.6	1	1	4.29	2.89	2.29
♦	700-MAX1248BCPE	MAX1248BCPE+	QSOP-16	10	4	133	SPI	1/5.25	1	1	12.74	8.95	6.47
♦	700-MAX1248BEEE	MAX1248BEEE+	QSOP-16	10	4	133	SPI	1.0/5.25	1	1	16.46	11.53	8.06
♦	700-MAX1249BEEE	MAX1249BEEE+	QSOP-16	10	4	133	SPI	1/5.25	1	1	17.64	12.38	8.80
♦	700-MAX1361EUB	MAX1361EUB+	µMAX-10	10	4	150	I2C	1.0/3.6	1	1	9.32	6.54	4.55
♦	700-MAX1099CEAE	MAX1099CEAE+	SSOP-16	10	5	0.9	SPI	0.8/1.2	1	1	9.89	6.94	4.82
♦	700-MAX1026BCEE	MAX1026BCEE+	QSOP-16	10	8	300	SPI	0.5/5.3	0.1	0.1	12.71	8.92	6.46
♦	700-MAX1027BCEE	MAX1027BCEE+	QSOP-16	10	8	300	SPI	0.5/3.65	0.1	0.1	12.71	8.92	6.46
♦	700-MAX1027BEEE	MAX1027BEEE+	QSOP-16	10	8	300	SPI	0.5/3.65	0.1	0.1	14.89	10.45	7.56
♦	700-MAX1080BEUP	MAX1080BEUP+	TSSOP-20	10	8	400	SPI	1.0/5.5	1	1	20.63	14.47	10.49
♦	700-MAX1081BEUP	MAX1081BEUP+	TSSOP-20	10	8	300	SPI	1.0/3.6	1	1	18.93	13.28	9.63
♦	700-MAX1090BEEI	MAX1090BEEI+	QSOP-28	10	8	400	µP/8	1.0/5.5	1	1	20.30	14.24	10.33
♦	700-MAX11621EEE+T	MAX11621EEE+T	QSOP-16	10	8	300	SPI	1/3.6	1	1	5.33	3.58	2.90
♦	700-MAX1204BEAP	MAX1204BEAP+	SSOP-20	10	8	133	SPI	2.5/5.0	1	1	20.68	14.52	10.30
♦	700-MAX148BCAP	MAX148BCAP+	SSOP-20	10	8	133	SPI	1.0/5.25	1	1	10.67	7.48	5.20
♦	700-MAX148BCPP	MAX148BCPP+	PDIP-20	10	8	133	SPI	1/5.25	1	1	12.23	8.15	5.92
♦	700-MAX148BEAP	MAX148BEAP+	SSOP-20	10	8	133	SPI	1.0/5.25	1	1	11.09	7.78	5.51
♦	700-MAX149BCAP	MAX149BCAP+	SSOP-20	10	8	133	SPI	1.0/5.25	1	1	11.93	8.36	5.84
♦	700-MAX149BEAP	MAX149BEAP+	SSOP-20	10	8	133	SPI	1.0/5.25	1	1	12.37	8.67	6.05
♦	700-MAX192AEAP	MAX192AEAP+	SSOP-20	10	8	133	SPI	2.5/5	1	0.5	34.45	24.13	15.84
♦	700-MAX192BCWP	MAX192BCWP+	SOIC-20W	10	8	133	SPI	2.5/5.0	1	0.5	20.42	14.30	9.98
♦	700-MAX192BEAP	MAX192BEAP+	SSOP-20	10	8	133	SPI	2.5/5.0	1	0.5	29.26	20.53	14.88
♦	700-MAX192BEWP	MAX192BEWP+	SOIC-20W	10	8	133	SPI	2.5/5.0	1	0.5	26.51	18.56	12.98
♦	700-MAX1154BEUE	MAX1154BEUE+	TSSOP-16	10	10	94	SPI	1.0/5.55	0.5	0.5	12.87	9.03	6.41
♦	700-MAX1138EEE	MAX1138EEE+	QSOP-16	10	12	94.4	I2C	1.0/5.5	1	1	10.98	7.70	5.35
♦	700-MAX1139EEE	MAX1139EEE+	QSOP-16	10	12	94.4	I2C	1.0/3.6	1	1	10.94	7.66	5.35
♦	700-MAX1030BEEG	MAX1030BEEG+	QSOP-24	10	16	300	SPI	0.5/5.3	0.1	0.1	17.68	12.40	8.99
♦	700-MAX1030BETI	MAX1030BETI+	TQFN-28	10	16	300	SPI	0.5/5.3	0.1	0.1	19.78	13.19	9.57
♦	700-MAX1031BEEG	MAX1031BEEG+	QSOP-24	10	16	300	SPI	0.5/3.65	0.1	0.1	17.68	12.40	8.99
♦	700-MAX1031BETI	MAX1031BETI+	TQFN-28	10	16	300	SPI	0.5/3.65	0.1	0.1	18.80	13.19	9.56
♦	700-MAX11624EEG+	MAX11624EEG+	QSOP-24	10	16	300	SPI	1/5.25	---	---	8.50	5.89	4.00
♦	700-MAX11625EEG+	MAX11625EEG+	QSOP-24	10	16	300	SPI	1/5.25	---	---	11.72	7.81	5.66
♦	700-MAX11105AUT+T	MAX11105AUT+T	SOT-23-3	12	1	2000	SPI	2.2/3.6	1	1	4.33	3.27	2.87
♦	700-MAX11661AUT+T	MAX11661AUT+T	SOT-6	12	1	500	SPI	-	0.25	0.25	1.70	1.26	1.09
♦	700-MAX11665AUT+T	MAX11665AUT+T	SOT-6	12	1	500	SPI	-	1	1	3.24	3.05	1.63
♦	700-MAX1240BESA	MAX1240BESA+	SOIC-8	12	1	73	SPI	1.0/3.6	1	1	20.52	14.40	10.00
	700-MAX1241BCPA	MAX1241BCPA+	PDIP-8	12	1	73	SPI	1.0/5.25	1	1	15.58	10.91	7.75
♦	700-MAX1241BCSA	MAX1241BCSA+	SOIC-8	12	1	73	SPI	1.0/5.25	1	1	15.53	10.88	7.60
♦	700-MAX1276ETC	MAX1276ETC+	TQFN-12	12	1	1800	SPI	---	1	1.25	14.06	9.37	6.79
♦	700-MAX1278ETC	MAX1278ETC+	TQFN-12	12	1	1800	SPI	---	1	1.25	13.35	9.37	6.66
♦	700-MAX1279BETC	MAX1279BETC+	TQFN-12	12	1	1500	SPI	---	1	1	14.06	9.37	6.79
♦	700-MAX1289ETAT	MAX1289ETA+T	TDFN-8	12	1	150	SPI	1.0/3.6	1	1	8.80	6.63	5.81
	700-MAX164CENG	MAX164CENG+	PDIP-24	12	1	100	µP/12	---	1	1	73.68	49.12	35.61
	700-MAX172BCNG	MAX172BCNG+	PDIP-24	12	1	100	µP/12	---/---	---	---	35.75	25.04	17.49
	700-MAX174CCPI	MAX174CCPI+	PDIP-28W	12	1	125	µP/12	---/---	1	1	110.72	73.82	53.51
	700-MAX187BCPA	MAX187BCPA+	PDIP-8	12	1	75	SPI	2.5/5.25	1	---	26.19	18.34	12.81
♦	700-MAX187BCWE	MAX187BCWE+	SOIC-16W	12	1	75	SPI	2.5/5.25	1	---	26.19	18.34	12.81

© Copyright 2013 Mouser Electronics

© Copyright 2013 Mouser Electronics

MAXIM INTEGRATED Analog ICs

RoHS Compliant This product is RoHS compliant.

maxim integrated™

PRECISION ANALOG-TO-DIGITAL CONVERTERS (ADCS) (CONT.)

◆ Surface Mount Device

For quantities greater than listed, call for quote.

MOUSER STOCK NO.	Maxim Integrated Part No.	Package	Res. (bits)	Input Channels	Conversion Rate (ksps) (Max)	Data Bus	External Vref (V) (Min/Max)	DNL (±LSB)	INL (±LSB)	Price Each 1	25	100
◆ 700-MAX187BEWE	MAX187BEWE+	SOIC-16W	12	1	75	SPI	2.5/5.25	1	---	34.13	23.96	16.63
700-MAX189CCPA	MAX189CCPA+	PDIP-8	12	1	75	SPI	2.5/5.25	1	---	22.13	15.53	10.79
700-MAX191BCNG	MAX191BCNG+	PDIP-24	12	1	100	µP/8, SPI	2.5/5.0	1	1	31.81	22.28	15.56
◆ 700-MAX191BCWG	MAX191BCWG+	SOIC-24W	12	1	100	µP/8, SPI	2.5/5.0	1	1	31.93	22.41	16.23
700-MX7572JN05	MX7572JN05+	PDIPN-24	12	1	80	µP/12	---	1	1	67.78	47.48	33.16
◆ 700-MAX11102ATB+T	MAX11102ATB+T	TDFN-10	12	2	2000	SPI	1/3.6	1	1	4.98	3.76	3.28
◆ 700-MAX11103ATB+T	MAX11103ATB+T	TDFN-10	12	2	3000	SPI	1/3.6	1	1	12.58	11.87	6.29
◆ 700-MAX11644EUA+	MAX11644EUA+	µMAX-8	12	2	94.4	I2C	1/5.5	1	1	3.08	2.15	1.50
◆ 700-MAX11645EUA+	MAX11645EUA+	µMAX-8	12	2	94.4	I2C	1/3.6	1	1	3.09	2.16	1.53
◆ 700-MAX11645EWC+T	MAX11645EWC+T	WLP-12	12	2	94.4	I2C	1/3.6	1	1	3.24	2.16	1.63
◆ 700-MAX11666AUB+	MAX11666AUB+	µMAX-10	12	2	500	SPI	1/3.65	1	1	3.50	2.45	1.77
◆ 700-MAX11666AUB+T	MAX11666AUB+T	µMAX-10	12	2	500	SPI	1/3.65	1	1	3.65	2.75	2.41
◆ 700-MAX11666AUBV+	MAX11666AUB/V+	µMAX-EP-10	12	2	500	SPI	1	3.65	1	3.62	2.54	1.77
◆ 700-MAX1268BEEG	MAX1268BEEG+	QSOP-24	12	2	420	µP/12	1.0/5.5	1	1	27.67	19.41	14.07
◆ 700-MAX1286ETAT	MAX1286ETA+T	TDFN-8	12	2	150	SPI	1.0/5.25	1	1	8.80	6.63	5.81
◆ 700-MAX1287ETAT	MAX1287ETA+T	TDFN-8	12	2	150	SPI	1.0/3.6	1	1	8.80	6.63	5.81
◆ 700-MAX1297BEEG	MAX1297BEEG+	QSOP-24	12	2	265	µP/12	1.0/3.6	1	1	27.67	19.41	14.07
◆ 700-MAX1329BETL	MAX1329BETL+	TQFN-40	12	2	300	SPI	1.225/5.4	1	1	15.60	12.94	10.65
◆ 700-MAX1396ETBT	MAX1396ETB+T	TDFN-10	12	2	312	SPI	0.6/3.6	1	1	3.70	2.79	2.44
◆ 700-MAX144ACUA	MAX144ACUA+	µMAX-8	12	2	108	SPI	0/5.25	0.75	1	20.36	14.09	9.57
◆ 700-MAX144BCPA	MAX144BCPA+	µMAX-8	12	2	108	SPI	0/5.25	0.75/1	1	18.30	11.96	7.97
◆ 700-MAX144BEUA	MAX144BEUA+	µMAX-8	12	2	108	SPI	0/5.25	0.75	1	20.88	14.65	10.63
◆ 700-MAX11613EWC+T	MAX11613EWC+T	WLP-12	12	4	94.4	I2C	1/3.6	1	1	3.95	3.72	1.98
◆ 700-MAX11613EUA	MAX11613EUA+	µMAX-8	12	4	94.4	I2C	1.0/3.6	1	1	3.75	2.62	1.83
◆ 700-MAX11626EEE+T	MAX11626EEE+T	QSOP-16	12	4	300	SPI	1/5.25	1	1	5.51	3.69	3.05
◆ 700-MAX11627EEE+T	MAX11627EEE+T	QSOP-16	12	4	300	SPI	2.5/1	1	1	5.64	4.26	3.72
◆ 700-MAX11634EEE+	MAX11634EEE+	QSOP-16	12	4	300	SPI	0/5.25	1	1	7.32	5.14	3.56
◆ 700-MAX11635EEE+	MAX11635EEE+	QSOP-16	12	4	300	SPI	0/3.6	1	1	7.29	5.10	3.56
◆ 700-MAX1236EUA	MAX1236EUA+	µMAX-8	12	4	94.4	I2C	1.0/5.5	1	1	14.15	9.93	6.89
◆ 700-MAX1237EUA	MAX1237EUA+	µMAX-8	12	4	94.4	I2C	1.0/3.6	1	1	14.09	9.88	6.89
◆ 700-MAX1247BCEE	MAX1247BCEE+	QSOP-16	12	4	133	SPI	1.0/5.25	1	1	18.05	12.65	8.83
700-MAX1247BCPE	MAX1247BCPE+	PDIP-16	12	4	133	SPI	1.0/5.25	1	1	18.13	12.72	9.20
◆ 700-MAX1247BEEE	MAX1247BEEE+	QSOP-16	12	4	133	SPI	1.0/5.25	1	1	23.53	16.52	11.97
◆ 700-MAX1282BEUE	MAX1282BEUE+	TSSOP-16	12	4	400	SPI	1.0/5.5	1	1	24.78	17.39	12.35
◆ 700-MAX1283BEUE	MAX1283BEUE+	TSSOP-16	12	4	300	SPI	1.0/3.6	1	1	24.68	17.29	12.08
◆ 700-MAX1292BEEG	MAX1292BEEG+	QSOP-24	12	4	400	µP/8	1.0/5.5	1	1	28.37	19.91	14.43
◆ 700-MAX1293BEEG	MAX1293BEEG+	QSOP-24	12	4	250	µP/8	1.0/3.6	1	1	29.86	19.91	14.43
◆ 700-MAX1377ATP	MAX1377ATP+	TQFN-20	12	4	1250	SPI	1.0/3.6	1.5	1.25	7.12	4.99	3.61
◆ 700-MAX1379ATP	MAX1379ATP+	TQFN-20	12	4	1250	SPI	1.0/5.25	1	1.25	7.12	4.99	3.62
◆ 700-MAX1383ATP	MAX1383ATP+	TQFN-20	12	4	1250	SPI	1.25/2.5	1.5	1.5	9.24	6.47	4.26
◆ 700-MAX196BCAI	MAX196BCAI+	SSOP-28	12	6	100	µP/12	2.4/4.18	1	1	37.42	26.20	18.31
700-MAX196BCNI	MAX196BCNI+	PDIP-28	12	6	100	µP/12	2.4/4.18	1	1	36.01	25.22	17.61
700-MAX196BENI	MAX196BENI+	PDIPN-28	12	6	100	µP/12	2.4/4.18	1	1	49.41	32.95	23.88
◆ 700-MAX11628EEE+	MAX11628EEE+	QSOP-16	12	8	300	SPI	1/5.25	1	1	6.53	4.58	3.32
◆ 700-MAX11629EEE+	MAX11629EEE+	QSOP-16	12	8	300	SPI	1/3.6	1	1	6.87	4.58	3.24
◆ 700-MAX11637EEE+T	MAX11637EEE+T	QSOP-16	12	8	300	SPI	0/3.6	1	1	8.37	5.61	4.53
700-MAX1202BCPP	MAX1202BCPP+	PDIP-20	12	8	133	SPI	2.5/5.0	1	1	24.30	17.06	12.35
◆ 700-MAX1202BEAP	MAX1202BEAP+	SSOP-20	12	8	133	SPI	2.5/5.0	1	1	31.61	22.18	15.74
◆ 700-MAX1203BCAP	MAX1203BCAP+	SSOP-20	12	8	133	SPI	2.5/5	1	1	21.43	14.30	10.36
◆ 700-MAX1203BEAP	MAX1203BEAP+	SSOP-20	12	8	133	SPI	2.5/5.0	1	1	26.48	18.59	13.18
◆ 700-MAX1226BCEE	MAX1226BCEE+	QSOP-16	12	8	300	SPI	1.0/5.25	1	1	17.53	11.68	8.29
◆ 700-MAX1227BCEE	MAX1227BCEE+	QSOP-16	12	8	300	SPI	1.0/3.6	1	1	16.59	11.62	8.11
◆ 700-MAX1261BEEI	MAX1261BEEI+	QSOP-28	12	8	250	µP/8	1.0/3.6	1	1	29.59	20.76	15.05
◆ 700-MAX1262BEEI	MAX1262BEEI+	QSOP-28	12	8	400	µP/8	1.0/5.5	1	1	29.59	20.76	14.73
700-MAX1270ACNG	MAX1270ACNG+	PDIP-24	12	8	110	SPI	2.4/4.18	1	1	40.85	28.68	20.78
◆ 700-MAX1270AEAI	MAX1270AEAI+	SSOP-28	12	8	110	SPI	2.4/4.18	1	1	46.76	32.75	22.88
◆ 700-MAX1270BCAI	MAX1270BCAI+	SSOP-28	12	8	110	SPI	2.4/4.18	1	1	32.69	22.94	15.93
◆ 700-MAX1270BCNG	MAX1270BCNG+	PDIPN-24	12	8	110	SPI	2.4/4.18	1	1	32.69	22.94	16.30
◆ 700-MAX1270BEAI	MAX1270BEAI+	SSOP-28	12	8	110	SPI	2.4/4.18	1	1	37.45	26.23	18.33
◆ 700-MAX1271BEAI	MAX1271BEAI+	SSOP-28	12	8	110	SPI	2.4/4.18	1	1	37.45	26.23	18.33
◆ 700-MAX127ACNG	MAX127ACNG+	DIPN-24	12	8	8	I2C	2.4/4.18	1	1	42.20	29.53	20.98
◆ 700-MAX127BCAI	MAX127BCAI+	SSOP-28	12	8	8	I2C	2.4/4.18	1	1	33.62	23.54	16.46
◆ 700-MAX127BEAI	MAX127BEAI+	SSOP-28	12	8	8	I2C	2.4/4.18	1	1	38.66	27.07	18.92
◆ 700-MAX1280BEUP	MAX1280BEUP+	TSSOP-20	12	8	400	SPI	1.0/5.5	1	1	25.84	18.14	12.58
◆ 700-MAX1281BEUP	MAX1281BEUP+	TSSOP-20	12	8	300	SPI	1.0/3.6	1	1	25.84	18.09	12.65
◆ 700-MAX128BEAI	MAX128BEAI+	SSOP-28	12	8	8	I2C	2.4/4.18	1	1	38.81	27.23	19.35
◆ 700-MAX1290BCEI	MAX1290BCEI+	QSOP-28	12	8	400	µP/8	1.0/5.5	1	1	24.46	17.14	11.96
◆ 700-MAX1290BEEI	MAX1290BEEI+	QSOP-28	12	8	400	µP/8	1.0/5.5	1	1	29.59	20.76	14.73
◆ 700-MAX1291BEEI	MAX1291BEEI+	QSOP-28	12	8	250	µP/8	1.0/3.6	1	1	29.59	20.76	14.73
◆ 700-MAX1312ECM	MAX1312ECM+	LQFP-48	12	8	1075	µP/12	2/3	0.3	0.5	35.00	24.51	17.12
◆ 700-MAX146ACAP	MAX146ACAP+	SSOP-20	12	8	133	SPI	1.0/3.6	2	1	30.24	21.18	14.79
◆ 700-MAX146BEAP	MAX146BEAP+	SSOP-20	12	8	133	SPI	1.0/3.6	2	1	30.24	21.18	14.79
◆ 700-MAX147BCAP	MAX147BCAP+	SSOP-20	12	8	133	SPI	1.0/5.25	2	1	18.50	12.96	9.05
700-MAX147BCPP	MAX147BCPP+	PDIP-20	12	8	133	SPI	1.0/5.25	2	1	18.58	13.03	9.39
◆ 700-MAX147BEAP	MAX147BEAP+	SSOP-20	12	8	133	SPI	1.0/5.25	2	1	24.05	16.84	11.77
700-MAX180BCPL	MAX180BCPL+	PDIP-40W	12	8	100	µP/16	-4.92/-5.08	1	1	64.96	45.59	32.37
700-MAX186ACPP	MAX186ACPP+	PDIP-20	12	8	133	SPI	2.5/5.25	1	---	56.20	39.44	28.56
◆ 700-MAX186AEWP	MAX186AEWP+	SO-20	12	8	133	SPI	2.5/5.25	1	---	72.73	50.93	35.58
700-MAX186BCPP	MAX186BCPP+	PDIP-20	12	8	133	SPI	2.5/5.25	1	---	43.02	30.13	21.05
◆ 700-MAX186BCWP	MAX186BCWP+	SOIC-20	12	8	133	SPI	2.5/5.25	1	---	43.02	30.13	21.05
◆ 700-MAX186CCWP	MAX186CCWP+	SOIC-20	12	8	133	SPI	2.5/5.25	1	---	30.87	21.66	15.38
◆ 700-MAX186CEWP	MAX186CEWP+	SO-20	12	8	133	SPI	2.5/5.25	1	---	40.13	28.15	20.40
◆ 700-MAX186DCAP	MAX186DCAP+	SSOP-20	12	8	133	SPI	2.5/5.25	1	---	29.79	20.87	14.58
700-MAX186DCPP	MAX186DCPP+	PDIP-20	12	8	133	SPI	2.5/5.25	1	---	28.40	19.88	13.90
◆ 700-MAX186DCWP	MAX186DCWP+	SOIC-20	12	8	133	SPI	2.5/5.25	1	---	28.40	19.88	13.90
◆ 700-MAX186DEAP	MAX186DEAP+	SSOP-20	12	8	133	SPI	2.5/5.25	1	---	38.87	27.27	18.95
◆ 700-MAX188CCWP	MAX188CCWP+	SO-20	12	8	133	SPI	2.5/5.25	1	---	29.69	19.80	14.35
◆ 700-MAX188CEWP	MAX188CEWP+	SO-20	12	8	133	SPI	2.5/5.25	1	---	38.63	25.75	18.67
◆ 700-MAX188DCAP	MAX188DCAP+	SSOP-20	12	8	133	SPI	2.5/5.25	1	---	29.69	19.80	14.35
700-MAX188DCPP	MAX188DCPP+	PDIP-20	12	8	133	SPI	2.5/5.25	1	---	26.79	18.77	13.11
◆ 700-MAX188DCWP	MAX188DCWP+	SOIC-20	12	8	133	SPI	2.5/5.25	1	---	26.90	18.87	13.11
700-MAX197ACNI	MAX197ACNI+	PDIP-28	12	8	100	µP/8	2.4/4.18	1	1	46.76	32.75	22.88
◆ 700-MAX197ACWI	MAX197ACWI+	SOIC-28W	12	8	100	µP/8	2.4/4.18	1	1	46.76	32.75	22.88
◆ 700-MAX197BCAI	MAX197BCAI+	SSOP-28	12	8	100	µP/8	2.4/4.18	1	1	37.42	26.20	18.31
700-MAX197BCNI	MAX197BCNI+	PDIP-28	12	8	100	µP/8	2.4/4.18	1	1	36.01	25.22	17.61
◆ 700-MAX197BCWI	MAX197BCWI+	SOIC-28W	12	8	100	µP/8	2.4/4.18	1	1	36.01	25.22	17.61
700-MAX197BENI	MAX197BENI+	PDIP-28	12	8	100	µP/8	2.4/4.18	1	1	46.94	32.95	22.88
◆ 700-MAX197BEWI	MAX197BEWI+	SOIC-28W	12	8	100	µP/8	2.4/4.18	1	1	46.76	32.75	22.88
◆ 700-MAX1254BEUE	MAX1254BEUE+	TSSOP-16	12	10	94	SPI	1.0/5.0	1	1	18.12	12.69	8.86

© Copyright 2013 Mouser Electronics

© Copyright 2013 Mouser Electronics

PRECISION ANALOG-TO-DIGITAL CONVERTERS (ADCS) (CONT.)

♦ Surface Mount Device

For quantities greater than listed, call for quote.

MOUSER STOCK NO.	Maxim Integrated Part No.	Package	Res. (bits)	Input Channels	Conversion Rate (ksps) (Max)	Data Bus	External Vref (V) (Min/Max)	DNL (±LSB)	INL (±LSB)	Price Each 1	25	100
♦ 700-MAX1228BEEP	MAX1228BEEP+	QSOP-20	12	12	300	SPI	1.0/5.25	1	1	21.45	15.05	10.69
♦ 700-MAX1229BCEP	MAX1229BCEP+	QSOP-20	12	12	300	SPI	1.0/3.6	1	1	17.89	12.39	8.40
♦ 700-MAX1229BEEP	MAX1229BEEP+	QSOP-20	12	12	300	SPI	1.0/3.6	1	1	21.38	14.97	10.46
♦ 700-MAX1238EEE	MAX1238EEE+	QSOP-16	12	12	94.4	I2C	1.0/5.5	1	1	15.40	10.81	7.83
♦ 700-MAX1239EEE	MAX1239EEE+	QSOP-16	12	12	94.4	I2C	1.0/3.6	1	1	15.34	10.74	7.50
♦ 700-MAX1239KEEE	MAX1239KEEE+	QSOP-16	12	12	94.4	I2C	1.0/3.6	1	1	15.40	10.81	7.68
♦ 700-MAX11632EEG+	MAX11632EEG+	QSOP-16	12	16	300	SPI	1/5.25	1	1	9.54	6.60	4.48
♦ 700-MAX11633EEG+	MAX11633EEG+	QSOP-16	12	16	300	SPI	1/3.6	1	1	12.39	8.58	5.82
♦ 700-MAX1230BCTI	MAX1230BCTI+	QSOP-20	12	16	300	SPI	1.0/5.25	1	1	14.57	10.23	7.42
♦ 700-MAX1230BEEG	MAX1230BEEG+	QSOP-24	12	16	300	SPI	1.0/5.25	1	1	21.88	15.33	10.70
♦ 700-MAX1230BETI	MAX1230BETI+	TQFN-28	12	16	300	SPI	1.0/5.25	1	1	23.38	16.40	11.89
♦ 700-MAX1231BEEG	MAX1231BEEG+	QSOP-24	12	16	300	SPI	1.0/3.6	1	1	21.97	15.42	10.70
♦ 700-MAX1231BETI	MAX1231BETI+	TQFN-28	12	16	300	SPI	1.0/3.6	1	1	23.38	16.40	11.89
♦ 700-MAX11131ATI+	MAX11131ATI+	TQFN-28	12	16	3000	SPI	1/3.6	1	1	21.26	14.89	10.40
♦ 700-MAX1066BCUP	MAX1066BCUP+	TSSOP-20	14	1	165	µP/8	3.8/5.0	1	3	18.12	12.71	9.21
700-MAX1065BEUI	MAX1065BEUI+	TSSOP-28	14	1	165	µP/16	3.8/5	1	3	32.95	23.12	16.75
700-MAX1066BEUP	MAX1066BEUP+	TSSOP-20	14	1	165	µP/8	3.8/5	1	3	34.68	23.12	16.77
700-MAX1069BEUD+	MAX1069BEUD+	TSSOP-14	14	1	58	I2C	1/5.5	1	3	11.16	7.44	5.39
700-MAX11101EUB+	MAX11101EUB+	µMAX-10	14	1	200	Microwire, QSPI, SPI	3.8/5.25	2	2	8.36	6.69	5.15
♦ 700-MAX1142BEAP	MAX1142BEAP+	SSOP-20	14	1	200	SPI	3.0/4.2	1.375	1	67.62	47.45	33.69
♦ 700-MAX1144BEAP	MAX1144BEAP+	SSOP-20	14	1	150	SPI	1.9/2.2	1	1	61.80	43.37	30.81
700-MAX121CPE	MAX121CPE+	PDIP-16	14	1	308	SPI	---/---	1.5	2	42.23	29.64	21.37
♦ 700-MAX194BEWE	MAX194BEWE+	SOIC-16	14	1	85	SPI	---/5.0	1	1	63.33	44.45	30.87
700-MAX110ACPE	MAX110ACPE+	PDIP-16	14	2	0.05	SPI	-5.3/5.3	2	4.9	22.00	15.44	11.12
700-MAX110BCPE	MAX110BCPE+	PDIP-16	14	2	0.05	SPI	-5.3/5.3	2	4.9	16.81	11.77	8.22
♦ 700-MAX110BCWE	MAX110BCWE+	SOIC-16W	14	2	0.05	SPI	-5.3/5.3	2	4.9	16.81	11.77	8.22
♦ 700-MAX111BCWE	MAX111BCWE+	SOW-16	14	2	0.05	SPI	0/5.3	1	4.9	16.81	11.77	8.22
700-MAX1318ECM	MAX1318ECM+	LQFP-48	14	2	526	µP/14	2/3	0.5	0.8	13.98	9.32	6.76
700-MAX1322ECM	MAX1322ECM+	LQFP-48	14	2	526	µP/14	2/3	0.5	0.8	13.98	9.32	6.76
700-MAX1326ECM	MAX1326ECM+	LQFP-48	14	2	526	µP/14	2/3	0.5	0.8	13.98	9.32	6.76
700-MAX1033BEUP+	MAX1033BEUP+	TSSOP-20	14	4	115	SPI	3.8/4.136	1	0.25	18.79	12.52	9.08
700-MAX11054ECB+	MAX11054ECB+	TQFP-EP-64	14	4	250	µP/14	3/4.25	0.15	0.13	22.78	15.99	11.59
700-MAX11057ECB+	MAX11057ECB+	TQFP-EP-64	14	4	250	µP/14	3/4.25	0.2	0.2	22.82	15.22	11.02
♦ 700-MAX1147BEUP	MAX1147BEUP+	TSSOP-20	14	4	116	SPI	1.5/3.3	0.5	0.7	30.48	21.39	15.19
700-MAX11055ECB+	MAX11055ECB+	TQFP-EP-64	14	6	250	µP/14	3/4.25	0.15	0.13	28.04	19.68	14.26
700-MAX11058ECB+	MAX11058ECB+	TQFP-EP-64	14	6	250	µP/14	3/4.25	0.2	0.2	28.37	18.91	13.71
700-MAX1032BEUG+	MAX1032BEUG+	TSSOP-24	14	8	115	SPI	3.8/4.135	1	0.25	18.59	13.02	9.10
700-MAX11056ECB+	MAX11056ECB+	TQFP-EP-64	14	8	250	µP/14	3/4.25	0.15	0.13	35.05	24.60	17.82
700-MAX11059ECB+	MAX11059ECB+	TQFP-EP-64	14	8	250	µP/14	3/4.25	0.2	0.2	35.74	23.82	17.26
♦ 700-MAX1148BCUP	MAX1148BCUP+	TSSOP-20	14	8	116	SPI	1.5/5	0.5	0.7	27.88	19.30	13.10
♦ 700-MAX1148BEUP	MAX1148BEUP+	TSSOP-20	14	8	116	SPI	1.5/5.0	0.5	0.7	33.52	23.53	16.33
♦ 700-MAX1149BEUP	MAX1149BEUP+	TSSOP-20	14	8	116	SPI	1.5/3.3	0.5	0.7	33.52	23.53	16.33
♦ 700-MAX125CCAXD	MAX125CCAX+D	SSOP-36	14	8	250	µP/14	2.25/2.75	---	2	48.95	34.36	23.85
♦ 700-MAX125CEAXD	MAX125CEAX+D	SSOP-36	14	8	250	µP/14	2.25/2.75	---	2	50.69	35.50	24.79
700-MAX135CPI	MAX135CPI+	PDIP-28W	15	1	0.0016	µP/8	---/0.545	---	---	26.48	18.54	12.96
♦ 700-MAX135CWI	MAX135CWI+	SOIC-28W	15	1	0.0016	µP/8	---/0.545	---	---	26.48	18.54	12.96
700-MAX11100EUB+	MAX11100EUB+	µMAX-10	16	1	200	Microwire, QSPI, SPI	3.8/5.25	2	2	11.65	9.32	7.17
♦ 700-MAX11203EEE+	MAX11203EEE+	QSOP-16	16	1	0.48	SPI	0/3.6	1	20	4.70	3.30	2.39
♦ 700-MAX11205AEUB+	MAX11205AEUB+	µMAX-10	16	1	0.12	SPI	0/3.6	1	20	4.41	3.08	2.03
♦ 700-MAX11205BEUB+	MAX11205BEUB+	µMAX-10	16	1	0.12	SPI	3.6/3.6	1	20	4.43	3.10	2.19
♦ 700-MAX11213EEE+	MAX11213EEE+	QSOP-16	16	1	0.48	SPI	0/3.6	1	20	5.51	3.67	2.66
♦ 700-MAX1132BEAP	MAX1132BEAP+	SSOP-20	16	1	200	SPI	3.0/4.2	1.375	1	90.23	63.32	45.90
♦ 700-MAX1133BEAP	MAX1133BEAP+	SSOP-20	16	1	200	SPI	3.0/4.2	1.375	1	90.23	63.32	43.98
♦ 700-MAX1135BEAP	MAX1135BEAP+	SSOP-20	16	1	150	SPI	1.9/2.2	1.375	1	82.42	57.83	41.93
♦ 700-MAX195BEWE	MAX195BEWE+	SOIC-16	16	1	85	SPI	---/5.0	2	1.96608	116.23	81.41	56.86
♦ 700-MAX1358BETL	MAX1358BETL+	TQFN-40	16	2	0.512	SPI	1/3.6	---	2	21.25	16.85	12.69
♦ 700-MAX1359BETL	MAX1359BETL+	TQFN-40	16	2	0.512	SPI	1/3.6	---	2	19.61	15.56	11.72
♦ 700-MAX1415EUE	MAX1415EUE+	TSSOP-16	16	2	0.5	SPI	1/1.75	---	0.98304	11.52	8.09	5.62
♦ 700-MAX1416EUE	MAX1416EUE+	TSSOP-16	16	2	0.5	SPI	1/3.5	---	0.98304	11.52	8.09	5.75
♦ 700-MX7705EUE	MX7705EUE+	TSSOP-16	16	2	0.5	SPI	1/3.5	---	1.96608	6.30	4.43	3.15
♦ 700-MAX11044ETN	MAX11044ETN+	TQFN-56	16	4	250	µP/16	3.0/4.25	0.5	0.8	27.76	19.47	13.82
♦ 700-MAX11047ETN+	MAX11047ETN+	TQFN-56	16	4	250	µP/16	3/4.25	0.7	0.65	26.41	18.53	13.16
♦ 700-MAX11060GUU+	MAX11060GUU+	TSSOP-38	16	4	64	SPI	2.3/2.7	1	1.5	14.58	10.21	7.14
♦ 700-MAX1301AEUP+	MAX1301AEUP+	TSSOP-24	16	4	115	SPI	3.8/4.136	0.5	1	30.35	21.25	14.85
♦ 700-MAX1301BEUP	MAX1301BEUP+	TSSOP-20	16	4	115	SPI	3.8/4.136	0.5	1	25.03	17.54	12.24
♦ 700-MAX1303BEUP+	MAX1303BEUP+	TSSOP-20	16	4	115	SPI	3.8/4.136	0.5	1	25.12	17.63	12.78
♦ 700-MAX1407CAI	MAX1407CAI+	SSOP-28	16	4	0.06	SPI	1.15/1.35	---	2.5	18.23	15.12	11.45
♦ 700-MAX1414CAI	MAX1414CAI+	SSOP-28	16	4	0.06	SPI	1.15/1.35	---	2.5	18.09	15.12	11.48
♦ 700-MAX11045ETN	MAX11045ETN+	TQFN-56	16	6	250	µP/16	3.0/4.25	0.5	0.8	34.13	23.96	17.00
♦ 700-MAX11048ETN+	MAX11048ETN+	TQFN-56	16	6	250	µP/16	3/4.25	0.7	0.65	32.80	23.02	16.33
♦ 700-MAX1300AEUG+	MAX1300AEUG+	TSSOP-24	16	8	115	SPI	3.8/4.136	0.5	1	13.26	13.26	13.26
♦ 700-MAX1300BEUG+	MAX1300BEUG+	TSSOP-20	16	8	115	SPI	3.8/4.136	0.5	1	26.03	18.23	12.73
♦ 700-MAX11046ECB+	MAX11046ECB+	TQFP-EP-64	16	8	250	µP/16	3/4.25	0.4	0.4	42.51	29.77	20.79
♦ 700-MAX11046ETN	MAX11046ETN+	TQFN-56	16	8	250	µP/16	3.0/4.25	0.5	0.8	42.51	29.77	20.79
♦ 700-MAX11049ETN+	MAX11049ETN+	TQFN-56	16	8	250	µP/16	3/4.25	0.7	0.65	41.33	29.00	20.59
♦ 700-MAX1302AEUG+	MAX1302AEUG+	TSSOP-24	16	4, 8	115	SPI	3.8/4.136	1	1	13.25	13.25	13.25
♦ 700-MAX1302BEUG+	MAX1302BEUG+	TSSOP-24	16	4, 8	115	SPI	3.8/4.136	1	1	26.01	18.21	12.72
♦ 700-MAX11162EUB+	MAX11162EUB+	TDFN-10	16	---	500	SPI	1.8/5.0	---	---	13.88	10.48	7.14
♦ 700-MAX11163EUB+	MAX11163EUB+	TDFN-10	16	---	250	SPI	1.8/5.0	---	---	11.34	8.56	5.82
♦ 700-MAX11359AETL+	MAX11359AETL+	TQFN-EP-40	16	---	---	SPI	---	---	---	14.22	11.89	9.22
♦ 700-MAX11209EEE+	MAX11209EEE+	QSOP-16	18	1	0.48	SPI	0/3.6	1	15	5.50	3.86	2.80
♦ 700-MAX11211EEE+	MAX11211EEE+	QSOP-16	18	1	0.48	SPI	0/3.6	1	15	5.22	3.49	2.47
♦ 700-MAX11212AEUB+	MAX11212AEUB+	µMAX-10	18	1	0.12	SPI	0/3.6	1	10	4.70	3.30	2.39
♦ 700-MAX11212BEUB+	MAX11212BEUB+	µMAX-10	18	1	0.12	SPI	0/3.6	1	10	4.70	3.30	2.33
700-MAX132CNG	MAX132CNG+	PDIP-24	18	1	0.1	SPI	---/0.545	---	---	26.58	18.65	12.96
♦ 700-MAX132CWG	MAX132CWG+	SOIC-24W	18	1	0.1	SPI	---/0.545	---	---	26.48	18.54	12.96
700-MAX132ENG	MAX132ENG+	PDIP-24	18	1	0.1	SPI	---/0.545	---	---	37.10	25.98	18.15
♦ 700-MAX132EWG	MAX132EWG+	SOIC-24W	18	1	0.1	SPI	---/0.545	---	---	37.24	26.13	18.55
♦ 700-MAX1400EAI	MAX1400EAI+	SSOP-28	18	5	4.8	SPI	0.0/2.5	---	3.93216	45.15	31.68	22.50
♦ 700-MAX1401EAI	MAX1401EAI+	SSOP-28	18	5	4.8	SPI	0.0/1.25	---	3.93216	45.15	31.68	22.97
♦ 700-MAX1403EAI	MAX1403EAI+	SSOP-28	18	5	4.8	SPI	0.0/1.25	---	3	44.98	31.50	20.67
♦ 700-MAX11206EEE+	MAX11206EEE+	QSOP-16	20	1	0.48	SPI	0/3.6	1	10	5.62	3.88	2.81
♦ 700-MAX11207EEE+	MAX11207EEE+	QSOP-16	20	1	0.48	SPI	0/3.6	1	10	5.23	3.67	2.66
♦ 700-MAX11208AEUB+	MAX11208AEUB+	µMAX-10	20	1	0.12	SPI	0/3.6	1	10	4.96	3.49	2.53
♦ 700-MAX11208BEUB+	MAX11208BEUB+	µMAX-10	20	1	0.12	SPI	0/3.6	1	10	5.22	3.49	2.47
♦ 700-MAX11200EEE+	MAX11200EEE+	QSOP-16	24	1	0.48	SPI	0/3.6	1	10	7.12	4.99	3.62
♦ 700-MAX11201AEUB+	MAX11201AEUB+	µMAX-10	24	1	0.12	SPI	0/3.6	1	10	6.84	4.80	3.48
♦ 700-MAX11201BEUB+	MAX11201BEUB+	µMAX-10	24	1	0.12	SPI	0/3.6	1	10	6.84	4.80	3.48
♦ 700-MAX11202AEUB+	MAX11202AEUB+	µMAX-10	24	1	0.12	SPI	0/3.6	1	10	6.58	4.61	3.35
♦ 700-MAX11202BEUB+	MAX11202BEUB+	µMAX-10	24	1	0.12	SPI	0/3.6	1	10	6.58	4.61	3.35
♦ 700-MAX11210EEE+	MAX11210EEE+	QSOP-16	24	1	0.48	SPI	0/3.6	1	10	7.64	5.37	3.81

© Copyright 2013 Mouser Electronics

© Copyright 2013 Mouser Electronics

MAXIM INTEGRATED Analog ICs

RoHS Compliant This product is RoHS compliant.

maxim integrated™

PRECISION ANALOG-TO-DIGITAL CONVERTER (ADCS) DEVELOPMENT KITS

NEW PRODUCT

For quantities greater than listed, call for quote.

MOUSER STOCK NO.	Maxim Integrated Part No.	Description	Price Each
700-MAX11612EVSYS+	MAX11612EVSYS+	Development Kit for MAX11612	202.20
700-MAX11613EVSYS+	MAX11613EVSYS+	Development Kit for MAX11600-MAX11613	202.20
700-MAX11615EVSYS+	MAX11615EVSYS+	Development Kit for MAX11615	202.20
700-MAX11616EVSYS+	MAX11616EVSYS+	Development Kit for MAX11616	202.20
700-MAX11617EVSYS+	MAX11617EVSYS+	Development Kit for MAX11617	202.20
700-MAX11046EVKIT+	MAX11046EVKIT+	Development Kit for MAX11046	170.46
700-MAX11666EVKIT#	MAX11666EVKIT#	Development Kit for MAX11666	112.82
700-MAX1379EVKIT	MAX1379EVKIT+	Development Kit for MAX1379	173.31
700-MAX11635EVSYS#	MAX11635EVSYS#	Development Kit for MAX11635	233.25

DISPLAY-ORIENTED ANALOG-TO-DIGITAL CONVERTERS (ADCS)

♦ Surface Mount Device

NEW PRODUCT

For quantities greater than listed, call for quote.

MOUSER STOCK NO.	Maxim Integrated Part No.	Package	Resolution (±Counts)	Conversion Rate (ksps) (Max)	Data Bus	External Vref (V) (Min/Max)	Internal Vref (V) (Nom)	Uni/Bipolar Vin (V) (Max)	INL (±LSB)	Price Each 1	25	100
700-ICL7107CPL	ICL7107CPL+	PDIP-40W	2000	0.003	7-Seg	-5/5	2.8	---/3.5	---	14.70	10.31	7.16
700-ICL7136CPL	ICL7136CPL+	PDIP-40W	2000	0.0025	7-Seg	-9/9	---	---/9	---	12.97	9.11	6.31
700-ICL7137CPL	ICL7137CPL+	PDIP-40W	2000	0.0025	7-Seg	-5/5	3	---/0.2	---	14.65	10.25	7.16
700-MAX1491CNI	MAX1491CNI+	PDIP-28	2000	0.0025	7-Seg	0/2.048	2.048	---/2	1	14.56	10.23	7.42
700-ICL7107CPL	ICL7107CPL+	PDIP-40W	2000	0.003	7-Seg	-5/5	2.8	---/3.5	---	14.70	10.31	7.16
700-ICL7106CPL	ICL7106CPL+	PDIP-40	2000	0.003	7-Seg	---/9	2.8	3.5	---	14.65	10.25	7.16
700-MAX1496EPI	MAX1496EPI+	PDIP-28W	2000	0.005	7-Seg	0/2.048	2.048	---/2	1	14.55	10.20	7.24
♦ 700-MAX1367ECM	MAX1367ECM+	LQFP-48	2000	0.005	SPI	-2.2	2.2	2	1	24.47	15.68	10.64
700-MAX138CPL	MAX138CPL+	PDIP-40W	2000	---	7-Seg	0/7	---	---/7	---	25.62	17.93	12.53
700-ICL7116CPL	ICL7116CPL+	PDIP-40	2000	---	7-Seg	---/9	2.8	3.5	---	14.70	10.31	7.16
700-ICL7109CPL	ICL7109CPL+	PDIP-40W	4096	0.03	µP/12,UART	-5/5	-2.8	---/3.5	---	15.70	10.99	7.68
♦ 700-MAX1493CCJ	MAX1493CCJ+	LQFP-32	20000	0.0025	7-Seg	0/2.048	2.048	---/2	1	20.65	14.50	10.28
♦ 700-MAX1494CCJ	MAX1494CCJ+	LQFP-32	20000	0.0025	7-Seg	0/2.048	2.048	---/2	1	24.09	16.87	11.78
♦ 700-MAX1495CCJ	MAX1495CCJ+	LQFP-32	20000	0.0025	7-Seg	0/2.048	2.048	---/2	1	20.65	14.50	10.51
700-ICL7129ACPL2	ICL7129ACPL+2	PDIP-40W	20000	---	7-Seg	0/14	-2.8	---/15	---	18.77	13.17	9.14
700-ICL7135CPI	ICL7135CPI+	PDIP-28W	20000	---	µP/4,UART	-5/5	---	---/2	---	15.76	10.99	7.68
Evaluation Kit												
700-MAX1493EVKIT	MAX1493EVKIT+	Evaluation Kit for MAX1493								89.71	-	-

PRECISION DIGITAL-TO-ANALOG CONVERTERS (DACS)

♦ Surface Mount Device

NEW PRODUCT

For quantities greater than listed, call for quote.

MOUSER STOCK NO.	Maxim Integrated Part No.	Package	Res. (bits)	Channels	Output Type	Interface	INL (Max) (±LSB)	I_{CC} (mA) (Max)	Supply Range (V) (Min/Max)	Price Each 1	25	100
♦ 700-DS4412U	DS4412U+	µSOP-8	4	2	Curr Buffered	Serial I2C	1	---	2.7/535	1.51	1.01	.728
♦ 700-DS4402N	DS4402N+	TDFN-14	5	2	Curr Buffered	Serial I2C	1	---	2.7/535	1.79	1.19	.867
♦ 700-DS4404N	DS4404N+	TDFN-14	5	4	Curr Buffered	Serial I2C	1	---	2.7/535	2.26	1.51	1.08
♦ 700-MAX5360MEUKT	MAX5360MEUK+T	SOT-5	6	1	Volt Buffered	Serial I2C	1	0.23	2.7/3.6	1.39	1.05	.917
♦ 700-MAX5362LEUKT	MAX5362LEUK+T	SOT-5	6	1	Volt Buffered	Serial I2C	1	0.23	2.7/5.5	1.39	1.05	.917
♦ 700-MAX5362MEUKT	MAX5362MEUK+T	SOT-5	6	1	Volt Buffered	Serial I2C	1	0.23	2.7/5.5	1.39	1.05	.917
♦ 700-DS4432U	DS4432U+	µMAX-8	7	2	Curr Buffered	Serial I2C	1	0.15	2.7/5.5	1.43	1.01	.699
♦ 700-DS4424N	DS4424N+	TDFN-18	7	4	Curr Buffered	Serial I2C	1	---	2.7/5.5	2.08	1.44	.974
♦ 700-MAX517ACSA	MAX517ACSA+	SOIC-8	8	1	Volt Buffered	Serial I2C	1	3.5	4.5/5.5	9.21	6.46	4.48
♦ 700-MAX517AESA	MAX517AESA+	SOIC-8	8	1	Volt Buffered	Serial I2C	1	3.5	4.5/5.5	8.03	6.40	4.44
700-MAX517BCPA	MAX517BCPA+	PDIP-8	8	1	Volt Buffered	Serial I2C	1.5	3.5	4.5/5.5	4.74	3.94	2.99
♦ 700-MAX517BCSA	MAX517BCSA+	SOIC-8	8	1	Volt Buffered	Serial I2C	1.5	3.5	4.5/5.5	7.04	4.93	3.45
♦ 700-MAX5380LEUKT	MAX5380LEUK+T	SOT-5	8	1	Volt Buffered	Serial I2C	1	0.23	2.7/3.6	2.05	1.55	1.36
♦ 700-MAX5380MEUKT	MAX5380MEUK+T	SOT-5	8	1	Volt Buffered	Serial I2C	1	0.23	2.7/3.6	2.05	1.55	1.36
♦ 700-MAX5382LEUKT	MAX5382LEUK+T	SOT-5	8	1	Volt Buffered	Serial I2C	1	0.23	2.7/5.5	2.05	1.55	1.36
♦ 700-MAX5383EUTT	MAX5383EUT+T	TSOT-6	8	1	Volt Buffered	Serial SPI	1	0.23	2.7/3.6	2.43	1.83	1.61
♦ 700-MAX5385EUTT	MAX5385EUT+T	TSOT-6	8	1	Volt Buffered	Serial SPI	1	0.23	2.7/5.5	2.43	1.83	1.59
♦ 700-MAX5480BEEE	MAX5480BEEE+	QSOP-16	8	1	Curr Unbuff	Parallel-FW	0.5	0.5	5/5	5.67	3.94	2.51
700-MAX550ACPA	MAX550ACPA+	PDIP-8	8	1	Volt Buffered	Serial SPI	---	0.55	2.5/5.5	5.18	3.60	2.16
♦ 700-MAX550ACUA	MAX550ACUA+	µMAX-8	8	1	Volt Buffered	Serial SPI	---	0.55	2.5/5.5	5.15	3.57	2.29
♦ 700-MAX550AEUA	MAX550AEUA+	µMAX-8	8	1	Volt Buffered	Serial SPI	---	0.55	2.5/5.5	6.75	4.69	2.99
♦ 700-MAX5510ETC	MAX5510ETC+	TQFN-12	8	1	Volt Buffered	Serial SPI	1	0.005	1.8/5.5	1.70	1.58	1.42
♦ 700-MAX5511ETC	MAX5511ETC+	TQFN-12	8	1	Volt Buffered	Serial SPI	1	0.007	1.8/5.5	2.42	2.15	1.94
♦ 700-MX7224KCWN	MX7224KCWN+	SOIC-18W	8	1	Volt Buffered	Parallel-FW	1	6	-5.5/16.5	8.49	5.90	4.12
700-MX7224KN	MX7224KN+	PDIP-18	8	1	Volt Buffered	Parallel-FW	1	6	-5.5/16.5	8.49	5.90	4.12
♦ 700-MX7224LCWN	MX7224LCWN+	SOIC-18W	8	1	Volt Buffered	Parallel-FW	1	---	-5.5/16.5	11.98	8.32	5.94
700-MX7224LN	MX7224LN+	PDIP-18	8	1	Volt Buffered	Parallel-FW	1	6	-5.5/16.5	11.92	8.28	5.78
♦ 700-MX7523JCWE	MX7523JCWE+	SOIC-16W	8	1	Volt Unbuff	Parallel-FW	---	0.1	5/16	8.45	5.87	3.77
700-MX7523JN	MX7523JN+	PDIP-16	8	1	Volt Unbuff	Parallel-FW	---	0.1	5/16	8.45	5.87	3.77
♦ 700-MX7524JCSE	MX7524JCSE+	SOIC-16	8	1	Curr Unbuff	Parallel-FW	0.5	2	5/15	6.78	4.70	3.28
♦ 700-MX7524JCSET	MX7524JCSE+T	SOIC-16	8	1	Curr Unbuff	Parallel-FW	0.5	---	5/15	6.53	4.33	3.47
♦ 700-MX7524KCSE	MX7524KCSE+	SOIC-16	8	1	Curr Unbuff	Parallel-FW	0.5	2	5/15	6.82	4.73	3.37
♦ 700-MX7524LCSE	MX7524LCSE+	SOIC-16	8	1	Curr Unbuff	Parallel-FW	0.5	---	5/15	11.33	7.88	5.47
♦ 700-MAX5102AEUE	MAX5102AEUE+	TSSOP-16	8	2	Volt Buffered	Parallel-FW	1	0.36	2.7/5.5	5.78	4.78	3.95
♦ 700-MAX5102BEUE	MAX5102BEUE+	TSSOP-16	8	2	Volt Buffered	Parallel-FW	2	0.36	2.7/5.5	3.97	3.77	3.46
♦ 700-MAX5109EEE	MAX5109EEE+	QSOP-16	8	2	Volt Buffered	Serial I2C	---	---	2.7/5.25	5.61	4.96	4.47
♦ 700-MAX5189BEEI	MAX5189BEEI+	QSOP-28	8	2	---	Parallel	0.25	---	3	9.21	6.45	4.50
♦ 700-MAX518ACSA	MAX518ACSA+	SOIC-8	8	2	Volt Buffered	Serial I2C	1	6	4.5/5.5	9.85	6.91	4.90
700-MAX518BCPA	MAX518BCPA+	PDIP-8	8	2	Volt Buffered	Serial I2C	1.5	6	4.5/5.5	4.65	3.87	2.93
♦ 700-MAX518BCSA	MAX518BCSA+	SOIC-8	8	2	Volt Buffered	Serial I2C	1.5	6	4.5/5.5	7.56	5.30	3.70
♦ 700-MAX5191BEEI	MAX5191BEEI+	QSOP-28	8	2	---	Parallel	0.25	---	3	9.73	6.48	4.70
700-MAX519ACPE	MAX519ACPE+	PDIP-8	8	2	Volt Buffered	Serial I2C	1	---	4.5/5.5	6.90	5.72	4.34
700-MAX519BCPE	MAX519BCPE+	PDIP-8	8	2	Volt Buffered	Serial I2C	1	---	4.5/5.5	5.28	4.41	3.53
♦ 700-MAX5222EKAT	MAX5222EKA+T	SOT-8	8	2	Volt Buffered	Serial SPI	1	1	2.7/5.5	3.18	2.40	2.10
700-MAX522CPA	MAX522CPA+	PDIP-8	8	2	Volt Buffered	Serial SPI	1.5	2.8	2.7/5.5	7.00	4.87	2.93
♦ 700-MAX522CSA	MAX522CSA+	SOIC-8	8	2	Volt Buffered	Serial SPI	1.5	2.8	2.7/5.5	7.62	5.30	3.39
♦ 700-MAX522ESA	MAX522ESA+	SOIC-8	8	2	Volt Buffered	Serial SPI	1.5	2.8	2.7/5.5	9.90	6.87	4.41
700-MAX548ACPA	MAX548ACPA+	PDIP-8	8	2	Volt Unbuff	Serial SPI	---	0.55	2.5/5.5	6.18	4.29	2.59
♦ 700-MAX548ACUA	MAX548ACUA+	µMAX-8	8	2	Volt Unbuff	Serial SPI	---	0.55	2.5/5.5	6.16	4.28	2.74
♦ 700-MAX548AEUA	MAX548AEUA+	µMAX-8	8	2	Volt Unbuff	Serial SPI	---	0.55	2.5/5.5	8.04	5.59	3.56
700-MAX549ACPA	MAX549ACPA+	PDIP-8	8	2	Volt Unbuff	Serial SPI	---	0.55	2.5/5.5	6.18	4.29	2.59
♦ 700-MAX549ACUA	MAX549ACUA+	µMAX-8	8	2	Volt Unbuff	Serial SPI	---	0.55	2.5/5.5	6.20	4.30	2.74
♦ 700-MAX549AEUA	MAX549AEUA+	µMAX-8	8	2	Volt Unbuff	Serial SPI	---	0.55	2.5/5.5	8.04	5.59	3.56
♦ 700-MAX5512EUA	MAX5512EUA+	µMAX-8	8	2	Volt Buffered	Serial SPI	1	0.006	1.8/5.5	2.05	1.90	1.69
♦ 700-MAX5513EUA	MAX5513EUA+	µMAX-8	8	2	Volt Buffered	Serial SPI	1	0.008	1.8/5.5	2.65	2.47	2.23
♦ 700-MAX5515ETC	MAX5515ETC+	TQFN-12	8	2	Volt Buffered	Serial SPI	1	---	1.8/5.5	2.79	2.47	2.23
♦ 700-MAX5820LEUA	MAX5820LEUA+	µMAX-8	8	2	Volt Buffered	Serial I2C	1	0.215	2.7/5.5	1.52	1.46	1.38
♦ 700-MAX5820MEUA	MAX5820MEUA+	µMAX-8	8	2	Volt Buffered	Serial I2C	1	0.215	2.7/5.5	1.53	1.41	1.16

© Copyright 2013 Mouser Electronics
© Copyright 2013 Mouser Electronics

MAXIM INTEGRATED Analog ICs

RoHS Compliant This product is RoHS compliant.

maxim integrated™

PRECISION DIGITAL-TO-ANALOG CONVERTERS (DACS)

NEW PRODUCT

♦ Surface Mount Device

For quantities greater than listed, call for quote.

MOUSER STOCK NO.	Maxim Integrated Part No.	Package	Res. (bits)	Channels	Output Type	Interface	INL (Max) (±LSB)	I_{CC} (mA) (Max)	Supply Range (V) (Min/Max)	Price Each 1	25	100
♦ 700-MX7528JCWP	MX7528JCWP+	SOIC-20W	8	2	Curr Unbuff	Parallel-FW	1	0.5	5/15	10.18	7.06	4.93
700-MX7528JN	MX7528JN+	PDIP-20	8	2	Curr Unbuff	Parallel-FW	1	0.5	5/15	10.23	7.10	5.04
♦ 700-MX7528KCWP	MX7528KCWP+	SOIC-20W	8	2	Curr Unbuff	Parallel-FW	1	0.5	5/15	10.18	7.06	4.93
♦ 700-MX7528KEQP	MX7528KEQP+	PLCC-20	8	2	Curr Unbuff	Parallel-FW	1	0.5	5/15	15.10	10.49	7.49
700-MX7528KN	MX7528KN+	PDIP-20	8	2	Curr Unbuff	Parallel-FW	1	---	5/15	10.23	7.10	4.93
♦ 700-MX7628KCWP	MX7628KCWP+	SOIC-20	8	2	Curr Unbuff	Parallel-FW	0.5	---	12/15	10.80	7.13	5.08
♦ 700-MAX5101AEUE	MAX5101AEUE+	TSSOP-16	8	3	Volt Buffered	Parallel-FW	1	0.52	2.7/5.5	6.02	5.03	3.84
700-MAX512CPD	MAX512CPD+	PDIP-14	8	3	Volt Buffered	Serial SPI	1.5	2.8	4.5/5.5	9.52	6.61	3.99
♦ 700-MAX512CSD	MAX512CSD+	SOIC-14	8	3	Volt Buffered	Serial SPI	1.5	2.8	4.5/5.5	9.49	6.59	4.23
700-MAX512EPD	MAX512EPD+	PDIP-14	8	3	Volt Buffered	Serial SPI	1.5	---	4.5/5.5	13.10	8.65	5.19
♦ 700-MAX512ESD	MAX512ESD+	SOIC-14	8	3	Volt Buffered	Serial SPI	1.5	2.8	4.5/5.5	12.44	8.65	5.51
♦ 700-DS4426T	DS4426T+	TQFN-28	8	4	Curr Buffered	Serial I2C	1	---	2.7/535	3.77	2.63	1.84
700-MAX500ACPE	MAX500ACPE+	PDIP-16	8	4	Volt Buffered	Serial I2C	0.5	12	11.4/16.5	21.77	15.19	10.61
700-MAX500BCPE	MAX500BCPE+	PDIP-16	8	4	Volt Buffered	Serial I2C	1	12	11.4/16.5	11.38	9.45	7.15
♦ 700-MAX500BCWE	MAX500BCWE+	SOIC-16	8	4	Volt Buffered	Serial I2C	1	12	11.4/16.5	16.96	11.90	8.26
700-MAX505ACNG	MAX505ACNG+	PDIPN-24	8	4	Volt Buffered	Parallel-FW	1	---	4.5/5.5	30.93	20.42	12.25
♦ 700-MAX505ACWG	MAX505ACWG+	SOIC-24W	8	4	Volt Buffered	Parallel-FW	1	12	4.5/5.5	29.38	20.42	13.01
♦ 700-MAX505BCAG	MAX505BCAG+	SSOP-24	8	4	Volt Buffered	Parallel-FW	1.5	12	4.5/5.5	17.68	12.27	7.86
700-MAX505BCNG	MAX505BCNG+	PDIP-24	8	4	Volt Buffered	Parallel-FW	1.5	12	4.5/5.5	22.64	15.73	10.03
♦ 700-MAX505BCWG	MAX505BCWG+	SOIC-24W	8	4	Volt Buffered	Parallel-FW	1.5	12	4.5/5.5	22.64	15.73	10.03
700-MAX506ACPP	MAX506ACPP+	PDIP-20	8	4	Volt Buffered	Parallel-FW	1	12	4.5/5.5	25.71	17.86	10.75
♦ 700-MAX506AEWP	MAX506AEWP+	SOIC-20W	8	4	Volt Buffered	Parallel-FW	1	12	4.5/5.5	33.41	23.19	14.86
700-MAX506BCPP	MAX506BCPP+	PDIP-20	8	4	Volt Buffered	Parallel-FW	1.5	12	4.5/5.5	19.78	13.74	8.27
♦ 700-MAX506BCWP	MAX506BCWP+	SOIC-20W	8	4	Volt Buffered	Parallel-FW	1.5	12	4.5/5.5	19.72	13.71	8.77
700-MAX509BCPP	MAX509BCPP+	PDIP-20	8	4	Volt Buffered	Serial SPI	1.5	12	-5.5/5.5	10.51	8.78	7.05
♦ 700-MAX509BCWP	MAX509BCWP+	SOIC-20W	8	4	Volt Buffered	Serial SPI	1.5	12	-5.5/5.5	11.46	9.58	6.97
♦ 700-MAX5100AEUP	MAX5100AEUP+	TSSOP-20	8	4	Volt Buffered	Parallel-FW	1	0.7	2.7/5.5	11.01	7.73	5.36
♦ 700-MAX5106EEE	MAX5106EEE+	QSOP-16	8	4	Volt Buffered	Serial SPI	2	---	2.7/5.5	8.54	6.86	5.79
700-MAX510ACPE	MAX510ACPE+	PDIP-20	8	4	Volt Buffered	Serial SPI	1	---	-5.5/5.5	13.33	11.15	8.95
700-MAX510BCPE	MAX510BCPE+	PDIP-16	8	4	Volt Buffered	Serial SPI	1.5	12	-5.5/5.5	11.19	9.30	7.02
♦ 700-MAX510BCWE	MAX510BCWE+	SOIC-16W	8	4	Volt Buffered	Serial SPI	1.5	12	-5.5/5.5	16.59	11.62	8.11
♦ 700-MAX5116EEE	MAX5116EEE+	QSOP-16	8	4	Volt Buffered	Serial I2C	---	---	2.7/5.25	10.26	9.58	8.62
♦ 700-MAX520ACWE	MAX520ACWE+	SOIC-16W	8	4	Volt Unbuff	Serial I2C	1	0.2	4.5/5.5	13.28	9.22	5.89
700-MAX520BCPE	MAX520BCPE+	PDIP-16	8	4	Volt Unbuff	Serial I2C	1	0.02	4.5/5.5	10.79	7.49	4.77
♦ 700-MAX520BCWE	MAX520BCWE+	SOIC-16W	8	4	Volt Unbuff	Serial I2C	1	0.02	4.5/5.5	11.76	8.17	5.21
♦ 700-MAX534AEEE	MAX534AEEE+	QSOP-16	8	4	Volt Buffered	Serial SPI	1	1.5	4.5/5.5	11.15	9.32	6.90
♦ 700-MAX534BCEE	MAX534BCEE+	QSOP-16	8	4	Volt Buffered	Serial SPI	2	1.5	4.5/5.5	6.60	5.52	4.09
700-MAX534BCPE	MAX534BCPE+	PDIP-16	8	4	Volt Buffered	Serial SPI	2	1.5	4.5/5.5	6.66	5.52	4.18
700-MX7226KN	MX7226KN+	PDIP-20	8	4	Volt Buffered	Parallel-FW	1	13	-5.5/16.5	31.65	21.98	15.35
♦ 700-MAX521ACAG	MAX521ACAG+	SSOP-24	8	8	Volt Buffered	Serial I2C	1.5	24	4.5/5.5	22.15	15.52	10.84
700-MAX521ACPP	MAX521ACPP+	PDIP-20	8	8	Volt Buffered	Serial I2C	1.5	24	4.5/5.5	14.38	11.92	9.02
♦ 700-MAX521ACWG	MAX521ACWG+	SOIC-24W	8	8	Volt Buffered	Serial I2C	1.5	24	4.5/5.5	14.26	11.92	8.40
♦ 700-MAX521BCAG	MAX521BCAG+	SSOP-24	8	8	Volt Buffered	Serial I2C	2	24	4.5/5.5	11.50	9.50	6.70
700-MAX521BCPP	MAX521BCPP+	PDIP-20	8	8	Volt Buffered	Serial I2C	2	24	4.5/5.5	11.05	9.17	6.94
♦ 700-MAX521BCWG	MAX521BCWG+	SOIC-24W	8	8	Volt Buffered	Serial I2C	2	24	4.5/5.5	11.05	9.14	6.45
♦ 700-MAX5258EEE	MAX5258EEE+	QSOP-16	8	8	Volt Buffered	Serial SPI	1	2.6	4.5/5.5	9.88	6.91	4.83
♦ 700-MAX5259EEE	MAX5259EEE+	QSOP-16	8	8	Volt Buffered	Serial SPI	1	2.6	2.7/3.6	5.71	5.17	4.09
♦ 700-MAX528CWG	MAX528CWG+	SOIC-24W	8	8	Volt Unbuff	Serial SPI	1	1.5	10.8/16.5	14.13	11.72	8.69
700-MAX529CPP	MAX529CPP+	PDIP-20	8	8	Volt Unbuff	Serial SPI	1	1.5	4.75/5.25	10.86	9.07	7.29
♦ 700-MAX521AEWG	MAX521AEWG+	SOICW-24	8	8	Volt Buffered	Serial I2C	1.5	---	4.5/5.5	19.52	15.50	11.48
♦ 700-MX7228KCWG	MX7228KCWG+	SOIC-24W	8	8	Volt Buffered	Parallel-FW	1	---	-5.5/16.5	84.62	55.85	33.52
700-MAX503CNG	MAX503CNG+	PDIP-24	10	1	Volt Buffered	Parallel-BW	0.5	0.4	-5.5/5.5	7.20	5.00	3.63
♦ 700-MAX503CWG	MAX503CWG+	SOIC-24W	10	1	Volt Buffered	Parallel-BW	0.5	0.4	-5.5/5.5	7.20	5.00	3.63
700-MAX504CPD	MAX504CPD+	PDIP-14	10	1	Volt Buffered	Serial SPI	0.5	0.4	-5.5/5.5	6.66	5.52	4.18
♦ 700-MAX504CSD	MAX504CSD+	SOIC-14	10	1	Volt Buffered	Serial SPI	0.5	0.4	-5.5/5.5	9.88	6.91	4.83
♦ 700-MAX504ESD	MAX504ESD+	SOIC-14	10	1	Volt Buffered	Serial SPI	0.5	0.4	-5.5/5.5	12.87	9.03	6.54
700-MAX515CPA	MAX515CPA+	PDIP-8	10	1	Volt Buffered	Serial SPI	0.5	0.3	4.5/5.5	8.82	6.17	4.31
♦ 700-MAX515CSA	MAX515CSA+	SOIC-8	10	1	Volt Buffered	Serial SPI	0.5	0.3	4.5/5.5	8.08	5.66	3.95
♦ 700-MAX515ESA	MAX515ESA+	SOIC-8	10	1	Volt Buffered	Serial SPI	0.5	0.3	4.5/5.5	7.71	6.39	4.74
♦ 700-MAX5304CUA	MAX5304CUA+	µMAX-8	10	1	Volt Buffered	Serial SPI	4	0.4	4.5/5.5	5.64	3.96	2.75
♦ 700-MAX5304EUA	MAX5304EUA+	µMAX-8	10	1	Volt Buffered	Serial SPI	4	0.4	4.5/5.5	3.91	3.25	2.69
♦ 700-MAX5354CUA	MAX5354CUA+	µMAX-8	10	1	Volt Buffered	Serial SPI	2	0.4	4.5/5.5	6.37	5.32	3.94
♦ 700-MAX5354EUA	MAX5354EUA+	µMAX-8	10	1	Volt Buffered	Serial SPI	2	0.4	4.5/5.5	7.65	6.33	4.56
♦ 700-MAX5355CUA	MAX5355CUA+	µMAX-8	10	1	Volt Buffered	Serial SPI	2	0.4	3.15/3.6	6.84	5.71	4.24
♦ 700-MAX5355EUA	MAX5355EUA+	µMAX-8	10	1	Volt Buffered	Serial SPI	2	0.4	3.15/3.6	9.35	7.43	5.50
♦ 700-MAX5185BEEI	MAX5185BEEI+	QSOP-28	10	2	---	Parallel	0.5	---	3	11.53	7.98	5.41
♦ 700-MAX5522EUA	MAX5522EUA+	µMAX-8	10	2	Volt Buffered	Serial SPI	4	0.006	1.8/5.5	2.53	2.33	2.08
♦ 700-MAX5523EUA	MAX5523EUA+	µMAX-8	10	2	Volt Buffered	Serial SPI	4	0.008	1.8/5.5	6.29	4.41	3.08
♦ 700-MAX5550ETE	MAX5550ETE+	TQFN-16	10	2	Curr Unbuff	I2C,SPI	1	6	2.7/5.25	5.67	5.30	4.39
♦ 700-MAX5721AUA	MAX5721AUA+	µMAX-8	10	2	Volt Buffered	Serial SPI	4	0.215	2.7/5.5	7.68	6.27	5.03
♦ 700-MAX5721EUA	MAX5721EUA+	µMAX-8	10	2	Volt Buffered	Serial SPI	4	0.215	2.7/5.5	7.37	5.98	4.74
♦ 700-MAX5821LEUA	MAX5821LEUA+	µMAX-8	10	2	Volt Buffered	Serial I2C	4	0.215	2.7/5.5	9.81	6.87	4.80
♦ 700-MAX5821MEUA	MAX5821MEUA+	µMAX-8	10	2	Volt Buffered	Serial I2C	4	0.215	2.7/5.5	9.81	6.87	4.80
♦ 700-MAX5250ACAP	MAX5250ACAP+	SSOP-20	10	4	Volt Buffered	Serial SPI	0.5	0.98	4.5/5.5	22.68	15.83	11.05
♦ 700-MAX5250AEAP	MAX5250AEAP+	SSOP-20	10	4	Volt Buffered	Serial SPI	0.5	0.98	4.5/5.5	19.38	16.26	12.20
♦ 700-MAX5250BCAP	MAX5250BCAP+	SSOP-20	10	4	Volt Buffered	Serial SPI	1	0.98	4.5/5.5	17.47	12.26	8.52
700-MAX5250BCPP	MAX5250BCPP+	PDIP-20	10	4	Volt Buffered	Serial SPI	1	0.98	4.5/5.5	15.98	11.19	7.82
♦ 700-MAX5250BEAP	MAX5250BEAP+	SSOP-20	10	4	Volt Buffered	Serial SPI	1	0.98	4.5/5.5	15.15	12.67	10.15
♦ 700-MAX5251BCAP	MAX5251BCAP+	SSOP-20	10	4	Volt Buffered	Serial SPI	1	0.98	3.0/3.6	11.66	9.74	7.22
♦ 700-MAX5741AUB	MAX5741AUB+	µMAX-10	10	4	Volt Buffered	Serial SPI	4	0.42	2.7/5.5	8.58	6.96	5.52
♦ 700-MAX5741EUB	MAX5741EUB+	µMAX-10	10	4	Volt Buffered	Serial SPI	4	0.42	2.7/5.5	11.12	7.79	5.44
♦ 700-MAX5841LEUB	MAX5841LEUB+	µMAX-10	10	4	Volt Buffered	Serial I2C	4	0.42	2.7/5.5	6.61	6.10	5.75
♦ 700-MAX5841MEUB	MAX5841MEUB+	µMAX-10	10	4	Volt Buffered	Serial I2C	4	0.42	2.7/5.5	13.58	9.51	6.64
♦ 700-MAX5308EUE	MAX5308EUE+	TSSOP-16	10	8	Volt Buffered	Serial SPI	2	1.7	2.7/5.5	16.68	11.68	8.16
700-MAX501BCNG	MAX501BCNG+	PDIP-24	12	1	Volt Buffered	Parallel-BW	1	14	15.75	17.92	12.45	7.94
♦ 700-MAX501BEWG	MAX501BEWG+	SOW-24	12	1	Volt Buffered	Parallel-BW	0.75	---	1/15/00	24.51	16.18	9.72
700-MAX502BCNG	MAX502BCNG+	PDIP-24	12	1	Volt Buffered	Parallel-FW	1	14	15.75	17.92	12.45	7.94
♦ 700-MAX507ACWG	MAX507ACWG+	SOW-24	12	1	Volt Buffered	Parallel-FW	1	---	15.75	31.77	20.97	13.44
700-MAX507BCNG	MAX507BCNG+	PDIP-24	12	1	Volt Buffered	Parallel-FW	1	---	15.75	23.20	16.11	10.27
♦ 700-MAX507BCWG	MAX507BCWG+	SOIC-24W	12	1	Volt Buffered	Parallel-FW	1	---	15.75	23.20	16.11	10.35
700-MAX508BCPP	MAX508BCPP+	PDIP-20	12	1	Volt Buffered	Parallel-BW	1	---	15.75	23.08	16.02	10.26
♦ 700-MAX508BCWP	MAX508BCWP+	SOIC-20W	12	1	Volt Buffered	Parallel-BW	1	---	15.75	25.29	17.57	11.20
♦ 700-MAX5123AEEE	MAX5123AEEE+	QSOP-16	12	1	Volt Buffered	Serial SPI	1	0.6	2.7/3.6	11.30	9.44	7.21
♦ 700-MAX5139GTE	MAX5139GTE+	TQFN-16	12	1	Volt Buffered	Serial SPI	1	---	2.7/5.25	3.22	2.86	2.08
♦ 700-MAX5302CUA	MAX5302CUA+	µMAX-8	12	1	Volt Buffered	Serial SPI	4	0.4	4.5/5.5	5.15	4.29	3.27
♦ 700-MAX5302EUA	MAX5302EUA+	µMAX-8	12	1	Volt Buffered	Serial SPI	4	0.4	4.5/5.5	8.63	6.06	4.39
♦ 700-MAX530BCAG	MAX530BCAG+	SSOP-24	12	1	Volt Buffered	Parallel-BW	---	0.4	5.5	13.95	9.69	6.73
700-MAX530BCNG	MAX530BCNG+	PDIP-24	12	1	Volt Buffered	Parallel-BW	---	0.4	5.5	13.30	9.23	6.70
♦ 700-MAX530BCWG	MAX530BCWG+	SOIC-24W	12	1	Volt Buffered	Parallel-BW	---	0.4	5.5	13.24	9.18	6.42

© Copyright 2013 Mouser Electronics
© Copyright 2013 Mouser Electronics

MAXIM INTEGRATED Analog ICs

RoHS Compliant This product is RoHS compliant.

maxim integrated™

PRECISION DIGITAL-TO-ANALOG CONVERTERS (DACS) (CONT.)

◆ Surface Mount Device

NEW PRODUCT

For quantities greater than listed, call for quote.

MOUSER STOCK NO.	Maxim Integrated Part No.	Package	Res. (bits)	Channels	Output Type	Interface	INL (Max) (±LSB)	I_{CC} (mA) (Max)	Supply Range (V) (Min/Max)	Price Each 1	25	100
◆ 700-MAX5312EAE	MAX5312EAE+	SSOP-16	12	1	Volt Buffered	Serial SPI	1	6.2	15.75	13.81	9.43	5.81
700-MAX531ACPD	MAX531ACPD+	PDIP-14	12	1	Volt Buffered	Serial SPI	0.5	0.4	5.25	17.92	14.98	12.02
◆ 700-MAX531ACSD	MAX531ACSD+	SOIC-14	12	1	Volt Buffered	Serial SPI	0.5	0.4	5.25	26.87	18.85	13.66
◆ 700-MAX531AESD	MAX531AESD+	SOIC-14	12	1	Volt Buffered	Serial SPI	0.5	0.4	5.25	23.47	19.42	13.85
700-MAX531BCPD	MAX531BCPD+	PDIP-14	12	1	Volt Buffered	Serial SPI	1	0.4	5.25	17.80	12.47	8.71
◆ 700-MAX531BCSD	MAX531BCSD+	SOIC-14	12	1	Volt Buffered	Serial SPI	1	0.4	5.25	17.80	12.47	8.71
◆ 700-MAX531BESD	MAX531BESD+	SOIC-14	12	1	Volt Buffered	Serial SPI	1	0.4	5.25	15.64	12.94	9.23
◆ 700-MAX5352ACUA	MAX5352ACUA+	µMAX-8	12	1	Volt Buffered	Serial SPI	0.8	0.4	4.5/5.5	12.85	10.74	7.96
◆ 700-MAX5352BCUA	MAX5352BCUA+	µMAX-8	12	1	Volt Buffered	Serial SPI	1	0.4	4.5/5.5	14.80	10.36	7.23
◆ 700-MAX5352BEUA	MAX5352BEUA+	µMAX-8	12	1	Volt Buffered	Serial SPI	1	0.4	4.5/5.5	19.20	13.45	9.39
◆ 700-MAX5353AEUA	MAX5353AEUA+	µMAX-8	12	1	Volt Buffered	Serial SPI	1	0.4	3.15/3.6	16.45	13.80	10.35
700-MAX539BCPA	MAX539BCPA+	PDIP-8	12	1	Volt Buffered	Serial SPI	1	0.3	4.5/5.5	15.89	11.13	7.77
◆ 700-MAX539BCSA	MAX539BCSA+	SOIC-8	12	1	Volt Buffered	Serial SPI	1	0.3	4.5/5.5	15.89	11.13	7.77
700-MAX539BEPA	MAX539BEPA+	PDIP-8	12	1	Volt Buffered	Serial SPI	0.5	---	4.5/5.5	13.80	11.55	9.27
700-MAX543ACPA	MAX543ACPA+	PDIP-8	12	1	Curr Unbuff	Serial Other	0.5	---	11.4/15.75	19.36	16.06	12.16
◆ 700-MAX543ACWE	MAX543ACWE+	SOIC-16W	12	1	Curr Unbuff	Serial Other	0.5	---	11.4/15.75	19.22	15.86	11.90
700-MAX543AEPA	MAX543AEPA+	PDIPN-8	12	1	Curr Unbuff	Serial Other	0.5	---	11.4/15.75	26.29	20.88	15.77
◆ 700-MAX552AEUB	MAX552AEUB+	µMAX-10	12	1	Curr Unbuff	Serial SPI	0.5	0.005	2.7/3.6	18.18	12.63	8.05
◆ 700-MAX5531ETC	MAX5531ETC+	TQFN-12	12	1	Volt Buffered	Serial SPI	8	0.007	1.8/5.5	3.66	3.38	3.02
700-MX7548JN	MX7548JN+	PDIP-20	12	1	Curr Unbuff	Parallel-BW	1	---	4.75/15.75	16.27	11.30	7.90
◆ 700-MAX5104CEE	MAX5104CEE+	QSOP-16	12	2	Volt Buffered	Serial SPI	4	0.65	4.5/5.5	13.32	9.26	5.93
◆ 700-MAX5104EEE	MAX5104EEE+	QSOP-16	12	2	Volt Buffered	Serial SPI	4	0.65	4.5/5.5	14.41	10.02	6.39
◆ 700-MAX5137GTG	MAX5137GTG+	TQFN-24	12	2	Volt Buffered	Serial SPI	1	2.3	2.7/5.5	3.86	3.60	3.24
700-MAX5154BCPE	MAX5154BCPE+	PDIP-16	12	2	Volt Buffered	Serial SPI	1	---	4.5/5.5	22.53	14.87	8.93
◆ 700-MAX5155ACEE	MAX5155ACEE+	QSOP-16	12	2	Volt Buffered	Serial SPI	1	---	2.7/3.6	26.76	18.60	11.86
◆ 700-MAX5156BCEE	MAX5156BCEE+	QSOP-16	12	2	Volt Buffered	Serial SPI	1	0.65	4.5/5.5	21.41	14.79	9.47
700-MAX532ACPE	MAX532ACPE+	PDIP-16	12	2	Volt Buffered	Serial SPI	0.5	10	16.5	24.05	20.11	16.16
◆ 700-MAX532ACWE	MAX532ACWE+	SOIC-16W	12	2	Volt Buffered	Serial SPI	0.5	10	16.5	24.25	20.11	16.14
◆ 700-MAX532AEWE	MAX532AEWE+	SOIC-16W	12	2	Volt Buffered	Serial SPI	0.5	10	16.5	32.47	27.16	20.11
◆ 700-MAX5532EUA	MAX5532EUA+	µMAX-8	12	2	Volt Buffered	Serial SPI	8	0.006	1.8/5.5	4.24	3.96	3.56
◆ 700-MAX5533EUA	MAX5533EUA+	µMAX-8	12	2	Volt Buffered	Serial SPI	8	0.008	1.8/5.5	4.83	4.46	3.98
◆ 700-MAX5535ETC	MAX5535ETC+	TQFN-12	12	2	Volt Buffered	Serial SPI	8	---	1.8/5.5	4.83	4.46	3.98
◆ 700-MAX5722EUA	MAX5722EUA+	µMAX-8	12	2	Volt Buffered	Serial SPI	16	0.215	2.7/5.5	12.05	9.83	7.86
◆ 700-MAX5822LEUA	MAX5822LEUA+	µMAX-8	12	2	Volt Buffered	Serial I2C	16	0.215	2.7/5.5	17.38	12.17	8.50
◆ 700-MAX5822MEUA	MAX5822MEUA+	µMAX-8	12	2	Volt Buffered	Serial I2C	16	0.215	2.7/5.5	8.12	7.61	6.24
◆ 700-MX7537JP	MX7537JP+	PLCC-28	12	2	Curr Unbuff	Parallel-BW	1	---	10.8/16.5	36.34	25.25	17.54
700-MX7541AJN	MX7541AJN+	PDIP-18	12	2	Curr Unbuff	Parallel-FW	1	500	5/16	15.43	10.72	7.45
700-MX7542JN	MX7542JN+	PDIP-16	12	2	Curr Unbuff	Parallel-BW	1	2.5	4.75/5.25	20.94	14.55	9.28
700-MX7542KN	MX7542KN+	PDIP-16	12	2	Curr Unbuff	Parallel-BW	1	---	4.75/5.25	23.08	16.02	10.26
◆ 700-MX7543JCWE	MX7543JCWE+	SOIC-16W	12	2	Curr Unbuff	Serial Other	1	2.5	4.75/5.25	17.25	11.98	8.56
700-MX7543JN	MX7543JN+	PDIP-16	12	2	Curr Unbuff	Serial Other	1	2.5	4.75/5.25	17.16	11.92	8.32
◆ 700-MX7837JR	MX7837JR+	SOIC-24W	12	2	Volt Buffered	Parallel-BW	1	10	16.5	28.59	20.47	13.19
700-MX7847JN	MX7847JN+	PDIP-24	12	2	Volt Buffered	Parallel-FW	1	10	16.5	33.43	23.21	14.87
◆ 700-MX7847JR	MX7847JR+	SOIC-24W	12	2	Volt Buffered	Parallel-FW	1	10	16.5	29.63	20.59	13.73
◆ 700-MAX5135GTG	MAX5135GTG+	TQFN-24	12	4	Volt Buffered	Serial SPI	1	2.3	2.7/5.5	7.33	6.84	6.16
700-MAX514BCNG	MAX514BCNG+	PDIP-24	12	4	Curr Unbuff	Serial Other	1	0.4	4.5/5.25	45.19	31.39	20.01
◆ 700-MAX525AEAP	MAX525AEAP+	SSOP-20	12	4	Volt Buffered	Serial SPI	0.5	0.98	4.5/5.5	47.55	39.75	29.44
◆ 700-MAX525BCAP	MAX525BCAP+	SSOP-20	12	4	Volt Buffered	Serial SPI	1	0.98	4.5/5.5	28.14	23.53	18.89
◆ 700-MAX525BEAP	MAX525BEAP+	SSOP-20	12	4	Volt Buffered	Serial SPI	1	0.98	4.5/5.5	36.86	30.58	24.54
◆ 700-MAX526CCWG	MAX526CCWG+	SOIC-24W	12	4	Volt Buffered	Parallel-BW	0.5	28	-5.5/16.5	48.82	40.81	32.77
700-MAX526DCNG	MAX526DCNG+	PDIP-24	12	4	Volt Buffered	Parallel-BW	1	28	-5.5/16.5	40.68	34.00	27.32
◆ 700-MAX526DCWG	MAX526DCWG+	SOIC-24W	12	4	Volt Buffered	Parallel-BW	1	28	-5.5/16.5	41.00	34.00	27.29
700-MAX527DCNG	MAX527DCNG+	PDIP-24	12	4	Volt Buffered	Parallel-BW	1	18	-5.5/5.5	34.94	28.98	21.90
◆ 700-MAX5500AGAP	MAX5500AGAP+	SSOP-20	12	4	Volt Buffered	Serial SPI	0.75	0.98	4.5/5.5	9.75	9.03	8.05
◆ 700-MAX5501AGAP	MAX5501AGAP+	SSOP-20	12	4	Volt Buffered	Serial SPI	0.75	---	3/3.6	10.19	9.03	8.13
◆ 700-MAX5501BGAP	MAX5501BGAP+	SSOP-20	12	4	Volt Buffered	Serial SPI	2	---	3/3.6	6.94	6.48	5.83
◆ 700-MAX5742AUB	MAX5742AUB+	µMAX-10	12	4	Volt Buffered	Serial SPI	16	0.42	2.7/5.5	20.63	14.45	10.09
◆ 700-MAX5742EUB	MAX5742EUB+	µMAX-10	12	4	Volt Buffered	Serial SPI	16	0.42	2.7/5.5	19.62	13.74	9.60
◆ 700-MAX5842LEUB	MAX5842LEUB+	µMAX-10	12	4	Volt Buffered	Serial I2C	16	0.42	2.7/5.5	18.40	12.89	9.01
◆ 700-MAX5842MEUB+	MAX5842MEUB+	µMAX-10	12	4	Volt Buffered	Serial I2C	16	---	2.7/5.5	18.48	12.97	9.41
◆ 700-MAX5306EUE	MAX5306EUE+	µMAX-8	12	8	Volt Buffered	Serial SPI	4	1.7	2.7/5.5	20.48	16.54	12.11
◆ 700-MAX5307EUE	MAX5307EUE+	TSSOP-16	12	8	Volt Buffered	Serial SPI	4	1.7	2.7/5.5	27.96	19.62	13.63
◆ 700-MAX5590BEUG	MAX5590BEUG+	TSSOP-24	12	8	Volt Buffered	Serial SPI	4	3.2	2.7/5.25	13.97	11.61	8.11
◆ 700-MAX5725AAUP+	MAX5725AAUP+	TSSOP-20	12	8	Volt Buffered	Serial-SPI	1	2	2.7/5.5	22.60	15.83	11.05
◆ 700-MAX5825AAUP+	MAX5825AAUP+	TSSOP-20	12	8	Volt Buffered	Serial I2C	1	25	2.7/5.5	19.93	13.95	9.75
◆ 700-MAX5825BAUP+	MAX5825BAUP+	TSSOP-20	12	8	Volt Buffered	Serial I2C	1	25	2.7/5.5	18.23	12.16	8.81
◆ 700-MAX535BCUA	MAX535BCUA+	µMAX-8	13	1	Volt Buffered	Serial SPI	0.5	0.4	4.5/5.5	11.66	9.74	7.22
◆ 700-MAX5214GUA+	MAX5214GUA+	µMAX-8	14	1	Volt Buffered	Serial SPI	1	---	2.7 - 5	7.95	5.56	3.71
◆ 700-MAX5141EUA	MAX5141EUA+	µMAX-8	14	1	Volt Unbuff	Serial SPI	1	0.2	4.5/5.5	15.08	12.69	9.51
◆ 700-MAX5142EUB	MAX5142EUB+	µMAX-10	14	1	Volt Unbuff	Serial SPI	1	0.2	4.5/5.5	15.32	12.86	9.51
◆ 700-MAX5143EUA	MAX5143EUA+	µMAX-8	14	1	Volt Unbuff	Serial SPI	1	0.2	2.7/3.6	15.32	12.86	10.31
◆ 700-MAX5170AEEE	MAX5170AEEE+	QSOP-16	14	1	Volt Buffered	Serial SPI	1	0.4	4.5/5.5	20.11	13.95	8.95
◆ 700-MAX5170BEEE	MAX5170BEEE+	QSOP-16	14	1	Volt Buffered	Serial SPI	2	0.4	4.5/5.5	15.47	10.74	6.88
700-MAX545BCPD	MAX545BCPD+	PDIP-14	14	1	Volt Unbuff	Serial SPI	0.5	---	4.75/5.25	17.97	14.26	10.77
◆ 700-MAX5544ESA	MAX5544ESA+	SO-8	14	1	Volt Unbuff	Serial SPI	8	---	4.75/5.25	10.42	8.70	6.63
◆ 700-MX7538KEWG	MX7538KEWG+	SOIC-24W	14	1	Curr Unbuff	Parallel-FW	2	4	11.4/15.75	51.12	35.52	22.64
◆ 700-MAX5888AEGKD	MAX5888AEGK+D	QFN-68	16	1	---	Parallel, LVDS	3.9	---	3.3	148.45	143.97	110.75
◆ 700-MAX5216BGUA+	MAX5216BGUA+	µMAX-8	16	1	Volt Buffered	Serial SPI	8	0.08	2.7/5.25	6.96	4.87	3.40
◆ 700-MAX5216GUA+	MAX5216GUA+	µMAX-8	16	1	Volt Buffered	SerialSPI	1	---	2.7 - 5	10.57	7.40	5.17
◆ 700-MAX541ACSA	MAX541ACSA+	SOIC-8	16	1	Volt Unbuff	Serial SPI	1	1.1	4.75/5.5	42.46	35.21	25.41
◆ 700-MAX541AESA	MAX541AESA+	SOIC-8	16	1	Volt Unbuff	Serial SPI	1	1.1	4.75/5.5	54.76	45.77	33.91
700-MAX541BCPA	MAX541BCPA+	PDIP-8	16	1	Volt Unbuff	Serial SPI	2	1.1	4.75/5.5	29.92	25.01	20.08
700-MAX541CCPA	MAX541CCPA+	PDIP-8	16	1	Volt Unbuff	Serial SPI	4	1.1	4.75/5.5	21.66	17.97	13.58
◆ 700-MAX541CCSA	MAX541CCSA+	SOIC-8	16	1	Volt Unbuff	Serial SPI	4	1.1	4.75/5.5	29.47	20.64	14.41
◆ 700-MAX542BCSD	MAX542BCSD+	SOIC-14	16	1	Volt Unbuff	Serial SPI	2	1.1	4.75/5.5	29.92	25.01	18.52
◆ 700-MAX542CCSD	MAX542CCSD+	SOIC-14	16	1	Volt Unbuff	Serial SPI	4	1.1	4.75/5.5	21.49	17.97	13.31
◆ 700-MAX5441ACUA	MAX5441ACUA+	µMAX-8	16	1	Volt Unbuff	Serial SPI	2	0.2	4.5/5.5	25.52	21.35	15.81
◆ 700-MAX5442ACUB	MAX5442ACUB+	µMAX-10	16	1	Volt Unbuff	Serial SPI	2	0.2	4.5/5.5	25.07	21.11	14.26
◆ 700-MAX5443AEUA	MAX5443AEUA+	µMAX-8	16	1	Volt Unbuff	Serial SPI	2	0.2	2.7/3.6	29.95	25.13	18.61
◆ 700-MAX5661GCB	MAX5661GCB+	LQFP-64	16	1	Curr/Volt Buff	Serial SPI	10	---	4.75/5.25	14.70	10.31	7.47
◆ 700-MAX5136AGTG	MAX5136AGTG+	TQFN-24	16	2	Volt Buffered	Serial SPI	8	3.6	2.7/5.5	10.61	7.45	5.40
◆ 700-MAX5136AGUE+	MAX5136AGUE+	TSSOP-16	16	2	Volt Buffered	Serial SPI	8	---	2.7/5.5	9.34	8.28	7.61
◆ 700-MAX5134AGTG	MAX5134AGTG+	TQFN-24	16	4	Volt Buffered	Serial SPI	10	3.6	2.7/5.5	19.65	13.10	9.49
◆ 700-MAX5318GUG+	MAX5318GUG+	TSSOP-24	18	1	Volt Buffered	Serial SPI	2	18	2.7/5.5	55.08	36.72	26.62
◆ 700-MAX9850ETI+T	MAX9850ETI+T	TQFN-28	18	2	---	I2C, Audio	---	---	1.8/3.6	3.09	2.91	2.46
◆ 700-MAX5556ESA	MAX5556ESA+	SO-8	24	2	---	Audio-I2C	---	---	4.75/5.5	4.13	2.89	2.02
Development Tools												
700-MAX5815BAUD+	MAX5815BAUD+	Evaluation kit for MAX5815A								9.88	6.93	5.02
700-MAX5216EVKIT+	MAX5216EVKIT+	Evaluation Kit for MAX5216								138.64	-	-
700-MAX5535EVKIT	MAX5535EVKIT+	Evaluation Kit for MAX5535								169.70	-	-

© Copyright 2013 Mouser Electronics

© Copyright 2013 Mouser Electronics

MAXIM INTEGRATED Analog ICs

RoHS Compliant This product is RoHS compliant.

maxim integrated™

HIGH-SPEED DIGITAL-TO-ANALOG CONVERTERS (DACS)

♦ Surface Mount Device

For quantities greater than listed, call for quote.

MOUSER STOCK NO.	Maxim Integrated Part No.	Package	Res (bits)	fclk (Msps)	Channels	Interface	INL (±LSB)	DNL (±LSB)	Supply Voltage (V)	Price Each 1	25	100
♦ 700-MAX5190BEEG	MAX5190BEEG+	QSOP-24	8	40	1	Parallel	0.25	0.25	3	7.29	5.10	3.56
♦ 700-MAX5181BEEG	MAX5181BEEG+	QSOP-24	10	40	1	Parallel	0.5	0.5	3	8.51	5.96	4.16
♦ 700-MAX5180BEEI	MAX5180BEEI+	QSOP-28	10	40	2	Parallel	0.5	0.5	3	11.79	8.26	5.77
♦ 700-MAX5183BEEI	MAX5183BEEI+	QSOP-28	10	40	2	Parallel	0.5	0.5	3	11.79	8.26	5.77
♦ 700-MAX5853ETL	MAX5853ETL+	TQFN-40	10	80	2	Parallel	0.25	0.2	3,3.3	17.77	12.44	8.70
♦ 700-MAX5854ETL	MAX5854ETL+	TQFN-40	10	165	2	Parallel	0.25	0.2	3,3.3	19.93	13.95	9.75
♦ 700-MAX5886EGKD	MAX5886EGK+D	QFN-68	12	500	1	Parallel,LVDS	0.2	0.15	3.3	36.48	35.37	27.21
♦ 700-MAX5895EGKD	MAX5895EGK+D	QFN-68	16	500	2	Parallel	3	1	1.8,3.3	34.31	29.51	25.07
♦ 700-MAX5190BEEG	MAX5190BEEG+	QSOP-24	8	40	1	Parallel	0.25	0.25	3	7.29	5.10	3.56
♦ 700-MAX5181BEEG	MAX5181BEEG+	QSOP-24	10	40	1	Parallel	0.5	0.5	3	8.51	5.96	4.16
♦ 700-MAX5180BEEI	MAX5180BEEI+	QSOP-28	10	40	2	Parallel	0.5	0.5	3	11.79	8.26	5.77
♦ 700-MAX5183BEEI	MAX5183BEEI+	QSOP-28	10	40	2	Parallel	0.5	0.5	3	11.79	8.26	5.77
♦ 700-MAX5853ETL	MAX5853ETL+	TQFN-40	10	80	2	Parallel	0.25	0.2	3,3.3	17.77	12.44	8.70
♦ 700-MAX5854ETL	MAX5854ETL+	TQFN-40	10	165	2	Parallel	0.25	0.2	3,3.3	19.93	13.95	9.75
♦ 700-MAX5886EGKD	MAX5886EGK+D	QFN-68	12	500	1	Parallel,LVDS	0.2	0.15	3.3	36.48	35.37	27.21
♦ 700-MAX5895EGKD	MAX5895EGK+D	QFN-68	16	500	2	Parallel	3	1	1.8,3.3	34.31	29.51	25.07

TOUCH INTERFACE ICS

NEW PRODUCT

♦ Surface Mount Device

For quantities greater than listed, call for quote.

MOUSER STOCK NO.	Maxim Integrated Part No.	Package	Controller Type	Interface	Channels	Touch Pressure Management	Digital Supply Voltage (Min)	(Max)	Price Each 1	25	100
♦ 700-MAX11811ETP	MAX11811ETP+	TQFN-20	Resistive	I2C	4	Yes	1.7	3.6	5.37	3.77	2.63
♦ 700-MAX11811GTP/V	MAX11811GTP/V+	TQFN-20	Resistive	I2C	4	Yes	1.7	3.6	6.20	4.13	2.69
♦ 700-MXB7843EEE	MXB7843EEE+	QSOP-16	Resistive	QSPI, SPI	4	Yes	2.375	5.25	5.17	3.62	2.53
♦ 700-MXB7846EEE	MXB7846EEE+	QSOP-16	Resistive	QSPI, SPI	4	Yes	2.375	5.25	5.47	3.83	2.68
♦ 700-MAX11800ETC+	MAX11800ETC+	TQFN-12	Resistive	SPI	4	Yes	1.7	3.6	4.76	3.34	2.33
♦ 700-MAX11800EWC+T	MAX11800EWC+T	WLP-12	Resistive	SPI	4	Yes	1.7	3.6	3.65	2.75	2.41
♦ 700-MAX11801ETC+	MAX11801ETC+	TQFN-12	Resistive	I2C	4	Yes	1.7	3.6	4.61	3.23	2.26
♦ 700-MAX11801EWC+T	MAX11801EWC+T	WLP-12	Resistive	I2C	4	Yes	1.7	3.6	3.53	2.66	2.33
♦ 700-MAX11802ETC+	MAX11802ETC+	TQFN-12	Resistive	SPI	4	Yes	1.7	3.6	3.83	2.68	1.87
♦ 700-MAX11802EWC+T	MAX11802EWC+T	WLP-12	Resistive	SPI	4	Yes	1.7	3.6	2.89	2.18	1.90
♦ 700-MAX11803ETC+	MAX11803ETC+	TQFN-12	Resistive	I2C	4	Yes	1.7	3.6	3.71	2.60	1.81
♦ 700-MAX11803EWC+T	MAX11803EWC+T	WLP-12	Resistive	I2C	4	Yes	1.7	3.6	2.80	2.12	1.85

Evaluation Kit		Description	Price Each
700-MAX1234EVC16	MAX1234EVC16	Touch Evaluation System for MAX1233, MAX1234	196.99
700-MXB7846EVC16	MXB7846EVC16	Touch Evaluation System for MXB7843, MXB7846	219.61
700-MAX11800TEVS+	MAX11800TEVS+	Touch Evaluation Systems for MAX11800	182.97
700-MAX11801TEVS+	MAX11801TEVS+	Touch Evaluation Systems for MAX11801	182.97

UART INTERFACE ICS

♦ Surface Mount Device

For quantities greater than listed, call for quote.

MOUSER STOCK NO.	Maxim Integrated Part No.	Package	Description	Micro Compatible Interface	I_{CC} (Typ)(mA)	Supply Voltage (V)	Price Each 1	25	100
♦ 700-DS2480B	DS2480B+	SOIC-8	UART Protocol (5V RS-232) to 1-Wire	-	3	4.5-5.5	5.62	3.94	2.75
♦ 700-MAX3100CEE	MAX3100CEE+	QSOP-16	UART Interface for Small Micro Systems	SPI & Microwire	0.27	3,3.3,5	8.26	5.79	4.04
700-MAX3100CPD	MAX3100CPD+	PDIP-14	UART Interface for Small Micro Systems	SPI & Microwire	0.27	3,3.3,5	8.29	5.82	4.04
♦ 700-MAX3100EEE	MAX3100EEE+	QSOP-16	UART Interface for Small Micro Systems	SPI & Microwire	0.27	3,3.3,5	11.80	8.26	5.77
700-MAX3100EPD	MAX3100EPD+	PDIP-14	UART Interface for Small Micro Systems	SPI & Microwire	0.27	3,3.3,5	11.83	8.29	5.89
♦ 700-MAX3100CEET	MAX3100CEE+T	QSOP-16	SPI/MICROWIRE-Compatible UART	SPI & Microwire	0.27	2.7-5.5	7.93	5.32	4.29
♦ 700-MAX3100EEET	MAX3100EEE+T	QSOP-16	SPI/MICROWIRE-Compatible UART	SPI & Microwire	0.27	2.7-5.5	11.29	7.55	6.09
700-MAX3110ECNIG36	MAX3110ECNI+G36	PDIP-28	UART w/±15kV ESD Prot RS-232 Transcvr	SPI & Microwire	0.6	3.3	13.74	9.62	6.84
♦ 700-MAX3110ECWIG36	MAX3110ECWI+G36	SOIC-28W	UART w/±15kV ESD Prot RS-232 Transcvr	SPI & Microwire	0.6	3.3	13.70	9.60	6.70
♦ 700-MAX3111ECWIG36	MAX3111ECWI+G36	SOIC-28W	UART w/±15kV ESD Prot RS-232 Transcvr	SPI & Microwire	0.6	5	13.75	9.65	7.00
♦ 700-MAX3111EEWIG36	MAX3111EEWI+G36	SOIC-28W	UART w/±15kV ESD Prot RS-232 Transcvr	SPI & Microwire	0.6	5	19.61	13.74	9.60
♦ 700-MAX3110EEWIG36	MAX3110EEWI+G36	SOIC-28	UART w/±15kV ESD Prot RS-232 Transcvr	SPI & Microwire	0.6	5	19.67	13.78	9.79
♦ 700-MAX3107ETG+	MAX3107ETG+	TQFN-24	SPI/I²C UART with 128-W FIFOs and Internal Osc	SPI & I2C	0.64	2.35-3.3	11.79	8.26	5.77
♦ 700-MAX3140CEI	MAX3140CEI+	QSOP-28	UART with Fail-Safe RS-485/422 Transcvr	SPI & Microwire	0.7	5	11.79	8.26	5.77
♦ 700-MAX3140EEI	MAX3140EEI+	QSOP-28	UART w/Integrated True Fail Safe RS-485/RS-422 Trans	SPI & Microwire	0.7	5	16.77	11.75	8.21

T/E CARRIER AND PACKETIZED PRODUCTS

NEW PRODUCT

♦ Surface Mount Device

For quantities greater than listed, call for quote.

MOUSER STOCK NO.	Maxim Integrated Part No.	Package	Functions	Transmission Standard	Channels	VSupply (V)	EV Kit	Price Each 1	25	100
♦ 700-DS3150T	DS3150T+	TQFP-48	LIU	STS-1, T3/E3	1	3.3	Yes	23.13	21.29	18.63
♦ 700-DS33Z44	DS33Z44+	CSBGA-256	Ethernet Mapper	Ethernet/Serial TDM	4	3.3	Yes	94.23	83.76	75.60

RS-232 LINE DRIVERS/RECEIVERS

♦ Surface Mount Device

For quantities greater than listed, call for quote.

MOUSER STOCK NO.	Package	Tx/Rx	V Supply	ESD (kV)	Signal Rate (kbps)	Icc (Typ) (mA)	Price Each 1	25	100
♦ 700-MAX1489ECSD	SOIC-14	0/4	5	15	120	0.35	2.56	1.80	1.25
♦ 700-MAX221CUE	TSSOP-16	1/1	5	-	250	5	3.19	2.24	1.56
♦ 700-MAX221ECAE	SSOP-16	1/1	5	15	250	5	3.45	2.42	1.68
♦ 700-MAX221ECUE	TSSOP-16	1/1	5	-	250	5	3.45	2.42	1.68
♦ 700-MAX221EEUE	TSSOP-16	1/1	5	15	250	5	4.65	3.26	2.28
♦ 700-MAX3311CUB	µMAX-10	1/1	5	-	460	0.1	3.07	2.15	1.50
♦ 700-MAX3311ECUB	µMAX-10	1/1	5	15	460	0.1	3.45	2.42	1.68
♦ 700-MAX3311EEUB	µMAX-10	1/1	5	15	460	0.1	4.47	3.14	2.18
♦ 700-MAX3313CUB	µMAX-10	1/1	5	-	460	0.1	3.07	2.15	1.50
♦ 700-MAX3313ECUB	µMAX-10	1/1	5	15	460	0.1	3.45	2.42	1.68
♦ 700-MAX3313EUB	µMAX-10	1/1	5	-	460	0.1	4.01	2.80	1.96
♦ 700-MAX3319EAE	SSOP-16	1/1	2.5, 3	15	460	0.3	5.24	3.68	2.66
♦ 700-MAX3319ECAE	SSOP-16	1/1	2.5, 3	15	460	0.3	6.48	4.54	3.17
♦ 700-MAX3221EAET	SSOP-16	1/1	3.3, 5	-	120	0.3	4.63	3.11	2.53
♦ 700-MAX3221EUE	TSSOP-16	1/1	3.3, 5	-	120	0.3	4.79	3.35	2.34
♦ 700-MAX3221CAE	SSOP-16	1/1	3.3, 5	-	120	0.3	3.35	2.34	1.64
♦ 700-MAX3221CUE	TSSOP-16	1/1	3.3, 5	-	120	0.3	3.35	2.34	1.64
♦ 700-MAX563CWN	SOIC-18W	2/2	3.3	-	116	3	6.51	4.56	3.18
♦ 700-MAX3233ECWPG36	SOIC-20W	2/2	3.3	15	250	0.3	10.39	7.28	5.08
♦ 700-MAX3233EEWPG36	SOIC-20W	2/2	3.3	15	250	0.3	14.42	10.10	7.06
700-MAX250CPD	PDIP-14	2/2	5	-	116	0.1	9.04	6.33	4.43

MOUSER STOCK NO.	Package	Tx/Rx	V Supply	ESD (kV)	Signal Rate (kbps)	Icc (Typ) (mA)	Price Each 1	25	100
♦ 700-MAX250CSD	SOIC-14	2/2	5	-	116	0.1	9.96	6.97	4.88
♦ 700-MAX250ESD	SOIC-14	2/2	5	-	116	0.1	14.21	9.95	6.96
700-MAX251CPD	PDIP-14	2/2	5	-	116	0.1	9.07	6.37	4.43
♦ 700-MAX251CSD	SOIC-14	2/2	5	-	116	0.1	9.99	7.01	4.88
♦ 700-MAX251EPD	SOIC-14	2/2	5	-	116	0.1	12.90	9.04	6.31
♦ 700-MAX251ESD	SO-14	2/2	5	-	116	0.1	14.21	9.95	6.96
♦ 700-MAX203CPPG36	PDIP-20	2/2	5	-	116	8	8.83	6.20	4.29
♦ 700-MAX203CWPG36	SOIC-20W	2/2	5	-	116	8	8.80	6.16	4.29
700-MAX220CPE	PDIP-16	2/2	5	-	120	0.5	6.53	4.57	3.24
700-MAX220EPE	PDIP-16	2/2	5	-	120	0.5	7.82	5.49	3.98
♦ 700-MAX220ESE	SO-16N	2/2	5	-	120	0.5	7.81	5.47	3.88
700-MAX232CPE	PDIP-16	2/2	5	-	120	5	3.92	2.74	1.92
♦ 700-MAX232CSE	SOIC-16	2/2	5	-	120	5	3.92	2.74	1.92
♦ 700-MAX232CWE	SOIC-16W	2/2	5	-	120	5	3.92	2.74	1.92
700-MAX232ECPE	PDIP-16	2/2	5	15	120	5	4.94	3.46	2.42
♦ 700-MAX232ECSE	SOIC-16	2/2	5	15	120	5	4.94	3.46	2.42
♦ 700-MAX232ECWE	SOIC-16W	2/2	5	15	120	5	4.94	3.46	2.42
700-MAX232EEPE	PDIP-16	2/2	5	15	120	5	6.41	4.49	3.25
♦ 700-MAX232EESE	SOIC-16	2/2	5	15	120	5	6.39	4.47	3.12
♦ 700-MAX232EEWE	SOIC-16W	2/2	5	15	120	5	6.39	4.47	3.12
700-MAX232EPE	PDIP-16	2/2	5	15	120	5	4.71	3.28	2.30

© Copyright 2013 Mouser Electronics

© Copyright 2013 Mouser Electronics

MAXIM INTEGRATED Analog ICs

RoHS Compliant This product is RoHS compliant.

maxim integrated™

RS-232 LINE DRIVERS/RECEIVERS (CONT.)

◆ Surface Mount Device

For quantities greater than listed, call for quote.

MOUSER STOCK NO.	Package	Tx/Rx	V Supply	ESD (kV)	Signal Rate (kbps)	Icc (Typ) (mA)	Price Each 1	25	100
◆ 700-MAX232ESE	SOIC-16	2/2	5	15	120	5	4.72	3.31	2.30
◆ 700-MAX232EWE	SOIC-16W	2/2	5	15	120	5	4.71	3.28	2.30
700-MAX233CPPG36	PDIP-20	2/2	5	-	120	5	8.80	6.16	4.29
◆ 700-MAX233EPPG36	SOIC-20W	2/2	5	-	120	5	10.54	7.38	5.16
◆ 700-MAX202CPE	PDIP-16	2/2	5	-	120	8	3.92	2.74	1.92
◆ 700-MAX202CSE	SOIC-16	2/2	5	-	120	8	3.92	2.74	1.92
◆ 700-MAX202CWE	SOIC-16W	2/2	5	-	120	8	3.92	2.74	1.92
◆ 700-MAX202ECPE	PDIP-16	2/2	5	15	120	8	4.94	3.46	2.42
◆ 700-MAX202ECSE	SOIC-16	2/2	5	15	120	8	4.94	3.46	2.42
◆ 700-MAX202ECWE	SOIC-16W	2/2	5	15	120	8	4.94	3.46	2.42
◆ 700-MAX202EEPE	PDIP-16	2/2	5	15	120	8	6.41	4.49	3.25
◆ 700-MAX202EESE	SOIC-16	2/2	5	15	120	8	6.39	4.47	3.12
◆ 700-MAX202EEWE	SOIC-16W	2/2	5	15	120	8	6.39	4.47	3.12
◆ 700-MAX202ESE	SOIC-16	2/2	5	15	120	8	4.71	3.28	2.30
◆ 700-MAX203ECWPG36	SOIC-20W	2/2	5	15	120	8	9.61	6.72	4.70
◆ 700-MAX203EEWPG36	SOIC-20W	2/2	5	15	120	8	13.70	9.60	6.70
700-MAX203EPPG36	PDIP-20	2/2	5	15	120	8	10.54	7.38	5.16
◆ 700-MAX233AEWP-	SOICW-20	2/2	5	-	200	4	18.25	12.17	8.69
700-MAX222CPN	PDIP-18	2/2	5	-	200	4	5.77	4.03	2.82
◆ 700-MAX222CWN	SOIC-18W	2/2	5	-	200	4	5.79	4.06	2.88
◆ 700-MAX222EWN	SOIC-18W	2/2	5	-	200	4	6.89	4.83	3.37
700-MAX232ACPE	PDIP-16	2/2	5	-	200	4	6.51	4.56	3.18
◆ 700-MAX232ACSE	SOIC-16	2/2	5	-	200	4	6.51	4.56	3.18
◆ 700-MAX232ACWE	SOIC-16W	2/2	5	-	200	4	5.77	4.03	2.82
700-MAX232AEPE	PDIP-16	2/2	5	15	200	4	7.79	5.46	3.81
◆ 700-MAX232AESE	SOIC-16	2/2	5	15	200	4	7.79	5.46	3.81
◆ 700-MAX232AEWE	SOIC-16W	2/2	5	15	200	4	6.89	4.83	3.37
700-MAX233ACPPG36	PDIP-20	2/2	5	-	200	4	12.70	8.89	6.22
◆ 700-MAX233ACWPG36	SOIC-20W	2/2	5	-	200	4	12.70	8.89	6.22
700-MAX233AEPPG36	PDIP-20	2/2	5	-	200	4	17.28	12.10	8.45
◆ 700-MAX233AEWPG36	SOIC-20W	2/2	5	-	200	4	17.28	12.10	8.45
700-MAX242CPN	PDIP-18	2/2	5	-	200	4	5.79	4.06	2.88
◆ 700-MAX242CWN	SOIC-18W	2/2	5	-	200	4	5.77	4.03	2.82
700-MAX242EPN	PDIP-18	2/2	5	-	200	4	6.91	4.84	3.45
◆ 700-MAX242EWN	SOIC-18W	2/2	5	-	200	4	6.91	4.85	3.52
◆ 700-MAX243CSE	SOIC-16	2/2	5	-	200	4	6.53	4.57	3.24
◆ 700-MAX3235ECWPG36	SOIC-20W	2/2	5	15	250	0.3	9.62	6.74	4.78
◆ 700-MAX3235EEWPG36	SOIC-20W	2/2	5	15	250	0.3	13.27	9.29	6.49
◆ 700-MAX3316ECUP	TSSOP-20	2/2	2.5, 3	15	460	0.3	6.51	4.56	3.31
◆ 700-MAX3381ECUP	TSSOP-20	2/2	2.5, 3, 3.3, 5	15	250	0.3	7.40	5.19	3.63
◆ 700-MAX3380ECUP	TSSOP-20	2/2	2.5, 3, 3.3, 5	15	460	0.3	7.40	5.19	3.63
◆ 700-MAX3380EEUP	TSSOP-20	2/2	2.5, 3, 3.3, 5	15	460	0.3	10.61	7.43	5.19
◆ 700-MAX13234EEUP	TSSOP-20	2/2	3, 3.3, 5	15	250	0.001	9.13	6.39	4.55
◆ 700-MAX3322EEUP	TSSOP-20	2/2	3, 3.3, 5	15	250	1	8.41	5.90	4.12
◆ 700-MAX13223EEUP	TSSOP-20	2/2	3, 3.3, 5	-	250	8	9.12	6.39	4.46
◆ 700-MAX3131EAI	SSOP-28	2/2	3, 5.5	-	115.2	1	19.87	13.20	8.66
700-MAX3223CPP	PDIP-20	2/2	3.3, 5	-	120	0.3	4.96	3.48	2.42
700-MAX3223ECPP	PDIP-20	2/2	3.3, 5	-	120	0.3	5.97	4.18	3.03
◆ 700-MAX3222CAP	SSOP-20	2/2	3.3, 5	-	120	0.3	4.94	3.46	2.42
700-MAX3222CPN	PDIP-18	2/2	3.3, 5	-	120	0.3	4.96	3.48	2.53
◆ 700-MAX3222CUP	TSSOP-20	2/2	3.3, 5	-	120	0.3	4.91	3.43	2.41
◆ 700-MAX3222CWN	SOIC-18W	2/2	3.3, 5	-	120	0.3	4.96	3.48	2.42
◆ 700-MAX3222EAP	SSOP-20	2/2	3.3, 5	-	120	0.3	6.39	4.47	3.12
◆ 700-MAX3222EUP	TSSOP-20	2/2	3.3, 5	-	120	0.3	6.39	4.47	3.12
◆ 700-MAX3223CAP	SSOP-20	2/2	3.3, 5	-	120	0.3	4.94	3.46	2.42
◆ 700-MAX3223CUP	TSSOP-20	2/2	3.3, 5	-	120	0.3	4.91	3.43	2.41
◆ 700-MAX3223EAP	SSOP-20	2/2	3.3, 5	-	120	0.3	6.39	4.47	3.12
◆ 700-MAX3223EUP	TSSOP-20	2/2	3.3, 5	-	120	0.3	6.39	4.47	3.12
◆ 700-MAX3232CAE	TSSOP-16	2/2	3.3, 5	-	120	0.3	4.94	3.46	2.42
700-MAX3232CPE	PDIP-16	2/2	3.3, 5	-	120	0.3	4.96	3.48	2.53
◆ 700-MAX3232CSE	SOIC-16	2/2	3.3, 5	-	120	0.3	4.94	3.46	2.42
◆ 700-MAX3232CSET	SO-16N	2/2	3.3, 5	-	120	0.3	4.92	3.71	2.60
◆ 700-MAX3232CUE	TSSOP-16	2/2	3.3, 5	-	120	0.3	4.91	3.43	2.41
◆ 700-MAX3232CWE	SOIC-16W	2/2	3.3, 5	-	120	0.3	4.96	3.48	2.53
◆ 700-MAX3232ECUE	TSSOP-16	2/2	3.3, 5	-	120	0.3	4.12	2.87	2.20
◆ 700-MAX3232EEUE	TSSOP-16	2/2	3.3, 5	-	120	0.3	4.65	3.26	2.28
◆ 700-MAX3232ESE	SOIC-16	2/2	3.3, 5	-	120	0.3	6.39	4.47	3.12
◆ 700-MAX3232EUE	TSSOP-16	2/2	3.3, 5	-	120	0.3	6.39	4.47	3.12
◆ 700-MAX3232EWE	SO-16W	2/2	3.3, 5	-	120	0.3	6.39	4.47	3.12
◆ 700-MAX3224CUP	TSSOP-20	2/2	3.3, 5	-	250	0.3	4.94	3.47	2.50
◆ 700-MAX3224EEPP	PDIP-20	2/2	3.3, 5	-	250	0.3	8.99	5.99	4.34
◆ 700-MAX3224EETP	TQFN-20	2/2	3.3, 5	-	250	0.3	4.78	3.36	2.43
◆ 700-MAX3224ETP	TQFN-20	2/2	3.3, 5	-	250	0.3	4.42	3.10	2.25
◆ 700-MAX3222ECAP	SSOP-20	2/2	3.3, 5	15	250	0.3	5.95	4.16	2.91
◆ 700-MAX3222ECUP	TSSOP-20	2/2	3.3, 5	15	250	0.3	6.03	4.24	2.95
◆ 700-MAX3222ECWN	SOIC-18W	2/2	3.3, 5	15	250	0.3	5.97	4.18	3.03
◆ 700-MAX3222EEAP	SSOP-20	2/2	3.3, 5	15	250	0.3	8.51	5.96	4.16
◆ 700-MAX3222EEUP	TSSOP-20	2/2	3.3, 5	15	250	0.3	7.85	5.50	3.85
◆ 700-MAX3222EEWN	SOIC-18W	2/2	3.3, 5	15	250	0.3	8.51	5.96	4.16
◆ 700-MAX3223ECAP	SSOP-20	2/2	3.3, 5	15	250	0.3	5.95	4.16	2.91
◆ 700-MAX3223ECUP	TSSOP-20	2/2	3.3, 5	15	250	0.3	6.06	4.26	3.07
700-MAX3223EEAP	SSOP-20	2/2	3.3, 5	15	250	0.3	8.51	5.96	4.16
◆ 700-MAX3223EEPP	PDIP-20	2/2	3.3, 5	15	250	0.3	8.51	5.96	4.16
◆ 700-MAX3223EEUP	TSSOP-20	2/2	3.3, 5	15	250	0.3	7.85	5.50	3.85
◆ 700-MAX3224CAP	SSOP-20	2/2	3.3, 5	-	250	0.3	4.94	3.46	2.42
◆ 700-MAX3224EAP	SSOP-20	2/2	3.3, 5	-	250	0.3	7.06	4.96	3.52

© Copyright 2013 Mouser Electronics

RS-232 LINE DRIVERS/RECEIVERS (CONT.)

◆ Surface Mount Device

For quantities greater than listed, call for quote.

MOUSER STOCK NO.	Package	Tx/Rx	VSupply	ESD (kV)	Signal Rate (kbps)	Icc (Typ) (mA)	Price Each 1	25	100
◆ 700-MAX3224ECAP	SSOP-20	2/2	3.3, 5	15	250	0.3	5.95	4.16	2.91
◆ 700-MAX3224EEAP	SSOP-20	2/2	3.3, 5	15	250	0.3	8.54	5.99	4.16
◆ 700-MAX3232ECAE	SSOP-16	2/2	3.3, 5	15	250	0.3	5.95	4.16	2.91
700-MAX3232ECPE	PDIP-16	2/2	3.3, 5	15	250	0.3	5.95	4.16	2.91
◆ 700-MAX3232ECTE	TQFN-16	2/2	3.3, 5	15	250	0.3	4.09	2.87	2.07
◆ 700-MAX3232ECUP	TSSOP-20	2/2	3.3, 5	15	250	0.3	6.03	4.24	2.95
◆ 700-MAX3232ECWE	SOIC-16W	2/2	3.3, 5	15	250	0.3	5.95	4.16	2.91
◆ 700-MAX3232EEAE	SSOP-16	2/2	3.3, 5	15	250	0.3	8.51	5.96	4.16
◆ 700-MAX3232EEUP	TSSOP-20	2/2	3.3, 5	15	250	0.3	7.89	5.53	4.00
◆ 700-MAX3232EEWE	SOIC-16W	2/2	3.3, 5	15	250	0.3	8.51	5.96	4.16
◆ 700-MAX3320ACAP	SSOP-20	2/2	3.3, 5	-	250	0.45	5.39	3.79	2.74
◆ 700-MAX3320TEAP	SSOP-20	2/2	3.3, 5	-	250	0.45	7.69	5.40	3.92
◆ 700-MAX3250CAI	SSOP-28	2/2	3.3, 5	-	250	15	10.18	7.13	4.98
◆ 700-MAX3250EAI	SSOP-28	2/2	3.3, 5	-	250	15	13.55	9.49	6.62
◆ 700-MAX3225EAP	SSOP-20	2/2	3.3, 5	-	1000	0.3	7.04	4.93	3.45
◆ 700-MAX3225CAP	SSOP-20	2/2	3.3, 5	-	1000	0.3	4.94	3.46	2.42
◆ 700-MAX3225ECAP	SSOP-20	2/2	3.3, 5	15	1000	0.3	5.95	4.16	2.91
◆ 700-MAX3225EEAP	SSOP-20	2/2	3.3, 5	15	1000	0.3	8.51	5.96	4.16
◆ 700-MAX3225EEAPT	SSOP-20	2/2	3.3, 5	15	1000	0.3	8.16	5.47	4.42
◆ 700-MAX3225EEUP	TSSOP-20	2/2	3.3, 5	15	1000	0.3	7.86	5.51	3.85
700-MAX201CPD	PDIP-14	2/2	5, 12	-	116	0.4	3.93	2.76	1.92
◆ 700-MAX201CWE	SOIC-16W	2/2	5, 12	-	116	0.4	3.93	2.76	1.96
700-MAX231CPD	PDIP-14	2/2	5, 12	-	120	0.4	3.92	2.74	1.92
◆ 700-MAX231CWE	SOIC-16	2/2	5, 12	-	120	0.4	3.92	2.74	1.92
◆ 700-MAX3388EEUG	TSSOP-24	3/2	2.5, 3	15	460	0.3	11.65	8.17	5.92
◆ 700-MAX3386ECUP	TSSOP-20	3/2	3.3, 5	15	250	0.3	6.72	4.71	3.28
700-MAX1406CPE	PDIP-16	3/3	12	15	230	0.23	3.63	2.55	1.77
◆ 700-MAX1406CWE	SOIC-16W	3/3	12	15	230	0.23	3.63	2.55	1.77
◆ 700-MAX1406EWE	SO-16W	3/3	12	15	230	0.23	5.19	3.64	2.55
◆ 700-MAX3387ECUG	TSSOP-24	3/3	3.3, 5	15	250	0.3	8.67	6.08	4.24
◆ 700-MAX3387EEUG	TSSOP-24	3/3	3.3, 5	15	250	0.3	10.33	7.23	5.05
◆ 700-MAX214CWI	SOIC-28W	3/5	5	-	116	9	10.74	7.54	5.23
◆ 700-MAX562CAI	SSOP-28	3/5	3, 3.3, 5	-	230	20	9.27	6.51	4.71
◆ 700-MAX3241CAI	SSOP-28	3/5	3.3, 5	-	120	0.3	8.92	6.26	4.35
◆ 700-MAX3241CUI	TSSOP-28	3/5	3.3, 5	-	120	0.3	9.07	6.37	4.43
◆ 700-MAX3241CWI	SOIC-28W	3/5	3.3, 5	-	120	0.3	8.89	6.23	4.35
◆ 700-MAX3241EAI	SSOP-28	3/5	3.3, 5	-	120	0.3	12.75	8.95	6.22
◆ 700-MAX3243CAI	SSOP-28	3/5	3.3, 5	-	120	0.3	8.92	6.26	4.35
◆ 700-MAX3243CUI	TSSOP-28	3/5	3.3, 5	-	120	0.3	8.29	5.81	4.06
◆ 700-MAX3243EAI	SSOP-28	3/5	3.3, 5	-	120	0.3	12.70	8.89	6.22
◆ 700-MAX3241ECAI	SSOP-28	3/5	3.3, 5	15	250	0.3	10.33	7.23	5.05
◆ 700-MAX3241ECWI	SOIC-28W	3/5	3.3, 5	15	250	0.3	10.37	7.28	5.05
◆ 700-MAX3241EEAI	SSOP-28	3/5	3.3, 5	15	250	0.3	14.16	9.92	6.92
◆ 700-MAX3241EEUI	TSSOP-28	3/5	3.3, 5	15	250	0.3	14.15	9.91	6.92
◆ 700-MAX3243ECAI	SSOP-28	3/5	3.3, 5	15	250	0.3	10.33	7.23	5.05
◆ 700-MAX3243ECUI	TSSOP-28	3/5	3.3, 5	15	250	0.3	10.37	7.28	5.26
◆ 700-MAX3243EEAI	SSOP-28	3/5	3.3, 5	15	250	0.3	14.20	9.96	6.92
◆ 700-MAX3243EUI	TSSOP-28	3/5	3.3, 5	15	250	0.3	13.01	9.12	6.36
◆ 700-MAX3244ECAI	SSOP-28	3/5	3.3, 5	15	250	0.3	10.33	7.23	5.05
◆ 700-MAX3244EEAI	SSOP-28	3/5	3.3, 5	15	250	0.3	14.20	9.96	6.92
◆ 700-MAX3245CAI	SSOP-28	3/5	3.3, 5	-	1000	0.3	9.69	6.79	4.74
◆ 700-MAX3245EAI	SSOP-28	3/5	3.3, 5	-	1000	0.3	13.92	9.77	6.77
◆ 700-MAX3245ECAI	SSOP-28	3/5	3.3, 5	15	1000	0.3	11.26	7.90	5.51
◆ 700-MAX3245EEAI	SSOP-28	3/5	3.3, 5	15	1000	0.3	15.48	10.87	7.55
700-MAX239CNG	PDIP-24	3/5	5, 12	-	120	0.4	8.92	6.25	4.37
◆ 700-MAX239CWG	SOIC-24W	3/5	5, 12	-	120	0.4	8.92	6.25	4.37
◆ 700-MAX3185CWP	SO-20	3/5	5, 12	15	230	0.38	3.33	2.32	1.62
700-MAX204CPE	PDIP-16	4/0	5	-	116	11	6.98	4.89	3.54
◆ 700-MAX204CWE	SO16W	4/0	5	-	116	11	6.98	4.88	3.47
700-MAX234CPE	PDIP-16	4/0	5	-	120	7	6.98	4.89	3.54
◆ 700-MAX234EWE	SO-16	4/0	5	-	120	7	8.39	5.89	4.09
700-MAX1488ECPD	PDIP-14	4/0	12	15	120	0.085	2.57	1.81	1.31
◆ 700-MAX1488ECSD	SOIC-14	4/0	12	15	120	0.085	2.56	1.80	1.25
700-MAX1488EEPD	PDIP-14	4/0	12	15	120	0.085	3.68	2.58	1.86
◆ 700-MAX206CWG	SOIC-24W	4/3	5	-	116	11	8.96	6.28	4.55
700-MAX236CNG	PDIP-24	4/3	5	-	120	7	8.92	6.25	4.37
◆ 700-MAX236CWG	SOIC-24W	4/3	5	-	120	7	8.96	6.28	4.55
700-MAX238CNG	PDIP-24	4/4	5	-	120	7	8.92	6.25	4.37
◆ 700-MAX238CWG	SOIC-24W	4/4	5	-	120	7	8.92	6.25	4.37
◆ 700-MAX238EWG	SOIC-24W	4/4	5	-	120	7	10.70	7.50	5.23
◆ 700-MAX208EEWG	SO-24	4/4	5	15	120	11	13.54	9.50	6.88
◆ 700-MAX560CAI	SSOP-28	4/5	3.3	-	116	5	10.23	7.17	5.01
◆ 700-MAX211CWI	SOIC-28W	4/5	5	-	116	11	8.92	6.25	4.37
◆ 700-MAX211EAI	SSOP-28	4/5	5	-	116	11	11.17	7.82	5.47
◆ 700-MAX213CAI	SSOP-28	4/5	5	-	116	11	9.43	6.61	4.79
◆ 700-MAX213CWI	SOIC-28W	4/5	5	-	116	11	8.92	6.25	4.37
◆ 700-MAX241CWI	SOIC-28W	4/5	5	-	120	7	8.92	6.25	4.37
◆ 700-MAX241ECAI	SSOP-28	4/5	5	-	120	7	10.83	7.59	5.29
◆ 700-MAX241ECWI	SOIC-28W	4/5	5	15	120	7	10.37	7.28	5.26
◆ 700-MAX241EWI	SOIC-28W	4/5	5	15	120	7	10.70	7.50	5.23
◆ 700-MAX211ECAI	SSOP-28	4/5	5	15	120	14	10.83	7.59	5.29
◆ 700-MAX211ECWI	SOIC-28W	4/5	5	15	120	14	10.33	7.23	5.05
◆ 700-MAX211EEAI	SSOP-28	4/5	5	15	120	14	13.51	9.47	6.61
◆ 700-MAX213EEAI	SSOP-28	4/5	5	15	120	14	13.57	9.52	6.90
700-MAX230CPP	PDIP-20	5/0	5	-	120	7	9.77	6.86	4.96
700-MAX207CNG	PDIP-24	5/3	5	-	116	11	8.96	6.28	4.55
◆ 700-MAX207CWG	SOIC-24	5/3	5	-	116	11	8.92	6.25	4.37
◆ 700-MAX207ECAG	SSOP-24	5/3	5	-	116	11	10.37	7.28	5.26
700-MAX237CNG	PDIP-24	5/3	5	-	120	7	8.92	6.25	4.37
◆ 700-MAX237CWG	SOIC-24W	5/3	5	-	120	7	8.92	6.25	4.37
◆ 700-MAX3238CAI	SSOP-28	5/3	3.3, 5	-	250	0.5	8.92	6.26	4.53
◆ 700-MAX3238EAI	SSOP-28	5/3	3.3, 5	-	250	0.5	12.75	8.95	6.22

© Copyright 2013 Mouser Electronics

RS-232 LINE DRIVERS/RECEIVERS (CONT.)

♦ Surface Mount Device

For quantities greater than listed, call for quote.

MOUSER STOCK NO.	Package	Tx/Rx	VSupply	ESD (kV)	Signal Rate (kbps)	Icc (Typ) (mA)	Price Each 1	25	100
♦ 700-MAX3238ECAI	SSOP-28	5/3	3.3, 5	15	250	0.5	10.37	7.28	5.26
♦ 700-MAX3238EEAI	SSOP-28	5/3	3.3, 5	15	250	0.5	14.15	9.91	6.92
♦ 700-MAX3237CAI	SSOP-28	5/3	3.3, 5	-	1000	0.5	8.89	6.23	4.35
♦ 700-MAX3237ECAI	SSOP-28	5/3	3.3, 5	15	1000	0.5	10.33	7.23	5.05
♦ 700-MAX3237EEAI	SSOP-28	5/3	3.3, 5	15	1000	0.5	14.15	9.91	6.92
♦ 700-MAX208CAG	SSOP-24	5/4	5	-	116	11	9.43	6.61	4.79
700-MAX208CNG	PDIP-24	5/4	5	-	116	11	8.92	6.25	4.37
♦ 700-MAX208CWG	SOIC-24W	5/4	5	-	116	11	8.92	6.25	4.37
♦ 700-MAX208ECAG	SSOP-24	5/4	5	15	120	11	10.33	7.23	5.05
700-MAX208ECNG	PDIP-24	5/4	5	15	120	11	10.33	7.23	5.05
♦ 700-MAX208ECWG	SOIC-24W	5/4	5	15	120	11	10.33	7.23	5.05
♦ 700-MAX208EEAG	SSOP-24	5/4	5	15	120	11	13.54	9.50	6.88
700-MAX205CPGG36	PDIP-24W	5/5	5	-	116	11	19.42	13.55	9.47
700-MAX235CPGG36	PDIP-24W	5/5	5	-	120	7	19.42	13.62	9.47
♦ 700-MAX225CWIG36	SOIC-28W	5/5	5	-	120	10	22.47	15.68	10.96
700-MAX205EPGG36	PDIP-24W	5/5	5	15	120	11	21.99	18.51	15.43
♦ 700-MAX249CQHD	PLCC-44	6/10	5	-	120	11	24.01	16.82	11.94
♦ 700-MAX3187CAX	SSOP-36	6/10	5, 12	15	230	0.75	7.38	5.17	3.67
♦ 700-MAX248EQHD	PLCC-44	8/8	5	-	120	11	31.25	21.94	15.54

RS-232-485/422 MULTIPROTOCOL TRANSCEIVERS

NEW PRODUCT

♦ Surface Mount Device

For quantities greater than listed, call for quote.

MOUSER STOCK NO.	Package	RS-232 Data Rate (Mbps) (Max)	RS-485 Data Rate (Mbps) (Max)	Single Ended Tx/ Rx	Supply Voltage	Icc (Max) (mA)	Price Each 1	25	100
♦ 700-MAX3098EBCSE	SO-16	0/3	-	3.3-5.5	-	32000	10.37	7.28	5.26
♦ 700-MAX3097ECEE	QSOP-16	0/3	-	3-5.5	15	32000	10.33	7.23	5.05
♦ 700-MAX3097ECSE	SOIC-16	0/3	-	3-5.5	15	32000	10.33	7.23	5.05
700-MAX3095CPE	PDIP-16	0/4	-	5	15	10000	3.56	2.50	1.74
♦ 700-MAX3095CSE	SOIC-16	0/4	-	5	15	10000	3.56	2.50	1.74
♦ 700-MAX3095ESE	SOIC-16	0/4	-	5	15	10000	5.07	3.55	2.48
♦ 700-MAX3535ECWI	SOIC-28W	1/1	Full	3.3,3.0-5.5,5	15	1000	15.52	10.87	7.60
♦ 700-MAX3535EEWI	SOIC-28W	1/1	Full	3.3,3.0-5.5,5	15	1000	16.55	11.60	8.10
♦ 700-MAX3488CSA	SOIC-8	1/1	Full	3.3	-	250	4.50	3.16	2.20
♦ 700-MAX3488ECSA	SOIC-8	1/1	Full	3.3	15	250	5.10	3.57	2.49
♦ 700-MAX3488EESA	SOIC-8	1/1	Full	3.3	15	250	6.45	4.52	3.15
700-MAX3073EAPD	PDIP-14	1/1	Full	3.3	15	500	6.38	4.47	3.24
♦ 700-MAX3073EASD	SOIC-14	1/1	Full	3.3	15	500	6.38	4.47	3.24
700-MAX3073EEPD	PDIP-14	1/1	Full	3.3	15	500	5.36	3.57	2.59
♦ 700-MAX3073EESD	SOIC-14	1/1	Full	3.3	15	500	5.09	3.57	2.48
700-MAX3074EAPA	PDIP-8	1/1	Full	3.3	15	500	6.38	4.47	3.24
♦ 700-MAX3074EASA	SOIC-8	1/1	Full	3.3	15	500	6.38	4.47	3.24
700-MAX3074EEPA	PDIP-8	1/1	Full	3.3	15	500	5.09	3.57	2.59
♦ 700-MAX3074EESA	SOIC-8	1/1	Full	3.3	15	500	5.07	3.55	2.48
♦ 700-MAX3490CSA	SOIC-8	1/1	Full	3.3	-	10000	4.50	3.16	2.20
700-MAX3490EPA	PDIP-8	1/1	Full	3.3	-	10000	5.95	3.97	2.88
♦ 700-MAX3490ESA	SO-8	1/1	Full	3.3	-	10000	5.63	3.95	2.75
♦ 700-MAX3491CSD	SOIC-14	1/1	Full	3.3	-	10000	4.50	3.16	2.20
♦ 700-MAX3491ESD	SOIC-14	1/1	Full	3.3	-	10000	5.63	3.95	2.75
♦ 700-MAX3490ECSA	SOIC-8	1/1	Full	3.3	15	12000	5.10	3.57	2.49
♦ 700-MAX3490EESA	SOIC-8	1/1	Full	3.3	15	12000	6.45	4.52	3.15
♦ 700-MAX3491ECSD	SOIC-14	1/1	Full	3.3	15	12000	5.10	3.57	2.49
♦ 700-MAX3491EESD	SOIC-14	1/1	Full	3.3	15	12000	6.45	4.52	3.15
700-MAX3076EAPD	PDIP-14	1/1	Full	3.3	15	16000	6.38	4.47	3.24

RS-485/RS-422 LINE DRIVERS/RECEIVERS

♦ Surface Mount Device

For quantities greater than listed, call for quote.

MOUSER STOCK NO.	Package	Tx/Rx	Duplex	VSupply	ESD (kV)	Signal Rate (kbps)	Price Each 1	25	100
♦ 700-MAX3076EASD	SOIC-14	1/1	Full	3.3	15	16000	6.36	4.45	3.10
700-MAX3076EEPD	PDIP-14	1/1	Full	3.3	15	16000	5.09	3.57	2.59
♦ 700-MAX3076EESD	SOIC-14	1/1	Full	3.3	15	16000	5.07	3.55	2.48
700-MAX3077EAPA	PDIP-8	1/1	Full	3.3	15	16000	6.38	4.47	3.24
♦ 700-MAX3077EEPA	SOIC-8	1/1	Full	3.3	15	16000	5.09	3.57	2.59
♦ 700-MAX3077EESA	SOIC-8	1/1	Full	3.3	15	16000	5.07	3.55	2.48
700-MAX3080CPD	PDIP-14	1/1	Full	5	-	115	3.53	2.48	1.72
♦ 700-MAX3080CSD	SOIC-14	1/1	Full	5	-	115	3.53	2.48	1.72
♦ 700-MAX3080ECSD	SOIC-14	1/1	Full	5	15	115	3.58	2.53	1.85
♦ 700-MAX3080EESD	SOIC-14	1/1	Full	5	15	115	4.54	3.18	2.21
♦ 700-MAX3080ESD	SOIC-14	1/1	Full	5	-	115	4.41	3.08	2.15
♦ 700-MAX3081CSA	SO-8	1/1	Full	5	-	115	3.55	2.49	1.80
700-MAX1490EBCPG	PDIP-24W	1/1	Full	5	-	160	30.02	21.07	15.28
700-MAX1490EBEPG	PDIP-24W	1/1	Full	5	-	160	25.96	23.15	19.29
♦ 700-MAX13080EASD	SOIC-14	1/1	Full	5	15	250	4.93	3.45	2.46
♦ 700-MAX13080ECSD	SOIC-14	1/1	Full	5	15	250	4.49	3.16	2.28
♦ 700-MAX13080EESD	SOIC-14	1/1	Full	5	15	250	4.73	3.31	2.32
♦ 700-MAX13081ECSA	SOIC-8	1/1	Full	5	15	250	3.84	2.69	1.92
♦ 700-MAX1481CUB	µMAX-10	1/1	Full	5	-	250	3.25	2.28	1.59
♦ 700-MAX1481EUB	µMAX-10	1/1	Full	5	-	250	4.04	2.82	1.98
700-MAX1482CPD	PDIP-14	1/1	Full	5	-	250	3.33	2.32	1.62
♦ 700-MAX1482CSD	SOIC-14	1/1	Full	5	-	250	3.33	2.32	1.62
♦ 700-MAX1482ESD	SOIC-14	1/1	Full	5	-	250	4.16	2.91	2.03
700-MAX1483CPA	PDIP-8	1/1	Full	5	-	250	3.33	2.32	1.62
♦ 700-MAX1483CSA	SOIC-8	1/1	Full	5	-	250	3.34	2.33	1.65

RS-485/RS-422 LINE DRIVERS/ RECEIVERS (CONT.)

NEW PRODUCT

♦ Surface Mount Device

For quantities greater than listed, call for quote.

MOUSER STOCK NO.	Package	Tx/Rx	Duplex	VSupply	ESD (kV)	Signal Rate (kpbs)	Price Each 1	25	100
♦ 700-MAX1483ESA	SOIC-8	1/1	Full	5	-	250	4.16	2.91	2.03
700-MAX1490BCPG	PDIP-24W	1/1	Full	5	-	250	29.53	20.68	14.45
700-MAX1490BEPG	PDIP-24W	1/1	Full	5	-	250	20.88	18.62	17.06
700-MAX488CPA	PDIP-8	1/1	Full	5	-	250	3.33	2.32	1.62
♦ 700-MAX488CSA	SOIC-8	1/1	Full	5	-	250	3.33	2.32	1.62
700-MAX488ECPA	PDIP-8	1/1	Full	5	15	250	4.04	2.82	1.98
♦ 700-MAX488ECSA	SOIC-8	1/1	Full	5	15	250	4.04	2.82	1.98
♦ 700-MAX488EESA	SOIC-8	1/1	Full	5	15	250	5.82	4.08	2.86
700-MAX488EPA	PDIP-8	1/1	Full	5	-	250	4.16	2.91	2.03
♦ 700-MAX488ESA	SOIC-8	1/1	Full	5	-	250	4.16	2.91	2.03
700-MAX489CPD	PDIP-14	1/1	Full	5	-	250	3.33	2.32	1.62
♦ 700-MAX489CSD	SOIC-14	1/1	Full	5	-	250	3.33	2.32	1.62
700-MAX489ECPD	PDIP-14	1/1	Full	5	15	250	4.04	2.82	1.98
♦ 700-MAX489ECSD	SOIC-14	1/1	Full	5	15	250	4.04	2.82	1.98
♦ 700-MAX489EESD	SOIC-14	1/1	Full	5	15	250	5.82	4.08	2.86
700-MAX489EPD	PDIP-14	1/1	Full	5	-	250	4.16	2.91	2.03
♦ 700-MAX489ESD	SOIC-14	1/1	Full	5	-	250	4.16	2.91	2.03
700-MAX13083ECPD	PDIP-14	1/1	Full	5	15	500	4.55	3.19	2.31
700-MAX13083EEPD	PDIP-14	1/1	Full	5	15	500	5.07	3.38	2.45
♦ 700-MAX13083EESD	SOIC-14	1/1	Full	5	15	500	4.76	3.33	2.36
♦ 700-MAX3083CSD	SOIC-14	1/1	Full	5	-	500	3.55	2.49	1.75
♦ 700-MAX3083EESD	SO-14	1/1	Full	5	-	500	4.54	3.18	2.21
♦ 700-MXL1535ECWI	SOIC-28W	1/1	Full	5	15	1000	13.34	9.37	6.51
♦ 700-MXL1535EEWI+	SO-28W	1/1	Full	5	-	1000	14.36	10.07	7.03
700-MAX1490ACPG	PDIP-24W	1/1	Full	5	-	2500	30.91	21.65	15.13
700-MAX1490AEPG	PDIP-24W	1/1	Full	5	-	2500	21.50	19.01	17.42
700-MAX1490EACPG	PDIP-24W	1/1	Full	5	-	2500	30.02	21.07	15.28
700-MAX1490EAEPG	PDIP-24W	1/1	Full	5	-	2500	26.16	23.15	19.29
♦ 700-MAX490CSA	SOIC-8	1/1	Full	5	-	2500	3.33	2.32	1.62
700-MAX490ECPA	PDIP-8	1/1	Full	5	15	2500	4.04	2.82	1.98
♦ 700-MAX490ECSA	SOIC-8	1/1	Full	5	15	2500	4.04	2.82	1.98
700-MAX490EEPA	PDIP-8	1/1	Full	5	-	2500	5.84	4.09	2.91
♦ 700-MAX490ESA	SOIC-8	1/1	Full	5	-	2500	4.16	2.91	2.03
♦ 700-MAX491CSD	SOIC-14	1/1	Full	5	-	2500	3.33	2.32	1.62
♦ 700-MAX491ECSD	SOIC-14	1/1	Full	5	15	2500	4.04	2.82	1.98
♦ 700-MAX491EESD	SOIC-14	1/1	Full	5	15	2500	5.82	4.08	2.86
♦ 700-MAX491ESD	SOIC-14	1/1	Full	5	-	2500	4.16	2.91	2.03
♦ 700-MAX3086CSD	SOIC-14	1/1	Full	5	-	10000	3.53	2.48	1.72
♦ 700-MAX3086ESD	SOIC-14	1/1	Full	5	-	10000	4.44	3.11	2.17
♦ 700-MAX3087ECSA	SOIC-8	1/1	Full	5	15	10000	3.64	2.56	1.84
♦ 700-MAX3291CSD	SO-14	1/1	Full	5	-	10000	7.85	5.50	3.85
700-MAX3291EPD	PDIP-14	1/1	Full	5	-	10000	11.28	7.92	5.74
♦ 700-MAX3291ESD	SO-14	1/1	Full	5	-	10000	11.24	7.88	5.50
♦ 700-MAX3292CSD+	SO-14	1/1	Full	5	-	10000	7.89	5.53	4.00
700-MAX13086EEPD	PDIP-14	1/1	Full	5	15	16000	5.07	3.38	2.45
♦ 700-MAX13086EESD	SOIC-14	1/1	Full	5	15	16000	4.76	3.33	2.36
♦ 700-MAX13087EESA	SOIC-8	1/1	Full	5	15	16000	4.07	2.85	1.99
♦ 700-MAX3460CSD	SOIC-14	1/1	Full	5	-	20000	4.15	2.91	2.11
♦ 700-MAX3465CSD	SOIC-14	1/1	Full	5	-	30000	4.15	2.91	2.02
♦ 700-MAX3465ESD	SOIC-14	1/1	Full	5	-	30000	4.67	3.26	2.32
♦ 700-MAX3466CSD	SOIC-14	1/1	Full	5	-	30000	4.15	2.91	2.11
700-MAX3467CPA	PDIP-14	1/1	Full	5	-	30000	4.15	2.91	2.11
♦ 700-MAX3467CSA	SOIC-14	1/1	Full	5	-	30000	4.15	2.90	2.07
700-MAX3467EPA	PDIP-14	1/1	Full	5	-	30000	4.67	3.27	2.36
♦ 700-MAX3467ESA	SOIC-14	1/1	Full	5	-	30000	4.67	3.27	2.36
♦ 700-MAX3471CUA	µMAX-8	1/1	Half	2.5-5.5	-	64	4.93	3.46	2.41
♦ 700-MAX3471EUA	µMAX-8	1/1	Half	2.5-5.5	-	64	6.14	4.30	3.01
700-MAX3483EPA	PDIPN-8	1/1	Half	3.3	-	250	5.95	3.97	2.88
700-MAX3483CPA	PDIP-8	1/1	Half	3.3	-	250	4.50	3.16	2.20
♦ 700-MAX3483ECSA	SOIC-8	1/1	Half	3.3	15	250	5.10	3.57	2.49
♦ 700-MAX3483EESA	SOIC-8	1/1	Half	3.3	15	250	6.45	4.52	3.15
♦ 700-MAX3483ESA	SOIC-8	1/1	Half	3.3	-	250	5.63	3.95	2.75
700-MAX3075EAPA	PDIP-8	1/1	Half	3.3	15	500	6.38	4.47	3.24
♦ 700-MAX3075EASA	SOIC-8	1/1	Half	3.3	15	500	6.36	4.45	3.10
700-MAX3075EEPA	PDIP-8	1/1	Half	3.3	15	500	5.09	3.56	2.54
♦ 700-MAX3075EESA	SOIC-8	1/1	Half	3.3	15	500	5.09	3.57	2.48
700-MAX3480ACPI	PDIP-28W	1/1	Half	3.3	1	2500	25.38	23.66	19.70
700-MAX3480AEPI	PDIP-28W	1/1	Half	3.3	1	2500	36.26	33.79	28.14
♦ 700-MAX3485ESA	SOIC-8	1/1	Half	3.3	-	2500	5.65	3.97	2.80
♦ 700-MAX3486EESA	SOIC-8	1/1	Half	3.3	15	2500	6.47	4.54	3.22
♦ 700-MAX3486ESA	SOIC-8	1/1	Half	3.3	-	2500	5.63	3.95	2.75
700-MAX3485CPA	PDIP-8	1/1	Half	3.3	-	10000	4.50	3.16	2.20
♦ 700-MAX3485CSA	SOIC-8	1/1	Half	3.3	-	10000	4.50	3.16	2.20
♦ 700-MAX3485ECSA	SOIC-8	1/1	Half	3.3	15	12000	5.13	3.60	2.60
♦ 700-MAX3485EESA	SOIC-8	1/1	Half	3.3	15	12000	6.45	4.52	3.15
700-MAX3078EASA	PDIP-8	1/1	Half	3.3	15	16000	6.36	4.45	3.10
♦ 700-MAX3078EEPA	SOIC-8	1/1	Half	3.3	15	16000	5.09	3.57	2.59
♦ 700-MAX3078EESA	SOIC-8	1/1	Half	3.3	15	16000	5.07	3.55	2.48
700-MAX3082CPA	PDIP-8	1/1	Half	5	-	115	3.53	2.48	1.72
♦ 700-MAX3082CSA	SOIC-8	1/1	Half	5	-	115	3.53	2.48	1.72
700-MAX3082ECPA	PDIP-8	1/1	Half	5	-	115	3.64	2.56	1.84
♦ 700-MAX3082ECSA	SOIC-8	1/1	Half	5	15	115	3.63	2.55	1.77
♦ 700-MAX3082EESA	SOIC-8	1/1	Half	5	15	115	4.56	3.20	2.21
700-MAX1480ECCPI	PDIP-28W	1/1	Half	5	-	160	30.03	21.08	15.28
700-MAX1480ECEPI	PDIP-28W	1/1	Half	5	-	160	25.96	23.15	19.29
700-MAX13082ECPA	PDIP-8	1/1	Half	5	15	250	3.75	2.62	1.89
♦ 700-MAX13082ECSA	SOIC-8	1/1	Half	5	15	250	3.68	2.58	1.80
700-MAX13082EEPA	PDIP-8	1/1	Half	5	15	250	4.02	2.82	2.03
♦ 700-MAX13082EESA	SOIC-8	1/1	Half	5	15	250	3.95	2.76	1.94
700-MAX1480BCPI	PDIP-28W	1/1	Half	5	-	250	29.53	20.69	14.45

© Copyright 2013 Mouser Electronics

© Copyright 2013 Mouser Electronics

MAXIM INTEGRATED Analog ICs

RoHS Compliant This product is RoHS compliant.

maxim integrated™

RS-485/RS-422 LINE DRIVERS/RECEIVERS (CONT.)

◆ Surface Mount Device

For quantities greater than listed, call for quote.

MOUSER STOCK NO.	Package	Tx/Rx	Duplex	VSupply	ESD (kV)	Signal Rate (kpbs)	Price Each 1	25	100
700-MAX1480BEPI	PDIP-28W	1/1	Half	5	-	250	21.04	18.62	17.06
700-MAX1480CCPI	PDIP-28W	1/1	Half	5	-	250	31.03	21.77	15.78
700-MAX483CPA	PDIP-8	1/1	Half	5	-	250	3.25	2.28	1.59
◆ 700-MAX483CSA	SOIC-8	1/1	Half	5	-	250	3.25	2.28	1.59
700-MAX483ECPA	PDIP-8	1/1	Half	5	15	250	4.06	2.85	2.07
◆ 700-MAX483ECSA	SOIC-8	1/1	Half	5	15	250	4.04	2.82	1.98
◆ 700-MAX483EESA	SOIC-8	1/1	Half	5	15	250	5.82	4.08	2.86
700-MAX483EPA	PDIP-8	1/1	Half	5	-	250	4.09	2.87	2.03
◆ 700-MAX483ESA	SOIC-8	1/1	Half	5	-	250	4.07	2.85	1.99
700-MAX487CPA	PDIP-8	1/1	Half	5	-	250	3.33	2.32	1.62
◆ 700-MAX487CSA	SOIC-8	1/1	Half	5	-	250	3.34	2.33	1.69
◆ 700-MAX487CUA	µMAX-8	1/1	Half	5	-	250	3.34	2.33	1.69
700-MAX487ECPA	PDIP-8	1/1	Half	5	15	250	4.06	2.85	2.02
◆ 700-MAX487ECSA	SOIC-8	1/1	Half	5	15	250	4.06	2.85	1.98
700-MAX487EEPA	PDIP-8	1/1	Half	5	15	250	5.84	4.10	2.96
◆ 700-MAX487EESA	SOIC-8	1/1	Half	5	15	250	5.82	4.08	2.86
700-MAX487EPA	PDIP-8	1/1	Half	5	-	250	4.16	2.91	2.03
◆ 700-MAX487ESA	SOIC-8	1/1	Half	5	-	250	4.16	2.91	2.03
◆ 700-MAX13085EASA	SOIC-8	1/1	Half	5	15	500	4.15	2.91	2.11
◆ 700-MAX13085ECSA	SOIC-8	1/1	Half	5	15	500	3.69	2.59	1.87
700-MAX13085EEPA	PDIP-8	1/1	Half	5	15	500	4.02	2.82	1.96
◆ 700-MAX13085EESA	SOIC-8	1/1	Half	5	15	500	3.96	2.76	1.94
◆ 700-MAX13485EESA	SOIC-8	1/1	Half	5	15	500	3.63	2.55	1.84
◆ 700-MAX13487EESA	SOIC-8	1/1	Half	5	15	500	3.62	2.54	1.77
◆ 700-MAX3085ECSA	SOIC-8	1/1	Half	5	15	500	3.64	2.56	1.84
◆ 700-MAX3085EESA	SOIC-8	1/1	Half	5	15	500	4.54	3.18	2.21
700-MAX1480ACPI	PDIP-28W	1/1	Half	5	-	2500	30.91	21.65	15.13
700-MAX1480AEPI	PDIP-28W	1/1	Half	5	-	2500	21.50	19.01	17.42
700-MAX1480EACPI	PDIP-28W	1/1	Half	5	-	2500	30.03	21.08	15.28
700-MAX1480EAEPI	PDIP-28W	1/1	Half	5	-	2500	25.96	23.15	19.29
700-MAX1487CPA	PDIP-8	1/1	Half	5	-	2500	3.33	2.32	1.62
◆ 700-MAX1487CSA	SOIC-8	1/1	Half	5	-	2500	3.34	2.33	1.69
700-MAX1487ECPA	PDIP-8	1/1	Half	5	15	2500	4.04	2.82	1.98
◆ 700-MAX1487EESA	SOIC-8	1/1	Half	5	15	2500	5.84	4.10	2.91
700-MAX485EEPA	PDIPN-8	1/1	Half	5	15	2500	5.82	4.08	2.86
700-MAX481CPA	PDIP-8	1/1	Half	5	-	2500	3.25	2.28	1.59
700-MAX481CSA	SOIC-8	1/1	Half	5	-	2500	3.25	2.28	1.59
700-MAX481ECPA	PDIP-8	1/1	Half	5	15	2500	4.04	2.82	1.98
◆ 700-MAX481ECSA	SOIC-8	1/1	Half	5	15	2500	4.06	2.85	2.07

◆ Surface Mount Device

PRODUCT NEW

For quantities greater than listed, call for quote.

MOUSER STOCK NO.	Package	Tx/Rx	Duplex	VSupply	ESD (kV)	Signal Rate (kpbs)	Price Each 1	25	100
◆ 700-MAX481EESA	SOIC-8	1/1	Half	5	15	2500	6.38	4.47	3.10
◆ 700-MAX481ESA	SOIC-8	1/1	Half	5	-	2500	4.09	2.87	2.08
700-MAX485CPA	PDIP-8	1/1	Half	5	-	2500	3.25	2.28	1.59
◆ 700-MAX485CSA	SOIC-8	1/1	Half	5	-	2500	3.26	2.29	1.59
700-MAX485ECPA	PDIP-8	1/1	Half	5	15	2500	4.06	2.85	2.02
◆ 700-MAX485ECSA	SOIC-8	1/1	Half	5	15	2500	4.04	2.82	1.98
700-MAX485EPA	PDIP-8	1/1	Half	5	-	2500	4.09	2.87	2.08
◆ 700-MAX485ESA	SOIC-8	1/1	Half	5	-	2500	4.07	2.85	1.99
◆ 700-MAX3088CSA	SOIC-8	1/1	Half	5	-	10000	3.55	2.49	1.72
◆ 700-MAX3088EESA	SOIC-8	1/1	Half	5	15	10000	4.54	3.18	2.21
◆ 700-MAX3088ESA	SOIC-8	1/1	Half	5	-	10000	4.41	3.08	2.15
◆ 700-MAX13088EESA	SOIC-8	1/1	Half	5	15	16000	3.96	2.76	1.94
◆ 700-MAX13486EESA	SOIC-8	1/1	Half	5	15	16000	3.63	2.55	1.84
◆ 700-MAX13488EESA	SOIC-8	1/1	Half	5	15	16000	3.62	2.54	1.77
◆ 700-MAX3468CSA	SOIC-14	1/1	Half	5	-	30000	4.13	2.89	2.02
700-MAX3468EPA	PDIP-8	1/1	Half	5	-	30000	4.67	3.27	2.36
◆ 700-MAX3468ESA	SOIC-14	1/1	Half	5	-	30000	4.68	3.28	2.38
◆ 700-MAX3469CSA	SOIC-8	1/1	Half	5	-	30000	4.15	2.91	2.11
◆ 700-MAX3469ESA	SOIC-8	1/1	Half	5	-	30000	4.67	3.27	2.28
◆ 700-MAX13413EESA	SOIC-8N	1/1	Half	6-28	15	16000	4.37	3.05	2.17
◆ 700-MAX3079EASD	SOIC-14	1/1	Half/Full	3.3	15	16000	6.38	4.47	3.24
700-MAX3079EEPD	PDIP-14	1/1	Half/Full	3.3	15	16000	5.09	3.57	2.59
◆ 700-MAX3079EESD	SOIC-14	1/1	Half/Full	3.3	15	16000	5.07	3.55	2.48
◆ 700-MAX1485EUB	µMAX-10	1/1	Half/Full	5	-	250	4.04	2.82	1.98
700-MAX3089CPD	PDIP-14	1/1	Half/Full	5	-	10000	3.55	2.48	1.75
◆ 700-MAX3089ECSD	SO-14	1/1	Half/Full	5	-	10000	3.63	2.55	1.77
◆ 700-MAX3089ESD	SOIC-14	1/1	Half/Full	5	-	10000	4.43	3.10	2.25
◆ 700-MAX1486CUB	µMAX-10	1/1	Half/Full	5	-	12000	3.26	2.29	1.66
◆ 700-MAX1486EUB	µMAX-10	1/1	Half/Full	5	-	12000	4.04	2.82	1.98
◆ 700-MAX13089EASD	SOIC-14	1/1	Half/Full	5	15	16000	4.88	3.41	2.43
◆ 700-MAX3094EEUE	TSSOP-16	4/0	-	3.3	15	10000	5.07	3.55	2.48
◆ 700-MAX3030EESE	SO-16N	4/0	-	3.3	15	20000	2.66	1.86	1.31
◆ 700-MAX3032ECSE	SO-16N	4/0	-	3.3	15	20000	2.13	1.49	1.04
◆ 700-MAX3032EESE	SO-16N	4/0	-	3.3	15	20000	2.68	1.87	1.36
◆ 700-MAX3040CSE	SO-16N	4/0	-	5	-	250	3.05	2.14	1.52
◆ 700-MAX3043EUE	TSSOP-16	4/0	-	5	-	250	4.33	3.03	2.15
◆ 700-MAX3041EUE	TSSOP-16	4/0	-	5	-	2500	4.33	3.04	2.19
◆ 700-MAX3044ESE	SO-16N	4/0	-	5	-	2500	4.31	3.02	2.11
◆ 700-MAX3093EEUE	TSSOP-16	4/0	-	5	15	10000	5.07	3.55	2.48

RS-485 LINE DRIVERS/RECEIVERS

◆ Surface Mount Device

For quantities greater than listed, call for quote.

MOUSER STOCK NO.	Package	Tx/Rx	Duplex	Supply Voltage	ESD (kV)	Signaling Rate (kpbs)	Price Each 1	25	100
◆ 700-MAX3283EAUTT	SOT-23-6	0/1	-	3.3-5.5	15	52000	1.24	.938	.822
◆ 700-MAX13442EASA	SOIC-8	1/1	Full	5	15	250	6.41	4.49	3.12
◆ 700-MAX13084EESA	SO-8	1/1	Full	5	15	500	4.09	2.86	2.03
700-MAX491EPD	PDIP-14	1/1	Full	5	-	2500	4.17	2.93	2.12
◆ 700-MAX13448EESD	SO-14	1/1	Full	3-5	15	500	6.40	4.48	3.19
700-MAX13432EESD	SO-14	1/1	Full	3.3-5.5	30	500	4.35	3.04	2.13
◆ 700-MAX13433EESD	SO-14	1/1	Full	3.3-5.5	30	16000	4.35	3.04	2.13
◆ 700-MAX3157CAI+	SSOP-28	1/1	Half/Full	5	-	250	10.18	7.13	4.98
◆ 700-MAX13089ECSD	SO-14	1/1	Half/Full	5	15	16000	4.82	3.21	2.32
◆ 700-MAX13450EAUD+	TSSOP-14	1/1	Half/Full	5	30	20000	4.89	3.40	2.58
◆ 700-MAX3430CPA	PDIP-8	1/1	Half	3.3	12	250	6.57	4.61	3.34
◆ 700-MAX3430CSA	SOIC-8	1/1	Half	3.3	12	250	6.54	4.58	3.20
◆ 700-MAX3430EPA	PDIP-8	1/1	Half	3.3	12	250	8.16	5.74	4.15
◆ 700-MAX3430ESA	SOIC-8	1/1	Half	3.3	12	250	8.13	5.70	3.98
◆ 700-MAX14840EASA+	SO-8	1/1	Half	3.3	35	40000	4.35	3.04	2.13
◆ 700-MAX14841EASA+	SO-8	1/1	Half	3.3	35	40000	4.34	3.04	2.13
◆ 700-MAX13082EASA	SO-8	1/1	Half	5	15	250	4.15	2.91	2.11
◆ 700-MAX13444EASA	SO-8	1/1	Half	5	15	250	6.41	4.49	3.25
◆ 700-MAX3440EASA	SO-8	1/1	Half	5	15	250	8.00	5.61	3.99
◆ 700-MAX3440EESA	SOIC-8	1/1	Half	5	15	250	6.39	4.47	3.12
◆ 700-MAX3442EESA	SOIC-8	1/1	Half	5	15	250	6.41	4.49	3.25
◆ 700-MAX3441EASA	SO-8	1/1	Half	5	15	10000	8.00	5.61	3.99
◆ 700-MAX3441EESA	SO-8	1/1	Half	5	15	10000	6.39	4.47	3.12
◆ 700-MAX3443ECSA	SOIC-8	1/1	Half	5	15	10000	6.39	4.47	3.12
◆ 700-MAX3443EESA	SOIC-8	1/1	Half	5	15	10000	7.98	5.59	3.91
700-MAX13088EASA	SO-8	1/1	Half	5	15	16000	4.37	2.91	2.11
◆ 700-MAX13451EAUD+	TSSOP-14	1/1	Half	5	30	20000	4.68	3.40	2.57
◆ 700-MAX13430EEUB	µMAX-10	1/1	Half	3.3-5.5	30	500	4.35	3.04	2.13
◆ 700-MAX13431EEUB	µMAX-10	1/1	Half	3.3-5.5	30	16000	4.35	3.04	2.13

I/O PORT EXPANDERS

◆ Surface Mount Device

For quantities greater than listed, call for quote.

MOUSER STOCK NO.	Maxim Integrated Part No.	Package	Features	Interface	I/O	Drive Current (mA)	VSUPPLY (V) Min	Max	Price Each 1	25	100
◆ 700-DS4520E	DS4520E+	TSSOP-16	64-Byte NV User Mem, Low Pwr Cons, NV I/O, Open Drain Out	Serial-I2C	9	12	2.7	5.5	3.47	2.43	1.69
◆ 700-DS4550E	DS4550E+	TSSOP-20	64-Byte NV User Mem, Low Pwr Cons, NV I/O, Open Drain Out, Port Pullups	Serial-I2C	9	16	2.7	5.5	4.73	3.27	2.23
◆ 700-MAX7300AAI	MAX7300AAI+	SSOP-28	Dir LED Drv with Blinking, Trans Det	Serial-I2C	20 or 28	10	2.5	5.5	7.14	5.00	3.49
◆ 700-MAX7311AUG	MAX7311AUG+	TSSOP-24	64 Slave IDs, Port Pullups, Trans Det	Serial-2 Wire 400kbit	16	40	2	5.5	6.66	4.65	3.25
◆ 700-MAX7315ATE	MAX7315ATE+	TQFN-16	64 Slave IDs, LED Blinking, LED PWM Ctrl, Trans Det	Serial-2 Wire 400kbit	8	50	2	3.6	3.43	2.41	1.68
◆ 700-MAX7301AAXT	MAX7301AAX+T	SSOP-36	-	Serial SPI 26Mbit	28	10	2.5	5.5	11.03	7.76	4.65
◆ 700-MAX7317AEE	MAX7317AEE+	QSOP-16	-	Serial SPI 26Mbit	10	10	2.25	3.6	3.47	2.43	1.69

© Copyright 2013 Mouser Electronics

© Copyright 2013 Mouser Electronics

MAXIM INTEGRATED Analog ICs

RoHS Compliant This product is RoHS compliant.

maxim integrated™

I/O PORT EXPANDERS (CONT.)

♦ Surface Mount Device

For quantities greater than listed, call for quote.

MOUSER STOCK NO.	Maxim Integrated Part No.	Package	Features	Interface	I/O	Drive Current (mA)	VSupply (V) Min	VSupply (V) Max	Price Each 1	Price Each 25	Price Each 100
♦ 700-MAX7317ATE	MAX7317ATE+	TQFN-16	-	Serial SPI 26Mbit	10	10	2.25	3.6	3.47	2.43	1.69
♦ 700-MAX7324AEG	MAX7324AEG+	QSOP-24	16 Slave IDs, Low Standby Curr, Port Pullups, Trans Det	Serial I2C Comp, Serial 2-Wire 400k Bit	8/8	25	1.71	5.5	4.64	3.25	2.28

AMBIENT LIGHT AND PROXIMITY SENSORS

For quantities greater than listed, call for quote.

MOUSER STOCK NO.	Maxim Integrated Part No.	Package	Ambient Light Range (lux)	IR LED	Bus	Supply Current (µA)	Voltage Supply	Price Each 1	Price Each 25	Price Each 100
700-MAX44000GDT+T	MAX44000GDT+T	UTDFN	.03-65535	External	I2C	11	1.7-3.6	4.52	3.40	2.97

AUDIO CODECS

♦ Surface Mount Device

For quantities greater than listed, call for quote.

MOUSER STOCK NO.	Maxim Integrated Part No.	Package	VSupply (Min/Max) (V)	IQ (mA)	ADC's	DAC's	ADCs Bit Depth	DACs Bit Depth	Sample Rate (kHz)	Price Each 1	Price Each 25	Price Each 100
♦ 700-MAX98089EWY+T	MAX98089EWY+T	WLP-63	1.65-3.6	1.9	2	2	24	24	8-96	6.00	5.66	2.91

AUDIO LINE DRIVERS

♦ Surface Mount Device

For quantities greater than listed, call for quote.

MOUSER STOCK NO.	Maxim Integrated Part No.	Package	Input Type	Fixed Gain (dB)	PSRR (dB)	CMRR (dB)	SNR (dB)	Interface	Supply Voltage (V)	Price Each 1	Price Each 25	Price Each 100
♦ 700-MAX13325GUI/V	MAX13325GUI/V+	TSSOP-28	Differential	12	-96	-80	112	I2C	4.5-18	2.48	2.11	1.79
♦ 700-MAX13326GUI/V	MAX13326GUI/V+	TSSOP-28	Differential	0	-96	-80	112	I2C	4.5-18	2.48	2.11	1.79

UID WIRELESS MEMORY FOB

For quantities greater than listed, call for quote.

MOUSER STOCK NO.	Maxim Integrated Part No.	Package	ISO/IEC	UID Size (bit)	Carrier Freq. (MHz)	Memory Type	Memory Size (bits)	Price Each 1	Price Each 25	Price Each 100
700-MAX66040K-000AA+	MAX66040K-000AA+	RFTAG	14443B	64	13.56	EEPROM	1024	2.58	1.80	1.46
700-MAX66140K-000AA+	MAX66140K-000AA+	RFTAG	15693, 18000-3-1	64	13.56	EEPROM	1024	2.58	1.80	1.46

RFID ICS

For quantities greater than listed, call for quote.

MOUSER STOCK NO.	Maxim Integrated Part No.	Package	Protocol	Carrier Freq. (MHz)	UID size (bits)	Memory Type	Memory Size	Price Each 1	Price Each 25	Price Each 100
700-MAX66040E-000AA+	MAX66040E-000AA+	ISO Card	ISO14443B	13.56	64	EEPROM	1K bits	2.58	1.80	1.46
700-MAX66140E-000AA+	MAX66140E-000AA+	ISO Card	ISO15693	13.56	64	EPROM	1K bits	2.70	1.33	1.22
Development Kits		**Description**								
700-MAX66901-K00#-	MAX66901-K00	13.56MHz HF Developers Kit - Includes RFID keys and Sirit INfinity 110 RFID Reader Module						603.94	-	-

SATA/PCIE/USB 3.0 REPEATERS AND BUFFERS

♦ Surface Mount Device

For quantities greater than listed, call for quote.

MOUSER STOCK NO.	Maxim Integrated Part No.	Package	Function	Interface	Data Rate (Mbps)	Channels	Supply Voltage (V)	I_{CC} (mA)	Price Each 1	Price Each 25	Price Each 100
♦ 700-MAX4950ACTX	MAX4950ACTX+	TQFN-36	Equalizer/Re-Driver	PCIe	5000	2	3.3	130	11.82	8.28	5.78
♦ 700-MAX4950CTO	MAX4950CTO+	TQFN-42	Equalizer/Re-Driver	PCIe	5000	2	3.3	130	21.90	15.34	10.71
♦ 700-MAX4951AECTP	MAX4951AECTP+	TQFN-20	Redriver	SATA	6000	2	3.3	70	5.47	3.83	2.68
♦ 700-MAX4951BECTP	MAX4951BECTP+	TQFN-20	Redriver	SATA	6000	2	3.3	70	5.35	3.70	2.46

LVDS LINE DRIVERS

♦ Surface Mount Device

For quantities greater than listed, call for quote.

MOUSER STOCK NO.	Maxim Integrated Part No.	Package	Signal Type Rx	Signal Type Tx	Functions	Drivers Per Package	Receivers Per Package	Data Rate (Mbps)	Supply Voltage (V)	Price Each 1	Price Each 25	Price Each 100
♦ 700-MAX9111ESA	MAX9111ESA+	SO-8	LVDS	CMOS, TVTTL	Level Translator	1	1	500	3.3	4.37	3.06	2.14
♦ 700-MAX9248ECM	MAX9248ECM+	LQFP-48	LVDS	LVCMOS	Deserializer	27	1	756	3.3	16.71	11.71	8.17
♦ 700-MAX9217ECM	MAX9217ECM+	LQFP-48	LVCMOS, LVTTL	LVDS	Serializer	1	27	700	3.3	17.23	12.06	8.43
700-MAX9123EUE+	MAX9123EUE+	TSSOP-16	CMOS, LVTTL	LVDS	Level Translator	4	4	800	3.3	5.75	4.02	2.81
♦ 700-MAX9218ETM	MAX9218ETM+	TQFN-48	LVDS	LVCMOS	Deserializer	27	1	700	3.3	14.41	9.98	6.77
♦ 700-MAX9244EUMD	MAX9244EUM+D	TSSOP-48	LVDS	LVCMOS	Deserializer	21	4	840	3.3	13.13	9.19	6.54
♦ 700-MAX9376EUB	MAX9376EUB+	µMAX-10	CML, HSTL, LVDS, LVPECL	LVDS, LVPECL	Level Translator	2	2	600	3.3	17.22	12.06	8.56

DIGITAL TEMPERATURE SENSORS

♦ Surface Mount Device

For quantities greater than listed, call for quote.

MOUSER STOCK NO.	Maxim Integrated Part No.	Package	Sensor Type	Alarm Output	Interface	Remote Channel	Accuracy (±°C)	Temp. Resolution (bits)	Price Each 1	Price Each 25	Price Each 100
♦ 700-DS1825U	DS1825U+	µMAX-8	Local	-	1-Wire	-	0.5	9,10,11,12	5.07	3.55	2.48
700-DS18B20+	DS18B20+	TO-92	Local	-	1-Wire	-	0.5	9,10, 11, 12	6.14	4.27	3.10
700-DS18B20PAR	DS18B20+PAR	TO-92	Local	-	1-Wire	-	0.5	9,10,11,12	6.14	4.27	3.10
♦ 700-DS18B20U	DS18B20U+	µSOP-8	Local	-	1-Wire	-	0.5	9,10, 11, 12	6.14	4.27	3.10
♦ 700-DS18B20Z	DS18B20Z+	SO-8	Local	-	1-Wire	-	0.5	9,10, 11, 12	6.14	4.27	3.10
700-DS18S20	DS18S20+	TO-92	Local	-	1-Wire	-	0.5	9	5.78	4.04	2.82
700-DS18S20+PAR	DS18S20+PAR	TO-92	Local	-	1-Wire	-	0.5	9	5.80	4.07	2.94
♦ 700-DS18S20Z	DS18S20Z+	SOIC-8	Local	-	1-Wire	-	0.5	9	5.78	4.04	2.82
♦ 700-DS1920-F5	DS1920-F5+	iButton	Local	-	1-Wire	-	0.5	9	10.19	7.13	5.06
♦ 700-DS1922L-F5#	DS1922L-F5#	iButton	Local	-	1-Wire	-	0.5	8, 11	53.30	47.75	37.14
♦ 700-DS1923-F5#	DS1923-F5#	iButton	Local	-	1-Wire	-	0.5	8, 12	99.29	87.31	66.80
♦ 700-DS28EA00U	DS28EA00U+	µSOP-8	Local	-	1-Wire	-	0.5	9,10, 11, 12	6.14	4.30	3.01
♦ 700-DS1921G-F5#	DS1921G-F5#	iButton	Local	-	1-Wire	-	1	9	26.13	22.92	17.82
700-DS1822	DS1822+	TO-92	Local	-	1-Wire	-	2	9,10,11,12	4.65	3.26	2.28
700-DS1822PAR	DS1822+PAR	TO-92	Local	-	1-Wire	-	2	9,10, 11, 12	4.55	3.15	2.15
♦ 700-DS1822Z	DS1822Z+	SOIC-8	Local	-	1-Wire	-	2	9,10,11,12	4.65	3.26	2.28
♦ 700-DS1821S	DS1821S+	SOIC-8	Local	-	1-Wire Non-Network, Logic	-	1	8	6.17	4.32	3.02
700-DS1621	DS1621+	PDIP-8	Local	-	2-Wire, I2C, SMBus	-	0.5	9,10,11,12	5.55	3.88	2.72
♦ 700-DS1621S	DS1621S+	SOIC-8	Local	-	2-Wire, I2C, SMBus	-	0.5	9,10, 11, 12	5.55	3.88	2.72
♦ 700-DS1621V	DS1621V+	SOIC-8	Local	-	2-Wire, I2C, SMBus	-	0.5	9,10, 11, 12	5.44	3.77	2.55
700-DS1624	DS1624+	PDIP-8	Local	-	2-Wire, I2C, SMBus	-	0.5	13	10.36	7.25	5.07
♦ 700-DS1624S	DS1624S+	SOIC-8	Local	-	2-Wire, I2C, SMBus	-	0.5	13	10.36	7.25	5.07
♦ 700-DS1631	DS1631+	SO-8	Local	-	2-Wire, I2C, SMBus	-	0.5	9,10, 11, 12	4.82	3.37	2.36
♦ 700-DS1631AU	DS1631AU+	µMAX-8	Local	-	2-Wire, I2C, SMBus	-	0.5	9,10,11,12	4.82	3.37	2.36
♦ 700-DS1631S	DS1631S+	SOIC-8	Local	-	2-Wire, I2C, SMBus	-	0.5	9,10,11,12	4.82	3.37	2.36
♦ 700-DS1631U	DS1631U+	µMAX-8	Local	-	2-Wire, I2C, SMBus	-	0.5	9,10,11,12	4.82	3.37	2.36
♦ 700-DS1631Z	DS1631Z+	SOIC-8	Local	-	2-Wire, I2C, SMBus	-	0.5	9,10,11,12	4.82	3.37	2.36
♦ 700-DS620U	DS620U+	µMAX-8	Local	-	2-Wire, I2C, SMBus	-	0.5	10,11,12,13	4.79	3.36	2.34
♦ 700-MAX6646MUA	MAX6646MUA+	µMAX-8	Remote	Alert, Overt	2-Wire, I2C, SMBus	Single	0.8	11	4.01	2.80	1.96
♦ 700-MAX6647MUA	MAX6647MUA+	µMAX-8	Remote	Alert, Overt	2-Wire, I2C, SMBus	Single	0.8	11	4.01	2.80	1.96
♦ 700-MAX6648MUA	MAX6648MUA+	µMAX-8	Remote	Alert, Overt	2-Wire, I2C, SMBus	Single	0.8	10	4.01	2.80	1.96

© Copyright 2013 Mouser Electronics
© Copyright 2013 Mouser Electronics

MAXIM INTEGRATED Analog ICs

RoHS Compliant This product is RoHS compliant.

maxim integrated™

DIGITAL TEMPERATURE SENSORS (CONT.)

♦ Surface Mount Device

For quantities greater than listed, call for quote.

MOUSER STOCK NO.	Maxim Integrated Part No.	Package	Sensor Type	Alarm Output	Interface	Remote Channel	Accuracy (±°C)	Temp. Resolution (bits)	Price Each 1	25	100
♦ 700-MAX6649MUA	MAX6649MUA+	µMAX-8	Remote	Alert, Overt	2-Wire, I2C, SMBus	Single	0.8	11	5.04	3.53	2.47
♦ 700-MAX6692MUA	MAX6692MUA+	µMAX-8	Remote	Alert, Overt	2-Wire, I2C, SMBus	Single	0.8	10	3.93	2.72	1.96
♦ 700-DS1721S	DS1721S+	SOIC-8	Local	-	2-Wire, I2C, SMBus	-	1	9,10,11,12	4.65	3.26	2.28
♦ 700-DS1721U	DS1721U+	µMAX-8	Local	-	2-Wire, I2C, SMBus	-	1	9,10,11,12	4.65	3.26	2.28
♦ 700-MAX6581TG98+	MAX6581TG98+	TQFN-24	Remote	Alert, Overt	2-Wire, I2C, SMBus	Seven	1	8, 11	3.32	2.32	1.62
♦ 700-MAX6581TG9A+	MAX6581TG9A+	TQFN-24	Remote	Alert, Overt	2-Wire, I2C, SMBus	Seven	1	8, 11	3.32	2.32	1.62
♦ 700-MAX6581TG9C+	MAX6581TG9C+	TQFN-24	Remote	Alert, Overt	2-Wire, I2C, SMBus	Seven	1	8, 11	3.32	2.32	1.62
♦ 700-MAX6581TG9E+	MAX6581TG9E+	TQFN-24	Remote	Alert, Overt	2-Wire, I2C, SMBus	Seven	1	8, 11	3.32	2.32	1.62
♦ 700-MAX6616AEG+	MAX6616AEG+	QSOP-24	Remote	Fan Failure	2-Wire, I2C, SMBus	Dual	1	11	5.19	3.64	2.55
♦ 700-MAX6633MSA	MAX6633MSA+	SOIC-8	Local	-	2-Wire, I2C, SMBus	-	1	13	3.43	2.41	1.68
♦ 700-MAX6639AEE	MAX6639AEE+	QSOP-16	Remote	Alert, Overt	2-Wire, I2C, SMBus	-	1	-	4.01	2.80	1.96
♦ 700-MAX6654MEE	MAX6654MEE+	QSOP-16	Remote	Alert, Overt	2-Wire, I2C, SMBus	Single	1	11	6.14	4.30	3.01
♦ 700-MAX6656MEE	MAX6656MEE+	QSOP-16	Remote	Alert, Overt	2-Wire, I2C, SMBus	Dual	1	11	7.40	5.19	3.63
♦ 700-MAX6657YMSA	MAX6657YMSA+	QSOP-16	Remote	Alert, Overt	2-Wire, I2C, SMBus	Dual	1	11	4.93	3.41	2.47
♦ 700-MAX6658MSA	MAX6658MSA+	SO-8	Remote	Alert, Overt	2-Wire, I2C, SMBus	Single	1	11	5.22	3.66	2.56
♦ 700-MAX6681MEE	MAX6681MEE+	QSOP-16	Remote	Alert, Overt	2-Wire, I2C, SMBus	Single	1	11	9.74	6.11	4.42
♦ 700-MAX6689UP9A	MAX6689UP9A+	TSSOP-20	Remote	Alert, Overt	2-Wire, I2C, SMBus	Six	1	11	10.03	7.02	4.90
♦ 700-MAX6698EE38+	MAX6698EE38+	QSOP-16	Remote	Alert/Overt	2-Wire, I2C, SMB	Six	1	11	11.94	8.37	5.84
♦ 700-MAX6699UE34	MAX6699UE34+	TSSOP-16	Remote	Alert, Overt	2-Wire, I2C, SMBus	Quad	1	11	7.35	5.15	3.60
700-MAX6683AUB	MAX6683AUB+	µMAX-10	Local	Alert	2-Wire, I2C, SMBus	-	2	11	4.92	3.45	2.41
♦ 700-DS1629S	DS1629S+	SOIC-8	Local	-	2-Wire, I2C, SMBus	-	2	9	9.35	6.55	4.58
♦ 700-DS1780ET&R	DS1780E+T&R	TSSOP-24	Local	-	2-Wire, I2C, SMBus	-	2	9	5.71	3.81	2.76
♦ 700-DS1775RT&R	DS1775R+T&R	SOT-23-5	Local	-	2-Wire, I2C, SMBus	-	2	9,10,11,12	2.43	1.83	1.61
♦ 700-DS75LVS	DS75LVS+	SOIC-8	Local	-	2-Wire, I2C, SMBus	-	2	9,10,11,12	2.31	1.62	1.13
♦ 700-DS75LVU	DS75LVU+	µMAX-8	Local	-	2-Wire, I2C, SMBus	-	2	9,10,11,12	2.31	1.62	1.13
♦ 700-DS75LXS	DS75LXS+	SOIC-8	Local	-	2-Wire, I2C, SMBus	-	2	9,10,11,12	2.13	1.49	1.04
♦ 700-DS75LXU	DS75LXU+	µMAX-8	Local	-	2-Wire, I2C, SMBus	-	2	9,10,11,12	2.13	1.49	1.04
♦ 700-DS75S	DS75S+	SOIC-8	Local	-	2-Wire, I2C, SMBus	-	2	9,10,11,12	2.31	1.62	1.13
♦ 700-MAX1668MEE	MAX1668MEE+	QSOP-16	Remote	Alert	2-Wire, I2C, SMBus	Quad	2	8	11.51	8.07	5.63
♦ 700-MAX6652AUB	MAX6652AUB+	µMAX-10	Local	Alert	2-Wire, I2C, SMBus	-	2	8	4.74	3.32	2.32
♦ 700-MAX7500MSA	MAX7500MSA+	SO-8	Local	-	2-Wire, I2C, SMBus	-	2	-	1.72	1.21	.847
♦ 700-MAX7500MUA	MAX7500MUA+	SO-8	Local	-	2-Wire, I2C, SMBus	-	2	-	1.72	1.21	.847
♦ 700-MAX1617AMEE	MAX1617AMEE+	QSOP-16	Remote	Alert	2-Wire, I2C, SMBus	Single	3	8	11.86	8.30	5.80
700-DS1620	DS1620+	PDIP-8	Local	-	3-Wire, Logic	-	0.5	9,10,11,12	8.39	5.87	4.10
♦ 700-DS1620S	DS1620S+	SOIC-8	Local	-	3-Wire, Logic	-	0.5	9,10,11,12	8.39	5.87	4.10
♦ 700-DS1626U	DS1626U+	µSOP-8	Local	-	3-Wire, Logic	-	0.5	9,10, 11, 12	4.82	3.37	2.36
♦ 700-DS1726U	DS1726U+	µSOP-8	Local	-	3-Wire, Logic	-	1	9,10, 11, 12	4.65	3.26	2.28
♦ 700-DS1626S	DS1626S+	SOIC-8	Local	-	3-Wire, Logic	-	2	9,10, 11, 12	4.82	3.37	2.36
♦ 700-MAX6627MKA#TG16-	MAX6627MKA#TG16	SOT-8	Remote	-	3-Wire, SPI	Single	1	13	6.94	5.24	4.58
♦ 700-MAX31855SASA+	MAX31855SASA+	SOIC-8	Remote	-	3-Wire, SPI	Single	2	14	8.29	5.81	4.06
♦ 700-MAX31855RASA+	MAX31855RASA+	SOIC-8	Remote	-	3-Wire, SPI	Single	2	14	8.29	5.81	4.06
♦ 700-MAX31855NASA+	MAX31855NASA+	SO-8	Remote	-	3-Wire, SPI	Single	2	14	8.29	5.81	4.06
♦ 700-MAX31855TASA+	MAX31855TASA+	SO-8	Remote	-	3-Wire, SPI	Single	2	14	8.29	5.81	4.06
♦ 700-MAX6682MUA	MAX6682MUA+	µMAX-8	Remote	-	3-Wire, SPI	Single	0.5	10	4.86	3.40	2.38
♦ 700-MAX1299CEAE	MAX1299CEAE+	SSOP-16	Local	-	3-Wire, SPI	-	1	12	11.50	7.96	5.41
♦ 700-MAX6662MSA	MAX6662MSA+	SO-8	Local	Alert, Overt	3-Wire, SPI	-	1	13	3.68	2.58	1.80
♦ 700-DS1722S	DS1722S+	SOIC-8	Local	-	3-Wire, SPI	-	2	8,9,10,11,12	3.14	2.19	1.53
♦ 700-DS1722U	DS1722U+	µMAX-8	Local	-	3-Wire, SPI	-	2	8,9,10,11,12	3.19	2.24	1.56
♦ 700-MAX6674ISA	MAX6674ISA+	SOIC-8	Remote	-	3-Wire, SPI	Single	2	10	15.40	10.81	7.50
♦ 700-MAX6675ISA	MAX6675ISA+	SOIC-8	Remote	-	3-Wire, SPI	Single	3	12	15.89	11.13	7.77
♦ 700-DS600U	DS600U+	µMAX-8	Local	-	Analog	-	0.5	-	4.92	3.45	2.41
♦ 700-MAX6605MXKT	MAX6605MXK+T	SC-70	Local	-	Analog	-	1	-	1.02	.764	.669
♦ 700-MAX6610AUTT	MAX6610AUT+T	SOT-23-6	Local	-	Analog	-	1	-	6.28	4.74	4.14
♦ 700-MAX6577ZUTT	MAX6577ZUT+T	SOT-6	Local	-	Freq. µ Temp.	-	3	-	2.02	1.52	1.33
♦ 700-MAX6691MUB	MAX6691MUB+	µMAX-10	Remote	-	PWM	Quad	1	-	9.73	6.81	4.75
♦ 700-MAX1098CEAE+	MAX1098CEAE+	SSOP-16	Local	-	SPI	-	1	10	10.41	6.81	4.54

ANALOG SWITCHES

NEW PRODUCT

♦ Surface Mount Device

For quantities greater than listed, call for quote.

MOUSER STOCK NO.	Maxim Integrated Part No.	Package	Normal Position	R_{on} (Max) (Ω)	I_L (Off) (nA) (Max)	t_{on} (ns) (Min)	t_{off} (ns) (Min)	Supply Voltage (Single) (Min/Max)	Supply Volt (Dual) (Min/Max)	Price Each 1	25	100
1 x SPST												
♦ 700-DG417CY	DG417CY+	SO-8	Closed	35	0.25	175	145	---/---	4.5/20	3.64	2.56	1.84
♦ 700-DG417LEUA	DG417LEUA+	µMAX-8	Closed	35	0.25	175	185	9/36	4.5/20	4.09	2.87	2.08
♦ 700-DG418CY	DG418CY+	SO-8	Open	35	0.25	175	145	---/---	4.5/20	3.63	2.55	1.77
♦ 700-DG418DY	DG418DY+	SOIC-8	Open	35	0.25	175	147	---/---	4.5/20	3.85	2.70	1.88
♦ 700-DG418LEUA	DG418LEUA+	µMAX-8	Open	35	0.25	175	185	9/36	4.5/20	4.09	2.87	2.08
♦ 700-MAX317CSA	MAX317CSA+	SOIC-8	Closed	45	0.25	175	145	10/30	4.5/20	4.43	3.09	2.19
700-MAX318CPA	MAX318CPA+	PDIP-8	Open	45	0.25	175	145	10/30	4.5/20	3.80	2.65	1.89
♦ 700-MAX318CSA	MAX318CSA+	SOIC-8	Open	45	0.25	175	145	10/30	4.5/20	4.43	3.10	2.25
♦ 700-MAX4602CWE+T	MAX4602CWE+T	SOICW-16	Open	2.5	0.5	250	350	---/---	4.5/20	10.10	6.76	5.50
♦ 700-MAX4514CUK+T	MAX4514CUK+T	SOT-23-5	Open	20	1	150	100	2/12	---/---	1.53	1.16	1.01
♦ 700-MAX4647EUT+T	MAX4647EUT+T	SOT-23-6	Closed	25	1	100	100	9/36	4.5/20	3.50	2.64	2.31
2 x SPST												
♦ 700-MAX301CSE	MAX301CSE+	SOIC-16	Open	35	0.25	150	100	10/30	4.5/20	6.51	4.56	3.18
♦ 700-MAX320CSA	MAX320CSA+	SO-8	Open	35	0.1	150	100	---/---	2.7/8	3.85	2.70	1.88

© Copyright 2013 Mouser Electronics

© Copyright 2013 Mouser Electronics

MAXIM INTEGRATED Analog ICs

RoHS Compliant This product is RoHS compliant.

maxim integrated™

ANALOG SWITCHES (CONT.)

♦ Surface Mount Device

PRODUCT NEW

For quantities greater than listed, call for quote.

MOUSER STOCK NO.	Maxim Integrated Part No.	Package	Normal Position	Ron (Max) (Ω)	I_L (Off) (nA) (Max)	t_{on} (ns) (Min)	t_{off} (ns) (Min)	Supply Voltage (Single) (Min/Max)	Supply Volt (Dual) (Min/Max)	Price Each 1	25	100
2 x SPST												
♦ 700-MAX4580EAE	MAX4580EAE+	SSOP-16	Closed	1.25	0.5	160	210	---/---	4.5/20	14.20	9.89	7.16
♦ 700-MAX4680CWE	MAX4680CWE+	SO-16W	Closed	1.25	0.5	275	175	4.5/36	4.5/20	11.65	8.17	5.92
♦ 700-MAX4680EAE	MAX4680EAE+	SSOP-16	Closed	1.25	0.5	275	175	4.5/36	4.5/20	14.12	9.89	7.03
700-MAX321CPA	MAX321CPA+	PDIP-8	Closed	35	0.1	150	100	---/---	2.7/8	3.70	2.47	1.78
♦ 700-MAX321CUA	MAX321CUA+	µMAX-8	Closed	35	0.1	150	100	---/---	2.7/8	4.24	2.97	2.15
♦ 700-MAX4732EUA	MAX4732EUA+	µMAX-8	Closed	50	0.1	150	60	2/11	---/---	1.85	1.31	.942
700-MAX324CPA	MAX324CPA+	PDIP-8	Closed	60	0.1	150	100	2.7/16	---/---	3.52	2.47	1.78
♦ 700-MAX4641EUA	MAX4641EUA+	µMAX-8	Open	4	0.25	15	8	1.8/5.5	---/---	2.34	1.65	1.14
♦ 700-MAX320ESA	MAX320ESA+	SOIC-20	Open	35	0.1	150	100	---/---	2.7/8	4.98	3.49	2.44
♦ 700-MAX4541CUA	MAX4541CUA+	µMAX-8	Open	60	0.1	100	75	2.7/12	---/---	1.84	1.29	.906
700-MAX323CPA	MAX323CPA+	PDIP-8	Open	60	0.1	150	100	2.7/16	---/---	3.51	2.46	1.71
♦ 700-MAX323CSA	MAX323CSA+	SOIC-8	Open	60	0.1	150	100	2.7/16	---/---	3.85	2.70	1.88
♦ 700-MAX323ESA	MAX323ESA+	SOIC-8	Open	60	0.1	150	100	2.7/16	---/---	4.99	3.51	2.44
♦ 700-MAX4575ESA	MAX4575ESA+	SO-8	Open	70	0.5	150	80	2/12	---/---	3.77	2.51	1.81
700-MAX325CPA	MAX325CPA+	PDIP-8	Open/Closed	60	0.1	150	100	2.7/16	---/---	3.52	2.46	1.74
♦ 700-MAX325CSA	MAX325CSA+	SOIC-8	Open/Closed	60	0.1	150	100	2.7/16	---/---	3.86	2.71	1.96
4 x SPST												
♦ 700-MAX4661CAE	MAX4661CAE+	SSOP-16	Closed	2.5	0.5	275	175	4.5/36	4.5/20	11.75	8.24	5.97
♦ 700-MAX4651ESE	MAX4651ESE+	SO-16	Closed	4	0.1	14	8	1.8/5.5	---/---	4.22	2.92	2.11
♦ 700-MAX4651EUE	MAX4651EUE+	TSSOP-16	Closed	4	0.1	14	8	1.8/5.5	---/---	4.91	3.43	2.41
700-MAX312CPE	MAX312CPE+	PDIP-16	Closed	10	0.5	225	185	10/30	4.5/20	9.76	6.83	4.77
♦ 700-MAX312CSE	MAX312CSE+	SOIC-16	Closed	10	0.5	225	185	10/30	4.5/20	12.65	8.85	6.18
♦ 700-MAX312ESE	MAX312ESE+	SOIC-16	Closed	10	0.5	225	185	10/30	4.5/20	13.34	9.37	6.78
♦ 700-MAX312LCSE	MAX312LCSE+	SO-16N	Closed	10	0.5	225	185	4.5/36	4.5/20	7.92	5.55	4.02
♦ 700-MAX14756EUE+	MAX14756EUE+	TSSOP-16	Closed	10	2.5	60000	3000	---/70	10/35	7.10	4.99	3.61
♦ 700-MAX4512ESE	MAX4512ESE+	SO-16N	Closed	16	0.5	500	400	9/36	4.5/20	8.76	6.14	4.28
♦ 700-MAX391CSE	MAX391CSE+	SOIC-16	Closed	35	0.1	130	75	---/---	3/8	5.07	3.55	2.48
♦ 700-DG411DY	DG411DY+	SOIC-16	Closed	35	0.25	175	145	10/30	4.5/20	8.76	6.14	4.28
700-MAX351CPE	MAX351CPE+	PDIP-16	Closed	35	0.25	175	145	10/30	4.5/20	7.82	5.49	3.98
♦ 700-MAX351CSE	MAX351CSE+	SOIC-16	Closed	35	0.25	175	145	10/30	4.5/20	10.11	7.07	4.95
♦ 700-MAX334CWE	MAX334CWE+	SO-16W	Closed	50	1	100	50	10/30	4.5/20	9.65	6.76	4.90
700-DG441DJ	DG441DJ+	PDIP-16	Closed	85	0.5	250	120	10/30	4.5/20	5.97	4.18	2.97
♦ 700-MAX361CSE	MAX361CSE+	SOIC-16	Closed	85	0.5	250	120	10/30	4.5/20	8.29	5.82	4.21
700-MAX364CPE	MAX364CPE+	PDIP-16	Closed	85	0.5	250	120	10/30	4.5/20	4.06	2.85	2.07
♦ 700-MAX364CSE	MAX364CSE+	SOIC-16	Closed	85	0.5	250	120	10/30	4.5/20	4.04	2.82	1.98
♦ 700-MAX364ESE	MAX364ESE+	SO-16N	Closed	85	0.5	250	120	10/30	4.5/20	4.27	3.00	2.17
♦ 700-DG309DY	DG309DY+	SO-16N	Closed	100	1	200	150	---/---	4.5/20	7.74	5.16	3.73
♦ 700-MAX4511ESE	MAX4511ESE+	SOIC-16	Closed	160	0.5	500	400	9/36	4.5/20	8.80	6.17	4.47
700-DG201ACJ	DG201ACJ+	PDIP-16	Closed	175	1	600	450	---/---	4.5/18	5.72	4.01	2.79
♦ 700-DG201ADY	DG201ADY+	SO-16	Closed	175	1	600	450	---/---	4.5/18	6.06	4.26	3.02
700-DG211CJ	DG211CJ+	PDIP-16	Closed	175	5	1000	500	---/---	4.5/18	4.07	2.85	1.99
♦ 700-DG211CSE	DG211CSE+	SOIC-16	Closed	175	5	1000	500	---/---	4.5/18	3.25	2.28	1.59
♦ 700-DG211CY	DG211CY+	SOIC-16	Closed	175	8	1000	500	---/---	4.5/18	3.43	2.29	1.66
700-MAX326CPE	MAX326CPE+	PDIP-16	Closed	3500	0.01	1000	500	10/30	5/18	10.30	7.21	5.13
♦ 700-MAX326CSE	MAX326CSE+	SOIC-16	Closed	3500	0.01	1000	500	10/30	5/18	11.30	7.94	5.76
♦ 700-MAX4678EUE	MAX4678EUE+	TSSOP-16	Open	1.6	1	350	150	2.7/11	2.7/5.5	7.73	5.41	3.78
♦ 700-MAX4602EWE	MAX4602EWE+	SO-16W	Open	2.5	0.5	250	350	---/---	4.5/20	11.65	8.17	5.92
♦ 700-MAX4652ESE	MAX4652ESE+	SO-16	Open	4	0.1	14	8	1.8/5.5	---/---	4.31	3.02	2.11
♦ 700-MAX4737EUD	MAX4737EUD+	TSSOP-14	Open	4.5	0.5	80	40	1.8/5.5	---/---	3.95	2.76	1.94
700-MAX313CPE	MAX313CPE+	PDIP-16	Open	10	0.5	225	185	10/30	4.5/20	9.79	6.87	4.77
♦ 700-MAX313CSE	MAX313CSE+	SOIC-16	Open	10	0.5	225	185	10/30	4.5/20	12.65	8.85	6.18
♦ 700-MAX313CUE	MAX313CUE+	TSSOP-16	Open	10	0.5	225	185	10/30	4.5/20	10.36	7.25	5.07
♦ 700-MAX313ESE	MAX313ESE+	SOIC-16	Open	10	0.5	225	185	10/30	4.5/20	13.29	9.32	6.51
♦ 700-MAX313EUE	MAX313EUE+	TSSOP-16	Open	10	0.5	225	185	4.5/36	4.5/20	11.45	8.03	5.61
♦ 700-MAX313FESE	MAX313FESE+	SO-16N	Open	10	0.5	225	185	4.5/36	4.5/20	9.92	6.97	4.93
♦ 700-MAX313LEUE	MAX313LEUE+	TSSOP-16	Open	10	0.5	225	185	4.5/36	4.5/20	9.79	6.86	4.78
♦ 700-MAX4614CSD	MAX4614CSD+	SOIC-14	Open	10	1	12	10	2/5.5	---/---	2.75	1.93	1.35
♦ 700-MAX14757EUE+	MAX14757EUE+	TSSOP-16	Open	10	2.5	60000	3000	---/70	10/35	7.10	4.99	3.61
♦ 700-MAX4712CUE	MAX4712CUE+	TSSOP-16	Open	25	0.5	125	80	2.7/11	2.7/5.5	8.36	5.86	4.25
♦ 700-MAX392CSE	MAX392CSE+	SOIC-16	Open	35	0.1	130	75	---/---	3/8	5.07	3.55	2.48
♦ 700-DG412CUE	DG412CUE+	TSSOP-16	Open	35	0.25	175	145	10/30	4.5/20	8.58	6.01	4.35
700-MAX352CPE	MAX352CPE+	PDIP-16	Open	35	0.25	175	145	10/30	4.5/20	7.82	5.49	3.98
♦ 700-MAX352CSE	MAX352CSE+	SOIC-16	Open	35	0.25	175	145	10/30	4.5/20	10.11	7.07	4.95
♦ 700-MAX352ESE	MAX352ESE+	SOIC-16	Open	35	0.25	175	145	10/30	4.5/20	10.39	7.28	5.08
♦ 700-MAX4066AEEE	MAX4066AEEE+	QSOP-16	Open	45	0.1	125	75	2/16	---/---	5.56	3.91	2.72
♦ 700-MAX4066CEE	MAX4066CEE+	QSOP-16	Open	45	1	125	75	2/16	---/---	2.94	2.07	1.44
700-MAX4066CPD	MAX4066CPD+	PDIP-14	Open	45	1	125	75	2/16	---/---	2.71	1.89	1.35
♦ 700-MAX4066CSD	MAX4066CSD+	SOIC-14	Open	45	1	125	75	2/16	---/---	2.70	1.88	1.33
♦ 700-MAX4066ESD	MAX4066ESD+	SO-14N	Open	45	1	125	75	2/16	---/---	3.10	2.17	1.52
700-DG445DJ	DG445DJ+	PDIP-16	Open	85	0.5	250	170	10/30	4.5/20	3.70	2.47	1.79
♦ 700-MAX365CSE	MAX365CSE+	SOIC-16	Open	85	0.5	250	170	10/30	4.5/20	4.06	2.85	2.07
700-MAX362CPE	MAX362CPE+	PDIP-16	Open	85	0.5	250	170	10/30	4.5/20	6.88	4.83	3.50
700-MAX4610CPD	MAX4610CPD+	PDIP-14	Open	100	0.1	60	20	2/12	---/---	2.25	1.50	1.08
♦ 700-MAX4610CUD	MAX4610CUD+	TSSOP-14	Open	100	0.1	60	20	2/12	---/---	2.71	1.81	1.25
♦ 700-MAX4522CSE	MAX4522CSE+	SO-16N	Open	100	1	80	30	2/12	2/6	2.03	1.42	.996
♦ 700-MAX4522ESE	MAX4522ESE+	SO-16N	Open	100	1	80	30	2/12	2/6	2.25	1.57	1.10
♦ 700-DG202DY	DG202DY+	SOIC-16	Open	175	1	600	450	---/---	4.5/18	6.38	4.26	3.07
700-DG212CJ	DG212CJ+	PDIP-16	Open	175	5	1000	500	---/---	4.5/18	4.07	2.85	1.99
♦ 700-DG212CSE	DG212CSE+	SOIC-16	Open	175	5	1000	500	---/---	4.5/18	3.26	2.29	1.66
♦ 700-MAX327CSE	MAX327CSE+	SO-16N	Open	3500	0.01	1000	500	10/30	5/18	11.26	7.90	5.51
♦ 700-MAX4679EUE	MAX4679EUE+	TSSOP-16	Open/Closed	1.6	1	350	150	2.7/11	2.7/5.5	7.76	5.45	3.78
♦ 700-MAX4666ESE	MAX4666ESE+	SO-16N	Open/Closed	4	0.5	275	175	4.5/36	4.5/20	9.61	6.74	4.69
♦ 700-MAX314CSE	MAX314CSE+	SOIC-16	Open/Closed	10	0.5	225	185	10/30	4.5/20	12.69	8.90	6.18
♦ 700-MAX314ESE	MAX314ESE+	SOIC-16	Open/Closed	10	0.5	225	185	10/30	4.5/20	13.29	9.32	6.51
700-MAX314CPE	MAX314CPE+	PDIP-16	Open/Closed	10	0.5	225	185	4.5/36	4.5/20	9.79	6.86	4.87
♦ 700-MAX4616CSD	MAX4616CSD+	SOIC-14	Open/Closed	10	1	12	10	2/5.5	---/---	2.91	1.94	1.40
♦ 700-MAX14758EUE+	MAX14758EUE+	TSSOP-16	Open/Closed	10	2.5	60000	3000	---/70	10/35	7.10	4.99	3.61
♦ 700-MAX393CSE	MAX393CSE+	SOIC-16	Open/Closed	35	0.1	130	75	---/---	3/8	5.07	3.55	2.48
700-DG413DY	DG413DY+	SOIC-16	Open/Closed	35	0.25	175	145	10/30	4.5/20	8.58	6.01	4.35
♦ 700-MAX353CSE	MAX353CSE+	SOIC-16	Open/Closed	35	0.25	175	145	10/30	4.5/20	10.11	7.07	4.95
♦ 700-MAX4612ESD	MAX4612ESD+	SO-14N	Open/Closed	100	0.1	60	20	2/12	---/---	2.48	1.66	1.19
8 x SPST												
♦ 700-MAX395CAG	MAX395CAG+	PDIP-24	Open	100	0.1	400	400	---/---	2.7/8	9.69	6.79	4.74
700-MAX395CWG	MAX395CWG+	SO-24W	Open	100	0.1	400	400	---/---	2.7/8	9.74	6.84	4.74
♦ 700-MAX335EUG	MAX335EUG+	TSSOP-24	Open	150	1	400	400	---/---	4.5/20	10.14	7.09	4.96
♦ 700-MAX4800ACCM	MAX4800ACCM+	LQFP-48	Open	-	2000	5000	5000	40/200	40/100	17.63	17.31	17.31
♦ 700-MAX4800ACQI	MAX4800ACQI+	PLCC-28	Open	-	2000	5000	5000	40/200	40/100	18.39	17.31	17.31

© Copyright 2013 Mouser Electronics
© Copyright 2013 Mouser Electronics

MAXIM INTEGRATED Analog ICs

RoHS Compliant This product is RoHS compliant.

maxim integrated™

ANALOG SWITCHES (CONT.)

♦ Surface Mount Device

For quantities greater than listed, call for quote.

MOUSER STOCK NO.	Maxim Integrated Part No.	Package	Normal Position	R_{on} (Max) (Ω)	I_L (Off) (nA) (Max)	t_{on} (ns) (Min)	t_{off} (ns) (Min)	Supply Voltage (Single) (Min/Max)	Supply Volt (Dual) (Min/Max)	Price Each 1	25	100
8 x SPST												
♦ 700-MAX4889AETO	MAX4889AETO+	TQFN-42	-	8.4	1000	250	50	1.6/3.6	---/---	6.91	4.85	3.37
700-MAX335CNG	MAX335CNG+	PDIP-24	Open	150	1	400	400	---/---	4.5/20	8.42	5.91	4.28
♦ 700-MAX335CWG	MAX335CWG+	SOIC-24W	Open	150	1	400	400	---/---	4.5/20	9.23	6.48	4.50
♦ 700-MAX335EWG	MAX335EWG+	SOIC-24W	Open	150	1	400	400	---/---	4.5/20	10.18	7.14	4.96
♦ 700-MAX4802ACCM	MAX4802ACCM+	LQFP-48	Open	-	2000	5000	5000	40/200	40/100	17.63	17.31	17.31
♦ 700-MAX4802CQI	MAX4802CQI+	PLCC-28	Open	-	2000	5000	5000	40/200	40/100	19.55	18.40	18.40
1 x SPDT												
♦ 700-MAX4644EUA	MAX4644EUA+	µMAX-8	-	4	0.25	15	5	1.8/5.5	---/---	2.35	1.66	1.19
♦ 700-MAX4644EUTT	MAX4644EUT+T	SOT-6	-	4	0.25	15	5	1.8/5.5	---/---	2.05	1.54	1.35
♦ 700-MAX4659EUA	MAX4659EUA+	µMAX-8	-	25	2	150	150	9/40	4.5/20	5.03	3.53	2.47
♦ 700-MAX4660EUA	MAX4660EUA+	µMAX-8	-	25	2	150	150	9/40	4.5/20	5.82	4.08	2.86
♦ 700-MAX4659ESA	MAX4659ESA+	SO-8	-	25	2	150	150	9/40	4.5/20	4.71	3.28	2.30
700-DG419CJ	DG419CJ+	PDIP-8	-	35	0.25	175	145	10/30	4.5/20	4.27	3.00	2.08
♦ 700-DG419CY	DG419CY+	SOIC-8	-	35	0.25	175	145	10/30	4.5/20	5.10	3.57	2.49
700-DG419DJ	DG419DJ+	PDIP-8	-	35	0.25	175	145	10/30	4.5/20	4.49	3.16	2.28
♦ 700-DG419DY	DG419DY+	SOIC-8	-	35	0.25	175	145	10/30	4.5/20	5.37	3.77	2.63
700-MAX319CPA	MAX319CPA+	PDIP-8	-	35	0.25	175	145	10/30	4.5/20	5.07	3.55	2.48
♦ 700-MAX319CSA	MAX319CSA+	SOIC-8	-	35	0.25	175	145	10/30	4.5/20	5.60	3.93	2.74
♦ 700-MAX319ESA	MAX319ESA+	SOIC-8	-	35	0.25	175	145	10/30	4.5/20	6.51	4.56	3.18
♦ 700-DG419LEUA	DG419LEUA+	SO-8	-	35	0.25	175	145	10/30	4.5/20	4.44	3.11	2.17
♦ 700-DG419LDY	DG419LDY+	SO-8	-	35	0.25	175	145	---/---	4.5/20	4.15	2.91	2.07
700-DG301ACJ	DG301ACJ+	PDIP-14	-	50	1	300	250	---/---	5/18	7.61	5.26	3.51
700-MAX4544CPA	MAX4544CPA+	PDIP-8	-	60	0.1	100	75	2.7/12	---/---	1.85	1.31	.924
♦ 700-MAX4544CSA	MAX4544CSA+	SOIC-8	-	60	0.1	100	75	2.7/12	---/---	1.84	1.29	.906
♦ 700-MAX4544ESA	MAX4544ESA+	SOIC-8	-	60	0.1	100	75	2.7/12	---/---	1.84	1.29	.906
♦ 700-MAX4544EUTT	MAX4544EUT+T	SOT-6	-	60	0.1	100	75	2.7/12	---/---	1.88	1.41	1.23
2 x SPDT												
♦ 700-MAX4736EUB	MAX4736EUB+	µMAX-10	-	0.8	1	25	20	1.6/3.6	---/---	3.41	2.40	1.67
♦ 700-MAX4685EUB	MAX4685EUB+	µMAX-10	-	0.8	1	50	30	1.8/5.5	---/---	4.15	2.91	2.11
♦ 700-MAX4636EUB	MAX4636EUB+	µMAX-10	-	4	0.1	14	16	1.8/5.5	---/---	3.26	2.29	1.59
700-MAX4717EUB	MAX4717EUB+	µMAX-10	-	4.5	0.5	80	40	1.8/5.5	---/---	3.23	2.27	1.64
♦ 700-MAX4622CSE	MAX4622CSE+	SOIC-16	-	5	0.5	250	200	---/---	4.5/20	6.22	4.37	3.03
♦ 700-MAX4622ESE	MAX4622ESE+	SOIC-16	-	5	0.5	250	200	---/---	4.5/20	6.83	4.78	3.35
♦ 700-MAX4719EUB	MAX4719EUB+	µMAX-10	-	20	0.5	80	40	1.8/5.5	---/---	2.89	2.03	1.47
♦ 700-DG403CY	DG403CY+	SOIC-16	-	45	0.5	150	100	10/30	4.5/20	11.24	7.88	5.50
700-DG403DJ	DG403DJ+	PDIP-16	-	45	0.5	150	100	10/30	4.5/20	9.89	6.94	5.03
♦ 700-DG403DY	DG403DY+	SOIC-16	-	45	0.5	150	100	10/30	4.5/20	11.83	8.28	5.78
♦ 700-DG303ACWE	DG303ACWE+	SOIC-16	-	50	1	300	250	10/30	5/18	14.04	9.85	6.84
700-DG303ACJ	DG303ACJ+	PDIP-14	-	50	1	300	250	10/30	5/18	9.88	6.92	4.91
700-IH5043CPE	IH5043CPE+	PDIP-16	-	80	5	400	200	---/---	4.5/18	8.42	5.91	4.18
♦ 700-MAX4632CSE	MAX4632CSE+	SO-16N	-	85	0.5	500	400	9/36	4.5/18	5.68	3.99	2.89
700-MAX303CPE	MAX303CPE+	PDIP-16	Open/Closed	35	0.25	150	100	10/30	4.5/20	11.44	8.03	5.81
♦ 700-MAX303CSE	MAX303CSE+	SOIC-16	Open/Closed	35	0.25	150	100	10/30	4.5/20	13.69	9.58	6.81
♦ 700-MAX303ESE	MAX303ESE+	SOIC-16	Open/Closed	35	0.25	150	100	10/30	4.5/20	14.36	10.07	7.03
3 x SPDT												
700-MAX4619CPE	MAX4619CPE+	PDIP-16	-	10	1	15	10	2/5.5	---/---	2.82	1.98	1.41
♦ 700-MAX4583ESE	MAX4583ESE+	SOIC-16	-	80	1	200	100	2/12	2/6	2.04	1.43	.996
♦ 700-MAX4053ACEE	MAX4053ACEE+	QSOP-16	-	100	0.1	175	150	2/16	2.7/8	5.69	3.99	2.78
♦ 700-MAX4053ACSE	MAX4053ACSE+	SOIC-16	-	100	0.1	175	150	2/16	2.7/8	4.79	3.35	2.34
♦ 700-MAX4053AESE	MAX4053AESE+	SOIC-16	-	100	0.1	175	150	2/16	2.7/8	6.23	4.37	3.05
700-MAX4053CPE	MAX4053CPE+	PDIP-16	-	100	1	175	150	2/16	2.7/8	4.19	2.80	2.03
4 x SPDT												
♦ 700-MAX394EWP	MAX394EWP+	SO-20N	-	35	0.25	130	75	---/---	2.7/8	17.66	12.39	8.97
700-MAX394CPP	MAX394CPP+	PDIP-20	-	35	0.25	130	175	---/---	2.7/8	10.76	7.54	5.35
♦ 700-MAX394CWP	MAX394CWP+	SOIC-20W	-	35	0.25	130	175	---/---	2.7/8	13.84	9.69	6.76
♦ 700-MAX333ACAP	MAX333ACAP+	SSOP-20	-	35	0.25	175	145	10/30	4.5/20	9.73	6.82	4.75
700-MAX333ACPP	MAX333ACPP+	PDIP-20	-	35	0.25	175	145	10/30	4.5/20	9.45	6.61	4.62
♦ 700-MAX333ACUP	MAX333ACUP+	TSSOP-20	-	35	0.25	175	145	10/30	4.5/20	11.17	7.82	5.47
♦ 700-MAX333ACWP	MAX333ACWP+	SOIC-20W	-	35	0.25	175	145	10/30	4.5/20	12.21	8.54	5.97
♦ 700-MAX333AEUP	MAX333AEUP+	TSSOP-20	-	35	0.25	175	145	10/30	4.5/20	12.29	8.61	6.02
♦ 700-MAX333AEWP	MAX333AEWP+	SOIC-20W	-	35	0.25	175	145	10/30	4.5/20	15.52	10.87	7.60
♦ 700-MAX4533CAP	MAX4533CAP+	SSOP-20	-	175	0.5	250	150	9/36	4.5/18	10.05	7.03	4.92
♦ 700-MAX4533EAP	MAX4533EAP+	SSOP-20	-	175	0.5	250	150	9/36	4.5/18	11.07	7.76	5.42
700-MAX333CPP	MAX333CPP+	PDIP-20	-	175	5	1000	500	10/30	5/18	8.51	5.96	4.16
♦ 700-MAX333CWP	MAX333CWP+	SOIC-20W	-	175	5	1000	500	10/30	5/18	10.99	7.69	5.38
♦ 700-MAX333EWP	MAX333EWP+	SO-20W	-	175	5	1000	500	10/30	5/18	13.95	9.78	6.83
6 x SPDT												
♦ 700-MAX4948ETG	MAX4948ETG+	TQFN-24	Bi-Directional	5.5	3	800	800	1.8/5.5	---/---	6.48	4.54	3.17
8 x SPDT												
♦ 700-MAX4889AETO	MAX4889AETO+	TQFN-42	-	8.4	1000	250	50	1.6/3.6	---/---	6.91	4.85	3.37
2 x DPST												
♦ 700-DG306ACWE	DG306ACWE+	SO-16W	Closed	50	1	250	150	---/---	5/18	13.49	8.99	6.52
♦ 700-MAX4623ESE	MAX4623ESE+	SO-16N	Open	5	0.5	250	200	---/---	4.5/20	6.85	4.79	3.41
700-MAX305CPE	MAX305CPE+	PDIP-16	Open	35	0.25	150	100	10/30	4.5/20	11.44	8.03	5.81
♦ 700-MAX4633CSE	MAX4633CSE+	SO-16N	Open	85	0.5	500	400	9/36	4.5/18	3.46	2.76	2.54
2 x DPDT												
♦ 700-MAX4525LEUB	MAX4525LEUB+	µMAX-10	-	100	2	150	120	2/12	---/---	3.40	2.27	1.64
4 x DPDT												
♦ 700-MAX4758ETX	MAX4758ETX+	TQFN-36	-	0.85	5	140	50	1.8/5.5	---/---	9.01	6.31	4.48
♦ 700-MAX4760ETX	MAX4760ETX+	TQFN-36	-	3.5	5	140	50	1.8/55	---/---	7.89	5.52	3.86
16 x SPST												
♦ 700-MAX14802CCM	MAX14802CCM+	TQFP-48	Open	20	2000	5000	5000	200/---	40/160	28.52	26.85	26.85
♦ 700-MAX14803CCM	MAX14803CCM+	TQFP-48	Open	20	2000	5000	5000	200/---	40/160	27.15	26.85	26.85
Phase Reversal												
♦ 700-MAX4528ESA	MAX4528ESA+	SO-8	-	130	0.5	200	200	2.7/12	---/---	3.20	2.24	1.59
♦ 700-MAX4526CSA	MAX4526CSA+	SOIC-8	-	175	0.5	100	100	4.5/36	4.5/18	6.72	4.70	3.28
♦ 700-MAX4527CSA	MAX4527CSA+	SO-8	-	175	0.5	200	200	4.5/36	4.5/18	6.41	4.28	3.09
♦ 700-MAX4891ETJ	MAX4891ETJ+	TQFN-32	1:2/5	6.5	1	50	40	3/3.6	---/---	6.13	4.30	3.10
700-MAX306CPI	MAX306CPI+	PDIP-28W	16:1/1	100	0.75	200	150	4.5/30	4.5/20	13.66	9.59	6.94
♦ 700-DG406CWI	DG406CWI+	SOIC-28W	16:1/1	100	1	200	150	4.5/30	4.5/20	15.52	10.89	7.56
700-DG406DJ	DG406DJ+	PDIP-28W	16:1/1	100	1	200	150	4.5/30	4.5/20	14.64	10.27	7.14
♦ 700-DG406EWI	DG406EWI+	SOIC-28W	16:1/1	100	1	200	150	4.5/30	4.5/20	20.17	14.16	10.25
700-DG506ACJ	DG506ACJ+	PDIP-28W	16:1/1	400	10	---	---	---/---	4.5/18	16.17	11.35	8.22
♦ 700-DG506ACWI	DG506ACWI+	SO-28W	16:1/1	400	10	---	---	---/---	4.5/18	17.74	12.42	8.68
♦ 700-MAX4929EEEP	MAX4929EEEP+	QSOP-20	2:1/2	25	-	---	---	5/---	5/---	2.18	1.53	1.07
♦ 700-MAX4780ETE	MAX4780ETE+	TQFN-16	2:1/4	1	1	25	10	1.6/3.6	---/---	5.36	3.57	2.58
♦ 700-MAX4674EUE	MAX4674EUE+	TSSOP-16	2:1/4	4	0.5	18	6	1.8/5.5	---/---	5.24	3.68	2.61

© Copyright 2013 Mouser Electronics
© Copyright 2013 Mouser Electronics

MAXIM INTEGRATED Analog ICs

RoHS Compliant This product is RoHS compliant.

maxim integrated™

NEW PRODUCT

MULTIPLEXER SWITCH ICS ♦ Surface Mount Device

For quantities greater than listed, call for quote.

MOUSER STOCK NO.	Maxim Integrated Part No.	Package	Config/ Channels	Ron (Max) (Ω)	I_L (Off) (nA) (Max)	t_{on} (ns) (Min)	t_{off} (ns) (Max)	Supply Voltage (Single) (Min/Max)	Supply Volt (Dual) (Min/Max)	Price Each 1	25	100
♦ 700-MAX4899EETE	MAX4899EETE+	TQFN-16	3:1/-	7	1000	2800	3	2.7/3.6	---/---	4.56	3.20	2.31
♦ 700-MAX4734EUB	MAX4734EUB+	μMAX-10	4:1/1	0.8	1	25	20	1.6/3.6	---/---	3.41	2.40	1.67
♦ 700-MAX4518CEE	MAX4518CEE+	QSOP-16	4:1/1	100	0.2	150	150	2.7/15	2.7/8	3.76	2.63	1.84
♦ 700-MAX4518CSD	MAX4518CSD+	SO-14	4:1/1	100	0.2	150	150	2.7/15	2.7/8	3.16	2.21	1.54
♦ 700-MAX4518EEE	MAX4518EEE+	QSOP-16	4:1/1	100	0.2	150	150	2.7/15	2.7/8	4.88	3.41	2.40
700-DG409DJ	DG409DJ+	PDIP-16	4:1/1	100	1	150	150	4.5/30	4.5/20	7.61	5.34	3.70
♦ 700-MAX14753EUE	MAX14753EUE+	TSSOP-16	4:1/1	130	20	25000	20000	20/72	10/36	7.07	4.95	3.47
♦ 700-MAX14778ETP+	MAX14778ETP+	TQFN-20	4:1/2	1.5	200	-	-	3/5.5	---/25	11.82	8.28	5.78
♦ 700-MAX4618CUE	MAX4618CUE+	TSSOP-16	4:1/2	10	1	15	10	2/5.5	---/---	3.20	2.25	1.62
♦ 700-MAX4618ESE	MAX4618ESE+	SO-16N	4:1/2	10	1	15	10	2/5.5	---/---	3.11	2.17	1.55
♦ 700-MAX4582ESE	MAX4582ESE+	SOIC-16	4:1/2	80	1	200	100	2/12	2/6	2.04	1.43	1.04
♦ 700-MAX4582LEEE	MAX4582LEEE+	QSOP-16	4:1/2	80	2	200	100	2/12	---/---	2.26	1.58	1.14
♦ 700-MAX4052ACEE	MAX4052ACEE+	QSOP-16	4:1/2	100	0.1	175	150	2/16	2.7/8	5.71	4.01	2.90
♦ 700-MAX4052ACSE	MAX4052ACSE+	SO-16N	4:1/2	100	0.1	175	150	2/16	2.7/8	4.80	3.37	2.34
♦ 700-MAX4052AEEE	MAX4052AEEE+	QSOP-16	4:1/2	100	0.1	175	150	2/16	2.7/8	7.40	5.19	3.63
♦ 700-MAX4052AESE	MAX4052AESE+	SOIC-16	4:1/2	100	0.1	175	150	2/16	2.7/8	6.23	4.37	3.05
700-MAX350CPN	MAX350CPN+	PDIP-18	4:1/2	100	0.1	275	150	2.7/16	2.7/18	8.83	6.20	4.48
♦ 700-MAX350EAP	MAX350EAP+	SSOP-20	4:1/2	100	0.1	275	150	2.7/16	2.7/8	10.64	7.45	5.20
700-MAX309CPE	MAX309CPE+	PDIP-16	4:1/2	100	0.75	150	150	4.5/30	4.5/20	8.82	6.17	4.31
♦ 700-MAX309CSE	MAX309CSE+	SOIC-16	4:1/2	100	0.75	150	150	4.5/30	4.5/20	10.57	7.40	5.17
♦ 700-MAX309ESE	MAX309ESE+	SOIC-16	4:1/2	100	0.75	150	150	4.5/30	4.5/20	11.06	7.76	5.39
♦ 700-MAX399ESE	MAX399ESE+	SOIC-16	4:1/2	100	1	150	150	3/15	3/8	12.80	8.97	6.26
♦ 700-MAX14752EUE	MAX14752EUE+	TSSOP-16	4:1/2	130	20	25000	20000	20/72	10/36	7.07	4.95	3.47
♦ 700-MAX14753EUE	MAX14753EUE+	TSSOP-16	4:1/2	130	20	25000	20000	20/72	10/36	7.07	4.95	3.47
700-DG509ACJ	DG509ACJ+	PDIP-16	4:1/2	300	2	1000	700	---/---	4.5/18	6.72	4.71	3.28
♦ 700-DG509ACWE	DG509ACWE+	SO-16W	4:1/2	300	2	1000	700	---/---	4.5/18	10.36	7.25	5.07
♦ 700-DG509ADY	DG509ADY+	SOIC-16	4:1/2	300	2	1000	700	---/---	4.5/18	8.01	5.62	3.91
♦ 700-DG509AEWE	DG509AEWE+	SOIC-16W	4:1/2	300	2	1000	700	---/---	4.5/18	10.67	7.65	5.02
700-MAX355CPE	MAX355CPE+	PDIP-16	4:1/2	350	0.5	250	200	4.5/36	4.5/18	12.85	9.02	6.54
♦ 700-MAX355CWE	MAX355CWE+	SOIC-16W	4:1/2	350	0.5	250	200	4.5/36	4.5/18	12.80	8.97	6.26
♦ 700-MAX355EWE	MAX355EWE+	SO-16W	4:1/2	350	0.5	250	200	4.5/36	4.5/18	14.08	9.87	6.89
♦ 700-MAX339CSE	MAX339CSE+	SO-16N	4:1/2	400	0.05	500	500	4.5/30	4.5/20	8.16	5.74	4.15
♦ 700-MAX339ESE	MAX339ESE+	SOIC-16	4:1/2	400	0.05	500	500	4.5/30	4.5/20	9.66	6.77	4.73
♦ 700-MAX4509ESE	MAX4509ESE+	SO-16N	4:1/2	400	1	275	200	9/36	4.5/20	11.49	8.07	5.84
♦ 700-DG529CWN	DG529CWN+	SOIC-18W	4:1/2	400	10	1500	1000	4.5/30	4.5/20	10.46	7.34	5.09
700-MAX359CPE	MAX359CPE+	PDIP-16	4:1/2	1800	2	500	500	---/---	4.5/18	12.79	8.96	6.26
♦ 700-MAX359CWE	MAX359CWE+	SOIC-16W	4:1/2	1800	2	500	500	---/---	4.5/18	12.79	8.96	6.26
♦ 700-MAX359EWE	MAX359EWE+	SOIC-16W	4:1/2	1800	2	500	500	---/---	4.5/18	14.13	9.92	7.19
700-MAX329CPE	MAX329CPE+	PDIP-16	4:1/2	3500	0.01	1500	1000	10/30	4.5/18	13.41	9.42	6.83
♦ 700-MAX329CWE	MAX329CWE+	SOIC-16W	4:1/2	3500	0.01	1500	1000	10/30	4.5/18	14.68	10.27	7.18
700-MAX379CPE	MAX379CPE+	PDIP-16	4:1/2	3500	2	100	500	---/---	4.5/18	18.84	13.23	9.59
700-MAX4927ETN	MAX4927ETN+	TQFN-56	4:1/7	5.5	1000	50	50	3/3.6	---/---	6.60	4.57	3.10
♦ 700-MAX4781ETET	MAX4781ETE+T	TQFN-16	8:1/1	1	2	25	15	1.6/3.6	---/---	4.62	3.49	3.06
♦ 700-MAX4617CUE	MAX4617CUE+	TSSOP-16	8:1/1	10	1	15	10	2/5.5	---/---	3.19	2.24	1.56
♦ 700-MAX4581CUE	MAX4581CUE+	TSSOP-16	8:1/1	80	1	200	100	2/12	2/6	2.13	1.49	1.04
♦ 700-MAX4581LEEE	MAX4581LEEE+	QSOP-16	8:1/1	80	2	200	100	2/12	---/---	2.38	1.58	1.14
♦ 700-MAX4581LESE	MAX4581LESE+	SO-16N	8:1/1	80	2	200	100	2/12	---/---	2.38	1.58	1.14
700-MAX4051ACPE	MAX4051ACPE+	PDIP-16	8:1/1	100	0.1	175	150	2/16	2.7/8	5.19	3.64	2.63
♦ 700-MAX4051ACSE	MAX4051ACSE+	SOIC-16	8:1/1	100	0.1	175	150	2/16	2.7/8	4.79	3.35	2.34
♦ 700-MAX4051AEEE	MAX4051AEEE+	QSOP-16	8:1/1	100	0.1	175	150	2/16	2.7/8	7.40	5.19	3.63
♦ 700-MAX4051AESE	MAX4051AESE+	SOIC-16	8:1/1	100	0.1	175	150	2/16	2.7/8	6.25	4.39	3.05
♦ 700-MAX4051ACEE	MAX4051ACEE+	QSOP-16	8:1/1	100	0.1	175	150	2-16	2.7-8	5.69	3.99	2.78
♦ 700-MAX349CAP	MAX349CAP+	SSOP-20	8:1/1	100	0.1	275	150	2.7/16	2.7/18	9.69	6.79	4.74
700-MAX308CPE	MAX308CPE+	PDIP-16	8:1/1	100	0.75	150	150	4.5/30	4.5/20	8.85	6.22	4.31
♦ 700-MAX308CUE	MAX308CUE+	TSSOP-16	8:1/1	100	0.75	150	150	4.5/30	4.5/20	10.88	7.63	5.32
♦ 700-MAX398ESE	MAX398ESE+	SOIC-16	8:1/1	100	1	150	150	3/15	3/8	12.80	8.97	6.26
700-DG408CJ	DG408CJ+	PDIP-16	8:1/1	100	1	150	150	4.5/30	4.5/20	6.15	4.10	2.96
700-DG408DJ	DG408DJ+	PDIP-16	8:1/1	100	1	150	150	4.5/30	4.5/20	7.61	5.34	3.70
♦ 700-MAX4051CSE	MAX4051CSE+	SOIC-16	8:1/1	100	1	175	150	2/16	2.7/8	3.70	2.59	1.81
♦ 700-MAX4051ESE	MAX4051ESE+	SO-16N	8:1/1	100	1	175	150	2/16	2.7/8	4.80	3.37	2.44
♦ 700-MAX14752EUE	MAX14752EUE+	TSSOP-16	8:1/1	130	20	25000	20000	20/72	10/36	7.07	4.95	3.47
700-DG508ADY	DG508ADY+	SOIC-16	8:1/1	300	2	1000	700	---/---	4.5/18	7.98	5.59	3.91
♦ 700-DG508AEWE	DG508AEWE+	SOIC-16W	8:1/1	300	2	1000	700	---/---	4.5/18	10.91	7.65	5.34
♦ 700-MAX354CWE	MAX354CWE+	SOIC-16W	8:1/1	350	0.5	250	200	4.5/36	4.5/18	12.85	9.02	6.53
♦ 700-MAX354EWE	MAX354EWE+	SOIC-16W	8:1/1	350	0.5	250	200	4.5/36	4.5/18	14.13	9.92	6.89
♦ 700-MAX338ESE	MAX338ESE+	SOIC-16	8:1/1	400	0.05	500	500	4.5/30	4.5/20	9.66	6.76	4.73
♦ 700-DG528CWN	DG528CWN+	SOIC-18W	8:1/1	400	10	1500	1000	5/30	4.5/20	10.42	7.30	5.09
700-MAX358CPE	MAX358CPE+	PDIP-16	8:1/1	1800	2	500	500	---/---	4.5/18	12.85	9.02	6.26
♦ 700-MAX358CWE	MAX358CWE+	SOIC-16W	8:1/1	1800	2	500	500	---/---	4.5/18	12.85	9.02	6.26
♦ 700-MAX358EWE	MAX358EWE+	SOIC-16W	8:1/1	1800	2	500	500	---/---	4.5/18	14.08	9.87	6.89
700-MAX328CPE	MAX328CPE+	PDIP-16	8:1/1	3500	0.01	1500	1000	10/30	4.5/18	13.41	9.42	6.83
♦ 700-MAX328CWE	MAX328CWE+	SOIC-16W	8:1/1	3500	0.01	1500	1000	10/30	4.5/18	14.73	10.34	7.49
♦ 700-MAX328EWE	MAX328EWE+	SOIC-16W	8:1/1	3500	0.01	1500	1000	10/30	4.5/18	18.35	12.23	8.86
700-MAX378CPE	MAX378CPE+	PDIP-16	8:1/1	3500	2	100	500	---/---	4.5/18	18.83	13.18	9.37
♦ 700-MAX4639EUE	MAX4639EUE+	TSSOP-16	8:1/2	3.5	0.01	18	7	1.8/5.5	2.5/2.5	5.44	3.81	2.76
♦ 700-MAX7356EUG	MAX7356EUG+	TSSOP-24	8:1/2	24	±2	-	-	2.5/5.5	---/---	5.86	4.11	2.87
700-MAX307CPI	MAX307CPI+	PDIP-28W	8:1/2	100	0.75	200	150	4.5/30	4.5/20	13.65	9.56	6.79
♦ 700-MAX307CWI	MAX307CWI+	SOIC-28W	8:1/2	100	0.75	200	150	4.5/30	4.5/20	18.84	13.23	9.18
700-MAX307EPI	MAX307EPI+	PDIP-28	8:1/2	100	0.75	200	150	4.5/30	4.5/20	18.71	12.48	9.04
♦ 700-MAX307EWI	MAX307EWI+	SOIC-28W	8:1/2	100	0.75	200	150	4.5/30	4.5/20	24.41	17.10	11.93
♦ 700-DG407CWI	DG407CWI+	SO-28W	8:1/2	100	1	200	150	4.5/30	4.5/20	15.46	10.83	7.56
♦ 700-MAX337CWI	MAX337CWI+	SO-28W	8:1/2	400	0.05	500	500	4.5/30	4.5/20	13.23	9.28	6.72
700-DG507ACJ	DG507ACJ+	PDIP-28	8:1/2	400	5	-	-	---/---	4.5/18	17.02	11.35	8.22
♦ 700-MAX14583EEWE+T	MAX14583EEWE+T	WLP-16	8:2	18	100	-	-	2.8/4.5	---/---	4.04	3.81	2.02
♦ 700-MAX396CAI	MAX396CAI+	SSOP-28	16:1/1	100	0.2	150	150	2/16	2.7/8	18.71	13.11	9.16
♦ 700-MAX396CWI	MAX396CWI+	SO-28W	16:1/1	100	0.2	150	150	2/16	2.7/8	17.02	11.92	8.32
♦ 700-MAX306CWI	MAX306CWI+	SOIC-28W	16:1/1	100	0.75	200	150	4.5/30	4.5/20	18.77	13.15	9.18
700-MAX306EPI	MAX306EPI+	PDIP-28	16:1/1	100	0.75	200	150	4.5/30	4.5/20	17.78	12.48	9.04
♦ 700-MAX306EQI	MAX306EQI+	PLCC-28	16:1/1	100	0.75	200	150	4.5/30	4.5/20	25.41	17.79	12.42
♦ 700-MAX306EUI	MAX306EUI+	TSSOP-28	16:1/1	100	0.75	200	150	4.5/30	4.5/20	24.48	17.14	12.18
♦ 700-MAX306EWI	MAX306EWI+	SO-28W	16:1/1	100	0.75	200	150	4.5/30	4.5/20	24.41	17.10	11.93
700-DG406DN	DG406DN+	PLCC-28	16:1/1	100	1	200	150	4.5/30	4.5/20	20.94	14.66	10.24
♦ 700-MAX336CAI	MAX336CAI+	SSOP-28	16:1/1	400	0.05	500	500	4.5/30	4.5/20	13.18	9.22	6.45
♦ 700-MAX336EAI	MAX336EAI+	SSOP-28	16:1/1	400	0.05	500	500	4.5/30	4.5/20	15.92	11.16	7.79
♦ 700-MAX336EWI	MAX336EWI+	SO-28W	16:1/1	400	0.05	500	500	4.5/30	4.5/20	14.54	10.18	7.23

HIGH VOLTAGE TRANSMIT/RECEIVE SWITCHES ♦ Surface Mount Device

For quantities greater than listed, call for quote.

MOUSER STOCK NO.	Maxim Integrated Part No.	Package	Channels	I_L (Off) (μA) (Max)	t_{on} (ns) (Min)	t_{off} (ns) (Min)	Supply Voltage (Single) (Min/Max)	Operating Temperature (C°)	Price Each 1	25	100
♦ 700-MAX4936CTN+	MAX4936CTN+	TQFN-56	8	3	200	100	1.62/5.5	0-70	19.68	18.52	18.52
♦ 700-MAX4937CTN+	MAX4937CTN+	TQFN-56	8	3	200	100	1.62/5.5	0-70	19.68	18.52	18.52

© Copyright 2013 Mouser Electronics
© Copyright 2013 Mouser Electronics

MAXIM INTEGRATED Power Meter ICs & Wireless ICs

RoHS Compliant This product is RoHS compliant.

maxim integrated™

POWER MEASUREMENT, METERING & CONTROL

Energy Metering ICs

NEW PRODUCT

For quantities greater than listed, call for quote.

MOUSER STOCK NO.	Maxim Integrated Part No.	Package Type	Description	Price Each 1	25	100
700-71M6541D-IGT/F	71M6541D-IGT/F	LQFP-64	1P Phase, 2 Current Sensor Inputs, 32Kbyes Flash, 3Kbtyes RAM	5.34	3.75	2.62
700-71M6541F-IGT/F	71M6541F-IGT/F	LQFP-64	1P Phase, 2 Current Sensor Inputs, 64Kbyes Flash, 5Kbtyes RAM	5.90	4.13	2.88
700-71M6542F-IGT/F	71M6542F-IGT/F	LQFP-100	1P/2P Phase, 2 Current Sensor Inputs, 64Kbytes Flash, 5Kbytes RAM	6.81	4.76	3.33
700-71M6543F-IGT/F	71M6543F-IGT/F	LQFP-100	3P Phase, 2 Current Sensor Inputs, 64Kbytes Flash, 5Kbytes RAM	11.15	7.81	5.46
700-71M6543F-IGTR/F	71M6543F-IGTR/F	LQFP-100	3P Phase, 2 Current Sensor Inputs, 64Kbytes Flash, 5Kbytes RAM	11.89	7.96	5.69
783-78M6612-IGT/F	78M6612-IGT/F	LQFP-64	2-Outlet, Single Phase - Power and Energy Measurement/Monitoring SoC	3.86	3.86	3.22
783-78M6612-IM/F	78M6612-IM/F	QFN-68	2-Outlet, Single Phase - Power and Energy Measurement/Monitoring SoC	3.86	3.86	3.22
783-71M6515H-IGT/F	71M6515H-IGT/F	LQFP-64	Polyphase Meter IC for Industrial and Commercial Meters	9.80	6.83	4.71
700-71M6545-IGT/F	71M6545-IGT/F	LQFP-64	Four-Qudrant Metering, Phase Sequencing - Power and Energy Measurement/Monitoring SoC	7.90	5.53	3.86
783-71M6515H-DB	71M6515H-DB	-	Demo Board for the 71M6515H Series	271.07	-	-
783-71M6513H-DB	71M6513H-DB	-	Demo Board for the 71M6513H Series	271.07	-	-
783-71M6511-IGT/F	71M6511-IGT/F	LQFP-64	Single-Phase Meter IC	5.59	3.92	2.74
783-71M6511H-IGT/F	71M6511H-IGT/F	LQFP-64	Highly Integrated SOC with MCU CORE	6.03	4.17	3.02
783-71M6511-DB	71M6511-DB	-	Demo Board for the 71M6511 Series	216.86	-	-
783-71M6521DE-IGT/F	71M6521DE-IGT/F	LQFP	1 Phase Meter SoC 16K Flash Memory	4.27	3.00	2.13
783-71M6521FE-IGT/F	71M6521FE-IGT/F	LQFP	1 Phase Meter SoC 32K Flash Memory	5.14	3.42	2.48
783-78M6618-IM/F	78M6618-IM/F	QFN-68	1 Phase Meter SoC 128KB Flash Memory, (2) UARTS, I2C, EEPROM , SPI	9.73	9.36	6.76
700-78M6610+LMUB01	78M6610+LMU	TQFN-24	2-Wire Single Phase or 3-wire split phase AC Load (or source), 4 Analog Inputs, SPI, I2C, or UART, Flash Memory	1.65	1.65	1.65
700-71M6541F-IGTR/F	71M6541F-IGTR/F	LQFP-64	1P Phase, 2 Current Sensor Inputs, 64 KBytes FLASH, 5 KBytes RAM	5.90	4.45	3.37
700-71M6543G-IGT/F	71M6543G-IGT/F	LQFP-100	3P Phase, 2 Current Sensor Inputs, 128 KBytes FLASH, 5 KBytes RAM	12.39	8.58	5.72
700-78M6631-IM/F	78M6631-IM/F	TQFN-56	3P Phase, 6 Current Sensor Inputs, 128 KBytes FLASH, 4 KBytes RAM	9.60	9.28	6.70
783-71M6511-IGTR/F	71M6511-IGTR/F	LQFP-64	1P Phase, Meter SoC, 64KB Flash Memory, (2) UARTS, (12) GPIO, ADC 22 res.	6.01	4.26	3.01

Evaluation & Demo Kits

For quantities greater than listed, call for quote.

MOUSER STOCK NO.	Maxim Integrated Part No.	Description	Price Each
783-78M6612-EVM-1	78M6612-EVM-1	Evaluation Kit for 78M6612 Series	271.07
783-78M6612DB/OMUUSB	78M6612-DB/OMU-USB	Demo Board for 78M6618 Series	406.60

Energy Management SoCst

For quantities greater than listed, call for quote.

MOUSER STOCK NO.	Maxim Integrated Part No.	Package Type	Description	Price Each 1	25	100
700-78M6613-IM/F	78M6613-IM/F	QFN-32	80515 MCU, UART Interface, 4 Sensor Inputs, 32Kbytes Flash, 2Kbytes RAM	3.69	3.69	2.95

Isolated Sensor ICs

For quantities greater than listed, call for quote.

MOUSER STOCK NO.	Maxim Integrated Part No.	Package Type	Description	Price Each 1	25	100
700-71M6103-IL/F	71M6103-IL/F	SOIC-8L	3P Phase, 1% Accuracy, On Chip Temperature Sensor, 22-bit ADC	2.99	2.18	1.46
700-71M6601-IL/F	71M6601-IL/F	SOIC-8L	1P Phase, 0.2% Accuracy, On Chip Temperature Sensor, 22-bit ADC	1.95	1.07	.966
700-71M6603-IL/F	71M6603-IL/F	SOIC-8L	3P Phase, 0.2% Accuracy, On Chip Temperature Sensor, 22-bit ADC	2.34	1.63	1.08

GPS Receiver

For quantities greater than listed, call for quote.

MOUSER STOCK NO.	Maxim Integrated Part No.	Package Type	Description	Price Each 1	25	100
700-MAX2769BETI/V+	MAX2769BETI/V+	TQFN-28	GPS, GLONASS, Compass, and Galileo Receiver	10.21	7.15	5.08

AISG Integrated Transceiver

NEW PRODUCT

For quantities greater than listed, call for quote.

MOUSER STOCK NO.	Maxim Integrated Part No.	Package Type	No. of Receivers	No. of Transmitters	Wireless Frequency	Maximum Data Rate	Operating Supply Voltage	Maximum Supply Current	Modulation	Output Power	Price Each 1	25	100	500
700-MAX9947ETE	MAX9947ETE+	TQFN-16	1	1	2.176MHz	115.2Kbps	3V to 5.5V	23mA	OOK	7dBm to 12dBm	12.58	8.82	6.26	5.64

Telecom Line Management

NEW PRODUCT

For quantities greater than listed, call for quote.

MOUSER STOCK NO.	Maxim Integrated Part No.	Package Type	Description	Price Each 1	25	100
700-MAXQ3180-RAN	MAXQ3180-RAN+	TSSOP-28	Multifunction Polyphase AFE, SPI, , 48bit, 2.7-3.6 Supply Voltage	22.32	15.62	11.10

V.22bis Single Chip Modems

The 73M2901CE low speed modem integrates a data pump, controller, and analog front end in a 3.3V device with a powerful "AT" command host interface. The modem reduces external component count/cost by incorporating many features like parallel phone detect, Line-In-Use and Ring detection in software without requiring additional components.

For quantities greater than listed, call for quote.

MOUSER STOCK NO.	Maxim Integrated Part No.	Package Type	Description	Price Each 1	25	100
783-73M2901CE-IGV/F	73M2901CE-IGV/F	TQFP-32	Single Chip Modem	8.08	5.66	3.93

© Copyright 2013 Mouser Electronics
© Copyright 2013 Mouser Electronics

MAXIM INTEGRATED Smart Card Readers & LAN/WAN

RoHS Compliant **This product is RoHS compliant.**

maxim integrated™

SMART CARD READERS

73S1209F/73S1210F SoC Smart Card Reader ICs

The Teridian 73S1209F and 73S1210F are self-contained, SoC smart card reader ICs that are the ideal solution for serially connected ISO-7816 designs. Any serial port connected or stand alone smart card reader can benefit from the unique feature set the Teridian 73S1209F and 73S1210F have to offer. With the 73S1209F and 73S1210F, products like personal PINPads, transparent smart card readers or stand alone smart card readers in embedded systems are easily and economically implemented.

NEW PRODUCT

For quantities greater than listed, call for quote.

MOUSER STOCK NO.	Maxim Integrated Part No.	Package Type	Description	Price Each		
				1	25	100
783-73S1209F-44IM/F	73S1209F-44IM/F	QFN-44	Contained 80515-SoC Serial Host Interface	7.02	4.86	3.24
783-73S1210F-68IM/F	73S1210F-68IM/F	QFN-68	Contained 80515-SoC Serial Host Interface	9.51	6.58	4.39
783-73S1210F-68IMR/F	73S1210F-68IMR/F	QFN-68	Contained 80515-SoC Serial Host Interface	10.33	6.90	4.85

73S1215F/73S1217F SoC Smart Card Reader ICs

The Teridian 73S1215F and 73S1217F are state-of-the-art, self contained SoC smart card reader ICs that are ideal solutions for any USB connected ISO-7816 design. Any USB connected or stand alone smart card reader can benefit from the unique feature set the Teridian 73S1215F and 73S1217F have to offer. With the 73S1215F and 73S1217F, products like the personal PINPads, transparent smart card readers or smart card readers built into laptops, desktops and peripherals (keyboards etc.) can now take advantage of the USB connectivity with no impact on the cost compared to traditional unconnected solutions.

For quantities greater than listed, call for quote.

MOUSER STOCK NO.	Maxim Integrated Part No.	Package Type	Description	Price Each		
				1	25	100
783-73S1215F-44IM/F	73S1215F-44IM/F	QFN-44	USB PINpad 80515, SoC Dual Supply Required	9.23	6.47	4.49
783-73S1215F-68IM/F	73S1215F-68IM/F	QFN-68	USB PINpad 80515, SoC Dual Supply Required	10.87	7.62	5.30
783-73S1217F-68IM/F	73S1217F-68IM/F	QFN-68	USB PINpad 80515-SoC, Power Management Supply required	11.53	7.98	5.32

73S8009x Electrical Interfaces

The 73S8009x circuits are transparent electrical interfaces that allow a host processor to communicate with all types of smart cards. A transparent interface implies that an image of each smart card signal is provided by the interface to the host processor and translated to the appropriate digital level. This configuration provides full control to the host of the card management and card activation/deactivation. Additionally, the architecture reduces die size to a minimum, making the 73S8009x circuits the most cost-effective on the market.

The 73S8009C implements a DC-DC converter thus requiring a single power supply whose voltage range can be as wide as +2.7V to +6.5V. Additionally, the 73S8009C features built-in power switches, allowing the device to operate either from a +5V USB bus or from a battery/system power supply.
The 73S8009R generates the smart card power supply (VCC) with an LDO regulator - the IC requires two (2) distinct power supplies.

For quantities greater than listed, call for quote.

MOUSER STOCK NO.	Maxim Integrated Part No.	Package Type	Description	Price Each		
				1	25	100
783-73S8009C-20IM/F	73S8009C-20IM/F	QFN-20	ISO 7816 Transparent Electrical Interface and Power Management	.98	.963	.931
783-73S8009C-32IM/F	73S8009C-32IM/F	QFN-32	ISO 7816 Transparent Electrical Interface and Power Management	1.04	1.04	1.03
783-73S8009R-IL/F	73S8009R-IL/F	QFN-20	ISO 7816 Smart Card Interface (ICC) with LDO	.97	.952	.91
783-73S8009R-IM/F	73S8009R-IM/F	SO-28	ISO 7816 Smart Card Interface (ICC) with LDO	.82	.824	.813
783-73S8009R-DB	73S8009R-DB	-	Demo Board for 73S8009R Series	116.56	-	-

73S8023C Smart Card Interface IC

The 73S8023C is a single smart card interface IC, compliant to the electrical requirements of ISO-7816-3, EMV 4.0 and NDS electrical specifications. The device can be used in systems that require the support of ISO 7816 smart cards, such as Conditional Access cards in digital TV (Set-Top-Box, Integrated DTV, PVRs etc), credit cards in payment terminals (Point of Sale, Pay-per-View in Set-Top-Box etc.) or general-purpose smart cards (identity, loyalty, control access etc.). The 73S8023C implements a step-up converter and requires a single +3.3V standard power supply.

For quantities greater than listed, call for quote.

MOUSER STOCK NO.	Maxim Integrated Part No.	Package Type	Description	Price Each		
				1	25	100
783-73S8023C-IM/F	73S8023C-IM/F	QFN-32	ISO 7816 Electrical Interface IC	1.08	1.05	1.03

73S8024RN Smart Card Interface ICs

The 73S8024RN is a single smart card interface IC, compliant to the electrical requirements of ISO-7816-3, EMV 4.0 (EMV2000) and NDS electrical specifications. It is available either in a standard SO28 package, or in a 32-pin QFN package (5 x 5 x 0.8mm), making it the smallest solution available today in the market. It can be used in conjunction with any host microcontroller that can support the smart card protocol layer. In its SO28 package option, the Teridian 73S8024RN is an advantageous replacement for the industry-standard device TDA8004 since it offers better performance and requires fewer external components.

For quantities greater than listed, call for quote.

MOUSER STOCK NO.	Maxim Integrated Part No.	Package Type	Description	Price Each		
				1	25	100
783-73S8024RN-20IM/F	73S8024RN-20IM/F	QFN-20	Smart Card Interface IC with LDO Regulator for A/V Applications	.90	.877	.856
783-73S8024RN-32IM/F	73S8024RN-32IM/F	QFN-32	Smart Card Interface IC with LDO Regulator for A/V Applications	.94	.92	.899
783-73S8024RN-IL/F	73S8024RN-IL/F	SOIC-28	Smart Card Interface IC with LDO Regulator for A/V Applications	.98	.984	.974
783-73S8024RN-DB	73S8024RN-DB	-	Demo Board for 73S8024RN Series	96.23	-	-

LAN

10/100 Ethernet PHYs

The 78Q8430 with integrated hardware IPChecksum and 32KB of configurable SRAM is ideal for applications where network throughput performance cannot compromise the low latency or performance requirements of mission critical functions like audio or video processing.

For quantities greater than listed, call for quote.

MOUSER STOCK NO.	Maxim Integrated Part No.	Package Type	Description	Price Each		
				1	25	100
783-78Q2123/F	78Q2123/F	QFN-32	5x5mm QFN Includes HP Auto-MDIX Commercial Temperature Operating Range	2.15	1.51	1.05
783-78Q2133/F	78Q2133/F	QFN-32	5x5mm QFN Includes HP Auto-MDIX Industrial Temperature Operating Range	2.79	1.96	1.36
783-78Q2123-DB	78Q2123-DB	-	Demo Board for the 78Q21 x 3 Series	115.21	-	-

TOOLS/EVALUATION KITS

For quantities greater than listed, call for quote.

MOUSER STOCK NO.	Maxim Integrated Part No.	Description	Price Each
783-80515-FPBM-TFP2	80515-FPBM-TFP2	Stand Alone Flash Programmer Board Meter and 73S12XX	205.24
783-STM1E-SFP02	STM1E-SFP02	155Mbps Copper Different Frame/Supply Ground	110.24
783-STM1E-SFP08	STM1E-SFP08	155Mbps Copper Same Frame/Supply Ground	110.24
783-STM1E-SFP-EVK	STM1e-SFP-EVK	Evaluation Kit for STM1e-SFP Series	149.09

© Copyright 2013 Mouser Electronics

© Copyright 2013 Mouser Electronics

MICROCHIP Analog ICs

RoHS Compliant This product is RoHS compliant.

MICROCHIP DIGITAL POTENTIOMETERS

For quantities greater than listed, call for quote.

MOUSER STOCK NO.	Microchip Part No.	Package Type	Description	Price Each			
				1	10	25	100
579-MCP4017T502E/LT	MCP4017T502E/LT	SC70-6	5K I2C single 7-bit volatile memory	.60	.546	.449	.417
579-MCP4019T502E/LT	MCP4019T502E/LT	SC70-5	5K I2C single 7-bit volatile memory	.60	.546	.449	.417
579-MCP4017T103E/LT	MCP4017T103E/LT	SC70-6	10K I2C single 7-bit volatile memory	.60	.546	.449	.417
579-MCP4018T103E/LT	MCP4018T103E/LT	SC70-6	10K I2C single 7-bit volatile memory	.60	.546	.449	.417
579-MCP4019T103E/LT	MCP4019T103E/LT	SC70-5	10K I2C single 7-bit volatile memory	.60	.546	.449	.417
579-MCP4017T503E/LT	MCP4017T503E/LT	SC70-6	50K, I2C single, 7-bit, volatile memory	.60	.546	.449	.417
579-MCP4018T503E/LT	MCP4018T503E/LT	SC70-6	50K, I2C single, 7-bit, volatile memory	.60	.546	.449	.417
579-MCP4019T503E/LT	MCP4019T503E/LT	SC70-5	50K, I2C single, 7-bit, volatile memory	.60	.546	.449	.417
579-MCP40D17T503E/LT	MCP40D17T503E/LT	SC70-6	50k, I2C single, 7-bit, volatile memory	.60	.546	.46	.417
579-MCP40D18T503E/LT	MCP40D18T503E/LT	SC70-6	50k, I2C single, 7-bit, volatile memory	.60	.546	.46	.417
579-MCP40D19T503E/LT	MCP40D19T503E/LT	SC70-5	50k, I2C single, 7-bit, volatile memory	.60	.546	.46	.417
579-MCP4017T104E/LT	MCP4017T104E/LT	SC70-6	100K, I2C single, 7-bit,volatile memory	.60	.546	.449	.417
579-MCP4018T104E/LT	MCP4018T104E/LT	SC70-6	100K, I2C single, 7-bit,volatile memory	.60	.546	.449	.417
579-MCP4019T104E/LT	MCP4019T104E/LT	SC70-5	100K, I2C single, 7-bit,volatile memory	.60	.546	.449	.417
579-MCP40D17T104E/LT	MCP40D17T104E/LT	SC70-6	100k, I2C single, 7-bit, volatile memory	.60	.546	.46	.417
579-MCP40D19T104E/LT	MCP40D19T104E/LT	SC70-5	100k, I2C single, 7-bit, volatile memory	.60	.546	.46	.417
579-MCP4011-502E/SN	MCP4011-502E/SN	SOIC-8	5k, U/D single, 6-bit volatile memory, POT	.58	.546	.46	.417
579-MCP4021-502E/SN	MCP4021-502E/SN	SOIC-8	5k, U/D single, 6-bit non-volatile memory, POT	.88	.835	.696	.631
579-MCP4011-103E/SN	MCP4011-103E/SN	SOIC-8	10k, U/D single, 6-bit volatile memory, POT	.58	.546	.46	.417
579-MCP4021-103E/SN	MCP4021-103E/SN	SOIC-8	10k, U/D single, 6-bit non-volatile memory, POT	.88	.835	.696	.631
579-MCP4531-104E/MS	MCP4531-104E/MS	MSOP-8	Single, 7-bit, volatile memory, I2C, POT	.77	.717	.599	.546
579-MCP4531-503E/MS	MCP4531-503E/MS	MSOP-8	Single, 7-bit, volatile memory, I2C, POT	.77	.717	.599	.546
579-MCP4551-104E/MS	MCP4551-104E/MS	MSOP-8	Single, 8-bit, volatile memory, I2C, POT	1.05	.963	.803	.728
579-MCP4551-502E/MS	MCP4551-502E/MS	MSOP-8	Single, 8-bit, volatile memory, I2C, POT	1.05	.963	.803	.728
579-MCP4551-503E/MS	MCP4551-503E/MS	MSOP-8	Single, 8-bit, volatile memory, I2C, POT	1.05	.963	.803	.728
579-MCP4541-104E/MS	MCP4541-104E/MS	MSOP-8	Single, 7-bit, non-volatile memory, I2C, POT	.94	.867	.717	.653
579-MCP4541-502E/MS	MCP4541-502E/MS	MSOP-8	Single, 7-bit, non-volatile memory, I2C, POT	.94	.867	.717	.653
579-MCP4541-503E/MS	MCP4541-503E/MS	MSOP-8	Single, 7-bit, non-volatile memory, I2C, POT	.94	.867	.717	.653
579-MCP4561-502E/MS	MCP4561-502E/MS	MSOP-8	Single, 8-bit, non-volatile memory, I2C, POT	1.13	1.03	.856	.781
579-MCP4661-104E/ST	MCP4661-104E/ST	TSSOP-14	Single, 8-bit, non-volatile memory, I2C, POT	1.48	1.35	1.12	1.02
579-MCP4661-503E/ST	MCP4661-503E/ST	TSSOP-14	Single, 8-bit, non-volatile memory, I2C, POT	1.48	1.35	1.12	1.02
579-MCP4231-103-E/P	MCP4231-103-E/P	PDIP-14	Digital Pot, 128 steps, SPI, dual channel	1.05	.963	.803	.728
579-MCP4231-103-E/SL	MCP4231-103-E/SL	SOIC-14	Digital Pot, 128 steps, SPI, dual channel	1.05	.963	.803	.728
579-MCP4631-104E/ST	MCP4631-104E/ST	TSSOP-14	Dual, 7-bit, volatile memory, I2C, POT	1.05	.963	.803	.728
579-MCP4241-103-E/P	MCP4241-103-E/P	PDIP-14	Dual, 7-bit, non-volatile memory, SPI, POT	1.24	1.13	.942	.856
579-MCP4241-103E/SL	MCP4241-103E/SL	SOIC-14	Dual, 7-bit, non-volatile memory, SPI, POT	1.24	1.13	.942	.856
579-MCP4261-103-E/P	MCP4261-103-E/P	PDIP-14	Dual, 7-bit, non-volatile memory, SPI, POT	1.41	1.29	1.08	.984
579-MCP4261-103-E/SL	MCP4261-103-E/SL	SOIC-14	Dual, 7-bit, non-volatile memory, SPI, POT	1.41	1.29	1.08	.984
579-MCP4251-103-E/P	MCP4251-103-E/P	PDIP-14	Dual, 8-bit, volatile memory, SPI, POT	1.09	.995	.835	.76
579-MCP4251-103-E/SL	MCP4251-103-E/SL	SOIC-14	Dual, 8-bit, volatile memory, SPzI, POT	1.09	.995	.835	.76
579-MCP4651-503E/ST	MCP4651-503E/ST	TSSOP-14	Dual, 8-bit, volatile memory, I2C, POT	1.09	.995	.835	.76
579-MCP4532-104E/MS	MCP4532-104E/MS	MSOP-8	Single, 7-bit, volatile memory, I2C, Rheo	.77	.717	.599	.546
579-MCP4532-502E/MS	MCP4532-502E/MS	MSOP-8	Single, 7-bit, volatile memory, I2C, Rheo	.77	.717	.599	.546
579-MCP4532-503E/MS	MCP4532-503E/MS	DFN-8	Single, 7-bit, volatile memory, I2C, Rheo	.77	.717	.599	.546
579-MCP4542-104E/MS	MCP4542-104E/MS	MSOP-8	Single, 7-bit, non-volatile memory, I2C, Rheo	.94	.867	.717	.653
579-MCP4542-502E/MS	MCP4542-502E/MS	MSOP-8	Single, 7-bit, non-volatile memory, I2C, Rheo	.94	.867	.717	.653
579-MCP4542-503E/MS	MCP4542-503E/MS	MSOP-8	Single, 7-bit, non-volatile memory, I2C, Rheo	.94	.867	.717	.653
579-MCP4552-104E/MS	MCP4552-104E/MS	MSOP-8	Single, 8-bit, volatile memory, I2C, Rheo	1.05	.963	.803	.728
579-MCP4552-502E/MS	MCP4552-502E/MS	MSOP-8	Single, 8-bit, volatile memory, I2C, Rheo	1.05	.963	.803	.728
579-MCP4552-503E/MS	MCP4552-503E/MS	MSOP-8	Single, 8-bit, volatile memory, I2C, Rheo	1.05	.963	.803	.728
579-MCP4652-103E/UN	MCP4652-103E/UN	MSOP-10	Single, 8-bit, volatile memory, I2C, Rheo	1.09	.995	.835	.76
579-MCP4652-502E/UN	MCP4652-502E/UN	MSOP-10	Single, 8-bit, volatile memory, I2C, Rheo	1.09	.995	.835	.76
579-MCP4652-503E/UN	MCP4652-503E/UN	MSOP-10	Single, 8-bit, volatile memory, I2C, Rheo	1.09	.995	.835	.76
579-MCP4562-104E/MS	MCP4562-104E/MS	MSOP-8	Single, 8-bit, non-volatile memory, I2C, Rheo	1.13	1.03	.856	.781
579-MCP4562-502E/MS	MCP4562-502E/MS	MSOP-8	Single, 8-bit, non-volatile memory, I2C, Rheo	1.13	1.03	.856	.781
579-MCP4562-503E/MS	MCP4562-503E/MS	MSOP-8	Single, 8-bit, non-volatile memory, I2C, Rheo	1.13	1.03	.856	.781
579-MCP4232-3EUN	MCP4232-3EUN	MSOP-10	Dual, 7-bit, volatile memory, SPI, Rheo	1.05	.963	.803	.728
579-MCP4632-104E/UN	MCP4632-104E/UN	MSOP-10	Dual, 7-bit, volatile memory, I2C, Rheo	1.05	.963	.803	.728
579-MCP4632-502E/UN	MCP4632-502E/UN	MSOP-10	Dual, 7-bit, volatile memory, I2C, Rheo	1.05	.963	.803	.728
579-MCP4632-503E/UN	MCP4632-503E/UN	MSOP-10	Dual, 7-bit, volatile memory, I2C, Rheo	1.05	.963	.803	.728
579-MCP4242-103-E/UN	MCP4242-103-E/UN	MSOP-10	Dual, 7-bit, non-volatile memory, SPI, Rheo	1.24	1.13	.942	.856
579-MCP4642-104E/UN	MCP4642-104E/UN	MSOP-10	Dual, 7-bit, non-volatile memory, I2C, Rheo	1.24	1.13	.942	.856
579-MCP4642-502E/UN	MCP4642-502E/UN	MSOP-10	Dual, 7-bit, non-volatile memory, I2C, Rheo	1.24	1.13	.942	.856
579-MCP42623EUN	MCP42623EUN	MSOP-10	Dual, 8-bit, non-volatile memory, SPI, Rheo	1.41	1.29	1.08	.984
579-MCP41010-E/P	MCP41010-E/P	PDIP-8	256 steps, SPI, 10k ohms, single channel	1.63	1.56	1.31	1.19
579-MCP41010-E/SN	MCP41010-E/SN	SOIC-8	256 steps, SPI, 10k ohms, single channel	1.63	1.56	1.31	1.19
579-MCP41050-E/P	MCP41050-E/P	PDIP-8	256 steps, SPI, 50k ohms, single channel	1.63	1.56	1.31	1.19
579-MCP41050-E/SN	MCP41050-E/SN	SOIC-8	256 steps, SPI, 50k ohms, single channel	1.63	1.56	1.31	1.19
579-MCP41100-E/P	MCP41100-E/P	PDIP-8	256 steps, SPI, 100k ohms, single channel	1.63	1.56	1.31	1.19
579-MCP41100-E/SN	MCP41100-E/SN	SOIC-8	256 steps, SPI, 100k ohms, single channel	1.63	1.56	1.31	1.19
579-MCP42010-E/P	MCP42010-E/P	PDIP-14	256 steps, SPI, 10k ohms, dual channel	2.44	2.32	1.94	1.77
579-MCP42010-E/SL	MCP42010-E/SL	SOIC-14	256 steps, SPI, 10k ohms, dual channel	2.44	2.32	1.94	1.77
579-MCP42100-E/P	MCP42100-E/P	PDIP-14	256 steps, SPI, 100k ohms, dual channel	2.44	2.32	1.94	1.77
579-MCP4131-103E/P	MCP4131-103E/P	PDIP-8	128 steps, SPI, single channel	.77	.717	.599	.546
579-MCP4131-104E/P	MCP4131-104E/P	PDIP-8	128 steps, SPI, single channel	.77	.717	.599	.546
579-MCP4131-502E/P	MCP4131-502E/P	PDIP-8	128 steps, SPI, single channel	.77	.717	.599	.546
579-MCP4131-503E/P	MCP4131-503E/P	PDIP-8	128 steps, SPI, single channel	.77	.717	.599	.546
579-MCP4132-104E/P	MCP4132-104E/P	PDIP-8	128 steps, SPI, single channel	.77	.717	.599	.546
579-MCP4132-502E/P	MCP4132-502E/P	PDIP-8	128 steps, SPI, single channel	.77	.717	.599	.546
579-MCP4132-503E/P	MCP4132-503E/P	PDIP-8	128 steps, SPI, single channel	.77	.717	.599	.546
579-MCP4132-503E/SN	MCP4132-503E/SN	SOIC-8	128 steps, SPI, single channel	.77	.717	.599	.546
579-MCP4151-103E/P	MCP4151-103E/P	PDIP-8	256 steps, SPI, dual channel	1.05	.963	.803	.728
579-MCP4151-104E/P	MCP4151-104E/P	PDIP-8	256 steps, SPI, dual channel	1.05	.963	.803	.728
579-MCP4151-503E/P	MCP4151-503E/P	PDIP-8	256 steps, SPI, dual channel	1.05	.963	.803	.728
579-MCP4152-502E/P	MCP4152-502E/P	PDIP-8	256 steps, SPI, dual channel	1.05	.963	.803	.728
579-MCP4152-503E/P	MCP4152-503E/P	PDIP-8	256 steps, SPI, dual channel	1.05	.963	.803	.728
579-MCP4152-503E/SN	MCP4152-503E/SN	SOIC-8	256 steps, SPI, dual channel	1.05	.963	.803	.728
579-MCP4341502E/ST	MCP4341-502E/ST	TSSOP-20	5K, SPI 7-bit Quad	1.63	1.50	1.24	1.13
579-MCP4341503E/ML	MCP4341-503E/ML	QFN-20	50K, SPI 7-bit Quad	1.63	1.50	1.24	1.13
579-MCP4341104E/ML	MCP4341-104E/ML	QFN-20	100K, SPI 7-bit Quad	1.63	1.50	1.24	1.13
579-MCP4342-502E/ST	MCP4342-502E/ST	TSSOP-14	5K, SPI 7-bit Quad, non-volatile memory	1.63	1.50	1.24	1.13
579-MCP4342-104E/ST	MCP4342-104E/ST	TSSOP-14	100K, SPI 7-bit Quad, non-volatile memory	1.63	1.50	1.24	1.13
579-MCP4361502E/ST	MCP4361-502E/ST	TSSOP-20	5K, SPI 8-bit Quad	2.20	2.01	1.68	1.52
579-MCP4361104E/ML	MCP4361-104E/ML	QFN-20	100K, SPI 8-bit Quad	2.20	2.01	1.68	1.52

© Copyright 2013 Mouser Electronics

© Copyright 2013 Mouser Electronics

MICROCHIP Analog ICs

RoHS Compliant This product is RoHS compliant.

ANALOG-TO-DIGITAL CONVERTERS (ADCS)

♦ Surface Mount Device

For quantities greater than listed, call for quote.

MOUSER STOCK NO.	Microchip Part No.	Package	Res.	No. of Input Chan.	NEW PRODUCT Architecture	Supply Current (Typ)(μA)	INL (Max) (±LSB)	DNL (Max) (±LSB)	Sample Rate	Input Voltage Range (V)	Price Each 1	10	25	100
♦ 579-MCP3021A5T-E/OT	MCP3021A5T-E/OT	SOT-23A-5	10	1	SAR	250	1	1	22kSPS	2.7 to 5.5	1.24	1.14	.952	.867
579-MCP3201-CI/P	MCP3201-CI/P	PDIP-8	12	1	SAR	400	2	1	100kSPS	2.7 to 5.5	2.57	2.44	2.03	1.85
♦ 579-MCP3201-CI/SN	MCP3201-CI/SN	SOIC-8	12	1	SAR	400	2	1	100kSPS	2.7 to 5.5	2.57	2.44	2.03	1.85
♦ 579-MCP3221A5T-E/OT	MCP3221A5T-E/OT	SOT-23A-5	12	1	SAR	250	2	1	22kSPS	2.7 to 5.5	1.69	1.54	1.28	1.17
579-MCP3202-CI/P	MCP3202-CI/P	PDIP-8	12	2	SAR	550	1	1	100kSPS	2.7 to 5.5	2.85	2.71	2.26	2.05
♦ 579-MCP3202-CI/SN	MCP3202-CI/SN	SOIC-8	12	2	SAR	550	1	1	100kSPS	2.7 to 5.5	2.85	2.71	2.26	2.05
♦ 579-MCP3204-BI/SL	MCP3204-BI/SL	SOIC-14	12	4	SAR	400	1	1	100kSPS	2.7 to 5.5	4.45	4.22	3.52	3.20
579-MCP3204-CI/P	MCP3204-CI/P	PDIP-14	12	4	SAR	400	2	1	100kSPS	2.7 to 5.5	3.57	3.39	2.82	2.57
♦ 579-MCP3204-CI/SL	MCP3204-CI/SL	SOIC-14	12	4	SAR	400	2	1	100kSPS	2.7 to 5.5	3.57	3.39	2.82	2.57
579-MCP3208CIP	MCP3208-CI/P	PDIP-16	12	8	SAR	400	1	1	100kSPS	2.7 to 5.5	3.92	3.72	3.10	2.82
♦ 579-MCP3208CISL	MCP3208-CI/SL	SOIC-16	12	8	SAR	400	1	1	100kSPS	2.7 to 5.5	3.92	3.72	3.10	2.82
579-MCP3301-CI/P	MCP3301-CI/P	PDIP-8	13	1	SAR	450	1	1	100kSPS	2.7 to 5.5	2.57	2.43	2.02	1.84
♦ 579-MCP3301-CI/SN	MCP3301-CI/SN	SOIC-8	13	1	SAR	450	1	1	100kSPS	2.7 to 5.5	2.57	2.43	2.02	1.84
579-MCP3304-CI/P	MCP3304-CI/P	PDIP-16	13	4	SAR	450	1	1	100kSPS	2.7 to 5.5	3.89	3.70	3.09	2.80
♦ 579-MCP3304-CI/SL	MCP3304-CI/SL	SOIC-16	13	4	SAR	450	1	1	100kSPS	2.7 to 5.5	3.89	3.70	3.09	2.80
♦ 579-MCP3911A0-E/SS	MCP3911A0-E/SS	SSOP-20	16	2	Delta-Sigma	230	5	-	125kSPS	2.7 to 3.6	2.27	2.08	1.73	1.57
♦ 579-MCP3911A0-E/ML	MCP3911A0-E/ML	QFN-20	16	2	Delta-Sigma	230	5	-	125kSPS	2.7 to 3.6	2.31	2.11	1.75	1.59
♦ 579-MCP3425A0T-E/CH	MCP3425A0T-E/CH	SOT-23A-6	16	1	Delta-Sigma	155	10	-	15SPS	2.7 to 5.5	2.55	2.32	1.94	1.77
♦ 579-MCP3551-E/SN	MCP3551-E/SN	SOIC-8	22	1	Delta-Sigma	120	2	-	14SPS	2.7 to 5.5	4.67	4.26	3.54	3.22
♦ 579-MCP3553-E/MS	MCP3553-E/MS	MSOP-8	22	1	Delta-Sigma	140	2	-	60SPS	2.7 to 5.5	4.71	4.30	3.58	3.26

CAN CONTROLLERS

♦ Surface Mount Device

For quantities greater than listed, call for quote.

MOUSER STOCK NO.	Microchip Part No.	Package	Interrupt Output	Buffers Tx	Buffers Rx	Supply Voltage (Min/Max)	Masks	Filters	Operating Supply Current (mA)	Protocol Compatibility	Operating Temperature (°C)	Price Each 1	10	25	100
♦ 579-MCP2510-I/ST	MCP2510-I/ST	TSSOP-20	1	3	2	2.7/5.5	2	6	-	CAN 2.0B	-40 to +125	4.04	3.84	3.20	2.91
579-MCP2515-I/P	MCP2515-I/P	PDIP-18	1	3	2	2.7/5.5	2	6	10	CAN 2.0B	-40 to +125	2.12	1.95	1.62	1.48
♦ 579-MCP2515-I/SO	MCP2515-I/SO	SOIC-18	1	3	2	2.7/5.5	2	6	10	CAN 2.0B	-40 to +125	2.12	1.95	1.62	1.48

CAN TRANSCEIVERS

♦ Surface Mount Device

For quantities greater than listed, call for quote.

MOUSER STOCK NO.	Microchip Part No.	Package	Drivers Per Package	Receivers Per Package	I_{CC} (Dominant Mode) (mA)	I_{CC} (Recessive Mode) (mA)	I_{CC} (Shutdown) (μA)	Supply Voltage	ESD (kV)	Price Each 1	10	25	100
579-MCP2551-I/P	MCP2551-I/P	PDIP-8	1	1	75	10	365	7	6	1.20	1.09	.91	.835
♦ 579-MCP2551-I/SN	MCP2551-I/SN	SOIC-8	1	1	75	10	365	7	6	1.20	1.09	.91	.835

DIGITAL-TO-ANALOG CONVERTERS (DACS)

♦ Surface Mount Device

For quantities greater than listed, call for quote.

MOUSER STOCK NO.	Microchip Part No.	Package	Res.	DAC Channel	NEW PRODUCT Architecture	INL (Max) (±LSB)	DNL (Max) (±LSB)	Settling Time (μS)	Standby Current (Typ)(μA)	Operating Current (Typ)(μA)	Price Each 1	10	25	100
♦ 579-MCP47A1T-A0E/LT	MCP47A1T-A0E/LT	SC70-6	6	1	Resistor Ladder	1	0.5	15	0.25	130	.66	.61	.514	.471
♦ 579-MCP47A1T-A1E/LT	MCP47A1T-A1E/LT	SC70-6	6	1	Resistor Ladder	1	0.5	15	0.25	130	.66	.61	.514	.471
♦ 579-MCP4706A0TECH	MCP4706A0T-E/CH	SOT-23-6	8	1	Resistor Ladder	0.125	0.05	6	0.06	210	.84	.76	.642	.578
♦ 579-MCP4706A1TECH	MCP4706A1T-E/CH	SOT-23-6	8	1	Resistor Ladder	0.125	0.05	6	0.06	210	.84	.76	.642	.578
♦ 579-MCP4706A2TECH	MCP4706A2T-E/CH	SOT-23-6	8	1	Resistor Ladder	0.125	0.05	6	0.06	210	.84	.76	.642	.578
♦ 579-MCP4706A3TECH	MCP4706A3T-E/CH	SOT-23-6	8	1	Resistor Ladder	0.125	0.05	6	0.06	210	.84	.76	.642	.578
♦ 579-MCP4801-E/MS	MCP4801-E/MS	MSOP-10	8	1	String	0.125	0.5	4.5	0.3	330	1.28	1.21	1.01	.92
579-MCP4801-E/P	MCP4801-E/P	PDIP-8	8	1	String	0.125	0.5	4.5	0.3	330	1.28	1.21	1.01	.92
♦ 579-MCP4801-E/SN	MCP4801-E/SN	SOIC-8	8	1	String	0.125	0.5	4.5	0.3	330	1.28	1.21	1.01	.92
♦ 579-MCP4901-E/MC	MCP4901-E/MC	DFN-8	8	1	String	0.125	0.5	4.5	3.3	175	1.09	1.03	.856	.781
♦ 579-MCP4901-E/MS	MCP4901-E/MS	MSOP-8	8	1	String	0.125	0.5	4.5	3.3	175	1.09	1.03	.856	.781
579-MCP4901-E/P	MCP4901-E/P	PDIP-8	8	1	String	0.125	0.5	4.5	3.3	175	1.09	1.03	.856	.781
♦ 579-MCP4901-E/SN	MCP4901-E/SN	SOIC-8	8	1	String	0.125	0.5	4.5	3.3	175	1.09	1.03	.856	.781
♦ 579-MCP4802-E/MS	MCP4802-E/MS	MSOP-8	8	2	String	0.125	0.5	4.5	3.3	415	1.73	1.58	1.32	1.20
579-MCP4802-E/P	MCP4802-E/P	PDIP-8	8	2	String	0.125	0.5	4.5	3.3	415	1.73	1.58	1.32	1.20
♦ 579-MCP4802-E/SN	MCP4802-E/SN	SOIC-8	8	2	String	0.125	0.5	4.5	3.3	415	1.73	1.58	1.32	1.20
579-MCP4902-E/P	MCP4902-E/P	PDIP-14	8	2	String	0.125	0.5	4.5	0.3	350	1.50	1.38	1.14	1.05
♦ 579-MCP4902-E/SL	MCP4902-E/SL	SOIC-14	8	2	String	0.125	0.5	4.5	0.3	350	1.50	1.38	1.14	1.05
♦ 579-MCP4902-E/ST	MCP4902-E/ST	TSSOP-14	8	2	String	0.125	0.5	4.5	0.3	350	1.50	1.38	1.14	1.05
♦ 579-MCP4716A0TECH	MCP4716A0T-E/CH	SOT-23-6	10	1	Resistor Ladder	0.125	0.05	6	0.06	210	.96	.877	.738	.663
♦ 579-MCP4716A1TECH	MCP4716A1T-E/CH	SOT-23-6	10	1	Resistor Ladder	0.125	0.05	6	0.06	210	.96	.877	.738	.663
♦ 579-MCP4716A2TECH	MCP4716A2T-E/CH	SOT-23-6	10	1	Resistor Ladder	0.125	0.05	6	0.06	210	.96	.877	.738	.663
♦ 579-MCP4716A3TECH	MCP4716A3T-E/CH	SOT-23-6	10	1	Resistor Ladder	0.125	0.05	6	0.06	210	.96	.877	.738	.663
♦ 579-MCP4811-E/MC	MCP4811-E/MC	DFN-8	10	1	String	0.125	0.5	4.5	0.3	330	1.82	1.73	1.44	1.31
♦ 579-MCP4811-E/MS	MCP4811-E/MS	MSOP-8	10	1	String	0.125	0.5	4.5	0.3	330	1.82	1.73	1.44	1.31
579-MCP4811-E/P	MCP4811-E/P	PDIP-8	10	1	String	0.125	0.5	4.5	0.3	330	1.82	1.73	1.44	1.31
♦ 579-MCP4811-E/SN	MCP4811-E/SN	SOIC-8	10	1	String	0.125	0.5	4.5	0.3	330	1.82	1.73	1.44	1.31
♦ 579-MCP4911-E/MC	MCP4911-E/MC	DFN-8	10	1	String	0.5	0.5	4.5	3.3	175	1.56	1.48	1.23	1.12
♦ 579-MCP4911-E/MS	MCP4911-E/MS	MSOP-8	10	1	String	0.5	0.5	4.5	3.3	175	1.56	1.48	1.23	1.12
579-MCP4911-E/P	MCP4911-E/P	PDIP-8	10	1	String	0.5	0.5	4.5	3.3	175	1.56	1.48	1.23	1.12
♦ 579-MCP4911-E/SN	MCP4911-E/SN	SOIC-8	10	1	String	0.5	0.5	4.5	3.3	175	1.56	1.48	1.23	1.12
♦ 579-MCP4812-E/MS	MCP4812-E/MS	MSOP-8	10	2	String	0.125	0.5	4.5	3.3	415	2.46	2.26	1.88	1.71
♦ 579-MCP4812-E/SN	MCP4812-E/SN	SOIC-8	10	2	String	0.125	0.5	4.5	3.3	415	2.46	2.26	1.88	1.71
579-MCP4912-E/P	MCP4912-E/P	PDIP-14	10	2	String	0.5	0.5	4.5	0.3	350	2.14	1.96	1.64	1.49
♦ 579-MCP4912-E/SL	MCP4912-E/SL	SOIC-14	10	2	String	0.5	0.5	4.5	0.3	350	2.14	1.96	1.64	1.49
♦ 579-MCP4912-E/ST	MCP4912-E/ST	TSSOP-14	10	2	String	0.5	0.5	4.5	0.3	350	2.14	1.96	1.64	1.49
♦ 579-MCP4726A0TECH	MCP4726A0T-E/CH	SOT-23-6	12	1	Resistor Ladder	0.125	0.05	6	0.06	210	1.13	1.03	.856	.781
♦ 579-MCP4726A1TECH	MCP4726A1T-E/CH	SOT-23-6	12	1	Resistor Ladder	0.125	0.05	6	0.06	210	1.13	1.03	.856	.781
♦ 579-MCP4726A2TECH	MCP4726A2T-E/CH	SOT-23-6	12	1	Resistor Ladder	0.125	0.05	6	0.06	210	1.13	1.03	.856	.781
♦ 579-MCP4726A3TECH	MCP4726A3T-E/CH	SOT-23-6	12	1	Resistor Ladder	0.125	0.05	6	0.06	210	1.13	1.03	.856	.781
579-MCP4921-E/P	MCP4921-E/P	PDIP-8	12	1	String	2	0.75	4.5	3.3	175	2.23	2.11	1.75	1.59
♦ 579-MCP4921-E/SN	MCP4921-E/SN	SOIC-8	12	1	String	2	0.75	4.5	3.3	175	2.23	2.11	1.75	1.59
579-MCP4922-E/P	MCP4922-E/P	PDIP-14	12	2	String	2	0.75	4.5	0.3	350	2.95	2.80	2.34	2.13
♦ 579-MCP4922-E/SL	MCP4922-E/SL	SOIC-14	12	2	String	2	0.75	4.5	0.3	350	2.95	2.80	2.34	2.13
♦ 579-MCP4922-E/ST	MCP4922-E/ST	TSSOP-14	12	2	String	2	0.75	4.5	0.3	350	2.95	2.80	2.34	2.13
♦ 579-MCP4728-E/UN	MCP4728-E/UN	MSOP-10	12	4	String	2	0.75	6	0.04	800	2.20	2.02	1.69	1.54

© Copyright 2013 Mouser Electronics

© Copyright 2013 Mouser Electronics

MICROCHIP Interface ICs

Products may be RoHS compliant. Check mouser.com for RoHS status.

USB HUB CONTROLLERS AND CARD READERS

For quantities greater than listed, call for quote.

MOUSER STOCK NO.	SMSC Part No.	Package	Transfer Rate (USB 2.0)	Port Hub	Input Tolerance	Volt I/O	Operating Temp Range (°C)	Price Each 1	25	100
886-USB2502-AEZG	USB2502-AEZG	QFN-36	480Mbps	2-Port	3V	5.0 Volt	-40 to +85	3.16	2.11	1.92
886-USB2502-HT	USB2502-HT	TQFP-48	480Mbps	2-Port	5V	3.3 Volt	-40 to +85	3.76	2.50	2.28
886-USB2503A-HZH	USB2503A-HZH	QFN-36	480Mbps	3-Port	3V	5.0 Volt	-40 to +85	4.24	2.82	2.57
886-USB2504A-JT	USB2504A-JT	TQPF-64	480Mbps	4-Port	3V	5.0 Volt	-40 to +85	4.65	3.10	2.82
886-USB2507-ADT	USB2507-ADT	TQPF-64	480Mbps	7-Port	3V	5.0 Volt	-40 to +85	7.48	4.99	4.54
886-USB2512-AEZG	USB2512-AEZG	QFN-36	480Mbps	2-Port	3V	5.0 Volt	-40 to +85	2.87	1.92	1.73
886-USB2517I-JZX	USB2517I-JZX	QFN-64	480Mbps	7-Port	3V	5.0 Volt	-40 to +85	7.92	5.28	4.79

USB TRANSCEIVERS

For quantities greater than listed, call for quote.

MOUSER STOCK NO.	SMSC Part No.	Package	Interface	Operating Temp. Range (°C)	Price Each 1	25	100
886-USB3322C-GL-TR	USB322C-GL-TR	WLCSP-25	Industry's Smallest Hi-Speed USB Transceiver with 1.8V ULPI Interface	-40 to +85	2.29	1.52	1.38
886-USB3250-ABZJ	USB3250-ABZJ	QFN-56	Hi-Speed USB Device Transceiver with UTMI Interface	-40 to +85	1.66	1.11	1.01
886-USB3290-FH-TR	USB3290-FH-TR	VFBGA-40	Small Footprint Hi-Speed USB 2.0 Device PHY with UTMI Interface	-40 to +85	1.98	1.32	1.20
886-USB3300-EZK	USB3300-EZK	QFN-28	Hi-Speed USB HOST, Device or OTG PHY with ULPI Low Pin Interface	-40 to +85	1.66	1.11	1.01
886-USB3300-EZK-TR	USB3300-EZK-TR	QFN-32	Hi-Speed USB HOST, Device or OTG PHY with ULPI Low Pin Interface	-40 to +85	1.66	1.11	1.01
886-USB3317C-CP-TR	USB3317C-CP-TR	QFN-32	Hi-Speed USB Transceiver with 1.8V-3.3V ULPI Interface -26MHz Ref Clock	-40 to +85	1.66	1.11	1.01
886-USB3320C-EZK-TR	USB3320C-EZK-TR	WLCSP-25	Industry's Smallest Hi-Speed USB Transceiver with 1.8V ULPI Interface	-40 to +85	2.08	1.38	1.26
886-USB3326C-GL-TR	USB3326C-GL-TR	WLCSP-25	Industry's Smallest Hi-Speed USB Transceiver with 1.8V ULPI Interface	-40 to +85	2.29	1.52	1.38
886-USB3330E-GL-TR	USB3330E-GL-TR	WLCSP-25	Hi-Speed USB 2.0 Transceiver with RapidCharge Anywhere™ (1.8 ULPI Interface)	-40 to +85	2.49	1.66	1.51
886-USB3340-EZK-TR	USB3340-EZK-TR	QFN-32	Hi-Speed USB 2.0 Transceiver with RapidCharge Anywhere™ (1.8 ULPI Interface)	-40 to +85	2.08	1.38	1.26
886-USB3343-CP-TR	USB3343-CP-TR	QFN-24	Hi-Speed USB 2.0 Transceiver with RapidCharge Anywhere™ (26MHz Crystal)	-40 to +85	1.66	1.11	1.01
886-USB3311C-CP-TR	USB3311C-CP-TR	QFN-24	Highly Integrated, Hi-Speed USB 2.0 with 1.8V ULPI Interface - 26MHz Refence Clock Data Transceiver	-40 to +85	1.66	1.11	1.01

ETHERNET TRANSCEIVERS

For quantities greater than listed, call for quote.

MOUSER STOCK NO.	SMSC Part No.	Package	Description	Price Each 1	25	100
886-LAN7500-ABZJ	LAN7500-ABZJ	QFN-56	Hi-Speed USB 2.0 to 10/100/1000 Ethernet Controller	7.02	4.68	4.26
886-LAN8700C-AEZG-TR	LAN8700C-AEZG-TR	QFN-32	ESD Protected 10/100 Ethernet Transceiver w/HP Auto-MDIX FlexPWR	1.66	1.11	1.01
886-LAN8700C-AEZG	LAN8700C-AEZG	QFN-32	ESD Protected 10/100 Ethernet Transceiver w/HP Auto-MDIX FlexPWR	1.66	1.11	1.01
886-LAN8710AI-EZK	LAN8710AI-EZK	QFN-32	Small Footprint MII/RMII 10/100 Ethernet Transceiver with HP Auto-MDIZ FlexPWR	1.83	1.22	1.11
886-LAN8720AI-CP	LAN8720AI-CP	QFN-24	10/100 Ethernet XCVR w/HP AutoMDIX Support	1.69	1.12	1.02
886-LAN9115-MT	LAN9115-MT	TQFP-100	Highly Efficient Single-Chip 10/100 Non-PCI Ethernet Controller (16-Bit)	11.43	7.62	6.92
886-LAN9118-MT	LAN9118-MT	TQFP-100	High-Performance Single-Chip 10/100 Non-PCI Ethernet Controller	24.93	16.62	15.11
886-LAN91C111I-NS	LAN91C111I-NS	QFP-128	Non-PCI 10/100 Ethernet MAC with Integrated PHY - Industrial Temperature	35.99	24.00	21.82
886-LAN91C111I-NU	LAN91C111I-NU	TQFT-128	Non-PCI 10/100 Ethernet MAC with Integrated PHY - Industrial Temperature	33.47	22.31	20.28
886-LAN91C111-NS	LAN91C111-NS	QFP-128	Non-PCI 10/100 Ethernet MAC with Integrated PHY	33.11	22.07	20.06
886-LAN91C111-NU	LAN91C111-NU	TQFP-128	Non-PCI 10/100 Ethernet MAC with Integrated PHY	30.59	20.39	18.54
886-LAN9211-ABZJ	LAN9211-ABZJ	QFN-56	High Performance Small Form Factor Single-chip Ethernet Controller HP Auto-MDIX	11.57	7.71	7.01
886-LAN9221-ABZJ	LAN9221-ABZJ	XVTQE-32	High-Performance 16-bit Non-PCI 10/100 Ethernet Controller w/Variable Voltage I/O	8.65	5.76	5.23
886-LAN9303-ABZJ	LAN9303-ABZJ	QFNE-32	High Performance 3 Port Ethernet Switch with Integrated Ethernet PHY	7.33	4.89	4.44
886-LAN9303M-AKZE	LAN9303M-AKZE	QFNE3-72	3-Port 10/100 Small Form Factor Managed Ethernet Switch	8.91	5.94	5.40
886-LAN9500-ABZJ	LAN9500-ABZJ	QFN-56	USB 2.0 to 10/100 Hi-Speed Ethernet Controller	5.14	3.42	3.11
886-LAN9512-JZX	LAN9512-JZX	QFN-64	USB 2.0 to 10/100 Ethernet Controller with Integrated MAC PHY	6.31	4.21	3.83
886-LAN9514-JZX	LAN9514-JZX	TQFP-100	High Performance USB 4 Port Hub Switch with Integrated 10/100 Ethernet PHY	7.42	4.94	4.49

TEMPERATURE SENSORS AND I/O CONTROLLERS

For quantities greater than listed, call for quote.

MOUSER STOCK NO.	SMSC Part No.	Package	Interface	Power Supply	Operating Temp Range (°C)	Price Each 1	25	100
886-EMC1001-AFZQ-TR	EMC1001-AFZQ-TR	SOT-23	Tiny SMBus Temp Sensor with ±1.5 C accuracy and two interrupts	3.3V	-25 to +125	.84	.556	.503
886-EC1043-1-ACZL-TR	EMC1043-1-ACZL-TR	MSOP-8	1°C Triple Temp Sensor with Beta Compensation and Hotter of Two Zones	3.0V-3.6V	-40 to +80	1.13	.76	.696
886-SCH5027D-NW	SCH5027D-NW	QFP-128	Super I/O with Temp Sensing Quiet Auto Fan and Glue Logic with PECI	3.3V	----	5.08	3.39	3.08

ARCNET CONTROLLERS

For quantities greater than listed, call for quote.

MOUSER STOCK NO.	SMSC Part No.	Package	RAM	Supply Current VDD	Date Rate	Operating Temp Range (°C)	Price Each
886-COM20020I-DZD	COM20020I-DZD	PLCC-28	2K x 8 Dual Port On-Chip RAM	7V	5Mbps	-40 to +85	25.72
886-HYC9088A-R-LF	HYC9088A R-LF	SIP-20	----	-5V	2.5Mbps	-0 to +70	30.76

EVALUATION BOARDS

For quantities greater than listed, call for quote.

MOUSER STOCK NO.	SMSC Part No.	Product Family	Description	Price Each
886-EVB-LAN7500-LC	EVB-LAN7500-LC	LAN7500 USB 2.0 10/100/1000 Ethernet	Evaluation Board LAN7500 for bus-powered USB to Ethernet interface	318.86
886-EVB9514	EVB9514	LAN9514 USB 2.0 4-Port USB HUB controller	Four port USB 2.0 hub with integrated 10/100 Ethernet controller evaluation	354.71
886-EVB-USB2517	EVB-USB2517	USB2517 High-Performance USB 2.0 Hub Controller	MuliTRAK power-efficient USB 2.0 hub controller evaluation board	139.10

© Copyright 2013 Mouser Electronics
© Copyright 2013 Mouser Electronics

RoHS Compliant **This product is RoHS compliant.**

ENCODERS

♦ **Surface Mount Device**

For quantities greater than listed, call for quote.

MOUSER STOCK NO.	Microchip Part No.	Package	Protocols	Transmission Code Length (Bits)	Seed Length	Code Hoppings (Bits)	Tunable Oscillator	Function Codes	CRC	Operating Voltage (V)	Price Each 1	10	25	100
♦ 579-HCS200-I/SN	HCS200-I/SN	SOIC-8	1	66	32	32	No	7	No	3.5 to 13.0	1.37	1.12	1.08	1.04
579-HCS301/P	HCS301/P	PDIP-8	1	66	32	32	No	15	No	3.5 to 13.0	1.39	1.14	1.10	1.06
♦ 579-HCS301-I/SN	HCS301-I/SN	SOIC-8	1	66	32	32	No	15	No	3.5 to 13.0	1.52	1.26	1.22	1.17

ETHERNET CONTROLLERS

♦ **Surface Mount Device**

For quantities greater than listed, call for quote.

MOUSER STOCK NO.	Microchip Part No.	Package	MAC	PHY	RAM Buffer (bytes) Tx	Rx	LEDs	Interrupt Pin	Max. Speed (MHz)	Interface	Pre-Prog MAC Address	Security Engines	Price Each 1	10	25	100
♦ 579-ENC28J60/SS	ENC28J60/SS	SSOP-28	Yes	Yes	8192	8192	2	1	25	SPI	No	No	3.73	2.99	2.74	2.48
♦ 579-ENC28J60-I/ML	ENC28J60-I/ML	QFN-28	Yes	Yes	8192	8192	2	1	25	SPI	No	No	4.00	3.20	2.93	2.65
♦ 579-ENC28J60-I/SO	ENC28J60-I/SO	SOIC-28	Yes	Yes	8192	8192	2	1	25	SPI	No	No	3.79	3.03	2.78	2.51
♦ 579-ENC28J60-I/SP	ENC28J60-I/SP	SPDIP-28	Yes	Yes	8192	8192	2	1	25	SPI	No	No	4.06	3.24	2.96	2.69
♦ 579-ENC424J600-I/ML	ENC424J600-I/ML	QFN-44	Yes	Yes	24576	24576	2	1	25	SPI/Parallel	Yes	Yes	5.03	4.02	3.69	3.34
♦ 579-ENC424J600-I/PT	ENC424J600-I/PT	TQFP-44	Yes	Yes	24576	24576	2	1	25	SPI/Parallel	Yes	Yes	4.79	3.83	3.52	3.19
♦ 579-ENC624J600-I/PT	ENC624J600-I/PT	TQFP-64	Yes	Yes	24576	24576	2	1	25	SPI/Flexible Parallel	Yes	Yes	5.18	4.14	3.80	3.45

INDUCTIVE SENSOR ANALOG FRONT END

♦ **Surface Mount Device**

For quantities greater than listed, call for quote.

MOUSER STOCK NO.	Microchip Part No.	Package	Description	Voltage Range	Temperature Range (ºC)	Price Each 1	10	25	100
579-MCP2036-I/P	MCP2036-I/P	PDIP-14	Combines all necessary analog functions for inductance -measurement system	2.7 to 5.5	-40 to +85	.85	.674	.61	.556
♦ 579-MCP2036-I/SL	MCP2036-I/SL	SOIC-14	Combines all necessary analog functions for inductance -measurement system	2.7 to 5.5	-40 to +85	.64	.514	.471	.428

INFRARED ENCODER/DECODERS

♦ **Surface Mount Device**

For quantities greater than listed, call for quote.

MOUSER STOCK NO.	Microchip Part No.	Package	Description	Up to IrDA Standard kbaud	Max. Baud Rate @ 20MHz	Operating Voltage (V)	Price Each 1	10	25	100
579-MCP2120IP	MCP2120-I/P	PDIP-14	Infrared Encoder/Decoder used with any UART	115.2	312500.0	2.5 - 5.5	1.24	1.13	.942	.856
♦ 579-MCP2120ISL	MCP2120-I/SL	SOIC-14	Infrared Encoder/Decoder used with any UART	115.2	312500.0	2.5 - 5.5	1.24	1.13	.942	.856

I/O EXPANDERS

♦ **Surface Mount Device**

For quantities greater than listed, call for quote.

MOUSER STOCK NO.	Microchip Part No.	Package	Interrupt Output	Reset Input	VDD (Min.)(V)	VDD (Max.)(V)	# of Bits	Bus Speed (Max.)	Config. Registers	5V Tolerant I/O	Push-Pull I/O Type	Open-Drain I/O Type	Price Each 1	10	25	100
579-MCP23008-E/P	MCP23008-E/P	PDIP-18	Yes	Yes	1.8	5.5	8	1.7MHz	Yes	No	Yes	Yes	1.16	1.09	.91	.835
♦ 579-MCP23008-E/SO	MCP23008-E/SO	SOIC-18	Yes	Yes	1.8	5.5	8	1.7MHz	Yes	No	Yes	Yes	1.16	1.09	.91	.835
♦ 579-MCP23009-E/MG	MCP23009-E/MG	QFN-16	Yes	Yes	1.8	5.5	8	3.4MHz	Yes	Yes	Yes	Yes	1.37	1.29	1.08	.984
♦ 579-MCP23009-E/SS	MCP23009-E/SS	SSOP-20	Yes	Yes	1.8	5.5	8	3.4MHz	Yes	Yes	Yes	Yes	1.33	1.21	1.01	.92
♦ 579-MCP23017-E/SO	MCP23017-E/SO	SOIC-28	Yes	Yes	1.8	5.5	16	1.7MHz	Yes	No	No	Yes	1.35	1.28	1.07	.974
579-MCP23017-E/SP	MCP23017-E/SP	SDIP-28	Yes	Yes	1.8	5.5	16	1.7MHz	Yes	No	No	Yes	1.35	1.28	1.07	.974
♦ 579-MCP23018-E/SS	MCP23018-E/SS	SSOP-28	Yes	Yes	1.8	5.5	16	3.4MHz	Yes	Yes	No	Yes	1.95	1.78	1.48	1.35
579-MCP23S08-E/P	MCP23S08-E/P	PDIP-18	Yes	Yes	1.8	5.5	8	10MHz	Yes	No	Yes	Yes	1.22	1.14	.952	.867
♦ 579-MCP23S08-E/SO	MCP23S08-E/SO	SOIC-18	Yes	Yes	1.8	5.5	8	10MHz	Yes	No	Yes	Yes	1.22	1.14	.952	.867
♦ 579-MCP23S09-E/MG	MCP23S09-E/MG	QFN-16	Yes	Yes	1.8	5.5	8	10MHz	Yes	Yes	Yes	Yes	1.46	1.36	1.13	1.03
♦ 579-MCP23S17-E/SO	MCP23S17-E/SO	SOIC-28	Yes	Yes	1.8	5.5	16	10MHz	Yes	No	No	Yes	1.41	1.35	1.12	1.02
579-MCP23S17-E/SP	MCP23S17-E/SP	SPDIP-28	Yes	Yes	1.8	5.5	16	10MHz	Yes	No	No	Yes	1.41	1.35	1.12	1.02
♦ 579-MCP23S18-E/MJ	MCP23S18-E/MJ	QFN-24	Yes	Yes	1.8	5.5	16	10MHz	Yes	Yes	No	Yes	1.82	1.71	1.42	1.29
579-MCP23S18-E/SP	MCP23S18-E/SP	SPDIP-28	Yes	Yes	1.8	5.5	16	10MHz	Yes	Yes	No	Yes	1.82	1.71	1.42	1.29

IRDA PROTOCOL STACK CONTROLLERS

♦ **Surface Mount Device**

For quantities greater than listed, call for quote.

MOUSER STOCK NO.	Microchip Part No.	Package	Description	Operating Temperature Range (ºC)	Max. Baud Rate	Operating Voltage (V)	Price Each 1	10	25	100
579-MCP2140A-I/P	MCP2140A-I/P	PDIP-18	Fixed Speed 9600 Baud IrDA Protocol Stack Controller	-40 to +85	9600.0	2.0 - 5.5	2.16	1.98	1.65	1.50
579-MCP2140-I/P	MCP2140-I/P	PDIP-18	Fixed Speed 9600 Baud IrDA Protocol Stack Controller	-40 to +85	9600.0	3.0 - 5.5	2.31	2.19	1.83	1.66
♦ 579-MCP2140-I/SO	MCP2140-I/SO	SOIC-18	Fixed Speed 9600 Baud IrDA Protocol Stack Controller	-40 to +85	9600.0	3.0 - 5.5	2.31	2.19	1.83	1.66
579-MCP2150-I/P	MCP2150-I/P	PDIP-18	IrDA Protocol Stack Handler Plus Bit Encoding/Decoding	-40 to +85	115200.0	3.0 - 5.5	4.69	4.30	3.58	3.26
♦ 579-MCP2150-I/SO	MCP2150-I/SO	SOIC-18	IrDA Protocol Stack Handler Plus Bit Encoding/Decoding	-40 to +85	115200.0	3.0 - 5.5	4.69	4.30	3.58	3.26
♦ 579-MCP2150-I/SS	MCP2150-I/SS	SSOP-20	IrDA Protocol Stack Handler Plus Bit Encoding/Decoding	-40 to +85	115200.0	3.0 - 5.5	4.69	4.30	3.58	3.26

MOSFET DRIVERS

♦ **Surface Mount Device**

For quantities greater than listed, call for quote.

MOUSER STOCK NO.	Microchip Part No.	Package	No. of Drivers	Supply Voltage (Max)(V)	Input/Output Delay Time (Typ) tp1 (ns)	tp2 (ns)	Peak Output Current (mA)	Output Resistance (Max)(Ω) High	Low	Rise Time (Typ)(ns)	Fall Time (Typ)(ns)	Operating Temp. Range (ºC)	Price Each 1	10	25	100
♦ 579-MCP14700-E/MF	MCP14700-E/MF	DFN-8	1	7	25	25	2000	2.5	2.5	-----	-----	-40 to 125	2.18	1.99	1.66	1.51
♦ 579-MCP1401T-E/OT	MCP1401T-E/OT	SOT-23-5	1	20	40	40	500	18	16	20	18	-40 to 125	.73	.663	.556	.503
♦ 579-MCP1402T-E/OT	MCP1402T-E/OT	SOT-23-5	1	20	25	25	500	5	8	20	18	-40 to 125	.73	.663	.556	.503
♦ 579-MCP1415T-E/OT	MCP1415T-E/OT	SOT-23-5	1	20	50	55	1500	7.5	5.5	20	20	-40 to 125	.73	.663	.556	.503
♦ 579-MCP1416T-E/OT	MCP1416T-E/OT	SOT-23-5	1	20	50	55	1500	7.5	5.5	20	20	-40 to 125	.73	.663	.556	.503
579-MCP1406-E/P	MCP1406-E/P	PDIP-8	1	20	55	55	6000	2.8	1.5	25	25	-40 to 125	1.13	1.05	.877	.792
579-MCP1407-E/P	MCP1407-E/P	PDIP-8	1	20	55	55	6000	2.8	1.5	25	25	-40 to 125	1.13	1.05	.877	.792
♦ 579-MCP1407-E/SN	MCP1407-E/SN	SOIC-8	1	20	55	55	6000	2.8	1.5	25	25	-40 to 125	1.11	1.03	.856	.781
579-TC4420MJA	TC4420MJA	CDIP-8	1	20	75	75	6000	2.8	2.5	25	25	-40 to 85	20.45	16.36	13.63	12.39
579-TC4421CAT	TC4421CAT	TO-220-5	1	20	60	60	9000	2.4	1.7	60	60	-40 to 85	4.65	3.72	3.10	2.82
♦ 579-TC4421AVOA	TC4421AVOA	SOIC-8	1	20	50.4	53	10000	2	1.6	38	33	-40 to 125	2.14	1.96	1.64	1.49
579-TC4422AVPA	TC4422AVPA	PDIP-8	1	20	50	53	10000	2	1.6	38	33	-40 to 125	2.20	2.01	1.68	1.52
579-TC4452VAT	TC4452VAT	TO-220-5	1	20	52	52	13000	1.5	1.5	35	38	-40 to 125	3.10	2.86	2.39	2.16
♦ 579-TC4452VOA	TC4452VOA	SOIC-8	1	20	52	52	13000	1.5	1.5	35	38	-40 to 125	2.44	2.23	1.85	1.69
♦ 579-TC427COA	TC427COA	SOIC-8	2	20	50	75	1500	15	10	-----	-----	-40 to 85	1.49	1.19	.984	.899
♦ 579-TC4424AVOA	TC4424AVOA	SOIC-8	2	20	40	41	3000	3	3.5	12	12	-40 to 125	1.93	1.77	1.47	1.34
579-TC4424AVPA	TC4424AVPA	PDIP-8	2	20	40	41	3000	3	3.5	12	12	-40 to 125	1.97	1.81	1.51	1.37
579-MCP14E4-E/P	MCP14E4-E/P	PDIP-8	2	20	40	40	4000	2.2	2.8	15	18	-40 to 125	2.16	1.99	1.66	1.51
♦ 579-MCP14E4-E/SN	MCP14E4-E/SN	SOIC-8	2	20	40	40	4000	2.2	2.8	15	18	-40 to 125	2.12	1.95	1.62	1.48

© Copyright 2013 Mouser Electronics

© Copyright 2013 Mouser Electronics

MICROCHIP Analog ICs

RoHS Compliant This product is RoHS compliant.

MOSFET DRIVERS (CONT.)

◆ Surface Mount Device
For quantities greater than listed, call for quote.

MOUSER STOCK NO.	Microchip Part No.	Package	No. of Drivers	Supply Voltage (Max)(V)	Input/Output Delay Time (Typ) t_{p1} (ns)	t_{p2} (ns)	Peak Output Current (mA)	Output Resistance (Max)(Ω) High	Low	Rise Time (Typ)(ns)	Fall Time (Typ)(ns)	Operating Temp. Range (°C)	Price Each 1	10	25	100
579-MCP14E5-E/P	MCP14E5-E/P	PDIP-8	2	20	40	40	4000	2.2	2.8	15	18	-40 to 125	2.16	1.99	1.66	1.51
◆ 579-MCP14E5-E/SN	MCP14E5-E/SN	SOIC-8	2	20	40	40	4000	2.2	2.8	15	18	-40 to 125	2.12	1.95	1.62	1.48
579-MCP1403-E/P	MCP1403-E/P	PDIP-8	2	20	48	48	4500	3	3.5	25	25	-40 to 125	2.08	1.89	1.58	1.43
◆ 579-MCP1403-E/SN	MCP1403-E/SN	SOIC-8	2	20	48	48	4500	3	3.5	25	25	-40 to 125	2.03	1.86	1.55	1.41
579-MCP1404-E/P	MCP1404-E/P	PDIP-8	2	20	48	48	4500	3	3.5	25	25	-40 to 125	2.16	1.99	1.66	1.51
◆ 579-MCP1404-E/SN	MCP1404-E/SN	SOIC-8	2	20	48	48	4500	3	3.5	25	25	-40 to 125	2.12	1.95	1.62	1.48
◆ 579-MCP1405-E/SN	MCP1405-E/SN	SOIC-8	2	20	48	48	4500	3	3.5	25	25	-40 to 125	2.12	1.95	1.62	1.48
◆ 579-TC4426ACOA	TC4426ACOA	SOIC-8	2	22	35	35	1500	9	9	25	25	-40 to 125	1.12	.899	.749	.685
579-TC4426ACPA	TC4426ACPA	PDIP-8	2	22	35	35	1500	9	9	25	25	-40 to 125	1.53	1.22	1.02	.92
◆ 579-TC4427AEOA	TC4427AEOA	SOIC-8	2	22	35	35	1500	9	9	25	25	-40 to 125	1.38	1.10	.92	.835
579-TC4427AEPA	TC4427AEPA	PDIP-8	2	22	35	35	1500	9	9	25	25	-40 to 125	1.53	1.22	1.02	.92
◆ 579-TC4428ACOA	TC4428ACOA	SOIC-8	2	22	35	35	1500	9	9	25	25	-40 to 125	1.12	.899	.749	.685
579-TC4428ACPA	TC4428ACPA	PDIP-8	2	22	35	35	1500	9	9	25	25	-40 to 125	1.53	1.22	1.02	.92
◆ 579-TC4428COA	TC4428COA	SOIC-8	2	22	30	50	1500	10	10	19	19	-40 to 125	1.44	1.16	.963	.877
579-TC4423CPA	TC4423CPA	PDIP-8	2	22	75	75	3000	5	5	28	32	-40 to 125	3.04	2.43	2.02	1.84

REAL TIME CLOCK/CALENDARS

PRODUCT NEW

◆ Surface Mount Device
For quantities greater than listed, call for quote.

MOUSER STOCK NO.	Microchip Part No.	Package	V_{CC} (V)	Bus Interface	Memory Type	Size Kbits	Type	Size Bytes	Unique ID (Bits)	Unique ID Prog.	Max Comm. Speed	Temperature Range (°C)	Price Each 1	10	25	100
◆ 579-MCP7940N-I/MS	MCP7940N-I/MS	MSOP-8	6.5	I^2C	EEPROM	-----	SRAM	64	None	None	400kHz	-40 to +85	1.05	.835	.77	.728
◆ 579-MCP7940N-I/SN	MCP7940N-I/SN	SOIC-8	6.5	I^2C	EEPROM	-----	SRAM	64	None	None	400kHz	-40 to +85	1.00	.792	.728	.696
◆ 579-MCP7940N-I/ST	MCP7940N-I/ST	TSSOP-8	6.5	I^2C	EEPROM	-----	SRAM	64	None	None	400kHz	-40 to +85	1.05	.835	.77	.728
◆ 579-MCP7940NT-I/MNY	MCP7940NT-I/MNY	TDFN-8	6.5	I^2C	EEPROM	-----	SRAM	64	None	None	400kHz	-40 to +85	1.10	.877	.813	.77
◆ 579-MCP79410-I/MS	MCP79410-I/MS	MSOP-8	6.5	I^2C	EEPROM	1K	SRAM	64	64	Blank ID	400kHz	-40 to +85	1.26	1.01	.931	.877
◆ 579-MCP79410-I/SN	MCP79410-I/SN	SOIC-8	6.5	I^2C	EEPROM	1K	SRAM	64	64	Blank ID	400kHz	-40 to +85	1.21	.963	.888	.845
◆ 579-MCP79410-I/ST	MCP79410-I/ST	TSSOP-8	6.5	I^2C	EEPROM	1K	SRAM	64	64	Blank ID	400kHz	-40 to +85	1.26	1.01	.931	.877
◆ 579-MCP79410T-I/MNY	MCP79410T-I/MNY	TDFN-8	6.5	I^2C	EEPROM	1K	SRAM	64	64	Blank ID	400kHz	-40 to +85	1.32	1.05	.974	.92
◆ 579-MCP79510-I/MS	MCP79510-I/MS	MSOP-10	3.6	SPI	EEPROM	1K	SRAM	64	128	Blank ID	5MHz	-40 to +85	1.50	1.20	1.11	1.05
◆ 579-MCP79520-I/MS	MCP79520-I/MS	MSOP-10	3.6	SPI	EEPROM	2K	SRAM	64	128	Blank ID	5MHz	-40 to +85	1.61	1.28	1.19	1.12

TEMPERATURE SENSORS

◆ Surface Mount Device
For quantities greater than listed, call for quote.

MOUSER STOCK NO.	Microchip Part No.	Package	Temperature Threshold (°C)	Accuracy Over Temp. Range (Max.)(°C)	Input Current (mA)	Output Current (mA)	Supply Voltage (V) Min.	Max.	Input Supply Current (Max) (μA)	Price Each 1	10	25	100
◆ 579-TC6501P045VCTTR	TC6501P045VCTTR	SOT-23A-5	45	±0.5	20	20	2.7	5.5	40	.84	.781	.653	.589
◆ 579-TC6501P055VCTTR	TC6501P055VCTTR	SOT-23A-5	55	±0.5	20	20	2.7	5.5	40	.84	.781	.653	.589
◆ 579-TC6501P065VCTTR	TC6501P065VCTTR	SOT-23A-5	65	±0.5	20	20	2.7	5.5	40	.84	.781	.653	.589
◆ 579-TC6501P085VCTTR	TC6501P085VCTTR	SOT-23A-5	85	±0.5	20	20	2.7	5.5	40	.84	.781	.653	.589
◆ 579-TC6501P095VCTTR	TC6501P095VCTTR	SOT-23A-5	95	±0.5	20	20	2.7	5.5	40	.84	.781	.653	.589
◆ 579-TC6502P045VCTTR	TC6502P045VCTTR	SOT-23A-5	45	±0.5	20	20	2.7	5.5	40	.84	.781	.653	.589
◆ 579-TC6502P055VCTTR	TC6502P055VCTTR	SOT-23A-5	55	±0.5	20	20	2.7	5.5	40	.84	.781	.653	.589
◆ 579-TC6502P105VCTTR	TC6502P105VCTTR	SOT-23A-5	105	±0.5	20	20	2.7	5.5	40	.84	.781	.653	.589
◆ 579-TC6504P005VCTTR	TC6504P005VCTTR	SOT-23A-5	5	±0.5	20	20	2.7	5.5	40	.84	.781	.653	.589
◆ 579-TC1047AVNBTR	TC1047AVNBTR	SOT-23B-3	-40 to +85	±2	0.1	0.1	2.5	5.5	60	.71	.663	.556	.503
579-TC74A0-5.0VAT	TC74A0-5.0VAT	TO-220-5	Digitally Adj (I^2C/SMBus)	±0.5	50	50	2.7	5.5	350	1.58	1.47	1.22	1.11
◆ 579-TC74A0-5.0VCTTR	TC74A0-5.0VCTTR	SOT-23A-5	Digitally Adj (I^2C/SMBus)	±0.5	50	50	2.7	5.5	350	1.01	.931	.77	.706
579-TC74A5-5.0VAT	TC74A5-5.0VAT	TO-220-5	Digitally Adj (I^2C/SMBus)	±0.5	50	50	2.7	5.5	350	1.58	1.47	1.22	1.11
◆ 579-TC74A5-5.0VCTTR	TC74A5-5.0VCTTR	SOT-23A-5	Digitally Adj (I^2C/SMBus)	±0.5	50	50	2.7	5.5	350	1.01	.931	.77	.706
◆ 579-TCN75AVOA	TCN75AVOA	SOIC-8	Digitally Adj (I^2C/SMBus)	±0.5	200	200	2.7	5.5	500	.79	.749	.621	.567
◆ 579-MCP9800A0T-M/OT	MCP9800A0T-M/OT	SOT-23A-5	Digitally Adj (I^2C/SMBus)	±0.5	200	200	2.7	5.5	400	1.35	1.28	1.07	.974
◆ 579-MCP9801-M/SN	MCP9801-M/SN	SOIC-8	Digitally Adj (I^2C/SMBus)	±0.5	200	200	2.7	5.5	400	1.26	1.20	.995	.91
◆ 579-MCP9802A0T-M/OT	MCP9802A0T-M/OT	SOT-23A-5	Digitally Adj (I^2C/SMBus)	±0.5	200	200	2.7	5.5	400	1.41	1.35	1.12	1.02
◆ 579-MCP9803-M/SN	MCP9803-M/SN	SOIC-8	Digitally Adj (I^2C/SMBus)	±0.5	200	200	2.7	5.5	400	1.35	1.28	1.07	.974
◆ 579-MCP9804-E/MS	MCP9804-E/MS	MSOP-8	Digitally Adj (I^2C/SMBus)	±0.25	---	---	2.7	5.5	400	1.95	1.80	1.50	1.36
◆ 579-MCP9804T-E/MC	MCP9804T-E/MC	DFN-8	Digitally Adj (I^2C/SMBus)	±0.25	---	---	2.7	5.5	400	1.95	1.80	1.50	1.36
◆ 579-TC77-3.3MOA	TC77-3.3MOA	SOIC-8	Digitally Adj (SPI/Microwire)	±0.5	---	---	2.7	5.5	400	1.07	.984	.813	.738
◆ 579-TC77-5.0MOA	TC77-5.0MOA	SOIC-8	Digitally Adj (SPI/Microwire)	±0.5	---	---	2.7	5.5	400	1.07	.984	.813	.738

LINEAR ACTIVE THERMISTORS

◆ Surface Mount Device
For quantities greater than listed, call for quote.

MOUSER STOCK NO.	Microchip Part No.	Package	Accuracy (Max.)(°C)	Temperature Range (°C)	Temperature Coefficient (Typ.)(mV/°C)	Operating Voltage Range (V) Min.	Max.	Operating Current (Typ)(μA)	Price Each 1	10	25	100
579-MCP9700-E/TO	MCP9700-E/TO	TO-92-3	±4	-40 to +125	10	2.3	5.5	6	.28	.268	.225	.203
◆ 579-MCP9700T-E/LT	MCP9700T-E/LT	SC-70-5	±4	-40 to +125	10	2.3	5.5	6	.28	.268	.225	.203
579-MCP9700A-E/TO	MCP9700A-E/TO	TO-92-3	±2	-40 to +125	10	2.3	5.5	6	.36	.332	.278	.257
◆ 579-MCP9700AT-E/LT	MCP9700AT-E/LT	SC-70-5	±2	-40 to +125	10	2.3	5.5	6	.36	.332	.278	.257

USB-TO-UART SERIAL CONVERTERS

PRODUCT NEW

◆ Surface Mount Device
For quantities greater than listed, call for quote.

MOUSER STOCK NO.	Microchip Part No.	Package	MCU Interface	USB Speed	PHY	Buffer Size Tx	Rx	EEPROM (bytes)	No. of GPIO	Operating Voltage Range (V)	USB Compliant	Price Each 1	10	25	100
◆ 579-MCP2200-I/MQ	MCP2200-I/MQ	QFN-20	UART	Full	Yes	128	128	256	8	3.0 to 5.5	USB 2.0	2.46	2.25	1.87	1.70
◆ 579-MCP2200-I/SO	MCP2200-I/SO	SOIC-20	UART	Full	Yes	128	128	256	8	3.0 to 5.5	USB 2.0	2.27	2.08	1.73	1.57
◆ 579-MCP2200-I/SS	MCP2200-I/SS	SSOP-20	UART	Full	Yes	128	128	256	8	3.0 to 5.5	USB 2.0	2.27	2.08	1.73	1.57
◆ 579-MCP2210IMQ	MCP2210-I/MQ	QFN-20	SPI	Full	Yes	128	128	256	9	3.3 to 5.5	USB 2.0	2.44	2.25	1.87	1.70
◆ 579-MCP2210ISO	MCP2210-I/SO	SOIC-20	SPI	Full	Yes	128	128	256	9	3.3 to 5.5	USB 2.0	2.27	2.08	1.73	1.57
◆ 579-MCP2210ISS	MCP2210-I/SS	SSOP-20	SPI	Full	Yes	128	128	256	9	3.3 to 5.5	USB 2.0	2.27	2.08	1.73	1.57

ANALOG DEVELOPMENT TOOLS

PRODUCT NEW

For quantities greater than listed, call for quote.

MOUSER STOCK NO.	Microchip Part No.	Description	Price Each
579-AC164140	AC164140	MCP7941x PICTail™ Daughter Board	42.80
579-ADM00317	ADM00317	MCP47x6 PICTail™ Daughter Board	26.74
579-ADM00398	ADM00398	MCP3911 16-bit PIC ADC Evaluation Board	85.59
579-ADM00421	ADM00421	MCP2210 Development Board	32.09
579-APGDT002	APGDT002	CAN BUS Analyzer Tool	106.99

MOUSER STOCK NO.	Microchip Part No.	Description	Price Each
579-MCP1630DM-LED2	MCP1630DM-LED2	MCP1630 Boost Mode LED Driver Demonstration Board	32.10
579-MCP2150DM	MCP2150DM	MCP2150 Development Board	48.15
579-MCP2200EVVCP	MCP2200EV-VCP	MCP2200 Eval/Development Board	25.67
579-MCP6S2XEV	MCP6S2XEV	MCP6S2X PGA Evaluation Board	32.10
579-TMPSNSRD-TCPL1	TMPSNSRD-TCPL1	MCP3421 Thermocouple Reference Design	37.45

© Copyright 2013 Mouser Electronics
© Copyright 2013 Mouser Electronics

NXP SEMICONDUCTOR Analog ICs

RoHS Compliant This product is RoHS compliant.

ANALOG-TO-DIGITAL CONVERTER (ADC)

♦ Surface Mount Device

For quantities greater than listed, call for quote.

MOUSER STOCK NO.	NXP Part No.	Package	Res. (bits)	No. of Input Chan.	Architecture	INL (Typ) (±LSB)	DNL (Typ) (±LSB)	Sample Rate	Power Consumption (Typ)(mW)	Input Bandwidth (MHz)	Price Each 1	25	100	250
♦ 771-ADC1112D125HNC15	ADC1112D125HN/C1,5	HVQFN-56	11	2	Pipeline	0.12	0.06	125	1230	600	-	-	-	-

ANALOG SWITCHES

♦ Surface Mount Device

For quantities greater than listed, call for quote.

MOUSER STOCK NO.	NXP Part No.	Package	Normal Position	R_{ON} (Typ) (Ω)	I_S (OFF) (nA)(Max)	t_{en} (ns) (Max)	t_{dis} (ns) (Max)	Supply Voltage (Min/Max)	Supply Current (Max)(nA)	Price Each 1	25	100	250
1 x SPST													
♦ 771-NX3L1G384GW125	NX3L1G384GW,125	TSSOP-5	NC	0.75	5	41	17	1.4/4.3	100	.15	.141	.133	.126
♦ 771-NX3L1T384GM115	NX3L1T384GM,115	XSON-6	NC	0.75	5	90	45	1.4/4.3	100	.23	.212	.199	.189
♦ 771-NX3L1G66GW125	NX3L1G66GW,125	TSSOP-5	NO	0.75	5	41	18	1.4/4.3	100	.15	.141	.133	.126
♦ 771-NX3L1T66GM115	NX3L1T66GM,115	XSON-6	NO	0.75	5	41	18	1.4/4.3	100	.23	.212	.199	.189
♦ 771-NX3V1G384GM115	NX3V1G384GM,115	XSON-6	NC	0.45	5	43	23	1.4/4.3	100	.28	.256	.241	.229
♦ 771-NX3V1G384GW125	NX3V1G384GW,125	TSSOP-5	NC	0.45	5	43	23	1.4/4.3	100	.43	.375	.321	.278
♦ 771-NX3V1T384GM115	NX3V1T384GM,115	XSON-6	NC	0.45	5	90	45	1.4/4.3	100	.28	.256	.241	.229
♦ 771-NX3V1T66GW125	NX3V1T66GW,125	TSSOP-5	NO	0.45	5	49	70	1.4/4.3	100	.28	.256	.241	.229
2 x SPST													
♦ 771-NX3L2G384GD125	NX3L2G384GD,125	XSON-8U	NC	0.75	5	41	17	1.4/4.3	100	.19	.177	.166	.158
♦ 771-NX3L2G384GT115	NX3L2G384GT,115	XSON-8	NC	0.75	5	41	17	1.4/4.3	100	.23	.212	.199	.189
♦ 771-NX3L2G66GD125	NX3L2G66GD,125	XSON-8U	NO	0.75	5	41	18	1.4/4.3	100	.27	.247	.233	.221
♦ 771-NX3L2T384GD125	NX3L2T384GD,125	XSON-8U	NC	0.75	5	90	45	1.4/4.3	100	.26	.239	.225	.213
♦ 771-NX3L2T384GM125	NX3L2T384GM,125	XQFN-8U	NC	0.75	5	90	45	1.4/4.3	100	.29	.264	.249	.238
♦ 771-NX3L2T384GT115	NX3L2T384GT,115	XSON-8	NC	0.75	5	90	45	1.4/4.3	100	.29	.264	.249	.238
♦ 771-NX3L2T66GD125	NX3L2T66GD,125	XSON-8U	NO	0.75	5	49	70	1.4/4.3	100	.26	.239	.225	.213
1 x SPDT													
♦ 771-NX3L1G3157GW125	NX3L1G3157GW,125	TSSOP-6	-----	0.75	5	43	20	1.4/4.3	100	.23	.212	.199	.189
♦ 771-NX3L1T5157GM132	NX3L1T5157GM,132	XSON-6	-----	0.75	5	90	70	1.4/4.3	100	.28	.256	.241	.229
♦ 771-NX3L1G53GD125	NX3L1G53GD,125	XSON-8U	-----	0.75	5	42	19	1.4/4.3	100	.23	.212	.199	.189
♦ 771-NX3L1T53GD125	NX3L1T53GD,125	XSON-8U	-----	0.75	5	90	70	1.4/4.3	100	.19	.177	.166	.158
♦ 771-NX3L1T53GM125	NX3L1T53GM,125	XQFN-8U	-----	0.75	5	90	70	1.4/4.3	100	.23	.212	.199	.189
♦ 771-NX3L1T53GT115	NX3L1T53GT,115	XSON-8U	-----	0.75	5	90	70	1.4/4.3	100	.23	.212	.199	.189
3 x SPDT													
♦ 771-NX3L4053HR115	NX3L4053HR,115	HXQFN-16U	-----	0.8	5	90	70	1.4/4.3	100	.39	.353	.333	.317
1 x SP3T													
♦ 771-NX3L4357GM132	NX3L4357GM,132	XQFN-10	-----	0.75	5	100	80	1.4/4.3	100	.29	.264	.249	.238
1 x SP8T													
♦ 771-NX3L4051HR115	NX3L4051HR,115	HXQFN-16U	-----	0.75	5	100	80	1.4/4.3	100	.65	.567	.494	.427
2 x DPDT													
♦ 771-NX3DV3899GU115	NX3DV3899GU,115	XQFN-16	-----	3.3	5	90	70	1.4/4.3	100	.46	.424	.399	.38
♦ 771-NX3L2467GU115	NX3L2467GU,115	XQFN-16	-----	0.75	5	40	20	1.4/4.3	100	.31	.282	.266	.253
♦ 771-NX3L2467HR115	NX3L2467HR,115	HXQFN-16U	-----	0.75	5	40	20	1.4/4.3	100	.29	.264	.249	.238
1 x 4PDT													
♦ 771-NX3DV2567GU115	NX3DV2567GU,115	XQFN-16	-----	0.7	5	40	20	1.4/4.3	100	.56	.513	.483	.459
♦ 771-NX5DV330BQ115	NX5DV330BQ,115	DHVQFN-16	-----	7	1	-----	-----	4.0/5.5	3000	.24	.22	.208	.198

DIGITAL-TO-ANALOG CONVERTER (DAC)

♦ Surface Mount Device

For quantities greater than listed, call for quote.

MOUSER STOCK NO.	NXP Part No.	Package	Res. (bits)	DAC Chann	Setting Time	Filters	Analog Supply Voltage	Sampling Frequency (MSPS)	Power Consumption (Typ)(mW)	Price Each 1	25	100	250
♦ 771-DAC1405D750WC15	DAC1405D750HW/C1,5	HTQFP-100	14	2	20	Selectable 4x or 8x	3.0-3.6	750	750	-	-	-	-

AUDIO DIGITAL-TO-ANALOG CONVERTERS (DAC)

♦ Surface Mount Device

For quantities greater than listed, call for quote.

MOUSER STOCK NO.	NXP Part No.	Package	Number of DACs	Res. (bits)	SNR (Typ) (dB)	Sampling Rate (Max) (kHz)	# Inputs/ # Outputs	Digital Audio Interface	Control Interface	Analog Supply (Max)(V)	Price Each 1	25	100	250
♦ 771-UDA1330ATSDK-T	UDA1330ATS/N2,118	SSOP-16	1	20	100	55	0/2	-----	L3 Micro	6	2.16	1.94	1.74	1.54
♦ 771-UDA1334ATSDH-T	UDA1334ATS/N2,118	SSOP-16	2	24	100	100	0/2	-----	Serial	3.6	1.61	1.46	1.27	1.12
♦ 771-UDA1334ATSN2112	UDA1334ATS/N2,112	SSOP-16	2	24	100	100	0/2	-----	Serial	3.6	1.61	1.46	1.27	1.12
♦ 771-UDA1334BTSDH	UDA1334BTS/N2,112	SSOP-16	2	24	100	100	0/2	-----	Serial	3.6	1.61	1.46	1.27	1.12
♦ 771-UDA1361TSDK	UDA1361TS/N1,112	SSOP-16	2	24	100	96	2/0	-----	Serial	3.6	2.34	2.10	1.88	1.68

ADC AND DAC, INTEGRATED, MULTICHANNEL

♦ Surface Mount Device

For quantities greater than listed, call for quote.

MOUSER STOCK NO.	NXP Part No.	Package	Number of ADCs	ADC Res.	ADC Sampling Rate	# of DACs	DAC Res.	DAC Settling Time	Supply Voltage (Min/Max)	Operating Temperature (°C)	Price Each 1	25	100	250
771-PCF8591PN	PCF8591P,112	DIP-16	1	8	11.1kHz	1	8	90µs	2.5/6.0	-40 to +85	4.34	3.49	3.18	2.87
♦ 771-PCF8591TD	PCF8591T/2,512	SO-16	1	8	11.1kHz	1	8	90µs	2.5/6.0	-40 to +85	2.53	2.29	2.16	2.05
♦ 771-PCF8591TD-T	PCF8591T/2,518	SO-16	1	8	11.1kHz	1	8	90µs	2.5/6.0	-40 to +85	2.53	2.29	2.16	2.05

© Copyright 2013 Mouser Electronics
© Copyright 2013 Mouser Electronics

NXP SEMICONDUCTOR Analog ICs

RoHS Compliant **This product is RoHS compliant.**

AUDIO CODEC

♦ **Surface Mount Device**

For quantities greater than listed, call for quote.

MOUSER STOCK NO.	NXP Part No.	Package	Description	Operating Voltage (V)	Supply Current (mA)	Signal-to-Noise Ratio (dB/V)	Power Dissipation (mW)	Price Each 1	25	100	250
♦ 771-UDA1341TSDB-T	UDA1341TS/N1,518	SSOP-28	Economy audio for home & portable	3	7	100	80	6.44	5.81	5.29	4.76
♦ 771-UDA1342TSDB-T	UDA1342TS/N1,518	SSOP-28	Audio for MD	3	6	100	105	5.96	5.37	4.88	4.41
♦ 771-UDA1345TSDB-T	UDA1345TS/N2,118	SSOP-28	Economy audio	3	4	100	65	3.00	2.70	2.46	2.21
♦ 771-UDA1345TSN2112	UDA1345TS/N2,112	SSOP-28	Economy audio	3	4	100	65	3.00	2.70	2.46	2.21
♦ 771-UDA1380HNN2118	UDA1380HN/N2,118	HVQFN-32	Stereo audio for MD, CD and MP3	3	3.4	100	65	2.25	1.78	1.38	1.32

DISPLAYPORT TO VGA ADAPTER IC

- Display Resolutions: VGA to WUXGA

♦ **Surface Mount Device**

For quantities greater than listed, call for quote.

MOUSER STOCK NO.	NXP Part No.	Package	Bus	DAC (bits)	f_{clk} (MHz)	Operating Supply (V)	Supply Current (mA)	Operating Temperature (°C)	Price Each 1	25	100	250
♦ 771-PTN3392BS518	PTN3392BS,518	SOT-619-1	I2C	8	240	3.3	180	0 to 85	6.02	5.48	4.94	4.55

CAN CONTROLLERS, STAND ALONE

♦ **Surface Mount Device**

For quantities greater than listed, call for quote.

MOUSER STOCK NO.	NXP Part No.	Package	DC Supply Voltage (Min/Max)	Operating Supply Current (mA)	Protocol Compatibility	Operating Temperature (°C)	Price Each 1	25	100	250
♦ 771-SJA1000TD	SJA1000T/N1,112	SO-28	4.5/5.5	15	CAN 2.0B	-40 to +125	5.87	4.70	3.87	3.52
♦ 771-SJA1000TN1118	SJA1000T/N1,118	SO-28	4.5/5.5	15	CAN 2.0B	-40 to +125	6.09	4.91	4.09	3.73

INTERFACE BRIDGES

♦ **Surface Mount Device**

For quantities greater than listed, call for quote.

MOUSER STOCK NO.	NXP Part No.	Package	Tx Buffer	Rx Buffer	Interface Type	GPIO	SPI Bus Speed	I2C Bus Speed	Oscillator Type	Price Each 1	25	100	250
♦ 771-SC18IS600IBS,128	SC18IS600IBS,128	HVQFN-24	96-byte	96-byte	SPI to I2C	4	1.2M/s	400	Internal	2.16	1.93	1.73	1.54
♦ 771-SC18IS600IPW	SC18IS600IPW,112	TSSOP-16	96-byte	96-byte	SPI to I2C	4	1.2M/s	400	Internal	3.00	2.41	2.19	1.98
♦ 771-SC18IS602BIPW128	SC18IS602BIPW,128	TSSOP-16	----	----	I2C to SPI	4	1.8M/s	400	Internal	2.38	1.90	1.48	1.40

INTERFACE CONTROLLERS

♦ **Surface Mount Device**

For quantities greater than listed, call for quote.

MOUSER STOCK NO.	NXP Part No.	Package	Interrupt Output	Power-On Reset	Vcc (Min/Max) (V)	Converter/Interface Type	Bus Speed	Number of Addresses	Operating Temperature (°C)	Price Each 1	25	100	250
♦ 771-PCA9564D-T	PCA9564D,118	SO-20	Yes	Yes	2.3/2.6	Parallel-bus to I2C	400	128	-40 to +85	1.83	1.54	1.26	1.24
♦ 771-PCA9564PW	PCA9564PW,112	TSSOP-20	Yes	Yes	2.3/2.6	Parallel-bus to I2C	400	128	-40 to +85	1.79	1.50	1.23	1.21
♦ 771-PCA9564PW118	PCA9564PW,118	TSSOP-20	Yes	Yes	2.3/2.6	Parallel-bus to I2C	400	128	-40 to +85	2.13	1.71	1.33	1.25
♦ 771-PCA9665PW-T	PCA9665PW,118	TSSOP-20	Yes	Yes	2.3/2.6	Fm+ parallel to I2C	1000	128	-40 to +85	1.52	1.47	1.41	1.38
771-PCF8584PN	PCF8584P,112	DIP-20	Yes	Yes	4.5/5.5	Parallel-bus to I2C	100	128	-40 to +85	4.39	3.53	2.93	2.61
♦ 771-PCF8584T2512	PCF8584T/2,512	SO-20	Yes	Yes	4.5/5.5	Parallel-bus to I2C	100	128	-40 to +85	4.39	3.53	2.93	2.61
♦ 771-PCF8584TD-T	PCF8584T/2,518	SO-20	Yes	Yes	4.5/5.5	Parallel-bus to I2C	100	128	-40 to +85	3.34	2.71	2.44	2.38
♦ 771-SC18IM700IPW	SC18IM700IPW,112	TSSOP-16	No	Yes	2.4/3.6	UART to I2C	400	8	-40 to +85	2.57	2.02	1.71	1.51

USB 3.0 SUPERSPEED RE-DRIVER

♦ **Surface Mount Device**

PRODUCT NEW

For quantities greater than listed, call for quote.

MOUSER STOCK NO.	NXP Part No.	Package	Supply Voltage	Interface Type	ESD	Channels	Operating Temperature	Price Each 1	25	100	250
♦ 771-PTN36241BBS,115	PTN36241BBS,115	HVQFN-24	3.3	I2C, USB	8kV	2	0 to +85	.87	.795	.749	.713

HDMI TRANSMITTERS

♦ **Surface Mount Device**

For quantities greater than listed, call for quote.

MOUSER STOCK NO.	NXP Part No.	Package	Number of Outputs	HDMI Version	Max Video Pixel Rate (MHz)	Video	CEC	HDMI 1.4a 3D	HDMI 1.4a Adobe RGB	I/O	Price Each 1	25	100	250
♦ 771-TDA19989BETC1551	TDA19989BET/C1,551	TFBGA-64	1	1.4a	150	1080p, 50/60Hz, 8-bit color	Yes	Yes	Yes	RGB/YUV	6.42	5.78	5.25	4.74

HOST CONTROLLERS

♦ **Surface Mount Device**

For quantities greater than listed, call for quote.

MOUSER STOCK NO.	NXP Part No.	Package	Core Supply Voltage	Operating Voltage Range	Description	Price Each 1	25	100	250
♦ 771-SDIO101IHR551	SDIO101IHR,551	HXQFN-60U	1.8V	1.8 to 3.3V	An SD/SDIO/MMC/CE-ATA host controller w/16-bit memory interface	3.88	3.10	2.82	2.55

I2C BUS REPEATERS/HUBS/EXTENDERS

♦ **Surface Mount Device**

PRODUCT NEW

For quantities greater than listed, call for quote.

MOUSER STOCK NO.	NXP Part No.	Package	Inputs	Outputs	Vcc (Min/Max) (V)	Description	Price Each 1	25	100	250
771-P82B715PN	P82B715PN,112	DIP-8	1	1	4.5/12	I2C-bus extender	4.19	3.37	3.07	2.77
♦ 771-P82B715TD	P82B715TD,112	SO-8	1	1	4.5/12	I2C-bus extender	3.45	3.11	2.82	2.55
♦ 771-P82B715TD118	P82B715TD,118	SO-8	1	1	4.5/12	I2C-bus extender	3.45	3.11	2.82	2.55
♦ 771-P82B96DP-T	P82B96DP,118	TSSOP-8	1	1	2.0/15	Dual bidirectional bus buffer	2.97	2.68	2.43	2.19
771-P82B96PN	P82B96PN,112	DIP-8	1	1	2.0/15	Dual bidirectional bus buffer	2.97	2.68	2.43	2.19
♦ 771-P82B96TD112	P82B96TD,112	SO-8	1	1	2.0/15	Dual bidirectional bus buffer	2.15	1.96	1.84	1.75
♦ 771-P82B96TD-T	P82B96TD,118	SO-8	1	1	2.0/15	Dual bidirectional bus buffer	1.68	1.63	1.57	1.31
♦ 771-PCA9507D118	PCA9507D,118	SO-8	1	1	2.7/5.5	2-wire serial bus extender for HDMI, DDC, I2C & SMBus	1.03	.931	.83	.774
♦ 771-PCA9507DP118	PCA9507DP,118	TSSOP-8	1	1	2.7/5.5	2-wire serial bus extender for HDMI, DDC, I2C & SMBus	1.35	1.22	1.08	1.01
♦ 771-PCA9508D118	PCA9508D,118	SO-8	1	1	2.7/5.5	Hot swappable level translating I2C-bus repeater	1.35	1.22	1.08	1.01
771-PCA9509ADP,118	PCA9509ADP,118	TSSOP-8	1	1	0.8/5.5	Level translating I2C/SMB repeater	.95	.874	.835	.792
771-PCA9509AGM,125	PCA9509AGM,125	XQFN-8	1	1	0.8/5.5	Level translating I2C/SMB repeater	.95	.874	.839	.792
♦ 771-PCA9509D118	PCA9509D,118	SO-8	1	1	2.7/5.5	Level translating I2C-bus/SMB repeater	1.03	.931	.83	.773

© Copyright 2013 Mouser Electronics
© Copyright 2013 Mouser Electronics

RoHS Compliant This product is RoHS compliant.

I²C BUS REPEATERS/HUBS/EXTENDERS (CONT.)

◆ Surface Mount Device

NEW PRODUCT

For quantities greater than listed, call for quote.

MOUSER STOCK NO.	NXP Part No.	Package	Inputs	Outputs	Vcc (Min/Max) (V)	Description	Price Each 1	25	100	250
◆ 771-PCA9509DP-T	PCA9509DP,118	TSSOP-8	1	1	2.7/5.5	Level translating I²C-bus/SMB repeater	1.63	1.47	1.28	1.12
◆ 771-PCA9509DP/DG118	PCA9509DP/DG,118	TSSOP-8	1	1	2.7/5.5	Level translating I²C-bus/SMB repeater	1.63	1.47	1.28	1.12
◆ 771-PCA9510ADP-T	PCA9510ADP,118	TSSOP-8	1	1	2.7/5.5	Hot swappable I²C-bus and SMBus bus buffer	2.33	2.09	1.88	1.67
◆ 771-PCA9510AD118	PCA9510AD,118	SO-8	1	1	2.7/5.5	Hot swappable I²C-bus and SMBus bus buffer	2.03	1.64	1.23	1.14
◆ 771-PCA9511AD	PCA9511AD,112	SO-8	1	1	2.7/5.5	Hot swappable I²C-bus and SMBus bus buffer	2.33	2.09	1.88	1.67
◆ 771-PCA9511AD118	PCA9511AD,118	SO-8	1	1	2.7/5.5	Hot swappable I²C-bus and SMBus bus buffer	2.19	1.77	1.33	1.24
◆ 771-PCA9511ADP-T	PCA9511ADP,118	TSSOP-8	1	1	2.7/5.5	Hot swappable I²C-bus and SMBus bus buffer	2.33	2.09	1.88	1.67
◆ 771-PCA9512AD	PCA9512AD,112	SO-8	1	1	2.7/5.5	Level shifting hot swappable I²C-bus and SMBus bus buffer	2.33	2.09	1.88	1.67
◆ 771-PCA9512AD118	PCA9512AD,118	SO-8	1	1	2.7/5.5	Level shifting hot swappable I²C-bus and SMBus bus buffer	2.19	1.77	1.33	1.24
◆ 771-PCA9512BD118	PCA9512BD,118	SO-8	1	1	2.7/5.5	Level shifting hot swappable I²C-bus and SMBus bus buffer	2.33	2.09	1.88	1.67
◆ 771-PCA9512BDP118	PCA9512BDP,118	TSSOP-8	1	1	2.7/5.5	Level shifting hot swappable I²C-bus and SMBus bus buffer	2.33	2.09	1.88	1.67
◆ 771-PCA9512ADP-T	PCA9512ADP,118	TSSOP-8	1	1	2.7/5.5	Level shifting hot swappable I²C-bus and SMBus bus buffer	2.33	2.09	1.88	1.67
◆ 771-PCA9513ADP-T	PCA9513ADP,118	TSSOP-8	1	1	2.7/5.5	Hot swappable I²C-bus and SMBus bus buffer	2.33	2.09	1.88	1.67
◆ 771-PCA9513AD118	PCA9513AD,118	SO-8	1	1	2.7/5.5	Hot swappable I²C-bus and SMBus bus buffer	2.03	1.64	1.23	1.14
◆ 771-PCA9514AD	PCA9514AD,112	SO-8	1	1	2.7/5.5	Hot swappable I²C-bus and SMBus bus buffer	2.33	2.09	1.88	1.67
◆ 771-PCA9514AD118	PCA9514AD,118	SO-8	1	1	2.7/5.5	Hot swappable I²C-bus and SMBus bus buffer	2.03	1.64	1.23	1.14
◆ 771-PCA9515ADPDG118	PCA9515ADP/DG,118	TSSOP-8	1	1	3.0/3.6	I²C-bus repeater	.87	.795	.749	.713
◆ 771-PCA9515ADP-T	PCA9515ADP,118	TSSOP-8	1	1	3.0/3.6	I²C-bus repeater	2.07	1.58	1.43	1.29
◆ 771-PCA9515AD-T	PCA9515AD,118	SO-8	1	1	3.0/3.6	I²C-bus repeater	.95	.866	.816	.776
◆ 771-PCA9515D	PCA9515D,112	SO-8	1	1	3.0/3.6	I²C-bus repeater	1.66	1.34	1.20	1.07
◆ 771-PCA9515DP-T	PCA9515DP,118	TSSOP-8	1	1	3.0/3.6	I²C-bus repeater	.95	.866	.816	.776
◆ 771-PCA9517AD118	PCA9517AD,118	SO-8	1	1	2.7/3.6	Level translating I²C-bus/SMB repeater	1.05	.954	.90	.855
◆ 771-PCA9517ADP118	PCA9517ADP,118	TSSOP-8	1	1	2.7/3.6	Level translating I²C-bus/SMB repeater	1.05	.954	.90	.855
◆ 771-PCA9525D118	PCA9525D,118	SO-8	1	1	2.7/5.5	Simple 3-wire bus buffer	1.46	1.32	1.24	1.19
◆ 771-PCA9525DP118	PCA9525DP,118	TSSOP-8	1	1	2.7/5.5	Simple 3-wire bus buffer	1.46	1.32	1.24	1.19
◆ 771-PCA9516AD	PCA9516AD,112	SO-16	1	4	3.0/3.6	5-channel I²C-bus hub	1.41	1.28	1.21	1.16
◆ 771-PCA9518PW	PCA9518PW,112	TSSOP-20	1	4	3.0/5.5	Expandable 5-channel I²C-bus hub	1.72	1.64	1.25	1.18
◆ 771-PCA9518PW118	PCA9518PW,118	TSSOP-20	1	4	3.0/5.5	Expandable 5-channel I²C-bus hub	1.65	1.57	1.20	1.12
771-PCA9629PW,118	PCA9629PW,118	TSSOP-16	4	4	4.5/5.5	Fm I²C-bus stepper motor controller	2.60	2.39	2.29	2.16
◆ 771-PCA9646D118	PCA9646D,118	SO-16	1	4	2.7/5.5	Buffered 4-channel 2-wire bus switch	5.05	4.59	4.32	4.11
◆ 771-PCA9646PW118	PCA9646PW,118	TSSOP-16	1	4	2.7/5.5	Buffered 4-channel 2-wire bus switch	5.20	4.16	3.71	3.57
◆ 771-PCA9621D118	PCA9621D,118	SO-16	2	8	2.7/5.5	8-bit 2-wire bus output port	3.47	2.89	2.63	2.38
◆ 771-PCA9621PW118	PCA9621PW,118	TSSOP-16	2	8	2.7/5.5	8-bit 2-wire bus output port	3.47	2.89	2.63	2.38

I²C GENERAL PURPOSE I/O

◆ Surface Mount Device

For quantities greater than listed, call for quote.

MOUSER STOCK NO.	NXP Part No.	Package	Interrupt Output	Reset Input	Vcc (Min/Max) (V)	Number of Bits	Source Current per bit (mA)	Bus Speed	Number of Addresses	Operating Temperature (°C)	Price Each 1	25	100	250
◆ 771-PCA85AD518	PCA8574AD,518	SO-16	No	No	2.3/5.5	8	0.1	400	8	-40 to +85	1.13	1.02	.824	.77
◆ 771-PCA85APW118	PCA8574APW,118	TSSOP-16	No	No	2.3/5.5	8	0.1	400	8	-40 to +85	.80	.77	.754	.732
◆ 771-PCA85PW118	PCA8574PW,118	TSSOP-16	No	No	2.3/5.5	8	0.1	400	8	-40 to +85	.90	.867	.824	.77
◆ 771-PCA85TS112	PCA8574TS,112	SSOP-20	No	No	2.3/5.5	8	0.1	400	8	-40 to +85	1.75	1.41	1.27	1.13
◆ 771-PCA8575PW-T	PCA8575PW,118	TSSOP-24	No	No	2.3/5.5	16	0.1	400	16	-40 to +85	1.17	1.12	1.06	.996
◆ 771-PCA9500D-T	PCA9500D,118	SO-16	No	No	2.5/3.6	8	0.1	400	8	-40 to +85	1.36	1.23	1.00	.92
◆ 771-PCA9500PW-T	PCA9500PW,118	TSSOP-16	No	No	2.5/3.6	8	0.1	400	8	-40 to +85	1.36	1.23	1.00	.92
◆ 771-PCA9501BS118	PCA9501BS,118	HVQFN-20	No	No	2.5/3.6	8	0.1	400	64	-40 to +85	1.29	1.18	1.11	1.06
◆ 771-PCA9501PW112	PCA9501PW,112	TSSOP-20	No	No	2.5/3.6	8	0.1	400	64	-40 to +85	1.29	1.18	1.11	1.06
◆ 771-PCA9501PW-T	PCA9501PW,118	TSSOP-20	No	No	2.5/3.6	8	0.1	400	64	-40 to +85	1.54	1.46	1.20	1.14
◆ 771-PCA9502BS128	PCA9502BS,128	HVQFN-24	No	No	3.0/3.6	8	10	400	16	-40 to +85	1.18	1.13	1.10	1.07
◆ 771-PCA9502BS-S	PCA9502BS,151	HVQFN-24	No	No	3.0/3.6	8	10	400	16	-40 to +85	1.34	1.22	1.14	1.09
◆ 771-PCA9505DGG-T	PCA9505DGG,118	TSSOP-56	No	No	2.3/5.5	40	10	400	8	-40 to +85	3.25	2.90	2.57	2.50
◆ 771-PCA9506BS-T	PCA9506BS,118	HVQFN-56	No	No	2.3/5.5	40	10	400	8	-40 to +85	4.26	3.83	3.49	3.15
◆ 771-PCA9506DGG-T	PCA9506DGG,518	TSSOP-56	No	No	2.3/5.5	40	10	400	8	-40 to +85	3.56	2.89	2.60	2.54
◆ 771-PCA9534BS118	PCA9534BS,118	HVQFN-16	No	No	2.3/5.5	8	10	400	8	-40 to +85	1.01	.919	.866	.823
◆ 771-PCA9534D-T	PCA9534D,118	SO-16	No	No	2.3/5.5	8	10	400	8	-40 to +85	1.12	1.06	.888	.819
◆ 771-PCA9534PW-T	PCA9534PW,118	TSSOP-16	No	No	2.3/5.5	8	10	400	8	-40 to +85	1.56	1.39	1.25	1.11
◆ 771-PCA9535BS-T	PCA9535BS,118	HVQFN-24	No	No	2.3/5.5	16	10	400	8	-40 to +85	1.98	1.77	1.59	1.41
◆ 771-PCA9535CD118	PCA9535CD,118	SO-24	No	No	2.3/5.5	16	10	400	8	-40 to +85	1.50	1.33	1.07	1.04
◆ 771-PCA9535CHF118	PCA9535CHF,118	HWQFN-24	No	No	2.3/5.5	16	10	400	8	-40 to +85	1.18	1.13	1.07	1.04
◆ 771-PCA9535CPW118	PCA9535CPW,118	TSSOP-24	No	No	2.3/5.5	16	10	400	8	-40 to +85	1.28	1.24	1.16	1.11
◆ 771-PCA9535D112	PCA9535D,112	SO-24	No	No	2.3/5.5	16	10	400	8	-40 to +85	1.98	1.77	1.59	1.41
◆ 771-PCA9535D-T	PCA9535D,118	SO-24	No	No	2.3/5.5	16	10	400	8	-40 to +85	1.28	1.17	1.09	1.05
◆ 771-PCA9535PW112	PCA9535PW,112	TSSOP-24	No	No	2.3/5.5	16	10	400	8	-40 to +85	1.95	1.57	1.33	1.18
◆ 771-PCA9535PW-T	PCA9535PW,118	TSSOP-24	No	No	2.3/5.5	16	10	400	8	-40 to +85	1.61	1.40	1.16	1.10
◆ 771-PCA9536D-T	PCA9536D,118	SO-8	No	No	2.3/5.5	4	10	400	1	-40 to +85	.71	.645	.608	.578
◆ 771-PCA9536DP-T	PCA9536DP,118	TSSOP-8	No	No	2.3/5.5	4	10	400	1	-40 to +85	.71	.645	.608	.578
◆ 771-PCA9538D-T	PCA9538D,118	SO-16	No	Yes	2.3/5.5	8	10	400	4	-40 to +85	1.01	.919	.866	.823
◆ 771-PCA9538PW-T	PCA9538PW,118	TSSOP-16	No	Yes	2.3/5.5	8	10	400	4	-40 to +85	1.56	1.39	1.25	1.11
◆ 771-PCA9539BS-T	PCA9539BS,118	HVQFN-24	No	Yes	2.3/5.5	16	10	400	4	-40 to +85	2.21	1.98	1.79	1.58
◆ 771-PCA9539PW-T	PCA9539PW,118	TSSOP-24	No	Yes	2.3/5.5	16	10	400	4	-40 to +85	2.21	1.98	1.79	1.58
◆ 771-PCA9539RPW,118	PCA9539RPW,118	TSSOP-24	No	Yes	2.3/5.5	16	10	400	4	-40 to +85	1.67	1.62	1.54	1.46
◆ 771-PCA9554ABS-T	PCA9554ABS,118	HVQFN-16	No	No	2.3/5.5	8	10	400	8	-40 to +85	1.56	1.39	1.25	1.11
◆ 771-PCA9554AD-T	PCA9554AD,118	SO-16	No	No	2.3/5.5	8	10	400	8	-40 to +85	1.10	1.05	.872	.804
◆ 771-PCA9554ADB-T	PCA9554ADB,118	SSOP-16	No	No	2.3/5.5	8	10	400	8	-40 to +85	1.01	.919	.866	.823
◆ 771-PCA9554APW	PCA9554APW,112	TSSOP-16	No	No	2.3/5.5	8	10	400	8	-40 to +85	1.01	.919	.866	.823
◆ 771-PCA9554D-T	PCA9554D,118	SO-16	No	No	2.3/5.5	8	10	400	8	-40 to +85	1.99	1.61	1.44	1.28
◆ 771-PCA9554DB-T	PCA9554DB,118	SSOP-16	No	No	2.3/5.5	8	10	400	8	-40 to +85	1.21	1.14	.952	.877
◆ 771-PCA9554PW112	PCA9554PW,112	TSSOP-16	No	No	2.3/5.5	8	10	400	8	-40 to +85	1.01	.919	.866	.823
◆ 771-PCA9554PW-T	PCA9554PW,118	TSSOP-16	No	No	2.3/5.5	8	10	400	8	-40 to +85	1.56	1.39	1.25	1.11
◆ 771-PCA9554PWDG118	PCA9554PW/DG,118	TSSOP-16	No	No	2.3/5.5	8	10	400	8	-40 to +85	1.03	.995	.952	.877
◆ 771-PCA9554PWQ900118	PCA9554PW/Q900,118	TSSOP-16	No	No	2.3/5.5	8	10	400	8	-40 to +85	1.36	1.23	1.17	1.10
◆ 771-PCA9555BS-T	PCA9555BS,118	HVQFN-24	No	No	2.3/5.5	16	10	400	8	-40 to +85	2.13	1.90	1.71	1.52
◆ 771-PCA9555D112	PCA9555D,112	SO-24	No	No	2.3/5.5	16	10	400	8	-40 to +85	1.38	1.25	1.18	1.12
◆ 771-PCA9555D-T	PCA9555D,118	SO-24	No	No	2.3/5.5	16	10	400	8	-40 to +85	1.61	1.41	1.16	1.11
◆ 771-PCA9555DB112	PCA9555DB,112	SSOP-24	No	No	2.3/5.5	16	10	400	8	-40 to +85	2.13	1.90	1.71	1.52
◆ 771-PCA9555DB-T	PCA9555DB,118	SSOP-24	No	No	2.3/5.5	16	10	400	8	-40 to +85	1.38	1.25	1.18	1.12

© Copyright 2013 Mouser Electronics
© Copyright 2013 Mouser Electronics

NXP SEMICONDUCTOR Analog ICs

RoHS Compliant **This product is RoHS compliant.**

I²C GENERAL PURPOSE I/O (CONT.)

◆ **Surface Mount Device**

For quantities greater than listed, call for quote.

MOUSER STOCK NO.	NXP Part No.	Package	Interrupt Output	Reset Input	Vcc (Min/Max) (V)	Number of Bits	Source Current per bit (mA)	Bus Speed	Number of Addresses	Operating Temperature (ºC)	Price Each 1	25	100	250
◆ 771-PCA9555PW	PCA9555PW,112	TSSOP-24	No	No	2.3/5.5	16	10	400	8	-40 to +85	2.13	1.90	1.71	1.52
◆ 771-PCA9555PW-T	PCA9555PW,118	TSSOP-24	No	No	2.3/5.5	16	10	400	8	-40 to +85	2.13	1.90	1.71	1.52
◆ 771-PCA9555PWDG118	PCA9555PW/DG,118	TSSOP-24	No	No	2.3/5.5	16	10	400	8	-40 to +85	1.37	1.33	1.24	1.19
◆ 771-PCA9557BS-T	PCA9557BS,118	HVQFN-16	No	Yes	2.3/5.5	8	10	400	8	-40 to +85	1.52	1.38	1.21	1.06
◆ 771-PCA9557D	PCA9557D,112	SO-16	No	Yes	2.3/5.5	8	10	400	8	-40 to +85	1.63	1.31	1.18	1.05
◆ 771-PCA9557PW-T	PCA9557PW,118	TSSOP-16	No	Yes	2.3/5.5	8	10	400	8	-40 to +85	1.52	1.38	1.21	1.06
◆ 771-PCA9575HF	PCA9575HF,118	HWQFN-24	Yes	No	1.1/3.6	16	1	400	16	-40 to +85	1.29	1.18	1.11	1.06
◆ 771-PCA9575PW2,118	PCA9575PW2,118	TSSOP-28	Yes	No	1.1/3.6	16	1	400	16	-40 to +85	1.29	1.18	1.11	1.06
◆ 771-PCA9670PW118	PCA9670PW,118	TSSOP-16	No	Yes	2.3/5.5	64	0.1	1000	8	-40 to +85	1.28	1.16	.926	.871
◆ 771-PCA96ABS118	PCA9674ABS,118	HVQFN-16	Yes	No	2.3/5.5	64	0.1	1000	8	-40 to +85	1.08	.99	.933	.887
◆ 771-PCA9675PW118	PCA9675PW,118	TSSOP-24	Yes	No	2.3/5.5	64	0.1	1000	16	-40 to +85	2.01	1.77	1.28	1.23
◆ 771-PCA9698DGG-T	PCA9698DGG,518	TSSOP-56	Yes	Yes	2.3/5.5	40	10	1000	64	-40 to +85	4.28	3.97	3.09	2.94
◆ 771-PCA9702PW,118	PCA9702PW,118	TSSOP-16	Yes	No	2.3/5.5	16	----	5 MHz	8	-40 to +125	.87	.795	.749	.713
◆ 771-PCA9703PWQ900118	PCA9703PW/Q900,118	TSSOP-24	Yes	No	4.5/5.5	16	----	5 MHz	16	-40 to +125	1.88	1.71	1.62	1.53
771-PCF8574APN	PCF8574AP,112	DIP-16	No	No	2.5/6.0	8	0.1	100	8	-40 to +85	1.59	1.43	1.26	1.10
◆ 771-PCF85AT3512	PCF8574AT/3,512	SO-16	No	No	2.5/6.0	8	0.1	100	8	-40 to +85	1.59	1.43	1.26	1.10
◆ 771-PCF8574ATD-T	PCF8574AT/3,518	SO-16	No	No	2.5/6.0	8	0.1	100	8	-40 to +85	1.59	1.43	1.26	1.10
◆ 771-PCF8574ATDK-T	PCF8574ATS/3,118	SSOP-20	No	No	2.5/6.0	8	0.1	100	8	-40 to +85	1.59	1.43	1.26	1.10
771-PCF8574PN	PCF8574P,112	DIP-16	No	No	2.5/6.0	8	0.1	100	8	-40 to +85	1.59	1.43	1.26	1.10
◆ 771-PCF8574TD-T	PCF8574T/3,518	SO-16	No	No	2.5/6.0	8	0.1	100	8	-40 to +85	1.59	1.43	1.26	1.10
◆ 771-PCF8574TDK	PCF8574TS/3,112	SSOP-20	No	No	2.5/6.0	8	0.1	100	8	-40 to +85	.93	.849	.799	.76
◆ 771-PCF8574TDK-T	PCF8574TS/3,118	SSOP-20	No	No	2.5/6.0	8	0.1	100	8	-40 to +85	1.59	1.43	1.26	1.10
◆ 771-PCF8575TSDB	PCF8575TS/1,112	SSOP-24	No	No	2.5/6.0	16	0.1	400	8	-40 to +85	2.65	2.14	1.93	1.71
◆ 771-PCF8575TSDB-T	PCF8575TS/1,118	SSOP-24	No	No	2.5/6.0	16	0.1	400	8	-40 to +85	2.40	2.14	1.93	1.71

I²C MULTIPLEXERS/SWITCHES

◆ **Surface Mount Device**

For quantities greater than listed, call for quote.

MOUSER STOCK NO.	NXP Part No.	Package	Interrupt Output	Power-On Reset	Vcc (Min/Max) (V)	Inputs	Outputs	Bus Speed	Number of Addresses	Operating Temperature (ºC)	Price Each 1	25	100	250
◆ 771-PCA9540BDP/DG118	PCA9540BDP/DG,118	TSSOP-8	No	Yes	2.3/5.5	1	2	400	1	-40 to +85	.84	.76	.716	.681
◆ 771-PCA9541APW0311	PCA9541APW/03,118	TSSOP-16	Yes	Yes	2.3/5.5	2 (Masters)	1 Slave	400	16	-40 to +85	3.17	2.44	2.05	1.73

I²C VOLTAGE LEVEL TRANSLATORS

◆ **Surface Mount Device**

For quantities greater than listed, call for quote.

MOUSER STOCK NO.	NXP Part No.	Package	No. of Outputs	tpd (Max)(ns)	Input Voltage (Max)(V)	R_{on} (Typ/Max) (Ω)	$C_{io(on)}$ (Typ/Max)(pF)	$C_{io(off)}$ (Typ/Max)(pF)	Operating Temperature (ºC)	Price Each 1	25	100	250
◆ 771-NVT2001GM115	NVT2001GM,115	XSON-6	1	1.5	6	2.4/5.0	9.3/12.5	4.0/6.0	-40 to +85	.32	.30	.282	.269
◆ 771-NVT2002DP118	NVT2002DP,118	TSSOP-8	2	1.5	6	2.4/5.0	9.3/12.5	4.0/6.0	-40 to +85	.36	.336	.316	.301
◆ 771-PCA9306GF115	PCA9306GF,115	XSON-8	2	1.5	6	2.4/5.0	9.3/12.5	4.0/6.0	-40 to +85	.36	.336	.316	.301
◆ 771-NVT2004TL115	NVT2004TL,115	HXSON-12	4	1.5	6	2.4/5.0	11.5/13	5.0/7.0	-40 to +85	.98	.76	.64	.541
◆ 771-NVT2006BQ115	NVT2006BQ,115	DHVQFN-16	6	1.5	6	2.4/5.0	11.5/13	5.0/7.0	-40 to +85	.48	.442	.416	.396
◆ 771-NVT2006BS118	NVT2006BS,118	HVQFN-16	6	1.5	6	2.4/5.0	11.5/13	5.0/7.0	-40 to +85	.48	.442	.416	.396
◆ 771-NVT2006PW118	NVT2006PW,118	TSSOP-16	6	1.5	6	2.4/5.0	11.5/13	5.0/7.0	-40 to +85	.48	.442	.416	.396
◆ 771-NVT2008BQ115	NVT2008BQ,115	DHVQFN-20	8	1.5	6	2.7/5.0	11.5/13	5.0/6.0	-40 to +85	.88	.809	.707	.621
◆ 771-NVT2008PW118	NVT2008PW,118	TSSOP-20	8	1.5	6	2.7/5.0	11.5/13	5.0/6.0	-40 to +85	.52	.477	.449	.427
◆ 771-NVT2010BQ118	NVT2010BQ,118	DHVQFN-24	10	1.5	6	2.7/5.0	11.5/13	5.0/6.0	-40 to +85	.95	.869	.76	.667
◆ 771-NVT2010BS115	NVT2010BS,115	HVQFN-24	10	1.5	6	2.7/5.0	11.5/13	5.0/6.0	-40 to +85	.95	.869	.76	.667
◆ 771-NVT2010PW118	NVT2010PW,118	TSSOP-24	10	1.5	6	2.7/5.0	11.5/13	5.0/6.0	-40 to +85	.95	.869	.76	.667

I²C CAPACITIVE PROXIMITY SWITCH

PRODUCT NEW

For quantities greater than listed, call for quote.

MOUSER STOCK NO.	NXP Part No.	Package	No. of Channels	Vcc (Min/Max) (V)	Operating Temperature (ºC)	Description	Price Each 1	25	100	250
771-PCF8885TS1	PCF8885TS/1,118	TSSOP-28	8	2.5/5.5	-40 to 85	Auto-calibration and low power consumption	1.98	1.83	1.75	1.65

MULTIPLEXERS/SWITCHES

◆ **Surface Mount Device**

For quantities greater than listed, call for quote.

MOUSER STOCK NO.	NXP Part No.	Package	Supply Voltage (V)	Standby Current (μA)	Supply Current (mA)	Bandwidth	No. of Channels	Operating Temperature (ºC)	Price Each 1	25	100	250
◆ 771-CBTL02042ABQ115	CBTL02042ABQ,115	DHVQFN-20	3.0 to 3.6	1	2.5	7.0GHz	2	-40 to +85	1.28	1.24	1.18	1.11
◆ 771-CBTL02042BBQ115	CBTL02042BBQ,115	DHVQFN-20	3.0 to 3.6	1	2.5	7.0GHz	2	-40 to +85	1.28	1.24	1.18	1.11
◆ 771-CBTL02043ABQ115	CBTL02043ABQ,115	DHVQFN-20	3.0 to 3.6	-----	2.5	10.0GHz	2	-40 to +85	1.75	1.70	1.61	1.53
◆ 771-CBTL02043BBQ115	CBTL02043BBQ,115	DHVQFN-20	3.0 to 3.6	-----	2.5	10.0GHz	2	-40 to +85	1.75	1.70	1.61	1.53
◆ 771-CBTL03SB212BS515	CBTL03SB212BS,515	HVQFN-20	3.0 to 3.6	-----	0.2	2.5GHz	3	-40 to +85	2.02	1.82	1.65	1.48
◆ 771-CBTL04082ABS518	CBTL04082ABS,518	HVQFN-42	3.0 to 3.6	1	2.7	6.0GHz	4	-40 to +85	2.03	1.82	1.64	1.46
◆ 771-CBTL04082BBS518	CBTL04082BBS,518	HVQFN-42	3.0 to 3.6	1	2.7	6.0GHz	4	-40 to +85	2.03	1.82	1.64	1.46
◆ 771-CBTL04083ABS518	CBTL04083ABS,518	HVQFN-42	3.0 to 3.6	-----	2.7	8.3GHz	4	-40 to +85	2.16	1.93	1.73	1.54
◆ 771-CBTL04083BBS518	CBTL04083BBS,518	HVQFN-42	3.0 to 3.6	-----	2.7	7.5GHz	4	-40 to +85	2.16	1.93	1.73	1.54
◆ 771-CBTL04DP211BS518	CBTL04DP211BS,518	HVQFN-32	3.0 to 3.6	-----	0.5	2.0GHz	4	-40 to +85	1.46	1.32	1.24	1.19
◆ 771-CBTL06122AHF518	CBTL06122AHF,518	HWQFN-56R	3.0 to 3.6	10	0.2	2.5GHz	6	-10 to +85	1.50	1.34	1.20	1.07
◆ 771-CBTL06DP211EE118	CBTL06DP211EE,118	TFBGA-48	3.0 to 3.6	-----	0.2	2.0GHz	4	-40 to +85	2.33	2.09	1.88	1.67
◆ 771-CBTL06DP212EE118	CBTL06DP212EE,118	TFBGA-48	3.0 to 3.6	-----	2	5.0GHz	4	-40 to +85	2.76	2.46	2.21	1.97
◆ 771-CBTU04083BS518	CBTU04083BS,518	HVQFN-42	-0.5 to +2.5	-----	4.0	4.1GHz	4	-40 to +85	2.01	1.80	1.62	1.43
◆ 771-CBTW28DD14ET118	CBTW28DD14ET,118	TFBGA-48	1.4 to 2.0	-----	0.3	2.5GHz	1	-40 to +85	1.32	1.20	1.12	1.07
◆ 771-74CBTLV3861BQ118	74CBTLV3861BQ,118	HVQFN-24	2.3 to 3.6	-----	100	-----	-----	-40 to 125	.43	.388	.366	.348

© Copyright 2013 Mouser Electronics
© Copyright 2013 Mouser Electronics

NXP SEMICONDUCTOR Analog ICs

RoHS Compliant **This product is RoHS compliant.**

SWITCHES, WIDEBAND RF

♦ **Surface Mount Device**

For quantities greater than listed, call for quote.

MOUSER STOCK NO.	NXP Part No.	Package	Config.	Supply Voltage Range	Insertion Loss (Max.) (dB)	Return Loss		Switching Speed		1dB Gain Compression (dBm)	NF 900 MHz (Typ) (dB)	Price Each			
						ON Chan 900 MHz	OFF Chan 900 MHz	On-Off Delay	On-Off Rise/Fall			1	25	100	250
♦ 771-SA630D/01-T	SA630D/01,118	SO-8	SPDT	3.0 to 5.5	2.8	12	13	20	5	+18	2	3.23	3.16	2.96	2.53
♦ 771-SA630D01112	SA630D/01,112	SO-8	SPDT	3.0 to 5.5	2.8	12	13	50	5	+18	2	5.66	4.53	3.52	3.34

TEMPERATURE SENSORS, SILICON

♦ **Surface Mount Device**

For quantities greater than listed, call for quote.

MOUSER STOCK NO.	NXP Part No.	Package	Sensor Resistance		Temp. Coefficient (%K)	Ambient Temperature	Resistance Ratio		Drift of Sensor Resistance (Typ)(Ω)	Price Each			
			Min. Ω	Max. Ω			T_{amb}=100°C & 25°C (Min./Typ./Max.)	T_{amb}=55°C & 25°C (Min./Typ./Max.)		1	25	100	250
771-KTY83/110-T/R	KTY83/110,113	SOD-68	990	1010	0.76	-55 to +175	1.65/1.67/1.69	0.49/0.50/0.51	1.0	1.11	.856	.76	.658
771-KTY83/122T/R	KTY83/122,113	SOD-68	1000	1020	0.76	-55 to +175	1.65/1.67/1.69	0.49/0.50/0.51	1.0	1.14	.899	.814	.709

TEMPERATURE / VOLTAGE MONITORS, I²C

♦ **Surface Mount Device**

For quantities greater than listed, call for quote.

MOUSER STOCK NO.	NXP Part No.	Package	Interface	Temp. Accuracy	Temp. Res. (Typ)(°C)	Standby Current (μA)	Over Temp. Alert	Internal Temp. Monitor	Remote Temp. Monitor	Assignable Addresses	Price Each			
											1	25	100	250
♦ 771-LM75AD	LM75AD,112	SO-8	I2C	±2	0.125	3.5	Yes	Yes	No	8	1.05	.835	.734	.644
♦ 771-LM75ADP-T	LM75ADP,118	TSSOP-8	I2C	±2	0.125	3.5	Yes	Yes	No	8	1.06	.878	.729	.569
♦ 771-LM75AD-T	LM75AD,118	SO-8	I2C	±2	0.125	3.5	Yes	Yes	No	8	.54	.482	.46	.401
♦ 771-LM75BDP	LM75BDP,118	TSSOP-8	I2C	±2	0.125	1	Yes	Yes	No	8	.97	.77	.693	.603
♦ 771-SA56004ADP-T	SA56004ADP,118	TSSOP-8	I2C, SMBus	±2	0.125	10	Yes	No	Yes	8	.58	.53	.50	.475
♦ 771-SE95DP-T	SE95DP,118	TSSOP-8	I2C	±1	0.125	4	Yes	No	No	8	1.07	.97	.849	.745
♦ 771-SE97BTP547	SE97BTP,547	HWSON-8	I2C, SMBus	±1	0.125	5	Yes	No	No	8	.86	.779	.682	.598

TRANSCEIVERS

♦ **Surface Mount Device**

For quantities greater than listed, call for quote.

MOUSER STOCK NO.	NXP Part No.	Package	Supply Voltage (Min./Max.)	Configuration	Data Transfer (Max.) (Mbit/s)	Transceiver Type	Price Each			
							1	25	100	250
♦ 771-TJA1021T10C118	TJA1021T/10/C,118	SO-8	5.5/27	LIN2.1/SAE J2602	0.02	LIN2.1	1.22	.952	.834	.731
♦ 771-TJA1021TK20C1	TJA1021TK/20/C,118	HVSON-8	5.5/27	LIN2.1/SAE J2602	0.02	LIN2.1	1.05	.952	.834	.732
♦ 771-TJA1080ATS2T118	TJA1080ATS/2/T,118	SSOP-20	6.5/60	FlexRay EPL2.1 Rev A	10	FlexRay node and star transceiver	7.09	5.70	5.19	4.68
♦ 771-TJA1081TS118	TJA1081TS,118	SSOP-16	6.5/60	FlexRay EPL2.1 Rev A	10	FlexRay node transceiver	5.39	4.86	4.42	3.98
♦ 771-TJA1082TT118	TJA1082TT,118	TSSOP-14	4.5/5.25	FlexRay EPL2.1 Rev B	10	FlexRay node transceiver	5.04	4.04	3.68	3.32

UARTS

♦ **Surface Mount Device**

For quantities greater than listed, call for quote.

MOUSER STOCK NO.	NXP Part No.	Package	Channels	Data Xfer Rate (Max)	Supply Voltage	Interface Compatible	FIFO (byte/s)	Icc (mA)	Additional Features	Price Each			
										1	25	100	250
♦ 771-SCC2691AC1D24-T	SCC2691AC1D24,518	SO-24	1	115.2kb	5.0	-----	----	1.0	Multifunction Counter/Timer	5.77	4.61	3.88	3.75
771-SCC2691AC1N24	SCC2691AC1N24,602	DIP-24	1	115.2kb	5.0	-----	----	1.0	Multifunction Counter/Timer	5.46	4.37	3.85	3.76
771-SCC2691AE1N24	SCC2691AE1N24,602	DIP-24	1	115.2kb	5.0	-----	----	1.0	Multifunction Counter/Timer	6.53	5.53	4.67	4.49
♦ 771-SC16C550BIA44-T	SC16C550BIA44,518	PLCC-44	1	3 Mbit/s	2.5, 3.3, 5.0	-----	16	4.5	-----	2.41	1.93	1.57	1.50
♦ 771-SC16IS740IPW	SC16IS740IPW,112	TSSOP-16	1	5 Mbit/s	2.5, 3.3	I2C, SPI	64	6.0	IrDA encoder/decoder	2.43	2.01	1.58	1.48
♦ 771-SC16IS740IPWQ900	SC16IS740IPW/Q900,	TSSOP-16	1	5 Mbit/s	2.5, 3.3	I2C, SPI	64	6.0	IrDA encoder/decoder	2.44	2.26	1.89	1.71
♦ 771-SC16IS750IPW-F	SC16IS750IPW,128	TSSOP-24	1	5 Mbit/s	2.5, 3.3	I2C, SPI	64	6.0	IrDA encoder/decoder	2.71	2.43	1.85	1.75
♦ 771-SC16IS760IPW	SC16IS760IPW,112	TSSOP-24	1	5 Mbit/s	2.5, 3.3	I2C, SPI	64	6.0	IrDA encoder/decoder	2.35	2.28	2.00	1.90
771-SCC2681AC1N28	SCC2681AC1N28,112	DIP-28	2	115.2kb	5.0	-----	----	10	Counter/Timer, Multi-Funtion Ports	5.89	4.99	4.73	4.43
♦ 771-SCC2681AC1N40	SCC2681AC1N40,112	DIP-40	2	115.2kb	5.0	-----	----	10	Counter/Timer, Multi-Funtion Ports	5.89	4.99	4.33	4.17
♦ 771-SCC2692AC1A44512	SCC2692AC1A44,512	PLCC-44	2	115.2kb	5.0	-----	----	10	Counter/Timer, Multi-Funtion Ports	7.23	6.58	5.94	5.46
771-SCC2692AC1A44-T	SCC2692AC1A44,518	PLCC-44	2	115.2kb	5.0	-----	----	10	Counter/Timer, Multi-Funtion Ports	7.23	6.58	5.94	5.46
♦ 771-SCC2692AC1N40	SCC2692AC1N40,602	DIP-40	2	115.2kb	5.0	-----	----	10	Counter/Timer, Multi-Funtion Ports	7.23	6.58	5.94	5.46
771-SCC68681C1A44-S	SCC68681C1A44,529	PLCC-44	2	115.2kb	5.0	S680000	----	10	Multifunction Ports/Counters/Timers	4.72	3.77	3.18	3.06
♦ 771-SCC68681C1N40	SCC68681C1N40,112	DIP-40	2	115.2kb	5.0	S680000	----	10	Multifunction Ports/Counters/Timers	5.89	4.99	4.73	4.53
♦ 771-SC26C92C1A512	SC26C92C1A,512	PLCC-44	2	230.4kb	5.0	-----	2x8	5.0	Counter/Timer, Multi-Funtion Ports	5.89	4.99	4.33	4.17
♦ 771-SC26C92C1A-T	SC26C92C1A,518	PLCC-44	2	230.4kb	5.0	-----	2x8	5.0	Counter/Timer, Multi-Funtion Ports	4.54	4.40	4.26	4.13
♦ 771-SC28L92A1B-T	SC28L92A1B,528	QFP-44	2	230.4kb	3.3, 5.0	-----	16	7.0	Counter/Timer, Multi-Funtion Ports	10.74	10.15	9.92	9.15
♦ 771-SC28L92A1B557	SC28L92A1B,557	QFP-44	2	230.4kb	3.3, 5.0	-----	16	7.0	Counter/Timer, Multi-Funtion Ports	9.21	7.86	7.48	7.25
♦ 771-SC16C2550BIA44-T	SC16C2550BIA44,518	PLCC-44	2	5 Mbit/s	2.5, 3.3, 5.0	-----	16	4.5	-----	3.94	3.81	3.45	3.27
♦ 771-SC16C2552BIA44-S	SC16C2552BIA44,529	PLCC-44	2	5 Mbit/s	2.5, 3.3, 5.0	-----	16	4.5	-----	5.41	4.33	3.64	3.47
♦ 771-SC16C652BIB48-S	SC16C652BIB48,151	LQFP-48	2	5 Mbit/s	2.5, 3.3, 5.0	-----	32	4.5	IrDA encoder/decoder	5.46	4.37	3.89	3.76
♦ 771-SC16C752IB48128	SC16C752IB48,128	LQFP-48	2	5 Mbit/s	2.5, 3.3, 5.0	-----	64	4.5	Transmission Control Register	6.16	5.54	5.05	4.56
♦ 771-SC16C752BIB48	SC16C752BIB48,157	LQFP-48	2	5 Mbit/s	2.2, 2.5, 5.0	-----	64	4.5	Transmission Control Register	3.88	3.53	3.33	3.17
♦ 771-SC16IS752IBS-S	SC16IS752IBS,151	HVQFN-32	2	5 Mbit/s	2.5, 3.3	I2C, SPI	64	6.0	IrDA encoder/decoder	3.26	2.94	2.86	2.44
♦ 771-SC16IS752IPW	SC16IS752IPW,112	TSSOP-28	2	5 Mbit/s	2.5, 3.3	I2C, SPI	64	6.0	IrDA encoder/decoder	3.32	2.78	2.61	2.40
♦ 771-SC16IS762IBS-S	SC16IS762IBS,151	HVQFN-32	2	5 Mbit/s	2.5, 3.3	I2C, SPI	64	6.0	IrDA encoder/decoder	3.21	3.06	2.74	2.73
♦ 771-SC16C554DBIA68-S	SC16C554DBIA68,529	PLCC-68	4	5 Mbit/s	2.5, 3.3, 5.0	Intel, Motorola	16	4.5	-----	8.10	7.53	6.37	6.13
♦ 771-SC16C554IB80528	SC16C554IB80,528	LQFP-80	4	3 Mbit/s	2.5, 3.3, 5.0	Intel, Motorola	16	4.5	4-level receive trigger level, IrDA	10.11	9.21	8.31	7.64
♦ 771-SC16C654DBIB64-S	SC16C654DBIB64,151	LQFP-64	4	5 Mbit/s	2.5, 3.3, 5.0	Motorola	64	6.0	IrDA encoder/decoder	8.46	8.00	6.75	6.51

EVALUATION BOARDS

MOUSER STOCK NO.	NXP Part No.	NEW PRODUCT	Description	Price Each
771-OM11055598	OM11055,598		Evaluation board to demonstrate and evaluate the PCF8883 capacitive proximity switch	32.10
771-OM13285,598	OM13285,598		Demonstration Board for PCA9629 Stepper Motor	240.75
771-HSDCJAKIT1W2DBDB	HSDC-JAKIT1W2DB		DAC/ADC Lattice Development Kit for ECP3 FPGA, ADC1413D, DAC1408D	775.75

© Copyright 2013 Mouser Electronics
© Copyright 2013 Mouser Electronics

NXP SEMICONDUCTOR Analog ICs

RoHS Compliant This product is RoHS compliant.

PCI-EXPRESS PHYSICAL LAYER (PHY) DEVICES

♦ Surface Mount Device

For quantities greater than listed, call for quote.

MOUSER STOCK NO.	NXP Part No.	Package	Supply Voltage (Vcc) (Typ)	PCIe	Speed (Max) (Gbps)	Operating Temperature (°C)	Price Each 1	25	100	250
♦ 771-PX1011BI-EL1G551	PX1011BI-EL1/G,551	SOT-643	1.2, 2.5, 3.3	X1	2.5	-0 to +70	10.70	9.63	8.54	8.19
♦ 771-PX1011B-EL1G551	PX1011B-EL1/G,551	SOT-643	1.2, 2.5, 3.3	X1	2.5	-40 to +85	8.75	7.95	7.49	7.13

LCD DRIVERS

♦ Surface Mount Device

For quantities greater than listed, call for quote.

MOUSER STOCK NO.	NXP Part No.	Package	Supply Voltage (Min/Max)	Supply Current (Typ)(mA)	LCD Frame Frequency (Typ)(Hz)	Interface	Limiting Supply Voltage Min	Max	Word Length	Multiplex Rate	LCD Segments	Price Each 1	25	100	250
♦ 771-PCA9620HQ900151	PCA9620H/Q900/1,51	LQFP-80	1.8/5.5	0.125	200	I2C Fast Mode	2.5	5.5	----	1:1,1:2,1:4,1:6,1:8	480	4.60	4.14	3.77	3.40
♦ 771-PCF2100CTD-T	PCF2100CT/F1,118	SO-28	2.25/6.0	20	75	C-Bus	2.25	6.0	22	1:2	40	1.32	1.25	1.21	1.12
♦ 771-PCF2112CTD-T	PCF2112CT/1,118	VSO-40	2.25/6.0	20	35	C-Bus	2.25	6.0	34	1:1	32	1.99	1.78	1.59	1.42
♦ 771-PCF8562TT/2-118	PCF8562TT/2,118	TSSOP-48	1.8/5.5	8	77	I2C Fast Mode	1.8	5.5	8	1:1,1:2,1:3,1:4	Up to 128	1.98	1.77	1.59	1.41
771-PCF8566PN	PCF8566P,112	DIP-40	2.5/6.0	30	64	I2C	2.5	6.0	24	1:1,1:2,1:3,1:4	24	2.70	2.41	2.17	1.93
♦ 771-PCF8566TD-T	PCF8566T/1,118	VSO-40	2.5/6.0	30	64	I2C	2.5	6.0	24	1:1,1:2,1:3,1:4	24	1.63	1.48	1.39	1.33
♦ 771-PCA8576CHQ90011	PCA8576CH/Q900/1,1	LQFP-64	2.0/6.0	40	69	I2C Fast Mode	2.0	6.0	8	1:1,1:2,1:3,1:4	40	3.37	3.04	2.76	2.49
♦ 771-PCF8576CHL/1157	PCF8576CHL/1,157	LQFP-64	2.0/6.0	40	69	I2C Fast Mode	2.0	6.0	8	1:1,1:2,1:3,1:4	40	3.60	2.89	2.63	2.38
♦ 771-PCF8576CTD-T	PCF8576CT/1,118	VSO-56	2.0/6.0	40	69	I2C Fast Mode	2.0	6.0	8	1:1,1:2,1:3,1:4	40	3.15	2.54	2.28	2.03
♦ 771-PCF8576DT/2-T	PCF8576DT/2,118	TSSOP-56	2.0/6.0	40	69	I2C Fast Mode	2.0	6.0	8	1:1,1:2,1:3,1:4	40	1.98	1.61	1.44	1.28

LED DRIVERS

♦ Surface Mount Device

For quantities greater than listed, call for quote.

MOUSER STOCK NO.	NXP Part No.	Package	LED Type	Input Voltage (VDC)(V)	Output Voltage (V)	Output Current (mA)	Dimming Type	Number of LEDs	Output Efficiency (%)	Configuration	Price Each 1	25	100	250
♦ 771-SSL4101T1518	SSL4101T/1,518	SOIC-16	Universal	-0.4 to 38	48	0.7	-----	-----	94	-----	3.16	2.85	2.59	2.33
♦ 771-PCA9551BS118	PCA9551BS,118	HVQFN-16	Universal	-0.5 to +5.8	-----	6.5	PWM	8	-----	-----	2.03	1.82	1.64	1.46
♦ 771-PCA9551D	PCA9551D,112	SO-16	Universal	-0.5 to +5.8	-----	6.5	PWM	8	-----	-----	2.26	1.82	1.64	1.46
♦ 771-PCA9551PW112	PCA9551PW,112	TSSOP-16	Universal	-0.5 to +5.8	-----	6.5	PWM	8	-----	-----	2.26	1.82	1.64	1.46
♦ 771-PCA9552BS-T	PCA9552BS,118	HVQFN-24	Universal	-0.5 to +5.8	-----	25	-----	16	-----	-----	2.58	2.30	2.08	1.84
♦ 771-PCA9552D-T	PCA9552D,118	SO-24	Universal	-0.5 to +5.8	-----	25	-----	16	-----	-----	2.02	1.69	1.34	1.25
♦ 771-PCA9552PW-T	PCA9552PW,118	TSSOP-24	Universal	-0.5 to +5.8	-----	25	-----	16	-----	-----	2.19	1.83	1.46	1.36
♦ 771-PCA9553D/01-T	PCA9553D/01,118	SO-8	Universal	-0.5 to +5.8	-----	6.5	-----	4	-----	-----	1.24	1.11	.91	.845
♦ 771-PCA9553DP/01-T	PCA9553DP/01,118	TSSOP-8	Universal	-0.5 to +5.8	-----	6.5	-----	4	-----	-----	1.68	1.50	1.36	1.20
♦ 771-PCA9633D16-T	PCA9633D16,118	SO-16	Universal	-0.5 to +5.8	1.6	20	PWM	4	-----	-----	.91	.813	.628	.581
♦ 771-PCA9633DP2-T	PCA9633DP2,118	TSSOP-10	Universal	-0.5 to +5.8	1.6	20	PWM	4	-----	-----	1.63	1.28	1.16	1.01
♦ 771-PCA9633PW-T	PCA9633PW,118	TSSOP-16	Universal	-0.5 to +5.8	1.6	20	PWM	4	-----	-----	.91	.813	.628	.581
♦ 771-PCA9634D	PCA9634D,112	SO-20	Universal	-0.5 to +5.8	1.6	20	PWM	8	-----	-----	1.06	.963	.783	.733
♦ 771-PCA9634PW-T	PCA9634PW,118	TSSOP-20	Universal	-0.5 to +5.8	1.6	20	PWM	8	-----	-----	1.50	1.34	1.21	1.07
♦ 771-PCA9635PW118	PCA9635PW,118	TSSOP-28	Universal	-0.5 to +5.8	1.6	25	PWM	16	-----	-----	2.28	2.03	1.83	1.63
♦ 771-PCA9622DR,118	PCA9622DR,118	TSSOP-32	Universal	-0.5 to +5.8	-----	100	PWM	16	-----	Series/Parallel	2.60	2.10	1.74	1.59
♦ 771-PCA9632DP1118	PCA9632DP1,118	TSSOP-8	Universal	-0.5 to +5.8	1.6	20	PWM	4	-----	-----	.86	.76	.745	.707
♦ 771-PCA9632DP2118	PCA9632DP2,118	TSSOP-10	Universal	-0.5 to +5.8	1.6	20	PWM	4	-----	-----	.77	.707	.667	.633
♦ 771-SAA1064TD-T	SAA1064T/N2,118	SO-24	Universal	0.0 to 5.0	0.5	10	-----	4	-----	-----	2.68	2.41	2.19	1.98

REAL TIME CLOCKS/CALENDARS

♦ Surface Mount Device

For quantities greater than listed, call for quote.

MOUSER STOCK NO.	NXP Part No.	Package	Resolutions	Interface	Watchdog Timer	Prog. Alarm	Countdown Timer	Leap Year Tracking	Temperature Compensation	Price Each 1	25	100	250
♦ 771-PCA8565TS-T	PCA8565TS/1,118	TSSOP-8	1 Sec to Year	I2C	Yes	Yes	Yes	Yes	No	2.21	1.78	1.33	1.23
♦ 771-PCF2123TS/1-T	PCF2123TS/1,118	TSSOP-14	1 Sec to Year	SPI	Yes	Yes	Yes	Yes	No	1.56	1.41	1.23	1.08
♦ 771-PCF2127AT/1512	PCF2127AT/1,512	SO-20	1 Sec to Year	I2C, SPI	Yes	Yes	Yes	Yes	Yes	2.59	2.38	2.23	2.10
♦ 771-PCF2129AT/1512	PCF2129AT/1,512	SO-20	1 Sec to Year	I2C, SPI	Yes	Yes	No	Yes	Yes	2.84	2.55	2.28	2.03
♦ 771-PCF8523T/1118	PCF8523T/1,118	SO-8	1 Sec to Year	I2C	Yes	Yes	Yes	Yes	No	.98	.901	.85	.807
♦ 771-PCF8523TK/1118	PCF8523TK/1,118	HVSON-8	1 Sec to Year	I2C	Yes	Yes	Yes	Yes	No	.98	.901	.85	.807
♦ 771-PCF8523TS/1112	PCF8523TS/1,112	TSSOP-14	1 Sec to Year	I2C	Yes	Yes	Yes	Yes	No	.87	.792	.746	.709
♦ 771-PCF8523TS/1118	PCF8523TS/1,118	TSSOP-14	1 Sec to Year	I2C	Yes	Yes	Yes	Yes	No	.87	.792	.746	.709
♦ 771-PCF8563T/5518	PCF8563T/5,518	SO-8	1 Sec to Year	I2C	Yes	Yes	Yes	Yes	No	1.11	1.01	.882	.774
♦ 771-PCF8563TD	PCF8563T/F4,112	SO-8	1 Sec to Year	I2C	Yes	Yes	Yes	Yes	No	1.48	1.22	1.14	1.10
♦ 771-PCF8563TD-T	PCF8563T/F4,118	SO-8	1 Sec to Year	I2C	Yes	Yes	Yes	Yes	No	1.74	1.39	1.04	.974
♦ 771-PCF8563TS-T	PCF8563TS/4,118	TSSOP-8	1 Sec to Year	I2C	Yes	Yes	Yes	Yes	No	1.74	1.39	1.04	.974
♦ 771-PCF8563TS/5118	PCF8563TS/5,118	TSSOP-8	1 Sec to Year	I2C	Yes	Yes	Yes	Yes	No	1.11	1.01	.882	.774
♦ 771-PCF8583PN	PCF8583P/F5,112	DIP-8	1/100th Sec to Year	I2C	No	Yes	Yes	No	No	3.21	2.51	2.16	1.86
♦ 771-PCF8583TD-T	PCF8583T/5,518	SO-8	1/100th Sec to Year	I2C	No	Yes	Yes	No	No	2.88	2.57	2.31	2.05
♦ 771-PCF8593N	PCF8593P,112	DIP-8	1/100th Sec to Year	I2C	No	Yes	Yes	No	No	3.14	2.50	2.04	1.95
♦ 771-PCF8593TD-T	PCF8593T/1,118	SO-8	1/100th Sec to Year	I2C	No	Yes	Yes	No	No	2.51	2.01	1.64	1.56

SMART CARD READERS

♦ Surface Mount Device

For quantities greater than listed, call for quote.

MOUSER STOCK NO.	NXP Part No.	Package	Analog Interfaces	ISO 7816 UART	Host Interface	Integrated Crystal Oscillator	Supply Voltage (Min/Max)	Card Supply Voltage	Price Each 1	25	100	250
♦ 771-TDA8002CGB-T	TDA8002CG/C1,518	LQFP-32	1	Yes	I/O Lines	12MHz	3.0/6.5	5.0	2.91	2.46	1.97	1.93
♦ 771-TDA8023TTC1118	TDA8023TT/C1,118	TSSOP-28	1	No	I2C	2.5MHz	2.7/6.5	1.8, 3.0, 5.0	1.72	1.56	1.43	1.41
♦ 771-TDA8024TT-T	TDA8024TT/C1,118	TSSOP-28	1	No	I/O Lines	26MHz	2.7/6.5	3.0, 5.0	1.63	1.28	1.16	1.01
♦ 771-TDA8024TC1118	TDA8024T/C1,118	SO-28	1	No	I/O Lines	26MHz	2.7/6.5	3.0, 5.0	1.11	1.00	.957	.888
♦ 771-TDA8026ETC2551	TDA8026ET/C2,551	TFBGA-64	5	No	I2C	2.8MHz	2.7/5.5	1.8, 3.0, 5.0	6.64	5.35	4.86	4.39
♦ 771-TDA8029HL07BD-T	TDA8029HL/C207,118	LQFP-32	1	Yes	Serial or I2C	27MHz	2.7/6.0	1.8, 3.0, 5.0	5.35	4.82	4.39	3.96
♦ 771-TDA8034AT/C1-118	TDA8034AT/C1,118	SO-16	1	No	I/O Lines	26MHz	2.7/3.6	1.8, 3.0, 5.0	1.24	.952	.807	.803
♦ 771-TDA8034HN/C1-151	TDA8034HN/C1,151	HVQFN-24	1	No	I/O Lines	26MHz	2.7/3.6	1.8, 3.0, 5.0	1.63	1.28	1.16	1.01
♦ 771-TDA8034T/C1-118	TDA8034T/C1,118	SO-16	1	No	I/O Lines	26MHz	2.7/3.6	1.8, 3.0, 5.0	1.24	.952	.807	.803

© Copyright 2013 Mouser Electronics
© Copyright 2013 Mouser Electronics

Digital Potentiometers & Supervisor Circuits

ON Semiconductor®

RoHS Compliant This product is RoHS compliant.

ON SEMICONDUCTOR DIGITALLY PROGRAMMABLE POTENTIOMETERS (DPP™)

Features:
- 32, 64, 100, 128, 256 position linear taper
- Nonvolatile wiper position storage
- Low power CMOS technology
- Resistor values: 10kΩ, 50kΩ and 100kΩ

♦ Surface Mount Device

For quantities greater than listed, call for quote.

MOUSER STOCK NO. Mfr.	Mfr. Part No.	Package	Supply Range (V)	Type	Taps	Resistance Option (kΩ)	Buffered Wiper	Digital Interface	Supply Type	Price Each 1	25	100	250
♦	698—CAT5114VI-10-GT3	SOIC-8	2.5 to 6.0	Single	32	10	No	Up/Down	Single	1.80	1.43	1.35	1.26
	698—CAT5114LI-00-G	PDIP-8	2.5 to 6.0	Single	32	100	No	Up/Down	Single	1.31	1.27	1.22	1.19
	698—CAT5115LI-00-G	PDIP-8	2.5 to 6.0	Single	32	100	No	Up/Down	Single	1.84	1.80	1.52	1.42
♦	698—CAT5112VI-00-GT3	SOIC-8	2.5 to 6.0	Single	32	100	Yes	Up/Down	Single	2.61	2.56	2.42	2.16
	698—CAT5113LI-01-G	PDIP-8	2.5 to 6.0	Single	100	1	No	Up/Down	Single	2.09	2.03	1.95	1.88
	698—CAT5113LI-10-G	PDIP-8	2.5 to 6.0	Single	100	10	No	Up/Down	Single	2.09	2.03	1.95	1.88
♦	698—CAT5113VI-10-GT3	SOIC-8	2.5 to 6.0	Single	100	10	No	Up/Down	Single	2.89	2.31	2.17	2.02
♦	698—CAT5132ZI-10-G	MSOP-10	2.7 to 16	Single	128	10	Yes	I2C	Dual	3.86	3.10	2.82	2.55
♦	863—CAT5140ZI-00-GT3	MSOP-8	2.5 to 5.5	Single	256	100	Yes	I2C	Single	9.53	7.95	6.03	4.53
♦	863—CAT5271ZI-50-GT3	MSOP-10	2.7 to 5.5	Dual	256	50	No	I2C	Single	3.47	3.08	2.82	2.57
♦	863—CAT5271ZI-50-GT3	MSOP-10	2.7 to 5.5	Dual	256	50	No	I2C	Single	3.47	3.08	2.82	2.57
♦	698—CAT5251YI-50	TSSOP-24	2.5 to 6.0	Quad	256	50	Yes	SPI	Single	7.81	6.25	5.84	5.47
♦	698—CAT5259YI-50	TSSOP-24	2.5 to 6.0	Quad	256	50	Yes	I2C	Single	7.81	6.25	5.84	5.47

ON SEMICONDUCTOR MP SUPERVISORY CIRCUITS WITH WATCHDOG TIMER AND SERIAL EEPROM

Supervisory Functions:
- Power Supply Voltage Supervisor
  - -Issues reset signal if power supply fails or is out of tolerance
  - -Insures μ C operates with power supply voltage
  - -Power-On reset and brownout protection
- Watchdog Timer (CAT1161, CAT1163)
  - -Restarts microcontroller/ASIC that has stalled because of a hardware or software failure

Memory Functions:
- 16K bit EEPROM Memory
- 400kHz I2C Interface
  - -10ms maximum write time
  - -16byte page write buffer
  - -Hardware write protection

Supervisor with Memory Advantages:
- Replaces two ICs with one
- Reduced PCB footprint by 50%
- Low cost

♦ Surface Mount Device

For quantities greater than listed, call for quote.

MOUSER STOCK NO. Mfr.	Mfr. Part No.	Package	Reset Level (V)	Operating Voltage	Temperature Range (°C)	Price Each 1	25	100	250
uP Supervisory Circuits and 16K-bit I2C Serial EEPROM Memory, Write Protect, Manual Reset, Watchdog Timer on SDA									
♦	698—CAT1161WI-42	SOIC-8	4.2	2.5 to 6.0	-40 to +85	1.20	.952	.899	.835
uP Supervisory Circuits and 16K-bit I2C Serial EEPROM Memory, Write Protect, Manual Rest									
♦	698—CAT1162WI-45	SOIC-8	4.5	2.5 to 6.0	-40 to +85	1.19	.942	.896	.84

ON SEMICONDUCTOR MP SUPERVISORS WITHOUT EEPROM MEMORY

PRODUCT NEW

♦ Surface Mount Device

For quantities greater than listed, call for quote.

MOUSER STOCK NO. Mfr.	Mfr. Part No.	Package	Reset Level (V)	Watchdog Timer	Manual Reset	Output Polarity	Price Each 1	25	100	250
♦	698—CAT810TTBI-GT3	SOT-23	3.08	No	Yes	Push-Pull, Active HIGH	.63	.61	.593	.525
♦	698—CAT809RTBI-GT3	SOT-23	2.63	No	Yes	Push-Pull, Active LOW	.64	.589	.569	.504
♦	698—CAT809LTBI-GT3	SOT-23	4.63	No	Yes	Push-Pull, Active LOW	.64	.589	.569	.504
♦	698—CAT809STBI-GT3	SOT-23	2.93	No	Yes	Push-Pull, Active LOW	.64	.589	.569	.504
♦	863—CAT885ZI-SA-GT3	MSOP-8	2.87/1.68	Yes	Yes	Open-Drain, Active LOW	2.05	1.84	1.64	1.43
♦	698—CAT823TTDI-G	TSOT-23-5	3.08	No	Yes	Push-Pull, Active LOW	1.04	.792	.706	.612
♦	698—CAT1232LPV-G	SOIC-8	4.37/4.62	Yes	Yes	Push-Pull, Active LOW/HIGH	.85	.674	.631	.589
♦	698—CAT1832V-G	SOIC-8	2.55/2.88	Yes	Yes	Push-Pull, Active LOW/HIGH	1.21	.963	.844	.792
♦	698—CAT803STBI-GT3	SOT-23	2.93	No	No	Open-Drain, Active LOW	.95	.91	.854	.777
♦	863—CAT803TSDI-GT3	SC-70-3	2.93	No	No	Open-Drain, Active LOW	2.81	2.33	1.78	1.33
♦	863—MAX803SQ293D3T1G	SC-70-3	2.93	No	No	Open-Drain, Active LOW	.74	.61	.478	.388
♦	863—MAX803SQ308T1G	SC-70-3	3.08	No	No	Open-Drain, Active LOW	.74	.61	.478	.388
♦	698—CAT809STBI-T	SOT-23	2.93	No	No	Push-Pull, Active LOW	.51	.445	.37	.322
♦	863—MAX809SN293D1T1G	SOT-23	2.93	No	No	Push-Pull, Active LOW	.70	.578	.456	.371
♦	863—MAX810MTRG	SOT-23	4.38	No	No	Push-Pull, Active HIGH	.48	.403	.338	.285
♦	698—CAT811STBI-GT3	SOT-143	2.93	No	Yes	Push-Pull, Active LOW	.60	.46	.378	.328
♦	698—CAT811TTBI-T3	SOT-143	3.08	No	Yes	Push-Pull, Active LOW	.60	.46	.378	.328
♦	698—CAT812LTBI-GT3	SOT-143	4.63	No	Yes	Push-Pull, Active HIGH	.60	.46	.378	.328
	863—NCP361SNT1G	TSOP-5	20	No	No	PFET Driver	.56	.514	.491	.443

ON SEMICONDUCTOR DC-DC CONTROLLERS

PRODUCT NEW

For quantities greater than listed, call for quote.

MOUSER STOCK NO. Mfr.	Mfr. Part No.	Package	Input Voltage (V)	Temperature Range (C)	Supply Current (mA)(typ)	Output Current (mA) (min.)	Output Voltage (V)	Oscillation Frequency (kHz)(typ)	Topography	Price Each 1	25	100	500
	863—NCP5380MNR2G	QFN-32	0.3	0 to +85	4.2	-5 μA	1.08 to 1.35	390	Buck	1.49	1.23	1.03	.949
	863—ADP3211AMNR2G	QFN-32	19	-40 to +100	6	10	1.1	400	Buck	1.40	1.17	.972	.897
	863—NCP5395TMNR2G	QFN-48	3	0 to +125	40	1	75mV	1100	2/3/4 Phase Buck	1.95	1.73	1.56	1.22
	863—ADP3212MNR2G	QFN-48	8 to 19	-40 to +100	7	52A	0.9512	300	Buck	1.73	1.55	1.40	1.09
	863—ADP3211MNR2G	QFN-32	3.3 to 22	-40 to +100	6	10	1.1	400	Buck	1.40	1.17	.972	.897
	863—NCP5392TMNR2G	QFN-EP	3	0 to +85	-	-	50mV	1000	2/3/4 Phase Buck	1.56	1.39	1.25	.975
	863—ADP3208CJCPZ-RL	LFCSP-EP	3.3 to 22	-10 to +100	6	40A	10mV	300	Buck	1.53	1.34	1.18	1.03
	863—ADP3208DJCPZ-RL	LFCSP-EP	3.3 to 22	-10 to +100	6	40A	10mV	300	Buck	1.35	1.28	1.21	1.07
	863—NCP5392PMNR2G	QFN-EP	3	0 to +85	-	-	50mV	1000	2/3/4 Phase Buck	1.56	1.39	1.25	.975
	863—ADP3290JCPZ-RL	LFCSP-EP	-0.3 to +6.3	0 to +85	25	500μA	0.5 to 1.6	450	4 Phase Buck	1.67	1.62	1.53	1.37
	863—NCP5212AMNTXG	QFN-16	4.5 to 27	-40 to 150	35μA	35μA	0.8 to 3.3	-	Step-down	.58	.556	.534	.476
	863—NCP3218MNR2G	QFN-48	3.3 to 22	-40 to +100	7	52A	1.05	1000	Buck	1.68	1.50	1.35	1.05
	863—ADP3209DJCPZ-RL	LFCSP-EP	19	0 to 100	5	15	1.174	390	Buck	1.35	1.28	1.21	1.07
	863—ADP3293JCPZ-RL	LFCSP-EP	12	0 to +85	25	500μA	0.5 to 1.6	450	2/3 Phase Buck	1.36	1.33	1.26	1.12
	863—NCP5395MNR2G	QFN-48	3	0 to +125	40	-	75mV	1100	2/3/4 Phase Buck	1.95	1.73	1.39	1.22

ON SEMICONDUCTOR DC-DC CONVERTERS

Features:
- 100mA output current
- Charge pump: no inductor required

PRODUCT NEW

♦ Surface Mount Device

For quantities greater than listed, call for quote.

MOUSER STOCK NO. Mfr.	Mfr. Part No.	Package	Supply Voltage (V)	Temperature Range (°C)	Supply Current (mA) (typ)	Output Current (mA) (min)	Oscillation Frequency (kHz) (typ)	Power Efficiency (%)	Voltage Conversion Eff. % (typ)	Price Each 1	25	100	250
♦	863—CAT3200ZI-GT3	MSOP-8	5.0	-40 to +85	1.6	200	2MHz	80	-	1.25	1.19	1.12	1.06
	863—NCP1522BSNT1G	TSOP-5	2.7 to 5.5	-40 to +85	-	600	3000	93	93	1.04	.888	.753	.688
♦	863—NCP3125ADR2G	SOIC-8	4.5 to 13.2	-40 to +125	10	4000	350KHz	80	93	.86	.813	.728	.706
♦	863—NCP3126ADR2G	SOIC-8	4.5 to 13.2	-40 to +125	10	3000	350KHz	80	93	.75	.706	.637	.618
♦	863—NCP3127ADR2G	SOIC-8	4.5 to 13.2	-40 to +125	10	2000	350KHz	80	93	.64	.578	.514	.449
♦	863—NCP1529MU12TBG	UDFN-6	2.7 to 5.5	-40 to +85	0.028	1000	1.7MHz	100	96	.82	.74	.647	.568
♦	863—NCP1529MU135TBG	UDFN-6	2.7 to 5.5	-40 to +85	0.028	1000	1.7MHz	100	96	.82	.74	.647	.568
♦	863—NCV8851BDBR2G	TSSOP-20	-0.3 to 40	-40 to 150	3.2	75	153-575KHz	-	-	3.00	2.92	2.77	2.62

© Copyright 2013 Mouser Electronics
© Copyright 2013 Mouser Electronics

ON SEMICONDUCTOR Analog ICs

ON Semiconductor®

RoHS Compliant This product is RoHS compliant.

ON SEMICONDUCTOR MULTIPLEXERS

For quantities greater than listed, call for quote.

MOUSER STOCK NO.	ON Semi Part No.	Package Type	No. of Elements	Channels	VCC Max.	ron Max. (Ω)	Ilkg Max. (μA)	Price Each 1	25	100
863-MC74HC4051ANG	MC74HC4051ANG	PDIP-16	1	8	6	190	0.2	.77	.589	.453
863-MC74HC4053ADG	MC74HC4053ADG	SOIC-16	3	2	6	190	0.1	.73	.535	.397
863-MC74HC4066ADG	MC74HC4066ADG	SOIC-14	4	1	12	120	0.1	.46	.339	.251
863-MC14051BCPG	MC14051BCPG	PDIP-16	1	8	18	500	0.1	.78	.654	.461
863-MC14051BDG	MC14051BDG	SOIC-16	1	8	18	500	0.1	.48	.401	.284
863-MC14051BDTR2G	MC14051BDTR2G	TSSOP-16	1	8	18	500	0.1	.57	.477	.336
863-MC14052BCPG	MC14052BCPG	PDIP-16	2	4	18	500	0.1	.79	.662	.468
863-MC14052BDG	MC14052BDG	SOIC-16	2	4	18	500	0.1	.46	.375	.349
863-MC14066BDG	MC14066BDG	SOIC-14	4	1	18	500	0.1	.39	.347	.243
863-MC14551BCPG	MC14551BCPG	PDIP-16	4	2	18	500	0.1	1.87	1.59	1.17
863-MC14551BDG	MC14551BDG	SOIC-16	4	2	18	500	0.1	1.69	1.43	1.04

ON SEMICONDUCTOR ANALOG SWITCHES

NEW PRODUCT

For quantities greater than listed, call for quote.

MOUSER STOCK NO.	ON Semi Part No.	Package Type	Switch Configuration	VCC Max.	ron Max. (Ω)	Time On/Off (ns)	Price Each 1	25	100
863-MC14016BCPG	MC14016BCPG	PDIP-14	SPST	18	660	45/90	.54	.449	.318
863-NLAS52231MUR2G	NLAS52231MUR2G	UQFN	SPDT	4.5	0.46	50/30	.98	.963	.914
863-NLAS5123MNR2G	NLAS5123MNR2G	WDFN-6	SPDT	5.5	1	30/20	1.26	.984	.895
863-NLAS5123MUR2G	NLAS5123MUR2G	UDFN-6	SPDT	5.5	1	30/20	1.25	1.11	.987
863-NLAS7222AMTR2G	NLAS7222AMTR2G	WQFN-10	DPDT	3.6	9	13/12	1.20	1.08	.828
863-NLAS7222BMUTBG	NLAS7222BMUTBG	UQFN	DPDT	4.5	9	14/10	.93	.91	.885
863-NLAS7222CMUTBG	NLAS7222CMUTBG	UQFN	DPDT	4.5	9	14/10	1.20	1.08	.944
863-NLAS7242MUTBG	NLAS7242MUTBG	UQFN	DPDT	4.5	10	13/12	.93	.749	.651
863-NS5S1153MUTAG	NS5S1153MUTAG	UQFN	DPDT	5	5.5	14/75μs	1.18	1.11	1.06
863-NLAS8252MUTAG	NLAS8252MUTAG	UQFN	DP3T	4.5	4.5	30/25	.89	.706	.62

ON SEMICONDUCTOR SMARTCARD AND SIM INTERFACE

NEW PRODUCT

For quantities greater than listed, call for quote.

MOUSER STOCK NO.	ON Semi Part No.	Package Type	VCC Max.	IT Typ. (mA)	II (stand by) Max.	fClock Max. (MHz)	Type	Price Each 1	25	100
863-NCN8025AMNTXG	NCN8025AMNTXG	QFN-24	5	3	-	27	Interface	1.37	1.23	1.08

ON SEMICONDUCTOR MOTOR CONTROL INTERFACES

For quantities greater than listed, call for quote.

MOUSER STOCK NO.	ON Semi Part No.	Package Type	VCC Max.	PD Max. (W)	IO Max. (A)	Type	Price Each 1	25	100
863-AMIS30532C5321G	AMIS30532C5321G	NQFP-32	30	-	3.015	Stepper	8.68	7.20	5.89
863-NCV7708BDWR2G	NCV7708BDWR2G	SOIC-28W	5.5	-	0.5	Double Hex	3.53	3.43	3.26
863-MC33039DG	MC33039DG	SOIC-8	9	0.65	0.02	Brushless DC	1.64	1.40	1.04
863-TDA1085CG	TDA1085CG	PDIP-16	16	1	0.2	Triac Control	2.15	1.85	1.35
863-MC33035DWG	MC33035DWG	SOIC-24W	30	0.65	0.1	Brushless DC	4.70	3.78	3.43

LOAD/RELAY DRIVERS

For quantities greater than listed, call for quote.

MOUSER STOCK NO.	ON Semi Part No.	Package Type	V (BR) (V) Min.	V (BR) (V) Max.	IR Max. (μA)	VIO Max. (V)	IO Max. (a)	Price Each 1	25	100
863-NUD3105DMT1G	NUD3105DMT1G	SC-74	6	-	15	0.45	-	.63	.528	.372
863-NUD3105LT1G	NUD3105LT1G	SOT-23	6	-	15	0.45	-	.54	.453	.319
863-MDC3105DMT1G	MDC3105DMT1G	SC-74	6.2	-	50	0.4	-	.47	.416	.301
863-MDC3105LT1G	MDC3105LT1G	SOT-23	6.2	-	50	0.4	-	.54	.453	.319
863-NUD3112DMT1G	NUD3112DMT1G	SC-74	14	-	15	-	0.5	.63	.528	.372
863-NUD3112LT1G	NUD3112LT1G	SOT-23	14	-	15	-	0.5	.54	.453	.319
863-NUD3124DMT1G	NUD3124DMT1G	SC-74	28	-	50	-	0.25	.39	.333	.241
863-NUD3124LT1G	NUD3124LT1G	SOT-23	28	-	50	-	0.25	.54	.453	.319
863-NUD3160DMT1G	NUD3160DMT1G	SC-74	61	-	50	-	0.15	.63	.528	.372
863-NUD3160LT1G	NUD3160LT1G	SOT-23	61	-	50	-	0.15	.54	.453	.319

ON SEMICONDUCTOR AUDIO AMPLIFIERS

For quantities greater than listed, call for quote.

MOUSER STOCK NO.	ON Semi Part No.	Package Type	Output Power (W)	Class	ISD Typ. (nA)	IQ Typ. (mA)	tON Typ. (ms)	Price Each 1	25	100	250
863-NCP2811ADTBR2G	NCP2811ADTBR2G	TSSOP-14	0.11	AB	10	6	1	.64	.578	.514	.449
863-NCP2811AMTTXG	NCP2811AMTTXG	WQFN-12	0.11	AB	10	6	1	.60	.535	.479	.419
863-NCP2811BDTBR2G	NCP2811BDTBR2G	TSSOP-14	0.11	AB	10	6	1	.64	.578	.514	.449
863-NCP2811BMTTXG	NCP2811BMTTXG	WQFN-12	0.11	AB	10	6	1	1.09	.974	.867	.754
863-NCP2811BFCCT1G	NCP2811BFCCT1G	Flip-Chip-12	0.11	AB	10	6	1	1.08	.976	.863	.751
863-NCP2824FCT2G	NCP2824FCT2G	Flip-Chip-9	1.2	D	10	2.2	7.4	.96	.77	.673	.592

ON SEMICONDUCTOR VIDEO AMPLIFIERS

NEW PRODUCT

For quantities greater than listed, call for quote.

MOUSER STOCK NO.	ON Semi Part No.	Package Type	Channel	Gain (dB)	Filter Type	Bandwidth (MHz)	Operating Voltage Max. (V)	Price Each 1	25	100
863-NCS2561SQT1G	NCS2561SQT1G	SC-88	1	6	2-pole Reconstruction	8	3.3	.30	.278	.276
863-NCS2563DR2G	NCS2563DR2G	SOIC-8N	3	6	6th order Butterworth	30	5.5	.73	.644	.562
863-NCS2553DR2G	NCS2553DR2G	SOIC-8N	3	6	6th order Butterworth	8	5	.57	.501	.437

ON SEMICONDUCTOR VOLTAGE COMPARATORS

NEW PRODUCT

For quantities greater than listed, call for quote.

MOUSER STOCK NO.	ON Semi Part No.	Package Type	VCC Max. (V)	TA (°C) Max.	TA (°C) Min.	Channels	IO Typ. (mA)	ICC Typ. (mA)	VIO Max. (mV)	Price Each 1	25	100
863-LMV331SN3T1G	LMV331SN3T1G	TSOP-5	5	150	-65	1	23	40	9	.74	.717	.688
863-LMV393DMR2G	LMV393DMR2G	Micro8	5	150	-65	2	23	70	9	.86	.524	.502
863-MC3302PG	MC3302PG	PDIP-14	30	85	-40	4	16	1	20	.74	.618	.437
863-LM2901DG	LM2901DG	SOIC-14	36	105	-40	4	16	1	7	.34	.31	.214
863-LM2901DR2G	LM2901DR2G	SOIC 14	36	105	-40	4	16	1	7	.52	.353	.278
863-LM2901NG	LM2901NG	PDIP-14	36	105	-40	4	16	1	7	.49	.419	.296
863-LM2903DR2G	LM2903DR2G	SOIC-8	36	105	-40	2	16	0.7	7	.15	.134	.129
863-LM311DR2G	LM311DR2G	SOIC-8	36	70	0	1	8	2.4	7.5	.57	.428	.357
863-LM339DR2G	LM339DR2G	SOIC-14	36	70	0	4	16	1	5	.49	.332	.26
863-LM339NG	LM339NG	PDIP-14	36	70	0	4	16	1	5	.50	.419	.296
863-LM311DR2G	LM2903DG	SOIC-8	36	105	-40	2	16	0.7	7	.57	.428	.357
863-LM2903NG	LM2903NG	PDIP-8	36	105	-40	2	16	0.7	7	.40	.357	.25
863-LM393DG	LM393DG	SOIC-8	36	70	0	2	16	0.7	5	.30	.268	.186
863-LM393DR2G	LM393DR2G	SOIC-8	36	70	0	2	16	0.7	5	.46	.30	.241
863-LM393NG	LM393NG	PDIP-8	36	70	0	2	16	0.7	5	.41	.355	.25
863-NE521NG	NE521NG	PDIP-14	±7	70	0	2	-	27	7.5	4.54	3.64	3.32

© Copyright 2013 Mouser Electronics

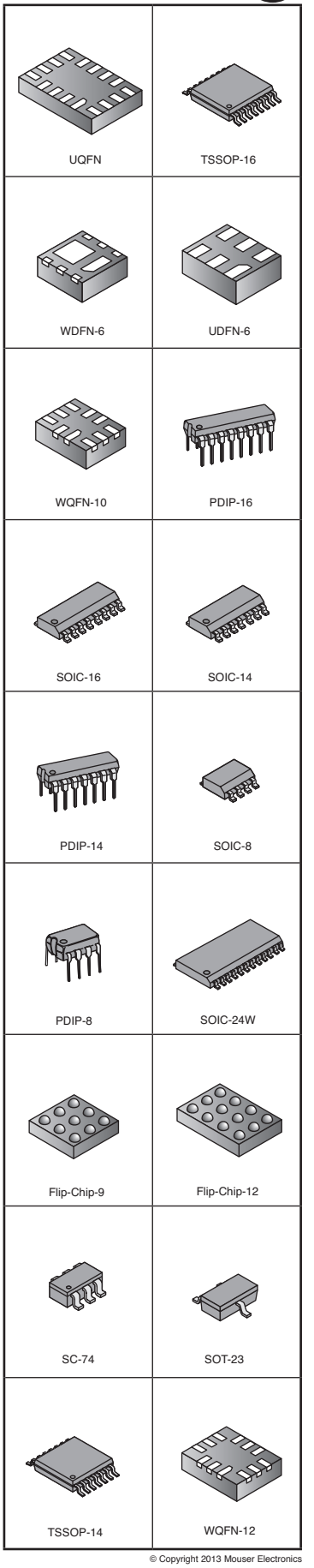

© Copyright 2013 Mouser Electronics

ON SEMICONDUCTOR Analog ICs

RoHS Compliant This product is RoHS compliant.

ON SEMICONDUCTOR INTERFACES

Data Transmitters

For quantities greater than listed, call for quote.

MOUSER STOCK NO. / Mfr.	Mfr. Part No.	Package Type	No. Drivers	No. Receivers	Vcc Max (V)	t_{PLH} Max (us)	I_O Max (mA)	I_{IH} Max (mA)	Price Each 1	25	100
Industrial HART-Protocol Modems											
863—	A5191HRTLG-XTD	LQFP-32	1	1	5.5	0.02	.67	0.0005	12.28	10.33	8.66
863—	A5191HRTPG-XTD	PLCC-28	1	1	5.5	0.02	.67	0.0005	12.28	10.33	9.49
CAN High-Speed Transceivers											
863—	AMIS30660CANH2G	SOIC-8	1	1	5.25	1	45	8	1.69	1.39	1.23
863—	AMIS30663CANG2G	SOIC-8	1	1	5.25	1	45	8	1.69	1.39	1.23
High-Speed Low Power CAN Transceivers											
863—	AMIS42665TJAA1G	SOIC-14	1	1	5.25	1	45	8	2.09	1.73	1.53
863—	AMIS42675ICAA1RG	SOIC-8	1	1	5.25	1	45	8	1.58	1.11	.98
Fault Tolerant CAN Transceiver											
863—	AMIS41682CANM1G	SOIC-14	1	1	5.25	8	45	6.3	3.16	2.54	2.28
High-Speed CAN Transceiver for Long Networks											
863—	AMIS42673ICAG1RG	SOIC-8	1	1	5.25	1	45	8	1.58	1.25	1.17
863—	AMIS42671ICAB1RG	SOIC-8	1	1	5.25	1	45	8	1.58	1.11	.98
Dual High-Speed CAN Transceiver for Long Network											
863—	AMIS42770ICAW1RG	SOIC-20	1	1	5.25	1	45	19.5	7.51	6.13	5.50
863—	AMIS42700WCGA4H	SOIC-20	1	1	7	-	15	0.005	5.99	4.82	4.38

ON SEMICONDUCTOR MOSFET DRIVERS

For quantities greater than listed, call for quote.

MOUSER STOCK NO. / Mfr.	Mfr. Part No.	Package Type	No. Drivers	Vcc Max (V)	Drive Source/Sink Typ. (mA)	Rise Time (ns)	Fall Time (ns)	Propagation Delay Time Max (ns)	Price Each 1	25	100
863—	ADP3419JRMZ-REEL	MSOP-10	2	6	1000/1000	14	11	70	.97	.749	.655

ON SEMICONDUCTOR TEMPERATURE MONITORS

NEW PRODUCT

For quantities greater than listed, call for quote.

MOUSER STOCK NO. / Mfr.	Mfr. Part No.	Package Type	V_{DD} Min. (V)	V_{DD} Max. (V)	I_{CC} Max. (mA)	Sensor Accuracy (°C) Max.	Sensor Accuracy (°C) Typ.	Serial Interface	Price Each 1	25	100
863—	NCT75DMR2G	Micro8	3.0	5.5	0.575	±3	±1	SMB	.76	.746	.707
863—	NCT75DR2G	SOIC-8	3.0	5.5	0.575	±3	±1	SMB	.76	.746	.707
863—	CAT6095VP2-GT4	TDFN-8	3.3	3.3	.2	±3	±1	I2C/SMBus	1.28	1.16	1.03
863—	ADT7476AARQZ-R	QSOP-24	3.0	3.6	3	±2.5	±0.5	3-Wire, 4-Wire, SMB	3.07	2.48	2.24
863—	ADT7481ARMZ-R7	MSOP-10	3.0	3.6	4	2.5	1	SMB	5.35	5.21	4.93

ON SEMICONDUCTOR CLOCK MANAGERS

PLL Voltage Controlled Oscillators

NEW PRODUCT

For quantities greater than listed, call for quote.

MOUSER STOCK NO. / Mfr.	Mfr. Part No.	Package Type	Description	F_{Max} Typ. (MHz)	V_{cc} Max (V)	Duty Cycle (%)	Price Each 1	25	100
863—	NBVSBA018LNHTAG	CLCC-6	LVPECL PureEdge VCO Module	155.52	2.5-3.3	50	17.05	14.34	13.18
863—	NBVSBA024LNHTAG	CLCC-6	LVPECL PureEdge VCO Module	622.08	2.5-3.3	50	17.05	14.34	13.18
863—	NBVSPA018LNHTAG	CLCC-6	LVDS PureEdge VCO Module	155.5	2.5-3.3	50	16.46	13.84	12.73
863—	NBVSBA011LNHTAG	CLCC-6	LVPECL Crystal Oscillator	122.88	3.3	50	15.52	14.89	14.35
863—	NBVSBA026LNHTAG	CLCC-6	LVPECL Crystal Oscillator	644.53	3.3	50	15.52	14.89	14.35
863—	NBVSPA015LNHTAG	CLCC-6	LVDS Crystal Oscillator	200	3.3	50	15.52	14.89	14.35
863—	NBVSPA024LNHTAG	CLCC-6	LVDS Crystal Oscillator	160	3.3	50	15.52	14.89	14.35
863—	FS6370-01G-XTD	SOIC-14	EE Programmable 3-PLL Clock	150	5.5	50	8.81	7.46	6.70
863—	NBXDPA019LNHTAG	CLCC-6	LVDS Clock Oscillator	250	4.6	-	9.38	8.90	8.42
863—	NB7L572MNG	QFN-32 EP	4:1 Clock/Data input multiplexer and 1:2 LVPECL Clock/Data fanout buffer	7000	3.6	50	14.98	14.61	13.86
863—	NB2305AI1DR2G	SOIC-8	1:5 Zero Delay Clock Buffer	133	3.6	50	1.43	1.21	.947
863—	FS7140-01G-XTD	SOIC-14	I2C Programmable 1-PLL Clock, 3.3V	300	3.6	50	5.99	5.83	5.65
863—	FS7140-02G-XTD	SSOP-16	I2C Programmable 1-PLL Clock, 3.3V	300	3.6	50	6.26	6.10	5.94
863—	FS7145-01-XTD	SOIC-16	I2C Programmable 1-PLL Clock, 3.3V	300	3.6	50	7.31	5.98	5.38
863—	P2782AF-08SR	SOIC-8	2x Low EMI Spread Spectrum Clock	156	3.6	50	2.10	1.87	1.69
863—	PCS3P7303AG-08CR	DFN-8	1x, LVCMOS Peak EMI Reduction	70	2.5	50	2.73	2.23	1.97

ON SEMICONDUCTOR SRAM MEMORY

Parallel SRAM

For quantities greater than listed, call for quote.

MOUSER STOCK NO. / Mfr.	Mfr. Part No.	Description	T_{ACC} Max (ns)	V_{cc} Max (V)	$I_{standby}$ Typ. (μA)	I_{act} Max (μA)	Price Each 1	25	100
863—	N02L63W3AB25I	2Mb, 3V Low Power SRAM	55	3.6	2	20	3.58	3.50	3.48

Serial SRAM

For quantities greater than listed, call for quote.

MOUSER STOCK NO. / Mfr.	Mfr. Part No.	Package Type	Description	F_{cycle} Max (MHz)	V_{cc} Max (V)	$I_{standby}$ Typ. (μA)	Price Each 1	25	100
863—	N25S818HAT21I	TSSOP-8	256kb, 1.8V Serial SRAM	16	1.95	0.2	2.59	2.53	2.50
863—	N25S830HAS22I	SOIC-8	256kb, 3V Serial SRAM	20	3.6	1	2.57	2.53	2.50
863—	N25S830HAT22I	TSSOP-8	256kb, 3V Serial SRAM	20	3.6	1	2.59	2.53	2.50
863—	N64S830HAS22I	SOIC-8	64kb, 3V Serial SRAM	20	3.6	1	2.24	2.17	2.16
863—	N64S830HAT22I	TSSOP-8	64kb, 3V Serial SRAM	20	3.6	1	2.24	2.17	2.16


LQFP-32

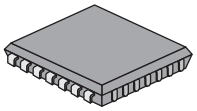
PLCC-28


SOIC-8

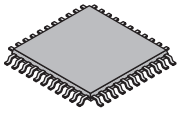
LQFP-44

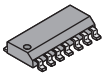
SOIC-14


SOIC-20


TDFN-8


MSOP-10

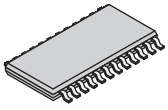
QSOP-24

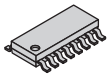
SSOP-16


TSSOP-8

© Copyright 2013 Mouser Electronics

© Copyright 2013 Mouser Electronics

PERICOM Switches

RoHS Compliant **This product is RoHS compliant.**

PERICOM Enabling Serial Connectivity

ANALOG SWITCHES

- Wide Voltage Range
- Low R-on
- Fast Speed ton:10 to 30ns
- Broadband: 200 to 300 MHz
- Advanced packaging

For quantities greater than listed, call for quote.

MOUSER STOCK NO.	Pericom Part No.	Package	Voltage	Configuration	Type	Single Supply Operation	Price Each			
							1	25	50	100
729-PI5A3158ZAEX	PI5A3158ZAEX	TDFN-12	5V	SPDT	Dual	1.65V to 5.5V	1.03	.897	.863	.814
729-PI5A3157CEX	PI5A3157CEX	SC-70-6	5V	SPDT	Single	1.65V to 5.5V	.61	.535	.524	.482

BUS SWITCHES

The NanoSwitch™ Digital BUS Switch family has the industry's greatest selection of functions with feature rich options. Pericom offers the widest selection of bus products in the industry today, while providing industry leading technology.

For quantities greater than listed, call for quote.

MOUSER STOCK NO.	Pericom Part No.	Package	Description	Price Each			
				1	25	50	100
729-PI3B3253QE	PI3B3253QE	QSOP-16	3.3V, 4:1 Multiplexer/Demultiplexer	1.50	1.32	1.31	1.20
729-PI3B3257QE	PI3B3257QE	QSOP-16	3.3V, 2:1 Multiplexer/Demultiplexer	1.50	1.32	1.31	1.20
729-PI3B32X245BE	PI3B32X245BE	BQSOP-40	3.3V, 16 Bit, 2 Port	3.31	2.90	2.89	2.63
729-PI3B32X384BE	PI3B32X384BE	BQSOP-48	3V, 20 Bit, 2 Port	2.97	2.61	2.59	2.36
729-PI3C3125LE	PI3C3125LE	TSSOP-14	3.3V, High-Bandwidth, 4-Bit, with Individual Enables, 2 port	1.40	1.23	1.22	1.11
729-PI3C3126LE	PI3C3126LE	TSSOP-14	3.3V, High-Bandwidth, 4-Bit, with High Enables, 2 port	1.40	1.23	1.22	1.11
729-PI3C3126QE	PI3C3126QE	QSOP-16	3.3V, High-Bandwidth, 4-Bit, with High Enables, 2 port	2.05	1.66	1.49	1.33
729-PI3C3861-AQE	PI3C3861-AQE	QSOP-24	2.5/3.3V, High-Bandwidth, 10-Bit, 2 port	2.19	2.00	1.79	1.59
729-PI3CH281QE	PI3CH281QE	QSOP-16	Low Voltage, High-Bandwidth, 2-Channel, 4:1 Multiplexer/Demultiplexer	1.10	.974	.942	.877
729-PI3VT3306LE	PI3VT3306LE	TSSOP-8	2-Bit, 2-Port, Low Voltage	1.38	1.22	1.18	1.10
729-PI5C16211AE	PI5C16211AE	TSSOP-56	24 Bit, 2-port	2.51	2.21	2.19	2.01
729-PI5C3125QE	PI5C3125QE	QSOP-16	4-Bit with Individual Low Enables	1.09	.961	.935	.872
729-PI5C3245QE	PI5C3245QE	QSOP-20	8 Bit, 2 Port	1.09	.961	.935	.872
729-PI5C3253QE	PI5C3253QE	QSOP-16	Dual 4:1, Multiplexer/Demultiplexer	1.09	.961	.935	.872
729-PI5C3257QE	PI5C3257QE	QSOP-16	Quad 2:1, Multiplexer/Demultiplexer	1.09	.961	.935	.872
729-PI5C32X245BE	PI5C32X245BE	BQSOP-40	16 Bit, 2 Port	2.41	2.12	2.11	1.92
729-PI5C3303TEX	PI5C3303TEX	SOT-23-6	2:1 Multiplexer/Demultiplexer	1.87	1.44	1.31	1.18
729-PI5C3306LE	PI5C3306LE	TSSOP-8	2 Bit with individual low enables, 2 Port	1.03	.907	.883	.829
729-PI5C3384QE	PI5C3384QE	QSOP-24	10 Bit, 2 Port	.93	.813	.792	.738
729-PI5C34X2245BE	PI5C34X2245BE	BQSOP-80	5V, 32 Bit, 2 Port with 25 ohm Resistor	3.30	2.91	2.89	2.63
729-PI5C3861QE	PI5C3861QE	QSOP-24	10Bit, 2 Port	.93	.813	.792	.738

VIDEO SWITCHES

- High-bandwidth solutions
- Signal routing solutions for all video signals
- True bi-directional switching
- High quality and reliability with integrated ESD protection
- Compliant solutions based on third party

"Authorized Testing Centers"

For quantities greater than listed, call for quote.

MOUSER STOCK NO.	Pericom Part No.	Package	Description	Price Each			
				1	25	50	100
729-PI2DBS412ZHE	PI2DBS412ZHE	TQFN-42	1.8V, 4-Differential Channel	1.98	1.72	1.55	1.48
729-PI2LVD412ZHE	PI2LVD412ZHE	TQFN-42	1.8V, 4-Differential Channel	5.23	4.60	4.58	4.17
729-PI3HDMI341ARTFFE	PI3HDMI341ARTFFE	LQFP-80	3:1 Active HDMI Switch	9.37	8.53	7.69	6.82
729-PI3HDMI412ADZBE	PI3HDMI412ADZBE	TQFN-56	1:2 Active HDMI Switch	4.11	3.57	3.21	3.04
729-PI3HDMI412FTBE	PI3HDMI412FTBE	BQSOP-48	HDMI 1.3 Compliant Signal Switch	4.18	3.69	3.67	3.34
729-PI3V312LE	PI3V312LE	TSSOP-16	3-Channel, 3.3V, 2:1 Video Switch	1.01	.906	.645	.633
729-PI3V512QE	PI3V512QE	QSOP-24	5-Channel, 3.3V, 2:1 Video Switch	.96	.845	.835	.77
729-PI5V330SWE	PI5V330SWE	SOIC-16	Quad 2-Channel Multiplexer/Demultiplexer	.98	.856	.845	.781
729-PI3V712-AZLE	PI3V712-AZLE	TQFN-32	3.3V, 7-Channel Analog Video Switch with Dual Control Logic	2.08	1.81	1.74	1.64
729-PI3LVD400ZFE	PI3LVD400ZFE	TQFN-56	3.3V, 4-Differential Ch High-speed Switch with Integrated DDC Switch/Level Shifter	3.75	3.43	3.09	2.74
729-PI3VDP612-AZHE	PI3VDP612-AZHE	TQFN-42	3V, 2 Channel, X4 Lane Display Port	2.70	2.38	2.29	2.15
729-PI3VDP612-AZFE	PI3VDP612-AZFE	TQFN-56	3V, 2 Channel, X4 Lane Display Port	2.75	2.43	2.26	2.18

LAN SWITCHES

- Supporting up to Gigabit Ethernet
- Backward Compatible to 10/100
- Bandwidths > 350 MHz per channel
- Low R-on and C-on
- Excellent Isolation & Unwanted Signal Rejection
- Used by Major Notebook Manufacturers

For quantities greater than listed, call for quote.

MOUSER STOCK NO.	Pericom Part No.	Package	Description	Price Each			
				1	25	50	100
729-PI3L110QE	PI3L110QE	QSOP-16	3.3V ,Quad-Channel Mux/Demux Lan	2.62	2.31	2.30	2.10
729-PI3L301DAE	PI3L301DAE	TSSOP-48	3.3v, 16Bit to 8Bit, Mux/Demux	2.04	1.82	1.77	1.69
729-PI3L500-AZFE	PI3L500-AZFE	TQFN-56	3.3V, 16-Bit to 8-Bit, Mux/DeMux Gigabit Ethernet LAN Switch	2.03	1.85	1.66	1.48
729-PI3L500ZFE	PI3L500ZFE	TQFN-56	3.3V, 8-Channel, 2:1 Mux/Demux	2.97	2.62	2.60	2.38

PCI-EXPRESS SWITCHES

- 4 Port, 4 Lane and/or 4 Ports, up to 24 Lanes
- Cost efficient
- Customer programmable
- EEPROM configurable
- Advanced packaging

NEW! TECHNOLOGY

For quantities greater than listed, call for quote.

MOUSER STOCK NO.	Pericom Part No.	Package	Description	Price Each			
				1	25	50	100
729-PI2PCIE2412ZHE	PI2PCIE2412ZHE	TQFN-42	1.8V, PCI-Express Gen-2, 2-lane (4- channel), Differential 2:1 Mux/Demux. Single Enable	2.05	1.55	1.25	1.12
729-PI2PCIE412-DZHE	PI2PCIE412-DZHE	TQFN-42	Enhanced, 1.8V, PCI-Express Compliant, 4-Differential Channel, 2:1 Mux/DeMux Switch	2.58	2.17	1.81	1.71
729-PI3PCIE3412ZHE	PI3PCIE3412ZHE	TQFN-42	3.3V PCIe 3.0-lane 2:1 Mux/Demux Switch with Single Enable	3.89	3.14	2.85	2.57
729-PI3PCIE3415ZHE	PI3PCIE3415ZHE	TQFN-42	3.3V PCIe 3.0, 2-Lane, 2:1 Mux/Demux Switch with Single Enable	3.89	3.14	2.85	2.57

USB SWITCHES

- Meets eye-pattern template for USB 2.0 standard

For quantities greater than listed, call for quote.

MOUSER STOCK NO.	Pericom Part No.	Package	Description	Price Each			
				1	25	50	100
729-PI3USB10ZEEX	PI3USB10ZEEX	TDFN-12	3.3V, Wide Bandwidth, 2-Channel, 2:1 Mux/Demux USB 2.0 Switch	1.80	1.64	1.48	1.31
729-PI2USB3212ZHE	PI2USB3212ZHE	TQFN-28	5.0 Gbps USB 3.0 Compatible Single Switch	2.23	1.95	1.85	1.77

© Copyright 2013 Mouser Electronics
© Copyright 2013 Mouser Electronics

PERICOM Clock ICs, Interface and LVDs

PERICOM Enabling Serial Connectivity

RoHS Compliant This product is RoHS compliant.

PERICOM ASSP XO™ CRYSTAL OSCILLATORS

For quantities greater than listed, call for quote.

MOUSER STOCK NO.	Pericom Part No.	SMD Package (mm)	Description	Price Each 1	25	50	100
729-SHPCIE100	SHPCIe100	7x5	100MHz, 3.3V, HCSL PCIE2	5.14	4.52	4.30	4.09
729-FNEPON125	FNEPON125	7x5	125MHz, 3.3V, CMOS EPON	1.34	1.17	1.11	1.06
729-FDSAS6062	FDSAS6062	5x3.2	62.5MHz, 1.8V, CMOS SAS2	1.01	.877	.843	.801
729-FKSSD1025	FKSSD1025	3.2x2.5	25MHz, 2.5V, CMOS SSD	1.07	.931	.896	.851
729-FNSAS2075	FNSAS2075	7x5	75MHz, 3.3V, CMOS SAS2	1.03	.899	.86	.817
729-FDSAS2062	FDSAS2062	5x3.2	62.5MHz, 2.5V, CMOS SAS2	.94	.824	.792	.752
729-FNGEPO002	FNGEPO002	7x5	2.048MHz, 3.3V, CMOS G/EPON VoIP	.80	.696	.671	.638
729-FNETHE025	FNETHE025	7x5	25MHz, 3.3V, CMOS Ethernet	.78	.685	.654	.622
729-FNSURV027	FNSURV027	7x5	27MHz, 3.3V, CMOS Surveillance	.78	.685	.654	.622

CLOCK ICS

For quantities greater than listed, call for quote.

MOUSER STOCK NO.	Pericom Part No.	Package	Description	Price Each 1	25	50	100
729-PI6C48543LE	PI6C48543LE	TSSOP-20	3.3V, Low Skew Diff to LVDS Fanout Buffer	4.27	3.88	3.51	3.10
729-PI6C48545LE	PI6C48545LE	TSSOP-20	3.3V, Low Skew LVTTL/LVCMOS to LVDS Fanout Buffer	4.27	3.88	3.51	3.10
729-PI6C10804WE	PI6C10804WE	SOIC-8	1.8V/2.5V, 250MHz, 1:4 Networking Clock Buffer	1.66	1.46	1.38	1.33
729-PI6C20800SAE	PI6C20800SAE	TSSOP-48	3.3V, 100MHz Differential HCSL Clock Buffer	3.60	3.27	2.95	2.36
729-PI6C20800SVE	PI6C20800SVE	SSOP-48	3.3V, 100MHz Differential HCSL Clock Buffer	4.46	4.08	3.67	3.26
729-PI6C21200AE	PI6C21200AE	TSSOP-56	3.3V, 400MHz Differential HCSL Clock Buffer	5.18	3.69	3.67	3.41
729-PI6C48533-01LE	PI6C48533-01LE	TSSOP-20	3.3V, 4 Outputs, Differential to LVPECL Clock Buffer, Selectable inputs	3.97	3.50	3.47	3.17
729-PI6C48535-01LE	PI6C48535-01LE	TSSOP-20	3.3V, 4 Outputs, LVTTL/LVCMOS to LVPECL Clock Buffer with Selectable inputs	3.97	3.50	3.47	3.17
729-PI6CV2304LE	PI6CV2304LE	TSSOP-8	1:4 PCI (X) Clock Buffer	2.10	1.84	1.81	1.67
729-PI6CV2304WE	PI6CV2304WE	SOIC-8	1:4 PCI (X) Clock Buffer	2.10	1.84	1.81	1.67
729-PI6CV304LE	PI6CV304LE	TSSOP-8	1:4 PCI (X) Clock Buffer	2.20	1.94	1.93	1.77
729-PI6CV304WE	PI6CV304WE	SOIC-8	1:4 PCI (X) Clock Buffer	2.20	1.94	1.93	1.77
729-PI49FCT3805DQE	PI49FCT3805DQE	QSOP-20	3.3V, 2x1:5 CMOS Clock Driver	2.19	1.94	1.92	1.75
729-PI49FCT3807QE	PI49FCT3807QE	QSOP-20	3.3V, 50MHz 1:10-Output Non-Inverting Clock Driver	.80	.706	.696	.642
729-PI6C4511WE	PI6C4511WE	SOIC-8	Wide Range 3.0V - 5V PLL Clock Multiplier	2.32	1.87	1.68	1.50
729-PI6C557-03LE	PI6C557-03LE	TSSOP-16	100MHz, 125MHz Dual PCIe Clock Generator	1.94	1.56	1.40	1.25

VOLTAGE TRANSLATORS

For quantities greater than listed, call for quote.

MOUSER STOCK NO.	Pericom Part No.	Package	Description	Translator Description	Signal Translator	Price Each 1	25	50	100
729-PI90LV028AWE	PI90LV028AWE	SOIC-8	3V LVDS High Speed Differential Line Receiver	LVDS to LVTTL	I/O	3.12	2.75	2.74	2.50
729-PI90LV032ALE	PI90LV032ALE	TSSOP-16	3V LVDS High Speed Differential Line Receiver	LVDS to LVTTL	I/O	7.03	6.40	4.60	4.58
729-PI90LV048ALE	PI90LV048ALE	TSSOP-16	Quad Flow-through LVDS Receiver	LVDS to LVTTL	I/O	3.56	3.15	3.12	2.85
729-PI4ULS3V08MZLE	PI4ULS3V08MZLE	TQFN-32	8-bit Automatic Direction Sensing Voltage Translator	1.5V to 3.3V	Voltage	2.58	2.28	2.27	2.07
729-PI4ULS3V16AE	PI4ULS3V16AE	TSSOP-56	Universal Bi-directional Level Shifter	1.5V to 3.3V	Voltage	3.30	2.91	2.89	2.63

PCI/USB BRIDGE

NEW! TECHNOLOGY

For quantities greater than listed, call for quote.

MOUSER STOCK NO.	Pericom Part No.	Package	Ports	Lanes	PCI Interface	Price Each 1	25	50	100
729-PI7C9X440SLBFDE	PI7C9X440SLBFDE	LQFP-128	4 USB	1	1x PCIe 1.1	22.59	18.26	17.60	16.39
729-PI7C9X442SLBFDE	PI7C9X442SLBFDE	LQFP-128	1 PCIe + 2 USB	3	1x PCIe 1.1	17.24	15.95	14.67	13.50

PCI EXPRESS TO PCI BRIDGE

NEW! TECHNOLOGY

For quantities greater than listed, call for quote.

MOUSER STOCK NO.	Pericom Part No.	Package	PCI Bus Speed (MHz)	PCI Bus Width	Ports	Lanes	Supply Voltage Typ. (V)	Price Each 1	25	50	100
729-PI7C9X111SLBFDE	PI7C9X111SLBFDE	LQFP-128	66	32-Bit	1 PCI	1	3.3	16.29	15.08	13.86	12.75
729-PI7C9X112SLFDE	PI7C9X112SLFDE	LQFP-128	66	32-Bit	1 PCI	1	3.3	33.51	30.53	28.45	27.24
729-PI7C9X130DNDE	PI7C9X130DNDE	PBGA-256	133	64-Bit	1 PCI-X	4	3.3	42.35	35.98	33.33	30.69

RE-DRIVERS

For quantities greater than listed, call for quote.

MOUSER STOCK NO.	Pericom Part No.	Package	Voltage (Nom.)	Drive	I/O Tolerant	Pins	Price Each 1	25	50	100
729-PI2EQX4401DZFE	PI2EQX4401DZFE	TQFN-36	1.8V	0:-3.5dB	Yes	36	4.63	4.09	3.32	3.00

SATA2 REDRIVER

NEW! TECHNOLOGY

For quantities greater than listed, call for quote.

MOUSER STOCK NO.	Pericom Part No.	Package	Data Rate (Gbps)	Channels	Protocol	Input Equalization (dB)	Output Level Options	Supply Voltage Typ. (V)	Price Each 1	25	50	100
729-PI3EQX4951STZDE	PI3EQX4951STZDE	TQFN-20	3	2	SATA2 i/m	2.5, 6.5	1.0x	3.3	3.18	2.60	2.32	2.04
729-PI2EQX4951SLZDE	PI2EQX4951SLZDE	TQFN-20	3	2	SATA2 i/m	2.5, 6.5	1.0x	1.5	3.18	2.60	2.32	2.04
729-PI2EQX6804-ANJE	PI2EQX6804-ANJE	LBGA-100	6.5	8	SAS2, SATA3, XAUI	1.2, 1.5, 2.6, 4.3, 5.8, 7.1, 9, 12.3	0.5, 0.7, 0.9, 1.0V	1.2	15.68	13.17	12.10	11.03
729-PI2EQX6864-AZFE	PI2EQX6864-AZFE	TQFN-56	6.5	8	SAS2, SATA3, XAUI	1.2, 1.5, 2.6, 4.3, 5.8, 7.1, 9, 12.3	0.5, 0.7, 0.9, 1.0V	1.2	14.78	12.11	11.07	10.05

PCI EXPRESS REDRIVER

NEW! TECHNOLOGY

For quantities greater than listed, call for quote.

MOUSER STOCK NO.	Pericom Part No.	Package	Data Rate (Gbps)	Channels	Protocol	Input Equalization (dB)	Output Level Options	Supply Voltage Typ. (V)	Price Each 1	25	50	100
729-PI2EQX5904NJE	PI2EQX5904NJE	LBGA-100	5	8	PCIe 2.0	1.2, 1.5, 2.6, 4.3, 5.8, 7.1, 9.0, 12.3	0.5, 0.7, 0.9, 1.0	1.2	16.16	14.95	13.73	12.52
729-PI2EQX5964ZFE	PI2EQX5964ZFE	TQFN-56	5	8	PCIe 2.0	1.2, 1.5, 2.6, 4.3, 5.8, 7.1, 9.0, 12.3	0.5, 0.7, 0.9, 1.0	1.2	22.74	19.12	17.56	16.02

USB 3.0 REDRIVER

NEW! TECHNOLOGY

For quantities greater than listed, call for quote.

MOUSER STOCK NO.	Pericom Part No.	Package	Data Rate (Gbps)	Channels	Protocol	Input Equalization (dB)	Output Level Options	Supply Voltage Typ. (V)	Price Each 1	25	50	100
729-PI3EQX7741STZDE	PI3EQX7741STZDE	TQFN-20	5	2	USB 3.0	5, 11	1.0x	3.3	5.62	4.50	4.11	3.70
729-PI3EQX7742STZHE	PI3EQX7742STZHE	TQFN-42	5	4	USB 3.0	5, 11	1.0x	3.3	9.10	7.45	6.81	6.17

LVDS

Drivers

For quantities greater than listed, call for quote.

MOUSER STOCK NO.	Pericom Part No.	Package	Data Rate	Drive Capability	Type	Pins	Price Each 1	25	50	100
729-PI90LV027AWE	PI90LV027AWE	SOIC-8	400Mbps	4mA	Dual LVDS Driver	8	2.68	2.35	2.34	2.14
729-PI90LV031ALE	PI90LV031ALE	TSSOP-16	400Mbps	4mA	Quad LVDS Driver (EN)	16	7.03	6.40	4.60	4.58
729-PI90LV047ALE	PI90LV047ALE	TSSOP-16	660Mbps	4mA	Quad Flow through Driver	16	5.99	4.82	4.39	3.96

© Copyright 2013 Mouser Electronics
© Copyright 2013 Mouser Electronics

PLX TECHNOLOGY PCI Bridges

Products may be RoHS compliant. Check mouser.com for RoHS status.

EXPRESSLANE™ PCI EXPRESS SWITCHES

ExpressLane™ PEX 86xx Series

These devices include the highest PCIe switch lane counts in the industry, at 96 and 80 lanes. These switches are PCI-SIG® PCIe 2.0 (Gen 2) specification-compliant with unique PLX-only features, including support for x16 port configurations, integrated non-transparency (NT) ports and a suite of performance-enhancing and system de-bug tools that empower system architects.
The PLX ExpressLane™ PEX 8696 (96 lanes, 24 ports), PEX 8680 (80 lanes, 20 ports), PEX 8664 (64 lanes, 16 ports) and PEX 8649 (48 lanes, 12 ports) allow designers to build switch fabrics, redundant backplanes and complex storage applications without having to deal with high latency, high power consumption and bandwidth limitations associated with using multiple smaller switch chips.

For quantities greater than listed, call for quote.

MOUSER STOCK NO.	PLX Part No.	Description	Price Each
862-PEX8505AA25BIG	PEX 8505-AA25BI G	5 Lane 5 Port PCI Express Switch	19.55
862-PEX8615-BA50BIG	PEX 8615-BA50BI G	12 lane 12 port Gen 2 PCIe switch with DMA	82.86
862-PEX8619-BA50BCG	PEX 8619-BA50BC G	16 lane 16 port Gen2 PCIe switch with DMA	88.53
862-PEX8624-BB50BIF	PEX 8624-BB50BI F	24 Lane, 6 Port PCI Express Gen 2 Switch	109.57
862-PEX8680-AA50BCF	PEX 8680-AA50BC F	80-Lane, 20-Port PCI Express Gen 2 (5.0 GT/s) Switch, 35x35mm FCBGA (Lead-Free)	-
862-PEX8696-AA50BCF	PEX 8696-AA50BC F	96-Lane, 24-Port PCI Express Gen 2 (5.0 GT/s) Switch, 35x35mm FCBGA (Lead-Free)	374.33

ExpressLane™ PEX 8112 PCI Express to PCI Bridge

For quantities greater than listed, call for quote.

MOUSER STOCK NO.	PLX Part No.	Description	Price Each		
			1	50	100
862-PEX8112-AA66BIF	PEX8112-AA66BIF	1 Lane PCI Express to PCI Bridge, 144-ball PBGA (Lead-Free)	18.48	17.37	16.24

ExpressLane™ PEX 8114 PCI Express to PCI Bridge

The ExpressLane™ PEX 8114 is a high performance bridge designed to the PCI Express-to-PCI/PCI-X Bridge Specification 1.0, that enables designers to migrate legacy PCI and PCI-X bus interfaces to the new advanced serial PCI Express. This 2-port device is equipped with a standard but flexible PCI Express port that scales to x1, x2 or x4 and a parallel bus segment supporting the advanced PCI-X protocol or conventional PCI operation.

862-PEX8114-BC13BIG	PEX8114-BC13BIG	4-Lane PCI Express to PCI-X Bridge (Lead-Free)	51.10	47.95	44.78

ExpressLane™ PEX 8311 PCI Express to PCI Bridge

The ExpressLane™ PEX 8311 1-lane PCI Express (PCIe) to 32-bit, 66MHz generic local bus bridge offers complete protocol translations between these two standards. The device enables users to add scalable high bandwidth interconnection to a wide variety of applications including communication line cards, surveillance systems, industrial control, IP Media Servers, and medical imaging.

For quantities greater than listed, call for quote.

862-PEX8311-AA66BC-F	PEX8311-AA66BCF	1-Lane PCI Express Bridge, 21x21mm PBGA (Lead-Free)	43.02	40.37	37.72

PEX 8532 PCI Express Switch

The ExpressLane™ PEX 8532 device offers 32 PCI Express lanes, capable of configuring up to 8 flexible ports. The switch conforms to the PCI Express Base Specification, rev 1.0a. The 32-lane switch enables users to add scalable, high bandwidth I/Os to a wide variety of applications including servers, communications, storage, blade servers, and embedded systems.

For quantities greater than listed, call for quote.

862-PEX8532BC25BIG	PEX8532-BC25BIG	32-Lane, 8-Port PCI Express Switch, 35x35mm PBGA (Lead-Free)	168.94	-	-

PEX 8533 PCI Express Switch

The ExpressLane™ PEX 8533/8533S device offers 32 PCI Express lanes, capable of configuring up to 6 flexible ports. The switch conforms to the PCI Express Base Specification, rev 1.1. The 32-lane switch enables users to add scalable, high bandwidth I/Os to a wide variety of applications including servers, storage, communications, blade servers, and embedded-control systems. The PEX 8533S is well suited for fan-out, aggregation, peer-to-peer, backplane, and switch fabric applications. The architecture supports packet cut-thru with the industry's lowest latency of 115ns (x8 to x8) for a 32-lane switch. This, combined with large packet memory (1024 byte maximum payload size) and non-blocking internal switch architecture, provide full line-rate on all ports for performance-hungry applications.

For quantities greater than listed, call for quote.

862-PEX8533-AA25BIG	PEX8533-AA25BIG	32 Lane 6 Port PCI Express Switch (Lead-Free)	102.79	96.87	95.36

PEX 8508 PCI Express Switch

The ExpressLane™ PEX 8508 8-lane, 5-port switch product offers PCI Express switching capability conforming to the PCI Express Specification r1.1. This device enables users to add low cost, scalable high bandwidth switching, both fan-in/out and peer-to-peer, to a wide variety of applications including office automation, network interface adapters, docking stations, AMC cards, and processor isolation for servers, storage, and communications. Non-transparent bridging allows the designer to isolate processors in multi-host designs. This switch is hardware configurable and software programmable, allowing users to tailor their port configurations and quality-of-service system needs to suit their application requirements. The PEX 8508 is offered in a 19 x 19mm 296-ball PBGA.

For quantities greater than listed, call for quote.

862-PEX8508-AC25BIG	PEX8508-AC25BI G	2.5GHz SerDes, BGA, Industrial Temperature (Lead-Free)	37.15	-	-

FASTLANE™ PCI-TO-PCI BRIDGES

PCI 6140 33MHz PCI-to-PCI Bridge, 32-Bit

The FastLane™ PCI 6140 PCI-to-PCI Bridge (HB1) is optimized to provide PCI masters the ability to achieve optional zero clock latency in bursting data through the PCI-PCI bridge. It supports up to four secondary PCI master devices. The PCI 6140 is offered in a 23 x 17mm 128-pin PQFP.

For quantities greater than listed, call for quote.

MOUSER STOCK NO.	PLX Part No.	Description	Price Each		
			1	50	100
862-PCI6140-AA33PC-G	PCI6140-AA33PC G	PCI to PCI Bridge, 32bit, 33MHz, 128pin PQFP Package (Lead-Free)	13.55	12.71	11.94

PCI 6150 66MHz PCI-to-PCI Bridge, 32-Bit

The FastLane™ PCI 6150 PCI-to-PCI Bridge (HB4) is designed for high performance, high availability applications in hot swap, bus expansions, programmable data transfer rate control, frequency conversions from slower PCI to faster PCI or from faster PCI to slower PCI buses. The PCI 6150 has sophisticated buffer management and buffer configuration options designed to provide customizable performance optimization. The PCI 6150 is offered in a 17 x 17mm 256-ball BGA or 31 x 31mm 208-pin PQFP.

862-PCI6150-BB66BC-G	PCI6150-BB66BC G	Asynchronous PCI-to-PCI Bridge, 32bit, 66MHz, 256pin BGA (Lead-Free)	19.74	18.54	17.36
862-PCI6150-BB66PC-G	PCI6150-BB66PC G	Asynchronous PCI to PCI Bridge, 32bit, 66MHz, 208pin PQFP (Lead-Free)	18.71	17.58	16.46

PCI 6154 Asynchronous PCI-to-PCI Bridge

The PCI 6154 (HB2) asynchronous 64-bit 66MHz PCI-to-PCI bridge is designed for high performance, high availability applications in bus expansions, programmable data transfer rate control, frequency conversions from slower PCI to faster PCI or from faster PCI to slower PCI buses. The PCI 6154 has sophisticated buffer management and buffer configuration options designed to provide customizable performance optimization.

862-PCI6150-BB66BC-G	PCI6150-BB66BC G	Asynchronous PCI-to-PCI Bridge, 32bit, 66MHz, 256pin BGA (Lead-Free)	19.74	18.54	17.36
862-PCI6150-BB66PC-G	PCI6150-BB66PC G	Asynchronous PCI to PCI Bridge, 32bit, 66MHz, 208pin PQFP (Lead-Free)	18.71	17.58	16.46

PCI 6254 PCI-to-PCI Bridge

For quantities greater than listed, call for quote.

862-PCI6254-BB66BC-G	PCI6254-BB66BC G	PCI 6254 PCI-to-PCI Bridge Chip (Lead-Free)	46.25	43.39	40.53

PCI 6540 133MHz PCI-X to PCI-X Bridge, 64-Bit

The FastLane™ PCI 6540 PCI-X to PCI-X Bridge (HB8) is a dual-mode universal adaptive high performance asynchronous 133MHz 64-bit PCI-X to PCI-X bridge for servers, storage, DSP, telecommunication, networking and embedded applications.

For quantities greater than listed, call for quote.

862-PCI6540-CB13BI	PCI6540-CB13BI	64-bit; 133MHz PCI-X to PCI-X Bridge, 27x27mm PBGA	98.42	92.31	86.20
862-PCI6540-CB13BI-G	PCI6540-CB13BIG	64-bit; 133MHz PCI-X to PCI-X Bridge, 27x27mm PBGA (Lead-Free)	89.86	84.28	78.70

© Copyright 2013 Mouser Electronics
© Copyright 2013 Mouser Electronics

PLX TECHNOLOGY PCI I/O Accelerators and USB Controllers

Products may be RoHS compliant. Check mouser.com for RoHS status.

PCI-LOCALBUS 32-BIT TARGET I/O ACCELERATORS

PCI 9030 SMARTarget™ I/O Accelerator

The PCI 9030 with SMARTarget™ technology provides an array of features that define a new level of performance, flexibility and simplicity in PCI designs. A 32-bit, 33MHz PCI v.2.2-compliant device with burst transfers up to 132Mbytes/sec, the PCI 9030 delivers high performance to new PCI-based adapters and those migrating from legacy designs. The device's 60MHz local bus, 3V/5V operation, and programmable general-purpose I/Os (GPIOs) and chip selects bring unprecedented flexibility to a wide variety of memory and I/O devices. The combination of these features make adapters used in high-bandwidth applications, such as telecommunications and data communications interface cards, easier than ever to design.

9030 Performance Features:

- PCI v2.2 compliant 32-bit 33MHz Target Interface Chip enabling PCI Burst
- Transfers up to 132Mbytes/second.
- Up to 60MHz Local Bus operation enabling burst transfers up to 240Mbytes/second
- PCI Target Read Ahead Mode
- PCI Target Programmable Burst
- PCI Target Delayed Write
- Posted Memory Writes

PCI 9052 Target I/O Accelerator for Generic and ISA Local Bus Designs

The PCI 9052 provides low cost connectivity for PCI slave designs. It is specifically targeted at easing the transition of existing ISA designs to the more feature rich and performance oriented PCI bus. The PCI 9052 provides direct slave PCI functions by interfacing the adapter's I/O circuitry (control, address and data lines) to a host computer's microprocessor / memory architecture via the 32-bit PCI bus, which typically runs at 33 MHz.

9052 Performance Features:

- 32-bit, 33MHz PCI r2.1 compliant
- Up to 40MHz local bus operation
- ISA and Generic 32-bit, 40MHz local bus designs
- Glueless ISA interface for low cost adapters
- Supports multiplexed and non-multiplexed 8-, 16-, & 32-bit generic local buses
- 5V CMOS in 160-pin PQFP package
- PCI unlimited bursts transfers at up to 132MB/s
- Direct slave data transfers

For quantities greater than listed, call for quote.

MOUSER STOCK NO.	PLX Part No.	Description	Price Each 1	50	100
PCI 9030					
862-PCI9030-AA60PI-F	PCI9030-AA60PI-F	PCI 3V SMARTarget I/O Accelerator (176 Pin PQFP) (Lead-Free)	38.72	36.36	34.07
862-PCI9030-AA60BI-F	PCI9030-AA60BI-F	PCI 3V SMARTarget I/O Accelerator (180 Pin BGA) (Lead-Free)	42.15	39.57	37.08
862-PCI9030RDK-LITE	PCI9030RDK-LITE	PCI 9030 Reference Design kit	419.98	-	-
PCI 9052					
862-PCI9052-G	PCI9052-G	PCI 5V I/O Accelerator (160 Pin PQFP) (Lead-Free)	40.04	37.59	35.14
862-PCI9052RDK-LITE	PCI9052RDK-LITE	PCI 9052 Reference Design kit	357.06	-	-

PCI-LOCALBUS 32-BIT MASTER I/O ACCELERATORS

PCI 9054 Bus Master I/O Accelerator Chip

The PCI 9054 is a next generation 32-bit PCI bus mastering interface chip that seamlessly connects to and takes full advantage of Motorola's MPC860 PowerQUICC® and MPC850 microprocessors. The PCI 9054 I/O Accelerator, the industry's first CompactPCI® Hot Swap Friendly PCI interface chip, expands PLX's 32-bit PCI product line for CompactPCI® and PCI-based telecommunications, networking and other high-bandwidth systems.

9054 Performance Features:

- PCI v2.2 compliant 32-bit 33MHz Bus Master Interface Controller enables PCI Burst Transfers up to 132Mbytes/second
- General Purpose Bus Master Interface featuring an advanced Data Pip Architecture™ which includes two DMA engines, pro-grammable Target and Initiator data transfer modes and PCI messaging functions
- PCI v2.2 Power Management Spec compatible
- PCI v2.2 Vital Product Data (VPD) configuration support

PCI 9056 Master Chip I/O Accelerator Chip

The PCI 9056 Master Chip -- 32-bit, 66MHz PCI I/O accelerator is the most advanced, 32-bit general-purpose bus mastering device available for Motorola MPC850/860 PowerQUICC and generic 32-bit, 66MHz local bus based designs. The PCI 9056 incorporates PLX's industry leading Data Pipe Architecture technology, featuring DMA engines, programmable Direct Master and Direct Slave data transfer modes, and PCI messaging functions.

9056 Performance Features:

- 32-bit, 66MHz PCI r2.2 compliant
- Motorola PowerQUICC and generic 32-bit, 66MHz local bus modes
- 3.3V I/O, 5V tolerant bus interfaces
- PICMG 2.1 r2.0 Hot Swap Silicon
- 256-ball, 17 x 17mm, 1.00mm fine pitch PBGA (FPBGA)
- PCI bus bursts to 264MB/sec
- Local bus bursts to 264MB/sec

For quantities greater than listed, call for quote.

MOUSER STOCK NO.	PLX Part No.	Description	Price Each 1	50	100
PCI9054					
862-PCI9054-AC50BI-F	PCI9054-AC50BI-F	PCI to Local Bus Master I/O Accelerator Chip PBGA Package (Lead-Free)	58.21	54.64	51.21
862-PCI9054-AC50PI-F	PCI 9054-AC50PI-F	PCI to Local Bus Master I/O Accerlerator Chip PQFP Package (Lead-Free)	57.62	56.20	55.60
862-PCI9054RDK-LITE	PCI9054RDK-LITE	PCI 9054 Rapid Development Kit	561.48	-	-
PCI9056					
862-PCI9056-BA66BI-G	PCI9056-BA66BI-G	66MHz PCI Bus Mastering I/O Accelerator for Motorola PowerQUICC (Lead-Free)	61.84	58.04	54.39
862-PCI9056-BA66BI	PCI9056-BA66BI	32-bit 66MHz PCI BUS Mastering I/O	67.59	63.41	59.22
862-PCI9056RDK-LITE	PCI9056RDK-LITE	PCI 9056 Rapid Development Kit	561.48	-	-

PCI 9080 I2O Compatible PCI Bus Master I/O Accelerator Chip

The PCI 9080 Master Chip is the standard in PCI I/O Accelerators. It incorporates all the features of the PCI 9060 Family of PCI products, while adding the options and features needed to keep ahead of the ever changing technology treadmill associated with PCI. In addition to providing the first processor independent I20 compliant messaging unit, the PCI 9080 is one of the first PCI interface chips to operate at both 3.3V and 5V.

862-PCI9080-3-G	PCI9080-3-G	66MHz PCI Bus Mastering I/O Accelerator for PowerQUICC (Lead-Free)	87.58	82.13	76.70

PCI-LOCALBUS 64-BIT MASTER I/O ACCELERATORS

The PCI 9656 64-bit, 66MHz PCI I/O accelerator is the most advanced, general-purpose bus mastering device available for Motorola MPC850/860 PowerQUICC and generic 32-bit, 66MHz local bus based designs. The PCI 9656 incorporates PLX's industry leading Data Pipe Architecture technology, featuring DMA engines, programmable Direct Master and Direct Slave data transfer modes, and PCI messaging functions.

Features:

- 64-bit, 66MHz PCI r2.2 compliant
- Motorola PowerQUICC and generic 32-bit, 66MHz local bus modes
- 3.3V I/O, 5V tolerant bus interfaces
- PICMG 2.1 r2.0 Hot Swap Silicon
- 272-ball, 27 x 27mm, 1.27mm pitch PBGA
- Zero wait state burst operation PCI bus bursts to 528MB/sec Local bus bursts to 264MB/sec
- 2 DMA Channels Block and Scatter/Gather transfers DMA descriptor ring management Demand Mode and EOT Hardware controls GA
- PCI D3COLD Power Management Event (PME) generation support
- I2O r1.5 messaging unit
- Eight mailbox and two doorbell registers
- PCI arbiter supports 7 external masters
- Host mode reset/interrupt signal configuration

For quantities greater than listed, call for quote.

MOUSER STOCK NO.	PLX Part No.	Description	Price Each 1	50	100
862-PCI9656-BA66BI-G	PCI 9656-BA66BI-G	66MHz PCI Bus Mastering I/O Accelerator for PowerQUICC (Lead-Free)	74.27	69.72	65.33
862-PCI9656-BA66BI	PCI 9656-BA66BI	66MHz PCI Bus Mastering I/O Accelerator for PowerQUICC	81.06	76.03	71.01
862-PCI9656RDK-LITE	PCI 9656RDK-LITE	PCI 9656 Rapid Development Kit	561.48	-	-

NETCHIP™ 227x 16-BIT USB 2.0 HIGH-SPEED PROGRAMMABLE PERIPHERAL CONTROLLER

NetChip's NET2270 16-bit USB 2.0 high-speed programmable peripheral controller is optimized for single or bi-directional data transfer devices such as printers, scanners, digital cameras, mass storage, and audio products. NET2270, the latest addition to our General Purpose USB Peripheral Controller family, complements our flagship, world's first NET2290 32-bit USB 2.0 highspeed peripheral controller.

For quantities greater than listed, call for quote.

862-NET2270-3B-LF	NET2270REV3B-LF	Local Bus to USB 2.0 High Speed Peripheral Controller - 10x10mm 64-Pin TQFP Package	13.47	12.71	11.82
862-NET2272-1A-LF	NET2272REV1A-LF	Local Bus to USB 2.0 High Speed Peripheral Controller – 10x10mm 64-Pin TQFP Package	12.28	11.56	10.81
862-NET2272-1A-BCF	NET2272REV1A-BC F	Local Bus to USB 2.0 High Speed Peripheral Controller – 6x6mm 64-Ball BGA Package	12.28	11.56	10.82
862-NET2272RDK-II	NET2272RDK-II	NET2272 RAPID Development Kit	279.48	-	-

NETCHIP™ 2282 USB HIGH-SPEED PERIPHERAL CONTROLLER

The NetChip™ NET 2282 PCI to USB 2.0 Hi-Speed Peripheral Controller is designed for easy integration with existing PCI-based systems and silicon. While there are many PCI-based USB Hosts on the market, the NET 2282 is one of the only PCI-based USB Peripheral Controllers available.

For quantities greater than listed, call for quote.

862-NET2282-AB33PCF	NET2282-AB33PCF	PCI to High-Speed USB 2.0 Controller, 14mmx14mm TQFP (Lead-Free)	16.02	15.04	14.08

© Copyright 2013 Mouser Electronics
© Copyright 2013 Mouser Electronics

ROHM SEMICONDUCTOR Integrated Circuits

ROHM SEMICONDUCTOR

RoHS Compliant This product is RoHS compliant.

AMBIENT LIGHT SENSORS

ROHM's ambient light sensor ICs can detect wide range illuminance from dark to sunlight. It can output the illuminance data to adjust the brightness of the LCD display of an electronic equipment. It enables to reduce power consumption of equipments and improve visibility by controlling brightness of the LCD display and the keypad backlight. This lineup offers a various type of current output, comparator output, and digital output to meet various designs and application requirements.

♦Surface Mount Device

For quantities greater than listed, call for quote.

MOUSER STOCK NO. Mfr.	Mfr. Part No.	Package	Supply Voltage (V)	Output Type	Sensitivity Variations (%)	Price Each 1	25	100
♦	755—BH1600FVC-TR	WSOF-6	2.4-3.6	Current (Source)	±35	1.58	1.32	1.06
♦	755—BH1603FVC-TR	WSOF-6	2.4-5.5	Current (Source)	±15	1.32	1.09	.881
♦	755—BH1620FVC-TR	WSOF-5	2.4-5.5	Current (Source)	±15	1.47	1.21	.98
♦	755—BH1710FVC-TR	WSOF-6	2.4-3.6	I2C I/F	±38	2.77	2.21	1.84
♦	755—BH1715FVC-TR	WSOF-6	2.4-3.6	I2C I/F	±15	3.75	3.00	2.25
♦	755—BH1721FVC-TR	WSOF-5	2.4-3.6	I2C I/F	±15	2.56	2.04	1.59
♦	755—BH1750FVI-TR	WSOF-6	2.4-3.6	I2C I/F	±20	4.74	3.79	2.82

D/A CONVERTERS

♦Surface Mount Device

For quantities greater than listed, call for quote.

MOUSER STOCK NO. Mfr.	Mfr. Part No.	Package	Setting Time (nS)	Supply Voltage (V)	Channels	Price Each 1	25	100
♦	755—BH2221FV-E2	SSOP-20	100	2.7/5.5	12	3.05	2.44	1.89
♦	755—BU2507FV-E2	SSOP-14	20	4.5/5.5	6	3.50	2.79	2.09

COMPARATORS

ROHM offers comparators of all types, such as bipolar, CMOS, ground sense (single supply), dual supply, high voltage resistance, low noise, low saturation, low current consumption, and input/output full swing, to meet a variety of needs.

♦Surface Mount Device

For quantities greater than listed, call for quote.

MOUSER STOCK NO. Mfr.	Mfr. Part No.	Package	Power Supply (V)	Channels	Operating Temp. (°C)	Price Each 1	25	100
♦	755—LM2903DR	SOIC-8	3-36	2	-40 to 125	.58	.417	.328
♦	755—LM2903MX	SOIC-8	2-36	2	-40 to 85	.58	.417	.328
♦	755—LM393MX	SOIC-8	2-36	2	0 to 70	.58	.417	.328

HALL EFFECT ICs

ROHM's complete line of Hall Effect IC Switches offering the industry's smallest packages and lowest standby current.

♦Surface Mount Device

For quantities greater than listed, call for quote.

MOUSER STOCK NO. Mfr.	Mfr. Part No.	Package	Latch Type	Operating Voltage (V)	Output Curr. (mA)	Operating Temp. (°C)	Price Each 1	25	100
♦	755—BU52011HFV-TR	HVSOF-5	Bipolar	1.65 to 3.3	0.5	-40 to 85	1.48	1.11	.836
♦	755—BU52002GUL-E2	VCSP50L1	Unipolar	2.4 to 3.3	1	-40 to 85	2.02	1.51	1.13
♦	755—BU52012HFV-TR	HVSOF-5	Unipolar	1.65 to 3.3	0.5	-40 to 85	1.48	1.11	.836
♦	755—BU52040HFV-TR	HVSOF-5	Bipolar	1.65 to 3.3	0.5	-40 to 85	2.20	1.83	1.47
♦	755—BU52014HFV-TR	HVSOF-5	Bipolar	1.65 to 3.3	0.5	-40 to 85	1.24	1.03	.831

TEMPERATURE SENSORS

♦Surface Mount Device

For quantities greater than listed, call for quote.

MOUSER STOCK NO. Mfr.	Mfr. Part No.	Package	Detect Temp. (°C)	Output Type	Price Each 1	25	100
♦	755—BDJ0550HFV-TR	HVSOF-5	55	Open Drain, Active Low	1.00	.824	.663
♦	755—BDJ0600HFV-TR	HVSOF-5	60	Open Drain, Active Low	1.00	.824	.663
♦	755—BDJ0650HFV-TR	HVSOF-5	65	Open Drain, Active Low	1.53	1.32	1.02
♦	755—BDJ0700HFV-TR	HVSOF-5	70	Open Drain, Active Low	1.00	.824	.663
♦	755—BDJ0701HFV-TR	HVSOF-5	71	Open Drain, Active Low	1.53	1.32	1.02
♦	755—BDJ0751HFV-TR	HVSOF-5	75	Open Drain, Active Low	1.53	1.32	1.02
♦	755—BDJ0800HFV-TR	HVSOF-5	80	Open Drain, Active Low	1.00	.824	.663
♦	755—BDJ0801HFV-TR	HVSOF-5	81	Open Drain, Active Low	1.53	1.32	1.02
♦	755—BDJ0851HFV-TR	HVSOF-5	85	Open Drain, Active Low	1.53	1.32	1.02
♦	755—BDJ0901HFV-TR	HVSOF-5	90	Open Drain, Active Low	1.53	1.32	1.02

AC/DC CONVERTERS

♦Surface Mount Device

For quantities greater than listed, call for quote.

MOUSER STOCK NO. Mfr.	Mfr. Part No.	Package	Input Voltage (V)	Output Current (mA)	Output Voltage (V)	Price Each 1	25	100
	755—BP5034D5	SIP-10	141	100	5	7.49	5.99	5.05
	755—BP5037B12	SIP-10	141	200	12	4.59	4.26	3.96
	755—BP5039B12	SIP-12	141	300	12	4.33	3.40	2.64
	755—BP5041A15	SIP-10	390	80	16	6.55	6.28	5.51
	755—BP5041A5	SIP-10	282	100	5	6.71	6.42	5.60
	755—BP5063-5	SIP-10	141	200	5	7.47	5.82	4.85
	755—BP5067-12	SIP-12	141	350	12	5.74	4.47	4.01

DC/DC CONVERTERS

♦Surface Mount Device

NEW PRODUCT

For quantities greater than listed, call for quote.

MOUSER STOCK NO. Mfr.	Mfr. Part No.	Package	Input Voltage (V)	Output Current (mA)	Output Voltage (V)	Price Each 1	25	100
	755—BD9673EFJ-E2	HTSOP-8	7/42	1500	1	1.77	1.41	1.06
	755—BD9876EFJ-E2	HTSOP-8	7/42	3000	1	2.07	1.65	1.23
	755—BP5220A	SIP-9	8/38	1000	5	10.70	8.55	7.17
	755—BP5221A	SIP-9	8/38	500	5	10.96	8.74	6.67
	755—BP5275-18	TO-220	4.5/14	500/800	1.8	5.35	4.28	3.62
	755—BP5275-25	TO-220	4.5/14	500/800	2.5	5.35	4.28	3.62
	755—BP5275-33	TO-220	5.0/14	500/800	3.3	5.35	4.28	3.62
	755—BP5275-50	TO-220	6.0/14	500/800	5.0	5.35	4.28	3.62
	755—BP5277-12	TO-220	36	500/800	12	6.42	5.14	4.33
	755—BP5277-13	TO-220	36	500/800	13	6.42	5.14	4.33
	755—BP5277-15	TO-220	36	500/800	15	6.42	5.14	4.33
	755—BP5277-33	TO-220	36	500/800	3.3	6.42	5.14	4.33
	755—BP5277-50	TO-220	36	500/800	5	6.42	5.14	4.33
	755—BP5277-90	TO-220	36	500/800	9	6.42	5.14	4.33
	755—BU90002GWZ-E2	BGA-6	4/5.5	1000	3.3	1.51	1.21	.91
	755—BU90003GWZ-E2	BGA-6	2.3/5.5	1000	1.2	1.41	1.18	.942
	755—BU90004GWZ-E2	BGA-6	2.3/5.5	1000	1.8	1.41	1.18	.942
	755—BU90005GWZ-E2	BGA-6	2.3/5.5	1000	2.5	1.41	1.18	.942
	755—BU90006GWZ-E2	BGA-6	2.3/5.5	1000	3	1.51	1.21	.91
	755—BZ6A1206GM-TR	BGA-8	5.5	650	1.2	2.89	2.31	1.80
	755—BZ6A7D06GM-TR	BGA-8	5.5	650	2.3	2.53	2.02	1.57

REGULATORS

♦Surface Mount Device

For quantities greater than listed, call for quote.

MOUSER STOCK NO. Mfr.	Mfr. Part No.	Package	Output Current (A)	Output Voltage (V)	Price Each 1	25	100
Linear							
	755—BA00BC0WT	TO-220FP-5	1.5	1.5/12	1.78	1.49	1.19
	755—BA033CC0T	TO-220FP-3	1	3.3	1.84	1.52	1.22
	755—BA05CC0T	TO-220FP-3	1	5	1.84	1.52	1.22
♦	755—BA18BC0FP-E2	TO-252-3	1	1.8	1.25	1.02	.814
♦	755—BA33BC0FP-E2	TO-252-3	1	3.3	1.09	.888	.709
♦	755—BA50BC0FP-E2	TO-252-3	1	5	1.18	1.06	.897
♦	755—BH28FB1WG-TR	SSOP-5	150m	2.8	.73	.546	.409
♦	755—BH33MA3WHFV-TR	HVSOF-6	300m	3.3	.73	.546	.409
♦	755—BH33NB1WHFV-TR	HVSOF-5	150m	3.3	.73	.546	.409
Low Dropout							
	755—BA30BC0T	TO-220FP-3	1	3	1.49	1.24	.993
	755—BA33BC0T	TO-220FP-3	1	3.3	1.49	1.24	.993
	755—BA50BC0T	TO-220FP-3	1	5	1.49	1.24	.993
♦	755—BD00KA5WF-E2	SOP-8	0.5	Variable	1.18	.856	.647
♦	755—BD00KA5WFP-E2	TO-252-5	0.5	Variable	1.11	.813	.614
♦	755—BD10KA5WF-E2	SOP-8	0.5	1	.92	.77	.625
♦	755—BD10KA5WFP-E2	TO-252-5	0.5	1	.87	.728	.593
♦	755—BD12KA5WF-E2	SOP-8	0.5	1.2	.92	.77	.625
♦	755—BD12KA5WFP-E2	TO-252-5	0.5	1.2	.87	.728	.593
♦	755—BD15KA5WFP-E2	TO-252-5	0.5	1.5	.87	.728	.593
♦	755—BD18KA5WF-E2	SOP-8	0.5	1.8	.92	.77	.625
♦	755—BD18KA5WFP-E2	TO-252-5	0.5	1.8	.87	.728	.593
♦	755—BD25KA5WFP-E2	TO-252-5	0.5	2.5	.87	.728	.593
♦	755—BD30KA5WF-E2	SOP-8	0.5	3	.92	.77	.625
♦	755—BD33KA5WFP-E2	TO-252-5	0.5	3.3	1.11	.813	.614
♦	755—BU18TA2WNVX-TR	SSON004x1216	0.2	1.8	.64	.482	.361
♦	755—BU29TA2WNVX-TR	SSON004x1216	0.2	2.9	.64	.482	.361
♦	755—BU2JTA2WNVX-TR	SSON004x1216	0.2	2.85	.64	.482	.361
♦	755—BU32TA2WNVX-TR	SSON004x1216	0.2	3.2	.64	.482	.361
♦	755—BU33TA2WNVX-TR	SSON004x1216	0.2	3.3	.64	.482	.361
♦	755—BU10TD3WG-TR	SSOP-5	0.2	1	.48	.385	.29
♦	755—BU12TD3WG-TR	SSOP-5	0.2	1.2	.48	.385	.29
♦	755—BU15TD3WG-TR	SSOP-5	0.2	1.5	.48	.385	.29
♦	755—BU1JTD3WG-TR	SSOP-5	0.2	1.85	.48	.385	.29
♦	755—BU19TD3WG-TR	SSOP-5	0.2	1.9	.48	.385	.29
♦	755—BU21TD3WG-TR	SSOP-5	0.2	2	.48	.385	.29
♦	755—BU25TD3WG-TR	SSOP-5	0.2	2.5	.48	.385	.29
♦	755—BU26TD3WG-TR	SSOP-5	0.2	2.6	.48	.385	.29
♦	755—BU28TD3WG-TR	SSOP-5	0.2	2.8	.48	.385	.29
♦	755—BU2JTD3WG-TR	SSOP-5	0.2	2.85	.48	.385	.29
♦	755—BU29TD3WG-TR	SSOP-5	0.2	2.9	.48	.385	.29
♦	755—BU30TD3WG-TR	SSOP-5	0.2	3	.48	.385	.29
♦	755—BU32TD3WG-TR	SSOP-5	0.2	3.2	.48	.385	.29
♦	755—BU33TD3WG-TR	SSOP-5	0.2	3.3	.48	.385	.29
♦	755—BU34TD3WG-TR	SSOP-5	0.2	3.4	.48	.385	.29

© Copyright 2013 Mouser Electronics

© Copyright 2013 Mouser Electronics

REGULATORS (CONT.)

♦Surface Mount Device

For quantities greater than listed, call for quote.

MOUSER STOCK NO.	Mfr. Part No.	Package	Output Current (A)	Output Voltage (V)	Price Each 1	25	100
Switching							
♦ 755—BD9001F-E2		SOP-8	2	1-48	4.19	3.35	2.50
♦ 755—BD9040FV-E2		SSOPB-20	±1	5.5	3.07	2.45	1.83
♦ 755—BD9104FVM-TR		MSOP-8	0.9	3.3	2.27	1.82	1.36
♦ 755—BD9107FVM-TR		MSOP-8	1.2	Variable	2.35	1.88	1.41
♦ 755—BD9109FVM-TR		MSOP-8	0.8	3.3	2.40	1.92	1.69
♦ 755—BD9110NV-E2		SON008V5060	2	Variable	3.00	2.39	1.79
♦ 755—BD9111NV-E2		SON008V5060	2	3.3	2.93	2.33	1.74
♦ 755—BD9130NV-E2		SON008V5060	2	Variable	2.95	2.35	1.77
♦ 755—BD9132MUV-E2		VQFN-20	3	1-2.5	3.20	2.55	1.90
♦ 755—BD9134MUV-E2		VQFN-20	3	3.3	2.69	2.14	1.61
♦ 755—BD9141MUV-E2		VQFN-20	2	Variable	3.11	2.48	1.85
♦ 755—BD9150MUV-E2		VQFN-20	1.5	Variable	3.30	2.63	2.05
♦ 755—BD95500MUV-E2		VQFN-40	6	0.7-5	4.33	3.47	2.70
755—BD9703CP-V5E2		TO-220CPV-5	1.5	1-(Vcc-3)	3.38	2.70	2.01
♦ 755—BD9703FP-E2		TO-252-5	1.5	1-(Vcc-3)	2.23	1.78	1.33
♦ 755—BD9778F-E2		SOP-8	2	1-35	3.79	3.02	2.34
♦ 755—BD9778HFP-TR		HRP-7	2	1-35	4.24	3.39	2.63
♦ 755—BD9870FPS-E2		TO-252S-5	1.5	0.8×(VCC-IoxRon)	3.43	2.76	2.44
Development Kits		Description			1		
755—BD9673EFJ_EVK		Evaluation Kit for BD9673 Series			26.75		
755—BD9876EFJ_EVK		Evaluation Kit for BD9876 Series			26.75		

LARGE CURRENT SWITCHING REGULATORS

♦Surface Mount Device

For quantities greater than listed, call for quote.

MOUSER STOCK NO.	Mfr. Part No.	Package	No. of Outputs	Supply Voltage (V)	Reference Voltage Accuracy (%)	Price Each 1	25	100
♦ 755—BD8303MUV-E2		VQFN-16	1	2.7-14.0	±1.25	2.49	1.99	1.49
♦ 755—BD9305AFVM-TR		MSOP-8	1	4.2-18.0	±1.6	2.32	1.93	1.55
♦ 755—BD9533EKN-E2		HQFN-20	1	4.5-28.0	±1	3.49	2.78	2.08
♦ 755—BD9535MUV-E2		VQFN-32	2	3.0-28.0	±1	5.28	4.23	3.28
♦ 755—BD9842FV-E2		SSOPB-20	2	3.6-35.0	±1	2.55	2.03	1.52
♦ 755—BD9853AFV-E2		SSOPBS-16	2	4.5-16.0	±1.25	3.14	2.50	1.95

EEPROMS

♦Surface Mount Device

For quantities greater than listed, call for quote.

MOUSER STOCK NO.	Mfr. Part No.	Package	Bus Compatibility	Operating Temp. (°C)	Density Bits	Price Each 1	25	100
♦ 755—BR24C01-DS6TP		TSSOP-8	I2C BUS	-40 to +85	1K	.67	.503	.381
♦ 755—BR24C01-DW6TP		TSSOP-8	I2C BUS	-40 to +85	1K	.67	.503	.381
♦ 755—BR24C01-MN6TP		SO-8	I2C BUS	-40 to +85	1K	.66	.492	.377
♦ 755—BR24C01-RDS6TP		TSSOP-8	I2C BUS	-40 to +105	1K	.67	.503	.381
♦ 755—BR24C01-RDW6TP		TSSOP-8	I2C BUS	-40 to +85	1K	.67	.503	.381
♦ 755—BR24C01-RMN6TP		SO-8	I2C BUS	-40 to +85	1K	.66	.492	.377
♦ 755—BR24C01-WDS6TP		TSSOP-8	I2C BUS	-40 to +85	1K	.67	.503	.381
♦ 755—BR24C02-DW6TP		TSSOP-8	I2C BUS	-40 to +85	2K	.67	.503	.381
♦ 755—BR24C02-MN6TP		SO-8	I2C BUS	-40 to +85	2K	.67	.503	.379
♦ 755—BR24C02-RDS6TP		TSSOP-8	I2C BUS	-40 to +105	2K	.67	.503	.381
♦ 755—BR24C02-RMN6TP		SO-8	I2C BUS	-40 to +85	2K	.67	.503	.379
♦ 755—BR24C02-WDS6TP		TSSOP-8	I2C BUS	-40 to +85	2K	.67	.503	.381
♦ 755—BR24C02-WDW6TP		TSSOP-8	I2C BUS	-40 to +85	2K	.67	.503	.381
♦ 755—BR24C02-WMN6TP		SO-8	I2C BUS	-40 to +85	2K	.72	.535	.404
♦ 755—BR24C04-DW6TP		TSSOP-8	I2C BUS	-40 to +85	4K	.84	.621	.473
♦ 755—BR24C04-MN6TP		SO-8	I2C BUS	-40 to +85	4K	.76	.567	.432
♦ 755—BR24C04-RDW6TP		TSSOP-8	I2C BUS	-40 to +85	4K	.73	.546	.415
♦ 755—BR24C04-RMN6TP		SO-8	I2C BUS	-40 to +85	4K	.76	.567	.432
♦ 755—BR24C04-WDS6TP		TSSOP-8	I2C BUS	-40 to +85	4K	.84	.621	.473
♦ 755—BR24C04-WMN6TP		SO-8	I2C BUS	-40 to +85	4K	.76	.567	.432
♦ 755—BR24C08-DW6TP		TSSOP-8	I2C BUS	-40 to +85	8K	.87	.653	.492
♦ 755—BR24C08-RDS6TP		TSSOP-8	I2C BUS	-40 to +85	8K	.87	.653	.492
♦ 755—BR24C08-RDW6TP		TSSOP-8	I2C BUS	-40 to +85	8K	.87	.653	.492
♦ 755—BR24C08-RMN6TP		SO-8	I2C BUS	-40 to +85	8K	.84	.631	.475
♦ 755—BR24C08-WMN6TP		SO-8	I2C BUS	-40 to +85	8K	.84	.631	.475
♦ 755—BR24C16-DS6TP		TSSOP-8	I2C BUS	-40 to +85	16K	.87	.653	.492
♦ 755—BR24C16-DW6TP		TSSOP-8	I2C BUS	-40 to +85	16K	.84	.706	.55
♦ 755—BR24C16-MN6TP		SO-8	I2C BUS	-40 to +85	16K	.79	.674	.498
♦ 755—BR24C16-RDS6TP		TSSOP-8	I2C BUS	-40 to +105	16K	.72	.61	.453
♦ 755—BR24C16-RMN6TP		SO-8	I2C BUS	-40 to +85	16K	.79	.674	.498
♦ 755—BR24C16-WDS6TP		TSSOP-8	I2C BUS	-40 to +85	16K	.72	.61	.453
♦ 755—BR24C16-WDW6TP		TSSOP-8	I2C BUS	-40 to +85	16K	.84	.706	.521
♦ 755—BR24C32-DW6TP		TSSOP-8	I2C BUS	-40 to +85	32K	1.19	.984	.791
♦ 755—BR24C32-MN6TP		SO-8	I2C BUS	-40 to +85	32K	1.22	1.01	.815
♦ 755—BR24C64-MN6TP		SO-8	I2C BUS	-40 to +85	64K	1.41	1.12	.849
♦ 755—BR24C64-WMN6TP		SO-8	I2C BUS	-40 to +85	64K	1.41	1.12	.849
♦ 755—BR24L02FVM-WTR		MSOP-8	I2C	85 to -40	2K	.71	.514	.391

EEPROMS (CONT.)

♦Surface Mount Device

For quantities greater than listed, call for quote.

MOUSER STOCK NO.	Mfr. Part No.	Package	Bus Compatibility	Operating Temp. (°C)	Density Bits	Price Each 1	25	100
♦ 755—BR24L02F-WE2		SOP-8	I2C	85 to -40	2K	.73	.524	.398
♦ 755—BR24L04F-WE2		SOP-8	I2C	85 to -40	4K	.81	.599	.448
♦ 755—BR24L32F-WE2		SOP-8	I2C	85 to -40	32K	1.16	.942	.752
♦ 755—BR24L64F-WE2		SOP-8	I2C	85 to -40	64K	1.57	1.27	1.03

AMPLIFIERS

♦Surface Mount Device

For quantities greater than listed, call for quote.

MOUSER STOCK NO.	Mfr. Part No.	Package	Description	Price Each 1	25	100
♦ 755—BA3121F-E2		SOP-8	Audio Isolation AMP	2.02	1.68	1.35
♦ 755—BA3121N		SIP-8	IC AMP Isolation	2.64	1.51	1.21
♦ 755—BA4558F-E2		SOP-8	Op Amp, Generic 4558	.59	.46	.345
755—BA4560		DIP-8	IC Op Amp Dual 18V	.91	.728	.548
♦ 755—BA4560F-E2		SOP-8	Op Amp, Generic 4560	.54	.428	.321
♦ 755—BD7541G-TR		SSOP-5	High Voltage 5-14.5V 4mA; 0.3 slew rate Op Amp	1.12	.931	.749
♦ 755—BD7542FVM-TR		MSOP-8	High Voltage 5-14.5V 4mA; 0.3 slew rate Op Amp	1.19	.984	.792
♦ 755—BD7561G-TR		SSOP-5	High Voltage 5-14.5V 8mA; 0.9 slew rate Op Amp	1.12	.931	.749
♦ 755—BD7561SG-TR		SSOP-5	High Voltage 5-14.5V 8mA; 0.9 slew rate Op Amp	1.19	.984	.792
♦ 755—BD7562F-E2		SOP-8	High Voltage 5-14.5V 8mA; 0.9 slew rate Op Amp	1.19	.984	.792
♦ 755—BD7562FVM-TR		MSOP-8	High Voltage 5-14.5V 8mA; 0.9 slew rate Op Amp	1.19	.984	.792
♦ 755—BD7562SFVM-TR		MSOP-8	High Voltage 5-14.5V 8mA; 0.9 slew rate Op Amp	1.32	1.09	.877
♦ 755—BH1415F-E2		SOP-22	Communication Link	10.25	8.12	6.35
♦ 755—BH1417F-E2		SOP-22	Communication Link	10.25	8.03	6.27
♦ 755—BU7242F-E2		SOP-8	Low Voltage 1.8-5.5V 10mA; 0.4 slew rate Op Amp	1.19	.984	.792
♦ 755—BU7242FVM-TR		MSOP-8	Low Voltage 1.8-5.5V 10mA; 0.4 slew rate Op Amp	1.19	.984	.792
♦ 755—BU7242SF-E2		SOP-8	Low Voltage 1.8-5.5V 10mA; 0.4 slew rate Op Amp	1.32	1.09	.877
♦ 755—BU7261G-TR		SSOP-5	Op Amp; 1.8-5.5V Low Voltage CMOS Op Amp	1.13	.91	.762
♦ 755—BU7262SFVM-TR		MSOP-8	Op Amp; 1.8-5.5V Low Voltage CMOS Op Amp	1.31	1.09	.877
♦ 755—BU9437AKV-E2		VQFP-64	USB Audio Host Decoder	23.13	20.92	18.53
♦ 755—LM2904DR		SOIC-8	2 circuits; 3 to 26V-40 to +125 Op Temp Op Amp	.71	.514	.396
♦ 755—LM2904DT		SOIC-8	2 circuits; 3 to 32V-40 to +125 Op Temp Op Amp	.71	.514	.396
♦ 755—LM358DR		SOIC-8	2 circuits; 3 to 32V 0 to +70 Op Temp Op Amp	.52	.385	.293

DRIVERS

♦Surface Mount Device

NEW PRODUCT

For quantities greater than listed, call for quote.

MOUSER STOCK NO.	Mfr. Part No.	Package	Rating Voltage (V)	Output Current (A)	Price Each 1	25	100
H-Bridge Motor							
♦ 755—BD6210F-E2		SOP-8	7	0.5	2.31	1.85	1.39
♦ 755—BD6210HFP-TR		HRP-7	7	0.5	1.90	1.52	1.13
♦ 755—BD6211F-E2		SOP-8	7	1.0	2.34	1.87	1.40
♦ 755—BD6211HFP-TR		HRP-7	7	1.0	2.91	2.33	1.74
♦ 755—BD6212FP-E2		HSOP-25	7	2.0	3.40	2.72	2.03
♦ 755—BD6212HFP-TR		HRP-7	7	2.0	3.48	2.78	2.08
♦ 755—BD6220HFP-TR		HRP-7	18	0.5	3.99	3.18	2.38
♦ 755—BD6221F-E2		SOP-8	18	1.0	2.86	2.28	1.71
♦ 755—BD6222FP-E2		HSOP-25	18	2.0	4.24	3.57	2.66
♦ 755—BD6222HFP-TR		HRP-7	18	2.0	4.23	3.38	2.62
♦ 755—BD6230F-E2		SOP-8	36	0.5	3.55	2.84	2.20
♦ 755—BD6230HFP-TR		HRP-7	36	0.5	4.41	3.84	3.43
♦ 755—BD6231F-E2		SOP-8	36	1.0	3.80	3.21	2.40
♦ 755—BD6231HFP-TR		HRP-7	36	1.0	4.82	4.14	3.34
♦ 755—BD6232FP-E2		HSOP-25	36	2.0	5.56	4.45	3.47
LED							
♦ 755—BD8105FV-E2		SSOP-B20	4.5-5.5	50mA	4.00	3.19	2.48
♦ 755—BD8112EFV-ME2		HTSSOP-24	5.0-30	150mA/Ln	8.76	7.03	5.93
♦ 755—BD8115F-MTE2		SOP-16	4.5-5.5	50mA	2.38	1.90	1.42
755—BP5875		Module	91.2	0.3	60.03	56.50	50.32
755—BP5890		Module	10-28.8	0.35	21.19	19.26	16.37
LCD							
♦ 755—BU9728AKV-E2		VQFP-48C	2.5-5.5	.25	4.50	3.52	2.75
MOSFET							
♦ 755—BD2270HFV-R		HVSOF-5	2.7-5.5	50μA	1.58	1.32	1.05
Motor							
♦ 755—BA6920FP-YE2		HSOP-25	6.5-36	1.0	3.75	3.00	2.25
Serial/Parallel							
♦ 755—BU2092F-E2		SOP-18	2.7-5.5	.025	1.71	1.41	1.13

© Copyright 2013 Mouser Electronics

© Copyright 2013 Mouser Electronics

SILICON LABS Clocks, Sensors and Drivers

Products may be RoHS compliant. Check mouser.com for RoHS status.

CLOCK GENERATORS

NEW! TECHNOLOGY

For quantities greater than listed, call for quote.

MOUSER STOCK NO.	Silicon Labs Part No.	Package	Clock Inputs	Clock Outputs	Input Frequency	Output Frequency	RMS Phase Jitter	Price Each 1	25	100
634-SL28EB742ALI	SL28EB742ALI	QFN-56	1	16	14.318MHz	83.33/166MHz	-----	6.96	5.89	5.45
634-SL28EB742ALC	SL28EB742ALC	QFN-56	1	16	14.318MHz	83.33/166MHz	-----	5.89	5.45	4.53
634-SI5351A-A-GM	Si5351A-A-GM	QFN-20	1	8	25/27MHz	8KHz-125MHz	3.5ps rms	3.57	3.45	3.31
634-SI5351A-A-GU	Si5351A-A-GU	QSOP-24	1	8	25/27MHz	8KHz-125MHz	3.5ps rms	3.57	3.45	3.31
Development Tools		**Description**								**Price Each**
634-SI535X24QSOP-EVB	Si535x-24QSOP-EVB	Development Tool for SI5350/51 using QSOP-24 package								167.19
634-SI535X-20QFN-EVB	Si535x-20QFN-EVB	Development Tool for SI5350/51 using QFN-20 package								167.19
634-SI5XX-PROG-EVB	Si5xx-PROG-EVB	Evaluation kit contains the hardware and software needed for evaluation of the Any-Frequency I2C Programmable XO/VCXO								133.75

PCI EXPRESS® CLOCK GENERATORS (PCIe)

NEW! TECHNOLOGY

For quantities greater than listed, call for quote.

MOUSER STOCK NO.	Silicon Labs Part No.	Package	Clock Inputs	Clock Outputs	Input Frequency	Output Frequency	RMS Phase Jitter	Price Each 1	25	100
634-SI52142A01A-GM	Si52142A01A-GM	QFN-24	1	2	25MHz	100MHz, 25MHz	1ps rms	1.65	1.58	1.53
634-SI52143-A01AGM	Si52143-A01AGM	QFN-24	1	5	200MHz	100MHz, 25MHz	1ps rms	2.95	2.85	2.73
634-SI52144A01A-GM	Si52144A01A-GM	QFN-24	1	4	25MHz	25MHz	1ps rms	2.90	2.79	2.69
634-SI52146A01A-GM	Si52146A01A-GM	QFN-32	1	6	25MHz	25MHz	1ps rms	3.40	3.28	3.16
634-SI52147A01A-GM	Si52147A01A-GM	QFN-48	1	9	25MHz	25MHz	1ps rms	3.88	3.73	3.60
634-SI53152A01A-GM	Si53152A01A-GM	QFN-24	1	3	25MHz	25MHz	1ps rms	1.63	1.56	1.50
634-SI53154A01A-GM	Si53154A01A-GM	QFN-24	1	4	25MHz	25MHz	1ps rms	2.48	2.40	2.30
634-SI53156A01A-GM	Si53156A01A-GM	QFN-32	1	6	25MHz	25MHz	1ps rms	2.93	2.82	2.72
634-SI53159A01A-GM	Si53159A01A-GM	QFN-48	1	9	25MHz	25MHz	1ps rms	3.40	3.28	3.16
PCI Express® Development Tools		**Description**								**Price Each**
634-SI53159-EVB	Si53159-EVB	Evaluation Board for Si52159 using QFN-48								187.25
634-SI53154-EVB	Si53154-EVB	Evaluation Board for Si52154 using QFN-24								133.75
634-SI52147-EVB	Si52147-EVB	Evaluation Board for Si52147 using QFN-48								187.25
634-SI52144-EVB	Si52144-EVB	Evaluation Board for Si52144 using QFN-24								133.75

JITTER ATTENUATING CLOCKS

For quantities greater than listed, call for quote.

MOUSER STOCK NO.	Silicon Labs Part No.	Package	Output Clock Frequency Range (MHz)	Control	Clock Inputs/Outputs	Input Freq. (MHz)	Output Freq. (MHz)	Jitter (12kHz-20MHz)	Price Each 1	25	100	1000
634-SI5317A-C-GM	Si5317A-C-GM	QFN-36	1-710	Pin	1/2	1 to 710	1 to 710	300fs ms (typ)	16.05	14.06	13.51	12.02
634-SI5317B-C-GM	Si5317B-C-GM	QFN-36	1-350	Pin	1/2	1 to 710	1 to 710	300fs ms (typ)	13.42	12.25	11.78	10.28
634-SI5317C-C-GM	Si5317C-C-GM	QFN-36	1-200	Pin	1/2	1 to 710	1 to 710	300fs ms (typ)	11.22	10.75	10.34	8.84
634-SI5317D-C-GM	Si5317D-C-GM	QFN-36	1-100	Pin	1/2	1 to 710	1 to 710	300fs ms (typ)	9.47	9.54	9.18	7.68
Evaluation Kits		**Description**										**Price Each**
634-SI5317-EVB	Si5317-EVB	Evaluation Board for Si5317 Series Jitter Attenuating Clocks										133.75

4-PLL PRECISION CLOCK MULTIPLIER/JITTER ATTENUATORS

For quantities greater than listed, call for quote.

MOUSER STOCK NO.	Silicon Labs Part No.	Package	Reference Inputs	Clock Outputs	Control	V_{DD} (V)	Freq. (Max.)(MHz) Inputs	Freq. (Max.)(MHz) Outputs	Output Format	Price Each 1	25	100	1000
634-SI5375B-A-GL	Si5375B-A-GL	BGA-80	4	4	I2C	1.8, 2.5	710	808	CMOS, LVDS, LVPECL, CML	62.40	60.09	57.78	57.78
634-SI5374B-A-GL	Si5374B-A-GL	BGA-80	8	8	I2C	1.8, 2.5	710	808	CMOS, LVDS, LVPECL, CML	81.13	78.12	75.11	75.11
Evaluation Kits		**Description**											**Price Each**
634-SI5374-EVB	Si5374-EVB	Evaluation Board for Si5374B Any Frequency Precision Clock Multiplier/Jitter Attenuators											401.25
634-SI5375-EVB	Si5375-EVB	Evaluation Board for Si5375B Any Frequency Precision Clock Multiplier/Jitter Attenuators											401.25

RF SYNTHESIZERS

For quantities greater than listed, call for quote.

MOUSER STOCK NO.	Silicon Labs Part No.	Package	Description	RF1 (MHz)	RF2 (MHz)	IF (MHz)	Setting Time (μs)	Input RF (MHz)	Price Each 1	25	100
634-SI4112-D-GM	SI4112-D-GM	MLP-28	General Purpose	n/a	n/a	62.5 to 1000	200	2 to 26	7.35	7.08	6.81
634-SI4112-D-GT	SI4112-D-GT	TSSOP-24	General Purpose	n/a	n/a	62.5 to 1000	200	2 to 26	7.35	7.08	6.81
634-SI4113-D-GM	SI4113-D-GM	MLP-28	General Purpose	900 to 2050	750 to 1500MHz	n/a	200	2 to 26	10.89	10.50	10.09
634-SI4113-D-GT	SI4113-D-GT	TSSOP-24	General Purpose	900 to 2050	750 to 1500MHz	n/a	200	2 to 26	10.89	10.50	10.09
634-SI4122-D-GT	SI4122-D-GT	MLP-28	General Purpose	n/a	750 to 1500MHz	62.5 to 1000	200	2 to 26	10.89	10.50	10.09
634-SI4123-D-GT	SI4123-D-GT	TSSOP-24	General Purpose	900 to 2050	n/a	62.5 to 1000	200	2 to 26	10.89	10.50	10.09
634-SI4123-D-GM	SI4123-D-GM	MLP-28	GSM/GPRS	900 to 1800	n/a	500 to 1000	140	2 to 26	10.89	10.50	10.09
634-SI4133-D-GM	SI4133-D-GM	MLP-28	General Purpose	900 to 2050	750 to 1500MHz	62.5 to 1000	200	2 to 26	13.59	13.09	12.58
634-SI4133-D-GT	SI4133-D-GT	TSSOP-24	General Purpose	900 to 2050	750 to 1500MHz	62.5 to 1000	200	2 to 26	13.59	13.09	12.58
634-SI4136-F-GM	SI4133-F-GM	MLP-28	802.11b,g and ISM Band	2300 to 2500	2025 to 2300MHz	62.5 to 1000	80	2 to 40	13.59	13.09	12.58
634-SI4136-F-GT	SI4136-F-GT	TSSOP-24	802.11b and ISM Band	2300 to 2500	2025 to 2300MHz	62.5 to 1000	80	2 to 50	13.59	13.09	12.58
Evaluation Boards		**Description**									**1**
634-SI4126M-EVB	SI4126M-EVB	802.11b and ISM Band		n/a	2025 to 2300	62.5 to 1000	80	2 to 50			240.75
634-SI4133M-EVB	SI4133M-EVB	General Purpose		900 to 2050	750 to 1500	62.5 to 1000	200	2 to 26			240.75

QUICKSENSE™ INFRARED PROXIMITY SENSORS

PRODUCT NEW

For quantities greater than listed, call for quote.

MOUSER STOCK NO.	Silicon Labs Part No.	Package	Infrared Range (cm)	Ambient Light Sensor	Output Type	Price Each 1	25	100	1000
634-SI1102-A-GMR	Si1102-A-GMR	ODFN-8	40	No	Logic 0/1	2.77	2.66	2.57	1.87
Evaluation Kits		**Description**							**Price Each**
634-HID-USB-TO-IR-RD	HID-USB-to-IR-RD	HID USB to IR - Si1143 Quicksense™ to CP2112 USB Reference Kit							21.40
634-SI1102EK	Si1102EK	QuickSense™ Si1102 Mini-Proximity Sensing Demonstration Board							42.79
634-SI1120EK	Si1120EK	QuickSense™ Si1120 Evaluation Kit							213.99
634-IRSLIDEREK	IRSLIDEREK	QuickSense™ Si1120 Touchless Slider Evaluation Kit							53.49
634-KEYMATEK	KEYMATEK	QuickSense™ ITO Capacitive Film Evaluation Kit							99.22

AUDIO DRIVERS

For quantities greater than listed, call for quote.

MOUSER STOCK NO.	Silicon Labs Part No.	Package	Input Type	Outputs	UVLO Voltage (V)	Isolation Rating (kVrms)	Peak Output (A)	Output Sink Resistance (Ω)	Output Source Resistance (Ω)	Price Each 1	25	100
634-SI8241BB-B-IS1	Si8241BB-B-IS1	SOIC-16	PWM	High Side/Low Side	8	2.5	0.5	5	15	3.37	3.24	3.12
634-SI8241CB-B-IS1	Si8241CB-B-IS1	SOIC-16	PWM	High Side/Low Side	10	2.5	0.5	5	15	3.37	3.24	3.12
634-SI8244BB-C-IS1	Si8244BB-C-IS1	SOIC-16	PWM	High Side/Low Side	8	2.5	4	1	2.7	3.73	3.60	3.47
634-SI8244CB-C-IS1	Si8244CB-C-IS1	SOIC-16	PWM	High Side/Low Side	10	2.5	4	1	2.7	3.73	3.60	3.47
Demonstration Kit		**Description**										**Price Each**
634-SI824XCLASSD-KIT	Si824xClassD-KIT	Reference Design for the Si824x Series Class D Audio Amplifers Drivers										274.19

© Copyright 2013 Mouser Electronics
© Copyright 2013 Mouser Electronics

SKYWORKS Analog ICs

SKYWORKS®

ATTENUATORS (ICS)

For quantities greater than listed, call for quote.

MOUSER STOCK NO. Mfr.	Mfr. Part No.	Package	Frequency Range (GHz)	Maximum Attenuation (dB)	Operating Temp. Range (°C)	Power Rating (dBm)	Price Each 1	50	100
873	AA101-80LF	SSOP-16	0.5 to 2.5	31	-40 to +85	21	5.50	5.08	4.87
873	AA102-80LF	SSOP-16	0.5 to 2.5	15.5	-40 to +85	24	4.89	4.39	3.67
873	AA103-72LF	SOT-23-5L	0.01 to 2.5	10	-40 to +85	20	2.66	2.51	2.36
873	AA104-73LF	SOT-23-6L	300KHz to 2.5	32	-40 to +85	21	2.66	2.51	2.36
873	AA106-86LF	MSOP-10	0.5 to 2	15.5	-40 to +85	21	4.89	4.39	3.67
873	AA116-72LF	SOT-23-5L	4MHz to 2	15	-40 to +85	20	2.66	2.51	2.36
873	SKY12322-86LF	MSOP-10	0.5 to 4	15.5	-40 to +85	27	3.32	3.27	2.48
873	SKY12323-303LF	MSOP-10	0.5 to 3	31	-40 to +85	30	3.32	3.27	2.48
873	SKY12324-73LF	SOT-23-6L	0.5 to 3	12	-40 to +85	30	2.72	2.58	2.41
873	SKY12325-350LF	QFN-12	0.5 to 6	7	-40 to +85	27	2.84	2.75	2.68
873	SKY12328-350LF	QFN-16	0.5 to 4	15.5	-40 to +85	30	3.32	3.27	2.48
873	SKY12329-350LF	QFN-12	0.4 to 4	31	-40 to +85	29	3.32	3.27	2.48
873	SKY12338-337LF	QFN-12	0.35 to 4	18	-40 to +85	30	2.72	2.59	2.41
873	SKY12339-350LF	QFN-12	0.4 to 3	31	-40 to +85	39	3.32	3.05	2.49
873	SKY12343-364LF	QFN-32	0.01 to 4	31.75	-40 to +85	35	6.94	6.58	6.15
873	SKY12345-362LF	QFN-24	0.7 to 4	15.5	-40 to +85	32	5.31	5.25	4.70
873	SKY12347-362LF	QFN-24	3	31.5	-40 to +85	50	5.50	5.08	4.87
873	SKY12349-362LF	QFN-24	0.7 to 4	15.5	-40 to +85	32	5.31	5.05	4.70
873	SKY12407-321LF	QFN-12	.050 to 0.60	12	-40 to +85	31	2.66	2.51	2.36
873	AV101-12LF	SOIC-8	0.7 to 1	20	-40 to +85	47	6.73	6.66	5.05
873	AV104-12LF	SOIC-8	0.45 to 2.5	25	-40 to +85	20	7.19	6.92	6.54
873	SKY12146-321LF	QFN-12	3 to 3.8	20	-40 to +85	20	5.07	4.84	4.49
873	AV102-12LF	SOIC-8	1.7 to 2	20	-40 to +85	47	6.73	5.05	4.59
873	AV111-12LF	SOIC-8	0.8 to 1	25	-40 to +85	37	5.69	5.48	5.18
873	AV113-12LF	SOIC-8	2.1 to 2.3	22	-40 to +85	37	5.70	5.34	5.18

CLOCK SYNTHESIZER/JITTER CLEANER

For quantities greater than listed, call for quote.

MOUSER STOCK NO. Mfr.	Mfr. Part No.	Package	Max Input Freq. (GHz)	Supply Voltage (V) Min.	Max.	Operating Temperature Range (°C)	Price Each 1	50	100
873	SKY72300-21	TSSOP-28	2.1	2.7	3.3	-40 to +85	5.92	5.85	4.14
873	SKY72300-362	QFN-24	2.1	2.7	3.3	-40 to +85	4.43	4.18	3.83
873	SKY72302-21	TSSOP-28	6.1	2.7	3.3	-40 to +85	7.06	6.37	4.94

PHASE DETECTOR/SHIFTER

For quantities greater than listed, call for quote.

MOUSER STOCK NO. Mfr.	Mfr. Part No.	Package	Number of Circuits	Input Frequency (MHz) Min.	Max.	Supply Voltage (V) Min.	Max.	Operating Temperature Range (°C)	Price Each 1	50	100
873	PS088-315	LGA-8	2	700	1100	0 V	12 V	-40 to +85	8.83	7.47	6.62

RF DIRECTIONAL DETECTOR

For quantities greater than listed, call for quote.

MOUSER STOCK NO. Mfr.	Mfr. Part No.	Package	Frequency Range	Insertion Loss (dB)	Directivity (dB)	Operating Temperature Range (°C)	Price Each 1	50	100
873	DD02-999LF	SC-88	650MHz to 3GHz	0.2	23	-40 to +85	.76	.685	.578

RF FRONT END

For quantities greater than listed, call for quote.

MOUSER STOCK NO. Mfr.	Mfr. Part No.	Package	Operating Frequency	Maximum Data Rate (Mbps)	Operating Supply Voltage (V)	Supply Current (mA)	Operating Temperature Range (°C)	Price Each 1	50	100
873	SE2442Q-R	QFN-24	902MHz to 928MHz	-	3.6	50	-40 to +85	3.20	2.99	2.69
873	SE2594L-R	QFN-32	2.4GHz, 5GHz	11	3.3	180	-40 to +85	1.69	1.67	1.64
873	SE2595L-R	QFN-32	2.4GHz, 5GHz	54	3.3	180	-40 to +85	2.03	2.00	1.97
873	SKY65206-13	MCM-24	2.4GHz	11	3.3	230	-40 to +85	-	-	-
873	SKY65249-11	MCM-20	2.4GHz	11	3.3	210	-20 to +85	2.38	2.13	1.78
873	SE2564L-R	QFN-24	2.4GHz	11	3.3	160	-30 to +85	.64	.635	.625
873	SE2611T-R	QFN-20	2.4GHz	11	3.3	215	-40 to +85	1.13	1.11	1.10
873	SE2613T-R	QFN-16	2.4GHz	11	3.3	160	-40 to +85	.86	.845	.835
873	SE2614BT-R	QFN-20	2.4GHz	11	3.3	190	-40 to +85	.79	.781	.77
873	SE5007T-R	QFN-16	5GHz	54	3.3	195	-40 to +85	1.50	1.48	1.46
873	SE5501L-R	QFN-30	2.4GHz, 5GHz	54	3.3	180	-40 to +85	2.10	2.08	2.04
873	SE5510T-R	QFN-28	2.4GHz, 5GHz	54	3.3	215	-40 to +85	1.90	1.88	1.85
873	SE5511T-R	QFN-28	2.4GHz, 5GHz	54	3.3	215	-40 to +85	1.90	1.88	1.85
873	SE2548A-R	LGA-32	2.4GHz, 5GHz	11	3.3	250	0 to +85	2.29	2.26	2.23
873	SE2547A-R	LGA-32	2.4GHz, 5GHz	11	3.3	250	0 to +85	2.29	2.26	2.23
873	SE5502L-R	QFN-24	2.4GHz, 5GHz	11	3.3	175	-40 to +85	1.69	1.67	1.64
873	SE5512L-R	QFN-24	2.4GHz, 5 GHz	11	3.3	175	-40 to +85	1.69	1.67	1.64
873	SE5012T-R	QFN-16	5GHz	54	5	270	-40 to +85	1.61	1.58	1.56
873	SE5503A-R	LGA-24	2.4GHz, 5GHz	11	3.3	190	-10 to +85	1.80	1.78	1.74
873	SKY65313-11	MCM-28	900MHz	-	3.3	-	-40 to +85	4.03	3.77	3.60
873	SKY65336-11	MCM-28	2.4GHz	-	3	145	-40 to +85	4.03	3.77	3.60
873	SKY65337-11	MCM-28	2.4GHz	-	3	145	-40 to +85	3.84	3.66	3.42
873	SKY65343-11	MCM-20	2.4GHz	-	3.3	110	-40 to +85	3.09	2.96	2.76
873	SKY65344-21	MCM-20	2.4GHz	-	3.3	105	-40 to +85	3.25	3.14	2.91
873	SKY65346-11	MCM-26	900MHz	-	3.3	223	-40 to +85	3.71	3.54	3.31
873	SKY65352-11	MCM-20	2.4GHz	-	3.3	110	-40 to +85	3.41	3.22	3.05
873	SKY65326-11	MCM-12	380MHz to 500MHz	-	3.6	60	-40 to +85	6.70	5.98	5.44
873	SE2435L-R	QFN-24	860MHz to 930MHz	-	3	50	-40 to +85	3.32	3.27	3.10
873	SE2442L-R	QFN-24	902MHz to 928MHz	-	3.6	50	-40 to +85	3.16	2.96	2.65
873	SE2600S-R	WLCSP-11	2.4GHz	-	3.3	10	-40 to +85	.48	.477	.47
873	SE2601T-R	QFN-12	2.4GHz	-	3.3	10	-40 to +85	.48	.477	.471
873	SE2603L-R	QFN-24	2.4GHz	11	3.3	180	-30 to +85	.58	.571	.562
873	SE2431L-R	QFN-24	2.4GHz	-	3	30	-40 to +85	2.90	2.84	2.72
873	SE2432L-R	QFN-24	2.4GHz	-	3	30	-40 to +85	2.90	2.84	2.72

GPS RECEIVERS

For quantities greater than listed, call for quote.

MOUSER STOCK NO. Mfr.	Mfr. Part No.	Package	Bandwidth	Noise Figure	Operating Frequency	Operating Supply Voltage (V)	Supply Current (mA)	Operating Temperature Range (°C)	Price Each 1	50	100
873	SE4110L-R	QFN-24	2.2MHz	1.6dB	4.092MHz	3.3	10	-40 to +85	3.20	3.17	2.69
873	SE4150L-R	QFN-24	2.2MHz	0.9dB	4.092MHz	3.3	15	-40 to +88	3.20	2.99	2.69

© Copyright 2013 Mouser Electronics
© Copyright 2013 Mouser Electronics

SKYWORKS Analog ICs

SKYWORKS®

RF SWITCH ICS

For quantities greater than listed, call for quote.

MOUSER STOCK NO. Mfr.	Mfr. Part No.	Package	No. of Switches	Switch Configuration	Operating Freq. Range	Control Volt. Range (V)	Insertion Loss (dB)	Operating Temp. Range (°C)	Off Isolation Typ. (dB)	Off Time Max (ns)	On Time Max (ns)	Price Each 1	50	100
873	SKY13375-389LF	-	-	-	-	-	-	-40 ~ +85	-	-	-	15.78	13.41	10.04
873	SKY13347-360LF	DFN-8	Single	SPST	500MHz - 3GHz	3	0.8	-40 ~ +85	30	-	-	.75	.738	.704
873	AS165-59LF	MSOP-8	Single	SPST	700MHz - 2.5GHz	5	0.7	-40 ~ +85	38	150	150	3.52	3.16	2.64
873	SKY13316-12LF	SOIC-8	Single	SPST	300KHz - 2.5GHz	-5	0.75	-40 ~ +85	30	-	-	3.84	3.08	2.44
873	SKY12212-478LF	QFN-16	Single	SPDT	20MHz - 2.7GHz	28	0.3	-55 ~ +175	45	-	-	9.20	8.92	8.55
873	SKY12207-306LF	QFN-16	Single	SPDT	900MHz - 4GHz	28	0.4	-55 ~ +175	41	-	-	7.64	7.22	6.94
873	SKY12207-478LF	QFN-16	Single	SPDT	900MHz - 4GHz	28	0.4	-55 ~ +175	42	-	-	9.10	8.65	8.01
873	SKY12208-306LF	QFN-16	Single	SPDT	20MHz - 2.7GHz	28	0.3	-55 ~ +175	45	-	-	7.64	7.22	6.94
873	SKY12208-478LF	QFN-16	Single	SPDT	20MHz - 2.7GHz	28	0.3	-55 ~ +175	50	-	-	9.10	8.65	8.01
873	SKY12209-478LF	QFN-16	Single	SPDT	900MHz - 4GHz	28	0.3	-55 ~ +175	46	-	-	9.10	8.65	8.01
873	SKY12210-478LF	QFN-16	Single	SPDT	900 MHz - 4GHz	28	0.4	-55 ~ +175	50	-	-	9.20	8.92	8.55
873	SKY13290-313LF	QFN-6	Single	SPDT	2.5GHz	3	0.55	-40 ~ +85	18	800	800	3.80	3.76	2.85
873	AS139-73LF	SOT-23-6	Single	SPDT	2GHz	5	1	-40 ~ +85	10	100	100	2.75	2.70	2.62
873	AS169-73LF	SOT-23-6	Single	SPDT	300KHz - 2.5GHz	3	0.4	-40 ~ +85	24	35	35	.66	.597	.503
873	AS176-59LF	MSOP-8	Single	SPDT	300KHz - 3GHz	3, 5	0.9	-40 ~ +85	27	100	100	2.20	1.96	1.73
873	AS179-92LF	SC-88	Single	SPDT	20MHz - 3GHz	3	0.4	-40 ~ +85	23	100	100	.56	.503	.422
873	AS193-73LF	SOT-23-6	Single	SPDT	100MHz - 2.5GHz	3	0.55	-40 ~ +85	17	100	100	.92	.824	.685
873	AS211-334	DFN-6	Single	SPDT	100MHz - 4GHz	3, 5	0.6	-40 ~ +85	22	20	20	.71	.642	.53
873	AS213-92LF	SC-88	Single	SPDT	100MHz - 3GHz	1.8	0.5	-40 ~ +85	19	20	20	.51	.464	.388
873	AS214-92LF	SC-88	Single	SPDT	100MHz - 3GHz	1.8	0.4	-40 ~ +85	25	20	20	.56	.508	.426
873	AS215-92LF	SC-88	Single	SPDT	500MHz - 3GHz	1.8	0.5	-40 ~ +85	20	20	20	.71	.642	.537
873	AS225-313LF	QFN-6	Single	SPDT	100MHz - 6GHz	3	0.6	-40 ~ +85	20	-	-	.84	.813	.631
873	SKY13268-344LF	SOT-666	Single	SPDT	300KHz - 3GHz	3	0.4	-40 ~ +85	23	58	58	.56	.508	.426
873	SKY13270-92LF	SC-88	Single	SPDT	20MHz - 2.5GHz	3	0.6	-40 ~ +85	17	100	100	.92	.824	.685
873	SKY13276-334	LGA-6	Single	SPDT	100MHz - 6GHz	3	0.7	-40 ~ +85	20	-	-	.84	.752	.629
873	SKY13278-313LF	QFN-6	Single	SPDT	100MHz - 2.5GHz	3	0.5	-40 ~ +85	18	800	800	2.00	1.80	1.50
873	SKY13306-313LF	QFN-6	Single	SPDT	100MHz - 6GHz	3	0.6	-40 ~ +85	18	-	-	1.19	1.17	.888
873	AS183-92LF	SC-88	Single	SPDT	300KHz - 2.5GHz	3	0.55	-40 ~ +85	13	20	20	1.10	.995	.832
873	SKY13314-374LF	QFN-6	Single	SPDT	100MHz - 6GHz	3.3	0.6	-40 ~ +85	21	30	30	1.44	1.22	.92
873	SKY13384-350LF	QFN-16	Single	SP4T	20MHz - 4GHz	5	1.2	-40 ~ +85	36	100	100	1.68	1.66	1.58
873	SKY13380-350LF	QFN-16	Single	SP4T	20MHz - 3GHz	2.65	0.6	-40 ~ +85	21	-	-	4.42	3.76	2.81
873	SKY14151-350LF	QFN-16	Single	SP4T	20MHz - 2.5GHz	2.65	0.5	-40 ~ +85	23	-	-	1.73	1.55	1.29
873	SKY13358-388LF	QFN-16	Single	SP5T	100MHz - 3GHz	1.8, 2.5	1	-40 ~ +85	21	0.1us	0.7us	5.20	4.42	3.31
873	SKY18106-455LF	QFN-26	Single	SP8T	400MHz - 2.2GHz	1.8	0.6	-40 ~ +85	25	-	-	12.47	10.59	7.93
873	SKY18108-11	MCM-20	Single	SP9T	400MHz - 2.7GHz	1.8	0.95	-40 ~ +85	35	-	-	11.46	9.74	7.29
873	SKY13362-389LF	QFN-26	Single	SP10T	400MHz - 2.7GHz	1.8, 2.85	1	-40 ~ +85	38	-	-	4.24	4.03	3.76
873	SKY13364-389LF	QFN-26	Single	SP10T	400MHz - 2.2GHz	1.8, 2.65	1	-40 ~ +85	30	-	-	4.08	3.88	3.61
873	SKY13320-374LF	QFN-6	Dual	SPDT	100MHz - 6GHz	3.3	0.6	-40 ~ +85	24	80	80	.97	.952	.931
873	AS338-12LF	SOIC-8	Dual	SPDT	300KHz - 2.5GHz	5	1.2	-40 ~ +85	26	30	30	3.07	2.76	2.31
873	SKY13330-397LF	QFN-12	Dual	SPDT	100MHz - 6GHz	1.65 to 3	0.6	-40 ~ +85	16	1.6us	1.6us	2.58	2.18	1.64
873	SKY13348-374LF	QFN-6	Dual	SPDT	500MHz - 6GHz	3	1	-40 ~ +85	24	50	100	.76	.725	.674
873	SKY13370-374LF	QFN-6	Dual	SPDT	500MHz - 6GHz	3	1.15V	-40 ~ +85	24	-	-	.95	.907	.843
873	SKY13327-365LF	QFN-20	Dual	SP4T	250MHz - 2.15GHz	5	9	-40 ~ +85	41	-	-	8.67	7.36	5.51
873	SKY13272-340LF	QFN-20	Dual	SP4T	250MHz - 2.15GHz	5	8.5	-40 ~ +85	31	-	-	1.19	1.07	.898
873	SKY13292-365LF	QFN-20	Dual	SP4T	250MHz - 2.15GHz	5	9	-40 ~ +85	30	-	-	1.73	1.55	1.29
873	SKY13293-340LF	QFN-20	Dual	SP4T	250MHz - 2.15GHz	5	9	-40 ~ +85	45	29	29	6.87	5.83	4.37
873	SKY13267-321LF	QFN-12	Dual	DPDT	6GHz	3	0.9	-40 ~ +85	20	40	40	1.10	1.08	.829
873	SKY13318-321LF	QFN-12	Dual	DPDT	100 MHz - 6GHz	3	1.15	-40 ~ +85	15	50	50	1.21	1.19	1.04
873	SKY13354-368LF	QFN-12	Dual	DPDT	100 MHz - 3GHz	1.6 to 5	0.55	-40 ~ +85	32	-	-	3.68	3.12	2.34
873	SKY13355-374LF	QFN-6	Dual	DPDT	100 MHz - 6GHz	1.8 to 5	0.9	-40 ~ +85	15	-	-	.81	.778	.722
873	SKY13381-374LF	QFN-6	Dual	DPDT	100 MHz - 6GHz	1.8 to 5	1.4	-40 ~ +85	14	-	-	.76	.725	.674
873	AS172-73LF	SOT-23-6	Dual	DPDT	300 KHz - 2GHz	3	0.95	-40 ~ +85	13	100	100	3.36	3.23	3.06
873	AS236-321LF	QFN-12	Dual	DPDT	6GHz	3	1.15	-40 ~ +85	15	50	50	1.24	1.10	.92
873	AS186-302LF	MSOP-8	Triple	SPDT	4GHz	3, 5	1	-40 ~ +85	40	50	50	2.19	1.98	1.65
873	SKY13286-359LF	QFN-16	Triple	SPDT	100MHz - 6GHz	3, 5	1.5	-40 ~ +85	42	50	50	1.97	1.77	1.48
873	SKY13251-349LF	QFN-8	Triple	SP3T	3GHz	3	0.45	-40 ~ +85	15	50	50	.63	.574	.479
873	SKY13345-368LF	QFN-12	Triple	SP3T	100MHz - 3.5GHz	1.6 to 3.3	0.55	-40 ~ +85	25	190	220	.79	.76	.705
873	SKY13385-460LF	QFN-12	Triple	SP3T	100MHz - 3.5GHz	1.8	0.52	-40 ~ +85	25	190	250	.84	.804	.737
873	SKY13309-370LF	QFN-8	Triple	SP3T	100MHz - 3GHz	3	0.5	-40 ~ +85	25	20	55	1.14	1.03	.888
873	SKY13317-373LF	QFN-8	Triple	SP3T	20MHz - 6GHz	1.9 to 5	0.8	-40 ~ +100	25	20	55	.95	.888	.824
873	SKY13346-368LF	QFN-12	Triple	SP3T	500MHz - 2.5GHz	1.8 to 5	0.5	-40 ~ +85	25	30	55	.95	.915	.85
873	SKY13373-460LF	QFN-12	Triple	SP3T	100MHz - 6GHz	1.8	0.8	-40 ~ +85	30	1500	1500	3.16	2.68	2.01
873	SKY13298-360LF	QFN-8	Quad	SPDT	3GHz - 8GHz	1.8, 3.3	0.9	-40 ~ +85	22	20	20	1.05	.942	.792
873	SKY13299-321LF	QFN-12	Quad	SPDT	20MHz - 5GHz	3, 5	0.75	-40 ~ +85	22	300	300	1.98	1.78	1.49
873	SKY13323-378LF	QFN-6	Quad	SPDT	100MHz - 3GHz	1.8 to 5	0.35	-40 ~ +85	24	100	100	.71	.642	.537
873	SKY13335-381LF	QFN-6	Quad	SPDT	100MHz - 6GHz	1.8 to 5	0.5	-40 ~ +85	24	50	50	.72	.687	.638
873	SKY13350-385LF	QFN-6	Quad	SPDT	10MHz - 6GHz	1.8 to 5	0.6	-40 ~ +85	20	45	45	.35	.337	.314
873	SKY13351-378LF	QFN-6	Quad	SPDT	20MHz - 6GHz	1.8 to 5	0.5	-40 ~ +85	26	100	100	.62	.596	.554
873	SKY13366-378LF	QFN-6	Quad	SPDT	2GHz - 6GHz	1.8 to 5	0.5	-40 ~ +85	26	100	100	1.47	1.24	.931
873	SKY13274-349LF	QFN-8	Quad	SPDT	500MHz - 6GHz	3	0.8	-40 ~ +85	17	20	100	.75	.672	.563
873	SKY13388-465LF	QFN-12	Quad	SP4T	100MHz - 2.7GHz	1.8	0.65	-40 ~ +85	21	-	-	4.18	3.55	2.66
873	AS204-80LF	SSOP-16	Quad	SP4T	300KHz - 3.5GHz	5	0.9	-40 ~ +85	25	125	125	3.60	3.43	2.70
873	SKY13322-375LF	QFN-10	Quad	SP4T	20MHz - 6GHz	3.3	2	-40 ~ +85	18	60	60	1.20	1.18	.90
873	AS195-306LF	QFN-16	Quint	SP5T	100MHz - 2GHz	3	1	-40 ~ +85	23	100	100	3.69	3.52	2.77
873	SKY13352-337LF	QFN-12	Quad	DPDT	4.5GHz - 6GHz	1.8 to 5	1.3	-40 ~ +85	25	-	-	4.00	3.40	2.56
873	SKY13296-340LF	QFN-20	Octal	SP4T	20MHz - 2.5GHz	3, 5	0.7	-40 ~ +85	26	50	50	2.20	2.01	1.73

DIRECTIONAL COUPLERS

For quantities greater than listed, call for quote.

MOUSER STOCK NO. Mfr.	Mfr. Part No.	Package	Freq. Range	Insertion Loss (dB)	Operating Temp. Range (°C)	Price Each 1	50	100
873	DC08-73LF	SOT-23-6	810 - 960(MHz)	0.45	-40 ~ +85	2.15	2.01	1.86
873	DC09-73LF	SOT-23-6	810 - 960(MHz)	0.2	-40 ~ +85	2.60	2.01	1.95
873	DC15-73LF	SOT-23-6	1.42 - 1.66(GHz)	0.2	-40 ~ +85	2.15	2.02	1.86
873	DC16-73LF	SOT-23-6	1.42 - 1.99(GHz)	0.3	-40 ~ +85	2.15	2.02	1.86
873	DC18-73LF	SOT-23-6	1.71 - 1.99(GHz)	0.2	-40 ~ +85	2.15	2.01	1.86
873	HY22-73LF	SOT-23-6	2.1 - 2.3(GHz)	0.55	-40 ~ +85	1.68	1.49	1.26
873	HY86-12LF	SOIC-8	820 - 900(MHz)	0.4	-40 ~ +85	1.93	1.81	1.66
873	HY92-12LF	SOIC-8	820 - 960(MHz)	0.4	-40 ~ +85	2.32	2.12	1.74

SPLITTERS AND COMBINERS

For quantities greater than listed, call for quote.

MOUSER STOCK NO. Mfr.	Mfr. Part No.	Package	Turns Ratio Pri:Sec	Freq. Range	Isolation (dB)	Operating Temp. Range (°C)	Power Rating (W)	Price Each 1	50	100
873	PD09-73LF	SOT-23-6	1.2:1	810 - 960(MHz)	25	-40 ~ +85	1.5	2.50	2.30	1.88
873	PD15-73LF	SOT-23-6	1.2:1	1.42 - 1.66(GHz)	23	-40 ~ +85	1.5	2.49	2.24	1.87
873	PD18-73LF	SOT-23-6	1.3:1	1.71 - 1.99(GHz)	23	-40 ~ +85	1.5	2.50	2.30	1.88
873	PD19-73LF	SOT-23-6	1.3:1	1.71 - 1.99(GHz)	25	-40 ~ +85	1.5	2.49	2.24	1.87
873	PD22-73LF	SOT-23-6	1.5:1	2.1 - 2.3(GHz)	18	-40 ~ +85	1.5	2.50	2.30	1.88
873	PD4W09-12LF	SOIC-8	1.2:1	810 - 960(MHz)	23	-40 ~ +85	1.5	5.86	5.26	4.41
873	PD4W09-59LF	MSOP-8	1.2:1	810 - 960(MHz)	23	-40 ~ +85	1.5	5.87	5.62	4.41
873	PD4W18-59LF	MSOP-8	1.3:1	1.71 - 1.99(GHz)	25	-40 ~ +85	1.5	5.87	5.62	4.41

© Copyright 2013 Mouser Electronics
© Copyright 2013 Mouser Electronics

STMICROELECTRONICS Analog ICs

Products may be RoHS compliant. Check mouser.com for RoHS status.

life.augmented

SMART CARD READERS

RoHS Compliant

For quantities greater than listed, call for quote.

MOUSER STOCK NO.	STM Part No.	Package Type	Analog Interfaces	ISO 7816 UART	Host Interface	Integrated Crystal Oscillator	Supply Voltage (Min./Max.)	Card Supply Voltage	Price Each 1	10	100
511-ST8024LTR	ST8024LTR	TSSOP-20	3	Yes	I/O Lines	26MHz	-0.3/7	1.8, 3.0, 5.0	1.08	.91	.843

3-AXIS ACCELEROMETERS

The MEMS sensor of a linear accelerometer is based on a silicon, inter-digitated, comb-like structure composed of fixed and movable fingers. To sense the acceleration in different directions, these structures are packaged in orthogonal groups. The acceleration in each direction is sensed by measuring the displacements of the movable elements correlated to that axis. The motion measured by the sensor is then translated into an analog or digital signal.

For quantities greater than listed, call for quote.

MOUSER STOCK NO.	STM Part No.	Package Type	Full Scale Span (G) Min.	Max.	Supply Voltage (V)	Supply Current Type/Max. (mA)	Price Each 1	10	100
511-LIS332AX	LIS332AX	LGA-16	-----	±2	2.16 to 3.6	0.3/----	4.79	4.28	3.51
511-L3G4200D	L3G4200D	LLGA-16 4x4x1mm	-----	-----	2.4 to 3.6	6.1/----	12.42	10.18	9.18
511-LIS3LV02DL	LIS3LV02DL	LGA-16 4.4x7.5x1mm	-6	+6	2.16 to 3.6	0.60/0.75	7.55	7.22	6.85
511-LIS331DL	LIS331DL	LGA-16 3x3x1mm	-8	+8	2.16 to 3.6	0.30/0.40	3.25	2.62	2.36
511-LIS331DLH	LIS331DLH	LGA-16 3x3x1mm	-8	+8	2.16 to 3.6	0.30/0.40	3.03	2.43	2.21
511-LIS331DLM	LIS331DLM	LGA-16 3x3x1mm	-2	+8	2.16 to 3.6	0.30/0.40	3.93	3.16	2.88
511-LIS331HH	LIS331HH	LGA-16 3x3x1mm	-6	+24	2.16 to 3.6	0.25/0.01	5.75	4.62	4.21
511-LIS33DE	LIS33DE	LGA-16 3x3x1mm	-2	+9.2	2.16 to 3.6	0.30/0.40	3.02	2.93	2.66
511-LIS35DE	LIS35DE	LGA-14 3x5x0.9mm	-2	+8	2.16 to 3.6	0.30/0.40	3.02	2.93	2.66
511-LIS3DSHTR	LIS3DSHTR	LGA-16 3x3x1mm	±2	±16	1.71 to 3.6	0.225/---	3.48	2.79	2.55
511-LSM330DLC	LSM330DLC	LGA-28L	±2	±16	2.4 to 3.6	2.0/----	7.02	5.75	5.19
511-L3GD20	L3GD20	LGA-16	±250	±2000	2.4 to 3.6	6.1/----	6.77	5.55	5.01

GYROSCOPES

ST's complete family of single-axis (yaw) and two-axis (pitch-and-roll, pitch-and-yaw) MEMS gyroscopes offers the industry's widest full-scale range, from 30 to 6000°/s.

The innovatively designed sensors can provide two separate outputs for each axis at the same time – an unamplified output value for general detection of angular motion and a 4x amplification for high-resolution measurements that enhances design flexibility and the user experience.



For quantities greater than listed, call for quote.

MOUSER STOCK NO.	STM Part No.	Package Type	Sensitivity (mV/dps) Amplified	Not Amplified	Supply Voltage (V) Min.	Typ.	Max.	Price Each 1	10	100
Dual-Axis										
511-LPR410AL	LPR410AL	LGA-28 4x5x1mm	10	2.5	2.7	3.0	3.6	8.00	6.56	5.92
511-LPY430AL	LPY430AL	LGA-28 4x5x1mm	3.33	0.83	2.7	3.0	3.6	8.16	6.70	6.05
511-LPY450AL	LPY450AL	LGA-28 4x5x1mm	2.0	0.5	2.7	3.0	3.6	8.16	6.70	6.05
Triple-Axis										
511-A3G4250D	A3G4250D	LGA-16	10.1	7.4	2.4	3.0	3.6	19.47	17.39	16.00

ACCELEROMETER/MAGNETOMETER

The integration of high-performance motion and magnetic sensing, coupled with superior stability over time and temperature, makes ST's newest digital-compass device particularly suitable for applications such as location-based services, pedestrian dead reckoning, map/display orientation, and direction finding.

For quantities greater than listed, call for quote.

MOUSER STOCK NO.	STM Part No.	Package Type	Full Scale Span (G) Acceleration Min.	Acceleration Max.	Magnetic Field Min.	Magnetic Field Max.	Analog Supply Voltage (V)	Digital Supply Voltage IOs (V)	Current Consumption (Typ)(μA)	Price Each 1	10	100
511-LSM303DLHC	LSM303DLHC	IGA-14	±2	±16	±1.3	±8.1	2.16 to 3.6	1.8	--	6.79	5.56	5.02
511-LSM303DLM	LSM303DLM	LGA-28 5x5x1mm	±2	±8	±1.3	±8.1	2.16 to 3.6	1.8	360	8.49	6.96	6.27

PRODUCT EVALUATION BOARDS FOR MOTION SENSORS (MEMS)

ST's MEMS-based acceleration sensors are all supported by their own evaluation kits that allow system designers to evaluate chip performances and capabilities. The kit enables the acquisition, through an analog or digital interface, of acceleration data sensed by accelerometers, with the support of a dedicated software in case of digital solution. For sensors with analog output, sensing data are converted by a low-noise capacitive amplifier into an analog voltage, while for digital sensors, the signals measured by the device are read by an ST7 microcontroller mounted on the board and sent to a PC via USB link for further processing.

MOUSER STOCK NO. Mfr.	Mfr. Part No.	Description	Price Each
511	STEVALMKI009V1	STM32 Interconnect MEMS Board	26.69
511	STEVAL-MKI013V1	LIS302DL 3-Axis Adapter Board	47.94
511	STEVAL-MKI015V1	LIS344ALH 3-Axis Adapter Board	49.65
511	STEVAL-MKI022V1	LIS331DLH 3-Axis Demo Kit	82.86
511	STEVAL-MKI024V1	LIS331DL Nano Demo Board	82.86
511	STEVAL-MKI087V1	LIS331DL Adapter Board	29.49
511	STEVAL-MKI088V1	LIS33DE Adapter Board	29.49
511	STEVAL-MKI090V1	LIS331DLF Adapter Board	29.49
511	STEVAL-MKI091V1	LIS331DLM Adapter Board	29.49
511	SPMB250-A1EVAL	SPMB250-A1 ZigBee Design Kit	468.13
511	STEVAL-MKI074V1	LY330ALH Adapter Board	37.47
511	STEVAL-MKI075V1	LY3100ALH Complete Adapter Board	37.47
511	STEVAL-MKI076V1	LY3200ALH Ready Adapter Board	37.47
511	STEVAL-MKI078V1	LPR450AL ST7 MCU Demo Kit	96.14
511	STEVAL-MKI079V1	LPR430AL 2-Axis Gyro Demo Board	96.14
511	STEVAL-MKI081V1	LPR403AL ST7MCU Demo Board	96.14
511	STEVAL-MKI082V1	LPY4150AL Adapter Board	37.47
511	STEVAL-MKI084V1	LPY430AL MEMS Adapter Board	37.47

MOUSER STOCK NO. Mfr.	Mfr. Part No.	Description	Price Each
511	STEVAL-MKI085V1	LPY410AL MEMS Adapter Board	37.47
511	STEVAL-MKI086V1	LPY403AL MEMS Adapter Board	37.47
511	STEVAL-MKI095V1	LPR4150AL MEMS Adapter Board	37.47
511	STEVAL-MKI096V1	LPR450AL MEMS Adapter Board	37.47
511	STEVAL-MKI097V1	LPR430AL Complete Adapter Board	37.47
511	STEVAL-MKI098V1	LPR410AL Adapter Board	37.47
511	STEVAL-MKI099V1	LPR403AL Adapter Board	37.47
511	STEVAL-MKI103V1	LPY410AL ST7 MCU Demo Board	96.14
511	STEVAL-MKI105V1	LIS3DH Adapter Board	37.47
511	STEVAL-MKI106V1	LSM303DLHC Adapter Board	35.60
511	STEVAL-MKI107V2	L3G4200D Adapter Board	26.70
511	STEVAL-MKI120V1	LPS331AP Adapter Board	20.87
511	STEVAL-MKI122V1	LSM330DLC Adapter Board	23.65
511	STEVAL-MKI123V1	LSM330D Adapter Board	23.65
511	STEVAL-MKI124V1	L3GD20, LSM303DLHC, LPS331AP 10-axis Adapter Board	37.56
511	STEVAL-MKI126V1	MP45DT02 STA321MPL STSmartVoice Board	125.61
511	STEVAL-MKI126V3	MP45DT02 STA321 STSmartVoice Board	125.61

© Copyright 2013 Mouser Electronics

© Copyright 2013 Mouser Electronics

STMICROELECTRONICS Analog ICs

Products may be RoHS compliant. Check mouser.com for RoHS status.

life.augmented

MEMS AUDIO SENSOR OMNIDIRECTIONAL DIGITAL MICROPHONE

These devices are a compact, low-power, bottom port, omnidirectional digital MEMS microphone. The MP34DB01 is built with a capacitive sensing element and an IC interface with stereo operation capability.

NEW! TECHNOLOGY

♦ Surface Mount Device

For quantities greater than listed, call for quote.

MOUSER STOCK NO.	STM Part No.	Package Type	Output Type	Supply Voltage (V_{DD}) Min (V)	Typ (V)	Max (V)	Current Consumption Typ (mA)	Current Consumption (Power Down Mode) Typ (mA)	Price Each 1	10	100
♦ 511-MP34DB01	MP34DB01	RHLGA-4	Digital	1.64	1.8	3.6	0.65	0.02	5.54	4.45	4.06
♦ 511-MP34DT01	MP34DT01	HCLGA-4	Digital	1.64	1.8	2.86	0.6	0.02	4.84	4.32	3.57

SMART SENSORS

For quantities greater than listed, call for quote.

MOUSER STOCK NO.	STM Part No.	Package Type	Description	Supply Voltage (V)	Precision Volt. Reference V	(ppm/°C)	Price Each 1	10	100
511-STPMS2H-PUR	STPMS2H-PUR	QFN-16 4 x 4mm	Smart sensor II dual-channel w/ second order sigma-delta modulator	3.2-5.5	1.23	30	1.81	1.71	1.66
511-STPMS2L-PUR	STPMS2L-PUR	QFN-16 4 x 4mm	Smart sensor II dual-channel w/ second order sigma-delta modulator	3.2-5.5	1.23	30	2.68	2.34	1.97

PROGRAMMABLE ENERGY METERING IC

The STMP10 is designed for effective measurement of active, reactive and apparent energy in a power line system using current transformer and shunt sensors. The device can be implemented for peripheral measurement in a microcontroller-based single-phase or poly-phase energy meter.

PRODUCT NEW

For quantities greater than listed, call for quote.

MOUSER STOCK NO.	STM Part No.	Package Type	Description	Supply Voltage (V)	Precision Volt. Reference V	(ppm/°C)	Price Each 1	10	100
511-STPM10BTR	STPM10BTR	TSSOP20	Programmable single-phase energy metering IC with tamper detection	3.165 to 5.5V	1.23V w/30 ppm	-40 to 85	3.39	2.73	2.48

S-TOUCH™ CONTROLLERS

♦ Surface Mount Device

For quantities greater than listed, call for quote.

MOUSER STOCK NO.	STM Part No.	Package Type	No. of Touchkeys	Wheel/ Slider	Supply Voltage (Min.)(V)	(Max.)(V)	GPIO	PWM	Technology	Price Each 1	10	100
♦ 511-STMPE16M31PXQTR	STMPE16M31PXQTR	QFN-32 4 x 4mm	16	No	1.65	1.95	16	16	Capacitive	5.54	4.46	4.06
♦ 511-STMPE16M31QTR	STMPE16M31QTR	QFN-32 4 x 4mm	16	Yes	1.65	1.95	16	16	Capacitive	4.86	3.91	3.55

TEMPERATURE SENSORS

♦ Surface Mount Device

For quantities greater than listed, call for quote.

MOUSER STOCK NO.	STM Part No.	Package Type	Description	Supply Voltage (V)	Set Curr. Max. (mA)	Set Curr. Error Max. (%)	Operating Temperature Range (°C)	Effective Shunt Cap. Typ. (pF)	Price Each 1	10	100
♦ 511-LM234D	LM234D	SO-8	3-terminal adjustable current	1.0 to 40	10.0	12	-25 to +100	15	1.12	.984	.856
♦ 511-LM334D	LM334D	SO-8	3-terminal adjustable current	1.0 to 40	10.0	12	0 to +70	15	1.52	1.21	1.06
511-LM235Z	LM235Z	TO-92	Precision linear output	2.92 to 3.04	15.0	- - - -	-40 to +125	- - - - -	1.70	1.50	1.19
511-LM335AZ	LM335AZ	TO-92	Precision linear output	2.92 to 3.04	15.0	- - - -	-40 to +100	- - - - -	.95	.803	.776
511-LM335Z	LM335Z	TO-92	Precision linear output	2.92 to 3.04	15.0	- - - -	-40 to +100	- - - - -	.75	.663	.567
♦ 511-STTS2002B2DN3F	STTS2002B2DN3F	TDFN-8	with integrated 2Kb EEPROM	2.3 to 3.6	- - - -	- - - -	-40 to +125	- - - - -	2.69	2.17	1.95
♦ 511-STTS751-0DP3F	STTS751-0DP3F	µDFN-6L	Low-voltage local digital	2.25 to 3.6	- - - -	- - - -	-40 to +125	- - - - -	1.86	1.51	1.32
♦ 511-STTS751-1DP3F	STTS751-1DP3F	µDFN-6L	Low-voltage local digital	2.25 to 3.6	- - - -	- - - -	-40 to +125	- - - - -	1.86	1.51	1.32

S-FSK POWER LINE NETWORKING SYSTEM-ON-CHIP

PRODUCT NEW

♦ Surface Mount Device

For quantities greater than listed, call for quote.

MOUSER STOCK NO.	STM Part No.	Package Type	Description	Supply Voltage (V)	Prog. Bit Rate @ 50Hz	Power Supply Current (Max) (mA) Rx Mode	Tx Mode	Price Each 1	10	100
♦ 511-ST7570	ST7570	VFQFPN-48	Fully integrated narrow-band power line networking system-on-chip	8.0-18.0	2.4Kbps	0.5	30	11.26	9.23	8.32
♦ 511-ST7580	ST7580	QFPN-48	Fully integrated narrow-band power line networking system-on-chip	8.0-18.0	28.8Kbps	0.5	30	12.88	11.73	9.97
♦ 511-ST7590	ST7590	QFN-48	Fully integrated narrow-band OFDM power line networking system-on-chip	8.0-18.0	128Kbps	0.5	30	15.88	14.45	12.28

Evaluation Board		Description	Price
511-EVALKITST7570-1	EVALKITTST7570-1	Demo kit embeds functions required for a turn-key power line communication network (ST7570 modern board, power supply and USB port)	294.36
511-EVALKITST7580-1	EVALKITST7580-1	Demo kit embeds functions required for a turn-key power line communication network (ST580 modem board, power supply and USB port)	294.36
511-STEVAL-IPP002V1	STEVAL-IPP002V1	Demo board typical energy meter board (S-FSK Power line communication up to 2.4kbps) compliant IEC 61334-5-1 standard	316.44

VOLTAGE LEVEL TRANSLATOR

♦ Surface Mount Device

For quantities greater than listed, call for quote.

MOUSER STOCK NO.	STM Part No.	Package Type	No. of Outputs	Supply Voltage Min. (V)	Max. (V)	Propagation Delay (Max)	VIH (Max) (V)	VIL (Max) (V)	Temp. Range (°C)	Price Each 1	10	100
♦ 511-ST2G3236QTR	ST2G3236QTR	QFN-10	1	1.4	3.6	6.2ns	3.6	0.35	-40 to +85	2.40	2.17	1.74
♦ 511-ST2189QTR	ST2189QTR	QFN-20	1	1.65	3.6	4ns	1.2	0.30	-40 to +85	3.12	2.82	2.27

ANALOG IC EVALUATION BOARDS

For quantities greater than listed, call for quote.

MOUSER STOCK NO.	STM Part No.	Description	Price Each
511-EVL150W-ADP-SR	EVL150W-ADP-SR	150W SMPS demonstration board tailored to all-in-one computer power supply specifications	160.50
511-EVAL2293Q	EVAL2293Q	Evaluation board for a push-pull four channel driver with integrated diodes (L2293Q)	37.45
511-EVAL6229QR	EVAL6229QR	Evaluation board using the L6229Q DMOS driver for a three-phase BLDC motor control application	46.81
511-EVAL6235PD	EVAL6235PD	Demonstration board using a DMOS driver 3-phase brushless DC motor (L6235)	66.88
511-EVAL6460	EVAL6460	Evaluation board for a SPI configurable stepper and DC multi motor driver (L6460)	73.56
511-EVAL6470H	EVAL6470H	Evaluation board for the L6470, a microstepping motor driver	66.88
511-EVLSRK2000-D-40	EVLSRK2000-D-40	Demonstration board for the evaluation of the SRK2000 (with STD954N4F3 MOSFET) in LLC resonant converters w/synch rectification	46.81
511-EVLSRK2000-L-40	EVLSRK2000-L-40	Demonstration board for the evaluation of the SRK2000 (with STL140N4LLF5 MOSFET) in LLC resonant converters w/synch rectification	33.44
511-EVLSRK2000-L-60	EVLSRK2000-L-60	Demonstration board for the evaluation of the SRK2000 (with STL85N6F3 MOSFET) in LLC resonant converters w/synch rectification	46.81
511-EVLSRK2000-S-40	EVLSRK2000-S-40	Demonstration board for the evaluation of the SRK2000 (with STS15N4LLF3 MOSFET) in LLC resonant converters w/synch rectification	46.81
511-EVLVIP25L-10WSB	EVLVIP25L-10WSB	Demonstration board based on the VIPER25 (a off-line high voltage converter)	73.56
511-STEVAL-CBP006V1	STEVAL-CBP006V1	Demonstration board to provide a ready-to-use platform for power supply management and user-interface based on STM8S MCU	96.14
511-STEVAL-CCA018V1	STEVAL-CCA018V1	Demonstration board is designed provide a platform for evaluating the performance of the TS4657 stereo digital-to analog-converter (DAC)	80.46
511-STEVAL-IHM025V1	STEVAL-IHM025V1	Demonstration board is an AC/DC inverter that generates a three-phase waveform for driving 2 or 3-phase motors	319.37
511-STEVAL-IHM029V1	STEVAL-IHM029V1	Demonstration board designed for the home appliance market, with particular focus on vacuum cleaners, food processors and power tools	128.70
511-STEVAL-IHM030V1	STEVAL-IHM030V1	Demonstration board for brushed DC motor (BDC) which presents a 24V, up to 2kW brushed DC motor drive solution	256.08
511-STEVAL-ISA071V1	STEVAL-ISA071V1	Demonstration board based on the VIPER16 (a 4W non-isolated, wide input-voltage range SMPS)	57.51

© Copyright 2013 Mouser Electronics
© Copyright 2013 Mouser Electronics

STMICROELECTRONICS Data Transmission and Drivers

Products may be RoHS compliant. Check mouser.com for RoHS status.

life.augmented

♦ Surface Mount Device

DATA TRANSMISSION

RS-232

For quantities greater than listed, call for quote.

MOUSER STOCK NO.	STM Part No.	Package Type	Supply Voltage (V)	No. of Drivers	No. of Rcvrs	Data Rate (Min/Typ) (kbps)	ICC (Typ) (mA)	Ext. Cap. (uF)	No. of Ext. Cap.	ESD Protect	Temperature Range (ºC)	Price Each 1	10	100
♦ 511-ST3232BT	ST3232BTR	TSSOP-16	3.0	2	2	-----/250	0.3	0.1	4	-	-40 to +85	1.14	1.02	.80
♦ 511-ST3232CT	ST3232CTR	TSSOP-16	3.0	2	2	-----/250	0.3	0.1	4	-	0 to +70	1.14	1.02	.80
♦ 511-ST3232CWR	ST3232CWR	SO-16L	3.0	2	2	-----/250	0.3	0.1	4	-	0 to +70	1.55	1.37	1.08
♦ 511-ST3232CDR	ST3232CDR	SO-16	3.0	2	2	-----/400	0.3	0.1	4	-	0 to +70	1.17	1.03	.813
♦ 511-ST3232EB	ST3232EBTR	TSSOP-16	3.0	2	2	-----/250	0.3	0.1	4	15kV	-40 to +85	1.94	1.75	1.40
♦ 511-ST3241ECP	ST3241ECPR	SSOP-28	3.0	3	5	250/-----	0.3	0.1	4	15kV	0 to +70	2.73	2.20	1.98
♦ 511-ST232CDR	ST232CDR	SO-16	5.0	2	2	-----/400	1.5	0.1	4	-	0 to +70	.81	.621	.547
511-ST232CN	ST232CN	DIP-16	5.0	2	2	-----/400	1.5	0.1	4	-	0 to +70	.92	.77	.646
♦ 511-ST3232EBDR	ST3232EBDR	SO-16	5.0	2	2	-----/400	5	0.1	4	15kV	-40 to +85	1.48	1.18	1.03
♦ 511-ST3232ECD	ST3232ECDR	SO-16	5.0	2	2	-----/400	5	0.1	4	15kV	0 to +70	1.81	1.59	1.26
♦ 511-ST3485ECDR	ST3485ECDR	SO-8	7.0	1	1	-----/250	0.3	0.1	4	15kV	0 to +70	2.57	2.07	1.86
♦ 511-ST3485EBDR	ST3485EBDR	SO-8	7.0	1	1	-----/250	0.3	0.1	4	15kV	-40 to +85	2.19	1.77	1.54

RS-422

For quantities greater than listed, call for quote.

MOUSER STOCK NO.	STM Part No.	Package Type	Supply Voltage (V)	No. of Drivers	No. of Rcvrs	Output State	ICC (Typ) (mA)	VOL (Min) (V)	VOL (Max) (V)	Prop. Delay In-out (typ)(ns)	Temperature Range (ºC)	Price Each 1	10	100
♦ 511-ST26C31BDR	ST26C31BDR	SO-16	5.0	4	-	Tri-State	0.8	2.5	0.5	6	-40 to +85	.90	.77	.657
♦ 511-ST26C31B	ST26C31BTR	TSSOP-16	5.0	4	-	Tri-State	0.8	2.5	0.5	6	-40 to +85	.96	.781	.69
♦ 511-ST26C32ABDR	ST26C32ABDR	SO-16	7.0	-	4	Tri-State	16	0.2	0.3	19	-40 to +85	.89	.706	.605
♦ 511-ST26C32AB	ST26C32ABTR	TSSOP-16	7.0	-	4	Tri-State	16	0.2	0.3	19	-40 to +85	1.09	.867	.763

RS-485

For quantities greater than listed, call for quote.

MOUSER STOCK NO.	STM Part No.	Package Type	Supply Voltage (V)	No. of Drivers	No. of Rcvrs	Data Rate (Min/Typ) (kbps)	ICC (Typ) (mA)	VOL (Min) (V)	VOL (Max) (V)	Prop. Delay In-out (typ)(ns)	Temperature Range (ºC)	Price Each 1	10	100
♦ 511-ST485CDR	ST485CDR	SO-8	5.0	1	1	-----/-----	0.3	3.5	0.4	30	0 to +70	1.05	.931	.733
511-ST485CN	ST485CN	DIP-8	5.0	1	1	-----/-----	0.3	3.5	0.4	30	0 to +70	1.20	1.04	.862
♦ 511-ST485EBDR	ST485EBDR	SO-8	5.0	1	1	-----/-----	0.3	3.5	0.4	30	-40 to +85	1.86	1.49	1.29
♦ 511-ST3485EBDR	ST3485EBDR	SO-8	7.0	1	1	-----/250	0.3	0.1	4	15kV	-40 to +85	2.19	1.77	1.54
♦ 511-ST3485ECDR	ST3485ECDR	SO-8	7.0	1	1	-----/250	0.3	0.1	4	15kV	0 to +70	2.57	2.07	1.86

DRIVERS

NEW PRODUCT

For quantities greater than listed, call for quote.

MOUSER STOCK NO.	STM Part No.	Package Type	Description	Supply Voltage (V)	Supply Current Typ/Max (mA)	Drivers Per Package	Propagation Delay Time Type/Max (ns)	Temp. Range (ºC)	Price Each 1	10	100
♦ 511-L293DD-TR	L293DD013TR	SO-12	Push-pull DTL/TTL comp. driver	36	---/1.2	4	----/----	-40 to +150	3.88	3.12	2.84
511-L297	L297/1	DIP-20	Stepper motor controller driver	10	---/80	4	----/----	-40 to +150	10.19	8.51	7.67
♦ 511-L297D	L297D	SO-20	Stepper motor controller driver	10	---/80	4	----/----	-40 to +150	7.12	6.90	6.28
511-L298HN	L298HN	Multiwatt-15	Dual full bridge driver	50	---/4	2	----/----	-40 to +150	5.19	4.29	3.91
♦ 511-L6201	L6201	SO-20	DMOS full bridge driver	52	---/5	1	----/----	-40 to +150	10.74	9.72	7.86
♦ 511-L6201PS	L6201PS	PowerSO-20	DMOS full bridge driver	48	---/4	1	200/400	-40 to +150	11.02	9.35	7.68
511-L6202	L6202	DIP-18	DMOS full bridge driver	48	--/1.5	1	200/400	-40 to +150	9.57	7.83	7.07
♦ 511-L6205N	L6205N	SO-24	DMOS driver for bipolar stepper motor	52	5/10	1	----/----	-40 to +150	11.55	9.47	8.54
♦ 511-L6205PD	L6205PD	PowerSO-20	DMOS full bridge driver	52	---/2.8	1	100/400	-40 to +150	12.25	10.05	9.06
♦ 511-L6206PD	L6206PD	PowerSO-36	DMOS full bridge driver	52	5/10	2	----/----	-40 to +150	8.04	7.82	7.28
♦ 511-L6207PD	L6207PD	PowerSO-36	DMOS dual full bridge driver with PWM	52	---/2.8	2	100/400	-40 to +150	12.06	10.14	9.33
♦ 511-L6208PD	L6208PD	PowerSO-36	DMOS driver for bipolar stepper motor	52	---/2800	2	----/----	-40 to +150	9.52	9.28	8.63
511-L6208Q	L6208Q	QFN-48	Stepper motor controller driver	52	---/5600	1	500	-40 to +150	7.38	6.02	5.41
511-E-L6219	L6219	PWRDIP-20+2+2	Stepper motor driver	46	8/15	1	----/----	-55 to +150	5.50	4.43	4.02
♦ 511-E-L6219DS013TR	E-L6219DS013TR	SO-24	Stepper motor driver	10 to 46	8/15	4	----/----	-20 to +85	4.24	3.41	3.05
511-L6208N	L6208N	PDIP-24	DMOS driver for bipolar stepper motor	8 to 52	10/----	1	500/----	-40 to +150	13.16	11.97	10.19
♦ 511-L6225DTR	L6225DTR	SO-20	DMOS dual full bridge driver	8 to 52	---/1.4	2	----/----	-40 to +150	7.19	5.90	5.32
♦ 511-L6230PD	L6230PD	PowerSO-36	DMOS driver for 3-phase brushless DC motor	8 to 52	---/1.4	1	----/----	-40 to +150	8.67	7.10	6.41
♦ 511-L6230QTR	L6230QTR	VFQFPN-32	DMOS driver for 3-phase brushless DC motor	8 to 52	---/1.4	1	----/----	-40 to +150	5.98	5.28	4.55
♦ 511-L6234PD	L6234PD	PowerSO-20	Triple half bridge for motor driver	52	---/6.5	3	----/----	-40 to +150	9.95	8.15	7.35
♦ 511-L6235PD	L6235PD	PowerSO-36	DMOS driver for three-phase brushless DC motor	52	5/10	1	----/----	-40 to +150	12.11	9.93	8.96
♦ 511-L6235Q	L6235Q	QFN-48	DMOS driver for 3-phase brushless DC motor	8 to 52	2500/5600	1	500/----	-40 to +150	7.24	5.94	5.36
♦ 511-L6385ED013TR	L6385ED013TR	SO-8	High-voltage high and low side driver	17	---/400	1	110/150	-45 to +125	2.17	1.75	1.58
♦ 511-L6386ADTR	L6386ADTR	SO-14	High-voltage high and low side driver	17	---/400	1	110/150	-45 to +125	3.05	2.59	2.11
♦ 511-L6391D	L6391D	SO-14	High-voltage high and low side driver	12.5 to 20	0.1/0.15	1	120/200	-40 to +125	3.04	2.44	2.23
♦ 511-L6398DTR	L6398DTR	SO-8	High-voltage high and low side driver	10 to 20	0.38/0.44	1	125/200	-40 to +125	2.68	2.16	1.95
♦ 511-L6470H	L6470H	HTTSOP-28	Microstepping motor driver w/motion engine & SPI	8 to 45	0.5/0.65	2	----/----	-25 to +150	9.80	8.93	7.66
♦ 511-L6472H	L6472H	HTSSOP-28	Microstepping motor driver	8 to 45	0.5/0.65	2	----/----	-25 to +150	10.65	9.59	7.88
♦ 511-L6472PD	L6472PD	SO-36	Microstepping motor driver	8 to 45	0.5/0.65	2	----/----	-25 to +150	13.61	12.14	11.18
♦ 511-L6474PD	L6474PD	PowerSO-36	Microstepping Motor Driver	8 to 45	0.65	1	650/1000	-25 to +125	8.74	7.17	6.46
511-L6506	L6506	DIP-18	Current controller for stepping motor	4.5 to 7	---/25	1	----/----	-40 to +150	4.37	3.78	3.34
♦ 511-L6520TR	L6520TR	SO-8	Highly integrated ballast controller for TL and CFL	10.5 to 18.5	8/10	1	----/----	-40 to +150	1.64	1.42	1.25
♦ 511-L6521TR	L6521TR	SO-8	Highly integrated ballast controller for TL and CFL	10.5 to 18.5	8/10	1	----/----	-40 to +150	1.64	1.42	1.25
♦ 511-L6563ATR	L6563ATR	SO-14	Advanced transistion-mode PFC controller	10.3 to 22	-----	----	----/----	-25 to +150	1.55	1.40	1.23
♦ 511-L6747ATR	L6747ATR	VFDFPN-8	High current MOSFET driver	5 to 12	---/2	2	25/35	0 +125	1.92	1.68	1.41
♦ 511-L6747CTR	L6747CTR	VFDFPN-8	High current MOSFET driver	5 to 12	---/2	2	25/35	0 +125	1.65	1.41	1.16
511-E-L9637D	E-L9637D	SO-8	Monolithic IC bus driver ISO 9141 interface	36	0.1/0.5	1	---/---	-40 to +150	2.38	2.15	1.72
♦ 511-L9825TR	L9825TR	PowerSO-20	Octal low-side driver for resistive & inductive loads	-----	---/5	8	----/----	-40 to +150	6.51	5.23	4.76
♦ 511-E-L9826TR	E-L9826TR	SO-20	Octal low-side driver for resistive & insuctive loads	-0.3 to 7	---/.01	8	---/100	-65 to +150	4.77	4.26	3.49
511-L9942XP1TR	L9942XP1TR	PowerSSO-24	Stepper motor controller driver	-0.3 to 28	---/20	1	50/250	-40 to +150	7.03	6.33	5.20
♦ 511-L9848	L9848	SO-28	Octal low-high side configurable driver	-0.3 to 7	---/350	8	100/200	-40 to +150	6.29	5.62	4.60
511-L9958	L9958	SO-20	Low RDSON SPI controlled H-Bridge	40	---/20	2	40	-55 to +150	9.94	8.95	6.94
511-L9958SBTR	L9958SBTR	SO-16	Low RDSON SPI controlled H-Bridge	40	---/20	2	40	-55 to +150	8.95	8.06	6.61
511-L9958XP	L9958XP	SSO-24	Low RDSON SPI controlled H-Bridge	40	---/20	2	40	-55 to +150	7.22	6.51	5.34
511-TDE1798DP	TDE1798DP	DIP-8	Intelligent switch driver	50	6.5/8	1	----/----	-25 to +85	4.59	4.46	4.16
♦ 511-TD310IDT	TD310IDT	SO-16	Triple IGBT/MOS driver w/current sense	18	1.5/2	3	200/400	-40 to +125	2.71	2.45	1.97
511-ETE3718DP	E-TEA3718DP	PWRDIP-12+2+2	Bipolar stepper motor driver	7 to 50	---/25	1	----/----	0 to +70	4.09	3.28	2.99
511-VNL5050N3TR-E	VNL5050N3TR-E	SOT-223	OMNIFET II Low Side Driver SOT-223	5.5	0.1/0.25	1	---/---	-40 to +150	1.81	1.43	1.25

© Copyright 2013 Mouser Electronics
© Copyright 2013 Mouser Electronics

STMICROELECTRONICS Timers, Analog ICs and RTCs

Products may be RoHS compliant. Check mouser.com for RoHS status.

life.augmented

TIMERS

♦ Surface Mount Device

For quantities greater than listed, call for quote.

MOUSER STOCK NO.	STM Part No.	Package Type	Description	Supply Volt. Max. (V)	Supply Current Max. (mA)	Low Level Output Voltage Typ/Max(V)	High Level Output Volt.Typ. (V)	Output Rise Time Typ/Max(ns)	Output Fall Time Typ/Max(ns)	Price Each 1	10	100
511-TS555CN	TS555CN	DIP-8	Single CMOS low power	18	0.2	0.1/0.3	1.9	25/----	20/----	.27	.235	.225
511-TS555IN	TS555IN	DIP-8	Single CMOS low power	18	0.2	0.1/0.3	1.9	25/----	20/----	.74	.572	.50
♦ 511-TS555CDT	TS555CDT	SO-8	Single CMOS low power	18	0.2	0.1/0.3	1.9	25/---	20/---	.67	.492	.423
♦ 511-TS555IDT	TS555IDT	SO-8	Single CMOS low power	18	0.2	0.1/0.3	1.9	25/---	20/---	.66	.503	.446
♦ 511-TS555IP	TS555IPT	TSSOP-8	Single CMOS low power	18	0.2	0.1/0.3	1.9	25/----	20/----	.70	.541	.473
511-TS556CN	TS556CN	DIP-14	Dual CMOS low power	18	0.4	0.1/0.3	1.9	25/----	20/----	.42	.396	.38
♦ 511-TS556IDT	TS556IDT	SO-14	Dual CMOS low power	18	0.4	0.1/0.3	1.9	25/----	20/----	.62	.556	.482
511-TS556IN	TS556IN	DIP-14	Dual CMOS low power	18	0.4	0.1/0.3	1.9	25/----	20/----	1.05	.814	.71
♦ 511-SE555DT	SE555DT	SO-8	Single CMOS low power	18	5	0.1/0.15	12.5	100/200	100/200	.64	.567	.492
511-SE555N	SE555N	PDIP-8	Single CMOS low power	18	5	0.1/0.15	12.5	100/200	100/200	.59	.546	.503
511-SA555N	SA555N	DIP-8	Single general purpose	18	6	0.1/0.25	12.5	100/300	100/300	.74	.549	.469
♦ 511-NE555DT	NE555DT	SO-8	Single CMOS low power	18	6	0.1/0.25	12.5	100/300	100/300	.38	.289	.235
♦ 511-SA556DT	SA556DT	SO-14	Dual general purpose	18	12	0.1/0.25	12.5	100/300	100/300	.47	.428	.356
511-SA556N	SA556N	DIP-14	Dual general purpose	18	12	0.1/0.25	12.5	100/300	100/300	.56	.503	.417
♦ 511-NE556DT	NE556DT	SOT-14	Dual CMOS low power	18	12	0.1/0.25	12.5	100/300	100/300	.25	.214	.187
511-NE555N	NE555N	DIP-8	Single general purpose	18	15	0.1/0.25	12.5	100/300	100/300	.17	.161	.148
511-NE556	NE556N	DIP-14	Dual general purpose	18	30	0.1/0.25	12.5	100/300	100/300	.50	.371	.317

I/O LINK TRANSCEIVER IC



For quantities greater than listed, call for quote.

MOUSER STOCK NO.	STM Part No.	Package Type	Operating Supply Voltage (V) Min.	Max.	VIL (V)	VIH (V)	Tj (°C)	Price Each 1	10	100	250
511-L6360TR	L6360TR	VFQFPN-26	18	32.5	0.8	2.2	-25 to +125	5.68	4.57	4.16	3.76

RESET CIRCUITS

These reset circuits are low-power supervisory devices used to monitor power supplies. They perform a single function; asserting a reset signal whenever the VCC supply voltage drops below a preset value and keeping it asserted until VCC has risen above the preset threshold for a minimum period of time.



♦ Surface Mount Device

For quantities greater than listed, call for quote.

MOUSER STOCK NO.	STM Part No.	Package	Reset Threshold (V)	Device Options: Watch dog Input	Active Low RESET	Active High RESET	Manual RESET Input	Battery Switch Over	Power Fail Comp.	Chip Enab. Gating	VCC Supply Voltage (V)	Operating Temp. Range (°C)	Price Each 1	10	100	250
Single																
♦ 511-STM1831L24WY6F	STM1831L24WY6F	SOT-23-5	2.50	No	Yes	No	Yes	No	Yes	No	1.6 to 5.7	-40 to +85	.55	.482	.426	.386
♦ 511-STM1816RWX7F	STM1816RWX7F	SOT-23-3	2.55	No	Yes	No	No	No	No	No	1.0 to 5.5	-40 to +105	.42	.364	.321	.30
♦ 511-STM6823RWY6F	STM6823RWY6F	SOT-23-5	2.63	Yes	Yes	No	Yes	No	No	No	1.0 to 5.5	-40 to +85	1.06	.867	.813	.749
♦ 511-STM6825SWY6F	STM6825SWY6F	SOT-23-5	2.93	Yes	Yes	No	Yes	No	No	No	1.0 to 5.5	-40 to +85	1.86	1.50	1.35	1.20
♦ 511-STM809RWX6F	STM809RWX6F	SOT-23-3	2.63	No	Yes	No	Yes	No	No	No	1.0 to 5.5	-40 to +85	.47	.407	.289	.246
♦ 511-STM6822RWY6F	STM6822RWY6F	SOT-23-5	2.63	No	No	No	Yes	No	No	No	1.0 to 5.5	-40 to +85	1.52	1.35	1.17	1.12
♦ 511-STM811RW16F	STM811RW16F	SOT-143-4	2.63	No	Yes	No	Yes	No	No	No	1.0 to 5.5	-40 to +85	.73	.578	.492	.428
♦ 511-STM6321RWY6F	STM6321RWY6F	SOT-23-5	2.66	Yes	Yes	Yes	No	No	No	No	1.2 to 5.5	-40 to +85	1.90	1.53	1.38	1.22
♦ 511-STM1816SWX7F	STM1816SWX7F	SOT-23-3	2.88	No	Yes	No	No	No	No	No	1.0 to 5.5	-40 to +105	.42	.364	.321	.30
♦ 511-STM1818SWX7F	STM1818SWX7F	SOT-23-3	2.88	No	Yes	No	Yes	No	No	No	1.0 to 5.5	-40 to +105	.49	.439	.385	.364
♦ 511-STM809SWX6F	STM809SWX6F	SOT-23-3	2.93	No	Yes	No	No	No	No	No	1.0 to 5.5	-40 to +85	.47	.407	.289	.246
♦ 511-STM6315SDW13F	STM6315SDW13F	SOT-143-4	2.93	No	Yes	No	Yes	No	No	No	1.0 to 5.5	-40 to +125	.72	.674	.621	.556
♦ 511-STM6322SWY6F	STM6322SWY6F	SOT-23-5	2.93	No	No	Yes	Yes	No	No	No	1.0 to 5.5	-40 to +85	.97	.781	.687	.602
♦ 511-STM6822SWY6F	STM6822SWY6F	SOT-23-5	2.93	No	No	No	Yes	No	No	No	1.0 to 5.5	-40 to +85	.72	.642	.546	.524
♦ 511-STM6823SWY6F	STM6823SWY6F	SOT-23-5	2.93	Yes	Yes	No	Yes	No	No	No	1.0 to 5.5	-40 to +85	1.56	1.24	1.08	.952
♦ 511-STM811SW16F	STM811SW16F	SOT-143-4	2.93	No	Yes	No	Yes	No	No	No	1.0 to 5.5	-40 to +85	.73	.578	.492	.428
♦ 511-STM706TM6F	STM706TM6F	SO-8	3.00	Yes	Yes	No	Yes	No	Yes	No	1.0 to 5.5	-40 to +85	.72	.631	.546	.524
♦ 511-STM795SM6F	STM795SM6F	SO-8	3.07	No	Yes	No	Yes	Yes	No	Yes	1.0 to 5.5	-40 to +85	2.55	2.27	1.96	1.86
♦ 511-STM795TM6F	STM795TM6F	SO-8	3.07	No	Yes	No	Yes	Yes	No	Yes	1.0 to 5.5	-40 to +85	2.55	2.27	1.96	1.86
♦ 511-STM6822TWY6F	STM6822TWY6F	SOT-23-5	3.08	No	No	No	Yes	No	No	No	1.0 to 5.5	-40 to +85	1.52	1.35	1.17	1.12
♦ 511-STM6823TWY6F	STM6823TWY6F	SOT-23-5	3.08	Yes	Yes	No	Yes	No	No	No	1.0 to 5.5	-40 to +85	1.29	1.14	.984	.931
♦ 511-STM6322TWY6F	STM6322TWY6F	SOT-23-5	3.08	No	Yes	No	Yes	No	No	No	1.0 to 5.5	-40 to +85	1.61	1.31	1.14	1.00
♦ 511-STM810TWX6F	STM810TWX6F	SOT-23-3	3.08	No	No	Yes	No	No	No	No	1.0 to 5.5	-40 to +85	.47	.407	.289	.246
♦ 511-STM809TWX6F	STM809TWX6F	SOT-23-3	3.08	No	Yes	No	No	No	No	No	1.0 to 5.5	-40 to +85	.47	.407	.289	.246
♦ 511-STM811TW16F	STM811TW16F	SOT-143-4	3.08	No	Yes	No	Yes	No	No	No	1.0 to 5.5	-40 to +85	.73	.621	.492	.428
♦ 511-STM810MWX6F	STM810MWX6F	SOT-23-3	4.38	No	No	Yes	No	No	No	No	1.0 to 5.5	-40 to +85	.59	.428	.373	.323
♦ 511-STM809MWX6F	STM809MWX6F	SOT-23-3	4.38	No	Yes	No	No	No	No	No	1.0 to 5.5	-40 to +85	.47	.407	.289	.246
♦ 511-STM810LWX6F	STM810LWX6F	SOT-23-3	4.63	No	No	Yes	No	No	No	No	1.0 to 5.5	-40 to +85	.47	.407	.289	.246
♦ 511-STM809LWX6F	STM809LWX6F	SOT-23-3	4.63	No	Yes	No	No	No	No	No	1.0 to 5.5	-40 to +85	.47	.407	.289	.246
♦ 511-STM811LW16F	STM811LW16F	SOT-143-4	4.63	No	Yes	No	Yes	No	No	No	1.0 to 5.5	-40 to +85	.73	.578	.492	.428
Dual																
♦ 511-STM6720SYWB6F	STM6720SYWB6F	SOT-23-6	2.925/2.188	No	Yes	No	Yes	No	No	No	0.8 to 5.5	-40 to +85	1.66	1.42	1.16	1.04

SERIAL REAL-TIME CLOCKS (RTC)

♦ Surface Mount Device

For quantities greater than listed, call for quote.

MOUSER STOCK NO.	STM Part No.	Package Type	Supply Voltage (V)	I/O Supply Current (mA)	Bus. Type	Temp. Range (°C)	Supply Voltage (V)	Price Each 1	10	100
♦ 511-M41T60Q6F	M41T60Q6F	QFN-16	1.3 to 4.4	20	I2C	-40 to +85	1.3 to 3.6	2.03	1.79	1.62
♦ 511-M41T62Q6F	M41T62Q6F	QFN-16	-0.3 to 5.0	20	I2C	-40 to +85	1.3 to 3.6	2.45	1.98	1.78
♦ 511-M41T65Q6F	M41T65Q6F	QFN-16	-0.3 to 5.0	20	I2C	-40 to +85	1.3 to 3.6	1.89	1.53	1.38
♦ 511-M41T81SMY6F	M41T81SMY6F	SOX-18	-0.3 to 7.0	20	I2C	-40 to +85	2.0 to 5.5	5.50	4.43	4.02
♦ 511-M41T93RMY6F	M41T93RMY6F	SOX-18	-0.3 to 7.0	20	SPI	-40 to +85	2.38 to 5.5	4.96	4.41	3.82
♦ 511-M41T0M6F	M41T0M6F	SOIC-8	-0.3 to 7.0	20	I2C	-40 to +85	2 to 5.5	2.65	2.14	1.93
♦ 511-M41T56M6F	M41T56M6F	SOIC-8	-0.3 to 7.0	20	I2C	-40 to +85	4.5 to 5.5	3.23	2.60	2.36
♦ 511-M41T62LC6F	M41T62LC6F	CLCC-8	-0.3 to 5.0	20	I2C	-40 to +85	1.3 to 4.4	4.60	4.09	3.61
♦ 511-M41T80M6F	M41T80M6F	SOIC-8	-0.3 to 7.0	20	I2C	-40 to +85	2 to 5.5	2.69	2.17	1.95
♦ 511-M41T81M6F	M41T81M6F	SOIC-8	-0.3 to 7.0	20	I2C	-40 to +85	2 to 5.5	3.21	2.58	2.34
♦ 511-M41T81SM6F	M41T81SM6F	SOIC-8	-0.3 to 7.0	20	I2C	-40 to +85	2.7 to 5.5	3.14	2.53	2.30
♦ 511-M41T83RMY6F	M41T83RMY6F	SOIC-8	-0.3 to 7.0	20	I2C	-40 to +85	2.7 to 5.5	4.96	4.41	3.82
♦ 511-M41T83SMY6F	M41T83SMY6F	SOX-18	-0.3 to 7.0	20	I2C	-40 to +85	3 to 5.5	4.96	4.41	3.82
♦ 511-M41T93RQA6F	M41T93RQA6F	QFN-16	-0.3 to 7.0	20	I2C	-40 to +85	2.7 to 5.5	3.33	2.96	2.75
♦ 511-M41T93SMY6F	M41T93SMY6F	SOX-18	-0.3 to 7.0	20	I2C	-40 to +85	3 to 5.5	4.96	4.41	3.82

© Copyright 2013 Mouser Electronics
© Copyright 2013 Mouser Electronics

STMICROELECTRONICS Analog ICs

life.augmented

Products may be RoHS compliant. Check mouser.com for RoHS status.

AUTOMOTIVE H-BRIDGE DRIVERS

♦ Surface Mount Device

For quantities greater than listed, call for quote.

MOUSER STOCK NO.	STM Part No.	Package	Output Current	Logic Level	PWM	Operating Supply (V)	Pin Count	Operating Temp. (°C)	Price Each 1	10	100	250
♦ 511-VNH5180ATR-E	VNH5180ATR-E	PowerSSO-36	8A	2.1V	20.0	5.5	36	-40 to +150	3.99	3.21	2.92	2.63
♦ 511-VNH5019A-E	VNH5019A-E	MultiPowerSO-30	30A	2.1V	20.0	5.5	30	-40 to +150	9.36	8.51	7.06	6.24
♦ 511-VNH5050ATR-E	VNH5050ATR-E	PowerSSO-36	30A	2.1V	20.0	5.5	36	-40 to +150	5.22	4.74	3.93	3.48
♦ 511-VNH3SP30TR-E	VHN3SP30TR-E	MultiPower SO-30	30A	5V	10.0	5.5	30	-40 to +150	9.90	8.91	7.31	6.73
♦ 511-VNH7013XPTR-E	VNH7013XPTR-E	PowerSSO-36	40A	18V	---	72	36	-40 to +150	5.09	4.10	3.73	3.36

SWITCH MODE POWER SUPPLIES

♦ Surface Mount Device

For quantities greater than listed, call for quote.

MOUSER STOCK NO.	STM Part No.	Package	Voltage (V)	Source Voltage (V)	RDS (on) (Ω)	Operating Frequency	Input Current (IDD)	Storage Temp.	Price Each 1	10	100	250
511-VIPER06HN	VIPER06HN	DIP-7	11.5 to 23.5	800	32	115 kHz	20mA	- 55 to 150	1.16	.926	.809	.71
♦ 511-VIPER06HSTR	VIPER06HSTR	SSO-10	11.5 to 23.5	800	32	115 kHz	20mA	- 55 to 150	1.20	1.07	.984	.899
511-VIPER06LN	VIPER06LN	DIP-7	11.5 to 23.5	800	32	60 kHz	20mA	- 55 to 150	1.16	.926	.809	.71
♦ 511-VIPER06LSTR	VIPER06LSTR	SSO-10	11.5 to 23.5	800	32	60 kHz	20mA	- 55 to 150	1.20	1.07	.984	.899
511-VIPER06XN	VIPER06XN	DIP-7	11.5 to 23.5	800	32	30 kHz	20mA	- 55 to 150	1.16	.926	.809	.71
♦ 511-VIPER06XS	VIPER06XS	SSO-10	11.5 to 23.5	800	32	30 kHz	20mA	- 55 to 150	1.28	1.20	1.11	1.03
♦ 511-VIPER16HD	VIPER16HD	SO-16	11.5 to 23.5	800	24	115 kHz	20mA	- 55 to 150	.94	.845	.749	.706
♦ 511-VIPER16LD	VIPER16LD	SO-16	11.5 to 23.5	800	24	60 kHz	20mA	- 55 to 150	.94	.845	.749	.706
♦ 511-VIPER26LD	VIPER26LD	SO-16	11.5 to 23.5	800	7	60 kHz	20mA	- 55 to 150	1.28	1.19	1.01	.92
511-VIPER26LN	VIPER26LN	PDIP-7	11.5 to 23.5	800	7	60 kHz	20mA	- 55 to 150	1.23	1.11	.963	.888
511-VIPER27HN	VIPER27HN	PDIP-7	8.5 to 23.5	800	7	115 kHz	25mA	- 55 to 150	1.23	1.11	.963	.888
511-VIPER37HE	VIPER37HE	SDIP-10	8.5 to 23.5	800	9	115kHz	25mA	-55 to 150	2.00	1.62	1.46	1.29
511-VIPER37LE	VIPER37LE	SDIP-10	8.5 to 23.6	800	9	60kHz	25mA	-55 to 150	2.00	1.62	1.46	1.29
511-VIPER50A-E	VIPER50A-E	Pentawatt	9 to 15	700	5.7	200 kHz	16mA	- 55 to 150	3.52	3.27	2.79	2.60
511-VIPER12AS-E	VIPER12AS-E	SO-8	9 to 38	730	30	60 kHz	4.5mA	- 55 to 150	1.36	1.09	.951	.836
Evaluation Board		**Description**							**Price Each**			
511-EVLVIP27-7WLED	EVLVIP27-7WLED	Evaluation board that is a 3.5W to 7W power factor offline LED driver based on VIPer devices							77.24			

HIGH VOLTAGE IGNITION COIL DRIVER

For quantities greater than listed, call for quote.

MOUSER STOCK NO.	STM Part No.	Package	V_{CC} Max. (V)	I_{CC} (mA)	V_{cl} (V)	I_{cl} (A)	V_{IN} (V)	Operating Temp. Range (°C)	Price Each 1	10	100	250
511-VB525SP-E	VB525SP-E	PowerSO-10	5.5	150	380	10	-0.3 to 0.3	-40 to 150	6.94	5.57	5.07	4.58

INTERFACE DEVICE FOR VIPOWER™

♦ Surface Mount Device

For quantities greater than listed, call for quote.

MOUSER STOCK NO.	STM Part No.	Package	Description	Supply Voltage (V)	Input Voltage (V)	Input Current (mA)	Output Current (mA)	Price Each 1	10	100	250
♦ 511-L99PD08	L99PD08	LQFP-32	8-Ch SPI control interface device for analog and digital high side drivers	3.3/5.0	-14 to 6.5	10	1	4.29	3.86	3.15	2.86

HIGH SIDE DRIVERS

♦ Surface Mount Device

For quantities greater than listed, call for quote.

MOUSER STOCK NO.	STM Part No.	Package	Operating Supply Voltage (V)	DC Supply Voltage (V)	Static Drain-Source On State Resistance Max. (Ω)	DC Output Current (A)	Power Dissipation (W)	Turn-On/ Turn/Off Delay Time (µs)	Price Each 1	10	100	250
♦ 511-VND5050AJTR-E	VND5050AJTR-E	Power SSO-12	4.5 to 36	41	0.5	Int. Limit.	---	25/35	2.49	2.33	2.29	2.20
♦ 511-VND5E050AJTR-E	VND5E050AJTR-E	Power SSO-12	4.5 to 28	41	0.5	Int. Limit.	---	20/45	3.54	2.85	2.59	2.34
♦ 511-VND5E004A30-E	VND5E004A30-E	SO-30	4.5 to 28	41	0.4	Int. Limit.	---	25/35	9.07	8.22	6.85	5.82
♦ 511-VND5E006ASPTR-E	VND5E006ASPTR-E	SO-16	4.5 to 28	28	0.5	Int. Limit.	---	35/20	8.00	6.54	5.92	5.35
♦ 511-VND5E025BKTR-E	VND5E025BKTR-E	PowerSSO-24	4.5 to 28	41	0.25	Int. Limit.	---	20/30	4.22	3.82	3.21	2.76
♦ 511-VND5E050MJ-E	VND5E050MJ-E	PowerSSO-12	4.5 to 28	41	0.5	Int. Limit.	---	20/45	3.27	2.63	2.40	2.16
♦ 511-VN5E025AJTR-E	VN5E025AJTR-E	Power SSO-12	4.5 to 28	41	0.25	Int. Limit.	---	15/40	3.07	2.48	2.23	1.98
♦ 511-VN5E160ASTR-E	VN5E160ASTR-E	SO-8	4.5 to 28	41	0.16	Int. Limit.	---	10/10	1.84	1.49	1.34	1.19
511-VN5E016AHTR-E	VN5E016AHTR-E	H-Pak	4.5 to 28	41	0.16	Int. Limit.	---	15/45	3.38	2.73	2.45	2.17
♦ 511-VN5160STR-E	VN5160STR-E	SO-8	4.5 to 36	41	0.16	Int. Limit.	---	10/15	1.47	1.37	1.31	1.18
♦ 511-VN5772AKTR-E	VN5772AKTR-E	SO-28	4.5 to 36	41	0.5	Int. Limit.	---	25/20	5.62	4.56	4.14	3.76
♦ 511-VN5050AJTR-E	VN5050AJTR-E	Power SSO-12	4.5 to 36	41	0.5	Int. Limit.	---	20/40	2.55	2.05	1.84	1.64
♦ 511-VN5050J-E	VN5050J-E	PowerSSO-12	4.5 to 36	41	0.5	Int. Limit.	---	20/35	2.21	1.97	1.70	1.51
♦ 511-VN5016AJTR-E	VN5016AJTR-E	Power SSO-12	4.5 to 36	41	0.16	Int. Limit.	---	35/50	3.58	2.89	2.63	2.38
511-VN750	VN750	Pentawatt V	5.5 to 36	41	0.06	6	60	40/30	2.94	2.54	2.07	1.87
♦ 511-VN750PT-E	VN750PT-E	PPAK	5.5 to 36	41	0.06	6	60	40/30	2.48	2.24	1.80	1.56
♦ 511-VN751PT13TR	VN751PT13TR	PPAK	5.5 to 36	45	0.06	Int. Limit.	Int. Limit.	12/35	2.78	2.38	2.04	1.77
♦ 511-VN751STR	VN751STR	SO-8	5.5 to 36	45	0.06	Int. Limit.	Int. Limit.	12/35	2.85	2.42	2.09	1.80
♦ 511-VN920SP-E	VN920SP-E	PowerSO-10	5.5 to 36	41	0.015	35	125	50/50	3.20	3.16	2.75	2.38
♦ 511-VND5T016ASPTR-E	VND5T016ASPTR-E	PowerSO-16	8 to 36	41	0.16	Int. Limit.	---	50/45	5.98	4.80	4.38	3.95
♦ 511-VND5T035AKTR-E	VND5T035AKTR-E	PowerSSO-24	8 to 36	58	0.35	Int. Limit.	---	46/54	6.58	6.14	5.70	5.26
♦ 511-VND5T050AKTR-E	VND5T050AKTR-E	PowerSSO-24	8 to 36	58	0.5	Int. Limit.	---	30/40	5.26	4.24	3.85	3.48
♦ 511-VND5T100AJ-E	VND5T100AJ-E	PowerSSO-12	8 to 36	58	0.1	Int. Limit.	---	27/38	3.14	2.51	2.29	2.07
♦ 511-VN808CM-E	VN808CM-E	PowerSO-36	10.5 to 45	45	0.16	Int. Limit.	96	50/75	10.39	8.52	7.68	7.07
♦ 511-VNI4140KTR-32	VNI4140KTR-32	SSO-24	10.5 to 36	41	---	-0.25	Int. Limit.	6/12	7.31	5.87	5.35	4.84

MICROPROCESSOR SUPERVISORS

♦ Surface Mount Device

For quantities greater than listed, call for quote.

MOUSER STOCK NO.	STM Part No.	Package Type	Reset Threshold (Typ.)(V)	Device Options: Watch -dog Input	Watch -dog Output	Active Low RESET	Active High RESET	Manual RESET Input	Power Fail Comp	Chip Enable Gating	Batt. Fresh Seal	VCC Supply Voltage (V)	Operating Temp. Range (°C)	Price Each 1	10	100
♦ 511-STM1001TWX6F	STM1001TWX6F	SOT-23	3.08	No	No	Yes	No	No	No	No	No	1.0 to 5.5	-40 to +85	.45	.375	.30
♦ 511-STM708TAM6F	STM708TAM6F	SO-8	3.08	No	No	Yes	Yes	Yes	Yes	No	No	1.0 to 5.5	-40 to +85	.76	.642	.568
♦ 511-STM811MW16F	STM811MW16F	SOT-23	4.38	No	No	Yes	Yes	Yes	No	No	No	-0.3 to +0.3	-40 to +85	.73	.621	.492

DUAL-LOW VOLTAGE POWER AMPLIFIERS

♦ Surface Mount Device

For quantities greater than listed, call for quote.

MOUSER STOCK NO.	STM Part No.	Package Type	Supply Voltage (Min/Max) (V)	Peak Output Current (A)	Total Power Dissipation (W)	Quiescent Drain Curr. (Max)(mA)	Distortion (Typ) (%)	Storage Temp. (°C)	Price Each 1	10	100
511-TDA2822M	TDA2822M	DIP-8	1.8/15	1	1	9	0.2	-40 to +150	1.54	1.23	1.07
♦ 511-TDA7294V	TDA7294V	Multiwatt 15V	±40	10	50	20	0.1	-0 to +70	6.53	5.30	4.77

© Copyright 2013 Mouser Electronics
© Copyright 2013 Mouser Electronics

SUPERTEX High Voltage Driver/Interface Integrated Circuits

Products may be RoHS compliant. Check mouser.com for RoHS status.


DIP-28


DIP-40


PLCC-20


PLCC-28


PLCC-44


PQFP-44


PQFP-80


SO-8


SO-24

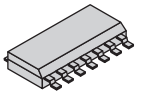
SOIC-14

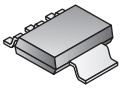
SOT-223

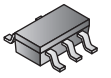
SOT-23-5

SINK ONLY OUTPUTS – OPEN DRAIN N-CHANNEL

♦ **Surface Mount Device**

RoHS Compliant

For quantities greater than listed, call for quote.

MOUSER STOCK NO.	Supertex Part No.	Package	Output Channel	Output Voltage (V)	Output Current per Channel (mA)	Direction	Logic Configuration	Price Each 1	100	500	1000
♦ 689-HV5622PG-G	HV5622PG-G	PQFP-44	32	+220	100	CW	Serial to parallel converter with latches, polarity and blanking	8.04	6.68	6.17	5.92
♦ 689-HV5222PG-G	HV5222PG-G	PQFP-44	32	+225	100	CW	Serial to parallel converter with output enable and strobe	7.14	5.94	5.48	5.25

SOURCE/SINK OUTPUTS - PUSH-PULL

♦ **Surface Mount Device**

PRODUCT NEW

For quantities greater than listed, call for quote.

MOUSER STOCK NO.	Supertex Part No.	Package	Output Channel	Output Voltage (V)	Output Current per Channel (mA)	Direction	Logic Configuration	Output Structure	Clock Rate (MHz)	Bits	Outputs On	Price Each 1	100	500	1000
♦ 689-HV508LG-G	HV508LG-G	SO-8	1	+45 +6	-400HV +10LV +400 sink	-	H-bridge output with two output	Push-Pull	---	---	---	4.54	3.77	3.49	3.34
♦ 689-HV513K7-G	HV513K7-G	QFN-32	8	+60	-20	-	Serial to Parallel Logic Converters HVCMOS	Push-Pull	8	8	All	5.24	4.07	3.94	3.54
♦ 689-HV513WG-G	HV513WG-G	SO-24	8	+250	±20	CW	Serial to parallel converter with latches, polarity, blanking, Hi-Z and short circuit detect	Push-Pull	8	1	All	4.07	3.38	3.12	3.00
♦ 689-HV6810PJ-G	HV6810PJ-G	PLCC-20	10	+80	-25/+100uA	CW	Serial to parallel converter with latches and blanking	Push-Pull	5	1	All	2.24	1.86	1.72	1.65
689-HV5812P-G	HV5812P	DIP-28	20	+60	-25 +2	CW	Serial to parallel converter with latches, blanking and strobe	Push-Pull	5	16	All	2.96	2.47	2.28	2.18
♦ 689-HV5812PJ-G	HV5812PJ-G	PLCC-28	20	+60	-25 +2	CW	Serial to parallel converter with latches, blanking and strobe	Push-Pull	5	16	All	3.09	2.57	2.38	2.28
♦ 689-HV66PG-G	HV66PG-G	PQFP-44	32	+60	±5	B	Serial to parallel converter with latches, polarity, blanking and backplane	Push-Pull	5	1	All	3.97	3.30	3.05	2.92
689-HV518P-G	HV518P-G	DIP-40	32	+80	-25 +1	CW	Serial to parallel converter with latches, enable and strobe	Push-Pull	6	1	All	7.71	6.41	5.98	5.48
♦ 689-HV518PJ-G	HV518PJ-G	PLCC-44	32	+80	-25 +1	CW	Serial to parallel converter with latches, enable and strobe	Push-Pull	6	1	All	6.89	5.74	5.30	5.08
♦ 689-HV9308PJ-G	HV9308PJ-G	PLCC-44	32	+80	-20/+5	CW	Serial to parallel converter with latches and output enable	Push-Pull	8	1	All	5.42	4.52	4.17	4.00
♦ 689-HV9708PJ-G	HV9708PJ-G	PLCC-44	32	+80	-20/+5	CW	Serial to parallel converter with latches, polarity and blanking, VDD= 5V	Push-Pull	8	1	All	5.42	4.52	4.17	4.00
♦ 689-HV57708PG-G	HV57708PG-G	PQFP-80	64	+80	-15 +12	B	EL driver with latches, blanking and polarity with four 16-bit shift registers	Push-Pull	6	4	All	10.98	9.13	8.43	8.09
♦ 689-HV57908PG-G	HV57908PG-G	PQFP-80	64	+80	-15 +12	B	EL or plasma driver w/latches, blanking and polarity, single shift register	Push-Pull	8	1	All	12.08	10.05	9.28	8.90
♦ 689-HV507PG-G	HV507PG-G	PQFP-80	64	+300	±1.0	B	Serial to parallel converter with latches, polarity and blanking	Push-Pull	8	1	All	18.23	15.16	14.02	13.44

SUPERTEX DRIVERS

Supertex 24V/48V Fan Driver/Controller

♦ **Surface Mount Device**

RoHS Compliant

PRODUCT NEW

For quantities greater than listed, call for quote.

MOUSER STOCK NO.	Supertex Part No.	Package	Input Voltage Range	Supply Current Max (mA)	Oscillator Frequency Max (Hz)	High Voltage Supply Min (V)	High Voltage Supply Max (V)	Operating Temperature (°C)	Rise Time Max (ns)	Fall Time Max (ns)	Price Each 1	100	500	1000
♦ 689-HV7100NG-G	HV7100NG-G	SOIC-14	+16 to +90V	4	100k	16	75	-40 to +85	100	100	2.95	2.45	2.27	2.17
♦ 689-HV9123PJ-G	HV9123PJ-G	PLCC-20	+10 to 450V	1.3	3	3.92	4.08	-55 to 125	75	75	3.01	2.50	2.31	2.21

Supertex High Side Current Monitor

♦ **Surface Mount Device**

PRODUCT NEW

For quantities greater than listed, call for quote.

MOUSER STOCK NO.	Supertex Part No.	Package	Supply Voltage Range	Output Voltage @ Max V_{SENSE} Min (mV)	Max (mV)	V_{SENSE}	Ouput Pin Res. Typ (kΩ)	I_{LOAD} Max (mA)	Ouput Rise Time (10%-90%) Typ (μs)	Ouput Fall Time (90%-10%) Typ (μs)	Price Each 1	100	500	1000
♦ 689-HV7800K1-G	HV7800K1-G	SOT-23-5	+8.0 to 450V	490	510	500mV	3.3	±10	0.7	0.7	.81	.674	.621	.599
♦ 689-HV7801K1-G	HV7801K1-G	SOT-23	+8.0 to 450V	2395	2605	500mV	16.5	±10	0.7	0.7	.81	.685	.621	.599

SUPERTEX HOTSWAP CONTROLLER/IN-RUSH CURRENT LIMITER/CIRCUIT BREAKER INTEGRATED CIRCUITS

High Voltage, Negative Rail Break

The HV1xx hotswap product family is designed to control the inrush current while eliminating any undesirable glitches resulting from hot insertion of the circuit cards into live backplanes. The award winning HV1xx, requires no external components, except a single pass element to operate. It utilizes an innovative and proprietary design that normalizes the hotswap period, regardless of pass element and load capacitor resulting in consistent hotswap operations. An open drain Power Good (PWRGD) signal is generated once all conditions have been satisfied.

HV100/101 Features:

- Top 100 products EDN magazine
- Industry first 3 pin hotswap controller
- MOSFET Auto adapting circuit
- Safe Hotswapping on backplane power supply rail
- Patent pending short circuit protection
- For Evaluation/Design Shortcut see Demo Boards

RoHS Compliant

♦ **Surface Mount Device**

For quantities greater than listed, call for quote.

MOUSER STOCK NO.	Supertex Part No.	Package	Input Voltage V_{IN} Min. (±V)	Max. (±V)	Input Current I_{IN}	UV/OV Protection	Circuit Breaker	Sense Resistor	Auto Retry	Power Good Signal	No. of Channels	Price Each 1	100	500	1000
♦ 689-HV100K5-G	HV100K5-G	SOT-223	38/34	72	1	UV	Until C-Load Fully Charged	---	Yes	---	1	1.58	1.32	1.22	1.17

© Copyright 2013 Mouser Electronics
© Copyright 2013 Mouser Electronics

SUPERTEX Analog Integrated Circuits

Supertex

Products may be RoHS compliant. Check mouser.com for RoHS status.

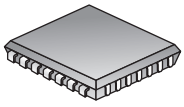
PLCC-28

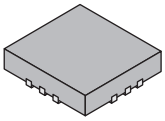
QFN-12

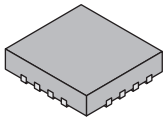
QFN-16


SO-8


SO-16


SOIC-8


SOT-89-3

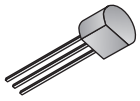
TO-92

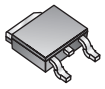
TO-252

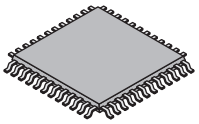
TQFP-48

SUPERTEX LINEAR REGULATOR INTEGRATED CIRCUITS

The LR6 is a high-input voltage linear regulator for simple functions such as SMPS start-up and high-voltage line conditioning/regulation. The LR7 is a high-input voltage SMPS start-up circuit. The LR8 has an adjustable output voltage. The SR036 and SR037 are dual output, off-line regulators. The LR12 is a high voltage, low output current, adjustable linear regulator. It has a wide operating input voltage range of 13.2V to 100V.

• For Evaluation/Design Shortcut see Demo Boards

RoHS Compliant

♦Surface Mount Device

For quantities greater than listed, call for quote.

MOUSER STOCK NO.	Supertex Part No.	Package	Input Voltage V_{IN} (+V) Min.	Input Voltage V_{IN} (+V) Max.	Output Voltage HV_{OUT} (V) Typ.	Input Current I_{IN} Max. (mA)	Regulation Typical Line	Regulation Typical Load	Power Dissipation @TA=25°C (W)	Price Each 1	100	500	1000
♦ 689-LR645LG-G	LR645LG-G	SOIC-8	15	450	10	3	0.0001%V	0.5%V	0.31	1.16	.963	.888	.856
♦ 689-LR745N8-G	LR745N8-G	SOT-89	25	450	20	2	0.0001%V	0.5%V	-	.77	.642	.589	.567
689-LR12K4-G	LR12K4-G	TO-252	13	100	1.2/88	50	0.003%/V	0.06%/mA	2	1.87	1.55	1.43	1.38
♦ 689-LR12LG-G	LR12LG-G	SO-8	13	100	1.2/88	50	0.003%/V	0.06%/mA	1.8	1.63	1.35	1.25	1.20
689-LR645N3-G	LR645N3-G	TO-92	15	450	10	3	0.0001%/V	0.5%/mA	0.74	.79	.658	.605	.577
♦ 689-LR645N8-G	LR645N8-G	SOT-89-3	15	450	10	3	0.0001%/V	0.5%/mA	1.6	.81	.674	.621	.599
689-LR745N3-G	LR745N3-G	TO-92	25	450	20	4	0.0001%/V	0.5%/mA	-	.85	.556	.524	.519
689-LR8K4-G	LR8K4-G	TO-252	12	450	1.2-440	10	0.003%/V	0.15%/mA	2.5	1.22	1.02	.942	.899
♦ 689-LR8N8-G	LR8N8-G	SOT-89-3	12	450	1.2-440	10	0.003%/V	0.15%/mA	1.6	.81	.674	.621	.599
689-LR8N3-G	LR8N3-G	TO-92	12	450	1.2-440	10	0.003%/V	0.15%/mA	0.74	.77	.642	.589	.567
♦ 689-SR086SG-G	SR086SG-G	SOIC-8	80	285	9-50 and 3	100	-	0.02	-	1.51	1.25	1.16	1.11
♦ 689-SR087SG-G	SR087SG-G	SOIC-8	80	285	9-50 and 5	100	-	0.02	-	1.51	1.25	1.16	1.11

SUPERTEX MOSFET DRIVERS

High Voltage

♦Surface Mount Device

These are a family of single high voltage, low input current isolated drivers utilizing Supertex's proprietary HVCMOS® technology. They are designed to drive descrete MOSFETs configured as high side switches up to 400V. They do not require any external power supplies.

RoHS Compliant

For quantities greater than listed, call for quote.

MOUSER STOCK NO.	Supertex Part No.	Package	Channels	Input Voltage V_{IN} Low (V)	Input Voltage V_{IN} High (V)	Output Voltage HV_{OUT} Low (V)	Output Voltage HV_{OUT} High (V)	Input to Output Isolation (V)	Operating Temp. (°C)	Ext. Clock Frequency Min (MHz)	Ext. Clock Frequency Max (MHz)	Price Each 1	100	500	1000
♦ 689-HT0440LG-G	HT0440LG-G	SOIC-8	2	3.15	5.5	6	10	±400	-40 to +85	0.5	2	2.40	1.99	1.84	1.77
♦ 689-HT0740LG-G	HT0740LG-G	SOIC-8	1	3.15	5.5	5	9	±400	-40 to +85	-	-	1.44	1.20	1.11	1.06

High Speed

For quantities greater than listed, call for quote.

MOUSER STOCK NO.	Supertex Part No.	Package	Channels	Input Voltage V_{IN} Low (V)	Input Voltage V_{IN} High (V)	Output Voltage HV_{OUT} Low (V)	Output Voltage HV_{OUT} High (V)	Peak Output Sink Current Type (A)	Output Rise/Fall Typ. (ns)	Output Rise/Fall Typ. (ns)	Propagation Delay Match Typ (ns)	Price Each 1	100	500	1000
♦ 689-MD1210K6-G	MD1210K6-G	QFN-12	2	4.5	13	0	13	2	2	6.0/6.0	±2	2.46	2.04	1.89	1.81
♦ 689-MD1211LG-G	MD1211LG-G	SOIC-8	2	4.5	13	0	13	2	2	10/10	3	1.28	1.07	.984	.942
♦ 689-MD1711FG-G	MD1711FG-G	TQFP-48	12	1.8	5.5	-12	12.6	2(P-Ch)/1.5(N-Ch)	2(P-Ch)/1.5(N-Ch)	8.0/8.0	±3	11.81	9.82	9.07	8.70
♦ 689-MD1810K6-G	MD1810K6-G	QFN-16	4	1.2	5.0	-	-	2	2	6.0/6.0	±2	3.10	2.58	2.39	2.29
♦ 689-MD1811K6-G	MD1811K6-G	QFN-16	2	1.2	5.0	-	-	2	2	6.0/6.0	±2	3.09	2.57	2.38	2.28
♦ 689-MD1813K6-G	MD1813K6-G	QFN-16	4	1.2	5.0	-	-	2	2	6.0/6.0	±2	3.36	2.79	2.58	2.47

SUPERTEX RELAY DRIVER INTEGRATED CIRCUITS

The Supertex HV9901 is a BiCMOS/DiMOS universal relay driver that employs PWM switching techniques. It is designed for efficient and energy-saving operation of a low voltage relay with supply voltages ranging from 10-450V DC through utilization of the relay coils' inductance.

Source/Sink Outputs - Push-Pull

♦Surface Mount Device

For quantities greater than listed, call for quote.

MOUSER STOCK NO.	Supertex Part No.	Package	Input Voltage V_{IN} Min. (V)	Input Voltage V_{IN} Max. (V)	Input Current I_{IN} Max. (mA)	Oscillator Frequency Min. (KHz)	Oscillator Frequency Max. (KHz)	Oscillator Frequency Fsync-Max. (KHz)	Current Sense Typ. Pull-In (V)	Current Sense Hold	Ext. Adjustable Reg.Output Voltage (V)	Ext. Adjustable Reg.Output Current (mA)	Price Each 1	100	500	1000
♦ 689-HV9901NG-G	HV9901NG-G	SO-16	10	450	2	20	140	150	0.883	Adjustable	2.0-5.5	1	2.14	1.81	1.78	1.74

SUPERTEX HIGH VOLTAGE ANALOG SWITCH/MULTIPLEXER INTEGRATED CIRCUITS

These are low charge injection 8 or 16-channel high-voltage analog switch integrated circuit (IC) intended for use in applications requiring high voltage switching controlled by low voltage control signals, such as ultrasound imaging and printers.

Features:

- HVCMOS technology for high performance
- Very low quiescent power dissipation-10μA
- Output On-resistance typically 22ohms
- Low parasitic capacitances
- DC to 10MHz analog signal frequency
- -60dB typical output off isolation at 5MHz
- CMOS logic circuitry for low power
- Excellent noise immunity
- On-chip shift register, latch and clear logic circuitry
- Flexible high voltage supplies
- Surface mount package available

RoHS Compliant

♦Surface Mount Device

For quantities greater than listed, call for quote.

MOUSER STOCK NO.	Supertex Part No.	Package	Output Channels	Supply Voltage (V)	Analog Signal Voltage (V)	Switch Current (A)	Switch Resistance (Ω)	Power Dissipation @ TA=25°C (W)	Peak Analog Signal Current/ Channel	Output Bleed Resistors	Price Each 1	100	500	1000
♦ 689-HV2201FG-G	HV2201FG-G	TQFP-48	8	200	180	±2	24	1.0	3	No	12.60	10.49	9.68	9.29
♦ 689-HV2201PJ-G	HV2201PJ-G	PLCC-28	8	200	180	±2	24	1.2	3	No	12.51	10.40	9.61	9.21
♦ 689-HV2301FG-G	HV2301FG-G	TQFP-48	8	200	180	±2	24	1.0	3	Yes	12.81	10.65	9.84	9.44
♦ 689-HV2301PJ-G	HV2301PJ-G	PLCC-28	8	200	180	±2	24	1.2	3	Yes	12.71	10.57	9.77	9.36
♦ 689-HV20220PJ-G	HV20220PJ-G	PLCC-28	8	200	180	±2	24	1.2	3	No	17.67	14.69	13.58	13.02
♦ 689-HV2601FG-G	HV2601FG-G	TQFP-48	16	200	180	±2	24	1.0	3	No	23.99	19.94	18.44	17.68
♦ 689-HV2701FG-G	HV2701FG-G	TQFP-48	16	200	180	±2	24	1.0	3	Yes	24.40	20.29	18.75	17.98

SUPERTEX ELECTRONIC LINE SWITCH INTEGRATED CIRCUITS

♦Surface Mount Device

These electronic switch ICs are designed as a replacement for the typical mechanical hook switch or electromechanical relays in telephones and answering machines. Multiple low-level inputs are provided for design versatility and may be controlled directly from logic circuitry or from mechanical switches. These ICs are line-powered and are especially useful in applications that require telephone operation when external power is lost or otherwise unavailable.

• For Evaluation/Design Shortcut see Demo Boards

RoHS Compliant

For quantities greater than listed, call for quote.

MOUSER STOCK NO.	Supertex Part No.	Package	Breakdown Voltage V_{TPG} (V)	Switch Resistance (Ω)	Output Voltage V_{TP} (V) Min.	Output Voltage V_{TP} (V) Max.	I_{TPG} Current Limiting (mA) Min.	I_{TPG} Current Limiting (mA) Max.	Input Voltage (V) LS1, LS2, DP/DP	Price Each 1	100	500	1000
♦ 689-HT18LG-G	HT18LG-G	SOIC-8	350	18	16	20	200	300	20	1.51	1.25	1.16	1.11

© Copyright 2013 Mouser Electronics
© Copyright 2013 Mouser Electronics

SUPERTEX LED Drivers

Supertex

RoHS Compliant **This product is RoHS compliant.**

Supertex offers an extensive line of high-performance LED driver products for architectural lighting, display backlighting, and general lighting applications. Their LED driver ICs range from simple, low cost linear regulators to feature-rich switching regulators configured in buck, boost, buck-boost, and SEPIC topologies. These LED driver ICs offer high efficiency, excellent LED current matching, very low noise, and a wide dimming range. In addition, they have a very wide input voltage range up to 450V and multiple output capabilities in the smallest footprints.

GENERAL PURPOSE LED DRIVERS

For quantities greater than listed, call for quote.

MOUSER STOCK NO.	Supertex Part No.	Package	Topology	V_{IN} (V) Min.	V_{IN} (V) Max.	Output Current (mA)	Dimming	Price Each 1	Price Each 100	Price Each 500
689-HV9910BLG-G	HV9910BLG-G	SOIC-8	Buck	8	450	External FET	PWM/Linear	1.44	1.06	1.02
689-HV9921N3-G	HV9921N3-G	TO-92	Buck	20	400	20	No	.84	.696	.642
689-HV9921N8-G	HV9921N8-G	SOT89	Buck	20	400	20	No	.88	.728	.674
689-HV9923N3-G	HV9923N3-G	TO-92	Buck	20	400	30	No	.86	.706	.653
689-HV9923N8-G	HV9923N8-G	SOT-89	Buck	20	400	30	No	.90	.749	.685
689-HV9922N3-G	HV9922N3-G	TO-92	Buck	20	400	50	No	.90	.749	.685
689-HV9922N8-G	HV9922N8-G	SOT-89	Buck	20	400	50	No	.93	.781	.717
689-HV9925SG-G	HV9925SG-G	SOIC-8	Buck	20	400	20-50	PWM	1.31	1.08	.995
689-HV9801ALG-G	HV9801ALG-G	SOIC-8	Buck	15	450	External FET	4-Level Switch	1.58	1.08	.984
689-HV9801ANG-G	HV9801ANG-G	SOIC-16	Buck	15	450	External FET	4-Level Switch	1.48	1.01	.942
689-HV9930LG-G	HV9930LG-G	SOIC-8	Hysteric	8	200	External FET	PWM	1.33	1.10	1.02
Unity Power Factor LED Lamp Driver ICs										
689-HV9931LG-G	HV9931LG-G	SOIC-8	Single Switch PFC	8	450	External FET	PWM	1.33	1.10	1.02
Isolated, Constant Current LED Driver										
689-HV9971LG-G	HV9971LG-G	SOIC-8	Flyback	-	-	External FET	PWM	1.83	1.61	1.25
Hysteric, Buck, High Brightness LED Driver with High-Side Current Sensing										
689-HV9919BK7-G	HV9919BK7-G	DFN-8	Buck	4.5	40	External FET	PWM	.81	.728	.638
Integrated LED Driver with Average-Mode Current Control										
689-HV9967BMG-G	HV9967BMG-G	MSOP-8	Buck	8	60	External FET	PWM/Linear	1.59	1.02	-
689-HV9967BK7-G	HV9967BK7-G	DFN-8	Buck	8	60	External FET	PWM/Linear	1.63	1.04	-
LED Driver with Average-Mode, Constant Current Control										
689-HV9861ALG-G	HV9861ALG-G	SOIC-8	Buck	12	450	External FET	PWM/Linear	2.25	1.74	1.34
689-HV9861ANG-G	HV9861ANG-G	SOIC-16	Buck	12	450	External FET	PWM/Linear	3.08	2.12	1.55

HIGH VOLTAGE LED DRIVERS

NEW PRODUCT

For quantities greater than listed, call for quote.

MOUSER STOCK NO.	Supertex Part No.	Package	LED Type	Driver Type	Input Volt. (VDC)	Output Voltage (V)	Output Current (mA)	Dimming Type	Number of LEDs	Output Efficiency (%)	Configuration	Price Each 1	Price Each 100	Price Each 500
689-HV9910BLG-G	HV9910BLG-G	SOIC-8	Universal	Switching	9 - 250	Ext FET	Ext FET	PWM/Linear	Multiple	> 90	Series	1.44	1.06	1.02
689-HV9911NG-G	HV9911NG-G	SOIC-16	Universal	Switching	9 - 250	Ext FET	Ext FET	PWM/Linear	Multiple	> 90	Series	1.69	1.40	1.29
689-HV9921N3-G	HV9921N3-G	TO-92	Universal	Buck	20 - 400	12 - 80	20	N/A	4 - 20	> 80	Series	.84	.696	.642
689-HV9921N8-G	HV9921N8-G	SOT-89	Universal	Buck	20 - 400	12 - 80	20	N/A	4 - 20	> 80	Series	.88	.728	.674
689-HV9923N8-G	HV9923N8-G	SOT-89	Universal	Buck	20 - 400	12 - 80	30	N/A	4 - 20	> 80	Series	.90	.749	.685
689-HV9922N3-G	HV9922N3-G	TO-92	Universal	Buck	20 - 400	12 - 80	50	N/A	4 - 20	> 80	Series	.90	.749	.685
689-HV9922N8-G	HV9922N8-G	SOT-89	Universal	Buck	20 - 400	12 - 80	50	N/A	4 - 20	> 80	Series	.93	.781	.717
689-HV9925SG-G	HV9925SG-G	SOIC-8	Universal	Buck	20 - 400	12 - 80	20 - 50	PWM/Linear	4 - 20	> 80	Series	1.31	1.08	.995
689-HV9930LG-G	HV9930LG-G	SOIC-8	Universal	Boost/Buck	8 - 200	Configurable	Ext FET	PWM	Configurable	> 80	Series	1.33	1.10	1.02
689-HV9931LG-G	HV9931LG-G	SOIC-8	Universal	Boost/Buck	8 - 200	Configurable	Ext FET	PWM	Configurable	> 80	Series	1.33	1.10	1.02
689-HV9912NG-G	HV9912NG-G	SOIC-16	Universal	Switching	9 - 90	Ext FET	Ext FET	PWM/Linear	< 50	> 90	Series	1.78	1.61	1.42
689-HV9918K7-G	HV9918K7-G	DFN-8	Universal	Boost/Buck	4.5 - 40	Configurable	Ext FET	PWM	Configurable	> 80	Series	1.28	1.05	.89
689-HV9961LG-G	HV9961LG-G	SOIC-8	Universal	Boost/Buck	8 - 200	Configurable	Ext FET	PWM	Configurable	> 80	Series	2.40	1.80	1.72
689-CL2K4-G	CL2K4-G	TO-252-3	Universal	Linear	5 - 90	90	20	N/A	1 - 30	> 90	Series/Parallel	.75	.621	.578
689-CL2N3-G	CL2N3-G	TO-92	Universal	Linear	5 - 90	90	20	N/A	1 - 30	> 90	Series/Parallel	.47	.385	.364
689-CL2N8-G	CL2N8-G	SOT-89	Universal	Linear	5 - 90	90	20	N/A	1 - 30	> 90	Series/Parallel	.52	.439	.407
689-CL6K4-G	CL6K4-G	TO-252	Universal	Linear	4 - 90	90	100	N/A	1 - 30	> 90	Series/Parallel	1.63	1.35	1.25
689-CL6N5-G	CL6N5-G	TO-220	Universal	Linear	4 - 90	90	100	N/A	1 - 30	> 90	Series/Parallel	1.73	1.43	1.33
689-CL8800K6-G	CL8800K6-G	QFN-40	Universal	Linear	90 - 275	350	115	External	Mulitple	> 90	Series/Parallel	4.69	4.05	3.43
689-CL8801K6-G	CL8801K6-G	QFN-40	Universal	Linear	90 - 275	350	200	External	Mulitple	> 90	Series/Parallel	4.69	4.33	3.67

BACKLIGHT LED DRIVERS

NEW! TECHNOLOGY

For quantities greater than listed, call for quote.

MOUSER STOCK NO.	Supertex Part No.	Package	Topology	V_{IN} (V) Min.	V_{IN} (V) Max.	Output Current (mA)	Dimming	Price Each 1	Price Each 100	Price Each 500
Switchmode LED Driver IC with High Current Accuracy										
689-HV9911NG-G	HV9911NG-G	SOIC-16	Boost, SEPIC, Buck-Boost	9	250	External FET	PWM	1.69	1.40	1.29
Three-Channel CCM/DCM Boost LED Driver w/ Sub-Microsec PWM Dimming										
689-HV9989K6-G	HV9989K6-G	QFN-40	Boost, SEPIC	10	40	External FET	PWM/Linear	5.26	4.37	4.16

LINEAR REGULATORS

For quantities greater than listed, call for quote.

MOUSER STOCK NO.	Supertex Part No.	Package	V_{IN} (V) Min.	V_{IN} (V) Max.	V_{OUT} (V) Min.	V_{OUT} (V) Max.	Output Current (mA)	Dimming	Parallelable	Price Each 1	Price Each 100	Price Each 500
Temperature Compensated Constant Current LED Driver ICs												
689-CL2K4-G	CL2K4-G	TO-525-3	5	90	5	90	20	External FET	Yes	.75	.621	.578
689-CL2N8-G	CL2N8-G	SOT-89	5	90	5	90	20	External FET	Yes	.52	.439	.407
689-CL2N3-G	CL2N3-G	TO-92	5	90	5	90	20	External FET	Yes	.47	.385	.364
689-CL25N8-G	CL25N8-G	TO-243AA	5	90	5	90	25	External FET	Yes	.54	.439	.407
689-CL220K4-G	CL220K4-G	TO-252	5	220	5	220	20	External FET	Yes	1.53	1.39	1.24
689-CL220N5-G	CL220N5-G	TO-220	5	220	5	220	20	External FET	Yes	2.28	2.02	1.55
Linear Fixed Constant Current LED Driver ICs												
689-CL6K4-G	CL6K4-G	TO-252	6.5	90	4	90	100	No	Yes	1.63	1.35	1.25
689-CL6N5-G	CL6N5-G	TO-220	6.5	90	4	90	100	No	Yes	1.73	1.43	1.33
689-CL520K4-G	CL520K4-G	TO-252	4.75	90	1	90	20	-	Yes	.92	.76	-
689-CL525K4-G	CL525K4-G	TO-252	4.75	90	1	90	25	-	Yes	.92	.76	-
689-CL7SG-G	CL7SG-G	SOIC-8	6.5	90	4	90	100	PWM	Yes	1.95	1.63	1.50
Three Channel Linear LED Driver												
689-CL320SG-G	CL320SG-G	SOIC-8	6.5	90	4	90	20	PWM	Yes	1.48	1.33	1.18
689-CL325SG-G	CL325SG-G	SOIC-8	6.5	90	4	90	25	PWM	Yes	1.50	1.35	1.20
689-CL330SG-G	CL330SG-G	SOIC-8	6.5	90	4	90	30	PWM	Yes	1.52	1.37	1.22

DEMO BOARDS

For quantities greater than listed, call for quote.

MOUSER STOCK NO.	Supertex Part No.	Description	Price Each
689-AT9919DB1	AT9919DB1	Demo Board for AT9919 Series Automotive LED Drivers	139.10
689-HV9967BDB1	HV9967BDB1	Demo Board for HV9967B Series General Purpose LED Drivers	133.75
689-HV9861ADB1	HV9861ADB1	Demo Board for HV9861A Series General Purpose LED Drivers	139.10

© Copyright 2013 Mouser Electronics
© Copyright 2013 Mouser Electronics

TEXAS INSTRUMENTS Analog ICs

RoHS Compliant This product is RoHS compliant.

ACTIVE FILTERS

For quantities greater than listed, call for quote.

MOUSER STOCK NO.	Texas Instruments Part No.	Package	Filter Sections	Order Per Filter Section	Filter Class	Filter Type	Temperature Range (°C)	Price Each 1	25	100	250
926-MF10CCN/NOPB	MF10CCN/NOPB	DIP-20	2	4	Switched Capacitor	Universal	0 to 70	4.74	3.81	3.47	3.12
926-MF10CCWM/NOPB	MF10CCWM/NOPB	SOIC-20	2	4	Switched Capacitor	Universal	0 to 70	3.56	2.87	2.61	2.35
926-LMF100CIWM/NOPB	LMF100CIWM/NOPB	SOIC-20	2	4	Switched Capacitor	Universal	-40 to 85	5.54	4.46	4.06	3.66

CLOCKS

For quantities greater than listed, call for quote.

MOUSER STOCK NO.	Texas Instruments Part No.	Package	V_{CC}	Input Level	No. of Outputs	Output Level	Price Each 1	25	100	250
Clock Tree Driver										
926-LMH2191TME/NOPB	LMH2191TME/NOPB	MicroSMD	2.5/5.5	-	2	Digital	2.04	1.64	1.10	1.08
Differential Non-PLL Buffers										
595-CDCLVP1102RGTT	CDCLVP1102RGTT	QFN-16	2.5/3.3	LVPECL/LVDS/LVCMOS	2	LVPECL	6.99	5.59	3.78	3.70
595-CDCP1803RGET	CDCP1803RGET	VQFN-24	3.3	LVPECL	3	LVPECL	8.78	7.03	4.75	4.65
595-CDCLVD1204RGTT	CDCLVD1204RGTT	QFN-16	2.5	LVCMOS/LVDS/LVPECL	4	LVDS	7.95	6.36	4.29	4.21
595-CDCLVD2102RGTT	CDCLVD2102RGTT	QFN-16	2.5	LVCMOS/LVDS/LVPECL	4	LVDS	8.30	6.64	4.49	4.40
595-CDCLVP1204RGTT	CDCLVP1204RGTT	QFN-16	2.5/3.3	LVPECL/LVDS/LVCMOS	4	LVPECL	9.15	7.32	4.94	4.85
595-SN65LVDS104PW	SN65LVDS104PW	TSSOP-16	3.3	LVDS	4	LVDS	5.05	4.56	4.14	3.75
595-SN65LVDS105PW	SN65LVDS105PW	TSSOP-16	3.3	LVTTL	4	LVDS	5.05	4.56	4.14	3.75
595-CDCLVD1208RHDT	CDCLVD1208RHDT	VQFN-28	2.5	LVCMOS/LVDS/LVPECL	8	LVDS	10.71	8.57	5.79	5.67
595-CDCLVD2104RHDT	CDCLVD2104RHDT	VQFN-28	2.5	LVCMOS/LVDS/LVPECL	8	LVDS	11.07	8.86	5.98	5.86
595-CDCLVP1208RHDT	CDCLVP1208RHDT	QFN-28	2.5/3.3	LVPECL/LVDS/LVCMOS	8	LVPECL	12.17	10.24	7.44	7.33
595-CDCVF25081PW	CDCVF25081PW	TSSOP-16	3.3	LVTTL	8	LVTTL	3.94	3.54	3.22	2.91
595-CDCLVD110AVF	CDCLVD110AVF	LQFP-32	2.5	LVDS	10	LVDS	15.02	12.64	9.18	9.05
595-CDCLVD2108RGZT	CDCLVD2108RGZT	VQFN-48	2.5	LVCMOS/LVDS/LVPECL	16	LVDS	14.61	12.28	8.92	8.81
595-CDCLVP1216RGZT	CDCLVP1216RGZT	QFN-48	2.5/3.3	LVPECL/LVDS/LVCMOS	16	LVPECL	20.74	17.44	12.67	12.50
Differential PLL Buffers										
595-CDCV855PW	CDCV855PW	TSSOP-28	2.5	SSTL-2	4	SSTL-2	3.25	2.60	1.75	1.72
595-CDCU877GQLT	CDCU877GQLT	BGA MICROSTAR JR-52	1.8	SSTL-18	10	SSTL-18	7.18	6.54	5.91	5.42
595-CDCU877ZQLT	CDCU877ZQLT	BGA MICROSTAR JR-52	1.8	SSTL-18	10	SSTL-18	6.38	5.91	5.42	4.94
595-CDCV850DGG	CDCV850DGG	TSSOP-48	2.5	SSTL-2, LVTTL	10	SSTL-2	5.37	4.89	4.42	4.06
595-CDCV857ADGG	CDCV857ADGG	TSSOP-48	2.5	SSTL-2	10	SSTL-2	7.08	6.44	5.82	5.35
595-CDCV857BDGG	CDCV857BDGG	TSSOP-48	2.5	SSTL-2	10	SSTL-2	8.91	8.11	7.33	6.73
595-CDCV857DGG	CDCV857DGG	TSSOP-48	2.5	SSTL-2	10	SSTL-2	9.07	8.40	7.71	7.03
General Purposed Frequency Synthesizer										
595-CDCE913PW	CDCE913PW	TSSOP-14	1.8 core	Crystal/LVCMOS	3	LVCMOS	4.70	3.76	2.54	2.48
595-CDCE913PWG4	CDCE913PWG4	TSSOP-14	1.8	Crystal/LVCMOS	3	LVCMOS	4.70	3.76	2.54	2.48
595-CDCEL913PW	CDCEL913PW	TSSOP-14	1.8	Crystal/LVCMOS	3	LVCMOS	4.70	3.76	2.54	2.48
595-CDCE925PW	CDCE925PW	TSSOP-16	1.8 core	Crystal/LVCMOS	5	LVCMOS	5.30	4.24	2.87	2.80
595-CDCEL925PW	CDCEL925PW	TSSOP-16	1.8	Crystal/LVCMOS	5	LVCMOS	5.30	4.24	2.87	2.80
595-CDCE706PW	CDCE706PW	TSSOP-20	3.3	Crystal/LVCMOS/Diff	6	LVTTL	10.48	8.38	5.66	5.55
595-CDCE906PW	CDCE906PW	TSSOP-20	3.3	Crystal/LVCMOS/Diff	6	LVTTL	6.38	5.10	3.45	3.38
595-CDCE937PW	CDCE937PW	TSSOP-20	1.8 core	Crystal/LVCMOS	7	LVCMOS	5.78	4.62	3.12	3.06
595-CDCEL937PW	CDCEL937PW	TSSOP-20	1.8	Crystal/LVCMOS	7	LVCMOS	5.78	4.62	3.12	3.06
595-CDCE949PW	CDCE949PW	TSSOP-24	1.8 core	Crystal/LVCMOS	9	LVCMOS	6.38	5.10	3.45	3.38
595-CDCEL949PW	CDCEL949PW	TSSOP-24	1.8	Crystal/LVCMOS	9	LVCMOS	6.38	5.10	3.45	3.38
High Speed with Adjustable Current Buffer										
926-LMH6321MR/NOPB	LMH6321MR/NOPB	SOP-8	5/30	-	1	-	5.03	4.02	2.72	2.66
High Speed Closed Loop Buffers										
926-LMH6559MA/NOPB	LMH6559MA/NOPB	SOIC-8	3/10	-	1	-	2.17	1.73	1.17	1.14
926-LMH6559MF/NOPB	LMH6559MF/NOPB	SOT-23-5	3/10	-	1	-	2.17	1.73	1.17	1.14
High Current Audio										
926-LME49610TS/NOPB	LME49610TS/NOPB	TO-263	2.1/46	-	1	-	5.54	4.43	3.00	2.93
926-LME49600TS/NOPB	LME49600TS/NOPB	TO-263	4.5/36	-	1	-	5.54	4.43	3.00	2.93
High Speed Dual Buffer										
926-LMV112SD/NOPB	LMV112SD/NOPB	LLP-8	2.4/5	-	2	-	.92	.732	.494	.485
Mixed Differential/Single Ended										
595-CDCM1802RGTT	CDCM1802RGTT	QFN-16	3.3	LVPECL	2	LVPECL, LVCMOS	13.00	10.40	7.03	6.89
595-CDCM9102RHBT	CDCM9102RHBT	QFN-32	3.3	LVPECL, LVDS, LVCMOS, XTAL	3	LVPECL, LVDS, LVCMOS	5.90	4.72	3.19	3.12
595-CDCM1804RGET	CDCM1804RGET	VQFN-24	3.3	LVPECL/LVDS/HSTL/CML/VML/SSTL-2	4	LVPECL/1-LVCMOS	13.44	11.30	8.21	8.10
Multiplier/Divider										
595-CDCVF25084PW	CDCVF25084PW	TSSOP-16	3.3	LVTTL	-	LVTTL	9.43	8.57	7.75	7.12
Phase Aligner										
595-CDC5801ADBQ	CDC5801ADBQ	SSOP-24	3.3	LVCMOS, LVTTL	1	LVCMOS, LVTTL, LVDS	10.71	8.57	5.79	5.67
595-CDCF5801ADBQ	CDCF5801ADBQ	SSOP-24	3.3	HSTL, LVPECL, LVTTL	1	LVDS, LVPECL, LVTTL	8.55	6.84	4.62	4.53
Precision Clock Conditioner										
926-LMK03000CISQNOPB	LMK03000CISQ/NOPB	LLP-48	3.15/3.45	LVPECL, LVDS, LVCMOS	9	LVDS, LVPECL, RF	23.07	19.40	14.09	13.90
926-LMK03002ISQ/NOPB	LMK03002ISQ/NOPB	LLP-48	3.15/3.45	LVPECL, LVDS, LVCMOS	5	LVDS, LVPECL, RF	16.93	14.24	10.34	10.21
Selectable Gain Buffer										
926-LMH6704MF/NOPB	LMH6704MF/NOPB	SOT-23-6	8/12	-	1	-	2.85	2.27	1.54	1.51
Single Ended Non-PLL Buffers										
595-CDCLVC1102PW	CDCLVC1102PW	TSSOP-8	2.5/3.3	LVCMOS	2	LVCMOS	2.65	2.12	1.43	1.40
595-CDCLVC1103PW	CDCLVC1103PW	TSSOP-8	2.5/3.3	LVCMOS	3	LVCMOS	3.14	2.50	1.69	1.66
595-CDCV304PW	CDCV304PW	TSSOP-8	3.3	TTL	4	CMOS	3.16	2.85	2.59	2.34
595-CDCV304PWG4	CDCV304PWG4	TSSOP-8	2.5/3.3	LVTTL	4	LVTTL	3.16	2.85	2.59	2.34
595-CDCV304PWR	CDCV304PWR	TSSOP-8	2.5/3.3	LVTTL	4	LVTTL	3.00	2.59	2.35	2.08
595-CDCV304PWRG4	CDCV304PWRG4	TSSOP-8	2.5/3.3	LVTTL	4	LVTTL	2.59	2.33	2.13	1.93
595-CDCLVC1104PW	CDCLVC1104PW	TSSOP-8	2.5/3.3	LVCMOS	4	LVCMOS	3.49	2.79	1.88	1.85
595-CDCLVC1104PWR	CDCLVC1104PWR	TSSOP-8	2.5/3.3	LVCMOS	4	LVCMOS	2.89	2.31	1.56	1.53
595-CDC203DW	CDC203DW	SOIC-20	3.3	LVTTL	6	LVTTL	12.40	9.92	6.70	6.57
595-CDC328AD	CDC328AD	SOIC-16	5	LVTTL	6	LVTTL	12.77	10.21	6.90	6.76
595-CDC329AD	CDC329AD	SOIC-16	5	LVTTL	6	LVTTL	11.19	8.96	6.06	5.93
595-CDC391D	CDC391D	SOIC-16	5	TTL	6	TTL	12.28	9.82	6.63	6.51
595-CDCLVC1106PW	CDCLVC1106PW	TSSOP-14	2.5/3.3	LVCMOS	6	LVCMOS	4.33	3.47	2.34	2.30
595-CDC208DW	CDC208DW	SOIC-20	5	TTL	8	CMOS	13.01	10.95	7.95	7.84
595-CDC337DW	CDC337DW	SOIC-20	5	LVTTL	8	LVTTL	13.23	11.13	8.08	7.97
595-CDC339DW	CDC339DW	SOIC-20	5	LVTTL	8	LVTTL	12.64	10.11	6.84	6.70
595-CDC340DW	CDC340DW	SOIC-20	5	LVTTL	8	LVTTL	12.52	10.02	6.76	6.63
595-CDC341DW	CDC341DW	SOIC-20	5	LVTTL	8	LVTTL	14.18	11.93	8.66	8.55
595-CDCLVC1108PW	CDCLVC1108PW	TSSOP-16	2.5/3.3	LVCMOS	8	LVCMOS	5.30	4.24	2.87	2.80
595-CDC2351DB	CDC2351DB	SSOP-24	3.3	LVTTL	10	LVTTL	13.23	11.13	8.08	7.97
595-CDC2351DW	CDC2351DW	SOIC-24	3.3	LVTTL	10	LVTTL	13.23	11.13	8.08	7.97
595-CDC351DW	CDC351DW	SOIC-24	3.3	LVTTL	10	LVTTL	14.39	12.10	8.78	8.68
595-CDCLVC1110PW	CDCLVC1110PW	TSSOP-20	2.5/3.3	LVCMOS	10	LVCMOS	6.51	5.20	3.51	3.45

© Copyright 2013 Mouser Electronics
© Copyright 2013 Mouser Electronics

TEXAS INSTRUMENTS Analog ICs

RoHS Compliant This product is RoHS compliant.

CLOCKS (CONT.)

NEW PRODUCT

For quantities greater than listed, call for quote.

MOUSER STOCK NO.	Texas Instruments Part No.	Package	V_{CC}	Input Level	No. of Outputs	Output Level	Price Each 1	25	100	250
Single Ended Non-PLL Buffers (Cont.)										
595-CDCLVP111RHBT	CDCLVP111RHBT	QFN-32	2.5/3.3	LVPECL, LVDS, CML, SSTL	10	LVPECL	12.66	11.64	10.82	9.93
595-CDCVF2310PW	CDCVF2310PW	TSSOP-24	2.5/3.3	LVTTL	10	LVTTL	5.90	4.72	3.19	3.12
595-CDCVF2310PWR	CDCVF2310PWR	TSSOP-24	3.3	LVTTL	10	LVTTL	4.93	3.95	2.66	2.61
595-CDCVF310PW	CDCVF310PW	TSSOP-24	2.5/3.3	LVTTL	10	LVTTL	5.90	4.72	3.19	3.12
595-CDCLVC1112PW	CDCLVC1112PW	TSSOP-24	2.5/3.3	LVCMOS	12	LVCMOS	7.59	6.07	4.10	4.01
Single Ended PLL Buffers										
595-CDCVF2505D	CDCVF2505D	SOIC-8	3.3	LVTTL	5	LVTTL	2.84	2.46	2.24	1.97
595-CDCVF2505PW	CDCVF2505PW	TSSOP-8	3.3	LVTTL	5	LVTTL	2.46	2.21	2.02	1.82
595-CDC2536DB	CDC2536DB	SSOP-28	3.3	LVTTL	6	LVTTL	5.78	4.62	3.12	3.06
595-CDC536DB	CDC536DB	SSOP-28	3.3	LVTTL	6	LVTTL	7.22	5.78	3.91	3.83
595-CDCVF2509APW	CDCVF2509APW	TSSOP-24	3.3	LVTTL	9	LVTTL	8.37	7.75	7.12	6.48
595-CDCVF2510APW	CDCVF2510APW	TSSOP-24	3.3	LVTTL	10	LVTTL	6.27	5.70	5.15	4.73
595-CDC582PAH	CDC582PAH	TQFP-52	3.3	LVPECL	12	LVTTL	13.23	11.13	8.08	7.97
595-TLC2932AIPW	TLC2932AIPW	TSSOP-14	3.0/3.3/5.0	-	-	-	4.01	3.62	3.28	2.97
595-TLC2933AIPW	TLC2933AIPW	TSSOP-14	3.0/3.3/5.0	-	-	-	4.01	3.62	3.28	2.97
Ultra Low Jitter Synthesizer and Jitter Cleaner										
595-CDCM61001RHBT	CDCM61001RHBT	QFN-32	3.3	Crystal,LVCMOS	1	LVPECL/LVDS/2-LVCMOS	6.62	5.30	3.57	3.51
595-CDCM61002RHBT	CDCM61002RHBT	QFN-32	3.3	Crystal,LVCMOS	2	LVPECL/LVDS/2-LVCMOS	7.70	6.16	4.16	4.08
595-CDCM61004RHBT	CDCM61004RHBT	QFN-32	3.3	Crystal,LVCMOS	4	LVPECL/LVDS/2-LVCMOS	9.88	7.90	5.34	5.23
595-CDCE62005RGZT	CDCE62005RGZT	QFN-48	3.3	LVPECL/LVDS/LVCMOS	5	LVPECL/LVDS/LVCMOS	18.31	15.40	11.18	11.03
595-CDCM7005RGZT	CDCM7005RGZT	QFN-48	3.3	LVCMOS	5	LVPECL/LVCMOS	23.28	19.58	14.22	14.03
595-CDCM7005ZVAT	CDCM7005ZVAT	BGA-64	3.3	LVCMOS	5	LVPECL/LVCMOS	23.28	19.58	14.22	14.03
595-CDCM6208V2RGZT	CDCM6208V2RGZT	VQFN-48	1.71	CML, LVPECL, LVDS, LVCMOS, XTAL	8	CML, LVPECL, LVDS, HCSL, LVCMOS	12.70	10.68	7.76	7.65
926-LMK04100SQE/NOPB	LMK04100SQE/NOPB	QFN-48	3.15/3.45	LVDS, LVPECL, LVCMOS	9	LVPECL, LVCMOS, RF	12.70	10.68	7.76	7.65
926-LMK04101SQE/NOPB	LMK04101SQE/NOPB	QFN-48	3.15/3.45	LVDS, LVPECL, LVCMOS	9	LVPECL, LVCMOS, RF	12.70	10.68	7.76	7.65
926-LMK04102SQE/NOPB	LMK04102SQE/NOPB	QFN-48	3.15/3.45	LVDS, LVPECL, LVCMOS	9	LVPECL, LVCMOS, RF	12.70	10.68	7.76	7.65
595-CDCE72010RGCT	CDCE72010RGCT	QFN-64	3.3	Diff/Single Ended	10	LVPECL/LVDS/LVCMOS	22.12	18.60	13.50	13.33
595-CDCL6010RGZT	CDCL6010RGZT	QFN-48	1.8	LVDS	11	CML	18.31	15.40	11.18	11.03

REAL TIME CLOCKS

For quantities greater than listed, call for quote.

MOUSER STOCK NO.	Texas Instruments Part No.	Package	Supply Voltage (V)	Bus Interface	Memory Density	Integrated CPU Supv	RTC Bytes	Price Each 1	25	100	250
595-BQ3285LDSS	BQ3285LDSS	SSOP-24	3	Multiplexed	0.242	No	14	6.14	4.91	3.32	3.25
595-BQ3287MT-SB2	BQ3287MT-SB2	DIP MODULE-24	5	Multiplexed	0.114	No	14	15.28	14.15	12.99	11.84
595-BQ4830YMA-85	BQ4830YMA-85	DIP MODULE-28	5	Parallel	256	No	8	44.37	41.03	38.46	35.92
595-BQ4842YMA-85	BQ4842YMA-85	DIP MODULE-32	5	Parallel	1024	Yes	16	58.79	55.08	52.57	49.58
595-BQ4847YMT	BQ4847YMT	DIP MODULE-28	5	Parallel	-	Yes	16	22.37	20.58	19.12	17.54
595-BQ4852YMC-85	BQ4852YMC-85	DIP MODULE-36	5	Parallel	4096	Yes	16	105.13	104.39	97.72	94.82
926-DP8570AV	DP8570AV	PLCC-28	5.5	Parallel	-	Yes	44	27.39	23.29	21.57	19.85

EMBEDDED CLOCKS

For quantities greater than listed, call for quote.

MOUSER STOCK NO.	Texas Instruments Part No.	Package	Supply Voltage (V)	Clock (MHz) Min.	Clock (MHz) Max.	Total Throughout (Mbps)	Payload Per/Ch (Mbps)	Function	Level Input	Level Output	Price Each 1	25	100	250
926-DS90UR124QVSNOPB	DS90UR124QVS/NOPB	TQFP-64	3.3	5	43	1032	1032	Deserializer	FPD-Link II LVDS	LVCMOS	12.13	9.70	6.56	6.43
926-DS90UR241IVSNOPB	DS90UR241IVS/NOPB	TQFP-48	3.3	5	43	1032	1032	Serializer	LVCMOS	FPD-Link LVDS	12.13	9.70	6.56	6.43
926-DS90UR241QVSNOPB	DS90UR241QVS/NOPB	TQFP-48	3.3	5	43	1032	1032	Serializer	LVCMOS	FPD-Link LVDS	12.13	9.70	6.56	6.43
926-DS92LV18TVV/NOPB	DS92LV18TVV/NOPB	LQFP-80	3.3	15	66	2376	1188	Ser./Deser.	LVTTL,BLVDS	LVDS/BLVDS,LVTTL	16.30	13.71	9.95	9.82
926-DS92LV1021AMSANO	DS92LV1021AMSA/NOPB	SSOP-28	3.3	16	40	400	400	Serializer	LVTTL	LVDS, BLVDS	7.32	5.85	3.96	3.87
926-DS92LV1212AMSANO	DS92LV1212AMSA/NOPB	SSOP-28	3.3	16	40	400	400	Deserializer	LVDS, BLVDS	LVTTL	7.32	5.85	3.96	3.87
926-921025HSM/NOPB	SCAN921025HSM/NOPB	FBGA-49	3.3	20	80	800	800	Serializer	LVTTL	LVDS, BLVDS	10.30	8.24	5.57	5.46
926-921224SLC/NOPB	SCAN921224SLC/NOPB	FBGA-49	3.3	20	66	660	660	Deserializer	LVDS, BLVDS	LVTTL	10.97	8.99	8.11	7.46
926-921226HSM/NOPB	SCAN921226HSM/NOPB	FBGA-49	3.3	20	80	800	800	Deserializer	LVDS, BLVDS	LVTTL	10.30	8.24	5.57	5.46
926-DS92LV16TVHGNOPB	DS92LV16TVHG/NOPB	LQFP-80	3.3	25	80	2560	1280	Ser./Deser.	LVTTL,LVDS/BLVDS	LVDS/BLVDS,LVTTL	16.06	13.51	9.81	9.68
926-DS92LV1224TMSANO	DS92LV1224TMSA/NOPB	SSOP-28	3.3	30	66	660	660	Deserializer	LVDS, BLVDS	LVTTL	10.30	8.24	5.57	5.46

RF SYNTHESIZERS

For quantities greater than listed, call for quote.

MOUSER STOCK NO.	Texas Instruments Part No.	Package	No. of PLLs	PLL Freq. (MHz) Min.	PLL Freq. (MHz) Max.	Aux PLL Freq. (MHz) Min.	Aux PLL Freq. (MHz) Max.	Supply Current (mA)	Supply Volt. (V) Min.	Supply Volt. (V) Max.	Normal PLL Phase Noise	PLL Type	Price Each 1	25	100	250
926-LMX2531LQ1650ENO	LMX2531LQ1650E/NOPB	LLP-36	1	1106	3132	553	1566	34	2.7	3.2	-219dBc/Hz	Delta-Sigma	13.25	10.59	7.16	7.02
926-LMX2531LQ2080ENO	LMX2531LQ2080E/NOPB	LLP-36	1	1106	3132	553	1566	34	2.7	3.2	-219dBc/Hz	Delta-Sigma	13.25	10.59	7.16	7.02
926-2541SQ2380E/NOPB	LMX2541SQ2380E/NOPB	LLP-36	1	1990	4000	31.6	2000	150	3.15	3.45	-225dBc/Hz	Delta-Sigma	13.76	11.57	8.40	8.29
926-2541SQ3740E/NOPB	LMX2541SQ3740E/NOPB	LLP-36	1	1990	4000	31.6	2000	150	3.15	3.45	-225dBc/Hz	Delta-Sigma	13.76	11.57	8.40	8.29
926-LMX2430TM/NOPB	LMX2430TM/NOPB	TSSOP-20	2	250	3000	100	800	4.2	2.25	2.75	-219dBc/Hz	Integer-N	3.66	2.93	1.98	1.94
926-LMX2433TM/NOPB	LMX2433TM/NOPB	TSSOP-20	2	500	3600	250	1700	5.2	2.25	2.75	-219dBc/Hz	Integer-N	4.04	3.23	2.18	2.14
926-LMX2434TM/NOPB	LMX2434TM/NOPB	TSSOP-20	2	1000	5000	500	2500	7	2.25	2.75	-219dBc/Hz	Integer-N	4.26	3.41	2.30	2.26
926-LMX2485ESQ/NOPB	LMX2485ESQ/NOPB	LLP-24	2	50	3000	75	800	5	2.5	3.6	-219dBc/Hz	Delta-Sigma	5.95	4.76	3.21	3.15

TIMERS

NEW PRODUCT

For quantities greater than listed, call for quote.

MOUSER STOCK NO.	Texas Instruments Part No.	Package	Supply Voltage (V) Min.	Supply Voltage (V) Max.	Supply Current (mA) Typ.	Supply Current (mA) Max.	Output Rise Time (Typ.) (ns)	Output Fall Time (Typ.) (ns)	Price Each 1	25	100	250
Single												
595-NE555D	NE555D	SOIC-8	0.5	4.5	3	6	100	100	.38	.317	.25	.208
595-NE555P	NE555P	PDIP-8	0.5	4.5	3	6	100	100	.39	.326	.258	.214
595-NE555PSR	NE555PSR	SO-8	0.5	4.5	3	6	100	100	.35	.293	.232	.193
926-LMC555CM/NOPB	LMC555CM/NOPB	SOIC-8	1.5	15	0.15	0.4	15	15	1.10	.887	.776	.682
926-LMC555CN/NOPB	LMC555CN/NOPB	DIP-8	1.5	15	0.15	0.4	15	15	1.38	1.10	.967	.85
926-LM555CM/NOPB	LM555CM/NOPB	SOIC-8	4.5	16	3	6	100	100	1.07	.854	.748	.656
926-LM555CMM/NOPB	LM555CMM/NOPB	MiniSOIC-8	4.5	16	3	6	100	100	1.03	.822	.719	.63
926-LM555CMX/NOPB	LM555CMX/NOPB	SOIC-8	4.5	16	3	6	100	100	1.07	.854	.748	.656
926-LM555CN/NOPB	LM555CN/NOPB	DIIP-8	4.5	16	3	6	100	100	1.19	.95	.831	.73
595-SE555P	SE555P	PDIP-8	4.5	-	3	5	100	100	.42	.355	.28	.232
Dual												
926-LMC555CMM/NOPB	LMC555CMM/NOPB	MiniSOIC-8	1.5	15	0.05	0.15	15	15	1.28	1.03	.902	.792
926-LMC555CMX/NOPB	LMC555CMX/NOPB	SOIC-8	1.5	15	0.05	0.15	15	15	1.10	.887	.776	.682
926-LMC555CM	LMC555CM	SOIC-8	1.5	15	50	150	15	15	1.10	.887	.776	.682
595-TLC555CD	TLC555CD	SOIC-8	2.0	15	0.25	0.4	20	15	.84	.759	.642	.566
595-TLC555CP	TLC555CP	PDIP-8	2.0	15	0.25	0.4	20	15	.70	.632	.535	.471
595-TLC555ID	TLC555ID	SOIC-8	2.0	15	0.25	0.4	20	15	.90	.821	.694	.611
595-TLC555IP	TLC555IP	PDIP-8	2.0	15	0.25	0.4	20	15	.76	.694	.587	.517
595-TLC556CD	TLC556CD	SOIC-14	2.0	18	0.13	0.5	20	15	1.53	1.38	1.21	1.06
595-TLC556CN	TLC556CN	PDIP-14	2.0	18	0.13	0.5	20	15	1.19	1.08	.944	.828
595-TLC556ID	TLC556ID	SOIC-14	2.0	18	0.13	0.5	20	15	1.54	1.34	1.22	1.07
595-TLC556IN	TLC556IN	PDIP-14	2.0	18	0.13	0.5	20	15	1.32	1.19	1.04	.912
926-LM556CM/NOPB	LM556CM/NOPB	SOIC-14	4.5	16	3	6	100	100	1.51	1.21	1.06	.928
926-LM556CN/NOPB	LM556CN/NOPB	DIP-14	4.5	16	3	6	100	100	1.53	1.22	1.07	.938
595-NE556D	NE556D	SOIC-14	4.5	16	20	30	100	100	.52	.463	.385	.338
595-NE556N	NE556N	PDIP-14	4.5	16	20	30	100	100	.48	.425	.353	.309

© Copyright 2013 Mouser Electronics
© Copyright 2013 Mouser Electronics

TEXAS INSTRUMENTS Analog ICs

RoHS Compliant This product is RoHS compliant.

TIME MANAGEMENT UNIT

PRODUCT NEW

For quantities greater than listed, call for quote.

MOUSER STOCK NO.	Texas Instruments Part No.	Package	Voltage Supply (V)	Interface Speed (MHz)	Clock Frequency (Max.) (MHz)	Power Per Channel (mW)	Precision (LSB) (ps)	Price Each 1	25	100	250
Quad Channel											
595-THS788PFD	THS788PFD	TQFP-100	4	75-300	200	675	13	155.95	145.36	145.36	145.36

CLOCK AND TIMER EVALUATION TOOLS

PRODUCT NEW

For quantities greater than listed, call for quote.

MOUSER STOCK NO.	Texas Instruments Part No.	Description	Price Each
595-CDCLVC1104EVM	CDCLVC1104EVM	Evaluation Module for CDCLVC1104, low-additive, phase-noise LVCMOS clock buffer	170.20
595-CDCM9102EVM	CDCM9102EVM	Evaluation Module for CDCM9102, a low-jitter clock generator, 2 100-MHz differential clock ports	221.79
926-LMK04100EVALNOPB	LMK04100EVAL/NOPB	Evaluation Module for LMK04100, precision clock conditioner w/dual PLLs and integrated VCO	455.81

VIDEO TIMING ICS

For quantities greater than listed, call for quote.

MOUSER STOCK NO.	Texas Instruments Part No.	Package	Supply Volt. (V)	Function	Supported Formats	Temp. Range (°C)	Price Each 1	25	100	250
926-LM1881M/NOPB	LM1881M/NOPB	SOIC-8	5	Sync Separator	NTSC, SECAM, Bi-level sync only, PAL	0 to 70	3.15	2.53	2.30	2.08
926-LM1881MX/NOPB	LM1881MX/NOPB	SOIC-8	5	Sync Separator	NTSC, SECAM, Bi-level sync only, PAL	0 to 70	3.15	2.53	2.30	2.08
926-LMH1980MM/NOPB	LMH1980MM/NOPB	MiniSOIC-10	3.3	Sync Separator	NTSC, SECAM, SD/PC bi-level and HD tri-level sync, 720p, 1080i/p, VESA, 576i/p, 480i/p, PAL	-40 to 85	4.43	3.54	2.40	2.34
926-LMH1981MT/NOPB	LMH1981MT/NOPB	TSSOP-14	3.3		Sync Separator SD bi-level and HD tri-level sync, NTSC, 720p, 1080i/p, 576i/p, 480i/p, PAL	-40 to 85	11.77	9.42	6.37	6.24
926-LMH1982SQE/NOPB	LMH1982SQE/NOPB	LLP-32	3.3	Clock/Timing Gen	NTSC, 48-kHz audio clock input, 720p, 576 i/p, 480i/p, 1080 i/p, PAL	0 to 70	25.71	22.66	20.30	20.03
926-LMH1983SQE/NOPB	LMH1983SQE/NOPB	LLP-40	3.3	Clock/Timing Gen	NTSC, 48-kHz audio clock input, 720p, 576 i/p, 480i/p, 1080 i/p, PAL	-40 to 85	24.48	21.58	19.32	19.07

ANALOG-TO-DIGITAL CONVERTER EVALUATION MODULES

PRODUCT NEW

For quantities greater than listed, call for quote.

MOUSER STOCK NO.	Texas Instruments Part No.	Description	Price Each
595-ADS1118EVM	ADS1118EVM	Evaluation board for the ADS1118, a 16-bit, precision, 860SPS ADC with Integrated MUX, PGA, Temp Sensor, Oscillator & Ref	54.60
595-ADS1131REF	ADS1131REF	Evaluation board for the ADS1131, a 18-bit ADC for Bridge Sensors	54.60
595-ADS1258EVM-PDK	ADS1258EVM-PDK	Performance demonstration kit for the ADS1258, a low-noise, 24-bit, 8-channel, delta-sigma, 125kSPS ADC	166.05
595-ADS1292RECG-FE	ADS1292RECG-FE	Demo Board for the ADS1292R, 24-bit, 2-channel, delta-sigma ADC	110.34
595-ADS1299EEGFE-PDK	ADS1299EEGFE-PDK	Demo Board for the ADS1299, 24-bit, 8-channel, delta-sigma ADC	221.79
595-ADS130E08EVM-PDK	ADS130E08EVM-PDK	Performance demonstration kit for the ADS130E08, a 16-bit ADC	221.79
595-ADS131E08EVM-PDK	ADS131E08EVM-PDK	Demo Board for the ADS131E08, 24-bit, delta-sigma ADC	221.79
595-ADS4122EVM	ADS4122EVM	Evaluation board for the ADS4122, a 12-bit, 1-channel, pipeline, 65MSPS ADC	333.23
595-ADS4125EVM	ADS4125EVM	Evaluation board for the ADS4125, a 12-bit, 1-channel, pipeline, 125MSPS ADC	333.23
595-ADS4142EVM	ADS4142EVM	Evaluation board for the ADS4142, a 14-bit, 1-channel, pipeline, 65MSPS ADC	333.23
595-ADS4145EVM	ADS4145EVM	Evaluation board for the ADS4145, a 14-bit, 1-channel, pipeline, 125MSPS ADC	333.23
595-ADS4246EVM	ADS4246EVM	Evaluation board for ADS4246, dual-channel 12-bit/14-bit, 160 MSPS	333.23
595-ADS5263EVM	ADS5263EVM	Evaluation board for the ADS5263, a 16-bit, quad channel, 100MSPS, pipeline ADC	333.23
595-ADS5271EVM	ADS5271EVM	Evaluation board for ADS5271, 10-bit/12-bit, 50 MSPS	221.79
595-ADS5481EVM	ADS5481EVM	Evaluation board for ADS5481, 16-bit, 80 MSPS	333.23
595-ADS5482EVM	ADS5482EVM	Evaluation board for ADS5482, 16-bit, 105 MSPS	341.57
595-ADS5483EVM	ADS5483EVM	Evaluation Board for ADS5483, with a 16-Bit 135MSPS ADC with DDR LVDS Outputs	333.23
595-ADS5484EVM	ADS5484EVM	Evaluation board for ADS5484, 16-bit, 170 MSPS	333.23
595-ADS54RF63-ADX4	ADS54RF63-ADX4	Interleaved evaluation board for ADS54RF63, 12-bit, 550 MSPS	2785.12
595-ADS58C48EVM	ADS58C48EVM	Evaluation board for the ADS58C17, a 4-channel, 11-bit, 200 MSPS ADC featuring TI's SNRBoost technology	333.23
595-ADS6129EVM	ADS6129EVM	Evaluation board for ADS6129, 12-bit, 250 MSPS	333.23
595-ADS6142EVM	ADS6142EVM	Evaluation board for ADS6142, 14-bit, 65 MSPS	333.23
595-ADS62C17EVM	ADS62C17EVM	Evaluation board for ADS62C17, 11-bit, 200 MSPS	333.23
595-ADS62P23EVM	ADS62P23EVM	Evaluation board for ADS62P23, 12-bit, 80 MSPS	333.23
595-ADS62P42EVM	ADS62P42EVM	Evaluation board for ADS62P42, 14-bit, 65 MSPS	333.23
595-ADS6423EVM	ADS6423EVM	Evaluation board for ADS6423, 12-bit, 80 MSPS	333.23
595-ADS7863EVM	ADS7863EVM	Evaluation board for the ADS7863, a dual, 12-bit, multi-channel, 2MSPS, SAR ADC	85.67
595-ADS7924EVM	ADS7924EVM	Evaluation board for the ADS7924, a 4-channel, 12-bit, 100kSPS, ADC with an I²C™ interface	83.59
595-ADS8331EVM	ADS8331EVM	Evaluation board for the ADS8331, a low power, high resolution, 16-bit, 4-channel, 500kSPS ADC	54.60
595-ADS8332EVM	ADS8332EVM	Evaluation board for the ADS8332, a low power, high resolution, 16-bit, 8-channel, 500kSPS ADC	54.60
595-ADS850-EVM	ADS850-EVM	Evaluation board for ADS850Y, 14-bit, 10 MSPS	166.05
595-ADS8557EVM	ADS8557EVM	Evaluation Board for the ADS8556, ADS8557 or ADS8558 with a 16/14/12-Bit 730kSPS ADC	110.34
595-ADS8568EVM-PDK	ADS8568EVM-PDK	Evaluation board for the ADS8568, a 16-bit, eight channel, 670 kSPS ADC	779.03
595-ADS8638EVM-PDK	ADS8638EVM-PDK	Performance demonstration kit for the ADS8638, a 12-bit, 8-channel, bipolar SAR, 1MSPS ADC	221.79
595-AMC1200EVM	AMC1200EVM	Evaluation board for the AMC1200, an isolated 1-channel, delta-sigma ADC	54.60
595-AMC1204EVM	AMC1204EVM	Evaluation board for the AMC1204, a 1-bit, 20MHz, 2nd Order, isolated delta-sigma ADC	54.60
926-C08D1500CIYBNOPB	ADC08D1500CIYB/NOPB	ADC08 Dual, low power, high perfomance for a single 1.5 Gsps version	597.81
926-DC083000CIYBNOPB	ADC083000CIYB/NOPB	ADC08 Single, low power, high performance with integrated 4K Byte FIFO	859.06

ANALOG-TO-DIGITAL CONVERTERS (ADCS)

PRODUCT NEW

For quantities greater than listed, call for quote.

MOUSER STOCK NO.	Texas Instruments Part No.	Package	Res.	No. of Input Channels	Architecture	INL (Max.) (±LSB)	DNL (Max.) (±LSB)	Sample Rate	Power Consumption (Typ.) (mW)	Price Each 1	25	100	250
926-ADC0804LCN/NOPB	ADC0804LCN/NOPB	DIP-20	8	1	SAR	-	-	10kSPS	-	3.45	2.77	2.53	2.28
926-ADC0804LCN	ADC0804LCN	MDIP-20	8	1	SAR	1	1	10kSPS	875	3.45	2.77	2.53	2.28
926-ADC0831CCN/NOPB	ADC0831CCN/NOPB	DIP-8	8	1	SAR	-	-	31kSPS	15	2.99	2.41	2.17	1.93
926-ADC0838CIWMXNOPB	ADC0838CIWMX/NOPB	SOIC-20	8	1	SAR	0.5	0.5	31kSPS	800	3.24	2.62	2.36	2.10
595-ADS7868IDBVT	ADS7868IDBVT	SOT-23-6	8	1	SAR	0.5	0.5	280kSPS	0.22	1.56	1.25	.846	.829
595-ADS830E	ADS830E	SSOP-20	8	1	Pipeline	1.5	1	60MSPS	215	7.82	6.26	4.23	4.14
595-TLC0820ACDW	TLC0820ACDW	SOIC-20	8	1	SAR	1	1	392kSPS	37.5	6.23	5.62	5.10	4.61
595-TLC0820ACN	TLC0820ACN	PDIP-20	8	1	SAR	1	1	392kSPS	37.5	5.46	4.91	4.47	4.04
595-TLC0820AIDW	TLC0820AIDW	SOIC-20	8	1	SAR	1	1	392kSPS	37.5	5.62	5.10	4.61	4.24
595-TLC0831CD	TLC0831CD	SOIC-8	8	1	SAR	0.4	0.4	31kSPS	3	4.33	3.91	3.55	3.21
595-TLC0831CP	TLC0831CP	PDIP-8	8	1	SAR	0.4	0.4	31kSPS	3	3.83	3.45	3.14	2.84
595-TLC0831ID	TLC0831ID	SOIC-8	8	1	SAR	0.4	0.4	31kSPS	3	4.12	3.75	3.39	3.11
595-TLC0831IP	TLC0831IP	PDIP-8	8	1	SAR	0.4	0.4	31kSPS	3	3.66	3.33	3.01	2.77
595-TLC548CD	TLC548CD	SOIC-8	8	1	SAR	0.5	0.5	45.5kSPS	9	3.62	2.89	1.95	1.92
595-TLC548CP	TLC548CP	PDIP-8	8	1	SAR	0.5	0.5	45.5kSPS	9	3.14	2.50	1.69	1.66
595-TLC549CP	TLC549CP	PDIP-8	8	1	SAR	0.5	0.5	40kSPS	9	2.93	2.54	2.31	2.03
595-TLC549ID	TLC549ID	SOIC-8	8	1	SAR	0.5	0.5	40kSPS	9	3.18	2.87	2.61	2.35
595-TLC549IP	TLC549IP	PDIP-8	8	1	SAR	0.5	0.5	40kSPS	9	2.80	2.53	2.30	2.08
926-ADC08832IMM/NOPB	ADC08832IMM/NOPB	MSOP-8	8	2	SAR	0.2	0.2	153kSPS	8.5	1.95	1.56	1.05	1.03
595-ADS7949SRTET	ADS7949SRTET	WQFN-16	8	2	SAR	0.3	0.3	2MSPS	7.5	2.77	2.21	1.50	1.47
595-TLC0832CP	TLC0832CP	PDIP-8	8	2	SAR	0.4	0.4	22kSPS	12.5	3.21	2.92	2.63	2.42
926-ADC0809CCN/NOPB	ADC0809CCN/NOPB	DIP-28	8	8	SAR	-	-	10kSPS	15	4.04	3.25	2.96	2.68
926-ADC0838CCWM/NOPB	ADC0838CCWM/NOPB	SOIC-20	8	8	SAR	-	-	31kSPS	15	3.28	2.65	2.40	2.13
926-ADC0848CCN/NOPB	ADC0848CCN/NOPB	DIP-24	8	8	SAR	-	-	25kSPS	15	5.16	4.12	2.78	2.73
926-ADC0848CCV/NOPB	ADC0848CCV/NOPB	PLCC-28	8	8	SAR	-	-	25kSPS	15	6.18	4.95	3.35	3.27
595-ADS7830IPWT	ADS7830IPWT	TSSOP-16	8	8	SAR	0.5	0.5	70kSPS	0.75	3.97	3.18	2.15	2.11
595-TLC0838IN	TLC0838IN	PDIP-20	8	8	SAR	0.4	0.4	20kSPS	3	4.19	3.79	3.45	3.11
595-ADS7830IPWR	ADS7830IPWR	TSSOP-16	8	8	SAR	0.5	0.5	70kSPS	0.75	3.37	2.70	1.82	1.79

© Copyright 2013 Mouser Electronics
© Copyright 2013 Mouser Electronics

TEXAS INSTRUMENTS Analog ICs

RoHS Compliant This product is RoHS compliant.

ANALOG-TO-DIGITAL CONVERTERS (ADCS) CONT.

NEW PRODUCT

For quantities greater than listed, call for quote.

MOUSER STOCK NO.	Texas Instruments Part No.	Package	Res.	No. of Input Channels	Architecture	INL (Max.) (±LSB)	DNL (Max.) (±LSB)	Sample Rate	Power Consumption (Typ.) (mW)	Price Each 1	25	100	250
595-ADS7830IPWT	TLC549CPIPWT	TSSOP-16	8	8	SAR	0.5	0.5	70kSPS	0.75	3.97	3.18	2.15	2.11
595-TLC0838CN	TLC0838CN	PDIP-20	8	8	SAR	0.4	0.4	20kSPS	3	3.94	3.54	3.22	2.91
595-TLC0838IDW	TLC0838IDW	SOIC-20	8	8	SAR	0.4	0.4	20kSPS	3	4.37	3.97	3.58	3.30
595-TLC0838IN	TLC0838IN	PDIP-20	8	8	SAR	0.4	0.4	20kSPS	3	4.19	3.79	3.45	3.11
595-TLC540IFN	TLC540IFN	PLCC-20	8	11	SAR	0.5	0.5	75kSPS	6	5.59	5.04	4.58	4.14
595-TLC541IFN	TLC541IFN	PLCC-20	8	11	SAR	0.5	0.5	40kSPS	6	4.33	3.47	2.34	2.30
595-TLC541IN	TLC541IN	PDIP-20	8	11	SAR	0.5	0.5	40kSPS	6	3.62	2.89	1.95	1.92
595-TLC542CDW	TLC542CDW	SOIC-20	8	11	SAR	0.5	0.5	25kSPS	6	4.71	4.24	3.86	3.49
595-TLC542CN	TLC542CN	PDIP-20	8	11	SAR	0.5	0.5	25kSPS	6	3.83	3.45	3.14	2.84
595-TLC542IFNR	TLC542IFNR	PLCC-20	8	11	SAR	0.5	0.5	25kSPS	6	3.66	3.33	3.01	2.77
595-TLC542IN	TLC542IN	PDIP-20	8	11	SAR	0.5	0.5	25kSPS	6	4.33	3.91	3.55	3.21
595-ADS7867IDBVT	ADS7867IDBVT	SOT-23-6	10	1	SAR	0.5	0.5	240kSPS	0.22	2.65	2.12	1.43	1.40
595-TLC1549CP	TLC1549CP	PDIP-8	10	1	SAR	1	1	38kSPS	4	4.58	3.66	2.47	2.42
595-TLV1549CD	TLV1549CD	SOIC-8	10	1	SAR	1	1	38kSPS	1.32	6.74	5.39	3.65	3.57
595-TLV1571CDW	TLV1571CDW	SOIC-24	10	1	SAR	1	1	1.25MSPS	12	11.07	8.86	5.98	5.86
926-AD10D1000CIUTNPB	ADC10D1000CIUT/NOPB	TEBGA-292	10	2	Interpolating	0.65	0.25	2GSPS	2770	1968.94	1900.38	1859.07	1824.64
595-ADS7948SRTET	ADS7948SRTET	WQFN-16	10	2	SAR	0.5	0.5	2MSPS	7.5	4.45	3.56	2.41	2.36
926-C104S021CIMMNOPB	ADC104S021CIMM/NOPB	MiniSOIC-10	10	4	SAR	0.13	0.13	200kSPS	6.9	3.33	2.65	1.80	1.77
926-ADC10064CIWMNOPB	ADC10064CIWM/NOPB	SOIC-28	10	4	Pipelined	1	1	800kSPS	235	8.03	6.58	5.94	5.46
595-TLV1544CD	TLV1544CD	SOIC-16	10	4	SAR	1	1	85kSPS	1.05	5.78	4.62	3.12	3.06
595-TLV1544ID	TLV1544ID	SOIC-16	10	4	SAR	1	1	85kSPS	1.05	6.14	4.91	3.32	3.25
595-TLV1562CPW	TLV1562CPW	TSSOP-28	10	4	Pipeline	1.5	1.5	2MSPS	15	9.99	7.99	5.40	5.30
926-C108S022CIMTNOPB	ADC108S022CIMT/NOPB	TSSOP-16	10	8	SAR	0.1	0.1	200kSPS	6.4	4.12	3.30	2.23	2.18
926-A108S022CIMTXNPB	ADC108S022CIMTX/NOPB	TSSOP-16	10	8	SAR	0.3	0.3	200kSPS	6.4	4.12	3.30	2.23	2.18
595-TLV1548IDB	TLV1548IDB	SSOP-20	10	8	SAR	1	1	85kSPS	1.05	7.10	5.68	3.84	3.77
595-TLV1578CDA	TLV1578CDA	TSSOP-32	10	8	SAR	1	1	1.25MSPS	12	11.19	8.96	6.06	5.93
595-TLC1541CDW	TLC1541CDW	SOIC-20	10	11	SAR	1	1	32kSPS	6	9.39	7.51	5.07	4.98
595-TLC1541CN	TLC1541CN	PDIP-20	10	11	SAR	1	1	32kSPS	6	8.19	6.55	4.43	4.33
595-TLC1541IN	TLC1541IN	PDIP-20	10	11	SAR	1	1	32kSPS	6	8.78	7.03	4.75	4.65
595-TLC1542IDW	TLC1542IDW	SOIC-20	10	11	SAR	0.5	0.5	38kSPS	4	10.59	8.47	5.72	5.62
595-TLC1543CDW	TLC1543CDW	SOIC-20	10	11	SAR	1	1	38kSPS	4	5.54	4.43	3.00	2.93
595-TLC1543CDWR	TLC1543CDWR	SOIC-20	10	11	SAR	1	1	38kSPS	4	4.58	3.66	2.47	2.42
595-TLC1543CN	TLC1543CN	PDIP-20	10	11	SAR	1	1	38kSPS	4	4.82	3.85	2.60	2.55
595-TLC1543IN	TLC1543IN	PDIP-20	10	11	SAR	1	1	38kSPS	4	5.06	4.04	2.73	2.68
595-TLC1543QFN	TLC1543QFN	PLCC-20	10	11	SAR	1	1	38kSPS	4	5.54	4.43	3.00	2.93
595-TLV1543CDW	TLV1543CDW	SOIC-20	10	11	SAR	1	1	38kSPS	2.64	6.61	5.95	5.41	4.89
595-TLV1543CFN	TLV1543CFN	PLCC-20	10	11	SAR	1	1	38kSPS	2.64	4.91	4.47	4.04	3.71
595-TLV1543CN	TLV1543CN	PDIP-20	10	11	SAR	1	1	38kSPS	2.64	5.16	4.70	4.24	3.89
595-TLV1543IDB	TLV1543IDB	SSOP-20	10	11	SAR	1	1	38kSPS	2.64	5.69	5.28	4.84	4.41
595-ADS58B18IRGZT	ADS58B18IRGZT	VQFN-48	11	1	Pipeline	-	-	200MSPS	310	47.33	41.73	37.35	36.86
595-ADS58C28IRGC25	ADS58C28IRGC25	QFN-64	11	2	Pipeline	1.5	0.6	200MSPS	710	106.24	97.65	86.23	86.23
926-ADCS7476AIMFXNPB	ADCS7476AIMFX/NOPB	SOT-23	12	1	SAR	1	0.5	1000kSPS	2	3.35	2.68	1.81	1.78
926-AD121S101CISDNPB	ADC121S101CISD/NOPB	LLP-6	12	1	SAR	1	1	1000kSPS	2	3.66	2.93	1.98	1.94
926-C121S021CIMFNOPB	ADC121S021CIMF/NOPB	SOT-23-6	12	1	SAR	-	+0.45; -0.4 +0.45; -0.25	200kSPS	7.9	2.65	2.12	1.43	1.40
926-C121S101CIMFNOPB	ADC121S101CIMF/NOPB	SOT-23-6	12	1	SAR	0.4	+0.5; -0.3	1000kSPS	10	3.66	2.93	1.98	1.94
926-ADCS7476AIMFNOPB	ADCS7476AIMF/NOPB	SOT-23-6	12	1	SAR	0.4	-	1000kSPS	10	3.35	2.68	1.81	1.78
595-ADS1000A1IDBVT	ADS1000A1IDBVT	SOT-23-6	12	1	Delta-Sigma	0.1	1	128SPS	0.21	2.16	1.72	1.17	1.14
595-ADS1015IDGST	ADS1015IDGST	MSOP-10	12	1	Delta-Sigma	1	-	3.3kSPS	0.36	2.89	2.31	1.56	1.53
595-ADS4129IRGZ25	ADS4129IRGZ25	VQFN-48	12	1	Pipeline	5	2.5	250MSPS	265	65.92	58.11	52.02	51.34
595-ADS5400IPZP	ADS5400IPZP	HTQFP-100	12	1	Pipeline	4	-1	1000MSPS	2200	1017.97	922.39	898.20	881.56
595-ADS7816PC	ADS7816PC	PDIP-8	12	1	SAR	1	0.75	200kSPS	1.9	5.39	5.00	4.59	4.18
595-ADS7823E/250	ADS7823E/250	MSOP-8	12	1	SAR	1	1	50kSPS	0.75	7.95	6.36	4.29	4.21
595-ADS7866IDBVT	ADS7866IDBVT	SOT-23-6	12	1	SAR	1.5	+1.5/-1.0	200kSPS	0.22	3.49	2.79	1.88	1.85
595-ADS7881IRGZT	ADS7881IRGZT	QFN-48	12	1	SAR	1	1	4MSPS	95	17.88	15.04	10.92	10.77
595-ADS7886SBDBVT	ADS7886SBDBVT	SOT-23-6	12	1	SAR	1.25	+1.0/-1.0	1MSPS	3.9	5.41	4.33	2.93	2.87
595-ADS7886SDBVT	ADS7886SDBVT	SOT-23-6	12	1	SAR	1.25	+1.0/-1.0	1MSPS	3.9	4.82	3.85	2.60	2.55
595-ADS7886SDCKT	ADS7886SDCKT	SC70-6	12	1	SAR	1.25	+1.0/-1.0	1MSPS	3.9	4.82	3.85	2.60	2.55
595-ADS807E	ADS807E	SSOP-28	12	1	Pipeline	2	1	53MSPS	335	21.79	19.21	17.19	16.96
595-ADS8504IBDW	ADS8504IBDW	SOIC-28	12	1	SAR	0.45	0.45	250kSPS	70	20.47	18.05	16.16	15.94
595-ADS8508IBDW	ADS8508IBDW	SOIC-20	12	1	SAR	0.45	0.45	250kSPS	70	19.57	17.25	15.45	15.25
595-TLV2541ID	TLV2541ID	SOIC-8	12	1	SAR	1	1	200kSPS	2.8	11.92	9.53	6.44	6.31
595-ADS4222IRGCT	ADS4222IRGCT	VQFN-64	12	2	Pipeline	3.5	1.5	65MSPS	183	25.96	22.89	20.49	20.21
595-ADS4229IRGC25	ADS4229IRGC25	VQFN-64	12	2	Pipeline	3.5	1.5	250MSPS	470	99.92	91.84	81.11	81.11
595-ADS6225IRGZT	ADS6225IRGZT	QFN-48	12	2	Pipeline	2.5	2	125MSPS	1000	62.81	55.37	49.57	48.92
595-ADS7947SRTET	ADS7947SRTET	WQFN-16	12	2	SAR	1	1	2MSPS	7.5	5.06	4.04	2.73	2.68
595-ADS4225IRGC25	ADS4225IRGC25	QFN-64	12	2	Pipeline	0.5	0.13	125MSPS	277	56.51	49.81	44.60	44.01
595-TLC2552ID	TLC2552ID	SOIC-8	12	2	SAR	1	1	400kSPS	15	12.64	10.11	6.84	6.70
926-C124S021CIMMNOPB	ADC124S021CIMM/NOPB	MiniSOIC-10	12	4	SAR	0.35	+0.4; -0.2	200kSPS	7.9	4.12	3.30	2.23	2.18
926-LM12H458CIV/NOPB	LM12H458CIV/NOPB	PLCC-44	12	4	Parallel	-	0.75	182kSPS	875	22.44	19.78	17.71	17.47
595-ADS6422IRGC25	ADS6422IRGC25	QFN-64	12	4	Pipeline	2	0.5	65MSPS	1050	60.03	52.91	47.38	46.75
595-ADS6425IRGCT	ADS6425IRGCT	QFN-64	12	4	Pipeline	2.5	2	125MSPS	1650	108.01	99.27	87.68	87.68
595-ADS7223SRHBT	ADS7223SRHBT	QFN-32	12	4	SAR	0.5	0.5	1MHz	47.2	10.96	8.76	5.92	5.80
595-ADS7841E	ADS7841E	SSOP-16	12	4	SAR	1	1	200kSPS	0.84	6.87	6.25	5.65	5.19
595-ADS7841EB	ADS7841EB	SSOP-16	12	4	SAR	1	1	200kSPS	0.84	8.03	7.30	6.60	6.06
595-ADS7841P	ADS7841P	PDIP-16	12	4	SAR	1	1	200kSPS	0.84	6.08	5.52	5.00	4.59
595-ADS7842E	ADS7842E	SSOP-28	12	4	SAR	1	1	200kSPS	0.84	8.91	7.13	4.82	4.72
595-ADS7861E	ADS7861E	SSOP-24	12	4	SAR	1	1	500kSPS	25	11.80	9.44	6.38	6.25
595-ADS7861EB	ADS7861EB	SSOP-24	12	4	SAR	1	1	500kSPS	25	12.06	10.14	7.37	7.27
595-ADS7924IRTET	ADS7924IRTET	WQFN-16	12	4	SAR	1.5	1	100kSPS	0.5	3.49	2.79	1.88	1.85
595-ADS8634SRGET	ADS8634SRGET	VQFN-24	12	4	SAR	1.5	-1.0/+1.5	1MSPS	14.45	7.95	6.36	4.29	4.21
595-THS1206CDA	THS1206CDA	TSSOP-32	12	4	Pipeline	1.8	1	6MSPS	186	19.24	16.96	15.18	14.99
595-THS1206IDA	THS1206IDA	TSSOP-32	12	4	Pipeline	1.8	1	6MSPS	186	22.11	19.50	17.45	17.22
926-ADC12048CIVFNOPB	ADC12048CIVF/NOPB	PQFP-44	12	8	-	1	-	278kSPS	34	11.76	9.89	9.10	8.29
926-DC12138CIMSANOPB	ADC12138CIMSA/NOPB	SSOP-28	12	8	SAR	2	-	114kSPS	33	7.59	6.07	4.10	4.01
926-C128S022CIMTNOPB	ADC128S022CIMT/NOPB	TSSOP-16	12	8	SAR	0.4	+0.5; -0.3	200kSPS	7.5	5.16	4.12	2.78	2.73
926-C128S102CIMTNOPB	ADC128S102CIMT/NOPB	TSSOP-16	12	8	SAR	0.5	+0.7; -0.4	1000kSPS	10.7	6.28	5.03	3.39	3.33
926-ADC78H90CIMTNOPB	ADC78H90CIMT/NOPB	TSSOP-16	12	8	SAR	1	1	500kSPS	8.3	5.83	4.67	3.15	3.08
926-A128S022CIMTXNPB	ADC128S022CIMTX/NOPB	TSSOP-16	12	8	SAR	1	1	200kSPS	1.2	5.16	4.12	2.78	2.73
926-LM12458CIV/NOPB	LM12458CIV/NOPB	PLCC-44	12	8	-	1	-	114kSPS	30	19.98	17.61	15.77	15.56
595-ADS7828E/250	ADS7828E/250	TSSOP-16	12	8	SAR	1	1	50kSPS	0.675	9.27	7.42	5.01	4.91
595-ADS7828EB/250	ADS7828EB/250	TSSOP-16	12	8	SAR	1	1	50kSPS	0.675	10.96	8.76	5.92	5.80
595-ADS7844E	ADS7844E	SSOP-20	12	8	SAR	1	1	200kSPS	0.84	8.43	6.74	4.56	4.46
595-ADS7844EB	ADS7844EB	SSOP-20	12	8	SAR	1	1	200kSPS	0.84	9.75	7.80	5.28	5.17

© Copyright 2013 Mouser Electronics
© Copyright 2013 Mouser Electronics

TEXAS INSTRUMENTS Analog ICs

RoHS Compliant This product is RoHS compliant.

ANALOG-TO-DIGITAL CONVERTERS (ADCS) CONT.

NEW PRODUCT

For quantities greater than listed, call for quote.

MOUSER STOCK NO.	Texas Instruments Part No.	Package	Res.	No. of Input Channels	Architecture	INL (Max.) (±LSB)	DNL (Max.) (±LSB)	Sample Rate	Power Consumption (Typ.) (mW)	Price Each 1	25	100	250
595-ADS7844N	ADS7844N	SSOP-20	12	8	SAR	1	1	200kSPS	0.84	8.43	6.74	4.56	4.46
595-ADS7844NB	ADS7844NB	SSOP-20	12	8	SAR	1	1	200kSPS	0.84	9.75	7.80	5.28	5.17
595-ADS7870EA	ADS7870EA	SSOP-28	12	8	SAR	2	0.5	52kSPS	4.6	12.04	9.63	6.51	6.38
595-ADS8528SRGCT	ADS8528SRGCT	VQFN-64	12	8	SAR	0.75	0.5	650kSP	430.1	23.18	19.50	14.16	13.96
595-ADS8638SRGET	ADS8638SRGET	VQFN-24	12	8	SAR	1.5	-1.0/+1.5	1MSPS	14.45	9.03	7.22	4.88	4.78
595-ADS8028IRTJT	ADS8028IRTJT	QFN-20	12	8	SAR	1	0.99	1MSPS	17	9.03	7.22	4.88	4.78
595-TLV2548CDW	TLV2548CDW	SOIC-20	12	8	SAR	1	1	200kSPS	3.3	12.49	10.51	7.63	7.52
595-TLV2548IDW	TLV2548IDW	SOIC-20	12	8	SAR	1	1	200kSPS	3.3	13.23	11.13	8.08	7.97
595-TLV2548IPW	TLV2548IPW	TSSOP-20	12	8	SAR	1	1	200kSPS	3.3	13.23	11.13	8.08	7.97
595-TLC2543CDB	TLC2543CDB	SSOP-20	12	11	SAR	0.5	0.5	66kSPS	5	10.98	10.17	9.33	8.51
595-TLC2543CDW	TLC2543CDW	SOIC-20	12	11	SAR	0.5	0.5	66kSPS	5	10.98	10.17	9.33	8.51
595-TLC2543CDB	TLC2543CDB	SSOP-20	12	11	SAR	0.5	0.5	66kSPS	5	10.98	10.17	9.33	8.51
595-TLC2543CN	TLC2543CN	PDIP-20	12	11	SAR	0.5	0.5	66kSPS	5	10.20	9.28	8.38	7.69
595-TLC2543IDB	TLC2543IDB	SSOP-20	12	11	SAR	0.5	0.5	66kSPS	5	11.60	10.74	9.87	8.99
595-TLC2543IDW	TLC2543IDW	SOIC-20	12	11	SAR	0.5	0.5	66kSPS	5	11.60	10.74	9.87	8.99
595-TLV2553IDW	TLV2553IDW	SOIC-20	12	11	SAR	1	1	200kSPS	2.43	9.88	7.90	5.34	5.23
595-TLV2553IPW	TLV2553IPW	TSSOP-20	12	11	SAR	1	1	200kSPS	2.43	9.88	7.90	5.34	5.23
595-TLV2556IPW	TLV2556IPW	TSSOP-20	12	11	SAR	1	1	200kSPS	2.43	10.36	8.28	5.60	5.49
595-ADS41B49IRGZ25	ADS41B49IRGZ25	QFN-48	14	1	Pipeline	5	-	250MSPS	350	119.65	109.96	97.11	97.11
595-ADS4145IRGZ25	ADS4145IRGZ25	VQFN-48	14	1	Pipeline	4.5	1.7	125MSPS	136	68.62	60.50	54.16	53.45
595-ADS4149IRGZ25	ADS4149IRGZ25	VQFN-48	14	1	Pipeline	5	0.5	250MSPS	265	115.03	105.72	93.36	93.36
595-TLC3545ID	TLC3545ID	SOIC-8	14	1	SAR	1	1	200kSPS	17.5	15.88	13.35	9.69	9.57
595-TLC7135CN	TLC7135CN	PDIP-28	14	1	Dual-Slope	0.5	0.01	3kSPS	5	4.84	4.37	3.97	3.58
595-ADS4142IRGZT	ADS4142IRGZT	QFN-64	14	2	Serial	0.3	0.2	65MSPS	103	33.65	29.67	26.57	26.22
595-ADS7945SRTET	ADS7945SRTET	WQFN-16	14	2	SAR	1.5	1.5	2MSPS	11.6	10.96	8.76	5.92	5.80
595-ADS7946SRTET	ADS7946SRTET	WQFN-16	14	2	SAR	1.5	1.5	2MSPS	11.6	10.59	8.47	5.72	5.62
595-ADS4242IRGCT	ADS4242IRGCT	VQFN-64	14	2	Pipeline	3.5	5	65MSPS	213	48.31	42.60	38.13	37.63
595-ADS4246IRGC25	ADS4246IRGC25	QFN-65	14	2	Serial	5	1.7	160MSPS	332	108.24	99.49	87.86	87.86
595-ADS4245IRGC25	ADS4245IRGC25	QFN-66	14	2	Serial	5	1.7	125MSPS	277	75.34	66.41	57.53	57.53
595-ADS7263SRHBT	ADS7263SRHBT	QFN-32	14	4	SAR	2	-0.5/+1.0	1MHz	47.2	16.93	14.24	10.34	10.21
595-TLC3578IPW	TLC3578IPW	TSSOP-24	14	8	SAR	1.5	1	200kSPS	29	21.05	18.55	16.61	16.39
595-ADS5294IPFP	ADS5294IPFP	QFN-80	14	8	Pipeline	5.5	1.7	80MSPS	464	117.87	108.34	95.68	95.68
926-C161S626CIMMNOPB	ADC161S626CIMM/NOPB	MiniSOIC-10	16	1	SAR	1	+2; - 1	250kSPS	10.7	12.04	9.63	6.51	6.38
926-AD16V130CISQENPB	ADC16V130CISQE/NOPB	LLP-64	16	1	Pipelined	1.5	0.45	130000kSP	650	101.07	92.90	82.05	82.05
595-ADS1100A0IDBVT	ADS1100A0IDBVT	SOT-23-6	16	1	Delta-Sigma	0.003	1	128SPS	0.27	5.06	4.04	2.73	2.68
595-ADS1100A1IDBVT	ADS1100A1IDBVT	SOT-23-6	16	1	Delta-Sigma	0.003	1	128SPS	0.27	5.06	4.04	2.73	2.68
595-ADS1100A2IDBVT	ADS1100A2IDBVT	SOT-23-6	16	1	Delta-Sigma	0.003	1	128SPS	0.27	5.06	4.04	2.73	2.68
595-ADS1100A5IDBVT	ADS1100A5IDBVT	SOT-23-6	16	1	Delta-Sigma	0.003	1	128SPS	0.27	5.06	4.04	2.73	2.68
595-ADS1110A0IDBVT	ADS1110A0IDBVT	SOT-23-6	16	1	Delta-Sigma	0.004	1	128SPS	0.72	6.17	5.62	5.07	4.65
595-ADS1110A1IDBVT	ADS1110A1IDBVT	SOT-23-6	16	1	Delta-Sigma	0.004	1	128SPS	0.72	6.17	5.62	5.07	4.65
595-ADS1110A2IDBVT	ADS1110A2IDBVT	SOT-23-6	16	1	Delta-Sigma	0.01	1	128SPS	0.72	6.17	5.62	5.07	4.65
595-ADS1110A5IDBVT	ADS1110A5IDBVT	SOT-23-6	16	1	Delta-Sigma	0.004	1	128SPS	0.72	5.48	5.07	4.65	4.25
595-ADS1110A7IDBVT	ADS1110A7IDBVT	SOT-23-6	16	1	Delta-Sigma	0.004	1	128SPS	0.72	5.48	5.07	4.65	4.25
595-ADS1114IDGST	ADS1114IDGST	MSOP-10	16	1	Delta-Sigma	1	-	860SPS	0.36	5.54	4.43	3.00	2.93
595-ADS1146IPW	ADS1146IPW	TSSOP-16	16	1	Delta-Sigma	0.0015	1	2kSPS	2.3	7.82	6.26	4.23	4.14
595-ADS1610IPAPT	ADS1610IPAPT	HTQFP-64	16	1	Delta-Sigma	0.4	0.5	10MSPS	960	35.13	30.97	27.72	27.36
595-ADS5485IRGC25	ADS5485IRGC25	QFN-64	16	1	Pipeline	10	1	200MSPS	2160	153.43	147.84	142.11	139.84
595-ADS8317IDGKT	ADS8317IDGKT	MSOP-8	16	1	SAR	1.5	1	250kSPS	10	12.17	10.24	7.44	7.33
595-ADS8320E/250	ADS8320E/250	MSOP-8	16	1	SAR	8	2	100kSPS	1.95	12.09	11.19	10.28	9.37
595-ADS8320EB/250	ADS8320EB/250	MSOP-8	16	1	SAR	8	2	100kSPS	1.95	13.63	12.63	11.59	10.57
595-ADS8321E/250	ADS8321E/250	MSOP-8	16	1	SAR	8	2	100kSPS	5.5	12.59	10.59	7.69	7.59
595-ADS8321EB/250	ADS8321EB/250	MSOP-8	16	1	SAR	8	2	100kSPS	5.5	14.18	11.93	8.66	8.55
595-ADS8325IBDGKT	ADS8325IBDGKT	MSOP-8	16	1	SAR	4	2	100kSPS	2.25	15.66	14.51	13.32	12.14
595-ADS8325IDGKT	ADS8325IDGKT	MSOP-8	16	1	SAR	4	2	100kSPS	2.25	12.78	11.76	10.92	10.02
595-ADS8326IBDGKT	ADS8326IBDGKT	MSOP-8	16	1	SAR	1.5	1	250kSPS	10	16.30	13.71	9.95	9.82
595-ADS8326IDGKT	ADS8326IDGKT	MSOP-8	16	1	SAR	1.5	1	250kSPS	10	12.17	10.24	7.44	7.33
595-ADS8401IPFBT	ADS8401IPFBT	TQFP-48	16	1	SAR	3.5	2.0/-1.0	1.25MSPS	155	52.91	50.41	47.63	45.89
595-ADS8422IBPFBT	ADS8422IBPFBT	TQFP-48	16	1	SAR	2	-1.0,1.5	4MSPS	155	54.78	48.29	43.24	42.66
595-ADS8422IPFBT	ADS8422IPFBT	TQFP-48	16	1	SAR	2	-1.0,1.5	4MSPS	155	41.68	36.74	32.89	32.46
595-ADS8472IRGZT	ADS8472IRGZT	QFN-48	16	1	SAR	0.65	0.5	1MSPS	225	24.48	21.58	19.32	19.07
595-ADS8505IDW	ADS8505IDW	SOIC-28	16	1	SAR	3	1	250kSPS	70	24.48	21.58	19.32	19.07
595-ADS8507IBDW	ADS8507IBDW	SOIC-28	16	1	SAR	1.5	1.5	40kSPS	24	32.75	28.88	25.85	25.51
595-ADS8507IDW	ADS8507IDW	SOIC-28	16	1	SAR	1.5	1.5	40kSPS	24	24.57	21.66	19.39	19.13
595-ADS8509IDW	ADS8509IDW	SOIC-20	16	1	SAR	2	1	250kSPS	70	19.57	17.25	15.45	15.25
595-AMC1204BDW	AMC1204BDW	SOIC-16	16	1	Delta-Sigma	9	1	78SPS	88	9.99	7.99	5.40	5.30
595-AMC1204DW	AMC1204DW	SOIC-16	16	1	Delta-Sigma, Mod	9	-	78kSPS	88	9.99	7.99	5.40	5.30
595-ADS1118IRUGT	ADS1118IRUGT	QFN-10	16	2	Delta-Sigma	1	-	860SPS	0.9	6.14	5.60	5.05	4.64
595-ADS1148IRHBT	ADS1148IRHBT	QFN-32	16	2	Delta-Sigma	1	-	2kSPS	2.3	10.96	8.76	5.92	5.80
595-ADS1205IRGET	ADS1205IRGET	QFN-24	16	2	Delta-Sigma, Mod	3	1	40kSPS	59	12.06	10.14	7.37	7.27
595-ADS1209SPW	ADS120t9SPW	TSSOP-24	16	2	Delta-Sigma, Mod	8	1	40kSPS	65.5	13.00	10.40	7.03	6.89
595-ADS1112IDGST	ADS1112IDGST	MSOP-10	16	3	Delta-Sigma	0.004	1	240SPS	0.675	8.82	7.05	4.76	4.67
595-ADS1147IPW	ADS1147IPW	TSSOP-20	16	3	Delta-Sigma	0.0015	1	2kSPS	2.3	9.99	7.99	5.40	5.30
595-ADS1115IDGST	ADS1115IDGST	MSOP-10	16	4	Delta-Sigma	-	-	860SPS	0.36	6.14	4.91	3.32	3.25
595-ADS1115IRUGT	ADS1115IRUGT	QFN-10	16	4	Delta-Sigma	-	-	860SPS	0.36	6.14	4.91	3.32	3.25
595-ADS1118IDGST	ADS1118IDGST	MSOP-10	16	4	Delta-Sigma	1	-	860SPS	0.3	6.14	4.91	3.32	3.25
595-ADS1194CPAG	ADS1194CPAG	TQFP-64	16	4	Delta-Sigma	-	-	8kSPS	0.75	19.89	16.73	12.16	11.99
595-ADS1198CPAG	ADS1198CPAG	TQFP-64	16	4	Delta-Sigma	-	-	8kSPS	0.12	26.78	23.60	21.13	20.85
595-ADS8331IPW	ADS8331IPW	TSSOP-24	16	4	SAR	2	2	500kSPS	17.55	13.33	11.21	8.14	8.04
595-ADS8331IRGET	ADS8331IRGET	VQFN-24	16	4	SAR	2	2	500kSPS	39	13.33	11.21	8.14	8.04
595-ADS8341E	ADS8341E	SSOP-16	16	4	SAR	6	2	100kSPS	3.6	18.83	15.85	11.50	11.35
595-ADS8341EB	ADS8341EB	SSOP-16	16	4	SAR	6	2	100kSPS	3.6	21.16	17.80	12.93	12.75
595-ADS8363SRHBT	ADS8363SRHBT	QFN-32	16	4	SAR	3	-0.99/+2.0	1MHz	47.2	18.76	16.53	14.80	14.61
595-ADS8364Y/250	ADS8364Y/250	TQFP-64	16	6	SAR	8	1.5	250kSPS	413	32.10	28.30	25.34	25.00
595-ADS8555SPM	ADS8555SPM	LQFP-64	16	6	SAR	4	-1.0/+2.0	630kSPS	251.7	24.48	21.58	19.32	19.07
595-ADS1148IPW	ADS1148IPW	TSSOP-28	16	7	Delta-Sigma	0.0015	1	2kSPS	2.3	11.44	9.15	6.18	6.06
595-ADS1178IPAPT	ADS1178IPAPT	HTQFP-64	16	8	Delta-Sigma	0.0045	1	52kSPS	245	19.47	16.37	11.89	11.74
595-ADS130E08IPAG	ADS130E08IPAG	TQFP-64	16	8	Delta-Sigma	0.0008	-	8000kSPS	6	12.59	10.59	7.69	7.59
595-ADS8332IBPW	ADS8332IBPW	TSSOP-24	16	8	SAR	2	2	500kSPS	17.55	17.99	15.13	10.99	10.84
595-ADS8332IPW	ADS8332IPW	TSSOP-24	16	8	SAR	2	2	500kSPS	17.55	15.88	13.35	9.69	9.57
595-ADS8344E	ADS8344E	SSOP-20	16	8	SAR	6	2	100kSPS	3.6	20.32	17.09	12.41	12.24
595-ADS8345EB	ADS8345EB	SSOP-20	16	8	SAR	6	2	100kSPS	3.6	20.32	17.09	12.41	12.24
595-ADS8568SRGCT	ADS8568SRGCT	VQFN-64	16	8	SAR	3	1.75	510kSP	430.1	29.97	26.42	23.66	23.34

© Copyright 2013 Mouser Electronics
© Copyright 2013 Mouser Electronics

TEXAS INSTRUMENTS Analog ICs

RoHS Compliant This product is RoHS compliant.

ANALOG-TO-DIGITAL CONVERTERS (ADCS) CONT.

NEW PRODUCT

For quantities greater than listed, call for quote.

MOUSER STOCK NO.	Texas Instruments Part No.	Package	Res.	No. of Input Channels	Architecture	INL (Max.) (±LSB)	DNL (Max.) (±LSB)	Sample Rate	Power Consumption (Typ.) (mW)	Price Each 1	25	100	250
595-ADS1131ID	ADS1131ID	SOIC-16	18	1	Delta-Sigma	8	8	80SPS	2.9	5.66	4.53	3.06	3.00
595-ADS1230IPW	ADS1230IPW	TSSOP-16	20	1	Delta-Sigma	0.0006	1	80SPS	2.9	7.21	6.68	6.13	5.59
595-ADS1250U	ADS1250U	SOIC-16	20	1	Delta-Sigma	0.0012	1	25kSPS	75	22.12	18.60	13.50	13.33
595-ADS1212U	ADS1212U	SOP-18	22	1	Delta-Sigma	0.0015	1	6.25kSPS	1.4	19.66	17.32	15.52	15.30
595-ADS1213P	ADS1213P	PDIP-24	22	4	Delta-Sigma	0.0015	1	6.25kSPS	1.4	19.82	17.47	15.64	15.43
595-ADS1210P	ADS1210P	PDIP-18	24	1	Delta-Sigma	0.0015	1	16kSPS	27.5	21.12	18.63	16.67	16.46
595-ADS1210U	ADS1210U	SOP-18	24	1	Delta-Sigma	0.0015	1	16kSPS	27.5	23.34	20.58	18.41	18.18
595-ADS1225IRGVT	ADS1225IRGVT	QFN-16	24	1	Delta-Sigma	0.0005	1	100SPS	1.6	7.70	6.16	4.16	4.08
595-ADS1231ID	ADS1231ID	SOIC-16	24	1	Delta-Sigma	-	1	80SPS	5	7.22	5.78	3.91	3.83
595-ADS1251U	ADS1251U	SOIC-8	24	1	Delta-Sigma	0.0002	1	20kSPS	7.5	14.28	12.02	8.72	8.61
595-ADS1252U	ADS1252U	SOIC-8	24	1	Delta-Sigma	0.0003	1	41kSPS	40	16.40	13.79	10.02	9.89
595-ADS1255IDBT	ADS1255IDBT	SSOP-20	24	1	Delta-Sigma	0.0003	2	30kSPS	36	15.88	13.35	9.69	9.57
595-ADS1259BIPW	ADS1259BIPW	TSSOP-20	24	1	Delta-Sigma	-	-	14.4kSPS	13	16.83	14.16	10.27	10.14
595-ADS1292RIPBS	ADS1292RIPBS	TQFP-32	24	2	Delta-Sigma	-	-	8kSPS	0.7	13.00	10.40	7.03	6.89
595-ADS131E04IPAG	ADS131E04IPAG	TQFP-64	24	4	Delta-Sigma	0.002	-	64000kSPS	8	12.59	10.59	7.69	7.59
595-ADS1211P	ADS1211P	PDIP-24	24	4	Delta-Sigma	0.0015	1	16kSPS	27.5	22.77	20.07	17.97	17.73
595-ADS1211U	ADS1211U	SOIC-24	24	4	Delta-Sigma	0.0015	1	16kSPS	27.5	24.90	21.95	19.65	19.39
595-ADS1234IPW	ADS1234IPW	TSSOP-28	24	4	Delta-Sigma	0.0002	1	80SPS	2.1	11.80	9.44	6.38	6.25
595-ADS1240E	ADS1240E	SSOP-24	24	4	Delta-Sigma	0.0015	1	15SPS	0.6	11.07	8.86	5.98	5.86
595-ADS1242IPWT	ADS1242IPWT	TSSOP-16	24	4	Delta-Sigma	0.0015	1	15SPS	0.6	9.99	7.99	5.40	5.30
595-ADS1254E	ADS1254E	SSOP-20	24	4	Delta-Sigma	0.0002	1	20kSPS	4.36	17.03	14.33	10.40	10.27
595-ADS1274IPAPT	ADS1274IPAPT	HTQFP-64	24	4	Delta-Sigma	0.0003	1	128kSPS	275	26.45	23.32	20.88	20.60
595-ADS1294CZXGT	ADS1294CZXGT	NFBGA-64	24	4	Delta-Sigma	-	-	32kSPS	0.9	22.03	19.42	17.39	17.15
595-ADS1294IPAG	ADS1294IPAG	TQFP-64	24	4	Delta-Sigma	-	-	32kSPS	0.9	22.84	20.14	18.03	17.79
595-ADS1296IPAG	ADS1296IPAG	TQFP-64	24	6	Delta-Sigma	-	-	32kSPS	0.85	32.68	28.80	25.79	25.44
595-ADS131E06IPAG	ADS131E06IPAG	TQFP-64	24	6	Delta-Sigma	0.002	-	64000kSPS	12	14.71	12.37	8.99	8.86
595-ADS1248IPW	ADS1248IPW	TSSOP-28	24	7	Delta-Sigma	0.0015	1	2kSPS	2.3	12.59	10.59	7.69	7.59
595-ADS1217IPFBT	ADS1217IPFBT	TQFP-48	24	8	Delta-Sigma	0.0015	1	780SPS	0.8	18.26	15.37	11.16	11.01
595-ADS1243IPWT	ADS1243IPWT	TSSOP-20	24	8	Delta-Sigma	0.0015	1	15SPS	0.6	10.96	8.76	5.92	5.80
595-ADS131E08IPAG	ADS131E08IPAG	TQFP-64	24	8	Delta-Sigma	0.002	-	64000kSPS	16	16.83	14.16	10.27	10.14
595-ADS1256IDBT	ADS1256IDBT	SSOP-28	24	8	Delta-Sigma	0.0003	2	30kSPS	36	17.78	14.95	10.86	10.71
595-ADS1278IPAPT	ADS1278IPAPT	HTQFP-64	24	8	Delta-Sigma	0.0003	1	128kSPS	530	43.65	38.48	34.44	33.99
595-ADS1294RIZXGT	ADS1294RIZXGT	NFBGA-64	24	8	Delta-Sigma	-	-	32kSPS	4.1	22.03	19.42	17.39	17.15
595-ADS1296RIZXGT	ADS1296RIZXGT	NFBGA-64	24	8	Delta-Sigma	-	-	32kSPS	5.3	31.85	28.08	25.15	24.81
595-ADS1298IPAG	ADS1298IPAG	TQFP-64	24	8	Delta-Sigma	-	-	32kSPS	0.75	42.50	37.46	33.54	33.10
595-ADS1298RIZXGT	ADS1298RIZXGT	NFBGA-64	24	8	Delta-Sigma	-	-	32kSPS	0.75	41.68	36.74	32.89	32.46
595-ADS1258IRTCT	ADS1258IRTCT	QFN-48	24	16	Delta-Sigma	0.0003	1	128kSPS	35	19.56	17.24	15.43	15.23

DIGITAL-TO-ANALOG CONVERTER EVALUATION MODULES

For quantities greater than listed, call for quote.

MOUSER STOCK NO.	Texas Instruments Part No.	Description	Price Each
595-DAC3152EVM	DAC3152EVM	Evaluation module for the DAC3152, a dual-channel, 10-bit, 500MSPS DAC	221.79
595-DAC3162EVM	DAC3162EVM	Evaluation module for the DAC3162, a dual-channel, 12-bit, 500MSPS DAC	221.79
595-DAC3282EVM	DAC3282EVM	Evaluation board for DAC3282, 16-bit, 625 MSPS	556.13
595-DAC3482EVM	DAC3482EVM	Evaluation board for DAC3482, 16-bit, 1.25 GSPS	556.13
595-DAC3484EVM	DAC3484EVM	Evaluation board for the DAC3484, a 4-channel, 16-bit, 1.25GSPS, DAC	556.13
595-DAC34H84EVM	DAC34H84EVM	Evaluation board for DAC34H84, 16-bit, 1.25 GSPS	556.13
595-DAC5681ZEVM	DAC5681ZEVM	Evaluation board for DAC5681, 16-bit, 1 GSPS	556.13
595-DAC5689EVM	DAC5689EVM	Evaluation board for DAC5689, 16-bit, 800 MSPS	556.13
595-DAC7562EVM	DAC7562EVM	Evaluation board for the DAC7562, a dual 12-bit, low-power, ultra low glitch DAC	54.60
595-DAC7571EVM	DAC7571EVM	Evaluation Module for DAC7571, High-Resolution I2C-Input DAC	54.60
595-DAC7574EVM	DAC7574EVM	Evaluation Module for DAC7574, High-Resolution I2C-Input DAC	54.60
595-DAC8562EVM	DAC8562EVM	Evaluation board for the DAC8562, a dual 16-bit, low-power, ultra low glitch DAC	54.60
595-DAC8565EVM	DAC8565EVM	Evaluation Module for DAC8565, 16-bit High Resolution, Quad-Channel	54.60
595-TPL0102EVM	TPL0102EVM	Evaluation Module for the TPL0102, a dual-channel, 256-Position resolution Pot	32.31

DIGITAL-TO-ANALOG CONVERTERS (DACS)

For quantities greater than listed, call for quote.

MOUSER STOCK NO.	Texas Instruments Part No.	Package	Res.	DAC Channels	Architecture	INL (Max.) (±LSB)	DNL (Max.) (±LSB)	Setting Time	Sample/ Update Rate (MSPS)	Power Consumption (Typ.) (mW)	Price Each 1	25	100	250
595-DAC5571IDBVT	DAC5571IDBVT	SOT-23-6	8	1	String	1	0.25	8	-	0.4	2.53	2.02	1.37	1.34
595-DAC908E	DAC908E	TSSOP-28	8	1	I-steering	0.5	0.5	0.03	200	170	8.43	6.74	4.56	4.46
595-TLC7524CD	TLC7524CD	SOIC-16	8	1	R-2R	0.5	0.5	0.1	10	5	4.44	4.00	3.64	3.28
595-TLC7524CN	TLC7524CN	PDIP-16	8	1	R-2R	0.5	0.5	0.1	10	5	3.94	3.54	3.22	2.91
595-TLC7524CNS	TLC7524CNS	SO-16	8	1	R-2R	0.5	0.5	0.1	10	5	4.71	4.24	3.86	3.49
595-TLC7524EN	TLC7524EN	PDIP-16	8	1	R-2R	0.5	0.5	0.1	10	5	4.44	4.00	3.64	3.28
595-TLC7524ID	TLC7524ID	SOIC-16	8	1	R-2R	0.5	0.5	0.1	10	5	4.84	4.37	3.97	3.58
595-TLC7524IN	TLC7524IN	PDIP-16	8	1	R-2R	0.5	0.5	0.1	10	5	4.19	3.79	3.45	3.11
595-TLV5623IDGK	TLV5623IDGK	MSOP-8	8	1	String	0.5	0.2	3	0.102	2.1	3.06	2.78	2.51	2.31
926-DAC0800LCM/NOPB	DAC0800LCM/NOPB	SOIC-16	8	1	-	-	-	100	-	33	1.39	1.11	.973	.854
926-DAC081S101CIMKNO	DAC081S101CIMK/NOPB	TSOT-6	8	1	String	0.2	0.04	3000	-	1.41	1.33	1.06	.716	.702
926-DAC0830LCN/NOPB	DAC0830LCN/NOPB	DIP-20	8	1	R-2R	0.05	0.1	1000	-	20	6.76	5.41	3.66	3.58
595-TLC7528CDW	TLC7528CDW	SOIC-20	8	2	R-2R	0.5	0.5	0.1	10	7.5	4.49	4.04	3.68	3.33
595-TLC7528CN	TLC7528CN	PDIP-20	8	2	R-2R	0.5	0.5	0.1	10	7.5	3.71	3.35	3.05	2.75
595-TLC7528EDW	TLC7528EDW	SOIC-20	8	2	R-2R	0.5	0.5	0.1	10	7.5	5.05	4.56	4.14	3.75
595-TLC7528IDW	TLC7528IDW	SOIC-20	8	2	R-2R	0.5	0.5	0.1	10	7.5	4.84	4.37	3.97	3.58
595-TLC7528IN	TLC7528IN	PDIP-20	8	2	R-2R	0.5	0.5	0.1	10	7.5	4.04	3.64	3.31	3.00
595-TLV5626CD	TLV5626CD	SOIC-8	8	2	String	1	0.5	0.8	0.278	4.2	5.86	5.28	4.80	4.34
926-DAC082S085CIMMNO	DAC082S085CIMM/NOPB	MiniSOIC-10	8	2	String	0.14	+0.04; -0.02	4500	-	1.6	1.69	1.35	.911	.892
595-DAC5573IPW	DAC5573IPW	TSSOP-16	8	4	String	0.5	0.25	8	0.188	1.5	7.47	5.97	4.03	3.96
595-TLC5620CN	TLC5620CN	PDIP-14	8	4	String	1	0.9	10	0.048	8	4.45	3.56	2.41	2.36
595-TLC7226CN	TLC7226CN	PDIP-20	8	4	R-2R	1	1	5	0.143	90	5.72	5.16	4.70	4.24
595-TLC7226IN	TLC7226IN	PDIP-20	8	4	R-2R	1	1	5	0.143	90	6.23	5.62	5.10	4.61
595-TLV5620CD	TLV5620CD	SOIC-14	8	4	R-2R	1	0.9	10	0.048	6	3.05	2.75	2.50	2.26
595-TLV5620CN	TLV5620CN	PDIP-14	8	4	R-2R	1	0.9	10	0.048	6	2.91	2.62	2.39	2.16
595-TLV5620ID	TLV5620ID	SOIC-14	8	4	R-2R	1	0.9	10	0.048	6	3.32	2.99	2.72	2.46
926-DAC084S085CIMMNO	DAC084S085CIMM/NOPB	MiniSOIC-10	8	4	String	0.5	+0.18; -0.13	8500	-	2.5	2.17	1.73	1.17	1.14
595-DAC5578SPW	DAC5578SPW	TSSOP-16	8	8	String	0.25	0.1	7	-	3.4	8.67	6.93	4.69	4.59
595-DAC5578SRGET	DAC5578SRGET	VQFN-24	8	8	String	0.25	0.1	7	-	3.4	8.30	6.64	4.49	4.40
595-TLC5628CN	TLC5628CN	PDIP-16	8	8	String	1	0.9	10	0.045	15	6.14	4.91	3.32	3.25
595-TLV5628CDW	TLV5628CDW	SOIC-16	8	8	String	1	0.9	10	0.045	12	6.20	5.64	5.09	4.68

© Copyright 2013 Mouser Electronics
© Copyright 2013 Mouser Electronics

DIGITAL-TO-ANALOG CONVERTERS (DACS) CONT.

PRODUCT NEW

For quantities greater than listed, call for quote.

MOUSER STOCK NO.	Texas Instruments Part No.	Package	Res.	DAC Channels	Architecture	INL (Max.) (±LSB)	DNL (Max.) (±LSB)	Setting Time	Sample/ Update Rate (MSPS)	Power Consumption (Typ.) (mW)	Price Each 1	25	100	250
595-TLV5629IPW	TLV5629IPW	TSSOP-20	8	8	String	1	1	1	0.283	18	8.70	7.92	7.16	6.57
595-TLV5606CDGK	TLV5606CDGK	MSOP-8	10	1	String	1.5	1	3	0.102	0.9	3.66	3.33	3.01	2.77
595-TLV5606IDGK	TLV5606IDGK	MSOP-8	10	1	String	1.5	1	3	0.102	0.9	4.33	3.91	3.55	3.21
595-DAC6311IDCKT	DAC6311IDCKT	SC-70-6	10	1	String	0.5	0.5	6	-	0.14	1.88	1.51	1.02	.997
595-DAC6571IDBVT	DAC6571IDBVT	SOT-23-6	10	1	String	2	0.5	9	-	160	3.97	3.18	2.15	2.11
595-DAC900E	DAC900E	TSSOP-28	10	1	I-steering	1	0.5	0.03	200	170	11.19	8.96	6.06	5.93
595-TLC5615CD	TLC5615CD	SOIC-8	10	1	String	1	0.5	12.5	0.075	0.75	5.86	5.28	4.80	4.34
595-TLC5615CP	TLC5615CP	PDIP-8	10	1	String	1	0.5	12.5	0.075	0.75	4.84	4.37	3.97	3.58
595-TLC5615IP	TLC5615IP	PDIP-8	10	1	String	1	0.5	12.5	0.075	0.75	5.08	4.58	4.16	3.77
595-DAC3152IRGZT	DAC3152IRGZT	QFN-48	10	2	Delta-Sigma	0.5	0.25	10	500	270	22.54	18.96	13.77	13.59
595-TLV5617ACD	TLV5617ACD	SOIC-8	10	2	String	1	0.5	2.5	0.093	1.8	6.29	5.72	5.17	4.75
595-TLV5637CD	TLV5637CD	SOIC-8	10	2	String	1	0.5	0.8	0.278	4.2	9.04	8.22	7.43	6.83
595-TLV5637ID	TLV5637ID	SOIC-8	10	2	String	1	0.5	0.8	0.278	4.2	10.38	9.61	8.83	8.05
926-DA102S085CIMMNPB	DAC102S085CIMM/NOPB	MSOP-10	10	2	3-Wire Serial	2	0.35; -0.25	6000	-	0.6	3.37	2.70	1.82	1.79
595-DAC6573IPW	DAC6573IPW	TSSOP-16	10	4	String	2	0.5	9	0.188	500	8.91	7.13	4.82	4.72
595-TLV5604CD	TLV5604CD	SOIC-16	10	4	String	1	1	3	0.102	3	10.31	9.38	8.49	7.79
595-TLV5604ID	TLV5604ID	SOIC-16	10	4	String	1	1	3	0.102	3	10.87	9.89	8.93	8.21
595-TLV5608IDW	TLV5608IDW	SOIC-20	10	8	String	2	1	1	0.0283	18	12.01	11.12	10.21	9.31
595-TLV5608IPW	TLV5608IPW	TSSOP-20	10	8	String	2	1	1	0.283	18	12.01	11.12	10.21	9.31
595-DAC6578SPW	DAC6578SPW	TSSOP-16	10	8	String	0.5	0.2	7	-	3.4	11.32	9.05	6.12	5.99
595-TLV5608IPW	TLV5608IPW	TSSOP-20	10	8	String	2	1	1	0.283	18	12.01	11.12	10.21	9.31
595-DAC7311IDCKR	DAC7311IDCKR	SC-70-6	12	1	String	1	1	6	-	0.14	2.29	1.83	1.24	1.21
595-DAC7311IDCKT	DAC7311IDCKT	SC-70-6	12	1	String	1	1	6	-	0.14	2.65	2.12	1.43	1.40
595-DAC7512E/250	DAC7512E/250	MSOP-8	12	1	String	8	1	10	0.095	0.345	4.44	4.00	3.64	3.28
595-DAC7512N/250	DAC7512N/250	SOT-23-6	12	1	String	8	1	10	0.095	0.345	4.33	3.91	3.55	3.21
595-DAC7513E/250	DAC7513E/250	MSOP-8	12	1	String	8	1	10	0.095	0.3	4.94	4.46	4.06	3.67
595-DAC7513N/250	DAC7513N/250	SOT-23-8	12	1	String	8	1	10	0.095	0.3	4.84	4.37	3.97	3.58
595-DAC7551IDRNT	DAC7551IDRNT	SON-12	12	1	String	1	0.5	5	0.5	0.27	3.97	3.18	2.15	2.11
595-DAC7571IDBVT	DAC7571IDBVT	SOT-23-6	12	1	String	4	-	10	0.05	0.85	4.33	3.47	2.34	2.30
595-DAC7821IPW	DAC7821IPW	TSSOP-20	12	1	R-2R	1	1	0.2	10	0.0275	7.59	6.07	4.10	4.01
595-DAC902E	DAC902E	TSSOP-28	12	1	I-steering	2.5	1.75	0.03	200	170	15.24	12.82	9.31	9.18
595-TLV5616CD	TLV5616CD	SOIC-8	12	1	String	4	1	3	0.102	0.9	8.13	7.53	6.91	6.30
926-DAC121S101CIMKNO	DAC121S101CIMK/NOPB	TSOT-6	12	1	String	2.6	+2.5; -0.1	8000	-	1.43	2.77	2.21	1.50	1.47
595-DAC3162IRGZT	DAC3162IRGZT	QFN-48	12	2	Delta-Sigma	0.5	0.25	10	500	270	23.09	20.36	18.22	17.99
595-DAC7562SDGST	DAC7562SDGST	MSOP-10	12	2	String	0.75	0.25	7	-	0.5	6.99	5.59	3.78	3.70
595-DAC7562SDSCT	DAC7562SDSCT	SON-10	12	2	String	0.75	0.25	7	-	0.5	6.99	5.59	3.78	3.70
595-DAC7563SDGST	DAC7563SDGST	MSOP-10	12	2	String	0.75	0.25	7	-	0.5	6.99	5.59	3.78	3.70
595-DAC7563SDSCT	DAC7563SDSCT	SON-10	12	2	String	0.75	0.25	7	-	0.5	6.99	5.59	3.78	3.70
595-TLV5618ACD	TLV5618ACD	SOIC-8	12	2	String	4	1	2.5	0.093	1.8	12.50	11.57	10.63	9.68
595-TLV5618AID	TLV5618AID	SOIC-8	12	2	String	4	1	2.5	0.093	1.8	13.31	12.33	11.32	10.31
595-TLV5638CD	TLV5638CD	SOIC-8	12	2	String	4	1	1	0.233	4.5	11.49	10.64	9.77	8.91
926-DAC122S085CIMMNO	DAC122S085CIMM/NOPB	MiniSOIC-10	12	2	String	2.4	+2.0; -0.15	8500	-	1.6	4.33	3.47	2.34	2.30
595-DAC7554IDGS	DAC7554IDGS	MSOP-10	12	4	String	1	0.5	5	-	3.5	12.27	10.33	7.50	7.39
595-DAC7564IAPW	DAC7564IAPW	TSSOP-16	12	4	String	1	1	8	-	2.9	10.11	8.09	5.47	5.36
595-DAC7565IAPW	DAC7565IAPW	TSSOP-16	12	4	String	1	1	8	-	2.9	10.11	8.09	5.47	5.36
595-TLV5614CD	TLV5614CD	SOIC-16	12	4	String	4	1	3	0.102	3.6	17.48	16.08	14.95	13.71
926-DAC124S085CIMMNO	DAC124S085CIMM/NOPB	MiniSOIC-10	12	4	String	8	+0.7; -0.5	8500	-	2.4	7.22	5.78	3.91	3.83
595-DAC7578SPW	DAC7578SPW	TSSOP-16	12	8	String	1	0.25	7	-	3.4	13.96	11.75	8.53	8.42
595-DAC7578SRGET	DAC7578SRGET	VQFN-24	12	8	String	1	0.25	7	-	3.4	13.44	11.30	8.21	8.10
595-DAC7678SPW	DAC7678SPW	TSSOP-16	12	8	String	1	0.25	7	-	3.4	15.24	12.82	9.31	9.18
595-DAC7678SRGET	DAC7678SRGET	VQFN-24	12	8	String	1	0.25	7	-	3.4	14.61	12.28	8.92	8.81
595-DAC7558IRHBR	DAC7558IRHBR	QFN-32	12	8	String	1	0.5	5	0.5	4.5	15.88	13.35	9.69	9.57
595-TLV5610IDW	TLV5610IDW	SOIC-20	12	8	String	6	1	1	0.283	18	23.78	21.87	20.32	18.64
595-TLV5610IPW	TLV5610IPW	TSSOP-20	12	8	String	6	1	1	0.283	18	23.78	21.87	20.32	18.64
595-TLV5630IPW	TLV5630IPW	TSSOP-20	12	8	String	6	1	1	0.283	18	24.62	22.65	21.05	19.30
926-DAC128S085CIMTNO	DAC128S085CIMT/NOPB	TSSOP-16	12	8	String	8	+0.75; -0.4	8000	-	4.85	12.64	10.11	6.84	6.70
595-DAC8311IDCKT	DAC8311IDCKT	SC-70-6	14	1	String	4	1	6	-	0.14	5.54	4.43	3.00	2.93
595-DAC904E	DAC904E	TSSOP-28	14	1	I-steering	3	2.5	0.03	200	170	18.83	15.85	11.50	11.35
595-THS5671AIPW	THS5671AIPW	TSSOP-28	14	1	I-steering	7	3.5	0.035	125	175	20.00	16.82	12.22	12.05
595-DAC2904Y/250	DAC2904Y/250	TQFP-48	14	2	I-steering	5	4	0.03	125	310	26.74	24.60	22.86	20.96
595-DAC8162SDGST	DAC8162SDGST	MSOP-10	14	2	String	3	0.5	7	-	0.5	10.71	8.57	5.79	5.67
595-DAC8162SDSCT	DAC8162SDSCT	SON-10	14	2	String	3	0.5	7	-	0.5	10.71	8.57	5.79	5.67
595-DAC8163SDGST	DAC8163SDGST	MSOP-10	14	2	String	3	0.5	7	-	0.5	10.71	8.57	5.79	5.67
595-DAC8163SDSCT	DAC8163SDSCT	SON-10	14	2	String	3	0.5	7	-	0.5	10.71	8.57	5.79	5.67
595-DAC8802IPW	DAC8802IPW	TSSOP-16	14	2	R-2R	1	1	0.5	2	0.025	15.56	13.09	9.50	9.37
595-DAC8803IDBT	DAC8803IDBT	SSOP-28	14	4	R-2R	1	1	0.5	2	0.0275	23.18	20.43	18.29	18.05
595-DAC5681IRGC25	DAC5681IRGC25	QFN-64	16	1	I-steering	4	2	0.0104	1000	650	53.22	46.92	42.01	41.45
595-DAC8501E/250	DAC8501E/250	MSOP-8	16	1	String	64	1	10	0.093	0.72	8.22	7.48	6.75	6.21
595-DAC8531E/250	DAC8531E/250	MSOP-8	16	1	String	64	1	10	0.093	0.72	7.91	7.19	6.49	5.97
595-DAC8541Y/250	DAC8541Y/250	TQFP-32	16	1	String	65	1	10	0.1	0.72	8.30	6.64	4.49	4.40
595-DAC8550IBDGKT	DAC8550IBDGKT	MSOP-8	16	1	String	8	1	10	0.2	1	6.61	6.12	5.63	5.13
595-DAC8550IDGKT	DAC8550IDGKT	MSOP-8	16	1	String	8	1	10	0.2	1	6.87	6.25	5.65	5.19
595-DAC8551IADGKT	DAC8551IADGKT	MSOP-8	16	1	String	8	1	10	0.2	1	6.20	5.64	5.09	4.68
595-DAC8551IDGKT	DAC8551IDGKT	MSOP-8	16	1	String	8	1	10	0.2	1	6.87	6.25	5.65	5.19
595-DAC8560IADGKT	DAC8560IADGKT	MSOP-8	16	1	String	8	1	8	0.2	2.6	8.07	6.45	4.35	4.27
595-DAC8560IDDGKT	DAC8560IDDGKT	MSOP-8	16	1	String	8	1	8	0.2	2.6	12.28	9.82	6.63	6.51
595-DAC8571IDGK	DAC8571IDGK	MSOP-8	16	1	String	65	1	10	0.043	0.42	8.55	6.84	4.62	4.53
595-DAC8580IPW	DAC8580IPW	TSSOP-16	16	1	String	64	1	0.65	16	175	5.41	4.33	2.93	2.87
595-DAC8581IPW	DAC8581IPW	TSSOP-16	16	1	String	64	0.5	0.65	3	175	5.41	4.33	2.93	2.87
595-DAC8820ICDB	DAC8820ICDB	SSOP-28	16	1	R-2R	1	1	0.5	2	0.025	19.48	17.18	15.39	15.18
595-DAC8830ICD	DAC8830ICD	SOIC-8	16	1	R-2R	1	1	1	1	0.015	16.40	13.79	10.02	9.89
595-DAC8831IBD	DAC8831IBD	SOIC-14	16	1	R-2R	1	1	1	2	0.015	16.81	14.13	10.26	10.12
595-DAC8831ICD	DAC8831ICD	SOIC-14	16	1	R-2R	1	1	1	2	0.015	17.21	14.47	10.51	10.37
595-DAC8871SBPW	DAC8871SBPW	TSSOP-16	16	1	R-2R	1	1	1	-	0.015	19.32	17.03	15.26	15.05
595-DAC8881SRGET	DAC8881SRGET	QFN-24	16	1	R-2R	1	1	5	-	6	19.47	16.37	11.89	11.74
926-DA161S055CISQNPB	DAC161S055CISQ/NOPB	LLP-16	16	1	4-Wire Serial	3	1.1	5000	-	5.5	7.10	5.68	3.84	3.77
926-DA161P997CISQNPB	DAC161P997CISQ/NOPB	LLP-16	16	1	Single-Wire Serial	3.3	0.2	-	-	-	4.22	3.37	2.28	2.24
595-DAC5682ZIRGCT	DAC5682ZIRGCT	VQFN-64	16	2	R-2R	4	2	0.0104	1000	1300	54.78	48.29	43.24	42.66
595-DAC5686IPZP	DAC5686IPZP	HTQFP-100	16	2	I-steering	12	9	0.012	500	445	43.73	38.55	34.52	34.06
595-DAC5687IPZP	DAC5687IPZP	HTQFP-100	16	2	I-steering	6	3	0.012	500	-	40.13	35.37	31.67	31.25
595-DAC5688IRGCT	DAC5688IRGCT	VQFN-64	16	2	R-2R	4	2	0.011	800	-	51.51	45.41	40.65	40.11
595-DAC8532IDGK	DAC8532IDGK	MSOP-8	16	2	String	65	1	10	0.093	1.35	13.12	12.14	11.16	10.17
595-DAC8552IDGKT	DAC8552IDGKT	MSOP-8	16	2	String	8	1	10	0.2	3	9.30	7.44	5.02	4.92

© Copyright 2013 Mouser Electronics

© Copyright 2013 Mouser Electronics

TEXAS INSTRUMENTS Analog ICs

RoHS Compliant This product is RoHS compliant.

DIGITAL-TO-ANALOG CONVERTERS (DACS) CONT.

For quantities greater than listed, call for quote.

MOUSER STOCK NO.	Texas Instruments Part No.	Package	Res.	DAC Channels	Architecture	INL (Max.) (±LSB)	DNL (Max.) (±LSB)	Setting Time	Sample/ Update Rate (MSPS)	Power Consumption (Typ.) (mW)	Price Each 1	25	100	250
595-DAC8562SDGST	DAC8562SDGST	MSOP-10	16	2	String	12	1	7	-	0.5	11.67	9.34	6.31	6.18
595-DAC8562SDSCT	DAC8562SDSCT	SON-10	16	2	String	12	1	7	-	0.5	11.67	9.34	6.31	6.18
595-DAC8563SDGST	DAC8563SDGST	MSOP-10	16	2	String	12	1	7	-	0.5	11.67	9.34	6.31	6.18
595-DAC8563SDSCT	DAC8563SDSCT	SON-10	16	2	String	12	1	7	-	0.5	11.67	9.34	6.31	6.18
595-DAC8812IBPW	DAC8812IBPW	TSSOP-16	16	2	R-2R	1	1	0.5	2	0.025	22.40	18.83	13.67	13.49
595-DAC7734EC	DAC7734EC	SSOP-48	16	4	R-2R	3	1	-	-	200	69.76	61.50	55.06	54.33
595-DAC8534IPW	DAC8534IPW	TSSOP-16	16	4	String	64	1	10	0.093	2.7	21.36	19.77	18.16	16.55
595-DAC8544IPFB	DAC8544IPFB	TQFP-48	16	4	String	65	1	8	-	4.75	23.25	20.50	18.35	18.12
595-DAC8554IPW	DAC8554IPW	TSSOP-16	16	4	String	12	1	10	0.2	3	14.69	12.36	8.97	8.85
595-DAC8555IPW	DAC8555IPW	TSSOP-16	16	4	String	12	1	10	0.2	3	13.96	11.75	8.53	8.42
595-DAC8565IAPW	DAC8565IAPW	TSSOP-16	16	4	String	8	1	8	0.2	3.1	15.13	12.72	9.24	9.12
595-DAC1220E	DAC1220E	SSOP-16	20	1	Delta-Sigma	1	1	10000	0.0005	2.5	17.74	14.92	10.83	10.69

INTEGRATED, MULTICHANNEL ADC AND DAC

For quantities greater than listed, call for quote.

MOUSER STOCK NO.	Texas Instruments Part No.	Package	No. of ADCs	ADC Res.	ADC Sampling Rate	ADC Input Range	No. of DACs	DAC Res.	DAC Setting Time	DAC Output Full Scale	Price Each 1	25	100	250
595-AMC7812SRGCT	AMC7812SRGCR	VQFN-64	16	12	500KSPS	±5	12	12	2	3.4	18.76	16.53	14.80	14.61
Development Tool		Description											Price Each	
595-AMC7812EVM-PDK	AMC7812EVM-PDK	Performance Development Kit for AMC7812, an integrated, multi-channel ADC and DAC											556.13	

ANALOG FRONT END

PRODUCT NEW

For quantities greater than listed, call for quote.

MOUSER STOCK NO.	Texas Instruments Part No.	Package	Input Channel	ADC Res.	ADC Sampling	Supply Voltage	PGA Gain (dB) Min.	PGA Gain (dB) Max.	DAC Offset Resolution	DAC Offset	Power Diss. (W)	Output Type	Price Each 1	25	100	250
595-AFE7222IRGC25	AFE7222IRGC25	QFN-64	1	12	65	3.6	-2.5	-6	12	350mV	0.65	LVDS, CMOS	40.13	35.37	31.67	31.25
595-ADS1191IRSMT	ADS1191IRSMT	VQFN-32	1	16	8	3.6	1	12	-	-	0.000495	CMOS	4.82	4.33	3.95	3.56
595-ADS1192IRSMT	ADS1192IRSMT	VQFN-32	2	16	8	3.6	1	12	-	-	0.00074	CMOS	7.23	6.58	5.95	5.46
595-ADS1291IRSMT	ADS1291IRSMT	VQFN-32	2	24	8	3.6	1	12	-	-	0.000495	CMOS	6.42	5.79	5.26	4.75
595-ADS1292IRSMT	ADS1292IRSMT	VQFN-32	2	24	8	3.6	1	12	-	-	0.00070	CMOS	10.12	9.21	8.32	7.64
595-ADS1292RIRSMT	ADS1292RIRSMT	VQFN-32	2	24	8	3.6	1	12	-	-	0.00074	CMOS	10.12	9.21	8.32	7.64
926-LM98714BCMT/NOPB	LM98714BCMT/NOPB	TSSOP-48	3	16	45	3.3	-3	17.9	±9	600mV	0.505	LVDS, CMOS	26.54	23.39	20.94	20.66
926-LM96511CCSM/NOPB	LM96511CCSM/NOPB	BGA-376	8	12	50	6	36	40	-	-	1.7	LVDS	85.58	75.45	71.68	67.91
595-ADS1299IPAG	ADS1299IPAG	TQFP-64	8	24	16	5.25	1	24	-	-	0.00041	CMOS	62.23	54.86	49.12	48.47
Development/Evaluation Board		Description											Price Each			
595-AFE7222EVM	AFE7222EVM	Evaluation Module for the AFE7222, a Circuit Board for a Low Power Analog Front End Mixed-Signal Transceiver											556.13			
926-LMP90100EB/NOPB	LMP90100EB/NOPB	Evaluation board for the LMP90XXX family of Sensor Analog Front End (AFE)											113.10			
926-LMP91200EVALNOPB	LMP91200EVAL/NOPB	Evaluation board for the LMP91200 family of Sensor Analog Front End (AFE)											113.10			

ANALOG MONITOR AND CONTROL CIRCUITS

For quantities greater than listed, call for quote.

MOUSER STOCK NO.	Texas Instruments Part No.	Package	Res.	Analog Inputs	ADC Resolution	Interface Type	Interrupt Outputs	Fan Speed Output(s)	Temp Accuracy	Supply Volt. Min.	Supply Volt. Max.	I_q (mA)	Price Each 1	25	100	250
Integrated Fan Control																
926-LM96000CIMT/NOPB	LM96000CIMT/NOPB	TSSOP-24	8	4	8-Bits	SMBus	Undef.	3 PWM	2.5°C	3	3.6	0.53	5.01	4.02	3.66	3.31
926-LM96080CIMTXNOPB	LM96080CIMTX/NOPB	TSSOP-24	12	7	10-Bits	2-Wire Serial	1	2 ADC	0.625°C	3	5.5	0.37	5.30	4.24	2.87	2.80
926-LM96080CIMT/NOPB	LM96080CIMT/NOPB	TSSOP-24	12	7	10-Bits	2-Wire Serial	1	-	3°C	3	5.5	0.37	5.30	4.24	2.87	2.80
Microprocessor Systems																
926-LM87CIMT/NOPB	LM87CIMT/NOPB	TSSOP-24	8	7 to 3	8-Bits	2-Wire Serial	1	1 DAC	4°C	2.8	3.8	2	6.39	5.14	4.67	4.22
926-LM87CIMTX/NOPB	LM87CIMTX/NOPB	TSSOP-24	8	7 to 3	8-Bits	2-Wire Serial	1	4 DAC	3°C	2.8	3.8	2	6.39	5.14	4.67	4.22
926-LM81BIMT-3/NOPB	LM81BIMT-3/NOPB	TSSOP-24	9	6	8-Bits	SMBus	2	1 DAC	3°C	2.8	3.8	0.9	4.34	3.50	3.18	2.87
System Monitor and Controller																
926-LMP92018SQ/NOPB	LMP92018SQ/NOPB	LLP-36	10	8	10-Bits	SPI Serial	Undef.	-	2.5°C	4.75	5.5	-	8.67	6.93	4.69	4.59

ANALOG AUDIO SUBSYSTEM

For quantities greater than listed, call for quote.

MOUSER STOCK NO.	Texas Instruments Part No.	Package	Power @ 5V 8Ω (W)	Speaker THD+N (%)	Speaker PSSR (dB)	Speaker SNR (dB)	Headphone THD+N (%)	Headphone PSSR (dB)	Headphone SNR (dB)	Audio MUX	Audio Mode Control	Analog Inputs Mono	Analog Inputs Stereo	Price Each 1	25	100	250
926-LM49155TL/NOPB	LM49155TL/NOPB	MicroSMD	1.35	0.015	72	94	0.01	94	95	Yes	I2C	1	1	5.18	4.14	2.79	2.74

FREQUENCY-TO-VOLTAGE CONVERTERS

For quantities greater than listed, call for quote.

MOUSER STOCK NO.	Texas Instruments Part No.	Package	Supply Voltage (V)	Supply Current (mA)	Input Voltage Range Tach.	Input Voltage Range Op Amp/ Comp.	Offset Voltage (Max.) (mV) Tach.	Offset Voltage (Max.) (mV) Op Amp/ Comp.	Linearity (Typ.) (%)	Operating Temperature (°C)	Price Each 1	25	100	250
926-LM2907M-8/NOPB	LM2907M-8/NOPB	SOIC-8	28	25	±28	0.0V to +28V	15	10	±0.3	-40 to 85	2.01	1.63	1.47	1.29
926-LM2907N/NOPB	LM2907N/NOPB	DIP-14	28	25	0.0V to +28V	0.0V to +28V	10	10	±0.3	-40 to 85	2.15	1.73	1.56	1.39
926-LM2907N-8/NOPB	LM2907N-8/NOPB	DIP-8	28	25	±28	0.0V to +28V	15	10	±0.3	-40 to 85	2.01	1.63	1.47	1.29
926-LM2917M/NOPB	LM2917M/NOPB	SOIC-14	28	25	0.0V to +28V	0.0V to +28V	10	10	±0.3	-40 to 85	1.84	1.49	1.34	1.19
926-LM2917N/NOPB	LM2917N/NOPB	DIP-14	28	25	0.0V to +28V	0.0V to +28V	10	10	±0.3	-40 to 85	2.01	1.63	1.47	1.29
926-LM2917N-8/NOPB	LM2917N-8/NOPB	DIP-8	28	25	±28	0.0V to +28V	15	10	±0.3	-40 to 85	2.01	1.63	1.47	1.29

VOLTAGE-TO-FREQUENCY CONVERTERS

For quantities greater than listed, call for quote.

MOUSER STOCK NO.	Texas Instruments Part No.	Package	Supply Voltage (V)	VFC Non-Lin (Max.) (%)	Conversion Accuracy Scale Factor (kHz/V) Min.	Conversion Accuracy Scale Factor (kHz/V) Typ.	Conversion Accuracy Scale Factor (kHz/V) Max.	Temp. Stability of Gain (ppm/°C) Typ.	Temp. Stability of Gain (ppm/°C) Max.	Offset Voltage (Max.) (nA)	Input Bias Current (Max.) (nA)	Output Current (Max.) (µA)	Operating Temp. (°C)	Price Each 1	25	100	250
926-LM231N/NOPB	LM231N/NOPB	DIP-8	4/40	0.01	0.95	1.00	1.05	±30	±150	14	1000	144	-25 to 85	6.17	4.96	4.52	4.08
926-LM331AN/NOPB	LM331AN/NOPB	DIP-8	4/40	0.01	0.9	1.00	1.10	±20	±50	10	500	156	0 to 70	7.76	6.36	5.74	5.28
926-LM331N/NOPB	LM331N/NOPB	DIP-8	4/40	0.01	0.9	1.00	1.10	±20	±50	14	1000	156	0 to 70	2.73	2.20	1.99	1.77

AUDIO/DAC ADC

For quantities greater than listed, call for quote.

MOUSER STOCK NO.	Texas Instruments Part No.	Package	No. of ADCs	Res.	SNR (Typ.)	No. of Inputs/ No. of Outputs	Sampling Rate (Max.) (kHz)	Analog Supply	Digital Audio Interface	Control Interface	Digital Supply (up to 5V)	Price Each 1	25	100	250
DAC															
595-V320DAC3202CYZJR	TLV320DAC3202CYZJR	BGA-20	2/0	24	100	0/2	48	2.3-4.8	L, R, I2S, PCM	I2C	1.65-1.95	4.22	3.37	2.28	2.24
595-V320DAC3203IRGET	TLV320DAC3203IRGET	VQFN-24	-	-	100	2/2	192	1.5-1.95	I2C, SPI	-	1.9-3.6	3.97	3.18	2.15	2.11
ADC															
595-PCM1870RHFT	PCM1870RHFT	QFN-24	2	16	90	2/0	50	2.4-3.6	LJ, RJ, I2S, DSP	I2C, SPI	1.71-3.6	5.24	4.72	4.30	3.88
595-PCM1807PW	PCM1807PW	TSSOP-14	2	24	101	2/0	96	4.5-5.5	L, I2S	SPI	2.7-3.6	2.77	2.21	1.50	1.47
595-PCM1803ADB	PCM1803ADB	SSOP-20	2	24	103	2/0	96	4.5-5.5	L, R, I2S	H/W	2.7-3.6	3.01	2.41	1.63	1.59
595-PCM1802DB	PCM1802DB	SSOP-20	2	24	105	2/0	96	4.5-5.5	L, R, I2S	H/W	2.7-3.6	4.58	3.66	2.47	2.42
595-PCM1804DB	PCM1804DB	SSOP-28	2	24	112	2/0	192	4.75-5.25	L, R, I2S, DSP	H/W	3-3.6	6.86	5.49	3.71	3.64
595-PCM1808PW	PCM1808PW	TSSOP-14	2	24	99	2/0	96	4.5-5.5	L, I2S	H/W	2.7-3.6	2.41	1.93	1.31	1.27
595-PCM4202DB	PCM4202DB	SSOP-28	2	24	118	2/0	216	5	PCM, DSD	H/W	3.3	10.84	8.67	5.85	5.74
595-PCM4204PAPT	PCM4204PAPT	HTQFP-64	4	24	118	4/0	216	5	PCM/DSD	H/W	3.3	17.46	14.68	10.67	10.52

© Copyright 2013 Mouser Electronics
© Copyright 2013 Mouser Electronics

RoHS Compliant This product is RoHS compliant.

AUDIO DIGITAL-TO-ANALOG CONVERTER EVALUATION MODULES

For quantities greater than listed, call for quote.

MOUSER STOCK NO.	Texas Instruments Part No.	Description	Price Each
595-TLV320DAC3202EVM	TLV320DAC3202EVM	Evaluation module for TLV320DAC3202, an IC which includes stereo DACs, headset amplifiers & power management support circuitry	54.60

AUDIO DIGITAL-TO-ANALOG CONVERTERS (DACS)

For quantities greater than listed, call for quote.

MOUSER STOCK NO.	Texas Instruments Part No.	Package	No. of DACs	Res.	SNR (Typ.) (dB)	Sampling Rate (Max.) (kHz)	No. of Inputs/ No. of Outputs	Digital Audio Interface	Control Interface	Analog Supply	Price Each			
											1	25	100	250
595-PCM1704U	PCM1704U	SO-20	1	24	120	768	0/1	-	H/W	±4.75-5.25	78.58	73.64	70.27	66.28
595-PCM1774RGPT	PCM1774RGPT	QFN-20	2	16	93	50	0/2	LJ, RJ, I2S, DSP	I2C, SPI	2.4-3.6	3.62	2.89	1.95	1.92
595-PCM2704CDB	PCM2704CDB	SSOP-28	2	16	98	48	0/2	USB	I2C, SPI	3.3-5	7.47	5.97	4.03	3.96
595-PCM2704DB	PCM2704DB	SSOP-28	2	16	98	48	0/2	USB	HID	4.35-5.25	7.70	6.16	4.16	4.08
595-PCM2705CDB	PCM2705CDB	SSOP-28	2	16	98	48	0/2	USB	HID	5	7.47	5.97	4.03	3.96
595-PCM2702E	PCM2702E	SSOP-28	2	16	105	48	0/2	USB	HID	4.5-5.5	19.16	17.63	16.38	15.02
595-TLV320DAC32IRHBT	TLV320DAC32IRHBT	QFN-32	2	24	95	96	2/4	DSP, I2S, L, R, TDM	I2C	2.7-3.6	3.73	2.99	2.02	1.98
595-PCM1755DBQ	PCM1755DBQ	SSOP-16	2	24	106	192	0/2	L, R, I2S	SPI	4.5-5.5	2.53	2.02	1.37	1.34
595-PCM1791ADB	PCM1791ADB	SSOP-28	2	24	113	192	0/2	L, R, I2S, TDMCA, DSD	I2C, SPI	4.5-5.5	5.66	4.53	3.06	3.00
595-PCM1792ADB	PCM1792ADB	SSOP-28	2	24	127	192	0/2	L, R, I2C, TDMCA, DSD	SPI, I2C	4.75-5.25	13.33	11.21	8.14	8.04
595-PCM1793DB	PCM1793DB	SSOP-28	2	24	113	192	0/2	L, R, I2S	H/W	4.5-5.5	5.66	4.53	3.06	3.00
595-PCM1794ADB	PCM1794ADB	SSOP-28	2	24	127	192	0/2	L, R, I2S	H/W	4.75-5.25	17.57	14.78	10.73	10.58
595-PCM1796DB	PCM1796DB	SSOP-28	2	24	123	192	0/2	L, R, ITS, TDMCA, DSD	I2C, SPI	4.75-5.25	7.47	5.97	4.03	3.96
595-PCM5100PW	PCM5100PW	TSSOP-20	2	32	100	384	0/2	L, I2S	H/W	3.0-3.6	2.53	2.02	1.37	1.34
595-PCM5101PW	PCM5101PW	TSSOP-20	2	32	106	384	0/2	L, I2S	H/W	3.0-3.6	3.25	2.60	1.75	1.72
595-PCM5102PW	PCM5102PW	TSSOP-20	2	32	112	384	0/2	L, I2S	H/W	3.0-3.6	5.66	4.53	3.06	3.00
595-PCM4104PFBT	PCM4104PFBT	TQFP-48	4	24	118	192	0/2x2	I2S, TDM	H/W, SPI	5	11.56	9.24	6.25	6.12

DIGITAL AUDIO TRANSCEIVER

For quantities greater than listed, call for quote.

MOUSER STOCK NO.	Texas Instruments Part No.	Package	Jitter (ps)	Sampling Rate (Max.) (kHz)	ADC Res.	ADC Sampling Rate (kSPS)	Inputs	Outputs	Price Each			
									1	25	100	250
595-DIX9211PTR	DIX9211PTR	LQFP-48	50	216	-	-	PCM, S/P/DIF	PCM, S/PDIF	10.23	8.19	5.53	5.42
595-PCM9211PT	PCM9211PT	LQFP-48	50	216	24	96	PCM, S/P/DIF, ADC	PCM, S/PDIF	6.51	5.20	3.51	3.45

AUDIO CODEC

For quantities greater than listed, call for quote.

MOUSER STOCK NO.	Texas Instruments Part No.	Package	No. DACs/ No. ADCs	Res.	SNR DAC/ SNR ADC (Typ.) (dB)	Sampling Rate (Max.) (kHz)	Digital Audio Interface	Digital Supply (up to 5V)	I_O Supply	Price Each			
										1	25	100	250
595-TLV320AIC1107PW	TLV320AIC1107PW	TSSOP-20	1/1	13	-	8	PCM	2.7-3.3	-	9.93	9.03	8.16	7.50
595-PCM3500E	PCM3500E	SSOP-24	1/1	16	92/88	26	DSP	2.7-3.6	-	9.99	7.99	5.40	5.30
595-TLV320AIC12KIDBT	TLV320AIC12KIDBTG4	TSSOP-30	1/1	16	92/84	26	DSP, SMART, TDM	1.65-1.95	1.1-3.6	4.70	3.76	2.54	2.48
595-V320AIC3253IRGET	TLV320AIC3253IRGET	VQFN-24	2/0	32	100/-	192	L, R, I2S, DSP, TDM	1.26-1.95	1.1-3.6	8.19	6.55	4.43	4.33
595-TLV320AIC26IRHB	TLV320AIC26IRHB	QFN-32	2/1	24	97/92	53	L, R, I2S, DSP	1.525-1.95	1.1-3.6	7.95	6.36	4.29	4.21
595-TLV320AIC20KIPFB	TLV320AIC20KIPFB	TQFP-48	2/2	16	92/84	26	DSP, SMART TDM	1.65-1.95	1.1-3.6	7.70	6.16	4.16	4.08
595-TLV320AIC24KIPFB	TLV320AIC24KIPFB	TQFP-48	2/2	16	92/84	26	DSP, SMART TDM	1.65-1.95	1.1-3.6	6.99	5.59	3.78	3.70
595-PCM2906CDB	PCM2906CDB	SSOP-28	2/2	16	93/89	48	USB	-0.3-6.5	-	11.07	8.86	5.98	5.86
595-PCM2900CDB	PCM2900CDB	SSOP-28	2/2	16	96/89	48	USB	3.3-3.5	-	12.04	9.63	6.51	6.38
595-PCM2902CDB	PCM2902CDB	SSOP-28	2/2	16	96/89	48	USB	3.1-3.5	-	12.88	10.30	6.97	6.83
595-PCM2902E	PCM2902E	SSOP-28	2/2	16	96/89	48	USB	4.35-5.25	-	11.86	9.97	7.24	7.15
595-PCM2906DB	PCM2906DB	SSOP-28	2/2	16	96/89	48	USB	4.35-5.25	-	14.27	13.21	12.13	11.06
595-PCM3001E	PCM3001E	SSOP-28	2/2	18	98/94	48	R, L, I2S, DSP	4.5-5.5	-	9.99	7.99	5.40	5.30
595-V320AIC3106IRGZT	TLV320AIC3106IRGZT	QFN-48	2/2	24	92/102	96	L, R, I2S, DSP, TDM	1.65/1.95	1.1/3.6	6.26	5.01	3.38	3.32
595-TLV320AIC23BIPW	TLV320AIC23BIPW	TSSOP-28	2/2	24	100/90	96	L, R, I2S, DSP	1.42-3.6	-	10.71	8.57	5.79	5.67
595-TLV320AIC23BRHD	TLV320AIC23BRHD	QFN-28	2/2	24	100/90	96	L, R, I2S, DSP	1.42-3.6	-	9.75	7.80	5.28	5.17
595-T320AIC3101IRHBT	TLV320AIC3101IRHBT	QFN-32	2/2	24	100/90	96	DSP, I2S, L, R	1.525-1.95	1.1-3.6	5.90	4.72	3.19	3.12
595-TLV320C3104IRHBT	TLV320AIC3104IRHBT	QFN-32	2/2	24	100/90	96	L, R, I2S, DSP	1.525-1.95	1.1-3.6	5.41	4.33	2.93	2.87
595-TLC320AD77CDB	TLC320AD77CDB	SSOP-28	2/2	24	100/100	96	R, L, I2S, DSP	3-3.6	-	9.15	7.32	4.94	4.85
595-PCM3060PW	PCM3060PW	TSSOP-28	2/2	24	105/99	192	I2S, L, R	2.7-3.6	-	6.02	4.82	3.25	3.19
595-PCM3070IRHBT	PCM3070IRHBT	QFN-32	2/2	32	93/100	192	L, R, I2S, TDM, DSP	1.1-3.6	1.8-3.6	7.82	6.26	4.23	4.14
595-V320AIC3212IYZFT	TLV320AIC3212IYZFT	WCSP-81	2/2	32	93/100	192	I2S, TDM, DSP, L&R, PCM	2.7-5.5	-	9.63	7.70	5.20	5.10
595-V320AIC3262IYZFT	TLV320AIC3262IYZFT	BGA-81	2/2	32	93/100	192	I2S, TDM, DSP, L&R, PCM	2.7-5.5	-	12.06	10.14	7.37	7.27
595-TLV320AIC34IZAS	TLV320AIC34IZAS	BGA-87	4/4	24	102/92	96	L, R, I2S, DSP	1.525-1.95	1.1-3.6	11.44	9.15	6.18	6.06

AUDIO LINE DRIVERS

For quantities greater than listed, call for quote.

MOUSER STOCK NO.	Texas Instruments Part No.	Package	Output Voltage (Typ.) (V)	Storage Temperature (°C)	Supply Voltage (V)	ESD (kV)	Signal to Noise Ratio (dB)	Supply Current (mA)	Price Each			
									1	25	100	250
595-DRV612PW	DRV612PW	TSSOP-14	2.2	-40 to 85	3 to 3.6	8	105	18	1.69	1.35	.911	.892
595-DRV632PW	DRV632PW	TSSOP-14	0.001	-40 to 85	3 to 3.6	8	105	25	1.54	1.34	1.22	1.07

AUDIO ATTENUATORS

For quantities greater than listed, call for quote.

MOUSER STOCK NO.	Texas Instruments Part No.	Package	THD (%)	SNR (dB)	Supply Voltage (V)		Interface Type	Equivalent Input Noise (μV/root) (Hz)	Special Features	Price Each			
					Min.	Max.				1	25	100	250
926-LM1971M/NOPB	LM1971M/NOPB	SOIC-8	0.0008	115	4.5	15	Serial	4	1 Channel, Digitally Controlled Audio Attenuator	2.35	1.90	1.71	1.52

DIGITAL POTENTIOMETERS

For quantities greater than listed, call for quote.

MOUSER STOCK NO.	Texas Instruments Part No.	Package	Supply Current (uA)	Tolerance	Digital Interface	No. of Pots	Temperature Coefficient	Resistance (Ω)	Price Each			
									1	25	100	250
595-TPL0102-100RUCR	TPL0102-100RUCR	QFN-14	2000	20%	I2C	Dual	90PPM/C	10K	2.55	2.20	2.01	1.77
595-TPL0202-10MRTER	TPL0202-10MRTER	QFN-16	5	20%	SPI	Dual	132PPM/C	10K	2.62	2.27	2.07	1.82
595-TPL0401A-10DCKR	TPL0401A-10DCKR	SC70-6	2000	20%	I2C	Single	35PPM/C	10K	1.04	.828	.56	.549
595-TPL0401B-10DCKR	TPL0401B-10DCKR	SC70-6	2000	20%	12C	Single	35PPM/C	10K	1.04	.828	.56	.549
595-TPL0501-100RSER	TPL0501-100RSER	SOT-23	5	20%	SPI	Single	35PPM/C	100K	1.69	1.35	.911	.892
595-TPL0501-100DCNR	TPL0501-100DCNR	SOT23-8	500	20%	SPI	Single	35PPM/C	100K	1.69	1.35	.911	.892

© Copyright 2013 Mouser Electronics

© Copyright 2013 Mouser Electronics

TEXAS INSTRUMENTS Analog ICs

RoHS Compliant This product is RoHS compliant.

CAN

For quantities greater than listed, call for quote.

MOUSER STOCK NO.	Texas Instruments Part No.	Package	Drivers Per Package	Receivers Per Package	Supply Voltage	Transient Pulse Protection	I_{CC} (Max.) (mA)	Price Each 1	25	100	250
595-SN65HVD230D	SN65HVD230D	SOIC-8	1	1	3.3	-25 to 25	17	2.41	1.93	1.31	1.27
595-SN65HVD230QDG4Q1	SN65HVD230QDG4Q1	SOIC-8	1	1	3.3	-25 to 25	17	2.29	1.83	1.24	1.21
595-SN65HVD231D	SN65HVD231D	SOIC-8	1	1	3.3	-25 to 25	17	2.41	1.93	1.31	1.27
595-SN65HVD232D	SN65HVD232D	SOIC-8	1	1	3.3	-25 to 25	17	2.04	1.64	1.10	1.08
595-SN65HVD232QD	SN65HVD232QD	SOIC-8	1	1	3.6	-25 to 25	17	2.04	1.64	1.10	1.08
595-SN65HVD232QDRQ1	SN65HVD232QDRQ1	SOIC-8	1	1	3.3	-25 to 25	17	2.04	1.64	1.10	1.08
595-SN65HVD233D	SN65HVD233D	SOIC-8	1	1	3.3	-100 to 100	6	2.89	2.31	1.56	1.53
595-SN65HVD234D	SN65HVD234D	SOIC-8	1	1	3.3	-100 to 100	6	2.77	2.21	1.50	1.47
595-SN65HVD1040D	SN65HVD1040D	SOIC-8	1	1	5	-200 to 200	70	1.44	1.16	.781	.765
595-SN65HVD1050D	SN65HVD1050D	SOIC-8	1	1	5	-200 to 200	70	1.16	.924	.625	.612
595-SN65HVD251D	SN65HVD251D	SOIC-8	1	1	5	-200 to 200	65	2.53	2.02	1.37	1.34
595-SN65HVD251P	SN65HVD251P	PDIP-8	1	1	5	-200 to 200	65	2.53	2.02	1.37	1.34
595-SN65HVD252D	SN65HVD252D	SOIC-8	1	1	5	-200 to 200	80	2.41	1.93	1.31	1.27
595-SN65HVD253D	SN65HVD253D	SOIC-8	1	1	5	-200 to 200	80	2.41	1.93	1.31	1.27
595-SN65HVD255D	SN65HVD255D	SOIC-8	1	1	5	-27 to 40	85	1.33	1.06	.716	.702
595-N65HVD1040AQDRQ1	SN65HVD1040AQDRQ1	SOIC-8	1	1	5.25	-150 to 100	12	1.44	1.16	.781	.765
595-N65HVD1050AQDRQ1	SN65HVD1050AQDRQ1	SOIC-8	1	1	5.25	-200 to 200	70	1.12	.901	.609	.597

ISOLATOR EVALUATION MODULES

NEW PRODUCT

For quantities greater than listed, call for quote.

MOUSER STOCK NO.	Texas Instruments Part No.	Description	Price Each
595-ISO3086TEVM	ISO3086TEVM	Evaluation module for the ISO3086T, a RS-485 Transceiver with integrated transformer driver	54.60
595-ISO35TEVM	ISO35TEVM	Evaluation module for the ISO35T, a RS-485 Transceiver with integrated transformer driver	54.60
595-ISO5500EVM	ISO5500EVM	Evaluation module for the ISO5500, a isolated gate driver	54.60

ISOLATORS

NEW PRODUCT

For quantities greater than listed, call for quote.

MOUSER STOCK NO.	Texas Instruments Part No.	Package	No. of Channels	Channel Config.	Insulation Rating (VRMS)	Supply Volt	Datarate (Mbps)	Input Noise Filter	Prop Delay (Max.) (ns)	TTL/CMOS Input Threshold	Price Each 1	25	100	250
595-ISO721D	ISO721D	SOIC-8	1	1/0	2500	3.35	100	Yes	24	TTL	3.49	2.79	1.88	1.85
595-ISO721MD	ISO721MD	SOIC-8	1	1/0	2500	3.35	150	None	16	CMOS	3.85	3.08	2.09	2.04
595-ISO3086TDW	ISO3086TDW	SOIC-16	1	RS-485	2500	3.3	1	None	45	TTL	8.78	7.03	4.75	4.65
595-ISO1176TDW	ISO1176TDW	SOIC-16	1	RS-485	2500	5	40	None	35	TTL	8.78	7.03	4.75	4.65
595-ISO5500DW	ISO5500DW	SOIC-16	1	-	4243	5.5	-	None	300	CMOS/TTL	7.95	6.36	4.29	4.21
595-ISO7220AD	ISO7220AD	SOIC-8	2	1/0	2500	3.35	1	Yes	475	TTL	2.53	2.02	1.37	1.34
595-ISO7220CD	ISO7220CD	SOIC-8	2	1/0	2500	3.35	25	Yes	42	TTL	3.14	2.50	1.69	1.66
595-ISO7221AD	ISO7221AD	SOIC-8	2	1/1	2500	3.35	1	Yes	475	TTL	2.53	2.02	1.37	1.34
595-ISO7221CD	ISO7221CD	SOIC-8	2	1/1	2500	3.35	25	Yes	42	TTL	3.14	2.50	1.69	1.66
595-ISO7221CDR	ISO7221CDR	SOIC-8	2	1/1	2500	3.35	25	Yes	42	TTL/CMOS	2.53	2.02	1.37	1.34
595-ISO7221MD	ISO7221MD	SOIC-8	2	1/1	2500	3.35	150	None	16	CMOS	3.49	2.79	1.88	1.85
595-ISO7420FED	ISO7420FED	SOIC-8	2	2/0	2500	3.35	50	No	11	TTL	3.14	2.50	1.69	1.66
595-ISO7520CDWR	ISO7520CDWR	SOIC-16	2	2/0	5000	3.35	1	No	14	TTL	2.53	2.02	1.37	1.34
595-ISO7521CDWR	ISO7521CDWR	SOIC-16	2	2/1	5000	3.35	1	No	14	TTL	2.41	1.93	1.31	1.27
595-ISO7230CDW	ISO7230CDW	SOIC-16	3	3/0	2500	3.35	25	Yes	30	TTL	4.10	3.27	2.21	2.17
595-ISO7240ADW	ISO7240ADW	SOIC-16	4	4/0	2500	3.35	1	Yes	70	TTL	5.10	4.60	4.18	3.79
595-ISO7240CDW	ISO7240CDW	SOIC-16	4	4/0	2500	3.35	25	Yes	30	TTL	5.30	4.24	2.87	2.80

LVDS PHYS <800MBPS

For quantities greater than listed, call for quote.

MOUSER STOCK NO.	Texas Instruments Part No.	Package	Supply Voltage (V)	I_{CC} (Max.) (mA)	Signaling Rate (Mbps)	Input Signal	Output Signal	Price Each 1	25	100	250
926-DS64BR401SQENOPB	DS64BR401SQE/NOPB	LLP-54	2.5	-	6400	CML	CML	16.83	14.16	10.27	10.14
926-S90CF364AMTDNOPB	DS90CF364AMTD/NOPB	TSSOP-48	3.3	-	1365	LVDS	LVCMOS	6.28	5.03	3.39	3.33
926-DS90CF364MTDNOPB	DS90CF364MTD/NOPB	TSSOP-48	3.3	-	1365	LVDS	LVCMOS	5.36	4.31	3.93	3.54
926-DS90C363BMT/NOPB	DS90C363BMT/NOPB	TSSOP-48	3.3	-	1365	LVCMOS	LVDS	4.70	3.76	2.54	2.48
926-DS90CR217MTDNOPB	DS90CR217MTD/NOPB	TSSOP-48	3.3	-	1785	LVTTL	LVDS	6.26	5.01	3.38	3.32
926-DS90C365AMT/NOPB	DS90C365AMT/NOPB	TSSOP-48	3.3	-	1785	LVCMOS	LVDS	6.28	5.03	3.39	3.33
926-S90CF384AMTDNOPB	DS90CF384AMTD/NOPB	TSSOP-56	3.3	-	1820	LVDS	LVCMOS	4.91	3.93	2.65	2.60
926-DS90CR286AMTDNOPB	DS90CR286AMTD/NOPB	TSSOP-56	3.3	-	1848	LVDS	LVTTL	7.99	6.40	4.32	4.24
926-DS90CR285MTDNOPB	DS90CR285MTD/NOPB	TSSOP-56	3.3	-	1848	LVTTL	LVDS	7.99	6.40	4.32	4.24
926-S90CR288AMTDNOPB	DS90CR288AMTD/NOPB	TSSOP-56	3.3	-	2380	LVDS	LVTTL	10.11	8.09	5.47	5.36
926-DS90CF366MTDNOPB	DS90CF366MTD/NOPB	TSSOP-48	3.3	-	2380	LVDS	LVCMOS	7.22	5.78	3.91	3.83
926-DS90CF386MTDNOPB	DS90CF386MTD/NOPB	TSSOP-56	3.3	-	2380	LVDS	LVCMOS	7.47	5.97	4.03	3.96
926-DS90CR287MTDNOPB	DS90CR287MTD/NOPB	TSSOP-56	3.3	-	2380	LVTTL	LVDS	10.11	8.09	5.47	5.36
926-DS90C385AMT/NOPB	DS90C385AMT/NOPB	TSSOP-56	3.3	-	2380	LVCMOS	LVDS	4.58	3.66	2.47	2.42
926-DS90C385AMTXNOPB	DS90C385AMTX/NOPB	TSSOP-56	3.3	-	2380	LVCMOS	LVDS	4.58	3.66	2.47	2.42
926-DS90C387AVJDNOPB	DS90C387AVJD/NOPB	TQFP-100	3.3	-	-	LVCMOS	LVDS	8.59	6.88	4.64	4.56
926-DS90C387VJD/NOPB	DS90C387VJD/NOPB	TQFP-100	3.3	-	-	LVCMOS	LVDS	10.74	8.59	5.80	5.69
595-SN65LVDS2DBVR	SN65LVDS2DBVR	SOT-23-5	3.3	7	400	LVDS	LVTTL	1.37	1.24	1.08	.952
595-SN65LVDS2DBVT	SN65LVDS2DBVT	SOT-23-5	3.3	7	400	LVDS	LVTTL	1.54	1.34	1.22	1.07
595-SN65LVDT2DBVR	SN65LVDT2DBVR	SOT-23-5	3.3	7	400	LVDS	LVTTL	1.39	1.26	1.10	.966
595-SN65LVDT2DBVT	SN65LVDT2DBVT	SOT-23-5	3.3	7	400	LVDS	LVTTL	1.54	1.34	1.22	1.07
595-SN65LVDS1DBVR	SN65LVDS1DBVR	SOT-23-5	3.3	8	630	LVTTL	LVDS	1.37	1.24	1.08	.952
595-SN65LVDS1DBVT	SN65LVDS1DBVT	SOT-23-5	3.3	8	630	LVTTL	LVDS	1.54	1.34	1.22	1.07
926-S90LV011ATMFNOPB	DS90LV011ATMF/NOPB	SOT-23-5	3.3	8	400	LVTTL	LVDS	1.02	.809	.547	.536
926-DS90LV031ATMTCNO	DS90LV031ATMTC/NOPB	TSSOP-16	3.3	8	400	LVTTL	LVDS	2.41	1.93	1.31	1.27
926-DS90LV047ATMNOPB	DS90LV047ATM/NOPB	SOIC-16	3.3	8	400	LVTTL	LVDS	2.62	2.10	1.42	1.39
926-DS90LV047ATMTCNO	DS90LV047ATMTC/NOPB	TSSOP-16	3.3	8	400	LVTTL	LVDS	2.62	2.10	1.42	1.39
926-DS90LV031ATMNOPB	DS90LV031ATM/NOPB	SOIC-16	3.3	8	400	LVTTL	LVDS	2.41	1.93	1.31	1.27
926-S90LV012ATMFNOPB	DS90LV012ATMF/NOPB	SOT-23-5	3.3	9	400	LVDS	LVTTL	.85	.674	.456	.446
926-S90LT012ATMFNOPB	DS90LT012ATMF/NOPB	SOT-23-5	3.3	9	400	LVDS	LVTTL	1.18	.944	.638	.625
926-DS90LV018ATMNOPB	DS90LV018ATM/NOPB	SOIC-8	3.3	9	400	LVDS	LVTTL	1.42	1.13	.768	.752
926-DS90LV028ATMNOPB	DS90LV028ATM/NOPB	SOIC-8	3.3	9	400	LVDS	LVTTL	2.02	1.62	1.09	1.07
595-SN65LVDS9637D	SN65LVDS9637D	SOIC-8	3.3	10	150	LVDS	LVTTL	2.59	2.25	2.04	1.80
595-SN65LVDS9637DR	SN65LVDS9637DR	SOIC-8	3.3	10	150	LVDS	LVTTL	2.07	1.80	1.63	1.43
595-SN65LVDS179D	SN65LVDS179D	SOIC-8	3.3	12	400TX/150RX	LVDS, LVTTL	LVDS, LVTTL	3.37	3.04	2.76	2.49
595-SN65LVDS179DGK	SN65LVDS179DGK	MSOP-8	3.3	12	400TX/150RX	LVDS, LVTTL	LVDS, LVTTL	3.37	3.04	2.76	2.49
595-SN65LVDS9638D	SN65LVDS9638D	SOIC-8	3.3	13	400	LVTTL	LVDS	2.59	2.25	2.04	1.80
926-DS90LV027ATMNOPB	DS90LV027ATM/NOPB	SOIC-8	3.3	14	600	LVTTL	LVDS	1.73	1.39	.937	.918
926-DS90LV032ATMNOPB	DS90LV032ATM/NOPB	SOIC-16	3.3	15	400	LVDS	LVTTL	2.41	1.93	1.31	1.27
926-DS90LV032ATMTCNO	DS90LV032ATMTC/NOPB	TSSOP-16	3.3	15	400	LVDS	LVTTL	2.41	1.93	1.31	1.27
926-DS90LV048ATMNOPB	DS90LV048ATM/NOPB	SOIC-16	3.3	15	400	LVDS	LVTTL	2.62	2.10	1.42	1.39
926-DS90LV048ATMTCNO	DS90LV048ATMTC/NOPB	TSSOP-16	3.3	15	400	LVDS	LVTTL	2.62	2.10	1.42	1.39
595-SN65LVDS32D	SN65LVDS32D	SOIC-16	3.3	18	100	LVDS	LVTTL	3.26	2.94	2.68	2.42
595-SN65LVDS3486D	SN65LVDS3486D	SOIC-16	3.3	18	100	LVDS	LVTTL	3.26	2.94	2.68	2.42
595-SN65LVDT390PW	SN65LVDT390PW	TSSOP-16	3.3	18	630	LVDS	LVTTL	3.83	3.45	3.14	2.84
926-DS90LV019TM/NOPB	DS90LV019TM/NOPB	SOIC-14	3.3	20	100	TTL, LVTTL, LVDS	TTL, LVTTL, LVDS	2.29	1.83	1.24	1.21
926-S90LV019TMTCNOPB	DS90LV019TMTC/NOPB	TSSOP-14	3.3	20	100	TTL, LVTTL, LVDS	TTL, LVTTL, LVDS	2.29	1.83	1.24	1.21
595-SN65LVDS047D	SN65LVDS047D	SOIC-16	3.3	26	400	LVTTL	LVDS	3.26	2.94	2.68	2.42

© Copyright 2013 Mouser Electronics
© Copyright 2013 Mouser Electronics

LVDS PHYS <800MBPS (CONT.)

NEW PRODUCT

For quantities greater than listed, call for quote.

MOUSER STOCK NO.	Texas Instruments Part No.	Package	Supply Voltage (V)	I_{CC} (Max.) (mA)	Signaling Rate (Mbps)	Input Signal	Output Signal	Price Each 1	25	100	250
595-SN65LVDS047PW	SN65LVDS047PW	TSSOP-16	3.3	26	400	LVTTL	LVDS	3.26	2.94	2.68	2.42
595-SN65LVDS391D	SN65LVDS391D	SOIC-16	3.3	26	630	LVTTL	LVDS	3.26	2.94	2.68	2.42
595-SN65LVDS391PW	SN65LVDS391PW	TSSOP-16	3.3	26	630	LVTTL	LVDS	3.26	2.94	2.68	2.42
926-90LV031ATMTCXNPB	DS90LV031ATMTCX/NOPB	TSSOP-16	3.3	30	400	LVTTL	LVDS	2.41	1.93	1.31	1.27
595-SN65LVDS049PW	SN65LVDS049PW	TSSOP-16	3.3	35	400	LVDS, LVTTL	LVDS, LVTTL	2.84	2.46	2.24	1.97
595-SN65LVDS31D	SN65LVDS31D	SOIC-16	3.3	35	400	LVTTL	LVDS	3.26	2.94	2.68	2.42
595-SN65LVDS31PW	SN65LVDS31PW	TSSOP-16	3.3	35	400	LVTTL	LVDS	3.26	2.94	2.68	2.42
926-DS90LV049TMTNOPB	DS90LV049TMT/NOPB	TSSOP-16	3.3	35	400	LVTTL, LVDS	LVTTL, LVDS	2.41	1.93	1.31	1.27
926-DS25BR150TSDNOPB	DS25BR150TSD/NOPB	LLP-8	3.3	35	3125	LVDS, LVPECL, CML	LVDS	4.91	3.93	2.65	2.60
595-SN65LVDT388ADBT	SN65LVDT388ADBT	SM8-38	3.3	40	630	LVDS	LVTTL	5.72	5.16	4.70	4.24
926-DS90C363BMTXNOPB	DS90C363BMTX/NOPB	TSSOP-48	3.3	40	455	CMOS, TTL	LVDS	4.70	3.76	2.54	2.48
926-DS90CF363BMTXNPB	DS90CF363BMTX/NOPB	TSSOP-48	3.3	40	455	CMOS, TTL	LVDS	4.70	3.76	2.54	2.48
926-DS25BR100TSDNOPB	DS25BR100TSD/NOPB	LLP-8	3.3	43	3125	LVDS, LVPECL, CML	LVDS	5.41	4.33	2.93	2.87
926-DS25BR110TSDNOPB	DS25BR110TSD/NOPB	LLP-8	3.3	43	3125	LVDS	LVDS	5.18	4.14	2.79	2.74
926-DS25BR120TSDNOPB	DS25BR120TSD/NOPB	LLP-8	3.3	43	3125	LVDS, LVPECL, CML	LVDS	5.18	4.14	2.79	2.74
926-DS90CR215MTDXNPB	DS90CR215MTDX/NOPB	TSSOP-48	3.3	45	1386	CMOS, TTL	CMOS, TTL	5.97	4.77	3.23	3.17
926-DS90CR285MTDXNPB	DS90CR285MTDX/NOPB	TSSOP-56	3.3	45	1848	CMOS, TTL	CMOS, TTL	7.99	6.40	4.32	4.24
926-S25CP104ATSQNOPB	DS25CP104ATSQ/NOPB	LLP-40	3.3	50	3125	LVDS, LVPECL, CML	LVDS	15.09	12.69	9.21	9.10
926-D90CF384AMTDXNPB	DS90CF384AMTDX/NOPB	TSSOP-56	3.3	65	1800	LVDS	LVDS	4.91	3.93	2.65	2.60
595-SN65LVDS389DBT	SN65LVDS389DBT	SM8-38	3.3	70	630	LVTTL	LVDS	5.40	4.87	4.43	4.00
926-DS90LV001TLDNOPB	DS90LV001TLD/NOPB	LLP-8	3.3	70	800	LVDS, LVPECL, CML	LVDS	1.83	1.47	.989	.969
926-DS90LV001TM/NOPB	DS90LV001TM/NOPB	SOIC-8	3.3	70	800	LVDS, LVPECL, CML	LVDS	1.83	1.47	.989	.969
926-DS90CF386MTDXNPB	DS90CF386MTDX/NOPB	TSSOP-56	3.3	70	2380	CMOS, TTL	LVDS	7.47	5.97	4.03	3.96
595-SN65LVDS387DGG	SN65LVDS387DGG	TSSOP-64	3.3	95	630	LVTTL	LVDS	10.95	9.95	9.00	8.26
595-SN65LVPE501RGET	SN65LVPE501RGET	VQFN-24	3.3	120	5000	PCI Express	PCI Express	11.07	8.86	5.98	5.86
595-SN65LVPE502RGET	SN65LVPE502RGET	QFN-24	3.3	120	5000	USB 3.0	USB 3.0	11.80	9.44	6.38	6.25
926-DS90LV804TSQNOPB	DS90LV804TSQ/NOPB	LLP-32	3.3	140	800	LVDS, LVPECL, CML	LVDS	5.06	4.04	2.73	2.68
926-DS90LV004TVSNOPB	DS90LV004TVS/NOPB	TQFP-48	3.3	140	1500	LVDS, LVPECL, CML	LVDS	7.56	6.05	4.09	4.00
926-DS25BR440TSQNOPB	DS25BR440TSQ/NOPB	LLP-40	3.3	190	3125	LVDS, LVPECL, CML	LVDS	8.57	6.86	4.63	4.54
926-S90LV110TMTCNOPB	DS90LV110TMTC/NOPB	TSSOP-28	3.3	195	400	LVDS, LVPECL, CML	LVDS	7.44	5.95	4.02	3.94
926-DS90LV031ATM	DS90LV031ATM	SOIC-16	3.6	8	400	LVDS	LVDS	2.41	1.93	1.31	1.27
926-DS90LV032ATM	DS90LV032ATM	SOIC-16	3.6	15	400	LVDS	LVDS	2.41	1.93	1.31	1.27
595-SN65LV1224BRHBT	SN65LV1224BRHBT	VQFN-32	3.6	25	660	LVDS	LVDS	7.68	7.00	6.32	5.81
926-DS90C241IVS/NOPB	DS90C241IVS/NOPB	TQFP-48	3.6	65	840	LVTTL	LVTTL	11.90	9.51	6.43	6.30
926-DS90C031BTM/NOPB	DS90C031BTM/NOPB	SOIC-16	5	3	155	TTL	LVDS	3.11	2.50	2.28	2.05
926-DS90C031TM/NOPB	DS90C031TM/NOPB	SOIC-16	5	3	155	TTL	LVDS	3.11	2.50	2.28	2.05
926-DS90C032BTM/NOPB	DS90C032BTM/NOPB	SOIC-16	5	10	155	LVDS	TTL	2.85	2.30	2.07	1.84
926-DS90C032TM/NOPB	DS90C032TM/NOPB	SOIC-16	5	10	155	LVDS	TTL	2.85	2.30	2.07	1.84
926-DS90C402M/NOPB	DS90C402M/NOPB	SOIC-8	5	10	155	LVDS	TTL	3.09	2.48	2.26	2.03

M-LVDS/B-LVDS PHYS <500MBPS

For quantities greater than listed, call for quote.

MOUSER STOCK NO.	Texas Instruments Part No.	Package	Supply Voltage (V)	I_{CC} (Max.) (mA)	Signaling Rate (Mbps)	Input Signal	Output Signal	Price Each 1	25	100	250
926-DS91M040TSQ/NOPB	DS91M040TSQ/NOPB	LLP-32	3.3	-	250	LVTTL, MLVDS	LVTTL, MLVDS	8.67	6.93	4.69	4.59
595-SN65LVDM180D	SN65LVDM180D	SOIC-14	3.3	13	500TX/150RX	LVDM, LVTTL	LVDM, LVTTL	3.26	2.94	2.68	2.42
595-SN65LVDM180PW	SN65LVDM180PW	TSSOP-14	3.3	13	500TX/150RX	LVDM, LVTTL	LVDM, LVTTL	3.26	2.94	2.68	2.42
595-SN65LVDM176DGK	SN65LVDM176DGK	MSOP-8	3.3	15	400	LVDM, LVTTL	LVDM, LVTTL	4.04	3.64	3.31	3.00
926-DS92LV010ATMNOPB	DS92LV010ATM/NOPB	SOIC-8	3.3	22	100	LVTTL, LVDS	LVTTL, LVDS	3.01	2.41	1.63	1.59
595-SN65MLVD200AD	SN65MLVD200AD	SOIC-8	3.3	24	100	LVTTL, M-LVDS	LVTTL, M-LVDS	3.58	3.23	2.94	2.65
595-SN65MLVD204AD	SN65MLVD204AD	SOIC-8	3.3	24	100	LVTTL, M-LVDS	LVTTL, M-LVDS	3.58	3.23	2.94	2.65
595-SN65MLVD201D	SN65MLVD201D	SOIC-8	3.3	24	200	LVTTL, M-LVDS	LVTTL, M-LVDS	3.83	3.45	3.14	2.84
595-SN65MLVD2DRBT	SN65MLVD2DRBT	SON-8	3.3	25	250	M-LVDS	LVTTL	2.53	2.02	1.37	1.34
595-SN65MLVD040RGZT	SN65MLVD040RGZT	VQFN-48	3.3	90	250	LVTTL, M-LVDS	M-LVDS, TTL	9.99	7.99	5.40	5.30

LINE CIRCUITS

For quantities greater than listed, call for quote.

MOUSER STOCK NO.	Texas Instruments Part No.	Package	Drivers Per Package	Receivers Per Package	Driver (RL) (Ohms)	Receiver (Vth) (mV)	Supply Voltage	Driver tpd (ns)	Receiver tpd (ns)	I_{CC} (Max.) (mA)	Price Each 1	25	100	250
595-SN75107AN	SN75107AN	PDIP-14	-	2	-	25	-	-	-	-	2.16	1.87	1.70	1.50
595-SN75107BDR	SN75107BDR	SOIC-14	-	2	-	25	-	-	-	-	.75	.684	.579	.509
595-SN75107BN	SN75107BN	PDIP-14	-	2	-	25	-	-	-	-	.82	.752	.637	.561
595-SN75115D	SN75115D	SOIC-16	-	2	-	1000	5	-	75	50	2.68	2.41	2.19	1.98
595-SN75115N	SN75115N	PDIP-16	-	2	-	1000	5	-	75	50	2.77	2.41	2.19	1.93
595-SN75140P	SN75140P	PDIP-8	-	2	-	-	5	-	35	35	2.31	2.01	1.82	1.61
595-SN75182N	SN75182N	PDIP-14	-	2	-	1000	5	-	45	10.2	2.68	2.41	2.19	1.98
595-SN75207BN	SN75207BN	PDIP-14	-	2	-	25	5	-	35	30	3.75	3.37	3.07	2.77
595-SN75ALS197N	SN75ALS197N	PDIP-16	-	4	-	-	-	-	22	35	.62	.564	.477	.421
595-SN75ALS199D	SN75ALS199D	SOIC-16	-	4	-	-	-	-	22	35	1.54	1.34	1.22	1.07
595-SN75116N	SN75116N	PDIP-16	1	1	100	1000	5	-	30	60	5.48	4.94	4.49	4.07
595-SN75118N	SN75118N	PDIP-16	1	1	100	1000	5	-	30	60	4.94	4.49	4.07	3.73
595-SN75119P	SN75119P	PDIP-8	1	1	100	1000	5	-	30	60	5.48	4.94	4.49	4.07
595-SN65ALS1176D	SN65ALS1176D	SOIC-8	1	1	-	-	5	8	25	30	6.29	5.66	5.16	4.65
595-SN75113N	SN75113N	PDIP-16	2	-	100	-	5	30	-	65	2.77	2.41	2.19	1.93
595-SN75114N	SN75114N	PDIP-16	2	-	100	-	5	30	-	50	2.77	2.41	2.19	1.93
595-SN75183N	SN75183N	PDIP-14	2	-	100	-	5	18	-	18	2.77	2.41	2.19	1.93
595-SN75110AD	SN75110AD	SOIC-14	2	-	-	-	5	15	-	35	.90	.821	.694	.611
595-SN75110AN	SN75110AN	PDIP-14	2	-	-	-	5	15	-	35	.82	.752	.637	.561
595-SN75112N	SN75112N	PDIP-14	2	-	-	-	5	15	-	40	1.20	1.09	.952	.836
595-SN751730D	SN751730D	SOIC-16	3	3	-	-	5	18.5	19.5	4,780	4.82	4.33	3.95	3.56
595-SN75138N	SN75138N	PDIP-16	4	4	50	-	5	24	15	65	2.77	2.41	2.19	1.93
595-SN75ALS057N	SN75ALS057N	PDIP-20	4	4	-	-	5	-	-	40	5.56	5.15	4.73	4.31
595-SN75160BDW	SN75160BDW	SOIC-20	8	8	-	-	5	20	22	110	2.68	2.41	2.19	1.98
595-SN75160BN	SN75160BN	PDIP-20	8	8	-	-	5	20	22	110	2.77	2.41	2.19	1.93
595-SN75161BDW	SN75161BDW	SOIC-20	8	8	-	-	5	20	35	110	2.68	2.41	2.19	1.98
595-SN75161BN	SN75161BN	PDIP-20	8	8	-	-	5	20	35	110	2.77	2.41	2.19	1.93
595-SN75162BDW	SN75162BDW	SOIC-24	8	8	-	-	5	20	35	110	2.68	2.41	2.19	1.98
595-SN75ALS160DW	SN75ALS160DW	SOIC-20	8	8	-	-	5	20	18	80	3.07	2.77	2.53	2.28
595-SN75ALS160N	SN75ALS160N	PDIP-20	8	8	-	-	5	20	18	80	2.80	2.53	2.30	2.08
595-SN75ALS162DW	SN75ALS162DW	SOIC-24	8	8	-	-	5	20	14	75	6.75	6.14	5.55	5.09

© Copyright 2013 Mouser Electronics

© Copyright 2013 Mouser Electronics

TEXAS INSTRUMENTS Analog ICs

RoHS Compliant This product is RoHS compliant.

PERIPHERAL DRIVERS AND ACTUATORS

NEW PRODUCT

For quantities greater than listed, call for quote.

MOUSER STOCK NO.	Texas Instruments Part No.	Package	Output Voltage (Max.)	Peak Switching Voltage (Max.)	Output Current (mA)	Drivers Per Package	Input Compatibility	Delay Time (Typ.) (ns)	Price Each 1	25	100	250
595-ULN2003LVDR	ULN2003LVDR	SOIC-16	8	8	1000	7	CMOS	80	.61	.54	.449	.394
595-ULN2003LVPWR	ULN2003LVPWR	TSSOP-16	8	8	1000	7	CMOS	80	.34	.179	.169	.166
595-TPL9201N	TPL9201N	PDIP-20	16.5	-	150	8	CMOS	1,080	1.54	1.34	1.22	1.07
595-TPL9201PWPR	TPL9201PWPR	HTSSOP-20	16.5	-	150	8	CMOS	1,080	1.34	1.21	1.09	.991
595-SN75372D	SN75372D	SOIC-8	24	24	500	2	TTL	20	2.77	2.41	2.19	1.93
595-SN75372P	SN75372P	PDIP-8	24	24	500	2	TTL	20	2.77	2.41	2.19	1.93
595-SN75374D	SN75374D	SOIC-16	24	24	500	4	TTL	20	2.94	2.65	2.41	2.18
595-SN75451BD	SN75451BD	SOIC-8	30	20	500	2	TTL	18	.90	.821	.694	.611
595-SN75451BP	SN75451BP	PDIP-8	30	20	500	2	TTL	18	.90	.821	.694	.611
595-SN75452BD	SN75452BD	SOIC-8	30	20	500	2	TTL	26	.75	.684	.579	.509
595-SN75452BP	SN75452BP	PDIP-8	30	20	500	2	TTL	26	.75	.684	.579	.509
595-SN75453BD	SN75453BD	SOIC-8	30	20	500	2	TTL	18	.75	.684	.579	.509
595-SN75453BP	SN75453BP	PDIP-8	30	20	500	2	TTL	18	.75	.684	.579	.509
595-SN75454BP	SN75454BP	PDIP-8	30	20	500	2	TTL	27	.75	.684	.579	.509
595-SN75462P	SN75462P	PDIP-8	35	30	500	2	TTL	45	1.26	1.13	.996	.874
595-SN75463P	SN75463P	PDIP-8	35	30	500	2	TTL	30	1.70	1.48	1.34	1.18
595-L293DNE	L293DNE	PDIP-16	36	36	1200	4	TTL	800	3.34	3.02	2.74	2.47
595-L293NE	L293NE	PDIP-16	36	36	2000	4	TTL	800	3.34	3.02	2.74	2.47
595-SN754410NE	SN754410NE	PDIP-16	36	36	2000	4	CMOS, TTL	800	2.31	2.01	1.82	1.61
595-ULN2003AIDR	ULN2003AIDR	SOIC-16	50	0.02	500	7	CMOS, TTL	250	.58	.51	.424	.371
595-ULN2003AIN	ULN2003AIN	PDIP-16	50	0.02	500	7	CMOS, TTL	250	.63	.556	.462	.406
595-ULN2003AINSR	ULN2003AINSR	SO-16	50	50	500	7	CMOS, TTL	250	.63	.556	.462	.406
595-ULN2003AIPWR	ULN2003AIPWR	TSSOP-16	50	0.02	500	7	CMOS, TTL	250	.58	.51	.424	.371
595-ULN2003AD	ULN2003AD	SOIC-16	50	50	500	7	CMOS, TTL	250	.63	.556	.462	.406
595-ULN2003ADRG3	ULN2003ADRG3	SOIC-16	50	50	500	7	CMOZ,TTL	250	.50	.444	.369	.324
595-ULN2003AN	ULN2003AN	PDIP-16	50	50	500	7	CMOS, TTL	250	.52	.463	.385	.338
595-ULN2004AD	ULN2004AD	SOIC-16	50	50	500	7	CMOS	250	.63	.556	.462	.406
595-ULN2004AN	ULN2004AN	PDIP-16	50	50	500	7	CMOS	250	.52	.463	.385	.338
595-ULN2803ADWR	ULN2803ADWR	SOIC-18	50	50	500	8	-	130	.82	.749	.656	.576
595-ULN2803AN	ULN2803AN	PDIP-18	50	50	500	8	-	130	1.33	1.20	1.05	.92
595-DS3680D	DS3680D	SOIC-14	60	60	100	4	CMOS, TTL	1000	1.11	1.01	.882	.774
595-DS3680N	DS3680N	PDIP-14	60	60	100	4	CMOS, TTL	1000	1.02	.923	.808	.708
595-SN75437ANE	SN75437ANE	PDIP-16	70	35	750	4	CMOS, TTL	1950	2.77	2.41	2.19	1.93
595-SN75471P	SN75471P	PDIP-8	70	55	500	2	TTL	30	.90	.821	.694	.611
595-SN75472P	SN75472P	PDIP-8	70	55	500	2	TTL	45	.75	.684	.579	.509
595-SN75468D	SN75468D	SOIC-16	100	50	500	7	CMOS, TTL	250	.82	.749	.656	.576
595-SN75468N	SN75468N	PDIP-16	100	50	500	7	CMOS, TTL	250	.82	.749	.656	.576
595-SN75469N	SN75469N	PDIP-16	100	50	500	7	CMOS	250	.75	.684	.579	.509
595-SN75477P	SN75477P	PDIP-8	100	55	500	2	CMOS, TTL	200	.75	.684	.579	.509

PCI BRIDGES

For quantities greater than listed, call for quote.

MOUSER STOCK NO.	Texas Instruments Part No.	Package	Intel Compatible Part Number	Speed (MHz)	Expansion Interface (Bits)	Hot Swap	Supply Voltage	Price Each 1	25	100	250
595-PCI2050BIPDV	PCI2050BIPDV	LQFP-208	21150bc	66	32	Friendly	3.3, 5	22.12	18.60	13.50	13.33
595-PCI2050BPDV	PCI2050BPDV	LQFP-208	21150bc	66	32	Friendly	3.3, 5	20.11	16.91	12.28	12.11
595-PCI2050BZHK	PCI2050BZHK	BGA MICROSTAR-257	21150bc	66	32	Friendly	3.3, 5	20.11	16.91	12.28	12.11

PCI-EXPRESS

PCIe Endpoints

For quantities greater than listed, call for quote.

MOUSER STOCK NO.	Texas Instruments Part No.	Package	134a	Speed (Max.) (Mbps)	FIFO (mb)	Supply Voltage	Price Each 1	25	100	250
595-XIO2200AZHH	XIO2200AZHH	BGA MICROSTAR-175	Yes	400	9	1.5, 3.3	19.89	16.73	12.16	11.99

PCIe PHYs

NEW PRODUCT

For quantities greater than listed, call for quote.

MOUSER STOCK NO.	Texas Instruments Part No.	Package	Supply Voltage (V_{CC}) (nom)	PCIe	Parallel Bus Width	Speed (Max.) (Gbps)	Price Each 1	25	100	250
595-XIO1100ZGB	XIO1100ZGB	BGA-100	1.5, 1.8, 3.3	X1	168	2.5	12.04	9.63	6.51	6.38

PCIe Redriver/Equalizer

For quantities greater than listed, call for quote.

MOUSER STOCK NO.	Texas Instruments Part No.	Package	Channels	I_{CC} (Max.) (mA)	Sleep Mode Power (mW)	Speed (Max.) (Gbps)	Price Each 1	25	100	250
595-SN65LVPE504RUAR	SN65LVPE504RUAR	WQFN-42	4	220	7	5	10.14	9.33	8.67	7.95

RS-232

NEW PRODUCT

For quantities greater than listed, call for quote.

MOUSER STOCK NO.	Texas Instruments Part No.	Package	Data Rate (kbps)	Drivers Per Package	Receivers Per Package	ESD HBM (kV)	Supply Voltage (V)	I_{CC} (Max.) (mA)	Price Each 1	25	100	250
926-DS14C89AM/NOPB	DS14C89AM/NOPB	SOIC-14	20	-	4	2	5	0.9	1.79	1.43	1.25	1.10
926-DS14C89AN/NOPB	DS14C89AN/NOPB	DIP-14	20	-	4	2	5	0.9	2.60	2.10	1.89	1.68
926-DS14C232CM/NOPB	DS14C232CM/NOPB	SOIC-16	20	2	2	2.5	5	3	3.01	2.43	2.19	1.95
926-DS14C232CN/NOPB	DS14C232CN/NOPB	DIP-16	20	2	2	2.5	5	3	3.09	2.48	2.26	2.03
926-DS14C232TM/NOPB	DS14C232TM/NOPB	SOIC-16	20	2	2	2.5	5	3	3.26	2.62	2.39	2.15
926-DS14C335MSA/NOPB	SN75155D	SOIC-8	120	1	1	2	-12	14	8.03	6.58	5.94	5.46
926-DS14185WMX/NOPB	SN75155P	PDIP-8	120	1	1	2	-12	14	1.70	1.37	1.24	1.10
595-SN75155D	MAX202CDR	SOIC-16	120	2	2	15	5	15	1.46	1.32	1.16	1.01
595-SN75155P	MAX202CDWR	SOIC-16	120	2	2	15	5	15	1.46	1.32	1.16	1.01
595-MAX202CDR	MAX202ID	SOIC-16	120	2	2	15	5	15	1.00	.899	.786	.69
595-MAX202CDWR	MAX202IDWR	SOIC-16	120	2	2	15	5	15	.92	.803	.73	.642
595-MAX202ID	MAX202IPW	TSSOP-16	120	2	2	15	5	15	1.19	1.08	.944	.828
595-MAX202IDWR	MAX222IDWR	SOIC-18	120	2	2	15	5	10	1.00	.899	.786	.69
595-MAX202IPW	MAX232D	SOIC-16	120	2	2	2	5	10	1.19	1.08	.944	.828
595-MAX222IDWR	MAX232DW	SOIC-16	120	2	2	2	5	10	1.87	1.69	1.53	1.39
595-MAX232D	MAX232ID	SOIC-16	120	2	2	2	5	10	1.19	1.08	.944	.828
595-MAX232DW	MAX232IDW	SOIC-16	120	2	2	2	5	10	1.19	1.08	.944	.828
595-MAX232ID	MAX232IN	PDIP-16	120	2	2	2	5	10	1.19	1.08	.944	.828
595-MAX232IDW	MAX232N	PDIP-16	120	2	2	2	5	10	1.19	1.08	.944	.828
595-MAX232IN	MAX232NSR	SO-16	120	2	2	2	5	10	1.09	.989	.866	.76
595-MAX232N	MAX232ECN	PDIP-16	120	2	2	±15	5	10	1.09	.989	.866	.76
595-MAX232NSR	SN75150P	PDIP-8	120	2	-	2	-12	22	1.02	.877	.803	.706
595-MAX232ECN	SN75C1406D	SOIC-16	120	3	3	2	±12, 5	0.45	1.27	1.16	1.01	.884
595-SN75150P	SN75C1406DW	SOIC-16	120	3	3	2	±12, 5	0.45	1.33	1.20	1.05	.92
595-SN75C1406D	SN75C1406N	PDIP-16	120	3	3	2	±12, 5	0.45	1.85	1.61	1.46	1.28
595-SN75C1406DW	TL145406DW	SOIC-16	120	3	3	2	±12, 5	20	1.85	1.61	1.46	1.28
595-SN75C1406N	TL145406N	PDIP-16	120	3	3	2	±12, 5	20	1.70	1.48	1.34	1.18
595-TL145406DW	GD75232DBR	SSOP-20	120	3	5	-	±9, 5	30	2.16	1.87	1.70	1.50
595-TL145406N	GD75232DW	SOIC-20	120	3	5	-	±9, 5	30	2.00	1.73	1.58	1.39
595-GD75232DBR	GD75232PWR	TSSOP-20	120	3	5	-	±9, 5	30	.77	.698	.59	.52

© Copyright 2013 Mouser Electronics
© Copyright 2013 Mouser Electronics

RoHS Compliant This product is RoHS compliant.

RS-232 (CONT.)

PRODUCT NEW

For quantities greater than listed, call for quote.

MOUSER STOCK NO.	Texas Instruments Part No.	Package	Data Rate (kbps)	Drivers Per Package	Receivers Per Package	ESD HBM (kV)	Supply Voltage (V)	I_{CC} (Max.) (mA)	Price Each 1	25	100	250
595-GD75232DW	SN75185DB	SSOP-20	120	3	5	10	±12, 5	30	.77	.698	.59	.52
595-GD75232PWR	SN75185DW	SOIC-20	120	3	5	10	±12, 5	30	.71	.639	.54	.476
595-SN75185DB	SN75185N	PDIP-20	120	3	5	10	±12, 5	30	.77	.663	.608	.535
595-SN75185DW	SN75C185DW	SOIC-20	120	3	5	2	±12, 5	0.75	.82	.749	.656	.576
595-SN75185N	SN75C185N	PDIP-20	120	3	5	2	±12, 5	0.75	.82	.749	.656	.576
595-SN75C185DW	SN75LBC187DBR	SSOP-28	120	3	5	-	5	30	2.31	2.01	1.82	1.61
595-SN75C185N	MAX208CDBR	SSOP-24	120	4	4	15	5	20	2.16	1.87	1.70	1.50
595-SN75LBC187DBR	MAX208CDWR	SOIC-24	120	4	4	15	5	20	5.79	5.26	4.75	4.37
595-MAX208CDBR	MAX211CDBR	SSOP-28	120	4	5	15	5	20	2.01	1.81	1.65	1.49
595-MAX208CDWR	MAX211CDW	SOIC-28	120	4	5	15	5	20	1.87	1.69	1.53	1.39
595-MAX211CDBR	MAX211IDBR	SSOP-28	120	4	5	15	5	20	2.16	1.87	1.70	1.50
595-MAX211CDW	SN75188D	SOIC-14	120	4	-	2	-9	25	2.31	2.01	1.82	1.61
595-MAX211IDBR	SN75188N	PDIP-14	120	4	-	2	-9	25	1.87	1.69	1.53	1.39
595-SN75188D	SN75C188D	SOIC-14	120	4	-	2	-12	0.16	.52	.463	.385	.338
595-SN75188N	SN75C188N	PDIP-14	120	4	-	2	-12	0.16	.52	.463	.385	.338
595-SN75C188D	MAX207CDBR	SSOP-24	120	5	3	15	5	20	.86	.779	.659	.581
595-SN75C188N	SN75196DW	SOIC-20	120	5	3	10	±12, 5	20	.78	.715	.605	.533
595-MAX207CDBR	DS14C335MSA/NOPB	SSOP-28	128	3	5	2	3.3	20	1.87	1.69	1.53	1.39
595-SN75196DW	SN75LV4737ADBR	SSOP-28	128	3	5	4	3 or 5	20.7	1.18	1.02	.924	.813
595-SN75LV4737ADBR	DS14185WMX/NOPB	SOIC-20	200	3	5	1.5	7	30	4.33	3.95	3.56	3.27
595-MAX3221ECDB	MAX3221ECDB	SSOP 16	250	-	-	±15	-	1	2.16	1.87	1.70	1.50
595-MAX3221ECPW	MAX3221ECPW	TSSOP 16	250	-	-	±15	-	1	2.16	1.87	1.70	1.50
595-MAX3221EIDB	MAX3221EIDB	SSOP-16	250	-	-	±15	-	1	2.31	2.01	1.82	1.61
595-MAX3221EIPW	MAX3221EIPW	TSSOP-16	250	-	-	±15	-	1	2.31	2.01	1.82	1.61
595-MAX3221CPWG4	MAX3221CPWG4	TSSOP-16	250	1	1	15	3.3	1	2.16	1.87	1.70	1.50
595-MAX3221CDB	MAX3221CDB	SSOP-16	250	1	1	15	3.35	1	2.31	2.01	1.82	1.61
595-MAX3221CPW	MAX3221CPW	TSSOP-16	250	1	1	15	3.35	1	2.16	1.87	1.70	1.50
595-MAX3221IDBR	MAX3221IDBR	SSOP-16	250	1	1	15	3.35	1	2.00	1.73	1.58	1.39
595-MAX3221IPW	MAX3221IPW	TSSOP-16	250	1	1	15	3.35	1	2.31	2.01	1.82	1.61
595-MAX3223CDBR	MAX3223CDBR	SSOP-20	250	2	2	15	3.35	1	2.14	1.93	1.75	1.58
595-MAX3223CDWR	MAX3223CDWR	SOIC-20	250	2	2	15	3.35	1	1.87	1.69	1.53	1.39
595-MAX3223CPWR	MAX3223CPWR	TSSOP-20	250	2	2	15	3.35	1	2.16	1.87	1.70	1.50
595-MAX3223IDB	MAX3223IDB	SSOP-20	250	2	2	15	3.35	1	2.93	2.54	2.31	2.03
595-MAX3223IDWR	MAX3223IDWR	SOIC-20	250	2	2	15	3.35	1	2.14	1.93	1.75	1.58
595-MAX3223IPWR	MAX3223IPWR	TSSOP-20	250	2	2	15	3.35	1	2.47	2.14	1.95	1.71
595-MAX3243CDB	MAX3243CDB	SSOP-28	250	3	5	15	3.35	1	2.31	2.01	1.82	1.61
595-MAX3243CDW	MAX3243CDW	SOIC-28	250	3	5	15	3.35	1	2.16	1.87	1.70	1.50
595-MAX3243CPW	MAX3243CPW	TSSOP-28	250	3	5	15	3.35	1	2.16	1.87	1.70	1.50
595-MAX3243IDBR	MAX3243IDBR	SSOP-28	250	3	5	15	3.35	1	2.00	1.73	1.58	1.39
595-MAX3243IDWR	MAX3243IDWR	SOIC-28	250	3	5	15	3.35	1	2.00	1.73	1.58	1.39
595-MAX3243IPWR	MAX3243IPWR	TSSOP-28	250	3	5	15	3.35	1	2.00	1.73	1.58	1.39
595-MAX3238CDBRE4	MAX3238CDBRE4	TSSOP-28	250	5	3	15	3.3	2	2.27	2.04	1.86	1.68
595-SN75LP1185DBR	SN75LP1185DBR	SSOP-20	256	3	5	15	5, ±12	1	2.65	2.41	2.18	2.00
595-MAX3318IDB	MAX3318IDB	SSOP-20	460	2	2	15	2.253	2	3.34	3.02	2.74	2.47
595-MAX3318IPW	MAX3318IPW	TSSOP-20	460	2	2	15	2.253	2	3.34	3.02	2.74	2.47
595-MAX3318ECPWR	MAX3318ECPWR	TSSOP-20	460	2	2	15	2.253	1	2.41	2.17	1.97	1.79
595-MAX3318EIDBR	MAX3318EIDBR	SSOP-20	460	2	2	15	2.253	1	2.53	2.30	2.08	1.92
595-MAX3318EIPWR	MAX3318EIPWR	TSSOP-20	460	2	2	15	2.253	1	2.80	2.53	2.30	2.08
595-MAX3223EIDB	MAX3223EIDB	SSOP-20	500	-	2	±15	5/3.3	10	2.93	2.54	2.31	2.03
595-MAX3223EIPWR	MAX3223EIPWR	TSSOP-20	500	-	2	±15	5/3.3	10	2.47	2.14	1.95	1.71
595-MAX3243ECDB	MAX3243ECDB	SSOP-28	500	3	5	15	3.35	1	2.16	1.87	1.70	1.50
595-MAX3243ECDW	MAX3243ECDW	SOIC-28	500	3	5	15	3.35	1	2.16	1.87	1.70	1.50
595-MAX3243ECPW	MAX3243ECPW	TSSOP-28	500	3	5	15	3.35	1	2.16	1.87	1.70	1.50
595-MAX3243ECRHBR	MAX3243ECRHBR	QFN-32	500	3	5	15	3.35	1	1.48	1.33	1.21	1.09
595-MAX3243EIDB	MAX3243EIDB	SSOP-28	500	3	5	15	3.35	1	2.31	2.01	1.82	1.61
595-MAX3243EIDW	MAX3243EIDW	SOIC-28	500	3	5	15	3.35	1	2.31	2.01	1.82	1.61
595-MAX3243EIPW	MAX3243EIPW	TSSOP-28	500	3	5	15	3.35	1	2.31	2.01	1.82	1.61
595-MAX3243EIRHBR	MAX3243EIRHBR	QFN-32	500	3	5	15	3.35	1	2.00	1.73	1.58	1.39
595-SN65C3221DBR	SN65C3221DBR	SSOP-16	1000	1	1	15	3.3 or 5	1	2.27	2.04	1.86	1.68
595-SN75C3221DBR	SN75C3221DBR	SSOP-16	1000	1	1	15	3.3 or 5	1	2.47	2.14	1.95	1.71
595-SN75C3221PW	SN75C3221PW	TSSOP-16	1000	1	1	15	3.3 or 5	1	2.27	2.04	1.86	1.68
595-SN65C3221DB	SN65C3221DB	TSSOP-16	1000	1	1	15	5.5	1	2.68	2.41	2.19	1.98
595-SN65C3222DWR	SN65C3222DWR	SOIC-20	1000	2	2	-	3.3 or 5	1	2.41	2.17	1.97	1.79
595-SN65C3223DBR	SN65C3223DBR	SSOP-20	1000	2	2	15	3.3 or 5	1	2.41	2.19	1.98	1.82
595-SN65C3223PWR	SN65C3223PWR	TSSOP-20	1000	2	2	15	3.3 or 5	1	2.41	2.17	1.97	1.79
595-SN65C3232PWR	SN65C3232PWR	TSSOP-16	1000	2	2	15	3.3 or 5	1	2.14	1.93	1.75	1.58
595-SN65C3232ED	SN65C3232ED	SOIC-16	1000	2	2	±15	-	1	2.77	2.41	2.19	1.93
595-SN65C3232EDB	SN65C3232EDB	SSOP-16	1000	2	2	±15	-	1	2.77	2.41	2.19	1.93
595-SN65C3232EDR	SN65C3232EDR	SOIC-16	1000	2	2	±15	-	1	2.31	2.01	1.82	1.61
595-SN65C3232EDW	SN65C3232EDW	SOIC-16	1000	2	2	±15	-	1	2.41	2.17	1.97	1.79
595-SN65C3232EPW	SN65C3232EPW	TSSOP-16	1000	2	2	±15	-	1	2.77	2.41	2.19	1.93
595-SN75C3222DWR	SN75C3222DWR	SOIC-20	1000	2	2	-	3.3 or 5	1	2.14	1.93	1.75	1.58
595-SN75C3232DBR	SN75C3232DBR	SSOP-16	1000	2	2	15	3.3 or 5	1	2.14	1.93	1.75	1.58
595-SN75C3232DR	SN75C3232DR	SOIC-16	1000	2	2	15	3.3 or 5	1	2.16	1.87	1.70	1.50
595-SN75C3232PWR	SN75C3232PWR	TSSOP-16	1000	2	2	15	3.3 or 5	1	1.87	1.69	1.53	1.39
595-SN75C3232ED	SN75C3232ED	SOIC-16	1000	2	2	±15	-	1	2.77	2.41	2.19	1.93
595-SN75C3232EDB	SN75C3232EDB	SSOP-16	1000	2	2	±15	-	1	2.41	2.17	1.97	1.79
595-SN75C3232EPW	SN75C3232EPW	TSSOP-16	1000	2	2	±15	-	1	2.41	2.17	1.97	1.79
595-SN75C3243DW	TRSF3223EIRGWR	QFN-20	1000	2	2	±15	3.35	1	3.25	2.96	2.68	2.46
595-SN65C3243DBR	SN75C3243DW	SOIC-28	1000	3	5	±15	-0.36	1	2.65	2.41	2.18	2.00
595-SN65C3243PWR	SN65C3243DBR	SSOP-28	1000	3	5	15	3.3 or 5	1	3.05	2.64	2.41	2.12
595-SN75C3243PWR	SN65C3243PWR	TSSOP-28	1000	3	5	15	3.3 or 5	1	2.65	2.41	2.18	2.00
595-SN65C3238DWR	SN75C3243PWR	TSSOP-28	1000	3	5	15	3.3 or 5	1	3.05	2.64	2.41	2.12
595-SN65C3238PWR	SN65C3238DWR	SOIC-28	1000	5	3	15	3.3 or 5	2	2.64	2.39	2.17	1.96
595-SN75C3238DBR	SN65C3238PWR	TSSOP-28	1000	5	3	15	3.3 or 5	2	2.64	2.39	2.17	1.96
595-TRSF3223EIRGWR	SN75C3238DBR	SSOP-28	1000	5	3	15	3.3 or 5	2	2.62	2.27	2.07	1.82

RS-422

PRODUCT NEW

For quantities greater than listed, call for quote.

MOUSER STOCK NO.	Texas Instruments Part No.	Package	Drivers Per Package	Receivers Per Package	Supply Voltage	ESD (kV)	Signaling Rate (Mbps)	I_{CC} (Max.) (mA)	Price Each 1	25	100	250
595-AM26C31CD	AM26C31CD	SOIC-16	4	-	5	2	10	3	1.27	1.16	1.01	.884
595-AM26C31CN	AM26C31CN	PDIP-16	4	-	5	2	10	3	1.17	1.06	.923	.81
595-AM26C31ID	AM26C31ID	SOIC-16	4	-	5	2	10	3	1.38	1.25	1.09	.958
595-AM26C31IN	AM26C31IN	PDIP-16	4	-	5	2	10	3	1.27	1.16	1.01	.884
595-AM26C32CD	AM26C32CD	SOIC-16	-	4	5	2	10	15	1.27	1.16	1.01	.884
595-AM26C32CN	AM26C32CN	PDIP-16	-	4	5	2	10	15	1.17	1.06	.923	.81
595-AM26C32ID	AM26C32ID	SOIC-16	-	4	5	2	10	15	1.38	1.25	1.09	.958
595-AM26C32IDR	AM26C32IDR	SOIC-16	-	4	5	2	10	15	1.08	.942	.856	.753
595-AM26C32IDR	AM26C32IDR	SOIC-16	-	4	5	2	10	15	1.08	.942	.856	.753
595-AM26C32IN	AM26C32IN	PDIP-16	-	4	5	2	10	15	1.27	1.16	1.01	.884
595-AM26LS31CD	AM26LS31CD	SOIC-16	4	-	5	2	10	80	1.00	.899	.786	.69

© Copyright 2013 Mouser Electronics

© Copyright 2013 Mouser Electronics

TEXAS INSTRUMENTS Analog ICs

TEXAS INSTRUMENTS

NEW PRODUCT

RoHS Compliant This product is RoHS compliant.

RS-422 (CONT.)

For quantities greater than listed, call for quote.

MOUSER STOCK NO.	Texas Instruments Part No.	Package	Drivers Per Package	Receivers Per Package	Supply Voltage	ESD (kV)	Signaling Rate (Mbps)	I_{CC} (Max.) (mA)	Price Each 1	25	100	250
595-AM26LS31CDR	AM26LS31CDR	SOIC-16	4	-	5	2	10	80	.77	.663	.608	.535
595-AM26LS31CN	AM26LS31CN	PDIP-16	4	-	5	2	10	80	1.02	.923	.808	.708
595-AM26LS32ACD	AM26LS32ACD	SOIC-16	-	4	5	2	10	70	1.00	.899	.786	.69
595-AM26LS32ACDR	AM26LS32ACDR	SOIC-16	-	4	5	2	10	70	.82	.749	.656	.576
595-AM26LS32ACN	AM26LS32ACN	PDIP-16	-	4	5	2	10	70	.82	.749	.656	.576
595-AM26LS32ACNE4	AM26LS32ACNE4	PDIP-16	-	4	5	2	10	70	.82	.749	.656	.576
595-AM26LS32AIDR	AM26LS32AIDR	SOIC-16	-	4	5	2	10	70	.95	.824	.749	.659
595-AM26LS32AINE4	AM26LS32AINE4	PDIP-16	-	4	5	2	10	70	.82	.749	.656	.576
595-AM26LS33ACD	AM26LS33ACD	SOIC-16	-	4	5	-	-	70	.88	.791	.692	.608
595-AM26LS33ACDR	AM26LS33ACDR	SOIC-16	-	4	5	-	-	70	.82	.752	.637	.561
595-AM26LS33ACN	AM26LS33ACN	PDIP-16	-	4	5	-	-	70	.91	.827	.70	.616
595-AM26LV31CD	AM26LV31CD	SOIC-16	4	-	3.3	-	-	0.1	1.19	1.08	.944	.828
595-AM26LV31ESDREP	AM26LV31ESDREP	SOIC-16	4	-	3.3	15	32	0.1	1.93	1.54	1.04	1.02
595-AM26LV32CD	AM26LV32CD	SOIC-16	-	4	3.3	2	10	17	1.59	1.43	1.26	1.10
595-AM26LV32CDR	AM26LV32CDR	SOIC-16	-	4	3.3	2	10	17	1.33	1.20	1.05	.92
595-AM26LV32IDR	AM26LV32IDR	SOIC-16	-	4	3.3	-	-	17	1.46	1.32	1.16	1.01
595-AM26LV32INSR	AM26LV32INSR	SO-16	-	4	3.3	2	10	17	1.36	1.18	1.07	.942
926-DS26C31TM/NOPB	DS26C31TM/NOPB	SOIC-16	4	-	5	1	30	0.5	1.71	1.37	1.20	1.05
926-DS26C31TMX/NOPB	DS26C31TMX/NOPB	SOIC-16	4	-	5	1	30	0.5	1.71	1.37	1.20	1.05
926-DS26C32ATM	DS26C32ATM	SOIC-16	-	4	7	1	30	23	1.86	1.49	1.31	1.14
926-DS26C32ATM/NOPB	DS26C32ATM/NOPB	SOIC-16	-	4	5	1	30	23	1.86	1.49	1.31	1.14
926-DS26LS31CM/NOPB	DS26LS31CM/NOPB	SOIC-16	4	-	5	-	10	60	1.44	1.16	1.01	.886
926-DS26LS32ACM/NOPB	DS26LS32ACM/NOPB	SOIC-16	-	4	5	-	10	60	1.57	1.26	1.10	.966
926-DS26LV31TM/NOPB	DS26LV31TM/NOPB	SOIC-16	4	-	3.3	7	30	0.1	1.67	1.35	1.22	1.08
926-DS26LV32ATM/NOPB	DS26LV32ATM/NOPB	SOIC-16	-	4	3.3	6.5	30	15	1.67	1.35	1.22	1.08
926-DS26LV32ATMXNOPB	DS26LV32ATMX/NOPB	SOIC-16	-	4	3.3	6.5	30	15	1.67	1.35	1.22	1.08
926-DS34C86TM/NOPB	DS34C86TM/NOPB	SOIC-16	-	4	5	1	30	23	1.81	1.46	1.27	1.11
926-DS34C87TM/NOPB	DS34C87TM/NOPB	SOIC-16	4	-	5	1	30	0.5	1.54	1.23	1.08	.946
926-DS34LV86TM	DS34LV86TM	SOIC-16	-	4	7	6.5	30	15	2.00	1.59	1.08	1.06
926-DS34LV86TM/NOPB	DS34LV86TM/NOPB	SOIC-16	-	4	3.3	6.5	30	15	2.00	1.59	1.08	1.06
926-DS34LV87TM/NOPB	DS34LV87TM/NOPB	SOIC-16	4	-	3.3	7	30	0.1	2.00	1.59	1.08	1.06
926-DS8921AM/NOPB	DS8921AM/NOPB	SOIC-8	1	1	5	-	10	35	1.49	1.19	1.04	.916
926-DS8921MX/NOPB	DS8921MX/NOPB	SO-8	2	2	7	-	10	35	1.40	1.12	.983	.862
926-DS8921N/NOPB	DS8921N/NOPB	DIP-8	1	1	5	-	10	35	1.63	1.31	1.14	1.00
926-DS8922AM/NOPB	DS8922AM/NOPB	SOIC-16	2	2	5	2	10	76	1.71	1.38	1.24	1.10
926-DS8923AM/NOPB	DS8923AM/NOPB	SOIC-16	2	2	5	2	10	76	1.71	1.39	1.25	1.11
926-DS89C21TM/NOPB	DS89C21TM/NOPB	SOIC-8	1	1	5	2	10	6	1.73	1.39	1.22	1.07
926-DS9637ACMX/NOPB	DS9637ACMX/NOPB	SOIC-8	-	2	5.5	2	10	50	1.51	1.21	1.06	.928
595-MC3486D	MC3486D	SOIC-16	-	4	5	2	10	85	1.11	1.01	.882	.774
595-MC3486DR	MC3486DR	SOIC-16	-	4	5	2	10	85	.87	.749	.681	.599
595-MC3486N	MC3486N	PDIP-16	-	4	5	2	10	85	1.02	.923	.808	.708
595-MC3487D	MC3487D	SOIC-16	4	-	5	2	10	85	1.11	1.01	.882	.774
595-MC3487DR	MC3487DR	SOIC-16	4	-	5	2	10	85	.93	.839	.734	.644
595-SN65ALS180DR	SN65ALS180DR	SOIC-14	1	1	5	2	25	30	2.64	2.39	2.17	1.96
595-SN751177N	SN751177N	PDIP-16	2	2	5	2	10	110	2.77	2.41	2.19	1.93
595-SN75157D	SN75157D	SOIC-8	-	2	5	2	-	50	2.80	2.53	2.30	2.08
595-SN75157P	SN75157P	PDIP-8	-	2	5	2	-	50	3.07	2.77	2.53	2.28
595-SN75158D	SN75158D	SOIC-8	2	-	5	2	-	50	2.68	2.41	2.19	1.98
595-SN75158P	SN75158P	PDIP-8	2	-	5	2	-	50	3.07	2.77	2.53	2.28
595-SN75172DWR	SN75172DWR	SOIC-20	4	-	5	2	4	60	2.14	1.93	1.75	1.58
595-SN75172N	SN75172N	PDIP-16	4	-	5	2	4	60	2.77	2.41	2.19	1.93
595-SN75173D	SN75173D	SOIC-16	-	4	5	2	10	70	2.68	2.41	2.19	1.98
595-SN75173N	SN75173N	PDIP-16	-	4	5	2	10	70	2.77	2.41	2.19	1.93
595-SN75174DW	SN75174DW	SOIC-20	4	-	5	2	4	60	2.68	2.41	2.19	1.98
595-SN75174DWR	SN75174DWR	SOIC-20	4	-	5	2	4	60	2.14	1.93	1.75	1.58
595-SN75174N	SN75174N	PDIP-16	4	-	5	2	4	60	2.68	2.41	2.19	1.98
595-SN75175D	SN75175D	SOIC-16	-	4	5	2	10	70	2.68	2.41	2.19	1.98
595-SN75175DR	SN75175DR	SOIC-16	-	4	5	2	10	70	2.14	1.93	1.75	1.58
595-SN75175N	SN75175N	PDIP-16	-	4	5	2	10	70	2.77	2.41	2.19	1.93
595-SN75176AD	SN75176AD	SOIC-8	1	1	5	2	10	50	.90	.821	.694	.611
595-SN75176ADR	SN75176ADR	SOIC-8	1	1	5	2	10	50	.75	.684	.579	.509
595-SN75176AP	SN75176AP	PDIP-8	1	1	5	2	10	50	.82	.752	.637	.561
595-SN75176BD	SN75176BD	SOIC-8	1	1	5	2	10	70	.90	.821	.694	.611
595-SN75176BDR	SN75176BDR	SOIC-8	1	1	5	2	10	70	.75	.684	.579	.509
595-SN75176BP	SN75176BP	PDIP-8	1	1	5	2	10	70	.82	.752	.637	.561
595-SN75178BP	SN75178BP	PDIP-8	1	1	5	2	10	70	3.21	2.89	2.63	2.38
595-SN75179BD	SN75179BD	SOIC-8	1	1	5	2	10	70	1.70	1.48	1.34	1.18
595-SN75179BDR	SN75179BDR	SOIC-8	1	1	5	2	10	70	1.42	1.28	1.12	.99
595-SN75179BP	SN75179BP	PDIP-8	1	1	5	2	10	70	1.56	1.41	1.24	1.09
595-SN75ALS1178N	SN75ALS1178N	PDIP-16	2	2	5	2	10	50	5.35	4.82	4.39	3.96
595-SN75ALS176BD	SN75ALS176BD	SOIC-8	1	1	5	2	35	30	2.62	2.27	2.07	1.82
595-SN75ALS176BDR	SN75ALS176BDR	SOIC-8	1	1	5	2	35	30	1.87	1.69	1.53	1.39
595-SN75ALS176BP	SN75ALS176BP	PDIP-8	1	1	5	2	35	30	2.47	2.14	1.95	1.71
595-SN75ALS176D	SN75ALS176D	SOIC-8	1	1	5	2	35	30	2.31	2.01	1.82	1.61
595-SN75ALS176DR	SN75ALS176DR	SOIC-8	1	1	5	2	35	30	1.73	1.56	1.42	1.28
595-SN75ALS176P	SN75ALS176P	PDIP-8	1	1	5	2	35	30	2.16	1.87	1.70	1.50
595-SN75ALS180D	SN75ALS180D	SOIC-14	1	1	5	2	25	30	2.94	2.65	2.41	2.18
595-SN75ALS180DR	SN75ALS180DR	SOIC-14	1	1	5	2	25	30	2.64	2.39	2.17	1.96
595-SN75ALS180N	SN75ALS180N	PDIP-14	1	1	5	2	25	30	2.94	2.65	2.41	2.18
595-SN75ALS181N	SN75ALS181N	PDIP-14	1	1	5	2	10	30	2.68	2.41	2.19	1.98
595-SN75ALS181NSR	SN75ALS181NSR	SO-14	1	1	5	2	10	30	2.68	2.41	2.19	1.98
595-SN75ALS191D	SN75ALS191D	SOIC-8	2	-	5	2	20	40	2.16	1.87	1.70	1.50
595-SN75ALS191P	SN75ALS191P	PDIP-8	2	-	5	2	20	40	2.31	2.01	1.82	1.61
595-SN75ALS192D	SN75ALS192D	SOIC-16	4	-	5	2	20	45	.90	.821	.694	.611
595-SN75ALS193D	SN75ALS193D	SOIC-16	-	4	5	2	20	35	.67	.615	.52	.459
595-SN75ALS193N	SN75ALS193N	PDIP-16	-	4	5	2	20	35	.62	.564	.477	.421
595-SN75ALS194DR	SN75ALS194DR	SOIC-16	4	-	5	2	20	45	1.42	1.23	1.12	.984
595-SN75ALS194N	SN75ALS194N	PDIP-16	4	-	5	2	20	45	1.70	1.48	1.34	1.18
595-SN75ALS195N	SN75ALS195N	PDIP-16	-	4	5	2	20	35	2.77	2.41	2.19	1.93
595-SN75C1167N	SN75C1167N	PDIP-16	2	2	5	2	10	9	1.70	1.48	1.34	1.18
595-SN75C1167NSR	SN75C1167NSR	SO-16	2	2	5	2	10	9	1.70	1.48	1.34	1.18
595-SN75C1168N	SN75C1168N	PDIP-16	2	2	5	2	10	9	1.85	1.61	1.46	1.28
595-SN75C1168NSR	SN75C1168NSR	SO-16	2	2	5	2	10	9	1.85	1.61	1.46	1.28
595-SN75C1168PWR	SN75C1168PWR	TSSOP-16	2	2	5	2	10	9	1.70	1.48	1.34	1.18
595-TL3695DR	TL3695DR	SOIC-8	1	1	5	2	10	50	1.48	1.33	1.21	1.09
595-UA9637ACD	UA9637ACD	SOIC-8	-	2	5	2	10	50	1.11	1.01	.882	.774
595-UA9637ACDR	UA9637ACDR	SOIC-8	-	2	5	2	10	50	.87	.749	.681	.599
595-UA9637ACP	UA9637ACP	PDIP-8	-	2	5	2	10	50	1.02	.923	.808	.708
595-UA9638CDE4	UA9638CDE4	SOIC-8	2	-	5	2	15	65	.67	.615	.52	.459
595-UA9638CDR	UA9638CDR	SOIC-8	2	-	5	2	15	65	.57	.513	.433	.382
595-UA9638CP	UA9638CP	PDIP-8	2	-	5	2	15	65	.62	.564	.477	.421

© Copyright 2013 Mouser Electronics

© Copyright 2013 Mouser Electronics

TEXAS INSTRUMENTS Analog ICs

RoHS Compliant This product is RoHS compliant.

RS-485

NEW PRODUCT

For quantities greater than listed, call for quote.

MOUSER STOCK NO.	Texas Instruments Part No.	Package	Drivers Per Package	Receivers Per Package	Supply Voltage	ESD (kV)	Signaling Rate (Mbps)	I_{CC} (Max.) (mA)	Price Each 1	25	100	250
595-SN65HVD33DR	SN65HVD33DR	SOIC-14	1	1	3	16	25	2	3.58	3.23	2.94	2.65
595-SN65HVD34DR	SN65HVD34DR	SOIC-14	1	1	3	16	5	6.5	3.85	3.51	3.17	2.91
595-SN65HVD35DR	SN65HVD35DR	SOIC-14	1	1	3	16	1	6.5	2.94	2.68	2.42	2.21
595-SN65HVD37D	SN65HVD37D	SOIC-14	1	1	3.3	15	20	0.4	4.70	3.76	2.54	2.48
595-SN65HVD10D	SN65HVD10D	SOIC-8	1	1	3.3	16	32	15.5	4.04	3.64	3.31	3.00
595-SN65HVD11D	SN65HVD11D	SOIC-8	1	1	3.3	16	10	15.5	3.83	3.45	3.14	2.84
595-SN65HVD11P	SN65HVD11P	PDIP-8	1	1	3.3	16	10	15.5	3.83	3.45	3.14	2.84
595-SN65HVD11QD	SN65HVD11QD	SOIC-8	1	1	3.3	16	10	15.5	5.47	4.98	4.49	4.13
595-SN65HVD12D	SN65HVD12D	SOIC-8	1	1	3.3	16	1	15.5	3.83	3.45	3.14	2.84
595-SN75HVD12DR	SN75HVD12DR	SOIC-8	1	1	3.3	16	1	15.5	2.85	2.59	2.34	2.15
595-SN65HVD30DR	SN65HVD30DR	SOIC-8	1	1	3.3	16	25	2.1	3.58	3.23	2.94	2.65
595-SN65HVD31DR	SN65HVD31DR	SOIC-8	1	1	3.3	16	5	6.4	3.04	2.76	2.49	2.29
595-SN65HVD32DR	SN65HVD32DR	SOIC-8	1	1	3.3	16	1	6.4	3.26	2.94	2.68	2.42
595-SN75HVD10D	SN75HVD10D	SOIC-8	1	1	3.3	16	32	15.5	4.04	3.64	3.31	3.00
595-SN75HVD12D	SN75HVD12D	SOIC-8	1	1	3.3	16	1	15.5	3.83	3.45	3.14	2.84
595-SN75HVD12P	SN75HVD12P	PDIP-8	1	1	3.3	16	1	15.5	3.83	3.45	3.14	2.84
595-SN65HVD75D	SN65HVD75D	SOIC-8	1	1	3.3	16	20	0.95	3.01	2.41	1.63	1.59
595-SN65HVD78D	SN65HVD78D	SOIC-8	1	1	3.3	16	50	0.95	3.01	2.41	1.63	1.59
595-SN65HVD08D	SN65HVD08D	SOIC-8	1	1	3.35	16	10	16	4.70	3.76	2.54	2.48
595-SN65HVD1782DR	SN65HVD1782DR	SOIC-8	1	1	3.35	16	10	6	4.82	3.85	2.60	2.55
595-SN75HVD08D	SN75HVD08D	SOIC-8	1	1	3.35	16	10	16	4.33	3.47	2.34	2.30
595-SN65HVD1780DR	SN65HVD1780DR	SOIC-8	1	1	3.35	16	0.115	6	4.45	3.56	2.41	2.36
595-SN65HVD1781DR	SN65HVD1781DR	SOIC-8	1	1	3.35	16	1	6	4.45	3.56	2.41	2.36
595-SN75HVD08P	SN75HVD08P	PDIP-8	1	1	3.35	16	10	16	4.33	3.47	2.34	2.30
595-SN65176BD	SN65176BD	SOIC-8	1	1	5	2	10	70	.90	.821	.694	.611
595-SN65176BP	SN65176BP	PDIP-8	1	1	5	2	10	70	.82	.752	.637	.561
595-SN65ALS176D	SN65ALS176D	SOIC-8	1	1	5	2	35	30	2.62	2.27	2.07	1.82
595-SN65LBC176D	SN65LBC176D	SOIC-8	1	1	5	2	10	1.5	2.72	2.35	2.14	1.88
595-SN65LBC176P	SN65LBC176P	PDIP-8	1	1	5	2	10	1.5	2.35	2.12	1.93	1.74
595-SN65LBC179P	SN65LBC179P	PDIP-8	1	1	5	2	10	5	2.84	2.46	2.24	1.97
595-SN65LBC180RSAT	SN65LBC180RSAT	QFN-16	1	1	5	2	10	4	2.73	2.48	2.24	2.05
595-SN75LBC176D	SN75LBC176D	SOIC-8	1	1	5	2	10	1.5	2.59	2.25	2.04	1.80
595-SN75LBC176P	SN75LBC176P	PDIP-8	1	1	5	2	10	1.5	2.59	2.25	2.04	1.80
595-SN75LBC179D	SN75LBC179D	SOIC-8	1	1	5	2	10	5	2.59	2.25	2.04	1.80
595-SN75LBC180D	SN75LBC180D	SOIC-14	1	1	5	2	10	5	2.80	2.53	2.30	2.08
595-SN751178N	SN751178N	PDIP-16	2	2	5	2	10	110	2.77	2.41	2.19	1.93
595-SN75LBC174N	SN75LBC174N	PDIP-16	4	-	5	2	10	7	5.16	4.65	4.23	3.82
595-SN65LBC175D	SN65LBC175D	SOIC-16	-	4	5	2	10	20	3.16	2.85	2.59	2.34
595-SN75LBC175D	SN75LBC175D	SOIC-16	-	4	5	2	10	20	2.91	2.62	2.39	2.16
595-SN75LBC175N	SN75LBC175N	PDIP-16	-	4	5	2	10	20	2.91	2.62	2.39	2.16
926-DS1487M/NOPB	DS1487M/NOPB	SOIC-8	1	1	5	2	2	0.5	2.23	1.80	1.62	1.43
926-DS36C278TM/NOPB	DS36C278TM/NOPB	SOIC-8	1	1	5	2	-	0.5	2.20	1.78	1.61	1.42
926-DS485TM/NOPB	DS485TM/NOPB	SOIC-8	1	1	5	2	2.5	0.9	2.10	1.69	1.53	1.36
926-DS75176BM/NOPB	DS75176BM/NOPB	SOIC-8	1	1	5	5	10	55	1.41	1.13	.991	.87
926-DS75176BMX/NOPB	DS75176BMX/NOPB	SOIC-8	1	1	5	5	10	55	1.41	1.13	.991	.87
926-DS75176BN/NOPB	DS75176BN/NOPB	DIP-8	1	1	5	5	10	55	1.56	1.25	1.09	.96
926-DS75176BTM/NOPB	DS75176BTM/NOPB	SOIC-8	1	1	5	5	10	55	1.42	1.14	.999	.876
926-DS75176BTN/NOPB	DS75176BTN/NOPB	DIP-8	1	1	5	5	10	55	1.61	1.28	1.12	.99
595-SN65LBC173AD	SN65LBC173AD	SOIC-16	-	4	5	6	50	20	4.39	3.95	3.60	3.25
595-SN75LBC173AN	SN75LBC173AN	PDIP-16	-	4	5	6	50	20	4.04	3.64	3.31	3.00
595-SN75LBC175D	SN75LBC175D	SOIC-16	-	4	5	6	50	20	2.91	2.62	2.39	2.16
595-SN75LBC175N	SN75LBC175N	PDIP-16	-	4	5	6	50	20	2.91	2.62	2.39	2.16
926-DS36276M/NOPB	DS36276M/NOPB	SOIC-8	1	1	5	6	10	60	2.29	1.84	1.66	1.48
926-DS36277TMX/NOPB	DS36277TMX/NOPB	SOIC-8	1	1	5	7	1	60	1.95	1.57	1.41	1.25
595-SN65HVD1176D	SN65HVD1176D	SOIC-8	1	1	5	10	40	6	4.71	4.24	3.86	3.49
595-SN65LBC179AD	SN65LBC179AD	SOIC-8	1	1	5	10	30	15	2.70	2.43	2.21	2.00
595-SN65LBC180AD	SN65LBC180AD	SOIC-14	1	1	5	10	30	15	4.04	3.64	3.31	3.00
595-SN65LBC180AN	SN65LBC180AN	PDIP-14	1	1	5	10	30	15	4.04	3.64	3.31	3.00
595-SN75HVD1176D	SN75HVD1176D	SOIC-8	1	1	5	10	40	6	4.33	3.91	3.55	3.21
595-SN65HVD256D	SN65HVD256D	SOIC-8	1	1	5	12	1	180	1.33	1.06	.716	.702
595-SN65HVD96D	SN65HVD96D	SOIC-8	1	1	5	12	5	20	3.49	2.79	1.88	1.85
595-SN65LBC176AD	SN65LBC176AD	SOIC-8	1	1	5	12	30	15	3.02	2.73	2.48	2.24
595-SN65LBC176AP	SN65LBC176AP	PDIP-8	1	1	5	12	30	15	3.02	2.73	2.48	2.24
595-SN75LBC176AD	SN75LBC176AD	SOIC-8	1	1	5	12	30	15	2.80	2.53	2.30	2.08
595-SN65LBC174A16DW	SN65LBC174A16DW	SOIC-16	4	-	5	13	30	23	6.63	5.98	5.44	4.91
595-SN75LBC172ADW	SN75LBC172ADW	SOIC-20	4	-	5	13	30	23	5.40	4.87	4.43	4.00
595-SN75LBC172AN	SN75LBC172AN	PDIP-16	4	-	5	13	30	23	5.40	4.87	4.43	4.00
595-SN65HVD3082ED	SN65HVD3082ED	SOIC-8	1	1	5	15	0.2	0.9	2.72	2.35	2.14	1.88
595-SN65HVD3082EP	SN65HVD3082EP	PDIP-8	1	1	5	15	0.2	0.9	2.72	2.35	2.14	1.88
595-SN65HVD3085ED	SN65HVD3085ED	SOIC-8	1	1	5	15	1	0.9	3.00	2.59	2.35	2.08
595-SN65HVD485ED	SN65HVD485ED	SOIC-8	1	1	5	15	10	2	2.34	2.03	1.85	1.63
595-SN65LBC184D	SN65LBC184D	SOIC-8	1	1	5	15	0.25	25	3.73	2.99	2.02	1.98
595-SN65LBC184DR	SN65LBC184DR	SOIC-8	1	1	5	15	0.25	25	3.14	2.50	1.69	1.66
595-SN65LBC184P	SN65LBC184P	PDIP-8	1	1	5	15	0.25	25	3.73	2.99	2.02	1.98
595-SN75HVD3082ED	SN75HVD3082ED	SOIC-8	1	1	5	15	0.2	0.9	2.59	2.25	2.04	1.80
595-SN75HVD3082EDGK	SN75HVD3082EDGK	MSOP-8	1	1	5	15	0.2	0.9	2.91	2.62	2.39	2.16
595-SN75LBC184D	SN75LBC184D	SOIC-8	1	1	5	15	0.25	25	3.37	2.70	1.82	1.79
595-SN75LBC184P	SN75LBC184P	PDIP-8	1	1	5	15	0.25	25	3.37	2.70	1.82	1.79
595-SN75LBC184DR	SN75LBC184DR	SOIC-8	1	1	5	15	0.25	25	2.89	2.31	1.56	1.53
595-SN65HVD05D	SN65HVD05D	SOIC-8	1	1	5	16	40	15	4.39	3.95	3.60	3.25
595-SN65HVD06D	SN65HVD06D	SOIC-8	1	1	5	16	10	15	4.15	3.73	3.40	3.07
595-SN65HVD07D	SN65HVD07D	SOIC-8	1	1	5	16	1	15	4.15	3.73	3.40	3.07
595-SN65HVD21D	SN65HVD21D	SOIC-8	1	1	5	16	5	12	4.10	3.27	2.21	2.17
595-SN65HVD22D	SN65HVD22D	SOIC-8	1	1	5	16	0.5	9	4.10	3.27	2.21	2.17
595-SN65HVD22P	SN65HVD22P	PDIP-8	1	1	5	16	0.5	9	4.10	3.27	2.21	2.17
595-SN65HVD23D	SN65HVD23D	SOIC-8	1	1	5	16	25	11	5.30	4.24	2.87	2.80
595-SN65HVD24D	SN65HVD24D	SOIC-8	1	1	5	16	3	14	5.30	4.24	2.87	2.80
595-SN65HVD3080EDGS	SN65HVD3080EDGS	MSOP-10	1	1	5	16	0.2	0.75	3.26	2.94	2.68	2.42
595-SN65HVD3086EDGS	SN65HVD3086EDGS	MSOP-10	1	1	5	16	20	0.75	3.71	3.35	3.05	2.75
595-SN65HVD53DR	SN65HVD53DR	SOIC-14	1	1	5	16	25	2.7	5.30	4.24	2.87	2.80
595-SN65HVD55DR	SN65HVD55DR	SOIC-14	1	1	5	16	1	8	4.22	3.37	2.28	2.24
926-DS3695AM/NOPB	DS3695AM/NOPB	SOIC-8	1	1	5	-	10	60	1.69	1.36	1.19	1.04
926-DS3695AMX/NOPB	DS3695AMX/NOPB	SOIC-8	1	1	5	-	10	60	1.69	1.36	1.19	1.04
926-DS3695ATM/NOPB	DS3695ATM/NOPB	SOIC-8	1	1	5	-	10	60	2.56	2.07	1.86	1.66
926-DS3695N/NOPB	DS3695N/NOPB	DIP-8	1	1	5	-	10	60	1.75	1.41	1.27	1.13
926-DS96176CN/NOPB	DS96176CN/NOPB	DIP-8	1	1	5	-	10	35	2.41	1.95	1.75	1.56

© Copyright 2013 Mouser Electronics
© Copyright 2013 Mouser Electronics

TEXAS INSTRUMENTS Analog ICs

RoHS Compliant This product is RoHS compliant.

I/O EXPANDERS

• Frequency (Max.): 400kHz

For quantities greater than listed, call for quote.

MOUSER STOCK NO.	Texas Instruments Part No.	Package	No. of I/Os	V_{CC} (Min.) (V)	V_{CC} (Max.) (V)	Interrupt Output	Reset Input	Low Power	Config. Registers	5V Tolerant I/O	Push-Pull I/O Type	Open-Drain I/O Type	Price Each 1	25	100	250
595-TCA7408ZSZR	TCA7408ZSZR	uCSP-16	2	-0.3	6	Yes	Yes	Yes	Yes	No	Yes	Yes	2.04	1.64	1.10	1.08
595-TCA1116PWR	TCA1116PWR	TSSOP-24	2	1.65	5.5	Yes	Yes	No	No	Yes	Yes	Yes	2.65	2.12	1.43	1.40
926-LM8333FLQ8Y/NOPB	LM8333FLQ8Y/NOPB	LLP-32	4	2.25	2.8	Yes	Yes	Yes	Yes	No	Yes	No	3.03	2.43	2.21	2.00
595-TCA9554APWR	TCA9554APWR	TSSOP-16	8	1.65	5.5	Yes	Yes	No	Yes	Yes	Yes	Yes	2.49	2.16	1.97	1.73
595-TCA6408APWR	TCA6408APWR	TSSOP-16	8	1.65	5.5	Yes	Yes	Yes	Yes	Yes	Yes	Yes	1.81	1.44	.976	.957
595-PCA9554ADB	PCA9554ADB	SSOP-16	8	2.3	5.5	Yes	No	No	Yes	Yes	Yes	No	2.53	2.02	1.37	1.34
595-PCA9557DB	PCA9557DB	SSOP-16	8	2.3	5.5	No	Yes	Yes	Yes	Yes	Yes	Yes	2.65	2.12	1.43	1.40
595-PCA9557RGYR	PCA9557RGYR	QFN-16	8	2.3	5.5	No	Yes	Yes	Yes	Yes	Yes	Yes	2.17	1.73	1.17	1.14
595-PCF8574AN	PCF8574AN	PDIP-16	8	2.5	6.0	Yes	No	No	No	No	Yes	No	1.85	1.61	1.46	1.28
595-PCF8574ANE4	PCF8574ANE4	PDIP-16	8	2.5	6.0	Yes	No	No	No	No	Yes	No	1.85	1.61	1.46	1.28
595-PCF8574N	PCF8574N	PDIP-16	8	2.5	6.0	Yes	No	No	No	No	Yes	No	1.85	1.61	1.46	1.28
595-TCA6416APWR	TCA6416APWR	TSSOP-24	16	1.65	5.5	Yes	Yes	Yes	Yes	Yes	Yes	No	2.04	1.64	1.10	1.08
595-PCA9539RGER	PCA9539RGER	VQFN-24	16	2.3	5.5	Yes	Yes	Yes	Yes	Yes	Yes	Yes	2.89	2.31	1.56	1.53
595-PCF8575PW	PCF8575PW	TSSOP-24	16	2.5	5.5	Yes	No	No	No	No	Yes	No	2.94	2.65	2.41	2.18
595-TCA6424ARGJR	TCA6424ARGJR	UQFN-32	24	1.65	5.5	Yes	Yes	Yes	Yes	Yes	Yes	No	2.93	2.54	2.31	2.03

I²C BUS REPEATERS/HUBS/EXTENDERS

For quantities greater than listed, call for quote.

MOUSER STOCK NO.	Texas Instruments Part No.	Package	Inputs	Outputs	V_{CC} (Min./ Max.) (V)	5V Tol. I/O	Open-Drain I/O Type	Enable Pin	Description	Price Each 1	25	100	250
595-PCA9515ADGKT	PCA9515ADGKT	MSOP-8	1	2	2.3/3.6	Yes	Yes	Yes	Dual bidirectional I2C-bus/SMB repeater	2.89	2.31	1.56	1.53
595-PCA9515BDGKR	PCA9515BDGKR	MSOP-8	1	2	2.3/3.6	Yes	Yes	Yes	Dual bidirectional I2C-bus/SMB repeater	2.29	1.83	1.24	1.21
595-TCA9509DGKR	TCA9509DGKR	MSOP-8	1	1	2.7/5.5	No	Yes	Yes	Level translating I2C-bus/SMB repeater	1.85	1.61	1.46	1.28
595-TCA9509RVHR	TCA9509RVHR	QFN-8	1	1	2.7/5.5	No	Yes	Yes	Level translating I2C-bus/SMB repeater	2.00	1.73	1.58	1.39

I²C SPECIAL FUNCTION ICS

For quantities greater than listed, call for quote.

MOUSER STOCK NO.	Texas Instruments Part No.	Package	No. of Outputs	I_{CC} (mA)	V_{CC} (Min.) (V)	V_{CC} (Max.) (V)	Function	Price Each 1	25	100	250
926-CLC001AJE/NOPB	CLC001AJE/NOPB	SOIC-8	1	130	3.0	3.3	Serial Digital Cable Driver	4.58	3.66	2.47	2.42
926-LMH0002MA/NOPB	LMH0002MA/NOPB	SOIC-8	1	49	0.3	3.3	Serial Digital Cable Driver	8.43	6.74	4.56	4.46
926-LMH0030VS/NOPB	LMH0030VS/NOPB	TQFP-64	1	5	3.1	3.3	Digital Video Serializer	34.31	30.25	27.08	26.72
926-LMH0031VS/NOPB	LMH0031VS/NOPB	TQFP-64	1	5	3.1	3.3	Digital Video Deserializer/Descrambler	34.31	30.25	27.08	26.72
926-LMH0034MA/NOPB	LMH0034MA/NOPB	SOIC-16	1	63	0.5	3.3	Adaptive Cable Equalizer	21.06	17.71	12.86	12.69
926-LMH0302SQ/NOPB	LMH0302SQ/NOPB	LLP-16	1	59	0.5	3.3	SDI Cable Driver	9.99	7.99	5.40	5.30
926-LMH0302SQE/NOPB	LMH0302SQE/NOPB	LLP-16	1	59	1.1	3.3	SDI Cable Driver	9.99	7.99	5.40	5.30
926-LMH0340SQE/NOPB	LMH0340SQE/NOPB	LLP-48	1	-	2.0	3.3	SDI Serializer and Driver with LVDS Interface	30.38	26.78	23.98	23.66
926-LMH0341SQE/NOPB	LMH0341SQE/NOPB	LLP-48	1	-	3.1	3.3	SDI Deserializer with Loopthrough & LVDS Interface	30.38	26.78	23.98	23.66
926-LMH0344SQ/NOPB	LMH0344SQ/NOPB	LLP-16	1	85	0.3	3.3	SDI Adaptive Cable Equalizer	19.41	17.11	15.32	15.12
926-LMH0384SQE/NOPB	LMH0384SQE/NOPB	LLP-16	1	70	0.3	3.3	SDI Extended Reach & Configurable Adaptive Cable Equalizer	22.68	20.00	17.90	17.67
926-LMH0387SLE/NOPB	LMH0387SLE/NOPB	TCSP-48	1	71	0.3	3.3	Configurable I/O Adaptive Cable Equalizer/Cable Driver	20.96	18.48	16.54	16.33
926-LMH0394SQE/NOPB	LMH0394SQE/NOPB	LLP-16	1	65	1.7	2.5	Adaptive Cable Equalizer	25.96	22.89	20.49	20.21
926-ANSTA101SM/NOPB	SCANSTA101SM/NOPB	FBGA-49	1	2.5	0.5	3.3	Low Voltage IEEE 1149.1 STA Master	17.10	14.38	10.44	10.30
926-ANSTA111SM/NOPB	SCANSTA111SM/NOPB	FBGA-49	1	1.65	0.3	3.3	SCAN Bridge Addressable IEEE 1149.1 (JTAG) Port	10.40	8.32	5.62	-
926-ANSTA112SM/NOPB	SCANSTA112SM/NOPB	FBGA-100	1	3.8	0.3	3.3	7-Port Multidrop IEEE 1149.1 (JTAG) Multiplexer	13.05	10.44	7.05	6.91
926-ANSTA112VS/NOPB	SCANSTA112VS/NOPB	TQFP-100	1	3.8	0.3	3.3	7-Port Multidrop IEEE 1149.1 (JTAG) Multiplexer	13.05	10.44	7.05	6.91
926-ANSTA112VS/NOPB	SCANSTA112VS/NOPB	TQFP-100	1	3.8	0.3	3.3	7-Port Multidrop IEEE 1149.1 (JTAG) Multiplexer	13.05	10.44	7.05	6.91
926-LMH0001SQE/NOPB	LMH0001SQE/NOPB	LLP-16	2	28	0.3	3.3	Serial Digital Cable Driver	5.41	4.33	2.93	2.87
926-LMH0024MA/NOPB	LMH0024MA/NOPB	SOIC-16	2	60	0.5	3.3	Adaptive Cable Equalizer	16.83	14.16	10.27	10.14
926-LMH0044SQ/NOPB	LMH0044SQ/NOPB	LLP-16	2	63	0.5	3.3	Adaptive Cable Equalizer	21.06	17.71	12.86	12.69
926-LMH0046MH/NOPB	LMH0046MH/NOPB	TSSOP-20	2	100	2.0	3.3	Reclocker with Dual Differential Outputs	24.48	21.58	19.32	19.07
926-LMH0074SQE/NOPB	LMH0074SQE/NOPB	LLP-16	2	77	0.5	3.3	Adaptive Cable Equalizer	16.62	13.97	10.14	10.02
926-LMH0346MH/NOPB	LMH0346MH/NOPB	TSSOP-20	2	111	0.2	3.3	SDI Reclocker with Dual Differential Outputs	30.30	26.71	23.91	23.59
926-LMH0346SQE/NOPB	LMH0346SQE/NOPB	LLP-24	2	111	0.2	3.3	SDI Reclocker with Dual Differential Outputs	30.30	26.71	23.91	23.59
926-LMH0356SQE/NOPB	LMH0356SQE/NOPB	LLP-48	2	130	2.0	3.3	SDI Relocker with 4:1 Input Mux	32.68	28.80	25.79	25.44
595-PCA9306DCTT	PCA9306DCTT	SM8-8	2	-	-	5.5	Voltage Translator	1.33	1.06	.716	.702
595-PCA9306DCUT	PCA9306DCUT	US8-8	2	-	-	5.5	Voltage Translator	1.33	1.06	.716	.702
595-PCA9306DQER	PCA9306DQER	X2SON-8	2	128	-	5.5	Voltage Translator	.63	.501	.338	.332
595-PCA9306YZTR	PCA9306YZTR	DSBGA-8	2	128	-	5.5	Voltage Translator	.63	.501	.338	.332
595-PCA9548ADWG4	PCA9548ADWG4	SOIC-24	2	100	2.3	5.5	I2C/SMBus Multiplexer	3.25	2.60	1.75	1.72
595-TCA9406DCTR	TCA9406DCTR	SM8-8	2	50	1.7	3.6	Voltage Translator	1.26	1.13	.996	.874
595-TCA9406DCUR	TCA9406DCUR	US8-8	2	50	1.7	3.6	Voltage Translator	1.26	1.13	.996	.874
926-CLC007BM/NOPB	CLC007BM/NOPB	SOIC-8	4	47	4.5	5.0	Serial Digital Cable Driver	8.93	7.15	4.83	4.73
595-PCA9545ADW	PCA9545ADW	SOIC-20	4	100	2.3	5.5	I2C/SMBus Multiplexer	2.77	2.21	1.50	1.47
595-TCA8418EYFPR	TCA8418EYFPR	DSBGA-25	18	25	-0.5	4.6	Keypad Scan	2.89	2.63	2.38	2.18

INTERFACE

USB Hub Controllers

For quantities greater than listed, call for quote.

MOUSER STOCK NO.	Texas Instruments Part No.	Package	Supply Voltage	No. of USB Ports	USB Speed	I²C	Price Each 1	25	100	250
595-TUSB2036VF	TUSB2036VF	LQFP-32	3.3	2	Full	No	3.75	3.37	3.07	2.77
595-TUSB2036VFG4	TUSB2036VFG4	LQFP-32	3.3	2	Full	No	3.75	3.37	3.07	2.77
595-TUSB2136PM	TUSB2136PM	LQFP-64	3.3	2	Full	Yes	9.88	7.90	5.34	5.23
595-TUSB7320RKMT	TUSB7320RKMT	WQFN-100	3.3, 1.1	2	Super	No	9.75	7.80	5.28	5.17
595-TUSB2046BIVFRG4	TUSB2046BIVFRG4	LQFP-32	3.3	4	Full	No	3.42	3.08	2.80	2.54
595-TUSB2046BVF	TUSB2046BVF	LQFP-32	3.3	4	Full	No	3.87	3.50	3.18	2.88
595-TUSB2046BVFG4	TUSB2046BVFG4	LQFP-32	3.3	4	Full	No	3.87	3.50	3.18	2.88
595-TUSB2046BVFR	TUSB2046BVFR	LQFP-32	3.3	4	Full	No	3.21	2.89	2.63	2.38
595-TUSB7340RKMT	TUSB7340RKMT	WQFN-100	3.3, 1.1	4	Super	No	12.52	10.02	6.76	6.63
595-TUSB8040PFP	TUSB8040PFP	HTQFP-80	3.3, 1.1	4	Super	No	11.44	9.15	6.18	6.06
595-TUSB2077APT	TUSB2077APT	LQFP-48	3.3	7	Full	No	5.66	4.53	3.06	3.00

Evaluation Modules		Description	Price Each
595-TUSB7320EVM	TUSB7320EVM	Demo Board that is a free-standing reference design for a two-port PCIe-based SuperSpeed USB Extensible Host Controller	110.34
595-TUSB7340EVM	TUSB7340EVM	Demo Board that is a free-standing reference design for a four-port PCIe-based SuperSpeed USB Extensible Host Controller	110.34

© Copyright 2013 Mouser Electronics
© Copyright 2013 Mouser Electronics

INTERFACE (CONT.)

USB Peripherals

For quantities greater than listed, call for quote.

MOUSER STOCK NO.	Texas Instruments Part No.	Package	USB Speed	No. of Endpoints		Supply Voltage	MCU Speed (Max.) (MIPs)	MCU Code Space (Kbytes)	GPIO Pins	Bulk Transfer	Price Each			
				IN	OUT						1	25	100	250
595-TUSB3410IVFG4	TUSB3410IVFG4	LQFP-32	Full	3	3	3.3	2	16	4	Yes	7.10	5.68	3.84	3.77
595-TUSB3410VF	TUSB3410VF	LQFP-32	Full	3	3	3.3	2	16	4	Yes	6.51	5.20	3.51	3.45
595-TUSB9260PVP	TUSB9260PVP	HTQFP-64	Super	5	5	3.3, 1.8, 1.1	75	64	12	-	7.22	5.78	3.91	3.83
595-TUSB9261PVP	TUSB9261PVP	HTQFP-64	Super	5	5	3.3, 1.1	75	64	12	-	6.62	5.30	3.57	3.51
Demonstration Boards		**Description**											**Price Each**	
595-TUSB9261DEMO	TUSB9261DEMO	Demo Board that is a free-standing reference design that acts as a bridge between a SuperSpeed USB bus and a Serial-ATA device											54.60	

USB Switches

For quantities greater than listed, call for quote.

MOUSER STOCK NO.	Texas Instruments Part No.	Package	R_{ON} (Max.) (Ω)	I_L OFF (Max.)	OFF Time (Max.)	ON Time (Max.)	R_{ON} Mis-Match (Max.) (Ω)	R_{ON} Flatness (max.) (Ω)	V_{CC}		t_{pd} (Max.)	Price Each			
									Min.	Max.		1	25	100	250
595-TS3USB31ERSER	TS3USB31ERSER	UQFN-8	10	2	25	30	0.35	2	2.25	4.3	0.25	.85	.674	.456	.446
595-TS3USB221DRCR	TS3USB221DRCR	SON-10	6	2	12	30	0.2	1	2.3	3.6	0.25	1.44	1.16	.781	.765
595-TS3USBA225RUTR	TS3USBA225RUTR	QFN-12	7.5	±1000	20	60	0.1	0.1	2.7	4.3	0.25	1.56	1.25	.846	.829
595-TS5USBA224RSWR	TS5USBA224RSWR	UQFN-10	43	50	1000	4000	0.3	1.5	2.7	5.5	-	1.61	1.44	1.32	1.19
595-TSU5511YZPR	TSU5511YZPR	DSBGA-20	0.5	25	75000	120	1.5	0.5	2.8	4.4	-	2.41	2.17	1.97	1.79
595-TSU6111ARSVR	TSU6111ARSVR	QFN-16	8	-	200	200	2	2	1.65	3.6	-	1.81	1.44	.976	.957
595-TSU6111RSVR	TSU6111RSVR	QFN-16	8	45	3500	95000	2	0.5	-0.5	28	-	1.81	1.44	.976	.957
595-TSU5611YZPR	TSU5611YZPR	DSBGA-20	10	25	75000	120	1.5	1.5	2.8	4.4	-	2.17	1.73	1.17	1.14
595-TSU6712YFPRB	TSU6712YFPRB	DSBGA-25	2	45	110	45000	0.5	0.2	3	4.4	-	2.80	2.53	2.30	2.08
Evaluation Modules		**Description**												**Price Each**	
595-TS3USB221EEVM	TS3USB221EEVM	Evaluation Module for the TS3USB221E, a high-speed USB switch												32.31	
595-TS3USB221EVM	TS3USB221EVM	Evaluation Module for the TS3USB221, a high-speed USB switch												32.31	

USB Transceivers

For quantities greater than listed, call for quote.

MOUSER STOCK NO.	Texas Instruments Part No.	Package	USB Speed	ESD	Supply Voltage V_{CC} (Nom.)	Operating Temperature Range (°C)	Price Each			
							1	25	100	250
595-TUSB1105RGTR	TUSB1105RGTR	QFN-16	Full, Low	±15kV	±9.0	-40 to +85	1.33	1.06	.716	.702
595-TUSB1210BRHBT	TUSB1210BRHBT	QFN-32	High	±2kV	5.0	-40 to +85	1.93	1.54	1.04	1.02
595-TUSB1310AZAY	TUSB1310AZAY	NFBGA-175	Super	±0.5kV	3.3, 1.8, 1.1	-40 to +85	13.96	11.75	8.53	8.42
595-TUSB1310ZAY	TUSB1310ZAY	NFBGA-175	Super	±0.5kV	3.3, 1.8, 1.1	-40 to +85	13.10	12.12	11.14	10.15

Ethernet Transceivers

For quantities greater than listed, call for quote.

MOUSER STOCK NO.	Texas Instruments Part No.	Package	Function	Data Rate	Ports	Interface	Supply Voltage (V)	JTAG 11.49.1	Operating Temperature Range (°C)	Price Each			
										1	25	100	250
926-DP83865DVH/NOPB	DP83865DVH/NOPB	PQFP-128	PHY	10/100	1	MII/GMII/RGMII	1.8	Yes	0 to +70	20.31	17.90	16.03	15.81
595-TLK2226ZEA	TLK2226ZEA	BGA-196	PHY	8/10	6	MDIO	1.9	Yes	0 to +70	32.75	28.88	25.85	25.51
595-TLK10002CTR	TLK10002CTR	BGA-144	PHY	8/10	2	MDIO	2.2	Yes	-40 to +85	62.23	54.86	49.12	48.47
926-DP83640TVV/NOPB	DP83640TVV/NOPB	LQFP-48	PHY	10/100	1	MII/RMII	3.3	No	-40 to +85	11.99	9.59	6.48	6.36
926-DP83848CVV/NOPB	DP83848CVV/NOPB	LQFP-48	PHY	10/100	1	MII/RMII/SNI	3.3	Yes	-40 to +85	5.74	4.58	3.09	3.04
926-DP83848CVVX/NOPB	DP83848CVVX/NOPB	LQFP-48	PHY	10/100	1	MII/RMII/SNI	3.3	Yes	-40 to +85	5.74	4.58	3.09	3.04
926-DP83848IVV/NOPB	DP83848IVV/NOPB	LQFP-48	PHY	10/100	1	MII/RMII/SNI	3.3	Yes	-40 to +85	5.30	4.24	2.87	2.80
926-DP83848IVVX/NOPB	DP83848IVVX/NOPB	LQFP	PHY	10/100	1	MII/RMII/SNI	3.3	Yes	-40 to +85	5.30	4.24	2.87	2.80
926-DP83848JSQ/NOPB	DP83848JSQ/NOPB	LLP-40	PHY	10/100	1	MII/RMII	3.3	No	0 to +70	2.39	1.90	1.28	1.26
926-DP83848KSQ/NOPB	DP83848KSQ/NOPB	LLP-40	PHY	10/100	1	MII/RMII	3.3	No	-40 to +85	2.85	2.27	1.54	1.51
926-DP83848MSQ/NOPB	DP83848MSQ/NOPB	LLP-40	PHY	10/100	1	MII/RMII	3.3	No	0 to +70	2.39	1.90	1.28	1.26
926-DP83848TSQ/NOPB	DP83848TSQ/NOPB	LLP-40	PHY	10/100	1	MII/RMII	3.3	No	-40 to +85	2.85	2.27	1.54	1.51
926-DP83848VYB/NOPB	DP83848VYB/NOPB	LQFP-48	PHY	10/100	1	MII/RMII/SNI	3.3	No	-40 to +105	23.25	20.50	18.35	18.12
926-DP83848YB/NOPB	DP83848YB/NOPB	LQFP-48	PHY	10/100	1	MII/RMII/SNI	3.3	Yes	-40 to +125	27.19	23.97	21.45	21.18
595-TLK110PT	TLK110PT	QFP-48	PHY	10/100	1	MII/RMII	3.3	Yes	-40 to +85	5.83	4.67	3.15	3.08
926-DP83849IVS/NOPB	DP83849IVS/NOPB	TQFP-80	PHY	10/100	2	MII/RMII/SNI	3.3	Yes	-40 to +85	10.86	8.69	5.87	5.76
Demo Board		**Description**											**Price Each**
926-DP83630-EVK/NOPB	DP83630-EVK/NOPB	DP83630 Ethernet Physical Layer Transceiver Demo Board											170.22

Ethernet Controller

For quantities greater than listed, call for quote.

MOUSER STOCK NO.	Texas Instruments Part No.	Package	MAC	PHY	Ram Buffer (bytes)		LEDs	Interrupt Pin	Max. Speed (Mbos)	Interface	Pre-Prog MAC Address	Security Engines	Price Each			
					Tx	Rx							1	25	100	250
926-DP83816AVNG/NOPB	DP83816AVNG/NOPB	LQFP-144	Yes	Yes	2K	2K	Yes	Yes	100	PCI Bus	No	No	11.22	8.98	6.07	5.94

Equalizer/Redrivers

NEW PRODUCT

For quantities greater than listed, call for quote.

MOUSER STOCK NO.	Texas Instruments Part No.	Package	Inputs	Outputs	V_{CC} (Min./Max.) (V)	Max. Speed (Gbps)	Total Throughout (Mbps)	Power Consumption (mW)	Input Level	Output Level	Price Each			
											1	25	100	250
926-DS10BR150TSDNOPB	DS10BR150TSD/NOPB	LLP-8	1	1	3.0/3.3	1	1000	53	LVDS,LVPECL,CML	LVDS	2.75	2.19	1.49	1.46
926-DS15BA101SD/NOPB	DS15BA101SD/NOPB	LLP-8	1	1	3.0/3.3	1.5	1500	149	LVDS,LVPECL,CML	CML, LVDS	4.58	3.66	2.47	2.42
926-DS15EA101SQ/NOPB	DS15EA101SQ/NOPB	LLP-16	1	1	3.0/3.3	1.5	1500	207.9	800mVp-p Swing	CML, LVDS	11.67	9.34	6.31	6.18
595-SN75LVCP601RTJT	SN75LVCP601RTJT	QFN-20	4	4	-0.5/3.3	6	-	5	CML	VML	5.86	5.28	4.80	4.34
926-AN90004TVS/NOPB	SCAN90004TVS/NOPB	TQFP-48	4	4	3.15/3.45	1.5	6000	385	LVDS,LVPECL,CML	LVDS	7.80	6.24	4.22	4.13

Peripheral Driver and Actuator

For quantities greater than listed, call for quote.

MOUSER STOCK NO.	Texas Instruments Part No.	Package	VCEO (Max.) (V)	VCBO (Max.) (V)	VEBO (Max.) (V)	hFE (Typ.)	Power Dissipation (Max.) (mW)		Collector Current (Max.) (mA)	Channels	Input Offest Current for Matched Pair (Max.) (μA)	Operating Temp. Range (°C)	Price Each			
							Each	Total					1	25	100	250
926-LM3046M/NOPB	LM3046M/NOPB	SOIC-14	15	20	5	100	300	750	50	5	2	-40 to +85	.94	.752	.658	.578

UARTs

NEW PRODUCT

For quantities greater than listed, call for quote.

MOUSER STOCK NO.	Texas Instruments Part No.	Package	Channels	Data Xfer Rate (Max.)	Supply Voltage (V)	Interface Compatible	FIFO (byte/s)	I_{CC} (mA)	Additional Features	Operating Temperature Range (°C)	Price Each			
											1	25	100	250
926-PC16550DN/NOPB	PC16550DN/NOPB	DIP-40	1	1.5Mb/s	5	-	16	15	16-bit Baud Counter	0 to +70	8.08	6.62	5.97	5.50
926-PC16550DV/NOPB	PC16550DV/NOPB	PLCC-44	1	1.5Mb/s	5	-	16	15	16-bit Baud Counter	0 to +70	7.22	5.92	5.34	4.91
926-PC16550DV	PC16550DV	PLCC-44	1	1.5Mb/s	5.5	-	16	15	16-bit Baud Counter	0 to +70	7.22	5.92	5.34	4.91
926-PC16552DV/NOPB	PC16552DV/NOPB	PLCC-44	2	1.5Mb/s	5	-	16	30	16-bit Baud Counter	0 to +70	8.77	7.19	6.48	5.97
926-PC16552DVX/NOPB	PC16552DVX/NOPB	PLCC-44	2	1.5Mb/s	5	-	16	30	16-bit Baud Counter	0 to +70	8.77	7.19	6.48	5.97
926-PC16552DV	PC16552DV	PLCC-44	2	1.5Mb/s	5.5	-	16	30	16-bit Baud Counter	0 to +70	8.77	7.19	6.48	5.97

© Copyright 2013 Mouser Electronics

© Copyright 2013 Mouser Electronics

TEXAS INSTRUMENTS Analog ICs

RoHS Compliant This product is RoHS compliant.

LAN NETWORK SWITCHES

For quantities greater than listed, call for quote.

MOUSER STOCK NO.	Texas Instruments Part No.	Package	No. of Bits	I_L OFF (Max.)	R_{ON} (Max.) (Ω)	OFF Time (Max.)	ON Time (Max.)	R_{ON} Flatness (Max.) (Ω)	V_{CC} Max.	V_{CC} Min.	I_{CC} (μA)	Price Each 1	25	100	250
595-TS3L501ERUAR	TS3L501ERUAR	WQFN-42	8	±1	4	150	150	0.5	3	3.6	600	2.41	2.17	1.97	1.79
595-TS3DDR3812RUAR	TS3DDR3812RUAR	WQFN-42	12	1000	8	5	8	1.5	3	3.6	550	4.58	3.66	2.47	2.42
595-TS3L500RHURG4	TS3L500RHURG4	WQFN-56	16	±1	6	4	8	0.5	3	3.6	500	2.41	2.17	1.97	1.79
595-TS3L301DGVR	TS3L301DGVR	SOP-48	16	1	8	4	10.9	4	3.6	3	600	2.89	2.63	2.38	2.18

ANALOG SWITCHES

For quantities greater than listed, call for quote.

MOUSER STOCK NO.	Texas Instruments Part No.	Package	R_{ON} (Max.) (Ω)	I_L OFF (Max.)	OFF Time (Max.)	ON Time (Max.)	Voltage Nodes	R_{ON} Flatness (Typ.) (Ω)	V_{CC} Max.	V_{CC} Min.	I_{CC} (μA)	Price Each 1	25	100	250
1 x SPST															
595-TS5A3166DBVR	TS5A3166DBVR	SOT-23-5	0.9	±5000	11.5	7	5, 3.3, 2.5, 1.8	0.15	5.5	1.65	0.1	.52	.463	.385	.338
595-TS5A3166DCKR	TS5A3166DCKR	SC70-5	0.9	±5000	11.5	7	5, 3.3, 2.5, 1.8	0.15	5.5	1.65	0.1	.52	.463	.385	.338
595-TS5A3166YZPR	TS5A3166YZPR	WCSP-5	0.9	±5000	11.5	7	5, 3.3, 2.5, 1.8	0.15	5.5	1.65	0.1	.60	.53	.44	.386
595-TS5A3167DBVR	TS5A3167DBVR	SOT-23-5	0.9	±5000	11.5	7	5, 3.3, 2.5, 1.8	0.15	5.5	1.65	0.1	.52	.463	.385	.338
595-TS5A3167DCKR	TS5A3167DCKR	SC70-5	0.9	±5000	11.5	7	5, 3.3, 2.5, 1.8	0.15	5.5	1.65	0.1	.52	.463	.385	.338
595-TS5A1066YZPR	TS5A1066YZPR	WCSP-5	10	±200	4.5	5.5	5, 3.3, 2.5, 1.8	5	5.5	1.65	0.1	.60	.525	.437	.383
1 X SPDT															
595-TS5A3159DBVR	TS5A3159DBVR	SOT-23-6	1.1	±1000	15	20	5, 3.3, 2.5, 1.8	0.15	5.5	1.65	0.1	.82	.749	.656	.576
595-TS5A3159DBVT	TS5A3159DBVT	SOT-23-6	1.1	±1000	15	20	5, 3.3, 2.5, 1.8	0.15	5.5	1.65	0.1	1.33	1.20	1.05	.92
595-TS5A3159DCKR	TS5A3159DCKR	SC70-6	1.1	±1000	15	20	5, 3.3, 2.5, 1.8	0.15	5.5	1.65	0.1	.82	.749	.656	.576
595-TS5A3159DCKT	TS5A3159DCKT	SC70-6	1.1	±1000	15	20	5, 3.3, 2.5, 1.8	0.15	5.5	1.65	0.1	1.33	1.20	1.05	.92
595-TS5A2053DCTR	TS5A2053DCTR	SM8-8	7.5	±10	4.1	6.8	5, 3.3, 2.5, 1.8	1.7	5.5	1.65	0.1	.57	.513	.433	.382
595-TS5A2053DCUR	TS5A2053DCUR	US8-8	7.5	±10	4.1	6.8	5, 3.3, 2.5, 1.8	1.7	5.5	1.65	0.1	.57	.513	.433	.382
595-TS12A12511DCNR	TS12A12511DCNR	SOT-23	8	50	56	115	3.3, 5, 12	2.2	12	2.7	-	1.70	1.48	1.34	1.18
595-TS12A12511DRJR	TS12A12511DRJR	SON-8	8	50	56	115	12, 5, 3.3	2.2	12	2.7	-	1.48	1.33	1.21	1.09
1 X SP3T															
595-TS5A3359DCUR	TS5A3359DCUR	US8-8	0.9	-	10.5	21	5, 3.3, 2.5, 1.8	0.25	5.5	1.65	2	.96	.869	.761	.668
2 X SPST															
595-TS5A23166DCUR	TS5A23166DCUR	US8-8	0.9	±10000	13	9	5, 3.3, 2.5, 1.8	0.25	5.5	1.65	0.15	.90	.821	.694	.611
2 X SPDT															
595-TS3A26746EYZPR	TS3A26746EYZPR	DSBGA-6	0.08	0.5	5	150	1.8	2.3	3.6	3.0	-	.85	.674	.456	.446
595-TS3A225EYFFR	TS3A225EYFFR	DSBGA-16	0.1	1000	-	-	1.8	0.1	4.5	2.7	-	.77	.616	.416	.408
595-TS3A4741DCNR	TS3A4741DCNR	SOT-23	0.9	-	10	14	1.8, 2.5, 3, 3.3	0.4	3.6	1.65	0.75	.73	.578	.391	.383
595-TS5A22366YFCR	TS5A22366YFCR	DSBGA-12	1.8	-	325	374	2.5, 3, 3.3, 5	0.37	5.5	2.25	7	1.04	.828	.56	.549
595-TS3DS26227YZTR	TS3DS26227YZTR	BGA-12	6	-	5	11.5	2.5, 3, 3.3	4	2.3	3.6	0.5	1.33	1.06	.716	.702
595-TS5A23157DGSR	TS5A23157DGSR	MSOP-10	10	±1000	3.8	5.7	5, 3.3, 2.5, 1.8	4	5.5	1.65	10	.87	.786	.666	.586
595-TS3A225ERTER	TS3A225ERTER	WQFN-16	10	1000	1	1	1.8	0.1	2.7	4.5	5	.77	.616	.416	.408
4 X SPDT															
595-TS3A5018DBQRG4	TS3A5018DBQRG4	SSOP-16	10	10000	6.5	8	2.5, 3, 3.3	7	2.3	3.6	10	.79	.717	.629	.552
4 X SPST															
595-TS3A4751PWR	TS3A4751PWR	TSSOP-14	0.9	±2.5	25	30	3, 2.5, 1.8	0.1	3.6	1.6	1	.96	.77	.52	.51
Digital Bus Exchange/Multiplexing															
595-TS5V522CDBQR	TS5V522CDBQR	SSOP-24	10	1	6	6.6	4, 3.3, 2.5, 1.8, 1.5, 1.2, 0.8	3	7	-0.5	3	.66	.601	.509	.448
595-TS5V522CPWR	TS5V522CPWR	TSSOP-24	10	1	3	3	4, 3.3, 2.5, 1.8, 1.5, 1.2, 0.8	3	5.5	4	3	.60	.547	.462	.408

Evaluation Modules	Description	Price Each
595-TX810EVM	TX810EVM	Evaluation Module for the TX810, an 8-channel, current-programmable, low-noise, transmit/receive switch	221.79

VIDEO SWITCHES

For quantities greater than listed, call for quote.

MOUSER STOCK NO.	Texas Instruments Part No.	Package	V_{CC} Max.	V_{CC} Min.	No. of Bits	R_{ON} (Max.) (Ω)	I_{CC} (μA)	t_{pd} (Max.) (ns)	Price Each 1	25	100	250
595-TS3V713ELRTGR	TS3V713ELRTGR	QFN-32	3	5.5	7	4	200	0.25	3.37	2.70	1.82	1.79
595-TS3DV20812RHHR	TS3DV20812RHHR	QFN-36	-0.5	4.6	8	5	500	0.149	1.85	1.61	1.46	1.28
595-TS3DV520RHUR	TS3DV520RHUR	WQFN-56	3	3.6	20	6	500	0.25	2.41	1.93	1.31	1.27
595-TS3DV621RUAR	TS3DV621RUAR	WQFN-42	3	3.6	12	12	300	0.4	2.04	1.64	1.10	1.08

INTEGRATED FILTERS

For quantities greater than listed, call for quote.

MOUSER STOCK NO.	Texas Instruments Part No.	Package	No. of Channels	V_S (Min.) (V)	V_S (Max.) (V)	I_O (Typ.) (mA)	Diff Gain (%)	Diff Phase (°)	Gain (dB)	No. of Filter Poles	Filter-3dB Freq. (Typ.) (MHz)	Bypass BW (Typ.) (MHz)	Price Each 1	25	100	250
595-THS7372IPW	THS7372IPW	TSSOP-14	4	2.7	5.5	90	0.35	0.5	6	6	9.5, 72	8.2	2.04	1.64	1.10	1.08
595-THS7360IPW	THS7360IPW	TSSOP-20	6	2.6	5.5	80	0.15	0.35	15, 13	6	9.2, 17, 35, 70	150, 300	3.05	2.75	2.50	2.26

VOLTAGE LEVEL TRANSLATORS

For quantities greater than listed, call for quote.

MOUSER STOCK NO.	Texas Instruments Part No.	Package	No. of Outputs	Supply Voltage (VDDIO) (Min.) (V)	Supply Voltage (VDDIO) (Max.) (V)	Cont. Output Current (mA)	VIH (Max.) (V)	VIL (Max.) (V)	Operating Temperature (°C)	Price Each 1	25	100	250
595-TXB0304RUTR	TXB0304RUTR	QFN-12	2	0.9	3.6	±50	3.6	0.35	-40 to +85	1.33	1.06	.716	.702
595-TXS4558RUKR	TXS4558RUKR	QFN-20	2	1.65	3.3	±50	3.3	0.3	-40 to +85	3.14	2.50	1.69	1.66
595-TXS0202YZPR	TXS0202YZPR	DSBGA-8	2	1.65	3.6	±100	VDDIO	0.15	-	1.33	1.06	.716	.702
595-TXS4558RUKR	TXS4558RUKR	QFN-20	2	1.65	3.3	±50	3.3	0.3	-40 to +85	3.14	2.50	1.69	1.66
595-TXS0104ERGYR	TXS0104ERGYR	QFN-14	2	1.65	3.6	±50	5.5	0.15	-40 to +85	1.69	1.35	.911	.892
595-TXS02326RGER	TXS02326RGER	QFN-24	2	1.7	3.3	±50	1.9	0	-40 to +85	3.49	2.79	1.88	1.85
595-TXS02326AMRGER	TXS02326AMRGER	VQFN-24	5	1.7	3.3	±50	1.9	0.3	-40 to +85	2.41	1.93	1.31	1.27
595-TXB0108YZPR	TXB0108YZPR	DSBGA-20	6	1.2	3.6	±50	5.5	VCCIx0.35	-40 to +85	1.93	1.54	1.04	1.02
595-TXS02324RUKR	TXS02324RUKR	QFN-20	6	1.7	3.3	±50	1.9	VDDIOx 0.3	-40 to +85	3.14	2.85	2.58	2.36

MOTOR DRIVERS

For quantities greater than listed, call for quote.

MOUSER STOCK NO.	Texas Instruments Part No.	Package	Output Current (Min.) (A)	V_S (Min.) (V)	V_S (Max.) (V)	rDS(on) (Ω)	Switch Freq. (Single-Ended) (kHz)	I_a (mA)	I_q (Typ.) (μA)	Operating Temperature (°C)	Price Each 1	25	100	250
595-DRV8662RGPT	DRV8662RGPT	QFN-20	-	3.0	5.5	-	-	-	5.5	-	4.93	3.95	2.66	2.61
595-DRV8302DCA	DRV8302DCA	TSSOP-56	-	8.0	60.0	0.41	720	-	-	-40 to +85	7.22	5.78	3.91	3.83
926-LP395Z/NOPB	LP395Z/NOPB	TO-92	0.1	1.6	36.0	-	-	-	200	-40 to +125	1.67	1.34	1.17	1.02
926-LM395T/NOPB	LM395T/NOPB	TO-220	0.1	1.6	36.0	-	-	-	200	0 to +125	3.75	3.02	2.74	2.47
926-LM628N-6/NOPB	LM628N-6/NOPB	DIP-28	0.11	4.5	5.5	-	6000	110	-	-40 to +85	37.66	33.20	29.74	29.34
926-LM629M-6/NOPB	LM629M-6/NOPB	SOIC-28	0.11	4.5	5.5	-	6000	110	-	-40 to +85	32.75	28.88	25.85	25.51
926-LM628N-8/NOPB	LM628N-8/NOPB	DIP-28	0.11	4.5	5.5	-	8000	110	-	-40 to +85	57.32	50.54	45.24	44.64
926-LM629M-8/NOPB	LM629M-8/NOPB	SOIC-28	0.11	4.5	5.5	-	8000	110	-	-40 to +85	57.32	50.54	45.24	44.64
926-LM629N-8/NOPB	LM629N-8/NOPB	SOIC-24	0.11	4.5	5.5	-	8000	110	-	-40 to +85	57.32	50.54	45.24	44.64
595-DRV8601ZQVR	DRV8601ZQVR	MicroStar-8	0.4	2.5	5.5	-	-	1.7	-	-40 to +85	1.16	.924	.625	.612
595-DRV8830DGQ	DRV8830DGQ	MSOP-10	1.0	2.75	6.0	0.45	-	-	-	-40 to +85	2.53	2.02	1.37	1.34
595-DRV8830DRCT	DRV8830DRCT	SON-10	1.0	2.75	6.8	450	400	-	-	-40 to +85	2.41	1.93	1.31	1.27
595-DRV8832DRCT	DRV8832DRCT	SON-10	1.0	2.75	6.8	0.45	44.5	-	-	-40 to +85	2.41	1.93	1.31	1.27
595-DRV8836DSSR	DRV8836DSSR	SON-12	1.5	2.0	7.0	30	50	2.5	-	-40 to +150	1.69	1.35	.911	.892

© Copyright 2013 Mouser Electronics
© Copyright 2013 Mouser Electronics

MOTOR DRIVERS (CONT.)

For quantities greater than listed, call for quote.

MOUSER STOCK NO.	Texas Instruments Part No.	Package	Output Current (Min.) (A)	V_S (Min.) (V)	V_S (Max.) (V)	rDS(on) (Ω)	Switch Freq. (Single-Ended) (kHz)	I_a (mA)	I_q (Typ.) (μA)	Operating Temperature (°C)	Price Each 1	25	100	250
595-DRV8835DSSR	DRV8835DSSR	SON-12	1.5	2.0	11.0	30	50	1.5	-	-40 to +150	1.69	1.35	.911	.892
595-DRV8833PWPR	DRV8833PWPR	TSSOP-16	1.5	2.7	10.8	20	-	-	-	-40 to +150	2.29	1.83	1.24	1.21
595-DRV8824PWP	DRV8824PWP	HTSSOP-28	1.6	8.0	45.0	1.25	50	5	8	-40 to +85	4.70	3.76	2.54	2.48
595-DRV8814PWP	DRV8814PWP	HTSSOP-28	1.7	8.0	45.0	0.4	-	-	-	-40 to +85	6.51	5.20	3.51	3.45
595-DRV8818PWP	DRV8818PWP	TSSOP-28	1.75	8.0	35.0	37	50	7	-	-40 to +150	6.51	5.20	3.51	3.45
595-DRV8818PWPR	DRV8818PWPR	TSSOP-28	1.75	8.0	35.0	0.37	500	2.5	10	-40 to +85	5.41	4.33	2.93	2.87
595-DRV8825PWP	DRV8825PWP	HTSSOP-28	1.75	8.0	45.0	0.4	-	-	-	-40 to +85	6.99	5.59	3.78	3.70
595-DRV8837DSGT	DRV8837DSGT	WSON-8	1.8	1.8	11.0	0.28	250	-	-	-40 to +85	1.33	1.06	.716	.702
595-DRV8301DCA	DRV8301DCA	HTSSOP-56	1.8	8.0	60.0	0.3	581	-	-	-40 to +150	7.22	5.78	3.91	3.83
595-DRV8833RTYT	DRV8833RTYT	QFN-16	2.0	2.7	10.8	20	-	-	-	-40 to +150	2.65	2.12	1.43	1.40
595-DRV8803PWP	DRV8803PWP	TSSOP-16	2.0	8.0	60.0	50	-	1.5	-	-40 to +150	4.10	3.27	2.21	2.17
595-DRV8805PWP	DRV8805PWP	TSSOP-16	2.0	8.0	60.0	50	-	1.5	-	-40 to +150	4.33	3.47	2.34	2.30
595-DRV8834PWP	DRV8834PWP	TSSOP-24	2.2	2.5	10.8	30	42.5	4	-	-40 to +150	3.37	2.70	1.82	1.79
595-DRV8834RGET	DRV8834RGET	VQFN-24	2.2	2.5	10.8	305	250	-	-	-40 to +150	3.25	2.60	1.75	1.72
595-DRV8843PWP	DRV8843PWP	HTSSOP-28	2.5	8.0	45.0	0.4	-	-	-	-40 to +85	6.51	5.20	3.51	3.45
926-LMD18200T	LMD18200T	TO-220	3.0	5.0	12.0	0.33	300000	13	-	-40 to +85	17.14	14.42	10.48	10.34
926-LMD18200T/NOPB	LMD18200T/NOPB	TO-220	3.0	12.0	55.0	0.33	300	13	25	-40 to +125	17.14	14.42	10.48	10.34
926-LMD18201T/NOPB	LMD18201T/NOPB	TO-220	3.0	12.0	55.0	0.33	300	13	25	-40 to +125	16.30	13.71	9.95	9.82
926-LMD18245T/NOPB	LMD18245T/NOPB	TO-220	3.0	12.0	55.0	0.3	-	8	15	-40 to +125	19.37	16.29	11.82	11.67
595-DRV8840PWP	DRV8840PWP	HTSSOP-28	3.5	8.0	45.0	0.2	-	-	-	-40 to +85	6.51	5.20	3.51	3.45
595-DRV8842PWP	DRV8842PWP	HTSSOP-28	5.0	8.0	45.0	0.2	-	-	-	-40 to +85	6.51	5.20	3.51	3.45
926-LMD18400N/NOPB	LMD18400N/NOPB	DIP-20	6.0	7.0	28.0	0.8	300	7.5	-	-25 to +85	13.17	11.07	10.19	9.29
595-DRV8332DKD	DRV8332DKD	HSSOP-36	8.0	-	52.5	0.08	500	-	-	-40 to +85	11.96	10.06	7.31	7.21
595-DRV8806PWP	DRV8806PWP	HTSSOP-16	20.0	8.2	40.0	0.5	1MHz	-	-	-40 to +150	3.62	2.89	1.95	1.92

POWER DRIVERS

For quantities greater than listed, call for quote.

MOUSER STOCK NO.	Texas Instruments Part No.	Package	No. of Drivers	Propagation Delay (ns)	Peak Current (mA)	Latch-up Voltage (V)	Supply On-Current (mA)	Output Voltage (V) Low	Output Voltage (V) High	Output Current Low (mA)	Operating Temperature (°C)	Price Each 1	25	100	250
926-DS3658N/NOPB	DS3658N/NOPB	DIP-16	4	2430	600	35	65	0.7	70	600	0 to +70	3.48	2.79	2.55	2.29
926-DS3668N/NOPB	DS3668N/NOPB	DIP-16	4	2000	600	35	80	1.5	70	600	-40 to +125	3.56	2.87	2.61	2.35
926-DS2003CM/NOPB	DS2003CM/NOPB	SOIC-16	7	5000	50	-	-	1.6	50	350	-40 to +125	.76	.596	.52	.453
926-DS2003CMX/NOPB	DS2003CMX/NOPB	SOIC-16	7	5000	50	-	-	1.6	50	350	-40 to +125	.76	.596	.52	.453

TEMPERATURE SENSORS

For quantities greater than listed, call for quote.

MOUSER STOCK NO.	Texas Instruments Part No.	Package	Accuracy Over Temp. Range (Max.) (°C)	Supply Voltage (V) Min.	Supply Voltage (V) Max.	I_q (Typ.) (mA)	Sensor Gain (mV/°C)	Output Current (mA)	Specific Temp. Range (°C)	Price Each 1	25	100	250
595-TMP275AID	TMP275AID	SOIC-8	0.5	2.7	5.5	0.05	-	4	-40 to +125	2.77	2.21	1.50	1.47
595-TMP275AIDGKT	TMP275AIDGKT	MSOP-8	0.5	2.7	5.5	0.05	-	3	-40 to +125	2.65	2.12	1.43	1.40
926-LM35CAZ/NOPB	LM35CAZ/NOPB	TO-92	0.5	4	30	56	10	10	-40 to +110	5.99	4.82	4.39	3.96
595-TMP112AIDRLT	TMP112AIDRLT	SOT-6	1	1.4	3.6	0.007	-	0.5	-40 to +125	2.41	1.93	1.31	1.27
595-TMP512AID	TMP512AID	SOIC-14	1	3	26	0.055	0.04	1.4	-40 to +125	4.22	3.37	2.28	2.24
926-LM35CZ/NOPB	LM35CZ/NOPB	TO-92	1	4	30	56	10	10	-40 to +110	5.09	4.10	3.72	3.36
926-LM35DM/NOPB	LM35DM/NOPB	SOIC-8	1	4	30	56	10	10	0 to +100	1.82	1.46	1.27	1.11
926-LM35DMX/NOPB	LM35DMX/NOPB	SOIC-8	1	4	30	56	10	10	0 to +100	1.82	1.46	1.27	1.11
926-LM35DT/NOPB	LM35DT/NOPB	TO-220	1	4	30	56	10	10	0 to +100	2.48	2.01	1.81	1.61
926-LM35DZ/NOPB	LM35DZ/NOPB	TO-92	1	4	30	56	10	10	0 to +100	1.68	1.35	1.18	1.03
926-LM34CAZ/NOPB	LM34CAZ/NOPB	TO-92	1	5	30	75	10	10	-40 to +230	9.15	7.50	6.76	6.23
926-LM94021BIMG/NOPB	LM94021BIMG/NOPB	SC-70-5	1.5	1.5	5.5	9	-5.5 to -13.6	7	-50 to +150	.85	.674	.456	.446
926-94021QBIMG/NOPB	LM94021QBIMG/NOPB	SC-70-5	1.5	1.5	5.5	9	-5.5 to -13.6	7	-50 to +150	1.18	.944	.638	.625
926-LM94022BIMG/NOPB	LM94022BIMG/NOPB	SC-70-5	1.5	1.5	5.5	5.4	-5.5 to -13.6	7	-50 to +150	.85	.674	.456	.446
926-94023BITME/NOPB	LM94023BITME/NOPB	MicroSMD	1.5	1.5	5.5	8.1	-5.5 or -8.2	7	-50 to +150	.85	.674	.456	.446
595-TMP421YZDT	TMP421YZDT	BGA-8	1.5	2.7	5.5	0.4	-	6	-55 to +127	1.56	1.25	.846	.829
595-TMP175AIDGKT	TMP175AIDGKT	MSOP-8	1.5	2.7	5.5	0.05	-	4	-25 to +85	2.17	1.73	1.17	1.14
926-LM35CZ	LM35CZ	TO-92	1.5	4	30	0.114	9.9	10	-40 to +110	5.09	4.10	3.72	3.36
926-LM35DT	LM35DT	TO-220	1.5	4	30	0.114	10	10	0 to +100	2.48	2.01	1.81	1.61
926-LM35DZ	LM35DZ	TO-92	1.5	4	30	0.114	10	8	0 to +100	2.08	1.58	1.43	1.29
926-LM35DZ/LFT1	LM35DZ/LFT1	TO-92	1.5	4	30	0.114	9.8	10	0 to +100	1.68	1.35	1.18	1.03
595-TMP102AIDRLT	TMP102AIDRLT	SOT-6	2	1.4	3.6	0.01	-	3	-55 to +150	2.17	1.73	1.17	1.14
926-LM60BIM3/NOPB	LM60BIM3/NOPB	SOT-23-3	2	2.7	10	82	6.25	10	-25 to +125	1.31	1.05	.915	.804
926-LM60BIZ/NOPB	LM60BIZ/NOPB	TO-92	2	2.7	10	82	6.25	10	-25 to +125	1.24	.992	.868	.762
926-LM61BIZ/NOPB	LM61BIZ/NOPB	TO-92	2	2.7	10	82	10	10	-25 to +85	1.24	.998	.873	.766
595-TMP121AIDBVT	TMP121AIDBVT	SOT-23-6	2	2.7	5.5	0.035	-	3	-40 to +125	2.53	2.02	1.37	1.34
595-TMP123AIDBVT	TMP123AIDBVT	SOT-23-6	2	2.7	5.5	0.035	-	3	-40 to +125	2.53	2.02	1.37	1.34
595-TMP124AID	TMP124AID	SOIC-8	2	2.7	5.5	0.05	-	3	-40 to +125	2.65	2.12	1.43	1.40
595-TMP75AIDGKT	TMP75AIDGKT	MSOP-8	2	2.7	5.5	0.05	-	3	-40 to +125	1.54	1.34	1.22	1.07
926-LM45BIM3/NOPB	LM45BIM3/NOPB	SOT-23-3	2	4	10	120	10	10	-20 to +100	1.27	1.02	.69	.676
926-LM50CIM3	LM50CIM3	SOT-23	2	4.5	10	2	10	10	-40 to +125	1.03	.824	.721	.632
926-LM50BIM3/NOPB	LM50BIM3/NOPB	SOT-23-3	2	4.5	10	130	10	10	-25 to +100	1.69	1.35	1.19	1.04
926-LM34CZ/NOPB	LM34CZ/NOPB	TO-92	2	5	30	75	10	10	-40 to +230	7.08	5.81	5.24	4.83
926-LM34DM/NOPB	LM34DM/NOPB	SOIC-8	2	5	30	75	10	10	32 to +212	2.61	2.11	1.89	1.68
926-LM34DZ/NOPB	LM34DZ/NOPB	TO-92	2	5	30	75	10	10	32 to +212	2.69	2.17	1.96	1.73
926-LM19CIZ/NOPB	LM19CIZ/NOPB	TO-92	2.5	2.4	5.5	4.5	-11.7	10	-55 to +130	.80	.629	.55	.477
926-LM20BIM7/NOPB	LM20BIM7/NOPB	SC-70-5	2.5	2.4	5.5	4.5	-11.7	10	-55 to +130	1.21	.968	.847	.744
926-LM20BIM7X/NOPB	LM20BIM7X/NOPB	SC-70-5	2.5	2.4	5.5	4.5	-11.7	10	-55 to +130	1.21	.968	.847	.744
926-LM20BIM7	LM20BIM7	SC-70-5	2.5	2.4	5.5	7	-11.77	10	-30 to +130	1.21	.968	.847	.744
595-TMP103AYFFT	TMP103AYFFT	DSBGA-4	3	1.4	3.6	0.0015	-	0.003	-40 to +125	1.08	.865	.584	.572
595-TMP104YFFT	TMP104YFFT	DSBGA-4	3	1.4	3.6	0.0015	-	0.003	-55 to +150	1.33	1.06	.716	.702
595-TMP006AIYZFT	TMP006AIYZFT	DSBGA-8	3	2.2	3.6	0.24	7	0.24	-55 to +125	4.22	3.37	2.28	2.24
926-LM60CIZ/NOPB	LM60CIZ/NOPB	TO-92	3	2.7	10	82	6.25	10	-40 to +125	.93	.729	.637	.552
926-LM61BIM3/NOPB	LM61BIM3/NOPB	SOT-23-3	3	2.7	10	82	10	10	-25 to +85	1.38	1.10	.967	.85
926-LM61CIM3/NOPB	LM61CIM3/NOPB	SOT-23-3	3	2.7	10	82	10	10	-30 to 100	.96	.774	.676	.594
926-LM61CIZ/NOPB	LM61CIZ/NOPB	TO-92	3	2.7	10	82	10	10	-30 to 100	.91	.709	.618	.537
595-TMP100NA/250	TMP100NA/250	SOT-23-6	3	2.7	5.5	0.045	-	0.75	-55 to 125	2.17	1.73	1.17	1.14
595-TMP101NA	TMP101NA	SOT-23-6	3	2.7	5.5	0.045	-	0.75	-55 to 125	2.29	1.83	1.24	1.21
926-LM83CIMQAX/NOPB	LM83CIMQAX/NOPB	QSOP-16	3	3	3.6	0.8	50	10	-40 to 125	5.72	4.60	4.18	3.78
595-AMC80AIPW	AMC80AIPW	TSSOP-24	3	3.0	5.5	0.1	-	10	-40 to 125	6.09	4.87	3.30	3.23
926-LM45CIM3/NOPB	LM45CIM3/NOPB	SOT-23-3	3	4	10	120	10	10	-20 to 100	.73	.582	.394	.385
926-LM50CIM3/NOPB	LM50CIM3/NOPB	SOT-23-3	3	4.5	10	130	10	10	-40 to 125	1.03	.824	.721	.632
926-LM50CIM3X/NOPB	LM50CIM3X/NOPB	SOT-23-3	3	4.5	10	130	10	10	-40 to 125	1.03	.824	.721	.632
926-LM335AZ/NOPB	LM335AZ/NOPB	TO-92	3	5	-	1000	10	10	-40 to 100	1.61	1.28	1.12	.99
926-LM335AM	LM335AM	SOIC-8	3	5	-	1000	10	5	-40 to 100	1.46	1.17	1.02	.892
926-LM60CIM3	LM60CIM3	SOT-23	4	2.7	10	0.125	6.25	10	-40 to 125	.98	.785	.687	.602
926-LM60CIM3/NOPB	LM60CIM3/NOPB	SOT-23-3	4	2.7	10	82	6.25	10	-40 to 125	.98	.785	.687	.602
926-LM20CIM7/NOPB	LM20CIM7/NOPB	SC-70-5	5	2.4	5.5	4.5	-11.7	10	-55 to 130	1.04	.83	.727	.638

© Copyright 2013 Mouser Electronics

© Copyright 2013 Mouser Electronics

TEXAS INSTRUMENTS Analog ICs

RoHS Compliant This product is RoHS compliant.

TEMPERATURE SENSORS (CONT.)

NEW PRODUCT

For quantities greater than listed, call for quote.

MOUSER STOCK NO.	Texas Instruments Part No.	Package	Accuracy Over Temp. Range (Max.) (°C)	Supply Voltage (V) Min.	Supply Voltage (V) Max.	I_q (Typ.) (mA)	Sensor Gain (mV/°C)	Output Current (mA)	Specific Temp. Range (°C)	Price Each 1	25	100	250
926-LM335M/NOPB	LM335M/NOPB	SOIC-8	6	5	-	1000	10	10	-40 to 100	1.00	.794	.696	.61
926-LM335Z/NOPB	LM335Z/NOPB	TO-92	6	5	-	1000	10	10	-40 to 100	1.03	.824	.721	.632
595-TMP422AIDCNT	TMP422AIDCNT	SOT-23-8	±1.0	2.7	5.5	0.4	-	6	-40 to 125	1.81	1.44	.976	.957
595-TMP431CDGKT	TMP431CDGKT	MSOP-8	±1.0	2.7	5.5	0.035	2.5	6	-40 to 125	1.53	1.38	1.21	1.06
595-TMP431DDGKT	TMP431DDGKT	MSOP-8	±1.0	2.7	5.5	0.035	2.5	6	-40 to 125	1.53	1.38	1.21	1.06
595-TMP411AD	TMP411AD	SOIC-8	±1.25	3	5.5	0.4	2.5	6	-40 to 125	1.53	1.38	1.21	1.06
595-TMP20AIDCKT	TMP20AIDCKT	SC-70-5	±2.5	1.8	5.5	0.0026	-	0.0026	-55 to 130	1.21	1.09	.958	.84
595-TMP708AIDBVT	TMP708AIDBVT	SOT-23	±3	2.7	5.5	0.04	-	20	-40 to 125	1.09	.983	.86	.754
595-TMP709AIDBVT	TMP709AIDBVT	SOT-23	±3	2.7	5.5	0.04	-	20	-40 to 125	1.09	.983	.86	.754

DIGITAL TEMPERATURE SENSORS

NEW PRODUCT

For quantities greater than listed, call for quote.

MOUSER STOCK NO.	Texas Instruments Part No.	Package	Interface Type	Accuracy Over Temp. Range (Max.) (°C)	Supply Voltage (V) Min.	Supply Voltage (V) Max.	I_q (Typ.) (mA)	Resistance bits	Resistance °C/LSB	Specific Temp. Range (°C)	Price Each 1	25	100	250
926-LM92CIM/NOPB	LM92CIM/NOPB	SOIC-8	2-Wire Serial	0.33	2.7	5.5	625	13	0.0625	-55 to +150	3.87	3.10	2.10	2.05
926-LM92CIMX/NOPB	LM92CIMX/NOPB	SOP-8	2-Wire Serial	0.33	2.7	5.5	625	13	0.0625	-55 to +150	3.87	3.10	2.10	2.05
926-LM86CIMM/NOPB	LM86CIMM/NOPB	MiniSOIC-8	2-Wire Serial	0.75	3	3.6	1700	11	0.125	0 to +125	2.00	1.62	1.46	1.29
926-LM95245CIMM/NOPB	LM95245CIMM/NOPB	MiniSOIC-8	SMBus	0.75	3	3.6	250	13	0.03125	-40 to +125	1.93	1.54	1.04	1.02
926-LM96163CISD/NOPB	LM96163CISD/NOPB	LLP-10	SMBus	0.75	3	3.6	456	13	-	-40 to +125	2.75	2.19	1.49	1.46
926-LM73CIMK-0/NOPB	LM73CIMK-0/NOPB	TSOT-6	2-Wire Serial	1	2.7	5.5	495	14	0.03125	-40 to +150	1.81	1.44	.976	.957
926-LM73CIMK-1/NOPB	LM73CIMK-1/NOPB	TSOT-6	2-Wire Serial	1	2.7	5.5	495	14	0.03125	-40 to +150	1.81	1.44	.976	.957
926-LM73CIMKX-0/NOPB	LM73CIMKX-0/NOPB	SOT-23	2-Wire Serial	1	2.7	5.5	495	11	0.25	40 to +150	1.81	1.44	.976	.957
926-LM76CHM-5/NOPB	LM76CHM-5/NOPB	SOIC-8	2-Wire Serial	1	4.5	5.5	450	13	0.0625	-55 to +150	3.00	2.41	2.19	1.98
926-LM95071CIMF/NOPB	LM95071CIMF/NOPB	SOT-23-5	SPI/Microwire	1	2.4	5.5	280	14	0.03125	-40 to +150	1.62	1.29	.872	.855
926-LM74CIM-3/NOPB	LM74CIM-3/NOPB	SOIC-8	SPI/Microwire	1.25	3	3.6	520	13	0.0625	-55 to +150	1.85	1.48	1.29	1.13
926-LM74CIM-5/NOPB	LM74CIM-5/NOPB	SOIC-8	SPI/Microwire	1.25	4.5	5.5	520	13	0.0625	-55 to +150	1.85	1.48	1.29	1.13
926-LM71QCIMF/NOPB	LM71QCIMF/NOPB	SOT-23-5	SPI/Microwire	1.5	2.65	5.5	550	14	0.0325	-40 to +150	2.08	1.66	1.12	1.10
926-LM77CIM-3/NOPB	LM77CIM-3/NOPB	SOIC-8	2-Wire Serial	1.5	3	5.5	500	10	0.5	-55 to +125	2.44	1.97	1.78	1.57
926-LM77CIM-5/NOPB	LM77CIM-5/NOPB	SOIC-8	2-Wire Serial	1.5	3	5.5	500	10	0.5	-55 to +125	2.44	1.97	1.78	1.57
926-LM77CIMM-3/NOPB	LM77CIMM-3/NOPB	MiniSOIC-8	2-Wire Serial	1.5	3	5.5	500	10	0.5	-55 to +125	2.44	1.97	1.78	1.57
926-LM70CIMM-3/NOPB	LM70CIMM-3/NOPB	MiniSOIC-8	SPI/Microwire	2	2.7	5.5	490	11	0.25	-55 to +150	1.71	1.37	.924	.905
926-LM70CIMM-5/NOPB	LM70CIMM-5/NOPB	MiniSOIC-8	SPI/Microwire	2	2.7	5.5	500	9	0.5	-55 to +125	1.71	1.37	.924	.905
926-LM75AIM/NOPB	LM75AIM/NOPB	SOIC-8	2-Wire Serial	2	2.7	5.5	500	9	0.5	-55 to +125	1.21	.963	.651	.638
926-LM75AIMM/NOPB	LM75AIMM/NOPB	MiniSOIC-8	2-Wire Serial	2	2.7	5.5	500	9	0.5	-55 to +125	1.21	.963	.651	.638
926-LM75BIMM-5/NOPB	LM75BIMM-5/NOPB	MSOP-8	2-Wire Serial	2	3	5.5	300	9	0.5	-55 to +125	1.97	1.59	1.43	1.27
926-LM75BIM-3/NOPB	LM75BIM-3/NOPB	SOIC-8	2-Wire Serial	2	3	5.5	500	9	0.5	-55 to +125	1.97	1.59	1.43	1.27
926-LM75BIMM-3/NOPB	LM75BIMM-3/NOPB	MiniSOIC-8	2-Wire Serial	2	3	5.5	500	9	0.5	-55 to +125	1.97	1.59	1.43	1.27
926-LM75BIMX-3/NOPB	LM75BIMX-3/NOPB	MiniSOIC-8	2-Wire Serial	2	3	5.5	500	9	0.5	-55 to +125	1.97	1.59	1.43	1.27
926-LM83CIMQA/NOPB	LM83CIMQA/NOPB	SSOP-16	2-Wire Serial	3	3	3.6	800	8	1	-40 to +125	5.72	4.60	4.18	3.78
926-LM95172EWG	LM95172EWG	Cerpak-10	SPI/Microwire	3	3	5.5	456	13	0.0625	-40 to +200	154.08	141.61	125.06	125.06

TEMPERATURE SENSOR/SWITCHES

For quantities greater than listed, call for quote.

MOUSER STOCK NO.	Texas Instruments Part No.	Package	Sensor Accuracy Over Temp. Range (Max.) (°C)	Supply Voltage (V) Min.	Supply Voltage (V) Max.	I_q (Typ.) (mA)	Sensor Gain (mV/°C)	Temp Switch Accuracy	Vtemp Output Impedance	Specific Temp. Range (°C)	Price Each 1	25	100	250
926-LM57BISD-5/NOPB	LM57BISD-5/NOPB	LLP-8	0.8	2.4	5.5	24	-5.166 to -12.924	1.5	1Ω	-50 to +150	2.29	1.83	1.24	1.21
926-LM57CISD-10/NOPB	LM57CISD-10/NOPB	LLP-8	1.3	2.4	5.5	24	-5.166 to -12.924	1.5	1Ω	-50 to +150	1.56	1.25	.846	.829
926-72480SDE120/NOPB	SM72480SDE-120/NOPB	LLP-6	2.2	1.6	5.5	8	-10.3	-	-	0 to +120	1.18	.944	.638	-

TEMPERATURE SWITCHES

NEW PRODUCT

For quantities greater than listed, call for quote.

MOUSER STOCK NO.	Texas Instruments Part No.	Package	Accuracy Over Temp. Range (Max.) (°C)	Supply Voltage (V) Min.	Supply Voltage (V) Max.	I_q (Typ.) (mA)	Sensor Gain (mV/°C)	Ref. Output (V)	Vtemp Output Impedance	Specific Temp. Range (°C)	Price Each 1	25	100	250
926-LM56BIM/NOPB	LM56BIM/NOPB	SOIC-8	2	2.7	10	230	6.2	1.25	1500Ω	-40 to +125	1.93	1.54	1.04	1.02
926-LM26CIM5-TPANOPB	LM26CIM5-TPA/NOPB	SOT-23-5	3	2.7	5.5	40	-10.82	-	18Ω	-55 to +125	1.04	.828	.56	.549
926-LM56CIM/NOPB	LM56CIM/NOPB	SOIC-8	3	2.7	10	230	6.2	1.25	1500Ω	-40 to +125	1.59	1.27	.859	.842
926-LM56BIMX/NOPB	LM56BIMX/NOPB	MSOP-8	3	2.7	10	20	6.2	1.25	1500Ω	-40 to +125	1.93	1.54	1.04	1.02
926-LM56CIMX/NOPB	LM56CIMX/NOPB	MSOP-8	3	2.7	10	20	6.2	1.25	1500Ω	-40 to +125	1.59	1.27	.859	.842

EVALUATION MODULES

For quantities greater than listed, call for quote.

MOUSER STOCK NO.	Texas Instruments Part No.	Package	Price Each
595-ADS1198ECGFE-PDK	ADS1198ECGFE-PDK	Reference Design for the ADS1198, a Simultaneous Sampling, 16-bit, Delta-Sigma (??) Analog-to-Digital Converter (ADC)	227.33
595-ADS4146EVM	ADS4146EVM	Evaluation Module for the ADS4146, a Low-Power 14-Bit 160 MPSP Analog-to-Digital Converter (ADC)	333.23
595-ADS1231REF	ADS1231REF	Evaluation Module for the ADS1231, a 24-Bit, Delta-Sigma, Precision low Noise, Analog-to-Digital Converter (ADC)	54.60
595-AMC1203EVM	AMC1203EVM	Evaluation Module for the AMC1203, an Isolated Single-Channel Delta-Sigma (??) Modulator	27.85
595-CDC3S04EVM	CDC3S04EVM	Evaluation Module for the CDC3S04, a Four-Channel Low Power Sine-Wave Clock Buffer	166.05
595-CDCLVD1204EVM	CDCLVD1204EVM	Evaluation Module for the CDCLVD1204, a Low-Jitter, 2-Input Selectable 1:4 Universal-to-LVDS Buffer	166.05
595-CDCLVD1213EVM	CDCLVD1213EVM	Evaluation Module for the CDCLVD1213, a Low-Jitter, One Input 1:4 Low Additive LVDS Buffer with Divider	166.05
595-DRV8818EVM	DRV8818EVM	Evaluation Module for DRV8818, integrated micro-stepping motor driver, supply voltage 8V to 35V	110.34
595-DRV8825EVM	DRV8825EVM	Evaluation Module for the DRV8825, a 2.5A Bipolar Stepper Motor Driver with On-Chip 1/32 Microstepping Indexer	166.05
595-DRV8832EVM	DRV8832EVM	Evaluation Module for DRV8832 a 1A, H-bridge Motor Driver with Parallel Control Interface	54.60
595-DRV8834EVM	DRV8834EVM	Evaluation Module for DRV8834, a motor driver with supply voltages from 2.5V to 10.8V	110.34
595-DRV8835EVM	DRV8835EVM	Evaluation Module for DRV8835, a motor driver with supply voltages from 2.0V to 11V	54.60
595-DRV8836EVM	DRV8836EVM	Evaluation Module for DRV8836, a motor driver with supply voltage from 2.0V to 7V	54.60
595-DRV8837EVM	DRV8837EVM	Evaluation Module for DRV8837 1.8A, Motor Driver	27.85
595-DRV8840EVM	DRV8840EVM	Evaluation Module for the DRV8840, a 5A Brushed DC Motor Driver with Inrush Protection	166.05
595-DRV8843EVM	DRV8843EVM	Evaluation Module for the DRV8843, a 2.5A Dual Brushed or Single Bipolar Stepper Motor Driver	166.05
595-ISO1176TEVM	ISO1176TEVM	Evaluation Module for ISO1176T PROFIBUS, ISO35T RS-485 and ISO3086T RS-485 Transceiver	54.60
595-LV320DAC3203EVMK	TLV320DAC3203EVM-K	Evaluation Module for TLV320DAC3203, a audio DAC with USB-based motherboard	284.44
595-SN65HVD96EVM	SN65HVD96EVM	Evaluation Module for the SN65HVD96, a SymPol™ Transceiver	54.60
595-TCA7408-5405EVM	TCA7408-5405EVM	Evaluation Module for TCA7408 and TCA5405	27.85
595-SN65HVD255DEVM	SN65HVD255DEVM	Evaluation Module for SN65HVD255 3.3V to 5V CAN	54.60
595-SN65HVD72EVM	SN65HVD72EVM	Evaluation Module for SN65HVD78, a 3.3V RS-485 with IEC ESD Protection	55.97
595-TLK110CUSEVM	TLK110CUSEVM	Evaluation Module for TLK110	110.34
595-TLK10002FPGAEVM	TLK10002FPGAEVM	Evaluation Module for TLK10002, FPGA Daughterboard	3342.37
595-TPD4S014EVM	TPD4S014EVM	Evaluation Module for TPD4S014, Single Chip Solution for USB Charger Port Protection	54.60
595-TPL0401EVM	TPL0401EVM	Evaluation Module for TPL0401, a I2C bus controlled, Single Channel, Linear-Tapered Pot	28.55
595-TPL0501EVM	TPL0501EVM	Evaluation Module for TPL0501, a Single Channel, Linear-Taper Digital Pot	22.84
595-TMP103EVM	TMP103EVM	Evaluation Module for the TMP103, a Low Power Digital Sensor with 2-Wire Interface	54.60
595-TSW4200	TSW4200	Dual ADC and Dual DAC Development Platform for Xilinx Virtex VI FPGA Dev. Platform	1447.73

© Copyright 2013 Mouser Electronics
© Copyright 2013 Mouser Electronics

THAT CORPORATION Analog ICs

THAT Corporation

RoHS Compliant **This product is RoHS compliant.**

INGENIUS® BALANCED LINE RECEIVERS

The 1200-series balanced line receivers overcome a serious limitation of conventional balanced input stages: poor common mode rejection. While conventional input stages measure well in the lab and perform well on paper, they fail to live up to their CMRR specs when fed from even slightly unbalanced source impedances — a common situation in pro sound environments. This is because conventional stages have low common-mode input impedance, which interacts with imbalances in source impedance to unbalance common-mode signals, making them indistinguishable from desired, balanced signals.

For quantities greater than listed, call for quote.

MOUSER STOCK NO.	THAT Part No.	Package	No. of Channels	Supply Voltage (Max.)	Common Mode Rejection Ratio (Mn)	Available Set Gain	Bandwidth (MHz)	Slew Rate (Min.)	THD+ Noise	Fully Differential	Price Each 1	25	100
887-1200P08-U	1200P08-U	DIP-8	1	±18V	70dB	0dB	22	7V/us	0.0005%	Yes	5.94	4.99	4.52
887-1203P08-U	1203P08-U	DIP-8	1	±18V	70dB	-3dB	27	7V/us	0.0005%	Yes	5.94	4.99	4.52
887-1206P08-U	1206P08-U	DIP-8	1	±18V	70dB	-6dB	34	7V/us	0.0005%	Yes	5.94	4.99	4.52
887-1200S08-U	1200S08-U	SOIC-8	1	±18V	70dB	0dB	22	7V/us	0.0005%	Yes	6.05	5.08	4.59
887-1206S08-U	1206S08-U	SOIC-8	1	±18V	70dB	-6dB	34	7V/us	0.0005%	Yes	6.05	5.08	4.59

BALANCED LINE RECEIVERS

THAT Corporation offers a family of self-contained differential amplifiers preconfigured for gains of 0, ±3, and ±6dB, intended primarily for use as audio balanced line receivers. These parts offer great audio performance with decent common-mode rejection, at a price that makes them an attractive, space-saving alternative to conventional op-amps.

For quantities greater than listed, call for quote.

MOUSER STOCK NO.	THAT Part No.	Package	No. of Channels	Supply Voltage (Max.)	Common Mode Rejection Ratio (Mn)	Available Set Gain	Bandwidth (MHz)	Slew Rate (Min.)	THD+ Noise	Fully Differential	Price Each 1	25	100
887-1240P08-U	1240P08-U	DIP-8	1	±18V	70dB	0dB	8	7V/us	0.0006%	Yes	3.37	3.04	2.56
887-1243P08-U	1243P08-U	DIP-8	1	±18V	70dB	±3dB	12.2	7V/us	0.0006%	Yes	3.71	3.04	2.56
887-1246P08-U	1246P08-U	DIP-8	1	±18V	70dB	±6dB	18	7V/us	0.0006%	Yes	3.71	3.04	2.56
887-1240S08-U	1240S08-U	SOIC-8	1	±18V	70dB	0dB	8	7V/us	0.0006%	Yes	3.08	2.74	2.54
887-1246S08-U	1246S08-U	SOIC-8	1	±18V	70dB	±6dB	18	7V/us	0.0006%	Yes	3.77	3.08	2.60
887-1250P08-U	1250P08-U	DIP-8	1	±18V	40dB	0dB	22	7V/us	0.0006%	Yes	1.12	.92	.856
887-1256P08-U	1256P08-U	DIP-8	1	±18V	40dB	±6dB	22	7V/us	0.0006%	Yes	1.12	.92	.856
887-1250S08-U	1250S08-U	SOIC-8	1	±18V	40dB	0dB	22	7V/us	0.0006%	Yes	1.17	.952	.888
887-1256S08-U	1256S08-U	SOIC-8	1	±18V	40dB	±6dB	22	7V/us	0.0006%	Yes	1.17	.952	.888
887-1286S14-U	1286S14-U	SOIC-14	2	±18V	85dB	-	7.6	15V/us	0.0006%	Yes	4.17	3.34	3.01
887-1290Q16-U	1290Q16-U	QSOP-16	2	36	40dB	0dB	7.6	14V/us	0.0006%	Yes	2.12	1.69	1.52
887-1293Q16-U	1293Q16-U	QSOP-16	2	36	40dB	±3dB	9.6	14V/us	0.0006%	Yes	2.12	1.69	1.52
887-1296Q16-U	1296Q16-U	QSOP-16	2	36	40dB	±6dB	11.6	14V/us	0.0006%	Yes	2.12	1.69	1.52

PREAMPLIFIER CONTROLLERS

Low-Noise, Differential Audio Preamplifier IC

For quantities greater than listed, call for quote.

MOUSER STOCK NO.	THAT Part No.	Package	Supply Voltage (Max.)	Input Supply Current	Available Set Gain	Slew Rate (typ)	Bandwidth @40dB	THD+Noise	Price Each 1	25	100
887-1570N16-U	1570N16-U	QFN 16	40V	10mA	0 to >60dB	53 V/us	4.2MHz	0.0008% @ 40dB	6.72	5.10	4.70

High Performance Digital Preamplifier Controller IC

NEW PRODUCT

For quantities greater than listed, call for quote.

MOUSER STOCK NO.	THAT Part No.	Package	Supply Voltage	Input Supply Current	Wide Output Swing	Wide Input Swing	Gain Range	THD+Noise	Price Each 1	25	100
887-5171N32-U	5171N32-U	QFN 32	±5V to ±17V	11mA	+27dBu	22dBu	13.6dB - 68.6 dB	0.0003% @ 22dB	11.26	9.85	9.29
887-5173N24-U	5173N24-U	QFN-24	±5V to ±17V	7.6 mA	+27dBu	+27dBu	0dB - 60dB	<0.001% @42dB	8.29	6.97	6.26

Demonstration Boards	Description	Price Each
887-5173-DEMO	5173-DEMO	THAT 5173 Digitally-Controlled Mic Preamp Demonstration Board	224.70

AUDIO AMPLIFIERS

For quantities greater than listed, call for quote.

MOUSER STOCK NO.	THAT Part No.	Package	No. of Channels	Supply Voltage (Max.)	Input Bias Current (Max.)	Available Set Gain	Bandwidth (MHz)	Slew Rate (Min.)	THD+ Noise (ødB gain)	Fully Differential	Price Each 1	25	100
887-1510P08-U	1510P08-U	DIP-8	1	±20V	14uA	0-70dB	>3	13V/us	0.0005%	Yes	4.31	3.62	3.27
887-1510S08-U	1510S08-U	SOIC-8	1	±20V	14uA	0-70dB	>3	13V/us	0.0005%	Yes	4.31	3.45	3.27
887-1510S14-U	1510S14-U	SOIC-14	1	±20V	14uA	0-70dB	>3	13V/us	0.0005%	Yes	4.58	3.84	3.48
887-1512P08-U	1512P08-U	DIP-8	1	±20V	14uA	0-70dB	>1.6	13V/us	0.0010%	Yes	5.68	4.64	4.13
887-1512S08-U	1512S08-U	SOIC-8	1	±20V	14uA	0-70dB	>1.6	13V/us	0.0010%	Yes	5.68	4.64	4.13
887-1512S14-U	1512S14-U	SOIC-14	1	±20V	14uA	0-70dB	>1.6	13V/us	0.0010%	Yes	5.85	4.79	4.26

BLACKMER® VOLTAGE CONTROLLED AMPLIFIERS

THAT Corporation Blackmer VCAs are characterized by an exponential control characteristic (gain varies directly in decibels -- dBs -- with control voltage), extremely wide dynamic range, and low signal distortion. Our latest designs are particularly neutral in sound, imparting little or no coloration to audio signals in and of themselves.

For quantities greater than listed, call for quote.

MOUSER STOCK NO.	THAT Part No.	Package	No. of Channels	Supply Voltage (Max.)	Supply Current Total (Max.)	Input Bias Current	Available Set Gain	Slew Rate (Min.)	THD+ Noise	Price Each 1	25	100
887-2180AL08-U	2180AL08-U	SIP-8	1	±18V	4mA	10mA	-100-30dB	12V/us	0.005	9.07	7.62	6.89
887-2180BL08-U	2180BL08-U	SIP-8	1	±18V	4mA	12mA	-100-30dB	12V/us	0.008	5.94	4.99	4.52
887-2180CL08-U	2180CL08-U	SIP-8	1	±18V	4mA	15mA	-100-30dB	12V/us	0.2	4.87	4.09	3.70
887-2181AL08-U	2181AL08-U	SIP-8	1	±18V	4mA	10mA	-100-30dB	12V/us	-	8.81	7.39	6.69
887-2181BL08-U	2181BL08-U	SIP-8	1	±18V	4mA	12mA	-100-30dB	12V/us	-	5.54	4.65	4.21
887-2181CL08-U	2181CL08-U	SIP-8	1	±18V	4mA	15mA	-100-30dB	12V/us	-	4.58	3.84	3.48
887-2181AS08-U	2181AS08-U	SOIC-8	1	±18V	4mA	10mA	-100-30dB	12V/us	0.005	10.20	8.56	7.75
887-2181BS08-U	2181BS08-U	SOIC-8	1	±18V	4mA	12mA	-100-30dB	12V/us	0.008	6.47	5.44	4.92
887-2181CS08-U	2181CS08-U	SOIC-8	1	±18V	4mA	15mA	-100-30dB	12V/us	0.2	5.54	4.65	4.21
887-2162Q16-U	2162Q16-U	QSOP-16	2	±16V	7mA	-	-70-60dB	6.5V/us	0.04	6.05	5.08	4.59

MATCHED TRANSISTOR ARRAYS

The THAT 300 series are large-geometry, 4-transistor, monolithic NPN and/or PNP arrays exhibiting both high speed and low noise, with excellent parameter matching between transistors of the same gender. With typical base-spreading resistances of 25ohms for the PNP devices (30ohms for the NPNs), their low voltage noise of under 1 nV/Hz1/2, the 300 series are ideally suited for low-noise amplifier input stages.

For quantities greater than listed, call for quote.

MOUSER STOCK NO.	THAT Part No.	Package	Configuration	Supply Voltage (Max.) (V)	Offset Voltage (Max.) (mV)	Output Current (Typ.) (mA)	Gain Bandwidth	Supply Current Total	Price Each 1	25	100
887-300AS14-U	300AS14-U	SOIC-14	4NPN	36	±3	30	350	10mA	7.68	6.45	5.80
887-300BS14-U	300BS14-U	SOIC-14	4NPN	36	±3	30	350	10mA	8.70	7.31	6.57
887-300P14-U	300P14-U	DIP-14	4 Matching NPN	36	±3	30	350	10mA	6.85	5.76	5.20
887-300S14-U	300S14-U	SOIC-14	4NPN	36	±3	30	350	10mA	6.72	5.64	5.10
887-320P14-U	320P14-U	DIP-14	4 Matching PNP	36	±3	30	325	10mA	6.85	5.76	5.20
887-320S14-U	320S14-U	SOIC-14	4PNP	36	±3	30	325	10mA	6.72	5.64	5.10
887-340P14-U	340P14-U	DIP-14	2NPN/2 PNP	36	±3	30	350/325	10mA	6.85	5.76	5.20
887-340S14-U	340S14-U	SOIC-14	2NPN/2 PNP	36	±3	30	350/325	10mA	6.72	5.64	5.10

OUTSMARTS™ BALANCED LINE DRIVERS

The THAT 1606 and 1646 are a new generation of monolithic audio differential line drivers offering improved performance over conventional cross-coupled designs. Based on a high-performance, fully differential opamp and laser-trimmed thin-film resistors, both families exhibit low noise and distortion, high slew rate, and wide output swing. The parts are stable when driving difficult loads, and have short-circuit protected outputs.

For quantities greater than listed, call for quote.

MOUSER STOCK NO.	THAT Part No.	Package	No. of Channels	Supply Voltage (Max.)	Output Common Mode Rejection	Available Set Gain	Bandwidth	Slew Rate (Mn)	THD+ Noise	Fully Differential Input	Price Each 1	25	100
887-1646P08-U	1646P08-U	DIP-8	1	±18V	46db	5.80-6.20 db	10MHz typ	15V/us typ	0.0007%	No	4.74	3.98	3.41
887-1646S08-U	1646S08-U	SOIC-8	1	±18V	46db	5.80-6.20 db	10MHz typ	15V/us typ	0.0007%	No	4.74	3.98	3.41
887-1606Q16-U	1606Q16-U	QSOP-16	1	±18V	46db	5.80-6.20 db	10MHz typ	15V/us typ	0.0007%	Yes	4.98	4.18	3.58

ANALOG ENGINE® DYNAMICS PROCESSORS

These single-chip audio dynamics processors combine all the active circuitry needed to construct a wide range of dynamics processors. The 43xx series includes a high-performance, exponentially-controlled Blackmer® VCA and a log-responding rms-level sensor. The 4301 and 4320 include three general-purpose opamps allowing more complex signal processing.

For quantities greater than listed, call for quote.

MOUSER STOCK NO.	THAT Part No.	Package	Supply Voltage (Max.)	Supply Type	Supply Current	OP Amps Included	VCA THD	Adjust Symmetry	VCA Control Pods	VCA Gain Range	Price Each 1	25	100
887-4301AP20-I	4301AP20-I	DIP-20	±7 ~ ±15	Dual	~12mA	Yes	<0.03%	Yes	2 (±)	-100 ~ +40	11.75	9.87	8.92
887-4301M30-I	4301M30-I	DMP-30	±7 ~ ±15	Dual	~12mA	Yes	<0.03%	Yes	2 (±)	-100 ~ +40	9.93	8.34	7.54
887-4301P20-I	4301P20-I	DIP-20	±7 ~ ±15	Dual	~12mA	Yes	<0.03%	Yes	2 (±)	-100 ~ +40	9.07	7.62	6.89
887-4305Q16-U	4305Q16-U	QSOP-16	4.5 ~ 16	Dual	3.5mA	No	~0.07 %	No	2 (±)	±60	5.24	4.41	3.98
887-4315Q16-U	4315Q16-U	QSOP-16	4.5 ~ 16	Single	1.6mA	No	~0.07 %	No	2 (±)	±60	4.49	3.78	3.41
887-4320Q28-U	4320Q28-U	QSOP-28	4.5 ~ 16	Single	3.7mA	Yes	~0.05 %	No	1 (+)	-100 ~ +40	11.37	9.56	8.65

© Copyright 2013 Mouser Electronics
© Copyright 2013 Mouser Electronics

SILICONIX Analog ICs

RoHS Compliant **This product is RoHS compliant.**

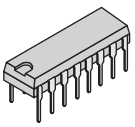
DIP-16

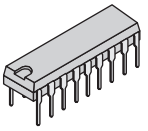
DIP-18

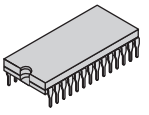
DIP-28

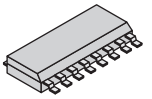
TSSOP-16

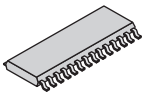
SOIC-16 / SOIC-28

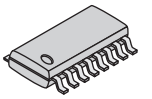
SO-28


TSSOP-14

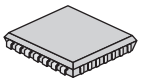
PLCC-28

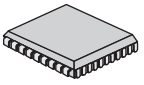
PLCC-44

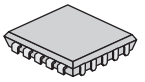
PLCC-20


SOIC-8

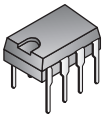
DIP-8

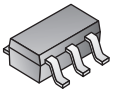
TSOP-6

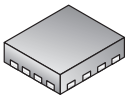
miniQFN-16

ANALOG MULTIPLEXERS

♦ **Surface Mount Device**

For quantities greater than listed, call for quote.

MOUSER STOCK NO.	Siliconix Part No.	Package	Switch On-Resistance (Max)(Ω)	Drain On Leakage Current (Max)(nA)	Transition Time (Max)(nS)	Change Injection (Typ)(pC)	Analog Signal Range (V)	Package Power Dissipation (Max)(mW)	Temp. Range (°C)	Price Each 1	100	500	1000
Triple 2-Channel (Low Voltage)													
♦ 781-DG4053AEQ-E3	DG4053AEQ-T1-E3	TSSOP-16	100	1	110	0.25	±5	450	-40 to +125	1.83	1.29	1.01	.794
♦ 781-DG9454EN-T1-E4	DG9454EN-T1-E4	miniQFN-16L	143	1	205	0.86	12	525	-40 to +125	1.83	1.29	1.01	.794
4 Channel													
♦ 781-DG409DQ-E3	DG409DQ-T1-E3	TSSOP-16	100	1	250	20	±15	600	-40 to +85	3.11	2.26	1.75	1.46
♦ 781-DG409DY-E3	DG409DY-E3	SOIC-16	100	1	250	20	±15	600	-40 to +85	2.07	1.49	1.17	.963
781-DG604EQ-E3	DG604EQ-T1-E3	TSSOP-14	115	0.1	70	0.7	5	178	-40 to +125	1.83	1.29	1.01	.794
♦ 781-DG509BEQ-E3	DG509BEQ-T1-E3	TSSOP-16	480	1	300	2	±15	450	-40 to +125	3.50	2.47	1.92	1.64
♦ 781-DG409DJ-E3	DG409-DJ-E3	DIP-16	100	1	250	20	±15	450	-40 to +85	1.53	1.23	1.02	.984
4 Channel (Low Voltage)													
♦ 781-DG409LDY-E3	DG409LDY-E3	SOIC-16	29	1	60	5	12	600	-40 to +85	1.36	1.09	.892	.867
Dual 4-Channel (Low Voltage)													
♦ 781-DG4052AEQ-E3	DG4052AEQ-T1-E3	TSSOP-16	100	1	110	0.25	±5	450	-40 to +125	1.83	1.29	1.01	.794
8-Channel													
♦ 781-DG407DN-E3	DG407DN-E3	PLCC-28	100	1	350	15	±15	450	-40 to +85	6.37	5.46	4.40	4.28
♦ 781-DG407DW-E3	DG407DW-E3	SOIC-28	100	1	350	15	±15	450	-40 to +85	8.96	6.30	4.64	4.41
♦ 781-DG408DQ-E3	DG408DQ-T1-E3	TSSOP-16	100	1	250	20	±15	600	-40 to +85	3.11	2.26	1.75	1.46
♦ 781-DG408DY-E3	DG408DY-E3	SOIC-16	100	1	250	20	±15	600	-40 to +85	1.29	1.04	.859	.832
♦ 781-DG428DN-E3	DG428DN-E3	PLCC-20	100	1	250	1	±15	800	-40 to +85	4.43	3.56	2.93	2.84
781-DG508BEQ-E3	DG508BEQ-T1-E3	TSSOP-16	380	1	300	2	±15	450	-40 to +125	3.50	2.47	1.92	1.64
781-DG407DJ-E3	DG407DJ-E3	DIP-28	100	1	350	15	±15	625	-40 to +85	7.12	6.01	5.65	5.56
781-DG408DJ-E3	DG408DJ-E3	DIP-16	100	1	250	20	±15	450	-40 to +85	1.65	1.33	1.09	1.06
♦ 781-DG428DJ-E3	DG428DJ-E3	DIP-18	100	1	250	1	±15	470	-40 to +85	5.63	4.67	3.75	3.69
8-Channel (Low Voltage)													
♦ 781-DG408LDY-E3	DG408LDY-E3	SOIC-16	30	0.3	60	5	-6 to +12	600	-40 to +85	2.07	1.49	1.17	.963
♦ 781-DG4051AEQ-E3	DG4051AEQ-T1-E3	TSSOP-16	100	1	110	0.25	±5	450	-40 to +125	1.83	1.29	1.01	.794
16-Channel													
781-DG406DJ-E3	DG406DJ-E3	DIP-28	100	1	350	15	±15	625	-40 to +85	4.28	3.39	3.05	2.82
♦ 781-DG406DW-E3	DG406DW-E3	SOIC-28	100	1	350	15	±15	450	-40 to +85	8.04	5.94	4.98	4.33
♦ 781-DG407DN-E3	DG407DN-E3	PLCC-28	100	1	350	15	±15	450	-40 to +85	6.37	5.46	4.40	4.28
♦ 781-DG407DW-E3	DG407DW-E3	SO-28	100	1	350	15	±15	450	-40 to +85	8.96	6.30	4.64	4.41
781-DG407DJ-E3	DG407DJ-E3	DIP-28	100	1	350	15	±15	625	-40 to +85	7.12	6.01	5.65	5.56
16-Channel Wideband Video													
♦ 781-DG536DN-E3	DG536DN-E3	PLCC-44	90	10	300	-35	0 to +10	450	-40 to +85	11.70	11.44	10.90	10.64

ANALOG SWITCHES

♦ **Surface Mount Device**

For quantities greater than listed, call for quote.

MOUSER STOCK NO.	Siliconix Part No.	Package	Switch On-Resistance (Max)(Ω)	Switch Off Leakage Current (Max) (nA)	Transition Time (Max)(nS)	Change Injection (Typ)(pC)	Analog Signal Range (V)	Package Power Dissipation (Max)(mW)	Temp. Range (°C)	Price Each 1	100	500	1000
1-Channel SPST													
♦ 781-DG417BDY-E3	DG417BDY-E3	SOIC-8	25	0.25	89	4	44	400	-40 to +85	1.36	1.09	.892	.867
♦ 781-DG418BDY-E3	DG418BDY-E3	SOIC-8	25	0.25	99	4	44	400	-40 to +85	1.36	1.09	.892	.867
♦ 781-DG417DY-E3	DG417DY-E3	SOIC-8	35	0.25	175	60	44	400	-40 to +85	1.48	1.19	.978	.947
♦ 781-DG418DY-E3	DG418DY-E3	SOIC-8	35	0.25	175	60	44	400	-40 to +85	1.41	1.13	.938	.91
781-DG418DJ-E3	DG418DJ-E3	DIP-8	35	0.25	175	60	44	400	-40 to +85	2.68	1.93	1.50	1.23
1-Channel SPST (Low Voltage)													
♦ 781-DG9421DV-E3	DG9421DV-T1-E3	TSOP-6	3.2@Dual 5V	1	63@Dual 5V	207@Dual 5V	5 or ±5	570	-40 to +85	1.84	1.29	1.01	.862
♦ 781-DG9422DV-E3	DG9422DV-T1-E3	TSOP-6	3.2@Dual 5V	1	63@Dual 5V	207@Dual 5V	5 or ±5	570	-40 to +85	1.84	1.29	1.01	.862
♦ 781-DG412LDY-T1-E3	DG412LDY-T1-E3	SOIC-16	30	1	50	5	12	650	-40 to +85	1.18	.952	.781	.749
1-Channel SPST (Low Power/High Voltage)													
♦ 781-DG447DV-E3	DG447DV-T1-E3	TSOP-6	25	1	130	10	44	570	-40 to +85	1.29	.916	.708	.606
♦ 781-DG448DV-E3	DG448DV-T1-E3	TSOP-6	25	1	130	10	44	570	-40 to +85	1.29	.916	.708	.606
1-Channel SPDT													
781-DG419BDY-E3	DG419BDY-E3	SOIC-8	25	0.25	87	4	44	400	-40 to +85	1.36	1.09	.892	.867
♦ 781-DG419DY-E3	DG419DY-E3	SOIC-8	35	0.25	175	60	44	400	-40 to +85	2.07	1.49	1.17	.963
♦ 781-DG642DJ-E3	DG642DJ-E3	DIP-8	8	10	100	-40	21	300	-40 to +85	2.84	2.28	1.87	1.82
781-DG419DJ-E3	DG419DJ-E3	DIP-8	35	0.25	175	60	44	400	-40 to +85	1.39	1.11	.91	.888
♦ 781-DG417DJ-E3	DG417DJ-E3	SOIC-8	35	0.25	175	60	44	400	-40 to +85	2.68	1.93	1.50	1.23

© Copyright 2013 Mouser Electronics
© Copyright 2013 Mouser Electronics

SILICONIX Analog ICs

RoHS Compliant **This product is RoHS compliant.**

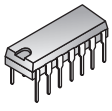
DIP-14


DIP-16


SOIC-8

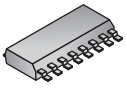
SOIC-16

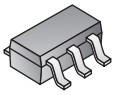
TSOP-6

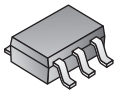
SC-70-6L


SOT-23-8LD


MiniQFN-6


MiniQFN-8

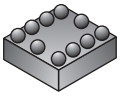
MicroFoot-10


TSSOP-14


MiniQFN-10

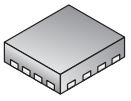
MiniQFN-16

ANALOG SWITCHES

♦ Surface Mount Device

For quantities greater than listed, call for quote.

MOUSER STOCK NO.	Siliconix Part No.	Package	Switch On-Resistance (Max)(Ω)	Switch Off Leakage Current (Max)(nA)	Prop Delay Time (Max)(nS)	Charge Injection (Typ)(pC)	Supply Voltage (Max) (V)	Package Power Dissipation (Max)(mW)	Temp. Range (°C)	Price Each 1	100	500	1000
1-Channel SPDT (Low Voltage)													
♦ 781-DG2714DL-E3	DG2714DL-T1-E3	SC-70-6L	1.2 @ 3V	1 @ 3.3V	51 @ 3V	9 @ 3V	3	250	-40 to +85	**1.12**	**.798**	**.617**	**.528**
♦ 781-DG2020DV-E3	DG2020DV-T1-E3	TSOP-6	3.2	2.3	10	1	3.3	570	-40 to +85	**1.63**	**1.12**	**.877**	**.717**
♦ 781-DG9431DV-T1-E3	DG9431DV-T1-E3	TSOP-6	50	0.01	120	1	13	400	-40 to +85	**1.21**	**.858**	**.663**	**.567**
♦ 781-DG9461DV-E3	DG9461DV-T1-E3	TSOP-6	80	5	120	1	13	400	-40 to +85	**1.29**	**.916**	**.708**	**.606**
♦ 781-DG9461DY-E3	DG9461DY-E3	SOIC-8	80	5	120	1	13	400	-40 to +85	**1.53**	**1.23**	**1.02**	**.985**
1-Channel SPDT (High Power/Low Voltage)													
♦ 781-DG449DS-E3	DG449DS-T1-E3	SOT-23-8LD	45	1	146	5	44	675	-40 to +85	**1.29**	**.916**	**.708**	**.606**
1-Channel SPDT (Low Voltage)													
♦ 781-DG3157ADN-E4	DG3157ADN-T1-E4	MiniQFN-6	7	0.1	1.5	7	5.5	160	-40 to +85	**.73**	**.521**	**.403**	**.345**
♦ 781-DG3157BDN-E4	DG3157BDN-T1-E4	MiniQFN-6	7	0.1	1.5	7	5.5	160	-40 to +85	**.73**	**.521**	**.403**	**.345**

♦ Surface Mount Device

For quantities greater than listed, call for quote.

MOUSER STOCK NO.	Siliconix Part No.	Package	Switch On-Resistance (Max)(Ω)	Source Off Leakage Current (Max)(nA)	Turn-On Time (Max)(nS)	Charge Injection (Typ)(pC)	Supply Voltage (Max)(V)	Package Power Dissipation (Max)(mW)	Temp. Range (°C)	Price Each 1	100	500	1000
1-Channel SP3T (Low Voltage)													
♦ 781-DG2522DN-E4	DG2522DN-T1-E4	MiniQFN-8	1.1	20	10	27	5.5	190	-40 to +85	**2.25**	**1.57**	**1.22**	**1.03**
2-Channel SPST													
♦ 781-DG9232DY-E3	DG9232DY-E3	SOIC-8	30	0.01	120	1	13	400	-40 to +85	**1.36**	**1.09**	**.892**	**.867**
♦ 781-DG9233DY-E3	DG6233DY-E3	SOIC-8	30	0.01	120	1	13	400	-40 to +85	**1.36**	**1.09**	**.892**	**.867**
♦ 781-DG9262DY-E3	DG9262DY-E3	SOIC-8	80	0.01	120	1	13	400	-40 to +85	**2.25**	**1.57**	**1.22**	**1.03**
781-DG200BDJ-E3	DG200BDJ-E3	DIP-14	85	2	1000	1	25	470	-40 to +85	**2.21**	**1.78**	**1.47**	**1.41**
2-Channel SPST (Low Voltage)													
♦ 781-DG2727DN-E4	DG2727DN-T1-E4	MiniQFN-8	1	100	67	1.2	4.3	190	-40 to +85	**1.83**	**1.29**	**1.01**	**.794**
♦ 781-DG2738DN-E4	DG2738DN-T1-E4	MiniQFN-8	8	10	60	10.4	4.3	190	-40 to +85	**1.22**	**.867**	**.674**	**.53**
♦ 781-DG2739DN-E4	DG2739DN-T1-E4	MiniQFN-8	8	10	60	10.4	4.3	190	-40 to +85	**1.22**	**.867**	**.674**	**.53**
2-Channel SPDT													
♦ 781-DG3516DB-T5-E1	DG3516DB-T5-E1	MicroFoot-10	2.9 @ 5V	2	45 @ 5V	1	5.5	457	-40 to +85	**1.18**	**.952**	**.781**	**.749**
♦ 781-DG643DY-E3	DG643DY-E3	SOIC-16	15	10	70	-19	21	600	-40 to +85	**2.25**	**1.81**	**1.49**	**1.43**
♦ 781-DG403DY-E3	DG403DY-E3	SOIC-16	35	0.25	150	60	44	600	-40 to +85	**1.18**	**.952**	**.781**	**.749**
♦ 781-DG636EQ-E3	DG636EQ-T1-E3	TSSOP-14	115	0.1	70	0.36	14	178	-40 to +125	**1.83**	**1.29**	**1.01**	**.794**
781-DG403DJ-E3	DG403DJ-E3	DIP-16	35	0.25	150	60	44	450	-40 to +85	**4.43**	**3.56**	**2.93**	**2.84**
781-DG303BDJ-E3	DG303BDJ-E3	DIP-14	50	5	150	8	44	470	-40 to +85	**4.17**	**3.35**	**2.76**	**2.68**
2-Channel SPDT (Low Voltage)													
♦ 781-DG2735DN-E4	DG2735DN-T1-E4	MiniQFN-10	0.6	2	78	-----	4.3	208	-40 to +85	**.75**	**.53**	**.41**	**.35**
2-Channel DPST													
♦ 781-DG405DY-E3	DG405DY-E3	SOIC-16	35	0.25	150	60	44	600	-40 to +85	**4.43**	**3.56**	**2.93**	**2.84**
781-DG405DJ-E3	DG405DJ-E3	DIP-16	35	0.25	150	60	44	450	-40 to +85	**4.43**	**3.56**	**2.93**	**2.84**
2-Channel DPDT (Low Voltage)													
♦ 781-DG2599DN-T1-GE4	DG2599DN-T1-GE4	miniQFN-16	3.3	100	115	±10	5	525	-65 to 150	**.92**	**.652**	**.504**	**.431**
2-Port DPDT (High-Speed-480Mbps)													
♦ 781-DG2720DN-E4	DG2720DN-T1-E4	MiniQFN-10	7	100	30	0.5	4.3	208	-40 to +85	**1.12**	**.798**	**.617**	**.528**
♦ 781-DG2722DN-E4	DG2722DN-T1-E4	MiniQFN-10	8	100	30	-30	4.3	208	-40 to +85	**1.83**	**1.29**	**1.01**	**.794**
4-Channel SPST													
♦ 781-DG641DY-E3	DG641DY-E3	SOIC-16	15	10	70	-19	21	600	-40 to +85	**3.11**	**2.26**	**1.75**	**1.46**
♦ 781-DG411DY-E3	DG411DY-E3	SOIC-16	35	0.25	175	5	44	600	-40 to +85	**2.07**	**1.49**	**1.17**	**.963**
♦ 781-DG412DY-E3	DG412DY-E3	SOIC-16	35	0.25	175	5	44	600	-40 to +85	**1.29**	**1.04**	**.859**	**.832**
♦ 781-DG413DY-E3	DG413DY-E3	SOIC-16	35	0.25	175	5	44	600	-40 to +85	**1.29**	**1.04**	**.859**	**.832**
♦ 781-DG611DY-E3	DG611DY-E3	SOIC-16	45	0.25	25	4	21	600	-40 to +85	**1.62**	**1.31**	**1.07**	**1.04**
♦ 781-DG612DY-E3	DG612DY-E3	SOIC-16	45	0.25	25	4	21	600	-40 to +85	**1.71**	**1.37**	**1.12**	**1.09**
♦ 781-DG613DY-E3	DG613DY-E3	SOIC-16	45	0.25	35	7	21	600	-40 to +85	**1.71**	**1.37**	**1.12**	**1.09**
781-DG411DJ-E3	DG411DJ-E3	DIP-16	35	0.25	175	5	44	470	-40 to +85	**1.77**	**1.42**	**1.17**	**1.13**
781-DG412DJ-E3	DG412DJ-E3	DIP-16	35	0.25	175	5	44	470	-40 to +85	**1.53**	**1.23**	**1.02**	**.984**
781-DG413DJ-E3	DG413DJ-E3	DIP-16	35	0.25	175	5	44	470	-40 to +85	**1.53**	**1.23**	**1.02**	**.984**
781-DG611DJ-E3	DG611DJ-E3	DIP-16	45	0.25	25	4	21	470	-40 to +85	**1.98**	**1.58**	**1.31**	**1.26**
781-DG612DJ-E3	DG612DJ-E3	DIP-16	45	0.25	25	4	21	470	-40 to +85	**2.42**	**1.95**	**1.59**	**1.55**

© Copyright 2013 Mouser Electronics
© Copyright 2013 Mouser Electronics

SILICONIX Analog ICs

RoHS Compliant **This product is RoHS compliant.**


DIP-16


TSSOP-16

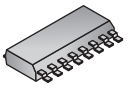
SOIC-16


MSOP-8

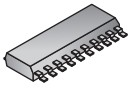
SOIC-20

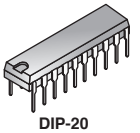
DIP-20

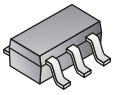
SC-70-6L

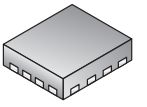
MiniQFN-16

ANALOG SWITCHES

♦ **Surface Mount Device**

For quantities greater than listed, call for quote.

MOUSER STOCK NO.	Siliconix Part No.	Package	Switch On-Resistance (Max)(Ω)	Switch Off Leakage Current (Max)(nA)	Turn-On Time (Max)(nS)	Charge Injection (Typ)(pC)	Supply Voltage (Max) (V)	Package Power Dissipation (Max)(mW)	Temp. Range (°C)	Price Each 1	100	500	1000
4-Channel SPST													
♦ 781-DG201HSDQ-E3	DG201HSDQ-T1-E3	TSSOP-16	50	1	60	-5	44	600	-40 to +85	6.27	4.43	3.42	2.93
♦ 781-DG201HSDY-E3	DG201HSDY-E3	SOIC-16	50	1	60	-5	44	600	-40 to +85	2.65	2.13	1.75	1.70
♦ 781-DG201HSDY-T1-E3	DG201HSDY-T1-E3	SOIC-16	50	1	60	-5	44	600	-40 to +85	1.18	.952	.781	.749
♦ 781-DG271BDY-E3	DG271BDY-E3	SOIC-16	50	1	65	9	44	600	-40 to +85	5.39	4.33	3.56	3.46
♦ 781-DG213DQ-E3	DG213DQ-T1-E3	TSSOP-16	60	0.5	130	1	22	500	-40 to +85	2.25	1.59	1.23	1.05
♦ 781-DG213DY-T1-E3	DG213DY-T1-E3	SOIC-16	60	0.5	130	1	22	640	-40 to +85	2.97	2.09	1.61	1.34
♦ 781-DG541DY-E3	DG541DY-E3	SOIC-16	60	10	70	-25	21	640	-40 to +85	2.92	2.34	1.93	1.87
♦ 781-DG441DY-E3	DG441DY-E3	SOIC-16	85	0.5	250	1	44	900	-40 to +85	1.41	1.13	.938	.91
♦ 781-DG442DY-E3	DG442DY-E3	SOIC-16	85	0.5	250	1	44	900	-40 to +85	1.39	1.11	.91	.888
♦ 781-DG444DY-E3	DG444DY-E3	SOIC-16	85	0.5	250	1	44	640	-40 to +85	1.24	.998	.821	.795
♦ 781-DG445DY-E3	DG445DY-E3	SOIC-16	85	0.5	250	1	44	640	-40 to +85	2.07	1.49	1.17	.963
♦ 781-DG201BDQ-E3	DG201BDQ-T1-E3	TSSOP-16	85	0.5	300	1	44	640	-40 to +85	3.14	2.21	1.71	1.47
♦ 781-DG201BDY-E3	DG201BDY-E3	SOIC-16	85	0.5	300	1	44	640	-40 to +85	1.29	1.04	.859	.832
♦ 781-DG201BDY-T1-E3	DG201BDY-T1-E3	SOIC-16	85	0.5	300	1	44	640	-40 to +85	2.76	1.90	1.49	1.25
♦ 781-DG202BDQ-E3	DG202BDQ-T1-E3	TSSOP-16	85	0.5	300	1	44	640	-40 to +85	3.14	2.21	1.71	1.47
♦ 781-DG202BDY-E3	DG202BDY-E3	SOIC-16	85	0.5	300	1	44	640	-40 to +85	2.07	1.49	1.17	.963
♦ 781-DG211BDQ-E3	DG211BDQ-T1-E3	TSSOP-16	85	0.5	300	1	44	640	-40 to +85	2.55	1.78	1.18	1.07
♦ 781-DG211BDY-E3	DG211BDY-E3	SOIC-16	85	0.5	300	1	44	640	-40 to +85	1.24	.998	.821	.795
♦ 781-DG212BDQ-E3	DG212BDQ-T1-E3	TSSOP-16	85	0.5	300	1	44	640	-40 to +85	2.25	1.59	1.23	1.05
♦ 781-DG212BDY-E3	DG212BDY-T1-E3	SOIC-16	85	0.5	300	1	44	640	-40 to +85	1.26	1.02	.84	.813
♦ 781-DG611AEQ-E3	DG611AEQ-T1-E3	TSSOP-16	115	0.1	55	1	14	450	-40 to +125	1.63	1.12	.877	.717
♦ 781-DG612AEQ-E3	DG612AEQ-T1-E3	TSSOP-16	115	0.1	55	1	14	450	-40 to +125	1.63	1.12	.877	.717
♦ 781-DG613AEQ-E3	DG613AEQ-T1-E3	TSSOP-16	115	0.1	55	1	14	450	-40 to +125	1.63	1.12	.877	.717
781-DG613DJ-E3	DG613DJ-E3	DIP-16	45	0.25	35	7	21	470	-40 to +85	2.50	2.01	1.66	1.61
781-DG271BCJ-E3	DG271BCJ-E3	DIP-16	50	1	65	9	44	470	-40 to +85	5.39	4.33	3.56	3.46
781-DG441DJ-E3	DG441DJ-E3	DIP-16	85	0.5	250	1	44	470	-40 to +85	1.68	1.35	1.11	1.07
781-DG442DJ-E3	DG442DJ-E3	DIP-16	85	0.5	250	1	44	470	-40 to +85	2.47	1.99	1.64	1.58
781-DG444DJ-E3	DG444DJ-E3	DIP-16	85	0.5	250	1	44	470	-40 to +85	1.59	1.27	1.05	1.02
781-DG445DJ-E3	DG445DJ-E3	DIP-16	85	0.5	250	1	44	470	-40 to +85	1.68	1.35	1.11	1.07
781-DG201BDJ-E3	DG201BDJ-E3	DIP-16	85	0.5	300	1	44	470	-40 to +85	2.07	1.49	1.17	.963
781-DG202BDJ-E3	DG202BDJ-E3	DIP-16	85	0.5	300	1	44	470	-40 to +85	2.00	1.61	1.33	1.28
781-DG211BDJ-E3	DG211BDJ-E3	DIP-16	85	0.5	300	1	44	470	-40 to +85	2.07	1.49	1.17	.963
781-DG212BDJ-E3	DG212BDJ-E3	DIP-16	85	0.5	300	1	44	470	-40 to +85	2.07	1.49	1.17	.963
781-DG308ACJ-E3	DG308ACJ-E3	DIP-16	100	5	200	-10	44	470	0 to 70	2.14	1.71	1.41	1.37
4-Channel SPST (High Voltage/Low Power)													
♦ 781-DG452EQ-E3	DG452EQ-T1-E3	TSSOP-16	5.3	0.5	118	22	44	178	-40 to +125	3.01	2.13	1.64	1.40
4-Channel Precision Monolithic SPST													
♦ 781-DG412HSDY-E3	DG412HSDY-E3	SOIC-16	35	0.25	105	22	44	600	-40 to +85	2.80	2.26	1.85	1.80
♦ 781-DG413HSDY-E3	DG413HSDY-E3	SOIC-16	35	0.25	105	22	44	600	-40 to +85	2.80	2.26	1.85	1.80
4-Channel Precision Monolithic SPST (Low Voltage)													
♦ 781-DG9424DQ-E3	DG9424DQ-T1-E3	TSSOP-16	3.3@Dual 5V	1	74@Dual 5V	112@Dual 5V	13	450	-40 to +85	3.50	2.47	1.92	1.64
♦ 781-DG419LDQ-E3	DG419LDQ-T1-E3	MSOP-8	20	1	46	1	12	400	-40 to +85	1.63	1.12	.877	.717
♦ 781-DG419BDQ-T1-E3	DG419BDQ-T1-E3	MSOP-8	29	0.25	99	38	12	400	-40 to +85	2.60	2.10	1.72	1.67
♦ 781-DG411LDY-E3	DG411LDY-E3	SOIC-16	30	1	50	5	12	650	-40 to +85	1.18	.952	.781	.749
♦ 781-DG412LDQ-T1-E3	DG412LDQ-T1-E3	TSSOP-16	30	1	50	5	12	450	-40 to +85	1.39	1.11	.91	.888
♦ 781-DG412LDY-E3	DG412LDY-E3	SOIC-16	30	1	50	5	12	650	-40 to +85	1.18	.952	.781	.749
♦ 781-DG413LDQ-E3	DG413LDQ-T1-E3	TSSOP-16	30	1	50	5	12	450	-40 to +85	2.00	1.41	1.09	.938
♦ 781-DG413LDY-E3	DG413LDY-E3	SOIC-16	30	1	50	5	12	650	-40 to +85	1.18	.952	.781	.749
♦ 781-DG441LDY-E3	DG441LDY-E3	SOIC-16	40	1	70	5	12	650	-40 to +85	.98	.797	.655	.635
4-Channel SPDT													
♦ 781-DG333ADW-E3	DG333ADW-E3	SOIC-20	45	0.25	175	10	44	800	-40 to +85	4.21	3.11	2.80	2.63
♦ 781-DG333ALDW-E3	DG333ALDW-E3	SOIC-20	45	0.25	175	10	44	800	-40 to +85	4.13	3.32	2.73	2.64
781-DG333ADJ-E3	DG333ADJ-E3	DIP-20	45	0.25	175	10	44	890	-40 to +85	6.81	4.88	3.80	3.21
4-Channel SPDT													
♦ 781-DG4157DL-E3	DG4157DL-T1-E3	SC-70-6L	2.5	2	55	50	5.5	250	-40 to +85	.55	.391	.303	.258
4-Channel SPDT (High-Speed/Low Voltage)													
♦ 781-DG2706DN-E4	DG2706DN-T1-E4	MiniQFN-16	5.5	5	45	3	4.3	525	-40 to +85	1.28	.91	.706	.599

© Copyright 2013 Mouser Electronics
© Copyright 2013 Mouser Electronics

ALD Precision Operational Amplifiers

RoHS Compliant This product is RoHS compliant.

ADVANCED LINEAR DEVICES, INC.
♦ Surface Mount Device

ALD OPERATIONAL AMPLIFIERS - INSTRUMENT GRADE, OSCILLATION FREE

- Temperature range 0°C to 70°C
- Patented EPAD(R) Technology
- Class AB output drivers
- Voltage Supply Aux. Max. 12(±6)V
- Symmetrical complementary outputs
- High temperature stable
- Ultra low input offset voltage
- Ultra low input bias currents
- Rail to rail input and output
- Unity gain stable
- Cable driver
- Ringing free

Rail to Rail Input/Output Voltage

For quantities greater than listed, call for quote.

MOUSER STOCK NO.	ALD Part No.	Description	Package	Gain Bandwidth (MHz) Typ.	Slew Rate (V/μS) Typ.	Input Offset (Max.)(mV)	Input Bias (Max.)(pA)	Supply Volt. (V) Min.	Isup. per Amp (mA) Max.	Price Each 1	25	100
♦ 585-ALD1706SAL	ALD1706SAL	Ultra-Micropower, Single	SO-8	0.4	0.17	4.5	30	2(±1)	.04	3.84	3.09	2.80
585-ALD1706PAL	ALD1706PAL	Ultra-Micropower, Single	DIP-8	0.4	0.17	4.5	30	2(±1)	.04	3.84	3.09	2.80
585-ALD1701SAL	ALD1701SAL	Micropower, Single	SO-8	0.7	0.7	4.5	30	2(±1)	.25	2.85	2.29	2.08
585-ALD1701PAL	ALD1701PAL	Micropower, Single	DIP-8	0.7	0.7	4.5	30	2(±1)	.25	2.85	2.29	2.08
♦ 585-ALD2702SAL	ALD2702SAL	5V Precision, Dual	SO-8	1.5	1.9	5	20	4(±2)	1.50	3.35	2.70	2.45
♦ 585-ALD4702SBL	ALD4702SBL	5V Precision, Quad	SO-14	1.5	1.9	5	30	4(±2)	1.50	5.17	5.10	3.28
585-ALD2702PAL	ALD2702PAL	5V Precision, Dual	DIP-8	1.5	1.9	5	20	4(±2)	1.50	3.35	2.70	2.45
585-ALD4702PBL	ALD4702PBL	5V Precision, Quad	DIP-14	1.5	1.9	5	30	4(±2)	1.50	6.03	4.85	4.41
♦ 585-ALD1702SAL	ALD1702SAL	5V Precision, Single	SO-8	1.5	2.1	4.5	30	4(±2)	2.00	3.03	2.43	2.21
585-ALD1702PAL	ALD1702PAL	5V Precision, Single	DIP-8	1.5	2.1	4.5	30	4(±2)	2.00	3.78	3.03	2.76
♦ 585-ALD1704SAL	ALD1704SAL	High Slew Rate, Single	SO-8	2.1	5	4.5	20	6.5(±3.25)	4.50	4.24	3.40	3.10
♦ 585-ALD2704SAL	ALD2704SAL	High Slew Rate, Dual	SO-8	2.1	5	5	20	6.5(±3.25)	3.25	3.35	2.70	2.45
585-ALD1704PAL	ALD1704PAL	High Slew Rate, Single	DIP-8	2.1	5	4.5	20	6.5(±3.25)	4.50	4.54	3.58	2.89
585-ALD2704PAL	ALD2704PAL	High Slew Rate, Dual	DIP-8	2.1	5	5	20	6.5(±3.25)	3.25	2.88	2.85	1.83

ALD ULTRA LOW VOS @ ULTRA LOW BIAS CMOS OPERATIONAL AMPLIFIERS + ULTRA LOW INPUT

Signal Power EPAD(R) Operational Amplifiers

For quantities greater than listed, call for quote.

MOUSER STOCK NO.	ALD Part No.	Description	Package	Gain Bandwidth (MHz) Typ.	Slew Rate (V/μS) Typ.	Input Offset (Max.)(mV)	Input Bias (Max.)(pA)	Supply Voltage Min.	Supply Voltage Max.	Isup. per Amp (mA) Max.	Price Each 1	25	100
585-ALD2706PAL	ALD2706PAL	Ultra-Micropower, Dual	PDIP-8	0.2	0.1	11	20	2(±1)	10(±5)	0.08	4.21	3.38	3.08
♦ 585-ALD2706SAL	ALD2706SAL	Ultra-Micropower, Dual	SOIC-8	0.2	0.1	11	20	2(±1)	10(±5)	0.08	4.21	3.38	3.08
585-ALD2706ASAL	ALD2706ASAL	Ultra-Micropower, Dual	SO-8	0.2	0.1	2	20	2(±1)	12(±6)	.04	7.58	6.21	5.32
585-ALD2706BSAL	ALD2706BSAL	Ultra-Micropower, Dual	SO-8	0.2	0.1	5	20	2(±1)	12(±6)	.04	5.28	4.24	3.85
♦ 585-ALD2736SAL	ALD2736SAL	Ultra-Micropower High Precision, Dual	SO-8	0.2	0.1	2	10	2(±1)	10(±5)	0.04	5.25	4.23	3.85
♦ 585-ALD2736ASAL	ALD2736ASAL	Ultra-Micropower High Precision, Dual	SO-8	0.2	0.1	0.6	10	2(±1)	10(±5)	0.04	9.00	7.37	6.66
♦ 585-ALD2706APAL	ALD2706APAL	Ultra-Micropower, Dual	DIP-8	0.2	0.1	2	20	2(±1)	12(±6)	.04	7.58	6.21	5.32
♦ 585-ALD2706BPAL	ALD2706BPAL	Ultra-Micropower, Dual	DIP-8	0.2	0.1	5	20	2(±1)	12(±6)	.04	4.73	4.68	3.01
585-ALD2736PAL	ALD2736PAL	Ultra-Micropower High Precision, Dual	DIP-8	0.2	0.1	2	10	2(±1)	10(±5)	0.04	3.06	2.87	2.66
585-ALD2736APAL	ALD2736APAL	Ultra-Micropower High Precision, Dual	DIP-8	0.2	0.1	0.6	10	2(±1)	10(±5)	0.04	7.76	6.43	5.36
♦ 585-ALD4706SBL	ALD4706SBL	Ultra-Micropower, Quad	SOIC-14	0.2	0.17	11	20	2(±1)	10(±5)	0.2	8.45	6.92	6.25
585-ALD4706PBL	ALD4706PBL	Ultra-Micropower, Dual	PDIP-14	0.2	0.17	11	20	2(±1)	10(±5)	0.2	8.45	6.92	6.25
585-ALD4706BSBL	ALD4706BSBL	Ultra-Micropower, Quad	SO-14	0.2	0.17	5	20	2(±1)	12(±6)	.05	13.18	12.20	9.89
585-ALD4706BPBL	ALD4706BPBL	Ultra-Micropower, Quad	DIP-14	0.2	0.17	5	20	2(±1)	12(±6)	.05	13.18	12.20	9.89
585-ALD1726GPAL	ALD1726GPAL	Ultra-Micropower Precision, Single	PDIP-8	0.3	0.17	1	10	2(±1)	10(±5)	0.05	2.78	2.25	2.02
♦ 585-ALD1726GSAL	ALD1726GSAL	Ultra-Micropower Precision, Single	SOIC-8	0.3	0.17	1	10	2(±1)	10(±5)	0.05	2.78	2.25	2.02
♦ 585-ALD1706GSAL	ALD1706GSAL	Ultra-Micropower, Single	SOIC-8	0.4	0.17	11	50	2(±1)	10(±5)	0.05	3.03	2.43	2.21
585-ALD1726PAL	ALD1726PAL	Ultra-Micropower, Single	PDIP-8	0.4	0.17	1	10	2(±1)	10(±5)	0.04	3.12	2.51	2.29
♦ 585-ALD1726SAL	ALD1726SAL	Ultra-Micropower, Single	SOIC-8	0.4	0.17	1	10	2(±1)	10(±5)	0.04	3.12	2.51	2.29
♦ 585-ALD1706ASAL	ALD1706ASAL	Ultra-Micropower, Single	SO-8	0.4	0.17	0.9	30	2(±1)	12(±6)	.04	4.77	3.84	3.50
585-ALD1736SAL	ALD1736SAL	Ullra-Micropower High Precision, Single	SO-8	0.4	0.17	0.4	10	4(±2)	10(±5)	0.04	2.85	2.29	2.08
♦ 585-ALD1736ASAL	ALD1736ASAL	Ullra-Micropower High Precision, Single	SO-8	0.4	0.17	0.1	10	4(±2)	10(±5)	0.04	3.92	3.16	2.87
♦ 585-ALD1706APAL	ALD1706APAL	Ultra-Micropower, Single	DIP-8	0.4	0.17	0.9	30	2(±1)	12(±6)	.04	4.77	3.84	3.50
♦ 585-ALD1736PAL	ALD1736PAL	Ultra-Micropower High Precision, Single	DIP-8	0.4	0.17	0.4	10	4(±2)	10(±5)	0.04	2.85	2.29	2.08
585-ALD1736APAL	ALD1736APAL	Ultra-Micropower High Precision, Single	DIP-8	0.4	0.17	0.1	10	4(±2)	10(±5)	0.04	3.92	3.16	2.87
♦ 585-ALD4701SBL	ALD4701SBL	Micropower, Quad	SOIC-14	0.7	0.7	11	30	2(±1)	10(±5)	1	5.97	4.80	4.37
♦ 585-ALD1701GSAL	ALD1701GSAL	Micropower, Single	SOIC-8	0.7	0.7	11	50	2(±1)	10(±5)	0.3	1.93	1.55	1.32
585-ALD2711BPAL	ALD2711BPAL	Micropower, Dual	PDIP-8	0.7	0.7	1.5	10	2(±1)	10(±5)	0.45	9.76	8.00	7.21
♦ 585-ALD2711BSAL	ALD2711BSAL	Micropower, Dual	SOIC-8	0.7	0.7	1.5	10	2(±1)	10(±5)	0.45	9.76	8.42	7.21
♦ 585-ALD1721SAL	ALD1721SAL	Micropower, Single	SOIC-8	0.7	0.7	0.15	10	2(±1)	10(±5)	0.2	3.03	2.43	2.21
585-ALD4701PBL	ALD4701PBL	Micropower, Quad	PDIP-14	0.7	0.7	11	30	2(±1)	10(±5)	1	5.97	4.80	4.37
585-ALD1721GPAL	ALD1721GPAL	Micropower Precision, Single	PDIP-8	0.7	0.7	1	10	2(±1)	10(±5)	0.2	2.78	2.25	2.02
♦ 585-ALD1721GSAL	ALD1721GSAL	Micropower Precision, Single	SOIC-8	0.7	0.7	1	10	2(±1)	10(±5)	0.2	2.78	2.25	2.02
585-ALD1701ASAL	ALD1701ASAL	Micropower, Single	SO-8	0.7	0.7	0.9	30	2(±1)	12(±6)	.25	4.01	3.22	2.93
585-ALD1731SAL	ALD1731SAL	Micropower High Precision, Single	SO-8	0.7	0.7	0.4	10	2(±1)	10(±5)	0.2	2.88	2.29	2.10
♦ 585-ALD1731ASAL	ALD1731ASAL	Micropower High Precision, Single	SO-8	0.7	0.7	0.1	10	2(±1)	10(±5)	0.2	2.88	2.29	2.10
♦ 585-ALD2701ASAL	ALD2701ASAL	Micropower, Dual	SO-8	0.7	0.7	2	30	2(±1)	12(±6)	.25	5.47	4.39	3.99
♦ 585-ALD2711ASAL	ALD2711ASAL	Micropower High Precision, Dual	SO-8	0.7	0.7	0.6	10	2(±1)	12(±6)	.23	16.87	14.19	13.03
♦ 585-ALD2711SAL	ALD2711SAL	Micropower High Precision, Dual	SO-8	0.7	0.7	1.5	10	2(±1)	12(±6)	.23	5.32	4.28	3.89
♦ 585-ALD4701ASBL	ALD4701ASBL	Micropower, Quad	SO-14	0.7	0.7	2	30	2(±1)	12(±6)	.25	9.18	7.52	6.44
♦ 585-ALD4701BSBL	ALD4701BSBL	Micropower, Quad	SO-14	0.7	0.7	5	30	2(±1)	12(±6)	.25	5.74	5.66	3.65
♦ 585-ALD1701APAL	ALD1701APAL	Micropower, Single	DIP-8	0.7	0.7	0.9	30	2(±1)	12(±6)	.25	4.01	3.22	2.93
♦ 585-ALD1731PAL	AL01731PAL	Micropower High Precision, Single	DIP-8	0.7	0.7	0.4	10	2(±1)	10(±5)	0.2	3.54	3.49	2.25
585-ALD1731APAL	AL01731APAL	Micropower High Precision, Single	DIP-8	0.7	0.7	0.1	10	2(±1)	10(±5)	0.2	3.54	3.49	2.25
585-ALD2701APAL	ALD2701APAL	Micropower, Dual	DIP-8	0.7	0.7	2	30	2(±1)	12(±6)	.25	5.47	4.39	3.99
585-ALD2711APAL	ALD2711APAL	Micropower High Precision, Dual	DIP-8	0.7	0.7	0.6	10	2(±1)	12(±6)	.23	16.87	14.19	13.03
585-ALD2711PAL	ALD2711PAL	Micropower High Precision, Dual	DIP-8	0.7	0.7	1.5	10	2(±1)	12(±6)	.23	5.32	4.28	3.89
585-ALD4701APBL	ALD4701APBL	Micropower, Quad	DIP-14	0.7	0.7	2	30	2(±1)	12(±6)	.25	9.18	7.52	6.44
585-ALD4701BPBL	ALD4701BPBL	Micropower, Quad	DIP-14	0.7	0.7	5	30	2(±1)	12(±6)	.25	5.74	5.66	3.65
585-ALD2702ASAL	ALD2702ASAL	5V Precision, Dual	SO-8	1.5	1.9	1	20	4(±2)	12(±6)	1.50	6.58	5.39	4.87
585-ALD2702BSAL	ALD2702BSAL	5V Precision, Dual	SO-8	1.5	1.9	2	20	4(±2)	12(±6)	1.50	3.95	3.91	2.51
♦ 585-ALD2732SAL	ALD2732SAL	5V High Precision, Dual	SO-8	1.5	1.9	2	10	4(±2)	10(±5)	1.5	4.21	3.38	3.08
♦ 585-ALD2732ASAL	ALD2732ASAL	5V High Precision, Dual	SO-8	1.5	1.9	0.6	10	4(±2)	10(±5)	1.5	7.17	5.70	4.57
♦ 585-ALD4702BSBL	ALD4702BSBL	5V Precision, Quad	SO-14	1.5	1.9	2	30	4(±2)	12(±6)	1.50	5.61	5.54	3.57
♦ 585-ALD2702APAL	ALD2702APAL	5V Precision, Dual	DIP-8	1.5	1.9	1	20	4(±2)	12(±6)	1.50	6.58	5.39	4.87
♦ 585-ALD2702BPAL	ALD2702BPAL	5V Precision, Dual	DIP-8	1.5	1.9	2	20	4(±2)	12(±6)	1.50	3.95	3.91	2.51
585-ALD2732PAL	ALD2732PAL	5V High Precision, Dual	DIP-8	1.5	1.9	2	10	4(±2)	10(±5)	1.5	4.21	3.38	3.08
585-ALD2732APAL	ALD2732APAL	5V High Precision, Dual	DIP-8	1.5	1.9	0.6	10	4(±2)	10(±5)	1.5	7.17	5.70	4.57
585-ALD4702BPBL	ALD4702BPBL	5V Precision, Quad	DIP-14	1.5	1.9	2	30	4(±2)	12(±6)	1.50	5.61	5.54	3.57
585-ALD4702APBL	ALD4702APBL	Precision, Quad	PDIP-14	1.5	1.9	1	30	2(±1)	10(±5)	6	6.99	5.74	5.17
♦ 585-ALD1722GSAL	ALD1722GSAL	Precision, Single	SOIC-8	1.5	2.1	0.4	10	4(±2)	10(±5)	1.5	2.78	2.25	2.02
585-ALD1702ASAL	ALD1702ASAL	5V Precision, Single	SO-8	1.5	2.1	0.9	30	4(±2)	12(±6)	2.00	4.29	3.46	3.15
585-ALD1712SAL	ALD1712SAL	Precision, Single	SO-8	1.5	2.1	0.5	10	4(±2)	12(±6)	1.50	3.25	2.62	2.24
♦ 585-ALD1732SAL	ALD1732SAL	5V High Precision, Single	SO-8	1.5	2.1	0.4	10	4(±2)	10(±5)	1.5	2.88	2.29	2.10
♦ 585-ALD1732ASAL	ALD1732ASAL	5V High Precision, Single	SO-8	1.5	2.1	0.1	10	4(±2)	10(±5)	1.5	2.88	2.29	2.10
♦ 585-ALD1702APAL	ALD1702APAL	5V Precision, Single	DIP-8	1.5	2.1	0.9	30	4(±2)	12(±6)	2.00	4.29	3.46	3.15
♦ 585-ALD1712PAL	ALD1712PAL	Precision, Single	DIP-8	1.5	2.1	0.5	10	4(±2)	12(±6)	1.50	3.25	2.62	2.24
585-ALD1732PAL	ALD1732PAL	5V High Precision, Single	DIP-8	1.5	2.1	0.1	10	4(±2)	10(±5)	1.5	2.88	2.29	2.10
585-ALD1732APAL	ALD1732APAL	5V High Precision, Single	DIP-8	1.5	2.1	0.4	10	4(±2)	10(±5)	1.5	2.88	2.29	2.10
585-ALD1704ASAL	ALD1704ASAL	High Slew Rate, Single	SO-8	2.1	5	0.9	20	6.5(±3.25)	12(±6)	4.50	4.10	4.04	2.61
585-ALD2704BSAL	ALD2704BSAL	High Slew Rate, Dual	SO-8	2.1	5	2	20	6.5(±3.25)	12(±6)	3.25	3.95	3.91	2.51
♦ 585-ALD1704APAL	ALD1704APAL	High Slew Rate, Single	DIP-8	2.1	5	0.9	20	6.5(±3.25)	12(±6)	4.50	4.10	4.04	2.60
♦ 585-ALD2704BPAL	ALD2704BPAL	High Slew Rate, Dual	DIP-8	2.1	5	2	20	6.5(±3.25)	12(±6)	3.25	3.95	3.91	2.51

© Copyright 2013 Mouser Electronics
© Copyright 2013 Mouser Electronics

AVAGO RFIC Amplifiers and Transistors

RoHS Compliant **This product is RoHS compliant.**

AVAGO TECHNOLOGIES

INGAP HIGH GAIN

For quantities greater than listed, call for quote.

MOUSER STOCK NO.	Avago Part No.	Package	Gain (dB)	Voltage (V)	Current (mA)	Operating Range (MHz)	Frequency (MHz)	NF (dB)	OIP3 (dBm)	P1dB (dBm)	Price Each 1	25	100	500
630-AVT-54689-TR1G	AVT-54689-TR1G	SOT-89	17	5	64	DC-6000	2000	4.5	30	17.5	1.44	1.11	.963	.792
630-AVT-55689-TR1G	AVT-55689-TR1G	SOT-89	16.5	5	82	DC-6000	2000	4.5	33	19	1.54	1.18	1.03	.845
630-MGA-31589-BLKG	MGA-31589-BLKG	SOT-89	20	5	150	400-1500	900	3	44.5	28	6.02	5.41	4.82	3.97
630-MGA-31689-BLKG	MGA-31689-BLKG	SOT-89	18	5	150	1500-3000	1900	3	44.5	28	6.02	5.41	4.82	3.97

ISOLATION AMPLIFIERS

For quantities greater than listed, call for quote.

MOUSER STOCK NO.	Avago Part No.	Package	Lead Conf.	Type	Operating Frequency	Gain (dB)	SNR (dB)	Vf (V)	Id (mA)	Price Each 1	25	100	500
630-ACPL-7900-000E	ACPL-7900-000E	DIP-8	Straight	Precision Iso-Amplifier	200kHz	-78	60	4.5	13	7.22	6.51	5.78	4.77
630-ACPL-7900-300E	ACPL-7900-300E	DIP-8	Gull Wing	Precision Iso-Amplifier	200kHz	-78	60	4.5	13	7.28	6.55	5.82	4.80
630-ACPL-7900-500E	ACPL-7900-500E	DIP-8	Gull Wing	Precision Iso-Amplifier	200kHz	-78	60	4.5	13	7.28	6.55	5.82	4.80
630-ACPL-790A-000E	ACPL-790A-000E	DIP-8	Straight	Precision Iso-Amplifier	200kHz	-78	60	4.5	13	9.63	8.67	7.70	6.36
630-ACPL-790A-300E	ACPL-790A-300E	DIP-8	Gull Wing	Precision Iso-Amplifier	200kHz	-78	60	4.5	13	9.68	8.72	7.75	6.39
630-ACPL-790A-500E	ACPL-790A-500E	DIP-8	Gull Wing	Precision Iso-Amplifier	200kHz	-78	60	4.5	13	9.68	8.72	7.75	6.39
630-ACPL-790B-000E	ACPL-790B-000E	DIP-8	Straight	Precision Iso-Amplifier	200kHz	-78	60	4.5	13	12.04	10.84	9.63	7.95
630-ACPL-790B-300E	ACPL-790B-300E	DIP-8	Gull Wing	Precision Iso-Amplifier	200kHz	-78	60	4.5	13	12.09	10.88	9.67	7.98
630-ACPL-790B-500E	ACPL-790B-500E	DIP-8	Gull Wing	Precision Iso-Amplifier	200kHz	-78	60	4.5	13	12.09	10.88	9.67	7.98
630-ACPL-7970-000E	ACPL-7970-000E	DIP-8	Straight	Miniature Iso-Amplifier	10MHz	-	78	5.5	14	7.76	6.99	6.21	5.13
630-ACPL-7970-500E	ACPL-7970-500E	DIP-8	Gull Wing	Miniature Iso-Amplifier	10MHz	-	78	5.5	14	7.81	7.03	6.25	5.16

SILICON RFICS

For quantities greater than listed, call for quote.

MOUSER STOCK NO.	Avago Part No.	Package	Type	Operating Frequency	Gain (dB)	NF (dB)	Vf (V)	Id (mA)	Price Each 1	25	100	500
630-MSA-0386-BLKG	MSA-0386-BLKG	86 Plastic	Silicon Fixed Gain Amplifier	DC-2.4GHz	12	6	5	35	2.65	2.21	1.93	1.59
630-MSA-0486-BLKG	MSA-0486-BLKG	86 Plastic	Silicon Fixed Gain Amplifier	DC-3.2GHz	8	7	5.25	50	2.94	2.46	2.14	1.77
630-MSA-0505-STRG	MSA-0505-STRG	05 Plastic	Silicon Fixed Gain Amplifier	0.02-2.4GHz	7	6.5	8.4	80	4.42	3.97	3.53	2.91
630-MSA-0611-TR1G	MSA-0611-TR1G	SOT-143	Silicon Fixed Gain Amplifier	DC-0.7GHz	18	3	3.3	16	1.93	1.48	1.28	1.06
630-MSA-0886-BLKG	MSA-0886-BLKG	86 Plastic	Silicon Fixed Gain Amplifier	DC-4GHz	22.5	3.3	7.8	36	2.09	1.61	1.39	1.14
630-MSA-0886-TR1G	MSA-0886-TR1G	86 Plastic	Silicon Fixed Gain Amplifier	DC-4GHz	22.5	3.3	7.8	36	2.09	1.61	1.39	1.14
630-MSA-1105-STRG	MSA-1105-STRG	05 Plastic	Silicon Fixed Gain Amplifier	0.05-1.3GHz	12	3.6	5.5	60	3.35	3.01	2.68	2.20
630-MSA-1105-TR1G	MSA-1105-TR1G	05 Plastic	Silicon Fixed Gain Amplifier	0.02-1.3GHz	12	3.6	5.5	60	3.35	3.01	2.68	2.20
630-ABA-31563-BLKG	ABA-31563-BLKG	SOT-363	Silicon Broadband Amplifier	DC-3.5GHz	21	3.8	3	14.5	.84	.589	.514	.428
630-ABA-31563-TR1G	ABA-31563-TR1G	SOT-363	Silicon Broadband Amplifier	DC-3.5GHz	21	3.8	3	14.5	.84	.589	.514	.428
630-ABA-32563-TR1G	ABA-32563-TR1G	SOT-363	Silicon Broadband Amplifier	DC-2.5GHz	18.5	3.4	3	38	.91	.642	.556	.46
630-ABA-51563-BLKG	ABA-51563-BLKG	SOT-363	Silicon Broadband Amplifier	DC-3.5GHz	21.5	3.7	5	18	.80	.567	.492	.407
630-ABA-52563-TR1G	ABA-52563-TR1G	SOT-363	Silicon Broadband Amplifier	DC-3.5GHz	21.5	3.3	5	35	.87	.621	.535	.439
630-ABA-53563-BLKG	ABA-53563-BLKG	SOT-363	Silicon Broadband Amplifier	DC-3.5GHz	21.5	3.5	5	46	1.00	.76	.663	.546
630-ABA-53563-TR1G	ABA-53563-TR1G	SOT-363	Silicon Broadband Amplifier	DC-3.5GHz	21.5	3.5	5	46	1.00	.76	.663	.546
630-ABA-54563-BLKG	ABA-54563-BLKG	SOT-363	Silicon Broadband Amplifier	DC-3GHz	23	4.4	5	79	1.06	.813	.706	.578
630-ADA-4543-BLKG	ADA-4543-BLKG	SOT-343	Silicon Darlington Amplifier	DC-2.5GHz	15.1	3.7	3.4	15	.70	.492	.428	.353
630-ADA-4543-TR1G	ADA-4543-TR1G	SOT-343	Silicon Darlington Amplifier	DC-2.5GHz	15.1	3.7	3.4	15	.70	.492	.428	.353
630-ADA-4643-TR1G	ADA-4643-TR1G	SOT-343	Silicon Darlington Amplifier	DC-2.5GHz	17	4	3.5	35	.77	.546	.471	.385
630-ADA-4743-BLKG	ADA-4743-BLKG	SOT-343	Silicon Darlington Amplifier	DC-2.5GHz	16.5	4.2	3.8	60	.84	.589	.514	.428

GAAS RFICS

For quantities greater than listed, call for quote.

MOUSER STOCK NO.	Avago Part No.	Package	Type	Operating Frequency	Gain (dB)	NF (dB)	Vf (V)	Id (mA)	Price Each 1	25	100	500
630-MGA-22103-TR1G	MGA-22103-TR1G	---	WiMAX Power Amplifier Module	2.5GHz	34	31	3.3	13	4.69	4.22	3.75	3.09
630-MGA-52543-TR1G	MGA-52543-TR1G	SOT-343	GaAs Fixed Gain Amplifier	0.4-6GHz	14.2	1.9	5	53	3.00	2.70	2.40	1.98
630-MGA-53543-BLKG	MGA-53543-BLKG	SOT-343	GaAs Fixed Gain Amplifier	0.4-6GHz	15.4	1.5	5	54	3.53	3.18	2.82	2.33
630-MGA-634P8-BLKG	MGA-634P8-BLKG	QFN-8	GaAs MMIC Low Noise Amplifier	1.5-2.3GHz	18	0.37	5	50	4.95	4.45	3.96	3.26
630-ALM-11036-BLKG	ALM-11036-BLKG	MCOB-36	GaAS Low Noise, High Linearity Amplifier	776-870MHz	15.6	0.95	5	100	15.65	13.91	12.52	11.48
630-ALM-11136-BLKG	ALM-11136-BLKG	MCOB-36	GaAS Low Noise, High Linearity Amplifier	870-915MHz	15.4	0.76	5	107	15.65	13.91	12.52	11.48
630-ALM-11236-BLKG	ALM-11236-BLKG	MCOB-36	GaAS Low Noise, High Linearity Amplifier	1.71-1.85GHz	15.9	0.67	5	117	15.65	13.91	12.52	11.48
630-ALM-11336-BLKG	ALM-11336-BLKG	MCOB-36	GaAS Low Noise, High Linearity Amplifier	1.85-1.98GHz	15.3	0.72	5	117	15.65	13.91	12.52	11.48
630-MGA-635P8-BLKG	MGA-635P8-BLKG	QFN-8	Ultra low Noise Amplifier	2.3-4GHz	18	0.56	5.5	56	4.95	4.45	3.96	3.26
630-MGA-81563-TR1G	MGA-81563-TR1G	SOT-363	GaAs Fixed Gain Amplifier	0.1-1.6GHz	12.4	2.8	3	42	2.18	1.82	1.58	1.31
630-MGA-82563-TR1G	MGA-82563-TR1G	SOT-363	GaAs Fixed Gain Amplifier	0.1-1.6GHz	13	2.2	3	84	2.56	2.14	1.86	1.54
630-MGA-85563-BLKG	MGA-85563-BLKG	SOT-363	GaAs Fixed Gain Amplifier	-	19	1.9	3	15-30	2.54	2.12	1.84	1.52
630-MGA-86563-TR1G	MGA-86563-TR1G	SOT-363	GaAs Fixed Gain Amplifier	-	19	1.9	3	15-30	2.86	2.39	2.08	1.71
630-MGA-86576-STRG	MGA-86576-STRG	SM Ceramic	GaAs Fixed Gain Amplifier	1.5-8GHz	23.1	1.6	5	16	8.61	7.76	6.89	5.68
630-MGA-545P8-BLK	MGA-545P8-BLK	LPCC	GaAs Medium Power Amplifier	0.05-7GHz	11.5	-	3.3	92	3.53	3.18	2.82	2.33
630-MGA-62563-BLKG	MGA-62563-BLKG	SOT-363	GaAs Smart Bial Amplifier	0.1-3GHz	22	0.9	3	60	2.44	2.04	1.78	1.47
630-MGA-68563-TR1G	MGA-68563-TR1G	SOT-363	GaAs Smart Bial Amplifier	0.1-1.5GHz	19.7	1	3	11	1.54	1.18	1.03	.845
630-MGA-685T6-TR1G	MGA-685T6-TR1G	UTSLP	GaAs Smart Bial Amplifier	0.1-1.5GHz	18.9	0.9	3	10	2.02	1.55	1.35	1.11
630-MGA-645T6-TR1G	MGA-645T6-TR1G	UTSLP	GaAs Amplifier with Bypass Switch	1.7-3GHz	15	1.1	3	7	2.02	1.55	1.35	1.11
630-MGA-64606-BLKG	MGA-64606-BLKG	UTP-6	GaAS Amplifier with Bypass Switch	1.5-3GHz	15.3	0.95	5	10	1.77	1.36	1.18	.974
630-MGA-65606-BLKG	MGA-65606-BLKG	UTP-6	GaAS Amplifier with Bypass Switch	2.5-4GHz	15.3	1.05	5	12	1.77	1.36	1.18	.974
630-MGA-71543-BLKG	MGA-71543-BLKG	SOT-343	GaAs Amplifier with Bypass Switch	-	15.9	0.8	2.7	10	2.07	1.72	1.50	1.24
630-MGA-72543-BLKG	MGA-72543-BLKG	SOT-343	GaAs Amplifier with Bypass Switch	0.1-6GHz	13.6	1.4	2.7	20	2.44	2.04	1.78	1.47
630-MGA-665P8-BLK	MGA-665P8-BLK	LPCC	GaAs LNA with Power Down	-	16	1.22	3	21	3.21	2.89	2.57	2.12
630-ALM-1412-TR1G	ALM-1412-TR1G	MCOB	GPS LNA Module with Integrated FBAR Filter	-	13.1	0.8	2.85	9	2.81	2.53	2.25	1.85
630-MGA-565P8-TR1	MGA-565P8-TR1	PLCC	GaAs Low Buffer Amplifier	Up to 3.5GHz	22	-	5	67	2.94	2.65	2.35	1.95

TRANSISTOR

For quantities greater than listed, call for quote.

MOUSER STOCK NO.	Avago Part No.	Package	Type	Operating Frequency	Gain (dB)	NF (dB)	Vf (V)	Id (mA)	Price Each 1	25	100	500
630-AT-41511-TR1G	AT-41511-TR1G	SOT-143	Silicon Bipolar Transistor	DC-5GHz	15.5	1	5	-	.49	.353	.278	.23
630-VMMK-1225-BLKG	VMMK-1225-BLKG	SM 1x0.5	Low Noise GaAs pHEMTS	-	11	0.9	2	20	6.53	5.87	5.22	4.31
630-ATF-35143-TR1G	ATF-35143-TR1G	SOT-343	Low Noise GaAs pHEMTS	0.45-6GHz	-	0.4	2	15	1.57	1.21	1.05	.867
630-ATF-35143-BLKG	ATF-35143-BLKG	SOT-343	Low Noise GaAs pHEMTS	0.45-6GHz	18	0.4	2	15	1.57	1.21	1.05	.867
630-ATF-33143-BLKG	ATF-33143-BLKG	SOT-343	Low Noise GaAs pHEMTS	0.45-6GHz	15	0.5	4	80	3.67	3.30	2.93	2.42
630-ATF-34143-BLKG	ATF-34143-BLKG	SOT-343	Low Noise GaAs pHEMTS	0.45-6GHz	17.5	0.5	4	60	3.14	2.81	2.50	2.07
630-ATF-551M4-BLK	ATF-551M4-BLK	MiniPak	Single Voltage Low Noise GaAs E-pHEMTs	-	17.5	0.5	2.7	10	1.61	1.23	1.07	.888
630-ATF-55143-BLKG	ATF-55143-BLKG	SOT-343	Single Voltage Low Noise GaAs E-pHEMTs	0.45-6GHz	17.7	0.6	2.7	10	1.61	1.23	1.07	.888
630-ATF-58143-BLKG	ATF-58143-BLKG	SOT-343	Single Voltage Low Noise GaAs E-pHEMTs	0.45-6GHz	16.5	0.5	3	30	2.47	2.07	1.80	1.49
630-ATF-54143-BLKG	ATF-54143-BLKG	SOT-343	Single Voltage Low Noise GaAs E-pHEMTs	0.45-6GHz	16.6	0.5	3	60	3.78	3.39	3.02	2.49
630-ATF-54143-TR1G	ATF-54143-TR1G	SOT-343	Single Voltage Low Noise GaAs E-pHEMTs	0.45-6GHz	16.6	0.5	3	60	3.78	3.39	3.02	2.49
630-ATF-55143-TR1G	ATF-55143-TR1G	SOT-343	Single Voltage Low Noise GaAs E-pHEMTs	0.45-6GHz	17.7	0.6	2.7	10	1.61	1.23	1.07	.888

© Copyright 2013 Mouser Electronics
© Copyright 2013 Mouser Electronics

RENESAS/CEL SMD Monolithic Microwave ICs

RoHS Compliant **This product is RoHS compliant.**

California Eastern Laboratories

A

SO-6

B
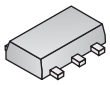
TK

C
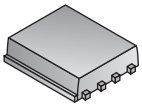
TU

D
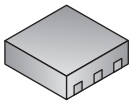
TSON-6

E

SSOP-8, SSOP-16, SSOP-20 (SSOP-8 Shown)

♦ Surface Mount

RoHS Compliant

CEL SMD SILICON MONOLITHIC CIRCUITS

CEL offers a broad range of silicon ICs for multimedia, mobile communications and wireless applications. They are based on a high performance bipolar process featuring fTS up to 45GHz. The process permits the productions of transistors with lower parasitics, improved passivation and emitter line widths as small as 0.6 microns. It accommodates low operating voltages while offering high operating frequencies, low noise figures, high efficiency and high reliability. These devices operate from 1 to 5 volts; they include amplifiers, prescalers, frequency converters, IQ modulators and demodulators and multifunction ICs for GPS (Global Positioning System), RKE (Remote Keyless Entry) and W-CDMA markets or for cable modems/settop boxes applications.

Electrical Characteristics (TA=25°C)

Amplifiers

For quantities greater than listed, call for quote.

MOUSER STOCK NO.	CEL Part No.	Fig.	Frequency Range @ 3dB Down TYP (MHz)	VCC (V)	ICC (mA)			NF (dB) TYP.	Gain (dB)			RLIN TYP (dB)	RLOUT TYP (dB)	P1B TYP (dBm)	ISOL TYP (dB)	Price Each			
					MIN	TYP	MAX		MIN	TYP	MAX					1	10	100	500
Low Power Amplifiers																			
♦ 551-UPC2748TB-A	UPC2748TB-A	A	1600	3	4.5	6.0	8.0	2.8	16.0	19.0	21.0	11.5	8.5	-8.5	40	1.50	1.28	1.11	.947
♦ 551-UPC2746TB-A	UPC2746TB-A	A	1600	3	5.0	7.5	10.0	4.0	16.0	19.0	21.0	13.0	8.5	-3.7	45	1.58	1.41	1.23	.996
♦ 551-UPC2747TB-A	UPC2747TB-A	A	1800	4	3.8	5.0	7.0	3.3	9.0	12.0	14.0	14.0	10.0	-7.0	40	1.40	1.25	1.08	.888
♦ 551-UPC2745TB-A	UPC2745TB-A	A	2700	3	5.0	7.5	10.0	6.0	9.0	12.0	14.0	11.0	5.5	-3.0	38	1.47	1.29	1.13	.997
♦ 551-UPC2749TB-A	UPC2749TB-A	A	2900	3	4.0	6.0	8.0	4.0	13.0	16.0	18.5	10.0	12.5	-12.5	30	1.27	1.09	.942	.803
♦ 551-UPC8182TB-A	UPC8182TB-A	A	2900	3	22.0	30.0	38.0	4.5	17.5	20.5	23.5	0.0	11.0	9.0	32	1.65	1.48	1.28	1.21
♦ 551-UPC8151TB-A	UPC-8151TB-A	A	100 to 1900	3	2.8	4.2	5.8	6.0	9.5	12.5	14.5	5.0	10.0	2.5	38	1.22	1.07	.937	.77
♦ 551-UPC8178TK-A	UPC8178TK-A	B	100 to 2400	3	1.4	1.9	2.4	5.5	9.0	11.5	13.5	8.0	- - -	-7.0	40	2.47	2.13	1.84	1.55
♦ 551-UPC8179TK-A	UPC8179TK-A	B	100 to 2400	3	2.9	4.0	5.4	5.0	13.0	15.5	17.5	7.0	- - -	0.5	42	2.76	2.17	2.05	1.73
Wideband Amplifiers																			
♦ 551-UPC2710TB-A	UPC2710TB-A	A	1000	5	16.0	22.0	29.0	3.5	30.0	33.0	36.5	6.0	12.0	10.8	39	1.65	1.41	1.22	1.04
♦ 551-UPC2711TB-A	UPC2711TB-A	A	1900	5	9.0	12.0	16.0	5.0	11.0	13.0	16.5	25.0	12.0	-2.6	30	1.19	1.05	.877	.749
♦ 551-UPC2771TB-A	UPC2771TB-A	A	2100	3	- - -	36.0	45.0	6.0	19.0	21.0	24.0	14.0	10.0	11.5	30	1.36	1.21	1.06	.856
♦ 551-UPC2709TB-A	UPC2709TB-A	A	2300	5	19.0	25.0	32.0	5.0	21.0	23.0	26.5	10.0	16.0	8.7	31	1.19	1.02	.877	.749
♦ 551-UPC2712TB-A	UPC2712TB-A	A	2600	5	9.0	12.0	16.0	4.5	18.0	20.0	23.5	12.0	13.0	-0.4	33	1.19	1.05	.877	.749
♦ 551-UPC2762TB-A	UPC2762TB-A	A	2900	3	- - -	27.0	35.0	6.5	11.5	16.5	17.5	8.5	12.0	7.0	25	1.36	1.21	1.06	.856
♦ 551-UPC3215TB-A	UPC3215TB-A	A	2900	5	- - -	14.0	- - -	2.3	18.5	20.5	- - -	15.0	9.5	1.5	44	1.90	1.65	1.41	1.20
♦ 551-UPC3223TB-A	UPC3223TB-A	A	3200	5	15.0	19.0	24.0	4.5	20.5	23.0	22.5	12.0	12.0	6.5	33	.95	.824	.706	.599
♦ 551-UPC3225TB-A	UPC3225TB-A	A	2800	5	20.0	24.5	31.0	3.7	30.0	32.5	35.0	8.5	10.5	9.0	41	2.57	2.21	1.90	1.62
551-UPC3239TB-A	UPC3239TB-A	A	3000	3.3	- - -	29	37	4.2	22	25	29	15	25	9	35	.90	.77	.663	.567
♦ 551-UPC2708TB-A	UPC2708TB-A	A	2900	5	20.0	26.0	33.0	6.5	13.0	16.0	18.5	11.0	20.0	7.5	23	1.33	1.13	.984	.84
♦ 551-UPC8181TB-A	UPC8181TB-A	A	4000	3	- - -	23.0	30.0	4.5	18.0	21.0	24.0	10.5	10.0	7.0	32	2.00	1.73	1.50	1.25
SiGe Low Noise Amplifier																			
♦ 551-UPC8230TU-A	UPC8230TU-A	C	1575	3	- - -	6.0	- - -	0.85	- - -	18.5	- - -	-11.0	-15.0	-17.0	- - -	1.27	1.13	.984	.803
♦ 551-UPC8231TK-A	UPC8231TK-A	B	1575	3	- - -	3.5	- - -	0.80	- - -	20.0	- - -	-8.0	-19.0	-22.0	- - -	1.27	1.13	.984	.803
♦ 551-UPC8232T5N-A	UPC8232T5N-A	D	1575	3	- - -	3.0	- - -	0.95	- - -	17.0	- - -	-10.0	-19.0	-22.0	- - -	1.27	1.13	.984	.803
♦ 551-UPC8211TK-A	UPC8211TK-A	B	3000	3	- - -	3.5	4.5	1.3	15.5	18.5	21.5	7.5	14.5	-4.0	32.5	1.44	1.23	.92	.76

Frequency Downconverters

For quantities greater than listed, call for quote.

MOUSER STOCK NO.	CEL Part No.	Fig.	RF Input Freq. Range @ 3dB Down Typ. (MHz)	IF Output Freq. Range @ 3dB Down Typ. (MHz)	VCC (V)	ICC TYP. (mA)	Conversion Gain TYP. (dB)	PSAT TYP. (dBm)	Noise Figure TYP. (dB)	Test Cond. (MHz)		Price Each			
										RF	IF	1	10	100	500
♦ 551-UPC2757TB-A	UPC2757TB-A	A	100 to 2000	20 to 300	3.0	5.6	13	-8	13.0	2000	250	2.35	2.00	1.80	1.61
♦ 551-UPC2758TB-A	UPC2758TB-A	A	100 to 2000	20 to 300	3.0	11.0	17	-4	13.0	2000	250	2.62	2.23	2.00	1.79
♦ 551-UPC2798GR-A	UPC2798GR-A	E	20 to 250	DC to 150	5.0	23.0	25	-----	9.0	-----	-----	6.59	5.49	4.88	4.15

Frequency Upconverters

For quantities greater than listed, call for quote.

MOUSER STOCK NO.	CEL Part No.	Fig.	IF Input Freq. Range @ 3dB Down Typ. (MHz)	RF Output Freq. Range Down Typ. (MHz)	VCC TYP. (V)	ICC TYP. (mA)	Conversion Gain TYP. (dB)	PSAT TYP. (dBm)	Noise Figure TYP. (dB)	Price Each			
										1	10	100	500
♦ 551-UPC8172TB-A	UPC8172TB-A	A	50 to 400	800 to 2500	3.0	9.0	8.5	0	10.4	2.36	2.03	1.75	1.49
♦ 551-UPC8187TB-A	UPC8187TB-A	A	50 to 400	800 to 2500	3.0	15.0	11	+2.5	12.0	3.26	2.76	2.48	2.21
♦ 551-UPC8106TB-A	UPC8106TB-A	A	50 to 400	400 to 2000	3.0	9.0	10	-2	8.5	2.57	2.20	1.90	1.62

Prescalers

For quantities greater than listed, call for quote.

MOUSER STOCK NO.	CEL Part No.	Fig.	fIN (GHz)		PIN (dBm)		POUT TYP. (dBm)	VCC (V)	ICC (mA)			Divide Ratio	Price Each			
			Min.	Max.	Min.	Max.			Min.	TYP.	Max.		1	10	100	500
♦ 551-UPB1509GV-A	UPB1509GV-A	E	0.5	1	-20	-5	NA	2.2 to 5.5	---	5.3	---	2/4/8	3.64	2.86	2.70	2.29
♦ 551-UPB1508GV-A	UPB1508GV-A	E	0.5	3	-10	+10	-7	5.0	---	12	---	2	3.64	2.86	2.70	2.29
♦ 551-UPB1507GV-A	UPB1507GV-A	E	0.5	3	-15	+6	NA	5.0	12.5	---	26.5	64/128/256	3.64	2.86	2.69	2.29
♦ 551-UPB1510GV-A	UPB1510GV-A	E	0.5	3	-15	+6	-7	5.0	---	16	---	4	3.64	2.86	2.69	2.29

AGC Amplifiers with Video Output

For quantities greater than listed, call for quote.

MOUSER STOCK NO.	CEL Part No.	Fig.	Freq. Range @ 3dB Down Typ. (MHz)	VCC (V)	ICC (mA)			NF (dB) Typ.	Gain (dB)		ISOL Typ. (dB)	Price Each			
					Min.	Typ.	Max.		Min.	Max.		1	10	100	500
♦ 551-UPC3217GV-A	UPC3217GV-A	E	100	5	15	23	34	6.5	0	53	53	3.18	2.49	2.35	2.00
♦ 551-UPC3218GV-A	UPC3218GV-A	E	100	5	15	23	34	3.5	10	63	53	3.52	2.76	2.61	2.21
♦ 551-UPC3219GV-A	UPC3219GV-A	E	100	5	28	35	42	9.0	0	42	42	3.52	2.76	2.61	2.21
♦ 551-UPC3221GV-A	UPC3221GV-A	E	100	5	26	33	41	4.2	10	60	50	3.32	2.95	2.46	2.09

Variable Gain Amplifier

For quantities greater than listed, call for quote.

MOUSER STOCK NO.	CEL Part No.	Fig.	Freq. Range @ 3dB Down Typ. (MHz)	VCC (V)	ICC (mA)			NF (dB) Typ.	Gain (dB)		RLIN Typ. (dB)	Price Each			
					Min.	Typ.	Max.		Typ.	Max.		1	10	100	500
♦ 551-UPC8204TK-A	UPC8204TK-A	B	800 to 2500	3	8.5	11.5	15	7.5	-26	+14	13.0	3.88	3.28	2.95	2.63

© Copyright 2013 Mouser Electronics
© Copyright 2013 Mouser Electronics

RENESAS/CEL Monolithic Microwave ICs

CEL California Eastern Laboratories

RoHS Compliant **This product is RoHS compliant.**

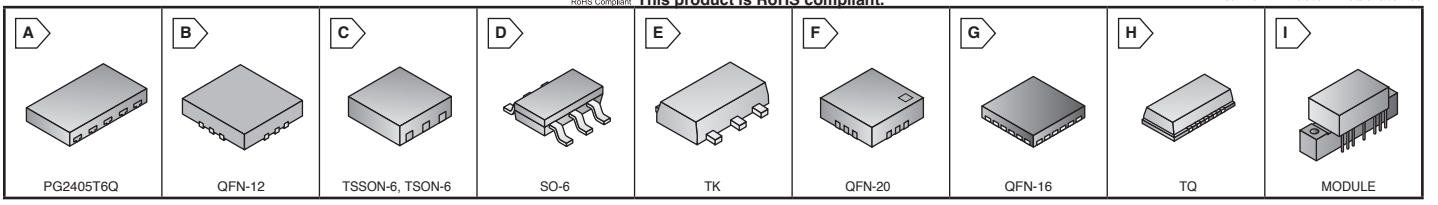

GAAS MONOLITHIC CIRCUITS

♦ Surface Mount

CEL offers a broad range of gallium arsenide (GaAs) IC switches for medium to high power applications. They have the same high reliability, low cost technology found in CEL's discrete FET devices.

Electrical Characteristics (TA=25°C)

RoHS Compliant

Medium Power 1 W Compact SP3T Switch for WiFi + Bluetooth, NFC-RFID

The µPG2405T6Q is an SP3T GaAs FET switch which was developed for BluetoothTM, wireless LAN and NFC. This device can operate from 10MHz to 2.5GHz, with low insertion loss and high linearity.

For quantities greater than listed, call for quote.

MOUSER STOCK NO.	CEL Part No.	Fig.	Control Voltages	Insertion Loss	Isolation	Input Power (dBm) @0.1dB compression point	Price Each 1	10	100	500
551-UPG2405T6Q-A	UPG2405T6Q-A	A	+2.8/0	0.60@2.5GHz	20@2.5GHz	+31dBm	1.94	1.71	1.37	1.22
Evaluation Board										
551-UPG2405T6Q-EVALA	UPG2405T6Q-EVAL-A		Engineering Evaluation Board				139.83	-	-	-

Switches

For quantities greater than listed, call for quote.

MOUSER STOCK NO.	CEL Part No.	Fig.	Frequency Range (GHz)	Insertion Loss (dB)	Isolation (dB) @ 1GHz	Isolation (dB) @ 2GHz	RLIN Min./ Typ. (dB)	RLOUT (Through) Min. (dB)	P1dB (dBm)	Switching Speed (ns)	VCONT Control Voltage (V)	Price Each 1	10	100	500
SP4T Switches															
♦ 551-UPD5904T7K-E2-A	UPD5904T7K-E2-A	B	0.05-6	0.4	35	30	15/25	15	38	150	0 to +1.3	2.47	2.05	1.65	1.48
SPDT Dual Control Switches															
♦ 551-UPG2158T5K-A	UPG2158T5K-A	C	0.05 to 3.0	0.45	---	19	15/20	15	29.0	50	+6.0	1.24	1.07	.92	.781
♦ 551-UPG2214TB-A	UPG2214TB-A	D	0.5 to 2.5	0.35	27	27	15/20	15	20.0	20	-6.0 to +6.0	1.49	1.29	1.11	.966
♦ 551-UPG2214TK-A	UPG2214TK-A	E	0.5 to 2.5	0.36	27	27	15/20	15	20.0	20	-6.0 to +6.0	1.37	1.17	1.01	.867
♦ 551-UPG2155TB-A	UPG2155TB-A	D	0.5 to 2.5	0.4	19	17	15/20	15	38.0	0.001	+6.0	1.66	1.49	1.33	1.16
♦ 551-UPG2030TK-A	UPG2030TK-A	E	0.5 to 2.5	0.55	27	27	---/15	15	30.0	50	-6.0 to +6.0	1.41	1.26	1.09	.927
♦ 551-UPG2009TB-A	UPG2009TB-A	D	100 to 2500	0.5	---	28	---/20	20	36.0	150	+2.5 to +5.3	1.99	1.71	1.48	1.25
♦ 551-UPG2179TB-A	UPG2179TB-A	D	100 to 2500	0.3	---	27	15/20	15	32.0	50	+2.5 to +5.3	1.29	1.11	.96	.814

RF Switching ICs

For quantities greater than listed, call for quote.

MOUSER STOCK NO.	CEL Part No.	Fig.	Frequency Range (GHz)	Insertion Loss (dB)	Isolation (dB) @ 1GHz	Isolation (dB) @ 2GHz	RLIN Min./Typ. (dB)	RLOUT (Through) Min. (dB)	P1dB (dBm)	Switching Speed (ns)	VCONT Control Voltage (V)	Price Each 1	10	100	500
SPDT Single Control Switch															
♦ 551-UPD5713TK-A	UPG5713TK-A	F	0.05 to 2.5	0.8	25	22.5	13/17	13	+21	30	-0.5 to +4.6	.93	.877	.785	.713
♦ 551-UPG2015TB-A	UPG2015TB-A	D	0.5 to 2.5	0.3	28	25	---/20	20	+30	300	+6.0	1.44	1.24	1.07	.91
♦ 551-UPG2012TB-A	UPG2012TB-A	F	0.1 to 2.5	0.3	-	28	---/15	15	+24	300	+6.0	1.34	1.20	1.07	.936
♦ 551-UPG2012TK-A	UPG2012TK-A	D	0.1 to 2.5	0.3	-	28	---/15	15	+24	300	+6.0	1.54	1.33	1.14	.974
♦ 551-UPG2010TB-A	UPG2010TB-A	D	0.1 to 2.5	0.35	28	25	---/15	15	+33	1000	+6.0	2.31	2.00	1.71	1.46
Broadband Switches															
♦ 551-UPG2162T5N-A	UPG2162T5N-A	C	2.4 to 2.5 4.9 to 6.0	0.6/0.85	-	30/27	---/15	15 (Typ)	31/29	150	3.0/0.0	2.10	1.80	1.54	1.32
♦ 551-UPG2163T5N-A	UPG2163T5N-A	C	4.9 to 6.0	0.4/0.5	-	35/30	---/15	15	31/29	50	-6.0 to +6.0	1.42	1.23	1.07	.915
♦ 551-UPG2164T5N-A	UPG2164T5N-A	C	2.4 to 2.5 4.9 to 6.0	0.5/0.7	-	25/17	---/15	15 (Typ)	31/29	50	-6.0 to +6.0	1.47	1.32	1.18	1.03

RANGE EXTENDING GAAS MONOLITHIC CIRCUITS

These devices (the UPG2314T5N medium power amplifier and two UPG2214TK RF switches) can be used for a "range extension" application at 2.4GHz (such as for Bluetooth or ZigBee applications). With a 3V power supply and 0dBm of input power, this range extender will deliver 19dBm of output power (including the insertion loss of the switches and PCB), for a current draw of approximately 65mA. The "thru" path has approx. 1.4dB of loss (insertion loss of both switches + loss in the PCB). Please see the CEL RF IC Evaluation Boards page for evaluation boards (UPG2301TQ-ZBT-EV-A, UPG2314T5N-ZBT-EV-A and UPG2250T5N-EVAL-A) that are available for use in this type of application.

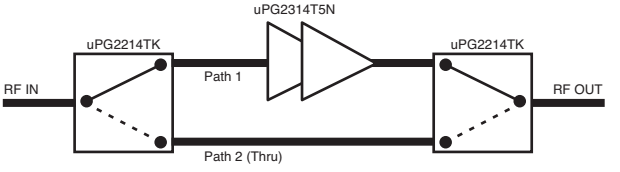

RoHS Compliant

RF Front-End IC for 2.4GHz Bluetooth™, ZigBee, ISM Band

♦ Surface Mount

The UPG2353T6S is a RF front-end integrated circuit (FEIC) for Bluetooth Class 1, ZigBee, and ISM Band and includes TX/Bypass switches, a power amplifier, and a low-pass filter This device does not require any RF matching parts. The UPG2253T6S operates with 3.0V supply and provides high efficiency and low harmonics.

For quantities greater than listed, call for quote.

MOUSER STOCK NO.	CEL Part No.	Fig.	Frequency Range (MHz)	Output Power (dBm)	Power Added Efficiency (%)	Package Style	Price Each 1	10	100	500
551-UPG2253T6S-A	UPG2253T6S-A	G	2400 to 2500	+19 TYP/-1.5TYP	28 TYP	QFN-16	3.88	3.28	2.84	2.64

Engineering Evaluation Board

MOUSER STOCK NO.	CEL Part No.	Description	Price Each
551-UPG2253T6S-EVALA	UPG2253T6S-EVAL-A	Engineering Evaluation Board	170.67

Power Amplifiers for Bluetooth Class1 and ZigBee

For quantities greater than listed, call for quote.

MOUSER STOCK NO.	CEL Part No.	Fig.	Operating Frequency (MHz)	Supply Voltage (V)	Total Current (mA)	Input Power (dBm)	Power Gain (dB)	AGC Control Current	AGC Control Voltage (V)	Variable Gain Range (dB) Min.	Variable Gain Range (dB) Max.	Total Power Dissipation (mW)	Price Each 1	10	100	500
♦ 551-UPG2250T5N-A	UPG2250T5N-A	C	2400 to 2500	1.8	250	+5.0	60.0	3.0mA	2.4	-	-	400	4.40	3.46	3.25	2.77
♦ 551-UPG2314T5N-A	UPG2314T5N-A	B	2400 to 2500	3.0	-	+10.0	23.0	0.5mA	3.6	17.0	23.0	700	4.40	3.46	3.25	2.77

Power Amplifier for UHF to S-Band

For quantities greater than listed, call for quote.

MOUSER STOCK NO.	CEL Part No.	Fig.	Operating Frequency (MHz)	Supply Voltage (V)	Ref. Voltage Max (V)	Input Power Max (dBm)	Reference Current Max (mA)	Output Power Min (dBm)	Power Added Efficiency Min (%)	Total Power Dissipation (mW)	Price Each 1	10	100	500
♦ 551-UPG2118K-A	UPG2118K-A	H	800 to 2500	3.2	5.0	15.0	10.0	31.5	42	4	11.24	9.54	8.60	7.64

Power Doubler Amplifiers

For quantities greater than listed, call for quote.

MOUSER STOCK NO.	CEL Part No.	Fig.	Frequency Range (MHz)	Power Gain Min(dB)	Power Gain Max.(dB)	Composite Triple Beat Typ.	Composite Triple Beat Max.	Composite 2nd Order Beat Typ.	Composite 2nd Order Beat Max.	Cross Mod (dBc) Typ.	Cross Mod (dBc) Max.	Operating Current Max. (mA)	Price Each 1	10	100	500
♦ 551-MC7893-AZ	MC7893-AZ	I	40-1000	22.5	24.0	-	-63	-	-65	-	60	385	107.35	89.45	79.52	67.59

© Copyright 2013 Mouser Electronics
© Copyright 2013 Mouser Electronics

Amplifiers

Products may be RoHS compliant. Check mouser.com for RoHS status.

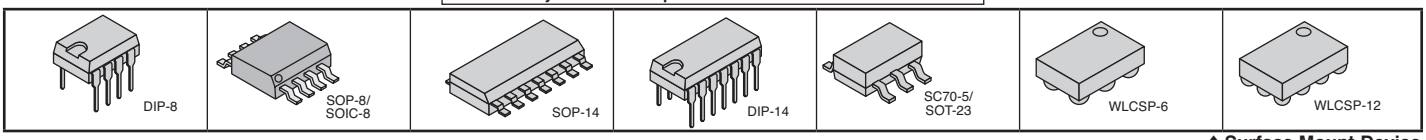

FAIRCHILD STANDARD OPERATIONAL AMPS

◆ Surface Mount Device

For quantities greater than listed, call for quote.

MOUSER STOCK NO.	Fairchild Part No.	Package	No. of Amp	Supply Voltage (VCC)+/-	Input Offset Volt. Max	Input Offset Curr. Max	Input Bias Curr. Max	Supply Current Typ.	Volt. Gain Typical	Output Volt. Swing Typical (VOL)	Output Volt. Swing Typical (VOH)	Slew Rate (V/µs)	Price Each 1	25	100	250
512-KA324A	KA324A	DIP-14	4	16/32V	7mV	50nA	250nA	0.7mA	100V/mV	5mV	28000mV	-	.60	.439	.377	.326
◆ 512-KA324ADTF	KA324ADTF	SOP-14	4	16/32V	3mV	30nA	100nA	1.5mA	100V/mV	5mV	28000mV	-	.57	.364	.304	.254
512-KA358A	KA358A	DIP-8	2	16/32V	3mV	30nA	100nA	0.8mA	100V/mV	5mV	28000mV	-	.64	.417	.348	.287
◆ 512-KA358ADTF	KA358ADTF	SOP-8	2	16/32V	7mV	50nA	250nA	0.8mA	100V/mV	5mV	28mV	-	.64	.417	.348	.287
512-KA4558	KA4558	DIP-8	2	22V	6mV	200nA	500nA	3.5mA	200V/mV	-	14000mV	1.2	.45	.378	.308	.256
◆ 512-KA4558DTF	KA4558DTF	SOIC-8	2	22V	6mV	200nA	500nA	3.5mA	200V/mV	-	14000mV	1.2	.34	.287	.259	.214
512-L272AM	L272AM	DIP-8	2	40V	60mV	250nA	2500nA	7.5mA	-	-	23000mV	1	.59	.486	.418	.373
512-L272M	L272M	DIP-8	2	40V	60mV	250nA	2500nA	7.5mA	-	-	23000mV	1	.59	.486	.418	.373
◆ 512-LF353MX	LF353MX	SOIC-8	2	18V	10mV	0.1nA	0.2nA	3.6mA	100V/mV	-	-	13	.60	.524	.442	.382
512-LF353N	LF353N	DIP-8	2	18V	10mV	0.1nA	0.2nA	3.6mA	100V/mV	-	-	13	.49	.406	.35	.312
◆ 512-LM258AM	LM258AM	SOP-8	2	16/32V	5mV	30nA	150nA	0.8mA	100V/mV	5mV	28mV	-	.60	.396	.325	.269
512-LM258N	LM258N	DIP-8	2	16/32V	5mV	30nA	150nA	0.8mA	100V/mV	5mV	28000mV	-	.54	.353	.307	.275
◆ 512-LM2902M	LM2902M	SOP-14	4	13/26V	7mV	50nA	250nA	1mA	100V/mV	5mV	24mV	-	.41	.334	.301	.249
◆ 512-LM2902MX	LM2902MX	SOP-14	4	13/26V	7mV	50nA	250nA	0.7mA	100V/mV	5mV	24000mV	-	.61	.407	.327	.271
512-LM2902N	LM2902N	DIP-14	4	13/26V	7mV	50nA	250nA	0.7mA	100V/mV	5mV	24000mV	-	.54	.353	.308	.275
◆ 512-LM2904M	LM2904M	SOP-8	2	13/26V	7mV	50nA	250nA	0.8mA	100V/mV	5mV	24mV	-	.32	.265	.239	.198
◆ 512-LM2904MX	LM2904MX	SOP-8	2	13/26V	7mV	50nA	250nA	0.8mA	100V/mV	5mV	24mV	-	.47	.375	.254	.211
512-LM2904N	LM2904N	DIP-8	2	13/26V	7mV	50nA	250nA	0.5mA	100V/mV	5mV	24000mV	-	.32	.27	.243	.201
◆ 512-LM324AM	LM324AM	SOP-14	4	16/32V	7mV	50nA	250nA	1mA	100V/mV	5mV	28mV	-	.61	.40	.326	.27
◆ 512-LM324AMX	LM324AMX	SOP-14	4	16/32V	7mV	50nA	250nA	1mA	100V/mV	5mV	28mV	-	.61	.407	.327	.271
512-LM324AN	LM324AN	DIP-14	4	16/32V	3mV	30nA	100nA	0.7mA	100V/mV	5mV	28000mV	-	.43	.357	.309	.275
◆ 512-LM324M	LM324M	SOP-14	4	16/32V	7mV	50nA	250nA	1mA	100V/mV	5mV	28mV	-	.41	.334	.301	.249
◆ 512-LM324MX	LM324MX	SOP-14	4	16/32V	7mV	50nA	250nA	0.7mA	100V/mV	5mV	28000mV	-	.61	.407	.327	.271
512-LM324Nz	LM324N	DIP-14	4	16/32V	7mV	50nA	250nA	0.7mA	100V/mV	5mV	28000mV	-	.54	.353	.308	.275
◆ 512-LM358AM	LM358AM	SOP-8	2	16/32V	7mV	50nA	250nA	0.8mA	100V/mV	5mV	28mV	-	.32	.265	.239	.198
◆ 512-LM358AMX	LM358AMX	SOIC-8	2	16/32V	3mV	30nA	100nA	0.5mA	100V/mV	5mV	28000mV	-	.44	.353	.24	.198
512-LM358AN	LM358AN	DIP-8	2	16/32V	3mV	30nA	100nA	0.5mA	100V/mV	5mV	28000mV	-	.32	.27	.243	.201
◆ 512-LM358M	LM358M	SOP-8	2	16/32V	7mV	50nA	250nA	0.8mA	100V/mV	5mV	28mV	-	.32	.265	.239	.198
◆ 512-LM358MX	LM358MX	SOIC-8	2	16/32V	7mV	50nA	250nA	0.5mA	100V/mV	5mV	28000mV	-	.36	.308	.251	.209
512-LM358N	LM358N	DIP-8	2	16/32V	7mV	50nA	250nA	0.5mA	100V/mV	5mV	28000mV	-	.40	.334	.272	.226

FAIRCHILD HIGH PERFORMANCE OPERATIONAL AMPLIFIERS

For quantities greater than listed, call for quote.

MOUSER STOCK NO.	Fairchild Part No.	Package	Amps Per Pack	Power Down	Rail to Rail Input or Output	Typical Unity Gain Bandwidth MHz	Typical Supply Curr. per Amp (mA)	Typical Output Current (+/- mA)	Supply Voltage Max (V)	CMIR Max (V)	Output Swing (V)	Input Voltage Noise (nV/rtHz)	Typical Offset Voltage (mV)	Typical Input Bias Curr. (uA)	Slew Rate (V/µs)	Price Each 1	25	100	250
◆ 512-LMV321AP5X	LMV321AP5X	SC70-5	1	No	Output	1.4	0.1	35	5.5	3.8	4.98	33	1	0	15	.44	.375	.32	.276
◆ 512-LMV321AS5X	LMV321AS5X	SOT-23	1	No	Output	1.4	0.1	35	5.5	3.8	4.98	33	1	0	15	.60	.471	.323	.268
◆ 512-LMV358AM8X	LMV358AM8X	SOIC-8	2	No	Output	1.4	0.1	35	5.5	3.8	4.98	33	1	0	15	.62	.503	.358	.32
◆ 512-LMV358AMU8X	LMV358AMU8X	SOP-8	2	No	Output	1.4	0.1	35	5.5	3.8	4.98	33	1	0	15	.71	.567	.409	.365

FAIRCHILD AUDIO HEADPHONE AMPLIFIERS

PRODUCT NEW

RoHS Compliant

For quantities greater than listed, call for quote.

MOUSER STOCK NO.	Fairchild Part No.	Package	Headphone Channels	Output Power (mW)	THD plus Noise (%)	Operating Supply Voltage(V)	Supply Current (mA)	Quiescent Current (Max.) (mA)	Operating Temperature Range(°C)	Price Each 1	25	100	250
◆ 512-FAB3103UCX	FAB3103UCX	WLCSP-12	1-Ch. Mono	23	10	2.5-5.2	2.7	2.7	-40 to +85	.96	.803	.642	.482
◆ 512-FAB2210UCX	FAB2210UCX	WLCSP-20	2-Ch. Stereo	27	10	2.8-5.25	1.9	-	-40 to +85	1.12	.942	.749	.567
◆ 512-FAB1200UCX	FAB1200UCX	WLCSP-12	2-Ch. Stereo	72	1	2.5-5.5	4.4	2.2	-40 to +85	1.41	1.25	1.02	.874

FAIRCHILD MICROPHONE PREAMPLIFIERS

PRODUCT NEW

RoHS Compliant

For quantities greater than listed, call for quote.

MOUSER STOCK NO.	Fairchild Part No.	Package	DC Supply Voltage (Max.) (V)	Supply Current (Typ.) (µA)	Input Voltage Range (Max.) (V)	Total Harmonic Distortion (Max.) (%)	Supply Voltage Range (Min./Max.) (V)	Operating Temperature Range(°C)	Price Each 1	25	100	250
◆ 512-FAN3850AUC16X	FAN3850AUC16X	WLCSP-6	4	470	4	0.20	1.64/3.63	-30 to +85	.80	.674	.535	.407
◆ 512-FAN3850AUC19X	FAN3850AUC19X	WLCSP-6	4	470	4	0.20	1.64/3.63	-30 to +85	.41	.394	.382	.37
◆ 512-FAN3850TUC15X35	FAN3850TUC15X35	WLCSP-6	4	420	3.63	0.10	1.64/3.63	-30 to +85	.56	.417	.321	.235



INFINEON BROADBAND AND DRIVER AMPLIFIERS

◆ Surface Mount Device

For quantities greater than listed, call for quote.

MOUSER STOCK NO.	Infineon Part No.	Package	Max. Ratings V_D (V)	Max. Ratings I_D (mA)	Recomm. Freq. Range (MHz)	Characteristics (T_A = 25°C) G_p (dB)	NF (dB)	Rev. Isolation (dB)	P_{-1dB} (in)	$IP_{3(out)}$(dBm)	Conditions f(MHz)	I_D(mA)	V_D(V)	Price Each 1	10	100	500
◆ 726-BGA612H6327XT	BGA612H6327XT	SOT-343	2.8	80	DC-2800	17.5	2	20	7	17	1000	20	2.3	1.55	1.35	1.09	.672
◆ 726-BGA614H6327XT	BGA614H6327XT	SOT-343	2.9	80	DC-2400	19	2	21	12	25	1000	40	2.5	1.55	1.35	1.09	.672
◆ 726-BGA616H6327XT	BGA616H6327XT	SOT-343	4.5	80	DC-2700	19	2.5	22	18	29	1000	60	4.1	1.04	.92	.751	.719

INFINEON LOW NOISE AMPLIFIERS

For quantities greater than listed, call for quote.

MOUSER STOCK NO.	Infineon Part No.	Package	Max. Ratings V_D(V)	Max. Ratings I_D(mA)	Recomm. Freq.Range (MHz)	Characteristics (T_A = 25°C) G_p(dB)	NF(dB)	P_{-1dB} (in)	$IP_{3(out)}$(dBm)	Conditions f(MHz)	I_D(mA)	V_D(V)	Price Each 1	10	100	500
Broadband/Wideband/FM+DVB Broadcast																
◆ 726-BGB707L7ESDE6327	BGB707L7ESDE6327XT	TSLP-7-1	4	20	70-10000	23	0.6	-9.5	-6	2400	6	3	1.16	.99	.808	.626
◆ 726-BGB717L7ESDE6327	BGB717L7ESDE6327XT	TSLP-7-1	4	25	70-1000	12	1	-5.5	-12.5	100	3	3	1.25	1.11	.89	.631
◆ 726-BGB741L7ESDE63	BGB741L7ESDE6327XT	TSLP-7-1	4	30	30-6000	17.5	1.3	-3.5	3	2400	6	3	.85	.742	.694	.556
GPS																
◆ 726-BGA428H6327XT	BGA428H6327XT	SOT-363-6	4	12	900-2500	20	1.4	-18	-9	1800	8.2	2.75	1.04	.92	.751	.522
◆ 726-BGA615L7E6327	BGA615L7E6327XT	TSLP-7-1	3.5	10	1300-1700	18	0.9	-11	-1	1575	6	2.8	1.64	1.25	1.10	.723
WLAN/WiMax																
◆ 726-BGA711L7E6327	BGA711L7E6327XT	TSLP-7-1	3.6	10	1900-2200	17	1.1	-8	-2	2100	3.6	2.8	.94	.899	.867	.568
◆ 726-BGA758L7E6327XT	BGA758L7E6327XT	TSLP-7-8	4	12	5000-6000	11	1	-3	---	5500	7	3.3	1.87	1.61	1.31	.857

© Copyright 2013 Mouser Electronics
© Copyright 2013 Mouser Electronics

INTERSIL Amplifier ICs

intersil | SIMPLY SMARTER™

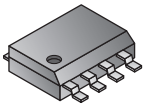
MSOP-8

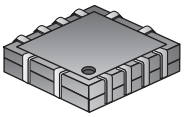
DFN-8


SOIC-8

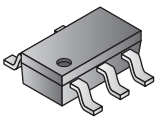
SOT-5

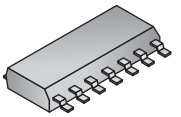
SOIC-14

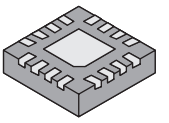
TQFN-16

PRECISION OPERATIONAL AMPLIFIERS

Intersil's precision operational amplifier portfolio delivers best in class performance to achieve low offset voltages, low noise, and overall higher performance at low power. Intersil's operational amplifiers are perfect for precision instrumentation, industrial and high end medical applications where higher accuracy makes a difference.

For quantities greater than listed, call for quote.

MOUSER STOCK NO.	Intersil Part No.	Package	Channels	Bandwidth (MHz)	Slew Rate (V/µs)	Supply Voltage (V)		Supply Current per Amp (mA)	I_{BIAS} Max. (nA)	I_{OUT} (mA)	Gain A_V (min)	Price Each			
						Min.	Max.					1	25	100	250
968-ISL28107FUZ-T7A	ISL28107FUZ-T7A	MSOP-8	1	1	0.32	4.5	40	0.21	0.06	40	1	3.41	2.93	2.49	2.04
968-ISL28108FBZ-T7A	ISL28108FBZ-T7A	DFN-8	1	1.2	0.45	3	40	0.165	-13	19	1	3.48	3.07	2.65	2.24
968-ISL28108FRTZ-T7A	ISL28108FRTZ-T7A	DFN-8	1	1.2	0.45	3	40	0.165	-13	19	1	3.48	3.07	2.65	2.24
968-ISL28117FBBZ-T7A	ISL28117FBBZ-T7A	SOIC-8	1	1.5	0.5	4.5	40	0.44	1	43	1	3.12	2.38	2.02	1.67
968-ISL28117FBZ-T7A	ISL28117FBZ-T7A	SOIC-8	1	1.5	0.5	4.5	40	0.44	1	43	1	2.56	1.98	1.68	1.38
968-ISL28117FUZ-T7A	ISL28117FUZ-T7A	MSOP-8	1	1.5	0.5	4.5	40	0.44	1	43	1	2.56	1.97	1.67	1.38
968-ISL28118FUZ-T7A	ISL28118FUZ-T7A	MSOP-8	1	4	1.2	3	40	0.85	230	16	1	4.23	3.42	2.91	2.39
968-ISL28118MUZ-T7A	ISL28118MUZ-T7A	MSOP-8	1	4	1.2	3	40	0.85	230	16	1	13.00	6.85	6.51	6.51
968-ISL28134FHZ-T7A	ISL28134FHZ-T7A	SOT-5	1	3.5	1.5	2.25	6	0.675	0.3	65	1	3.41	2.78	2.36	1.95
968-ISL28134IBZ-T7A	ISL28134IBZ-T7A	SOIC-8	1	3.5	1.5	2.25	6	0.675	0.3	65	1	3.16	2.30	1.96	1.62
968-ISL28177FBZ-T7A	ISL28177FBZ-T7A	SOIC-8	1	0.6	0.2	6	40	1.18	0.2	30	1	1.80	1.31	1.11	.92
968-ISL28207FUZ-T7A	ISL28207FUZ-T7A	MSOP-8	2	1	0.32	4.5	40	0.21	0.3	40	1	4.94	4.01	3.40	2.80
968-ISL28208FBZ-T7A	ISL28208FBZ-T7A	SOIC-8	2	1.2	0.45	3	40	0.165	43	19	1	5.34	4.33	3.68	3.03
968-ISL28208FRTZ-T7A	ISL28208FRTZ-T7A	DFN-8	2	1.2	0.45	3	40	0.165	43	19	1	5.34	4.33	3.68	3.03
968-ISL28217FBBZ-T7A	ISL28217FBBZ-T7A	SOIC-8	2	1.5	0.5	4.5	40	0.44	1	43	1	5.49	4.44	3.77	3.09
968-ISL28217FBZ-T7A	ISL28217FBZ-T7A	SOIC-8	2	1.5	0.5	4.5	40	0.44	1	43	1	4.64	3.77	3.20	2.63
968-ISL28217FUZ-T7A	ISL28217FUZ-T7A	MSOP-8	2	1.5	0.5	4.5	40	0.44	1	43	1	4.64	3.77	3.20	2.63
968-ISL28227FBZ-T7A	ISL28227FBZ-T7A	SOIC-8	2	10	3.6	4.5	40	2.8	10	45	1	5.04	4.28	3.64	3.01
968-ISL28227FUZ-T7A	ISL28227FUZ-T7A	MSOP-8	2	10	3.6	4.5	40	2.8	10	45	1	4.31	3.66	3.10	2.56
968-ISL28230FBZ-T7A	ISL28230FBZ-T7A	SOIC-8	2	0.4	0.2	1.8	5.5	0.02	0.25	15	1	2.29	1.68	1.43	1.18
968-ISL28233FRZ-T7A	ISL28233FRZ-T7A	DFN-8	2	0.4	0.2	1.8	6	0.018	0.3	17	1	4.56	3.69	3.14	2.58
968-ISL28325FBZ-T7A	ISL28325FBZ-T7A	SOIC-8	2	1.2	0.4	4.5	40	0.5	0.2	40	1	2.95	2.16	1.84	1.52
968-ISL28325FUZ-T7A	ISL28325FUZ-T7A	MSOP-8	2	1.2	0.4	4.5	40	0.5	0.2	40	1	2.95	2.16	1.84	1.52
968-ISL28345FBZ-T7A	ISL28345FBZ-T7A	SOIC-14	4	1.2	0.4	4.5	40	0.5	0.2	40	1	3.75	3.05	2.59	2.13
968-ISL28407FBZ-T7A	ISL28407FBZ-T7A	SOIC-14	4	1	0.32	4.5	40	0.21	0.05	40	1	7.65	6.61	5.65	4.70
968-ISL28408FBZ-T7A	ISL28408FBZ-T7A	SOIC-14	4	1.2	0.45	3	40	0.165	-13	19	1	8.15	7.07	6.05	5.02
968-ISL28417FBBZ-T7A	ISL28417FBBZ-T7A	SOIC-14	4	1.5	0.5	4.5	40	0.44	0.08	43	1	9.81	8.58	7.33	6.08
968-ISL28417FBZ-T7A	ISL28417FBZ-T7A	SOIC-14	4	1.5	0.5	4.5	40	0.44	0.08	43	1	7.54	6.52	5.57	4.63

DIFFERENTIAL AMPLIFIERS

Intersil's fully differential amplifiers (FDAs) are intended for high dynamic range ADC input interface applications.

For quantities greater than listed, call for quote.

MOUSER STOCK NO.	Intersil Part No.	Package	Channels	Bandwidth (MHz)	Slew Rate (V/µs)	Supply Voltage (V)		Supply Current per Amp (mA)	I_{BIAS} Max. (nA)	I_{OUT} (mA)	Gain A_V (min)	Topology	Price Each			
						Min.	Max.						1	25	100	250
968-ISL28617FVZ-T7A	ISL28617FVZ-T7A	TSSOP-24	1	5	4	8	40	4.3	-	45	0.1	VFA	7.92	6.86	5.86	4.87
968-ISL55210IRTZ-T7A	ISL55210IRTZ-T7A	TQFN-16	1	2200	5600	3	4.2	35	90	45	2	FDA	10.49	9.53	8.09	6.66
968-ISL55211IRTZ-T7A	ISL55211IRTZ-T7A	TQFN-16	1	1400	5600	3.3	4.2	35	50	45	2	FDA	10.19	8.92	7.62	6.31

© Copyright 2013 Mouser Electronics
© Copyright 2013 Mouser Electronics

MAXIM INTEGRATED Amplifiers

RoHS Compliant This product is RoHS compliant.

NEW PRODUCT

maxim integrated™

For quantities greater than listed, call for quote.

OPERATIONAL AMPLIFIERS ♦Surface Mount Device

MOUSER STOCK NO.	Maxim Integrated Part No.	Package	No. of Channels	Total Supply Voltage (Min/Max) (V)	I_{CC} Per Amp (Max) (µA)	Unity Gain BW (Typ) (V/µs)	Slew Rate (Typ) (V/µs)	V_{OS} (µV) (Max)	Price Each 1	25	100
♦ 700-MAX4200ESA	MAX4200ESA+	SO-8	1	5	2.2	-	4200	-	3.70	2.59	1.81
♦ 700-MAX4201ESA	MAX4201ESA+	SO-8	1	5	2.2	-	4200	-	2.21	1.55	1.08
♦ 700-MAX9943AUA	MAX9943AUA+	µMAX-8	1	6/38	950	2.4	0.35	100	2.21	1.55	1.08
700-ICL7611DCPA	ICL7611DCPA+	PDIP-8	1	2/16	15	0.044	0.016	2000	4.92	3.28	2.32
♦ 700-MAX4430ESA	MAX4430ESA+	SO-8	1	9/11	11	-	100	-	7.82	5.41	3.91
♦ 700-MAX4431ESA	MAX4431ESA+	SO-8	1	9/11	11	-	145	-	7.82	5.41	3.91
♦ 700-MAX4036EXKT	MAX4036EXK+T	SC70-5	1	1.4/3.6	1.2	0.004	0.0004	2000	1.33	1.00	.878
♦ 700-MAX9613AXT+T	MAX9613AXT+T	SC70-6	1	1.7/5.5	305	2.8	1.3	100	1.82	1.38	1.20
♦ 700-MAX9614AXT+T	MAX9614AXT+T	SC70-6	1	1.7/5.5	305	2.8	1.3	100	1.56	1.18	1.03
♦ 700-MAX44264EWT+T	MAX44264EWT+T	WLP-6	1	1.8/5.5	1	0.009	0.002	7000	1.33	1.00	.878
♦ 700-MAX4470EUKT	MAX4470EUK+T	SOT-23-5	1	1.8/5.5	1.2	0.009	0.002	7000	1.53	1.16	1.01
♦ 700-MAX44265EWT+T	MAX44265EWT+T	WLP-6	1	1.8/5.5	4	-	0.1	200	.93	.813	.599
♦ 700-MAX9910EXKT	MAX9910EXK+T	SC70-6	1	1.8/5.5	5	0.2	0.1	1000	1.07	.806	.703
♦ 700-MAX9911EXTT	MAX9911EXT+T	SC70-6	1	1.8/5.5	5	0.2	0.1	1000	1.07	.808	.706
♦ 700-MAX4241ESA	MAX4241ESA+	SO-8	1	1.8/5.5	18	0.09	0.04	750	2.99	2.10	1.50
♦ 700-MAX9914EXKT	MAX9914EXK+T	SC70-6	1	1.8/5.5	25	1	0.5	1000	1.07	.808	.706
♦ 700-MAX9915EXTT	MAX9915EXT+T	SC70-6	1	1.8/5.5	25	1	0.5	1000	1.07	.808	.706
♦ 700-MAX9617AXTT	MAX9617AXT+T	SC70-6	1	1.8/5.5	78	1.5	0.7	10	1.06	1.06	1.06
♦ 700-MAX9619AXT+T	MAX9619AXT+T	SC70-6	1	1.8/5.5	78	1.5	0.7	10	2.57	2.44	1.37
♦ 700-MAX4289EUTT	MAX4289EUT+T	SOT-23-6	1	1/5.5	9	0.017	-	2000	1.98	1.86	.974
♦ 700-MAX9636AXT+T	MAX9636AXT+T	SC70-6	1	2.1/5.5	55	-	0.9	2200	.84	.633	.554
♦ 700-MAX410CSA	MAX410CSA+	SOIC-8	1	2.4/10.5	2700	28	4.5	250	6.86	4.80	3.36
700-MAX410EPA	MAX410EPA+	PDIP-8	1	2.4/105	2700	28	4.5	250	7.73	5.35	3.62
♦ 700-MAX410ESA	MAX410ESA+	SO-8	1	2.4/105	2700	28	4.5	250	7.92	5.54	3.94
♦ 700-MAX4236AESA	MAX4236AESA+	SO-8	1	2.4/5.5	440	1.7	0.3	20	2.79	1.96	1.39
♦ 700-MAX4236AEUA+	MAX4236AEUA+	µMAX-8	1	2.4/5.5	440	1.7	0.3	50	2.79	1.96	1.39
♦ 700-MAX4236BESA	MAX4236BESA+	SO-8	1	2.4/5.5	440	1.7	0.3	20	1.90	1.34	.936
♦ 700-MAX4236EUTT	MAX4236EUT+T	SOT-23-6	1	2.4/5.5	440	1.7	0.3	20	2.26	1.70	1.49
♦ 700-MAX4237AESA	MAX4237AESA+	SO-8	1	2.4/5.5	440	7.5	1.3	20	2.79	1.96	1.40
♦ 700-MAX4237BESA	MAX4237BESA+	SO-8	1	2.4/5.5	440	7.5	1.3	50	1.87	1.29	.936
♦ 700-MAX4237EUTT	MAX4237EUT+T	SOT-23-6	1	2.4/5.5	440	7.5	1.3	50	2.26	1.70	1.49
♦ 700-MAX4251ESA	MAX4251ESA+	SO-8	1	2.4/5.5	575	3	0.3	750	3.15	2.10	1.50
♦ 700-MAX4251EUA	MAX4251EUA+	µMAX-8	1	2.4/5.5	575	3	0.3	750	2.99	2.10	1.50
♦ 700-MAX4245AUTT	MAX4245AUT+T	SOT-6	1	2.5/5.5	700	-	0.4	1500	1.62	1.22	1.07
♦ 700-MAX4245AXTT	MAX4245AXT+T	SC70-6	1	2.5/5.5	700	-	0.4	1500	1.62	1.22	1.07
♦ 700-MAX406BCSA	MAX406BCSA+	SO-8	1	2.5/10	1.2	0.004	0.005	500	5.29	3.70	2.59
♦ 700-MAX4162ESAT	MAX4162ESA+T	SOIC-8	1	2.5/10	40	0.2	0.115	3000	3.05	2.05	1.68
♦ 700-MAX4162ESA	MAX4162ESA+	SOIC-8	1	2.5/10.5	40	0.2	0.115	3000	3.15	2.19	1.56
♦ 700-MAX4414EUA	MAX4414EUA+	µMAX-8	1	2.7/5.5	1.6	-	200	-	3.37	2.25	1.59
♦ 700-MAX4239ASA	MAX4239ASA+	SO-8	1	2.7/5.5	850	6.5	-	2	2.50	1.75	1.22
♦ 700-MAX4239ATT+T	MAX4239ATT+T	TDFN-6	1	2.7/5.5	850	6.5	-	2	2.65	2.49	1.28
♦ 700-MAX4231AUTT	MAX4231AUT+T	SOT-23-6	1	2.7/5.5	1100	10	10	6000	1.36	1.01	.867
♦ 700-MAX4231AYT+	MAX4231AYT+	µDFN-6	1	2.7/5.5	1100	10	10	6000	1.29	1.02	.642
♦ 700-MAX4488ASA	MAX4488ASA+	SO-8	1	2.7/5.5	4400	42	10	750	1.90	1.34	.936
♦ 700-MAX4094AUD	MAX4094AUD+	TSSOP-14	1	2.7/6	165	0.5	0.2	1400	3.31	2.31	1.62
♦ 700-MAX4122EUKT	MAX4122EUK+T	SOT-23-5	1	2.7/6.5	825	5	2	1500	3.30	2.49	1.69
♦ 700-MAX4123EUA	MAX4123EUA+	µMAX-8	1	2.7/6.5	825	5	2	600	3.54	2.35	1.67
♦ 700-MAX4131ESA	MAX4131ESA+	SOIC-8	1	2.7/6.5	1150	10	4	600	3.07	2.15	1.50
♦ 700-MAX4212EUKT	MAX4212EUK+T	SOT-23-5	1	3.15/11	5.5	-	600	-	6.39	4.83	4.22
♦ 700-MAX4012EUKT	MAX4012EUK+T	SOT-23-5	1	3.15/11	100	-	600	-	3.76	2.84	2.48
♦ 700-MAX4215EUA	MAX4215EUA+	µMAX-8	1	3.3/5	5.5	-	600	-	4.68	3.28	2.32
♦ 700-MAX4390EUKT	MAX4390EUK+T	SOT-23-5	1	4.5/11	6	-	500	-	1.41	1.07	.936
♦ 700-MAX9632ASA	MAX9632ASA+	SO-8	1	4.5/36	6500	55	30	125	9.73	6.81	4.73
♦ 700-MAX9945AUA	MAX9945AUA+	µMAX-8	1	4.75/38	700	3	2.2	5000	2.21	1.55	1.08
♦ 700-MAX4224ESA	MAX4224ESA+	SO-8	1	5.7/11	6	-	1700	-	6.75	4.73	3.30
♦ 700-MAX4203ESA	MAX4203ESA+	SO-8	2	5	2.2	-	4200	-	4.44	3.11	2.17
♦ 700-MAX9944ASA	MAX9944ASA+	SO-8	2	6/38	950	-	0.35	100	3.71	2.60	1.81
700-ICL7621BCPA	ICL7621BCPA+	PDIP-8	2	2/16	15	0.044	0.016	2000	7.89	5.52	3.93
700-ICL7622DCPD	ICL7622DCPD+	PDIP-14	2	2/16	15	0.044	0.016	2000	4.93	3.46	2.46
♦ 700-MAX4038EUA	MAX4038EUA+	µMAX-8	2	1.4/3.6	1.2	0.004	0.0004	2000	1.99	1.38	.996
♦ 700-MAX4039EUB	MAX4039EUB+	µMAX-10	2	1.4/3.6	2	0.004	0.0004	2000	2.48	1.74	1.21
♦ 700-MAX9615AXA+T	MAX9615AXA+T	SC70-6	2	1.7/5.5	305	2.8	1.3	100	3.01	2.27	1.99
♦ 700-MAX9912EKAT	MAX9912EKA+T	SOT-23-8	2	1.8/5.5	5	0.2	0.1	1000	1.62	1.22	1.06
♦ 700-MAX9913EUB	MAX9913EUB+	µMAX-10	2	1.8/5.5	5	0.2	0.1	1000	1.70	1.19	.832
♦ 700-MAX4242ESA	MAX4242ESA+	SOIC-8	2	1.8/5.5	18	0.09	0.04	880	4.09	2.86	2.03
♦ 700-MAX4243EUB	MAX4243EUB+	µMAX-10	2	1.8/5.5	18	0.09	0.04	880	4.56	3.20	2.26
♦ 700-MAX9916EKAT	MAX9916EKA+T	SOT-8	2	1.8/5.5	25	1	0.5	1000	1.62	1.22	1.07
♦ 700-MAX9917EUB	MAX9917EUB+	µMAX-10	2	1.8/5.5	25	1	0.5	1000	1.70	1.19	.832
♦ 700-MAX9618AXA+T	MAX9618AXA+T	SC70-6	2	1.8/5.5	78	1.5	0.7	10	4.23	3.18	2.77
♦ 700-LMX358AUA	LMX358AUA+	µMAX-8	2	2.3/7	170	1.3	1	6000	1.37	.966	.669
700-MAX412BEPA	MAX412BEPA+	PDIP-8	2	2.4/10.5	2700	28	4.5	250	8.43	5.52	3.68
700-MAX412CPA	MAX412CPA+	PDIP-8	2	2.4/10.5	2700	28	4.5	250	9.19	6.44	4.58
700-MAX412EPA	MAX412EPA+	PDIP-8	2	2.4/10.5	2700	28	4.5	250	10.85	7.61	5.31
♦ 700-MAX412ESA	MAX412ESA+	SOIC-8	2	2.4/10.5	2700	28	4.5	250	10.88	7.63	5.41
♦ 700-MAX4042EUA	MAX4042EUA+	µMAX-8	2	2.4/5.5	20	0.09	0.04	1500	2.35	1.65	1.17
700-MAX4333ESD	MAX4333ESD+	SOICN-14	2	2.4/6.5	325	3	1.5	1000	4.67	3.10	2.19
♦ 700-MAX4249ESD	MAX4249ESD+	SO-14	2	2.4/5.5	575	22	2.1	750	2.51	1.68	1.22
♦ 700-MAX4249EUB	MAX4249EUB+	µMAX-10	2	2.4/5.5	575	22	2.1	750	2.38	1.67	1.19
♦ 700-MAX4252ESA	MAX4252ESA+	SOIC-8	2	2.4/5.5	575	3	0.3	750	3.76	2.63	1.84
♦ 700-MAX4252EUA	MAX4252EUA+	µMAX-8	2	2.4/5.5	575	3	0.3	750	3.76	2.63	1.84
♦ 700-MAX4327EUBT	MAX4327EUB+T	SO-14	2	2.4/6.5	1100	5	2	2000	2.81	2.65	1.41
♦ 700-MAX4326ESA	MAX4326ESA+	SO-8	2	2.4/6.5	1100	5	2	2500	2.35	1.66	1.18
♦ 700-MAX4327EUB	MAX4327EUB+	SO-14	2	2.4/6.5	1100	5	2	2000	2.74	1.83	1.33
♦ 700-MAX407CSA	MAX407CSA+	SOIC-8	2	2.5/10	1	0.008	0.005	3000	9.33	6.53	4.56
♦ 700-MAX4163ESA	MAX4163ESA+	SOIC-8	2	2.5/10.5	40	0.2	0.115	4000	3.92	2.74	1.92
♦ 700-MAX4163EUA	MAX4163EUA+	µMAX-8	2	2.5/10.5	40	0.2	0.115	4000	3.92	2.74	1.92
♦ 700-MAX4402ASA	MAX4402ASA+	SO-8	2	2.5/5.5	700	0.8	1	5500	1.67	1.17	.817
♦ 700-MAX4402AUA	MAX4402AUA+	µMAX-8	2	2.5/5.5	700	0.8	1	5500	1.67	1.17	.817
♦ 700-MAX4416ESA	MAX4416ESA+	SO-8	2	2.7/5.5	1.6	-	200	-	4.30	3.01	2.14
♦ 700-MAX4416EUA	MAX4416EUA+	µMAX-8	2	2.7/5.5	1.6	-	200	-	4.30	3.02	2.14
♦ 700-MAX9616AXA+T	MAX9616AXA+T	SC70-6	2	2.7/5.5	255	2.8	1.3	100	2.72	2.56	1.32
♦ 700-MAX4232AUA	MAX4232AUA+	µMAX-8	2	2.7/5.5	1100	10	10	6000	1.70	1.19	.832
♦ 700-MAX4233AUB	MAX4233AUB+	µMAX-10	2	2.7/5.5	1100	10	10	6000	1.84	1.29	.906
♦ 700-MAX4477ASA	MAX4477ASA+	SOIC-8	2	2.7/5.5	4400	10	3	750	2.91	2.04	1.42
♦ 700-MAX4477AUA	MAX4477AUA+	µMAX-8	2	2.7/5.5	4400	10	3	750	2.91	2.04	1.42
700-MAX4489AUAT	MAX4489AUA+T	µMAX-8	2	2.7/5.5	4400	42	10	750	2.84	1.93	1.56
700-MAX492CPA	MAX492CPA+	PDIP-8	2	2.7/6.0	170	0.5	0.2	500	6.60	4.62	3.27
♦ 700-MAX492CSA	MAX492CSA+	SOIC-8	2	2.7/6.0	170	0.5	0.2	500	6.57	4.60	3.21
♦ 700-MAX492ESA	MAX492ESA+	SOIC-8	2	2.7/6.0	170	0.5	0.2	500	8.23	5.77	4.02
♦ 700-MAX4126ESA	MAX4126ESA+	SOIC-8	2	2.7/6.5	825	5	2	750	4.43	3.09	2.19

© Copyright 2013 Mouser Electronics
© Copyright 2013 Mouser Electronics

MAXIM INTEGRATED Amplifiers

RoHS Compliant This product is RoHS compliant.

maxim integrated™

◆Surface Mount Device

OPERATIONAL AMPLIFIERS

NEW PRODUCT

For quantities greater than listed, call for quote.

MOUSER STOCK NO.	Maxim Integrated Part No.	Package	No. of Channels	Total Supply Voltage (Min/Max) (V)	I_{CC} Per Amp (Max) (µA)	Unity Gain BW (Typ) (V/µs)	Slew Rate (Typ) (V/µs)	V_{OS} (µV) (Max)	Price Each 1	25	100
◆ 700-MAX4128EUA	MAX4128EUA+	µMAX-8	2	2.7/6.5	825	25	10	750	4.72	3.31	2.35
◆ 700-MAX4132ESA	MAX4132ESA+	SOIC-8	2	2.7/6.5	1150	10	4	750	4.41	3.08	2.15
◆ 700-MAX4132EUA	MAX4132EUA+	µMAX-8	2	2.7/6.5	1150	10	4	750	4.71	3.28	2.30
700-MAX4167EPA	MAX4167EPA+	PDIP-8	2	2.7/6.5	1500	5	2	850	3.46	2.43	1.71
◆ 700-MAX4167ESA	MAX4167ESA+	SOIC-8	2	2.7/6.5	1500	5	2	850	3.45	2.42	1.68
700-MAX4168EPD	MAX4168EPD+	PDIP-14	2	2.7/6.5	1500	5	2	850	4.13	2.76	1.96
◆ 700-MAX4216ESA	MAX4216ESA+	SO-8	2	3.15/11	5.5	-	600	-	7.07	4.95	3.47
◆ 700-MAX4217EUA	MAX4217EUA+	µMAX-8	2	3.3/5	5.5	-	600	-	6.77	4.43	2.95
◆ 700-MAX4392ESA	MAX4392ESA+	SO-8	2	4.5/11	6	-	500	-	2.03	1.42	.996
◆ 700-MAX4393EUB	MAX4393EUB+	µMAX-10	2	4.5/11	6	-	500	-	2.14	1.48	1.07
700-MAX9633ATA+T	MAX9633ATA+T	TDFN-8	2	4.5/36	5000	27	18	200	7.25	6.84	3.38
◆ 700-MAX9633ASA+	MAX9633ASA+	SOICN-EP-8	2	4.5/36	5000	27	18	200	6.87	4.80	3.36
◆ 700-MAX4019ESD	MAX4019ESD+	SO-14	3	3.3/5	5.5	-	600	-	6.11	4.28	2.99
◆ 700-MAX4382EUD	MAX4382EUD+	TSSOP-14	3	4.5/11	5.5	-	485	-	4.16	2.91	2.03
700-ICL7641ECPD	ICL7641ECPD+	PDIP-14	4	2/16	15	0.044	0.016	2000	5.05	3.54	2.51
◆ 700-MAX4234ASD	MAX4234ASD+	SO-14	4	2.7/5.5	1100	10	10	6000	2.71	1.87	1.35
◆ 700-MAX44252ASD+	MAX44252ASD+	SOICN-14	4	2.7/20	1550	10	8	6	6.00	5.49	4.23
◆ 700-MAX4495AUD	MAX4495AUD+	TSSOP-14	4	4.5/11	1100	5	3	5000	3.01	2.00	1.43
		Description							1	25	100
700-MAX9632EVKIT+	MAX9632EVKIT+	MAX9632 Precision Op Amp Evalution Kit							67.97	-	-

LOW NOISE AMPLIFIERS

NEW PRODUCT

For quantities greater than listed, call for quote.

MOUSER STOCK NO.	Maxim Integrated Part No.	Description	Price Each
Evaluation Kits			
700-MAX2691EVKIT#	MAX2691EVKIT#	Evaluation Kit for MAX2691 Series - GPS L2 Applications	101.65

INSTRUMENTATION AMPLIFIERS

NEW PRODUCT

◆Surface Mount Device

For quantities greater than listed, call for quote.

MOUSER STOCK NO.	Maxim Integrated Part No.	Package	No. of Channels	Rail to Rail	Av (V/V)	Total Supply Voltage (Min/Max) (V)	I_{CC} Per Amp (Max) (µA)	Unity Gain BW (Typ) (V/µs)	Slew Rate (Typ) (V/µs)	V_{OS} (µV) (Max)	Price Each 1	25	100
◆ 700-MAX4195ESA	MAX4195ESA+	SO-8	1	Output Only	1	2.7/7.5	0.11	0.22	0.06	450	4.77	3.35	2.38
◆ 700-MAX4196ESA	MAX4196ESA+	SO-8	1	Output Only	10	2.7/7.5	0.11	0.34	0.06	450	4.77	3.35	2.38
◆ 700-MAX4194ESA+T	MAX4194ESA+T	SOIC-8	1	Output Only	Adj.	2.7/7.5	0.11	0.25	0.06	450	4.60	3.09	2.51
◆ 700-MAX4460ESA	MAX4460ESA+	SO-8	1	Output Only	Adj.	2.85/5.25	1.1	2.5	0.5	500	3.14	2.19	1.53
◆ 700-MAX9620AXK+T	MAX9620AXK+T	SC70-5	1	Input/Output	1	1.8/5.5	78	1.5	0.7	10	2.40	2.28	1.27
◆ 700-MAX4198ESA	MAX4198ESA+	SO-8	1	Input/Output	1	2.7/7.5	0.055	0.175	0.07	500	3.76	2.63	1.90

AUDIO AMPLIFIERS

NEW PRODUCT

◆Surface Mount Device

For quantities greater than listed, call for quote.

MOUSER STOCK NO.	Maxim Integrated Part No.	Package	Class	Speaker Amp. VCC (V)(Max.)	P_{out} (W)	Speaker Amp Half Power THD+N	SNR (dB)	Speaker Amp. Ext. Gain	Price Each 1	25	100
◆ 700-MAX98310EWL+T	MAX98310EWL+T	WLP-9	AB	5.5	2.7	0.01	110	No	.97	.92	.492
◆ 700-MAX9710ETP	MAX9710ETP+	TQFN-20	AB	5.5	3	0.015	98	Yes	2.15	1.51	1.06
◆ 700-MAX9701ETG	MAX9701ETG+	TQFN-24	D	5.5	2.5	0.08	88.5	No	1.94	1.36	.951
◆ 700-MAX9700CEUB	MAX9700CEUB+	µMAX-10	D	5.5	1.5	0.02	95.5	No	1.28	.856	.621
◆ 700-MAX97000EWAT	MAX97000EWA+T	WLP-25	D	5.5	0.93	0.05	-	-	2.08	1.99	1.36
◆ 700-MAX97001EWPT	MAX97001EWP+T	WLP-20	D	5.5	0.92	0.005	-	-	2.28	2.18	1.50
◆ 700-MAX97002EWPT	MAX97002EWP+T	WLP-20	D	5.5	0.92	0.05	-	-	2.28	2.18	1.50
◆ 700-MAX9791BETI	MAX9791BETI+	TQFN-28	D	5.5	1.7	0.04	-	-	3.91	2.74	1.98
◆ 700-MAX9792AETI	MAX9792AETI+	TQFN-28	D	5.5	3	0.03	-	-	3.91	2.74	1.98
◆ 700-MAX98302ETD+T	MAX98302ETD+T	TDFN-14	D	5.5	2.4	0.04	-	-	.59	.589	.589
◆ 700-MAX9877EWP+TG45	MAX9877EWP+TG45	WLP-20	D	5.5	0.825	0.05	-	-	2.79	2.63	1.36
◆ 700-MAX9768ETG	MAX9768ETG+	TQFN-24	D	14	10	0.09	97	Yes	2.89	2.02	1.41
◆ 700-MAX9736AETJ	MAX9736AETJ+	TQFN-32	D	28	16	0.04	96.5	Yes	4.56	3.19	2.23
◆ 700-MAX9737ETG	MAX9737ETG+	TQFN-24	D	28	14	0.06	97	-	2.92	2.04	1.42
◆ 700-MAX98400BETG+	MAX98400BETG+	TQFN-24	D	28	15	0.03	101	No	2.74	1.92	1.34
◆ 700-MAX98400AETX+	MAX98400AETX+	TQFN-36	D	28	17	0.03	107	No	3.45	2.41	1.71
◆ 700-MAX9742ETX+	MAX9742ETX+	TQFN-36	D	40	20.5	0.06	93	Yes	4.85	3.23	2.33
◆ 700-MAX97200AEWC+T	MAX97200AEWC+T	WLP-12	H	1.98	34	0.003	105	No	1.24	.938	.822
◆ 700-MAX4410EUD	MAX4410EUD+	TSSOP-14	-	3.6	-	0.006	98	Yes	1.82	1.27	.891
◆ 700-MAX9723CETE+	MAX9723CETE+	TQFN-16	-	3.6	59	0.007	100	No	2.18	1.46	1.05
◆ 700-MAX9724AETC	MAX9724AETC+	TQFN-12	-	5.5	63	0.02	101	Yes	1.31	.915	.639
◆ 700-MAX9724BETC	MAX9724BETC+	TQFN-12	-	5.5	63	0.02	101	Yes	1.31	.915	.639
◆ 700-MAX97220AETE+	MAX97220AETE+	TQFN-16	-	5.5	125	0.0035	102	Yes	.76	.706	.639
◆ 700-MAX9722AETE	MAX9722AETE+	TQFN-16	-	5.5	130	0.015	103	Yes	2.41	1.67	1.21
◆ 700-MAX9722AEUE	MAX9722AEUE+	TSSOP-16	-	5.5	130	0.015	103	Yes	1.40	.979	.684
◆ 700-MAX9722BEUE	MAX9722BEUE+	TSSOP-16	-	5.5	130	0.015	103	Yes	1.37	.947	.636
Evaluation Kits		Description									
700-MAX2180EVKIT#	MAX2180EVKIT#	Amplifier IC Development Tool							237.87	-	-

VIDEO/WIDEBAND AMPLIFIERS

NEW PRODUCT

◆Surface Mount Device

For quantities greater than listed, call for quote.

MOUSER STOCK NO.	Maxim Integrated Part No.	Package	No. of Channels	Total Supply Voltage (Min/Max) (V)	BW (MHz) @ -3dB	I_{SUPPLY} (mA) (Typ)	Slew Rate (Typ) (V/µs)	I_{OUT} (mA) (Min)	Price Each 1	25	100
◆ 700-MAX452CSA	MAX452CSA+	SO-8	1	9/10	50	25	300	14	8.83	6.17	4.38
◆ 700-MAX4213ESA	MAX4213ESA+	SOIC-8	1	3.15/11	300	5.5	600	120	4.71	3.28	2.30
◆ 700-MAX457CPA	MAX457CPA+	SO-8	2	5.5/9	70	17.5	300	15	13.34	9.34	6.64
◆ 700-MAX4026EUP	MAX4026EUP+	TSSOP-20	2	5	200	-	363	-	6.71	4.47	3.24
◆ 700-MAX4313EUA	MAX4313EUA+	µMAX-8	2	5	150	-	540	-	6.54	4.58	3.32
◆ 700-MAX4016ESA	MAX4016ESA+	SOIC-8	2	3.15/11	150	5.5	600	100	3.45	2.42	1.68
◆ 700-MAX4016ESAT	MAX4016ESA+T	SO-8	2	3.15/11	150	5.5	600	100	3.35	2.26	1.83
◆ 700-MAX4395ESD	MAX4395ESD+	SOIC-14	4	4.5/11	80	6	500	50	3.10	2.17	1.52
◆ 700-MAX4020ESD	MAX4020ESD+	SOIC-14	4	3.15/11	150	5.5	600	100	6.41	4.49	3.14
◆ 700-MAX4220EEE	MAX4220EEE+	QSOP-16	4	3.15/11	200	5.5	600	120	12.44	8.71	6.18

VIDEO FILTER AMPLIFIERS

◆Surface Mount Device

For quantities greater than listed, call for quote.

MOUSER STOCK NO.	Maxim Integrated Part No.	Package	Poles	Supply Voltage (V)	Filter Type	Signal Type	Technology	Channels	Price Each 1	25	100
◆ 700-MAX9652ASA	MAX9652ASA+	SO-8	6	2.7-3.6	HDTV	RGB, Y Pb, Pr	-	3	1.40	.988	.684
◆ 700-MAX9653AUB	MAX9653AUB+	µMAX-10	6	2.7-3.6	HDTV	RGB, Y Pb, Pr	-	3	1.47	1.03	.714
◆ 700-MAX9654AUB	MAX9654AUB+	µMAX-10	6	2.7-3.6	HDTV, SDTV	CVBS, RGB, S-Video, Y Pb Pr	-	3	1.79	1.24	.876
◆ 700-MAX9516ALBT	MAX9516ALB+T	µDFN-10	5	1.8-2.5	SDTV	Async CVBS, CVBS	DirectDrive, SmartSleep	1	1.55	1.17	1.02
◆ 700-MAX9507ATE	MAX9507ATE+	TQFN-16	5	1.8-2.5	SDTV	Async CVBS, CVBS	DirectDrive	1	1.64	1.14	.803
◆ 700-MAX9509ATA+T	MAX9509ATA+T	TDFN-8	5	1.8-2.5	SDTV	CVBS	DirectDrive	1	1.36	1.03	.898
◆ 700-MAX9503GEEE	MAX9503GEEE+	QSOP-16	6	2.7-3.6	SDTV	CVBS	DirectDrive	1	1.64	1.14	.823
◆ 700-MAX9503MEEE	MAX9503MEEE+	QSOP-16	6	2.7-3.6	SDTV	CVBS	DirectDrive	1	1.64	1.14	.803
◆ 700-MAX9505ETE	MAX9505ETE+	TQFN-16	6	2.7-3.6	SDTV	CVBS	DirectDrive	1	2.19	1.54	1.12
◆ 700-MAX9508ATE	MAX9508ATE+	TQFN-16	6	2.7-3.6	SDTV	CVBS, RGB, S-Video, Y Pb Pr	SmartSleep	3	1.75	1.23	.862
◆ 700-MAX9585AUB	MAX9585AUB+	µMAX-10	6	2.7-3.6	SDTV	CVBS, RGB, S-Video, Y PB PR	-	4	1.99	1.38	.934
◆ 700-MAX9510AUA	MAX9510AUA+	µMAX-8	-	1.8-2.5	SDTV	Async CVBS, CVBS	DirectDrive	1	1.34	.945	.654
◆ 700-MAX9512ATE	MAX9512ATE+	TQFN-16	-	-	-	-	-	-	1.75	1.23	.862

© Copyright 2013 Mouser Electronics
© Copyright 2013 Mouser Electronics

MAXIM INTEGRATED Amplifiers

RoHS Compliant This product is RoHS compliant.

maxim integrated™

COMPARATORS ♦Surface Mount Device

NEW PRODUCT

For quantities greater than listed, call for quote.

MOUSER STOCK NO.	Maxim Integrated Part No.	Package	No. of Comparators	t_{PD} (ns) (Typ.)	Input Range	Total Supply Voltage (Min./ Max.) (V)	I_{CC} Per Comp. (Max.) (µA)	V_{OS} (mV) (Max.)	Logic Output	Price Each 1	25	100
♦ 700-MAX9051AESA	MAX9051AESA+	SO-8	1	0.4	-	2.7/5.5	72	7	TTL/CMOS	3.41	2.36	1.71
♦ 700-MAX9691ESA	MAX9691ESA+	SO-8	1	1.2	-	9.5/10.5	26000	6.5	ECL	7.35	5.15	3.60
♦ 700-MAX9691EUA	MAX9691EUA+	µMAX-8	1	1.2	-	9.5/10.5	26000	6.5	ECL	7.35	5.15	3.60
♦ 700-MAX961ESA	MAX961ESA+	SOIC-8	1	4.5	to Neg. Rail	2.7/5.5	11000	0.5/1.5	Push-Pull	7.82	5.48	3.83
♦ 700-MAX961EUA	MAX961EUA+	µMAX-8	1	4.5	to Neg. Rail	2.7/5.5	11000	0.5/1.5	Push-Pull	7.82	5.48	3.83
♦ 700-MAX999EUKT	MAX999EUK+T	SOT-23-5	1	4.5	to Neg. Rail	2.7/5.5	6500	0.5/1.5	Push-Pull	7.68	6.33	5.54
♦ 700-MAX9013EUA	MAX9013EUA+	µMAX-8	1	5	to Neg. Rail	4.5/5.5	2300	5	Push-Pull	3.95	2.76	1.94
♦ 700-MAX9203ESA	MAX9203ESA+	SOIC-8	1	7	to Neg. Rail	4.75/10.5	2000	1/4	Push-Pull	2.94	2.07	1.44
♦ 700-MAX903CSA	MAX903CSA+	SOIC-8	1	8	to Neg. Rail	5/10	4000	1/4	Push-Pull	9.45	6.61	4.62
♦ 700-MAX903ESA	MAX903ESA+	SOIC-8	1	8	to Neg. Rail	5/10	4000	1/4	Push-Pull	14.62	10.23	7.15
700-MAX913CPA	MAX913CPA+	PDIP-8	1	10	to Neg. Rail	5/10	10000	0.8/2	Push-Pull	7.58	5.31	3.77
♦ 700-MAX913CSA	MAX913CSA+	SOIC-8	1	10	to Neg. Rail	5/10	10000	0.8/2	Push-Pull	7.51	5.25	3.67
♦ 700-MAX913ESA	MAX913ESA+	SOIC-8	1	10	to Neg. Rail	5/10	10000	0.8/2	Push-Pull	9.79	6.86	4.78
♦ 700-MAX998ESA	MAX998ESA+	SOIC-8	1	20	to Neg. Rail	2.7/5.5	650	0.2/2	Push-Pull	5.32	3.72	2.60
♦ 700-MAX918ESA	MAX918ESA+	SO-8	1	22	-	1.8/5.5	0.8	10	Open Drain	2.81	1.97	1.38
700-MAX941CPA	MAX941CPA+	PDIP-8	1	80	Rail to Rail, to Neg. Rail	2.7/5.5	600	4	Push-Pull	4.07	2.85	1.99
♦ 700-MAX941CSA	MAX941CSA+	SOIC-8	1	80	to Neg. Rail	2.7/5.5	600	1/4	Push-Pull	4.07	2.85	1.99
♦ 700-MAX941ESA	MAX941ESA+	SOIC-8	1	80	to Neg. Rail	2.7/5.5	600	1/4	Push-Pull	5.07	3.55	2.48
♦ 700-MAX941EUA	MAX941EUA+	µMAX-8	1	80	Rail to Rail, to Neg. Rail	2.7/5.5	600	4	Push-Pull	5.07	3.55	2.48
♦ 700-MAX987ESA	MAX987ESA+	SO-8	1	120	Rail to Rail, to Neg. Rail	2.5/5.5	80	5	Push-Pull	2.07	1.44	1.01
♦ 700-MAX988ESA	MAX988ESA+	SO-8	1	120	Rail to Rail, to Neg. Rail	2.5/5.5	80	5	Open Drain	2.02	1.40	1.01
♦ 700-MAX9031AUKT	MAX9031AUK+T	SOT-23-5	1	188	to Neg. Rail	2.5/5.5	55	1/5	Push-Pull	.98	.743	.649
♦ 700-MAX9075EXKT	MAX9075EXK+T	SC-70-5	1	580	to Neg. Rail	2.1/5.5	5.2	8	Push-Pull	2.26	1.85	1.63
700-MAX9061EBSTG45	MAX9061EBS+TG45	USCP-4	1	2500	Rail to Rail, above Pos. Rail, to Neg. Rail	0.9/5.5	0.35	9	Open Drain	.98	.743	.649
700-MAX9061EUKT	MAX9061EUK+T	SOT-5	1	2500	Rail to Rail, above Pos. Rail, to Neg. Rail	0.9/5.5	0.35	9	Open Drain	.98	.743	.649
♦ 700-MAX9021AUKT	MAX9021AUK+T	SOT-23-5	1	3000	to Neg. Rail	2.5/5.5	5	8	Push-Pull	1.19	1.11	.578
♦ 700-MAX9119EXKT	MAX9119EXK+T	SC70-5	1	14000	Rail to Rail, to Neg. Rail	1.8/5.5	0.8	5	Push-Pull	2.31	1.74	1.53
♦ 700-MAX919EUKT	MAX919EUK+T	SO-23-5	1	22000	Rail to Rail, to Neg. Rail	1.8/5.5	1.3	5	Push-Pull	2.46	1.85	1.63
700-MAX9060EBSTG45	MAX9060EBS+TG45	USCP-4	1	25000	Rail to Rail, above Pos. Rail, to Neg. Rail	0.9/5.5	0.35	9	Open Drain	.98	.743	.649
♦ 700-MAX975ESA	MAX975ESA+	SO-8	1	28/480	-	2.7/5.25	500/5	2	TTL/CMOS	6.11	4.28	2.99
♦ 700-MAX975EUA	MAX975EUA+	µMAX-8	1	28/480	-	2.7/5.25	500/5	0.2/2	TTL/CMOS	6.11	4.28	2.99
♦ 700-MAX9601EUP	MAX9601EUP+	TSSOP-20	2	0.5	-	8.3/10.5	12000	1/5	PECL	13.29	9.32	6.51
♦ 700-MAX9693ESE	MAX9693ESE+	SO-16N	2	1.2	-	9.5/10.5	23000	6.5	ECL	9.61	6.72	4.70
♦ 700-MAX962ESA	MAX962ESA+	SOIC-8	2	4.5	to Neg. Rail	2.7/5.5	8000	0.5/1.5	Push-Pull	13.29	9.32	6.51
♦ 700-MAX962EUA	MAX962EUA+	µMAX-8	2	4.5	to Neg. Rail	2.7/5.5	8000	0.5/1.5	Push-Pull	13.29	9.32	6.51
♦ 700-MAX9202ESD	MAX9202ESD+	SOIC-14	2	7	to Neg. Rail	4.75/10.5	4000	1/4	Push-Pull	4.88	3.41	2.40
♦ 700-MAX9202EUD	MAX9202EUD+	TSSOP-14	2	7	to Neg. Rail	4.75/10.5	4000	1/4	Push-Pull	4.88	3.41	2.40
700-MAX912CPE	MAX912CPE+	PDIP-16	2	10	to Neg. Rail	5/10	10000	2	Push-Pull	11.51	8.07	5.63
♦ 700-MAX912CSE	MAX912CSE+	SOIC-16	2	10	to Neg. Rail	5/10	10000	0.8/2	Push-Pull	11.51	8.07	5.63
♦ 700-MAX912ESE	MAX912ESE+	SOIC-16	2	10	to Neg. Rail	5/10	10000	0.8/2	Push-Pull	14.93	10.45	7.30
♦ 700-MAX976ESA	MAX976ESA+	SOIC-8	2	20	to Neg. Rail	2.7/5.5	650	0.2/2	Push-Pull	6.41	4.49	3.14
♦ 700-MAX976EUA	MAX976EUA+	µMAX-8	2	20	to Neg. Rail	2.7/5.5	650	0.2/2	Push-Pull	6.41	4.49	3.14
700-MAX907CPA	MAX907CPA+	PDIP-8	2	40	to Neg. Rail	4.5/11	1000	0.5/2	Push-Pull	5.03	3.53	2.47
♦ 700-MAX907CSA	MAX907CSA+	SOIC-8	2	40	to Neg. Rail	4.5/11	1000	0.5/2	Push-Pull	5.03	3.53	2.47
♦ 700-MAX907ESA	MAX907ESA+	SOIC-8	2	40	to Neg. Rail	4.5/11	1000	0.5/2	Push-Pull	6.00	4.22	2.94
♦ 700-MAX9142ESA	MAX9142ESA+	SOIC-8	2	40	to Neg. Rail	2.7/5.5	300	0.5/2	Push-Pull	2.44	1.71	1.19
♦ 700-MAX942CSA	MAX942CSA+	SOIC-8	2	80	to Neg. Rail	2.7/5.5	500	1/4	Push-Pull	4.38	3.06	2.14
♦ 700-MAX942ESA	MAX942ESA+	SOIC-8	2	80	to Neg. Rail	2.7/5.5	500	1/4	Push-Pull	5.45	3.81	2.66
♦ 700-LMX393AUA	LMX393AUA+	µMAX-8	2	100	to Neg. Rail	1.8/5.5	120	7	Open Drain	1.07	.749	.535
♦ 700-MAX9032ASA	MAX9032ASA+	SO-8	2	188	to Neg. Rail	2.5/5.5	55	5	Push-Pull	1.22	.851	.595
♦ 700-MAX9077ESA	MAX9077ESA+	SO-8	2	580	to Neg. Rail	2.1/5.5	5.2	8	Push-Pull	2.81	1.97	1.38
♦ 700-MAX9022ASA	MAX9022ASA+	SO-8	2	3000	to Neg. Rail	2.5/5.5	5	8	Push-Pull	1.28	.893	.624
♦ 700-MAX972CSA	MAX972CSA+	SO-8	2	12000	to Neg. Rail	2.5/11	1.6	10	Open Drain	2.92	2.05	1.49
♦ 700-MAX44269EWL+T	MAX44269EWL+T	WLP-9	2	13000	Rail to Rail	1.8/5.5	0.85	5	Open Drain	1.24	.938	.822
♦ 700-MAX977ESD	MAX977ESD+	SO-14	2	28/480	-	2.7/5.25	1000/10	2	TTL/CMOS	10.96	7.67	5.36
♦ 700-MAX9201EUE	MAX9201EUE+	TSSOP-16	4	7	to Neg. Rail	4.75/10.5	7000	1/4	Push-Pull	6.66	4.67	3.25
♦ 700-MAX901BCSE	MAX901BCSE+	SOIC-16	4	8	to Neg. Rail	5/10	4000	0.5/2	Push-Pull	14.65	10.25	7.16
♦ 700-MAX9144ESD	MAX9144ESD+	SOIC-14	4	40	to Neg. Rail	2.7/5.5	300	0.5/2	Push-Pull	3.79	2.65	1.86
♦ 700-MAX9144EUD	MAX9144EUD+	TSSOP-14	4	40	Rail to Rail, to Neg. Rail	2.7/5.5	300	2	Push-Pull	3.79	2.65	1.86
700-MAX944CPD	MAX944CPD+	PDIP-14	4	80	Rail to Rail, to Neg. Rail	2.7/5.5	500	4	Push-Pull	7.10	4.92	3.33
♦ 700-MAX944CSD	MAX944CSD+	SOIC-14	4	80	to Neg. Rail	2.7/5.5	500	1/4	Push-Pull	7.25	5.08	3.55
♦ 700-LMX339AUD	LMX339AUD+	TSSOP-14	4	100	to Neg. Rail	1.8/5.5	120	7	Open Drain	1.51	1.01	.658
700-MAX516ACNG	MAX516ACNG+	PDIP-24N	4	800	-	4.75/16.5	10	4.9	TTL/CMOS	11.15	7.60	5.06
Evaluation Kits		Description										
700-MAX9060EVKIT	MAX9060EVKIT+	Evaluation Kit for MAX9060 Series								63.00	-	-

COMPARATORS PLUS REFERENCE ♦Surface Mount Device

NEW PRODUCT

For quantities greater than listed, call for quote.

MOUSER STOCK NO.	Maxim Integrated Part No.	Package	No. of Comparators	t_{PD} (µs) (Typ.)	Threshold Voltage	Supply Voltage (Min./Max.) (V)	I_{CC} (Max.) (µA)	V_{OS} (mV) (Max.)	Int. Ref Accuracy (%)	Price Each 1	25	100
♦ 700-MAX921CSA	MAX921CSA+	SOIC-8	1	12	1.182	2.5/11	3.2	10	1	4.71	3.28	2.30
♦ 700-MAX921CUA	MAX921CUA+	µMAX-8	1	12	1.182	2.5/11	3.2	10	1	5.03	3.53	2.47
700-MAX921EPA	MAX921EPA+	PDIP-8	1	12	1.182	2.5/11	3.2	10	1	5.45	3.81	2.66
♦ 700-MAX921ESA	MAX921ESA+	SOIC-8	1	12	1.182	2.5/11	3.2	10	1	5.45	3.81	2.66
700-MAX931CPA	MAX931CPA+	PDIP-8	1	12	1.182	2.5/11	3.2	11	2	2.92	2.05	1.49
♦ 700-MAX931CSA	MAX931CSA+	SOIC-8	1	12	1.182	2.5/11	3.2	11	2	2.91	2.04	1.42
♦ 700-MAX931CUA	MAX931CUA+	µMAX-8	1	12	1.182	2.5/11	3.2	10	2	3.41	2.40	1.67
♦ 700-MAX931ESA	MAX931ESA+	SOIC-8	1	12	1.182	2.5/11	3.2	11	2	3.41	2.40	1.67
700-MAX971CPA	MAX971CPA+	PDIP-8	1	12	1.182	2.5/11	3.2	10	1	4.92	3.28	2.39
♦ 700-MAX923CSA	MAX923CSA+	SOIC-8	2	12	1.182	2.5/11	4.5	10	1	5.77	4.03	2.82
♦ 700-MAX923ESA	MAX923ESA+	SOIC-8	2	12	1.182	2.5/11	4.5	10	1	7.58	5.31	3.70
700-MAX931EPA	MAX931EPA+	PDIP-8	2	12	1.182	2.5/11	3.2	10	2	3.41	2.40	1.67
700-MAX932CPA	MAX932CPA+	PDIP-8	2	12	1.182	2.5/11	4.5	10	2	3.75	2.62	1.83
♦ 700-MAX932CSA	MAX932CSA+	SOIC-8	2	12	1.182	2.5/11	4.5	11	2	3.75	2.62	1.90
♦ 700-MAX932ESA	MAX932ESA+	SOIC-8	2	12	1.182	2.5/11	4.5	11	2	4.43	3.10	2.25
♦ 700-MAX973ESA	MAX973ESA+	SO-8	2	12	1.182	2.5/11	4.5	10	1	7.58	5.31	3.70
♦ 700-MAX969EEE	MAX969EEE+	QSOP-16	4	10	1.22	1.6/5.5	22	4	1.5	6.00	4.22	2.94
♦ 700-MAX924ESE	MAX924ESE+	SOIC-16	4	12	1.182	2.5/11	6.6	10	1	8.67	6.08	4.24
♦ 700-MAX934CSE	MAX934CSE+	SOIC-16	4	12	1.182	2.5/11	6.6	10	2	3.53	2.48	1.72
♦ 700-MAX984CSE	MAX984CSE+	SO-16N	4	12	1.182	2.5/11	6.6	10	2	3.86	2.71	1.97
♦ 700-MAX44268EWL+T	MAX44268EWL+T	WLP-9	2	14	1.236	1.8/5.5	1.15	5	1	1.96	1.84	.974

© Copyright 2013 Mouser Electronics
© Copyright 2013 Mouser Electronics

MICROCHIP Amplifier ICs

Products may be RoHS compliant. Check mouser.com for RoHS status.

OPERATIONAL AMPLIFIERS

For quantities greater than listed, call for quote.

MOUSER STOCK NO.	Microchip Part No.	Package	Description	Price Each 1	10	25	100
579-MCP6N11-001E/SN	MCP6N11-001E/SN	SOIC-8	Single, 500kHz, 800uA, Rail-to-Rail Input/Output, E Temp	1.58	1.44	1.21	1.09
579-MCP6N11-002E/SN	MCP6N11-002E/SN	SOIC-8	Single, 500kHz, 800uA, Rail-to-Rail Input/Output, E Temp	1.58	1.44	1.21	1.09
579-MCP6N11-005E/SN	MCP6N11-005E/SN	SOIC-8	Single, 500kHz, 800uA, Rail-to-Rail Input/Output, E Temp	1.58	1.44	1.21	1.09
579-MCP6N11-010E/SN	MCP6N11-010E/SN	SOIC-8	Single, 500kHz, 800uA, Rail-to-Rail Input/Output, E Temp	1.58	1.44	1.21	1.09
579-MCP6N11-100E/SN	MCP6N11-100E/SN	SOIC-8	Single, 500kHz, 800uA, Rail-to-Rail Input/Output, E Temp	1.58	1.44	1.21	1.09
579-MCP6001RT-I/OT	MCP6001RT-I/OT	SOT-23-5	Single, 1MHz, Low-Power, I Temp	.28	.257	.214	.193
579-MCP6001T-E/OT	MCP6001T-E/OT	SOT-23-5	Single, 1MHz, Low-Power, E Temp	.34	.31	.257	.235
579-MCP6001T-I/OT	MCP6001T-I/OT	SOT-23-5	Single, 1MHz, Low-Power, I Temp	.28	.257	.214	.193
579-MCP6002-E/P	MCP6002-E/P	PDIP-8	Dual, 1MHz, Low-Power, E Temp	.43	.385	.321	.289
579-MCP6002-I/P	MCP6002-I/P	PDIP-8	Dual, 1MHz, Low-Power, I Temp	.39	.353	.30	.268
579-MCP6002-E/SN	MCP6002-E/SN	SOIC-8	Dual, 1MHz, Low-Power, E Temp	.43	.385	.321	.289
579-MCP6002-I/SN	MCP6002-I/SN	SOIC-8	Dual, 1MHz, Low-Power, I Temp	.39	.353	.30	.268
579-MCP6002T-I/MS	MCP6002T-I/MS	MSOP-8	Dual, 1MHz, Low-Power, I Temp	.39	.353	.30	.268
579-MCP6004-E/P	MCP6004-E/P	PDIP-14	Quad, 1MHz, Low-Power, E Temp	.56	.514	.428	.385
579-MCP6004-E/SL	MCP6004-E/SL	SOIC-14	Quad, 1MHz, Low-Power, E Temp	.56	.514	.428	.385
579-MCP6004-I/P	MCP6004-I/P	PDIP-14	Quad, 1MHz, Low-Power, I Temp	.51	.471	.385	.353
579-MCP601IP	MCP601-I/P	PDIP-8	Single 2.7V Op Amp, I temp	.51	.471	.385	.353
579-MCP601-I/SN	MCP601-I/SN	SOIC-8	Single 2.7V Op Amp, I temp	.51	.471	.385	.353
579-MCP6022IP	MCP6022-I/P	PDIP-8	Dual 2.3V 10MHz OP, I temp	1.52	1.40	1.17	1.06
579-MCP6022-I/SN	MCP6022-I/SN	SOIC-8	Dual 2.3V 10MHz OP, I temp	1.52	1.40	1.17	1.06
579-MCP6024-I/P	MCP6024-I/P	PDIP-14	Quad 2.3V 10MHz OP, I temp	2.23	2.04	1.70	1.54
579-MCP6024-I/SL	MCP6024-I/SL	SOIC-14	Quad 2.3V 10MHz OP, I temp	2.23	2.04	1.70	1.54
579-MCP602IP	MCP602-I/P	PDIP-8	Dual 2.7V Op Amp, I temp	.66	.61	.514	.46
579-MCP602ISN	MCP602-I/SN	SOIC-8	Dual 2.7V Op Amp, I temp	.66	.61	.514	.46
579-MCP6031-E/SN	MCP6031-E/SN	SOIC-8	Single 1.8V 14kHz Op Amp, E temp	.84	.77	.642	.589
579-MCP6032-E/SN	MCP6032-E/SN	SOIC-8	Dual 1.8V 14kHz Op Amp, E temp	1.11	1.03	.856	.781
579-MCP6034-E/SL	MCP6034-E/SL	SOIC-14	Quad 1.8V 14kHz Op Amp, E temp	1.99	1.82	1.51	1.37
579-MCP6041IP	MCP6041-I/P	PDIP-8	Single, 14kHz, Rail-to-Rail Input/Output, I Temp	.71	.642	.535	.482
579-MCP6041T-I/OT	MCP6041T-I/OT	SOT-23-5	Single, 14kHz, Rail-to-Rail Input/Output, I Temp	.64	.599	.492	.449
579-MCP6042-I/MS	MCP6042-I/MS	MSOP-8	Dual, 14kHz, Rail-to-Rail Input/Output, I Temp	.92	.856	.706	.642
579-MCP6042IP	MCP6042-I/P	PDIP-8	Dual, 14kHz, Rail-to-Rail Input/Output, I Temp	.92	.856	.706	.642
579-MCP6042ISN	MCP6042-I/SN	SOIC-8	Dual, 14kHz, Rail-to-Rail Input/Output, I Temp	.92	.856	.706	.642
579-MCP6044IP	MCP6044-I/P	PDIP-14	Quad, 14kHz, Rail-to-Rail Input/Output, I Temp	1.65	1.51	1.26	1.14
579-MCP6044ISL	MCP6044-I/SL	SOIC-14	Quad, 14kHz, Rail-to-Rail Input/Output, I Temp	1.65	1.51	1.26	1.14
579-MCP604IP	MCP604-I/P	PDIP-14	Quad 2.7V Op Amp, I temp	1.20	1.11	.92	.835
579-MCP604-I/SL	MCP604-I/SL	SOIC-14	Quad 2.7V Op Amp, I temp	1.20	1.11	.92	.835
579-MCP606-I/SN	MCP606-I/SN	SOIC-8	Single 25uA, 2.5V Op Amp, I temp	.84	.77	.642	.589
579-MCP6071-E/SN	MCP6071-E/SN	SOIC-8	Single, 1.2MHz, 110µA, High Precision, E Temp	.75	.685	.567	.514
579-MCP6072-E/SN	MCP6072-E/SN	SOIC-8	Dual, 1.2MHz, 110µA, High Precision, E Temp	1.01	.931	.77	.706
579-MCP6074-E/SL	MCP6074-E/SL	SOIC-14	Quad, 1.2MHz, 110µA, High Precision, E Temp	1.88	1.73	1.44	1.31
579-MCP607-I/P	MCP607-I/P	PDIP-8	Dual 25uA, 2.5V Op Amp, I temp	1.13	1.05	.867	.792
579-MCP607-I/SN	MCP607-I/SN	SOIC-8	Dual 25uA, 2.5V Op Amp, I temp	1.13	1.05	.867	.792
579-MCP609-I/P	MCP609-I/P	PDIP-14	Quad 25uA, 2.5V Op Amp, I temp	1.69	1.56	1.29	1.18
579-MCP609-I/SL	MCP609-I/SL	SOIC-14	Quad 25uA, 2.5V Op Amp, I temp	1.69	1.56	1.29	1.18
579-MCP6231-E/P	MCP6231-E/P	PDIP-8	Single, 300kHz, 20µA, Rail-to-Rail, E Temp	.36	.342	.278	.257
579-MCP6231-E/SN	MCP6231-E/SN	SOIC-8	Single, 300kHz, 20µA, Rail-to-Rail, E Temp	.36	.342	.278	.257
579-MCP6231UT-E/OT	MCP6231UT-E/OT	SOT-23-5	Single, 300kHz, 20µA, Rail-to-Rail, E Temp	.34	.321	.268	.246
579-MCP6232-E/SN	MCP6232-E/SN	SOIC-8	Dual, 300kHz, 20µA, Rail-to-Rail, E Temp	.45	.417	.353	.321
579-MCP6234-E/P	MCP6234-E/P	PDIP-14	Quad, 300kHz, 20µA, Rail-to-Rail, E Temp	.73	.663	.546	.503
579-MCP6234-E/SL	MCP6234-E/SL	SOIC-14	Quad, 300kHz, 20µA, Rail-to-Rail, E Temp	.73	.663	.546	.503
579-MCP6241-E/P	MCP6241-E/P	PDIP-8	Single 1.8V, 650kHz OP, E Temp	.34	.321	.268	.246
579-MCP6242-E/P	MCP6242-E/P	PDIP-8	Dual 1.8V, 650kHz OP, E temp	.43	.385	.321	.289
579-MCP6242-E/SN	MCP6242-E/SN	SOIC-8	Dual 1.8V, 650kHz OP, E temp	.43	.385	.321	.289
579-MCP6271-E/P	MCP6271-E/P	PDIP-8	Single 2MHz OP, E temp	.58	.535	.439	.407
579-MCP6271-E/SN	MCP6271-E/SN	SOIC-8	Single 2MHz OP, E temp	.58	.535	.439	.407
579-MCP6272-E/P	MCP6272-E/P	PDIP-8	Dual 2MHz OP, E temp	.79	.728	.599	.546
579-MCP6272-E/SN	MCP6272-E/SN	SOIC-8	Dual 2MHz OP, E temp	.79	.728	.599	.546
579-MCP6282-E/SN	MCP6282-E/SN	SOIC-8	Dual 5MHz OP, E temp	.92	.856	.706	.642
579-MCP6292-E/P	MCP6292-E/P	DIP-8	Dual, 10MHz, 1.0mA, Rail-to-Rail, E Temp	1.03	.952	.792	.717
579-MCP6292-E/SN	MCP6292-E/SN	SOIC-8	Dual, 10MHz, 1.0mA, Rail-to-Rail, E Temp	1.03	.952	.792	.717
579-MCP6294-E/P	MCP6294-E/P	PDIP-14	Quad, 10MHz, 1.0mA, Rail-to-Rail, E Temp	1.78	1.64	1.37	1.24
579-MCP6442-E/MS	MCP6442-E/MS	MSOP-8	Dual, 9kHz, 0.45µA, Rail-to-Rail, E Temp	1.07	.974	.813	.738
579-MCP6442-E/SN	MCP6442-E/SN	SOIC-8	Dual, 9kHz, 0.45µA, Rail-to-Rail, E Temp	1.07	.974	.813	.738
579-MCP6444-E/ST	MCP6444-E/ST	TSSOP-14	Quad, 9kHz, 0.45µA, Rail-to-Rail, E Temp	1.88	1.73	1.44	1.38
579-MCP6444-E/SL	MCP6444-E/SL	SOIC-14	Quad, 9kHz, 0.45µA, Rail-to-Rail, E Temp	1.88	1.73	1.44	1.38
579-MCP6H01ESN	MCP6H01-E/SN	SOIC-8	Single 16V, 1.2MHz General Purpose, E Temp	.73	.674	.567	.514
579-MCP6H02ESN	MCP6H02-E/SN	SOIC-8	Dual 16V, 1.2MHz General Purpose, E Temp	1.03	.952	.792	.717
579-MCP6H04-E/ST	MCP6H04-E/ST	TSSOP-14	Quad, 16V, 1.2MHz, General Purpose, E Temp	1.46	1.21	1.01	.91
579-MCP6H04-E/SL	MCP6H04-E/SL	SOIC-14	Quad, 16V, 1.2MHz, General Purpose, E Temp	1.46	1.21	1.01	.91
579-MCP6L01RT-E/OT	MCP6L01RT-E/OT	SOT-23-5	Single, 1MHz, 85µA, General Purpose, E Temp	.30	.268	.225	.203
579-MCP6L04T-E/SL	MCP6L04T-E/SL	SOIC-14	Quad, 1MHz, 85µA, General Purpose, E Temp	.47	.428	.364	.332
579-MCP6V26-E/MS	MCP6V26-E/MS	MSOP-8	Single, 2MHz, 620µA, Auto-Zeroed, E Temp	1.78	1.64	1.37	1.24
579-MCP6V26-E/SN	MCP6V26-E/SN	SOIC-8	Single, 2MHz, 620µA, Auto-Zeroed, E Temp	1.78	1.64	1.37	1.24
579-MCP6V26T-E/MNY	MCP6V26T-E/MNY	DFN-8	Single, 2MHz, 620µA, Auto-Zeroed, E Temp	1.78	1.64	1.37	1.24
579-MCP6V27-E/MD	MCP6V27-E/MD	DFN-8	Dual, 2MHz, 620µA, Auto-Zeroed, E Temp	2.74	2.50	2.09	1.89
579-MCP6V27-E/MS	MCP6V27-E/MS	MSOP-8	Dual, 2MHz, 620µA, Auto-Zeroed, E Temp	2.74	2.50	2.09	1.89
579-MCP6V27-E/SN	MCP6V27-E/SN	SOIC-8	Dual, 2MHz, 620µA, Auto-Zeroed, E Temp	2.74	2.50	2.09	1.89
579-MCP6V28-E/MS	MCP6V28-E/MS	MSOP-8	Single, 2MHz, 620µA, Auto-Zeroed, E Temp	1.86	1.70	1.42	1.28
579-MCP6V28-E/SN	MCP6V28-E/SN	SOIC-8	Single, 2MHz, 620µA, Auto-Zeroed, E Temp	1.86	1.70	1.42	1.28
579-MCP6V28T-E/MNY	MCP6V28T-E/MNY	DFN-8	Single, 2MHz, 620µA, Auto-Zeroed, E Temp	1.86	1.70	1.42	1.28
579-TC913BCOA	TC913BCOA	SOIC-8	Dual, 1.5MHz, 650µA, Auto-Zeroed, C Temp	6.11	4.89	4.08	3.70

COMPARATORS

For quantities greater than listed, call for quote.

MOUSER STOCK NO.	Microchip Part No.	Package	Description	Price Each 1	10	25	100
579-MCP6541-I/P	MCP6541-I/P	PDIP-8	Single 1.6V Push/Pull Comparator, I temp	.51	.482	.407	.364
579-MCP6541T-I/OT	MCP6541T-I/OT	SOT-23-5	Single 1.6V Push/Pull Comparator, I temp	.41	.385	.321	.289
579-MCP6542-I/P	MCP6542-I/P	PDIP-8	Dual 1.6V Push/Pull Comparator, I temp	.66	.61	.514	.471
579-MCP6542-I/SN	MCP6542-I/SN	SOIC-8	Dual 1.6V Push/Pull Comparator, I temp	.66	.61	.514	.471
579-MCP6544-I/P	MCP6544-I/P	PDIP-14	Quad 1.6V Push/Pull Comparator, I temp	1.37	1.29	1.08	.984
579-MCP6544-I/SL	MCP6544-I/SL	SOIC-14	Quad 1.6V Push/Pull Comparator, I temp	1.37	1.29	1.08	.984
579-MCP6547-I/P	MCP6547-I/P	PDIP-8	Dual 1.6V Open Drain Comparator, I temp	.66	.61	.514	.471

PROGRAMMABLE GAIN AMPLIFIERS

For quantities greater than listed, call for quote.

MOUSER STOCK NO.	Microchip Part No.	Package	Description	Price Each 1	10	25	100
579-MCP6S21-I/P	MCP6S21-I/P	PDIP-8	1-Chan. 12MHz SPI PGA	1.37	1.26	1.05	.952
579-MCP6S21-I/MS	MCP6S21-I/MS	MSOP-8	1-Chan. 12MHz SPI PGA	1.28	1.18	.984	.899
579-MCP6S21-I/SN	MCP6S21-I/SN	SOIC-8	1-Chan. 12MHz SPI PGA	1.28	1.18	.984	.899
579-MCP6S22-I/P	MCP6S22-I/P	PDIP-8	2-Chan. 12MHz SPI PGA	1.61	1.48	1.23	1.12
579-MCP6S28-I/P	MCP6S28-I/P	PDIP-16	8-Chan. 12MHz SPI PGA	2.85	2.61	2.17	1.98
579-MCP6S28-I/SL	MCP6S28-I/SL	SOIC-16	8-Chan. 12MHz SPI PGA	2.61	2.40	1.99	1.81

© Copyright 2013 Mouser Electronics
© Copyright 2013 Mouser Electronics

NJR ICs

JRC NJR CORPORATION

RoHS Compliant **This product is RoHS compliant.**

MOTOR CONTROLLER/DRIVER ICS

For quantities greater than listed, call for quote.

MOUSER STOCK NO.	NJR Part No	Package	Output Current (Max.) (mA)	Operating Voltage (Max.) (V)	Output Channel	Control Mode	Excitation Mode	Excitation Off	Price Each 1	25	100
513-NJM3517D2	NJM3517D2	DIP16	500	45	4ch.	-	Full/Half	Yes	4.53	4.30	4.06
513-NJM3717FM2	NJM3717FM2	PLCC28	±1200	50	1ch.	Phase	Full/Half/W1-2	No	3.66	3.46	3.26
513-NJM3771D2	NJM3771D2	DIP22	±700	45	2ch.	Phase	Full/Micro	No	5.08	4.70	4.31
513-NJM3772D2	NJM3772D2	DIP22	±1200	45	2ch.	Phase	Full/Half	No	5.08	4.70	4.31
513-NJM3772FM2	NJM3772FM2	PLCC28	±1200	45	2ch.	Phase	Full/Half	No	5.08	4.70	4.31
513-NJM3773D2	NJM3773D2	DIP22	±850	45	2ch.	Phase	Full/Half	Yes	3.87	3.66	3.47
513-NJM3773FM2	NJM3773FM2	PLCC28	±850	45	2ch.	Phase	Full/Half	Yes	3.87	3.66	3.47
513-NJM3775D2	NJM3775D2	DIP22	±850	45	2ch.	Phase	Full/Half	Yes	5.14	4.92	4.71
513-NJM3774FM2	NJM3774FM2	PLCC-28	±1200	45	2ch.	Phase	Full/Half	Yes	7.62	6.35	5.08
513-NJM3774D2	NJM3774D2	DIP-22	±1200	45	2ch.	Phase	Full/Half	Yes	7.62	6.35	5.08
513-NJM3777E3	NJM3777E3	EMP-24	±900	45	2ch.	Phase	Full/Half	Yes	6.93	5.78	4.62

AUDIO AMPLIFIER ICS

For quantities greater than listed, call for quote.

MOUSER STOCK NO.	NJR Part No	Package	Output Power (W)	Input Bias Current (nA)	THD Plus Noise	Supply Voltage (V) (Min.)	Supply Voltage (V) (Max.)	Operating Temperature (°C)	Price Each 1	25	100
513-NJM2073D	NJM2073D	DIP8	2	100	0.2	1.8	15	-40 to +85	.93	.875	.817
513-NJM2135D	NJM2135D	DIP8	1	-30	0.6	2	16	-20 to +70	.96	.813	.646
513-NJM2113D	NJM2113D	DIP8	1	-30	0.6	2	16	-20 to +75	.56	.513	.48
513-NJM386BD	NJM386BD	DIP8	1	100	0.1	4	18	-40 to +85	.61	.546	.495
513-NJM386BL	NJM386BL	SIP8	1	100	0.1	4	18	-40 to +85	.61	.546	.495
513-NJM386D	NJM386D	DIP8	1	250	0.2	4	12	-40 to +85	.45	.407	.364

NJR OP AMPS

For quantities greater than listed, call for quote.

MOUSER STOCK NO. Mfr.	Mfr. Part No.	Package	Description	ft/GBW (MHz)	SlewRate (V/µs)	Price Each 1	25	100
513—	NJM4250D	DIP-8	u-Power	-	-	.88	.732	.586
513—	NJM062V-TE1	SSOP-8	Dual Low Power	-	3.5	.89	.748	.599
513—	NJM2902N	DIP-14	Single Supply Quad	0.5	0.5	1.24	1.04	.832
513—	NJM2904D	DIP-8	Single-Supply Dual	0.6	0.5	.43	.375	.342
513—	NJM12904D	DIP-8	Single-Supply Dual	1.5	0.7	.34	.30	.278
513—	NJM5532D	DIP-8	High Performance Low-Noise Dual	1-10	0.3-8	.87	.803	.744
513—	NJM2172V-TE1	SSOP-14	With EVR	2	-	2.31	1.93	1.54
513—	NJM13600D	DIP-16	Dual Operational Transconductance	2	50	.67	.631	.589
513—	NJM13700D	DIP-16	Dual Operational Transconductance Amplifier	2	50	1.09	.91	.728
◆ 513—	NJM13700M	DMP-16	Dual Operational Transconductance	2	50	.65	.61	.556
◆ 513—	NJM13700M-TE2	DMP-16	Dual Operational Transconductance Amplifier	2	50	.93	.781	.621
513—	NJM4556AD	DIP-8	Dual High Current	3	1	.61	.546	.484
513—	NJM4556AL	SIP-8	Dual High Current	8	3	.72	.599	.523
513—	NJM4558D	DIP-8	Dual	3	1	.35	.31	.278
◆ 513—	NJM4558M	DMP-8	Dual	3	1	.43	.375	.342
513—	NJM4565L	SIP-8	Dual	10	4	.55	.46	.40
513—	NJM4580DD	DIP-8	Dual	15	5	.52	.449	.385
513—	NJM4580L	SIP-8	Dual	15	5	.52	.449	.385
◆ 513—	NJM4580M	DMP-8	Dual	15	5	.45	.321	.29

◆Surface Mount Device

For quantities greater than listed, call for quote.

MOUSER STOCK NO. Mfr.	Mfr. Part No.	Package	Description	ft/GBW (MHz)	SlewRate (V/µs)	Price Each 1	25	100
513—	NJM4558L	SIP-8	Dual High Gain	3	1	.55	.514	.462
513—	NJM4558DD	DIP-8	Dual High Gain	3	1	.55	.46	.369
513—	NJM2120D	DIP-8	Switching	3	2.2	1.04	.867	.693
513—	NJM072BD	DIP-8	Dual J-FET Input	3	13	.50	.449	.396
513—	NJM072D	DIP-8	Dual J-FET Input	3	13	.48	.439	.407
◆ 513—	NJM072M	DMP-8	Dual J-FET Input	3	13	.61	.514	.407
513—	NJM14558D	DIP-8	Dual	5	2.5	.55	.46	.364
513—	NJM4559D	DIP-8	Dual	6	2	.71	.589	.474
513—	NJM4560D	DIP-8	Dual	10	4	.55	.514	.462
◆ 513—	NJM4560E	EMP-8	Dual High Gain	10	4	.43	.375	.342
◆ 513—	NJM4560M	DMP-8	Dual	10	4	.55	.46	.369
513—	NJM4562D	DIP-8	Dual	10	4	1.16	.974	.77
◆ 513—	NJM4565M	DMP-8	Dual	10	4	.36	.332	.31
513—	NJM5534D	DIP-8	High Performance Low-Noise Dual	10	13	.64	.578	.521
513—	NJM4580D	DIP-8	Dual	15	5	.43	.385	.36
◆ 513—	NJM4580E	EMP-8	Dual	15	5	.58	.524	.488
513—	NJM2068vD	DIP-8	Low-Noise Dual	27	6	.42	.385	.353
513—	NJM2068DD	DIP-8	Dual Low-Noise	27	6	.55	.46	.364
◆ 513—	NJM2068E	EMP-8	Dual High Gain	27	6	.45	.417	.393
◆ 513—	NJM2068M	DMP-8	Low-Noise Dual	27	6	.39	.353	.332
513—	NJM741D	DIP-8	Single	110	0.5	.81	.738	.702

NJR DC-DC CONVERTERS AND DETECTORS

◆Surface Mount Device

For quantities greater than listed, call for quote.

MOUSER STOCK NO.	NJR Part No.	Package	Description	Voltage Min.	Voltage Max.	Price Each 1	25	100
◆ 513-NJM2360AM	NJM2360AM	DMP-8	Control IC	2.5	40	1.05	.952	.854
513-NJM2360D	NJM2360D	DIP-8	Control IC	2.5	40	1.48	1.23	.985
513-NJU7660D	NJU7660D	DIP-8	Voltage Converter	4.5	20	.90	.813	.728
513-NJU7662D	NJU7662D	DIP-8	Voltage Converter	4.5	20	1.98	1.84	1.71
513-NJM2211M-TE1	NJM2211M-TE1	DMP-14	Telephone Ringer FSK Demod/Tone Decoder	4.5	20	3.46	2.88	2.31
513-NJM4151M	NJM4151M	DMP-8	V-F/F-V Convertor	8	22	3.00	2.49	2.00
513-NJM2590V-TE1	NJM2590V-TE1	SSOP-14	Video Ic ,455kHz FM IF Demodulator	1.6	5.5	2.76	2.30	1.84

LOW DROPOUT VOLTAGE REGULATORS

◆Surface Mount Device

For quantities greater than listed, call for quote.

MOUSER STOCK NO.	NJR Part No.	Package	ON/OFF Control	Typical Output Voltage (V)	Tolerance (±)	Max. Input Voltage (V)	Typical Output Current (A)	Typical Dropout Voltage (V)	Operating Temperature (°C)	Price Each 1	25	100
513-NJM2396F33	NJM2396F33	TO-220F (4-pin)	Yes	3.3	4	35	1.50	.20	-40 to +85	1.06	.984	.915
513-NJM2396F05	NJM2396F05	TO-220F (4-pin)	Yes	5.0	4	35	1.50	.20	-40 to +85	1.18	1.06	.942
513-NJM2396F63	NJM2396F63	TO-220F (4-pin)	Yes	6.3	4	35	1.50	.20	-40 to +85	1.06	.942	.889
◆ 513-NJM2845DL133-TE1	NJM2845DL1-33-TE1	TO-252-3	No	3.3	1	14	1.05	.18	-40 to +85	.67	.599	.539
513-NJM7805FA	NJM7805FA	TO-220F-3	-	5	-	35	-	-	-40 to +85	.64	.535	.428
513-NJM7809FA	NJM7809FA	TO-220F-3	-	9	-	35	-	-	-40 to +85	.80	.674	.539
513-NJM7812FA	NJM7812FA	TO-220F-3	-	12	-	35	-	-	-40 to +85	.80	.674	.539
513-NJM7815FA	NJM7815FA	TO-220F-3	-	15	-	35	-	-	-40 to +85	.80	.674	.539
513-NJM7818FA	NJM7818FA	TO-220F-3	-	18	-	40	-	-	-40 to +85	.80	.674	.539
◆ 513-NJM78M05FA	NJM78M05FA	SOT-89	-	5	-	35	-	-	-40 to +85	.61	.514	.46
513-NJM7915FA	NJM7915FA	TO-220F-3	-	-15.6	-	40	1.5	-	-40 to +85	1.02	.847	.678
513-NJM79L18UA-TE1	NJM79L18UA-TE1	SOT-89	-	-18	-	-40	0.1	-	-40 to +85	.62	.518	.415
513-NJM78L12UA-TE2	NJM78L12UA-TE2	SOT-89	-	12	-	35	0.1	-	-40 to +85	.50	.422	.338
513-NJM78M10FA	NJM78M10FA	TO-220F-3	-	5	-	40	0.5	-	-40 to +85	.71	.596	.477

© Copyright 2013 Mouser Electronics
© Copyright 2013 Mouser Electronics

ON SEMICONDUCTOR Amplifiers

ON Semiconductor®

RoHS Compliant This product is RoHS compliant.

OPERATIONAL AMPLIFIERS

NEW PRODUCT

For quantities greater than listed, call for quote.

MOUSER STOCK NO.	ON Semi Part No.	Package Type	No. of Channels	Supply Voltage (Min.) (V)	Supply Voltage (Max.) (V)	Output Current (Min.) (mA)	Output Current (Typ.) (mA)	Standby Current (mA) (Typ.)	GBW (Typ.) (MHz)	SR Typ. (v/uS)	Input-Offset Voltage (mV) (Max)	Price Each 1	Price Each 25	Price Each 100	Price Each 500
General Purpose															
863-LMV821SQ3T2G	LMV821SQ3T2G	SC-70	1	2.5	5.5	12	26	0.3	5	1.4	3.5	1.98	1.61	1.44	1.12
863-LMV321SN3T1G	LMV321SN3T1G	TSOP-5	1	2.7	5	10	160	0.22	1	1	9	.74	.717	.688	.613
863-TLV271SN1T1G	TLV271SN1T1G	TSOP-5	1	2.7	16	5	13	0.56	3	2.6	5	1.54	1.23	1.07	.839
863-TLV271SN2T1G	TLV271SN2T1G	TSOP-5	1	2.7	16	5	13	0.56	3	2.6	5	1.54	1.23	1.07	.839
863-LMV931SQ3T2G	LMV931SQ3T2G	SC-88A	1	3	5	55	65	0.21	1.5	0.48	6	.41	.396	.385	.343
863-LM301ADG	LM301ADG	SOIC-14	1	3	18	-----	-----	1.2	1	0.5	7.5	.59	.502	.354	.297
863-NCS36000DG	NCS36000DG	SOIC-14	1	3	5.5	-----	-----	-----	-----	-----	-----	1.12	1.02	.889	.692
863-MC33071ADG	MC33071ADG	SOIC-8	1	3	44	10	30	1.9	4.5	10	5	1.08	.959	.698	.597
863-LM258DG	LM258DG	SOIC-8	2	3	32	20	40	1.5	1	0.6	5	.32	.289	.203	.167
863-LM258NG	LM258NG	PDIP-8	2	3	32	20	40	1.5	1	0.6	5	.44	.376	.265	.223
863-LM2904ANG	LM2904ANG	PDIP-8	2	3	32	20	40	1.5	1	0.6	7	.72	.653	.589	.507
863-LM2904DG	LM2904DG	SOIC-8	2	3	32	20	40	1.5	1	0.6	7	.52	.353	.278	.19
863-LM2904NG	LM2904NG	PDIP-8	2	3	32	20	40	1.5	1	0.6	7	.44	.357	.25	.209
863-LM358DG	LM358DG	SOIC-8	2	3	32	20	40	1.5	1	0.6	7	.30	.268	.186	.153
863-LM358NG	LM358NG	PDIP-8	2	3	32	20	40	1.5	1	0.6	7	.41	.355	.25	.209
863-MC33072ADG	MC33072ADG	SOIC-8	2	3	44	10	30	3.8	4.5	10	3	1.11	.899	.781	.608
863-MC33072APG	MC33072APG	PDIP-8	2	3	44	10	30	3.8	4.5	10	3	1.12	.959	.709	.578
863-MC33072DG	MC33072DG	SOIC-8	2	3	44	10	30	3.8	4.5	10	5	1.08	.867	.754	.587
863-MC33072PG	MC33072PG	PDIP-8	2	3	44	10	30	3.8	4.5	10	5	1.19	.952	.835	.649
863-MC34072ADG	MC34072ADG	SOIC-8	2	3	44	10	30	3.8	4.5	10	3	1.00	.899	.631	.503
863-MC34072APG	MC34072APG	PDIP-8	2	3	44	10	30	3.8	4.5	10	5	1.14	.92	.687	.584
863-MC34072DG	MC34072DG	SOIC-8	2	3	44	10	30	3.8	4.5	10	5	1.11	.899	.781	.608
863-MC34072PG	MC34072PG	PDIP-8	2	3	44	10	30	3.8	4.5	10	5	1.10	.899	.69	.50
863-LM833NG	LM833NG	PDIP-8	2	5	18	-----	29	7	15	7	5	.70	.546	.473	.35
863-LMV324DR2G	LMV324DR2G	SIOC-14	4	2.7	5	10	60	0.22	1	1	9	1.05	1.01	.977	.871
863-LM224NG	LM224NG	PDIP-14	4	3	32	20	40	1.4	1	0.6	5	.52	.442	.311	.262
863-LM2902DG	LM2902DG	SOIC-14	4	3	32	20	40	1.4	1	0.6	7	.34	.31	.214	.175
863-LM2902NG	LM2902NG	PDIP-14	4	3	32	20	40	1.4	1	0.6	7	.51	.432	.305	.256
863-LM324ADG	LM324ADG	SOIC-14	4	3	32	20	40	1.4	1	0.6	3	.40	.325	.228	.189
863-LM324ANG	LM324ANG	PDIP-14	4	3	32	20	40	1.4	1	0.6	3	.56	.463	.327	.275
863-LM324DG	LM324DG	SOIC-14	4	3	32	20	40	1.4	1	0.6	7	.38	.307	.203	.167
863-LM324NG	LM324NG	PDIP-14	4	3	32	20	40	1.4	1	0.6	7	.50	.419	.296	.248
863-MC3403PG	MC3403PG	PDIP-14	4	3	36	10	20	2.8	1	0.6	10	.74	.618	.437	.366
863-MC33074ADG	MC33074ADG	SOIC-14	4	3	44	10	30	7.6	4.5	10	3	1.34	1.20	.923	.819
863-MC33074APG	MC33074APG	PDIP-14	4	3	44	10	30	7.6	4.5	10	3	1.34	1.20	.923	.819
863-MC33074DG	MC33074DG	SOIC-14	4	3	44	10	30	7.6	4.5	10	5	1.23	1.09	.795	.682
863-MC33074PG	MC33074PG	PDIP-14	4	3	44	10	30	7.6	4.5	10	5	1.41	1.24	.905	.776
863-MC34074ADG	MC34074ADG	SOIC-14	4	3	44	10	30	7.6	4.5	10	3	1.37	1.23	.947	.839
863-MC34074APG	MC34074APG	PDIP-14	4	3	44	10	30	7.6	4.5	10	3	1.37	1.23	.947	.839
863-MC34074DG	MC34074DG	SOIC-14	4	3	44	10	30	7.6	4.5	10	3	1.66	1.32	1.16	.902
863-MC34074PG	MC34074PG	PDIP-14	4	3	44	10	30	7.6	4.5	10	5	1.58	1.28	.953	.81
863-MC34074VPG	MC34074VPG	PDIP-14	4	3	44	10	30	7.6	4.5	10	5	1.56	1.39	.997	.847
Low Power															
863-MC33171DG	MC33171DG	SOIC-8	1	3	44	3	5	0.22	1.8	2.1	4.5	1.19	.952	.835	.649
863-MC33172DG	MC33172DG	SOIC-8	2	3	44	-----	5	440	1.8	2.1	4500	.91	.803	.596	.518
863-MC33172PG	MC33172PG	PDIP-8	2	3	44	-----	5	0.44	1.8	2.1	4.5	1.43	1.17	.865	.735
863-MC33178DG	MC33178DG	SOIC-8	2	4	36	50	80	0.9	5	2	3	.69	.61	.445	.404
863-MC33178PG	MC33178PG	PDIP-8	2	4	36	50	80	0.9	5	2	3	1.62	1.29	1.12	.881
863-MC33174DG	MC33174DG	SOIC-14	4	3	44	3	5	0.88	1.8	2.1	4.5	1.20	1.08	.828	.734
863-MC33174PG	MC33174PG	PDIP-14	4	3	44	3	5	0.88	1.8	2.1	4.5	1.20	1.08	.828	.734
863-MC33179DG	MC33179DG	SOIC-14	4	4	36	50	80	1.7	5	2	3	1.20	1.08	.828	.734
863-MC33179PG	MC33179PG	PDIP-14	4	4	36	50	80	1.7	5	2	3	1.20	1.08	.828	.734
Low Noise															
863-NE5534ANG	NE5534ANG	PDIP-8	1	3	20	-----	38	8	10	13	4	1.61	1.29	1.05	.867
863-SA5534ADG	SA5534ADG	SOIC-8	1	3	20	-----	38	8	10	13	4	1.70	1.46	1.09	.851
863-SA5534ANG	SA5534ANG	PDIP-8	1	3	20	-----	38	8	10	13	4	1.64	1.38	1.18	.867
863-SA5534NG	SA5534NG	PDIP-8	1	3	20	-----	38	8	10	13	4	1.69	1.33	1.06	.819
863-SE5534ANG	SE5534ANG	PDIP-8	1	3	20	-----	38	8	10	13	4	1.69	1.35	1.12	.899
863-SE5534NG	SE5534NG	PDIP-8	1	3	20	-----	38	8	10	13	4	1.55	1.34	1.06	.883
863-NE5532ANG	NE5532ANG	PDIP-8	2	3	20	10	38	8	10	9	4	1.33	1.20	.886	.753
863-NE5532DG	NE5532DG	SOIC-16W	2	3	20	10	38	8	10	9	4	1.54	1.23	1.07	.839
863-NE5532NG	NE5532NG	PDIP-8	2	3	20	10	38	8	10	9	4	1.25	1.13	.842	.716
863-SA5532NG	SA5532NG	PDIP-8	2	3	20	10	38	8	10	9	4	3.19	2.55	2.29	.746
863-SE5532NG	SE5532NG	PDIP-8	2	3	20	10	38	8	10	9	4	1.69	1.37	1.04	.852
863-MC33178DG	MC33178DG	SOIC-8	2	4	36	50	80	0.9	5	2	3	.69	.61	.445	.404
863-MC33178PG	MC33178PG	PDIP-8	2	4	36	50	80	0.9	5	2	3	1.62	1.29	1.12	.881
863-MC33078DG	MC33078DG	SOIC-8	2	5	18	15	29	4.1	16	7	2	.80	.716	.539	.462
863-MC33078PG	MC33078PG	PDIP-8	2	5	18	15	29	4.1	16	7	2	1.42	1.13	.996	.776
863-MC33274ADG	MC33274ADG	SOIC-14	4	3	36	25	37	8.6	24	10	1	1.55	1.38	1.00	.86
863-MC33274APG	MC33274APG	PDIP-14	4	3	36	25	37	8.6	24	10	1	1.71	1.52	1.10	.947
863-MC33079DG	MC33079DG	SOIC-14	4	5	18	15	29	8.4	16	7	2	.78	.709	.545	.483
863-MC33079PG	MC33079PG	PDIP-14	4	5	18	15	29	8.4	16	7	2	1.36	1.22	.908	.738
Low Voltage															
863-MC33201DG	MC33201DG	SOIC-8	1	1.8	12	50	80	0.9	2.2	1	6	.93	.824	.599	.524
863-NE5230DG	NE5230DG	SOIC-8	1	1.8	15	4	6	0.11	0.25	0.09	0.4	2.14	1.71	1.54	.852
863-NE5230NG	NE5230NG	PDIP-8	1	1.8	15	4	6	0.11	0.25	0.09	0.4	2.46	1.97	1.78	.87
863-SA5230DG	SA5230DG	SOIC-8	1	1.8	15	4	6	0.11	0.25	0.09	0.4	1.69	1.33	1.06	.835
863-SA5230NG	SA5230NG	PDIP-8	1	1.8	15	4	6	0.11	0.25	0.09	0.4	1.61	1.57	1.06	.867
863-LMV981MU3TBG	LMV981MU3TBG	ULLGA8	1	2.7	5.5	4	65	0.21	1.4-1.5	0.35-0.48	6	.93	.653	.562	.416
863-LMV982MUTAG	LMV982MUTAG	UQFN10	2	2.7	5.5	4	65	0.21	1.4-1.5	0.35-0.48	6	1.83	1.44	1.29	1.01
863-MC33202DG	MC33202DG	SOIC-8	2	1.8	12	50	80	1.8	2	1	8	1.03	.926	.71	.629
863-MC33202PG	MC33202PG	PDIP-8	2	1.8	12	50	80	1.8	2	1	8	1.03	.926	.71	.629
863-MC33204DG	MC33204DG	SOIC-14	4	1.8	12	50	80	3.6	2.2	1	10	1.51	1.35	.976	.837
863-MC33204PG	MC33204PG	PDIP-14	4	1.8	12	50	80	3.6	2.2	1	10	1.69	1.39	1.05	.907
High Current															
863-TCA0372DP1G	TCA0372DP1G	PDIP-8	2	5	40	-----	1000	5	1.4	1.4	15	1.35	1.18	.809	.688
863-TCA0372DWR2G	TCA0372DWR2G	SOIC-16W	2	5	40	-----	1000	5	1.4	1.4	15	1.24	.995	.868	.675

COMPANDORS

For quantities greater than listed, call for quote.

MOUSER STOCK NO.	ON Semi Part No.	Package Type	I_{CC} Max. (mA)	V_{CC} Max. (V)	THD Typ. (%)	E_n Typ. (μV)	V_{ref} (V)	T_A Min. (°C)	T_A Max. (°C)	Price Each 1	Price Each 25	Price Each 100	Price Each 500
863-NE570DG	NE570DG	SO-16WB	4.3	24	0.3	20	1.8	0	70	5.97	4.34	3.55	2.96
863-SA571DG	SA571DG	SO-16WB	4.3	18	0.5	20	1.8	-40	85	5.99	4.82	4.38	3.55
863-SA571NG	SA571NG	PDIP-16	4.3	18	0.5	20	1.8	-40	85	5.84	4.93	3.84	3.18
863-SA572DG	SA572DG	SO-16WB	6.3	22	0.05	6	2.5	-40	85	5.51	4.33	4.12	3.56
863-SA572NG	SA572NG	PDIP-16	6.3	22	0.05	6	2.5	-40	85	6.44	5.44	4.47	3.50
863-SA575DG	SA575DG	SO-20	4.2	7	0.12	6	Vcc/2	-40	85	7.20	5.90	4.89	4.02
863-SA575NG	SA575NG	PDIP-20	4.2	7	0.12	6	Vcc/2	-40	85	5.84	5.01	3.54	3.02

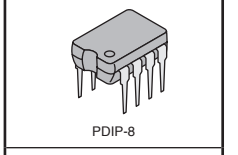
PDIP-8

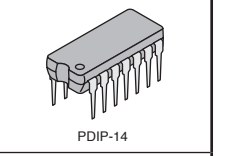
PDIP-14

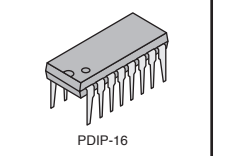
PDIP-16

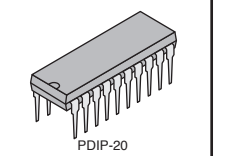
PDIP-20

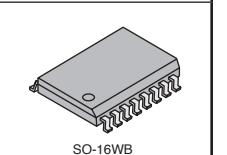
SO-16WB

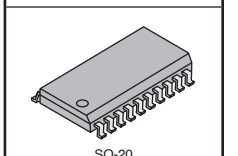
SO-20

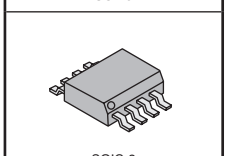
SOIC-8

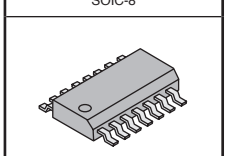
SOIC-14

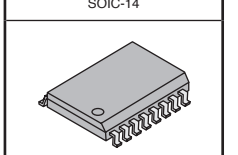
SOIC-16W

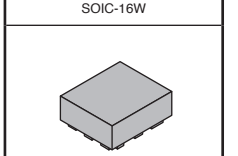
ULLGA-8

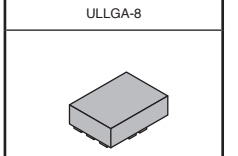
UQFN-10

© Copyright 2013 Mouser Electronics

© Copyright 2013 Mouser Electronics

SKYWORKS Amplifier ICs

RoHS Compliant This product is RoHS compliant.

SKYWORKS®

BLUETOOTH POWER AMPLIFIER

For quantities greater than listed, call for quote.

MOUSER STOCK NO.	SKYWORKS Part No.	Package/Case	Noise Figure (dB)	Operating Frequency	Operating Supply Voltage (V)	Power Gain Typ (dB)	Supply Current (mA)	Operating Temperature Range (°C)	Price Each 1	50	100
873-SE2425U-R	SE2425U-R	QFN-16	-	2.4 GHz	3.3	28.2	110	-40 to +85	1.03	1.01	.984

InGaP CASCADABLE AMPLIFIER

For quantities greater than listed, call for quote.

873-SE2425U-R	SE2425U-R	QFN-16	-	2.4 GHz	3.3	28.2	110	-40 to +85	1.03	1.01	.984
873-SKY65013-70LF	SKY65013-70LF	SOT-89	5.5	7 GHz	5	12.5	120	-40 to +85	1.14	1.10	1.05
873-SKY65013-92LF	SKY65013-92LF	SC-88	5.8	12 GHz	5	12.5	70	-40 to +85	1.16	1.13	1.05
873-SKY65014-70LF	SKY65014-70LF	SOT-89	4.8	6 GHz	5	16	120	-40 to +85	1.50	1.44	1.36
873-SKY65014-92LF	SKY65014-92LF	SC-88	5.4	9 GHz	5	15	120	-40 to +85	1.50	1.48	1.37
873-SKY65015-70LF	SKY65015-70LF	SOT-89	4.2	6 GHz	5	18	120	-40 to +85	1.63	1.61	1.48
873-SKY65015-92LF	SKY65015-92LF	SC-88	4.8	6 GHz	5	18	120	-40 to +85	1.63	1.61	1.48
873-SKY65016-70LF	SKY65016-70LF	SOT-89	4.8	3 GHz	5	20	120	-40 to +85	1.23	1.18	1.11
873-SKY65016-92LF	SKY65016-92LF	SC-88	5.4	3 GHz	5	20	120	-40 to +85	1.23	1.21	1.12
873-SKY65017-70LF	SKY65017-70LF	SOT-89	4.5	6 GHz	6	20	120	-40 to +85	1.74	1.72	1.66
873-SKY65111-348LF	SKY65111-348LF	QFN-16	6.5	1.1 GHz	3.5	40	250	-40 to +85	3.24	3.24	3.24

LINEAR POWER AMPLIFIER

For quantities greater than listed, call for quote.

873-SKY65028-70LF	SKY65028-70LF	SOT-89	5.5	2.7 GHz	5	16	125	-40 to +85	3.79	3.57	3.27
873-SKY65162-70LF	SKY65162-70LF	SOT-89	3.6	2.7 GHz	5	20	188	-40 to +85	2.94	2.81	2.63
873-SKY65116-21	SKY65116-21	MCM-12	6	500 MHz	3.6	35	330	-40 to +85	6.56	6.18	5.66

LOW NOISE AMPLIFIER

For quantities greater than listed, call for quote.

873-SKY65048-360LF	SKY65048-360LF	QFN-8	0.65	1.2 GHz	5	16.5	85	-40 to +85	2.31	2.20	2.04
873-SKY67001-396LF	SKY67001-396LF	DFN-8	0.6	1.2 GHz	5	17.5	100	-40 to +100	2.44	2.41	2.31
873-SKY67002-396LF	SKY67002-396LF	DFN-8	0.65	2.1 GHz	5	17.5	95	-40 to +100	2.44	2.41	2.31
873-SKY67003-396LF	SKY67003-396LF	DFN-8	0.88	3 GHz	5	17.5	100	-40 to +100	2.44	2.41	2.31
873-SKY67100-396LF	SKY67100-396LF	DFN-8	0.7	3 GHz	4	17.5	56	-40 to +85	2.03	1.98	1.93
873-SKY67101-396LF	SKY67101-396LF	DFN-8	0.5	1.2 GHz	4	17.5	56	-40 to +85	2.03	1.98	1.93
873-SKY67102-396LF	SKY67102-396LF	DFN-8	0.8	3 GHz	4	17.2	50	-40 to +85	2.03	1.98	1.93
873-SKY67105-306LF	SKY67105-306LF	QFN-16	0.7	1.1 GHz	5	37	138	-40 to +85	3.42	3.38	3.23
873-SKY67106-306LF	SKY67106-306LF	QFN-16	0.65	3 GHz	5	35	100	-40 to +85	3.42	3.38	3.23
873-SKY67107-306LF	SKY67107-306LF	QFN-16	0.85	2.8 GHz	5	32	125	-40 to +85	3.42	3.38	3.23
873-SKY65047-360LF	SKY65047-360LF	DFN-8	0.8	3 GHz	3.3	16.5	5	-40 to +85	.59	.568	.531

LOW NOISE POWER AMPLIFIER

For quantities greater than listed, call for quote.

873-SKY65045-70LF	SKY65045-70LF	DFN-6	1.8	1.5 GHz	5	14	46	-40 to +85	2.91	2.78	2.60
873-SKY65080-70LF	SKY65080-70LF	SOT-89	2.3	2.5 GHz	5	15	66	-40 to +85	2.91	2.78	2.60

LOW NOISE TRANSISTOR

For quantities greater than listed, call for quote.

873-SKY65050-372LF	SKY65050-372LF	SC-70	0.65	6 GHz	3	15.5	20	-40 to +85	.72	.642	.535

LOW NOISE/CURRENT AMPLIFIER

For quantities greater than listed, call for quote.

873-SKY67012-396LF	SKY67012-396LF	DFN-8	0.85	600 MHz	3.3	16.5	15	-40 to +85	.80	.736	.642
873-SKY67013-396LF	SKY67013-396LF	DFN-8	0.85	1.5 GHz	3.3	14	15	-40 to +85	.86	.79	.696
873-SKY67014-396LF	SKY67014-396LF	DFN-8	0.95	3 GHz	3.3	12	5	-40 to +85	.91	.839	.738

POWER AMPLIFIER

For quantities greater than listed, call for quote.

873-SKY65120-21	SKY65120-21	MCM-20	8.4	2.5 GHz	5	24.6	447	-40 to +85	3.61	3.24	2.71
873-SKY65124-21	SKY65124-21	MCM-20	6.3	1.99 GHz	5	24	550	-40 to +85	3.61	3.24	2.71
873-SKY65126-21	SKY65126-21	MCM-20	4.5	900 MHz	5	30	285	-40 to +85	3.61	3.24	2.71
873-SE2597L-R	SE2597L-R	QFN-16	-	2.4 GHz	3.3	28	125	-40 to +85	.45	.444	.438
873-SE2527L-R	SE2527L-R	QFN-16	-	2.4 GHz	3.3	34	300	-20 to +85	.58	.571	.562
873-SE2528L-R	SE2528L-R	QFN-16	-	2.4 GHz	3.3	34	300	-40 to +85	.66	.656	.645
873-SE2537L-R	SE2537L-R	QFN-16	-	5 GHz	3.3	28	150	-10 to +85	1.07	1.06	1.04
873-SE2567L-R	SE2567L-R	QFN-16	-	5 GHz	3.3	30	150	-40 to +85	.81	.803	.792
873-SE2598L-R	SE2598L-R	QFN-16	-	2.4 GHz	3.3	28	125	-40 to +85	.36	.36	.354
873-SE5003L-R	SE5003L-R	QFN-20	-	5 GHz	5	32	150	-40 to +85	1.50	1.48	1.46
873-SE5004L-R	SE5004L-R	QFN-20	-	5 GHz	5	26	300	-40 to +85	2.05	2.02	1.99
873-SE5005L-R	SE5005L-R	QFN-16	-	5 GHz	3.3	27	195	-40 to +85	.86	.845	.835
873-SE2609L-R	SE2609L-R	QFN-8	-	2.4 GHz	3.3	28	200	-20 to +85	.34	.338	.333

WIRELESS LAN POWER AMPLIFIER

For quantities greater than listed, call for quote.

873-SE2568U-R	SE2568U-R	QFN-8	-	2.4 GHz	3.3	27	135	-40 to +85	.54	.53	.52
873-SE2574L-R	SE2574L-R	QFN-8	-	2.4 GHz	3.3	28	135	-40 to +85	.45	.439	.425
873-SE2565T-R	SE2565T-R	QFN-16	-	2.4 GHz	3.3	31	410	-40 to +85	.96	.952	.931
873-SE2568L-R	SE2568L-R	QFN-8	-	2.4 GHz	3.3	27	135	-40 to +85	.45	.444	.439
873-SE2576L-R	SE2576L-R	QFN-16	-	2.4 GHz	5	33	500	-40 to +85	1.03	1.02	.995
873-SE2580L-R	SE2580L-R	QFN-20	-	2.5 GHz, 5 GHz	3.3	30	145	-10 to +85	.96	.952	.942
873-SE2604L-R	SE2604L-R	QFN-16	-	2.4 GHz	3.3	32	410	-40 to +85	.86	.845	.835
873-SE2605L-R	SE2605L-R	QFN-16	-	2.4 GHz	5	33	500	-40 to +70	1.13	1.11	1.10

WLAN POWER AMPLIFIER

For quantities greater than listed, call for quote.

873-SKY65135-21	SKY65135-21	MCM-20	5	2.5 GHz	3.3	33.5	405	-40 to +85	3.62	3.57	2.71
873-SKY65131-21	SKY65131-21	MCM-16	5	2.5 GHz	5	26	500	-40 to +85	3.28	2.94	2.46
873-SKY65132-21	SKY65132-21	MCM-20	5	2.5 GHz	3.3	33	1100	-40 to +85	3.61	3.24	2.71
873-SKY65135-31	SKY65135-31	MCM-20	5	2.5 GHz	5	31.5	465	-40 to +85	3.62	3.24	2.72
873-SKY65152-11	SKY65152-11	MCM-20	5	2.5 GHz	5	32	490	-40 to +85	3.62	3.24	2.72

WLAN/ZIGBEE POWER AMPLIFIER

For quantities greater than listed, call for quote.

873-SKY65006-348LF	SKY65006-348LF	QFN-16	6.2	2.5 GHz	3.3	27	53	-40 to +85	2.68	2.60	2.49

© Copyright 2013 Mouser Electronics
© Copyright 2013 Mouser Electronics

STMICROELECTRONICS Amplifiers

Products may be RoHS compliant. Check mouser.com for RoHS status.

life.augmented

AUDIO

♦ Surface Mount Device

For quantities greater than listed, call for quote.

MOUSER STOCK NO.	STMicroelectronics Part No.	Package Type	Description	Supply Voltage (V) (Max)	Output Power Min/Typ (W)	Output Power @ (V)	Output Power Harm. Distort.	Temperature Range (°C)	Price Each 1	Price Each 10	Price Each 100
511-STA2065N	STA2065N	TFBGA-372	HD-Radio base-band receiver	1.8	---	---	---	-40 to +85	29.96	27.71	23.67
♦ 511-STA309A13TR	STA309A13TR	TQFP-64	8-Ch DDX Digital Audio Processor	3.3	---/---	---	---	-40 to +150	5.06	4.46	3.85
♦ 511-STA321	STA321	LQFP-64	4-Ch Digital Audio FFX Driver System	3.6	0.041/---	3.3	0.30%	0 to +70	9.48	8.82	7.66
511-STA321MPLTR	STA321MPLTR	TQFP-64	Scalable digital microphone processor	3.6	---	---	---	-40 to +150	10.14	8.31	7.50
♦ 511-STA333ML13TR	STA333ML13TR	PowerSSO-36	2-Ch Sound Terminal Microless 24B	12	---/16	---	0.20%	0 to +70	4.26	3.42	3.11
♦ 511-STA333W13TR	STA333W13TR	PowerSSO-EP	2.1-Ch 40W FFX Audio System	20	---/16	18	1%	0 to +70	5.01	4.41	3.80
♦ 511-STA339BWS13TR	STA339BWS13TR	PowerSSO-36	2.1-Ch 40W high-efficiency digital audio system	4.5/21.5	---/16	---	0.02%	-20 to +150	6.90	5.64	5.10
♦ 511-STA339BWTR	STA339BWTR	PowerSSO-36	2.1-Ch high-efficiency digital audio system	5/26	---/16	---	0.02%	-20 to +150	7.46	6.09	5.51
♦ 511-STA350BWTR	STA350BWTR	PowerSSO-36	2.1-Ch high-efficiency digital audio system	5/26	---/27	---	---	-20 to +150	5.36	4.31	3.93
♦ 511-STA369BWTR	STA369BWTR	PowerSSO-36	2.1-Ch Hi-Efficiency Digital Audio System	26	---/20	---	0.09%	-20 to +150	11.04	9.03	8.17
♦ 511-STA381BWSTR	STA381BWSTR	VQFN-48	2.1-Ch Hi-Efficiency Digital Audio System	25.5	---/20	---	0.20%	0 to +150	8.82	7.22	6.52
♦ 511-STA510FTR	STA510FTR	PowerSSO-36	44V 5.5A quad power half-bridge	---/44	---/100	---	10%	0 to +70	6.90	5.64	5.10
♦ 511-STA516B13TR	STA516B13TR	PowerSO-36	2.1-Ch digital audio system	65	---/200	51	10%	0 to +90	9.11	7.45	6.74
♦ 511-STA51813TR	STA51813TR	PowerSSO-36	40V 3.5A Quad Amp Half-Bridge BCD	40	---/24	30	10%	-40 to 90	5.63	4.96	4.28
♦ 511-STA533WF13TR	STA533WF13TR	PowerSSO-36	2-Ch high-efficiency digital audio	23	---/20	18	10%	0 to +70	4.78	4.22	3.64
511-STA540	STA540	Multiwatt-15V	4x13W dual/quad power amplifier	8/22	---/34	22	0.02%	0 to +70	6.27	5.05	4.59
♦ 511-STA540SAN	STA540SAN	Clipwatt-15	4x10W dual/quad power amplifier	22	---/10	17	10%	0 to +70	5.63	4.77	4.02
♦ 511-STA559BW13TR	STA559BW13TR	PowerSSO-36	18-volt, 3-amp, quad power half-bridge	16	---/5.3	---	10%	0 to +70	4.12	3.63	3.14
511-STA680Q	STA680Q	LQFP-144	HD Radio? baseband receiver	1.8	---/100	---	0.01%	-55 to +150	18.83	17.12	14.55
511-TDA2003AH	TDA2003AH	Pentawatt-H	10W car radio audio amplifier	8/18	9/10	---	0.15%	-40 to +150	1.66	1.34	1.21
511-TDA2003AV	TDA2003AV	Pentawatt-V	10W Car radio audio amplifier	--/40	5.5/6	20	0.15%	-40 to +150	1.35	1.19	.944
511-TDA2004R	TDA2004R	Multiwatt-11	2x12W 2-Ch. Stereo Amplifier	8/18	6/6.5	14.4	10%	-40 to +150	3.14	2.53	2.28
511-TDA2005R	TDA2005R	Multiwatt-11	20W bridge/stereo amplifier for car radio	14.4	18/20	---	1%	-40 to +150	3.69	2.96	2.70
511-TDA2030AV	TDA2030AV	Pentawatt-V	Hi-Fi amplifier and 35W driver	±6/±22	15/18	19	0.50%	-40 to +150	1.80	1.43	1.25
511-TDA2030H	TDA2030H	Pentawatt-H	Hi-Fi amplifier and 35W driver	±6/±22	15/18	19	0.50%	-40 to +150	3.28	2.64	2.39
511-TDA2040V	TDA2040V	Pentawatt-V	Hi-Fi, high output current with low distortion	2.5/20	20/22	16	0.50%	-40 to +150	3.40	2.74	2.49
511-TDA2050V	TDA2050V	Pentawatt-V	Hi-Fi audio power amplifier	±4.5/±25	24/28	22	0.50%	-40 to +150	2.99	2.41	2.17
511-TDA2052V	TDA2052V	Heptawatt-7V	Hi-Fi audio power amplifier with mute and standby	±6/±25	35/40	22	10%	0 to +70	3.12	2.51	2.29
♦ 511-TDA7233D013TR	TDA7233D013TR	SO-8	Audio amplifier with mute	1.8/15	---/1.9	12	10%	-40 to +150	1.21	.962	.841
511-TDA7266SA	TDA7266SA	Clipwatt-15	7x7W dual bridge amplifier	18	6.3/7	11	10%	0 to +70	2.38	2.09	1.71
511-TDA7388A	TDA7388A	Flexiwatt-27	4x42W quad bridge car radio amplifier	18	25/27	14.4	0.10%	-55 to +150	8.56	7.02	6.32
511-TDA7498ETR	TDA7498ETR	PowerSSO-36	160W mono BTL class D audio amplifier	40	--/160	---	10%	0 to +70	13.25	10.85	9.79
♦ 511-TDA7492MV13TR	TDA7492MV13TR	PowerSSO-36	50W mono BTL class D audio amplifier	10/26	---/50	25	10%	-40 to +150	5.64	4.71	4.07
511-TDA7293V	TDA7293V	Multiwatt-15V	DMOS audio amplifier with mute/standby	12/50	90/100	29	0.01%	0 to +70	6.26	5.03	4.58
511-TDA7294HS	TDA7294HS	Multiwatt-15	1-Ch 100W stereo amplifier	40	60/70	35	0.50%	0 to +70	7.85	6.44	5.81
511-TDA7297SA	TDA7297SA	Clipwatt-15	100W DMOS audio amplifier	18	8.3/10	13	10%	-40 to +150	1.99	1.61	1.44
511-E-TDA7384A	E-TDA7384A	Flexiwatt-25	4x35W Quad bridge amplifier for car radio	---/18	38/42	10	0.15%	-55 to +150	8.03	6.58	5.94
511-ETD7385	E-TDA7385	Flexiwatt-25	4x37W quad bridge car radio amplifier	18	21/23	---	0.30%	-55 to +150	7.62	6.25	5.64
♦ 511-TDA7388	TDA7388	Flexiwatt-25	4x41W Quad bridge amplifier for car radio	---/18	22/26	14.4	10%	-55 to +150	8.03	6.58	5.94
♦ 511-TDA7418TR	TDA7418TR	SO-20	3 band car audio processor	10	---/---	---	0.10%	-40 to +85	3.77	3.03	2.76
511-TDA7419	TDA7419	SO-28	3 band car audio processor	10	---/---	---	0.01%	-40 to +85	5.44	4.38	3.98
♦ 511-TDA7498LTR	TDA7498LTR	PowerSSO-36	80W+80W dual BTL class D audio amplifier	14/36	---/65	32	10%	-20 to +85	8.28	6.77	6.13
♦ 511-TDA7498TR	TDA7498TR	PowerSSO-36	100W+100W dual BTL class D audio amplifier	14/39	---/80	---	10%	-40 to +85	9.38	7.67	6.94
511-TDA7572	TDA7572	QUAD-64	200W mono bridge PWM amplifier	58	---/---	---	5%	-55 to +150	12.94	10.88	10.00
511-TEA2025B	TEA2025B	PWRDIP-12+2+2	Stereo, high channel separation, dual or bridge	3/12	0.7/1	6	10%	-40 to +150	1.10	.875	.765
♦ 511-TS472IQT	TS472IQT	FlipChip-12	Very low noise microphone preamplifier w/bias	2.2/5.5	---/---	---	---	-40 to +85	1.92	1.53	1.34
♦ 511-TS4871ID	TS4871ID	SO-8	Stereo headphone power amp with standby mode	2.5/5.5	---/1.0	---	0.15%	-40 to +85	1.12	.898	.784

HIGH SIDE CURRENT SENSE

♦ Surface Mount Device

For quantities greater than listed, call for quote.

MOUSER STOCK NO.	STMicroelectronics Part No.	Package Type	Gain (V/V)	Gain Accuracy (%)	Input Bias Current (Max)	Supply Voltage (Min.)(V)	Supply Voltage (Max.)(V)	Slew Rate (V/uS)(Typ)	Supply Current (µA)(Max)	Temperature Range (°C)	Price Each 1	Price Each 10	Price Each 100
♦ 511-TSC101CILT	TSC101CILT	SOT-23-5	100	±2.5	8µA	4	24	0.9	300	-40 to +125	2.20	1.96	1.69
511-TSC1021AIPT	TSC1021AIPT	TSSOP-8	20	±1.5	7uA	3.5	5.5	0.45	300	-	1.41	1.25	.991

OPERATIONAL AMPLIFIERS

♦ Surface Mount Device

For quantities greater than listed, call for quote.

MOUSER STOCK NO.	STMicroelectronics Part No.	Package Type	Single, Dual, Quad	Input Offset Voltage (mV)(Max)	Input Bias Current (Max)	Gain Bandwidth Product (MHz)(Typ)	Slew Rate (V/uS)(Typ)	Supply Voltage (V) (Max)	Supply Current (mA) (Max)	Temperature Range (°C)	Price Each 1	Price Each 10	Price Each 100
General Purpose													
♦ 511-UA741CD	UA741CD	SO-8	S	5.0	100nA	1.00	0.50	±22	2.80	0 to +70	.62	.578	.469
511-UA741CN	UA741CN	DIP-8	S	5.0	100nA	1.00	0.50	±22	2.80	0 to +70	.32	.31	.246
♦ 511-UA741ID	UA741ID	SO-8	S	5.0	100nA	1.00	0.50	±22	2.80	-40 to +105	.82	.77	.624
♦ 511-UA741IDT	UA741IDT	SO-8	S	5.0	100nA	1.00	0.50	±22	2.80	-40 to +105	.64	.546	.409
511-UA741IN	UA741IN	DIP-8	S	5.0	100nA	1.00	0.50	±22	2.80	-40 to +105	.82	.696	.607
♦ 511-LMX321ICT	LMX321ICT	SC-70-5	S	6.0	110nA	1.30	0.70	±5.5	12.00	-40 to +125	1.06	.931	.738
♦ 511-LMX321ILT	LMX321ILT	SOT-23-5	S	6.0	110nA	1.30	0.60	±5.5	12.00	-40 to +125	1.06	.931	.738
511-LM301AN	LM301AN	DIP-8	S	7.5	250nA	1.00	0.50	±22	3.00	0 to +70	.88	.77	.60
511-L165V	L165V	Pentawatt	S	10.0	1µA	-	8.00	±18	-	-40 to +150	1.83	1.47	1.32
♦ 511-TL081CD	TL081CD	SO-8	S	10.0	200pA	4.00	16.00	±18	2.50	0 to +70	.47	.348	.297
511-TL081CN	TL081CN	DIP-8	S	10.0	200pA	4.00	16.00	±18	2.50	0 to +70	.59	.492	.369
♦ 511-MC1458D	MC1458D	SO-8	D	5.0	500nA	1.00	0.80	±22	5.00	0 to +70	.63	.416	.34
511-MC1458IN	MC1458IN	DIP-8	D	5.0	500nA	1.00	0.80	±22	5.00	-40 to +105	.70	.556	.46
511-MC1458N	MC1458N	DIP-8	D	5.0	500nA	1.00	0.80	±22	5.00	0 to +70	.47	.396	.30
♦ 511-LMX358IDT	LMX358IDT	SOT-23-5	D	6.0	110nA	1.30	0.60	±5.5	12.00	-40 to +125	1.47	1.29	1.03
♦ 511-LMX358IST	LMX358IST	SOT-23-5	D	6.0	110nA	1.30	0.60	±5.5	12.00	-40 to +125	1.47	1.29	1.03
♦ 511-TL082ACD	TL082ACD	SO-8	D	6.0	100pA	4.00	16.00	±18	2.50	0 to +70	.74	.576	.502
511-TL082ACN	TL082ACN	DIP-8	D	6.0	100pA	4.00	16.00	±18	2.50	0 to +70	.69	.578	.432
♦ 511-TL082CD	TL082CD	SO-8	D	10.0	100pA	4.00	16.00	±18	2.50	0 to +70	1.02	.788	.687
511-TL082CN	TL082CN	DIP-8	D	10.0	100pA	4.00	16.00	±18	2.50	0 to +70	.52	.396	.342
511-TL082IN	TL082IN	DIP-8	D	10.0	100pA	4.00	16.00	±18	2.50	-40 to +105	.42	.396	.381
♦ 511-LM248DT	LM248DT	SO-14	Q	5.0	100nA	1.30	0.50	±22	3.60	-40 to +105	.92	.803	.621
511-LM248N	LM248N	DIP-14	Q	5.0	100nA	1.30	0.50	±22	3.60	-40 to +105	1.03	.899	.696
511-LM348N	LM348N	DIP-14	Q	5.0	100nA	1.30	0.50	±22	3.60	0 to +70	.73	.642	.495
♦ 511-LMX324IDT	LMX324IDT	SOT-23-5	Q	6.0	110nA	1.30	0.60	±5.5	12.00	-40 to +125	1.46	1.17	1.02
♦ 511-LMX324IPT	LMX324IPT	SOT-23-5	Q	6.0	110nA	1.30	0.60	±5.5	12.00	-40 to +125	1.75	1.55	1.22
511-TL084ACN	TL084ACN	DIP-14	Q	6.0	200pA	4.00	16.00	±18	2.50	0 to +70	.73	.61	.459
♦ 511-TL084CD	TL084CD	SO-14	Q	10.0	200pA	4.00	16.00	±18	2.50	0 to +70	.63	.468	.399
♦ 511-TL084CDT	TL084CDT	SO-14	Q	10.0	200pA	4.00	16.00	±18	2.50	0 to +70	.52	.385	.332
511-TL084CN	TL084CN	DIP-14	Q	10.0	200pA	4.00	16.00	±18	2.50	0 to +70	.63	.468	.399
♦ 511-TL084ID	TL084ID	SO-14	Q	10.0	200pA	4.00	16.00	±18	2.50	-40 to +105	.70	.514	.439
511-TL084IN	TL084IN	DIP-14	Q	10.0	200pA	4.00	16.00	±18	2.50	-40 to +105	.69	.506	.432
High Performance													
♦ 511-TSH22IDT	TSH221DT	SO-8	D	3.5	650nA	25.00	15.00	±30	15	-65 to +150	.85	.781	.633
Low Noise													
♦ 511-TL071CD	TL071CD	SO-8	S	10.0	200pA	4.00	16.00	±18	2.5	0 to +70	.73	.537	.459
♦ 511-TS522ID	TS522ID	SO-8	D	0.85	750nA	15.00	7.00	±18 or +36	5.0	-40 to +105	1.41	1.13	.989
♦ 511-MC33078D	MC33078D	SO-8	D	2.0	750nA	15.00	7.00	±18 or +36	5.0	-40 to +105	1.14	.916	.80
♦ 511-LM833D	LM833D	SO-8	D	5.0	1000nA	15.00	7.00	±18 or +36	8.0	-40 to +105	.76	.56	.479
♦ 511-TL072CD	TL072CD	SO-8	D	10.0	200pA	4.00	16.00	±18	2.5	0 to +70	1.03	.867	.657

© Copyright 2013 Mouser Electronics
© Copyright 2013 Mouser Electronics

STMICROELECTRONICS Operational Amplifiers

life.augmented

Products may be RoHS compliant. Check mouser.com for RoHS status.

OPERATIONAL AMPLIFIERS (CONT.)

NEW PRODUCT

For quantities greater than listed, call for quote.

MOUSER STOCK NO.	STM Part No.	Package Type	Single, Dual, Quad	Input Offset Voltage (mV) (Max.)	Input Bias Current (Max.)	Gain Bandwidth Product (MHz) (Typ)	Slew Rate (V/uS) (Typ.)	Supply Voltage (V) (Max.)	Supply Current (µA) (Max.)	Temperature Range (°C)	Price Each 1	10	100
Low Noise (Cont.) - Surface Mount													
511-LMV820AILT	LMV820AILT	SOT-23-6	S	2	180nA	5.5	1.7	5.5	500	-40 to +125	2.21	1.90	1.71
511-LMV821AILT	LMV821AILT	SOT-23-6	S	2	180nA	5.5	1.7	5.5	500	-40 to +125	2.12	1.81	1.63
511-TSV850AILT	TSV850AILT	SOT-23-6	S	2	60nA	1.3	0.6	6	1.5	-40 to +125	.97	.91	.808
511-TSV851AICT	TSV851AICT	SOT-23-6	S	2	60nA	1.3	0.6	5.5	1.5	-40 to +125	.93	.867	.774
511-TSV851AILT	TSV851AILT	SOT-23-6	S	2	60nA	1.3	0.6	5.5	1.5	-40 to +125	.93	.867	.774
511-LMV820ILT	LMV820ILT	SOT-23-6	S	3.5	180nA	5.5	1.7	5.5	500	-40 to +125	2.12	1.81	1.63
511-LMV821ICT	LMV821ICT	SC-70-5	S	3.5	180nA	5.5	1.7	5.5	500	-40 to +125	1.93	1.65	1.48
511-LMV821ILT	LMV821ILT	SOT-23-5	S	3.5	180nA	5.5	1.7	5.5	500	-40 to +125	1.93	1.65	1.48
511-LMV821AICT	LMV821AICT	SC-70-5	S	4	180nA	5.5	1.7	5.5	500	-40 to +125	2.12	1.81	1.63
511-TSV850ILT	TSV850ILT	SOT-23-6	S	4	60nA	1.3	0.6	5.5	1.5	-40 to +125	.93	.867	.774
511-TSV851ICT	TSV851ICT	SC-70-5	S	4	60nA	1.3	0.6	5.5	1.5	-40 to +125	.85	.792	.704
511-TSV851ILT	TSV851ILT	SOT-23-5	S	4	60nA	1.3	0.6	5.5	1.5	-40 to +125	.85	.792	.704
511-LM2904Q2T	LM2904Q2T	DFN-8	D	7	200nA	1.1	0.6	30	1200	-40 to +125	.21	.203	.182
511-TL072ID	TL072ID	SO-8	D	10	200pA	4.00	16	±18	2.5	-40 to +105	.61	.448	.383
511-LMV824AIDT	LMV824AIDT	SO-14	Q	0.8	180nA	5.5	1.9	5.5	1.5	-40 to +125	1.39	1.24	1.14
511-TS524ID	TS524ID	SO-14	Q	0.95	750nA	15	7	±18 or +36	10	-40 to +105	1.50	1.41	1.22
511-MC33079D	MC33079D	SO-14	Q	2.5	750nA	15	7	±18 or +36	10	-40 to +105	1.77	1.54	1.20
511-LM324QT	LM324QT	QFN-16	Q	7	150nA	1.3	0.4	30	375	0 to +70	.45	.289	.239
511-LM224QT	LM224QT	QFN-16	Q	7	300nA	1.3	0.4	30	375	-40 to +105	.55	.365	.297
511-TL074CD	TL074CD	SO-14	Q	10	200pA	3.00	13	±18	2.5	0 to +70	1.12	.942	.712
511-TL074CDT	TL074CDT	SO-14	Q	10	200pA	3.00	13	±18	2.5	0 to +70	.52	.385	.332
511-TL074IDT	TL074IDT	SO-14	Q	10	200pA	3.00	13	±18	2.5	-40 to +105	.71	.521	.446
Low Noise - Thru Hole													
511-TL072ACN	TL072ACN	DIP-8	S	6	200pA	4.00	16	±18	2.5	0 to +70	1.03	.792	.663
511-TL071CN	TL071CN	DIP-8	S	10	200pA	4.00	16	±18	2.5	0 to +70	.50	.407	.321
511-TS522IN	TS522IN	DIP-8	D	0.85	750nA	15	7	±18 or +36	5	-40 to +105	1.18	1.12	.969
511-MC33078N	MC33078N	DIP-8	D	2	750nA	15	7	±18 or +36	5	-40 to +105	.84	.738	.567
511-LM833N	LM833N	DIP-8	D	5	1000nA	15	7	±18 or +36	8	-40 to +105	.46	.407	.319
511-TL072CN	TL072CN	DIP-8	D	10	200pA	4.00	16	±18	2.5	0 to +70	.43	.353	.274
511-TL072IN	TL072IN	DIP-8	D	10	200pA	4.00	16	±18	2.5	-40 to +105	.65	.556	.415
511-TL074CN	TL074CN	DIP-14	Q	10	200pA	3.00	13	±18	2.5	0 to +70	.50	.407	.311
511-TL074IN	TL074IN	DIP-14	Q	10	200pA	3.00	13	±18	2.5	-40 to +105	.73	.61	.459
Low Power - Surface Mount													
511-TS321AIL	TS321AILT	SOT-23-5L	S	2	150nA	0.80	0.4	±16 or 32	0.6	-40 to +105	1.02	.835	.578
511-TS321IL	TS321ILT	SOT-23-5L	S	4	150nA	0.80	0.4	±16 or 32	0.6	-40 to +125	.62	.503	.356
511-LMV321LICT	LMV321LICT	SC-70-5	S	7	60nA	1.30	0.6	5.5	10	-40 to +125	.59	.388	.317
511-LMV321LILT	LMV321LILT	SOT-23-5	S	7	60nA	1.30	0.6	5.5	10	-40 to +125	.59	.388	.317
511-TSV358AIST	TSV358AIST	MiniSO-8	D	1	150nA	1.30	0.6	7	0.875	-40 to +125	.82	.728	.572
511-LM158APT	LM158APT	TSSOP-8	D	2	50nA	1.10	0.6	±16 or 32	1.2	-55 to +125	.79	.706	.61
511-LM358AD	LM358AD	SO-8	D	3	50nA	1.10	0.6	+32	2	0 to +70	.94	.813	.589
511-LM358QT	LM358QT	DFN-8	D	3	20nA	1.10	0.6	±16 or 32	1.2	-55 to +125	.24	.203	.193
511-LM158DT	LM158DT	SO-8	D	5	150nA	1.10	0.6	±16 or 32	1.2	-55 to +125	1.79	1.44	1.27
511-LM258D	LM258D	SO-8	D	5	150nA	1.10	0.6	+32	2	-40 to +105	.49	.428	.332
511-LMV358LIDT	LMV358LIDT	SO-8	D	7	60nA	1.30	0.6	5.5	10	-40 to +125	.59	.388	.317
511-LMV358LIST	LMV358LIST	MiniSO-8	D	7	60nA	1.30	0.6	5.5	10	-40 to +125	.59	.388	.317
511-LM2904D	LM2904D	SO-8	D	7	150nA	1.10	0.6	+32	1.2	-40 to +125	.49	.428	.332
511-LM2904P	LM2904PT	TSSOP-8	D	7	150nA	1.10	0.6	+32	1.2	-40 to +125	.51	.342	.268
511-LM358ADT	LM358ADT	SO-8	D	7	150nA	1.10	0.6	+32	2	0 to +70	.49	.321	.266
511-LM358AST	LM358AST	MiniSO-8	D	7	150nA	1.10	0.6	+32	2	0 to +70	.44	.30	.234
511-LM358D	LM358D	SO-8	D	7	150nA	1.10	0.6	+32	2	0 to +70	.54	.417	.342
511-LM358S	LM358ST	MiniSO-8	D	7	150nA	1.10	0.6	+32	2	0 to +70	.41	.31	.221
511-TL062CD	TL062CD	SO-8	D	15	400pA	1.00	3.5	±18	250	0 to +70	1.00	.835	.631
511-LM324AD	LM324AD	SO-14	Q	3	100nA	1.30	0.4	±16 or 32	3	0 to +70	.94	.813	.589
511-LM324AD-TR	LM324ADT	SO-14	Q	3	100nA	1.30	0.4	±16 or 32	3	0 to +70	.44	.353	.239
511-LMV824IDT	LMV824IDT	SO-14	Q	3.5	180nA	5.50	1.7	5.5	300	-40 to +125	1.63	1.29	1.13
511-LMV824IPT	LMV824IPT	TSSOP-14	Q	3.5	180nA	5.50	1.7	5.5	0.05	-40 to +125	1.23	.98	.857
511-MC33174DT	MC33174DT	SO-14	Q	4.5	100nA	2.10	2	±22	0.25	-40 to +105	.97	.867	.662
511-LM124D	LM124D	SO-14	Q	5	150nA	1.30	0.4	±16 or 32	3	-55 to +125	2.34	1.89	1.68
511-LM224D	LM224D	SO-14	Q	5	150nA	1.30	0.4	±16 or 32	3	-40 to +105	.51	.396	.289
511-LM224P	LM224PT	TSSOP-14	Q	5	150nA	1.30	0.4	±16 or 32	3	-40 to +105	.48	.375	.257
511-LMV324LIDT	LMV324LIDT	SO-14	Q	7	60nA	1.30	0.6	5.5	0.18	-40 to +125	.75	.579	.505
511-LMV324LIPT	LMV324LIPT	TSSOP-14	Q	7	60nA	1.30	0.6	5.5	0.18	-40 to +125	.86	.664	.58
511-LM2902D	LM2902D	SO-14	Q	7	150nA	1.30	0.4	±16 or 32	3	-40 to +125	.49	.428	.332
511-LM2902P	LM2902P	TSSOP-14	Q	7	150nA	1.30	0.4	±16 or 32	3	-40 to +125	.54	.353	.289
511-LM324AP	LM324AP	TSSOP-14	Q	7	150nA	1.30	0.4	±16 or 32	3	0 to +70	.48	.385	.262
511-LM324D	LM324D	SO-14	Q	7	150nA	1.30	0.4	±16 or 32	3	0 to +70	.63	.492	.321
511-LM324P	LM324PT	TSSOP-14	Q	7	150nA	1.30	0.4	±16 or 32	3	0 to +70	.48	.407	.303
511-TL064CD	TL064CD	SO-14	Q	15	400pA	1.00	3.5	±18	250	0 to +70	.70	.599	.46
511-TL064CDT	TL064CDT	SO-14	Q	15	400pA	1.00	3.5	±18	250	0 to +70	.52	.385	.334
Low Power - Thru Hole													
511-LM358AN	LM358AN	DIP-8	D	3	50nA	1.10	0.6	+32	2	0 to +70	.52	.407	.281
511-LM258N	LM258N	DIP-8	D	5	150nA	1.10	0.6	+32	2	-40 to +105	.45	.385	.31
511-TL062IN	TL062IN	DIP-8	D	6	214pA	1.00	3.5	±18	250	-40 to +105	.51	.482	.449
511-LM2904N	LM2904N	DIP-8	D	7	150nA	1.10	0.6	+32	1.2	-40 to +125	.35	.257	.189
511-LM358N	LM358N	DIP-8	D	7	150nA	1.10	0.6	+32	2	0 to +70	.36	.278	.204
511-TL062CN	TL062CN	DIP-8	D	15	400pA	1.00	3.5	±18	250	0 to +70	.63	.524	.396
511-LM224AN	LM224AN	DIP-14	Q	3	100nA	1.30	0.4	±16 or 32	3	-40 to +105	1.03	.877	.631
511-LM324AN	LM324AN	DIP-14	Q	3	100nA	1.30	0.4	±16 or 32	3	0 to +70	.52	.346	.282
511-LM224N	LM224N	DIP-14	Q	5	150pA	1.30	0.4	±16 or 32	3	-40 to +105	.35	.31	.241
511-MC3403N	MC3403N	DIP-14	Q	5	500nA	1.00	0.5	±18 or 36	7	0 to +70	.69	.599	.46
511-LM2902N	LM2902N	DIP-14	Q	7	150nA	1.30	0.4	±16 or 32	3	-40 to +125	.47	.352	.301
511-LM324N	LM324N	DIP-14	Q	7	150pA	1.30	0.4	±16 or 32	3	0 to +70	.59	.388	.317
511-TL064CN	TL064CN	DIP-14	Q	15	400pA	1.00	3.5	±18	250	0 to +70	.65	.487	.416
Power - Surface Mount													
511-L2726013TR	L2726013TR	SO-20	D	10	1µA	1.20	2	28	-	-40 to +105	2.26	1.82	1.64
511-L272D	L272D	SO-16	D	60	2.5µA	0.35	1	28	-	-40 to +125	1.88	1.52	1.37
Power - Thru Hole													
511-L272M	L272M	DIP-8	D	60	2.5µA	0.35	1	28	-	-40 to +85	2.19	1.78	1.59
Precision - Surface Mount													
511-TS9511ILT	TS9511ILT	SOT-23-5	S	0.8	70nA	3.00	1	14	1.2	-40 to +125	.81	.717	.552
511-TS9224IDT	TS9224IDT	SO-14	Q	0.5	55nA	4.00	1.3	12	1.3	-40 to +125	2.39	1.93	1.73
511-TS514AIDT	TS514AIDT	SO-14	Q	2.5	150nA	3.00	1.50	±18	2.40	-40 to +125	1.48	1.40	1.20
Precision - Thru Hole													
511-UA748CN	UA748CN	DIP-8	S	7.5	50nA	1.00	0.5	±22	3	0 to +70	.78	.599	.529
Programmable - Thru Hole													
511-LM346N	LM346N	DIP-16	Q	5	250nA	1.00	0.5	±22	2	0 to +70	.96	.738	.649

© Copyright 2013 Mouser Electronics
© Copyright 2013 Mouser Electronics

STMICROELECTRONICS Operational Amplifiers

Products may be RoHS compliant. Check mouser.com for RoHS status.

life.augmented

OPERATIONAL AMPLIFIERS (CONT.)

Rail-to-Rail Full CMOS

♦ Surface Mount Device

NEW PRODUCT

For quantities greater than listed, call for quote.

MOUSER STOCK NO.	STM Part No.	Package Type	Single, Dual, Quad	Input Offset Voltage (mV) (Max.)	Input Bias Current (Max.)	Gain Bandwidth Product (MHz) (Typ.)	Slew Rate (V/uS) (Typ.)	Supply Voltage (V) (Max.)	Supply Current (μA) (Max.)	Temperature Range (°C)	Price Each 1	10	100
♦ 511-TSV522AIQ2T	TSV522AIQ2T	DFN-8	S	0.018	1pA	1.15	0.74	5.5	45	40 to +125	1.43	1.14	.997
♦ 511-TSV6191AICT	TSV6191AICT	SC-70-5	S	0.8	10pA	0.38	0.06	6	12.5	-40 to +85	1.27	1.13	.899
♦ 511-TSV6191AILT	TSV6191AILT	SOT-23-5	S	0.8	10pA	0.38	0.06	6	12.5	-40 to +85	1.20	.995	.83
♦ 511-TSV622ILT	TSV622ILT	SOT-23-8	S	4	10pA	340	0.155	6	33	-40 to +125	1.20	.995	.83
♦ 511-TSV522IQ2T	TSV522IQ2T	DFN-8	D	0.018	100pA	1.15	0.74	5.5	51	-40 to +125	1.24	.987	.862
♦ 511-TSV6192AIST	TSV6192AIST	MiniSO-8	D	0.8	1pA	0.45	0.06	6	9	-40 to +85	1.70	1.42	1.18
♦ 511-TSV6192AIDT	TSV6192AIDT	SO-8	D	2	1pA	0.45	0.06	6	9	-40 to +85	1.69	1.34	1.18
♦ 511-TSV6192IDT	TSV6192IDT	SO-8	D	2	1pA	0.45	0.06	6	9	-40 to +86	1.44	1.14	1.01
♦ 511-TS912BID	TS912BID	SO-8	D	2	100pA	1.00	0.8	18	0.35	-40 to +125	2.64	2.26	1.63
♦ 511-TS912AIDT	TS912AIDT	SO-8	D	7	150pA	0.80	+0.4/-0.3	18	0.3	-40 to +125	1.38	1.21	1.05
♦ 511-TS912ID	TS912ID	SO-8	D	10	100pA	1.00	0.8	18	0.35	-40 to +125	1.57	1.38	1.05
♦ 511-TS912IDT	TS912IDT	SO-8	D	10	100pA	1.00	0.8	18	0.35	-40 to +125	1.56	1.24	1.09
511-TS912IN	TS912IN	DIP-8	D	10	100pA	1.00	0.8	18	0.35	-40 to +125	1.57	1.33	1.05
♦ 511-TSV522AIST	TSV522AIST	MiniSO-8	D	18	100pA	1.15	0.74	5.5	51	-40 to +125	1.43	1.14	.997
♦ 511-TSV524AIPT	TSV524AIPT	TSSOP-14	Q	0.018	100pA	1.15	0.74	5.5	51	-40 to +125	1.74	1.41	1.27
♦ 511-TSV524IPT	TSV524IPT	TSSOP-14	Q	0.018	100pA	1.15	0.74	5.5	51	-40 to +125	1.85	1.48	1.29
♦ 511-TSV524IQ4T	TSV524IQ4T	QFN-16	Q	0.018	100pA	1.15	0.74	5.5	51	-40 to +125	1.85	1.48	1.29
♦ 511-TS914ID	TS914ID	SO-14	Q	10	150pA	0.90	+0.8/-0.5	18	0.35	-40 to +125	2.68	2.28	1.65
♦ 511-TS914IDT	TS914IDT	SO-14	Q	10	150pA	0.90	+0.8/-0.5	18	0.35	-40 to +125	2.30	1.86	1.67

Rail-to-Rail Input/Output

NEW PRODUCT

For quantities greater than listed, call for quote.

♦ 511-TSV631AICT	TSV631AICT	SC-70-5	S	0.002	1pA	880kHz	0.27	5.5	60	-40 to +125	1.50	1.20	1.05
♦ 511-TSV521ICT	TSV521ICT	SC-70-5	S	0.018	100pA	1.15	0.74	5.5	51	-40 to +125	1.05	.817	.714
♦ 511-TSV521AICT	TSV521AICT	SC-70-5	S	0.018	100pA	1.15	0.74	5.5	51	-40 to +125	1.02	.814	.712
♦ 511-TSV621ICT	TSV621ICT	SC-70-5	S	0.8	100pA	420kHz	0.14	5.5	31	-40 to +125	.97	.777	.679
♦ 511-TSV621AICT	TSV621AICT	SC-70-5	S	0.8	100pA	420kHz	0.14	5.5	31	-40 to +125	1.33	1.06	.924

Rail-to-Rail High Output Current

For quantities greater than listed, call for quote.

♦ 511-TS922AID	TS922AID	SO-8	D	0.9	100nA	4.00	1.3	14	3	-40 to +125	1.95	1.66	1.20
♦ 511-TS922ID	TS922ID	SO-8	D	3	100nA	4.00	1.3	14	3	-40 to +125	1.63	1.39	1.01
511-TS922IN	TS922IN	DIP-8	D	3	100nA	4.00	1.3	14	3	-40 to +125	1.58	1.40	1.10
♦ 511-TS922IP	TS922IPT	TSSOP-8	D	3	100nA	4.00	1.3	14	3	-40 to +125	1.58	1.40	1.10
♦ 511-TS924AID	TS924AID	SO-14	Q	0.9	100nA	4.00	1.3	14	7	-40 to +125	2.47	2.12	1.81
♦ 511-TS924ID	TS924ID	SO-14	Q	3	100nA	4.00	1.3	14	7	-40 to +125	2.49	2.13	1.73
511-TS924IN	TS924IN	DIP-14	Q	3	100nA	4.00	1.3	14	7	-40 to +125	2.49	2.13	1.73
♦ 511-TS924IP	TS924IPT	TSSOP-14	Q	3	100nA	4.00	1.3	14	7	-40 to +125	2.27	1.83	1.65

Rail-to-Rail Low Power

NEW PRODUCT

For quantities greater than listed, call for quote.

♦ 511-TS1851IL	TS1851ILT	SOT-23-5L	S	3	50nA	0.48	0.18	7	0.17	-40 to +125	1.18	.931	.822
♦ 511-TS461CL	TS461CLT	SOT-23-5L	S	5	750nA	10	4	12	2.8	-20 to +70	.85	.728	.567
♦ 511-TS951IL	TS951ILT	SOT-23-5L	S	6	100nA	3.00	1	12	1.3	-40 to +125	1.02	.803	.657
♦ 511-LMV358IPT	LMV358IPT	TSSOP-14	D	3	50nA	1.00	0.35	7	0.2	-40 to +125	.54	.449	.339
♦ 511-TSV358AIDT	TSV358AIDT	SO-8	D	3	125nA	1.30	0.6	7	0.65	-40 to +125	1.66	1.47	1.16
♦ 511-TS462CD	TS462CD	SO-8	D	5	750nA	10	4	12	2.8	-20 to +70	1.00	.792	.694
♦ 511-TS952ID	TS952ID	SO-8	D	6	100nA	3.00	1	12	1.3	-40 to +125	1.65	1.35	1.16
511-TS952IN	TS952IN	DIP-8	D	6	100nA	3.00	1	12	1.3	-40 to +125	1.65	1.32	1.16
♦ 511-TS952IP	TS952IPT	TSSOP-8	D	6	100nA	3.00	1	12	1.3	-40 to +125	1.70	1.50	1.19
♦ 511-TSV854AIDT	TSV854AIDT	SO-14	Q	4	60nA	1.3	0.6	5.5	180	-40 to +125	1.82	1.48	1.33
♦ 511-TSV854IDT	TSV854IDT	SO-14	Q	4	60nA	1.3	0.6	5.5	180	-40 to +125	1.66	1.34	1.21
♦ 511-TS464CD	TS464CD	SO-14	Q	5	750nA	10	4	12	2.8	-20 to +70	1.18	1.07	.847
♦ 511-TS954ID	TS954ID	SO-14	Q	6	100nA	3.00	1	12	1.3	-40 to +125	1.75	1.54	1.32

Rail-to-Rail Micropower

NEW PRODUCT

For quantities greater than listed, call for quote.

♦ 511-TSV6291AICT	TSV6291AICT	SC-70-6	S	0.8	10pA	1.10	0.33	6	0.031	-40 to +125	1.14	.916	.80
♦ 511-TSV6291AILT	TSV6291AILT	SOT-23-6	S	0.8	10pA	1.10	0.33	6	0.031	-40 to +125	1.06	.842	.736
511-TSV6292IST	TSV6292IST	MiniSO-8	S	6	100pA	1.3	0.5	6	60	-40 to +125	1.54	1.23	1.08
♦ 511-TSV6291ICT	TSV6291ICT	SC-70-6	S	4	10pA	1.10	0.33	6	0.031	-40 to +125	1.03	.80	.699
♦ 511-TSV6291ILT	TSV6291ILT	SOT-23-6	S	4	10pA	1.10	0.33	6	0.031	-40 to +125	.91	.705	.615
♦ 511-TSV6390ICT	TSV6390ICT	SC-70-6	S	10	1pA	2.40	0.70	6	1.5	-40 to +125	1.49	1.18	1.04
♦ 511-TSV6390ILT	TSV6390ILT	SOT-23-6	S	10	1pA	2.40	0.70	6	1.5	-40 to +125	1.14	.931	.792
♦ 511-TS941IL	TS941ILT	SOT-23-5L	S	10	150pA	0.01	4	12	2	-40 to +85	1.90	1.53	1.26
♦ 511-TS931IL	TS931ILT	SOT-23-5L	S	10	150pA	0.10	50	12	31	-40 to +85	.91	.706	.61
511-TSV632IQ2T	TSV632IQ2T	DFN-8	D	0.8	100pA	0.88	0.27	6	60	-40 to +125	1.98	1.77	1.63
♦ 511-TSV6292AIDT	TSV6292AIDT	SO-8	D	2	1pA	1.30	0.33	6	33	-40 to +125	1.69	1.34	1.18
♦ 511-TSV6292AIST	TSV6292AIST	MiniSO-8	D	2	1pA	1.30	0.33	6	33	-40 to +125	1.70	1.42	1.18
♦ 511-TSV6392AIDT	TSV6392AIDT	SO-8	D	2	1pA	2	0.70	6	60	-40 to +125	1.69	1.34	1.18
♦ 511-TSV6392AIST	TSV6392AIST	MiniSO-8	D	2	1pA	2	0.70	6	60	-40 to +125	1.70	1.42	1.18
♦ 511-TSV6392IST	TSV6392IST	MiniSO-8	D	2	1pA	2	0.70	6	64	-40 to +125	1.54	1.23	1.08
♦ 511-TSV6393IST	TSV6393IST	MiniSO-10	D	2	1pA	2.4	0.70	6	62	-40 to +125	1.75	1.40	1.22
♦ 511-TSV6392IDT	TSV6392IDT	SO-8	D	3	1pA	2.4	0.70	6	60	-40 to +125	1.69	1.35	1.18
♦ 511-TSV6292IDT	TSV6292IDT	SO-8	D	4	100pA	1.1	0.33	6	0.033	-40 to +125	1.21	1.01	.835
♦ 511-TS942ID	TS942ID	SO-8	D	10	150pA	0.01	4	12	2	-40 to +85	1.86	1.49	1.29
♦ 511-TSV6395IPT	TSV6395IPT	TSSOP-16	Q	3	10pA	2.00	0.7	6	62	-40 to +125	1.90	1.52	1.33

Rail-to-Rail Very Low Noise

For quantities greater than listed, call for quote.

♦ 511-TS971IL	TS971ILT	SOT-23-5L	S	5.0	750nA	12	4	12	2.8	-40 to +125	1.18	.931	.813
♦ 511-TS972IST	TS972IST	MSOP-8	D	5.0	750nA	12	4	12	2.8	-40 to +125	1.06	.942	.74
♦ 511-TS972IQT	TS972IQT	DFN-8	D	5.0	750nA	12	4	10	5600	-40 to +125	1.29	1.14	.905

Rail-to-Rail Wideband Width

NEW PRODUCT

For quantities greater than listed, call for quote.

♦ 511-TSH70CLT	TSH70CLT	SOT-23-5L	S	10.0	15μA	65	80	14	9.8	0 to +70	1.43	1.32	1.06
♦ 511-TSH80ILT	TSH80ILT	SOT-23-5L	S	10.0	15μA	65	104	14	10.5	-40 to +85	1.32	1.21	.977
♦ 511-TSH84IPT	TSH84IPT	TSSOP-14	Q	12.0	15uA	100	100	12	42000	-40 to +85	1.40	1.23	.978

Very Low Power

For quantities greater than listed, call for quote.

♦ 511-TS27L4ACD	TS27L4ACD	SO-14	Q	5.0	150nA	0.10	0.04	18	15.00	0 to +70	1.08	.867	.758

Wideband Width

NEW PRODUCT

For quantities greater than listed, call for quote.

♦ 511-TSX561ILT	TSX561ILT	SOT-23-5	S	0.012	200pA	900kHz	1	16	350	-25 to +125	1.75	1.41	1.27
♦ 511-TSX561AILT	TSX561AILT	SOT-23-5	S	0.012	200pA	900kHz	1	16	350	-40 to +125	1.93	1.55	1.40
511-LF351N	LF351N	DIP-8	S	10.0	200pA	4.00	16	±18	3.40	0 to +70	.77	.631	.503
511-MC4558CN	MC4558CN	DIP-8	D	5.0	400nA	5.50	2.20	±22	4.50	0 to +70	.47	.321	.257
♦ 511-MC4558ID-TR	MC4558IDT	SO-8	D	5.0	400nA	5.50	2.20	±22	4.50	-40 to +125	.48	.407	.303
♦ 511-LF353D	LF353D	SO-8	D	10.0	200pA	4.00	16	±18	3.20	0 to +70	.97	.856	.674
511-LF353N	LF353N	DIP-8	D	10.0	200pA	4.00	16	±18	3.20	0 to +70	.64	.524	.428
♦ 511-LF347D	LF347D	SO-14	Q	10.0	200pA	4.00	16	±18	2.70	0 to +70	.94	.835	.639
511-LF347N	LF347N	DIP-14	Q	10.0	200pA	4.00	16	±18	2.70	0 to +70	.85	.749	.569

© Copyright 2013 Mouser Electronics
© Copyright 2013 Mouser Electronics

TEXAS INSTRUMENTS Operational Amplifiers

TEXAS INSTRUMENTS

HS Compliant This product is RoHS compliant.

HIGH SPEED AMPLIFIERS (≤50MHZ)

PRODUCT NEW

For quantities greater than listed, call for quote.

MOUSER STOCK NO.	Texas Instruments Part No.	Package	No. of Channels	V_S (Min./Max.)	I_q per Channel (Max.) (mA)	GBW (Typ.) (MHz)	I_O (Typ.) (MHz)	Slew Rate (Typ.) (V/us)	Price Each 1	25	100	250
Adjustable Bandwidth												
926-LMH6732MA/NOPB	LMH6732MA/NOPB	SOIC-8	1	9/12	9	540	115	2700	5.78	4.62	3.12	3.06
Current Feedback												
595-OPA691ID	OPA691ID	SOIC-8	1	-	4.5	2000	190	2100	4.33	3.47	2.34	2.30
595-OPA691IDBVT	OPA691IDBVT	SOT-6	1	-	4.5	2000	190	2100	4.16	3.33	2.25	2.20
595-OPA694ID	OPA694ID	SOIC-8	1	-	5.8	-	80	1700	3.62	2.89	1.95	1.92
595-OPA694IDBVT	OPA694IDBVT	SOT-5	1	-	5.8	-	80	1700	3.49	2.79	1.88	1.85
926-LMH6723MA/NOPB	LMH6723MA/NOPB	SOIC-8	1	5/12	1	370	110	600	1.81	1.44	.976	-
926-LMH6723MF/NOPB	LMH6723MF/NOPB	SOT-23-5	1	5/12	1	370	110	600	1.81	1.44	.976	.957
595-OPA683ID	OPA683ID	SOIC-8	1	5/12	2.1	1440	110	400	3.49	2.79	1.88	1.85
595-OPA683IDBVT	OPA683IDBVT	SOT-6	1	5/12	2.1	1440	110	400	3.37	2.70	1.82	1.79
595-OPA695ID	OPA695ID	SOIC-8	1	5/12	12.9	-	120	2900	3.85	3.08	2.09	2.04
595-OPA695IDBVT	OPA695IDBVT	SOT-6	1	5/12	12.9	-	120	2900	3.73	2.99	2.02	1.98
595-THS3201D	THS3201D	SOIC-8	1	6.6/15	21	-	115	10500	5.30	4.24	2.87	2.80
595-THS3201DBVT	THS3201DBVT	SOT-5	1	6.6/15	21	-	115	10500	5.06	4.04	2.73	2.68
595-THS3201DGN	THS3201DGN	HTSSOP-8	1	6.6/15	21	-	115	10500	5.30	4.24	2.87	2.80
926-LM6181IM-8/NOPB	LM6181IM-8/NOPB	SOIC-8	1	7/32	7.5	120	130	1400	3.16	2.55	2.29	2.03
926-LM6181IN/NOPB	LM6181IN/NOPB	DIP-8	1	7/32	7.5	120	130	1400	3.16	2.55	2.29	2.03
595-THS3001CD	THS3001CD	SOIC-8	1	9/32	10	1750	120	6500	8.91	7.13	4.82	4.72
595-THS3061D	THS3061D	SOIC-8	1	10/30	12	2200	145	7000	8.55	6.84	4.62	4.53
595-THS3061DGN	THS3061DGN	HTSSOP-8	1	10/30	12	2200	145	7000	8.55	6.84	4.62	4.53
595-THS3091DDA	THS3091DDA	HSOP-8	1	10/30	11	-	250	7300	7.70	6.16	4.16	4.08
595-THS3111ID	THS3111ID	SOIC-8	1	10/30	7.5	-	260	1300	3.62	2.89	1.95	1.92
926-LMH6724MA/NOPB	LMH6724MA/NOPB	SOIC-8	2	5/12	1	370	110	600	2.41	1.93	1.31	1.27
595-OPA2674I-14D	OPA2674I-14D	SOIC-14	2	5/12	19.2	2080	500	2000	3.97	3.18	2.15	2.11
595-OPA2674I-14DR	OPA2674I-14DR	SOIC-14	2	5/12	19.2	2080	500	2000	3.25	2.60	1.75	1.72
595-OPA2674ID	OPA2674ID	SOIC-8	2	5/12	19.2	2080	500	2000	3.97	3.18	2.15	2.11
595-OPA2683ID	OPA2683ID	SOIC-8	2	5/12	2.1	1440	110	400	5.30	4.24	2.87	2.80
595-THS3202D	THS3202D	SOIC-8	2	6.6/15	20	-	115	9000	8.43	6.74	4.56	4.46
595-THS3202DGN	THS3202DGN	HTSSOP-8	2	6.6/15	20	-	115	9000	8.43	6.74	4.56	4.46
595-THS6012CDWP	THS6012CDWP	HSOP-20	2	9/32	-	-	500	1300	11.20	10.20	9.21	8.46
595-THS6022IPWP	THS6022IPWP	HTSSOP-14	2	9/32	10	-	250	1900	8.19	6.55	4.43	4.33
595-THS3062DDA	THS3062DDA	HSOP-8	2	10/30	12	2200	145	7000	12.28	9.82	6.63	6.51
595-THS3092D	THS3092D	SOIC-8	2	10/30	11	-	250	5700	12.49	10.51	7.63	7.52
595-THS3092DDA	THS3092DDA	HSOP-8	2	10/30	11	-	250	5700	12.91	10.86	7.89	7.78
595-OPA2695ID	OPA2695ID	SOIC-8	2	12/3.6	26.8	-	120	4300	6.26	5.01	3.38	3.32
595-OPA3691ID	OPA3691ID	SOIC-16	3	5/12	5.1	2000	190	2100	8.91	7.13	4.82	4.72
595-OPA3691IDBQT	OPA3691IDBQT	SSOP-16	3	5/12	5.1	2000	190	2100	8.55	6.84	4.62	4.53
595-OPA4684ID	OPA4684ID	SOIC-14	4	5/12	7.8	1900	120	750	9.51	7.61	5.14	5.04
DSL/Power Line												
595-OPA2613ID	OPA2613ID	SOIC-8	2	5/12	6.5	125	350	70	4.45	3.56	2.41	2.36
595-OPA2614ID	OPA2614ID	SOIC-8	2	5/12	6.5	290	350	145	5.54	4.43	3.00	2.93
595-OPA2674I-14D	OPA2674I-14D	SOIC-14	2	5/12	19.2	2080	500	2000	3.97	3.18	2.15	2.11
595-OPA2674ID	OPA2674ID	SOIC-8	2	5/12	19.2	2080	500	2000	3.97	3.18	2.15	2.11
595-OPA2677U	OPA2677U	SOIC-8	2	5/12	19.5	2000	500	1800	4.04	3.64	3.31	3.00
595-OPA2670IRGVT	OPA2670IRGVT	QFN-16	2	5.5/12.6	15.75	420	700	5000	3.69	3.33	3.03	2.74
595-THS6226IRHBT	THS6226IRHBT	QFN-32	2	10/12.5	24.5	125	383	1500	4.10	3.27	2.21	2.17
595-THS3092D	THS3092D	SOIC-8	2	10/30	11	-	250	5700	12.49	10.51	7.63	7.52
595-THS3092DDA	THS3092DDA	HSOP-8	2	10/30	11	-	250	5700	12.91	10.86	7.89	7.78
High Output Current												
926-LMH6672MA/NOPB	LMH6672MA/NOPB	SOIC-8	2	5/12	6.2	90	200	170	3.14	2.50	1.69	1.66
926-LMH6672MR/NOPB	LMH6672MR/NOPB	SOP-8	2	5/12	6.2	90	200	170	3.14	2.50	1.69	-
JFET/CMOS												
595-OPA354AIDBVT	OPA354AIDBVT	SOT-5	1	2.5/5.5	7.5	100	100	150	1.93	1.54	1.04	1.02
595-OPA354AIDDA	OPA354AIDDA	HSOP-8	1	2.5/5.5	7.5	100	100	150	1.93	1.54	1.04	1.02
595-OPA356AIDBVT	OPA356AIDBVT	SOT-5	1	2.5/5.5	14	200	100	360	1.93	1.54	1.04	1.02
595-OPA356AIDBVRG4	OPA356AIDBVRG4	SOT-23	1	2.5/3.3	14	450	100	360	1.69	1.35	.911	.892
595-OPA356AIDBVR	OPA356AIDBVR	SOT-23	1	2.5/5.5	14	450	100	360	1.69	1.35	.911	.892
595-OPA357AIDDA	OPA357AIDDA	HSOP-8	1	2.5/5.5	7.5	100	100	150	1.93	1.54	1.04	1.02
595-OPA361AIDCKT	OPA361AIDCKT	SOT-6	1	2.5/3.6	-	-	80	-	.97	.777	.525	.515
595-THS4631D	THS4631D	SOIC-8	1	10/30	11.5	210	95	1000	10.36	8.28	5.60	5.49
595-OPA656U	OPA656U	SOIC-8	1	10/12	-	230	70	290	11.56	9.24	6.25	6.12
595-OPA656UB	OPA656UB	SOIC-8	1	10/12	-	230	70	290	11.56	9.24	6.25	6.12
595-OPA657NB/250	OPA657NB/250	SOT-5	1	10/12	16.3	1600	70	700	13.12	10.50	7.09	6.96
595-OPA657U	OPA657U	SOIC-8	1	10/12	16.3	1600	70	700	12.03	10.11	7.34	7.24
595-OPA2356AID	OPA2356AID	SOIC-8	2	2.5/5.5	14	200	100	360	3.37	2.70	1.82	1.79
595-OPA2356AIDGKR	OPA2356AIDGKR	MSOP-8	2	2.5/5.5	14	450	100	360	2.77	2.21	1.50	1.47
595-OPA2354AIDDA	OPA2354AIDDA	HSOP-8	2	2.7/5.5	7.5	180	100	150	3.25	2.60	1.75	1.72
595-OPA4354AID	OPA4354AID	SOIC-14	4	2.7/5.5	7.5	100	100	150	4.70	3.76	2.54	2.48
595-OPA4354AIPWR	OPA4354AIPWR	TSSOP-14	4	2.7/5.5	7.5	100	100	150	3.85	3.08	2.09	2.04
595-OPA4354AIPWT	OPA4354AIPWT	TSSOP-14	4	2.7/5.5	7.5	100	100	150	4.45	3.56	2.41	2.36
Low Distortion												
926-LM6171AIM	LM6171AIM	SOIC-8	1	5.5/34	2.5	62	90	750	3.25	2.60	1.75	1.72
926-LM6171BIM	LM6171BIM	SOIC-8	1	5.5/38	2.5	62	90	750	2.77	2.21	1.50	1.47
926-LMH6703MF/NOPB	LMH6703MF/NOPB	SOT-23-6	1	8/12	11	1800	90	4200	3.10	2.48	1.68	1.65
Low Noise												
926-LMH6629SD/NOPB	LMH6629SD/NOPB	LLP-8	1	2.7/5.5	15.5	900	250	1600	4.29	3.42	2.31	2.27
926-LMH6655MA/NOPB	LMH6655MA/NOPB	SOIC-8	2	4.5/12	4.5	250	186	200	2.94	2.35	1.58	1.55
Low Power												
926-LM321MF	LM321MF	SOT23-5	1	3/30	1.15	1	40	0.4	.87	.609	.522	.452
926-LM324N	LM324N	DIP-14	4	1.5/16	3	1	40	-	1.12	.899	.786	.69
Rail to Rail												
926-LMH6642MA/NOPB	LMH6642MA/NOPB	SOIC-8	1	2.7/12.8	2.7	130	115	135	1.44	1.16	.781	.765
926-LMH6642MF/NOPB	LMH6642MF/NOPB	SOT-23-5	1	2.7/12.8	2.7	130	115	135	1.44	1.16	.781	.765
926-LMH6642MAX/NOPB	LMH6642MAX/NOPB	SOIC-8	1	2.7/12.8	4.25	130	115	125	1.44	1.16	.781	.765
595-THS4281D	THS4281D	SOIC-8	1	2.7/15	1	-	30	35	2.77	2.21	1.50	1.47
595-THS4281DBVT	THS4281DBVT	SOT-5	1	2.7/15	1	-	30	35	2.65	2.12	1.43	1.40
595-THS4281DGK	THS4281DGK	VSSOP-8	1	2.7/15	1	-	30	35	2.77	2.21	1.50	1.47
595-OPA830IDBVT	OPA830IDBVT	SOT-5	1	2.8/11	-	-	80	-	1.44	1.16	.781	.765
595-OPA832ID	OPA832ID	SOIC-8	1	2.8/11	-	-	80	-	1.33	1.06	.716	.702
926-LMH6654MF/NOPB	LMH6654MF/NOPB	SOT-23-5	1	4.5/12	4.5	250	186	200	1.95	1.56	1.05	1.03
595-THS4221DBVT	THS4221DBVT	SOT-5	1	5/15	-	120	100	975	2.65	2.12	1.43	1.40
926-LMH6643QMM/NOPB	LMH6643QMM/NOPB	MSOP-8	2	2.7/10	4.5	130	95	130	2.19	1.75	1.19	1.16
926-LMH6612MA/NOPB	LMH6612MA/NOPB	SOIC-8	2	2.7/11	3.45	365	120	460	2.29	1.83	1.24	1.21
926-LMH6619MA/NOPB	LMH6619MA/NOPB	SOIC-8	2	2.7/11	1.45	140	35	57	4.10	3.27	2.21	2.17
926-LMH6643MA/NOPB	LMH6643MA/NOPB	SOIC-8	2	2.7/12.8	2.7	130	115	135	1.81	1.44	.976	.957
926-LMH6643MM/NOPB	LMH6643MM/NOPB	MiniSOIC-8	2	2.7/12.8	2.7	130	115	135	1.81	1.44	.976	.957
926-LM6152ACMX/NOPB	LM6152ACMX/NOPB	SOIC-8	2	2.7/24	1.4	75	25	1100	4.24	3.39	2.29	2.25

© Copyright 2013 Mouser Electronics
© Copyright 2013 Mouser Electronics

TEXAS INSTRUMENTS Operational Amplifiers

RoHS Compliant This product is RoHS compliant.

HIGH SPEED AMPLIFIERS (≤50MHZ) (CONT.)

NEW PRODUCT

For quantities greater than listed, call for quote.

MOUSER STOCK NO.	Texas Instruments Part No.	Package	No. of Channels	V_S (Min./Max.)	I_q per Channel (Max.) (mA)	GBW (Typ) (MHz)	I_O (Typ.) (MHz)	Slew Rate (Typ.) (V/us)	Price Each 1	25	100	250
Rail to Rail (Cont.)												
926-LM6152BCMX/NOPB	LM6152BCMX/NOPB	SOIC-8	2	2.7/24	2	37.5	25	30	3.42	2.74	1.85	1.81
595-OPA2830ID	OPA2830ID	SOIC-8	2	3/11	3.9	100	75	500	2.29	1.83	1.24	1.21
595-OPA2830IDGKT	OPA2830IDGKT	VSSOP-8	2	3/11	3.9	100	75	500	2.29	1.83	1.24	1.21
595-THS4222D	THS4222D	SOIC-8	2	5/15	-	120	100	975	3.62	2.89	1.95	1.92
926-LMH6644MTX/NOPB	LMH6644MTX/NOPB	TSSOP-14	4	2.7/12.8	4.25	130	115	125	2.99	2.39	1.62	1.58
926-LMH6644MA/NOPB	LMH6644MA/NOPB	SOIC-8	4	2.7/12.8	2.7	130	115	135	2.99	2.39	1.62	1.58
926-LMH6644MAX/NOPB	LMH6644MAX/NOPB	SOIC-14	4	2.7/12.8	2.7	130	115	135	2.99	2.39	1.62	1.58
Single Supply												
926-LMH6657MG/NOPB	LMH6657MG/NOPB	SC-70-5	1	3/12	6	270	45	700	1.54	1.23	.832	.816
926-LMH6658MA/NOPB	LMH6658MA/NOPB	SOIC-8	2	3/12	6	270	45	700	2.14	1.71	1.16	1.13
926-LMH6683MT/NOPB	LMH6683MT/NOPB	TSSOP-14	3	3/12	6.5	180	80	940	2.85	2.27	1.54	1.51
926-LMH6733MQ/NOPB	LMH6733MQ/NOPB	SSOP-16	3	3/12	6.5	1000	80	3750	5.95	4.76	3.21	3.15
Voltage Feedback												
595-OPA835IDBVT	OPA835IDBVT	SOT-23-6	1	2.5/5.5	0.25	31	40	160	2.41	1.93	1.31	1.27
595-OPA835IRUNT	OPA835IRUNT	WQFN-10	1	2.5/5.5	0.245	30	60	160	2.53	2.02	1.37	1.34
595-OPA836IDBVT	OPA836IDBVT	SOT-23-6	1	2.5/5.5	1	118	50	560	2.53	2.02	1.37	1.34
595-OPA836IRUNT	OPA836IRUNT	WQFN-10	1	2.5/5.5	1.15	110	60	260	2.65	2.12	1.43	1.40
595-OPA380AID	OPA380AID	SOIC-8	1	2.7/5.5	8.8	90	-	80	5.66	4.53	3.06	3.00
595-OPA380AIDGKT	OPA380AIDGKT	VSSOP-8	1	2.7/5.5	8.8	90	-	80	5.41	4.33	2.93	2.87
595-THS4304D	THS4304D	SOIC-8	1	3/5	-	-	100	830	6.38	5.10	3.45	3.38
595-THS4304DBVT	THS4304DBVT	SOT-5	1	3/5	-	-	100	830	6.14	4.91	3.32	3.25
595-OPA890IDBVT	OPA890IDBVT	SOT-6	1	3/12	1.2	130	40	500	2.17	1.73	1.17	1.14
595-SN10501DBVT	SN10501DBVT	SOT-5	1	3/15	22	120	100	900	2.04	1.64	1.10	1.08
595-OPA690ID	OPA690ID	SOIC-8	1	4.5/12	6.2	300	190	1800	4.04	3.23	2.18	2.14
595-OPA690IDBVT	OPA690IDBVT	SOT-6	1	4.5/12	6.2	300	190	1800	3.97	3.18	2.15	2.11
926-LM7121IM/NOPB	LM7121IM/NOPB	SOIC-8	1	4.5/33	4.8	235	52	1300	2.33	1.87	1.26	1.24
926-LM7121IM5/NOPB	LM7121IM5/NOPB	SOT-23-5	1	4.5/33	4.8	235	52	1300	2.33	1.87	1.26	1.24
595-OPA698ID	OPA698ID	SOIC-8	1	5/12	16.6	250	120	1100	5.54	4.43	3.00	2.93
595-OPA699ID	OPA699ID	SOIC-8	1	5/12	16.6	1000	120	1400	5.66	4.53	3.06	3.00
595-OPA820ID	OPA820ID	SOIC-8	1	5/12	6.4	280	110	240	2.65	2.12	1.43	1.40
595-OPA820IDBVR	OPA820IDBVR	SOT-5	1	5/12	6.4	280	110	240	2.17	1.73	1.17	1.14
595-OPA820IDBVT	OPA820IDBVT	SOT-5	1	5/12	6.4	280	110	240	2.53	2.02	1.37	1.34
595-THS4211D	THS4211D	SOIC-8	1	5/15	24	350	200	970	6.86	5.49	3.71	3.64
595-THS4271D	THS4271D	SOIC-8	1	5/15	28	400	160	1000	6.38	5.10	3.45	3.38
595-THS4001CD	THS4001CD	SOIC-8	1	5/30	9.5	270	100	400	5.30	4.24	2.87	2.80
926-LM6171AIMX/NOPB	LM6171AIMX/NOPB	SOIC-8	1	5.5/34	2.5	62	90	750	3.25	2.60	1.75	1.72
926-LM6171BIMX/NOPB	LM6171BIMX/NOPB	SOIC-8	1	5.5/34	2.5	160	90	3600	2.77	2.21	1.50	1.47
926-LM6171AIM/NOPB	LM6171AIM/NOPB	SOIC-8	1	5.5/34	2.5	160	135	3600	3.25	2.60	1.75	1.72
926-LM6171BIM/NOPB	LM6171BIM/NOPB	SOIC-8	1	5.5/34	2.5	160	135	3600	2.77	2.21	1.50	1.47
926-LM6171BIN/NOPB	LM6171BIN/NOPB	DIP-8	1	5.5/34	2.5	160	135	3600	2.77	2.21	1.50	1.47
926-LM7171AIM/NOPB	LM7171AIM/NOPB	SOIC-8	1	5.5/36	6.5	220	100	4100	3.08	2.46	1.67	1.64
926-LM7171BIM/NOPB	LM7171BIM/NOPB	SOIC-8	1	5.5/36	6.5	220	100	4100	2.43	1.95	1.32	1.28
926-LM7171BIN/NOPB	LM7171BIN/NOPB	DIP-8	1	5.5/36	6.5	220	100	4100	2.43	1.95	1.32	1.28
595-OPA656N/250	OPA656N/250	SOT-5	1	10/12	-	230	70	290	11.07	8.86	5.98	5.86
595-OPA656NB/250	OPA656NB/250	SOT-5	1	10/12	-	230	70	290	11.07	8.86	5.98	5.86
595-OPA842ID	OPA842ID	SOIC-8	1	10/12	22.5	200	100	400	4.58	3.66	2.47	2.42
595-OPA842IDBVT	OPA842IDBVT	SOT-5	1	10/12	22.5	200	100	400	4.45	3.56	2.41	2.36
595-OPA843ID	OPA843ID	SOIC-8	1	10/12	22.5	800	100	1000	4.45	3.56	2.41	2.36
595-OPA843IDBVT	OPA843IDBVT	SOT-5	1	10/12	22.5	800	100	1000	4.33	3.47	2.34	2.30
595-OPA846ID	OPA846ID	SOIC-8	1	10/12	13.2	1750	80	625	4.82	3.85	2.60	2.55
595-OPA847ID	OPA847ID	SOIC-8	1	10/12	18.9	3900	75	950	5.78	4.62	3.12	3.06
595-OPA847IDBVT	OPA847IDBVT	SOT-6	1	10/12	18.9	3900	75	950	5.54	4.43	3.00	2.93
595-THS4021CD	THS4021CD	SOIC-8	1	10/30	11	1600	100	470	8.38	6.70	4.53	4.44
595-THS4031CD	THS4031CD	SOIC-8	1	10/30	11	100	90	100	4.82	3.85	2.60	2.55
595-THS4031ID	THS4031ID	SOIC-8	1	10/30	11	100	90	100	5.06	4.04	2.73	2.68
595-THS4031IDGN	THS4031IDGN	HTSSOP-8	1	10/30	11	100	90	100	5.54	4.43	3.00	2.93
595-THS4061CD	THS4061CD	SOIC-8	1	10/30	11	100	115	400	3.97	3.18	2.15	2.11
595-THS4061ID	THS4061ID	SOIC-8	1	10/30	11	100	115	400	4.22	3.37	2.28	2.24
595-THS4601ID	THS4601ID	SOIC-8	1	10/30	11.7	180	50	100	23.83	21.00	18.81	18.55
595-THS4631DGN	THS4631DGN	HTSSOP-8	1	10/30	11.5	210	95	1000	10.84	8.67	5.85	5.74
595-OPA2835ID	OPA2835ID	SOIC-8	2	2.5/5.5	0.25	56	40	160	3.62	2.89	1.95	1.92
595-OPA2835IDGS	OPA2835IDGS	VSSOP-10	2	2.5/5.5	0.25	56	40	160	3.62	2.89	1.95	1.92
595-OPA2835IRUNT	OPA2835IRUNT	WQFN-10	2	2.5/5.5	0.25	56	40	160	3.73	2.99	2.02	1.98
595-OPA2836IRUNT	OPA2836IRUNT	WQFN-10	2	2.5/5.5	1	205	50	560	4.22	3.37	2.28	2.24
595-OPA2889ID	OPA2889ID	SOIC-8	2	2.6/12	0.46	75	40	70	3.49	2.79	1.88	1.85
595-OPA2380AIDGKT	OPA2380AIDGKT	VSSOP-8	2	2.7/5.5	8.8	90	-	80	6.99	5.59	3.78	3.70
595-OPA2890ID	OPA2890ID	SOIC-8	2	3/12	1.2	-	40	400	3.49	2.79	1.88	1.85
595-OPA2890IDGST	OPA2890IDGST	VSSOP-10	2	3/12	1.2	-	40	400	3.37	2.70	1.82	1.79
595-SN10502DGK	SN10502DGK	VSSOP-8	2	3/15	22	120	100	900	4.01	3.62	3.28	2.97
926-LM7121IMX/NOPB	LM7121IMX/NOPB	SOIC-8	2	4.5/33	5.3	235	15	1300	2.33	1.87	1.26	1.24
926-LMH6628MA/NOPB	LMH6628MA/NOPB	SOIC-8	2	5/12	9	300	85	550	3.42	2.74	1.85	1.81
595-OPA2690I-14D	OPA2690I-14D	SOIC-14	2	5/12	6.3	300	190	1800	6.51	5.20	3.51	3.45
595-OPA2690ID	OPA2690ID	SOIC-8	2	5/12	6.3	300	190	1800	6.51	5.20	3.51	3.45
926-LM6172IM/NOPB	LM6172IM/NOPB	SOIC-8	2	5.5/36	2.3	160	85	3000	3.66	2.93	1.98	1.94
926-LM6172IMX/NOPB	LM6172IMX/NOPB	SOIC-8	2	5.5/36	2.3	160	85	3000	3.66	2.93	1.98	1.94
926-LM6172IN/NOPB	LM6172IN/NOPB	DIP-8	2	5.5/36	2.3	160	85	3000	3.66	2.93	1.98	1.94
595-OPA2652U	OPA2652U	SOIC-8	2	6/12	7.75	200	140	335	3.37	2.70	1.82	1.79
595-OPA2822U	OPA2822U	SOIC-8	2	6/12	6.3	240	150	170	3.97	3.18	2.15	2.11
595-OPA2846ID	OPA2846ID	SOIC-8	2	6/12	13.35	1650	80	600	9.15	7.32	4.94	4.85
595-THS4012CDGN	THS4012CDGN	HTSSOP-8	2	10/30	11	290	110	310	9.03	7.22	4.88	4.78
595-THS4022CD	THS4022CD	SOIC-8	2	10/30	11	1600	100	470	13.12	10.50	7.09	6.96
595-THS4032CD	THS4032CD	SOIC-8	2	10/30	11	100	90	100	9.39	7.51	5.07	4.98
595-THS4032CDGN	THS4032CDGN	HTSSOP-8	2	10/30	11	100	90	100	9.88	7.90	5.34	5.23
595-THS4032ID	THS4032ID	SOIC-8	2	10/30	11	100	90	100	9.63	7.70	5.20	5.10
595-THS4052CD	THS4052CD	SOIC-8	2	10/30	11.5	38	100	240	4.22	3.37	2.28	2.24
595-THS4052ID	THS4052ID	SOIC-8	2	10/30	11.5	38	100	240	4.45	3.56	2.41	2.36
595-THS4052IDGN	THS4052IDGN	HTSSOP-8	2	10/30	11.5	38	100	240	4.93	3.95	2.66	2.61
595-THS4082ID	THS4082ID	SOIC-8	2	10/30	5	100	85	233	5.78	4.62	3.12	3.06
595-OPA4820ID	OPA4820ID	SOIC-14	4	4/12.6	5.7	250	85	250	8.19	6.55	4.43	4.33
Voltage Feedback, Rail-to-Rail												
926-LMH6645MA/NOPB	LMH6645MA/NOPB	SOIC-8	1	2.5/12	0.725	55	20	22	1.62	1.29	.872	.855
926-LMH6645MF/NOPB	LMH6645MF/NOPB	SOT-23-5	1	2.5/12	0.725	55	20	22	1.62	1.29	.872	.855
926-LMH6647MA/NOPB	LMH6647MA/NOPB	SOIC-8	1	2.5/12	0.725	55	20	22	1.47	1.18	.794	.778
926-LMH6639MF/NOPB	LMH6639MF/NOPB	SOT-23-6	1	3/12	3.6	228	160	172	1.44	1.16	.781	.765
926-LMH6646MA/NOPB	LMH6646MA/NOPB	SOIC-8	2	2.5/12	0.725	55	20	22	2.39	1.90	1.28	1.26
926-LMH6646MM/NOPB	LMH6646MM/NOPB	MiniSOIC-8	2	2.5/12	0.725	55	20	22	2.39	1.90	1.28	1.26

© Copyright 2013 Mouser Electronics
© Copyright 2013 Mouser Electronics

RoHS Compliant This product is RoHS compliant.

HIGH SPEED AMPLIFIERS (≤50MHZ) (CONT.)

PRODUCT NEW

For quantities greater than listed, call for quote.

MOUSER STOCK NO.	Texas Instruments Part No.	Package	No. of Channels	V_S (Min./Max.)	I_q per Channel (Max.) (mA)	GBW (Typ.) (MHz)	I_O (Typ.) (MHz)	Slew Rate (Typ.) (V/us)	Price Each 1	25	100	250
Wideband												
926-LMH6624MA/NOPB	LMH6624MA/NOPB	SOIC-8	1	5/12	12	180	100	400	4.26	3.41	2.30	2.26
926-LMH6624MF/NOPB	LMH6624MF/NOPB	SOT-23-5	1	5/12	12	180	100	400	4.26	3.41	2.30	2.26
926-LM318MX/NOPB	LM318MX/NOPB	SOIC-8	1	5/20	10	15	-	70	1.12	.899	.786	.69
926-LMH6703MA/NOPB	LMH6703MA/NOPB	SOIC-8	1	8/12	11	1800	90	4200	3.10	2.48	1.68	1.65
926-LMH6702MA/NOPB	LMH6702MA/NOPB	SOIC-8	1	10/12	12.5	1700	80	3100	3.33	2.65	1.80	1.77
926-LMH6702MF/NOPB	LMH6702MF/NOPB	SOT-23-5	1	10/12	12.5	1700	80	3100	3.33	2.65	1.80	1.77
926-LMH6714MA/NOPB	LMH6714MA/NOPB	SOIC-8	1	10/12	5.6	400	70	1800	1.75	1.40	.95	.931
926-LMH6720MA/NOPB	LMH6720MA/NOPB	SOIC-8	1	10/12	5.6	400	70	1800	1.93	1.54	1.04	1.02
926-LMH6622MA/NOPB	LMH6622MA/NOPB	SOIC-8	2	5/12	4.3	160	90	80	3.42	2.74	1.85	1.81
926-LMH6626MA/NOPB	LMH6626MA/NOPB	SOIC-8	2	5/12	12	160	100	360	4.70	3.76	2.54	2.48
926-LMH6626MM/NOPB	LMH6626MM/NOPB	MiniSOIC-8	2	5/12	12	160	100	360	4.70	3.76	2.54	2.48
926-LMH6738MQ/NOPB	LMH6738MQ/NOPB	SSOP-16	3	10/12	10.5	750	90	3300	6.26	5.01	3.38	3.32
926-LMH6722MT/NOPB	LMH6722MT/NOPB	TSSOP-14	4	10/12	5.6	400	70	1800	3.39	2.72	1.83	1.80

PRECISION AMPLIFIERS

PRODUCT NEW

For quantities greater than listed, call for quote.

MOUSER STOCK NO.	Texas Instruments Part No.	Package	No. of Channels	Total Supply Voltage Min./Max. (+5V=5, ±5V=10)	I_q per Channel (Max.) (mA)	GBW (Typ.) (MHz)	Slew Rate (Typ.) (V/us)	V_{IO} (25°C) (Max.) (mV)	Price Each 1	25	100	250
Low Power												
595-TL7660CD	TL7660CD	SOIC-8	1	1.5/10	0.11	-	-	-	1.54	1.34	1.22	1.07
595-TL7660CDGKR	TL7660CDGKR	VSSOP-8	1	1.5/10	0.11	-	-	-	1.29	1.12	1.02	.899
595-TL7660CDGKT	TL7660CDGKT	VSSOP-8	1	1.5/10	0.11	-	-	-	1.85	1.61	1.46	1.28
595-TL7660CDR	TL7660CDR	SOIC-8	1	1.5/10	0.11	-	-	-	1.23	1.07	.973	.856
595-TLV2760IDBVT	TLV2760IDBVT	SOT-6	1	1.8/3.6	0.028	0.5	0.2	3.5	2.19	1.90	1.72	1.52
595-TLV2761IDBVT	TLV2761IDBVT	SOT-5	1	1.8/3.6	0.028	0.5	0.2	3.5	2.07	1.80	1.63	1.43
595-OPA330AIYFFT	OPA330AIYFFT	DSBGA-5	1	1.8/5.5	0.035	0.35	0.16	0.05	2.65	2.30	2.09	1.84
595-OPA379AID	OPA379AID	SOIC-8	1	1.8/5.5	0.0055	0.09	0.03	1.5	1.16	.924	.625	.612
595-OPA379AIDBVT	OPA379AIDBVT	SOT-5	1	1.8/5.5	0.0055	0.09	0.03	1.5	1.11	.886	.598	.586
595-OPA379AIDCKT	OPA379AIDCKT	SOT-5	1	1.8/5.5	0.0055	0.09	0.03	1.5	1.11	.886	.598	.586
595-OPA314AIDCKT	OPA314AIDCKT	SC70-5	1	1.8/5.5	0.21	3	1.5	2.5	.84	.666	.449	.441
595-TLV2241IDBVT	TLV2241IDBVT	SOT-5	1	2.5/12	0.0012	0.0055	0.002	3	2.19	1.90	1.72	1.52
595-TLV2401CDBVT	TLV2401CDBVT	SOT-5	1	2.5/16	0.00095	0.0055	0.0025	1.2	1.90	1.71	1.55	1.40
595-TLV2401ID	TLV2401ID	SOIC-8	1	2.5/16	0.00095	0.0055	0.0025	1.2	2.49	2.16	1.97	1.73
595-TLV2401IDBVT	TLV2401IDBVT	SOT-5	1	2.5/16	0.00095	0.0055	0.0025	1.2	2.34	2.03	1.85	1.63
595-TLV2450AIPE4	TLV2450AIPE4	PDIP-8	1	2.7/6	0.035	0.22	0.12	1	2.16	1.95	1.78	1.61
595-TLV2451CDBVR	TLV2451CDBVR	SOT-5	1	2.7/6	0.035	0.22	0.11	1.5	1.52	1.37	1.25	1.13
595-TLV2451IDBVR	TLV2451IDBVR	SOT-5	1	2.7/6	0.035	0.22	0.11	1.5	1.52	1.37	1.25	1.13
595-TLV2461CDR	TLV2461CDR	SOIC-8	1	2.7/6	0.575	6.4	1.6	2	1.52	1.37	1.25	1.13
595-TLV2211CDBVR	TLV2211CDBVR	SOT-5	1	2.7/10	0.025	0.056	0.025	3	1.23	1.07	.97	.854
595-TLV2211IDBVR	TLV2211IDBVR	SOT-5	1	2.7/10	0.025	0.056	0.025	3	1.39	1.25	1.10	.964
595-TLV2221CDBVR	TLV2221CDBVR	SOT-5	1	2.7/10	0.15	0.48	0.18	3	1.23	1.07	.97	.854
595-TLV2721CDBVT	TLV2721CDBVT	SOT-5	1	2.7/10	0.15	0.51	0.18	3	1.41	1.27	1.11	.98
595-TLV2370IDBVR	TLV2370IDBVR	SOT-6	1	2.7/16	0.56	2.4	2	4.5	1.42	1.24	1.12	.989
595-TLV2371IDBVR	TLV2371IDBVR	SOT-5	1	2.7/16	0.56	2.4	2	4.5	1.25	1.13	.991	.87
595-TLV2371IDBVT	TLV2371IDBVT	SOT-5	1	2.7/16	0.56	2.4	2	4.5	1.53	1.38	1.21	1.06
595-TLV2381IDBVT	TLV2381IDBVT	SOT-5	1	2.7/16	0.01	0.16	0.06	4.5	2.07	1.80	1.63	1.43
595-TLV271CD	TLV271CD	SOIC-8	1	2.7/16	0.66	3	2.4	5	.96	.872	.763	.67
595-TLV271IDBVR	TLV271IDBVR	SOT-5	1	2.7/16	0.66	3	2.4	5	.85	.764	.669	.586
595-TLV271IDBVT	TLV271IDBVT	SOT-5	1	2.7/16	0.66	3	2.4	5	.96	.872	.763	.67
595-TLV27L1CDBVT	TLV27L1CDBVT	SOT-5	1	2.7/16	0.011	0.16	0.06	4.5	1.42	1.24	1.12	.989
595-OPA170AIDBVT	OPA170AIDBVT	SOT-23-5	1	2.7/36	1.1	1.2	0.4	1.8	1.11	.886	.598	.586
595-OPA171AID	OPA171AID	SOIC-8	1	2.7/36	0.595	3	1.5	1.8	1.16	.924	.625	.612
595-OPA171AIDBVT	OPA171AIDBVT	SOT-23-5	1	2.7/36	0.595	3	1.5	1.8	1.11	.886	.598	.586
595-OPA171AIDRLT	OPA171AIDRLT	SOT-5	1	2.7/36	0.595	3	1.5	1.8	1.11	.886	.598	.586
595-TLC27L1BCD	TLC27L1BCD	SOIC-8	1	3/16	0.017	0.085	0.03	2	1.11	1.01	.882	.774
595-TLV2762ID	TLV2762ID	SOIC-8	2	1.8/3.6	0.028	0.5	0.2	3.5	2.68	2.41	2.19	1.98
595-TLV2763IDGS	TLV2763IDGS	VSSOP-10	2	1.8/3.6	0.028	0.5	0.2	3.5	2.91	2.62	2.39	2.16
595-TLV2763IDGSR	TLV2763IDGSR	VSSOP-10	2	1.8/3.6	0.028	0.5	0.2	3.5	2.54	2.29	2.09	1.88
595-OPA2314AID	OPA2314AID	SOIC-8	2	1.8/5.5	0.19	3	1.5	2.5	1.33	1.06	.716	.702
595-OPA2369AIDCNT	OPA2369AIDCNT	SSOP-8	2	1.8/5.5	0.001	0.012	0.005	0.75	2.53	2.02	1.37	1.34
595-OPA2369AIDGKT	OPA2369AIDGKT	VSSOP-8	2	1.8/5.5	0.001	0.012	0.005	0.75	2.53	2.02	1.37	1.34
595-OPA2379AID	OPA2379AID	SOIC-8	2	1.8/5.5	0.0055	0.09	0.03	1.5	1.69	1.35	.911	.892
595-TLV2322IPW	TLV2322IPW	TSSOP-8	2	2/8	0.017	0.027	0.02	9	2.16	1.95	1.78	1.61
595-TLV2332ID	TLV2332ID	SOIC-8	2	2/8	0.25	0.3	0.38	9	2.19	1.90	1.72	1.52
595-TLV2342ID	TLV2342ID	SOIC-8	2	2/8	1.5	0.79	2.1	9	3.33	3.03	2.74	2.51
595-TLV2402CDGK	TLV2402CDGK	VSSOP-8	2	2.5/16	0.00095	0.0055	0.0025	1.2	2.75	2.50	2.26	2.08
595-TLV2402IDGKR	TLV2402IDGKR	MSOP-8	2	2.5/16	0.00095	0.0055	0.0025	1.2	2.41	2.19	1.98	1.82
595-TLV2402IDG4	TLV2402IDG4	SOIC-8	2	2.5/16	0.00095	0.0055	0.0025	1.2	3.18	2.87	2.61	2.35
595-TLV2452ID	TLV2452ID	SOIC-8	2	2.7/6	0.035	0.22	0.11	1.5	2.93	2.54	2.31	2.03
595-TLV2252AID	TLV2252AID	SOIC-8	2	2.7/8	0.0625	0.187	0.1	0.85	2.34	2.03	1.85	1.63
595-TLV2252AIPW	TLV2252AIPW	TSSOP-8	2	2.7/8	0.0625	0.187	0.1	0.85	2.34	2.03	1.85	1.63
595-TLV2432AIPW	TLV2432AIPW	TSSOP-8	2	2.7/10	0.125	0.5	0.25	0.95	2.77	2.41	2.19	1.93
595-TLV2432CD	TLV2432CD	SOIC-8	2	2.7/10	0.125	0.5	0.25	2	1.80	1.62	1.47	1.33
595-TLV2432CDR	TLV2432CDR	SOIC-8	2	2.7/10	0.125	0.5	0.25	2	1.39	1.25	1.14	1.03
595-TLV2432ID	TLV2432ID	SOIC-8	2	2.7/10	0.125	0.5	0.25	2	1.80	1.62	1.47	1.33
595-TLV2442CD	TLV2442CD	SOIC-8	2	2.7/10	1.1	1.75	1.3	2	2.07	1.80	1.63	1.43
595-TLV2442AIDR	TLV2442AIDR	SOIC-8	2	2.7/10	0.725	1.75	1.3	0.95	1.90	1.71	1.55	1.40
595-TLV272CDGK	TLV272CDGK	VSSOP-8	2	2.7/16	0.66	3	2.4	5	1.14	1.04	.907	.796
595-TLV272ID	TLV272ID	SOIC-8	2	2.7/16	0.66	3	2.4	5	1.19	1.08	.944	.828
595-TLV272IDGK	TLV272IDGK	VSSOP-8	2	2.7/16	0.66	3	2.4	5	1.19	1.08	.944	.828
595-TLV272IDGKR	TLV272IDGKR	VSSOP-8	2	2.7/16	0.66	3	2.4	5	.93	.813	.737	.648
595-TLV272IDR	TLV272IDR	SOIC-8	2	2.7/16	0.66	3	2.4	5	1.01	.908	.795	.698
595-TLV2372ID	TLV2372ID	SOIC-8	2	2.7/16	0.56	2.4	2	4.5	2.07	1.80	1.63	1.43
595-TLV2372IDGK	TLV2372IDGK	VSSOP-8	2	2.7/16	0.56	2.4	2	4.5	2.07	1.80	1.63	1.43
595-TLV2372IDGKR	TLV2372IDGKR	VSSOP-8	2	2.7/16	0.56	2.4	2	4.5	1.70	1.48	1.34	1.18
595-TLV2372IDR	TLV2372IDR	SOIC-8	2	2.7/16	0.56	2.4	2	4.5	1.70	1.48	1.34	1.18
595-TLV2382ID	TLV2382ID	SOIC-8	2	2.7/16	0.01	0.16	0.06	4.5	2.41	2.17	1.97	1.79
595-TLV27L2IDGK	TLV27L2IDGK	VSSOP-8	2	2.7/16	0.01	0.16	0.06	4.5	2.07	1.80	1.63	1.43
595-TLV27L2IDR	TLV27L2IDR	SOIC-8	2	2.7/16	0.01	0.16	0.06	4.5	1.58	1.42	1.29	1.17
595-OPA2170AID	OPA2170AID	SOIC-8	2	2.7/36	0.145	1.2	0.5	1.8	1.81	1.44	.976	.957
595-OPA2170AIDGK	OPA2170AIDGK	MSOP-8	2	2.7/36	0.145	1.2	0.5	1.8	1.81	1.44	.976	.957
595-OPA2171AIDCUT	OPA2171AIDCUT	USB-8	2	2.7/36	1.1	1.2	0.4	1.8	1.69	1.35	.911	.892
595-OPA2171AID	OPA2171AID	SOIC-8	2	2.7/36	0.595	3	1.5	1.8	1.81	1.44	.976	.957
595-OPA2171AIDGK	OPA2171AIDGK	MSOP-8	2	2.7/36	0.595	3	1.5	1.8	1.69	1.35	.911	.892
595-TLC27L2ACD	TLC27L2ACD	SOIC-8	2	3/16	0.017	0.085	0.03	5	1.11	1.01	.882	.774
595-TLC27L2AID	TLC27L2AID	SOIC-8	2	3/16	0.017	0.085	0.03	5	1.16	1.05	.915	.804

© Copyright 2013 Mouser Electronics

© Copyright 2013 Mouser Electronics

TEXAS INSTRUMENTS Operational Amplifiers

RoHS Compliant This product is RoHS compliant.

PRECISION AMPLIFIERS (CONT.)

NEW PRODUCT

For quantities greater than listed, call for quote.

MOUSER STOCK NO.	Texas Instruments Part No.	Package	No. of Channels	Total Supply Voltage Min./Max. (+5V=5, ±5V=10)	I_q per Channel (Max.) (mA)	GBW (Typ.) (MHz)	Slew Rate (Typ.) (V/us)	V_{IO} (25°C) (Max.) (mV)	Price Each 1	25	100	250
Low Power (Cont.)												
595-TLC27L2AIDR	TLC27L2AIDR	SOIC-8	2	3/16	0.017	0.085	0.03	5	.91	.792	.72	.633
595-TLC27L2BCD	TLC27L2BCD	SOIC-8	2	3/16	0.017	0.085	0.03	2	1.31	1.18	1.03	.904
595-TLC27L2BCDR	TLC27L2BCDR	SOIC-8	2	3/16	0.017	0.085	0.03	2	1.03	.888	.81	.713
595-TLC27L2CD	TLC27L2CD	SOIC-8	2	3/16	0.017	0.085	0.03	10	.84	.755	.661	.58
595-TLC27L2ID	TLC27L2ID	SOIC-8	2	3/16	0.017	0.085	0.03	10	.87	.789	.69	.606
926-LM358AM	LM358AM	SOIC-8	2	3/32	0.5	1	-	20	.92	.719	.627	.545
926-LM358N	LM358N	DIP-8	2	3/32	0.5	1	-	20	.98	.768	.671	.583
595-TLC2252AID	TLC2252AID	SOIC-8	2	4.4/16	0.0625	0.2	0.12	0.85	2.19	1.90	1.72	1.52
595-TLC2252CD	TLC2252CD	SOIC-8	2	4.4/16	0.0625	0.2	0.12	1.5	2.07	1.80	1.63	1.43
595-TLC2252ID	TLC2252ID	SOIC-8	2	4.4/16	0.0625	0.2	0.12	1.5	2.07	1.80	1.63	1.43
595-TLC1079CD	TLC1079CD	SOIC-14	4	1.4/16	0.017	0.085	32	0.85	7.83	7.25	6.66	6.07
595-TLV2764ID	TLV2764ID	SOIC-14	4	1.8/3.6	0.028	0.5	0.2	3.5	3.55	3.21	2.92	2.63
595-TLV2764IPW	TLV2764IPW	TSSOP-14	4	1.8/3.6	0.028	0.5	0.2	3.5	3.55	3.21	2.92	2.63
595-TLV2764IPWG4	TLV2764IPWG4	TSSOP-14	4	1.8/3.6	0.028	0.5	0.2	3.5	3.55	3.21	2.92	2.63
595-TLV2765CD	TLV2765CD	SOIC-16	4	1.8/3.6	0.028	0.5	0.2	3.5	4.12	3.75	3.39	3.11
595-OPA4330AID	OPA4330AID	SOIC-14	4	1.8/5.5	0.035	0.35	0.16	0.05	4.44	4.00	3.64	3.28
595-OPA4330AIRGYT	OPA4330AIRGYT	VQFN-14	4	1.8/5.5	0.035	0.35	0.16	0.05	4.33	3.91	3.55	3.21
595-TLV2244ID	TLV2244ID	SOIC-14	4	2.5/12	0.0012	0.0055	0.002	3	3.55	3.21	2.92	2.63
595-TLV2244IPW	TLV2244IPW	TSSOP-14	4	2.5/12	0.0012	0.0055	0.002	3	3.55	3.21	2.92	2.63
595-TLV2404CD	TLV2404CD	SOIC-14	4	2.5/16	0.00095	0.0055	0.0025	1.2	3.55	3.21	2.92	2.63
595-TLV2454AIPW	TLV2454AIPW	TSSOP-14	4	2.7/6	0.035	0.22	0.12	1	3.42	3.08	2.80	2.54
595-TLV2454AIPWR	TLV2454AIPWR	TSSOP-14	4	2.7/6	0.035	0.22	0.12	1	2.62	2.39	2.16	1.98
595-TLV2254AID	TLV2254AID	SOIC-14	4	2.7/8	0.0625	0.187	0.1	0.85	3.32	2.99	2.72	2.46
595-TLV2254AIPW	TLV2254AIPW	TSSOP-14	4	2.7/8	0.0625	0.187	0.1	0.85	3.32	2.99	2.72	2.46
595-TLV2434ID	TLV2434ID	SOIC-14	4	2.7/10	0.125	0.5	0.25	2	3.18	2.87	2.61	2.35
595-TLV2444AID	TLV2444AID	SOIC-14	4	2.7/10	0.725	1.75	1.3	0.95	3.32	2.99	2.72	2.46
595-TLV2444AIPW	TLV2444AIPW	TSSOP-14	4	2.7/10	0.725	1.75	1.3	0.95	3.94	3.54	3.22	2.91
595-TLV2374ID	TLV2374ID	SOIC-14	4	2.7/16	0.56	2.4	2	4.5	2.34	2.03	1.85	1.63
595-TLV2374IDR	TLV2374IDR	SOIC-14	4	2.7/16	0.56	2.4	2	4.5	1.95	1.69	1.53	1.35
595-TLV2374IPWR	TLV2374IPWR	TSSOP-14	4	2.7/16	0.56	2.4	2	4.5	1.95	1.69	1.53	1.35
595-TLV274CD	TLV274CD	SOIC-14	4	2.7/16	0.66	3	2.4	5	1.53	1.38	1.21	1.06
595-TLV274IDR	TLV274IDR	SOIC-14	4	2.7/16	0.66	3	2.4	5	1.35	1.22	1.07	.936
595-TLV274IPW	TLV274IPW	TSSOP-14	4	2.7/16	0.66	3	2.4	5	1.54	1.34	1.22	1.07
595-OPA4170AIPW	OPA4170AIPW	TSSOP-14	4	2.7/36	0.145	1.2	0.5	1.8	2.65	2.12	1.43	1.40
595-OPA4171AIPWR	OPA4171AIPWR	USB-8	4	2.7/36	1.1	1.2	0.4	1.8	2.17	1.73	1.17	1.14
595-OPA4171AID	OPA4171AID	SOIC-14	4	2.7/36	0.595	3	1.5	1.8	2.65	2.12	1.43	1.40
595-TLC27L4BID	TLC27L4BID	SOIC-14	4	3/16	0.017	0.085	0.03	2	1.53	1.38	1.21	1.06
595-TLC27L4CD	TLC27L4CD	SOIC-14	4	3/16	0.017	0.085	0.03	10	.96	.875	.766	.672
595-TLC27L4ID	TLC27L4ID	SOIC-14	4	3/16	0.017	0.085	0.03	10	1.01	.914	.80	.702
595-TLC2254ID	TLC2254ID	SOIC-14	4	4.4/16	0.0625	0.2	0.12	1.5	2.65	2.30	2.09	1.84
Low Input Bias Current/FET Input												
926-LMV301MG/NOPB	LMV301MG/NOPB	SC-70-5	1	1.8/5	0.163	1	0.66	8	.65	.52	.351	.345
926-LMV301MGX/NOPB	LMV301MGX/NOPB	SC-70	1	1.8/5	1.5	1	0.66	8	.65	.52	.351	.345
926-LMP7721MA/NOPB	LMP7721MA/NOPB	SOIC-8	1	1.8/5.5	1.3	17	10.5	0.15	11.32	9.05	6.12	5.99
595-OPA320AIDBVT	OPA320AIDBVT	SOT-23-5	1	1.8/5.5	1.45	20	10	15	2.29	1.83	1.24	1.21
595-OPA349UA	OPA349UA	SOIC-8	1	1.8/5.5	0.002	0.065	0.02	10	1.61	1.39	1.26	1.11
595-OPA348AID	OPA348AID	SOIC-8	1	2.1/5.5	0.065	1	0.5	5	.76	.69	.584	.515
595-OPA348AIDBVT	OPA348AIDBVT	SOT-5	1	2.1/5.5	0.065	1	0.5	5	.73	.66	.559	.492
595-OPA348AIDCKR	OPA348AIDCKR	SOT-5	1	2.1/5.5	0.065	1	0.5	5	.63	.575	.486	.428
595-OPA348AIDCKT	OPA348AIDCKT	SOT-5	1	2.1/5.5	0.065	1	0.5	5	.73	.66	.559	.492
595-OPA347NA/250	OPA347NA/250	SOT-5	1	2.3/5.5	0.034	0.35	0.17	6	.82	.749	.633	.557
595-OPA347SA/250	OPA347SA/250	SOT-5	1	2.3/5.5	0.034	0.35	0.17	6	.82	.749	.633	.557
595-OPA337NA/250	OPA337NA/250	SOT-5	1	2.7/5.5	1	3	1.2	3	.56	.443	.30	.293
595-OPA337UA	OPA337UA	SOIC-8	1	2.7/5.5	1	3	1.2	3	.58	.462	.312	.306
595-OPA342NA/250	OPA342NA/250	SOT-5	1	2.7/5.5	0.25	1	1	6	1.26	1.14	1.00	.88
595-OPA705NA/250	OPA705NA/250	SOT-5	1	4/12	4	1	0.6	5	1.61	1.39	1.26	1.11
595-OPA140AID	OPA140AID	SOIC-8	1	4.5/36	2	11	20	0.12	4.58	3.66	2.47	2.42
595-OPA140AIDBVT	OPA140AIDBVT	SOT-23-5	1	4.5/36	2	11	20	0.12	4.33	3.47	2.34	2.30
595-OPA140AIDGKT	OPA140AIDGKT	MSOP-8	1	4.5/36	2	11	20	0.12	4.33	3.47	2.34	2.30
595-OPA2320AIDGKT	OPA2320AIDGKT	MSOP-8	2	1.5/5.5	1.6	20	10	0.15	3.49	2.79	1.88	1.85
595-OPA2320AIDRGT	OPA2320AIDRGT	SON-8	2	1.8/5.5	1.6	20	10	0.15	3.49	2.79	1.88	1.85
595-OPA2349UA	OPA2349UA	SOIC-8	2	1.8/5.5	0.002	0.065	0.02	10	2.34	2.03	1.85	1.63
595-OPA2348AID	OPA2348AID	SOIC-8	2	2.1/5.5	0.065	1	0.5	5	1.17	1.06	.926	.812
595-OPA2348AIDCNT	OPA2348AIDCNT	SSOP-8	2	2.1/5.5	0.065	1	0.5	5	1.04	.899	.822	.723
595-OPA2347EA/250	OPA2347EA/250	SSOP-8	2	2.3/5.5	0.034	0.35	0.17	6	1.26	1.14	1.00	.88
595-OPA2347UA	OPA2347UA	SOIC-8	2	2.3/5.5	0.034	0.35	0.17	6	1.33	1.20	1.05	.918
595-OPA2342EA/250	OPA2342EA/250	VSSOP-8	2	2.7/5.5	0.25	1	1	6	1.92	1.66	1.51	1.33
595-OPA2342UA	OPA2342UA	SOIC-8	2	2.7/5.5	0.25	1	1	6	2.07	1.80	1.63	1.43
595-OPA2337EA/250	OPA2337EA/250	SSOP-8	2	2.7/5.5	1	3	1.2	3	.97	.777	.525	.515
595-OPA2337UA	OPA2337UA	SOIC-8	2	2.7/5.5	1	3	1.2	3	1.02	.809	.547	.536
595-OPA2705EA/250	OPA2705EA/250	VSSOP-8	2	4/12	0.25	1	0.6	5	2.07	1.80	1.63	1.43
595-OPA2705UA	OPA2705UA	SOIC-8	2	4/12	0.25	1	0.6	5	2.07	1.80	1.63	1.43
595-OPA2140AIDGKT	OPA2140AIDGKT	MSOP-8	2	4.5/36	2	11	20	0.12	7.59	6.07	4.10	4.01
595-OPA4348AID	OPA4348AID	SOIC-14	4	2.1/5.5	0.065	1	0.5	5	1.54	1.34	1.22	1.07
595-OPA4348AIDG4	OPA4348AIDG4	SOIC-14	4	2.1/5.5	0.065	1	0.5	5	1.54	1.34	1.22	1.07
595-OPA4348AIPWR	OPA4348AIPWR	TSSOP-14	4	2.1/5.5	0.065	1	0.5	5	1.29	1.12	1.02	.899
595-OPA4348AIPWT	OPA4348AIPWT	TSSOP-14	4	2.1/5.5	0.065	1	0.5	5	1.54	1.34	1.22	1.07
595-OPA4347EA/250	OPA4347EA/250	TSSOP-14	4	2.3/5.5	0.034	0.35	0.17	6	1.52	1.37	1.25	1.13
595-OPA4140AID	OPA4140AID	SOIC-14	4	4.5/36	2	11	20	0.12	12.06	10.14	7.37	7.27
595-OPA4140AIPW	OPA4140AIPW	TSSOP-14	4	4.5/36	2	11	20	0.12	12.06	10.14	7.37	7.27
595-OPA4141AIPW	OPA4141AIPW	TSSOP-14	4	4.5/36	2.3	10	20	3.5	5.06	4.04	2.73	2.68
Low Noise												
926-LMV721M5X/NOPB	LMV721M5X/NOPB	SOT-5	1	2.2/5.5	1.4	10	5.25	3	1.11	.886	.598	.586
926-LMP8671MA/NOPB	LMP8671MA/NOPB	SOIC-8	1	2.5/20	4	55	20	0.4	2.89	2.31	1.56	-
926-LMP7715MF/NOPB	LMP7715MF/NOPB	SOT-23-5	1	2.7/5	1.15	17	9.5	0.15	1.81	1.44	.976	.957
595-OPA569AIDWP	OPA569AIDWP	HSOP-20	1	2.7/5.5	6	1.2	1.2	2	11.32	9.05	6.12	5.99
595-OPA569AIDWPR	OPA569AIDWPR	HSOP-20	1	2.7/5.5	6	1.2	1.2	2	9.39	7.51	5.07	4.98
926-LMV751M5/NOPB	LMV751M5/NOPB	SOT-23-5	1	2.7/5.5	0.6	5	2.3	1	1.62	1.29	.872	.855
926-LMV771MG/NOPB	LMV771MG/NOPB	SC-70-5	1	2.7/5.5	0.6	3.5	1.4	0.85	1.08	.867	.585	.574
595-TLV2471CDBVT	TLV2471CDBVT	SOT-5	1	2.7/6	0.75	2.8	1.4	2.2	1.92	1.66	1.51	1.33
595-TLV2471IDBVR	TLV2471IDBVR	SOT-5	1	2.7/6	0.75	2.8	1.4	2.2	1.52	1.37	1.25	1.13
595-OPA141AID	OPA141AID	SOIC-8	1	4.5/36	2.3	10	20	3.5	2.53	2.02	1.37	1.34
595-OPA209AID	OPA209AID	SOIC-8	1	4.5/36	2.5	18	6.4	0.15	2.77	2.21	1.50	1.47
595-OPA209AIDBVT	OPA209AIDBVT	SOT-23-5	1	4.5/36	2.5	18	6.4	0.15	2.65	2.12	1.43	1.40
595-OPA209AIDGKT	OPA209AIDGKT	MSOP-8	1	4.5/36	2.5	18	6.4	0.15	2.65	2.12	1.43	1.40
595-OPA227UA/2K5	OPA227UA/2K5	SOIC-8	1	5/36	3.8	8	2.3	0.075	2.53	2.30	2.08	1.92

© Copyright 2013 Mouser Electronics
© Copyright 2013 Mouser Electronics

RoHS Compliant This product is RoHS compliant.

PRECISION AMPLIFIERS (CONT.)

NEW PRODUCT

For quantities greater than listed, call for quote.

MOUSER STOCK NO.	Texas Instruments Part No.	Package	No. of Channels	Total Supply Voltage Min./Max. (+5V=5, ±5V=10)	I_q per Channel (Max.) (mA)	GBW (Typ.) (MHz)	Slew Rate (Typ.) (V/us)	V_{IO} (25°C) (Max.) (mV)	Price Each 1	25	100	250
Low Noise (Cont.)												
595-OPA2314AIDRBT	OPA2314AIDRBT	DFN-8	2	1.8/5.5	1.5	3	1.5	0.5	1.33	1.06	.716	.702
926-LMP7716MM/NOPB	LMP7716MM/NOPB	MiniSOIC-8	2	1.8/5.5	1.3	17	9.5	0.15	2.53	2.02	1.37	1.34
926-LMP7732MME/NOPB	LMP7732MME/NOPB	MSOP-8	2	1.8/5.5	6.8	22	2.4	50	3.37	2.70	1.82	1.79
595-OPA2378AIDCNT	OPA2378AIDCNT	SOT-23-8	2	2.2/5.5	0.15	0.9	0.4	0.07	3.14	2.50	1.69	1.66
926-LMV722MMX/NOPB	LMV722MMX/NOPB	MSOP-8	2	2.2/5.5	2.8	10	5.25	3	1.40	1.11	.754	.739
926-LMP8672MA/NOPB	LMP8672MA/NOPB	SOIC-8	2	2.5/20	4	55	20	0.4	4.45	3.56	2.41	2.36
926-LMV772MAX/NOPB	LMV772MAX/NOPB	SOIC-8	2	2.7/5.5	5.5	3.5	1.4	1.2	1.54	1.23	.832	.816
595-TLV2472AID	TLV2472AID	SOIC-8	2	2.7/6	0.75	2.8	1.4	1.6	2.68	2.41	2.19	1.98
595-TLV2472CD	TLV2472CD	SOIC-8	2	2.7/6	0.75	2.8	1.4	2.2	2.54	2.29	2.09	1.88
595-TLV2472CDR	TLV2472CDR	SOIC-8	2	2.7/6	0.75	2.8	1.4	2.2	2.03	1.83	1.67	1.51
595-TLV2472ID	TLV2472ID	SOIC-8	2	2.7/6	0.75	2.8	1.4	2.2	2.93	2.54	2.31	2.03
595-TLV2262AID	TLV2262AID	SOIC-8	2	2.7/8	0.25	0.67	0.55	0.95	2.93	2.54	2.31	2.03
595-TLC2262AID	TLC2262AID	SOIC-8	2	4.4/16	0.25	0.82	0.55	0.95	2.34	2.03	1.85	1.63
595-TLC2262AIDR	TLC2262AIDR	SOIC-8	2	4.4/16	0.25	0.82	0.55	0.95	1.66	1.50	1.36	1.23
595-TLC2262CD	TLC2262CD	SOIC-8	2	4.4/16	0.25	0.71	0.55	2.5	2.19	1.90	1.72	1.52
595-TLC2262CDR	TLC2262CDR	SOIC-8	2	4.4/16	0.25	0.71	0.55	2.5	1.75	1.52	1.39	1.22
595-TLC2262CPWR	TLC2262CPWR	TSSOP-8	2	4.4/16	0.25	0.71	0.55	2.5	1.75	1.52	1.39	1.22
595-TLC2262ID	TLC2262ID	SOIC-8	2	4.4/16	0.25	0.71	0.55	2.5	2.19	1.90	1.72	1.52
595-TLC2272ACD	TLC2272ACD	SOIC-8	2	4.4/16	1.5	2.18	3.6	0.95	2.19	1.90	1.72	1.52
595-TLC2272ACDR	TLC2272ACDR	SOIC-8	2	4.4/16	1.5	2.18	3.6	0.95	1.82	1.58	1.43	1.26
595-TLC2272ACPW	TLC2272ACPW	TSSOP-8	2	4.4/16	1.5	2.18	3.6	0.95	2.19	1.90	1.72	1.52
595-TLC2272AID	TLC2272AID	SOIC-8	2	4.4/16	1.5	2.18	3.6	0.95	2.34	2.03	1.85	1.63
595-TLC2272AIDR	TLC2272AIDR	SOIC-8	2	4.4/16	1.5	2.18	3.6	0.95	1.95	1.69	1.53	1.35
595-TLC2272CD	TLC2272CD	SOIC-8	2	4.4/16	1.5	2.18	3.6	2.5	2.07	1.80	1.63	1.43
595-TLC2272CDR	TLC2272CDR	SOIC-8	2	4.4/16	1.5	2.18	3.6	2.5	1.58	1.42	1.29	1.17
595-TLC2272CPWR	TLC2272CPWR	TSSOP-8	2	4.4/16	1.5	2.18	3.6	2.5	1.58	1.42	1.29	1.17
595-TLC2272ID	TLC2272ID	SOIC-8	2	4.4/16	1.5	2.18	3.6	2.5	2.19	1.90	1.72	1.52
595-TLC2272IDG4	TLC2272IDG4	SOIC-8	2	4.4/16	1.5	2.18	3.6	2.5	2.19	1.90	1.72	1.52
595-TLC2272IPWR	TLC2272IPWR	TSSOP-8	2	4.4/16	1.5	2.18	3.6	2.5	1.58	1.42	1.29	1.17
595-OPA2141AID	OPA2141AID	SOIC-8	2	4.5/36	2.3	10	20	3.5	3.85	3.08	2.09	2.04
595-OPA2209AID	OPA2209AID	SOIC-8	2	4.5/36	2.5	18	6.4	0.15	4.82	3.85	2.60	2.55
595-OPA2209AIDGKT	OPA2209AIDGKT	MSOP-8	2	4.5/36	2.5	18	6.4	0.15	4.58	3.66	2.47	2.42
595-OPA1652AIDGK	OPA1652AIDGK	MSOP-8	2	4.5/36	2.5	18	10	1.5	1.93	1.54	1.04	1.02
595-OPA2131UA	OPA2131UA	SOIC-8	2	9/36	1.75	4	10	1	5.06	4.04	2.73	2.68
595-OPA2131UA/2K5	OPA2131UA/2K5	SOIC-8	2	9/36	1.75	4	10	1	4.33	3.47	2.34	2.30
595-OPA2131UJ	OPA2131UJ	SOIC-8	2	9/36	1.75	4	10	1	3.97	3.18	2.15	2.11
595-TLV2474AIDR	TLV2474AIDR	SOIC-14	4	2.7/6	0.75	2.8	1.4	1.6	2.62	2.39	2.16	1.98
595-TLV2474CDR	TLV2474CDR	SOIC-14	4	2.7/6	0.75	2.8	1.4	2.2	2.41	2.19	1.98	1.82
595-TLV2474IPWP	TLV2474IPWP	HTSSOP-14	4	2.7/6	0.75	2.8	1.4	2.2	3.42	3.08	2.80	2.54
595-TLV2264AID	TLV2264AID	SOIC-14	4	2.7/8	0.25	0.67	0.55	0.95	3.55	3.21	2.92	2.63
595-TLC2264AID	TLC2264AID	SOIC-14	4	2.7/8	0.25	0.82	0.55	0.95	2.77	2.41	2.19	1.93
595-TLC2264CD	TLC2264CD	SOIC-14	4	2.7/8	0.25	0.71	0.55	2.5	2.49	2.16	1.97	1.73
595-TLC2264CPW	TLC2264CPW	TSSOP-14	4	2.7/8	0.25	0.71	0.55	2.5	2.49	2.16	1.97	1.73
595-TLC2264ID	TLC2264ID	SOIC-14	4	2.7/8	0.25	0.71	0.55	2.5	2.65	2.30	2.09	1.84
595-TLC2274ACDR	TLC2274ACDR	SOIC-14	4	4.4/16	1.5	2.18	3.6	0.95	2.07	1.80	1.63	1.43
595-TLC2274ACPW	TLC2274ACPW	TSSOP-14	4	4.4/16	1.5	2.18	3.6	0.95	2.14	1.93	1.75	1.58
595-TLC2274AID	TLC2274AID	SOIC-14	4	4.4/16	1.5	2.18	3.6	0.95	2.56	2.21	2.02	1.78
595-TLC2274AIPW	TLC2274AIPW	TSSOP-14	4	4.4/16	1.5	2.18	3.6	0.95	2.56	2.21	2.02	1.78
595-TLC2274CD	TLC2274CD	SOIC-14	4	4.4/16	1.5	2.18	3.6	2.5	2.49	2.16	1.97	1.73
595-TLC2274CDR	TLC2274CDR	SOIC-14	4	4.4/16	1.5	2.18	3.6	2.5	1.90	1.71	1.55	1.40
595-TLC2274CPW	TLC2274CPW	TSSOP-14	4	4.4/16	1.5	2.18	3.6	2.5	2.49	2.16	1.97	1.73
595-TLC2274CPWR	TLC2274CPWR	TSSOP-14	4	4.4/16	1.5	2.18	3.6	2.5	1.90	1.71	1.55	1.40
595-TLC2274ID	TLC2274ID	SOIC-14	4	4.4/16	1.5	2.18	3.6	2.5	2.65	2.30	2.09	1.84
595-TLC2274IPW	TLC2274IPW	TSSOP-14	4	4.4/16	1.5	2.18	3.6	2.5	2.30	2.08	1.88	1.70
595-OPA1654AID	OPA1654AID	SOIC-14	4	4.5/36	2	18	10	1.5	2.77	2.21	1.50	1.47
595-OPA1654AIPW	OPA1654AIPW	TSSOP-14	4	4.5/36	2	18	10	1.5	2.77	2.21	1.50	1.47
595-OPA4141AID	OPA4141AID	TSSOP-14	4	4.5/36	2.3	10	20	3.5	5.06	4.04	2.73	2.68
595-OPA4209AIPW	OPA4209AIPW	TSSOP-14	4	4.5/36	2.5	18	6.4	0.15	8.43	6.74	4.56	4.46
595-OPA4131NA	OPA4131NA	SOIC-14	4	9/36	1.75	4	10	1	8.78	7.03	4.75	4.65
595-OPA4131UA	OPA4131UA	SOIC-16	4	9/36	1.75	4	10	1	10.23	8.19	5.53	5.42
Low Noise, Rail-to-Rail												
926-LMP7731MA/NOPB	LMP7731MA/NOPB	SOIC-8	1	2.5/5.5	2.2	22	2.4	0.5	2.53	2.02	1.37	1.34
926-LMP7731MF/NOPB	LMP7731MF/NOPB	SOT-23-5	1	2.5/5.5	2.2	22	2.4	0.5	2.53	2.02	1.37	1.34
926-LMP7732MA/NOPB	LMP7732MA/NOPB	SOIC-8	2	2.5/5.5	2.2	22	2.4	0.5	3.37	2.70	1.82	1.79
926-LMP7732MM/NOPB	LMP7732MM/NOPB	MSOP-8	2	1.8/5.5	4.4	22	2.4	0.05	3.37	2.70	1.82	1.79
926-LMV772MA/NOPB	LMV772MA/NOPB	SOIC-8	2	2.7/5	0.6	3.5	1.4	1	1.54	1.23	.832	.816
926-LMV772MM/NOPB	LMV772MM/NOPB	MiniSOIC-8	2	2.7/5	0.6	3.5	1.4	1	1.54	1.23	.832	.816
926-LMV774MT/NOPB	LMV774MT/NOPB	TSSOP-14	4	2.7/5	0.6	3.5	1.4	1	2.17	1.73	1.17	1.14
Low Noise, Zero Drift												
926-LMP2021MA/NOPB	LMP2021MA/NOPB	SOIC-8	1	2.2/5.5	1.1	5	2.6	0.005	2.41	1.93	1.31	1.27
926-LMP2021MFE/NOPB	LMP2021MFE/NOPB	SOT-23-5	1	2.2/5.5	1.1	5	2.6	0.005	2.41	1.93	1.31	1.27
926-LMP2022MA/NOPB	LMP2022MA/NOPB	SOIC-8	2	2.2/5.5	1.1	5	2.6	0.005	3.25	2.60	1.75	1.72
926-LMP2022MME/NOPB	LMP2022MME/NOPB	MiniSOIC-8	2	2.2/5.5	1.1	5	2.6	0.005	3.25	2.60	1.75	1.72
Low Offset Voltage												
595-OPA333AID	OPA333AID	SOIC-8	1	1.8/5.5	0.025	0.35	0.16	0.01	2.77	2.21	1.50	1.47
595-OPA333AIDBVT	OPA333AIDBVT	SOT-5	1	1.8/5.5	0.025	0.35	0.16	0.01	2.65	2.12	1.43	1.40
595-OPA333AIDCKR	OPA333AIDCKR	SOT-5	1	1.8/5.5	0.025	0.35	0.16	0.01	2.29	1.83	1.24	1.21
595-OPA333AIDCKT	OPA333AIDCKT	SOT-5	1	1.8/5.5	0.025	0.35	0.16	0.01	2.65	2.12	1.43	1.40
595-OPA363ID	OPA363ID	SOIC-8	1	1.8/5.5	0.75	7	5	0.5	2.93	2.54	2.31	2.03
595-OPA363IDBVT	OPA363IDBVT	SOT-6	1	1.8/5.5	0.75	7	5	0.5	2.77	2.41	2.19	1.93
595-OPA364AIDBVT	OPA364AIDBVT	SOT-5	1	1.8/5.5	0.75	7	5	0.5	2.07	1.80	1.63	1.43
595-OPA364IDBVT	OPA364IDBVT	SOT-5	1	1.8/5.5	0.75	7	5	0.5	2.77	2.41	2.19	1.93
595-OPA364IDG4	OPA364IDG4	SOIC-8	1	1.8/5.5	0.75	7	5	0.5	2.93	2.54	2.31	2.03
595-OPA376AID	OPA376AID	SOIC-8	1	2.2/5.5	0.95	5.5	2	0.025	1.93	1.54	1.04	1.02
595-OPA376AIDBVT	OPA376AIDBVT	SOT-5	1	2.2/5.5	0.95	5.5	2	0.025	1.81	1.44	.976	.957
595-OPA376AIDCKT	OPA376AIDCKT	SOT-5	1	2.2/5.5	0.95	5.5	2	0.025	1.81	1.44	.976	.957
595-OPA365AMDBVTEP	OPA365AMDBVTEP	SOT-23-5	1	2.2/5.5	5	50	25	20	7.22	5.78	3.91	3.83
595-OPA365AID	OPA365AID	SOIC-8	1	2.2/5.5	5	50	25	0.2	1.93	1.54	1.04	1.02
595-OPA365AIDBVR	OPA365AIDBVR	SOT-5	1	2.2/5.5	5	50	25	0.2	1.56	1.25	.846	.829
595-OPA336N/250	OPA336N/250	SOT-5	1	2.3/5.5	0.032	0.1	0.03	0.125	2.53	2.02	1.37	1.34
595-OPA336N/3K	OPA336N/3K	SOT-5	1	2.3/5.5	0.032	0.1	0.03	0.125	2.29	1.83	1.24	1.21
595-OPA336NA/250	OPA336NA/250	SOT-5	1	2.3/5.5	0.032	0.1	0.03	0.125	1.81	1.44	.976	.957
595-OPA336NJ/250	OPA336NJ/250	SOT-5	1	2.3/5.5	0.032	0.1	0.03	0.125	1.11	.886	.598	.586
595-OPA336U	OPA336U	SOIC-8	1	2.3/5.5	0.032	0.1	0.03	0.125	2.53	2.02	1.37	1.34
595-OPA336UA	OPA336UA	SOIC-8	1	2.3/5.5	0.032	0.1	0.03	0.125	1.81	1.44	.976	.957

© Copyright 2013 Mouser Electronics

© Copyright 2013 Mouser Electronics

TEXAS INSTRUMENTS Operational Amplifiers

RoHS Compliant This product is RoHS compliant.

PRECISION AMPLIFIERS (CONT.)

NEW PRODUCT

For quantities greater than listed, call for quote.

MOUSER STOCK NO.	Texas Instruments Part No.	Package	No. of Channels	Total Supply Voltage Min./Max. (+5V=5, ±5V=10)	I_q per Channel (Max.) (mA)	GBW (Typ.) (MHz)	Slew Rate (Typ.) (V/us)	V_{IO} (25°C) (Max.) (mV)	Price Each 1	25	100	250
Low Offset Voltage (Cont.)												
926-LMV2011MAX/NOPB	LMV2011MAX/NOPB	SOIC-8	1	2.7/5.25	1.2	3	4	0.025	2.17	1.73	1.17	1.14
595-OPA334AIDBVT	OPA334AIDBVT	SOT-6	1	2.7/5.5	0.35	2	1.6	0.005	2.91	2.62	2.39	2.16
595-OPA335AID	OPA335AID	SOIC-8	1	2.7/5.5	0.35	2	1.6	0.005	3.05	2.75	2.50	2.26
595-OPA335AIDBVT	OPA335AIDBVT	SOT-5	1	2.7/5.5	0.35	2	1.6	0.005	2.91	2.62	2.39	2.16
595-OPA734AIDBVT	OPA734AIDBVT	SOT-6	1	2.7/12	0.75	1.6	1.5	0.005	3.69	3.33	3.03	2.74
595-OPA735AID	OPA735AID	SOIC-8	1	2.7/12	0.75	1.6	1.5	0.005	3.83	3.45	3.14	2.84
595-OPA735AIDBVT	OPA735AIDBVT	SOT-5	1	2.7/12	0.75	1.6	1.5	0.005	3.69	3.33	3.03	2.74
595-TLC2652AI-8D	TLC2652AI-8D	SOIC-8	1	3.8/16	2.4	1.9	3.1	0.001	6.53	5.94	5.37	4.93
595-TLC4501AID	TLC4501AID	SOIC-8	1	4/6	1.5	4.7	2.5	0.04	3.79	3.45	3.11	2.86
595-TLC4501CD	TLC4501CD	SOIC-8	1	4/6	1.5	4.7	2.5	0.08	4.07	3.66	3.33	3.01
595-OPA727AIDGKT	OPA727AIDGKT	VSSOP-8	1	4/12	6.5	20	30	0.15	1.69	1.35	.911	.892
595-OPA277U	OPA277U	SOIC-8	1	4/36	0.825	1	0.8	0.02	5.54	4.43	3.00	2.93
595-OPA277UA	OPA277UA	SOIC-8	1	4/36	0.825	1	0.8	0.02	2.53	2.02	1.37	1.34
595-OPA277UA/2K5E4	OPA277UA/2K5E4	SOIC-8	1	4/36	0.825	1	0.8	0.02	2.04	1.64	1.10	1.08
595-TLE2021ACD	TLE2021ACD	SOIC-8	1	4/40	0.3	1.2	0.5	0.3	1.69	1.35	.911	.892
595-TLE2021CD	TLE2021CD	SOIC-8	1	4/40	0.3	1.2	0.5	0.6	1.33	1.06	.716	.702
595-TLE2021ID	TLE2021ID	SOIC-8	1	4/40	0.3	1.2	0.5	0.6	1.44	1.16	.781	.765
595-OPA211AID	OPA211AID	SOIC-8	1	4.5/36	4.5	80	27	0.125	9.99	7.99	5.40	5.30
595-OPA211AIDR	OPA211AIDR	SOIC-8	1	4.5/36	4.5	80	27	0.125	8.30	6.64	4.49	4.40
595-TLC2201ACD	TLC2201ACD	SOIC-8	1	4.6/16	1.5	1.9	2.7	0.2	5.22	4.70	4.28	3.86
595-TLC2201AID	TLC2201AID	SOIC-8	1	4.6/16	1.5	1.9	2.7	0.2	5.46	4.91	4.47	4.04
595-OPA132U	OPA132U	SOIC-8	1	5/36	4.8	8	20	0.5	7.59	6.07	4.10	4.01
595-OPA132UA	OPA132UA	SOIC-8	1	5/36	4.8	8	20	0.5	4.22	3.37	2.28	2.24
595-OPA177GS	OPA177GS	SOIC-8	1	6/36	2	0.6	0.3	0.025	3.00	2.59	2.35	2.08
595-TLE2037CD	TLE2037CD	SOIC-8	1	8/38	5.3	50	7.5	0.1	2.53	2.02	1.37	1.34
595-OPA627AM	OPA627AM	TO-8	1	9/36	7.5	16	55	0.25	46.34	43.42	41.44	39.09
595-OPA627BM	OPA627BM	TO-8	1	9/36	7.5	16	55	0.25	52.63	48.67	45.60	42.61
595-OPA2333AID	OPA2333AID	SOIC-8	2	1.8/5.5	0.025	0.35	0.16	0.01	4.33	3.47	2.34	2.30
595-OPA2333AIDGKR	OPA2333AIDGKR	MSOP-8	2	1.8/5.5	0.025	0.35	0.16	0.01	3.62	2.89	1.95	1.92
595-OPA2333AIDGKT	OPA2333AIDGKT	VSSOP-8	2	1.8/5.5	0.025	0.35	0.16	0.01	4.22	3.37	2.28	2.24
595-OPA2333AIDR	OPA2333AIDR	SOIC-8	2	1.8/5.5	0.025	0.35	0.16	0.01	3.62	2.89	1.95	1.92
595-OPA2333AIDRBT	OPA2333AIDRBT	SON-8	2	1.8/5.5	0.025	0.35	0.16	0.01	4.22	3.37	2.28	2.24
595-OPA2365AID	OPA2365AID	SOIC-8	2	2.2/5.5	5	50	25	0.2	2.77	2.21	1.50	1.47
595-OPA2365AIDR	OPA2365AIDR	SOIC-8	2	2.2/5.5	5	50	25	0.2	2.29	1.83	1.24	1.21
595-OPA2376AID	OPA2376AID	SOIC-8	2	2.2/5.5	0.95	5.5	2	0.025	2.77	2.21	1.50	1.47
595-OPA2376AIDGKR	OPA2376AIDGKR	MSOP-8	2	2.2/5.5	0.95	5.5	2	0.025	2.29	1.83	1.24	1.21
595-OPA2350EA/250	OPA2350EA/250	VSSOP-8	2	2.5/5.5	7.5	38	22	0.5	4.94	4.46	4.06	3.67
595-OPA2350UA	OPA2350UA	SOIC-8	2	2.5/5.5	7.5	38	22	0.5	5.16	4.65	4.23	3.82
595-OPA2350UA/2K5	OPA2350UA/2K5	SOIC-8	2	2.5/5.5	7.5	38	22	0.5	4.28	3.85	3.51	3.17
595-OPA2334AIDGST	OPA2334AIDGST	VSSOP-10	2	2.7/5.5	0.35	2	1.6	0.005	5.28	4.80	4.34	3.98
595-OPA2335AID	OPA2335AID	SOIC-8	2	2.7/5.5	0.35	2	1.6	0.005	4.84	4.37	3.97	3.58
595-OPA2335AIDGKT	OPA2335AIDGKT	VSSOP-8	2	2.7/5.5	0.35	2	1.6	0.005	4.71	4.24	3.86	3.49
595-OPA2335AIDR	OPA2335AIDR	SOIC-8	2	2.7/5.5	0.35	2	1.6	0.005	4.07	3.66	3.33	3.01
595-OPA2340EA/2K5	OPA2340EA/2K5	MSOP-8	2	2.7/5.5	0.95	5.5	6	0.5	3.26	2.94	2.68	2.42
595-OPA2340EA/250	OPA2340EA/250	VSSOP-8	2	2.7/5.5	0.95	5.5	6	0.5	3.83	3.45	3.14	2.84
595-OPA2340UA	OPA2340UA	SOIC-8	2	2.7/5.5	0.95	5.5	6	0.5	3.94	3.54	3.22	2.91
595-OPA2340UA/2K5	OPA2340UA/2K5	SOIC-8	2	2.7/5.5	0.95	5.5	6	0.5	3.26	2.94	2.68	2.42
595-OPA2734AIDGST	OPA2734AIDGST	VSSOP-10	2	2.7/12	0.75	1.6	1.5	0.005	5.28	4.80	4.34	3.98
595-OPA2735AID	OPA2735AID	SOIC-8	2	2.7/12	0.75	1.6	1.5	0.005	6.10	5.50	5.00	4.52
595-OPA2735AIDGKT	OPA2735AIDGKT	VSSOP-8	2	2.7/12	0.75	1.6	1.5	0.005	5.86	5.28	4.80	4.34
595-OPA2234U	OPA2234U	SOIC-8	2	2.7/36	0.3	0.35	0.2	0.1	6.20	5.64	5.09	4.68
595-OPA2234UA	OPA2234UA	SOIC-8	2	2.7/36	0.3	0.35	0.2	0.1	5.72	5.16	4.70	4.24
595-TLC277CD	TLC277CD	SOIC-8	2	3/16	1.6	1.7	3.6	0.5	2.65	2.30	2.09	1.84
595-TLC277ID	TLC277ID	SOIC-8	2	3/16	1.6	1.7	3.6	0.5	2.77	2.41	2.19	1.93
595-TLC27I7CD	TLC27L7CD	SOIC-8	2	3/16	0.017	0.085	0.03	0.5	2.48	2.15	1.95	1.22
595-TLC27I7ID	TLC27L7ID	SOIC-8	2	3/16	0.017	0.085	0.03	0.5	2.59	2.25	2.05	1.80
595-TLC27M7ID	TLC27M7ID	SOIC-8	2	3/16	0.28	0.525	0.43	0.5	2.41	2.17	1.97	1.79
595-OPA2727AIDR	OPA2727AIDR	SOIC-8	2	4/12	6.5	20	30	0.15	2.41	1.93	1.31	1.27
595-OPA2188AIDGKT	OPA2188AIDGKT	MSOP-8	2	4/36	0.475	2	0.8	15	3.97	3.18	2.15	2.11
595-OPA2277U	OPA2277U	SOIC-8	2	4/36	0.825	1	0.8	0.025	9.51	7.61	5.14	5.04
595-OPA2277UA	OPA2277UA	SOIC-8	2	4/36	0.825	1	0.8	0.025	4.70	3.76	2.54	2.48
595-OPA2277UA/2K5	OPA2277UA/2K5	SOIC-8	2	4/36	0.825	1	0.8	0.025	3.97	3.18	2.15	2.11
595-OPA2188AIDGKR	OPA2188AIDGKR	MSOP-8	2	4/36	4.75	2	0.8	15	3.37	2.70	1.82	1.79
595-TLE2022ACD	TLE2022ACD	SOIC-8	2	4/40	0.3	1.7	0.5	0.4	2.70	2.43	2.21	2.00
595-TLE2022AID	TLE2022AID	SOIC-8	2	4/40	0.3	1.7	0.5	0.4	2.91	2.62	2.39	2.16
595-TLE2022CD	TLE2022CD	SOIC-8	2	4/40	0.3	1.7	0.5	0.6	2.34	2.03	1.85	1.63
595-OPA2132U	OPA2132U	SOIC-8	2	5/36	4.8	8	20	0.5	11.86	9.97	7.24	7.15
595-OPA2132UA	OPA2132UA	SOIC-8	2	5/36	4.8	8	20	0.5	6.99	5.59	3.78	3.70
595-OPA2227U	OPA2227U	SOIC-8	2	5/36	3.8	8	2.3	0.075	10.07	9.17	8.28	7.61
595-OPA2227UA	OPA2227UA	SOIC-8	2	5/36	3.8	8	2.3	0.075	5.59	5.04	4.58	4.14
595-OPA2227UA/2K5	OPA2227UA/2K5	SOIC-8	2	5/36	3.8	8	2.3	0.075	4.71	4.24	3.86	3.49
595-OPA2228UA	OPA2228UA	SOIC-8	2	5/36	3.8	33	11	0.75	5.59	5.04	4.58	4.14
595-OPA4376AIPW	OPA4376AIPW	TSSOP-14	4	2.2/5.5	0.95	5.5	2	0.025	4.10	3.27	2.21	2.17
595-OPA4376AIPWR	OPA4376AIPWR	TSSOP-14	4	2.2/5.5	0.95	5.5	2	0.025	3.37	2.70	1.82	1.79
595-OPA4340UA	OPA4340UA	SOIC-14	4	2.7/5.5	0.95	5.5	6	0.5	6.63	5.98	5.44	4.91
595-OPA4188AID	OPA4188AID	SO-14	4	4/36	0.475	2	0.8	0.025	8.55	6.84	4.62	4.53
595-OPA4277UA	OPA4277UA	SOIC-14	4	4/36	0.825	1	0.8	5.5	11.07	8.86	5.98	5.86
595-OPA4277UA/2K5	OPA4277UA/2K5	SOIC-14	4	4/36	0.825	1	0.8	0.05	9.27	7.42	5.01	4.91
595-TLE2024CDW	TLE2024CDW	SOIC-16	4	4/40	0.3	1.7	0.5	1.1	4.10	3.27	2.21	2.17
High Output Current												
595-TLV2770CD	TLV2770CD	SOIC-8	1	2.5/5.5	2	5.1	10.5	2.5	2.16	1.95	1.78	1.61
595-TLV2771ID	TLV2771ID	SOIC-8	1	2.5/5.5	2	5.1	10.5	2.5	2.34	2.03	1.85	1.63
595-TLV2771IDBVR	TLV2771IDBVR	SOT-23-5	1	2.5/5.5	2	5.1	10.5	2.5	1.80	1.62	1.47	1.33
595-TLV4111CD	TLV4111CD	SOIC-8	1	2.5/6	1	2.7	1.6	3.5	2.49	2.16	1.97	1.73
595-TLV4111IDGN	TLV4111IDGN	HTSSOP-8	1	2.5/6	1	2.7	1.6	3.5	2.80	2.53	2.30	2.08
595-OPA567AIRHGT	OPA567AIRHGT	QFN-12	1	2.7/5.5	6	1.2	1.2	2	6.38	5.10	3.45	3.38
595-AFE030AIRGZT	AFE030AIRGZT	VQFN-48	1	7/26	60.3	4.4	19	100	4.22	3.37	2.28	2.24
595-TLE2061CD	TLE2061CD	SOIC-8	1	7/36	0.325	1.8	3.4	3.1	1.93	1.54	1.04	1.02
595-OPA548F/500	OPA548F/500	PFM-7	1	8/60	20	1	10	10	14.61	12.28	8.92	8.81
595-OPA548FKTWT	OPA548FKTWT	PFM-7	1	8/60	20	1	10	10	14.61	12.28	8.92	8.81
595-OPA548T	OPA548T	PFM-7	1	8/60	20	1	10	10	14.61	12.28	8.92	8.81
595-OPA548T-1	OPA548T-1	TO-7	1	8/60	20	1	10	10	14.61	12.28	8.92	8.81
595-OPA551FAKTWT	OPA551FAKTWT	PFM-7	1	8/60	8.5	3	15	3	5.78	4.62	3.12	3.06
595-TLV2772CDR	TLV2772CDR	SOIC-8	2	2.5/5.5	2	5.1	10.5	2.5	2.30	2.08	1.88	1.70
595-TLV2772ID	TLV2772ID	SOIC-8	2	2.5/5.5	2	5.1	10.5	2.5	2.91	2.62	2.39	2.16

© Copyright 2013 Mouser Electronics
© Copyright 2013 Mouser Electronics

TEXAS INSTRUMENTS Operational Amplifiers

RoHS Compliant This product is RoHS compliant.

PRECISION AMPLIFIERS (CONT.)

For quantities greater than listed, call for quote.

MOUSER STOCK NO.	Texas Instruments Part No.	Package	No. of Channels	Total Supply Voltage Min./Max. (+5V=5, ±5V=10)	I_q per Channel (Max.) (mA)	GBW (Typ.) (MHz)	Slew Rate (Typ.) (V/us)	V_{IO} (25°C) (Max.) (mV)	Price Each 1	25	100	250
High Output Current (Cont.)												
595-TLV4112IDGN	TLV4112IDGN	HTSSOP-8	2	2.5/6	1	2.7	1.6	3.5	2.65	2.12	1.43	1.40
595-TLE2062ACD	TLE2062ACD	SOIC-8	2	7/36	0.31	1.8	3.4	4	3.97	3.18	2.15	2.11
595-TLE2062AID	TLE2062AID	SOIC-8	2	7/36	0.31	1.8	3.4	4	4.22	3.37	2.28	2.24
595-TLE2062CD	TLE2062CD	SOIC-8	2	7/36	0.31	1.8	3.4	5	2.89	2.31	1.56	1.53
595-TLE2062CDR	TLE2062CDR	SOIC-8	2	7/36	0.31	1.8	3.4	5	2.41	1.93	1.31	1.27
595-TLE2062ID	TLE2062ID	SOIC-8	2	7/36	0.31	1.8	3.4	5	3.14	2.50	1.69	1.66
595-TLV2774CD	TLV2774CD	SOIC-14	4	2.5/5.5	2	5.1	10.5	2.7	3.69	3.33	3.03	2.74
595-TLV2774CPW	TLV2774CPW	TSSOP-14	4	2.5/5.5	2	5.1	10.5	2.7	3.33	3.03	2.74	2.51
595-TLV2774ID	TLV2774ID	SOIC-14	4	2.5/5.5	2	5.1	10.5	2.7	3.83	3.45	3.14	2.84
595-TLE2064ACD	TLE2064ACD	SOIC-14	4	7/36	0.325	1.8	3.4	6	6.51	5.20	3.51	3.45
595-TLE2064AID	TLE2064AID	SOIC-14	4	7/36	0.325	1.8	3.4	6	6.86	5.49	3.71	3.64
595-TLE2064CD	TLE2064CD	SOIC-14	4	7/36	0.325	1.8	3.4	7	4.70	3.76	2.54	2.48
Micropower												
926-LMP2231AMA/NOPB	LMP2231AMA/NOPB	SOIC-8	1	1.6/5.5	0.016	0.13	0.042	0.15	2.75	2.19	1.49	1.46
926-LMP2231BMFE/NOPB	LMP2231BMFE/NOPB	SOT-23-5	1	1.6/5.5	0.016	0.13	0.042	0.15	2.08	1.66	1.12	1.10
926-LMP2232AMM/NOPB	LMP2232AMM/NOPB	MiniSOIC-8	2	1.6/5.5	0.014	0.13	0.048	0.15	3.54	2.84	1.92	1.87
926-LMP2234AMTE/NOPB	LMP2234AMTE/NOPB	TSSOP-14	4	1.6/5.5	0.01	0.13	0.058	0.15	5.69	4.58	4.16	3.76
926-LMP2234BMA/NOPB	LMP2234BMA/NOPB	SOIC-14	4	1.6/5	0.009	0.13	0.048	0.15	3.54	2.84	1.92	1.87
926-LMP2234BMT/NOPB	LMP2234BMT/NOPB	TSSOP-14	4	1.6/5	0.009	0.13	0.048	0.15	3.54	2.84	1.92	1.87
Rail-to-Rail												
926-LM7321MAX/NOPB	LM7321MAX/NOPB	SOIC-8	1	2.5/32	1.3	20	12.3	6	1.95	1.56	1.05	1.03
926-LMP2011MF/NOPB	LMP2011MF/NOPB	SOT-23-5	1	2.7/5	0.93	3	4	0.025	2.17	1.73	1.17	1.14
926-LMV2011MF/NOPB	LMV2011MF/NOPB	SOT-23-5	1	2.7/5	0.93	3	4	0.025	2.17	1.73	1.17	1.14
926-LMV771MGX/NOPB	LMV771MGX/NOPB	SOT-5	1	2.7/5	0.95	3.5	1.4	0.85	1.08	.867	.585	.574
926-LMP7701MA/NOPB	LMP7701MA/NOPB	SOIC-8	1	2.7/12	0.715	2.5	1	0.2	2.27	1.81	1.22	1.20
926-LMP7701MF/NOPB	LMP7701MF/NOPB	SOT-23-5	1	2.7/12	0.715	2.5	1	0.2	2.27	1.81	1.22	1.20
926-LMP7707MF/NOPB	LMP7707MF/NOPB	SOT-23-5	1	2.7/12	0.75	14	5.6	0.15	2.58	2.07	1.39	1.37
926-LM7322MAX/NOPB	LM7322MAX/NOPB	SOIC-8	2	2.5/32	2.8	20	12.3	6	2.41	1.93	1.31	1.27
926-LMP7702MA/NOPB	LMP7702MA/NOPB	SOIC-8	2	2.7/12	0.75	2.5	1	0.22	2.99	2.39	1.62	1.58
926-LMP7702MM/NOPB	LMP7702MM/NOPB	MiniSOIC-8	2	2.7/12	0.75	2.5	1	0.22	2.99	2.39	1.62	1.58
926-LMP7708MM/NOPB	LMP7708MM/NOPB	MiniSOIC-8	2	2.7/12	0.75	14	5.6	0.15	3.49	2.79	1.88	1.85
926-LMP2014MT/NOPB	LMP2014MT/NOPB	TSSOP-14	4	2.7/5	0.93	3	4	0.025	5.06	4.04	2.73	2.68
926-LMP7704MA/NOPB	LMP7704MA/NOPB	SOIC-14	4	2.7/12	0.725	2.5	1	0.22	4.00	3.20	2.16	2.12
926-LMP7704MT/NOPB	LMP7704MT/NOPB	TSSOP-14	4	2.7/12	0.725	2.5	1	0.22	4.00	3.20	2.16	2.12
926-LMP7709MT/NOPB	LMP7709MT/NOPB	TSSOP-14	4	2.7/12	0.75	14	5.6	0.15	4.79	3.83	2.59	2.54
Wide Bandwidth												
595-OPA322AIDBVT	OPA322AIDBVT	SOT-23-6	1	1.8/5.5	1.9	20	10	2	1.44	1.16	.781	.765
595-OPA377AIDBVT	OPA377AIDBVT	SOT-23-5	1	2.2/5.5	1.05	5.5	2	1	1.11	.886	.598	.586
595-OPA377AIDCKT	OPA377AIDCKT	SC-70-5	1	2.2/5.5	1.05	5.5	2	1	1.11	.886	.598	.586
595-OPA373AIDBVT	OPA373AIDBVT	SOT-6	1	2.3/5.5	0.75	6.5	5	5	1.31	1.18	1.03	.904
595-OPA374AIDBVT	OPA374AIDBVT	SOT-5	1	2.3/5.5	0.75	6.5	5	5	1.31	1.18	1.03	.904
595-OPA374AIDG4	OPA374AIDG4	SOIC-8	1	2.3/5.5	0.75	6.5	5	5	1.26	1.09	.997	.877
595-OPA343NA/250	OPA343NA/250	SOT-5	1	2.5/5.5	1.25	5.5	6	8	1.95	1.69	1.53	1.35
595-TLV2621IDBVT	TLV2621IDBVT	SOT-5	1	2.5/5.5	1	11	9.5	3.5	1.23	1.07	.97	.854
595-OPA301AIDBVT	OPA301AIDBVT	SOT-5	1	2.7/5.5	12	150	80	5	2.17	1.73	1.17	1.14
595-OPA338UA	OPA338UA	SOIC-8	1	2.7/5.5	1	12.5	4.6	3	1.33	1.06	.716	.702
595-OPA341NA/250	OPA341NA/250	SOT-6	1	2.7/5.5	1	5.5	6	6	2.80	2.53	2.30	2.08
595-OPA353UA	OPA353UA	SOIC-8	1	2.7/5.5	8	44	22	8	3.05	2.75	2.50	2.26
595-TLV2460CD	TLV2460CD	SOIC-8	1	2.7/6	0.575	6.4	1.6	2	2.19	1.90	1.72	1.52
595-TLV2461CD	TLV2461CD	SOIC-8	1	2.7/6	0.575	6.4	1.6	2	2.07	1.80	1.63	1.43
595-TLV2461CDBVR	TLV2461CDBVR	SOT-5	1	2.7/6	0.575	6.4	1.6	2	1.52	1.37	1.25	1.13
595-TLV2461IDBVR	TLV2461IDBVR	SOT-5	1	2.7/6	0.575	6.4	1.6	2	1.52	1.37	1.25	1.13
595-OPA743NA/3K	OPA743NA/3K	SOT-5	1	3.5/12	1.5	7	10	7	2.41	2.17	1.97	1.79
595-OPA725AID	OPA725AID	SOIC-8	1	4/12	5.5	20	30	3	2.65	2.12	1.43	1.40
595-OPA725AIDBVT	OPA725AIDBVT	SOT-5	1	4/12	5.5	20	30	3	2.53	2.02	1.37	1.34
595-OPA726AID	OPA726AID	SOIC-8	1	4/12	5.5	20	30	3	3.25	2.60	1.75	1.72
595-TLE2141ACD	TLE2141ACD	SOIC-8	1	4/44	4.4	5.8	45	1	1.56	1.25	.846	.829
595-TLE2141CD	TLE2141CD	SOIC-8	1	4/44	4.4	5.8	45	1.4	1.56	1.25	.846	.829
595-TLE2141ID	TLE2141ID	SOIC-8	1	4/44	4.4	5.8	45	1.4	1.69	1.35	.911	.892
595-TLC070CD	TLC070CD	SOIC-8	1	4.5/16	2.5	10	16	1.9	1.90	1.71	1.55	1.40
595-TLC070IP	TLC070IP	PDIP-8	1	4.5/16	2.5	10	16	1.9	1.66	1.50	1.36	1.23
595-TLC071AID	TLC071AID	SOIC-8	1	4.5/16	2.5	10	16	1.4	1.92	1.66	1.51	1.33
595-TLC071CD	TLC071CD	SOIC-8	1	4.5/16	2.5	10	16	1.9	1.61	1.39	1.26	1.11
595-TLC071CDR	TLC071CDR	SOIC-8	1	4.5/16	2.5	10	16	1.9	1.32	1.14	1.04	.916
595-TLC071CDGN	TLC071CDGN	HTSSOP-8	1	4.5/16	2.5	10	16	1.9	1.42	1.28	1.12	.984
595-TLC071ID	TLC071ID	SOIC-8	1	4.5/16	2.5	10	16	1.9	1.75	1.52	1.39	1.22
595-TLC080CD	TLC080CD	SOIC-8	1	4.5/16	2.5	10	16	1.9	2.19	1.90	1.72	1.52
595-TLC081AID	TLC081AID	SOIC-8	1	4.5/16	2.5	10	16	1.4	2.19	1.90	1.72	1.52
595-TLC081CD	TLC081CD	SOIC-8	1	4.5/16	2.5	10	16	1.9	1.61	1.39	1.26	1.11
595-TLC081ID	TLC081ID	SOIC-8	1	4.5/16	2.5	10	16	1.9	1.75	1.52	1.39	1.22
595-TLE2071ACD	TLE2071ACD	SOIC-8	1	4.5/38	2.2	9.4	35	2	2.04	1.64	1.10	1.08
595-TLE2071CD	TLE2071CD	SOIC-8	1	4.5/38	2.2	9.4	35	4	1.44	1.16	.781	.765
595-TLE2071ID	TLE2071ID	SOIC-8	1	4.5/38	2.2	9.4	35	4	1.93	1.54	1.04	1.02
595-OPA134UA	OPA134UA	SOIC-8	1	5/36	5	8	20	2	2.91	2.62	2.39	2.16
595-OPA1641AIDGKT	OPA1641AIDGKT	MSOP-8	1	5/36	2.3	11	20	-	2.77	2.21	1.50	1.47
595-TLE2161ACD	TLE2161ACD	SOIC-8	1	7/36	0.325	5.8	10	2.6	1.56	1.25	.846	.829
595-TLE2161CD	TLE2161CD	SOIC-8	1	7/36	0.325	5.8	10	3.1	1.69	1.35	.911	.892
595-TLV2782CDGK	TLV2782CDGK	VSSOP-8	2	1.8/3.6	0.82	8	4.3	3	2.53	2.30	2.08	1.92
595-OPA2322AIDGKT	OPA2322AIDGKT	MSOP-8	2	1.8/5.5	1.8	20	10	1.5	2.04	1.64	1.10	1.08
595-OPA2322AIDRGT	OPA2322AIDRGT	SON-8	2	1.8/5.5	1.8	20	10	1.5	2.04	1.64	1.10	1.08
595-OPA2363IDGST	OPA2363IDGST	VSSOP-10	2	1.8/5.5	0.75	7	5	0.9	3.83	3.45	3.14	2.84
595-OPA2364AIDGKT	OPA2364AIDGKT	VSSOP-8	2	1.8/5.5	0.75	7	5	0.9	2.80	2.53	2.30	2.08
595-OPA2364AIDR	OPA2364AIDR	SOIC-8	2	1.8/5.5	0.75	7	5	0.9	2.41	2.17	1.97	1.79
595-OPA2377AID	OPA2377AID	SOIC-8	2	2.2/5.5	1.05	5.5	2	1	1.81	1.44	.976	.957
595-OPA2374AIDCNT	OPA2374AIDCNT	SSOP-8	2	2.3/5.5	0.75	6.5	5	5	2.19	1.90	1.72	1.52
595-OPA2343EA/2K5	OPA2343EA/2K5	MSOP-8	2	2.5/5.5	1.25	5.5	6	8	2.25	2.02	1.84	1.67
595-OPA2343UA	OPA2343UA	SOIC-8	2	2.5/5.5	1.25	5.5	6	8	3.00	2.59	2.35	2.08
595-OPA2301AID	OPA2301AID	SOIC-8	2	2.7/5.5	12	150	80	5	2.89	2.31	1.56	1.53
595-OPA2301AIDGKT	OPA2301AIDGKT	VSSOP-8	2	2.7/5.5	12	150	80	5	2.77	2.21	1.50	1.47
595-OPA2338UA	OPA2338UA	SOIC-8	2	2.7/5.5	1	12.5	4.6	3	1.69	1.35	.911	.892
595-OPA2353UA	OPA2353UA	SOIC-8	2	2.7/5.5	8	44	22	8	5.22	4.70	4.28	3.86
595-TLV2462AID	TLV2462AID	SOIC-8	2	2.7/6	0.575	5.2	1.6	1.5	3.32	2.99	2.72	2.46
595-TLV2462CD	TLV2462CD	SOIC-8	2	2.7/6	0.575	6.4	1.6	2	2.93	2.54	2.31	2.03
595-TLV2462CDR	TLV2462CDR	SOIC-8	2	2.7/6	0.575	6.4	1.6	2	2.34	2.03	1.85	1.63
595-TLV2462ID	TLV2462ID	SOIC-8	2	2.7/6	0.575	6.4	1.6	2	2.93	2.54	2.31	2.03
595-TLV2462IDGKR	TLV2462IDGKR	VSSOP-8	2	2.7/6	0.575	6.4	1.6	2	2.49	2.16	1.97	1.73

© Copyright 2013 Mouser Electronics
© Copyright 2013 Mouser Electronics

TEXAS INSTRUMENTS Amplifiers

RoHS Compliant This product is RoHS compliant.

PRECISION AMPLIFIERS (CONT.)

For quantities greater than listed, call for quote.

MOUSER STOCK NO.	Texas Instruments Part No.	Package	No. of Channels	Total Supply Voltage Min./Max. (+5V=5, ±5V=10)	I_q per Channel (Max.) (mA)	GBW (Typ.) (MHz)	Slew Rate (Typ.) (V/us)	V_{IO} (25°C) (Max.) (mV)	Price Each 1	25	100	250
Wide Bandwidth (Cont.)												
595-OPA2725AIDGKT	OPA2725AIDGKT	VSSOP-8	2	4/12	5.5	20	30	5	4.70	3.76	2.54	2.48
595-OPA2743EA/250	OPA2743EA/250	VSSOP-8	2	4/12	1.5	7	10	7	4.44	4.00	3.64	3.28
595-OPA2743UA	OPA2743UA	SOIC-8	2	4/12	1.5	7	10	7	4.71	4.24	3.86	3.49
595-TLE2142ACD	TLE2142ACD	SOIC-8	2	4/44	4.4	5.8	45	1.5	3.97	3.18	2.15	2.11
595-TLE2142AID	TLE2142AID	SOIC-8	2	4/44	4.4	5.8	45	1.5	4.10	3.27	2.21	2.17
595-TLE2142CD	TLE2142CD	SOIC-8	2	4/44	4.4	5.8	45	1.9	2.53	2.02	1.37	1.34
595-TLE2142ID	TLE2142ID	SOIC-8	2	4/44	4.4	5.8	45	1.9	2.77	2.21	1.50	1.47
595-TLC072AID	TLC072AID	SOIC-8	2	4.5/16	2.5	10	16	1.4	2.65	2.30	2.09	1.84
595-TLC072CD	TLC072CD	SOIC-8	2	4.5/16	2.5	10	16	1.9	2.34	2.03	1.85	1.63
595-TLC072CDGN	TLC072CDGN	HTSSOP-8	2	4.5/16	2.5	10	16	1.9	2.34	2.03	1.85	1.63
595-TLC072CDR	TLC072CDR	SOIC-8	2	4.5/16	2.5	10	16	1.9	1.80	1.62	1.47	1.33
595-TLC072ID	TLC072ID	SOIC-8	2	4.5/16	2.5	10	16	1.9	2.49	2.16	1.97	1.73
595-TLC082AID	TLC082AID	SOIC-8	2	4.5/16	2.5	10	16	1.4	2.30	2.08	1.88	1.70
595-TLC082CD	TLC082CD	SOIC-8	2	4.5/16	2.5	10	16	1.9	2.34	2.03	1.85	1.63
595-TLC082CDGN	TLC082CDGN	HTSSOP-8	2	4.5/16	2.5	10	16	1.9	2.34	2.03	1.85	1.63
595-TLC082ID	TLC082ID	SOIC-8	2	4.5/16	2.5	10	16	1.9	2.49	2.16	1.97	1.73
595-TLC082IDGN	TLC082IDGN	HTSSOP-8	2	4.5/16	2.5	10	16	1.9	2.16	1.95	1.78	1.61
595-TLE2072ACD	TLE2072ACD	SOIC-8	2	4.5/38	1.8	9.4	35	3.5	2.89	2.31	1.56	1.53
595-TLE2072AID	TLE2072AID	SOIC-8	2	4.5/38	1.8	9.4	35	3.5	3.62	2.89	1.95	1.92
595-TLE2072CD	TLE2072CD	SOIC-8	2	4.5/38	1.8	9.4	35	6	2.77	2.21	1.50	1.47
595-TLE2072CDR	TLE2072CDR	SOIC-8	2	4.5/38	1.8	9.4	35	6	2.41	1.93	1.31	1.27
595-TLE2072ID	TLE2072ID	SOIC-8	2	4.5/38	1.8	9.4	35	6	3.01	2.41	1.63	1.59
595-TLE2082ACD	TLE2082ACD	SOIC-8	2	4.5/38	1.8	9.4	35	4	2.89	2.31	1.56	1.53
595-TLE2082CD	TLE2082CD	SOIC-8	2	4.5/38	1.8	9.4	35	6	2.65	2.12	1.43	1.40
595-TLE2082ID	TLE2082ID	SOIC-8	2	4.5/38	1.8	9.4	35	6	2.77	2.21	1.50	1.47
595-OPA1602AID	OPA1602AID	SOIC-8	2	5/36	3.2	35	20	-	4.22	3.37	2.28	2.24
595-OPA2134UA	OPA2134UA	SOIC-8	2	5/36	5	8	20	2	3.37	3.04	2.76	2.49
595-SN412008DRE4	SN412008DRE4	SOIC-8	2	5/36	5	8	20	2	2.53	2.30	2.08	1.92
595-OPA2604AU	OPA2604AU	SOIC-8	2	9/48	6	20	25	5	5.54	4.43	3.00	2.93
595-OPA4364AID	OPA4364AID	SOIC-14	4	1.8/5.5	0.75	7	5	2.5	4.33	3.91	3.55	3.21
595-OPA4364AIPWT	OPA4364AIPWT	TSSOP-14	4	1.8/5.5	0.75	7	5	2.5	4.07	3.66	3.33	3.01
595-OPA4322AIPW	OPA4322AIPW	TSSOP-14	4	1.8/5.5	1.65	20	10	2.0	2.77	2.21	1.50	1.47
595-OPA4322SAIPW	OPA4322SAIPW	TSSOP-16	4	1.8/5.5	1.65	20	10	2	2.77	2.21	1.50	1.47
595-OPA4377AIPW	OPA4377AIPW	TSSOP-14	4	2.2/5.5	1.05	5.5	2	1	2.65	2.12	1.43	1.40
595-OPA4374AIPWT	OPA4374AIPWT	TSSOP-14	4	2.3/5.5	0.75	6.5	5	5	2.80	2.53	2.30	2.08
595-OPA4343NA/250	OPA4343NA/250	TSSOP-14	4	2.5/5.5	1.25	5.5	6	8	4.71	4.24	3.86	3.49
595-OPA4353UA	OPA4353UA	SOIC-14	4	2.7/5.5	8	44	22	8	6.87	6.25	5.65	5.19
595-TLV2464CD	TLV2464CD	SOIC-14	4	2.7/6	0.575	6.4	1.6	2	3.18	2.87	2.61	2.35
595-TLV2464CDR	TLV2464CDR	SOIC-14	4	2.7/6	0.575	6.4	1.6	2	2.41	2.19	1.98	1.82
595-TLV2464CPW	TLV2464CPW	TSSOP-14	4	2.7/6	0.575	6.4	1.6	2	3.18	2.87	2.61	2.35
595-TLV2464ID	TLV2464ID	SOIC-14	4	2.7/6	0.575	6.4	1.6	2	2.99	2.72	2.46	2.26
595-OPA4743UA	OPA4743UA	SOIC-14	4	3.5/12	1.5	7	10	7	8.43	6.74	4.56	4.46
595-TLC074CD	TLC074CD	SOIC-14	4	4.5/16	2.5	10	16	1.9	2.91	2.62	2.39	2.16
595-TLC084AID	TLC084AID	SOIC-14	4	4.5/16	2.5	10	16	1.4	3.18	2.87	2.61	2.35
595-TLC084CD	TLC084CD	SOIC-14	4	4.5/16	2.5	10	16	1.9	2.91	2.62	2.39	2.16
595-TLC084ID	TLC084ID	SOIC-14	4	4.5/16	2.5	10	16	1.9	3.05	2.75	2.50	2.26
595-TLE2074CDW	TLE2074CDW	SOIC-16	4	4.5/38	1.875	9.4	35	5	5.54	4.43	3.00	2.93
595-TLE2084CDW	TLE2084CDW	SOIC-16	4	4.5/38	1.875	9.4	35	7	5.06	4.04	2.73	2.68
595-OPA1644AID	OPA1644AID	TSSOP-14	4	5/36	2.3	11	20	3.5	5.66	4.53	3.06	3.00
595-OPA4132UA	OPA4132UA	SOIC-14	4	5/36	4.8	8	20	2	13.12	10.50	7.09	6.96
595-OPA4134UA	OPA4134UA	SOIC-14	4	5/36	5	8	20	2	5.40	4.87	4.43	4.00

STANDARD LINEAR AMPLIFIERS

For quantities greater than listed, call for quote.

MOUSER STOCK NO.	Texas Instruments Part No.	Package	No. of Channels	Total Supply Voltage Min./Max. (+5V=5, ±5V=10)	I_q per Channel (Max.) (mA)	GBW (Typ.) (MHz)	Slew Rate (Typ.) (V/us)	V_{IO} (25°C) (Max.) (mV)	Price Each 1	25	100	250
926-LM10CN/NOPB	LM10CN/NOPB	DIP-8	1	1.1/45	0.28	0.09	0.2	2	3.07	2.48	2.24	1.98
926-LM10CWM/NOPB	LM10CWM/NOPB	SOIC-14	1	1.1/45	0.28	0.09	0.2	2	2.92	2.35	2.12	1.88
926-LM10CLN/NOPB	LM10CLN/NOPB	DIP-8	1	1.1/7	0.3	0.09	0.2	4	3.31	2.68	2.41	2.14
926-LMP2231AMFE/NOPB	LMP2231AMFE/NOPB	SOT-23	1	1.6/5.5	0.016	0.13	0.042	150	3.41	2.75	2.50	2.26
926-LPV521MGE/NOPB	LPV521MGE/NOPB	SC-70-5	1	1.6/5.5	0.0004	0.0062	0.0024	1	1.18	.944	.638	.625
926-LM7301IM5	LM7301IM5	SOT-23	1	1.8/32	1.1	4	1.25	8	1.93	1.54	1.04	1.02
926-LMV793MA/NOPB	LMV793MA/NOPB	SOIC-8	1	1.8/5	1.15	88	28	1.35	1.44	1.16	.781	.765
926-LMV931MFX/NOPB	LMV931MFX/NOPB	SOT-23	1	1.8/5	0.21	1.4	0.42	6	.96	.77	.52	.51
926-LMV931MF/NOPB	LMV931MF/NOPB	SOT-23-5	1	1.8/5.5	0.116	1.5	0.42	4	.96	.77	.52	.51
926-LMV931MG/NOPB	LMV931MG/NOPB	SC-70-5	1	1.8/5.5	0.116	1.5	0.42	4	.96	.77	.52	.51
926-LMV981TL/NOPB	LMV981TL/NOPB	MicroSMD-6	1	1.8/5.5	0.116	1.5	0.42	4	1.14	.916	.618	.607
926-LM7301IM/NOPB	LM7301IM/NOPB	SOIC-8	1	2.2/30	0.6	4	1.25	6	1.93	1.54	1.04	1.02
926-LM7301IM5/NOPB	LM7301IM5/NOPB	SOT-23-5	1	2.2/30	0.6	4	1.25	6	1.93	1.54	1.04	1.02
926-LMV721M5/NOPB	LMV721M5/NOPB	SOT-23-5	1	2.2/5.5	1.03	10	5.25	3	1.11	.886	.598	.586
926-LMV721M7/NOPB	LMV721M7/NOPB	SC-70-5	1	2.2/5.5	1.03	10	5.25	3	1.11	.886	.598	.586
926-LMV721M7X/NOPB	LMV721M7X/NOPB	SC-70	1	2.2/5.5	1.4	10	5.25	3.5	1.11	.886	.598	.586
926-LM8261M5/NOPB	LM8261M5/NOPB	SOT-23-5	1	2.5/30	0.97	21	12	5	2.19	1.75	1.19	1.16
926-LM7321MA/NOPB	LM7321MA/NOPB	SOIC-8	1	2.5/32	1.7	16	18	6	1.95	1.56	1.05	1.03
926-LM7321MF/NOPB	LM7321MF/NOPB	SOT-23-5	1	2.5/32	1.7	16	18	6	1.95	1.56	1.05	1.03
926-LMV821M5/NOPB	LMV821M5/NOPB	SOT-23-5	1	2.5/5.5	0.3	5.6	2	4	.94	.751	.507	.498
926-LMV821M7/NOPB	LMV821M7/NOPB	SC-70-5	1	2.5/5.5	0.3	5.6	2	3.5	.96	.77	.52	.51
595-LMV341IDBVR	LMV341IDBVR	SOT-23-6	1	2.5/5.5	0.17	1	1	4	.75	.684	.579	.509
926-LMV710M5/NOPB	LMV710M5/NOPB	SOT-23-5	1	2.7/5	1.17	5	5	3	1.22	.974	.853	.748
926-LMV651MF/NOPB	LMV651MF/NOPB	SOT-23-5	1	2.7/5.5	0.11	12	15	1.5	.92	.732	.494	.485
926-LMV651MG/NOPB	LMV651MG/NOPB	SC-70-5	1	2.7/5.5	0.11	12	2.8	1.5	.92	.732	.494	.485
926-LMV831MG/NOPB	LMV831MG/NOPB	SC-70	1	2.7/5.5	0.52	3.3	2	1	1.25	1.00	.676	.663
926-LMV321M5/NOPB	LMV321M5/NOPB	SOT-23-5	1	2.7/5.5	0.13	1	1	7	.89	.696	.608	.528
926-LMV341MG/NOPB	LMV341MG/NOPB	SC-70-6	1	2.7/5.5	0.107	1	1	4	.70	.559	.378	.37
926-LMV321M7/NOPB	LMV321M7/NOPB	SC-70-5	1	2.7/5.5	0.13	1	1	7	.93	.729	.637	.552
926-LMV551MF/NOPB	LMV551MF/NOPB	SOT-23-5	1	2.7/5.5	0.037	3	1	3	.96	.77	.52	.51
926-LMV551MG/NOPB	LMV551MG/NOPB	SC-70-5	1	2.7/5.5	0.037	3	1	3	.96	.77	.52	.51
595-LMV321IDBVR	LMV321IDBVR	SOT-23-5	1	2.7/5.5	0.17	1	1	7	.64	.581	.491	.433
595-LMV321IDCKR	LMV321IDCKR	SC-70-5	1	2.7/5.5	0.17	1	1	7	.64	.581	.491	.433
926-LMC8101TP/NOPB	LMC8101TP/NOPB	MicroSMD-8	1	2.7/10	0.7	1	1	5	1.46	1.17	1.02	.898
926-LMC7111BIM5/NOPB	LMC7111BIM5/NOPB	SOT-23-5	1	2.7/11	0.025	0.05	0.027	7	.92	.732	.494	.485
926-LMC7111BIM5XNOPB	LMC7111BIM5X/NOPB	SOT-23-5	1	2.7/11	0.025	0.05	0.027	7	.92	.732	.494	.485
926-LMV641MG/NOPB	LMV641MG/NOPB	SC-70	1	2.7/12	0.19	10	2.6	7.5	1.42	1.13	.768	.752
926-LMV116MF/NOPB	LMV116MF/NOPB	SOT-23-5	1	2.7/12	0.6	45	40	5	1.13	.905	.612	.599

© Copyright 2013 Mouser Electronics
© Copyright 2013 Mouser Electronics

TEXAS INSTRUMENTS Amplifiers

RoHS Compliant This product is RoHS compliant.

STANDARD LINEAR AMPLIFIERS (CONT.)

For quantities greater than listed, call for quote.

MOUSER STOCK NO.	Texas Instruments Part No.	Package	No. of Channels	Total Supply Voltage Min./Max. (+5V=5, ±5V=10)	I_q per Channel (Max.) (mA)	GBW (Typ.) (MHz)	Slew Rate (Typ.) (V/us)	V_{IO} (25°C) (Max.) (mV)	Price Each 1	25	100	250
926-LMV841MG/NOPB	LMV841MG/NOPB	SC-70-5	1	2.7/12	1.02	4.5	2.5	0.5	1.62	1.29	.872	.855
926-LMV641MGE/NOPB	LMV641MGE/NOPB	SC-70-5	1	2.7/12	0.158	10	1.6	0.5	1.42	1.13	.768	.752
926-LPV511MG/NOPB	LPV511MG/NOPB	SC-70-5	1	2.7/12	0.00097	0.027	0.0077	3	1.08	.867	.585	.574
926-LMC7101AIM5/NOPB	LMC7101AIM5/NOPB	SOT-23-5	1	2.7/15.5	0.5	1.1	1.1	3	.87	.693	.469	.459
926-LMC7101AIM5XNOPB	LMC7101AIM5X/NOPB	SOT-23-5	1	2.7/15.5	0.5	1.1	1.1	3	.87	.693	.469	.459
926-LMC7101BIM5/NOPB	LMC7101BIM5/NOPB	SOT-23-5	1	2.7/15.5	0.5	1.1	1.1	7	.67	.539	.365	.357
926-LMC7101BIM5XNOPB	LMC7101BIM5X/NOPB	SOT-23-5	1	2.7/15.5	0.5	1.1	1.1	7	.67	.539	.365	.357
926-LMC7101QM5/NOPB	LMC7101QM5/NOPB	SOT-23-5	1	2.7/15.5	0.5	1.1	1.1	7	.98	.79	.534	.523
926-LMC7101BIM5	LMC7101BIM5	SOT-23	1	2.7/15.5	0.85	1	1	9	.67	.539	.365	.357
595-OPA237NA/250	OPA237NA/250	SOT-5	1	2.7/36	0.35	1.5	0.5	0.75	1.44	1.16	.781	.765
595-OPA237NA/250E4	OPA237NA/250E4	SOT-23-5	1	2.7/36	0.35	1.5	0.5	0.75	1.44	1.16	.781	.765
595-OPA237UA	OPA237UA	SOIC-8	1	2.7/36	0.35	1.5	0.5	0.75	1.44	1.16	.781	.765
595-TLC271AID	TLC271AID	SOIC-8	1	3/16	1.6	1.7	3.6	5	1.01	.914	.80	.702
595-TLC271CD	TLC271CD	SOIC-8	1	3/16	1.6	1.7	3.6	10	.84	.755	.661	.58
595-TLC271CDR	TLC271CDR	SOIC-8	1	3/16	1.6	1.7	3.6	10	.70	.631	.551	.484
595-TLC271CP	TLC271CP	PDIP-8	1	3/16	1.6	1.7	3.6	10	.79	.718	.608	.535
595-TLC271CPWR	TLC271CPWR	TSSOP-8	1	3/16	1.6	1.7	3.6	10	.79	.718	.608	.535
595-TLC271ID	TLC271ID	SOIC-8	1	3/16	1.6	1.7	3.6	10	.87	.789	.69	.606
595-TLC271IP	TLC271IP	PDIP-8	1	3/16	1.6	1.7	3.6	10	.84	.755	.639	.563
595-TS321IDBVR	TS321IDBVR	SOT-23-5	1	3/30	1	0.8	0.4	4	.75	.684	.579	.509
926-LM321MF/NOPB	LM321MF/NOPB	SOT-23-5	1	3/32	0.45	1	0.5	7	.87	.609	.522	.452
926-LM321MFX/NOPB	LM321MFX/NOPB	SOT-23-5	1	3/32	0.45	1	0.5	7	.87	.609	.522	.452
926-LM611IM/NOPB	LM611IM/NOPB	SOIC-14	1	4/36	0.21	0.5	0.7	5	2.53	2.03	1.83	1.63
926-LMC6001BIN/NOPB	LMC6001BIN/NOPB	DIP-8	1	4.5/15.5	0.45	1.3	1.5	1	13.16	10.79	9.73	8.96
926-LMC6081AIM/NOPB	LMC6081AIM/NOPB	SOIC-8	1	4.5/15.5	0.45	1.3	1.5	0.35	2.19	1.75	1.19	1.16
926-LMC6081IM/NOPB	LMC6081IM/NOPB	SOIC-8	1	4.5/15.5	0.45	1.3	1.5	0.8	2.00	1.59	1.08	1.06
926-LMC6081IN/NOPB	LMC6081IN/NOPB	DIP-8	1	4.5/15.5	0.45	1.3	1.5	0.8	2.19	1.75	1.19	1.16
926-LMC6041AIM/NOPB	LMC6041AIM/NOPB	SOIC-8	1	4.5/15.5	0.014	0.075	0.02	3	2.48	2.01	1.81	1.61
926-LMC6041IN/NOPB	LMC6041IN/NOPB	DIP-8	1	4.5/15.5	0.014	0.075	0.02	6	1.75	1.41	1.27	1.13
926-LMC6061AIM/NOPB	LMC6061AIM/NOPB	SOIC-8	1	4.5/15.5	0.02	0.1	0.035	0.35	1.47	1.18	.794	.778
926-LMC6061IM/NOPB	LMC6061IM/NOPB	SOIC-8	1	4.5/15.5	0.02	0.1	0.035	0.8	1.33	1.06	.716	.702
926-LMC6001AIN/NOPB	LMC6001AIN/NOPB	DIP-8	1	4.5/15.5	0.45	1.3	1.5	0.35	19.02	16.00	14.72	13.42
595-OPA137NA/250	OPA137NA/250	SOT-23-5	1	4.5/36	0.27	1	3.5	3	1.69	1.35	.911	.892
926-LPC661IM/NOPB	LPC661IM/NOPB	SOIC-8	1	5/15	0.055	0.35	0.11	6	1.56	1.25	.846	.829
926-LM6211MF/NOPB	LM6211MF/NOPB	SOT-23-5	1	5/24	0.96	17	5.5	2.5	2.48	1.98	1.34	1.32
595-OP07CD	OP07CD	SOIC-8	1	6/36	5	0.6	0.3	0.15	.90	.821	.694	.611
595-OP07DP	OP07DP	PDIP-8	1	6/36	5	0.6	0.3	0.15	1.09	.989	.866	.76
595-TL061CD	TL061CD	SOIC-8	1	7/36	0.25	1	3.5	15	.63	.556	.462	.406
595-TL061IDR	TL061IDR	SOIC-8	1	7/36	0.25	1	3.5	15	.49	.449	.382	.336
595-TL071CD	TL071CD	SOIC-8	1	7/36	2.5	3	13	10	.52	.463	.385	.338
595-TL071CP	TL071CP	PDIP-8	1	7/36	2.5	3	13	10	.57	.502	.417	.366
595-TL071CPSR	TL071CPSR	SOP-8	1	7/36	2.5	3	13	10	.42	.375	.318	.28
595-TL071ID	TL071ID	SOIC-8	1	7/36	2.5	3	13	10	.57	.502	.417	.366
595-TL081ACD	TL081ACD	SOIC-8	1	7/36	2.8	3	13	6	.88	.791	.692	.608
595-TL081BCD	TL081BCD	SOIC-8	1	7/36	2.8	3	13	3	1.00	.899	.786	.69
595-TL081CD	TL081CD	SOIC-8	1	7/36	2.8	3	13	15	.52	.463	.385	.338
595-TL081ID	TL081ID	SOIC-8	1	7/36	2.8	3	13	15	.57	.502	.417	.366
595-UA741CP	UA741CP	PDIP-8	1	7/36	2.8	1	0.5	6	.51	.452	.376	.33
595-UA741CPE4	UA741CPE4	PDIP-8	1	7/36	2.8	1	0.5	6	.51	.452	.376	.33
595-TL031CD	TL031CD	SOIC-8	1	10/30	0.28	1.1	5.1	1.5	.63	.575	.486	.428
595-TL031CP	TL031CP	PDIP-8	1	10/30	0.28	1.1	5.1	1.5	.58	.526	.445	.393
595-TL051ACD	TL051ACD	SOIC-8	1	10/30	3.2	3.1	20	0.8	3.21	2.89	2.63	2.38
595-TL051CD	TL051CD	SOIC-8	1	10/30	3.2	3.1	20	1.5	.63	.575	.486	.428
595-NE5534D	NE5534D	SOIC-8	1	10/30	8	10	13	4	1.00	.899	.786	.69
595-SA5534AD	SA5534AD	SOIC-8	1	10/30	8	10	13	4	1.21	1.09	.954	.838
926-LM301AH/NOPB	LM301AH/NOPB	TO-99	1	10/36	1.8	1	0.5	7.5	8.93	7.32	6.60	6.08
926-LM741CH/NOPB	LM741CH/NOPB	TO-99	1	10/36	1.7	1	0.5	6	8.90	7.30	6.59	6.06
926-LM741CN/NOPB	LM741CN/NOPB	DIP-8	1	10/36	1.7	1	0.5	6	.74	.58	.506	.44
926-LF356M/NOPB	LF356M/NOPB	SOIC-8	1	10/36	5	5	12	10	1.04	.808	.705	.613
926-LF356N/NOPB	LF356N/NOPB	DIP-8	1	10/36	5	5	12	10	.95	.761	.667	.584
926-LF411CN/NOPB	LF411CN/NOPB	DIP-8	1	10/36	1.8	4	15	2	1.35	1.08	.944	.828
926-LF411ACN/NOPB	LF411ACN/NOPB	DIP-8	1	10/44	1.8	4	15	0.5	5.54	4.46	4.06	3.66
926-LM675T/NOPB	LM675T/NOPB	TO-220-5	1	10/60	18	5.5	8	10	5.24	4.22	3.84	3.46
595-OPA454AIDDA	OPA454AIDDA	HSOP-8	1	10/100	4	2.5	13	4	7.95	6.36	4.29	4.21
595-TLC252CD	TLC252CD	SOIC-8	2	1.4/16	1.6	1.7	3.6	10	4.57	4.12	3.75	3.39
926-LMC6442AIM/NOPB	LMC6442AIM/NOPB	SOIC-8	2	1.8/11	0.00095	0.01	0.0041	3	2.31	1.85	1.25	1.22
926-LMC6442IM/NOPB	LMC6442IM/NOPB	SOIC-8	2	1.8/11	0.00095	0.01	0.0041	7	2.10	1.68	1.13	1.11
926-LMC6442IN/NOPB	LMC6442IN/NOPB	DIP-8	2	1.8/11	0.00095	0.01	0.0041	7	2.46	1.97	1.33	1.31
926-LM6142AIM/NOPB	LM6142AIM/NOPB	SOIC-8	2	1.8/24	0.65	17	25	1	5.66	4.53	3.06	3.00
926-LM6142BIM/NOPB	LM6142BIM/NOPB	SOIC-8	2	1.8/24	0.65	17	25	2.5	3.62	2.89	1.95	1.92
926-LM6142BIN/NOPB	LM6142BIN/NOPB	DIP-14	2	1.8/24	0.65	17	25	2.5	3.62	2.89	1.95	1.92
926-LM6142BIMX/NOPB	LM6142BIMX/NOPB	SOIC-8	2	1.8/24	1.6	17	25	3.3	3.62	2.89	1.95	1.92
926-LMV792MM/NOPB	LMV792MM/NOPB	MiniSOIC-8	2	1.8/5	1.3	17	9.5	1.35	1.54	1.23	.832	.816
926-LMV932MA/NOPB	LMV932MA/NOPB	SOIC-8	2	1.8/5.5	0.116	1.5	0.42	5.5	1.21	.963	.651	.638
926-LMV932MM/NOPB	LMV932MM/NOPB	MiniSOIC-8	2	1.8/5.5	0.116	1.5	0.42	5.5	1.21	.963	.651	.638
926-LM2904M/NOPB	LM2904M/NOPB	SOIC-8	2	3/26	0.25	1	0.1	7	.88	.686	.598	.52
926-LM2904MX/NOPB	LM2904MX/NOPB	SOIC-8	2	3/26	0.25	1	0.1	7	.88	.686	.598	.52
926-LM358AM/NOPB	LM358AM/NOPB	SOIC-8	2	3/32	0.25	1	0.1	3	.92	.719	.627	.545
926-LM358AMX/NOPB	LM358AMX/NOPB	SOIC-8	2	3/32	0.25	1	0.1	3	.92	.719	.627	.545
926-LM358AN/NOPB	LM358AN/NOPB	DIP-8	2	3/32	0.25	1	0.1	3	1.03	.805	.703	.61
926-LM358M/NOPB	LM358M/NOPB	SOIC-8	2	3/32	0.25	1	0.1	7	.88	.683	.596	.518
926-LM358MX/NOPB	LM358MX/NOPB	SOIC-8	2	3/32	0.25	1	0.1	7	.88	.683	.596	.518
926-LM358N/NOPB	LM358N/NOPB	DIP-8	2	3/32	0.25	1	0.1	7	.98	.768	.671	.583
926-LPC662AIM/NOPB	LPC662AIM/NOPB	SOIC-8	2	5/15	0.043	0.35	0.11	3	2.48	1.98	1.34	1.32
926-LM1458M/NOPB	LM1458M/NOPB	SOIC-8	2	6/36	1.5	1	0.5	6	1.04	.812	.708	.615
926-LM1458N/NOPB	LM1458N/NOPB	DIP-8	2	6/36	1.5	1	0.5	6	1.04	.834	.729	.64
926-LF442CN/NOPB	LF442CN/NOPB	DIP-8	2	6/36	0.2	1	1	5	1.47	1.18	1.03	.90
926-LF442ACN/NOPB	LF442ACN/NOPB	DIP-8	2	6/44	0.15	1	1	1	5.24	4.22	3.84	3.46
926-LM7372IMA/NOPB	LM7372IMA/NOPB	SOIC-16	2	9/36	6.5	120	3000	8	4.53	3.62	2.45	2.40
926-LM7372MR/NOPB	LM7372MR/NOPB	SOP-8	2	9/36	6.5	120	3000	8	4.53	3.62	2.45	2.40
595-TL022CP	TL022CP	PDIP-8	2	10/30	0.125	0.5	0.5	5	.78	.712	.601	.53
595-TL032CD	TL032CD	SOIC-8	2	10/30	0.28	1.1	5.1	1.5	.72	.656	.555	.489
595-RC4558P	RC4558P	PDIP-8	2	10/30	2.8	3	1.7	6	.36	.308	.243	.201
595-RC4558PE4	RC4558PE4	PDIP-8	2	10/30	2.8	3	1.7	6	.36	.308	.243	.201
595-TL052CD	TL052CD	SOIC-8	2	10/30	2.8	3	20.7	1.5	.72	.656	.555	.489
595-NE5532P	NE5532P	PDIP-8	2	10/30	4	10	9	4	.95	.857	.75	.658
595-NE5532PE4	NE5532PE4	PDIP-8	2	10/30	4	10	9	4	.95	.857	.75	.658

© Copyright 2013 Mouser Electronics
© Copyright 2013 Mouser Electronics

TEXAS INSTRUMENTS Amplifiers

RoHS Compliant This product is RoHS compliant.

STANDARD LINEAR AMPLIFIERS (CONT.)

For quantities greater than listed, call for quote.

MOUSER STOCK NO.	Texas Instruments Part No.	Package	No. of Channels	Total Supply Voltage Min./Max. (+5V=5, ±5V=10)	I_q per Channel (Max.) (mA)	PRODUCT NEW GBW (Typ.) (MHz)	Slew Rate (Typ.) (V/us)	V_{IO} (25°C) (Max.) (mV)	Price Each 1	25	100	250
926-LF412CN/NOPB	LF412CN/NOPB	DIP-8	2	10/36	1.8	4	15	3	1.63	1.31	1.14	1.00
926-LM833MX/NOPB	LM833MX/NOPB	SOIC-8	2	10/36	2.5	15	7	5	.96	.752	.657	.57
926-LM833N/NOPB	LM833N/NOPB	DIP-8	2	10/36	2.5	15	7	5	1.03	.798	.697	.606
926-LM13700M/NOPB	LM13700M/NOPB	SOIC-16	2	10/36	1.3	2	50	4	1.21	.965	.844	.74
926-LF353M/NOPB	LF353M/NOPB	SOIC-8	2	10/36	1.8	4	13	10	1.06	.852	.745	.654
926-LF353MX/NOPB	LF353MX/NOPB	SOIC-8	2	10/36	1.8	4	13	10	1.06	.852	.745	.654
926-LF353N/NOPB	LF353N/NOPB	DIP-8	2	10/36	1.8	4	13	10	1.12	.902	.79	.692
595-LM833DGKR	LM833DGKR	MSOP-8	2	10/36	2.5	16	7	2	.72	.649	.55	.484
926-LF412ACN/NOPB	LF412ACN/NOPB	DIP-8	2	10/45	1.8	4	15	1	4.56	3.66	3.33	3.01

FULLY DIFFERENTIAL ISOLATION AMPLIFIERS

PRODUCT NEW

For quantities greater than listed, call for quote.

MOUSER STOCK NO.	Texas Instruments Part No.	Package	No. of Channels	Architecture	Analog V_S (Min./Max.)	Digital V_S (Min./Max.)	INL (+/-) (Max.) (%)	Power Consumption (Typ) (mW)	Price Each 1	25	100	250
595-AMC1200SDUBR	AMC1200SDUBR	SOP-8	1	Delta-Sigma	4.5/5.5	2.7/5.5	0.05	82.5	5.30	4.24	2.87	2.80
595-AMC1100DUB	AMC1100DUB	SOP-8	1	Isolated	4.5/5.5	2.7/5.5	0.05	82.5	5.30	4.24	2.87	2.80

FULLY DIFFERENTIAL AMPLIFIERS

For quantities greater than listed, call for quote.

MOUSER STOCK NO.	Texas Instruments Part No.	Package	No. of Channels	Total Supply Voltage Min./Max. (+5V=5, ±5V=10)	I_q per Channel (Max.) (mA)	GBW (Typ.) (MHz)	Slew Rate (Typ.) (V/us)	I_O (Typ.) (mA)	Price Each 1	25	100	250
595-THS4531ID	THS4531ID	VSSOP-8	1	2.5/5.5	0.25	36	220	26	3.25	2.60	1.75	1.72
595-THS4531IDGK	THS4531IDGK	VSSOP-8	1	2.5/5.5	0.25	36	220	26	3.25	2.60	1.75	1.72
595-THS4531IRUNT	THS4531IRUNT	WQFN-10	1	2.5/5.5	0.25	36	220	26	3.25	2.60	1.75	1.72
595-THS4520RGTT	THS4520RGTT	QFN-16	1	3/5.25	15.3	1200	570	105	4.58	3.66	2.47	2.42
595-THS4509RGTT	THS4509RGTT	QFN-16	1	3/5.5	37.7	3000	6600	96	10.48	8.38	5.66	5.55
595-THS4513RGTT	THS4513RGTT	QFN-16	1	3/5.5	41.9	2800	5100	96	11.32	9.05	6.12	5.99
926-LMH6551QMME/NOPB	LMH6551QMME/NOPB	MSOP-8	1	3/11	16.5	370	2400	65	3.71	2.96	2.00	1.97
595-THS4511RGTT	THS4511RGTT	QFN-16	1	3.75/5.25	39.2	2000	4900	61	12.04	9.63	6.51	6.38
926-LMP7312MA/NOPB	LMP7312MA/NOPB	SOIC-14	1	4.5/5.5	2	1	1.4	55	7.95	6.36	4.29	4.21
926-LMH6552MA/NOPB	LMH6552MA/NOPB	SOIC-8	1	4.5/12	19	1000	3800	25	8.91	7.13	4.82	4.72
926-LMH6553MR/NOPB	LMH6553MR/NOPB	SOP-8	1	4.5/12	29.1	720	2300	33	7.56	6.05	4.09	-
926-LMH6553SDE/NOPB	LMH6553SDE/NOPB	LLP-8	1	4.5/12	29.1	720	2300	33	7.56	6.05	4.09	4.00
926-LMH6554LEE/NOPB	LMH6554LEE/NOPB	LLP-14	1	4.7/5.25	52	2500	6200	57	9.13	7.30	4.93	4.84
595-THS770006IRGET	THS770006IRGET	VQFN-24	1	4.75/5.25	100	2400	3100	100	11.44	9.15	6.18	6.06
595-THS770012IRGET	THS770012IRGET	VQFN-24	1	4.75/5.25	115	900	3300	100	11.92	9.53	6.44	6.31
595-THS4508RGTT	THS4508RGTT	QFN-16	1	5/5.5	39.2	3000	6400	61	12.06	10.14	7.37	7.27
926-LMH6550MA/NOPB	LMH6550MA/NOPB	SOIC-8	1	5/12	20	400	3000	23.5	5.16	4.12	2.78	2.73
595-THS4503CD	THS4503CD	SOIC-8	1	5/15	34	300	2800	98	11.44	9.15	6.18	6.06
595-THS4503ID	THS4503ID	SOIC-8	1	5/15	34	300	2800	98	11.67	9.34	6.31	6.18
595-THS4503IDGK	THS4503IDGK	VSSOP-8	1	5/15	34	300	2800	98	11.67	9.34	6.31	6.18
595-THS4503IDGN	THS4503IDGN	HTSSOP-8	1	5/15	34	300	2800	98	11.67	9.34	6.31	6.18
595-THS4505D	THS4505D	SOIC-8	1	5/15	21	210	1800	100	5.06	4.04	2.73	2.68
595-THS4130CD	THS4130CD	SOIC-8	1	5/30	16	225	51	85	8.07	6.45	4.35	4.27
595-THS4130ID	THS4130ID	SOIC-8	1	5/30	16	225	51	85	8.30	6.64	4.49	4.40
595-THS4131CD	THS4131CD	SOIC-8	1	5/30	16	225	51	85	7.95	6.36	4.29	4.21
595-THS4131CDGN	THS4131CDGN	HTSSOP-8	1	5/30	16	225	51	85	8.43	6.74	4.56	4.46
595-THS4131ID	THS4131ID	SOIC-8	1	5/30	16	225	51	85	8.19	6.55	4.43	4.33
595-THS4131IDGN	THS4131IDGN	HTSSOP-8	1	5/30	16	225	51	85	8.67	6.93	4.69	4.59
595-THS4140CD	THS4140CD	SOIC-8	1	5/30	18	205	450	85	9.88	7.90	5.34	5.23
595-THS4151IDGN	THS4151IDGN	HTSSOP-8	1	5/30	23	340	650	85	12.06	10.14	7.37	7.27
595-THS4522IPW	THS4522IPW	TSSOP-16	2	2.5/5.5	1.25	95	490	55	5.41	4.33	2.93	2.87

PIEZO HAPTIC DRIVER

PRODUCT NEW

For quantities greater than listed, call for quote.

MOUSER STOCK NO.	Texas Instruments Part No.	Package	Supply Voltage (Max.) (V)	Supply Voltage (Min.) (V)	High Level Input Voltage (Max.) (V)	Low Level Input Voltage (Min.) (V)	I_q (Typ.) (mA)	V_{out} (Max.) (V)	Startup Time (ms)	Input Signal	Price Each 1	25	100	250
595-DRV2603RUNR	DRV2603RUNR	QFN-10	5.2	2.5	1.3	0.35	1.5	-----	1.3	PWM, Analog	1.69	1.35	.911	.892
595-DRV2665RGPT	DRV2665RGPT	QFN-20	5.5	3	1.4	0.75	5	200	2	I2C, PWM, Analog	6.99	5.59	3.78	3.70

INSTRUMENTATIONAL AMPLIFIERS

PRODUCT NEW

For quantities greater than listed, call for quote.

MOUSER STOCK NO.	Texas Instruments Part No.	Package	Input Bias Current (±) (Max.) (nA)	Bandwidth at G=100 (Min.) (kHz)	Non-Linearity (±) (Max.) (%)	Noise at 1kHz (Typ.) (nv/rt) (Hz)	V_S (Min./Max.)	Quiescent Current (±) (Typ.) (mA)	Price Each 1	25	100	250
Single Supply												
595-INA322EA/250	INA322EA/250	VSSOP-8	0.01	50	0.01	100	2.5/5.5	0.04	2.65	2.12	1.43	1.40
595-INA2332AIPWT	INA2332AIPWT	TSSOP-14	0.01	500	0.4	46	2.5/5.5	0.415	2.65	2.12	1.43	1.40
595-INA332AIDGKT	INA332AIDGKT	VSSOP-8	0.01	500	0.4	46	2.5/5.5	0.415	1.44	1.16	.781	.765
595-INA326EA/250	INA326EA/250	VSSOP-8	2	1	0.01	33	2.7/5.5	2.4	5.06	4.04	2.73	2.68
595-INA118U	INA118U	SOIC-8	5	70	0.002	10	2.7/36	0.35	12.27	10.33	7.50	7.39
595-INA118UB	INA118UB	SOIC-8	5	70	0.002	10	2.7/36	0.35	17.88	15.04	10.92	10.77
595-INA826AID	INA826AID	SOIC-8	65	60	0.0005	18	2.7/36	0.2	3.25	2.60	1.75	1.72
595-INA826AIDRGT	INA826AIDRGT	SON-8	65	60	0.0005	18	2.7/36	0.2	3.14	2.50	1.69	1.66
595-INA827AIDGK	INA827AIDGK	VSSOP-8	65	150	0.0005	18	2.7/36	200	3.25	2.60	1.75	1.72
Dual Supply												
595-INA121U	INA121U	SOIC-8	0.05	50	0.005	20	4.5/36	0.45	9.75	7.80	5.28	5.17
595-INA121UA	INA121UA	SOIC-8	0.05	50	0.005	20	4.5/36	0.45	7.22	5.78	3.91	3.83
595-INA114AP	INA114AP	PDIP-8	2	10	0.002	11	4.5/36	2.2	11.56	9.24	6.25	6.12
595-INA114AU	INA114AU	SOIC-16	2	10	0.002	11	4.5/36	2.2	12.27	10.33	7.50	7.39
595-INA114BU	INA114BU	SOIC-16	2	10	0.002	11	4.5/36	2.2	15.98	13.44	9.76	9.63
595-INA128U	INA128U	SOIC-8	5	200	0.012	8	4.5/36	0.7	11.38	10.54	9.68	8.83
595-INA128UA	INA128UA	SOIC-8	5	200	0.012	8	4.5/36	0.7	8.49	7.71	6.98	6.41
595-INA129U	INA129U	SOIC-8	5	200	0.002	8	4.5/36	0.7	9.20	8.38	7.56	6.96
595-INA129UA	INA129UA	SOIC-8	5	200	0.002	8	4.5/36	0.7	8.51	7.74	7.00	6.42
595-INA126E/250	INA126E/250	VSSOP-8	25	9	0.002	35	2.7/36	0.175	4.33	3.91	3.55	3.21
595-INA126U	INA126U	SOIC-8	25	9	0.002	35	2.7/36	0.175	3.79	3.45	3.11	2.86
595-INA126UA	INA126UA	SOIC-8	25	9	0.002	35	2.7/36	0.175	3.32	2.99	2.72	2.46
595-INA126UA/2K5	INA126UA/2K5	SOIC-8	25	9	0.002	35	2.7/36	0.175	2.68	2.41	2.19	1.98
595-INA826AIDGKR	INA826AIDGKR	MSOP-8	65	60	5	100	2.7/36	0.2	2.65	2.12	1.43	1.40

© Copyright 2013 Mouser Electronics
© Copyright 2013 Mouser Electronics

TEXAS INSTRUMENTS Amplifiers

RoHS Compliant This product is RoHS compliant.

DIFFERENCE AMPLIFIERS

PRODUCT NEW

For quantities greater than listed, call for quote.

MOUSER STOCK NO.	Texas Instruments Part No.	Package	V_S (Min./Max.)	Gain (V/V)	Input Offset (±) (Max.) (uA)	Drift (±) (Max.) (uA/°C)	C_{MRR} (Min.) (dB)	Bandwidth (Typ.) (MHz)	Price Each 1	25	100	250
595-INA159AIDGKT	INA159AIDGKT	VSSOP-8	1.8/5.5	0.2	500	-	86	1.5	4.45	3.56	2.41	2.36
595-INA132UA	INA132UA	SOIC-8	2.7/36	1	250	-	76	0.3	3.37	2.70	1.82	1.79
595-INA149AID	INA149AID	SOIC-8	4.0/36	1	1000	10	90	0.5	7.82	6.26	4.23	4.14
595-INA2134UA	INA2134UA	SOIC-14	8.0/36	1	1000	2	74	3.1	4.93	3.95	2.66	2.61
595-INA2137UA	INA2137UA	SOIC-14	8.0/36	0.52	1000	2	74	4	4.93	3.95	2.66	2.61

CURRENT SHUNT MONITORS

For quantities greater than listed, call for quote.

MOUSER STOCK NO.	Texas Instruments Part No.	Package	V_S (Min./Max.)	Gain (V/V)	Input Offset (±) (Max.) (uA)	Drift (±) (Max.) (uA/°C)	C_{MRR} (Min.) (dB)	Bandwidth (Typ.) (MHz)	Price Each 1	25	100	250
595-INA216A4YFFT	INA216A4YFFT	DSBGA-4	1.8/5.5	200	1.8	75	90	-	.97	.777	.525	.515
595-INA226AIDGST	INA2261IDGST	MSOP-10	2.5/5.5	Prog	0 to +36	10	126	-	3.62	2.89	1.95	1.92
595-INA230AIRGTT	INA230AIRGTT	QFN-16	2.7/5.5	1	0.5	50	100	0.007	3.25	2.60	1.75	1.72
595-INA223AIDSKT	INA223AIDSKT	SON-10	2.7/5.5	Prog	0 to 26	100	100	0.025	3.25	2.60	1.75	1.72
595-INA3221AIRGVT	INA3221AIRGVT	QFN-16	2.7/5.5	1	5	80	110	0.007	5.18	4.14	2.79	2.74
595-INA196AIDBVT	INA196AIDBVT	SOT-5	2.7/13.5	20	-16 to +80	2000	100	-	2.29	1.83	1.24	1.21
595-INA197AIDBVT	INA197AIDBVT	SOT-5	2.7/13.5	50	-16 to +80	2000	100	-	2.29	1.83	1.24	1.21
595-INA198AIDBVT	INA198AIDBVT	SOT-5	2.7/13.5	100	-16 to +80	2000	100	-	2.29	1.83	1.24	1.21
595-INA193AIDBVT	INA193AIDBVT	SOT-5	2.7/18	20	-16 to +80	2000	100	0.4	2.29	1.83	1.24	1.21
595-INA193AQDBVRQ1	INA193AQDBVRQ1	SOT-23-5	2.7/18	20	-16 to +80	2000	100	0.4	2.29	1.83	1.24	1.21
595-INA194AIDBVT	INA194AIDBVT	SOT-5	2.7/18	50	-16 to +80	2000	100	0.4	2.29	1.83	1.24	1.21
595-INA195AIDBVT	INA195AIDBVT	SOT-5	2.7/18	100	-16 to +80	2000	100	0.4	2.29	1.83	1.24	1.21
595-INA200AID	INA200AID	SOIC-8	2.7/18	20	-16 to +80	2500	100	0.5	2.65	2.12	1.43	1.40
595-INA200AIDGKR	INA200AIDGKR	VSSOP-8	2.7/18	20	-16 to +80	2500	100	0.5	2.17	1.73	1.17	1.14
595-INA201AIDGKT	INA201AIDGKT	VSSOP-8	2.7/18	50	-16 to +80	2500	100	0.3	2.53	2.02	1.37	1.34
595-INA202AID	INA202AID	SOIC-8	2.7/18	100	-16 to +80	2500	100	0.2	2.65	2.12	1.43	1.40
595-INA206AID	INA206AID	SOIC-14	2.7/18	20	-16 to +80	2500	100	0.5	2.77	2.21	1.50	1.47
595-INA271AID	INA271AID	SOIC-8	2.7/18	20	-16 to +80	2500	100	0.13	1.16	.924	.625	.612
595-INA199A1RSWT	INA199A1RSWT	QFN-10	2.7/26	50	-0.3 to 26	150	100	0.014	1.44	1.16	.781	.765
595-INA199A2RSWT	INA199A2RSWT	QFN-10	2.7/26	100	-0.3 to 26	150	100	0.014	1.44	1.16	.781	.765
595-INA199A3RSWT	INA199A3RSWT	QFN-10	2.7/26	200	-0.3 to 26	150	100	0.014	1.44	1.16	.781	.765
595-INA210AIDCKT	INA210AIDCKT	SC-70-6	2.7/26	200	-0.3	35	105	0.014	1.81	1.44	.976	.957
595-INA213AIDCKT	INA213AIDCKT	SC-70-6	2.7/26	50	-0.3	0.5	100	0.014	1.81	1.44	.976	.957
595-INA214AIDCKT	INA214AIDCKT	SC-70-6	2.7/26	100	-0.3	60	105	0.014	1.81	1.44	.976	.957
595-INA138NA/250	INA138NA/250	SOT-5	2.7/36	1 to 100	2.7 to 36	1000	100	0.8	1.81	1.44	.976	.957
595-INA139NA/250	INA139NA/250	SOT-5	2.7/40	1 to 100	2.7 to 36	1000	100	0.44	1.81	1.44	.976	.957
595-INA168NA/250	INA168NA/250	SOT-5	2.7/60	1 to 100	2.7 to 60	1000	100	0.08	2.65	2.12	1.43	1.40
595-INA169NA/250	INA169NA/250	SOT-5	2.7/60	1 to 100	2.7 to 60	1000	100	0.44	2.29	1.83	1.24	1.21
595-INA170EA/2K5	INA170EA/2K5	MSOP-8	2.7/60	1 to 100	2.7 to 60	1	100	0.4	2.29	1.83	1.24	1.21
595-INA209AIPW	INA209AIPW	TSSOP-16	3/5.5	Prog	0 to +26	100	100	-	7.22	5.78	3.91	3.83
595-INA209AIPWR	INA209AIPWR	TSSOP-16	3/5.5	Prog	0 to +26	100	100	-	6.02	4.82	3.25	3.19
595-INA219AIDCNT	INA219AIDCNT	SOT-23-8	3/5.5	Prog	0 to +26	50	100	-	2.29	1.83	1.24	1.21
595-INA219AIDCNR	INA219AIDCNR	SOT-23-8	3/5.5	Prog	0 to +26	50	100	-	1.93	1.54	1.04	1.02
595-INA219BIDCNT	INA219BIDCNT	SOT-23-8	3/5.5	Prog	0 to +26	50	100	-	2.53	2.02	1.37	1.34

COMPARATORS

PRODUCT NEW

For quantities greater than listed, call for quote.

MOUSER STOCK NO.	Texas Instruments Part No.	Package	No. of Channels	I_q Per Channel (Max.) (mA)	Output Current (Min.) (mA)	t_{RESP} Low-to-High (uS)	Total Supply Voltage (Min./Max.) (+5V=5, ±5V=10)	V_{IO} (25°C) (Max.) (mV)	Price Each 1	25	100	250
Emitter, Open Collector												
595-LM211D	LM211D	SOIC-8	1	6	50	0.115	3.5/30	3	.52	.463	.385	.338
595-LM211P	LM211P	PDIP-8	1	6	50	0.115	3.5/30	3	.48	.425	.353	.309
High-Speed												
926-LM360M/NOPB	LM360M/NOPB	SOIC-8	1	18	20	0.013	9/16	2	4.46	3.60	3.26	2.94
926-LM319AM/NOPB	LM319AM/NOPB	SOIC-14	2	4	25	0.08	5/36	1	1.56	1.25	1.09	.96
926-LM319MX/NOPB	LM319MX/NOPB	SOIC-14	2	4	25	0.08	5/36	8	1.12	.899	.786	.69
Low Power												
926-LM397MF/NOPB	LM397MF/NOPB	SOT-23-5	1	0.25	13	0.25	5/30	7	.76	.593	.518	.449
926-LM311M/NOPB	LM311M/NOPB	SOIC-8	1	5.1	50	0.1	5/36	7.5	.84	.649	.567	.492
926-LM311MX/NOPB	LM311MX/NOPB	SOIC-8	1	5.1	50	0.1	5/36	7.5	.84	.649	.567	.492
926-LM311N/NOPB	LM311N/NOPB	DIP-8	1	5.1	50	0.1	5/36	7.5	.96	.755	.659	.572
926-LM2903M/NOPB	LM2903M/NOPB	SOIC-8	2	0.2	16	0.4	2/36	7	.86	.666	.581	.505
926-LM2903MX/NOPB	LM2903MX/NOPB	SOIC-8	2	0.2	16	0.4	2/36	7	.86	.666	.581	.505
926-LM393M/NOPB	LM393M/NOPB	SOIC-8	2	0.2	16	0.4	2/36	5	.82	.643	.561	.487
926-LM393MX/NOPB	LM393MX/NOPB	SOIC-8	2	0.2	16	0.4	2/36	5	.82	.643	.561	.487
926-LM393N/NOPB	LM393N/NOPB	DIP-8	2	0.2	16	0.4	2/36	5	.95	.742	.647	.563
926-LM392M/NOPB	LM392M/NOPB	SOIC-8	2	0.5	20	1.5	3/32	5	1.20	.959	.839	.736
926-LM392MX/NOPB	LM392MX/NOPB	SOIC-8	2	0.5	20	1.5	3/32	5	1.20	.959	.839	.736
926-LM392N/NOPB	LM392N/NOPB	DIP-8	2	0.5	20	1.5	3/32	5	1.53	1.22	1.07	.938
926-LP339M/NOPB	LP339M/NOPB	SOIC-8	4	0.02125	30	8	2/36	5	.97	.779	.682	.598
926-LP339MX/NOPB	LP339MX/NOPB	SOIC-8	4	0.02125	30	8	2/36	5	.97	.779	.682	.598
926-LM2901M/NOPB	LM2901M/NOPB	SOIC-14	4	0.2	16	0.5	2/36	7	.98	.771	.674	.585
926-LM2901MX/NOPB	LM2901MX/NOPB	SOIC-14	4	0.2	16	0.5	2/36	7	.98	.771	.674	.585
926-LM339AM/NOPB	LM339AM/NOPB	SOIC-14	4	0.2	16	0.5	2/36	2	1.00	.794	.696	.61
926-LM339AMX/NOPB	LM339AMX/NOPB	SOIC-14	4	0.2	16	0.5	2/36	2	1.00	.794	.696	.61
926-LM339M/NOPB	LM339M/NOPB	SOIC-14	4	0.2	16	0.5	2/36	5	.98	.771	.674	.585
926-LM339MX/NOPB	LM339MX/NOPB	SOIC-14	4	0.2	16	0.5	2/36	5	.98	.771	.674	.585
926-LM339N/NOPB	LM339N/NOPB	DIP-14	4	0.2	16	0.5	2/36	5	1.00	.794	.696	.61
926-LM2901M	LM2901M	SOIC-14	4	2	6	1.3	2/36	3	.98	.771	.674	.585
926-LM2901MX	LM2901MX	SOIC-14	4	2	6	1.3	2/36	3	.98	.771	.674	.585
926-LM2903M	LM2903M	SOIC-14	4	2	6	1.3	2/36	3	.86	.666	.581	.505
926-LM2903MX	LM2903MX	SOIC-14	4	2	6	1.3	2/36	3	.86	.666	.581	.505
Open Drain												
926-LMC7221AIM5/NOPB	LMC7221AIM5/NOPB	SOT-23-5	1	0.007	45	4	2.7/15	5	1.31	1.04	.704	.69
926-LMC7221BIM/NOPB	LMC7221BIM/NOPB	SOIC-8	1	0.007	45	4	2.7/15	15	1.01	.80	.54	.53
926-LMC7221BIM5/NOPB	LMC7221BIM5/NOPB	SOT-23-5	1	0.007	45	4	2.7/15	15	1.01	.80	.54	.53
926-LMC7225IM5/NOPB	LMC7225IM5/NOPB	SOT-23-5	1	0.007	30	4	2/8	6	1.38	1.10	.745	.73
926-LMV7275MF/NOPB	LMV7275MF/NOPB	SOT-23-5	1	0.009	34	0.88	1.8/5.5	4	.98	.79	.534	.523
926-LMV7275MG/NOPB	LMV7275MG/NOPB	SC-70-5	1	0.009	34	0.88	1.8/5.5	4	.98	.79	.534	.523
926-LMP7300MA/NOPB	LMP7300MA/NOPB	SOIC-8	1	0.012	10	4	2.7/36	0.3	2.39	1.90	1.28	1.26
926-LMV7275MGX/NOPB	LMV7275MGX/NOPB	SOT-5	1	0.014	10	1.8	1.8/5.5	4	.98	.79	.534	.523
926-LMC7221BIMX/NOPB	LMC7221BIMX/NOPB	SOIC-8	1	0.014	5	4	2.7/15	18	1.01	.80	.54	.53
926-SM72375MME/NOPB	SM72375MME/NOPB	MiniSOIC-8	1	0.02	30	-	2.7/15	10	2.87	2.29	1.55	1.52
926-LMV331M5/NOPB	LMV331M5/NOPB	SOT-23-5	1	0.06	84	0.2	2.7/5.5	7	.79	.62	.54	.47

© Copyright 2013 Mouser Electronics
© Copyright 2013 Mouser Electronics

TEXAS INSTRUMENTS Amplifiers

RoHS Compliant This product is RoHS compliant.

COMPARATORS (CONT.)

NEW PRODUCT

For quantities greater than listed, call for quote.

MOUSER STOCK NO.	Texas Instruments Part No.	Package	No. of Channels	I_q Per Channel (Max.) (mA)	Output Current (Min.) (mA)	t_{RESP} Low-to-High (uS)	Total Supply Voltage (Min./Max.) (+5V=5, ±5V=10)	V_{IO} (25°C) (Max.) (mV)	Price Each 1	25	100	250
Open Drain (Cont.)												
926-LMV331M5X/NOPB	LMV331M5X/NOPB	SOT-23-5	1	0.06	84	0.2	2.7/5.5	7	.79	.62	.54	.47
926-LMV331M7/NOPB	LMV331M7/NOPB	SC-70-5	1	0.06	84	0.2	2.7/5.5	7	.85	.662	.579	.502
926-LMV331M7X/NOPB	LMV331M7X/NOPB	SC-70-5	1	0.06	84	0.2	2.7/5.5	7	.85	.662	.579	.502
926-LMV7235M5/NOPB	LMV7235M5/NOPB	SOT-23-5	1	0.065	55	0.045	2.7/5	6	1.42	1.13	.768	.752
926-LMV7235M7/NOPB	LMV7235M7/NOPB	SC-70-5	1	0.065	55	0.045	2.7/5	6	1.42	1.13	.768	.752
926-LMV7235M5X/NOPB	LMV7235M5X/NOPB	SOT-23	1	0.095	15	0.045	2.7/5.5	8	1.42	1.13	.768	.752
926-LMV7235M7X/NOPB	LMV7235M7X/NOPB	SOT-5	1	0.095	60	0.045	2.7/5.5	6	1.42	1.13	.768	.752
926-LMV7219M5/NOPB	LMV7219M5/NOPB	SOT-23-5	1	1.1	20	0.007	2.7/5	6	2.14	1.71	1.16	1.13
926-LMV7219M7/NOPB	LMV7219M7/NOPB	SC-70-5	1	1.1	20	0.007	2.7/5	6	2.14	1.71	1.16	1.13
926-LM6511IM/NOPB	LM6511IM/NOPB	SOIC-8	1	2.7	100	0.18	2.7/36	5	3.11	2.51	2.27	2.01
926-LM311H/NOPB	LM311H/NOPB	TO-99	1	5.1	50	0.1	5.0/36	7.5	9.04	7.42	6.69	6.15
926-LMC6762AIM/NOPB	LMC6762AIM/NOPB	SOIC-8	2	0.006	30	4	2.7/15	5	2.46	1.97	1.33	1.31
926-LMC6762BIM/NOPB	LMC6762BIM/NOPB	SOIC-8	2	0.006	30	4	2.7/15	15	2.02	1.62	1.09	1.07
926-LMC6772AIM/NOPB	LMC6772AIM/NOPB	SOIC-8	2	0.006	45	4	2.7/15	5	2.46	1.97	1.33	1.31
926-LMC6772AIMM/NOPB	LMC6772AIMM/NOPB	MiniSOIC-8	2	0.006	45	4	2.7/15	5	2.46	1.97	1.33	1.31
926-LMC6772BIM/NOPB	LMC6772BIM/NOPB	SOIC-8	2	0.006	45	4	2.7/15	15	2.02	1.62	1.09	1.07
926-LMC6772BIN/NOPB	LMC6772BIN/NOPB	DIP-8	2	0.006	45	4	2.7/15	15	2.02	1.62	1.09	1.07
926-LMC6772AIMMXNOPB	LMC6772AIMMX/NOPB	MSOP-8	2	0.02	50	4	2.7/15	5	2.46	1.97	1.33	1.31
926-LMV393M/NOPB	LMV393M/NOPB	SOIC-8	2	0.0425	84	0.2	2.7/5.5	7	1.01	.789	.688	.598
926-LMV393MM/NOPB	LMV393MM/NOPB	MiniSOIC-8	2	0.0425	84	0.2	2.7/5.5	7	1.01	.789	.688	.598
926-LM613IWM/NOPB	LM613IWM/NOPB	SOIC-16	2	0.112	25	0.75	4.0/36	5	3.26	2.62	2.39	2.15
595-LM2903AVQDRQ1	LM2903AVQDRQ1	SOIC-8	2	0.4	6	0.3	2.0/30	7	.57	.516	.437	.385
595-LM2903QPWRQ1	LM2903QPWRQ1	TSSOP-8	2	0.4	6	0.3	2.0/30	7	.44	.391	.324	.285
926-LMV339M/NOPB	LMV339M/NOPB	SOIC-14	4	0.05	84	0.2	2.7/5.5	7	1.27	1.02	.891	.782
926-LMV339MT/NOPB	LMV339MT/NOPB	TSSOP-14	4	0.05	84	0.2	2.7/5.5	7	1.42	1.13	.996	.874
926-LMV7231SQE/NOPB	LMV7231SQE/NOPB	LLP-24	6	0.007	10	7	2.2/5.5	-	3.42	2.74	1.85	1.81
Open Collector, Open Drain												
595-TLV3401IDBVR	TLV3401IDBVR	SOT-23-5	1	0.00055	-	80	2.5/16	3.6	1.56	1.25	.846	.829
595-LMV331IDBVR	LMV331IDBVR	SOT-23-5	1	0.12	10	0.2	2.7/5.5	7	.64	.581	.491	.433
595-LMV331IDCKR	LMV331IDCKR	SC-70-5	1	0.12	10	0.2	2.7/5.5	7	.64	.581	.491	.433
595-LM139ADRG4	LM139ADRG4	SOIC-14	1	0.5	20	0.3	2.0/36	2	2.27	2.04	1.86	1.68
595-TL331IDBVR	TL331IDBVR	SOT-23-5	1	0.7	6	0.3	2.0/36	5	.57	.502	.417	.366
595-TL331IDBVRE4	TL331IDBVRE4	SOT-23-5	1	0.7	6	0.3	2.0/36	5	.57	.502	.417	.366
595-TL331IDBVRG4	TL331IDBVRG4	SOT-23-5	1	0.7	6	0.3	2.0/36	5	.57	.502	.417	.366
595-TL331KDBVR	TL331KDBVR	SOT-23-5	1	0.7	6	0.3	2.0/36	5	.57	.502	.417	.366
595-LM311D	LM311D	SOIC-8	1	7.5	50	0.115	3.5/30	7.5	.52	.463	.385	.338
595-LM311DR	LM311DR	SOIC-8	1	7.5	50	0.115	3.5/30	7.5	.44	.386	.321	.281
595-LM311P	LM311P	PDIP-8	1	7.5	50	0.115	3.5/30	7.5	.57	.502	.417	.366
595-TLC393CDR	TLC393CDR	SOIC-8	2	0.02	6	1.1	3.0/16	5	.84	.728	.657	.578
595-TLC393CP	TLC393CP	PDIP-8	2	0.02	6	1.1	3.0/16	5	.90	.809	.708	.622
595-TLC372CD	TLC372CD	SOIC-8	2	0.15	6	0.2	3.0/16	5	1.14	1.04	.907	.796
595-TLC372CP	TLC372CP	PDIP-8	2	0.15	6	0.2	3.0/16	5	.95	.863	.755	.662
595-TLC372IP	TLC372IP	PDIP-8	2	0.15	6	0.2	3.0/16	5	1.05	.95	.831	.73
595-TLC372MD	TLC372MD	SOIC-8	2	0.3	6	0.2	4.0/16	5	1.24	1.12	.983	.862
595-LM2903D	LM2903D	SOIC-8	2	0.5	6	0.3	2.0/30	7	.42	.35	.277	.229
595-LM2903DGKR	LM2903DGKR	MSOP-8	2	0.5	6	0.3	2.0/30	7	.35	.293	.232	.193
595-LM2903DGKRG4	LM2903DGKRG4	MSOP-8	2	0.5	6	0.3	2.0/30	7	.35	.293	.232	.193
595-LM2903DRG3	LM2903DRG3	SOIC-8	2	0.5	6	0.3	2.0/30	7	.35	.293	.232	.193
595-LM2903P	LM2903P	PDIP-8	2	0.5	6	0.3	2.0/30	7	.35	.299	.235	.196
595-LM2903PWR	LM2903PWR	TSSOP-8	2	0.5	6	0.3	2.0/30	7	.35	.293	.232	.193
595-LM2903PWRG3	LM2903PWRG3	TSSOP-8	2	0.5	6	0.3	2.0/30	7	.35	.293	.232	.193
595-LM293ADGKR	LM293ADGKR	MSOP-8	2	0.5	6	0.3	2.0/30	2	.36	.303	.24	.199
595-LM293D	LM293D	SOIC-8	2	0.5	6	0.3	2.0/30	5	.41	.346	.273	.227
595-LM293DGKR	LM293DGKR	MSOP-8	2	0.5	6	0.3	2.0/30	5	.35	.293	.232	.193
595-LM293DRG3	LM293DRG3	SOIC-8	2	0.5	6	0.3	2.0/30	5	.35	.293	.232	.193
595-LM293P	LM293P	PDIP-8	2	0.5	6	0.3	2.0/30	5	.36	.303	.24	.199
595-LM293MDREP	LM293MDREP	SOIC-8	2	0.5	6	0.3	2.0/30	9	.79	.636	.429	.421
595-LM393AD	LM393AD	SOIC-8	2	0.5	6	0.3	4.0/30	2	.40	.332	.262	.217
595-LM393ADR	LM393ADR	SOIC-8	2	0.5	6	0.3	4.0/30	2	.44	.358	.286	.209
595-LM393AP	LM393AP	PDIP-8	2	0.5	6	0.3	4.0/30	2	.44	.369	.292	.242
595-LM393APWR	LM393APWR	TSSOP-8	2	0.5	6	0.3	4.0/30	2	.36	.308	.243	.201
595-LM393D	LM393D	SOIC-8	2	0.5	6	0.3	2.0/30	5	.38	.317	.25	.208
595-LM393DGKR	LM393DGKR	MSOP-8	2	0.5	6	0.3	2.0/30	5	.42	.34	.271	.198
595-LM393DR	LM393DR	SOIC-8	2	0.5	6	0.3	4.0/30	2	.42	.34	.271	.198
595-LM393DRG3	LM393DRG3	SOIC-8	2	0.5	6	0.3	2.0/30	5	.42	.34	.271	.198
595-LM393P	LM393P	PDIP-8	2	0.5	6	0.3	2.0/30	5	.39	.326	.258	.214
595-LM393PWR	LM393PWR	TSSOP-8	2	0.5	6	0.3	2.0/30	5	.35	.293	.232	.193
595-LM393DRE4	LM393DRE4	SOIC-8	2	0.5	6	0.3	2.0/30	5	.42	.34	.271	.198
595-LM393DRG4	LM393DRG4	SOIC-8	2	0.5	6	0.3	2.0/30	5	.42	.34	.271	.198
595-TLC339CDR	TLC339CDR	SOIC-14	4	0.02	20	1	3.0/16	5	1.22	1.06	.963	.847
595-LP339N	LP339N	PDIP-14	4	0.025	20	1.3	5.0/30	5	.62	.564	.477	.421
595-LP339NE4	LP339NE4	PDIP-14	4	0.025	20	1.3	5.0/30	5	.62	.564	.477	.421
595-LM3302N	LM3302N	PDIP-14	4	0.2	6	0.3	2.0/28	20	.82	.752	.637	.561
595-LM139ADG4	LM139ADG4	SOIC-14	4	0.5	6	0.3	2.0/36	2	2.41	2.17	1.97	1.79
595-LM139ADR	LM139ADR	SOIC-14	4	0.5	6	0.3	2.0/36	2	2.62	2.27	2.07	1.82
595-LM193DR	LM193DR	SOIC-8	4	0.5	6	0.3	2.0/36	5	.59	.54	.457	.402
595-LM239DRG3	LM239DRG3	SOIC-14	4	0.5	6	0.3	2.0/30	5	.36	.303	.24	.199
595-LM239N	LM239N	PDIP-14	4	0.5	6	0.3	2.0/30	5	.43	.36	.285	.235
595-LM2901PW	LM2901PW	TSSOP-14	4	0.5	6	0.3	2.0/30	7	.44	.369	.292	.242
595-LM339AD	LM339AD	SOIC-14	4	0.5	6	0.3	2.0/30	2	.41	.341	.27	.224
595-LM339ADG4	LM339ADG4	SOIC-14	4	0.5	6	0.3	2.0/30	2	.41	.341	.27	.224
595-LM339AN	LM339AN	PDIP-14	4	0.5	6	0.3	2.0/30	2	.47	.398	.315	.26
595-LM339APWR	LM339APWR	TSSOP-14	4	0.5	6	0.3	2.0/30	2	.36	.308	.243	.201
595-LM339D	LM339D	SOIC-14	4	0.5	6	0.3	2.0/30	5	.39	.326	.258	.214
595-LM339DRE4	LM339DRE4	SOIC-14	4	0.5	6	0.3	2.0/30	5	.43	.353	.28	.204
595-LM339DRG3	LM339DRG3	SOIC-14	4	0.5	6	0.3	2.0/30	5	.43	.353	.28	.204
595-LM339N	LM339N	PDIP-14	4	0.5	6	0.3	2.0/30	5	.46	.383	.303	.251
595-LM339PWR	LM339PWR	TSSOP-14	4	0.5	6	0.3	2.0/30	5	.35	.293	.232	.193
595-LM339ADR	LM339ADR	SOIC-14	4	0.5	6	0.3	2.0/30	5	.34	.289	.228	.189
595-LM339DBR	LM339DBR	SSOP-14	4	0.5	6	0.3	2.0/30	5	.35	.293	.232	.193
595-LM2901PWR	LM2901PWR	TSSOP-14	4	0.5	6	0.3	2.0/30	7	.36	.308	.243	.201
Push-Pull												
926-LPV7215MG/NOPB	LPV7215MG/NOPB	SC-70-5	1	0.00058	15	4.5	1.8/5	3	1.12	.897	.606	.594
595-TLV3701CDBVT	TLV3701CDBVT	SOT-23-5	1	0.0008	-	36	2.5/16	5	1.44	1.16	.781	.765
595-TLV3701IDBVT	TLV3701IDBVT	SOT-23-5	1	0.0008	-	36	2.5/16	5	1.56	1.25	.846	.829
595-TLV3701IP	TLV3701IP	PDIP-8	1	0.0008	-	36	2.5/16	5	1.33	1.06	.716	.702

© Copyright 2013 Mouser Electronics

© Copyright 2013 Mouser Electronics

COMPARATORS (CONT.)

For quantities greater than listed, call for quote.

MOUSER STOCK NO.	Texas Instruments Part No.	Package	No. of Channels	I_q Per Channel (Max.) (mA)	Output Current (Min.) (mA)	t_{RESP} Low-to-High (uS)	Total Supply Voltage (Min./Max.) (+5V=5, ±5V=10)	V_{IO} (25°C) (Max.) (mV)	Price Each 1	25	100	250
Push-Pull (Cont.)												
595-TLV3491AIDBVT	TLV3491AIDBVT	SOT-23-5	1	0.0012	-	6	1.8/5.5	15	1.12	1.01	.886	.778
595-TLV3012AIDBVT	TLV3012AIDBVT	SOT-23-6	1	0.005	-	6	1.8/5.5	12	2.17	1.73	1.17	1.14
595-TLV3012AIDCKT	TLV3012AIDCKT	SC-70-6	1	0.005	-	6	1.8/5.5	12	2.17	1.73	1.17	1.14
595-TLV3012AIDCKR	TLV3012AIDCKR	SC-70-6	1	0.005	-	6	1.8/5.5	12	1.81	1.44	.976	.957
926-LMC7215IM/NOPB	LMC7215IM/NOPB	SOIC-8	1	0.007	30	24	2/8	6	1.38	1.10	.745	.73
926-LMC7215IM5/NOPB	LMC7215IM5/NOPB	SOT-23-5	1	0.007	30	24	2/8	6	1.38	1.10	.745	.73
926-LMC7211AIM/NOPB	LMC7211AIM/NOPB	SOIC-8	1	0.007	30	4	2.7/15	5	1.31	1.04	.704	.69
926-LMC7211AIM5/NOPB	LMC7211AIM5/NOPB	SOT-23-5	1	0.007	30	4	2.7/15	5	1.31	1.04	.704	.69
926-LMC7211BIM/NOPB	LMC7211BIM/NOPB	SOIC-8	1	0.007	30	4	2.7/15	15	1.01	.80	.54	.53
926-LMC7211BIM5/NOPB	LMC7211BIM5/NOPB	SOT-23-5	1	0.007	30	4	2.7/15	15	1.01	.80	.54	.53
926-LMV7271MF/NOPB	LMV7271MF/NOPB	SOT-23-5	1	0.009	34	0.88	1.8/5.5	4	.96	.77	.52	.51
926-LMV7271MG/NOPB	LMV7271MG/NOPB	SC-70-5	1	0.009	34	0.88	1.8/5.5	4	.96	.77	.52	.51
926-LMV7271MFX/NOPB	LMV7271MFX/NOPB	SOT-23	1	0.014	3.5	-	1.8/5.5	6	.96	.77	.52	.51
926-LMC7211AIM5	LMC7211AIM5	SOT-23	1	0.014	5	4	2.7/15	18	1.31	1.04	.704	.69
595-TLV7211IDBVR	TLV7211IDBVR	SOT-23-5	1	0.014	5	4	2.7/15	15	1.00	.899	.786	.69
595-TLV7211IDCKR	TLV7211IDCKR	SC-70-6	1	0.014	5	4	2.7/15	15	1.00	.899	.786	.69
595-TLV3201AIDCKT	TLV3201AIDCKT	SC-70	1	0.05	-	4	2.7/5.5	5	1.11	.886	.598	.586
926-LMV7239M5/NOPB	LMV7239M5/NOPB	SOT-23-5	1	0.065	55	0.045	2.7/5.5	6	1.64	1.31	.885	.868
926-LMV7239M7/NOPB	LMV7239M7/NOPB	SC-70-5	1	0.065	55	0.045	2.7/5.5	6	1.64	1.31	.885	.868
926-LMV7239M7X/NOPB	LMV7239M7X/NOPB	SC-70	1	0.095	20	3	2.7/5.5	8	1.64	1.31	.885	.868
926-LMV761MA/NOPB	LMV761MA/NOPB	SOIC-8	1	0.275	40	0.12	2.7/5	0.3	1.27	1.02	.69	.676
926-LMV761MF/NOPB	LMV761MF/NOPB	SOT-23-6	1	0.275	40	0.12	2.7/5	0.3	1.27	1.02	.69	.676
926-LMV761MFX/NOPB	LMV761MFX/NOPB	SOT-23	1	0.7	-	-	2.7/5	-	1.27	1.02	.69	.676
926-LMV7219M5	LMV7219M5	SOT-23	1	1.8	20	3	2.7/5	8	2.14	1.71	1.16	1.13
595-TLV3501AID	TLV3501AID	SOIC-8	1	5	-	0.0045	2.2/5.5	6.5	2.89	2.31	1.56	1.53
595-TLV3501AIDBVT	TLV3501AIDBVT	SOT-23-6	1	5	-	0.0045	2.2/5.5	6.5	2.77	2.21	1.50	1.47
595-TLV3492AIDCNT	TLV3492AIDCNT	SOT-23-8	2	0.0012	-	6	1.8/5.5	15	2.19	1.90	1.72	1.52
926-LMV762MMX/NOPB	LMV762MMX/NOPB	MSOP-8	2	0.014	5	0.12	2.7/5	0.2	1.75	1.40	.95	.931
595-TLC3702CD	TLC3702CD	SOIC-8	2	0.02	4	1.1	3.0/16	5	1.11	1.00	.878	.77
595-TLC3702CP	TLC3702CP	PDIP-8	2	0.02	4	1.1	3.0/16	5	.92	.837	.732	.642
595-TLC3702ID	TLC3702ID	SOIC-8	2	0.02	4	1.1	3.0/16	5	1.20	1.09	.952	.836
595-TLC3702IDR	TLC3702IDR	SOIC-8	2	0.02	4	1.1	3.0/16	5	.94	.824	.747	.657
595-TLC3702IPW	TLC3702IPW	TSSOP-8	2	0.02	4	1.1	3.0/16	5	1.20	1.09	.952	.836
595-TLV3202AIDGK	TLV3202AIDGK	SOIC-8	2	0.05	-	0.04	2.7/5.5	5	1.44	1.16	.781	.765
595-TLV3202AID	TLV3202AID	SOIC-8	2	0.05	-	0.04	2.7/5.5	5	1.44	1.16	.781	.765
926-LMV762MA/NOPB	LMV762MA/NOPB	SOIC-8	2	0.275	40	0.12	2.7/5	0.2	1.75	1.40	.95	.931
926-LMV762MM/NOPB	LMV762MM/NOPB	MiniSOIC-8	2	0.275	40	0.12	2.7/5	0.2	1.75	1.40	.95	.931
595-TLV3502AID	TLV3502AID	SOIC-8	2	5	-	0.0045	2.2/5.5	6.5	4.33	3.47	2.34	2.30
595-TLV3502AIDCNT	TLV3502AIDCNT	SOT-23-8	2	5	-	0.0045	2.2/5.5	6.5	4.10	3.27	2.21	2.17
595-TLV3704IPW	TLV3704IPW	TSSOP-14	4	0.0008	-	36	2.5/16	5	3.01	2.41	1.63	1.59

AUDIO DIGITAL AMPLIFIER

For quantities greater than listed, call for quote.

MOUSER STOCK NO.	Texas Instruments Part No.	Package	Output Config.	Output Power (W)	Load (Min.) (Ω)	SE Output Support	Volume Control	Half-Power THD + N @ 1kHz (%)	Sampling Rate (kHz)	Serial Interface	Price Each 1	25	100	250
595-TAS5717PHPR	TAS5717PHPR	HTQFP-48	Stereo	10	4	No	Yes	<0.1	8 - 48	I2S,LJ,RJ	3.97	3.18	2.15	2.11

AUDIO AMPLIFIERS

For quantities greater than listed, call for quote.

MOUSER STOCK NO.	Texas Instruments Part No.	Package	Speaker Channels	Output Power (W)	Load (Min.) (Ω)	I_q Per Channel (mA)	Dynamic Range (dB)	Half-Power THD + N @ 1kHz (%)	PSRR (dB)	Price Each 1	25	100	250
Headphone (Stereo)													
595-TPA152D	TPA152D	SOIC-8	None	0.075	32	-	-	0.007	81	2.47	2.14	1.95	1.71
595-TPA152D	TPA152D	SOIC-8	None	0.075	32	-	-	0.007	81	2.47	2.14	1.95	1.71
926-LM4916MM/NOPB	LM4916MM/NOPB	MiniSOIC-10	Stereo	0.085	16	1.4	-	0.1	66	1.70	1.37	1.24	1.10
926-LM4917MT/NOPB	LM4917MT/NOPB	TSSOP-14	Stereo	0.095	32	20	-	0.02	70	2.86	2.31	2.09	1.85
926-LM4809MM/NOPB	LM4809MM/NOPB	MSOP	Stereo	0.105	32	3	-	0.3	70	.82	.655	.443	.433
595-TPA6130A2RTJR	TPA6130A2RTJR	QFN-20	None	0.138	16	-	-	0.008	109	1.93	1.54	1.04	1.02
595-TPA6130A2RTJR	TPA6130A2RTJR	QFN-20	None	0.138	16	-	-	0.008	109	1.93	1.54	1.04	1.02
926-LM4911MM/NOPB	LM4911MM/NOPB	MSOP	Stereo	0.145	32	5	-	0.5	65	1.70	1.37	1.24	1.10
595-TPA6111A2D	TPA6111A2D	SOIC-8	None	0.15	8	-	-	0.25	83	1.10	.998	.873	.766
595-TPA6111A2D	TPA6111A2D	SOIC-8	None	0.15	8	-	-	0.25	83	1.10	.998	.873	.766
926-LM4881M/NOPB	LM4881M/NOPB	SOIC-8	Stereo	0.2	32	3.6	0.5	0.03	50	1.43	1.14	1.00	.882
595-TPA6138A2PW	TPA6138A2PW	TSSOP-14	None	0.25	32	-	-	0.01	80	.82	.657	.444	.435
595-TPA6139A2PW	TPA6139A2PW	TSSOP-14	None	0.25	32	-	-	0.03	80	.93	.743	.502	.492
595-TPA6138A2PW	TPA6138A2PW	TSSOP-14	None	0.25	32	-	-	0.01	80	.82	.657	.444	.435
595-TPA6139A2PW	TPA6139A2PW	TSSOP-14	None	0.25	32	-	-	0.03	80	.93	.743	.502	.492
Mid/High Power													
926-LM386M-1/NOPB	LM386M-1/NOPB	SOIC-8N	Mono	0.325	32	4	20	0.2	50	.96	.752	.657	.57
926-LM386MX-1/NOPB	LM386MX-1/NOPB	SOIC-8	Mono	0.325	32	8	20	0.2	50	.96	.752	.657	.57
926-LM386N-1/NOPB	LM386N-1/NOPB	DIP-8	Mono	0.325	32	4	20	0.2	50	.98	.768	.671	.583
926-LM4890M/NOPB	LM4890M/NOPB	SOIC-8	Mono	1	8	8	-	0.1	62	1.28	1.03	.897	.786
926-LM4898MM/NOPB	LM4898MM/NOPB	MiniSOIC-8	Mono	1	8	6	-	0.05	83	1.17	.935	.632	-
926-LM386N-4/NOPB	LM386N-4/NOPB	DIP-8	Mono	1	32	4	20	0.2	50	1.01	.804	.703	.616
926-LM4861M/NOPB	LM4861M/NOPB	SOIC-8	Mono	1.1	8	10	-	0.72	65	1.69	1.36	1.23	1.09
926-LM4667MM/NOPB	LM4667MM/NOPB	MSOP	Mono	1.3	8	3.5	12	0.8	41	.85	.674	.456	.446
926-LM48901RL/NOPB	LM48901RL/NOPB	microSMD-36	Diff.	1.7	4	21	87	0.06	60	5.74	4.58	3.09	3.04
926-LM48901SQ/NOPB	LM48901SQ/NOPB	LLP-32	Diff.	1.7	4	21	87	0.06	60	5.74	4.58	3.09	3.04
926-LM48901SQE/NOPB	LM48901SQE/NOPB	LLP-32	Diff.	1.7	4	21	87	0.06	60	5.74	4.58	3.09	3.04
926-LM4990ITLX/NOPB	LM4990ITLX/NOPB	microSMD-9	Mono	2	4	7	-	0.2	62	1.12	.897	.784	.688
926-LM1877M-9/NOPB	LM1877M-9/NOPB	SOIC-14	Mono	2	8	25	70	0.055	-65	1.67	1.34	1.17	1.02
926-LM1877MX-9/NOPB	LM1877MX-9/NOPB	SOIC-14	Mono	2	8	25	70	0.055	-65	1.67	1.34	1.17	1.02
926-LM4938MH/NOPB	LM4938MH/NOPB	TSSOP-28	Stereo	2.2	32	30	100	0.05	78	2.10	1.68	1.13	-
926-LM380N/NOPB	LM380N/NOPB	DIP-8	Mono	2.5	8	1	34	0.2	38	1.50	1.20	1.05	.92
926-LM4673SD/NOPB	LM4673SD/NOPB	LLP-8	Mono	2.65	8	2	-	0.03	78	1.25	1.00	.676	.663
926-LM4871M/NOPB	LM4871M/NOPB	SOIC-8	Mono	3	8	10	-	0.25	60	1.23	.989	.866	.76
926-LM4950TS/NOPB	LM4950TS/NOPB	TO-263	Diff.	3.1	8	16	76	0.14	56	2.72	2.17	1.47	1.44
926-LM4952TS/NOPB	LM4952TS/NOPB	TO-263	Stereo	3.8	4	18	72	0.08	80	2.87	2.29	1.55	1.52
926-LM384N/NOPB	LM384N/NOPB	DIP-14	Mono	5.5	8	25	34	0.25	31	2.18	1.77	1.59	1.41
595-TPA1517NE	TPA1517NE	PDIP-20	Stereo	6	4	22.5	-	0.15	65	2.47	2.14	1.95	1.71
595-TPA3007D1PW	TPA3007D1PW	TSSOP-24	Mono	6.5	7	8	-	0.3	73	5.90	4.72	3.19	3.12
595-TPA3111D1PWP	TPA3111D1PWP	HTSSOP-28	Mono	10	4	10	-	0.07	70	2.17	1.73	1.17	1.14
926-LM4752TS/NOPB	LM4752TS/NOPB	TO-263	Stereo	11	8	20	34	0.08	50	2.99	2.41	2.17	1.93
595-TPA3117D2RHBT	TPA3117D2RHBT	QFN-32	Stereo	15	4	-	-	0.1	72	3.69	3.33	3.03	2.74

© Copyright 2013 Mouser Electronics

© Copyright 2013 Mouser Electronics

TEXAS INSTRUMENTS Amplifiers

RoHS Compliant This product is RoHS compliant.

AUDIO AMPLIFIERS (CONT.)

NEW PRODUCT

For quantities greater than listed, call for quote.

MOUSER STOCK NO.	Texas Instruments Part No.	Package	Speaker Channels	Output Power (W)	Load (Min.) (Ω)	I_q Per Channel (mA)	Dynamic Range (dB)	Half-Power THD + N @ 1kHz (%)	PSRR (dB)	Price Each 1	25	100	250
Mid/High Power (Cont.)													
595-TPA3110D2PWP	TPA3110D2PWP	HTSSOP-28	Stereo	15	4	10	-	0.07	70	2.65	2.12	1.43	1.40
595-TPA3122D2N	TPA3122D2N	PDIP-20	Stereo	15	4	30	-	0.15	60	2.53	2.02	1.37	1.34
595-TPA3001D1PWP	TPA3001D1PWP	HTSSOP-24	Mono	20	4	8	-	0.06	73	8.19	6.55	4.43	4.33
595-TAS5731PHP	TAS5731PHP	HTQFP-48	Stereo	20	4	8	-	10	20	6.74	5.39	3.65	3.57
595-TPA3112D1PWP	TPA3112D1PWP	HTSSOP-28	Mono	25	4	10	-	0.07	70	3.25	2.60	1.75	1.72
595-TPA3123D2PWP	TPA3123D2PWP	HTSSOP-24	Stereo	25	4	30	-	0.08	60	5.30	4.24	2.87	2.80
595-TAS5727PHP	TAS5727PHP	HTQFP-48	Stereo	25	4	-	2-Band	0.03	-	5.30	4.24	2.87	2.80
926-LM1875T/LF03	LM1875T/LF03	TO-220	Mono	25	8	70	90	0.02	94	3.00	2.41	2.19	1.98
926-LM1875T/NOPB	LM1875T/NOPB	TO-220	Mono	30	8	70	90	0.015	94	3.00	2.41	2.19	1.98
595-TPA3106D1VFPR	TPA3106D1VFPR	HLQFP-32	Mono	40	4	11	-	0.2	70	4.93	3.95	2.66	2.61
595-TPA3116D2DAD	TPA3116D2DAD	TSSOP-32	Stereo	50	4	-	102	0.1	-70	5.30	4.24	2.87	2.80
595-TPA3118D2DAP	TPA3118D2DAP	TSSOP-32	Stereo	50	4	-	102	0.1	-70	4.82	3.85	2.60	2.55
595-TPA3130D2DAP	TPA3130D2DAP	TSSOP-32	Stereo	50	4	-	102	0.1	-70	3.85	3.08	2.09	2.04
926-LM3886T/NOPB	LM3886T/NOPB	TO-220	Mono	50	8	85	115	0.03	120	7.19	5.79	5.26	4.75
926-LM3886TF/NOPB	LM3886TF/NOPB	ISOTO-220	Mono	50	8	85	115	0.03	120	7.19	5.79	5.26	4.75
595-TAS5611APHD	TAS5611APHD	HTQFP-64	Stereo	125	4	60	100	0.03	80	11.67	9.34	6.31	6.18
595-TAS5612LADDV	TAS5612LADDV	TSSOP-44	Stereo	125	4	-	105	10	65	10.11	8.09	5.47	5.36
595-TAS5622ADDV	TAS5622ADDV	TSSOP-44	Stereo	125	4	-	105	10	65	12.16	9.73	6.57	6.44
595-TAS5613APHD	TAS5613APHD	HTQFP-64	Stereo	150	4	65	-	0.03	80	12.77	10.21	6.90	6.76
595-TAS5614LADDV	TAS5614LADDV	TSSOP-44	Stereo	150	4	-	105	10	65	11.19	8.96	6.06	5.93
595-TAS5624ADDV	TAS5624ADDV	TSSOP-44	Stereo	150	4	-	105	10	65	12.88	10.30	6.97	6.83
595-TAS5631BPHD	TAS5631BPHD	HTQFP-64	Stereo	300	4	-	110	0.04	80	13.87	11.66	8.46	8.36
926-LME49810TB/NOPB	LME49810TB/NOPB	TO-247	Mono	300	8	50	120	0.0006	110	5.30	4.24	2.87	2.80
595-TAS5630BPHD	TAS5630BPHD	QFP-64	Stereo	400	1.8	22.5	100	10	80	13.87	11.66	8.46	8.36
595-TAS5630DKD	TAS5630DKD	HSSOP-44	Stereo	600	4	11.5	-	0.03	80	15.47	14.33	13.16	11.99
Portable													
595-TPA301D	TPA301D	SOIC-8	Mono	0.35	8	0.7	-	-	85	1.13	1.03	.897	.786
595-TPA301DGN	TPA301DGN	MSOP-8PowerPAD	Mono	0.35	8	0.7	-	-	85	1.44	1.31	1.14	1.01
595-TPA321D	TPA321D	SOIC-8	Mono	0.35	8	0.7	-	-	85	1.13	1.03	.897	.786
595-TPA4861D	TPA4861D	SOIC-8	Mono	1	8	-	-	-	75	2.07	1.80	1.63	1.43
595-TPA2005D1DGN	TPA2005D1DGN	MSOP-8PowerPAD	Mono	1.4	8	2.8	-	0.2	75	1.48	1.34	1.17	1.02
595-TPA2005D1DRBR	TPA2005D1DRBR	SON-8	Mono	1.4	8	2.8	-	0.2	75	1.23	1.11	.973	.854
595-TPA2025D1YZGT	TPA2025D1YZGT	BGA-12	Mono	1.7	8	2	20	1	62.5	2.29	1.83	1.24	1.21
595-TPA6017A2PWP	TPA6017A2PWP	HTSSOP-20	Stereo	2	3	3	-	0.1	77	1.82	1.58	1.43	1.26
595-TPA2000D1PW	TPA2000D1PW	TSSOP-16	Mono	2	4	4	-	0.08	77	3.01	2.41	1.63	1.59
595-TPA2080D1YZGT	TPA2080D1YZGT	BGA-12	Mono	2.2	4	3.6	20	1	62.5	2.04	1.64	1.10	1.08
595-TPA2036D1YZFT	TPA2036D1YZFT	DSBGA-9	Mono	2.5	4	2.8	-	0.2	75	.97	.777	.525	.515
595-TPA6211A1DGN	TPA6211A1DGN	MSOP-8PowerPAD	Mono	3.1	3	4	-	0.02	85	1.11	1.00	.878	.77
595-TPA2029D1YZFT	TPA2029D1YZFT	BGA-9	Mono	3.2	4	10	30	0.1	86	1.69	1.35	.911	.892

AUDIO OPERATIONAL AMPLIFIERS

For quantities greater than listed, call for quote.

MOUSER STOCK NO.	Texas Instruments Part No.	Package	No. of Channels	Total Supply Voltage (Min./Max.)	Supply Current Per Channel (Max.) (mA)	GBW (Typ.) (MHz)	Slew Rate (Typ.) (V/µs)	V_{OS} (25°C) (Max.) (mV)	Price Each 1	25	100	250
General Purpose												
926-LM833M/NOPB	LM833M/NOPB	SOIC-8	2	10/36	2.5	15	7	5	.96	.752	.657	.57
926-LM833MM/NOPB	LM833MM/NOPB	MiniSOIC-8	2	10/36	2.5	15	7	5	.98	.768	.671	.583
High Current, Low Distortion, Rail-to-Rail												
926-LME49726MY/NOPB	LME49726MY/NOPB	MiniSOIC-8	2	2.5/6	0.64	6.25	3.7	0.5	1.21	.963	.651	.638
High Performance, High Fidelity												
926-LME49710MA/NOPB	LME49710MA/NOPB	SOIC-8	1	5/34	4.8	55	20	0.05	1.73	1.39	.937	.918
926-LME49710NA/NOPB	LME49710NA/NOPB	DIP-8	1	5/34	4.8	55	20	0.05	1.73	1.39	.937	.918
926-LME49720MA/NOPB	LME49720MA/NOPB	SOIC-8	2	5/34	5	55	20	0.1	2.65	2.12	1.43	1.40
926-LME49720NA/NOPB	LME49720NA/NOPB	DIP-8	2	5/34	5	55	20	0.1	2.65	2.12	1.43	1.40
926-LME49860MA/NOPB	LME49860MA/NOPB	SOIC-8	2	5/44	5.25	55	20	0.14	3.01	2.41	1.63	1.59
926-LME49860NA/NOPB	LME49860NA/NOPB	DIP-8	2	5/44	5.25	55	20	0.14	3.01	2.41	1.63	1.59
926-LME49743MT/NOPB	LME49743MT/NOPB	TSSOP-14	4	3/17	2.62	30	12	0.05	2.77	2.21	1.50	1.47
High Performance, High Fidelity, Current Feedback												
926-LME49713MA/NOPB	LME49713MA/NOPB	SOIC-8	1	10/36	8	190	1900	0.05	3.49	2.79	1.88	1.85
High Performance, High Fidelity, Fully-Differential												
926-LME49724MR/NOPB	LME49724MR/NOPB	SOP-8	1	2.5/38	-	50	18	0.2	2.65	2.12	1.43	1.40
595-OPA1632DGN	OPA1632DGN	MSOP-8PowerPAD	1	5/32	17.1	180	50	3	5.32	4.26	2.88	2.81
High Performance, High Fidelity, Low Noise												
926-LME49723MA/NOPB	LME49723MA/NOPB	SOIC-8	2	2.5/36	6.7	17	8	0.3	1.21	.963	.651	.638
926-LME49722MA/NOPB	LME49722MA/NOPB	SOIC-8	2	2.5/38	12.1	55	22	0.02	3.14	2.50	1.69	1.66
926-LME49725MA/NOPB	LME49725MA/NOPB	SOIC-8	2	4.5/18	3	40	15	0.5	2.58	2.07	1.39	1.37
926-LM4562MA/NOPB	LM4562MA/NOPB	SOIC-8	2	5/34	5	55	20	0.1	2.65	2.12	1.43	1.40
926-LM4562NA/NOPB	LM4562NA/NOPB	DIP-8	2	5/34	5	55	20	0.1	2.65	2.12	1.43	1.40
926-LME49740MA/NOPB	LME49740MA/NOPB	SOIC-14	4	5/34	4.62	55	20	0.1	4.10	3.27	2.21	2.17
926-LME49740NA/NOPB	LME49740NA/NOPB	DIP-14	4	5/34	4.62	55	20	0.1	4.10	3.27	2.21	2.17
High Performance, High Fidelity, Rail-to-Rail												
926-LME49721MA/NOPB	LME49721MA/NOPB	SOIC-8	2	2.5/5.5	2.15	20	8.5	0.3	1.56	1.25	.846	.829
595-OPA1612AID	OPA1612AID	SOIC-8	2	5/36	3.6	40	27	0.5	7.95	6.36	4.29	4.21
High Performance, JFET Input												
926-LME49880MR/NOPB	LME49880MR/NOPB	SOP-8	2	5/17	14	25	17	5	2.41	1.93	1.31	1.27
595-OPA1644AIPW	OPA1644AIPW	TSSOP-14	4	5/36	2.3	11	20	3.5	5.66	4.53	3.06	3.00
High Performance, Ultra-Low Distortion, Ultra-Low Noise												
926-LME49990MA/NOPB	LME49990MA/NOPB	SOIC-8	1	10/38	8	110	22	0.13	2.77	2.21	1.50	1.47

AUDIO CODEC SUB-SYSTEM

For quantities greater than listed, call for quote.

MOUSER STOCK NO.	Texas Instruments Part No.	Package	Power@5V 8Ω (W)	THD+N (%)		PSRR (dB)		SNR (dB)		Price Each 1	25	100	250
				Speaker	Headphone	Speaker	Headphone	Speaker	Headphone				
926-LM49350RL/NOPB	LM49350RL/NOPB	MicroSMDXT-36	1.2	0.07	0.025	97	97	106	106	2.96	2.36	1.61	1.57
926-LM4936MH/NOPB	LM4936MH/NOPB	TSSOP-28	1.25	0.06	0.02	55	57	-----	-----	4.02	3.22	2.17	2.13

AUDIO NOISE SUPPRESSION MICROPHONE AMPLIFIERS

For quantities greater than listed, call for quote.

MOUSER STOCK NO.	Texas Instruments Part No.	Package	THD (%)	PSRR (dB)	SNR (dB)	Mono/ Stereo	Output Type	Supply Voltage (Min./Max.) 1kHz (%)	Supply Current (mA)	Price Each 1	25	100	250
926-LMV1089VY/NOPB	LMV1089VY/NOPB	LQFP-32	0.1	96	65	Mono	Differential	2.7/5.5	1.1	5.49	4.39	2.96	2.91
926-LMV1090TL/NOPB	LMV1090TL/NOPB	MicroSMD-16	0.1	99	65	Mono	Differential	2.7/5.5	0.6	1.71	1.37	.924	.905
926-LMV1091TM/NOPB	LMV1091TM/NOPB	MicroSMD-25	0.1	99	65	Mono	Differential	2.7/5.5	0.6	1.71	1.37	.924	.905
926-LMV1099TL/NOPB	LMV1099TL/NOPB	MicroSMD-25	0.1	106	65	Mono	Differential	2.7/5.5	3.7	2.29	1.83	1.24	1.21

© Copyright 2013 Mouser Electronics
© Copyright 2013 Mouser Electronics

TEXAS INSTRUMENTS Amplifiers

RoHS Compliant **This product is RoHS compliant.**

CURRENT SENSE AMPLIFIERS

For quantities greater than listed, call for quote.

MOUSER STOCK NO.	Texas Instruments Part No.	Package	CMVR (V)		V_{CC} (V)		I_{CC} (Max.) (mA)	Slew Rate (Typ.) (V/µs)	V_{OS} (25°C) (Max.) (mV)	Price Each			
			Min.	Max.	Min.	Max.				1	25	100	250
926-LMP8603MME/NOPB	LMP8603MME/NOPB	MSOP-8	-4	27	3	5.5	1.1	0.7	1	2.53	2.02	1.37	1.34
926-LMP8601MA/NOPB	LMP8601MA/NOPB	SOIC-8	-4	27	3	5.5	1.3	0.7	0.15	2.53	2.02	1.37	1.34
926-LMP8602MA/NOPB	LMP8602MA/NOPB	SOIC-8	-4	27	3	5.5	1.5	0.7	0.15	2.53	2.02	1.37	1.34
926-LMP8602QMA/NOPB	LMP8602QMA/NOPB	SOIC-8	-4	27	3	5.5	1.5	0.7	0.15	4.48	3.58	2.42	2.38
926-LMP8603MA/NOPB	LMP8603MA/NOPB	SOIC-8	-4	27	3	5.5	1.5	0.7	0.15	2.53	2.02	1.37	1.34
926-P8645HVMKE/NOPB	LMP8645HVMKE/NOPB	TSOT-6	-2	76	2.7	12	0.61	0.5	1	2.27	1.81	1.22	1.20

SENSOR AMPLIFIERS

For quantities greater than listed, call for quote.

MOUSER STOCK NO.	Texas Instruments Part No.	Package	Total Supply Voltage	Temp. (Min.)	Temp. (Max.)	Power Dissipation (mW)	Supply Current (µA)	Price Each			
								1	25	100	250
926-LM1815M/NOPB	LM1815M/NOPB	TO-7	42V	-65	150	1250	500	3.66	2.94	2.68	2.42

SENSOR INTERFACE AMPLIFIERS

For quantities greater than listed, call for quote.

MOUSER STOCK NO.	Texas Instruments Part No.	Package	Total Supply Voltage	Temp. (Min.)	Temp. (Max.)	Differential Voltage Gain (Min.)	Differential Voltage Gain (Max.)	Price Each			
								1	25	100	250
926-LM9044V/NOPB	LM9044V/NOPB	PLCC-20	±60V	-40	125	4.41	4.59	3.75	3.02	2.74	2.47

FIXED GAIN AMPLIFIERS

For quantities greater than listed, call for quote.

MOUSER STOCK NO.	Texas Instruments Part No.	Package	No. of Channels	I_Q Per Channel (mA)	Slew Rate (V/µs)	Acl. Min. Stable Gain (V/V)	BW @ Acl (MHz)	Offset Voltage Drift (±) (Max.) (µV/°C)	Diff Gain (%)	Diff Phase (°)	Price Each			
											1	25	100	250
595-OPA832IDBVT	OPA832IDBVT	SOT-23-5	1	-	350	1	92	-	-	-	1.21	.963	.651	.638
595-OPA693IDBVT	OPA693IDBVT	SOT-23-6	1	14.1	2500	1	1400	8	0.03	0.01	4.94	4.46	4.06	3.67
595-OPA633KP	OPA633KP	PDIP-8	1	30	2500	1	260	33	0.1	0.1	13.12	10.50	7.09	6.96
595-THS4303RGTT	THS4303RGTT	QFN-16	1	48	5500	10	1800	20	-	-	7.22	5.78	3.91	3.83

VARIABLE GAIN AMPLIFIERS

For quantities greater than listed, call for quote.

MOUSER STOCK NO.	Texas Instruments Part No.	Package	No. of Channels	Supply Voltage (Min.Max.)	Gain Adjust Range (dB)	Output Current (Typ.) (mA)	V_{OS} (25°C) (Max.) (mV)	Harmonic Distortion (dB)		Price Each			
								2nd	3rd	1	25	100	250
Wideband, Low Power													
926-LMH6502MA/NOPB	LMH6502MA/NOPB	SOIC-14	1	5/12	70	90	300	-55	-57	7.97	6.38	4.31	4.23
926-LMH6503MA/NOPB	LMH6503MA/NOPB	SOIC-14	1	5/12	70	90	370	-60	-61	7.97	6.38	4.31	4.23
926-LMH6504MA/NOPB	LMH6504MA/NOPB	SOIC-8	1	7/12	80	80	55	-47	-55	6.41	5.16	4.70	4.24
926-LMH6505MA/NOPB	LMH6505MA/NOPB	SOIC-8	1	7/12	80	80	55	-47	-55	5.76	4.60	3.11	3.05
Zero Drift, Programmable													
926-LMP8358MA/NOPB	LMP8358MA/NOPB	SOIC-14	1	2.7/5.5	40	31	0.01	-	-	6.53	5.22	3.53	3.46
926-LMP8358MT/NOPB	LMP8358MT/NOPB	TSSOP-14	1	2.7/5.5	40	31	0.01	-	-	6.53	5.22	3.53	3.46

SPECIAL FUNCTION AMPLIFIERS

High Speed Video Multiplexer

For quantities greater than listed, call for quote.

MOUSER STOCK NO.	Texas Instruments Part No.	Package	Channels	-3dB Bandwidth (MHz)	Supply Voltage (V)	Supply Current (mA)	Switching Speed (ns)	Harmonic Distortion (dB)		Settling Time (ns)	Crosstalk Rejection (dB)	Operating Temp. (°C)	Price Each			
								2nd	3rd				1	25	100	250
926-LMH6574MA/NOPB	LMH6574MA/NOPB	SOIC-14	4	500	12	13	10	-65	-85	17	85	-40 to 85	5.74	3.09	3.04	3.04

Monolithic Sample and Hold Circuits

For quantities greater than listed, call for quote.

MOUSER STOCK NO.	Texas Instruments Part No.	Package	Supply Voltage (V)	Supply Current (mA)	Input Offset Voltage (mV)		Input Bias Current (nA)		Gain Error (Typ.) (%)	Acquistion Time to 0.1% (Typ.) (µs)	Input Compatible	Price Each			
					Typ.	Max.	Typ.	Max.				1	25	100	250
926-LF298M/NOPB	LF298M/NOPB	SOIC-14	±18	5.5	1	3	5	25	0.002	4	TTL, PMOS, CMOS	2.99	2.39	1.62	1.58
926-LF398AN/NOPB	LF398AN/NOPB	TO-99	±18	6.5	2	7	10	50	0.004	4	TTL, PMOS, CMOS	3.05	2.46	2.21	1.97
926-LF398H/NOPB	LF398H/NOPB	TO-99	±18	6.5	2	7	10	50	0.004	4	TTL, PMOS, CMOS	9.58	7.85	7.08	6.52
926-LF398M/NOPB	LF398M/NOPB	TO-99	±18	6.5	2	7	10	50	0.004	4	TTL, PMOS, CMOS	1.74	1.40	1.22	1.07
926-LF398N/NOPB	LF398N/NOPB	TO-99	±18	6.5	2	7	10	50	0.004	4	TTL, PMOS, CMOS	1.64	1.32	1.16	1.01

EVALUATION MODULES

For quantities greater than listed, call for quote.

MOUSER STOCK NO.	Texas Instruments Part No.	Description	Price Each
595-AMC1100EVM	AMC1100EVM	Evaluation Module for AMC1100, an Isolated Single-Ch. Analog Amplifier	55.97
595-BUF08630EVM	BUF08630EVM	Evaluation Module for the BUF08630 uder various signal, reference and supply conditions	166.05
595-DRV2603EVM-CT	DRV2603EVM-CT	Evaluation Module for DRV2603, a haptic driver designed to control LRA and ERM motors	110.34
595-DRV612EVM	DRV612EVM	Evaluation Module for the DRV612, 2-Vrms Stereo Line Driver	110.34
595-DRV632EVM	DRV632EVM	Evaluation Module for the DRV632, 2-Channel, 2-VRMS Line Output Stereo Line Driver	110.34
595-DRV8601ZQVEVM	DRV8601ZQVEVM	Evaluation Module for the DRV8601, a General Purpose Single-Supply Haptics Driver designed to drive a DC motor	110.34
595-INA149EVM	INA149EVM	Evaluation Module for the INA149, High Common-Mode Difference Amplifier	54.60
595-INA223EVM	INA223EVM	Evaluation Module for INA223, evaluating under various signal, shunt, and supply conditions	85.67
595-INA230EVM	INA230EVM	Evaluation Module for the INA230, a High-Side Current Sensor and Power Monitor	83.59
595-INA282-286EVM	INA282-286EVM	Evaluation Module for the INA282, a Wide Common Mode Range, Bidirectional, High Accuracy Current Shunt Monitor	54.60
595-INA826EVM	INA826EVM	Evaluation Module for the INA826, Single and Dual, Low Power, Wide Supply Voltage Amplifier	27.85
595-INA827EVM	INA827EVM	Evaluation Module for INA827, advanced evaluation with two prototype areas	54.60
595-OPA2836IDGSEVM	OPA2836IDGSEVM	Evaluation Module for OPA2836, Dual DGS (10-lead VSSOP)	166.05
595-PCM2906CEVM-U	PCM2906CEVM-U	Evaluation Module for the PCM2906C, a Bus-Powered (500mA) USB Codec with an S/PDIF Interface	166.05
595-PCM9211EVM-U	PCM9211EVM-U	Evaluation Module for the PCM9211, a Digital Audio Interface Transceiver with Stereo ADC and Routing	54.60
595-TAS5614LADDVEVM	TAS5614LADDVEVM	Evaluation Module for TAS5614L, Integrated Stereo Feedback Digital Amplifier Power Stages	455.80
595-TAS5624ADDVEVM	TAS5624ADDVEVM	Evaluation Module for TAS5624, Integrated Stereo Feedback Digital Amplifier Power Stages	455.80
595-TAS5630DKD2EVM	TAS5630DKD2EVM	Evaluation Module for the TAS5630, an Analog Input Stereo Class D Amplifier with Integrated Feedback	444.68
595-TAS5715EVM	TAS5715EVM	Evaluation Module for the TAS5715, a 25W Stereo I2S Audio Amplifier with Speaker EQ, 2-Band DRC and DC protection	221.79
595-TAS5717EVM	TAS5717EVM	Evaluation Module for the TAS5717, a Digital Input Stereo Amplifier with integrated CAP free headphone amp	221.79
595-TAS5719EVM	TAS5719EVM	Evaluation Module for the TAS5719, a Digital Input Stereo Amplifier with integrated CAP free headphone amp	221.79
595-TAS5731EVM	TAS5731EVM	Evaluation Module for the TAS5731PHP, a 20W Stereo Class-D Audio Amplifier	221.79
595-TPA2025D1EVM	TPA2025D1EVM	Evaluation Module for the TPA2025D1, a mono 2.0 W Class-D Audio Amplifier	166.05
595-TPA6138A2EVM	TPA6138A2EVM	Evaluation Module for the TPA6138A2, a DIRECTPATH™ Headphone Driver with Adjustable Gain	110.34
595-TPA6139A2EVM	TPA6139A2EVM	Evaluation Module for the TPA6139A2, a DIRECTPATH™ 25mW Headphone Amplifier	110.34
595-THS770006EVM	THS770006EVM	Evaluation Module for the THS770006, a High-Speed Fully Differential ADC Driver Amplifier with Fixed Gain	110.34
595-THS770012EVM	THS770012EVM	Evaluation Module for the THS770012, a High-Speed Fully Differential ADC Driver Amplifier with 10-13dB Selectable Gain	110.34
595-LV320AIC1106EVMK	TLV320AIC1106EVM-K	Evaluation Module for the TLV320AIC1106, a PCM Codec with Microphone Amps and Speaker Driver	221.79
595-LV320AIC1110EVMK	TLV320AIC1110EVM-K	Evaluation Module for the TLV320AIC1110, a Programmable PCM Codec with Microphone Amps and Speaker Driver	221.79
595-LV320AIC3212EVMU	TLV320AIC3212EVM-U	Evaluation Module for TLV320AIC3212, a Low Power Stereo Codec	333.23
595-LV320AIC3262EVMU	TLV320AIC3262EVM-U	Evaluation Module for TLV320AIC3262, a Low Power Stereo Codec	333.23
595-TPA3117D2EVM	TPA3117D2EVM	Evaluation Module for the TPA3117D2, a 15W Filter-Free Stereo Class D Amplifier	166.05
595-MULTI-CAL-SYSTEM	MULTI-CAL-SYSTEM	A system of evaluation modules and accessories that can be used to calibrate multiple PGA308 sensor modules	1113.38
595-MULTICALSLAVEKIT	MULTI-CAL-SLAVEKIT	Evaluation Module for PGA308, a Single Supply, Auto-Zero Sensor Amplifier with Programmable Gain and Offset (Slave)	444.68

© Copyright 2013 Mouser Electronics
© Copyright 2013 Mouser Electronics

TRIQUINT SEMICONDUCTOR Amplifiers

RoHS Compliant This page of product is compliant.

TriQuint SEMICONDUCTOR

GAIN BLOCK AMPLIFIERS

TriQuint's gain block amplifiers are a broad family of InGaP HBT general-purpose amplifiers offering superior dynamic range in low-cost, surface mount packages. These devices are designed to provide broadband gain at frequencies from DC to 6GHz. Targeted at telecommunications infrastructure and CATV markets, they can be directly applied to various current and next generation system applications wherever low-cost gain blocks are needed. Configured internally as Darlington pairs, these amplifiers are available in a variety of gain, power, and package combinations.

For quantities greater than listed, call for quote.

MOUSER STOCK NO.	Mfr. Part No.	Package Type	Operating Bandwidth (MHz)	Gain Performance	Price Each 1	25	100
772—TQP369180		SOT-89	0-6GHz	15.7dB @ 1GHz	1.66	1.23	.91
772—TQP369181		SOT-89	0-6GHz	15.3dB @ 1.9GHz	1.66	1.23	.91
772—TQP369182		SOT-89	0-6GHz	22.3dB @ 1GHz	1.66	1.23	.91
772—TQP369184		SOT-89	0-6GHz	20.6dB @ 1.9GHz	1.66	1.23	.91
772—TQP369185		SOT-89	0-6GHz	20.5dB @ 1GHz	1.72	1.27	.942
772—EC1078B-G		SOT-89	DC-3500	20dB Gain@1GHz	5.62	4.15	3.07
772—ECG001B-G		SOT-89	DC-6000	22.5dB Gain@1GHz	1.97	1.49	1.12
772—ECG003B-G		SOT-89	DC-6000	+24dBm P1dB@1GHz	8.97	6.63	4.90
772—ECG004B-G		SOT-89	DC-6GHz	16.2dB@1GHz	2.15	1.59	1.18
772—ECG005B-G		SOT-89	DC-4000	+18dBm P1dB@1GHz	5.95	4.40	3.25
772—ECG006C-G		SOT-86	DC-5500	+15.5dBm P1dB@1GHz	2.42	1.83	1.38
772—ECG006F-G		SOT-363	DC-5500	+15.5dBm P1dB@1GHz	2.15	1.59	1.18
772—ECG008B-G		SOT-89	DC-4000	+24dBm P1dB@1GHz	8.97	6.63	4.90
772—ECG055B-G		SOT-89	DC-3000	20.5dB Gain @1GHz	2.32	1.77	1.34
772—WJA1500		SOT-89	50-1000	+43.5dBm OIP3	3.98	2.94	2.17
772—WJA1510		SOT-89	50-1000	+47dBm OIP3	3.98	2.94	2.17
772—AG203-63G		SOT-363	DC-6000	20dB Gain@900MHz	1.00	.749	.567

For quantities greater than listed, call for quote.

MOUSER STOCK NO.	Mfr. Part No.	Package Type	Operating Bandwidth (MHz)	Gain Performance	Price Each 1	25	100
772—AG302-63G		SOT-363	DC-6000	15.5dB Gain@900MHz	1.54	1.17	.888
772—AG303-63G		SOT-363	DC-6000	20.5dB Gain@900MHz	1.54	1.17	.888
772—AG303-86G		SOT-86	DC-6000	20.5dB Gain@900MHz	2.10	1.58	1.20
772—AG603-89G		SOT-89	DC-3000	18.5dB Gain@900MHz	2.17	1.65	1.24
772—AG604-86G		SOT-86	DC-6000	20.5dB Gain@900MHz	2.93	2.21	1.68
772—AG604-89G		SOT-89	DC-2700	21dB Gain@900MHz	2.17	1.65	1.24
772—TQP3M9005		QFN-16	100-4000	15.3dB Gain@1.9GHz	2.76	2.04	1.51
772—TQP3M9006		QFN-16	500-4000	13.5dB Gain@1.9GHz	4.52	3.34	2.96
772—TQP3M9007		SOT-89	100-4000	13dB Gain@1.9GHz	5.52	4.09	3.03
772—TQP3M9018		QFN-16	50-4000	20.5dB@1.9GHz	4.18	3.09	2.29
772—TQP3M9019		QFN-16	50-4000	22dB@1.9GHz	5.30	3.92	2.90
772—TQP3M9028		SOT-89	50-4000	4.7±0.3dB from 0.5-3.5GHz	4.62	3.42	2.54
772—TQP770001		2mmx2mm	2.4-2.5GHz	27dB	1.87	1.80	1.61
772—T1G6001528-Q3		SMD-3	DC-6000	>10 dBGain @ 6GHz	113.15	102.12	92.16
772—T1G6003028-FS		Flange Mount	DC-6GHz	>14 dB Linear Gain@6GHz	150.87	130.49	112.86
772—T1G4005528-FS		SMD-3	DC-3500	>15 dbGain@3.5GHz	280.34	253.01	228.34

HIGH LINEARITY AMPLIFIERS

TriQuint offers an extensive range of highly linear amplifiers - the perfect choice for today's high data rate telecommunications systems. TriQuint's medium power amplifiers provide high reliability, high output IP3, low noise, and excellent linear figure of merit (LFOM = OIP3/DC power) in frequency ranges from 50-4000MHz. TriQuint's amplifiers are available in industry-standard green surface-mount packages.

For quantities greater than listed, call for quote.

MOUSER STOCK NO.	Mfr. Part No.	Package Type	Operating Bandwidth (MHz)	Gain Performance	Price Each 1	25	100
772—AG102-G		SOT-89	60-3000	14dB@900MHz	2.79	2.11	1.59
772—AH1-G		SOT-89	250-4000	13.5dB@800MHz	7.92	5.85	4.33
772—AH101-G		SOT-89	50-1500	13.5dB@900MHz	15.98	12.09	9.16
772—AH102A-G		SOT-89	350-3000	14.5dB@900MHz	15.20	11.50	8.71
772—AH118-89G		SOT-89	60-3500	20.4dB@900MHz	9.60	7.10	5.25
772—AH125-89G		SOT-89	400-2700	16.2dB@2140MHz	7.95	5.89	4.34
772—AH202-F		QFN-28	50-2200	17dB@900MHz	22.36	17.32	13.41
772—AH3-G		SOT-89	50-870	13dB@800MHz	8.00	5.92	4.38
772—AH31-G		SOT-89	50-1000	19dB@240MHz	8.80	6.51	4.82
772—AH322-S8G		SO-8	400-2700	13.5dB@2140MHz	12.98	9.82	7.44
772—AH420-EG		4x5 DFN	400-2700	14dB@2140MHz	24.62	17.78	12.85
772—AM1-G		SOT-89	60-3000	14dB@800MHz	7.00	5.05	3.65

For quantities greater than listed, call for quote.

MOUSER STOCK NO.	Mfr. Part No.	Package Type	Operating Bandwidth (MHz)	Gain Performance	Price Each 1	25	100
772—TQP3M9009		SOT-89	50-4000	21.8dB@1.9GHz	5.30	3.92	2.90
772—TQP3M9008		SOT-89	50-4000	20dB@1.9GHz	4.18	3.09	2.29
772—TQP7M9101		SOT-89	400-4000	17.5dB Gain@2140MHz	5.80	4.29	3.18
772—TQP7M9102		SOT-89	400-4000	17.8dB Gain@2140MHz	7.33	5.42	4.01
772—TQP8M9013		QFN-24	.7-3.8GHz	29.5dB@2140MHz	12.60	9.33	6.90
772—TQP3M9035		QFN-8	50-4000	16.5dB @ 1.9GHz	4.35	3.22	2.39
772—TQP3M9037		DFN-8	1.5-2.7GHz	20dB@1.95GHz	4.53	3.35	2.48
772—TQP3M9038		QFN-24	50-4000	14.9 @ 0.5-3.5GHz	4.62	3.42	2.54
772—TQP7M9104		QFN-24	700-2700	15.8dB @ 2140MHz	11.56	8.55	6.32
772—TQP7M9105		SOT-89-3	50-1500	19db@940MHz	9.06	6.71	4.96
772—TQP7M9106		QFN-24	50-1500	20.8dB@940MHz	11.56	8.55	6.32
772—TGA2507-SM-TR		QFN-12	11-17GHz	25dB	27.69	22.43	18.17

POWER AMPLIFIERS

TriQuint's family of power amplifier ICs and modules features high efficiency and linearity in both 12V and 28V InGaP HBT processes. Power amplifier ICs developed on TriQuint's highly reliable 28V InGaP HBT process operate over a wide frequency range to include all the key cellular frequencies. The +12V InGaP HBT (GaAs) power amplifier modules are ideal for the PHS/PAS and PCS/UMTS markets and include internal matching for 50 Ohm.

For quantities greater than listed, call for quote.

MOUSER STOCK NO.	TriQuint Part No.	Package Type	Operating Bandwidth	Gain Performance	Price Each 1	25	100
772-TGA8659-FL	TGA8659-FL	Flange Mount	13-15GHz	25dB Nominal	108.50	91.84	77.74
772-TQM679002A	TQM679002A	3.0x3.0x0.45mm ETSLP	2.4-2.5GHz	33.5dB	3.30	2.74	2.28
772-TQP6M9002	TQP6M9002	4.0x4.0x0.5mm ETSLP-24	2.4-2.5GHz	-	6.36	5.30	4.41

CATV AMPLIFIERS

The AH2, AH22, and AG606 are general purpose amplifiers that are very well-suited for cable TV applications requiring gain flatness, high linearity, and wide bandwidth. Designed for 75 Ohm systems, these devices can operate from a single supply voltage and manufactured using TriQuint's highly reliable GaAs MESFET process. These products offer low noise performance and a high dynamic range. Other applications suitable for these products are cable modem and laser diode drivers. In addition, TriQuint has a wide variety of products that can be used for CATV transmission, headend, or STB applications.

For quantities greater than listed, call for quote.

MOUSER STOCK NO.	TriQuint Part No.	Package Type	Operating Bandwidth	Gain Performance	Price Each 1	25	100
772-AH22S-G	AH22S-G	SOIC-8	50-1000MHz	14.5@800MHz ,±0.2dB Gain Flatness	10.95	9.67	8.54
772-TAT7457	TAT7457	SOT-89	DC-2000MHz	19dB	9.63	8.56	7.49
772-AH2-G	AH2-G	SOT-89	50-1000MHz	14.5dB@800MHz	4.56	3.69	3.00

DISCRETE AMPLIFIERS

TriQuint's discrete FETs meet today's demand for wireless receiver and transmitter applications. TriQuint's FETs deliver exceptional performance and high reliability and are the basic building blocks within TriQuint's amplifier products. TriQuint's FETs offer OEM's high efficiency, high-power and high-quality for wireless infrastructure applications. TriQuint's high dynamic range FETs are packaged in low-cost surface mount packages for customized design applications.

772-FH1-G	FH1-G	SOT-89	50-4000MHz	18dB Gain, +21dBm P1dB	7.97	5.90	4.37
772-FP1189-G	FP1189-G	SOT-89	50-4000MHz	20.5dB Gain, +27dBm P1dB	7.74	5.72	4.23
772-FP2189-G	FP2189-G	SOT-89	50-4000MHz	18dB Gain, +30dBm P1dB	11.33	8.38	6.20
772-FP31QF-F	FP31QF-F	QFN28	50-4000MHz	18dB Gain, +34dBm P1dB	16.11	11.92	8.82
772-TAT6254B	TAT6254B	4.0mmx4.0mm	50-1000MHz	38dB	18.83	15.30	9.42

PHEMT AMPLIFIERS

772-TGA2601-SM	TGA2601-SM-T/R	QFN-16	800-3000MHz	24dB Gain@900MHz	10.04	9.14	8.30

RF MIXER

For quantities greater than listed, call for quote.

MOUSER STOCK NO.	TriQuint Part No.	Package Type	Operating Bandwidth	RF	IF	Price Each 1	25	100
772-ML483-G	ML483-G	MSOP-8	.7GHz-1GHz	700MHz to 1000MHz	70MHz to 300MHz	5.17	3.93	2.99
772-CMY210	CMY210	MW-6	500MHz-2.5GHz	0.5-2.5GHz	50-250MHz	4.22	3.19	2.42

HIGH POWER SWITCHING

For quantities greater than listed, call for quote.

MOUSER STOCK NO.	TriQuint Part No.	Package Type	Switch Type	Operating Bandwidth	Switching Speed (ns)	Control Voltages (V)	Power Handling (W)	Price Each 1	25	100
772-TGS2351-SM	TGS2351-SM	QFN-24	SPDT	DC-6000MHz	<35	0/-40	40	96.62	81.78	69.22

ATTENUATOR

For quantities greater than listed, call for quote.

MOUSER STOCK NO.	TriQuint Part No.	Package Type	Operating Bandwidth	Insertion Loss	Price Each 1	25	100
772-TQP4M9083	TQP4M9083	QFN-24	0.4-3.5GHz	1.5 dB	4.62	3.42	2.54
772-TQP4M9071	TQP4M9071	QFN-24	DC to 4GHz	1.7dB@2.2GHz	4.47	3.31	2.45
772-TQP4M9072	TQP4M9072	QFN-24	DC-4GHz	1.7dB@2.2GHz	4.47	3.31	2.45

© Copyright 2013 Mouser Electronics
© Copyright 2013 Mouser Electronics

DIODES INC. DC-DC Power Management ICs

RoHS Compliant **This product is RoHS compliant.**

DC-DC CONVERTERS

MOUSER STOCK NO.	Diodes Inc. Part No.	Type	Package	Input Voltage	Output Voltage	Output Current	Price Each 1	Price Each 25	Price Each 100	Reel Qty.	Price Per Piece
621-AP1506-33K5L-U	AP1506-33K5L-U	Buck	TO263-5L	24V	3.3V	3A	3.31	2.80	2.35	-	-
621-AP1506-50K5L-U	AP1506-50K5L-U	Buck	TO263-5L	24V	5V	3A	2.63	2.15	1.84	-	-
621-AP1539SDPG-13	AP1539SDPG-13	Buck	SOIC-8	3.6V-18V	0.8V-18V	4A	1.38	-	.963	2500	.248
621-AP34063S8L-13	AP34063S8L-13	Buck/Boost/Inverter	SOP-8L	3V-40V	Adjustable	1.5A	.64	.578	.514	2500	.248
621-AP5100WG-7	AP5100WG-7	Buck	SOT-26	4.75V-24V	0.81V-15V	1.2A	1.09	.963	.754	3000	.449

SINGLE P-CHANNEL SLEW RATE CONTROLLED LOAD SWITCH MOSFETS

MOUSER STOCK NO.	Diodes Inc. Part No.	Package	Output Turn-on Rise Time	Operating Voltage	Max. Switch Current	Price Each 1	Price Each 10	Price Each 100	Reel Qty.	Price Per Piece
621-AP2280-1WG-7	AP2280-1WG-7	SOT-25	100μs	1.5V-6V	2A	.75	.642	.514	3000	.248
621-AP2280-2WG-7	AP2280-2WG-7	SOT-25	1ms	1.5V-6V	2A	.75	.642	.514	3000	.248

MOTOR/MOTION/IGNITION CONTROLLERS

NEW PRODUCT

MOUSER STOCK NO.	Diodes Inc. Part No.	Package	Output	Operating Voltage (V)	Supply Current (mA)	Output Current (mA)	Operating Temp (°C)	Price Each 1	Price Each 10	Price Each 100	Reel Qty.	Price Per Piece
621-AH5795-FDC-7	AH5795-FDC-7	DFN-2020C-6	H-Bridge	1.8-6	1000	500	-40 to 105	.94	.854	.794	3000	.501
621-AH5795-WU-7	AH5795-WU-7	TSOT-23-6	H-Bridge	1.8-6	1000	500	-40 to 105	1.03	.931	.875	3000	.61

MICROPROCESSOR SUPERVISORY CIRCUITS

- 30μA Supply Current (Typ.)
- Guaranteed Reset Valid to VCC= +1V
- Power-On/power supply glitch Reset Pulse

NEW PRODUCT

MOUSER STOCK NO.	Diodes Inc. Part No.	Package	Typ. Reset Threshold Volt (V_{th})	Typ. Quiescent Current (μA)	Typ. Time Delay (ms)	Reset Output: Active High	Reset Output: Active Low	Reset Output: Topology	Price Each 1	Price Each 10	Price Each 100	Reel Qty.	Price Per Piece
621-APX811-31UG-7	APX811-31UG-7	SOT-143	2.69	40	280	N	Y	Push-Pull	.54	.417	.318	3000	.15
621-APX823-26W5G-7	APX823-26W5G-7	SOT-25-5	2.69	40	280	N	Y	Push-Pull	.56	.439	.331	3000	.155
621-APX803D-29SAG-7	APX803D-29SAG-7	SOT23R	2.93	20	2	N	Y	Open Drain	.65	.453	.388	3000	.183
621-APX803D-29SRG-7	APX803D-29SRG-7	SOT23R	2.93	20	2	N	Y	Open Drain	.71	.546	.482	3000	.233
621-APX803-23SAG-7	APX803-23SAG-7	SOT-23	2.25	20	200	N	Y	Open Drain	.56	.439	.30	3000	.127
621-APX803-23SRG-7	APX803-23SRG-7	SOT-23R	2.25	20	200	N	Y	Open Drain	.56	.439	.30	3000	.127
621-APX803-26SAG-7	APX803-26SAG-7	SOT-23	2.63	20	200	N	Y	Open Drain	.56	.439	.30	3000	.127
621-APX803-26SRG-7	APX803-26SRG-7	SOT-23R	2.63	20	200	N	Y	Open Drain	.56	.439	.30	3000	.127
621-APX803-29SAG-7	APX803-29SAG-7	SOT-23	2.93	20	200	N	Y	Open Drain	.56	.439	.30	3000	.127
621-APX803-29SRG-7	APX803-29SRG-7	SOT-23R	2.93	20	200	N	Y	Open Drain	.56	.439	.30	3000	.127
621-APX803-31SAG-7	APX803-31SAG-7	SOT-23	3.08	20	200	N	Y	Open Drain	.56	.439	.30	3000	.127
621-APX803-31SRG-7	APX803-31SRG-7	SOT-23R	3.08	20	200	N	Y	Open Drain	.56	.439	.30	3000	.127
621-APX803-40SAG-7	APX803-40SAG-7	SOT-23	4.00	20	200	N	Y	Open Drain	.56	.439	.30	3000	.127
621-APX803-40SRG-7	APX803-40SRG-7	SOT-23R	4.00	20	200	N	Y	Open Drain	.56	.439	.30	3000	.127
621-APX803-44SAG-7	APX803-44SAG-7	SOT-23	4.38	20	200	N	Y	Open Drain	.56	.439	.30	3000	.127
621-APX803-44SRG-7	APX803-44SRG-7	SOT-23R	4.38	20	200	N	Y	Open Drain	.56	.439	.30	3000	.127
621-APX803-46SAG-7	APX803-46SAG-7	SOT-23	4.63	20	200	N	Y	Open Drain	.56	.439	.30	3000	.127
621-APX803-46SRG-7	APX803-46SRG-7	SOT-23R	4.63	20	200	N	Y	Open Drain	.56	.439	.30	3000	.127
621-APX811-29UG-7	APX811-29UG-7	SOT-143	4.7	30	200	N	Y	Push-Pull	.54	.417	.318	3000	.15

USB POWER SWITCHES

- Over-current and thermal proctection
- Reverse current blocking
- Very low shutdown current: 1uA (max)
- Active high or low enable
- 90mΩ on-resistance
- Fault report (FLG) with blanking time (7ms typ)

NEW PRODUCT

MOUSER STOCK NO.	Diodes Inc. Part No.	Package	Operating Voltage (V)	Max. Cont. Current (A)	Max. Current Limit (A)	Channels	Price Each 1	Price Each 10	Price Each 100	Reel Qty.	Price Per Piece
621-AP2171FMG-7	AP2171FMG-7	SOT-26	2.7-5.5	0.2	-	1	.71	.546	.482	3000	.233
621-AP2156SG-13	AP2156SG-13	SOP-8L	2.7-5.5	0.5	1	2	1.02	.91	.628	2500	.375
621-AP2331SA-7	AP2331SA-7	SOT-23	2.1-5.5	1	1.9	1	.30	.272	.257	3000	.179
621-AP2196SG-13	AP2196SG-13	SOP-8L	2.7-5.5	1.5	2.6	2	2.02	1.59	1.22	2500	.612
621-AP2401FGE-7	AP2401FGE-7	UDFN-3030-8	2.7-5.5	2	2.5	1	.33	.30	.278	3000	.196
621-AP2401MP-13	AP2401MP-13	MSOP-8-EP	2.7-5.5	2	2.5	1	.31	.279	.268	2500	.183
621-AP2401S-13	AP2401S-13	SO-8	2.7-5.5	2	2.5	1	.31	.279	.268	2500	.183
621-AP2411FGE-7	AP2411FGE-7	UDFN-3030-8	2.7-5.5	2	2.5	1	.33	.30	.278	3000	.196
621-AP2411MP-13	AP2411MP-13	MSOP-8-EP	2.7-5.5	2	2.5	1	.31	.279	.268	2500	.183
621-AP2411S-13	AP2411S-13	SO-8	2.7-5.5	2	2.5	1	.31	.279	.268	2500	.183

LED DRIVER ICS

NEW PRODUCT

MOUSER STOCK NO.	Diodes Inc. Part No.	Package	Min-Max Input Voltage (V)	Output Voltage (V)	Typ. Peak Output Current (A)	Frequency (kHz) (Typ.)	Price Each 1	Price Each 10	Price Each 100	Reel Qty.	Price Per Piece
621-AL8400SE-7	AL8400SE-7	SOT353	2.2-18	18	0.015	-	.85	.732	.578	3000	.279
621-AP5725WG-7	AP5725WG-7	SOT-26	2.7-5.5	-	0.75	1200	.77	.612	.459	3000	.216
621-AP5724WG-7	AP5724WG-7	SOT-26	2.7-5.5	26	-	1400	.77	.612	.459	3000	.216
621-AL8805W5-7	AL8805W5-7	SOT-25	6-30	30	1	1000	1.03	.823	.715	-	-
621-AL8807W5-7	AL8807W5-7	SOT-25	6-36	30	1	1000	1.03	.823	.715	3000	.38
621-AL8807MP-13	AL8807MP-13	MSOP-8EP	6-36	30	1.3	1000	1.03	.823	.715	3000	.38
621-AL8806MP8-13	AL8806MP8-13	MSOP-8-EP	6-36	36	1.5	1000	1.03	.823	.715	3000	.40
621-AL9910-5SP-13	AL9910-5SP-13	SO-8 EP	7.5		0.001	300	2.16	1.94	1.86	2500	1.27
621-AP8802SPG-13	AP8802SPG-13	SO-8-EP	8-48	48	1	500	2.26	1.93	1.57	2500	.856
621-AL3158FSG-7	AL3158FSG-7	QFN-3030-20	2.7-5.5	-	0.2	-	1.01	.778	.686	3000	.332
621-AL3159FSG-7	AL3159FSG-7	QFN-3030-20	2.7-5.5	-	0.2	1200	.97	.873	.77	3000	.372
621-AL9910AS-13	AL9910AS-13	SO-8	85VAC-265VAC	7.5	1	300	2.03	1.82	1.61	-	-
621-AL9910S-13	AL9910S-13	SO-8	15-500	10	1	300	2.03	1.82	1.44	-	-
621-AL9910SP-13	AL9910SP-13	SO-8-EP	15-500	-	0.01	100	2.05	1.75	1.42	2500	.781
621-AL9910ASP-13	AL9910ASP-13	SO-8-EP	20-500	-	0.01	100	1.24	1.10	.881	-	-
621-AL5802-7	AL5802	SOT-26	5-24	30	0.15	-	.17	.155	.15	3000	.102
621-AP8800SG-13	AP8800SG-13	SOP-8L	8-28	28	0.35	600	1.27	1.12	1.01	2500	.524
621-AP8802SG-13	AP8802SG-13	SOP-8L	8-48	48	1.0	500	1.62	1.46	1.32	2500	.728

© Copyright 2013 Mouser Electronics
© Copyright 2013 Mouser Electronics

DIODES INC. Power Management

A Product Line of Diodes Incorporated | ZETEX

Products may be RoHS compliant. Check mouser.com for RoHS status.

ZETEX LNB POWER MANAGEMENT CONTROLLER

MOUSER STOCK NO.	Zetex Part No.	Package	LNA Bias Stages	Mixer Bias Stages	VOUT (V)	Max Total Load (mA)	VPOL (V)	FTONE (kHz)	LNA VDRAIN	LNA IDRAIN	Mixer IDRAIN	Vg OFF	VNEG	Price Each 1	25	100	250
522-ZXNB4202JB16TC	ZXNB4202JB16TC	QFN1644	3	1	5	115	14-15.5	22	2	0-15	0-10	0	-2.5	1.61	1.34	1.12	.936

ZETEX VERY LOW QUIESCENT CURRENT REFERENCES

♦ Surface Mount Device

MOUSER STOCK NO.	Zetex Part No.	Package	Reverse Breakdown Voltage (V)	Min. Current (μA)	Max. Current (mA)	Max. Temperature Coefficient (ppm/°C)	Max. Slope Resistance (Ω)	Price Each 1	25	100	250
♦ 522-ZXRE1004DFTA	ZXRE1004DFTA	SOT-23	1.22	4	20	75	0.5	1.27	.931	.749	.562
♦ 522-ZXRE125EFTA	ZXRE125EFTA	SOT-23	1.22	8 (Max.)	20	75	2	1.23	.899	.725	.544
♦ 522-ZXRE125FFTA	ZXRE125FFTA	SOT-23	1.22	8 (Max.)	20	75	2	1.12	.824	.661	.495
♦ 522-ZXRE125CFTA	ZXRE125CFTA	SOT-23	1.22	30 (Max.)	5	90	2	2.05	1.71	1.37	1.03
♦ 522-ZXRE125DFTA	ZXRE125DFTA	SOT-23	1.22	30 (Max.)	5	90	2	1.46	1.07	.858	.643
♦ 522-ZXRE4041DFTA	ZXRE4041DFTA	SOT-23	1.22	30 (Max.)	12	75	0.6	1.04	.76	.612	.459
♦ 522-ZXRE4041CFTA	ZXRE4041CFTA	SOT-23	1.225	30 (Max.)	12	75	0.6	1.33	.974	.783	.587

ZETEX FIXED VOLTAGE REFERENCES

MOUSER STOCK NO.	Zetex Part No.	Package	Reverse Breakdown Voltage (V)	Min. Current (μA)	Max. Current (mA)	Max. Temperature Coefficient (ppm/°C)	Max. Slope Resistance (Ω)	Price Each 1	25	100	250
♦ 522-ZRC250F01TA	ZRC250F01TA	SOT-23	2.5	20	5	90	1	1.19	1.08	.936	.828
♦ 522-ZRC250F02TA	ZRC250F02TA	SOT-23	2.5	20	5	90	1	1.11	.792	.633	.475
♦ 522-ZR40401F25TA	ZR40401F25TA	SOT-23	2.5	50	20	90	2	.97	.882	.765	.677
522-ZR404005F25TA	ZR404005F25TA	E-Line	2.5	50	20	90	2	1.33	.974	.783	.587
♦ 522-ZR40402F25TA	ZR40402F25TA	SOT-23	2.5	50	20	90	2	.67	.482	.385	.289
♦ 522-ZRC330F01TA	ZRC330F01TA	SOT-23	3.3	20	5	50	2	1.33	.974	.785	.706
♦ 522-ZRC330F03TA	ZRC330F03TA	SOT-23	3.3	20	5	50	2	1.12	.824	.661	.495
♦ 522-ZRC400F01TA	ZRC400F01TA	SOT-23L	4.096	18	23	90	2	1.27	1.16	1.01	.88
♦ 522-ZR40401F41TA	ZR40401F41TA	SOT-23L	4.096	50	20	90	2	1.04	.76	.612	.459
♦ 522-ZRB500F01TA	ZRB500F01TA	SOT-23	5	50	15	50	1.5	1.19	1.08	.936	.828
♦ 522-ZR40401F50TA	ZR40401F50TA	SOT-25	5	50	20	90	1.5	1.04	.76	.612	.459

ZETEX PROGRAMMABLE VOLTAGE REFERENCES

NEW PRODUCT

- Operating Temperature Range: -40°C to 85°C

MOUSER STOCK NO.	Zetex Part No.	Package	Reference Voltage (V)	Min. Output Voltage (V)	Max. Output Voltage (V)	Min. Cathode Current (μA)	Max. Cathode Current (mA)	Price Each 1	25	100	250
♦ 522-ZR431LF02TA	ZR431LF02TA	SOT-23	1.24	1.2	10	100	25	.88	.835	.629	.548
♦ 522-ZR431LF01TA	ZR431LF01TA	SOT-23	1.24	1.24	10	100	25	.91	.866	.722	.628
♦ 522-ZR431F005TA	ZR431F005TA	SOT-23	2.5	2.5	20	50	100	.96	.878	.765	.595
♦ 522-ZR431F01TA	ZR431F01TA	SOT-23	2.5	2.5	20	50	100	.77	.663	.549	.449
♦ 522-ZR431FTA	ZR431FTA	SOT-23	2.5	2.5	20	50	100	.43	.385	.332	.30
♦ 522-ZTL431BE5TA	ZTL431BE5TA	SOT-23-5	2.5	2.5	20	1000	100	.56	.514	.347	.321
♦ 522-ZXRD060AFK-7	ZXRD060AFK-7	DFN2626-10	0.6	0.2	18	-	15	1.52	1.22	1.06	.935
♦ 522-ZXRD060FK-7	ZXRD060FK-7	DFN2626P-10	0.6	0.2	18	-	15	1.11	1.01	.942	.939

ZETEX ZLDO1117 1A LOW DROPOUT POSITIVE ADJUSTABLE OR FIXED MODED REGULATOR

- 2% Tolerance over temperature, line and load variations
- Output current limiting
- Built-in Thermal Shutdown
- Suitable for use with MLCC capacitors

MOUSER STOCK NO.	Zetex Part No.	Package	Output Voltage (V)	Max. Input Voltage	Max Output Current (A)	Quiescent Current (Typ.)	Drop-Out Voltage (V)	Price Each 1	25	100
522-ZLDO1117KTC	ZLDO1117KTC	TO252-3L	Adjustable	18	1	4	1.2	.77	.61	.396
522-ZLDO1117K15TC	ZLDO1117K15TC	TO252-3L	1.5	18	1	4	1.2	.77	.61	.396
522-ZLDO1117K18TC	ZLDO1117K18TC	TO252-3L	1.8	18	1	4	1.2	.77	.61	.396
522-ZLDO1117K25TC	ZLDO1117K25TC	TO252-3L	2.5	18	1	4	1.2	.77	.61	.396
522-ZLDO1117K33TC	ZLDO1117K33TC	TO252-3L	3.3	18	1	4	1.2	.77	.61	.396
522-ZLDO1117K50TC	ZLDO1117K50TC	TO252-3L	5.0	18	1	4	1.2	.77	.61	.396
522-ZLDO1117G12TA	ZLDO1117G12TA	SOT223-3L	1.2	18	1	4	1.2	.58	.424	.364
522-ZLDO1117GTA	ZLDO1117GTA	SOT223-3L	Adjustable	18	1	4	1.2	.65	.514	.388
522-ZLDO1117G15TA	ZLDO1117G15TA	SOT223-3L	1.5	18	1	4	1.2	.65	.514	.388
522-ZLDO1117G18TA	ZLDO1117G18TA	SOT223-3L	1.8	18	1	4	1.2	.65	.514	.388
522-ZLDO1117G25TA	ZLDO1117G25TA	SOT223-3L	2.5	18	1	4	1.2	.65	.514	.388
522-ZLDO1117G33TA	ZLDO1117G33TA	SOT223-3L	3.3	18	1	4	1.2	.58	.424	.364
522-ZLDO1117G50TA	ZLDO1117G50TA	SOT223-3L	5.0	18	1	4	1.2	.58	.424	.364

ZETEX ZSR SERIES - FIXED VOLTAGE REGULATORS

MOUSER STOCK NO.	Zetex Part No.	Package	Output Voltage (V)	Max. Output Current (mA)	Max Quiescent Current (μA)	Typical Drop-Out Voltage (V)	Max Line Regulation (mV)	Max. Load Regulation (mV)	Price Each 1	25	100	250
522-ZSR300GTA	ZSR300GTA	SOT-223	3	200	600	1.7	40	25	1.25	1.12	.993	.865
522-ZSR330GTA	ZSR330GTA	SOT-223	3.3	200	600	1.7	30	25	1.25	1.12	.993	.865
522-ZSR500GTA	ZSR500GTA	SOT-223	5	200	600	1.7	40	25	1.25	1.12	.993	.865
522-ZSR800GTA	ZSR800GTA	SOT-223	8	200	600	1.7	40	30	1.66	1.32	1.14	1.03
522-ZSR1000GTA	ZSR1000GTA	SOT-223	10	200	600	1.7	40	30	1.25	1.12	.993	.865

ZETEX ZXCL SERIES - VERY SMALL MICROPOWER LOW DROPOUT REGULATORS

MOUSER STOCK NO.	Zetex Part No.	Package	Output Voltage (V)	Dropout Voltage IL=50mA (mV)	Max. Load Current (mA)	Typical Quiescent Current (μA)	Typical Shutdown Current μA	Output Noise Voltage μV rms	Price Each 1	25	100	250
♦ 522-ZXCL250E5TA	ZXCL250E5TA	SOT-23-5	2.50	85	100	25.0	0.01	50	.69	.662	.546	.473
♦ 522-ZXCL250H5TA	ZXCL250H5TA	SC70	3	85	100	25.0	0.01	50	.69	.653	.546	.473
♦ 522-ZXCL300E5TA	ZXCL300E5TA	SOT-23-5	3	85	150	25.0	0.01	50	.71	.684	.559	.484
♦ 522-ZXCL330E5TA	ZXCL330E5TA	SOT-23-5	3	85	150	25.0	0.01	50	.65	.579	.505	.441
♦ 522-ZXCL330H5TA	ZXCL330H5TA	SC70	3	85	150	25.0	0.01	50	.69	.662	.546	.473

ZETEX ZMR SERIES - MINIATURE VOLTAGE REGULATORS

MOUSER STOCK NO.	Zetex Part No.	Package	Max. Input Voltage (V)	Output Voltage (V)	Max. Output Current (mA)	Max Quiescent Current (μA)	Typical Drop-Out Voltage (V)	Max Line Regulation (mV)	Max. Load Regulation (mV)	Price Each 1	25	100	250
♦ 522-ZMR250FTA	ZMR250FTA	SOT-23	20	2.5	50	40	1.7	15	30	1.00	.963	.707	.655
♦ 522-ZMR500FTA	ZMR500FTA	SOT-23	20	5	50	70	1.7	15	40	1.00	.963	.781	.674
♦ 522-ZMR330FTA	ZMR330FTA	SOT-23	24	3.3	100	170	1.7	15	50	1.18	.942	.707	.655

© Copyright 2013 Mouser Electronics
© Copyright 2013 Mouser Electronics

ENPIRION DC-DC Converters

Products may be RoHS compliant. Check mouser.com for RoHS status.

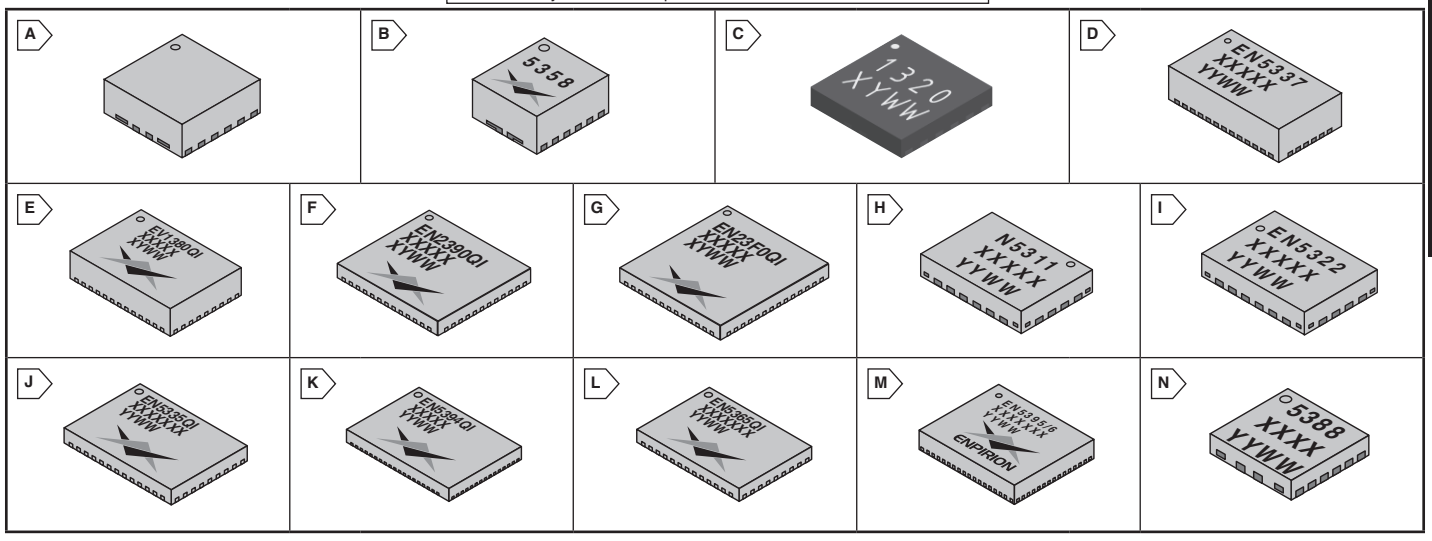

Enpirion is a provider of highly integrated power management solutions, and leverages advances in Power Semiconductor Devices and CMOS-compatible Magnetics to deliver the world's first complete DC-DC conversion in an IC package. Enpirion solutions reduce footprint by up to 70%, reduce parts count by as much as 60%, and dramatically ease the design constraints associated with switch-mode DC-DC converters.

Enpirion makes the industry's smallest Power System on Silicon (PSoS) - the first ultra-integrated all-silicon DC-to-DC converter, and the first to feature an integrated inductor. Enpirion's patented approach capitalizes on semiconductor geometry advances that enable a 10x switching-frequency improvement - integrating a PWM controller, power FETs, compensation circuitry, and magnetic components into a single turnkey IC package.

Enpirion manufactures a growing line of Switch-mode DC-DC converters with integrated inductor. Integration of the inductor sets Enpirion products apart from the competition. The layout and placement of the inductor is one of the most common reasons for power IC related failures. Enpirion solves this problem, reduces foot print, reduces part count, and reduces noise associated with switch-mode power conversion. Applications include high volume consumer products such as mobile phones, portable game players, MP3 and personal media players, as well as data networking, telecoms, user terminal equipment such as set top box, and of course notebook and desktop PC.

ENPIRION DC-DC BUCK (STEP-DOWN) CONVERTER

NEW PRODUCT

For quantities greater than listed, call for quote.

MOUSER STOCK NO.	Enpirion Part No.	Fig.	Max. Continuous Load (A)	Input (VDC)	Output (VDC)	Switching Frequency (MHz)	Package	Dimensions: mm	Price Each 1	25	50	100
884-EP5348UI	EP5348UI	-	0.4	2.5-5.5	0.6 to VIN-VDO	5	QFN-14	2x1.75x.9	1.56	1.53	1.50	1.21
884-EP5357LUI	EP5357LUI	A	0.6	2.4-5.5	1.8-3.3	5	QFN-16	2.5x2.25x1.1	2.63	2.49	2.34	2.12
884-EP5357HUI	EP5357HUI	A	0.6	2.4-5.5	1.8-3.3	5	QFN-16	2.5x2.25x1.1	2.63	2.49	2.34	2.12
884-EP5358LUI	EP5358LUI	B	0.6	2.4-5.5	0.6 to VIN-VDO	5	QFN-16	2.5x2.25x1.1	2.09	2.05	2.00	1.62
884-EP5358HUI	EP5358HUI	B	0.6	2.4-5.5	1.8-3.3	5	QFN-16	2.5x2.25x1.1	2.05	2.00	1.62	1.39
884-EP53A8HQI	EP53A8HQI	A	1.0	2.4-5.5	3.3V	5	QFN-16	3x3x1.1	2.77	2.58	2.31	2.05
884-EP53A8LQI	EP53A8LQI	A	1.0	.0.3-6	3.3	5	QFN-16	3x3x1.1	2.89	2.77	2.58	2.31
884-EV1320QI	EV1320QI	C	2.0	.95-1.8	0.5-0.9	7.5	QFN-16	3x3x.55	1.50	1.32	1.23	.952
884-EN5339QI	EN5339QI	D	3.0	2.4-5.5	0.6 to VIN-VDO	3.5	QFN-24	4x6x1.1	6.46	5.31	4.55	4.04
884-EN5337QI	EN5337QI	D	3.0	2.375-5.5	0.6 to VIN-VDO	5	QFN-38	4x7x1.85	5.24	5.14	5.00	4.07
884-EN2340QI	EN2340QI	E	4	4.5-14	5	1	QFN-68	8x11x3	8.66	7.17	6.45	5.52
884-EN5367QI	EN5367QI	D	6.0	2.5-5.5	0.6-3.3	4	QFN-54	5.5x10x3	8.99	8.66	7.46	5.71
884-EN2360QI	EN2360QI	E	6A	14V	5V	1MHz	QFN-68	8x11x3	7.10	6.87	6.62	5.96
884-EV1380QI	EV1380QI	E	8.0	1-1.8	.74-.76	1.5	QFN-68	8x11x3	12.68	12.04	11.93	11.88
884-EN2390QI	EN2390QI	F	9A	14V	5V	1MHz	QFN-76	11x10x3	11.29	10.80	10.30	9.31
884-EN23F0QI	EN23F0QI	G	15A	14V	3.3V	1MHz	QFN-92	12x13x3	16.91	15.74	14.71	13.67

ENPIRION DC-DC CONVERTER / SWITCHER - POL PRODUCTS

For quantities greater than listed, call for quote.

MOUSER STOCK NO.	Enpirion Part No.	Fig.	Max. Continuous Load (A)	Input (VDC)	Output (VDC)	Switching Frequency (MHz)	Package	Dimensions: mm	Price Each 1	25	50	100
884-EN5311QI	EN5311QI	H	1.0	2.4-5.5	0.6 to VIN-VDO	5	QFN-20	4x5x1.1	2.92	2.77	2.58	2.34
884-EN5322QI-T	EN5322QI	I	2.0	2.4-5.5	0.6 to VIN-VDO	4	QFN-24	4x6x1.1	6.00	5.72	5.01	4.55
884-EN5335QI	EN5335QI	J	3.0	2.375-5.5	0.8-3.3	5	QFN-44	7.5x10x1.85	7.54	7.40	7.28	6.16
884-EN5336QI	EN5336QI	J	3.0	2.375-5.5	0.8-3.3	5	QFN-44	7.5x10x1.85	7.54	7.40	7.28	6.16
884-EN5364QI	EN5364QI	K	6.0	2.375-6.6	0.6 to VIN-VDO	4	QFN-68	8x11x1.85	9.94	8.95	7.95	7.46
884-EN5365QI	EN5365QI	L	6.0	2.375-5.5	0.8-3.3	5	QFN-58	10x12x1.85	7.61	6.79	6.44	6.20
884-EN5366QI	EN5366QI	L	6.0	2.375-5.5	0.8-3.3	5	QFN-58	10x12x1.85	10.79	10.19	9.41	8.63
884-EN5394QI	EN5394QI	K	6.0	2.375-6.6	0.6 to VIN-VDO	4	QFN-68	8x11x1.85	11.13	9.90	9.28	8.66
884-EN5395QI	EN5395QI	M	9.0	2.375-5.5	0.75 to VIN-VD	5	QFN-16	10x12x1.85	14.08	12.52	10.96	10.51
884-EN5396QI	EN5396QI	M	9.0	2.375-5.5	0.75 to VIN-VD	5	QFN-58	10x12x1.85	13.43	12.74	11.88	10.77

ENPIRION DC-DC CONVERTER / SWITCHER - LOW POWER PRODUCTS (MOBILE)

For quantities greater than listed, call for quote.

MOUSER STOCK NO.	Enpirion Part No.	Fig.	Max. Continuous Load (A)	Input (VDC)	Output (VDC)	Switching Frequency (MHz)	Package	Dimensions: mm	Price Each 1	25	50	100
884-EP5352QI	EP5352QI	H	0.5	2.4-5.5	0.6-3.3	5	QFN-20	4x5x1.1	2.71	2.61	2.38	2.08
884-EP5362QI	EP5362QI	H	0.6	2.4-5.5	0.6-3.3	5	QFN-20	4x5x1.1	2.32	2.21	2.14	2.08
884-EP5368QI	EP5368QI	N	0.7	2.4-5.5	0.603 to VIN- 0.4V	4	QFN-16	3x3x1.1	2.32	2.27	2.23	1.90
884-EP5382QI	EP5382QI	H	0.8	2.4-5.5	0.6-3.3	5	QFN-20	4x5x1.1	3.16	3.10	3.04	2.58
884-EP5388QI	EP5388QI	N	0.8	2.4-5.5	0.6 to VIN-0.36VD	4	QFN-16	3x3x1.1	2.49	2.43	2.39	2.04

ENPIRION EVALUATION BOARDS

NEW PRODUCT

MOUSER STOCK NO.	Enpirion Part No.	Max. Current Out (A)	Input (VDC)	Output (VDC)	Switching Frequency (MHz)	Price Each
884-EP5348UI-E	EP5348UI-E	0.4	2.5-5.5	0.6 to VIN-VDO	5	55.50
884-EP5352QI-E	EP5352QI-E	0.5	2.4-5.5	0.6-3.3	5	58.84
884-EP5357HUI-E	EP5357HUI-E	0.6	2.4-5.5	1.8-3.3	5	55.50
884-EP5362QI-E	EP5362QI-E	0.6	2.4-5.5	0.6-3.3	5	58.84
884-EV1380QI-E	EV1380QI-E	0.6	1-1.8	.74-.76	1.5	69.73
884-EV1320QI-E	EV1320QI-E	2.0	.95-1.8	0.5-0.9	7.5	73.83
884-EN5339QI-E	EN5339QI-E	3.0	2.4-5.5	0.6 to VIN-VDO	3.5	73.83
884-EN6347QI-E	EN6347QI-E	4.0	2.375-6.6	.8-5	3	69.73
884-EN2340QI-E	EN2340QI-E	4.0	4.5-14	5	1	73.83

MOUSER STOCK NO.	Enpirion Part No.	Max. Current Out (A)	Input (VDC)	Output (VDC)	Switching Frequency (MHz)	Price Each
884-EN5364QI-E	EN5364QI-E	6.0	2.375-6.6	0.6 to VIN-VDO	4	67.63
884-EN5367QI-E	EN5367QI-E	6.0	2.5-5.5	0.6-3.3	4	73.83
884-EN5394QI-E	EN5394QI-E	6.0	2.375-6.6	0.6 to VIN-VDO	4	67.63
884-EN2360QI-E	EN2360QI-E	6	4.5-14	0.6-5	1	73.83
884-EN2390QI-E	EN2390QI-E	6	4.5-14	0.6-5	1	73.83
884-EN23F0QI-E	EN23F0QI-E	6	4.5-14	0.6-5	1	73.83
884-EN6360QI-E	EN6360QI-E	8.0	2.375-6.6	.8-5	1	69.73
884-EN63A0QI-E	EN63A0QI-E	12.0	2.375-6.6	-	1.5	69.73

© Copyright 2013 Mouser Electronics
© Copyright 2013 Mouser Electronics

EXAR Power Management

RoHS Compliant This product is RoHS compliant.

EXAR
A New Direction in Mixed-Signal

DIGITAL POWER CONTROLLERS

For quantities greater than listed, call for quote.

MOUSER STOCK NO.	Exar Part No.	Package Type	Temperature Range	Channels	Type	Current/Channel	Input Voltage (V) Min.	Input Voltage (V) Max.	Price Each 1	Price Each 25	Price Each 100
701-XRP7713ILB-F	XRP7713ILB-F	QFN32	-40°C to 85°C	3	Step Down	3ch/5A	4.75	25	7.76	6.87	6.20
701-XRP7714ILB-F	XRP7714ILB-F	QFN40	-40°C to 85°C	4	Step Down	4ch/5A	4.75	25	9.10	8.00	6.91
701-XRP7740ILB-F	XRP7740ILB-F	QFN40	-40°C to 85°C	4	Buck	2ch/5A : 2ch/15A	6.5	20	13.25	11.75	10.59
Evaluation Boards		Description									
701-XRP7714EVB	XRP7714EVB	XRP7714 Evaluation Board							288.90	-	-

STEP-DOWN CONTROLLER

For quantities greater than listed, call for quote.

MOUSER STOCK NO.	Exar Part No.	Package Type	Temperature Range	Vin (V) Min.	Vin (V) Max.	Packing Quantity	IQ (µA)	Vout (V) Min.	Vout (V) Max.	Efficiency (%)	Price Each 1	Price Each 25	Price Each 100
701-XRP6124ES0.5-F	XRP6124ES0.5-F	SOT-23-5	-40°C to 125°C	3	18	Bulk	500	0.8	16	92	1.12	.942	.749
701-XRP6124ESTR0.5-F	XRP6124ESTR0.5-F	SOT-23-5	-40°C to 125°C	3	18	Tape & Reel	500	0.8	16	92	1.12	.942	.749
701-XRP6124HVES0.5-F	XRP6124HVES0.5-F	SOT-23-5	-40°C to 125°C	4.5	30	Bulk	500	0.8	16	92	1.44	1.21	.963
701-XRP6124HVESTR05F	XRP6124HVESTR0.5-F	SOT-23-5	-40°C to 125°C	4.5	30	Tape & Reel	500	0.8	16	92	1.44	1.21	.963
701-XRP7714ILB-0X10F	XRP7714ILB-0X10-F	TQFN-40	-40°C to 85°C	4.75	25	Bulk	9000	0.9	5.1	86	9.74	8.03	7.17
701-XRP7714ILB-0X14F	XRP7714ILB-0X14-F	TQFN-40	-40°C to 125°C	4.75	25	Bulk	9000	0.9	5.1	86	9.74	8.03	7.17
701-XRP7714ILB-0X18F	XRP7714ILB-0X18-F	TQFN-40	-40°C to 125°C	4.75	25	Bulk	9000	0.9	5.1	86	9.74	8.03	7.17
701-XRP7714ILB-0X1CF	XRP7714ILB-0X1C-F	TQFN-40	-40°C to 125°C	4.75	25	Bulk	9000	0.9	5.1	86	9.74	8.03	7.17

REGULATORS

For quantities greater than listed, call for quote.

MOUSER STOCK NO.	Exar Part No.	Package Type	Temperature Range	Iout (mA)	Vin (V) Min.	Vin (V) Max.	IQ (µA)	Vout (V) Min.	Vout (V) Max.	Freq. (kHz)	Efficiency (%)	Price Each 1	Price Each 25	Price Each 100
Buck														
701-SP7650ER-L	SP7650ER-L	DFN-26	-40°C to 85°C	3000	2.5	28	1500	0.8	27	300	95	3.70	2.80	2.38
701-XRP2997IDBTR-F	XRP2997IDBTR-F	SOIC-8	-40°C to 85°C	2000	1.1	5.5	2	Adj.	-	-	-	1.26	.952	.824
701-XRP6668IDBTR-F	XRP6668IDBTR-F	SOIC-8	-45°C to 85°C	1000	2.5	5.5	30	0.6	5	1500	97	2.71	2.09	1.89
701-XRP6658ISTR-F	XRP6658ISTR-F	SOIC-8	-45°C to 85°C	1000	2.5	5.5	15	0.6	5	1500	97	1.71	1.35	1.18
701-XRP7664IDTR-F	XRP7664IDTR-F	SOIC-8	-40°C to 85°C	2000	4.75	18	1000	0.925	16	340	93	1.24	.936	.795
701-XRP7665IDBTR-F	XRP7665IDBTR-F	SOIC-8	-	3000	4.75	18	1000	0.925	16	340	93	1.27	.966	.819
701-XRP7657EDTR-F	XRP7657EDTR-F	SOIC-8	-40°C to 85°C	2000	4.75	25	1300	0.8	21	420	94	1.50	1.18	1.06
701-SP7652ER-L	SP7652ER-L	DFN26	-40°C to 85°C	6000	2.5	28	1500	0.8	27	600	92	4.17	3.35	3.05
701-XRP7659ISTR-F	XRP7659ISTR-F	SOT-23-6	-40°C to 85°C	1500	4.5	18	800	0.81	15	1400	92	1.57	1.47	1.26
701-SP7662ER-L	SP7662ER-L	DFN-26	-40°C to 125°C	12000	3	22	1500	0.8	20.24	300	93	5.95	4.50	3.83
Boost														
701-SP6644EU-L	SP6644EU-L	MSOP-8	-40°C to 85°C	190	.88	3.3	0.0016	2V	5.5	-	92	2.33	1.84	1.56
Buck/Boost/Inverting														
701-SP34063AEN-L/TR	SP34063AEN-L/TR	SOIC-8	-40°C to 85°C	1500	3	36	4	-	28	110	80	.60	.454	.385

CONVERTER DESIGN KIT

MOUSER STOCK NO.	Exar Part No.	Description	Price Each
695-XRPWRKIT-LWP-1	XRPWRKIT-LWP-1	POL Design Kit - 600-1500mA Converters, 4 EV boards, 4 different ICs, more than 150 inductors	102.72

LDO REGULATORS

For quantities greater than listed, call for quote.

MOUSER STOCK NO.	Exar Part No.	Package Type	Temperature Range	Iout (mA)	Vin (V) Min.	Vin (V) Max.	IQ (µA)	Acc	Vdrop (mV)	Vout (V)	Vout Adj.	Price Each 1	Price Each 25	Price Each 100
701-SP6213EC5-L-3-3	SP6213EC5-L-3-3	SC-70-5	-40°C to 125°C	100	2.5	7	65	2.50%	250	1.2 - 3.3	No	.57	.428	.364
701-SPX431AM1-L/TR	SPX431AM1-L/TR	SOT89-3	0°C to 105°C	150	-	20	1000	0.50%	-	-	No	.52	.397	.337
701-SPX5205M5-L	SPX5205M5-L	SOT23-5	-	150	2.5	16	70	1%	210	1.2 - 5.0	Yes	.57	.428	.364
701-SPX5205M5-L-3-3	SPX5205M5-L-3-3	SOT23-5	-	150	2.5	16	70	1%	210	1.2 - 5.0	Yes	.57	.428	.364
701-SP6201EM5-L	SP6201EM5-L	SOT23-5	-40°C to 125°C	200	2.5	7	28	2%	320	1.5 - 5.0	Yes	.52	.397	.337
701-SPX3819M5-L	SPX3819M5-L	SOT23-5	-	500	2.5	16	90	1%	340	1.2 - 5.0	Yes	.87	.653	.556
701-SPX1117M3-L	SPX1117M3-L	SOT223	-	800	2.6	15	5000	1%	100	1.5 - 5.0	Yes	.45	.34	.289
701-SPX1117M3-L-2-5	SPX1117M3-L-2-5	SOT223	-	800	2.6	15	5000	1%	100	1.5 - 5.0	Yes	.45	.34	.289
701-SPX1117M3-L-3-3	SPX1117M3-L-3-3	SOT223	-	800	2.6	15	5000	1%	100	1.5 - 5.0	Yes	.45	.34	.289
701-SPX2941T5-L	SPX2941T5-L	TO263	-	1000	3	16	12000	3%	280	-	Yes	1.79	1.42	1.21
701-SPX2940U-L-5-0	SPX2940U-L-5-0	TO-220-3	-40°C to 125°C	1000	3.2	16	12000	3%	280	5	No	1.87	1.42	1.21
701-SPX29152T5-L	SPX29152T5-L	TO263-5	-	1500	2.5	16	12000	1.50%	390	-	Yes	2.87	2.27	1.93
701-SPX29302T5-L	SPX29302T5-L	TO263-5	-	3000	2.8	16	37000	1%	450	-	Yes	2.47	1.99	1.79
701-XRP6272ITC5TR-F	XRP6272ITC5TR-F	TO-252	-40°C to 80°C	2000	1.8	6	30	2%	550	5	Yes	1.40	1.27	.942
701-XRP6272IDBTR-F	XRP6272IDBTR-F	HSOIC-8	-40°C to 80°C	2000	1.8	6	30	2%	550	5	Yes	1.40	1.27	.942
701-SPX29501T5-L-5-0	SPX29501T5-L-5-0	TO-263-5	-40°C to 125°C	5000	2.8	16	20000	1%	370	3.3 - 5	No	4.25	3.75	3.22
701-SPX1585AT-L	SPX1585AT-L	TO263	-40°C to 125°C	5000	3.3	10	5	1%	1200	1.2 - 3.3	Yes	2.33	1.84	1.56

SUPERVISORS

For quantities greater than listed, call for quote.

MOUSER STOCK NO.	Exar Part No.	Package Type	Temperature Range	IQ (µA)	No. of Channels	Vcc (V) Min.	Vcc (V) Max.	Reset Threshold (V)	Reset Active	Reset Output Type	Price Each 1	Price Each 25	Price Each 100
701-SP706SEN-L	SP706SEN-L	SOIC-8	-40°C to 85°C	60	1	1.0	5.5	4.40	Low	Other	1.32	.993	.843
701-SP706TEN-L	SP706TEN-L	SOIC-8	-40°C to 85°C	60	1	1.0	5.5	4.40	Low	Other	1.32	.993	.843
701-SP708SEN-L	SP708SEN-L	SOIC-8	-40°C to 85°C	60	1	1.0	5.5	4.40	Low/High	Other	1.32	.993	.843
701-SP708TEN-L	SP708TEN-L	SOIC-8	-40°C to 85°C	60	1	1.0	5.5	4.40	Low/High	Other	1.32	.993	.843
701-SP707CN-L	SP707CN-L	SOIC-8	-40°C to 85°C	60	1	1.0	5.5	4.65	Low/High	Other	1.39	1.05	.891
701-SP691ACN-L	SP691ACN-L	SOIC-16	-40°C to 85°C	60	1	1.0	5.5	4.65	Low/High	Other	2.33	1.84	1.56
701-SP691AET-L	SP691AET-L	SOIC-16	-40°C to 85°C	60	1	-	5.5	4.65	Low/High	Other	2.33	1.84	1.56
701-SP813LCP-L	SP813LCP-L	PDIP-8	0°C to 70°C	60	1	1	5.5	4.65	High	Other	1.87	1.42	1.21
701-SP691AEN-L	SP691AEN-L	NSOIC-8	-40°C to 85°C	60	1	-	5.5	4.65	Low/High	Other	2.33	1.84	1.56
701-SP813LEN-L	SP813LEN-L	SOIC-8	-40°C to 85°C	60	1	1.0	5.5	4.65	High	Other	1.79	1.44	1.21

USB POWER SWITCHES

For quantities greater than listed, call for quote.

MOUSER STOCK NO.	Exar Part No.	Package Type	Temperature Range	IQ (µA)	No. of Channels	Vin (V) Min.	Vin (V) Max.	Max Current Per Channel	Channel Enable	Price Each 1	Price Each 25	Price Each 100
701-SP2525A-1EN-L	SP2525A-1EN-L	NSOIC-8	-45°C to 85°C	75	1	3	5.5	500	Yes	1.02	.809	.707
701-SP2525A-2EN-L	SP2525A-2EN-L	NSOIC-8	-45°C to 85°C	75	1	3	5.5	500	Yes	1.02	.809	.707
701-SP2526A-1EN-L	SP2526A-1EN-L	NSOIC-8	-45°C to 85°C	80	2	3	6	500	Yes	1.25	1.00	.877
701-SP2526A-2EN-L	SP2526A-2EN-L	NSOIC-8	-45°C to 85°C	80	2	3	6	500	Yes	1.25	1.00	.877
USB 3.0/2.0 Compliant												
701-XRP2523ISTR-F	XRP2523ISTR-F	SOT-23	-40°C to 85°C	40	1	3.2	6.5	1.5	Active High	1.69	1.27	1.08
701-XRP2525ID-1-F	XRP2525ID-1-F	NSOIC-8	-40°C to 85°C	52	1	1.8	5.5	900	Active High	1.24	.92	.781
701-XRP2525ID-2-F	XRP2525ID-2-F	NSOIC-8	-40°C to 85°C	52	1	1.8	5.5	900	Active Low	1.24	.92	.781
701-XRP2526ID-1-F	XRP2526ID-1-F	NSOIC-8	-40°C to 85°C	80	2	1.8	5.5	900	Active High	1.47	1.08	.92
701-XRP2526ID-2-F	XRP2526ID-2-F	NSOIC-8	-40°C to 85°C	80	2	1.8	5.5	900	Active Low	1.47	1.08	.92
701-XRP2527IHB-F	XRP2527IHB-F	DFN-8	-40°C to 85°C	52	1	1.8	5.5	900	Yes	1.47	1.08	.92
701-XRP2528IHB-F	XRP2528IHB-F	DFN-10	-40°C to 85°C	80	2	1.8	5.5	900	Yes	2.02	1.50	1.27
Evaluation Boards		Description										
701-XRP2525EVB	XRP2525EVB	XRP2525 Evaluation Board								62.06	-	-
701-XRP2526EVB	XRP2526EVB	XRP2526 Evaluation Board								53.50	-	-
701-XRP2527EVB	XRP2527EVB	XRP2527 Evaluation Board								62.06	-	-
701-XRP2528EVB	XRP2528EVB	XRP2528 Evaluation Board								62.06	-	-

© Copyright 2013 Mouser Electronics
© Copyright 2013 Mouser Electronics

FAIRCHILD Voltage Regulators

FAIRCHILD SEMICONDUCTOR

Products may be RoHS compliant. Check mouser.com for RoHS status.

DC/DC CONVERTERS

NEW PRODUCT

♦ Surface Mount Device

For quantities greater than listed, call for quote.

MOUSER STOCK NO.	Fairchild Part No.	Package	Type	Output Current (A)	Voltage Input (Min.) (V)	Voltage Input (Max.) (V)	Frequency Range (KHz)	Modulation	PWM Outputs	Price Each 1	25	100	250
♦ 512-FAN5331SX	FAN5331SX	SOT-23-5	Async Boost	0.05	2.7	5.5	1600	PFM	Adj.	1.10	.867	.78	.678
♦ 512-FAN4860UMP5X	FAN4860UMP5X	UMLP-6	Sync TinyBoost™	0.3	2.3	4.5	3000	-	-	.93	.77	.621	.465
♦ 512-FAN4860UC33X	FAN4860UC33X	WLCSP-6	Sync TinyBoost™	0.3	2.3	4.5	3000	-	-	.93	.781	.621	.471
♦ 512-FAN5403UCX	FAN5403UCX	WLCSP-20	Switching Charger/Boost	0.3	4	6	3000	-	-	1.93	1.54	1.16	1.07
♦ 512-FAN5404UCX	FAN5404UCX	WLCSP-20	Switching Charger/Boost	0.3	4	6	3000	-	-	1.93	1.54	1.16	1.07
♦ 512-FAN5405UCX	FAN5405UCX	WLCSP-20	Switching Charger/Boost	0.3	4	6	3000	-	-	1.93	1.54	1.16	1.07
♦ 512-FAN5362UC29X	FAN5362UC29X	WL-CSP-6	Integrated Sync Buck	0.5	2.7	5.5	3000	-	-	1.00	.835	.663	.503
♦ 512-FAN4860UC33X	FAN4860UC33X	WL-CSP-6	Sync Boost	0.3	2.3	4.5	3000	-	-	.93	.781	.621	.471
♦ 512-FAN5362UMP29X	FAN5362UMP29X	UMLP-6	Integrated Sync Buck	0.5	2.7	5.5	3000	-	-	1.00	.835	.663	.503
♦ 512-FAN5362UMP33X	FAN5362UMP33X	UMLP-6	Integrated Sync Buck	0.5	2.7	5.5	3000	-	-	.93	.781	.621	.471
♦ 512-FAN4603MM10X	FAN4603MM10X	MLP-6	Integrated Sync Buck	0.6	2.3	5.5	6000	-	-	2.55	2.03	1.53	1.42
♦ 512-FAN4603MM12X	FAN4603MM12X	MLP-6	Integrated Sync Buck	0.6	2.3	5.5	6000	-	-	2.55	2.03	1.53	1.42
♦ 512-FAN4603MM13X	FAN4603MM13X	MLP-6	Integrated Sync Buck	0.6	2.3	5.5	6000	-	-	2.55	2.03	1.53	1.42
♦ 512-FAN4603MM15X	FAN4603MM15X	MLP-6	Integrated Sync Buck	0.6	2.3	5.5	6000	-	-	2.55	2.03	1.53	1.42
♦ 512-FAN4603MM18X	FAN4603MM18X	MLP-6	Integrated Sync Buck	0.6	2.3	5.5	6000	-	-	2.41	1.93	1.50	1.42
♦ 512-FAN5361UC123X	FAN5361UC123X	WL-CSP-6	Integrated Sync Buck	0.6	2.3	5.5	6000	-	-	1.54	1.20	1.09	.944
♦ 512-FAN5361UMP182X	FAN5361UMP182X	UMLP-6	Integrated Sync Buck	0.6	2.3	5.5	6000	-	-	.93	.781	.682	.635
♦ 512-FAN5333ASX	FAN5333ASX	SOT-23-5	Async Boost	0.75	1.8	5.5	1600	PFM	Adj.	1.49	1.31	1.20	1.04
♦ 512-FAN2001MPX	FAN2001MPX	MLP-6	Integrated Sync Buck	1	2.5	5.5	1300	PFM/PWM	Adj.	1.58	1.41	1.27	1.13
♦ 512-FAN2002MPX	FAN2002MPX	MLP-6	Integrated Sync Buck	1	2.5	5.5	1300	PFM/PWM	Adj.	1.58	1.41	1.27	1.13
♦ 512-FAN2011EMPX	FAN2011EMPX	MLP-6	Integrated Sync Buck	1.5	4.5	5.5	1300	PWM	Adj.	1.67	1.49	1.32	1.18
♦ 512-FAN2012EMPX	FAN2012EMPX	MLP-6	Integrated Sync Buck	1.5	4.5	5.5	1300	PWM	Adj.	1.67	1.49	1.32	1.18
♦ 512-FAN8301MX	FAN8301MX	SOIC-8	Intgrtd. Non-Sync Buck	2	4.75	16	370	Curr Mode	Yes	1.79	1.41	1.27	1.09
♦ 512-FAN8303MX	FAN8303MX	SOIC-8	Intgrtd. Non-Sync Buck	2	5	23	370	Curr Mode	Yes	1.79	1.41	1.27	1.09
♦ 512-FAN5904UC00X	FAN5904UC00X	WLCSP-16	Multi-Mode Buck	2.3	2.7	5.5	6000	PFM	-	1.54	1.28	1.03	.77
♦ 512-FAN5904UC01X	FAN5904UC01X	WLCSP-16	Multi-Mode Buck	2.3	2.7	5.5	6000	PFM	-	1.54	1.28	1.03	.77
♦ 512-FAN5353MPX	FAN5353MPX	MLP-12	Integrated Sync Buck	3	2.7	5.5	3000	-	-	1.86	1.59	1.27	1.10
♦ 512-FAN5354MPX	FAN5354MPX	MLP-12	Integrated Sync Buck	3	2.7	5.5	3000	-	-	1.56	1.36	1.25	1.08
♦ 512-FAN2103EMPX	FAN2103EMPX	MLP-25	Integrated Sync Buck	3	3	24	200-600	PWM	1	2.48	2.25	2.02	1.56
♦ 512-FAN2103MPX	FAN2103MPX	MLP-25	Integrated Sync Buck	3	3	24	200-600	PWM	1	2.81	2.51	2.27	2.01
♦ 512-FAN53540UCX	FAN53540UCX	WLCSP-20	Sync TinyBuck™	5	2.7	5.5	2400	PFM	-	2.23	1.78	1.34	1.24
♦ 512-FAN54013UCX	FAN54013UCX	WLCSP-20	Switching Charger/Boost	5.5	4	6	3000	Curr. Mode	-	2.03	1.63	1.22	1.13
♦ 512-FAN21SV06MPX	FAN21SV06MPX	MLP-25	Integrated Sync Buck	6	6.5	24	200-600	PWM	1	3.00	2.68	2.18	1.97
♦ 512-FAN2108EMPX	FAN2108EMPX	MLP-25 5x6	Integrated Sync Buck	8	3	24	200-600	PWM	1	4.08	3.33	2.99	1.87
♦ 512-FAN2108MPX	FAN2108MPX	MLP-25	Integrated Sync Buck	8	3	24	200-600	PWM	1	3.85	3.15	2.82	2.57

DC MOTOR CONTROLLER

♦ Surface Mount Device

For quantities greater than listed, call for quote.

MOUSER STOCK NO.	Fairchild Part No.	Package	Control	Supply Voltage (V)	Protection: Overvolt	Protection: Over Current	Protection: Over Temp	Protection: Short Circuit	Speed: Feedback Loop	Price Each 1	25	100	250
♦ 512-FCM8202QY	FCM8202QY	LQFP-32	Sinusoidal & Trapezoidal	10.0-17.5	1	3	1	No	No	2.68	2.14	1.67	1.58

EVALUATION BOARDS

NEW PRODUCT

For quantities greater than listed, call for quote.

MOUSER STOCK NO.	Fairchild Part No.	Description	Price Each
512-FEBFAN104WMX	FEBFAN104WMX_T06U005A	PSR Smart Phone Battery Charger, <30mW, 500V, 600µA	80.25
512-FEBFAN6754WAMR	FEBFAN6754WAMR_CP450V1	FAN6754WAMR, FAN6204MY, Notebook Adapter for Flyback Converter, 65W	143.11
512-FEBFAN6756MR	FEBFAN6756MR_T03U065A	FAN6756, Notebook Adapter for Flyback Converter, 65W	147.13
512-FEBFAN6208	FEBFAN6208	Evaluation board is a secondary-side synchronous rectifier supporting FAN6208	40.13
512-FEBFAN9611	FEBFAN9611_S01U300A	FAN9611, 300W Interleaved Dual-BCM, Low-Profile, PFC Eval Board	200.63
512-FEBFSB127H	FEBFSB127H	Evaluation board is a 16W for ATX standby using FSB127H	100.31
512-FEBFSFR2100	FEBSFR2100_D015v1	Evaluation Board using the FSFR2100 PWM controller	167.19
512-FEBFSL126MR	FEBFSL126MR_H432V1	Auxillary Power Supply, 13.8W	73.56
512-FEBFSL206MRN	FEBFSL206MRN_H428V1	Auxillary Power Supply, 5W	57.51
512-FEBFSEZ1317WA	FEBFSEZ1317WA_CH310V3	Mobile Phone Battery Charger, 5V/0.7A	41.46
512-FEBFSQ500L	FEBFSQ500L_H257V1	Compact Auxillary Power Supply, 2W	45.48

GROUND FAULT INTERRUPTERS

♦ Surface Mount Device

For quantities greater than listed, call for quote.

MOUSER STOCK NO.	Fairchild Part No.	Package	Line Voltage (Min.)(V)	Line Voltage (Max.)(V)	Supports UL493	Output SCR Trigger Voltage	Trigger Output Current	Response Time (ms)	Sense Transformer	Operating Temp. Range (°C)	Price Each 1	25	100	250
♦ 512-FAN4147SX	FAN4147SX	SSOT-6	110	240	UL943B	2.5V	500µA	1	1	0 to +70	1.16	1.01	.936	.806
♦ 512-FAN4146ESX	FAN4146ESX	SSOT-6	110	240	UL943B	2.5V	500µA	1	1	-25 to +80	1.12	.942	.749	.567

GENERAL PURPOSE VOLTAGE REGULATORS

♦ Surface Mount Device

NEW PRODUCT

For quantities greater than listed, call for quote.

MOUSER STOCK NO.	Fairchild Part No.	Package	No. of Outputs	Output Level	Output Voltage (Typ.)(V)	Input Voltage (Max.)(V)	ADJ Output Voltage (Min.)(V)	ADJ Output Voltage (Max.)(V)	Output Current (Typ.)(A)	Voltage Drop (Max.)(V)	Price Each 1	25	100	250
512-LM79M05CT	LM79M05CT	TO-220	1	Negative	5	30	5	24	0.002	1.7	.57	.506	.442	.384
♦ 512-KA79L05AMTF	KA79L05AMTF	SOT-89-3	1	Negative	5	30	5	24	0.1	1.7	.44	.31	.272	.228
512-KA79L05AZTA	KA79L05AZTA	TO-92R	1	Negative	5	30	-	-	0.1	1.7	.36	.30	.239	.171
512-LM79L05ACZ	LM79L05ACZ	TO-92R	1	Negative	5	40	5	24	0.1	1.7	.21	.183	.164	.131
♦ 512-KA79M05RTF	KA79M05RTF	TO-252	1	Negative	5	35	5	24	0.5	2	.66	.514	.449	.391
512-LM7905CT	LM7905CT	TO-220	1	Negative	5	35	-	-	1	2	.57	.499	.435	.379
♦ 512-MC79L05ACHX	MC79L05ACHX	SOT-89-3	1	Negative	5	30	5	24	1	1.7	.47	.398	.324	.269
512-MC79L05ACP	MC79L05ACP	TO-92R	1	Negative	5	30	5	24	1	1.7	.42	.342	.269	.196
512-KA7906TU	KA7906TU	TO-220	1	Negative	6	35	-	-	1	2	.67	.653	.629	.453
♦ 512-FAN4010IL6X_F113	FAN4010IL6X_F113	MLP-6	1	-	6.3	6.3	0	6.3	0.000009	-	.75	.662	.579	.502
512-KA7908TU	KA7908TU	TO-220	1	Negative	8	35	-	-	1	2	.80	.621	.54	.47
512-LM7908CT	LM7908CT	TO-220	1	Negative	8	35	-	-	1	2	.73	.631	.489	.425
512-KA7909TU	KA7909TU	TO-220	1	Negative	9	35	5	24	0.003	2	.73	.631	.491	.427
512-LM7910CT	LM7910CT	TO-220	1	Negative	10	35	-	-	1	2	.64	.565	.493	.428
512-KA7912TU	KA7912TU	TO-220	1	Negative	12	35	5	24	0.003	2	.65	.503	.50	.439
512-KA7912ATU	KA7912ATU	TO-220	1	Negative	12	35	-	-	1	2	.72	.556	.485	.422
512-LM7912CT	LM7912CT	TO-220	1	Negative	12	35	-	-	1	2	.58	.508	.443	.385
512-KA7915TU	KA7915TU	TO-220	1	Negative	15	35	5	24	0.003	2	.63	.559	.487	.424
512-LM7915CT	LM7915CT	TO-220	1	Negative	15	35	-	-	1	2	.57	.501	.438	.38
512-KA7918TU	KA7918TU	TO-220	1	Negative	18	35	-	-	1	2	.67	.599	.522	.453
512-KA7924TU	KA7924TU	TO-220	1	Negative	24	35	5	24	1	2	.67	.599	.522	.453
512-LM337T	LM337T	TO-220	1	Negative	ADJ	40	1.2	37	1.5	3	.74	.578	.50	.434
512-KA78L05AZBU	KA78L05AZBU	TO-92R	1	Positive	5	30	5	24	0.002	1.7	.57	.417	.246	.173
512-KA78L05AAZTA	KA78L05AAZTA	TO-92R	1	Positive	5	30	5	24	0.1	1.7	.38	.193	.182	.126
♦ 512-KA78L05ADTF	KA78L05ADTF	SOIC-8	1	Positive	5	30	5	24	0.1	1.7	.49	.332	.265	.217
♦ 512-KA78L05AMTF	KA78L05AMTF	SOT-89	1	Positive	5	30	5	24	0.1	1.7	.58	.46	.312	.259
512-KA78L05AZTA	KA78L05AZTA	TO-92R	1	Positive	5	30	5	24	0.1	1.7	.51	.375	.244	.175
512-LM78L05ACZ	LM78L05ACZ	TO-92R	1	Positive	5	35	-	-	0.1	1.7	.49	.364	.215	.152

© Copyright 2013 Mouser Electronics
© Copyright 2013 Mouser Electronics

FAIRCHILD Voltage Regulators

Products may be RoHS compliant. Check mouser.com for RoHS status.

FAIRCHILD SEMICONDUCTOR

♦ Surface Mount Device

GENERAL PURPOSE VOLTAGE REGULATORS (CONT.)

For quantities greater than listed, call for quote.

MOUSER STOCK NO.	Fairchild Part No.	Package	No. of Outputs	Output Levels	Output Voltage (Typ.)(V)	Input Voltage (Max.)(V)	ADJ Output Voltage (Min.)(V)	ADJ Output Voltage (Max.)(V)	Output Current (Typ.)(V)	Voltage Drop (Max.)(V)	Price Each 1	25	100	250
512-LM78L05ACZX	LM78L05ACZX	TO-92R	1	Positive	5	30	-	-	0.1	1.7	.57	.428	.249	.175
512-MC78L05ABPX	MC78L05ABPX	TO-92R	1	Positive	5	30	-	-	0.1	1.7	.38	.193	.182	.126
♦ 512-MC78L05ACD	MC78L05ACD	SOIC-8	1	Positive	5	30	-	-	0.1	1.7	.30	.251	.227	.181
♦ 512-MC78L05ACDX	MC78L05ACDX	SOIC-8	1	Positive	5	30	-	-	0.1	1.7	.49	.385	.265	.22
♦ 512-MC78L05ACHX	MC78L05ACHX	SOT-89	1	Positive	5	30	5	24	0.1	1.7	.60	.389	.32	.26
512-MC78L05ACP	MC78L05ACP	TO-92R	1	Positive	5	40	5	24	0.1	1.7	.19	.165	.148	.118
512-MC78L05ACPXA	MC78L05ACPXA	TO-92R	1	Positive	5	30	5	24	0.1	1.7	.38	.193	.182	.126
♦ 512-KA78M05RTM	KA78M05RTM	TO-252	1	Positive	5	35	-	-	0.5	2	.72	.482	.414	.369
512-KA78M05TU	KA78M05TU	TO-220	1	Positive	5	35	-	-	0.5	2	.63	.556	.486	.422
512-LM78M05CT	LM78M05CT	TO-220	1	Positive	5	35	-	-	0.5	2	.65	.503	.44	.371
♦ 512-MC78M05CDTX	MC78M05CDTX	TO-252	1	Positive	5	35	-	-	0.5	2	.72	.482	.414	.369
512-KA7805AETU	KA7805AETU	TO-220	1	Positive	5	35	-	-	1	2	.62	.547	.477	.414
♦ 512-KA7805ERTF	KA7805ERTF	TO-252	1	Positive	5	40	5	24	1	2	.71	.546	.477	.415
512-KA7805ETU	KA7805ETU	TO-220	1	Positive	5	35	5	24	1	2	.70	.61	.468	.406
512-LM7805ACT	LM7805ACT	TO-220	1	Positive	5	35	-	-	1	2	.74	.589	.424	.379
512-LM7805CT	LM7805CT	TO-220	1	Positive	5	35	-	-	1	2	.74	.589	.424	.379
♦ 512-MC7805ECDTX	MC7805ECDTX	TO-252	1	Positive	5	35	5	24	1	2	.71	.546	.477	.415
♦ 512-KA7805ERTM	KA7805ERTM	TO-252	1	Positive	5	35	-	-	1	2	.71	.546	.477	.415
512-KA78L06AZTA	KA78L06AZTA	TO-92R	1	Positive	6	30	5	24	0.1	1.7	.42	.342	.269	.196
512-KA7806ETU	KA7806ETU	TO-220	1	Positive	6	35	5	24	1	2	.63	.556	.487	.422
512-LM7806CT	LM7806CT	TO-220	1	Positive	6	35	-	-	1	2	.61	.51	.441	.393
♦ 512-KA78L08AMTF	KA78L08AMTF	SOT-89	1	Positive	8	30	5	24	0.002	1.7	.61	.396	.331	.273
512-KA78L08AZTA	KA78L08AZTA	TO-92R	1	Positive	8	30	5	24	0.1	1.7	.42	.342	.269	.196
512-MC78L08ACP	MC78L08ACP	TO-92R	1	Positive	8	30	5	24	0.1	1.7	.21	.183	.164	.131
512-LM7808CT	LM7808CT	TO-220	1	Positive	8	35	-	-	1	2	.61	.51	.441	.393
512-KA7809AETU	KA7809AETU	TO-220	1	Positive	9	35	5	24	0.005	2	.73	.567	.505	.433
512-KA7809ETU	KA7809ETU	TO-220	1	Positive	9	35	5	24	0.005	2	.63	.556	.487	.422
512-LM7809ACT	LM7809ACT	TO-220	1	Positive	9	35	-	-	1	2	.61	.51	.441	.393
512-LM7809CT	LM7809CT	TO-220	1	Positive	9	35	-	-	1	2	.61	.51	.441	.393
512-KA7810AETU	KA7810AETU	TO-220	1	Positive	10	40	5	24	1	2	.73	.567	.505	.433
512-KA7810ETU	KA7810ETU	TO-220	1	Positive	10	35	5	24	1	2	.63	.556	.487	.422
512-LM7810ACT	LM7810ACT	TO-220	1	Positive	10	35	-	-	1	2	.61	.51	.441	.393
512-LM7810CT	LM7810CT	TO-220	1	Positive	10	35	-	-	1	2	.61	.51	.441	.393
512-KA78L12AZTA	KA78L12AZTA	TO-92R	1	Positive	12	35	5	24	0.0021	1.7	.42	.342	.269	.196
512-KA7812AETU	KA7812AETU	TO-220	1	Positive	12	35	5	24	0.0051	2	.69	.599	.464	.403
512-KA7812ETU	KA7812ETU	TO-220	1	Positive	12	35	5	24	0.0051	2	.70	.61	.468	.406
♦ 512-MC7812ECDTX	MC7812ECDTX	TO-252	1	Positive	12	35	5	24	0.0051	2	.71	.546	.477	.415
512-LM78L12ACZ	LM78L12ACZ	TO-92R	1	Positive	12	40	5	24	0.1	1.7	.18	.156	.14	.112
512-LM78L12ACZX	LM78L12ACZX	TO-92R	1	Positive	12	35	-	-	0.1	1.7	.58	.321	.249	.174
512-LM7812ACT	LM7812ACT	TO-220	1	Positive	12	35	-	-	1	2	.61	.504	.434	.388
512-LM7812CT	LM7812CT	TO-220	1	Positive	12	35	-	-	1	2	.61	.51	.441	.393
512-KA7815AETU	KA7815AETU	TO-220	1	Positive	15	35	5	24	0.0052	2	.73	.567	.505	.433
512-KA78L15AZTA	KA78L15AZTA	TO-92R	1	Positive	15	35	5	24	0.1	1.7	.42	.342	.269	.196
512-MC78L15ACP	MC78L15ACP	TO-92R	1	Positive	15	40	5	24	0.1	1.7	.52	.30	.242	.173
512-MC78L15ACPXA	MC78L15ACPXA	TO-92R	1	Positive	15	35	-	-	0.1	1.7	.42	.342	.269	.196
512-KA7815ETU	KA7815ETU	TO-220	1	Positive	15	35	5	24	1	2	.61	.536	.468	.407
512-LM7815ACT	LM7815ACT	TO-220	1	Positive	15	35	-	-	1	2	.74	.492	.424	.379
512-LM7815CT	LM7815CT	TO-220	1	Positive	15	35	-	-	1	2	.61	.51	.441	.393
512-LM7818CT	LM7818CT	TO-220	1	Positive	18	35	-	-	1	2	.61	.51	.441	.393
512-KA78L09AZTA	KA78L09AZTA	TO-92R	1	Positive	ADJ	30	5	24	0.1	1.7	.42	.342	.269	.196
512-KA78L10AZTA	KA78L10AZTA	TO-92R	1	Positive	ADJ	30	5	24	0.1	1.7	.42	.342	.269	.196
♦ 512-LM317LM	LM317LM	SOIC-8	1	Positive	ADJ	40	1.2	37	0.1	3	.43	.354	.305	.273
♦ 512-LM317LMX	LM317LMX	SOIC-8	1	Positive	ADJ	40	1.2	37	0.1	3	.50	.407	.29	.259
512-LM317LZ	LM317LZ	TO-92R	1	Positive	ADJ	40	1.2	37	0.1	3	.55	.321	.253	.184
512-LM317LZX	LM317LZX	TO-92R	1	Positive	ADJ	40	1.2	37	0.1	3	.64	.375	.308	.219
512-LM336Z25	LM336Z25	TO-92R	1	Positive	ADJ	2.5	2.5	37	0.1	-	.27	.239	.219	.179
512-LM431ACZ	LM431ACZ	TO-92R	1	Positive	ADJ	37	2.5	37	0.1	-	.16	.146	.134	.122
512-LM78L05ACZXA	LM78L05ACZXA	TO-92R	1	Positive	ADJ	30	5	24	0.1	1.7	.25	.231	.189	.174
♦ 512-LM317MDTX	LM317MDTX	TO-252	1	Positive	ADJ	40	1.2	37	0.5	3	.66	.514	.447	.388
♦ 512-LM317MDTXM	LM317MDTXM	TO-252	1	Positive	ADJ	40	1.2	37	0.5	3	.66	.514	.447	.388
512-LM317MT	LM317MT	TO-220	1	Positive	ADJ	40	1.2	37	0.5	3	.73	.631	.49	.426
♦ 512-KA317MRTM	KA317MRTM	TO-252	1	Positive	ADJ	40	1.2	37	0.5	3	.66	.514	.447	.388
512-KA317TU	KA317TU	TO-220	1	Positive	ADJ	40	1.2	37	1.5	3	.97	.749	.658	.571
512-LM317AHVT	LM317AHVT	TO-220	1	Positive	ADJ	60	1.2	57	1.5	3	.71	.623	.544	.472
512-LM317T	LM317T	TO-220	1	Positive	ADJ	40	1.2	37	1.5	3	.76	.663	.513	.445
512-LM350T	LM350T	TO-220	1	Positive	ADJ	35	1.2	33	3	3	1.00	.867	.669	.581

LOW DROPOUT VOLTAGE REGULATORS

♦ Surface Mount Device

For quantities greater than listed, call for quote.

MOUSER STOCK NO.	Fairchild Part No.	Package	Output Type	Preset Output Volt Typ. (V)	Output Current (A)	Dropout Voltage (@Iout) (V)	Input Voltage (min.) (V)	Input Voltage (max.) (V)	Operating Temp. (°C)	Output Disable Function	Price Each 1	25	100	250
♦ 512-FAN2500S33X	FAN2500S33X	SOT-23	Single	3.3	0.1	0.1	3.4	7	-40 to 125	Yes	.61	.542	.474	.412
♦ 512-FAN2503S33X	FAN2503S33X	SOT-23	Single	3.3	0.2	0.15	3.45	7	-40 to 125	Yes	.70	.626	.546	.473
♦ 512-FAN2504S33X	FAN2504S33X	SOT-23	Single	3.3	0.2	0.2	3.5	7	-40 to 125	Yes	.71	.629	.549	.477
512-KA78R33CTU	KA78R33CTU	TO-220F	Single	3.3	1.0	0.5	-	35	-20 to 80	Yes	.93	.828	.722	.628
512-KA278R33CTU	KA278R33CTU	TO-220F	Single	3.3	2	0.5	3.8	35	-20 to 80	Yes	1.02	.803	.709	.615
512-KA378R33TU	KA378R33TU	TO-220F	Single	3.3	3.0	0.5	3.8	35	-20 to 80	Yes	1.32	1.16	1.06	.915
♦ 512-FAN2106MPX	FAN2106MPX	MLP-25	Single	5	0.0022	0.4	4.5	5.5	-10 to 85	No	3.23	2.93	2.35	2.09
512-KA78R05CTU	KA78R05CTU	TO-220F	Single	5	1.0	0.5	-	35	-20 to 80	Yes	.85	.735	.681	.585
512-KA378R05TU	KA378R05TU	TO-220F	Single	5	3.0	0.5	5.5	35	-20 to 80	Yes	1.32	1.14	1.06	.913
512-KA78R08CTU	KA78R08CTU	TO-220F	Single	8	1.0	0.5	8.5	35	-20 to 80	Yes	.93	.828	.722	.628
512-KA78R09CTU	KA78R09CTU	TO-220F	Single	9	1.0	0.5	9.5	35	-20 to 80	Yes	.93	.828	.722	.628
512-KA78R12CTU	KA78R12CTU	TO-220F	Single	12	1.0	0.5	-	35	-20 to 80	Yes	.88	.765	.707	.609
512-KA278R12CTU	KA278R12CTU	TO-220F	Single	12	2	0.5	12.5	35	-20 to 80	Yes	1.06	.813	.754	.648
512-KA78R15CTU	KA78R15CTU	TO-220F	Single	15	1.0	0.5	-	35	-20 to 80	Yes	1.02	.888	.778	.674
♦ 512-FAN2500S30X	FAN2500S30X	SOT-23	Single	ADJ	0.1	0.1	-	7	-40 to 125	Yes	.79	.611	.539	.467
♦ 512-FAN2500SX	FAN2500SX	SOT-23	Single	ADJ	0.1	0.1	-	7	-40 to 125	Yes	.59	.517	.452	.392

© Copyright 2013 Mouser Electronics
© Copyright 2013 Mouser Electronics

FAIRCHILD Voltage References, PWMs and PFCs

Products may be RoHS compliant. Check mouser.com for RoHS status.

FAIRCHILD SEMICONDUCTOR

LOW DROPOUT VOLTAGE REGULATORS (CONT.)

◆ Surface Mount Device

For quantities greater than listed, call for quote.

MOUSER STOCK NO.	Fairchild Part No.	Package	Output Type	Preset Output Volt Typ. (V)	Output Current (A)	Dropout Voltage (@Iout) (V)	Input Voltage (Min.) (V)	Input Voltage (Max.) (V)	Operating Temp. (°C)	Output Disable Function	Price Each 1	25	100	250
◆ 512-LP2951CM	LP2951CM	SOIC-8	Single	ADJ	0.1	0.6	2.5	30	-40 to 125	No	.64	.475	.408	.353
◆ 512-LP2951CMX	LP2951CMX	SOIC-8	Single	ADJ	0.1	0.6	-	30	-40 to 125	No	.71	.493	.423	.365
◆ 512-FAN2558MPX	FAN2558MPX	MLP-6	Single	ADJ	0.18	0.25	-	7	-40 to 125	Yes	.81	.621	.614	.539
◆ 512-FAN2558S10X	FAN2558S10X	SOT-23	Single	ADJ	0.18	0.25	-	7	-40 to 125	Yes	.91	.792	.614	.533
◆ 512-FAN2558S12X	FAN2558S12X	SOT-23-5	Single	ADJ	0.18	0.25	2.7	5.5	-40 to 125	No	.67	.555	.50	.398
◆ 512-FAN2558S18X	FAN2558S18X	SOT-23-5	Single	ADJ	0.18	0.25	2.7	5.5	-40 to 125	No	.73	.567	.503	.431
◆ 512-FAN2558S25X	FAN2558S25X	SOT-23	Single	ADJ	0.18	0.25	-	7	-40 to 125	Yes	.73	.567	.494	.429
◆ 512-FAN2558S33X	FAN2558S33X	SOT-23	Single	ADJ	0.18	0.25	-	7	-40 to 125	Yes	.73	.567	.503	.431
◆ 512-FAN2558S35X	FAN2558S35X	SOT-23-5	Single	ADJ	0.18	0.25	2.7	5.5	-40 to 125	No	.76	.589	.515	.446
◆ 512-FAN2558SX	FAN2558SX	SOT-23-6	Single	ADJ	0.18	0.25	2.7	5.5	-40 to 125	No	.67	.555	.50	.398
◆ 512-FAN2564UMP12X	FAN2564UMP12X	UMLP-6	Single	ADJ	0.3	0.1	1.65	3.6	-40 to 85	Yes	1.16	.888	.881	.776
◆ 512-FAN2564UMP18X	FAN2564UMP18X	UMLP-6	Single	ADJ	0.3	0.1	1.65	3.6	-40 to 85	Yes	1.26	.984	.901	.776

SHUNT VOLTAGE REFERENCES

NEW PRODUCT

◆ Surface Mount Device

For quantities greater than listed, call for quote.

MOUSER STOCK NO.	Fairchild Part No.	Package	Preset Output Voltage (V)	Adj. Output Voltage (Min.) (V)	Adj. Output Voltage (Max.) (V)	Tolerance (%)	Max. Current (mA)	Price Each 1	25	100	250	Packaging	Qty.	Price Per Piece
◆ 512-LM431SACM32X	LM431SACM32X	SOT-23	ADJ	0.2	36.0	2	100	.32	.278	.162	.102	Tape and Reel	12000	.037
◆ 512-LM431SBCM32X	LM431SBCM32X	SOT-23	ADJ	0.2	36.0	1	100	.32	.278	.162	.102	Tape and Reel	12000	.037
◆ 512-LM431SCCM32X	LM431SCCM32X	SOT-23	ADJ	0.2	36.0	0.5	100	.32	.278	.162	.102	Tape and Reel	12000	.037
512-LM336Z25X	LM336Z25X	TO-92R	2.5	2.5	37.0	2	15	.27	.233	.215	.195	Tape and Reel	2000	.108
512-LM336Z5	LM336Z5	TO-92R	ADJ	4	6.0	4	15	.24	.224	.19	.151	-	-	-
512-LM336Z5X	LM336Z5X	TO-92R	5	4	6.0	4	15	.42	.342	.269	.196	Tape and Reel	2000	.108
◆ 512-LM431CCMX	LM431CCMX	SOIC-8	ADJ	2.5	37.0	0.5	100	.46	.396	.334	.289	Tape and Reel	3000	.156
512-LM431CCZ	LM431CCZ	TO-92R	ADJ	2.5	37.0	0.5	100	.55	.407	.238	.168	-	-	-
512-KA431LZTA	KA431LZTA	TO-92R	ADJ	2.5	37.0	0.5	100	.21	.193	.162	.132	Ammo	2000	.075
◆ 512-LM431SCCMFX	LM431SCCMFX	SOT-23	ADJ	2.5	37.0	0.5	100	.54	.396	.231	.164	Tape and Reel	3000	.085
512-KA431AZBU	KA431AZBU	TO-92R	ADJ	2.5	37.0	1	100	.49	.342	.205	.144	-	-	-
◆ 512-LM431BCMX	LM431BCMX	SOIC-8	ADJ	2.5	37.0	1	100	.46	.396	.334	.289	Tape and Reel	3000	.156
◆ 512-LM431SBCMFX	LM431SBCMFX	SOT-23	ADJ	2.5	37.0	1	100	.16	.15	.133	.122	Tape and Reel	3000	.068
512-LM431BIZX	LM431BIZX	TO-92R	ADJ	2.5	37.0	1	100	.51	.375	.242	.173	Tape and Reel	2000	.087
512-FAN431LZXA	FAN431LZXA	TO-92R	ADJ	2.5	37.0	2	100	.33	.21	.15	.092	Ammo	2000	.059
512-KA431AZTA	KA431AZTA	TO-92R	ADJ	2.5	37.0	2	100	.15	.139	.131	.103	Ammo	2000	.068
◆ 512-KA431SAMFTF	KA431SAMFTF	SOT-23	ADJ	2.5	37.0	2	100	.23	.203	.179	.123	Tape and Reel	3000	.07
512-LM431ACZX	LM431ACZX	TO-92R	ADJ	2.5	37.0	2	100	.43	.235	.182	.127	Tape and Reel	2000	.063
512-LM431AIZ	LM431AIZ	TO-92R	ADJ	2.5	37.0	2	100	.51	.375	.242	.173	-	-	-
◆ 512-LM431SACMFX	LM431SACMFX	SOT-23	ADJ	2.5	37.0	2	100	.48	.353	.209	.148	Tape and Reel	3000	.076
◆ 512-KA431SAMF2TF	KA431SAMF2TF	SOT-23	ADJ	2.5	37.0	2	100	.49	.342	.207	.147	Tape and Reel	3000	.072

PRIMARY SIDE REGULATION (PSR) PWM CONTROLLERS

Fairchild Semiconductor's industry-leading portfolio of primary side regulation (PSR) PWM controllers offers designers of mobile chargers, adapters and LED lighting applications multiple solutions to meet the stringent power and regulatory specifications such as ENERGY STAR® Level V. Fairchild's PSR PWM controller portfolio, including the FSEZ1307, FSEZ1317 and FAN103, enhance Fairchild's extensive power offerings that enable efficient electronics and maximize energy savings in power-sensitive applications.

NEW PRODUCT

◆ Surface Mount Device

For quantities greater than listed, call for quote.

MOUSER STOCK NO.	Fairchild Part No.	Package	Number of Outputs	Control Mode	Switching Frequency (kHz)	Supply Voltage (Max.)(V)	Duty Ratio (%)	Startup Current (μA)	Operating Temperature	Price Each 1	25	100	250
◆ 512-FAN102MY	FAN102MY	SOIC-8	1	Current	45	30	75	10	-40 to 105°C	1.05	.825	.742	.646
512-FSEZ1317WAMY	FSEZ1317WAMY	SOIC-7	1	Current	50	30	82	3	-40 to 105°C	1.71	1.33	1.23	1.06
◆ 512-FL103M	FL103M	SOIC-8	1	Current	50	30	85	3	-40 to 125°C	1.16	.963	.77	.578
◆ 512-FAN103MY	FAN103MY	SOP-8	1	Current	53	30	80	5	-40 to 105°C	.81	.631	.547	.475
◆ 512-FSEZ1307MY	FSEZ1307MY	SOP-8	1	Current	53	30	80	5	-40 to 105°C	1.33	1.03	.952	.82
◆ 512-FSEZ1317AMY_F116	FSEZ1317AMY_F116	SOP-7	1	Current	53	30	80	5	-40 to 105°C	1.71	1.33	1.23	1.06
512-FSEZ1317NY	FSEZ1317NY	DIP-7	1	Current	53	30	80	5	-40 to 105°C	1.69	1.50	1.21	1.05

SECONDARY SIDE SYNCHRONOUS RECTIFICATION (SR) CONTROLLERS

◆ Surface Mount Device

For quantities greater than listed, call for quote.

MOUSER STOCK NO.	Fairchild Part No.	Package	Number of Outputs	Control Mode	Supply Voltage (Max.)(V)	Rising Time (Max.)(ns)	Falling Time (Max.)(ns)	Operating Current (Type)(mA)	Operating Temperature	Price Each 1	25	100	250
◆ 512-FAN6204MY	FAN6204MY	SOIC-8	1	CCM/DCM/QR	30	120	100	1.1	-40 to 105°C	1.12	.917	.824	.712
◆ 512-FAN6206MY	FAN6206MY	SOIC-8	2	DCM	30	120	100	3	-40 to 105°C	1.06	.942	.759	.653

PWM CONTROLLERS

NEW PRODUCT

◆ Surface Mount Device

For quantities greater than listed, call for quote.

MOUSER STOCK NO.	Fairchild Part No.	Package	Number of Outputs	Control Mode	Switching Frequency (kHz)	Supply Voltage (Max.)(V)	Duty Ratio (%)	Startup Current (μA)	Operating Temperature	Price Each 1	25	100	250
◆ 512-FAN6754WAMRMY	FAN6754WAMRMY	SOP-8	1	Current	22	30	92	108	-40 to 105°C	.91	.79	.73	.628
◆ 512-FAN6863TY	FAN6863TY	SSOT-6	1	Current	65	20	70	8	-40 to 105°C	.90	.674	.514	.375
◆ 512-SG6846WALSY	SG6846WALSY	SOIC-8	1	Current	65	25	90	8	-40 to 105°C	1.32	1.03	.947	.814
◆ 512-FAN6754AMRMY	FAN6754AMRMY	SOIC-8	1	Current	65	30	89	30	-40 to 105°C	.76	.663	.516	.448
◆ 512-FAN6754BMLMY	FAN6754BMLMY	SOIC-8	1	Current	65	30	89	30	-40 to 105°C	.87	.728	.578	.439
◆ 512-FAN6754BMRMY	FAN6754BMRMY	SOIC-8	1	Current	65	30	89	30	-40 to 105°C	.87	.728	.578	.439
◆ 512-FAN6756MLMY	FAN6756MLMY	SOP-8	1	Current	65	30	90	450	-40 to 105°C	1.32	1.09	.877	.663
◆ 512-FAN6756MRMY	FAN6756MRMY	SOP-8	1	Current	65	30	90	450	-40 to 105°C	1.41	1.25	1.02	.874
◆ 512-FAN6747WALMY	FAN6747WALMY	SOIC-8	1	Current	65	30	91	30	-40 to 105°C	1.01	.888	.717	.616
◆ 512-FAN6862LTY	FAN6862LTY	SSOT-6	1	Current	68	30	70	8	-40 to 105°C	1.03	.792	.694	.602
◆ 512-FAN6862RTY	FAN6862RTY	SSOT-6	1	Current	68	30	70	8	-40 to 105°C	.60	.482	.346	.308
◆ 512-FAN6754AMLMY	FAN6754AMLMY	SOP-8	1	Current	69	30	92	30	-40 to 105°C	1.12	.867	.803	.69
◆ 512-FAN400ATY	FAN400ATY	SSOT-6	1	Current	70	30	78	8	-40 to 105°C	.75	.578	.503	.437
◆ 512-SG6858TZ	SG6858TZ	SSOT-6	1	Current	75	30	80	10	-40 to 125°C	.56	.375	.319	.285
◆ 512-FL6300AMY	FL6300AMY	SOIC-8	1	Current	100	30	-	10	-40 to 125°C	1.65	1.48	1.33	1.18
◆ 512-FAN302ULMY	FAN302ULMY	SOIC-8	1	Current	140	25	67	450	-40 to 105°C	1.00	.835	.663	.503
◆ 512-FAN6300HMY	FAN6300HMY	SOIC-8	1	Current	190	30	-	10	-40 to 125°C	1.86	1.61	1.27	1.11
◆ 512-FAN5069MTCX	FAN5069MTCX	TSSOP-16	1	Current	300	24	-	10	-10 to 85°C	1.83	1.44	1.29	1.12

© Copyright 2013 Mouser Electronics
© Copyright 2013 Mouser Electronics

FAIRCHILD PFC ICs, Power Switch, SPMs & Comparators

Products may be RoHS compliant. Check mouser.com for RoHS status.

FAIRCHILD SEMICONDUCTOR

PWM CONTROLLERS (CONT.)

♦ Surface Mount Device

For quantities greater than listed, call for quote.

MOUSER STOCK NO.	Fairchild Part No.	Package	Number of Outputs	Control Mode	Switching Frequency (kHz)	Supply Voltage (Max.)(V)	Duty Ratio (%)	Startup Current (µA)	Operating Temperature	Price Each 1	25	100	250
♦ 512-FAN7601BMX	FAN7601BMX	SOIC-8	1	Current	300	20	98	1000	-40 to 150	.65	.581	.507	.441
512-KA3842ACS	KA3842ACS	DIP-8	1	Current	500	30	100	200	0 to 70	.58	.509	.444	.386
512-KA3842B	KA3842B	DIP-8	1	Current	500	30	100	450	0 to 70	.92	.803	.62	.538
512-FSAR001BNY	FSAR001BNY	DIP-8	1	Voltage	-----	600	-	10	-40 to 125	2.31	2.10	1.68	1.50
512-FAN6791NY	FAN6791NY	DIP-16	2	Current	130	27	48	10	-40 to 105	1.26	.936	.749	.562
512-KA7500C	KA7500C	DIP-16	2	Voltage	300	42	-	1000	-25 to 85	.78	.61	.529	.459
♦ 512-FAN5026MTCX	FAN5026MTCX	TSSOP-28	2	DDR	300	24	87	5	-40 to 85	2.92	2.26	2.04	1.83

POWER FACTOR CORRECTION (PFC)

NEW PRODUCT

♦ Surface Mount Device

For quantities greater than listed, call for quote.

MOUSER STOCK NO.	Fairchild Part No.	Package	Startup Current (µA)	Operating Current (mA)	PFC Control	Drive Output (A)	F_{pwm} F_{Pfc}	PWM Duty Cycle Max. (%)	UVLO	Price Each 1	25	100	250
PFC													
512-FAN6961DZ	FAN6961DZ	DIP-8	10	4.5	DCM	DCM	-	-	-	.78	.649	.535	.441
♦ 512-FAN6961SZ	FAN6961SZ	SOIC-8	10	4.5	DCM	-	-	-	-	.82	.723	.669	.576
♦ 512-FAN6982MY	FAN6982MY	SOIC-14	30	2.3	Average Current	-	-	97	-	1.62	1.42	1.16	.994
512-FAN7527BN	FAN7527BN	DIP-8	60	3	Disc (Transition)	0.5	-	-	12/9	.89	.745	.655	.557
♦ 512-FAN7930BMX	FAN7930BMX	SOIC-8	120	1.5	Disc (Transition)	0.5	-	-	12/8.5	1.03	.897	.829	.714
♦ 512-FAN7930CMX	FAN7930CMX	SOIC-8	120	1.5	Disc (Transition)	0.5	-	-	12.5/8.5	1.01	.877	.682	.592
♦ 512-FAN9611MX	FAN9611MX	SOIC-16	80	3.5	Interleaved BCM	2	-	-	10.0/7.5	2.55	2.27	2.04	1.82
♦ 512-FAN9612MX	FAN9612MX	SOIC-16	80	3.5	Interleaved BCM	2	-	-	12.5/7.5	2.55	2.27	2.04	1.82
♦ 512-FL6961MY	FL6961MY	SOIC-8	10	4.5	DCM	-	-	-	-	1.33	1.16	1.07	.92
PWM + PFC													
♦ 512-FAN4800AMY	FAN4800AMY	SOIC-16	30	2.6	Average Current	-	-	50	12.9/11	1.41	1.18	.942	.706
512-FAN4800ANY	FAN4800ANY	DIP-16	30	2.6	Average Current	-	-	50	12.9/11	1.24	1.21	1.03	.888
♦ 512-FAN4800CMY	FAN4800CMY	SOIC-16	30	2.6	Average Current	-	1	50	12.9/11	1.86	1.47	1.31	1.14
512-FAN4800CNY	FAN4800CNY	DIP-16	30	2.6	Average Current	-	1	50	12.9/11	1.41	1.18	.942	.706
♦ 512-FAN4801MY	FAN4801MY	SOIC-16	30	2.6	Average Current	-	1	50	12.9/11	1.51	1.19	1.06	.93
512-FAN4801NY	FAN4801NY	DIP-16	30	2.6	Average Current	-	1	50	12.9/11	1.77	1.41	1.23	1.08
♦ 512-FAN4801SMY	FAN4801SMY	SOIC-16	30	2.6	Average Current	-	1	50	12.9/11	1.22	1.02	.813	.61
512-FAN4801SNY	FAN4801SNY	DIP-16	30	2.6	Average Current	-	1	50	12.9/11	1.35	1.12	.899	.674
♦ 512-FAN4802LMY	FAN4802LMY	SOIC-16	30	2.6	Average Current	-	1	50	12.9/11	1.73	1.36	1.23	1.07
512-FAN4802LNY	FAN4802LNY	DIP-16	30	2.6	Average Current	-	1	50	12.9/11	1.68	1.49	1.20	1.03
♦ 512-FAN4802MY	FAN4802MY	SOIC-16	30	2.6	Average Current	-	1	50	12.9/11	1.73	1.37	1.23	1.07
512-FAN4802NY	FAN4802NY	DIP-16	30	2.6	Average Current	-	1	50	12.9/11	1.77	1.41	1.23	1.08
♦ 512-FAN6920MRMY	FAN6920MRMY	SOIC-16	20	10	Critical-Mode	-	-	-	5.0/12	1.80	1.59	1.28	1.10
♦ 512-FAN6921MLMY	FAN6921MLMY	SOIC-16	20	10	Critical-Mode	-	-	-	8.0/16	2.38	1.93	1.73	1.54
♦ 512-FAN4800AUM	FAN4800AUM	SOP-16	80	5	Average Current	-	-	97	-	1.82	1.47	1.32	1.18
512-FAN4800AUN	FAN4800AUN	DIP-16	80	5	Average Current	-	-	97	-	1.82	1.47	1.32	1.18
♦ 512-FAN4800CUM	FAN4800CUM	SOIC-16	80	5	Average Current	-	-	97	-	2.48	2.00	1.80	1.61
512-FAN4800CUN	FAN4800CUN	DIP-16	80	5	Average Current	-	-	97	-	2.48	2.00	1.80	1.61
♦ 512-FL7930BMX	FL7930BMX	SOIC-8	120	1.5	Critical-Mode	0.5	1	-	-	1.16	.899	.829	.714
512-ML4800CP	ML4800CP	DIP-16	200	5.5	Average Current	1	1	49	13/10	4.47	4.03	3.67	3.31
512-ML4824CP1	ML4824CP1	DIP-16	700	16	Average Current	0.5	1	49	13/10	5.08	4.09	3.72	3.32
♦ 512-ML4824CS2X	ML4824CS2X	SOIC-16(W)	700	16	Average Current	1	1	49	13/10	6.57	5.91	5.23	4.82

VOLTAGE COMPARATORS

For quantities greater than listed, call for quote.

MOUSER STOCK NO.	Fairchild Part No.	Package	Offset Voltage (Max.)(mV)	Response Time	Supply Voltage (Max.)(V)	Supply Voltage (Min.)(V)	Supply Current (Max.)(µA)	Power Dissipation (Max.)(mW)	Operating Temperature (°C)	Price Each 1	25	100	250
Single													
512-FAN156L6X	FAN156L6X	MicroPak-6	15	16.5ns	3	-3	17	194	-40 to +85	.15	.144	.14	.136
Dual													
512-FAN256L8X	FAN256L8X	MicroPak-8	15	13ns	3	-3	17	226	-40 to +85	.25	.239	.231	.224

SMART POWER MODULES

For quantities greater than listed, call for quote.

MOUSER STOCK NO.	Fairchild Part No.	Package	Max. Input Voltage	Maximum Current	Frequency	Motor Rating	Price Each 1	25	100	250
512-FSBF15CH60BT	FSBF15CH60BT	SPM27-JA	600	3A	20kHz	220VAC	22.87	21.13	18.06	16.56
512-FNB41060	FNB41060	SPM26-AA	600	5A	20kHz	253VAC	12.95	11.96	11.01	10.04
512-FNA41060B2	FNA41060B2	SPM26-AA	600	10A	20kHz	253VAC	10.87	9.79	8.68	8.32
512-FSAM10SH60A	FSAM10SH60A	SPM32-AA	600	10A	15kHz	220VAC	26.02	22.12	20.49	18.86
512-FNB41560B2	FNB41560B2	SPM26-AA	600	15A	20kHz	-----	12.95	11.96	11.01	10.04
512-FSAM15SM60A	FSAM15SM60A	SPM32-AA	600	15A	5kHz	220VAC	33.53	30.99	26.48	24.30
512-FSBF10CH60B	FSBF10CH60B	SPM27-CC	600	15A	20kHz	253VAC	22.74	20.69	17.59	16.04
512-FPAB30BH60	FPAB30BH60	SPM27-IA	600	30A	20kHz	264VAC	26.41	24.41	20.87	19.14
512-FSAM30SM60A	FSAM30SM60A	SPM32-AA	600	30A	5kHz	220VAC	40.66	37.58	32.11	29.46
512-FSAM75SM60A	FSAM75SM60A	SPM-32DA	600	75A	5kHz	200VAC	87.02	77.50	73.42	70.69

FULL FUNCTION LOAD SWITCHES

NEW PRODUCT

♦ Surface Mount Device

For quantities greater than listed, call for quote.

MOUSER STOCK NO.	Fairchild Part No.	Package	Input Voltage Range	Off Supply Current (Max.)(µA)	RDSon (Typ)(Ω) @V	@Amps	Quiescent Current (Typ./Max.)(µA)	Rise Time (Typ.)(µS)	Fall Time (Typ.)(µS)	Price Each 1	25	100	250
♦ 512-FPF1504UCX	FPF1504UCX	WLCSP-4	1.0-3.6	1	0.15 @ 3.3	-----	1.0/-----	-----	-----	.90	.674	.514	.375
♦ 512-FPF1004	FPF1004	WLCSP-6	1.2-5.5	1	0.02 @ 5.5	-----	-----/1.0	13	113	1.56	1.23	1.10	.967
♦ 512-FPF1039BUCX	FPF1039BUCX	WLCSP-6	1.2-5.5	1	0.024 @ 5.5	1	5.5/8.0	2700	30	.80	.674	.535	.407
♦ 512-FPF1006	FPF1006	MicroFET-6	1.2-5.5	1	0.05 @ 5.5	-----	-----/1.0	10	100	.93	.813	.631	.548
♦ 512-FPF1007	FPF1007	MicroFET-6	1.2-5.5	1	0.03 @ 5.5	0.2	8.0/-----	10	15	1.02	.781	.685	.589
♦ 512-FPF1008	FPF1008	MicroFET-6	1.2-5.5	1	0.03 @ 5.5	0.2	8.0/-----	80	15	.90	.781	.603	.524
♦ 512-FPF1009	FPF1009	MicroFET-6	1.2-5.5	1	0.03 @ 5.5	0.2	8.0/-----	1	15	.90	.781	.603	.524
♦ 512-FPF1038UCX	FPF1038UCX	WLCSP-6	1.2-5.5	1	0.02 @ 5.5	1	5.5/-----	2700	30000	.80	.674	.535	.407
♦ 512-FPF1103	FPF1103	WLCSP-4	1.2-4.0	1	0.035 @ 3.3	0.2	-----/1.0	65	2.2	.76	.655	.521	.454
♦ 512-FPF1205UCX	FPF1205UCX	WLCSP-4	1.2-4.0	0.1	.075 @ 3.3	0.2	-----/1.5	110	2	.76	.578	.437	.321
♦ 512-FPF1206UCX	FPF1206UCX	WLCSP-4	1.2-4.0	0.1	.075 @ 3.3	0.2	-----/1.5	110	2	.76	.578	.437	.321
♦ 512-FPF1207UCX	FPF1207UCX	WLCSP-4	1.2-4.0	0.1	0.05 @ 3.3	0.2	-----/1.5	110	2	.73	.546	.417	.31
♦ 512-FPF1208UCX	FPF1208UCX	WLCSP-4	1.2-4.0	0.1	0.05 @ 3.3	0.2	-----/1.5	110	2	.73	.546	.417	.31
♦ 512-FPF1048BUCX	FPF1048BUCX	WLCSP-6	1.5-5.5	1	0.21 @ 5.5	---	11	2.7	34	1.05	.813	.749	.644
♦ 512-FPF1320UCX	FPF1320UCX	WLCSP-6	1.5-5.5	5	0.05 @ 3.3	0.2	22	130	320	.94	.706	.535	.396
♦ 512-FPF1321UCX	FPF1321UCX	WLCSP-6	1.5-5.5	5	0.05 @ 3.3	0.2	22	130	320	.94	.706	.535	.396
♦ 512-FPF2001	FPF2001	SC-70-5	1.8-5.5	1	0.7 @ 3.3	0.2	60/-----	10	0.1	1.09	.856	.778	.67
♦ 512-FPF2002	FPF2002	SC-70-5	1.8-5.5	1	0.7 @ 3.3	0.2	60/-----	10	0.1	1.09	.856	.778	.67
♦ 512-FPF2004	FPF2004	SC-70-5	1.8-5.5	1	0.7 @ 3.3	0.2	60/-----	10	0.1	1.09	.856	.778	.67
♦ 512-FPF2024	FPF2024	WLCSP-6	1.6-5.5	1	0.215 @ 5.5	-----	1.0/4.0	30	-----	1.34	1.06	.953	.829
♦ 512-FPF2100	FPF2100	SOT-23-5	1.8-5.5	1	0.125 @ 3.3	0.05	95/-----	12	136	1.17	1.04	.838	.721
♦ 512-FPF2101	FPF2101	SOT-23-5	1.8-5.5	1	0.125 @ 3.3	0.05	95/-----	12	136	1.10	.984	.794	.683
♦ 512-FPF2103	FPF2103	SOT-23-5	1.8-5.5	1	0.125 @ 3.3	0.05	95/-----	12	136	1.10	.984	.794	.683

© Copyright 2013 Mouser Electronics
© Copyright 2013 Mouser Electronics

FAIRCHILD Power Modules, Load and Power Switches

Products may be RoHS compliant. Check mouser.com for RoHS status.

FAIRCHILD SEMICONDUCTOR

FULL FUNCTION LOAD SWITCHES (CONT.)

♦ Surface Mount Device

For quantities greater than listed, call for quote.

MOUSER STOCK NO.	Fairchild Part No.	Package	Input Voltage Range	Off Supply Current (Max.) (µA)	RDSon (Typ)(Ω) @V	RDSon (Typ)(Ω) @Amps	Quiescent Current (Typ./Max.) (µA)	Rise Time (Typ.) (µS)	Fall Time (Type) (µS)	Price Each 1	25	100	250
♦ 512-FPF2104	FPF2104	SOT-23-5	1.8-5.5	1	0.125@3.3	0.05	95/-----	12	136	1.09	.954	.883	.76
♦ 512-FPF2106	FPF2106	SOT-23-5	1.8-5.5	1	0.125@3.3	0.05	95/-----	12	136	1.09	.954	.883	.76
♦ 512-FPF2107	FPF2107	SOT-23-5	1.8-5.5	1	0.125@3.3	0.05	95/-----	12	136	1.34	1.06	.953	.829
♦ 512-FPF2123	FPF2123	SOT-23-5	1.8-5.5	2	0.125@3.3	0.05	75/-----	12	200	1.24	.963	.889	.765
♦ 512-FPF2125	FPF2125	SOT-23-5	1.8-5.5	2	0.125@3.3	0.05	75/-----	12	200	1.24	.963	.889	.765
512-FPF2165R	FPF2165R	MLP-6	1.8-5.5	2	0.12@3.3	0.2	63/100	10	110	1.20	1.07	.863	.743
♦ 512-FPF2700MPX	FPF2700MPX	MLP-8	2.8-36.0	5	0.114@12	-----	92/140	7500	1500	2.66	2.38	2.14	1.90
♦ 512-FPF2700MX	FPF2700MX	SOIC-8	2.8-36.0	5	0.114@12	-----	92/140	7500	1500	2.58	2.30	2.08	1.84
♦ 512-FPF2701MPX	FPF2701MPX	MLP-8	2.8-36.0	5	0.088@12	-----	92/140	7500	1500	2.66	2.38	2.14	1.90
♦ 512-FPF2701MX	FPF2701MX	SOIC-8	2.8-36.0	5	0.088@12	-----	92/140	7500	1500	2.58	2.30	2.08	1.84
♦ 512-FPF2702MPX	FPF2702MPX	MLP-8	2.8-36.0	5	0.088@12	-----	92/140	7500	1500	2.66	2.38	2.14	1.90
♦ 512-FPF2702MX	FPF2702MX	SOIC-8	2.8-36.0	5	0.088@12	-----	92/140	7500	1500	2.58	2.30	2.08	1.84

INTEGRATED LOAD SWITCHES

♦ Surface Mount Device

For quantities greater than listed, call for quote.

MOUSER STOCK NO.	Fairchild Part No.	Package	Input Voltage Range	Off Supply Current (Max.) (µA)	RDSon (Max.) (Ω) @4.5V	RDSon (Max.) (Ω) @Amps	Leakage Current (Max.) (µA)	Power Dissapation (Max.) (W)	Price Each 1	25	100	250
♦ 512-FDC6330L	FDC6330L	SSOT-6	3-20	1.6	0.125	1.9	1	0.7	.59	.522	.456	.396
♦ 512-FDC6323L	FDC6323L	SSOT-6	3-8.0	1.5	0.2	-----	1	0.7	.73	.589	.418	.373

USB SWITCHES

PRODUCT NEW

♦ Surface Mount Device

For quantities greater than listed, call for quote.

MOUSER STOCK NO.	Fairchild Part No.	Package	No. of Switches	Supply Voltage Range	RDSon (Ω)	RDSon Flatness (Ω)	Leakage Current (Max.) (µA)	Bandwidth (MHz)	Crosstalk (dB)	Price Each 1	25	100	250
♦ 512-FSA2000UMX	FSA2000UMX	UMLP-16	2	2.7-4.5	4	0.4	10	720	-60	1.34	1.07	.803	.749
♦ 512-FSA831L10X	FSA831L10X	MicroPak-10	1	-2.0-2.8	9	-----	10	240	-36	.96	.803	.642	.482
♦ 512-FSA880UMX	FSA880UMX	UMLP-16	1	3.0-3.4	8	-----	10	-----	-60	1.11	.835	.631	.471
♦ 512-FSUSB30L10X	FSUSB30L10X	MicroPak-10	1	3.0-3.4	9	2	1	720	-45	1.92	1.51	1.35	1.18
♦ 512-FSUSB30MUX	FSUSB30MUX	MSOP-10	1	3.0-3.4	9	2	1	720	-45	1.81	1.61	1.29	1.11
♦ 512-FSUSB30UMX	FSUSB30UMX	UMLP-10	1	3.0-3.4	9	2	1	720	-45	1.92	1.51	1.35	1.18
512-FSUSB42UMX	FSUSB42UMX	UMLP-10	1	3.0-4.3	6.5	0.65	2	720	-45	1.53	1.36	1.23	1.09

SMART HIGH SIDE SWITCH

PRODUCT NEW

♦ Surface Mount Device

For quantities greater than listed, call for quote.

MOUSER STOCK NO.	Fairchild Part No.	Package	Supply Voltage (Max.) (V)	Supply Voltage (Min.) (V)	Supply Current (mA)	On Resistance (Max.) (mΩ)	Power Dissipation (Max.) (W)	On/Off Time (Max.) (us)	Price Each 1	25	100	250
♦ 512-FDDS100H06_F085	FDDS100H06_F085	TO-252-5	37	5.5	0.5	100	41.6	170/170	1.96	1.58	1.42	1.26

OFFLINE ICs - POWER SWITCH

The Fairchild Power Switch(FPS) product family is specially designed for an off line SMPS with minimal external components. The Fairchild Power Switch(FPS) consist of a high voltage power SenseFET and a current mode PWM IC.

Fairchild Power Switch Designer Software (10.5M)
This software currently only works with Windows 95 and Windows 98.
Available online at:
fairchildsemi.com/products/analog/fps_designer_software.zip

PRODUCT NEW

♦ Surface Mount Device

For quantities greater than listed, call for quote.

MOUSER STOCK NO.	Fairchild Part No.	Package	Output Power Vac (W) Max. @ 85-165V	Max. @ 230V	Max. @ 350-400	Peak Current Limit (A)	Drain Voltage (Max.) (V)	RDS On (Ohms)	Switching Frequency (kHz)	Power Saver	Soft Start	Over Current Protection	Price Each 1	25	100
512-FAN7621N	FAN7621N	DIP-16	---	---	200	---	---	---	Resonant	Yes	Soft Start	Latch	1.72	1.39	1.25
♦ 512-FAN7621SJ	FAN7621SJ	SOIC-16	---	---	---	---	---	---	Resonant	Yes	Soft Start	Latch	1.64	1.43	1.32
512-FS7M0880TU	FS7M0880TU	TO-3P	85	110	---	5	800	1.5	66	No	Soft Start	Latch	4.30	3.84	3.15
512-FSB127HNY	FSB127HNY	DIP-8	---	40	---	Adj.	700	7.2	100	No	Soft Start	Auto-Restart	1.87	1.50	1.12
512-FSB147HNY	FSB147HNY	DIP-8	---	40	---	5	700	2.7	100	Yes	Soft Start	Auto Restart	2.70	2.41	2.17
512-FSCQ0965RTYDTU	FSCQ0965RTYDTU	TO-220F	110	130	---	6	650	1.2	QRC	Yes	Soft Start	Latch	3.24	2.62	2.35
512-FSCQ1565RTYDTU	FSCQ1565RTYDTU	TO-220F	170	210	---	8	650	0.65	QRC	Yes	Internal	Latch	4.00	3.61	3.28
512-FSD146MRBN	FSD146MRBN	DIP-8	26	35	---	1.5	---	2.6	73	No	Soft Start	Auto Restart	3.00	2.68	2.18
512-FSD156MRBN	FSD156MRBN	DIP-8	30	40	---	1.75	---	2.2	73	No	Soft Start	Auto Restart	3.00	2.68	2.18
512-FSD176MRTLDTU	FSD176MRTLDTU	TO-220-6	70	90	---	3.85	---	1.6	73	No	Soft Start	Auto Restart	3.08	2.31	1.73
512-FSD176MRTUDTU	FSD176MRTUDTU	TO-220-6	70	90	---	3.85	---	1.6	73	No	Soft Start	Auto Restart	1.93	1.54	1.16
512-FSDM0465REWDTU	FSDM0465REWDTU	TO-220F	38	46	---	1.8	650	2.6	67	Yes	Soft Start	Auto Restart	1.89	1.71	1.38
512-FSDM311A	FSDM311A	DIP-8	8	13	---	0.57	650	19	67	Yes	Soft Start	No	.94	.824	.637
512-FSFA2100	FSFA2100	SIP-9	---	---	200	---	600	0.38	Asym	Yes	Soft Start	Latch	8.52	6.99	6.30
512-FSFR1600XS	FSFR1600XS	SIP-9	---	---	---	---	500	1.55	Resonant	Yes	Soft Start	Auto Restart	3.35	3.02	2.74
512-FSFR1700	FSFR1700	SIP-9	---	---	100	---	500	1.25	Resonant	Yes	Soft Start	Latch	5.05	4.31	3.92
512-FSFR1700USL	FSFR1700USL	SIP-9	---	---	100	---	500	1.25	Resonant	Yes	Soft Start	Auto Restart	4.13	3.68	3.02
512-FSFR1800USL	FSFR1800USL	SIP-9	---	---	120	---	500	0.95	Resonant	Yes	Soft Start	Auto Restart	4.62	4.21	3.85
♦ 512-FSFR1700HS	FSFR1700HS	SIP-9	---	---	120	---	---	0.95	600	No	Soft Start	Auto Restart	3.64	2.91	2.27
♦ 512-FSFR1700HSL	FSFR1700HSL	SIP-9	---	---	120	---	---	0.95	600	No	Soft Start	Auto Restart	3.85	3.08	2.40
512-FSFR1700XS	FSFR1700XS	SIP-9	---	---	---	---	500	1.25	Resonant	Yes	Soft Start	Auto Restart	3.08	2.23	1.98
♦ 512-FSFR1800HS	FSFR1800HS	SIP-9	---	---	120	---	---	0.95	600	No	Soft Start	Auto Restart	4.19	3.75	3.06
♦ 512-FSFR1800HSL	FSFR1800HSL	SIP-9	---	---	120	---	---	0.95	600	No	Soft Start	Auto Restart	4.19	3.75	3.06
512-FSFR2100	FSFR2100	SIP-9	---	---	200	---	600	0.38	Resonant	Yes	Soft Start	Latch	7.20	6.56	5.92
512-FSFR2100USL	FSFR2100USL	SIP-9	---	---	180	---	500	0.51	Resonant	Yes	Soft Start	Auto Restart	6.78	6.17	5.65
512-FSFR2100XS	FSFR2100XS	SIP-9	---	---	---	---	500	0.51	Resonant	Yes	Soft Start	Auto Restart	4.21	3.03	2.69
512-FSGM0565RWDTU	FSGM0565RWDTU	TO-220F	60	80	---	2.2	650	2.2	67	Yes	Internal	Auto Restart	1.82	1.65	1.33
512-FSL106HR	FSL106HR	DIP-8	10	13	---	0.7	650	18	100	Yes	Internal	Auto Restart	.88	.706	.532
512-FSL126HR	FSL126HR	DIP-8	17	21	---	1.5	650	6.2	100	Yes	Internal	Auto Restart	1.38	1.22	.99
512-FSL136HR	FSL136HR	DIP-8	20	26	---	2.15	650	4	100	Yes	Internal	Auto Restart	1.40	1.24	1.01
512-FSL176MRTUDTU	FSL176MRTUDTU	TO-220-6	70	80	---	3.5	650	1.6	73	No	Internal	Auto-Restart	2.68	2.14	1.67
♦ 512-FSL206MRL	FSL206MRL	SOP-8	12	17	---	0.6	650	19	67	Yes	Internal	No	1.03	.856	.685
512-FSL206MRBN	FSL206MRBN	DIP-8	7	12	---	0.6	650	19	73	No	Soft Start	Auto Restart	1.11	.995	.803
512-FSL206MRN	FSL206MRN	DIP-8	12	17	---	0.6	650	19	67	Yes	Internal	No	.90	.749	.599
512-FSQ0165RN	FSQ0165RN	DIP-8	13	15	---	0.6	650	10	QRC	Yes	Soft Start	Auto Restart	1.47	1.17	1.03
512-FSQ0170RNA	FSQ0170RNA	DIP-8	13	20	---	1.2	700	11	67	Yes	Soft Start	No	1.47	1.17	1.02
♦ 512-FSQ0265RL	FSQ0265RL	LSOP-8	16	20	---	1.2	650	6	QRC	Yes	Soft Start	Auto Restart	1.66	1.34	1.20
512-FSQ0365RN	FSQ0365RN	DIP-8	19	31	---	1.5	650	4.5	QRC	Yes	Soft Start	Auto Restart	1.72	1.39	1.25
512-FSQ110	FSQ110	DIP-8	12	17	---	0.7	650	19	100	Yes	Soft Start	No	1.06	.813	.754
512-FSQ321	FSQ321	DIP-8	10	12	---	0.6	650	19	QRC	Yes	Soft Start	Auto Restart	.82	.666	.566
512-FSQ510	FSQ510	DIP-7	5	7	---	0.32	700	32	QRC	Yes	Soft Start	Auto Restart	1.26	1.01	.886
♦ 512-FSQ500L	FSQ500L	SOT-223	2.5	3	---	0.315	---	29	140	No	Soft Start	Auto Restart	1.27	1.12	.915
512-KA5H0365RTU	KA5H0365RTU	TO-220F	32	40	---	2.2	650	4.5	100	No	No	Auto Restart	2.21	1.79	1.62
512-KA5H0380RTU	KA5H0380RTU	TO-220F	32	40	---	2.2	800	5	100	No	No	Auto Restart	1.88	1.69	1.49
512-KA5L0380RTU	KA5L0380RTU	TO-220F	32	40	---	2.2	800	3.6	50	No	No	Auto Restart	1.88	1.69	1.49
512-KA5L0380RYDTU	KA5L0380RYDTU	TO-220F	32	40	---	2.2	800	5	50	No	No	Auto Restart	1.88	1.69	1.49
512-KA5M0365RTU	KA5M0365RTU	TO-220F	32	40	---	2.2	800	5	50	No	No	Auto Restart	2.23	1.80	1.62
512-KA5M0380RTU	KA5M0380RTU	TO-220F	32	40	---	2.2	800	5	67	No	No	Auto Restart	2.92	2.35	2.12
512-KA5M0380RYDTU	KA5M0380RYDTU	TO-220F	---	---	---	3	800	4.5	70	No	Internal	Auto-Restart	2.23	1.99	1.79
512-FSL116HR	FSL116HR	DIP-8	14	16	---	---	650	10	110	No	Soft Start	Auto Restart	1.03	.91	.733
512-FSL116LR	FSL116LR	DIP-8	14	16	---	---	650	10	54.5	No	Soft Start	Auto Restart	.94	.835	.674
512-FSL126MR	FSL126MR	DIP-8	17	21	---	---	650	6.2	73	No	Soft Start	Auto Restart	1.19	.99	.792

© Copyright 2013 Mouser Electronics
© Copyright 2013 Mouser Electronics

INFINEON Power Semiconductors

RoHS Compliant **This product is RoHS compliant.**

CONSTANT CURRENT RELAY DRIVERS

The IFX52001 is intended to drive relays with a constant current in order to reduce the coil current during relay hold phase. For relay activation, the IC pass element works as an activated switch for a limited period of time. After the activation time period has elapsed, the IC reduces the relay coil current to a lower constant value. Different operation modes allow adequate functionality also at very low or very high battery voltage.

For quantities greater than listed, call for quote.

MOUSER STOCK NO.	Infineon Part No.	Package Type	Min. Hold Current (mA)	Relay Coil Inductance (mH)	Relay Series Resistance (Ω)	Supply Voltage (V)	Relay Freewheeling Resistor (Ω)	Price Each 1	10	100	500
726-IFX52001EJ	IFX52001EJ	PG-DSO-8	40	2000	120	3-30	420-750	1.21	.989	.88	.813

DC/DC SWITCHING CONTROLLER

Features:
- High-efficiency regulators
- Wide supply voltage operation range
- Very low current consumption operation
- Suitable for standard 12V/24V PowerNets
- Disable function for main output
- Short-circuit protection
- Overtemperature protection
- Wide ambient operation range - 40°C up to +125°C

Applications:
- Automation
- Data Processing
- Electromobility
- Industrial
- Lighting
- Medical
- Motor Control & Drives
- Motorcycles, E-Bikes and Small Electric Vehicles
- Power Management
- Renewable Energy
- Smart Grid

For quantities greater than listed, call for quote.

MOUSER STOCK NO.	Infineon Part No.	Package Type	No. of Outputs	Input Voltage (V)	Switching Freq. (KHz)	Output Voltage (V)	Output Current	Duty Cycle (%)	Price Each 1	10	100	500
726-IFX80471SKV	IFX80471SK V	PG-DSO-14	1	5-60	360	7-15	2.3	100	1.87	1.65	1.53	1.36
726-IFX80471SKV50	IFX80471SK V50	PG-DSO-14	1	5-60	360	5	2.3	100	1.87	1.65	1.53	1.36
726-IFX91041EJV33	IFX91041EJ V33	PG-DSO-8-27	1	4.75-45	370	3.3	1.8	-	1.57	1.39	1.31	1.16
726-IFX91041EJV	IFX91041EJV	PG-DSO-8-27	1	4.75-45	370	.6-16	1.8	-	1.57	1.39	1.31	1.16
726-IFX91041EJV50	IFX91041EJ V50	PG-DSO-8-27	1	4.75-45	370	5	1.8	-	1.57	1.39	1.31	1.16

LDO LINEAR VOLTAGE REGULATORS

Features:
- Low current consumption
- Overvoltage/Short-circuit protection
- Reverse polarity protection
- Overtemperature protection
- Load protection
- Pin-to-pin compatible to industry standard parts
- High input voltage rating: Up to 45V
- Very low dropout voltage
- Temp. range: –40°C up to +125°C

Applications:
- Automation
- Data Processing
- Electromobility
- Industrial
- Lighting
- Medical
- Motor Control & Drives
- Motorcycles, E-Bikes and Small Electric Vehicles
- Power Management
- Renewable Energy
- Smart Grid

For quantities greater than listed, call for quote.

MOUSER STOCK NO.	Infineon Part No.	Package Type	No. of Outputs	Output Voltage (V)	Input Voltage Max. (V)	Dropout Voltage Max. (V)	Output Current (A)	Regulation Accuracy (%)	Price Each 1	100	500
726-IFX25001MEV25	IFX25001ME V25	PG-SOT-223-4	1	2.5	45	0.5	0.4	-	.67	.563	.437
726-IFX2931GV50	IFX2931G V50	PG-DSO-8	1	2.75-5.25	28	0.2	0.1	-	.56	.528	.487
726-IFX2931GV33	IFX2931G V33	PG-DSO-8	1	3.3	28	1.1	3.3	-	.48	.392	.349
726-IFX27001TFV33	IFX27001TF V33	PG-TO-252-3	1	3.3	40	1	1	-	.94	.776	.602
726-IFX25001MEV33	IFX25001ME V33	PG-SOT-223-4	1	3.3	45	0.5	0.4	-	.67	.563	.437
726-IFX25001TFV33	IFX25001TF V33	PG-TO-252-3	1	3.3	45	0.5	0.4	-	1.16	.825	.641
726-IFX21004TNV51	IFX21004TN V51	PG-DSO-8	1	4.75-5.25	28	0.2	0.1	-	1.16	.957	.854
726-IFX27001TFV50	IFX27001TF V50	PG-TO-252-3	1	5	40	1	1	-	.94	.776	.602
726-IFX24401TEV50	IFX24401TE V50	PG-TO-252-5	1	5	42	0.25	0.8	2	6.47	6.26	6.13
726-IFX24401ELV50	IFX24401EL V50	PG-SSOP-14	1	5	45	0.25	0.8	2	1.13	.935	.654
726-IFX25001TCV50	IFX25001TC V50	PG-TO-263-3	1	5	45	0.5	0.4	-	1.44	1.03	.803
726-IFX25001TFV50	IFX25001TF V50	PG-TO-252-3	1	5	45	0.5	0.4	-	1.16	.825	.641
726-IFX25001TSV50	IFX25001TS V50	PG-TO-220-3	1	5	45	0.5	0.4	-	.88	.723	.569
726-IFX25001TCV85	IFX25001TC V85	PG-TO-263-3	1	8.5	45	0.5	0.4	-	1.44	1.03	.801
726-IFX25001TSV85	IFX25001TS V85	PG-TO-220-3	1	8.5	45	0.5	0.4	-	.88	.723	.569
726-IFX1117MEV	IFX1117ME V	PG-SOT-223	1	adj.	15	1.4	1	2	.91	.607	.455
726-IFX27001TFV	IFX27001TFV	PG-TO-252-3	1	adj.	40	1	1	-	.94	.776	.602
726-IFX21401MB	IFX21401MB	PG-SCT-595-5	1	adj.	45	0.3	0.05	-	.17	.151	.119
726-IFX8117MEV33	IFX8117ME V33	PG-SOT-223-4	2	3.3	15	1.2	1	1	.67	.556	.492
726-IFX8117MEV50	IFX8117ME V50	PG-SOT-223-4	2	5	15	1.2	1	1	.67	.556	.492
726-IFX25401TBV50	IFX25401TB V50	PG-TO-263-5	2	5	40	0.5	0.4	-	1.08	.888	.696
726-IFX25401TEV50	IFX25401TE V50	PG-TO-252-5	2	5	40	0.5	0.4	-	.87	.712	.554
726-IFX20001MBV50	IFX20001MB V50	PG-SCT-595-5	2	5	45	0.3	0.03	4	.24	.195	.152
726-IFX8117MEV	IFX8117ME V	PG-SOT-223-4	2	adj.	15	1.2	1	1	.67	.556	.492
726-IFX25401TBV	IFX25401TBV	PG-TO-263-5	2	adj.	40	0.5	0.4	-	1.08	.888	.696
726-IFX25401TEV	IFX25401TEV	PG-TO-252-5	2	adj.	40	0.5	0.4	-	.87	.712	.554

POWER SEMICONDUCTORS FOR AUTOMOTIVE

Power Supplies

Voltage and current regulators from Infineon handle input voltages up to 65V and output currents up to 2.5A. A wide range of product solutions with quiescent currents down to 20µA, high accuracy outputs and various package and features options are available to address all automotive application needs.

For quantities greater than listed, call for quote.

MOUSER STOCK NO.	Infineon Part No.	Package Type	V_Q (Max.) (V)	I_Q (Max.) (mA)	I_q (Typ.) (µA)	Tolerance	Protect	Price Each 1	10	100	500
Voltage Trackers											
726-TLE42502G	TLE4250-2G	SCT595-5	0	50.0	140.0	0.5%	Y	1.33	1.18	.938	.574
726-TLE4254GS	TLE4254GS	DSO-8	0	70.0	50.0	10%	Y	1.90	1.69	1.35	1.05
Automotive Linear Voltage Regulator											
726-TLE42712G	TLE4271-2G	TO263-7	5.0	550.0	800.0	single fixed-V	2%	4.55	3.55	3.47	1.73
726-TLE4473GV55-2	TLE4473G V55-2	DSO-12	5.0	190.0	220.0	-	2%	3.41	3.01	2.60	2.05

INTEGRATED HIGH CURRENT MOTOR DRIVERS

Trilith IC - the Trilith IC family members combine two high-side and two low-side switches in one package. They are geared to drive high-current DC motors in an H-bridge configuration but can also be used as single independent switches.

For quantities greater than listed, call for quote.

MOUSER STOCK NO.	Infineon Part No.	Package Type	Operating Range (V)	$R_{DS(on)}$ Typ. (mΩ)	$I_{D(llm)}$ (A)	Iq Typ. (µA)	Diagnosis	Price Each 1	10	100
726-BTM7752G	BTM7752G	PG-DSO-36	5.5-28	150	12	5	OV-, OC-, OT-failure flag, current sense	3.61	3.33	3.06
726-BTM7755G	BTM7755G	PG-DSO-36	5.5-28	150	12	5	OV-, OC-, OT-failure flag	3.51	3.25	2.99
726-BTM7742G	BTM7742G	PG-DSO-36	5.5-28	250	12	5	OV, OT, OC-failure flag, current sense	3.61	3.33	3.06
726-BTM7745G	BTM7745G	PG-DSO-36	5.5-28	250	12	5	OV-, OC-, OT-failure flag	3.51	3.25	2.99

© Copyright 2013 Mouser Electronics
© Copyright 2013 Mouser Electronics

INFINEON Power Semiconductors

RoHS Compliant **This product is RoHS compliant.**

SMART LOW SIDE SWITCHES

HITFET® - Fully Protected Universal Switches provide a higher level of protection with over temperature, short circuit, over current, overvoltage and END. HITFET® combines all these protection features in one easy-to-use device. With these features and Infineon's renowned quality and reliability you can be confident the HITFET® can meet even the most challenging application requirements.

NEW PRODUCT

For quantities greater than listed, call for quote.

MOUSER STOCK NO.	Infineon Part No.	Package Type	V_{DS} (Max.) (V)	I_D (Max.) (A)	R_{DS} (ON) (Max.) (mΩ)	P_{tot} (Max.) (W)	Price Each 1	10	100	500
726-BTS3800SL	BTS3800SL	PG-SCT595	41.0	0.35	1.6	-	.74	.631	.578	.471
726-BTS3205G	BTS3205G	DSO-8	42.0	0.35	700	0.78	.88	.803	.728	.536
726-BTS3207N	BTS3207N	SOT223-4	42.0	0.64	500	3.8	1.10	.951	.751	.551
726-BTS3405G	BTS3405G	DSO-8	42.0	0.35	700	0.78	1.56	1.39	1.10	.861

SMART HIGH SIDE SWITCHES

The highly integrated PROFET® family (PROtected FET) incorporates a broad range of smart features. PROFET® intelligent power switches consist of a DMOS power transistor and CMOS logic circuitry for complete built-in protection. They offer protection against e.g. overload, over temperature, short circuit for all kinds of automotive and industrial applications.

For quantities greater than listed, call for quote.

MOUSER STOCK NO.	Infineon Part No.	Package Type	V_{DS} (Max.) (V)	I_L (SCr) (A)	R_{ON} (Max.) (mΩ)	P_{tot} (Max.) (W)	V_{BB} (Max.) (V)	Price Each 1	10	100	500
726-BTS5231-2GS	BTS5231-2GS	DSO-14	40.0	8.0	140.0	0.9	28.0	2.71	2.32	2.16	1.92
726-BTS5235-2L	BTS5235-2L	DSO-12	40.0	23.0	60.0	1.6	28.0	3.97	3.36	2.93	2.80
726-BTS5242-2L	BTS5242-2L	DSO-12	40.0	11.0 - 50.0	25.0	1.4	28.0	4.75	4.27	3.48	2.13
726-BTS5246-2L	BTS5246-2L	DSO-12	40.0	50.0	19.0	1.4	28.0	5.75	4.39	4.38	3.06
726-ISP752T	ISP752T	DSO-8	62.0	6.5	200.0	1.5	52.0	1.98	1.69	1.38	1.07
726-ITS4140N	ITS4140N	SOT223-4	62.0	0.9	1,500.0	1.7	60.0	1.39	1.24	.991	.77

SPDT RF SWITCHES

RF-Switches for Rx/Tx switching, band select or antenna diversity switching are used in almost every wireless application, like cellular phones, WLAN, WiMAX, GPS-navigation systems, bluetooth accessories or remote-keyless entry (RKE). Infineon RF Switches are manufactured in a unique RF-CMOS technology, combining the inherent advantages of CMOS technology with outstanding RF performance.

For quantities greater than listed, call for quote.

MOUSER STOCK NO.	Infineon Part No.	Package Type	$P_{-0.1dB}$ (Min.)(dBm)	Switching Time (Max.)(μS)	Isolation @1GHz (dB)	Insertion Loss @1GHz (dB)	P_{max} (dBm)	Price Each 1	10	100	500
726-BGS12AL74E6327	BGS12AL74E6327XT	TSLP-7-4	21	4	32	0.4	21	.65	.578	.525	.385
726-BGS12AL76E6327XT	BGS12AL76E6327XT	TSLP-7-6	21	4	32	0.4	21	.69	.535	.428	.288

INTEGRATED POWER ICs

Highly suited for power supplies design in Consumer Appliances, CoolSET ® (Integrating Control IC and CoolMOS™ in one package) continues to mark a new dimension in design agility and miniaturization. The CoolSET ® F3 family provides the highest output power with the lowest losses available in industry.

For quantities greater than listed, call for quote.

MOUSER STOCK NO.	Infineon Part No.	Package Type	V_{DS} (Max.) (V)	I_D (Nom) (A)	R_{DS} (on) (Max.) (mΩ)	P_{IN} (Max.) (W)	ESD (Max) (V)	Price Each 1	10	100	500
CoolSET ® F2											
726-ICE2A0565	ICE2A0565	DIP-8	650.0	0.5	4.7	13.0	2.0k	1.86	1.66	1.29	1.02
726-ICE2A165	ICE2A165	DIP-8	650.0	1.0	3.0	18.0	2.0k	2.00	1.75	1.39	1.08
726-ICE2A180Z	ICE2A180Z	DIP-7	800.0	1.0	3.0	17.0	2.0k	2.19	1.97	1.57	1.23
726-ICE2A265	ICE2A265	DIP-8	650.0	2.0	0.9	32.0	2.0k	2.07	1.86	1.50	1.17
726-ICE2A280Z	ICE2A280Z	DIP-7	800.0	2.0	0.8	31.0	2.0k	3.99	3.57	3.30	2.84
726-ICE2A365	ICE2A365	DIP-8	650.0	3.0	0.45	45.0	2.0k	1.38	1.33	1.32	1.31
726-ICE2A765P	ICE2A765P	TO220-6	650.0	7.0	0.45	130.0	2.0k	4.69	4.17	3.42	2.33
726-ICE2B265	ICE2B265	DIP-8	650.0	2.0	0.9	32.0	2.0k	.94	.924	.916	.885
CoolSET ® F3											
726-ICE3BR4765J	ICE3BR4765JXK	DIP-8	650.0	0.5	5.44	18	2.0	1.26	1.12	.889	.69

POWER CONTROL ICs

By offering a wide variety of highly efficient control ICs we enable our customer to meet new demands like PFC regulations and ultra low standby power requirements in a very cost effective way. A comprehensive array of safety features helps to minimize the number of external components, reduces design in time and improves the reliability of the SMPS.

For quantities greater than listed, call for quote.

MOUSER STOCK NO.	Infineon Part No.	Package Type	V_{CC} (Min.) (V)	V_{CC} (Max.) (V)	I_{CC} (Max.) (mA)	I_q (Typ.) (μA)	I_Q (Max.) (A)	Price Each 1	10	100	500
726-ICE2PCS01	ICE2PCS01	DIP-8	11.0	25.0	20.0	300.0	-1.5-2.0	2.39	1.70	1.36	1.19
726-ICE2PCS01G	ICE2PCS01G	DSO-8	11.0	25.0	20.0	300.0	-1.5-2.0	2.35	2.12	1.90	1.78
726-ICE2PCS02	ICE2PCS02	DIP-8	11.0	25.0	13.0	300.0	-1.5-2.0	2.11	1.51	1.21	1.06
726-ICE2PCS02G	ICE2PCS02G	DSO-8	11.0	25.0	13.0	300.0	-1.5-2.0	1.67	1.51	1.21	.943

© Copyright 2013 Mouser Electronics
© Copyright 2013 Mouser Electronics

INTERNATIONAL RECTIFIER Driver ICs

International IOR Rectifier

RoHS Compliant This product is RoHS compliant.

SUPIRBUCK® VOLTAGE REGULATORS

For quantities greater than listed, call for quote.

MOUSER STOCK NO.	International Rectifier Part No.	Package	No. of Outputs	Input Voltage (V)		Output Voltage (V)		Output Current (A)	Switching Freq. (KHz)	Price Each			
				Min.	Max.	Min.	Max			1	25	100	250
942-IR3897MTR1PBF	IR3897MTR1PBF	PQFN 4x5	1	5	21V	0.5	12	4A	300-1500	2.73	2.18	1.81	1.72
942-IR3898MTR1PBF	IR3898MTR1PBF	PQFN 4x5	1	5	21V	0.5	12	6A	300-1500	3.10	2.48	2.05	1.96
942-IR3899MTR1PBF	IR3899MTR1PBF	PQFN 4x5	1	5	21V	0.5	12	9A	300-1500	3.61	2.88	2.38	2.27
942-IR3894MTR1PBF	IR3894MTR1PBF	PQFN 5x6	1	5	21V	0.5	12	12A	300-1500	4.60	3.67	3.04	2.90
942-IR3895MTR1PBF	IR3895MTR1PBF	PQFN 5x6	1	5	21V	0.5	12	16A	300-1500	5.22	4.16	3.45	3.28
942-IR3473MTR1PBF	IR3473MTR1PBF	QFN-17	1	3	27	0.5	12	6	750	3.53	2.17	1.80	1.72
942-IR3475MTR1PBF	IR3475MTR1PBF	QFN-17	1	3	27	0.5	12	10	750	3.53	2.41	2.04	1.96
942-IR3476MTR1PBF	IR3476MTR1PBF	QFN-17	1	3	27	0.5	12	12	750	4.82	2.96	2.45	2.34
942-IR3477MTR1PBF	IR3477MTR1PBF	QFN-17	1	3	27	0.5	12	15	750	6.18	3.80	3.15	3.01
942-IR3831WMTR1PBF	IR3831WMTR1PBF	PowerQFN-15	1	1.5	16	0.6	0.9	8	250-1500	5.13	3.15	2.61	2.49
942-IR3832WMTR1PBF	IR3832WMTR1PBF	PowerQFN-15	1	1.5	16	0.6	0.9	4	250-1500	4.42	2.71	2.25	2.15
942-IR3837MTR1PBF	IR3837MTR1PBF	QFN-17	1	1.5	16	0.6	14.4	14	250-1500	7.42	4.56	3.78	3.62
942-IR3838MTR1PBF	IR3838MTR1PBF	QFN-17	1	1.5	16	0.6	14.4	10	250-1500	5.83	3.58	2.96	2.84
942-IR3839MTR1PBF	IR3839MTR1PBF	QFN-17	1	1.5	16	0.6	14.4	6	250-1500	4.94	3.04	2.51	2.41
942-IR3840WMTR1PBF	IR3840WMTR1PBF	PowerQFN-15	1	1.5	16	0.7	0.9	12	250-1500	6.54	4.01	3.33	3.18
942-IR3842MTR1PBF	IR3842MTR1PBF	PowerQFN-15	1	1.5	16	0.7	0.9	4	250-1500	2.80	2.60	2.15	2.07
942-IR3841WMTR1PBF	IR3841WMTR1PBF	PowerQFN-15	1	1.5	16	0.7	0.9	8	250-1500	5.13	3.15	2.61	2.49
942-IR3842WMTR1PBF	IR3842WMTR1PBF	PowerQFN-15	1	1.5	16	0.7	0.9	4	250-1500	4.42	2.71	2.25	2.15
942-IR3843WMTR1PBF	IR3843WMTR1PBF	PowerQFN-15	1	1.5	16	0.7	0.9	2	250-1500	3.88	2.65	1.98	1.89
942-IR3853MTR1PBF	IR3853MTR1PBF	QFN-17	1	1.5	16	0.7	18.9	4	250-1500	3.88	2.39	1.98	1.89
942-IR3856WMTR1PBF	IR3856WMTR1PBF	QFN-17	1	1.5	16	0.7	14.4	6	250-1500	4.42	3.02	2.25	2.15
942-IR3859MTR1PBF	IR3859MTR1PBF	QFN-17	1	1.5	21	0.7	18.9	9	250-1500	4.94	3.04	2.51	2.41

Design Kits		Description	Price Each
942-IRDC3894	IRDC3894	Reference design for IR3894MTR1PBF & IR3894MTRPBF	26.75
942-IRDC3895	IRDC3895	Reference design for IR3895MTR1PBF	26.75
942-IRDC3897	IRDC3897	Reference design for IR3897MTR1PBF & IR3897MTRPBF	27.11
942-IRDC3898	IRDC3898	Reference design for IR3898MTR1PBF & IR3898MTRPBF	27.11
942-IRDC3899	IRDC3899	Reference design for IR3899MTR1PBF & IR3899MTRPBF	27.11

PROTECTED DIGITAL AUDIO AMPLIFIERS

For quantities greater than listed, call for quote.

MOUSER STOCK NO.	International Rectifier Part No.	Package	Supply Voltage (Max./Min.) (V)	Output Source Current (Min.) (mA)	Output Sink Current (Min.) (mA)	Price Each			
						1	25	100	250
942-IRS20957STRPBF	IRS20957STRPBF	SOIC-16	10/15	1000	1200	3.85	2.36	1.96	1.87
942-IRS2092STRPBF	IRS2092STRPBF	SOIC-16	10/20	1000	1200	5.45	3.20	2.54	2.38
942-IRS20124STRPBF	IRS20124STRPBF	SOIC-14	18/10	1000	1200	5.94	4.06	3.23	2.89

Design Kits		Description	Price Each
942-IRAUDAMP11	IRAUDAMP11	120Wx3 channel class D audio power amplifier	409.91
942-IRAUDAMP4A	IRAUDAMP4A	IRS20757S Two-channel 120W half-bridge class-D audio power amplifier	468.13
942-IRAUDAMP5	IRAUDAMP5	120Wx2 Channel class D audio power amplifier using the IRS2092S and IRF6645	334.38
942-IRAUDAMP7D	IRAUDAMP7D	25W-500W Scalable output class D audio power amp using the IRS2092	200.63
942-IRAUDAMP7S	IRAUDAMP7S	25W-500W Scalable output class D audio power amp using the IRS2092	200.63
942-IRAUDAMP8	IRAUDAMP8	120Wx4 Channel class D audio Power Amp using the IRS2093M and IRF6665	334.38
942-IRAUDPS1	IRAUDPS1	250W-1000W Scalable audio power supply for class D audio power amps using self-oscillating gate driver IR2085 and DirectFETS IRF6648	227.38

HALF BRIDGE DRIVERS

For quantities greater than listed, call for quote.

MOUSER STOCK NO.	International Rectifier Part No.	Package	Channels	V_{offset}	Output Current (mA)	Maximum Turn-On Delay Time (ns)	Maximum Turn-Off Delay Time (ns)	Price Each			
								1	25	100	250
942-IR2085STRPBF	IR2085STRPBF	SOIC-8	2	100	1000	60	30	5.13	3.15	2.61	2.49
942-IRS2003STRPBF	IRS2003STRPBF	SOIC-8	2	200	130	680	150	2.05	1.13	.871	.822
942-IRS2004STRPBF	IRS2004STRPBF	SOIC-8	2	200	130	680	150	2.07	1.13	.874	.826
942-IR2104STRPBF	IR2104STRPBF	SOIC-8	2	600	130	680	150	2.01	1.18	.943	.883
942-IRS2103STRPBF	IRS2103STRPBF	SOIC-8	2	600	130	680	150	1.65	.899	.696	.657
942-IRS2104STRPBF	IRS2104STRPBF	SOIC-8	2	600	130	680	150	3.68	2.39	1.72	1.62
942-IRS2304STRPBF	IRS2304STRPBF	SOIC-8	2	600	130	150	150	3.64	2.15	1.71	1.59
942-IRS2111STRPBF	IRS2111STRPBF	SOIC-8	2	600	200	750	150	2.66	1.56	1.24	1.17
942-IRS25091STRPBF	IRS25091STRPBF	SOIC-8	2	600	200	750	250	1.98	1.22	.841	.795
942-IRS2509STRPBF	IRS2509STRPBF	SOIC-8	2	600	200	750	250	2.20	1.43	1.04	.961
942-IRS2608DSTRPBF	IRS2608DSTRPBF	SOIC-8	2	600	200	250	250	3.27	1.93	1.53	1.43
942-IRS2609DSTRPBF	IRS2609DSTRPBF	SOIC-8	2	600	200	1100	400	3.30	1.94	1.54	1.44
942-IRS21531DSTRPBF	IRS21531DSTRPBF	SOIC-8	2	600	260	-	-	2.04	1.20	.961	.90
942-IRS2153DSTRPBF	IRS2153DSTRPBF	SOIC-8	2	600	260	-	-	2.14	1.32	.903	.776
942-IRS2168DSTRPBF	IRS2168DSTRPBF	SOIC-16	2	600	260	-	-	3.49	2.05	1.63	1.53
942-IR2302STRPBF	IR2302STRPBF	SOIC-8	8	600	260	320	330	3.40	2.09	1.73	1.66
942-IR2304STRPBF	IR2304STRPBF	SOIC-8	2	600	260	320	330	1.71	1.11	.804	.798
942-IRS21084STRPBF	IRS21084STRPBF	SOIC-14	2	600	290	220	200	3.43	2.11	1.74	1.67
942-IRS2108STRPBF	IRS2108STRPBF	SOIC-8	2	600	290	220	200	3.17	1.86	1.48	1.39
942-IRS21091STRPBF	IRS21091STRPBF	SOIC-8	2	600	290	750	200	4.94	3.04	2.51	2.41
942-IRS21094STRPBF	IRS21094STRPBF	SOIC-14	2	600	290	750	200	3.46	2.12	1.75	1.68
942-IRS2109STRPBF	IRS2109STRPBF	SOIC-8	2	600	290	750	200	3.32	1.95	1.55	1.46
942-IRS2308STRPBF	IRS2308STRPBF	SOIC-8	2	600	290	220	200	3.47	2.36	1.77	1.69
942-IR2308STRPBF	IR2308STRPBF	SOIC-8	2	600	350	300	280	4.04	2.76	2.05	1.79
942-IR2103STRPBF	IR2103STRPBF	SOIC-8	2	600	360	820	220	3.31	1.95	1.55	1.44
942-IRS2548DSTRPBF	IRS2548DSTRPBF	SOIC-14	2	600	500	120	50	4.59	3.15	2.34	2.24
942-IRS25411STRPBF	IRS25411STRPBF	SOIC-8	2	600	700	320	180	2.84	1.67	1.33	1.32
942-IRS27951STRPBF	IRS27951STRPBF	SOIC-8	2	600	900	-	-	3.03	1.79	1.41	1.33
942-IRS27952STRPBF	IRS27952STRPBF	SOIC-8	2	600	900	-	-	3.35	2.17	1.42	1.41
942-IR2183STRPBF	IR2183STRPBF	SOIC-8	2	600	1900	180	220	4.42	2.71	2.25	2.15
942-IRS21834STRPBF	IRS21834STRPBF	SOIC-14	2	600	1900	180	220	3.91	2.40	2.11	2.08
942-IRS2183STRPBF	IRS2183STRPBF	SOIC-8	2	600	1900	180	220	3.54	2.17	1.80	1.72
942-IR2184PBF	IR2184PBF	PDIP-14	2	600	1900	680	270	2.73	2.44	2.15	2.04
942-IR2184SPBF	IR2184S	SOIC-8	2	600	1900	680	270	2.04	1.95	1.62	1.53
942-IR21844PBF	IR21844PBF	PDIF-14	2	600	1900	680	270	2.96	2.65	2.33	2.21
942-IRS21844MTRPBF	IRS21844MTRPBF	MLPQ-16	2	600	1900	680	270	4.26	2.92	2.17	2.16
942-IRS21844STRPBF	IRS21844STRPBF	SOIC-14	2	600	1900	680	270	3.67	2.16	1.72	1.62
942-IRS2184STRPBF	IRS2184STRPBF	SOIC-8	2	600	1900	680	270	2.58	1.52	1.21	1.13
942-IR21834STRPBF	IR21834STRPBF	SOIC-14	2	600	2300	270	330	4.77	2.93	2.43	2.32

INTELLIGENT POWER SWITCHES

For quantities greater than listed, call for quote.

MOUSER STOCK NO.	International Rectifier Part No.	Package	Channels	Vout Clamp	Resistance Drain Source RDS (on) (mΩ)	Over Current Protection (A)	Price Each			
							1	25	100	250
942-IPS1021SPBF	IPS1021SPBF	D2PAK	1	36	25	SD@35	4.86	2.99	2.47	2.36
942-IPS1031SPBF	IPS1031SPBF	D2PAK	1	36	50	SD@18	4.12	2.54	2.10	2.00
942-IPS1041RPBF	IPS1041RPBF	DPAK	1	39	100	SD@6	2.69	1.74	1.42	1.41
942-IPS1051LPBF	IPS1051LPBF	SOT-223	1	39	250	SD@2.8	2.31	1.36	1.08	1.01
942-IPS6021RPBF	IPS6021RPBF	DPAK-5	1	39	30	I LIM@32	4.37	2.69	2.23	2.13
942-IPS6031RPBF	IPS6031RPBF	DPAK-5	1	39	60	I LIM@16	3.78	2.32	1.92	1.84
942-IPS6041GPBF	IPS6041GPBF	SOIC-8	1	39	130	I LIM@7	3.17	1.86	1.48	1.39
942-IPS6041RPBF	IPS6041RPBF	DPAK-5	1	39	130	I LIM@7	3.63	2.14	1.70	1.59

© Copyright 2013 Mouser Electronics
© Copyright 2013 Mouser Electronics

INTERNATIONAL RECTIFIER Driver ICs

International IOR Rectifier

RoHS Compliant **This product is RoHS compliant.**

INTELLIGENT POWER SWITCHES (CONT.)

For quantities greater than listed, call for quote.

MOUSER STOCK NO.	International Rectifier Part No.	Package	Channels	Vout Clamp	Resistance Drain Source RDS (on) (mΩ)	Over Current Protection (A)	Price Each 1	25	100	250
942-IPS6041SPBF	IPS6041SPBF	D2PAK-5	1	39	130	I LIM@7	4.31	2.65	2.00	1.98
942-IPS511GTR	IPS511GTR	SOIC-8	1	50	150	LIM @5	2.61	1.53	1.22	1.14
942-IPS2041RPBF	IPS2041RPBF	DPAK	1	68	130	SD@5	3.55	2.18	1.81	1.73
942-IPS1042GPBF	IPS1042GPBF	SOIC-8	2	39	100	SD@6	3.39	2.08	1.72	1.65
942-IPS1052GPBF	IPS1052GPBF	SOIC-8	2	39	250	SD@2.8	3.24	1.90	1.52	1.42

DRIVERS

NEW PRODUCT

For quantities greater than listed, call for quote.

MOUSER STOCK NO.	International Rectifier Part No.	Package	Channels	Voffset	Output Current (A)	Topology	Maximum Turn-On Delay Time (ns)	Maximum Turn-Off Delay Time (ns)	Price Each 1	25	100	250
942-IR4427STRPBF	IR4427STRPBF	SOIC-8	2	25	2.3	Dual Low Side	160	150	2.58	1.52	1.21	1.12
942-IRS2001STRPBF	IRS2001STRPBF	SOIC-8	2	200	0.13	High Side and Low Side	60	60	1.80	.995	.762	.719
942-IRS2001MTRPBF	IRS2001MTRPBF	MLPQ-16	2	200	0.29	High Side and Low Side	160	150	2.64	1.71	1.24	1.23
942-IR2011STRPBF	IR2011STRPBF	SOIC-8	2	200	1	High Side and Low Side	220	200	3.69	2.27	1.87	1.80
942-IRS2011STRPBF	IRS2011STRPBF	SOIC-8	2	200	1	High Side and Low Side	160	150	2.64	1.71	1.23	1.16
942-IR2010STRPBF	IR2010STRPBF	SOIC-16	2	200	3	High Side and Low Side	80	75	4.98	3.06	2.54	2.42
942-IR2110STRPBF	IR2110STRPBF	SOIC-16	2	500	2.5	High Side and Low Side	180	220	3.42	2.10	1.74	1.66
942-IRS2101STRPBF	IRS2101STRPBF	SOIC-8	2	600	0.13	High Side and Low Side	220	220	1.93	1.13	.915	.901
942-IR21064STRPBF	IR21064STRPBF	SOIC-8	2	600	0.2	High Side and Low Side	120	94	3.53	2.17	1.80	1.72
942-IR2301STRPBF	IR2301STRPBF	SOIC-8	2	600	0.2	High Side and Low Side	85	65	3.40	2.09	1.73	1.66
942-IR2181STRPBF	IR2181STRPBF	SOIC-8	2	600	1.9	High Side and Low Side	280	225	4.48	2.76	2.28	2.18
942-IR2213STRPBF	IR2213STRPBF	SOIC-16	2	1200	1.7	High Side and Low Side	220	200	8.68	5.94	5.03	4.83
942-IRS21271STRPBF	IRS21271STRPBF	SOIC-8	1	600	0.2	Floating Channel	150	150	4.03	2.38	1.88	1.77
942-IRS2127STRPBF	IRS2127STRPBF	SOIC-8	1	600	0.2	Floating Channel	150	150	2.58	1.52	1.21	1.13
942-IRS21281STRPBF	IRS21281STRPBF	SOIC-8	1	600	0.2	Floating Channel	150	150	3.78	2.32	1.93	1.84
942-IRS21858STRPBF	IRS21858STRPBF	SOIC-16	1	600	0.29	Single High Side	170	170	3.78	2.32	1.93	1.84
942-IRS2117STRPBF	IRS2117STRPBF	SOIC-6	1	600	0.29	Single High Side	125	105	2.61	1.53	1.22	1.14
942-IRS2118STRPBF	IRS2118STRPBF	SOIC-8	1	600	0.29	Single High Side	200	180	3.51	2.07	1.65	1.54
942-IRS2128STRPBF	IRS2128STRPBF	SOIC-8	1	600	0.42	Floating Channel	200	200	3.78	2.32	1.93	1.84
942-IRS2123STRPBF	IRS2123STRPBF	SOIC-8	1	600	0.5	Floating Channel	140	140	3.11	1.83	1.46	1.36
942-IRS2124STRPBF	IRS2124STRPBF	SOIC-8	1	600	0.5	Floating Channel	150	150	3.11	1.83	1.46	1.36
942-IRS21171STRPBF	IRS21171STRPBF	SOIC-8	1	600	0.6	Single High Side	125	105	3.37	2.30	1.66	1.65
942-IRS21850STRPBF	IRS21850STRPBF	SOIC-8	1	600	4	Single High Side	150	160	1.66	.91	.703	.663
942-IRS21851STRPBF	IRS21851STRPBF	SOIC-8	1	600	4	Single High Side	500	500	2.24	1.32	1.05	.982
942-IRS4426STRPBF	IRS4426STRPBF	SOIC-8	2	25	2.3	Dual Low Side	50	50	2.29	1.49	1.07	1.01
942-IRS4427STRPBF	IRS4427STRPBF	SOIC-8	2	25	2.3	Dual Low Side	50	50	2.23	1.31	1.04	.978
942-IRS4428STRPBF	IRS4428STRPBF	SOIC-8	2	25	2.3	Dual Low Side	95	95	2.29	1.35	1.07	1.01
942-IR2086STRPBF	IR2086STRPBF	SOIC-16	2	200	1.2	Full Bridge	-	-	5.65	3.48	2.88	2.75
942-IRS2110STRPBF	IRS2110STRPBF	SOIC-16	2	500	2.5	High Side and Low Side	135	130	4.94	3.04	2.51	2.41
942-IRS2112STRPBF	IRS2112STRPBF	SOIC-16	2	600	0.2	High Side and Low Side	130	120	3.98	2.45	2.02	1.94
942-IRS2301STRPBF	IRS2301STRPBF	SOIC-8	2	600	0.2	High Side and Low Side	220	200	1.94	1.13	.91	.853
942-IRS2302STRPBF	IRS2302STRPBF	SOIC-8	2	600	0.2	High Side and Low Side	530	530	2.10	1.29	.887	.838
942-IRS26072DSTRPBF	IRS26072DSTRPBF	SOIC-8	2	600	0.2	High Side and Low Side	515	500	2.87	1.69	1.34	1.25
942-IRS2607DSTRPBF	IRS2607DSTRPBF	SOIC-8	2	600	0.2	High Side and Low Side	50	50	3.27	1.93	1.53	1.43
942-IRS21064STRPBF	IRS21064STRPBF	SOIC-14	2	600	0.29	High Side and Low Side	220	200	3.85	2.36	1.96	1.87
942-IRS2106STRPBF	IRS2106STRPBF	SOIC-8	2	600	0.29	High Side and Low Side	130	120	2.84	1.67	1.33	1.32
942-IR2106STRPBF	IR2106STRPBF	SOIC-8	2	600	0.35	High Side and Low Side	300	280	2.84	1.67	1.33	1.32
942-IRS21856STRPBF	IRS21856STRPBF	SOIC-14	2	600	0.5	High Side and Low Side	160	160	3.22	1.89	1.51	1.41
942-IRS21956STRPBF	IRS21956STRPBF	SOIC-20	2	600	0.5	High Side and Dual Low Side	220	200	4.28	2.63	2.17	2.09
942-IRS210614STRPBF	IRS210614STRPBF	SOIC-14	2	600	0.6	High Side and Low Side	220	200	3.56	2.19	1.81	1.73
942-IRS21853STRPBF	IRS21853STRPBF	SOICN-16	2	600	0.6	Dual High Side	170	170	3.10	1.90	1.68	1.65
942-IRS21814MTRPBF	IRS21814MTRPBF	PQFN 4X4	2	600	1.9	High Side and Low Side	180	220	4.26	2.92	2.17	2.16
942-IRS21814STRPBF	IRS21814STRPBF	SOIC-14	2	600	1.9	High Side and Low Side	180	220	5.07	3.11	2.58	2.47
942-IRS2181STRPBF	IRS2181STRPBF	SOIC-8	2	600	1.9	High Side and Low Side	160	160	4.07	2.49	2.07	1.98
942-IRS2113MTRPBF	IRS2113MTRPBF	MLPQ-16	2	600	2.5	High Side and Low Side	130	120	3.27	1.93	1.53	1.49
942-IRS2113STRPBF	IRS2113STRPBF	SOIC-16	2	600	2.5	High Side and Low Side	180	220	4.04	2.38	1.89	1.78
942-IRS21864STRPBF	IRS21864STRPBF	SOIC-14	2	600	4	High Side and Low Side	170	170	3.60	2.20	1.83	1.74
942-IRS21867STRPBF	IRS21867STRPBF	SOIC-8	2	600	4	High Side and Low Side	170	170	2.76	1.79	1.29	1.28
942-IRS2186STRPBF	IRS2186STRPBF	SOIC-8	2	600	4	High Side and Low Side	300	280	3.46	2.13	1.75	1.68
942-IRS2334STRPBF	IRS2334STRPBF	SOIC-20	6	600	0.2	3 High Side and 3 Low Side	200	200	6.89	4.24	3.51	3.36
942-AUIRS20302S	AUIRS20302S	SOIC-28	1	200	0.2	Three Phase	850	850	3.51	3.40	3.02	2.95
942-IR21362STRPBF	IR21362STRPBF	SOIC-28	6	600	0.2	Three Phase	425	400	6.23	4.26	3.94	3.88
942-IR2136STRPBF	IR2136STRPBF	SOIC-28	6	600	0.2	Three Phase	550	550	7.08	4.85	4.10	3.94
942-IRS2330DSTRPBF	IRS2330DSTRPBF	SOIC-28	6	600	0.2	Three Phase	500	500	7.06	4.34	3.60	3.45
942-IRS2330STRPBF	IRS2330STRPBF	SOIC-28	6	600	0.2	Three Phase	500	500	7.99	4.91	4.07	3.89
942-IRS2332DSTRPBF	IRS2332DSTRPBF	SOIC-28	6	600	0.2	Three Phase	500	500	7.00	4.78	4.06	3.89
942-IRS2332STRPBF	IRS2332STRPBF	SOIC-28	6	600	0.2	Three Phase	530	530	7.99	4.91	4.07	3.89
942-IRS23364DSTRPBF	IRS23364DSTRPBF	SOIC-28	6	600	0.2	Three Phase	530	530	7.52	4.62	3.83	3.67
942-IRS2336DSTRPBF	IRS2336DSTRPBF	SOIC-28	6	600	0.2	Three Phase	750	750	8.10	4.99	4.13	3.95
942-IR21363STRPBF	IR21363STRPBF	SOIC-28	6	600	0.35	Three Phase	550	550	7.08	4.85	4.10	3.94
942-IR21364STRPBF	IR21364STRPBF	SOIC-28	6	600	0.35	Three Phase	650	685	7.79	5.33	4.50	4.33
942-IR21365STRPBF	IR21365STRPBF	SOIC-28	6	600	0.35	Three Phase	550	550	7.08	4.85	4.10	3.94
942-IRS2336STRPBF	IRS2336STRPBF	SOIC-28	6	600	0.35	Three Phase	-	-	7.86	4.84	4.00	3.83
942-IR2135STRPBF	IR2135STRPBF	SOIC-28	6	600	0.5	Three Phase	1000	950	11.65	7.97	7.37	7.27
942-IR2113STRPBF	IR2113STRPBF	SOIC-16	-	600	2	High and Low Mosfet Drivers	425	400	6.16	3.80	3.15	3.01
942-IRS2334MPBF	IRS2334MPBF	MLPQ-28	6	600	120	3 High Side & 3 Low Side	750	400	6.98	4.77	3.55	3.40
942-AUIRS2334STR	AUIRS2334STR	SOIC-20	6	600	200	3 High Side & 3 Low Side	750	400	2.57	2.28	2.11	1.94

LIGHTING BALLAST ICS

For quantities greater than listed, call for quote.

MOUSER STOCK NO.	International Rectifier Part No.	Package	Vcc Range (V)	Voffset	Topology	Price Each 1	25	100	250
942-IR21592STRPBF	IR21592STRPBF	SOIC-16	10-20	600	Fluorescent Ballast IC	5.87	3.62	2.99	2.86
942-IRS2166DSTRPBF	IRS2166DSTRPBF	SOIC-16	10-20	600	Fluorescent Ballast IC	3.07	1.81	1.43	1.35
942-IRS24531DSTRPBF	IRS24531DSTRPBF	SOIC-14	10-20	600	HID Ballast IC	2.93	1.73	1.37	1.28
942-IRS2453DSTRPBF	IRS2453DSTRPBF	SOIC-14	10-20	600	HID Ballast IC	2.13	1.25	1.01	.995
942-IR2156STRPBF	IR2156STRPBF	SOIC-14	10-25	600	Fluorescent Ballast IC	3.97	2.34	1.86	1.74
942-IR21571STRPBF	IR21571STRPBF	SOIC-16	10-25	625	Fluorescent Ballast IC	5.04	3.45	2.57	2.45
942-IR2166STRPBF	IR2166STRPBF	SOIC-16	11-17	600	Fluorescent Ballast IC	3.72	2.29	1.89	1.81
942-IRS2158DSTRPBF	IRS2158DSTRPBF	SOIC-16	12-20	600	Fluorescent Ballast IC	3.34	1.97	1.56	1.47
942-IRS21571DSTRPBF	IRS21571DSTRPBF	SOIC-16	-	600	Fluorescent Ballast IC	4.21	2.58	2.14	2.04
942-IRS2530DSTRPBF	IRS2530DSTRPBF	SOIC-8	-	600	Dimming Fluorescent Ballast IC	2.07	1.21	.968	.907
942-IRS2573DSTRPBF	IRS2573DSTRPBF	SOIC-28	-	600	HID Ballast IC	9.89	6.76	5.72	5.50
942-IR2161STRPBF	IR2161STRPBF	SOIC-8	-	600	Halogen Transformer	3.61	2.33	1.69	1.58
942-IRS2580DSTRPBF	IRS2580DSTRPBF	SOIC-8	-	600	Half-Bridge Ballast IC	4.04	2.76	2.05	1.79
942-IR2520DSTRPBF	IR2520DSTRPBF	SOIC-8	11.4-15.4	600	Fluorescent Ballast IC	3.68	2.39	1.72	1.62
942-IR2521DSTRPBF	IR2521DSTRPBF	SOIC-8	11.4-15.4	600	Fluorescent Ballast IC	3.48	2.04	1.63	1.53
942-IRS21681DSTRPBF	IRS21681DSTRPBF	SOIC-16	11.5-16.6	600	Adv. PFC and Ballast Control	3.68	2.16	1.72	1.62
942-IRS25401STRPBF	IRS25401STRPBF	SOIC-8	8-16.6	200	LED Ballast IC	3.30	1.95	1.54	1.53
942-IRS2552DSTRPBF	IRS2552DSTRPBF	SOICN-16	9.6-16.6	600	CCFL/EEFL Ballast Controller	3.98	2.45	2.15	2.12

© Copyright 2013 Mouser Electronics
© Copyright 2013 Mouser Electronics

INTERNATIONAL RECTIFIER Power Management ICs

International IOR Rectifier

RoHS Compliant **This product is RoHS compliant.**

iMOTION™ MOTOR DRIVERS

For quantities greater than listed, call for quote.

MOUSER STOCK NO.	International Rectifier Part No.	Package	Operating Supply Voltage (V)	Supply Current (mA)	Power Dissipation (W)	Switching Frequency (kHz)	Output Current Max. (A)	Price Each			
								1	25	100	250
942-IRAM136-3063B	IRAM136-3063B	SIP-3	15	3.35	73	20	30	52.72	39.29	34.41	33.20
942-IRAMX20UP60A-2	IRAMX20UP60A-2	SIP-23	5	0.165	38	20	20	29.33	26.75	24.37	23.52
942-IRAMX16UP60B-2	IRAMX16UP60B-2	SIP-23	4	0.165	31	20	30	28.47	25.02	23.66	22.82
942-IRAMS10UP60B	IRAMS10UP60B	SIP-23	5	0.165	27	20	15	19.28	18.41	17.39	16.80
942-IRAMS10UP60A	IRAMS10UP60A	SIP-23	7	0.12	20	20	15	18.95	18.09	16.49	15.90

MOTOR/MOTION/IGNITION CONTROLLERS AND DRIVERS

For quantities greater than listed, call for quote.

MOUSER STOCK NO.	International Rectifier Part No.	Package	Channels	Topology	Voffset	Over Current Protection	Price Each			
							1	25	100	250
942-IR21771STRPBF	IR21771STRPBF	SOIC-16	1	Current Sense	600	Yes	7.42	5.07	3.66	3.28
942-IR2177STRPBF	IR2177STRPBF	SOIC-16	1	Current Sense	600	Yes	6.74	4.14	3.43	3.28
942-IR22771STRPBF	IR22771STRPBF	SOIC-16	1	Current Sense	1200	Yes	10.65	7.29	6.16	5.93
942-IR2277STRPBF	IR2277STRPBF	SOIC-16	1	Current Sense	1200	Yes	10.65	6.88	6.81	6.74
942-IR21814STRPBF	IR21814STRPBF	SOICN-14	2	High Side and Low Side	600	-	4.77	3.25	2.43	2.32

PLUG AND DRIVE POWER MODULES

For quantities greater than listed, call for quote.

MOUSER STOCK NO.	International Rectifier Part No.	Package	Channels	Topology	Voffset	Over Current Protection	Price Each			
							1	25	100	250
942-IRAMX16UP60A-2	IRAMX16UP60A-2	SIP-2	-	Low Side	600	Yes	31.29	25.95	22.72	21.92

LOW QUIESCENT CURRENT MOSFET DRIVERS

NEW PRODUCT

For quantities greater than listed, call for quote.

MOUSER STOCK NO.	International Rectifier Part No.	Package	Channels	Input Voltage		Output Voltage	Topology	Price Each			
				Min.	Max.			1	25	100	250
942-AUIR3240S	AUIR3240S	SOIC-8	1	4	36	12.5	Single High Side	3.75	3.26	3.00	2.42

POWER FACTOR CORRECTION ICS

For quantities greater than listed, call for quote.

MOUSER STOCK NO.	International Rectifier Part No.	Package	Switching Frequency (KHz)	VCC Range (V)	Peak Current Output (A)	Price Each			
						1	25	100	250
942-IR1152STRPBF	IR1152STRPBF	SOIC-8	66	14-17	0.75	2.35	1.46	.996	.942
942-IR1153STRPBF	IR1153STRPBF	SOIC-8	22.2	14-17	0.75	2.17	1.40	1.02	.954
942-IR1155STRPBF	IR1155STRPBF	SOIC-8	48 to 200	12-20	1.5	2.29	1.49	1.07	1.01

SWITCHING CONVERTERS, REGULATORS, AND CONTROLLERS

For quantities greater than listed, call for quote.

MOUSER STOCK NO.	International Rectifier Part No.	Package	Input Voltage (V)	Output Voltage (V)	Output Current (A)	Switching Frequency (KHz)	Price Each			
							1	25	100	250
942-IR11662STRPBF	IR11662STRPBF	SOIC-8	11.4-18	200	1	500	2.96	1.74	1.39	1.31
942-IR1166STRPBF	IR1166STRPBF	SOIC-8	11.4-18	200	1	500	3.02	1.95	1.41	1.32
942-IR11672ASTRPBF	IR11672ASTRPBF	SOIC-8	11.4-18	200	+2/-7	500	2.79	1.64	1.31	1.22
942-IR1167ASTRPBF	IR1167ASTRPBF	SOIC-8	11.4-18	200	+2/-7	500	4.30	2.64	2.18	2.09
942-IR1167BSTRPBF	IR1167BSTRPBF	SOIC-8	11.4-18	200	+2/-7	500	4.25	2.61	2.16	2.07
942-IR11682STRPBF	IR11682STRPBF	SOIC-8	8.6-18	200	1	400	4.01	2.46	2.04	1.95
942-IR1168STRPBF	IR1168STRPBF	SOIC-8	8.6-18	200	1	500	3.68	2.16	1.72	1.62

DESIGN KITS

For quantities greater than listed, call for quote.

MOUSER STOCK NO.	International Rectifier Part No.	Description	Price Each
942-IRPLCFL8U	IRPLCFL8U	3 level dimming CFL ballast	162.96
942-IRPLCFL9U	IRPLCFL9U	3 level dimming CFL ballast	162.98
942-IRPLDIM3	IRPLDIM3	Wide Range Input Linear Dimming Fluorescent Ballast	246.92
942-IRPLDIM4E	IRPLDIM4E	Miniature Dimmable 26W Ballast	162.96
942-IRPLDIM5E	IRPLDIM5E	Four Level Switch Dim Fluorescent Ballast	162.96
942-IRPLHALO1E	IRPLHALO1E	Halogen Converter - Dimmable	218.41
942-IRPLHID2	IRPLHID2	HID Ballast for 70W Lamp	327.58
942-IRPLLNR5	IRPLLNR5	Universal Input Linear Fluorescent Ballast for 50W TL5 Lamp	329.23
942-IRPLLNR7	IRPLLNR7	Universal Input Linear Fluorescent Ballast for 35W TL5 Lamp	329.23
942-IRPLCFL3	IRPLCFL3	Fluorescent Ballast - can be dimmed from a domestic (phase cut) dimmer	223.88
942-IRPLLED1	IRPLLED1	High-voltage DC-DC buck converter for HB-LEDs constant current control	197.54
942-IRADK31	IRADK31	1/4 HP Dc brushless motor driver using IR31xx	386.32
942-IRAC1166-100W	IRAC1166-100W	+16V low-side smart rectification 100W flyback reference design	437.88
942-IRAC11662-100W	IRAC11662-100W	+16V low-side smart rectification 100W flyback demo board	205.77
942-IRDC3831W	IRDC3831W	IR3831W Integrated point of load DC-DC voltage regulator	100.31
942-IRDC3832W	IRDC3832W	IR3832W Integrated point of load DC-DC voltage regulator	100.31
942-IRDC3837	IRDC3837	IR3837 Integrated point of load DC-DC voltage regulator	100.31
942-IRDC3838	IRDC3838	IR3838 Integrated point of load DC-DC voltage regulator	100.31
942-IRDC3839	IRDC3839	IR3939 Integrated point of load DC-DC voltage regulator	100.31
942-IRDC3840W	IRDC3840W	IR3840 Integrated point of load DC-DC voltage regulator	100.31
942-IRDC3841W	IRDC3841W	IR3841W Integrated point of load DC-DC voltage regulator	100.31
942-IRDC3842W	IRDC3842W	IR3842W Integrated point of load DC-DC voltage regulator	100.31
942-IRDC3843W	IRDC3843W	IR3842W Integrated point of load DC-DC voltage regulator	100.31
942-IRDC3853	IRDC3853	IR3853 Integrated point of load DC-DC voltage regulator	100.31
942-IRDC3856W	IRDC3856W	IR3856W Integrated point of load DC-DC voltage regulator	100.31
942-IRDC3859	IRDC3859	IR3859 Integrated point of load DC-DC voltage regulator	100.31

© Copyright 2013 Mouser Electronics

© Copyright 2013 Mouser Electronics

INTEGRATED FET REGULATORS

For quantities greater than listed, call for quote.

MOUSER STOCK NO.	Intersil Part No.	Package	Topology	No. of Outputs	VIN (V)		VOUT (V) Min.		IOUT Max. (A)	IQ (mA)	Switching Freq. Max. (MHz)	Peak Efficiency (%)	Price Each			
					Min.	Max.	Min.	Max.					1	25	100	250
968-ISL85033IRTZ-T7A	ISL85033IRTZ-T7A	TQFN-28	Buck	2	4.5	28	0.8	VIN	3	1.2	2	92	8.40	7.64	6.48	5.33
968-ISL8540IVEZ-T	ISL8540IVEZ-T	TSSOP-20	Buck	1	9	40	1.21	35	2	0.06	0.6	95	7.08	6.44	5.48	5.48
968-ISL8560IRZ	ISL8560IRZ	QFN-20	Buck	1	9	60	1.21	55	2	0.06	0.6	95	7.54	6.86	5.82	5.82
968-ISL9103IRUAZ-T	ISL9103IRUAZ-T	uTDFN-6	Buck	1	2.7	6	0.8	6	0.5	0.02	2.4	95	2.10	1.61	1.36	1.36
968-ISL9104IRUAZ-T7A	ISL9104IRUAZ-T7A	uTDFN-6	Buck	1	2.7	6	0.8	6	0.5	0.02	4.3	93	2.29	1.77	1.50	1.24
968-ISL9107IRZ-T	ISL9107IRZ-T	DFN-8	Buck	1	2.7	5.5	0.8	5.5	1.5	0.017	1.6	95	3.78	3.21	2.73	2.73
968-ISL9110IRTNZ-T7A	ISL9110IRTNZ-T7A	DFN-12	Buck-Boost	1	1.8	5.5	1	5.2	1.2	0.035	2.75	95	6.54	5.30	4.49	3.69
968-ISL9111EHADJZT7A	ISL9111EHADJZ-T7A	SOT-6	Boost	1	0.8	5.25	2.5	5.25	1.2	-	-	97	3.75	3.05	2.59	2.13
968-ISL97701IRZ	ISL97701IRZ	DFN-10	Boost	1	2.3	5.5	-	28	0.05	0.0001	1.1	87	3.78	3.21	2.25	2.25
968-ISL98012IUZ	ISL98012IUZ	MSOP-10	Boost	1	1.8	13.2	4.5	17	0.6	-	0.75	92	5.39	4.59	3.89	3.89
968-ISL8500IRZ	ISL8500IRZ	DFN-12	Buck	1	5.5	25	0.6	19	2	0.08	0.5	94	5.84	4.74	4.02	4.02
968-ISL97516IUZ	ISL97516IUZ	MSOP-8	Boost	1	2.3	5.5	1.1	25	2	-	1.2	90	3.00	2.43	1.70	1.70
968-ISL8016IRAJZ-T7A	ISL8016IRAJZ-T7A	QFN-20	Buck	1	2.7	5.5	0.6	VIN	6	0.07	4	97	7.97	7.97	6.88	5.79
968-ISL8023IRTAJZT7A	ISL8023IRTAJZ-T7A	TQFN-16	Buck	1	2.7	5.5	0.6	VIN	3	0.05	4	95	4.86	3.93	3.34	2.74
968-ISL8024IRTAJZT7A	ISL8024IRTAJZ-T7A	TQFN-16	Buck	1	2.7	5.5	0.6	VIN	4	0.05	4	95	5.34	4.33	3.68	3.03
968-ISL8088IRZ-T7A	ISL8088IRZ-T7A	DFN-10	Buck	2	2.75	5.5	0.6	VIN	0.8	-	2.25	96	6.99	5.67	4.82	3.97

PWM CONTROLLERS

For quantities greater than listed, call for quote.

MOUSER STOCK NO.	Intersil Part No.	Package	Topology	No. of PWM Outputs	Control Mode	UVLO Rising (V)	UVLO Falling (V)	VBIAS Max. (V)	FET IOUT Max. (A)	Max Duty Cycle (%)	Price Each			
											1	25	100	250
968-ISL6721ABZ	ISL6721ABZ	SOIC-16	Single-Ended	1	Peak Current Mode	8.25	7.7	20	4.5	100	5.76	4.67	3.26	3.26
968-ISL6721AVZ	ISL6721AVZ	TSSOP-16	Single-Ended	1	Peak Current Mode	8.25	7.7	20	4.5	100	5.76	4.67	3.26	3.26
968-ISL6740IBZ	ISL6740IBZ	SOIC-16	Double-Ended	2	Voltage Mode	7.25	6.75	20	0.5	100	6.92	5.62	3.93	3.93
968-ISL6740IVZ	ISL6740IVZ	TSSOP-16	Double-Ended	2	Voltage Mode	7.25	6.75	20	0.5	100	6.92	5.62	3.93	3.93
968-ISL6840IBZ	ISL6840IBZ	SOIC-8	Single-Ended	1	Peak Current Mode	7	6.6	20	1	100	3.06	2.24	1.56	1.56
968-ISL6840IRZ-T	ISL6840IRZ-T	DFN-8	Single-Ended	1	Peak Current Mode	7	6.6	20	1	100	3.06	2.24	1.90	1.90
968-ISL6840IUZ	ISL6840IUZ	MSOP-8	Single-Ended	1	Peak Current Mode	7	6.6	20	1	100	3.06	2.24	1.56	1.56
968-ISL6841IBZ	ISL6841IBZ	SOIC-8	Single-Ended	1	Peak Current Mode	7	6.6	20	1	50	3.06	2.24	1.56	1.56
968-ISL6841IRZ-T	ISL6841IRZ-T	DFN-8	Single-Ended	1	Peak Current Mode	7	6.6	20	1	50	3.06	2.24	1.90	1.90
968-ISL6841IUZ-T	ISL6841IUZ-T	MSOP-8	Single-Ended	1	Peak Current Mode	7	6.6	20	1	50	3.06	2.24	1.90	1.90
968-ISL6842IBZ	ISL6842IBZ	SOIC-8	Single-Ended	1	Peak Current Mode	14.4	8.8	20	1	100	3.06	2.24	1.56	1.56
968-ISL6842IRZ-T	ISL6842IRZ-T	DFN-8	Single-Ended	1	Peak Current Mode	14.4	8.8	20	1	100	3.06	2.24	1.90	1.90
968-ISL6842IUZ	ISL6842IUZ	MSOP-8	Single-Ended	1	Peak Current Mode	14.4	8.8	20	1	100	3.06	2.24	1.56	1.56
968-ISL6843IBZ	ISL6843IBZ	SOIC-8	Single-Ended	1	Peak Current Mode	8.4	7.6	20	1	100	3.06	2.24	1.56	1.56
968-ISL6843IRZ-T	ISL6843IRZ-T	DFN-8	Single-Ended	1	Peak Current Mode	8.4	7.6	20	1	100	3.06	2.24	1.90	1.90
968-ISL6843IUZ	ISL6843IUZ	MSOP-8	Single-Ended	1	Peak Current Mode	8.4	7.6	20	1	100	3.06	2.24	1.56	1.56
968-ISL6844IBZ	ISL6844IBZ	SOIC-8	Single-Ended	1	Peak Current Mode	14.4	8.8	20	1	50	3.06	2.24	1.56	1.56
968-ISL6844IUZ	ISL6844IUZ	MSOP-8	Single-Ended	1	Peak Current Mode	14.4	8.8	20	1	50	3.06	2.24	1.56	1.56
968-ISL6845IBZ	ISL6845IBZ	SOIC-8	Single-Ended	1	Peak Current Mode	8.4	7.6	20	1	50	3.06	2.24	1.56	1.56
968-ISL6845IUZ	ISL6845IUZ	MSOP-8	Single-Ended	1	Peak Current Mode	8.4	7.6	20	1	50	3.18	2.58	1.80	1.80
968-ISL8840AABZ	ISL8840AABZ	SOIC-8	Single-Ended	1	Peak Current Mode	7	6.6	30	1	100	3.18	2.58	1.80	1.80
968-ISL8840AAUZ	ISL8840AAUZ	MSOP-8	Single-Ended	1	Peak Current Mode	7	6.6	30	1	100	3.18	2.58	1.80	1.80

LED DRIVERS

For quantities greater than listed, call for quote.

MOUSER STOCK NO.	Intersil Part No.	Package	Channels	Max Vout (V)	Max. Output Current/Channel	Supply Voltage	Frequency (MHz)	Peak Efficiency (%)	Price Each			
									1	25	100	250
968-ISL97694AIRTZ-TK	ISL97694AIRTZ-TK	TQFN-20	6	26.00	30	2.4-5.5	0.4, 1.2, 1.5	90	3.09	2.62	2.23	2.23

MULTIPLE OUTPUT CONTROLLERS

For quantities greater than listed, call for quote.

MOUSER STOCK NO.	Intersil Part No.	Package	No. of Outputs	Switching Freq. (kHz)	Bias Voltage (V)	VIN (V)		IOUT Max. (A)	VOUT Min. (V)	VOUT Max. (V)	Price Each			
						Min.	Max.				1	25	100	250
968-ISL6440IAZ	ISL6440IAZ	QSOP-24	2	300	5	4.5	24	10	0.8	24	5.54	4.49	3.82	3.82
968-ISL6445IAZ	ISL6445IAZ	QSOP-24	2	1400	5	4.5	24	6	0.8	24	4.46	3.63	3.08	3.08
968-ISL9443IRZ-T7A	ISL9443IRZ-T7A	QFN-32	3	200-1200	5	4.5	26	20	0.7	26	7.54	6.86	5.82	4.79
968-ISL9444IRZ-T7A	ISL9444IRZ-T7A	QFN-40	3	200-1200	5	4.5	26	20	0.7	26	7.54	6.86	5.82	4.79

LINEAR REGULATORS

For quantities greater than listed, call for quote.

MOUSER STOCK NO.	Intersil Part No.	Package	VIN (V)		VOUT (V) Min.		O/P Voltage Accuracy (%)	PSRR (dB)	Typ. Drop-out Voltage (mV)	Price Each			
			Min.	Max.	Min.	Max.				1	25	100	250
968-ISL80101IRAJZT7A	ISL80101IRAJZ-T7A	DFN-10	2.2	6	0.8	5	±1.8	62	212	3.12	2.27	1.94	1.59
968-ISL80102IRAJZ-TK	ISL80102IRAJZ-TK	DFN-10	2.2	6	0.8	5	±1.8	62	81	3.11	2.53	2.14	2.14
968-ISL80103IRAJZ-TK	ISL80103IRAJZ-TK	DFN-10	2.2	6	0.8	5	±1.8	62	120	3.84	3.11	2.64	2.64
968-ISL80136IBEAJZ	ISL80136IBEAJZ	SOIC-8	6	40	2.5	12	±1	58	120	2.29	1.75	1.23	1.23
968-ISL80138IVEAJZ	ISL80138IVEAJZ	TSSOP-14	6	40	2.5	12	±1	66	295	2.73	2.09	1.47	1.47
968-ISL9001AIRCZ-T	ISL9001AIRCZ-T	DFN-8	2.3	6.5	1.5	3.3	±1.8	90	250	1.99	1.53	1.29	1.29
968-ISL9003AIEBZ-T	ISL9003AIEBZ-T	SC70-5	2.3	6.5	1.5	3.3	±1.8	90	200	1.66	1.27	1.08	1.08
968-ISL9003AIRUBZ-T	ISL9003AIRUBZ-T	uTDFN-6	2.3	6.5	1.5	3.3	±1.8	90	200	1.77	1.35	1.14	1.14

ANALOG POWER MODULES

For quantities greater than listed, call for quote.

MOUSER STOCK NO.	Intersil Part No.	Package	VIN (V)		VOUT (V) Min.		IOUT (A)	IQ (mA)	Switching Freq. Max. (MHz)	Peak Efficiency (%)	Price Each			
			Min.	Max.	Min.	Max.					1	25	100	250
968-ISL8200MIRZ	ISL8200MIRZ	MODULE-23	3	20	0.6	6	10	36	1.5	94	23.24	21.52	21.13	21.13
968-ISL8201MIRZ	ISL8201MIRZ	MODULE-15	1	20	0.6	5	10	10	0.6	95	21.68	18.26	17.93	17.93
968-ISL8204MIRZ	ISL8204MIRZ	MODULE-15	1	20	0.6	6	4	13	0.6	95	15.69	13.21	12.98	12.98
968-ISL8206MIRZ	ISL8206MIRZ	MODULE-15	1	20	0.6	6	6	13	0.66	95	19.16	16.15	15.86	15.86

VOLTAGE SUPERVISORS

For quantities greater than listed, call for quote.

MOUSER STOCK NO.	Intersil Part No.	Package	Voltage Trip Points	Fixed VTRIP	Reset Output Type	Manual Reset	Features	Price Each			
								1	25	100	250
968-ISL88016IHTZ-T7A	ISL88016IHTZ-T7A	TSOT-6	1.60 - 2.85V	Yes	Active Low	Yes	26 Pin Selectable VTRIP	3.25	2.49	2.12	1.74
968-ISL88017IHTZ-T7A	ISL88017IHTZ-T7A	TSOT-6	2.15 - 4.65V	Yes	Active Low	Yes	26 Pin Selectable VTRIP	3.25	2.49	2.12	1.74

© Copyright 2013 Mouser Electronics

© Copyright 2013 Mouser Electronics

INTERSIL Power Management

intersil | SIMPLY SMARTER™

POWER DISTRIBUTION CONTROLLERS

For quantities greater than listed, call for quote.

MOUSER STOCK NO.	Intersil Part No.	Package	Number of Outputs	Internal/ External FET	VBIAS Min.	VBIAS Max.	Controlled Voltages (V)	OC VTH	Overcurrent	UV/OV Feature	Price Each 1	25	100	250
968-HIP1013CBZA	HIP1013CBZA	SOIC-14	2	External	12	12	12 & 5, 5 & 3.3	-	Latch-Off	UV Notification	6.41	5.20	3.64	3.64
968-ISL6115AIBZ	ISL6115AIBZ	SOIC-8	1	External	12	12	12	Adjustable	Current Regulation	UV Lockout	5.94	4.82	3.36	3.36
968-ISL6116CBZA	ISL6116CBZA	SOIC-8	1	External	12	12	5	Adjustable	Current Regulation	UV Lockout	4.89	3.96	2.77	2.77
968-ISL6117CBZA	ISL6117CBZA	SOIC-8	1	External	12	12	3.3	Adjustable	Current Regulation	UV Lockout	4.49	3.65	2.55	2.55

MOSFET DRIVERS

For quantities greater than listed, call for quote.

MOUSER STOCK NO.	Intersil Part No.	Package	Max Bootstrap Supply Voltage (V)	VBIAS Max. (V)	Peak Pull-Up Current	Peak Pull-Down Current	Turn-On Prop Delay (ns)	Turn-Off Prop Delay (ns)	Rise Time (ns)	Fall Time (ns)	Price Each 1	25	100	250
968-HIP2100IBZ	HIP2100IBZ	SOIC-8	114	14	2	-	20	20	10	10	4.26	3.46	2.41	2.41
968-HIP2100IR4Z	HIP2100IR4Z	DFN-12	114	14	2	-	20	20	10	10	4.38	3.55	3.02	3.02
968-HIP2101IBZ	HIP2101IBZ	SOIC-8	114	14	2	-	25	25	10	10	4.26	3.46	2.41	2.41
968-HIP2101IR4Z	HIP2101IR4Z	DFN-12	114	14	2	-	25	25	10	10	4.41	3.57	3.04	3.04
968-HIP4080AIBZ	HIP4080AIBZ	SOIC-20	95	15	2.6	2.4	70	50	10	10	6.11	4.96	3.47	3.47
968-HIP4080AIPZ	HIP4080AIPZ	PDIP-20	95	15	2.4	2.4	70	50	10	10	6.24	5.06	3.53	3.53
968-HIP4086AABZ	HIP4086AABZ	SOIC-24	95	15	0.5	1.1	65	75	20	10	7.07	5.74	4.01	4.01
968-HIP4086ABZ	HIP4086ABZ	SOIC-24	95	15	0.5	1.1	65	75	20	10	7.07	5.74	4.01	4.01
968-ISL2110ABZ	ISL2110ABZ	SOIC-8	114	14	3	4	38	32	9	7.5	5.28	4.28	2.99	2.99
968-ISL2111ABZ	ISL2111ABZ	SOIC-8	114	14	3	4	38	32	9	7.5	5.09	4.13	2.89	2.89

HIGH SPEED DUAL CHANNEL MOSFET DRIVERS

For quantities greater than listed, call for quote.

MOUSER STOCK NO.	Intersil Part No.	Package	Supply Current (mA)	VIN Max. (V)	Max. Operating Freq. (MHz)	Peak Output Current (A)	VBIAS Min. (V)	Input Signal Range (V)	Rise Time (ns)	Fall Time (ns)	Price Each 1	25	100	250
968-ISL89410IBZ	ISL89410IBZ	SOIC-8	4.5	18	10	2	4.5	0 to 18	10	13	2.82	2.07	1.44	1.44
968-ISL89411IBZ	ISL89411IBZ	SOIC-8	1.0	18	10	2	4.5	0 to 18	10	13	2.82	2.07	1.44	1.44
968-ISL89412IBZ	ISL89412IBZ	SOIC-8	2.5	18	10	2	4.5	0 to 18	10	13	2.82	2.07	1.44	1.44

HIGH VOLTAGE ORING MOSFET CONTROLLERS

For quantities greater than listed, call for quote.

MOUSER STOCK NO.	Intersil Part No.	Package	VBIAS (V)	Transient Voltage Withstanding (V)	Response Time Dead Short (ns)	Response Time to PS Slow Turn-Off (µs)	Ramp	Reverse Voltage Threshold	Price Each 1	25	100	250
968-ISL6144IRZA	ISL6144IRZA	QFN-20	10-75	100	<300	<100	Voltage	Resistor Adj. (0-5.3V)	7.36	6.69	4.68	4.68
968-ISL6144IVZA-T7A	ISL6144IVZA-T7A	TSSOP-16	10-75	100	<300	<100	Voltage	Resistor Adj. (0-5.3V)	8.10	7.37	6.26	5.15
968-ISL6146AFRZ-T7A	ISL6146AFRZ-T7A	DFN-8	3-20	24	<300	<80	Voltage	Resistor Adj. (0.04-0.8)	3.75	3.05	2.59	2.13
968-ISL6146AFUZ-T7A	ISL6146AFUZ-T7A	MSOP-8	3-20	24	<300	<80	Voltage	Resistor Adj. (0.04-0.8)	3.75	3.05	2.59	2.13

VOLTAGE REFERENCES

For quantities greater than listed, call for quote.

MOUSER STOCK NO.	Intersil Part No.	Package	VOUT (v)	Temp Coeff. (ppm/°C)	IS Max. (µS)	VS (V) Min.	VS (V) Max.	LTD Stability (ppm)	Initial Acc. (% VOUT)	ISOURCE Max. (mA)	ISINK Max. (mA)	Price Each 1	25	100	250
968-ISL60002BAH333Z7	ISL60002BAH333Z-T7A	SOT-3	3.3	20	0.9	3.5	5.5	50	0.03	7	7	7.04	5.72	4.86	4.00
968-ISL60002BIH310Z7	ISL60002BIH310Z-T7A	SOT-3	1.024	20	0.9	2.7	5.5	50	0.1	7	7	7.04	5.72	4.86	4.00
968-ISL60002BIH320Z7	ISL60002BIH320Z-T7A	SOT-3	2.048	20	0.7	2.7	5.5	50	0.05	7	7	7.04	5.72	4.86	4.00
968-ISL60002BIH325Z7	ISL60002BIH325Z-T7A	SOT-3	2.5	20	0.9	2.7	5.5	50	0.04	7	7	7.04	5.72	4.86	4.00
968-ISL60002CIH325Z7	ISL60002CIH325Z-T7A	SOT-3	2.5	20	0.9	2.7	5.5	50	0.1	7	7	4.56	3.69	3.14	2.58
968-ISL60002DAH333Z7	ISL60002DAH333Z-T7A	SOT-3	3.3	20	0.7	3.5	5.5	50	0.15	20	20	3.28	2.42	2.05	1.68
968-ISL60002DIH310Z7	ISL60002DIH310Z-T7A	SOT-3	1.024	20	0.9	2.7	5.5	50	0.49	7	7	3.28	2.42	2.05	1.68
968-ISL60002DIH312Z7	ISL60002DIH312Z-T7A	SOT-3	1.24	20	0.9	2.7	5.5	50	0.4	7	7	3.28	2.42	2.05	1.68
968-ISL60002DIH325Z7	ISL60002DIH325Z-T7A	SOT-3	2.5	20	0.9	2.7	5.5	50	0.2	7	7	3.28	2.42	2.05	1.68
968-ISL60002DIH330Z7	ISL60002DIH330Z-T7A	SOT-3	3	20	0.9	3.2	5.5	50	0.17	7	7	3.28	2.42	2.05	1.68
968-ISL21080CIH315Z7	ISL21080CIH315Z-T7A	SOT-3	1.5	50	1.5	2.7	5.5	50	0.5	7	7	1.93	1.41	1.20	.984

POWER SEQUENCING CONTROLLERS

For quantities greater than listed, call for quote.

MOUSER STOCK NO.	Intersil Part No.	Package	VBIAS (V) Min.	VBIAS (V) Max.	Sequenced Voltages (V) Min.	Sequenced Voltages (V) Max.	Enable	Logic Level(s)	Monitored Inputs	Preset or Adjustable Sequence	Price Each 1	25	100	250
968-ISL6123IRZA	ISL6123IRZA	QFN-24	1.5	5.5	0.7	5.5	Active High	TTL	4	Adjustable ON & OFF Delay	6.81	5.52	4.69	4.69
968-ISL8702AIBZ	ISL8702AIBZ	SOIC-14	3.3	24	3.3	24	Active High	TTL	1	Preset Order, Adjustable Delay	3.15	2.56	2.17	2.17
968-ISL8702IBZ	ISL8702IBZ	SOIC-14	2.5	12	2.5	12	Active High	TTL	1	Preset Order, Adjustable Delay	3.15	2.56	2.17	2.17

DC-DC CONTROLLERS/REGULATORS

For quantities greater than listed, call for quote.

MOUSER STOCK NO.	Intersil Part No.	Package	VIN (V) Min.	VIN (V) Max.	VOUT (V) Min.	IOUT Max. (A)	VBIAS (V) Min.	VBIAS (V) Max.	IS (mA) Min.	IS (mA) Typ.	Price Each 1	25	100	250
968-ISL6341AIRZ	ISL6341AIRZ	DFN-10	1.5	12	0.8	30	4.5	14.4	6.4	7	3.75	3.19	2.23	2.23
968-ISL6525CBZ	ISL6525CBZ	SOIC-14	2.5	12	1.2	25	12	12	-	5	3.18	2.58	2.18	2.18
968-ISL6526ACBZ	ISL6526ACBZ	SOIC-14	2.5	5	0.8	20	3.3	5	6.1	6.9	3.39	2.88	2.44	2.44
968-ISL6526AIRZ	ISL6526AIRZ	QFN-16	2.5	5	0.8	20	3.3	5	6.1	6.9	3.99	3.23	2.26	2.26
968-ISL6527CRZ	ISL6527CRZ	QFN-16	2.5	5	0.8	20	3.3	5	2.6	3.3	4.11	3.33	2.32	2.32
968-ISL6527AIRZ	ISL6527AIRZ	QFN-16	2.5	5	0.8	20	3.3	5	2.6	3.3	4.31	3.50	2.45	2.45
968-ISL8105AIBZ	ISL8105AIBZ	SOIC-8	1	12	0.6	5	25	4.9	14.4	3.2	2.70	1.97	1.38	1.38
968-ISL8105AIRZ	ISL8105AIRZ	DFN-10	1	12	0.6	5	25	4.9	14.4	3.2	2.70	1.97	1.38	1.38
968-ISL85402IRZ-T7A	ISL85402IRZ-T7A	QFN-20	3	36	0.8	2.5	-	-	-	-	6.89	5.60	4.75	3.91

© Copyright 2013 Mouser Electronics
© Copyright 2013 Mouser Electronics

MAXIM INTEGRATED Power Management ICs

RoHS Compliant This product is RoHS compliant.

maxim integrated™

♦Surface Mount Device

NON-VOLATILE RAM CONTROLLERS

For quantities greater than listed, call for quote.

MOUSER STOCK NO.	Maxim Integrated Part No.	Package	CE Controller	Smart Socket with Int. Batt.	Li Batt. Monitor	Power Fail Out	Supply Voltage (Typ.) (V)	I_{CC} (Max.) (mA)	RAMs Controlled	Price Each		
										1	25	100
700-DS1210	DS1210+	PDIP-8	Yes	No	No	No	5	5	1	5.56	3.89	2.72
700-DS1210N	DS1210N+	PDIP-8	Yes	No	No	No	5	5	1	6.54	4.57	3.20
♦ 700-DS1210S	DS1210S+	SOIC-16W	Yes	No	No	No	5	5	1	5.98	4.19	2.93
♦ 700-DS1210SN	DS1210SN+	SOIC-16W	Yes	No	No	No	5	5	1	7.35	5.15	3.60
♦ 700-DS1218S	DS1218S+	SOIC-8	Yes	No	No	No	5	5	1	15.89	11.13	7.77
♦ 700-DS1312S	DS1312S+	SOIC-16W	Yes	No	Yes	No	5	0.4	1	18.44	12.91	9.02
♦ 700-DS1312S-2	DS1312S-2+	SOIC-8	Yes	No	Yes	No	5	0.4	1	14.68	10.27	7.18
♦ 700-DS1314S	DS1314S+	SOIC-16W	Yes	No	Yes	No	3.3	0.2	1	15.07	10.54	7.37
♦ 700-DS1314S-2	DS1314S-2+	SOIC-8	Yes	No	Yes	No	3.3	0.2	1	19.27	13.49	9.43
♦ 700-DS1321S	DS1321S+	SOIC-16	Yes	No	Yes	No	5	1.5	4	12.22	8.55	5.97
700-DS1218	DS1218+	PDIP-8	Yes	No	No	No	5	5	1	13.79	9.54	6.47

BATTERY BACKUP CIRCUIT ICS

PRODUCT NEW

♦Surface Mount Device

For quantities greater than listed, call for quote.

MOUSER STOCK NO.	Maxim Integrated Part No.	Package	Reset Thresh. (V)	Reset Out	ICC (µA) (Max.)r	Features	Price Each		
							1	25	100
♦ 700-MAX696EWE	MAX696EWE+	SOIC-16W	1.2 to 1.8	Active High and Low/Push-Pull	4000	Adj RS, Batt on, Pwr Fail, WD	14.66	10.26	7.16
700-MAX696CPE	MAX696CPE+	PDIP-16	1.2 to 1.8	Active High/Active Low/Push-Pull	4000	Adj. RS, Batt On, Low Line, Pwr Fail, WD	9.69	6.46	4.69
♦ 700-MAX696CWE	MAX696CWE+	SOIC-16W	1.2 to 1.8	Active High/Active Low/Push-Pull	4000	Adj. RS, Batt On, Low Line, Pwr Fail, WD	10.14	7.12	4.95
♦ 700-MAX16021LTEL	MAX16021LTEL+	TQFN-16	1.2 to 5.5	Active High/Active Low/Open Drain/Push-Pull	5	Batt Fresh, Chip Enable, Batt On, Low Line, Man Reset, Pwr Fail Comp, WD	9.57	6.38	4.62
♦ 700-MAX16021LTEM	MAX16021LTEM+	TQFN-16	1.2 to 5.5	Active High/Active Low/Open Drain/Push-Pull	5	Batt Fresh, Chip Enable, Batt On, Low Line, Man Reset, Pwr Fail Comp, WD	9.57	6.38	4.62
♦ 700-MAX16021LTER	MAX16021LTER+	TQFN-16	1.2 to 5.5	Active High/Active Low/Open Drain/Push-Pull	5	Batt Fresh, Chip Enable, Batt On, Low Line, Man Reset, Pwr Fail Comp, WD	9.08	6.38	4.62
♦ 700-MAX16021LTES	MAX16021LTES+	TQFN-16	1.2 to 5.5	Active High/Active Low/Open Drain/Push-Pull	5	Batt Fresh, Chip Enable, Batt On, Low Line, Man Reset, Pwr Fail Comp, WD	9.08	6.38	4.62
♦ 700-MAX16021LTET	MAX16021LTET+	TQFN-16	1.2 to 5.5	Active High/Active Low/Open Drain/Push-Pull	5	Batt Fresh, Chip Enable, Batt On, Low Line, Man Reset, Pwr Fail Comp, WD	9.57	6.38	4.62
♦ 700-MAX16021LTEV	MAX16021LTEV+	TQFN-16	1.2 to 5.5	Active High/Active Low/Open Drain/Push-Pull	5	Batt Fresh, Chip Enable, Batt On, Low Line, Man Reset, Pwr Fail Comp, WD	9.57	6.38	4.62
♦ 700-MAX16021LTEW	MAX16021LTEW+	TQFN-16	1.2 to 5.5	Active High/Active Low/Open Drain/Push-Pull	5	Batt Fresh, Chip Enable, Batt On, Low Line, Man Reset, Pwr Fail Comp, WD	9.57	6.38	4.62
♦ 700-MAX16021LTEY	MAX16021LTEY+	TQFN-16	1.2 to 5.5	Active High/Active Low/Open Drain/Push-Pull	5	Batt Fresh, Chip Enable, Batt On, Low Line, Man Reset, Pwr Fail Comp, WD	9.57	6.38	4.62
♦ 700-MAX16021LTEZ	MAX16021LTEZ+	TQFN-16	1.2 to 5.5	Active High/Active Low/Open Drain/Push-Pull	5	Batt Fresh, Chip Enable, Batt On, Low Line, Man Reset, Pwr Fail Comp, WD	9.57	6.38	4.62
♦ 700-MAX16021PTEL	MAX16021PTEL+	TQFN-16	1.2 to 5.5	Active High/Active Low/Open Drain/Push-Pull	5	Batt Fresh, Chip Enable, Batt On, Low Line, Man Reset, Pwr Fail Comp, WD	9.57	6.38	4.62
♦ 700-MAX16021PTEM	MAX16021PTEM+	TQFN-16	1.2 to 5.5	Active High/Active Low/Open Drain/Push-Pull	5	Batt Fresh, Chip Enable, Batt On, Low Line, Man Reset, Pwr Fail Comp, WD	9.57	6.38	4.62
♦ 700-MAX16021PTER	MAX16021PTER+	TQFN-16	1.2 to 5.5	Active High/Active Low/Open Drain/Push-Pull	5	Batt Fresh, Chip Enable, Batt On, Low Line, Man Reset, Pwr Fail Comp, WD	9.57	6.38	4.62
♦ 700-MAX16021PTES	MAX16021PTES+	TQFN-16	1.2 to 5.5	Active High/Active Low/Open Drain/Push-Pull	5	Batt Fresh, Chip Enable, Batt On, Low Line, Man Reset, Pwr Fail Comp, WD	9.57	6.38	4.62
♦ 700-MAX16021PTET	MAX16021PTET+	TQFN-16	1.2 to 5.5	Active High/Active Low/Open Drain/Push-Pull	5	Batt Fresh, Chip Enable, Batt On, Low Line, Man Reset, Pwr Fail Comp, WD	9.57	6.38	4.62
♦ 700-MAX16021PTEV	MAX16021PTEV+	TQFN-16	1.2 to 5.5	Active High/Active Low/Open Drain/Push-Pull	5	Batt Fresh, Chip Enable, Batt On, Low Line, Man Reset, Pwr Fail Comp, WD	9.57	6.38	4.62
♦ 700-MAX16021PTEW	MAX16021PTEW+	TQFN-16	1.2 to 5.5	Active High/Active Low/Open Drain/Push-Pull	5	Batt Fresh, Chip Enable, Batt On, Low Line, Man Reset, Pwr Fail Comp, WD	9.57	6.38	4.62
♦ 700-MAX16021PTEY	MAX16021PTEY+	TQFN-16	1.2 to 5.5	Active High/Active Low/Open Drain/Push-Pull	5	Batt Fresh, Chip Enable, Batt On, Low Line, Man Reset, Pwr Fail Comp, WD	9.57	6.38	4.62
♦ 700-MAX16021PTEZ	MAX16021PTEZ+	TQFN-16	1.2 to 5.5	Active High/Active Low/Open Drain/Push-Pull	5	Batt Fresh, Chip Enable, Batt On, Low Line, Man Reset, Pwr Fail Comp, WD	9.57	6.38	4.62
♦ 700-MAX704SCSA	MAX704SCSA+	SOIC-8	2.5 to 3.0	Active Low/Push-Pull	50	Adj Reset, Man Reset, Pwr Fail	8.06	5.64	3.94
♦ 700-MAX704RESA	MAX704RESA+	SOIC-8	2.5 to 3.0	Active Low/Push-Pull	50	Adj RS, Manual RS, Pwr Fail	10.46	7.34	5.13
♦ 700-MAX6366PKA29T	MAX6366PKA29+T	SOT-8	2.5 to 3.3	Push-Pull/Active Low/Open Drain	30	Manual RS, Batt on, Adj. RS, WD	4.98	3.76	3.28
♦ 700-MAX795SCSA	MAX795SCSA+	SOIC-8	2.5 to 3.3	Active Low/Open Drain	50	Batt on, Chip Enable Gate	9.83	6.90	4.78
♦ 700-MAX793RCSE	MAX793RCSE+	SOIC-16	2.5 to 3.3	Active High and Lo/OD and PP	60	Adj RS, Batt on, Pwr Fail, WD	10.04	7.04	4.89
♦ 700-MAX793SCSE	MAX793SCSE+	SOIC-16	2.5 to 3.3	Active High and Lo/OD and PP	60	Adj RS, Batt on, Pwr Fail, WD	10.00	7.01	4.89
♦ 700-MAX793SESE	MAX793SESE+	SOIC-16	2.5 to 3.3	Active High and Lo/OD and PP	60	Adj RS, Batt on, Pwr Fail, WD	13.01	9.12	6.36
♦ 700-MAX793TCSE	MAX793TCSE+	SOIC-16	2.5 to 3.3	Active High and Lo/OD and PP	60	Adj RS, Batt on, Pwr Fail, WD	10.00	7.01	4.89
♦ 700-MAX793TESE	MAX793TESE+	SOIC-16	2.5 to 3.3	Active High and Lo/OD and PP	60	Adj RS, Batt on, Pwr Fail, WD	13.06	9.17	6.64
♦ 700-MAX6361LUT26T	MAX6361LUT26+T	SOT-23-6	2.5 to 3.3/3.3	Active High/Open Drain	50	Manual Reset	3.99	3.02	2.63
700-MAX704CPA	MAX704CPA+	PDIP-8	2.5 to 3.3/3.3 to 5.5	Active Low/Push-Pull	350	Adj Reset, Man Reset, Pwr Fail	7.16	5.02	3.57
♦ 700-MAX704CSA	MAX704CSA+	SOIC-8	2.5 to 3.3/3.3	Active Low/Push-Pull	350	Adj Reset, Man Reset, Pwr Fail	7.16	5.02	3.57
♦ 700-MAX704TCSA	MAX704TCSA+	SOIC-8	3.0 to 3.5	Active Low/Push-Pull	50	Adj Reset, Man Reset, Pwr Fail	8.09	5.67	3.94
♦ 700-MAX690TESA	MAX690TESA+	SOIC-8	3.0 to 3.5	Active Low/Push-Pull	50	Adj RS, Pwr Fail, WD	11.31	7.92	5.53
♦ 700-MAX806TCSA	MAX806TCSA+	SOIC-8	3.0 to 3.5	Active Low/Push-Pull	50	Adj RS, Manual RS, Pwr Fail	12.20	8.56	5.95
♦ 700-MAX818LCSA	MAX818LCSA+	SOIC-8	3.3 to 5.5	Active Low/Push-Pull	45	Batt Fresh, Chip Enable, WD	7.78	5.45	3.81
♦ 700-MAX817LESA	MAX817LESA+	SOIC-8	3.3 to 5.5	Active Low/Push-Pull	60	Adj RS, Batt Fresh, Pwr Fail, WD	8.68	6.09	4.42
700-MAX791CPE	MAX791CPE+	PDIP-16	3.3 to 5.5	Active Low/Push-Pull	150	Adj RS, Batt on, Pwr Fail, WD	9.95	6.99	4.85
♦ 700-MAX791CSE	MAX791CSE+	SOIC-16	3.3 to 5.5	Active Low/Push-Pull	150	Adj RS, Batt on, Pwr Fail, WD	10.45	7.33	5.09
♦ 700-MAX703CSA	MAX703CSA+	SOIC-8	3.3 to 5.5	Active Low/Push-Pull	350	Adj Reset, Man Reset, Pwr Fail	7.14	4.99	3.49
♦ 700-MXD1210CSA	MXD1210CSA+	SOIC-8	3.3 to 5.5	-	500	Chip Enable Gate	6.81	4.77	3.33
700-MAX692EPA	MAX692EPA+	PDIP-8	4.0 to 4.5	Active Low/Push-Pull	5000	Adj RS, Pwr Fail, WD	12.32	8.65	6.00
♦ 700-MAX693EWE	MAX693EWE+	SOIC-16W	4.0 to 4.5	Active High/Active Low/Push-Pull	5000	Adj RS, Pwr Fail, WD	14.66	10.26	7.16
♦ 700-MAX807LCUE	MAX807LCUE+	TSSOP-16	4.0 to 5.0	Active High/Active Low/Push-Pull	110	Adj RS, Batt On, Chip Enable, Low Line, Manual RS, Pwr Fail, WD	10.57	7.05	5.11
700-MAX691ACPE	MAX691ACPE+	PDIP-16	4.5 to 5.0	Active High and Low/Push-Pull	100	Adj RS, Batt on, Pwr Fail, WD	9.18	6.43	4.48
700-MAX690ACPA	MAX690ACPA+	PDIP-8	4.5 to 5.0	Active Low/Push-Pull	350	Adj Reset, Pwr Fail, WD	8.12	5.68	3.97
♦ 700-MAX690ACSA	MAX690ACSA+	SOIC-8	4.5 to 5.0	Active Low/Push-Pull	350	Adj Reset, Pwr Fail, WD	8.53	5.97	4.17
♦ 700-MAX690AESA	MAX690AESA+	SOIC-8	4.5 to 5.0	Active Low/Push-Pull	350	Adj Reset, Pwr Fail, WD	11.93	8.36	5.84
700-MAX690CPA	MAX690CPA+	PDIP-8	4.5 to 5.0	Active Low/Push-Pull	5000	Adj Reset, Pwr Fail, WD	8.45	5.93	4.13
700-MAX690EPA	MAX690EPA+	PDIP-8	4.5 to 5.0	Active Low/Push-Pull	5000	Adj Reset, Pwr Fail, WD	12.27	8.59	6.00
♦ 700-MAX691ACSE	MAX691ACSE+	SOIC-16	4.5 to 5.0	Active High and Low/Push-Pull	100	Adj RS, Batt on, Pwr Fail, WD	9.67	6.78	4.71
♦ 700-MAX691ACWE	MAX691ACWE+	SOIC-16W	4.5 to 5.0	Active High and Low/Push-Pull	100	Adj RS, Batt on, Pwr Fail, WD	9.64	6.74	4.71
700-MAX691AEPE	MAX691AEPE+	PDIP-16	4.5 to 5.0	Active High and Low/Push-Pull	100	Adj RS, Batt on, Pwr Fail, WD	11.49	8.05	5.62
♦ 700-MAX691AESE	MAX691AESE+	SOIC-16	4.5 to 5.0	Active High and Low/Push-Pull	100	Adj RS, Batt on, Pwr Fail, WD	11.49	8.05	5.62
♦ 700-MAX691AEWE	MAX691AEWE+	SOIC-16W	4.5 to 5.0	Active High and Low/Push-Pull	100	Adj RS, Batt on, Pwr Fail, WD	11.49	8.05	5.62
♦ 700-MAX692ACSA	MAX692ACSA+	SOIC-8	4.5 to 5.0	Active Low/Push-Pull	350	Adj Reset, Pwr Fail, WD	8.56	6.00	4.17

© Copyright 2013 Mouser Electronics
© Copyright 2013 Mouser Electronics

MAXIM INTEGRATED Power Management ICs

RoHS Compliant This product is RoHS compliant.

maxim integrated™

BATTERY BACKUP CIRCUIT ICS (CONT.)

◆Surface Mount Device

For quantities greater than listed, call for quote.

MOUSER STOCK NO.	Maxim Integrated Part No.	Package	Reset Thresh. (V)	Reset Out	I_{CC} (µA) (Max.)	Features	Price Each 1	25	100
◆ 700-MAX692AESA	MAX692AESA+	SOIC-8	4.5 to 5.0	Active Low/Push-Pull	350	Adj Reset, Pwr Fail, WD	11.93	8.36	5.84
700-MAX692CPA	MAX692CPA+	PDIP-8	4.5 to 5.0	Active Low/Push-Pull	350	Adj Reset, Pwr Fail, WD	8.49	5.96	4.32
700-MAX690AEPA	MAX690AEPA+	PDIP-8	4.5 to 5.0	Active Low/Push-Pull	350	Adj RS, Pwr Fail, WD	11.37	7.96	5.55
700-MAX805LCPA	MAX805LCPA+	PDIP-8	4.5 to 5.0	Active High/Push-Pull	350	Adj RS, Pwr Fail, WD	8.87	6.22	4.34
◆ 700-MAX691CWE	MAX691CWE+	SOIC-16W	4.5 to 5.0	Active High and Low/Push-Pull	5000	Adj RS, Batt on, Pwr Fail, WD	10.11	7.07	4.95
◆ 700-MAX691EWE	MAX691EWE+	SOIC-16W	4.5 to 5.0	Active High and Low/Push-Pull	5000	Adj RS, Batt on, Pwr Fail, WD	14.71	10.33	7.16
700-MAX693ACPE	MAX693ACPE+	PDIP-16	4.5 to 5.0	Active High and Low/Push-Pull	5000	Adj RS, Batt on, Pwr Fail, WD	9.18	6.43	4.48
700-MAX694CPA	MAX694CPA+	PDIP-8	4.5 to 5.0	Active Low/Push-Pull	5000	Adj Reset, Pwr Fail, WD	8.45	5.93	4.13
700-MAX695CPE	MAX695CPE+	PDIP-16	4.5 to 5.0	Active High and Low/Push-Pull	5000	Adj RS, Batt on, Pwr Fail, WD	9.21	6.46	4.48
◆ 700-MAX695CWE	MAX695CWE+	SOIC-16W	4.5 to 5.0	Active High and Low/Push-Pull	5000	Adj RS, Batt on, Pwr Fail, WD	10.11	7.07	4.95
700-MAX691CPE	MAX691CPE+	PDIP-16	4.5 to 5.0	Active High/Active Low/Push-Pull	5000	Adj RS, Batt on, Chip Enable, Low Line, Pwr Fail, WD	9.18	6.43	4.48
700-MAX691EPE	MAX691EPE+	PDIP-16	4.5 to 5.0	Active High/Active Low/Push-Pull	5000	Adj RS, Batt on, Chip Enable,	13.32	9.33	6.53

BATTERY CHARGERS

NEW PRODUCT

◆Surface Mount Device

For quantities greater than listed, call for quote.

MOUSER STOCK NO.	Maxim Integrated Part No.	Package	Protected VIN (V) (Max.)	Charging VIN (V) (Max.)	Cells Supported NiCd	NiMH	Li-On	Li-Polymer	Charge Regulation	Price Each 1	25	100
◆ 700-MAX8606ETDT	MAX8606ETD+T	TDFN-14	14	5.5	0	0	1	1	Linear	5.18	3.91	3.42
◆ 700-MAX1501ETE	MAX1501ETE+	TQFN-16	13	6	3	3	1	1	Linear	5.89	4.12	2.92
◆ 700-MAX1926ETC	MAX1926ETC+	TQFN-12	12	6.1	0	0	1	1	Switchmode	4.56	3.19	2.23
◆ 700-MAX1811ESA	MAX1811ESA+	SOIC-8	6.5	6.5	0	0	1	1	Linear	4.56	3.19	2.23
◆ 700-MAX8814ETAT	MAX8814ETA+T	TDFN-8	28	6.5	0	0	1	1	Linear	3.87	2.92	2.56
◆ 700-MAX8808XETAT	MAX8808XETA+T	TDFN-EP-8	15	6.5	0	0	1	1	Linear	3.82	2.88	2.53
◆ 700-MAX8934AETI+	MAX8934AETI+	TQFN-24	14	6.6	0	0	1	1	Linear	5.70	3.95	2.68
◆ 700-MAX8934BETI+	MAX8934BETI+	TQFN-24	14	6.6	0	0	1	1	Linear	5.83	4.09	2.86
◆ 700-MAX8934CETI+	MAX8934CETI+	TQFN-24	14	6.6	0	0	1	1	Linear	5.83	4.09	2.86
◆ 700-MAX8934DETI+	MAX8934DETI+	TQFN-24	14	6.6	0	0	1	1	Linear	5.83	4.09	2.86
◆ 700-MAX8934EETI+	MAX8934EETI+	TQFN-24	14	6.6	0	0	1	1	Linear	5.83	4.09	2.86
◆ 700-MAX8677AETG	MAX8677AETG+	TQFN-24	16	6.6	0	0	1	1	Linear	5.59	3.92	2.74
◆ 700-MAX8677CETG	MAX8677CETG+	TQFN-24	16	6.6	0	0	1	1	Linear	5.59	3.92	2.74
◆ 700-MAX1551EZK+T	MAX1551EZK+T	TSOT-5	7	7	0	0	1	1	Linear	2.17	1.64	1.19
◆ 700-MAX1508ETA+T	MAX1508ETA+T	TDFN-8	13	7	0	0	1	1	Linear	5.11	3.86	3.38
◆ 700-MAX8600ETDT	MAX8600ETD+T	TDFN-14	14	7	0	0	1	1	Linear	3.67	2.77	2.43
◆ 700-MAX8601ETDT	MAX8601ETD+T	TDFN-14	14	7	0	0	1	1	Linear	3.96	2.99	2.62
◆ 700-MAX8804YETAT	MAX8804YETA+T	TDFN-8	28	7	0	0	1	1	Linear	1.98	1.95	1.81
◆ 700-MAX8844YETDT	MAX8844YETD+T	TDFN-EP-14	28	7	0	0	1	1	Linear	4.77	3.61	2.65
◆ 700-MAX8844ZETD+T	MAX8844ZETD+T	TDFN-EP-14	28	7	0	0	1	1	Linear	4.77	3.61	2.65
◆ 700-MAX8845WETC+	MAX8845WETC+	TDFN-12	28	7	0	0	1	1	Linear	4.33	3.04	2.19
◆ 700-MAX8845XETC+	MAX8845XETC+	TQFN-12	28	7	0	0	1	1	Linear	4.33	3.04	2.19
◆ 700-MAX8845YETC	MAX8845YETC+	TQFN-12	28	7	0	0	1	1	Linear	4.33	3.04	2.19
◆ 700-MAX8845ZETC	MAX8845ZETC+	TQFN-12	28	7	0	0	1	1	Linear	4.33	3.04	2.19
◆ 700-MAX1925ETC	MAX1925ETC+	TQFN-12	12	12	0	0	1	1	Switchmode	4.46	3.08	2.09
◆ 700-MAX1757EAI	MAX1757EAI+	SSOP-28	14	14	0	0	1-3	1-3	Switchmode	8.72	6.10	4.33
◆ 700-MAX8934GETI+	MAX8934GETI+	TQFN-28	16	16	0	0	1	1	-	5.85	4.10	2.91
◆ 700-MAX8903AETI	MAX8903AETI+	TQFN-28	20	16	0	0	1	1	Switchmode	7.32	5.13	3.58
◆ 700-MAX8903CETI+	MAX8903CETI+	TQFN-28	20	16	0	0	1	1	Switchmode	7.32	5.13	3.58
◆ 700-MAX8903EETI+	MAX8903EETI+	TQFN-28	20	16	0	0	1	1	Switchmode	7.32	5.13	3.58
◆ 700-DS2715Z	DS2715Z+	SOIC-16	16.5	16.5	0	1-10	0	0	Linear/SwMode	5.17	3.62	2.53
◆ 700-MAX846AEEE	MAX846AEEE+	QSOP-16	20	20	1-11	1-11	1-11	1-11	Linear	9.18	6.43	4.48
◆ 700-MAX745EAP	MAX745EAP+	SSOP-20	24	24	0	0	1-4	1-4	Switchmode	13.30	9.32	6.51
◆ 700-MAX17435ETG	MAX17435ETG+	TQFN-24	26	26	0	0	2-4	2-4	Switchmode	17.26	12.11	8.78
◆ 700-MAX17535ETG	MAX17535ETG+	TQFN-24	26	26	0	0	2-4	2-4	Switchmode	17.32	12.16	8.82
◆ 700-MAX8731AETI	MAX8731AETI+	TQFN-28	26	26	0	0	1-4	1-4	Switchmode	16.73	11.73	8.19
◆ 700-MAX1758EAI	MAX1758EAI+	SSOP-28	28	28	0	0	1-4	1-4	Switchmode	9.43	6.59	4.61
◆ 700-MAX1873REEE	MAX1873REEE+	QSOP-16	28	28	5-10	5-10	2-4	2-4	Switchmode	5.29	3.70	2.59
◆ 700-MAX1873SEEE	MAX1873SEEE+	QSOP-16	28	28	5-10	5-10	2-4	2-4	Switchmode	5.29	3.70	2.59
◆ 700-MAX1908ETI	MAX1908ETI+	TQFN-28	28	28	2-10	2-10	2-4	2-4	Switchmode	15.09	10.56	7.38
◆ 700-MAX8724ETI	MAX8724ETI+	TQFN-28	28	28	2-10	2-10	2-4	2-4	Switchmode	15.22	10.66	7.45
◆ 700-MAX8725ETI	MAX8725ETI+	TQFN-28	28	28	4-10	4-10	3-4	3-4	Switchmode	15.13	10.59	7.53

BATTERY MANAGEMENT

NEW PRODUCT

◆Surface Mount Device

For quantities greater than listed, call for quote.

MOUSER STOCK NO.	Maxim Integrated Part No.	Package	V_{SUPPLY} (V) Min.	Max.	Cells Supported Li-On	NiMH	Interface	Features	Price Each 1	25	100
◆ 700-MAX17041G+T	MAX17041G+T	TDFN-EP-8	2.5	4.5	1-2	0	2-Wire	Fuel Gauge	2.91	1.95	1.41
◆ 700-DS2786BG	DS2786BG+	TDFN-10	2.5	4.5	1	0	2-Wire	Fuel Gauge	4.10	2.87	2.01
◆ 700-DS2784G	DS2784G+	TDFN-14	2.5	4.6	1	0	1-Wire	Fuel Gauge, Prot	8.49	5.95	4.15
◆ 700-DS2745U	DS2745U+	µMAX-8	2.5	5.5	1	3	2-Wire	Fuel Gauge	4.28	3.00	2.10
◆ 700-DS2746G	DS2746G+	TDFN-10	2.5	5.5	1	3	2-Wire	Fuel Gauge	4.48	3.14	2.23
◆ 700-DS2762AE	DS2762AE+	TSSOP-16	2.5	5.5	1	0	1-Wire	Fuel Gauge, Prot., Status Monitor	7.67	5.38	3.82
◆ 700-DS2762BE	DS2762BE+	µMAX-8	2.5	5.5	1	3	2-Wire	Fuel Gauge	7.68	5.38	3.82
◆ 700-DS2762BE025	DS2762BE+025	TSSOP-16	2.5	5.5	1	0	1-Wire	Fuel Gauge, Prot., Status Monitor	8.09	5.65	4.01
◆ 700-DS2764BE	DS2764BE+	TSSOP-16	2.5	5.5	1	0	2-Wire	Fuel Gauge, Prot	8.09	5.29	3.53
◆ 700-DS2764BE025	DS2764BE+025	TSSOP-16	2.5	5.5	1	0	2-Wire	Fuel Gauge, Prot	8.52	5.56	3.71
◆ 700-DS2780E	DS2780E+	TSSOP-8	2.5	5.5	1-2	0	1-Wire	Fuel Gauge	7.78	5.45	3.81
◆ 700-DS2782E	DS2782E+	TSSOP-8	2.5	5.5	1-2	0	2-Wire	Fuel Gauge	6.46	4.53	3.21
◆ 700-DS2786G	DS2786G+	TDFN-10	2.5	5.5	1	3	2-Wire	Fuel Gauge	4.10	2.87	2.01
◆ 700-DS2788E	DS2788E+	TSSOP-14	2.5	5.5	1-10	0	1-Wire	Fuel Gauge	7.83	5.49	3.83
◆ 700-DS2740U	DS2740U+	µMAX-8	2.7	5.5	1	3	1-Wire	Fuel Gauge	3.89	2.72	1.90
◆ 700-DS2756E	DS2756E+	TSSOP-8	3	5.5	1	3	1-Wire	Fuel Gauge	5.50	3.85	2.69
◆ 700-DS2438AZ	DS2438AZ+	SOIC-8	2.4	10	1-2	2-6	1-Wire	Status Monitor	6.17	4.32	3.02
◆ 700-DS2438Z	DS2438Z+	SOIC-8	2.4	10	1-2	2-6	1-Wire	Status Monitor	6.17	4.32	3.02
◆ 700-DS2781E	DS2781E+	TSSOP-8	2.5	10	1-2	0	1-Wire	Fuel Gauge	8.36	5.85	4.09
◆ 700-MAX11080GUU/V+	MAX11080GUU/V+	TSSOP-38	6	72	1-12	0	-	Status Monitor	9.93	6.96	4.86
◆ 700-MAX11080GUUT	MAX11080GUU+T	TSSOP-38	6	72	1-12	0	-	Status Monitor	9.61	6.75	4.53

CURRENT SENSE AMPLIFIERS

NEW PRODUCT

◆Surface Mount Device

For quantities greater than listed, call for quote.

MOUSER STOCK NO.	Maxim Integrated Part No.	Package	CMVR (V) Min.	Max.	V_{CC} (V) Min.	Max.	I_{CC} (µA) (Typ.)	V_{SENSE_FS} (mV) Rec.	V_{OS} @ 25°C (Max.) (µV)	Price Each 1	25	100
◆ 700-MAX9938FELT+T	MAX9938FELT+T	µDFN-6	1.6	28	1.6	28	1	25/50/100	500	1.98	1.86	.974
◆ 700-MAX9938FEUK+T	MAX9938FEUK+T	SOT-23-5	1.6	28	1.6	28	1	25/50/100	500	1.80	1.35	1.19
◆ 700-MAX9938HEUK+T	MAX9938HEUK+T	SOT-23-5	1.6	28	1.6	28	1	25/50/100	500	1.80	1.35	1.19
◆ 700-MAX9938TEUK+T	MAX9938TEUK+T	SOT-23-5	1.6	28	1.6	28	1	25/50/100	500	1.80	1.35	1.19
◆ 700-MAX9934FAUA+	MAX9934FAUA+	µMAX-8	-0.1	5.5	2.5	3.6	120	5/25	10	2.76	1.92	1.38

© Copyright 2013 Mouser Electronics

© Copyright 2013 Mouser Electronics

MAXIM INTEGRATED Power Management ICs

maxim integrated™

RoHS Compliant This product is RoHS compliant.

CURRENT SENSE AMPLIFIERS (CONT.)

NEW PRODUCT

◆Surface Mount Device

For quantities greater than listed, call for quote.

MOUSER STOCK NO.	Maxim Integrated Part No.	Package	CMVR (V)		V_{CC} (V)		I_{CC} (µA) (Typ.)	V_{SENSE_FS} (mV) Rec.	V_{OS} @ 25°C (Max.) (µV)	Price Each		
			Min.	Max.	Min.	Max.				1	25	100
◆ 700-MAX4372TESA	MAX4372TESA+	SO-8	0	28	2.7	28	30	100/150	1300	2.23	1.56	1.10
◆ 700-MAX4372FEUKT	MAX4372FEUK+T	SOT-23-5	0	28	2.7	28	30	100/150	1300	2.11	1.58	1.39
◆ 700-MAX4372TEUKT	MAX4372TEUK+T	SOT-23-5	0	28	2.7	28	30	100/150	1300	2.11	1.59	1.39
◆ 700-MAX4375FEUB	MAX4375FEUB+	µMAX-10	0	28	2.7	28	50	100/150	1000	4.56	3.20	2.26
◆ 700-MAX4373HEUA	MAX4373HEUA+	µMAX-8	0	28	2.7	28	50	100/150	1000	3.49	2.45	1.73
◆ 700-MAX4373FEUA	MAX4373FEUA+	µMAX-8	0	28	2.7	28	50	100/150	1000	3.49	2.44	1.73
◆ 700-MAX4373HESA	MAX4373HESA+	SO-8	0	28	2.7	28	50	100/150	1000	3.49	2.44	1.73
◆ 700-MAX4373TESA	MAX4373TESA+	SOIC-8	0	28	2.7	28	50	100/150	1000	3.48	2.44	1.69
◆ 700-MAX4071AUA	MAX4071AUA+	µMAX-8	1.35	24	2.7	24	120	50/75	250	2.82	1.98	1.38
◆ 700-MAX4211DETE	MAX4211DETE+	TQFN-16	4	28	2.7	5.5	670	100/150	---	4.01	2.80	1.96
◆ 700-MAX4211FETE	MAX4211FETE+	TQFN-16	4	28	2.7	5.5	670	100/150	---	4.01	2.80	1.96
◆ 700-MAX4211AEUE	MAX4211AEUE+	TSSOP-16	4	28	2.7	5.5	670	100/150	---	4.01	2.80	1.96
◆ 700-MAX9643UATA+T	MAX9643UATA+T	TDFN-EP	-1.5	60	2.7	36	1000	100/300/400	50	5.91	5.56	2.86
◆ 700-MAX9611AUB+	MAX9611AUB+	µMAX-10	0	60	2.7	5.5	1600	440	300	2.75	2.50	1.94
◆ 700-MAX4173FESA	MAX4173FESA+	SOIC-8	0	28	3	28	420	150	3000	2.21	1.55	1.08
◆ 700-MAX4173HESA	MAX4173HESA+	SOIC-8	0	28	3	28	420	150	3000	2.21	1.55	1.08
◆ 700-MAX4173TESA	MAX4173TESA+	SOIC-8	0	28	3	28	420	150	3000	2.21	1.55	1.08
◆ 700-MAX4172EUA	MAX4172EUA+	µMAX-8	0	32	3	32	800	150	750	4.16	2.91	2.03
◆ 700-MAX4172ESA	MAX4172ESA+	SOIC-8	0	32	3	32	800	150	750	4.54	3.18	2.21
◆ 700-MAX4376FASA	MAX4376FASA+	SO-8	0	28	3	28	1000	150	-	2.26	1.58	1.16
◆ 700-MAX4376TASA	MAX4376TASA+	SOT-23-5	0	28	3	28	1000	150	---	2.26	1.58	1.16
◆ 700-MAX4080TAUA	MAX4080TAUA+	µMAX-8	4.5	76	4.5	76	75	100/250/1000	600	2.82	1.98	1.38
◆ 700-MAX4080FASA	MAX4080FASA+	SOIC-8	4.5	76	4.5	76	75	100/250/1000	600	2.82	1.98	1.38
◆ 700-MAX4080SASA	MAX4080SASA+	SOIC-8	4.5	76	4.5	76	75	100/250/1000	600	2.81	1.97	1.38
◆ 700-MAX4080TASA	MAX4080TASA+	SOIC-8	4.5	76	4.5	76	75	100/250/1000	600	2.82	1.98	1.38
◆ 700-MAX4081FAUA	MAX4081FAUA+	µMAX-8	4.5	76	4.5	76	103	50/500	600	3.26	2.28	1.63
◆ 700-MAX4081TAUA	MAX4081TAUA+	µMAX-8	4.5	76	4.5	76	103	50/500	600	3.26	2.29	1.63
◆ 700-MAX4081SASA	MAX4081SASA+	SO-8	4.5	76	4.5	76	103	50/500	600	3.26	2.29	1.63
◆ 700-MAX16913AGEEV	MAX16913AGEE/V+	QSOP-16	---	---	5	18	600	---	---	4.91	3.27	2.32
◆ 700-MAX9928FAUA	MAX9928FAUA+	µMAX-8	-0.1	28	25	55	20	±50	400	2.50	1.75	1.22
◆ 700-MAX9929FAUA	MAX9929FAUA+	µMAX-8	-0.1	28	25	55	20	±50/±125	400	2.50	1.75	1.22

MULTIFUNCTION PMICS (POWER MANAGEMENT INTEGRATED CIRCUIT)

NEW PRODUCT

◆Surface Mount Device

For quantities greater than listed, call for quote.

MOUSER STOCK NO.	Maxim Integrated Part No.	Package	V_I (V)		V_{OUT} (V)		I_{OUT} (Max.) (A)	I_{CC} (Max.) (mA)	Operating Freq. (kHz)	Price Each		
			Min.	Max.	Min.	Max.				1	25	100
◆ 700-MAX8620YETDT	MAX8620YETD+T	TDFN-14	2.7	5.5	0.6	3.3	0.5	0.11	4000	3.94	3.81	2.99
◆ 700-MAX8668ETET	MAX8668ETET+	TQFN-16	2.6	5.5	0.6	3.3	1.2	0.15	1500	8.47	5.93	3.89
◆ 700-MAX8819AETI	MAX8819AETI+	TQFN-28	4.1	5.5	1	24	0.5	0.98	2000	10.48	7.34	5.21
◆ 700-MAX8819BETI	MAX8819BETI+	TQFN-28	4.1	5.5	1	24	0.5	0.98	2000	11.04	7.36	5.33
◆ 700-MAX1774EEI	MAX1774EEI+	QSOP-28	2.7	28	1	5.5	2	0.04	600	10.75	7.53	5.26
◆ 700-MAX1678EUA	MAX1678EUA+	µMAX-8	0.7	5.5	2	5.5	0.09	0.061	---	4.86	3.40	2.38
◆ 700-MAX1677EEE	MAX1677EEE+	QSOP-16	0.7	5.5	2.5	5.5	0.35	0.065	400	8.71	6.10	4.33
◆ 700-MAX1748EUE	MAX1748EUE+	TSSOP-16	2.7	5.5	2.7	13	0.5	1	1000	2.23	2.11	2.00
◆ 700-MAX1880EUG	MAX1880EUG+	TSSOP-24	2.7	5.5	2.7	13	0.75	1	1000	9.90	6.85	4.64

OVERVOLTAGE PROTECTION CONTROLLERS

NEW PRODUCT

◆Surface Mount Device

For quantities greater than listed, call for quote.

MOUSER STOCK NO.	Maxim Integrated Part No.	Package	Channels	VIN (Min/Max) (V)	Over Voltage Trip Level (V)	Under Voltage Trip Level (V)	Over Voltage Flag	Price Each		
								1	25	100
◆ 700-MAX4945ELAT	MAX4945ELA+T	µDFN-8	1	2.2/28	5.8	4.15	Open Drain	2.03	2.01	1.90
◆ 700-MAX16126TCA+	MAX16126TCA+	TQFN-12	1	3/90	Adj.	2.8, adj	Open Drain	4.08	2.81	1.61
◆ 700-MAX16126TCB+	MAX16126TCB+	TQFN-12	1	3/90	Adj.	2.8, adj	Open Drain	4.08	2.81	1.61
◆ 700-MAX16126TCC+	MAX16126TCC+	TQFN-12	1	3/90	Adj.	2.8, adj	Open Drain	4.08	2.81	1.61
◆ 700-MAX16126TCD+	MAX16126TCD+	TQFN-12	1	3/90	Adj.	2.8, adj	Open Drain	4.08	2.81	1.61
◆ 700-MAX16127TC+	MAX16127TC+	TQFN-12	1	3/90	Adj.	1.2, adj	Open Drain	4.08	2.81	1.61

MONITORED VOLTAGE SUPERVISORS

NEW PRODUCT

◆Surface Mount Device

For quantities greater than listed, call for quote.

MOUSER STOCK NO.	Maxim Integrated Part No.	Package	Reset Threshold (V)	Reset Out	t_{RESET} (Min.) (ms)	Watchdog Feature	Price Each		
							1	25	100
◆ 700-MAX6834FXRD3T	MAX6834FXRD3+T	SC70-3	0 to 1.8	Active Low, Open Drain	adj.	None	2.82	2.66	1.37
◆ 700-MAX16008TP	MAX16008TP+	TQFN-20	0 to 5.5	Active Low/Open Drain/with Internal Pull-Up	<1	-	12.26	8.60	6.24
◆ 700-MAX6443US31L+T	MAX6443US31L+T	SOT-4	1.2 to 4.99	Active Low/Push-Pull	85 to 300	-	2.63	1.99	1.73
◆ 700-MAX6451UT29L+T	MAX6451UT29L+T	SOT-6	1.2 to 4.99	Active Low/Push-Pull	85 to 300	-	3.99	3.02	2.63
◆ 700-MAX6452UT29LT	MAX6452UT29L+T	SOT-6	1.2 to 4.99	Active Low/Open Drain	85 to 300	-	3.99	3.02	2.63
◆ 700-MAX6446UK29LT	MAX6446UK29L+T	SOT-5	1.2 to 4.99	Active Low/Open Drain	85 to 300	-	3.21	3.02	1.55
◆ 700-MAX6444US26LT	MAX6444US26L+T	SOT-4	1.2 to 4.99	Active Low/Open Drain	85 to 300	-	2.92	2.75	1.41
◆ 700-MAX6389LT26D1+T	MAX6389LT26D1+T	µDFN-6	1.2 to 4.99	Active Low, Open Drain	>1000	-	2.44	2.33	1.62
◆ 700-MAX6447UK46LT	MAX6447UK29L+T	SOT-5	1.2 to 4.99	Active Low/Push-Pull	85 to 300	None	3.21	3.02	1.55
◆ 700-MAX6448UK46LT	MAX6448UK29L+T	SOT-5	1.2 to 4.99	Active Low/Open Drain	85 to 300	None	3.21	3.02	1.55
◆ 700-MAX6449UT46LT	MAX6449UT29L+T	SOT-6	1.2 to 4.99	Active Low/Push-Pull	85 to 300	None	3.99	3.02	2.63
◆ 700-MAX6450UT46LT	MAX6450UT29L+T	SOT-6	1.2 to 4.99	Active Low/Open Drain	85 to 300	None	4.43	2.95	2.14
◆ 700-MAX6301CSA	MAX6301CSA+	SOIC-8	1.2 to 5.5	Active Low/Open Drain	<1	Cap Adj, WDI	4.46	3.12	2.18
◆ 700-MAX6301CUA	MAX6301CUA+	µMAX-8	1.2 to 5.5	Active Low/Open Drain	<1	Cap Adj, WDI	4.48	3.14	2.23
◆ 700-MAX6866UK16D3ST	MAX6866UK16D3S+T	SOT-5	1.2 to 5.5	Active Low, Open Drain	1 to 1000	Input (WDI)	3.40	3.20	1.65
◆ 700-MAX16056ATA17+T	MAX16056ATA17+T	TDFN-8	1.2 to 5.5	Active Low/Push-Pull	adj.	Cap adj./WDI	5.55	5.23	2.78
◆ 700-MAX16056ATA31+T	MAX16056ATA31+T	TDFN-8	1.2 to 5.5	Active Low/Push-Pull	adj.	Cap adj./WDI	5.55	5.23	2.78
◆ 700-MAX16056ATA46+T	MAX16056ATA46+T	TDFN-8	1.2 to 5.5	Active Low/Push-Pull	adj.	Cap adj./WDI	5.55	5.23	2.78
◆ 700-MAX16058ATA31+T	MAX16058ATA31+T	TDFN-8	1.2 to 5.5	Active Low/Open Drain	adj.	Cap adj./WDI	5.55	5.23	2.78
◆ 700-MAX16058ATA46+T	MAX16058ATA46+T	TDFN-8	1.2 to 5.5	Active Low/Open Drain	adj.	Cap adj./WDI	5.55	5.23	2.78
◆ 700-MAX6301CPA	MAX6301CPA+	PDIP-8	1.2 to 5.5	Active Low/Open Drain	adj.	Cap adj./WDI	4.48	3.14	2.23
◆ 700-MAX6301ESA	MAX6301ESA+	SOIC-8	1.2 to 5.5	Active Low/Open Drain	adj.	Cap adj./WDI	4.46	3.12	2.18
◆ 700-MAX6303CPA	MAX6303CPA+	SOIC-8	1.2 to 5.5	Active Low/Push-Pull	adj.	Cap adj./WDI	4.48	3.15	2.28
◆ 700-MAX6303CSA	MAX6303CSA+	SOIC-8	1.2 to 5.5	Active Low/Push-Pull	adj.	Cap adj./WDI	4.46	3.12	2.18
◆ 700-MAX6303ESA	MAX6303ESA+	SOIC-8	1.2 to 5.5	Active Low/Push-Pull	adj.	Cap adj./WDI	4.46	3.12	2.18
◆ 700-MAX6304ESA	MAX6304ESA+	SOIC-8	1.2 to 5.5	Active High/Push-Pull	adj.	Cap adj./WDI	4.48	3.14	2.23
◆ 700-MAX16055AAUB	MAX16055AAUB+	µMAX-10	0 to 3.3	Active Low/Open Drain/with Internal Pull-Up	85 to 300	None	7.24	5.08	3.69
◆ 700-MAX16055CAUB	MAX16055CAUB+	µMAX-10	0 to 3.3	Active Low/Open Drain/with Internal Pull-Up	85 to 300	None	7.63	5.08	3.69
◆ 700-MAX16055EAUB	MAX16055EAUB+	µMAX-10	0 to 3.3	Active Low/Open Drain/with Internal Pull-Up	85 to 300	None	7.24	5.08	3.69
◆ 700-MAX16055IAUB	MAX16055IAUB+	µMAX-10	0 to 3.3	Active Low/Open Drain/with Internal Pull-Up	85 to 300	None	7.63	5.08	3.69
◆ 700-MAX16055JAUB	MAX16055JAUB+	µMAX-10	0 to 3.3	Active Low/Open Drain/with Internal Pull-Up	85 to 300	None	7.63	5.08	3.69
◆ 700-MAX6709OUB	MAX6709OUB+	µMAX-10	0 to 5.5	Active Low/Open Drain	<1	None	7.60	5.32	3.71
◆ 700-MAX6708SKAT	MAX6708SKA+T	SOT-23-8L	0 to 5.5	Active High/Active Low/Push-Pull	85 to 300	None	3.65	2.75	2.41
◆ 700-MAX16009TG	MAX16009TG+	TQFN-24	0 to 5.5	Active Low/Open Drain/with Internal Pull-Up	adj.	None	13.51	9.47	6.73
◆ 700-MAX6338BUB	MAX6338BUB+	µMAX-10	1.2 to 5.5	Active Low/Open Drain	<1	None	7.60	5.32	3.71
◆ 700-MAX6338IUB	MAX6338IUB+	µMAX-10	1.2 to 5.5	Active Low/Open Drain	<1	None	8.03	5.35	3.87
◆ 700-MAX6338PUB	MAX6338PUB+	µMAX-10	1.2 to 5.5	Active Low/Open Drain	<1	None	7.63	5.35	3.87

© Copyright 2013 Mouser Electronics

© Copyright 2013 Mouser Electronics

MAXIM INTEGRATED Power Management ICs

maxim integrated™

RoHS Compliant This product is RoHS compliant.

MONITORED VOLTAGE SUPERVISORS (CONT.)

♦ Surface Mount Device

For quantities greater than listed, call for quote.

PRODUCT NEW

MOUSER STOCK NO.	Maxim Integrated Part No.	Package	Reset Threshold (V)	Reset Out	t_{RESET} (Min.) (ms)	Watchdog Feature	Price Each 1	25	100
♦ 700-MAX6415UKT	MAX6415UK+T	SOT-23-5	1.2 to 5.5	Active Low/Push-Pull	<1	None	2.43	1.83	1.61
♦ 700-MAX6778XKT	MAX6778XK+T	SC-70-5	1.2 to 5.5	Active Low/Open Drain	<1	None	2.31	1.74	1.53
700-MAX8211CPA	MAX8211CPA+	PDIP-8	1.2 to 5.5	Active Low/Open Drain	<1	None	4.03	2.82	1.98
♦ 700-MAX8211CSA	MAX8211CSA+	SOIC-8	1.2 to 5.5	Active Low/Open Drain	<1	None	4.10	2.87	2.01
♦ 700-MAX8211ESA	MAX8211ESA+	SOIC-8	1.2 to 5.5	Active Low/Open Drain	<1	None	6.17	4.32	3.02
700-MAX8212CPA	MAX8212CPA+	PDIP-8	1.2 to 5.5	Active Low/Open Drain	<1	None	4.03	2.82	1.98
♦ 700-MAX8212CSA	MAX8212CSA+	SOIC-8	1.2 to 5.5	Active Low/Open Drain	<1	None	3.53	2.48	1.72
700-MAX8213ACPE+	MAX8213ACPE+	PDIP-16	1.2 to 5.5	Active Low/Open Drain	<1	None	8.47	5.94	4.22
♦ 700-MAX8213ACSE	MAX8213ACSE+	SOIC-16	1.2 to 5.5	Active Low/Open Drain	<1	None	8.44	5.92	4.13
700-MAX8214BCPE	MAX8214BCPE+	PDIP-16	1.2 to 5.5	Active Low/Push-Pull	<1	None	6.12	4.08	2.96
♦ 700-MAX834EUK+T	MAX834EUK+T	SOT-23-5L	1.2 to 5.5	Active Low/Open Drain	<1	None	3.18	2.40	2.10
♦ 700-MAX837EUST	MAX837EUS+T	SOT-4	1.2 to 5.5	Active Low/Push-Pull	<1	None	2.40	1.81	1.57
700-MAX700CPA	MAX700CPA+	PDIP-8	1.2 to 5.5	Active High, Active Low/Push-Pull	85 - 300	None	6.08	4.26	2.97
♦ 700-MAX700CSA	MAX700CSA+	SOIC-8	1.2 to 5.5	Active High, Active Low/Push-Pull	85 - 300	None	6.08	4.26	2.97
♦ 700-MAX700ESA	MAX700ESA+	SOIC-8	1.2 to 5.5	Active High, Active Low/Push-Pull	85 - 300	None	7.93	5.56	3.86
700-MAX701CPA	MAX701CPA+	PDIP-8	1.2 to 5.5	Active High, Active Low/Push-Pull	85 - 300	None	5.52	3.86	2.71
♦ 700-MAX701CSA	MAX701CSA+	SOIC-8	1.2 to 5.5	Active High, Active Low/Push-Pull	85 - 300	None	5.53	3.87	2.71
♦ 700-MAX701ESA	MAX701ESA+	SOIC-8	1.2 to 5.5	Active High, Active Low/Push-Pull	85 - 300	None	7.19	5.03	3.57
♦ 700-MAX816CSA	MAX816CSA+	SOIC-8	1.2 to 5.5	Active High, Active Low/Push-Pull	85 - 300	None	13.57	9.52	6.61
♦ 700-MAX6357LSUTT	MAX6357LSUT+T	SOT-23-6L	1.2 to 5.5	Active Low/Push-Pull	85 - 300	None	3.68	3.53	2.43
700-MAX700EPA	MAX700EPA+	PDIP-8	1.2 to 5.5	Active High/Active Low/Push-Pull	85 - 300	None	7.93	5.54	3.94
♦ 700-MAX6445UK29LT	MAX6445UK29L+T	SOT-5	1.2 to 5.5	Active Low/Push-Pull	85 - 300	None	2.92	2.20	1.93
♦ 700-MAX6445UK31L+T	MAX6445UK31L+T	SOT-5	1.2 to 5.5	Active Low/Push-Pull	85 - 300	None	2.92	2.77	1.55
♦ 700-MAX6343RUTT	MAX6343RUT+T	SOT-6	1.2 to 5.5	Active Low, Open Drain	85 - 300	None	3.63	3.41	1.75
♦ 700-MAX6413UK46T	MAX6413UK46+T	SOT-5	1.2 to 5.5	Active High, Push-Pull	adj.	None	2.39	2.28	1.57
♦ 700-MAX6446UK46LT	MAX6446UK46L+T	SOT-5	1.2 to 5.5	Active Low/Open Drain	85 - 300	None	2.89	2.18	1.90
♦ 700-MAX6450UT16LT	MAX6450UT16L+T	SOT-6	1.2 to 5.5	Active Low/Open Drain	85 - 300	None	3.99	3.02	2.63
♦ 700-MAX16057ATT17+T	MAX16057ATT17+T	TDFN-6	1.2 to 5.5	Active Low/Push-Pull	adj.	None	4.43	4.17	2.21
♦ 700-MAX16057ATT31+T	MAX16057ATT31+T	TDFN-6	1.2 to 5.5	Active Low/Push-Pull	adj.	None	4.43	4.17	2.21
♦ 700-MAX16057ATT46+T	MAX16057ATT46+T	TDFN-6	1.2 to 5.5	Active Low/Push-Pull	adj.	None	4.43	4.17	2.21
700-ICL7665ACPA	ICL7665ACPA+	PDIP-8	1.225 to 1.375	Active High, Active Low/Open Drain	<1	None	5.77	4.03	2.82
♦ 700-ICL7665ACSA	ICL7665ACSA+	SOIC-8	1.225 to 1.375	Active High, Active Low/Open Drain	<1	None	6.36	4.45	3.10
♦ 700-ICL7665AESA	ICL7665AESA+	SOIC-8	1.225 to 1.375	Active High, Active Low/Open Drain	<1	None	7.04	4.92	3.45
♦ 700-MAX803MEXRT	MAX803MEXR+T	SC-70-3	1.8 to 5.5	Active Low/Open Drain	85 - 300	None	2.51	1.89	1.66
♦ 700-MAX803REXRT	MAX803REXR+T	SC-70-3	1.8 to 5.5	Active Low/Open Drain	85 - 300	None	2.51	1.89	1.66
♦ 700-MAX809MEURT	MAX809MEUR+T	SOT-23-3	1.8 to 5.5	Active Low/Push-Pull	85 - 300	None	2.38	1.79	1.56
♦ 700-MAX809REURT	MAX809REUR+T	SOT-23-3	1.8 to 5.5	Active Low/Push-Pull	85 - 300	None	2.38	1.79	1.56
♦ 700-MAX809SEURT	MAX809SEUR+T	SOT-23-3	1.8 to 5.5	Active Low/Push-Pull	85 - 300	None	2.38	1.79	1.56
♦ 700-MAX809TEURT	MAX809TEUR+T	SOT-23-3	1.8 to 5.5	Active Low/Push-Pull	85 - 300	None	2.38	1.79	1.56
♦ 700-MAX809JEURT	MAX809JEUR+T	SOT-23-3L	1.8 to 5.5	Active Low/Push-Pull	85 - 300	None	2.38	1.79	1.56
♦ 700-MAX810MEURT	MAX810MEUR+T	SOT-23-3L	1.8 to 5.5	Active High/Push-Pull	85 - 300	None	2.38	1.79	1.56
♦ 700-MAX825REUKT	MAX825REUK+T	SOT-23-5L	1.8 to 5.5	Active High/Active Low/Push-Pull	85 - 300	None	3.07	2.31	2.02
♦ 700-MAX825TEUKT	MAX825TEUK+T	SOT-23-5L	1.8 to 5.5	Active High/Active Low/Push-Pull	85 - 300	None	3.07	2.31	2.01
700-DS1233A-10	DS1233A-10+	TO-92	2.5 to 3.3	Active Low/Open Drain with Internal Pull-Up	85 - 300	None	1.49	1.04	.729
700-DS1233A-15	DS1233A-15+	TO-92	2.5 to 3.3	Active Low/Open Drain with Internal Pull-Up	85 - 300	None	1.57	1.10	.773
♦ 700-DS1233AZ-10	DS1233AZ-10+	SOT-223	2.5 to 3.3	Active Low/Open Drain with Internal Pull-Up	85 - 300	None	2.58	1.81	1.26
♦ 700-DS1233AZ-15	DS1233AZ-15+	SOT-223	2.5 to 3.3	Active Low/Open Drain with Internal Pull-Up	85 - 300	None	2.76	1.94	1.35
♦ 700-DS1233AZ-15T&R	DS1233AZ-15+T&R	SOT-223	2.5 to 3.3	Active Low, Open Drain, With Internal Pull-up	85 - 300	None	1.02	1.02	1.02
♦ 700-DS1233MS-3	DS1233MS-3+	SOIC-8	2.5 to 3.3	Active Low/Open Drain with Internal Pull-Up	85 - 300	None	3.33	2.33	1.69
♦ 700-DS1708SESA	DS1708SESA+	SOIC-8	2.5 to 3.3	Active High, Active Low/Push-Pull	85 - 300	None	2.58	1.81	1.26
♦ 700-DS1708TESA	DS1708TESA+	SOIC-8	2.5 to 3.3	Active High, Active Low/Push-Pull	85 - 300	None	2.58	1.81	1.26
700-DS1815-10T&R	DS1815-10+T&R	TO-92	2.5 to 3.3	Active Low/Push-Pull	85 - 300	None	1.31	.982	.859
700-DS1818-10T&R	DS1818-10+T&R	TO-92	2.5 to 3.3	Active Low/Open Drain	85 - 300	None	1.31	.982	.859
♦ 700-DS1818R-10T&R	DS1818R-10+T&R	SOT-23-3	2.5 to 3.3	Active Low/Open Drain	85 - 300	None	.87	.653	.57
♦ 700-DS1832S	DS1832S+	SOIC-8	2.5 to 3.3	Active High, Active Low/Push-Pull	85 - 300	None	2.13	1.49	1.32
♦ 700-MAX708SCSA	MAX708SCSA+	SOIC-8	2.5 to 3.3	Active High, Active Low/Push-Pull	85 - 300	None	6.20	4.34	3.03
♦ 700-MAX708SESA	MAX708SESA+	SOIC-8	2.5 to 3.3	Active High, Active Low/Push-Pull	85 - 300	None	8.06	5.64	3.94
♦ 700-MAX708TCSA	MAX708TCSA+	SOIC-8	2.5 to 3.3	Active High, Active Low/Push-Pull	85 - 300	None	6.20	4.34	3.03
♦ 700-MAX708TESA	MAX708TESA+	SOIC-8	2.5 to 3.3	Active High, Active Low/Push-Pull	85 - 300	None	8.09	5.67	3.94
♦ 700-MAX708TCUA	MAX708TCUA+	µMAX-8	2.5 to 3.3	Active High/Active Low/Push-Pull	85 - 300	None	7.13	5.00	3.63
700-DS1815R-10T&R	DS1815R-10+T&R	TO-92-3	2.5 to 3.3	Active Low/Push-Pull	85 - 300	None	1.12	.852	.745
700-DS1816R-5T&R	DS1816R-5+T&R	TO-92-3	2.5 to 3.3	Active Low/Push-Pull	85 - 300	None	1.12	.852	.745
♦ 700-DS1819CR-10T&R	DS1819CR-10+T&R	SOT-23-5L	2.5 to 3.3	Active High/Active Low/Push-Pull	85 - 300	None	1.38	1.13	.993
♦ 700-MAX6315US29D3T	MAX6315US29D3+T	SOT-143-4L	2.5 to 5.5	Active Low/Open Drain	1 to >1s	None	2.40	1.81	1.57
♦ 700-MAX6315US44D2T	MAX6315US44D2+T	SOT-4	2.5 to 5.5	Active Low, Open Drain	1ms - 300	None	2.35	2.25	1.51
♦ 700-MAX6315US31D3T	MAX6315US31D3+T	SOT-143-4L	2.5 to 5.5	Active Low/Open Drain	1 to >1s	None	2.19	1.81	1.58
♦ 700-DS1831CS	DS1831CS+	SOIC-16	2.5 to 5.5	Active Low/Open Drain	15 - 1s	None	7.96	5.51	3.75
♦ 700-MAX6323AUT29T	MAX6323AUT29+T	SOT-6	2.5 to 5.5	Active Low, Push-Pull	85 - 300	WDI/WDO, Windowed	3.99	3.02	2.63
♦ 700-MAX709LCSA	MAX709LCSA+	SOIC-8	2.5 to 5.5	Active Low/Push-Pull	85 - 300	None	3.35	2.34	1.64
♦ 700-MAX811LEUST	MAX811LEUS+T	SOT-4	2.5 to 5.5	Active Low/Push-Pull	85 - 300	None	2.40	1.81	1.58
♦ 700-MAX812SEUST	MAX812SEUS+T	SOT-4	2.5 to 5.5	Active High/Push-Pull	85 - 300	None	2.40	1.81	1.57
♦ 700-MAX709MCSA	MAX709MCSA+	SOIC-8	2.5 to 5.5	Active Low/Push-Pull	85 - 300	None	3.36	2.35	1.71
♦ 700-MAX709MESA	MAX709MESA+	SOIC-8	2.5 to 5.5	Active Low/Push-Pull	85 - 300	None	4.65	3.10	2.25
♦ 700-MAX709SCSA	MAX709SCSA+	SOIC-8	2.5 to 5.5	Active Low/Push-Pull	85 - 300	None	3.36	2.35	1.71
♦ 700-MAX811MEUST	MAX811MEUS+T	SOT-143-4L	2.5 to 5.5	Active Low/Push-Pull	85 - 300	None	2.40	1.81	1.58
700-DS1233-10	DS1233-10+	TO-92	3.3 to 5.5	Active Low/Open Drain with Internal Pull-Up	250 - 450	None	1.57	1.10	.773
700-DS1233-15	DS1233-15+	TO-92	3.3 to 5.5	Active Low/Open Drain with Internal Pull-Up	250 - 450	None	1.43	1.00	.699
700-DS1233-5	DS1233-5+	TO-92	3.3 to 5.5	Active Low/Open Drain with Internal Pull-Up	250 - 450	None	1.57	1.10	.773
♦ 700-DS1233Z-10	DS1233Z-10+	SOT-223	3.3 to 5.5	Active Low/Open Drain with Internal Pull-Up	250 - 450	None	2.76	1.94	1.35
♦ 700-DS1233Z-15	DS1233Z-15+	SOT-223	3.3 to 5.5	Active Low/Open Drain with Internal Pull-Up	250 - 450	None	2.77	1.95	1.35
♦ 700-DS1233Z-5	DS1233Z-5+	SOT-223	3.3 to 5.5	Active Low/Open Drain with Internal Pull-Up	250 - 450	None	2.58	1.81	1.26
700-DS1833-10	DS1833-10+	TO-92	3.3 to 5.5	Active High/Open Drain with Internal Pull-Up	250 - 450	None	2.17	1.53	1.06
700-DS1833-5	DS1833-5+	TO-92	3.3 to 5.5	Active High/Open Drain with Internal Pull-Up	250 - 450	None	2.16	1.52	1.06
♦ 700-DS1833Z-10	DS1833Z-10+	SOT-223	3.3 to 5.5	Active High/Open Drain with Internal Pull-Up	250 - 450	None	3.80	2.65	1.86
700-DS1233-5T&R	DS1233-5+T&R	TO-92-3	3.3 to 5.5	Active Low/Open Drain/with Internal Pull-Up	250 - 450	None	1.77	1.66	.888
700-DS1233A-10T&R	DS1233A-10+T&R	TO-92-3	3.3 to 5.5	Active Low/Open Drain/with Internal Pull-Up	250 - 450	None	1.77	1.66	.888
700-DS1233M-5	DS1233M-5+	TO-92	3.3 to 5.5	Active Low/Open Drain with Internal Pull-Up	300 - 1000	None	1.57	1.10	.773
700-DS1233M-55	DS1233M-55+	TO-92	3.3 to 5.5	Active Low/Open Drain with Internal Pull-Up	300 - 1000	None	1.57	1.10	.773
♦ 700-DS1233MS-5	DS1233MS-5+	SOIC-8	3.3 to 5.5	Active Low/Open Drain with Internal Pull-Up	300 - 1000	None	3.32	2.32	1.62
♦ 700-DS1231S-20	DS1231S-20+	SOIC-16W	3.3 to 5.5	Active Low/Open Drain	85 - 300	None	12.17	8.54	5.93
700-DS1233D-10	DS1233D-10+	TO-92	3.3 to 5.5	Active Low/Open Drain with Internal Pull-Up	85 - 300	None	1.54	1.07	.773
700-DS1233D-10T&R	DS1233D-10+T&R	TO-92	3.3 to 5.5	Active Low/Open Drain with Internal Pull-Up	85 - 300	None	1.59	1.20	1.05
700-DS1233D-5	DS1233D-5+	TO-92	3.3 to 5.5	Active Low/Open Drain with Internal Pull-Up	85 - 300	None	1.57	1.10	.773
♦ 700-DS1233DZ-10	DS1233DZ-10+	SOT-223	3.3 to 5.5	Active Low/Open Drain with Internal Pull-Up	85 - 300	None	2.58	1.81	1.26
♦ 700-DS1233DZ-15	DS1233DZ-15+	SOT-223	3.3 to 5.5	Active Low/Open Drain with Internal Pull-Up	85 - 300	None	2.58	1.81	1.26

© Copyright 2013 Mouser Electronics

© Copyright 2013 Mouser Electronics

MAXIM INTEGRATED Power Management ICs

maxim integrated™

RoHS Compliant This product is RoHS compliant.

MONITORED VOLTAGE SUPERVISORS (CONT.)

♦ Surface Mount Device

For quantities greater than listed, call for quote.

PRODUCT NEW

MOUSER STOCK NO.	Maxim Integrated Part No.	Package	Reset Threshold (V)	Reset Out	t_{RESET} (Min.) (ms)	Watchdog Feature	Price Each 1	25	100
♦ 700-DS1233DZ-5	DS1233DZ-5+	SOT-223	3.3 to 5.5	Active Low/Open Drain with Internal Pull-Up	85 - 300	None	2.59	1.82	1.32
♦ 700-DS1707ESA	DS1707ESA+	SOIC-8	3.3 to 5.5	Active High, Active Low/Push-Pull	85 - 300	None	2.33	1.64	1.14
♦ 700-DS1707EUA	DS1707EUA+	µMAX-8	3.3 to 5.5	Active High, Active Low/Push-Pull	85 - 300	None	3.47	2.31	1.68
♦ 700-DS1708ESA	DS1708ESA+	SOIC-8	3.3 to 5.5	Active High, Active Low/Push-Pull	85 - 300	None	2.58	1.81	1.26
700-DS1810-10	DS1810-10+	TO-92	3.3 to 5.5	Active Low/Push-Pull	85 - 300	None	1.28	.893	.624
700-DS1810-5T&R	DS1810-5+T&R	TO-92	3.3 to 5.5	Active Low/Push-Pull	85 - 300	None	1.31	.982	.859
700-DS1811-10	DS1811-10+	TO-92	3.3 to 5.5	Active Low/Open Drain	85 - 300	None	1.25	.865	.587
700-DS1811-10T&R	DS1811-10+T&R	TO-92	3.3 to 5.5	Active Low/Open Drain	85 - 300	None	1.07	.808	.706
700-DS1811-15T&R	DS1811-15+T&R	TO-92	3.3 to 5.5	Active Low/Open Drain	85 - 300	None	1.31	.982	.859
700-DS1811-5T&R	DS1811-5+T&R	TO-92	3.3 to 5.5	Active Low/Open Drain	85 - 300	None	1.32	.992	.868
♦ 700-DS1811R-10T&R	DS1811R-10+T&R	SOT-23-3	3.3 to 5.5	Active Low/Open Drain	85 - 300	None	.79	.655	.574
♦ 700-DS1811R-5T&R	DS1811R-5+T&R	SOT-23-3	3.3 to 5.5	Active Low/Open Drain	85 - 300	None	1.12	.849	.742
700-DS1812-10T&R	DS1812-10+T&R	TO-92	3.3 to 5.5	Active High/Push-Pull	85 - 300	None	1.31	.982	.859
700-DS1812-5T&R	DS1812-5+T&R	TO-92	3.3 to 5.5	Active High/Push-Pull	85 - 300	None	1.31	.982	.859
700-DS1813-10T&R	DS1813-10+T&R	TO-92	3.3 to 5.5	Active Low/Open Drain	85 - 300	None	1.31	.982	.859
700-DS1813-5T&R	DS1813-5+T&R	TO-92	3.3 to 5.5	Active Low/Open Drain	85 - 300	None	1.31	.982	.859
♦ 700-DS1813R-5T&R	DS1813R-5+T&R	SOT-23-3	3.3 to 5.5	Active Low/Open Drain	85 - 300	None	.87	.655	.574
♦ 700-DS1814CR-10T&R	DS1814CR-10+T&R	SOT-23-5	3.3 to 5.5	Active High, Active Low/Push-Pull	85 - 300	None	1.51	1.13	.993
♦ 700-DS1834AS	DS1834AS+	SOIC-8	3.3 to 5.5	Active Low/Open Drain	85 - 300	None	2.76	1.94	1.35
♦ 700-DS1834AU	DS1834AU+	µMAX-8	3.3 to 5.5	Active Low/Open Drain	85 - 300	None	2.97	2.01	1.37
♦ 700-DS1834S	DS1834S+	SOIC-8	3.3 to 5.5	Active Low/Open Drain	85 - 300	None	2.77	1.95	1.35
♦ 700-MAX702CSA	MAX702CSA+	SOIC-8	3.3 to 5.5	Active Low/Push-Pull	85 - 300	None	6.10	4.28	3.03
700-MAX707CPA	MAX707CPA+	PDIP-8	3.3 to 5.5	Active High, Active Low/Push-Pull	85 - 300	None	5.74	4.01	2.81
♦ 700-MAX707CSA	MAX707CSA+	SOIC-8	3.3 to 5.5	Active High, Active Low/Push-Pull	85 - 300	None	5.74	4.01	2.81
♦ 700-MAX707ESA	MAX707ESA+	SOIC-8	3.3 to 5.5	Active High, Active Low/Push-Pull	85 - 300	None	7.44	5.21	3.64
♦ 700-MAX707ESAT	MAX707ESA+T	SOIC-8	3.3 to 5.5	Active High, Active Low, Push-Pull	85 - 300	None	7.15	4.79	3.87
700-MAX708CPA	MAX708CPA+	PDIP-8	3.3 to 5.5	Active High, Active Low/Push-Pull	85 - 300	None	5.76	4.03	2.93
♦ 700-MAX708CSA	MAX708CSA+	SOIC-8	3.3 to 5.5	Active High, Active Low/Push-Pull	85 - 300	None	5.74	4.01	2.81
♦ 700-MAX708ESA	MAX708ESA+	SOIC-8	3.3 to 5.5	Active High, Active Low/Push-Pull	85 - 300	None	7.44	5.21	3.64
700-MAX813LCPA	MAX813LCPA+	PDIP-8	3.3 to 5.5	Active High/Push-Pull	85 - 300	None	4.07	2.85	1.99
♦ 700-MAX813LCSA	MAX813LCSA+	SOIC-8	3.3 to 5.5	Active High/Push-Pull	85 - 300	None	4.08	2.86	1.99
700-MAX813LEPA	MAX813LEPA+	PDIP-8	3.3 to 5.5	Active High/Push-Pull	85 - 300	None	5.26	3.69	2.57
♦ 700-MAX8215CSD	MAX8215CSD+	SOIC-14	3.3 to 5.5	Active High, Active Low/Open Drain	85 - 300	None	5.80	4.07	2.84
♦ 700-MAX8215ESD	MAX8215ESD+	SOIC-14	3.3 to 5.5	Active High, Active Low/Open Drain	85 - 300	None	7.53	5.28	3.68
♦ 700-MAX8216CSD	MAX8216CSD+	SOIC-14	3.3 to 5.5	Active High, Active Low/Open Drain	85 - 300	None	5.80	4.07	2.84
♦ 700-MAX8216ESD	MAX8216ESD+	SOIC-14	3.3 to 5.5	Active High, Active Low/Open Drain	85 - 300	None	7.56	5.29	3.76
700-DS1231-20	DS1231-20+	PDIP-8	3.3 to 5.5	Active Low/Open Drain	85 - 300	None	9.99	6.99	4.89
700-DS1231-35	DS1231-35+	PDIP-8	3.3 to 5.5	Active Low/Open Drain	85 - 300	None	9.99	6.99	4.89
♦ 700-MAX6346UR46T	MAX6346UR46+T	SOT-23-3L	3.3 to 5.5	Active Low/Push-Pull	85 - 300	None	2.63	1.99	1.73
♦ 700-MAX698EWE	MAX698EWE+	SOIC-16W	3.3 to 5.5	Active High/Active Low/Open Drain/Push-Pull	85 - 300	None	6.10	4.28	3.10
700-MAX702CPA	MAX702CPA+	PDIP-8	3.3 to 5.5	Active Low/Push-Pull	85 - 300	None	6.10	4.28	3.10
700-MAX707EPA	MAX707EPA+	PDIP-8	3.3 to 5.5	Active High/Active Low/Push-Pull	85 - 300	None	7.46	5.24	3.64
700-MAX8215EPD	MAX8215EPD+	PDIP-14	3.3 to 5.5	Active High/Active Low/Open Drain	85 - 300	None	7.96	5.31	3.84
700-MAX8216CPD	MAX8216CPD+	PDIP-14	3.3 to 5.5	Active High/Active Low/Open Drain	85 - 300	None	6.12	4.08	2.96
700-DS1707EPA	DS1707EPA+	DIP-8	3.3 to 5.5	Active High/Active Low/Push-Pull	85 - 300	None	2.58	1.81	1.26
♦ 700-DS1708SEUA	DS1708SEUA+	µSOP-8	3.3 to 5.5	Active High/Active Low/Push-Pull	85 - 300	None	3.21	2.23	1.61
700-DS1811-5+	DS1811-5+	TO-92-3	3.3 to 5.5	Active Low/Open Drain	85 - 300	None	1.25	.865	.587
700-DS1813-10+	DS1813-10+	TO-92-3	3.3 to 5.5	Active Low/Open Drain	85 - 300	None	1.25	.865	.624
700-DS1813-15+	DS1813-15+	TO-92-3	3.3 to 5.5	Active Low/Open Drain	85 - 300	None	1.35	.899	.653
♦ 700-MAX16061ATP	MAX16061ATP+	TQFN-20	0 to 5.5	Active Low/Open Drain/with Internal Pull-Up	adj.	None/WDI	17.79	12.49	9.03
♦ 700-MAX16061ETP	MAX16061ETP+	TQFN-20	0 to 5.5	Active Low/Open Drain/with Internal Pull-Up	adj.	None/WDI	17.79	12.49	8.84
♦ 700-MAX16002BTC	MAX16002BTC+	TQFN-12	0 to 5.5	Active Low/Open Drain/with Internal Pull-Up	adj.	WDI	9.04	6.02	4.37
♦ 700-MAX16002DTC	MAX16002DTC+	TQFN-12	0 to 5.5	Active Low/Open Drain/with Internal Pull-Up	adj.	WDI	8.59	6.02	4.37
♦ 700-MAX16004CTP	MAX16004CTP+	TQFN-20	0 to 5.5	Active Low/Open Drain/with Internal Pull-Up	adj.	WDI	11.29	7.93	5.75
♦ 700-MAX16060ATE	MAX16060ATE+	TQFN-16	0 to 5.5	Active Low/Open Drain/with Internal Pull-Up	adj.	WDI	14.28	10.02	7.27
♦ 700-MAX16060ETE	MAX16060ETE+	TQFN-16	0 to 5.5	Active Low/Open Drain/with Internal Pull-Up	adj.	WDI	14.27	9.98	7.09
♦ 700-MAX823MEUKT	MAX823MEUK+T	SOT-23-5L	1.8 to 5.5	Active Low/Push-Pull	85 - 300	WDI	3.18	2.40	2.08
♦ 700-MAX824LEUKT	MAX824LEUK+T	SOT-23-5L	1.8 to 5.5	Active High/Active Low/Push-Pull	85 - 300	WDI	2.91	2.40	2.10
♦ 700-MAX6316LUK29CYT	MAX6316LUK29CY+T	SOT-23-5L	2.5 to 5.5	Active Low/Push-Pull	1 - >1s	WDI	3.07	2.31	2.01
700-DS1232	DS1232+	PDIP-8	3.3 to 5.5	Active High/Open Drain/Active Low/Push-Pull	85 - 300	WDI	2.40	1.68	1.18
700-DS1232LP	DS1232LP+	PDIP-8	3.3 to 5.5	Active High/Open Drain/Active Low/Push-Pull	85 - 300	WDI	2.58	1.81	1.26
700-DS1232LPN	DS1232LPN+	PDIP-8	3.3 to 5.5	Active High/Open Drain/Active Low/Push-Pull	85 - 300	WDI	2.97	2.09	1.46
♦ 700-DS1232LPS	DS1232LPS+	SOIC-8	3.3 to 5.5	Active High/Open Drain/Active Low/Push-Pull	85 - 300	WDI	3.16	2.21	1.54
♦ 700-DS1232LPS-2	DS1232LPS-2+	SOIC-8	3.3 to 5.5	Active High/Open Drain/Active Low/Push-Pull	85 - 300	WDI	2.58	1.81	1.26
♦ 700-DS1232LPSN-2	DS1232LPSN-2+	SOIC-16W	3.3 to 5.5	Active High/Open Drain/Active Low/Push-Pull	85 - 300	WDI	2.97	2.09	1.46
700-DS1232N	DS1232N+	PDIP-8	3.3 to 5.5	Active High/Open Drain/Active Low/Push-Pull	85 - 300	WDI	2.97	2.09	1.46
♦ 700-DS1232S	DS1232S+	SOIC-16W	3.3 to 5.5	Active High/Open Drain/Active Low/Push-Pull	85 - 300	WDI	3.16	2.21	1.54
♦ 700-DS1232SN	DS1232SN+	SOIC-16W	3.3 to 5.5	Active High/Open Drain/Active Low/Push-Pull	85 - 300	WDI	3.65	2.56	1.79
700-MAX1232CPA	MAX1232CPA+	PDIP-8	3.3 to 5.5	Active High, Active Low/Open Drain	85 - 300	WDI	4.13	2.89	2.02
♦ 700-MAX1232CSA	MAX1232CSA+	SOIC-8	3.3 to 5.5	Active High, Active Low/Open Drain	85 - 300	WDI	4.13	2.89	2.02
700-MAX1232EPA	MAX1232EPA+	PDIP-8	3.3 to 5.5	Active High, Active Low/Open Drain	85 - 300	WDI	5.17	3.63	2.57
♦ 700-MAX1232ESA	MAX1232ESA+	SOIC-8	3.3 to 5.5	Active High, Active Low/Open Drain	85 - 300	WDI	5.36	3.76	2.61
♦ 700-MAX1232CSAT	MAX1232CSA+T	SOIC-8	3.3 to 5.5	Active High/Active Low/Open Drain	85 - 300	WDI	3.99	2.69	2.14
♦ 700-DS1814AR-10+T&R	DS1814AR-10+T&R	SOT-23-5L	3.3 to 5.5	Active Low/Push-Pull	85 - 300	WDI	1.38	1.13	.993
♦ 700-DS1814BR-10T&R	DS1814BR-10+T&R	SOT-23-5L	3.3 to 5.5	Active High/Active Low/Push-Pull	85 - 300	WDI	1.51	1.13	.993
♦ 700-DS1819AR-10T&R	DS1819AR-10+T&R	SOT-23-5L	3.3 to 5.5	Active Low/Push-Pull	85 - 300	WDI	1.33	1.00	.874
♦ 700-DS1706SESA	DS1706SESA+	SOIC-8	2.5 to 3.3	Active Low/Push-Pull	85 - 300	WDI/WDO	2.58	1.81	1.26
♦ 700-DS1706TESA	DS1706TESA+	SOIC-8	2.5 to 3.3	Active Low/Push-Pull	85 - 300	WDI/WDO	2.58	1.81	1.26
♦ 700-DS1831AS	DS1831AS+	SOIC-16	2.5 to 3.3	Active Low/Open Drain	85 - 300	WDI/WDO	8.13	5.70	3.98
♦ 700-DS1831S	DS1831S+	SOIC-16	2.5 to 3.3	Active Low/Open Drain	85 - 300	WDI/WDO	8.13	5.70	3.98
♦ 700-MAX706RCSA	MAX706RCSA+	SOIC-8	2.5 to 3.3	Active Low/Push-Pull	85 - 300	WDI/WDO	6.93	4.87	3.45
♦ 700-MAX706RESA	MAX706RESA+	SOIC-8	2.5 to 3.3	Active Low/Push-Pull	85 - 300	WDI/WDO	8.99	6.30	4.40
♦ 700-MAX706SCSA	MAX706SCSA+	SOIC-8	2.5 to 3.3	Active Low/Push-Pull	85 - 300	WDI/WDO	6.90	4.84	3.37
♦ 700-MAX706SESA	MAX706SESA+	SOIC-8	2.5 to 3.3	Active Low/Push-Pull	85 - 300	WDI/WDO	9.00	6.30	4.40
♦ 700-MAX706TCSA	MAX706TCSA+	SOIC-8	2.5 to 3.3	Active Low/Push-Pull	85 - 300	WDI/WDO	6.90	4.84	3.37
♦ 700-MAX706TCUA	MAX706TCUA+	µMAX-8	2.5 to 3.3	Active Low/Push-Pull	85 - 300	WDI/WDO	7.86	5.51	3.62
♦ 700-MAX706TESA	MAX706TESA+	SOIC-8	2.5 to 3.3	Active Low/Push-Pull	85 - 300	WDI/WDO	9.03	6.33	4.40
♦ 700-MAX706TEUA	MAX706TEUA+	µMAX-8	2.5 to 3.3	Active Low/Push-Pull	85 - 300	WDI/WDO	8.99	6.30	4.40
♦ 700-MAX706ASESA	MAX706ASESA+	SOIC-8	2.5 to 3.3	Active High/Push-Pull	85 - 300	WDI/WDO	8.99	6.30	4.40
♦ 700-MAX815TESA	MAX815TESA+	SOIC-8	2.5 to 5.5	Active High/Push-Pull	85 - 300	WDI/WDO	18.98	13.30	9.29
700-DS1705EPA	DS1705EPA+	PDIP-8	3.3 to 5.5	Active Low/Push-Pull	85 - 300	WDI/WDO	2.58	1.81	1.26
♦ 700-DS1705ESA	DS1705ESA+	SOIC-8	3.3 to 5.5	Active Low/Push-Pull	85 - 300	WDI/WDO	2.58	1.81	1.26
♦ 700-DS1706ESA	DS1706ESA+	SOIC-8	3.3 to 5.5	Active Low/Push-Pull	85 - 300	WDI/WDO	2.58	1.81	1.26
♦ 700-DS1706LESA	DS1706LESA+	SOIC-8	3.3 to 5.5	Active Low/Push-Pull	85 - 300	WDI/WDO	2.59	1.82	1.32
700-MAX699CPA	MAX699CPA+	PDIP-8	3.3 to 5.5	Active High and Low/Open Drain and Push-Pull	85 - 300	WDI/WDO	5.77	4.03	2.82
700-MAX705CPA	MAX705CPA+	PDIP-8	3.3 to 5.5	Active Low/Push-Pull	85 - 300	WDI/WDO	6.39	4.47	3.12
♦ 700-MAX705CSA	MAX705CSA+	SOIC-8	3.3 to 5.5	Active Low/Push-Pull	85 - 300	WDI/WDO	6.39	4.47	3.12

© Copyright 2013 Mouser Electronics
© Copyright 2013 Mouser Electronics

MAXIM INTEGRATED Power Management ICs

RoHS Compliant This product is RoHS compliant.

maxim integrated™

MONITORED VOLTAGE SUPERVISORS (CONT.)

◆Surface Mount Device

For quantities greater than listed, call for quote.

MOUSER STOCK NO.	Maxim Integrated Part No.	Package	Reset Threshold (V)	Reset Out	t_{RESET} (Min.) (ms)	Watchdog Feature	Price Each 1	25	100
◆ 700-MAX705ESA	MAX705ESA+	SOIC-8	3.3 to 5.5	Active Low/Push-Pull	85 to 300	WDI/WDO	8.30	5.82	4.06
700-MAX706CPA	MAX706CPA+	PDIP-8	3.3 to 5.5	Active Low/Push-Pull	85 to 300	WDI/WDO	6.39	4.47	3.12
◆ 700-MAX706CSA	MAX706CSA+	SOIC-8	3.3 to 5.5	Active Low/Push-Pull	85 to 300	WDI/WDO	6.39	4.47	3.12
◆ 700-MAX706ESA	MAX706ESA+	SOIC-8	3.3 to 5.5	Active Low/Push-Pull	85 to 300	WDI/WDO	8.34	5.85	4.06
◆ 700-MAX699CWE	MAX699CWE+	SOIC-16W	3.3 to 5.5	Active High/Active Low/Open Drain/Push-Pull	85 to 300	WDI/WDO	6.25	4.39	3.18
700-MAX705EPA	MAX705EPA+	PDIP-8	3.3 to 5.5	Active Low/Push-Pull	85 to 300	WDI/WDO	8.34	5.85	4.06
◆ 700-MAX705EUA	MAX705EUA+	µMAX-8	3.3 to 5.5	Active Low/Push-Pull	85 to 300	WDI/WDO	8.11	5.62	3.81
◆ 700-MAX16062ATG	MAX16062ATG+	TNQFN-24	0 to 5.5	Active Low/Open Drain/with Internal Pull-Up	adj.	WDI/WDO/None	20.50	14.38	10.43
Development Tools		Description							
700-MAX6496EVKIT	MAX6496EVKIT+	Evaluation kit for MAX6496					149.30	-	-

CURRENT LIMIT SWITCHES

◆Surface Mount Device

For quantities greater than listed, call for quote.

MOUSER STOCK NO.	Maxim Integrated Part No.	Package	I_{LOAD} (A) (Max.)	Current Limit Accuracy (%)	Lowest Adj. Setting (A)	R_{ON} (Ω) (Typ)	Operating Voltage Range (V)	Indicator Output(s)	Over-Current Response	Price Each 1	25	100
◆ 700-MAX890LESA	MAX890LESA+	SOIC-8	1	15	0.32	0.075	2.7 to 5.5	Dault	Current Reg.	3.40	2.39	1.67
◆ 700-MAX16946GTE/V+	MAX16946GTE/V+	TQFN-16	0.5	-	-	-	4.5 to 18	Fault	Current Reg.	3.75	2.59	1.86
◆ 700-MAX8586ETA/VT	MAX8586ETA/V+T	TDFN-EP-8	1200	14	0.5	0.055	2.7/5.5	-	-	2.31	2.17	1.12

SIGNAL LINE PROTECTORS

◆Surface Mount Device

For quantities greater than listed, call for quote.

MOUSER STOCK NO.	Maxim Integrated Part No.	Package	Functions	Signal Path Leakage	ΔR_{on}	Features	Supply Voltage (V)	R_{on} (W)	Fault Protection (±V)	Price Each 1	25	100
◆ 700-MAX4506ESA	MAX4506ESA+	SOICN-8	3-line	20	10	Auto Protection	9-36	100	40	6.35	4.45	3.22

CHARGE PUMPS

◆Surface Mount Device

For quantities greater than listed, call for quote.

MOUSER STOCK NO.	Maxim Integrated Part No.	Package	V_{IN} (V) Min.	V_{IN} (V) Max.	Unadj. V_{OUT} (V)	Adj. V_{OUT} (Min/Max) (V)	I_{OUT} (Typ.) (A)	ICC (Max.) (mA)	Operating Freq. (kHz)	Price Each 1	25	100
700-MAX660CPA	MAX660CPA+	PDIP-8	1.2	5.5	2xVIN/-VIN	---/---	0.1	0.5	80	7.96	5.57	3.89
◆ 700-MAX660ESA	MAX660ESA+	SOIC-8	1.2	5.5	2xVIN/-VIN	---/---	0.1	0.5	80	10.87	7.62	5.32
700-MAX828EUKT	MAX828EUK+T	SOT-5	1.5	5.5	-VIN	---/---	0.025	0.09	12	5.50	4.15	3.20
◆ 700-MAX829EUKT	MAX829EUK+T	SOT-5	1.5	5.5	-VIN	---/---	0.025	0.26	35	5.50	4.15	3.63
◆ 700-MAX860ESA	MAX860ESA+	SOIC-8	1.5	5.5	2xVIN/-VIN	---/---	0.05	0.3	130	3.26	2.29	1.63
◆ 700-MAX860ISA	MAX860ISA+	SOIC-8	1.5	5.5	2xVIN/-VIN	---/---	0.05	0.3	130	4.28	3.00	2.10
◆ 700-MAX860IUA	MAX860IUA+	µMAX-8	1.5	5.5	2xVIN/-VIN	---/---	0.05	0.3	130	3.14	2.19	1.53
◆ 700-MAX861ESA	MAX861ESA+	SOIC-8	1.5	5.5	2xVIN/-VIN	---/---	0.05	0.4	250	5.98	4.19	2.93
◆ 700-MAX861ISA	MAX861ISA+	SOIC-8	1.5	5.5	2xVIN/-VIN	---/---	0.05	0.4	250	3.02	2.11	1.50
700-ICL7660CPA	ICL7660CPA+	PDIP-8	1.5	10	2xVIN/-VIN	---/---	0.02	0.175	10	2.97	2.09	1.46
◆ 700-ICL7660CSA	ICL7660CSA+	SOIC-8	1.5	10	2xVIN/-VIN	---/---	0.02	0.175	10	3.28	2.30	1.61
700-ICL7660EPA	ICL7660EPA+	PDIP-8	1.5	10	2xVIN/-VIN	---/---	0.02	0.175	10	5.07	3.55	2.48
◆ 700-ICL7660ESA	ICL7660ESA+	SOIC-8	1.5	10	2xVIN/-VIN	---/---	0.02	0.175	10	4.71	3.30	2.30
700-MAX1044CPA	MAX1044CPA+	PDIP-8	1.5	10	+2xVIN/-VIN	---/---	0.02	0.2	20	3.07	2.15	1.50
◆ 700-MAX1044CSA	MAX1044CSA+	SOIC-8	1.5	10	+2xVIN/-VIN	---/---	0.02	0.2	20	3.75	2.62	1.83
◆ 700-MAX1044ESA	MAX1044ESA+	SOIC-8	1.5	10	+2xVIN/-VIN	---/---	0.02	0.2	20	4.67	3.26	2.32
◆ 700-MAX864EEE	MAX864EEE+	QSOP-16	1.75	6	±2xVIN	---/---	0.035	1	185	4.01	2.80	1.96
◆ 700-MAX865EUA	MAX865EUA+	µMAX-8	1.75	6	±2xVIN	---/---	0.018	1.05	24	3.47	2.43	1.69
◆ 700-MAX1595EUA33	MAX1595EUA33+	µMAX-8	1.8	5.5	3.3/5	---/---	0.125	0.22	1000	4.12	2.89	2.04
◆ 700-MAX1595EUA50	MAX1595EUA50+	µMAX-8	1.8	5.5	3.3/5	---/---	0.125	0.22	1000	4.11	2.87	2.01
◆ 700-MAX868EUB	MAX868EUB+	µMAX-10	1.8	5.5	2xVIN	2xVIN/0	0.03	0.18	450	3.75	2.62	1.83
700-MAX619CPA	MAX619CPA+	PDIP-8	2	3.6	5	---/---	0.05	0.17	500	4.53	3.02	2.14
◆ 700-MAX1673ESA	MAX1673ESA+	SOIC-8	2	5.5	-VIN	-VIN/0	0.125	16	350	5.22	3.66	2.56
◆ 700-MAX1680ESA	MAX1680ESA+	SOIC-8	2	5.5	+2xVIN/-VIN	---/---	0.125	4.5	250	6.11	4.28	2.99
700-MAX680CPA	MAX680CPA+	PDIP-8	2	6	+2xVIN/-2xVIN	---/---	0.01	2	8	5.14	3.60	2.51
◆ 700-MAX680CSA	MAX680CSA+	SOIC-8	2	6	+2xVIN/-2xVIN	---/---	0.01	2	8	5.62	3.94	2.75
700-MAX680EPA	MAX680EPA+	PDIP-8	2	6	+2xVIN/-2xVIN	---/---	0.01	2	8	7.04	4.93	3.45
◆ 700-MAX680ESA	MAX680ESA+	SOIC-8	2	6	+2xVIN/-2xVIN	---/---	0.01	2	8	7.78	5.45	3.81
◆ 700-MAX881REUB	MAX881REUB+	µMAX-10	2.5	5.5	-VIN - 0.6	-VIN-0.6/-0.5	0.01	0.95	100	4.95	3.47	2.42
◆ 700-MAX840ISA	MAX840ISA+	SOIC-8	2.5	10	-VIN-0.6	-0.5	0.01	1.3	100	4.68	3.27	2.29
◆ 700-MAX1730EUB	MAX1730EUB+	µMAX-10	2.7	5.5	1.8/1.9	---/---	0.05	0.15	2000	4.11	2.74	1.94
◆ 700-MAX682ESA	MAX682ESA+	SOIC-8	2.7	5.5	-2xVIN	---/---	0.25	0.18	1000	6.62	4.63	3.24
◆ 700-MAX889RESA	MAX889RESA+	SOIC-8	2.7	5.5	-VIN	-VIN/-2.5	0.2	7	500	5.75	4.02	2.81
◆ 700-MAX889SESA	MAX889SESA+	SOIC-8	2.7	5.5	-VIN	-VIN/-2.5	0.2	12	1000	5.75	4.02	2.81
◆ 700-MAX889TESA	MAX889TESA+	SOIC-8	2.7	5.5	-VIN	-VIN/-2.5	0.2	22	2000	5.75	4.02	2.81
◆ 700-MAX1681ESA	MAX1681ESA+	SOIC-8	3	5.5	2xVIN/-VIN	---/---	0.125	17	1000	6.11	4.28	2.99
700-MAX662ACPA	MAX662ACPA+	PDIP-8	4.5	5.5	12	---/---	0.02	0.6	10	5.50	3.85	2.69
◆ 700-MAX662ACSA	MAX662ACSA+	SOIC-8	4.5	5.5	12	---/---	0.02	0.6	10	5.62	3.94	2.75
◆ 700-MAX662AESA	MAX662AESA+	SOIC-8	4.5	5.5	12	---/---	0.02	0.6	10	7.78	5.45	3.81
◆ 700-MAX850ESA	MAX850ESA+	SOIC-8	4.5	10	-4.1	-VIN-0.6/-0.5	0.005	3	100	5.77	4.04	2.87
◆ 700-ICL7662CBA	ICL7662CBA+	SOIC-8	4.5	20	2xVIN/-VIN	---/---	0.02	0.6	10	4.31	3.02	2.11
◆ 700-ICL7662CBD	ICL7662CBD+	SOIC-14	4.5	20	2xVIN/-VIN	---/---	0.02	0.6	10	4.31	3.02	2.11
700-ICL7662CPA	ICL7662CPA+	PDIP-8	4.5	20	2xVIN/-VIN	---/---	0.02	0.6	10	3.92	2.74	1.92
◆ 700-ICL7662EBA	ICL7662EBA+	SOIC-8	4.5	20	2xVIN/-VIN	---/---	0.02	0.6	10	5.40	3.79	2.64
◆ 700-ICL7662EBD	ICL7662EBD+	SOIC-14	4.5	20	2xVIN/-VIN	---/---	0.02	0.6	10	5.40	3.79	2.64
700-ICL7662EPA	ICL7662EPA+	PDIP-8	4.5	20	2xVIN/-VIN	---/---	0.02	0.6	10	5.19	3.64	2.55
◆ 700-SI7661CSA	SI7661CSA+	SOIC-8	4.5	20	-VIN	-2.5	0.02	0.6	10	5.65	3.96	2.76
Development Tools		Description										
700-MAX8686EVKIT+	MAX8686EVKIT+	Eval Kit for MAX8686								81.86	-	-

DC/DC SWITCHING REGULATORS

◆Surface Mount Device

For quantities greater than listed, call for quote.

MOUSER STOCK NO.	Maxim Integrated Part No.	Package	V_{IN} (V) Min.	V_{IN} (V) Max.	V_{OUT} (V) Min.	V_{OUT} (V) Max.	I_{OUT} (Max.) (A)	I_{CC} (Max.) (mA)	Operating Freq. (kHz)	Price Each 1	25	100
Inverting												
◆ 700-MAX1620EEE	MAX1620EEE+	QSOP-16	1.8	20	-	-	0.07	0.25	300	3.07	2.91	2.75
700-MAX637ACPA	MAX637ACPA+	PDIP-8	2.3	16.5	-14.25	-15.75	-	-	50	7.86	5.51	3.85
◆ 700-MAX637ACSA	MAX637ACSA+	SOIC-8	2.3	16.5	-14.25	-15.75	-	-	50	8.14	5.70	3.98
700-MAX636ACPA	MAX636ACPA+	PDIP-8	2.3	16.5	-11.4	-12.6	-	-	50	6.86	4.80	3.41
700-MAX635ACPA	MAX635ACPA+	PDIP-8	2.3	16.5	-4.75	-5.25	-	-	50	6.84	4.78	3.35
◆ 700-MAX635AEPA	MAX635AEPA+	SOIC-8	2.3	16.5	-4.75	-5.25	-	-	50	10.64	7.36	5.00
700-MAX634CPA	MAX634CPA+	PDIP-8	2.3	16.5	0	-18	0.15	0.15	75	7.47	5.23	3.66
700-MAX638ACPA	MAX638ACPA+	PDIP-8	2.3	16.5	1.25	16	0.075	0.6	65	6.84	4.78	3.35
◆ 700-MAX638ACSA	MAX638ACSA+	SOIC-8	2.3	16.5	1.25	16	0.075	0.6	65	8.14	5.70	3.98
◆ 700-MAX629ESA	MAX629ESA+	SOIC-8	2.7	5.5	-	-	0.5	0.08	300	8.44	5.92	4.13
◆ 700-MAX1847EEE	MAX1847EEE+	QSOP-16	3	16.5	-2	-200	5	0.008	500	6.75	4.72	3.30

© Copyright 2013 Mouser Electronics

© Copyright 2013 Mouser Electronics

MAXIM INTEGRATED Power Management ICs

maxim integrated™

RoHS Compliant This product is RoHS compliant.

DC/DC SWITCHING REGULATORS (CONT.)

NEW PRODUCT

◆Surface Mount Device

For quantities greater than listed, call for quote.

MOUSER STOCK NO.	Maxim integrated Part No.	Package	V_{IN} (V)		V_{OUT} (V)		I_{OUT} (Max.) (A)	I_{CC} (Max.) (mA)	Operating Freq. (kHz)	Price Each		
			Min.	Max.	Min.	Max.				1	25	100
Inverting												
◆ 700-MAX764ESA	MAX764ESA+	SOIC-8	3	16.5	-1	-16	0.26	0.12	300	10.08	7.06	4.93
700-MAX765CPA	MAX765CPA+	PDIP-8	3	16.5	-1	-16	0.12	0.12	300	6.87	4.80	3.36
◆ 700-MAX765CSA	MAX765CSA+	SOIC-8	3	16.5	-1	-16	0.12	0.12	300	6.99	4.89	3.41
◆ 700-MAX765ESA	MAX765ESA+	SOIC-8	3	16.5	-1	-16	0.12	0.12	300	10.08	7.06	4.93
◆ 700-MAX774CSA	MAX774CSA+	SOIC-8	3	16.5	0	-100	1	0.1	300	6.47	4.54	3.17
◆ 700-MAX774ESA	MAX774ESA+	SOIC-8	3	16.5	0	-100	1	0.1	300	9.48	6.63	4.63
◆ 700-MAX634ESA	MAX634ESA+	SO-8	2.3	16.5	0	-18	0.15	0.15	75	10.67	7.38	5.34
◆ 700-MAX755CSA	MAX755CSA+	SO-8	2.7	9	0	-6.5	0.2	3.5	160	5.74	3.97	2.87
◆ 700-MAX685EEE	MAX685EEE+	QSOP-16	2.7	5.5	2.7	24	---	---	480	10.21	7.15	5.00
700-MAX764EPA	MAX764EPA+	PDIP-8	3	16.5	-1	-16	0.26	0.12	300	9.73	6.81	4.75
700-MAX766EPA	MAX766EPA+	PDIP-8	3	16.5	-1	-16	0.1	0.12	300	9.51	6.58	4.47
◆ 700-MAX775CSA+	MAX775CSA+	SO-8	3	16.5	0	-100	1	0.1	300	6.49	4.55	3.23
◆ 700-MAX775ESA+	MAX775ESA+	SO-8	3	16.5	0	-100	1	0.1	300	9.51	6.66	4.73
700-MAX776CPA	MAX776CPA+	PDIP-8	3	16.5	0	-100	1	0.1	300	6.32	4.43	3.09
◆ 700-MAX776CSA+	MAX776CSA+	SO-8	3	16.5	0	-100	1	0.1	300	6.49	4.55	3.23
◆ 700-MAX759EWE	MAX759EWE+	SOICW-16	4	11	0	-24	0.3	4	220	11.09	7.94	5.20
◆ 700-MAX735CSA	MAX735CSA+	SOIC-8	4	6.2	-5	-5	0.2	3	160	5.86	4.11	2.87
700-MAX739CPD	MAX739CPD+	PDIP-14	4	11	-5	-5	0.3	3.5	220	7.61	5.26	3.57
◆ 700-MAX739EWE	MAX739EWE+	SO-16	4	11	-5	-5	0.3	3.5	220	11.33	7.94	5.54
Step-Down												
◆ 700-MAX1672EEE	MAX1672EEE+	QSOP-16	1.8	11	1.25	5.5	0.26	0.125	---	7.83	5.49	3.83
◆ 700-MAX8792ETDT	MAX8792ETD+T	TDFN-14	2	26	0	23	10	---	300	8.13	6.13	5.37
◆ 700-MAX1960EEP	MAX1960EEP+	QSOP-20	2.35	5.5	0.8	5	15	15	1000	6.25	4.38	3.10
◆ 700-MAX1556ETBT	MAX1556ETB+T	TDFN-EP-10	2.6	5.5	0.75	5.5	1.8-3.3	-	1000	4.23	3.19	2.79
◆ 700-MAX15021ATI	MAX15021ATI+	TQFN-28	2.5	5.5	0.6	5.5	---	6	4000	8.68	6.08	4.25
◆ 700-MAX15022ATI	MAX15022ATI+	TQFN-28	2.5	5.5	0.6	5.5	---	6	4000	9.01	6.31	4.48
◆ 700-MAX1945REUI	MAX1945REUI+	TSSOP-28	2.6	5.5	0.8	4.5	6	20	500	13.69	9.58	6.81
◆ 700-MAX8505EEE	MAX8505EEE+	QSOP-16	2.6	5.5	0.8	4.5	3	10	1000	6.69	4.68	3.27
◆ 700-MAX1951ESA	MAX1951ESA+	SOIC-8	2.6	5.5	0.8	5	2	10	1000	4.93	3.45	2.41
◆ 700-MAX1951AESA+	MAX1951AESA+	SOIC-8	2.6	5.5	0.8	5	2	10	1000	4.98	3.48	2.47
◆ 700-MAX8640YELT12T	MAX8640YELT12+T	µDFN-6	2.7	5.5	1.2	1.2	0.5	0.048	2000	5.37	3.97	3.42
◆ 700-MAX8640YEXT12T	MAX8640YEXT12+T	SC70	2.7	5.5	1.2	1.2	0.5	0.048	2000	5.65	5.32	2.73
◆ 700-MAX1973EUB	MAX1973EUB+	µMAX-10	2.6	5.5	1.25	5	0.95	7.5	1400	5.28	3.70	2.62
◆ 700-MAX1928EUB18	MAX1928EUB18+	µMAX-10	2.6	5.5	1.5	2.5	1	0.24	1000	4.53	3.02	2.14
◆ 700-MAX8640YELT18T	MAX8640YELT18+T	µDFN-6	2.7	5.5	1.8	1.8	0.5	0.048	2000	5.84	5.50	2.82
◆ 700-MAX8640YEXT18T	MAX8640YEXT18+T	SC70	2.7	5.5	1.8	1.8	0.5	0.048	2000	5.65	5.32	2.73
◆ 700-MAX8640YEXT25T	MAX8640YEXT25+T	SC70	2.7	5.5	2.5	2.5	0.5	0.048	2000	5.65	5.32	2.73
◆ 700-MAX8896EREET	MAX8896EREE+T	UCSP(R)-16	2.7	5.5	0.5	5	0.7	0.155	2000	5.30	3.99	3.50
◆ 700-MAX8546EUB	MAX8546EUB+	µMAX-10	2.7	28	0.8	23	15	1.2	300	2.94	2.07	1.44
◆ 700-MAX1775EEE	MAX1775EEE+	QSOP-16	2.7	28	1	5.5	2	0.03	1250	9.54	6.68	4.67
◆ 700-MAX1692EUB	MAX1692EUB+	µMAX-10	2.7	5.5	1.25	5.5	0.6	0.14	750	7.22	5.06	3.54
◆ 700-MAX1684EEE	MAX1684EEE+	QSOP-16	2.7	14	1.25	14	1	0.61	300	9.84	6.89	4.90
◆ 700-MAX1685EEE	MAX1685EEE+	QSOP-16	2.7	14	1.25	14	1	0.61	600	9.81	6.87	4.80
◆ 700-MAX686EEE	MAX686EEE+	QSOP-16	2.7	5.5	---	---	0.1	0.125	300	8.47	5.94	4.15
◆ 700-MAX15038ETG	MAX15038ETG+	TQFN-24	2.9	5.5	0.6	4.5	4	8	2000	10.08	7.05	4.93
◆ 700-MAX15039ETG	MAX15039ETG+	TQFN-24	2.9	5.5	0.6	4.5	≥6/≤4	8	2000	10.08	7.05	4.93
◆ 700-MAX766CSA	MAX766CSA+	SOIC-8	3	16.5	-1	-16	0.1	0.12	300	6.99	4.89	3.41
◆ 700-MAX1953EUB	MAX1953EUB+	µMAX-10	3	5.5	0.8	4.5	4	1	1000	3.16	2.21	1.54
◆ 700-MAX1644EAE	MAX1644EAE+	SSOP-16	3	5.5	1.1	5.5	2	0.36	350	11.72	8.21	5.74
◆ 700-MAX1742EEE	MAX1742EEE+	QSOP-16	3	5.5	1.1	5.5	1	0.6	1000	9.79	6.86	4.78
◆ 700-MAX1830EEE	MAX1830EEE+	QSOP-16	3	5.5	1.1	5.5	3	0.75	1000	13.21	9.26	6.46
◆ 700-MAX1831EEE	MAX1831EEE+	QSOP-16	3	5.5	1.1	5.5	3	0.75	1000	13.21	9.26	6.46
◆ 700-MAX1649CSA	MAX1649CSA+	SOIC-8	3	16	1.5	16	2.5	0.1	300	5.70	3.99	2.84
◆ 700-MAX1649ESA	MAX1649ESA+	SOIC-8	3	16	1.5	16	2.5	0.1	300	7.14	5.00	3.49
700-MAX1649CPA	MAX1649CPA+	PDIP-8	3	16	1.5	16	3	0.1	300	6.00	4.00	2.84
◆ 700-MAX1651ESA	MAX1651ESA+	SO-8	3	16	1.5	16	3	0.1	300	7.17	5.02	3.56
◆ 700-MAX1627ESAT	MAX1627ESA+T	SOIC-8	3	16.5	1.3	16	3	---	300	3.88	2.62	2.12
◆ 700-MAX1626ESA	MAX1626ESA+	SOIC-8	3	16.5	3.3	5	3	0.09	300	4.01	2.80	1.96
◆ 700-MAX1627ESA	MAX1627ESA+	SOIC-8	3	16.5	13	16	3	0.09	300	4.01	2.80	1.96
◆ 700-MAX887HESA	MAX887HESA+	SOIC-8	3.5	11	1.25	10	0.6	0.5	440	7.29	5.10	3.56
◆ 700-MAX16909RAUE/V+	MAX16909RAUE/V+	TSSOP-EP-16	3.5	36	1	10	3	3.5	1000	7.17	6.08	4.59
◆ 700-MAX16922ATPI/V+	MAX16922ATPI/V+	TQFN-20	3.7	28	1	5.5	1.2	1.2	2200	13.45	8.97	6.49
◆ 700-MAX750ACSA	MAX750ACSA+	SOIC-8	4	11	1.25	11	0.45	3	190	6.39	4.47	3.12
700-MAX758ACPA	MAX758ACPA+	PDIP-8	4	16	1.25	16	0.75	3	190	7.35	5.15	3.60
◆ 700-MAX639ESA	MAX639ESA+	SOIC-8	4	11.5	1.3	11.5	0.225	0.02	---	11.70	8.20	5.72
◆ 700-MAX640ESA	MAX640ESA+	SOIC-8	4	11.5	1.3	11.5	0.225	0.02	---	8.72	6.11	4.27
◆ 700-MAX639CSA	MAX639CSA+	SO-8	4	11.5	1.3	11.5	0.225	0.02	---	8.78	6.15	4.29
◆ 700-MAX640CSA	MAX640CSA+	SO-8	4	11.5	1.3	11.5	0	0.02	---	6.66	4.65	3.25
◆ 700-MAX651ESA	MAX651ESA+	SO-8	4	16.5	1.5	16.5	3	0.1	300	7.54	4.93	3.56
◆ 700-MAX1902EAI	MAX1902EAI+	SSOP-28	4.2	30	2.5	5.5	5	0.05	330	15.48	10.33	6.74
◆ 700-MAX15035ETL	MAX15035ETL+	TQFN-40	4.5	26	0.5	23	15	---	600	11.58	8.11	5.76
◆ 700-MAX15041ETE	MAX15041ETE+	TQFN-16	4.5	28	0.6	25	3	4	350	7.75	5.42	3.79
◆ 700-MAX15002ATL	MAX15002ATL+	TQFN-40	4.5	23	0.6	18	20	6	2200	11.37	7.96	5.65
◆ 700-MAX15023ETG	MAX15023ETG+	TQFN-24	4.5	28	0.6	28	15	6	1000	8.01	5.61	3.99
◆ 700-MAX5072ETJ	MAX5072ETJ+	TQFN-32	4.5	23	0.8	28	2	4	2200	16.14	11.31	7.90
◆ 700-MAX5098AATJ	MAX5098AATJ+	TQFN-32	4.5	19	0.8	16.5	2	6	2200	8.08	5.65	4.01
◆ 700-MAX5099ATJ	MAX5099ATJ+	TQFN-32	4.5	19	0.8	16.5	2	6	2200	8.08	5.65	4.01
◆ 700-MAX1655EEE	MAX1655EEE+	QSOP-16	4.5	30	1	5.5	10	0.364	340	10.94	7.66	5.35
◆ 700-MAX1655ESE	MAX1655ESE+	SOIC-16	4.5	30	1	5.5	10	0.364	340	9.36	6.55	4.58
◆ 700-MAX1623EAP	MAX1623EAP+	SSOP-20	4.5	5.5	1.1	3.8	3	0.525	350	13.73	9.62	6.72
◆ 700-MAX1776EUA	MAX1776EUA+	µMAX-8	4.5	24	1.25	24	0.6	0.03	200	8.56	5.99	4.19
◆ 700-MAX1745EUB	MAX1745EUB+	µMAX-10	4.5	36	1.25	18	10	0.14	330	8.60	6.02	4.21
◆ 700-MAX1653EEE	MAX1653EEE+	QSOP-16	4.5	30	2.5	5.5	10	0.364	340	9.36	6.55	4.58
◆ 700-MAX1653ESE	MAX1653ESE+	SOIC-16	4.5	30	2.5	5.5	10	0.364	340	9.36	6.55	4.58
◆ 700-MAX797CSE	MAX797CSE+	SOIC-16	4.5	30	2.5	6	10	0.44	340	11.03	7.73	5.49
◆ 700-MAX767CAP	MAX767CAP+	SSOP-20	4.5	5.5	3.3	3.6	10	1	350	10.41	7.29	5.19
◆ 700-MAX1744EUB	MAX1744EUB+	µMAX-10	4.5	36	3.3	5	10	0.14	330	7.38	5.17	3.67
◆ 700-MAX15048ETJ+	MAX15048ETJ+	TQFN-32	4.7	23	0.6	20	15	9	1200	8.66	6.07	4.24
◆ 700-MAX15049ETJ+	MAX15049ETJ+	TQFN-32	4.7	23	0.6	20	15	9	1200	8.66	5.86	3.98
◆ 700-MAX15034AAUI	MAX15034AAUI+	TSSOP-28	4.75	28	0.61	5.5	50	17	1000	15.13	10.59	7.40
◆ 700-MAX5066AUI	MAX5066AUI+	TSSOP-EP-28	4.75	28	0.61	5.5	25	-	1000	22.20	15.56	10.86
◆ 700-MAX5066EUI	MAX5066EUI+	TSSOP-EP-28	4.75	28	0.61	5.5	25	-	1000	19.51	13.66	9.54
◆ 700-MAX730ACSA	MAX730ACSA+	SOIC-8	5.2	11	5	5	0.45	3	210	6.39	4.47	3.12
700-MAX738ACPA	MAX738ACPA+	PDIP-8	6	16	5	5	0.75	3	190	7.35	5.15	3.60
◆ 700-MAX738ACWE	MAX738ACWE+	SOIC-16	6	16	5	5	0.75	3	190	7.68	5.38	3.76
◆ 700-MAX738AEWE	MAX738AEWE+	SOIC-16	6	16	5	5	0.75	3	190	10.75	7.53	5.35
◆ 700-MAX5090BATE	MAX5090BATE+	TQFN-16	6.5	76	1.265	11	2	0.55	125	8.39	5.84	4.34
◆ 700-MAX5090CATE	MAX5090CATE+	TQFN-16	6.5	76	1.265	11	2	0.55	125	8.39	5.84	4.34
◆ 700-MAX15020ATP	MAX15020ATP+	TQFN-20	7.5	40	0.5	36	2	2.8	500	10.24	7.17	5.09

© Copyright 2013 Mouser Electronics
© Copyright 2013 Mouser Electronics

MAXIM INTEGRATED Power Management ICs

maxim integrated™

RoHS Compliant This product is RoHS compliant.

DC/DC SWITCHING REGULATORS (CONT.)

♦Surface Mount Device

PRODUCT NEW

For quantities greater than listed, call for quote.

MOUSER STOCK NO.	Maxim Integrated Part No.	Package	V_{IN} (V)		V_{OUT} (V)		I_{OUT} (Max.) (A)	I_{CC} (Max.) (mA)	Operating Freq. (kHz)	Price Each		
			Min.	Max.	Min.	Max.				1	25	100
Step-Down												
♦ 700-MAX5033DASA	MAX5033DASA+	SOIC-8	7.5	76	1.25	13.2	0.5	0.5	125	10.03	7.03	4.90
♦ 700-MAX5035BASA	MAX5035BASA+	SOIC-8	7.5	76	1.25	13.2	1	0.5	125	9.54	6.69	4.67
♦ 700-MAX5035CUSA	MAX5035CUSA+	SOIC-8	7.5	76	1.25	13.2	1	0.5	125	4.68	3.27	2.29
♦ 700-MAX5035DASA	MAX5035DASA+	SOIC-8	7.5	76	1.25	13.2	1	0.5	125	9.72	6.79	4.75
♦ 700-MAX5035DUSA	MAX5035DUSA+	SOIC-8	7.5	76	1.25	13.2	1	0.5	125	9.94	6.96	4.86
♦ 700-MAX5033AUSA	MAX5033AUSA+	SO-8	7.5	7.6	1.25	13.2	1	0.5	125	4.01	2.80	1.96
♦ 700-MAX5033BASA	MAX5033BASA+	SO-8	7.5	76	1.25	13.2	1	0.5	125	10.50	7.35	5.15
♦ 700-MAX5033BUSA	MAX5033BUSA+	SO-8	7.5	76	1.25	13.2	1	0.5	125	9.32	6.53	4.56
♦ 700-MAX5035CASA	MAX5035CASA+	SO-8	7.5	76	1.25	13.2	1	0.5	125	11.59	8.11	5.66
♦ 700-MAX8643AETG	MAX8643AETG+	TQFN-24	2.35	3.6	0.6	2.5	3	6.5	2000	7.50	5.25	3.67
♦ 700-MAX15050EWE+T	MAX15050EWE+T	WLP-16	2.9	5.5	0.6	5	4	8.5	1000	6.97	6.57	3.48
♦ 700-MAX15051EWE+T	MAX15051EWE+T	WLP-16	2.9	5.5	0.6	5	4	8.5	1000	6.97	6.57	3.48
♦ 700-MAX1954EUB	MAX1954EUB+	µMAX-10	3	13.2	0.8	4.5	25	1	300	3.04	2.13	1.49
♦ 700-MAX8544EEP	MAX8544EEP+	QSOP-20	3	13.2	0.8	11	25	3	1000	3.89	2.72	1.94
♦ 700-16903RAUE33/V+	MAX16903RAUE33/V+	TSSOP-16	3.5	28	3.3	5	1	0.025	2100	5.52	4.69	3.54
♦ 700-16903RAUE50/V+	MAX16903RAUE50/V+	TSSOP-16	3.5	28	3.3	5	1	0.025	2100	5.52	4.69	3.54
♦ 700-16903SAUE33/V+	MAX16903SAUE33/V+	TSSOP-16	3.5	28	3.3	5	1	0.025	2100	5.52	4.69	3.54
♦ 700-16903SAUE50/V+	MAX16903SAUE50/V+	TSSOP-16	3.5	28	3.3	5	1	0.025	2100	5.52	4.69	3.54
♦ 700-16904RAUE33/V+	MAX16904RAUE33/V+	TSSOP-16	3.5	28	3.3	5	1	0.035	2100	5.52	4.69	3.54
♦ 700-16904RAUE50/V+	MAX16904RAUE50/V+	TSSOP-16	3.5	28	3.3	5	1	0.035	2100	5.52	4.69	3.54
♦ 700-16904SAUE33/V+	MAX16904SAUE33/V+	TSSOP-16	3.5	28	3.3	5	1	0.035	2100	5.52	4.69	3.54
♦ 700-16904SAUE50/V+	MAX16904SAUE50/V+	TSSOP-16	3.5	28	3.3	5	1	0.035	2100	5.52	4.69	3.54
♦ 700-MAX17410GTM	MAX17410GTM+	TQFN-48	4.5	26	0	1.5	50	7	300	17.26	12.08	8.58
♦ 700-MAX15046BAEE+	MAX15046BAEE+	QSOP-16	4.5	40	0.6	36	25	3	1000	5.59	3.92	2.74
♦ 700-MAX8655ETN	MAX8655ETN+	TQFN-56	4.5	25	0.7	5.5	25	3	1000	15.02	10.54	7.64
♦ 700-MAX8855ETJ	MAX8855ETJ+	TQFN-56	4.5	25	0.7	5.5	25	3	1000	14.95	10.46	7.45
♦ 700-MAX8717ETI	MAX8717ETI+	TQFN-28	4.5	26	1	5.5	5	1.3	500	11.68	8.04	5.36
700-MAX730ACPA	MAX730ACPA+	PDIP-8	5.2	11	5	5	0	3	210	5.92	4.10	2.95
Step-Up												
♦ 700-MAX1947ETA18T	MAX1947ETA18+T	TDFN-8	0.7	3.6	1.8	3.3	0.25	0.11	-	3.65	2.76	2.41
♦ 700-MAX1947ETA25T	MAX1947ETA25+T	TDFN-8	0.7	3.6	1.8	3.3	0.25	0.11	-	3.65	2.68	1.94
♦ 700-MAX1947ETA30T	MAX1947ETA30+T	TDFN-8	0.7	3.6	1.8	3.3	0.25	0.11	-	3.62	2.73	2.39
♦ 700-MAX1947ETA33T	MAX1947ETA33+T	TDFN-8	0.7	3.6	1.8	3.3	0.25	0.11	-	3.65	2.68	1.94
♦ 700-MAX1674EUA	MAX1674EUA+	µMAX-8	0.7	5.5	2	5.5	0.3	0.035	-	4.95	3.47	2.42
♦ 700-MAX1675EUA	MAX1675EUA+	µMAX-8	0.7	5.5	2	5.5	0.3	0.035	-	5.80	4.07	2.84
♦ 700-MAX1676EUB	MAX1676EUB+	µMAX-10	0.7	5.5	2	5.5	0.3	0.06	-	5.32	3.72	2.60
♦ 700-MAX1708EEE	MAX1708EEE+	QSOP-16	0.7	5	2.5	5	2	2	350	11.19	7.83	5.56
♦ 700-MAX1709ESE	MAX1709ESE+	SOIC-16	0.7	5	2.5	5.5	4	0.44	600	11.41	7.99	5.67
♦ 700-MAX1703ESE	MAX1703ESE+	SOIC-16	0.7	5.5	2.5	5.5	1.5	0.12	400	12.24	8.57	5.99
♦ 700-MAX1705EEE	MAX1705EEE+	QSOP-16	0.7	5.5	2.5	5.5	0.8	0.19	400	9.84	6.89	4.82
♦ 700-MAX1706EEE	MAX1706EEE+	QSOP-16	0.7	5.5	2.5	5.5	0.4	0.19	400	8.35	5.56	4.03
♦ 700-MAX1760EUB	MAX1760EUB+	µMAX-10	0.7	5.5	2.5	5.5	0.8	0.185	1000	6.81	4.76	3.33
♦ 700-MAX1760HEUB	MAX1760HEUB+	µMAX-10	0.7	5.5	2.5	5.5	0.8	0.185	1000	6.66	4.61	3.12
♦ 700-MAX1763EEE	MAX1763EEE+	QSOP-16	0.7	5.5	2.5	5.5	1.5	0.2	1000	8.35	5.46	3.94
♦ 700-MAX1763EUE	MAX1763EUE+	TSSOP-16	0.7	5.5	2.5	5.5	1.5	0.2	1000	8.41	5.90	4.12
♦ 700-MAX848ESE	MAX848ESE+	SOIC-16	0.7	5.5	2.7	5.5	0.3	0.09	400	6.38	4.46	3.17
700-MAX756EPA	MAX756EPA+	PDIP-8	0.7	5.5	2.7	5.5	0.3	0.06	500	7.62	5.34	3.73
700-MAX757CPA	MAX757CPA+	PDIP-8	0.7	5.5	2.7	5.5	0.3	0.06	500	5.52	3.87	2.74
♦ 700-MAX757ESA	MAX757ESA+	SO-8	0.7	5.5	2.7	5.5	0.3	0.06	500	7.84	5.44	3.93
♦ 700-MAX1724EZK33T	MAX1724EZK33+T	TSOT-5	0.8	5.5	2.7	5	0.15	0.0035	-	3.63	2.99	2.62
♦ 700-MAX856CSA	MAX856CSA+	SOIC-8	0.8	6	3.3	5	0.15	0.06	500	4.74	3.32	2.32
♦ 700-MAX856ESA	MAX856ESA+	SOIC-8	0.8	6	3.3	5	0.15	0.06	500	6.54	4.57	3.20
♦ 700-MAX1765EEE	MAX1765EEE+	QSOP-16	1	5.5	1.25	5	0.8	0.2	1000	7.68	5.38	3.76
♦ 700-MAX1765EUE	MAX1765EUE+	TSSOP-16	1	5.5	1.25	5	0.8	0.2	1000	8.26	5.79	4.04
♦ 700-MAX1796EUA	MAX1796EUA+	µMAX-8	1	5.5	2	5.5	0.3	0.045	-	10.69	7.49	5.23
♦ 700-MAX1797EUA	MAX1797EUA+	µMAX-8	1	5.5	2	5.5	0.55	0.045	-	5.83	4.09	2.86
700-MAX751CPA	MAX751CPA+	PDIP-8	1.2	5.5	5	5	0.15	3	170	6.32	4.43	3.09
♦ 700-MAX1834EUT+T	MAX1834EUT+T	SOT-23-6	1.5	5.5	2	5.5	0.15	0.008	500	3.77	3.60	2.08
700-MAX633ACPA	MAX633ACPA+	PDIP-8	1.5	15.6	2	16.5	0.05	2	65	6.84	4.78	3.35
♦ 700-MAX1833ETT30T	MAX1833ETT30+T	TDFN-6	1.5	5.5	3.3	3.3	0.15	0.008	500	3.91	3.71	2.08
♦ 700-MAX608ESA	MAX608ESA+	SOIC-8	1.8	16.5	3	16.5	1	0.11	300	5.86	4.11	2.87
700-MAX608EPA	MAX608EPA+	PDIP-8	1.8	16.5	3	16.5	1	0.11	300	5.62	3.75	2.65
♦ 700-MAX630CSA	MAX630CSA+	SOIC-8	2	16.5	0	187	-	-	75	9.15	6.40	4.19
700-MAX631ACPA	MAX631ACPA+	PDIP-8	2	16.5	2	16.5	0.05	0.4	60	6.84	4.78	3.35
700-MAX632ACPA	MAX632ACPA+	PDIP-8	2	16.5	2	16.5	0.05	2	65	6.84	4.78	3.35
♦ 700-MAX632ACSA	MAX632ACSA+	SOIC-8	2	16.5	2	16.5	0.05	2	65	7.07	4.95	3.47
700-MAX1771CPA	MAX1771CPA+	PDIP-8	2	16.5	2	100	2	0.11	300	5.10	3.57	2.49
♦ 700-MAX1771CSA	MAX1771CSA+	SOIC-8	2	16.5	2	100	2	0.11	300	5.59	3.92	2.74
♦ 700-MAX1771ESA	MAX1771ESA+	SOIC-8	2	16.5	2	100	2	0.11	300	7.62	5.34	3.73
700-MAX1771EPA	MAX1771EPA+	PDIP-8	2	16.5	2	100	2	0.11	300	7.32	5.13	3.58
♦ 700-MAX631ACSA	MAX631ACSA+	SO-8	2	16.5	2	16.5	0.05	0.4	60	7.10	4.98	3.53
♦ 700-MAX641ACSA	MAX641ACSA+	SOIC-8	2	16.5	4.75	5.25	-	-	50	8.14	5.70	3.98
♦ 700-MAX641AESA	MAX641AESA+	SOIC-8	2	16.5	4.75	5.25	-	-	50	12.67	8.87	6.20
♦ 700-MAX17116ETG+	MAX17116ETG+	TQFN-24	2.3	4.2	4.556	4.645	250	-	1400	5.75	3.83	2.60
♦ 700-MAX1523EUTT	MAX1523EUT+T	SOT-6	2.5	5.5	2.5	100	0.95	0.05	1000	4.11	3.10	2.69
♦ 700-MAX1790EUA	MAX1790EUA+	µMAX-8	2.6	5.5	2.6	12	0.7	0.35	1200	8.03	5.62	3.93
♦ 700-MAX1932ETC	MAX1932ETC+	TQFN-12	2.7	5.5	4.5	90	0.01	1	300	9.88	6.91	4.83
♦ 700-MAX618EEE	MAX618EEE+	QSOP-16	3	28	3	28	0.5	0.5	250	9.81	6.87	4.80
♦ 700-MAX5026EUTT	MAX5026EUT+T	SOT-6	3	11	5	36	0.04	1	500	7.81	5.87	5.14
♦ 700-MAX1791EUB	MAX1791EUB+	µMAX-10	5	20	0.5	5.5	2	0.41	300	6.63	4.64	3.24
♦ 700-MAX857ESA	MAX857ESA+	SO-8	0.8	6	2.7	6	0.15	0.06	500	6.39	4.42	3.20
♦ 700-MAX1795EUA	MAX1795EUA+	µMAX-8	1	5.5	2	5.5	0.18	0.045	---	10.21	7.15	5.00
♦ 700-MAX863EEE	MAX863EEE+	QSOP-16	1.5	11	1.25	100	2	0.085	---	8.29	5.81	4.06
♦ 700-MAX606EUA	MAX606EUA+	µMAX-8	3	5.5	3	12.5	0.18	0.25	1000	12.52	8.19	5.46
♦ 700-MAX15004AAUE	MAX15004AAUE+	TSSOP-16	4.5	40	1	100	10	3.1	1000	4.92	3.42	2.48
♦ 700-MAX15004BAUE/V+	MAX15004BAUE/V+	TSSOP-16	4.5	40	1	100	10	3.1	1000	3.53	2.35	1.61
♦ 700-MAX15005AAUE	MAX15005AAUE+	TSSOP-16	4.5	40	1.23	100	10	3.1	1000	3.36	2.34	1.67
♦ 700-MAX15005BAUE	MAX15005BAUE+	TSSOP-16	4.5	40	1.23	100	10	3.1	1000	3.36	2.35	1.67
♦ 700-MAX17498AATE+	MAX17498AATE+	QFN-16	4.5	36	1.25	65	2	-	500	1.25	.843	.568
Step-Up/Down												
♦ 700-MAX710ESE	MAX710ESE+	SOIC-16	1.8	11	4.8	5.2	0.25/0.5	10	---	8.72	6.11	4.27
Development Tools		Description										
700-MAX15021EVKIT+	MAX15021EVKIT+	Evaluation kit for MAX15021								81.86	-	-
700-MAX5066EVKIT-	MAX5066EVKIT-	Evaluation kit for MAX15034B and MAX5066								66.06	-	-
700-MAX15023EVKIT	MAX15023EVKIT+	Evaluation kit for MAX15023								95.42	-	-
700-MAX15038EVKIT	MAX15038EVKIT+	Evaluation kit for MAX15038								89.86	-	-
700-MAX5066EVKIT-	MAX5066EVKIT	Evaluation kit for MAX5066								66.06	-	-
700-MAX8664EVKIT	MAX8664EVKIT+	Evaluation kit for MAX8664								66.03	-	-

© Copyright 2013 Mouser Electronics

© Copyright 2013 Mouser Electronics

MAXIM INTEGRATED Power Management ICs

RoHS Compliant This product is RoHS compliant.

PROGRAMMABLE PULSE WIDTH MODULATORS

♦Surface Mount Device

For quantities greater than listed, call for quote.

MOUSER STOCK NO.	Maxim Integrated Part No.	Package	f_{OUT} (kHz)	Freq. Var. (%)	Program Range Duty Cycle (%)	Interface	V_{SUPPLY} (V)	Price Each 1	25	100
♦ 700-DS1050Z-005	DS1050Z-005+	SOIC-8N	5	20	0 to 100	2-Wire	2.7-5.5	3.09	2.14	1.54
♦ 700-DS1050U-010	DS1050U-010+	µMAX-8	10	20	0 to 100	2-Wire	2.7-5.5	3.09	2.14	1.54
♦ 700-DS1050Z-025	DS1050Z-025+	SOIC-8N	25	20	0 to 100	2-Wire	2.7-5.5	3.09	2.14	1.54

CURRENT MODE PWM CONTROLLERS WITH PROGRAMMABLE SWITCHING FREQUENCY

NEW PRODUCT

♦Surface Mount Device

For quantities greater than listed, call for quote.

MOUSER STOCK NO.	Maxim Integrated Part No.	Package	Prog. Switching Freq.	No. of Outputs	Duty Cycle (max.) (%)	Output Voltage (V)	Output Current (µA)	Supply Voltage (V)	Supply Current (µA)	Price Each 1	25	100
♦ 700-MAX17499AAUB+	MAX17499AAUB+	µMAX-10	12.5-625	3	50	1.5	50	9.5	50	2.79	1.96	1.37
♦ 700-MAX17499BAUB+	MAX17499BAUB+	µMAX-10	12.5-625	3	75	1.5	50	9.5	50	2.79	1.96	1.37
♦ 700-MAX17500AAUB+	MAX17500AAUB+	µMAX-10	12.5-625	3	50	1.5	50	24	50	2.79	1.96	1.37
♦ 700-MAX17500BAUB+	MAX17500BAUB+	µMAX-10	12.5-625	3	75	1.5	50	24	50	2.79	1.96	1.37

LOW DROPOUT (LDO) REGULATORS

♦Surface Mount Device

For quantities greater than listed, call for quote.

MOUSER STOCK NO.	Maxim Integrated Part No.	Package	Rated I_{LOAD} (mA)	V_{IN} (V) Min.	V_{IN} (V) Max.	Adj. V_{OUT} (V) Min.	Adj. V_{OUT} (V) Max.	V_{OUT} Accuracy (±%)	I_{CC} (Max.) (µA)	Price Each 1	25	100
♦ 700-MAX1725EUKT	MAX1725EUK+T	SOT-5	20	2.5	12	1.5	5	1.5	4.5	2.09	1.57	1.38
♦ 700-MAX1726EUK50T	MAX1726EUK50+T	SOT-5	20	2.5	12	---	---	1.5	4.5	2.09	1.57	1.38
700-MAX664CPA	MAX664CPA+	PDIP-8	40	-2	-16.5	-1.3	-15	5	12	4.70	3.30	2.39
♦ 700-MAX664CSA	MAX664CSA+	SOIC-8	40	-2	-16.5	-1.3	-15	5	12	5.17	3.62	2.53
♦ 700-MAX664ESA	MAX664ESA+	SOIC-8	40	-2	-16.5	-1.3	-15	5	12	6.59	4.62	3.27
700-MAX663CPA	MAX663CPA+	PDIP-8	40	2	16.5	1.3	16	5	12	4.85	3.40	2.46
♦ 700-MAX663CSA	MAX663CSA+	SOIC-8	40	2	16.5	1.3	16	5	12	4.56	3.19	2.23
♦ 700-MAX663ESA	MAX663ESA+	SOIC-8	40	2	16.5	1.3	16	5	12	7.90	5.53	3.86
700-MAX666CPA	MAX666CPA+	PDIP-8	40	2	16.5	1.3	15	5	12	4.73	3.32	2.40
♦ 700-MAX666CSA	MAX666CSA+	SO-8	40	2	16.5	1.3	15	5	12	4.95	3.47	2.42
♦ 700-MAX666ESA	MAX666ESA+	SOIC-8	40	2	16.5	1.3	15	5	12	5.90	4.13	2.88
♦ 700-MAX8865TEUA	MAX8865TEUA+	µMAX-8	100	2.5	5.5	1.3	5.5	2.5	270	3.26	2.29	1.65
♦ 700-MAX8863SEUKT	MAX8863SEUK+T	SOT-5	120	2.5	5.5	1.25	5.5	3.5	170	2.02	1.90	.974
♦ 700-MAX8892EXKT	MAX8892EXK+T	SC70-5	150	2	6	1.225	4.5	3	40	1.16	.873	.764
♦ 700-MAX8877EUK28T	MAX8877EUK28+T	SOT-5	150	2.5	6.5	1.5	5	1.4	180	2.18	2.05	1.06
♦ 700-MAX6791TPLD2	MAX6791TPLD2+	TQFN-20	150	5	72	1.8	11	3	85	4.82	3.38	2.45
♦ 700-MAX6791TPSD2	MAX6791TPSD2+	TQFN-20	150	5	72	1.8	11	3	85	4.82	3.38	2.45
♦ 700-MAX6791TPSD2+T	MAX6791TPSD2+T	TQFN-20	150	5	72	1.8	11	3	85	4.77	3.61	3.16
♦ 700-MAX6793TPSD2	MAX6793TPSD2+	TQFN-20	150	5	72	1.8	11	3	85	4.75	3.17	2.29
♦ 700-MAX6794TPSD2	MAX6794TPSD2+	TQFN-20	150	5	72	1.8	11	3	85	4.75	3.17	2.29
♦ 700-MAX1735EUK30T	MAX1735EUK30+T	SOT-5	200	-2.5	-6.5	-1.25	-5.5	3	180	3.26	2.47	2.16
♦ 700-MAX8880EUTT	MAX8880EUT+T	SOT-23-6	200	2.5	12	1.25	5	1.5	10	2.19	1.66	1.44
♦ 700-MAX8881EUT33T	MAX8881EUT33+T	SOT-6	200	2.5	12	---	---	1.5	10	4.57	3.45	3.02
700-MAX882CPA	MAX882CPA+	PDIP-8	200	2.7	11.5	1.25	11	5	15	4.28	3.00	2.10
♦ 700-MAX882CSA	MAX882CSA+	SOIC-8	200	2.7	11.5	1.25	11	5	15	4.71	3.30	2.30
♦ 700-MAX882ESA	MAX882ESA+	SOIC-8	200	2.7	11.5	1.25	11	5	15	6.00	4.22	2.93
700-MAX883CPA	MAX883CPA+	PDIP-8	200	2.7	11.5	1.25	11	5	15	4.30	3.02	2.18
♦ 700-MAX883CSA	MAX883CSA+	SOIC-8	200	2.7	11.5	1.25	11	5	15	4.71	3.30	2.30
♦ 700-MAX883ESA	MAX883ESA+	SOIC-8	200	2.7	11.5	1.25	11	5	15	5.98	4.19	2.93
♦ 700-MAX5093AATE	MAX5093AATE+	TQFN-16	250	3.5	72	1.5	10	1.5	85	4.37	3.06	2.21
♦ 700-MAX5093BATE	MAX5093BATE+	TQFN-16	250	3.5	72	1.5	10	1.5	85	4.37	3.06	2.21
700-MAX667CPA	MAX667CPA+	PDIP-8	250	3.5	16.5	1.3	15	4	25	6.29	4.41	3.08
♦ 700-MAX667CSA	MAX667CSA+	SOIC-8	250	3.5	16.5	1.3	15	4	25	6.57	4.59	3.21
700-MAX667EPA	MAX667EPA+	PDIP-8	250	3.5	16.5	1.3	15	4	25	8.17	5.72	4.00
♦ 700-MAX667ESA	MAX667ESA+	SOIC-8	250	3.5	16.5	1.3	15	4	25	8.47	5.94	4.15
♦ 700-MAX8860EUA18	MAX8860EUA18+	µMAX-8	300	2.5	6.5	1.25	6.5	1.4	270	2.38	1.67	1.19
♦ 700-MAX8860EUA28	MAX8860EUA28+	µMAX-8	300	2.5	6.5	1.25	6.5	1.4	270	2.38	1.67	1.19
♦ 700-MAX8860EUA33	MAX8860EUA33+	µMAX-8	300	2.5	6.5	1.25	6.5	1.4	270	2.74	1.92	1.34
♦ 700-MAX6795TPLD2	MAX6795TPLD2+	TQFN-20	300	5	72	1.8	11	3	85	3.79	2.65	1.88
♦ 700-MAX6795TPSD2	MAX6795TPSD2+	TQFN-20	300	5	72	1.8	11	3	85	3.99	2.66	1.93
♦ 700-MAX6796TPSD2	MAX6796TPSD2+	TQFN-20	300	5	72	1.8	11	3	85	3.99	2.66	1.93
♦ 700-MAX1658ESA	MAX1658ESA+	SOIC-8	350	2.7	16.5	1.25	16	3	60	5.80	4.07	2.84
♦ 700-MAX1659ESA	MAX1659ESA+	SOIC-8	350	2.7	16.5	1.25	16	3	60	5.80	4.07	2.84
♦ 700-MAX1806EUA08	MAX1806EUA08+	µMAX-8	500	2.25	5.5	0.8	4.5	1	400	4.02	2.82	1.96
♦ 700-MAX1806EUA15	MAX1806EUA15+	µMAX-8	500	2.25	5.5	0.8	4.5	1	400	4.01	2.80	1.96
♦ 700-MAX1806EUA18	MAX1806EUA18+	µMAX-8	500	2.25	5.5	0.8	4.5	1	400	4.01	2.80	1.96
♦ 700-MAX1806EUA33	MAX1806EUA33+	µMAX-8	500	2.25	5.5	0.8	4.5	1	400	4.02	2.82	2.04
♦ 700-MAX1792EUA25	MAX1792EUA25+	µMAX-8	500	2.5	5.5	1.25	5	1	250	3.07	2.15	1.50
♦ 700-MAX1792EUA33	MAX1792EUA33+	µMAX-8	500	2.5	5.5	1.25	5	1	250	3.65	2.56	1.79
♦ 700-MAX1792EUA50	MAX1792EUA50+	µMAX-8	500	2.5	5.5	1.25	5	1	250	3.24	2.16	1.56
♦ 700-MAX1857EUA47	MAX1857EUA47+	µMAX-8	500	2.5	5.5	1.25	5	1	250	2.90	2.02	1.44
700-MAX603CPA	MAX603CPA+	PDIP-8	500	2.7	11.5	1.3	11.5	3	50	5.00	3.51	2.54
♦ 700-MAX603CSA	MAX603CSA+	SOIC-8	500	2.7	11.5	1.3	11.5	3	50	5.47	3.83	2.68
♦ 700-MAX603ESA	MAX603ESA+	SOIC-8	500	2.7	11.5	1.3	11.5	3	50	6.96	4.87	3.40
700-MAX604CPA	MAX604CPA+	PDIP-8	500	2.7	11.5	1.3	11.5	5	35	5.00	3.51	2.54
♦ 700-MAX604CSA	MAX604CSA+	SOIC-8	500	2.7	11.5	1.3	11.5	5	35	5.47	3.83	2.68
♦ 700-MAX604ESA	MAX604ESA+	SOIC-8	500	2.7	11.5	1.3	11.5	5	35	6.96	4.87	3.40
♦ 700-MAX8516EUB	MAX8516EUB+	µMAX-10	1000	1.4	3.6	0.5	3.4	0.6	600	3.47	2.43	1.69
♦ 700-MAX8517EUB	MAX8517EUB+	µMAX-10	1000	1.4	3.6	0.5	3.4	0.6	600	3.71	2.60	1.81
♦ 700-MAX8516EUBT	MAX8516EUB+T	µMAX-EP-10	1000	1.4	3.6	0.5	3.4	1.4	600	3.37	2.27	1.84
♦ 700-MAX15027ATBT	MAX15027ATB+T	TDFN-10	1000	1.425	3.6	0.5	3.3	2	410	2.38	1.79	1.56
♦ 700-MAX1793EUE15	MAX1793EUE15+	TSSOP-16	1000	2.5	5.5	1.25	5	1	200	4.01	2.80	1.96
♦ 700-MAX1793EUE25	MAX1793EUE25+	TSSOP-16	1000	2.5	5.5	1.25	5	1	200	4.01	2.80	1.96
♦ 700-MAX1793EUE33	MAX1793EUE33+	TSSOP-16	1000	2.5	5.5	1.25	5	1	200	4.01	2.80	1.96
♦ 700-MAX8869EUE18	MAX8869EUE18+	TSSOP-16	1000	2.7	5.5	0.8	5	1	2000	5.34	3.75	2.65
♦ 700-MAX8869EUE33	MAX8869EUE33+	TSOP-16	1000	2.7	5.5	0.8	5	1	2000	5.34	3.75	2.71
♦ 700-MAX8526EUD	MAX8526EUD+	TSSOP-14	2000	1.4	3.6	0.5	3.4	0.6	800	4.46	3.12	2.18
♦ 700-MAX8527EUD	MAX8527EUD+	TSSOP-14	2000	1.4	3.6	0.5	3.4	0.6	800	4.68	3.27	2.29
♦ 700-MAX8528EUD	MAX8528EUD+	TSSOP-14	2000	1.4	3.6	0.5	3.4	0.6	800	4.95	3.47	2.46
♦ 700-MAX8557ETE	MAX8557ETE+	TQFN-16	4000	1.4	3.6	0.5	3.4	1	1600	6.81	4.76	3.33

© Copyright 2013 Mouser Electronics
© Copyright 2013 Mouser Electronics

MAXIM INTEGRATED Power Management ICs

RoHS Compliant This product is RoHS compliant.

maxim integrated™

LINEAR REGULATORS

♦Surface Mount Device

For quantities greater than listed, call for quote.

MOUSER STOCK NO.	Maxim Integrated Part No.	Package	Regulators	V_{IN} (V) (Min./Max.)	Preset V_{OUT} (V)	Adj. V_{OUT} (V)(Min./Max.)	$V_{DROPOUT}$ @ Rated I_{LOAD} (mA)	I_{CC} (Max.) (µA)	Watchdog	Price Each 1	25	100
♦ 700-MAX16910CASA8/V	MAX16910CASA8/V+	SO-8	1	3.5/45	3.3, 5	1.5/11	0.28	30	No	2.28	1.59	1.11
♦ 700-MAX16910CASA9/V	MAX16910CASA9/V+	SO-8	1	3.5/45	3.3, 5	1.5/11	0.28	30	No	2.28	1.59	1.11
♦ 700-MAX6765TTLD2T	MAX6765TTLD2+T	TDFN-EP-6	1	4/72	1.8, 2.5, 3.3, 5	4/27	0.62	45	No	5.22	5.01	3.45
♦ 700-MAX6769TALD2T	MAX6769TALD2+T	TDFN-EP-8	1	4/72	1.8, 2.5, 3.3, 5	1.8/1.1	0.62	45	No	5.37	5.15	3.54
♦ 700-MAX6773TATD2T	MAX6773TATD2+T	TDFN-EP-8	1	4/72	1.8, 2.5, 3.3, 5	1.8/1.1	0.62	50	Yes	5.32	4.01	3.51
♦ 700-MAX5023LASA	MAX5023LASA+	SO-8	1	6.5/65	3.3, 5	-	0.9	140	Yes	3.78	2.65	1.88
♦ 700-MAX5024TASA	MAX5024TASA+	SO-8	1	6.5/65	3.3, 5	2.5/11	0.9	140	No	3.50	2.45	1.71

SERIES VOLTAGE REFERENCES

♦Surface Mount Device

For quantities greater than listed, call for quote.

MOUSER STOCK NO.	Maxim Integrated Part No.	Package	V_{OUT} (V)	Initial Accuracy @ +25°C (%)	Temp. Coeff. (ppm/°C) (Max.)	V_{SUPPLY} (V) (Max.)	I_{SUPPLY} (µA) (Max.)	Noise 0.1Hz to 10Hz (Typ.) (VPP)	Operating Temp. (°C)	Price Each 1	25	100
♦ 700-MAX6120EURT	MAX6120EUR+T	SOT-23-3	1.2	1	100	2.4/11	70	10	-40 to +85	2.02	1.52	1.33
♦ 700-MAX6520EURT	MAX6520EUR+T	SOT-23-3	1.2	1	50	2.4/11	70	10	-40 to +85	2.43	1.83	1.61
♦ 700-MAX6190AESA	MAX6190AESA+	SOIC-8	1.25	0.16	5	2.5/12.6	35	25	-40 to +85	6.59	4.61	3.22
♦ 700-MAX6061AEURT	MAX6061AEUR+T	SOT-23-3	1.25	0.4	20	2.5/12.6	125	13	-40 to +85	4.45	3.36	2.94
♦ 700-MAX6101EURT	MAX6101EUR+T	SOT-23-3	1.25	0.4	75	2.5/12.6	125	13	-40 to +85	.84	.633	.554
♦ 700-MAX6018AEUR12T	MAX6018AEUR12+T	SOT-3	1.263	0.2	50	5.5	5	40	-40 to +85	2.55	1.92	1.67
♦ 700-MAX6126AASA21	MAX6126AASA21+	SOIC-8	2.048	0.02	3	2.7/12.6	550	1.35	-40 to +125	6.76	6.31	5.71
♦ 700-MAX6126A21	MAX6126A21+	µMAX-8	2.048	0.06	3	2.7/12.6	550	1.35	-40 to +125	5.59	5.21	4.72
♦ 700-MAX6126BASA21	MAX6126BASA21+	SOIC-8	2.048	0.06	5	2.7/12.6	550	1.35	-40 to +125	4.63	4.33	3.93
♦ 700-MAX6162AESA	MAX6162AESA+	SOIC-8	2.048	0.1	5	2.5/12.6	120	22	-40 to +85	5.30	4.50	2.99
♦ 700-MAX6191AESA	MAX6191AESA+	SOIC-8	2.048	0.1	5	2.5/12.6	35	40	-40 to +85	4.61	4.12	2.97
♦ 700-MAX6191BESA	MAX6191BESA+	SOIC-8	2.048	0.244	10	2.5/12.6	35	40	-40 to +85	3.69	3.30	2.38
♦ 700-MAX6018AEUR21T	MAX6018AEUR21+T	SOT-3	2.048	0.4	50	5.5	5	40	-40 to +85	2.55	1.93	1.68
♦ 700-MAX6018BEUR21T	MAX6018BEUR21+T	SOT-23-3	2.048	0.4	50	1.8/5.5	5	40	-40 to +85	2.17	1.64	1.43
♦ 700-MAX6106EURT	MAX6106EUR+T	SOT-23-3	2.048	0.4	75	2.5/12.6	125	22	-40 to +85	.84	.633	.554
♦ 700-MAX6126AASA25	MAX6126AASA25+	SOIC-8	2.5	0.02	3	2.7/12.6	550	1.35	-40 to +125	6.76	6.27	6.22
♦ 700-MAX6133AASA25	MAX6133AASA25+	SOIC-8	2.5	0.04	5	2.7/12.6	60	16	-40 to +125	7.33	6.85	6.14
♦ 700-MAX6325CSA	MAX6325CSA+	SOIC-8	2.5	0.04	1	8/36	3000	1.5	0 to +70	20.36	14.25	9.96
♦ 700-MAX6325ESA	MAX6325ESA+	SOIC-8	2.5	0.04	1	8/36	3000	1.5	-40 to +85	22.60	15.83	11.05
♦ 700-MAX6126A25	MAX6126A25+	µMAX-8	2.5	0.06	3	2.7/12.6	550	1.35	-40 to +125	5.59	5.18	5.13
♦ 700-MAX6126BASA25	MAX6126BASA25+	SOIC-8	2.5	0.06	5	2.7/12.6	550	1.35	-40 to +125	4.63	4.30	4.27
♦ 700-MAX6133A25	MAX6133A25+	µMAX-8	2.5	0.06	5	2.7/12.6	60	16	-40 to +125	5.95	5.55	4.98
♦ 700-MAX6173AASA	MAX6173AASA+	SOIC-8	2.5	0.06	3	4.5/40	600	4	-40 to +125	6.81	6.35	5.15
♦ 700-MAX6173BASA	MAX6173BASA+	SOIC-8	2.5	0.06	10	4.5/40	600	4	-40 to +125	4.45	4.16	3.97
♦ 700-MAX873AESA	MAX873AESA+	SOIC-8	2.5	0.06	7	4.5/18	280	16	-40 to +85	13.71	11.37	9.12
♦ 700-MAX6192AESA	MAX6192AESA+	SOIC-8	2.5	0.08	5	2.7/12.6	35	60	-40 to +85	6.59	4.61	3.22
♦ 700-MAX6126B25	MAX6126B25+	µMAX-8	2.5	0.1	7	2.7/12.6	550	1.35	-40 to +125	4.88	4.55	4.13
♦ 700-MAX6166AESA	MAX6166AESA+	SOIC-8	2.5	0.1	5	2.7/12.6	120	27	-40 to +85	4.60	4.16	3.23
♦ 700-MAX6220ASA-2.5	MAX6220ASA-2.5+	SOIC-8	2.5	0.1	20	8/40	3300	1.5	-40 to +125	3.55	3.10	2.68
♦ 700-MAX873BESA	MAX873BESA+	SOIC-8	2.5	0.1	20	4.5/18	280	16	-40 to +85	7.54	6.26	5.02
♦ 700-MAX6225BCSA	MAX6225BCSA+	SOIC-8	2.5	0.12	5	8/36	3000	2.8	0 to +70	4.40	3.96	2.81
♦ 700-MAX6225BESA	MAX6225BESA+	SOIC-8	2.5	0.12	5	8/36	3000	2.8	-40 to +85	4.64	4.18	2.97
♦ 700-MAX6029ESA25	MAX6029ESA25+	SOIC-8	2.5	0.15	30	2.7/12.6	5	30	-40 to +85	2.96	2.68	2.26
♦ 700-MAX6034AEXR25T	MAX6034AEXR25+T	SC-70-3	2.5	0.2	30	2.7/5.5	115	45	-40 to +85	3.45	2.60	2.27
♦ 700-MAX6035AAUR25T	MAX6035AAUR25+T	SOT-23-3	2.5	0.2	25	4.4/33	95	21	-40 to +125	2.66	2.01	1.75
♦ 700-MAX6037AAUK25T	MAX6037AAUK25+T	SOT-23-5	2.5	0.2	25	2.5/5.5	280	11	-40 to +125	3.30	2.49	2.17
♦ 700-MAX6166BESA	MAX6166BESA+	SOIC-8	2.5	0.2	10	2.7/12.6	120	27	-40 to +85	3.69	3.28	2.39
♦ 700-MAX6192BESA	MAX6192BESA+	SOIC-8	2.5	0.2	10	2.7/12.6	35	60	-40 to +85	3.69	3.30	2.38
♦ 700-MAX6034BEXR25T	MAX6034BEXR25+T	SC-70-3	2.5	0.4	75	2.7/5.5	115	45	-40 to +85	1.36	1.03	.898
♦ 700-MAX6102EURT	MAX6102EUR+T	SOT-23-3	2.5	0.4	75	2.7/12.6	125	27	-40 to +85	.84	.633	.554
♦ 700-MAX6192CESA	MAX6192CESA+	SOIC-8	2.5	0.4	25	2.7/12.6	35	60	-40 to +85	2.68	2.38	1.72
♦ 700-MAX6035BAUR25T	MAX6035BAUR25+T	SOT-23-3	2.5	0.5	65	4.4/33	95	21	-40 to +125	1.65	1.24	1.09
♦ 700-MAX6002EURT	MAX6002EUR+T	SOT-23-3	2.5	1	100	2.7/12.6	45	60	-40 to +85	1.01	.762	.666
♦ 700-MAX6125ESA	MAX6125ESA+	SO-8	2.5	1	50	12.6	130	15	-40 to +85	2.25	2.02	1.50
♦ 700-MAX6125EURT	MAX6125EUR+T	SOT-23-3	2.5	1	50	2.7/12.6	130	15	-40 to +85	3.18	2.40	2.09
♦ 700-MAX6126AASA30	MAX6126AASA30+	SOIC-8	3	0.02	3	2.7/12.6	550	1.35	-40 to +125	6.76	6.31	5.71
♦ 700-MAX6133A30	MAX6133A30+	µMAX-8	3	0.06	5	2.7/12.6	60	16	-40 to +125	5.95	5.55	4.98
♦ 700-MAX6163AESA	MAX6163AESA+	SOIC-8	3	0.07	5	3.2/12.6	120	22	-40 to +85	4.60	4.11	2.99
♦ 700-MAX6126B30	MAX6126B30+	µMAX-8	3	0.1	7	2.7/12.6	550	1.35	-40 to +125	4.88	4.55	4.13
♦ 700-MAX6063AEURT	MAX6063AEUR+T	SOT-23-3	3	0.2	20	3.2/12.6	125	27	-40 to +85	4.45	3.36	2.94
♦ 700-MAX6034BEXR30T	MAX6034BEXR30+T	SC-70-3	3	0.4	75	2.7/5.5	115	45	-40 to +85	1.39	1.05	.917
♦ 700-MAX6103EURT	MAX6103EUR+T	SOT-23-3	3	0.4	75	3.2/12.6	125	35	-40 to +85	.84	.633	.554
♦ 700-MAX6003EURT	MAX6003EUR+T	SOT-23-3	3	1	100	3.2/12.6	45	75	-40 to +85	1.01	.762	.666
♦ 700-MAX6143AASA33	MAX6143AASA33+	SOIC-8	3.3	0.05	3	4.5/40	600	4	-40 to +125	6.81	6.35	5.15
♦ 700-MAX6126AASA41	MAX6126AASA41+	SOIC-8	4.096	0.02	3	2.7/12.6	550	1.35	-40 to +125	6.76	6.31	5.71
♦ 700-MAX6241ACSA	MAX6241ACSA+	SOIC-8	4.096	0.02	2	8/36	3200	2.4	0 to +70	9.08	8.16	5.81
♦ 700-MAX6241AESA	MAX6241AESA+	SOIC-8	4.096	0.02	2	8/36	3200	2.4	-40 to +85	15.70	11.00	7.68
♦ 700-MAX6341CSA	MAX6341CSA+	SOIC-8	4.096	0.02	1	8/36	3200	2.4	0 to +70	13.09	11.76	8.37
♦ 700-MAX6164AESA	MAX6164AESA+	SOIC-8	4.096	0.05	5	4.3/12.6	120	50	-40 to +85	4.60	4.11	2.99
♦ 700-MAX6198AESA	MAX6198AESA+	SOIC-8	4.096	0.05	5	4.3/12.6	35	100	-40 to +85	4.61	4.12	2.97
♦ 700-MAX6126BASA41	MAX6126BASA41+	SO-8	4.096	0.06	5	12.6	550	1	-40 to +125	4.63	4.30	4.27
♦ 700-MAX6133A41	MAX6133A41+	µMAX-8	4.096	0.06	5	2.7/12.6	60	16	-40 to +125	5.95	5.55	4.98
♦ 700-MAX6241BCSA	MAX6241BCSA+	SOIC-8	4.096	0.1	5	8/36	3200	2.4	0 to +70	4.40	3.96	2.81
700-MAX6241BEPA	MAX6241BEPA+	PDIP-8	4.096	0.1	5	8/36	3200	2.4	-40 to +85	4.61	4.19	3.24
♦ 700-MAX6241BESA	MAX6241BESA+	SOIC-8	4.096	0.1	5	8/36	3200	2.4	-40 to +85	4.64	4.17	2.97
♦ 700-MAX6164BESA	MAX6164BESA+	SOIC-8	4.096	0.12	10	4.3/12.6	120	50	-40 to +85	3.69	3.28	2.39
♦ 700-MAX6029ESA41	MAX6029ESA41+	SOIC-8	4.096	0.15	30	2.7/12.6	5	30	-40 to +85	2.96	2.68	2.28
♦ 700-MAX6041AEURT	MAX6041AEUR+T	SOT-23-3	4.096	0.2	20	4.3/12.6	35	100	-40 to +85	4.45	3.36	2.94
♦ 700-MAX6104EURT	MAX6104EUR+T	SOT-23-3	4.096	0.4	75	4.3/12.6	125	50	-40 to +85	.84	.633	.554
♦ 700-MAX6004EURT	MAX6004EUR+T	SOT-23-3	4.096	1	100	4.3/12.6	45	100	-40 to +85	1.02	.764	.669
♦ 700-MAX6141ESA	MAX6141ESA+	SOIC-8	4.096	1	50	4.3/12.6	130	25	-40 to +85	2.25	2.02	1.50
♦ 700-MAX6141EURT	MAX6141EUR+T	SOT-23-3	4.096	1	50	4.3/12.6	130	25	-40 to +85	2.43	1.83	1.42
♦ 700-MAX6167AESA	MAX6167AESA+	SOIC-8	4.5	0.04	5	4.7/12.6	120	55	-40 to +85	4.60	4.11	2.99
♦ 700-MAX6107EURT	MAX6107EUR+T	SOT-23-3	4.5	0.4	75	4.7/12.6	125	55	-40 to +85	.84	.633	.554

© Copyright 2013 Mouser Electronics
© Copyright 2013 Mouser Electronics

SERIES VOLTAGE REFERENCES (CONT.)

♦Surface Mount Device

For quantities greater than listed, call for quote.

MOUSER STOCK NO.	Maxim Integrated Part No.	Package	V_{OUT} (V)	Initial Accuracy @ +25°C (%)	Temp. Coeff. (ppm/°C) (Max.)	V_{SUPPLY} (V) (Max.)	I_{SUPPLY} (µA) (Max.)	Noise 0.1Hz to 10Hz (Typ.) (VPP)	Operating Temp. (°C)	Price Each 1	25	100
♦ 700-MAX6145EURT	MAX6145EUR+T	SOT-23-3	4.5	1	50	4.7/12.6	130	30	-40 to +85	2.43	1.83	1.61
♦ 700-MAX6250ACSA	MAX6250ACSA+	SOIC-8	5	0.02	2	8/36	3300	3	0 to +70	9.08	8.16	5.81
700-MAX6250AEPA	MAX6250AEPA+	PDIP-8	5	0.02	2	8/36	3300	3	-40 to +85	10.02	9.11	7.05
♦ 700-MAX6250AESA	MAX6250AESA+	SOIC-8	5	0.02	2	8/36	3300	3	-40 to +85	10.09	9.07	6.46
♦ 700-MAX6350CSA	MAX6350CSA+	SOIC-8	5	0.02	1	8/36	3300	3	0 to +70	12.98	11.76	8.37
♦ 700-MAX6350ESA	MAX6350ESA+	SOIC-8	5	0.02	1	8/36	3300	3	-40 to +85	14.54	13.12	10.14
♦ 700-MAX6143AASA50	MAX6143AASA50+	SOIC-8	5	0.05	3	4.5/40	600	4	-40 to +125	6.81	6.35	5.15
♦ 700-MAX6143BASA50	MAX6143BASA50+	SOIC-8	5	0.05	10	4.5/40	600	4	-40 to +125	4.45	4.16	3.37
♦ 700-MAX6126BASA50	MAX6126BASA50+	SOIC-8	5	0.06	5	2.7/12.6	550	1.35	-40 to +125	4.63	4.33	3.93
♦ 700-MAX6175AASA	MAX6175AASA+	SOIC-8	5	0.06	3	---/40	600	9	-40 to +125	6.81	6.35	5.15
♦ 700-MAX6175BASA	MAX6175BASA+	SOIC-8	5	0.06	10	---/40	600	9	-40 to +125	4.45	4.16	3.37
♦ 700-MAX875BESA	MAX875BESA+	SOIC-8	5	0.06	20	7/18	280	32	-40 to +85	7.54	6.26	4.63
♦ 700-MAX6165BESA	MAX6165BESA+	SO-8	5	0.1	10	12.6	120	60	-40 to +85	3.69	3.28	2.39
♦ 700-MAX6195BESA	MAX6195BESA+	SOIC-8	5	0.1	10	5.2/12.6	35	120	-40 to +85	3.69	3.30	2.38
♦ 700-MAX6220ASA-5.0	MAX6220ASA-5.0+	SOIC-8	5	0.1	20	8/40	3300	1.5	-40 to +125	3.55	3.10	2.68
♦ 700-MAX6250BCSA	MAX6250BCSA+	SOIC-8	5	0.1	5	8/36	3300	3	0 to +70	6.87	4.80	3.36
♦ 700-MAX6250BESA	MAX6250BESA+	SOIC-8	5	0.1	5	8/36	3300	3	-40 to +85	7.22	5.06	3.54
700-MAX675CPA	MAX675CPA+	PDIP-8	5	0.15	12	33	1400	10	-40 to +85	5.92	4.94	4.46
♦ 700-MAX675ESA	MAX675ESA+	SOIC-8	5	0.15	12	8/33	1400	10	-40 to +85	8.29	6.92	5.61
♦ 700-MAX6033BAUT50TG1	MAX6033BAUT50#TG16	SOT-6	5	0.2	10	2.7/12.6	60	16	-40 to +125	6.12	5.86	4.04
♦ 700-MAX6050AEURT	MAX6050AEUR+T	SOT-23-3	5	0.2	20	5.2/12.6	35	120	-40 to +85	4.45	3.36	2.94
♦ 700-REF02CESA	REF02CESA+	SOIC-8	5	0.3	8.5	8/33	1400	10	-40 to +85	3.66	3.10	2.59
700-REF02CP	REF02CP+	PDIP-8	5	0.3	8.5	8/33	1400	10	0 to +70	3.22	2.70	2.25
♦ 700-REF02CSA	REF02CSA+	SOIC-8	5	0.3	8.5	8/33	1400	10	0 to +70	3.20	2.70	2.25
♦ 700-REF02HSA	REF02HSA+	SOIC-8	5	0.3	8.5	8/33	1400	10	-40 to +85	4.30	3.60	2.91
♦ 700-MAX6105EURT	MAX6105EUR+T	SOT-23-3	5	0.4	75	5.2/12.6	125	60	-40 to +85	.84	.633	.554
♦ 700-MAX6035BAUR50T	MAX6035BAUR50+T	SOT-23-3	5	0.5	65	4.4/33	95	21	-40 to +125	1.65	1.24	1.09
♦ 700-MAX6150EURT	MAX6150EUR+T	SOT-23-3	5	1	50	5.2	130	35	-40 to +85	2.43	1.83	1.61
♦ 700-MAX6143AASA10	MAX6143AASA10+	SOIC-8	10	0.05	3	4.5/40	600	4	-40 to +125	6.81	6.35	5.15
♦ 700-MAX6176AASA	MAX6176AASA+	SOIC-8	10	0.05	3	---/40	600	18	-40 to +125	6.81	6.35	5.15
♦ 700-MAX674ESA	MAX674ESA+	SOIC-8	10	0.15	12	13/33	1400	20	-40 to +85	8.29	6.92	5.61
700-REF01CP	REF01CP+	PDIP-8	10	0.3	8.5	33	1400	20	-40 to +85	2.31	1.93	1.61
♦ 700-REF01CSA	REF01CSA+	SOIC-8	10	0.3	8.5	13/33	1400	20	0 to +70	2.84	2.42	2.03
700-REF01HP	REF01HP+	PDIP-8	10	0.3	8.5	33	1400	20	-40 to +85	3.77	3.17	2.63
♦ 700-MAX6037AAUKADJT	MAX6037AAUKADJ+T	SOT-23-5	Adj.	0.2	25	2.5/5.5	280	11	-40 to +125	3.30	2.48	2.17
♦ 700-MAX6160ESA	MAX6160ESA+	SOIC-8	Adj.	1	100	2.7/12.6	130	15	-40 to +85	2.69	2.43	1.80
♦ 700-MAX6160EUST	MAX6160EUS+T	SOT-4	Adj.	1	100	2.7/12.6	130	15	-40 to +85	2.23	1.68	1.47

SHUNT VOLTAGE REFERENCES

♦Surface Mount Device

For quantities greater than listed, call for quote.

MOUSER STOCK NO.	Maxim Integrated Part No.	Package	V_{OUT} (V)	Initial Accuracy @ +25°C	Temp. Coeff. (ppm/°C) (Max.)	IREV (µA) (Min.)	IREV (mA) (Max.) (mA)	Noise 0.1Hz to 10Hz (Typ.) (VPP)	Operating Temp. (°C)	Price Each 1	25	100
♦ 700-MAX6006AEURT	MAX6006AEUR+T	SOT-23-3	1.25	0.2	30	1	2	30	-40 to +85	2.19	1.66	1.46
♦ 700-LM4041BIM3-1.2T	LM4041BIM3-1.2+T	SOT-23-3	1.25	0.2	100	65	15	---	-40 to +85	1.22	.917	.803
♦ 700-LM4050AEM3-2.1T	LM4050AEM3-2.1+T	SOT-23-3	2.048	0.1	50	65	15	---	-40 to +85	3.18	2.40	2.10
♦ 700-MAX6007AEURT	MAX6007AEUR+T	SOT-23-3	2.048	0.2	30	1	2	50	-40 to +85	2.19	1.66	1.46
♦ 700-LM4040BIM3-2.1T	LM4040BIM3-2.1+T	SOT-23-3	2.048	0.2	100	65	15	---	-40 to +85	1.24	.938	.822
♦ 700-MAX6138AEXR25T	MAX6138AEXR25+T	SC-70-3	2.5	0.1	25	65	15	---	-40 to +85	4.45	3.36	2.94
♦ 700-LM4050AEM3-2.5T	LM4050AEM3-2.5+T	SOT-23-3	2.5	0.1	50	65	15	---	-40 to +85	3.18	2.40	2.10
♦ 700-LM4040AIM3-2.5T	LM4040AIM3-2.5+T	SOT-23-3	2.5	0.1	100	65	15	---	-40 to +85	2.00	1.51	1.32
♦ 700-MAX6008AESA	MAX6008AESA+	SOIC-8	2.5	0.2	30	1	2	60	-40 to +85	2.32	2.11	1.44
♦ 700-LM4040AIM3-3.0T	LM4040AIM3-3.0+T	SOT-23-3	3	0.1	100	65	15	---	-40 to +85	2.00	1.50	1.32
♦ 700-LM4050AEM3-5.0T	LM4050AEM3-5.0+T	SOT-23-3	5	0.1	50	65	15	---	-40 to +85	3.18	2.40	2.10
♦ 700-LM4041DIM3-1.2T	LM4041DIM3-1.2+T	SOT-23-3	1.25	1	100	70	15	---	-40 to +85	.66	.502	.44
♦ 700-MAX8069ESA	MAX8069ESA+	SOIC-8	1.25	2.4	25	60	5	---	-40 to +85	1.17	1.08	.963
♦ 700-LM4050CEM3-2.1T	LM4050CEM3-2.1+T	SOT-23-3	2.048	0.5	50	65	15	---	-40 to +85	1.85	1.40	1.22
♦ 700-LM4040BIM3-2.5T	LM4040BIM3-2.5+T	SOT-23-3	2.5	0.2	100	65	15	---	-40 to +85	1.24	.938	.822
♦ 700-LM4040BIX3-2.5T	LM4040BIX3-2.5+T	SC-70-3	2.5	0.2	100	65	15	---	-40 to +125	1.24	.938	.822
♦ 700-MAX6008AEURT	MAX6008AEUR+T	SOT-23-3	2.5	0.5	75	1	2	60	-40 to +85	2.19	1.66	1.44
♦ 700-LM4040CIM3-2.5T	LM4040CIM3-2.5+T	SOT-23-3	2.5	0.5	100	65	15	---	-40 to +85	.84	.633	.554
♦ 700-LM4040DIM3-2.5T	LM4040DIM3-2.5+T	SOT-23-3	2.5	1	150	70	15	---	-40 to +85	.73	.546	.477
♦ 700-LM4040DIX3-2.5T	LM4040DIX3-2.5+T	SC-70-3	2.5	1	150	70	15	---	-40 to +125	.73	.546	.477
♦ 700-MAX6009AEURT	MAX6009AEUR+T	SOT-23-3	3	0.2	30	1	2	75	-40 to +85	2.19	1.66	1.46
♦ 700-LM4040BIX3-3.0T	LM4040BIX3-3.0+T	SC-70-3	3	0.2	100	65	15	---	-40 to +125	1.24	.938	.822
♦ 700-LM4050BEX3-5.0T	LM4050BEX3-5.0+T	SC-70-3	5	0.2	50	65	15	---	-40 to +125	2.09	1.57	1.38
♦ 700-LM4040BIM3-5.0T	LM4040BIM3-5.0+T	SOT-23-3	5	0.2	100	65	15	---	-40 to +85	1.24	.938	.822
♦ 700-LM4040CIX3-5.0T	LM4040CIX3-5.0+T	SC-70-3	5	0.5	100	65	15	---	-40 to +125	.84	.633	.554
♦ 700-LM4040DEM3-5.0T	LM4040DEM3-5.0+T	SOT-23-3	5	1	150	70	15	---	-40 to +85	.73	.546	.477

HALF BRIDGE MOSFET DRIVERS

♦Surface Mount Device

NEW PRODUCT

For quantities greater than listed, call for quote.

MOUSER STOCK NO.	Maxim Integrated Part No.	Package	Driver		High Side Voltage Typ. (V)	Voltage Supply (V)	I_{SOURCE}/I_{SINK} (peak) (A)	t_{PD} (typ.) (ns)	Logic Input	Price Each 1	25	100
			High Side	Low Side								
♦ 700-MAX15012CASA	MAX15012CASA+	SOICN-EP-8	Non-Inverting	Non-Inverting	7	8 - 12.6	2/2	30	CMOS	10.89	7.63	5.34

© Copyright 2013 Mouser Electronics

© Copyright 2013 Mouser Electronics

MAXIM INTEGRATED Power Management ICs

RoHS Compliant This product is RoHS compliant.

DRIVERS FOR ISOLATED POWER SUPPLIES

♦Surface Mount Device

For quantities greater than listed, call for quote.

MOUSER STOCK NO.	Maxim Integrated Part No.	Package	VIN (V) Min.	VIN (V) Max.	Freq. (kHz) (Min.)	ICC (mA) (Min.)	Feedback	Topology	Price Each 1	Price Each 25	Price Each 100
700-MAX253CPA	MAX253CPA+	PDIP-8	2.5	6	350	0.45	Open Loop	Half-Bridge Push-Pull	3.33	2.32	1.62
♦ 700-MAX253CSA	MAX253CSA+	SOIC-8	2.5	6	350	0.45	Open Loop	Half-Bridge Push-Pull	3.33	2.32	1.62
♦ 700-MAX253CUA	MAX253CUA+	µMAX-8	2.5	6	350	0.45	Open Loop	Half-Bridge Push-Pull	3.63	2.55	1.77
700-MAX253EPA	MAX253EPA+	PDIP-8	2.5	6	350	0.45	Open Loop	Half-Bridge Push-Pull	4.71	3.28	2.30
♦ 700-MAX253ESA	MAX253ESA+	SOIC-8	2.5	6	350	0.45	Open Loop	Half-Bridge Push-Pull	4.31	3.02	2.11
♦ 700-MAX256ASA	MAX256ASA+	SOIC-8	3	5.5	1000	1	Open Loop	Half-Bridge Push-Pull	7.38	5.17	3.62
♦ 700-MAX845ESA	MAX845ESA+	SOIC-8	2.5	6	860	1.1	Open Loop	Push-Pull	4.71	3.28	2.30
♦ 700-MAX845EUA	MAX845EUA+	µMAX-8	2.5	6	860	1.1	Open Loop	Push-Pull	4.94	3.46	2.42
700-MAX15001BEUB	MAX15001BEUB+	µMAX-10	9.5	24	625	2	Primary Side	Flyback, Single-ended Forward	3.93	2.62	1.85
700-MAX5022EUA	MAX5022EUA+	µMAX-8	24	375	262	2.43	Opto	Flyback	1.85	1.29	.906
700-MAX5069DAUE	MAX5069DAUE+	TSSOP-16	10.8	24	2500	3	Linear, Opto	Half-Bridge, Full Bridge, Push-Pull	9.33	6.53	4.56

POWER-SUPPLY SEQUENCERS AND VOLTAGE TRACKERS

♦Surface Mount Device

For quantities greater than listed, call for quote.

MOUSER STOCK NO.	Maxim Integrated Part No.	Package	Option	Interface	Input Channels	Features	Price Each 1	Price Each 25	Price Each 100
♦ 700-MAX16029TG	MAX16029TG+	TQFN-24	Sequence	Factory Fixed, R/C Adjust	4	Enable Input, Reset Output	8.17	5.72	4.00
♦ 700-MAX6338OUB	MAX6338OUB+	µMAX-10	None	-	4	Adj. Reset Input, Negative Voltage	7.62	5.34	3.79
♦ 700-MAX6339CUTT	MAX6339CUT+T	SOT-6	None	Factory Fixed, R/C Adjust	4	Adj. Reset Input, Negative Voltage	5.52	5.20	2.66
♦ 700-MAX16046ETN	MAX16046ETN+	TQFN-56	Monitor, Sequence Seq and Track, Track	I2C/SMBus, JTAG	12	ADC, Add GPIOs, Charge Pump Out, En Input, Man RS, NV Fault Event Log, Output Discharge Pin, OV Detection, RS Out, Rev Seq, Slew Rate Cont., User EEPROM, V Margining, WD	26.04	18.24	12.96
♦ 700-MAX16048ETN	MAX16048ETN+	TQFN-56	Sequence, Sequence and Track	I2C/SMBus, JTAG	8	ADC, Add GPIOs, Charge Pump Out, En Input, Man RS, NV Fault Event Log, Output Discharge Pin, OV Detection, RS Out, Rev Seq, Slew Rate Cont., User EEPROM, V Margining, WD	23.43	16.41	10.76
♦ 700-MAX16049ETN	MAX16049ETN+	TQFN-56	Sequence, Sequence and Track, Track	I2C/SMBus, JTAG	8	ADC, Add GPIOs, Charge Pump Out, En Input, Man RS, NV Fault Event Log, Output Discharge Pin, OV Detection, RS Out, Rev Seq, Slew Rate Cont., User EEPROM, WD	23.51	15.63	10.24
♦ 700-MAX16050ETI	MAX16050ETI+	TQFN-28	Sequence	Factory Fixed, R/C Adjust	5	Charge Pump Out, En Input, Out Discharge Pin, OV Detection, RS Output, Rev Seq.	7.92	5.54	3.94
♦ 700-MAX16065ETM	MAX16065ETM+	TQFN-48	Monitor, Sequence	I2C/SMBus, JTAG	12	ADC, Add GPIOs, Charge Pump Out, Curr Sense, En Input, Man RS, NV Fault Event Log, OV Detection, RS Output, User EEPROM, WD Timer	25.80	18.06	12.84
♦ 700-MAX16066ETL	MAX16066ETL+	TQFN-40	Monitor, Sequence	I2C/SMBus, JTAG	8	ADC, Add GPIOs, Charge Pump Out, Curr Sense, En Input, Man RS, NV Fault Event Log, OV Detection, RS Output, User EEPROM, WD Timer	23.12	15.93	10.63
♦ 700-MAX34440ETL+	MAX34440ETL+	TQFN-40	Monitor, Sequence	I2C/SMBus, PMBus	6	ADC, Curr Sensing, NV Fault Event Logger, Overvoltage Det, RS Output, Rev Seq, V Margining	8.08	5.66	3.95
♦ 700-MAX34441ETL	MAX34441ETL+	TQFN-40	Monitor, Sequence	I2C/SMBus, PMBus	5	ADC, Curr Sensing, Fan Mon/Cntrl, NV Fault Event Log, OV Det, RS Out, RV Seq, V Margining	9.45	6.61	4.62
700-MAX16025TE	MAX16025TE+	TQFN-16	Sequence	Factory Fixed, R/C Adjust	2	Enable Input, Reset Output	3.61	2.54	1.84

WATCHDOG TIMERS

♦Surface Mount Device

For quantities greater than listed, call for quote.

MOUSER STOCK NO.	Maxim Integrated Part No.	Package	Watchdog Feature	Watchdog Timeout	Watchdog Startup Delay	Watchdog Output	I_{CC} (µA) Max.	Price Each 1	Price Each 25	Price Each 100
♦ 700-MAX16998AAUA	MAX16998AAUA+	µMAX-8	Input (WDI)	Adj	<60s	Open Drain	60	2.76	1.94	1.35

HOT SWAP CONTROLLERS

♦Surface Mount Device

NEW PRODUCT

For quantities greater than listed, call for quote.

MOUSER STOCK NO.	Maxim Integrated Part No.	Package	V_{IN} (V) (Min./Max.)	Circuit Breaker/ Current Limit	Fault Condition Controls	Channels	Positive/ Negative Rail	Price Each 1	Price Each 25	Price Each 100
♦ 700-DS4560S-AR	DS4560S-AR+	SO-8	9/13.2	Current Limit	Latched Off, Periodic Retry	1	Positive	2.89	2.02	1.41
♦ 700-MAX5921AESA	MAX5921AESA+	SO-8	-20/-80	Current Limit	Periodic Retry	1	Negative	6.74	4.72	3.35
♦ 700-MAX5947AESA	MAX5947AESA+	SO-8	9/80	Current Limit	Latched Off, Periodic Retry	1	Positive	5.96	4.17	2.91
♦ 700-MAX5956AEEE	MAX5956AEEE+	QSOP-16	1/13.2	Current Limit	Latched Off, Periodic Retry	2	Positive	11.82	7.73	5.57
Development Kits										
700-MAX34565EVKIT#	MAX34565EVKIT#	Development Kit for MAX34565						135.54	-	-

POWERLINE NETWORKING ICS

♦Surface Mount Device

NEW PRODUCT

For quantities greater than listed, call for quote.

MOUSER STOCK NO.	Maxim Integrated Part No.	Package	Line Impedance Capability (min.) (Ω)	Standard Compliance	Adaptive Gain Control (dB)	ADC & DAC (bit)	Price Each 1	Price Each 25	Price Each 100
♦ 700-MAX2981GCB/V+	MAX2981GCB/V+	TQFP-64	10	HomePlug 1.0	50	10	21.71	15.02	10.85

POWER OVER ETHERNET (POE) CONTROLLERS

♦Surface Mount Device

NEW PRODUCT

For quantities greater than listed, call for quote.

MOUSER STOCK NO.	Maxim Integrated Part No.	Package	Supply Voltage Max. (V)	Inrush Current Limit Max. (mA)	Current Limit (mA)	$R_{DS(ON)}$ (Ω)	IEEE Compliance	Price Each 1	Price Each 25	Price Each 100
♦ 700-MAX5980GTJ+	MAX5980GTJ+	TQFN-32	60	-	-	0.25	802.3at/af	22.08	15.47	10.81
♦ 700-MAX5982AETE+	MAX5982AETE+	TQFN-16	60	182	2100	0.2	802.3at/af	7.83	5.49	3.83
♦ 700-MAX5981AETE+	MAX5981AETE+	TQFN-16	100	180	720-880	0.5	802.3at/af	6.74	4.49	3.25
♦ 700-MAX5981BETE+	MAX5981BETE+	TQFN-16	100	180	720-880	0.5	802.3at/af	7.51	5.01	3.63

© Copyright 2013 Mouser Electronics
© Copyright 2013 Mouser Electronics

Products may be RoHS compliant. Check mouser.com for RoHS status.

LINEAR REGULATORS

♦Surface Mount Device

NEW PRODUCT

For quantities greater than listed, call for quote.

	MOUSER STOCK NO.	Microchip Part No.	Package	Output Current (mA)	Output Voltage (V)	Dropout Voltage (Max.)(mV)	Input Voltage (Max.)(V)	Iq (Typ) (µA)	Voltage Accuracy (Typ.)(%)	Price Each 1	10	25	100
♦	579-TC1014-1.8VCT713	TC1014-1.8VCT713	SOT-23A-5	50	1.8	85	6	---	0.5	.39	.353	.289	.268
♦	579-TC1014-2.5VCT713	TC1014-2.5VCT713	SOT-23A-5	50	2.5	85	6	---	0.5	.39	.353	.289	.268
♦	579-TC1014-3.0VCT713	TC1014-3.0VCT713	SOT-23A-5	50	3.0	85	6	---	0.5	.39	.353	.289	.268
♦	579-TC1014-3.3VCT713	TC1014-3.3VCT713	SOT-23A-5	50	3.3	85	6	---	0.5	.39	.353	.289	.268
♦	579-TC1014-5.0VCT713	TC1014-5.0VCT713	SOT-23A-5	50	5.0	85	6	---	0.5	.39	.353	.289	.268
♦	579-MCP1790-3302E/DB	MCP1790-3302E/DB	SOT-223-3	70	3.3	700	48	70	0.2	.86	.781	.653	.589
♦	579-MCP1790-5002E/DB	MCP1790-5002E/DB	SOT-223-3	70	5.0	700	48	70	0.2	.86	.781	.653	.589
♦	579-TC1016-3.3VCTTR	TC1016-3.3VCTTR	SOT-23-5	80	3.3	150	6	----	0.5	.41	.385	.321	.289
♦	579-TC595002ECBTR	TC595002ECBTR	SOT-23A-3	100	-5.0	380	-10	----	0.5	.98	.899	.749	.685
♦	579-TC1015-1.8VCT713	TC1015-1.8VCT713	SOT-23A-5	100	1.8	250	6	---	0.5	.41	.364	.30	.278
♦	579-TC10153.0VCT	TC1015-3.0VCT713	SOT-23A-5	100	3.0	250	6	---	0.5	.41	.385	.321	.289
♦	579-TC1015-3.3VCT713	TC1015-3.3VCT713	SOT-23A-5	100	3.3	250	6	---	0.5	.41	.385	.321	.289
♦	579-TC1017-1.8VCTTR	TC1017-1.8VCTTR	SOT-23-5	150	1.8	285	6	---	0.5	.47	.428	.364	.332
♦	579-MCP1754T-1802ECB	MCP1754ST-1802E/CB	SOT-23A-3	150	1.8	500	16	56	2	.76	.61	.514	.471
♦	579-MCP1754T-1802EMB	MCP1754ST-1802E/MB	SOT-89-3	150	1.8	500	16	56	2	.76	.61	.514	.471
♦	579-MCP1754ST1802EMC	MCP1754ST-1802E/MC	DFN-8	150	1.8	500	16	56	2	.76	.61	.514	.471
♦	579-MCP1754T-1802EMC	MCP1754T-1802E/MC	DFN-8	150	1.8	500	16	56	2	.76	.61	.514	.471
♦	579-MCP1804T-1802IDB	MCP1804T-1802I/DB	SOT-223	150	1.8	300	28	50	2	.81	.749	.621	.567
♦	579-MCP1804T-1802IMB	MCP1804T-1802I/MB	SOT-89-3	150	1.8	300	28	50	2	.81	.749	.621	.567
♦	579-MCP1804T-1802IOT	MCP1804T-1802I/OT	SOT-23-5	150	1.8	300	28	50	2	.77	.717	.599	.546
♦	579-MCP1804T-2502IMB	MCP1804T-2502I/MB	SOT-89-3	150	2.5	300	28	50	2	.81	.749	.621	.567
♦	579-MCP1804T-2502IMT	MCP1804T-2502I/MT	SOT-89-5	150	2.5	300	28	50	2	.81	.749	.621	.567
♦	579-MCP1804T-2502IOT	MCP1804T-2502I/OT	SOT-23-5	150	2.5	300	28	50	2	.77	.717	.599	.546
♦	579-MCP1801T-3002IOT	MCP1801T-3002I/OT	SOT-23-5	150	3.0	250	10	25	0.4	.49	.449	.375	.342
♦	579-MCP1804T-3002IMB	MCP1804T-3002I/MB	SOT-89-3	150	3.0	300	28	50	2	.81	.749	.621	.567
♦	579-MCP1804T-3002IOT	MCP1804T-3002I/OT	SOT-23-5	150	3.0	300	28	50	2	.77	.717	.599	.546
♦	579-TC1185-3.0VCT713	TC1185-3.0VCT713	SOT-23A-5	150	3.0	400	6	---	0.5	.43	.396	.332	.30
♦	579-MCP1754T-3302ECB	MCP1754ST-3302E/CB	SOT-23A-3	150	3.3	500	16	56	2	.76	.61	.514	.471
♦	579-MCP1754T-3302EDB	MCP1754ST-3302E/DB	SOT-223	150	3.3	500	16	56	2	.87	.696	.589	.535
♦	579-MCP1754T3302E/MC	MCP1754T-3302E/MC	DFN-8	150	3.3	500	16	56	2	.76	.61	.514	.471
♦	579-MCP1801T-3302IOT	MCP1801T-3302I/OT	SOT-23-5	150	3.3	250	10	25	0.4	.49	.449	.375	.342
♦	579-MCP1804T-3302IDB	MCP1804T-3302I/DB	SOT-223	150	3.3	300	28	50	2	.81	.749	.621	.567
♦	579-MCP1804T-3302IMB	MCP1804T-3302I/MB	SOT-89-3	150	3.3	300	28	50	2	.81	.749	.621	.567
♦	579-MCP1804T-3302IMT	MCP1804T-3302I/MT	SOT-89-5	150	3.3	300	28	50	2	.81	.749	.621	.567
♦	579-MCP1754T-5002ECB	MCP1754ST-5002E/CB	SOT-23A-3	150	5.0	500	16	56	2	.76	.61	.514	.471
♦	579-MCP1754T-5002EDB	MCP1754ST-5002E/DB	SOT-223	150	5.0	500	16	56	2	.87	.696	.589	.535
♦	579-MCP1754T-5002EMB	MCP1754ST-5002E/MB	SOT-89-3	150	5.0	500	16	56	2	.76	.61	.514	.471
♦	579-MCP1754ST5002EMC	MCP1754ST-5002E/MC	DFN-8	150	5.0	500	16	56	2	.76	.61	.514	.471
♦	579-MCP1754T-5002EMC	MCP1754T-5002E/MC	DFN-8	150	5.0	500	16	56	2	.76	.61	.514	.471
♦	579-MCP1804T-3302IOT	MCP1804T-3302I/OT	SOT-23-5	150	3.3	300	28	50	2	.77	.717	.599	.546
♦	579-MCP1801T-5002IOT	MCP1801T-5002I/OT	SOT-23-5	150	5.0	250	10	25	0.4	.49	.449	.375	.342
♦	579-MCP1804T-5002IDB	MCP1804T-5002I/DB	SOT-223	150	5.0	300	28	60	2	.81	.749	.621	.567
♦	579-MCP1804T-5002IMB	MCP1804T-5002I/MB	SOT-89-3	150	5.0	300	28	60	2	.81	.749	.621	.567
♦	579-MCP1804T-5002IMT	MCP1804T-5002I/MT	SOT-89-5	150	5.0	300	28	60	2	.81	.749	.621	.567
♦	579-MCP1804T-5002IOT	MCP1804T-5002I/OT	SOT-23-5	150	5.0	300	28	60	2	.77	.717	.599	.546
♦	579-MCP1804T-A002IDB	MCP1804T-A002I/DB	SOT-223	150	10	300	28	60	2	.81	.749	.621	.567
♦	579-MCP1804T-A002IMB	MCP1804T-A002I/MB	SOT-89-3	150	10	300	28	60	2	.81	.749	.621	.567
♦	579-MCP1804T-A002IOT	MCP1804T-A002I/OT	SOT-23-5	150	10	300	28	60	2	.77	.717	.599	.546
♦	579-MCP1804T-C002IDB	MCP1804T-C002I/DB	SOT-223	150	12	300	28	60	2	.81	.749	.621	.567
♦	579-MCP1804T-C002IMB	MCP1804T-C002I/MB	SOT-89-3	150	12	300	28	60	2	.81	.749	.621	.567
♦	579-MCP1804T-C002IMT	MCP1804T-C002I/MT	SOT-89-5	150	12	300	28	60	2	.81	.749	.621	.567
♦	579-MCP1804T-C002IOT	MCP1804T-C002I/OT	SOT-23-5	150	12	300	28	60	2	.77	.717	.599	.546
♦	579-MCP1702T1502E/CB	MCP1702T-1502E/CB	SOT-23A-3	200	1.5	1100	13.2	2	0.4	.56	.514	.428	.385
♦	579-MCP1700T1202E/MB	MCP1700T-1202E/MB	SOT-89-3	250	1.2	350	6	1.6	0.4	.43	.396	.332	.30
	579-MCP1700-1802E/TO	MCP1700-1802E/TO	TO-92-3	250	1.8	300	6	1.6	0.4	.43	.396	.332	.30
♦	579-MCP1700T1802E/TT	MCP1700T-1802E/TT	SOT-23-3	250	1.8	300	6	1.6	0.4	.43	.396	.332	.30
♦	579-MCP1702T1802E/CB	MCP1702T-1802E/CB	SOT-23-3	250	1.8	330	13.2	2.0	0.4	.56	.514	.428	.385
♦	579-MCP1700T1802E/MB	MCP1700T-1802E/MB	SOT-89-3	250	1.8	350	6	1.6	0.4	.43	.396	.332	.30
♦	579-MCP1702T2502E/MB	MCP1702T-2502E/MB	SOT-89-3	250	2.5	330	13.2	2	0.4	.56	.514	.428	.385
♦	579-MCP1700T2502E/MB	MCP1700T-2502E/MB	SOT-89-3	250	2.5	350	6	1.6	0.4	.43	.396	.332	.30
	579-MCP1700-3002E/TO	MCP1700-3002E/TO	TO-92-3	250	3.0	300	6	1.6	0.4	.43	.396	.332	.30
♦	579-MCP1700T3002E/TT	MCP1700T-3002E/TT	SOT-23-3	250	3.0	300	6	1.6	0.4	.43	.396	.332	.30
	579-MCP1702-3002E/TO	MCP1702-3002E/TO	TO-92-3	250	3.0	330	13.2	2.0	0.4	.56	.514	.428	.385
♦	579-MCP1702T3002E/CB	MCP1702T-3002E/CB	SOT-23A-3	250	3.0	330	13.2	2.0	0.4	.56	.514	.428	.385
♦	579-MCP1700T3002E/MB	MCP1700T-3002E/MB	SOT-89-3	250	3.0	350	6	1.6	0.4	.43	.396	.332	.30
♦	579-MCP1703T-3002ECB	MCP1703T-3002E/CB	SOT-23A-3	250	3.0	625	16	2.0	0.4	.64	.578	.482	.439
	579-MCP1700-3302E/TO	MCP1700-3302E/TO	TO-92-3	250	3.3	300	6	1.6	0.4	.43	.396	.332	.30
♦	579-MCP1700T3302E/TT	MCP1700T-3302E/TT	SOT-23-3	250	3.3	300	6	1.6	0.4	.43	.396	.332	.30
	579-MCP1702-3302E/TO	MCP1702-3302E/TO	TO-92-3	250	3.3	330	13.2	2.0	0.4	.56	.514	.428	.385
♦	579-MCP1702T3302E/CB	MCP1702T-3302E/CB	SOT-23A-3	250	3.3	330	13.2	2.0	0.4	.56	.514	.428	.385
♦	579-MCP1700T3302E/MB	MCP1700T-3302E/MB	SOT-89-3	250	3.3	350	6	1.6	0.4	.43	.396	.332	.30
♦	579-MCP1701AT3302IMB	MCP1701AT-3302I/MB	SOT-89-3	250	3.3	380	10	2	2	1.17	.931	.781	.706
♦	579-MCP1703T-3302ECB	MCP1703T-3302E/CB	SOT-23A-3	250	3.3	625	16	2.0	0.4	.64	.578	.482	.439
♦	579-MCP1703-3302E/DB	MCP1703-3302E/DB	SOT-223-3	250	3.3	625	16	2	0.4	.73	.663	.556	.503
♦	579-MCP1703T-3302EMB	MCP1703T-3302E/MB	SOT-89-3	250	3.3	625	16	2	0.4	.64	.578	.482	.439
♦	579-MCP1702T3302E/MB	MCP1702T-3302E/MB	SOT-89-3	250	3.3	975	13.2	2	0.4	.56	.514	.428	.385
	579-MCP1700-5002E/TO	MCP1700-5002E/TO	TO-92-3	250	5.0	300	6	1.6	0.4	.43	.396	.332	.30
♦	579-MCP1700T5002E/TT	MCP1700T-5002E/TT	SOT-23-3	250	5.0	300	6	1.6	0.4	.43	.396	.332	.30
♦	579-MCP1700T5002E/MB	MCP1700T-5002E/MB	SOT-89-3	250	5.0	300	6	1.6	0.4	.43	.396	.332	.30
	579-MCP1702-5002E/TO	MCP1702-5002E/TO	TO-92-3	250	5.0	330	13.2	2.0	0.4	.56	.514	.428	.385
♦	579-MCP1702T5002E/CB	MCP1702T-5002E/CB	SOT-23A-3	250	5.0	330	13.2	2.0	0.4	.56	.514	.428	.385
♦	579-MCP1701AT5002IMB	MCP1701AT-5002I/MB	SOT-89	250	5.0	380	10	2.0	2	1.17	.931	.781	.706
♦	579-MCP1703T-5002ECB	MCP1703T-5002E/CB	SOT-23A-3	250	5.0	625	16	2.0	0.4	.64	.578	.482	.439
♦	579-MCP1703-5002E/DB	MCP1703-5002E/DB	SOT-223-3	250	5.0	625	16	2	0.4	.73	.663	.556	.503
♦	579-MCP1703T-5002EMB	MCP1703T-5002E/MB	SOT-89-3	250	5.0	625	16	2	0.4	.64	.578	.482	.439
♦	579-MCP1702T5002E/MB	MCP1702T-5002E/MB	SOT-89-3	250	5.0	650	13.2	2	0.4	.56	.514	.428	.385
♦	579-MCP1824ST1202EDB	MCP1824ST-1202E/DB	SOT-223	300	1.2	0.32	6	120	0.5	.56	.514	.428	.385
♦	579-MCP1802T-3002IOT	MCP1802T-3002I/OT	SOT-23-5	300	3.0	800	10	25	0.4	.62	.567	.471	.428
♦	579-TC1107-3.3VOA	TC1107-3.3VOA	SOIC-8	300	3.3	240	6	----	0.5	.49	.449	.375	.342
♦	579-MCP1802T-3302IOT	MCP1802T-3302I/OT	SOT-23-5	300	3.3	800	10	25	0.4	.62	.567	.471	.428
♦	579-MCP1802T-5002IOT	MCP1802T-5002I/OT	SOT-23-5	300	5.0	800	10	25	0.4	.62	.567	.471	.428
♦	579-MCP1825S-3002EDB	MCP1825S-3002E/DB	SOT-223-3	500	3.0	210	6	120	0.5	.60	.546	.46	.417
	579-MCP1825S-3302EAB	MCP1825S-3302E/AB	TO-220-3	500	3.3	210	6	120	0.5	.96	.877	.738	.663

© Copyright 2013 Mouser Electronics

© Copyright 2013 Mouser Electronics

MICROCHIP Power Management

Products may be RoHS compliant. Check mouser.com for RoHS status.

LINEAR REGULATORS (CONT.)

♦ Surface Mount Device

For quantities greater than listed, call for quote.

MOUSER STOCK NO.	Microchip Part No.	Package	Output Current (mA)	Output Voltage (V)	Dropout Voltage (Max.)(mV)	Input Voltage (Max.)(V)	Iq (Typ) (µA)	Voltage Accuracy (Typ.)(%)	Price Each 1	10	25	100
♦ 579-MCP1825S-3302EDB	MCP1825S-3302E/DB	SOT-223-3	500	3.3	210	6	120	0.5	.60	.546	.46	.417
♦ 579-MCP1725-3302E/SN	MCP1725-3302E/SN	SOIC-8	500	3.3	350	6	120	0.5	.60	.546	.46	.417
579-TC1262-3.3VAB	TC1262-3.3VAB	TO-220-3	500	3.3	350	6	----	0.5	.96	.877	.738	.663
♦ 579-TC1262-3.3VDB	TC1262-3.3VDB	SOT-223-3	500	3.3	350	6	----	0.5	.60	.546	.46	.417
♦ 579-TC1262-3.3VDBTR	TC1262-3.3VDBTR	SOT-223-3	500	3.3	350	6	----	0.5	.60	.546	.46	.417
579-MCP1825S-5002EAB	MCP1825S-5002E/AB	TO-220-3	500	5.0	210	6	120	0.5	.96	.877	.738	.663
♦ 579-MCP1825S-5002EDB	MCP1825S-5002E/DB	SOT-223-3	500	5.0	210	6	120	0.5	.60	.546	.46	.417
♦ 579-TC1262-5.0VDB	TC1262-5.0VDB	SOT-223-3	500	5.0	350	6	----	0.5	.60	.546	.46	.417
♦ 579-MCP1825T-ADJE/DC	MCP1825T-ADJE/DC	SOT-223-5	500	Adj.	210	6	120	0.5	.60	.546	.46	.417
♦ 579-TC1264-3.3VDB	TC1264-3.3VDB	SOT-223-3	800	3.3	450	6	----	0.5	.79	.728	.61	.556
♦ 579-MCP1826S-1202EDB	MCP1826S-1202E/DB	SOT-223-3	1000	1.2	225	6	120	0.5	.79	.728	.61	.556
♦ 579-MCP1726-1202E/SN	MCP1726-1202E/SN	SOIC-8	1000	1.2	500	6	140	0.5	.79	.728	.61	.556
♦ 579-MCP1826S-1802EDB	MCP1826S-1802E/DB	SOT-223-3	1000	1.8	225	6	120	0.5	.79	.728	.61	.556
579-MCP1826S-3302EAB	MCP1826S-3302E/AB	TO-220-3	1000	3.3	225	6	120	0.5	1.13	1.05	.877	.792
♦ 579-MCP1826S-3302EDB	MCP1826S-3302E/DB	SOT-223-3	1000	3.3	225	6	120	0.5	.79	.728	.61	.556
♦ 579-MCP1826S-3302EEB	MCP1826S-3302E/EB	DDPAK-3	1000	3.3	225	6	120	0.5	1.13	1.05	.877	.792
♦ 579-MCP1726-3302E/SN	MCP1726-3302E/SN	SOIC-8	1000	3.3	500	6	140	0.5	.79	.728	.61	.556
579-MCP1826S-5002EAB	MCP1826S-5002E/AB	TO-220-3	1000	5.0	225	6	120	0.5	1.13	1.05	.877	.792
♦ 579-MCP1826S-5002EDB	MCP1826S-5002E/DB	SOT-223-3	1000	5.0	225	6	120	0.5	.79	.728	.61	.556
579-MCP1826-ADJE/AT	MCP1826-ADJE/AT	TO-220-5	1000	Adj.	225	6	120	0.5	1.13	1.05	.877	.792
♦ 579-MCP1726-ADJE/SN	MCP1726-ADJE/SN	SOIC-8	1000	Adj.	500	6	140	0.5	.79	.728	.61	.556
♦ 579-MCP1727-3302E/SN	MCP1727-3302E/SN	SOIC-8	1500	3.3	330	6	120	0.5	.96	.877	.738	.663
579-MCP1827S3302E/AB	MCP1827S-3302E/AB	TO-220-3	1500	3.3	330	6	120	0.5	1.33	1.21	1.01	.92
♦ 579-MCP1827S3302E/EB	MCP1827S-3302E/EB	DDPAK-3	1500	3.3	330	6	120	0.5	1.33	1.21	1.01	.92
♦ 579-MCP1727-ADJE/SN	MCP1727-ADJE/SN	SOIC-8	1500	Adj.	330	6	220	0.5	.96	.877	.738	.663
579-MCP1827-ADJE/AT	MCP1827-ADJE/AT	TO-220-5	1500	Adj.	330	6	120	0.5	1.33	1.21	1.01	.92

DC/DC SWITCHING REGULATORS

♦ Surface Mount Device

For quantities greater than listed, call for quote.

MOUSER STOCK NO.	Microchip Part No.	Package	V_{IN} (Min.)(V)	V_{IN} (Max.)(V)	V_{OUT} (Min.)(V)	V_{OUT} (Max.)(V)	I_{OUT} (Max.)(mA)	Switching Frequency (Max.)(kHz)	Price Each 1	10	25	100
Synchronous Buck Regulators												
♦ 579-MCP1601-I/MS	MCP1601-I/MS	MSOP-8	2.7	5.5	0.9	VIN	500	750	1.43	1.32	1.09	.995
Step-Down Regulators												
♦ 579-MCP16301T-I/CHY	MCP16301T-I/CHY	SOT-23-6	4.0	30	2	15	600	550	1.37	1.24	1.04	.942
♦ 579-MCP1603T-180I/OS	MCP1603T-180I/OS	TSOT-5	2.7	5.5	0.8	1.8	500	2000	1.13	1.05	.877	.792
♦ 579-MCP1603T-330I/OS	MCP1603T-330I/OS	TSOT-5	2.7	5.5	0.8	3.3	500	2000	1.13	1.05	.877	.792
♦ 579-MCP1603T-ADJI/OS	MCP1603T-ADJI/OS	TSOT-5	2.7	5.5	0.8	Adj.	500	2000	1.13	1.05	.877	.792
♦ 579-MCP1612-ADJI/MS	MCP1612-ADJI/MS	MSOP-8	2.7	5.5	0.8	Adj.	1000	1400	1.78	1.63	1.36	1.23
Step-Up Regulators												
♦ 579-MCP1640B-I/MC	MCP1640B-I/MC	DFN-8	0.65	5.5	2	5.5	350	500	.71	.653	.535	.492
♦ 579-MCP1640BT-I/CHY	MCP1640BT-I/CHY	SOT-23-6	0.65	5.5	2	5.5	350	500	.66	.61	.514	.471
♦ 579-MCP1640CT-I/CHY	MCP1640CT-I/CHY	SOT-23-6	0.65	5.5	2	5.5	350	500	.66	.61	.514	.471
♦ 579-MCP1640D-I/MC	MCP1640D-I/MC	DFN-8	0.65	5.5	2	5.5	350	500	.71	.653	.535	.492
♦ 579-MCP1640DT-I/CHY	MCP1640DT-I/CHY	SOT-23-6	0.65	5.5	2	5.5	350	500	.66	.61	.514	.471
♦ 579-MCP1640I/MC	MCP1640-I/MC	DFN-8	0.65	5.5	2	5.5	350	500	.71	.653	.535	.492
♦ 579-MCP1640TI/CHY	MCP1640T-I/CHY	SOT-23-6	0.65	5.5	2	5.5	350	500	.66	.61	.514	.471
♦ 579-MCP1650R-E/MS	MCP1650R-E/MS	MSOP-8	2.7	5.5	2.5	5.5	-----	750	1.52	1.39	1.17	1.06
♦ 579-MCP1652R-E/MS	MCP1652R-E/MS	MSOP-8	2.7	5.5	2.5	5.5	-----	750	1.61	1.47	1.22	1.11
Development Tools		Description									**Price Each**	
579-ADM00360	ADM00360	Demonstration Board for MCP16301, a high high voltage buck converter (D2PAK, 300mA)									16.04	
579-ADM00352	ADM00352	Demonstration Board for MCP16301, a high high voltage buck converter (SOT-23-6, 600mA)									21.39	

CHARGE PUMPS

♦ Surface Mount Device

For quantities greater than listed, call for quote.

MOUSER STOCK NO.	Microchip Part No.	Package	V_{DD} (Min.)(V)	V_{DD} (Max.)(V)	V_{OUT} (V)	Oscillator Frequency (Max.)(kHz)	Operating Temp. Range (°C)	Price Each 1	10	25	100
♦ 579-TC7660COA	TC7660COA	SOIC-8	1.5	10	-VIN or 2xVIN	10	0 to 70	1.06	.845	.706	.642
579-TC7660CPA	TC7660CPA	PDIP-8	1.5	10	-VIN or 2xVIN	10	0 to 70	1.06	.845	.706	.642
♦ 579-TC7660EOA	TC7660EOA	SOIC-8	1.5	10	-VIN or 2xVIN	10	-45 to 85	1.06	.845	.706	.642
579-TC7660HCPA	TC7660HCPA	PDIP-8	1.5	10	-VIN or 2xVIN	120	0 to 70	1.34	1.07	.899	.813
579-TC7660HEPA	TC7660HEPA	PDIP-8	1.5	10	-VIN or 2xVIN	120	-40 to 85	1.34	1.07	.899	.813
♦ 579-TC1044SCOA	TC1044SCOA	SOIC-8	1.5	12	-VIN or 2xVIN	45	0 to 70	1.09	.995	.835	.76
579-TC1044SCPA	TC1044SCPA	PDIP-8	1.5	12	-VIN or 2xVIN	45	0 to 70	1.09	.995	.835	.76
579-TC1044SEPA	TC1044SEPA	PDIP-8	1.5	12	-VIN or 2xVIN	45	-45 to 85	1.09	.995	.835	.76
♦ 579-TC7660SCOA	TC7660SCOA	SOIC-8	1.5	12	-VIN or 2xVIN	45	0 to 70	1.21	.963	.803	.728
♦ 579-TC7660SEOA	TC7660SEOA	SOIC-8	1.5	12	-VIN or 2xVIN	45	-40 to 85	1.21	.963	.803	.728
♦ 579-MCP1252-ADJI/MS	MCP1252-ADJI/MS	MSOP-8	2	5.5	5.5 to 5.5	780	-40 to 85	1.58	1.47	1.22	1.11
♦ 579-MCP1253-ADJI/MS	MCP1253-ADJI/MS	MSOP-8	2	5.5	5.5 to 5.5	1200	-40 to 85	1.58	1.47	1.22	1.11
♦ 579-MCP125233X50I/MS	MCP1252-33X50I/MS	MSOP-8	2.1	5.5	3.3 or 5.0	780	-45 to 85	1.58	1.47	1.22	1.11
♦ 579-MCP125333X50I/MS	MCP1253-33X50I/MS	MSOP-8	2.1	5.5	3.3 or 5.0	1200	-45 to 85	1.58	1.47	1.22	1.11
579-TC7662ACPA	TC7662ACPA	PDIP-8	3	18	-VIN or 2xVIN	12	0 to 70	3.53	2.82	2.35	2.14
579-TC7662AEPA	TC7662AEPA	PDIP-8	3	18	-VIN or 2xVIN	12	-40 to 85	4.85	3.87	3.22	2.93
♦ 579-TC7662BCOA	TC7662BCOA	SOIC-8	3	18	-VIN or 2xVIN	12	0 to 70	2.55	2.03	1.69	1.54
579-TC7662BCPA	TC7662BCPA	PDIP-8	3	18	-VIN or 2xVIN	12	0 to 70	2.55	2.03	1.69	1.54
♦ 579-TC7662BEOA	TC7662BEOA	SOIC-8	3	18	-VIN or 2xVIN	12	-40 to 85	2.97	2.38	1.98	1.80
579-TC7662BEPA	TC7662BEPA	PDIP-8	3	18	-VIN or 2xVIN	12	-40 to 85	2.97	2.38	1.98	1.80
♦ 579-TC962COE	TC962COE	SOIC-16W	3	18	-VIN or 2xVIN	24	0 to 70	3.88	3.10	2.59	2.35
579-TC962EPA	TC962EPA	PDIP-8	3	18	-VIN or 2xVIN	24	-40 to 85	3.88	3.10	2.59	2.35

SYSTEM SUPERVISORS

♦ Surface Mount Device

For quantities greater than listed, call for quote.

MOUSER STOCK NO.	Microchip Part No.	Package	Nominal Reset Voltage	V_{CC} (Min./Max.) (V)	I_{CC} (Typ) (µA)	Reset Type	Output	Operating Temp. Range (°C)	Price Each 1	10	25	100
♦ 579-TCM809ZVLB713	TCM809ZVLB713	SOT-23B-3	2.320	1.0/5.5	12	Active Low	Push-Pull	-40 to 125	.46	.364	.31	.278
♦ 579-MCP100T-270I/TT	MCP100T-270I/TT	SOT-23-3	2.625	1.0/5.5	45	Active Low	Push-Pull	-40 to 85	.46	.364	.31	.278

© Copyright 2013 Mouser Electronics
© Copyright 2013 Mouser Electronics

SYSTEM SUPERVISORS (CONT.)

♦ Surface Mount Device

For quantities greater than listed, call for quote.

MOUSER STOCK NO.	Microchip Part No.	Package	Nominal Reset Voltage	V_{CC} (Min/Max) (V)	I_{CC} (Typ) (μA)	Reset Type	Output	Operating Temp. Range (°C)	Price Each 1	10	25	100
♦ 579-TCM809RENB713	TCM809RENB713	SOT-23B-3	2.630	1.0/5.5	12	Active Low	Push-Pull	-40 to 85	.46	.364	.31	.278
♦ 579-TCM809RVLB713	TCM809RVLB713	SOT-23B-3	2.630	1.0/5.5	12	Active Low	Push-Pull	-40 to 125	.46	.364	.31	.278
♦ 579-MCP1316T-29LE/OT	MCP1316T-29LE/OT	SOT-23-5	2.900	1.0/5.5	1	Active Low	Push-Pull	-40 to 125	.66	.631	.524	.482
♦ 579-MCP1317T-29LE/OT	MCP1317T-29LE/OT	SOT-23-5	2.900	1.0/5.5	1	Active High	Push-Pull	-40 to 125	.66	.631	.524	.482
♦ 579-MCP1319MT29LE/OT	MCP1319MT-29LE/OT	SOT-23-5	2.900	1.0/5.5	1	Active Low	Open Drain	-40 to 125	.66	.631	.524	.482
♦ 579-MCP1320T-29LE/OT	MCP1320T-29LE/OT	SOT-23-5	2.900	1.0/5.5	1	Active Low	Open Drain	-40 to 125	.66	.631	.524	.482
♦ 579-MCP1321T-29LE/OT	MCP1321T-29LE/OT	SOT-23-6	2.900	1.0/5.5	1	Active Low	Open Drain	-40 to 125	.66	.631	.524	.482
♦ 579-MCP1322T-29LE/OT	MCP1322T-29LE/OT	SOT-23-5	2.900	1.0/5.5	1	Active Low	Open Drain	-40 to 125	.66	.631	.524	.482
♦ 579-MCP100T-300I/TT	MCP100T-300I/TT	SOT-23-3	2.925	1.0/5.5	45	Active Low	Push-Pull	-40 to 85	.46	.364	.31	.278
♦ 579-MCP101T-300I/TT	MCP101T-300I/TT	SOT-23-3	2.925	1.0/5.5	45	Active High	Push-Pull	-40 to 85	.46	.364	.31	.278
579-MCP120-300DI/TO	MCP120-300DI/TO	TO-92-3	2.925	1.0/5.5	45	Active Low	Open Drain	-40 to 85	.60	.482	.396	.364
♦ 579-MCP120T-300I/TT	MCP120T-300I/TT	SOT-23-3	2.925	1.0/5.5	45	Active Low	Open Drain	-40 to 85	.60	.482	.396	.364
579-MCP130-300DI/TO	MCP130-300DI/TO	TO-92-3	2.925	1.0/5.5	45	Active Low	Open Drain	-40 to 85	.60	.482	.396	.364
♦ 579-MCP130T-300I/TT	MCP130T-300I/TT	SOT-23-3	2.925	1.0/5.5	45	Active Low	Open Drain	-40 to 85	.60	.482	.396	.364
♦ 579-TCM809TVNB713	TCM809TVNB713	SOT-23B-3	3.080	1.0/5.5	12	Active Low	Push-Pull	-40 to 125	.46	.364	.31	.278
579-MCP100-450DI/TO	MCP100-450DI/TO	TO-92-3	4.375	1.0/5.5	45	Active Low	Push-Pull	-40 to 85	.46	.364	.31	.278
♦ 579-MCP100T-450I/TT	MCP100T-450I/TT	SOT-23-3	4.375	1.0/5.5	45	Active Low	Push-Pull	-40 to 85	.46	.364	.31	.278
579-MCP101-450DI/TO	MCP101-450DI/TO	TO-92-3	4.375	1.0/5.5	45	Active High	Push-Pull	-40 to 85	.46	.364	.31	.278
♦ 579-MCP101T-450I/TT	MCP101T-450I/TT	SOT-23-3	4.375	1.0/5.5	45	Active High	Push-Pull	-40 to 85	.46	.364	.31	.278
579-MCP120-450DI/TO	MCP120-450DI/TO	TO-92-3	4.375	1.0/5.5	45	Active Low	Open Drain	-40 to 85	.60	.482	.396	.364
♦ 579-MCP120T-450I/TT	MCP120T-450I/TT	SOT-23-3	4.375	1.0/5.5	45	Active Low	Open Drain	-40 to 85	.60	.482	.396	.364
579-MCP130-450DI/TO	MCP130-450DI/TO	TO-92-3	4.375	1.0/5.5	45	Active Low	Open Drain	-40 to 85	.60	.482	.396	.364
♦ 579-MCP130T-450I/TT	MCP130T-450I/TT	SOT-23-3	4.375	1.0/5.5	45	Active Low	Open Drain	-40 to 85	.60	.482	.396	.364
♦ 579-MCP1316T-46LE/OT	MCP1316T-46LE/OT	SOT-23-5	4.600	1.0/5.5	1	Active Low	Push-Pull	-40 to 125	.66	.631	.524	.482
♦ 579-MCP1317T-46LE/OT	MCP1317T-46LE/OT	SOT-23-5	4.600	1.0/5.5	1	Active High	Push-Pull	-40 to 125	.66	.631	.524	.482
♦ 579-MCP1319MT46LE/OT	MCP1319MT-46LE/OT	SOT-23-5	4.600	1.0/5.5	1	Active Low	Open Drain	-40 to 125	.66	.631	.524	.482
♦ 579-MCP1320T-46LE/OT	MCP1320T-46LE/OT	SOT-23-5	4.600	1.0/5.5	1	Active Low	Open Drain	-40 to 125	.66	.631	.524	.482
♦ 579-MCP1322T-46LE/OT	MCP1322T-46LE/OT	SOT-23-5	4.600	1.0/5.5	1	Active Low	Open Drain	-40 to 125	.66	.631	.524	.482
♦ 579-MCP100T-475I/TT	MCP100T-475I/TT	SOT-23-3	4.625	1.0/5.5	45	Active Low	Push-Pull	-40 to 85	.46	.364	.31	.278
♦ 579-MCP101T-475I/TT	MCP101T-475I/TT	SOT-23-3	4.625	1.0/5.5	45	Active High	Push-Pull	-40 to 85	.46	.364	.31	.278
♦ 579-TCM809LVNB713	TCM809LVNB713	SOT-23B-3	4.630	1.0/5.5	12	Active Low	Push-Pull	-40 to 125	.46	.364	.31	.278

VOLTAGE DETECTORS

For quantities greater than listed, call for quote.

MOUSER STOCK NO.	Microchip Part No.	Package	Minimal Reset Voltage	Hysteresis Voltage (Typ)(mV)	Tolerance (%)	Supply Current (Typ)(μA)	Reset Type	Output	Operating Temp. Range (°C)	Price Each 1	10	25	100
579-TC54VN4302EZB	TC54VN4302EZB	TO-92-3	4.21	215	±2	1.1	Active Low	Open Drain	-40 to 85	.71	.567	.471	.428

VOLTAGE REFERENCES

♦ Surface Mount Device

For quantities greater than listed, call for quote.

MOUSER STOCK NO.	Microchip Part No.	Package	Output Voltage (Typ)(V)	Initial Accuracy (Max)(%)	Temp Coeff (Max) (ppm/°C)	Output Current Drive (mA)	Max Load Current (mA)	V_{CC} Range (V)	Price Each 1	10	25	100
579-MCP1525ITO	MCP1525-I/TO	TO-92-3	2.5	1	50	2	±2	2.7 to 5.5	1.03	.824	.685	.621
♦ 579-MCP1525TITT	MCP1525T-I/TT	SOT-23-3	2.5	1	50	2	±2	2.7 to 5.5	1.03	.824	.685	.621
579-MCP1541ITO	MCP1541-I/TO	TO-92-3	4.096	1	50	2	±2	4.3 to 5.5	1.03	.824	.685	.621
♦ 579-MCP1541TITT	MCP1541T-I/TT	SOT-23-3	4.096	1	50	2	±2	4.3 to 5.5	1.03	.824	.685	.621

BATTERY CHARGERS

♦ Surface Mount Device

For quantities greater than listed, call for quote.

MOUSER STOCK NO.	Microchip Part No.	Package	No. of Cells	VCC Range (V)	Internal/ External FET	Voltage Regulation Accuracy (%)	Temperature Monitor	Charge Safety Timers	Thermal Regulation	Price Each 1	10	25	100
♦ 579-MCP73811T-420IOT	MCP73811T-420I/OT	SOT-23-5	1	3.75 to 6.0	Internal	1	No	No	Yes	.60	.546	.46	.417
♦ 579-MCP73812T-420IOT	MCP73812T-420I/OT	SOT-23-5	1	3.75 to 6.0	Internal	1	No	No	Yes	.64	.578	.482	.439
♦ 579-MCP73831T-2ACIOT	MCP73831T-2ACI/OT	SOT-23-5	1	3.75 to 6.0	Internal	0.75	No	No	Yes	.64	.599	.503	.449
♦ 579-MCP73832T-2ACIOT	MCP73832T-2ACI/OT	SOT-23-5	1	3.75 to 6.0	Internal	0.75	No	No	Yes	.64	.599	.503	.449
♦ 579-MCP73833-AMI/MF	MCP73833-AMI/MF	DFN-10	1	3.75 to 6.0	Internal	0.75	Yes	Yes	Yes	1.01	.91	.76	.696
♦ 579-MCP73833-AMI/UN	MCP73833-AMI/UN	MSOP-10	1	3.75 to 6.0	Internal	0.75	Yes	Yes	Yes	1.01	.91	.76	.696
♦ 579-MCP73834-FCI/UN	MCP73834-FCI/UN	MSOP-10	1	3.75 to 6.0	Internal	0.75	Yes	Yes	Yes	1.01	.91	.76	.696
♦ 579-MCP73837-FCI/MF	MCP73837-FCI/MF	DFN-10	1	3.75 to 6.0	Internal	0.5	Yes	Yes	Yes	1.31	1.20	.995	.91
♦ 579-MCP73837-FCI/UN	MCP73837-FCI/UN	MSOP-10	1	3.75 to 6.0	Internal	0.5	Yes	Yes	Yes	1.31	1.20	.995	.91
♦ 579-MCP73838-FCI/MF	MCP73838-FCI/MF	DFN-10	1	3.75 to 6.0	Internal	0.5	Yes	Yes	Yes	1.31	1.20	.995	.91
♦ 579-MCP73113-06SI/MF	MCP73113-06SI/MF	DFN-10	1	4 to 16	Internal	0.5	No	Yes	Yes	1.31	1.20	.995	.91
♦ 579-MCP73113-16SI/MF	MCP73113-16SI/MF	DFN-10	1	4 to 16	Internal	0.5	No	Yes	Yes	1.31	1.20	.995	.91
♦ 579-MCP73114-1NSI/MF	MCP73114-1NSI/MF	DFN-10	1	4 to 16	Internal	0.5	No	Yes	Yes	1.31	1.20	.995	.91
♦ 579-MCP73123-22SI/MF	MCP73123-22SI/MF	DFN-10	1	4 to 16	Internal	0.5	No	Yes	Yes	1.31	1.20	.995	.91
♦ 579-MCP73123T-22SIMF	MCP73123T-22SI/MF	DFN-10	1	4 to 16	Internal	0.5	No	Yes	Yes	1.31	1.20	.995	.91
♦ 579-MCP73124-2JAI/MF	MCP73124-2JAI/MF	DFN-10	1	4.2 to 6.5	Internal	0.5	No	Yes	Yes	1.31	1.20	.995	.91
♦ 579-MCP73871-2AAI/ML	MCP73871-2AAI/ML	QFN-20	1	4.4 to 6.0	Internal	0.5	Yes	Yes	Yes	2.08	1.92	1.59	1.44
♦ 579-MCP73871-2CCI/ML	MCP73871-2CCI/ML	QFN-20	1	4.4 to 6.0	Internal	0.5	Yes	Yes	Yes	2.08	1.92	1.59	1.44
♦ 579-MCP73841-410I/UN	MCP73841-410I/UN	MSOP-10	1	4.5 to 12	External	0.5	Yes	Yes	No	1.46	1.38	1.14	1.05
♦ 579-MCP73841-420I/UN	MCP73841-420I/UN	MSOP-10	1	4.5 to 12	External	0.5	Yes	Yes	No	1.46	1.38	1.14	1.05
♦ 579-MCP73843-420I/MS	MCP73843-420I/MS	MSOP-8	1	4.5 to 12	External	0.5	No	Yes	No	1.37	1.32	1.09	.995
♦ 579-MCP73861-I/ML	MCP73861-I/ML	QFN-16	1	4.5 to 12	Internal	0.5	Yes	Yes	Yes	2.16	2.07	1.71	1.56
♦ 579-MCP73861-I/SL	MCP73861-I/SL	SOIC-16	1	4.5 to 12	Internal	0.5	Yes	Yes	Yes	2.16	2.07	1.71	1.56
♦ 579-MCP73863-I/SL	MCP73863-I/SL	SOIC-16	1	4.5 to 12	Internal	0.5	Yes	Yes	Yes	2.16	2.07	1.71	1.56
♦ 579-MCP73213-A6SI/MF	MCP73213-A6SI/MF	DFN-10	2	4 to 16	Internal	0.6	No	Yes	Yes	2.08	1.92	1.59	1.44
♦ 579-MCP73213T-A6SIMF	MCP73213T-A6SI/MF	DFN-10	2	4 to 16	Internal	0.6	No	Yes	Yes	2.08	1.92	1.59	1.44
♦ 579-MCP73213-B6SI/MF	MCP73213-B6SI/MF	DFN-10	2	4 to 16	Internal	0.6	No	Yes	Yes	2.08	1.92	1.59	1.44
♦ 579-MCP73223-C2SI/MF	MCP73223-C2SI/MF	DFN-10	2	4 to 16	Internal	0.6	No	Yes	Yes	2.08	1.92	1.59	1.44
♦ 579-MCP73842-840I/UN	MCP73842-840I/UN	MSOP-10	2	8.7 to 12	External	0.5	Yes	Yes	No	1.54	1.47	1.22	1.11
♦ 579-MCP73844-840I/MS	MCP73844-840I/MS	MSOP-8	2	8.7 to 12	External	0.5	No	Yes	No	1.48	1.39	1.17	1.06
♦ 579-MCP73862-I/ML	MCP73862-I/ML	QFN-16	2	8.7 to 12	Internal	0.5	Yes	Yes	Yes	2.44	2.32	1.94	1.77
♦ 579-MCP73862-I/SL	MCP73862-I/SL	SOIC-16	2	8.7 to 12	Internal	0.5	Yes	Yes	Yes	2.44	2.32	1.94	1.77
♦ 579-MCP73864-I/SL	MCP73864-I/SL	SOIC-16	2	8.7 to 12	Internal	0.5	Yes	Yes	Yes	2.44	2.32	1.94	1.77

© Copyright 2013 Mouser Electronics

© Copyright 2013 Mouser Electronics

MONOLITHIC POWER SYSTEMS Power Management

RoHS Compliant **This product is RoHS compliant.**

Monolithic Power Systems

QUASI RESONANT CONTROLLER

For quantities greater than listed, call for quote.

MOUSER STOCK NO.	MPS Part No.	Package Type	Output Power (W)	Breakdown Voltage (Min.)(V)	Supply Current (Max.)(mA)	Current Consumption (μA)(Typ.)	Input Voltage (Max.)(V)	Operating Temperature Range (°C)	Price Each 1	25	100	500
946-HFC0100HSLF	HFC0100HS-LF	SOIC-8	1.3	700	2.6	450	265	-40 to +85	1.62	1.50	1.38	1.26

VARIABLE OFF TIME CONTROLLER

For quantities greater than listed, call for quote.

MOUSER STOCK NO.	MPS Part No.	Package Type	Output Power (W)	Breakdown Voltage (Min.)(V)	Supply Current (Max.)(mA)	Current Consumption (μA)(Typ.)	Input Voltage (Max.)(V)	Operating Temperature Range (°C)	Price Each 1	25	100	500
946-HFC0300HSLF	HFC0300HS-LF	SOIC-8	1.3	700	2.6	450	265	-40 to +125	2.07	1.92	1.77	1.62

BOUNDARY MODE PFC CONTROLLER

For quantities greater than listed, call for quote.

MOUSER STOCK NO.	MPS Part No.	Package Type	Supply Voltage (Max.)(V)	Gain-Bandwidth (Typ.)(MHz)	Quiescent Current (Max.)(mA)	Operating Current (Max.)(mA)	Input Current (Max.)(μA)	Operating Temperature Range (°C)	Price Each 1	25	100	500
946-MP44010HSLF	MP44010HS-LF	SOIC-8	22	1	0.65	2.5	-1	-40 to +125	1.43	1.34	1.24	1.14

POE PD CONTROLLERS

For quantities greater than listed, call for quote.

MOUSER STOCK NO.	MPS Part No.	Package Type	Supply Voltage (Max.) (V)	On Resistance (Max.) (Ω)	Supply Current (mA)	Current Limit (mA)	Output Low Voltage (Max.)(V)	Operating Temperature Range (°C)	Price Each 1	25	100	500
946-MP8001DSLF	MP8001DS-LF	SOIC-8	57	1.2	300	460	0.4	-40 to +85	1.48	1.37	1.26	1.16
946-MP8005DFLF	MP8005DF-LF	TSSOP-20	57	1.2	320	440	0.4	-40 to +85	2.11	1.96	1.81	1.66

RECTIFIER DRIVERS

For quantities greater than listed, call for quote.

MOUSER STOCK NO.	MPS Part No.	Package Type	Supply Voltage (Max.)(V)	Quiescent Current (Typ.)(mA)	Operating Current (Typ.)(mA)	Gate Drive Sink Current (Typ.)(mA)	Operating Temperature Range (°C)	Price Each 1	25	100	500
946-MP6900DJLFP	MP6900DJ-LF-P	TSOT-23-5	24	2	8	2	-40 to +85	2.12	1.97	1.82	1.67
946-MP6900DSLF	MP6900DS-LF	SOIC-8	24	3	8	2	-40 to +85	2.10	1.95	1.80	1.65
946-MP6901DJLFP	MP6901DJ-LF-P	TSOT-23-5	24	3	8	2	-40 to +85	2.12	1.97	1.82	1.67
946-MP6902DSLF	MP6902DS-LF	SOIC-8	24	3	8	2	-40 to +85	2.10	1.95	1.80	1.65

LED DRIVERS

For quantities greater than listed, call for quote.

MOUSER STOCK NO.	MPS Part No.	Package Type	Output Current (A)	Supply Current (Max.)(mA)	Quiescent Current (Typ.)(mA)	Input Voltage (Max.)(V)	Operating Temperature Range (°C)	Price Each 1	25	100	500
946-MP2489DJLFP	MP2489DJ-LF-P	TSOT-23-5	1	108	1	60	-40 to +85	1.48	1.37	1.26	1.16
946-MP2489DQLFP	MP2489DQ-LF-P	QFN-6	1	108	1	60	-40 to +85	1.62	1.50	1.38	1.26
946-MP3204DJLFP	MP3204DJ-LF-P	TSOT-23-5	1	750	0.75	6	-40 to +85	1.48	1.37	1.26	1.16
946-MP3205DJLFP	MP3205DJ-LF-P	TSOT-23-5	1	750	0.75	6	-40 to +85	1.40	1.29	1.19	1.08
946-MP3302DDLFP	MP3302DD-LF-P	QFN-8	0.80	850	0.85	6	-40 to +85	2.40	2.23	2.05	1.88
946-MP3302DJLFP	MP3302DJ-LF-P	TSOT-23-5	0.80	850	0.85	6	-40 to +85	2.40	2.23	2.05	1.88
946-MP4688DNLF	MP4688DN-LF	SOIC-8	0.22	220	0.17	80	-40 to +85	2.51	2.33	2.15	1.97
946-MP3304CDDLFP	MP3304CDD-LF-P	QFN-8	0.20	850	0.85	6	-40 to +85	1.75	1.63	1.50	1.37
946-MP3310EQLFP	MP3310EQ-LF-P	QFN-10	0.10	200	2	25	-20 to +85	2.19	2.03	1.87	1.71
946-MP3384EQLFP	MP3384EQ-LF-P	QFN-16	0.20	108	---	25	-20 to +85	2.72	2.53	2.33	2.14
946-MP2483DQLFP	MP2483DQ-LF-P	QFN-10	2.5	---	1	55	-40 to +85	2.57	2.39	2.20	2.02
946-MP2483DSLF	MP2483DS-LF	SOIC-14	2.5	---	1	55	-40 to +85	2.17	2.02	1.87	1.72
946-MP2480DNLF	MP2480DN-LF	SOIC-8	---	220	0.22	36	-40 to +85	2.19	2.03	1.87	1.71
946-MP1518DGLFP	MP1518DG-LF-P	QFN-8	---	1	0.75	6	-40 to +85	1.40	1.29	1.19	1.08
946-MP1528DQLFP	MP1528DQ-LF-P	QFN-6	---	800	0.80	3.6	-40 to +85	2.05	1.90	1.75	1.61

LED DRIVER CONTROLLERS

For quantities greater than listed, call for quote.

MOUSER STOCK NO.	MPS Part No.	Package Type	Supply Voltage (V)	Quiescent Current (mA)	Operating Current (mA)	Gate Drive Sink Current (mA)	Operating Temperature Range (°C)	Price Each 1	25	100	500
946-MP2370DJLFP	MP2370DJ-LF-P	TSOT-23-6	1.2	---	0.8	24	-40 to +85	2.55	2.36	2.18	2.00
946-MP3394EFLF	MP3394EF-LF	TSSOP-16	28	4	---	0.20	-20 to +85	3.52	3.27	3.03	2.78
946-MP4000DSLF	MP4000DS-LF	SOIC-8	10	0.60	0.90	-1.2	-40 to +85	1.29	1.20	1.10	1.01
946-MP4012DSLF	MP4012DS-LF	SOIC-16	55	---	---	0.70	-40 to +85	1.87	1.74	1.62	1.49
946-MP4020GSLF	MP4020GS-LF	SOIC-8	23	1	2	-1.2	-40 to +105	2.25	2.09	1.93	1.77
946-MP4021GSLF	MP4021GS-LF	SOIC-8	23	0.75	2	-1.2	-40 to +85	1.66	1.54	1.42	1.31

SMART BYPASS FOR LED DRIVER

For quantities greater than listed, call for quote.

MOUSER STOCK NO.	MPS Part No.	Package Type	On-State Resistance (Typ.)(Ω)	Off-State Current (Typ.)(μA)	Protection Threshold (Typ.)(V)	Terminals	Operating Temperature Range (°C)	Price Each 1	25	100	500
946-MP4690GSDLFP	MP4690GSD-LF-P	SOD-123	0.22	1	6	2	-40 to +105	.55	.503	.46	.417

XENON FLASH BOOST CHARGER WITH DRIVER

For quantities greater than listed, call for quote.

MOUSER STOCK NO.	MPS Part No.	Package Type	Voltage Range (Max.)(V)	Quiescent Current (Max.)(mA)	Leakage Current (Max.)(μA)	Propagation Delay (Typ.)(ns)	Operating Temperature Range (°C)	Price Each 1	25	100	500
946-MP3351DQLFP	MP3351DQ-LF-P	QFN-16	6	5	2	45	-40 to +85	1.58	1.47	1.35	1.23

INTELLI-PHASE™ SOLUTIONS INTEGRATED FETS AND DRIVERS

For quantities greater than listed, call for quote.

MOUSER STOCK NO.	MPS Part No.	Package Type	Supply Voltage (V)	Operating Input Range (V)	Output Current (A)	I_{CC} Standby (Max.)(μA)	Operating Temperature Range (°C)	Price Each 1	25	100	500
946-MP86961DULFP	MP86961DU-LF-P	QFN-5	27	4.5-21	20	300	-40 to +125	5.11	4.74	4.37	3.99
946-MP86963DUTLFP	MP86963DUT-LF-P	QFN-5	27	4.5-21	20	610	-40 to +125	5.11	4.74	4.37	3.99

HALF BRIDGE DRIVERS

For quantities greater than listed, call for quote.

MOUSER STOCK NO.	MPS Part No.	Package Type	Supply Voltage (V)	Operating Current (Max.)(mA)	Max. Turn-On Delay Time (ns)	Max. Turn-Off Delay Time (ns)	Operating Temperature Range (°C)	Price Each 1	25	100	500
946-MP8040DNLF	MP8040DN-LF	SOIC-8	28	2.5	70	70	-40 to +85	1.65	1.53	1.41	1.29
946-MP18021HNLF	MP18021HN-LF	SOIC-8	18	3.5	16	16	-40 to +125	1.37	1.27	1.18	1.08

N-CHANNEL MOSFET

For quantities greater than listed, call for quote.

MOUSER STOCK NO.	MPS Part No.	Package Type	$V_{(BR)DSS}$ (Min.)(V)	$r_{DS\ (ON)}$ (Max.)(Ω)	Gate-Source Breakdown Voltage (V))	$t_{(on)}/t_{(off)}$ (Typ.)(ns)	Operating Temperature Range (°C)	Price Each 1	25	100	500
946-LN60A01ESLF	LN60A01ES-LF	SOIC-8	600	200	15	50/3000	-20 to +85	.76	.706	.653	.599

CHARGE PUMP CONVERTER

For quantities greater than listed, call for quote.

MOUSER STOCK NO.	MPS Part No.	Package Type	Input Voltage Range (V)	Output Voltage Range (V)	Quiescent Current (Max.)(mA)	I_O (Min.)(mA)	Operating Temperature Range (°C)	Price Each 1	25	100	500
946-MP9361DJLFP	MP9361DJ-LF-P	TSOT-23-6	2.8-5	4.8-5.2	4	110	-40 to +85	1.07	.995	.92	.845

© Copyright 2013 Mouser Electronics
© Copyright 2013 Mouser Electronics

MONOLITHIC POWER SYSTEMS Power Management

RoHS Compliant **This product is RoHS compliant.**

Monolithic Power Systems

VOLTAGE BOOST CONVERTER

For quantities greater than listed, call for quote.

MOUSER STOCK NO.	MPS Part No.	Package Type	Input Voltage Range (V)	Output Power (W)	Quiescent Current (Max.) (μA)	Efficiency (%)	Operating Temperature Range (°C)	Price Each 1	25	100	500
946-MP5410EQLFP	MP5410EQ-LF-P	QFN-16	1.8 to 5.5	2.08	50	80	-20 to +85	1.33	1.23	1.13	1.04

CLASS D AUDIO AMPLIFIERS

For quantities greater than listed, call for quote.

MOUSER STOCK NO.	MPS Part No.	Package Type	Description	Supply Voltage (V)	Quiescent Current (Max.) (mA)	Effciency (%)	Operating Temperature Range (°C)	Temperature Range (°C)	Price Each 1	25	100	500
946-MP1720DQ216LFP	MP1720DQ-216-LF-P	QFN-10	2.7W Class-D Audio	5.5	8	90	2.14	-40 to +125	1.01	.931	.856	.781
946-MP1720DQ3LFP	MP1720DQ-3-LF-P	QFN-10	2.7W Class-D Audio	5.98	8	90	2.70	-40 to +125	1.01	.931	.856	.781
946-MP7720DSLF	MP7720DS-LF	SOIC-8	20W, Class D Mono, Single-Ended Audio Amp	20	3	93	20	-40 to +85	2.23	2.07	1.90	1.74
946-MP7731DFLF	MP7731DF-LF	TSSOP-20	5W-30W, Class D Mono, Bridged Audio Amp	26	6	85	30	-40 to +85	3.60	3.34	3.08	2.82
946-MP7782DFLF	MP7782DF-LF	TSSOP-20	50W, Class D Mono, Bridged Audio Amp	26	6	90	50	-40 to +85	5.21	4.84	4.46	4.09

HIGH SIDE CURRENT SENSE AMPLIFIER

For quantities greater than listed, call for quote.

MOUSER STOCK NO.	MPS Part No.	Package Type	Description	Input Bias Current (Max) (nA)	Supply Voltage (Min.) (V)	Supply Voltage (Max.) (V)	Supply Current (Max.) (μA)	Temperature Range (°C)	Price Each 1	25	100	500
946-MP8110DSLF	MP8110DS-LF	SOIC-8	40V Precision High-Side Current Sense Amp	20	2.5	40	12	-40 to +85	1.37	1.27	1.18	1.08

OPERATIONAL AMPLIFIERS

For quantities greater than listed, call for quote.

MOUSER STOCK NO.	MPS Part No.	Package Type	Single, Dual, Quad	Input Offset Voltage (mV) (Max.)	Input Bias Current (Max.) (pA)	Gain Bandwidth Product (KHz) (Typ.)	Slew Rate (V/uS) (Typ.)	Supply Voltage (V) (Max.)	Supply Current (μA) (Max.)	Operating Temperature Range (°C)	Price Each 1	25	100	500
946-MP8101DJLFP	MP8101DJ-LF-P	TSOT-23-5	Single	5	2	400	0.2	6	20	-40 to +85	.93	.867	.803	.738
946-MP8102DJLFP	MP8102DJ-LF-P	TSOT-23-5	Single	5	2	200	0.1	6	7.5	-40 to +85	.87	.803	.738	.674

BATTERY CHARGERS

For quantities greater than listed, call for quote.

MOUSER STOCK NO.	MPS Part No.	Package Type	Supply Voltage (Max.) (V)	Cells Supported NICd	NiMH	Li-On	Li-Polymer	Charge Regulation	Price Each 1	25	100	500
946-MP2603EJLFP	MP2603EJ-LF-P	TSOT-23-5	5.25	0	0	1	0	Linear	1.33	1.23	1.13	1.04
946-MP26059DQLFP	MP26059DQ-LF-P	QFN-10	6.5	0	0	1	1	Linear	1.33	1.23	1.13	1.04
946-MP26101DRLFP	MP26101DR-LF-P	QFN-16	26	0	0	2	0	Swithmode	3.28	3.05	2.81	2.58
946-MP2610ERLFP	MP2610ER-LF-P	QFN-16	24	0	0	0.5	0	Switchmode	3.28	3.05	2.81	2.58
946-MP2612ERLFP	MP2612ER-LF-P	QFN-16	24	0	0	3	0	Switchmode	3.28	3.05	2.81	2.58

ENERGY STORAGE AND RELEASE CONTROL IC

For quantities greater than listed, call for quote.

MOUSER STOCK NO.	MPS Part No.	Package Type	Supply Voltage Range (V)	Input Supply Voltage Range (V)	Shutdown Supply Current (Typ.) (μA)	Quiescent Supply Current (Max.) (μA)	Continous Power Dissapation (W)	Feedback Voltage (Max.) (V)	Price Each 1	25	100	500
946-MP6302DDLFP	MP6302DD-LF-P	QFN-10	-0.3-22	4.2 to 18	1	250	1.2	1.03	3.25	3.02	2.78	2.55

SUPERVISORY CIRCUIT

For quantities greater than listed, call for quote.

MOUSER STOCK NO.	MPS Part No.	Package Type	No. of Voltages	Monitored Voltage (V)	Supply Voltage (Max.)	Supply Voltage (Min.)	Supply Current (Typ.) (ua)	Power Dissipation (Max.) (W)	Operating Temperature Range (°C)	Price Each 1	25	100	500
946-MP6400DG-01-LF-Z	MP6400DG-LF-Z	QFN-6	1	0.4	6.5	-0.3	1.85	0.57	-40 to +85	.90	.835	.77	.706
946-MP6400DJ-01-LF-Z	MP6400DJ-LF-Z	TSOT-23-6	1	0.4	6.5	-0.3	1.85	0.57	-40 to +85	.82	.77	.717	.663

OFFLINE HIGH VOLTAGE QUASI RESONANT REGULATORS

For quantities greater than listed, call for quote.

MOUSER STOCK NO.	MPS Part No.	Package Type	Output Power (W)	Breakdown Voltage (Min.) (V)	Supply Current (Min.) (mA)	Current Consumption (μA) (Typ.)	Input Voltage (Max.) (V)	Operating Temperature Range (°C)	Price Each 1	25	100	500
946-HF01B00DPLF	HF01B00DP-LF	PDIP-7	35	700	1.4	400	85-265	-40 to +85	3.06	2.85	2.63	2.42
946-HF01B02DPLF	HF01B02DP-LF	PDIP-7	24	700	1.4	400	85-265	-40 to +85	2.26	2.10	1.94	1.78
946-HF01B04DPLF	HF01B04DP-LF	PDIP-7	19	700	1.4	400	85-265	-40 to +85	1.86	1.73	1.61	1.48
946-HF01B04DSLF	HF01B04DS-LF	SOIC-7	19	700	1.4	400	85-265	-40 to +85	1.43	1.34	1.24	1.14

LOW DROP OUT LINEAR REGULATORS

For quantities greater than listed, call for quote.

MOUSER STOCK NO.	MPS Part No.	Package Type	Type	Output Current (mA)	Dropout Voltage (Typ.) (mV)	Supply Current (Max.) (μA)	Ground Current (μA) (Typ.)	Accuracy (%)	Input Voltage (Max.) (V)	Operating Temperature Range (°C)	Price Each 1	25	100	500
946-MP2005DDLFP	MP2005DD-LF-P	QFN-8	Adjustable	---	70	1	100	2	5.5	-40 to +85	2.44	2.26	2.08	1.89
946-MP2002DDLFP	MP2002DD-LF-P	QFN-8	Adjustable	1	290	---	100	---	6.5	-40 to +85	2.12	1.97	1.82	1.67
946-MP2016DDLFP	MP2016DD-LF-P	SOT-23-5	Adjustable	30	700	30	35	2	42	-40 to +85	1.07	.995	.92	.845
946-MP2016DJLFP	MP2016DJ-LF-P	QFN-8	Adjustable	30	700	30	35	2	42	-40 to +85	1.01	.931	.856	.781
946-MP2000DJADJLFP	MP2000DJ-ADJ-LF-P	TSOT-23-5	Adjustable	150	300	---	65	3	6	-40 to +85	1.80	1.67	1.54	1.41
946-MP8904DDLFP	MP8904DD-LF-P	QFN-8	Adjustable	500	300	7	100	---	6.5	-40 to +85	1.43	1.33	1.22	1.11
946-MP20045DQLFP	MP20045DQ-LF-P	QFN-8	Adjustable	1000	140	16	110	2.5	5.5	-40 to +85	1.14	1.06	.974	.888
946-MP2030DQLFP	MP2030DQ-LF-P	QFN-8	Adjustable	3000	700	30	35	2	42	-40 to +85	3.31	3.06	2.81	2.57
946-MP8801DJ2.5LFP	MP8801DJ-2.5-LF-P	SOT-23-5	Fixed	100	100	1	125	2	6.5	-40 to +85	.72	.663	.61	.556
946-MP8801DJ3.3LFP	MP8801DJ-3.3-LF-P	SOT-23-5	Fixed	100	100	1	125	2	6.5	-40 to +85	.72	.663	.61	.556
946-MP8903DG3.3LFP	MP8903DG-3.3-LF-P	QFN-8	Fixed	100	150	1	---	2	6.5	-40 to +85	1.01	.931	.856	.781
946-MP8802DJ2.85LFP	MP8802DJ-2.85-LF-P	SOT-23-5	Fixed	250	250	1	125	2	6.5	-40 to +85	.93	.867	.803	.738
946-MP8802DJ3.3LFP	MP8802DJ-3.3-LF-P	SOT-23-5	Fixed	250	230	1	125	2	6.5	-40 to +85	.93	.867	.803	.738
946-MP20045DQ33LFP	MP20045DQ-33-LF-P	QFN-8	Fixed	1000	140	16	110	2.5	5.5	-40 to +85	1.16	1.07	.984	.899

ADJUSTABLE SHUNT VOLTAGE REGULATOR

For quantities greater than listed, call for quote.

MOUSER STOCK NO.	MPS Part No.	Package Type	Output Power (W)	Output Voltage (V)	Continous Power Dissapation (W)	Reference Voltage (Max.) (mV)	Accuracy (%)	Operating Current (Typ.) (μA)	Operating Temperature Range (°C)	Price Each 1	25	100	500
946-MP8201DTLFP	MP8201DT-LF-P	SOT-23	0.52	1.2	0.52	160.8	0.5	60	-40 to +85	1.07	.995	.92	.845

CURRENT LIMIT SWITCHES

For quantities greater than listed, call for quote.

MOUSER STOCK NO.	MPS Part No.	Package Type	Supply Voltage (Max.) (V)	Supply Current (A)	ON Resistance (Max.) (mΩ)	Continous Current (Typ.) (A)	Adj. Current Limit (Min./Max) (A)	Power Dissapation (Max.) (W)	Operating Voltage (V)	Operating Temperature Range (°C)	Price Each 1	25	100	500
946-MP5000DQLFP	MP5000DQ-LF-P	QFN-10	18	4.2	82	4.2	1-5	2.5	12	-40 to +85	1.36	1.26	1.17	1.07
946-MP5001DQLFP	MP5001DQ-LF-P	QFN-10	10	4.2	82	4.2	---	2.5	5	-40 to +85	1.36	1.26	1.17	1.07
946-MP5002DQLFP	MP5002DQ-LF-P	QFN-10	6	3	82	---	1-3	2.5	3.3	-40 to +85	1.36	1.26	1.17	1.07
946-MP5003EQLFP	MP5003EQ-LF-P	QFN-10	6	3	82	---	1-3	2.5	3.3	-40 to +85	1.67	1.55	1.43	1.32
946-MP6211DNLF	MP6211DN-LF	SOIC-8	5.5	9	130	1	1.1-2.2	2.5	5	-40 to +85	.61	.567	.524	.482
946-MP6212DNLF	MP6212DN-LF	SOIC-8	5.5	9	130	1	1.1-2.2	2.5	5	-40 to +85	.61	.567	.524	.482
946-MP62160DDLFP	MP62160DD-LF-P	QFN-8	5.5	9	130	2	2.1-3.5	2.3	5	-40 to +85	1.22	1.13	1.05	.963
946-MP62171ES1LF	MP62171ES-1-LF	SOIC-8	5.5	9	130	1.5	1.6-3	1.4	5	-20 to +85	.84	.77	.706	.642
946-MP6232DNLF	MP6232DN-LF	SOIC-8	5.5	14	130	5	0.55-1.1	2.5	5	-40 to +85	.90	.835	.77	.706
946-MP62340DSLF	MP62340DS-LF	SOIC-8	5.5	14	130	1	1.1-2.2	1.4	5	-40 to +85	1.01	.931	.856	.781
946-MP62341DSLF	MP62341DS-LF	SOIC-8	5.5	14	130	1	1.1-2.2	1.4	5	-40 to +85	1.01	.931	.856	.781
946-MP62351ESLF	MP62351ES-LF	SOIC-8	5.5	14	130	0.5	0.55-1.1	1.4	5	-20 to +85	1.13	1.06	.984	.91

© Copyright 2012 Mouser Electronics
© Copyright 2012 Mouser Electronics

MONOLITHIC POWER SYSTEMS Power Management

RoHS Compliant This product is RoHS compliant.

DC-DC CONVERTERS

For quantities greater than listed, call for quote.

MOUSER STOCK NO.	MPS Part No.	Package Type	Output Current (Max.) (A)	Input Voltage (V)	Output Voltage (Max.) (V)	Switching Frequency	Duty Cycle (Max.) (%)	Operating Temperature Range (°C)	Price Each 1	25	100	500
Buck Step-Down Converters												
946-MP1583DNLF	MP1583DN-LF	SOIC-8	3	4.75 to 23	21	385kHz	90	-40 to +85	2.48	2.30	2.12	1.94
946-MP2357DJLFP	MP2357DJ-LF-P	TSOT-23-6	0.5	-0.3 to +0.3	15	1.4mHz	87	-40 to +85	1.80	1.67	1.54	1.41
946-MP2357DTLFP	MP2357DT-LF-P	SOT-23-6	0.5	-0.3 to +0.3	15	1.4MHz	87	-40 to +85	1.80	1.67	1.54	1.41
946-MP2359DJLFP	MP2359DJ-LF-P	TSOT-23-6	1.2	4.5 to 24	15	1.4MHz	87	-40 to +85	2.12	1.97	1.82	1.67
946-MP2359DTLFP	MP2359DT-LF-P	SOT-23-6	1.2	4.5 to 24	15	1.4MHz	87	-40 to +85	2.12	1.97	1.82	1.67
946-MP2360DGLFP	MP2360DG-LF-P	QFN-8	1.8	4.5 to 24	15	1.4MHz	87	-40 to +85	2.66	2.47	2.28	2.09
946-MP2451DTLFP	MP2451DT-LF-P	SOT-23-6	0.6	3.3 to 36	0.8	2MHz	85	-40 to +85	2.20	2.04	1.88	1.72
946-MP2452DDLFP	MP2452DD-LF-P	QFN-8	1	3.3 to 36	33	1MHz	85	-40 to +85	2.33	2.16	1.99	1.82
946-MP2492DQLFP	MP2492DQ-LF-P	QFN-10	2	4.5 to 55	15	100kHz	85	-40 to +85	2.99	2.77	2.56	2.34
946-MP2493DSLF	MP2493DS-LF	SOIC-8	2	4.5 to 36	15	130kHz	75	-40 to +85	2.43	2.26	2.09	1.92
946-MP2494DNLF	MP2494DN-LF	SOIC-8	2	4.5 to 55	15	100kHz	85	-40 to +85	2.58	2.40	2.21	2.03
946-MP2562DQLFP	MP2562DQ-LF-P	QFN-10	1	4.5 to 50	47	4MHz	50	-40 to +85	2.71	2.51	2.32	2.13
946-MP2562DSLF	MP2562DS-LF	SOIC-8	1	4.5 to 50	47	4MHz	50	-40 to +85	2.30	2.14	1.98	1.82
946-MP2490DQLFP	MP2490DQ-LF-P	QFN-10	1.5	4.5 to 36	15	700kHz	90	-40 to +85	2.59	2.40	2.20	2.01
946-MP2490DSLF	MP2490DS-LF	SOIC-8	1.5	4.5 to 36	15	700kHz	90	-40 to +85	2.27	2.11	1.95	1.79
946-MP2495DSLF	MP2495DS-LF	SOIC-16	2	----	15	700kHz	90	-40 to +85	3.28	3.05	2.81	2.58
946-MP4566DDLFP	MP4566DD-LF-P	QFN-8	0.6	4.5 to 36	0.8	1MHz	65	-40 to +85	3.32	3.08	2.85	2.61
946-MP1580HSLF	MP1580HS-LF	SOIC-8	2	4.75 to 25	21	380kHz	90	-40 to +125	2.33	2.16	1.99	1.82
946-MP1591DNLF	MP1591DN-LF	SOIC-8	2	6.5 to 32	21	330kHz	90	-40 to +85	2.51	2.33	2.15	1.97
946-MP1593DNLF	MP1593DN-LF	SOIC-8	3	4.75 to 28	12	385kHz	90	-40 to +85	2.88	2.68	2.47	2.27
946-MP2363DNLF	MP2363DN-LF	SOIC-8	3	4.75 to 27	21	365kHz	88	-40 to +85	2.56	2.38	2.19	2.01
946-MP2365DNLF	MP2365DN-LF	SOIC-8	3	4.75 to 28	21	1.4MHz	65	-40 to +85	3.31	3.07	2.84	2.60
946-MP2560DNLF	MP2560DN-LF	SOIC-8	2.5	4.5 to 42	39	4MHz	50	-40 to +85	2.77	2.58	2.39	2.19
946-MP2560DQLFP	MP2560DQ-LF-P	QFN-10	2.5	4.5 to 42	39	4MHz	50	-40 to +85	3.20	2.96	2.73	2.49
946-MP2565DNLF	MP2565DN-LF	SOIC-8	2.5	4.5 to 50	47	4MHz	50	-40 to +85	3.12	2.90	2.68	2.45
946-MP2565DQLFP	MP2565DQ-LF-P	QFN-10	2.5	4.5 to 50	47	4MHz	50	-40 to +85	3.55	3.30	3.04	2.78
946-MP4462DNLF	MP4462DN-LF	SOIC-8	3.5	4.5 to 36	30	4MHz	65	-40 to +85	4.63	4.30	3.97	3.64
946-MP4462DQLFP	MP4462DQ-LF-P	QFN-10	3.5	4.5 to 36	30	4MHz	65	-40 to +85	5.10	4.73	4.35	3.98
946-MP4560DNLF	MP4560DN-LF	SOIC-8	2	4.5 to 55	52	2MHz	65	-40 to +85	4.17	3.87	3.57	3.27
946-MP4560DQLFP	MP4560DQ-LF-P	QFN-10	2	4.5 to 55	52	2MHz	65	-40 to +85	4.60	4.27	3.94	3.61
946-MP4561DQLFP	MP4561DQ-LF-P	QFN-10	1.5	4.5 to 55	52	2MHz	65	-40 to +85	3.17	2.93	2.71	2.47
946-MP38671DLLFP	MP38671DL-LF-P	QFN-14	10	4.5 to 25	15	600kHz	90	-40 to +85	4.77	4.43	4.09	3.75
946-MP38872DLLFP	MP38872DL-LF-P	QFN-14	6	4.5 to 21	15	600kHz	90	-40 to +85	3.70	3.43	3.17	2.90
946-MP38874DLLFP	MP38874DL-LF-P	QFN-14	8	4.5 to 21	15	600kHz	90	-40 to +85	4.28	3.97	3.66	3.35
946-MP38892DNLF	MP38892DN-LF	SOIC-8	6	4.5 to 42	5	420kHz	90	-40 to +85	4.68	4.34	4.01	3.68
946-MP38894DNLF	MP38894DN-LF	SOIC-8	4.5	4.5 to 42	15	420kHz	90	-40 to +85	4.21	3.91	3.61	3.31
946-MP8352DLLFP	MP8352DL-LF-P	QFN-14	6	3 to 6	0.8	600kHz	90	-40 to +85	4.17	3.87	3.57	3.27
946-MP2467DNLF	MP2467DN-LF	SOIC-8	2.5	6 to 36	30	500kHz	65	-40 to +85	2.41	2.24	2.07	1.89
946-MP4458DQTLFP	MP4458DQT-LF-P	QFN-10	1	4.5 to 36	36	4MHz	50	-40 to +85	2.33	2.16	1.99	1.82
946-MP4459DQTLFP	MP4459DQT-LF-P	QFN-10	1.5	4.5 to 36	36	4MHz	50	-40 to +85	2.95	2.74	2.53	2.31
946-MP4460DQLFP	MP4460DQ-LF-P	QFN-10	2.5	4.5 to 36	30	4MHz	50	-40 to +85	3.92	3.63	3.34	3.05
Synchronous Buck Step-Down Converters												
946-MP8736DLLFP	MP8736DL-LF-P	QFN-20	6	4.5 to 19	3.3	2.5MHz	----	-40 to +85	3.25	3.02	2.78	2.55
946-MP2106DQLFP	MP2106DQ-LF-P	QFN-10	1.5	2.6 to 15	3.3	800kHz	85	-40 to +85	2.30	2.13	1.96	1.79
946-MP8620DQKLFP	MP8620DQK-LF-P	QFN-6	25	6 to 16	1.5	600kHz	90	-40 to +85	6.61	6.13	5.65	5.17
946-MP2102DQLFP	MP2102DQ-LF-P	QFN-10	0.8	2.5 to 6	5.4	1.5MHz	100	-40 to +85	3.49	3.23	2.97	2.72
946-MP2125DLLFP	MP2125DL-LF-P	QFN-14	1.5	2.7 to 6	3.3	1.5MHz	100	-40 to +85	3.28	3.05	2.81	2.58
946-MP2128DGLFP	MP2128DG-LF-P	QFN-8	1	2.5 to 6	6	3MHz	100	-40 to +85	1.29	1.20	1.10	1.01
946-MP2128DTLFP	MP2128DT-LF-P	SOT-23-5	6	2.5 to 6	6	3MHz	100	-40 to +85	1.22	1.13	1.05	.963
946-MP2136EGLFP	MP2136EG-LF-P	QFN-6	1.2	2.5 to 6	6	2MHz	100	-20 to +85	1.47	1.36	1.25	1.14
946-MP2208DLLFP	MP2208DL-LF-P	QFN-14	4	3 to 16	0.9	600kHz	90	-40 to +85	4.74	4.40	4.06	3.71
946-MP2209DLLFP	MP2209DL-LF-P	QFN-14	2	3 to 16	0.9	600kHz	90	-40 to +85	3.27	3.04	2.80	2.57
946-MP2212DQLFP	MP2212DQ-LF-P	QFN-10	3	3 to 6	0.9	600kHz	90	-40 to +85	3.88	3.61	3.33	3.05
946-MP28255ELLFP	MP28255EL-LF-P	QFN-14	4	4.5 to 21	0.8	500kHz	90	-20 to +85	2.80	2.60	2.40	2.19
946-MP28265ELLFP	MP28265EL-LF-P	QFN-14	5	4.5 to 21	0.8	1.1MHz	90	-20 to +85	3.47	3.22	2.97	2.73
946-MP28275ELLFP	MP28275EL-LF-P	QFN-14	5	4.5 to 7	0.8	1.1MHz	90	-20 to +85	2.99	2.77	2.56	2.34
946-MP8716ENLF	MP8716EN-LF	SOIC-8	3	4.5 to 21	0.8	500kHz	90	-20 to +85	2.25	2.09	1.93	1.77
946-NB6381DLLFP	NB6381DL-LF-P	QFN-20	8	4.5 to 28	13	1MHz	----	-40 to +85	4.29	3.98	3.67	3.36
946-NB638DLLFP	NB638DL-LF-P	QFN-20	7	4.5 to 28	13	1MHz	----	-40 to +85	3.68	3.41	3.15	2.88
946-NB639DLLFP	NB639DL-LF-P	QFN-20	8	4.5 to 28	13	600kHz	----	-40 to +85	4.29	3.98	3.67	3.36
946-MP28223DDLFP	MP28223DD-LF-P	QFN-8	1.5	2.7 to 6	0.6	1.5MHz	100	-40 to +85	1.98	1.83	1.68	1.53
946-MP2303ADNLF	MP2303ADN-LF	SOIC-8	3	4.75 to 28	25	340kHz	90	-40 to +85	4.88	4.53	4.17	3.82
946-MP2303DNLF	MP2303DN-LF	SOIC-8	3	4.75 to 28	25	340kHz	90	-40 to +85	4.88	4.53	4.17	3.82
946-MP28119EGLFP	MP28119EG-LF-P	QFN-8	6	2.5 to 6	6	1.7MHz	100	-20 to +85	1.59	1.48	1.36	1.24
946-MP2403DNLF	MP2403DN-LF	SOIC-8	3	4.6 to 32	28	250kHz	90	-40 to +85	4.24	3.94	3.64	3.34
946-MP8715DNLF	MP8715DN-LF	SOIC-8	4	4.5 to 21	0.8	500KHz	100	-40 to +85	2.40	2.23	2.05	1.88
946-MP1492DSLF	MP1492DS-LF	SOIC-8	2	4.2 to 16	13	Programmable	----	-40 to +85	1.68	1.56	1.44	1.33
946-MP1493DSLF	MP1493DS-LF	SOIC-8	3	4.2 to 16	13	Programmable	----	-40 to +85	1.87	1.74	1.62	1.49
946-MP1495DJLFP	MP1495DJ-LF-P	TSOT-23-8	2	4.5 to 16	Adjust.	500KHz	----	-40 to +85	1.93	1.78	1.64	1.59
946-MP1497DJLFP	MP1497DJ-LF-P	TSOT-23-8	3	4.5 to 16	Adjust.	500KHz	----	-40 to +85	1.93	1.78	1.64	1.49
946-MP2012DQLFP	MP2012DQ-LF-P	QFN-6	1.5	2.7 to 6	0.8	1.2MHz	100	-40 to +85	1.33	1.23	1.13	1.04
946-MP2104DJLFP	MP2104DJ-LF-P	SOT-23-5	0.6	2.5 to 6	6	1.7MHz	100	-40 to +85	1.94	1.80	1.66	1.52
946-MP2105DJLFP	MP2105DJ-LF-P	SOT-23-5	0.8	2.5 to 6	6	1MHz	100	-40 to +85	2.12	1.97	1.82	1.67
946-MP2109DQLFP	MP2109DQ-LF-P	QFN-10	0.8	2.5 to 6	6	1.24MHz	100	-40 to +85	3.27	3.04	2.80	2.57
946-MP2130DGLFP	MP2130DG-LF-P	QFN-12	3.5	2.7 to 6	5.5	1.2MHz	100	-40 to +85	4.28	3.97	3.66	3.35
946-MP2207DQLFP	MP2207DQ-LF-P	QFN-10	4	3 to 16	0.9	1.3MHz	90	-40 to +85	4.75	4.41	4.07	3.72
946-MP2227DQLFP	MP2227DQ-LF-P	QFN-10	3	3 to 24	0.9	1.3MHz	90	-40 to +85	3.30	3.06	2.82	2.59
946-MP28115DQLFP	MP28115DQ-LF-P	QFN-10	4	2.7 to 6	0.9	1.5MHz	90	-40 to +85	5.03	4.67	4.30	3.94
946-MP28128DQLFP	MP28128DQ-LF-P	QFN-10	2.5	2.7 to 6	0.9	1.5MHz	90	-40 to +85	3.23	3.00	2.76	2.53
946-MP28258DDLFP	MP28258DD-LF-P	QFN-12	3	4.2 to 20	13	Programmable	----	-40 to +85	2.56	2.36	2.17	1.98
946-MP28259DDLFP	MP28259DD-LF-P	QFN-12	2	4.2 to 20	13	Programmable	----	-40 to +85	2.39	2.21	2.04	1.87
946-MP2107DQLFP	MP2107DQ-LF-P	QFN-10	4	2.7 to 6	0.9	1.5MHz	90	-40 to +85	4.60	4.27	3.94	3.61
946-MP2119DQLFP	MP2119DQ-LF-P	QFN-10	2	2.7 to 5.5	0.9	1.5MHz	90	-40 to +85	2.16	2.00	1.84	1.68
946-MP2120DQLFP	MP2120DQ-LF-P	QFN-10	2.5	2.7 to 5.5	0.9	1.5MHz	90	-40 to +85	2.87	2.66	2.46	2.26
946-MP38115DQLFP	MP38115DQ-LF-P	QFN-10	4	1.1 to 5.5	0.9	1.5MHz	90	-40 to +85	4.17	3.87	3.57	3.27
946-MP1482DSLF	MP1482DS-LF	SOIC-8	2	4.75 to 18	15	340kHz	90	-40 to +85	2.12	1.99	1.86	1.73
946-MP1484ENLF	MP1484EN-LF	SOIC-8	3	4.75 to 23	20	340kHz	90	-20 to +85	2.48	2.33	2.18	2.03
946-MP2305DSLF	MP2305DS-LF	SOIC-8	2	4.7 to 23	20	340kHz	90	-40 to +85	2.59	2.41	2.23	2.04
946-MP2307DNLF	MP2307DN-LF	SOIC-8	3	4.7 to 23	20	340kHz	90	-40 to +85	3.06	2.85	2.63	2.42
946-MP2309DSLF	MP2309DS-LF	SOIC-8	1	4.7 to 23	20	340kHz	90	-40 to +85	2.27	2.11	1.95	1.79
946-MP2303DQLFP	MP2303DQ-LF-P	QFN-10	3	4.75 to 28	25	340kHz	90	-40 to +85	4.21	3.89	3.58	3.27
946-MP2117DNLF	MP2117DN-LF	SOIC-8	2.2	2.5 to 6	6	1.25MHz	100	-40 to +85	1.66	1.54	1.42	1.31
Boost Step-Up Converters												
946-MP1541DJLFP	MP1541DJ-LF-P	SOT-23-5	----	2.5 to 6	22	1.3MHz	85	-40 to +85	1.66	1.54	1.42	1.31
946-MP3212DQLFP	MP3212DQ-LF-P	QFN-10	1.3	2.3 to 5.5	28	1MHz	90	-40 to +85	2.31	2.14	1.97	1.80
946-MP3425DLLFP	MP3425DL-LF-P	QFN-14	3	3.1 to 22	55	2MHz	0	-40 to +85	3.28	3.05	2.81	2.58
946-MP3217DJLFP	MP3217DJ-LF-P	TSOT-23-6	0.5	2.3 to 6	36	670kHz	92	-40 to +85	1.08	1.01	.931	.856
946-MP1530DQLFP	MP1530DQ-LF-P	QFN-16	----	2.7 to 5.5	22	1.4MHz	90	-40 to +85	2.84	2.63	2.43	2.23
946-MP1531DMLF	MP1531DM-LF	TSSOP-16	----	2.7 to 5.5	22	250kHz	90	-40 to +85	2.51	2.33	2.15	1.97
946-MP1531DQLFP	MP1531DQ-LF-P	QFN-16	----	2.7 to 5.5	22	250kHz	90	-40 to +85	2.84	2.63	2.43	2.23
946-MP1530DMLF	MP1530DM-LF	TSSOP-16	----	2.7 to 5.5	22	1.4MHz	90	-40 to +85	2.51	2.33	2.15	1.97
946-MP1522ETLFP	MP1522ET-LF-P	TSOT-23-5	10	2.7 to 25	25	----	90	-20 to +85	1.42	1.35	1.27	1.20
946-MP6001DNLF	MP6001DN-LF	SOIC-8	----	10 to 100	150	Programmable	67.5	-40 to +125	1.94	1.80	1.66	1.52
Synchronous Boost Step-Up Converters												
946-MP3412EJLFP	MP3412EJ-LF-P	TSOT-23-6	----	0 to 4.4	5	1MHz	87	-20 to +125	1.82	1.69	1.56	1.43
946-MP3120DJLFP	MP3120DJ-LF-P	TSOT-23-6	1.2	0.8 to 5	5	1.1MHz	98	-40 to +85	1.69	1.57	1.46	1.34
946-MP3115DTLFP	MP3115DT-LF-P	TSOT-23-6	----	0.950 to 1.1	4	1.3MHz	90	-40 to +85	1.52	1.41	1.31	1.20
946-MP3410DJLFP	MP3410DJ-LF-P	TSOT-23-5	1.3	1.8 to 6	6	550kHz	90	-40 to +85	1.98	1.83	1.68	1.53

© Copyright 2013 Mouser Electronics
© Copyright 2013 Mouser Electronics

NXP Power Management

RoHS Compliant **This product is RoHS compliant.**

LOW DROPOUT VOLTAGE REGULATORS

NEW! TECHNOLOGY

◆ Surface Mount Device

For quantities greater than listed, call for quote.

MOUSER STOCK NO.	NXP Part No.	Package	Output Type	Output Voltage (Typ.) (V)	Output Current (mA)	Dropout Voltage (Max.) (mV)	Input Voltage (V)		Operating Temperature (°C)	Price Each			
							Min.	Max.		1	25	100	250
◆ 771-LD6806CX413H,315	LD6806CX4/13H,315	WLCSP-4	Single	1.3	200	100	2.3	5.5	-40 to +85	.41	.345	.281	.233
◆ 771-LD6806CX416H,315	LD6806CX4/16H,315	WLCSP-4	Single	1.6	200	100	2.3	5.5	-40 to +85	.41	.345	.281	.233
◆ 771-LD6806CX418H,315	LD6806CX4/18H,315	WLCSP-4	Single	1.8	200	100	2.3	5.5	-40 to +85	.41	.345	.281	.233
◆ 771-LD6806CX420H,315	LD6806CX4/20H,315	WLCSP-4	Single	2	200	100	2.3	5.5	-40 to +85	.41	.345	.281	.233
◆ 771-LD6806CX422H,315	LD6806CX4/22H,315	WLCSP-4	Single	2.2	200	100	2.3	5.5	-40 to +85	.41	.345	.281	.233
◆ 771-LD6806CX423H,315	LD6806CX4/23H,315	WLCSP-4	Single	2.3	200	100	2.3	5.5	-40 to +85	.41	.345	.281	.233
◆ 771-LD6806CX425H,315	LD6806CX4/25H,315	WLCSP-4	Single	2.5	200	100	2.3	5.5	-40 to +85	.41	.345	.281	.233
◆ 771-LD6806CX428H,315	LD6806CX4/28H,315	WLCSP-4	Single	2.8	200	100	2.3	5.5	-40 to +85	.41	.345	.281	.233
◆ 771-LD6806CX429H,315	LD6806CX4/29H,315	WLCSP-4	Single	2.9	200	100	2.3	5.5	-40 to +85	.41	.345	.281	.233
◆ 771-LD6806CX430H,315	LD6806CX4/30H,315	WLCSP-4	Single	3	200	100	2.3	5.5	-40 to +85	.41	.345	.281	.233
◆ 771-LD6806CX433H,315	LD6806CX4/33H,315	WLCSP-4	Single	3.3	200	100	2.3	5.5	-40 to +85	.41	.345	.281	.233
◆ 771-LD6806CX436H,315	LD6806CX4/36H,315	WLCSP-4	Single	3.6	200	100	2.3	5.5	-40 to +85	.41	.345	.281	.233
◆ 771-LD6806F/18H115	LD6806F/18H,115	XSON-6	Single	3.6	200	60	2.3	5.5	-40 to +85	.47	.41	.35	.304
◆ 771-LD6806F/25H115	LD6806F/25H,115	XSON-6	Single	3.6	200	60	2.3	5.5	-40 to +85	.47	.41	.35	.304
◆ 771-LD6806F/28H115	LD6806F/28H,115	XSON-6	Single	3.6	200	60	2.3	5.5	-40 to +85	.47	.41	.35	.304
◆ 771-LD6806F/30H115	LD6806F/30H,115	XSON-6	Single	3.6	200	60	2.3	5.5	-40 to +85	.47	.41	.35	.304
◆ 771-LD6806F/13H,115	LD6806F/13H,115	XSON-6	Single	1.3	200	100	2.3	5.5	-40 to +85	.47	.41	.35	.304
◆ 771-LD6806F/23H,115	LD6806F/23H,115	XSON-6	Single	2.3	200	100	2.3	5.5	-40 to +85	.47	.41	.35	.304

LINEAR REGULATORS

◆ Surface Mount Device

For quantities greater than listed, call for quote.

MOUSER STOCK NO.	NXP Part No.	Package	Output Current (mA)	Output Voltage (V)	Dropout Voltage (Max.) (mV)	Input Voltage (Max.) (mV)	Iq (Typ.) (mA)	Voltage Accuracy (Typ.) (%)	Operating Temperature (°C)	Price Each			
										1	25	100	250
◆ 771-NX1117CE12Z,115	NX1117CE12Z,115	SOT-223	1200	1.20	1.10	20	5	1.25	-40 to +125	.49	.414	.338	.28
◆ 771-NX1117CADJZ115	NX1117CADJZ,115	SOT-223	1000	1.25	1.20	20	5	1	-40 to +125	.47	.417	.356	.31
◆ 771-NX1117CE15Z,115	NX1117CE15Z,115	SOT-223	1200	1.50	1.10	20	5	1.25	-40 to +125	.49	.414	.338	.28
◆ 771-NX1117C15Z115	NX1117C15Z,115	SOT-223	1000	1.50	1.20	20	5	1	-40 to +125	.47	.417	.356	.31
◆ 771-NX1117CE18Z,115	NX1117CE18Z,115	SOT-223	1200	1.80	1.10	20	5	1.25	-40 to +125	.49	.414	.338	.28
◆ 771-NX1117C18Z115	NX1117C18Z,115	SOT-223	1000	1.80	1.20	20	5	1	-40 to +125	.47	.417	.356	.31
◆ 771-NX1117CE19Z,115	NX1117CE19Z,115	SOT-223	1200	1.90	1.10	20	5	1.25	-40 to +125	.49	.414	.338	.28
◆ 771-NX1117C19Z115	NX1117C19Z,115	SOT-223	1000	1.90	1.20	20	5	1	-40 to +125	.47	.417	.356	.31
◆ 771-NX1117CE20Z,115	NX1117CE20Z,115	SOT-223	1200	2.00	1.10	20	5	1.25	-40 to +125	.49	.414	.338	.28
◆ 771-NX1117C20Z115	NX1117C20Z,115	SOT-223	1000	2.00	1.20	20	5	1	-40 to +125	.47	.417	.356	.31
◆ 771-NX1117CE25Z,115	NX1117CE25Z,115	SOT-223	1200	2.50	1.10	20	5	1.25	-40 to +125	.49	.414	.338	.28
◆ 771-NX1117CE285Z,115	NX1117CE285Z,115	SOT-223	1200	2.85	1.10	20	5	1.25	-40 to +125	.49	.414	.338	.28
◆ 771-NX1117C25Z115	NX1117C25Z,115	SOT-223	1000	2.50	1.20	20	5	1	-40 to +125	.47	.417	.356	.31
◆ 771-NX1117CE33Z,115	NX1117CE33Z,115	SOT-223	1200	3.30	1.10	20	5	1.25	-40 to +125	.49	.414	.338	.28
◆ 771-NX1117CE50Z,115	NX1117CE50Z,115	SOT-223	1200	5.00	1.10	20	5	1.25	-40 to +125	.49	.414	.338	.28
◆ 771-NX1117CEADJZ,115	NX1117CEADJZ,115	SOT-223	1200	1.25	1.10	20	5	1.25	-40 to +125	.49	.414	.338	.28

ADJUSTABLE PRECISION SHUNT REGULATORS

NEW! TECHNOLOGY

◆ Surface Mount Device

For quantities greater than listed, call for quote.

MOUSER STOCK NO.	NXP Part No.	Package	Output Voltage (V)		VREF Input Voltage (Max) (V)	Power Dissipation (Max) (mW)	Temperature Drift (mV)	Output Impedance (Ω)	Operating Temperature (°C)	Price Each			
			Min.	Max.						1	25	100	250
◆ 771-TL431FDT215	TL431FDT,215	SOT-23	2.5	36	2.495	350	6	0.2	-40 to +125	.39	.30	.228	.161

DC-DC SWITCHING CONTROLLERS

◆ Surface Mount Device

GreenChip SMPS Control ICs

For quantities greater than listed, call for quote.

MOUSER STOCK NO.	NXP Part No.	Package	VCC (V)		ICC Max. (A)	Ptot Max. (W)	Tj Max. (°C)	Price Each			
			Min.	Max.				1	25	100	250
◆ 771-TEA1733BT/N2118	TEA1733BT/N2,118	SO-8	0.4	30	0.4	0.5	150	1.07	.824	.696	.589
771-TEA1733P/N1112	TEA1733P/N1	DIP-8	0.4	30	0.4	0.5	150	1.07	.824	.696	.589
◆ 771-TEA1738FT/N1118	TEA1738FT/N1,118	SO-8	0.4	30	0.4	0.5	150	1.20	.92	.779	.659
◆ 771-TEA1738LT/N1118	TEA1738LT/N1,118	SO-8	0.4	30	0.4	0.5	150	1.20	.92	.779	.659
◆ 771-TEA1738T/N1118	TEA1738T/N1,118	SO-8	0.4	30	0.4	0.5	150	1.20	.92	.779	.659

GreenChip II SMPS Control ICs

For quantities greater than listed, call for quote.

771-TEA1533APN1112	TEA1533AP/N1,112	PDIP-8	-.40	20	0.8	0.75	145	1.29	1.17	1.02	.898
◆ 771-TEA1533ATN1518	TEA1533AT/N1,518	SO-14	-.40	20	0.8	0.75	145	.96	.856	.836	.705

GreenChip III SMPS Control ICs

For quantities greater than listed, call for quote.

◆ 771-TEA1750TN1DG518	TEA1750T/N1/DG,518	SO-16	0.4	38	0.38	0.6	150	1.46	1.32	1.24	1.19
◆ 771-TEA1751AT/N1518	TEA1751AT/N1,518	SO-16	0.4	38	0.38	0.6	150	2.10	1.87	1.69	1.50
◆ 771-TEA1753LT/N1518	TEA1753LT/N1,518	SO-16	0.4	38	0.38	0.6	150	2.10	1.87	1.69	1.50
◆ 771-TEA1753T/N1518	TEA1753T/N1,518	SO-16	0.4	38	0.38	0.6	150	2.10	1.87	1.69	1.50

GreenChip Synchronous Rectifier Controller

For quantities greater than listed, call for quote.

◆ 771-TEA1761TN2DG118	TEA1761T/N2/DG,118	SO-8	0.4	38	0.14	0.45	150	1.50	1.34	1.21	1.07
◆ 771-TEA1762TN2DG118	TEA1762T/N2/DG,118	SO-14	0.4	38	0.14	0.65	150	1.49	1.35	1.18	1.04
◆ 771-TEA1795T/N1118	TEA1795T/N1,118	SO-8	0.4	38	0.35	0.45	150	1.58	1.41	1.27	1.13

Light Position Controller

For quantities greater than listed, call for quote.

MOUSER STOCK NO.	NXP Part No.	Package	VCC Min.(V)	Operating Supply Voltage (V)	Output Current (mA)	Operating Temperature (°C)	Price Each			
							1	25	100	250
◆ 771-TDA3629T/YM118	TDA3629T/YM,118	SO-16	8	18	670	18 to 28	1.67	1.35	1.21	1.07

GreenChip Controller for LED Lighting

For quantities greater than listed, call for quote.

MOUSER STOCK NO.	NXP Part No.	Package	VCC (V)		ICC Typ. (mA)	Plot Max. (W)	Tj Max. (°C)	Price Each			
			Min.	Max.				1	25	100	250
771-SSL2109T/1,118	SSL2109T/1,118	SO-8	8	14	1.3	0.6	150	1.62	1.47	1.28	1.12
SSL2109 Reference Designs		Description									
771-SSL2109DB01	SSL2109DB01	230 V 23 W Buck reference design						107.00	-	-	-
771-SSL2109DB02	SSL2109DB02	120 V 19 W Buck reference design						107.00	-	-	-

Zero-Voltage-Switching Resonant Converter Controller

For quantities greater than listed, call for quote.

MOUSER STOCK NO.	NXP Part No.	Package	VCC Min.(V)	VHS Max. (V)	Output Current (mA)	Operating Temperature (°C)	Price Each			
							1	25	100	250
◆ 771-TEA1610TN6DG518	TEA1610T/N6/DG,518	SO-16	12	600	300	-20 to +70	2.40	2.14	1.93	1.71

© Copyright 2013 Mouser Electronics
© Copyright 2013 Mouser Electronics

ON SEMICONDUCTOR Power Management

ON Semiconductor®

GENERAL PURPOSE LINEAR REGULATORS

RoHS Compliant This product is RoHS compliant.

NEW PRODUCT

For quantities greater than listed, call for quote.

MOUSER STOCK NO.	ON Semiconductor Part No.	Package	VO Typ. (V)	I_O Typ. (A)	VDO Typ. (V)	VI Max. (V)	Price Each 1	25	100	500
Negative Polarity, Single Output										
863-MC7915ACTG	MC7915ACTG	TO-220	-15	1	1.3	-35	.50	.422	.297	.25
863-MC7915CTG	MC7915CTG	TO-220	-15	1	1.3	-35	.51	.433	.306	.257
863-MC79L15ACPG	MC79L15ACPG	TO-92	-15	0.1	1.7	-35	.44	.333	.22	.181
863-MC79M15CTG	MC79M15CTG	TO-220	-15	0.5	1.1	-35	.54	.446	.316	.264
863-MC7912CTG	MC7912CTG	TO-220	-12	1	1.3	-35	.51	.433	.306	.257
863-MC79L12ACPG	MC79L12ACPG	TO-92	-12	0.1	1.7	-35	.44	.333	.22	.181
863-MC79M12BTG	MC79M12BTG	TO-220	-12	0.5	1.1	-35	.66	.514	.448	.332
863-MC79M12CDTG	MC79M12CDTG	DPAK	-12	0.5	1.1	-35	.49	.422	.297	.25
863-MC79M12CTG	MC79M12CTG	TO-220	-12	0.5	1.1	-35	.51	.433	.306	.257
863-MC7906CTG	MC7906CTG	TO-220	-6	1	1.3	-35	.51	.433	.306	.257
863-MC7905ACTG	MC7905ACTG	TO-220	-5	1	1.3	-35	.50	.422	.297	.25
863-MC7905CTG	MC7905CTG	TO-220	-5	1	1.3	-35	.51	.433	.306	.257
863-MC79L05ABPRAG	MC79L05ABPRAG	TO-92	-5	0.1	1.7	-30	.76	.621	.525	.435
863-MC79L05ACDG	MC79L05ACDG	SOIC-8	-5	0.1	1.7	-30	.35	.321	.22	.181
863-MC79L05ACDR2G	MC79L05ACDR2G	SOIC-8	-5	0.1	1.7	-30	.57	.385	.302	.207
863-MC79L05ACPG	MC79L05ACPG	TO-92	-5	0.1	1.7	-5	.44	.333	.22	.181
863-MC79L05ACPRAG	MC79L05ACPRAG	TO-92	-5	0.1	1.7	-30	.47	.358	.238	.196
863-MC79M05CDTG	MC79M05CDTG	DPAK	-5	0.5	1.1	-35	.49	.422	.297	.25
863-LM337BD2TR4G	LM337BD2TR4G	D2PAK	Adjustable	1.5	2.7	-40	1.55	1.23	1.08	.844
863-LM337BTG	LM337BTG	TO-220	Adjustable	1.5	2.5	-40	.88	.792	.586	.499
863-LM337TG	LM337TG	TO-220	Adjustable	1.5	2.5	-40	.76	.675	.502	.421
Positive Polarity, Single Output										
863-NCP566ST12T3G	NCP566ST12T3G	SOT-223	1.2	1.5	1.3	9	.64	.621	.594	.53
863-NCP4640H020T1G	NCP4640H020T1G	SOT-89-5	2	0.05	0.2	50	1.51	1.36	1.19	.923
863-NCP4640H030T1G	NCP4640H030T1G	SOT-89-5	3	0.05	0.2	50	1.51	1.36	1.19	.923
863-NCP698SQ30T1G	NCP698SQ30T1G	SC-82AB	3	0.28	0.35	6	.56	.546	.533	.474
863-NCP603SNADJT1G	NCP603SNADJT1G	TSOP-5	1.25 to 5	0.3	0.25	6	.55	.535	.514	.459
863-NCP612SQ31T2G	NCP612SQ31T2G	SC-70-5	3.1	0.1	0.21	6	2.34	1.95	1.47	1.10
863-NCP603SN330T1G	NCP603SN330T1G	TSOP-5	3.3	0.3	0.125	6	.55	.535	.514	.459
863-NCP4640H033T1G	NCP4640H033T1G	SOT-89-5	3.3	0.05	0.2	50	1.51	1.36	1.19	.923
863-MC7805ACD2TG	MC7805ACD2TG	D2PAK	5	1	2	35	.91	.763	.538	.452
863-MC7805ACTG	MC7805ACTG	TO-220	5	1	2	35	.50	.422	.297	.25
863-MC7805BD2TG	MC7805BD2TG	D2PAK	5	1	2	35	.96	.803	.566	.475
863-MC7805BTG	MC7805BTG	TO-220	5	1	2	35	.60	.502	.354	.297
863-MC7805CD2TG	MC7805CD2TG	D2PAK	5	1	2	35	.66	.591	.439	.369
863-MC7805CD2TR4G	MC7805CD2TR4G	D2PAK	5	1	2	35	.82	.642	.555	.412
863-MC7805CDTRKG	MC7805CDTRKG	DPAK	5	1	2	35	.72	.556	.484	.358
863-MC78L05ABDG	MC78L05ABDG	SOIC-8	5	0.1	1.7	30	.36	.325	.228	.189
863-MC78L05ABPG	MC78L05ABPG	TO-92	5	0.1	1.7	30	.40	.325	.228	.189
863-MC78L05ABPRAG	MC78L05ABPRAG	TO-92	5	0.1	1.7	30	.43	.35	.246	.204
863-MC78L05ACDG	MC78L05ACDG	SOIC-8	5	0.1	1.7	30	.32	.289	.203	.167
863-MC78L05ACDR2G	MC78L05ACDR2G	SOIC-8	5	0.1	1.7	30	.35	.321	.238	.196
863-MC78L05ACPG	MC78L05ACPG	TO-92	5	0.1	1.7	30	.40	.307	.203	.167
863-MC78L05ACPRAG	MC78L05ACPRAG	TO-92	5	0.1	1.7	30	.47	.358	.238	.196
863-MC78L05ACPREG	MC78L05ACPREG	TO-92	5	0.1	1.7	30	.43	.331	.219	.181
863-MC78L05ACPRPG	MC78L05ACPRPG	TO-92	5	0.1	1.7	30	.58	.385	.307	.211
863-MC78L05ABDR2G	MC78L05ABDR2G	SOIC-8	5	0.1	1.7	30	.33	.30	.223	.185
863-MC78L05ACPRPG	MC78L05ACPRPG	TO-92	5	0.1	1.7	30	.58	.385	.307	.211
863-NCV4275ADS50R4G	NCV4275ADS50R4G	D2PAK	5	0.45	0.5	42	1.42	1.39	1.32	1.06
863-MC78M05BDTG	MC78M05BDTG	DPAK	5	0.5	2	35	.72	.602	.425	.356
863-MC78M05BTG	MC78M05BTG	TO-220	5	0.5	2	35	.60	.502	.354	.297
863-MC78M05BDTRKG	MC78M05BDTRKG	DPAK	5	0.5	2	35	.49	.412	.29	.244
863-MC78M05CDTG	MC78M05CDTG	DPAK	5	0.5	2	35	.43	.362	.255	.214
863-MC78M05CDTRKG	MC78M05CDTRKG	DPAK	5	0.5	2	35	.45	.391	.275	.231
863-MC78M05CTG	MC78M05CTG	TO-220	5	0.5	2	35	.44	.373	.264	.221
863-MC7806CTG	MC7806CTG	TO-220	6	1	2	35	.43	.362	.255	.214
863-NCP4640H080T1G	NCP4640H080T1G	SOT-89-5	8	0.05	0.2	50	1.51	1.36	1.19	.923
863-MC7808BTG	MC7808BTG	TO-220	8	1	2	35	.60	.502	.354	.297
863-MC7808CTG	MC7808CTG	TO-220	8	1	2	35	.43	.362	.255	.214
863-MC78L08ACDR2G	MC78L08ACDR2G	SOIC-8	8	0.1	1.7	30	.57	.385	.302	.207
863-MC78L08ACPG	MC78L08ACPG	TO-92	8	0.1	1.7	30	.40	.307	.203	.167
863-MC78M08CDTG	MC78M08CDTG	DPAK	8	0.5	2	35	.43	.362	.255	.214
863-MC78M08CTG	MC78M08CTG	TO-220	8	0.5	2	35	.46	.423	.306	.257
863-MC7809CTG	MC7809CTG	TO-220	9	1	2	35	.43	.362	.255	.214
863-MC7812ACTG	MC7812ACTG	TO-220	12	1	2	35	.50	.422	.297	.25
863-MC7812BTG	MC7812BTG	TO-220	12	1	2	35	.62	.518	.366	.307
863-MC7812CTG	MC7812CTG	TO-220	12	1	2	35	.43	.362	.255	.214
863-MC78L12ACDG	MC78L12ACDG	SOIC-8	12	0.1	1.7	35	.35	.321	.22	.181
863-MC78L12ACDR2G	MC78L12ACDR2G	SOIC-8	12	0.1	1.7	35	.32	.289	.219	.181
863-MC78L12ACPG	MC78L12ACPG	TO-92	12	0.1	1.7	35	.44	.333	.22	.181
863-MC78M12BTG	MC78M12BTG	TO-220	12	0.5	2	35	.60	.502	.354	.297
863-MC78M12CDTG	MC78M12CDTG	DPAK	12	0.5	2	35	.43	.362	.255	.214
863-MC78M12CTG	MC78M12CTG	TO-220	12	0.5	2	35	.45	.382	.27	.226
863-MC7812CD2TG	MC7812CD2TG	D2PAK	15	1	2	35	.81	.683	.482	.404
863-MC7815CD2TR4G	MC7815CD2TR4G	D2PAK	15	1	2	35	.90	.696	.609	.452
863-MC7815BTG	MC7815BTG	TO-220	15	1	2	35	.50	.422	.297	.25
863-MC7815CTG	MC7815CTG	TO-220	15	1	2	35	.43	.362	.255	.214
863-MC78L15ACDR2G	MC78L15ACDR2G	SOIC-8	15	0.1	1.7	35	.32	.289	.219	.181
863-MC78L15ACPG	MC78L15ACPG	TO-92	15	0.1	1.7	35	.44	.333	.22	.181
863-MC78M15CTG	MC78M15CTG	TO-220	15	0.5	2	35	.51	.433	.306	.257
863-MC78L18ACPG	MC78L18ACPG	TO-92	18	0.1	1.7	35	.40	.307	.203	.167
863-MC7824CTG	MC7824CTG	TO-220	24	1	2	40	.43	.362	.255	.214
863-MC78M24CTG	MC78M24CTG	TO-220	24	0.5	2	40	.51	.433	.306	.257
863-LM317BD2TG	LM317BD2TG	D2PAK	Adjustable	1.5	2.25	40	1.05	.92	.638	.541
863-LM317BTG	LM317BTG	TO-220	Adjustable	1.5	2.25	40	.59	.526	.391	.328
863-LM317D2TG	LM317D2TG	D2PAK	Adjustable	1.5	2.25	40	.81	.724	.538	.452
863-LM317LDR2G	LM317LDR2G	SOIC-8	Adjustable	0.1	2	40	.40	.326	.23	.19
863-LM317LBDG	LM317LBDG	SOIC-8	Adjustable	0.1	2	40	.52	.442	.311	.262
863-LM317LDG	LM317LDG	SOIC-8	Adjustable	0.1	2	40	.38	.304	.212	.177
863-LM317LZG	LM317LZG	TO-92	Adjustable	0.1	2	40	.45	.369	.258	.215

© Copyright 2013 Mouser Electronics
© Copyright 2013 Mouser Electronics

ON SEMICONDUCTOR Power Management

ON Semiconductor®

RoHS Compliant This product is RoHS compliant.

LOW DROP OUT LINEAR REGULATORS

NEW PRODUCT

For quantities greater than listed, call for quote.

MOUSER STOCK NO.		Package	V_O Typ. (V)	I_O Typ. (A)	V_{DO} Typ. (V)	V_I Max. (V)	Price Each			
Mfr.	Mfr. Part No.						1	25	100	500
Positive Polarity, Single Output										
863—	LM317LZRAG	TO-92	Adj.	0.1	2	40	.48	.397	.279	.232
863—	LM317MBTG	TO-220	Adj.	0.5	2.2	40	.69	.61	.454	.381
863—	LM317MDTG	DPAK	Adj.	0.5	2.2	40	.62	.522	.368	.309
863—	LM317MTG	TO-220	Adj.	0.5	2.2	40	.67	.562	.397	.333
863—	LM317TG	TO-220	Adj.	1.5	2.25	40	.55	.462	.326	.274
863—	NCP4671DSN06T1G	SOT-23-5	0.6	0.4	0.18	6	.69	.651	.633	.548
863—	NCP4680DSQ08T1G	SC-70-5	0.8	0.15	0.25	6	.36	.30	.276	.254
863—	NCP694H08HT1G	SOT-89-5	0.8	1	0.33	6	1.07	1.02	.963	.803
863—	NCP4680DSQ09T1G	SC-70-5	0.9	0.15	0.25	6	.36	.30	.276	.254
863—	NCP4671DSN09T1G	SOT-23-5	0.9	0.4	0.18	6	.69	.651	.633	.548
863—	NCP4588DSQ10T1G	SC-88A	1	0.2	0.27	5.3	.95	.738	.645	.478
863—	NCP4588DMX10TCG	XDFN-6	1	0.2	0.27	5.3	.79	.71	.626	.459
863—	NCP4671DSN10T1G	SOT-23-5	1	0.4	0.18	6	.69	.651	.633	.548
863—	NCP694DSAN10T1G	HSON-6	1	1	0.22	6	1.18	1.11	1.06	.883
863—	NCP694D10HT1G	SOT-89-5	1	1	0.22	6	1.07	1.02	.963	.803
863—	NCP694H10HT1G	SOT-89-5	1	1	0.22	6	1.07	1.02	.963	.803
863—	NCP4682DSQ12T1G	SC82AB-4	1.2	0.15	0.24	6	.85	.663	.574	.425
863—	NCP4587DMX12TCG	XDFN-6	1.2	0.15	0.24	6	.95	.738	.645	.478
863—	NCP4680DSQ12T1G	SC-70-5	1.2	0.15	0.25	6	.36	.30	.276	.254
863—	NCP4586DSQ12T1G	SC-82AB	1.2	0.15	1	7	.51	.428	.403	.333
863—	NCP4620HSQ12T1G	SC-70	1.2	0.165	1.4	12	.64	.546	.424	.356
863—	NCP4589DMX12TCG	XDFN-6	1.2	0.3	0.23	5.3	.75	.684	.606	.471
863—	NCP4625DSN12T1G	SOT-23	1.2	0.3	1.8	12	.72	.60	.467	.392
863—	NCP4625HSN12T1G	SOT-23	1.2	0.3	1.8	12	.72	.60	.467	.392
863—	NCP4671DSN12T1G	SOT-23-5	1.2	0.4	0.18	6	.69	.651	.633	.548
863—	NCP694DSAN12T1G	HSON-6	1.2	1	0.18	6	1.18	1.11	1.06	.883
863—	NCP694HSAN12T1G	HSON-6	1.2	1	0.18	6	1.18	1.11	1.06	.883
863—	NCP694D12HT1G	SOT-89-5	1.2	1	0.18	6	1.07	1.02	.963	.803
863—	NCP694H12HT1G	SOT-89-5	1.2	1	0.18	6	1.07	1.02	.963	.803
863—	NCP565D2T12G	D2PAK	1.2	1.5	0.9	9	1.77	1.43	1.06	.904
863—	NCP565D2T12R4G	D2PAK	1.2	1.5	0.9	9	1.11	1.02	.931	.845
863—	NCV565ST12T3G	SOT-223-4	1.2	1.5	0.9	9	.77	.732	.713	.616
863—	NCP4671DSN13T1G	SOT-23-5	1.3	0.4	0.18	6	.69	.651	.633	.548
863—	NCP508SQ15T1G	SC-88A	1.5	0.05	0.155	13	1.75	1.46	1.10	.837
863—	NCV553SQ15T1G	SC-82AB	1.5	0.08	0.7	12	.96	.77	.673	.524
863—	NCP4682DSQ15T1G	SC82AB-4	1.5	0.15	0.24	6	.85	.663	.574	.425
863—	NCP4680DSQ15T1G	SC-70-5	1.5	0.15	0.25	6	.36	.30	.276	.254
863—	NCP4685ESQ25T1G	SC82AB-4	1.5	0.15	0.25	6	.85	.663	.574	.425
863—	NCP4681DSQ15T1G	SC-70-5	1.5	0.15	0.28	6	.85	.663	.574	.425
863—	NCP4620HSQ15T1G	SC-70	1.5	0.165	1.1	12	.64	.546	.424	.356
863—	NCP4620DSN15T1G	SOT-23	1.5	0.165	1.1	12	.58	.491	.381	.32
863—	NCP4588DSQ15T1G	SC-88A	1.5	0.2	0.27	5.3	.75	.673	.593	.434
863—	NCP4588DMX15TCG	XDFN-6	1.5	0.2	0.27	5.3	.79	.71	.626	.459
863—	NCP4671DSN15T1G	SOT-23-5	1.5	0.4	0.18	6	.69	.651	.633	.548
863—	NCV8605MN15T2G	DFN-6	1.5	0.5	0.29	6	1.66	1.32	1.16	.902
863—	NCP5661MN15T2G	DFN 6	1.5	1	1	9	1.16	.974	.824	.696
863—	NCP508SQ18T1G	SC-88A	1.8	0.05	0.155	13	1.75	1.46	1.10	.837
863—	NCP4587DMX18TCG	XDFN-6	1.8	0.15	0.19	6	.95	.738	.645	.478
863—	NCP4682DSQ18T1G	SC82AB-4	1.8	0.15	0.24	6	.85	.663	.574	.425
863—	NCP4680DSQ18T1G	SC-70-5	1.8	0.15	0.25	6	.36	.30	.276	.254
863—	NCP4586DSQ18T1G	SC-82AB	1.8	0.15	0.68	7	.51	.428	.403	.333
863—	NCP4620HSQ18T1G	SC-70	1.8	0.165	0.8	12	.64	.546	.424	.356
863—	NCV8570BMN180R2G	DFN-6	1.8	0.2	-	6	1.28	1.04	.902	.702
863—	NCP700BSN18T1G	TSOP-5	1.8	0.2	-	6	.31	.304	.293	.268
863—	NCV8570BSN18T1G	TSOP-5	1.8	0.2	-	6	1.28	1.04	.902	.702
863—	NCP700BMT18TBG	WDFN-6	1.8	0.2	-	6	.36	.352	.339	.309
863—	NCP4589DMX18TCG	XDFN-6	1.8	0.3	0.23	5.3	.93	.749	.651	.506
863—	NCP4683DSQ18T1G	SC-70-5	1.8	0.3	0.25	1.4	.89	.706	.62	.482
863—	NCP4625DSN18T1G	SOT-23	1.8	0.3	1.3	12	.72	.60	.467	.392
863—	NCP4625HSN18T1G	SOT-23	1.8	0.3	1.3	12	.72	.60	.467	.392
863—	NCV8605MN18T2G	DFN-6	1.8	0.5	0.25	6	1.14	.867	.782	.714
863—	NCV8606MN18T2G	DFN-6	1.8	0.5	0.25	6	1.14	.867	.782	.714
863—	NCV8537MN180R2G	DFN-10	1.8	0.5	0.34	12	1.59	1.43	1.10	.989
863—	NCV1117ST18T3G	SOT-223	1.8	1	1.07	20	3.17	2.62	2.00	1.50
863—	NCP1117ST18T3G	SOT-223	1.8	1	1.2	20	.38	.345	.269	.214
863—	NCV8535MN190R2G	DFN-10	1.9	0.5	-----	12	5.18	4.31	3.27	2.46
863—	NCP4682DSQ20T1G	SC82AB-4	2	0.15	0.24	6	.85	.663	.574	.425
863—	NCP508SQ25T1G	SC-88A	2.5	0.05	0.155	13	1.75	1.46	1.10	.837
863—	NCP512SQ25T2G	SC-70-5	2.5	0.08	0.22	6	.42	.396	.385	.334
863—	NCP4682DSQ25T1G	SC82AB-4	2.5	0.15	0.24	6	.85	.663	.574	.425
863—	NCP4680DSQ25T1G	SC-70-5	2.5	0.15	0.25	6	.36	.30	.276	.254
863—	NCP4681DSQ25T1G	SC-70-5	2.5	0.15	0.28	6	.85	.663	.574	.425
863—	NCP4620HSQ25T1G	SC-70	2.5	0.165	0.58	12	.64	.546	.424	.356
863—	NCP4588DSQ25T1G	SC-88A	2.5	0.2	0.27	5.3	.95	.738	.645	.478
863—	NCP4588DMX25TCG	XDFN-6	2.5	0.2	0.27	5.3	1.01	.781	.682	.504
863—	NCP4589DSQ25T1G	SC-88A	2.5	0.3	0.23	5.3	.89	.706	.62	.482
863—	NCV8605MN25T2G	DFN-6	2.5	0.5	0.2	6	1.14	.867	.782	.714
863—	NCV8606MN25T2G	DFN-6	2.5	0.5	0.2	6	1.14	.867	.782	.714
863—	NCV8537MN250R2G	DFN-10	2.5	0.5	0.34	12	1.69	1.35	1.18	.922
863—	NCP694DSAN25T1G	HSON-6	2.5	1	0.1	6	1.18	1.11	1.06	.883
863—	NCP694HSAN25T1G	HSON-6	2.5	1	0.1	6	1.18	1.11	1.06	.883
863—	NCP694D25HT1G	SOT-89-5	2.5	1	0.1	6	1.07	1.02	.963	.803
863—	NCP694H25HT1G	SOT-89-5	2.5	1	0.1	6	1.07	1.02	.963	.803
863—	NCP512SQ27T2G	SC-70-5	2.7	0.08	0.2	6	.42	.396	.385	.334
863—	NCP508SQ28T1G	SC-88A	2.8	0.05	0.155	13	1.75	1.46	1.10	.837

© Copyright 2013 Mouser Electronics

For quantities greater than listed, call for quote.

MOUSER STOCK NO.		Package	V_O Typ. (V)	I_O Typ. (A)	V_{DO} Typ. (V)	V_I Max. (V)	Price Each			
Mfr.	Mfr. Part No.						1	25	100	500
Positive Polarity, Single Output (Cont.)										
863—	NCP512SQ28T2G	SC-70-5	2.8	0.08	0.2	6	.42	.396	.385	.334
863—	NCP4587DMX28TCG	XDFN-6	2.8	0.15	0.12	6	.95	.738	.645	.478
863—	NCP4682DSQ28T1G	SC82AB-4	2.8	0.15	0.24	6	.85	.663	.574	.425
863—	NCP4680DSQ28T1G	SC-70-5	2.8	0.15	0.25	6	.36	.30	.276	.254
863—	NCP4681DSQ28T1G	SC-70-5	2.8	0.15	0.28	6	.85	.663	.574	.425
863—	NCP4586DSQ28T1G	SC-82AB	2.8	0.15	0.51	7	.51	.428	.403	.333
863—	NCP700BSN28T1G	TSOP-5	2.8	0.2	0.12	6	.31	.304	.293	.268
863—	NCP700BMT28TBG	WDFN-6	2.8	0.2	0.12	6	.36	.352	.339	.309
863—	NCV8570BMN280R2G	DFN-6	2.8	0.2	0.205	6	1.28	1.04	.902	.702
863—	NCV8570BSN28T1G	TSOP-5	2.8	0.2	0.205	6	1.28	1.04	.902	.702
863—	NCP4589DMX28TCG	XDFN-6	2.8	0.3	0.23	5.3	.93	.749	.651	.506
863—	NCP4683DSQ28T1G	SC-70-5	2.8	0.3	0.25	1.4	.89	.706	.62	.482
863—	NCP4625DSN28T1G	SOT-23	2.8	0.3	1.08	12	.72	.60	.467	.392
863—	NCP4625HSN28T1G	SOT-23	2.8	0.3	1.08	12	.72	.60	.467	.392
863—	NCV8605MN28T2G	DFN-6	2.8	0.5	0.19	6	1.66	1.32	1.16	.902
863—	NCV8606MN28T2G	DFN-6	2.8	0.5	0.19	6	1.14	.867	.782	.714
863—	NCP508SQ30T1G	SC-88A	3	0.05	0.155	13	1.75	1.46	1.10	.837
863—	NCP512SQ30T2G	SC-70-5	3	0.08	0.18	6	.42	.396	.385	.334
863—	NCP502SQ30T2G	SC-70-5	3	0.08	0.85	12	.42	.396	.385	.334
863—	NCP4641H030T1G	SOT-89-5	3	0.12	-	36	1.64	1.48	1.29	1.01
863—	NCP4587DMX30TCG	XDFN-6	3	0.15	0.12	6	.95	.738	.645	.478
863—	NCP4680DSQ30T1G	SC-70-5	3	0.15	0.25	6	.36	.30	.276	.254
863—	NCP4586DSQ30T1G	SC-82AB	3	0.15	0.51	7	.51	.428	.403	.333
863—	NCP4586DSN30T1G	SOT-23	3	0.15	0.51	7	.45	.382	.296	.249
863—	NCP4620DSN30T1G	SOT-23	3	0.165	0.48	12	.58	.491	.381	.32
863—	NCP700BSN30T1G	TSOP-5	3	0.2	0.115	6	.31	.304	.293	.268
863—	NCP700BMT30TBG	WDFN-6	3	0.2	0.115	6	.36	.352	.339	.309
863—	NCV8570BMN300R2G	DFN-6	3	0.2	0.19	6	1.28	1.04	.902	.702
863—	NCV8570BSN30T1G	TSOP-5	3	0.2	0.19	6	1.28	1.04	.902	.702
863—	NCP4589DMX30TCG	XDFN-6	3	0.3	0.23	5.3	.75	.684	.606	.471
863—	NCP4625DSN30T1G	SOT-23	3	0.3	0.85	12	.72	.60	.467	.392
863—	NCP4625HSN30T1G	SOT-23	3	0.3	0.85	12	.72	.60	.467	.392
863—	NCV8605MN30T2G	DFN-6	3	0.5	0.18	6	1.66	1.32	1.16	.902
863—	NCP512SQ31T2G	SC-70-5	3.1	0.08	0.17	6	.42	.396	.385	.334
863—	NCP502SQ31T2G	SC-70-5	3.1	0.08	0.85	12	.42	.396	.385	.334
863—	NCV551SN31T1G	SOT-23	3.1	0.15	0.04	12	.67	.567	.449	.407
863—	NCV33375ST3.3T3G	SOT-223	3.3	0.03	0.26	13	1.83	1.46	1.27	.996
863—	NCP508SQ33T1G	SC-88A	3.3	0.05	0.155	13	1.75	1.46	1.10	.837
863—	NCV562SQ33T1G	SC-70-4	3.3	0.08	0.19	6	.98	.76	.662	.49
863—	NCP502SQ33T2G	SC-70-5	3.3	0.08	0.85	12	.42	.396	.385	.334
863—	LP2950CDT-3.3G	DPAK	3.3	0.1	0.35	30	.97	.749	.575	.489
863—	LP2950ACZ-3.3G	TO-92	3.3	0.1	0.35	30	.95	.749	.582	.515
863—	LP2950CZ-3.3G	TO-92	3.3	0.1	0.35	30	.81	.703	.495	.416
863—	NCP4587DMX33TCG	XDFN-6	3.3	0.15	0.12	6	.75	.673	.593	.434
863—	NCP4682DSQ33T1G	SC82AB-4	3.3	0.15	0.24	6	.85	.663	.574	.425
863—	NCP4685ESQ33T1G	SC82AB-4	3.3	0.15	0.24	6	.85	.663	.574	.425
863—	NCP4680DSQ33T1G	SC-70-5	3.3	0.15	0.25	6	.36	.30	.276	.254
863—	NCP4681DSQ33T1G	SC-70-5	3.3	0.15	0.28	6	.85	.663	.574	.425
863—	NCV86601BD33R2G	SOIC-8	3.3	0.15	0.3	40	2.28	1.84	1.66	1.28
863—	NCV86602BD33R2G	SOIC-8	3.3	0.15	0.3	40	2.28	1.84	1.66	1.28
863—	NCV86603BD33R2G	SOIC-8	3.3	0.15	0.3	40	2.28	1.84	1.66	1.28
863—	NCV86604BD33R2G	SOIC-8	3.3	0.15	0.3	40	2.28	1.84	1.66	1.28
863—	NCP4586DSQ33T1G	SC-82AB	3.3	0.15	0.51	7	.51	.428	.403	.333
863—	NCP4620DSN33T1G	SOT-23	3.3	0.165	0.48	12	.58	.491	.381	.32
863—	NCP4620HSN33T1G	SOT-23	3.3	0.165	0.48	12	.58	.491	.381	.32
863—	NCP700BSN33T1G	TSOP-5	3.3	0.2	0.11	6	.31	.304	.293	.268
863—	NCP700BMT33TBG	WDFN-6	3.3	0.2	0.11	6	.36	.352	.339	.309
863—	NCV8570BMN330R2G	DFN-6	3.3	0.2	0.185	6	1.28	1.04	.902	.702
863—	NCV8570BSN33T1G	TSOP-5	3.3	0.2	0.185	6	1.28	1.04	.902	.702
863—	NCV85082BPD33R2G	SOIC-8	3.3	0.25	0.25	45	2.70	2.45	2.19	1.70
863—	NCP4589DSQ33T1G	SC-88A	3.3	0.3	0.23	5.3	.82	.742	.654	.479
863—	NCP4589DMX33TCG	XDFN-6	3.3	0.3	0.23	5.3	.75	.684	.606	.471
863—	NCP4683DSQ33T1G	SC-70-5	3.3	0.3	0.25	1.4	.89	.706	.62	.482
863—	NCP4625DSN33T1G	SOT-23	3.3	0.3	0.85	12	.72	.60	.467	.392
863—	NCP4625HSN33T1G	SOT-23	3.3	0.3	0.85	12	.72	.60	.467	.392
863—	NCV4274ADT33RKG	DPAK	3.3	0.4	0.25	45	2.04	1.66	1.49	1.16
863—	NCV4276ADT33RKG	DPAK	3.3	0.4	0.25	45	1.31	1.18	1.02	.946
863—	NCV4274AST33T3G	SOT-223	3.3	0.4	0.25	45	1.86	1.51	1.36	1.06
863—	NCV4274AST33T3G	SOT-223	3.3	0.4	1.2	45	1.86	1.51	1.36	1.06
863—	NCV8605MN33T2G	DFN-6	3.3	0.5	0.17	6	1.66	1.32	1.16	.902
863—	NCV8606MN33T2G	DFN-6	3.3	0.5	0.17	6	1.14	.867	.782	.714
863—	NCP3337MN330R2G	DFN-10	3.3	0.5	0.26	16	1.31	1.05	.916	.713
863—	NCV8537MN330R2G	DFN-10	3.3	0.5	0.34	12	1.69	1.35	1.18	.922
863—	MC33269DT-3.3G	DPAK	3.3	0.8	1.1	20	.93	.744	.552	.463
863—	MC33269D-3.3G	SOIC-8	3.3	0.8	1.1	20	.91	.783	.552	.463
863—	NCP694DSAN33T1G	HSON-6	3.3	1	0.05	6	1.18	1.11	1.06	.883
863—	NCP694HSAN33T1G	HSON-6	3.3	1	0.05	6	1.18	1.11	1.06	.942
863—	NCP694D33HT1G	SOT-89-5	3.3	1	0.05	6	1.07	1.02	.963	.803
863—	NCP694H33HT1G	SOT-89-5	3.3	1	0.05	6	1.07	1.02	.963	.803
863—	NCP1117DT33G	DPAK	3.3	1	1.2	20	.42	.353	.249	.21
863—	NCP1117DT33RKG	DPAK	3.3	1	1.2	20	.45	.382	.269	.226
863—	NCP1117DT33T5G	DPAK	3.3	1	1.2	20	.80	.696	.53	.445
863—	NCP1117ST33T3G	SOT-223	3.3	1	1.2	20	.45	.382	.269	.226
863—	NCP502SQ34T2G	SC-70-5	3.4	0.08	0.85	12	.42	.396	.385	.334
863—	NCP502SQ35T2G	SC-70-5	3.5	0.08	0.85	12	.42	.396	.385	.334
863—	NCP502SQ36T2G	SC-70-5	3.6	0.08	0.85	12	.42	.396	.385	.334

© Copyright 2013 Mouser Electronics

ON SEMICONDUCTOR Power Management

ON Semiconductor®

RoHS Compliant This product is RoHS compliant.

LOW DROP OUT LINEAR REGULATORS (CONT.)

NEW PRODUCT

MOUSER STOCK NO.	ON Semiconductor Part No.	Package	VO Typ. (V)	IO Typ. (A)	VDO Typ. (V)	VI Max. (V)	Price Each 1	25	100	500
863-LM2931AT-5.0G	LM2931AT-5.0G	TO-220	5	0.1	0.16	40	1.36	1.19	.821	.698
863-LM2931AZ-5.0G	LM2931AZ-5.0G	TO-92	5	0.1	0.16	40	.63	.532	.376	.316
863-NCV4949APDR2G	NCV4949APDR2G	SOIC-8EP	5	0.1	0.3	28	2.31	1.87	1.68	1.31
863-LP2950CDT-5.0G	LP2950CDT-5.0G	DPAK	5	0.1	0.35	30	.88	.728	.521	.438
863-LP2950CDT-5.0RKG	LP2950CDT-5.0RKG	DPAK	5	0.1	0.35	30	.97	.76	.659	.489
863-LP2950ACZ-5.0G	LP2950ACZ-5.0G	TO-92	5	0.1	0.35	30	.89	.743	.524	.44
863-LP2950CZ-5.0G	LP2950CZ-5.0G	TO-92	5	0.1	0.35	30	.84	.703	.495	.416
863-NCP4641H050T1G	NCP4641H050T1G	SOT-89-5	5	0.15	0.2	36	1.64	1.48	1.29	1.01
863-NCV4299AD250R2G	NCV4299AD250R2G	SOIC-14	5	0.15	0.22	45	2.01	1.63	1.46	1.13
863-NCV8768ABD250R2G	NCV8768ABD250R2G	SOIC-14	5	0.15	0.225	40	1.85	1.70	1.68	1.42
863-NCV876950D250R2G	NCV876950D250R2G	SOIC-14	5	0.15	0.225	40	2.88	2.32	2.09	1.63
863-NCV866710D250R2G	NCV866710D250R2G	SOIC-14	5	0.15	0.225	40	2.63	2.12	1.92	1.49
863-NCV4279A50D2G	NCV4279A50D2G	SOIC-14	5	0.15	0.25	45	1.28	1.22	1.09	.999
863-NCV4269AD250G	NCV4269AD250G	SOIC-14	5	0.15	0.25	45	1.99	1.61	1.44	1.12
863-NCV4269ADW50G	NCV4269ADW50G	SOIC-20W	5	0.15	0.25	45	1.71	1.63	1.55	1.13
863-NCV4269AD150G	NCV4269AD150G	SOIC-8	5	0.15	0.25	45	1.97	1.78	1.61	1.24
863-NCV4269APD50G	NCV4269APD50G	SOIC-8	5	0.15	0.25	45	1.32	1.28	1.22	1.09
863-NCV4266ST50T3G	NCV4266ST50T3G	SOT-223	5	0.15	0.25	45	1.78	1.42	1.24	.968
863-NCV86602BD50R2G	NCV86602BD50R2G	SOIC-8	5	0.15	0.3	40	2.28	1.84	1.66	1.28
863-NCV86603BD50R2G	NCV86603BD50R2G	SOIC-8	5	0.15	0.3	40	2.28	1.84	1.66	1.28
863-NCV86604BD50R2G	NCV86604BD50R2G	SOIC-8	5	0.15	0.3	40	2.28	1.84	1.66	1.28
863-NCP4586DSQ50T1G	NCP4586DSQ50T1G	SC-82AB	5	0.15	0.37	7	.51	.428	.403	.333
863-NCP4620DSN50T1G	NCP4620DSN50T1G	SOT-23-5	5	0.15	0.4	12	.58	.491	.381	.32
863-NCV8501D50G	NCV8501D50G	SOIC-8	5	0.15	0.4	26	1.87	1.70	1.36	1.02
863-NCP4620DSN50T1G	NCP4620DSN50T1G	SOT-23	5	0.165	0.4	12	.58	.491	.381	.32
863-NCP4620HSN50T1G	NCP4620HSN50T1G	SOT-23	5	0.165	0.4	12	.58	.491	.381	.32
863-NCV85081BDS50R4G	NCV85081BDS50R4G	D2PAK-7	5	0.25	0.45	45	3.27	2.64	2.38	1.85
863-NCP4625DSN50T1G	NCP4625DSN50T1G	SOT-23	5	0.3	0.75	12	.72	.60	.467	.392
863-NCP4625HSN50T1G	NCP4625HSN50T1G	SOT-23	5	0.3	0.75	12	.72	.60	.467	.392
863-NCV8675DT50RKG	NCV8675DT50RKG	DPAK	5	0.35	0.31	45	2.33	1.88	1.69	1.32
863-NCV87725D7S50R4G	NCV87725D7S50R4G	D2PAK-7	5	0.35	0.44	45	3.91	3.15	2.86	2.31
863-NCV4274ADS50G	NCV4274ADS50G	D2PAK	5	0.4	0.25	45	2.38	1.93	1.73	1.35
863-NCV4274ADS50G	NCV4274ADS50G	D2PAK	5	0.4	0.25	45	2.38	1.93	1.73	1.35
863-NCV4274ADS50R4G	NCV4274ADS50R4G	D2PAK	5	0.4	0.25	45	2.38	1.93	1.73	1.35
863-NCV4276BDS50R4G	NCV4276BDS50R4G	D2PAK-5	5	0.4	0.25	45	2.23	1.80	1.62	1.25
863-NCV4274ADT50RKG	NCV4274ADT50RKG	DPAK	5	0.4	0.25	45	2.04	1.66	1.49	1.16
863-NCV4274ADT50RKG	NCV4274ADT50RKG	DPAK	5	0.4	0.25	45	2.04	1.66	1.49	1.16
863-NCV8503PW50G	NCV8503PW50G	SOIC-16W	5	0.4	0.4	26	2.36	2.07	1.83	1.72
863-NCV8605MN50T2G	NCV8605MN50T2G	DFN-6	5	0.5	0.15	6	1.14	.867	.782	.714
863-NCV8606MN50T2G	NCV8606MN50T2G	DFN-6	5	0.5	0.15	6	1.14	.867	.782	.714
863-NCP4629HDT050T5G	NCP4629HDT050T5G	DPAK-5	5	0.5	0.18	24	1.98	1.61	1.44	1.12
863-NCV8537MN500R2G	NCV8537MN500R2G	DFN-10	5	0.5	0.34	12	1.69	1.35	1.18	.922
863-MC33269DT-5.0G	MC33269DT-5.0G	DPAK	5	0.8	1.1	20	.93	.744	.552	.463
863-MC33269D-5.0G	MC33269D-5.0G	SOIC-8	5	0.8	1.1	20	.92	.835	.673	.547
863-NCP1117DT50G	NCP1117DT50G	DPAK	5	1	1.2	20	.42	.353	.249	.21
863-NCP1117ST50T3G	NCP1117ST50T3G	SOT-223	5	1	1.2	20	.45	.382	.269	.226
863-NCV1117ST50T3G	NCV1117ST50T3G	SOT-223	5	1	1.2	20	.93	.749	.651	.506
863-NCP4629HDT060T5G	NCP4629HDT060T5G	DPAK-5	6	0.5	0.18	24	1.98	1.61	1.44	1.12
863-NCP4641H080T1G	NCP4641H080T1G	SOT-89-5	8	0.15	0.2	36	1.64	1.48	1.29	1.01
863-NCV8501D80G	NCV8501D80G	SOIC-8	8	0.15	0.4	26	1.62	1.33	1.09	1.01
863-NCV4274ADS85R4G	NCV4274ADS85R4G	D2PAK	8.5	0.4	0.25	45	1.54	1.47	1.31	1.20
863-NCP4629HDT120T5G	NCP4629HDT120T5G	DPAK-5	12	0.5	0.135	24	1.98	1.61	1.44	1.12
863-NCP4629HDT120T5G	NCP4629HDT120T5G	DPAK-5	12	0.5	0.155	24	1.98	1.61	1.44	1.12
863-CAT6243-ADJMT5T3	CAT6243-ADJMT5T3	WDFN-6	0.8-5.5	1	0.25	5.5	1.38	1.10	.969	.754
863-LP2951ACDG	LP2951ACDG	SOIC-8	Adj.	0.1	0.35	30	.71	.598	.423	.354
863-NCV8502DADJG	NCV8502DADJG	SOIC-8	Adj.	0.15	0.4	26	1.64	1.37	1.09	.899
863-NCV8503PWADJG	NCV8503PWADJG	SOIC-16W	Adj.	0.4	0.4	26	2.49	2.17	1.84	1.72
863-NCP3337MNADJR2G	NCP3337MNADJR2G	DFN-10	Adj.	0.5	0.26	16	1.31	1.05	.916	.713
863-NCV8537MNADJR2G	NCV8537MNADJR2G	DFN-10	Adj.	0.5	0.34	12	1.69	1.35	1.18	.922
863-NCV8605MNADJT2G	NCV8605MNADJT2G	DFN-6	Adj.	0.5	0.45	6	1.66	1.32	1.16	.902
863-NCV8606MNADJT2G	NCV8606MNADJT2G	DFN-6	Adj.	0.5	0.45	6	1.14	.867	.782	.714
863-MC33269DTG	MC33269DTG	DPAK	Adj.	0.8	1.1	20	.93	.783	.552	.463
863-MC33269DTRK-3.3G	MC33269DTRK-3.3G	DPAK	Adj.	0.8	1.1	20	1.04	.803	.699	.518
863-NCP694HSANADJT1G	NCP694HSANADJT1G	HSON-6	Adj.	1	0.32	6	1.18	1.11	1.06	.883
863-NCP694DADJHT1G	NCP694DADJHT1G	SOT-89-5	Adj.	1	0.32	6	1.65	1.34	1.20	.936
863-NCP694HADJHT1G	NCP694HADJHT1G	SOT-89-5	Adj.	1	0.32	6	1.07	1.02	.963	.803
863-NCP1117STAT3G	NCP1117STAT3G	SOT-223	Adj.	1	1.2	20	.45	.382	.269	.226
863-NCP565D2TG	NCP565D2TG	D2PAK	Adj.	1.5	0.9	9	1.67	1.43	1.06	.904
863-NCP565D2TR4G	NCP565D2TR4G	D2PAK	Adj.	1.5	0.9	9	1.85	1.48	1.28	1.01
863-NCV565D2TG	NCV565D2TG	D2PAK	Adj.	1.5	0.9	9	1.69	1.39	1.14	.963
863-NCP59302DSADJR4G	NCP59302DSADJR4G	D2PAK-5	Adj.	3	0.3	18	2.97	2.41	2.16	1.68
863-NCV59302DSADJR4G	NCV59302DSADJR4G	D2PAK-5	Adj.	3	0.3	18	2.68	2.41	2.19	1.78
863-NCP630AD2TG	NCP630AD2TG	D2PAK	Adj.	3	1.25	12	1.20	1.08	.932	.803
863-NCV8184DG	NCV8184DG	SOIC-8	Trkg	0.07	0.35	26	1.20	1.08	.932	.803

OFF-LINE REGULATORS

For quantities greater than listed, call for quote.

MOUSER STOCK NO.	ON Semiconductor Part No.	Package	VO Typ. (V)	O Typ. (A)	VDO Typ. (V)	Price Each 1	25	100	500
Current Mode									
863-NCP1010AP065G	NCP1010AP065G	PDIP-7	10	700	0.1	1.33	1.18	.856	.738
863-NCP1012APL130R2G	NCP1012APL130R2G	PDIP-7 GW	10	700	0.25	1.20	1.08	.828	.734
863-NCP1013AP065G	NCP1013AP065G	PDIP-7	10	700	-	1.12	1.02	.781	.692
863-NCP1014AP065G	NCP1014AP065G	PDIP-7	10	700	0.45	1.12	1.02	.781	.692

© Copyright 2013 Mouser Electronics
© Copyright 2013 Mouser Electronics

ON SEMICONDUCTOR Power Management

ON Semiconductor®

RoHS Compliant This product is RoHS compliant.

REGULATOR ICS

For quantities greater than listed, call for quote.

MOUSER STOCK NO.	ON Semi Part No.	Package	VCC Min. (V)	VCC Max. V)	VO Typ. (V)	IO Typ. (A)	Efficiency (%)	fSW Typ. (kHz)	Mode	Price Each 1	25	100	500
Boost/Flyback/Forward/Inverting/SEPIC													
863-LM2596DSADJR4G	LM2596DSADJR4G	D2PAK	-5	-12	1.23-37	3	-	150	-	2.78	2.69	2.58	1.95
863-LM2594DADJR2G	LM2594DADJR2G	SOIC-8	-5	-12	1.23-37	0.5	-	150	-	.59	.569	.547	.516
863-NCP1589AMNTWG	NCP1589AMNTWG	DFN-10	-	15	0.4	0.008	80	300	Voltage Mode	.51	.492	.468	.414
863-NCP1587ADR2G	NCP1587ADR2G	SOIC-8N	-	15	0.8-5	0.008	80	220	Voltage Mode	.45	.428	.415	.37
863-CS5171GD8G	CS5171GD8G	SOIC-8	2.7	30	- - -	1.5	- - -	Up to 500	Current Mode	2.25	2.03	1.41	1.12
863-CS5173GD8G	CS5173GD8G	SOIC-8	2.7	30	- - -	1.5	- - -	Up to 1000	Current Mode	2.25	1.87	1.31	1.12
Buck													
863-CS51411ED8G	CS51411ED8G	SOIC-8	4.5	40	- - -	1.5	- - -	260	V²	2.38	2.05	1.50	1.26
863-CS51411GD8G	CS51411GD8G	SOIC-8	4.5	40	- - -	1.5	- - -	260	V²	2.28	1.97	1.43	1.21
863-CS51412ED8G	CS51412ED8G	SOIC-8	4.5	40	- - -	1.5	- - -	260	V²	2.38	1.98	1.38	1.19
863-CS51412GD8G	CS51412GD8G	SOIC-8	4.5	40	- - -	1.5	- - -	260	V²	2.04	1.97	1.43	1.21
863-CS51413ED8G	CS51413ED8G	SOIC-8	4.5	40	- - -	1.5	- - -	520	V²	2.45	1.98	1.78	1.38
863-CS51413GD8G	CS51413GD8G	SOIC-8	4.5	40	- - -	1.5	- - -	520	V²	2.08	1.87	1.50	1.22
863-CS51414ED8G	CS51414ED8G	SOIC-8	4.5	40	- - -	1.5	- - -	520	V²	2.38	1.98	1.38	1.19
863-CS51414GD8G	CS51414GD8G	SOIC-8	4.5	40	- - -	1.5	- - -	520	V²	2.28	1.97	1.43	1.21
863-NCP3155ADR2G	NCP3155ADR2G	SOIC-8	4.7	24	0.8-5	3	-	-	-	.86	.813	.792	.685
863-NCP3155BDR2G	NCP3155BDR2G	SOIC-8	4.7	24	0.8-5	3	-	-	-	.90	.854	.831	.719
863-NCP5393BMNR2G	NCP5393BMNR2G	QFN-48	-0.3	3	1-3.5	-	-	100-900	-	1.67	1.50	1.33	1.08
863-NCP3066DR2G	NCP3066DR2G	SOIC-8	3	40	0.8	-	-	250	-	1.01	.98	.93	.829
Step-Down													
863-LM2574N-3.3G	LM2574N-3.3G	PDIP-8	12	40	3.3	0.5	77	- - -	- - -	1.90	1.53	1.22	.927
863-LM2575T-ADJG	LM2575T-ADJG	TO-220	12	40	1.23 to 37	1	77	- - -	- - -	2.48	2.11	1.54	1.33
863-LM2576T-005G	LM2576T-005G	TO-220	12	40	5	3	77	- - -	- - -	2.18	1.77	1.58	1.23
863-LM2576T-ADJG	LM2576T-ADJG	TO-220	12	40	1.23 to 37	3	77	- - -	- - -	1.98	1.77	1.41	1.23
863-LM2576TV-ADJG	LM2576TV-ADJG	TO-220	12	40	1.23 to 37	3	77	- - -	- - -	2.18	1.97	1.51	1.28
Step-Up/Step-Down													
863-NCP1587DR2G	NCP1587DR2G	SOIC-8N	-	15	0.8-5	0.008	80	300	Voltage Mode	.45	.428	.415	.37
863-NCP3064BDR2G	NCP3064BDR2G	SOIC-8	10	16	-	1.5	-	150	-	.77	.751	.713	.636
863-MC33063ADG	MC33063ADG	SOIC-8	3	40	1.25 to 40	1.5	- - -	100	Voltage Mode	.85	.663	.574	.425
863-MC33063AVDG	MC33063AVDG	SOIC-8	3	40	1.25 to 40	1.5	- - -	100	Voltage Mode	1.06	.824	.624	.531
863-MC33163DWG	MC33163DWG	SOIC-16W	2.5	40	1.25 to 40	3.4	- - -	- - -	Voltage Mode	3.53	2.91	1.96	1.87
863-MC33166TG	MC33166TG	TO-220	7.5	40	1.5 to 40	3	- - -	- - -	Voltage Mode	2.99	2.70	2.16	1.97
863-MC33167TG	MC33167TG	TO-220	7.5	40	2.0 to 40	5	- - -	- - -	Voltage Mode	3.92	3.47	2.14	1.97
863-MC34063ADG	MC34063ADG	SOIC-8	3	40	1.25 to 40	1.5	- - -	100	Voltage Mode	.61	.46	.399	.332
863-MC34063AP1G	MC34063AP1G	PDIP-8	3	40	1.25 to 40	1.5	- - -	100	Voltage Mode	.85	.663	.574	.425
863-MC34163DWG	MC34163DWG	SOIC-16W	2.5	40	1.25 to 40	3.4	- - -	- - -	Voltage Mode	3.45	2.82	1.93	1.80
863-MC34163PG	MC34163PG	PDIP-16	2.5	40	1.25 to 40	3.4	- - -	- - -	Voltage Mode	3.47	2.89	1.93	1.80
863-MC34166TG	MC34166TG	TO-220	7.5	40	1.5 to 40	3	- - -	- - -	Voltage Mode	2.61	2.26	1.64	1.42
863-MC34166THG	MC34166THG	TO-220	7.5	40	1.5 to 40	3	- - -	- - -	Voltage Mode	3.24	2.84	2.12	1.66
863-MC34166TVG	MC34166TVG	TO-220	7.5	40	1.5 to 40	3	- - -	- - -	Voltage Mode	3.04	2.93	1.98	1.55
863-MC34167TG	MC34167TG	TO-220	7.5	40	2.0 to 40	5	- - -	- - -	Voltage Mode	2.99	2.70	2.16	2.00
863-MC34167TVG	MC34167TVG	TO-220	7.5	40	2.0 to 40	5	- - -	- - -	Voltage Mode	3.17	2.66	1.87	1.61
863-NCP3064DR2G	NCP3064DR2G	SOIC-8	10	16	-	1.25	-	150	-	.64	.626	.594	.53

INTERFACE DATA TRANSMISSION

For quantities greater than listed, call for quote.

MOUSER STOCK NO.	ON Semi Part No.	Package	VCC (V) Min.	VCC (V) Max.	tPLH Typ (μS)	No. of Drivers	No. of Receivers	IC Max. (mA)	IO Max. (μA)	IIH Max. (mA)	PC Max. (mW)	Price Each 1	25	100	500
863-MC1413BDG	MC1413BDG	SOIC-16	-	-	1	7	-	500	50	-	-	.58	.482	.34	.286
863-MC1413BPG	MC1413BPG	PDIP-16	-	-	1	7	-	500	50	-	-	.74	.618	.437	.366
863-MC1413DG	MC1413DG	SOIC-16	-	-	1	7	-	500	50	-	-	.52	.442	.311	.262
863-MC1413PG	MC1413PG	PDIP-16	-	-	1	7	-	500	50	-	-	.63	.53	.375	.312

INTERFACE MODULATORS/DEMODULATORS

For quantities greater than listed, call for quote.

MOUSER STOCK NO.	ON Semi Part No.	Package	TA Min. (°C)	zis Typ. (KΩ)	zos Typ. (KΩ)	VCFT Typ. (μV)	VCS Typ. (mV)	AVS Typ. (mV)	B Typ. (MHz)	IIB Typ. (μA)	ACM Typ. (dB)	Price Each 1	25	100	500
863-MC1496DG	MC1496DG	SOIC-14	0	200	40	20	65	3.5	300	12	85	.96	.803	.566	.475
863-MC1496PG	MC1496PG	PDIP-14	0	200	40	20	65	3.5	300	12	85	.84	.758	.561	.477

CLOCK SYNTHESIS ICS

For quantities greater than listed, call for quote.

MOUSER STOCK NO.	ON Semi Part No.	Package	TA Min. (°C)	VCC Min. (MHz)	VCC Max. (MHz)	tLOCK Max. (ms)	tJitter Typ. (ps)	tsu Min. (ns)	th Min. (ns)	tR & tF Min. (ps)	Max. (ps)	Price Each 1	25	100	500
863-NB3N508SDTG	NB3N508SDTG	TSSOP-16	-	-	-	-	-	-	-	-	500	1.70	1.57	1.28	1.24
863-NBC12429FNG	NBC12429FNG	PLCC-28	3.3/5.0	25	400	10	20	20	20	175	425	9.38	8.54	7.32	7.00
863-NBC12430FNG	NBC12430FNG	PLCC-28	3.3/5.0	50	800	10	20	20	20	175	425	9.38	8.54	7.32	7.00

© Copyright 2013 Mouser Electronics
© Copyright 2013 Mouser Electronics

ON SEMICONDUCTOR Power Management

ON Semiconductor®

RoHS Compliant This product is RoHS compliant.

OFF-LINE CONTROLLERS

PRODUCT NEW

For quantities greater than listed, call for quote.

MOUSER STOCK NO.	ON Semi Part No.	Package	VCC		VO Max. (V)	IO Max. (A)	VIT Typ. (V)	Price Each			
			Min.	Max.				1	25	100	500
Current Mode											
863-NCP5392MNR2G	NCP5392MNR2G	QFN-40	-	5.5	3.5	0.002	-	1.56	1.39	1.25	.975
863-NCP1015ST100T3G	NCP1015ST100T3G	SOT-223	-0.3	10	700	-	-	1.20	1.08	.944	.734
863-NCP1031MNTXG	NCP1031MNTXG	DFN-8	-0.3	16	-	0.016	-	1.58	1.54	1.46	1.31
863-NCP1200P100G	NCP1200P100G	PDIP-8	-	16	-	0.11	-	1.28	1.04	.902	.702
863-NCP1236AD100R2G	NCP1236AD100R2G	SOIC-7	-0.3	28	28	1	-	1.09	.987	.862	.671
863-NCP1236BD100R2G	NCP1236BD100R2G	SOIC-7	-0.3	28	28	1	-	1.09	.987	.862	.671
863-NCP1200P40G	NCP1200P40G	PDIP-8	-	16	-	0.11	-	.90	.867	.743	.631
863-NCP1200P60G	NCP1200P60G	PDIP-8	-	16	-	0.11	-	1.28	1.04	.902	.702
863-NCP1203P60G	NCP1203P60G	PDIP-8	-	16	-	0.25	12.8	1.24	1.10	.88	.714
863-NCP1216AP100G	NCP1216AP100G	PDIP-7	-	16	-	0.5	-	1.20	1.08	.828	.734
863-NCP1216AP100G	NCP1216AP100G	PDIP-7	-	16	100	-	-	1.20	1.08	.828	.734
863-NCP1250BSN65T1G	NCP1250BSN65T1G	TSOP-6	2.8	28	14	-	-	.92	.832	.728	.566
863-NCP1251BSN65T1G	NCP1251BSN65T1G	TSOP-6	8.2	28	14	-	-	.92	.832	.728	.566
863-NCP1253ASN65T1G	NCP1253ASN65T1G	TSOP-6	8.2	28	14	-	-	.89	.788	.686	.508
863-NCP1380BDR2G	NCP1380BDR2G	SOIC-8	-0.3	28	15.5	0.8	-	1.20	1.08	.944	.734
863-NCP1207BDR2G	NCP1207BDR2G	SOIC-7	3	30	5	0.5	-	1.20	1.08	.944	.734
863-UC3842BNG	UC3842BNG	PDIP-8	-	30	-	1.0	-	.59	.521	.393	.336
863-UC3843BNG	UC3843BNG	PDIP-8	-	-	-	-	-	.59	.521	.393	.336
863-UC3843BVD1G	UC3843BVD1G	SOIC-8	7.6	30	13.5	-	8.4	1.56	1.11	.953	.81
863-UC3844BNG	UC3844BNG	PDIP-8	-	36	-	1.0	-	.59	.521	.393	.336
863-UC3845BVNG	UC3845BVNG	PDIP-8	7.6	30	13.5	-	8.4	1.38	1.16	.92	.763
Current Mode, Quasi Resonant											
863-NCP1207APG	NCP1207APG	PDIP-8	-	16	16	-	-	1.20	1.08	.828	.734
Resonant											
863-MC33067PG	MC33067PG	PDIP-16	9	20	10.3	0.3	16	3.00	2.57	1.82	1.50
Voltage Mode											
863-NCP3020ADR2G	NCP3020ADR2G	SOIC-8	4.7	28	-	-	-	.64	.599	.582	.51
863-NCP3030ADR2G	NCP3030ADR2G	SOIC-8	4.7	28	40	0.13	-	.64	.61	.594	.514
863-MC34060APG	MC34060APG	PDIP-14	7	42	30	0.5	4.7	1.32	1.20	.932	.736

POWER FACTOR CORRECTION

PRODUCT NEW

For quantities greater than listed, call for quote.

MOUSER STOCK NO.	ON Semiconductor Part No.	Package	VCC Max. (V)	PD Max. (W)	IO Max. (A)	Vref Max. (V)	Restart Max. (V)	Price Each			
								1	25	100	500
Critical Conduction											
863-NCP1607BDR2G	NCP1607BDR2G	SOIC-8	20	0.45	-	2.5	-	.89	.788	.686	.508
863-NCP1608BDR2G	NCP1608BDR2G	SOIC-8	20	0.45	-	2.5	-	.89	.788	.593	.508
863-MC33262DG	MC33262DG	SOIC-8	36	0.45	0.5	2.5	Yes	1.17	.931	.817	.637
863-MC33262PG	MC33262PG	PDIP-8	36	0.8	0.5	2.5	Yes	1.12	.974	.673	.572
Average Current Mode, CCM											
863-NCP1653APG	NCP1653APG	PDIP-8	18	0.45	0.5	-	-	1.77	1.58	1.26	1.10
863-NCP1653PG	NCP1653PG	PDIP-8	18	0.8	0.5	-	-	1.77	1.58	1.26	1.10
863-NCP1910A65DWR2G	NCP1910A65DWR2G	SOIC-24	20	-	0.5	5.25	-	4.30	3.51	3.15	2.50
863-NCP1910B65DWR2G	NCP1910B65DWR2G	SOIC-24	20	-	0.5	5.25	-	4.30	3.51	3.15	2.50
863-NCP1652ADR2G	NCP1652ADR2G	SOIC-16	20	0.77	0.6	4.36	-	3.18	2.78	2.59	2.05
Current Controlled Frequency Foldback, CRM											
863-NCP1611ADR2G	NCP1611ADR2G	SOIC-8	35	0.55	-	2.54	-	1.13	.91	.594	.521

VOLTAGE REFERENCE

For quantities greater than listed, call for quote.

MOUSER STOCK NO.	ON Semiconductor Part No.	Package	V(BR) Typ. (V)	TA Min. (°C)	TA Max. (°C)	Toler. (%)	IR Min. (mA)	VF Max. (v)	Price Each			
									1	25	100	500
Fixed												
863-LM285Z-1.2G	LM285Z-1.2G	TO-92	1.235	-40	85	1	0.01	-	.88	.674	.591	.438
863-LM285D-2.5G	LM285D-2.5G	SOIC-8	2.5	-40	85	1.5	0.01	-	.76	.642	.454	.381
863-LM285Z-2.5G	LM285Z-2.5G	TO-92	2.5	-40	85	1.5	0.01	-	.77	.642	.454	.381
863-LM385BZ-2.5G	LM385BZ-2.5G	TO-92	2.5	-40	85	1	0.015	-	.72	.602	.425	.356
863-LM385D-2.5G	LM385D-2.5G	SOIC-8	2.5	0	70	3	0.015	-	.71	.602	.425	.356
863-LM385Z-2.5G	LM385Z-2.5G	TO-92	2.5	0	70	3	0.015	-	.67	.562	.397	.333
863-NCP51460SN33T1G	NCP51460SN33T1G	SOT-23-6	3.3	0	100	1	20	30	1.67	1.50	1.33	1.17
863-CAT8900D300TBGT3	CAT8900D300TBGT3	SOT-23-3	3.0	-40	85	1.0mV	10	-	4.45	3.98	3.55	3.10
Adjustable 2.495 to 36V												
863-TL431ACDR2G	TL431ACDR2G	SOIC-8	2.495	0	70	1	1	36	.40	.321	.226	.187
863-TL431ACLPRAG	TL431ACLPRAG	TO-92	2.495	0	70	1	1	36	.30	.278	.214	.177
863-TL431AILPRPG	TL431AILPRPG	TO-92	2.495	-40	85	1	1	36	.41	.337	.236	.197
863-TL431CDR2G	TL431CDR2G	SOIC-8	2.495	0	70	2.2	1	36	.43	.323	.214	.177
863-TL431CLPG	TL431CLPG	TO-92	2.495	0	70	2.2	1	36	.35	.268	.171	.139
863-TL431ACDG	TL431ACDG	SOIC-8	2.495	0	70	1	1	36	.36	.299	.209	.174
863-TL431BIDG	TL431BIDG	SOIC-8	2.495	-40	85	0.4	1	36	.54	.447	.316	.264
863-TL431BVDG	TL431BVDG	SOIC-8	2.495	-40	85	0.4	1	36	.90	.77	.627	.538

© Copyright 2013 Mouser Electronics
© Copyright 2013 Mouser Electronics

ON SEMICONDUCTOR Power Management Tools

ON Semiconductor®

Products may be RoHS compliant. Check mouser.com for RoHS status.


Eval Boards


AC-DC


DC-DC


Audio Amplifiers

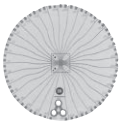
Clocks


Drivers

MOUSER STOCK NO. Mfr.	Mfr. Part No.	Description	Price Each
863	CAT4201AGEVB	CAT4201 LED Driver Evaluation Board	401.25
863	CCRGEVB	CCR Evaluation Board	145.91
863	CS5171BSTGEVB	CS5171/3 Demo BD Boost	347.75
863	ECLSOIC8EVB	SOIC-8 High Freq. Evaluation Board	138.96
863	LA0152CSGEVB	LA0152CS-TLM-H, Photo sensor Eval Board	34.74
863	LB11685AVGEVB	LB11685AV-TLM-H, 3P motor driver Eval Board	69.49
863	LB11696VGEVB	LB11696V-TLM-E, PWM pre-driver IC Eval Board	69.49
863	LB11868VGEVB	LB11868V-TLM-H, 1P bipolar motor pre-driver Eval Board	69.49
863	LB1836MEVB	LB1836M-TLM-E, 2-ch low-volt, low sat. volt type Eval Board	48.63
863	LB1838MEVB	LB1838M-TRM-E, 2-ch volt. type Eval Board	48.63
863	LB1909MCGEVB	LB1909MC-BH, Low sat. V stepping motor driver IC Eval Board	69.49
863	LB1930MCGEVB	LB1930MC-AH, Low sat. V 1-ch H-bridge Eval Board	69.49
863	LB1930MGEVB	LB1930M-TLM-H, Low sat. V 1-ch H-bridge Eval Board	48.63
863	LB1948MCGEVB	LB1948MC-AH, 2-ch low sat. volt F/Rev motor driver Eval Board	69.49
863	LB1973JAGEVB	LB1973JA-AH, 2-ch H-bridge Eval Board	69.49
863	LC717A00ARGEVB	LC717A00AR-NH, capacitance-digital-converter LSI Eval Board	187.59
863	LM2595ADPBCKGEVB	LM2595ADJ D2PAK Buck Demo Board	69.49
863	LV4904VGEVB	LV4904V, 2-ch class-D amplifier Eval Board	69.49
863	LV4924VHGEVB	LV4924VH, 2-ch full-bridge driver digital power amp Eval Board	69.49
863	LV5068VGEVB	LV5068V, 1-ch buck switching regulator Eval Board	69.49
863	LV5683PGEVB	LV5683P, multi-V reg. USB tuner Eval Board	69.49
863	LV8044LPGEVB	LV8044LP, 6-ch motor driver IC digital still camera Eval Board	69.49
863	LV8075LPGEVB	LV8075LP, low V DC motor driver Eval Board	48.63
863	LV8080LPGEVB	LV8080LP, 2-ch constant-current driver Eval Board	48.63
863	LV8136VGEVB	LV8136V, 3P PWM system pre-driver IC Eval Board	69.49
863	LV8400VEVB	LV8400V, 1-ch motor driver IC Eval Board	48.63
863	LV8402GPEVB	LV8402GP, 2-ch forward/reverse motor driver IC Eval Board	48.63
863	LV8411GREVB	LV8411GR, H-bridge motor driver IC Eval Board	48.63
863	LV8413GPGEVB	LV8413GP, H-bridge x 2-ch motor driver IC Eval Board	48.63
863	LV8417CSGEVB	LV8417CS, 1-ch H-bridge motor driver IC Eval Board	69.49
863	LV8498CTGEVB	LV8498CT-TE-L-H, voice coil motors Eval Board	69.49
863	LV8548MGEVB	LV8548M, 2-ch low sat. V, F/Rev motor driver IC Eval Board	48.63
863	LV8549MGEVB	LV8549M, 2-ch low sat. V, F/Rev motor driver IC Eval Board	48.63
863	LV8711TGEVB	LV8711T, PWM stepping motor driver Eval Board	48.63
863	LV8712TGEVB	LV8712T, microstepping motor driver IC with transistor Eval Board	48.63
863	LV8713TGEVB	LV8713T, microstepping motor driver IC with transistor Eval Board	48.63
863	LV8731VGEVB	LV8731V, 2-ch H-bridge stepping motor driver Eval Board	48.63
863	LV8732VGEVB	LV8732V, 2-ch H-bridge stepping motor driver Eval Board	48.63
863	LV8734VGEVB	LV8734V, 2-ch H-bridge stepping motor driver Eval Board	48.63
863	LV8735VGEVB	LV8735V, 2-ch H-bridge stepping motor driver Eval Board	48.63
863	LV8736VGEVB	LV8736V, 2-ch H-bridge stepping motor driver Eval Board	48.63
863	LV8740VGEVB	LV8740V, 2-ch H-bridge stepping motor driver Eval Board	48.63
863	LV8741VGEVB	LV8741V, 2-ch H-bridge stepping motor driver Eval Board	48.63
863	LV8746VGEVB	LV8746V, 2-ch H-bridge stepping motor driver Eval Board	48.63
863	LV8760TGEVB	LV8760T, H-bridge driver Eval Board	48.63
863	LV8761VGEVB	LV8761T, H-bridge driver Eval Board	48.63
863	LV8762TEVB	LV8761T, 1-ch H-bridge driver Eval Board	48.63
863	LV8771VHGEVB	LV8771VH, PWM current control stepping motor driver Eval Board	69.49
863	LV8772GEVB	LV8772 PWM Evaluation Board	48.63
863	LV8772GEVB	LV8772, microstep stepping motor driver Eval Board	48.63
863	LV8773GEVB	LV8773, 2-CH bridge driver Eval Board	48.63
863	LV8804FVGEVB	LV8804FV, 3P sensorless motor driver IC Eval Board	69.49
863	LV8805SVGEVB	LV8805SV-TLM-H, 3P motor driver Eval Board	69.49
863	LV8860VGEVB	LV8860V, driver IC used single-phase fan motor Eval Board	69.49
863	MC33063DFBCKGEVB	MC33063 DFN SD Demo Board	69.49
863	MC34063LBGEVB	MC34063 Boost Evaluation Board	48.63
863	NB3H83905CDGEVB	NB3H83905C SOIC-16 Evaluation Board	555.84
863	NB3N3020DTGEVB	NB3N3020 Clock Multiplier Evaluation Board	555.84
863	NB3N5573DTGEVB	NB3N5573 Clock Generator Evaluation Board	555.84
863	NB3N65027DTGEVB	NB3N65027 Clock Synthesizer Evaluation Board	69.49
863	NCL30000LED1GEVB	NCL30000 LED Driver Evaluation Board	93.10
863	NCL30000LED2GEVB	NCL30000 LED Triac Evaluation Board	93.10
863	NCL30000LED3GEVB	NCL30000 LED Triac Evaluation Board	93.10
863	NCL30001LEDGEVB	NCL30001 LED Driver Evaluation Board	194.55
863	NCL30051LEDGEVB	NCL30051 PFC Evaluation Board	187.59
863	NCL30105GEVB	NCL30105 LED Buck Driver Evaluation Board	138.96
863	NCN1154MUTGEVB	NCN1154 Audio Switch Evaluation Board	104.22
863	NCN4555GEVB	NCN4555 Evaluation Board	97.27
863	NCN8025AMNGEVB	NCN8025A Evaluation Board	138.96
863	NCP1013ADAPGEVB	NCP1013 Adapter Evaluation Board	118.12
863	NCP1013LEDGEVB	NCP1013 LED Driver Evaluation Board	125.06
863	NCP1014LEDGTGEVB	NCP1010X LED Driver Evaluation Board	118.12
863	NCP1014STBUCGEVB	NCP1014 Positive Output Buck Evaluation Board	69.49
863	NCP1027ATXGEVB	NCP1027 ATX PSU Evaluation Board	173.70
863	NCP1030GEVB	NCP1030 Evaluation Board	83.37
863	NCP1031POEEVB	NCP1031 Reg Cont Evaluation Board	138.96

MOUSER STOCK NO. Mfr.	Mfr. Part No.	Description	Price Each
863	NCP1034BCK5VGEVB	NCP1034 Sync Buck Evaluation Board	111.17
863	NCP1081SPCGEVB	NCP1081 Hpower POE-PD Splitter	277.92
863	NCP1083QBCGEVB	NCP1083 High Power POE-PD Module	208.45
863	NCP1207AADAPGEVB	NCP1207A 24W Adapter Evaluation Board	138.96
863	NCP1237PRINTGEVB	NCP1237 Printer Adapter Evaluation Board	236.23
863	NCP1252TSFWDGEVB	NCP1252 AC-DC Evaluation Board	277.92
863	NCP1271ADAPGEVB	NCP1271 57W Adapter Evaluation Board	111.17
863	NCP1337ADAPGEVB	NCP1337 60W Adapter Evaluation Board	312.66
863	NCP1351LEDGEVB	NCP1351 20W Constant Cur LED DRV	111.17
863	NCP1380BGEVB	NCP1380 QR Cont Evaluation Board	257.08
863	NCP1380DGEVB	NCP1380D QR Cont Evaluation Board	257.08
863	NCP1400AV19EVB	NCP1400A 1.9V/100mA DC-DC Eval Board	69.49
863	NCP1400AV33EVB	NCP1400A 3.3V/100mA DC-DC Eval Board	69.49
863	NCP1410GEVB	NCP1410 250mA Detector Evaluation Board	41.69
863	NCP1421EVB	NCP1421 600mA DC-DC Evaluation Board	69.49
863	NCP1423EVB	NCP1423 400mA DC-DC Evaluation Board	69.49
863	NCP1521BEVB	NCP1521 Step Down Conv Evaluation Board	428.00
863	NCP1529ASNT1GEVB	NCP1529 Step-Down Evaluation Board	138.96
863	NCP1529MUTBGEVB	NCP1523 1A High Eff. Step Down Conv	138.96
863	NCP1562-100WEVBG	NCP1562 100W 48V DC-DC Evaluation Board	535.00
863	NCP1593AGEVB	NCP1593 Synch Buck Reg Evaluation Board	214.00
863	NCP1593BGEVB	NCP1593 Synch Buck Reg Evaluation Board	214.00
863	NCP1595AGEVB	NCP1595AG PWM Evaluation Board	69.49
863	NCP1605FORWGEVB	NCP1605 152W Forward Evaluation Board	277.92
863	NCP1608BOOSTGEVB	NCP1608 Boost PFC Evaluation Board	118.12
863	NCP1631PFCGEVB	NCP1631 PFC Evaluation Board	264.02
863	NCP1654PFCGEVB	NCP1654 Power Fact Evaluation Board	194.55
863	NCP1910GEVB	NCP1910G PFC Demo Board	1337.50
863	NCP2809BGEVB	NCP2809 Adj. Stereo Audio Evaluation Board	125.06
863	NCP2823AGEVB	NCP2823A Amp Evaluation Board	90.33
863	NCP2890EVB	NCP2890 1W Audio Power Evaluation Board	69.49
863	NCP2892AEVB	NCP2892A 1.3W Audio Power Amplifier	69.49
863	NCP3011GEVB	NCP3011 PWM Evaluation Board	55.59
863	NCP3020AGEVB	NCP3020 PWM Evaluation Board	83.37
863	NCP3020BGEVB	NCP3020A PWM Evaluation Board	83.37
863	NCP3063BSTEXGEVB	NCP3063 BST Demo Board EXT FET	111.17
863	NCP3063DIPBCKEVB	NCP3063 Buck Regulator Evaluation Board	111.17
863	NCP3063SMDBSTEVB	LQFP32 High Frequency Evaluation Board	69.49
863	NCP3065BBGEVB	NCP3065 Buck-Boost MR16 Eval Board	118.12
863	NCP3065D3SLDGEVB	MC34063A Evaluation Board	111.17
863	NCP3065SOBCKGEVB	MC34063A Evaluation Board	111.17
863	NCP3065SOBSTGEVB	MC34063A Evaluation Board	111.17
863	NCP3066DFSEPGEVB	MC34063A Evaluation Board	111.17
863	NCP3066SCBSTGEVB	NB4N527S 3.3V Evaluation Board	111.17
863	NCP3125AGEVB	NCP3125 Evaluation Board	62.53
863	NCP3155AGEVB	NCP3155 Buck Cont Evaluation Board	83.37
863	NCP3163BUCKGEVB	NCP3163 Buck Evaluation Board	83.37
863	NCP3170BGEVB	NCP3170 Sync PWM Buck Evaluation Board	83.37
863	NCP349GEVB	NCP1083 POE-PD Module with Vaux	41.69
863	NCP4894FCEVB	NCP1207A 24W Adapter Evaluation Board	83.37
863	NCP5005GEVB	NCP1216 Non Isolated Buck LED DRI	41.69
863	NCP5222GEVB	NCP5222 Buck Cont Evaluation Board	125.06
863	NCP5425DOEVB	NCP1400A ANA Evaluation Board	104.22
863	NCP565V12EVB	NCP1421 High Current LED Evaluation Board	83.37
863	NCP565VADJEVB	NCP1422 800mA DC-DC Evaluation Board	83.37
863	NCP690MNADT2GEVB	NCP1521 Step Down Conv Evaluation Board	48.63
863	NCP692MN18T2GEVB	NCP1523B Step Down DC-DC Evaluation Board	48.63
863	NCS2200AGEVB	NCS2200A UDFN-6 Evaluation Board	48.63
863	NCS2564DTBGEVB	NCD2564 4-Ch Video Evaluation Board	201.49
863	NCS8353MNGEVB	NCS8353 Audio Amp Evaluation Board	173.70
863	NCV7708AGEVB	NCP1654 Power Fact Evaluation Board	90.33
863	NCV8851BDBGEVB	NCV8851B Sync Buck Evaluation Board	97.27
863	NCV8871BSTGEVB	NCV8871 Non-Sync Boost Evaluation Board	465.45
863	NCV8871FLYGEVB	NCV8871 Non-Sync Boost Evaluation Board	119.51
863	NCV8871LVBGEVB	NCV8871 Evaluation Board	454.75
863	NCV8871SEPGEVB	NCV8871 SEPIC Converter Evaluation Board	118.12
863	NLSF595EVB	NCP2892A 1.3W Audio Power Amplifier	69.49
863	NUD4001DEVB	NCP2990 1.3W Audio Amplifier Eval Board	69.49
863	STK672-040GEVB	STK672-040-E, stepping motor driver hybrid IC Eval Board	34.74
863	STK672-050GEVB	STK672-050-E, stepping motor driver hybrid IC Eval Board	34.74
863	STK672-060GEVB	STK672-060-E, stepping motor driver hybrid IC Eval Board	34.74
863	STK681-300GEVB	STK681-300, F/Rev motor driver Eval Board	34.74
863	STK681-310GEVB	STK681-310, F/Rev motor driver Eval Board	34.74
863	STK681-320GEVB	STK681-320, F/Rev motor driver Eval Board	34.74
863	STK681-332GEVB	STK681-332-E, hybrid IC use in current control F/Rev Eval Board	34.74
863	STK681-352GEVB	STK681-352-E, F/Rev Eval Board	34.74
863	XOCLCC6EVB	NCP3063 DFN Boost Demo Board	69.49

© Copyright 2013 Mouser Electronics

© Copyright 2013 Mouser Electronics

ON SEMICONDUCTOR Power Management

ON Semiconductor®

RoHS Compliant This product is RoHS compliant.

MOTOR DRIVERS

PRODUCT NEW

For quantities greater than listed, call for quote.

MOUSER STOCK NO.	ON Semiconductor Part No.	Package	VM (V)		VCC (V)		IO Max. (A)	Control Type	Price Each			
			Min.	Max.	Min.	Max.			1	25	100	500
863-NCV7729BPPR2G	NCV7729BPPR2G	PSOP-20	5	40	3	5.5	9.6	Parallel, SPI	8.03	6.57	5.93	4.98
863-LB1836M-TLM-E	LB1836M-TLM-E	MFP-14	1.8	10.5	2.5	10.5	1	Parallel	4.28	3.85	3.51	2.85
863-LB1838M-TRM-E	LB1838M-TRM-E	MFP-14	1.8	10.5	2.5	10.5	1	Parallel	2.89	2.60	2.36	1.92
863-LV8080LP-TE-L-E	LV8080LP-TE-L-E	VCT-16	2.5	6.5	-	-	0.4	Parallel	5.08	4.58	4.16	3.38
863-LV8741V-TLM-E	LV8741V-TLM-E	SSOP-44	9.5	38	2.7	6	1.5	Clock, Parallel	6.51	5.92	5.34	4.48
863-LV8760T-TLM-E	LV8760T-TLM-E	TSSOP-20	9	38	3	6	3	Parallel	6.51	5.92	4.91	4.48
863-LV8761V-TLM-E	LV8761V-TLM-E	SSOP-36	9	38	3	6	3	Parallel	8.68	7.90	6.55	5.97
863-LA6242H-TE-L-E	LA6242H-TE-L-E	HSOP-28HC	5	14	5	14	1	None	3.19	2.57	2.33	1.89
863-LB11847-E	LB11847-E	PDIP-28H	10	50	4.75	7	1.5	Parallel	10.11	9.20	8.30	6.97
863-LB11946-E	LB11946-E	DIP-28H	10	50	3	7	1	SPI	11.81	10.74	9.69	8.13
863-LB1843V-TLM-E	LB1843V-TLM-E	SSOP-20	2.2	10.5	3	10.5	0.8	Parallel	4.01	3.62	3.28	2.66
863-LB1909M-TE-L-E	LB1909M-TE-L-E	MFP-10S	2.5	20	-	-	0.8	Parallel	2.40	1.94	1.74	1.35
863-LB1939T-TLM-E	LB1939T-TLM-E	TSSOP-20	1.6	10.5	1.9	10.5	0.4	Parallel	4.28	3.85	3.51	2.85
863-LB1941T-TLM-E	LB1941T-TLM-E	MSOP-8	2.5	10.5	-	-	0.6	Parallel	2.94	2.65	2.41	1.96
863-LB1945H-TLM-E	LB1945H-TLM-E	HSOP-28H	10	30	4.75	6	0.8	Parallel	6.27	5.70	5.15	4.31
863-LB1946-E	LB1946-E	DIP-28	10	50	4.5	7	1.5	SPI	11.49	10.61	9.77	8.32
863-LB1973M-TLM-E	LB1973M-TLM-E	MFP-10S	1.8	8	-	-	1	Parallel	2.17	1.75	1.58	1.23
863-LV8011V-TLM-E	LV8011V-TLM-E	SSOP-20	2	7.5	4.5	6	1	Parallel	5.64	5.08	4.62	3.75
863-LV8012T-TLM-E	LV8012T-TLM-E	TSSOP-24	2	7	2.7	6	1.4	Parallel	5.31	4.78	4.35	3.53
863-LV8013T-A-TLM-E	LV8013T-A-TLM-E	TSSOP-24	2	16	2.7	6	1.2	Parallel	6.12	5.52	5.02	4.07
863-LV8014T-TLM-E	LV8014T-TLM-E	TSSOP-24	2	7	2.7	6	1.4	Parallel	5.13	4.62	4.21	3.40
863-LV8018W-MPB-E	LV8018W-MPB-E	SQFP-48	1.2	5.5	2	3.6	0.5	Parallel	10.97	9.98	9.00	7.55
863-LV8075LP-TE-L-E	LV8075LP-TE-L-E	VCT-16	2.5	6	2.5	6	0.5	Parallel	3.69	3.33	3.03	2.45
863-LV8082LP-TE-L-H	LV8082LP-TE-L-H	VCT-16	2.5	6	-	-	0.4	Parallel	2.24	2.04	1.83	1.44
863-LV8086T-TLM-H	LV8086T-TLM-H	TSSOP-24	2	7	2..7	6	1.4	Parallel	4.92	4.43	4.03	3.26
863-LV8400V-TLM-E	LV8400V-TLM-E	SSOP-16	4	16	2.7	6	1.2	Parallel	5.89	5.30	4.83	3.91
863-LV8401V-TLM-E	LV8401V-TLM-E	SSOP-16	4	16	2.7	6	1.2	Parallel	4.01	3.62	3.30	2.66
863-LV8402GP-TE-L-H	LV8402GP-TE-L-H	VCT-24	1.5	16	2.8	6	1.4	Parallel	5.89	5.30	4.83	3.91
863-LV8405V-TLM-E	LV8405V-TLM-E	SSOP-16	1.5	16	2.8	5.5	1.4	Parallel	4.01	3.62	3.28	2.66
863-LV8406T-TLM-E	LV8406T-TLM-E	TSSOP-20J	1.5	16	2.8	5.5	1.4	Parallel	4.84	4.35	3.96	3.21
863-LV8411GR-TE-L-E	LV8411GR-TE-L-E	VCT-24	2.5	6	2.5	6	0.4	Parallel	4.49	4.04	3.68	2.99
863-LV8413GP-TE-L-H	LV8413GP-TE-L-H	VCT-16	2.5	6	2.5	6	0.4	Parallel	4.39	3.95	3.60	2.91
863-LV8548M-TLM-H	LV8548M-TLM-H	MFP-10S	4	20	-	-	1	Parallel	1.97	1.81	1.61	1.27
863-LV8549M-TLM-H	LV8549M-TLM-H	MFP-10S	4	20	-	-	1	Parallel	2.44	1.97	1.78	1.38
863-LV8711T-TLM-H	LV8711T-TLM-H	TSSOP-24	4	18	2.7	6	0.8	None	4.31	3.88	3.53	2.86
863-LV8712T-TLM-H	LV8712T-TLM-H	TSSOP-24	4	18	2.7	6	0.8	Clock	4.69	4.22	3.84	3.11
863-LV8713T-TLM-H	LV8713T-TLM-H	TSSOP-24	4	18	2.7	6	0.8	Clock	5.03	4.53	4.12	3.34
863-LV8731V-TLM-H	LV8731V-TLM-H	SSOP-44K	9	36	-	-	2	Clock, Parallel	8.43	7.67	6.92	5.81
863-LV8732V-TLM-H	LV8732V-TLM-H	SSOP-44K	9	36	-	-	2	Clock, Parallel	10.12	9.21	8.30	6.97
863-LV8734V-TLM-H	LV8734V-TLM-H	SSOP-44K	9	36	-	-	2	Clock, Parallel	7.47	6.79	6.13	5.15
863-LV8735V-TLM-H	LV8735V-TLM-H	SSOP-44K	9	36	-	-	1	Clock, Parallel	6.99	6.36	5.74	4.82
863-LV8736V-TLM-H	LV8736V-TLM-H	SSOP-44K	9	36	-	-	1	Clock, Parallel	6.51	5.92	5.34	4.48
863-LV8740V-TLM-E	LV8740V-TLM-E	SSOP-44J	9	38	-	-	2.5	Clock, Parallel	9.06	8.24	7.44	6.24
863-LV8743V-TLM-E	LV8743V-TLM-E	SSOP-44K	10	35	4.5	5.5	0.1	-	3.52	3.22	2.87	2.28
863-LV8746V-TLM-E	LV8746V-TLM-E	SSOP-44K	9	38	-	-	1	Clock, Parallel	6.42	5.79	5.26	4.27
863-LV8747T-TLM-E	LV8747T-TLM-E	TQFP-64K	10	38	-	-	1.5	Parallel	7.04	5.77	5.20	4.37
863-LV8762T-TLM-H	LV8762T-TLM-H	TSSOP-24	9	36	-	-	1	Parallel	5.35	4.82	4.39	3.55

IGNITION DRIVERS

PRODUCT NEW

MOUSER STOCK NO.	ON Semiconductor Part No.	Package	V (BR) CES Typ. (V)	VCE (sat) Typ. (V)	IC Max. (A)	EAS Typ. (μJ)	PD Max. (W)	Price Each			
								1	25	100	500
863-NGD8201ANT4G	NGD8201ANT4G	DPAK-4	400	1.3	20	250000	125	2.31	1.87	1.68	1.31

VOLTAGE SUPERVISORY

For quantities greater than listed, call for quote.

MOUSER STOCK NO.	ON Semiconductor Part No.	Package	TA (°C)		VCC (V)		V(TO) Typ. (V)	Vhys Typ. (V)	IQ Typ. (μA)	Price Each			
			Min.	Max.	Min.	Max.				1	25	100	500
863-MC34161DG	MC34161DG	SOIC-8	0	70	2	40	1.27	0.025	-	1.14	.989	.742	.585
863-MC33161DG	MC33161DG	SOIC-8	-40	105	2	40	1.27	0.025	-	1.14	.989	.732	.585
863-MC33161PG	MC33161PG	PDIP-8	-40	105	2	40	1.27	0.025	-	1.14	.989	.732	.585
863-MC34161PG	MC34161PG	PDIP-8	0	70	2	40	1.27	0.025	-	1.14	1.02	.742	.585
863-MAX809JTRG	MAX809JTRG	SOT-23	-40	105	1	5.5	4.0	-	0.5	.44	.396	.285	.239
863-MAX809MTRG	MAX809MTRG	SOT-23	-40	105	1	5.5	4.38	-	0.5	.48	.403	.285	.239
863-MC33064D-5R2G	MC33064D-5R2G	SOIC-8	-40	85	1	6.5	4.61	0.02	390	.79	.621	.537	.398
863-MC33161DR2G	MC33161DR2G	SOIC-8	-40	105	2	40	1.27	0.025	-	1.27	1.02	.889	.692
863-MC33164D-5R2G	MC33164D-5R2G	SOIC-8	-40	125	1	10	4.33	0.09	32	1.34	1.12	.716	.577
863-MC34161DR2G	MC34161DR2G	SOIC-8	0	70	2	40	1.27	0.025	-	1.27	1.02	.889	.692
863-MC34164P-5G	MC34164P-5G	TO-92	0	70	1	10	4.33	-	32	.77	.642	.454	.381
863-NCP302HSN30T1G	NCP302HSN30T1G	TSOP-5	-40	125	0.8	10	3.0	0.045	0.5	.79	.674	.523	.439
863-NCP302LSN20T1G	NCP302LSN20T1G	TSOP-5	-40	125	0.8	10	2.0	0.045	0.5	.79	.674	.523	.439
863-NCP302LSN30T1G	NCP302LSN30T1G	SOT-23	-40	125	0.8	10	3.0	0.045	0.5	.48	.403	.285	.239
863-NCP303LSN28T1G	NCP303LSN28T1G	TSOP-5	-40	125	0.8	10	2.8	0.045	0.5	.79	.674	.523	.439
863-NCP303LSN45T1G	NCP303LSN45T1G	SOT-23	-40	125	0.8	10	4.5	0.045	0.5	.48	.403	.285	.239

© Copyright 2013 Mouser Electronics
© Copyright 2013 Mouser Electronics

RoHS Compliant This product is RoHS compliant.

LED DRIVERS

PRODUCT NEW

For quantities greater than listed, call for quote.

MOUSER STOCK NO.	ON Semiconductor Part No.	Package	VCC (V)		IO Max. (mA)	Switching Freq. (MHz)	Dimming	Mode	Price Each
			Min.	Max.					
863-NCL30160DR2G	NCL30160DR2G	SOIC-8	6.3	40	1	1.4	PWM	Constant Current	1.03
863-CAT4026V-T1	CAT4026V-T1	SOIC-28W	4.5	5.5	-	-	PWM, Analog	Constant Current	2.70
863-CAT3604AHV4-T2	CAT3604AHV4-T2	TQFN-16	3	5.5	30	1	PWM, Analog	Charge Pump	1.63
863-CAT3649HV3-GT2	CAT3649HV3-GT2	TQFN-16	2.4	5.5	25	1	PWM, Analog	Charge Pump	1.65
863-CAT4003BTD-GT3	CAT4003BTD-GT3	TSOT-23-6	2.4	5.5	75	-	PWM, Analog	Constant Current	.96
863-CAT4004AHU2-GT3	CAT4004AHU2-GT3	UDFN-8	2.4	5.5	40	-	PWM, Analog	Constant Current	1.16
863-CAT3661HV3-GT2	CAT3661HV3-GT2	TQFN-16	2	5.5	6	100	-	Charge Pump	2.44

POWER SWITCH ICS

PRODUCT NEW

For quantities greater than listed, call for quote.

MOUSER STOCK NO.	ON Semiconductor Part No.	Package	VI Max. (V)	rDS(on) Max. (mΩ)	Over Current Limit (A)	Price Each		
						1	25	100
863-NCP380HMU10AATBG	NCP380HMU10AATBG	UDFN-6	7	80	1	.45	.427	.415
863-NCP380HMU15AATBG	NCP380HMU15AATBG	UDFN-6	7	80	1.5	.45	.427	.415
863-NCP380HSN10AAT1G	NCP380HSN10AAT1G	TSOP-5	7	100	1	.41	.386	.376
863-NCP380LMU10AATBG	NCP380LMU10AATBG	UDFN-6	7	80	1	.45	.427	.415
863-NCP380LMU15AATBG	NCP380LMU15AATBG	UDFN-6	7	80	1.5	.45	.427	.415
863-NCP382HD15AAR2G	NCP382HD15AAR2G	SOIC-8	7	140	1.5	.47	.447	.435
863-NCP382LD15AAR2G	NCP382LD15AAR2G	SOIC-8	7	140	1.5	.47	.447	.435

DC-DC SWITCHING

PRODUCT NEW

For quantities greater than listed, call for quote.

MOUSER STOCK NO.	ON Semiconductor Part No.	Package	VCC (V)		fSW Typ. (kHz)	Mode	Price Each			
			Min.	Max.			1	25	100	500
Controllers										
863-NCP5425DBG	NCP5425DBG	TSSOP-20	4.75	13.2	750	V2	1.80	1.61	1.28	1.12
863-NCP5425DBG	NCP5425DBG	TSSOP-20	4.75	13.2	750	V2	1.80	1.61	1.28	1.12
863-NCP1252CDR2G	NCP1252CDR2G	SOIC-8	-	28	up to 500	Current Mode	1.38	1.16	.92	.824
863-NCP3020ADR2G	NCP3020ADR2G	SOIC-8	4.7	28	300	Voltage Mode	.64	.599	.582	.51
863-NCP3020BDR2G	NCP3020BDR2G	SOIC-8	4.7	28	600	Voltage Mode	1.16	.92	.808	.629
863-NCP3011DTBR2G	NCP3011DTBR2G	TSSOP-14	4.7	28	400	Voltage Mode	.86	.77	.685	.556
863-NCP3012DTBR2G	NCP3012DTBR2G	TSSOP-14	4.7	28	70	Voltage Mode	5.62	5.17	4.64	2.99
Converters										
863-NCP1450ASN19T1G	NCP1450ASN19T1G	TSOP-5	0.6	5.5	180	-	.92	.717	.624	.461
863-NCP1450ASN27T1G	NCP1450ASN27T1G	TSOP-5	0.6	5.5	180	-	.92	.717	.624	.461
863-NCP1450ASN30T1G	NCP1450ASN30T1G	SOT-23-5	0.6	5.5	180	-	.92	.717	.624	.461
863-NCP1450ASN33T1G	NCP1450ASN33T1G	TSOP-5	0.6	5.5	180	-	.92	.717	.624	.461
863-NCP1450ASN50T1G	NCP1450ASN50T1G	SOT-23-5	0.6	5.5	180	-	.92	.717	.624	.461
863-NCP3102CMNTXG	NCP3102CMNTXG	QFN-40	2.7	1.32	275	Voltage Mode	4.04	3.25	2.95	2.40
863-NCP1529MU12TBG	NCP1529MU12TBG	UDFN-6	2.7	5.5	1700	Current Mode	.82	.74	.647	.504
863-NCP3170ADR2G	NCP3170ADR2G	SOIC-8	4.5	18	500	Current Mode	.87	.769	.671	.496
863-CS51414EDR8G	CS51414EDR8G	SOIC-8	4.5	40	520	V2	2.45	1.98	1.78	1.38
863-NCV8881PWR2G	NCV8881PWR2G	SOIC-16W	5	40	275	Voltage Mode	6.37	5.11	5.64	3.77

DRIVERS - MOSFET/IGBT

For quantities greater than listed, call for quote.

MOUSER STOCK NO.	ON Semiconductor Part No.	Package	VCC (V)		Number of Drivers	IO Max. (A)	tp Max. (ns)	Price Each			
			Min.	Max.				1	25	100	500
863-NCP5359AMNR2G	NCP5359AMNR2G	DFN-8	-0.3	15	2	0.0025	25	.34	.321	.308	.273
863-NCP5359ADR2G	NCP5359ADR2G	SOIC-8	-0.3	15	2	0.0025	25	.29	.268	.262	.232
863-ADP3110AKRZ-RL	ADP3110AKRZ-RL	SO-8	-0.3	15	2	0.005	70	.35	.342	.326	.291
863-NCP5106BDR2G	NCP5106BDR2G	SOIC-8	-0.3	20	2	0.5	620	1.68	1.50	1.20	1.05
863-NCP5104DR2G	NCP5104DR2G	SOIC-8	-0.3	20	2	0.005	620	1.68	1.50	1.20	1.05
863-ADP3110AKCPZ-RL	ADP3110AKCPZ-RL	DFN-8	4.15	13.2	2	0.005	45	.35	.342	.326	.291
863-ADP3121JCPZ-RL	ADP3121JCPZ-RL	LFCSP-8	4.15	13.2	2	0.005	30	.36	.353	.336	.30
863-ADP3121JRZ-RL	ADP3121JRZ-RL	SOIC-8	4.15	13.2	2	0.005	30	.75	.631	.537	.449
863-NCP5901MNTBG	NCP5901MNTBG	DFN-8	4.5	13.2	2	0.0122	25	.60	.52	.433	.318
863-ADP3611JRMZ-REEL	ADP3611JRMZ-REEL	MSOP-10	4.6	5.5	2	0.0105	20	.51	.492	.475	.424
863-MC33152DG	MC33152DG	SOIC-8	6.5	18	2	1.5	120	1.52	1.35	.926	.786
863-MC34151DG	MC34151DG	SOIC-8	6.5	18	2	1.5	100	1.56	1.39	.953	.811
863-MC34151PG	MC34151PG	PDIP-8	6.5	18	2	1.5	100	1.58	1.39	.953	.811
863-MC34152DG	MC34152DG	SOIC-8	6.5	18	2	1.5	120	1.48	1.31	.897	.763
863-MC34152PG	MC34152PG	PDIP-8	6.5	18	2	1.5	120	1.48	1.31	.897	.763

© Copyright 2013 Mouser Electronics

© Copyright 2013 Mouser Electronics

POWER INTEGRATIONS AC-DC Power Conversion

Products may be RoHS compliant. Check mouser.com for RoHS status.


SO-8


SO-8C


DIP-8


DIP-8B


SMD-8B

SENZERO® FAMILY - ZERO1 LOSS, AUTOMATIC X CAPACITOR DISCHARGE IC

Features:

- Eliminates significant standby losses
- Provides remote disconnect functionality
- Ultra low leakage
- Triggerable via remote-off signal/load conditions
- Withstands high differential surge conditions
- ACDC converters with high-voltage resistive signal paths

For quantities greater than listed, call for quote.

MOUSER STOCK NO.	Power Integrations Part No.	Package	Integrated Disconnect MOSFETs	Power Consumption (230VAC) (mW)	Bias Req'd	Price Each 1	25	100
869-SEN012DG	SEN012DG	SO-8	2	<1	No	.76	.669	.535
869-SEN013DG	SEN013DG	SO-8	3	<1.5	No	.96	.803	.642

LINKZERO FAMILY

Zero No-Load Consumption Integrated Off-Line Switcher

Features:

- Automatically enters zero input power mode when load is disconnected
- Detects load reconnection and automatically restarts regulation
- Suitable for low-cost clampless designs
- Universal input range allows worldwide operation
- Simple ON/OFF control, no loop compensation needed
- No-load consumption as low as 4mW at 230VAC input (IEC 62301 Clause 4.5 rounds standby power use below 5mW to zero.)
- Easily meets all global energy efficiency regulations with no added components

For quantities greater than listed, call for quote.

MOUSER STOCK NO.	Power Integrations Part No.	Package	Output Power (W)	Bypass Pin Voltage	Duty Cycle Max. (%)	Price Each 1	25	100	250
LinkZero-LP									
869-LNK574DG	LNK574DG	SO-8C	3	9	63	.72	.575	.449	.427
LinkZero-AX									
869-LNK584DG	LNK584DG	SO-8C	3	9	63	1.03	.856	.685	.514

VERY LOW POWER AC-DC POWER CONVERSION (UP TO 6W)

LinkSwitch-CV

Features:

- Eliminates optocoupler and all secondary CV control circuitry
- Eliminates bias winding supply -IC is self biasing
- Compensates for external component temperature variations
- Tight IC parameter tolerances
- Continuous and/or discontinuous mode operation
- Frequency jittering
- Auto-restart protection
- Hysterectic thermal shutdown
- No load power consumption

For quantities greater than listed, call for quote.

MOUSER STOCK NO.	Power Integrations Part No.	Package	Continuous Output Power 230VAC ±15%/Open Adapter	230VAC ±15%/Open Frame	85-265VAC/Open Adapter	85-265VAC/Open Frame	HV-FET Rating	Switching Frequency	Control Method	Frequency Jitter	Bias Req'd	Adjust. I-Lim	Price Each 1	25	100
551-LNK623PG	LNK623PG	DIP-8	6.5W	9.0W	5.0W	6.0W	700	100khZ	ON/OFF	Yes	No	No	1.54	1.28	1.03
551-LNK623DG	LNK623DG	SO-8C	6.5W	9.0W	5.0W	6.0W	700	100khZ	ON/OFF	Yes	No	No	1.51	1.26	.963
551-LNK625PG	LNK625PG	DIP-8	8.0W	13.5W	6.5W	8.0W	700	100khZ	ON/OFF	Yes	No	No	1.44	1.16	.867
551-LNK625DG	LNK625DG	SO-8C	8.0W	13.5W	6.5W	8.0W	700	100khZ	ON/OFF	Yes	No	No	1.37	1.09	.824
551-LNK626PG	LNK626PG	DIP-8	10.5W	17.0W	8.5W	10.0W	700	100khZ	ON/OFF	Yes	No	No	1.50	1.20	.899

LinkSwitch-XT

Features:

- Self Powered (LP and XT Series only)
- Auto Restart
- EcoSmart® Low Standby/No-Load Power Consumption
- Power Limiting
- Remote ON/OFF (LP and XT Series only)
- Thermal Shutdown - Hysteresis

For quantities greater than listed, call for quote.

869-LNK362DN	LNK362DN	SO-8C	2.8W	2.8W	2.6W	2.8W	700V	132	ON/OFF	Yes	Yes	No	1.23	1.02	.803
869-LNK363DN	LNK363DN	SO-8C	5W	7.5W	3.7W	4.7W	700V	132	ON/OFF	Yes	No	No	1.46	1.23	.952

LinkSwitch-LP

For quantities greater than listed, call for quote.

869-LNK562DN	LNK562DN	SO-8C	1.9W	1.9W	1.9W	1.9W	700V	66	ON/OFF	Yes	No	No	1.13	.939	.742
869-LNK564DN	LNK564DN	SO-8C	3W	3W	3W	3W	700V	100	ON/OFF	Yes	No	No	1.20	.991	.782

VERY LOW POWER AC-DC, NON-ISOLATED LINEAR/PASSIVE SUPPLY REPLACEMENT (≤ 360MA)

LinkSwitch-TN

Features:

- Self Powered
- Remote ON/OFF
- Auto Restart
- Power Limiting
- EcoSmart® Low Standby/No-Load Power Consumption
- Thermal Shutdown - Hysteresis

For quantities greater than listed, call for quote.

MOUSER STOCK NO.	Power Integrations Part No.	Package	Output Current 230VAC ±15% MDCM	230VAC ±15% CCM	85-265VAC MDCM	85-265VAC CCM	HV-FET Rating	Switching Frequency	Control Method	Frequency Jitter	Bias Req'd	Adjust. I-Lim	Price Each 1	25	100
869-LNK302PN	LNK302PN	DIP-8B	63mA	80mA	63mA	80mA	700V	66kHz	ON/OFF	Yes	No	No	1.05	.91	.728
869-LNK302GN	LNK302GN	SMD-8B	63mA	80mA	63mA	80mA	700V	66kHz	ON/OFF	Yes	No	No	1.23	1.03	.792
869-LNK304PN	LNK304PN	DIP-8B	120mA	170mA	120mA	170mA	700V	66kHz	ON/OFF	Yes	No	No	1.29	1.05	.845
869-LNK304GN	LNK304GN	SMD-8B	120mA	170mA	120mA	170mA	700V	66kHz	ON/OFF	Yes	No	No	1.32	1.09	.877
869-LNK305GN	LNK305GN	DIP-8B	175mA	360mA	175mA	360mA	700V	66kHz	ON/OFF	Yes	No	No	1.57	1.34	1.04
869-LNK306PN	LNK306PN	SMD-8B	225mA	360mA	225mA	360mA	700V	66kHz	ON/OFF	Yes	No	No	1.47	1.18	.91
869-LNK302DN	LNK302DN	SO-8C	63mA	80mA	63mA	80mA	700V	66kHz	ON/OFF	Yes	No	No	1.37	1.14	1.01
869-LNK304DN	LNK304DN	SO-8C	120mA	170mA	120mA	170mA	700V	66kHz	ON/OFF	Yes	No	No	1.56	1.36	1.16
869-LNK305DN	LNK305DN	SO-8C	175mA	280mA	175mA	280mA	700V	66kHz	ON/OFF	Yes	No	No	1.62	1.34	1.12
869-LNK306DN	LNK306DN	SO-8C	225mA	360mA	225mA	360mA	700V	66kHz	ON/OFF	Yes	No	No	1.83	1.56	1.19

LOW POWER AC-DC POWER CONVERSION

TinySwitch II (Up to 23W)

- S- Self Powered
- Auto Restart
- Remote On/Off
- Power Limiting
- EcoSmart® Low Standby, No-Load Power Consumption
- Thermal Shutdown - Hysteresis
- HV-FET Rating: 700V
- Control Method: On/Off
- Frequency Jitter
- Bias Not Required

For quantities greater than listed, call for quote.

MOUSER STOCK NO. Mfr.	Mfr. Part No.	Package	Continuous Output Power 230VAC ±15%/Open Adapter	230VAC ±15%/Open Frame	85-265VAC/Open Adapter	85-265VAC/Open Frame	Switching Freq. (kHz)	Adjust. I-Lim	Price Each 1	25	100
869—TNY263GN		SMD-8B	5W	7.5W	3.7W	4.7W	132	No	1.40	1.23	1.05
869—TNY264PN		DIP-8B	5.5W	9W	4W	6W	132	No	1.72	1.49	1.19
869—TNY264GN		SMD-8B	5.5W	9W	4W	6W	132	No	1.48	1.23	.942
869—TNY265GN		SMD-8B	8.5W	11W	5.5W	7.5W	132	No	1.44	1.23	1.04
869—TNY266PN		DIP-8B	10W	15W	6W	9.5W	132	No	1.80	1.47	1.18
869—TNY266GN		SMD-8B	10W	15W	6W	9.5W	132	No	1.58	1.32	1.05

© Copyright 2013 Mouser Electronics
© Copyright 2013 Mouser Electronics

POWER INTEGRATIONS AC-DC & DC-DC Power Conversion

Products may be RoHS compliant. Check mouser.com for RoHS status.

LOW POWER AC-DC POWER CONVERSION (CONT.)

TinySwitch II (Up to 23W)

For quantities greater than listed, call for quote.

MOUSER STOCK NO.		Package	Continuous Output Power				Switching Freq. (kHz)	Adjust. I-Lim	Price Each		
Mfr.	Mfr. Part No.		230VAC ±15%/Open		85-265VAC/Open				1	25	100
			Adapter	Frame	Adapter	Frame					
869	TNY267PN	DIP-8B	13W	19W	8W	12W	132	No	1.71	1.37	1.08
869	TNY268PN	DIP-8B	16W	23W	10W	15W	132	No	2.12	1.98	1.43
869	TNY268GN	SMD-8B	16W	23W	10W	15W	132	No	1.98	1.58	1.23



SMD-8B

HIGH POWER AC-DC POWER CONVERSION

TopSwitch™ Family

For quantities greater than listed, call for quote.

MOUSER STOCK NO.		Package	Continuous Output Power				Switching Freq. (kHz)	Price Each		
Mfr.	Mfr. Part No.		230VAC ±15%/Open		85-265VAC			1	25	100
			Adapter	Frame	Adapter	Frame				
TopSwitch-HX (Up to 195W)										
869	TOP253EN	eSIP-7C	21W	43W	13W	29W	66	1.99	1.70	1.21
869	TOP254YN	TO-220-7C	30W	62W	20W	43W	66	2.51	1.99	1.53
869	TOP255YN	TO-220-7C	40W	81W	26W	57W	66	2.70	2.18	1.66
869	TOP256YN	TO-220-7C	60W	119W	40W	86W	66	2.94	2.34	1.81
869	TOP257YN	TO-220-7C	85W	157W	55W	119W	66	3.18	2.55	1.98
869	TOP258YN	TO-220-7C	105W	195W	70W	148W	66	3.47	2.77	2.16
869	TOP260EN	eSIP-7C	147W	275W	93W	200W	66/132	3.33	2.65	2.07
869	TOP261YN	TO-220-7C	177W	333W	118W	254W	66	4.56	3.61	2.79
869	TOP261EN	eSIP-7C	177W	333W	118W	254W	66/132	3.71	2.96	2.30
TopSwitch-GX (Up to 290W)										
869	TOP242GN	SMD-8B	9W	15W	6.5W	10W	132	2.58	2.05	1.54
869	TOP243YN	TO-220-7C	20W	45W	15W	30W	132/66	2.87	2.36	1.84
869	TOP244YN	TO-220-7C	30W	65W	20W	45W	132/66	3.26	2.63	2.02
869	TOP245YN	TO-220-7C	40W	85W	26W	60W	132/66	3.73	2.92	2.26
869	TOP246YN	TO-220-7C	60W	125W	40W	90W	132/66	3.75	3.05	2.33
869	TOP249YN	TO-220-7C	120W	250W	80W	180W	132/66	5.02	4.15	3.26
869	TOP250YN	TO-220-7C	135W	290W	90W	210W	132/66	5.28	4.22	3.28
TopSwitch-JX (Up to 244W)										
869	TOP265VG	eDIP-12	22.5W	36W	15W	25W	132/66	2.09	1.67	1.25
869	TOP266VG	eDIP-12	24W	39W	17W	28.5W	132/66	2.41	1.93	1.44
869	TOP268VG	eDIP-12	30W	48W	21.5W	36W	132/66	2.75	2.19	1.70
869	TOP269VG	eDIP-12	32W	51W	22.5W	37.5W	132/66	2.96	2.36	1.84
869	TOP271VG	eDIP-12	36W	59W	26W	43W	132/66	3.71	2.96	2.30
869	TOP264KG	eSOP-12	30W	49W	16W	30W	132/66	1.93	1.54	1.16
869	TOP265KG	eSOP-12	33W	53W	20W	34W	132/66	2.09	1.67	1.25
869	TOP267KG	eSOP-12	40W	65W	26W	45W	132/66	2.44	1.94	1.50
869	TOP268KG	eSOP-12	46W	73W	30W	50W	132/66	2.70	2.15	1.67
869	TOP269KG	eSOP-12	50W	81W	33W	55W	132/66	2.96	2.36	1.84
869	TOP270KG	eSOP-12	56W	91W	36W	60W	132/66	3.33	2.65	2.07
869	TOP271KG	eSOP-12	63W	102W	40W	66W	132/66	3.71	2.96	2.30
869	RDK-242	Ref. Design Report for a 30W Supply Using TOPSwitch®-JX TOP266VG, 85VAC-264VAC Input; 12V, 2.5A Output						105.93	-	-



DIP-8B



TO-220-7C



eSIP-7C/G



eDIP-12

HIPER™ FAMILY

HiperLCS

NEW PRODUCT

For quantities greater than listed, call for quote.

MOUSER STOCK NO.		Package	Max. Power	VCO Operating Current (mA)	Frequency Range (kHz)	Drain Pin Voltage (V)	Price Each		
Mfr.	Mfr. Part No.						1	25	100
869	LCS700HG	eSIP-16	110W	4.0	25-1000	-1.3V to 530V	4.44	3.98	3.09
869	LCS701HG	eSIP-16	170W	4.4	25-1000	-1.3V to 530V	4.93	4.44	3.46
869	LCS702HG	eSIP-16	220W	4.9	25-1000	-1.3V to 530V	4.37	4.09	3.68
869	LCS703HG	eSIP-16	275W	5.4	25-1000	-1.3V to 530V	5.99	5.64	4.94
869	LCS705HG	eSIP-16	350W	6.6	25-1000	-1.3V to 530V	5.91	5.53	4.98
869	LCS708HG	eSIP-16	440W	8.8	25-1000	-1.3V to 530V	8.25	7.74	6.96



eSIP-16

HiperPLC

For quantities greater than listed, call for quote.

MOUSER STOCK NO.		Package	Max. Cont. Supply Voltage (VCC, VCCL)	Max LLC Voltage	VCO Frequency Range	Max Power Dissipation	Max Current ISL and ISP Pins	I_{FMAX}	Price Each		
Mfr.	Mfr. Part No.								1	25	100
551	PLC810PG	DIP-24	15V	600V	50-300kHz	700mW	-100mA	120µA	3.32	3.10	2.89



eSIP-16B

HiperPFS

For quantities greater than listed, call for quote.

MOUSER STOCK NO.		Package	V_{CC} Max. (V)	Drain Pin Voltage (V)	Max. Cont. Output Power Rating	Peak Output Power Rating	Price Each		
Mfr.	Mfr. Part No.						1	25	100
869	PFS704EG	eSIP-7G	13.40	7.50	110@90VAC	120@90VAC	3.35	2.66	2.09
869	PFS706EG	eSIP-7G	13.40	9.00	140@90VAC	150@90VAC	3.34	3.01	2.68
869	PFS708EG	eSIP-7G	13.40	11.30	190@90VAC	205@90VAC	4.39	3.49	2.71
869	PFS710EG	eSIP-7G	13.40	13.50	240@90VAC	260@90VAC	4.56	4.10	3.65
869	PFS712EG	eSIP-7G	13.40	15.80	300@90VAC	320@90VAC	5.97	4.75	3.71
869	PFS714EG	eSIP-7G	13.40	18.00	350@90VAC	385@90VAC	6.74	5.36	4.19
869	PFS716EG	eSIP-7G	13.40	21.00	388@90VAC	425@90VAC	8.24	6.55	5.13
869	PFS723EG	eSIP-7G	13.40	7.50	255@180VAC	280@180VAC	4.02	3.20	2.50
869	PFS724EG	eSIP-7G	13.40	9.00	315@180VAC	350@180VAC	4.45	3.54	2.75
869	PFS725EG	eSIP-7G	13.40	11.30	435@180VAC	480@180VAC	5.28	4.19	3.28
869	PFS726EG	eSIP-7G	13.40	13.50	540@180VAC	600@180VAC	6.14	4.89	3.82
869	PFS727EG	eSIP-7G	13.40	15.80	675@180VAC	750@180VAC	7.15	5.69	4.45
869	PFS728EG	eSIP-7G	13.40	18.00	810@180VAC	900@180VAC	8.09	6.43	5.03
869	PFS729EG	eSIP-7G	13.40	21.00	900@180VAC	1000@180VAC	8.77	7.68	7.24
869	RDK-236	Reference Design Report for a High Performance 347W PFC Frontend Using HiperPFS™ PFS714EG					106.73	-	-



eSOP-12

HiperTFS

For quantities greater than listed, call for quote.

MOUSER STOCK NO.		Package	Two-Switched Forward (380V)			Flyback (100V-400V)	Price Each		
Mfr.	Mfr. Part No.		Cont. (25°C)	Cont. (50°C)	Peak (50°C)		1	25	100
869	TFS757HG	eSIP-16B	193W	163W	228W	20W	5.22	4.18	3.25
869	TFS758HG	eSIP-16B	236W	200W	278W	20W	5.90	4.70	3.67
869	TFS759HG	eSIP-16B	280W	235W	309W	20W	6.76	5.38	4.21
869	TFS760HG	eSIP-16B	305W	258W	358W	20W	7.15	5.69	4.45
869	TFS761HG	eSIP-16B	326W	276W	383W	20W	7.92	6.30	4.93
869	TFS762HG	eSIP-16B	360W	304W	407W	20W	8.74	6.96	5.44
869	TFS763HG	eSIP-16B	388W	327W	455W	20W	9.82	7.81	6.11
869	TFS764HG	eSIP-16B	414W	344W	530W	20W	10.23	8.14	6.37
869	RDK-249	Ref. Design Report for 14.5W Standby and 300W Main Power Supply Using HiperTFS™ TFS762HG					106.73	-	-



DIP-24

© Copyright 2013 Mouser Electronics

© Copyright 2013 Mouser Electronics

POWER INTEGRATIONS LED Drivers and Discharge ICs

RoHS Compliant **This product is RoHS compliant.**

LINKSWITCH™- FAMILY

LED Driver IC, Single-Stage PFC, Primary-Side Contant Current Control and TRIAC Dimming/Non-Dimming Device Options

Features:
- LNK403-409 family is optimized for flicker-free operation in TRIAC dimming
- Single stage power factor corrected and accurate constant current (CC) output
- Eliminates optocoupler and all secondary current control circuitry
- Simple primary-side PWM dimming interface

Specifications:
- Operating Junction Temperature: -40°C to +150°C
- Bypass Pin Current: 100mA
- Breakdown Voltage: 725V
- Packaging: Tube

DIMENSIONS: in. (mm)

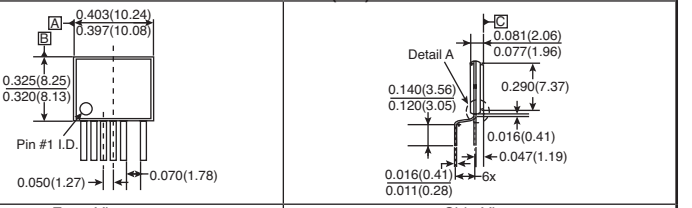

Front View | Side View

For quantities greater than listed, call for quote.

MOUSER STOCK NO.	Power Integrations Part No.	Package	Output Power (W)	TRIAC Dimming	Drain Pin Peak Current Typ. (mA)	Current Limit (Max.)(mA)	Maximum Duty Cycle (%)	ON-State Resistance (Typ.)(Ω)	Price Each 1	100	250	500
Linkswitch-PH												
869-LNK403EG	LNK403EG	eSIP-7C	12	Yes	-4.2	-----	99.9	9.00	2.48	1.54	1.46	1.42
869-LNK404EG	LNK404EG	eSIP-7C	15	Yes	-8.0	1.00	99.9	5.40	2.56	1.58	1.50	1.47
869-LNK405EG	LNK405EG	eSIP-7C	18	Yes	-11.9	1.24	99.9	4.10	2.58	1.63	1.54	1.51
869-LNK406EG	LNK406EG	eSIP-7C	22	Yes	-11.9	1.48	99.9	2.80	2.81	1.74	1.66	1.63
869-LNK407EG	LNK407EG	eSIP-7C	25	Yes	-11.9	1.76	99.9	2.00	3.01	1.87	1.78	1.73
869-LNK408EG	LNK408EG	eSIP-7C	35	Yes	-11.9	2.37	99.9	1.60	3.39	2.11	2.00	1.96
869-LNK409EG	LNK409EG	eSIP-7C	50	Yes	-11.9	3.12	99.9	1.40	3.58	2.23	2.12	2.07
869-LNK413EG	LNK413EG	eSIP-7C	12	No	1370	0.94	99.9	9.00	2.60	1.55	1.44	1.39
869-LNK414EG	LNK414EG	eSIP-7C	15	No	2080	1.16	99.9	5.40	2.62	1.57	1.47	1.41
869-LNK415EG	LNK415EG	eSIP-7C	18	No	2720	1.44	99.9	4.10	2.46	1.52	1.44	1.39
869-LNK416EG	LNK416EG	eSIP-7C	22	No	4080	1.72	99.9	2.80	2.60	1.65	1.56	1.53
869-LNK417EG	LNK417EG	eSIP-7C	25	No	5440	2.05	99.9	2.00	2.81	1.74	1.66	1.56
869-LNK418EG	LNK418EG	eSIP-7C	35	No	6880	2.75	99.9	1.60	3.21	2.01	1.92	1.83
869-LNK419EG	LNK419EG	eSIP-7C	50	No	7730	3.63	99.9	1.40	3.37	2.10	1.99	-
Linkswitch-PL												
869-LNK454DG	LNK454DG	SO-8C	3	Yes	400	325	70	26.6	2.01	1.20	1.12	1.04
869-LNK456DG	LNK456DG	SO-8C	6	Yes	850	650	70	13.5	2.14	1.28	1.20	1.11
869-LNK457DG	LNK457DG	SO-8C	8	Yes	1350	1020	70	7.9	2.28	1.34	1.27	1.18
869-LNK457VG	LNK457VG	eDIP-12	8	Yes	1350	1020	70	7.9	2.55	1.52	1.42	1.32
869-LNK457KG	LNK457KG	eSOP-12	8	Yes	1350	1020	70	7.9	2.55	1.52	1.42	1.32
869-LNK458VG	LNK458VG	eDIP-12	11.5	Yes	1750	1288	70	5.1	2.60	1.55	1.44	1.35
869-LNK458KG	LNK458KG	eSOP-12	11.5	Yes	1750	1288	70	5.1	2.33	1.44	1.38	1.33
869-LNK460VG	LNK460VG	eDIP-12	16	Yes	2700	2083	70	2.6	2.89	1.80	1.70	1.66
869-LNK460KG	LNK460KG	eSOP-12	16	Yes	2700	2083	70	2.6	2.89	1.80	1.70	1.66
		Description										
869-RDK-251	RDK-251	Reference Design for 5W, TRIAC Dimmable, Power Factor Corrected, Non-Isolated LED Driver							106.73	-	-	-

CAPZERO™ FAMILY

Zero Loss Automatic X Capacitor Discharge IC

Features:
- Blocks current through X capacitor discharge resistors when AC voltage is connected
- Simplifies EMI filter design - larger X capacitor allows smaller inductive components with no change in consumption
- Only two terminals - meets safety standards for use before or after system input fuse
- Self supplied - no external bias required.

Specifications:
- Lead Temperature: 260°C
- <5mW consumption at 230VAC for all X capacitor values
- Packaging: Tube and Tape/Reel

DIMENSIONS: in. (mm)



Front View | Side View

For quantities greater than listed, call for quote.

MOUSER STOCK NO.	Power Integrations Part No.	BV_{DSS} (V)	Max. Total X Capacitance (nF)	I_{DSAT} (Min.) (mA)	t_{detect} (Typ.) (ms)	Price Each 1	100	500	1000
869-CAP002DG	CAP002DG	825	500	0.25	22	1.19	.792	.554	.526
869-CAP003DG	CAP003DG	825	750	0.37	22	1.35	.899	.629	.597
869-CAP004DG	CAP004DG	825	1000	0.48	22	1.34	.803	.722	.696
869-CAP005DG	CAP005DG	825	1500	0.78	22	1.77	1.06	.953	.918
869-CAP006DG	CAP006DG	825	2000	1.04	22	1.93	1.16	1.04	1.00
869-CAP007DG	CAP007DG	825	2500	1.25	22	2.39	1.42	1.28	1.23
869-CAP008DG	CAP008DG	825	3500	1.88	22	2.55	1.52	1.37	1.32
869-CAP009DG	CAP009DG	825	5000	2.50	22	2.46	1.52	1.41	1.39
869-CAP012DG	CAP012DG	1000	500	0.25	22	1.44	.963	.674	.64
869-CAP013DG	CAP013DG	1000	750	0.37	22	1.34	.803	.722	.696
869-CAP014DG	CAP014DG	1000	1000	0.48	22	1.64	.979	.881	.849
869-CAP015DG	CAP015DG	1000	1500	0.78	22	2.12	1.26	1.13	1.09
869-CAP016DG	CAP016DG	1000	2000	1.04	22	2.33	1.39	1.25	1.21
869-CAP017DG	CAP017DG	1000	2500	1.25	22	2.60	1.55	1.39	1.35
869-CAP018DG	CAP018DG	1000	3500	1.88	22	2.56	1.58	1.47	1.44
869-CAP019DG	CAP019DG	1000	5000	2.50	22	2.72	1.69	1.56	1.54

POWER MANAGEMENT MODULES AND DEVELOPMENT TOOLS

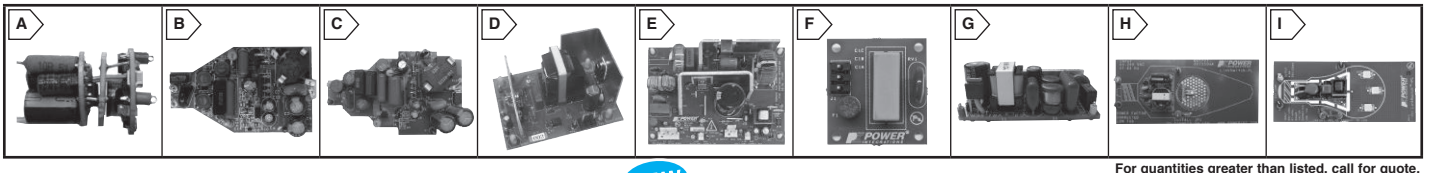

For quantities greater than listed, call for quote.

MOUSER STOCK NO.	Power Integrations Part No.	Fig.	Description	Price Each
869-RDK-131	RDK-131	A	3W Constant Current LED Driver Kit Using LNK306DN	106.73
869-RDK-193	RDK-193	B	7W High Power Factor TRIAC Dimmable LED Driver Kit Using LNK403EG	120.38
869-RDK-195	RDK-195	C	14W High Power Factor TRIAC Dimmable LED Driver Kit Using LNK406EG	106.73
869-RDK-239	RDK-239	D	150W, 380VDC Input, 24VDC Output at 6.25A Converter Using LCS702HG	107.00
869-RDK-248	RDK-248	E	180W, 90-264 VAC Input, 380VDC Output Converter Using PFS708EG	107.00
869-RDK-252	RDK-252	F	CAP Zero Board for Active Discharging, 85-264 VAC Input, Using CAP014DG	120.38
869-RDK-257	RDK-257	G	12W, 90-265 VAC Input, PFC LED Driver Kit Using LNK405EG	106.73
869-RDK-268	RDK-268	H	1.1W, 85-265 VAC Input, PFC LED Driver Kit Using LNK454DG	106.73
869-RDK-271	RDK-271	I	4.5W, 85-135 VAC Input, PFC LED Driver Kit Using LNK458KG	107.00

© Copyright 2013 Mouser Electronics
© Copyright 2013 Mouser Electronics

SEIKO INSTRUMENTS Voltage Detectors

RoHS Compliant This product is RoHS compliant.

SII HIGH PRECISION VOLTAGE DETECTORS

SOT-23-5

Top View

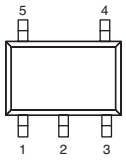

S-1000 Series

The S-1000 series is a series of high-precision voltage detectors developed using CMOS process. The detection voltage is fixed internally with an accuracy of ±1.0%. It operates with low current consumption of 350nA typ.

- Ultra-low current consumption 350nA typ. (VDD = detection voltage + 1.5V)
- High-precision detection voltage ±1.0%
- Operating voltage range 0.95 to 5.5V
- Hysteresis characteristics 5% typ.

For quantities greater than listed, call for quote.

MOUSER STOCK NO.	Seiko Part No.	Package Type	Output Form	Detection Voltage (V)	Hysteresis Width (V) (Typ.)	Current Consumption (μA) (Typ.)	Price Each 1	100	500	1000
Surface Mount										
628-1000N27-M5-G	S-1000N27-M5T1G	SOT-23-5	N-Ch open	2.5	0.050	350 (VDD = -VDET(S)+1.5V)	.43	.385	.342	.31

S-801 Series

The S-801 series is a series of high-precision voltage detectors with a built-in delay time generator of fixed time developed using CMOS process. The detection voltage is fixed internally, with an accuracy of ±2.0%. Internal oscillator and counter timer can delay the release signal without external parts.

- Ultra-low current consumption: 1.3μA Typ. (at VDD = 3.5V)
- High-precision detection voltage: ±2.0%
- Delay times: 100ms Typ.
- ON/OFF switch of delay time (DS pin)
- Operating voltage range: 0.95V to 10.0V
- Detection voltage: 2.2V to 6.0V (0.1V step)

For quantities greater than listed, call for quote.

MOUSER STOCK NO.	Seiko Part No.	Package Type	Output Form	Detection Voltage (V)	Hysteresis Width (V) (Typ.)	Current Consumption (μA) (Typ.)	Price Each 1	100	500	1000
Surface Mount										
628-80125BLM-G	S-80125BLMC-JEKT2G	SOT-23-5	CMOS	2.5	0.06	1.3 (VDD = 3.5V)	.51	.46	.41	.377
628-80127BLM-G	S-80127BLMC-JEMT2G	SOT-23-5	CMOS	2.7	0.06	1.5 (VDD = 4.5V)	.51	.46	.41	.377
628-80130BLM-G	S-80130BLMC-JEPT2G	SOT-23-5	CMOS	3	0.06	1.5 (VDD = 4.5V)	.51	.46	.41	.377
628-80130BNM-G	S-80130BNMC-JGPT2G	SOT-23-5	N-Ch open	3	0.06	1.5 (VDD = 4.5V)	.51	.46	.407	.375

SOT-89-3

Top View



S-808 Series

The S-808xxC series is a series of high-precision voltage detectors developed using CMOS process. The detection voltage is fixed internally with an accuracy of ±2.0%. Ultra-low current consumption and miniature package lineup can meet demand from the portable device applications.

- Ultra-low current consumption: 1.3μA Typ. (at VDD = 1.5V) (Products with detection voltage of 1.4V Typ. or less)
  0.8μA Typ. (at VDD = 3.5V) (Products with detection voltage of 1.5V Typ. or less)
- High-accuracy detection voltage: ±2.0%
- Operating voltage range: 0.65V to 5.0V (Products with detection voltage of 1.4V Typ. or less)
  0.95V to 10.0V (Products with detection voltage of 1.5V Typ. or less)
- Hysteresis characteristics: 5% Typ.

For quantities greater than listed, call for quote.

MOUSER STOCK NO.	Seiko Part No.	Package Type	Output Form	Detection Voltage (V)	Hysteresis Width (V) (Typ.)	Current Consumption (μA) (Typ.)	Price Each 1	100	500	1000
Surface Mount										
628-80820CNU-G	S-80820CNUA-B8FT2G	SOT-89-3	N-Ch open	2	0.1	0.8 (VDD = 3.5V)	.51	.46	.41	.377
628-80824CNU-G	S-80824CNUA-B8JT2G	SOT-89-3	N-Ch open	2.4	0.12	0.8 (VDD = 3.5V)	.51	.46	.407	.375
628-80825CLU-G	S-80825CLUA-B6KT2G	SOT-89-3	CMOS	2.5	0.125	0.8 (VDD = 3.5V)	.51	.46	.407	.375
628-80825CNM-G	S-80825CNMC-B8KT2G	SOT-23-5	N-Ch open	2.5	0.125	0.8 (VDD = 3.5V)	.51	.46	.407	.375
628-80825CNU-G	S-80825CNUA-B8KT2G	SOT-89-3	N-Ch open	2.5	0.125	0.8 (VDD = 3.5V)	.51	.46	.41	.377
628-80826CNU-G	S-80826CNUA-B8LT2G	SOT-89-3	N-Ch open	2.6	0.13	0.8 (VDD = 3.5V)	.51	.46	.41	.377
628-80827CNM-G	S-80827CNMC-B8MT2G	SOT-23-5	N-Ch open	2.7	0.135	0.9 (VDD = 4.5V)	.51	.46	.407	.375
628-80830CNM-G	S-80830CNMC-B8PT2G	SOT-23-5	N-Ch open	3	0.15	0.9 (VDD = 4.5V)	.51	.46	.407	.375
628-80830CLM-G	S-80830CLMC-B6PT2G	SOT-23-5	CMOS	3	0.15	0.9 (VDD = 4.5V)	.51	.46	.407	.375
628-80830CNU-G	S-80830CNUA-B8PT2G	SOT-89-3	N-Ch open	3	0.15	0.9 (VDD = 4.5V)	.51	.46	.407	.375
628-80833CNU-G	S-80833CNUA-B8ST2G	SOT-89-3	N-Ch open	3.3	0.165	0.9 (VDD = 4.5V)	.51	.46	.407	.375
628-80835CNU-G	S-80835CNUA-B8UT2G	SOT-89-3	N-Ch open	3.5	0.175	0.9 (VDD = 4.5V)	.51	.46	.407	.375
628-80840CNM-G	S-80840CNMC-B8ZT2G	SOT-23-5	N-Ch open	4	0.2	1.0 (VDD = 6.0V)	.51	.46	.407	.375
628-80840CNN-G	S-80840CNNB-B8ZT2G	SC-82AB	N-Ch open	4	0.2	0.9 (VDD = 6.0V)	.51	.46	.41	.377
628-80840CNU-G	S-80840CNUA-B8ZT2G	SOT-89-3	N-Ch open	4	0.2	1.0 (VDD = 6.0V)	.51	.46	.407	.375
628-80843CNU-G	S-80843CNUA-B84T2G	SOT-89-3	N-Ch open	4.3	0.215	1.0 (VDD = 6.0V)	.51	.46	.407	.375
628-80845CNM-G	S-80845CNMC-B86T2G	SOT-23-5	N-Ch open	4.5	0.225	1.0 (VDD = 6.0V)	.51	.46	.407	.375
628-80845CNU-G	S-80845CNUA-B86T2G	SOT-89-3	N-Ch open	4.5	0.225	1.0 (VDD = 6.0V)	.51	.46	.407	.375
628-80850CNM-G	S-80850CNMC-B9BT2G	SOT-23-5	N-Ch open	5	0.25	1.0 (VDD = 6.0V)	.51	.46	.407	.375
628-80850CNU-G	S-80850CNUA-B9BT2G	SOT-89-3	N-Ch open	5	0.25	1.0 (VDD = 6.0V)	.51	.46	.41	.377
Thru-Hole										
628-80820CNY-G	S-80820CNY-B-G	TO-92	N-Ch open	2	0.1	0.8 (VDD = 3.5V)	.51	.46	.407	.375
628-80825CLY-G	S-80825CLY-B-G	TO-92	CMOS	2.5	0.125	0.8 (VDD = 3.5V)	.51	.46	.407	.375
628-80830CLY-G	S-80830CLY-B-G	TO-92	CMOS	3	0.15	0.9 (VDD = 4.5V)	.51	.46	.407	.375
628-80833CLY-G	S-80833CLY-B-G	TO-92	CMOS	3.3	0.165	0.9 (VDD = 4.5V)	.51	.46	.41	.377
628-80835CLY-G	S-80835CLY-B-G	TO-92	CMOS	3.5	0.175	0.9 (VDD = 4.5V)	.51	.46	.407	.375
628-80840CLY-G	S-80840CLY-B-G	TO-92	CMOS	4	0.2	1.0 (VDD = 6.0V)	.51	.46	.407	.375
628-80840CNY-G	S-80840CNY-B-G	TO-92	N-Ch open	4	0.2	1.0 (VDD = 6.0V)	.51	.46	.407	.375
628-80841CLY-G	S-80841CLY-B-G	TO-92	CMOS	4.1	0.205	1.0 (VDD = 6.0V)	.51	.46	.41	.377
628-80845CNY-G	S-80845CNY-B-G	TO-92	N-Ch open	4.5	0.225	1.0 (VDD = 6.0V)	.51	.46	.407	.375
628-80850CNY-G	S-80850CNY-B-G	TO-92	N-Ch open	5	0.25	1.0 (VDD = 6.0V)	.51	.46	.407	.375

SC-82AB

Top View

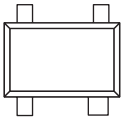

S-809 Series

The S-809xxC series is a high-precision voltage detector developed using a CMOS process. The detection voltage is fixed internally, with an accuracy of ±2.0%. A time delayed reset can be accomplished with the addition of an external capacitor.

- Ultra-low current consumption: 1.0μA Typ. (at VDD = 2.0V); Detection voltage: less-than or equal to 1.4V
  1.1μA Typ. (at VDD = 3.5V); Detection voltage: greater-than or equal to 1.5V
- High-precision detection voltage: ±2.0%
- Operating voltage range: 0.7V to 10.0V
- Detection voltage: 1.3V to 6.0V (0.1V step)
- Hysteresis characteristics: 5% Typ.

For quantities greater than listed, call for quote.

MOUSER STOCK NO.	Seiko Part No.	Package Type	Output Form	Detection Voltage (V)	Hysteresis Width (V) (Typ.)	Current Consumption (μA) (Typ.)	Price Each 1	100	500	1000
Surface Mount										
628-80920CLM-G	S-80920CLMC-G6QT2G	SOT-23-5	CMOS	2.0	0.100	1.2 (VDD = 3.5V)	.51	.46	.407	.375
628-80920CNM-G	S-80920CNMC-G8QT2G	SOT-23-5	N-Ch open	2.0	0.100	1.2 (VDD = 3.5V)	.51	.46	.407	.375
628-80925CLM-G	S-80925CLMC-G6VT2G	SOT-23-5	CMOS	2.5	0.125	1.2 (VDD = 3.5V)	.51	.46	.407	.375
628-80925CNM-G	S-80925CNMC-G8VT2G	SOT-23-5	N-Ch open	2.5	0.125	1.2 (VDD = 3.5V)	.51	.46	.407	.375
628-80927CNM-G	S-80927CNMC-G8XT2G	SOT-23-5	N-Ch open	2.7	0.135	1.3 (VDD = 4.5V)	.51	.46	.407	.375
628-80930CLM-G	S-80930CLMC-G60T2G	SOT-23-5	CMOS	3.0	0.150	1.3 (VDD = 4.5V)	.51	.46	.407	.375
628-80943CLM-G	S-80943CLMC-G7DT2G	SOT-23-5	CMOS	4.3	0.215	1.5 (VDD = 6.0V)	.51	.46	.41	.377
628-80945CLM-G	S-80945CLMC-G7FT2G	SOT-23-5	CMOS	4.5	0.225	1.5 (VDD = 6.0V)	.51	.46	.407	.375
628-80945CNM-G	S-80945CNMC-G9FT2G	SOT-23-5	N-Ch open	4.5	0.250	1.5 (VDD = 6.0V)	.51	.46	.407	.375

TO-92

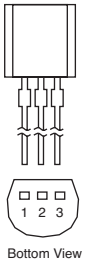

Bottom View

© Copyright 2013 Mouser Electronics

© Copyright 2013 Mouser Electronics

SEIKO Battery Protection ICs and Voltage Regulators

RoHS Compliant **This product is RoHS compliant.**

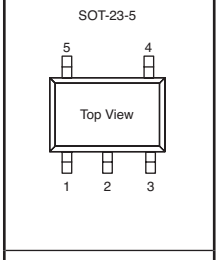

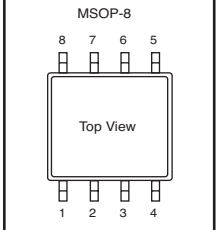

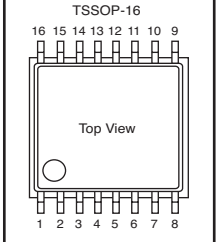

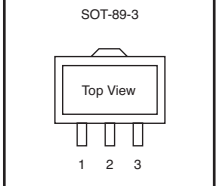

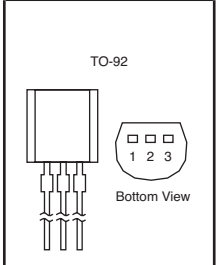

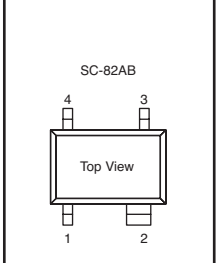

BATTERY PROTECTION ICS

S-8241 Series for 1-Cell Batteries

The S-8241 Series is a protection IC for lithium-ion/lithium polymer rechargeable batteries and includes a high precision detection circuit and a delay circuit. It is the optimal IC for protection against overcharge, overdischarge and overcurrent in 1-cell lithium-ion/lithium polymer rechargeable battery packs.

For quantities greater than listed, call for quote.

MOUSER STOCK NO.	Seiko Part No.	Package Type	Overcharge		Overdischarge		Overcurrent	0V Batt.	Price Each			
			Detection Voltage	Release Voltage	Detection Voltage	Release Voltage	Detection Voltage1	Charge Function	1	100	500	1000
Surface Mount												
628-8241ABPM-G	S-8241ABPMC-GBPT2G	SOT-23-5	4.350V	4.15V	2.3V	3.0V	0.2V	Available	.47	.396	.375	.342

S-8242B Series for 2-Serial Cell Batteries

The S-8242B Series is a protection IC for 2-serial cell lithium-ion/lithium polymer rechargeable batteries and includes a high precision detection circuit and a delay circuit. These ICs are suitable for protecting 2-cell rechargeable lithium-ion/lithium polymer battery packs from overcharge, overdischarge and overcurrent. **For quantities greater than listed, call for quote.**

MOUSER STOCK NO.	Seiko Part No.	Package Type	Overcharge		Overdischarge		Overcurrent	0V Batt.	Price Each			
			Detection Voltage	Release Voltage	Detection Voltage	Release Voltage	Detection Voltage1	Charge Function	1	100	500	1000
Surface Mount												
628-8242BACT	S-8242BACT-T8T1G	TSSOP-8	4.35V	4.15V	2.3V	3.0V	0.3V	Available	.90	.813	.717	.653

S-8244 for 1-Serial to 4-Serial Cell Batteries

The S-8244 Series is used for secondary protection of lithium-ion rechargeable batteries with one to four cells and includes a high precision voltage detector circuit and a delay circuit. Short circuits between cells accommodates series connection of one to four cells.

For quantities greater than listed, call for quote.

MOUSER STOCK NO.	Seiko Part No.	Package Type	Overcharge		Output Form	Current Consumption		Price Each			
			Detection Voltage	Release Voltage		@ 3.5V each cell	@ 2.5V each cell	1	100	500	1000
Surface Mount											
628-8244AAA-G	S-8244AAAFN-CEAT2G	MSOP-8	4.45V	0.38+/-0.1V	CMOS output active "H"	3.0uA	2.4uA	1.09	.931	.877	.792

S-8254 Series for 3-Serial or 4-Serial Cell Pack Batteries

The S-8254 Series is a protection IC for 3-serial or 4-serial cell lithium-ion rechargeable batteries and includes a high precision detection circuit and a delay circuit. It protects both 3-serial or 4-serial cells using the SEL pin for switching.

For quantities greater than listed, call for quote.

MOUSER STOCK NO.	Seiko Part No.	Package Type	Overcharge		Overdischarge		Overcurrent	0V Batt.	Price Each			
			Detection Voltage	Release Voltage	Detection Voltage	Release Voltage	Detection Voltage1	Charge Function	1	100	500	1000
Surface Mount												
628-8254AAJ-G	S-8254AAJFT-TB-G	TSSOP-16	4.350V	4.150V	2.40V	3.00V	0.15V	Available	1.54	1.31	1.23	1.11

HIGH PRECISION VOLTAGE REGULATORS

S-812 Series

The S-812 Series is a three-terminal positive voltage regulator made using the CMOS process. Since this has higher precision output voltage and consumes less current than existing three-terminal voltage regulators, battery-powered portable equipment can have a higher performance and a longer service life.

For quantities greater than listed, call for quote.

MOUSER STOCK NO.	Seiko Part No.	Package Type	Output Voltage (V)	I/O Voltage Difference (V) (Typ.)	Current Consumption (μA) (Typ.)	Input Voltage (V) (Max.)	Price Each			
							1	100	500	1000
Surface Mount										
628-812C25AU-G	S-812C25AUA-C2FT2G	SOT-89-3	2.5	0.590	0.9	10	.55	.492	.439	.375
628-812C25AM-G	S-812C25AMC-C2FT2G	SOT-23-5	2.5	0.590	0.9	10	.55	.492	.439	.375
628-812C30AU-G	S-812C30AUA-C2KT2G	SOT-89-3	3.0	0.440	1.0	16	.55	.492	.439	.375
628-812C30AM-G	S-812C30AMC-C2KT2G	SOT-23-5	3.0	0.440	1.0	16	.55	.492	.439	.375
628-812C33AU-G	S-812C33AUA-C2NT2G	SOT-89-3	3.3	0.370	1.0	16	.55	.492	.439	.375
628-812C33AM-G	S-812C33AMC-C2NT2G	SOT-23-5	3.3	0.370	1.0	16	.55	.492	.439	.375
628-812C35AU-G	S-812C35AUA-C2PT2G	SOT-89-3	3.5	0.340	1.0	16	.55	.492	.44	.376
628-812C35AM-G	S-812C35AMC-C2PT2G	SOT-23-5	3.5	0.340	1.0	16	.55	.492	.439	.375
628-812C40AU-G	S-812C40AUA-C2UT2G	SOT-89-3	4.0	0.270	1.2	16	.55	.492	.439	.375
628-812C40AM-G	S-812C40AMC-C2UT2G	SOT-23-5	4.0	0.270	1.2	16	.55	.492	.44	.376
628-812C50AU-G	S-812C50AUA-C3ET2G	SOT-89-3	5.0	0.160	1.2	16	.55	.492	.439	.354
628-812C50AM-G	S-812C50AMC-C3ET2G	SOT-23-5	5.0	0.160	1.2	16	.55	.492	.439	.375
Thru-Hole										
628-812C25AY-G	S-812C25AY-B-G	TO-92	2.5	0.290	0.9	10	.55	.492	.439	.375
628-812C30AY-G	S-812C30AY-B-G	TO-92	3.0	0.440	1.0	16	.55	.492	.439	.375
628-812C33AY-G	S-812C33AY-B-G	TO-92	3.3	0.370	1.0	16	.55	.492	.439	.375
628-812C35AY-G	S-812C35AY-B-G	TO-92	3.5	0.340	1.0	16	.55	.492	.439	.375
628-812C40AY-G	S-812C40AY-B-G	TO-92	4.0	0.270	1.2	16	.55	.492	.439	.375

S-814 Series

The S-814 Series is a low dropout voltage, high output voltage accuracy and low current consumption positive voltage regulator developed utilizing CMOS technology. Built-in low ON-resistance transistors provide low dropout voltage and large output current. A power-off circuit ensures long battery life. Various types of output capacitors can be used in the S-814 Series compared with the past CMOS voltage regulators. (i.e., small ceramic capacitors can also be used in the S-814 Series). These are recommended to be used for configuring portable devices and large output current applications, respectively.

For quantities greater than listed, call for quote.

MOUSER STOCK NO.	Seiko Part No.	Package Type	Output Voltage (V)	Dropout Voltage (V)(Typ.)	Output Current (Min.)(mA)	Accuracy (%)	Current Consumption (uA)(Typ.)	Input Voltage (V)(Max.)	Price Each			
									1	100	500	1000
Surface Mount												
628-814A20AMC-G	S-814A20AMC-BCKT2G	SOT-23-5	2.0	0.510	110	±2	30	10	.55	.492	.44	.376
628-814A20AUC-G	S-814A20AUC-BCKT2G	SOT-89-5	2.0	0.510	110	±2	30	10	.55	.492	.44	.376
628-814A27AMC-G	S-814A27AMC-BCRT2G	SOT-23-5	2.7	0.380	110	±2	30	10	.55	.492	.44	.376
628-814A30AMC-G	S-814A30AMC-BCUT2G	SOT-23-5	3.0	0.300	110	±2	30	10	.55	.492	.44	.376
628-814A30AUC-G	S-814A30AUC-BCUT2G	SOT-89-5	3.0	0.300	110	±2	30	10	.55	.492	.44	.376
628-814A33AMC-G	S-814A33AMC-BCXT2G	SOT-23-5	3.3	0.300	110	±2	30	10	.55	.492	.44	.376
628-814A33AUC-G	S-814A33AUC-BCXT2G	SOT-89-5	3.3	0.300	110	±2	30	10	.55	.492	.439	.375
628-814A35AMC-G	S-814A35AMC-BCZT2G	SOT-23-5	3.5	0.240	110	±2	30	10	.55	.492	.439	.375
628-814A40AMC-G	S-814A40AMC-BDET2G	SOT-23-5	4.0	0.200	110	±2	30	10	.55	.492	.44	.376
628-814A40AUC-G	S-814A40AUC-BDET2G	SOT-89-5	4.0	0.200	110	±2	30	10	.55	.492	.44	.376
628-814A50AMC-G	S-814A50AMC-BDOT2G	SOT-23-5	5.0	0.170	110	±2	30	10	.55	.492	.439	.375
628-814A50AUC-G	S-814A50AUC-BDOT2G	SOT-89-5	5.0	0.170	110	±2	30	10	.55	.492	.439	.375

S-817 Series

The S-817 Series is a three-terminal positive voltage regulator made using the CMOS process. Since this has higher precision output voltage and consumes less current than existing three-terminal voltage regulators, battery-powered portable equipment can have a higher performance and a longer service life.

For quantities greater than listed, call for quote.

MOUSER STOCK NO.	Seiko Part No.	Package Type	Output Voltage (V)	Dropout Voltage (V)(Typ.)	Output Current (Min.)(mA)	Accuracy (%)	Current Consumption (uA)(Typ.)	Input Voltage (V)(Max.)	Price Each			
									1	100	500	1000
Surface Mount												
628-817A15ANB-G	S-817A15ANB-CUET2G	SC-82AB	1.5	0.580	50	±2	1.2	10	.55	.492	.439	.375
628-817B15AMC-G	S-817B15AMC-CWET2G	SOT-23-5	1.5	0.580	50	±2	1.2	10	.55	.492	.439	.375
628-817B15AUA-G	S-817B15AUA-CWET2G	SOT-89-3	1.5	0.580	50	±2	1.2	10	.55	.492	.44	.376
628-817A18ANB-G	S-817A18ANB-CUHT2G	SC-82AB	1.8	0.580	50	±2	1.2	10	.55	.492	.44	.376
628-817B18AMC-G	S-817B18AMC-CWHT2G	SOT-23-5	1.8	0.580	50	±2	1.2	10	.55	.492	.439	.375
628-817B18AUA-G	S-817B18AUA-CWHT2G	SOT-89-3	1.8	0.580	50	±2	1.2	10	.55	.492	.44	.376
628-817A20ANB-G	S-817A20ANB-CUJT2G	SC-82AB	2.0	0.400	50	±2	1.2	10	.55	.492	.439	.375
628-817B20AMC-G	S-817B20AMC-CWJT2G	SOT-23-5	2.0	0.400	50	±2	1.2	10	.55	.492	.439	.375
628-817B20AUA-G	S-817B20AUA-CWJT2G	SOT-89-3	2.0	0.400	50	±2	1.2	10	.55	.492	.44	.376
628-817A25ANB-G	S-817A25ANB-CUOT2G	SC-82AB	2.5	0.310	50	±2	1.2	10	.55	.492	.439	.375
628-817B25AMC-G	S-817B25AMC-CWOT2G	SOT-23-5	2.5	0.310	50	±2	1.2	10	.55	.492	.44	.376
628-817B25AUA-G	S-817B25AUA-CWOT2G	SOT-89-3	2.5	0.310	50	±2	1.2	10	.55	.492	.44	.376

© Copyright 2013 Mouser Electronics

© Copyright 2013 Mouser Electronics

SEIKO INSTRUMENTS Voltage Regulators

RoHS Compliant This product is RoHS compliant.

SII HIGH PRECISION VOLTAGE REGULATORS (CONT.)

SOT-23-5

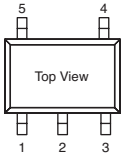

S-817 Series (Cont.)

The S-817 Series is a three-terminal positive voltage regulator made using the CMOS process. Since this has higher precision output voltage and consumes less current than existing three-terminal voltage regulators, battery-powered portable equipment can have a higher performance and a longer service life. **For quantities greater than listed, call for quote.**

MOUSER STOCK NO.	Seiko Part No.	Package Type	Output Voltage (V)	Dropout Voltage (V)(Typ.)	Output Current (Min.)(mA)	Accuracy (%)	Current Consumption (uA)(Typ.)	Input Voltage (V)(Max.)	Price Each 1	100	500	1000
Surface Mount (Cont.)												
628-817A27ANB-G	S-817A27ANB-CUQT2G	SC-82AB	2.7	0.310	50	±2	1.2	10	.55	.492	.439	.375
628-817A30ANB-G	S-817A30ANB-CUTT2G	SC-82AB	3.0	0.250	50	±2	1.2	10	.55	.492	.439	.375
628-817B30AMC-G	S-817B30AMC-CWTT2G	SOT-23-5	3.0	0.250	50	±2	1.2	10	.55	.492	.439	.375
628-817B30AUA-G	S-817B30AUA-CWTT2G	SOT-89-3	3.0	0.250	50	±2	1.2	10	.55	.492	.439	.375
628-817A33ANB-G	S-817A33ANB-CUWT2G	SC-82AB	3.3	0.250	50	±2	1.2	10	.55	.492	.439	.375
628-817B33AMC-G	S-817B33AMC-CWWT2G	SOT-23-5	3.3	0.250	50	±2	1.2	10	.55	.492	.439	.375
628-817B33AUA-G	S-817B33AUA-CWWT2G	SOT-89-3	3.3	0.250	50	±2	1.2	10	.55	.492	.44	.376
628-817A35ANB-G	S-817A35ANB-CUYT2G	SC-82AB	3.5	0.220	50	±2	1.2	10	.55	.492	.439	.375
628-817B35AMC-G	S-817B35AMC-CWYT2G	SOT-23-5	3.5	0.220	50	±2	1.2	10	.55	.492	.439	.375
628-817B35AUA-G	S-817B35AUA-CWYT2G	SOT-89-3	3.5	0.220	50	±2	1.2	10	.55	.492	.44	.376
628-817A40ANB-G	S-817A40ANB-CVDT2G	SC-82AB	4.0	0.190	50	±2	1.2	10	.55	.492	.439	.375
628-817B40AMC-G	S-817B40AMC-CXDT2G	SOT-23-5	4.0	0.190	50	±2	1.2	10	.55	.492	.44	.376
628-817B40AUA-G	S-817B40AUA-CXDT2G	SOT-89-3	4.0	0.190	50	±2	1.2	10	.55	.492	.44	.376
628-817A50ANB-G	S-817A50ANB-CVNT2G	SC-82AB	5.0	0.160	50	±2	1.2	10	.55	.492	.439	.375
628-817B50AMC-G	S-817B50AMC-CXNT2G	SOT-23-5	5.0	0.160	50	±2	1.2	10	.55	.492	.44	.376
628-817B50AUA-G	S-817B50AUA-CXNT2G	SOT-89-3	5.0	0.160	50	±2	1.2	10	.55	.492	.439	.375
Thru-Hole												
628-817B15AY-G	S-817B15AY-B-G	TO-92	1.5	0.580	50	±2	1.2	10	.55	.492	.439	.375
628-817B30AY-G	S-817B30AY-B-G	TO-92	3.0	0.250	50	±2	1.2	10	.55	.492	.439	.375
628-817B33AY-G	S-817B33AY-B-G	TO-92	3.3	0.250	50	±2	1.2	10	.55	.492	.439	.375
628-817B40AY-G	S-817B40AY-B-G	TO-92	4.0	0.190	50	±2	1.2	10	.55	.492	.44	.376

SOT-89-5

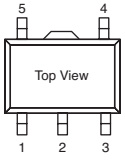

S-818 Series

The S-818 Series is a positive voltage regulator developed utilizing CMOS technology featured by low dropout voltage accuracy and low current consumption. Built in low ON-resistance transistor provides low dropout voltage and large output current. A ceramic capacitor of 2uF or more can be used as an output capacitor. A power-OFF circuit ensures long battery life. The packages available are recommended for configuring portable devices and large output current applications. **For quantities greater than listed, call for quote.**

MOUSER STOCK NO.	Seiko Part No.	Package Type	Output Voltage (V)	Dropout Voltage (V)(Typ.)	Output Current (Min.)(mA)	Accuracy (%)	Current Consumption (uA)(Typ.)	Input Voltage (V)(Max.)	Price Each 1	100	500	1000
Surface Mount												
628-818A20AMC-G	S-818A20AMC-BGAT2G	SOT-23-5	2.0	0.510	200	±2	30	10	.55	.492	.44	.376
628-818A25AMC-G	S-818A25AMC-BGFT2G	SOT-23-5	2.5	0.380	200	±2	30	10	.55	.492	.44	.376
628-818A30AMC-G	S-818A30AMC-BGKT2G	SOT-23-5	3.0	0.300	200	±2	30	10	.55	.492	.439	.375
628-818A33AMC-G	S-818A33AMC-BGNT2G	SOT-23-5	3.3	0.300	200	±2	30	10	.55	.492	.44	.376
628-818A33AUC-G	S-818A33AUC-BGNT2G	SOT-89-5	3.3	0.300	200	±2	30	10	.55	.492	.44	.376
628-818A40AMC-G	S-818A40AMC-BGUT2G	SOT-23-5	4.0	0.200	200	±2	30	10	.55	.492	.44	.376
628-818A40AUC-G	S-818A40AUC-BGUT2G	SOT-89-5	4.0	0.200	200	±2	30	10	.55	.492	.44	.376
628-818A50AMC-G	S-818A50AMC-BHET2G	SOT-23-5	5.0	0.170	200	±2	30	10	.55	.492	.44	.376

SC-82AB

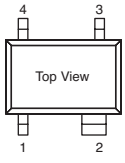

SII LOW DROP OUT VOLTAGE REGULATORS

S-1111 Series

The S-1111 Series is a positive voltage regulator with a low dropout voltage, high output voltage accuracy, and low current consumption developed based on CMOS technology. A built-in low on-resistance transistor provides a low dropout voltage and large output current, and a built-in overcurrent protector prevents the load current from exceeding the current capacitance of the output transistor. An ON/OFF circuit ensures a long battery life, and small SOT-23-5 package realizes high-density mounting. **For quantities greater than listed, call for quote.**

MOUSER STOCK NO.	Seiko Part No.	Package Type	Output Voltage (V)	Dropout Voltage (V)(Typ.)	Output Current (Min.)(mA)	Accuracy (%)	Current Consumption (uA)(Typ.)	Input Voltage (V)(Max.)	Price Each 1	100	500	1000
Surface Mount												
628-1111B15MC-G	S-1111B15MC-NYATFG	SOT-23-5	1.5	0.200	150	±1	35	6.5	.49	.449	.407	.342
628-1111B18MC-G	S-1111B18MC-NYDTFG	SOT-23-5	1.8	0.200	150	±1	35	6.5	.49	.449	.407	.342
628-1111B25MC-G	S-1111B25MC-NYKTFG	SOT-23-5	2.5	0.200	150	±1	35	6.5	.49	.449	.407	.342
628-1111B30MC-G	S-1111B30MC-NYPTFG	SOT-23-5	3.0	0.200	150	±1	35	6.5	.49	.449	.407	.342
628-1111B33MC-G	S-1111B33MC-NYSTFG	SOT-23-5	3.3	0.200	150	±1	35	6.5	.49	.449	.407	.342
628-1111B50MC-G	S-1111B50MC-NZJTFG	SOT-23-5	5.0	0.200	150	±1	35	6.5	.49	.449	.407	.342

SOT-89-3

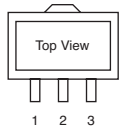

S-1112 Series

The S-1112 series is a positive voltage regulator with a low dropout voltage, high output voltage accuracy, and low current consumption developed based on CMOS technology. A built-in low on-resistance transistor provides a low dropout voltage and large output current, and a built-in overcurrent protector prevents the load current from exceeding the current capacitance of the output transistor. An ON/OFF circuit ensures a long battery life. Compared with the voltage regulators using the conventional CMOS process, a larger variety of capacitors are available, including small ceramic capacitors. A small SOT-23-5 package realizes high-density mounting. **For quantities greater than listed, call for quote.**

MOUSER STOCK NO.	Seiko Part No.	Package Type	Output Voltage (V)	Dropout Voltage (V)(Typ.)	Output Current (Min.)(mA)	Accuracy (%)	Current Consumption (uA)(Typ.)	Input Voltage (V)(Max.)	Price Each 1	100	500	1000
Surface Mount												
628-1112B15MC-G	S-1112B15MC-L6ATFG	SOT-23-5	1.5	0.190	150	±1	50	5.5	.51	.471	.428	.353
628-1112B18MC-G	S-1112B18MC-L6DTFG	SOT-23-5	1.8	0.190	150	±1	50	5.5	.51	.471	.428	.353
628-1112B25MC-G	S-1112B25MC-L6KTFG	SOT-23-5	2.5	0.190	150	±1	50	5.5	.51	.471	.428	.353
628-1112B30MC-G	S-1112B30MC-L6PTFG	SOT-23-5	3.0	0.190	150	±1	50	5.5	.51	.471	.428	.353
628-1112B33MC-G	S-1112B33MC-L6STFG	SOT-23-5	3.3	0.190	150	±1	50	5.5	.51	.471	.428	.353
628-1112B50MC-G	S-1112B50MC-L6JTFG	SOT-23-5	5.0	0.190	150	±1	50	5.5	.51	.471	.428	.353

S-1131 Series

The S-1131 Series is a positive voltage regulator with a low dropout voltage, high output voltage accuracy, and low current consumption developed based on CMOS technology. A built-in low on-resistance transistor provides a low dropout voltage and large output current, and a built-in overcurrent protector prevents the load current from exceeding the current capacitance of the output transistor. An ON/OFF circuit ensures a long battery life and a small SOT-89-5 package realizes high-density mounting. **For quantities greater than listed, call for quote.**

MOUSER STOCK NO.	Seiko Part No.	Package Type	Output Voltage (V)	Dropout Voltage (V)(Typ.)	Output Current (Min.)(mA)	Accuracy (%)	Current Consumption (uA)(Typ.)	Input Voltage (V)(Max.)	Price Each 1	100	500	1000
Surface Mount												
628-1131B15UC-G	S-1131B15UC-N4ATFG	SOT-89-5	1.5	0.250	300	±1	35	6.5	.55	.492	.439	.375
628-1131B18UC-G	S-1131B18UC-N4DTFG	SOT-89-5	1.8	0.250	300	±1	35	6.5	.55	.492	.439	.375
628-1131B25UC-G	S-1131B25UC-N4KTFG	SOT-89-5	2.5	0.250	300	±1	35	6.5	.55	.492	.439	.375
628-1131B30UC-G	S-1131B30UC-N4PTFG	SOT-89-5	3.0	0.250	300	±1	35	6.5	.55	.492	.439	.375
628-1131B33UC-G	S-1131B33UC-N4STFG	SOT-89-5	3.3	0.250	300	±1	35	6.5	.55	.492	.439	.375
628-1131B50UC-G	S-1131B50UC-N5JTFG	SOT-89-5	5.0	0.250	300	±1	35	6.5	.55	.492	.439	.375

TO-92

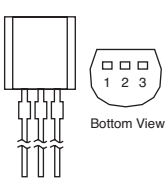

S-1165 Series

The S-1165 Series is a positive voltage regulator with a low dropout voltage, high output voltage accuracy, and low current consumption developed based on CMOS technology. A built-in low on-resistance transistor provides a low dropout voltage and large output current, and a built-in overcurrent protector prevents the load current from exceeding the current capacitance of the output transistor. An ON/OFF circuit ensures a long battery life and a small SOT-23-5 package realizes high-density mounting. **For quantities greater than listed, call for quote.**

MOUSER STOCK NO.	Seiko Part No.	Package Type	Output Voltage (V)	Dropout Voltage (V)(Typ.)	Output Current (Min.)(mA)	Accuracy (%)	Current Consumption (uA)(Typ.)	Input Voltage (V)(Max.)	Price Each 1	100	500	1000
Surface Mount												
628-1165B15MC-G	S-1165B15MC-N6ATFG	SOT-23-5	1.5	0.140	200	±1	35	6.5	.57	.514	.46	.385
628-1165B25MC-G	S-1165B25MC-N6KTFG	SOT-23-5	2.5	0.140	200	±1	35	6.5	.57	.514	.46	.385
628-1165B30MC-G	S-1165B30MC-N6PTFG	SOT-23-5	3.0	0.140	200	±1	35	6.5	.57	.514	.46	.385
628-1165B33MC-G	S-1165B33MC-N6STFG	SOT-23-5	3.3	0.140	200	±1	35	6.5	.57	.514	.46	.385
628-1165B50MC-G	S-1165B50MC-N7JTFG	SOT-23-5	5.0	0.140	200	±1	35	6.5	.57	.514	.46	.385

© Copyright 2013 Mouser Electronics

© Copyright 2013 Mouser Electronics

SEIKO INSTRUMENTS Voltage Regulators

RoHS Compliant This product is RoHS compliant.

LOW DROP OUT VOLTAGE REGULATORS (CONT.)

S-1323 Series

The S-1323 series is a positive voltage regulator with a low dropout voltage, high output voltage accuracy, and low current consumption developed based on CMOS technology. A built-in low on-resistance transistor provides a low dropout voltage and large output current, and a built-in overcurrent protector prevents the load current from exceeding the current capacitance of the output transistor. An ON/OFF circuit ensures a long battery life. Compared with the voltage regulators using the conventional CMOS process, a larger variety of capacitors are available, including small ceramic capacitors. A small SC-82AB package realizes high-density mounting.

SOT-23-5

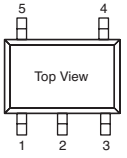

For quantities greater than listed, call for quote.

MOUSER STOCK NO.	Seiko Part No.	Package Type	Output Voltage (V)	Dropout Voltage (V)(Typ.)	Output Current (Min)(mA)	Accuracy (%)	Current Consumption (uA)(Typ.)	Input Voltage (V)(Max.)	Price Each 1	100	500	1000
Surface Mount												
628-1323B15NB-G	S-1323B15NB-N8ATFG	SC-82AB	1.5	0.500	150	±1	70	6.5	.49	.449	.407	.342
628-1323B18NB-G	S-1323B18NB-N8DTFG	SC-82AB	1.8	0.500	150	±1	70	6.5	.49	.449	.407	.342
628-1323B25NB-G	S-1323B25NB-N8KTFG	SC-82AB	2.5	0.500	150	±1	70	6.5	.49	.449	.407	.342
628-1323B30NB-G	S-1323B30NB-N8PTFG	SC-82AB	3.0	0.500	150	±1	70	6.5	.49	.449	.407	.342
628-1323B33NB-G	S-1323B33NB-N8STFG	SC-82AB	3.3	0.500	150	±1	70	6.5	.49	.449	.407	.342
628-1323B50NB-G	S-1323B50NB-N9JTFG	SC-82AB	5.0	0.500	150	±1	70	6.5	.49	.449	.407	.342

S-L2980 Series

The S-L2980 series is a low dropout voltage regulator designed for use in battery powered devices and developed using CMOS technology. On-chip low on-resistance on-resistance transistor can provide low dropout voltage and large output current. A power-off switch ensures long battery life. Various types of output capacitors can be used in the S-L2980 series compared with the former CMOS voltage regulators. A small ceramic capacitor can also be used.

For quantities greater than listed, call for quote.

MOUSER STOCK NO.	Seiko Part No.	Package Type	Output Voltage (V)	Dropout Voltage (V)(Typ.)	Output Current (Min)(mA)	Accuracy (%)	Current Consumption (uA)(Typ.)	Input Voltage (V)(Max.)	Price Each 1	100	500	1000
Surface Mount												
628-L2980A18MC-G	S-L2980A18MC-C6D-TF-G	SOT-23-5	1.8	0.160	150	±2	90	10	.55	.492	.44	.376
628-L2980A25MC-G	S-L2980A25MC-C6K-TF-G	SOT-23-5	2.5	0.130	150	±2	90	10	.55	.492	.44	.376
628-L2980A30MC-G	S-L2980A30MC-C6P-TF-G	SOT-23-5	3.0	0.120	150	±2	90	10	.55	.492	.439	.375
628-L2980A33MC-G	S-L2980A33MC-C6S-TF-G	SOT-23-5	3.3	0.110	150	±2	90	10	.55	.492	.439	.375
628-L2980A40MC-G	S-L2980A40MC-C6Z-TF-G	SOT-23-5	4.0	0.110	150	±2	90	10	.55	.492	.439	.375
628-L2980A50MC-G	S-L2980A50MC-C7J-TF-G	SOT-23-5	5.0	0.110	150	±2	90	10	.55	.492	.44	.376

PWM CONTROLLED STEP-UP SWITCHING REGULATORS

S-8330 Series

The S-8330 Series is a CMOS PWM control step-up switching regulator which mainly consists of a reference voltage source, an oscillation circuit, a power MOSFET and an error amplifier. The new output voltage can adjust by a built-in electronic volume circuit and is equipped with a shutdown function. It is a low current consumption device because of the CMOS structure. A step-up switching regulator can be constructed by externally connecting only a coil, a capacitor and a diode.

SSOP-8

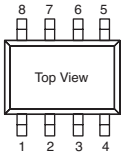

For quantities greater than listed, call for quote.

MOUSER STOCK NO.	Seiko Part No.	Package Type	Output Voltage (V)	Maximum Duty Ratio (%)	Oscillation Frequency (kHz) (Typ.)	Current Consumption Operating (μA) (Typ.)	Current Consumption Shutdown (μA) (Max.)	Price Each 1	100	500
Surface Mount										
628-8330A24FS-G	S-8330A24FS-T2-G	SSOP-8	2.4	72.0	180.0	100.0	1.0	1.88	1.69	1.51

S-8351 Series, PFM

The S-8351 Series is a CMOS PFM-controlled step-up switching regulator that mainly consists of a reference voltage source, an oscillator, and a comparator. The PFM controller allows the duty ratio to be automatically switched according to the load (light load: 50%, high output current: 75%), enabling products with a low ripple over a wide range, high efficiency, and high output current. With the S-8351 Series, a step-up switching regulator can be configured by using an external coil, capacitor, and diode. The built-in MOSFET is turned off by a protection circuit when the voltage at the CONT pin exceeds the limit to prevent it from being damaged. This feature, along with the mini package and low current consumption, makes the S-8351 Series ideal for applications such as the power supply unit of portable equipment.

For quantities greater than listed, call for quote.

MOUSER STOCK NO.	Seiko Part No.	Package Type	Output Voltage (V)	Maximum Duty Ratio (%)	Oscillation Frequency (kHz) (Typ.)	Current Consumption Operating (μA) (Typ.)	Current Consumption Shutdown (μA) (Max.)	Price Each 1	100	500
628-8351A30MC-G	S-8351A30MC-J2PT2G	SOT-23-5	3.0	±2.4%	100.0	23.2	0.5	.64	.578	.514
628-8351A33MC-G	S-8351A33MC-J2ST2G	SOT-23-5	3.3	±2.4%	100.0	23.2	0.5	.64	.578	.514

S-8353 Series, PWM

The S-8353 Series is a CMOS step-up switching regulator which mainly consists of a reference voltage source, an oscillation circuit, a power MOSFET, an error amplifier, a phase compensation circuit and a PWM controller. The step-up switching regulator can be configured simply by attaching a coil, capacitor, and diode externally. In addition to the above features, the small package and low power consumption of this series make it ideal for portable device applications requiring high efficiency. The S-8353 Series realizes low ripple, high efficiency, and excellent transient characteristics due to its PWM controller, which can vary the duty ratio linearly from 0% to 83% , optimally-designed error amplifier, and phase compensation circuits.

For quantities greater than listed, call for quote.

MOUSER STOCK NO.	Seiko Part No.	Package Type	Output Voltage (V)	Maximum Duty Ratio (%)	Oscillation Frequency (kHz) (Typ.)	Current Consumption Operating (μA) (Typ.)	Current Consumption Shutdown (μA) (Max.)	Price Each 1	100	500
628-8353A27MC-G	S-8353A27MC-IQMT2G	SOT-23-5	2.7	±2.4%	50.0	13.3	0.5	.64	.578	.514
628-8353A50MC-G	S-8353A50MC-IRJT2G	SOT-23-5	5.0	±2.4%	50.0	31.0	0.5	.64	.578	.514

S-8354 Series, PWM/PFM

The S-8354 Series is a CMOS step-up switching regulator which mainly consists of a reference voltage source, an oscillation circuit, a power MOSFET, an error amplifier, a phase compensation circuit, and a PWM/PFM switching controller. The step-up switching regulator can be configured simply by attaching a coil, capacitor, and diode externally. In addition to the above features, the small package and low power consumption of this series make it ideal for portable device applications requiring high efficiency. The PWM/PFM switching controller that can switch the operation to a PFM controller with a duty ratio is 15% under a light load to prevent a decline in the efficiency due to the IC operating current.

SC-82AB

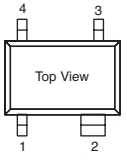

For quantities greater than listed, call for quote.

MOUSER STOCK NO.	Seiko Part No.	Package Type	Output Voltage (V)	Maximum Duty Ratio (%)	Oscillation Frequency (kHz) (Typ.)	Current Consumption Operating (μA) (Typ.)	Current Consumption Shutdown (μA) (Max.)	Price Each 1	100	500
628-8354H30MC-G	S-8354H30MC-JWPT2G	SOT-23-5	3.0	±2.4%	250.0	18.7	0.5	.64	.578	.514
628-8354A33MC-G	S-8354A33MC-JQST2G	SOT-23-5	3.3	±2.4%	50.0	18.7	0.5	.64	.578	.514
628-8354A50MC-G	S-8354A50MC-JRJT2G	SOT-23-5	5.0	±2.4%	50.0	31.0	0.5	.64	.578	.514

S-8521 SERIES, PWM/PFM CONTROLLED STEP-DOWN SWITCHING REGULATOR/CONTROLLERS

The S-8521 Series consists of a CMOS step-down switching regulator/controllers with PWM/PFM-switched control. These devices contain a reference voltage source, oscillation circuit, error amplifier and other components. It works in either PWM control or PFM control and can switch from one to the other. It normally operates using PWM control with a duty ratio of 25% to 100%, but under a light load, it automatically switches to PFM control with a duty ratio of 25%. This ensures high efficiency over a wide range of conditions, from standby mode to operation of peripheral equipment. With the addition of an external P-Channel MOSFET or PNP transistor, a coil, capacitors and a diode connected externally, these can function as step-down switching regulators.

For quantities greater than listed, call for quote.

MOUSER STOCK NO.	Seiko Part No.	Package Type	Output Voltage (V)	Maximum Duty Ratio (%)	Oscillation Frequency (kHz) (Typ.)	Current Consumption Operating (μA) (Typ.)	Current Consumption Shutdown (μA) (Max.)	Price Each 1	100	500
628-8521A30MC-G	S-8521A30MC-AXPT2G	SOT-23-5	3.0	10.0	180.0	35.0	0.5	.81	.728	.653
628-8521A33MC-G	S-8521A33MC-AXST2G	SOT-23-5	3.3	10.0	180.0	35.0	0.5	.81	.728	.653
628-8521A50MC-G	S-8521A50MC-AYJT2G	SOT-23-5	5.0	10.0	180.0	35.0	0.5	.81	.728	.653

© Copyright 2013 Mouser Electronics
© Copyright 2013 Mouser Electronics

SILICON LABS Digital Isolators

RoHS Compliant **This product is RoHS compliant.**

ISOPRO UNIDIRECTIONAL DIGITAL ISOLATORS

Features:
- 5kV, 2.5kV and 1kV isolation ratings
- High integration: up to 6 isolation channels in a single package
- High-speed operation: DC–150Mbps
- Wide operating supply voltage: 2.7V-5.5V
- Low power
- Transient immunity: >25kV/µs
- No start-up initialization required
- Precise timing
  - Less than 10ns propagation delay
  - 2ns pulse width distortion
  - 1ns channel-channel matching
  - 2ns pulse width skew
- Enable controlled outputs
- DC correct

Applications:
- Example circuit applications
  - Isolation
  - Level shifting
  - Ground loop elimination
- Example end applications
  - Isolated analog data acquisition
  - Operator interface controls
  - AC-DC and dc-dc switching supplies
  - Plasma TVs
  - USB/CAN/I²C networks
  - Isolated point-to-point communications
  - Motor control
  - UPS systems

For quantities greater than listed, call for quote.

MOUSER STOCK NO.	Silicon Labs Part No.	Package	Forward Data Channels	Reverse Data Channels	Max. Data Rate (Mbps)	Insulation Rating	Default Output State	Temp. Range (°C)	Price Each 1	25	100	1000
1.0kV												
634-SI8440AA-D-IS1	Si8440AA-D-IS1	NB SOIC-16	4	0	1	1.0kV	L	-40 to +125	1.74	1.68	1.62	1.50
634-SI8440BA-D-IS1	Si8440BA-D-IS1	NB SOIC-16	4	0	150	1.0kV	L	-40 to +125	2.58	2.48	2.39	2.21
634-SI8441AA-D-IS1	Si8441AA-D-IS1	NB SOIC-16	3	1	1	1.0kV	L	-40 to +125	1.74	1.68	1.62	1.50
634-SI8441BA-D-IS1	Si8441BA-D-IS1	NB SOIC-16	3	1	150	1.0kV	L	-40 to +125	2.58	2.48	2.39	2.21
634-SI8442AA-D-IS1	Si8442AA-D-IS1	NB SOIC-16	2	2	1	1.0kV	L	-40 to +125	1.74	1.68	1.62	1.50
634-SI8442BA-D-IS1	Si8442BA-D-IS1	NB SOIC-16	2	2	150	1.0kV	L	-40 to +125	2.58	2.48	2.39	2.21
634-SI8442BA-D-IU	SI8442BA-D-IU	QSOP-16	2	2	150	1.0kV	L	-40 to +125	2.57	2.47	2.38	2.16
634-SI8450AA-B-IS1	Si8450AA-B-IS1	NB SOIC-16	5	0	1	1.0kV	L	-40 to +125	1.97	1.89	1.82	1.70
634-SI8450BA-B-IS1	Si8450BA-B-IS1	NB SOIC-16	5	0	150	1.0kV	L	-40 to +125	2.89	2.78	2.68	2.49
634-SI8451AA-B-IS1	Si8451AA-B-IS1	NB SOIC-16	4	1	1	1.0kV	L	-40 to +125	1.97	1.89	1.82	1.70
634-SI8451BA-B-IS1	Si8451BA-B-IS1	NB SOIC-16	4	1	150	1.0kV	L	-40 to +125	1.97	1.89	1.82	1.73
634-SI8452AA-B-IS1	Si8452AA-B-IS1	NB SOIC-16	3	2	1	1.0kV	L	-40 to +125	1.97	1.89	1.82	1.70
634-SI8452BA-B-IS1	Si8452BA-B-IS1	NB SOIC-16	3	2	150	1.0kV	L	-40 to +125	2.89	2.78	2.68	2.49
634-SI8460AA-B-IS1	Si8460AA-B-IS1	NB SOIC-16	6	0	1	1.0kV	L	-40 to +125	2.19	2.11	2.03	1.89
634-SI8461AA-B-IS1	Si8461AA-B-IS1	NB SOIC-16	5	1	1	1.0kV	L	-40 to +125	2.19	2.11	2.03	1.89
634-SI8461BA-B-IS1	Si8461BA-B-IS1	NB SOIC-16	5	1	150	1.0kV	L	-40 to +125	3.23	3.10	2.99	2.78
634-SI8462AA-B-IS1	Si8462AA-B-IS1	NB SOIC-16	4	2	1	1.0kV	L	-40 to +125	2.19	2.11	2.03	1.89
634-SI8462BA-B-IS1	Si8462BA-B-IS1	NB SOIC-16	4	2	150	1.0kV	L	-40 to +125	3.23	3.10	2.99	2.78
634-SI8463AA-B-IS1	Si8463AA-B-IS1	NB SOIC-16	3	3	1	1.0kV	L	-40 to +125	2.19	2.11	2.03	1.89
634-SI8463BA-B-IS1	Si8463BA-B-IS1	NB SOIC-16	3	3	150	1.0kV	L	-40 to +125	3.23	3.10	2.99	2.78
2.5kV												
634-SI8410AB-D-IS	Si8410AB-D-IS	NB SOIC-8	1	0	1	2.5kV	L	-40 to +125	1.06	1.02	.984	.91
634-SI8410BB-D-IS	Si8410BB-D-IS	NB SOIC-8	1	0	150	2.5kV	L	-40 to +125	1.55	1.49	1.43	1.34
634-SI8420BB-D-IS	Si8420BB-D-IS	NB SOIC-8	2	0	150	2.5kV	L	-40 to +125	1.56	1.50	1.44	1.35
634-SI8421AB-D-IS	Si8421AB-D-IS	NB SOIC-8	1	1	1	2.5kV	L	-40 to +125	1.08	1.04	1.01	.931
634-SI8421BB-D-IS	Si8421BB-D-IS	NB SOIC-8	1	1	150	2.5kV	L	-40 to +125	1.56	1.50	1.44	1.35
634-SI8430AB-D-IS	Si8430AB-D-IS	WB SOIC-16	3	0	1	2.5kV	L	-40 to +125	1.55	1.49	1.43	1.34
634-SI8430BB-D-IS	Si8430BB-D-IS	WB SOIC-16	3	0	150	2.5kV	L	-40 to +125	2.32	2.24	2.15	2.00
634-SI8431AB-D-IS	Si8431AB-D-IS	WB SOIC-16	2	1	1	2.5kV	L	-40 to +125	1.55	1.49	1.43	1.34
634-SI8431BB-D-IS	Si8431BB-D-IS	WB SOIC-16	2	1	150	2.5kV	L	-40 to +125	2.32	2.24	2.15	2.00
634-SI8431BB-D-IS1	Si8431BB-D-IS1	NB SOIC-16	2	1	150	2.5kV	L	-40 to +125	2.21	2.13	2.05	1.90
634-SI8435BB-D-IS	Si8435BB-D-IS	WB SOIC-16	3	0	150	2.5kV	L	-40 to +125	2.32	2.24	2.15	2.00
634-SI8435BB-D-IS1	Si8435BB-D-IS1	NB SOIC-16	3	0	150	2.5kV	L	-40 to +125	2.21	2.13	2.05	1.90
634-SI8440AB-D-IS	Si8440AB-D-IS	WB SOIC-16	4	0	1	2.5kV	L	-40 to +125	1.93	1.85	1.78	1.67
634-SI8440AB-D-IS1	Si8440AB-D-IS1	NB SOIC-16	4	0	1	2.5kV	L	-40 to +125	1.83	1.77	1.69	1.57
634-SI8440BB-D-IS	Si8440BB-D-IS	WB SOIC-16	4	0	150	2.5kV	L	-40 to +125	2.79	2.70	2.59	2.42
634-SI8440BB-D-IS1	Si8440BB-D-IS1	NB SOIC-16	4	0	150	2.5kV	L	-40 to +125	2.69	2.59	2.49	2.32
634-SI8441AB-D-IS	Si8441AB-D-IS	WB SOIC-16	3	1	1	2.5kV	L	-40 to +125	1.93	1.85	1.78	1.67
634-SI8441AB-D-IS1	Si8441AB-D-IS1	NB SOIC-16	3	1	1	2.5kV	L	-40 to +125	1.83	1.77	1.69	1.57
634-SI8441BB-D-IS1	Si8441BB-D-IS1	NB SOIC-16	3	1	150	2.5kV	L	-40 to +125	2.69	2.59	2.49	2.32
634-SI8442AB-D-IS	Si8442AB-D-IS	WB SOIC-16	2	2	1	2.5kV	L	-40 to +125	1.93	1.85	1.78	1.67
634-SI8442AB-D-IS1	Si8442AB-D-IS1	NB SOIC-16	2	2	1	2.5kV	L	-40 to +125	1.83	1.77	1.69	1.57
634-SI8442BB-D-IS	Si8442BB-D-IS	WB SOIC-16	2	2	150	2.5kV	L	-40 to +125	2.79	2.70	2.59	2.42
634-SI8442BB-D-IS1	Si8442BB-D-IS1	NB SOIC-16	2	2	150	2.5kV	L	-40 to +125	2.69	2.59	2.49	2.32
634-SI8445BB-D-IS	Si8445BB-D-IS	WB SOIC-16	4	0	150	2.5kV	L	-40 to +125	2.79	2.70	2.59	2.42
634-SI8445BB-D-IS1	Si8445BB-D-IS1	NB SOIC-16	4	0	150	2.5kV	L	-40 to +125	2.69	2.59	2.49	2.32
634-SI8450AB-B-IS1	Si8450AB-B-IS1	NB SOIC-16	5	0	1	2.5kV	L	-40 to +125	2.05	1.98	1.89	1.77
634-SI8450BB-B-IS1	Si8450BB-B-IS1	NB SOIC-16	5	0	150	2.5kV	L	-40 to +125	3.02	2.91	2.79	2.61
634-SI8451AB-B-IS1	Si8451AB-B-IS1	NB SOIC-16	4	1	1	2.5kV	L	-40 to +125	2.05	1.98	1.89	1.77
634-SI8451BB-B-IS1	Si8451BB-B-IS1	NB SOIC-16	4	1	150	2.5kV	L	-40 to +125	3.02	2.91	2.79	2.61
634-SI8452AB-B-IS1	Si8452AB-B-IS1	NB SOIC-16	3	2	1	2.5kV	L	-40 to +125	2.05	1.98	1.89	1.77
634-SI8452BB-B-IS1	Si8452BB-B-IS1	NB SOIC-16	3	2	150	2.5kV	L	-40 to +125	3.02	2.91	2.79	2.61
634-SI8460AB-B-IS1	Si8460AB-B-IS1	NB SOIC-16	6	0	1	2.5kV	L	-40 to +125	2.29	2.21	2.13	1.98
634-SI8460BB-B-IS1	Si8460BB-B-IS1	NB SOIC-16	6	0	150	2.5kV	L	-40 to +125	3.38	3.25	3.12	2.91
634-SI8461AB-B-IS1	Si8461AB-B-IS1	NB SOIC-16	5	1	1	2.5kV	L	-40 to +125	2.29	2.21	2.13	1.98
634-SI8461BB-B-IS1	Si8461BB-B-IS1	NB SOIC-16	5	1	150	2.5kV	L	-40 to +125	3.38	3.25	3.12	2.91
634-SI8462AB-B-IS1	Si8462AB-B-IS1	NB SOIC-16	4	2	1	2.5kV	L	-40 to +125	2.29	2.21	2.13	1.98
634-SI8462BB-B-IS1	Si8462BB-B-IS1	NB SOIC-16	4	2	150	2.5kV	L	-40 to +125	3.38	3.25	3.12	2.91
634-SI8463AB-B-IS1	Si8463AB-B-IS1	NB SOIC-16	3	3	1	2.5kV	L	-40 to +125	2.29	2.21	2.13	1.98
634-SI8463BB-B-IS1	Si8463BB-B-IS1	NB SOIC-16	3	3	150	2.5kV	L	-40 to +125	3.38	3.25	3.12	2.91
5.0kV												
634-SI8410AD-A-IS	Si8410AD-A-IS	WB SOIC-16	1	0	1	5.0kV	L	-40 to +125	1.40	1.35	1.29	1.20
634-SI8410BD-A-IS	Si8410BD-A-IS	WB SOIC-16	1	0	150	5.0kV	L	-40 to +125	2.04	1.96	1.88	1.75
634-SI8420AD-A-IS	Si8420AD-A-IS	WB SOIC-16	2	0	1	5.0kV	L	-40 to +125	1.43	1.38	1.33	1.24
634-SI8420BD-A-IS	Si8420BD-A-IS	WB SOIC-16	2	0	150	5.0kV	L	-40 to +125	2.07	1.99	1.90	1.78
634-SI8421AD-B-IS	Si8421AD-B-IS	WB SOIC-16	1	1	1	5.0kV	L	-40 to +125	1.43	1.38	1.33	1.24
634-SI8421BD-B-IS	Si8421BD-B-IS	WB SOIC-16	1	1	150	5.0kV	L	-40 to +125	2.07	1.99	1.90	1.78
634-SI8422AB-B-IS	Si8422AB-B-IS	NB SOIC-8	1	1	1	5.0kV	L	-40 to +125	1.08	1.04	1.01	.931
634-SI8422AD-B-IS	Si8422AD-B-IS	WB SOIC-16	1	1	1	5.0kV	L	-40 to +125	1.43	1.38	1.33	1.24
634-SI8422BB-B-IS	Si8422BB-B-IS	NB SOIC-8	1	1	150	5.0kV	L	-40 to +125	1.56	1.50	1.44	1.35
634-SI8422BD-B-IS	Si8422BD-B-IS	WB SOIC-16	1	1	150	5.0kV	L	-40 to +125	2.07	1.99	1.90	1.78
634-SI8423AB-B-IS	Si8423AB-B-IS	NB SOIC-8	2	0	1	5.0kV	L	-40 to +125	1.08	1.04	1.01	.931
634-SI8423AD-B-IS	Si8423AD-B-IS	WB SOIC-16	2	0	1	5.0kV	L	-40 to +125	1.43	1.38	1.33	1.24
634-SI8423BB-B-IS	Si8423BB-B-IS	NB SOIC-8	2	0	150	5.0kV	L	-40 to +125	1.56	1.50	1.44	1.35
634-SI8423BD-B-IS	Si8423BD-B-IS	WB SOIC-16	2	0	150	5.0kV	L	-40 to +125	2.07	1.99	1.90	1.78

DIGITAL ISOLATORS REFERENCE DESIGN KITS

MOUSER STOCK NO.	Silicon Labs Part No.	Description	Price Each
634-ISOVOLT35-KIT	ISOVOLT35-KIT	3V/5V ISOvolt reference design for kit for digital isolators	42.79
634-ISOVOLT55-KIT	ISOVOLT55-KIT	3V/3V or 5V/5V ISOvolt reference design for kit for digital isolators	42.79
634-SI84XXCOM-RD	Si84XXCOM-RD	Si84xx digital isolated communications reference design kit for Si84xx digital isolators	42.80

© Copyright 2013 Mouser Electronics
© Copyright 2013 Mouser Electronics

SILICON LABS Digital Isolators and POE

RoHS Compliant This product is RoHS compliant.

SILICON LABS

ISOPRO BI-DIRECTIONAL I²C COMPATIBLE DIGITAL ISOLATORS

For quantities greater than listed, call for quote.

MOUSER STOCK NO.	Silicon Labs Part No.	Package	Forward Data Channels	Reverse Data Channels	Max. Data Rate (Mbps)	Insulation Rating	Bidirectional Serial Data	Bidirectional Serial Clock	Temp. Range (°C)	Price Each 1	25	100	1000
634-SI8400AA-B-IS	Si8400AA-B-IS	NB SOIC-8	0	0	1.7	1.0kV	Yes	Yes	-40 to +125	3.24	3.12	3.00	2.72
634-SI8400AB-B-IS	Si8400AB-B-IS	NB SOIC-8	0	0	1.7	2.5kV	Yes	Yes	-40 to +125	3.39	3.26	3.14	2.86
634-SI8401AA-B-IS	Si8401AA-B-IS	NB SOIC-8	1	1	1.7	5.0kV	Yes	Yes	-40 to +125	3.24	3.12	3.00	2.72
634-SI8401AB-B-IS	Si8401AB-B-IS	NB SOIC-8	1	1	1.7	5.0kV	Yes	Yes	-40 to +125	3.39	3.26	3.14	2.86
634-SI8405AA-B-IS1	Si8405AA-B-IS1	NB SOIC-16	1	1	1.7	1.0kV	Yes	Yes	-40 to +125	3.62	3.48	3.35	3.04
634-SI8405AB-B-IS1	Si8405AB-B-IS1	NB SOIC-16	1	1	1.7	2.5kV	Yes	Yes	-40 to +125	3.86	3.72	3.57	3.25
Evaluation Kit		Description										**Price Each**	
634-SI840XI2C-KIT	SI840XI2C-KIT	Evaluation kit provides a convenient engineering break out board for easy evaluation of the SI840x series of I2C isolators.										42.80	

BI-DIRECTIONAL I²C COMPATIBLE DIGITAL ISOLATORS WITH UNIDIRECTIONAL DIGITAL CHANNELS

The Si86xx family is the industry's highest performing, widest channel count series of unidirectional and bidirectional isolators supporting up to 5kV and reinforced isolation ratings.
Based on Silicon Labs' patented isolation technology, Si86xx isolators enable robust operation in harsh industrial applications.

For quantities greater than listed, call for quote.

MOUSER STOCK NO.	Silicon Labs Part No.	Package	Forward Data Channels	Reverse Data Channels	Max. Data Rate (Mbps)	Bidirectional Channels	Unidirectional Channels	Insulation Rating	Default Output State	Temp. Range (°C)	Price Each 1	25	100	250
1.0kV														
634-SI8641BA-B-IU	Si8641BA-B-IU	QSOP-16	3	1	150	0	4	1.0kV	Low	-40 to +125	2.57	2.47	2.38	2.21
634-SI8642BA-B-IU	Si8642BA-B-IU	QSOP-16	2	2	150	0	4	1.0kV	Low	-40 to +125	2.57	2.47	2.38	2.21
634-SI8645BA-B-IU	Si8645BA-B-IU	QSOP-16	4	0	150	0	4	1.0kV	Low	-40 to +125	2.57	2.47	2.38	2.21
634-SI8655BA-B-IS	Si8655BA-B-IS	WB SOIC-16	5	0	150	0	5	1.0kV	Low	-40 to +125	2.88	2.77	2.66	2.49
634-SI8655BA-B-IU	Si8655BA-B-IU	QSOP-16	5	0	150	0	5	1.0kV	Low	-40 to +125	2.88	2.77	2.66	2.49
3.75kV														
634-SI8600AC-B-IS	Si8600AC-B-IS	SOIC-8	0	0	1.7	2	1	3.75kV	Low	-40 to +125	3.39	3.26	3.14	2.86
634-SI8602AC-B-IS	Si8602AC-B-IS	SOIC-8	0	0	1.7	1	1	3.75kV	Low	-40 to +125	3.05	2.94	2.82	2.57
634-SI8605AC-B-IS1	Si8605AC-B-IS1	NB SOIC-16	0	0	1.7	2	2	3.75kV	Low	-40 to +125	3.86	3.72	3.57	3.25
634-SI8606AC-B-IS1	Si8606AC-B-IS1	NB SOIC-16	0	0	1.7	2	2	3.75kV	Low	-40 to +125	3.86	3.72	3.57	3.25
634-SI8610BC-B-IS	Si8610BC-B-IS	SOIC-8	1	0	150	0	1	3.75kV	Low	-40 to +125	1.86	1.80	1.73	1.61
634-SI8610EC-B-IS	Si8610EC-B-IS	SOIC-8	1	0	150	0	1	3.75kV	High	-40 to +125	1.86	1.80	1.73	1.61
634-SI8620BC-B-IS	Si8620BC-B-IS	SOIC-8	2	0	150	0	2	3.75kV	Low	-40 to +125	1.99	1.92	1.84	1.73
634-SI8621BC-B-IS	Si8621BC-B-IS	SOIC-8	1	1	150	0	2	3.75kV	Low	-40 to +125	1.99	1.92	1.84	1.73
634-SI8621EC-B-IS	Si8621EC-B-IS	SOIC-8	1	1	150	0	2	3.75kV	High	-40 to +125	1.99	1.92	1.84	1.73
634-SI8622BC-B-IS	Si8622BC-B-IS	SOIC-8	1	1	150	0	2	3.75kV	Low	-40 to +125	1.99	1.92	1.84	1.73
634-SI8622EC-B-IS	Si8622EC-B-IS	SOIC-8	1	1	150	0	2	3.75kV	High	-40 to +125	1.99	1.92	1.84	1.73
634-SI8630BC-B-IS1	Si8630BC-B-IS1	WB SOIC-16	3	0	150	0	3	3.75kV	Low	-40 to +125	2.63	2.53	2.43	2.28
634-SI8630EC-B-IS1	Si8630EC-B-IS1	NB SOIC-16	3	0	150	0	3	3.75kV	High	-40 to +125	2.63	2.53	2.43	2.28
634-SI8631BC-B-IS1	Si8631BC-B-IS1	NB SOIC-16	2	1	150	0	3	3.75kV	Low	-40 to +125	2.63	2.53	2.43	2.28
634-SI8631EC-B-IS1	Si8631EC-B-IS1	NB SOIC-16	2	1	150	0	3	3.75kV	High	-40 to +125	2.63	2.53	2.43	2.28
634-SI8635BC-B-IS1	Si8635BC-B-IS1	NB SOIC-16	3	0	150	0	3	3.75kV	Low	-40 to +125	2.63	2.53	2.43	2.28
634-SI8640BC-B-IS1	Si8640BC-B-IS1	NB SOIC-16	4	0	150	0	4	3.75kV	Low	-40 to +125	3.16	3.04	2.92	2.65
634-SI8640EC-B-IS1	Si8640EC-B-IS1	NB SOIC-16	4	0	150	0	4	3.75kV	High	-40 to +125	3.16	3.04	2.92	2.65
634-SI8641BC-B-IS1	Si8641BC-B-IS1	NB SOIC-16	3	1	150	0	4	3.75kV	Low	-40 to +125	3.16	3.04	2.92	2.65
634-SI8641EC-B-IS1	Si8641EC-B-IS1	NB SOIC-16	3	1	150	0	4	3.75kV	High	-40 to +125	3.16	3.04	2.92	2.65
634-SI8642BC-B-IS1	Si8642BC-B-IS1	NB SOIC-16	2	2	150	0	4	3.75kV	Low	-40 to +125	3.16	3.04	2.92	2.65
634-SI8642EC-B-IS1	Si8642EC-B-IS1	NB SOIC-16	2	2	150	0	4	3.75kV	High	-40 to +125	3.16	3.04	2.92	2.65
634-SI8645BC-B-IS1	Si8645BC-B-IS1	NB SOIC-16	4	0	150	0	4	3.75kV	Low	-40 to +125	3.16	3.04	2.92	2.65
634-SI8650BC-B-IS1	Si8650BC-B-IS1	NB SOIC-16	5	0	150	0	5	3.75kV	Low	-40 to +125	3.62	3.48	3.35	3.11
634-SI8651BC-B-IS1	Si8651BC-B-IS1	NB SOIC-16	4	1	150	0	5	3.75kV	Low	-40 to +125	3.62	3.48	3.35	3.11
634-SI8651EC-B-IS1	Si8651EC-B-IS1	NB SOIC-16	4	1	150	0	5	3.75kV	High	-40 to +125	3.62	3.48	3.35	3.11
634-SI8652BC-B-IS1	Si8652BC-B-IS1	NB SOIC-16	3	2	150	0	5	3.75kV	Low	-40 to +125	3.62	3.48	3.35	3.11
634-SI8652EC-B-IS1	Si8652EC-B-IS1	NB SOIC-16	3	2	150	0	5	3.75kV	High	-40 to +125	3.62	3.48	3.35	3.11
634-SI8660BA-B-IS1	Si8660BA-B-IS1	NB SOIC-16	6	0	150	0	6	3.75kV	Low	-40 to +125	5.08	4.75	4.17	3.86
634-SI8660BC-B-IS1	Si8660BC-B-IS1	NB SOIC-16	6	0	150	0	6	3.75kV	Low	-40 to +125	4.14	3.98	3.83	3.64
634-SI8660EC-B-IS1	Si8660EC-B-IS1	NB SOIC-16	6	0	150	0	6	3.75kV	High	-40 to +125	4.14	3.98	3.83	3.64
634-SI8661BC-B-IS1	Si8661BC-B-IS1	NB SOIC-16	5	1	150	0	6	3.75kV	Low	-40 to +125	4.14	3.98	3.83	3.64
634-SI8661EC-B-IS1	Si8661EC-B-IS1	NB SOIC-16	5	1	150	0	6	3.75kV	High	-40 to +125	4.14	3.98	3.83	3.64
634-SI8662BC-B-IS1	Si8662BC-B-IS1	NB SOIC-16	4	2	150	0	6	3.75kV	Low	-40 to +125	4.14	3.98	3.83	3.64
634-SI8662EC-B-IS1	Si8662EC-B-IS1	NB SOIC-16	4	2	150	0	6	3.75kV	High	-40 to +125	4.14	3.98	3.83	3.64
634-SI8663BC-B-IS1	Si8663BC-B-IS1	NB SOIC-16	3	3	150	0	6	3.75kV	Low	-40 to +125	4.14	3.98	3.83	3.64
634-SI8663EC-B-IS1	Si8663EC-B-IS1	NB SOIC-16	3	3	150	0	6	3.75kV	High	-40 to +125	4.14	3.98	3.83	3.64
5.0kV														
634-SI8600AD-B-IS	Si8600AD-B-IS	WB SOIC-16	0	0	1.7	2	0	5.0kV	Low	-40 to +125	4.08	3.93	3.78	3.42
634-SI8602AD-B-IS	Si8602AD-B-IS	WB SOIC-16	0	0	1.7	1	1	5.0kV	Low	-40 to +125	3.66	3.53	3.39	3.08
634-SI8605AD-B-IS	Si8605AD-B-IS	WB SOIC-16	0	0	1.7	2	2	5.0kV	Low	-40 to +125	4.62	4.45	4.28	3.91
634-SI8610BD-B-IS	Si8610BD-B-IS	WB SOIC-16	1	0	150	0	1	5.0kV	Low	-40 to +125	1.93	1.86	1.79	1.67
634-SI8610ED-B-IS	Si8610ED-B-IS	SOIC-8	1	0	150	0	1	5.0kV	High	-40 to +125	1.93	1.86	1.79	1.67
634-SI8620BD-B-IS	Si8620BD-B-IS	WB SOIC-16	2	0	150	0	2	5.0kV	Low	-40 to +125	2.05	1.98	1.90	1.78
634-SI8620ED-B-IS	Si8620ED-B-IS	WB SOIC-16	2	0	150	0	2	5.0kV	High	-40 to +125	2.05	1.98	1.90	1.78
634-SI8621ED-B-IS	Si8621ED-B-IS	WB SOIC-16	1	1	150	0	2	5.0kV	High	-40 to +125	2.05	1.98	1.90	1.78
634-SI8622BD-B-IS	Si8622BD-B-IS	WB SOIC-16	1	1	150	Unidirectional	2	5.0kV	Low	-40 to +125	2.05	1.98	1.90	1.78
634-SI8630BD-B-IS	Si8630BD-B-IS	WB SOIC-16	3	0	150	0	3	5.0kV	Low	-40 to +125	2.96	2.86	2.75	2.47
634-SI8631BD-B-IS	Si8631BD-B-IS	WB SOIC-16	2	1	150	0	3	5.0kV	Low	-40 to +125	2.96	2.86	2.75	2.47
634-SI8631ED-B-IS	Si8631ED-B-IS	WB SOIC-16	2	1	150	0	3	5.0kV	High	-40 to +125	2.96	2.86	2.75	2.47
634-SI8635BD-B-IS	Si8635BD-B-IS	WB SOIC-16	3	0	150	0	3	5.0kV	Low	-40 to +125	2.96	2.86	2.75	2.47
634-SI8640BD-B-IS	Si8640BD-B-IS	WB SOIC-16	4	0	150	0	4	5.0kV	Low	-40 to +125	3.66	3.53	3.39	3.16
634-SI8640ED-B-IS	Si8640ED-B-IS	WB SOIC-16	4	0	150	0	4	5.0kV	High	-40 to +125	3.66	3.53	3.39	3.16
634-SI8641BD-B-IS	Si8641BD-B-IS	WB SOIC-16	3	1	150	0	4	5.0kV	Low	-40 to +125	3.66	3.53	3.39	3.16
634-SI8641ED-B-IS	Si8641ED-B-IS	WB SOIC-16	3	1	150	0	4	5.0kV	High	-40 to +125	3.66	3.53	3.39	3.16
634-SI8642BD-B-IS	Si8642BD-B-IS	WB SOIC-16	2	2	150	0	4	5.0kV	Low	-40 to +125	3.66	3.53	3.39	3.16
634-SI8642ED-B-IS	Si8642ED-B-IS	WB SOIC-16	2	2	150	0	4	5.0kV	High	-40 to +125	3.66	3.53	3.39	3.16
634-SI8651BD-B-IS	Si8651BD-B-IS	WB SOIC-16	4	1	150	0	5	5.0kV	Low	-40 to +125	4.33	4.17	4.01	3.83
634-SI8651ED-B-IS	Si8651ED-B-IS	WB SOIC-16	4	1	150	0	5	5.0kV	High	-40 to +125	4.33	4.17	4.01	3.83
634-SI8652BD-B-IS	Si8652BD-B-IS	WB SOIC-16	3	2	150	0	5	5.0kV	Low	-40 to +125	4.33	4.17	4.01	3.83
634-SI8655BD-B-IS	Si8655BD-B-IS	WB SOIC-16	5	0	150	0	5	5.0kV	Low	-40 to +125	4.33	4.17	4.01	3.83
634-SI8660BD-B-IS	Si8660BD-B-IS	WB SOIC-16	6	0	150	0	6	5.0kV	Low	-40 to +125	5.01	4.83	4.64	4.62
634-SI8660ED-B-IS	Si8660ED-B-IS	WB SOIC-16	6	0	150	0	6	5.0kV	High	-40 to +125	5.01	4.83	4.64	4.62
634-SI8661BD-B-IS	Si8661BD-B-IS	WB SOIC-16	5	1	150	0	6	5.0kV	Low	-40 to +125	5.01	4.83	4.64	4.62
634-SI8661ED-B-IS	Si8661ED-B-IS	WB SOIC-16	5	1	150	0	6	5.0kV	High	-40 to +125	5.01	4.83	4.64	4.62
634-SI8662BD-B-IS	Si8662BD-B-IS	WB SOIC-16	4	2	150	0	6	5.0kV	Low	-40 to +125	5.01	4.83	4.64	4.62
634-SI8662ED-B-IS	Si8662ED-B-IS	WB SOIC-16	4	2	150	0	6	5.0kV	High	-40 to +125	5.01	4.83	4.64	4.62
634-SI8663BD-B-IS	Si8663BD-B-IS	WB SOIC-16	3	3	150	0	6	5.0kV	Low	-40 to +125	5.01	4.83	4.64	4.62
634-SI8663ED-B-IS	Si8663ED-B-IS	WB SOIC-16	3	3	150	0	6	5.0kV	High	-40 to +125	5.01	4.83	4.64	4.62
Evaluation Kit		Description											**Price Each**	
634-SI86XXISO-KIT	Si86XXISO-KIT	Evaluation kit is intended to simplify basic functional testing and engineering validation of various isolation product configurations.											42.80	

© Copyright 2013 Mouser Electronics
© Copyright 2013 Mouser Electronics

SILICON LABS Interface ICs, Current Sensors, Drivers and POE

RoHS Compliant This product is RoHS compliant.

ISOLATED AC MAINS MONITOR

NEW PRODUCT

For quantities greater than listed, call for quote.

MOUSER STOCK NO.	Silicon Labs Part No.	Package	Serial Port	Isolation Rating	Number of Channels	Full Scale Current (A)	Price Each 1	25	100	1000
634-SI8900B-A01-GS	Si8900B-A01-GS	SOIC-16	UART	2.5Kv	3	13.3	3.02	2.91	2.79	2.43
634-SI8900D-A01-GS	Si8900D-A01-GS	SOIC-16	UART	5.0Kv	3	13.3	3.70	3.52	3.36	2.78
634-SI8901B-A01-GS	Si8901B-A01-GS	SOIC-16	I²C/SMBUS	2.5Kv	3	13.3	4.98	4.79	4.61	3.73
634-SI8901D-A01-GS	Si8901D-A01-GS	SOIC-16	I²C/SMBUS	5.0Kv	3	13.3	5.62	5.40	5.20	4.19
634-SI8902B-A01-GS	Si8902B-A01-GS	SOIC-16	SPI Port	2.5Kv	3	13.3	3.84	3.66	3.50	2.89
634-SI8902D-A01-GS	Si8902D-A01-GS	SOIC-16	SPI Port	5.0Kv	3	13.3	4.55	4.37	4.21	3.47

Development Kit

For quantities greater than listed, call for quote.

MOUSER STOCK NO.	Silicon Labs Part No.	Description	Price Each
634-SI890XPWR-KIT	Si890xPWR-KIT	Si890x Power Development Kit	172.54

AC CURRENT SENSORS

For quantities greater than listed, call for quote.

MOUSER STOCK NO.	Silicon Labs Part No.	Package	Full Scale Current (A)	Full Scale Error (% of Reading)	Isolation Rating	Output Mode	Price Each 1	25	100	1000
634-SI8501-C-IM	Si8501-C-IM	QFN-12	5	±5	1kV RMS	Single	1.02	.984	.942	.824
634-SI8502-C-IM	Si8502-C-IM	QFN-12	10	±5	1kV RMS	Single	1.06	1.02	.974	.856
634-SI8503-C-IM	Si8503-C-IM	QFN-12	20	±5	1kV RMS	Single	1.10	1.06	1.03	.888
634-SI8501-C-IS	Si8501-C-IS	SOIC-20	5	±5	5kV RMS	Single	1.39	1.34	1.28	1.13
634-SI8502-C-IS	Si8502-C-IS	SOIC-20	10	±5	5kV RMS	Single	1.44	1.39	1.34	1.18
634-SI8503-C-IS	Si8503-C-IS	SOIC-20	20	±5	5kV RMS	Single	1.52	1.47	1.40	1.23
634-SI8511-C-IM	Si8511-C-IM	QFN-12	5	±5	1kV RMS	Ping-Pong	1.10	1.06	1.03	.888
634-SI8512-C-IM	Si8512-C-IM	QFN-12	10	±5	1kV RMS	Ping-Pong	1.16	1.11	1.07	.931
634-SI8511-C-IS	Si8511-C-IS	SOIC-20	5	±5	5kV RMS	Ping-Pong	1.52	1.47	1.40	1.23
634-SI8512-C-IS	Si8512-C-IS	SOIC-20	10	±5	5kV RMS	Ping-Pong	1.58	1.52	1.47	1.28
634-SI8513-C-IS	Si8513-C-IS	SOIC-20	20	±5	5kV RMS	Ping-Pong	1.66	1.59	1.53	1.35
634-SI8517-C-IM	Si8517-C-IM	QFN-12	5	±5	1kV RMS	Ping-Pong	1.10	1.06	1.03	.888
634-SI8518-C-IM	Si8518-C-IM	QFN-12	10	±5	1kV RMS	Ping-Pong	1.16	1.11	1.07	.931
634-SI8519-C-IM	Si8519-C-IM	QFN-12	20	±5	1kV RMS	Ping-Pong	1.21	1.16	1.11	.984
634-SI8517-C-IS	Si8517-C-IS	SOIC-20	5	±5	5kV RMS	Ping-Pong	1.52	1.47	1.40	1.23
634-SI8518-C-IS	Si8518-C-IS	SOIC-20	10	±5	5kV RMS	Ping-Pong	1.58	1.52	1.47	1.28
634-SI8519-C-IS	Si8519-C-IS	SOIC-20	20	±5	5kV RMS	Ping-Pong	1.66	1.59	1.53	1.35

Current Sensor Evaluation Kit

For quantities greater than listed, call for quote.

MOUSER STOCK NO.	Silicon Labs Part No.	Description	Price Each
634-SI85XX-EVB	Si85XX-EVB	Si85xx Universal AC Current Sensor Evaluation Kit	21.35

Target Board

For quantities greater than listed, call for quote.

MOUSER STOCK NO.	Silicon Labs Part No.	Description	Price Each
634-SI85XX20AQFN-EVB	Si85XX20AQFN-EVB	Unidirectional AC Current Sensor Target Board	21.35

ISOPRO ISOLATED GATE DRIVERS

For quantities greater than listed, call for quote.

MOUSER STOCK NO.	Silicon Labs Part No.	Package	Input Type	Output Config	Peak Output Current (A)	Max. Prop. Delay (ns)	Isolation Rating Input-Output (kVrms)	Isolation Rating Output-Output (Vdc)	UVLO Voltage (V)	Overlap Protection & Dead Time Control	Driver Supply (V)	Price Each 1	25	100	1000
634-SI8220BB-A-IS	Si8220BB-A-IS	SOIC-8	Opto	Single	2.5	80	2.5	-----	8	No	6.5 to 24	1.59	1.53	1.48	1.39
634-SI8220CB-A-IS	Si8220CB-A-IS	SOIC-8	Opto	Single	2.5	80	2.5	-----	10	No	6.5 to 24	1.59	1.53	1.48	1.39
634-SI8220DB-A-IS	Si8220DB-A-IS	SOIC-8	Opto	Single	2.5	80	2.5	-----	12.5	No	6.5 to 24	1.59	1.53	1.48	1.39
634-SI8221CC-A-IS	Si8221CC-A-IS	SOIC-8	Opto	Single	0.5	80	3.75	-----	10	No	6.5 to 24	1.81	1.73	1.67	1.56
634-SI8221DC-A-IS	Si8221DC-A-IS	SOIC-8	Opto	Single	0.5	80	3.75	-----	12.5	No	6.5 to 24	1.81	1.73	1.67	1.56
634-SI8230BB-B-IS	SI8230BB-B-IS	WB SOIC-16	VIA, VIB	HS/LS	0.5	60	2.5	1500	8	Yes	6.5 to 24	1.74	1.68	1.62	1.51
634-SI8230BB-B-IS1	SI8230BB-B-IS1	NB SOIC-16	VIA, VIB	HS/LS	0.5	60	2.5	1500	8	Yes	6.5 to 24	1.82	1.74	1.68	1.57
634-SI8231BB-B-IS	SI8231BB-B-IS	WB SOIC-16	PWM	HS/LS	0.5	60	2.5	1500	8	Yes	6.5 to 24	1.74	1.68	1.62	1.51
634-SI8231BD-B-IS	SI8231BD-B-IS	WB SOIC-16	PWM	HS/LS	0.5	60	5.0	1500	8	Yes	6.5 to 24	2.29	2.20	2.12	1.99
634-SI8232BB-B-IS	SI8232BB-B-IS	WB SOIC-16	VIA, VIB	Dual Drvr	0.5	60	2.5	1500	8	No	6.5 to 24	1.74	1.68	1.62	1.51
634-SI8232BB-B-IS1	SI8232BB-B-IS1	NB SOIC-16	VIA, VIB	Dual Drvr	0.5	60	2.5	1500	8	No	6.5 to 24	1.82	1.74	1.68	1.57
634-SI8232BD-B-IS	SI8232BD-B-IS	WB SOIC-16	VIA, VIB	Dual Drvr	0.5	60	5.0	1500	8	No	6.5 to 24	2.29	2.20	2.12	1.99
634-SI8233BB-C-IM	SI8233BB-C-IM	LGA-14	VIA, VIB	HS/LS	4.0	60	2.5	9000	8	Yes	6.5 to 24	2.53	2.44	2.34	2.19
634-SI8233BB-C-IS	SI8233BB-C-IS	WB SOIC-16	VIA, VIB	HS/LS	4.0	60	2.5	9000	8	Yes	6.5 to 24	2.36	2.28	2.19	2.04
634-SI8233BB-C-IS1	SI8233BB-C-IS1	NB SOIC-16	VIA, VIB	HS/LS	4.0	60	2.5	9000	8	Yes	6.5 to 24	2.44	2.35	2.26	2.11
634-SI8233BD-C-IS	SI8233BD-C-IS	WB SOIC-16	VIA, VIB	HS/LS	4.0	60	5.0	1500	8	Yes	6.5 to 24	3.12	3.01	2.90	2.70
634-SI8234BB-C-IM	SI8234BB-C-IM	LGA-14	PWM	HS/LS	4.0	60	2.5	9000	8	Yes	6.5 to 24	2.53	2.44	2.34	2.19
634-SI8234BB-C-IS	SI8234BB-C-IS	WB SOIC-16	PWM	HS/LS	4.0	60	2.5	9000	8	Yes	6.5 to 24	2.36	2.28	2.19	2.04
634-SI8234BB-C-IS1	SI8234BB-C-IS1	NB SOIC-16	PWM	HS/LS	4.0	60	2.5	9000	8	Yes	6.5 to 24	2.44	2.35	2.26	2.11
634-SI8234BD-C-IS	SI8234BD-C-IS	WB SOIC-16	VIA, VIB	HS/LS	0.5	60	5.0	1500	8	Yes	6.5 to 24	3.12	3.01	2.90	2.70
634-SI8235BB-C-IS	SI8235BB-C-IS	WB SOIC-16	VIA, VIB	Dual Drvr	4.0	60	2.5	1500	8	No	6.5 to 24	2.36	2.28	2.19	2.04
634-SI8235BB-C-IS1	SI8235BB-C-IS1	NB SOIC-16	VIA, VIB	Dual Drvr	4.0	60	2.5	1500	8	No	6.5 to 24	2.44	2.35	2.26	2.11
634-SI8235BD-C-IS	SI8235BD-C-IS	WB SOIC-16	VIA, VIB	Dual Drvr	4.0	60	5.0	1500	8	No	6.5 to 24	3.12	3.01	2.90	2.70

Evaluation Kit

For quantities greater than listed, call for quote.

MOUSER STOCK NO.	Silicon Labs Part No.	Description	Price Each
634-SI82XX-KIT	SI82XX-KIT	Evaluation kit provides a platform for evaluating several different isolated gate driver products.	52.43

POWER OVER ETHERNET (POE) POWERED/SOURCING DEVICES

For quantities greater than listed, call for quote.

MOUSER STOCK NO.	Silicon Labs Part No.	Package	Description	Current Limit (mA) (Min/Max)	Max. Output Power (W)	Operating Temp. (°C)	Price Each 1	25	100	1000
Si3460/Si3500 PoE PSE										
634-SI3402-A-GM	Si3402-A-GM	QFN-20	Integrated 802.3-compliant PoE PD Interface & Low-emi Switching Regulator	470/---	17	-40 to +85	3.87	3.72	3.58	1.49
634-SI3460-E03-GM	Si3460-E03-GM	QFN-11	Single Port PSE with DC-DC Controller	400/450	15.4	-40 to +85	5.00	4.80	4.62	1.51
634-SI3500-A-GM	Si3500-A-GM	QFN-20	High Voltage DC-DC Controller (-42 to -57V input range)	400/---	17	-40 to +85	3.75	3.61	3.47	1.38

© Copyright 2013 Mouser Electronics
© Copyright 2013 Mouser Electronics

STMICROELECTRONICS Power Management ICs

Products may be RoHS compliant. Check mouser.com for RoHS status.

life.augmented

DARLINGTON ARRAYS

◆Surface Mount Devices

For quantities greater than listed, call for quote.

MOUSER STOCK NO.	STM Part No.	Package Type	Description	Output Voltage (V)	Output Leakage Current Max. (μA)	Output Leakage Current VCE (V)	Temperature Range (°C)	VCE (SAT) Max. (V)	VCE (SAT) @ I_C (A)	Price Each 1	Price Each 10	Price Each 100
511-ULN2002A	ULN2002A	DIP-16	Seven NPN darlington pairs	50	500	50	-20 to +85	1.6	0.35	.64	.524	.439
◆ 511-ULN2002D1013TR	ULN2002D1013TR	SO-16	Seven NPN darlington pairs	50	500	50	-20 to +85	1.6	0.35	.50	.482	.44
511-ULN2003A	ULN2003A	DIP-16	Seven NPN darlington pairs	50	50	50	-20 to +85	1.6	0.35	.62	.524	.389
511-ULN2004A	ULN2004A	DIP-16	Seven NPN darlington pairs	50	500	50	-20 to +85	1.6	0.35	.62	.524	.389
◆ 511-ULN2004D1013TR	ULN2004D13TR	SO-16	Seven NPN darlington pairs	50	50	50	-20 to +85	1.6	0.35	.61	.514	.383
511-ULN2064B	ULN2064B	PWRDIP-12+2+2	Four NPN darlington switches	50	100	50	-20 to +85	1.4	1.25	2.86	2.32	2.07
511-ULN2065B	ULN2065B	PWRDIP-12+2+2	Four NPN darlington switches	80	100	80	-20 to +85	1.5	1.5	2.78	2.39	2.00
511-ULN2068B	ULN2068B	PWRDIP-12+2+2	Four NPN darlington switches	50	100	50	-20 to +85	1.4	1.25	2.86	2.32	2.07
511-ULN2801A	ULN2801A	DIP-18	Eight NPN darlington pairs	50	50	50	-20 to +85	1.6	0.35	.90	.86	.784
511-ULN2802A	ULN2802A	DIP-18	Eight NPN darlington pairs	50	500	50	-20 to +85	1.6	0.35	.49	.46	.419
511-ULN2804A	ULN2804A	DIP-18	Eight NPN darlington pairs	50	500	50	-20 to +85	1.6	0.35	.90	.856	.784
511-ULQ2003A	ULQ2003A	DIP-16	Seven NPN darlington pairs	50	50	50	-40 to +105	1.1	0.1	.29	.268	.246
◆ 511-ULQ2003D1013TR	ULQ2003D13TR	SO-16	Seven NPN darlington pairs	50	50	50	-40 to +105	1.1	0.1	.61	.524	.396

VOLTAGE COMPARATORS

◆Surface Mount Devices

PRODUCT NEW

For quantities greater than listed, call for quote.

MOUSER STOCK NO.	STM Part No.	Package Type	Single Dual Quad	Input Offset Voltage Max. (mV)	Input Bias Current Max.	Response Time Typ. (ns)	Supply Currents Typ./Max. (mA) Positive	Supply Currents Typ./Max. (mA) Negative	Operating Temperature Range (°C)	Price Each 1	Price Each 10	Price Each 100
General Purpose												
◆ 511-LM211D	LM211D	SO-8	S	3	100nA	200	5.1/6.0	4.1/5.0	-40 to +105	.75	.663	.514
511-LM211N	LM211N	DIP-8	S	3	100nA	200	5.1/6.0	4.1/5.0	-40 to +105	.32	.225	.195
◆ 511-LM311D	LM311D	SO-8	S	7.5	250nA	200	5.1/7.5	4.1/5.0	-65 to +150	.55	.428	.293
◆ 511-LM311DT	LM311DT	SO-8	S	7.5	250nA	200	5.1/7.5	4.1/5.0	-65 to +150	.47	.31	.255
511-LM311N	LM311N	DIP-8	S	7.5	250nA	200	5.1/7.5	4.1/5.0	-65 to +150	.40	.31	.249
High Speed												
◆ 511-TS3021ICT	TS3021ICT	SC-70-5	S	6	160nA	0.038	.073/.0.9	----/----	0 to +70	1.39	1.10	.97
◆ 511-TS3021ILT	TS3021ILT	SOT-23-5	S	6	160nA	0.038	.073/.0.9	----/----	0 to +70	1.89	1.51	.995
◆ 511-TS3011ICT	TS3011ICT	SC70-5	S	8	0.1nA	-	0.52/0.64	0.65/0.88	3.10	3.07	2.48	1.88
◆ 511-TS3011ILT	TS3011ILT	SOT-23-5	S	8	0.1nA	-	0.52/0.64	0.65/0.88	3.10	3.07	2.48	1.88
◆ 511-LM319D	LM319D	SO-14	D	8	1000nA	80	8.0/12.5	3.0/5.0	0 to +70	.89	.691	.603
511-LM319N	LM319N	DIP-14	D	8	1000nA	80	8.0/12.5	3.0/5.0	0 to +70	.85	.685	.567
Low Current Nanopower												
◆ 511-TS881ICT	TS881ICT	SC-70-5	S	6	100pA	100	----/----	----/----	-40 to +125	1.27	1.02	.889
Low Power Low Voltage												
◆ 511-TS391IL	TS391ILT	SOT-23-5L	S	5	250nA	1300	0.2/0.5	----/----	-40 to +125	.80	.621	.471
◆ 511-LMV331ILT	LMV331ILT	SOT-23-5	S	7	250nA	----	0.02/0.1	----/----	-40 to +85	.62	.449	.389
◆ 511-LM293ADT	LM293ADT	SO-8	D	2	250nA	1300	0.4/1.0	----/----	-40 to +105	.96	.738	.648
◆ 511-LM393ADT	LM393ADT	SO-8	D	2	250nA	1300	0.4/1.0	----/----	0 to +70	.42	.321	.218
511-LM293N	LM293N	DIP-8	D	5	250nA	1300	0.4/1.0	----/----	-40 to +105	.48	.375	.30
◆ 511-LM393D	LM393D	SO-8	D	5	250nA	1300	0.4/1.0	----/----	0 to +70	.54	.417	.342
511-LM393N	LM393N	DIP-8	D	5	250nA	1300	0.4/1.0	----/----	0 to +70	.41	.289	.213
◆ 511-LM193DT	LM193DT	SOIC-8	D	5	250nA	1300	0.45/1.0	---/---	-55 to +125	1.04	.792	.699
◆ 511-LM2903D	LM2903D	SO-8	D	7	250nA	1300	0.4/1.0	----/----	-40 to +125	.49	.428	.332
511-LM2903N	LM2903N	DIP-8	D	7	250nA	1300	0.4/1.0	----/----	-40 to +125	.43	.31	.225
◆ 511-LMV339IDT	LMV339IDT	SO-14	D	9	400nA	200	0.2/1.0	----/----	-40 to +85	.82	.77	.717
◆ 511-LMV393IDT	LMV393IDT	SO-8	D	9	400nA	200	0.2/1.5	----/----	-40 to +85	.75	.674	.621
◆ 511-LMV393IST	LMV393IST	MiniSO-8	D	9	400nA	200	0.2/1.5	----/----	-40 to +85	.64	.599	.556
511-LM239AN	LM239AN	DIP-14	Q	2	100nA	1300	1.1/2.0	----/----	-40 to +105	.85	.685	.567
◆ 511-LM139APT	LM139APT	TSSOP-14	Q	2	100nA	1300	1.3/2.5	----/----	-55 to +125	1.13	.92	.778
◆ 511-LM339AD	LM339AD	SO-14	Q	2	100nA	1300	1.3/2.5	----/----	0 to +70	.75	.653	.51
511-LM339AN	LM339AN	DIP-14	Q	2	100nA	1300	1.3/2.5	----/----	0 to +70	.52	.346	.282
◆ 511-LM239QT	LM239QT	QFN-16	Q	5	25nA	1300	1.1/2.0	---/---	40 to +105	.56	.369	.302
◆ 511-LM339QT	LM339QT	QFN-16	Q	5	250nA	1300	1.1/2.0	----/----	0 to +70	.45	.289	.243
◆ 511-LM139DT	LM139DT	SOP-14	Q	5	250nA	1300	1.1/2.0	---/---	-55 to +125	1.20	1.07	.845
◆ 511-LM239D	LM239D	SO-14	Q	5	250nA	1300	1.3/2.5	----/----	-40 to +105	.48	.342	.278
511-LM239N	LM239N	DIP-14	Q	5	250nA	1300	1.3/2.5	----/----	-40 to +105	.41	.364	.281
◆ 511-LM239DT	LM239DT	SO-14	Q	5	250nA	1300	1.3/2.5	----/----	-40 to +105	.50	.332	.268
◆ 511-LM339D	LM339D	SO-14	Q	5	250nA	1300	1.3/2.5	----/----	0 to +70	.54	.417	.342
511-LM339N	LM339N	DIP-14	Q	5	250nA	1300	1.3/2.5	----/----	0 to +70	.35	.257	.186
◆ 511-LM339P	LM339PT	TSSOP-14	Q	5	250nA	1300	1.3/2.5	----/----	0 to +70	.44	.353	.239
511-LM2901N	LM2901N	DIP-14	Q	7	250nA	1300	1.1/2.0	----/----	-40 to +125	.50	.375	.32
◆ 511-LM2901P	LM2901PT	TSSOP-14	Q	7	250nA	1300	1.1/2.0	----/----	-40 to +125	.46	.30	.247
◆ 511-LMV339IPT	LMV339IPT	TSSOP-14	Q	9	400nA	200	0.2/1.0	----/----	-40 to +85	.93	.835	.77
Micropower												
◆ 511-TS331ICT	TS331ICT	SC-70-5	S	6	160nA	0.038	.073/0.09	----/----	-40 to +125	.70	.538	.47
◆ 511-TS861AIL	TS861AILT	SOT-23-5L	S	7	0.3nA	500	.006/.012	----/----	-40 to +85	.86	.749	.576
◆ 511-TS861IL	TS861ILT	SOT-23-5L	S	7	0.3nA	500	.006/.012	----/----	-40 to +85	1.04	.867	.763
◆ 511-TS7211AIL	TS7211AILT	SOT-23-5L	S	7	0.3nA	1500	.006/.012	----/----	-40 to +85	1.31	1.04	.911
◆ 511-TS3702ID	TS3702ID	SO-8	D	5	0.6nA	0.15	0.018/.04	----/----	-40 to +125	.82	.717	.557
511-TS3702IN	TS3702IN	DIP-8	D	5	0.6nA	0.15	0.018/.04	----/----	-40 to +125	.80	.706	.54
◆ 511-TS393IP	TS393IPT	TSSOP-8	D	5	0.6nA	0.15	0.02/0.04	----/----	-40 to +125	.80	.621	.541
◆ 511-TS332IDT	TS332IDT	SO-8	D	6	100nA	210	0.02/0.026	----/----	-40 to +85	.85	.749	.696
◆ 511-TS332IST	TS332IST	MiniSO-8	D	6	100nA	210	----/0.038	----/----	-40 to +85	.87	.77	.717
◆ 511-TS3704IDT	TS3704IDT	SO-14	Q	5	0.6nA	0.12	0.036/.08	----/----	-40 to +125	.78	.685	.552
◆ 511-TS3704IP	TS3704IPT	TSSOP-14	Q	5	0.6nA	0.12	0.036/.08	----/----	-40 to +125	.64	.407	.394
◆ 511-TS334IDT	TS334IDT	SO-14	Q	6	100nA	210	----/0.038	----/----	-40 to +85	.94	.835	.77
◆ 511-TS334IPT	TS334IPT	TSSOP-14	Q	6	100nA	210	----/0.038	----/----	-40 to +85	.96	.856	.792

SIGNAL RE-DRIVER

◆Surface Mount Devices

PRODUCT NEW

For quantities greater than listed, call for quote.

MOUSER STOCK NO.	STM Part No.	Package Type	Supply Voltage (Min/Max) (V)	No. of Input Lines	No. of Output Lines	Data Rate (Gbps)	Operating Temp Range (°C)	Price Each 1	Price Each 10	Price Each 100
◆ 511-STA1102RUTR	STA1102RUTR	QFN-20	3/3.6	4	4	1.5	-40 to +85	2.02	1.63	1.47

© Copyright 2013 Mouser Electronics
© Copyright 2013 Mouser Electronics

STMICROELECTRONICS Power Management ICs

life.augmented

Products may be RoHS compliant. Check mouser.com for RoHS status.

ENHANCED SINGLE CHANNEL POWER SWITCH

♦ Surface Mount Devices

For quantities greater than listed, call for quote.

MOUSER STOCK NO.	STM Part No.	Package Type	$R_{ds(on)}$@2.7V (Max.) (mA)	DC Output Current (Max.) (mA)	Supply Voltage(V)	Output Voltage (Typ.) (V)	t_{on} (Max.)	t_{off} (Max.)	Input Voltage (V)		Temp. Range (°C)	Price Each		
									High Level (Min.)	Low Level (Max.)		1	10	100
♦ 511-STMPS2171STR	STMPS2171STR	SOT-23-5L	170	1000	2.7 to 5.5	5.0	5ms	10ms	2.0	0.8	-40 to +85	1.86	1.50	1.35

MULTIPLEXER/DEMULTIPLEXER

♦ Surface Mount Devices

For quantities greater than listed, call for quote.

MOUSER STOCK NO.	STM Part No.	Package Type	R_{on} (Max) (Ω)	Leakage Current thru Switch (Max) (μA)	Propagation Delay (Typ.) (ns)	Output Current (Max) (mA)	Supply Voltage to Ground (Max) (V)	Temp. Range (°C)	Price Each		
									1	10	100
♦ 511-STMUX7000QTR	STMUX7000QTR	QFN-32	6.5	±1	0.25	120	4.6	-40 to +85	1.72	1.39	1.24

ELECTRONIC FUSES

♦ Surface Mount Devices

For quantities greater than listed, call for quote.

MOUSER STOCK NO.	STM Part No.	Package Type	UVLO Threshold (Typ)(V)	DC Input Voltage (Max)(V)	Output Voltage (Nom)(V)	$R_{DS(ON)}$		Clamping Voltage (Nom)(V)	Operating Temperature (°C)	Price Each		
						(Typ) (mΩ)	(Max) (mΩ)			1	10	100
♦ 511-STEF05PUR	STEF05PUR	DFN-10	3.6	10	5	40	70	6.65	-40 to 125	.94	.877	.766
♦ 511-STEF12PUR	STEF12PUR	DFN-10	8.5	18	12	53	70	15	-40 to 125	.94	.877	.766

POWER FACTOR CORRECTORS

♦ Surface Mount Devices

Specifications:
- Regulation Type (mV): Line: 2; Load: 5

NEW PRODUCT

For quantities greater than listed, call for quote.

MOUSER STOCK NO.	STM Part No.	Package Type	Description	Operating Range (VCC)	Supply Curr. Nom. (mA)	Operating Temp.	Gate Driver		Price Each		
							Low (V)	High (V)	1	10	100
♦ 511-L6562AD	L6562AD	SO-8	Transition-mode PFC controller	10.5/22.5	3.5	-40 to +150	0.6	10.3	1.28	1.02	.895
♦ 511-L6562DTR	L6562DTR	DIP-8	Transition-mode PFC controller	10.5/22.5	3.5	-40 to +150	0.6	10.3	1.29	1.04	.905
♦ 511-L6564DTR	L6564DTR	SSOP-10	Transistion-mode PFC controller	10.3/22.5	5.0	-40 to +150	0.6	10.3	1.09	.942	.837
♦ 511-L6564HTR	L6564HTR	SO-14	Transition-mode PFC controller	10.3/22.5	5.0	-40 to +150	0.6	10.3	1.63	1.29	1.13
♦ 511-L6599AD	L6599AD	SO-16N	Improved high-voltage resonant controller	8.85/16	3.0	-40 to +150	1.5	13.3	2.00	1.94	1.77
511-L6599AN	L6599AN	DIP-16	Improved high-voltage resonant controller	8.85/16	3.0	-40 to +150	1.5	13.3	3.60	2.89	2.63
♦ 511-L6699D	L6699D	SO-16N	Enhanced high-voltage resonant controller	8.85/16	3.0	-40 to +150	1.5	13.3	4.87	3.92	3.56

Evaluation Boards	Description	Price Each
511-EVL6562ATM80W	EVL6562A-TM-80W	80 watt high performance transition mode PFC (L6562A) evaluation board	13.38
511-EVL130W-STRLIG	EVL130W-STRLIG	48V-130W LED street lighting SMPS evaluation board based on L6562AT/L6599AT	112.35

CONSTANT VOLTAGE/CONSTANT CURRENT CONTROLLER

NEW PRODUCT

For quantities greater than listed, call for quote.

MOUSER STOCK NO.	STM Part No.	Package Type	Supply Voltage (Min/Max) (V)	Quiescent Current (Max) (uA)	Voltage Ref. Value (Max) (V)	Iout (Max) (mA	Accuracy (%)	Operating Temp. Range (°C)	Price Each		
									1	10	100
♦ 511-SEA05TR	SEA05TR	SOT23-6L	3.5-36	300	2.52	20	0.5	-40 to 150	1.04	.91	.722

POWER OVER ETHERNET (POE) PD INTERFACE AND PWM CONTROLLER

♦ Surface Mount Devices

For quantities greater than listed, call for quote.

MOUSER STOCK NO.	STM Part No.	Package Type	Description	Inrush Current (mA)	$R_{DS(ON)}$ (Typ) (Ω)	Input Current (Max)(mA)	Signature Resistor	Internal DC-DC Conv.	Topology	Price Each		
										1	10	100
♦ 511-PM8803TR	PM8803TR	HTSSOP-20	High efficiency integrated IEEE 802.3 interface	140	0.45	1000	No	Yes	Isolated	4.62	3.72	3.38

SYNCHRONOUS RECTIFICATION CONTROLLER

♦ Surface Mount Devices

For quantities greater than listed, call for quote.

MOUSER STOCK NO.	STM Part No.	Package Type	Description	Supply Voltage (V)	Start-Up Current Typ/Max	Drivers Per Pack	Temp. Range (°C)	Price Each		
								1	10	100
♦ 511-SRK2000DTR	SRK2000DTR	SO-8	Synch rectifier smart driver for LLC resonant converter	4.5 to 32	45/70	2	-40 to +150	3.25	2.62	2.36

PULSE WIDTH MODULATORS (PWM)

♦ Surface Mount Devices

For quantities greater than listed, call for quote.

MOUSER STOCK NO.	STM Part No.	Package Type	Ref. Output Voltage Min/Typ/Max (V)	Output Current Max. (A)	Supply Voltage (V)	Freq. Typ./Max. (kHz)	Operating Supp.Curr. Typ. (mA)	Output Voltage Tol. (%)	Duty Cycle Max.(%)	Time (Typ.) (nS)		Price Each		
										Rise	Fall	1	10	100
♦ 511-L6591	L6591	SO-16	4.90/5.00/5.10	1	17	170/190	8	5.1	50	80	40	2.64	2.47	2.10
♦ 511-UC3842BD1013TR	UC3842BD1013TR	SO-8	4.90/5.00/5.10	1	30	52/55	12	2	100	50	50	1.02	.788	.687
♦ 511-UC3843BD	UC3843BD1	SO-8	4.90/5.00/5.10	1	30	52/57	12	2	100	50	50	1.02	.788	.687
♦ 511-UC3843BD1013TR	UC3843BD1013TR	SO-8	4.90/5.00/5.10	1	30	52/55	12	2	100	50	50	1.02	.788	.687
♦ 511-UC3844BD1013TR	UC3844BD1013TR	SO-8	4.90/5.00/5.10	1	30	52/55	12	2	50	50	50	1.02	.788	.687
511-SG2525AN	SG2525AN	DIP-16	5.05/5.10/5.15	0.5	40	--/400	12	1	49	100	50	.84	.781	.738
511-SG3524N	SG3524N	DIP-16	5.00/5.10/5.20	1	40	52/57	12	2	49	100	50	.97	.942	.877

PULSE WIDTH MODULATOR (PWM) CONTROLLERS

♦ Surface Mount Devices

NEW PRODUCT

For quantities greater than listed, call for quote.

MOUSER STOCK NO.	STM Part No.	Package Type	Supply Voltage (V)	Supply Current (mA)	Hysteresis (Typ.) (V)	Duty Cycle (Max) (%)	Time (Typ.) (nS)		Price Each		
							Rise	Fall	1	10	100
♦ 511-STOD03BTPUR	STOD03BTPUR	DFN-12L	2.3 to 4.5	150	5	87	-	-	3.67	2.95	2.69
♦ 511-STOD03ATPUR	STOD03ATPUR	DFN-12L	2.3 to 4.5	200	5	87	-	-	3.18	2.57	2.31
♦ 511-STODD03PQR	STODD03PQR	QFN-16L	4 to 6	2	15	90	-	-	2.42	1.95	1.75
♦ 511-L6599ATD	L6599ATD	SOIC-16	8.85 to 16	3.5	2.55	52	60	30	2.10	2.04	1.90
♦ 511-L6738A	L6738A	VFQFPN-16	5 to 12	9	0.2	100	-	-	3.15	2.81	2.32
♦ 511-L6738TR	L6738TR	QFPN-16	5 to 12	9	0.2	100	-	-	3.07	2.48	1.98

BATTERY MANAGEMENT ICS

♦ Surface Mount Devices

NEW PRODUCT

For quantities greater than listed, call for quote.

MOUSER STOCK NO.	STM Part No.	Package Type	Description	Supply Voltage (V)	Supply Current (mA)	Price Each		
						1	10	100
♦ 511-L6924UTR	L6924UTR	VFQFPN-16	USB Compatible Battery Charger w/switch for Li-Ion/Li-Polymer	2.5 to 12	1.8	2.36	1.90	1.53
♦ 511-STBC08PMR	STBC08PMR	DFN-6	Constant current/constant voltage charger for single Li-Ion battery	4.25 to 6.5	0.5	.97	.92	.814
♦ 511-STBC21FTR	STBC21FTR	HTSSOP-14	LI+ Battery Charger with Thermal Regulation	2.6 to 9.0	0.75	3.15	2.54	2.29
♦ 511-STC3100IST	STC3100IST	MiniSO-8	Monitors critical parameters (volt, temp and current) of a single Li-Ion battery	2.7 to 5.5	0.1	2.73	2.20	1.75
♦ 511-STC3105IQT	STC3105IQT	TDFN-8	Battery monitor w/alarm output for gas gauge app.	2.7 to 5.5	0.5	2.72	2.42	2.23

© Copyright 2013 Mouser Electronics
© Copyright 2013 Mouser Electronics

STMICROELECTRONICS Power Management ICs

Products may be RoHS compliant. Check mouser.com for RoHS status.

life.augmented

DC-DC CONVERTERS

◆ Surface Mount Devices

For quantities greater than listed, call for quote.

MOUSER STOCK NO.	STM Part No.	Package Type	Input Voltage Range (V)	Output Voltage (Max.) (V)	Switching Frequency	Typical Effeciency	Output Current	Temperature Range (°C)	Price Each 1	10	100
◆ 511-STBB1-APUR	STBB1-APUR	DFN-10	2 to 5.5	7	1.5MHz	94%	1A	-40 to +85	2.85	2.29	2.07
◆ 511-STOD03ASTPUR	STOD03ASTPUR	DFN-12L	2.5 to 4.5	4.6	1.5MHz	85%	200mA	-40 to +85	3.04	2.45	2.23
◆ 511-STOD13ATPUR	STOD13ATPUR	DFN-12L	2.5 to 4.5	46	1.5MHz	85%	250mA	-65 to +150	3.36	2.71	2.46
◆ 511-SPV1020	SPV1020	PowerSSO-36	6.5 to 40	40	1.5MHz	98%	5mA	-50 to +125	12.38	10.41	9.58

STEP-UP CONVERTERS

◆ Surface Mount Devices

For quantities greater than listed, call for quote.

MOUSER STOCK NO.	STM Part No.	Package Type	Input Voltage Min/Max (V)	Quiescent Current (Max.) (mA)	Output Voltage Min/Max (V)	Shut-Down Current Max. (µA)	Turn-On/Off Time Max. (µs)	Temperature Range (°C)	Price Each 1	10	100
◆ 511-L6920D	L6920D	TSSOP-8	0.6/5.5	15	3.2/3.4	1.0	6.25/1.25	-40 to +125	2.92	2.64	2.12
◆ 511-LED7708TR	LED7708TR	VFQFPN-7	3.6/36	4	3.2/3.4	30	3.0/2.7	-50 to +150	4.00	3.22	2.93

OFF-LINE SWITCHING REGULATORS

◆ Surface Mount Devices

For quantities greater than listed, call for quote.

MOUSER STOCK NO.	STM Part No.	Package Type	Drain-Source Breakdown (Min)(V)	Operating Voltage Min/Max (V)	Quiescent Current Max. (uA)	Start-Up Current Max. (uA)	RDS(ON) (Max)(Ω)	Power Dissipation (Max)(W)	Drain Current (Max)(A)	Price Each 1	10	100
◆ 511-ALTAIR05T-800TR	ALTAIR05T-800TR	SO-16	800	11.5/23	1.4	300.0	14	0.9	1	1.83	1.47	1.27
◆ 511-ALTAIR04-900TR	ALTAIR04-900TR	SO-16	900	11.5/23	1.4	300.0	19	0.9	0.7	2.69	2.24	1.78

STEP-DOWN SWITCHING REGULATORS

◆ Surface Mount Devices

For quantities greater than listed, call for quote.

MOUSER STOCK NO.	STM Part No.	Package Type	DC Input Voltage Min/Max (V)	Output Current (Max.) (mA)	Regulated Output Volt. Min/Max (V)	Efficiency Nominal	Switching Frequency Typ./Max. (kHz)	Temperature Range (°C)	Price Each 1	10	100
511-MC34063ECN	MC34063ECN	DIP-8	-0.3 to +40	1.5	1.25/38	80%	-----/-----	0 to +70	.40	.385	.364
◆ 511-ST1S10PHR	ST1S10PHR	PowerSO-8	2.5/18	3	-0.3/20	90%	0.9/1.1	-40 to +150	2.26	1.82	1.65
◆ 511-ST1S30IPUR	ST1S30IPUR	DFN-8	2.7/6.0	3	-----/-----	90%	1500/1800	-40 to +150	1.59	1.44	1.21
◆ 511-ST1S31PUR	ST1S31PUR	VFDFPN-8L	2.8/5.5	3000	-----/-----	95%	1500/1900	-40 to +150	1.69	1.36	1.23
◆ 511-ST1S32PUR	ST1S32PUR	VFDFPN-8L	2.8/5.5	4000	0.8/-----	100%	1500/1900	-40 to +150	2.12	1.71	1.54
◆ 511-PM8903TR	PM8903TR	VFQFPN-16	2.8/6	3000	2.9/5.5	100%	1100	-40 to +150	2.65	2.14	1.93
◆ 511-LED2000PUR	LED2000PUR	VFQFPN-8L	3.0/18.0	3000	-----/-----	60%	850/1000	-40 to +125	2.53	2.04	1.84
◆ 511-ST1S40IDR	ST1S40IDR	SO-8	4/18	4	0.8/4	100%	850/1000	-40 to +125	2.14	1.87	1.68
◆ 511-ST1S40IPHR	ST1S40IPHR	HSOP-8	4/18	3000	0.8/18	100%	850	-40 to +150	2.28	2.03	1.87
◆ 511-ST1S40IPUR	ST1S40IPUR	QFPN-8	4/18	4	0.8/4	100%	850/1000	-40 to +125	2.44	2.10	1.88
◆ 511-PM6644TR	PM6644TR	DFN-10	4.5/25	350	0.9/8	100%	200/600	-40 to +125	2.21	1.79	1.61
◆ 511-L7980TR	L7980TR	VFQFPN-8	4.5/28	2	0.6	100%	225/275	-40 to +150	1.88	1.52	1.22
◆ 511-L7981	L7981	VFQFPN-8	4.5/28	3	0.6	100%	225/275	-40 to +150	2.17	1.93	1.64
◆ 511-ST1S14PHR	ST1S14PHR	HSOP-8	5.5/48	3	-0.3	90%	600/1000	-40 to +150	3.04	2.45	2.18
◆ 511-ST2S08BPQR	ST2S08BPQR	QFN-12	6.5/45	0.9	----/1	98%	100	-40 to +85	1.99	1.75	1.51
511-L4970A	L4970A	Multiwatt-15V	12/50	10	5.1/40	83%	-----/500	-40 to +150	12.03	11.68	10.90

VOLTAGE REFERENCES

◆ Surface Mount Devices

For quantities greater than listed, call for quote.

MOUSER STOCK NO.	STM Part No.	Package Type	Type	Output Voltage (Typ.) (V)	Voltage Precision (%)	Temperature Coefficient (ppm/°C)	Cathode Current Range (mA)	Dynamic Impedance Typ./Max. (Ω)	Operating Temperature Range (°C)	Price Each 1	10	100
General Purpose												
511-TS431AIZ	TS431AIZ	TO-92	Adjust	1.24 to 6	1.0	100	-20 to +40	0.2/0.4	-40 to +125	1.48	1.43	1.39
◆ 511-TLVH431AICT	TLVH431AICT	SOT-323-6L	Adjust	1.24 to 18	0.5	100	-100 to +100	0.22/0.85	-40 to +125	.96	.77	.674
◆ 511-TLVH431AIL3T	TLVH431AIL3T	SOT-323-3L	Adjust	1.24 to 18	0.5	100	-100 to +100	0.22/0.85	-40 to +125	.96	.77	.674
◆ 511-TLVH431AIL5T	TLVH431AIL5T	SOT-323-5L	Adjust	1.24 to 18	0.5	100	-100 to +100	0.22/0.85	-40 to +125	.96	.77	.674
◆ 511-TLVH431BICT	TLVH431BICT	SOT-323-6L	Adjust	1.24 to 18	0.25	100	-100 to +100	0.22/0.85	-40 to +125	.88	.682	.595
◆ 511-TLVH431BIL3T	TLVH431BIL3T	SOT-323-3L	Adjust	1.24 to 18	0.25	100	-100 to +100	0.22/0.85	-40 to +125	.88	.682	.595
◆ 511-TLVH431BIL5T	TLVH431BIL5T	SOT-323-5L	Adjust	1.24 to 18	0.25	100	-100 to +100	0.22/0.85	-40 to +125	.88	.682	.595
◆ 511-TL431ACCT	TL431ACCT	SOT-323-6	Adjust	2.5 to 36	1	-	1 to 100	0.22/0.5	-40 to +125	.50	.396	.274
511-TL431ACZ	TL431ACZ	TO-92	Adjust	2.5 to 36	1	100	1 to 100	0.22/0.5	0 to +70	.44	.342	.235
◆ 511-TL431AICT	TL431AICT	SOT-323-6	Adjust	2.5 to 36	1	-	1 to 100	0.22/0.5	-40 to +125	.52	.407	.281
◆ 511-TL431CCT	TL431CCT	SOT-323-6	Adjust	2.5 to 36	1	-	1 to 100	0.22/0.5	-40 to +125	.47	.375	.255
◆ 511-TL431ICT	TL431ICT	SOT-323-6	Adjust	2.5 to 36	1	-	1 to 100	0.22/0.5	-40 to +125	.50	.396	.274
Micropower												
◆ 511-LM4041AICT-1.2	LM4041AICT-1.2	SOT323-5L	Fixed	1.225	0.1	100	-----	0.4/1	-40 to +85	2.39	1.93	1.73
◆ 511-LM4041AILT-1.2	LM4041AILT-1.2	SOT-23-3	Fixed	1.225	0.1	120	0.025	0.4/1	-40 to +85	2.39	1.93	1.73
◆ 511-LM4041BILT-1.2	LM4041BILT-1.2	SOT23-3L	Fixed	1.225	0.2	100	-----	0.4/1	-40 to +85	1.92	1.54	1.38
◆ 511-LM4041DICT-1.2	LM4041DICT-1.2	SOT-23-5	Fixed	1.225	1	120	0.025	0.4/1	-40 to +85	1.19	.942	.83
◆ 511-LM4041DILT-1.2	LM4041DILT-1.2	SOT-23-3	Fixed	1.225	1	120	0.025	0.4/1	-40 to +85	1.19	.942	.83

PUSH-BUTTON SMART RESET™ ICS

◆ Surface Mount Devices

For quantities greater than listed, call for quote.

MOUSER STOCK NO.	STM Part No.	Package Type	Supply Current (Typ.) (mA)	V_{RST} (V)	t_{SRC} User Prog. 65kΩ Input Pull-Up	Output Type	Reset Time-Out Period	Operating Temperature Range (°C)	Price Each 1	10	100
Single											
511-STM6519APAAUB6F	STM6519APAAUB6F	uDFN-6L	0.0004	5.5	0.5 to 10s	Open-drain, active-low	Factory Prog.	-40 to +85	.87	.813	.749
511-STM6519APBBUB6F	STM6519APBBUB6F	uDFN-6L	0.0004	5.5	0.5 to 10s	Open-drain, active-low	Factory Prog.	-40 to +85	.87	.813	.749
◆ 511-STM6519APARUB6F	STM6519APARUB6F	uDFN-6L	0.0004	5.5	1 to 7.5s	Open-drain, active-low	User Prog.	-40 to +85	.81	.717	.663
◆ 511-STM6519ACARUB6F	STM6519ACARUB6F	uDFN-6L	0.0004	5.5	1 to 1.5s	Open-drain, active-low	User Prog.	-40 to +85	.81	.717	.663
◆ 511-STM6519AHARUB6F	STM6519AHARUB6F	uDFN-6L	0.0004	5.5	1 to 4.0s	Open-drain, active-low	User Prog.	-40 to +85	.81	.717	.663
◆ 511-STM6519ALARUB6F	STM6519ALARUB6F	uDFN-6L	0.0004	5.5	1 to 6.0s	Open-drain, active-low	User Prog.	-40 to +85	.81	.717	.663
◆ 511-STM6519AUARUB6F	STM6519AUARUB6F	uDFN-6L	0.0004	5.5	1 to 10.0s	Open-drain, active-low	User Prog.	-40 to +85	.81	.717	.663
◆ 511-STM6524AHARDL6F	STM6524AHARDL6F	UDFN-6	1.5	1.575	0.5 to 10s	Open-drain, active-low	User Prog.	-40 to +85	1.09	1.02	.899
◆ 511-STM6524ALARDL6F	STM6524ALARDL6F	UDFN-6	1.5	1.575	0.5 to 10s	Open-drain, active-low	User Prog.	-40 to +85	1.09	1.02	.899
◆ 511-STM6524APARDL6F	STM6524APARDL6F	UDFN-6	1.5	1.575	0.5 to 10s	Open-drain, active-low	User Prog.	-40 to +85	1.09	1.02	.899
Dual											
◆ 511-STM6503REAADG6F	STM6503REAADG6F	TDFN-8	0.0004	1.575	2 to 10s	Open-drain, active-low	User Prog.	-40 to +85	1.63	1.28	1.12
◆ 511-STM6503SEAADG6F	STM6503SEAADG6F	TDFN-8	0.0004	1.575	2 to 10s	Open-drain, active-low	User Prog.	-40 to +85	1.63	1.28	1.12
◆ 511-STM6524ALABDL6F	STM6524ALABDL6F	UDFN-6	0.0011	5.5	0.5 to 10s	Open-drain, active low	Factory Prog.	-40 to +85	1.04	.832	.728
◆ 511-STM6524AUABDL6F	STM6524AUABDL6F	UDFN-6	0.0011	5.5	0.5 to 10s	Open-drain, active-low	Factory Prog.	-40 to +85	1.04	.832	.728
511-STM6524AUARDL6F	STM6524AUARDL6F	uDFN-6	0.0011	5.5	0.5 to 10s	Open-drain, active-low	Factory Prog.	-40 to +85	1.02	.91	.835
◆ 511-STM6524AHARDL6F	STM6524AHARDL6F	uDFN-6	0.0011	5.5	1 to 4.0s	Open-drain, active-low	Factory Prog.	-40 to +85	1.09	1.02	.899
◆ 511-STM6524ALARDL6F	STM6524ALARDL6F	uDFN-6	0.0011	5.5	1 to 6.0s	Open-drain, active-low	Factory Prog.	-40 to +85	1.09	1.02	.899
◆ 511-STM6524APARDL6F	STM6524APARDL6F	uDFN-6	0.0011	5.5	1 to 7.5s	Open-drain, active-low	Factory Prog.	-40 to +85	1.09	1.02	.899

© Copyright 2013 Mouser Electronics
© Copyright 2013 Mouser Electronics

STMICROELECTRONICS Controllers and Regulators

life.augmented

Products may be RoHS compliant. Check mouser.com for RoHS status.

SMART ON/OFF CONTROLLERS

◆ **Surface Mount Devices**

For quantities greater than listed, call for quote.

MOUSER STOCK NO.	STM Part No.	Package Type	Supply Current (Typ.) (mA)	Product Selector						Price Each		
				EN or EN(1)	Setting After Long Push (2)	Power-On Lock-Out Volt (V)	Forced Power-Off Volt (V)	TON BLANK at Start-Up (Min.) (s)	TON BLANK at Reset (Min.) (s)	1	10	100
◆ 511-STM6600AS24DM6F	STM6600AS24DM6F	TDFN-12	6	EN	RST	3.4	-----	5.6	5.6	1.90	1.63	1.33
◆ 511-STM6600CS25DM6F	STM6600CS25DM6F	TDFN-12	6	EN	EN	3.4	-----	11.2	11.2	1.90	1.63	1.33
◆ 511-STM6600DA55DM6F	STM6600DA55DM6F	TDFN-12	6	$\overline{EN}$	EN	2.5	-----	11.2	11.2	1.90	1.63	1.33

(1) EN (or $\overline{EN}$) output is push-pull. $\overline{RST}$, $\overline{INT}$, $\overline{PB}_{OUT}$ and $\overline{VCC}_{LO}$ outputs are open drain.

(2) After t_{SRD} expires through long push, either device reset ($\overline{RST}$) will be activated for t_{REC} (240 ms min.) or the EN (or $\overline{EN}$) pin will be deasserted. The additional Smart Reset™ delay time, t_{SRD}, can be adjusted by the user at 10 s/µF (typ.) by connecting the external capacitor to the C_{SRD} pin.

LOW POWER VOLTAGE DETECTORS

For quantities greater than listed, call for quote.

MOUSER STOCK NO.	STM Part No.	Case Type	Output Type	Threshold Voltage (Typ.) (V)	Threshold Hysteresis (Typ.) (V)	Supply Current (Typ.) (µA)	Temperature Range (°C)	Price Each 1	10	100
511-STM1061N16WX6F	STM1061N16WX6F	SOT-23-3	Open Drain - Active Low	1.6	0.05	0.9	-40 to +85	.32	.278	.235
511-STM1061N17WX6F	STM1061N17WX6F	SOT-23-3	Open Drain - Active Low	1.7	0.05	0.9	-40 to +85	.32	.278	.235
511-STM1061N25WX6F	STM1061N25WX6F	SOT-23-3	Open Drain - Active Low	2.5	0.05	0.9	-40 to +85	.32	.278	.235
511-STM1061N26WX6F	STM1061N26WX6F	SOT-23-3	Open Drain - Active Low	2.6	0.05	0.9	-40 to +85	.32	.278	.235
511-STM1061N29WX6F	STM1061N29WX6F	SOT-23-3	Open Drain - Active Low	2.9	0.05	0.9	-40 to +85	.32	.278	.235
511-STM1061N30WX6F	STM1061N30WX6F	SOT-23-3	Open Drain - Active Low	3.0	0.05	0.9	-40 to +85	.46	.375	.332

VOLTAGE SUPERVISORS

For quantities greater than listed, call for quote.

MOUSER STOCK NO.	STM Part No.	Case Type	Description	Supply Current Max. (µA)	Supply Voltage Max. (V)	Threshold Voltage Typ. (V)	Response Time High-Low (µS)	Temp. Range (°C)	Price Each 1	10	100
Surface Mount											
511-STM6710KWB6F	STM6710KWB6F	SOT-23-6	For up to four supply voltages	115	5.5	1.8/2.5/3.3/5.0	-	-40 to +85	.72	.642	.546
511-STM6710FWB6F	STM6710FWB6F	SOT-23-6	For up to four supply voltages	115	5.5	1.8/2.5/3.3/5.0	-	-40 to +85	.75	.706	.676
Thru Hole											
511-TS831-4IZ	TS831-4IZ	TO-92	Micropower, reset active low	12	7	4.5	20	-40 to +125	.57	.449	.372

PROGRAMMABLE POSITIVE ADJUSTABLE VOLTAGE REGULATORS

For quantities greater than listed, call for quote.

MOUSER STOCK NO.	STM Part No.	Package	Output Voltage (V)	Output Current (A)	Input-Output Volt. Diff. (Max) (V)	Line Regulation %/V (Max)	Load Regulation %/V (Max)	Temperature Range (°C)	Price Each 1	10	100
Thru Hole											
511-LM723CN	LM723CN	DIP-14	2-37	0.15	-	0.5	0.6	0 to +70	.67	.567	.459

NEGATIVE ADJUSTABLE VOLTAGE REGULATORS

For quantities greater than listed, call for quote.

Thru Hole											
511-LM137K	LM137K	TO-3	1.2-37	1.5	40	0.05	1.0	-55 to +150	7.31	5.98	5.40
511-LM337K	LM337K	TO-3	1.2-37	1.5	40	0.05	1.0	0 to +125	7.25	5.93	5.33
511-LM337SP	LM337SP	TO-220AB	1.2-37	1.5	40	0.05	1.0	0 to +125	1.23	1.09	.865
511-LM350K	LM350K	TO-3	1.2-37	3.0	35	0.05	1.5	0 to +125	8.00	6.56	5.77
511-L200CV	L200CV	Pentawatt	2.85-36	2.0	60	-	1.4	-25 to +150	3.84	3.09	2.80

POSITIVE ADJUSTABLE VOLTAGE REGULATORS

PRODUCT NEW

For quantities greater than listed, call for quote.

Surface Mount											
511-LM217LD13TR	LM217LD13TR	SO-8	1.2-37	0.1	40	0.02	0.015	-25 to +150	.50	.428	.32
511-LM317LD13TR	LM317LD13TR	SO-8	1.2-37	0.1	40	0.02	0.3	0 to +125	.52	.353	.278
511-LM217D2T-TR	LM217D2T-TR	TO-263	1.2-37	1.5	40	0.02	0.015	-25 to +150	1.02	.899	.71
511-LM317D2T-TR	LM317D2T-TR	TO-263	1.2-37	1.5	40	0.04	0.5	0 to +125	.86	.653	.577
511-LM317MDT-TR	LM317MDT-TR	TO-252	1.2-37	1.5	40	0.04	0.5	0 to +125	.60	.503	.376
Thru Hole											
511-LM117K	LM117K	TO-3	1.2-37	1.5	40	0.02	0.015	-55 to +150	8.65	7.14	6.39
511-LM217T	LM217T	TO-220AB	1.2-37	1.5	40	0.02	0.015	-25 to +150	.74	.621	.505
511-LM317K	LM317K	TO-3	1.2-37	1.5	40	0.04	0.5	0 to +125	3.78	3.10	2.74
511-LM317LZ-AP	LM317LZ-AP	TO-92	1.2-37	1.5	40	0.04	0.5	0 to +125	.55	.427	.293
511-LM317P	LM317P	TO-220FP	1.2-37	1.5	40	0.04	0.5	0 to +125	1.16	.974	.792
511-LM317T	LM317T	TO-220AB	1.2-37	1.5	40	0.04	0.5	0 to +125	.69	.503	.428
511-LM317T-DG	LM317T-DG	TO-220	1.2-37	1.5	40	0.04	0.5	0 to +125	.62	.546	.428
511-LM138K	LM138K	TO-3	1.2-37	5.0	35	0.03	0.5	-55 to +150	13.74	11.73	10.68
511-LM338K	LM338K	TO-3	1.2-37	5.0	35	0.03	0.5	0 to +125	10.15	8.38	7.50

POSITIVE ADJUSTABLE LOW DROPOUT VOLTAGE REGULATORS

For quantities greater than listed, call for quote.

Surface Mount											
511-LD39050PUR	LD39050PUR	DFN-6	0.8-7	0.5	-	0.01	0.02	-40 to +125	.86	.76	.653
511-LD1117DT-TR	LD1117DT-TR	TO-252	1.25-15	0.8	-	0.2	0.4	0 to +125	.51	.428	.323
511-LD1117DTC	LD1117DTC-R	TO-252	1.25-15	0.8	-	0.2	0.4	-40 to +125	.73	.566	.493
511-LD1117S	LD1117STR	SOT-223	1.25-15	0.8	-	0.2	0.4	0 to +125	.60	.471	.324
511-LD1117SC-R	LD1117SC-R	SOT-223	1.25-15	0.8	-	0.2	0.4	-40 to +125	.60	.471	.324
511-LD29080P	LD29080PTR	PPAK	2.5-130	0.8	-	1	0.5	-40 to +125	1.16	.974	.706
511-ST715MR	ST715MR	DFN-8	2.5-24	0.85	-	0.004	0.004	-40 to +125	.94	.835	.728
511-LD1086DT-TR	LD1086DTTR	TO-252	2.85-30	1.5	-	0.2	0.3	-40 to +125	1.14	1.02	.877
511-LD1085D2M	LD1085D2M-R	TO-263A	2.85-30	3.0	-	0.2	0.3	-40 to +125	1.20	1.06	.92
511-LD1085D2T-TR	LD1085D2T-R	TO-263	2.85-30	3.0	-	0.2	0.3	-40 to +125	1.20	1.06	.92
Thru Hole											
511-LD1117V	LD1117V	TO-220AB	1.25-15	0.8	-	0.2	0.4	0 to +125	.71	.599	.445
511-LD1086V	LD1086V	TO-220AB	2.85-30	1.5	-	0.2	0.3	-40 to +125	1.49	1.32	1.04
511-LD1085V	LD1085V	TO-220AB	2.85-30	3.0	-	0.2	0.3	-40 to +125	1.72	1.46	1.23
511-LD1084V	LD1084V	TO-220AB	2.85-30	5.0	-	0.2	0.3	-40 to +125	1.74	1.54	1.22

POSITIVE ADJUSTABLE VERY LOW DROPOUT VOLTAGE REGULATORS

For quantities greater than listed, call for quote.

Surface Mount											
511-LD29150PTR	LD29150PTR	PPAK	2.5-30	1.5	-	1	0.5	-40 to +125	.93	.76	.696
511-LD29300P2MTR	LD29300P2MTR	TO-263A	2.5 (Min)	3.0	-	1	0.5	-40 to +125	1.47	1.29	1.12

© Copyright 2013 Mouser Electronics

© Copyright 2013 Mouser Electronics

STMICROELECTRONICS Voltage Regulators

life.augmented

Products may be RoHS compliant. Check mouser.com for RoHS status.

POSITIVE ADJUSTABLE ULTRA LOW DROPOUT VOLTAGE REGULATORS

For quantities greater than listed, call for quote.

MOUSER STOCK NO.	STM Part No.	Package	Output Voltage (V)	Output Current (A)	Input-Output Volt. Diff. (Max) (V)	Line Regulation %/V (Max)	Load Regulation %/V (Max)	Temperature Range (°C)	Price Each 1	10	100
Surface Mount											
511-LD39100PUR	LD39100PUR	DFN-6	-0.3 to 7.0	1.0	0.2	10	40	-40 to +125	.96	.77	.674
511-LD39150PT-R	LD39150PT-R	PPAK	1.22 to 5.0	1.5	-----	0.04	0.04	-40 to +125	1.50	1.32	1.05

NEGATIVE FIXED VOLTAGE REGULATORS

PRODUCT NEW

For quantities greater than listed, call for quote.

MOUSER STOCK NO.	STM Part No.	Package	Output Voltage (V)	Output Current (A)	Dropout Voltage (Typ.) (V)	Line Regulation (Max) (mV)	Load Regulation (Max) (mV)	Temperature Range (°C)	Price Each 1	10	100
Surface Mount											
511-L79L05ACD-TR	L79L05ACD13TR	SO-8	5.0	0.1	1.7	150	60	0 to +125	.52	.407	.281
511-L79L05ACU	L79L05ACUTR	SOT-89	5.0	0.1	1.7	150	60	0 to +125	.61	.482	.332
Thru Hole											
511-L7912ACV-DG	L7912ACV-DG	TO-220	-12.0	1.5	1.4	240	240	-65 to +150	.66	.589	.506
511-L7915ACV-DG	L7915ACV-DG	TO-220	-15.0	1.5	1.4	300	300	-65 to +150	.65	.578	.501
511-L79L05ABU-TR	L79L05ABUTR	TO-92	5.0	0.1	1.7	200	60	-40 to +125	.62	.492	.336
511-L79L05ACZ	L79L05ACZ	TO-92	5.0	0.1	1.7	150	60	0 to +125	.42	.30	.235
511-L7905CV	L7905CV	TO-220AB	5.0	1.5	1.4	100	100	0 to +150	.67	.503	.428
511-L7912ACV	L7912ACV	TO-220AB	12.0	1.5	1.1	240	240	0 to +125	.72	.631	.484
511-L7912CV	L7912CV	TO-220AB	12.0	1.5	1.1	240	240	0 to +150	.67	.503	.428
511-L7915ACV	L7915ACV	TO-220AB	15.0	1.5	1.1	300	300	0 to +125	.71	.621	.475
511-L7915CV	L7915CV	TO-220AB	15.0	1.5	1.1	300	300	0 to +150	.69	.524	.449

POSITIVE FIXED VOLTAGE REGULATORS

PRODUCT NEW

For quantities greater than listed, call for quote.

MOUSER STOCK NO.	STM Part No.	Package	Output Voltage (V)	Output Current (A)	Dropout Voltage (Typ) (V)	Line Regulation (Max) (mV)	Load Regulation (Max) (mV)	Temperature Range (°C)	Price Each 1	10	100
Surface Mount											
511-L78L33ABU-TR	L78L33ABUTR	SOT-89	3.3	0.1	1.7	150	100	-40 to +125	.63	.503	.343
511-L78L33ACD-TR	L78L33ACD13TR	SO-8	3.3	0.1	1.7	150	60	0 to +125	.55	.407	.353
511-L78L33ACU	L78L33ACUTR	SOT-89	3.3	0.1	1.7	150	60	0 to +125	.59	.471	.32
511-L78L05ABD-TR	L78L05ABD13TR	SO-8	5.0	0.1	1.7	150	60	-40 to +125	.57	.375	.305
511-L78L05ABU	L78L05ABUTR	SOT-89	5.0	0.1	1.7	150	60	-40 to +125	.63	.503	.343
511-L78L05ACU	L78L05ACUTR	SOT-89	5.0	0.1	1.7	150	60	0 to +125	.46	.332	.27
511-L78M05ACDT-TR	L78M05ACDT-TR	TO-252	5.0	0.5	2.0	100	100	0 to +125	.64	.546	.409
511-L7805ABD2T-TR	L7805ABD2T-TR	TO-263	5.0	1.0	2.0	50	100	-40 to +125	.91	.717	.624
511-L7805CD2T-TR	L7805CD2T-TR	TO-263	5.0	1.0	2.0	50	100	0 to +125	.80	.706	.547
511-L5150CJTR	L5150CJTR	PowerSSO-12	5.0	1.5	0.5	40	55	-40 to 150	1.40	1.25	1.08
511-L5150CSTR	L5150CSTR	SO-8	5.0	1.5	0.5	40	55	-40 to 150	1.29	1.16	.995
511-L5150BNTR	L5150BNTR	SOT-223	5.0	1.5	0.5	40	55	-40 to 150	1.12	.995	.856
511-L5150GJTR	L5150GJTR	PowerSSO-12	5.0	1.5	0.5	40	55	-40 to 151	1.44	1.28	1.11
511-L7805ACD2T-TR	L7805ACD2T-TR	TO-263	5.0	1.5	2.0	50	100	0 to +125	.84	.706	.567
511-L7805CDT-TR	L7805CDT-TR	TO-252	5.0	1.5	2.0	100	100	0 to +125	.80	.706	.547
511-L78L08ABD-TR	L78L08ABD13TR	SO-8	8.0	0.1	1.7	175	80	-40 to +125	.46	.308	.251
511-L78L08ABU	L78L08ABUTR	SOT-89	8.0	0.1	1.7	175	80	-40 to +125	.63	.503	.343
511-L78L09ACU	L78L09ACUTR	SOT-89	9.0	0.1	1.7	225	80	0 to +125	.57	.449	.308
511-L78L09ACD-TR	L78L09ACD13TR	SO-8	9.0	0.1	1.7	225	80	0 to +125	.55	.46	.347
511-L7809CD2T-TR	L7809CD2T-TR	TO-263	9.0	1.0	2.0	180	180	0 to +125	.75	.663	.51
511-L78M10ABDT-TR	L78M10ABDT-TR	TO-252	10.0	0.5	2.0	100	200	-40 to +125	.67	.492	.423
511-L78L12ACU	L78L12ACUTR	SOT-89	12.0	0.1	1.7	250	100	0 to +125	.57	.449	.308
511-L78L12ABD-TR	L78L12ABD-TR	SO-8	12.0	0.1	1.7	250	100	-40 to +125	.64	.546	.409
511-L78L12ABUTR	L78L12ABUTR	SOT-89	12.0	0.1	1.7	250	100	-40 to +125	.63	.503	.343
511-L79L12ACU-TR	L79L12ACUTR	SOT-89	12.0	0.1	1.7	250	100	-40 to +125	.59	.471	.32
511-L78M12ABDT-TR	L78M12ABDT-TR	TO-252	12.0	0.5	2.0	100	240	-40 to +125	.73	.54	.462
511-L78M12ACDT-TR	L78M12ACDT-TR	TO-252	12.0	0.5	2.0	100	240	0 to +125	.58	.492	.366
511-L78M12CDT-TR	L78M12CDT-TR	TO-252	12.0	0.5	2.0	100	240	0 to +125	.57	.471	.356
511-L7812ABD2T-TR	L7812ABD2T-TR	TO-263	12.0	1.0	2.0	120	100	-40 to +125	.85	.749	.574
511-L7812ACD2T-TR	L7812ACD2T-TR	TO-263	12.0	1.0	2.0	120	100	0 to +125	.82	.728	.559
511-L7812CD2T-TR	L7812CD2T-TR	TO-263	12.0	1.5	2.5	120	100	0 to +125	.75	.663	.51
511-L78L15ABU-TR	L78L15ABUTR	SOT-89	15.0	0.1	1.7	300	150	-40 to +125	.48	.407	.307
511-L78L15ACU-TR	L78L15ACUTR	SOT-89	15.0	0.1	1.7	300	150	0 to +125	.57	.449	.308
511-L78M15CDT-TR	L78M15CDT-TR	TO-252	15.0	0.5	2.0	100	300	0 to +125	.73	.642	.495
511-L7815ABD2T-TR	L7815ABD2T-TR	TO-263	15.0	1.0	2.0	150	100	-40 to +125	.85	.749	.574
511-L7815CD2T-TR	L7815CD2T-TR	TO-263	15.0	1.5	2.5	150	150	0 to +125	.75	.663	.51
511-L7824CD2T-TR	L7824CD2T-TR	TO-263	24.0	1.5	1.7	150	150	0 to +125	.75	.663	.51
Thru Hole											
511-L7905CV-DG	L7905CV-DG	TO-220	-5.0	1.5	2	100	100	0 to +125	.63	.503	.375
511-L7912CV-DG	L7912CV-DG	TO-220	-12.0	1.5	2	240	240	0 to +125	.69	.599	.46
511-L7915CV-DG	L7915CV-DG	TO-220	-15.0	1.5	2	300	300	0 to +125	.55	.492	.419
511-L78L33ABZ-AP	L78L33ABZ-AP	TO-92	3.3	0.1	1.7	150	100	-40 to +125	.51	.407	.277
511-L78L33ACZ	L78L33ACZ	TO-92	3.3	0.1	1.7	150	60	0 to +125	.45	.353	.243
511-L78L05ABZ	L78L05ABZ	TO-92	5.0	0.1	1.7	150	60	-40 to +125	.52	.407	.281
511-L78L05ACZ	L78L05ACZ	TO-92	5.0	0.1	1.7	150	60	0 to +125	.58	.407	.265
511-L7805ABP	L7805ABP	TO-220FP	5.0	0.5	2.0	100	100	-40 to +125	.98	.76	.661
511-L78M05ABV	L78M05ABV	TO-220AB	5.0	0.5	2.0	100	100	-40 to +125	.70	.524	.428
511-L78M05CV	L78M05CV	TO-220AB	5.0	0.5	2.0	100	100	0 to +125	.72	.61	.455
511-L7805ABV	L7805ABV	TO-220AB	5.0	1.0	2.0	50	100	-40 to +125	.62	.492	.407
511-L7805ACP	L7805ACP	Isowatt220AB	5.0	1.0	2.0	50	100	0 to +125	.95	.845	.647
511-L7805ACV	L7805ACV	TO-220AB	5.0	1.0	2.0	50	100	0 to +125	.75	.631	.472
511-L7805CP	L7805CP	Isowatt220AB	5.0	1.0	2.0	100	100	0 to +125	.84	.685	.567
511-L7805CV	L7805CV	TO-220AB	5.0	1.0	2.0	100	100	0 to +150	.63	.535	.399
511-L7805T	L7805T	TO-3	5.0	1.5	2.0	50	100	-55 to +150	4.09	3.28	2.99
511-L7805CV-DG	L7805CV-DG	TO-220-3	5.0	1.5	2	100	100	0 to +125	.74	.535	.449
511-L78S05CV	L78S05CV	TO-220AB	5.0	2.0	----	100	100	0 to +125	.79	.621	.546
511-L78L06ABZ	L78L06ABZ	TO-92	6.0	0.1	1.7	150	60	-40 to +125	.51	.407	.277
511-L7806ABV	L7806ABV	TO-220AB	6.0	1.5	2.0	60	100	-40 to +125	.75	.663	.51
511-L7806CV	L7806CV	TO-220AB	6.0	1.5	2.0	120	120	0 to +125	.57	.471	.353
511-L7806CV-DG	L7806CV-DG	TO-220-3	6.0	1.5	2	120	120	0 to +125	.63	.503	.375
511-L78S75CV	L78S75CV	TO-220AB	7.5	2.0	----	120	120	0 to +125	.91	.781	.642
511-L78L08ACZ	L78L08ACZ	TO-92	8.0	0.1	1.7	175	80	0 to +125	.45	.332	.246

© Copyright 2013 Mouser Electronics

© Copyright 2013 Mouser Electronics

STMICROELECTRONICS Voltage Regulators

Products may be RoHS compliant. Check mouser.com for RoHS status.

life.augmented

POSITIVE FIXED VOLTAGE REGULATORS (CONT.)

NEW PRODUCT

For quantities greater than listed, call for quote.

MOUSER STOCK NO.	STMicroelectronics Part No.	Package	Output Voltage (V)	Output Current (A)	Dropout Voltage (Typ) (V)	Line Regulation (Max) (mV)	Load Regulation (Max) (mV)	Temperature Range (°C)	Price Each 1	10	100
Thru Hole (Cont.)											
511-L7808ACV	L7808ACV	TO-220AB	8.0	1.0	2.0	80	100	0 to +125	.56	.439	.333
511-L7808CV	L7808CV	TO-220AB	8.0	1.0	2.0	160	160	0 to +125	.72	.61	.455
511-L7808ABV	L7808ABV	TO-220AB	8.0	1.5	2.0	80	100	-40 to +125	.62	.492	.407
511-L7808ABV-DG	L7808ABV-DG	TO-220-3	8.0	1.5	2.0	80	100	-40 to +125	.75	.567	.502
511-L78M09CV	L78M09CV	TO-220AB	9.0	0.5	2.0	100	180	0 to +125	.74	.535	.449
511-L7809CP	L7809CP	Isowatt220AB	9.0	1.0	2.0	180	180	0 to +125	.56	.482	.353
511-L7809ABV	L7809ABV	TO-220AB	9.0	1.0	2.0	90	100	-40 to +125	.75	.663	.51
511-L7809CV	L7809CV	TO-220AB	9.0	1.0	2.0	180	180	0 to +125	.67	.503	.428
511-L78S09CV	L78S09CV	TO-220AB	9.0	2.0	-	130	130	0 to +125	1.03	.803	.685
511-L78S10CV	L78S10CV	TO-220AB	10.0	2.0	-	200	150	0 to +125	.78	.599	.525
511-L78L12ABZ	L78L12ABZ	TO-92	12.0	0.1	1.7	250	100	-40 to +125	.51	.407	.277
511-L78L12ACZ	L78L12ACZ	TO-92	12.0	0.1	1.7	250	100	0 to +125	.45	.332	.246
511-L78M12CV	L78M12CV	TO-220AB	12.0	0.5	2.0	100	120	0 to +125	.63	.503	.375
511-L7812ABV	L7812ABV	TO-220AB	12.0	1.0	2.0	120	100	-40 to +125	.75	.663	.51
511-L7812ACV	L7812ACV	TO-220AB	12.0	1.0	2.0	120	100	0 to +125	.70	.61	.469
511-L7812CP	L7812CP	Isowatt220AB	12.0	1.0	2.0	240	240	0 to +125	.80	.631	.535
511-L7812CT	L7812CT	TO-3	12.0	1.0	2.0	240	240	0 to +125	3.62	3.23	2.64
511-L7812CV	L7812CV	TO-220AB	12.0	1.0	2.0	240	240	0 to +125	.59	.428	.372
511-L7812ACV-DG	L7812ACV-DG	TO-220	12.0	1.5	2.0	50	100	0 to +125	.73	.566	.493
511-L7812ABV-DG	L7812ABV-DG	TO-220	12.0	1.5	2.0	120	100	-40 to +125	.75	.583	.508
511-L7812CV-DG	L7812CV-DG	TO-220-3	12.0	1.5	2.0	240	240	0 to +125	.63	.503	.375
511-L78S12CV	L78S12CV	TO-220AB	12.0	2.0	-	240	160	0 to +125	.84	.674	.546
511-L78L15ACZ	L78L15ACZ	TO-92	15.0	0.1	1.7	300	150	0 to +125	.48	.428	.321
511-L78M15ABV	L78M15ABV	TO-220AB	15.0	0.5	2.0	100	300	-40 to +125	.51	.439	.342
511-L7815ACV	L7815ACV	TO-220AB	15.0	0.5	2.0	150	100	0 to +125	.70	.61	.469
511-L78M15CV	L78M15CV	TO-220AB	15.0	0.5	2.0	100	300	0 to +125	.67	.589	.455
511-L7815ABV	L7815ABV	TO-220AB	15.0	1.0	2.0	150	100	-40 to +125	.75	.663	.51
511-L7815CP	L7815CP	Isowatt220AB	15.0	1.0	2.0	300	300	0 to +125	.65	.514	.388
511-L7815CT	L7815CT	TO-3	15.0	1.0	2.0	300	300	0 to +125	3.58	2.90	2.62
511-L7815CV	L7815CV	TO-220AB	15.0	1.0	2.0	300	300	0 to +125	.67	.503	.428
511-L7815CV-DG	L7815CV-DG	TO-220-3	15.0	1.5	2.0	300	300	0 to +125	.63	.503	.375
511-L78S15CV	L78S15CV	TO-220AB	15.0	2.0	-	300	180	0 to +125	.89	.717	.589
511-L7818CV	L7818CV	TO-220AB	18.0	1.0	2.0	360	360	0 to +125	.67	.556	.428
511-L78M24CV	L78M24CV	TO-220AB	24.0	0.5	2.0	100	480	0 to +125	.56	.482	.353
511-L7824CT	L7824CT	TO-3	24.0	1.0	2.0	480	480	0 to +125	3.58	2.90	2.62
511-L7824ACV	L7824ACV	TO-220AB	24.0	1.0	2.0	240	100	0 to +125	.67	.589	.455
511-L7824CV	L7824CV	TO-220AB	24.0	1.0	2.0	480	480	0 to +125	.67	.503	.428
511-L78S24CV	L78S24CV	TO-220AB	24.0	2.0	-	480	250	0 to +125	.75	.599	.503

POSITIVE FIXED LOW DROPOUT VOLTAGE REGULATORS

NEW PRODUCT

For quantities greater than listed, call for quote.

MOUSER STOCK NO.	STMicroelectronics Part No.	Package	Output Voltage (V)	Output Current (A)	Dropout Voltage (Typ) (V)	Line Regulation (Max) (mV)	Load Regulation (Max) (mV)	Temperature Range (°C)	Price Each 1	10	100
Surface Mount											
511-LD1117ADT33-TR	LD1117ADT33TR	TO-252	1.2	0.8	1.1	6	10	0 to +125	.75	.578	.508
511-LD1117DT12	LD1117DT12TR	TO-252	1.2	0.8	1.1	6	10	0 to +125	.58	.417	.363
511-LD1117DT12CTR	LD1117DT12CTR	TO-252	1.2	0.8	1.1	0.20%	0.40%	-40 to +125	.73	.566	.493
511-LD1117S12	LD1117S12TR	SOT-223	1.2	0.8	1.1	0.20%	0.40%	0 to +125	.40	.353	.30
511-LD1117AS12TR	LD1117AS12TR	SOT-223	1.2	1.0	1	6	10	0 to +125	.51	.449	.396
511-LD1117AS18	LD1117AS18TR	SOT-223	1.8	1.0	1	6	10	0 to +125	.86	.653	.574
511-LD1117S18-TR	LD1117S18TR	SOT-223	1.8	0.8	1	6	10	0 to +125	.40	.353	.30
511-LD1117DT18CTR	LD1117DT18CTR	TO-252	1.8	0.8	1.1	30	30	-40 to +125	.73	.566	.493
511-LD1117S18CTR	LD1117S18CTR	SOT-223	1.8	0.8	1.1	30	30	-40 to +125	.40	.353	.30
511-STLQ015XG25R	STLQ015XG25R	SOT-666	2.5	0.15	0.3	0.01%	0.002%	-40 to +125	.88	.717	.599
511-LD1117S25C	LD1117S25CTR	SOT-223	2.5	0.8	1.1	30	30	0 to +125	.60	.471	.324
511-LD1086DT25-TR	LD1086DT25TR	TO-252	2.5	1.5	1.3	4	8	-40 to +125	1.17	1.03	.816
511-LD1086D2T25-TR	LD1086D2T25TR	TO-263	2.5	1.5	1.3	4	8	-40 to +125	1.11	.984	.781
511-STLQ50C33R	STLQ50C33R	SOT-323-5L	3.3	0.05	0.4	0.15%	0.30%	-40 to +150	.86	.653	.574
511-LK112M33	LK112M33TR	SOT-23-5L	3.3	0.1	0.24	20	30	-30 to +80	.79	.61	.535
511-STLQ015XG33R	STLQ015XG33R	SOT-666	3.3	0.15	0.3	0.01%	0.002%	-40 to +125	.95	.845	.647
511-LK112SM33	LK112SM33TR	SOT-23-5L	3.3	0.2	0.24	20	30	-30 to +80	.91	.706	.615
511-LD39050PU33R	LD39050PU33R	DFN-6	3.3	0.5	0.2	0.01%	0.002%	-40 to +125	.86	.76	.653
511-LD1117AS33	LD1117AS33TR	SOT-223	3.3	0.8	1.1	6	10	0 to +125	.51	.449	.396
511-LD1117D33-TR	LD1117D33TR	SO-8	3.3	0.8	1.1	6	10	0 to +125	.61	.482	.417
511-LD1117DT33C-TR	LD1117DT33CTR	TO-252	3.3	0.8	1.1	30	30	0 to +125	.51	.428	.323
511-LD1117S33	LD1117S33	SOT-223	3.3	0.8	1.1	6	10	0 to +125	.60	.471	.324
511-LD1117DT33-TR	LD1117DT33TR	SO-8	3.3	0.8	1.1	6	10	0 to +125	.51	.428	.323
511-LD1117D33-TR	LD1117D33TR	SO-8	3.3	0.8	1.1	6	10	-40 to +125	.61	.482	.417
511-LD1117S33C	LD1117S33C	SOT-223	3.3	0.8	1.1	30	30	-40 to +125	.60	.471	.324
511-LD1086D2T33-TR	LD1086D2T33TR	TO-252	3.3	1.5	1.3	6	10	-40 to +125	1.14	1.02	.80
511-LD1086DT33-TR	LD1086DT33TR	TO-252	3.3	1.5	1.3	6	10	-40 to +125	1.17	1.03	.816
511-LD1086D2M33-TR	LD1086D2M33TR	TO-263A	3.3	1.5	1.3	6	10	-40 to +125	1.14	1.02	.80
511-LD1085D2T33-TR	LD1085D2T33R	TO-263	3.3	3.0	1.3	6	15	-40 to +125	1.14	1.04	.877
511-LD1085D2M33-TR	LD1085D2M33R	TO-263A	3.3	3.0	1.3	6	15	-40 to +125	1.20	1.06	.92
511-L5962	L5962	PowerSO-36	3.4	0.13	---	25	---	-40 to 85	8.83	7.23	6.53
511-LK112SM50	LK112SM50TR	SOT-23-5L	5.0	0.2	0.24	20	30	-30 to +80	.80	.621	.541
511-LD1117DT50C-TR	LD1117DT50CTR	TO-252	5.0	0.8	1.1	50	50	-40 to +125	.51	.428	.323
511-LD1117S50	LD1117S50TR	SOT-223	5.0	0.8	1.1	10	15	0 to +125	.60	.471	.324
511-LD1117S50C-TR	LD1117S50CTR	SOT-223	5.0	0.8	1.1	50	50	-40 to +125	.60	.471	.324
511-LD1086DT50TR	LD1086DT50TR	TO-252	5.0	1.5	1.3	10	20	-40 to +125	1.17	1.03	.816
511-LD1086D2T50-TR	LD1086D2T50TR	TO-263	5.0	1.5	1.3	10	20	-40 to +125	1.14	1.02	.80
511-L5957PD	L5957PD	PowerSO-20	9.0	Int. Limited	---	50	100	-40 to 85	6.59	5.89	4.82
511-L4949ED-E	L4949ED-E	SO-8	20.0	Int. Limited	0.1	20	30	-55 to 150	1.01	.92	.77
Thru Hole											
511-LD1086V18	LD1086V18	TO-220AB	1.8	1.5	1.3	4	8	-40 to +125	.91	.803	.696
511-LD1117V33	LD1117V33	TO-220AB	3.3	0.8	1.1	6	10	0 to +125	.71	.599	.445
511-LD1117V33C	LD1117V33C	TO-220AB	3.3	0.8	1.1	30	30	0 to +125	.71	.599	.445
511-LD1117AV33	LD1117AV33	TO-220AB	3.3	1.2	1	6	10	0 to +125	.91	.717	.599
511-LD1086V33	LD1086V33	TO-220AB	3.3	1.5	1.3	10	25	-40 to +150	1.02	.888	.749

© Copyright 2013 Mouser Electronics
© Copyright 2013 Mouser Electronics

STMICROELECTRONICS Voltage Regulators

Products may be RoHS compliant. Check mouser.com for RoHS status.

life.augmented

POSITIVE FIXED LOW DROP VOLTAGE REGULATORS (CONT.)

For quantities greater than listed, call for quote.

MOUSER STOCK NO.	STMicroelectronics Part No.	Package	Output Voltage (V)	Output Current (A)	Dropout Voltage (Typ) (V)	Line Regulation (Max) (mV)	Load Regulation (Max) (mV)	Temperature Range (°C)	Price Each 1	10	100
Thru Hole (Cont.)											
511-LD1117V50	LD1117V50	TO-220AB	5.0	0.8	1	10	15	0 to +125	.71	.599	.445
511-L4941BV	L4941BV	TO-220AB	5.0	1.0	0.45	20	20	0 to +125	1.27	1.12	.895
511-L4940V5	L4940V5	TO-220AB	5.0	1.5	0.5	10	25	0 to +125	1.81	1.63	1.31
511-LD1085V50	LD1085V50	TO-220AB	5.0	3.0	1.3	10	10	-40 to +125	.86	.781	.728

POSITIVE FIXED VERY LOW DROP VOLTAGE REGULATORS

For quantities greater than listed, call for quote.

MOUSER STOCK NO.	STMicroelectronics Part No.	Package	Output Voltage (V)	Output Current (A)	Dropout Voltage (Typ) (V)	Line Regulation (Max) (mV)	Load Regulation (Max) (mV)	Temperature Range (°C)	Price Each 1	10	100
Surface Mount											
511-LD59015C12R	LD59015C12R	SOT-323-5L	1.2	0.15	0.15	0.001%	0.001%	-40 to +125	1.53	1.22	1.07
511-LD59015C15R	LD59015C15R	SOT-323-5L	1.5	0.15	0.15	0.001%	0.001%	-40 to +125	1.53	1.22	1.07
511-LD59015C18R	LD59015C18R	SOT-323-5L	1.8	0.15	0.15	0.001%	0.001%	-40 to +125	1.53	1.22	1.07
511-LD59015C25R	LD59015C25R	SOT-323-5L	2.5	0.15	0.15	0.001%	0.001%	-40 to +125	1.53	1.22	1.07
511-LF25ABDT-TR	LF25ABDT-TR	TO-252	2.5	0.5	0.2	12	12	-40 to +125	1.41	1.13	.956
511-KF25BD-TR	KF25BD-TR	SO-8	2.5	1	0.2	12	50	-40 to +125	1.05	.92	.73
511-LD59015C30R	LD59015C30R	SOT-323-5L	3.0	0.15	0.15	0.001%	0.001%	-40 to +125	1.53	1.22	1.07
511-LE33CD-TR	LE33CD-TR	SO-8	3.3	0.1	0.2	20	25	-40 to +125	1.11	.984	.778
511-L4931ABD33-TR	L4931ABD33-TR	SO-8	3.3	0.25	0.4	15	15	-40 to +125	1.00	.877	.694
511-L4931ABDT33-TR	L4931ABDT33-TR	TO-252	3.3	0.3	0.4	15	15	-40 to +125	1.14	1.02	.80
511-L4931CD33-TR	L4931CD33-TR	SO-8	3.3	0.3	0.4	18	18	-40 to +125	1.02	.899	.708
511-KF33BD-TR	KF33BD-TR	SO-8	3.3	0.5	0.2	12	50	-40 to +125	1.35	1.07	.941
511-KF33BDT-TR	KF33BDT-TR	TO-252	3.3	0.5	0.2	18	50	-40 to +125	1.20	.91	.77
511-LF33ABDT-TR	LF33ABDT-TR	TO-252	3.3	0.5	0.2	16	16	-40 to +125	1.06	.931	.719
511-LF33CDT-TR	LF33CDT-TR	TO-252	3.3	0.5	0.2	16	16	-40 to +125	1.07	.952	.751
511-LD29080DT33R	LD29080DT33R	TO-252	3.3	0.8	0.1	1%	0.50%	-40 to +125	1.20	1.07	.843
511-LD29080S33R	LD29080S33R	SOT-223	3.3	0.8	0.7	0.50%	1%	-40 to +125	1.16	.919	.804
511-LD29150DT33R	LD29150DT33R	TO-252	3.3	1.5	0.1	1%	0.50%	-40 to +125	1.14	1.02	.877
511-L4949ED-TR	L4949ED013TR	SO-8	5.0	0.005	0.1	20	30	-40 to +150	1.01	.92	.77
511-LM2931AD50	LM2931AD50R	SO-8	5.0	0.1	0.25	10	50	-40 to +125	.72	.61	.578
511-LM2931ADT50R	LM2931ADT50	TO-252	5.0	0.1	0.25	10	50	-40 to +125	.97	.77	.673
511-L4949EPTR-E	L4949EPTR-E	SO-20W	5.0	0.1	0.5	20	30	-40 to +150	1.75	1.59	1.49
511-L4931CD50-TR	L4931CD50-TR	SO-8	5.0	0.3	0.4	17.5	15	-40 to +125	1.02	.899	.708
511-L4931CDT50-TR	L4931CDT50-TR	TO-252	5.0	0.3	0.6	17.5	15	-40 to +125	.86	.76	.653
511-KF50BDT-TR	KF50BDT-TR	TO-252	5.0	0.5	0.2	18	50	-40 to +125	.97	.877	.749
511-LF50ABDT-TR	LF50ABDT-TR	TO-252	5.0	0.5	0.2	25	25	-40 to +125	1.09	.963	.765
511-LF50CDT-TR	LF50CDT-TR	TO-252	5.0	0.5	0.2	25	25	-40 to +125	1.38	1.17	1.01
511-LD29080DT50R	LD29080DT50R	TO-252	5.0	0.8	0.1	1%	0.50%	-40 to +125	1.20	1.07	.843
511-L4941BDT-TR	L4941BDT-TR	TO-252	5.0	1.0	0.25	20	20	-40 to +150	1.23	1.09	.865
511-L4940D2T5-TR	L4940D2T5-TR	TO-263	5.0	1.5	0.2	10	25	-40 to +150	1.92	1.69	1.34
511-LD29150DT50R	LD29150DT50R	TO-252	5.0	1.5	0.1	1%	0.50%	-40 to +125	1.01	.888	.70
511-LF80ABDT-TR	LF80ABDT-TR	TO-252	8.0	0.5	0.35	40	40	-40 to +125	.76	.663	.514
511-L4940D2T10-TR	L4940D2T10-TR	TO-263	10.0	1.5	0.2	0.008	0.035	-40 to +150	1.29	1.14	1.02
511-L4931ABD120TR	L4931ABD120TR	SO-8	12.0	0.25	0.4	20	15	-40 to +125	1.00	.877	.694
Thru Hole											
511-LE33CZ-TR	LE33CZ-TR	TO-92	3.3	0.1	0.2	20	25	-40 to +125	.45	.407	.342
511-L4931CZ33-AP	L4931CZ33-AP	TO-92	3.3	0.3	0.4	18	18	-40 to +125	1.09	.963	.765
511-LF33ABV	LF33ABV	TO-220AB	3.3	0.5	0.2	16	16	-40 to +125	.96	.803	.653
511-LF33CV	LF33CV	TO-220AB	3.3	0.5	0.2	16	16	-40 to +125	1.19	1.06	.835
511-LM2931AZ50R	LM2931AZ50R	TO-92	5.0	0.1	0.25	10	33	-40 to +125	.47	.396	.375
511-L4931CZ50-AP	L4931CZ50-AP	TO-92	5.0	0.3	0.4	21	18	-40 to +125	.86	.77	.696
511-LF50CV	LF50CV	TO-220AB	5.0	0.5	0.2	25	25	-40 to +125	1.19	1.06	.835
511-LDFM50DTTR	LDFM50DT-TR	DPAK	5.0	0.5	0.3	0.04%	0.40%	-40 to +125	1.03	.817	.715

POSITIVE FIXED ULTRA LOW DROP VOLTAGE REGULATORS

For quantities greater than listed, call for quote.

MOUSER STOCK NO.	STMicroelectronics Part No.	Package	Output Voltage (V)	Output Current (A)	Dropout Voltage (Typ) (V)	Line Regulation (Max) (mV)	Load Regulation (Max) (mV)	Temperature Range (°C)	Price Each 1	10	100
Surface Mount											
511-LDCL015MR	LDCL015MR	SOT-23-5L	0.8	15	5	0.05%	0.00%	-40 to +125	1.80	1.61	1.48
511-LD39015M15R	LD39015M15R	SOT-23-5L	1.5	0.15	0.08	0.01%	0.002%	-40 to +125	.74	.621	.469
511-LD39015M18R	LD39015M18R	SOT-23-5L	1.8	0.15	0.08	0.01%	0.002%	-40 to +125	.74	.621	.469
511-LD2980CM33	LD2980CM33TR	SOT-23-5L	3.3	0.05	0.003	0.014%	-	-40 to +125	.64	.546	.409
511-LD2981ABM33	LD2981ABM33TR	SOT-23-5L	3.3	0.1	0.001	0.014%	-	-40 to +125	.74	.653	.499
511-LD2981ABU33	LD2981ABU33TR	SOT-89	3.3	0.1	0.001	0.014%	-	-40 to +125	.74	.653	.499
511-LD2985BM33	LD2985BM33R	SOT-23-5L	3.3	0.15	0.003	0.014	-	-40 to +125	.85	.738	.57
511-LD3985M33R	LD3985M33R	SOT-23-5L	3.3	0.15	0.0004	0.10%	0.01%	-40 to +125	.69	.599	.463
511-LD39015M33R	LD39015M33R	SOT-23-5L	3.3	0.15	0.08	0.01%	0.002%	-40 to +125	.74	.621	.469
511-LDS3985M33R	LDS3985M33R	SOT-23-5L	3.3	0.3	0.0004	0.10%	0.01%	-40 to +125	.85	.738	.57
511-LDCL015M33R	LDCL015M33R	SOT-23-5L	3.3	15	5	0.05%	0.003%	-40 to +125	2.62	2.25	1.83
511-LD2980ABM50	LD2980ABM50TR	SOT-23-5L	5.0	0.05	0.003	0.014%	-	-40 to +125	.69	.578	.435
511-LD2980CM50	LD2980CM50TR	SOT-23-5L	5.0	0.05	0.003	0.014%	-	-40 to +125	.64	.546	.409
511-LD2981ABM50	LD2981ABM50TR	SOT-23-5L	5.0	0.1	0.001	0.014%	-	-40 to +125	.74	.653	.499
511-LD2981ABU50	LD2981ABU50TR	SOT-89	5.0	0.1	0.001	0.014%	-	-40 to +125	.74	.653	.499
511-LD2981CU50	LD2981CU50TR	SOT-89	5.0	0.1	0.001	0.014%	-	-40 to +125	.77	.685	.522

POSITIVE FIXED VOLTAGE REGULATORS FOR BATTERY CHARGER

For quantities greater than listed, call for quote.

MOUSER STOCK NO.	STMicroelectronics Part No.	Package	Output Voltage (V)	Output Current (A)	Dropout Voltage (Typ) (V)	Line Regulation (Max) (mV)	Load Regulation (Max) (mV)	Temperature Range (°C)	Price Each 1	10	100
Thru Hole											
511-PB137ACV	PB137ACV	TO-220AB	13.7	1.5	2.1	150	100	0 to +150	1.41	1.12	.991

© Copyright 2013 Mouser Electronics
© Copyright 2013 Mouser Electronics

STMICROELECTRONICS Evaluation Boards

RoHS Compliant **This product is RoHS compliant.**

life.augmented

POWER MANAGEMENT EVALUATION/DEMONSTRATION BOARDS

For quantities greater than listed, call for quote.

MOUSER STOCK NO.	ST Micro Part No.	Description	Price Each
511-EVAL4971	EVAL4971	L4971, 1.5A High Efficiency DC-DC Converter Demonstration Board	12.20
511-EVAL5972D	EVAL5972D	L5972D, 2A High Efficiency DC-DC Converter Demonstration Board	14.05
511-EVAL5980	EVAL5980	L5980, 700mA Step-Down Regulator Demonstration Board	14.05
511-EVAL5981	EVAL5981	L5981, 1A Step-Down Regulator Demonstration Board	14.05
511-EVAL5986A	EVAL5986A	L5986A, 2A Step-Down Regulator Demonstration Board	14.05
511-EVAL5987A	EVAL5987A	L5987A, 3A Step-Down Switching Regulator Demo Board	14.05
511-EVAL6206N	EVAL6206N	L6206 for ST72F264, 12 to 48V PractiSPIN Motor Driver Evaluation and Demonstration System	28.09
511-EVAL6206PD	EVAL6206PD	L6206PD for ST72F264, 12 to 48V PractiSPIN Full BridgeMotor Driver Evaluation and Demonstration System	35.11
511-EVAL6207N	EVAL6207N	L6207N, for ST72F264 12 to 48V PractiSPIN Dual Bridge Motor Driver Evaluation and Demonstration System	28.09
511-EVAL6208N	EVAL6208N	L6208, for ST72F264 12 to 48V PractiSPIN Motor Driver Evaluation and Demonstration System	42.14
511-EVAL6208PD	EVAL6208PD	L6208PD, for ST72F264 12 to 48V PractiSPIN Motor Driver Evaluation and Demonstration System	35.11
511-EVAL6227QR	EVAL6227QR	L6227Q, 8V to 52V, 1.4A Dual Full-Bridge for Motor Control Demostration Board	68.48
511-EVAL6228QR	EVAL6228QR	L6228Q, 8V to 52V, 1A Stepper Motor Driver Evaluation Board	53.50
511-EVAL638X-KIT	EVAL638X-KIT	L638X, MOSFET & Power Driver Evaluation Board	14.05
511-EVAL6574B	EVAL6574B	L6574 and L6561, 15.6V Electronic Ballast with PFC Evaluation Board	28.09
511-EVL6564H-100W	EVL6564H-100W	L6564H, 90 to 265VAC 100W PFC Pre-Regulator Evaluation Board	83.46
511-EVL6699-150W-SR	EVL6699-150W-SR	L6699, 12-150W, Resonant Converter w/Synch Rectification Eval Board	176.61
511-EVL6699-90WADP	EVL6699-90WADP	L6699, 19-90V, Adapter with PFC Eval Board	147.18
511-EVAL6902D	EVAL6902D	L6902D, 8V to 25V, 1A Stepdown Switching Regulator Evaluation Board	14.05
511-EVAL6924U	EVAL6924U	L6924, 4.2V, 1A USB Battery Charger Evaluation Board	14.05
511-EVALPRACTISPIN	EVALPRACTISPIN	L6207, 5V PractiSPIN Motor Driver evaluation and Demonstration System	42.14
511-EVALST7590-1	EVALST7590-1	ST7590, 3.3V STM32 Demostration Board	280.88
511-EVALTSM1052	EVALTSM1052	TSM1052, 90V to 264V Ultra Small battery Charger Evaluation Board	14.05
511-EVALVIPER17L-7W	EVALVIPER17L-7W	VIPer17, 90V to 265V High Voltage Converter PWM Controller and MOSFET Demonstration Board	77.24
511-EVL170W-FTV	EVL170W-FTV	AN3329, 100VAC to 230VAC, 6A 170W Power Supply with PFC and Standby Supply Demonstration Board	267.50
511-EVL6562A-35WFLB	EVL6562A-35WFLB	L6562A, 90V to 265V 35W Wide-Range High Power Factor Flyback Converter Demostration Board	80.25
511-EVL6562A400W	EVL6562A400W	L6562A, 90V to 265V 400W Wide-Range Input, PFC Pre-Regulator Evaluation Board	105.33
511-EVL6563S-400W	EVL6563S-400W	L6563S, 400W FOT-controlled PFC Pre-Regulator Demonstration Board	160.50
511-EVL6591-90WADP	EVL6591-90WADP	L6591, 12V, 7.5A 90W AC-DC Asymmectrical Half-Bridge Adapter Evaluation Board	105.33
511-EVLALTAIR05T-5W	EVLALTAIR05T-5W	ALTAIR05T, 90V to 264V , 45-65Hz, 5W Wide Range CV-CC Optoless Adapter Evaluation Board	26.75
511-EVLALTAIR900-M1	EVLALTAIR900-M1	ALTAIR05T, 90V to 264V, 45-65Hz 7.5W Double Output SMPS for Power Line Evaluation Board	27.82
511-EVLVIPER28H-10W	EVLVIPER28H-10W	VIPer28HN, 85V to 265V, AC/DC Evaluation Board	77.24
511-EVLVIPER28L-10W	EVLVIPER28L-10W	VIPer28LN, 85V to 265V, 60kHz Isolated Flyback with Extra Power Management Demonstration Board	77.24
511-STEVAL-IHM033V1	STEVAL-IHM033V1	STM32F100CB Motor Control w/Serial Communication User Interface Demonstration Board	83.74
511-STEVAL-IHM035V1	STEVAL-IHM035V1	STGIPN3H60 Motor Control SLLIMM™ Demonstration Board	165.92
511-STEVAL-IHM036V1	STEVAL-IHM036V1	STGIPN3H60 LP Motor Control SLLIMM™ Demonstration Board	175.15
511-STEVAL-IHT001V2	STEVAL-IHT001V2	STM8S Cold Thermostat Kit	263.63
511-STEVAL-IHT007V1	STEVAL-IHT007V1	STM8S Discovery Kit Ext. Eval Board	116.31
511-STEVAL-ILB009V1	STEVAL-ILB009V1	STD3N62K3 Electronic Lamp Ballast with Active PFC Demonstration Board	154.54
511-STEVAL-ILD003V1	STEVAL-ILD003V1	TS820 Wall Dimmer CFL LED 220V Demonstration Board	108.55
511-STEVAL-ILD003V2	STEVAL-ILD003V2	TS820 Wall Dimmer CFL LED 110V Demonstration Board	110.10
511-STEVAL-ILH004V1	STEVAL-ILH004V1	L6382D5, 85V to 265V, 70W Electronic Ballast for Metal Halide Lamp Demonstration Board	150.12
511-STEVAL-ILH005V2	STEVAL-ILH005V2	L6562A, 185VAC to 265VAC 150W Electronic Ballast for HID Lamps Demonstration Board	-
511-STEVAL-ILL038V1	STEVAL-ILL038V1	L6585DED 90VAC to 265VAC, 2.08A LED Resonant Driver Demonstration Board	148.64
511-STEVAL-ILL041V1	STEVAL-ILL041V1	L6564 LED Driver US Solution Demonstration Board	88.39
511-STEVAL-IME003V1	STEVAL-IME003V1	STHV748 High Voltage Pulser Demostration Board	323.68
511-STEVALIPB001V1	STEVALIPB001V1	UC3845B, STC04IE170 150V to 1200V, 2W 3-Phase Breaker Single-Output SMPS Demonstration Board	82.19
511-STEVAL-IPE002V1	STEVAL-IPE002V1	Electricity Meter (mono phase) Measurement Board with 2 Current Transformers Evaluation Board	130.60
511-STEVAL-IPE003V1	STEVAL-IPE003V1	Electricity Meter (mono phase) Measurement Board with 1 Current Transformer and Shunt Evaluation Board	98.31
511-STEVAL-IPE010V2	STEVAL-IPE010V2	STPMC1, Energy Meter Motherboard Demostration Kit	114.06
511-STEVAL-IPE011V1	STEVAL-IPE011V1	STPMS1 Energy Meter Daughterboard Demonstration Kit	56.18
511-STEVAL-IPE012V2	STEVAL-IPE012V2	STPM10, STM8L152 Single Phase Energy Meter Demonstration Board	91.50
511-STEVAL-IPE015V1	STEVAL-IPE015V1	STPM10 Single-Phase 2 Trans Demonstration Board	93.05
511-STEVAL-IPE016V1	STEVAL-IPE016V1	STPM10 Single-Phase 1 Trans 1 Shunt Demonstration Board	82.19
511-STEVAL-IPE017V1	STEVAL-IPE017V1	STPM10 Single-Phase 1 Shunt Demonstration Board	75.33
511-STEVAL-IPE018V1	STEVAL-IPE018V1	STPM10 Single-Phase 1 Trans Demonstration Board	85.29
511-STEVAL-IPP001V2	STEVAL-IPP001V2	ST7580, Power Line Communication Demostration Board	287.56
511-STEVAL-ISA006V1	STEVAL-ISA006V1	VIPer12AS, 90V to 264V 6W Non-Isolated Flyback Topology Power Supply Evaluation Board	33.73
511-STEVAL-ISA010V1	STEVAL-ISA010V1	VIP16L, 85VAC to 500VAC, Ultra Wide Range Dual Output Back Converter Demonstration Board	56.50
511-STEVAL-ISA020V1	STEVAL-ISA020V1	VIPer12AS-E, 88V to 264V, 3.5W Battery Charger Demonstration Board	33.73
511-STEVAL-ISA035V1	STEVAL-ISA035V1	VIPer22A-E, 85V to 264V, Non-Isolated Offline Power Supply Demonstration Board	64.61
511-STEVAL-ISA044V5	STEVAL-ISA044V5	ST1S10, 3A Step-Down Regulator Demostration Board	54.78
511-STEVAL-ISA044V6	STEVAL-ISA044V6	ST1S10, 3A Step-Down Regulator Demostration Board	54.78
511-STEVAL-ISA059V1	STEVAL-ISA059V1	TSM108, 6V, 800mA, DC-DC Converter Demonstration Board	87.08
511-STEVAL-ISA068V1	STEVAL-ISA068V1	ST1S32 4A, 1.5MHz Step-Down Synch Switching Regulator Demonstration Board	71.90
511-STEVAL-ISA069V1	STEVAL-ISA069V1	ST1S31, 3A Step-Down Synch Switching Regulator Demostration Board	58.42
511-STEVAL-ISA070V1	STEVAL-ISA070V1	ST1S31, 3A Step-Down Synch Switching Regulator Demostration Board	38.95
511-STEVAL-ISA071V2	STEVAL-ISA071V2	VIPer16, 4W Non-Insulated, Wide Input Voltage Range Demostration Board	41.73
511-STEVAL-ISA076V2	STEVAL-ISA076V2	L6924U, 12V, USB Compatible Battery Charger Demostration Board	63.34
511-STEVAL-ISA077V1	STEVAL-ISA077V1	L6920DB, 5.5V, 750mA High Efficiency Synchronous Retifier Step-Up Converter Demonstration Board	47.94
511-STEVAL-ISA079V2	STEVAL-ISA079V2	L6928 DC-DC Monolithic Synch Step-Down Regulator Demonstration Board	47.94
511-STEVAL-ISA082V1	STEVAL-ISA082V1	ST1S40IPHR, 4V to 18V, 800kHz Fixed-Frequency PWM Synchronous Step-Down Demonstration Board	65.06
511-STEVAL-ISA083V1	STEVAL-ISA083V1	ST1S40IPUR, 4V to 18V, 4A, 800kHz Fixed Frequency PWM Synchronous Step-Down Demonstration Board	70.19
511-STEVAL-ISA084V1	STEVAL-ISA084V1	ST1S40, 4V to 18V, 4A, 800kHz Fixed Frequency PWM Synchronous Step-Down Demonstration Board	65.06
511-STEVAL-ISA088V1	STEVAL-ISA088V1	L5970D, 1A Step-Down Regulator Eval Board	54.78
511-STEVAL-ISA089V1	TEVAL-ISA089V1	L5972, 1.5A Step-Down Regulator Eval Board	54.78
511-STEVAL-ISA091V1	STEVAL-ISA091V1	L7980, 4.5V to 28V, 2A Step-Down Switching Power Supply Demonstration Board	46.22
511-STEVAL-ISA092V1	STEVAL-ISA092V1	L980A, 4.5V to 28V, 2A Step-Down Switching Demonstration Board	46.22
511-STEVAL-ISA093V1	STEVAL-ISA093V1	L7981, 4.5V to 28V, 3A Step-Down Switching Power Supply Demonstration Board	46.22
511-STEVAL-ISA094V1	STEVAL-ISA094V1	L7981, 4.5V to 28V, 3A Step-Down Switching Power Supply Demonstration Board	46.22
511-STEVAL-ISA096V1	STEVAL-ISA096V1	Viper06 Non-Isolated SMPS Buck-Boost Demonstration Board	59.92
511-STEVAL-ISA097V1	STEVAL-ISA097V1	L7985, 2A Step-Down Switching Power Supply Demostration Board	36.17
511-STEVAL-ISA098V1	STEVAL-ISA098V1	L7985A, 2A Step-Down Switching Power Supply Demostration Board	36.17
511-STEVAL-ISA099V1	STEVAL-ISA099V1	L7986, 2A Step-Down Switching Power Supply Demostration Board	36.17
511-STEVAL-ISA101V1	STEVAL-ISA101V1	L5973D 4-36V Step-Down Switching Regulator	60.05
511-STEVAL-ISA102V1	STEVAL-ISA102V1	L6562A 80W High Performance Transition Mode PFC Demonstration Board	77.04
511-STEVALISC001V1	STEVALISC001V1	L6565, 88V to 264V, 30W AD-DC Adapter Evaluation Board	82.86
511-STEVAL-ISV005V2	STEVAL-ISV005V2	SPV1020, 240W Photovoltaic Battery Charger Demostration Board	87.63
511-STEVAL-ISV012V1	STEVAL-ISV012V1	SPV1040, L6924D, Solar Demonstration Battery Board	80.64
511-STEVAL-ISV014V1	STEVAL-ISV014V1	SPV1040, STBC21, STC3100 3W, USB Battery Charger Demonstration Board	154.54
511-STEVAL-ISV018V1	STEVAL-ISV018V1	SPV1020 300W, 120V PV Converter, Photovoltaic Panel Demonstration Board	139.56
511-STEVAL-PCC015V1	STEVAL-PCC015V1	Full Speed, USB to RS-232 Bridge Demonstration Board	59.92
511-STEVAL-PCC009V2	STEVAL-PCC009V2	STM32F103VB, 2V to 3.6V, IBU Universal Interface Board	70.19
511-STEVAL-PCC009V4	STEVAL-PCC009V4	STM32F103RBT6 USB Universal Interface Serial Bridge Demonstration Board	53.07
511-STEVAL-PCC011V1	STEVAL-PCC011V1	ST802RT1B, 3.3V Ethernet PHY Demonstration Board	191.33
511-STEVAL-PCC012V1	STEVAL-PCC012V1	STM32F107, 7V to 35V, Connectivity Gateway Demonstration Board	208.99
511-STR91X-SK/IAR	STR91X-SK/IAR	ST912FAW4, IAR KickStart Starter Kit, with USB-JTAG Debugger and 32KB IAR Software	351.76

© Copyright 2013 Mouser Electronics
© Copyright 2013 Mouser Electronics

STMICROELECTRONICS Evaluation Boards

RoHS Compliant **This product is RoHS compliant.**

life.augmented

EVALUATION/DEMONSTRATION BOARDS

Amplifier ICs

For quantities greater than listed, call for quote.

MOUSER STOCK NO.	ST Micro Part No.	Description	Price Each
511-STEVAL-CCA022V1	STEVAL-CCA022V1	TS507, TS621, TS631, TS911, TSV991, TS1851, TS1871, etc. for Single Op-Amps in SC-70 and SOT-23	16.26
511-STEVAL-CCA023V1	STEVAL-CCA023V1	TS472, 2.2V to 5.5V, 1.8mA, Low Noise Microphone Preamplifier Demonstration Board	46.22
511-STEVAL-CCA025V1	STEVAL-CCA025V1	TS4621, 2.3V to 4.8V, 0.6mA Class G Capless Headphone Amplifier Demonstration Board	83.89
511-STEVAL-CCA027V1	STEVAL-CCA027V1	TDA7492, 50W Dual BTL Class-D Audio Amplifier Demo Board	105.45
511-STEVAL-CCA028V1	STEVAL-CCA028V1	TDA7491P, Audio 10W + 10W Class D, Demo Board	100.79
511-STEVAL-CCA035V1	STEVAL-CCA035V1	STA120D APWLink USB Interface Demonstration Board	120.95
511-STEVAL-ISQ010V1	STEVAL-ISQ010V1	TSC102, 3.5V to 5.5V, High-Side Current Sense Amplifier Demonstration Board	62.86
511-STEVAL-TDR011V1	STEVAL-TDR011V1	PD85006L-E, STAP85050, 13.6V, 50W/400-470MHz Reference Design Demonstration Board	357.11

Analog ICs

For quantities greater than listed, call for quote.

MOUSER STOCK NO.	ST Micro Part No.	Description	Price Each
511-EVALCOMMBOARD	EVALCOMMBOARD	ST7538, ST7540, Communication/Control Board Microcontroller for Power Line Comm and Industrial Products	112.35
511-EVAL-IBU-STR7	EVAL-IBU-STR7	L640, SPI Configurable Stepper and DC Multi-Motor Driver Demonstration Board	147.13
511-EVAL6206Q	EVAL6206Q	L6206Q PowerSPIN Dual Full Bridge Drive Demonstration Board	77.04
511-EVAL6208Q	EVAL6208Q	L6208Q PowerSPIN Dual Full Bridge Drive Demonstration Board	77.04
511-EVAL6235Q	EVAL6235Q	L6235Q 3-Phase DMOS Motor Driver Eval Board	77.04
511-EVAL6393FB	EVAL6393FB	L6393 Half-Bridge Gate Driver Eval Board	77.04
511-EVAL6472H	EVAL6472H	L6472 8V to 45V Stepper Motor Eval Board	69.55
511-EVAL6472PD	EVAL6472PD	L6472 8V to 45V Stepper Motor Eval Board	77.53
511-EVAL6474H	EVAL6474H	L6474 8V to 45V Stepper Motor Eval Board	77.53
511-EVAL6474PD	EVAL6474PD	L6474 8V to 45V Stepper Motor Eval Board	77.53
511-EVAL6480H	EVAL6480H	L6480H 10.5V to 85V Stepper Motor Board	100.79
511-EVALST7540-2	EVALST7540-2	ST72F651AR6, FSK Powerline Transceiver Design Guide for AMR Reference Design Board	168.53
511-STEVAL-ICB002V1	STEVAL-ICB002V1	STMPE821, STM32 Capacitive Touch Daughterboard	63.19
511-STEVAL-ICB004V1	STEVAL-ICB004V1	STMPE811, 3.3V, Advanced Resistive Touchscreen Controller Demonstration Board	119.37
511-STEVAL-IFN004V1	STEVAL-IFN004V1	L6230 3-Phase DMOS Motor Driver Eval Board	109.89
511-STEVAL-IFP010V3	STEVAL-IFP010V3	VN12140J, High-Side Driver Demonstration Board	79.08
511-STEVAL-IFP016V2	STEVAL-IFP016V2	L6360 IO-Link Comm. Master Tranceiver Demo Board	80.68
511-STEVAL-IFP019V1	STEVAL-IFP019V1	VNI4140K-32 Solid State Relay Demonstration Board	86.84
511-STEVAL-IFP020V1	STEVAL-IFP020V1	L6370Q High Side DVR Single Channel Demonstration Board	100.79
511-STEVAL-IFS006V2	STEVAL-IFS006V2	SPT01-335DEE and is an Inductive Proximity Switch Application Demonstration Board	77.04
511-STEVAL-IFS012V8	STEVAL-IFS012V8	STLM75, 2.7V to 5.5V, Temperature Sensor Daughter Card Demonstration Board	35.60
511-STEVAL-IHM023V2	STEVAL-IHM023V2	L6390, 1kW 3-Phase Motor Control Demonstration Board	260.50
511-STEVAL-ISA062V1	STEVAL-ISA062V1	VIPer17, 85VAC to 264VAC, 6W Dual Output SMPS Demonstration Board	67.41
511-STEVAL-ISA103V1	STEVAL-ISA103V1	VIPer27LN, 5V-12V 12W Wide Range Input Demo Board	98.76
511-STEVAL-MKI089V1	STEVAL-MKI089V1	LIS331DLH, Adapter Board for Standard DIL 24 Socket	29.49
511-STEVAL-MKI114V1	STEVAL-MKI114V1	LSM303DLHC, Magnetic Field Probe Kit	85.29
511-STEVAL-MKI119V1	STEVAL-MKI119V1	STM32F103RE, 3V, eMotion Win8 Demonstration Board	133.75
511-STEVAL-PCC001V1	STEVAL-PCC001V1	ST72651, RS-232, USB Reference and Design Board	44.97

Memory

For quantities greater than listed, call for quote.

MOUSER STOCK NO.	ST Micro Part No.	Description	Price Each
511-STEVAL-IDX001V1	STEVAL-IDX001V1	STM32F103 USB 512kB, 64kB Extendible Motherboard Demonstration Board	97.69
511-STEVAL-IDX001V11	STEVAL-IDX001V11	SPZB32W 802.15.4/ZigBee® Daughterboard Demonstration Board	78.75
511-STEVAL-IDZ401V1	STEVAL-IDZ401V1	SPZB32W1A2, STM32F103 USB 802.15.4 Dongle Based on SPZB32W1 Evaluation Board	68.48
511-STEVAL-IHP002V2	STEVAL-IHP002V2	STM32F103CB PLM Smartplug System Demonstration Board	200.16
511-STEVAL-IKR001V1	STEVAL-IKR001V1	STM32L USB Sub-GHz Transceiver Development Kit	529.31
511-STEVAL-IPR002V1	STEVAL-IPR002V1	M24LR64-R Data Logger and Event Logger Evaluation Board	75.33
511-STEVAL-ISB006V1	STEVAL-ISB006V1	STW4102 Dual USB/Wall Adapter Li-Ion Battery Charger with Gas Gauge Demonstration Board	56.18
511-STEVAL-ISB008V1	STEVAL-ISB008V1	STW4102, STM32F103C6, Standalone USB Li-Ion Battery Charger Demonstration Board	66.01
511-STEVAL-ISB012V1	STEVAL-ISB012V1	STC3105, Battery Monitoring System Demonstration Board	110.09
511-STEVAL-ISB013V1	STEVAL-ISB013V1	STC3105, Battery Monitoring System with Alarm Output for Gas Gauge Demonstration Board	63.34
511-STEVAL-SPBT3ATV3	STEVAL-SPBT3ATV3	SPBT2632C2A.AT2 USB 802.15.1 Dongle for Bluetooth Demo Board	42.80
511-STEVAL-SPBT4ATV3	STEVAL-SPBT4ATV3	SPBT2632C1A.AT2 USB Dongle for Bluetooth Demo Board	42.80
511-STEVAL-SPBT2ATV2	STEVAL-SPBT2ATV2	SPBT2532C2.AT, USB 802.15.1 Dongle for Bluetooth Demo Board	34.78
511-STEVAL-TDR013V1	STEVAL-TDR013V1	PD84002, 2W, 860-960MHz LDMOS Transistor Evaluation Board	228.12
511-STEVAL-TDR017V1	STEVAL-TDR017V1	PD84001, 1W, 860-960MHz LDMOS Transistor Evaluation Board	228.12
511-STEVAL-TDR019V1	STEVAL-TDR019V1	PD85004, 860MHz to 960MHz, 2-Way Radio Demonstration Board	228.12
511-STEVAL-TDR021V1	STEVAL-TDR021V1	PD84008L-E, 740MHz to 950MHz, 2-Way Radio Demonstration Board	228.12
511-STEVAL-TDR028V1	STEVAL-TDR028V1	STAC2942B, 48V, 370W, FM Broadcast Demonstration Board	468.13
511-STEVAL-TDR029V1	STEVAL-TDR029V1	STAC2942B, 48V, 700W, FM Broadcast Demonstration Board	936.25

Opto Drivers

For quantities greater than listed, call for quote.

MOUSER STOCK NO.	ST Micro Part No.	Description	Price Each
511-EVALED2000P	EVALED2000P	LED2000P Step-Down, 3V to 18V LED Driver Evaluation Board	21.40
511-EVAL5988D	EVAL5988D	L5988D, 4A, 14W-21W, T5 Miniature Ballast Driven by Bipolar Transistors Demonstration Board	13.38
511-EVAL6520-1421	EVAL6520-1421	L6520, 198V to 264V, 14W-21W, T5 Miniature Ballast Driven by Bipolar Transistors Demonstration Board	46.81
511-EVALPM8803-FWD	EVALPM8803-FWD	PM8803, IEEE802.3at with Synchronous Active Clamp Forward PoE Converter Demonstration Kit	133.75
511-STEVALILL009V3	STEVALILL009V3	STP04CM05, OSRAM ONSTAR® Projection LED Board	-
511-STEVAL-ILL013V1	STEVAL-ILL013V1	L6562A, 80W Offline PFC and LED Driver with Dimming Demonstration Board	115.15
511-STEVAL-ILL014V1	STEVAL-ILL014V1	STCS1, 4.5V to 40V, Constant Current Controller for High Brightness LEDs Evaluation Board	60.39
511-STEVAL-ILL024V1	STEVAL-ILL024V1	STM32F103VB, Control Unit for LED Matrix Display Demonstration System	89.88
511-STEVAL-ILL031V1	STEVAL-ILL031V1	STM8S208, 48V, Digital Constant Current Controller for LED Driving Demonstration Board	105.45
511-STEVALTLL001V1	STEVALTLL001V1	STLD40D, 3V to 5.5V, White LED Controller Evaluation Board	54.78
511-STEVAL-TLL006V2	STEVAL-TLL006V2	STCF06, High-Power Buck-Boast LED Driver Demo Board	122.50
511-STEVAL-TLL008V1	STEVAL-TLL008V1	STCF04, Camera Flash LED SuperCap Demo Board	134.91
511-STEVAL-TLL009V1	STEVAL-TLL009V1	STCF07 Camera Flash LED Demo Board	83.89
511-STEVAL-TLL010V1	STEVAL-TLL010V1	STLA02 Step-Up 6 WH LED Driver Demostration Board	83.89
511-STEVAL-TLL011V1	STEVAL-TLL011V1	STLD41 Step-Up 40 WH LED Driver Demostration Board	147.32
511-STEVAL-TLL013V1	STEVAL-TLL013V1	STLED25 5-Channel Step-Up WH LED Driver Demonstration Board	82.19

© Copyright 2013 Mouser Electronics
© Copyright 2013 Mouser Electronics

TEXAS INSTRUMENTS Power Management ICs

Products may be RoHS compliant. Check mouser.com for RoHS status.

LED DRIVERS

NEW PRODUCT

For quantities greater than listed, call for quote.

MOUSER STOCK NO.	Texas Instruments Part No.	Package	Type	Input Voltage (V)	Output Voltage (V)	Output Current (mA)	Dimming Type	No. of LEDs	Configuration	Price Each 1	25	100	250
926-LP5523TM/NOPB	LP5523TM/NOPB	MicroSMD	Charge Pump	-/-	-	25.5	PWM	9	Parallel	2.04	1.64	1.10	1.08
595-TLC59282RGET	TLC59282RGET	QFN-24	Con-Current	0.3	18	1	On/Off	4	-	1.44	1.16	.781	.765
595-TLC5926IPWPR	TLC5926IPWPR	TSSOP-24	Con-Current	0.4	20	120	On/Off	1	Parallel	1.85	1.61	1.46	1.28
926-LM3914N-1	LM3914N-1	PLCC-20	Linear	1.2-12.0	1.34	30	Analog	10	Series	2.30	1.86	1.67	1.49
595-TPS61040DBVR	TPS61040DBVR	SOT-23 5	Boost	1.8-6.0	36	400	PWM	6	Series	1.82	1.58	1.43	1.26
595-TPS61040QDBVRQ1	TPS61040QDBVRQ1	SOT-23-5	Boost	1.8-6.0	28	400	PWM	6	Series	2.19	1.90	1.72	1.52
595-TPS61041DBVR	TPS61041DBVR	SOT-23 5	Boost	1.8-6.0	24	250	PWM	4	Series	1.82	1.58	1.43	1.26
595-TPS61042DRBR	TPS61042DRBR	SON-8	Boost	1.8-6.0	36	500	PWM	6	Series	1.82	1.58	1.43	1.26
595-TPS61042DRBT	TPS61042DRBT	SON-8	Boost	1.8-6.0	36	500	PWM	6	Series	2.19	1.90	1.72	1.52
595-TPS61043DRBR	TPS61043DRBR	SON-8	Boost	1.8-6.0	24	500	PWM	4	Series	1.82	1.58	1.43	1.26
595-TPS92020D	TPS92020D	SOIC-8	Half-bridge	12.0-450.0	9 - 11	-5	-	Multiple	-	2.04	1.64	1.10	1.08
926-LM3448MA/NOPB	LM3448MA/NOPB	SOIC-16	Buck	2.0-2.85	12	2.85	PWM, Analog	7	Parallel	3.11	2.50	2.28	2.05
926-LM2703MF-ADJNOPB	LM2703MF-ADJ/NOPB	SOT-23-5	Boost	2.2-7.0	20	350	PWM	4	Series	2.12	1.71	1.54	1.37
926-LM2704MF-ADJNOPB	LM2704MF-ADJ/NOPB	SOT-23-5	Boost	2.2-7.0	20	550	-	4	Series	2.05	1.66	1.50	1.33
926-LP3943ISQ/NOPB	LP3943ISQ/NOPB	LLP-24	Boost	2.3-5.5	Undefined	25	PWM	16	Parallel	2.01	1.61	1.09	1.07
595-TPS61050DRCT	TPS61050DRCT	SON-10	Boost	2.5-5.5	5.5	1500	PWM	1	Series	2.65	2.12	1.43	1.40
595-TPS61050YZGT	TPS61050YZGT	DSBGA-12	Boost	2.5-5.5	5.5	1500	PWM	1	Series	2.65	2.12	1.43	1.40
595-TPS75103YFFR	TPS75103YFFR	DSBGA-9	LDO	2.7-5.5	3.6	25	PWM	1 - 4	Series	1.21	.963	.651	.638
595-TPS75103YFFT	TPS75103YFFT	DSBGA-9	LDO	2.7-5.5	3.6	25	PWM	1 - 4	Series	1.44	1.16	.781	.765
926-LP5521TM/NOPB	LP5521TM/NOPB	MicroSMD	Charge Pump	2.7-5.5	4.5	25.5	PWM	3	Parallel	.96	.77	.52	.51
926-LP5521YQ/NOPB	LP5521YQ/NOPB	LLP-24	Charge Pump	2.7-5.5	4.5	25.5	PWM	3	Parallel	1.44	1.16	.781	.765
926-LP5524TM-5/NOPB	LP5524TM-5/NOPB	MicroSMD	High Side	2.7-5.5	-	25.5	PWM	4	Parallel	1.44	1.16	.781	.765
595-TPS61060DRBR	TPS61060DRBR	SON-8	Boost	2.7-6.0	18	400	PWM	3	Series	2.01	1.81	1.65	1.49
595-TPS61060YZFT	TPS61060YZFT	DSBGA-8	Boost	2.7-6.0	18	400	PWM	3	Series	2.41	2.17	1.97	1.79
595-TPS60250RTER	TPS60250RTER	QFN-16	Boost	2.7-6.5	6	125	PWM	1s 7p	Parallel	1.93	1.54	1.04	1.02
595-TPS60250RTET	TPS60250RTET	QFN-16	Boost	2.7-6.5	6	125	PWM	1s 7p	Parallel	2.29	1.83	1.24	1.21
595-TPS60251RTWT	TPS60251RTWT	QFN-24	Boost	2.7-6.5	6.5	125	PWM	5 + 2	Parallel	2.21	1.78	1.20	1.18
926-LM3405XMK/NOPB	LM3405XMK/NOPB	TSOT-6	Buck	3.0/15.0	13.5	1000	-	1	Series	2.99	2.41	2.17	1.93
926-LM3914N-1/NOPB	LM3914N-1/NOPB	DIP-18	Linear	3.0-15.0	1.34	30	-	10	Parallel	2.30	1.86	1.67	1.49
926-LM3914V/NOPB	LM3914V/NOPB	PLCC-20	Linear	3.0-15.0	1.34	30	-	10	Parallel	3.81	3.06	2.78	2.51
926-LM3914VX/NOPB	LM3914VX/NOPB	PLCC-20	Linear	3.0-15.0	1.34	30	-	10	Parallel	3.81	3.06	2.78	2.51
926-LM3915N-1/NOPB	LM3915N-1/NOPB	DIP-18	Linear	3.0-25.0	1.34	30	-	10	Parallel	3.04	2.46	2.21	1.97
926-LM3916N-1/NOPB	LM3916N-1/NOPB	DIP-18	Linear	3.0-25.0	1.34	30	-	10	Parallel	2.81	2.27	2.04	1.82
595-TLC5930PWP	TLC5930PWP	HTSSOP-24	Linear	3.0-3.6	17	40	PWM	3s 16 p	Parallel	7.95	6.36	4.29	4.21
595-TLC5940NT	TLC5940NT	PDIP-28	Linear	3.0-5.0	17	120	PWM	3s 16 p	Parallel	3.62	2.89	1.95	1.92
595-TLC5940PWP	TLC5940PWP	HTSSOP-28	Linear	3.0-5.0	17	120	PWM	3s 16 p	Parallel	3.62	2.89	1.95	1.92
595-TLC5941PWP	TLC5941PWP	HTSSOP-28	Linear	3.0-5.0	17	80	PWM	3s 16 p	Parallel	2.89	2.31	1.56	1.53
595-TLC5941RHBT	TLC5941RHBT	QFN-32	Linear	3.0-5.0	17	80	PWM	3s 16 p	Parallel	2.77	2.21	1.50	1.47
595-TLC5916IPWRG4	TLC5916IPWRG4	TSSOP-16	Con-Current	3.0-5.5	20	120	-	8	Series	1.56	1.41	1.23	1.08
595-TLC5922DAP	TLC5922DAP	HTSSOP-32	Linear	3.0-5.5	17	80	On/Off	3s 16 p	Parallel	3.97	3.18	2.15	2.11
595-TLC5923DAP	TLC5923DAP	HTSSOP-32	Linear	3.0-5.5	17	80	On/Off	3s 16 p	Parallel	4.10	3.27	2.21	2.17
595-TLC5924RHBT	TLC5924RHBT	QFN-32	Linear	3.0-5.5	17	80	On/Off	3s 16 p	Parallel	4.33	3.47	2.34	2.30
595-TLC5945PWP	TLC5945PWP	HTSSOP-28	Linear	3.0-5.5	17	80	PWM	3s 16 p	Parallel	3.14	2.50	1.69	1.66
595-TLC5945PWPR	TLC5945PWPR	HTSSOP-28	Linear	3.0-5.5	17	80	PWM	3s 16 p	Parallel	2.53	2.02	1.37	1.34
595-TLC5945RHBT	TLC5945RHBT	QFN-32	Linear	3.0-5.5	17	80	PWM	3s 16 p	Parallel	3.14	2.50	1.69	1.66
595-TPS61140DRCT	TPS61140DRCT	SON-10	Boost	3.0-6.0	24	700	PWM	1 Oled + 4	2x Series	2.77	2.21	1.50	1.47
595-TPS61151DRCR	TPS61151DRCR	SON-10	Boost	3.0-6.0	27	700	PWM	2 x 6	2x Series	2.41	1.93	1.31	1.27
926-LM3407MY/NOPB	LM3407MY/NOPB	MiniSOIC-8	Buck	4.5-30.0	Undefined	350	PWM	1-7	Series	2.15	1.73	1.56	1.39
926-LM3401MM/NOPB	LM3401MM/NOPB	MiniSOIC-8	Buck	4.5-35.0	Undefined	410	PWM	Multiple	Series	1.69	1.35	.911	.892
926-TPS92550TZ/NOPB	TPS92550TZ/NOPB	TO-PMOD-7	Constant	4.5-36.0	36	450	PWM	1	Series	11.76	9.89	9.10	8.29
926-LM3414MR/NOPB	LM3414MR/NOPB	SOP-8	Buck	4.5-42.0	Undefined	3.5	PWM, Analog	Multiple	Series	3.30	2.65	2.41	2.17
926-LM3414HVMRX/NOPB	LM3414HVMRX/NOPB	PSOP-8	Buck	4.5-42.0	6	1000	PWM	12	Series	3.75	3.02	2.74	2.47
595-TLC5905PAP	TLC5905PAP	HTQFP-64	Linear	4.5-5.5	17	120	On/Off	8/16	Parallel	6.86	5.49	3.71	3.64
595-TLC5920DL	TLC5920DL	SSOP-48	Linear	4.5-5.5	17	80	On/Off	3s 16 p	Parallel	3.25	2.60	1.75	1.72
595-TLC5921DAP	TLC5921DAP	HTSSOP-32	Linear	4.5-5.5	17	80	On/Off	3s 16 p	Parallel	3.62	2.89	1.95	1.92
595-TLC5921DAPR	TLC5921DAPR	TSSOP-32	Con-Current	4.5-5.5	1	90	-	4	Series	3.01	2.41	1.63	1.59
926-TPS92551TZ/NOPB	TPS92551TZ/NOPB	TO-PMOD-7	Constant	4.5-60.0	60	450	PWM	1	Series	12.94	10.88	10.00	9.13
926-LM3414HVMR/NOPB	LM3414HVMR/NOPB	SOP-8	Buck	4.5-65.0	Undefined	1000	PWM, Analog	Multiple	Series	3.75	3.02	2.74	2.47
926-LM3429MH/NOPB	LM3429MH/NOPB	TSSOP-14	Boost/Buck/Sepic	4.5-75.0	Undefined	27	PWM, Analog	Multiple	Series	3.66	2.94	2.68	2.42
926-LM3406MH/NOPB	LM3406MH/NOPB	TSSOP-14	Buck	6.0-42.0	Undefined	1500	PWM, 2-Wire	Multiple	Series	4.23	3.40	3.09	2.79
926-LM3406HVMH/NOPB	LM3406HVMH/NOPB	TSSOP-14	Buck	6.0-75.0	Undefined	1500	PWM, 2-Wire	Multiple	Series	4.49	3.62	3.28	2.96
926-LM3409HVMY/NOPB	LM3409HVMY/NOPB	MiniSOIC-10	Buck	6.0-75.0	Undefined	2000	PWM, Analog	Multiple	Series	3.89	3.14	2.85	2.57
926-LM3402MM/NOPB	LM3402MM/NOPB	MiniSOIC-8	Buck	6.0-42.0	Undefined	525	PWM	Multiple	Series/Parallel	3.02	2.44	2.19	1.95
926-LM3404MR/NOPB	LM3404MR/NOPB	SOP-8	Buck	6.0-42.0	Undefined	1000	PWM	Multiple	Series/Parallel	3.51	2.82	2.57	2.31
926-LM3409MY/NOPB	LM3409MY/NOPB	MiniSOIC-10	Buck	6.0-42.0	Undefined	2000	PWM, Analog	Multiple	Series	3.30	2.65	2.41	2.17
926-LM3466MR/NOPB	LM3466MR/NOPB	PSOP-8	Linear	6.0-70.0	Undefined	0.64	-	20	Parallel	2.99	2.41	2.17	1.93
926-LM3404HVMA/NOPB	LM3404HVMA/NOPB	SOIC-8	Buck	6.0-75.0	Undefined	1000	PWM	Multiple	Series/Parallel	4.16	3.35	3.05	2.75
926-LM3404HVMR/NOPB	LM3404HVMR/NOPB	SOP-8	Buck	6.0-75.0	Undefined	1000	PWM	Multiple	Series/Parallel	4.16	3.35	3.05	2.75
926-LM3404MA/NOPB	LM3404MA/NOPB	SOIC-8	Buck	6.0-75.0	Undefined	1000	PWM	Multiple	Series/Parallel	3.51	2.82	2.57	2.31
926-LM3404HVMRX/NOPB	LM3404HVMRX/NOPB	PSOP-8	Buck	6.0-75.0	Undefined	1000	PWM	1	Series/Parallel	4.16	3.35	3.05	2.75
926-LM3406HVMHX/NOPB	LM3406HVMHX/NOPB	TSSOP-14	Buck	6.0-75.0	19.7	1700	PWM	5	Series	4.49	3.62	3.28	2.96
926-LM3404HVMAX/NOPB	LM3404HVMAX/NOPB	SOIC-8	Buck	6.0-75.0	73	1000	PWM	10	Parallel	4.16	3.35	3.05	2.75
926-LM3447MT/NOPB	LM3447MT/NOPB	SOIC-14	Constant	7.5-17.5	19	1.6	PWM, Analog	1	Series/Parallel	2.81	2.27	2.04	1.82
595-TPS92070PW	TPS92070PW	TSSOP-16	Linear	9.0-21.5	Undefined	0.1	Non-Diss, Triac	1	-	3.01	2.41	1.63	1.59
926-LM3433SQ/NOPB	LM3433SQ/NOPB	LLP-24	Buck	9.0-14.0	Undefined	6000	PWM, Analog	Multiple	Series	6.54	5.25	4.78	4.31
926-LM3463SQ/NOPB	LM3463SQ/NOPB	QFN-48	Linear	12	95	10	Analog/PWM	6	Parallel	11.21	9.19	8.28	7.63
926-LM3444MA/NOPB	LM3444MA/NOPB	SOIC-8	Buck	80.0-277.0	13	2.25	PWM	7	Parallel	1.99	1.61	1.44	1.28
926-LM3445MM/NOPB	LM3445MM/NOPB	MiniSOIC-10	Buck	85.0-305.0	-	2.85	Fwd Ph Triac	Multiple	Series	1.73	1.39	.937	.918

LCD DRIVERS

For quantities greater than listed, call for quote.

MOUSER STOCK NO.	Texas Instruments Part No.	Package	Segments	Sink Current Per Digit (mA)	Source Current Per Digit (mA)	Supply Voltage	Operating Temp. Range (°C)	Price Each 1	25	100	250
926-MM5483N/NOPB	MM5483N/NOPB	MDIP-40	31	0.02	0.02	10	-40 to +85	7.29	5.85	5.33	4.80
926-MM5452N/NOPB	MM5452N/NOPB	DIP-40	32	0.02	0.02	10	-40 to +85	7.04	5.66	5.16	4.64
926-MM5452V/NOPB	MM5452V/NOPB	PLCC-44	32	0.02	0.02	10	-40 to +85	7.14	5.74	5.22	4.71
926-MM5453N/NOPB	MM5453N/NOPB	DIP-40	33	0.02	0.02	10	-40 to +85	5.19	4.17	3.80	3.42
926-MM5453V/NOPB	MM5453V/NOPB	PLCC-44	33	0.02	0.02	10	-40 to +85	5.19	4.17	3.80	3.42
926-MM145453V/NOPB	MM145453V/NOPB	PLCC-44	33	-0.04	0.04	10	-40 to +85	6.77	5.45	4.95	4.47

© Copyright 2013 Mouser Electronics
© Copyright 2013 Mouser Electronics

TEXAS INSTRUMENTS Power Management ICs

Products may be RoHS compliant. Check mouser.com for RoHS status.

MOSFET DRIVERS

NEW PRODUCT

For quantities greater than listed, call for quote.

MOUSER STOCK NO.	Texas Instruments Part No.	Package	No. of Outputs	Driver Configuration	V_{CC} (Min)	V_{CC} (Max)	Peak Output Current	Rise Time (ns)	Fall Time (ns)	Price Each 1	25	100	250
595-CSD86360Q5D	CSD86360Q5D	SON-6	1	Sync FET	-	22	25	20.4	4.3	3.00	2.70	2.46	2.21
926-LM5112MYX/NOPB	LM5112MYX/NOPB	MSOP-8	1	-	3.5	14	1	14	12	1.08	.867	.585	.574
926-LM5112Q1SD/NOPB	LM5112Q1SD/NOPB	LLP-6	1	Inverting, Non-Inverting	3.5	14	1	14	12	1.21	.963	.651	.638
926-LM5112SD/NOPB	LM5112SD/NOPB	LLP-6	1	Inverting, Non-Inverting	3.5	14	1	14	12	1.08	.867	.585	.574
595-TPS2829DBVR	TPS2829DBVR	SOT-23-5	1	Non-Inverting	4	14	2	14	14	1.75	1.52	1.39	1.22
595-TPS2829DBVT	TPS2829DBVT	SOT-23-5	1	Non-Inverting	4	14	2	14	14	2.07	1.80	1.63	1.43
595-UCC27322DGN	UCC27322DGN	MSOP PowerPAD-8	1	Non-Inverting	4	15	9	35	20	3.37	2.70	1.82	1.79
595-UCC27322P	UCC27322P	PDIP-8	1	Non-Inverting	4	15	9	35	20	3.14	2.50	1.69	1.66
595-UCC37322P	UCC37322P	PDIP-8	1	Non-Inverting	4	15	9	35	20	2.89	2.31	1.56	1.53
595-UCC37321P	UCC37321P	PDIP-8	1	Inverting	4	15	9	35	20	2.89	2.31	1.56	1.53
595-UCC24610D	UCC24610D	SOIC-8	1	Single	4.5	6.5	3	14	9	2.17	1.73	1.17	1.14
595-UCC24610DRBT	UCC24610DRBT	QFN-8	1	Single	4.5	6.5	3	14	9	2.17	1.73	1.17	1.14
595-UCC27511DBVT	UCC27511DBVT	SOT-23-6	1	Inverting, Non-Inverting	4.5	18	8	9	7	1.75	1.52	1.39	1.22
595-UCC27516DRST	UCC27516DRST	SON-6	1	Inverting, Non-Inverting	4.5	18	4	9	7	1.75	1.52	1.39	1.22
595-UCC27517DBVT	UCC27517DBVT	SOT-23-5	1	Inverting, Non-Inverting	4.5	18	4	9	7	1.75	1.52	1.39	1.22
595-UCC27518DBVT	UCC27518DBVT	SOT-23-5	1	Inverting	4.5	18	4	9	7	1.75	1.52	1.39	1.22
595-UCC27519DBVT	UCC27519DBVT	SOT-23-5	1	Non-Inverting	4.5	18	4	9	7	1.75	1.52	1.39	1.22
595-UC3710T	UC3710T	TO-220-5	1	Inverting, Non-Inverting	4.7	18	6	-	8	7.82	6.26	4.23	4.14
595-UC3705D	UC3705D	SOIC-8	1	Single	5	40	1.5	40	40	8.07	6.45	4.35	4.27
595-UC3705N	UC3705N	PDIP-8	1	Single	5	40	1.5	40	40	8.07	6.45	4.35	4.27
926-LM9061M/NOPB	LM9061M/NOPB	SOIC-8	1	-	7	26	5	-	-	2.24	1.81	1.63	1.44
926-LM5110-1M/NOPB	LM5110-1M/NOPB	SOIC-8	2	Non-Inverting	3.5	14	1	15	15	1.40	1.11	.754	.739
926-LM5110-1SD/NOPB	LM5110-1SD/NOPB	LLP-10	2	Non-Inverting	3.5	14	1	15	15	1.40	1.11	.754	.739
926-LM5110-2M/NOPB	LM5110-2M/NOPB	SOIC-8	2	Inverting	3.5	14	1	15	15	1.40	1.11	.754	.739
926-LM5110-3M/NOPB	LM5110-3M/NOPB	SOIC-8	2	Inverting, Non-Inverting	3.5	14	1	15	15	1.40	1.11	.754	.739
926-LM5111-1M/NOPB	LM5111-1M/NOPB	SOIC-8	2	Non-Inverting	3.5	14	1	15	12	1.40	1.11	.754	.739
926-LM5111-2M/NOPB	LM5111-2M/NOPB	SOIC-8	2	Inverting	3.5	14	1	15	12	1.40	1.11	.754	.739
926-LM5111-4M/NOPB	LM5111-4M/NOPB	SOIC-8	2	Inverting, Non-Inverting	3.5	14	1	15	12	1.40	1.11	.754	.739
595-TPS2812D	TPS2812D	SOIC-8	2	Non-Inverting	4	40	2	14	15	2.19	1.90	1.72	1.52
595-TPS2814D	TPS2814D	SOIC-8	2	1 Inverting, 2 Input AND	4	14	2	14	15	2.07	1.80	1.63	1.43
595-TPS2814P	TPS2814P	PDIP-8	2	1 Inverting, 2 Input AND	4	14	2	14	15	2.07	1.80	1.63	1.43
595-TPS28225D	TPS28225D	SOIC-8	2	Single	4	8.8	6	10	5	2.19	1.90	1.72	1.52
595-TPS28225DRBT	TPS28225DRBT	SON-8	2	Single	4	8.8	6	10	5	2.07	1.80	1.63	1.43
595-UCC27323D	UCC27323D	SOIC-8	2	Inverting	4	15	4	23	23	2.31	2.01	1.82	1.61
595-UCC27324P	UCC27324P	PDIP-8	2	Non-Inverting	4	15	4	23	23	2.00	1.73	1.58	1.39
595-UCC27423P	UCC27423P	PDIP-8	2	Inverting	4	15	4	20	15	2.17	1.73	1.17	1.14
595-UCC27424D	UCC27424D	SOIC-8	2	Non-Inverting	4	15	4	20	15	2.04	1.64	1.10	1.08
595-UCC27424P	UCC27424P	PDIP-8	2	Non-Inverting	4	15	4	20	15	2.41	1.93	1.31	1.27
595-UCC27425P	UCC27425P	PDIP-8	2	Inverting, Non-Inverting	4	15	4	20	15	2.17	1.73	1.17	1.14
595-UCC27324DGN	UCC27324DGN	MSOP PowerPAD-8	2	Non-Inverting	4	15	4	23	23	2.47	2.14	1.95	1.71
595-UCC37323DGN	UCC37323DGN	MSOP PowerPAD-8	2	Inverting	4	15	4	23	23	2.47	2.14	1.95	1.71
595-UCC27524DGN	UCC27524DGN	MSOP-8	2	Dual Non-Inverting	4.5	18	5	7	7	2.17	1.73	1.17	1.14
595-UCC27523D	UCC27523D	SOIC-8	2	Dual Inverting	4.5	18	5	7	7	2.17	1.73	1.17	1.14
595-UCC27525D	UCC27525D	SOIC-8	2	Inverting, Non-Inverting	4.5	18	5	7	7	2.17	1.73	1.17	1.14
595-UCC27524P	UCC27524P	PDIP-8	2	Dual Non-Inverting	4.5	18	5	7	6	1.81	1.44	.976	.957
595-UCC27526DSDT	UCC27526DSDT	SON-8	2	2 Input	4.5	18	5	7	6	2.17	1.73	1.17	1.14
595-UCC27524D	UCC27524D	SOIC-8	2	Non-Inverting	4.5	18	5	7	6	2.17	1.73	1.17	1.14
595-UCC27524DSDT	UCC27524DSDT	SON-8	2	Dual Non-Inverting	4.5	18	5	7	7	2.17	1.73	1.17	1.14
926-LM5113SD/NOPB	LM5113SD/NOPB	LLP-10	2	Non-Inverting	4.5	5.5	0.1	7	1.5	3.58	2.87	1.94	1.90
595-UC3706N	UC3706N	PDIP-16	2	Dual Uncommitted	5	40	1.5	40	40	6.62	5.30	3.57	3.51
595-UC3709N	UC3709N	PDIP-8	2	Inverting	5	40	1.5	40	40	6.99	5.59	3.78	3.70
926-LM5113SDE/NOPB	LM5113SDE/NOPB	LLP-10	2	Non-Inverting	5.2	14	0.1	7	1.5	3.58	2.87	1.94	1.90
926-LM5100AM/NOPB	LM5100AM/NOPB	SOIC-8	2	Non-Inverting	7.5	14	0.2	10	10	2.99	2.39	1.62	1.58
926-LM5100AMR/NOPB	LM5100AMR/NOPB	SOP-8	2	Non-Inverting	7.5	14	0.2	10	10	2.99	2.39	1.62	1.58
926-LM5101AM/NOPB	LM5101AM/NOPB	SOIC-8	2	Non-Inverting	7.5	14	0.2	10	10	2.99	2.39	1.62	1.58
926-LM5101AMR/NOPB	LM5101AMR/NOPB	SOP-8	2	Non-Inverting	7.5	14	0.2	10	10	2.99	2.39	1.62	1.58
926-LM5101ASD/NOPB	LM5101ASD/NOPB	LLP-10	2	Non-Inverting	7.5	14	0.2	10	10	2.99	2.39	1.62	1.58
926-LM5101BMA/NOPB	LM5101BMA/NOPB	SOIC-8	2	Non-Inverting	7.5	14	0.2	10	10	2.79	2.24	1.51	1.48
926-LM5101CMA/NOPB	LM5101CMA/NOPB	SOIC-8	2	Non-Inverting	7.5	14	0.2	10	10	2.31	1.85	1.25	1.22
926-LM5101CMYE/NOPB	LM5101CMYE/NOPB	MiniSOIC-8	2	Non-Inverting	7.5	14	0.2	10	10	2.31	1.85	1.25	1.22
926-LM5102SD/NOPB	LM5102SD/NOPB	LLP-10	2	Non-Inverting	7.5	14	0.4	10	10	2.29	1.83	1.24	1.21
926-LM5104M/NOPB	LM5104M/NOPB	SOIC-8	2	Inverting, Non-Inverting	7.5	14	0.4	10	10	2.65	2.12	1.43	1.40
926-LM5104SD/NOPB	LM5104SD/NOPB	LLP-10	2	Inverting, Non-Inverting	7.5	14	0.4	10	10	2.65	2.12	1.43	1.40
926-LM5105SD/NOPB	LM5105SD/NOPB	LLP-10	2	Inverting, Non-Inverting	7.5	14	0.4	10	10	2.17	1.73	1.17	1.14
926-LM5107MA/NOPB	LM5107MA/NOPB	SOIC-8	2	Non-Inverting	7.5	14	0.3	15	15	1.90	1.52	1.03	1.01
926-LM5109AMA/NOPB	LM5109AMA/NOPB	SOIC-8	2	Non-Inverting	7.5	14	0.2	15	15	1.21	.963	.651	.638
926-LM5109ASD/NOPB	LM5109ASD/NOPB	LLP-8	2	Non-Inverting	7.5	14	0.2	15	15	1.21	.963	.651	.638
926-LM5109BMA/NOPB	LM5109BMA/NOPB	SOIC-8	2	Non-Inverting	7.5	14	0.2	15	15	1.21	.963	.651	.638
926-LM5106MM/NOPB	LM5106MM/NOPB	MiniSOIC-10	2	Inverting, Non-Inverting	7.6	14	0.34	15	10	1.54	1.23	.832	.816
926-LM5106SD/NOPB	LM5106SD/NOPB	LLP-10	2	Inverting, Non-Inverting	7.6	14	0.34	15	10	1.54	1.23	.832	.816
595-UCC27210DPRT	UCC27210DPRT	WSON-10	2	Non-Inverting	7.8	20	4	8	7	4.22	3.37	2.28	2.24
595-UCC27210D	UCC27210D	SOIC-8	2	Non-Inverting TTL Comp	7.8	20	4	8	7	4.33	3.47	2.34	2.30
595-UCC27210DRMT	UCC27210DRMT	SON-8	2	Non-Inverting CMOS Comp	7.8	20	4	8	7	4.22	3.37	2.28	2.24
595-UCC27211D	UCC27211D	SOIC-8	2	Non-Inverting TTL Comp	7.8	20	4	8	7	4.33	3.47	2.34	2.30
595-UCC27211DDA	UCC27211DDA	SO-8	2	Dual Non-Inverting	7.8	20	4	8	7	4.33	3.47	2.34	2.30
595-UCC27211DRMT	UCC27211DRMT	SON-8	2	Non-Inverting TTL Comp	7.8	20	4	8	7	4.22	3.37	2.28	2.24
595-UC2950T	UC2950T	TO-220-5	2	Sink/Source TTL	8	35	4	-	-	8.19	6.55	4.43	4.33
595-UCC27200D	UCC27200D	SOIC-8	2	Non-Inverting	8	20	3	8	7	4.07	3.66	3.33	3.01
595-UCC27201ADDA	UCC27201ADDA	SO PowerPAD-8	2	Non-Inverting	8	20	3	8	7	3.85	3.08	2.09	2.04
595-UCC27201D	UCC27201D	SOIC-8	2	Non-Inverting	8	20	3	8	7	4.07	3.66	3.33	3.01
595-UCC27201DDA	UCC27201DDA	SO PowerPAD-8	2	Non-Inverting	8	20	3	8	7	4.07	3.66	3.33	3.01
595-UCC27210DDA	UCC27210DDA	SO-8	2	Dual Non-Inverting	8	17	4	7.2	5.5	4.33	3.47	2.34	2.30
595-UCC27211DPRT	UCC27211DPRT	WSON-10	2	Non-Inverting	8	17	4	7.2	5.5	4.22	3.37	2.28	2.24
595-UCC27201ADPRT	UCC27201ADPRT	WSON-10	2	Non-Inverting	8	20	3	8	7	3.83	3.45	3.14	2.84
595-UCC27201ADRCT	UCC27201ADRCT	SON-9	2	Non-Inverting	8	20	3	8	7	3.83	3.45	3.14	2.84
595-UCC27201ADRMT	UCC27201ADRMT	SON-8	2	Non-Inverting	8	20	3	8	7	3.62	2.89	1.95	1.92
595-UCC28089D	UCC28089D	SOIC-8	2	Prog Push-Pull Outputs	8	15	1	28	13	2.29	1.83	1.24	1.21
926-LM5107MAX/NOPB	LM5107MAX/NOPB	SOIC-8	2	Non-Inverting	8	14	0.2	15	15	1.90	1.52	1.03	1.01
926-LM5109BMAX/NOPB	LM5109BMAX/NOPB	SOIC-8	2	Non-Inverting	8	14	0.1	15	15	1.21	.963	.651	.638
926-LM5101AMX/NOPB	LM5101AMX/NOPB	LLP-10	2	Non-Inverting	9	14	0.2	430	260	2.99	2.39	1.62	1.58

© Copyright 2013 Mouser Electronics
© Copyright 2013 Mouser Electronics

TEXAS INSTRUMENTS Power Management ICs

Products may be RoHS compliant. Check mouser.com for RoHS status.

PWM POWER SUPPLY CONTROLLERS

NEW PRODUCT

For quantities greater than listed, call for quote.

MOUSER STOCK NO.	Texas Instruments Part No.	Package	Duty Cycle (Max.) (%)	PWM Outputs	Frequency (Max) (kHz)	Input Voltage (Max)	UVLO Thresholds On/Off (V)	Error Amplifier	Price Each 1	25	100	250
Current Mode												
595-UC2845AD	UC2845AD	SOIC-14	50	1	450	30	8.4/7.6	Yes	1.75	1.52	1.39	1.22
595-UC2845AD8	UC2845AD8	SOIC-8	50	1	450	30	8.4/7.6	Yes	1.75	1.52	1.39	1.22
595-UC3845D	UC3845D	SOIC-14	50	1	450	30	8.4/7.6	Yes	1.51	1.37	1.20	1.05
595-UC3845N	UC3845N	PDIP-8	50	1	450	30	8.4/7.6	Yes	1.51	1.37	1.20	1.05
595-UC3845AD8	UC3845AD8	SOIC-8	50	1	450	30	8.4/7.6	Yes	1.51	1.37	1.20	1.05
595-UC3845AN	UC3845AN	PDIP-8	50	1	450	30	8.4/7.6	Yes	1.51	1.37	1.20	1.05
595-UC2843D8	UC2843D8	SOIC-8	100	1	450	30	8.4/7.6	Yes	1.75	1.52	1.39	1.22
595-UC2843N	UC2843N	PDIP-8	100	1	450	30	8.4/7.6	Yes	1.75	1.52	1.39	1.22
595-UC2843AD8	UC2843AD8	SOIC-8	100	1	450	30	8.4/7.6	Yes	1.75	1.52	1.39	1.22
595-UC2843AN	UC2843AN	PDIP-8	100	1	450	30	8.4/7.6	Yes	1.75	1.52	1.39	1.22
595-UC3843D	UC3843D	SOIC-14	100	1	450	30	8.4/7.6	Yes	1.51	1.37	1.20	1.05
595-UC3843AD	UC3843AD	SOIC-14	100	1	450	30	8.4/7.6	Yes	1.51	1.37	1.20	1.05
595-UC3843AD8	UC3843AD8	SOIC-8	100	1	450	30	8.4/7.6	Yes	1.51	1.37	1.20	1.05
595-UC3843AN	UC3843AN	PDIP-8	100	1	450	30	8.4/7.6	Yes	1.51	1.37	1.20	1.05
595-TL3843P	TL3843P	PDIP-8	100	1	500	30	8.4/7.6	Yes	.95	.857	.75	.658
595-UC2844AN	UC2844AN	PDIP-8	50	1	450	30	16/10	Yes	1.75	1.52	1.39	1.22
595-UC2844AQD8	UC2844AQD8	SOIC-8	50	1	450	30	16/10	Yes	2.49	2.16	1.97	1.73
595-UC2844N	UC2844N	PDIP-8	50	1	450	30	16/10	Yes	1.75	1.52	1.39	1.22
595-UC3844AD	UC3844AD	SOIC-14	50	1	450	30	16/10	Yes	1.51	1.37	1.20	1.05
595-UC3844N	UC3844N	PDIP-8	50	1	450	30	16/10	Yes	1.51	1.37	1.20	1.05
595-UC3844AD8	UC3844AD8	SOIC-8	50	1	450	30	16/10	Yes	1.51	1.37	1.20	1.05
595-UC2842AD8	UC2842AD8	SOIC-8	100	1	450	30	16/10	Yes	1.75	1.52	1.39	1.22
595-UC2842AN	UC2842AN	PDIP-8	100	1	450	30	16/10	Yes	1.75	1.52	1.39	1.22
595-UC3842N	UC3842N	PDIP-8	100	1	450	30	16/10	Yes	1.51	1.37	1.20	1.05
595-UC3842AN	UC3842AN	PDIP-8	100	1	450	30	16/10	Yes	1.51	1.37	1.20	1.05
595-TL2842P	TL2842P	PDIP-8	100	1	500	30	16/10	Yes	.95	.857	.75	.658
595-TL3845P	TL3845P	PDIP-8	50	1	500	35	8.4/7.6	Yes	1.04	.935	.819	.718
595-TL2844D-8	TL2844D-8	SOIC-8	50	1	500	35	16/10	Yes	.88	.791	.692	.608
595-TL3844P	TL3844P	PDIP-8	50	1	500	35	16/10	Yes	1.04	.935	.819	.718
926-LM2731YMF/NOPB	LM2731YMF/NOPB	SOT-23-5	90	1	600	14	1.5/-	No	2.17	1.73	1.17	1.14
926-LM2733YMF/NOPB	LM2733YMF/NOPB	SOT-23-5	Undefined	1	600	14	1.5/-	No	2.04	1.64	1.10	1.08
595-UCC2805D	UCC2805D	SOIC-8	50	1	1000	12	4.1/3.6	Yes	3.37	2.70	1.82	1.79
595-UCC2803QDRQ1	UCC2803QDRQ1	SOIC-8	100	1	1000	12	4.1/3.6	Yes	3.14	2.50	1.69	1.66
595-UCC3803D	UCC3803D	SOIC-8	100	1	1000	12	4.1/3.6	Yes	3.25	2.60	1.75	1.72
595-UCC3813D-3	UCC3813D-3	SOIC-8	100	1	1000	12	4.1/3.6	Yes	2.89	2.31	1.56	1.53
595-UCC3813N-0	UCC3813N-0	PDIP-8	100	1	1000	12	7.2/6.9	Yes	2.89	2.31	1.56	1.53
595-UCC2801D	UCC2801D	SOIC-8	50	1	1000	12	9.4/7.4	Yes	3.37	2.70	1.82	1.79
595-UCC2813D-1	UCC2813D-1	SOIC-8	50	1	1000	12	9.4/7.4	Yes	3.01	2.41	1.63	1.59
595-UCC2813D-4	UCC2813D-4	SOIC-8	50	1	1000	12	12.5/8.3	Yes	3.01	2.41	1.63	1.59
595-UCC3804D	UCC3804D	SOIC-8	50	1	1000	12	12.5/8.3	Yes	3.25	2.60	1.75	1.72
595-UCC3813D-4	UCC3813D-4	SOIC-8	50	1	1000	12	12.5/8.3	Yes	2.89	2.31	1.56	1.53
595-UCC2802D	UCC2802D	SOIC-8	100	1	1000	12	12.5/8.3	Yes	3.37	2.70	1.82	1.79
595-UCC28C40D	UCC28C40D	SOIC-8	100	1	1000	18	7/6.6	Yes	2.04	1.64	1.10	1.08
595-UCC28C43P	UCC28C43P	PDIP-8	100	1	1000	18	8.4/7.6	Yes	2.19	1.90	1.72	1.52
595-UCC38C43D	UCC38C43D	SOIC-8	100	1	1000	18	8.4/7.6	Yes	2.19	1.90	1.72	1.52
595-UCC38C42P	UCC38C42P	PDIP-8	100	1	1000	18	14.5/9	Yes	2.19	1.90	1.72	1.52
595-UCC2809D-1	UCC2809D-1	SOIC-8	100	1	1000	19	10/8	No	2.65	2.12	1.43	1.40
595-UCC28C45D	UCC28C45D	SOIC-8	50	1	1000	20	8.4/7.6	Yes	2.19	1.90	1.72	1.52
595-UCC28C44D	UCC28C44D	SOIC-8	50	1	1000	20	14.5/9	Yes	2.19	1.90	1.72	1.52
595-UCC2823ADW	UCC2823ADW	SOIC-16	100	1	1000	22	16/10	Yes	16.83	14.16	10.27	10.14
595-UCC2823AN	UCC2823AN	PDIP-16	100	1	1000	22	16/10	Yes	16.83	14.16	10.27	10.14
926-LM5021NA-1/NOPB	LM5021NA-1/NOPB	DIP-8	80	1	1000	30	7.25/12.5	No	1.21	.963	.651	.638
926-LM5021MM-2/NOPB	LM5021MM-2/NOPB	MiniSOIC-8	50	1	1000	30	7.5/12.5	No	1.21	.963	.651	.638
926-LM5088MH-1/NOPB	LM5088MH-1/NOPB	TSSOP-16	97	1	1000	75	0.4/1.25	No	3.54	2.84	1.92	1.87
926-LM5088MH-2/NOPB	LM5088MH-2/NOPB	TSSOP-16	97	1	1000	75	0.4/1.20	No	3.54	2.84	1.92	1.87
926-LM5115AMT/NOPB	LM5115AMT/NOPB	TSSOP-16	90	1	1000	75	0.75/4.25	No	3.62	2.89	1.95	1.92
926-LM5115MTC/NOPB	LM5115MTC/NOPB	TSSOP-16	90	1	1000	75	1.27/4.25	No	3.49	2.79	1.88	1.85
926-LM5115SD/NOPB	LM5115SD/NOPB	LLP-16	90	1	1000	75	0.75/1.27	No	3.49	2.79	1.88	1.85
926-LM5030MM/NOPB	LM5030MM/NOPB	MiniSOIC-10	95	1	1000	90	0.45/0.55	No	2.39	1.90	1.28	1.26
926-LM5026MT/NOPB	LM5026MT/NOPB	TSSOP-16	92.5	1	1000	100	1.3/2.95	No	2.65	2.12	1.43	1.40
926-LM5041MTCX/NOPB	LM5041MTCX/NOPB	TSSOP-16	50	1	1000	100	2.44/2.56	No	3.14	2.50	1.69	1.66
926-LM5041BMTC/NOPB	LM5041BMTC/NOPB	TSSOP-16	91	1	1000	100	2.44/2.56	No	3.14	2.50	1.69	1.66
926-LM5041MTC/NOPB	LM5041MTC/NOPB	TSSOP-16	91	1	1000	100	2.44/2.56	No	3.14	2.50	1.69	1.66
926-LM5116MH/NOPB	LM5116MH/NOPB	TSSOP-20	95	1	1000	100	1.5/-	No	5.83	4.67	3.15	3.08
926-LM5020MM-1/NOPB	LM5020MM-1/NOPB	MiniSOIC-10	50	1	1000	100	5.3/6.7	No	1.93	1.54	1.04	1.02
926-LM5020MM-2/NOPB	LM5020MM-2/NOPB	MiniSOIC-10	50	1	1000	100	5.3/6.7	No	1.93	1.54	1.04	1.02
926-LM5020SD-1/NOPB	LM5020SD-1/NOPB	LLP-10	80	1	1000	100	5.3/6.7	No	1.93	1.54	1.04	1.02
926-LM2731XMF/NOPB	LM2731XMF/NOPB	SOT-23-5	90	1	1600	14	1.5/-	No	2.17	1.73	1.17	1.14
926-LM2733XMF/NOPB	LM2733XMF/NOPB	SOT-23-5	Undefined	1	1600	14	1.5/-	No	2.04	1.64	1.10	1.08
926-LM27313XMF/NOPB	LM27313XMF/NOPB	SOT-23-5	90	1	1600	14	1.5/-	No	1.44	1.16	.781	.765
595-UC2846DW	UC2846DW	SOIC-16	50	2	450	40	7.7/6.95	Yes	4.82	3.85	2.60	2.55
595-UC2846N	UC2846N	PDIP-16	50	2	450	40	7.7/6.95	Yes	4.82	3.85	2.60	2.55
595-UC3846N	UC3846N	PDIP-16	50	2	450	40	7.7/6.95	Yes	4.58	3.66	2.47	2.42
926-LM5642XMT/NOPB	LM5642XMT/NOPB	TSSOP-28	90	2	500	36	3.6/4.4	No	4.22	3.37	2.28	2.24
926-LM5119PSQE/NOPB	LM5119PSQE/NOPB	LLP-32	95	2	750	65	0.4/1.25	No	7.82	6.26	4.23	4.14
595-UCC28084P	UCC28084P	PDIP-8	50	2	1000	15	4.3/4.1	No	3.37	2.70	1.82	1.79
595-UCC3808N-2	UCC3808N-2	PDIP-8	50	2	1000	15	4.3/4.1	Yes	2.89	2.31	1.56	1.53
595-UCC2806DW	UCC2806DW	SOIC-16	50	2	1000	15	7.5/6.75	Yes	12.06	10.14	7.37	7.27
595-UCC3806DW	UCC3806DW	SOIC-16	50	2	1000	15	7.5/6.75	Yes	11.80	9.44	6.38	6.25
595-UCC3808D-1	UCC3808D-1	SOIC-8	50	2	1000	15	12.5/8.3	Yes	2.89	2.31	1.56	1.53
595-UC2825ADW	UC2825ADW	SOIC-16	50	2	1000	22	16/10	Yes	8.07	6.45	4.35	4.27
595-UC2825DW	UC2825DW	SOIC-16	50	2	1000	30	9.2/8.4	Yes	5.08	4.58	4.16	3.77
595-UC2856QDWR	UC2856QDWR	SOIC-16	50	2	1000	40	7/7.7	No	4.82	3.85	2.60	2.55
595-UC3856N	UC3856N	PDIP-16	50	2	1000	40	7/7.7	Yes	4.93	3.95	2.66	2.61
926-LM5037MT/NOPB	LM5037MT/NOPB	TSSOP-16	88	2	2000	100	0.45/1.25	No	3.54	2.84	1.92	1.87
926-LM5034MTCX/NOPB	LM5034MTCX/NOPB	TSSOP-20	76	2	1000	100	1.22/1.28	Yes	3.49	2.79	1.88	1.85
595-UC2827DW-1	UC2827DW-1	SOIC-24	50	3	450	9.5	9/8.4	Yes	10.59	8.47	5.72	5.62
Current Mode, Voltage												
595-UCC28250RGPT	UCC28250RGPT	TSSOP-20	100	1	1000	72	4.3/4.1	No	4.82	3.85	2.60	2.55
595-UC3825DW	UC3825DW	SOIC-16	50	2	1000	0.015	9.2/8.4	Yes	4.84	4.37	3.97	3.58
595-UC3825N	UC3825N	PDIP-16	50	2	1000	0.015	9.2/8.4	Yes	4.84	4.37	3.97	3.58
595-UC3825ADW	UC3825ADW	SOIC-16	50	2	1000	0.015	16/10	Yes	7.70	6.16	4.16	4.08
595-UC3825AN	UC3825AN	PDIP-16	50	2	1000	0.015	16/10	Yes	7.70	6.16	4.16	4.08
595-UC3879N	UC3879N	PDIP-20	100	4	500	20	10.75/9	Yes	10.71	8.57	5.79	5.67
595-UC2879DW	UC2879DW	SOIC-20	100	4	500	20	10.8/9	Yes	11.56	9.24	6.25	6.12
595-UCC2895DW	UCC2895DW	SOIC-20	100	4	1000	17	11/9	Yes	8.88	7.10	4.80	4.71
595-UCC2895N	UCC2895N	PDIP-20	100	4	1000	17	11/9	Yes	8.88	7.10	4.80	4.71

© Copyright 2013 Mouser Electronics
© Copyright 2013 Mouser Electronics

TEXAS INSTRUMENTS Power Management ICs

Products may be RoHS compliant. Check mouser.com for RoHS status.

PWM POWER SUPPLY CONTROLLERS (CONT.)

NEW PRODUCT

For quantities greater than listed, call for quote.

MOUSER STOCK NO.	Texas Instruments Part No.	Package	Duty Cycle (Max.) (%)	PWM Outputs	Frequency (Max) (kHz)	Input Voltage (Max)	UVLO Thresholds On/Off (V)	Error Amplifier	Price Each 1	25	100	250
Current Mode, Voltage (Cont.)												
595-UCC3895DW	UCC3895DW	SOIC-20	100	4	1000	17	11/9	Yes	8.53	6.82	4.61	4.52
595-UC2875N	UC2875N	PDIP-20	100	4	1000	20	10/7/9.2	Yes	13.33	11.21	8.14	8.04
595-UC3875DWP	UC3875DWP	SOIC-28	100	4	1000	20	10.7/9.5	Yes	12.27	10.33	7.50	7.39
595-UC3875N	UC3875N	PDIP-20	100	4	1000	20	10.7/9.5	Yes	12.27	10.33	7.50	7.39
595-UC3876N	UC3876N	PDIP-20	100	4	1000	20	15.2/9.2	Yes	20.84	17.54	12.73	12.56
Voltage Mode												
595-UCC2581D	UCC2581D	SOIC-14	83	1	100	15	7.3/6.8	No	4.93	3.95	2.66	2.61
595-UCC2889D	UCC2889D	SOIC-8	55	1	250	12	8.4/6.3	Yes	2.41	1.93	1.31	1.27
926-LM3524DM/NOPB	LM3524DM/NOPB	SOIC-16	80	1	550	40	1/3.5	No	1.58	1.26	1.10	.972
595-UCC28950PW	UCC28950PW	TSSOP-24	97	1	1000	20	6.75/6.15	Yes	9.11	7.28	4.92	4.83
926-LM5033SD/NOPB	LM5033SD/NOPB	LLP-10	95.5	1	1000	90	0.1/0.3	No	2.04	1.64	1.10	1.08
926-LM5025AMTC/NOPB	LM5025AMTC/NOPB	TSSOP-16	92.5	1	1000	90	2.44/2.56	No	2.29	1.83	1.24	1.21
926-LM5025ASD/NOPB	LM5025ASD/NOPB	LLP-16	92.5	1	1000	90	2.44/2.56	No	2.29	1.83	1.24	1.21
926-LM5025MTC/NOPB	LM5025MTC/NOPB	TSSOP-16	92.5	1	1000	90	2.44/2.56	No	2.29	1.83	1.24	1.21
926-LM5025SD/NOPB	LM5025SD/NOPB	LLP-16	92.5	1	1000	90	2.44/2.56	No	2.29	1.83	1.24	1.21
926-LM5027AMH/NOPB	LM5027AMH/NOPB	TSSOP-20	92	1	1000	105	0.4/1.25	No	2.87	2.29	1.55	1.52
926-LM5027MH/NOPB	LM5027MH/NOPB	TSSOP-20	92	1	1000	105	0.4/1.25	No	2.87	2.29	1.55	1.52
926-LM5027MH-1/NOPB	LM5027MH-1/NOPB	TSSOP-20	92	1	1000	105	0.4/1.25	No	4.89	3.93	3.57	3.22
926-LM5035AMH/NOPB	LM5035AMH/NOPB	TSSOP-20	95	1	1000	105	0.4/1.25	No	4.10	3.27	2.21	2.17
926-LM5035AMH-1/NOPB	LM5035AMH-1/NOPB	TSSOP-20	95	1	1000	105	0.4/1.25	No	4.10	3.27	2.21	2.17
926-LM5035BMH/NOPB	LM5035BMH/NOPB	TSSOP-20	92	1	1000	105	0.4/1.25	No	4.10	3.27	2.21	2.17
926-LM5035CMH/NOPB	LM5035CMH/NOPB	TSSOP-20	92	1	1000	105	0.4/1.25	No	4.10	3.27	2.21	2.17
926-LM5035MH/NOPB	LM5035MH/NOPB	TSSOP-20	92	1	1000	105	0.4/1.25	No	4.10	3.27	2.21	2.17
926-LM5035SQ/NOPB	LM5035SQ/NOPB	LLP-24	92	1	1000	105	0.4/1.25	No	4.10	3.27	2.21	2.17
926-LM5039MH/NOPB	LM5039MH/NOPB	TSSOP-20	92	1	1000	105	0.4/1.25	No	4.22	3.37	2.28	2.24
926-LM5045MH/NOPB	LM5045MH/NOPB	TSSOP-28	0	1	2000	100	0.4/1.25	Yes	4.82	3.85	2.60	2.55
595-TL494CD	TL494CD	SOIC-16	45	2	300	41	-	Yes	.63	.575	.486	.428
595-TL494CN	TL494CN	PDIP-16	45	2	300	41	-	Yes	.69	.622	.526	.463
595-TL494CNSR	TL494CNSR	SOIC-16	45	2	300	41	-	Yes	.58	.526	.445	.393
595-TL494CPWR	TL494CPWR	TSSOP-16	45	2	300	41	-	Yes	.61	.54	.449	.394
595-TL494ID	TL494ID	SOIC-16	45	2	300	41	-	Yes	.63	.575	.486	.428
595-TL494IN	TL494IN	PDIP-16	45	2	300	41	-	Yes	.69	.622	.526	.463
595-TL594CD	TL594CD	SOIC-16	45	2	300	41	6.1/6	Yes	.91	.827	.723	.636
595-TL594CN	TL594CN	PDIP-16	45	2	300	41	6.1/6	Yes	.84	.759	.663	.582
595-TL594CPWR	TL594CPWR	TSSOP-16	45	2	300	41	6.1/6	Yes	.87	.786	.666	.586
595-TL594ID	TL594ID	SOIC-16	45	2	300	41	6.1/6	Yes	.91	.827	.723	.636
595-TL594IN	TL594IN	PDIP-16	45	2	300	41	6.1/6	Yes	.84	.759	.663	.582
595-TL594INSR	TL594INSR	SOIC-16	45	2	300	41	6.1/6	Yes	.78	.674	.615	.541
595-TL598CD	TL598CD	SOIC-16	45	2	300	41	6.1/6	Yes	1.85	1.61	1.46	1.28
595-TL598CN	TL598CN	PDIP-16	45	2	300	41	6.1/6	Yes	1.70	1.48	1.34	1.18
595-UCC25600D	UCC25600D	SOIC-8	50	2	350	22	10.5/9.5	No	2.04	1.64	1.10	1.08
595-UCC25230DRMT	UCC25230DRMT	VSON-8	85	2	380	100	8/7.3	Yes	3.73	2.99	2.02	1.98
595-UC3865DW	UC3865DW	SOIC-16	5	2	450	22	16.5/10.5	Yes	6.02	4.82	3.25	3.19
595-UC2525AN	UC2525AN	PDIP-16	50	2	450	40	7/6.8	Yes	2.19	1.90	1.72	1.52
595-UC2526ADW	UC2526ADW	SOIC-18	50	2	450	40	7/6.8	Yes	3.32	2.99	2.72	2.46
595-UC2526AN	UC2526AN	PDIP-18	50	2	450	40	7/6.8	Yes	3.32	2.99	2.72	2.46
595-UC3525AN	UC3525AN	PDIP-16	50	2	450	40	7/6.8	Yes	2.19	1.90	1.72	1.52
595-UC3526ADW	UC3526ADW	SOIC-18	50	2	450	40	7/6.8	Yes	3.18	2.87	2.61	2.35
595-UC3526AN	UC3526AN	PDIP-18	50	2	450	40	7/6.8	Yes	3.18	2.87	2.61	2.35
595-UC3526DW	UC3526DW	SOIC-18	50	2	450	40	7/6.8	Yes	3.18	2.87	2.61	2.35
595-UC2524ADW	UC2524ADW	SOIC-16	50	2	450	40	7.5/7	Yes	2.19	1.90	1.72	1.52
595-UC2524AN	UC2524AN	PDIP-16	50	2	450	40	7.5/7	Yes	2.19	1.90	1.72	1.52
595-SG2524DR	SG2524DR	SOIC-16	45	2	722	40	-	Yes	.93	.839	.734	.644
595-SG2524N	SG2524N	PDIP-16	45	2	722	40	-	Yes	1.02	.923	.808	.708
595-SG3524D	SG3524D	SOIC-16	45	2	722	40	-	Yes	1.11	1.01	.882	.774
595-SG3524N	SG3524N	PDIP-16	45	2	722	40	-	Yes	1.02	.923	.808	.708
926-LM5025MTCX/NOPB	LM5025MTCX/NOPB	TSSOP-16	80	2	1000	90	2.44/2.56	No	2.29	1.83	1.24	1.21
Boost Switching Controllers												
926-LM5022MM/NOPB	LM5022MM/NOPB	MiniSOIC-10	95	1	2000	60	0.3/5	No	2.17	1.73	1.17	1.14
Buck Switching Controllers												
926-LM2700MT-ADJNOPB	LM2700MT-ADJ/NOPB	TSSOP-14	90	1	720	12	0.3/0.9	No	3.99	3.21	2.92	2.63
926-LM25116MH/NOPB	LM25116MH/NOPB	TSSOP-20	95	1	1000	42	1.22/4.5	No	4.45	3.56	2.41	2.36
Buck-Boost Switching Controllers												
926-LM5118Q1MH/NOPB	LM5118Q1MH/NOPB	TSSOP-20	95	1	500	75	0.5/1.23	No	6.62	5.30	3.57	3.51
Simple Switcher® Power Modules												
926-LMZ22008TZ/NOPB	LMZ22008TZ/NOPB	TO-PMOD-11	93	1	600	20	1.27/4.3	No	21.80	18.33	13.31	13.14
926-LMZ22003TZ/NOPB	LMZ22003TZ/NOPB	TO-PMOD-7	92	1	950	20	1.28/4.3	No	12.59	10.07	6.81	6.67
926-LMZ22005TZ/NOPB	LMZ22005TZ/NOPB	TO-PMOD-7	92	1	950	20	1.28/4.3	No	12.57	10.57	7.68	7.58
926-LMZ23603TZ/NOPB	LMZ23603TZ/NOPB	TO-PMOD-7	92	1	950	36	1.28/4.3	No	16.83	14.16	10.27	10.14
926-LMZ23605TZ/NOPB	LMZ23605TZ/NOPB	TO-PMOD-7	92	1	950	36	1.28/4.3	No	19.58	16.47	11.95	11.80

POWER FACTOR CORRECTION ICS

NEW PRODUCT

For quantities greater than listed, call for quote.

MOUSER STOCK NO.	Texas Instruments Part No.	Package	Operating Supply (Max) (V)	Practical Operating Frequency (Max) (MHz)	Startup Current (mA)	UVLO Thresholds On/Off (V)	Operating Supply Current (mA)	Price Each 1	25	100	250
595-UCC2819D	UCC2819D	SOIC-16	17	0.25	0.15	10.2/9.7	4	3.62	2.89	1.95	1.92
595-UCC2817N	UCC2817N	PDIP-16	18	0.25	0.15	16/10	4	3.62	2.89	1.95	1.92
595-UCC2818AD	UCC2818AD	SOIC-16	18	0.25	0.15	10.5/10	4	3.49	2.79	1.88	1.85
595-UCC28051D	UCC28051D	SOIC-8	18	0.20	0.075	16/10	4	1.93	1.54	1.04	1.02
595-UCC28513DW	UCC28513DW	SOIC-20	18	0.50	0.1	10.2/9.7	4	5.18	4.14	2.79	2.74
595-UCC38503DW	UCC38503DW	SOIC-20	18	0.20	0.15	10.5/10	4	6.86	5.49	3.71	3.64
595-UC2854BDW	UC2854BDW	SOIC-16	20	0.20	0.25	10.5/10	12	4.45	3.56	2.41	2.36
595-UC3854AN	UC3854AN	PDIP-16	20	0.20	0.25	16/10	12	3.97	3.18	2.15	2.11
595-UC3854BN	UC3854BN	PDIP-16	20	0.20	0.25	10.5/10	12	3.97	3.18	2.15	2.11
595-UCC28060D	UCC28060D	SOIC-16	21	0.50	0.2	12/10	5	3.25	2.60	1.75	1.72
595-UCC28063D	UCC28063D	SOIC-16	21	0.50	0.1	12.6/10.4	5	3.01	2.41	1.63	1.59
595-UCC28070APW	UCC28070APW	TSSOP-20	21	0.30	20	10.2/9.2	20	5.66	4.53	3.06	3.00
595-UCC28019D	UCC28019D	SOIC-8	22	0.65	0.1	10.5/9.5	7	2.17	1.73	1.17	1.14
595-UCC28019P	UCC28019P	PDIP-8	22	0.65	0.1	10.5/9.5	7	2.17	1.73	1.17	1.14
595-UCC28070PW	UCC28070PW	TSSOP-20	22	-	-	10.6/-	20	5.66	4.53	3.06	3.00
595-UC2854N	UC2854N	PDIP-16	30	0.20	1.5	16/10	10	3.97	3.18	2.15	2.11
595-UC3854DW	UC3854DW	SOIC-16	30	0.20	1.5	16/10	10	3.37	2.70	1.82	1.79
595-UC3854N	UC3854N	PDIP-16	30	0.20	1.5	16/10	10	3.37	2.70	1.82	1.79

© Copyright 2013 Mouser Electronics

© Copyright 2013 Mouser Electronics

TEXAS INSTRUMENTS Power Management ICs

TEXAS INSTRUMENTS

Products may be RoHS compliant. Check mouser.com for RoHS status.

POWER SEQUENCERS

NEW PRODUCT

For quantities greater than listed, call for quote.

MOUSER STOCK NO.	Texas Instruments Part No.	Package	$V_{in.}$ (Min.)	$V_{in.}$ (Max.)	No. of Regulators Able to Sequence	Quiescent Current (Typ) (uA)	Power		Ability to Cascade	On/Off Pin	Operating Temp Range (°C)	Price Each			
							Down	Up				1	25	100	250
595-UCD90124ARGCT	UCD90124ARGCT	QFN-64	3	3.6	12	-	Yes	Yes	Yes	Yes	-40 to +150	15.77	13.26	9.63	9.50
926-LM3880MF-1AANOPB	LM3880MF-1AA/NOPB	SOT-23-6	2.7	5.5	3	25	Yes	Yes	Yes	Yes	-40 to +125	1.21	.963	.651	.638
926-LM3881MM/NOPB	LM3881MM/NOPB	SOIC-8	2.7	5.5	3	80	Yes	Yes	Yes	Yes	-40 to +125	1.21	.963	.651	.638

SWITCHING DC-DC REGULATORS

NEW PRODUCT

For quantities greater than listed, call for quote.

MOUSER STOCK NO.	Texas Instruments Part No.	Package	$V_{in.}$ (Min.)	$V_{in.}$ (Max.)	V_{out} (Min.)	V_{out} (Max.)	Preset V_{out}	Switch Current (A)	Switching Frequency (Max) (kHz)	I_q (Typ) (mA)	Price Each			
											1	25	100	250
Boost Regulators, Step-Up														
595-TPS61200DRCR	TPS61200DRCR	SON-10	0.3	0.5	1.8	5.5	-	1.2	1250	0.05	2.65	2.12	1.43	1.40
595-TPS61200DRCT	TPS61200DRCT	SON-10	0.3	5.5	1.8	5.5	-	1.2	1250	0.05	3.14	2.50	1.69	1.66
595-TPS61201DRCT	TPS61201DRCT	SON-10	0.3	5.5	3.3	3.3	3.3	1.2	1250	0.05	3.14	2.50	1.69	1.66
595-TPS61202DRCT	TPS61202DRCT	SON-10	0.3	5.5	5	5	5	1.2	1250	0.05	3.14	2.50	1.69	1.66
926-LM2623MM/NOPB	LM2623MM/NOPB	MiniSOIC-8	0.8	14	1.24	14	-	1.2	2000	-	1.21	.963	.651	.638
595-TPS61016DGS	TPS61016DGS	MSOP-10	0.8	3.3	3.3	3.3	3.3	1.07	780	0.05	4.10	3.27	2.21	2.17
595-TPS61029DRCT	TPS61029DRCT	SON-10	0.9	5.5	1.8	5.5	-	1.5	720	0.025	3.14	2.50	1.69	1.66
595-TPS61070DDCR	TPS61070DDCR	TO/SOT-6	0.9	5.5	1.8	5.5	-	0.5	1200	0.019	1.93	1.54	1.04	1.02
595-TPS61020DRCR	TPS61020DRCR	SON-10	0.9	6.5	1.8	5.5	-	1.2	720	0.025	2.29	1.83	1.24	1.21
595-TPS61025DRCR	TPS61025DRCR	SON-10	0.9	6.5	-	-	3.3	1.2	720	0.025	2.29	1.83	1.24	1.21
595-TPS61027DRCR	TPS61027DRCR	SON-10	0.9	6.5	-	-	5	1.2	720	0.025	2.29	1.83	1.24	1.21
926-LM2621MM/NOPB	LM2621MM/NOPB	MiniSOIC-8	1.2	14	1.24	14	-	2.85	2000	-	1.56	1.25	.846	.829
595-TPS61030PWPR	TPS61030PWPR	HTSSOP-16	1.8	5.5	5	-	-	3.6	700	0.02	5.06	4.04	2.73	2.68
926-LM2698MM-ADJNOPB	LM2698MM-ADJ/NOPB	MiniSOIC-8	2.2	12	2.2	17	-	1.35	1250	1.3	4.10	3.27	2.21	2.17
595-TPS61251DSGT	TPS61251DSGT	WSON-8	2.3	6	3	6.5	-	-	3500	0.03	4.45	3.56	2.41	2.36
595-TPS61252DSGT	TPS61252DSGT	WSON-8	2.3	6	3	6.5	-	-	3500	0.03	3.49	2.79	1.88	1.85
595-TPS61254YFFT	TPS61254YFFT	BGA-9	2.5	4.35	4.5	4.5	-	-	3500	0.023	3.37	2.70	1.82	1.79
595-TPS61253YFFT	TPS61253YFFT	BGA-9	2.5	4.5	5	5	-	2.65	3500	0.02	4.58	3.66	2.47	2.42
595-TPS81256SIPT	TPS81256SIPT	uSIP-9	2.5	5.5	5	5	-	-	4000	0.037	4.70	3.76	2.54	2.48
595-TPS61081DRCT	TPS61081DRCT	SON-10	2.5	6	-	-	-	0.35	1200	6	4.10	3.27	2.21	2.17
595-TPS61258YFFT	TPS61258YFFT	BGA-9	2.65	4.85	4.5	4.5	-	2.65	3500	0.02	4.58	3.66	2.47	2.42
595-TPS61259YFFT	TPS61259YFFT	BGA-9	2.65	4.85	5.1	5.1	-	3.6	3500	0.02	4.47	4.02	3.66	3.31
926-LM2735XMF/NOPB	LM2735XMF/NOPB	SOT-23-5	2.7	5.5	2.7	24	-	2.25	1700	7	2.77	2.21	1.50	1.47
926-LM2735YMF/NOPB	LM2735YMF/NOPB	SOT-23-5	2.7	5.5	2.7	24	-	2.25	550	3.4	2.77	2.21	1.50	1.47
926-LMR62421XMFENOPB	LMR62421XMFE/NOPB	SOT23-5	2.7	5.5	12	24	-	2.1	1.6MHz	7	1.81	1.44	.976	.957
926-LM2750SD50NOPB	LM2750SD-5.0/NOPB	LLP-10	2.7	5.6	4.8	5.2	-	0.12	1700	5	1.81	1.44	.976	.957
926-LM3224MM-ADJNOPB	LM3224MM-ADJ/NOPB	MiniSOIC-8	2.7	7	Undefined	20	-	2.6	1250	1.3	2.53	2.02	1.37	1.34
595-TPS55340RTET	TPS55340RTET	WQFN-16	2.9	32	3	38	-	0.8	1200	0.5	5.13	4.10	2.77	2.72
595-TPS55340RTET	TPS55340RTET	WQFN-16	2.9	32	3	38	-	0.8	1200	0.5	5.13	4.10	2.77	2.72
926-LMZ10505EXTTZNPB	LMZ10505EXTTZ/NOPB	TO-PMOD-7	2.95	5.5	0.8	5	-	5	1000	1.55	22.28	19.63	17.58	17.34
926-LM3478MM/NOPB	LM3478MM/NOPB	MiniSOIC-8	2.95	40	1.2416	1.292	-	1	1000	0.005	1.93	1.54	1.04	1.02
926-LM3478QMM/NOPB	LM3478QMM/NOPB	MiniSOIC-8	2.95	40	1.2416	1.292	-	1	1000	0.005	2.65	2.12	1.43	1.40
926-LM3488MM/NOPB	LM3488MM/NOPB	MiniSOIC-8	2.95	40	1.2507	1.28	-	1	1000	0.005	2.04	1.64	1.10	1.08
926-LM3481MM/NOPB	LM3481MM/NOPB	MiniSOIC-10	2.97	48	1.256	1.294	-	1	1000	0.009	2.17	1.73	1.17	1.14
595-TPS62125DSGT	TPS62125DSGT	SON-8	3.0	17	1.2	10	-	0.3	1000	0.013	2.41	1.93	1.31	1.27
926-LM5000-3MTC/NOPB	LM5000-3MTC/NOPB	TSSOP-16	3.1	40	1.259	-	-	2	1300	2	4.33	3.47	2.34	2.30
926-LM5000SD-3/NOPB	LM5000SD-3/NOPB	LLP-16	3.1	40	1.259	Undefined	-	2	1300	2	4.33	3.47	2.34	2.30
926-LM50003MTCXNOPB	LM5000-3MTCX/NOPB	TSSOP-16	3.1	40	1.259	75	-	2	1300	2	4.33	3.47	2.34	2.30
926-LM5001MA/NOPB	LM5001MA/NOPB	SOIC-8	3.1	75	Undefined	Undefined	-	1	1500	0.095	3.73	2.99	2.02	1.98
926-LM5001SD/NOPB	LM5001SD/NOPB	LLP-8	3.1	75	Undefined	Undefined	-	1	1500	0.095	3.73	2.99	2.02	1.98
926-LM2577S-ADJ/NOPB	LM2577S-ADJ/NOPB	TO-263	3.5	40	11.6	12.6	-	3	52	7	6.38	5.10	3.45	3.38
926-LM2577T-ADJ/NOPB	LM2577T-ADJ/NOPB	TO-220	3.5	40	11.6	12.6	-	3	52	7	6.38	5.10	3.45	3.38
926-LM2585S-ADJ/NOPB	LM2585S-ADJ/NOPB	TO-263	4.0	40	11.4	12.6	-	3	100	11	7.22	5.78	3.91	3.83
926-LM2585SX-ADJNOPB	LM2585SX-ADJ/NOPB	TO-263	4.0	40	11.4	12.6	-	3	100	11	7.22	5.78	3.91	3.83
926-LM2585T-ADJ/NOPB	LM2585T-ADJ/NOPB	TO-220	4.0	40	11.4	12.6	-	3	100	0.002	7.22	5.78	3.91	3.83
926-LM2586S-ADJ/NOPB	LM2586S-ADJ/NOPB	TO-263	4.0	40	11.4	12.6	-	3	200	-	7.47	5.97	4.03	3.96
926-LM2587S-ADJ/NOPB	LM2587S-ADJ/NOPB	TO-263	4.0	40	11.4	12.6	-	5	100	-	9.51	7.61	5.14	5.04
926-LM2587T-ADJ/NOPB	LM2587T-ADJ/NOPB	TO-220	4.0	40	11.4	12.6	-	5	100	-	9.51	7.61	5.14	5.04
926-LM2588S-ADJ/NOPB	LM2588S-ADJ/NOPB	TO-263	4.0	40	11.4	12.6	-	5	200	-	10.23	8.19	5.53	5.42
926-LM5015MH/NOPB	LM5015MH/NOPB	TSSOP-14	4.25	75	Undefined	Undefined	-	1.2	750	0.11	4.45	3.56	2.41	2.36
Boost, Step-Up Charge Pump Regulators														
595-TPS60204DGSR	TPS60204DGSR	MSOP-10	1.6	3.6	3.3	3.3	3.3	0.1	400	0.035	1.56	1.25	.846	.829
595-TPS60210DGS	TPS60210DGS	MSOP-10	1.8	3.6	3.3	3.3	3.3	0.1	400	0.002	1.88	1.50	1.02	.995
595-TPS60110PWP	TPS60110PWP	HTSSOP-20	2.7	5.4	5	5	5	0.3	400	0.05	2.31	1.85	1.25	1.22
595-TPS60131PWP	TPS60131PWP	HTSSOP-20	2.7	5.4	5	5	5	0.3	450	0.06	2.31	1.85	1.25	1.22
Buck-Boost Charge Pump Regulators														
595-REG710NA-3.3/250	REG710NA-3.3/250	SOT-23-6	0.03	1.8	5.5	3.3	3.3	3.3	1000	0.065	1.44	1.31	1.14	1.00
595-REG710NA-5/250	REG710NA-5/250	SOT-23-6	0.03	2.7	5.5	5	5	5	1000	0.065	1.44	1.31	1.14	1.00
595-REG710NA-5/3K	REG710NA-5/3K	SOT-23-6	0.03	2.7	5.5	5	5	5	1000	0.065	1.25	1.13	.991	.87
595-REG71050DDCT	REG71050DDCT	TO/SOT-6	0.06	2.7	5.5	5	5	5	1000	0.065	1.61	1.44	1.26	1.11
595-REG71055DDCT	REG71055DDCT	TO/SOT-6	0.06	3	5.5	5.5	5.5	5.5	1000	0.065	1.61	1.44	1.26	1.11
595-LT1054CP	LT1054CP	PDIP-8	0.1	3.5	15	-5	-5	-5	35	2.5	3.07	2.77	2.53	2.28
595-LT1054IDW	LT1054IDW	SOIC-16	0.1	3.5	15	-5	-5	-5	35	2.5	2.94	2.65	2.41	2.18
595-LT1054IP	LT1054IP	PDIP-8	0.1	3.5	15	-5	-5	-5	35	2.5	2.68	2.41	2.19	1.98
Buck-Boost Regulators														
595-TL499ACP	TL499ACP	PDIP-8	0.1	1.1	10	2.9	30	-	-	-	2.16	1.87	1.70	1.50
595-TPS65131RGET	TPS65131RGET	QFN-24	0.8	2.7	5.5	-15	15	-	1500	0.5	6.14	4.91	3.32	3.25
595-TPS63020DSJT	TPS63020DSJT	VSON-14	1.8	5.5	1.2	5.5	-	3	2600	0.05	6.99	5.59	3.78	3.70
926-LM3668SD2833NOPB	LM3668SD-2833/NOPB	LLP-12	2.5	5.5	-0.2	6	-	1	2700	0.045	2.41	1.93	1.31	1.27
595-TPS63060DSCT	TPS63060DSCT	SON-10	2.5	12	2.5	8	-	-	2600	0.037	3.97	3.18	2.15	2.11
595-TPS63061DSCT	TPS63061DSCT	SON-10	2.5	12	5	5	-	-	2600	0.037	3.97	3.18	2.15	2.11
926-LM2611AMF/NOPB	LM2611AMF/NOPB	SOT-23-5	2.7	14	-1.23	Undefined	-	1.2	1400	1.8	2.53	2.02	1.37	1.34
926-LM2611BMF/NOPB	LM2611BMF/NOPB	SOT-23-5	2.7	14	-1.23	Undefined	-	0.9	1400	1.8	2.39	1.90	1.28	1.26
926-LM5118MH/NOPB	LM5118MH/NOPB	TSSOP-20	3.0	75	1.23	70	-	-	500	-	5.74	4.58	3.09	3.04
Buck Regulators, Step-Down														
595-TPS62730DRYT	TPS62730DRYT	SON-6	1.9	3.9	1.9	2.1	-	0.1	3000	-	2.17	1.73	1.17	1.14
595-TPS62000DGS	TPS62000DGS	MSOP-10	2.0	5.5	0.9	5	-	0.6	1000	0.05	3.62	2.89	1.95	1.92
595-TPS62005DGSR	TPS62005DGSR	MSOP-10	2.0	5.5	1.8	1.8	1.8	0.6	1000	0.05	3.01	2.41	1.63	1.59
595-TPS62240DDCT	TPS62240DDCT	TO/SOT-5	2.0	6	0.6	6	-	0.3	2250	0.015	1.53	1.22	.824	.808
595-TPS62260DDCT	TPS62260DDCT	TO/SOT-5	2.0	6	0.6	6	-	0.6	2250	0.015	1.80	1.44	.973	.953
595-TPS62120DCNT	TPS62120DCNT	SOT-23-8	2.0	15	1.2	5.5	-	0.075	800	0.011	2.17	1.73	1.17	1.14
595-TPS62122DRVT	TPS62122DRVT	SON-6	2.0	15	1.2	5.5	-	0.075	800	0.011	2.17	1.73	1.17	1.14
926-LM3578AM/NOPB	LM3578AM/NOPB	SOIC-8	2.0	40	1	Undefined	-	0.75	100	-	2.21	1.79	1.61	1.42
926-LM3578AN/NOPB	LM3578AN/NOPB	DIP-8	2.0	40	1	Undefined	-	0.75	100	-	2.21	1.79	1.61	1.42
595-TPS54010PWP	TPS54010PWP	HTSSOP-28	2.2	4	0.9	2.5	-	14	700	13	12.28	9.82	6.63	6.51
926-LM2737MTCX/NOPB	LM2737MTCX/NOPB	TSSOP-14	2.2	16	0.6	5	-	20	600	1.5	2.04	1.64	1.10	1.08
926-LM2743MTCX/NOPB	LM2743MTCX/NOPB	TSSOP-14	2.2	16	0.6	5	-	20	600	1.5	1.93	1.54	1.04	1.02

© Copyright 2013 Mouser Electronics
© Copyright 2013 Mouser Electronics

TEXAS INSTRUMENTS Power Management ICs

Products may be RoHS compliant. Check mouser.com for RoHS status.

SWITCHING DC-DC REGULATORS (CONT.)

NEW PRODUCT

For quantities greater than listed, call for quote.

MOUSER STOCK NO.	Texas Instruments Part No.	Package	$V_{in.}$ (Min.)	$V_{in.}$ (Max.)	V_{out} (Min.)	V_{out} (Max.)	Preset Vout	Switch Current (A)	Switching Freq. (Max) (kHz)	I_q (Typ) (mA)	Price Each 1	25	100	250
Buck Regulators, Step-Down (Cont.)														
595-TPS82695SIPT	TPS82695SIPT	SIP-8	2.3	4.35	2.5	2.5	2.5	0.5	4000	0.024	3.62	2.89	1.95	1.92
595-TPS82676SIPT	TPS82676SIPT	SIP-8	2.3	4.8	1.1	1.1	1.1	0.6	5500	0.17	3.62	2.89	1.95	1.92
595-TPS82672SIPT	TPS82672SIPT	SIP-8	2.3	4.8	1.5	1.5	1.5	0.6	5500	0.017	3.62	2.89	1.95	1.92
595-TPS82671SIPT	TPS82671SIPT	µSIP-8	2.3	4.8	1.8	1.8	1.8	0.6	-	-	3.62	2.89	1.95	1.92
595-TPS826711SIPR	TPS826711SIPR	uSIP-8	2.3	4.8	-	1.8	1.8	600	5500	0.017	3.14	2.50	1.69	1.66
595-TPS82670SIPT	TPS82670SIPT	µSIP-8	2.3	4.8	1.86	1.86	1.86	0.6	5500	0.017	3.62	2.89	1.95	1.92
595-TPS82675SIPT	TPS82675SIPT	µSIP-8	2.3	4.8	1.2	1.2	1.2	0.6	-	-	3.62	2.89	1.95	1.92
595-TPS82673SIPT	TPS82673SIPT	µSIP-8	2.3	4.8	1.26	1.26	1.26	0.6	5500	0.017	3.62	2.89	1.95	1.92
926-LM3691TL15NOPB	LM3691TL-1.5/NOPB	SMD-6	2.3	5.5	0.75	3.3	-	1	4000	0.064	.96	.77	.52	.51
595-TPS62651YFFT	TPS62651YFFT	DSBGA-9	2.3	5.5	0.75	1.44	-	0.8	6000	0.038	2.53	2.02	1.37	1.34
595-TPS62080ADSGT	TPS62080ADSGT	SON-8	2.3	6	0.5	4	-	1.2	2000	0.0065	2.53	2.02	1.37	1.34
595-TPS62290DRVR	TPS62290DRVR	SON-6	2.3	6	0.6	6	-	1	2250	0.015	2.04	1.64	1.10	1.08
595-TPS62290DRVT	TPS62290DRVT	SON-6	2.3	6	0.6	6	-	1	2250	0.015	2.35	1.88	1.27	1.25
595-TPS62080DSGT	TPS62080DSGT	SON-8	2.3	6	0.5	4	-	1.2	2000	0.0065	2.53	2.02	1.37	1.34
595-TPS62081DSGT	TPS62081DSGT	SON-8	2.3	6	1.8	1.8	-	1.2	2000	0.006	2.53	2.02	1.37	1.34
595-TPS62082DSGT	TPS62082DSGT	SON-8	2.3	6	3.3	3.3	-	1.2	2000	0.006	2.53	2.02	1.37	1.34
595-TPS62363YZHT	TPS62363YZHT	BGA-16	2.5	5.5	0.5	1.77	-	3	2500	0.056	4.10	3.27	2.21	2.17
595-TPS62007DGS	TPS62007DGS	MSOP-10	2.5	5.5	1.9	1.9	1.9	0.6	1000	0.05	3.62	2.89	1.95	1.92
595-TPS62400DRCT	TPS62400DRCT	SON-10	2.5	6	0.6	6	-	0.4	2250	0.032	2.65	2.12	1.43	1.40
595-TPS62410DRCT	TPS62410DRCT	SON-10	2.5	6	0.6	6	-	0.8	2250	0.032	3.25	2.60	1.75	1.72
595-TPS62420DRCR	TPS62420DRCR	SON-10	2.5	6	0.6	6	-	0.6	2250	0.032	2.77	2.21	1.50	1.47
595-TPS62420DRCT	TPS62420DRCT	SON-10	2.5	6	0.6	6	-	0.6	2250	0.032	3.25	2.60	1.75	1.72
595-TPS62040DGQ	TPS62040DGQ	MSOP PowerPAD-10	2.5	6	0.7	6	-	1.2	1500	0.018	4.10	3.27	2.21	2.17
595-TPS62200DBVR	TPS62200DBVR	SOT-23-5	2.5	6	0.7	6	-	0.3	1500	0.015	1.82	1.58	1.43	1.26
595-TPS62200DBVT	TPS62200DBVT	SOT-23-5	2.5	6	0.7	6	-	0.3	1500	0.015	2.19	1.90	1.72	1.52
595-TPS62220DDCT	TPS62220DDCT	TO/SOT-5	2.5	6	0.7	6	-	0.4	1850	0.015	2.47	2.14	1.95	1.71
595-TPS62090RGTT	TPS62090RGTT	QFN-16	2.5	6	0.8	6	-	3	1400	0.02	3.25	2.60	1.75	1.72
595-TPS62227DDCT	TPS62227DDCT	TO/SOT-5	2.5	6	1.2	1.2	1.2	0.4	1850	0.015	2.47	2.14	1.95	1.71
595-TPS62402DRCT	TPS62402DRCT	SON-10	2.5	6	1.2	1.8	-	0.4	2250	0.032	2.65	2.12	1.43	1.40
595-TPS62204DBVT	TPS62204DBVT	SOT-23-5	2.5	6	1.6	1.6	1.6	0.3	1500	0.015	2.19	1.90	1.72	1.52
595-TPS62093RGTT	TPS62093RGTT	QFN-16	2.5	6	1.8	1.8	-	3	1400	0.02	3.25	2.60	1.75	1.72
595-TPS62092RGTT	TPS62092RGTT	QFN-16	2.5	6	2.5	2.5	-	3	1400	0.02	3.25	2.60	1.75	1.72
595-TPS62091RGTT	TPS62091RGTT	QFN-16	2.5	6	3.3	3.3	-	3	1400	0.02	3.25	2.60	1.75	1.72
595-TPS62203DBVT	TPS62203DBVT	SOT-23-5	2.5	6	3.3	3.3	3.3	0.3	1500	0.015	2.19	1.90	1.72	1.52
926-LMZ10501SEE/NOPB	LMZ10501SEE/NOPB	LLP-8	2.7	5.5	0.6	3.6	-	1	2000	6.5	3.73	2.99	2.02	1.98
926-LMZ10500SEE/NOPB	LMZ10500SEE/NOPB	LLP-8	2.7	5.5	0.6	3.6	-	0.65	2000	6.5	3.14	2.50	1.69	1.66
926-LM3671MF-ADJNOPB	LM3671MF-ADJ/NOPB	SOT-23-5	2.7	5.5	1.1	3.3	-	0.6	2000	0.016	.73	.578	.391	.383
926-LM3671MF-1.2NOPB	LM3671MF-1.2/NOPB	SOT-23-5	2.7	5.5	1.2	1.2	-	0.6	2000	0.016	.73	.578	.391	.383
926-LM3671MF-1.8NOPB	LM3671MF-1.8/NOPB	SOT-23-5	2.7	5.5	1.8	1.8	-	0.6	2000	0.016	.73	.578	.391	.383
926-LM3671MF-3.3NOPB	LM3671MF-3.3/NOPB	SOT-23-5	2.7	5.5	3.3	3.3	-	0.6	2000	0.016	.73	.578	.391	.383
595-TPS62060DSGT	TPS62060DSGT	WSON-8	2.7	6	0.8	6	-	1.6	3000	0.018	2.65	2.12	1.43	1.40
926-LM3475MF/NOPB	LM3475MF/NOPB	SOT-23-5	2.7	10	0.8	10	-	5	1400	0.26	1.16	.924	.625	.612
926-LM3475MFX/NOPB	LM3475MFX/NOPB	SOT-23-5	2.7	10	0.8	10	-	5	2000	0.26	1.16	.924	.625	.612
595-TPS62050DGSR	TPS62050DGSR	MSOP-10	2.7	10	0.7	6	-	0.8	1000	0.012	2.65	2.12	1.43	1.40
595-TPS62051DGS	TPS62051DGS	MSOP-10	2.7	10	0.7	6	-	0.8	1000	0.012	3.25	2.60	1.75	1.72
595-TPS62050DGS	TPS62050DGS	MSOP-10	2.7	10	1.5	1.5	1.5	0.8	1000	0.012	3.25	2.60	1.75	1.72
595-TPS62054DGS	TPS62054DGS	MSOP-10	2.7	10	1.8	1.8	1.8	0.8	1000	0.012	3.25	2.60	1.75	1.72
595-TPS62056DGS	TPS62056DGS	MSOP-10	2.7	10	3.3	3.3	3.3	0.8	1000	0.012	3.25	2.60	1.75	1.72
926-LMR62014XMFENOPB	LMR62014XMFE/NOPB	SOT-23-5	2.7	14	5.4	20	-	1.4	1600	2	1.33	1.06	.716	.702
926-LMR64010XMFENOPB	LMR64010XMFE/NOPB	SOT-23-5	2.7	14	3	40	-	1	1600	2.1	1.44	1.16	.781	.765
926-LM26480SQ-AANOPB	LM26480SQ-AA/NOPB	LLP-24	2.8	5.5	-	Undefined	-	1.5	2000	0.0005	2.29	1.83	1.24	1.21
926-LM2852XMXA12NOPB	LM2852XMXA-1.2/NOPB	TSSOP-14	2.85	5.5	1.173	1.227	-	2	1500	0.85	3.62	2.89	1.95	1.92
926-LM2852YMXA33NOPB	LM2852YMXA-3.3/NOPB	TSSOP-14	2.85	5.5	3.23	3.37	-	2	500	0.85	3.62	2.89	1.95	1.92
595-TPS53316RGTT	TPS53316RGTT	QFN-16	2.9	6	0.6	4.2	-	5	2000	2	7.10	5.68	3.84	3.77
926-LM20144QMHE/NOPB	LM20144QMHE/NOPB	TSSOP-16	2.95	5.5	0.8	1.2	-	4	1.5MHz	3.5	4.45	3.56	2.41	2.36
926-LM20145QMHE/NOPB	LM20145QMHE/NOPB	TSSOP-16	2.95	5.5	0.8	1.2	-	5	750	3.5	4.58	3.66	2.47	2.42
926-LM2854MH1000NOPB	LM2854MH-1000/NOPB	TSSOP-16	2.95	5.5	0.8	5	-	4	1000	1.7	5.06	4.04	2.73	2.68
926-LM2854MH-500NOPB	LM2854MH-500/NOPB	TSSOP-16	2.95	5.5	0.8	5	-	4	500	1.7	5.06	4.04	2.73	2.68
926-MZ10503TZADJNOPB	LMZ10503TZ-ADJ/NOPB	TO-PMOD	2.95	5.5	0.8	5	-	3	1000	-	9.03	7.22	4.88	4.78
926-LMZ10504TZADJNOP	LMZ10504TZ-ADJ/NOPB	TO-PMOD	2.95	5.5	0.8	5	-	4	1000	-	10.36	8.28	5.60	5.49
926-MZ10505TZADJNOPB	LMZ10505TZ-ADJ/NOPB	TO-PMOD	2.95	5.5	0.8	5	-	5	1000	-	11.32	9.05	6.12	5.99
595-TPS54519RTET	TPS54519RTET	QFN-16	2.95	6	0.6	4.5	-	5	2000	0.035	6.74	5.39	3.65	3.57
595-TPS54719RTET	TPS54719RTET	WQFN-16	2.95	6	0.6	4.5	-	7	2000	0.35	8.43	6.74	4.56	4.46
595-TPS5432DDA	TPS5432DDA	SO-8	2.95	6	0.808	4.5	-	3	700	0.36	3.85	3.08	2.09	2.04
595-TPS84610RKGT	TPS84610RKGT	QFN-39	2.95	6	0.8	3.6	-	6	2000	-	9.99	7.99	5.40	5.30
595-TPS84610RKGT	TPS84610RKGT	QFN-39	2.95	6	0.8	3.6	1.5	6	2000	-	9.99	7.99	5.40	5.30
595-TPS53311RGTT	TPS53311RGTT	WQFN-16	2.95	6	0.8	4.5	-	3	2000	0.36	6.02	4.82	3.25	3.19
595-TPS54318RTET	TPS54318RTET	WQFN-16	2.95	6	0.8	4.5	-	3	2000	0.35	5.54	4.43	3.00	2.93
595-TPS54319RTET	TPS54319RTET	WQFN-16	2.95	6	0.8	4.5	-	3	2000	0.36	4.93	3.95	2.66	2.61
595-TPS54478RTET	TPS54478RTET	WQFN-16	2.95	6	0.6	4.5	-	4	2000	0.035	6.51	5.20	3.51	3.45
595-TPS54618RTET	TPS54618RTET	WQFN-16	2.95	6	0.8	4.5	-	6	2000	0.25	7.95	6.36	4.29	4.21
926-LM7705MME/NOPB	LM7705MME/NOPB	MiniSOIC-8	3	5.25	-0.232	-0.232	-	0.026	92	0.078	.46	.242	.229	.225
926-LM2830XMF/NOPB	LM2830XMF/NOPB	SOT-23-5	3	5.5	0.6	4.5	-	1	1600	3.3	2.17	1.73	1.17	1.14
926-LM2831XMF/NOPB	LM2831XMF/NOPB	SOT-23-5	3	5.5	0.6	4.5	-	1.5	1600	3.3	2.39	1.90	1.28	1.26
926-LM2831YMF/NOPB	LM2831YMF/NOPB	SOT-23-5	3	5.5	0.6	4.5	-	1.5	550	3.3	2.39	1.90	1.28	1.26
926-LM2832XMY/NOPB	LM2832XMY/NOPB	MiniSOIC-8	3	5.5	0.6	4.5	-	2	1600	3.3	2.77	2.21	1.50	1.47
926-LM2853MH-1.2NOPB	LM2853MH-1.2/NOPB	TSSOP-14	3	5.5	1.173	1.227	-	3	550	0.85	4.22	3.37	2.28	2.24
926-LM2853MH-3.3NOPB	LM2853MH-3.3/NOPB	TSSOP-14	3	5.5	3.23	3.37	-	3	550	0.85	4.22	3.37	2.28	2.24
926-LMR10515XMFENOPB	LMR10515XMFE/NOPB	SOT23-5	3	5.5	0.6	4.5	-	1.5	1.6MHz	3.3	.85	.674	.456	.446
926-LMR10515XSDENOPB	LMR10515XSDE/NOPB	LLP-6	3	5.5	0.6	4.5	-	1.5	1.6MHz	3.3	.85	.674	.456	.446
926-LMR10515YMFENOPB	LMR10515YMFE/NOPB	SOT23-5	3	5.5	0.6	4.5	-	1.5	3MHz	4.3	.85	.674	.456	.446
926-LMR10515YSDENOPB	LMR10515YSDE/NOPB	LLP-6	3	5.5	0.6	4.5	-	1.5	3MHz	4.3	.85	.674	.456	.446
926-LMR10520XSDENOPB	LMR10520XSDE/NOPB	LLP-6	3	5.5	0.6	4..5	-	2	1.6MHz	3.3	.92	.732	.494	.485
926-LMR10510XMFENOPB	LMR10510XMFE/NOPB	SOT23-5	3	5.5	0.6	4.5	-	1	1.6MHz	3.3	.73	.578	.391	.383
926-LMR10510YMFENOPB	LMR10510YMFE/NOPB	SOT23-5	3	5.5	0.6	4.5	-	1	3MHz	4.3	.73	.578	.391	.383
926-LMR10510YSDENOPB	LMR10510YSDE/NOPB	LLP-6	3	5.5	0.6	4.5	-	1	3MHz	4.3	.73	.578	.391	.383
595-TPS54672PWP	TPS54672PWP	HTSSOP-28	3	6	0.2	4.5	-	6	700	11	9.27	7.42	5.01	4.91
595-TPS62065DSGT	TPS62065DSGT	WSON-8	3	6	0.8	6	-	2	3000	0.018	3.01	2.41	1.63	1.59
595-TPS62067DSGT	TPS62067DSGT	WSON-8	3	6	0.8	6	-	2	3000	0.018	3.14	2.50	1.69	1.66
595-TPS54110PWP	TPS54110PWP	HTSSOP-20	3	6	0.9	4.5	-	1.5	700	4.2	5.54	4.43	3.00	2.93
595-TPS54310PWP	TPS54310PWP	HTSSOP-20	3	6	0.9	3.3	-	3	700	6.2	6.51	5.20	3.51	3.45
595-TPS54317RHFT	TPS54317RHFT	QFN-24	3	6	0.9	3.3	-	3	1600	6.2	6.99	5.59	3.78	3.70
595-TPS54610PWP	TPS54610PWP	HTSSOP-28	3	6	0.9	4.5	-	6	700	11	9.27	7.42	5.01	4.91
595-TPS54312PWP	TPS54312PWP	HTSSOP-20	3	6	-	-	1.2	3	700	6.2	6.51	5.20	3.51	3.45
595-TPS54313PWP	TPS54313PWP	HTSSOP-20	3	6	-	-	1.5	3	700	6.2	6.51	5.20	3.51	3.45
595-TPS54314PWP	TPS54314PWP	HTSSOP-20	3	6	-	-	1.8	3	700	6.2	6.51	5.20	3.51	3.45
595-TPS54315PWP	TPS54315PWP	HTSSOP-20	3	6	-	-	2.5	3	700	6.2	6.51	5.20	3.51	3.45
595-TPS54612PWP	TPS54612PWP	HTSSOP-28	3	6	-	-	1.2	6	700	11	9.27	7.42	5.01	4.91

© Copyright 2013 Mouser Electronics
© Copyright 2013 Mouser Electronics

Products may be RoHS compliant. Check mouser.com for RoHS status.

SWITCHING DC-DC REGULATORS (CONT.)

NEW PRODUCT

For quantities greater than listed, call for quote.

MOUSER STOCK NO.	Texas Instruments Part No.	Package	$V_{in.}$ (Min.)	$V_{in.}$ (Max.)	V_{out} (Min.)	V_{out} (Max.)	Preset V_{out}	Switch Current (A)	Switching Freq. (Max) (kHz)	I_q (Typ) (mA)	Price Each 1	25	100	250
Buck Regulators, Step-Down (Cont.)														
595-TPS54613PWP	TPS54613PWP	HTSSOP-28	3	6	-	-	1.5	6	700	11	9.27	7.42	5.01	4.91
595-TPS54614PWP	TPS54614PWP	HTSSOP-28	3	6	-	-	1.8	6	700	11	9.27	7.42	5.01	4.91
595-TPS54615PWP	TPS54615PWP	HTSSOP-28	3	6	-	6	-	2.5	700	11	9.27	7.42	5.01	4.91
595-TPS53353DQPT	TPS53353DQPT	SON-22	3	15	0.6	5.5	-	20	1000	0.42	10.96	8.76	5.92	5.80
595-TPS53355DQPT	TPS53355DQPT	SON-22	3	15	0.6	5.5	-	20	1000	0.42	12.88	10.30	6.97	6.83
595-TPS62160DGKT	MSOP-8	MSOP-8	3	17	0.9	6	-	1	2500	0.017	2.65	2.12	1.43	1.40
926-LM21305SQE/NOPB	LM21305SQE/NOPB	LLP-28	3	18	0.598	5	-	5.9	300	9	6.02	4.82	3.25	3.19
926-LM21305SQ/NOPB	LM21305SQ/NOPB	LLP-28	3	18	0.598	5	-	5.9	300	9	6.02	4.82	3.25	3.19
595-TPS61170QDRVRQ1	TPS61170QDRVRQ1	QFN-6	3	18	-	38	-	-	1.2	2.3	3.97	3.18	2.15	2.11
926-LM2734YQMK/NOPB	LM2734YQMK/NOPB	SOT-23-6	3	20	0.8	18	-	1	1600	1.5	3.01	2.41	1.63	1.59
926-LM26400YMH/NOPB	LM26400YMH/NOPB	TSSOP-16	3	20	0.6	16	-	2	520	-	5.06	4.04	2.73	2.68
926-LM2734XMK/NOPB	LM2734XMK/NOPB	TSOT-6	3	20	0.8	18	-	1	1600	1.5	2.89	2.31	1.56	1.53
926-LM2734YMK/NOPB	LM2734YMK/NOPB	TSOT-6	3	20	0.8	18	-	1	550	1.5	2.29	1.83	1.24	1.21
926-LM2736XMK/NOPB	LM2736XMK/NOPB	TSOT-6	3	20	0.8	18	-	0.75	1600	1.5	2.17	1.73	1.17	1.14
926-LM2736YMK/NOPB	LM2736YMK/NOPB	TSOT-6	3	20	0.8	18	-	0.75	550	1.5	2.04	1.64	1.10	1.08
926-LMR12010XMKENOPB	LMR12010XMKE/NOPB	SOT-23-6	3	20	0.8	17	-	1	1600	1.5	1.93	1.54	1.04	1.02
926-LMR12010YMKENOPB	LMR12010YMKE/NOPB	SOT-23-6	3	20	0.8	17	-	1	3000	1.5	2.39	1.90	1.28	1.26
595-MC33063AD	MC33063AD	SOIC-8	3	40	1.25	40	-	0.75	100	-	.69	.622	.526	.463
595-MC33063ADRJR	MC33063ADRJR	SON-8	3	40	1.25	40	-	0.75	100	-	.58	.526	.445	.393
595-MC33063AP	MC33063AP	PDIP-8	3	40	1.25	40	-	0.75	100	-	.63	.575	.486	.428
595-MC34063AD	MC34063AD	SOIC-8	3	40	1.25	40	-	0.75	100	-	.63	.575	.486	.428
595-MC34063AP	MC34063AP	PDIP-8	3	40	1.25	40	-	0.75	100	-	.58	.526	.445	.393
926-LM5118MHX/NOPB	LM5118MHX/NOPB	TSSOP-20	3	75	1.23	70	-	3.5	500	-	5.74	4.58	3.09	3.04
595-TPS62110RSAR	TPS62110RSAR	QFN-16	3.1	17	1.2	16	-	1.5	1000	0.02	3.37	2.70	1.82	1.79
595-TPS62110RSAT	TPS62110RSAT	QFN-16	3.1	17	1.2	16	-	1.5	1000	0.02	3.97	3.18	2.15	2.11
595-TPS62111RSAT	TPS62111RSAT	QFN-16	3.1	17	3.3	3.3	3.3	1.5	1000	0.02	3.97	3.18	2.15	2.11
595-TPS62112RSAT	TPS62112RSAT	QFN-16	3.1	17	5	5	5	1.5	1000	0.02	3.97	3.18	2.15	2.11
595-TPS51462RGET	TPS51462RGET	QFN-24	3.3	5	0.5	2	-	6	700	-	7.34	5.87	3.97	3.89
595-TPS54231DR	TPS54231DR	SOIC-8	3.5	28	0.8	25	-	2	740	0.11	3.01	2.41	1.63	1.59
595-TPS54331DR	TPS54331DR	SOIC-8	3.5	28	0.8	25	-	3	684	0.11	3.25	2.60	1.75	1.72
595-TPS54331DDA	TPS54331DDA	SO-8	3.5	28	0.8	25	-	3	570	0.11	4.10	3.27	2.21	2.17
595-TPS54331DDA	TPS54331DDA	SOIC-8	3.5	28	0.8	-	-	3	570	0.1	4.10	3.27	2.21	2.17
595-TPS54040ADGQ	TPS54040ADGQ	MSOP-10	3.5	42	0.8	39	-	0.5	2500	0.116	3.33	2.65	1.80	1.77
595-TPS54240DRCT	TPS54240DRCT	MSOP-10	3.5	42	-0.6	47	-	1.3	2.5MHz	5	4.41	3.52	2.39	2.33
595-TPS54140ADGQ	TPS54140ADGQ	MSOP PowerPAD-10	3.5	42	0.8	39	-	1.5	2500	-	4.04	3.23	2.18	2.14
595-TPS54140ADRCT	TPS54140ADRCT	SON-10	3.5	42	0.8	39	-	1.5	2500	-	3.87	3.10	2.10	2.05
595-TPS54240DGQ	TPS54240DGQ	MSOP PowerPAD-10	3.5	42	0.8	39	-	2.5	2500	0.138	4.48	3.58	2.42	2.38
595-TPS54040ADRCT	TPS54040ADRCT	SON-10	3.5	42	0.8	39	-	0.5	2500	0.116	3.18	2.55	1.72	1.68
595-TPS54260DGQ	TPS54260DGQ	MSOP PowerPAD-10	3.5	60	0.8	58	-	2.5	2500	0.138	5.64	4.50	3.05	2.99
595-TPS54060ADGQ	TPS54060ADGQ	MSOP-10	3.5	60	0.8	58	-	0.5	2500	0.116	4.19	3.35	2.27	2.21
595-TPS54060ADRCT	TPS54060ADRCT	SON-10	3.5	60	0.8	58	-	0.5	2500	0.116	4.02	3.22	2.17	2.13
595-TPS54160ADGQ	TPS54160ADGQ	MSOP PowerPAD-10	3.5	60	0.8	58	-	1.5	2500	-	5.06	4.04	2.73	2.68
595-TPS54160ADRCT	TPS54160ADRCT	SON-10	3.5	60	0.8	58	-	1.5	2500	-	4.84	3.87	2.61	2.57
595-TPS54260DRCT	TPS54260DRCT	SON-10	3.5	60	0.8	-	-	1.3	581	0.138	5.51	4.41	2.99	2.92
595-TPS54810PWP	TPS54810PWP	HTSSOP-28	4	6	0.9	3.3	-	8	700	11	10.59	8.47	5.72	5.62
595-TPS54316PWP	TPS54316PWP	HTSSOP-20	4	6	-	-	3.3	3	700	6.2	6.51	5.20	3.51	3.45
595-TPS54616PWP	TPS54616PWP	HTSSOP-28	4	6	-	-	3.3	6	700	11	9.27	7.42	5.01	4.91
926-LM2651MTC3.3NOPB	LM2651MTC-3.3/NOPB	TSSOP-16	4	14	3.265	3.399	-	1.5	300	1.6	3.37	2.70	1.82	1.79
926-LM2651MTCADJNOPB	LM2651MTC-ADJ/NOPB	TSSOP-16	4	14	1.2	1.263	-	1.5	300	1.6	3.37	2.70	1.82	1.79
926-LM2651MTCXADJNPB	LM2651MTCX-ADJ/NOPB	TSSOP-16	4	14	1.2	1.26	-	1.5	300	1.6	3.37	2.70	1.82	1.79
926-LM2651MTCX33NOPB	LM2651MTCX-3.3/NOPB	TSSOP-16	4	14	3.3	13	-	1.5	300	1.6	3.37	2.70	1.82	1.79
926-LM2717MT/NOPB	LM2717MT/NOPB	TSSOP-24	4	20	1.265	18	-	2.2/3.2	600	2.7	6.81	5.47	4.98	4.49
926-LM2717MT-ADJNOPB	LM2717MT-ADJ/NOPB	TSSOP-24	4	20	1.265	18	-	2.2/3.2	600	2.7	6.81	5.47	4.98	4.49
926-LM2574MX-ADJNOPB	LM2574MX-ADJ/NOPB	SOIC-14	4	40	1.193	1.286	-	0.5	52	5	2.21	1.79	1.62	1.43
926-LM2574N-ADJ/NOPB	LM2574N-ADJ/NOPB	DIP-8	4	40	1.193	1.286	-	0.5	52	5	2.13	1.72	1.55	1.38
926-LM2575S-ADJ/NOPB	LM2575S-ADJ/NOPB	TO-263	4	40	1.193	1.28	-	1	52	5	2.88	2.32	2.10	1.86
926-LM2575SX-ADJNOPB	LM2575SX-ADJ/NOPB	TO-263	4	40	1.193	1.28	-	1	52	5	2.88	2.32	2.10	1.86
926-LM2575T-ADJ/NOPB	LM2575T-ADJ/NOPB	TO-220	4	40	1.193	1.28	-	1	52	5	2.62	2.12	1.90	1.69
926-LM2576S-ADJ/NOPB	LM2576S-ADJ/NOPB	TO-263	4	40	1.193	1.28	-	3	52	5	3.03	2.43	2.21	2.00
926-LM2576SX-ADJNOPB	LM2576SX-ADJ/NOPB	TO-263	4	40	1.193	1.28	-	3	52	5	3.03	2.43	2.21	2.00
926-LM2576T-ADJ/NOPB	LM2576T-ADJ/NOPB	TO-220	4	40	1.193	1.28	-	3	52	5	3.03	2.43	2.21	2.00
926-LM2574M-3.3/NOPB	LM2574M-3.3/NOPB	SOIC-14	4	40	3.168	3.465	-	0.5	52	5	2.21	1.79	1.62	1.43
926-LM2575S-3.3/NOPB	LM2575S-3.3/NOPB	TO-263	4	40	3.168	3.465	-	1	52	5	2.88	2.32	2.10	1.86
926-LM2576S-3.3/NOPB	LM2576S-3.3/NOPB	TO-263	4	40	3.168	3.465	-	3	52	5	3.03	2.43	2.21	2.00
926-LM2574M-5.0/NOPB	LM2574M-5.0/NOPB	SOIC-14	4	40	4.8	5.25	-	0.5	52	5	2.21	1.79	1.62	1.43
926-LM2574MX-5.0NOPB	LM2574MX-5.0/NOPB	SOIC-14	4	40	4.8	5.25	-	0.5	52	5	2.21	1.79	1.62	1.43
926-LM2574N-5.0/NOPB	LM2574N-5.0/NOPB	DIP-8	4	40	4.8	5.25	-	0.5	52	5	2.13	1.72	1.55	1.38
926-LM2575S-5.0/NOPB	LM2575S-5.0/NOPB	TO-263	4	40	4.8	5.25	-	1	52	5	2.88	2.32	2.10	1.86
926-LM2575SX-5.0NOPB	LM2575SX-5.0/NOPB	TO-263	4	40	4.8	5.25	-	1	52	5	2.88	2.32	2.10	1.86
926-LM2575T-5.0/NOPB	LM2575T-5.0/NOPB	TO-220	4	40	4.8	5.25	-	1	52	5	2.62	2.12	1.90	1.69
926-LM2576S-5.0/NOPB	LM2576S-5.0/NOPB	TO-263	4	40	4.8	5.25	-	3	52	5	3.03	2.43	2.21	2.00
926-LM2576SX-5.0NOPB	LM2576SX-5.0/NOPB	TO-263	4	40	4.8	5.25	-	3	52	5	3.03	2.43	2.21	2.00
926-LM2576T-5.0/NOPB	LM2576T-5.0/NOPB	TO-220	4	40	4.8	5.25	-	3	52	5	3.03	2.43	2.21	2.00
926-LM2575T-12/NOPB	LM2575T-12/NOPB	TO-220	4	40	11.52	12.6	-	1	52	5	2.62	2.12	1.90	1.69
926-LM2576T-12/NOPB	LM2576T-12/NOPB	TO-220	4	40	11.52	12.6	-	3	52	5	3.03	2.43	2.21	2.00
926-LM2575T-15/NOPB	LM2575T-15/NOPB	TO-220	4	40	14.4	15.75	-	1	52	5	2.62	2.12	1.90	1.69
926-LM2574HVMADJNOPB	LM2574HVM-ADJ/NOPB	SOIC-14	4	60	1.193	1.28	-	0.5	52	5	3.49	2.79	1.88	1.85
926-LM2574HVNADJNOPB	LM2574HVN-ADJ/NOPB	DIP-8	4	60	1.193	1.28	-	0.5	52	5	4.70	3.76	2.54	2.48
926-LM2575HVSADJNOPB	LM2575HVS-ADJ/NOPB	TO-263	4	60	1.193	1.286	-	1	52	5	4.33	3.47	2.34	2.30
926-LM2575HVTADJNOPB	LM2575HVT-ADJ/NOPB	TO-220	4	60	1.193	1.286	-	1	52	5	5.06	4.04	2.73	2.68
926-LM2576HVSADJNOPB	LM2576HVS-ADJ/NOPB	TO-263	4	60	1.193	1.286	-	3	52	5	5.54	4.43	3.00	2.93
926-M2576HVSXADJNOPB	LM2576HVSX-ADJ/NOPB	TO-263	4	60	1.193	1.286	-	3	52	5	5.54	4.43	3.00	2.93
926-LM2576HVTADJNOPB	LM2576HVT-ADJ/NOPB	TO-220	4	60	1.193	1.286	-	3	52	5	5.54	4.43	3.00	2.93
926-LM2574HVM3.3NOPB	LM2574HVM-3.3/NOPB	SOIC-14	4	60	3.168	3.482	-	0.5	52	5	3.49	2.79	1.88	1.85
926-LM2575HVS3.3NOPB	LM2575HVS-3.3/NOPB	TO-263	4	60	3.168	3.482	-	1	52	5	4.33	3.47	2.34	2.30
926-LM2574HVM5.0NOPB	LM2574HVM-5.0/NOPB	SOIC-14	4	60	4.8	5.275	-	0.5	52	5	3.49	2.79	1.88	1.85
926-LM2574HVN5.0NOPB	LM2574HVN-5.0/NOPB	DIP-8	4	60	4.8	5.275	-	0.5	52	5	4.70	3.76	2.54	2.48
926-LM2575HVS5.0NOPB	LM2575HVS-5.0/NOPB	TO-263	4	60	4.8	5.275	-	1	52	5	4.33	3.47	2.34	2.30
926-LM2575HVT5.0NOPB	LM2575HVT-5.0/NOPB	TO-220	4	60	4.8	5.275	-	1	52	5	5.06	4.04	2.73	2.68
926-LM2576HVS5.0NOPB	LM2576HVS-5.0/NOPB	TO-263	4	60	4.8	5.275	-	3	52	5	5.54	4.43	3.00	2.93
926-LM2576HVT5.0NOPB	LM2576HVT-5.0/NOPB	TO-220	4	60	4.8	5.275	-	3	52	5	5.54	4.43	3.00	2.93
926-LM2575HVT-12NOPB	LM2575HVT-12/NOPB	TO-220	4	60	11.52	12.66	-	1	52	5	5.06	4.04	2.73	2.68
926-LM2576HVS-12NOPB	LM2576HVS-12/NOPB	TO-263	4	60	11.52	12.66	-	3	52	5	5.54	4.43	3.00	2.93
926-LM2576HVT-12NOPB	LM2576HVT-12/NOPB	TO-220	4	60	11.52	12.66	-	3	52	5	5.54	4.43	3.00	2.93
926-LM2576HVT-15NOPB	LM2576HVT-15/NOPB	TO-220	4	60	14.4	15.83	-	3	52	5	5.54	4.43	3.00	2.93
595-TPS51463RGET	TPS51463RGET	QFN-24	4.5	5.5	-0.8	2	-	5	700	-	8.19	6.55	4.43	4.33
595-TPS51916RUKT	TPS51916RUKT	QFN-20	4.5	5.5	0.7	1.8	-	2	670	-	2.77	2.21	1.50	1.47
595-TPS56121DQPT	TPS56121DQPT	SON-22	4.5	14	0.6	12	-	15	1000	2.5	10.96	8.76	5.92	5.80

© Copyright 2013 Mouser Electronics

© Copyright 2013 Mouser Electronics

TEXAS INSTRUMENTS Power Management ICs

Products may be RoHS compliant. Check mouser.com for RoHS status.

SWITCHING DC-DC REGULATORS (CONT.)

NEW PRODUCT

For quantities greater than listed, call for quote.

MOUSER STOCK NO.	Texas Instruments Part No.	Package	$V_{in.}$ (Min.)	$V_{in.}$ (Max.)	V_{out} (Min.)	V_{out} (Max.)	Preset V_{out}	Switch Current (A)	Switching Freq. (Max) (kHz)	I_q (Typ) (mA)	Price Each 1	25	100	250
Buck Regulators, Step-Down (Cont.)														
595-TPS56221DQPT	TPS56221DQPT	SON-22	4.5	14	0.6	12	-	25	1000	2.5	11.86	9.97	7.24	7.15
595-TPS84620RUQR	TPS84620RUQR	B1QFN-47	4.5	14.5	1.2	5.5	-	6	560	-	9.99	7.99	5.40	5.30
595-TPS84621RUQT	TPS84621RUQT	QFN-47	4.5	14.5	0.6	5.5	-	6	780	-	9.99	7.99	5.40	5.30
595-TPS53313RGET	TPS53313RGET	QFN-24	4.5	16	0.6	0.7	-	6	1.5MHz	-	7.22	5.78	3.91	3.83
595-TPS54120RGYT	TPS54120RGYT	QFN-24	4.5	17	0.8	6	-	1	500	0.04	4.93	3.95	2.66	2.61
595-TPS54623RHLT	TPS54623RHLT	QFN-14	4.5	17	0.6	15	-	6	1600	0.002	7.10	5.68	3.84	3.77
595-TPS54320RHLT	TPS54320RHLT	QFN-14	4.5	17	0.8	15	-	3	1200	0.6	4.82	3.85	2.60	2.55
595-TPS54292PWP	TPS54292PWP	HTSSOP-16	4.5	18	0.8	14	-	2.5/1.5	1200	1.8	8.09	6.47	4.38	4.29
595-TPS54526PWP	TPS54526PWP	HTSSOP-14	4.5	18	0.76	5.5	-	5.5	650	0.9	6.74	5.39	3.65	3.57
595-TPS54394PWP	TPS54394PWP	HTSSOP-16	4.5	18	0.76	7	-	3	700	1.2	9.03	7.22	4.88	4.78
595-TPS54395PWP	TPS54395PWP	HTSSOP-16	4.5	18	0.76	7	-	3	700	1.2	9.03	7.22	4.88	4.78
595-TPS54494PWP	TPS54494PWP	HTSSOP-16	4.5	18	0.76	7	-	4	700	1.2	9.03	7.22	4.88	4.78
595-TPS54495PWP	TPS54495PWP	HTSSOP-16	4.5	18	0.76	7	-	4	700	1.2	9.03	7.22	4.88	4.78
595-TPS54525PWP	TPS54525PWP	HTSSOP-14	4.5	18	0.76	5.5	-	5	650	0.9	6.14	4.91	3.32	3.25
595-TPS54526RSAT	TPS54526RSAT	QFN-16	4.5	18	0.76	5.5	-	5	650	0.9	6.51	5.20	3.51	3.45
595-TPS54226PWP	TPS54226PWP	HTSSOP-14	4.5	18	0.76	5.5	-	2	700	0.85	4.12	3.75	3.39	3.11
595-TPS54425PWP	TPS54425PWP	HTSSOP-14	4.5	18	0.76	5.5	-	4	700	0.85	5.06	4.04	2.73	2.68
595-TPS54426PWP	TPS54426PWP	HTSSOP-14	4.5	18	0.76	5.5	-	4	700	0.85	5.30	4.24	2.87	2.80
595-TPS54527DDA	TPS54527DDA	SO-8	4.5	18	0.76	6	-	5	650	0.9	5.54	4.43	3.00	2.93
595-TPS54528DDA	TPS54528DDA	SO-8	4.5	18	0.76	6	-	5	650	0.9	5.66	4.53	3.06	3.00
595-TPS54227DDA	TPS54227DDA	SO PowerPAD-8	4.5	18	0.76	7	-	2	700	0.8	4.41	3.98	3.62	3.27
595-TPS54228D	TPS54228D	SOIC-8	4.5	18	0.76	7	-	2	700	0.8	4.33	3.47	2.34	2.30
595-TPS54294PWP	TPS54294PWP	TSSOP-16	4.5	18	0.76	7	-	2	700	1.8	8.43	6.74	4.56	4.46
595-TPS54327DDA	TPS54327DDA	SO PowerPAD-8	4.5	18	0.76	7	-	3	700	0.85	4.73	4.27	3.88	3.51
595-TPS54427DDA	TPS54427DDA	SO-8	4.5	18	0.76	7	-	4	650	0.5	4.82	3.85	2.60	2.55
595-TPS54428DDA	TPS54428DDA	SO-8	4.5	18	0.76	7	-	4	650	0.5	4.93	3.95	2.66	2.61
926-MZ12001TZADJNOPB	LMZ12001TZ-ADJ/NOPB	TO-PMOD	4.5	20	0.8	6	-	1	1000	-	10.23	8.19	5.53	5.42
926-MZ12002TZADJNOPB	LMZ12002TZ-ADJ/NOPB	TO-PMOD	4.5	20	0.8	6	-	2	1000	-	11.67	9.34	6.31	6.18
926-LMZ12003EXTTZNPB	LMZ12003EXTTZ/NOPB	TO-PMOD-7	4.5	20	0.8	6	-	3	1000	-	20.47	18.05	16.16	15.94
926-MZ12003TZADJNOPB	LMZ12003TZ-ADJ/NOPB	TO-PMOD	4.5	20	0.8	6	-	3	1000	-	12.40	9.92	6.70	6.57
926-LM12001EXTTZENPB	LMZ12001EXTTZE/NOPB	TO-7	4.5	20	0.8	6	-	1	1000	-	19.15	16.11	11.70	11.55
926-LM12002EXTTZENPB	LMZ12002EXTTZE/NOPB	TO-7	4.5	20	0.8	6	-	2	1000	-	22.86	19.23	13.96	13.77
595-TPS54350PWP	TPS54350PWP	HTSSOP-16	4.5	20	0.9	12	-	3	700	5	5.41	4.33	2.93	2.87
595-TPS54550PWP	TPS54550PWP	HTSSOP-16	4.5	20	0.9	12	-	6	700	9	7.70	6.16	4.16	4.08
926-LM2696MXA/NOPB	LM2696MXA/NOPB	TSSOP-16	4.5	24	1.254	20	-	3	500	1.3	4.10	3.27	2.21	2.17
926-LM2642MTCX/NOPB	LM2642MTCX/NOPB	TSSOP-28	4.5	30	1.3	30	-	20	60	-	3.56	2.85	1.93	1.88
926-LM3489MM/NOPB	LM3489MM/NOPB	MiniSOIC-8	4.5	35	1.223	1.264	-	-	1400	0.28	1.31	1.04	.703	.689
926-LM3485MM/NOPB	LM3485MM/NOPB	MiniSOIC-8	4.5	35	1.226	1.258	-	4	1400	0.25	1.25	1.00	.676	.663
926-LM3100MH/NOPB	LM3100MH/NOPB	TSSOP-20	4.5	36	0.8	7	-	1.5	1000	-	4.45	3.56	2.41	2.36
926-LM20323MH/NOPB	LM20323MH/NOPB	TSSOP-20	4.5	36	0.8	32	-	3	-	2.3	3.45	2.75	1.86	1.82
926-LM20333MH/NOPB	LM20333MH/NOPB	TSSOP-20	4.5	36	0.8	32	-	3	1500	2.3	4.45	3.56	2.41	2.36
926-LM20343MHX/NOPB	LM20343MHX/NOPB	TSSOP-20	4.5	36	0.8	32	-	5.2	825	2.3	4.45	3.56	2.41	2.36
926-LM20242MHX/NOPB	LM20242MHX/NOPB	TSSOP-20	4.5	36	0.8	32	-	-	1000	2	3.62	2.89	1.95	1.92
926-LM5642MTCX/NOPB	LM5642MTCX/NOPB	TSSOP-28	4.5	36	1.3	32.4	-	20	200	-	4.22	3.37	2.28	2.24
595-TPS84259RKGT	TPS84259RKGT	QFN-41	4.5	40	-3	-17	-	2	800	-	14.77	13.67	12.55	11.45
926-LM2594M-ADJ/NOPB	LM2594M-ADJ/NOPB	SOIC-8	4.5	40	1.193	1.28	-	0.5	150	5	2.89	2.31	1.56	1.53
926-LM2595S-ADJ/NOPB	LM2595S-ADJ/NOPB	TO-263	4.5	40	1.193	1.28	-	1	150	5	3.85	3.08	2.09	2.04
926-LM2595SX-ADJNOPB	LM2595SX-ADJ/NOPB	TO-263	4.5	40	1.193	1.28	-	1	150	5	3.85	3.08	2.09	2.04
926-LM2595T-ADJ/NOPB	LM2595T-ADJ/NOPB	TO-220	4.5	40	1.193	1.28	-	1	150	5	3.85	3.08	2.09	2.04
926-LM2596S-ADJ/NOPB	LM2596S-ADJ/NOPB	TO-263	4.5	40	1.193	1.28	-	3	260	5	4.33	3.47	2.34	2.30
926-LM2596SX-ADJNOPB	LM2596SX-ADJ/NOPB	TO-263	4.5	40	1.193	1.28	-	3	260	5	4.33	3.47	2.34	2.30
926-LM2597M-ADJ/NOPB	LM2597M-ADJ/NOPB	SOIC-8	4.5	40	1.193	1.28	-	0.5	150	5	3.62	2.89	1.95	1.92
926-LM2596T-ADJ/NOPB	LM2596T-ADJ/NOPB	TO-220	4.5	40	1.193	1.28	-	3	260	5	4.33	3.47	2.34	2.30
926-LM2594MX33NOPB	LM2594MX-3.3/NOPB	SOIC-8	4.5	40	1.2	37	-	0.5	150	5	2.89	2.31	1.56	1.53
926-LM2594M-3.3/NOPB	LM2594M-3.3/NOPB	SOIC-8	4.5	40	3.168	3.465	-	0.5	150	5	2.89	2.31	1.56	1.53
926-LM2595S-3.3/NOPB	LM2595S-3.3/NOPB	TO-263	4.5	40	3.168	3.465	-	1	150	5	3.85	3.08	2.09	2.04
926-LM2596S-3.3/NOPB	LM2596S-3.3/NOPB	TO-263	4.5	40	3.168	3.465	-	3	260	5	4.33	3.47	2.34	2.30
926-LM2594MX-12/NOPB	LM2594MX-12/NOPB	SOIC-8	4.5	40	3.3	37	-	0.5	173	5	2.89	2.31	1.56	1.53
926-LM2594M-5.0/NOPB	LM2594M-5.0/NOPB	SOIC-8	4.5	40	4.8	5.25	-	0.5	150	5	2.89	2.31	1.56	1.53
926-LM2594MX-5.0NOPB	LM2594MX-5.0/NOPB	SOIC-8	4.5	40	4.8	5.25	-	0.5	150	5	2.89	2.31	1.56	1.53
926-LM2594N-5.0/NOPB	LM2594N-5.0/NOPB	DIP-8	4.5	40	4.8	5.25	-	0.5	150	5	2.89	2.31	1.56	1.53
926-LM2595S-5.0/NOPB	LM2595S-5.0/NOPB	TO-263	4.5	40	4.8	5.25	-	1	150	5	3.85	3.08	2.09	2.04
926-LM2595SX-5.0NOPB	LM2595SX-5.0/NOPB	TO-263	4.5	40	4.8	5.25	-	1	150	5	3.85	3.08	2.09	2.04
926-LM2595T-5.0/NOPB	LM2595T-5.0/NOPB	TO-220	4.5	40	4.8	5.25	-	1	150	5	3.85	3.08	2.09	2.04
926-LM2596S-5.0/NOPB	LM2596S-5.0/NOPB	TO-263	4.5	40	4.8	5.25	-	3	260	5	4.33	3.47	2.34	2.30
926-LM2596SX-5.0NOPB	LM2596SX-5.0/NOPB	TO-263	4.5	40	4.8	5.25	-	3	260	5	4.33	3.47	2.34	2.30
926-LM2596T-5.0/NOPB	LM2596T-5.0/NOPB	TO-220	4.5	40	4.8	5.25	-	3	260	5	4.33	3.47	2.34	2.30
926-LM2594M-12/NOPB	LM2594M-12/NOPB	SOIC-8	4.5	40	11.52	12.6	-	0.5	150	5	2.89	2.31	1.56	1.53
926-LM2596S-12/NOPB	LM2596S-12/NOPB	TO-263	4.5	40	11.52	12.6	-	3	260	5	4.33	3.47	2.34	2.30
926-LM3103MH/NOPB	LM3103MH/NOPB	TSSOP-16	4.5	42	0.6	7	-	0.75	1000	-	3.73	2.99	2.02	1.98
926-M2841XMKADJLNOPB	LM2841XMK-ADJL/NOPB	TSOT-6	4.5	42	0.765	34	-	0.3	1250	-	2.65	2.12	1.43	1.40
926-M2841YMKADJLNOPB	LM2841YMK-ADJL/NOPB	TSOT-6	4.5	42	0.765	34	-	0.3	1250	-	2.77	2.21	1.50	1.47
926-LMR14203XMKENOPB	LMR14203XMKE/NOPB	SOT23-6	4.5	42	0.765	34	-	0.3	1.25MHz	-	2.17	1.73	1.17	1.14
926-LMR14206XMKENOPB	LMR14206XMKE/NOPB	SOT23-6	4.5	42	0.765	34	-	0.6	1.25MHz	-	2.39	1.90	1.28	1.26
926-M2842XMKADJLNOPB	LM2842XMK-ADJL/NOPB	TSOT-6	4.5	42	0.765	34	-	0.6	1250	-	3.01	2.41	1.63	1.59
926-M2842YMKADJLNOPB	LM2842YMK-ADJL/NOPB	TSOT-6	4.5	42	0.765	34	-	0.6	1250	-	3.14	2.50	1.69	1.66
926-LM3102MH/NOPB	LM3102MH/NOPB	TSSOP-20	4.5	42	0.8	7	-	2.5	1000	-	5.18	4.14	2.79	2.74
926-LMR24210TL/NOPB	LMR24210TL/NOPB	MicroSMD	4.5	42	0.8	24	-	1	1000	0.025	3.62	2.89	1.95	1.92
926-LMR24220TL/NOPB	LMR24220TL/NOPB	MicroSMD	4.5	42	0.8	24	-	2	1000	0.025	4.82	3.85	2.60	2.55
926-LM22670MRADJNOPB	LM22670MR-ADJ/NOPB	SOP-8	4.5	42	1.259	1.311	-	3	500	-	4.45	3.56	2.41	2.36
926-M22670MREADJNOPB	LM22670MRE-ADJ/NOPB	SOP-8	4.5	42	1.259	1.311	-	3	500	-	4.45	3.56	2.41	2.36
926-M22670TJEADJNOPB	LM22670TJE-ADJ/NOPB	TO-263	4.5	42	1.259	1.311	-	3	500	-	4.45	3.56	2.41	2.36
926-M22672MREADJNOPB	LM22672MRE-ADJ/NOPB	SOP-8	4.5	42	1.259	1.311	-	1	500	-	3.85	3.08	2.09	2.04
926-M22673MREADJNOPB	LM22673MRE-ADJ/NOPB	SOP-8	4.5	42	1.259	1.311	-	3	500	-	4.45	3.56	2.41	2.36
926-M22674MREADJNOPB	LM22674MRE-ADJ/NOPB	SOP-8	4.5	42	1.259	1.311	-	0.5	500	-	3.01	2.41	1.63	1.59
926-LM22675MRADJNOPB	LM22675MR-ADJ/NOPB	SOP-8	4.5	42	1.259	1.311	-	1	500	-	3.73	2.99	2.02	1.98
926-M22675MREADJNOPB	LM22675MRE-ADJ/NOPB	SOP-8	4.5	42	1.259	1.311	-	1	500	-	3.73	2.99	2.02	1.98
926-LM22676MRADJNOPB	LM22676MR-ADJ/NOPB	SOP-8	4.5	42	1.259	1.311	-	3	500	-	4.33	3.47	2.34	2.30
926-M22676MREADJNOPB	LM22676MRE-ADJ/NOPB	SOP-8	4.5	42	1.259	1.311	-	3	500	-	4.33	3.47	2.34	2.30
926-M22676TJEADJNOPB	LM22676TJE-ADJ/NOPB	TO-263	4.5	42	1.259	1.311	-	3	500	-	4.33	3.47	2.34	2.30
926-M22677TJEADJNOPB	LM22677TJE-ADJ/NOPB	TO-263	4.5	42	1.259	1.311	-	5	500	-	6.02	4.82	3.25	3.19
926-M22678TJEADJNOPB	LM22678TJE-ADJ/NOPB	TO-263	4.5	42	1.259	1.311	-	5	500	-	5.90	4.72	3.19	3.12
926-M22679TJEADJNOPB	LM22679TJE-ADJ/NOPB	TO-263	4.5	42	1.259	1.311	-	5	500	-	5.78	4.62	3.12	3.06
926-M22680MREADJNOPB	LM22680MRE-ADJ/NOPB	SOP-8	4.5	42	1.259	1.311	-	2	500	-	4.10	3.27	2.21	2.17
926-LM22677TJADJNOPB	LM22677TJ-ADJ/NOPB	TO-263	4.5	42	1.285	5	-	1	500	-	6.02	4.82	3.25	3.19
926-LM22679TJADJNOPB	LM22679TJ-ADJ/NOPB	TO-263	4.5	42	1.285	5	-	5	500	-	5.78	4.62	3.12	3.06
926-LM22671MRE50NOPB	LM22671MRE-5.0/NOPB	PSOP-8	4.5	42	1.3	5	-	0.9	500	-	3.14	2.50	1.69	1.66
926-LM22673TJADJNOPB	LM22673TJ-ADJ/NOPB	TO-263	4.5	42	1.3	5	-	3	500	-	4.45	3.56	2.41	2.36

© Copyright 2013 Mouser Electronics
© Copyright 2013 Mouser Electronics

Products may be RoHS compliant. Check mouser.com for RoHS status.

SWITCHING DC-DC REGULATORS (CONT.)

NEW PRODUCT

For quantities greater than listed, call for quote.

MOUSER STOCK NO.	Texas Instruments Part No.	Package	$V_{in.}$ (Min.)	$V_{in.}$ (Max.)	V_{out} (Min.)	V_{out} (Max.)	Preset V_{out}	Switch Current (A)	Switching Freq. (Max) (kHz)	I_q (Typ) (mA)	Price Each 1	25	100	250
Buck Regulators, Step-Down (Cont.)														
926-LM22674MRXADJNPB	LM22674MRX-ADJ/NOPB	PSOP-8	4.5	42	1.3	5	-	5	500	-	3.01	2.41	1.63	1.59
926-LM22679TJ50NOPB	LM22679TJ-5.0/NOPB	TO-263	4.5	42	1.3	5	-	5	500	-	5.78	4.62	3.12	3.06
926-LM2840XMKADJLNPB	LM2840XMK-ADJL/NOPB	SOT-23	4.5	42	3.3	8	-	1.7	750	-	2.39	1.90	1.28	1.26
926-LM2840YMKADJLNPB	LM2840YMK-ADJL/NOPB	TSOT-6	4.5	42	3.3	8	-	1.7	750	-	2.53	2.02	1.37	1.34
926-LM22670MRE50NOPB	LM22670MRE-5.0/NOPB	SOP-8	4.5	42	4.9	5.1	-	3	500	-	4.45	3.56	2.41	2.36
926-LM22672MRE50NOPB	LM22672MRE-5.0/NOPB	SOP-8	4.5	42	4.9	5.1	-	1	500	-	3.85	3.08	2.09	2.04
926-LM22674MRE50NOPB	LM22674MRE-5.0/NOPB	SOP-8	4.5	42	4.9	5.1	-	0.5	500	-	3.01	2.41	1.63	1.59
926-LM22675MRE50NOPB	LM22675MRE-5.0/NOPB	SOP-8	4.5	42	4.9	5.1	-	1	500	-	3.73	2.99	2.02	1.98
926-LM22676MR5.0NOPB	LM22676MR-5.0/NOPB	SOP-8	4.5	42	4.9	5.1	-	3	500	-	4.33	3.47	2.34	2.30
926-LM22676MRE50NOPB	LM22676MRE-5.0/NOPB	SOP-8	4.5	42	4.9	5.1	-	3	500	-	4.33	3.47	2.34	2.30
926-LM22676TJE50NOPB	LM22676TJE-5.0/NOPB	TO-263	4.5	42	4.9	5.1	-	3	500	-	4.33	3.47	2.34	2.30
926-LM22678TJE50NOPB	LM22678TJE-5.0/NOPB	TO-263	4.5	42	4.9	5.1	-	5	500	-	5.90	4.72	3.19	3.12
595-TPS54360DDA	TPS54360DDA	SOIC-8	4.5	60	-0.6	65	-	3.5	2.5MHz	0.146	6.08	5.52	5.00	4.59
926-LM2591HVSADJNOPB	LM2591HVS-ADJ/NOPB	TO-263	4.5	60	1.193	1.28	-	1	150	5	4.82	3.85	2.60	2.55
926-LM2592HVSADJNOPB	LM2592HVS-ADJ/NOPB	TO-263	4.5	60	1.193	1.28	-	2	150	5	5.78	4.62	3.12	3.06
926-LM2592HVTADJNOPB	LM2592HVT-ADJ/NOPB	TO-220	4.5	60	1.193	1.28	-	2	150	5	5.78	4.62	3.12	3.06
926-LM2593HVSADJNOPB	LM2593HVS-ADJ/NOPB	TO-263	4.5	60	1.193	1.28	-	2	150	5	6.14	4.91	3.32	3.25
926-LM2594HVMADJNOPB	LM2594HVM-ADJ/NOPB	SOIC-8	4.5	60	1.193	1.28	-	0.5	150	5	4.45	3.56	2.41	2.36
926-LM2593HVTADJNOPB	LM2593HVT-ADJ/NOPB	TO-220	4.5	60	1.2	57	-	2	173	5	6.14	4.91	3.32	3.25
926-LM2594HVMXADJNPB	LM2594HVMX-ADJ/NOPB	SOIC-8	4.5	60	1.23	5	-	0.5	150	5	4.45	3.56	2.41	2.36
926-LM2592HVS3.3NOPB	LM2592HVS-3.3/NOPB	TO-263	4.5	60	3.168	3.465	-	2	150	5	5.78	4.62	3.12	3.06
926-LM2594HVM3.3NOPB	LM2594HVM-3.3/NOPB	SOIC-8	4.5	60	3.168	3.465	-	0.5	150	5	4.45	3.56	2.41	2.36
926-LM2591HVS5.0NOPB	LM2591HVS-5.0/NOPB	TO-263	4.5	60	4.8	5.25	-	1	150	5	4.82	3.85	2.60	2.55
926-LM2592HVS5.0NOPB	LM2592HVS-5.0/NOPB	TO-263	4.5	60	4.8	5.25	-	2	150	5	5.78	4.62	3.12	3.06
926-LM2593HVS5.0NOPB	LM2593HVS-5.0/NOPB	TO-263	4.5	60	4.8	5.25	-	2	150	5	6.14	4.91	3.32	3.25
926-LM2594HVM5.0NOPB	LM2594HVM-5.0/NOPB	SOIC-8	4.5	60	4.8	5.25	-	0.5	150	5	4.45	3.56	2.41	2.36
926-LM2594HVM-12NOPB	LM2594HVM-12/NOPB	SOIC-8	4.5	60	11.52	12.6	-	0.5	150	5	4.45	3.56	2.41	2.36
926-LM5085MYE/NOPB	LM5085MYE/NOPB	MiniSOIC-8	4.5	75	1.25	75	-	-	1000	5	2.04	1.64	1.10	1.08
595-TPS54062DRBT	TPS54062DRBT	SON-8	4.7	60	0.8	58	-	0.05	400	0.089	3.06	2.45	1.65	1.62
595-TPS54061DRBT	TPS54061DRBT	SON-8	4.7	60	0.8	58	-	0.2	1100	0.09	3.62	2.89	1.95	1.92
926-LM2597MX50NOPB	LM2597MX-5.0/NOPB	TO-263	4.75	5.25	7	40	-	3	173	5	3.62	2.89	1.95	1.92
926-LM2596S-33	LM2596S-3.3	TO-263	4.75	40	3.135	3.465	-	3	173	5	4.33	3.47	2.34	2.30
926-LM2825N-33/NOPB	LM2825N-3.3/NOPB	PDIP-24	4.75	40	3.3	3.465	-	1	150	5	30.96	27.29	24.43	24.11
926-LM2825N-50	LM2825N-5.0	PDIP-24	4.75	40	3.3	3.465	-	1	150	5	30.96	27.29	24.43	24.11
595-LM2575IN	LM2575IN	PDIP-16	4.75	40	1.23	37	1.23	1	52	5	1.85	1.61	1.46	1.28
595-TL2575-ADJIKV	TL2575-ADJIKV	TO-220-5	4.75	40	1.23	37	-	1	52	5	2.47	2.14	1.95	1.71
595-TL2575-ADJIN	TL2575-ADJIN	PDIP-16	4.75	40	1.23	37	-	1	52	5	1.85	1.61	1.46	1.28
595-TL2575-33IKTTR	TL2575-33IKTTR	TO-263-5	4.75	40	3.135	3.3	3.3	1	52	5	2.31	2.01	1.82	1.61
595-TL2575-33IN	TL2575-33IN	PDIP-16	4.75	40	3.135	3.3	3.3	1	52	5	1.85	1.61	1.46	1.28
595-TL2575-05IKTTR	TL2575-05IKTTR	TO-263-5	4.75	40	4.75	5	5	1	52	5	2.31	2.01	1.82	1.61
595-TL2575-05IN	TL2575-05IN	PDIP-16	4.75	40	4.75	5	5	1	52	5	1.85	1.61	1.46	1.28
595-TL2575-12IKTTR	TL2575-12IKTTR	TO-263-5	4.75	40	11.4	12	12	1	52	5	2.31	2.01	1.82	1.61
595-TL2575-12IN	TL2575-12IN	PDIP-16	4.75	40	11.4	12	12	1	52	5	1.85	1.61	1.46	1.28
595-TL2575HV-12IKTTR	TL2575HV-12IKTTR	TO-263-5	4.75	40	11.76	12.24	-	1	63	5	3.07	2.77	2.53	2.28
926-LM2575HVT50LF03	LM2575HVT-5.0/LF03	TO-220	4.75	60	1.23	37	-	1	58	5	5.06	4.04	2.73	2.68
926-LM2575HVTADJLF03	LM2575HVT-ADJ/LF03	TO-220	4.75	60	1.23	37	-	1	52	5	5.06	4.04	2.73	2.68
926-LM2575SX-12/NOPB	LM2575SX-12/NOPB	TO-263	4.75	60	1.23	37	-	1	52	5	2.88	2.32	2.10	1.86
926-LM2575T-50	LM2575T-5.0	TO-220	4.75	60	1.23	37	-	1	58	5	2.62	2.12	1.90	1.69
926-LM2575T-50/LB03	LM2575T-5.0/LB03	TO-220	4.75	60	1.23	37	-	1	58	5	2.62	2.12	1.90	1.69
926-LM2575T-50/LF03	LM2575T-5.0/LF03	TO-220	4.75	60	1.23	37	-	1	52	5	2.62	2.12	1.90	1.69
926-LM2575T-ADJ/LF03	LM2575T-ADJ/LF03	TO-220-5	4.75	60	1.23	37	-	1	52	5	2.62	2.12	1.90	1.69
926-LM2576HVT-ADJ	LM2576HVT-ADJ	TO-220	4.75	60	1.23	37	-	3	58	5	5.54	4.43	3.00	2.93
926-LM2576HVTADJLB03	LM2576HVT-ADJ/LB03	TO-220	4.75	60	1.23	37	-	3	58	5	5.54	4.43	3.00	2.93
926-LM2576HVTADJLF03	LM2576HVT-ADJ/LF03	TO-220-5	4.75	60	1.23	37	-	3	52	5	5.54	4.43	3.00	2.93
926-LM2576T-50	LM2576T-5.0	TO-220	4.75	60	1.23	37	-	3	58	5	3.24	2.64	2.38	2.16
926-LM2576T-50/LF03	LM2576T-5.0/LF03	TO-220-5	4.75	60	1.23	37	-	3	52	5	3.03	2.43	2.21	2.00
926-LM2576T-ADJ/LF03	LM2576T-ADJ/LF03	TO-220-5	4.75	60	1.23	37	-	3	52	5	3.03	2.43	2.21	2.00
926-LM2575HVS-ADJ	LM2575HVS-ADJ	TO-263	4.75	60	1.23	57	-	1	58	5	4.33	3.47	2.34	2.30
595-TPS5431DDA	TPS5431DDA	SO PowerPAD-8	5.5	23	1.23	20	-	3	500	3	5.06	4.04	2.73	2.68
595-TPS5450DDA	TPS5450DDA	SO PowerPAD-8	5.5	36	1.22	31	-	5	500	3	6.51	5.20	3.51	3.45
595-TPS5450DDAR	TPS5450DDAR	SO PowerPAD-8	5.5	36	1.22	31	-	5	500	3	5.41	4.33	2.93	2.87
595-TPS5410D	TPS5410D	SOIC-8	5.5	36	1.23	31	-	1	-	3	4.70	3.76	2.54	2.48
595-TPS5420D	TPS5420D	SOIC-8	5.5	36	1.23	31	-	2	500	3	4.93	3.95	2.66	2.61
595-TPS5430DDA	TPS5430DDA	SO PowerPAD-8	5.5	36	1.23	31	-	3	500	3	5.41	4.33	2.93	2.87
595-TPS5430DDAR	TPS5430DDAR	SO PowerPAD-8	5.5	36	1.23	31	-	3	600	3	4.45	3.56	2.41	2.36
926-LMZ12008TZ/NOPB	LMZ12008TZ/NOPB	TO-PMOD	6	20	0.8	6	-	8	350	3	19.58	16.47	11.95	11.80
926-LM3152MH33NOPB	LM3152MH-3.3/NOPB	TSSOP-14	6	33	3.234	3.366	-	12	500	2	3.73	2.99	2.02	1.98
926-LM2576HVT50LF03	LM2576HVT-5.0/LF03	TO-220-5	6	40	1.23	37	-	3	52	5	5.54	4.43	3.00	2.93
926-LM3150MH/NOPB	LM3150MH/NOPB	TSSOP-14	6	42	0.6	-	-	12	1000	2	3.73	2.99	2.02	1.98
926-LM3150MHE/NOPB	LM3150MHE/NOPB	TSSOP-14	6	42	0.6	-	-	12	1000	2	3.73	2.99	2.02	1.98
926-MZ14201EXTTZNOPB	LMZ14201EXTTZ/NOPB	TO-PMOD	6	42	0.8	6	-	1	1000	-	19.48	17.18	15.39	15.18
926-MZ14201TZADJNOPB	LMZ14201TZ-ADJ/NOPB	TO-PMOD	6	42	0.8	6	-	1	1000	-	12.38	10.41	7.56	7.46
926-MZ14202TZADJNOPB	LMZ14202TZ-ADJ/NOPB	TO-PMOD	6	42	0.8	6	-	2	1000	-	14.28	12.02	8.72	8.61
926-MZ14203TZADJNOPB	LMZ14203TZ-ADJ/NOPB	TO-PMOD	6	42	0.8	6	-	3	900	-	17.99	15.13	10.99	10.84
926-LM14201EXTTZENPB	LMZ14201EXTTZE/NOPB	TO-7	6	42	0.8	6	-	1	1000	-	19.48	17.18	15.39	15.18
926-LM14202EXTTZENPB	LMZ14202EXTTZE/NOPB	TO-7	6	42	0.8	6	-	1	1000	-	22.60	19.92	17.84	17.60
926-LM14201TZXADJNPB	LMZ14201TZX-ADJ/NOPB	TO-7	6	42	0.8	6	-	1	1000	-	12.38	10.41	7.56	7.46
926-LM14202TZEADJNPB	LMZ14202TZE-ADJ/NOPB	TO-7	6	42	0.8	6	-	2	1000	-	14.28	12.02	8.72	8.61
926-LM14203TZXADJNPB	LMZ14203TZX-ADJ/NOPB	TO-7	6	42	0.8	6	-	3	1000	-	17.99	15.13	10.99	10.84
926-LMZ14202EXTTZNPB	LMZ14202EXTTZ/NOPB	TO-PMOD-7	6	42	0.8	6	-	2	1000	-	22.60	19.92	17.84	17.60
926-LM25574MTX/NOPB	LM25574MTX/NOPB	TSSOP-16	6	42	1.225	7.45	-	0.5	300	-	3.25	2.60	1.75	1.72
926-LM25576MHX/NOPB	LM25576MHX/NOPB	TSSOP-16	6	42	1.225	7.45	-	3	300	-	4.82	3.85	2.60	2.55
926-LM25575MHX/NOPB	LM25575MHX/NOPB	TSSOP-16	6	42	1.225	40	-	1.5	1000	-	3.85	3.08	2.09	2.04
926-LM25574MT/NOPB	LM25574MT/NOPB	TSSOP-16	6	42	1.23	40	-	0.5	1000	-	3.25	2.60	1.75	1.72
926-LM25575MH/NOPB	LM25575MH/NOPB	TSSOP-16	6	42	1.23	40	-	1.5	1000	-	3.85	3.08	2.09	2.04
926-LM25576MH/NOPB	LM25576MH/NOPB	TSSOP-20	6	42	1.23	40	-	3	1000	-	4.82	3.85	2.60	2.55
926-LM25010MH/NOPB	LM25010MH/NOPB	TSSOP-14	6	42	2.5	37	-	1	1000	-	2.29	1.83	1.24	1.21
926-LM25010SD/NOPB	LM25010SD/NOPB	LLP-10	6	42	2.5	37	-	1	1000	-	2.29	1.83	1.24	1.21
926-LM25011MY/NOPB	LM25011MY/NOPB	MiniSOIC-10	6	42	2.51	40	-	2	2000	-	2.29	1.83	1.24	1.21
926-LMZ14201HTZ/NOPB	LMZ14201HTZ/NOPB	TO-PMOD	6	42	5	30	-	1	1000	1	12.38	10.41	7.56	7.46
926-LMZ14203HTZ/NOPB	LMZ14203HTZ/NOPB	TO-PMOD	6	42	5	30	-	3	1000	1	17.99	15.13	10.99	10.84
926-LM5574MT/NOPB	LM5574MT/NOPB	TSSOP-16	6	75	1.23	70	-	0.5	500	-	3.73	2.99	2.02	1.98
926-LM5574QMT/NOPB	LM5574QMT/NOPB	TSSOP-16	6	75	1.23	70	-	0.5	500	-	4.33	3.47	2.34	2.30
926-LM5575MH/NOPB	LM5575MH/NOPB	TSSOP-16	6	75	1.23	70	-	1.5	500	-	4.93	3.95	2.66	2.61
926-LM5575MHX/NOPB	LM5575MHX/NOPB	TSSOP-16	6	75	1.23	70	-	1.5	500	-	4.93	3.95	2.66	2.61
926-LM5575QMH/NOPB	LM5575QMH/NOPB	TSSOP-16	6	75	1.23	70	-	1.5	500	-	5.54	4.43	3.00	2.93
926-LM5576MHX/NOPB	LM5576MHX/NOPB	TSSOP-16	6	75	1.23	70	-	3	500	-	6.26	5.01	3.38	3.32
926-LM5576QMH/NOPB	LM5576QMH/NOPB	TSSOP-20	6	75	1.23	70	-	3	500	-	7.59	6.07	4.10	4.01

© Copyright 2013 Mouser Electronics

© Copyright 2013 Mouser Electronics

TEXAS INSTRUMENTS Power Management ICs

Products may be RoHS compliant. Check mouser.com for RoHS status.

SWITCHING DC-DC REGULATORS (CONT.)

NEW PRODUCT

For quantities greater than listed, call for quote.

MOUSER STOCK NO.	Texas Instruments Part No.	Package	$V_{in.}$ (Min.)	$V_{in.}$ (Max.)	V_{out} (Min.)	V_{out} (Max.)	Preset V_{out}	Switch Current (A)	Switching Freq. (Max) (kHz)	I_q (Typ) (mA)	Price Each 1	25	100	250
Buck Regulators, Step-Down (Cont.)														
926-LM5576MH/NOPB	LM5576MH/NOPB	TSSOP-20	6	75	1.23	70	-	3	500	-	6.26	5.01	3.38	3.32
926-LM34923MM/NOPB	LM34923MM/NOPB	SOP-10	6	75	2.5	7.9	-	1.32	300	-	3.99	3.21	2.92	2.63
926-LM5010AMH/NOPB	LM5010AMH/NOPB	TSSOP-14	6	75	2.5	70	-	1	1000	-	3.54	2.84	1.92	1.87
926-LM5010AQ0MH/NOPB	LM5010AQ0MH/NOPB	TSSOP-14	6	75	2.5	70	-	1	1000	-	4.58	3.66	2.47	2.42
926-LM5010ASD/NOPB	LM5010ASD/NOPB	LLP-10	6	75	2.5	70	-	1	1000	-	3.54	2.84	1.92	1.87
926-LM5574MTX/NOPB	LM5574MTX/NOPB	TSSOP-16	6	75	5.03	5.67	-	0.5	300	-	3.73	2.99	2.02	1.98
926-LM5008AMM/NOPB	LM5008AMM/NOPB	MiniSOIC-8	6	95	2.5	75	-	0.35	600	-	2.89	2.31	1.56	1.53
926-LM5008ASD/NOPB	LM5008ASD/NOPB	LLP-8	6	95	2.5	75	-	0.35	600	-	2.89	2.31	1.56	1.53
926-LM5009AMM/NOPB	LM5009AMM/NOPB	MiniSOIC-8	6	95	2.5	85	-	0.15	600	-	2.65	2.12	1.43	1.40
926-SM72485SDE/NOPB	SM72485SDE/NOPB	LLP-8	6	95	6.6	7.4	-	0.3	-	-	2.29	1.83	1.24	1.21
926-LM5116MHX/NOPB	LM5116MHX/NOPB	TSSOP-20	6	100	1.215	80	-	20	1000	0.01	5.83	4.67	3.15	3.08
595-TPS54357PWP	TPS54357PWP	HTSSOP-16	6.5	20	5	5	5	3	700	9	6.74	5.39	3.65	3.57
926-LM2674M-ADJ/NOPB	LM2674M-ADJ/NOPB	SOIC-8	6.5	40	1.192	1.246	-	0.5	260	-	2.89	2.31	1.56	1.53
926-LM2674MX-ADJNOPB	LM2674MX-ADJ/NOPB	SOIC-8	6.5	40	1.192	1.246	-	0.5	260	-	2.89	2.31	1.56	1.53
926-LM2674N-5.0/NOPB	LM2674N-5.0/NOPB	DIP-8	6.5	40	1.192	1.246	-	0.5	260	-	2.89	2.31	1.56	1.53
926-LM2675MX33NOPB	LM2675MX-3.3/NOPB	SOIC-8	6.5	40	1.21	37	-	1	260	-	3.85	3.08	2.09	2.04
926-LM2671M-3.3/NOPB	LM2671M-3.3/NOPB	SOIC-8	6.5	40	1.23	37	-	0.5	260	-	3.14	2.50	1.69	1.66
926-LM2671M-5.0/NOPB	LM2671M-5.0/NOPB	SOIC-8	6.5	40	1.23	37	-	0.5	260	-	3.14	2.50	1.69	1.66
926-LM2671M-ADJ/NOPB	LM2671M-ADJ/NOPB	SOIC-8	6.5	40	1.23	37	-	0.5	260	-	3.14	2.50	1.69	1.66
926-LM2672M-12/NOPB	LM2672M-12/NOPB	SOIC-8	6.5	40	1.23	37	-	1	260	-	3.97	3.18	2.15	2.11
926-LM2672M-3.3/NOPB	LM2672M-3.3/NOPB	SOIC-8	6.5	40	1.23	37	-	1	260	-	3.97	3.18	2.15	2.11
926-LM2672M-5.0/NOPB	LM2672M-5.0/NOPB	SOIC-8	6.5	40	1.23	37	-	1	260	-	3.97	3.18	2.15	2.11
926-LM2672M-ADJ/NOPB	LM2672M-ADJ/NOPB	SOIC-8	6.5	40	1.23	37	-	1	260	-	3.97	3.18	2.15	2.11
926-LM2672MX50NOPB	LM2672MX-5.0/NOPB	SOIC-8	6.5	40	1.23	37	-	1	260	-	3.97	3.18	2.15	2.11
926-LM2672MX-ADJNOPB	LM2672MX-ADJ/NOPB	SOIC-8	6.5	40	1.23	37	-	1	260	-	3.97	3.18	2.15	2.11
926-LM2674M-3.3/NOPB	LM2674M-3.3/NOPB	SOIC-8	6.5	40	3.251	3.399	-	0.5	260	2.5	2.89	2.31	1.56	1.53
926-LM2675MX-12/NOPB	LM2675MX-12/NOPB	SOIC-8	6.5	40	3.3	37	-	1	260	2.5	3.85	3.08	2.09	2.04
926-LM2674M-5.0/NOPB	LM2674M-5.0/NOPB	SOIC-8	6.5	40	4.925	5.15	-	0.5	260	2.5	2.89	2.31	1.56	1.53
926-LM2674MX-5.0NOPB	LM2674MX-5.0/NOPB	SOIC-8	6.5	40	4.925	5.15	-	0.5	260	2.5	2.89	2.31	1.56	1.53
926-LM2674M-12/NOPB	LM2674M-12/NOPB	SOIC-8	6.5	40	11.82	12.36	-	0.5	260	2.5	2.89	2.31	1.56	1.53
926-LM2675M-12/NOPB	LM2675M-12/NOPB	SOIC-8	6.5	40	11.82	12.36	-	1	260	2.5	3.85	3.08	2.09	2.04
926-LM2675M-3.3/NOPB	LM2675M-3.3/NOPB	SOIC-8	6.5	40	3.251	3.399	-	1	260	2.5	3.85	3.08	2.09	2.04
926-LM2675M-5.0/NOPB	LM2675M-5.0/NOPB	SOIC-8	6.5	40	4.925	5.15	-	1	260	2.5	3.85	3.08	2.09	2.04
926-LM2675M-ADJ/NOPB	LM2675M-ADJ/NOPB	SOIC-8	6.5	40	1.192	1.246	-	1	260	2.5	3.85	3.08	2.09	2.04
926-LM2675MX-5.0NOPB	LM2675MX-5.0/NOPB	SOIC-8	6.5	40	4.925	5.15	-	1	260	2.5	3.85	3.08	2.09	2.04
926-LM2675MX-ADJNOPB	LM2675MX-ADJ/NOPB	SOIC-8	6.5	40	1.192	1.246	-	1	260	2.5	3.85	3.08	2.09	2.04
926-LM2675N-5.0/NOPB	LM2675N-5.0/NOPB	DIP-8	6.5	40	4.925	5.15	-	1	260	2.5	3.85	3.08	2.09	2.04
926-LM2675N-ADJ/NOPB	LM2675N-ADJ/NOPB	DIP-8	6.5	40	1.192	1.246	-	1	260	2.5	3.85	3.08	2.09	2.04
926-LM2825N-5.0/NOPB	LM2825N-5.0/NOPB	DIP-24	7	40	4.8	5.25	-	1	150	5	30.96	27.29	24.43	24.11
926-LM25005MH/NOPB	LM25005MH/NOPB	TSSOP-20	7	42	1.23	37	-	2.5	500	-	3.37	2.70	1.82	1.79
595-TPS84250RKGT	TPS84250RKGT	QFN-41	7	50	2.5	15	-	2.5	1000	-	12.93	11.97	10.99	10.02
926-LM2594HVMX50NOPB	LM2594HVMX-5.0/NOPB	SO-8	7	60	4.75	5.25	-	0.5	150	0.085	4.45	3.56	2.41	2.36
926-LM2594M-50	LM2594M-5.0	SOIC-8	7	60	4.75	5.25	-	0.5	173	0.085	2.89	2.31	1.56	1.53
926-LM5005MH/NOPB	LM5005MH/NOPB	TSSOP-20	7	75	1.23	70	-	2.5	500	-	4.22	3.37	2.28	2.24
926-LM5005MHX/NOPB	LM5005MHX/NOPB	TSSOP-16	7	75	1.23	70	-	2.5	500	-	4.22	3.37	2.28	2.24
926-LM2670S-5.0/NOPB	LM2670S-5.0/NOPB	TO-263	8	40	1.23	37	-	3	260	4.2	4.45	3.56	2.41	2.36
926-LM2670S-ADJ/NOPB	LM2670S-ADJ/NOPB	TO-263	8	40	1.23	37	-	3	260	4.2	4.45	3.56	2.41	2.36
926-LM2671N-ADJ/NOPB	LM2671N-ADJ/NOPB	PDIP-8	8	40	1.21	37	-	0.5	260	2.5	3.14	2.50	1.69	1.66
926-LM2671MX50NOPB	LM2671MX-5.0/NOPB	SO-8	8	40	4.85	5.15	-	0.5	260	2.5	3.14	2.50	1.69	1.66
926-LM2673S-5.0/NOPB	LM2673S-5.0/NOPB	TO-263	8	40	4.9	5.15	-	3	260	-	4.45	3.56	2.41	2.36
926-LM2673S-ADJ/NOPB	LM2673S-ADJ/NOPB	TO-263	8	40	1.186	1.246	-	3	260	-	4.45	3.56	2.41	2.36
926-LM2673S-ADJ	LM2673S-ADJ	TO-263	8	40	1.2	37	-	3	260	-	4.45	3.56	2.41	2.36
926-LM2673SX-ADJNOPB	LM2673SX-ADJ/NOPB	TO-263	8	40	1.186	1.246	-	3	260	-	4.45	3.56	2.41	2.36
926-LM2674MX33NOPB	LM2674MX-3.3/NOPB	SOIC-8	8	40	1.21	37	-	1.5	260	-	2.89	2.31	1.56	1.53
926-LM2674M-50	LM2674M-5.0	SOIC-8	8	40	4.85	5.15	-	0.5	275	-	2.89	2.31	1.56	1.53
926-LM2675M-50	LM2675M-5.0	SOIC-8	8	40	4.85	5.15	-	1	260	-	3.85	3.08	2.09	2.04
926-LM2671MXADJNOPB	LM2671MX-ADJ/NOPB	SO-8	8	40	-	5	-	0.5	260	-	3.14	2.50	1.69	1.66
926-LM2676S-12/NOPB	LM2676S-12/NOPB	TO-263	8	40	11.76	12.36	-	3	260	-	4.33	3.47	2.34	2.30
926-LM2676S-3.3/NOPB	LM2676S-3.3/NOPB	TO-263	8	40	3.234	3.399	-	3	260	-	4.33	3.47	2.34	2.30
926-LM2676S-5.0/NOPB	LM2676S-5.0/NOPB	TO-263	8	40	4.9	5.15	-	3	260	-	4.33	3.47	2.34	2.30
926-LM2676S-ADJ/NOPB	LM2676S-ADJ/NOPB	TO-263	8	40	1.186	1.246	-	3	260	-	4.33	3.47	2.34	2.30
926-LM2676S-ADJ	LM2676S-ADJ	TO-263	8	40	1.174	1.246	-	3	260	-	4.33	3.47	2.34	2.30
926-LM2676SD-5.0NOPB	LM2676SD-5.0/NOPB	LLP-14	8	40	4.9	5.15	-	3	260	-	4.33	3.47	2.34	2.30
926-LM2676SX-3.3NOPB	LM2676SX-3.3/NOPB	LLP-14	8	40	3.324	3.399	-	3	260	-	4.33	3.47	2.34	2.30
926-LM2676SX-5.0NOPB	LM2676SX-5.0/NOPB	LLP-14	8	40	4.9	5.15	-	3	260	-	4.33	3.47	2.34	2.30
926-LM2676SX-ADJNOPB	LM2676SX-ADJ/NOPB	LLP-14	8	40	1.186	1.246	-	3	260	-	4.33	3.47	2.34	2.30
926-LM2676T-5.0/NOPB	LM2676T-5.0/NOPB	TO-220	8	40	4.9	5.15	-	3	260	-	4.33	3.47	2.34	2.30
926-LM2676T-ADJ/NOPB	LM2676T-ADJ/NOPB	TO-220	8	40	1.186	1.246	-	3	260	-	4.33	3.47	2.34	2.30
926-LM2677S-5.0/NOPB	LM2677S-5.0/NOPB	TO-263	8	40	4.9	5.15	-	5	260	4.2	5.41	4.33	2.93	2.87
926-LM2677S-ADJ/NOPB	LM2677S-ADJ/NOPB	TO-263	8	40	1.186	1.246	-	5	260	4.2	5.41	4.33	2.93	2.87
926-LM2678S-12/NOPB	LM2678S-12/NOPB	TO-263	8	40	11.76	12.36	-	5	260	4.2	5.30	4.24	2.87	2.80
926-LM2678S-3.3/NOPB	LM2678S-3.3/NOPB	TO-263	8	40	3.234	3.399	-	5	260	4.2	5.30	4.24	2.87	2.80
926-LM2678S-5.0/NOPB	LM2678S-5.0/NOPB	TO-263	8	40	4.9	5.15	-	5	260	4.2	5.30	4.24	2.87	2.80
926-LM2678S-ADJ/NOPB	LM2678S-ADJ/NOPB	TO-263	8	40	1.186	1.246	-	5	260	4.2	5.30	4.24	2.87	2.80
926-LM2678SD-ADJNOPB	LM2678SD-ADJ/NOPB	LLP-14	8	40	1.186	1.246	-	5	260	4.2	5.30	4.24	2.87	2.80
926-LM2678T-5.0/NOPB	LM2678T-5.0/NOPB	TO-220	8	40	4.9	5.15	-	5	260	4.2	5.30	4.24	2.87	2.80
926-LM2678T-ADJ/NOPB	LM2678T-ADJ/NOPB	TO-220	8	40	1.186	1.246	-	5	260	4.2	5.30	4.24	2.87	2.80
926-LM2679S-5.0/NOPB	LM2679S-5.0/NOPB	TO-263	8	40	4.9	5.15	-	5	260	4.2	5.41	4.33	2.93	2.87
926-LM2679S-ADJ/NOPB	LM2679S-ADJ/NOPB	TO-263	8	40	1.186	1.246	-	5	260	4.2	5.41	4.33	2.93	2.87
926-LM2679T-ADJ/NOPB	LM2679T-ADJ/NOPB	TO-220	8	40	1.186	1.246	-	5	260	4.2	5.41	4.33	2.93	2.87
926-LM5010MH/NOPB	LM5010MH/NOPB	TSSOP-14	8	75	2.5	70	-	1	1000	-	3.45	2.75	1.86	1.82
926-LM5010MHX/NOPB	LM5010MHX/NOPB	TSSOP-14	8	75	2.5	70	-	1	1000	-	3.45	2.75	1.86	1.82
926-LM5010SD/NOPB	LM5010SD/NOPB	LLP-10	8	75	2.5	70	-	1	1000	-	3.45	2.75	1.86	1.82
926-LM25007MM/NOPB	LM25007MM/NOPB	MiniSOIC-8	9	42	2.5	37	-	0.5	800	-	2.53	2.02	1.37	1.34
926-LM5007MM/NOPB	LM5007MM/NOPB	MiniSOIC-8	9	75	2.5	73	-	0.5	800	-	3.14	2.50	1.69	1.66
926-LM5007MM	LM5007MM	MSOP-8	9	75	2.5	73	-	0.5	800	-	3.14	2.50	1.69	1.66
926-LM5007MMX/NOPB	LM5007MMX/NOPB	MSOP-8	9	75	2.5	73	-	0.725	800	-	3.14	2.50	1.69	1.66
926-LM5008MM/NOPB	LM5008MM/NOPB	MiniSOIC-8	9.5	95	2.5	75	-	0.35	600	-	2.77	2.21	1.50	1.47
926-LM5009MM/NOPB	LM5009MM/NOPB	MiniSOIC-8	9.5	95	2.5	85	-	0.15	600	-	2.65	2.12	1.43	1.40
926-LM5009SDC/NOPB	LM5009SDC/NOPB	LLP-8	9.5	95	2.5	85	-	0.15	600	-	2.65	2.12	1.43	1.40
926-LM2674MX-12/NOPB	LM2674MX-12/NOPB	SO-8	15	40	11.64	12.36	-	0.5	260	-	2.89	2.31	1.56	1.53
926-LM2594MXADJNOPB	LM2594MX-ADJ/NOPB	SOIC-8	15	40	5	5	-	0.5	150	0.085	2.89	2.31	1.56	1.53
DC/DC Controllers (External Switch)														
595-TPS75003RHLR	TPS75003RHLR	QFN-20	-	2.2	-	6.5	-	-	-	0.075	4.58	3.66	2.47	2.42
595-TPS75003RHLT	TPS75003RHLT	QFN-20	-	2.2	-	6.5	-	-	-	0.075	5.30	4.24	2.87	2.80
595-TPS59641RSLT	TPS59641RSLT	VQFN-48	-0.1	28	0.25	1.52	-	25	385	6	6.26	5.01	3.38	3.32
595-UC2572D	UC2572D	SOIC-8	0.5	4.2	-70	35	-1	-	300	9	3.37	2.70	1.82	1.79
595-TPS40077PWP	TPS40077PWP	HTSSOP-16	1.6	4.5	0.7	28	23	-	1250	-	3.97	3.18	2.15	2.11

© Copyright 2013 Mouser Electronics
© Copyright 2013 Mouser Electronics

Products may be RoHS compliant. Check mouser.com for RoHS status.

SWITCHING DC-DC REGULATORS (CONT.)

PRODUCT NEW

For quantities greater than listed, call for quote.

MOUSER STOCK NO.	Texas Instruments Part No.	Package	V_{in} (Min.)	V_{in} (Max.)	V_{out} (Min.)	V_{out} (Max.)	Preset V_{out}	Switch Current (A)	Switching Freq. (Max) (kHz)	I_q (Typ) (mA)	Price Each 1	25	100	250
DC/DC Controllers (External Switch) (Cont.)														
595-TPS63002DRCR	TPS63002DRCR	SON-10	1.8	5.5	5	5	5	1.2	1500	0.03	3.62	2.89	1.95	1.92
595-TPS40007DGQ	TPS40007DGQ	MSOP PowerPAD-10	2.25	15	0.7	5.5	4	-	300	1.5	2.89	2.31	1.56	1.53
595-TPS40040DRBT	TPS40040DRBT	SON-8	2.25	15	0.6	5.5	4.95	-	300	2	2.53	2.02	1.37	1.34
926-LM3488MMX/NOPB	LM3488MMX/NOPB	MSOP-8	2.95	40	1.26	2.4	-	1	1000	5	2.04	1.64	1.10	1.08
595-TPS64203DBVT	TPS64203DBVT	SOT-23-6	3	1.8	1.2	6.5	6.5	-	-	0.02	1.56	1.25	.846	.829
595-TPS51117PW	TPS51117PW	TSSOP-14	3	1.8	0.76	28	5.5	-	-	0.02	3.49	2.79	1.88	1.85
595-TL5001CD	TL5001CD	SOIC-8	3	3.6	1	40	50	-	400	1.1	1.39	1.25	1.14	1.03
595-TL5001ACD	TL5001ACD	SOIC-8	3	3.6	1	40	50	-	400	1.1	1.95	1.69	1.53	1.35
595-TL5001AIP	TL5001AIP	PDIP-8	3	3.6	1	40	50	-	400	1.1	1.95	1.69	1.53	1.35
595-TL1451ACD	TL1451ACD	SOIC-16	3	3.6	1	50	50	-	500	1.7	1.70	1.48	1.34	1.18
595-TPS40130DBT	TPS40130DBT	SM8-30	3	10	0.7	40	3.6	-	400	0.8	6.46	5.98	5.50	5.01
595-TPS51116PWP	TPS51116PWP	HTSSOP-20	3	15	1.5	28	3	-	420	0.35	2.89	2.31	1.56	1.53
595-TPS40400RHLT	TPS40400RHLT	QFN-24	3	20	-	-	-	30	600	-	6.02	4.82	3.25	3.19
595-TPS40304DRCT	TPS40304DRCT	SON-10	3	20	-	-	-	25	600	-	2.65	2.12	1.43	1.40
595-TPS59650RSLT	TPS59650RSLT	QFN-48	3	28	0.1	6	-	60	660	10	7.34	5.87	3.97	3.89
595-TPS59640RSLT	TPS59640RSLT	QFN-48	3	28	0.25	1.52	-	35	600	-	6.26	5.01	3.38	3.32
595-TPS51518RUKT	TPS51518RUKT	QFN-20	3	28	0.5	2	-	20	350	-	4.10	3.27	2.21	2.17
595-TPS51116PWPR	TPS51116PWPR	HTSSOP-20	3	28	1.5	3	-	10	400	0.8	2.41	1.93	1.31	1.27
595-TPS51116PWPG4	TPS51116PWPG4	HTSSOP-20	3	28	1.5	3	-	10	400	0.8	2.89	2.31	1.56	1.53
595-TPS51116PWPRG4	TPS51116PWPRG4	TSSOP-20	3	28	1.5	3	-	10	400	0.8	2.41	1.93	1.31	1.27
595-TPS51116RGER	TPS51116RGER	VQFN-24	3	28	1.5	3	-	10	400	0.8	2.41	1.93	1.31	1.27
595-TPS51116RGET	TPS51116RGET	QFN-24	3	28	1.5	3	-	10	400	0.8	2.77	2.21	1.50	1.47
595-TPS51124RGER	TPS51124RGER	VQFN-24	3	28	0.76	5.5	-	15	420	0.55	4.45	3.56	2.41	2.36
595-TPS51124RGET	TPS51124RGET	QFN-24	3	50	0.76	28	5.5	-	1000	-	5.18	4.14	2.79	2.74
595-TPS40422RHAT	TPS40422RHAT	QFN-40	4.25	16	0.6	5.6	-	25	1MHz	120	8.67	6.93	4.69	4.59
595-TPS40193DRCR	TPS40193DRCR	SON-10	4.5	15	0.591	18	14.4	-	600	4	2.53	2.02	1.37	1.34
595-TPS40190DRCR	TPS40190DRCR	SON-10	4.5	20	0.6	15	12.75	-	300	-	2.29	1.83	1.24	1.21
595-TPS40192DRCR	TPS40192DRCR	SON-10	4.5	20	0.591	18	14.4	-	300	2.5	2.53	2.02	1.37	1.34
595-TPS40195PW	TPS40195PW	TSSOP-16	4.5	20	0.591	20	17	-	1000	1.5	3.37	2.70	1.82	1.79
595-TPS40200D	TPS40200D	SOIC-8	4.5	20	0.7	52	46	-	450	1.4	2.17	1.73	1.17	1.14
595-TPS40222DRPT	TPS40222DRPT	SON-6	4.5	20	0.8	8	-	-	580	0.75	2.04	1.64	1.10	1.08
595-TPS51020DBT	TPS51020DBT	SM8-30	4.5	20	0.9	28	24	-	500	1.1	6.14	4.91	3.32	3.25
595-TPS51120RHBT	TPS51120RHBT	QFN-32	4.5	20	-	28	-	-	1000	1.5	6.14	4.91	3.32	3.25
595-TPS53127PW	TPS53127PW	TSSOP-24	4.5	24	0.76	5.5	-	15	700	0.45	5.78	4.62	3.12	3.06
595-TPS53219ARGTT	TPS53219ARGTT	QFN-16	4.5	25	0.6	5.5	-	50	1070	-	3.73	2.99	2.02	1.98
595-TPS51120RHBR	TPS51120RHBR	QFN-32	4.5	28	1.05	5.5	-	20	580	0.75	5.30	4.24	2.87	2.80
595-TPS51220RHBR	TPS51220RHBR	QFN-32	4.5	32	1	12	-	20	1000	1.3	5.41	4.33	2.93	2.87
926-LM3489MMX/NOPB	LM3489MMX/NOPB	MSOP-8	4.5	35	1.24	2.5	-	4	1400	0.28	1.31	1.04	.703	.689
926-LM5642XMTX/NOPB	LM5642XMTX/NOPB	TSSOP-28	4.5	36	1.3	5	-	3	500	-	4.22	3.37	2.28	2.24
926-LM25117PSQE/NOPB	LM25117PSQE/NOPB	LLP-24	4.5	42	4.5	14	-	9	230	-	4.22	3.37	2.28	2.24
595-TPS40200GDR	TPS40200GDR	SOIC-8	4.5	52	0.7	46	-	3	500	1.5	1.81	1.44	.976	.957
595-TPS40200DRG4	TPS40200DRG4	SOIC-8	4.5	52	0.7	46	-	3	500	1.5	1.81	1.44	.976	.957
595-TPS40210DGQ	TPS40210DGQ	MSOP PowerPAD-10	4.5	52	5	260	-	6	1000	-	2.89	2.31	1.56	1.53
595-TPS40210DGQR	TPS40210DGQR	MSOP PowerPAD-10	4.5	52	5	260	-	6	1000	-	2.39	1.90	1.28	1.26
595-TPS40210DRCT	TPS40210DRCT	SON-10	4.5	52	5	260	-	6	1000	-	2.77	2.21	1.50	1.47
595-TPS40170RGYT	TPS40170RGYT	VQFN-20	4.5	60	-	-	-	20	600	-	6.38	5.10	3.45	3.38
595-TPS51123ARGET	TPS51123ARGET	VQFN-24	5.5	28	2	5.5	-	-	-	-	5.41	4.33	2.93	2.87
595-TPS51125RGER	TPS51125RGER	VQFN-24	5.5	28	2	5.5	-	20	460	0.55	4.70	3.76	2.54	2.48
926-LM25117PMH/NOPB	LM25117PMH/NOPB	TSSOP-20	6	36	3.3	7.6	-	9	230	-	4.22	3.37	2.28	2.24
595-TPS40055PWP	TPS40055PWP	HTSSOP-16	8	20	0.7	40	35	-	1000	1.5	4.58	3.66	2.47	2.42
595-TPS40057PWP	TPS40057PWP	HTSSOP-16	8	20	0.7	40	35	-	1000	1.5	4.58	3.66	2.47	2.42
595-TPS40055PWPR	TPS40055PWPR	HTSSOP-16	8	40	0.7	35	-	20	1000	1.5	3.73	2.99	2.02	1.98
595-TPS40057PWPR	TPS40057PWPR	HTSSOP-16	8	40	0.7	35	-	20	1000	1.5	3.73	2.99	2.02	1.98
595-TPS40061PWP	TPS40061PWP	HTSSOP-16	10	10	55	0.7	45	-	1000	1.5	4.82	3.85	2.60	2.55
926-LM5020MMX-1/NOPB	LM5020MMX-1/NOPB	MSOP-8	13	100	1.25	7.7	-	2	50	-	1.93	1.54	1.04	1.02
High-Current, Step-Down														
926-LP3906SQJXXINOPB	LP3906SQ-JXXI/NOPB	LLP-24	2.7	5.5	0.8/1.0	2.0/3.5	-	1.5/1.5/0.3/0.3	2000	0.04	3.00	2.41	2.19	1.98
926-3907TL-JJ11/NOPB	LP3907TL-JJ11/NOPB	MicroSMD	2.8	5.5	-/1/1/1	3/3.5/3.5/3.5	-	1/0.6/0.3/0.3	2100	0.03	2.29	1.83	1.24	1.21
926-LMZ14201HTZXNOPB	LMZ14201HTZX/NOPB	TO-PMOD-7	6	42	5	24	-	1	400	-	12.38	10.41	7.56	7.46
Isolated Regulators														
595-TPS55010RTER	TPS55010RTER	WQFN-16	2.95	6	5	20	-	0.1	2000	-	2.39	1.90	1.28	1.26
595-TPS55010RTET	TPS55010RTET	WQFN-16	2.95	6	5	20	-	0.1	2000	-	2.75	2.19	1.49	1.46
Inverting Charge Pump Regulators														
595-TPS60401DBVT	TPS60401DBVT	SOT-23-5	0.06	1.6	-1.6	5.5	-5.25	-	25	0.07	1.20	1.08	.947	.83
595-TPS60402DBVT	TPS60402DBVT	SOT-23-5	0.06	1.6	-1.6	5.5	-5.25	-	80	0.275	1.20	1.08	.947	.83
595-TPS60403DBVT	TPS60403DBVT	SOT-23-5	0.06	1.6	-1.6	5.5	-5.25	-	400	0.4	1.20	1.08	.947	.83
Inverting Regulators														
595-TPS63700DRCT	TPS63700DRCT	SON-10	0.36	2.7	-15	5.5	-2	-	1380	0.97	3.62	2.89	1.95	1.92
595-TPS54372PWP	TPS54372PWP	HTSSOP-20	3	3	0.2	6	4.5	-	700	6.2	6.51	5.20	3.51	3.45
595-TPS54356PWP	TPS54356PWP	HTSSOP-16	3	4.5	-	20	-	3.3	700	9	5.41	4.33	2.93	2.87
595-MC34063ADR	MC34063ADR	SOIC-8	3	40	1.55	40	-	0.75	100	4	.61	.54	.449	.394
595-TL497ACD	TL497ACD	SOIC-14	4.5	12	-25	30	-	0.5	-	11	1.85	1.61	1.46	1.28

DUAL CHANNEL LDOS

For quantities greater than listed, call for quote.

MOUSER STOCK NO.	Texas Instruments Part No.	Package	I_{out} (Max) (A)	V_{do} (Typ) (mV)	I_q (Typ) (mA)	V_{in} (Min)	V_{in} (Max)	Accuracy (%)	Output Capacitor (μF)	Output Capacitor Type	Price Each 1	25	100	250
595-TLV7111323DDSET	TLV7111323DDSET	SON-6	0.2	150	0.03	2	5.5	2	-	Ceramic	1.02	.92	.805	.706
595-TLV7111518DDSET	TLV7111518DDSET	SON-6	0.2	150	0.03	2	5.5	2	-	Ceramic	1.02	.92	.805	.706
595-TLV7111533DDSET	TLV7111533DDSET	SON-6	0.2	150	0.03	2.0	5.5	2	0.1	Ceramic	1.02	.92	.805	.706
595-TLV7111833DDSET	TLV7111833DDSET	SON-6	0.2	150	0.03	2	5.5	2	-	Ceramic	1.02	.92	.805	.706
595-TLV71128518DDSET	TLV71128518DDSET	SON-6	0.2	150	0.03	2.0	5.5	2	0.1	Ceramic	1.02	.92	.805	.706
595-LV711285285DDSET	TLV71128528SDDSET	SON-6	0.2	150	0.03	2	5.5	2	0.1	Ceramic	1.02	.92	.805	.706
595-TLV7113030DDSET	TLV7113030DDSET	SON-6	0.2	150	0.03	2.0	5.5	2	0.1	Ceramic	1.02	.92	.805	.706
595-TLV71133285DDSET	TLV71133285DDSET	SON-6	0.2	150	0.03	2.0	5.5	2	0.1	Ceramic	1.02	.92	.805	.706
595-TLV7113330DDSET	TLV7113330DDSET	SON-6	0.2	150	0.03	2.0	5.5	2	0.1	Ceramic	1.02	.92	.805	.706
595-TPS71933-33DRVR	TPS71933-33DRVR	SON-6	0.2	230	90	2.7	6.5	-	1	Ceramic	1.33	1.06	.716	.702
595-TPS71202DRCT	TPS71202DRCT	SON-10	0.25	125	-	2.7	5.5	-	4.7	Ceramic	2.29	1.83	1.24	1.21
926-3996SD-3333/NOPB	LP3996SD-3333/NOPB	LLP-10	0.3	210	0.035	2	6	2.75	1	Ceramic	.73	.578	.391	.383
926-5996SD-1833/NOPB	LP5996SD-1833/NOPB	LLP-10	0.3	210	0.035	2	6	1.5	1	Ceramic	.73	.578	.391	.383
926-5952TL-1.2/NOPB	LP5952TL-1.2/NOPB	MicroSMD	0.35	200	0.061	0.7	4.5	1.5	2.2	Ceramic	.48	.385	.26	.255
595-TPS75005RGWT	TPS75005RGWT	QFN-20	0.5	60	0.175	4	6.5	5	10	Ceramic	4.82	3.85	2.60	2.55
595-TPS7133QD	TPS7133QD	SOIC-8	0.5	146	-	2.5	10	-	10	Tantalum	3.85	3.08	2.09	2.04
595-TPS7150QP	TPS7150QP	PDIP-8	0.5	146	-	5.146	10	-	10	Tantalum	2.93	2.54	2.31	2.03
595-TPS70102PWP	TPS70102PWP	HTSSOP-20	0.5	170	-	2.7	6	-	10	Tantalum	4.33	3.47	2.34	2.30
595-TPS70151PWP	TPS70151PWP	HTSSOP-20	0.5	170	-	3.47	6	-	10	Ceramic	4.33	3.47	2.34	2.30

© Copyright 2013 Mouser Electronics

© Copyright 2013 Mouser Electronics

TEXAS INSTRUMENTS Power Management ICs

Products may be RoHS compliant. Check mouser.com for RoHS status.

DUAL CHANNEL LDOS (CONT.)

For quantities greater than listed, call for quote.

MOUSER STOCK NO.	Texas Instruments Part No.	Package	I_{out} (Max) (A)	V_{do} (Typ) (mV)	I_q (Typ) (mA)	V_{in} (Min)	V_{in} (Max)	Accuracy (%)	Output Capacitor (µF)	Output Capacitor Type	Price Each 1	25	100	250
595-TPS70158PWP	TPS70158PWP	HTSSOP-20	0.5	170	-	3.47	6	-	10	Ceramic	5.41	4.33	2.93	2.87
595-TPS767D301PWP	TPS767D301PWP	HTSSOP-28	1	350	-	3.65	10	-	10	Tantalum	5.66	4.53	3.06	3.00
595-TPS767D318PWP	TPS767D318PWP	HTSSOP-28	1	350	-	3.65	10	-	10	Tantalum	5.66	4.53	3.06	3.00
595-TPS767D325PWP	TPS767D325PWP	HTSSOP-28	1	350	-	3.65	10	-	10	Tantalum	5.66	4.53	3.06	3.00
595-TPS70302PWP	TPS70302PWP	HTSSOP-24	2	160	-	2.7	6	-	22	Tantalum	6.74	5.39	3.65	3.57
595-TPS70351PWP	TPS70351PWP	HTSSOP-24	2	160	-	2.7	6	-	22	Tantalum	6.74	5.39	3.65	3.57
595-TPS70402PWP	TPS70402PWP	HTSSOP-24	2	160	-	2.7	6	-	22	Tantalum	6.74	5.39	3.65	3.57
595-TPS70448PWP	TPS70448PWP	HTSSOP-24	2	160	-	2.7	6	-	22	Tantalum	6.74	5.39	3.65	3.57

SINGLE CHANNEL LDOS

NEW PRODUCT

For quantities greater than listed, call for quote.

MOUSER STOCK NO.	Texas Instruments Part No.	Package	I_{out} (Max) (A)	V_{do} (Typ) (mV)	I_q (Typ) (mA)	V_{in} (Min)	V_{in} (Max)	Accuracy (%)	Output Capacitor (µF)	Output Capacitor Type	Price Each 1	25	100	250
595-TPS7A3001DGNT	TPS7A3001DGNT	MSOP PowerPAD-8	-0.2	-3	-36	-1.202	-33	1.5	2.2	Ceramic	4.22	3.37	2.28	2.24
926-LM2937ESX12NOPB	LM2937ESX-12/NOPB	TO-263	0.05	0.25	2	-	26	5	10	Fixed	2.04	1.65	1.49	1.32
926-LM2937IMPX15NOPB	LM2937IMPX-15/NOPB	SOT-223	0.05	0.25	2	-	26	5	10	Fixed	1.93	1.55	1.40	1.24
926-LM2937IMPX50NOPB	LM2937IMPX-5.0/NOPB	SOT-223	0.05	0.25	2	-	26	5	10	Fixed	1.93	1.55	1.40	1.24
926-LM2936DTX50NOPB	LM2936DTX-5.0/NOPB	TO-252	0.05	0.4	0.3	5.5	26	2	10	Fixed	1.69	1.35	.911	.892
595-TPS77050DBVT	TPS77050DBVT	SOT-23-5	0.05	35	0.017	5.035	10	3	4.7	Tantalum	1.20	1.08	.949	.832
926-LM9036MM33NOPB	LM9036MM-3.3/NOPB	MSOP	0.05	40	2.5	-45	40	5	1	Fixed	.95	.764	.669	.586
595-TPS77033DBVR	TPS77033DBVR	SOT-23-5	0.05	48	0.017	3.348	10	3	4.7	Tantalum	1.05	.944	.826	.724
595-TPS72201DBVT	TPS72201DBVT	SOT-23-5	0.05	50	0.08	1.8	5.5	3	0.1	Ceramic	1.13	.91	.614	.602
595-TPS77030DBVT	TPS77030DBVT	SOT-23-5	0.05	57	0.017	3.057	10	3	4.7	Tantalum	1.20	1.08	.949	.832
595-TPS79718DCKR	TPS79718DCKR	SC-70-5	0.05	105	0.0012	1.8	5.5	4	0.47	Ceramic	.82	.655	.443	.433
595-TPS79733DCKR	TPS79733DCKR	SC-70-5	0.05	105	0.0012	1.8	5.5	4	0.47	Ceramic	.82	.655	.443	.433
595-TPS79730DCKT	TPS79730DCKT	SC-70-5	0.05	110	0.0012	1.8	5.5	4	0.47	Ceramic	.94	.753	.509	.499
926-LP2980AIM525NOPB	LP2980AIM5-2.5/NOPB	SOT-23-5	0.05	120	0.065	2.1	16	0.5	1	Tantalum	.74	.574	.501	.434
926-2980AIM53.0/NOPB	LP2980AIM5-3.0/NOPB	SOT-23-5	0.05	120	0.065	2.1	16	0.5	1	Tantalum	.74	.574	.501	.434
926-LP2980AIM533NOPB	LP2980AIM5-3.3/NOPB	SOT-23-5	0.05	120	0.065	2.1	16	0.5	1	Tantalum	.74	.574	.501	.434
926-P2980AIM5X33NOPB	LP2980AIM5X-3.3/NOPB	SOT-23-5	0.05	120	0.065	2.1	16	0.5	1	Tantalum	.74	.574	.501	.434
926-2980AIM55.0/NOPB	LP2980AIM5-5.0/NOPB	SOT-23-5	0.05	120	0.065	2.1	16	0.5	1	Tantalum	.74	.574	.501	.434
926-LP2980IM52.5NOPB	LP2980IM5-2.5/NOPB	SOT-23-5	0.05	120	0.065	2.1	16	1	1	Tantalum	.74	.574	.501	.434
926-LP2980IM53.3NOPB	LP2980IM5-3.3/NOPB	SOT-23-5	0.05	120	0.065	2.1	16	1	1	Tantalum	.74	.574	.501	.434
926-LP2980IM55.0NOPB	LP2980IM5-5.0/NOPB	SOT-23-5	0.05	120	0.065	2.1	16	1	1	Tantalum	.74	.574	.501	.434
926-LP2980IM5ADJNOPB	LP2980IM5-ADJ/NOPB	SOT-23-5	0.05	120	0.065	2.1	16	1	1	Tantalum	.74	.574	.501	.434
926-2982IM5-3.3/NOPB	LP2982IM5-3.3/NOPB	SOT-23-5	0.05	120	0.065	2.1	16	1.5	1	Tantalum	.97	.762	.666	.578
595-TPS76033DBVR	TPS76033DBVR	SOT-23-5	0.05	120	0.09	3.5	16	2	2.2	Tantalum	.87	.693	.469	.459
595-TPS76038DBVT	TPS76038DBVT	SOT-23-5	0.05	120	0.09	4	16	2	2.2	Tantalum	1.00	.798	.539	.529
595-TPS76050DBVR	TPS76050DBVR	SOT-23-5	0.05	120	0.09	5.2	16	2	2.2	Tantalum	.87	.693	.469	.459
926-LM2936DT-5.0NOPB	LM2936DT-5.0/NOPB	TO-252	0.05	200	0.015	14	40	3	-	-	1.69	1.35	.911	.892
926-M2936HVBMA33NOPB	LM2936HVBMA-3.3/NOPB	SOIC-8	0.05	200	0.015	14	60	3	-	-	1.69	1.35	.911	.892
926-LM2936HVMA50NOPB	LM2936HVMA-5.0/NOPB	SOIC-8	0.05	200	0.015	14	60	3	-	-	1.69	1.35	.911	.892
926-LM2936M-3.3/NOPB	LM2936M-3.3/NOPB	SOIC-8	0.05	200	0.015	14	40	3	-	-	1.56	1.25	.846	.829
926-LM2936M-5.0/NOPB	LM2936M-5.0/NOPB	SOIC-8	0.05	200	0.015	14	40	3	-	-	1.56	1.25	.846	.829
926-LM2936MM-3.3NOPB	LM2936MM-3.3/NOPB	MiniSOIC-8	0.05	200	0.015	14	40	3	-	-	1.50	1.20	.807	.791
926-LM2936MM-5.0NOPB	LM2936MM-5.0/NOPB	MiniSOIC-8	0.05	200	0.015	14	40	3	-	-	1.50	1.20	.807	.791
926-LM2936MP-3.3NOPB	LM2936MP-3.3/NOPB	SOT-223	0.05	200	0.015	14	40	3	-	-	1.50	1.20	.807	.791
926-LM2936MP-5.0NOPB	LM2936MP-5.0/NOPB	SOT-223	0.05	200	0.015	14	40	3	-	-	1.50	1.20	.807	.791
926-LM2936MX-5.0NOPB	LM2936MX-5.0/NOPB	SOIC-8	0.05	200	0.015	14	40	3	-	-	1.56	1.25	.846	.829
926-LM2936Z-5.0/NOPB	LM2936Z-5.0/NOPB	TO-92	0.05	200	0.015	14	40	3	-	-	1.85	1.49	1.00	.982
595-TPS7A4001DGNT	TPS7A4001DGNT	MSOP PowerPAD-8	0.05	290	0.02	7	100	2.5	4.7	Ceramic	2.77	2.21	1.50	1.47
595-TPS7A4201DGNT	TPS7A4201DGNT	SOP-8	0.05	290	0.02	7	28	1	-	Ceramic	.78	.621	.419	.411
595-TPS7A4101DGNT	TPS7A4101DGNT	SOP-8	0.05	290	0.02	7	50	1	-	Ceramic	.97	.777	.525	.515
595-TPS71501DCKR	TPS71501DCKR	SC-70-5	0.05	415	0.0032	2.5	24	4	0.47	Ceramic	.94	.854	.748	.656
595-TPS71518DCKR	TPS71518DCKR	SC-70-5	0.05	415	0.0032	2.5	24	4	0.47	Ceramic	.94	.854	.748	.656
595-TPS71523DCKR	TPS71523DCKR	SC-70-5	0.05	415	0.0032	2.5	24	4	0.47	Ceramic	.94	.854	.748	.656
595-TPS71525DCKR	TPS71525DCKR	SC-70-5	0.05	415	0.0032	2.5	24	4	0.47	Ceramic	.94	.854	.748	.656
595-TPS71530DCKR	TPS71530DCKR	SC-70-5	0.05	415	0.0032	2.5	24	4	0.47	Ceramic	.94	.854	.748	.656
595-TPS71530DCKRG4	TPS71530DCKRG4	SC-70-5	0.05	415	0.0032	2.5	24	4	0.47	Ceramic	.94	.854	.748	.656
595-TPS71533DCKR	TPS71533DCKR	SC-70-5	0.05	415	0.0032	2.5	24	4	0.47	Ceramic	.94	.854	.748	.656
595-TPS71550DCKR	TPS71550DCKR	SC-70-5	0.05	415	0.0032	2.5	24	4	0.47	Ceramic	.94	.854	.748	.656
595-TPS715A01DRBT-NM	TPS715A01DRBT-NM	SON-8	0.08	670	0.003	2.5	24	4	-	Ceramic	3.37	2.70	1.82	1.79
595-TPS71401DRVT	TPS71401DRVT	SON-6	0.08	670	0.0032	2.5	10	4	0.47	Ceramic	1.17	1.06	.926	.812
595-TPS715A01DRBT	TPS715A01DRBT	SON-8	0.08	670	0.0032	2.5	24	4	0.47	Ceramic	1.44	1.31	1.14	1.01
595-TPS715A01DRBTG4	TPS715A01DRBTG4	SON-8	0.08	670	0.0032	2.5	24	4	0.47	Ceramic	1.44	1.31	1.14	1.01
595-TPS715A33DRVR	TPS715A33DRVR	SON-6	0.08	670	0.0032	2.5	24	4	0.47	Ceramic	1.26	1.13	.996	.874
595-TPS715A30DRVT	TPS715A30DRVT	SON-6	0.08	670	0.032	3	24	4	0.47	Ceramic	1.44	1.31	1.14	1.01
926-LM3480IM3-50	LM3480IM3-5.0	SOT-23	0.1	1	-	1.2	30	5	10	Fixed	.73	.578	.391	.383
595-TPS79101DBVR	TPS79101DBVR	SOT-23-6	0.1	38	0.185	2.7	5.5	2	1	Ceramic	.96	.77	.52	.51
595-TPS79118DBVR	TPS79118DBVR	SOT-23-5	0.1	38	0.185	2.7	5.5	2	1	Ceramic	.96	.77	.52	.51
595-TPS79147DBVT	TPS79147DBVT	SOT-23-5	0.1	38	0.185	2.7	5.5	2	1	Ceramic	1.11	.886	.598	.586
926-LM9036M-3.3/NOPB	LM9036M-3.3/NOPB	SOIC-8	0.1	50	0.3	-45	55	5	22	Ceramic	.95	.764	.669	.586
595-TPS79133DBVR	TPS79133DBVR	SOT-23-5	0.1	50	0.185	2.7	5.5	2	1	Ceramic	.96	.77	.52	.51
595-TPS79133DBVT	TPS79133DBVT	SOT-23-5	0.1	50	0.185	2.7	5.5	2	1	Ceramic	1.11	.886	.598	.586
595-TPS79225DBVR	TPS79225DBVR	SOT-23-5	0.1	55	0.185	2.7	5.5	2	1	Ceramic	.96	.77	.52	.51
595-TPS7A1601DGNT	TPS7A1601DGNT	MSOP-8	0.1	60	0.005	3	60	2	2.2	Ceramic	3.97	3.18	2.15	2.11
595-TPS7A1633DGNT	TPS7A1633DGNT	SOP-8	0.1	60	0.005	3	60	2	2.2	Ceramic	3.97	3.18	2.15	2.11
595-TPS7A1650DGNT	TPS7A1650DGNT	SOP-8	0.1	60	0.005	3	60	2	2.2	Ceramic	3.97	3.18	2.15	2.11
595-REG101NA-5/250	REG101NA-5/250	SOT-23-5	0.1	60	0.4	1.8	10	1.5	-	Capacitor Free	2.80	2.53	2.30	2.08
595-REG101UA-2.5	REG101UA-2.5	SOIC-8	0.1	60	0.4	1.8	10	1.5	-	Capacitor Free	3.02	2.74	2.47	2.28
595-TPS76901DBVR	TPS76901DBVR	SOT-23-5	0.1	71	0.018	2.7	10	3	4.7	Tantalum	.84	.755	.661	.58
595-TPS76912DBVR	TPS76912DBVR	SOT-23-5	0.1	71	0.018	2.7	10	3	4.7	Tantalum	.84	.755	.661	.58
595-TPS76912DBVT	TPS76912DBVT	SOT-23-5	0.1	71	0.018	2.7	10	3	4.7	Tantalum	.96	.869	.761	.668
595-TPS76915DBVT	TPS76915DBVT	SOT-23-5	0.1	71	0.018	2.7	10	3	4.7	Tantalum	.96	.869	.761	.668
595-TPS76925DBVT	TPS76925DBVT	SOT-23-5	0.1	71	0.018	2.7	10	3	4.7	Tantalum	.96	.869	.761	.668
595-LP2950-30LPR	LP2950-30LPR	TO-92-3	0.1	80	0.075	2	30	1.4	1	Any	.44	.386	.321	.281
595-TPS76933DBVR	TPS76933DBVR	SOT-23-5	0.1	98	0.018	3.398	10	3	4.7	Tantalum	.79	.718	.608	.535
595-TPS76933DBVT	TPS76933DBVT	SOT-23-5	0.1	98	0.018	3.398	10	3	4.7	Tantalum	.91	.827	.70	.616
595-TPS76201DBVR	TPS76201DBVR	SOT-23-5	0.1	100	0.022	2.7	10	-	4.7	Tantalum	.89	.713	.482	.472
595-TPS76201DBVT	TPS76201DBVT	SOT-23-5	0.1	100	0.022	2.7	10	-	4.7	Tantalum	1.03	.82	.554	.542
595-TPS76930DBVT	TPS76930DBVT	SOT-23-5	0.1	115	0.018	3.115	10	3	4.7	Tantalum	.96	.869	.761	.668
595-TPS78918DBVT	TPS78918DBVT	SOT-23-5	0.1	115	0.018	2.7	13.5	-	4.7	Tantalum	.84	.666	.449	.441
595-TPS78925DBVT	TPS78925DBVT	SOT-23-5	0.1	115	0.018	2.7	13.5	-	4.7	Tantalum	.84	.666	.449	.441
595-TPS76928DBVT	TPS76928DBVT	SOT-23-5	0.1	122	0.018	2.922	10	3	4.7	Tantalum	.96	.869	.761	.668
595-TPS76130DBVT	TPS76130DBVT	SOT-23-5	0.1	170	0.09	3.35	16	2	4.7	Tantalum	1.03	.82	.554	.542
595-TPS76150DBVR	TPS76150DBVR	SOT-23-5	0.1	170	0.09	5.38	16	2	4.7	Tantalum	.89	.713	.482	.472
926-LP2981AIM530NOPB	LP2981AIM5-3.0/NOPB	SOT-23-5	0.1	200	0.065	2.1	16	0.75	3.3	Tantalum	1.11	.893	.781	.686

© Copyright 2013 Mouser Electronics
© Copyright 2013 Mouser Electronics

Products may be RoHS compliant. Check mouser.com for RoHS status.

SINGLE CHANNEL LDOS (CONT.)

NEW PRODUCT

For quantities greater than listed, call for quote.

MOUSER STOCK NO.	Texas Instruments Part No.	Package	I_{out} (Max) (A)	V_{do} (Typ) (mV)	I_q (Typ) (mA)	V_{in} (Min)	V_{in} (Max)	Accuracy (%)	Output Capacitor (μF)	Output Capacitor Type	Price Each 1	25	100	250
926-LP2981AIM533NOPB	LP2981AIM5-3.3/NOPB	SOT-23-5	0.1	200	0.065	2.1	16	0.75	3.3	Tantalum	1.11	.893	.781	.686
926-2981AIM55.0/NOPB	LP2981AIM5-5.0/NOPB	SOT-23-5	0.1	200	0.065	2.1	16	0.75	1	Tantalum	1.11	.893	.781	.686
926-2981IM5-2.5/NOPB	LP2981IM5-2.5/NOPB	SOT-23-5	0.1	200	0.065	2.1	16	0.75	1	Tantalum	1.08	.867	.758	.666
926-2981IM5-3.3/NOPB	LP2981IM5-3.3/NOPB	SOT-23-5	0.1	200	0.065	2.1	16	0.75	1	Tantalum	1.08	.867	.758	.666
926-2981IM5-5.0/NOPB	LP2981IM5-5.0/NOPB	SOT-23-5	0.1	200	0.065	2.1	16	0.75	1	Tantalum	1.08	.867	.758	.666
926-LP2981IM5X33NOPB	LP2981IM5X-3.3/NOPB	SOT-23	0.1	200	0.1	2.1	16	2	1	Fixed	1.08	.867	.758	.666
595-LP2981-28DBVR	LP2981-28DBVR	SOT-23-5	0.1	200	0.6	2.2	16	1.25	4.7	Tantalum	.54	.482	.419	.368
595-LP2981-30DBVR	LP2981-30DBVR	SOT-23-5	0.1	200	0.6	2.2	16	1.25	4.7	Tantalum	.60	.547	.462	.408
595-LP2981-33DBVR	LP2981-33DBVR	SOT-23-5	0.1	200	0.6	2.2	16	1.25	4.7	Tantalum	.60	.547	.462	.408
595-LP2981-50DBVR	LP2981-50DBVR	SOT-23-5	0.1	200	0.6	2.2	16	1.25	4.7	Tantalum	.60	.547	.462	.408
595-LP2981A-30DBVR	LP2981A-30DBVR	SOT-23-5	0.1	200	0.6	2.2	16	0.75	4.7	Tantalum	.67	.615	.52	.459
595-LP2981A-33DBVR	LP2981A-33DBVR	SOT-23-5	0.1	200	0.6	2.2	16	0.75	4.7	Tantalum	.67	.615	.52	.459
926-LM2931AM-5.0NOPB	LM2931AM-5.0/NOPB	SOIC-8	0.1	300	0.4	2.6	26	3.8	22	Tantalum	.88	.683	.596	.518
926-LM2931AMX5.0NOPB	LM2931AMX-5.0/NOPB	SOIC-8	0.1	300	0.4	2.6	26	3.8	22	Tantalum	.88	.683	.596	.518
926-LM2931AT-5.0NOPB	LM2931AT-5.0/NOPB	TO-220	0.1	300	0.4	2.6	26	3.8	22	Tantalum	1.34	1.07	.936	.822
926-LM2931AZ-5.0NOPB	LM2931AZ-5.0/NOPB	TO-92	0.1	300	0.4	2.6	26	3.8	22	Tantalum	.85	.662	.579	.502
926-LM2931CMX/NOPB	LM2931CMX/NOPB	SOIC-8	0.1	300	0.4	2.6	26	5	22	Tantalum	.90	.699	.61	.53
926-LM2931M-5.0/NOPB	LM2931M-5.0/NOPB	SOIC-8	0.1	300	0.4	2.6	26	5	22	Tantalum	.88	.683	.596	.518
926-LM2931Z-5.0/NOPB	LM2931Z-5.0/NOPB	TO-92	0.1	300	0.4	2.6	26	5	22	Tantalum	.90	.699	.61	.53
926-2950ACZ-3.0/NOPB	LP2950ACZ-3.0/NOPB	TO-92	0.1	380	0.075	-0.3	30	0.5	1	Tantalum	.94	.752	.658	.578
926-2950ACZ-5.0/NOPB	LP2950ACZ-5.0/NOPB	TO-92	0.1	380	0.075	-0.3	30	0.5	1	Tantalum	.94	.752	.658	.578
926-2950CDT-3.3/NOPB	LP2950CDT-3.3/NOPB	TO-252	0.1	380	0.075	-0.3	30	0.5	1	Tantalum	1.17	.938	.821	.72
926-LP2950CDT5.0NOPB	LP2950CDT-5.0/NOPB	TO-252	0.1	380	0.075	-0.3	30	1	1	Tantalum	1.17	.938	.821	.72
926-LP2950CDTX50NOPB	LP2950CDTX-5.0/NOPB	TO-252	0.1	380	0.075	-0.3	30	1	1	Tantalum	1.17	.938	.821	.72
926-2950CZ-3.0/NOPB	LP2950CZ-3.0/NOPB	TO-92	0.1	380	0.075	-0.3	30	0.5	1	Tantalum	.85	.662	.579	.502
926-2950CZ-3.3/NOPB	LP2950CZ-3.3/NOPB	TO-92	0.1	380	0.075	-0.3	30	0.5	1	Tantalum	.85	.662	.579	.502
926-2950CZ-5.0/NOPB	LP2950CZ-5.0/NOPB	TO-92	0.1	380	0.075	-0.3	30	0.5	1	Tantalum	.85	.662	.579	.502
926-LP2951ACM/NOPB	LP2951ACM/NOPB	SOIC-8	0.1	380	0.075	-0.3	30	0.5	1	Tantalum	1.00	.775	.676	.587
926-2951ACM-3.3/NOPB	LP2951ACM-3.3/NOPB	SOIC-8	0.1	380	0.075	-0.3	30	0.5	1	Tantalum	1.00	.775	.676	.587
926-LP2951ACMM/NOPB	LP2951ACMM/NOPB	MiniSOIC-8	0.1	380	0.075	-0.3	30	0.5	1	Tantalum	.93	.749	.656	.576
926-LP2951ACMX/NOPB	LP2951ACMX/NOPB	SOIC-8	0.1	380	0.075	-0.3	30	0.5	1	Tantalum	1.00	.775	.676	.587
926-LP2951CM/NOPB	LP2951CM/NOPB	SOIC-8	0.1	380	0.075	-0.3	30	0.5	1	Tantalum	.85	.656	.572	.498
926-LP2951CMX/NOPB	LP2951CMX/NOPB	MiniSOIC-8	0.1	380	0.075	-0.3	30	0.5	1	Tantalum	.85	.656	.572	.498
926-2951CM-3.3/NOPB	LP2951CM-3.3/NOPB	SOIC-8	0.1	380	0.075	-0.3	30	0.5	1	Tantalum	.85	.656	.572	.498
926-LP2951CN/NOPB	LP2951CN/NOPB	DIP-8	0.1	380	0.075	-0.3	30	0.5	1	Tantalum	1.29	1.04	.91	.798
595-LP2950-33LPE3	LP2950-33LPE3	TO-92-3	0.1	380	0.075	3.75	30	1.4	2.2	Electrolytic	.52	.463	.385	.338
595-LP2950-33LPRE3	LP2950-33LPRE3	TO-92-3	0.1	380	0.075	3.75	30	1.4	2.2	Electrolytic	.44	.386	.321	.281
595-LP2950-50LPRE3	LP2950-50LPRE3	TO-92-3	0.1	380	0.075	5.45	30	1.4	1	Electrolytic	.44	.386	.321	.281
595-LP2951-33DR	LP2951-33DR	SOIC-8	0.1	380	0.075	3.9	30	1.4	2.2	Electrolytic	.57	.513	.433	.382
595-LP2951D	LP2951D	SOIC-8	0.1	380	0.075	1.68	30	1.4	2.2	Electrolytic	.70	.632	.535	.471
926-LP2950CZ50LFT3	LP2950CZ-5.0/LFT3	TO-92	0.1	450	0.75	0.3	30	-	1	Fixed	.85	.662	.579	.502
926-LP2950CZ50LFT7	LP2950CZ-5.0/LFT7	TO-92	0.1	450	0.75	0.3	30	0.5	1	Fixed	.85	.662	.579	.502
926-LP2951ACM	LP2951ACM	SOIC-8	0.1	450	0.75	0.3	30	-	1	Ceramic	1.00	.775	.676	.587
926-LP2951ACMX	LP2951ACMX	SOIC-8	0.1	450	0.75	0.3	30	0.17	1	Ceramic	1.00	.775	.676	.587
926-LP2951ACSD/NOPB	LP2951ACSD/NOPB	LLP-8	0.1	450	0.75	0.3	30	0.17	0.33	Ceramic	1.10	.884	.774	.678
926-LP2951CMX	LP2951CMX	SOIC-8	0.1	450	0.75	0.3	30	0.17	1	Ceramic	.85	.656	.572	.498
926-LP2975IMM33NOPB	LP2975IMM-3.3/NOPB	SO-8	0.1	680	0.32	1.8	24	2.5	180	Fixed	1.54	1.23	.832	.816
926-LM3480IM3-12NOPB	LM3480IM3-12/NOPB	SOT-23-3	0.1	700	-	-	30	5	-	-	.73	.578	.391	.383
926-LM3480IM33.3NOPB	LM3480IM3-3.3/NOPB	SOT-23-3	0.1	700	-	-	30	5	-	-	.73	.578	.391	.383
926-LM3480IM35.0NOPB	LM3480IM3-5.0/NOPB	SOT-23-3	0.1	700	-	-	30	5	-	-	.73	.578	.391	.383
926-LM3480IM3X12NOPB	LM3480IM3X-12/NOPB	SOT-23-3	0.1	700	-	-	30	5	-	-	.73	.578	.391	.383
926-LM3480IM3X50NOPB	LM3480IM3X-5.0/NOPB	SOT-23-3	0.1	700	-	-	30	5	-	-	.73	.578	.391	.383
926-LM3490IM53.3NOPB	LM3490IM5-3.3/NOPB	SOT-23-5	0.1	700	-	-	30	5	-	-	1.05	.839	.734	.644
595-TPS73101DBVR	TPS73101DBVR	SOT-23-5	0.15	30	0.4	1.7	5.5	1	-	Capacitor Free	.79	.636	.429	.421
595-TPS73101DBVT	TPS73101DBVT	SOT-23-5	0.15	30	0.4	1.7	5.5	1	-	Capacitor Free	.92	.732	.494	.485
595-TPS73118DBVT	TPS73118DBVT	SOT-23-5	0.15	30	0.4	1.9	5.5	1	-	Capacitor Free	.92	.732	.494	.485
595-TPS73125DBVT	TPS73125DBVT	SOT-23-5	0.15	30	0.4	2.6	5.5	1	-	Capacitor Free	.92	.732	.494	.485
595-TPS73133DBVT	TPS73133DBVT	SOT-23-5	0.15	30	0.4	3.4	5.5	1	-	Capacitor Free	.92	.732	.494	.485
926-LM9076SX50NOPB	LM9076SX-5.0/NOPB	TO-263	0.15	50	-	14	40	3	10	Fixed	1.98	1.58	1.07	1.05
926-LP3995ITLX18NOPB	LP3995ITLX-1.8/NOPB	SOT-23	0.15	60	-	2.5	6	2	1	-	.48	.385	.26	.255
926-3985IM5-2.5/NOPB	LP3985IM5-2.5/NOPB	SOT-23-5	0.15	60	0.085	2.5	6	2	1	Ceramic	.41	.217	.204	.201
926-3985IM5-3.0/NOPB	LP3985IM5-3.0/NOPB	SOT-23-5	0.15	60	0.085	2.5	6	2	1	Ceramic	.41	.217	.204	.201
926-3985IM5-3.2/NOPB	LP3985IM5-3.2/NOPB	SOT-23-5	0.15	60	0.085	2.5	6	2	1	Ceramic	.41	.217	.204	.201
926-3985IM5-3.3/NOPB	LP3985IM5-3.3/NOPB	SOT-23-5	0.15	60	0.085	2.5	6	2	1	Ceramic	.41	.217	.204	.201
926-3985IM5-4.7/NOPB	LP3985IM5-4.7/NOPB	SOT-23-5	0.15	60	0.085	2.5	6	2	1	Ceramic	.41	.217	.204	.201
926-3985ITL-3.3/NOPB	LP3985ITL-3.3/NOPB	MicroSMD	0.15	60	0.085	2.5	6	2	1	Ceramic	.41	.217	.204	.201
926-3986TL-2518/NOPB	LP3986TL-2518/NOPB	MicroSMD	0.15	60	0.115	2.5	6	3	1	Ceramic	.73	.578	.391	.383
926-3995ILD-1.8/NOPB	LP3995ILD-1.8/NOPB	LLP-6	0.15	60	0.085	2.5	6	-	1	Ceramic	.48	.385	.26	.255
926-3999ITL-3.3/NOPB	LP3999ITL-3.3/NOPB	MicroSMD	0.15	60	0.085	2.5	6	-	1	Ceramic	.67	.539	.365	.357
926-3990MF-1.8/NOPB	LP3990MF-1.8/NOPB	SOT-23-5	0.15	60	0.085	2.7	6	3	1	Ceramic	.48	.255	.241	.236
926-3990TL-1.2/NOPB	LP3990TL-1.2/NOPB	MicroSMD	0.15	60	0.085	2.7	6	3	1	Ceramic	.48	.255	.241	.236
926-3990TL-1.8/NOPB	LP3990TL-1.8/NOPB	MicroSMD	0.15	60	0.085	2.7	6	3	1	Ceramic	.48	.255	.241	.236
926-LP3990MF-3.3/NOPB	LP3990MF-3.3/NOPB	SOT-23-5	0.15	60	0.043	2	6	1.5	1	Ceramic	.48	.255	.241	.236
926-3988IMF-3.0/NOPB	LP3988IMF-3.0/NOPB	SOT-23-5	0.15	80	0.085	2.7	6	3	1	Ceramic	.48	.255	.241	.236
926-LP5900SD-1.8NOPB	LP5900SD-1.8/NOPB	LLP-6	0.15	80	0.025	2.5	5.5	2	0.47	Ceramic	.48	.385	.26	.255
926-5900SD-2.5/NOPB	LP5900SD-2.5/NOPB	LLP-6	0.15	80	0.025	2.5	5.5	2	0.47	Ceramic	.48	.385	.26	.255
926-5900SD-2.8/NOPB	LP5900SD-2.8/NOPB	LLP-6	0.15	80	0.025	2.5	5.5	2	0.47	Ceramic	.48	.385	.26	.255
926-5900SD-3.0/NOPB	LP5900SD-3.0/NOPB	LLP-6	0.15	80	0.025	2.5	5.5	2	0.47	Ceramic	.48	.385	.26	.255
926-LP5900SD-3.3NOPB	LP5900SD-3.3/NOPB	LLP-6	0.15	80	0.025	2.5	5.5	2	0.47	Ceramic	.48	.385	.26	.255
926-LP5900TL-1.8NOPB	LP5900TL-1.8/NOPB	MicroSMD	0.15	80	0.025	2.5	5.5	2	0.47	Ceramic	.48	.385	.26	.255
926-5900TL-2.5/NOPB	LP5900TL-2.5/NOPB	MicroSMD	0.15	80	0.025	2.5	5.5	2	0.47	Ceramic	.48	.385	.26	.255
926-5900TL-2.6/NOPB	LP5900TL-2.6/NOPB	MicroSMD	0.15	80	0.025	2.5	5.5	2	0.47	Ceramic	.48	.385	.26	.255
926-5900TL-2.65/NOPB	LP5900TL-2.65/NOPB	MicroSMD	0.15	80	0.025	2.5	5.5	2	0.47	Ceramic	.48	.385	.26	.255
926-5900TL-2.85/NOPB	LP5900TL-2.85/NOPB	MicroSMD	0.15	80	0.025	2.5	5.5	2	0.47	Ceramic	.48	.385	.26	.255
926-LP5900TL-3.0NOPB	LP5900TL-3.0/NOPB	MicroSMD	0.15	80	0.025	2.5	5.5	2	0.47	Ceramic	.48	.385	.26	.255
926-LP5900TL-3.3NOPB	LP5900TL-3.3/NOPB	MicroSMD	0.15	80	0.025	2.5	5.5	2	0.47	Ceramic	.48	.385	.26	.255
926-5900TL-4.5/NOPB	LP5900TL-4.5/NOPB	MicroSMD	0.15	80	0.025	2.5	5.5	2	0.47	Ceramic	.48	.385	.26	.255
595-TPS77133DGK	TPS77133DGK	MSOP-8	0.15	115	0.09	3.415	10	2	10	Tantalum	1.81	1.44	.976	.957
595-TPS78236DDCT	TPS78236DDCT	SOT-5	0.15	130	0.005	-0.3	6	3	1	Ceramic	.69	.544	.367	.36
595-TPS78001DRVT	TPS78001DRVT	SON-6	0.15	130	0.0005	2.2	5.5	3	1	Ceramic	1.05	.841	.568	.557
595-TPS780330220DDCR	TPS780330220DDCR	TSOT-23-5	0.15	130	0.0005	2.2	5.5	3	1	Ceramic	.84	.666	.449	.441
595-TPS78225DDCR	TPS78225DDCR	SOT-23-5	0.15	130	0.0005	2.2	5.5	2	1	Ceramic	.59	.473	.32	.314
595-TPS78330DDCT	TPS78330DDCT	TSOT-23-5	0.15	130	0.0005	2.2	5.5	2	1	Ceramic	.69	.544	.367	.36
926-LP5900TLX33NOPB	LP5900TLX-3.3/NOPB	uSMD-4	0.15	150	25	2.5	5.5	2	0.47	Fixed	.48	.385	.26	.255
595-TPS72101DBVT	TPS72101DBVT	SOT-23-5	0.15	150	0.09	1.8	5.5	3	0.1	Ceramic	1.13	.91	.614	.602
595-TPS72116DBVT	TPS72116DBVT	SOT-23-5	0.15	150	0.09	1.9	5.5	3	0.1	Ceramic	1.13	.91	.614	.602
595-TPS72118DBVT	TPS72118DBVT	SOT-23-5	0.15	150	0.09	2.1	5.5	3	0.1	Ceramic	1.13	.91	.614	.602
595-TPS78833DBVR	TPS78833DBVR	SOT-23-5	0.15	150	0.018	2.7	10	3	4.7	Ceramic	.92	.732	.494	.485
595-TPS71701DCKT	TPS71701DCKT	SC-70-5	0.15	170	0.05	2.5	6.5	3	1	Ceramic	1.00	.798	.539	.529

© Copyright 2013 Mouser Electronics

© Copyright 2013 Mouser Electronics

TEXAS INSTRUMENTS Power Management ICs

Products may be RoHS compliant. Check mouser.com for RoHS status.

NEW PRODUCT

SINGLE CHANNEL LDOS (CONT.)

For quantities greater than listed, call for quote.

MOUSER STOCK NO.	Texas Instruments Part No.	Package	I_{out} (Max) (A)	V_{do} (Typ) (mV)	I_q (Typ) (mA)	V_{in} (Min)	V_{in} (Max)	Accuracy (%)	Output Capacitor (μF)	Output Capacitor Type	Price Each 1	25	100	250
595-TPS71710DCKR	TPS71710DCKR	SC-70-5	0.15	170	0.05	2.5	6.5	3	1	Ceramic	.87	.693	.469	.459
595-TPS71712DCKR	TPS71712DCKR	SC-70-5	0.15	170	0.05	2.5	6.5	3	1	Ceramic	.87	.693	.469	.459
595-TPS71712DCKT	TPS71712DCKT	SC-70-5	0.15	170	0.05	2.5	6.5	3	1	Ceramic	1.00	.798	.539	.529
595-TPS71718DCKR	TPS71718DCKR	SC-70-5	0.15	170	0.05	2.5	6.5	3	1	Ceramic	.87	.693	.469	.459
595-TPS71725DCKT	TPS71725DCKT	SC-70-5	0.15	170	0.05	2.5	6.5	3	1	Ceramic	1.00	.798	.539	.529
595-TPS71730DCKR	TPS71730DCKR	SC-70-5	0.15	170	0.05	2.5	6.5	3	1	Ceramic	.87	.693	.469	.459
595-TPS71733DSER	TPS71733DSER	SON-6	0.15	170	0.05	2.5	6.5	3	1	Ceramic	.96	.77	.52	.51
595-TPS71750DSET	TPS71750DSET	WSON-6	0.15	170	0.05	2.5	6.5	3	1	Ceramic	1.09	.875	.592	.58
926-LP2986IMX50NOPB	LP2986IMX-5.0/NOPB	SOIC-8	0.15	180	0.1	2.1	16	1	-	Fixed	1.44	1.16	.781	.765
595-TPS76301DBVR	TPS76301DBVR	SOT-23-5	0.15	180	0.085	2.7	10	3	4.7	Tantalum	.75	.674	.59	.518
595-TPS76301DBVT	TPS76301DBVT	SOT-23-5	0.15	180	0.085	2.7	10	3	4.7	Tantalum	.86	.776	.679	.596
595-TPS76318DBVT	TPS76318DBVT	SOT-23-5	0.15	180	0.085	2.7	10	3	4.7	Tantalum	.86	.776	.679	.596
595-TPS76350DBVR	TPS76350DBVR	SOT-23-5	0.15	180	0.085	5.18	10	3	4.7	Tantalum	.85	.769	.651	.574
595-TPS76350DBVT	TPS76350DBVT	SOT-23-5	0.15	180	0.085	5.18	10	3	4.7	Tantalum	.86	.776	.679	.596
926-5951MG-2.5/NOPB	LP5951MG-2.5/NOPB	SC-70-5	0.15	200	0.029	1.8	5.5	2	1	Ceramic	.48	.385	.26	.255
926-5951MG-2.8/NOPB	LP5951MG-2.8/NOPB	SC-70-5	0.15	200	0.029	1.8	5.5	2	1	Ceramic	.48	.385	.26	.255
926-9076BMA-3.3/NOPB	LM9076BMA-3.3/NOPB	SOIC-8	0.15	250	4.5	-50	70	1.5	22	Tantalum	1.88	1.50	1.02	.995
926-9076BMA-5.0/NOPB	LM9076BMA-5.0/NOPB	SOIC-8	0.15	250	4.5	-50	70	1.5	22	Tantalum	1.88	1.50	1.02	.995
926-LM9076S-3.3/NOPB	LM9076S-3.3/NOPB	TO-263	0.15	250	4.5	-50	70	1.5	22	Tantalum	1.98	1.58	1.07	1.05
926-LM9076S-5.0/NOPB	LM9076S-5.0/NOPB	TO-263	0.15	250	4.5	-50	70	1.5	22	Tantalum	1.98	1.58	1.07	1.05
926-9076SX-3.3/NOPB	LM9076SX-3.3/NOPB	TO-263	0.15	250	4.5	-50	70	1.5	22	Tantalum	1.98	1.58	1.07	1.05
595-TPS7A4901DGNT	TPS7A4901DGNT	MSOP PowerPAD-8	0.15	260	0.061	3	36	1.5	2.2	Ceramic	3.14	2.50	1.69	1.66
926-LP2985AIM525NOPB	LP2985AIM5-2.5/NOPB	SOT-23-5	0.15	280	0.065	2.5	16	1	2.2	Ceramic	.94	.732	.639	.555
926-LP2985AIM528NOPB	LP2985AIM5-2.8/NOPB	SOT-23-5	0.15	280	0.065	2.5	16	1	2.2	Ceramic	.94	.732	.639	.555
926-LP2985IM53.0NOPB	LP2985IM5-3.0/NOPB	SOT-23-5	0.15	280	0.065	2.5	16	1.5	2.2	Ceramic	.87	.676	.59	.513
926-LP2985IM53.6NOPB	LP2985IM5-3.6/NOPB	SOT-23-5	0.15	280	0.065	2.5	16	1.5	2.2	Ceramic	.87	.676	.59	.513
926-LP2985AIM545NOPB	LP2985AIM5-4.5/NOPB	SOT-23-5	0.15	280	0.065	2.5	16	1	2.2	Ceramic	.94	.732	.639	.555
926-LP2985AIM550NOPB	LP2985AIM5-5.0/NOPB	SOT-23-5	0.15	280	0.065	2.5	16	1	2.2	Ceramic	.94	.732	.639	.555
926-LP2985IM55.0NOPB	LP2985IM5-5.0/NOPB	SOT-23-5	0.15	280	0.065	2.5	16	1.5	2.2	Ceramic	.87	.676	.59	.513
595-LP2985A-18DBVJ	LP2985A-18DBVJ	SOT-23-5	0.15	280	0.85	2.2	16	1	2.2	Ceramic	.72	.649	.55	.484
595-LP2985A-18DBVR	LP2985A-18DBVR	SOT-23-5	0.15	280	0.85	2.05	16	1	4.7	Ceramic	.72	.649	.55	.484
595-LP2985A-28DBVR	LP2985A-28DBVR	SOT-23-5	0.15	280	0.85	2.5	16	1	4.7	Ceramic	.72	.649	.55	.484
595-LP2985A-33DBVR	LP2985A-33DBVR	SOT-23-5	0.15	280	0.85	2.5	16	1	4.7	Ceramic	.72	.649	.55	.484
595-LP2985-50DBVR	LP2985-50DBVR	SOT-23-5	0.15	280	0.85	2.5	16	1.5	4.7	Ceramic	.57	.513	.433	.382
595-LP2985-18DBVR	LP2985-18DBVR	SOT-23-5	0.15	280	0.85	2.05	16	1.5	4.7	Ceramic	.57	.513	.433	.382
595-LP2985-33DBVT	LP2985-33DBVT	SOT-23-5	0.15	280	0.85	2.5	16	1.5	4.7	Ceramic	1.00	.899	.786	.69
595-LP2985-33DBVTE4	LP2985-33DBVTE4	SOT-23-5	0.15	280	0.85	2.5	16	1.5	4.7	Ceramic	1.00	.899	.786	.69
595-TPS76333DBVR	TPS76333DBVR	SOT-23-5	0.15	300	0.085	3.3	10	3	4.7	Tantalum	.85	.769	.651	.574
595-TPS76433DBVR	TPS76433DBVR	SOT-23-5	0.15	300	0.085	3.3	10	3	4.7	Tantalum	.80	.696	.635	.559
595-TPS76333DBVT	TPS76333DBVT	SOT-23-5	0.15	300	0.085	3.3	10	3	4.7	Tantalum	.86	.776	.679	.596
595-TPS76333DBVRG4	TPS76333DBVRG4	SOT-23-5	0.15	300	0.1	2.7	10	3	0.047	Ceramic	.75	.674	.59	.518
595-TPS76333DBVTG4	TPS76333DBVTG4	SOT-23-5	0.15	300	0.1	2.7	10	3	0.047	Ceramic	.86	.776	.679	.596
595-TPS79301DBVRG4	TPS79301DBVRG4	SOT-23-5	0.15	300	0.1	2.7	10	3	0.047	Ceramic	.70	.631	.548	.48
595-TPS76325DBVRG4	TPS76325DBVRG4	SOT-23-5	0.15	300	0.2	2.7	10	3	0.047	Ceramic	.75	.674	.59	.518
595-TPS76330DBVT	TPS76330DBVT	SOT-23-5	0.15	322	0.085	3.322	10	3	4.7	Tantalum	.86	.776	.679	.596
595-TPS76328DBVT	TPS76328DBVT	SOT-23-5	0.15	339	0.085	3.149	10	3	4.7	Tantalum	.86	.776	.679	.596
926-LP3985IM550NOPB	LP3985IM5-5.0/NOPB	SOT-23	0.15	350	0.15	2.5	6	2	0.7	Fixed	.41	.217	.204	.201
595-TLV71725PDQNT	TLV71725PDQNT	X2SON-4	0.15	360	0.0035	1.7	5.5	1.5	0.1	Ceramic	.71	.639	.54	.476
595-TLV717285PDQNT	TLV717285PDQNT	X2SON-4	0.15	360	0.0035	1.7	5.5	1.5	0.1	Ceramic	.71	.639	.54	.476
595-TLV71730PDQNT	TLV71730PDQNT	X2SON-4	0.15	360	0.0035	1.7	5.5	1.5	0.1	Ceramic	.71	.639	.54	.476
595-TLV71736PDQNT	TLV71736PDQNT	X2SON-4	0.15	360	0.0035	1.7	5.5	1.5	0.1	Ceramic	.71	.639	.54	.476
595-TPS76325DBVR	TPS76325DBVR	SOT-23-5	0.15	360	0.085	2.7	10	3	4.7	Tantalum	.85	.769	.651	.574
595-TPS76325DBVT	TPS76325DBVT	SOT-23-5	0.15	360	0.085	2.7	10	3	4.7	Tantalum	.86	.776	.679	.596
595-TLV71712PDQNT	TLV71712PDQNT	X2SON-4	0.15	360	0.35	1.7	5.5	1.5	0.1	Ceramic	.71	.639	.54	.476
595-TLV71713PDQNT	TLV71713PDQNT	X2SON-4	0.15	360	0.35	1.7	5.5	1.5	0.1	Ceramic	.71	.639	.54	.476
595-TLV71715PDQNT	TLV71715PDQNT	X2SON-4	0.15	360	0.35	1.7	5.5	1.5	0.1	Ceramic	.71	.639	.54	.476
595-TLV71718PDQNT	TLV71718PDQNT	X2SON-4	0.15	360	0.35	1.7	5.5	1.5	0.1	Ceramic	.71	.639	.54	.476
595-TLV71728PDQNT	TLV71728PDQNT	X2SON-4	0.15	360	0.35	1.7	5.5	1.5	0.1	Ceramic	.71	.639	.54	.476
595-TLV71733PDQNT	TLV71733PDQNT	X2SON-4	0.15	360	0.35	1.7	5.5	1.5	0.1	Ceramic	.71	.639	.54	.476
595-TLV70436DBVT	TLV70436DBVT	SOT-23-5	0.15	400	0.0032	2.5	24	2	0.47	Ceramic	.91	.827	.70	.616
595-TLV70130DBVT	TLV70130DBVT	SSOT-23	0.15	400	0.032	2.5	24	2	-	Ceramic	.92	.834	.729	.64
595-TLV70133DBVT	TLV70133DBVT	SSOT-23	0.15	400	0.032	2.5	24	2	-	Ceramic	.92	.834	.729	.64
595-TLV70430DBVT	TLV70430DBVT	SOT-23-5	0.15	400	0.003	2.5	24	2	1	Ceramic	.91	.827	.70	.616
595-TLV70433DBVT	TLV70433DBVT	SOT-23-5	0.15	400	0.003	2.5	24	2	1	Ceramic	.91	.827	.70	.616
595-TLV70450DBVT	TLV70450DBVT	SOT-23-5	0.15	400	0.003	2.5	24	1	1	Ceramic	.91	.827	.70	.616
926-2985AIM51.8/NOPB	LP2985AIM5-1.8/NOPB	SOT-23-5	0.15	600	2	2.2	16	1	1	Ceramic	.94	.732	.639	.555
926-2985AIM52.7/NOPB	LP2985AIM5-2.7/NOPB	SOT-23-5	0.15	600	2	2.2	16	1	1	Ceramic	.94	.732	.639	.555
926-2985AIM53.0/NOPB	LP2985AIM5-3.0/NOPB	SOT-23-5	0.15	600	2	2.2	16	1	1	Ceramic	.94	.732	.639	.555
926-2985AIM53.3/NOPB	LP2985AIM5-3.3/NOPB	SOT-23-5	0.15	600	2	2.2	16	1	1	Ceramic	.94	.732	.639	.555
926-2985IM5-1.8/NOPB	LP2985IM5-1.8/NOPB	SOT-23-5	0.15	600	2	2.2	16	1	1	Ceramic	.84	.649	.567	.492
926-2985IM5-2.5/NOPB	LP2985IM5-2.5/NOPB	SOT-23-5	0.15	600	2	2.2	16	1	1	Ceramic	.87	.676	.59	.513
926-2985IM5-2.7/NOPB	LP2985IM5-2.7/NOPB	SOT-23-5	0.15	600	2	2.2	16	1	1	Ceramic	.87	.676	.59	.513
926-2985IM5-3.3/NOPB	LP2985IM5-3.3/NOPB	SOT-23-5	0.15	600	2	2.2	16	1	1	Ceramic	.87	.676	.59	.513
926-2985IM5-3.5/NOPB	LP2985IM5-3.5/NOPB	SOT-23-5	0.15	600	2	2.2	16	1	1	Ceramic	.87	.676	.59	.513
595-TL750L05CD	TL750L05CD	SOIC-8	0.15	600	1	6	26	4	10	Tantalum	.77	.698	.59	.52
595-TL750L05CLP	TL750L05CLP	TO-92-3	0.15	600	1	6	26	4	10	Tantalum	.77	.698	.59	.52
595-TL750L08CD	TL750L08CD	SOIC-8	0.15	600	1	9	26	4	10	Tantalum	.67	.61	.535	.47
595-TL750L10CD	TL750L10CD	SOIC-8	0.15	600	1	11	26	4	10	Tantalum	.77	.698	.59	.52
595-TL750L10CLPR	TL750L10CLPR	TO-92-3	0.15	600	1	6	26	4	10	Tantalum	.64	.581	.491	.433
595-TL750L12CD	TL750L12CD	SOIC-8	0.15	600	1	13	26	4	10	Tantalum	.77	.698	.59	.52
595-TL751L05CD	TL751L05CD	SOIC-8	0.15	600	1	6	26	4	10	Tantalum	.77	.698	.59	.52
595-TL751L10CD	TL751L10CD	SOIC-8	0.15	600	1	11	26	4	10	Tantalum	.77	.698	.59	.52
595-TL751L10CP	TL751L10CP	PDIP-8	0.15	600	1	11	26	4	10	Tantalum	.62	.556	.49	.43
595-SN105125DBVR	SN105125DBVR	SOT-23-5	0.15	1000	0.15	3	5.25	2	1	Ceramic	.94	.854	.748	.656
926-LP3988IMF33NOPB	LP3988IMF-3.3/NOPB	SOT-23	0.15	1150	0.1	2.5	6	2	1	Fixed	.48	.255	.241	.236
926-2966IMM2525/NOPB	LP2966IMM-2525/NOPB	MiniSOIC-8	0.15	1350	0.34	2.7	7	1	1	Tantalum	1.69	1.35	.911	.892
926-2966IMM3325/NOPB	LP2966IMM-3325/NOPB	MiniSOIC-8	0.15	1350	0.34	2.7	7	1	1	Tantalum	1.69	1.35	.911	.892
595-TLV70025DDCT	TLV70025DDCT	TSOT-23-5	0.2	0.175	0.031	2	5.5	2	1	Ceramic	.52	.468	.388	.34
595-TLV70029DSET	TLV70029DSET	WSON-6	0.2	0.175	0.031	2	5.5	2	1	Ceramic	.67	.61	.533	.468
595-TLV70033DCKT	TLV70033DCKT	SC-70-5	0.2	0.175	0.031	2	5.5	2	1	Ceramic	.52	.468	.388	.34
595-TPS79301DBVR	TPS79301DBVR	SOT-23-6	0.2	77	0.18	2.7	5.5	2	2.2	Ceramic	.78	.715	.605	.533
595-TPS79318DBVR	TPS79318DBVR	SOT-23-5	0.2	77	0.18	2.7	5.5	2	2.2	Ceramic	.78	.715	.605	.533
595-TPS79325DBVR	TPS79325DBVR	SOT-23-5	0.2	77	0.18	2.7	5.5	2	2.2	Ceramic	.78	.715	.605	.533
595-TPS793475DBVR	TPS793475DBVR	SOT-23-5	0.2	77	0.18	2.7	5.5	2	2.2	Ceramic	.78	.715	.605	.533
595-TPS79901DDCR	TPS79901DDCR	TO/SOT-5	0.2	90	0.04	2.7	6.5	2	2.2	Ceramic	.88	.797	.698	.612
595-TPS79901DRVT	TPS79901DRVT	SON-6	0.2	90	0.04	2.7	6.5	2	2.2	Ceramic	1.29	1.18	1.03	.90
595-TPS79933DDCR	TPS79933DDCR	TO/SOT-5	0.2	90	0.04	2.7	6.5	2	2.2	Ceramic	.88	.797	.698	.612
595-TPS79933DRVR	TPS79933DRVR	SON-6	0.2	90	0.04	2.7	6.5	2	2.2	Ceramic	1.17	1.06	.923	.81
595-TPS79933YZUT	TPS79933YZUT	DSBGA-5	0.2	90	0.04	2.7	6.5	2	2.2	Ceramic	1.17	1.06	.926	.812

© Copyright 2013 Mouser Electronics
© Copyright 2013 Mouser Electronics

Products may be RoHS compliant. Check mouser.com for RoHS status.

NEW PRODUCT

SINGLE CHANNEL LDOS (CONT.)

For quantities greater than listed, call for quote.

MOUSER STOCK NO.	Texas Instruments Part No.	Package	I_{out} (Max) (A)	V_{do} (Typ) (mV)	I_q (Typ) (mA)	V_{in} (Min)	V_{in} (Max)	Accuracy (%)	Output Capacitor (µF)	Output Capacitor Type	Price Each 1	25	100	250
926-LP5904TME285NOPB	LP5904TME-2.85/NOPB	uSMD-4	0.2	95	11	2.2	5.5	2	1	Ceramic	.48	.385	.26	.255
595-TPS79912DDCT	TPS79912DDCT	TSOT-23-5	0.2	100	0.04	2.7	6.5	2	2.2	Ceramic	1.02	.917	.803	.704
595-TPS79912DRVT	TPS79912DRVT	SON-6	0.2	100	0.04	2.7	6.5	2	2.2	Ceramic	1.29	1.18	1.03	.90
595-TPS79912YZUT	TPS79912YZUT	DSBGA-5	0.2	100	0.04	2.7	6.5	2	2.2	Ceramic	1.17	1.06	.926	.812
595-TPS79915DDCT	TPS79915DDCT	TO/SOT-5	0.2	100	0.04	2.7	6.5	2	2.2	Ceramic	1.02	.917	.803	.704
595-TPS79918DDCR	TPS79918DDCR	TO/SOT-5	0.2	100	0.04	2.7	6.5	2	2.2	Ceramic	.88	.797	.698	.612
595-TPS79918DRVT	TPS79918DRVT	SON-6	0.2	100	0.04	2.7	6.5	2	2.2	Ceramic	1.29	1.18	1.03	.90
595-TPS79925DDCT	TPS79925DDCT	TO/SOT-5	0.2	100	0.04	2.7	6.5	2	2.2	Ceramic	1.02	.917	.803	.704
595-TPS79927DDCR	TPS79927DDCR	TO/SOT-5	0.2	100	0.04	2.7	6.5	2	2.2	Ceramic	.82	.706	.647	.569
595-TPS79928DRVT	TPS79928DRVT	SON-6	0.2	100	0.04	2.7	6.5	2	2.2	Ceramic	1.29	1.18	1.03	.90
595-TPS79930DDCT	TPS79930DDCT	TO/SOT-5	0.2	100	0.04	2.7	6.5	2	2.2	Ceramic	1.02	.917	.803	.704
595-TPS79333DBVR	TPS79333DBVR	SOT-23-5	0.2	102	0.18	2.7	5.5	2	2.2	Ceramic	.78	.715	.605	.533
595-TPS79333DBVRQ1	TPS79333DBVRQ1	SOT-23-5	0.2	102	0.17	2.7	5.5	2	2.2	Ceramic	.92	.838	.708	.624
595-TPS79330DBVR	TPS79330DBVR	SOT-23-5	0.2	112	0.18	2.7	5.5	2	2.2	Ceramic	.78	.715	.605	.533
595-TPS73001DBVR	TPS73001DBVR	SOT-23-6	0.2	120	0.18	2.7	5.5	2	2.2	Ceramic	.66	.601	.509	.448
595-TPS73001DBVT	TPS73001DBVT	SOT-23-6	0.2	120	0.18	2.7	5.5	2	2.2	Ceramic	.76	.694	.587	.517
595-TPS73018DBVT	TPS73018DBVT	SOT-23-5	0.2	120	0.18	2.7	5.5	2	2.2	Ceramic	.76	.694	.587	.517
595-TPS73025DBVT	TPS73025DBVT	SOT-23-5	0.2	120	0.18	2.7	5.5	2	2.2	Ceramic	.76	.694	.587	.517
595-TPS73028DBVT	TPS73028DBVT	SOT-23-5	0.2	120	0.18	2.7	5.5	2	2.2	Ceramic	.76	.694	.587	.517
595-TPS73030DBVT	TPS73030DBVT	SOT-23-5	0.2	120	0.18	2.7	5.5	2	2.2	Ceramic	.76	.694	.587	.517
595-TPS73033DBVR	TPS73033DBVR	SOT-23-5	0.2	120	0.18	2.7	5.5	2	2.2	Ceramic	.66	.601	.509	.448
595-TPS73033DBVTG4	TPS73033DBVTG4	SOT-23-5	0.2	120	0.18	2.7	5.5	2	3.3	Ceramic	.76	.694	.587	.517
595-TPS72711YFFT	TPS72711YFFT	DSBGA-4	0.2	130	0.0079	2	5.5	2	1	Ceramic	1.33	1.06	.716	.702
595-TPS72710DSET	TPS72710DSET	SON-6	0.2	130	0.008	2	5.5	2	-	Ceramic	1.33	1.06	.716	.702
595-TLV70525YFPT	TLV70525YFPT	BGA-4	0.2	145	0.03	-0.3	6	0.5	0.1	Ceramic	.56	.441	.297	.292
595-TLV70530YFPT	TLV70530YFPT	BGA-4	0.2	145	0.03	-0.3	6	0.5	0.1	Ceramic	.56	.441	.297	.292
595-TLV70518YFPT	TLV70518YFPT	BGA-4	0.2	145	0.03	2	5.5	0.5	-	Ceramic	.56	.441	.297	.292
595-TLV70528YFPT	TLV70528YFPT	BGA-4	0.2	145	0.03	2	5.5	0.5	-	Ceramic	.56	.441	.297	.292
595-TLV70533YFFT	TLV70533YFFT	BGA-4	0.2	145	1.03	2	5.5	1.5	-	Ceramic	.56	.441	.297	.292
595-TLV70533YFPT	TLV70533YFPT	BGA-4	0.2	145	2.03	2	5.5	2.5	-	Ceramic	.56	.441	.297	.292
595-TLV70032DDCT	TLV70032DDCT	SOT-5	0.2	175	0.03	2	5.5	2	1	Ceramic	.52	.468	.388	.34
595-TLV70036DDCT	TLV70036DDCT	SOT-5	0.2	175	0.03	2	5.5	2	1	Ceramic	.52	.468	.388	.34
595-TLV70036DSET	TLV70036DSET	WSON-6	0.2	175	0.03	2	5.5	2	-	Ceramic	.76	.694	.587	.517
595-TLV70019DDCT	TLV70019DDCT	SOT-5	0.2	175	0.031	2	5.5	2	1	Ceramic	.52	.468	.388	.34
595-TLV70012DSET	TLV70012DSET	WSON-6	0.2	175	0.31	2	5.5	2	0.1	Ceramic	.76	.694	.587	.517
595-TLV70022DDCT	TLV70022DDCT	SOT-5	0.2	175	0.031	2	5.5	2	1	Ceramic	.52	.468	.388	.34
926-2986AIM-3.3/NOPB	LP2986AIM-3.3/NOPB	SOIC-8	0.2	180	0.1	2.1	16	0.5	4.7	Tantalum	1.56	1.25	.846	.829
926-2986IM-3.3/NOPB	LP2986IM-3.3/NOPB	SOIC-8	0.2	180	0.1	2.1	16	1	4.7	Tantalum	1.44	1.16	.781	.765
926-2986IM-5.0/NOPB	LP2986IM-5.0/NOPB	SOIC-8	0.2	180	0.1	2.1	16	1	4.7	Tantalum	1.44	1.16	.781	.765
926-2987IM-3.3/NOPB	LP2987IM-3.3/NOPB	SOIC-8	0.2	180	0.1	2.1	16	1	4.7	Tantalum	1.54	1.23	.832	.816
926-2987IM-5.0/NOPB	LP2987IM-5.0/NOPB	SOIC-8	0.2	180	0.1	2.1	16	1	4.7	Tantalum	1.54	1.23	.832	.816
926-2988AIM-5.0/NOPB	LP2988AIM-5.0/NOPB	SOIC-8	0.2	180	0.1	2.1	16	0.5	4.7	Tantalum	1.71	1.37	.924	.905
926-2988IM-5.0/NOPB	LP2988IM-5.0/NOPB	SOIC-8	0.2	180	0.1	2.1	16	1	4.7	Tantalum	1.66	1.33	.898	.881
595-TPS7A3401DGNT	TPS7A3401DGNT	MSOP PowerPAD-8	0.2	216	0.05	-3	-20	1.5	2.2	Ceramic	4.10	3.27	2.21	2.17
595-TPS728185295YZUT	TPS728185295YZUT	BGA-5	0.2	230	0.005	-0.3	7	3	1	Ceramic	1.08	.865	.584	.572
595-TPS728285180YZUT	TPS728285180YZUT	BGA-5	0.2	230	0.05	2.7	6.5	3	-	Ceramic	1.08	.865	.584	.572
595-TPS728330185DRVT	TPS728330185DRVT	SON-6	0.2	230	0.05	2.7	6.5	3	-	Ceramic	1.08	.865	.584	.572
595-TLV70730DQNT	TLV70730DQNT	SON-4x2	0.2	250	0.025	2	5.5	1.5	1	Ceramic	.78	.712	.601	.53
595-TLV70718DQNT	TLV70718DQNT	SON-4	0.2	250	0.25	2	5.5	1.5	0.1	Ceramic	.78	.712	.601	.53
595-TPS72301DBVT	TPS72301DBVT	SOT-23-5	0.2	280	0.13	-10	-2.7	2	2.2	Ceramic	3.01	2.41	1.63	1.59
595-TPS72325DBVT	TPS72325DBVT	SOT-23-5	0.2	280	0.13	-10	-3	2	2.2	Ceramic	3.01	2.41	1.63	1.59
595-TPS79301DBVRQ1	TPS79301DBVRQ1	SOT-23-6	0.2	-	0.17	2.7	5.5	2	2.2	Ceramic	.81	.738	.642	.564
595-TPS73201DBVT	TPS73201DBVT	SOT-23-5	0.25	40	0.4	1.7	5.5	1	-	Capacitor Free	1.33	1.06	.716	.702
595-TPS73201DCQ	TPS73201DCQ	SOT-223-6	0.25	40	0.4	1.7	5.5	1	-	Capacitor Free	1.56	1.25	.846	.829
595-TPS73201DRBT	TPS73201DRBT	SON-8	0.25	40	0.4	1.7	5.5	1	-	Capacitor Free	1.33	1.06	.716	.702
595-TPS73225DBVT	TPS73225DBVT	SOT-23-5	0.25	40	0.4	2.65	5.5	1	-	Capacitor Free	1.33	1.06	.716	.702
595-TPS73233DBVT	TPS73233DBVT	SOT-23-5	0.25	40	0.4	3.45	5.5	1	-	Capacitor Free	1.33	1.06	.716	.702
595-TPS73233DCQ	TPS73233DCQ	SOT-223-6	0.25	40	0.4	3.45	5.5	1	-	Capacitor Free	1.56	1.25	.846	.829
595-TPS71219DRCT	TPS71219DRCT	SON-10	0.25	125	-	2.7	5.5	3	4.7	Ceramic	2.29	1.83	1.24	1.21
595-TPS73433DDCT	TPS73433DDCT	TSOT-23-5	0.25	125	0.044	3.6	6.5	2	2	Ceramic	.97	.777	.525	.515
595-TPS79401DCQ	TPS79401DCQ	SOT-223-6	0.25	145	0.172	2.7	5.5	3	2.2	Ceramic	1.93	1.54	1.04	1.02
595-TPS79401DGNT	TPS79401DGNT	MSOP PowerPAD-8	0.25	145	0.172	2.7	5.5	3	2.2	Ceramic	1.81	1.44	.976	.957
595-TPS79418DGNT	TPS79418DGNT	MSOP PowerPAD-8	0.25	145	0.172	2.7	5.5	3	2.2	Ceramic	1.81	1.44	.976	.957
595-TPS79425DCQ	TPS79425DCQ	SOT-223-6	0.25	145	0.172	2.7	5.5	3	2.2	Ceramic	1.93	1.54	1.04	1.02
595-TPS79425DGNT	TPS79425DGNT	MSOP PowerPAD-8	0.25	145	0.172	2.7	5.5	3	2.2	Ceramic	1.81	1.44	.976	.957
595-TPS79428DGNT	TPS79428DGNT	MSOP PowerPAD-8	0.25	155	0.172	2.7	5.5	3	2.2	Ceramic	1.81	1.44	.976	.957
595-TPS7250QD	TPS7250QD	SOIC-8	0.25	190	0.18	5.41	10	2	10	Tantalum	1.93	1.54	1.04	1.02
595-TPS77333DGK	TPS77333DGK	MSOP-8	0.25	200	0.09	3.5	10	2	10	Tantalum	2.04	1.64	1.10	1.08
595-TPS76633D	TPS76633D	SOIC-8	0.25	230	0.033	3.53	10	-	4.7	Tantalum	1.16	.924	.625	.612
595-TPS76628D	TPS76628D	SOIC-8	0.25	310	0.033	3.11	10	-	4.7	Tantalum	1.16	.924	.625	.612
926-2992AILD1.8/NOPB	LP2992AILD-1.8/NOPB	LLP-6	0.25	450	0.065	2.5	16	1	4.7	Ceramic	.94	.751	.507	.498
926-2992AIM51.5/NOPB	LP2992AIM5-1.5/NOPB	SOT-23-5	0.25	450	0.065	2.5	16	1	4.7	Ceramic	.92	.732	.494	.485
926-LP2992AIM518NOPB	LP2992AIM5-1.8/NOPB	SOT-23-5	0.25	450	0.065	2.5	16	1	4.7	Ceramic	.92	.732	.494	.485
926-2992AIM52.5/NOPB	LP2992AIM5-2.5/NOPB	SOT-23-5	0.25	450	0.065	2.5	16	1	4.7	Ceramic	.92	.732	.494	.485
926-2992AIM53.3/NOPB	LP2992AIM5-3.3/NOPB	SOT-23-5	0.25	450	0.065	2.5	16	1	4.7	Ceramic	.92	.732	.494	.485
926-LP2992AIM550NOPB	LP2992AIM5-5.0/NOPB	SOT-23-5	0.25	450	0.065	2.5	16	1	4.7	Ceramic	.92	.732	.494	.485
926-2992ILD-1.8/NOPB	LP2992ILD-1.8/NOPB	LLP-6	0.25	450	0.065	2.5	16	1.5	4.7	Ceramic	1.02	.809	.547	.536
926-2992IM5-1.5/NOPB	LP2992IM5-1.5/NOPB	SOT-23-5	0.25	450	0.065	2.5	16	1.5	4.7	Ceramic	.92	.732	.494	.485
926-LP2992IM51.8NOPB	LP2992IM5-1.8/NOPB	SOT-23-5	0.25	450	0.065	2.5	16	1.5	4.7	Ceramic	.92	.732	.494	.485
926-LP2992IM53.0NOPB	LP2992IM5-3.0/NOPB	SOT-23-5	0.25	450	0.065	2.5	16	1.5	4.7	Ceramic	.92	.732	.494	.485
926-2992IM5-3.3/NOPB	LP2992IM5-3.3/NOPB	SOT-23-5	0.25	450	0.065	2.5	16	1.5	4.7	Ceramic	.92	.732	.494	.485
926-2992IM5-5.0/NOPB	LP2992IM5-5.0/NOPB	SOT-23-5	0.25	450	0.065	2.5	16	1.5	4.7	Ceramic	.92	.732	.494	.485
926-LP2952IM/NOPB	LP2952IM/NOPB	SOIC-8	0.25	470	0.13	-20	30	0.5	2.2	Tantalum	1.93	1.54	1.04	1.02
926-LP2953AIM/NOPB	LP2953AIM/NOPB	SOIC-8	0.25	470	0.13	-20	30	0.5	2.2	Tantalum	4.41	3.52	2.39	2.33
926-LP2953IM/NOPB	LP2953IM/NOPB	SOIC-8	0.25	470	0.13	-20	30	0.5	2.2	Tantalum	2.43	1.95	1.32	1.28
926-LP2957IS/NOPB	LP2957IS/NOPB	TO-263	0.25	470	0.15	-20	30	0.5	2.2	Tantalum	2.65	2.12	1.43	1.40
926-LP2954AISX/NOPB	LP2954AISX/NOPB	TO-263	0.25	600	0.9	1.23	30	0.17	1	Fixed	3.97	3.18	2.15	2.11
926-LP2954AIS/NOPB	LP2954AIS/NOPB	TO-263	0.25	800	0.21	-20	30	1.2	6.5	Tantalum	3.97	3.18	2.15	2.11
926-LP2954AIT/NOPB	LP2954AIT/NOPB	TO-220	0.25	800	0.21	-20	30	0.5	2.2	Tantalum	3.97	3.18	2.15	2.11
926-LP2954IS/NOPB	LP2954IS/NOPB	TO-263	0.25	800	0.21	-20	30	0.5	2.2	Tantalum	2.58	2.07	1.39	1.37
926-LP2954IT/NOPB	LP2954IT/NOPB	TO-220	0.25	800	0.21	-20	30	0.5	2.2	Tantalum	2.58	2.07	1.39	1.37
926-3991TL-1.2/NOPB	LP3991TL-1.2/NOPB	MicroSMD	0.3	75	0.05	1.65	3.6	1	4.7	Ceramic	.48	.255	.241	.236
926-3991TL-2.8/NOPB	LP3991TL-2.8/NOPB	MicroSMD	0.3	75	0.05	1.65	3.6	1	4.7	Ceramic	.48	.255	.241	.236
926-3982ILD-1.8/NOPB	LP3982ILD-1.8/NOPB	LLP-8	0.3	120	0.09	2.5	6	2	2.2	Ceramic	.73	.566	.494	.429
926-LP3982ILDADJNOPB	LP3982ILD-ADJ/NOPB	LLP-8	0.3	120	0.09	2.5	6	2	2.2	Ceramic	.73	.566	.494	.429
926-LP3982IMM1.8NOPB	LP3982IMM-1.8/NOPB	MiniSOIC-8	0.3	120	0.09	2.5	6	2	2.2	Ceramic	.72	.563	.491	.427
926-3982IMM-3.3/NOPB	LP3982IMM-3.3/NOPB	MiniSOIC-8	0.3	120	0.09	2.5	6	2	2.2	Ceramic	.72	.563	.491	.427
926-3982IMM-ADJ/NOPB	LP3982IMM-ADJ/NOPB	MiniSOIC-8	0.3	120	0.09	2.5	6	2	2.2	Ceramic	.72	.563	.491	.427
926-3981ILD-2.5/NOPB	LP3981ILD-2.5/NOPB	LLP-6	0.3	132	0.07	2.5	6	2	2.2	Ceramic	.73	.566	.494	.429

© Copyright 2013 Mouser Electronics

© Copyright 2013 Mouser Electronics

TEXAS INSTRUMENTS Power Management ICs

Products may be RoHS compliant. Check mouser.com for RoHS status.

SINGLE CHANNEL LDOS (CONT.)

NEW PRODUCT

For quantities greater than listed, call for quote.

MOUSER STOCK NO.	Texas Instruments Part No.	Package	I_{out} (Max) (A)	V_{do} (Typ) (mV)	I_q (Typ) (mA)	V_{in} (Min)	V_{in} (Max)	Accuracy (%)	Output Capacitor (µF)	Output Capacitor Type	Price Each 1	25	100	250
926-3981IMM-3.3/NOPB	LP3981IMM-3.3/NOPB	MiniSOIC-8	0.3	132	0.07	2.5	6	2	2.2	Ceramic	.73	.566	.494	.429
595-TLV70228DSET	TLV70228DSET	SON-6	0.3	220	0.03	2.0	5.5	2	0.1	Ceramic	.84	.762	.645	.568
595-TLV70212DBVT	TLV70212DBVT	SSOT-23	0.3	220	0.03	2	5.5	2	-	Ceramic	.58	.514	.427	.375
595-TLV70233DSET	TLV70233DSET	SON-6	0.3	220	0.03	2.0	5.5	2	0.1	Ceramic	.84	.762	.645	.568
595-TLV70236DSET	TLV70236DSET	SON-6	0.3	220	0.03	2.0	5.5	2	0.1	Ceramic	.84	.762	.645	.568
595-TLV70245DBVT	TLV70245DBVT	SOT-23-5	0.3	220	0.35	2	5.5	2	0.1	Ceramic	.58	.514	.427	.375
595-TLV71211DSET	TLV71211DSET	WSON-6	0.3	260	0.0035	2.0	5.5	2	0.1	Ceramic	.85	.766	.647	.57
595-TPS7A6201QKTTRQ1	TPS7A6201QKTTRQ1	TO-263-5	0.3	300	0.025	4	40	2	1	Ceramic	2.53	2.02	1.37	1.34
595-TPS73601DBVT	TPS73601DBVT	SOT-23-5	0.4	75	0.3	1.7	5.5	1	-	Capacitor Free	2.17	1.73	1.17	1.14
595-TPS73601DCQ	TPS73601DCQ	SOT-223-6	0.4	75	0.3	1.7	5.5	1	-	Capacitor Free	2.53	2.02	1.37	1.34
595-TPS73601DCQR	TPS73601DCQR	SOT-223-6	0.4	75	0.3	1.7	5.5	1	-	Capacitor Free	2.04	1.64	1.10	1.08
595-TPS73601DRBR	TPS73601DRBR	SON-8	0.4	75	0.3	1.7	5.5	1	-	Capacitor Free	1.93	1.54	1.04	1.02
595-TPS73601DRBT	TPS73601DRBT	SON-8	0.4	75	0.3	1.7	5.5	1	-	Capacitor Free	2.29	1.83	1.24	1.21
595-TPS736125DRBT	TPS736125DRBT	SON-8	0.4	75	0.3	1.7	5.5	1	-	Capacitor Free	2.29	1.83	1.24	1.21
595-TPS73625DBVT	TPS73625DBVT	SOT-23-5	0.4	75	0.3	2.7	5.5	1	-	Capacitor Free	2.17	1.73	1.17	1.14
595-TPS73625DCQ	TPS73625DCQ	SOT-223-6	0.4	75	0.3	2.7	5.5	1	-	Capacitor Free	2.53	2.02	1.37	1.34
595-TPS73633DBVT	TPS73633DBVT	SOT-23-5	0.4	75	0.3	3.5	5.5	1	-	Capacitor Free	2.17	1.73	1.17	1.14
595-TPS73633DCQ	TPS73633DCQ	SOT-223-5	0.4	75	0.3	3.5	5.5	1	-	Capacitor Free	2.53	2.02	1.37	1.34
595-REG113NA-3.3/250	REG113NA-3.3/250	SOT-23-5	0.4	250	0.4	1.8	10	1.5	-	Capacitor Free	3.18	2.87	2.61	2.35
595-REG113NA-3.3/3K	REG113NA-3.3/3K	SOT-23-5	0.4	250	0.4	1.8	10	1.5	-	Capacitor Free	2.80	2.53	2.30	2.08
595-REG113NA-5/250	REG113NA-5/250	SOT-23-5	0.4	250	0.4	1.8	10	1.5	-	Capacitor Free	3.18	2.87	2.61	2.35
595-TLV70725PDQNT	TLV70725PDQNT	DQN-4	0.45	360	0.025	2	5.5	2	1	Ceramic	.78	.712	.601	.53
595-TLV70734DQNT	TLV70734DQNT	DQN-4	0.45	360	0.025	2	5.5	2	1	Ceramic	.78	.712	.601	.53
595-TPS74701DRCR	TPS74701DRCR	SON-10	0.5	50	1	0.8	5.5	2	2.2	Ceramic	1.81	1.44	.976	.957
595-TPS74701DRCT	TPS74701DRCT	SON-10	0.5	50	1	0.8	5.5	2	2.2	Ceramic	2.17	1.73	1.17	1.14
595-TPS79501DCQ	TPS79501DCQ	SOT-223-6	0.5	105	0.265	2.7	5.5	3	1	Ceramic	2.89	2.31	1.56	1.53
595-TPS79501DRBR	TPS79501DRBR	SON-8	0.5	105	0.265	2.7	5.5	3	1	Ceramic	2.65	2.12	1.43	1.40
595-TPS79518DCQ	TPS79518DCQ	SOT-223-6	0.5	105	0.265	2.7	5.5	3	1	Ceramic	2.89	2.31	1.56	1.53
595-TPS79525DCQ	TPS79525DCQ	SOT-223-6	0.5	105	0.265	2.7	5.5	3	1	Ceramic	2.89	2.31	1.56	1.53
595-TPS79533DCQ	TPS79533DCQ	SOT-223-6	0.5	105	0.265	2.7	5.5	3	1	Ceramic	2.89	2.31	1.56	1.53
595-TPS7350QD	TPS7350QD	SOIC-8	0.5	146	0.29	5.33	10	-	10	Tantalum	3.25	2.60	1.75	1.72
595-UCC384DP-12	UCC384DP-12	SOIC-8	0.5	150	0.2	-12.05	-15	2.5	4.7	Tantalum	5.66	4.53	3.06	3.00
595-TPS77533D	TPS77533D	SOIC-8	0.5	169	0.087	3.469	10	2	10	Tantalum	2.65	2.12	1.43	1.40
595-TPS77601D	TPS77601D	SOIC-8	0.5	169	0.087	2.7	10	2	10	Tantalum	2.04	1.64	1.10	1.08
595-TPS77618D	TPS77618D	SOIC-8	0.5	169	0.087	2.7	10	2	10	Tantalum	2.04	1.64	1.10	1.08
595-TPS77633D	TPS77633D	SOIC-8	0.5	169	0.087	3.469	10	2	10	Tantalum	2.04	1.64	1.10	1.08
595-TPS77633PWP	TPS77633PWP	HTSSOP-20	0.5	169	0.087	3.469	10	2	10	Tantalum	2.04	1.64	1.10	1.08
595-UCC284DP-5	UCC284DP-5	SOIC-8	0.5	200	0.2	-5.2	-16	-	4.7	Tantalum	7.70	6.16	4.16	4.08
926-38693MP-5.0/NOPB	LP38693MP-5.0/NOPB	SOT-223	0.5	250	0.055	2.7	10	2	1	Ceramic	1.21	.963	.651	.638
926-LP38693MPADJNOPB	LP38693MP-ADJ/NOPB	SOT-223	0.5	250	0.055	2.7	10	2	1	Ceramic	1.21	.963	.651	.638
926-38693SD-5.0/NOPB	LP38693SD-5.0/NOPB	LLP-6	0.5	250	0.055	2.7	10	2	1	Ceramic	1.21	.963	.651	.638
926-LP38691DTX18NOPB	LP38691DTX-1.8/NOPB	TO-252	0.5	250	0.1	2.7	10	2	1	Ceramic	1.21	.963	.651	.638
926-LP38691QSD18NOPB	LP38691QSD-1.8/NOPB	LLP-6	0.5	250	0.1	2.7	10	2	1	Ceramic	1.50	1.20	.807	.791
926-LP38691QSD25NOPB	LP38691QSD-2.5/NOPB	LLP-6	0.5	250	0.1	2.7	10	2	1	Ceramic	1.50	1.20	.807	.791
926LP38691QSD3.3NOPB	LP38691QSD-3.3/NOPB	LLP-6	0.5	250	0.1	2.7	10	2	1	Ceramic	1.50	1.20	.807	.791
926LP38691QSD5.0NOPB	LP38691QSD-5.0/NOPB	LLP-6	0.5	250	0.1	2.7	10	2	1	Ceramic	1.50	1.20	.807	.791
595-TPS73501DRBT	TPS73501DRBT	SON-8	0.5	250	0.045	2.5	6.5	2	2	Ceramic	1.56	1.25	.846	.829
595-TPS73533DRVT	TPS73533DRVT	SON-6	0.5	250	0.045	3.8	6.5	2	2	Ceramic	1.56	1.25	.846	.829
595-UCC284DP-ADJ	UCC284DP-ADJ	SOIC-8	0.5	250	0.2	-1.45	-16	-	4.7	Tantalum	7.70	6.16	4.16	4.08
595-UCC384DP-ADJ	UCC384DP-ADJ	SOIC-8	0.5	250	0.2	-3.5	-15	2.5	4.7	Tantalum	5.66	4.53	3.06	3.00
595-TPS77733PWP	TPS77733PWP	HTSSOP-20	0.5	260	0.085	3.56	10	2	10	Tantalum	3.01	2.41	1.63	1.59
595-TPS77625D	TPS77625D	SOIC-8	0.5	285	0.087	2.7	10	2	10	Tantalum	2.04	1.64	1.10	1.08
926-2989AIM-3.3/NOPB	LP2989AIM-3.3/NOPB	SOIC-8	0.5	310	0.11	2.1	16	0.75	4.7	Ceramic	2.17	1.73	1.17	1.14
926-2989AIM-5.0/NOPB	LP2989AIM-5.0/NOPB	SOIC-8	0.5	310	0.11	2.1	16	0.75	4.7	Ceramic	2.17	1.73	1.17	1.14
926-2989AIMM3.0/NOPB	LP2989AIMM-3.0/NOPB	MiniSOIC-8	0.5	310	0.11	2.1	16	0.75	4.7	Ceramic	2.17	1.73	1.17	1.14
926-2989ILD-3.0/NOPB	LP2989ILD-3.0/NOPB	LLP-8	0.5	310	0.11	2.1	16	1.25	4.7	Ceramic	2.17	1.73	1.17	1.14
926-2989ILD-3.3/NOPB	LP2989ILD-3.3/NOPB	LLP-8	0.5	310	0.11	2.1	16	1.25	4.7	Ceramic	2.17	1.73	1.17	1.14
926-2989ILD-5.0/NOPB	LP2989ILD-5.0/NOPB	LLP-8	0.5	310	0.11	2.1	16	1.25	4.7	Ceramic	2.17	1.73	1.17	1.14
926-2989IM-3.3/NOPB	LP2989IM-3.3/NOPB	SOIC-8	0.5	310	0.11	2.1	16	1.25	4.7	Ceramic	2.14	1.71	1.16	1.13
926-2989IM-5.0/NOPB	LP2989IM-5.0/NOPB	SOIC-8	0.5	310	0.11	2.1	16	1.25	4.7	Ceramic	2.14	1.71	1.16	1.13
926-2989IMM-3.0/NOPB	LP2989IMM-3.0/NOPB	MiniSOIC-8	0.5	310	0.11	2.1	16	1.25	4.7	Ceramic	2.29	1.83	1.24	1.21
926-LP2989IMM3.3NOPB	LP2989IMM-3.3/NOPB	MiniSOIC-8	0.5	310	0.11	2.1	16	1.25	4.7	Ceramic	2.29	1.83	1.24	1.21
926-2989IMM-5.0/NOPB	LP2989IMM-5.0/NOPB	MiniSOIC-8	0.5	310	0.11	2.1	16	1.25	4.7	Ceramic	2.29	1.83	1.24	1.21
926-LP2989AIMX33NOPB	LP2989AIMX-3.3/NOPB	SOIC-8	0.5	310	0.08	3.98	16	0.75	1	Ceramic	2.17	1.73	1.17	1.14
926-38691DT-3.3/NOPB	LP38691DT-3.3/NOPB	TO-252	0.5	330	0.055	2.7	10	2	1	Ceramic	1.21	.963	.651	.638
926-38691SD-3.3/NOPB	LP38691SD-3.3/NOPB	LLP-6	0.5	330	0.055	2.7	10	2	1	Ceramic	1.21	.963	.651	.638
926-38693MP-3.3/NOPB	LP38693MP-3.3/NOPB	SOT-223	0.5	330	0.055	2.7	10	2	1	Ceramic	1.21	.963	.651	.638
926-38691DT-2.5/NOPB	LP38691DT-2.5/NOPB	TO-252	0.5	430	0.055	2.7	10	2	1	Ceramic	1.21	.963	.651	.638
926-LP38691SD5.0NOPB	LP38691SD-5.0/NOPB	LLP-6	0.5	450	0.055	2.7	10	2	1	Ceramic	1.21	.963	.651	.638
926-LP38691DTX50NOPB	LP38691DTX-5.0/NOPB	TO-252	0.5	450	0.1	2.7	10	2	1	Ceramic	1.21	.963	.651	.638
926-2960IM-5.0/NOPB	LP2960IM-5.0/NOPB	SOIC-16	0.5	470	0.45	-20	30	1	4.7	Tantalum	2.17	1.73	1.17	1.14
926-LM2937ES-12/NOPB	LM2937ES-12/NOPB	TO-263	0.5	500	2	-	26	5	10	Tantalum	2.04	1.65	1.49	1.32
926-LM2937ES-3.3NOPB	LM2937ES-3.3/NOPB	TO-263	0.5	500	2	-	26	5	10	Tantalum	2.04	1.65	1.49	1.32
926-LM2937ES-5.0NOPB	LM2937ES-5.0/NOPB	TO-263	0.5	500	2	-	26	5	10	Tantalum	2.04	1.65	1.49	1.32
926-LM2937ESX5.0NOPB	LM2937ESX-5.0/NOPB	TO-263	0.5	500	2	-	26	5	10	Tantalum	2.04	1.65	1.49	1.32
926-LM2937ET-12/NOPB	LM2937ET-12/NOPB	TO-220	0.5	500	2	-	26	5	10	Tantalum	1.72	1.39	1.25	1.11
926-LM2937ET-3.3NOPB	LM2937ET-3.3/NOPB	TO-220	0.5	500	2	-	26	5	10	Tantalum	1.72	1.39	1.25	1.11
926-LM2937ET-5.0NOPB	LM2937ET-5.0/NOPB	TO-220	0.5	500	2	-	26	5	10	Tantalum	1.72	1.39	1.25	1.11
926-LM2937IMP-10NOPB	LM2937IMP-10/NOPB	SOT-223	0.5	500	2	-	26	5	10	Tantalum	1.93	1.55	1.40	1.24
926-LM2937IMP-12NOPB	LM2937IMP-12/NOPB	SOT-223	0.5	500	2	-	26	5	10	Tantalum	1.93	1.55	1.40	1.24
926-LM2937IMP2.5NOPB	LM2937IMP-2.5/NOPB	SOT-223	0.5	500	2	-	26	5	10	Tantalum	1.93	1.55	1.40	1.24
926-LM2937IMP3.3NOPB	LM2937IMP-3.3/NOPB	SOT-223	0.5	500	2	-	26	5	10	Tantalum	1.93	1.55	1.40	1.24
926-LM2937IMP5.0NOPB	LM2937IMP-5.0/NOPB	SOT-223	0.5	500	2	-	26	5	10	Tantalum	1.93	1.55	1.40	1.24
926-LM2937IMP8.0NOPB	LM2937IMP-8.0/NOPB	SOT-223	0.5	500	2	-	26	5	10	Tantalum	1.93	1.55	1.40	1.24
926-LP38691DT1.8NOPB	LP38691DT-1.8/NOPB	TO-252	0.5	725	0.055	2.7	10	2	1	Ceramic	1.21	.963	.651	.638
926-38691SD-ADJ/NOPB	LP38691SD-ADJ/NOPB	LLP-6	0.5	-	0.055	2.7	10	2	1	Ceramic	1.21	.963	.651	.638
926-38693MP-1.8/NOPB	LP38693MP-1.8/NOPB	SOT-223	0.5	-	0.055	2.7	10	2	1	Ceramic	1.21	.963	.651	.638
926-38693SD-ADJ/NOPB	LP38693SD-ADJ/NOPB	LLP-6	0.5	-	0.055	2.7	10	2	1	Ceramic	1.21	.963	.651	.638
926-LP2997M/NOPB	LP2997M/NOPB	SOIC-8	0.5	-	0.00032	2.2	5.5	-	0.1	Ceramic	1.33	1.06	.716	.702
926-LP2997MR/NOPB	LP2997MR/NOPB	SOP-8	0.5	-	0.00032	2.2	5.5	-	0.1	Ceramic	1.33	1.06	.716	.702
926-LP2997MX/NOPB	LP2997MX/NOPB	SOIC-8	0.5	-	0.32	2.2	5.5	-	0.1	Ceramic	1.33	1.06	.716	.702
926-LP2998MAX/NOPB	LP2998MAX/NOPB	SO-8	0.5	-	0.32	2.2	5.5	-	0.1	Ceramic	1.69	1.35	.911	.892
595-TPS77801PWP	TPS77801PWP	HTSSOP-20	0.75	260	0.085	2.7	10	-	10	Tantalum	2.77	2.21	1.50	1.47
926-38511TJ-ADJ/NOPB	LP38511TJ-ADJ/NOPB	TO-263	0.8	25	7.5	2.25	5.5	2	10	Ceramic	1.44	1.16	.781	.765
926-38841S-1.2/NOPB	LP38841S-1.2/NOPB	TO-263	0.8	75	32	0.875	5.5	1.5	4.7	Tantalum	1.71	1.37	.924	.905
926-3891EMR-1.2/NOPB	LP3891EMR-1.2/NOPB	SOP-8	0.8	100	4	1.3	5.5	1.5	10	Tantalum	3.01	2.41	1.63	1.59
926-3891ES-1.2/NOPB	LP3891ES-1.2/NOPB	TO-263	0.8	100	4	1.3	5.5	1.5	10	Tantalum	3.01	2.41	1.63	1.59
926-38851MR-ADJ/NOPB	LP38851MR-ADJ/NOPB	SOP-8	0.8	115	10	0.915	5.5	1.5	10	Ceramic	1.71	1.37	.924	.905
926-38851S-ADJ/NOPB	LP38851S-ADJ/NOPB	TO-220	0.8	115	10	0.915	5.5	1.5	10	Ceramic	1.71	1.37	.924	.905

© Copyright 2013 Mouser Electronics
© Copyright 2013 Mouser Electronics

Products may be RoHS compliant. Check mouser.com for RoHS status.

SINGLE CHANNEL LDOS (CONT.)

NEW PRODUCT

For quantities greater than listed, call for quote.

MOUSER STOCK NO.	Texas Instruments Part No.	Package	I_{out} (Max) (A)	V_{do} (Typ) (mV)	I_q (Typ) (mA)	V_{in} (Min)	V_{in} (Max)	Accuracy (%)	Output Capacitor (μF)	Output Capacitor Type	Price Each 1	25	100	250
926-3871EMP-3.3/NOPB	LP3871EMP-3.3/NOPB	SOT-223	0.8	240	5	2.5	7	1.5	10	Tantalum	2.31	1.85	1.25	1.22
926-3871EMP-5.0/NOPB	LP3871EMP-5.0/NOPB	SOT-223	0.8	240	5	2.5	7	1.5	10	Tantalum	2.31	1.85	1.25	1.22
926-3871ES-1.8/NOPB	LP3871ES-1.8/NOPB	TO-263	0.8	240	5	2.5	7	1.5	10	Tantalum	2.29	1.83	1.24	1.21
926-3871ES-2.5/NOPB	LP3871ES-2.5/NOPB	TO-263	0.8	240	5	2.5	7	1.5	10	Tantalum	2.29	1.83	1.24	1.21
926-3871ES-3.3/NOPB	LP3871ES-3.3/NOPB	TO-263	0.8	240	5	2.5	7	1.5	10	Tantalum	2.29	1.83	1.24	1.21
926-3874EMP-1.8/NOPB	LP3874EMP-1.8/NOPB	SOT-223	0.8	240	5	2.5	7	1.5	10	Tantalum	2.31	1.85	1.25	1.22
926-LP3874EMP3.3NOPB	LP3874EMP-3.3/NOPB	SOT-223	0.8	240	5	2.5	7	1.5	10	Tantalum	2.31	1.85	1.25	1.22
926-3874ES-2.5/NOPB	LP3874ES-2.5/NOPB	TO-263	0.8	240	5	2.5	7	1.5	10	Tantalum	2.31	1.85	1.25	1.22
926-3874ES-3.3/NOPB	LP3874ES-3.3/NOPB	TO-263	0.8	240	5	2.5	7	1.5	10	Tantalum	2.31	1.85	1.25	1.22
926-3874ES-ADJ/NOPB	LP3874ES-ADJ/NOPB	TO-263	0.8	240	5	2.5	7	1.5	10	Tantalum	2.29	1.83	1.24	1.21
926-LP3961EMP1.8NOPB	LP3961EMP-1.8/NOPB	SOT-223	0.8	240	-	2.5	7	1.5	33	Tantalum	2.46	1.97	1.33	1.31
926-LP3961EMP3.3NOPB	LP3961EMP-3.3/NOPB	SOT-223	0.8	240	-	2.5	7	1.5	33	Tantalum	2.46	1.97	1.33	1.31
926-3961ES-1.8/NOPB	LP3961ES-1.8/NOPB	TO-263	0.8	240	-	2.5	7	1.5	33	Tantalum	2.50	2.00	1.35	1.33
926-3961ES-2.5/NOPB	LP3961ES-2.5/NOPB	TO-263	0.8	240	-	2.5	7	1.5	33	Tantalum	2.50	2.00	1.35	1.33
926-3961ES-3.3/NOPB	LP3961ES-3.3/NOPB	TO-263	0.8	240	-	2.5	7	1.5	33	Tantalum	2.50	2.00	1.35	1.33
926-3964EMP-1.8/NOPB	LP3964EMP-1.8/NOPB	SOT-223	0.8	240	3	2.5	7	1.5	33	Tantalum	2.46	1.97	1.33	1.31
926-3964EMP-2.5/NOPB	LP3964EMP-2.5/NOPB	SOT-223	0.8	240	3	2.5	7	1.5	33	Tantalum	2.46	1.97	1.33	1.31
926-3964EMP-3.3/NOPB	LP3964EMP-3.3/NOPB	SOT-223	0.8	240	3	2.5	7	1.5	33	Tantalum	2.46	1.97	1.33	1.31
926-3964EMP-ADJ/NOPB	LP3964EMP-ADJ/NOPB	SOT-223	0.8	240	3	2.5	7	1.5	33	Tantalum	2.46	1.97	1.33	1.31
926-3964ES-1.8/NOPB	LP3964ES-1.8/NOPB	TO-263	0.8	240	3	2.5	7	1.5	33	Tantalum	2.79	2.24	1.51	1.48
926-3964ES-2.5/NOPB	LP3964ES-2.5/NOPB	TO-263	0.8	240	3	2.5	7	1.5	33	Tantalum	2.79	2.24	1.51	1.48
926-3964ES-ADJ/NOPB	LP3964ES-ADJ/NOPB	TO-263	0.8	240	3	2.5	7	1.5	33	Tantalum	2.79	2.24	1.51	1.48
926-38511MR-ADJ/NOPB	LP38511MR-ADJ/NOPB	SOP-8	0.8	250	7.5	2.25	5.5	2	10	Ceramic	1.44	1.16	.781	.765
926-LP3891ESX12NOPB	LP3891ESX-1.2/NOPB	TO-263	0.8	300	0.6	-0.3	6	1.5	10	Fixed	3.01	2.41	1.63	1.59
926-LP3878MR-ADJNOPB	LP3878MR-ADJ/NOPB	SOP-8	0.8	475	0.18	2.5	16	1	10	Ceramic	1.93	1.54	1.04	1.02
926-LP3878MRXADJNOPB	LP3878MRX-ADJ/NOPB	SOP-8	0.8	475	0.18	2.5	16	1	10	Ceramic	1.93	1.54	1.04	1.02
926-3878SD-ADJ/NOPB	LP3878SD-ADJ/NOPB	LLP-8	0.8	475	0.18	2.5	16	1	10	Ceramic	1.95	1.56	1.05	1.03
595-REG1117-3.3	REG1117-3.3	SOT-223-3	0.8	1100	4	3.8	15	-	10	Tantalum	2.77	2.41	2.19	1.93
926-LM1117DT-3.3NOPB	LM1117DT-3.3/NOPB	TO-252	0.8	1200	5	2.6	15	1	10	Tantalum	1.47	1.18	1.03	.904
926-LM1117DT-ADJNOPB	LM1117DT-ADJ/NOPB	TO-252	0.8	1200	5	2.6	15	1	10	Tantalum	1.47	1.18	1.03	.904
926-LM1117DTX3.3NOPB	LM1117DTX-3.3/NOPB	TO-252	0.8	1200	5	2.6	15	1	10	Tantalum	1.47	1.18	1.03	.904
926-LM1117DTXADJNOPB	LM1117DTX-ADJ/NOPB	TO-252	0.8	1200	5	2.6	15	1	10	Tantalum	1.47	1.18	1.03	.904
926-LM1117IDT3.3NOPB	LM1117IDT-3.3/NOPB	TO-252	0.8	1200	5	2.6	15	1	10	Tantalum	1.47	1.18	1.03	.904
926-LM1117IMP3.3NOPB	LM1117IMP-3.3/NOPB	SOT-223	0.8	1200	5	2.6	15	1	10	Tantalum	1.14	.914	.80	.702
926-LM1117IMP5.0NOPB	LM1117IMP-5.0/NOPB	SOT-223	0.8	1200	5	2.6	15	1	10	Tantalum	1.14	.914	.80	.702
926-LM1117IMPADJNOPB	LM1117IMP-ADJ/NOPB	SOT-223	0.8	1200	5	2.6	15	1	10	Tantalum	1.14	.914	.80	.702
926-LM1117IMPX33NOPB	LM1117IMPX-3.3/NOPB	SOT-223	0.8	1200	5	2.6	15	1	10	Tantalum	1.14	.914	.80	.702
926-M1117IMPXADJNOPB	LM1117IMPX-ADJ/NOPB	SOT-223	0.8	1200	5	2.6	15	1	10	Tantalum	1.14	.914	.80	.702
926-LM1117MP-1.8NOPB	LM1117MP-1.8/NOPB	SOT-223	0.8	1200	5	2.6	15	1	10	Tantalum	1.14	.914	.80	.702
926-LM1117MP-3.3NOPB	LM1117MP-3.3/NOPB	SOT-223	0.8	1200	5	2.6	15	1	10	Tantalum	1.14	.914	.80	.702
926-LM1117MP-5.0NOPB	LM1117MP-5.0/NOPB	SOT-223	0.8	1200	5	2.6	15	1	10	Tantalum	1.14	.914	.80	.702
926-LM1117MP-ADJNOPB	LM1117MP-ADJ/NOPB	SOT-223	0.8	1200	5	2.6	15	1	10	Tantalum	1.14	.914	.80	.702
926-LM1117MPX1.8NOPB	LM1117MPX-1.8/NOPB	SOT-223	0.8	1200	5	2.6	15	1	10	Tantalum	1.14	.914	.80	.702
926-LM1117MPX2.5NOPB	LM1117MPX-2.5/NOPB	SOT-223	0.8	1200	5	2.6	15	1	10	Tantalum	1.14	.914	.80	.702
926-LM1117MPX3.3NOPB	LM1117MPX-3.3/NOPB	SOT-223	0.8	1200	5	2.6	15	1	10	Tantalum	1.14	.914	.80	.702
926-LM1117MPX5.0NOPB	LM1117MPX-5.0/NOPB	SOT-223	0.8	1200	5	2.6	15	1	10	Tantalum	1.14	.914	.80	.702
926-LM1117MPXADJNOPB	LM1117MPX-ADJ/NOPB	SOT-223	0.8	1200	5	2.6	15	1	10	Tantalum	1.14	.914	.80	.702
926-LM1117T-3.3/NOPB	LM1117T-3.3/NOPB	TO-220	0.8	1200	5	2.6	15	1	10	Tantalum	1.59	1.28	1.12	.982
926-3879MR-1.0/NOPB	LP3879MR-1.0/NOPB	SOP-8	0.8	-	0.2	2.5	6	1	10	Ceramic	1.69	1.35	.911	.892
926-3879MR-1.2/NOPB	LP3879MR-1.2/NOPB	SOP-8	0.8	-	0.2	2.5	6	1	10	Ceramic	1.69	1.35	.911	.892
926-3879SD-1.0/NOPB	LP3879SD-1.0/NOPB	LLP-8	0.8	-	0.2	2.5	6	1	10	Ceramic	1.69	1.35	.911	.892
595-TLV111733CDCYRG3	TLV1117-33CDCYRG3	SOT-223-3	0.8	-	5	4.7	15	-	-	Capacitor Free	.60	.547	.462	.408
595-TLV1117-33IDCY	TLV1117-33IDCY	SOT-223-3	0.8	-	5	4.7	15	-	-	Capacitor Free	.74	.67	.567	.50
595-TLV1117-33IDCYG3	TLV1117-33IDCYG3	SOT-223-3	0.8	-	5	4.7	15	-	-	Capacitor Free	.74	.67	.567	.50
595-TLV111750IDCYRG3	TLV1117-50IDCYRG3	SOT-223-3	0.8	-	5	6.4	15	-	-	Capacitor Free	.67	.615	.52	.459
595-TPS76801QPWPRQ1	TPS76801QPWPRQ1	HTSSOP-20	1	14	0.085	2.7	10	2	10	Tantalum	2.53	2.02	1.37	1.34
926-LP38690DTX33NOPB	LP38690DTX-3.3/NOPB	TO-252	1	100	0.1	2.7	10	2.5	1	Fixed	1.27	1.02	.69	.676
595-TPS73701DCQ	TPS73701DCQ	SOT-223-6	1	130	0.3	2.2	5.5	3	1	Ceramic	1.69	1.35	.911	.892
595-TPS73701DRBR	TPS73701DRBR	SON-8	1	130	0.3	2.2	5.5	3	1	Ceramic	1.44	1.16	.781	.765
595-TPS73701DRBT	TPS73701DRBT	SON-8	1	130	0.3	2.2	5.5	3	1	Ceramic	1.69	1.35	.911	.892
595-TPS73733DCQR	TPS73733DCQR	SOT-223-6	1	130	0.3	2.2	5.5	3	1	Ceramic	1.44	1.16	.781	.765
595-TPS7A8001DRBR	TPS7A8001DRBR	SON-8	1	170	-	2.2	6.5	3	4.7	Ceramic	2.41	1.93	1.31	1.27
595-TPS72501DCQ	TPS72501DCQ	SOT-223-5	1	170	0.075	1.8	6	2	-	Capacitor Free	3.25	2.60	1.75	1.72
595-TPS72501KTTT	TPS72501KTTT	DDPAK	1	170	0.075	1.8	6	2	-	Capacitor Free	3.62	2.89	1.95	1.92
595-TPS72525DCQ	TPS72525DCQ	SOT-223-5	1	170	0.075	2.8	6	2	-	Capacitor Free	3.25	2.60	1.75	1.72
595-TPS72525KTTT	TPS72525KTTT	TO-263-5	1	170	0.075	2.8	6	2	-	Capacitor Free	3.62	2.89	1.95	1.92
595-TPS7A7100RGWT	TPS7A7100RGWT	QFN-20	1	200	-	1.5	6.5	2	1	Ceramic	3.01	2.41	1.63	1.59
595-TPS79601DCQ	TPS79601DCQ	SOT-223-6	1	200	0.31	2.7	5.5	2	1	Ceramic	3.25	2.60	1.75	1.72
595-TPS79601DCQR	TPS79601DCQR	SOT-223-6	1	200	0.31	2.7	5.5	2	1	Ceramic	2.65	2.12	1.43	1.40
595-TPS79601KTTT	TPS79601KTTT	TO-263-5	1	200	0.31	2.7	5.5	2	1	Ceramic	3.62	2.89	1.95	1.92
595-TPS79618DCQ	TPS79618DCQ	SOT-223-6	1	200	0.31	2.7	5.5	2	1	Ceramic	3.25	2.60	1.75	1.72
595-TPS79633DCQ	TPS79633DCQ	SOT-223-6	1	200	0.31	2.7	5.5	2	1	Ceramic	3.25	2.60	1.75	1.72
595-TPS79633DCQR	TPS79633DCQR	SOT-223-6	1	200	0.31	2.7	5.5	2	1	Ceramic	2.65	2.12	1.43	1.40
595-TPS79633KTTT	TPS79633KTTT	TO-263-5	1	200	0.31	2.7	5.5	2	1	Ceramic	3.62	2.89	1.95	1.92
595-TPS7A4700RGWT	TPS7A4700RGWT	VQFN-20	1	216	-	3	35	1	10	Ceramic	5.30	4.24	2.87	2.80
595-TPS7A8101DRBT	TPS7A8101DRBT	SON-8	1	230	0.04	2.2	6.5	3	-	Ceramic	2.77	2.21	1.50	1.47
595-TPS7A8001DRBT	TPS7A8001DRBT	SON-8	1	230	0.045	2.2	6.5	3	4.7	Ceramic	2.77	2.21	1.50	1.47
595-TPS76718QPWP	TPS76718QPWP	HTSSOP-20	1	230	0.085	2.7	10	2	10	Tantalum	3.25	2.60	1.75	1.72
595-TPS76801QD	TPS76801QD	SOIC-8	1	230	0.08	2.7	10	2	10	Tantalum	2.65	2.12	1.43	1.40
595-TPS76801QPWP	TPS76801QPWP	HTSSOP-20	1	230	0.08	2.7	10	2	10	Tantalum	2.65	2.12	1.43	1.40
595-TPS76850QPWP	TPS76850QPWP	HTSSOP-20	1	230	0.08	5.23	10	2	10	Tantalum	2.65	2.12	1.43	1.40
926-LM3940IMP3.3NOPB	LM3940IMP-3.3/NOPB	SOT-223	1	310	0.11	-	7.5	3	33	Tantalum	1.64	1.32	1.14	1.01
926-LM3940IS-3.3NOPB	LM3940IS-3.3/NOPB	TO-263	1	310	0.11	-	7.5	3	33	Tantalum	1.92	1.54	1.39	1.24
926-LM3940ISX3.3NOPB	LM3940ISX-3.3/NOPB	TO-263	1	310	0.11	-	7.5	3	33	Tantalum	1.92	1.54	1.39	1.24
926-LM3940IT-3.3NOPB	LM3940IT-3.3/NOPB	TO-220	1	310	0.11	-	7.5	3	33	Tantalum	1.86	1.51	1.36	1.21
595-REG104FA-5KTTT	REG104FA-5KTTT	TO-263-5	1	320	0.6	2.1	15	2	-	Capacitor Free	7.66	6.98	6.30	5.79
595-REG104GA-5	REG104GA-5	SOT-223-6	1	320	0.6	2.1	15	2	-	Capacitor Free	6.41	5.83	5.28	4.84
595-TPS76733QD	TPS76733QD	SOIC-8	1	350	0.085	3.65	10	2	10	Tantalum	3.25	2.60	1.75	1.72
595-TPS76733QPWP	TPS76733QPWP	HTSSOP-20	1	350	0.085	3.65	10	2	10	Tantalum	3.25	2.60	1.75	1.72
595-TPS76833QPWP	TPS76833QPWP	HTSSOP-20	1	350	0.08	3.65	10	2	10	Tantalum	2.65	2.12	1.43	1.40
926-38690DT-5.0/NOPB	LP38690DT-5.0/NOPB	TO-252	1	450	0.055	2.7	10	2.5	1	Ceramic	1.27	1.02	.69	.676
926-LP38690SDADJNOPB	LP38690SD-ADJ/NOPB	LLP-6	1	450	0.055	2.7	10	2.5	1	Ceramic	1.25	1.00	.676	.663
926-38692MP-5.0/NOPB	LP38692MP-5.0/NOPB	SOT-223	1	450	0.055	2.7	10	2.5	1	Ceramic	1.27	1.02	.69	.676
926-LM2940CS-12/NOPB	LM2940CS-12/NOPB	TO-263	1	500	10	-	26	-	22	Tantalum	1.82	1.47	1.32	1.18
926-LM2940CS-5.0/NOPB	LM2940CS-5.0/NOPB	TO-263	1	500	10	-	26	-	22	Tantalum	1.82	1.47	1.32	1.18
926-LM2940CSX5.0NOPB	LM2940CSX-5.0/NOPB	TO-263	1	500	10	-	26	-	22	Tantalum	1.82	1.47	1.32	1.18
926-LM2940CT-12/NOPB	LM2940CT-12/NOPB	TO-220	1	500	10	-	26	-	22	Tantalum	1.75	1.41	1.23	1.08
926-LM2940CT-15/NOPB	LM2940CT-15/NOPB	TO-220	1	500	10	-	26	-	22	Tantalum	1.75	1.41	1.23	1.08
926-LM2940CT-5.0/NOPB	LM2940CT-5.0/NOPB	TO-220	1	500	10	-	26	-	22	Tantalum	1.75	1.41	1.23	1.08

© Copyright 2013 Mouser Electronics

© Copyright 2013 Mouser Electronics

TEXAS INSTRUMENTS Power Management ICs

Products may be RoHS compliant. Check mouser.com for RoHS status.

SINGLE CHANNEL LDOS (CONT.)

NEW PRODUCT

For quantities greater than listed, call for quote.

MOUSER STOCK NO.	Texas Instruments Part No.	Package	I_{out} (Max) (A)	V_{do} (Typ) (mV)	I_q (Typ) (mA)	V_{in} (Min)	V_{in} (Max)	Accuracy (%)	Output Capacitor (μF)	Output Capacitor Type	Price Each 1	25	100	250
926-LM2940IMP-12NOPB	LM2940IMP-12/NOPB	SOT-223	1	500	10	-	26	-	22	Tantalum	2.30	1.85	1.67	1.49
926-LM2940IMP-15NOPB	LM2940IMP-15/NOPB	SOT-223	1	500	10	-	26	-	22	Tantalum	2.30	1.85	1.67	1.49
926-LM2940IMP5.0NOPB	LM2940IMP-5.0/NOPB	SOT-223	1	500	10	-	26	-	22	Tantalum	2.30	1.85	1.67	1.49
926-LM2940S-12/NOPB	LM2940S-12/NOPB	TO-263	1	500	10	-	26	-	22	Tantalum	1.94	1.56	1.41	1.25
926-LM2940S-5.0/NOPB	LM2940S-5.0/NOPB	TO-263	1	500	10	-	26	-	22	Tantalum	1.94	1.56	1.41	1.25
926-LM2940SX-5.0NOPB	LM2940SX-5.0/NOPB	TO-263	1	500	10	-	26	-	22	Tantalum	1.94	1.56	1.41	1.25
926-LM2940T-10.0/NOPB	LM2940T-10.0/NOPB	TO-220	1	500	10	-	26	-	22	Tantalum	1.79	1.43	1.25	1.10
926-LM2940T-12.0/NOPB	LM2940T-12.0/NOPB	TO-220	1	500	10	-	26	-	22	Tantalum	1.79	1.43	1.25	1.10
926-LM2940T-5.0/NOPB	LM2940T-5.0/NOPB	TO-220	1	500	10	-	26	-	22	Tantalum	1.79	1.43	1.25	1.10
926-LM2941CS/NOPB	LM2941CS/NOPB	TO-263	1	500	10	-15	26	-	22	Tantalum	2.30	1.86	1.68	1.49
926-LM2941CSX/NOPB	LM2941CSX/NOPB	TO-263	1	500	10	-15	26	-	22	Tantalum	2.30	1.86	1.68	1.49
926-LM2941CT/NOPB	LM2941CT/NOPB	TO-220	1	500	10	-15	26	-	22	Tantalum	1.83	1.47	1.28	1.12
926-LM2941S/NOPB	LM2941S/NOPB	TO-263	1	500	10	-15	26	-	22	Tantalum	1.86	1.50	1.36	1.20
926-LM2941SX/NOPB	LM2941SX/NOPB	TO-263	1	500	10	-15	26	-	22	Tantalum	1.86	1.50	1.36	1.20
926-LM2941T/NOPB	LM2941T/NOPB	TO-220	1	500	10	-15	26	-	22	Tantalum	1.83	1.47	1.28	1.12
595-REG104GA-3.3	REG104GA-3.3	SOT-223-5	1	530	0.6	2.1	15	2	-	Capacitor Free	6.41	5.83	5.28	4.84
926-LM2991S/NOPB	LM2991S/NOPB	TO-263	1	600	0.7	-26	0.3	-	10	Electrolytic	3.08	2.46	1.67	1.64
926-LM2991SX/NOPB	LM2991SX/NOPB	TO-263	1	600	0.7	-26	0.3	-	10	Electrolytic	3.08	2.46	1.67	1.64
926-LM2991T/NOPB	LM2991T/NOPB	TO-220	1	600	0.7	-26	0.3	-	10	Electrolytic	3.08	2.46	1.67	1.64
926-38690DT-3.3/NOPB	LP38690DT-3.3/NOPB	TO-252	1	650	0.055	2.7	10	2.5	1	Ceramic	1.27	1.02	.69	.676
926-LP38692MP3.3NOPB	LP38692MP-3.3/NOPB	SOT-223	1	650	0.055	2.7	10	2.5	1	Ceramic	1.27	1.02	.69	.676
926-38690DT-2.5/NOPB	LP38690DT-2.5/NOPB	TO-252	1	800	0.055	2.7	10	2.5	1	Ceramic	1.27	1.02	.69	.676
926-38692SD-2.5/NOPB	LP38692SD-2.5/NOPB	LLP-6	1	800	0.055	2.7	10	2.5	1	Ceramic	1.27	1.02	.69	.676
926-LP38692MP-50	LP38692MP-5.0	SOT-223-5	1	800	0.1	2.7	10	2.5	1	Ceramic	1.27	1.02	.69	.676
926-38690DT-1.8/NOPB	LP38690DT-1.8/NOPB	TO-252	1	950	0.055	2.7	10	2.5	1	Ceramic	1.27	1.02	.69	.676
926-38690SD-1.8/NOPB	LP38690SD-1.8/NOPB	LLP-6	1	950	0.055	2.7	10	2.5	1	Ceramic	1.27	1.02	.69	.676
595-REG1117A	REG1117A	SOT-223-3	1	1200	4	3.8	15	-	10	Tantalum	2.68	2.41	2.19	1.98
926-38692MP-ADJ/NOPB	LP38692MP-ADJ/NOPB	SOT-223	1	-	0.055	2.7	10	2.5	1	Ceramic	1.27	1.02	.69	.676
926-LP38692SDADJNOPB	LP38692SD-ADJ/NOPB	LLP-6	1	-	0.055	2.7	10	2.5	1	Ceramic	1.27	1.02	.69	.676
595-TPS73615DBVT	TPS73615DBVT	SOT-23-5	1	-	0.3	1.7	5.5	1	-	Capacitor Free	2.17	1.73	1.17	1.14
595-TPS73615DRBT	TPS73615DRBT	SON-8	1	-	0.3	1.7	5.5	1	-	Capacitor Free	2.29	1.83	1.24	1.21
926-LP3879MRX12NOPB	LP3879MRX-1.2/NOPB	PSOP-8	1.2	-	0.1	2.5	6	2	0.1	Fixed	1.69	1.35	.911	.892
926-LP3879SD12NOPB	LP3879SD-1.2/NOPB	LLP-8	1.2	-	0.1	2.5	6	2	0.1	Fixed	1.69	1.35	.911	.892
595-TPS74201RGWT	TPS74201RGWT	QFN-20	1.5	55	3	0.8	5.5	1	-	Capacitor Free	5.54	4.43	3.00	2.93
595-TPS74301RGWT	TPS74301RGWT	QFN-20	1.5	55	3	0.8	5.5	1	-	Capacitor Free	5.54	4.43	3.00	2.93
595-TPS74801DRCR	TPS74801DRCR	SON-10	1.5	60	1	0.8	5.5	2	2.2	Ceramic	1.93	1.54	1.04	1.02
595-TPS74801RGWR	TPS74801RGWR	VQFN-20	1.5	60	1	0.8	5.5	2	2.2	Ceramic	1.93	1.54	1.04	1.02
595-TPS74801RGWT	TPS74801RGWT	VQFN-20	1.5	60	1	0.8	5.5	2	2.2	Ceramic	2.17	1.73	1.17	1.14
595-TPS74012DGKT	TPS74012DGKT	SOP-8	1.5	100	1	1.2	5.5	2	-	Ceramic	4.44	4.00	3.64	3.28
926-3882EMR-1.2/NOPB	LP3882EMR-1.2/NOPB	SOP-8	1.5	110	4	1.326	5.5	1.5	4.7	Tantalum	4.70	3.76	2.54	2.48
926-3882EMR-1.5/NOPB	LP3882EMR-1.5/NOPB	SOP-8	1.5	110	4	1.326	5.5	1.5	4.7	Tantalum	4.70	3.76	2.54	2.48
926-3882EMR-1.8/NOPB	LP3882EMR-1.8/NOPB	SOP-8	1.5	110	4	1.326	5.5	1.5	4.7	Tantalum	4.70	3.76	2.54	2.48
926-3882ES-1.2/NOPB	LP3882ES-1.2/NOPB	TO-263	1.5	110	4	1.326	5.5	1.5	4.7	Tantalum	4.70	3.76	2.54	2.48
926-3882ES-1.5/NOPB	LP3882ES-1.5/NOPB	TO-263	1.5	110	4	1.326	5.5	1.5	4.7	Tantalum	4.70	3.76	2.54	2.48
926-38842MR-ADJ/NOPB	LP38842MR-ADJ/NOPB	SOP-8	1.5	115	32	0.675	5.5	1.5	4.7	Tantalum	2.41	1.93	1.31	1.27
926-38852MR-ADJ/NOPB	LP38852MR-ADJ/NOPB	SOP-8	1.5	130	10	0.93	5.5	1.5	10	Ceramic	2.53	2.02	1.37	1.34
926-38852S-ADJ/NOPB	LP38852S-ADJ/NOPB	TO-263	1.5	130	10	0.93	5.5	1.5	10	Ceramic	2.53	2.02	1.37	1.34
926-38855S-1.2/NOPB	LP38855S-1.2/NOPB	TO-263	1.5	130	10	0.98	5.5	1	10	Ceramic	2.04	1.64	1.10	1.08
926-38855T-1.2/NOPB	LP38855T-1.2/NOPB	TO-220	1.5	130	10	0.98	5.5	1	10	Ceramic	2.04	1.64	1.10	1.08
926-3892EMR-1.2/NOPB	LP3892EMR-1.2/NOPB	SOP-8	1.5	140	4	1.34	5.5	1.5	10	Tantalum	3.37	2.70	1.82	1.79
926-3892EMR-1.5/NOPB	LP3892EMR-1.5/NOPB	SOP-8	1.5	140	4	1.34	5.5	1.5	10	Tantalum	3.37	2.70	1.82	1.79
926-3892ES-1.5/NOPB	LP3892ES-1.5/NOPB	TO-263	1.5	140	4	1.34	5.5	1.5	10	Tantalum	3.49	2.79	1.88	1.85
595-TPS75101QPWP	TPS75101QPWP	HTSSOP-20	1.5	160	0.075	2.7	5	2	47	Tantalum	5.78	4.62	3.12	3.06
595-TPS75118QPWP	TPS75118QPWP	HTSSOP-20	1.5	160	0.075	2.7	5	2	47	Tantalum	5.78	4.62	3.12	3.06
595-TPS75333QPWP	TPS75333QPWP	HTSSOP-20	1.5	160	0.075	3.46	5	-	47	Tantalum	5.06	4.04	2.73	2.68
926-LP3906SQDJXINOPB	LP3906SQ-DJXI/NOPB	LLP-24	1.5	200	0.4	-0.3	5.5	3	0.47	-	3.00	2.41	2.19	1.98
595-UA7812CKCT	UA7812CKCT	TO-220	1.5	200	-	14.5	30	-	0.1	Ceramic	.64	.581	.491	.433
926-38500SD-ADJ/NOPB	LP38500SD-ADJ/NOPB	LLP-8	1.5	220	2	2.7	5.5	3.5	10	Any	1.54	1.23	.832	.816
926-38500TS-ADJ/NOPB	LP38500TS-ADJ/NOPB	TO-263	1.5	220	2	2.7	5.5	3.5	10	Any	1.54	1.23	.832	.816
926-38502ATJADJ/NOPB	LP38502ATJ-ADJ/NOPB	TO-263	1.5	220	2	2.7	5.5	1.5	10	Any	1.54	1.23	.832	.816
926-38502SD-ADJ/NOPB	LP38502SD-ADJ/NOPB	LLP-8	1.5	220	2	2.7	5.5	3.5	10	Any	1.54	1.23	.832	.816
926-38502TJ-ADJ/NOPB	LP38502TJ-ADJ/NOPB	TO-263	1.5	220	2	2.7	5.5	3.5	10	Any	1.54	1.23	.832	.816
926-P38502TSXADJNOPB	LP38502TSX-ADJ/NOPB	TO-263	1.5	220	2	2.7	5.5	3	10	Any	1.54	1.23	.832	.816
926-3852EMP-5.0/NOPB	LP3852EMP-5.0/NOPB	SOT-223	1.5	240	3	2.5	7	1.5	10	Tantalum	4.33	3.47	2.34	-
926-3852ES-1.8/NOPB	LP3852ES-1.8/NOPB	TO-263	1.5	240	3	2.5	7	1.5	10	Tantalum	4.45	3.56	2.41	2.36
926-3852ES-2.5/NOPB	LP3852ES-2.5/NOPB	TO-263	1.5	240	3	2.5	7	1.5	10	Tantalum	4.45	3.56	2.41	2.36
926-3852ET-5.0/NOPB	LP3852ET-5.0/NOPB	TO-220	1.5	240	3	2.5	7	1.5	10	Tantalum	4.45	3.56	2.41	2.36
926-3855EMP-3.3/NOPB	LP3855EMP-3.3/NOPB	SOT-223	1.5	240	3	2.5	7	1.5	10	Ceramic	4.33	3.47	2.34	2.30
926-3855ES-1.8/NOPB	LP3855ES-1.8/NOPB	TO-263	1.5	240	3	2.5	7	1.5	10	Ceramic	4.70	3.76	2.54	2.48
926-3855ES-2.5/NOPB	LP3855ES-2.5/NOPB	TO-263	1.5	240	3	2.5	7	1.5	10	Ceramic	4.70	3.76	2.54	2.48
926-3855ES-3.3/NOPB	LP3855ES-3.3/NOPB	TO-263	1.5	240	3	2.5	7	1.5	10	Ceramic	4.70	3.76	2.54	2.48
926-3855ES-ADJ/NOPB	LP3855ES-ADJ/NOPB	TO-263	1.5	240	3	2.5	7	1.5	10	Ceramic	4.45	3.56	2.41	2.36
926-3855ET-5.0/NOPB	LP3855ET-5.0/NOPB	TO-220	1.5	240	3	2.5	7	1.5	10	Ceramic	4.70	3.76	2.54	2.48
926-3855ET-ADJ/NOPB	LP3855ET-ADJ/NOPB	TO-220	1.5	240	3	2.5	7	1.5	10	Ceramic	4.45	3.56	2.41	2.36
926-LP38500TSXADJNPB	LP38500TSX-ADJ/NOPB	TO-263	1.5	275	0.25	2.7	5.5	3.5	10	-	1.54	1.23	.832	.816
926-38512MR-ADJ/NOPB	LP38512MR-ADJ/NOPB	SOP-8	1.5	300	10	2.25	5.5	2	10	Ceramic	1.81	1.44	.976	.957
926-38512TJ-ADJ/NOPB	LP38512TJ-ADJ/NOPB	TO-263	1.5	300	10	2.25	5.5	2	10	Ceramic	1.81	1.44	.976	.957
595-TPS7A4501KTTR	TPS7A4501KTTR	TO-263-5	1.5	300	1	2.1	20	-	10	Ceramic	3.49	2.79	1.88	1.85
595-TPS78601DCQ	TPS78601DCQ	SOT-223-6	1.5	305	0.31	2.7	5.5	3	1	Ceramic	3.97	3.18	2.15	2.11
595-TPS78601DCQR	TPS78601DCQR	SOT-23-6	1.5	305	0.31	2.7	5.5	3	1	Ceramic	3.25	2.60	1.75	1.72
595-TPS78601KTTR	TPS78601KTTR	TO-263-5	1.5	305	0.31	2.7	5.5	3	1	Ceramic	3.85	3.08	2.09	2.04
595-TPS78601KTTT	TPS78601KTTT	TO-263-5	1.5	305	0.31	2.7	5.5	3	1	Ceramic	4.33	3.47	2.34	2.30
595-TPS78618DCQ	TPS78618DCQ	SOT-223-6	1.5	305	0.31	2.7	5.5	3	1	Ceramic	3.97	3.18	2.15	2.11
595-TPS78625DCQR	TPS78625DCQR	SOT-223-6	1.5	305	0.31	2.7	5.5	3	1	Ceramic	3.25	2.60	1.75	1.72
595-TPS78625KTTT	TPS78625KTTT	TO-263-5	1.5	305	0.31	2.7	5.5	3	1	Ceramic	4.33	3.47	2.34	2.30
595-TPS78633DCQ	TPS78633DCQ	SOT-223-6	1.5	305	0.31	2.7	5.5	3	1	Ceramic	3.97	3.18	2.15	2.11
595-TPS78633DCQR	TPS78633DCQR	SOT-23-6	1.5	305	0.31	2.7	5.5	3	1	Ceramic	3.25	2.60	1.75	1.72
595-TPS78633KTTT	TPS78633KTTT	TO-263-5	1.5	305	0.31	2.7	5.5	3	1	Ceramic	4.33	3.47	2.34	2.30
595-TL1963AKTTR	TL1963AKTTR	TO-263-5	1.5	340	1	2.1	20	-	10	Ceramic	3.01	2.41	1.63	1.59
926-LP3962ESX50NOPB	LP3962ESX-5.0/NOPB	TO-263	1.5	380	0.15	2.5	7	1.5	100	-	2.99	2.39	1.62	1.58
926-LP3965ESX18NOPB	LP3965ESX-1.8/NOPB	TO-263	1.5	380	0.15	2.5	7	1.5	100	-	3.33	2.65	1.80	1.77
926-LP3965ESX25NOPB	LP3965ESX-2.5/NOPB	TO-263	1.5	380	0.15	2.5	7	1.5	100	-	3.33	2.65	1.80	1.77
926-3872EMP-5.0/NOPB	LP3872EMP-5.0/NOPB	SOT-223	1.5	380	6	2.5	7	1.5	10	Tantalum	2.99	2.39	1.62	1.58
926-3872ES-2.5/NOPB	LP3872ES-2.5/NOPB	TO-263	1.5	380	6	2.5	7	1.5	10	Tantalum	3.33	2.65	1.80	1.77
926-3872ES-3.3/NOPB	LP3872ES-3.3/NOPB	TO-263	1.5	380	6	2.5	7	1.5	10	Tantalum	3.33	2.65	1.80	1.77
926-3872ES-5.0/NOPB	LP3872ES-5.0/NOPB	TO-263	1.5	380	6	2.5	7	1.5	10	Tantalum	3.33	2.65	1.80	1.77
926-3875EMP-2.5/NOPB	LP3875EMP-2.5/NOPB	SOT-223	1.5	380	6	2.5	7	1.5	10	Tantalum	2.77	2.21	1.50	1.47
926-3875EMP-5.0/NOPB	LP3875EMP-5.0/NOPB	SOT-223	1.5	380	6	2.5	7	1.5	10	Tantalum	2.77	2.21	1.50	1.47
926-LP3875EMPADJNOPB	LP3875EMP-ADJ/NOPB	SOT-223	1.5	380	6	2.5	7	1.4	10	Tantalum	2.77	2.21	1.50	1.47

© Copyright 2013 Mouser Electronics
© Copyright 2013 Mouser Electronics

Products may be RoHS compliant. Check mouser.com for RoHS status.

NEW PRODUCT

For quantities greater than listed, call for quote.

SINGLE CHANNEL LDOS (CONT.)

MOUSER STOCK NO.	Texas Instruments Part No.	Package	I_{out} (Max) (A)	V_{do} (Typ) (mV)	I_q (Typ) (mA)	V_{in} (Min)	V_{in} (Max)	Accuracy (%)	Output Capacitor (μF)	Output Capacitor Type	Price Each 1	25	100	250
926-3875ES-1.8/NOPB	LP3875ES-1.8/NOPB	TO-263	1.5	380	6	2.5	7	1.5	10	Tantalum	3.33	2.65	1.80	1.77
926-3875ES-2.5/NOPB	LP3875ES-2.5/NOPB	TO-263	1.5	380	6	2.5	7	1.5	10	Tantalum	3.33	2.65	1.80	1.77
926-3875ES-3.3/NOPB	LP3875ES-3.3/NOPB	TO-263	1.5	380	6	2.5	7	1.5	10	Tantalum	3.33	2.65	1.80	1.77
926-LP3875ES-ADJNOPB	LP3875ES-ADJ/NOPB	TO-263	1.5	380	6	2.5	7	1.4	10	Tantalum	3.33	2.65	1.80	1.77
926-3875ET-3.3/NOPB	LP3875ET-3.3/NOPB	TO-220	1.5	380	6	2.5	7	1.5	10	Tantalum	3.33	2.65	1.80	1.77
926-3962EMP-3.3/NOPB	LP3962EMP-3.3/NOPB	SOT-223	1.5	380	4	2.5	7	1.5	33	Tantalum	2.48	1.98	1.34	1.32
926-3962ES-1.8/NOPB	LP3962ES-1.8/NOPB	TO-263	1.5	380	4	2.5	7	1.5	33	Tantalum	2.99	2.39	1.62	1.58
926-3962ES-2.5/NOPB	LP3962ES-2.5/NOPB	TO-263	1.5	380	4	2.5	7	1.5	33	Tantalum	2.99	2.39	1.62	1.58
926-3962ES-3.3/NOPB	LP3962ES-3.3/NOPB	TO-263	1.5	380	4	2.5	7	1.5	33	Tantalum	2.99	2.39	1.62	1.58
926-LP3965EMP3.3NOPB	LP3965EMP-3.3/NOPB	SOT-223	1.5	380	4	2.5	7	1.5	33	Tantalum	2.77	2.21	1.50	1.47
926-LP3965EMPADJNOPB	LP3965EMP-ADJ/NOPB	SOT-223	1.5	380	4	2.5	7	1.5	33	Tantalum	2.77	2.21	1.50	1.47
926-3965ES-1.8/NOPB	LP3965ES-1.8/NOPB	TO-263	1.5	380	4	2.5	7	1.5	33	Tantalum	3.33	2.65	1.80	1.77
926-3965ES-2.5/NOPB	LP3965ES-2.5/NOPB	TO-263	1.5	380	4	2.5	7	1.5	33	Tantalum	3.33	2.65	1.80	1.77
926-3965ES-3.3/NOPB	LP3965ES-3.3/NOPB	TO-263	1.5	380	4	2.5	7	1.5	33	Tantalum	3.33	2.65	1.80	1.77
926-3965ES-ADJ/NOPB	LP3965ES-ADJ/NOPB	TO-263	1.5	380	4	2.5	7	1.5	33	Tantalum	3.33	2.65	1.80	1.77
926-3965ET-3.3/NOPB	LP3965ET-3.3/NOPB	TO-220	1.5	380	4	2.5	7	1.5	33	Tantalum	3.33	2.65	1.80	1.77
926-3965ET-ADJ/NOPB	LP3965ET-ADJ/NOPB	TO-220	1.5	380	4	2.5	7	1.5	33	Tantalum	3.33	2.65	1.80	1.77
926-LP3872EMP18NOPB	LP3872EMP-1.8/NOPB	SOT-223	1.5	450	0.1	2.5	7	1.5	10	Fixed	2.99	2.39	1.62	1.58
926-LM2990S-12/NOPB	LM2990S-12/NOPB	TO-263	1.5	600	1	-26	0.3	5	10	Electrolytic	3.08	2.46	1.67	1.64
926-LM2990S-15/NOPB	LM2990S-15/NOPB	TO-263	1.5	600	1	-26	0.3	5	10	Electrolytic	3.08	2.46	1.67	1.64
926-LM2990S-5.0/NOPB	LM2990S-5.0/NOPB	TO-263	1.5	600	1	-26	0.3	5	10	Electrolytic	3.08	2.46	1.67	1.64
926-LM2990SX-5.0NOPB	LM2990SX-5.0/NOPB	TO-263	1.5	600	1	-26	0.3	5	10	Electrolytic	3.08	2.46	1.67	1.64
926-LM2990T-12/NOPB	LM2990T-12/NOPB	TO-220	1.5	600	1	-26	0.3	5	10	Electrolytic	3.08	2.46	1.67	1.64
926-LM2990T-15/NOPB	LM2990T-15/NOPB	TO-220	1.5	600	1	-26	0.3	5	10	Electrolytic	3.08	2.46	1.67	1.64
926-LM2990T-5.0/NOPB	LM2990T-5.0/NOPB	TO-220	1.5	600	1	-26	0.3	5	10	Electrolytic	3.08	2.46	1.67	1.64
926-LM1086CS-3.3NOPB	LM1086CS-3.3/NOPB	TO-263	1.5	1300	2	2.6	27	2	10	Tantalum	1.52	1.21	.82	.804
926-LM1086CS-5.0NOPB	LM1086CS-5.0/NOPB	TO-263	1.5	1300	2	2.6	25	2	10	Tantalum	1.52	1.21	.82	.804
926-LM1086CS-ADJNOPB	LM1086CS-ADJ/NOPB	TO-263	1.5	1300	2	2.6	29	2	10	Tantalum	1.52	1.21	.82	.804
926-LM1086CSX3.3NOPB	LM1086CSX-3.3/NOPB	TO-263	1.5	1300	2	2.6	27	2	10	Tantalum	1.52	1.21	.82	.804
926-LM1086CSXADJNOPB	LM1086CSX-ADJ/NOPB	TO-263	1.5	1300	2	2.6	29	2	10	Tantalum	1.52	1.21	.82	.804
926-LM1086CT-3.3NOPB	LM1086CT-3.3/NOPB	TO-220	1.5	1300	2	2.6	27	2	10	Tantalum	1.52	1.21	.82	.804
926-LM1086CT-ADJNOPB	LM1086CT-ADJ/NOPB	TO-220	1.5	1300	2	2.6	29	2	10	Tantalum	1.52	1.21	.82	.804
926-LM1086IS18NOPB	LM1086IS-1.8/NOPB	TO-263	1.5	1300	2	6	20	-	10	Fixed	1.52	1.21	.82	.804
926-LM1086IS-3.3NOPB	LM1086IS-3.3/NOPB	TO-263	1.5	1300	2	2.6	27	2	10	Tantalum	1.52	1.21	.82	.804
926-LM1086IS-ADJNOPB	LM1086IS-ADJ/NOPB	TO-263	1.5	1300	2	2.6	29	2	10	Tantalum	1.52	1.21	.82	.804
926-LM1086ISX3.3NOPB	LM1086ISX-3.3/NOPB	TO-263	1.5	1300	2	2.6	27	2	10	Tantalum	1.52	1.21	.82	.804
926-LM1086ISXADJNOPB	LM1086ISX-ADJ/NOPB	TO-263	1.5	1300	2	2.6	29	2	10	Tantalum	1.52	1.21	.82	.804
595-UA7808CKCT	UA7808CKCT	TO-220	1.5	2000	8	10.5	25	-	0.33	Fixed	.57	.513	.433	.382
595-UA7815CKCT	UA7815CKCT	TO-220	1.5	2000	8	17.5	30	-	0.33	Fixed	.60	.547	.462	.408
926-LP2996LQ/NOPB	LP2996LQ/NOPB	LLP-16	1.5	-	0.00032	1.5	5.5	-	0.1	Ceramic	1.44	1.16	.781	.765
926-LP2996M/NOPB	LP2996M/NOPB	SOIC-8	1.5	-	0.00032	1.5	5.5	-	0.1	Ceramic	1.44	1.16	.781	.765
926-LP2996MR/NOPB	LP2996MR/NOPB	SOP-8	1.5	-	0.00032	1.5	5.5	-	0.1	Ceramic	1.44	1.16	.781	.765
926-LP2996MRX/NOPB	LP2996MRX/NOPB	SOP-8	1.5	-	0.00032	1.5	5.5	-	0.1	Ceramic	1.44	1.16	.781	.765
926-LP2998MR/NOPB	LP2998MR/NOPB	SOP-8	1.5	-	0.00032	1.5	5.5	-	0.1	Ceramic	1.69	1.35	.911	.892
926-LP2995M/NOPB	LP2995M/NOPB	SOIC-8	1.5	-	0.00025	2.2	5	-	0.1	Ceramic	1.21	.963	.651	.638
926-LP2995MR/NOPB	LP2995MR/NOPB	SOP-8	1.5	-	0.00025	2.2	5	-	0.1	Ceramic	1.21	.963	.651	.638
926-LP2998MRX/NOPB	LP2998MRX/NOPB	PSOP-8	1.5	-	0.50	2.3	5.5	-	0.1	Ceramic	1.69	1.35	.911	.892
926-LP2996MX/NOPB	LP2996MX/NOPB	SOIC-8	1.5	-	0.50	2.3	5.5	-	0.1	Ceramic	1.44	1.16	.781	.765
926-LM2990S-50	LM2990S-5.0	TO-263	1.8	0.3	1	-26	0.3	5	47	Fixed	3.08	2.46	1.67	1.64
926-LM2990SX-15/NOPB	LM2990SX-15/NOPB	TO-263	1.8	0.3	1	-26	0.3	5	47	Fixed	3.08	2.46	1.67	1.64
926-LM2990SX-50	LM2990SX-5.0	TO-263	1.8	0.3	1	-26	0.3	5	47	Fixed	3.08	2.46	1.67	1.64
926-LP3875ESXADJNOPB	LP3875ESX-ADJ/NOPB	TO-263	1.8	450	0.1	2.5	7	1.4	10	-	3.33	2.65	1.80	1.77
595-TPS7A7001DDA	TPS7A7001DDA	SOIC-8	2	170	0.001	1.4	6.5	2	4.7	Ceramic	2.49	2.16	1.97	1.73
595-TPS7A7200RGWT	TPS7A7200RGWT	QFN-20	2	200	-	1.5	6.5	2	1	Ceramic	3.37	2.70	1.82	1.79
595-TPS75201QPWP	TPS75201QPWP	HTSSOP-20	2	210	0.075	2.7	5	2	47	Tantalum	5.18	4.14	2.79	2.74
595-TPS75215QPWP	TPS75215QPWP	HTSSOP-20	2	210	0.075	2.7	5	2	47	Tantalum	5.18	4.14	2.79	2.74
595-TPS75225QPWP	TPS75225QPWP	HTSSOP-20	2	210	0.075	2.7	5	2	47	Tantalum	5.18	4.14	2.79	2.74
595-LP2950-30LPR	LP2950-30LPR	TO-92-3	3	80	0.075	2	30	1.4	1	Any	.44	.386	.321	.281
595-TPS74401KTWT	TPS74401KTWT	DDPAK-7	3	115	3	0.8	5.5	1	-	Capacitor Free	8.19	6.55	4.43	4.33
595-TPS74401RGWT	TPS74401RGWT	QFN-20	3	115	3	0.8	5.5	1	-	Capacitor Free	7.70	6.16	4.16	4.08
595-TPS74901KTWR	TPS74901KTWR	DDPAK-7	3	120	3	0.8	5.5	2	2.2	Ceramic	4.22	3.37	2.28	2.24
595-TPS74901RGWR	TPS74901RGWR	QFN-20	3	120	3	0.8	5.5	2	2.2	Ceramic	3.62	2.89	1.95	1.92
595-TPS74901RGWT	TPS74901RGWT	QFN-20	3	120	3	0.8	5.5	2	2.2	Ceramic	4.22	3.37	2.28	2.24
595-TPS75701KTTT	TPS75701KTTT	TO-263-5	3	150	0.11	2.8	5.5	-	47	Tantalum	8.07	6.45	4.35	4.27
595-TPS75715KTTT	TPS75715KTTT	TO-263-5	3	150	0.11	2.8	5.5	-	47	Tantalum	8.07	6.45	4.35	4.27
595-TPS75718KTTT	TPS75718KTTT	TO-263-5	3	150	0.11	2.8	5.5	-	47	Tantalum	8.07	6.45	4.35	4.27
595-TPS75725KTTT	TPS75725KTTT	TO-263-5	3	150	0.11	2.8	5.5	-	47	Tantalum	8.07	6.45	4.35	4.27
595-TPS75733KTTT	TPS75733KTTT	TO-263-5	3	150	0.11	3.45	5.5	-	47	Tantalum	8.07	6.45	4.35	4.27
595-TPS75801KTTT	TPS75801KTTT	TO-263-5	3	150	0.125	2.8	5.5	3	47	Tantalum	6.14	4.91	3.32	3.25
595-TPS75818KTTT	TPS75818KTTT	TO-263-5	3	150	0.125	2.8	5.5	3	47	Tantalum	6.14	4.91	3.32	3.25
595-TPS75825KTTT	TPS75825KTTT	TO-263-5	3	150	0.125	2.8	5.5	3	47	Tantalum	6.14	4.91	3.32	3.25
595-TPS75833KTTT	TPS75833KTTT	TO-263-5	3	150	0.125	2.8	5.5	3	47	Tantalum	6.14	4.91	3.32	3.25
595-TPS758A01KTTR	TPS758A01KTTR	TO-263-5	3	150	0.125	2.8	5.5	3	47	Tantalum	5.30	4.24	2.87	2.80
595-TPS7A7300RGWT	TPS7A7300RGWT	QFN-20	3	200	-	1.5	6.5	2	1	Ceramic	3.73	2.99	2.02	1.98
926-3883ES-1.2/NOPB	LP3883ES-1.2/NOPB	TO-263	3	210	4	1.426	5.5	1.5	4.7	Tantalum	5.78	4.62	3.12	3.06
926-3883ES-1.5/NOPB	LP3883ES-1.5/NOPB	TO-263	3	210	4	1.426	5.5	1.5	4.7	Tantalum	5.78	4.62	3.12	3.06
926-38843S-1.2/NOPB	LP38843S-1.2/NOPB	TO-263	3	210	32	1.01	5.5	1.5	4.7	Tantalum	3.62	2.89	1.95	1.92
926-38843S-1.5/NOPB	LP38843S-1.5/NOPB	TO-263	3	210	32	1.01	5.5	1.5	4.7	Tantalum	3.62	2.89	1.95	1.92
926-38843T-1.2/NOPB	LP38843T-1.2/NOPB	TO-220	3	210	32	1.01	5.5	1.5	4.7	Tantalum	3.62	2.89	1.95	1.92
926-38853MR-ADJ/NOPB	LP38853MR-ADJ/NOPB	SOP-8	3	240	10	1.04	5.5	1.5	10	Ceramic	3.97	3.18	2.15	2.11
926-38853S-ADJ/NOPB	LP38853S-ADJ/NOPB	TO-263	3	240	10	1.04	5.5	1.5	10	Ceramic	3.97	3.18	2.15	2.11
926-LP38856S-1.2NOPB	LP38856S-1.2/NOPB	TO-263	3	240	10	2.5	5.5	1	10	Ceramic	3.85	3.08	2.09	2.04
926-3893ES-1.2/NOPB	LP3893ES-1.2/NOPB	TO-263	3	270	4	1.47	5.5	1.5	10	Tantalum	4.45	3.56	2.41	2.36
595-TPS51200QDRCRQ1	TPS51200QDRCRQ1	SON-10	3	300	0.5	2.3	3.5	5	20	Ceramic	2.17	1.73	1.17	1.14
926-38859S-1.2/NOPB	LP38859S-1.2/NOPB	TO-263	3	350	10	1.15	5.5	1	10	Ceramic	3.85	3.08	2.09	2.04
595-UC282TDKTTT-ADJ	UC282TDKTTT-ADJ	TO-263-5	3	350	0.006	1.7	7.5	-	100	Tantalum	6.38	5.10	3.45	3.38
595-UC382TDKTTT-ADJ	UC382TDKTTT-ADJ	TO-263-5	3	350	0.006	1.7	7.5	1	100	Tantalum	6.38	5.10	3.45	3.38
926-3853ES-1.8/NOPB	LP3853ES-1.8/NOPB	TO-263	3	390	4	2.5	7	1.5	10	Ceramic	6.74	5.39	3.65	3.57
926-3853ES-2.5/NOPB	LP3853ES-2.5/NOPB	TO-263	3	390	4	2.5	7	1.5	10	Ceramic	6.74	5.39	3.65	3.57
926-3853ES-3.3/NOPB	LP3853ES-3.3/NOPB	TO-263	3	390	4	2.5	7	1.5	10	Ceramic	6.74	5.39	3.65	3.57
926-3853ES-5.0/NOPB	LP3853ES-5.0/NOPB	TO-263	3	390	4	2.5	7	1.5	10	Ceramic	6.74	5.39	3.65	3.57
926-3853ET-3.3/NOPB	LP3853ET-3.3/NOPB	TO-220	3	390	4	2.5	7	1.5	10	Ceramic	6.74	5.39	3.65	3.57
595-UCC283T-5	UCC283T-5	TO-220-5	3	400	0.4	5.45	9	-	-	Tantalum	7.70	6.16	4.16	4.08
926-LP38501TSADJNOPB	LP38501TS-ADJ/NOPB	TO-263	3	420	2	2.7	5.5	3	10	Any	1.93	1.54	1.04	1.02
926-38503ATJADJ/NOPB	LP38503ATJ-ADJ/NOPB	TO-263	3	420	2	2.7	5.5	1.5	10	Any	1.93	1.54	1.04	1.02
926-3856ES-ADJ/NOPB	LP3856ES-ADJ/NOPB	TO-263	3	700	10	2.5	7	-	10	Ceramic	6.74	5.39	3.65	3.57
926-3856ET-3.3/NOPB	LP3856ET-3.3/NOPB	TO-220	3	700	10	2.5	7	-	10	Ceramic	4.58	3.66	2.47	2.42
926-3856ET-5.0/NOPB	LP3856ET-5.0/NOPB	TO-220	3	700	10	2.5	7	-	10	Ceramic	4.58	3.66	2.47	2.42
926-LP3876ESADJNOPB	LP3876ES-ADJ/NOPB	TO-263	3	800	0.1	2.5	7	1.4	10	-	4.22	3.37	2.28	2.24

© Copyright 2013 Mouser Electronics

© Copyright 2013 Mouser Electronics

TEXAS INSTRUMENTS Power Management ICs

Products may be RoHS compliant. Check mouser.com for RoHS status.

SINGLE CHANNEL LDOS (CONT.)

NEW PRODUCT

For quantities greater than listed, call for quote.

MOUSER STOCK NO.	Texas Instruments Part No.	Package	I_{out} (Max) (A)	V_{do} (Typ) (mV)	I_q (Typ) (mA)	V_{in} (Min)	V_{in} (Max)	Accuracy (%)	Output Capacitor (µF)	Output Capacitor Type	Price Each 1	25	100	250
926-3873ES-1.8/NOPB	LP3873ES-1.8/NOPB	TO-263	3	800	6	2.5	7	1.5	10	Tantalum	4.22	3.37	2.28	2.24
926-3873ES-2.5/NOPB	LP3873ES-2.5/NOPB	TO-263	3	800	6	2.5	7	1.5	10	Tantalum	4.22	3.37	2.28	2.24
926-3873ES-3.3/NOPB	LP3873ES-3.3/NOPB	TO-263	3	800	6	2.5	7	1.5	10	Tantalum	4.22	3.37	2.28	2.24
926-3873ES-5.0/NOPB	LP3873ES-5.0/NOPB	TO-263	3	800	6	2.5	7	1.5	10	Tantalum	4.22	3.37	2.28	2.24
926-3876ES-3.3/NOPB	LP3876ES-3.3/NOPB	TO-263	3	800	6	2.5	7	1.5	10	Tantalum	4.22	3.37	2.28	2.24
926-3876ET-3.3/NOPB	LP3876ET-3.3/NOPB	TO-220	3	800	6	2.5	7	1.5	10	Tantalum	4.22	3.37	2.28	2.24
926-3963ES-2.5/NOPB	LP3963ES-2.5/NOPB	TO-263	3	800	5	2.5	7	1.5	33	Tantalum	3.56	2.85	1.93	1.88
926-3963ES-3.3/NOPB	LP3963ES-3.3/NOPB	TO-263	3	800	5	2.5	7	1.5	33	Tantalum	3.56	2.85	1.93	1.88
926-3966ES-2.5/NOPB	LP3966ES-2.5/NOPB	TO-263	3	800	5	2.5	7	1.5	33	Tantalum	3.97	3.18	2.15	2.11
926-3966ES-3.3/NOPB	LP3966ES-3.3/NOPB	TO-263	3	800	5	2.5	7	1.5	33	Tantalum	3.97	3.18	2.15	2.11
926-LP3966ES-ADJNOPB	LP3966ES-ADJ/NOPB	TO-263	3	800	5	2.5	7	1.5	33	Tantalum	3.97	3.18	2.15	2.11
926-LP3876ESXADJNOPB	LP3876ESX-ADJ/NOPB	TO-263	3	1050	0.1	2.5	7	1.4	10	-	4.22	3.37	2.28	2.24
926-S1587CS-1.5/NOPB	LMS1587CS-1.5/NOPB	TO-263	3	1150	7	2.5	13	2	10	Ceramic	2.64	2.13	1.93	1.70
926-LMS1587CSX15NOPB	LMS1587CSX-1.5/NOPB	TO-263	3	1150	7	2.4	13	2	10	Tantalum	2.64	2.13	1.93	1.70
926-S1587CS-3.3/NOPB	LMS1587CS-3.3/NOPB	TO-263	3	1150	7	2.5	13	2	10	Ceramic	2.64	2.13	1.93	1.70
926-S1587IS-3.3/NOPB	LMS1587IS-3.3/NOPB	TO-263	3	1150	7	2.5	13	2	10	Ceramic	2.64	2.13	1.93	1.70
926-LM1085IS-12/NOPB	LM1085IS-12/NOPB	TO-263	3	1300	5	2.6	18	2	10	Tantalum	1.90	1.52	1.03	1.01
926-LM1085IS-3.3NOPB	LM1085IS-3.3/NOPB	TO-263	3	1300	5	2.6	27	2	10	Tantalum	1.90	1.52	1.03	1.01
926-LM1085IS-ADJNOPB	LM1085IS-ADJ/NOPB	TO-263	3	1300	5	2.6	29	2	10	Tantalum	1.90	1.52	1.03	1.01
926-LM1085ISX3.3NOPB	LM1085ISX-3.3/NOPB	TO-263	3	1300	5	2.6	27	2	10	Tantalum	1.90	1.52	1.03	1.01
926-LM1085IT-5.0NOPB	LM1085IT-5.0/NOPB	TO-220	3	1300	5	2.6	25	2	10	Tantalum	1.79	1.42	.963	.944
926-LM1085IT-ADJNOPB	LM1085IT-ADJ/NOPB	TO-220	3	1300	5	2.6	29	2	10	Tantalum	1.79	1.42	.963	.944
595-TPS51100DGQ	TPS51100DGQ	MSOP PowerPAD-10	3	-	0.5	4.75	5.25	-	20	Ceramic	2.04	1.64	1.10	1.08
595-TPS51100DGQG4	TPS51100DGQG4	MSOP PowerPAD-10	3	-	0.5	4.75	5.25	-	20	Ceramic	2.04	1.64	1.10	1.08
595-TPS51100DGQR	TPS51100DGQR	MSOP PowerPAD-10	3	-	0.5	4.75	5.25	-	20	Ceramic	1.69	1.35	.911	.892
595-TPS51200DRCR	TPS51200DRCR	SON-10	3	-	0.5	2.375	3.5	-	20	Ceramic	1.81	1.44	.976	.957
595-TPS51200DRCT	TPS51200DRCT	SON-10	3	-	0.5	2.375	3.5	-	20	Ceramic	2.17	1.73	1.17	1.14
595-TPS51200DRCTG4	TPS51200DRCTG4	SON-10	3	-	0.5	2.375	3.5	-	20	Ceramic	2.17	1.73	1.17	1.14
595-TPS75501KTTT	TPS75501KTTT	TO-263-5	5	250	0.11	2.8	5.5	-	47	Tantalum	6.86	5.49	3.71	3.64
595-TPS75515KTTT	TPS75515KTTT	TO-263-5	5	250	0.11	2.8	5.5	-	47	Tantalum	6.86	5.49	3.71	3.64
595-TPS75533KTTT	TPS75533KTTT	TO-263-5	5	250	0.11	3.55	5.5	-	47	Tantalum	6.86	5.49	3.71	3.64
595-TPS75601KTTT	TPS75601KTTT	TO-263-5	5	250	0.11	2.8	5.5	3	47	Tantalum	6.86	5.49	3.71	3.64
595-TPS75633KTTT	TPS75633KTTT	TO-263-5	5	250	0.11	3.55	5.5	3	47	Tantalum	6.86	5.49	3.71	3.64
595-TPS75525KTTT	TPS75525KTTT	TO-263-5	5	290	0.11	2.8	5.5	-	47	Tantalum	6.86	5.49	3.71	3.64
926-1585ACS-3.3/NOPB	LMS1585ACS-3.3/NOPB	TO-263	5	1200	7	2.5	13	2	10	Ceramic	2.70	2.17	1.96	1.74
926-1585AIS-3.3/NOPB	LMS1585AIS-3.3/NOPB	TO-263	5	1200	7	2.5	13	2	10	Ceramic	2.70	2.17	1.96	1.74
926-LM1084IS-3.3NOPB	LM1084IS-3.3/NOPB	TO-263	5	1300	5	2.6	27	1	10	Tantalum	2.41	1.93	1.31	1.27
926-LM1084IS-ADJNOPB	LM1084IS-ADJ/NOPB	TO-263	5	1300	5	2.6	29	1	10	Tantalum	2.41	1.93	1.31	1.27
926-LM1084IT-3.3NOPB	LM1084IT-3.3/NOPB	TO-220	5	1300	5	2.6	27	1	10	Tantalum	2.41	1.93	1.31	1.27
926-LM1084IT-ADJNOPB	LM1084IT-ADJ/NOPB	TO-220	5	1300	5	2.6	29	1	10	Tantalum	2.41	1.93	1.31	1.27
926-LMS1585ACSX33NPB	LMS1585ACSX-3.3/NOPB	TO-263	5	1400	7	-	13	-	-	Fixed	2.70	2.17	1.96	1.74
595-TPS75901KTTT	TPS75901KTTT	TO-263-5	7.5	400	0.11	2.8	5.5	3	47	Tantalum	7.22	5.78	3.91	3.83
595-TPS75925KTTT	TPS75925KTTT	TO-263-5	7.5	400	0.11	2.92	5.5	3	47	Tantalum	7.22	5.78	3.91	3.83

STANDARD VOLTAGE REGULATORS

For quantities greater than listed, call for quote.

MOUSER STOCK NO.	Texas Instruments Part No.	Package	I_{out} (Max) (A)	V_{in} (Min)	V_{in} (Max)	V_{out} (Min)	V_{out} (Max)	I_q (Typ) (mA)	V_{do} (Typ) (mV)	Price Each 1	25	100	250
595-MC79L12ACD	MC79L12ACD	SOIC-8	0.1	-14.5	-27	-12	-12	6.5	2.5	.42	.371	.308	.271
595-MC79L12ACLPR	MC79L12ACLPR	TO-92-3	0.1	-14.5	-27	-12	-12	6.5	2.5	.45	.379	.30	.248
926-LM79L12ACMX/NOPB	LM79L12ACMX/NOPB	SOIC-8	0.1	-12	-14.5	15.6	14.4	6	-	.80	.629	.55	.477
595-MC79L05ACD	MC79L05ACD	SOIC-8	0.1	-7	-20	-5	-5	6	2	.42	.371	.308	.271
595-MC79L05ACDR	MC79L05ACDR	SOIC-8	0.1	-7	-20	-5	-5	6	2	.45	.379	.30	.248
595-MC79L05ACLP	MC79L05ACLP	TO-92-3	0.1	-7	-20	-5	-5	6	2	.42	.371	.308	.271
595-TL317CD	TL317CD	SOIC-8	0.1	3.7	38	1.2	35	-	2.5	.88	.791	.692	.608
595-TL317CDR	TL317CDR	SOIC-8	0.1	3.7	38	1.2	35	-	2.5	.73	.663	.577	.506
595-TL317CLPR	TL317CLPR	TO-92-3	0.1	3.7	38	1.2	35	-	2.5	.82	.752	.637	.561
595-TL317CPWR	TL317CPWR	TSSOP-8	0.1	3.7	38	1.2	35	-	2.5	.82	.752	.637	.561
595-LM317LCPW	LM317LCPW	TO-92-3	0.1	3.7	38	1.2	32	-	2.5	.42	.371	.308	.271
595-LM317LILP	LM317LILP	TO-92-3	0.1	3.7	38	1.2	32	-	2.5	.45	.401	.334	.293
595-LM317LIPK	LM317LIPK	SOT-89-3	0.1	3.7	38	1.2	32	-	2.5	.70	.629	.532	.469
595-UA78L02ACLP	UA78L02ACLP	TO-92-3	0.1	4.75	20	2.45	2.75	6	2.15	.47	.417	.347	.304
926-LM78L05ACM/NOPB	LM78L05ACM/NOPB	SOIC-8	0.1	6.7	35	4.8	5.2	5	-	.69	.537	.469	.407
926-LM78L05ACMX/NOPB	LM78L05ACMX/NOPB	SOIC-8	0.1	6.7	35	4.8	5.2	5	-	.69	.537	.469	.407
926-LM78L05ACZ/NOPB	LM78L05ACZ/NOPB	TO-92	0.1	6.7	35	4.8	5.2	5	-	.69	.537	.469	.407
926-LM78L12ACM/NOPB	LM78L12ACM/NOPB	SOIC-8	0.1	6.7	35	11.5	12.5	5	-	.69	.537	.469	.407
926-LM78L15ACMX/NOPB	LM78L15ACMX/NOPB	SOIC-8	0.1	6.7	35	14.4	15.6	5	-	.72	.556	.486	.422
926-LM78L12ACZ/NOPB	LM78L12ACZ/NOPB	TO-92	0.1	6.7	35	11.5	12.5	5	-	.69	.537	.469	.407
926-LM78L15ACM/NOPB	LM78L15ACM/NOPB	SOIC-8	0.1	6.7	35	14.4	15.6	5	-	.72	.556	.486	.422
926-LM78L15ACZ/NOPB	LM78L15ACZ/NOPB	TO-92	0.1	6.7	35	14.4	15.6	5	-	.72	.556	.486	.422
595-UA78L05ACD	UA78L05ACD	SOIC-8	0.1	7	20	4.75	5.25	6	2	.58	.51	.424	.371
595-UA78L05ACDR	UA78L05ACDR	SOIC-8	0.1	7	20	4.75	5.25	6	2	.48	.425	.353	.309
595-UA78L05ACDRE4	UA78L05ACDRE4	SOIC-8	0.1	7	20	4.75	5.25	6	2	.48	.425	.353	.309
595-UA78L05ACLP	UA78L05ACLP	TO-92-3	0.1	7	20	4.75	5.25	6	2	.58	.51	.424	.371
595-UA78L05ACLPR	UA78L05ACLPR	TO-92-3	0.1	7	20	4.75	5.25	6	2	.48	.425	.353	.309
595-UA78L05ACPK	UA78L05ACPK	SOT-89-3	0.1	7	20	4.75	5.25	6	2	.57	.52	.44	.387
595-UA78L05ACPKG3	UA78L05ACPKG3	SOT-89-3	0.1	7	20	4.75	5.25	6	2	.57	.52	.44	.387
595-UA78L05AID	UA78L05AID	SOIC-8	0.1	7	20	4.75	5.25	6	2	.57	.52	.44	.387
595-UA78L05AIDR	UA78L05AIDR	SOIC-8	0.1	7	20	4.75	5.25	6	2	.57	.502	.417	.366
595-UA78L05AILP	UA78L05AILP	TO-92-3	0.1	7	20	4.75	5.25	6	2	.57	.52	.44	.387
595-UA78L05AIPK	UA78L05AIPK	SOT-89-3	0.1	7	20	4.75	5.25	6	2	.57	.52	.44	.387
595-UA78L05CD	UA78L05CD	SOIC-8	0.1	7	20	4.5	5.5	6	2	.42	.371	.308	.271
595-UA78L05CDRG4	UA78L05CDRG4	SOIC-8	0.1	7	20	4.5	5.5	6	2	.45	.379	.30	.248
595-UA78L05CLP	UA78L05CLP	TO-92-3	0.1	7	20	4.5	5.5	6	2	.42	.371	.308	.271
595-UA78L05CLPE3	UA78L05CLPE3	TO-92-3	0.1	7	20	4.5	5.5	6	2	.42	.371	.308	.271
595-UA78L05CPK	UA78L05CPK	SOT-89-3	0.1	7	20	4.5	5.5	6	2	.45	.379	.30	.248
926-140LAH-5.0/NOPB	LM140LAH-5.0/NOPB	TO-39	0.1	7.2	35	4.9	5.1	4.5	-	11.86	9.72	8.76	8.06
926-LM78L05ACM	LM78L05ACM	SO-8	0.1	10	35	4.75	5.25	5	-	.69	.537	.469	.407
595-UA78L10ACLP	UA78L10ACLP	TO-92-3	0.1	12.5	25	9.5	10.5	6	3	.42	.371	.308	.271
595-UA78L12ACLPM	UA78L12ACLPM	TO-92-3	0.1	14.5	27	11.4	12.6	6.5	2	.45	.379	.30	.248
595-LP2951-50D	LP2951-50D	SOIC-8	0.1	22.3	30	4.88	5.12	-	0.150, 0.600	.70	.632	.535	.471
595-UA723CD	UA723CD	SOIC-14	0.15	5	40	2	37	4	3	.84	.755	.661	.58
595-UA723CDR	UA723CDR	SOIC-14	0.15	5	40	2	37	4	3	.70	.631	.551	.484
595-UA723CDRE4	UA723CDRE4	SOIC-14	0.15	5	40	2	37	4	3	.79	.718	.608	.535
595-UA723CN	UA723CN	PDIP-14	0.15	5	40	2	37	4	3	.87	.79	.668	.589
595-UA723CNE4	UA723CNE4	PDIP-14	0.15	5	40	2	37	4	3	.87	.79	.668	.589
595-TLV70018DDCT	TLV70018DDCT	TSOT-23-5	0.2	2	5.5	2	5.5	0.031	0.175	.52	.468	.388	.34
595-TLV70030DDCT	TSOT-23-5	TSOT-23-5	0.2	2	5.5	2	5.5	0.031	0.175	.52	.468	.388	.34
595-UA79M08CKVURG3	UA79M08CKVURG3	PFM-3	0.5	-10.5	-25	-7.6	-8.4	2	2.5	.58	.526	.445	.393
595-LM317MQDCYRG4	LM317MQDCYRG4	SOT-89-3	0.5	4.2	40	1.25	37	-	3	.91	.827	.70	.616

© Copyright 2013 Mouser Electronics
© Copyright 2013 Mouser Electronics

Products may be RoHS compliant. Check mouser.com for RoHS status.

STANDARD VOLTAGE REGULATORS (CONT.)

For quantities greater than listed, call for quote.

MOUSER STOCK NO.	Texas Instruments Part No.	Package	I_{out} (Max) (A)	V_{in} (Min)	V_{in} (Max)	V_{out} (Min)	V_{out} (Max)	I_q (Typ) (mA)	V_{do} (Typ) (mV)	Price Each 1	25	100	250
595-UA78M33CDCYG3	UA78M33CDCYG3	SOT-223-3	0.5	5.3	25	3.1	3.5	6	2	.57	.513	.433	.382
595-UA78M33QDCYRG4Q1	UA78M33QDCYRG4Q1	SOT-223-3	0.5	5.3	25	3.2	3.4	6	2	.65	.592	.501	.441
595-UA78M33CDCY	UA78M33CDCY	SOT-223-4	0.5	5.3	25	3.1	3.5	6	-	.57	.513	.433	.382
595-UA78M33CDCYR	UA78M33CDCYR	SOT-223-4	0.5	5.3	25	3.1	3.5	6	2	.57	.513	.433	.382
595-UA78M33CDCYRG3	UA78M33CDCYRG3	SOT-223-4	0.5	5.3	25	3.1	3.5	6	2	.57	.513	.433	.382
595-UA78M33CKCS	UA78M33CKCS	TO-220-3	0.5	5.3	25	3.1	3.5	6	-	.57	.513	.433	.382
595-UA78M33CKVURG3	UA78M33CKVURG3	PFM-3	0.5	5.3	25	3.1	3.5	6	-	.65	.595	.503	.443
595-UA78M05CDCY	UA78M05CDCY	SOT-23-3	0.5	7	25	4.75	5.25	6	2	.60	.547	.462	.408
595-UA78M05CDCYR	UA78M05CDCYR	SOT-223-4	0.5	7	25	4.75	5.25	6	-	.60	.547	.462	.408
595-UA78M05CDCYRG3	UA78M05CDCYRG3	SOT-23-3	0.5	7	25	4.75	5.25	6	2	.60	.547	.462	.408
595-UA78M05CKCS	UA78M05CKCS	TO-220-3	0.5	7	25	4.75	5.25	6	-	.60	.547	.462	.408
595-UA78M05CKCSE3	UA78M05CKCSE3	TO-220-3	0.5	7	25	4.75	5.25	6	2	.60	.547	.462	.408
595-UA78M05CKVURG3	UA78M05CKVURG3	PFM-3	0.5	7	25	4.75	5.25	6	-	.70	.636	.538	.474
595-UA78M05IDCY	UA78M05IDCY	SOT-223-4	0.5	7	25	4.75	5.25	6	2	.60	.547	.462	.408
926-LM78M05CDT/NOPB	LM78M05CDT/NOPB	TO-252	0.5	10	35	4.8	5.2	10	-	1.39	1.11	.973	.854
926-LM78M05CDTX/NOPB	LM78M05CDTX/NOPB	TO-252	0.5	10	35	4.8	5.2	10	-	1.39	1.11	.973	.854
926-LM341T-5.0/NOPB	LM341T-5.0/NOPB	TO-220	0.5	10	35	4.8	5.2	10	-	1.48	1.19	1.04	.912
595-TL783CKTTR	TL783CKTTR	TO-263-3	0.7	21.5	150	1.25	125	-	20	2.47	2.14	1.95	1.71
595-TLV1117CDCYR	TLV1117CDCYR	SOT-223-4	0.8	2.7	15	1.238	1.262	-	-	.60	.547	.462	.408
595-TLV1117CDRJR	TLV1117CDRJR	SON-8	0.8	2.7	15	1.238	1.262	-	-	.67	.615	.52	.459
595-TLV1117CKVURG3	TLV1117CKVURG3	PFM-3	0.8	2.7	15	1.238	1.262	-	-	.58	.526	.445	.393
595-TLV1117IDCYR	TLV1117IDCYR	SOT-223-4	0.8	2.7	15	1.238	1.262	-	-	.66	.601	.509	.448
595-TLV1117IDRJR	TLV1117IDRJR	SON-8	0.8	2.7	15	1.238	1.262	-	-	.66	.601	.509	.448
595-TLV1117IKCS	TLV1117IKCS	TO-220-3	0.8	2.7	15	1.238	1.262	-	-	1.08	.977	.855	.75
595-TLV1117IKVURG3	TLV1117IKVURG3	PFM-3	0.8	2.7	15	1.238	1.262	-	-	.64	.581	.491	.433
595-TLV1117-15IDCYR	TLV1117-15IDCYR	SOT-223-4	0.8	2.9	15	1.485	1.515	-	-	.67	.615	.52	.459
595-TLV1117-18CDCYR	TLV1117-18CDCYR	SOT-223-4	0.8	3.2	15	1.782	1.818	-	-	.60	.547	.462	.408
595-TLV1117-18IDCYR	TLV1117-18IDCYR	SOT-223-4	0.8	3.2	15	1.782	1.818	-	-	.67	.615	.52	.459
595-TLV1117-25CDCYR	TLV1117-25CDCYR	SOT-223-4	0.8	3.9	15	2.475	2.525	-	-	.60	.547	.462	.408
595-TLV1117-25IDCYR	TLV1117-25IDCYR	SOT-223-4	0.8	3.9	15	2.475	2.525	-	-	.67	.615	.52	.459
595-TLV1117-33CDCY	TLV1117-33CDCY	SOT-223-4	0.8	4.7	15	3.267	3.333	-	-	.74	.67	.567	.50
595-TLV1117-33CDRJR	TLV1117-33CDRJR	SON-8	0.8	4.7	15	3.267	3.333	-	-	.82	.752	.637	.561
595-TLV1117-33IDCYR	TLV1117-33IDCYR	SOT-223-4	0.8	4.7	15	3.267	3.333	-	-	.67	.615	.52	.459
595-TLV111733IKVURG3	TLV1117-33IKVURG3	PFM-3	0.8	4.7	15	3.267	3.333	-	-	.77	.706	.614	.538
595-TLV1117-33CDCYR	TLV1117-33CDCYR	SOT-223-4	0.8	4.7	15	3.3	3.3	5	-	.60	.547	.462	.408
595-TLV1117-50CDCYR	TLV1117-50CDCYR	SOT-223-4	0.8	6.4	15	4.95	5.05	-	-	.60	.547	.462	.408
595-TLV1117-50CDRJR	TLV1117-50CDRJR	SON-8	0.8	6.4	15	4.95	5.05	-	-	.82	.752	.637	.561
595-TLV1117-50IDCYR	TLV1117-50IDCYR	SOT-223-4	0.8	6.4	15	4.95	5.05	-	-	.67	.615	.52	.459
595-TLV1117-50IDRJR	TLV1117-50IDRJR	SON-8	0.8	6.4	15	4.95	5.05	-	-	.90	.809	.708	.622
926-LM309H/NOPB	LM309H/NOPB	TO-39	1	7.1	35	4.8	5.2	10	-	12.09	9.91	8.93	8.23
926-LM340AT-5.0/NOPB	LM340AT-5.0/NOPB	TO-220	1	10	35	4.9	5.1	6.5	2	1.83	1.47	1.28	1.12
926-LM340AT-50	LM340AT-5.0	TO-220-3	1	10	35	4.9	5.1	0.5	2	1.83	1.47	1.28	1.12
926-LM340MP-5.0/NOPB	LM340MP-5.0/NOPB	SOT-223	1	10	35	4.9	5.1	6.5	2	1.36	1.09	.954	.838
926-LM340S-5.0/NOPB	LM340S-5.0/NOPB	TO-263	1	10	35	4.9	5.1	6.5	2	1.77	1.41	1.24	1.09
926-LM340SX-5.0/NOPB	LM340SX-5.0/NOPB	TO-263	1	10	35	4.9	5.1	6.5	2	1.77	1.41	1.24	1.09
926-LM340T-5.0/NOPB	LM340T-5.0/NOPB	TO-220	1	10	35	4.9	5.1	6.5	2	1.77	1.41	1.24	1.09
926-LM340T-12	LM340T-12	TO-220-3	1	14.6	35	11.75	12.25	6.5	2	1.77	1.41	1.24	1.09
926-LM340T-15	LM340T-15	TO-220-3	1	19	35	14.7	15.3	6.5	2	1.77	1.41	1.24	1.09
926-LM340S-12/NOPB	LM340S-12/NOPB	TO-263	1	19	35	11.75	12.25	6.5	2	1.77	1.41	1.24	1.09
926-LM340T-12/NOPB	LM340T-12/NOPB	TO-220	1	19	35	11.75	12.25	6.5	2	1.77	1.41	1.24	1.09
926-LM340T-15/NOPB	LM340T-15/NOPB	TO-220	1	23	35	14.7	15.3	6.5	2	1.77	1.41	1.24	1.09
595-LM317LCDR	LM317LCDR	SOIC-8	1.2	3.7	38	1.2	32	-	2.5	.45	.379	.30	.248
595-LM317LCLPR	LM317LCLPR	TO-92-3	1.2	3.7	38	1.2	32	-	2.5	.45	.379	.30	.248
595-LM317LCPK	LM317LCPK	SOT-89-3	1.2	3.7	38	1.2	32	-	2.5	.66	.601	.509	.448
595-LM317LIDR	LM317LIDR	SOIC-8	1.2	3.7	38	1.2	32	-	2.5	.49	.416	.33	.273
595-LM317MQDCYR	LM317MQDCYR	SOT-223-4	1.25	3	40	1.25	37	-	3	.91	.827	.70	.616
595-LM317DCYR	LM317DCYR	SOT-223-4	1.25	4.2	40	1.25	37	-	3	.75	.684	.579	.509
595-LM317KCS	LM317KCS	TO-220-3	1.25	4.2	40	1.25	37	-	3	.75	.684	.579	.509
595-LM317MDCY	LM317MDCY	SOT-223-4	1.25	4.2	40	1.25	37	-	3	.88	.791	.692	.608
595-LM317MDCYR	LM317MDCYR	SOT-223-4	1.25	4.2	40	1.25	37	-	3	.82	.752	.637	.561
595-LM317MKVURG3	LM317MKVURG3	PFM-3	1.25	4.2	40	1.25	37	-	3	.85	.764	.669	.586
926-LM7905CT/NOPB	LM7905CT/NOPB	TO-220	1.5	-25	-7	-4.8	-5.2	2	1.1	1.68	1.35	1.18	1.03
926-LM7912CT/NOPB	LM7912CT/NOPB	TO-220	1.5	-25	-7	11.5	-12.5	2	1.1	1.62	1.29	1.13	.994
926-LM7915CT/NOPB	LM7915CT/NOPB	TO-220	1.5	-25	-7	-14.4	-15.6	2	1.1	1.62	1.29	1.13	.994
595-LM337KCSE3	LM337KCSE3	TO-220-3	1.5	-4.2	-40	-1.2	-37	-	3	.82	.752	.637	.561
595-LM337KTTR	LM337KTTR	TO-263-3	1.5	-4.2	-40	-1.2	-37	-	3	.88	.791	.692	.608
595-LM337KVURG3	LM337KVURG3	TO-252-3	1.5	-4.2	-40	-1.2	-37	-	3	.85	.764	.669	.586
595-LM317DCY	LM317DCY	SOT-23-3	1.5	4.2	40	1.25	37	-	3	.90	.821	.694	.611
595-LM317DCYG3	LM317DCYG3	SOT-23-3	1.5	4.2	40	1.25	37	-	3	.90	.821	.694	.611
595-LM317DCYRG3	LM317DCYRG3	SOT-223-4	1.5	4.2	40	1.25	37	-	3	.75	.684	.579	.509
595-LM317KCSE3	LM317KCSE3	TO-220-3	1.5	4.2	40	1.25	37	-	3	.75	.684	.579	.509
595-LM317KTTR	LM317KTTR	TO-263-3	1.5	4.2	40	1.25	37	-	3	.90	.821	.694	.611
595-LM317KTTRG3	LM317KTTRG3	TO-263-3	1.5	4.2	40	1.25	37	-	3	.90	.821	.694	.611
595-LM317KTTRG3	LM317KTTRG3	TO-263-3	1.5	4.2	40	1.25	37	-	3	.90	.821	.694	.611
595-UA7810CKCSE3	UA7810CKCSE3	TO-220-3	1.5	12.5	28	10	10	8	2	.79	.718	.608	.535
595-TL780-12KCSE3	TL780-12KCSE3	TO-220-3	1.5	14.5	30	12	12	8	2	.82	.752	.637	.561
595-UA7815CKCS	UA7815CKCS	TO-220-3	1.5	17.5	30	15	15	8	2	.79	.718	.608	.535
595-UA7815CKCSE3	UA7815CKCSE3	TO-220-3	1.5	17.5	30	15	15	8	2.5	.79	.718	.608	.535
595-UA78M05IDCYR	UA78M05IDCYR	SOT-223-4	7	25	4.75	5.25	0.5	6	-	.60	.547	.462	.408
595-UA78M05IKCSE3	UA78M05IKCSE3	SOT-223-4	7	25	4.75	5.25	0.5	6	-	.60	.547	.462	.408
595-UA78M05IKVURG3	UA78M05IKVURG3	PFM-3	7	25	4.75	5.25	0.5	6	-	.70	.636	.538	.474
595-TL780-05CKTTR	TL780-05CKTTR	TO-263-3	7	25	5	5	1.5	8	2	.88	.791	.692	.608
595-TL780-05KCS	TL780-05KCS	TO-220-3	7	25	5	5	1.5	8	2	.82	.752	.637	.561
595-UA7805CKCS	UA7805CKCS	TO-220-3	7	25	5	5	1.5	8	2	.75	.684	.579	.509
595-UA7805CKTTR	UA7805CKTTR	TO-263-3	7	25	5	5	1.5	8	2	.90	.821	.694	.611
595-UA78M06CKVURG3	UA78M06CKVURG3	PFM-3	8	25	5.7	6.3	0.5	6	2	.58	.526	.445	.393
595-UA78L06ACLP	UA78L06ACLP	TO-92-3	8.5	20	5.9	6.5	0.1	6	2.3	.41	.341	.27	.224
595-UA78L08ACD	UA78L08ACD	SOIC-8	10.5	23	7.6	8.4	0.1	6	2.5	.42	.371	.308	.271
595-UA78M08CDCYR	UA78M08CDCYR	SOT-223-4	10.5	25	7.6	8.4	0.5	6	2.5	.57	.513	.433	.382
595-UA78L09ACD	UA78L09ACD	SOIC-8	11.5	24	8.55	9.45	0.1	6	3	.47	.417	.347	.304
595-UA78L09ACLP	UA78L09ACLP	TO-92-3	11.5	24	8.55	9.45	0.1	6	3	.47	.417	.347	.304
595-UA78L09ACPK	UA78L09ACPK	SOT-89-3	11.5	24	8.55	9.45	0.1	6	3	.40	.348	.289	.254
595-UA78M09CKVURG3	UA78M09CKVURG3	PFM-3	11.5	26	8.5	9.5	0.5	6	2.5	.58	.526	.445	.393
595-UA78L10ACDR	UA78L10ACD	SOIC-8	12.5	25	9.5	10.5	0.1	6	3	.45	.379	.30	.248
595-UA78L10ACDR	UA78L10ACDR	SOIC-8	12.5	25	9.5	10.5	0.1	6	3	.45	.379	.30	.248
595-UA78L10ACLPE3	UA78L10ACLPE3	TO-92-3	12.5	25	9.5	10.5	0.1	6	3	.42	.371	.308	.271
595-UA78L10ACLPR	UA78L10ACLPR	TO-92-3	12.5	25	9.5	10.5	0.1	6	3	.45	.379	.30	.248
595-UA78L10ACPK	UA78L10ACPK	SOT-89-3	12.5	25	9.5	10.5	0.1	6	3	.45	.379	.30	.248
595-UA78M10CKVURG3	UA78M10CKVURG3	PFM-3	12.5	28	9.5	10.5	0.5	6	2.5	.58	.526	.445	.393
595-UA78L12ACDR	UA78L12ACD	SOIC-8	14.5	27	11.4	12.6	0.1	6.5	2	.45	.379	.30	.248
595-UA78L12ACDR	UA78L12ACDR	SOIC-8	14.5	27	11.4	12.6	0.1	6.5	2	.45	.379	.30	.248

© Copyright 2013 Mouser Electronics

© Copyright 2013 Mouser Electronics

TEXAS INSTRUMENTS Power Management ICs

Products may be RoHS compliant. Check mouser.com for RoHS status.

STANDARD VOLTAGE REGULATORS (CONT.)

For quantities greater than listed, call for quote.

MOUSER STOCK NO.	Texas Instruments Part No.	Package	I_{out} (Max) (A)	V_{in} (Min)	V_{in} (Max)	V_{out} (Min)	V_{out} (Max)	I_q (Typ) (mA)	V_{do} (Typ) (mV)	Price Each 1	25	100	250
595-UA78L12ACLP	UA78L12ACLP	TO-92-3	14.5	27	11.4	12.6	0.1	6.5	2	.42	.371	.308	.271
595-UA78L12ACPK	UA78L12ACPK	SOT-89-3	14.5	27	11.4	12.6	0.1	6.5	2	.45	.379	.30	.248
595-TL780-12KCS	TL780-12KCS	TO-220-3	14.5	30	12	12	1.5	8	2.5	.82	.752	.637	.561
595-UA7812CKCS	UA7812CKCS	TO-220-3	14.5	30	12	12	1.5	8	2.5	.82	.752	.637	.561
595-UA7812CKTTR	UA7812CKTTR	TO-263-3	14.5	30	12	12	1.5	8	2.5	.88	.791	.692	.608
595-UA78L15ACLP	UA78L15ACLP	TO-92-3	17.5	30	14.25	15.75	0.1	6.5	2.5	.42	.371	.308	.271
595-UA78L15ACPKG3	UA78L15ACPKG3	SOT-89-3	17.5	30	14.25	15.75	0.1	6.5	2.5	.45	.379	.30	.248
595-TL780-15KCS	TL780-15KCS	TO-220-3	17.5	30	15	15	1.5	8	2.5	.82	.752	.637	.561
595-TL783CKCSE3	TL783CKCSE3	TO-220-3	21.5	150	1.25	125	0.7	-	20	2.00	1.73	1.58	1.39

ADJUSTABLE VOLTAGE REGULATORS

For quantities greater than listed, call for quote.

MOUSER STOCK NO.	Texas Instruments Part No.	Package	Output Current	Input Current	Input-Output Voltage Diff (Max) (V)	V_{out} (Min)	V_{out} (Max)	Line Regulation (Max) (mV)	Load Regulation (Max) (mV)	Price Each 1	25	100	250
926-LP2951CSD/NOPB	LP2951CSD/NOPB	SOIC-8	0.1	-0.3-30	20	3.3	29	30	100	1.02	.819	.716	.628
926-LP4951CM/NOPB	LP4951CM/NOPB	SOIC-8	0.1	-0.3-30	30	1.24	29	0.2	0.2	.97	.762	.666	.578
926-LM317LITPX/NOPB	LM317LITPX/NOPB	uSMD-6	0.1	-0.3-40	40	1.2	37	40	500	.95	.742	.647	.563
926-LM317LM/NOPB	LM317LM/NOPB	SOIC-8	0.1	4.2-40	40	1.2	37	40	500	.80	.629	.55	.477
926-LM317LMX/NOPB	LM317LMX/NOPB	SOIC-8	0.1	4.2-40	40	1.2	37	40	500	.80	.629	.55	.477
926-LM317LZ/NOPB	LM317LZ/NOPB	TO-92	0.1	4.2-40	40	1.2	37	40	500	.71	.553	.483	.419
926-LM337LM/NOPB	LM337LM/NOPB	SOIC-8	0.1	-4.2 to -40	40	-1.2	-37	70	1500	.89	.689	.601	.522
926-LM337LMX/NOPB	LM337LMX/NOPB	SOIC-8	0.1	-4.2 to -40	40	-1.2	-37	70	1500	.89	.689	.601	.522
926-LM337IMPX/NOPB	LM337IMPX/NOPB	SOT-223-3	0.1	-	40	-37	-1.2	10	300	1.83	1.47	1.28	1.12
926-LM723CN/NOPB	LM723CN/NOPB	DIP-14	0.15	9.5-40	40	2	37	0.1	0.2	1.06	.825	.72	.626
926-LM317AMDT/NOPB	LM317AMDT/NOPB	TO-252	0.5	4.2-40	40	1.2	37	20	30	1.56	1.25	.846	.829
926-LM317MDT/NOPB	LM317MDT/NOPB	TO-252	0.5	4.2-40	40	1.2	37	20	30	1.39	1.11	.978	.858
926-LM317AMDTX/NOPB	LM317AMDTX/NOPB	TO-252	0.5	4.2-40	40	1.2	37	0.01	0.5	1.56	1.25	.846	.829
926-LM317AEMP/NOPB	LM317AEMP/NOPB	SOT-223	1	4.2-40	40	1.2	37	20	30	1.56	1.25	.846	.829
926-LM317AEMPX/NOPB	LM317AEMPX/NOPB	SOT-223	1	4.2-40	40	1.2	37	20	30	1.56	1.25	.846	.829
926-LM317EMP/NOPB	LM317EMP/NOPB	SOT-223	1	4.2-40	40	1.2	37	20	30	1.27	1.02	.895	.784
926-LM317EMPX/NOPB	LM317EMPX/NOPB	SOT-223	1	4.2-40	40	1.2	37	20	30	1.27	1.02	.895	.784
926-LM337IMP/NOPB	LM337IMP/NOPB	SOT-223	1	4.2-40	40	1.2	37	40	1000	1.83	1.47	1.28	1.12
926-LM78S40CN/NOPB	LM78S40CN/NOPB	DIP-16	1.5	2.5-40	30	2.5	40	0.2	0.5	1.85	1.49	1.29	1.13
926-LM78S40N/NOPB	LM78S40N/NOPB	DIP-16	1.5	2.5-40	30	2.5	40	0.2	0.5	2.04	1.65	1.49	1.32
926-LM117H/NOPB	LM117H/NOPB	TO-39	1.5	4.2-40	40	1.2	37	0.05	1	12.11	9.93	8.96	8.24
926-LM317AT/NOPB	LM317AT/NOPB	TO-220	1.5	4.2-40	40	1.2	37	20	30	1.82	1.46	1.27	1.12
926-LM317S/NOPB	LM317S/NOPB	TO-263	1.5	4.2-40	40	1.2	37	20	30	1.75	1.42	1.28	1.13
926-LM317SX/NOPB	LM317SX/NOPB	TO-263	1.5	4.2-40	40	1.2	37	20	30	1.75	1.42	1.28	1.13
926-LM317T/NOPB	LM317T/NOPB	TO-220	1.5	4.2-40	40	1.2	37	20	30	1.82	1.46	1.27	1.12
926-LM337T/NOPB	LM337T/NOPB	TO-220	1.5	4.2-40	40	1.2	37	40	1000	1.80	1.46	1.31	1.16
926-LM317HVT/NOPB	LM317HVT/NOPB	TO-220	1.5	4.2-60	60	1.2	57	10	100	2.57	2.08	1.87	1.66
926-LM350AT/NOPB	LM350AT/NOPB	TO-220	3	28	35	1.2	33	10	300	3.18	2.56	2.32	2.10
926-LM350T/NOPB	LM350T/NOPB	TO-220	3	4.2-35	35	1.2	33	10	300	1.84	1.49	1.34	1.19
926-LM338T/NOPB	LM338T/NOPB	TO-220	5	4.2-40	40	1.2	32	10	30	2.15	1.73	1.56	1.39

PRECISION SHUNT REGULATORS

For quantities greater than listed, call for quote.

MOUSER STOCK NO.	Texas Instruments Part No.	Package	Output Current (mA)	Operating Voltage (V)	Operating Current (Typ) (mA)	VREF (Min.)	VREF (Max.)	Accuracy (%)	Operating Temperature (°C)	Price Each 1	25	100	250
926-LMV431AIM5/NOPB	LMV431AIM5/NOPB	SOT-23-5	Undefined	1.24-30	0.055	1.228	1.252	1	-40 to +85	.66	.52	.454	.395
926-LMV431AIZ/NOPB	LMV431AIZ/NOPB	TO-92	Undefined	1.24-30	0.055	1.228	1.252	1	-40 to +85	.70	.54	.472	.41
926-LMV431ACM5/NOPB	LMV431ACM5/NOPB	SOT-23-5	Undefined	1.24-30	0.055	1.228	1.252	1	0 to 70	.66	.52	.454	.395
926-LMV431AIMF/NOPB	LMV431AIMF/NOPB	SOT-23-3	Undefined	1.24-30	0.055	1.228	1.252	1	-40 to +85	.74	.58	.506	.44
926-LMV431BIMF/NOPB	LMV431BIMF/NOPB	SOT-23-3	Undefined	1.24-30	0.055	1.234	1.246	0.5	-40 to +85	1.11	.89	.779	.684
926-LM431ACM3/NOPB	LM431ACM3/NOPB	SOIC-8	100	36	1	2.44	2.55	1	0 to 70	.66	.517	.452	.392
926-LM431ACM3X/NOPB	LM431ACM3X/NOPB	SOT-23-3	100	36	1	2.44	2.55	1	0 to 70	.66	.517	.452	.392
926-LM431AIM3/NOPB	LM431AIM3/NOPB	SOT-23-3	100	36	1	2.44	2.55	1	-40 to +85	.82	.58	.498	.43
926-LM431BCM3/NOPB	LM431BCM3/NOPB	SOT-23-3	100	36	1	2.47	2.52	1	0 to 70	.69	.533	.465	.404
926-LM431BIM3/NOPB	LM431BIM3/NOPB	SOT-23-3	100	36	1	2.47	2.52	1	-40 to +85	.64	.504	.44	.382
926-LM431BIM3X/NOPB	LM431BIM3X/NOPB	SOT-23-3	100	36	1	2.47	2.52	1	-40 to +85	.64	.504	.44	.382
926-LM431CIM3/NOPB	LM431CIM3/NOPB	SOT-23-3	100	36	1	2.485	2.51	1	-40 to +85	1.02	.795	.694	.602
926-LM3411M5-5.0/NOPB	LM3411M5-5.0/NOPB	SOT-23-5	15	5	15	4.95	5.05	1	-40 to +85	1.21	.963	.651	.638
926-LM3411M533/NOPB	LM3411M5-3.3/NOPB	SOT-23-5	100	3.3	15	4.95	20	1	-----	1.21	.963	.651	.638

SUPERVISORY CIRCUITS - VOLTAGE

NEW PRODUCT

For quantities greater than listed, call for quote.

MOUSER STOCK NO.	Texas Instruments Part No.	Package	No. of Supervisors	V_{sense1} (Nom)	V_{it1} (Typ)	V_{it2} (Typ)	Vit3 (Typ)	V_{in} (Min)	V_{in} (Max)	I_{cc} (Max)	Price Each 1	25	100	250
595-TPS3808G09DBVR	TPS3808G09DBVR	SOT-23-6	1	0.9	0.84	-	-	1.8	6.5	5.7	1.64	1.31	.885	.868
595-TPS3808G12DRVT	TPS3808G12DRVT	SON-6	1	1.2	1.12	-	-	1.8	6.5	5.7	1.93	1.54	1.04	1.02
595-TPS3126E12DBVT	TPS3126E12DBVT	SOT-23-5	1	1.2	1.14	-	-	0.75	3.3	25	2.17	1.73	1.17	1.14
595-TPS3103E12DBVT	TPS3103E12DBVT	SOT-23-6	1	1.2	1.142	-	-	0.4	3.3	3	2.53	2.02	1.37	1.34
595-TPS3103E12DBVR	TPS3103E12DBVR	SOT-23-6	1	1.2	1.142	-	-	0.4	3.3	3	2.17	1.73	1.17	1.14
595-TPS3126E15DBVT	TPS3126E15DBVT	SOT-23-5	1	1.5	1.43	-	-	0.75	3.3	25	2.17	1.73	1.17	1.14
595-TPS3808G18DBVT	TPS3808G18DBVT	SOT-23-6	1	1.8	1.67	-	-	1.8	6.5	5.7	1.88	1.51	1.02	.997
595-TPS3126E18DBVT	TPS3126E18DBVT	SOT-23-5	1	1.8	1.71	-	-	0.75	3.3	25	2.17	1.73	1.17	1.14
595-TPS3836E18DBVT	TPS3836E18DBVT	SOT-23-5	1	1.8	1.71	-	-	1.6	6	0.45	2.41	1.93	1.31	1.27
595-TPS3838E18DBVT	TPS3838E18DBVT	SOT-23-5	1	1.8	1.71	-	-	1.6	6	0.45	2.41	1.93	1.31	1.27
595-TLC7725ID	TLC7725ID	SOIC-8	1	2.5	2.25	-	-	2	6	16	2.59	2.25	2.04	1.80
595-TPS3809J25DBVR	TPS3809J25DBVR	SOT-23-3	1	2.5	2.25	-	-	2	6	25	.65	.589	.517	.454
595-TPS3823-25DBVR	TPS3823-25DBVR	SOT-23-5	1	2.5	2.25	-	-	1.1	5.5	25	1.42	1.24	1.12	.989
595-TPS3838J25DBVT	TPS3838J25DBVT	SOT-23-5	1	2.5	2.25	-	-	1.6	6	0.45	2.41	1.93	1.31	1.27
595-TPS3808G25DBVR	TPS3808G25DBVR	SOT-23-6	1	2.5	2.33	-	-	1.8	6.5	5.7	1.64	1.31	.885	.868
595-TPS3800G27DCKR	TPS3800G27DCKR	SOT-5	1	2.7	2.5	-	-	2	6	18	.96	.77	.52	.51
595-TL7702ACD	TL7702ACD	SOIC-8	1	2.7	2.53	-	-	3.5	18	3000	.67	.615	.52	.459
595-TL7702ACP	TL7702ACP	PDIP-8	1	2.7	2.53	-	-	3.5	18	3000	.73	.667	.564	.496
595-TL7702AID	TL7702AID	SOIC-8	1	2.7	2.53	-	-	3.5	18	3000	.67	.615	.52	.459
595-TL7702BCD	TL7702BCD	SOIC-8	1	2.7	2.53	-	-	3.6	18	3000	.67	.615	.52	.459
595-TL7702BIP	TL7702BIP	PDIP-8	1	2.7	2.53	-	-	3.6	18	3000	.73	.667	.564	.496
595-TPS3823-30DBVR	TPS3823-30DBVR	SOT-23-5	1	3	2.63	-	-	1.1	5.5	25	1.53	1.38	1.21	1.06
595-TPS3125L30DBVR	TPS3125L30DBVR	SOT-23-5	1	3	2.64	-	-	0.75	3.3	30	2.03	1.83	1.67	1.51
595-TPS3809L30DBVR	TPS3809L30DBVR	SOT-23-3	1	3	2.64	-	-	2	6	25	.65	.589	.517	.454
595-TPS3813L30DBVT	TPS3813L30DBVT	SOT-23-6	1	3	2.64	-	-	2	6	13	2.04	1.64	1.10	1.08
595-TPS3836L30DBVT	TPS3836L30DBVT	SOT-23-5	1	3	2.64	-	-	1.6	6	0.45	2.41	1.93	1.31	1.27
595-TPS3838L30DBVT	TPS3838L30DBVT	SOT-23-5	1	3	2.64	-	-	1.6	6	0.45	2.41	1.93	1.31	1.27
595-TPS3808G30DBVR	TPS3808G30DBVR	SOT-23-6	1	3	2.79	-	-	1.8	6.5	5.7	1.64	1.31	.885	.868
595-TPS3836H30DBVT	TPS3836H30DBVT	SOT-23-5	1	3	2.79	-	-	1.6	6	0.45	2.41	1.93	1.31	1.27

© Copyright 2013 Mouser Electronics
© Copyright 2013 Mouser Electronics

Products may be RoHS compliant. Check mouser.com for RoHS status.

SUPERVISORY CIRCUITS - VOLTAGE (CONT.)

NEW PRODUCT

For quantities greater than listed, call for quote.

MOUSER STOCK NO.	Texas Instruments Part No.	Package	No. of Supervisors	V_{sense1} (Nom)	V_{it1} (Typ)	V_{it2} (Typ)	V_{it3} (Typ)	V_{in} (Min)	V_{in} (Max)	I_{cc} (Max)	Price Each 1	25	100	250
595-TLC7733ID	TLC7733ID	SOIC-8	1	3.3	2.93	-	-	2	6	16	2.59	2.25	2.04	1.80
595-TLC7733IPW	TLC7733IPW	TSSOP-8	1	3.3	2.93	-	-	2	6	16	2.59	2.25	2.04	1.80
595-TPS3619-33DGK	TPS3619-33DGK	MSOP-8	1	3.3	2.93	-	-	1.65	5.5	40	2.70	2.43	2.21	2.00
595-TPS3620-33DGKR	TPS3620-33DGKR	MSOP-8	1	3.3	2.93	-	-	1.65	5.5	40	2.65	2.12	1.43	1.40
595-TPS3620-33DGKT	TPS3620-33DGKT	MSOP-8	1	3.3	2.93	-	-	1.65	5.5	40	3.14	2.50	1.69	1.66
595-TPS3801K33DCKR	TPS3801K33DCKR	SC-70-5	1	3.3	2.93	-	-	2	6	25	.96	.77	.52	.51
595-TPS3802K33DCKR	TPS3802K33DCKR	SC-70-5	1	3.3	2.93	-	-	1.6	4	18	.96	.77	.52	.51
595-TPS3809K33DBVR	TPS3809K33DBVR	SOT-23-3	1	3.3	2.93	-	-	2	6	25	.74	.673	.569	.502
595-TPS3820-33DBVT	TPS3820-33DBVT	SOT-23-5	1	3.3	2.93	-	-	1.1	5.5	25	1.70	1.48	1.34	1.18
595-TPS3823-33DBVR	TPS3823-33DBVR	SOT-23-5	1	3.3	2.93	-	-	1.1	5.5	25	1.53	1.38	1.21	1.06
595-TPS3824-33DBVR	TPS3824-33DBVR	SOT-23-5	1	3.3	2.93	-	-	1.1	5.5	25	1.42	1.24	1.12	.989
595-TPS3825-33DBVR	TPS3825-33DBVR	SOT-23-5	1	3.3	2.93	-	-	1.1	5.5	25	1.42	1.24	1.12	.989
595-TPS3828-33DBVT	TPS3828-33DBVT	SOT-23-5	1	3.3	2.93	-	-	1.1	5.5	25	1.70	1.48	1.34	1.18
595-TPS3836K33DBVT	TPS3836K33DBVT	SOT-23-5	1	3.3	2.93	-	-	1.6	6	0.45	2.41	1.93	1.31	1.27
595-TPS3837K33DBVT	TPS3837K33DBVT	SOT-23-5	1	3.3	2.93	-	-	1.6	6	0.45	2.41	1.93	1.31	1.27
595-TPS3838K33DBVR	TPS3838K33DBVR	SO-8	1	3.3	2.93	-	-	1.6	6	220	2.04	1.64	1.10	1.08
595-TPS3838K33DBVT	TPS3838K33DBVT	SOT-23-5	1	3.3	2.93	-	-	1.6	6	0.45	2.41	1.93	1.31	1.27
595-TPS3838K33QDBRQ1	TPS3838K33QDBVRQ1	SOT-23-5	1	3.3	2.93	-	-	1.6	6	0.45	2.41	1.93	1.31	1.27
595-TPS3600D33PW	TPS3600D33PW	TSSOP-14	1	3.3	2.93	-	-	1.65	5.5	40	7.22	5.78	3.91	3.83
595-TPS3103K33DBVR	TPS3103K33DBVR	SOT-23-6	1	3.3	2.941	-	-	0.4	3.3	3	2.17	1.73	1.17	1.14
595-TPS3808G33DBVR	TPS3808G33DBVR	SOT-23-6	1	3.3	3.07	-	-	1.8	6.5	5.7	1.64	1.31	.885	.868
595-TL7733BCDR	TL7733BCDR	SOIC-8	1	3.3	3.08	-	-	3.6	18	3500	.57	.513	.433	.382
595-TL7705ACD	TL7705ACD	SOIC-8	1	5	4.55	-	-	3.5	18	3000	.67	.615	.52	.459
595-TL7705ACP	TL7705ACP	PDIP-8	1	5	4.55	-	-	3.5	18	3000	.73	.667	.564	.496
595-TL7705ACPSR	TL7705ACPSR	SOIC-8	1	5	4.55	-	-	3.5	18	3000	.62	.564	.477	.421
595-TL7705AID	TL7705AID	SOIC-8	1	5	4.55	-	-	3.5	18	3000	.67	.615	.52	.459
595-TL7705AIP	TL7705AIP	PDIP-8	1	5	4.55	-	-	3.5	18	3000	.73	.667	.564	.496
595-TL7705BCD	TL7705BCD	SOIC-8	1	5	4.55	-	-	3.6	18	3000	.77	.698	.59	.52
595-TL7705BCP	TL7705BCP	PDIP-8	1	5	4.55	-	-	3.6	18	3000	.84	.755	.639	.563
595-TL7705BID	TL7705BID	SOIC-8	1	5	4.55	-	-	3.6	18	3000	.77	.698	.59	.52
595-TL7705BIP	TL7705BIP	PDIP-8	1	5	4.55	-	-	3.6	18	3000	.84	.755	.639	.563
595-TL7757CD	TL7757CD	SOIC-8	1	5	4.55	-	-	1	7	40	.81	.738	.625	.55
595-TL7757CLP	TL7757CLP	TO-92-3	1	5	4.55	-	-	1	7	40	.81	.738	.625	.55
595-TL7757CLPR	TL7757CLPR	TO-92-3	1	5	4.55	-	-	1	7	40	.67	.615	.52	.459
595-TL7757CPK	TL7757CPK	SOT-89-3	1	5	4.55	-	-	1	7	40	.67	.615	.52	.459
595-TL7757ILP	TL7757ILP	TO-92-3	1	5	4.55	-	-	1	7	40	.67	.615	.52	.459
595-TL7757IPK	TL7757IPK	SOT-89-3	1	5	4.55	-	-	1	7	40	.67	.615	.52	.459
595-TL7759CPWR	TL7759CPWR	TSSOP-8	1	5	4.55	-	-	1	7	40	.66	.599	.524	.46
595-TLC7705ID	TLC7705ID	SOIC-8	1	5	4.55	-	-	2	6	16	1.95	1.69	1.53	1.35
595-TPS3808G50DBVR	TPS3808G50DBVR	SOT-23-6	1	5	4.65	-	-	1.8	6.5	5.7	1.64	1.31	.885	.868
595-TPS3809I50DBVR	TPS3809I50DBVR	SOT-23-3	1	5	4.55	-	-	2	6	25	.74	.673	.569	.502
595-TPS3820-50DBVT	TPS3820-50DBVT	SOT-23-3	1	5	4.55	-	-	1.1	5.5	25	1.70	1.48	1.34	1.18
595-TPS3823-50DBVR	TPS3823-50DBVR	SOT-23-3	1	5	4.55	-	-	1.1	5.5	25	1.42	1.24	1.12	.989
595-TPS3824-50DBVR	TPS3824-50DBVR	SOT-23-3	1	5	4.55	-	-	1.1	5.5	25	1.53	1.38	1.21	1.06
595-TPS3825-50DBVT	TPS3825-50DBVT	SOT-23-3	1	5	4.55	-	-	1.1	5.5	25	1.70	1.48	1.34	1.18
595-TPS3828-50DBVT	TPS3828-50DBVT	SOT-23-3	1	5	4.55	-	-	1.1	5.5	25	1.70	1.48	1.34	1.18
595-TL7712ACD	TL7712ACD	SOIC-8	1	12	10.8	-	-	3.5	18	3000	1.11	1.01	.882	.774
595-UCC2946D	UCC2946D	SOIC-8	1	-	Prog.	-	-	2.1	5.5	18	3.85	3.08	2.09	2.04
595-TLC7701IDRG4	TLC7701IDRG4	SOIC-8	1	-	Adj.	-	-	2	6	9	1.34	1.21	1.09	.991
595-TLC7701IPWR	TLC7701IPWR	PDIP-8	1	-	Adj.	-	-	2	6	9	1.34	1.21	1.09	.991
595-TPS3803-01DCKR	TPS3803-01DCKR	SC-70-5	1	-	Adj.	-	-	1.3	6	4	.81	.745	.63	.555
595-PS3808G01MDBVTEP	TPS3808G01MDBVTEP	SOT-23-6	1	-	Adj.	-	-	1.7	6.5	5	3.85	3.08	2.09	2.04
595-TPS3808G01DBVR	TPS3808G01DBVR	SOT-23-6	1	-	0.405	-	-	1.8	6.5	5.7	1.64	1.31	.885	.868
595-TPS3808G12DBVR	TPS3808G12DBVR	SOT-23-6	1	-	1.12	-	-	1.7	6.5	5	1.64	1.31	.885	.868
595-TLV810SDBZT	TLV810SDBZT	SOT-23-3	1	-	2.93	-	-	1.1	6	30	.49	.396	.268	.262
595-TPS3809K33DBVT	TPS3809K33DBVT	SOT-23-3	1	-	2.93	-	-	2	6	25	.86	.776	.657	.578
595-TPS3809K33QDBVRQ	TPS3809K33QDBVRQ1	SOT-23-3	1	-	2.93	-	-	2	6	9	.87	.79	.668	.589
595-TPS3813K33DBVT	TPS3813K33DBVT	SOT-23-6	1	-	2.93	-	-	2	6	25	2.04	1.64	1.10	1.08
595-TPS3823-33QDBVRQ	TPS3823-33QDBVRQ1	SOT-23-5	1	-	2.93	-	-	1.1	5.5	15	1.48	1.33	1.21	1.09
926-LM809M3-2.63NOPB	LM809M3-2.63/NOPB	SOT-23-3	1	-	-	-	-	1.2	5.5	50	.78	.607	.53	.46
926-3470IM52.63/NOPB	LP3470IM5-2.63/NOPB	SOT-23-5	1	-	-	-	-	0.5	5.5	30	1.44	1.16	.781	.765
926-LP3470M52.63NOPB	LP3470M5-2.63/NOPB	SOT-23-5	1	-	-	-	-	0.5	5	30	1.33	1.06	.716	.702
926-LP3470M5X463NOPB	LP3470M5X-4.63/NOPB	SOT-23-5	1	-	-t	-	-	0.5	5	30	1.33	1.06	.716	.702
926-LM809M3-2.93NOPB	LM809M3-2.93/NOPB	SOT-23-3	1	-	-	-	-	1.2	5.5	100	.78	.607	.53	.46
926-3470IM52.93/NOPB	LP3470IM5-2.93/NOPB	SOT-23-5	1	-	-	-	-	0.5	5	30	1.44	1.16	.781	.765
926-LM809M3-3.08NOPB	LM809M3-3.08/NOPB	SOT-23-3	1	-	-	-	-	1.2	5.5	100	.78	.607	.53	.46
926-LM3724EM5308NOPB	LM3724EM5-3.08/NOPB	SOT-23-5	1	-	-	-	-	1	6	10	2.17	1.73	1.17	1.14
926-LM3724IM5308NOPB	LM3724IM5-3.08/NOPB	SOT-23-5	1	-	-	-	-	1	6	10	1.81	1.44	.976	.957
926-3470IM53.08/NOPB	LP3470IM5-3.08/NOPB	SOT-23-5	1	-	-	-	-	0.5	5.5	30	1.44	1.16	.781	.765
926-LP3470M53.08NOPB	LP3470M5-3.08/NOPB	SOT-23-5	1	-	-	-	-	0.5	5.5	30	1.33	1.06	.716	.702
926-LP3470M54.00NOPB	LP3470M5-4.00/NOPB	SOT-23-5	1	-	-	-	-	0.5	5.5	30	1.33	1.06	.716	.702
926-809M3-4.63/NOPB	LM809M3-4.63/NOPB	SOT-23-3	1	-	-	-	-	1	5.5	60	.78	.607	.53	.46
926-LP3470M54.63NOPB	LP3470M5-4.63/NOPB	SOT-23-5	1	-	-	-	-	0.5	5	30	1.33	1.06	.716	.702
926-240MFE4.63/NOPB	SM72240MFE-4.63/NOPB	SOT-23-3	1	-	-	-	-	1	5.5	15	2.24	1.79	1.21	1.19
926-LMS33460MG/NOPB	LMS33460MG/NOPB	SC-70-5	1	-	-	-	-	0.8	7	200	.79	.555	.477	.412
595-TPS3106E09DBVT	TPS3106E09DBVT	SOT-23-6	2	0.9	0.86	Adj.	-	0.4	3.3	4.5	2.53	2.02	1.37	1.34
595-TPS3106E16DBVT	TPS3106E16DBVT	SOT-23-6	2	1.6	1.521	-	-	0.4	3.3	3	2.53	2.02	1.37	1.34
595-TPS3705-33D	TPS3705-33D	SOIC-8	2	3	2.93	1.25	-	2	3.3	50	2.07	1.80	1.63	1.43
595-TPS3707-33D	TPS3707-33D	SOIC-8	2	3.3	2.93	1.25	-	2	3.3	50	2.07	1.80	1.63	1.43
595-TPS3306-15D	TPS3306-15D	SOIC-8	2	3.3	2.93	1.4	-	2.7	6	40	3.01	2.41	1.63	1.59
595-TPS3305-18D	TPS3305-18D	SOIC-8	2	3.3	2.93	1.68	-	2.7	6	40	2.77	2.21	1.50	1.47
595-TPS3305-18DGNR	TPS3305-18DGNR	MSOP PowerPAD-8	2	3.3	2.93	1.68	-	2.7	6	40	2.41	1.93	1.31	1.27
595-TPS3306-25D	TPS3306-25D	SOIC-8	2	3.3	2.93	2.25	-	2.7	6	40	3.01	2.41	1.63	1.59
595-TPS3106K33DBVR	TPS3106K33DBVR	SOT-23-6	2	3.3	2.941	-	-	0.4	3.3	3	2.17	1.73	1.17	1.14
595-TPS3106K33DBVT	TPS3106K33DBVT	SOT-23-6	2	3.3	2.941	-	-	0.4	3.3	4.5	2.53	2.02	1.37	1.34
595-TPS3110K33DBVT	TPS3110K33DBVT	SOT-23-6	2	3.3	2.941	-	-	0.4	3.3	3	2.77	2.21	1.50	1.47
595-TPS3806I33DBVR	TPS3806I33DBVR	SOP-6	2	3.3	3	-	-	1.3	6	5	1.08	.867	.585	.574
595-TL7770-5CDWR	TL7770-5CDWR	SOIC-16	2	5	4.55	-	-	3.5	18	5000	2.54	2.29	2.09	1.88
595-TPS3705-50D	TPS3705-50D	SOIC-8	2	5	4.55	1.25	-	2	5	50	2.07	1.80	1.63	1.43
595-TPS3707-50D	TPS3707-50D	SOIC-8	2	5	4.55	1.25	-	2	5	50	2.07	1.80	1.63	1.43
595-TPS3305-33D	TPS3305-33D	SOIC-8	2	5	4.55	2.93	-	2.7	6	40	2.77	2.21	1.50	1.47
595-TPS3306-33D	TPS3306-33D	SOIC-8	2	5	4.55	2.93	-	2.7	6	40	3.01	2.41	1.63	1.59
595-TPS3805H33DCKR	TPS3805H33DCKR	SC-70-5	2	-	3.05	-	-	1.3	6	4	1.09	.983	.86	.754
595-TPS3307-18D	TPS3307-18D	SOIC-8	3	3.3	2.93	1.68	1.25	2	6	40	3.01	2.41	1.63	1.59
595-TPS3307-18DGN	TPS3307-18DGN	MSOP PowerPAD-8	3	3.3	2.93	1.68	1.25	2	6	40	3.01	2.41	1.63	1.59
595-TPS3307-25D	TPS3307-25D	SOIC-8	3	3.3	2.93	2.25	1.25	2	6	40	3.01	2.41	1.63	1.59
595-TPS3510P	TPS3510P	PDIP-8	3	3.3	2.2	3.5	-	4	15	1000	1.13	1.03	.897	.786
595-TPS3307-33D	TPS3307-33D	SOIC-8	3	5	4.55	2.93	1.25	2	6	40	3.01	2.41	1.63	1.59
595-TPS3307-33DGN	TPS3307-33DGN	MSOP PowerPAD-8	3	5	4.55	2.93	1.25	2	6	40	3.01	2.41	1.63	1.59

© Copyright 2013 Mouser Electronics

© Copyright 2013 Mouser Electronics

TEXAS INSTRUMENTS Power Management ICs

Products may be RoHS compliant. Check mouser.com for RoHS status.

POWER-OVER-ETHERNET (POE) POWERED DEVICES

NEW PRODUCT

For quantities greater than listed, call for quote.

MOUSER STOCK NO.	Texas Instruments Part No.	Package	Output Power (W)	V_{in} (Min.) (V)	V_{in} (Max.) (V)	Topology	Accuracy (%)	Operating Temperature (°C)	Price Each 1	25	100	250
595-TPS2379DDA	TPS2379DDA	SO-8	13	-0.3	100	Any DC-DC Conv	-	-40 to 85	2.89	2.31	1.56	1.53
595-TPS2375DRG4	TPS2375DRG4	SOIC-8	13	0	57	Any DC-DC Conv	-	-40 to 85	2.41	1.93	1.31	1.27
595-TPS2375D	TPS2375D	SOIC-8	13	0	57	Any DC-DC Conv	-	-40 to 85	2.89	2.31	1.56	1.53
595-TPS2375PW-1	TPS2375PW-1	TSSOP-8	13	0	57	Any DC-DC Conv	-	-40 to 85	2.89	2.31	1.56	1.53
595-TPS23750PWP	TPS23750PWP	HTSSOP-20	13	0	57	Any DC-DC Conv	-	-40 to 85	3.62	2.89	1.95	1.92
595-TPS23750PWPR	TPS23750PWPR	HTSSOP-20	13	0	57	Any DC-DC Conv	-	-40 to 85	3.01	2.41	1.63	1.59
595-TPS23753PW	TPS23753PW	TSSOP-14	13	0	57	Any DC-DC Conv	-	-40 to 85	3.25	2.60	1.75	1.72
595-TPS2376D	TPS2376D	SOIC-8	13	0	57	Any DC-DC Conv	-	-40 to 85	2.89	2.31	1.56	1.53
595-TPS2376DDA-H	TPS2376DDA-H	HSOP-8	13	0	57	Any DC-DC Conv	-	-40 to 85	3.62	2.89	1.95	1.92
595-TPS2378DDA	TPS2378DDA	SO-8	13	0	57	Any DC-DC Conv	-	-40 to 85	2.89	2.31	1.56	1.53
926-LM5070MTCX50NOPB	LM5070MTCX-50/NOPB	TSSOP-16	13	1.21	1.28	DC-DC Conv	20	-40 to 125	3.14	2.50	1.69	1.66
926-LM5071MTX80NOPB	LM5071MTX-80/NOPB	TSSOP-16	13	1.22	1.28	DC-DC Conv	-	-40 to 125	3.14	2.50	1.69	1.66
926-5070MTC-50/NOPB	LM5070MTC-50/NOPB	TSSOP-16	13	1.8	75	Single Ended	2	-40 to 125	3.14	2.50	1.69	1.66
926-5070MTC-80/NOPB	LM5070MTC-80/NOPB	TSSOP-16	13	1.8	75	Single Ended	2	-40 to 125	3.14	2.50	1.69	1.66
926-LM5072MH-80/NOPB	LM5072MH-80/NOPB	TSSOP-16	13	9	100	Single Ended	2	-40 to 125	4.10	3.27	2.21	2.17
926-LM5071MT-50/NOPB	LM5071MT-50/NOPB	TSSOP-16	13	9.5	60	Single Ended	2	-40 to 125	3.14	2.50	1.69	1.66
926-LM5071MT-80/NOPB	LM5071MT-80/NOPB	TSSOP-16	13	9.5	60	Single Ended	2	-40 to 125	3.14	2.50	1.69	1.66
595-TPS23751PWP	TPS23751PWP	TSSOP-16	25.5	0	57	Single-Ended	-	-40 to 85	4.82	4.33	3.95	3.56
595-TPS23752PWP	TPS23752PWP	TSSOP-20	25.5	0	57	Single-Ended	-	-40 to 85	4.82	4.33	3.95	3.56
926-LM5072MHX80NOPB	LM5072MHX-80/NOPB	TSSOP-16	25	1.23	1.28	Buck	-	-40 to 125	4.10	3.27	2.21	2.17
926-LM5073MH/NOPB	LM5073MH/NOPB	TSSOP-14	25	9	100	Any DC-DC Conv	-	-40 to 125	2.75	2.19	1.49	1.46

POWER-OVER-ETHERNET (POE) POWER SOURCING EQUIPMENT

For quantities greater than listed, call for quote.

MOUSER STOCK NO.	Texas Instruments Part No.	Package	Channels	Abs Max. V_{in}	Operating Temperature (°C)	IEEE Compliant	Interface	Disconnect	PowerFET	Price Each 1	25	100	250
595-TPS23851DCE	TPS23851DCE	SSOP-36	4	70	-20 to 125	Yes	I^2C	Both AC and DC	External	13.25	10.59	7.16	7.02
595-TPS2384PAP	TPS2384PAP	HTQFP-64	4	80	-40 to 125	Yes	I^2C	Both AC and DC	Internal	12.06	10.14	7.37	7.27
595-TPS23841PJD	TPS23841PJD	HTQFP-64	4	Yes	-40 to 125	Yes	I^2C	Both AC and DC	Internal	19.05	16.02	11.63	11.48

FIXED SHUNT VOLTAGE REFERENCES

NEW PRODUCT

For quantities greater than listed, call for quote.

MOUSER STOCK NO.	Texas Instruments Part No.	Package	VO (V)	Initial Accuracy @ 25/deg°C (%)	Temp. Coeff. (Typ) (ppm/deg°C)	I_{out}/I_Z (Max) (mA)	Price Each 1	25	100	250
926-LM4041AIM312NOPB	LM4041AIM3-1.2/NOPB	SOT-23-3	1.225	0.1	100	10	1.75	1.42	1.28	1.13
926-LM4041BIM312NOPB	LM4041BIM3-1.2/NOPB	SOT-23-3	1.225	0.2	100	10	1.25	1.00	.876	.768
595-LM4041C12IDBZR	LM4041C12IDBZR	SOT-23-3	1.225	0.5	15	12	.76	.685	.603	.53
926-LM4041CIM312NOPB	LM4041CIM3-1.2/NOPB	SOT-23-3	1.225	0.5	100	10	.87	.676	.59	.513
595-LM4041D12IDBZR	LM4041D12IDBZR	SOT-23-3	1.225	1	15	12	.60	.535	.472	.414
595-LM4041D12ILP	LM4041D12ILP	TO-92-3	1.225	1	15	12	.81	.738	.625	.55
926-LM4041DIM312NOPB	LM4041DIM3-1.2/NOPB	SOT-23-3	1.225	1	150	10	.78	.607	.53	.46
926-LM385Z-1.2/NOPB	LM385Z-1.2/NOPB	TO-92	1.225	2	150	10	.76	.59	.515	.447
926-LM4041EIM312NOPB	LM4041EIM3-1.2/NOPB	SOT-23-3	1.225	2	150	10	.78	.607	.53	.46
595-LT1004CD-1-2	LT1004CD-1-2	SOIC-8	1.235	0.3	-	20	1.11	1.01	.882	.774
595-LT1004CPW-1-2	LT1004CPW-1-2	TSSOP-8	1.235	0.3	-	20	.93	.839	.734	.644
595-LT1004ID-1-2	LT1004ID-1-2	SOIC-8	1.235	0.3	-	20	.93	.839	.734	.644
595-LT1004IDG4-1-2	LT1004IDG4-1-2	SOIC-8	1.235	0.3	-	20	.87	.749	.681	.599
595-REF1004I-1.2	REF1004I-1.2	SOIC-8	1.235	0.3	-	20	6.41	5.83	5.28	4.84
595-LM285D-1-2	LM285D-1-2	SOIC-8	1.235	1	-	20	.69	.622	.526	.463
595-LM285LP-1-2	LM285LP-1-2	TO-92	1.235	1	20	20	.69	.622	.526	.463
595-LM385BLP-1-2	LM385BLP-1-2	TO-92-3	1.235	1	-	20	.75	.684	.579	.509
595-LM385BLPRE3-1-2	LM385BLPRE3-1-2	TO-92-3	1.235	2	-	20	.75	.684	.579	.509
595-LM385DR-1-2	LM385DR-1-2	SOIC-8	1.235	2	-	20	.61	.54	.449	.394
595-LM385LP-1-2	LM385LP-1-2	TO-92	1.235	2	20	20	.69	.622	.526	.463
926-LM385M-1.2/NOPB	LM385M-1.2/NOPB	SOIC-8	1.235	2	150	10	.78	.61	.532	.462
926-LM385M3-1.2/NOPB	LM385M3-1.2/NOPB	SOT-23-3	1.235	2	150	10	1.16	.929	.813	.714
926-LM385M3X-1.2/NOPB	LM385M3X-1.2/NOPB	SOT-23-3	1.235	2	150	10	1.16	.929	.813	.714
926-LM385MX-1.2/NOPB	LM385MX-1.2/NOPB	SOIC-8	1.235	2	150	10	.78	.61	.532	.462
595-REF1112AIDBZT	REF1112AIDBZT	SOT-23-3	1.25	0.2	50	5	2.29	1.83	1.24	1.21
926-LM4121AIM512NOPB	LM4121AIM5-1.2/NOPB	SOT-23	1.25	0.2	50	10	2.04	1.64	1.10	1.08
926-LM4040BIM720NOPB	LM4040BIM7-2.0/NOPB	SC-70	2.048	0.08	100	10	1.27	1.02	.895	.784
595-LM4040A20IDBZR	LM4040A20IDBZR	SOT-23-3	2.048	0.1	15	15	2.68	2.41	2.19	1.98
926-LM4040AIM320NOPB	LM4040AIM3-2.0/NOPB	SOT-23-3	2.048	0.1	100	10	1.83	1.48	1.33	1.18
595-LM4040C20IDBZR	LM4040C20IDBZR	SOT-23-3	2.048	0.5	15	15	.87	.786	.666	.586
595-LM4040D20IDBZR	LM4040D20IDBZR	SOT-23-3	2.048	1	15	15	.67	.615	.52	.459
595-LM4040D20QDBZR	LM4040D20QDBZR	SOT-23-3	2.048	1	15	15	.90	.809	.708	.622
595-LM236D-2-5	LM236D-2-5	SOIC-8	2.49	2	33	10	2.16	1.87	1.70	1.50
595-LM336BD-2-5	LM336BD-2-5	SOIC-8	2.49	2	34	10	.88	.791	.692	.608
926-LM4132AMF2.5NOPB	LM4132AMF-2.5/NOPB	SOT-23-5	2.5	0.05	10	-	3.14	2.50	1.69	1.66
595-LM4040A25IDBZR	LM4040A25IDBZR	SOT-23-3	2.5	0.1	15	15	2.68	2.41	2.19	1.98
926-LM4040BIM3-25	LM4040BIM3-2.5	SOT-23	2.5	0.1	100	10	1.27	1.02	.895	.784
926-LM4040AIM325NOPB	LM4040AIM3-2.5/NOPB	SOT-23-3	2.5	0.1	100	10	1.83	1.48	1.33	1.18
926-LM4040CIM3-25	LM4040CIM3-2.5	SOT-23	2.5	0.1	100	10	.96	.752	.657	.57
926-LM4040DIM3-25	LM4040DIM3-2.5	SOT-23	2.5	0.1	100	10	.84	.649	.567	.492
926-LM4050AEM325NOPB	LM4050AEM3-2.5/NOPB	SOT-23-3	2.5	0.1	50	10	2.77	2.21	1.50	1.47
926-LM4050AIM325NOPB	LM4050AIM3-2.5/NOPB	SOT-23-3	2.5	0.1	50	10	2.53	2.02	1.37	1.34
926-LM4132BMF2.5NOPB	LM4132BMF-2.5/NOPB	SOT-23-5	2.5	0.1	20	-	2.41	1.93	1.31	1.27
926-LM4140CCM2.5NOPB	LM4140CCM-2.5/NOPB	SOIC-8	2.5	0.1	10	-	3.97	3.18	2.15	2.11
926-LM4431M3-2.5/NOPB	LM4431M3-2.5/NOPB	SOT-23-3	2.5	0.1	30	10	.97	.779	.682	.598
926-LM4050BIM325NOPB	LM4050BIM3-2.5/NOPB	SOT-23-3	2.5	0.1	50	10	1.93	1.54	1.04	1.02
595-LM4040A25IDBZT	LM4040A25IDBZT	SOT-23-3	2.5	0.2	15	15	3.07	2.77	2.53	2.28
595-LM4040B25IDBZT	LM4040B25IDBZT	SOT-23-3	2.5	0.2	15	15	2.31	2.01	1.82	1.61
595-LT1009CLP	LT1009CLP	TO-92-3	2.5	0.2	25	10	1.06	.959	.839	.736
926-LM4040BIM325NOPB	LM4040BIM3-2.5/NOPB	SOT-23-3	2.5	0.2	100	10	1.27	1.02	.895	.784
926-LM4040BIM725NOPB	LM4040BIM7-2.5/NOPB	SOT-23-3	2.5	0.2	100	10	1.27	1.02	.895	.784
926-LM4120AIM525NOPB	LM4120AIM5-2.5/NOPB	SOT-23-5	2.5	0.2	14	-	2.04	1.64	1.10	1.08
595-REF1004C-2.5	REF1004C-2.5	SOIC-8	2.5	0.4	-	20	3.94	3.54	3.22	2.91
595-LM4040C25IDBZR	LM4040C25IDBZR	SOT-23-3	2.5	0.5	15	15	.84	.759	.663	.582
595-LM4040C25MDBZTEP	LM4040C25MDBZTEP	SOT-23	2.5	0.5	15	15	2.89	2.31	1.56	1.53
595-LM4040C25ILP	LM4040C25ILP	TO-92	2.5	0.5	15	75	.91	.827	.723	.636
926-LM4040CIM325NOPB	LM4040CIM3-2.5/NOPB	SOT-23-3	2.5	0.5	100	10	.96	.752	.657	.57
926-M4040CIM3X25NOPB	LM4040CIM3X-2.5/NOPB	SOT-23-3	2.5	0.5	100	10	.96	.752	.657	.57
926-LM4050CIM325NOPB	LM4050CIM3-2.5/NOPB	SOT-23-3	2.5	0.5	50	10	1.69	1.35	.911	.892
926-LM4120IM52.5NOPB	LM4120IM5-2.5/NOPB	SOT-23-5	2.5	0.5	14	-	1.93	1.54	1.04	1.02
595-LT1004ID-2-5	LT1004ID-2-5	SOIC-8	2.5	0.8	-	20	1.04	.899	.817	.719
595-LM4040D20IDBZRG4	LM4040D20IDBZRG4	SOT-23	2.5	1	15	15	.67	.615	.52	.459
595-LM4040D25IDBZR	LM4040D25IDBZR	SOT-23-3	2.5	1	15	15	.74	.677	.572	.504

© Copyright 2013 Mouser Electronics
© Copyright 2013 Mouser Electronics

Products may be RoHS compliant. Check mouser.com for RoHS status.

FIXED SHUNT VOLTAGE REFERENCES (CONT.)

PRODUCT NEW

For quantities greater than listed, call for quote.

MOUSER STOCK NO.	Texas Instruments Part No.	Package	VO (V)	Initial Accuracy @ 25/deg°C (%)	Temp Coeff (Typ) (ppm/deg°C)	I_{out}/L_z (Max) (mA)	Price Each 1	25	100	250
595-LM4040D25IDCKR	LM4040D25IDCKR	SC-70-5	2.5	1	15	15	.60	.535	.472	.414
595-LM4040D25ILP	LM4040D25ILP	TO-92-3	2.5	1	15	15	.81	.738	.625	.55
926-LM336BZ-2.5/NOPB	LM336BZ-2.5/NOPB	TO-92	2.5	1	20	10	1.27	1.02	.889	.78
926-LM336Z-2.5/NOPB	LM336Z-2.5/NOPB	TO-92	2.5	1	20	10	.82	.646	.564	.49
926-LM4040DIM325NOPB	LM4040DIM3-2.5/NOPB	SOT-23-3	2.5	1	150	10	.84	.649	.567	.492
595-LM285DR-2-5	LM285DR-2-5	SOIC-8	2.5	1.5	-	20	.58	.526	.445	.393
595-LM285LP-2-5	LM285LP-2-5	TO-92-3	2.5	1.5	-	20	.69	.622	.526	.463
595-LM385BLP-2-5	LM385BLP-2-5	TO-92-3	2.5	1.5	-	20	.75	.684	.579	.509
926-LM285M-2.5/NOPB	LM285M-2.5/NOPB	SOIC-8	2.5	1.5	150	10	.98	.768	.671	.583
926-LM285MX-2.5/NOPB	LM285MX-2.5/NOPB	SOIC-8	2.5	1.5	30	10	.98	.768	.671	.583
926-LM4040EIM325NOPB	LM4040EIM3-2.5/NOPB	SOT-23-3	2.5	2	150	10	.74	.574	.501	.434
926-LM4431M3X25NOPB	LM4431M3X-2.5/NOPB	SOT-23	2.5	2	30	10	.97	.779	.682	.598
595-LM385LP-2-5	LM385LP-2-5	TO-92-3	2.5	3	-	20	.61	.54	.449	.394
926-LM385BZ-2.5/NOPB	LM385BZ-2.5/NOPB	TO-92	2.5	3	150	10	1.09	.875	.766	.672
926-LM385M3-2.5/NOPB	LM385M3-2.5/NOPB	SOT-23-3	2.5	3	150	10	1.16	.929	.813	.714
926-LM385M3X-2.5NOPB	LM385M3X-2.5/NOPB	SOT-23-3	2.5	3	30	10	1.16	.929	.813	.714
926-LM385Z-2.5/NOPB	LM385Z-2.5/NOPB	TO-92	2.5	3	150	10	.76	.59	.515	.447
595-LM4040A30IDBZR	LM4040A30IDBZR	SOT-23-3	3	0.1	15	15	2.68	2.41	2.19	1.98
926-LM4120AIM530NOPB	LM4120AIM5-3.0/NOPB	SOT-23-5	3	0.2	14	-	2.04	1.64	1.10	1.08
595-LM4040C30IDBZR	LM4040C30IDBZR	SOT-23-3	3	0.5	15	15	.87	.786	.666	.586
595-LM4040C30IDCKR	LM4040C30IDCKR	SC-70-5	3	0.5	15	15	.77	.663	.608	.535
926-LM4120IM53.0NOPB	LM4120IM5-3.0/NOPB	SOT-23-5	3	0.5	14	-	1.93	1.54	1.04	1.02
595-LM4040D30IDBZR	LM4040D30IDBZR	SOT-23-3	3	1	15	15	.67	.615	.52	.459
926-LM4132AMF3.3NOPB	LM4132AMF-3.3/NOPB	SOT-23-5	3.3	0.05	10	-	3.14	2.50	1.69	1.66
926-LM4120AIM533NOPB	LM4120AIM5-3.3/NOPB	SOT-23-5	3.3	0.2	14	-	2.04	1.64	1.10	1.08
926-LM4132AMF4.1NOPB	LM4132AMF-4.1/NOPB	SOT-23-5	4.096	0.05	-	-	3.14	2.50	1.69	1.66
595-LM4040A41IDBZT	LM4040A41IDBZT	SOT-23-3	4.096	0.1	15	15	3.07	2.77	2.53	2.28
926-LM4040AIM341NOPB	LM4040AIM3-4.1/NOPB	SOT-23-3	4.096	0.1	20	10	1.83	1.48	1.33	1.18
926-LM4040AIZ4.1NOPB	LM4040AIZ-4.1/NOPB	TO-92	4.096	0.1	20	10	1.83	1.48	1.33	1.18
926-LM4050AIM341NOPB	LM4050AIM3-4.1/NOPB	SOT-23-3	4.096	0.1	50	10	2.53	2.02	1.37	1.34
926-LM4132BMF4.1NOPB	LM4132BMF-4.1/NOPB	SOT-23-5	4.096	0.1	20	-	2.41	1.93	1.31	1.27
595-LM4040B41IDBZT	LM4040B41IDBZT	SOT-23-3	4.096	0.2	15	15	2.31	2.01	1.82	1.61
926-LM4040BIM341NOPB	LM4040BIM3-4.1/NOPB	SOT-23-3	4.096	0.2	20	10	1.27	1.02	.895	.784
926-LM4050BIM341NOPB	LM4050BIM3-4.1/NOPB	SOT-23-3	4.096	0.2	50	10	1.93	1.54	1.04	1.02
926-LM4120AIM541NOPB	LM4120AIM5-4.1/NOPB	SOT-23-5	4.096	0.2	14	-	2.04	1.64	1.10	1.08
595-LM4040C41IDBZR	LM4040C41IDBZR	SOT-23-3	4.096	0.5	15	15	.87	.786	.666	.586
595-LM4040C41ILPR	LM4040C41ILPR	TO-92-3	4.096	0.5	15	15	.87	.786	.666	.586
926-LM4040CIM341NOPB	LM4040CIM3-4.1/NOPB	SOT-23-3	4.096	0.5	20	10	.96	.752	.657	.57
595-LM4040D41IDBZR	LM4040D41IDBZR	SOT-23-3	4.096	1	15	15	.67	.615	.52	.459
595-LM4040D41ILP	LM4040D41ILP	TO-92	4.096	1	15	15	.81	.738	.625	.55
926-LM4040DIM341NOPB	LM4040DIM3-4.1/NOPB	SOT-23-3	4.096	1	150	10	.84	.649	.567	.492
595-LM4040A50IDBZR	LM4040A50IDBZR	SOT-23-3	5	0.1	15	15	2.41	2.19	1.98	1.82
926-LM4040BIM3-50	LM4040BIM3-5.0	SOT-23	5	0.1	100	10	1.27	1.02	.895	.784
926-LM4040AIM3-50	LM4040AIM3-5.0	SOT-23	5	0.1	100	10	1.83	1.48	1.33	1.18
926-LM4040CIM3-50	LM4040CIM3-5.0	SOT-23	5	0.1	100	10	.96	.752	.657	.57
926-LM4040DIM750NOPB	LM4040DIM7-5.0/NOPB	SC-70	5	0.1	100	10	.84	.649	.567	.492
926-LM4040DIZ50LFT1	LM4040DIZ-5.0/LFT1	TO-92	5	0.1	100	10	.87	.672	.587	.51
926-LM4040AIM350NOPB	LM4040AIM3-5.0/NOPB	SOT-23-3	5	0.1	20	10	1.83	1.48	1.33	1.18
926-LM4040AIZ5.0NOPB	LM4040AIZ-5.0/NOPB	TO-92	5	0.1	20	10	1.83	1.48	1.33	1.18
926-LM4050AIM350NOPB	LM4050AIM3-5.0/NOPB	SOT-23-3	5	0.1	50	10	2.53	2.02	1.37	1.34
595-LM4040B50IDBZT	LM4040B50IDBZT	SOT-23-3	5	0.2	15	15	2.31	2.01	1.82	1.61
926-LM4040BIM350NOPB	LM4040BIM3-5.0/NOPB	SOT-23-3	5	0.2	20	10	1.27	1.02	.895	.784
926-LM4050BIM350NOPB	LM4050BIM3-5.0/NOPB	SOT-23-3	5	0.2	20	10	1.93	1.54	1.04	1.02
926-LM4120AIM550NOPB	LM4120AIM5-5.0/NOPB	SOT-23-5	5	0.2	14	-	2.04	1.64	1.10	1.08
595-LM4040C50IDBZR	LM4040C50IDBZR	SOT-23-3	5	0.5	15	15	.87	.786	.666	.586
595-LM4040C50ILP	LM4040C50ILP	TO-92-3	5	0.5	15	15	.91	.827	.723	.636
595-LM4040C50ILPR	LM4040C50ILPR	TO-92	5	0.5	15	15	.87	.786	.666	.586
595-LM4040C50QDBZR	LM4040C50QDBZR	SOT-23-3	5	0.5	15	15	1.08	.931	.851	.749
926-LM4040CIM350NOPB	LM4040CIM3-5.0/NOPB	SOT-23-3	5	0.5	20	10	.96	.752	.657	.57
926-LM4040CIZ5.0NOPB	LM4040CIZ-5.0/NOPB	TO-92	5	0.5	15	10	.96	.752	.657	.57
595-LM4040D50IDBZR	LM4040D50IDBZR	SOT-23-3	5	1	15	15	.67	.615	.52	.459
595-LM4040D50ILP	LM4040D50ILP	TO-92-3	5	1	15	15	.81	.738	.625	.55
595-LM4040D50QDBZR	LM4040D50QDBZR	SOT-23-3	5	1	15	15	.84	.728	.657	.578
926-LM4040DIM350NOPB	LM4040DIM3-5.0/NOPB	SOT-23-3	5	1	15	10	.84	.649	.567	.492
926-LM336BZ-5.0/NOPB	LM336BZ-5.0/NOPB	TO-92	5	1	20	10	1.27	1.02	.889	.78
926-LM336M-5.0/NOPB	LM336M-5.0/NOPB	SOIC-8	5	1	20	10	.80	.623	.544	.472
926-LM385MX/NOPB	LM385MX/NOPB	SOIC-8	5.3	2	150	10	.93	.729	.637	.552
926-LM329DZ/NOPB	LM329DZ/NOPB	TO-92	6.9	5	10	2	1.06	.845	.739	.648
595-LM4040D82IDBZR	LM4040D82IDBZR	SOT-23-3	8.192	1	15	15	.60	.535	.472	.414
926-M4040AIM3100NOPB	LM4040AIM3-10.0/NOPB	SOT-23-3	10	0.1	100	10	1.83	1.48	1.33	1.18
595-LM4040B10IDBZT	LM4040B10IDBZT	SOT-23-3	10	0.2	15	15	2.01	1.81	1.65	1.49
595-LM4040C10IDBZR	LM4040C10IDBZR	SOT-23-3	10	0.5	15	15	.87	.786	.666	.586

ADJUSTABLE SHUNT VOLTAGE REFERENCES

PRODUCT NEW

For quantities greater than listed, call for quote.

MOUSER STOCK NO.	Texas Instruments Part No.	Package	VO Adj (Min) (V)	VO Adj (Max) (V)	Initial Accuracy @ 25°C (%)	Temp Coeff (Typ) (ppm/deg°C)	Temp Coeff (Max) (ppm/deg°C)	I_{out}/L_z (Max) (mA)	Price Each 1	25	100	250
595-LM4041DIDBZR	LM4041DIDBZR	SOT-23-3	1.225	15	1	15	150	100	.65	.589	.519	.456
595-TLV431ACDBVR	TLV431ACDBVR	SOT-23-5	1.24	6	1.5	39	129	15	.67	.615	.52	.459
595-TLV431ACDBVRE4	TLV431ACDBVRE4	SOT-23	1.24	6	1	39	129	15	.60	.535	.472	.414
595-TLV431ACDBVRG4	TLV431ACDBVRG4	SOT-23-5	1.24	6	1	39	129	80	.67	.615	.52	.459
595-TLV431ACDBZR	TLV431ACDBZR	SOT-23-3	1.24	6	1	39	129	80	.74	.677	.572	.504
595-TLV431AIDBVR	TLV431AIDBVR	SOT-23-5	1.24	6	0.5	39	129	15	.67	.615	.52	.459
595-TLV431AIDBZR	TLV431AIDBZR	SOT-23-3	1.24	6	1	39	129	80	.74	.677	.572	.504
595-TLV431AILP	TLV431AILP	TO-92-3	1.24	6	0.5	39	129	15	.81	.738	.625	.55
595-TLV431BCDBZT	TLV431BCDBZT	SOT-23-3	1.24	6	1.5	-	-	15	1.26	1.14	.999	.876
595-TLV431BIDBZR	TLV431BIDBZR	SOT-23-3	1.24	6	1.5	39	129	15	.77	.696	.606	.532
595-TLV431CDBVR	TLV431CDBVR	SOT-23-5	1.24	6	1	39	129	80	.57	.502	.417	.366
595-TLV431CDBZR	TLV431CDBZR	SOT-23-3	1.24	6	1.5	39	129	80	.62	.552	.459	.402
595-TLV431IDBZR	TLV431IDBZR	SOT-23-3	1.24	6	1	39	129	80	.62	.552	.459	.402
926-M4041CIM3ADJNOPB	LM4041CIM3-ADJ/NOPB	SOT-23-3	1.24	10	0.5	100	100	10	.87	.676	.59	.513
926-M4041DIM3ADJNOPB	LM4041DIM3-ADJ/NOPB	SOT-23-3	1.24	10	1	100	150	10	.78	.607	.53	.46
926-LM4041CIM7ADJNPB	LM4041CIM7-ADJ/NOPB	SC-70	1.24	10	0.5	20	100	10	.93	.722	.63	.548
595-TLVH431ACDBVR	TLVH431ACDBVR	SOT-23-5	1.24	18	1	-	-	80	.57	.514	.446	.392
595-TLVH431ACDBZR	TLVH431ACDBZR	SOT-23-3	1.24	18	0.5	-	-	80	.62	.556	.49	.43
595-TLVH431AIDBZR	TLVH431AIDBZR	SOT-23-3	1.24	18	0.5	-	-	80	.62	.556	.49	.43
595-TLVH431BQDBZR	TLVH431BQDBZR	SOT-23-3	1.24	18	0.5	-	-	80	.84	.759	.663	.582
595-TLVH431BIDBZR	TLVH431BIDBZR	SOT-23-3	1.24	18	1	-	-	80	.84	.759	.663	.582

© Copyright 2013 Mouser Electronics

© Copyright 2013 Mouser Electronics

TEXAS INSTRUMENTS Power Management ICs

Products may be RoHS compliant. Check mouser.com for RoHS status.

ADJUSTABLE SHUNT VOLTAGE REFERENCES (CONT.)

NEW PRODUCT

For quantities greater than listed, call for quote.

MOUSER STOCK NO.	Texas Instruments Part No.	Package	VO Adj (Min) (V)	VO Adj (Max) (V)	Initial Accuracy @ 25°C (%)	Temp Coeff (Typ) (ppm/deg C)	Temp Coeff (Max) (ppm/deg C)	I_{out}/Iz (Max) (mA)	Price Each 1	25	100	250
595-TLVH431BIPK	TLVH431BIPK	SOT-89-3	1.24	18	1	-	-	80	.76	.685	.603	.53
595-TLVH432AIDBZR	TLVH432AIDBZR	SOT-23-3	1.24	18	0.5	-	-	80	.62	.556	.49	.43
595-TLVH432AQDBZR	TLVH432AQDBZR	SOT-23-3	1.24	18	1.5	-	-	80	.62	.556	.49	.43
595-TLVH432BIDBZR	TLVH432BIDBZR	SOT-23-3	1.24	18	1.5	-	-	80	.84	.759	.663	.582
595-TLVH432CDBZR	TLVH432CDBZR	SOT-23-3	1.24	18	1.5	-	-	80	.62	.564	.477	.421
595-TLVH432QDBZR	TLVH432QDBZR	SOT-23-3	1.24	18	1	15	150	12	.62	.564	.477	.421
595-TLVH432IDBZR	TLVH432IDBZR	SOT-23-3	1.24	18	0.5	15	100	12	.62	.564	.477	.421
595-TL431ACD	TL431ACD	SOIC-8	2.495	36	1	34	-	100	.44	.369	.292	.242
595-TL431ACDR	TL431ACDR	SOIC-8	2.495	36	1	34	600	100	.36	.308	.243	.201
595-TL431ACDBZR	TL431ACDBZR	SOT-23-3	2.495	36	1	34	-	100	.41	.341	.27	.224
595-TL431ACDCKR	TL431ACDCKR	SOT-23-6	2.495	36	1	34	-	100	.41	.341	.27	.224
595-TL431ACLP	TL431ACLP	TO-92-3	2.495	36	1	34	-	100	.48	.402	.318	.263
595-TL431ACPK	TL431ACPK	SOT-89-3	2.495	36	1	34	-	100	.50	.422	.333	.276
595-TL431AID	TL431AID	SOIC-8	2.495	36	1	34	-	100	.40	.332	.262	.217
595-TL431AIDBVRE4	TL431AIDBVRE4	SOT-23-5	2.495	36	1	34	-	100	.34	.284	.225	.186
595-TL431AIDBZR	TL431AIDBZR	SOT-23-3	2.495	36	1	34	-	100	.36	.308	.243	.201
595-TL431AILPR	TL431AILPR	TO-92-3	2.495	36	1	34	-	100	.36	.308	.243	.201
595-TL431AQDBVR	TL431AQDBVR	SOT-23-5	2.495	36	1	34	-	100	.39	.322	.255	.211
595-TL431AQDBZR	TL431AQDBZR	SOT-23-3	2.495	36	0.5	34	-	100	.41	.346	.273	.227
595-TL431AQPK	TL431AQPK	SOT-89-3	2.495	36	0.5	34	-	100	.41	.355	.295	.259
595-TL431BCDBZR	TL431BCDBZR	SOT-23-3	2.495	36	0.5	34	-	100	.58	.51	.424	.371
595-TL431BQDBZRQ1	TL431BQDBZRQ1	SOT-23-3	2.495	36	0.5	34	-	100	.73	.66	.559	.492
595-TL431BCLP	TL431BCLP	TO-92-3	2.495	36	0.5	34	-	100	.59	.533	.452	.397
595-TL431BCPK	TL431BCPK	SOT-89-3	2.495	36	0.5	34	-	100	.63	.575	.486	.428
595-TL431BILPRE3	TL431BILPRE3	TO-92-3	2.495	36	0.5	34	-	100	.62	.549	.456	.40
595-TL431BIPK	TL431BIPK	SOT-23-3	2.495	36	1	34	-	100	.66	.609	.515	.454
595-TL431BQDBZR	TL431BQDBZR	SOT-23-3	2.495	36	1	34	-	100	.65	.598	.506	.446
595-TL431BQLP	TL431BQLP	TO-92-3	2.495	36	0.5	34	600	100	.75	.681	.576	.507
595-TL431BQPK	TL431BQPK	SOT-89-3	2.495	36	0.5	34	600	100	.79	.721	.61	.537
595-TL431BIDBZR	TL431BIDBZR	SOT-23-3	2.495	36	0.5	34	-	100	.62	.549	.456	.40
595-TL431BIDR	TL431BIDR	SOIC-8	2.495	36	0.5	34	-	100	.57	.502	.417	.366
595-TL431BILP	TL431BILP	TO-92-3	2.495	36	0.5	34	-	100	.62	.567	.48	.423
595-TL431CDBVR	TL431CDBVR	SOT-23-5	2.495	36	1	34	-	100	.34	.284	.225	.186
595-TL431CDBZR	TL431CDBZR	SOT-23-3	2.495	36	1	34	-	100	.38	.312	.247	.204
595-TL431CDBZRG4	TL431CDBZRG4	SOT-23-3	2.495	36	1	34	-	100	.38	.312	.247	.204
595-TL431CLP	TL431CLP	TO-92-3	2.495	36	1	34	-	100	.44	.369	.292	.242
595-TL431IDBVR	TL431IDBVR	SOT-23-5	2.495	36	2	34	-	100	.42	.355	.28	.232
595-TL431IDBZR	TL431IDBZR	SOT-23-3	2.495	36	2	34	-	100	.43	.36	.285	.235
595-TL431ILP	TL431ILP	TO-92-3	2.495	36	2	34	-	100	.49	.416	.33	.273
595-TL431ILPR	TL431ILPR	TO-92-3	2.495	36	2	34	-	100	.43	.36	.285	.235
595-TL431IPK	TL431IPK	SOT-89-3	2.495	36	2	34	-	100	.41	.363	.302	.264
595-TL431QDBVRE4	TL431QDBVRE4	SOT-23-5	2.495	36	2	34	-	100	.35	.321	.263	.231
595-TL431QDBZR	TL431QDBZR	SOT-23-3	2.495	36	2	34	-	100	.49	.416	.33	.273
595-TL432ACDBZR	TL432ACDBZR	SOT-23-3	2.495	36	1	39	129	15	.49	.416	.33	.273
595-TL432AIDBZR	TL432AIDBZR	SOT-23-3	2.495	36	1	39	129	15	.49	.416	.33	.273
595-TL4050A50IDBZT	TL4050A50IDBZT	SOT-23	2.5	10	0.1	15	15	15	2.47	2.14	1.95	1.71
595-TL1431QDR	TL1431QDR	SOIC-8	2.5	36	1	34	-	100	.91	.827	.70	.616

CURRENT REFERENCES

For quantities greater than listed, call for quote.

MOUSER STOCK NO.	Texas Instruments Part No.	Package	Input Voltage Min.	Input Voltage Max.	Output Current (Max.) (mA)	Initial Accuracy (%)	Temperature Range (°C)	Price Each 1	25	100	250
926-LM234Z-3/NOPB	LM234Z-3/NOPB	TO-92	0.8	30	10	3	-25 to +100	2.80	2.27	2.04	1.81
926-LM234Z-6/NOPB	LM234Z-6/NOPB	TO-92	0.8	30	10	3	-25 to +100	1.36	1.09	.954	.838
926-LM334M/NOPB	LM334M/NOPB	SOIC-8	0.8	40	10	6	0 to +70	.93	.722	.63	.548
926-LM334Z/NOPB	LM334Z/NOPB	TO-92	0.8	40	10	6	0 to +70	.93	.722	.63	.548
595-REF200AU	REF200AU	SOIC-8	2.5	40	25	0.5	-25 to +85	7.47	5.97	4.03	3.96

POWER MANAGEMENT IC (PMIC) SOLUTIONS WITH AND WITHOUT BATTERY

NEW PRODUCT

For quantities greater than listed, call for quote.

MOUSER STOCK NO.	Texas Instruments Part No.	Package	Battery Charger	Step-Down DC-DC Converter	Step-Up DC-DC Converter	LDO	V_{in} (Min./Max.)	Processor Supplier	Adjustable Output	Price Each 1	25	100	250
595-TPS65023RSBT	TPS65023RSBT	QFN-40	No	3	-	3	2.5/6	TI	Yes	9.15	7.32	4.94	4.85
595-TPS650241RHBT	TPS650241RHBT	QFN-32	-	3	-	3	2.5/6	Freescale, Samsung	-	9.03	7.22	4.88	4.78
595-TPS65053RGER	TPS65053RGER	QFN-24	No	2	-	3	2.5/6	TI, Freescale	Yes	4.45	3.56	2.41	2.36
595-TPS65053RGET	TPS65053RGET	QFN-24	No	2	-	3	2.5/6	-	Yes	5.18	4.14	2.79	2.74
595-TPS650532RGET	TPS650532RGET	QFN-24	No	2	-	3	2.5/6	-	-	5.18	4.14	2.79	2.74
595-TPS65010RGZT	TPS65010RGZT	QFN-48	Yes	2	-	2	2.5/20	TI	Yes	7.10	5.68	3.84	3.77
595-TPS65217ARSLT	TPS65217ARSLT	QFN-48	Yes	3	1	4	2.7/5.8	AM335x DDR2	Yes	9.63	7.70	5.20	5.10
595-TPS65217BRSLT	TPS65217BRSLT	QFN-48	Yes	3	1	4	2.7/5.8	AM335x DDR2	Yes	9.63	7.70	5.20	5.10
595-TPS65270RGET	TPS65270RGET	QFN-24	No	2	-	1	4.5/16	-	-	8.19	6.55	4.43	4.33
595-TPS65280RGER	TPS65280RGER	VQFN-24	No	1	-	1	5.5/18	-	Yes	5.90	4.72	3.19	3.12
595-TPS65735RSNR	TPS65735RSNR	QFN-32	Yes	-	-	1	2.5/6.4	-	Yes	3.01	2.41	1.63	1.59
595-TPS658310YFFR	TPS658310YFFR	BGA-49	Yes	-	2	-	2.5/6.5	-	-	8.30	6.64	4.49	4.40
595-TPS658640ZGUT	TPS658640ZGUT	BGA-169	No	3	-	11	3/5.5	Nvidia-TegraT20	-	12.06	10.14	7.37	7.27
595-TPS658640ZQZT	TPS658640ZQZT	BGA-120	No	3	-	11	3/5.5	Nvidia-TegraT20	-	12.06	10.14	7.37	7.27
595-TPS658643ZGUT	TPS658643ZGUT	BGA-169	No	11	-	11	3/5.5	Nvidia-TegraT20	-	12.06	10.14	7.37	7.27
595-TPS658643ZQZT	TPS658643ZQZT	BGA-120	No	11	-	11	3/5.5	Nvidia-TegraT20	-	12.06	10.14	7.37	7.27
595-TWL6030B1A4CMR	TWL6030B1A4CMR	BGA-187	No	7	-	11	2.5/4.8	TI-OMAP4430/60/70	-	12.70	10.68	7.76	7.65
595-TWL6040A2ZQZ	TWL6040A2ZQZ	BGA-120	No	0	-	0	2.3/5.5	TI-OMAP4430/60/70	-	5.78	4.62	3.12	3.06
595-TWL6041BSRSYFFT	TWL6041BSRSYFFT	DSBGA-81	Yes	-	-	0	2.3/5.5	TI	No	5.30	4.24	2.87	2.80
595-TPS65258RHAT	TPS65258RHAT	QFN-40	-	3	-	2	4.5/16	TI	Yes	9.75	7.80	5.28	5.17
Evaluation Module		**Description**											
595-TPS65258EVM	TPS65258EVM	Evaluation module for TP65258 PMIC, 2 USB switches, wide input supply range: 4.5V-16V								54.60	-	-	-

MOTION - MOTOR CONTROLLERS

For quantities greater than listed, call for quote.

MOUSER STOCK NO.	Texas Instruments Part No.	Package	Operating Supply (Min./Max.)	Operating Supply Current (mA)	Peak Output Current (A)	DC Motor Control	Brushless DC Motor Control	Stepper Motor Controllers	Current Limited	Differential Current Sense Amp	Price Each 1	25	100	250
595-UC2637N	UC2637N	PDIP-18	5/36	8.5	0.4	Yes	No	No	Yes	No	10.11	8.09	5.47	5.36
595-UC3637DW	UC3637DW	SOIC-20	5/36	8.5	0.4	Yes	No	No	Yes	No	9.27	7.42	5.01	4.91
595-UC3637N	UC3637N	PDIP-18	5/36	8.5	0.4	Yes	No	No	Yes	No	9.27	7.42	5.01	4.91
595-UC3638DW	UC3638DW	SOIC-20	10/36	15	0.4	Yes	No	No	Yes	Yes	9.51	7.61	5.14	5.04
595-UC3770AN	UC3770AN	PDIP-16	10/45	33	1.5	No	No	Yes	Yes	No	8.58	7.81	7.05	6.47

© Copyright 2013 Mouser Electronics
© Copyright 2013 Mouser Electronics

TEXAS INSTRUMENTS Power Management ICs

Products may be RoHS compliant. Check mouser.com for RoHS status.

NVSRAM

For quantities greater than listed, call for quote.

MOUSER STOCK NO.	Texas Instruments Part No.	Package	Memory Density	Controller	Module	Supply Voltage	Negative Voltage Tolerance (%)	Price Each 1	25	100	250
595-BQ2201SN	BQ2201SN	SOIC-8	-	Yes	No	5	-	5.41	4.33	2.93	2.87
595-BQ4010MA-150	BQ4010MA-150	DIP MODULE-28	64	No	Yes	5	5	24.05	22.13	20.55	18.85
595-BQ4010MA-85	BQ4010MA-85	DIP MODULE-28	64	No	Yes	5	5	24.05	22.13	20.55	18.85
595-BQ4010YMA-150N	BQ4010YMA-150N	DIP MODULE-28	64	No	Yes	5	10	24.05	22.13	20.55	18.85
595-BQ4010YMA-70	BQ4010YMA-70	DIP MODULE-28	64	No	Yes	5	10	24.05	22.13	20.55	18.85
595-BQ4011MA-100	BQ4011MA-100	DIP MODULE-28	256	No	Yes	5	5	27.07	24.91	23.14	21.23
595-BQ4011YMA-100	BQ4011YMA-100	DIP MODULE-28	256	No	Yes	5	10	27.07	24.91	23.14	21.23
595-BQ4011YMA-200	BQ4011YMA-200	DIP MODULE-28	256	No	Yes	5	10	27.07	24.91	23.14	21.23
595-BQ4013MA-85	BQ4013MA-85	DIP MODULE-32	1024	No	Yes	5	5	37.76	34.92	32.72	30.57
595-BQ4013YMA-120	BQ4013YMA-120	DIP MODULE-32	1024	No	Yes	5	10	37.76	34.92	32.72	30.57
595-BQ4013YMA-85	BQ4013YMA-85	DIP MODULE-32	1024	No	Yes	5	10	37.76	34.92	32.72	30.57

BATTERY FUEL GAUGES

NEW PRODUCT

For quantities greater than listed, call for quote.

MOUSER STOCK NO.	Texas Instruments Part No.	Package	NiCd	NiMH	Primary Lithium	Li-Ion Safety Enhancement	Lead Acid	Li-Ion	Communication Interface	Charge vs Discharge Relationship	Price Each 1	25	100	250
595-BQ2010SN-D107	BQ2010SN-D107	SOIC-16	Yes	Yes	No	No	No	No	DQ	C=D	11.07	8.86	5.98	5.86
595-BQ2013HSN-A514	BQ2013HSN-A514	SOIC-16	Yes	Yes	No	No	Yes	No	HDQ	D>C	10.59	8.47	5.72	5.62
595-BQ2014SN-D120	BQ2014SN-D120	SOIC-16	Yes	Yes	No	No	No	No	DQ	C=D	11.07	8.86	5.98	5.86
595-BQ2026LPR	BQ2026LPR	SOT-23	No	No	No	No	No	No	SDQ	-	2.17	1.73	1.17	1.14
595-BQ2050SN-D119	BQ2050SN-D119	SOIC-16	No	No	No	No	No	Yes	DQ	C=D	11.07	8.86	5.98	5.86
595-BQ2060A-E619DBQ	BQ2060A-E619DBQ	SSOP-28	Yes	Yes	Yes	Yes	Yes	Yes	HDQ, SMBus	C=D	8.67	6.93	4.69	4.59
595-BQ20Z95DBT	BQ20Z95DBT	SM8-44	No	No	No	Yes	No	Yes	SMBus	C=D	11.92	9.53	6.44	6.31
595-BQ27200DRKR	BQ27200DRKR	SON-10	No	No	No	No	No	Yes	I2C	C=D	2.77	2.21	1.50	1.47
595-BQ27520YZFT-G1	BQ27520YZFT-G1	CSP-15	No	No	No	No	No	Yes	I2C	C=D	4.22	3.37	2.28	2.24
595-BQ27541DRZT-V200	BQ27541DRZT-V200	SON-12	No	No	No	No	No	Yes	HDQ, I2C	-	4.10	3.27	2.21	2.17
595-BQ78PL116RGZT	BQ78PL116RGZT	QFN-48	No	No	No	Yes	No	Yes	SMBus	C=D	12.52	10.02	6.76	6.63

WIRELESS POWER RECEIVER SOLUTIONS

NEW! TECHNOLOGY

For quantities greater than listed, call for quote.

MOUSER STOCK NO.	Texas Instruments Part No.	Package	I_{out} (Max) (A)	Ext USB/ Adapter Support	Power Supply or Internal Charger	P_{out} (Typ) (W)	V_{IN} Range (Typ) (V)	V_{IN} (Max) (V)	Peak AC-DC Efficiency (%)	Price Each 1	25	100	250
595-BQ51011YFFT	BQ51011YFFT	DSBGA-28	1.5	Auto Select	1.9 x 3.0	5	4 - 10	20	93	6.99	5.59	3.78	3.70
595-BQ51013YFFT	BQ51013YFFT	DSBGA-28	1.5	Auto Select	1.9 x 3.0	5	4 - 10	20	93	6.99	5.59	3.78	3.70

WIRELESS POWER TRANSMITTER SOLUTIONS

NEW PRODUCT

For quantities greater than listed, call for quote.

MOUSER STOCK NO.	Texas Instruments Part No.	Package	Transmitter Input Volt. (Typ) (V)	WPC Standard Compliance	Number of Channels	Internal Digital Demod.	Pre-Programmed Light Load Efficiency Mode	Typical System BOM Count	Price Each 1	25	100	250
595-BQ500110RGZT	BQ500110RGZT	VQFN-48	19	Yes	1	No	No	160	12.52	10.02	6.76	6.63
595-BQ500211RGZT	BQ500211RGZT	VQFN-48	5	Yes	1	Yes	No	-	7.90	6.31	4.27	4.18
595-BQ500210RGZT	BQ500210RGZT	VQFN-48	19	Yes	1	Yes	Yes	80	7.90	6.31	4.27	4.18
Evaluation Kit		Description										
595-BQ500210EVM-689	BQ500210EVM-689	Evaluation Module for BQ500210 Qi compliant wireless power transmitter manager							221.79	-	-	-

BATTERY CHARGE MANAGEMENT

NEW PRODUCT

For quantities greater than listed, call for quote.

MOUSER STOCK NO.	Texas Instruments Part No.	Package	Lead Acid	Li-Ion	Li Polymer	NiCd	NiMH	# Series Cells	Intergrated FET	Safety Charge Timer	Temp. Monitoring	Price Each 1	25	100	250
595-BQ2000PN-B5	BQ2000PN-B5	PDIP-8	No	Yes	Yes	Yes	Yes	Multiple	No	Yes	Yes	3.49	2.79	1.88	1.85
595-BQ2002TPN	BQ2002TPN	PDIP-8	No	No	No	Yes	Yes	Multiple	No	Yes	Yes	2.04	1.64	1.10	1.08
595-BQ2002TSN	BQ2002TSN	SOIC-8	No	No	No	Yes	Yes	Multiple	No	Yes	Yes	2.41	1.93	1.31	1.27
595-BQ2004PN	BQ2004PN	PDIP-16	No	No	No	Yes	Yes	Multiple	No	Yes	Yes	5.18	4.14	2.79	2.74
595-BQ2031PN-A5	BQ2031PN-A5	PDIP-16	Yes	No	No	No	No	Multiple	No	Yes	Yes	6.74	5.39	3.65	3.57
595-BQ2031SN-A5	BQ2031SN-A5	SOIC-16	Yes	No	No	No	No	Multiple	No	Yes	Yes	8.07	6.45	4.35	4.27
595-BQ2057DGKG4	BQ2057DGKG4	MSOP-8	No	Yes	Yes	No	No	1	No	No	Yes	2.49	2.16	1.97	1.73
595-BQ2057TTS	BQ2057TTS	TSSOP-8	No	Yes	Yes	No	No	1	No	No	Yes	2.93	2.54	2.31	2.03
595-BQ24006PWP	BQ24006PWP	HTSSOP-20	No	Yes	Yes	No	No	2	Yes	Yes	Yes	5.78	4.62	3.12	3.06
595-BQ24012DRCR	BQ24012DRCR	SON-10	No	Yes	Yes	No	No	1	Yes	Yes	No	2.77	2.21	1.50	1.47
595-BQ24060DRCT	BQ24060DRCT	SON-10	No	Yes	Yes	No	No	1	Yes	Yes	Yes	2.65	2.12	1.43	1.40
595-BQ24072RGTT	BQ24072RGTT	QFN-16	No	Yes	No	No	No	1	No	Yes	Yes	2.77	2.21	1.50	1.47
595-BQ24075RGTT	BQ24075RGTT	QFN-16	No	Yes	No	No	No	1	No	No	Yes	2.77	2.21	1.50	1.47
595-BQ24080DRCT	BQ24080DRCT	SON-10	No	Yes	Yes	No	No	1	Yes	Yes	No	2.41	1.93	1.31	1.27
595-BQ24090DGQT	BQ24090DGQT	MSOP-10	No	Yes	No	No	No	1	No	Yes	No	1.11	.886	.598	.586
595-BQ24091DGQT	BQ24091DGQT	MSOP-10	No	Yes	No	No	No	1	No	Yes	No	1.11	.886	.598	.586
595-BQ24160RGET	BQ24160RGET	VQFN-24	No	Yes	Yes	No	No	1	Yes	Yes	Yes	5.41	4.33	2.93	2.87
595-BQ24160YFFT	BQ24160YFFT	WCSP-49	No	Yes	Yes	No	No	1	Yes	No	Yes	5.41	4.33	2.93	2.87
595-BQ24161YFFT	BQ24161YFFT	WCSP-49	No	Yes	Yes	No	No	1	Yes	No	Yes	5.41	4.33	2.93	2.87
595-BQ24163RGET	BQ24163RGET	QFN-24	No	Yes	Yes	No	No	1	Yes	Yes	Yes	5.41	4.33	2.93	2.87
595-BQ24165YFFT	BQ24165YFFT	WCSP-49	No	Yes	Yes	No	No	1	Yes	Yes	Yes	5.41	4.33	2.93	2.87
595-BQ24166YFFT	BQ24166YFFT	WCSP-49	No	Yes	Yes	No	No	1	Yes	Yes	Yes	5.41	4.33	2.93	2.87
595-BQ24167RGET	BQ24167RGET	QFN-24	No	Yes	Yes	No	No	1	Yes	Yes	Yes	5.41	4.33	2.93	2.87
595-BQ24167YFFT	BQ24167YFFT	WCSP-49	No	Yes	Yes	No	No	1	Yes	Yes	Yes	5.41	4.33	2.93	2.87
595-BQ24168RGET	BQ24168RGET	WCSP-49	No	Yes	Yes	No	No	1	Yes	No	Yes	5.41	4.33	2.93	2.87
595-BQ24170RGYT	BQ24170RGYT	VQFN-24	No	Yes	No	No	No	Multiple	Yes	Yes	Yes	4.82	3.85	2.60	2.55
595-BQ24271RGET	BQ24271RGET	VQFN-24	No	Yes	Yes	No	No	1	Yes	Yes	Yes	3.10	2.48	1.68	1.65
595-BQ24210DQCT	BQ24210DQCT	WSON-10	No	Yes	No	No	No	1	Yes	Yes	Yes	3.14	2.50	1.69	1.66
595-BQ24600RVAT	BQ24600RVAT	QFN-16	No	Yes	Yes	No	No	12	No	Yes	Yes	7.70	6.16	4.16	4.08
595-BQ24610RGET	BQ24610RGET	VQFN-24	No	Yes	Yes	No	No	1-6	Yes	Yes	Yes	7.70	6.16	4.16	4.08
595-BQ24616RGET	BQ24616RGET	VQFN-24	No	Yes	Yes	No	No	1-6	Yes	Yes	Yes	7.70	6.16	4.16	4.08
595-BQ24640RVAT	BQ24640RVAT	QFN-16	No	No	No	No	No	-	Yes	No	Yes	5.54	4.43	3.00	2.93
595-BQ24650RVAT	BQ24650RVAT	QFN-16	Yes	Yes	Yes	No	No	1	Yes	No	Yes	5.54	4.43	3.00	2.93
595-BQ24270YFFT	BQ24270YFFT	DSBGA-49	No	Yes	Yes	No	No	1	Yes	Yes	Yes	3.10	2.48	1.68	1.65
595-BQ24702PW	BQ24702PW	TSSOP-24	Yes	Yes	Yes	Yes	Yes	Multiple	No	No	No	6.14	4.91	3.32	3.25
595-BQ24703PW	BQ24703PW	TSSOP-24	No	Yes	No	No	No	Multiple	No	No	No	6.14	4.91	3.32	3.25
595-BQ24707RGRT	BQ24707RGRT	VQFN-20	No	Yes	No	No	No	1-4	No	No	No	8.07	6.45	4.35	4.27
595-BQ24271YFFT	BQ24271YFFT	DSBGA-49	No	Yes	Yes	No	No	1	Yes	Yes	Yes	3.10	2.48	1.68	1.65
595-BQ24725RGRT	BQ24725RGRT	VQFN-20	No	Yes	No	No	No	2-4	No	No	No	5.54	4.43	3.00	2.93
595-BQ24735RGRT	BQ24735RGRT	VQFN-20	No	No	No	No	No	4	Yes	No	Yes	6.26	5.01	3.38	3.32
595-BQ25504RGTT	BQ25504RGTT	QFN-16	No	Yes	No	No	No	Multiple	No	No	Yes	5.90	4.72	3.19	3.12
595-BQ2954PNE4	BQ2954PNE4	PDIP-16	No	Yes	Yes	No	No	Multiple	No	Yes	Yes	4.82	3.85	2.60	2.55
595-BQ29440DRBT	BQ29440DRBT	SON-8	No	Yes	No	No	No	234	No	No	No	1.03	.82	.554	.542
595-BQ29449DRBT	BQ29449DRBT	SON-8	No	Yes	No	No	No	234	No	Yes	No	1.03	.82	.554	.542
595-BQ76PL536TPAPTQ1	BQ76PL536TPAPTQ1	TQFP-64	No	Yes	No	No	No	3,456	No	Yes	Yes	12.93	11.97	10.99	10.02
595-BQ77910ADBT	BQ77910ADBT	TSSOP-38	No	Yes	Yes	No	No	Multiple	Yes	No	Yes	7.82	6.26	4.23	4.14

© Copyright 2013 Mouser Electronics
© Copyright 2013 Mouser Electronics

TEXAS INSTRUMENTS Power Management ICs

Products may be RoHS compliant. Check mouser.com for RoHS status.

BATTERY CHARGE MANAGEMENT (CONT.)

PRODUCT NEW

For quantities greater than listed, call for quote.

MOUSER STOCK NO.	Texas Instruments Part No.	Package	Lead Acid	Li-Ion	Li Polymer	NiCd	NiMH	# Series Cells	Intergrated FET	Safety Charge Timer	Temperature Monitoring	Price Each 1	25	100	250
595-UC2906DW	UC2906DW	SOIC-16	Yes	No	No	No	No	-	No	No	No	7.95	6.36	4.29	4.21
595-UC2906N	UC2906N	PDIP-16	Yes	No	No	No	No	-	No	No	No	6.62	5.30	3.57	3.51
595-UC3906DW	UC3906DW	SOIC-16	Yes	No	No	No	No	Multiple	No	No	No	7.95	6.36	4.29	4.21
595-UC3906N	UC3906N	PDIP-16	Yes	No	No	No	No	Multiple	No	No	No	6.62	5.30	3.57	3.51

LITHIUM ION PROTECTION

PRODUCT NEW

For quantities greater than listed, call for quote.

MOUSER STOCK NO.	Texas Instruments Part No.	Package	Li-Ion	Li-Polymer	Cells Protected (Max.)	Protection FETs	Shutdown Current (µA)	Over Current Delay	Over Current Protection	Serial Bus	Price Each 1	25	100	250
595-UCC3911DP-1	UCC3911DP-1	SOIC-16	Yes	Yes	2	Internal	3.5	Yes	Yes	No	6.38	5.10	3.45	3.38
595-BQ29312PW	BQ29312PW	TSSOP-24	No	No	234	External	1	Yes	Yes	Yes	4.19	3.82	3.45	3.17
595-BQ29330DBT	BQ29330DBT	SM8-30	Yes	Yes	24	External	1	Yes	Yes	Yes	2.29	1.83	1.24	1.21
595-BQ29311PW	BQ29311PW	TSSOP-24	Yes	Yes	34	External	1	Yes	Yes	Yes	2.65	2.12	1.43	1.40
595-BQ29312APW	BQ29312APW	TSSOP-24	Yes	Yes	4	External	1	Yes	Yes	No	2.65	2.12	1.43	1.40
595-BQ29312ARTHR	BQ29312ARTHR	QFN-24	Yes	Yes	4	External	1	Yes	Yes	No	2.17	1.73	1.17	1.14
595-BQ29411DCTRG4	BQ29411DCTRG4	SM8-8	Yes	No	234	External	2	No	No	No	1.14	.995	.902	.794
595-BQ29412DCT3R	BQ29412DCT3R	SM8-8	Yes	Yes	4	External	2	No	No	No	1.14	.995	.902	.794
595-BQ29412PW	BQ29412PW	TSSOP-8	Yes	Yes	4	External	2	No	No	No	1.48	1.34	1.17	1.02
595-BQ294582DRVT	BQ294582DRVT	SON-6	Yes	No	23	Internal	1	No	Yes	No	.94	.753	.509	.499
595-BQ294602DRVT	BQ294602DRVT	SON-6	Yes	No	1	External	1	No	Yes	No	1.67	1.31	1.14	1.01
595-BQ76925PW	BQ76925PW	TSSOP-20	Yes	Yes	36	External	1	No	Yes	Yes	2.89	2.31	1.56	1.53
595-BQ76925RGET	BQ76925RGET	QFN-24	Yes	Yes	36	External	1.5	No	No	Yes	2.77	2.21	1.50	1.47

ISOLATED DC-DC CONVERTERS

For quantities greater than listed, call for quote.

MOUSER STOCK NO.	Texas Instruments Part No.	Package	V_{in} (Min)	V_{in} (Max)	I_{out} (Max)	P_o (W)	48V Bus	24V Bus	Excalibur	V_o Ajustable	Price Each 1	25	100	250
1W & 2W Miniature														
595-DCH010505DN7	DCH010505DN7	SIP Module-5	4.5	5.5	0.1	-	No	No	No	No	10.23	8.19	5.53	5.42
595-DCH010505SN7	DCH010505SN7	SIP Module-4	4.5	5.5	0.2	-	No	No	No	No	10.23	8.19	5.53	5.42
595-DCH010512DN7	DCH010512DN7	SIP Module-5	4.5	5.5	0.042	-	No	No	No	No	10.23	8.19	5.53	5.42
595-DCH010512SN7	DCH010512SN7	SIP Module-4	4.5	5.5	0.083	-	No	No	No	No	10.23	8.19	5.53	5.42
595-DCH010515DN7	DCH010515DN7	SIP Module-5	4.5	5.5	0.033	-	No	No	No	No	10.23	8.19	5.53	5.42
595-DCH010515SN7	DCH010515SN7	SIP Module-4	4.5	5.5	0.067	-	No	No	No	No	10.23	8.19	5.53	5.42
595-DCP010505BP-U	DCP010505BP-U	SOP-14	4.5	5.5	0.2	-	No	No	No	No	12.88	10.30	6.97	6.83
595-DCP020515DU	DCP020515DU	SO-28	4.5	5.5	0.066	-	No	No	No	No	12.17	10.24	7.44	7.33
595-DCP020505U	DCP020505U	SO-28	4.5	5.5	0.4	-	No	No	No	No	12.17	10.24	7.44	7.33
595-DCR010505U	DCR010505U	SO-28	4.5	5.5	0.2	-	No	No	No	No	12.59	10.59	7.69	7.59
595-DCR010505UE4	DCR010505UE4	SO-28	4.5	5.5	0.2	-	No	No	No	No	12.59	10.59	7.69	7.59
595-DCR010505U/1K	DCR010505U/1K	SO-28	4.5	5.5	0.2	-	No	No	No	No	12.59	10.59	7.69	7.59
595-DCR012405P	DCR012405P	PDIP-10	21.6	26.4	0.2	-	No	No	No	No	12.59	10.59	7.69	7.59
Single Output														
595-SN6501DBVT	SN6501DBVT	SOT-23	3	5.5	0.35	-	No	No	No	No	2.39	1.90	1.28	1.26
595-PT4142A	PT4142A	DIP Module-6	18	40	4	20	No	Yes	No	Yes	56.75	53.18	50.74	47.87
595-PT4142C	PT4142C	DIP Module-6	18	40	4	20	No	Yes	No	Yes	53.18	50.68	47.87	46.13
595-PT4143A	PT4143A	DIP Module-6	18	40	1.6	20	No	Yes	No	Yes	53.18	50.68	47.87	46.13
595-PT4144C	PT4144C	DIP Module-6	18	40	1.3	20	No	Yes	No	Yes	53.18	50.68	47.87	46.13
595-PT4582A	PT4582A	SIP Module-19	18	60	6	30	No	Yes	Yes	Yes	72.55	69.12	65.30	62.92
595-PTEA404120N2AD	PTEA404120N2AD	DIP Module-8	36	75	4.2	50	Yes	No	No	Yes	43.40	38.26	34.25	33.80
595-PTMA402050N2AD	PTMA402050N2AD	DIP Module-5	36	75	2	10	Yes	No	No	No	24.57	21.66	19.39	19.13
595-PTQA420050N2AD	PTQA420050N2AD	DIP Module-8	36	75	20	100	Yes	No	No	No	57.32	50.54	45.24	44.64
595-PTQA430033N2AD	PTQA430033N2AD	DIP Module-8	36	75	30	100	Yes	No	No	No	57.32	50.54	45.24	44.64
Dual Output														
595-PTB48510CAZ	PTB48510CAZ	SIP Module-8	36	76	2.2	66	Yes	No	No	Yes	66.94	62.72	59.86	56.46
Charge Pumps														
926-LM2660MX/NOPB	LM2660MX/NOPB	SOIC-8	1.5	5.5	0.5	0.735	No	No	No	No	1.66	1.34	1.21	1.07
926-LM2660MM/NOPB	LM2660MM/NOPB	MSOP-8	1.5	5.5	0.5	0.735	No	No	No	No	1.66	1.34	1.21	1.07
926-LM2660M/NOPB	LM2660M/NOPB	SOIC-8	1.5	5.5	0.5	0.735	No	No	No	No	1.66	1.34	1.21	1.07
926-LM2662M/NOPB	LM2662M/NOPB	SOIC-8	1.5	5.5	0.8	0.735	No	No	No	No	2.49	2.01	1.81	1.61
926-LM2663M/NOPB	LM2663M/NOPB	SOIC-8	1.5	5.5	0.8	0.735	No	No	No	No	2.49	2.01	1.81	1.61
926-LM2664M6	LM2664M6	SOT-23	1.8	5.5	0.5	0.600	No	No	No	No	1.00	.794	.696	.61
926-LM828M5/NOPB	LM828M5/NOPB	SOT-23-5	1.8	5.5	0.075	0.240	No	No	No	No	1.01	.804	.703	.616
926-LM2664M6/NOPB	LM2664M6/NOPB	SOT-23-6	1.8	5.8	0.5	0.600	No	No	No	No	1.00	.794	.696	.61
926-LM2665M6/NOPB	LM2665M6/NOPB	SOT-23-6	1.8	5.8	1.25	0.600	No	No	No	No	1.00	.794	.696	.61
926-LM2767M5/NOPB	LM2767M5/NOPB	SOT-23-5	1.8	5.8	0.09	0.400	No	No	No	No	.98	.765	.668	.58
926-LMC7660IM/NOPB	LMC7660IM/NOPB	SOIC-8	3	10	0.2	1.4	No	No	No	No	1.05	.842	.737	.646
926-LMC7660IMX/NOPB	LMC7660IMX/NOPB	SOIC-8	3	10	0.4	0.6	No	No	No	No	1.05	.842	.737	.646
926-LMC7660IN/NOPB	LMC7660IN/NOPB	DIP-8	3	10	0.2	1..4	No	No	No	No	1.05	.842	.737	.646
926-MAX660M/NOPB	MAX660M/NOPB	SOIC-8	3.5	5.5	0.5	0.735	No	No	No	No	1.66	1.33	1.16	1.02
926-MAX660MX/NOPB	MAX660MX/NOPB	SOIC-8	3.5	5.5	0.5	0.735	No	No	No	No	1.66	1.33	1.16	1.02
926-LM2767M5X/NOPB	LM2767M5X/NOPB	SOT-23-5	3.6	11	0.9	0.400	No	No	No	No	.98	.765	.668	.58

NON-ISOLATED POL

PRODUCT NEW

For quantities greater than listed, call for quote.

MOUSER STOCK NO.	Texas Instruments Part No.	Package	V_{in} (Min)	V_{in} (Max)	V_{out} (Min)	V_{out} (Max)	I_{out} (Max.)	Topology	3.3V Bus	5V Bus	12V Bus	24V Bus	Price Each 1	25	100	250
96% Efficient																
595-PTH04T241WAZT	PTH04T241WAZT	SIP Module-11	2.2	5.5	0.69	3.6	10	Buck, Boost	Yes	Yes	No	No	22.86	19.23	13.96	13.77
595-PTH04T220WAD	PTH04T220WAD	DIP Module-11	2.2	5.5	0.69	3.6	16	Buck	Yes	Yes	No	No	20.64	18.19	16.29	16.07
595-PTH04T220WAZ	PTH04T220WAZ	DIP Module-11	2.2	5.5	0.69	3.6	16	Buck	Yes	Yes	No	No	20.64	18.19	16.29	16.07
595-PTH04T230WAZ	PTH04T230WAZ	DIP Module-10	2.2	5.5	0.69	3.6	6	Buck	Yes	Yes	No	No	16.72	14.06	10.21	10.08
595-PTH05020WAH	PTH05020WAH	DIP Module-10	4.5	5.5	0.8	3.6	22	Buck	No	Yes	No	No	24.57	21.66	19.39	19.13
595-PTH05050WAH	PTH05050WAH	DIP Module-6	4.5	5.5	0.8	3.6	6	Buck	No	Yes	No	No	14.61	12.28	8.92	8.81
595-PTH05060WAH	PTH05060WAH	DIP Module-10	4.5	5.5	0.8	3.6	10	Buck	No	Yes	No	No	20.74	17.44	12.67	12.50
595-PTH05060WAZ	PTH05060WAZ	DIP Module-10	4.5	5.5	0.8	3.6	10	Buck	No	Yes	No	No	20.74	17.44	12.67	12.50
595-PTN78020WAH	PTN78020WAH	DIP Module-7	7	36	2.5	12.6	6	Buck	No	No	Yes	Yes	24.57	21.66	19.39	19.13
595-PTN78060WAH	PTN78060WAH	DIP Module-7	7	36	2.5	12.6	3	Buck	No	No	Yes	Yes	23.28	19.58	14.22	14.03
595-PTN78020HAH	PTN78020HAH	DIP Module-7	15	36	11.85	22	6	Buck	No	No	No	Yes	30.71	27.07	24.24	23.91
595-PTN78060HAH	PTN78060HAH	DIP Module-7	15	36	11.85	22	3	Buck	No	No	No	Yes	22.52	19.85	17.77	17.54
95% Efficient																
595-PTH03010WAH	PTH03010WAH	DIP Module-10	2.95	3.65	0.8	2.5	15	Buck	Yes	No	No	No	19.00	16.75	14.99	14.80
595-PTH03000WAH	PTH03000WAH	DIP Module-5	3	3.6	0.9	2.5	6	Buck	Yes	No	No	No	14.61	12.28	8.92	8.81
595-PTH03000WAZ	PTH03000WAZ	DIP Module-5	3	3.6	0.9	2.5	6	Buck	Yes	No	No	No	14.61	12.28	8.92	8.81
595-PTH05T210WAD	PTH05T210WAD	DIP Module-14	4.5	5.5	0.7	3.6	30	Buck	No	Yes	No	No	36.85	32.49	29.08	28.70
595-PTH05T210WAH	PTH05T210WAH	DIP Module-14	4.5	5.5	0.7	3.6	30	Buck	No	Yes	No	No	36.85	32.49	29.08	28.70
595-PTH05T210WAZ	PTH05T210WAZ	DIP Module-14	4.5	5.5	0.7	3.6	30	Buck	No	Yes	No	No	36.85	32.49	29.08	28.70
595-PTV05010WAH	PTV05010WAH	SIP Module-8	4.5	5.5	0.8	3.6	8	Buck	No	Yes	No	No	18.31	15.40	11.18	11.03

© Copyright 2013 Mouser Electronics
© Copyright 2013 Mouser Electronics

TEXAS INSTRUMENTS Power Management ICs

Products may be RoHS compliant. Check mouser.com for RoHS status.

NON-ISOLATED POL (CONT.)

NEW PRODUCT

For quantities greater than listed, call for quote.

MOUSER STOCK NO.	Texas Instruments Part No.	Package	V_{in} (Min)	V_{in} (Max)	V_{out} (Min)	V_{out} (Max)	I_{out} (Max.)	Topology	3.3V Bus	5V Bus	12V Bus	24V Bus	Price Each 1	25	100	250
95% Efficient (Cont.)																
595-PTH08T220WAD	PTH08T220WAD	DIP Module-11	4.5	14	0.7	5.5	16	Buck	No	Yes	Yes	No	20.64	18.19	16.29	16.07
595-PTH08T220WAH	PTH08T220WAH	DIP Module-11	4.5	14	0.7	5.5	16	Buck	No	Yes	Yes	No	20.64	18.19	16.29	16.07
595-PTH08T220WAZ	PTH08T220WAZ	DIP Module-11	4.5	14	0.7	5.5	16	Buck	No	Yes	Yes	No	20.64	18.19	16.29	16.07
595-PTH08T221WAD	PTH08T221WAD	DIP Module-11	4.5	14	0.7	5.5	16	Buck	No	Yes	Yes	No	20.64	18.19	16.29	16.07
595-PTH08T221WAZ	PTH08T221WAZ	DIP Module-11	4.5	14	0.7	5.5	16	Buck	No	Yes	Yes	No	20.64	18.19	16.29	16.07
595-PTH08T230WAD	PTH08T230WAD	DIP Module-10	4.5	14	0.7	5.5	6	Buck	No	Yes	Yes	No	16.72	14.06	10.21	10.08
595-PTH08T231WAZ	PTH08T231WAZ	DIP Module-10	4.5	14	0.7	5.5	6	Buck	No	Yes	Yes	No	16.72	14.06	10.21	10.08
595-PTH08T240WAD	PTH08T240WAD	DIP Module-11	4.5	14	0.7	5.5	10	Buck	No	Yes	Yes	No	22.86	19.23	13.96	13.77
595-PTH08T240WAH	PTH08T240WAH	DIP Module-11	4.5	14	0.7	5.5	10	Buck	No	Yes	Yes	No	22.86	19.23	13.96	13.77
595-PTH08T240WAZ	PTH08T240WAZ	DIP Module-11	4.5	14	0.7	5.5	10	Buck	No	Yes	Yes	No	22.86	19.23	13.96	13.77
595-PTH08T241WAD	PTH08T241WAD	DIP Module-11	4.5	14	0.7	5.5	10	Buck	No	Yes	Yes	No	22.86	19.23	13.96	13.77
595-PTH08T250WAZ	PTH08T250WAZ	DIP Module-22	4.5	14	0.7	3.6	50	Buck	No	Yes	Yes	No	58.96	51.98	46.53	45.91
595-PTH08T260WAD	PTH08T260WAD	DIP Module-10	4.5	14	0.69	5.5	3	Buck	No	Yes	Yes	No	13.23	11.13	8.08	7.97
595-PTH08T210WAD	PTH08T210WAD	DIP Module-14	5.5	14	0.7	3.6	30	Buck	No	No	Yes	No	29.48	25.99	23.26	22.96
595-PTH08T210WAZ	PTH08T210WAZ	DIP Module-14	5.5	14	0.7	3.6	30	Buck	No	No	Yes	No	29.48	25.99	23.26	22.96
595-PTN78000WAH	PTN78000WAH	DIP Module-5	7	36	2.5	12.6	1.5	Buck	No	No	Yes	Yes	16.93	14.24	10.34	10.21
595-PTN78000WAZ	PTN78000WAZ	DIP Module-5	7	36	2.5	12.6	1.5	Buck	No	No	Yes	Yes	16.93	14.24	10.34	10.21
595-PTN78000WAZT	PTN78000WAZT	DIP Module-5	7	36	2.5	12.6	1.5	Buck	No	No	Yes	Yes	16.93	14.24	10.34	10.21
595-PTH12020LAH	PTH12020LAH	DIP Module-10	10.8	13.2	0.8	1.8	18	Buck	No	No	Yes	No	24.57	21.66	19.39	19.13
595-PTN78000HAH	PTN78000HAH	DIP Module-5	15	36	11.85	22	1.5	Buck	No	No	No	Yes	21.16	17.80	12.93	12.75
94% Efficient																
595-PTH04070WAH	PTH04070WAH	DIP Module-5	3	5.5	0.9	3.6	3	Buck	Yes	Yes	No	No	10.36	8.28	5.60	5.49
595-PTH04070WAZ	PTH04070WAZ	DIP Module-5	3	5.5	0.9	3.6	3	Buck	Yes	Yes	No	No	10.36	8.28	5.60	5.49
595-PTH05000WAH	PTH05000WAH	DIP Module-5	4.5	5.5	0.9	3.6	6	Buck	No	Yes	No	No	14.61	12.28	8.92	8.81
595-PTH05000WAZ	PTH05000WAZ	DIP Module-5	4.5	5.5	0.9	3.6	6	Buck	No	Yes	No	No	14.61	12.28	8.92	8.81
595-PTH08000WAH	PTH08000WAH	DIP Module-6	4.5	14	0.9	5.5	2.25	Buck	No	Yes	Yes	No	10.84	8.67	5.85	5.74
595-PTH08080WAH	PTH08080WAH	DIP Module-5	4.5	18	0.9	5.5	2.25	Buck	No	Yes	Yes	No	10.36	8.28	5.60	5.49
595-PTH08080WAZ	PTH08080WAZ	DIP Module-5	4.5	18	0.9	5.5	2.25	Buck	No	Yes	Yes	No	10.36	8.28	5.60	5.49
595-PTH12040WAH	PTH12040WAH	DIP Module-20	8	14	0.8	5.5	50	Buck	No	No	Yes	No	57.32	50.54	45.24	44.64
595-PTH12010WAH	PTH12010WAH	DIP Module-10	10.8	13.2	1.2	5.5	12	Buck	No	No	Yes	No	19.00	16.75	14.99	14.80
595-PTH12020WAH	PTH12020WAH	DIP Module-10	10.8	13.2	1.2	5.5	18	Buck	No	No	Yes	No	24.57	21.66	19.39	19.13
595-PTH12050WAH	PTH12050WAH	DIP Module-6	10.8	13.2	1.2	5.5	6	Buck	No	No	Yes	No	14.61	12.28	8.92	8.81
595-PTH12050WAZ	PTH12050WAZ	DIP Module-6	10.8	13.2	1.2	5.5	6	Buck	No	No	Yes	No	14.61	12.28	8.92	8.81
93% Efficient																
595-PTH03050WAH	PTH03050WAH	DIP Module-6	2.95	3.65	0.8	2.5	6	Buck	Yes	No	No	No	14.61	12.28	8.92	8.81
595-PTH03060WAH	PTH03060WAH	DIP Module-10	2.95	3.65	0.8	2.5	10	Buck	Yes	No	No	No	20.74	17.44	12.67	12.50
595-PTH12050LAH	PTH12050LAH	DIP Module-6	10.8	13.2	0.8	1.8	6	Buck	No	No	Yes	No	14.61	12.28	8.92	8.81
595-PTV12010LAH	PTV12010LAH	SIP Module-8	10.8	13.2	0.8	1.8	8	Buck	No	No	Yes	No	18.31	15.40	11.18	11.03
595-PTV12020WAH	PTV12020WAH	SIP Module-12	10.8	13.2	1.2	5.5	16	Buck	No	No	Yes	No	19.00	16.75	14.99	14.80
92% Efficient																
595-PTH12000WAH	PTH12000WAH	DIP Module-5	10.8	13.2	1.2	5.5	6	Buck	No	No	Yes	No	14.61	12.28	8.92	8.81
90% Efficient																
595-PTN04050CAD	PTN04050CAD	DIP Module-4	2.95	5.5	5	15	2.4	Boost	Yes	Yes	No	No	21.16	17.80	12.93	12.75
595-PTN04050CAH	PTN04050CAH	DIP Module-4	2.95	5.5	5	15	2.4	Boost	Yes	Yes	No	No	21.16	17.80	12.93	12.75
595-PTN04050CAZ	PTN04050CAZ	DIP Module-4	2.95	5.5	5	15	2.4	Boost	Yes	Yes	No	No	21.16	17.80	12.93	12.75
595-PT78HT233H	PT78HT233H	SIP Module-3	9	15	3.3	3.3	2	Buck	No	No	Yes	No	22.86	19.23	13.96	13.77
595-PT78HT205H	PT78HT205H	SIP Module-3	9	28	5	5	2	Buck	No	No	Yes	Yes	22.86	19.23	13.96	13.77
595-PT78HT205S	PT78HT205S	SIP Module-3	9	28	5	5	2	Buck	No	No	Yes	Yes	22.86	19.23	13.96	13.77
595-PT78HT205V	PT78HT205V	SIP Module-3	9	28	5	5	2	Buck	No	No	Yes	Yes	22.86	19.23	13.96	13.77
85% Efficient																
595-PT78ST133H	PT78ST133H	SIP Module-3	9	26	3.3	3.3	1.5	Buck	No	No	Yes	No	18.31	15.40	11.18	11.03
595-PT78ST105H	PT78ST105H	SIP Module-3	9	38	5	5	1.5	Buck	No	No	Yes	Yes	18.31	15.40	11.18	11.03
595-PT78ST105S	PT78ST105S	SIP Module-3	9	38	5	5	1.5	Buck	No	No	Yes	Yes	18.31	15.40	11.18	11.03
595-PT78ST105V	PT78ST105V	SIP Module-3	9	38	5	5	1.5	Buck	No	No	Yes	Yes	18.31	15.40	11.18	11.03
595-PT78ST108S	PT78ST108S	SIP Module-3	12	38	8	8	1.5	Buck	No	No	No	Yes	18.31	15.40	11.18	11.03
595-PT78ST112H	PT78ST112H	SIP Module-3	16	38	12	12	1.5	Buck	No	No	No	Yes	22.86	19.23	13.96	13.77
595-PT78ST112V	PT78ST112V	SIP Module-3	16	38	12	12	1.5	Buck	No	No	No	Yes	22.86	19.23	13.96	13.77
595-PT78ST115H	PT78ST115H	SIP Module-3	19	38	15	15	1.5	Buck	No	No	No	Yes	22.86	19.23	13.96	13.77
595-PT78ST115S	PT78ST115S	SIP Module-3	19	38	15	15	1.5	Buck	No	No	No	Yes	22.86	19.23	13.96	13.77
84% Efficient																
595-PTN78000AAH	PTN78000AAH	DIP Module-5	7	29	-15	-3	1.5	Boost, Buck	No	No	Yes	Yes	16.93	14.24	10.34	10.21
595-PTN78000AAZ	PTN78000AAZ	DIP Module-5	7	29	-15	-3	1.5	Boost, Buck	No	No	Yes	Yes	16.93	14.24	10.34	10.21

PMW POWER DRIVERS

NEW PRODUCT

For quantities greater than listed, call for quote.

MOUSER STOCK NO.	Texas Instruments Part No.	Package	V_{in} (Min/Max) (V)	Output Current (Min)	Iq (Max) (mA)	Operating Temp. Range (°C)	Price Each 1	25	100	250
595-DRV110APWR	DRV110APWR	TSSOP-8	6/15	15	3	-40 to +105	2.65	2.12	1.43	1.40
595-DRV110PWR	DRV110PWR	TSSOP-14	6/15	15	3	-40 to +105	2.41	1.93	1.31	1.27

DIGITAL AUDIO PWM

For quantities greater than listed, call for quote.

MOUSER STOCK NO.	Texas Instruments Part No.	Package	Audio Output Ch. (PWM)	Dynamic Range (dB)	Digital Supply (V)	Data Resolution	Volume Control	Loudness Comp.	Mute	EQ	Bass/Treble Tone Control	Price Each 1	25	100	250
595-TAS5508CPAG	TAS5508CPAG	TQFP-6	8	110	3 - 3.6	16, 20, 24	Yes	Yes	Yes	Yes	Yes	14.61	12.28	8.92	8.81

HOT SWAP CONTROLLERS

NEW PRODUCT

For quantities greater than listed, call for quote.

MOUSER STOCK NO.	Texas Instruments Part No.	Package	No. of Outputs	V_{in} (V) Min.	V_{in} (V) Max.	Current Limiting During Fault	Digital Interface	Current Monitoring	Operation	Price Each 1	25	100	250
926-LM5067MM-2/NOPB	LM5067MM-2/NOPB	MiniSOIC-10	1	-80	-9	Yes	None	None	Latch Off, Auto-Retry	3.20	2.56	1.73	1.70
595-TPS2400DBVT	TPS2400DBVT	SOT-23-5	1	2	100	No	None	None	Latch Off	2.17	1.73	1.17	1.14
595-TPS2330IPW	TPS2330IPW	TSSOP-14	1	3	13	Yes	None	None	Latch Off	3.49	2.79	1.88	1.85
595-TPS2421-1DDA	TPS2421-1DDA	PowerPADSO-8	1	3	20	Yes	None	None	Latch Off	3.76	3.01	2.03	1.99
595-TPS2421-2DDA	TPS2421-2DDA	PowerPADSO-8	1	3	20	Yes	None	None	Retry	3.76	3.01	2.03	1.99
595-TPS2590RSAT	TPS2590RSAT	QFN-16	1	3	20	Yes	None	None	Latch Off	3.01	2.41	1.63	1.59
595-TPS2540RTET	TPS2540RTET	WQFN-16	1	4.5	5.5	Yes	None	None	-----	2.53	2.02	1.37	1.34
595-TPS2541RTET	TPS2541RTET	WQFN-16	1	4.5	5.5	Yes	None	None	-----	2.53	2.02	1.37	1.34
926-LM5060Q1MM/NOPB	LM5060Q1MM/NOPB	MiniSOIC-10	1	5.5	65	No	None	None	Latch Off	2.89	2.31	1.56	1.53
595-TPS2480PW	TPS2480PW	TSSOP-20	1	9	20	Yes	I2C	Digital	Latch Off	5.78	4.62	3.12	3.06
595-TPS2490DGS	TPS2490DGS	MSOP-10	1	9	80	Yes	None	None	Latch Off	4.10	3.27	2.21	2.17
595-TPS2491DGS	TPS2491DGS	MSOP-10	1	9	80	Yes	None	None	Auto-Retry	4.10	3.27	2.21	2.17
595-TPS2492PW	TPS2492PW	TSSOP-14	1	9	80	Yes	None	Analog	Latch Off	3.87	3.10	2.10	2.05
595-TPS2493PW	TPS2493PW	TSSOP-14	1	9	80	Yes	None	Analog	Latch Off	3.87	3.10	2.10	2.05
926-LM5069MM-1/NOPB	LM5069MM-1/NOPB	MiniSOIC-10	1	9	80	Yes	None	None	Latch Off, Auto-Retry	2.87	2.29	1.55	1.52
926-LM5069MM-2/NOPB	LM5069MM-2/NOPB	MiniSOIC-10	1	9	80	Yes	None	None	Latch Off, Auto-Retry	2.87	2.29	1.55	1.52
926-LM5066PMH/NOPB	LM5066PMH/NOPB	TSSOP-28	1	10	80	Yes	I2C	Analog	Latch Off, Auto-Retry	9.51	7.61	5.14	5.04

© Copyright 2013 Mouser Electronics
© Copyright 2013 Mouser Electronics

TEXAS INSTRUMENTS Power Management ICs

Products may be RoHS compliant. Check mouser.com for RoHS status.

HOT SWAP CONTROLLERS (CONT.)

NEW PRODUCT

For quantities greater than listed, call for quote.

MOUSER STOCK NO.	Texas Instruments Part No.	Package	No. of Outputs	V_{in} (V) Min.	V_{in} (V) Max.	Current Limiting During Fault	Digital Interface	Current Monitoring	Operation	Price Each 1	25	100	250
926-LM5064PMH/NOPB	LM5064PMH/NOPB	TSSOP-28	1	10	80	Yes	I2C	None	Latch Off, Auto-Retry	8.30	6.64	4.49	4.40
595-TPS2458RHBT	TPS2458RHBT	QFN-32	2	8.5	15	Yes	None	None	Latch Off	5.54	4.43	3.00	2.93
595-TPS2420RSAT	TPS2420RSAT	QFN-16	3	3	20	No	None	Analog	Auto-Retry	4.72	3.78	2.55	2.50

LOADSHARE CONTROLLER

NEW PRODUCT

For quantities greater than listed, call for quote.

MOUSER STOCK NO.	Texas Instruments Part No.	Package	Operating Supply Current (mA)	Share Bus	Start-up Current (µA)	Operating Supply (Min) (V)	Operating Supply (Max) (V)	Price Each 1	25	100	250
Through-Hole											
595-UCC29002P	UCC29002P	PDIP-8	2.5	Single-Ended	2500	4.375	14.25	2.89	2.31	1.56	1.53

N1 + ORING CONTROLLERS

For quantities greater than listed, call for quote.

MOUSER STOCK NO.	Texas Instruments Part No.	Package	No. of Outputs	V_{in} (V) Min.	V_{in} (V) Max.	Gate Control	Fault and Status	Under/Over Voltage Reporting	Input Filter	Price Each 1	25	100	250
595-TPS2410PW	TPS2410PW	TSSOP-14	1	0.8	16.5	Linear	Yes	Yes	Yes	4.33	3.47	2.34	2.30
595-TPS2411PW	TPS2411PW	TSSOP-14	1	0.8	16.5	On/Off	Yes	Yes	Yes	4.33	3.47	2.34	2.30
595-TPS2413D	TPS2413D	SOIC-8	1	0.8	16.5	On/Off	No	No	No	3.49	2.79	1.88	1.85
595-TPS2419D	TPS2419D	SOIC-8	1	0.8	16.5	On/Off	No	No	No	3.49	2.79	1.88	1.85

POWER-INTERFACE CONTROLLERS

For quantities greater than listed, call for quote.

MOUSER STOCK NO.	Texas Instruments Part No.	Package	Ports	$r_{DS(on)}$ (Typ) (Ω) 3V	$r_{DS(on)}$ (Typ) (Ω) 5V	Interface	Output Current (Max) (A)	Adj. Current Limit (Min.) (A)	Operating Temp. Range (°C)	Price Each 1	25	100	250
595-TPS2211AIDBR	TPS2211AIDBR	SSOP-16	1	70	70	Parallel	0.15	1	-40 to +85	1.90	1.71	1.55	1.40

LOAD SWITCHES - CURRENT LIMITED

For quantities greater than listed, call for quote.

MOUSER STOCK NO.	Texas Instruments Part No.	Package	V_{in} (V)	I_a(Typ) (µA)	$r_{DS(on)}$ Per FET (Typ) (Ω)	No. of FETs	Adj. Current Limit (Min.) (A)	Enable/ Shutdown	Price Each 1	25	100	250
595-TPS22942DCKR	TPS22942DCKR	SC-70-5	1.62 to 5.5	40	400	1	0.1	Active Low	.87	.693	.469	.459
595-TPS22944DCKR	TPS22944DCKR	SC-70-5	1.62 to 5.5	40	400	1	0.1	Active High	.87	.693	.469	.459

LOAD SWITCHES - NON CURRENT LIMITED

NEW PRODUCT

For quantities greater than listed, call for quote.

MOUSER STOCK NO.	Texas Instruments Part No.	Package	V_{in} (V)	I_{in} (nA)	$r_{(on)}$ @ 1.8V (Ω)	Channels	I_{max} (A)	Output RiseTime (µS)	Price Each 1	25	100	250
595-TPS22902BYFPR	TPS22902BYFPR	DSBGA-4	1.1 to 3.6	880	130	1	0.5	220 @ 1.8V	.54	.424	.287	.28
595-TPS22904YFPT	TPS22904YFPT	DSBGA-4	1.1 to 3.6	1000	125	1	0.5	0.8 @ 3.6V	.61	.488	.33	.323
595-TPS27081ADDCR	TPS27081ADDCR	SOT-6	1.2 to 8	100	820	1	3	100ns to 4ms	.40	.348	.289	.254
595-TPS22913BYZVT	TPS22913BYZVT	CSP-4	1.4	10000	75	1	2	17 @ 1.5V	.66	.531	.358	.351
595-TPS22929DDBVT	TPS22929DDBVT	SOT-23-6	5.5	10000	85	1	1.8	4500 @ 3.3	.66	.531	.358	.351
595-TPS22934YZVT	TPS22934YZVT	DSBGA-4	1.1 to 3.6	20000	78	1	1	26 @ 3.6V	.61	.488	.33	.323

USB POWER SWITCHES

NEW PRODUCT

For quantities greater than listed, call for quote.

MOUSER STOCK NO.	Texas Instruments Part No.	Package	Current Limit (A)	V_{in} (Min) (V)	V_{in} (Max) (V)	$r_{DS(on)}$ per FET (Typ) (Ω)	Cont. Current (Max) (A)	No. of Switches	Operating Temp. Range (°C)	Price Each 1	25	100	250
595-BQ24392RSER	BQ24392RSER	uQFN-10	-	4.75	5.25	500	0.25	1	-40 to 85	.73	.578	.391	.383
595-TPS2511DGN	TPS2511DGN	MSOP-8	Prog	4.5	5.5	70	3.5	1	-40 to 85	2.65	2.12	1.43	1.40
595-TPS2051CDBVT	TPS2051CDBVT	SOP-8	0.85	4.5	5.5	90	0.5	1	-40 to 85	1.53	1.38	1.21	1.06
595-TPS2041BMDBVTEP	TPS2041BMDBVTEP	SOT-23	1	2.7	5.5	70	0.5	1	-55 to 125	3.62	2.89	1.95	1.92
926-LM3525M-H/NOPB	LM3525M-H/NOPB	SOIC-8	1.5	2.7	5.5	80	0.5	1	-40 to 125	1.66	1.34	1.21	1.07
926-LM3525M-L/NOPB	LM3525M-L/NOPB	SOIC-8	1.5	2.7	5.5	80	0.5	1	-40 to 125	1.66	1.34	1.21	1.07
595-TPS2065CDBVT	TPS2065CDBVT	SOP-8	1.55	4.5	5.5	90	1	1	-40 to 85	1.53	1.38	1.21	1.06
595-TPS2065CDGN	TPS2065CDGN	SOP-8	1.55	4.5	5.5	90	1	1	-40 to 85	1.53	1.38	1.21	1.06
595-TPS2062CDGN	TPS2062CDGN	MSOP-8	1.85	4.5	5.5	70	1	2	-40 to 85	2.49	2.16	1.97	1.73
595-TPS2066CDGN	TPS2066CDGN	MSOP-8	1.85	4.5	5.5	70	1	2	-40 to 85	2.49	2.16	1.97	1.73
926-LM3526M-H/NOPB	LM3526M-H/NOPB	SOIC-8	1.9	2.7	5.5	100	0.5	2	-40 to 125	1.78	1.43	1.29	1.14
926-LM3526M-L/NOPB	LM3526M-L/NOPB	SOIC-8	1.9	2.7	5.5	100	0.5	2	-40 to 125	1.78	1.43	1.29	1.14
926-LM3526MX-H/NOPB	LM3526MX-H/NOPB	SOIC-8	1.9	2.7	5.5	100	0.5	2	-40 to 125	1.78	1.43	1.29	1.14
926-LM3526MX-L/NOPB	LM3526MX-L/NOPB	SOIC-8	1.9	2.7	5.5	100	0.5	2	-40 to 125	1.78	1.43	1.29	1.14
595-TPS2069CDGN	TPS2069CDGN	SOP-8	2.15	4.5	5.5	70	1.5	1	-40 to 85	2.07	1.80	1.63	1.43
595-TPS2543RTET	TPS2543RTET	QFN-16	2.7	4.5	5.5	75	2.5	1	-40 to 85	2.53	2.02	1.37	1.34
595-TPS2000CDGN	TPS2000CDGN	SOP-8	2.9	4.5	5.5	70	2	1	-40 to 85	1.53	1.38	1.21	1.06
595-TPS2001CDGN	TPS2001CDGN	SOP-8	2.9	4.5	5.5	70	2	1	-40 to 85	1.53	1.38	1.21	1.06
595-TPS2060CDGN	TPS2060CDGN	MSOP-8	9	4.5	5.5	70	1.5	2	-40 to 85	2.34	2.03	1.85	1.63

EVALUATION MODULES

NEW PRODUCT

For quantities greater than listed, call for quote.

MOUSER STOCK NO.	Texas Instruments Part No.	Description	Price Each
595-BQ2026EVM	BQ2026EVM	Evaluation Module for BQ2026, 1.5K bit serial EPROM Evaluation Software	83.59
595-BQ24210EVM-678	BQ24210EVM-678	Evaluation Module for the BQ24210, a Single Input, Single Cell Li-ion Solar Battery Charger	54.60
595-BQ24610EVM	BQ24610EVM	Evaluation Module for BQ24610, a Multi Cell Synchronous Switch-Mode Charger	110.34
595-BQ24650EVM-639	BQ24650EVM-639	Evaluation Module for BQ24650, a High Efficiency Synchronous Swide-Mode Charger Controller - Solar Battery Charger	110.34
595-BQ27510EVM	BQ27510EVM	Evaluation Module for BQ27510, a System-Side Single-Cell Impedance Track™ Technology Battery Fuel Gauge IC	110.34
595-DRV8412-C2-KIT	DRV8412-C2-KIT	Evaluation Kit for DRV8412, a Dual Full Bridge PWM Motor Driver for brushed and stepper motors	228.51
595-DRV8812EVM	DRV8812EVM	Evaluation Module for DRV8812, a Dual-Bridge Motor Controller IC	166.05
595-DRV8824EVM	DRV8824EVM	Evaluation Module for DRV8824, a Stepper Motor Controller IC	166.05
595-PS2051CDBVEVM636	TPS2051CDBVEVM-636	Evaluation Module for TPS2051CDBV, a Single Channel, Power-Distribution Switch	27.85
595-TLV70728EVM-612	TLV70728EVM-612	Evaluation Module for TLV70728, a 200mA, Low IQ, Low Dropout Regulator	22.28
595-TLV7101828EVM595	TLV7101828EVM-595	Evaluation Module for TLV7101828 Dual, 200mA Output, Low Noise, High PSRR, Low-Dropout Regulator	22.28
595-TPS24701EVM-002	TPS24701EVM-002	Evaluation Module for TPS27401, a Positive Voltage Power-Limiting Hotswap Controller	54.60
595-TPS2491EVM-002	TPS2491EVM-002	Evaluation Module for TPS2491 or TPS2490, 2 board Platform +48-V Hot Swap Power Manager	54.60
595-TPS2492EVM-001	TPS2492EVM-001	Evaluation Module for TPS2492, Positive High-Voltage Power-Limiting Hot Swap Controller	54.60
595-TPS2492EVM-003	TPS2492EVM-003	Evaluation Module for TPS2492, Positive High-Voltage Power-Limiting Hotswap Controller	54.60
595-TPS2540EVM-623	TPS2540EVM-623	Evaluation Module for TPS2540, a USB Charging Port and Controller for Charging Host Ports & Dedicated Charging Ports	54.60
595-TPS40170EVM-578	TPS40170EVM-578	Evaluation Module for TPS40170, a Wide Input Synchronous PWM Buck Controller	54.60
595-TPS40400EVM-351	TPS40400EVM-351	Evaluation Module for TPS40400, a wide input Synchronous Buck Controller	54.60
595-TPS40422EVM-091	TPS40422EVM-091	Evaluation Module for TPS40422, Dual Output or Multiphase Synch. Buck Controller with PMBus	54.60
595-TPS51916EVM-746	TPS51916EVM-746	Evaluation Module for TPS51916, a DDR2, DDR3, DDR3L and DDR4 Memory Power Solution, Step-Down, LDO Controller	54.60
595-TPS53353EVM-744	TPS53353EVM-744	Evaluation Module for TPS53353, a High-Efficiency, Step-Down with Eco-mode™ Control Scheme Converter	54.60
595-TPS54061EVM-142	TPS54061EVM-142	Evaluation Module for TPS54061, Synchronous Step-Down SWIFT™ Converter	28.55
595-TPS54120EVM-103	TPS54120EVM-103	Evaluation Module for TPS54120, a Low-Noise, 1A Power Supply with DC-DC Converter and LDO Regulator	27.85
595-TPS54227EVM-686	TPS54227EVM-686	Evaluation Module for TPS54227, a 4.5V to 18V Input, 2A Synchronous Step-Down SWIFT Converter	27.85
595-TPS54294EVM-057	TPS54294EVM-057	Evaluation Module for TPS54294 a 4.5V to 18V input 2A Synchronous Step-down SWIFT™ Converter	54.60
595-TPS54295EVM-057	TPS54295EVM-057	Evaluation Module for TPS54295 a 4.5V to 18V input 2A Synchronous Step-down SWIFT™ Converter	54.60
595-TPS54327EVM-686	TPS54327EVM-686	Evaluation Module for TPS54327, a Synchronous Step-Down SWIFT Converter	27.85
595-TPS54328EVM-686	TPS54328EVM-686	Evaluation Module for TPS54328, a Synchronous Step-Down SWIFT Converter	27.85

© Copyright 2013 Mouser Electronics
© Copyright 2013 Mouser Electronics

Products may be RoHS compliant. Check mouser.com for RoHS status.

EVALUATION MODULES (CONT.)

NEW PRODUCT

For quantities greater than listed, call for quote.

MOUSER STOCK NO.	Texas Instruments Part No.	Description	Price Each
595-TPS5432EVM-116	TPS5432EVM-116	Evaluation Module for TPS5432, a 3A Synchronous Step-Down Converter	27.85
595-TPS54519EVM-037	TPS54519EVM-037	Evaluation Module for TPS54519, a 5-A, SWIFT™ Regulator	27.85
595-TPS54620EVM-374	TPS54620EVM-374	Evaluation Module for TPS54620, a 8V to 17V, 6A SWIFT Converter	27.85
595-TPS55010EVM-009	TPS55010EVM-009	Evaluation Module for TPS55010, a 2.95V to 6V Input, 2W Isolated DC/DC Converter with integrated FETs	27.85
595-TPS55010EVM-051	TPS55010EVM-051	Evaluation Module for TPS55010, Isolated Dual Output DC/DC Converter	27.85
595-TPS55340EVM-017	TPS55340EVM-017	Evaluation Module for TPS55340, 5A, 40V Current Mode Integrated-FET DC Converter	55.97
595-TPS55340EVM-147	TPS55340EVM-147	Evaluation Module for TPS55340 5A, 40V Current Mode Integrated-FET DC Converter	55.97
595-TPS56121EVM-601	TPS56121EVM-601	Evaluation Module for TPS56121, a High Current (15A) Synchronous Step-Down SWIFT™ Converter	54.60
595-TPS56221EVM-579	TPS56221EVM-579	Evaluation Module for TPS56221, a High Current (25A) Synchronous Step-Down SWIFT™ Converter	54.60
595-TPS61175EVM-326	TPS61175EVM-326	Evaluation Module for TPS61175, a 12V Input, 24V Output 1.2A Step-Up Regulator	54.60
595-TPS61200EVM-179	TPS61200EVM-179	Evaluation Module for TPS61200, a Low Input Voltage Synchronous Boost Converter	54.60
595-TPS61220EVM-319	TPS61220EVM-319	Evaluation Module for TPS61220, a Low Input Voltage Boost Converter	54.60
595-TPS62080EVM-641	TPS62080EVM-641	Evaluation Module for TPS62080, a High-Efficiency, Step-Down Converter	54.60
595-TPS62090EVM-063	TPS62090EVM-063	Evaluation Module for TPS62090, a 2.5VDC to 6VDC Step-Down Converter with DCS™ Control	54.60
595-TPS62125EVM-044	TPS62125EVM-044	Evaluation Module for TPS62125, a 4V to 17V Buck Converter with Adj. Enable Threshold	28.55
595-TPS62160EVM-627	TPS62160EVM-627	Evaluation Module for TPS62160, a 1A Synchronous Step-Down Converter	27.85
595-TPS62230EVM-574	TPS62230EVM-574	Evaluation Module for TPS62230, 3MHz Ultra Small Step Down Converter	54.60
595-TPS62730EVM-726	TPS62730EVM-726	Evaluation Module for TPS62730, a Step-Down Converter with Bypass Mode for Ultra Low Power Wireless Applications	54.60
595-TPS7A1601EVM-046	TPS7A1601EVM-046	Evaluation Module for TPS7A1601, 60V, 100mA, <6uA Iq, Low Noise, Low Dropout Linear Regulator	22.28
595-TPS7A3401EVM-042	TPS7A3401EVM-042	Evaluation Module for TPS7A3401, a -20V, -200mA, Low-Noise, Negative Voltage, Low-Dropout Linear Regulator	22.28
595-TPS7A4001EVM-709	TPS7A4001EVM-709	Evaluation Module for TPS7A4001, a 50mA, 100V Input, Single Output Low-Dropout Linear Regulator	22.28
595-TPS7A4700EVM-094	TPS7A4700EVM-094	Evaluation Module for TPS7A4700, 600mV at 1A, 3-36V, Low Dropout Regulator	22.28
595-TPS81256EVM-121	TPS81256EVM-121	Evaluation Module for TPS81256, 4.5MHz, 2.5-4.85V, Step Up DC-DC Converter	22.28
595-TPS82671EVM-646	TPS82671EVM-646	Evaluation Module for TPS82671, a 600mA, 1.8 Vout Fully Integrated, Low Noise Step-Down Converter	22.28
595-TPS82672EVM-646	TPS82672EVM-646	Evaluation Module for TPS82672, a 600mA High Efficiency MicroSiP Step-Down Converter	22.28
595-TPS84410EVM-001	TPS84410EVM-001	Evaluation Module for TPS4410, 6V, Synchronous Step Down Converter	54.60
595-TPS84610EVM-003	TPS84610EVM-003	Evaluation Module for TPS84610 6A Synchronous Buck, Integrated Power Solution	54.60
595-TPS92070EVM-648	TPS92070EVM-648	Evaluation Module for TPS92070, 16V, a Low Power Isolated Converter	110.34
595-UCC25230EVM-754	UCC25230EVM-754	Evaluation Module for UCC25230, 12V, 65mA, 1.5W Isolated Forward-Flyback PWM Controller	110.34
595-UCC28950EVM-442	UCC28950EVM-442	Evaluation Module for UCC28950, a 600W, Phase-Shifted, Full-Bridge Converter	110.34
926-LM21212-1EVM	LM21212-1EVM	LM21212 Buck Switching Regulator Evaluation Board	55.71
926-LM25010EVAL	LM25010EVAL	LM25010 Buck Regulator Evaluation Board	55.98
926-LM25066EVK/NOPB	LM25066EVK/NOPB	LM25066 Hot Swap Protection Board for Positive Voltage Systems Evaluation Kit	113.10
926-LM25069MM2EVALNO	LM25069MM-2EVAL/NOPB	LM25069MM Positive Low Voltage Power Limiting Hot Swap Controller Evaluation Board	55.98
926-LM25117EVAL/NOPB	LM25117EVAL/NOPB	LM25117 Snynchronous buck converter board with 3.3V ouput	85.69
926-LM2587EVAL	LM2587EVAL	LM25576 Power Converter based on Emulated Current Mode Control Evaluation Board	55.98
926-LM3100EVAL	LM3100EVAL	LM3100 Sync Rectifier Buck Regulator Evaluation Board	90.24
926-LM3103EVAL	LM3103EVAL	LM3103 Step Down Switching Regulator Demostration Board	46.45
926-LM3150-250EVLNPB	LM3150-250EVAL/NOPB	LM3150 Power Converter based on Constant On-Time w/Emulated Ripple Mode Evaluation Board	28.56
926-LM3152-3.3DEMO	LM3152-3.3DEMO	LM3152 Power Converter based on Constant On-Time w/Emulated Ripple Mode Demostration Board	22.84
595-LM3447A19120VEVM	LM3447-A19-120VEVM	Evaluation board for the LM3447 PFC Flyback Controller	113.10
926-LM3450EV120V15WN	LM3450EV120V15W/NOPB	Evaluation board for the LM3450 120 VAC 15W Flyback LED Driver	100.34
926-LM34923EVAL/NOPB	LM34923EVAL/NOPB	LM34923 Fully Functional Buck Regualtor, Employing the COT Operating Principle Evaluation Board	28.56
926-LM5020EVAL/NOPB	LM5020EVAL/NOPB	LM5020 100V Current Mode PWM Controller Flyback Eval Board	55.98
926-LM5026EVAL/NOPB	LM5026EVAL/NOPB	LM5026 Active Clamp Current Mode PWM Controller Eval Board	170.22
926-LM5027MH-EVLNOPB	LM5027MH-EVAL/NOPB	LM5027 Voltage Mode Active Clamp Controller Eval Board	170.22
926-LM5037EVAL	LM5037EVAL	LM5037 Dual Mode PWM Controller with Alternating Outputs Eval Board	113.10
926-LM5039EVAL/NOPB	LM5039EVAL/NOPB	LM5039 Half-Bridge PMW Controller with Advanced Current Limit Eval Board	199.92
926-LM5046EVAL/NOPB	LM5046EVAL/NOPB	LM5046 Phase-Shifted Full-Bridge PWM Controller Eval Board	227.34
926-LM5050MK-1EVLNPB	LM5050MK-1EVAL/NOPB	LM5050-1 High Side N-Channel MOSFET & Driver Eval Board	55.98
926-LM5050MK-2EVLNPB	LM5050MK-2EVAL/NOPB	LM5050-2 Diode Controller Eval Board	55.98
926-LM5064EVK/NOPB	LM5064EVK/NOPB	LM5064 Evaluation Kit	113.10
926-LM5066EVK/NOPB	LM5066EVK/NOPB	LM5066 Positive High Voltage Hot Swap Systems Eval Board	113.10
926-LM5067EVAL	LM5067EVAL	LM5067 Hot Swap Inrush Current Controller with Power Limiting Eval Board	55.98
926-LM5069EVAL/NOPB	LM5069EVAL/NOPB	LM5069 Positive High Voltage Hot Swap Inrush Current Controller with Power Limiting Eval Board	55.98
926-LM5113LLPEVBNOPB	LM5113LLPEVB/NOPB	LM5113 Synchronous Buck Converter, 100V Half-Bridge FET Driver Eval Board	170.22
926-LM5574BLDT/NOPB	LM5574BLDT/NOPB	LM5574 75V, 0.5A Step-Down Switching Regulator Eval Board	22.84
926-LM5574EVAL	LM5574EVAL	LM5574 75V, 0.5A Step-Down Switching Regulator Eval Board	55.98
926-LM5575EVAL	LM5575EVAL	LM5575 75V, 1.5A Step-Down Switching Regulator Eval Board	55.98
926-LM5576EVAL	LM5576EVAL	LM5576 75V, 3A Step-Down Switching Regulator Eval Board	42.66
926-LMR10510YSDDEMNO	LMR10510YSDDEMO/NOPB	LMR10510 PWM DC/DC Buck Regulator Demo Board	22.84
926-LMR10510YSDDEMNO	LMR10510YSDDEMO/NOPB	LMR10510 PWM DC/DC Buck Regulator Demo Board	22.84
926-LMR10515YSDDEMNO	LMR10515YSDDEMO/NOPB	LMR10515 PWM DC/DC Buck Regulator Demo Board	22.84
926-LMR10515YSDDEMNO	LMR10515YSDDEMO/NOPB	LMR10515 PWM DC/DC Buck Regulator Demo Board	22.84
926-LMR10520YSDDEMNO	LMR10520YSDDEMO/NOPB	LMR10520 PWM DC/DC Buck Switching Regulator Demo Board	22.84
926-LMR12010YMKDEMNO	LMR12010YMKDEMO/NOPB	LMR12010 DC/DC Buck Regulator Demo Board	22.84
926-LMR12010YMKDEMNO	LMR12010YMKDEMO/NOPB	LMR12010 DC/DC Buck Regulator Demo Board	22.84
926-LMR14203XMKDEMNO	LMR14203XMKDEMO/NOPB	LMR14203 PWM DC/DC Buck Regulator Demo Board	22.84
926-LMR14203XMKDEMNO	LMR14203XMKDEMO/NOPB	LMR14203 PWM DC/DC Buck Regulator Demo Board	22.84
926-LMR14206XMKDEMNO	LMR14206XMKDEMO/NOPB	LMR14206 PWM DC/DC Buck Regulator Demo Board	22.84
926-LMR14206XMKDEMNO	LMR14206XMKDEMO/NOPB	LMR14206 PWM DC/DC Buck Regulator Demo Board	22.84
926-LMR24210EVALNOPB	LMR24210EVAL/NOPB	LMR24210 Buck Switching Regulator Evaluation Board	22.84
926-LMR24210EVALNOPB	LMR24210EVAL/NOPB	LMR24210 Buck Switching Regulator Evaluation Board	22.84
926-LMR24220EVALNOPB	LMR24220EVAL/NOPB	LMR24220 Buck Switching Regulator Evaluation Board	22.84
926-LMR24220EVALNOPB	LMR24220EVAL/NOPB	LMR24220 Buck Switching Regulator Evaluation Board	22.84
926-LMR24220RB/NOPB	LMR24220RB/NOPB	LMR24220 DC/DC Switching Reference Board	33.27
926-LMR62014XMFDEMNO	LMR62014XMFDEMO/NOPB	LMR62014 High Frequency Switching Boost Regulator Demo Board	22.84
926-LMR62014XMFDEMNO	LMR62014XMFDEMO/NOPB	LMR62014 High Frequency Switching Boost Regulator Demo Board	22.84
926-LMR62421XSDDEMNO	LMR62421XSDDEMO/NOPB	LMR62421 Step-up Voltage Regulator Demo Board	22.84
926-LMR64010XMFDEMNO	LMR64010XMFDEMO/NOPB	LMR64010 High Frequency Switching Boost Regulator Demo Board	22.84
926-LMR64010XMFDEMNO	LMR64010XMFDEMO/NOPB	LMR64010 High Frequency Switching Boost Regulator Demo Board	22.84
926-LMZ10500EVALNOPB	LMZ10500EVAL/NOPB	LMZ10500 Simple Switcher Nano Module DC-DC Solutions Evaluation Board	22.84
926-LMZ10501EVALNOPB	LMZ10501EVAL/NOPB	LMZ10501 Simple Switcher Nano Module DC-DC Solutions Evaluation Board	22.84
926-LMZ12010DEMONOPB	LMZ12010DEMO/NOPB	LMZ12010 10A, Simple Switcher Power Module Current Sharing Evaluation Board	22.84
926-LMZ13610DEMONOPB	LMZ13610DEMO/NOPB	LMZ13610 11A, Simple Switcher Power Module Current Sharing Evaluation Board	28.56
926-LMZ14201HEVLNOPB	LMZ14201HEVAL/NOPB	LMZ14201H 42V, 3A Simple Switcher Power Module High Output Voltage Evaluation Board	28.56
926-LMZ14202HEVLNOPB	LMZ14202HEVAL/NOPB	LMZ14202H 42V, 3A Simple Switcher Power Module High Output Voltage Evaluation Board	28.56
926-LMZ23605DEMONOPB	LMZ23605DEMO/NOPB	LMZ23605 20V Constant Frequency PWM Demostration Board	22.84
926-LMZ23608EVALNOPB	LMZ23608EVAL/NOPB	LMZ23608 10A, Simple Switcher Power Module Current Sharing Evaluation Board	55.98
926-LMZ23610EVALNOPB	LMZ23610EVAL/NOPB	LMZ23610 10A, Simple Switcher Power Module Current Sharing Evaluation Board	55.98
926-LP38502ASD-EV	LP38502ASD-EV	LP38502ASD 5.5V, 1.5A, Low Dropout Linear Regulator Evaluation Board	55.98
926-LP38511TJ-ADJEV	LP38511TJ-ADJEV	LP38511 1.2V, 800mA, Low Dropout Linear Regulator Evaluation Board	55.98
926-LP38512TJ-ADJEV	LP38512TJ-ADJEV	LP38512TJ 1.2A, 800mA, Low Dropout Linear Regulator Evaluation Board	55.98
926-LP38513TJ-ADJEV	LP38513TJ-ADJEV	LP38513TJ 1.2A, 800mA, Low Dropout Linear Regulator Evaluation Board	55.98
926-LP38693-ADJEV	LP38693-ADJEV	LP38693 9V, 500mA, Low Dropout Linear Regulator Evaluation Board	22.84
926-LP3878-ADJEVAL	LP3878-ADJEVAL	LP3878 5.5V, 800mA, Low Dropout Linear Regulator Evaluation Board	58.45
926-LP38852EVAL	LP38852EVAL	LP38852 1.8V, 1.5A, Low Dropout Linear Regulator Evaluation Board	55.98
926-LP38853EVAL	LP38853EVAL	LP38853 1.8V, 3A, Low Dropout Linear Regulator Evaluation Board	55.98
926-M3433SQ36AEVNOPB	LM3433SQ-36AEV/NOPB	Evaluation board for the LM3433 10A to 40A LED Driver	227.34

© Copyright 2013 Mouser Electronics

© Copyright 2013 Mouser Electronics

VISHAY SILICONIX Power Management ICs

RoHS Compliant **This product is RoHS compliant.**

DIP-8 	DIP-14 	DIP-16 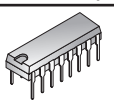	MLP55-32L 	MLP66-40 	SC-70-5 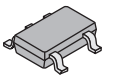
SOIC-8 	SO-8 	SO-14 	SO-24 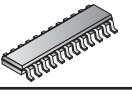	SQFP-48 	TSSOP-8 

INTEGRATED POWER STAGE

Features:
- Integrated Gen III MOSFETs and DrMOS compliant gate driver IC
- Enables Vcore switching at 1MHz
- Low ringing on the VSWH pin reduces EMI
- Pin compatible with DrMOS 6 x 6 version 3.0
- Tri-state PWM input function prevents negative output voltage swing
- 5V logic levels on PWM
- Automatic skip mode operation (SMOD) for light load efficiency
- Built-in bootstrap schottky diode
- Thermal shutdown warning flag

NEW PRODUCT

For quantities greater than listed, call for quote.

MOUSER STOCK NO.	Siliconix Part No.	Package	Input Voltage (V)		Control Input Voltage (V)		Control Input Current (Typ @ 5) (μA)	PWM Rising Threshold (Typ) (V)	PWM Failing Threshold (Typ) (V)	PWM Input Current (Typ) (μA)	Price Each			
			Min.	Max.	Min.	Max.					1	100	500	1000
Surface Mount														
781-SIC769CD-E3	SIC769CD-T1-E3	Power Pak MLP66-40	-0.3	20	4.5	5.5	400	3.8	1.0	250	8.93	5.30	4.33	3.37
781-SIC762CD-T1-GE3	SIC762CD-T1-GE3	Power Pak MLP66-40	-0.3	30	-0.3	7.0	350	3.9	1.0	250	10.43	6.17	5.05	3.93
781-SIC779CD-T1-GE3	SIC779CD-T1-GE3	MLP66-40	-0.3	20	-0.3	7	600	8	8	-40 to 125	8.95	5.30	4.33	3.37

SYNCHRONOUS BUCK REGULATORS

Features (SIC413):
- Integrated PWM controller and Gen III trench MOSFETs
- Quick and easy single chip converter
- Integrated current sense
- Cycle by cycle over-current protection
- Built-In bootstrap diode
- Output over-voltage protection
- Under voltage lockout
- Thermal shutdown
- Soft start
- Break-before-make operation

Features (SIC417):
- Integrated bootstrap diode
- Integrated configurable 150mA LDO with bypass logic
- Temperature compensated current limit
- Pseudo fixed-frequency adaptive on-time control
- All ceramic solution enabled
- Independent enable pin for switcher and LDO
- Programmable input UVLO threshold
- Selectable ultra-sonic power-save mode
- Internal soft-start and soft-shutdown
- 1% internal reference voltage
- Power good output and over voltage protection

NEW PRODUCT

For quantities greater than listed, call for quote.

MOUSER STOCK NO.	Siliconix Part No.	Package	Input Volt. Range (V)	Output Voltage Range (V)	Continuous Output Current (A)	Operating Frequency	Highside/ Lowside RDS_{ON} (mΩ)	Peak Efficiency (Typ) (V)	Operating Temp. (°C)	Price Each			
										1	100	500	1000
Surface Mount													
781-SIC413CB-E3	SIC413CB-T1-E3	SOIC-8	4.75 to 26	0.6 to 13.2	4	500kHz	35/19	93%	-25 to +125	4.46	2.32	2.16	1.68
78-SIC401ACD-T1-GE3	SIC401ACD-T1-GE3	PowerPAK MLP55-32L	3 to 17	0.6 to 5.5	15	200kHz to 1MHz	-	93%	-40 to +85	1.95	1.36	1.06	.89
78-SIC401BCD-T1-GE3	SIC401BCD-T1-GE3	PowerPAK MLP55-32L	3 to 17	0.6 to 5.5	15	200kHz to 1MHz	-	93%	-40 to +85	1.95	1.36	1.06	.89
78-SIC402ACD-T1-GE3	SIC402ACD-T1-GE3	PowerPAK MLP55-32L	3 to 28	0.6 to 5.5	10	200kHz to 1MHz	-	95%	-40 to +85	1.87	1.31	1.02	.856
78-SIC402BCD-T1-GE3	SIC402BCD-T1-GE3	PowerPAK MLP55-32L	3 to 28	0.6 to 5.5	10	200kHz to 1MHz	-	95%	-40 to +85	1.87	1.31	1.02	.856
781-SIC417CD-E3	SIC417CD-T1-E3	MLPQ55-32	3.0 to 28	0.5 to 5.5	10	200kHz to 1MHz	27/9	95%	-25 to +125	7.21	4.27	3.49	2.72
78-SIP12107DMP-T1GE3	SIP12107DMP-T1-GE3	MLP-16L	2.8-5.5	0.6-5	3	4MHz	56/33	95%	-65 to 150	.77	.642	.599	.535

SWITCHMODE CONTROLLERS

For quantities greater than listed, call for quote.

MOUSER STOCK NO.	Siliconix Part No.	Package	Input Voltage (V)		Supply Voltage (V)		Output Voltage (V)			Switching Frequency (Min) (MHz)	Price Each			
			Min.	Max.	Min.	Max.	Min.	Typ.	Max.		1	100	500	1000
Surface Mount														
781-SI9114ADY-E3	SI9114ADY-E3	SO-14	15	200	9.5	16.5	3.94	4.00	4.06	0.45	5.14	3.42	2.56	2.54
Thru-Hole														
781-SI9120DJ-E3	SI9120DJ-E3	DIP-16	15	450	9.5	13.5	3.88	4.00	4.12	1	1.99	1.69	1.58	1.47

SWITCHMODE REGULATORS

For quantities greater than listed, call for quote.

MOUSER STOCK NO.	Siliconix Part No.	Package	Input Voltage (V)		Supply Voltage (V)		Output Voltage (V)			Switching Frequency (Min) (MHz)	Price Each			
			Min.	Max.	Min.	Max.	Min.	Typ.	Max.		1	100	500	1000
Thru-Hole														
781-SI9100DJ02-E3	SI9100DJ02-E3	DIP-14	10	70	9.5	13.5	3.92	4.00	4.08	1	2.61	2.21	2.09	1.89

BUS INTERFACE-DRIVER AND RECEIVER

For quantities greater than listed, call for quote.

MOUSER STOCK NO.	Siliconix Part No.	Package	Supply Voltage Range (Max) (V)	Bus Load Resistance (Max) (Ω)	Continuous Output Current (Max) (mA)	Features	Price Each			
							1	100	500	1000
Surface Mount										
781-SI9200EY-E3	SI9200EY-E3	SO-8	-0.3 to 12	60	±100	Survives ground shorts and transients, single power supply, Intel 82526 CAN compatible	2.78	1.94	1.50	1.26

POWER MOSFET DRIVERS

For quantities greater than listed, call for quote.

MOUSER STOCK NO.	Siliconix Part No.	Package	Supply Voltage Range (Max) (V)	Output Drive Capacity	Input Drive Logic	Features	Protection	Price Each			
								1	100	500	1000
Surface Mount											
781-SI9912DY-T1-E3	SI9912DY-T1-E3	SO-8	4.5 to 30	2N-Ch	5V TTL/ CMOS	250kHz to 1MHz switching, freq shutdown	Undervoltage shoot through	2.69	1.87	1.46	1.22
Thru-Hole											
781-SI9910DJ-E3	SI9910DJ-E3	DIP-8	-0.3 to +18	1N-Ch	12V Logic	dv/dt, di/dt control	Short circuit, over current & under voltage	2.89	2.01	1.43	1.23

MOTOR CONTROLLERS

For quantities greater than listed, call for quote.

MOUSER STOCK NO.	Siliconix Part No.	Package	Supply Voltage Range (Max) (V)	Output Drive Capacity	Input Drive Logic	Features	Protection	Price Each			
								1	100	500	1000
Surface Mount											
781-SI9986CY-T1-E3	SI9986CY-T1-E3	SO-8	3.8 to 13.2	0.5A	TTL/CMOS	PWM, saturated	Shoot through	4.21	3.60	3.28	2.44
781-SI9986DY-T1-E3	SI9986DY-T1-E3	SO-8	3.8 to 13.2	0.5A	TTL/CMOS	PWM, saturated	Shoot through	4.78	3.48	2.78	2.35
781-SI9988DQ-T1-E3	SI9988DQ-T1-E3	TSSOP-8	3.8 to 13.2	0.6A	TTL/CMOS	PWM, saturated	Shoot through	2.70	2.63	2.48	2.38
781-SI9978DW-E3	SI9978DW-E3	SO-24	20 to 40	4N-Ch	TTL/CMOS	PWM, brake, DC operation	Over current, under voltage	3.82	3.79	3.66	3.38
781-SI9979CS-E3	SI9979CS-E3	SQFP-48	20 to 40	6N-Ch	TTL/CMOS	PWM hall sensor, computation, DC operation	Over current, under voltage, Commutation error	8.00	6.81	6.40	5.80

LOW DROP-OUT VOLTAGE REGULATORS

For quantities greater than listed, call for quote.

MOUSER STOCK NO.	Siliconix Part No.	Package	Output Voltage (V)	Output Current (A)	Input Voltage (V)		Drop-out Voltage (Max) (mV)	Line Regulation (Max) (%/V)	Shut-Down Supply Current (Max) (μA)	Price Each			
					Min.	Max.				1	100	500	1000
Fixed Surface Mount													
781-SIP21106DR33E3	SIP21106DR-33E3	SC-70-5	3.3	.15	2.2	6.0	135	0.2	1	.30	.261	.228	.228

© Copyright 2013 Mouser Electronics
© Copyright 2013 Mouser Electronics

TRIUNE SYSTEMS Power Management

NANOSMART® BATTERY MANAGEMENT UNDERVOLTAGE LOAD SWITCH

Features:
- Off-active™ feature with ultra-low pico-amp current
- Off-active quiescent current of 100pA
- Ultra-low on-active quiescent current of 70nA
- Accurate on to off-active voltage threshold
- Supervisory over-current limit shutdown
- 500mV of to on-active hysteresis

NEW! TECHNOLOGY

For quantities greater than listed, call for quote.

MOUSER STOCK NO.	Triune Systems Part No.	Package	Input Voltage Range (V)	Output Voltage	Quiescent Current (off active) (pA)	Price Each			
						1	25	100	250
947-TS12001-C012DFNR	TS12001-C012DFNR	DFN-8	1.2	-0.3 to 6	100	1.07	.845	.737	.686
947-TS12001-C018DFNR	TS12001-C018DFNR	DFN-8	1.8	-0.3 to 6	100	1.07	.845	.737	.686
947-TS12001-C025DFNR	TS12001-C025DFNR	DFN-8	2.5	-0.3 to 6	100	1.07	.845	.737	.686
947-TS12001-C033DFNR	TS12001-C033DFNR	DFN-8	3.3	-0.3 to 6	100	1.07	.845	.737	.686

NANOSMART® LINEAR REGULATORS

NEW! TECHNOLOGY

For quantities greater than listed, call for quote.

MOUSER STOCK NO.	Triune Systems Part No.	Package	Output Voltage (V)	Input Voltage (V)	Output Current (mA)	Current Limit (mA)	Quiescent Current (nA)	Price Each			
								1	25	100	250
947-TS14001-C012DFNR	TS14001-C012DFNR	DFN-8	1.2	2.5-5.5	200	250	20	1.07	.845	.737	.686
947-TS14001-C018DFNR	TS14001-C018DFNR	DFN-8	1.8	2.5-5.5	200	250	20	1.07	.845	.737	.686
947-TS14001-C025DFNR	TS14001-C025DFNR	DFN-8	2.5	2.5-5.5	200	250	20	1.07	.845	.737	.686
947-TS14001-C033DFNR	TS14001-C033DFNR	DFN-8	3.3	2.5-5.5	200	250	20	1.07	.845	.737	.686

HIGH INPUT VOLTAGE LINEAR REGULATOR

For quantities greater than listed, call for quote.

MOUSER STOCK NO.	Triune Systems Part No.	Package	Input Voltage (V)	Output Voltage (V)	Output Current (mA)	Quiescent Current (nA)	Price Each			
							1	25	100	250
947-TS31021-CDFNR	TS31021-CDFNR	DFN-8	5-40	1.2-5	20	400	1.06	.822	.701	.64
With Output Backfeed Blocking										
947-TS31022-CDFNR	TS31022-CDFNR	DFN-8	5-40	1.25-5	20	400	1.02	.811	.707	.656

CURRENT MODE SYNCHRONOUS BUCK DC/DC CONVERTERS

Features:
- High Effiency: 95%
- Less than 10μA quiescent current in shutdown mode

For quantities greater than listed, call for quote.

MOUSER STOCK NO.	Triune Systems Part No.	Package	Input Voltage (V)	Output Current (A)	Output Voltage (V)	Conversion Rate (MHz)	Price Each			
							1	25	100	250
947-TS30011-M015QFNR	TS30011-M015QFNR	QFN-16	6-24	1	1.5	1	2.12	1.63	1.38	1.25
947-TS30011-M018QFNR	TS30011-M018QFNR	QFN-16	6-24	1	1.8	1	2.12	1.63	1.38	1.25
947-TS30011-M025QFNR	TS30011-M025QFNR	QFN-16	6-24	1	2.5	1	2.12	1.63	1.38	1.25
947-TS30011-M033QFNR	TS30011-M033QFNR	QFN-16	6-24	1	3.3	1	2.12	1.63	1.38	1.25
947-TS30011-M050QFNR	TS30011-M050QFNR	QFN-16	6-24	1	5	1	2.12	1.63	1.38	1.25
947-TS30011-M000QFNR	TS30011-M000QFNR	QFN-16	6-24	1	adj.	1	2.12	1.63	1.38	1.25
947-TS30012-M015QFNR	TS30012-M015QFNR	QFN-16	6-24	2	1.5	1	2.36	1.81	1.54	1.40
947-TS30012-M018QFNR	TS30012-M018QFNR	QFN-16	6-24	2	1.8	1	2.36	1.81	1.54	1.40
947-TS30012-M025QFNR	TS30012-M025QFNR	QFN-16	6-24	2	2.5	1	2.36	1.81	1.54	1.40
947-TS30012-M033QFNR	TS30012-M033QFNR	QFN-16	6-24	2	3.3	1	2.36	1.81	1.54	1.40
947-TS30012-M050QFNR	TS30012-M050QFNR	QFN-16	6-24	2	5	1	2.36	1.81	1.54	1.40
947-TS30012-M000QFNR	TS30012-M000QFNR	QFN-16	6-24	2	adj.	1	2.36	1.81	1.54	1.40
947-TS30013-M015QFNR	TS30013-M015QFNR	QFN-16	6-18	3	1.5	1	3.53	2.71	2.31	2.10
947-TS30013-M018QFNR	TS30013-M018QFNR	QFN-16	6-18	3	1.8	1	3.53	2.71	2.31	2.10
947-TS30013-M025QFNR	TS30013-M025QFNR	QFN-16	6-18	3	2.5	1	3.53	2.71	2.31	2.10
947-TS30013-M033QFNR	TS30013-M033QFNR	QFN-16	6-18	3	3.3	1	3.53	2.71	2.31	2.10
947-TS30013-M050QFNR	TS30013-M050QFNR	QFN-16	6-18	3	5	1	3.53	2.71	2.31	2.10
947-TS30013-M000QFNR	TS30013-M000QFNR	QFN-16	6-18	3	adj.	1	3.53	2.71	2.31	2.10

BATTERY CHARGERS WITH MPPT FOR SOLAR PV SYSTEMS

Features:
- Utilizes a Temperature-Independent PV MPPT-Lite™ Regulation Scheme
- Vout Reverse Current Blocking

For quantities greater than listed, call for quote.

MOUSER STOCK NO.	Triune Systems Part No.	Package	Output Current (A)	Output Voltage (V)	Input Voltage Range (V)	Efficiency (%)	Battery Type	Conversion Rate (MHz)	Price Each			
									1	25	100	250
947-TS52001-MQFNR	TS52001-MQFNR	QFN-16	1.5	Adj.	4-7.2	92	Li-Ion	1	6.47	4.74	3.87	3.45
947-TS52002-MQFNR	TS52002-MQFNR	QFN-16	1.5	-0.3 to 8	3.2-7.2	92	NiHM	1	6.14	4.58	3.79	3.39
947-TS52003-MQFNR	TS52003-MQFNR	QFN-16	1.5	-0.3 to 8	3.2-7.2	92	Super Cap	1	6.47	4.74	3.87	3.45

© Copyright 2013 Mouser Electronics
© Copyright 2013 Mouser Electronics

ZMDI Power Management

ZMDI
The Analog Mixed Signal Company

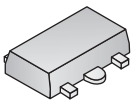
SOT-89-5


SOP-8

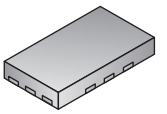
UTQFN-12


MSOP-10

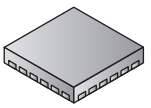
QFN-16

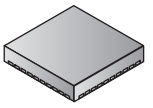
PQFN-40

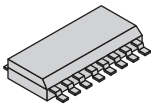
SSOP-16

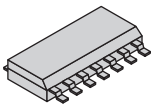
SSOP14/TSSOP-14

LED DRIVERS

The ZMDI LED drivers achieve up to 98% efficiency and demonstrate ZMDI's commitment to green technology. LEDs are very energy-efficient light sources and ZMDI has the mixed-signal expertise to deliver LED driver ICs devices to enable companies to build cost-effective LED lighting solutions for home, consumer and industrial lighting applications.

For quantities greater than listed, call for quote.

MOUSER STOCK NO.	ZMDI Part No.	Package	Channels	Voltage Range (V)	Output Current Max. (mA)	Output Current Accuracy (%)	Switching Frequency (MHz)	Efficiency (%)	Price Each 1	25	50	100
964-ZLED7000ZI1R	ZLED7000ZI1R	SOT-89-5	1	6-40	750	5	1	95	1.51	1.25	1.12	1.05
964-ZLED7001ZI1R	ZLED7001-ZI1R	SOP-8	1	8-450	1000	-	-	-	1.70	1.41	1.27	1.19
964-ZLED7002ZI1R	ZLED7002ZI1R	SOP-8	2	2.7-5.5	500	5	-	-	1.77	1.47	1.32	1.23
964-ZLED7012ZI1R	ZLED7012ZI1R	UTQFN-12	4	2.8-5.5	20/ch	0.9	1	-	1.09	.91	.813	.76
964-ZLED7015ZI1R	ZLED7015ZI1R	MSOP-10	1	6-30	2	-	1	95	1.51	1.25	1.12	1.05
964-ZLED7020ZI1R	ZLED7020ZI1R	SOT-89-5	1	6-40	1.2	3	1	98	2.41	2.00	1.80	1.68
964-ZLED7730ZI1R	ZLED7730ZI1R	SOP-8	1	8.5-40	0.35	5	1	98	2.82	2.35	2.12	1.97
Kits		Description									Price Each	
964-ZLED7000KITD1	ZLED7000Kit-D1	Development Kit for ZLED7000									73.56	
964-ZLED7002KITE1	ZLED7002Kit-E1	Development Kit for ZLED7002									86.94	
964-ZLED7012KITE1	ZLED7012Kit-E1	Development Kit for ZLED7012									86.94	
964-ZLED7015KITE1	ZLED7015Kit-E1	Development Kit for ZLED7015									86.94	
964-ZLED7020KITD1	ZLED7020Kit-D1	Development Kit for ZLED7020									86.94	

DC/DC REGULATORS

For quantities greater than listed, call for quote.

MOUSER STOCK NO.	ZMDI Part No.	Package	Switching Freq. (MHz)	Input Voltage (V)	Output Voltage (V)	Output Current (A)	Max Duty Cycle (%)	Quiescent Current (μA)	Output Tolerance (%)	Price Each 1	25	50	100
964-ZSPM4011AA1W15	ZSPM4011AA1W15	QFN-16	1	6-24	1.5	1	99	10	2	3.40	2.84	2.55	2.38
964-ZSPM4012AA1W15	ZSPM4012AA1W15	QFN-16	1	6-24	1.5	2	99	10	2	3.47	2.89	2.60	2.42
964-ZSPM4013AA1W15	ZSPM4013AA1W15	QFN-16	1	6-24	1.5	3	99	10	2	3.56	2.96	2.66	2.49

DRMOS DRIVER

For quantities greater than listed, call for quote.

MOUSER STOCK NO.	ZMDI Part No.	Package	Switching Freq. (MHz)	Input Voltage (V)	Output Voltage (V)	Output Current (A)	Quiescent Current (μA)	Price Each 1	25	50	100
964-ZSPM9000AL1R	ZSPM9000AI1R	PQFN-40	1	8-15	0.5-5	40	2	5.46	4.55	4.09	3.82

SENSOR SIGNAL CONDITIONERS

ZMDI Sensor Signal Conditioner ICs facilitate both design and production of sensor interfaces by providing highly accurate, widely programmable gain and quantization functions combined with powerful, high-order digital correction and linearization algorithms, all in one energy-efficient product that is easy to use and supported by expert software and sensor system design experience.

For quantities greater than listed, call for quote.

MOUSER STOCK NO.	ZMDI Part No.	Package	A/D Resolution (bits)	D/A Resolution (Bits)	PWM Resolution (bits)	Clock Freq. Max (MHz)	Output Options	Supply Voltage (V)	Temp. Range (°C)	Price Each 1	25	50	100
964-ZSC31010CIG1T	ZSC31010CIG1-T	SOP-8	14	-	-	1	Analog Output Voltage, ZACWire	2.7-5.5	-40 to 150	5.94	4.94	4.45	4.15
964-ZSC31014DAG1T	ZSC31014DAG1-T	SOP-8	14	-	-	1	I2C, SPI	2.7-5.5	-40 to 125	7.29	6.07	5.46	5.09
964-ZSC31015DEG1T	ZSC31015DEG1-T	SSOP-16	9 to 15	11	9 to 12	4	0-5V, 4-20mA, PWM, I2C, SPI, ZACwire, PWM, Alarm	2.7-5.5	-40 to 150	8.09	6.74	6.07	5.66
964-ZSC31050DAG1T	ZSC31050DAG1-T	SSOP-16	9 to 15	11	9 to 12	4	0-5V, 4-20mA, PWM, I2C, SPI, ZACwire, PWM, Alarm	2.7-5.5	-40 to 125	14.80	12.33	11.10	10.36
964-ZSC31150FAG1T	ZSC31150FAG1-T	SSOP-14	13 to 16	12	-	4	Ratiometric analog Voltage (5-95%, 12.4bit res), ZACwire	-33-+33	-40 to 125	12.49	10.40	9.36	8.73
Kits		Description										Price Each	
964-ZSC31010KITV2.0	ZSC31010KITV2.0	Development Kit for ZSC31010										238.08	
964-ZSC31014KITV2.0	ZSC31014KITV2.0	Development Kit for ZSC31014										238.08	
964-ZSC31015KITV1.0	ZSC31015KITV1.0	Development Kit for ZSC31015										238.08	
964-ZSC31050KITV3.0	ZSC31050KITV3.0	Development Kit for ZSC31050										238.08	
964-ZSC31150KITV1.0	ZSC31150KITV1.0	Development Kit for ZSC31150										238.08	

CAPACITIVE SENSOR SIGNAL CONDITIONERS

For quantities greater than listed, call for quote.

MOUSER STOCK NO.	ZMDI Part No.	Package	Max Target Input Capacitance (pF)	Sampling Rate Max. (ms)	CDC Resolution (bits)	Trimmed System Freq. Typ. (MHz)	Output Options	Supply Voltage (V)	Temp. Range (°C)	Price Each 1	25	50	100
964-ZSSC3123AA2T	ZSSC3123AA2T	TSSOP-14	260	0.7	8 to 14	1.85	I2C, SPI, PDM, Alarm	2.3-5.5	-40 to 125	7.38	6.15	5.53	5.17
Kits		Description										Price Each	
964-ZSSC3123KITV1.0	ZSSC3123KITV1.0	Development Kit for ZSSC3123										238.08	

© Copyright 2013 Mouser Electronics
© Copyright 2013 Mouser Electronics

AVAGO Diodes

Products may be RoHS compliant. Check mouser.com for RoHS status.

AVAGO TECHNOLOGIES

A

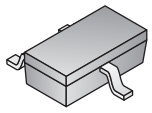

SOT-23

B

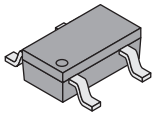

SOT-143

C

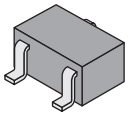

SOT-323

D

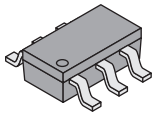

SOT-363

E

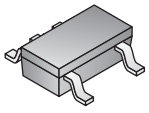

SOT-25

F

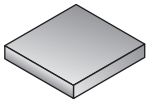

MiniPak

G

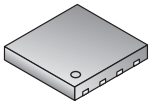

QFN

AVAGO SCHOTTKY DIODES

Avago Technologies is a leading provider of surface mount Schottky diodes.
These series of diodes feature low turn-on voltage, low capacitance and provide the most consistent performance available.

For quantities greater than listed, call for quote.

MOUSER STOCK NO.	Avago Part No.	Fig.	V_{RRM} (V)	I_F (mA)	Price Each 1	25	100	500
SOT 23								
630-HSMS-2800-BLKG	HSMS-2800-BLKG	A	35	70	.57	.407	.321	.265
630-HSMS-2800-TR1G	HSMS-2800-TR1G	A	35	70	.57	.407	.321	.265
630-HSMS-2802-BLKG	HSMS-2802-BLKG	A	35	70	.77	.546	.471	.385
630-HSMS-2802-TR1G	HSMS-2802-TR1G	A	35	70	.77	.546	.471	.385
630-HSMS-2804-TR1G	HSMS-2804-TR1G	A	35	70	.77	.546	.471	.385
630-HSMS-2810-BLKG	HSMS-2810-BLKG	A	15	20	.77	.546	.471	.385
630-HSMS-2810-TR1G	HSMS-2810-TR1G	A	15	20	.77	.546	.471	.385
630-HSMS-2812-BLKG	HSMS-2812-BLKG	A	15	20	1.09	.835	.728	.599
630-HSMS-2812-TR1G	HSMS-2812-TR1G	A	15	20	1.09	.835	.728	.599
630-HSMS-2814-TR1G	HSMS-2814-TR1G	A	15	20	1.09	.835	.728	.599
630-HSMS-2820-BLKG	HSMS-2820-BLKG	A	12	15	.60	.428	.342	.282
630-HSMS-2820-TR1G	HSMS-2820-TR1G	A	12	15	.60	.428	.342	.282
630-HSMS-2822-BLKG	HSMS-2822-BLKG	A	12	15	.84	.589	.514	.428
630-HSMS-2822-TR1G	HSMS-2822-TR1G	A	12	15	.84	.589	.514	.428
630-HSMS-2824-BLKG	HSMS-2824-BLKG	A	12	15	.84	.589	.514	.428
630-HSMS-2852-BLKG	HSMS-2852-BLKG	A	-	-	1.41	1.08	.942	.781
630-HSMS-2852-TR1G	HSMS-2852-TR1G	A	-	-	1.41	1.08	.942	.781
630-HSMS-2862-BLKG	HSMS-2862-BLKG	A	-	4	1.12	.867	.749	.621
630-HSMS-8101-BLKG	HSMS-8101-BLKG	A	11	4	1.44	1.11	.963	.792
630-HSMS-8202-BLKG	HSMS-8202-BLKG	A	11	4	1.67	1.28	1.11	.92
630-HSMS-8202-TR1G	HSMS-8202-TR1G	A	11	4	1.67	1.28	1.11	.92

For quantities greater than listed, call for quote.

MOUSER STOCK NO.	Avago Part No.	Fig.	V_{RRM} (V)	I_F (mA)	Price Each 1	25	100	500
SOT-143								
630-HSMS-2805-BLKG	HSMS-2805-BLKG	B	35	70	.77	.546	.471	.385
630-HSMS-2805-TR1G	HSMS-2805-TR1G	B	35	70	.77	.546	.471	.385
630-HSMS-2815-BLKG	HSMS-2815-BLKG	B	15	20	1.09	.835	.728	.599
630-HSMS-2815-TR1G	HSMS-2815-TR1G	B	15	20	1.09	.835	.728	.599
630-HSMS-2818-TR1G	HSMS-2818-TR1G	B	15	20	1.99	1.53	1.33	1.09
630-HSMS-2825-BLKG	HSMS-2825-BLKG	B	12	15	.84	.589	.514	.428
630-HSMS-2825-TR1G	HSMS-2825-TR1G	B	12	15	.84	.589	.514	.428
630-HSMS-2827-BLKG	HSMS-2827-BLKG	B	12	15	1.61	1.23	1.07	.888
630-HSMS-2850-BLKG	HSMS-2850-BLKG	B	-	-	.87	.621	.535	.439
630-HSMS-2850-TR1G	HSMS-2850-TR1G	B	-	-	.87	.621	.535	.439
630-HSMS-2865-TR1G	HSMS-2865-TR1G	B	-	4	1.12	.867	.749	.621
SOT-323								
630-HSMS-286C-TR1G	HSMS-286C-TR1G	C	-	4	1.22	.931	.813	.674
SOT-363								
630-HSMS-280K-BLKG	HSMS-280K-BLKG	D	12	15	.91	.642	.556	.46
630-HSMS-282K-BLKG	HSMS-282K-BLKG	D	12	15	.91	.642	.556	.46
630-HSMS-282L-BLKG	HSMS-282L-BLKG	D	12	15	1.19	.91	.792	.653
630-HSMS-282P-BLKG	HSMS-282P-BLKG	D	12	15	1.61	1.23	1.07	.888

AVAGO PIN DIODES

Avago Technologies offers the broadest product portfolio of surface mount PIN diodes for cellular/PCS basestation, WLAN, CATV, LNB and other wireless communications markets.

For quantities greater than listed, call for quote.

MOUSER STOCK NO.	Avago Part No.	Fig.	V_{RRM} (V)	I_F (mA)	Price Each 1	25	100	500
SOT 23								
630-HSMP-3810-BLKG	HSMP-3810-BLKG	A	3.0	100	.70	.492	.428	.353
630-HSMP-3810-TR1G	HSMP-3810-TR1G	A	3.0	100	.70	.492	.428	.353
630-HSMP-3812-TR1G	HSMP-3812-TR1G	A	3.0	100	1.03	.792	.685	.567
630-HSMP-3814-BLKG	HSMP-3814-BLKG	A	3.0	100	1.03	.792	.685	.567
630-HSMP-3814-TR1G	HSMP-3814-TR1G	A	3.0	100	1.03	.792	.685	.567
630-HSMP-3820-TR1G	HSMP-3820-TR1G	A	0.6	50	.49	.353	.278	.23
630-HSMP-3822-BLKG	HSMP-3822-BLKG	A	0.6	50	.72	.514	.407	.332
630-HSMP-3822-TR1G	HSMP-3822-TR1G	A	0.6	50	.72	.514	.407	.332
630-HSMP-3824-BLKG	HSMP-3824-BLKG	A	0.6	50	.72	.514	.407	.332
630-HSMP-3824-TR1G	HSMP-3824-TR1G	A	0.6	50	.72	.514	.407	.332
630-HSMP-3862-TR1G	HSMP-3862-TR1G	A	3.0	50	.84	.589	.514	.428

For quantities greater than listed, call for quote.

MOUSER STOCK NO.	Avago Part No.	Fig.	V_{RRM} (V)	I_F (mA)	Price Each 1	25	100	500
SOT 23 (Cont.)								
630-HSMP-482B-BLKG	HSMP-482B-BLKG	A	0.75	50	.91	.642	.556	.46
630-HSMP-3890-TR1G	HSMP-3890-TR1G	A	2.5	100	.60	.428	.342	.282
630-HSMP-4820-BLKG	HSMP-4820-BLKG	A	0.75	50	.84	.589	.514	.428
630-HMPP-389T-TR1	HMPP-389T-TR1	A	2.5	100	.77	.546	.471	.385
SOT-25								
630-HSMP-3816-TR1G	HSMP-3816-TR1G	E	1.2	1000	1.54	1.18	1.03	.845
630-HSMP-3866-TR1G	HSMP-3866-TR1G	E	1.2	1000	1.44	1.11	.963	.792
MiniPak								
630-HMPP-3862-BLK	HMPP-3862-BLK	F	-	1000	.97	.685	.599	.492
630-HMPP-389T-TR1	HMPP-389T-TR1	F	2.5	100	.77	.546	.471	.385
QFN								
630-HSMP-386J-TR1G	HSMP-386J-TR1G	G	0.85	50	3.21	2.89	2.57	2.12

© Copyright 2013 Mouser Electronics
© Copyright 2013 Mouser Electronics

BOURNS SMD Diodes

BOURNS®

SMD SWITCHING DIODES

Bourns offers small-signal high-speed Switching Diodes for switching digital signal applications, in compact chip package size format, which offer PCB real estate savings and are considerably smaller than competitive parts. The diodes are lead-free with Cu/Ni/Au plated terminations and are compatible with lead-free manufacturing processes, conforming to many industry and government regulations on lead-free components. Bourns® Chip Diodes conform to JEDEC standards, easy to handle on standard pick and place equipment and their flat configuration makes roll away much more difficult.

RoHS Compliant

LEAD-FREE

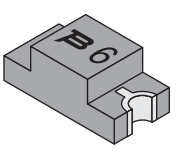

CD0805 Series Illustrated

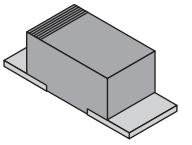
CD1607 Series Illustrated

Features:
- Leadless
- Lead-free
- High speed
- Low Profile Package
- Very Low Forward Voltage Drop

Applications:
- Cellular phones
- PDAs
- Desktop PCs and notebooks
- Digital cameras
- MP3 players

DIMENSIONS: mm			
Package Size	Length ±0.2	Width ±0.2	Height (typ.)
0603	1.6	0.8	0.25
1005	2.4	1.1	0.35
1206	3.0	1.4	0.50

For quantities greater than listed, call for quote.

MOUSER STOCK NO.	Bourns Part No.	Package Size	Repetitive Peak Reverse Vt.	Reverse Voltage (V_R)	Average Forward Current (mA)	$R_{\Theta JL}$	Junction Temperature T_J (°C)	Price Each 1	100	500	1000	Piece Price By Reel Qty	Piece
SMD-Small Signal Switching Diode													
652-CD0603-S0180	CD0603-S0180	0603	90	80	100	150	-40 to +125	.11	.08	.062	.047	4000	.043
652-CD0603-S01575	CD0603-S01575	0603	100	75	150	150	-40 to +125	.09	.075	.064	.043	4000	.042
652-CD0603-S0180R	CD0603-S0180R	0603	90	80	100	150	-40 to +125	.11	.086	.064	.054	4000	.048
652-CD1005-S01575	CD1005-S01575	1005	100	75	150	300	-40 to +125	.06	.054	.043	.032	4000	.03
652-CD1005-S0180R	CD1005-S0180R	1005	90	80	100	300	-40 to +125	.08	.064	.054	.043	4000	.036
652-CD1206-S01575	CD1206-S01575	1206	100	75	150	350	-55 to +125	.06	.054	.043	.032	3000	.03
SMD-Small Signal Schottky Barrier Diode													
652-CD0603-B00340	CD0603-B00340	0603	45	40	30	150	-40 to +125	.13	.107	.086	.064	4000	.06
652-CD0603-B0130L	CD0603-B0130L	0603	35	30	100	150	-40 to +125	.14	.091	.083	.08	4000	.078
652-CD0603-B0230	CD0603-B0230	0603	35	30	200	150	-40 to +125	.18	.15	.118	.102	4000	.098
652-CD1005-B0130L	CD1005-B0130L	1005	35	30	100	250	-40 to +125	.15	.139	.128	.118	4000	.107
652-CD1005-B0230	CD1005-B0230	1005	35	30	200	250	-40 to +125	.16	.15	.128	.118	4000	.107

SMD RECTIFIER DIODES

Bourns offers Rectifier Diodes for rectification applications, in compact chip package DO-214AC (SMA) size format, which offer PCB real estate savings and are considerably smaller than competitive parts.

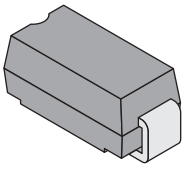
DO-214AC Package

Features:
- SMA package
- Surface mount
- Very low forward voltage drop

LEAD-FREE

RoHS Compliant

Schottky Rectifiers

For quantities greater than listed, call for quote.

MOUSER STOCK NO.	Bourns Part No.	Package Size	Repetitive Peak Reverse Vt.	Reverse Voltage (V_R)	Average Forward Current (mA)	$R_{\Theta JL}$	Junction Temperature T_J (°C)	Price Each 1	100	500	1000	Piece Price By Reel Qty	Piece
652-CD214A-B120LF	CD214A-B120LF	DO-214AC	14	20	1.0	20	-55 to +125	.12	.096	.096	.087	5000	.077
652-CD214A-B130LF	CD214A-B130LF	DO-214AC	21	30	1.0	20	-55 to +125	.12	.096	.096	.087	5000	.077
652-CD214A-B130LLF	CD214A-B130LLF	DO-214AC	21	30	1.0	35	-55 to +125	.26	.214	.193	.183	5000	.163
652-CD214A-B140LF	CD214A-B140LF	DO-214AC	28	40	1.0	20	-55 to +125	.12	.096	.096	.087	5000	.077
652-CD214A-B150LF	CD214A-B150LF	DO-214AC	38	50	1.0	20	-55 to +125	.12	.096	.096	.087	5000	.077
652-CD214A-B160LF	CD214A-B160LF	DO-214AC	42	60	1.0	20	-55 to +125	.17	.132	.121	.109	5000	.10
652-CD214A-B170LF	CD214A-B170LF	DO-214AC	49	70	1.0	25	-55 to +125	.21	.182	.161	.154	5000	.137
652-CD214A-B180LF	CD214A-B180LF	DO-214AC	56	80	1.0	25	-55 to +125	.21	.182	.161	.154	5000	.137
652-CD214A-B1100LF	CD214A-B1100LF	DO-214AC	70	100	1.0	25	-55 to +125	.32	.235	.215	.194	5000	.177
652-CD214A-B220LF	CD214A-B220LF	DO-214AC	14	20	2.0	15	-55 to +125	.20	.171	.15	.144	5000	.128
652-CD214A-B240LF	CD214A-B240LF	DO-214AC	28	40	2.0	15	-55 to +125	.20	.171	.15	.144	5000	.128
652-CD214A-B240LLF	CD214A-B240LLF	DO-214AC	28	40	2.0	18	-55 to +125	.38	.268	.256	.23	5000	.21
652-CD214A-B260LF	CD214A-B260LF	DO-214AC	42	60	2.0	15	-55 to +125	.21	.182	.161	.154	5000	.137
652-CD214A-B320LF	CD214A-B320LF	DO-214AC	14	20	3.0	10	-55 to +125	.29	.246	.225	.208	5000	.185
652-CD214A-B330LF	CD214A-B330LF	DO-214AC	21	30	3.0	10	-55 to +125	.29	.246	.225	.208	5000	.185
652-CD214A-B340L	CD214A-B340LF	DO-214AC	28	40	3.0	10	-55 to +125	.29	.246	.225	.208	5000	.185
652-CD214A-B360LF	CD214A-B360LF	DO-214AC	42	60	3.0	10	-55 to +125	.32	.268	.246	.231	5000	.205

Fast Response Rectifiers

For quantities greater than listed, call for quote.

MOUSER STOCK NO.	Bourns Part No.	Package Size	Repetitive Peak Reverse Vt.	Reverse Voltage (V_R)	Average Forward Current (mA)	$R_{\Theta JL}$	Junction Temperature T_J (°C)	Price Each 1	100	500	1000	Piece Price By Reel Qty	Piece
652-CD214A-F1600	CD214A-F1600	DO214AC	600	420	1000	34	-55 to +150	.26	.193	.171	.15	7500	.128
652-CD214A-F1200	CD214A-F1200	DO214AC	200	140	1000	34	-55 to +150	.19	.15	.128	.118	7500	.096
652-CD214A-F1100	CD214A-F1100	DO214AC	100	70	1000	34	-55 to +150	.19	.15	.128	.118	7500	.096
652-CD214A-F1150	CD214A-F1150	DO214AC	150	105	1000	34	-55 to +150	.19	.15	.128	.118	7500	.096
652-CD214A-F1400	CD214A-F1400	DO214AC	400	280	1000	34	-55 to +150	.26	.193	.171	.15	7500	.128
652-CD214A-F150	CD214A-F150	DO214AC	50	35	1000	34	-55 to +150	.19	.15	.128	.118	7500	.096

© Copyright 2013 Mouser Electronics
© Copyright 2013 Mouser Electronics

CENTRAL Diodes

Products may be RoHS compliant. Check mouser.com for RoHS status.

Central Semiconductor Corp.

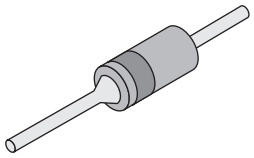
DO-35

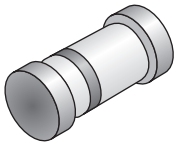
SOD-80

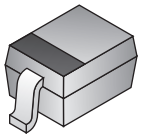
SOD-123/SOD-323

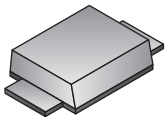
SOD-123F/SOD-523/SOD-923

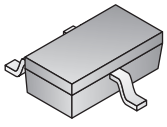
SOT-323/SOT-23

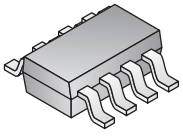
SOT-28

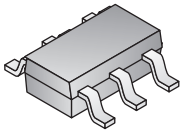
SOT-363/SOT-26/SOT-563

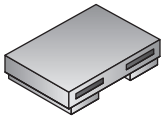
TLM2D3D6/SOD-88L/SOD-882L

CENTRAL SWITCHING DIODES

♦ Surface Mount Device

For quantities greater than listed, call for quote.

MOUSER STOCK NO.	Central Part No.	Package	Io (mA)	IF (mA)	VRRM (V)	PD (mW)	Price Each 1	25	100	250
♦ 610-CTLSH01-30	CTLSH01-30	TLM2D3D6	-	100	30	100	.28	.235	.171	.15
♦ 610-CFSH2-3L	CFSH2-3L	SOD-88L	-	200	30	100	.38	.332	.31	.235
♦ 610-CFSH-4	CFSH-4	SOD-882L	-	200	40	100	.48	.449	.417	.375
610-1N914	1N914	DO-35	150	200	100	500	.06	.054	.043	.032
610-1N4152	1N4152	DO-35	150	-	40	500	.27	.257	.246	.235
♦ 610-CMHD3595	CMHD3595	SOD-123	150	-	150	400	.47	.439	.407	.375
♦ 610-CMXD2004	CMXD2004	SOT-26	200	225	300	250	.46	.424	.385	.347
♦ 610-CFD4448	CFD4448	SOD-882L	-	250	120	100	.17	.15	.141	.131
610-CMXD3003TO	CMXD3003TO	SOT-26	200	300	180	350	.54	.482	.449	.417
610-1N3600	1N3600	DO-35	200	400	50	500	.30	.278	.268	.246
♦ 610-CMKD2838	CMKD2838	SOT-363	200	-	75	300	.32	.30	.268	.246
♦ 610-CMSD2836	CMSD2836	SOT-323	200	-	75	275	.25	.225	.203	.182
♦ 610-CMSD2838	CMSD2838	SOT-323	200	-	75	275	.25	.225	.203	.182
♦ 610-CMSD7000	CMSD7000	SOT-323	200	-	100	275	.20	.188	.167	.154
♦ 610-CMPD2836E	CMPD2836E	SOT-23	200	-	120	350	.13	.118	.107	.096
♦ 610-CMPD2838E	CMPD2838E	SOT-23	200	-	120	350	.14	.118	.096	.075
♦ 610-CMPD7000E	CMPD7000E	SOT-23	200	-	120	350	.18	.165	.141	.116
♦ 610-CMPD3003A	CMPD3003A	SOT-23	200	-	180	350	.25	.235	.203	.182
♦ 610-CMPD3003C	CMPD3003C	SOT-23	200	-	180	350	.32	.305	.273	.25
♦ 610-CMPD3003S	CMPD3003S	SOT-23	200	-	180	350	.32	.305	.273	.25
♦ 610-CMLD2004C	CMLD2004C	SOT-563	200	-	300	250	.49	.35	.321	.291
♦ 610-CMLD2004DO	CMLD2004DO	SOT-563	200	-	300	250	.51	.471	.428	.385
♦ 610-CMLD2004S	CMLD2004S	SOT-563	200	-	300	250	.51	.471	.428	.385
♦ 610-CMOD2004	CMOD2004	SOT-563	200	-	300	250	.30	.279	.251	.233
♦ 610-CMPD2004	CMPD2004	SOT-23	200	-	300	350	.59	.482	.46	.417
♦ 610-CMPD2004S	CMPD2004S	SOT-23	200	-	300	350	.54	.482	.428	.375
♦ 610-CMPD2005S	CMPD2005S	SOT-23	200	-	350	350	.41	.364	.332	.30
♦ 610-CMSD2004S	CMSD2004S	SOT-323	-	225	300	275	.49	.35	.321	.291
♦ 610-CMEDA-6I	CMEDA-6I	SOT-28	-	250	60	350	1.40	1.31	1.11	.962
♦ 610-CLL914	CLL914-TR	SOD-80	-	250	100	500	.15	.14	.125	.114
♦ 610-CMKD6001	CMKD6001	SOT-363	-	250	100	250	.32	.30	.268	.246
♦ 610-CMLD6001	CMLD6001	SOT-563	-	250	100	250	.34	.31	.268	.225
♦ 610-CMLD6001DO	CMLD6001DO	SOT-563	-	250	100	250	.43	.342	.31	.289
♦ 610-CMOD4448	CMOD4448	SOD-523	-	250	100	250	.54	.415	.296	.228
♦ 610-CMOD6001	CMOD6001	SOD-523	-	250	100	250	.29	.261	.232	.218
♦ 610-CMPD4448	CMPD4448	SOT-23	-	250	100	350	.26	.235	.203	.182
♦ 610-CMPD6001	CMPD6001	SOT-23	-	250	100	350	.34	.31	.278	.257
♦ 610-CMPD6001A	CMPD6001A	SOT-23	-	250	100	350	.36	.273	.244	.224
♦ 610-CMPD6001C	CMPD6001C	SOT-23	-	250	100	350	.36	.273	.244	.224
♦ 610-CMPD6001S	CMPD6001S	SOT-23	-	250	100	350	.36	.273	.244	.224
♦ 610-CMPD914	CMPD914	SOT-23	-	250	100	350	.19	.15	.128	.096
♦ 610-CMXD6001	CMXD6001	SOT-26	-	250	100	350	.35	.321	.30	.268
♦ 610-CMLD4448	CMLD4448	SOT-563	-	250	120	300	.42	.342	.268	.225
♦ 610-CMLD4448DO	CMLD4448DO	SOT-563	-	250	120	300	.32	.30	.268	.246
♦ 610-CMPD914E	CMPD914E	SOT-23	-	250	120	350	.12	.107	.096	.086
♦ 610-CMAD6001	CMAD6100	SOD-923	250	-	100	100	.30	.268	.225	.193

CENTRAL CURRENT REGULATING DIODES

♦ Surface Mount Device

For quantities greater than listed, call for quote.

MOUSER STOCK NO.	Central Part No.	Package	IF (mA)	POV (V)	PD (mW)	Price Each 1	25	100	250
610-1N5314	1N5314	DO-35	4.7	100	600	6.02	5.60	5.13	4.82
♦ 610-CMJH150	CMJH150	SOT-563	18	50	500	4.28	3.81	3.42	3.11

CENTRAL SCHOTTKY DIODES

♦ Surface Mount Device

For quantities greater than listed, call for quote.

MOUSER STOCK NO.	Central Part No.	Package	VRRM (V)	IF (mA)	PD (mW)	Price Each 1	25	100	250
♦ 610-CFSH01-30L	CFSH01-30L	SOD-882L	30	100	100	.38	.342	.321	.30
♦ 610-CMOSH-3	CMOSH-3	SOD-523	30	100	250	.34	.30	.272	.248
♦ 610-CMDSH-3	CMDSH-3	SOD-323	30	750	250	.71	.589	.471	.428
♦ 610-CMSSH-3	CMSSH-3	SOT-323	30	100	275	.36	.273	.244	.224
♦ 610-CMSSH-3A	CMSSH-3A	SOT-323	30	100	275	.44	.321	.277	.221
♦ 610-CMSSH-3S	CMSSH-3S	SOT-323	30	100	275	.36	.273	.244	.224
♦ 610-CMKSH-3T	CMKSH-3T	SOT-363	30	100	350	.32	.30	.268	.246
♦ 610-CMPSH-3C	CMPSH-3C	SOT-23	30	100	350	.57	.503	.449	.417
♦ 610-CMXSH-3	CMXSH-3	SOT-26	30	100	350	.39	.362	.338	.303
♦ 610-CMSSH-3E	CMSSH-3E	SOT-323	40	200	250	.38	.332	.31	.235
♦ 610-CMLSH-4DO	CMLSH-4DO	SOT-563	40	200	250	.39	.362	.338	.303
♦ 610-CMOSH-4E	CMOSH-4E	SOD-523	40	200	250	.21	.193	.182	.171
♦ 610-CMXSH2-4LS	CMXSH2-4LS	SOT-26	40	200	350	.67	.535	.485	.463
♦ 610-CMPSH-3AE	CMPSH-3AE	SOT-23	40	200	350	.43	.385	.342	.30
♦ 610-CMPSH-3CE	CMPSH-3CE	SOT-23	40	200	350	.26	.235	.214	.193
♦ 610-CMPSH-3E	CMPSH-3E	SOT-23	40	200	350	.28	.259	.24	.219
♦ 610-CMPSH-3SE	CMPSH-3SE	SOT-23	40	200	350	.28	.235	.193	.15
♦ 610-CMDD6263	CMDD6263	SOD-323	70	15	250	.32	.305	.273	.25
♦ 610-CMKD6263	CMKD6263	SOT-363	70	15	250	.47	.439	.396	.353
♦ 610-CMLD6263	CMLD6263	SOT-563	70	15	250	.30	.279	.251	.233
♦ 610-CMLD6263C	CMLD6263C	SOT-563	70	15	250	.30	.279	.251	.233
♦ 610-CMLD6263DO	CMLD6263DO	SOT-563	70	15	250	.30	.279	.251	.233
♦ 610-CMLD6263S	CMLD6263S	SOT-563	70	15	250	.32	.30	.268	.246
♦ 610-CMOD6263	CMOD6263	SOD-523	70	15	250	.29	.268	.246	.214
♦ 610-CMSD6263CLF	CMSD6263CLF	SOT-323	70	15	275	.39	.353	.321	.289
♦ 610-CMSD6263S	CMSD6263S	SOT-323	70	15	275	.39	.353	.321	.289
♦ 610-CMPD6263	CMPD6263	SOT-23	70	15	350	.26	.235	.214	.193
♦ 610-CMPD6263C	CMPD6263C	SOT-23	70	15	350	.32	.30	.268	.246
♦ 610-CMPD6263S	CMPD6263S	SOT-23	70	15	350	.35	.289	.235	.182
♦ 610-CDSH270	CDSH270A	DO-35	100	100	100	.38	.30	.268	.246

CENTRAL LOW NOISE ZENER DIODES

♦ Surface Mount Device

For quantities greater than listed, call for quote.

MOUSER STOCK NO.	Central Part No.	Package	VRRM (V)	IF (mA)	PD (mW)	Price Each 1	25	100	250
♦ 610-CMHZ4678	CMHZ4678	SOD-123	500	1.8	0.5	.35	.332	.31	.278
♦ 610-CMHZ4099	CMHZ4099	SOD-123	500	6.8	0.25	.23	.183	.152	.137
♦ 610-CMHZ4693	CMHZ4693	SOD-123	500	7.5	0.5	.35	.332	.31	.278
♦ 610-CMHZ4715	CMHZ4715	SOD-123	500	36	0.5	.35	.332	.31	.278

CENTRAL TRANSIENT VOLTAGE SUPRESSOR DIODES (TVS)

♦ Surface Mount Device

For quantities greater than listed, call for quote.

MOUSER STOCK NO.	Central Part No.	Package	Clamping Voltage (V)	Polarity	Break-down Voltage (V)	PD (W)	Price Each 1	25	100	250
♦ 610-CMF5.0A	CMF5.0A	SOD-123F	9.2	Unidirectional	7	200	.58	.514	.462	.429
♦ 610-CMF170A	CMF170A	SOD-123F	275	Unidirectional	209	200	.58	.514	.462	.429
♦ 610-CMF24A-TR	CMF24A-TR	SOD-123F	38.9	Unidirectional	26.7-29.5	200	.35	.332	.31	.278

© Copyright 2013 Mouser Electronics

© Copyright 2013 Mouser Electronics

CENTRAL Diodes and Rectifiers

Products may be RoHS compliant. Check mouser.com for RoHS status.

Central Semiconductor Corp.

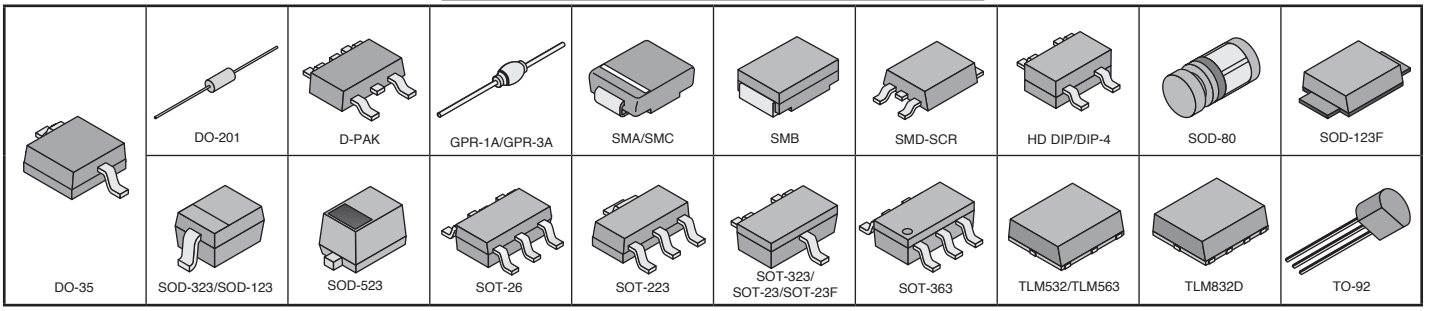

CENTRAL ZENER DIODES

♦ Surface Mount Device

For quantities greater than listed, call for quote.

MOUSER STOCK NO.	Central Part No.	Package	IF (mA)	VRRM (V)	PD (mW)	Price Each 1	25	100	250
610-CMPZ4614	CMPZ4614	SOT-23	120	1.8	350	.69	.599	.514	.428
610-CMPZ4617	CMPZ4617	SOT-23	95	2.4	350	.69	.599	.514	.428
♦ 610-CMOZ2V4	CMOZ2V4	SOD-523	5	2.4	250	.49	.35	.321	.291
♦ 610-CMOZ3V0	CMOZ3V0	SOD-523	5	3	250	.49	.438	.408	.35
♦ 610-CMOZ3L3	CMOZ3L3	SOD-523	0.25	3.3	250	.49	.35	.321	.291
♦ 610-CMDZ5226B	CMDZ5226B	SOD-323	20	3.3	250	.23	.183	.152	.137
610-1N4622	1N4622	DO-35	0.25	3.9	250	.55	.514	.492	.471
♦ 610-CMOZ4L3	CMOZ4L3	SOD-523	0.25	4.3	250	.49	.35	.321	.291
♦ 610-CMDZ5230B	CMDZ5230B	SOD-323	20	4.7	250	.23	.183	.152	.137
610-CMPZ4624	CMPZ4624	SOT-23	60	4.7	350	.69	.599	.514	.428
610-1N4625	1N4625	DO-35	0.25	5.1	250	1.04	1.00	.846	.735
♦ 610-CMOZ5L1	CMOZ5L1	SOD-523	0.25	5.1	250	.49	.35	.321	.291
♦ 610-CMDZ5L1	CMDZ5L1	SOD-323	0.5	5.1	250	.31	.289	.268	.246
♦ 610-CMDZ5231B	CMDZ5231B	SOD-323	20	5.1	250	.32	.275	.241	.214
610-1N4626	1N4626	DO-35	0.25	5.6	250	1.04	1.00	.846	.735
♦ 610-CMOZ6L2	CMOZ6L2	SOD-523	0.25	6.2	250	.48	.449	.401	.369
♦ 610-CMOZ6L8	CMOZ6L8	SOD-523	0.25	6.8	250	.49	.35	.321	.291
♦ 610-CMDZ5235B	CMDZ5235B	SOD-323	20	6.8	250	.32	.275	.241	.214
♦ 610-CMDZ5236B	CMDZ5236B	SOD-323	20	7.5	250	.32	.275	.241	.214
♦ 610-CMOZ9L1	CMOZ9L1	SOD-523	0.25	9.1	250	.49	.35	.321	.291
♦ 610-CMOZ9V1	CMOZ9V1	SOD-523	5	9.1	250	.49	.438	.408	.35
♦ 610-CMOZ10L	CMOZ10L	SOD-523	0.25	10	250	.48	.449	.401	.369
♦ 610-CMDZ10L	CMDZ10L	SOD-323	0.5	10	250	.48	.342	.30	.268
♦ 610-CMDZ5240B	CMDZ5240B	SOD-323	20	10	250	.32	.275	.241	.214
♦ 610-CMDZ5241B	CMDZ5241B	SOD-323	20	11	250	.23	.183	.152	.137
♦ 610-CMOZ12L	CMOZ12L	SOD-523	0.25	12	250	.49	.35	.321	.291
♦ 610-CMDZ5242B	CMDZ5242B	SOD-323	20	12	250	.23	.183	.152	.137
610-1N4109	1N4109	DO-35	0.25	15	250	.89	.792	.706	.653
♦ 610-CMOZ15L	CMOZ15L	SOD-523	0.25	15	250	.32	.30	.289	.278
♦ 610-CMDZ15L	CMDZ15L	SOD-323	0.5	15	250	.31	.289	.268	.246
610-1N4110	1N4110	DO-35	0.25	16	250	.34	.321	.30	.278
♦ 610-CMOZ16L	CMOZ16L	SOD-523	0.25	16	250	.48	.449	.401	.369
♦ 610-CMDZ16L	CMDZ16L	SOD-323	0.5	16	250	.31	.289	.268	.246
♦ 610-CMDZ5248B	CMDZ5248B	SOD-323	20	18	250	.23	.183	.152	.137
610-CMZ5359B	CMZ5359B	SMC	50	18.2	10	.92	.824	.738	.696
♦ 610-CMDZ5250B	CMDZ5250B	SOD-323	20	20	250	.32	.275	.241	.214
♦ 610-CMOZ22L	CMOZ22L	SOD-523	0.25	22	250	.49	.35	.321	.291
♦ 610-CMDZ24L	CMDZ24L	SOD-323	0.5	24	250	.31	.289	.268	.246
♦ 610-CMOZ24V	CMOZ24V	SOD-523	5	24	250	.49	.438	.408	.35
♦ 610-CMDZ30L	CMDZ30L	SOD-323	0.5	30	250	.31	.289	.268	.246
♦ 610-CMDZ5256B	CMDZ5256B	SOD-323	20	30	250	.32	.275	.241	.214
♦ 610-CMOZ43V	CMOZ43V	SOD-523	5	43	250	.49	.35	.321	.291
♦ 610-CMSZDA2V4	CMSZDA2V4	SOT-323	5	2.4	275	.27	.244	.211	.179
♦ 610-CMSZDA2V7	CMSZDA2V7	SOT-323	5	2.7	275	.27	.244	.211	.179
♦ 610-CMSZDA3V3	CMSZDA3V3	SOT-323	5	3.3	275	.27	.244	.211	.179
♦ 610-CMSZ5234B	CMSZ5234B	SOT-323	20	6.2	275	.16	.15	.128	.128
♦ 610-CMSZDA10V	CMSZDA10V	SOT-323	5	10	275	.36	.341	.308	.276
♦ 610-CMSZ5240B	CMSZ5240B	SOT-323	20	10	275	.16	.15	.139	.128
♦ 610-CMSZDA15V	CMSZDA15V	SOT-323	5	15	275	.36	.341	.308	.276
♦ 610-CMSZDA16V	CMSZDA16V	SOT-323	5	16	275	.36	.341	.308	.276
♦ 610-CMSZDA18V	CMSZDA18V	SOT-323	5	16.8	275	.36	.341	.325	.292
♦ 610-CMSZ5261B	CMSZ5261B	SOT-323	2.7	47	275	.16	.15	.128	.122
♦ 610-CMKTC825A	CMKTC825A	SOT-363	7.5	6.2	325	1.10	1.01	.914	.823
610-1N746A	1N746A	DO-35	20	3.3	500	.14	.128	.107	.096
610-1N747A	1N747A	DO-35	20	3.6	500	.14	.128	.107	.096
610-1N748A	1N748A	DO-35	20	3.9	500	.14	.128	.107	.096
610-1N749A	1N749A	DO-35	20	4.3	500	.54	.415	.296	.228
610-1N750A	1N750A	DO-35	20	4.7	500	.54	.415	.296	.228
610-1N751A	1N751A	DO-35	20	5.1	500	.54	.415	.296	.228
610-1N752A	1N752A	DO-35	20	5.6	500	.54	.415	.296	.228
610-1N753A	1N753A	DO-35	20	6.2	500	.54	.415	.296	.228
♦ 610-CLL5234B	CLL5234B	SOD-80	20	6.2	500	.13	.116	.096	.083
610-1N754A	1N754A	DO-35	20	6.8	500	.14	.128	.107	.096
♦ 610-CLL5235B	CLL5235B	SOD-80	20	6.8	500	.67	.653	.449	.257
610-1N756A	1N756A	DO-35	20	8.2	500	.54	.415	.296	.228
610-1N758A	1N758A	DO-35	20	10	500	.54	.415	.296	.228
610-1N759A	1N759A	DO-35	20	12	500	.14	.128	.107	.096
610-CZ5342B	CZ5342B	DO-201	175	6.8	5000	.56	.503	.449	.407
610-CZ5343B	CZ5343B	DO-201	175	7.5	5000	.56	.503	.449	.407
610-CZ5344B	CZ5344B	DO-201	150	8.2	5000	.56	.503	.449	.407
610-CZ5347B	CZ5347B	DO-201	125	10	5000	.56	.503	.449	.407
610-CZ5348B	CZ5348B	DO-201	125	11	5000	.56	.503	.449	.407
610-CZ5349B	CZ5349B	DO-201	100	12	5000	.56	.503	.449	.407
♦ 610-CZ5350B	CZ5350B	DO-201	100	13	5000	.56	.503	.449	.407
♦ 610-CZ5352B	CZ5352B	DO-201	75	15	5000	.56	.503	.449	.407

CENTRAL ZENER DIODES (CONT.)

♦ Surface Mount Device

For quantities greater than listed, call for quote.

MOUSER STOCK NO.	Central Part No.	Package	IF (mA)	VRRM (V)	PD (mW)	Price Each 1	25	100	250
♦ 610-CZ5353B	CZ5353B	DO-201	75	16	5000	.56	.503	.449	.375
♦ 610-CZ5354B	CZ5354B	DO-201	70	17	5000	.56	.503	.449	.407
♦ 610-CZ5355B	CZ5355B	DO-201	65	18	5000	.56	.503	.449	.407
♦ 610-CZ5357B	CZ5357B	DO-201	65	20	5000	.56	.503	.449	.407
♦ 610-CZ5358B	CZ5358B	DO-201	50	22	5000	.56	.503	.449	.407
♦ 610-CZ5359B	CZ5359B	DO-201	50	24	5000	.56	.503	.449	.407
♦ 610-CZ5361B	CZ5361B	DO-201	50	27	5000	.56	.503	.449	.407

CENTRAL STABISTORS

For quantities greater than listed, call for quote.

MOUSER STOCK NO.	Central Part No.	Package	VRRM (V)	VF (V)	IFSM (A)	Price Each 1	25	100	250
♦ 610-CMXSTB200	CMXSTB200	SOT-26	200	1.31	350	1.07	.899	.806	.719
♦ 610-CMXSTB300	CMXSTB300	SOT-26	300	1.91	350	.92	.824	.738	.696
♦ 610-CMXSTB400	CMXSTB400	SOT-26	-	2.8	350	2.95	2.46	2.21	1.97

CENTRAL RECTIFIERS

NEW PRODUCT

♦ Surface Mount Device

For quantities greater than listed, call for quote.

MOUSER STOCK NO.	Central Part No.	Package	VRRM (V)	IO (mA)	IFSM (A)	Price Each 1	25	100	250
General Purpose Rectifiers									
♦ 610-CTLSH1-40M563	CTLSH1-40M563	TLM563	40	1	10	.38	.332	.31	.235
♦ 610-1N5061	1N5061	GPR-1A	600	1000	50	1.28	1.14	1.03	.956
♦ 610-1N5062	1N5062	GPR-1A	800	1000	50	1.28	1.14	1.03	.956
♦ 610-1N5627	1N5627 BK	GPR-3A	800	3000	125	2.18	2.07	1.94	1.86
Super Fast Rectifier									
♦ 610-CMMR1S-02	CMMR1S-02	SOD-123F	200	1000	30	.38	.321	.278	.235
Ultra Fast Rectifiers									
♦ 610-CMMR1U-02	CMMR1U-02	SOD-123F	200	1000	30	.42	.396	.375	.353
♦ 610-CMMR1U-06	CMMR1U-06	SOD-123F	600	1000	30	.44	.385	.332	.278
Bridge Rectifiers									
♦ 610-CMKBR-6F	CMKBR-6F	SOT-363	60	140	-	2.18	1.82	1.64	1.46
SCRs									
610-2N5060	2N5060	TO-92	30	0.8	2000	.42	.342	.289	.268
610-2N5061	2N5061	TO-92	60	0.8	2000	.43	.353	.30	.257
610-2N5062	2N5062	TO-92	100	0.8	2000	.39	.31	.278	.268
610-2N5063	2N5063	TO-92	150	0.8	2000	.46	.407	.375	.332
♦ 610-CMPS5062	CMPS5062	SOT-23	200	0.8	350	.84	.685	.556	.442
610-2N5064	2N5064	TO-92	200	0.8	2000	.47	.385	.321	.278
610-CS92D	CS92D	TO-92	400	0.8	2000	.48	.439	.407	.364
♦ 610-CTLS5064-M532	CTLS5064R-M532	TLM532	400	-	1000	1.21	1.12	.963	.835
♦ 610-CTLS5064R-M532	CTLS5064R-M532	TLM532	400	-	1000	1.23	.991	.922	.774
♦ 610-CZS5064	CZS5064	SMD-SCR	400	0.8	-	.82	.76	.706	.642
♦ 610-CS223-2M	CS223-2M	SMD-SCR	600	2	2	1.85	1.72	1.54	1.42
♦ 610-CS223-4M	CS223-4M	SMD-SCR	600	4	3	1.73	1.56	1.39	1.28
Schottky Rectifiers									
♦ 610-CMMSH1-20	CMMSH1-20	SOD-123F	20	1000	30	.31	.278	.246	.225
♦ 610-CMSH1-20M	CMSH1-20M	SMA	20	1000	30	.39	.332	.268	.225
♦ 610-CTLM1034-M832D	CTLM1034-M832D	TLM832D	40	1000	10	1.05	.974	.835	.728
♦ 610-CTLM1074-M832D	CTLM1074-M832D	TLM832D	40	1000	10	1.05	.974	.835	.728
♦ 610-CTLSH01-30	CTLSH01-30	TLM2D3D6	30	100	0.5	.28	.235	.171	.15
♦ 610-CTLSH01-30L	CTLSH01-30I	TLM2D3D6	30	100	0.5	.28	.235	.171	.15
♦ 610-CMMSH1-40G	CMMSH1-40G	SOD-123F	40	1000	30	1.03	.974	.931	.877
♦ 610-CMSH1-150HE	610-CMSH1-150HE	SMA	150	1000	30	.75	.524	.373	.327
♦ 610-CMSH1-200HE	610-CMSH1-200HE	SMA	200	1000	30	.71	.642	.595	.525
♦ 610-CMSH3-60M/R	CMSH3-60M/R	SMB	60	3000	80	.88	.856	.813	.792
♦ 610-CSHD10-100C	CSHD10-100C	DPAK	100	10000	100	1.05	.997	.946	.905
♦ 610-CSHD6-100C	CSHD6-100C	DPAK	100	6	50	.98	.856	.774	.723
♦ 610-CMMR1-06	CMMR1-06	SOD-123F	600	1000	30	.51	.449	.385	.321
♦ 610-CBRHDSH1-100	CBRHDSH1-100	HD DIP	100	100	20	1.16	1.06	.963	.867
610-CBRHDSH2-100TR13	CBRHDSH2-100TR13	DIP-4	100	2.0	50	.67	.599	.535	.492
♦ 610-CBRHDSH1-40L	CBRHDSH1-40L	HD DIP	40	100	20	.98	.861	.774	.723
♦ 610-CMPSH1-4	CMPSH1-4	SOT-23F	40	1750	12	.39	.362	.338	.303
♦ 610-CMR1U-02M	CMR1U-02M	SMA	100	100	30	.38	.353	.321	.289
♦ 610-CMHSH5-2L	CMHSH5-2L	SOD-123	20	500	5.5	.24	.214	.193	.171
♦ 610-CMHSH5-4	CMHSH5-4	SOD-123	40	500	5.5	.26	.214	.171	.139
♦ 610-CMSH120	CMSH1-20	SMB	20	1000	20	.55	.503	.46	.407
♦ 610-CZSH5-40	CZSH5-40	SOT-223	40	500	125	.84	.685	.556	.442

© Copyright 2013 Mouser Electronics

© Copyright 2013 Mouser Electronics

COMCHIP Diodes and Rectifiers

RoHS Compliant **This page of product is compliant.**

COMCHIP

SMD Diodes Specialist

SWITCHING DIODES

For quantities greater than listed, call for quote.

MOUSER STOCK NO. Mfr.	Mfr. Part No.	Package Type	Operating Voltage	Peak Reverse Voltage	Forward Continuous Voltage	Max Surge Current	Reverse Current IR	Max Power Dissipation	Max Diode Capacitance	Recovery Time	Mounting Style	Price Each 1	10	100
750	CDSER400	0503	1V	90V	100mA	1A	0.1uA	150mW	3pF	4ns	SMD/SMT	.40	.258	.20
750	CDSER400B	0503	1V	90V	100mA	1A	0.1uA	150mW	3pF	4ns	SMD/SMT	.40	.258	.20
750	CDSER4148	0503	1V	100V	150mA	4A	2.5uA	150mW	4pF	4ns	SMD/SMT	.40	.258	.20
750	CDSER4448	0503	1V	100V	125mA	2A	100nA	150mW	9pF	9ns	SMD/SMT	.40	.258	.20
750	CDSF355B	1005	1V	90V	100mA	1A	0.1uA	300mW	3pF	4ns	SMD/SMT	.25	.158	.123
750	CDSF4148	1005	1V	100V	150mA	4A	2.5uA	350mW	4pF	4ns	SMD/SMT	.25	.158	.123
750	CDSFR101A	1005	1V	90V	100mA	1A	50nA	300mW	3pF	4ns	SMD/SMT	.38	.257	.118
750	CDSFR355B	1005	1V	90V	100mA	1A	0.1uA	300mW	3pF	4ns	SMD/SMT	.38	.257	.118
750	CDSFR4148	1005	1V	100V	150mA	4A	2.5uA	350mW	4pF	4ns	SMD/SMT	.25	.158	.123
750	CDSFR4448	1005	1V	100V	125mA	2A	100nA	350mW	9pF	9ns	SMD/SMT	.38	.257	.118
750	CDSQR400B	0402	1V	90V	100mA	1A	0.1uA	125mW	3pF	4ns	SMD/SMT	.55	.308	.233
750	CDSQR4148	0402	1V	100V	150mA	4A	2.5uA	125mW	4pF	4ns	SMD/SMT	.55	.308	.233
750	CDSQR4448	0402	1V	100V	125mA	2A	0.1uA	125mW	9pF	9ns	SMD/SMT	.55	.308	.233
750	CDSU101A	0603	1V	90V	100mA	1A	50nA	150mW	3pF	4ns	SMD/SMT	.25	.158	.123
750	CDSU4148	0603	1V	100V	150mA	4A	2.5uA	150mW	4pF	4ns	SMD/SMT	.29	.188	.147
750	CDSUR101A	0603	1V	90V	100mA	1A	50nA	150mW	3pF	4ns	SMD/SMT	.38	.257	.118
750	CDSUR400	0603	1V	90V	100mA	1A	0.1uA	150mW	3pF	4ns	SMD/SMT	.38	.257	.118
750	CDSUR400B	0603	1V	90V	100mA	1A	0.1uA	150mW	3pF	4ns	SMD/SMT	.38	.257	.118
750	CDSUR4148	0603	1V	100V	150mA	4A	2.5uA	150mW	4pF	4ns	SMD/SMT	.29	.188	.147
750	CDSUR4448	0603	1V	100V	125mA	2A	0.1uA	150mW	9pF	9ns	SMD/SMT	.38	.257	.118

BRIDGE RECTIFIERS

NEW PRODUCT

For quantities greater than listed, call for quote.

MOUSER STOCK NO. Mfr.	Mfr. Part No.	Package Type	Reverse Voltage	Forward Voltage Drop	Max Surge Current	Forward Continuous Current	Reverse Current IR	Max. RMS Input Voltage	Max. Operating Temperature	Min. Operating Temperature	Price Each 1	10	100
750	B05S-G	MBS	50V	1.1V	40A	0.8A	5uA	35V	+150°C	-55°C	.61	.424	.281
750	B10S-G	MBS	1000V	1.1V	40A	0.8A	5uA	700V	+150°C	-55°C	.43	.285	.231
750	B4S-G	MBS	400V	1.1V	40A	0.8A	5uA	280V	+150°C	-55°C	.61	.424	.281
750	B6S-G	MBS	600V	1.1V	40A	0.8A	5uA	420V	+150°C	-55°C	.61	.424	.281
750	CDBHD1100L-G	TO-269AA	100V	0.75V	30A	1A	5mA	70V	+150°C	-55°C	1.59	1.27	1.11
750	CDBHD140L-G	TO-269AA	40V	0.44V	30A	1A	5mA	28V	+150°C	-55°C	1.59	1.27	1.11
750	CDBHD2100-G	TO-269AA	100V	0.85V	50A	2A	0.5mA	70V	+150°C	-55°C	1.59	1.27	1.11
750	CDBHD240-G	TO-269AA	40V	0.85V	50A	2A	0.5mA	28V	+150°C	-55°C	1.59	1.27	1.11
750	CURMT103-HF	SOD-123H	200V	1V	25A	1A	5µA	140V	+150°C	-55°C	.56	.364	.30
750	CURMT104-HF	SOD-123H	400V	1.3V	25A	1A	5µA	280V	+150°C	-55°C	.55	.361	.292
750	CURMT107-HF	SOD-123H	1000V	1.7V	25A	1A	5µA	700V	+150°C	-55°C	.60	.398	.323
750	CFRMT104-HF	SOD-123H	400V	1.3V	25A	1A	5µA	280V	+150°C	-55°C	.56	.364	.30
750	CFRMT107-HF	SOD-123H	1000V	1.3V	25A	1A	5µA	700V	+150°C	-55°C	.55	.361	.292
750	CGRMT4001-HF	SOD-123H	50V	1.1V	25A	1A	5µA	35V	+150°C	-55°C	.55	.308	.233
750	CGRMT4004-HF	SOD-123H	400V	1.1V	25A	1A	5µA	280V	+150°C	-55°C	.55	.308	.233
750	CGRMT4007-HF	SOD-123H	1000V	1.1V	25A	1A	5µA	700V	+150°C	-55°C	.55	.308	.233
750	CSFMT104-HF	SOD-123H	200V	0.95V	25A	1A	5µA	140V	+150°C	-55°C	.55	.361	.292
750	CSFMT106-HF	SOD-123H	400V	1.25V	25A	1A	5µA	280V	+150°C	-55°C	.60	.398	.323
750	CSFMT108-HF	SOD-123H	600V	1.7V	25A	1A	5µA	420V	+150°C	-55°C	.48	.355	.304
750	DF005-G	DF-4	50V	1.1V	50A	1A	10uA	35V	+150°C	-55°C	.52	.386	.331
750	DF005S-G	DF-4	50V	1.1V	50A	1A	10uA	35V	+150°C	-55°C	.57	.379	.308
750	DF04-G	DF-4	400V	1.1V	50A	1A	10uA	280V	+150°C	-55°C	.52	.386	.331
750	DF04S-G	DF-4	400V	1.1V	50A	1A	10uA	280V	+150°C	-55°C	.57	.379	.308
750	DF06-G	DF-4	600V	1.1V	50A	1A	10uA	420V	+150°C	-55°C	.52	.386	.331
750	DF06S-G	DF-4	600V	1.1V	50A	1A	10uA	420V	+150°C	-55°C	.57	.379	.308
750	DF10-G	DF-4	1000V	1.1V	50A	1A	10uA	700V	+150°C	-55°C	.51	.385	.278
750	DF10S-G	DF-4	1000V	1.1V	50A	1A	10uA	700V	+150°C	-55°C	.45	.285	.228
750	DF204-G	DF-4	400V	1.1V	60A	2A	10uA	280V	+150°C	-55°C	.71	.521	.446
750	DF204S-G	DF-4	400V	1.1V	60A	2A	10uA	280V	+150°C	-55°C	.66	.513	.446
750	DF206-G	DF-4	600V	1.1V	60A	2A	10uA	420V	+150°C	-55°C	.66	.502	.377
750	DF206S-G	DF-4	600V	1.1V	60A	2A	10uA	420V	+150°C	-55°C	.59	.37	.296
750	DF210-G	DF-4	1000V	1.1V	60A	2A	10uA	700V	+150°C	-55°C	.71	.521	.446
750	DF210S-G	DF-4	1000V	1.1V	60A	2A	10uA	700V	+150°C	-55°C	.71	.547	.476
750	GBPC3506-G	GBPC-QC	600V	1.1V	400A	35A	10uA	420V	+150°C	-55°C	2.72	2.19	1.98
750	GBPC3506W-G	GBPC-W	600V	1.1V	400A	35A	10uA	420V	+150°C	-55°C	2.92	2.35	2.12
750	GBPC3508-G	GBPC-QC	800V	1.1V	400A	35A	10uA	560V	+150°C	-55°C	2.72	2.19	1.98
750	GBPC3508W-G	GBPC-W	800V	1.1V	400A	35A	10uA	560V	+150°C	-55°C	2.92	2.35	2.12
750	GBPC3510-G	GBPC-QC	1000V	1.1V	450A	50A	10uA	700V	+150°C	-55°C	2.72	2.19	1.98
750	GBPC3510W-G	GBPC-W	1000V	1.1V	450A	50A	10uA	700V	+150°C	-55°C	2.92	2.35	2.12
750	GBPC5006-G	GBPC-QC	600V	1.1V	400A	35A	10uA	420V	+150°C	-55°C	3.75	3.01	2.74
750	GBPC5006W-G	GBPC-W	600V	1.1V	400A	35A	10uA	420V	+150°C	-55°C	3.75	3.01	2.74
750	GBPC5008-G	GBPC-QC	800V	1.1V	400A	35A	10uA	560V	+150°C	-55°C	3.75	3.01	2.74
750	GBPC5008W-G	GBPC-W	800V	1.1V	400A	35A	10uA	560V	+150°C	-55°C	3.75	3.01	2.74
750	GBPC5010-G	GBPC-QC	1000V	1.1V	450A	50A	10uA	700V	+150°C	-55°C	3.75	3.01	2.74
750	GBPC5010W-G	GBPC-W	1000V	1.1V	450A	50A	10uA	700V	+150°C	-55°C	3.75	3.01	2.74
750	GBU10005-G	GBU	50V	1.1V	220A	10A	10uA	30V	+150°C	-55°C	1.73	1.39	1.21
750	GBU1004-G	GBU	400V	1.1V	240A	15A	10uA	280V	+150°C	-55°C	1.73	1.39	1.21
750	GBU1010-G	GBU	1000V	1.1V	350A	25A	10uA	700V	+150°C	-55°C	1.73	1.39	1.21
750	GBU15005-G	GBU	50V	1.1V	220A	10A	10uA	30V	+150°C	-55°C	1.73	1.39	1.21
750	GBU1504-G	GBU	400V	1.1V	240A	15A	10uA	280V	+150°C	-55°C	1.82	1.48	1.33
750	GBU1510-G	GBU	1000V	1.1V	350A	25A	10uA	700V	+150°C	-55°C	1.93	1.55	1.40
750	GBU25005-G	GBU	50V	1.1V	220A	10A	10uA	30V	+150°C	-55°C	1.82	1.48	1.33
750	GBU2504-G	GBU	400V	1.1V	240A	15A	10uA	280V	+150°C	-55°C	1.82	1.48	1.33
750	GBU2510-G	GBU	1000V	1.1V	350A	25A	10uA	700V	+150°C	-55°C	1.93	1.55	1.40
750	KBU10005-G	KBU	50V	1V	240A	10A	10uA	35V	+125°C	-55°C	1.85	1.48	1.29
750	KBU1004-G	KBU	400V	1V	240A	10A	10uA	280V	+125°C	-55°C	4.01	3.35	2.81
750	KBU1010-G	KBU	1000V	1V	240A	10A	10uA	700V	+125°C	-55°C	1.85	1.48	1.29
750	KBU2504-G	KBU	400V	1.1V	400A	25A	10uA	280V	+125°C	-55°C	1.99	1.61	1.44
750	KBU2510-G	KBU	1000V	1.1V	400A	25A	10uA	700V	+125°C	-55°C	2.05	1.66	1.50
750	KBU35005-G	KBU	50V	1V	400A	35A	10uA	35V	+150°C	-55°C	2.32	1.87	1.69
750	KBU3504-G	KBU	400V	1V	400A	35A	10uA	280V	+150°C	-55°C	2.57	2.25	1.93
750	KBU3510-G	KBU	1000V	1V	400A	35A	10uA	700V	+150°C	-55°C	1.47	1.17	1.03
750	MP10005G-G	MP-8	50V	1.1V	200A	10A	10uA	35V	+150°C	-55°C	1.72	1.39	1.25
750	MP1004G-G	MP-8	400V	1.1V	200A	10A	10uA	280V	+150°C	-55°C	1.72	1.39	1.25
750	MP1010G-G	MP-8	1000V	1.1V	200A	10A	10uA	700V	+150°C	-55°C	1.75	1.41	1.27
750	RS201-G	RS-2	50V	1.1V	50A	2A	10uA	35V	+125°C	-55°C	2.72	2.19	1.98
750	RS207-G	RS-2	1000V	1.1V	50A	2A	10uA	700V	+125°C	-55°C	2.72	2.19	1.98
750	RS501-G	RS-5	50V	1V	30A	3.3A	10uA	35V	+125°C	-55°C	1.85	1.48	1.29
750	RS504-G	RS-5	400V	1V	30A	3.3A	10uA	280V	+125°C	-55°C	1.85	1.48	1.29
750	RS507-G	RS-5	1000V	1V	30A	3.3A	10uA	700V	+125°C	-55°C	1.66	1.34	1.21
750	SC35VB160-G	SCVB	1600V	1.1V	350A	35A	100uA	1120V	+150°C	-55°C	18.36	15.86	14.61
750	SC35VB80-G	SCVB	800V	1.05V	350A	35A	10uA	560V	+150°C	-55°C	14.38	11.56	10.53
750	SC50VB160-G	SCVB	1600V	1.1V	500A	50A	100uA	1120V	+150°C	-55°C	18.36	15.86	14.61
750	SC50VB80-G	SCVB	800V	1.05V	500A	50A	10uA	560V	+150°C	-55°C	16.48	13.24	12.07

© Copyright 2013 Mouser Electronics

© Copyright 2013 Mouser Electronics

COMCHIP Diodes and Rectifiers

COMCHIP
SMD Diodes Specialist

RoHS Compliant This page of product is compliant.

NEW PRODUCT

SCHOTTKY DIODES AND RECTIFIERS

For quantities greater than listed, call for quote.

MOUSER STOCK NO. / Mfr. / Mfr. Part No.	Package Type	Reverse Voltage	Forward Voltage Drop	Max Surge Current	Forward Continuous Current	Reverse Current IR	Max Power Dissipation	Recovery Time	Mounting Style	Price Each 1	10	100
Diodes												
750—CDBER00340	0503	40V	0.37V	500mA	30mA	1uA	150mW	5ns	SMD/SMT	.48	.342	.225
750—CDBER0130L	0503	30V	0.35V	1A	100mA	10uA	150mW	5ns	SMD/SMT	.47	.33	.218
750—CDBER0130R	0503	30V	0.45V	1A	100mA	0.5uA	150mW	5ns	SMD/SMT	.47	.33	.218
750—CDBER0140R	0503	40V	0.45V	1A	100mA	1uA	150mW	5ns	SMD/SMT	.49	.343	.228
750—CDBER0230L	0503	30V	0.5V	1A	200mA	30uA	150mW	5ns	SMD/SMT	.47	.33	.218
750—CDBER0230R	0503	30V	0.6V	1A	200mA	1uA	150mW	5ns	SMD/SMT	.47	.33	.218
750—CDBER40	0503	40V	0.38V	600mA	200mA	0.2uA	150mW	5ns	SMD/SMT	.48	.342	.225
750—CDBER42	0503	30V	1V	4A	0.5A	0.5uA	150mW	5ns	SMD/SMT	.48	.342	.225
750—CDBER43	0503	30V	1V	4A	0.5A	0.5uA	150mW	5ns	SMD/SMT	.48	.342	.225
750—CDBER54	0503	30V	1V	600mA	200mA	2uA	150mW	5ns	SMD/SMT	.48	.342	.225
750—CDBER70	0503	70V	0.41V	100mA	70mA	0.1uA	150mW	5ns	SMD/SMT	.48	.342	.225
750—CDBERT0230R	0503	30V	0.6V	1A	200mA	1uA	150mW	5ns	SMD/SMT	.47	.33	.218
750—CDBQR0130L	0402	30V	0.35V	1A	100mA	10uA	125mW	5ns	SMD/SMT	.52	.366	.243
750—CDBQR0130R	0402	30V	0.35V	1A	100mA	10uA	125mW	5ns	SMD/SMT	.52	.366	.243
750—CDBQR0140L	0402	40V	0.55V	1A	100mA	30uA	125mW	5ns	SMD/SMT	.52	.366	.243
750—CDBQR0140R	0402	40V	0.45V	1A	100mA	1uA	125mW	5ns	SMD/SMT	.52	.366	.243
750—CDBQR0230L	0402	30V	0.5V	1A	200mA	30uA	125mW	5ns	SMD/SMT	.52	.366	.243
750—CDBQR0230R	0402	30V	0.6V	1A	200mA	1uA	125mW	5ns	SMD/SMT	.52	.366	.243
750—CDBQR40	0402	40V	0.38V	600mA	200mA	0.2uA	125mW	5ns	SMD/SMT	.50	.332	.27
750—CDBQR42	0402	30V	1V	4A	200mA	0.5uA	125mW	5ns	SMD/SMT	.52	.397	.285
750—CDBQR43	0402	30V	1V	4A	200mA	0.5uA	125mW	5ns	SMD/SMT	.52	.397	.285
750—CDBQR54	0402	30V	1V	600mA	200mA	2uA	125mW	5ns	SMD/SMT	.52	.397	.285
750—CDBQR70	0402	70V	0.41V	100mA	70mA	0.1uA	125mW	5ns	SMD/SMT	.50	.332	.27
750—CDBU00340	0603	40V	0.37V	500mA	30mA	1uA	150mW	5ns	SMD/SMT	.44	.247	.187
750—CDBU0130	0603	30V	0.44V	1A	100mA	30uA	150mW	5ns	SMD/SMT	.52	.396	.289
750—CDBU0130L	0603	30V	0.35V	1A	100mA	10uA	150mW	5ns	SMD/SMT	.48	.27	.204
750—CDBU0130R	0603	30V	0.45V	1A	100mA	0.5uA	150mW	5ns	SMD/SMT	.48	.27	.204
750—CDBU0230	0603	30V	0.5V	3A	200mA	30uA	150mW	5ns	SMD/SMT	.52	.396	.289
750—CDBU0240	0603	40V	0.45V	2A	200mA	1uA	150mW	5ns	SMD/SMT	.52	.396	.289
750—CDBU0245	0603	45V	0.55V	2A	200mA	1uA	150mW	5ns	SMD/SMT	.48	.27	.204
750—CDBU0530	0603	20V	0.47V	2A	500mA	100uA	150mW	5ns	SMD/SMT	.45	.342	.246
750—CDBUR00340	0603	40V	0.37V	500mA	30mA	1uA	150mW	5ns	SMD/SMT	.43	.31	.182
750—CDBUR0140L	0603	40V	0.55V	1A	100mA	30uA	150mW	5ns	SMD/SMT	.52	.396	.289
750—CDBUR0140R	0603	40V	0.45V	1A	100mA	1uA	150mW	5ns	SMD/SMT	.52	.396	.289
750—CDBUR0145	0603	45V	0.55V	1A	100mA	1uA	150mW	5ns	SMD/SMT	.52	.396	.289
750—CDBUR0230	0603	30V	0.5V	3A	200mA	30uA	150mW	5ns	SMD/SMT	.52	.396	.289
750—CDBUR0230L	0603	30V	0.5V	1A	200mA	30uA	150mW	5ns	SMD/SMT	.28	.21	.15
750—CDBUR0230R	0603	30V	0.6V	1A	200mA	1uA	150mW	5ns	SMD/SMT	.52	.396	.289
750—CDBUR0240	0603	40V	0.45V	2A	200mA	1uA	150mW	5ns	SMD/SMT	.52	.396	.289
750—CDBUR0320	0603	20V	0.6V	1.5A	350mA	5uA	150mW	6.4ns	SMD/SMT	.52	.396	.289
750—CDBUR0330	0603	30V	0.6V	1.5A	350mA	5uA	150mW	6.4ns	SMD/SMT	.52	.396	.289
750—CDBUR0340	0603	40V	0.6V	1.5A	350mA	5uA	150mW	6.4ns	SMD/SMT	.52	.396	.289
750—CDBUR0520	0603	20V	0.47V	2A	500mA	100uA	150mW	5ns	SMD/SMT	.52	.396	.289
750—CDBUR40	0603	40V	1V	600mA	200mA	0.2uA	150mW	5ns	SMD/SMT	.52	.396	.289
750—CDBUR42	0603	30V	1V	4A	200mA	0.5uA	150mW	5ns	SMD/SMT	.52	.396	.289
750—CDBUR43	0603	30V	1V	600mA	200mA	2uA	150mW	5ns	SMD/SMT	.52	.396	.289
Rectifiers												
750—CDBMT140-HF	SOD-123H	40V	0.5V	25A	1A	0.5mA	--	--	SMD/SMT	.48	.336	.223
750—CDBMT160-HF	SOD-123H	60V	0.7V	25A	1A	0.5mA	--	--	SMD/SMT	.48	.336	.223
750—CDBMT1100-HF	SOD-123H	100V	0.85V	25A	1A	0.5mA	--	--	SMD/SMT	.44	.294	.239
750—CDBMT1150-HF	SOD-123H	150V	0.92V	25A	1A	0.5mA	--	--	SMD/SMT	.47	.312	.254
750—SB1100E-G	DO-41	100V	0.85V	30A	1A	0.5mA	--	6ns	Thru-Hole	.55	.308	.233
750—SB140E-G	DO-41	40V	0.5V	30A	1A	0.5mA	--	6ns	Thru-Hole	.48	.27	.204
750—SB160E-G	DO-41	60V	0.7V	30A	1A	0.5mA	--	6ns	Thru-Hole	.48	.27	.204
750—CDBHM140L-HF	MBS	40V	0.55V	40A	1A	0.5mA	--	--	SMD/SMT	.71	.518	.443
750—CDBHM160L-HF	MBS	60V	0.65V	40A	1A	0.5mA	--	--	SMD/SMT	.71	.518	.443
750—CDBHM1100L-HF	MBS	100V	0.85V	40A	1A	0.5mA	--	--	SMD/SMT	.71	.518	.443
750—SB2100E-G	DO-15	100V	0.85V	50A	2A	0.5mA	--	6ns	Thru-Hole	.45	.342	.246
750—SB240E-G	DO-15	40V	0.5V	50A	2A	0.5mA	--	6ns	Thru-Hole	.52	.366	.243
750—SB260E-G	DO-15	60V	0.7V	50A	2A	0.5mA	--	6ns	Thru-Hole	.52	.366	.243
750—CDBMT240-HF	SOD-123H	40V	0.5V	50A	2A	0.5mA	--	--	SMD/SMT	.48	.322	.262
750—CDBMT260-HF	SOD-123H	60V	0.7V	50A	2A	0.5mA	--	--	SMD/SMT	.48	.322	.262
750—CDBMT2100-HF	SOD-123H	100V	0.85V	50A	2A	0.5mA	--	--	SMD/SMT	.55	.361	.292
750—CDBHM240L-HF	MBS-2	40V	0.55V	50A	2A	1mA	--	--	SMD/SMT	.90	.697	.607
750—CDBHM260L-HF	MBS-2	60V	0.7V	50A	2A	1mA	--	--	SMD/SMT	.90	.697	.607
750—CDBHM2100L-HF	MBS-2	100V	0.85V	50A	2A	1mA	--	--	SMD/SMT	.94	.723	.63
750—CDBMH340-HF	SOD-123T	40V	0.5V	80A	3A	0.2mA	--	--	SMD/SMT	.48	.322	.262
750—CDBMH360-HF	SOD-123T	60V	0.7V	80A	3A	0.2mA	--	--	SMD/SMT	.56	.364	.30
750—CDBMH3100-HF	SOD-123T	100V	0.85V	80A	3A	0.2mA	--	--	SMD/SMT	.55	.361	.292
750—SB3100E-G	DO-201AD	100V	0.85V	80A	3A	0.5mA	--	6ns	Thru-Hole	.54	.407	.321
750—SB340E-G	DO-201AD	40V	0.5V	80A	3A	0.5mA	--	6ns	Thru-Hole	.52	.397	.285
750—SB360E-G	DO-201AD	60V	0.7V	80A	3A	0.5mA	--	6ns	Thru-Hole	.52	.397	.285
750—SB5100E-G	DO-201AD	100V	0.85V	125A	5A	0.5mA	--	6ns	Thru-Hole	.58	.425	.364
750—SB540E-G	DO-201AD	40V	0.55V	150A	5A	0.5mA	--	6ns	Thru-Hole	.47	.348	.297
750—SB560E-G	DO-201AD	60V	0.7V	125A	5A	0.5mA	--	6ns	Thru-Hole	.47	.348	.297

ZENER DIODES

For quantities greater than listed, call for quote.

MOUSER STOCK NO. / Mfr. / Mfr. Part No.	Package Type	Zener Voltage	Zener Current	Forward Voltage Drop	Max. Reverse Leakage	Power Dissipation	Max. Zener Impedance	Mounting Style	Price Each 1	10	100
750—CZRER52C10	0503	10V	5mA	0.9V	0.1uA	150mW	15ohms	SMD/SMT	.48	.342	.225
750—CZRFR52C10	1005	10V	5mA	0.9V	0.1uA	200mW	15ohms	SMD/SMT	.52	.396	.289
750—CZRUR52C10	0603	10V	5mA	0.9V	0.1uA	150mW	15ohms	SMD/SMT	.52	.396	.289
750—CZRER52C11	0503	11V	5mA	0.9V	0.1uA	150mW	20ohms	SMD/SMT	.49	.343	.228
750—CZRFR52C11	1005	11V	5mA	0.9V	0.1uA	200mW	20ohms	SMD/SMT	.52	.396	.289
750—CZRUR52C11	0603	11V	5mA	0.9V	0.1uA	150mW	20ohms	SMD/SMT	.52	.396	.289
750—CZRER52C12	0503	12V	5mA	0.9V	0.1uA	150mW	20ohms	SMD/SMT	.49	.343	.228
750—CZRFR52C12	1005	12V	5mA	0.9V	0.1uA	200mW	20ohms	SMD/SMT	.52	.396	.289
750—CZRUR52C12	0603	12V	5mA	0.9V	0.1uA	150mW	20ohms	SMD/SMT	.52	.396	.289
750—CZRER52C13	0503	13V	5mA	0.9V	0.1uA	150mW	25ohms	SMD/SMT	.49	.343	.228
750—CZRFR52C13	1005	13V	5mA	0.9V	0.1uA	200mW	25ohms	SMD/SMT	.52	.396	.289
750—CZRUR52C13	0603	13V	5mA	0.9V	0.1uA	150mW	25ohms	SMD/SMT	.52	.396	.289
750—CZRER52C15	0503	15V	5mA	0.9V	0.1uA	150mW	30ohms	SMD/SMT	.48	.342	.225
750—CZRFR52C15	1005	15V	5mA	0.9V	0.1uA	200mW	30ohms	SMD/SMT	.52	.396	.289
750—CZRUR52C15	0603	15V	5mA	0.9V	0.1uA	150mW	30ohms	SMD/SMT	.52	.396	.289
750—CZRER52C16	0503	16V	5mA	0.9V	0.1uA	150mW	40ohms	SMD/SMT	.48	.342	.225
750—CZRFR52C16	1005	16V	5mA	0.9V	0.1uA	200mW	40ohms	SMD/SMT	.52	.396	.289
750—CZRUR52C16	0603	16V	5mA	0.9V	0.1uA	150mW	40ohms	SMD/SMT	.52	.396	.289
750—CZRFR52C18	1005	18V	5mA	0.9V	0.1uA	200mW	50ohms	SMD/SMT	.52	.396	.289
750—CZRUR52C18	0603	18V	5mA	0.9V	0.1uA	150mW	50ohms	SMD/SMT	.52	.396	.289
750—CZRER52C2	0503	2V	5mA	0.9V	100uA	150mW	100ohms	SMD/SMT	.58	.402	.266
750—CZRFR52C2	1005	2V	5mA	0.9V	100uA	200mW	100ohms	SMD/SMT	.58	.364	.235
750—CZRUR52C2	0603	2V	5mA	0.9V	100uA	150mW	100ohms	SMD/SMT	.58	.364	.235
750—CZRER52C2V2	0503	2.2V	5mA	0.9V	100uA	150mW	100ohms	SMD/SMT	.58	.402	.266
750—CZRFR52C2V2	1005	2.2V	5mA	0.9V	100uA	200mW	100ohms	SMD/SMT	.58	.364	.235
750—CZRUR52C2V2	0603	2.2V	5mA	0.9V	100uA	150mW	100ohms	SMD/SMT	.58	.364	.235
750—CZRER52C2V4	0503	2.4V	5mA	0.9V	100uA	150mW	85ohms	SMD/SMT	.58	.402	.266
750—CZRFR52C2V4	1005	2.4V	5mA	0.9V	100uA	200mW	85ohms	SMD/SMT	.58	.364	.235
750—CZRUR52C2V4	0603	2.4V	5mA	0.9V	100uA	150mW	85ohms	SMD/SMT	.58	.364	.235

© Copyright 2013 Mouser Electronics
© Copyright 2013 Mouser Electronics

CREE SiC Schottky Rectifiers and MOSFETs

RoHS Compliant **This product is RoHS compliant.**


TO-220-2


TO-220-F2 FullPak


TO-252-2


TO-252-F2 FullPak


TO-247-2


TO-247-3


TO-263-2

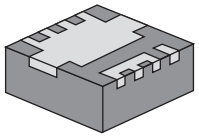
PowerQFN-3.3

SIC RECTIFIERS

NEW! TECHNOLOGY

For quantities greater than listed, call for quote.

MOUSER STOCK NO.	Cree Part No.	Package	V_{RRM} (V)	$I_{F(avg)}$ (A)	I_{FRM} (A) (Max.)	P_{tot} (W) (Max.)	Q_c (nC)	Price Each 1	50	100
Zero Recovery Rectifier										
941-CSD01060A	CSD01060A	TO-220-2	600	1	7	21.4	3.3	1.09	1.07	.91
941-CSD01060E	CSD01060E	TO-252-2	600	1	7	21.4	3.3	1.09	1.07	.91
941-C2D05120A	C2D05120A	TO-220-2	1200	5	30	136	28	8.56	8.47	7.14
941-C2D05120E	C2D05120E	TO-252-2	1200	5	30	136	28	8.56	8.47	7.14
941-C2D10120D	C2D10120D	TO-247-3	1200	10	30	138	56	17.40	17.22	14.50
941-C2D10120A	C2D10120A	TO-220-2	1200	10	50	312	61	17.12	16.67	14.04
941-C2D20120D	C2D20120D	TO-247-3	1200	20	50	312	122	39.46	39.07	32.89
Z-Rec Rectifier										
941-C3D1P7060Q	C3D1P7060Q	PowerQFN-3.3	600	1.7	7	39	5.6	.52	.503	.482
941-C3D02060A	C3D02060A	TO-220-2	600	2	12	39.5	4.8	1.58	1.56	1.33
941-C3D02060E	C3D02060E	TO-252-2	600	2	12	39.5	4.8	1.58	1.56	1.33
941-C3D02060F	C3D02060F	TO-252-F2 FullPak	600	2	12	10.8	4.8	1.58	1.56	1.33
941-C3D03060A	C3D03060A	TO-220-2	600	3	18	53	6.7	2.10	2.08	1.75
941-C3D03060E	C3D03060E	TO-252-2	600	3	18	53	6.7	2.10	2.08	1.75
941-C3D03060F	C3D03060F	TO-220-F2 FullPak	600	3	20	12.5	6.7	2.10	2.08	1.97
941-C3D04060A	C3D04060A	TO-220-2	600	4	22	75	8.5	2.68	2.64	2.24
941-C3D04060E	C3D04060E	TO-252-2	600	4	22	75	8.5	2.68	2.64	2.24
941-C3D04060F	C3D04060F	TO-220-2 FullPak	600	4	21	13.1	8.5	2.68	2.64	2.24
941-C3D06060A	C3D06060A	TO-220-2	600	6	41	79	16	3.49	3.45	2.91
941-C3D06060G	C3D06060G	TO-263-2	600	6	41	79	16	3.49	3.45	2.91
941-C3D06060F	C3D06060F	TO-220-2 FullPak	600	6	27	17	16	3.49	3.45	2.91
941-C3D08060A	C3D08060A	TO-220-2	600	8	57	100	21	4.69	4.63	3.91
941-C3D08060G	C3D08060G	TO-263-2	600	8	57	100	21	4.69	4.63	3.91
941-C3D10060A	C3D10060A	TO-220-2	600	10	67	136.3	25	5.76	5.69	4.80
941-C3D10060G	C3D10060G	TO-263-2	600	10	67	136.3	25	5.76	5.69	4.80
941-C3D16060D	C3D16060D	TO-247-3	600	16	57	100	42	11.98	10.99	9.99
941-C3D20060D	C3D20060D	TO-247-3	600	2x10	67/134	136.3	50	14.98	14.83	12.49
941-C3D04065A	C3D04065A	TO-220-2	650	4	22	75	8.5	3.08	3.05	2.57
941-C3D06065A	C3D06065A	TO-220-2	650	6	41	79	16	4.00	3.96	3.35
941-C3D08065A	C3D08065A	TO-220-2	650	8	57	100	21	5.31	5.25	4.43
941-C3D10065A	C3D10065A	TO-220-2	650	10	10	136.3	25	6.61	6.54	5.51
941-C4D02120A	C4D02120A	TO-220-2	1200	2	13	40.5	15	3.08	3.05	2.57
941-C4D02120E	C4D02120E	TO-252-2	1200	2	13	40.5	15	3.08	3.05	2.57
941-C4D05120A	C4D05120A	TO-220-2	1200	5	26	81	34.5	7.70	7.36	6.42
941-C4D05120E	C4D05120E	TO-252-2	1200	5	26	81	34.5	7.70	7.36	6.42
941-C4D08120A	C4D08120A	TO-220-2	1200	7.5	-	-	-	11.56	10.89	9.63
941-C4D10120A	C4D10120A	TO-220-2	1200	10	47	136	66	15.41	14.53	12.84
941-C4D10120E	C4D10120E	TO-252-2	1200	10	47	136	66	15.41	14.53	12.84
941-C4D08120E	C4D08120E	TO-252-2	1200	12.1	38.5	136	49	11.56	10.89	9.63
941-C4D10120D	C4D10120D	TO-247-3	1200	2x5	26	93/18	69	15.69	14.80	13.06
941-C4D15120A	C4D15120A	TO-220-2	1200	15	-	-	-	23.11	21.80	19.26
941-C4D20120A	C4D20120A	TO-220-2	1200	20	91	242	130	30.82	29.06	25.68
941-C4D20120D	C4D20120D	TO-247-3	1200	2x10	47	176/352	132	31.24	29.47	26.03
941-C4D30120D	C4D30120D	TO-247-3	1200	2x15	-	-	-	46.65	44.01	38.87
941-C4D40120D	C4D40120D	TO-247-3	1200	2x20	91	266/532	260	62.06	58.54	51.71
941-C3D10170H	C3D10170H	TO-247-2	1700	14.4	45	231	96	21.51	20.58	19.65
941-C3D25170H	C3D25170H	TO-247-2	1700	26.3	99	377	230	68.05	65.11	62.16

Z-FET MOSFETS

Features:

- N-channel Enhancement Mode

Applications:

- Solar Inverters
- High Voltage DC/DC
- Converters
- Motor Drives

For quantities greater than listed, call for quote.

MOUSER STOCK NO.	Cree Part No.	Package	V_{DS} (V)	$R_{DS(on)}$ (mΩ)	$I_{D(max.)}$ (A)	Q_g (nC)	P_{tot} (W) (Max.)	Price Each 1	50	100
941-CMF20120D	CMF20120D	TO-247-3	1200	80	33	-	150	53.45	52.16	51.83
941-CMF10120D	CMF10120D	TO-247-3	1200	160	24	47	152	22.06	21.85	21.62

© Copyright 2013 Mouser Electronics
© Copyright 2013 Mouser Electronics

DIODES INC. Diodes

RoHS Compliant This product is RoHS compliant.

HIGH SPEED SWITCHING DIODES

NEW PRODUCT

For quantities greater than listed, call for quote.

MOUSER STOCK NO.	Diodes Inc. Part No.	Package	Configuration	V_{RRM}	Power Dissipation	Trr	V_F	I_R	V_R	Total Capacitance	Price Each 1	10	100	500
621-BAS521LP-7	BAS521LP-7	DFN1006	Single	325V	400mW	50ns	1.1V	0.15µA	300V	5pF	.45	.321	.193	.098
621-BAW101V-7	BAW101V-7	SOT-563	Single, Series	325V	500mW	50ns	1.1V	0.15µA	300V	2pF	.55	.385	.257	.149
621-1N4148WT	1N4148WT	SOD-523	Single	100V	150mW	4ns	0.715V	1µA	75V	2pF	.64	.437	.146	.111
621-BAV19W-F	BAV19W-F	SOD-123	Single	100V	250mW	50ns	1V	0.1µA	120V	5pF	.45	.332	.122	.093
621-1N4148W-F	1N4148W-F	SOD-123	Single	100V	400mW	4ns	1V	1µA	75V	2pF	.49	.31	.09	.063
621-BAV16W-F	BAV16W-F	SOD-123	Single	100V	400mW	4ns	1V	1µA	100V	2pF	.47	.32	.09	.063
621-BAS19W-7-F	BAS19W-7-F	SOT-323	Single	120V	200mW	50ns	1V	0.1µA	120V	5pF	.60	.41	.193	.104
621-BAV116W-F	BAV116W-F	SOD-123	Single	130V	250mW	3000ns	1.1V	0.005µA	75V	2.4pF	.47	.274	.159	.129
621-BAV20W-F	BAV20W-F	SOD-123	Single	150V	250mW	50ns	1V	0.1µA	200V	5pF	.45	.332	.122	.093
621-BAV21W-F	BAV21W-F	SOD-123	Single	200V	250mW	50ns	1V	0.1µA	250V	5pF	.52	.304	.177	.143
621-BAV21WS-F	BAV21WS-F	SOD-323	Single	250V	200mW	50ns	1V	0.1µA	250V	5pF	.43	.284	.193	.158
621-BAS21-F	BAS21-F	SOT-23	Single	250V	350mW	50ns	1V	0.1µA	250V	5pF	.47	.274	.159	.129
621-BAV3004W-F	BAV3004W-F	SOD-323	Single	350V	400mW	50ns	1V	0.1µA	240V	5pF	.45	.321	.193	.107
621-1N4148WS-F	1N4148WS-F	SOD-323	Single	75V	200mW	4ns	1V	1µA	75V	2pF	.52	.342	.097	.068
621-1N4448WS-F	1N4448WS-F	SOD-323	Single	75V	200mW	4ns	1V	2.5µA	75V	4pF	.21	.15	.077	.065
621-BAS16W-F	BAS16W-F	SOT-323	Single	75V	200mW	4ns	1V	1µA	75V	2pF	.41	.273	.091	.07
621-BAS16-F	BAS16-F	SOT-23	Single	75V	350mW	4ns	1V	1µA	75V	2pF	.41	.231	.124	.10
621-MMBD4148-F	MMBD4148-F	SOT-23	Single	75V	350mW	4ns	1V	1µA	75V	2pF	.41	.231	.124	.10
621-MMBD914-7-F	MMBD914-7-F	SOT-23	Single	75V	350mW	4ns	1V	1µA	75V	2pF	.41	.231	.124	.10
621-1N4448W-F	1N4448W-F	SOD-123	Single	75V	400mW	4ns	1V	2.5µA	75V	4pF	.20	.161	.089	.067
621-1N4448WSF-7	1N4448WSF-7	SOD-323F	Single	75V	400mW	4ns	1V	2.5µA	75V	4pF	.04	.042	.04	.033
621-1SS361LPH4-7B	1SS361LPH4-7B	DFN1006-2	Single	80V	350mW	4ns	1.2V	0.5µA	80V	3pF	.10	.086	.082	.067
621-BAS116LPH4-7B	BAS116LPH4-7B	DFN1006-2	Single	85V	200mW	3000ns	1.15V	0.005µA	75V	4pF	.10	.086	.082	.067
621-1N4448HWT-F	1N4448HWT-F	SOD-523	Single	80V	150mW	4ns	0.72V	0.1µA	80V	3pF	.64	.428	.205	.111
621-BAS116-F	BAS116-F	SOT-23	Single	85V	250mW	3000ns	1.1V	0.005µA	75V	2pF	.41	.268	.128	.07
621-BAS521-7	BAS521-7	SOD-523	Single	300V	325mW	50ns	1.1V	0.15µA	-	5pF	.73	.491	.231	.125
621-BAV3004WS-7	BAV3004WS-7	SOD-323	Single	350V	400mW	50ns	1V	0.1µA	-	5pF	.24	.167	.111	.065
621-BAV23A-F	BAV23A-F	SOT-23	Dual, Com. Anode	250V	350mW	50ns	1V	0.1µA	250V	5pF	.45	.332	.164	.125
621-BAW56-F	BAW56-F	SOT-23	Dual, Com. Anode	75V	350mW	4ns	1V	2.5µA	75V	2pF	.41	.268	.112	.054
621-BAV23C-F	BAV23C-F	SOT-23	Dual, Com. Cathode	250V	350mW	50ns	1V	0.1µA	250V	5pF	.45	.332	.164	.125
621-BAV70-F	BAV70-F	SOT-23	Dual, Com. Cathode	75V	350mW	4ns	1V	2.5µA	75V	2pF	.48	.27	.144	.116
621-BAV170-F	BAV170-F	SOT-23	Dual, Com. Cathode	85V	250mW	3000ns	1.1V	0.005µA	75V	2pF	.41	.268	.208	.111
621-MMBD3004C-7-F	MMBD3004C-7-F	SOT-23-3	Dual, Com. Cathode	350V	350mW	50ns	1.25V	0.1µA	-	5pF	.26	.177	.12	.07
621-MMBD3004S-F	MMBD3004S-F	SOT-23	Dual, Series	350V	350mW	50ns	1.25V	0.1µA	240V	1pF	.51	.353	.241	.128
621-BAV99W-F	BAV99W-F	SOT-323	Dual, Series	75V	200mW	4ns	1V	2.5µA	75V	2pF	.43	.342	.096	.068
621-BAV99-F	BAV99-F	SOT-23	Dual, Series	75V	350mW	4ns	1V	2.5µA	75V	2pF	.55	.308	.165	.132
621-BAV199-F	BAV199-F	SOT-23	Dual, Series	85V	250mW	3000ns	1.1V	0.005µA	75V	2pF	.27	.214	.122	.09
621-BAS20DW-7	BAS20DW-7	SOT-363	Dual, Isolated	200V	200mW	50ns	1V	0.1µA	-	5pF	.29	.203	.135	.078
621-BAS21DW-7	BAS21DW-7	SOT-363	Dual, Isolated	250V	200mW	50ns	1V	0.1µA	-	5pF	.35	.275	.188	.131
621-MMBD3004BRM-F	MMBD3004BRM-7-F	SOT-26	Dual-Dual, Series	350V	350mW	50ns	0.87V	0.1µA	240V	5pF	.59	.471	.305	.262
621-BAV99DW-F	BAV99DW-7-F	SOT-363	Dual-Dual, Series (Alt.)	75V	200mW	4ns	1V	2.5µA	75V	2pF	.54	.428	.212	.17
621-SDA004-7	SDA004-7	SOT-363	Dual-Dual, Series (Alt.)	80V	200mW	4ns	1V	2.5µA	75V	2pF	.97	.75	.57	.486
621-BAV199DW-F	BAV199DW-7-F	SOT-363	Dual-Dual, Series (Alt.)	85V	200mW	3000ns	0.9V	0.005µA	75V	2pF	.59	.428	.182	.146
621-BAV99BRW-7-F	BAV99BRW-7-F	SOT-363	Dual-Dual, Series	75V	200mW	4ns	1V	2.5µA	-	2pF	.39	.315	.203	.175
621-BAV99BRLP-7	BAV99BRLP-7	DFN-2020B-6	Dual-Dual, Series (Alt.)	75V	500mW	4ns	1V	2.5µA	75V	2pF	.21	.199	.19	.158
621-BAW56DW-F	BAW56DW-7-F	SOT-363	Dual-Dual, Com. Anode	75V	200mW	4ns	1V	2.5µA	-	2pF	.18	.131	.078	.048
621-BAS16TW-F	BAS16TW-7-F	SOT-363	Triple, Isolated	75V	150mW	4ns	1V	1µA	75V	2pF	.60	.428	.257	.146
621-MMBD4448HTW-F	MMBD4448HTW-7-F	SOT-363	Triple, Isolated	80V	200mW	4ns	1V	0.1µA	70V	3.5pF	.62	.482	.334	.171
621-BAS21TW-7	BAS21TW-7	SOT363	Triple, Isolated (Alt.)	250	300mW	50ns	1.05	0.1µA	200V	5pF	.12	.105	.102	.083
621-DLPA006	DLPA006-7	SOT-363	Triple, Dual-Series	85V	200mW	3000ns	1.1V	0.005µA	-	2pF	.52	.457	.317	.269
621-MMBD4448HCQW-F	MMBD4448HCQW-7-F	SOT-353	Quad, Com. Cathode	80V	200mW	4ns	1V	0.1µA	70V	3.5pF	.62	.488	.278	.171

DIODES INC. TVS DIODES

NEW PRODUCT

For quantities greater than listed, call for quote.

MOUSER STOCK NO.	Diodes Inc. Part No.	Package	Reverse Standoff Voltage (V)	Power Rating (W)	Breakdown Voltage (V) Min.	Max.	Reverse Leakage Current Max. (µA)	Camping Voltage Max. (V)	Price Each 1	10	100	500
621-DFLT12A-7	DFLT12A-7	POWERDI-123	12	225	13.3	14.7	2.5	13.9	.47	.371	.244	.163
621-DFLT13A-7	DFLT13A-7	POWERDI-123	13	225	14.4	15.9	1	21.5	.47	.377	.244	.163
621-SD05-7	SD05-7	SOD-323	5	350	6.2	7.3	10	14.5	.38	.257	.165	.093
621-SMAJ5.0A-13-F	SMAJ5.0A-13-F	SMA	5	400	6.4	7.25	800	9.2	.54	.417	.289	.198
621-SMAJ5.0CA-13-F	SMAJ5.0CA-13-F	SMA	5	400	6.4	7.25	800	9.2	.61	.482	.327	.225
621-SMAJ6.0A-13-F	SMAJ6.0A-13-F	SMA	6	400	6.67	7.37	800	10.3	.54	.417	.289	.198
621-SMAJ10A-13-F	SMAJ10A-13-F	SMA	10	400	11.1	12.3	5	17	.54	.417	.289	.198
621-SMAJ10CA-13-F	SMAJ10CA-13-F	SMA	10	400	11.1	12.3	10	17	.25	.198	.151	.118
621-SMAJ12A-13-F	SMAJ12A-13-F	SMA	12	400	13.3	14.7	5	19.9	.54	.417	.289	.198
621-SMAJ14CA-13-F	SMAJ14CA-13-F	SMA	14	400	15.6	17.2	5	23.2	.61	.482	.327	.225
621-SMAJ15A-13-F	SMAJ15A-13-F	SMA	15	400	16.7	18.5	5	24.4	.54	.417	.289	.198
621-SMAJ15CA-13-F	SMAJ15CA-13-F	SMA	15	400	16.7	18.5	5	24.4	.25	.183	.151	.118
621-SMAJ18A-13-F	SMAJ18A-13-F	SMA	18	400	20	22.1	5	29.2	.54	.417	.289	.198
621-SMAJ18CA-13-F	SMAJ18CA-13-F	SMA	18	400	20	22.1	5	29.2	.61	.482	.327	.225
621-SMAJ20CA-13-F	SMAJ20CA-13-F	SMA	20	400	22.2	24.5	5	32.4	.61	.482	.327	.225
621-SMAJ24A-13-F	SMAJ24A-13-F	SMA	24	400	26.7	29.5	5	38.9	.54	.417	.289	.198
621-SMAJ24CA-13-F	SMAJ24CA-13-F	SMA	24	400	26.7	29.5	5	38.9	.61	.482	.327	.225
621-SMAJ26A-13-F	SMAJ26A-13-F	SMA	26	400	28.9	31.9	5	42.1	.54	.417	.289	.198
621-SMAJ28A-13-F	SMAJ28A-13-F	SMA	28	400	31.1	34.4	5	45.4	.54	.417	.289	.198
621-SMAJ28CA-13-F	SMAJ28CA-13-F	SMA	28	400	31.1	34.4	5	45.4	.61	.482	.327	.225
621-SMAJ30CA-13-F	SMAJ30CA-13-F	SMA	30	400	33.3	36.8	5	48.4	.61	.482	.327	.225
621-SMAJ33CA-13-F	SMAJ33CA-13-F	SMA	33	400	36.7	40.6	5	53.3	.28	.22	.155	.111
621-SMAJ36CA-13-F	SMAJ36CA-13-F	SMA	36	400	40	44.2	5	58.1	.61	.482	.327	.225
621-SMAJ40CA-13-F	SMAJ40CA-13-F	SMA	40	400	44.4	49.1	5	64.5	.28	.22	.155	.111
621-SMAJ48A-13-F	SMAJ48A-13-F	SMA	48	400	53.3	58.9	5	77.4	.25	.202	.138	.098
621-TPD6V8LP-7	TPD6V8LP-7	DFN1006-2	5	85	6.4	7.2	0.5	19	.18	.147	.101	.079

SCHOTTKY BARRIER DIODES

NEW PRODUCT

For quantities greater than listed, call for quote.

MOUSER STOCK NO.	Diodes Inc. Part No.	Package	Configuration	V_{RRM}	Power Dissipation	I_{FM}	Fwd. Voltage Drop V_F	@ I_F	Max. Rev. Current I_R	@ V_R	Price Each 1	10	100	500
621-SDM20U30	SDM20U30-7	SOD-523	Single	30V	150mW	200mA	.35V	20mA	150µA	30V	.79	.613	.535	.397
621-BAT42WS-F	BAT42WS-F	SOD-323	Single	30V	200mW	200mA	.40V	10mA	.5µA	25V	.14	.103	.068	.06
621-BAT43W-F	BAT43W-F	SOD-123	Single	30V	200mW	200mA	.33V	2mA	.5µA	25V	.51	.362	.241	.139
621-BAT43WS-F	BAT43WS-F	SOD-323	Single	30V	200mW	200mA	.33V	2mA	.5µA	25V	.51	.353	.235	.139
621-BAT54-F	BAT54-7-F	SOT-23	Single	30V	200mW	200mA	.32V	1mA	2µA	25V	.42	.278	.133	.064
621-BAT54WS-F	BAT54WS-F	SOD-323	Single	30V	200mW	200mA	.50V	30mA	2µA	25V	.45	.321	.193	.107
621-SD107WS-F	SD107WS-7-F	SOD-323	Single	30V	250mW	100mA	.55V	50mA	1µA	25V	.92	.716	.624	.463
621-SD101CWS-F	SD101CWS-F	SOD-323	Single	40V	200mW	15mA	.39V	1mA	.2µA	30V	.51	.353	.173	.164
621-SD103AWS-F	SD103AWS-F	SOD-323	Single	40V	200mW	350mA	.37V	20mA	5µA	30V	.51	.362	.173	.139
621-BAS40-F	BAS40-7-F	SOT-23	Single	40V	350mW	200mA	.38V	1mA	.2µA	30V	.64	.428	.203	.107
621-SD103AW-F	SD103AW-F	SOD-123	Single	40V	400mW	350mA	.37V	20mA	5µA	30V	.49	.362	.173	.139
621-SD103CW-F	SD103CW-F	SOD-123	Single	40V	400mW	350mA	.37V	20mA	5µA	20V	.49	.362	.241	.139
621-ZXSBMR16PT8TA	ZXSBMR16PT8TA	SM-8	Single	40V	1000mW	400mA	.55V	500mA	10µA	30V	1.95	1.74	1.38	1.07

© Copyright 2013 Mouser Electronics
© Copyright 2013 Mouser Electronics

DIODES INC. Diodes and Rectifiers

RoHS Compliant This product is RoHS compliant.

SCHOTTKY BARRIER DIODES (CONT.)

NEW PRODUCT

For quantities greater than listed, call for quote.

MOUSER STOCK NO.	Diodes Inc. Part No.	Package	Configuration	V_{RRM}	Power Dissipation	I_{FM}	Fwd. Voltage Drop V_F	Fwd. Voltage Drop @ I_F	Max. Rev. Current I_R	Max. Rev. Current @ V_R	Price Each 1	10	100	500
621-SDM10U45-F	SDM10U45-7-F	SOD-523	Single	45V	150mW	300mA	.55V	50mA	1µA	25V	.87	.685	.514	.356
621-SDM10U45	SDM10U45-7	SOD-523	Single	45V	150mW	300mA	.55V	50mA	1µA	25V	.11	.063	.056	.034
621-SDM10K45-F	SDM10K45-7-F	SOD-323	Single	45V	200mW	100mA	.45V	10mA	1µA	10V	.67	.455	.214	.196
621-SDM10U45LP-7	SDM10U45LP-7	DFN	Single	45V	250mW	300mA	.55V	50mA	1µA	25V	.24	.192	.109	.098
621-SD101AWS-F	SD101AWS-F	SOD-323	Single	60V	200mW	15mA	.41V	1mA	.2µA	50V	.51	.353	.173	.164
621-SD101AW-F	SD101AW-F	SOD-123	Single	60V	400mW	15mA	.41V	1mA	.2µA	50V	.44	.342	.173	.139
621-1N5711WS-F	1N5711WS-F	SOD-323	Single	70V	150mW	15mA	.41V	1mA	.2µA	50V	.39	.332	.27	.21
621-1N5711W-F	1N5711W-7-F	SOD-123	Single	70V	333mW	15mA	.41V	1mA	.2µA	50V	.51	.353	.235	.139
621-BAS70JW-7-F	BAS70JW-7-F	SOT-363	Dual, Isolated (Alt.)	70V	200mW	70mA	.41V	1mA	.1µA	50V	.39	.308	.231	.172
621-BAT54A-F	BAT54A-7-F	SOT-23	Dual,Com. Anode	30V	200mW	200mA	.32V	1mA	2µA	25V	.48	.321	.15	.08
621-BAT54AW-F	BAT54AW-7-F	SOT-323	Dual,Com. Anode	30V	200mW	200mA	.32V	1mA	2µA	25V	.45	.321	.193	.107
621-BAT54CT-F	BAT54CT-7-F	SOT-523	Dual,Com. Cathode	30V	150mW	200mA	.32V	1mA	2µA	25V	.60	.428	.257	.144
621-BAT54C-F	BAT54C-7-F	SOT-23	Dual,Com. Cathode	30V	200mW	200mA	.32V	1mA	2µA	25V	.41	.268	.128	.07
621-BAT54CW-F	BAT54CW-7-F	SOT-323	Dual,Com. Cathode	30V	200mW	200mA	.32V	1mA	2µA	25V	.45	.321	.193	.107
621-SDMP0340LCT-7-F	SDMP0340LCT-7-F	SOT-523	Dual, Com Cathode	40V	150mW	30mA	.37V	1mA	1µA	10V	.13	.095	.058	.052
621-BAS40-05-F	BAS40-05-7-F	SOT-23	Dual,Com. Cathode	40V	350mW	200mA	.38V	1mA	.2µA	30V	.45	.321	.193	.107
621-BAS70-05-F	BAS70-05-7-F	SOT-23	Dual,Com. Cathode	70V	200mW	70mA	.41V	1mA	.1µA	50V	.45	.321	.268	.261
621-SDM40E20LS-F	SDM40E20LS-7-F	SOT-23	Dual,Series	20V	300mW	400mA	.31V	100mA	100µA	10V	.54	.424	.274	.235
621-BAT54ST-F	BAT54ST-7-F	SOT-523	Dual,Series	30V	150mW	200mA	.32V	1mA	2µA	25V	.60	.428	.257	.144
621-BAT54S-F	BAT54S-7-F	SOT-23	Dual,Series	30V	200mW	200mA	.32V	1mA	2µA	25V	.48	.327	.15	.075
621-BAT54SW-F	BAT54SW-7-F	SOT-323	Dual,Series	30V	200mW	200mA	.32V	1mA	2µA	25V	.67	.449	.155	.107
621-BAS40-04T-F	BAS40-04T-7-F	SOT-523	Dual,Series	40V	150mW	200mA	.38V	1mA	.2µA	30V	.59	.471	.353	.262
621-BAS40W-04-F	BAS40W-04-7-F	SOT-323	Dual,Series	40V	200mW	200mA	.38V	1mA	.2µA	30V	.57	.401	.268	.155
621-BAS40-04-F	BAS40-04-7-F	SOT-23	Dual,Series	40V	350mW	200mA	.38V	1mA	.2µA	30V	.45	.321	.193	.107
621-BAS70-04-F	BAS70-04-7-F	SOT-23	Dual,Series	70V	200mW	70mA	.41V	1mA	.1µA	50V	.45	.321	.268	.261
621-BAT54BRW-F	BAT54BRW-7-F	SOT-363	Dual-Dual, Series	30V	200mW	200mA	.32V	1mA	2µA	25V	.59	.471	.353	.262
621-SD103ASDM-F	SD103ASDM-7-F	SOT-26	Dual-Dual, Series (Alt.)	40V	225mW	350mA	.37V	20mA	5µA	30V	.27	.212	.159	.118
621-BAS70DW-04-F	BAS70DW-04-7-F	SOT-363	Dual-Dual, Series (Alt.)	70V	200mW	70mA	.41V	1mA	.1µA	50V	.33	.268	.177	.157
621-BAT54ADW-F	BAT54ADW-7-F	SOT-363	Dual-Dual, Com. Anode	30V	200mW	200mA	.32V	1mA	2µA	25V	.35	.282	.212	.157
621-BAS70W-04-F	BAS70W-04-7-F	SOT-323	Dual-Dual, Series (Alt.)	70V	200mW	70mA	.41V	1mA	.1µA	50V	.51	.362	.315	.288
621-BAT54TW-F	BAT54TW-7-F	SOT-363	Triple, Isolated	30V	200mW	200mA	.32V	1mA	2µA	25V	.57	.396	.268	.15
621-SD103ATW-F	SD103ATW-7-F	SOT-363	Triple, Isolated (Alt.)	40V	200mW	350mA	.37V	20mA	5µA	30V	.14	.103	.068	.06
621-SDM03MT40-7-F	SDM03MT40-7-F	SOT-26	Triple, Isolated (Alt.)	40V	225mW	30mA	.37V	1mA	1µA	10V	.33	.27	.202	.15
621-QSBT40-F	QSBT40-7-F	SOT-363	Quad,Series (Rail Clamp)	30V	200mW	200mA	.35V	1mA	2µA	25V	1.13	.974	.77	.449

SBR® SUPER BARRIER RECTIFIERS

A ground breaking innovation in rectifier technology that uniquely captures the benefits provided by the pn-junction diode and the Schottky Barrier diode and integrates them into a single component. State-of-the-art integrated circuit wafer processing technology has allowed the design and manufacturability of a device, which is able to integrate and improve the benefits of the two existing rectifier technologies into a single device.

NEW PRODUCT

For quantities greater than listed, call for quote.

MOUSER STOCK NO.	Diodes Inc. Part No.	Package	Configuration	Rectifying Current	V_{RRM}	I_{FSM}	Fwd. Voltage Drop V_F	Fwd. Voltage Drop @ I_F	Price Each 1	10	100	500
621-SBR130SV-7	SBR130SV-7	SOT-563	-	1A	30V	2.5A	.56V	1A	.30	.272	.257	.216
621-SBR1U30SV-7	SBR1U30SV-7	SOT-563	-	1A	30V	2.5A	.51V	1A	.34	.31	.289	.246
621-SBR0220LP-7	SBR0220LP-7	DFN1006-2	Single	.2A	20V	5A	480mV	.2A	.54	.417	.25	.203
621-SBR02M30LP-7	SBR02M30LP-7	DFN1006-2	Single	.2A	30V	5A	610mV	.2A	.62	.488	.278	.231
621-SBR02U100LP-7	SBR02U100LP-7	DFN1006-2	Single	.2A	100V	5A	800mV	.2A	.57	.449	.295	.245
621-SBR05U20SN-7	SBR05U20SN-7	SC-59	Single	.5A	20V	3A	560mV	.5A	.47	.366	.25	.155
621-SBR1A40S1-7	SBR1A40S1-7	SOD-123	Single	1A	40V	20A	.52V	1A	.24	.22	.205	.174
621-SBR160S23-7	SBR160S23-7	SOT-23	Single	1A	60V	15A	.6V	1A	.64	.458	.305	.177
621-SBR1U200P1-7	SBR1U200P1-7	PowerDI™123	Single	1A	200V	40A	.82V	1A	.58	.449	.312	.186
621-SBR1U400P1-7	SBR1U400P1-7	PowerDI™123	Single	1A	400V	40A	.9V	1A	.61	.402	.327	.225
621-SBR1U40LP-7	SBR1U40LP-7	DFN1411-3	Single	1A	40V	5A	490mV	1A	.63	.462	.396	.291
621-SBR2M30P1-7	SBR2M30P1-7	PowerDI™123	Single	2A	30V	75A	460mV	2A	.54	.421	.24	.199
621-SBR2U30P1-7	SBR2U30P1-7	PowerDI™123	Single	2A	30V	75A	400mV	2A	.54	.421	.24	.199
621-SBR2A40P1-7	SBR2A40P1-7	PowerDI™123	Single	2A	40V	75A	450mV	2A	.61	.402	.327	.225
621-PD3S220L-7	PD3S220L-7	POWERDI-323	Single	2A	20V	33A	490mV	2A	.65	.514	.388	.288
621-SBR2U150SA-13	SBR2U150SA-13	SMA	Single	2A	150V	42A	.65V	2A	.58	.528	.492	.418
621-SBR3M30P1-7	SBR3M30P1-7	PowerDI™123	Single	3A	30V	75A	510mV	3A	.66	.519	.354	.245
621-SBR3U30P1-7	SBR3U30P1-7	PowerDI™123	Single	3A	30V	75A	400mV	3A	.63	.449	.30	.152
621-SBR3U60P1-7	SBR3U60P1-7	POWERDI-123	Single	3A	60V	80A	.65V	3A	.24	.214	.203	.17
621-SBR10A45SP5-13	SBR10A45SP5-13	POWERDI-5	Single	10A	45V	180A	.53V	10A	.96	.872	.819	.691
621-SBR10U45SP5-13	SBR10U45SP5-13	POWERDI-5	Single	10A	45V	275A	470mV	10A	1.22	1.09	.867	.674
621-SBR12U45LH-13	SBR12U45LH-13	POWERDI-5SP	Single	12A	45V	300A	.5V	12A	2.40	2.17	2.04	1.72
621-SBR660CTL-13	SBR660CTL-13	TO-252	Dual	6A	60V	80A	.57V	3A	1.16	.92	.589	.396
621-SBR6200CTL-13	SBR6200CTL-13	TO-252	Dual	6A	200V	80A	.85V	3A	1.04	.935	.877	.742
621-SBR10U60CT	SBR10U60CT	TO-220AB	Dual	10A	60V	150A	480mV	5A	.98	.861	.664	.535
621-SBR10U150CT	SBR10U150CT	TO-220AB	Dual	10A	150V	150A	790mV	5A	1.03	.899	.693	.562
621-SBR2060CT	SBR2060CT	TO-220AB	Dual	20A	60V	150A	700mV	10A	1.03	.899	.693	.562
621-SBR20A60CT	SBR20A60CT	TO-220AB	Dual	20A	60V	180A	650mV	10A	1.12	.995	.786	.705
621-SBR20100CT	SBR20100CT	TO-220AB	Dual	20A	100V	150A	820mV	10A	1.05	.918	.707	.575
621-SBR20U150CTFP	SBR20U150CTFP	ITO-220AB	Dual	20A	150V	200A	780mV	10A	1.72	1.55	1.25	1.02
621-SBR20A200CT	SBR20A200CT	TO-220AB	Dual	20A	200V	180A	860mV	10A	1.25	1.10	.877	.783
621-SBR20A200CTB	SBR20A200CTB	D2PAK	Dual	20A	200V	180A	840mV	10A	1.50	1.33	1.05	.813
621-SBR20A200CTB-13	SBR20A200CTB-13	D2PAK	Dual	20A	200V	180A	840mV	20A	1.46	1.37	1.16	.71
621-SBR30U30CT	SBR30U30CT	TO-220AB	Dual	30A	30V	280A	450mV	15A	3.76	3.27	2.43	1.95
621-SBR3045CTB-13	SBR3045CTB-13	TO-263	Dual	30A	45V	180A	.7V	15A	2.46	2.23	2.08	1.78
621-SBR30A100CTB-13	SBR30A100CTB-13	D2PAK	Dual	30A	100V	180A	850mV	15A	1.65	1.57	1.31	.808
621-SBR30200CT	SBR30200CT	TO-220AB	Dual	30A	200V	200A	980mV	15A	1.72	1.55	1.25	1.23
621-SBR40U300CT	SBR40U300CT	TO-220AB	Dual	40A	300V	235A	890mV	20A	2.68	2.41	1.94	1.89
621-SBR60A300CT	SBR60A300CT	TO-220AB	Dual	60A	300V	235A	940mV	30A	4.16	3.62	2.78	2.50
621-SBR05M60BLP-7	SBR05M60BLP-7	DFN	Quad	.5A	60V	8A	490mV	.5A	.98	.845	.674	.494

ZENER DIODES

NEW PRODUCT

For quantities greater than listed, call for quote.

MOUSER STOCK NO.	Diodes Inc. Part No.	Package	Nominal Voltage	Power Rating	Test Current	Price Each 1	10	100	500
621-BZT52C3V0LP-7	BZT52C3V0LP-7	DFN1006-2	3.0V	.25W	5mA	.60	.428	.257	.139
621-BZT52C3V6LP-7	BZT52C3V6LP-7	DFN1006-2	3.6V	.25W	5mA	.60	.428	.257	.139
621-BZT52C4V7LP-7	BZT52C4V7LP-7	DFN1006-2	4.7V	.25W	5mA	.60	.428	.246	.139
621-PD3Z284C5V6-7	PD3Z284C5V6-7	POWERDI-323	5.6V	.5W	5mA	.40	.318	.239	.177
621-PD3Z284C6V2-7	PD3Z284C6V2-7	POWERDI-323	6.2V	.5W	5mA	.40	.318	.239	.177
621-PD3Z284C11-7	PD3Z284C11-7	POWERDI-323	11V	.5W	5mA	.40	.318	.239	.177
621-PD3Z284C13-7	PD3Z284C13-7	PowerDI™323	13V	.5W	5mA	.40	.318	.205	.138
621-PD3Z284C20-7	PD3Z284C20-7	PowerDI™323	20V	.5W	5mA	.54	.424	.274	.183
621-PD3Z284C24-7	PD3Z284C24-7	PowerDI™323	24V	.5W	5mA	.54	.417	.274	.183
621-PD3Z284C39-7	PD3Z284C39-7	PowerDI™323	39V	.5W	5mA	.40	.318	.205	.138
621-PD3Z284C3V3-7	PD3Z284C3V3-7	PowerDI™323	3.3V	.5W	5mA	.54	.417	.274	.183
621-SMAZ22-13-F	SMAZ22-13-F	SMA	22V	1W	25mA	.16	.144	.137	.121
621-SMAZ27-13-F	SMAZ27-13-F	SMA	27V	1W	25mA	.16	.144	.137	.121

© Copyright 2013 Mouser Electronics
© Copyright 2013 Mouser Electronics

DIODES INC. Zener Diodes

RoHS Compliant This product is RoHS compliant.

DIODES INC. ZENER DIODES - SMD

PRODUCT NEW

For quantities greater than listed, call for quote.

MOUSER STOCK NO.	Diodes Inc. Part No.	Case Type	Nom. Volt. (V)	Power Rating (W)	Test Curr. (mA)	Price Each 1	10	100	500
AZ Series									
621-AZ23C15-F	AZ23C15-7-F	SOT-23	14.7	0.3	5	.19	.139	.093	.062
621-AZ23C12-F	AZ23C12-7-F	SOT-23	12	0.3	5	.55	.396	.234	.132
621-AZ23C27-F	AZ23C27-7-F	SOT-23	27	0.3	5	.19	.139	.093	.062
621-AZ23C30-7-F	AZ23C30-7-F	SOT-23	30	0.3	5	.19	.139	.127	.095
621-AZ23C33-7-F	AZ23C33-7-F	SOT-23	33	0.3	5	.19	.139	.116	.074
621-AZ23C43-7-F	AZ23C43-7-F	SOT-23	43	0.3	5	.21	.171	.103	.068
BZT Series									
621-BZT52C4V7-13-F	BZT52C4V7-13-F	SOD-123	0.9	0.5	5	.23	.203	.116	.062
621-BZT52C2V4-F	BZT52C2V4-F	SOD-123	2.4	0.5	5	.41	.268	.091	.064
621-BZT52C2V7-F	BZT52C2V7-F	SOD-123	2.7	0.5	5	.16	.109	.051	.029
621-BZT52C3V0-F	BZT52C3V0-F	SOD-123	3	0.5	5	.41	.268	.091	.064
621-BZT52C3V3-F	BZT52C3V3-F	SOD-123	3.3	0.5	5	.41	.268	.091	.068
621-BZT52C3V6-F	BZT52C3V6-F	SOD-123	3.6	0.5	5	.41	.268	.091	.064
621-BZT52C3V9-F	BZT52C3V9-F	SOD-123	3.9	0.5	5	.41	.268	.091	.064
621-BZT52C4V3-F	BZT52C4V3-F	SOD-123	4.3	0.5	5	.41	.273	.091	.064
621-BZT52C4V7-F	BZT52C4V7-F	SOD-123	4.7	0.5	5	.41	.268	.091	.07
621-BZT52C5V1-F	BZT52C5V1-F	SOD-123	5.1	0.5	5	.41	.273	.091	.068
621-BZT52C5V6-F	BZT52C5V6-F	SOD-123	5.6	0.5	5	.41	.268	.091	.068
621-BZT52C6V2-F	BZT52C6V2-F	SOD-123	6.2	0.5	5	.41	.268	.091	.068
621-BZT52C6V8-F	BZT52C6V8-F	SOD-123	6.8	0.5	5	.41	.273	.091	.064
621-BZT52C7V5-F	BZT52C7V5-F	SOD-123	7.5	0.5	5	.41	.268	.091	.064
621-BZT52C8V2-F	BZT52C8V2-F	SOD-123	8.2	0.5	5	.41	.268	.091	.068
621-BZT52C9V1-F	BZT52C9V1-F	SOD-123	9.1	0.5	5	.41	.268	.091	.064
621-BZT52C10-F	BZT52C10-F	SOD-123	10	0.5	5	.41	.268	.128	.07
621-BZT52C11-F	BZT52C11-F	SOD-123	11	0.5	5	.41	.268	.091	.07
621-BZT52C12-F	BZT52C12-F	SOD-123	12	0.5	5	.41	.268	.091	.07
621-BZT52C12-13-F	BZT52C12-13-F	SOD-123	12	0.5	5	.16	.109	.051	.029
621-BZT52C15-F	BZT52C15-F	SOD-123	15	0.5	5	.41	.268	.091	.07
621-BZT52C16-F	BZT52C16-F	SOD-123	16	0.5	5	.41	.268	.091	.07
621-BZT52C18-F	BZT52C18-F	SOD-123	18	0.5	5	.41	.268	.091	.068
621-BZT52C20-F	BZT52C20-F	SOD-123	20	0.5	5	.41	.268	.128	.07
621-BZT52C24-F	BZT52C24-F	SOD-123	24	0.5	5	.12	.08	.028	.021
621-BZT52C33-F	BZT52C33-F	SOD-123	33	0.5	2	.23	.116	.072	.042
621-BZT52C51-7-F	BZT52C51-7-F	SOD-123	51	0.41	5	.12	.082	.039	.021
621-BZT52C2V4S-F	BZT52C2V4S-F	SOD-323	2.4	0.2	5	.54	.364	.122	.086
621-BZT52C3V0S-F	BZT52C3V0S-F	SOD-323	3	0.2	5	.60	.428	.246	.139
621-BZT52C3V3S-F	BZT52C3V3S-F	SOD-323	3.3	0.2	5	.54	.364	.118	.086
621-BZT52C3V6S-F	BZT52C3V6S-F	SOD-323	3.6	0.2	5	.54	.364	.122	.086
621-BZT52C3V9S-F	BZT52C3V9S-F	SOD-323	3.9	0.2	5	.54	.364	.122	.086
621-BZT52C4V3S-F	BZT52C4V3S-F	SOD-323	4.3	0.2	5	.19	.133	.045	.032
621-BZT52C4V7S-F	BZT52C4V7S-F	SOD-323	4.7	0.2	5	.54	.364	.118	.086
621-BZT52C5V1S-F	BZT52C5V1S-F	SOD-323	5.1	0.2	5	.54	.364	.118	.086
621-BZT52C5V6S-F	BZT52C5V6S-F	SOD-323	5.6	0.2	5	.54	.364	.122	.086
621-BZT52C6V2S-F	BZT52C6V2S-F	SOD-323	6.2	0.2	5	.54	.364	.122	.086
621-BZT52C6V8S-F	BZT52C6V8S-F	SOD-323	6.8	0.2	5	.54	.364	.122	.086
621-BZT52C7V5S-F	BZT52C7V5S-F	SOD-323	7.5	0.2	5	.54	.364	.122	.086
621-BZT52C9V1S-F	BZT52C9V1S-F	SOD-323	9.1	0.2	5	.54	.364	.122	.086
621-BZT52C10S-F	BZT52C10S-F	SOD-323	10	0.2	5	.49	.364	.122	.091
621-BZT52C12S-F	BZT52C12S-F	SOD-323	12	0.2	5	.46	.305	.103	.075
621-BZT52C15S-F	BZT52C15S-F	SOD-323	15	0.2	5	.54	.364	.122	.086
621-BZT52C16S-F	BZT52C16S-F	SOD-323	16	0.2	5	.54	.364	.122	.086
621-BZT52C18S-F	BZT52C18S-F	SOD-323	18	0.2	5	.54	.364	.122	.091
621-BZT52C20S-F	BZT52C20S-F	SOD-323	20	0.2	5	.19	.133	.045	.032
621-BZT52C36S-7-F	BZT52C36S-7-F	SOD-323	36	0.2	2	.19	.133	.063	.034
621-BZT52C51S-7	BZT52C51S-7	SOD-323	51	0.2	5	.19	.152	.072	.04
621-BZT52C3V0T-7	BZT52C3V0T-7	SOD-523	3	0.15	5	.34	.234	.112	.061
621-BZT52C3V9T-7	BZT52C3V9T-7	SOD-523	3.9	0.15	5	.34	.234	.112	.061
621-BZT52C4V7T-7	BZT52C4V7T-7	SOD-523	4.7	0.15	5	.34	.234	.112	.061
621-BZT52C6V2T-7	BZT52C6V2T-7	SOD-523	6.2	0.15	5	.34	.234	.112	.061
621-BZT52C12T-7	BZT52C12T-7	SOD-523	12	0.15	5	.23	.168	.112	.061
621-BZT52C13T-7	BZT52C13T-7	SOD-523	13	0.15	5	.28	.201	.112	.061
MMSZ Series									
621-MMSZ5221B-F	MMSZ5221B-F	SOD-123	2.4	0.5	20	.43	.289	.097	.064
621-MMSZ5223B-F	MMSZ5223B-F	SOD-123	2.7	0.5	20	.43	.289	.097	.064
621-MMSZ5225B-F	MMSZ5225B-F	SOD-123	3	0.5	20	.43	.289	.097	.064
621-MMSZ5226B-F	MMSZ5226B-F	SOD-123	3.3	0.5	20	.43	.289	.097	.064
621-MMSZ5227B-F	MMSZ5227B-F	SOD-123	3.6	0.5	20	.43	.289	.097	.064
621-MMSZ5228B-F	MMSZ5228B-F	SOD-123	3.9	0.5	20	.43	.289	.097	.064
621-MMSZ5229B-F	MMSZ5229B-F	SOD-123	4.3	0.5	20	.43	.289	.097	.064
621-MMSZ5230B-F	MMSZ5230B-F	SOD-123	4.7	0.5	20	.13	.093	.031	.021
621-MMSZ5231B-F	MMSZ5231B-F	SOD-123	5.1	0.5	20	.43	.289	.097	.068
621-MMSZ5232B-F	MMSZ5232B-F	SOD-123	5.6	0.5	20	.25	.158	.123	.066
621-MMSZ5234B-F	MMSZ5234B-F	SOD-123	6.2	0.5	20	.43	.291	.097	.068
621-MMSZ5235B-F	MMSZ5235B-F	SOD-123	6.8	0.5	20	.43	.289	.097	.064
621-MMSZ5236B-F	MMSZ5236B-F	SOD-123	7.5	0.5	20	.43	.289	.097	.064
621-MMSZ5237B-F	MMSZ5237B-F	SOD-123	8.2	0.5	20	.43	.289	.097	.064
621-MMSZ5239B-F	MMSZ5239B-F	SOD-123	9.1	0.5	20	.43	.289	.097	.064
621-MMSZ5240B-F	MMSZ5240B-F	SOD-123	10	0.5	20	.43	.289	.097	.064
621-MMSZ5241B-F	MMSZ5241B-F	SOD-123	11	0.5	20	.13	.093	.031	.022
621-MMSZ5242B-F	MMSZ5242B-F	SOD-123	12	0.5	20	.43	.289	.097	.072
621-MMSZ5243B-F	MMSZ5243B-F	SOD-123	13	0.5	9.5	.13	.093	.031	.022
621-MMSZ5245B-F	MMSZ5245B-F	SOD-123	15	0.5	8.5	.43	.289	.097	.072
621-MMSZ5246B-F	MMSZ5246B-F	SOD-123	16	0.5	7.8	.43	.289	.097	.064
621-MMSZ5248B-F	MMSZ5248B-F	SOD-123	18	0.5	7	.43	.289	.097	.072

For quantities greater than listed, call for quote.

MOUSER STOCK NO.	Diodes Inc. Part No.	Case Type	Nom. Volt. (V)	Power Rating (W)	Test Curr. (mA)	Price Each 1	10	100	500
MMSZ Series (Cont.)									
621-MMSZ5250B-F	MMSZ5250B-F	SOD-123	20	0.5	6.2	.43	.289	.097	.064
621-MMSZ5251B-F	MMSZ5251B-F	SOD-123	22	0.5	5.6	.43	.289	.097	.064
621-MMSZ5252B-F	MMSZ5252B-F	SOD-123	24	0.5	5.2	.43	.289	.097	.064
621-MMSZ5254B-F	MMSZ5254B-F	SOD-123	27	0.5	5	.43	.289	.097	.064
621-MMSZ5259B-F	MMSZ5259B-F	SOD-123	39	0.5	3.2	.43	.289	.097	.064
621-MMSZ5227BS-F	MMSZ5227BS-F	SOD-323	3.6	0.2	20	.45	.321	.136	.083
621-MMSZ5228BS-F	MMSZ5228BS-F	SOD-323	3.9	0.2	20	.54	.364	.122	.086
621-MMSZ5231BS-F	MMSZ5231BS-F	SOD-323	5.1	0.2	20	.49	.364	.122	.086
621-MMSZ5232BS-F	MMSZ5232BS-F	SOD-323	5.6	0.2	20	.45	.321	.136	.083
621-MMSZ5237BS-F	MMSZ5237BS-F	SOD-323	8.2	0.2	20	.45	.321	.136	.083
621-MMSZ5240BS-F	MMSZ5240BS-F	SOD-323	10	0.2	20	.25	.175	.075	.046
621-MMSZ5242BS-F	MMSZ5242BS-F	SOD-323	12	0.2	20	.45	.321	.136	.083
621-MMSZ5243BS-F	MMSZ5243BS-F	SOD-323	13	0.2	9.5	.19	.133	.045	.032
621-MMSZ5245BS-F	MMSZ5245BS-F	SOD-323	15	0.2	8.5	.45	.321	.136	.083
621-MMSZ5248BS-F	MMSZ5248BS-F	SOD-323	18	0.2	7	.45	.321	.136	.083
621-MMSZ5251BS-F	MMSZ5251BS-F	SOD-323	22	0.2	5.6	.54	.364	.122	.086
DZ Series									
621-DZ23C4V7-7-F	DZ23C4V7-7-F	SOT-23	4.7	0.3	5	.21	.154	.092	.051
621-DZ23C11-7-F	DZ23C11-7-F	SOT-23	11	0.3	5	.21	.154	.092	.051
621-DZ23C13-7-F	DZ23C13-7-F	SOT-23	13	0.3	5	.21	.154	.092	.051
621-DZ23C24-7-F	DZ23C24-7-F	SOT-23	24	0.3	5	.21	.154	.092	.051
621-DZ23C36-7-F	DZ23C36-7-F	SOT-23	36	0.3	5	.21	.171	.128	.096
621-DZ23C51-7-F	DZ23C51-7-F	SOT-23	51	0.3	5	.21	.154	.092	.051
DDZ Series									
621-DDZ10BSF-7	DDZ10BSF-7	SOD-323F	9.66	0.5	20	.25	.195	.111	.092
621-DDZ11BSF-7	DDZ11BSF-7	SOD-323F	10.78	0.5	10	.25	.195	.111	.092
621-DDZ12BSF-7	DDZ12BSF-7	SOD-323F	11.74	0.5	10	.25	.195	.111	.092
621-DDZ9704-7	DDZ9704-7	SOD-123	17	0.5	50	.36	.332	.185	.10
621-DDZ18BSF-7	DDZ18BSF-7	SOD-323F	17.26	0.5	10	.25	.195	.111	.092
621-DDZ30BSF-7	DDZ30BSF-7	SOD-323F	28.42	0.5	5	.39	.328	.223	.137
621-DDZ3V6BSF-7	DDZ3V6BSF-7	SOD-323F	3.72	0.5	20	.25	.195	.111	.092
621-DDZ5V1BSF-7	DDZ5V1BSF-7	SOD-323F	5.07	0.5	20	.39	.328	.223	.184
BZX Series									
621-BZX84C2V4-F	BZX84C2V4-F	SOT-23	2.4	0.3	5	.52	.342	.097	.064
621-BZX84C2V7-F	BZX84C2V7-F	SOT-23	2.7	0.3	5	.52	.342	.097	.064
621-BZX84C3V0W-F	BZX84C3V0W-7-F	SOT-323	3	0.2	5	.41	.30	.175	.10
621-BZX84C3V0-F	BZX84C3V0-F	SOT-23	3	0.3	5	.52	.342	.097	.068
621-BZX84C3V3-F	BZX84C3V3-F	SOT-23	3.3	0.3	5	.52	.342	.097	.064
621-BZX84C3V6-F	BZX84C3V6-F	SOT-23	3.6	0.3	5	.18	.12	.034	.022
621-BZX84C3V9-F	BZX84C3V9-F	SOT-23	3.9	0.3	5	.52	.342	.097	.064
621-BZX84C4V3-F	BZX84C4V3-F	SOT-23	4.3	0.3	5	.52	.342	.097	.064
621-BZX84C5V1-F	BZX84C5V1-F	SOT-23	5.1	0.3	5	.52	.342	.097	.064
621-BZX84C5V6-F	BZX84C5V6-F	SOT-23	5.6	0.3	5	.52	.342	.097	.064
621-BZX84C6V2-F	BZX84C6V2-F	SOT-23	6.2	0.3	5	.18	.12	.034	.025
621-BZX84C6V8-F	BZX84C6V8-F	SOT-23	6.8	0.3	5	.52	.342	.097	.064
621-BZX84C7V5-F	BZX84C7V5-F	SOT-23	7.5	0.3	5	.52	.342	.097	.064
621-BZX84C8V2-F	BZX84C8V2-F	SOT-23	8.2	0.3	5	.52	.342	.097	.064
621-BZX84C9V1-F	BZX84C9V1-F	SOT-23	9.1	0.3	5	.52	.342	.097	.064
621-BZX84C10-F	BZX84C10-F	SOT-23	10	0.3	5	.52	.342	.097	.064
621-BZX84C12-F	BZX84C12-F	SOT-23	12	0.3	5	.52	.342	.097	.064
621-BZX84C13-F	BZX84C13-F	SOT-23	13	0.3	5	.52	.342	.097	.064
621-BZX84C15-F	BZX84C15-F	SOT-23	15	0.3	5	.52	.342	.097	.064
621-BZX84C16-F	BZX84C16-F	SOT-23	16	0.3	5	.52	.342	.097	.064
621-BZX84C18-F	BZX84C18-F	SOT-23	18	0.3	5	.52	.342	.097	.064
621-BZX84C18S-7-F	BZX84C18S-7-F	SOT-363	18	0.3	5	.39	.278	.167	.094
621-BZX84C20S-7-F	BZX84C20S-7-F	SOT-363	20	0.2	5	.39	.278	.167	.094
621-BZX84C20-F	BZX84C20-F	SOT-23	20	0.3	5	.52	.342	.097	.064
621-BZX84C24-F	BZX84C24-F	SOT-23	24	0.3	5	.52	.342	.097	.064
621-BZX84C30-F	BZX84C30-F	SOT-23	30	0.3	2	.52	.342	.097	.064
621-BZX84C33-F	BZX84C33-F	SOT-23	33	0.3	2	.52	.342	.097	.064
621-BZX84C36-F	BZX84C36-F	SOT-23	36	0.3	2	.52	.342	.097	.064
621-BZX84C39-F	BZX84C39-F	SOT-23	39	0.3	2	.52	.342	.097	.064
MMBZ Series									
621-MMBZ15VAL-F	MMBZ15VAL-F	SOT-23	15	0.225	1	.45	.321	.193	.107
621-MMBZ27VAL-F	MMBZ27VAL-F	SOT-23	27	0.225	1	.54	.364	.171	.091
621-MMBZ33VAL-F	MMBZ33VAL-F	SOT-23	33	0.225	1	.45	.321	.193	.107
621-MMBZ5241B-F	MMBZ5241B-F	SOT-23	24	0.225	1	.52	.342	.097	.064
621-MMBZ5V6AL-F	MMBZ5V6AL-F	SOT-23	5.6	0.225	1	.45	.321	.193	.107
621-MMBZ6V8AL-F	MMBZ6V8AL-F	SOT-23	6.8	0.225	1	.45	.321	.193	.107
621-MMBZ9V1AL-F	MMBZ9V1AL-F	SOT-23	9.1	0.225	1	.45	.321	.193	.107
621-MMBZ5221B-F	MMBZ5221B-F	SOT-23	2.4	0.35	20	.52	.342	.097	.062
621-MMBZ5226B-F	MMBZ5226B-F	SOT-23	3.3	0.35	20	.52	.342	.097	.064
621-MMBZ5227B-F	MMBZ5227B-F	SOT-23	3.6	0.35	20	.18	.12	.033	.022
621-MMBZ5228B-F	MMBZ5228B-F	SOT-23	3.9	0.35	20	.52	.342	.097	.062
621-MMBZ5229B-F	MMBZ5229B-F	SOT-23	4.3	0.35	20	.49	.31	.09	.058
621-MMBZ5230B-F	MMBZ5230B-F	SOT-23	4.7	0.35	20	.52	.342	.097	.064
621-MMBZ5231B-F	MMBZ5231B-F	SOT-23	5.1	0.35	20	.52	.342	.097	.064
621-MMBZ5232B-F	MMBZ5232B-F	SOT-23	5.6	0.35	20	.52	.342	.097	.064
621-MMBZ5234B-F	MMBZ5234B-F	SOT-23	6.2	0.35	20	.52	.342	.097	.064
621-MMBZ5235B-F	MMBZ5235B-F	SOT-23	6.8	0.35	20	.52	.342	.097	.064
621-MMBZ5236B-F	MMBZ5236B-F	SOT-23	7.5	0.35	20	.52	.342	.097	.064
621-MMBZ5240B-F	MMBZ5240B-F	SOT-23	10	0.35	20	.52	.342	.097	.064
621-MMBZ5245B-F	MMBZ5245B-F	SOT-23	15	0.35	8.5	.52	.342	.097	.064
621-MMBZ5248B-F	MMBZ5248B-F	SOT-23	18	0.35	7	.52	.342	.097	.064

© Copyright 2013 Mouser Electronics
© Copyright 2013 Mouser Electronics

DIODES INC. Rectifiers

RoHS Compliant **This product is RoHS compliant.**

STANDARD RECTIFIERS

MOUSER STOCK NO.	Diodes Inc. Part No.	Package	Rectifying Current	V_{RRM} (Max.)	Max. Surge Current	Forward Voltage	Operating Temperature	Price Each 1	Price Each 10	Price Each 100	Reel Quantity	Price Per Piece
621-1N4001	1N4001-T	DO-41	1A	50V	30A	1V	-65°C to +175°C	.32	.203	.091	5000	.02
621-1N4004	1N4004-T	DO-41	1A	400V	30A	1V	-65°C to +175°C	.32	.203	.091	5000	.021
621-1N4007	1N4007-T	DO-41	1A	1000V	30A	1V	-65°C to +175°C	.32	.203	.091	5000	.02
621-1N5404	1N5404-T	DO-201AD	3A	400V	200A	1V	-65°C to +175°C	.36	.285	.152	1200	.091
621-1N5408	1N5408-T	DO-201AD	3A	1000V	200A	1V	-65°C to +175°C	.36	.285	.152	1200	.079
621-6A1	6A1-T	D-6	6A	100V	400A	.90V	-65°C to +175°C	.56	.439	.335	500	.224
621-6A4	6A4-T	D-6	6A	400V	400A	.90V	-65°C to +175°C	.49	.366	.314	500	.23
621-6A10	6A10-T	D-6	6A	1000V	400A	.90V	-65°C to +175°C	.49	.366	.314	500	.23
621-S8MC-13	S8MC-13	SMA	8A	1000V	200A	.985V	-60°C to +150°C	.71	.621	.475	3000	.248

GLASS PASSIVATED RECTIFIERS

MOUSER STOCK NO.	Diodes Inc. Part No.	Package	Rectifying Current	V_{RRM} (Max.)	Max. Surge Current	Forward Voltage	Operating Temperature	Price Each 1	Price Each 10	Price Each 100	Reel Quantity	Price Per Piece
621-S1AB-F	S1AB-F	SMB	1A	50V	30A	1.1V	-65°C to +150°C	.45	.321	.193	3000	.065
621-S1BB-F	S1BB-F	SMB	1A	100V	30A	1.1V	-65°C to +150°C	.45	.321	.193	3000	.068
621-S1DB-F	S1DB-F	SMB	1A	200V	30A	1.1V	-65°C to +150°C	.45	.321	.182	3000	.071
621-S1GB-F	S1GB-F	SMB	1A	400V	30A	1.1V	-65°C to +150°C	.59	.34	.271	3000	.108
621-S1JB-F	S1JB-F	SMB	1A	600V	30A	1.1V	-65°C to +150°C	.45	.321	.193	3000	.076
621-S1KB-F	S1KB-F	SMB	1A	800V	30A	1.1V	-65°C to +150°C	.42	.321	.231	3000	.086
621-S1MB-F	S1MB-F	SMB	1A	1000V	30A	1.1V	-65°C to +150°C	.52	.407	.257	3000	.089
621-S1A-F	S1A-F	SMA	1A	50V	30A	1V	-65°C to +150°C	.49	.332	.171	5000	.057
621-S1B-F	S1B-F	SMA	1A	100V	30A	1V	-65°C to +150°C	.49	.332	.171	5000	.058
621-S1D-F	S1D-F	SMA	1A	200V	30A	1V	-65°C to +150°C	.49	.32	.171	5000	.059
621-S1G-F	S1G-F	SMA	1A	400V	30A	1V	-65°C to +150°C	.52	.364	.188	5000	.061
621-S1J-F	S1J-F	SMA	1A	600V	30A	1V	-65°C to +150°C	.54	.364	.171	5000	.063
621-S1K-F	S1K-F	SMA	1A	800V	30A	1V	-65°C to +150°C	.54	.364	.171	5000	.073
621-S1M-F	S1M-F	SMA	1A	1000V	30A	1V	-65°C to +150°C	.59	.396	.188	5000	.082
621-S2AA-F	S2AA-F	SMA	1.5A	50V	50A	1.15V	-65°C to +150°C	.42	.321	.231	5000	.079
621-S2BA-F	S2BA-F	SMA	1.5A	100V	50A	1.15V	-65°C to +150°C	.57	.396	.268	5000	.082
621-S2GA-F	S2GA-F	SMA	1.5A	400V	50A	1.15V	-65°C to +150°C	.57	.396	.268	5000	.082
621-S2JA-F	S2JA-F	SMA	1.5A	600V	50A	1.15V	-65°C to +150°C	.49	.375	.257	5000	.092
621-S2MA-F	S2MA-F	SMA	1.5A	1000V	50A	1.15V	-65°C to +150°C	.49	.375	.257	5000	.092
621-S2A-F	S2A-F	SMB	1.5A	50V	30A	1.5V	-65°C to +150°C	.51	.364	.182	3000	.073
621-S2B-F	S2B-F	SMB	1.5A	100V	30A	1.5V	-65°C to +150°C	.57	.396	.182	3000	.077
621-S2D-F	S2D-F	SMB	1.5A	200V	30A	1.5V	-65°C to +150°C	.57	.396	.182	3000	.077
621-S2G-F	S2G-F	SMB	1.5A	400V	30A	1.5V	-65°C to +150°C	.45	.321	.193	3000	.065
621-S2J-F	S2J-F	SMB	1.5A	600V	30A	1.5V	-65°C to +150°C	.57	.396	.257	3000	.086
621-S2K-F	S2K-F	SMB	1.5A	800V	30A	1.5V	-65°C to +150°C	.45	.321	.136	3000	.079
621-S2M-F	S2M-F	SMB	1.5A	1000V	30A	1.5V	-65°C to +150°C	.45	.321	.136	3000	.079
621-S3AB-F	S3AB-F	SMB	3A	50V	100A	1.15V	-65°C to +150°C	.61	.449	.278	3000	.17
621-S3BB-F	S3BB-F	SMB	3A	100V	100A	1.15V	-65°C to +150°C	.59	.471	.353	3000	.17
621-S3DB-F	S3DB-F	SMB	3A	200V	100A	1.15V	-65°C to +150°C	.61	.449	.278	3000	.17
621-S3JB-F	S3JB-F	SMB	3A	600V	100A	1.15V	-65°C to +150°C	.62	.488	.278	3000	.223
621-S3KB-F	S3KB-F	SMB	3A	800V	100A	1.15V	-65°C to +150°C	.62	.488	.278	3000	.223
621-S3MB-F	S3MB-F	SMB	3A	1000V	100A	1.15V	-65°C to +150°C	.62	.488	.278	3000	.223
621-S3A-F	S3A-F	SMC	3A	50V	100A	1.15V	-65°C to +150°C	.62	.449	.278	3000	.183
621-S3B-F	S3B-F	SMC	3A	100V	100A	1.15V	-65°C to +150°C	.62	.449	.278	3000	.183
621-S3D-F	S3D-F	SMC	3A	200V	100A	1.15V	-65°C to +150°C	.47	.366	.209	3000	.183
621-S3G-F	S3G-F	SMC	3A	400V	100A	1.15V	-65°C to +150°C	.47	.366	.209	3000	.183
621-S3J-F	S3J-13-F	SMC	3A	600V	100A	1.15V	-65°C to +150°C	.47	.366	.25	3000	.235
621-S3K-F	S3K-13-F	SMC	3A	800V	100A	1.15V	-65°C to +150°C	.47	.366	.25	3000	.235
621-S3M-F	S3M-13-F	SMC	3A	1000V	100A	1.15V	-65°C to +150°C	.62	.488	.278	3000	.235
621-S5AC-F	S5AC-13-F	SMC	5A	50V	100A	1.15V	-65°C to +150°C	.62	.488	.278	3000	.21
621-S5BC-F	S5BC-13-F	SMC	5A	100V	100A	1.15V	-65°C to +150°C	.62	.488	.278	3000	.223
621-S5DC-F	S5DC-13-F	SMC	5A	200V	100A	1.15V	-65°C to +150°C	.59	.471	.305	3000	.235
621-S5GC-F	S5GC-13-F	SMC	5A	400V	100A	1.15V	-65°C to +150°C	.62	.488	.278	3000	.261
621-S5JC-F	S5JC-13-F	SMC	5A	600V	100A	1.15V	-65°C to +150°C	.71	.565	.366	3000	.275
621-S5MC-F	S5MC-13-F	SMC	5A	1000V	100A	1.15V	-65°C to +150°C	.71	.565	.366	3000	.326
621-PDR5K-13	PDR5K-13	PowerDI-5	5A	750V	160A	.99V	-65°C to +175°C	1.06	.91	.722	5000	.325

SCHOTTKY BARRIER RECTIFIERS

MOUSER STOCK NO.	Diodes Inc. Part No.	Package	Rectifying Current	V_{RRM} (Max.)	I_{FSM}	Forward Voltage Drop V_F	Forward Voltage Drop @ I_F	Price Each 1	Price Each 10	Price Each 100	Reel Quantity	Price Per Piece
621-B0520LW-F	B0520LW-13-F	SOD-123	.5A	20V	5.5A	.385V	.5A	.51	.364	.218	3000	.131
621-B0530WS-F	B0530WS-7	SOD-323	.5A	30V	2A	.45V	.5A	.51	.353	.241	3000	.157
621-B0530W-F	B0530W-13-F	SOD-123	.5A	30V	5.5A	.43V	.5A	.51	.364	.218	3000	.131
621-B0540W-F	B0540W-13-F	SOD-123	.5A	40V	5.5A	.51V	.5A	.52	.385	.331	3000	.166
621-DFLS120L	DFLS120L-7	PowerDI™123	1A	20V	22A	.36V	1A	.59	.471	.353	3000	.166
621-1N5817	1N5817-T	DO-41	1A	20V	25A	.75V	3A	.43	.342	.284	5000	.098
621-B120-F	B120-13-F	SMA	1A	20V	30A	.5V	1A	.57	.407	.244	5000	.144
621-B120B-F	B120B-13-F	SMB	1A	20V	30A	.5V	1A	.47	.366	.25	3000	.164
621-PD3S120L-7	PD3S120L-7	PowerDI™323	1A	20V	33A	.42V	1A	.71	.556	.366	3000	.198
621-B130LAW-F	B130LAW-13-F	SOD-123	1A	30V	12A	.42V	1A	.71	.565	.424	3000	.199
621-DFLS130	DFLS130-7	PowerDI™123	1A	30V	22A	.42V	1A	.59	.471	.305	3000	.166
621-1N5818	1N5818-T	DO-41	1A	30V	25A	.875V	3A	.47	.364	.25	5000	.093
621-B130L-F	B130L-13-F	SMA	1A	30V	25A	.41V	1A	.55	.427	.292	5000	.177

© Copyright 2013 Mouser Electronics
© Copyright 2013 Mouser Electronics

DIODES INC. Rectifiers

RoHS Compliant This product is RoHS compliant.

SCHOTTKY BARRIER RECTIFIERS (CONT.)

MOUSER STOCK NO.	Diodes Inc. Part No.	Package	Rectifying Current	V_{RRM} (Max.)	I_{FSM}	Forward Voltage Drop		Price Each			Reel Qty.	Price Per Piece
						V_F	@ I_F	1	10	100		
621-B130-F	B130-13-F	SMA	1A	30V	30A	.5V	1A	.60	.443	.38	5000	.179
621-B130B-F	B130B-13-F	SMB	1A	30V	30A	.5V	1A	.67	.501	.429	3000	.215
621-B130LB-F	B130LB-13-F	SMB	1A	30V	40A	.40V	1A	.73	.539	.462	3000	.231
621-1N5819HW-F	1N5819HW-13-F	SOD-123	1A	40V	25A	.45V	1A	.79	.613	.535	3000	.279
621-1N5819	1N5819-T	DO-41	1A	40V	25A	.90V	3A	.47	.364	.25	5000	.093
621-B140-F	B140-13-F	SMA	1A	40V	30A	.5V	1A	.63	.462	.396	5000	.186
621-B140B-F	B140B-13-F	SMB	1A	40V	30A	.5V	1A	.71	.52	.446	3000	.224
621-B140HB-F	B140HB-13-F	SMB	1A	40V	45A	.53V	1A	.76	.559	.479	3000	.24
621-B150-F	B150-13-F	SMA	1A	50V	30A	.7V	1A	.69	.529	.461	5000	.224
621-B150B-F	B150B-13-F	SMB	1A	50V	30A	.7V	1A	.80	.691	.546	3000	.263
621-B160-F	B160-13-F	SMA	1A	60V	30A	.7V	1A	.75	.579	.505	5000	.245
621-B160B-F	B160B-13-F	SMB	1A	60V	30A	.7V	1A	.80	.691	.546	3000	.263
621-DFLS160-F	DFLS160-7	PowerDI™123	1A	60V	50A	.5V	1A	.52	.385	.331	3000	.166
621-B180-F	B180-13-F	SMA	1A	80V	30A	.79V	1A	.94	.813	.642	5000	.278
621-B180B-F	B180B-13-F	SMB	1A	80V	30A	.79V	1A	.97	.75	.57	3000	.341
621-SB1100T	SB1100-T	DO-41	1A	100V	25A	.80V	1A	.65	.514	.388	5000	.17
621-B1100-F	B1100-13-F	SMA	1A	100V	30A	.79V	1A	.92	.716	.624	5000	.303
621-B1100B-F	B1100B-13-F	SMB	1A	100V	30A	.79V	1A	1.08	.931	.64	3000	.356
621-DFLS1200-F	DFLS1200-7	PowerDI™123	1A	100V	40A	.77V	1A	.79	.636	.411	3000	.214
621-B1100LB-F	B1100LB-13-F	SMB	1A	100V	50A	.75V	1A	.96	.77	.592	3000	.375
621-DFLS220L-7	DFLS220L-7	PowerDI™123	2A	20V	40A	.42V	2A	.85	.728	.501	3000	.278
621-B220-F	B220-13-F	SMB	2A	20V	50A	.5V	2A	.58	.458	.275	3000	.275
621-B220A-F	B220A-13-F	SMA	2A	20V	50A	.5V	2A	.84	.647	.565	5000	.274
621-DFLS230-7	DFLS230-7	PowerDI™123	2A	30V	22A	.49V	2A	.80	.685	.471	3000	.257
621-DFLS230L-7	DFLS230L-7	PowerDI™123	2A	30V	33A	.42V	2A	.85	.728	.492	3000	.278
621-B230-F	B230-13-F	SMB	2A	30V	50A	.5V	2A	1.00	.767	.583	3000	.349
621-B230A-F	B230A-13-F	SMA	2A	30V	50A	.5V	2A	.90	.699	.609	5000	.296
621-DFLS230LH-F	DFLS230LH-7	PowerDI™123	2A	30V	75A	.45V	2A	.90	.77	.524	3000	.289
621-DFLS240-7	DFLS240-7	POWERDI-123	2 A	40 V	2A	.7V	2A	.75	.653	.505	3000	.263
621-B240-F	B240-13-F	SMB	2A	40V	50A	.5V	2A	.58	.449	.314	3000	.314
621-B240A-F	B240A-13-F	SMA	2A	40V	50A	.5V	2A	.94	.733	.639	5000	.31
621-DFLS240L-7	DFLS240L-7	PowerDI™123	2A	40V	50A	.55V	2A	.85	.728	.501	3000	.278
621-B250-F	B250-13-F	SMB	2A	50V	50A	.7V	2A	.96	.77	.592	3000	.375
621-B250A-F	B250A-13-F	SMA	2A	50V	50A	.7V	2A	1.00	.767	.669	5000	.325
621-B260-F	B260-13-F	SMB	2A	60V	50A	.7V	2A	1.04	.832	.722	3000	.404
621-B260A-F	B260A-13-F	SMA	2A	60V	50A	.7V	2A	1.06	.817	.714	5000	.347
621-B290-F	B290-13-F	SMB	2A	90V	50A	.79V	2A	1.22	1.09	.754	3000	.449
621-B2100-F	B2100-13-F	SMB	2A	100V	50A	.79V	2A	.62	.488	.406	3000	.406
621-B320A-F	B320A-13-F	SMA	3A	20V	100A	.5V	3A	1.06	.817	.714	5000	.347
621-B320-F	B320-13-F	SMC	3A	20V	125A	.5V	3A	.59	.471	.416	3000	.401
621-B320B-F	B320B-13-F	SMC	3A	20V	125A	.5V	3A	1.04	.832	.722	3000	.404
621-1N5820	1N5820-T	DO-201AD	3A	20V	80A	.85V	3A	.79	.631	.476	1200	.245
621-B330A-F	B330A-13-F	SMA	3A	30V	100A	.5V	3A	.96	.77	.669	5000	.355
621-B330-F	B330-13-F	SMC	3A	30V	125A	.5V	3A	1.20	.956	.829	3000	.464
621-B330B-F	B330B-13-F	SMC	3A	30V	125A	.5V	3A	1.08	.863	.662	3000	.419
621-1N5821	1N5821-T	DO-201AD	3A	30V	80A	.90V	3A	.79	.631	.476	1200	.245
621-B340A-F	B340A-13-F	SMA	3A	40V	100A	.5V	3A	.54	.514	.46	5000	.348
621-B340-F	B340-13-F	SMC	3A	40V	125A	.5V	3A	1.27	1.02	.883	3000	.494
621-B340B-F	B340B-13-F	SMC	3A	40V	125A	.5V	3A	.62	.488	.45	3000	.392
621-B340LA-F	B340LA-13-F	SMA	3A	40V	70A	.45V	3A	1.01	.801	.696	5000	.37
621-B340LB-F	B340LB-13-F	SMB	3A	40V	70A	.45V	3A	1.11	.895	.687	3000	.434
621-1N5822	1N5822-T	DO-201AD	3A	40V	80A	.95V	3A	.79	.631	.476	1200	.245
621-B350A-F	B350A-13-F	SMA	3A	50V	100A	.7V	3A	1.23	.987	.856	5000	.456
621-B350B-F	B350B-13-F	SMC	3A	50V	125A	.7V	3A	1.38	1.11	.852	3000	.539
621-B360A-F	B360A-13-F	SMA	3A	60V	100A	.7V	3A	1.24	.974	.749	5000	.477
621-PDS360-F	PDS360-13	PowerDI™5	3A	60V	100A	.62V	3A	1.17	1.04	.832	5000	.471
621-B360-F	B360-13-F	SMC	3A	60V	125A	.7V	3A	1.69	1.36	1.18	3000	.659
621-B360B-F	B360B-13-F	SMB	3A	60V	125A	.7V	3A	1.50	1.20	1.04	3000	.584
621-B370-F	B370-13-F	SMC	3A	70V	100A	.79V	3A	1.73	1.39	1.20	3000	.674
621-B380-F	B380-13-F	SMC	3A	80V	100A	.79V	3A	1.87	1.67	1.33	3000	.689
621-B3100-F	B3100-13-F	SMC	3A	100V	100A	.79V	3A	.71	.674	.671	3000	.627
621-PDS3100-13	PDS3100-13	PowerDI™5	3A	100V	90A	.75V	3A	1.38	1.23	.974	5000	.482
621-PDS3200-13	PDS3200-13	PowerDI™5	3A	200V	180A	.78V	3A	1.95	1.74	1.38	5000	.679
621-PDS4150-F	PDS4150-13	PowerDI™5	4A	150V	180A	.76V	4A	1.54	1.23	1.07	5000	.569
621-B520C-F	B520C-13-F	SMC	5A	20V	175A	.55V	5A	1.35	1.08	.828	3000	.524
621-B530C-13-F	B530C-13-F	SMC	5A	30V	175A	.55V	5A	1.42	1.14	.99	3000	.554
621-PDS1040CTL-13	PDS1040CTL-13	PowerDI™5	5A	40V	110A	.50V	5A	1.92	1.64	1.33	5000	.706
621-B540C-F	B540C-13-F	SMC	5A	40V	175A	.55V	5A	1.50	1.20	1.04	3000	.584
621-B550C-F	B550C-13-F	SMC	5A	50V	175A	.7V	5A	1.66	1.33	1.16	3000	.644
621-PDS560-F	PDS560-13	PowerDI™5	5A	60V	120A	.67V	5A	1.63	1.46	1.16	5000	.567
621-B560C-F	B560C-13-F	SMC	5A	60V	175A	.7V	5A	1.81	1.44	1.25	3000	.704
621-PDS5100-13	PDS5100-13	PowerDI™5	5A	100V	120A	.78V	5A	1.71	1.52	1.21	5000	.589
621-SB5100T	SB5100-T	DO-201AD	5A	100V	150A	.80V	5A	1.31	1.05	.91	1200	.564
621-PDS5100H-13	PDS5100H-13	PowerDI™5	5A	100V	250A	.71V	5A	2.02	1.73	1.41	5000	.749
621-PDS760-F	PDS760-13	PowerDI™5	7A	60V	275A	.62V	7A	1.83	1.64	1.29	5000	.679
621-PDS1040-13	PDS1040-13	PowerDI™5	10A	40V	275A	.51V	10A	1.42	1.27	1.01	5000	.492
621-PDS1040L-13	PDS1040L-13	PowerDI™5	10A	40V	275A	.49V	10A	1.42	1.27	1.01	5000	.492
621-PDS1045-F	PDS1045-13	PowerDI™5	10A	45V	275A	.51V	10A	1.83	1.64	1.29	5000	.631
621-MBRB1545CT-T	MBRB1545CT-T	D2PAK	15 A	45 V	15A	.7V	7.5A	1.84	1.67	1.31	-	-
621-MBR2045CTP	MBR2045CTP	TO-220AB	20A	45V	150A	.65V	10A	1.95	1.71	1.35	-	-
621-MBR2060CTP	MBR2060CTP	TO-220AB	20A	60V	170A	.8V	10A	1.80	1.58	1.25	-	-
621-MBR3045CTP	MBR3045CTP	TO-220AB	30A	45V	250A	.65V	15A	1.99	1.80	1.44	-	-
621-MBR3060CTP	MBR3060CTP	TO-220	30A	60V	250A	.75V	15A	2.39	2.15	1.73	-	-

© Copyright 2013 Mouser Electronics
© Copyright 2013 Mouser Electronics

DIODES INC. Rectifiers

RoHS Compliant **This product is RoHS compliant.**

DIODESTAR™ RECTIFIERS

MOUSER STOCK NO.	Diodes Inc. Part No.	Package	Rectified Current (A)	Peak Repetitive Reverse Voltage (V)	I_{FSM} (A)	Reverse Recovery Time (ns)	Total Capacitance (pF)	Price Each 1	Price Each 25	Price Each 100	Reel Qty.	Price Per Piece
621-DSR6U600D1-13	DSR6U600D1-13	TO252-3L	6	600	60	25	30	.91	.861	.722	2500	.375
621-DSR6V600D1-13	DSR6V600D1-13	TO252-3L	6	600	60	23	30	.91	.861	.722	2500	.375
621-DSR8U600	DSR8U600	TO-220AC	8	600	85	28	55	1.04	1.01	.825	-	-
621-DSR8V600	DSR8V600	TO-220AC	8	600	65	23	55	1.04	1.01	.825	-	-
621-DSR15U600	DSR15U600	TO-220AC	15	600	150	35	80	1.28	1.25	1.02	-	-

BRIDGE RECTIFIERS

MOUSER STOCK NO.	Diodes Inc. Part No.	Package	Rectifying Current	V_{RRM} (Max.)	Max. Surge Current	Operating Temperature	Price Each 1	Price Each 10	Price Each 100	Reel Qty.	Price Per Piece
621-HD04T	HD04-T	MiniDIP	0.8A	400V	30A	-55°C to +150°C	.55	.417	.292	3000	.228
621-HD06T	HD06-T	MiniDIP	0.8A	600V	30A	-55°C to +150°C	.62	.482	.334	3000	.223
621-DF01M	DF01M	DFM	1A	100V	50A	-65°C to +150°C	.52	.41	.28	-	-
621-DF01ST	DF01S-T	DFS	1A	100V	50A	-65°C to +150°C	.62	.488	.278	1500	.257
621-DF04M	DF04M	DFM	1A	400V	50A	-65°C to +150°C	.66	.511	.446	-	-
621-DF10M	DF10M	DFM	1A	1000V	50A	-65°C to +150°C	.54	.449	.337	-	-
621-DF1501ST	DF1501S-T	DFS	1.5A	100V	50A	-65°C to +150°C	.92	.808	.544	1500	.36
621-KBP04G	KBP04G	KBP	1.5A	400V	40A	-65°C to +150°C	1.08	.931	.722	-	-
621-DF1504ST	DF1504S-T	DFS	1.5A	400V	50A	-65°C to +150°C	.71	.556	.424	1500	.30
621-DF1510ST	DF1510S-T	DFS	1.5A	1000V	50A	-65°C to +150°C	.79	.631	.476	1500	.417
621-KBP204G	KBP204G	KBP	2A	400V	65A	-65°C to +150°C	.56	.471	.411	-	-
621-KBP210G	KBP210G	KBP	2A	1000V	65A	-65°C to +150°C	1.23	.987	.856	-	-
621-GBU404	GBU404	GBU	4A	400V	150A	-65°C to +150°C	1.47	1.28	1.02	-	-
621-GBU410	GBU410	GBU	4A	1000V	150A	-65°C to +150°C	1.77	1.55	1.23	-	-
621-GBU804	GBU804	GBU	8A	400V	200A	-65°C to +150°C	1.79	1.62	1.29	-	-
621-GBU810	GBU810	GBU	8A	1000V	200A	-55°C to +150°C	1.86	1.67	1.35	-	-
621-GBU1004	GBU1004	GBU	10A	400V	220A	-65°C to +150°C	1.84	1.62	1.28	-	-
621-GBU1010	GBU1010	GBU	10A	1000V	220A	-65°C to +150°C	2.55	1.98	1.56	-	-
621-GBPC1504	GBPC1504	GBPC	15A	400V	300A	-65°C to +150°C	2.78	2.51	2.02	-	-
621-GBJ1510-F	GBJ1510-F	GBJ	15A	1000V	240A	-65°C to +150°C	2.16	1.95	1.56	-	-
621-GBPC1510	GBPC1510	GBPC	15A	1000V	300A	-65°C to +150°C	2.99	2.70	2.16	-	-
621-GBJ2004-F	GBJ2004-F	GBJ	20A	400V	240A	-65°C to +150°C	1.83	1.65	1.32	-	-
621-GBJ2010-F	GBJ2010-F	GBJ	20A	1000V	240A	-65°C to +150°C	2.32	2.10	1.68	-	-
621-GBPC2504	GBPC2504	GBPC	25A	400V	300A	-65°C to +150°C	3.85	3.02	2.74	-	-
621-GBJ2504-F	GBJ2504-F	GBJ	25A	400V	350A	-65°C to +150°C	3.17	2.49	2.24	-	-
621-GBPC2510	GBPC2510	GBPC	25A	1000V	300A	-65°C to +150°C	3.16	2.77	2.25	-	-
621-GBJ2510-F	GBJ2510-F	GBJ	25A	1000V	350A	-65°C to +150°C	3.15	2.46	2.24	-	-
621-GBPC3504	GBPC3504	GBPC	35A	400V	400A	-65°C to +150°C	4.31	3.37	3.07	-	-
621-GBPC3510	GBPC3510	GBPC	35A	1000V	400A	-65°C to +150°C	3.00	2.68	2.19	-	-

FAST/SUPER-FAST/ULTRA-FAST RECOVERY RECTIFIERS

NEW PRODUCT

MOUSER STOCK NO.	Diodes Inc. Part No.	Package	Rectifying Current	Reverse Recovery Time	V_{RRM} (Max.)	Max. Surge Current	Price Each 1	Price Each 10	Price Each 100	Reel Qty.	Price Per Piece
621-ES1A-F	ES1A-13-F	SMA	1A	25ns	50V	30A	.62	.442	.294	5000	.178
621-ES1B-F	ES1B-13-F	SMA	1A	25ns	100V	30A	.62	.442	.294	5000	.196
621-ES1C-F	ES1C-13-F	SMA	1A	25ns	150V	30A	.86	.674	.511	5000	.209
621-ES1D-F	ES1D-13-F	SMB	1A	25ns	200V	30A	.54	.442	.294	5000	.196
621-MUR120	MUR120-T	DO-41	1A	25ns	200V	35A	.65	.514	.388	5000	.171
621-MURS120	MURS120-13-F	SMB	1A	25ns	200V	40A	.62	.442	.294	3000	.196
621-UF1001	UF1001-T	DO-41	1A	50ns	50V	30A	.61	.439	.263	5000	.07
621-US1A-F	US1A-13-F	SMA	1A	50ns	50V	30A	.51	.401	.268	5000	.144
621-US1B-F	US1B-13-F	SMA	1A	50ns	100V	30A	.24	.166	.112	5000	.066
621-MUR140	MUR140-T	DO-41	1A	50ns	400V	35A	.59	.471	.353	5000	.165
621-UF1004	UF1004-T	DO-41	1A	50ns	400V	30A	.67	.471	.316	5000	.097
621-US1G-F	US1G-13-F	SMA	1A	50ns	400V	30A	.62	.442	.294	5000	.183
621-MUR160	MUR160-T	DO-41	1A	50ns	600V	35A	.71	.556	.424	5000	.173
621-MURS160-F	MURS160-13-F	SMB	1A	50ns	600V	35A	.50	.397	.271	3000	.21
621-US1J-F	US1J-13-F	SMA	1A	75ns	600V	30A	.62	.442	.294	5000	.196
621-US1K-F	US1K-13-F	SMA	1A	75ns	800V	30A	.55	.427	.292	5000	.21
621-UF1007	UF1007-T	DO-41	1A	75ns	1000V	30A	.56	.439	.335	5000	.137
621-US1M-F	US1M-13-F	SMA	1A	75ns	1000V	30A	.55	.427	.292	5000	.223
621-RS1A-13-F	RS1A-13-F	SMA	1A	150ns	50V	30A	.30	.214	.128	5000	.052
621-RS1AB-13-F	RS1AB-13-F	SMB	1A	150ns	50V	30A	.32	.231	.154	3000	.063
621-RS1D-13-F	RS1D-13-F	SMA	1A	150ns	200V	30A	.54	.417	.318	5000	.129
621-RS1G-13-F	RS1G-13-F	SMA	1A	150ns	400V	30A	.55	.396	.234	5000	.077
621-RS1M-13-F	RS1M-13-F	SMA	1A	500ns	1000V	30A	.26	.20	.137	5000	.079
621-RS2D-13-F	RS2D-13-F	SMB	1.5A	150ns	200V	50A	.26	.20	.137	3000	.079
621-ES2A-F	ES2A-13-F	SMB	2A	25ns	50V	50A	.75	.642	.445	3000	.231
621-ES2AA-F	ES2AA-13-F	SMA	2A	25ns	50V	50A	.62	.488	.334	5000	.21
621-ES2B-F	ES2B-13-F	SMB	2A	25ns	100V	50A	.75	.579	.505	3000	.263
621-ES2CA-F	ES2CA-13-F	SMA	2A	25ns	150V	50A	.85	.728	.578	5000	.25
621-ES2D-F	ES2D-13-F	SMB	2A	25ns	200V	50A	.90	.77	.529	3000	.274
621-ES2DA-13-F	ES2DA-13-F	SMA	2A	25ns	200V	50A	.62	.488	.334	5000	.248
621-RS2AA-13-F	RS2AA-13-F	SMA	2A	150ns	50V	50A	.52	.439	.331	5000	.155
621-ES3AB-F	ES3AB-13-F	SMB	3A	25ns	50V	100A	.82	.659	.427	3000	.353
621-ES3B-F	ES3B-13-F	SMC	3A	25ns	100V	100A	1.04	.92	.641	3000	.382
621-ES3BB-F	ES3BB-13-F	SMB	3A	25ns	100V	100A	.82	.659	.427	3000	.333
621-ES3C-F	ES3C-13-F	SMC	3A	25ns	150V	100A	1.10	.974	.678	3000	.404
621-ES3CB-F	ES3CB-13-F	SMB	3A	25ns	150V	100A	.82	.659	.427	3000	.353
621-ES3D-F	ES3D-13-F	SMC	3A	25ns	200V	100A	.82	.659	.494	3000	.418
621-ES3DB-F	ES3DB-13-F	SMB	3A	25ns	200V	100A	.82	.659	.494	3000	.418
621-RS3K-13-F	RS3K-13-F	SMC	3A	500ns	800V	100A	.40	.319	.24	3000	.183
621-PDU620-13	PDU620-13	PowerDI-5	6A	25ns	200V	150	1.54	1.36	1.07	5000	.569

© Copyright 2013 Mouser Electronics
© Copyright 2013 Mouser Electronics

DIODES INC. Diodes

A Product Line of Diodes Incorporated | ZETEX

Products may be RoHS compliant. Check mouser.com for RoHS status.

RoHS Compliant

ZETEX SCHOTTKY BARRIER DIODES

Zetex schottky barrier diodes offer the combined benefits of an excellent high performance specification in miniature surface mount packages. An optimized geometry / process with superior packaging gives an unmatched IF/VF performance and PD capability, enabling significant space savings, circuit efficiencies and cost effective solutions to larger package options

Features:
- Low forward voltage
- High current capability
- Fast recovery time
- Miniature package size

Applications:
- DC-DC conversion
- Distributed and auxiliary supplies
- High frequency rectification
- Mobile telecommunications, PCMCIA (flashcards) and SCSI LAN PSUs
- Charger circuits

♦ Surface Mount

For quantities greater than listed, call for quote.

MOUSER STOCK NO.	Zetex Part No.	Description	Device Type	V_R Max. (V)	I_F Max. (A)	V_F@I_F Max. (mV)	V_F@I_F (mA)	I_R@ Max.(μA)	I_R@ V_R	I_{FSM} Max. (A)	Price Each 1	25	100	250
♦ 522-BAT54TA	BAT54TA	SOT-23	Single	30	200	500	30	4	25	0.6	.16	.139	.118	.107
♦ 522-BAT54ATA	BAT54ATA	SOT-23	Common Anode	30	200	500	30	4	25	0.6	.40	.214	.188	.134
♦ 522-BAT54CTA	BAT54CTA	SOT-23	Common Cathode	30	200	500	30	4	25	0.6	.40	.214	.188	.134
♦ 522-BAT54STA	BAT54STA	SOT-23	Series	30	200	500	30	4	25	0.6	.14	.086	.071	.064
♦ 522-ZHCS400TA	ZHCS400TA	SOD-323	- - - - -	40	0.4	500	400	40	30	6.75	.42	.342	.289	.268
♦ 522-ZHCS500TA	ZHCS500TA	SOT-23	- - - - -	40	0.5	550	500	40	30	6.75	.49	.364	.337	.31
♦ 522-ZHCS750TA	ZHCS750TA	SOT-23	- - - - -	40	0.75	490	750	100	30	12	.65	.449	.404	.343
♦ 522-ZHCS1000TA	ZHCS1000TA	SOT-23	- - - - -	40	1	425	1000	100	30	12	.74	.353	.32	.289
♦ 522-ZHCS2000TA	ZHCS2000TA	SOT-23-6	- - - - -	40	2	500	2000	300	30	20	.71	.685	.562	.487
♦ 522-ZHCS506TA	ZHCS506TA	SOT-23	- - - - -	60	0.5	630	500	40	45	5.5	.54	.449	.369	.343

ZETEX LOW LEAKAGE SCHOTTKY RECTIFIER DIODES

Zetex has strengthened its current Schottky range with the introduction of 4 new surface mount, high current, very low leakage, fast switching Schottky diodes which complement the existing low VF, ZHCS series (ideal for lower temperature operation). These new low leakage diodes are ideally suited to address applications requiring efficient operation at higher temperatures, often a significant limitation of conventional Schottky types. The ZLLS series diodes are provided in choice of packages which relate directly to die size and IF performance ensuring that designers have the optimum choice of package size / performance / cost.

Features:
- VR -40V
- Very low VF at high temperature operation (above 85°C)
- Very low leakage capability in all packages
- High temperature operation of ZLLS diodes compliment the existing range of ZHCS series (optimized for operation at lower temperatures)

Applications:
- Automotive power conversion
- DC conversion (telecom DC modules)
- Charging circuits
- High frequency rectification
- Motor control
- Battery powered equipment

♦ Surface Mount

For quantities greater than listed, call for quote.

MOUSER STOCK NO.	Zetex Part No.	Package	V_R Max (V)	I_F Max. (A)	V_F@I_F Max. (mV)	V_F@I_F (mA)	IR @ 30V Max. (μA)	Trr (ns)	CD @ 30V (pF)	PD W	Price Each 1	25	100	250
♦ 522-ZLLS350TA	ZLLS350TA	SOD-523	40	0.38	1000	275	4	1	3.5	0.36	.44	.342	.305	.282
♦ 522-ZLLS500TA	ZLLS500TA	SOT-23	40	0.52	530	500	10	2.46	15.5	0.33	.51	.503	.318	.272
♦ 522-ZLLS400TA	ZLLS400TA	SOD-323	40	0.7	500	400	10	2.46	15.5	0.5	.44	.342	.274	.235
♦ 522-ZLLS1000TA	ZLLS1000TA	SOT-23	40	1.16	560	1000	40	3.71	65	1.1	.61	.449	.417	.379
♦ 522-ZLLS2000TA	ZLLS2000TA	SOT-23-6	40	2.2	540	2000	20	2.58	31	0.625	.84	.824	.595	.548

ZETEX 12 AND 25 VOLTAGE HYPERABRUPT VARACTOR DIODES

Features:
- Close tolerance C-V characteristics
- High tuning ratio
- Low IR (typically 200pA)
- Excellent phase noise performance
- High Q
- Range of miniature surface mount packages

Applications:
- VCXO and TCXO
- Wireless communications
- Pagers
- Mobile radio

♦ Surface Mount

12 Voltage

For quantities greater than listed, call for quote.

MOUSER STOCK NO.	Zetex Part No.	Package	Voltage	Capacitance V_R=1V, f=1MHz Min. (pF)	Capacitance V_R=2.5V, f=1MHz Min. (pF)	Capacitance V_R=2.5V, f=1MHz Max. (pF)	Capacitance V_R=4V, f=1MHz Max. (pF)	Q V_R=4V, f=50MHz Min. (pF)	Price Each 1	25	100	250
♦ 522-ZC930TA	ZC930TA	SOT-23	12	8.7	4.3	5.5	2.9	200	3.96	3.00	2.38	2.03
♦ 522-ZC933TA	ZC933TA	SOT-23	12	42	18	27	12	150	3.96	3.42	2.38	2.23
♦ 522-ZMV933TA	ZMV933TA	SOD-323	12	42	18	27	12	150	1.92	1.51	1.34	1.09

25 Voltage

For quantities greater than listed, call for quote.

MOUSER STOCK NO.	Zetex Part No.	Package	Voltage	Capacitance V_R=2V, f=1MHz Typ. (pF)	Capacitance Ratio C_2/C_20 at f=MHz Min. (pF)	Capacitance Ratio C_2/C_20 at f=MHz Max. (pF)	Q V_R=3V, f=50MHz Min. (pF)	Price Each 1	25	100	250
♦ 522-ZC832BTA	ZC832BTA	SOT-23	25	22	5	6.5	200	3.02	2.36	2.01	1.80

ZETEX QUAD SURFACE MOUNT TVS ARRAYS

For quantities greater than listed, call for quote.

MOUSER STOCK NO.	Zetex Part No.	Package	Power Rating (W)	Reverse Standoff Voltage V_{RWM} (V)	Max Breakdown Voltage V_{BR} (V)	Max Reverse Leakage Current IR @ V_{RWM} Max (μA)	Typ. Capacitance @ 0V Bias (pF)	Typ. Capacitance @ 3V Bias (pF)	Price Each 1	10	100	Reel Qty.	Price Per Piece
621-DMF05LCFLP-7	DMF05LCFLP-7	DFN1616-16	70	5	8	0.1	50	-	.55	.427	.292	3000	.124
621-DZQA6V8AXV5-7	DZQA6V8AXV5-7	SOT-553	20	4.3	7.14	.300	12.5	7.6	.47	.321	.25	3000	.10
621-DUP412VP5-7	DUP412VP5-7	SOT-953	18	9	12.7	0.5	6.5	3.5	.66	.428	.354	10000	.121

© Copyright 2013 Mouser Electronics
© Copyright 2013 Mouser Electronics

FAIRCHILD Zener Diodes

Products may be RoHS compliant. Check mouser.com for RoHS status.

FAIRCHILD SEMICONDUCTOR

♦ **Surface Mount Device**

For quantities greater than listed, call for quote.

MOUSER STOCK NO.	Mfr. Part No.	Package	PD (W)	VZ (V)	Price Each 1	Price Each 25
♦ 512—	MM3Z2V4B	SOD-323F	0.20	2.4	.15	.128
♦ 512—	MM3Z2V7B	SOD-323F	0.20	2.7	.15	.128
♦ 512—	MM5Z2V7	SOD-523F	0.20	2.7	.15	.128
♦ 512—	MM3Z3V0B	SOD-323F	0.20	3.0	.15	.128
♦ 512—	MM5Z3V0	SOD-523F	0.20	3.0	.15	.128
♦ 512—	MM3Z3V3B	SOD-323F	0.20	3.3	.20	.178
♦ 512—	MM3Z3V3C	SOD-323F	0.20	3.3	.15	.128
♦ 512—	MM5Z3V3	SOD-523F	0.20	3.3	.15	.128
♦ 512—	MM3Z3V6B	SOD-323F	0.20	3.6	.15	.134
♦ 512—	MM5Z3V6	SOD-523F	0.20	3.6	.23	.203
♦ 512—	MM3Z3V9B	SOD-323F	0.20	3.9	.21	.187
♦ 512—	MM5Z3V9	SOD-523F	0.20	3.9	.15	.128
♦ 512—	MM3Z4V3B	SOD-323F	0.20	4.3	.15	.128
♦ 512—	MM3Z4V7B	SOD-323F	0.20	4.7	.21	.187
♦ 512—	MM5Z5V1	SOD-523F	0.20	5.1	.21	.19
♦ 512—	MM3Z5V1B	SOD-323F	0.20	5.1	.15	.134
♦ 512—	MM3Z5V1C	SOD-323F	0.20	5.1	.15	.128
♦ 512—	MM3Z5V6B	SOD-323F	0.20	5.6	.21	.186
♦ 512—	MM3Z5V6C	SOD-323F	0.20	5.6	.15	.128
♦ 512—	MM3Z6V2B	SOD-323F	0.20	6.2	.20	.178
♦ 512—	MM3Z7V5B	SOD-323F	0.20	7.5	.15	.128
♦ 512—	MM3Z8V2B	SOD-323F	0.20	8.2	.15	.128
♦ 512—	MM3Z9V1C	SOD-323F	0.20	9.1	.15	.128
♦ 512—	MM3Z10VB	SOD-323F	0.20	10.0	.21	.187
♦ 512—	MM5Z10V	SOD-523F	0.20	10.0	.15	.128
♦ 512—	MM3Z12VB	SOD-323F	0.20	12.0	.15	.128
♦ 512—	MM3Z12VC	SOD-323F	0.20	12.0	.15	.128
♦ 512—	MM5Z12V	SOD-523F	0.20	12.0	.25	.203
♦ 512—	MM5Z15V	SOD-523F	0.20	15.0	.15	.128
♦ 512—	MM3Z15VB	SOD-323F	0.20	15.0	.15	.134
♦ 512—	MM3Z15VC	SOD-323F	0.20	15.0	.15	.128
♦ 512—	MM3Z16VB	SOD-323F	0.20	16.0	.15	.128
♦ 512—	MM3Z36VB	SOD-323F	0.20	36.0	.15	.128
♦ 512—	MM3Z51VB	SOD-323F	0.20	51.0	.15	.128
♦ 512—	MM3Z56VB	SOD-323F	0.20	56.0	.15	.128
♦ 512—	BZX84C3V3	SOT-23	0.35	3.3	.18	.161
♦ 512—	MMBZ5226B	SOT-23	0.35	3.3	.18	.161
♦ 512—	BZX84C3V6	SOT-23	0.35	3.6	.18	.161
♦ 512—	MMBZ5227B	SOT-23	0.35	3.6	.15	.128
♦ 512—	BZX84C3V9	SOT-23	0.35	3.9	.19	.167
♦ 512—	BZX84C4V3	SOT-23	0.35	4.3	.15	.128
♦ 512—	MMBZ5229B	SOT-23	0.35	4.3	.20	.118
♦ 512—	BZX84C4V7	SOT-23	0.35	4.7	.18	.161
♦ 512—	MMBZ5230B	SOT-23	0.35	4.7	.18	.161
♦ 512—	BZX84C5V1	SOT-23	0.35	5.1	.18	.161
♦ 512—	MMBZ5231B	SOT-23	0.35	5.1	.21	.193
♦ 512—	BZX84C5V6	SOT-23	0.35	5.6	.19	.167
♦ 512—	MMBZ5232B	SOT-23	0.35	5.6	.21	.193
♦ 512—	MMBZ5233B	SOT-23	0.35	6.0	.20	.118
♦ 512—	BZX84C6V2	SOT-23	0.35	6.2	.19	.167
♦ 512—	MMBZ5234B	SOT-23	0.35	6.2	.15	.128
♦ 512—	BZX84C7V5	SOT-23	0.35	7.5	.21	.19
♦ 512—	MMBZ5236B	SOT-23	0.35	7.5	.18	.086
♦ 512—	BZX84C8V2	SOT-23	0.35	8.2	.23	.198
♦ 512—	MMBZ5237B	SOT-23	0.35	8.2	.15	.128
♦ 512—	BZX84C9V1	SOT-23	0.35	9.1	.23	.198
♦ 512—	MMBZ5239B	SOT-23	0.35	9.1	.18	.086
♦ 512—	BZX84C10	SOT-23	0.35	10.0	.20	.185
♦ 512—	MMBZ5240B	SOT-23	0.35	10.0	.19	.118
♦ 512—	BZX84C11	SOT-23	0.35	11.0	.20	.185
♦ 512—	MMBZ5241B	SOT-23	0.35	11.0	.18	.086
♦ 512—	BZX84C12	SOT-23	0.35	12.0	.21	.187
♦ 512—	MMBZ5242B	SOT-23	0.35	12.0	.15	.128
♦ 512—	BZX84C13	SOT-23	0.35	13.0	.15	.128
♦ 512—	MMBZ5243B	SOT-23	0.35	13.0	.15	.128
♦ 512—	MMBZ5244B	SOT-23	0.35	14.0	.18	.086
♦ 512—	BZX84C15	SOT-23	0.35	15.0	.20	.185
♦ 512—	MMBZ5245B	SOT-23	0.35	15.0	.21	.158
♦ 512—	BZX84C16	SOT-23	0.35	16.0	.25	.193
♦ 512—	MMBZ5246B	SOT-23	0.35	16.0	.05	.045
♦ 512—	MMBZ5247B	SOT-23	0.35	17.0	.19	.118
♦ 512—	BZX84C18	SOT-23	0.35	18.0	.23	.196
♦ 512—	MMBZ5248B	SOT-23	0.35	18.0	.20	.151
♦ 512—	BZX84C20	SOT-23	0.35	20.0	.15	.128
♦ 512—	MMBZ5250B	SOT-23	0.35	20.0	.18	.086
♦ 512—	BZX84C22	SOT-23	0.35	22.0	.15	.128
♦ 512—	MMBZ5251B	SOT-23	0.35	22.0	.18	.086
♦ 512—	BZX84C24	SOT-23	0.35	24.0	.18	.086
♦ 512—	MMBZ5252B	SOT-23	0.35	24.0	.18	.086
♦ 512—	BZX84C27	SOT-23	0.35	27.0	.15	.128
♦ 512—	MMBZ5254B	SOT-23	0.35	27.0	.18	.086
♦ 512—	BZX84C30	SOT-23	0.35	30.0	.23	.167
♦ 512—	BZX84C33	SOT-23	0.35	33.0	.15	.128
♦ 512—	MMBZ5257B	SOT-23	0.35	33.0	.19	.118
512—	1N5221B	DO-35	0.50	2.4	.11	.04
512—	BZX79C2V4	DO-35	0.50	2.4	.14	.107
512—	1N5222B	DO-35	0.50	2.5	.11	.075
512—	1N5223B	DO-35	0.50	2.7	.11	.04
512—	BZX79C2V7	DO-35	0.50	2.7	.14	.107
512—	1N5224B	DO-35	0.50	2.8	.13	.075
512—	1N5225B	DO-35	0.50	3.0	.11	.04
512—	1N5226B	DO-35	0.50	3.3	.11	.036
512—	BZX79C3V3	DO-35	0.50	3.3	.14	.107
♦ 512—	MMSZ4684	SOD-123	0.50	3.3	.21	.154
♦ 512—	MMSZ5226B	SOD-123	0.50	3.3	.24	.15
512—	1N5227B	DO-35	0.50	3.6	.11	.04
512—	1N5227BTR	DO-35	0.50	3.6	.13	.075
512—	BZX79C3V6	DO-35	0.50	3.6	.14	.107
♦ 512—	MMSZ5227B	SOD-123	0.50	3.6	.28	.182
512—	1N5228B	DO-35	0.50	3.9	.11	.04
512—	BZX79C3V9	DO-35	0.50	3.9	.14	.107
♦ 512—	MMSZ4686	SOD-123	0.50	3.9	.24	.15
♦ 512—	MMSZ5228B	SOD-123	0.50	3.9	.25	.161
512—	1N5229B	DO-35	0.50	4.3	.11	.04
512—	1N5229BTR	DO-35	0.50	4.3	.18	.077
512—	BZX79C4V3	DO-35	0.50	4.3	.14	.107
♦ 512—	MMSZ5229B	SOD-123	0.50	4.3	.21	.159
512—	1N5230B	DO-35	0.50	4.7	.11	.04
512—	1N5230BTR	DO-35	0.50	4.7	.14	.107
512—	BZX79C4V7	DO-35	0.50	4.7	.12	.105
♦ 512—	MMSZ4688	SOD-123	0.50	4.7	.24	.15
♦ 512—	MMSZ5230B	SOD-123	0.50	4.7	.15	.128
512—	1N5231B	DO-35	0.50	5.1	.11	.096
512—	1N5231BTR	DO-35	0.50	5.1	.11	.096
512—	BZX79C5V1	DO-35	0.50	5.1	.12	.105
♦ 512—	MMSZ4689	SOD-123	0.50	5.1	.19	.118
♦ 512—	MMSZ5231B	SOD-123	0.50	5.1	.24	.15
512—	1N5231C	DO-35	0.50	5.2	.14	.107
512—	1N5232B	DO-35	0.50	5.6	.11	.04
512—	1N5232BTR	DO-35	0.50	5.6	.11	.064
512—	BZX79C5V6	DO-35	0.50	5.6	.12	.105
♦ 512—	MMSZ5232B	SOD-123	0.50	5.6	.24	.15
512—	1N5233B	DO-35	0.50	6.0	.11	.096
♦ 512—	MMSZ5233B	SOD-123	0.50	6.0	.24	.15
512—	1N5234B	DO-35	0.50	6.2	.11	.04
512—	1N5234BTR	DO-35	0.50	6.2	.11	.075
512—	BZX79C6V2	DO-35	0.50	6.2	.12	.105
♦ 512—	MMSZ5234B	SOD-123	0.50	6.2	.15	.128
512—	1N5235B	DO-35	0.50	6.8	.11	.096
512—	1N5235BTR	DO-35	0.50	6.8	.14	.107
512—	BZX79C6V8	DO-35	0.50	6.8	.12	.105
♦ 512—	MMSZ5235B	SOD-123	0.50	6.8	.26	.188
♦ 512—	FLZ6V8B	SOD-80	0.50	6.8	.13	.075
512—	1N5236B	DO-35	0.50	7.5	.11	.037
♦ 512—	MMSZ5236B	SOD-123	0.50	7.5	.28	.182
512—	1N5237B	DO-35	0.50	8.2	.11	.04
512—	1N5237BTR	DO-35	0.50	8.2	.14	.107
512—	BZX79C8V2	DO-35	0.50	8.2	.12	.105
♦ 512—	MMSZ5237B	SOD-123	0.50	8.2	.25	.181
512—	1N5238B	DO-35	0.50	8.7	.11	.036
512—	1N5239B	DO-35	0.50	9.1	.11	.04
512—	1N5239BTR	DO-35	0.50	9.1	.14	.107
512—	BZX79C9V1	DO-35	0.50	9.1	.12	.105
♦ 512—	FLZ9V1A	SOD-80	0.50	9.1	.18	.107
♦ 512—	MMSZ5239B	SOD-123	0.50	9.1	.15	.128
512—	1N5240B	DO-35	0.50	10.0	.11	.032
512—	1N5240BTR	DO-35	0.50	10.0	.11	.032
512—	BZX79C10	DO-35	0.50	10.0	.12	.105
♦ 512—	FLZ10VC	SOD-80	0.50	10.0	.18	.107
♦ 512—	MMSZ4697	SOD-123	0.50	10.0	.28	.182
♦ 512—	MMSZ5240B	SOD-123	0.50	10.0	.28	.182
512—	1N5241B	DO-35	0.50	11.0	.11	.064
512—	1N5241BTR	DO-35	0.50	11.0	.14	.107
512—	BZX79C11	DO-35	0.50	11.0	.14	.107
♦ 512—	FLZ11VC	SOD-80	0.50	11.0	.13	.078
♦ 512—	MMSZ5241B	SOD-123	0.50	11.0	.26	.188
512—	1N5242B	DO-35	0.50	12.0	.11	.064
512—	1N5242BTR	DO-35	0.50	12.0	.11	.036
512—	BZX79C12	DO-35	0.50	12.0	.12	.105
♦ 512—	FLZ12VA	SOD-80	0.50	12.0	.18	.107
♦ 512—	FLZ12VC	SOD-80	0.50	12.0	.18	.107
♦ 512—	MMSZ5242B	SOD-123	0.50	12.0	.28	.182
512—	1N5243B	DO-35	0.50	13.0	.11	.032
♦ 512—	MMSZ5243B	SOD-123	0.50	13.0	.15	.128
512—	1N5244B	DO-35	0.50	14.0	.11	.04
512—	1N5245B	DO-35	0.50	15.0	.11	.04
512—	BZX79C15	DO-35	0.50	15.0	.12	.105
♦ 512—	FLZ15VA	SOD-80	0.50	15.0	.18	.111
♦ 512—	FLZ15VB	SOD-80	0.50	15.0	.18	.107
♦ 512—	FLZ15VC	SOD-80	0.50	15.0	.18	.107
♦ 512—	MMSZ4702	SOD-123	0.50	15.0	.25	.181
♦ 512—	MMSZ5245B	SOD-123	0.50	15.0	.28	.182
512—	1N5246B	DO-35	0.50	16.0	.11	.04
512—	1N5246BTR	DO-35	0.50	16.0	.14	.107
♦ 512—	MMSZ5246B	SOD-123	0.50	16.0	.26	.188
512—	1N5247B	DO-35	0.50	17.0	.11	.04
♦ 512—	MMSZ5247B	SOD-123	0.50	17.0	.29	.193
512—	1N5248B	DO-35	0.50	18.0	.11	.04
512—	1N5248BTR	DO-35	0.50	18.0	.11	.075
♦ 512—	MMSZ5248B	SOD-123	0.50	18.0	.29	.193
512—	1N5249BTR	DO-35	0.50	19.0	.14	.107
512—	1N5250B	DO-35	0.50	20.0	.11	.096
512—	BZX79C20	DO-35	0.50	20.0	.14	.107
♦ 512—	MMSZ5250B	SOD-123	0.50	20.0	.28	.182
512—	1N5251B	DO-35	0.50	22.0	.11	.012
♦ 512—	MMSZ5251B	SOD-123	0.50	22.0	.29	.193
512—	1N5252B	DO-35	0.50	24.0	.11	.04
512—	BZX79C24	DO-35	0.50	24.0	.14	.107
♦ 512—	MMSZ5252B	SOD-123	0.50	24.0	.28	.182
512—	1N5253B	DO-35	0.50	25.0	.14	.107
512—	1N5254B	DO-35	0.50	27.0	.11	.012
♦ 512—	MMSZ5254B	SOD-123	0.50	27.0	.28	.182
512—	1N5255B	DO-35	0.50	28.0	.11	.036
512—	1N5256B	DO-35	0.50	30.0	.11	.036
♦ 512—	MMSZ5256B	SOD-123	0.50	30.0	.28	.182
512—	1N5257B	DO-35	0.50	33.0	.11	.036
512—	BZX79C33	DO-35	0.50	33.0	.14	.107
♦ 512—	MMSZ5257B	SOD-123	0.50	33.0	.29	.193
512—	1N5259B	DO-35	0.50	39.0	.11	.075
512—	BZX79C39	DO-35	0.50	39.0	.14	.107
512—	1N5261B	DO-35	0.50	47.0	.08	.03
512—	1N5262B	DO-35	0.50	51.0	.11	.075
512—	1N5263B	DO-35	0.50	56.0	.11	.075
512—	1N4728A	DO-41	1.0	3.3	.11	.086
512—	BZX85C3V3	DO-41	1.0	3.3	.21	.162
512—	1N4729A	DO-41	1.0	3.6	.15	.128
512—	BZX85C3V6	DO-41	1.0	3.6	.21	.162
512—	1N4730A	DO-41	1.0	3.9	.11	.086
512—	1N4730ATR	DO-41	1.0	3.9	.15	.128
512—	BZX85C3V9	DO-41	1.0	3.9	.21	.162
512—	1N4731A	DO-41	1.0	4.3	.11	.086
512—	1N4731ATR	DO-41	1.0	4.3	.15	.128
512—	BZX85C4V3	DO-41	1.0	4.3	.15	.128
512—	1N4732A	DO-41	1.0	4.7	.15	.128
512—	1N4732ATR	DO-41	1.0	4.7	.15	.128
512—	BZX85C4V7	DO-41	1.0	4.7	.21	.162
512—	1N4733A	DO-41	1.0	5.1	.15	.128
512—	1N4733ATR	DO-41	1.0	5.1	.15	.128
512—	BZX85C5V1	DO-41	1.0	5.1	.21	.162
512—	1N4734A	DO-41	1.0	5.6	.15	.128
512—	1N4734ATR	DO-41	1.0	5.6	.15	.128
512—	1N4734AT50A	DO-41	1.0	5.6	.15	.128
512—	BZX85C5V6	DO-41	1.0	5.6	.21	.162
512—	1N4735A	DO-41	1.0	6.2	.15	.128
512—	1N4735ATR	DO-41	1.0	6.2	.11	.086
512—	1N4735AT50A	DO-41	1.0	6.2	.15	.128
512—	BZX85C6V2	DO-41	1.0	6.2	.21	.162
512—	1N4736A	DO-41	1.0	6.8	.11	.086
512—	BZX85C6V8	DO-41	1.0	6.8	.21	.162
512—	1N4737A	DO-41	1.0	7.5	.11	.086
512—	1N4737ATR	DO-41	1.0	7.5	.11	.086
512—	BZX85C7V5	DO-41	1.0	7.5	.21	.162
512—	1N4738A	DO-41	1.0	8.2	.11	.086
512—	1N4738ATR	DO-41	1.0	8.2	.15	.128
512—	BZX85C8V2	DO-41	1.0	8.2	.21	.162
512—	1N4739A	DO-41	1.0	9.1	.11	.086
512—	1N4739ATR	DO-41	1.0	9.1	.26	.225
512—	BZX85C9V1	DO-41	1.0	9.1	.21	.162
512—	1N4740A	DO-41	1.0	10.0	.15	.128
512—	1N4740ATR	DO-41	1.0	10.0	.15	.128
512—	BZX85C10	DO-41	1.0	10.0	.21	.162
512—	1N4741A	DO-41	1.0	11.0	.11	.086
512—	1N4742A	DO-41	1.0	12.0	.15	.128
512—	1N4742AT50A	DO-41	1.0	12.0	.15	.128
512—	1N4742ATR	DO-41	1.0	12.0	.15	.128
512—	BZX85C12	DO-41	1.0	12.0	.21	.162
512—	1N4743A	DO-41	1.0	13.0	.11	.086
512—	1N4743ATR	DO-41	1.0	13.0	.15	.128
512—	BZX85C13	DO-41	1.0	13.0	.21	.162
512—	1N4744A	DO-41	1.0	15.0	.15	.128
512—	1N4744AT50A	DO-41	1.0	15.0	.15	.128
512—	1N4744ATR	DO-41	1.0	15.0	.15	.128
512—	BZX85C15	DO-41	1.0	15.0	.21	.162
512—	1N4745A	DO-41	1.0	16.0	.11	.086
512—	1N4745AT50A	DO-41	1.0	16.0	.15	.128
512—	BZX85C16	DO-41	1.0	16.0	.21	.162
512—	1N4746A	DO-41	1.0	18.0	.15	.128
512—	1N4746ATR	DO-41	1.0	18.0	.15	.128
512—	BZX85C18	DO-41	1.0	18.0	.21	.162
512—	1N4747A	DO-41	1.0	20.0	.11	.086
512—	1N4747ATR	DO-41	1.0	20.0	.15	.128
512—	BZX85C20	DO-41	1.0	20.0	.21	.162
512—	1N4748A	DO-41	1.0	22.0	.11	.086
512—	1N4748ATR	DO-41	1.0	22.0	.15	.128
512—	BZX85C22	DO-41	1.0	22.0	.21	.162
512—	1N4749A	DO-41	1.0	24.0	.15	.128
512—	1N4749ATR	DO-41	1.0	24.0	.26	.225

© Copyright 2013 Mouser Electronics

© Copyright 2013 Mouser Electronics

FAIRCHILD Diodes

Products may be RoHS compliant. Check mouser.com for RoHS status.

FAIRCHILD SEMICONDUCTOR

ZENER DIODES (CONT.)

For quantities greater than listed, call for quote.

MOUSER STOCK NO.	Mfr. Part No.	Package	PD (W)	VZ (V)	Price Each 1	Price Each 25
512—1N4749AT50A		DO-41	1.0	24.0	.15	.128
512—BZX85C24		DO-41	1.0	24.0	.21	.162
512—1N4750A		DO-41	1.0	27.0	.15	.128
512—1N4750ATR		DO-41	1.0	27.0	.15	.128
512—1N4751A		DO-41	1.0	30.0	.15	.128
512—1N4751ATR		DO-41	1.0	30.0	.11	.086
512—BZX85C30		DO-41	1.0	30.0	.21	.162
512—1N4752A		DO-41	1.0	33.0	.11	.086
512—1N4752ATR		DO-41	1.0	33.0	.15	.128
512—BZX85C33		DO-41	1.0	33.0	.21	.162
512—1N4753A		DO-41	1.0	36.0	.11	.064
512—BZX85C36		DO-41	1.0	36.0	.21	.162
512—1N4754A		DO-41	1.0	39.0	.11	.064
512—1N4755A		DO-41	1.0	43.0	.15	.128
512—1N4756A		DO-41	1.0	47.0	.15	.128
512—BZX85C47		DO-41	1.0	47.0	.21	.162
512—1N4757A		DO-41	1.0	51.0	.11	.064
512—BZX85C51		DO-41	1.0	51.0	.21	.162
512—1N4758A		DO-41	1.0	56.0	.15	.128

SMALL SIGNAL DIODES

NEW PRODUCT

♦ Surface Mount Device

For quantities greater than listed, call for quote.

MOUSER STOCK NO.	Mfr. zMfr. Part No.	Package	VRRM (V)	I_R (μA)	Price Each 1	Price Each 25
Single						
512—1N457		DO-35	70	0.025	.15	.128
512—1N457A		DO-35	70	0.025	.11	.064
512—1N457ATR		DO-35	70	0.025	.15	.128
♦ 512—FDLL457A		LL-34	70	0.025	.27	.182
♦ 512—1N4148WS		SOD-323F	75	0.025	.16	.096
♦ 512—1N4448WS		SOD-323F	75	0.025	.17	.139
♦ 512—1N4448WT		SOD-523F	75	0.025	.13	.075
♦ 512—1N914BWS		SOD-323F	75	0.025	.17	.096
♦ 512—1N914BWT		SOD-523F	75	0.025	.13	.075
512—BAW62		DO-35	75	0.025	.11	.062
512—1N4454		DO-35	75	0.1	.11	.01
512—1N4454TR		DO-35	75	0.1	.11	.075
♦ 512—FDLL4150		LL-34	75	0.1	.26	.171
512—1N483B		DO-35	80	0.025	.11	.061
512—1N5282		DO-35	80	0.1	.15	.128
512—BAW76		DO-35	85	0.1	.11	.062
♦ 512—BAS16		SOT-23	85	1	.19	.171
♦ 512—BAS16HT1G		SOD-323	85	1	.32	.234
♦ 512—BAS16SL		SOD-923F	85	1	.32	.193
512—1N4148		DO-35	100	0.025	.11	.054
512—1N4148T26A		DO-35	100	0.025	.13	.107
512—1N4148T50A		DO-35	100	0.025	.13	.107
512—1N4148T50R		DO-35	100	0.025	.11	.036
512—1N4148TA		DO-35	100	0.025	.11	.056
512—1N4148TR		DO-35	100	0.025	.11	.032
512—1N4149		DO-35	100	0.025	.11	.031
512—1N4448		DO-35	100	0.025	.11	.021
512—1N4448TR		DO-35	100	0.025	.14	.118
512—1N914		DO-35	100	0.025	.06	.06
512—1N914ATR		DO-35	100	0.025	.11	.062
512—1N914B		DO-35	100	0.025	.11	.06
512—1N914BTR		DO-35	100	0.025	.11	.062
512—1N914T50A		DO-35	100	0.025	.13	.107
512—1N914TR		DO-35	100	0.025	.11	.067
512—1N916		DO-35	100	0.025	.11	.028
512—1N916A		DO-35	100	0.025	.13	.107
Single (Cont.)						
512—1N916B		DO-35	100	0.025	.13	.107
♦ 512—FDLL4148D87Z		SOD-80	100	0.025	.11	.091
♦ 512—FDLL4448		LL-34	100	0.025	.13	.107
♦ 512—FDLL914		LL-34	100	0.025	.14	.118
♦ 512—FDLL914A		LL-34	100	0.025	.14	.118
♦ 512—FDLL914B		LL-34	100	0.025	.13	.107
♦ 512—LL4148		SOD-80	100	0.025	.11	.075
♦ 512—MMBD4148		SOT-23	100	0.025	.15	.128
♦ 512—MMBD4448		SOT-23	100	0.025	.19	.174
♦ 512—MMBD914		SOT-23	100	0.025	.18	.161
♦ 512—MMSD4148_D87Z		SOD-123	100	0.025	.26	.187
♦ 512—MMSD4448		SOD-123	100	0.025	.29	.257
♦ 512—MMSD914		SOD-123	100	0.025	.29	.257
♦ 512—MMBD1201		SOT-23	100	0.05	.20	.177
♦ 512—MMSD4148		SOD-123	100	5	.26	.187
♦ 512—BAS19		SOT-23	120	0.1	.15	.128
♦ 512—BAS29		SOT-23	120	0.1	.15	.128
512—FDH300A		DO-35	150	0.001	.23	.15
♦ 512—FDLL300A		LL-34	150	0.001	.27	.182
♦ 512—FDLL333		SOD-80	150	0.001	.27	.182
512—FDH333		DO-35	150	0.003	.21	.188
512—1N458A		DO-35	150	0.025	.18	.171
512—1N3595		DO-35	150	0.1	.11	.055
512—1N3595TR		DO-35	150	0.1	.11	.054
♦ 512—FDLL3595		LL-34	150	100	.27	.182
512—BAX16		DO-35	180	0.025	.20	.171
♦ 512—MMBD1501A		SOT-23	200	0.01	.21	.19
512—1N459		DO-35	200	0.025	.15	.128
512—1N459A		DO-35	200	0.025	.11	.064
512—1N459ATR		DO-35	200	0.025	.15	.128
512—1N485B		DO-35	200	0.025	.11	.064
♦ 512—FDLL485B		LL-34	200	0.025	.27	.182
512—1N3070TR		DO-35	200	0.1	.11	.104
♦ 512—BAS20		SOT-23	200	0.1	.15	.128
♦ 512—BAV102		LL-34	200	0.1	.26	.171
Single (Cont.)						
512—FDH400		DO-35	200	0.1	.15	.128
♦ 512—MMBD1401		SOT-23	200	0.1	.15	.128
♦ 512—MMBD1403		SOT-23	200	0.1	.15	.128
♦ 512—MMSD3070		SOD-123	200	0.1	.20	.15
♦ 512—MMBD1401A		SOT-23	250	0.04	.15	.128
512—1N486B		DO-35	250	0.05	.15	.128
♦ 512—BAS21		SOT-23	250	0.1	.19	.17
♦ 512—BAV103		LL-34	250	0.1	.26	.171
512—BAV21		DO-35	250	0.1	.21	.171
512—BAV21T50A		DO-35	250	0.1	.21	.171
Dual and Common Anode						
♦ 512—BAW74		SOT-23	50	100	.15	.128
♦ 512—MMBD4148CA		SOT-23	100	0.025	.24	.178
♦ 512—MMBD1205		SOT-23	100	0.05	.23	.203
♦ 512—BAS35		SOT-23	120	0.1	.15	.128
♦ 512—MMBD1505A		SOT-23	200	0.01	.26	.235
♦ 512—MMBD1405A		SOT-23	250	0.1	.15	.128
Dual and Common Cathode						
♦ 512—BAV74		SOT-23	50	0.1	.15	.128
♦ 512—BAV70		SOT-23	70	5	.15	.128
♦ 512—MMBD2838		SOT-23	75	0.1	.19	.128
♦ 512—MMBD4148CC		SOT-23	100	0.025	.23	.169
♦ 512—MMBD1204		SOT-23	100	0.05	.24	.203
♦ 512—MMBD1504A		SOT-23	200	0.01	.25	.181
♦ 512—MMBD1404A		SOT-23	250	0.1	.15	.128
Dual Series						
♦ 512—BAV99		SOT-23	70	2.5	.06	.056
♦ 512—BAV99WT1G		SOT-323	70	2.5	.24	.171
♦ 512—MMBD4148SE		SOT-23	100	0.025	.25	.214
♦ 512—MMBD1203		SOT-23	100	0.05	.24	.214
♦ 512—MMBD7000		SOT-23	100	0.3	.15	.128
♦ 512—BAS31		SOT-23	120	0.1	.21	.186
♦ 512—FLLD261		SOT-23	200	0.005	.29	.212
♦ 512—BAV23S		SOT-23	250	0.1	.25	.214
♦ 512—MMBD1403A		SOT-23	250	0.1	.15	.128

ULTRAFAST DIODES

NEW PRODUCT

♦ Surface Mount Device

For quantities greater than listed, call for quote.

MOUSER STOCK NO.	Fairchild Part No.	Package	Max. Repetitive Reverse Voltage	Avg. Rectified Forward Current	Max. Instantaneous Forward Voltage	Max. Reverse Recovery Time	Price Each 1	Price Each 25	Price Each 100	Price Each 250
Single										
♦ 512-RURD660S9A	RURD660S9A	TO-252	600V	6A	1.5V	60ns	.84	.73	.675	.581
512-RURP860	RURP860	TO-220AC	600V	8A	1.5V	70ns	1.39	1.07	.995	.856
512-FFPF08S60STTU	FFPF0860STTU	TO-220F	600V	8A	2.6V	25ns	1.18	.91	.842	.724
512-RURP8100	RURP8100	TO-220AC	1000V	8A	1.8V	100ns	1.53	1.18	1.09	.943
512-FFPF20UP20DNTU	FFPF20UP20DNTU	TO-220F	200V	10A	1.15V	45ns	1.23	1.07	.991	.853
♦ 512-RUR1S1560S9A	RUR1S1560S9A	TO-263	600V	15A	1.5V	60ns	1.89	1.53	1.38	1.22
512-RURP1560	RURP1560	TO-220AC	600V	15A	1.5V	60ns	1.82	1.62	1.31	1.12
512-FFA60UP30DNTU	FFA60UP30DNTU	TO-3P	300V	30A	1.5V	55ns	2.93	2.68	2.39	2.00
512-RURG3060	RURG3060	TO-247	600V	30A	1.5V	60ns	2.91	2.63	2.12	1.87
512-RURP3060	RURP3060	TO-220AC	600V	30A	1.5V	60ns	2.25	2.00	1.81	1.61
512-FFA40UP35STU	FFA40UP35STU	TO-3P	350V	40A	1.6V	53ns	2.43	1.96	1.77	1.57
512-FFH60UP40S3	FFH60UP40S3	TO-247	400V	60A	1.4V	85ns	4.19	3.75	3.06	2.76
512-FFH60UP60S	FFH60UP60S	TO-247	600V	60A	1.7V	80ns	3.75	3.37	3.07	2.77
512-FFH60UP60S3	FFH60UP60S3	TO-247	600V	60A	1.7V	80ns	2.49	2.09	1.97	1.93
512-RURG5060	RURG5060	TO-247	600V	75A	1.6V	75ns	3.93	3.53	3.21	2.90
512-RURG8060	RURG8060	TO-247	600V	80A	1.6V	85ns	5.49	4.95	4.50	4.07
512-RURG80100	RURG80100	TO-247	1000V	80A	1.9V	200ns	5.66	5.10	4.64	4.18
Common Cathode										
512-FFPF20UA60DN	FFPF20UA60DN	TO-220F	600V	10A	2.3V	120ns	1.50	1.34	1.21	1.07
512-FFPF20UP40S	FFPF20UP40S	TO-220F	400V	20A	1.4V	50ns	1.98	1.80	1.44	1.12
512-FFA60UP20DNTU	FFA60UP20DNTU	TO-3P	200V	30A	1.15V	32ns	2.53	2.20	1.96	1.59
512-RURG3020CC	RURG3020CC	TO-247	200V	30A	1.0V	50ns	4.69	4.23	3.84	3.47
512-RURG3060CC	RURG3060CC	TO-247	600V	30A	1.5V	60ns	4.14	3.73	3.39	3.06

DAMPER DIODES - SINGLE

For quantities greater than listed, call for quote.

MOUSER STOCK NO.	Fairchild Part No.	Package	Max. Repetitive Reverse Voltage	Avg. Rectified Forward Current	Max. Instantaneous Forward Voltage	Max. Reverse Recovery Time	Price Each 1	Price Each 25	Price Each 100	Price Each 250
512-FFPF10F150STU	FFPF10F150STU	TO-220F	1500V	10A	1.6V	170ns	1.27	.984	.914	.786

© Copyright 2013 Mouser Electronics
© Copyright 2013 Mouser Electronics

FAIRCHILD Diodes and Rectifiers

Products may be RoHS compliant. Check mouser.com for RoHS status.

FAIRCHILD SEMICONDUCTOR

STEALTH™ DIODES

♦Surface Mount Device

For quantities greater than listed, call for quote.

MOUSER STOCK NO.	Fairchild Part No.	Package	Max. Repetitive Reverse Voltage	Avg. Rectified Forward Current	Max. Instantaneous Forward Voltage	Max. Reverse Recovery Time	Price Each 1	25	100	250
512-FFPF04S60STU	FFPF04S60STU	TO-220F	600V	4A	2.6V	23ns	.86	.749	.642	.418
512-ISL9K460P3	ISL9K460P3	TO-220	600V	4A	2.4V	22ns	1.75	1.59	1.27	1.13
512-ISL9R460PF2	ISL9R460PF2	TO-220F	600V	4A	2.4V	22ns	1.03	.792	.735	.632
512-FFP08H60STU	FFP08H60STU	TO-220AC	600V	8A	2.1V	35ns	.87	.728	.578	.439
512-FFP08S60SNTU	FFP08S60SNTU	TO-220AC	600V	8A	3.4V	25ns	1.22	1.07	.987	.85
512-FFP08S60STU	FFP08S60STU	TO-220	600V	8A	2.6V	25ns	.94	.852	.747	.577
512-FFPF08H60STU	FFPF08H60STU	TO-220F	600V	8A	2.1V	35ns	1.07	.856	.749	.642
512-FFPF08S60SNTU	FFPF08S60SNTU	TO-220F	600V	8A	3.4V	32ns	1.03	1.02	.817	.717
512-FFPF08S60STU	FFPF08S60STU	TO-220F	600V	8A	2.6V	25ns	1.41	1.12	.989	.858
512-ISL9R860P2	ISL9R860P2	TO-220AC	600V	8A	2.4V	30ns	1.36	1.05	.974	.838
512-ISL9R860PF2	ISL9R860PF2	TO-220F	600V	8A	2.4V	25ns	.86	.717	.587	.556
♦ 512-ISL9R860S3ST	ISL9R860S3ST	TO-263	600V	8A	2.4V	30ns	1.48	1.31	1.06	.911
512-ISL9R8120P2	ISL9R8120P2	TO-220AC	1200V	8A	3.3V	44ns	1.39	1.21	1.12	.964
512-FFP15S60STU	FFP15S60STU	TO-220AC	600V	15A	2.6V	30ns	1.43	1.27	1.03	.885
512-FFPF15S60STU	FFPF15S60STU	TO-220F	600V	15A	2.6V	25ns	1.40	1.23	1.13	.976
512-ISL9R1560P2	ISL9R1560P2	TO-220AC	600V	15A	2.2V	40ns	1.77	1.42	1.28	1.14
512-ISL9R1560PF2	ISL9R1560PF2	TO-220F	600V	15A	2.2V	40ns	2.17	1.75	1.57	1.40
♦ 512-ISL9R1560S3ST	ISL9R1560S3ST	TO-263	600V	15A	2.2V	40ns	2.34	2.12	1.70	1.51
512-FFH30S60STU	FFH30S60STU	TO-247	600V	30A	2.6V	35ns	5.11	4.57	3.75	3.37
512-ISL9R3060G2	ISL9R3060G2	TO-247	600V	30A	2.4V	45ns	3.25	2.92	2.59	2.33
512-ISL9R3060P2	ISL9R3060P2	TO-220AC	600V	30A	2.4V	45ns	3.06	2.76	2.51	2.27
512-FFH50US60S	FFH50US60S	TO-247	600V	50A	1.54V	80ns	3.92	3.52	3.11	2.81

SCHOTTKY BARRIER RECTIFIERS

For quantities greater than listed, call for quote.

MOUSER STOCK NO.	Fairchild Part No.	Description	V_{RRM} (V)	I_{FAV} (A)	Price Each 1	25	100
Single							
♦ 512-MBR0520L	MBR0520L	SOD-123	20	0.5	.39	.257	.195
512-SB120	SB120	DO-41	20	1.0	.52	.289	.224
♦ 512-SS12	SS12	DO-214AC	20	1.0	.55	.385	.253
♦ 512-SS22	SS22	DO-214AA	20	2.0	.39	.323	.295
512-1N5820	1N5820	DO-201AD	20	3.0	.44	.387	.332
♦ 512-MBRS320	MBRS320	DO-214AB	20	3.0	.57	.375	.324
512-SB320	SB320	DO-201AD	20	3.0	.56	.396	.335
♦ 512-SS32	SS32	DO-214AB	20	3.0	.49	.412	.355
512-SB520	SB520	DO-201AD	20	5.0	.52	.492	.386
♦ 512-BAR43	BAR43	SOT-23	30	0.2	.24	.203	.118
♦ 512-BAT54XV2	BAT54XV2	SOD-523F	30	0.2	.31	.225	.146
♦ 512-RB520S30	RB520S30	SOD-523F	30	0.2	.27	.182	.092
♦ 512-RB521S30	RB521S30	SOD-523F	30	0.2	.28	.189	.095
♦ 512-BAT54	BAT54	SOT-23	30	0.3	.17	.161	.103
♦ 512-BAT54D87Z	BAT54_D87Z	SOT-23	30	0.3	.26	.182	.111
♦ 512-MBR0530	MBR0530	SOD-123	30	0.5	.12	.109	.09
512-1N5818	1N5818	DO-41	30	1.0	.21	.203	.167
♦ 512-FMKA130L	FMKA130L	DO-214AC	30	1.0	.44	.364	.286
♦ 512-MBRS130	MBRS130	DO-214AA	30	1.0	.34	.321	.263
♦ 512-MBRS130L	MBRS130L	DO-214AA	30	1.0	.48	.385	.261
♦ 512-SS13	SS13	DO-214AC	30	1.0	.44	.353	.282
♦ 512-BAT54HT1G	BAT54HT1G	SOD-323	30	2.0	.39	.278	.178
♦ 512-SS23	SS23	DO-214AA	30	2.0	.30	.257	.219
512-1N5821	1N5821	DO-201AD	30	3.0	.47	.407	.338
♦ 512-SS33	SS33	DO-214AB	30	3.0	.49	.412	.355
512-SB530	SB530	DO-201AD	30	5.0	.46	.38	.327
♦ 512-RB751S40	RB751S40	SOD-523F	40	0.03	.21	.158	.077
♦ 512-BAS40SL	BAS40SL	SOD-923	40	0.1	.45	.321	.204
♦ 512-MBR0540	MBR0540	SOD-123	40	0.5	.13	.118	.097
♦ 512-FYV0704SMTF	FYV0704SMTF	SOT-23	40	0.75	.43	.342	.233
512-1N5817	1N5817	DO-41	40	1.0	.21	.203	.167
512-1N5819	1N5819	DO-41	40	1.0	.12	.096	.083
♦ 512-MBRS140	MBRS140	DO-214AA	40	1.0	.48	.385	.261
512-SB140	SB140	DO-41	40	1.0	.23	.214	.175
♦ 512-SS14	SS14	DO-214AC	40	1.0	.20	.178	.152
♦ 512-SS24	SS24	DO-214AA	40	2.0	.28	.236	.202
512-1N5822	1N5822	DO-201AD	40	3.0	.57	.385	.33
♦ 512-MBRS340	MBRS340	DO-214AB	40	3.0	.65	.524	.373
512-SB340	SB340	DO-201AD	40	3.0	.45	.417	.331
♦ 512-SS34	SS34	DO-214AB	40	3.0	.49	.412	.355
♦ 512-FYD0504SATM	FYD0504SATM	TO-252	40	5.0	.73	.67	.549
512-SB540	SB540	DO-201AD	40	5.0	.52	.492	.386
512-MBR745	MBR745	TO-220AC	45	7.5	1.75	1.59	1.31
512-MBR1045	MBR1045	TO-220AC	45	10.0	1.01	.888	.774
512-SB1245	SB1245	DO-201AD	45	12.0	2.12	1.92	1.54
512-MBR1645	MBR1645	TO-220AC	45	16.0	1.18	1.03	.949
♦ 512-RS1A	RS1A	DO-214AC	50	1.0	.34	.268	.199
♦ 512-SS25	SS25	DO-214AA	50	2.0	.43	.363	.296
512-SB350	SB350	DO-201AD	50	3.0	.50	.482	.366
♦ 512-SS35	SS35	DO-214AB	50	3.0	.60	.514	.439
512-SB550	SB550	DO-201AD	50	5.0	.54	.46	.395
512-SB160	SB160	DO-41	60	1.0	.31	.285	.233
♦ 512-SS16	SS16	DO-214AC	60	1.0	.26	.217	.186
♦ 512-SS26	SS26	DO-214AA	60	2.0	.46	.387	.316
512-SB360	SB360	DO-201AD	60	3.0	.50	.482	.366

NEW PRODUCT

♦Surface Mount Device

For quantities greater than listed, call for quote.

MOUSER STOCK NO.	Fairchild Part No.	Description	V_{RRM} (V)	I_{FAV} (A)	Price Each 1	25	100
Single (Cont.)							
♦ 512-SS36	SS36	DO-214AB	60	3.0	.54	.445	.384
512-SB560	SB560	DO-201AD	60	5.0	.48	.401	.347
512-MBR760	MBR760	TO-220AC	60	7.5	1.02	.813	.714
512-MBR1060	MBR1060	TO-220AC	60	10.0	.94	.838	.774
512-MBR1660	MBR1660	TO-220AC	60	16.0	.98	.873	.839
512-SB180	SB180	DO-41	80	1.0	.25	.236	.194
♦ 512-SS18	SS18	DO-214AC	80	1.0	.52	.396	.276
♦ 512-SS28	SS28	DO-214AA	80	2.0	.52	.428	.348
512-SB380	SB380	DO-201AD	80	3.0	.57	.417	.354
♦ 512-SS38	SS38	DO-214AB	80	3.0	.60	.514	.439
512-SB580	SB580	DO-201AD	80	5.0	.50	.419	.362
♦ 512-SS29	SS29	DO-214AA	90	2.0	.52	.428	.348
♦ 512-RS1B	RS1B	DO-214AC	100	1.0	.34	.268	.199
♦ 512-S100	S100	DO-214AC	100	1.0	.41	.337	.291
512-SB1100	SB1100	DO-41	100	1.0	.40	.323	.258
♦ 512-S210	S210	DO-214AA	100	2.0	.57	.501	.437
♦ 512-S310	S310	DO-214AB	100	3.0	.82	.642	.556
512-SB3100	SB3100	DO-201AD	100	3.0	.61	.537	.469
512-SB5100	SB5100	DO-201AD	100	5.0	.74	.649	.567
♦ 512-RS1D	RS1D	DO-214AC	200	1.0	.32	.246	.187
♦ 512-S320	S320	DO-214AA	200	3.0	.60	.396	.346
♦ 512-RS1G	RS1G	DO-214AC	400	1.0	.11	.075	.061
♦ 512-RS1J	RS1J	DO-214AC	600	1.0	.34	.268	.199
♦ 512-RS1K	RS1K	DO-214AC	800	1.0	.34	.268	.199
♦ 512-RS1M	RS1M	DO-214AC	1000	1.0	.41	.30	.178
Dual & Common Anode							
♦ 512-BAT54A	BAT54A	SOT-23	30	0.3	.11	.062	.058
Dual & Common Cathode							
♦ 512-BAR43C	BAR43C	SOT-23	30	0.2	.10	.095	.083
♦ 512-BAT54C	BAT54C	SOT-23	30	0.3	.21	.193	.127
♦ 512-BAT54CWT1G	BAT54CWT1G	SOT-323	30	0.2	.32	.235	.148
512-MBR1535CT	MBR1535CT	TO-220AB	35	15.0	1.12	.781	.642
512-FYP1004DNTU	FYP1004DNTU	TO-220	40	10.0	.81	.622	.521
512-MBR1545CT	MBR1545CT	TO-220AB	45	15.0	.94	.831	.799
512-MBR2545CT	MBR2545CT	TO-220AB	45	30.0	1.59	1.41	1.23
512-MBRP3045NTU	MBRP3045NTU	TO-220	45	30.0	.55	.496	.455
512-MBR3045PT	MBR3045PT	TO-247	45	30.0	1.82	1.63	1.47
512-MBR4045PT	MBR4045PT	TO-247	45	40.0	2.09	1.85	1.63
512-MBR1560CT	MBR1560CT	TO-220AB	60	15.0	1.03	.892	.826
512-FYP2006DNTU	FYP2006DNTU	TO-220	60	20.0	1.20	1.06	.927
512-MBR3060PT	MBR3060PT	TO-247	60	30.0	1.81	1.62	1.41
512-MBR4060PT	MBR4060PT	TO-247	60	40.0	2.10	1.87	1.68
512-FYP1010DNTU	FYP1010DNTU	TO-220	100	10.0	.76	.567	.564
512-FYP2010DNTU	FYP2010DNTU	TO-220	100	20.0	.98	.863	.798
512-FYPF2010DNTU	FYPF2010DNTU	TO-220F	100	20.0	1.08	.845	.767
512-MBRP3010NTU	MBRP3010NTU	TO-220	100	30.0	1.11	.974	.901
512-MBR20150CTTU	MBR20150CTTU	TO-220AB	150	20.0	1.19	1.04	.961
512-MBR20200CTTU	MBR20200CTTU	TO-220AB	200	20.0	1.28	1.12	1.04
Dual Series							
♦ 512-BAR43S	BAR43S	SOT-23	30	0.2	.15	.086	.08
♦ 512-BAT54S	BAT54S	SOT-23	30	0.3	.12	.065	.062
♦ 512-BAT54SWT1G	BAT54SWT1G	SOT-323	30	0.2	.32	.235	.148
♦ 512-BAT54SD87Z	BAT54S_D87Z	SOT-23	30	0.3	.33	.235	.141
♦ 512-BAS70SV	BAS70SV	SOT-563F	70	70	.21	.193	.161

TRIGGER DIODES

For quantities greater than listed, call for quote.

MOUSER STOCK NO.	Fairchild Part No.	Package	V(BO) (V) Min.	Typ.	Max.	V(BO) Symmetry (V) Max.	Dynamic Breakover Voltage (V) Min.	I(BO) Max. (μA)	Power Dissipation (mW)	ITRM Max. (A)	Price Each 1	25	100
512-DB3	DB3	DO-35	28	32	36	±3	5	100	150	2	.30	.273	.143
512-DB3TG	DB3TG	DO-35	30	32	34	±2	9	15	50	2	.32	.241	.153

© Copyright 2013 Mouser Electronics
© Copyright 2013 Mouser Electronics

FAIRCHILD Rectifiers

Products may be RoHS compliant. Check mouser.com for RoHS status.

FAIRCHILD SEMICONDUCTOR

GENERAL PURPOSE SINGLE RECTIFIERS

◆Surface Mount Device

For quantities greater than listed, call for quote.

MOUSER STOCK NO.	Fairchild Part No.	Package	V_{RRM} (V)	I_{FAV} (A)	V_{FM} (V)	Price Each 1	25	100	250
◆ 512-1N4001	1N4001	DO-41	50	1	1.1	.09	.078	.063	.04
◆ 512-GF1A	GF1A	DO-214AC	50	1	1	.18	.171	.165	.137
◆ 512-S1A	S1A	DO-214AC	50	1	1.1	.30	.268	.153	.096
◆ 512-S2A	S2A	DO-214AA	50	1.5	1.15	.16	.129	.11	.10
◆ 512-S3A	S3A	DO-214AB	50	3	1.2	.34	.292	.239	.198
512-1N4002	1N4002	DO-41	100	1	1.1	.21	.15	.093	.06
◆ 512-S1B	S1B	DO-214AC	100	1	1.1	.12	.093	.076	.06
◆ 512-S2B	S2B	DO-214AA	100	1.5	1.15	.17	.161	.109	.087
512-1N5401	1N5401	DO-201AD	100	3	1.2	.49	.364	.215	.152
◆ 512-S3B	S3B	DO-214AB	100	3	1.2	.44	.342	.238	.197
512-1N4003	1N4003	DO-41	200	1	1.1	.10	.085	.067	.043
◆ 512-GF1D	GF1D	DO-214AC	200	1	1	.18	.171	.165	.137
◆ 512-S1D	S1D	DO-214AC	200	1	1.1	.08	.074	.07	.058
512-1N5393	1N5393	DO-15	200	1.5	1.4	.10	.091	.075	.057
◆ 512-S2D	S2D	DO-214AA	200	1.5	1.15	.19	.171	.142	.116
512-1N5402	1N5402	DO-201AD	200	3	1.2	.24	.213	.175	.135
◆ 512-S3D	S3D	DO-214AB	200	3	1.2	.44	.342	.238	.197
512-1N4004	1N4004	DO-41	400	1	1.1	.10	.085	.067	.043
◆ 512-GF1G	GF1G	DO-214AC	400	1	1	.18	.171	.165	.137
◆ 512-S1G	S1G	DO-214AC	400	1	1.1	.30	.268	.153	.096
◆ 512-S2G	S2G	DO-214AA	400	1.5	1.15	.55	.407	.236	.167
512-1N5404	1N5404	DO-201AD	400	3	1.2	.24	.213	.175	.135
◆ 512-S3G	S3G	DO-214AB	400	3	1.2	.61	.428	.284	.207
512-1N4005	1N4005	DO-41	600	1	1.1	.10	.089	.072	.045
◆ 512-S1J	S1J	DO-214AC	600	1	1.1	.08	.074	.07	.058
512-1N5397	1N5397	DO-15	600	1.5	1.4	.09	.08	.066	.05
◆ 512-S2J	S2J	DO-214AA	600	1.5	1.15	.13	.127	.12	.10
512-1N5406	1N5406	DO-201AD	600	3	1.2	.55	.407	.24	.169
◆ 512-S3J	S3J	DO-214AB	600	3	1.2	.34	.292	.239	.198
512-1N4006	1N4006	DO-41	800	1	1.1	.10	.085	.067	.043
◆ 512-GF1K	GF1K	DO-214AC	800	1	1.2	.55	.321	.261	.194
512-1N4007	1N4007	DO-41	1000	1	1.1	.15	.139	.09	.052
◆ 512-GF1M	GF1M	DO-214AC	1000	1	1.2	.18	.171	.165	.137
◆ 512-S1M	S1M	DO-214AC	1000	1	1.1	.09	.075	.064	.054
◆ 512-S2M	S2M	DO-214AA	1000	1.5	1.15	.59	.439	.256	.181
512-1N5408	1N5408	DO-201AD	1000	3	1.2	.27	.244	.20	.153
◆ 512-S3M	S3M	DO-214AB	1000	3	1.2	.61	.428	.284	.207

ULTRAFAST RECOVERY RECTIFIERS

NEW PRODUCT

◆Surface Mount Device

For quantities greater than listed, call for quote.

MOUSER STOCK NO.	Fairchild Part No.	Package	Configuration	Max Repetitive Reverse Voltage	Avg Rectified Forward Current	Max Instantaneous Forward Voltage	Max Reverse Recovery Time	Price Each 1	25	100	250
◆ 512-EGF1A	EGF1A	DO-214AC	Single	50V	1A	1V	50ns	.46	.375	.302	.255
◆ 512-ES1A	ES1A	DO-214AC	Single	50V	1A	0.92V	15ns	.16	.144	.127	.107
◆ 512-EGF1B	EGF1B	DO-214AC	Single	100V	1A	1V	50ns	.46	.375	.302	.255
◆ 512-ES1B	ES1B	DO-214AC	Single	100V	1A	0.92V	15ns	.49	.364	.212	.15
512-UF4002	UF4002	DO-41	Single	100V	1A	1V	50ns	.34	.268	.203	.143
◆ 512-EGF1C	EGF1C	DO-214AC	Single	150V	1A	1V	50ns	.46	.375	.302	.255
512-EGP10C	EGP10C	DO-41	Single	150V	1A	1V	50ns	.52	.375	.253	.18
◆ 512-ES1C	ES1C	DO-214AC	Single	150V	1A	0.92V	15ns	.11	.089	.073	.063
◆ 512-EGF1D	EGF1D	TO-220AC	Single	200V	1A	1V	50ns	.32	.296	.261	.218
◆ 512-ES1D	ES1D	DO-214AC	Single	200V	1A	0.92V	15ns	.15	.123	.105	.088
512-UF4003	UF4003	DO-41	Single	200V	1A	1V	50ns	.46	.342	.202	.142
◆ 512-ES1F	ES1F	DO-214AC	Single	300V	1A	1.3V	35ns	.51	.375	.224	.157
◆ 512-ES1G	ES1G	DO-214AC	Single	400V	1A	1.3V	35ns	.58	.407	.247	.174
512-UF4004	UF4004	DO-41	Single	400V	1A	1V	50ns	.16	.15	.12	.089
◆ 512-ES1H	ES1H	DO-214AC	Single	500V	1A	1.7V	35ns	.58	.407	.247	.174
◆ 512-ES1J	ES1J	DO-214AC	Single	600V	1A	1.7V	35ns	.58	.407	.247	.174
512-UF4005	UF4005	DO-41	Single	600V	1A	1.7V	75ns	.34	.268	.203	.143
512-UF4006	UF4006	DO-41	Single	800V	1A	1.7V	75ns	.46	.342	.202	.142
512-UF4007	UF4007	DO-41	Single	1000V	1A	1.7V	75ns	.44	.332	.193	.136
◆ 512-ES2A	ES2A	DO-214AA	Single	50V	2A	0.95V	20ns	.43	.355	.284	.207
◆ 512-ES2B	ES2B	DO-214AA	Single	100V	2A	0.95V	20ns	.23	.203	.179	.146
◆ 512-ES2C	ES2C	DO-214AA	Single	150V	2A	0.95V	20ns	.43	.355	.284	.207
512-EGP20D	EGP20D	DO-15	Single	200V	2A	0.95V	50ns	.49	.417	.357	.308
◆ 512-ES2D	ES2D	DO-214AA	Single	200V	2A	0.95V	20ns	.23	.197	.169	.141
512-EGP20G	EGP20G	DO-15	Single	400V	2A	1.25V	50ns	.49	.417	.357	.308
◆ 512-ES3A	ES3A	DO-214AB	Single	50V	3A	0.95V	20ns	.61	.482	.332	.275
◆ 512-ES3B	ES3B	DO-214AB	Single	100V	3A	0.95V	20ns	.48	.408	.333	.276
◆ 512-ES3C	ES3C	DO-214AB	Single	150V	3A	0.95V	20ns	.52	.428	.348	.29
512-EGP30D	EGP30D	DO-201AD	Single	200V	3A	0.95V	50ns	.57	.474	.409	.365
◆ 512-ES3D	ES3D	DO-214AB	Single	200V	3A	0.95V	20ns	.17	.161	.159	.143
512-EGP30F	EGP30F	DO-201AD	Single	300V	3A	1.25V	50ns	.69	.556	.428	.367
512-EGP30J	EGP30J	DO-201AD	Single	600V	3A	1.7V	75ns	.69	.556	.428	.367
◆ 512-ES3J	ES3J	DO-214AB	Single	600V	3A	1.7V	20ns	.59	.471	.32	.265
512-EGP30K	EGP30K	DO-201AD	Single	800V	3A	1.7V	75ns	.69	.556	.428	.367
512-FFD10UP20S	FFD10UP20S	TO-220F	Single	200V	10A	1.15V	35ns	.81	.631	.547	.475
512-FFPF10UP20STU	FFPF10UP20STU	TO-220F	Single	200V	10A	1V	32ns	1.02	.781	.724	.624
512-FFPF10UP60STU	FFPF10UP60STU	TO-220F	Single	600V	10A	2.2V	40ns	.97	.749	.655	.569
512-FES16CT	FES16CT	TO-220AC	Single	150V	16A	0.975V	35ns	1.14	.801	.659	.618
512-FES16DT	FES16DT	TO-220AC	Single	200V	16A	0.975V	35ns	1.08	.783	.761	.608
512-FES16DTR	FES16DTR	TO-220AC	Single	200V	16A	0.975V	35ns	1.14	1.02	.886	.771
512-FES16GT	FES16GT	TO-220AC	Single	400V	16A	1.3V	50ns	1.05	.915	.846	.729
512-RHRG3060	RHRG3060	TO-247	Single	600V	30A	2.1V	45ns	2.82	2.53	2.27	2.02
512-FEP16DTD	FEP16DTD	TO-220AB	Dual	200V	16A	0.975V	35ns	1.17	1.01	.937	.807
512-FEP16GTD	FEP16GTD	TO-220AB	Dual	400V	16A	1.3V	50ns	1.39	.888	.73	.685
512-FEP16JTD	FEP16JTD	TO-220AB	Dual	600V	16A	1.5V	50ns	1.39	1.10	.992	.855
512-FEP16BTA	FEP16BTA	TO-220AB	Common Anode	100V	16A	0.975V	35ns	1.11	.856	.85	.754
512-FEP16CTA	FEP16CTA	TO-220AB	Common Anode	150V	16A	0.975V	35ns	.95	.795	.767	.614
512-FEP16DTA	FEP16DTA	TO-220AB	Common Anode	200V	16A	0.975V	35ns	1.18	1.02	.946	.814
512-FEP16GTA	FEP16GTA	TO-220AB	Common Anode	400V	16A	1.3V	50ns	1.39	1.10	.992	.855
512-FEP16JTA	FEP16JTA	TO-220AB	Common Anode	600V	16A	1.5V	50ns	1.17	1.01	.937	.807
512-FFPF20UP60DNTU	FFPF20UP60DNTU	TO-220F	Common Cathode	600V	10A	2.2V	70ns	1.14	.92	.797	.699
512-FEP16BT	FEP16BT	TO-220AB	Common Cathode	100V	16A	0.975V	35ns	1.01	.838	.809	.647
512-FEP16CT	FEP16CT	TO-220AB	Common Cathode	150V	16A	0.975V	35ns	1.05	.76	.739	.428
512-FEP16DT	FEP16DT	TO-220AB	Common Cathode	200V	16A	0.975V	35ns	.81	.781	.761	.449
512-FEP16FT	FEP16FT	TO-220AB	Common Cathode	300V	16A	1.3V	50ns	1.05	.749	.734	.428
512-FEP16GT	FEP16GT	TO-220AB	Common Cathode	400V	16A	1.3V	50ns	1.08	.781	.761	.449
512-FEP16HT	FEP16HT	TO-220AB	Common Cathode	500V	16A	1.5V	50ns	.98	.813	.809	.472
512-FEP16JT	FEP16JT	TO-220AB	Common Cathode	600V	16A	1.5V	50ns	1.10	.781	.77	.449

FAST RECOVERY RECTIFIERS

◆Surface Mount Device

For quantities greater than listed, call for quote.

MOUSER STOCK NO.	Fairchild Part No.	Package	Configuration	Max Repetitive Reverse Voltage	Avg Rectified Forward Current	Max Instantaneous Forward Voltage	Max Reverse Recovery Time	Price Each 1	25	100	250
512-RGP10A	RGP10A	DO-41	Single	50V	1A	1.3V	150ns	.77	.353	.244	.173
512-1N4934	1N4934	DO-41	Single	100V	1A	1.2V	150ns	.06	.062	.049	.036
◆ 512-RGF1B	RGF1B	DO-214AC	Single	100V	1A	1.3V	150ns	.44	.364	.286	.205

© Copyright 2013 Mouser Electronics

© Copyright 2013 Mouser Electronics

FAIRCHILD Rectifiers

Products may be RoHS compliant. Check mouser.com for RoHS status.

FAIRCHILD SEMICONDUCTOR

♦Surface Mount Device

FAST RECOVERY RECTIFIERS (CONT.)

For quantities greater than listed, call for quote.

MOUSER STOCK NO.	Fairchild Part No.	Package	Configuration	Max Repetitive Reverse Voltage	Avg Rectified Forward Current	Max Instantaneous Forward Voltage	Max Reverse Recovery Time	Price Each 1	25	100	250
512-1N4935	1N4935	DO-41	Single	200V	1A	1.2V	150ns	.06	.062	.049	.036
512-1N4936	1N4936	DO-41	Single	400V	1A	1.2V	150ns	.06	.062	.049	.036
♦ 512-RGF1G	RGF1G	DO-214AC	Single	400V	1A	1.3V	150ns	.24	.214	.182	.161
512-RGP10G	RGP10G	DO-41	Single	400V	1A	1.3V	150ns	.77	.353	.244	.173
512-1N4937	1N4937	DO-41	Single	600V	1A	1.2V	150ns	.11	.062	.049	.036
♦ 512-RGF1J	RGF1J	DO-214AC	Single	600V	1A	1.3V	250ns	.44	.364	.286	.205
512-RGP10K	RGP10K	DO-41	Single	800V	1A	1.3V	500ns	.77	.353	.244	.173
♦ 512-RGF1M	RGF1M	DO-214AC	Single	1000V	1A	1.3V	500ns	.21	.194	.17	.143
512-RGP10M	RGP10M	DO-41	Single	1000V	1A	1.3V	500ns	.13	.126	.102	.075

HYPERFAST RECOVERY RECTIFIERS

♦Surface Mount

For quantities greater than listed, call for quote.

MOUSER STOCK NO.	Fairchild Part No.	Package	Configuration	Max Repetitive Reverse Voltage	Avg Rectified Forward Current	Max Instantaneous Forward Voltage	Max Reverse Recovery Time	Price Each 1	25	100	250
♦ 512-RHRD660S9A	RHRD660S9A	TO-252	Single	600V	6A	2.1V	35ns	1.01	.875	.81	.697
512-RHRP8120	RHRP8120	TO-220	Single	1200V	8A	3.2V	70ns	1.47	1.13	1.06	.907
512-RHRP1560	RHRP1560	TO-220	Single	600V	15A	2.1V	40ns	1.64	1.43	1.33	1.13
512-RHRP15120	RHRP15120	TO-220	Single	1200V	15A	3.2V	75ns	1.83	1.66	1.33	1.18
512-RHRP3060	RHRP3060	TO-220	Single	600V	30A	2.1V	45ns	2.34	2.10	1.88	1.68
512-RHRG30120	RHRG30120	TO-247	Single	1200V	30A	3.2V	75ns	2.89	2.60	2.36	2.14
512-RHRP30120	RHRP30120	TO-220	Single	1200V	30A	3V	75ns	2.40	2.14	1.93	1.71
512-RHRG5060	RHRG5060	TO-247	Single	600V	50A	2.1V	50ns	4.39	3.95	3.60	3.24
512-RHRG75120	RHRG75120	TO-247	Single	1200V	75A	3.2V	100ns	5.65	5.04	4.13	3.72
512-RHRG1560CC	RHRG1560CC	TO-247	Common Cathode	600V	15A	1.5V	60ns	3.47	2.82	2.51	2.28

BRIDGE RECTIFIERS

PRODUCT NEW

♦Surface Mount

For quantities greater than listed, call for quote.

MOUSER STOCK NO.	Fairchild Part No.	Package	V_{RRM} (V)	I_{FAV} (A)	V_{FM} (V)	Price Each 1	25	100	250
512-DF005M	DF005M	DIP-4	50	1.5	1.1	.40	.328	.284	.253
512-DF005S	DF005S	DIP-4	50	1.5	1.1	.66	.519	.354	.295
512-GBU6A	GBU6A	GBU	50	6	1	1.06	.723	.652	.526
512-GBU8A	GBU8A	GBU	50	8	1	1.24	1.08	1.00	.862
512-DFB2005	DFB2005	TS-6P	50	20	1.1	1.80	1.61	1.44	1.28
512-DFB2505	DFB2505	TS-6P	50	25	1	2.25	2.01	1.81	1.61
512-GBPC25005W	GBPC25005W	GBPC-W	50	25	1.1	3.63	2.14	1.82	1.52
♦ 512-MB1S	MB1S	SOIC-4	100	0.5	1	.48	.385	.261	.216
512-DF01M	DF01M	DIP-4	100	1.5	1.1	.47	.352	.302	.262
512-DF01S	DF01S	DIP-4	100	1.5	1.1	.48	.403	.328	.273
512-GBU4B	GBU4B	GBU	100	4	1	1.00	.867	.801	.689
512-GBU6B	GBU6B	GBU	100	6	1	.98	.862	.798	.686
512-GBU8B	GBU8B	GBU	100	8	1	1.25	.906	.705	.545
512-GBPC1201	GBPC1201	GBPC	100	12	1.1	2.90	1.68	1.25	1.20
512-DFB2010	DFB2010	TS-6P	100	20	1.1	1.80	1.61	1.44	1.28
512-DFB2510	DFB2510	TS-6P	100	25	1	2.25	2.01	1.81	1.61
512-GBPC3501	GBPC3501	GBPC	100	35	1.1	2.95	2.64	2.38	2.11
512-GBPC3501W	GBPC3501W	GBPC-W	100	35	1.1	3.38	2.81	1.84	1.40
♦ 512-MB2S	MB2S	SOIC-4	200	0.5	1	.41	.338	.276	.229
512-DF02M	DF02M	DIP-4	200	1.5	1.1	.40	.328	.284	.253
512-DF02S	DF02S	DIP-4	200	1.5	1.1	.48	.408	.333	.276
512-GBU4D	GBU4D	GBU	200	4	1	.95	.829	.767	.66
512-GBPC1202W	GBPC1202W	GBPC-W	200	12	1.1	2.90	1.68	1.25	1.20
512-GBPC1502	GBPC1502	GBPC	200	15	1.1	3.04	1.77	1.32	1.28
512-DFB2020	DFB2020	TS-6P	200	20	1.1	1.80	1.61	1.44	1.28
512-DFB2520	DFB2520	TS-6P	200	25	1	2.25	2.01	1.81	1.61
512-GBPC2502	GBPC2502	GBPC	200	25	1.1	2.80	2.50	2.25	2.00
512-GBPC2502W	GBPC2502W	GBPC-W	200	25	1.1	3.30	2.75	1.79	1.40
512-GBPC3502W	GBPC3502W	GBPC-W	200	35	1.1	3.54	2.05	1.53	1.48
♦ 512-MB4S	MB4S	SOIC-4	400	0.5	1	.44	.373	.304	.253
512-DF04M	DF04M	DIP-4	400	1.5	1.1	.38	.278	.236	.184
512-DF04S	DF04S	DIP-4	400	1.5	1.1	.40	.332	.287	.256
512-GBU4G	GBU4G	GBU	400	4	1	1.10	.749	.684	.503
512-GBPC1204	GBPC1204	GBPC	400	12	1.1	2.90	1.68	1.25	1.20
512-GBPC1504	GBPC1504	GBPC	400	15	1.1	3.04	1.77	1.32	1.28
512-DFB2040	DFB2040	TS-6P	400	20	1.1	1.80	1.61	1.44	1.28
512-DFB2540	DFB2540	TS-6P	400	25	1	1.61	1.28	.963	.899
512-GBPC2504	GBPC2504	GBPC	400	25	1.1	2.80	2.50	2.25	2.00
512-GBPC2504W	GBPC2504W	GBPC-W	400	25	1.1	2.97	2.65	2.39	2.12
512-GBPC3504	GBPC3504	GBPC	400	35	1.1	2.95	2.64	2.38	2.11
512-GBPC3504W	GBPC3504W	GBPC-W	400	35	1.1	2.73	2.45	2.24	2.01
♦ 512-MB6S	MB6S	SOIC-4	600	0.5	1	.31	.264	.227	.188
♦ 512-MDB6S	MDB6S	MicroDIP	600	1	1.1	.47	.321	.274	.244
512-DF06M	DF06M	DIP-4	600	1.5	1.1	.40	.328	.284	.253
512-DF06S	DF06S	DIP-4	600	1.5	1.1	.42	.347	.30	.268
512-GBU6J	GBU6J	GBU	600	6	1	1.06	.927	.857	.737
512-GBU8J	GBU8J	GBU	600	8	1	1.67	1.29	1.20	1.03
512-DFB2060	DFB2060	TS-6P	600	20	1.1	1.68	1.50	1.36	1.20
512-DFB2560	DFB2560	TS-6P	600	25	1	1.95	1.74	1.57	1.39
512-GBPC2506	GBPC2506	GBPC	600	25	1.1	3.07	2.46	2.25	2.02
512-GBPC2506W	GBPC2506W	GBPC-W	600	25	1.1	2.97	2.65	2.39	2.12
512-GBPC3506	GBPC3506	GBPC	600	35	1.1	2.95	2.64	2.38	2.11
512-GBPC3506W	GBPC3506W	GBPC-W	600	35	1.1	2.73	2.45	2.24	2.01
♦ 512-MB8S	MB8S	SOIC-4	800	0.5	1	.56	.439	.30	.248
♦ 512-MDB8S	MDB8S	MicroDIP	800	1	1.1	.47	.321	.274	.244
512-DF08M	DF08M	DIP-4	800	1.5	1.1	.44	.362	.311	.278
512-DF08S	DF08S	DIP-4	800	1.5	1.1	.43	.357	.308	.275
512-GBU4K	GBU4K	GBU	800	4	1	1.06	.927	.857	.737
512-GBU6K	GBU6K	GBU	800	6	1	1.09	.794	.657	.48
512-GBPC1208	GBPC1208	GBPC	800	12	1.1	2.90	1.68	1.25	1.20
512-DFB2080	DFB2080	TS-6P	800	20	1.1	1.80	1.61	1.44	1.28
512-DFB2580	DFB2580	TS-6P	800	25	1	2.25	2.01	1.81	1.61
512-GBPC2508W	GBPC2508W	GBPC-W	800	25	1.1	3.30	1.92	1.43	1.40
512-GBPC3508	GBPC3508	GBPC	800	35	1.1	2.95	2.64	2.38	2.11
512-GBPC3508W	GBPC3508W	GBPC-W	800	35	1.1	2.73	2.45	2.24	2.01
♦ 512-MDB10S	MDB10S	MicroDIP	1000	1	1.1	.47	.321	.274	.244
512-DF10M	DF10M	DIP-4	1000	1.5	1.1	.44	.365	.315	.28
512-DF10S	DF10S	DIP-4	1000	1.5	1.1	.44	.362	.311	.278
512-GBU4M	GBU4M	GBU	1000	4	1	1.06	.927	.857	.737
512-GBU6M	GBU6M	GBU	1000	6	1	1.13	.825	.671	.498
512-GBU8M	GBU8M	GBU	1000	8	1	1.65	1.43	1.33	1.14
512-GBPC1210	GBPC1210	GBPC	1000	12	1.1	2.61	2.33	2.10	1.86
512-GBPC1210W	GBPC1210W	GBPC-W	1000	12	1.1	2.90	1.68	1.25	1.20
512-GBPC1510W	GBPC1510W	GBPC-W	1000	15	1.1	3.04	1.86	1.65	1.28
512-DFB20100	DFB20100	TS-6P	1000	20	1.1	1.80	1.61	1.44	1.28
512-DFB25100	DFB25100	TS-6P	1000	25	1	2.25	2.01	1.81	1.61
512-GBPC2510	GBPC2510	GBPC	1000	25	1.1	2.93	2.61	2.35	2.09
512-GBPC2510W	GBPC2510W	GBPC-W	1000	25	1.1	3.30	1.92	1.43	1.40
512-GBPC3510	GBPC3510	GBPC	1000	35	1.1	2.95	2.64	2.38	2.11
512-GBPC3510W	GBPC3510W	GBPC-W	1000	35	1.1	2.85	2.57	2.33	2.11

© Copyright 2013 Mouser Electronics

GENESIC SEMICONDUCTOR Rectifiers and Diodes

RoHS Compliant This product is RoHS compliant.

SILICON CARBIDE RECTIFIERS

SiC Schottky Rectifiers

Specifications:
- Io@Tj (A): 5
- Tj: 175°C
- Vf@25°C: 1.70V

For quantities greater than listed, call for quote.

MOUSER STOCK NO.	Genesic Part No	Package	VRRM (V)	IR@ (μA) 25°C	IR@ (μA) Tj	Price Each 1	Price Each 25	Price Each 100
905-GB05SLT12-220	GB05SLT12-220	TO-220	1200	5	20	8.42	8.05	7.22

SILICON RECTIFIERS

Standard Recovery Rectifiers

Specifications:
- IR@25°C (μA): 10
- IR@Tj (μA): 12

For quantities greater than listed, call for quote.

MOUSER STOCK NO.	Genesic Part No	Package	VRRM (V)	Io@ Tj (A)	Tj (°C)	IF SM (A)	Vf@ 25°C (V)	Price Each 1	Price Each 25	Price Each 100
905-1N1199A	1N1199A	DO-4	50	12	150	240	1.1	5.56	5.42	4.87
905-1N1199AR	1N1199AR	DO-4	50	12	150	240	1.1	5.28	4.96	4.65
905-1N1200A	1N1200A	DO-4	100	12	150	240	1.1	5.56	5.42	4.87
905-1N1200AR	1N1200AR	DO-4	100	12	150	240	1.1	6.21	6.05	5.42
905-1N1202A	1N1202A	DO-4	200	12	150	240	1.1	5.56	5.42	4.87
905-1N1202AR	1N1202AR	DO-4	200	12	150	240	1.1	5.56	5.42	4.87
905-1N1204AR	1N1204AR	DO-4	400	12	150	240	1.1	5.56	5.42	4.87
905-1N1206A	1N1206A	DO-4	600	12	150	240	1.1	5.56	5.42	4.87
905-1N1206AR	1N1206AR	DO-4	600	12	150	240	1.1	5.56	5.42	4.87
905-1N3671A	1N3671A	DO-5	800	12	150	240	1.1	6.21	6.05	5.42
905-1N3671AR	1N3671AR	DO-5	800	12	150	240	1.1	5.56	5.42	4.87
905-1N3673A	1N3673A	DO-4	1000	12	150	240	1.1	6.21	6.05	5.42
905-1N3673AR	1N3673AR	DO-4	1000	12	150	240	1.1	6.21	6.05	5.42
905-1N3208	1N3208	DO-5	50	15	150	297	1.1	8.35	8.13	7.30
905-1N3208R	1N3208R	DO-5	50	15	150	297	1.1	8.35	8.13	7.30
905-1N1184	1N1184	DO-5	100	35	140	595	1.1	7.28	7.09	6.37
905-1N1184R	1N1184R	DO-5	100	35	140	595	1.1	7.28	7.09	6.37
905-1N3209	1N3209	DO-5	100	15	150	297	1.1	7.28	7.09	6.37
905-1N3209R	1N3209R	DO-5	100	15	150	297	1.1	8.35	8.13	7.30
905-1N2130A	1N2130A	DO-4	150	60	150	1050	1.1	8.35	8.13	7.30
905-1N2130AR	1N2130AR	DO-4	150	60	150	1050	1.1	8.35	8.13	7.30
905-1N1186A	1N1186A	DO-5	200	40	150	800	1.1	8.35	8.13	7.30
905-1N1186AR	1N1186AR	DO-5	200	40	150	800	1.1	7.28	7.09	6.37
905-1N3210	1N3210	DO-5	200	15	150	297	1.1	7.28	7.09	6.37
905-1N3210R	1N3210R	DO-5	200	15	150	297	1.1	8.35	8.13	7.30
905-1N3211	1N3211	DO-5	300	15	150	297	1.1	8.35	8.13	7.30
905-1N3211R	1N3211R	DO-5	300	15	150	297	1.1	8.35	8.13	7.30
905-1N1188	1N1188	DO-5	400	35	140	595	1.1	7.28	7.09	6.37
905-1N1188R	1N1188R	DO-5	400	35	140	595	1.1	8.35	8.13	7.30
905-1N3212	1N3212	DO-5	400	15	150	297	1.1	7.28	7.09	6.37
905-1N3212R	1N3212R	DO-5	400	15	150	297	1.1	8.35	8.13	7.30
905-1N3213	1N3213	DO-5	500	15	150	297	1.1	8.35	8.13	7.30
905-1N3213R	1N3213R	DO-5	500	15	150	297	1.1	8.35	8.13	7.30
905-1N1190	1N1190	DO-5	600	35	140	595	1.1	8.35	8.13	7.30
905-1N1190A	1N1190A	DO-5	600	40	150	800	1.1	7.28	7.09	6.37
905-1N1190AR	1N1190AR	DO-5	600	40	150	800	1.1	7.28	7.09	6.37
905-1N1190R	1N1190R	DO-5	600	35	140	595	1.1	8.35	8.13	7.30
905-1N2138A	1N2138A	DO-4	600	60	150	1050	1.1	8.35	8.13	7.30
905-1N2138AR	1N2138AR	DO-4	600	60	150	1050	1.1	7.28	7.09	6.37
905-1N3214	1N3214	DO-5	600	15	150	297	1.1	8.35	8.13	7.30
905-1N3214R	1N3214R	DO-5	600	15	150	297	1.1	8.35	8.13	7.30
905-1N3768	1N3768	DO-5	1000	35	140	475	1.1	7.28	7.09	6.37
905-1N3768R	1N3768R	DO-5	1000	35	140	475	1.1	7.28	7.09	6.37
905-S85Q	S85Q	DO-5	1200	85	140	1050	1.1	7.28	7.09	6.37
905-S85QR	S85QR	DO-5	1200	85	140	1050	1.1	7.28	7.09	6.37
905-S300J	S300J	DO-9	600	300	130	6850	1.2	40.87	39.86	35.77
905-S300JR	S300JR	DO-9	600	300	130	6850	1.2	40.87	39.86	35.77

Fast Recovery Rectifiers

Specifications:
- Tj: 100°C
- Vf@25°C: 1.4 V
- Trr: 200ns

For quantities greater than listed, call for quote.

MOUSER STOCK NO.	Genesic Part No	Package	VRRM (V)	Io@ Tj (A)	IF SM (A)	IR@ 25°C (μA)	IR@ Tj (μA)	Price Each 1	Price Each 25	Price Each 100
905-1N3879	1N3879	DO-4	50	6	90	15	3	6.21	6.05	5.42
905-1N3879R	1N3879R	DO-4	50	6	90	15	3	6.21	6.05	5.42
905-1N3889R	1N3889R	DO-4	50	12	90	25	6	4.71	4.59	4.12
905-1N3881	1N3881	DO-4	200	6	90	15	3	6.21	6.05	5.42
905-1N3881R	1N3881R	DO-4	200	6	90	15	3	3.64	3.55	3.19
905-1N3892	1N3892	DO-4	300	12	90	25	6	6.21	6.05	5.42
905-1N3892R	1N3892R	DO-4	300	12	90	25	6	6.21	6.05	5.42
905-1N3883	1N3883	DO-4	400	6	90	15	3	6.21	6.05	5.42
905-1N3883R	1N3883R	DO-4	400	6	90	15	3	6.21	6.05	5.42
905-FR30G02	FR30G02	DO-5	400	30	300	25	12	8.35	8.14	7.31
905-FR30GR02	FR30GR02	DO-5	400	30	300	25	12	8.35	8.14	7.31
905-FR40G02	FR40G02	DO-5	400	40	500	25	12	8.35	8.14	7.31
905-FR40GR02	FR40GR02	DO-5	400	40	500	25	12	8.35	8.14	7.31
905-FR70G02	FR70G02	DO-5	400	70	870	25	12	8.35	8.14	7.31
905-FR70GR02	FR70GR02	DO-5	400	70	870	25	12	8.35	8.14	7.31
905-FR85G02	FR85G02	DO-5	400	85	1369	25	12	10.59	10.33	9.27
905-FR85GR02	FR85GR02	DO-5	400	85	1369	25	12	11.24	10.95	9.82

SILICON RECTIFIERS (CONT.)

Super Fast Recovery Rectifiers

Specifications:
- IR@Tj (μA): 3

For quantities greater than listed, call for quote.

MOUSER STOCK NO.	Genesic Part No	Package	Io@ Tj (A)	Tj (°C)	IF SM (A)	Vf@ 25°C (V)	Price Each 1	Price Each 25	Price Each 100
VRRM: 100V, IR@25°C (μA): 10									
905-MUR2510	MUR2510	DO-4	25	145	500	1	7.09	6.68	6.26
905-MUR2510R	MUR2510R	DO-4	25	145	500	1	6.63	6.47	5.81
905-MUR5010	MUR5010	DO-5	50	125	600	1	10.42	8.54	7.70
905-MUR5010R	MUR5010R	DO-5	50	125	600	1	10.59	10.33	9.27
VRRM: 200V, IR@25°C (μA): 25									
905-MUR20020CTR	MUR20020CTR	Twin Tower	200	140	800	1.3	68.48	66.77	59.92
VRRM: 400V, IR@25°C (μA): 25									
905-MUR20040CT	MUR20040CT	Twin Tower	200	140	800	1.5	70.23	68.48	61.45
905-MUR20040CTR	MUR20040CTR	Twin Tower	200	140	800	1.5	68.48	66.77	59.92
905-MURT40040	MURT40040	Twin Tower	400	125	3300	1.35	99.30	96.59	86.64
905-MURT40040R	MURT40040R	Twin Tower	400	125	3300	1.35	99.30	96.59	86.64

Silicon Schottky Rectifiers

For quantities greater than listed, call for quote.

MOUSER STOCK NO. Mfr.	Mfr. Part No.	Package	VRRM (V)	Io@ Tj (A)	Tj (°C)	IF SM (A)	Vf @ 25°C (V)	Price Each 1	Price Each 25	Price Each 100
905—	MBRH12040	D-67	40	120	125	2000	0.75	30.82	29.97	26.89
905—	MBRH12040R	D-67	40	120	125	2000	0.75	30.82	29.97	26.89
905—	MBRH20045	D-67	45	200	125	3000	0.75	34.24	33.30	29.87
905—	MBRH20045R	D-67	45	200	125	3000	0.75	34.24	33.30	29.87
905—	MBR20035CT	Twin Tower	35	200	125	1500	0.75	53.07	51.62	46.31
905—	MBR20035CTR	Twin Tower	35	200	125	1500	0.75	53.07	51.62	46.31
905—	MBR20040CT	Twin Tower	40	200	125	1500	0.75	53.07	51.62	46.31
905—	MBR20040CTR	Twin Tower	40	200	125	1500	0.75	53.07	51.62	46.31
905—	MBR20045CT	Twin Tower	45	200	125	1500	0.75	53.07	51.62	46.31
905—	MBR20045CTR	Twin Tower	45	200	125	1500	0.75	53.07	51.62	46.31
905—	MBR20060CT	Twin Tower	60	200	125	1500	0.8	53.07	51.62	46.31
905—	MBR20060CTR	Twin Tower	60	200	125	1500	0.8	53.07	51.62	46.31
905—	FST16060	TO-249AB	60	160	125	1200	0.8	54.78	53.41	47.94
905—	FST16080	TO-249AB	80	160	125	1200	0.88	54.78	53.41	47.94
905—	MBR30030CT	Twin Tower	30	300	100	2500	0.75	56.50	54.96	49.29
905—	MBR30030CTR	Twin Tower	30	300	100	2500	0.75	56.50	54.96	49.29
905—	MBR30040CT	Twin Tower	35	300	100	2500	0.75	56.50	54.96	49.29
905—	MBR30040CTR	Twin Tower	40	300	100	2500	0.75	56.50	54.96	49.29
905—	MBR30045CT	Twin Tower	45	300	100	2500	0.75	56.50	54.96	49.29
905—	MBR30045CTR	Twin Tower	45	300	100	2500	0.75	56.50	54.96	49.29
905—	MBR30060CT	Twin Tower	60	300	100	2500	0.8	56.50	54.96	49.29
905—	MBR30060CTR	Twin Tower	60	300	100	2500	0.8	56.50	54.96	49.29
905—	MBRT20045	Three Tower	45	200	125	1500	0.75	58.21	56.61	50.78
905—	MBRT20045R	Three Tower	45	200	125	1500	0.75	58.21	56.61	50.78
905—	MBRT20060	Three Tower	60	200	125	1500	0.8	58.21	56.61	50.78
905—	MBRT20060R	Three Tower	60	200	125	1500	0.8	58.21	56.61	50.78
905—	MBR40035CT	Twin Tower	35	400	100	3000	0.75	65.06	63.28	56.76
905—	MBR40035CTR	Twin Tower	35	400	100	3000	0.75	65.06	63.28	56.76
905—	MBR40045CT	Twin Tower	45	400	100	3000	0.75	65.06	63.28	56.76
905—	MBR40045CTR	Twin Tower	45	400	100	3000	0.75	65.06	63.28	56.76
905—	MBR40060CT	Twin Tower	60	400	100	3000	0.8	65.06	63.28	56.76
905—	MBR40060CTR	Twin Tower	60	400	100	3000	0.8	65.06	63.28	56.76
905—	MBRT30060	Three Tower	60	300	100	2500	0.8	65.06	63.28	56.76
905—	MBRT30060R	Three Tower	60	300	100	2500	0.8	65.06	63.28	56.76
905—	MBRT400100	Three Tower	100	400	100	3000	0.88	75.33	73.27	65.73
905—	MBRT400100R	Three Tower	100	400	100	3000	0.88	75.33	73.27	65.73
905—	MBRT40040	Three Tower	40	400	100	3000	0.75	75.33	73.27	65.73
905—	MBRT40040R	Three Tower	40	400	100	3000	0.75	75.33	73.27	65.73
905—	MBRT40060	Three Tower	60	400	100	3000	0.8	75.33	73.27	65.73
905—	MBRT40060R	Three Tower	60	400	100	3000	0.8	75.33	73.27	65.73
905—	MBRT60040	Three Tower	40	600	100	4000	0.75	116.42	113.24	101.58
905—	MBRT60040R	Three Tower	40	600	100	4000	0.75	116.42	113.24	101.58

Silicon Power Schottky Diodes

Features:
- High Surge Capability

Operating Temperature Range:
- -40°C to 175°C

NEW PRODUCT

For quantities greater than listed, call for quote.

MOUSER STOCK NO. Mfr.	Mfr. Part No.	Package	IF (A)	VRRM (V)	C (pF)	IR (μA)	Price Each 1	Price Each 25	Price Each 100	Price Each 250
905—	MBR200100CTS	SOT-227	200	100	4960	10	52.45	45.36	42.52	39.69
905—	MBR40045CTS	SOT-227	400	45	4910	5	55.47	48.94	46.65	44.04

© Copyright 2013 Mouser Electronics

© Copyright 2013 Mouser Electronics

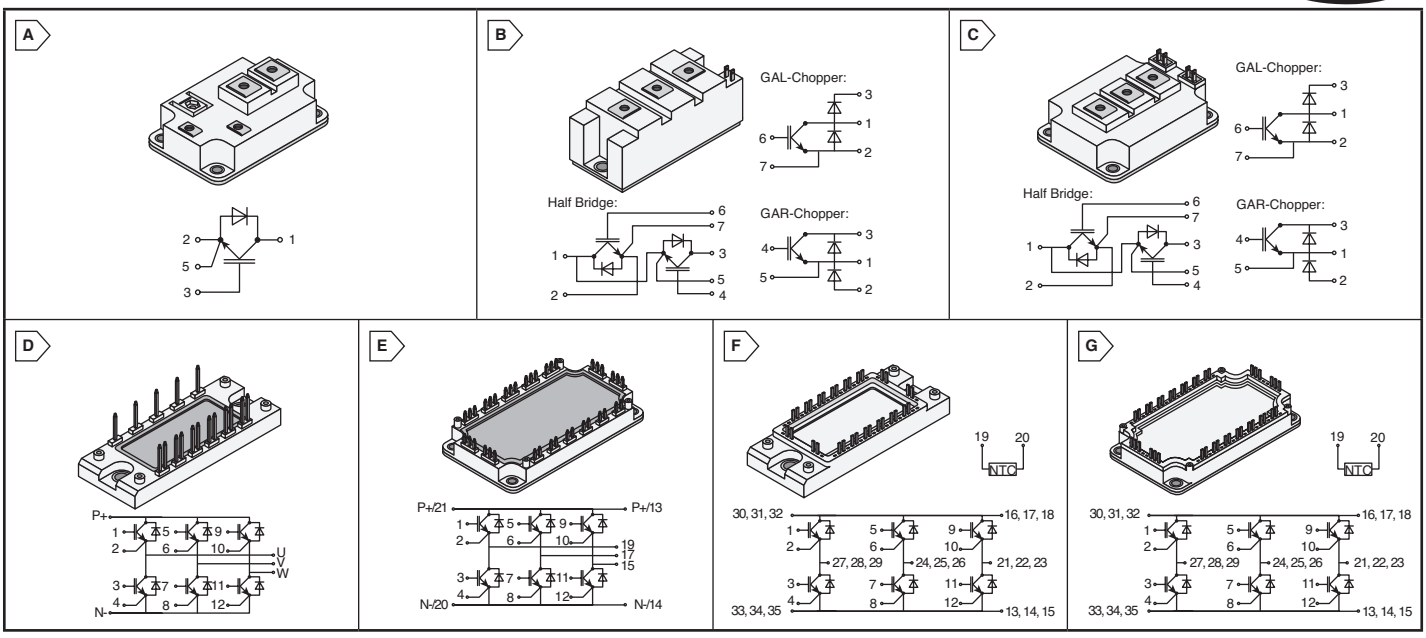

EUPEC IGBT MODULES

Features:
- Voltage Controlled MOS Input
- N-Channel
- Isolated Copper Baseplate

Applications:
- Inductive Heating
- DC Choppers
- Electronic Welding
- Uninterruptible Power Supplies
- DC Servo and Robot Drives
- General Power Switching Applications

For quantities greater than listed, call for quote.

MOUSER STOCK NO.	Eupec Part No.	Fig.	Package	Description	Voltage (V) (max)	Current (A) (max)	Wattage (W) (max)	Temp. (°C) (max)	Price Each 1	Price Each 5	Price Each 10
641-FZ600R12KE3	FZ600R12KE3	A	IS6a (62mm)	Single switch	1200	600	2500	80	198.74	188.81	178.87
641-BSM75GAR120DN2	BSM75GAR120DN2	B	IS4 (34mm)	GAR Chopper	1200	75	625	80	103.06	103.06	95.25
641-BSM50GB120DN2	BSM50GB120DN2	B	IS4 (34mm)	Dual IGBT	1200	50	400	80	78.97	75.02	71.07
641-BSM100GB120DN2K	BSM100GB120DN2K	B	IS4 (34mm)	Dual IGBT	1200	100	700	80	118.53	112.64	106.74
641-BSM200GB120DN2	BSM200GB120DN2	C	IS5a (62mm)	Dual IGBT	1200	200	800	80	177.02	168.17	159.32
641-BSM50GB120DLC	BSM50GB120DLC	B	IS4 (34mm)	Dual IGBT	1200	50	460	80	91.73	91.73	84.79
641-BSM100GB120DLCK	BSM100GB120DLCK	B	IS4 (34mm)	Dual IGBT	1200	100	830	80	89.03	84.58	80.12
641-BSM200GB120DLC	BSM200GB120DLC	C	IS5a (62mm)	Dual IGBT	1200	200	1300	80	165.83	157.54	149.24
641-FF300R12KE3	FF300R12KE3	C	IS5a (62mm)	Dual IGBT	1200	300	1470	80	198.74	188.81	178.87
641-BSM10GD120DN2	BSM10GD120DN2	D	IS2 (Econo2)	3 Phase Full Bridge	1200	10	80	80	70.84	70.84	65.47
641-BSM25GD120DN2	BSM25GD120DN2	D	IS2 (Econo2)	3 Phase Full Bridge	1200	25	145	80	120.17	120.17	111.07
641-BSM50GD120DN2	BSM50GD120DN2	D	IS2 (Econo2)	3 Phase Full Bridge	1200	50	350	80	183.90	183.90	169.96
641-BSM100GD120DN2	BSM100GD120DN2	E	IS8 (Econo3)	3 Phase Full Bridge	1200	100	680	80	245.29	233.02	220.76
641-FS50R12KE3	FS50R12KE3	F	IS3a (EconoPACK2)	3 Phase Full Bridge	1200	50	270	80	127.75	127.75	118.07
641-FS150R12KE3	FS150R12KE3	G	IS8a (EconoPACK3)	3 Phase Full Bridge	1200	150	650	80	273.09	259.43	245.78

EUPEC IGBT POWER INTEGRATED MODULES

Features:
- High Level Power Integration
- Integrated Temperature Sensor
- High Power Density, Low Losses

Applications:
- Three Phase Motor Drive Inverter
- Converter
- General Power Switching Supplies

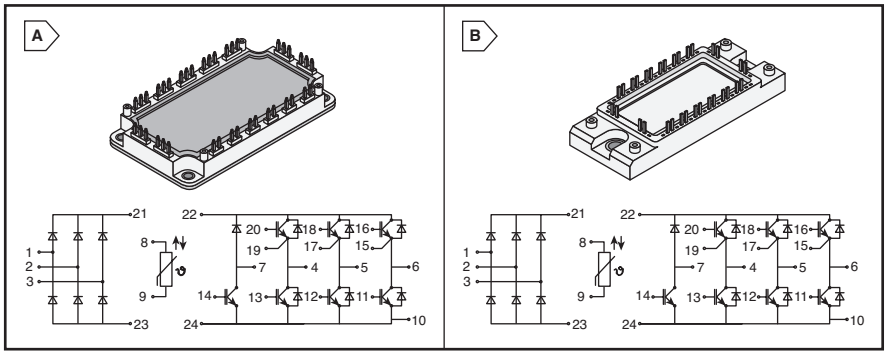

For quantities greater than listed, call for quote.

MOUSER STOCK NO.	Eupec Part No.	Fig.	Package	Description	Voltage (V) (max)	Current (A) (max)	Wattage (W) (max)	Temp. (°C) (max)	Price Each 1	Price Each 5
641-BSM10GP120	BSM10GP120	A	IS12 (EconoPIM2)	PIM (Power Integrated Module)	1200	10	100	80	76.29	72.48
641-BSM25GP120	BSM25GP120	A	IS12 (EconoPIM2)	PIM (Power Integrated Module)	1200	25	230	80	95.42	90.65
641-BSM50GP120	BSM50GP120	A	IS13 (EconoPIM3)	PIM (Power Integrated Module)	1200	50	360	80	246.55	246.55
641-FP15R12KE3G	FP15R12KE3G	A	IS12 (EconoPIM2)	PIM (Power Integrated Module)	1200	15	100	80	74.37	70.65
641-FP40R12KE3	FP40R12KE3	A	IS12 (EconoPIM2)	PIM (Power Integrated Module)	1200	40	200	80	102.94	98.19
641-FP50R12KE3	FP50R12KE3	B	IS13 (EconoPIM3)	PIM (Power Integrated Module)	1200	50	270	80	155.30	147.54
641-FP75R12KE3	FP75R12KE3	B	IS13 (EconoPIM3)	PIM (Power Integrated Module)	1200	75	350	80	196.11	186.31

© Copyright 2013 Mouser Electronics
© Copyright 2013 Mouser Electronics

INFINEON Diodes

RoHS Compliant **This product is RoHS compliant.**

GENERAL PURPOSE DIODES

General Purpose Diodes for rectifying, switching and clamping. More than 60 types are available mainly in the packages SOT23, SOT323, SOT363 and TSLP.
They meet the requirements for low leakage current, low switching time, high variation of permitted current and small packages resp. more elements per package.
General Purpose Diodes are used in all kinds of applications e.g. Safety, Cellular phones, TV chassis, Set-Top Box, Camcorder, Motherboards etc.

RoHS Compliant

High Speed Switching Diodes

For quantities greater than listed, call for quote.

MOUSER STOCK NO.	Infineon Part No.	Package	Configuration	VR (max)	IF (max)	IR (max)	Trr (max)	Price Each 1	10	100	500
726-BAS2103WE6327	BAS2103WE6327XT	SOD-323-2	Single	200V	250mA	100nA	50ns	.41	.268	.134	.048
726-BAW78DE6327	BAW78DE6327XT	SOT-89-4	Single	400V	1000mA	100nA	1000ns	.57	.455	.34	.284
726-SMBD7000E6327	SMBD7000E6327XT	SOT-23-3	Dual	100V	200mA	300nA	4ns	.52	.342	.15	.068
726-BAS21UE6327	BAS21UE6327XT	SC-74-6	Triple	200V	250mA	100nA	50ns	.60	.425	.255	.118

Switching and Rectifier Diodes

For quantities greater than listed, call for quote.

MOUSER STOCK NO.	Infineon Part No.	Package	Configuration	VR (max)	IF (max)	IR (max)	Trr (max)	Price Each 1	10	100	500
726-BAS16E6327	BAS16E6327XT	SOT-23-3	Single	75V	250mA	80nA	4ns	.43	.278	.121	.056
726-MMBD914LT1	MMBD914LT1XT	SOT-23-3	Single	100V	250mA	100nA	4ns	.45	.289	.128	.059
726-SMBD914E6327	SMBD914E6327XT	SOT-23-3	Single	100V	250mA	100nA	4ns	.41	.268	.139	.07
726-BAS21E6327	BAS21E6327XT	SOT-23-3	Single	200V	250mA	100nA	50ns	.47	.30	.134	.064
726-BAV170E6327	BAV170E6327XT	SOT-23-3	Dual	80V	200mA	5nA	15000ns	.26	.225	.14	.049
726-BAV199E6327	BAV199E6327XT	SOT-23-3	Dual	80V	200mA	5nA	15000ns	.43	.289	.137	.074
726-BAV70E6327	BAV70E6327XT	SOT-23-3	Dual	80V	200mA	150nA	4ns	.45	.289	.127	.058
726-MMBD7000LT1	MMBD7000LT1XT	SOT-23-3	Dual	100V	200mA	500nA	4ns	.48	.31	.138	.063

Bridge Rectifier Diodes

For quantities greater than listed, call for quote.

MOUSER STOCK NO.	Infineon Part No.	Package	Configuration	VR (max)	IF (max)	IR (max)	Trr (max)	Price Each 1	10	100	500
726-BGX50AE6327	BGX50AE6327XT	SOT-143-4	Bridge	50V	140mA	200nA	6ns	.55	.375	.255	.148

PIN DIODES

RF PIN diodes feature very low forward resistance, capacitance and low harmonics. Products for a frequency range from 1MHz and up to 6GHz are offered. Antenna switches, TV- and FM-tuner, as well as signal attenuators belong to the target applications. Single and dual diodes are available in various packages, including super-mini.

RoHS Compliant

For quantities greater than listed, call for quote.

MOUSER STOCK NO.	Infineon Part No.	Package	Configuration	IF (max)	CT (max)	rF (typ)	Trr (typ)	Price Each 1	10	100	500
726-BA592E6327	BA592E6327XT	SOD-323-2	Single	100mA	1.4pF	0.36Ohm	120ns	.48	.332	.224	.122
726-BAR6303WE6327	BAR6303WE6327XT	SOD-323-2	Single	100mA	0.3pF	1Ohm	75ns	.61	.428	.262	.113
726-BAR6404WH6327	BAR6404WH6327XT	SOD-323-3	Dual	100mA	0.35pF	2.1Ohm	1550ns	.39	.339	.294	.148
726-BAR6405WH6327	BAR6405WH6327XT	SOD-323-3	Dual	100mA	0.35pF	2.1Ohm	1550ns	.39	.339	.294	.148
726-BAR6406WH6327	BAR6406WH6327XT	SOD-323-3	Dual	100mA	0.35pF	2.1Ohm	1550ns	.39	.339	.294	.148
726-BAR141E6327	BAR141E6327XT	SOT-23-3	Dual	140mA	0.5pF	7Ohm	1000ns	.72	.567	.428	.246
726-BAR151E6327	BAR151E6327XT	SOT-23-3	Dual	140mA	0.5pF	7Ohm	1000ns	.72	.567	.428	.246

RF VARACTOR DIODES

Infineon Varactor Diodes feature excellent inline matching, extremely low leakage current and low series resistance. It is the ideal choice for prestage filter and bandpass filter in SAT/UHF/VHF/FM tuner applications. Varactor Diodes, that are optimized for use in low tuning voltage applications, e.g. VCO's for mobile communication, are also offered.
Available as single and dual diodes in various packages, including super-mini TSLP-package.

RoHS Compliant

UHF and VHF Tuners

For quantities greater than listed, call for quote.

MOUSER STOCK NO.	Infineon Part No.	Package	Configuration	IF (max)	CT1 (typ)	CT2 (typ)	CT/CT	Price Each 1	10	100	500
726-BB439E6327	BB439E6327XT	SOD-323-2	Single	20mA	43pF	34.5pF	6.9 (2/25V)	.75	.642	.51	.297
726-BB535E7904	BB535E7904XT	SOD-323-2	Single	20mA	18.7pF	15pF	6.7(2/25V)	.47	.332	.203	.088
726-BB639E7904	BB639E7904XT	SOD-323-2	Single	20mA	38.3pF	29.75pF	14.7(1/28V)	.56	.396	.238	.103
726-BB640E6327	BB640E6327XT	SOD-323-2	Single	20mA	69pF	54.5pF	16.6(2/25V)	.51	.364	.239	.129
726-BB833E6327	BB833E6327XT	SOD-323-2	Single	20mA	9.3pF	--	12.7(1/28V)	.52	.407	.28	.194

SCHOTTKY DIODES

RF & AF Schottky diodes for Detector, Mixer, Clipping and Clamping, Switching and Rectifier Applications. Features include low forward resistance, low leakage, low capacitance and low level of signal distortion. Products for a current up to 3A and reverse voltages up to 240V are offered. Single Diodes and Diode Arrays in a variety of packages are offered, TSLP-package. including super-mini.

RoHS Compliant

For quantities greater than listed, call for quote.

MOUSER STOCK NO.	Infineon Part No.	Package	Configuration	VR (max)	IF (max)	CT (max)	VF (max)	Price Each 1	10	100	500
726-BAT54-06E6327	BAT5406E6327XT	SOT-23-3	Single	30V	200mA	10pF	800mV	.62	.417	.198	.074
726-BAT54E6327	BAT54E6327XT	SOT-23-3	Single	30V	200mA	10pF	800mV	.30	.268	.174	.066
726-BAT64E6327	BAT64E6327XT	SOT-23-3	Single	40V	250mA	4pF	570mV	.43	.30	.171	.068
726-BAS40E6327	BAS40E6327XT	SOT-23-3	Single	40V	120mA	3pF	720mV	.50	.353	.214	.121
726-BAS70E6327	BAS70E6327XT	SOT-23-3	Single	70V	70mA	1.5pF	705mV	.50	.353	.214	.121
726-BAT54-04E6327	BAT5404E6327XT	SOT-23-3	Dual	30V	200mA	10pF	800mV	.62	.417	.198	.074
726-BAT54-05E6327	BAT5405E6327XT	SOT-23-3	Dual	30V	200mA	10pF	800mV	.62	.417	.198	.074
726-BAS40-04E6327	BAS4004E6327XT	SOT-23-3	Dual	40V	120mA	3pF	720mV	.50	.358	.215	.10
726-BAT64-04E6327	BAT6404E6327XT	SOT-23-3	Dual	40V	250mA	4pF	570mV	.45	.31	.182	.064
726-BAT64-05E6327	BAT6405E6327XT	SOT-23-3	Dual	40V	250mA	4pF	570mV	.45	.324	.194	.09
726-BAT64-06E6327	BAT6406E6327XT	SOT-23-3	Dual	40V	250mA	4pF	570mV	.45	.31	.182	.064
726-BAS40-05E6327	BAS4005E6327XT	SOT-23-3	Dual	40V	120mA	3pF	720mV	.50	.353	.215	.093
726-BAS40-06E6327	BAS4006E6327XT	SOT-23-3	Dual	40V	120mA	3pF	720mV	.50	.353	.215	.07
726-BAS70-04E6327	BAS7004E6327XT	SOT-23-3	Dual	70V	70mA	1.6pF	705mV	.50	.358	.215	.10
726-BAS70-05E6327	BAS7005E6327XT	SOT-23-3	Dual	70V	70mA	1.6pF	705mV	.50	.358	.215	.10
726-BAS7006E6327	BAS7006E6327XT	SOT-23-3	Dual	70V	70mA	1.6pF	705mV	.50	.358	.215	.10

© Copyright 2013 Mouser Electronics
© Copyright 2013 Mouser Electronics

INFINEON Diodes

RoHS Compliant **This product is RoHS compliant.**

SCHOTTKY DIODES

RF and AF Schottky diodes for Detector, Mixer, Clipping and Clamping, Switching and Rectifier Applications. Features include low forward resistance, low leakage, low capacitance and low level of signal distortion. Products for a current up to 3A and reverse voltages up to 240V are offered. Single Diodes and Diode Arrays in a variety of packages are offered, TSLP-package. including super-mini.

Medium Power

For quantities greater than listed, call for quote.

MOUSER STOCK NO.	Infineon Part No.	Package	Configuration	VR (max)	IF (max)	CT (max)	VF (max)	Price Each 1	10	100	500
726-BAT60AE6327	BAT60AE6327XT	SOD-323-2	Single	10V	3A	35pF	370mV	.58	.41	.273	.132

RF Mixer and Detector

For quantities greater than listed, call for quote.

MOUSER STOCK NO.	Infineon Part No.	Package	Configuration	VR (max)	IF (max)	CT (max)	VF (max)	Price Each 1	10	100	500
726-BAT1504WH6327	BAT1504WH6327XT	SOT-323-3	Dual	4V	110mA	0.26pF	0.23V	.52	.511	.491	.282
726-BAT2402LSE6327	BAT2402LSE6327XT	TSSLP-2-1	Single	4V	110mA	0.21pF	0.23V	1.19	1.05	.828	.602

RF Signal Detection and Power Leveling

For quantities greater than listed, call for quote.

MOUSER STOCK NO.	Infineon Part No.	Package	Configuration	VR (max)	IF (max)	CT (max)	VF (max)	Price Each 1	10	100	500
726-BAT6202LSE6327XT	BAT6202LSE6327XT	TSLP-2-1	Single	40V	20mA	0.35pF	0.58V	.67	.569	.427	.27

ESD AND EMI PROTECTION DEVICES AND FILTERS

The Infineon solutions for ESD and EMI-protection are divided into two families. First, the ESDxx-series, our discrete and robust TVS diode arrays for ESD-, EFT- and surge protection and second the Infineon HiPAC, or BGFxx-series, that offer ESD and EMI protection. Our TVS-diode arrays and Infineon HiPAC products are characterized by low clamping voltage and high robustness. As for all Infineon products, this ESD/EMI-protection devices come with the same superior quality level and benefit from the advantages that only a proven high volume system supplier can provide.

Bi-Directional Low Capacitance

For quantities greater than listed, call for quote.

MOUSER STOCK NO.	Infineon Part No.	Package	VESD (min)	VRWM	VBR (min)	CT, VR @0V	IR (typ)	Price Each 1	10	100	500
726-ESD8V0R1B02LSE63	8V0R1B02LSE6327XT	TSSLP-2-1	18kV	-8.0 - 14.0V	8.5V	7pF	<1nA	.45	.202	.141	.101

General Purpose TVS

For quantities greater than listed, call for quote.

MOUSER STOCK NO.	Infineon Part No.	Package	VESD (min)	VRWM	VBR (min)	CT, VR @0V	IR (typ)	Price Each 1	10	100	500
726-ESD3V3U1U02LRHE6	3V3U1U02LRHE6327XT	TSLP-2-7	20kV	3.3V	5V	0.6pF	<1nA	.48	.268	.203	.144
726-ESD3V3U1U02LSE63	3V3U1U02LSE6327XT	TSSLP-2-1	20kV	3.3V	5V	0.6pF	<1nA	.54	.301	.228	.122
726-ESD5V0S1U03WE632	5V0S1U03WE6327XT	SOD-323-2	2.5kV	5V	5.5V	430pF	2mA	.48	.269	.203	.109
726-ESD5V0S2U06E6327	5V0S2U06E6327XT	SOT-23-3	2.5kV	5V	5.5V	430pF	2mA	.55	.317	.253	.183
726-5V3S1B02LRHE6327	5V3S1B02LRHE6327XT	TSLP-2-17	25kV	5.3V	6V	20pF	0.1µA	.48	.268	.203	.144
726-5V3S1U02LRHE6327	5V3S1U02LRHE6327XT	TSLP-2-17	25kV	5.3V	5.7V	40pF	0.1µA	.49	.318	.213	.092
726-ESD24VS2UE6327	24VS2UE6327XT	SOT-23-3	30kV	24V	26V	28pF	<1nA	.66	.471	.284	.161

High Speed Data Interfaces

For quantities greater than listed, call for quote.

MOUSER STOCK NO.	Infineon Part No.	Package	VESD (min)	VRWM	VBR (min)	CT, VR @0V	IR (typ)	Price Each 1	10	100	500
726-ESD8V0L2B03LE632	8V0L2B03LE6327XT	TSLP-3	15kV	-8.0-14.0V	8.5V	2.0-8.5pF	100nA	.51	.292	.22	.108

Low Capacitance

For quantities greater than listed, call for quote.

MOUSER STOCK NO.	Infineon Part No.	Package	VESD (min)	VRWM	VBR (min)	CT, VR @0V	IR (typ)	Price Each 1	10	100	500
726-5V3L1U02LRHE6327	5V3L1U02LRHE6327XT	TSLP-2-17	30kV	5.3V	6V	2pF	<1nA	.48	.27	.204	.112
726-8V0L1B02LRHE6327	8V0L1B02LRHE6327XT	TSLP-2-17	25kV	-8.0 - 14.0V	8.5V	8.5pF	<1nA	.49	.289	.202	.092

RF ESD Protection

For quantities greater than listed, call for quote.

MOUSER STOCK NO.	Infineon Part No.	Package	VESD (min)	VRWM	VBR (min)	CT, VR @0V	IR (typ)	Price Each 1	10	100	500
726-ESD0P4RFLE6327	0P4RFLE6327XT	TSLP-4-7	15kV	50V	---	0.4pF	20nA	.47	.327	.255	.131
726-ESD0P8RFLE6327	0P8RFLE6327XT	TSLP-4-7	20kV	50V	---	0.8pF	100nA (max)	.61	.428	.286	.166

Low Capacitance

NEW PRODUCT

For quantities greater than listed, call for quote.

MOUSER STOCK NO.	Infineon Part No.	Package	VESD (min)	VRWM	VBR (min)	CT, VR @0V	IR (typ)	Price Each 1	10	100	500
726-ESD5V3L1B02LRHE6	ESD5V3L1B02LRHE6327XTMA1	TSLP-2-17	20kV	5.3V	6V	-	100nA	.51	.407	.244	.122
726-ESD5V3L1B02LSE63	ESD5V3L1B02LSE6327XTSA1	TSSLP-2-1	20kV	5.3V	6V	-	100nA	.51	.407	.244	.122
726-ESD5V5U5ULCE6327	ESD5V5U5ULC E6327	SC-74	25kV	5.5V	-	-	<1nA	.50	.396	.272	.188

Ultra-Low Capacitance

For quantities greater than listed, call for quote.

MOUSER STOCK NO.	Infineon Part No.	Package	VESD (min)	VRWM	VBR (min)	CT, VR @0V	IR (typ)	Price Each 1	10	100	500
726-ESD5V3U1U02LRHE6	5V3U1U02LRHE6327XT	TSLP-2-7	20kV	5.3V	6V	0.6pF	<10nA	.48	.268	.203	.144
726-ESD5V3U2U03LRHE6	5V3U2U03LRHE6327XT	TSLP-3-7	20kV	5.3V	6V	0.6pF	<1nA	.45	.296	.241	.20
726-ESD5V3U4UHDMIE63	5V3U4UHDMIE6327XT	TSLP-9-1	20kV	5.3V	6V	0.6pF	<1nA	.71	.494	.366	.315

© Copyright 2013 Mouser Electronics
© Copyright 2013 Mouser Electronics

IXYS Diodes and Power Devices

RoHS Compliant **This product is RoHS compliant.**

SCHOTTKY DIODES

- Vrrm: 8V to 200V. Ifav:6A to 200A
- Very low VF,Low IRM-values,Low noise switching
- Extremely low switching losses
- High reliability circuit operation
- Low voltage peaks for reduced protection circuits

For quantities greater than listed, call for quote.

MOUSER STOCK NO.	IXYS Part No.	Package Style	V_{RRM} (V)	I_{FAVM} d=0.5 Total (A)	Configuration	Price Each 1	10	100
747-DSSK70-0015B	DSSK70-0015B	TO-247AD	15	70	Common Cathode	4.91	3.92	3.19
747-DSS16-0045A	DSS16-0045A	TO-220AC	45	16	Single	1.62	1.28	.99
747-DSS25-0045A	DSS25-0045A	TO-220AC	45	25	Single	2.12	1.71	1.37
747-DSSK80-0045B	DSSK80-0045B	TO-247AD	45	80	Common Cathode	5.66	4.50	3.67
747-DSS2X121-0045B	DSS2X121-0045B	SOT-227B	45	2x120	Dual	21.42	17.85	16.77
747-DSS2X41-01A	DSS2X41-01A	SOT-227B	100	2x40	Dual	18.84	15.81	14.89
747-DSS2X61-01A	DSS2X61-01A	SOT-227B	100	2x60	Dual	19.86	16.66	15.70
747-DSS2X160-01A	DSS2X160-01A	SOT-227B	100	2x160	Dual	36.70	30.58	28.72
747-DSSK60-015A	DSSK60-015A	TO-247AD	150	60	Common Cathode	6.21	4.94	4.02

FAST RECOVERY (FRED) DIODES

- Blocking voltages: 200V to 1200V
- fav: 6A -165A
- trr : < 40ns
- Single, Dual or Common Cathode configurations available
- Variety of packages, including isolated types available

For quantities greater than listed, call for quote.

MOUSER STOCK NO.	IXYS Part No.	Package Style	VRRM (V)	IFAVM d=0.5 Total (A)	Configuration	Price Each 1	10	100
747-DSEI2X121-02A	DSEI2X121-02A	SOT-227B	200	2x123	Dual	22.31	18.59	17.46
747-DSEI8-06A	DSEI8-06A	TO-220AC	600	8	Single	1.42	1.13	.874
747-DSEI12-06A	DSEI12-06A	TO-220AC	600	14	Single	1.79	1.44	1.16
747-DSS17-06CR	DSS17-06CR	ISOPLUS-247	600	17	Single	7.80	6.57	5.54
747-DSEP30-06A	DSEP30-06A	TO-247AC	600	30	Single	4.37	3.48	2.82
747-DSEI30-06A	DSEI30-06A	TO-247AD	600	37	Single	3.61	2.88	2.34
747-DSEI60-06A	DSEI60-06A	TO-247AD	600	60	Single	5.54	4.42	3.60
747-DSEK60-06A	DSEK60-06A	TO-247AD	600	60	Common Cathode	5.61	4.46	3.64
747-MEK95-06DA	MEK95-06DA	TO-240AA	600	95	Common Cathode	30.50	25.40	23.86
747-DSEP2X61-06A	DSEP2X61-06A	SOT-227B	600	120	Dual	23.56	19.63	18.44
747-DSEI12-10A	DSEI12-10A	TO-220AC	1000	12	Single	1.82	1.48	1.18
747-DSEI30-10A	DSEI30-10A	TO-247AD	1000	30	Single	3.72	2.96	2.42
747-DSEI60-10A	DSEI60-10A	TO-247AD	1000	60	Single	5.72	4.56	3.71
747-DSEI2X31-10B	DSEI2X31-10B	SOT-227B	1000	2x30	Dual	17.83	14.96	14.10
747-DSEI12-12A	DSEI12-12A	TO-220AC	1200	11	Single	1.85	1.50	1.20
747-DSEP12-12A	DSEP12-12A	TO-220AC	1200	15	Single	2.42	1.95	1.56
747-DSEI20-12A	DSEI20-12A	TO-220AC	1200	17	Single	2.95	2.38	1.90
747-DSEI30-12A	DSEI30-12A	TO-247AD	1200	26	Single	3.79	3.02	2.45
747-DSEP30-12A	DSEP30-12A	TO-247AC	1200	30	Single	4.79	3.82	3.11
747-DSEI60-12A	DSEI60-12A	TO-247AD	1200	52	Single	5.81	4.62	3.77
747-DSEP60-12A	DSEP60-12A	TO-247AC	1200	60	Single	7.12	5.99	5.06
747-DSDI60-18A	DSDI60-18A	TO-247AD	1800	63	--	10.89	9.17	7.75
747-DH2X60-18A	DH2x60-18A	SOT-227B	1800	2x60	Dual	35.11	29.25	27.48

RECTIFIER DIODES

- Vrrm: 800 to 1600V. If(avg): 2.3A to 110A
- DS: Standard DSA:Avalanche rated
- Planar glassivated chips
- Ideal for 50/60 Hz rectification
- Single, Phase leg, common cathode or dual diode

NEW PRODUCT

For quantities greater than listed, call for quote.

MOUSER STOCK NO.	IXYS Part No.	Package Style	VRRM (V)	IF (A)	Configuration	Price Each 1	10	100
747-DSI35-12A	DSI35-12A	DO-203AB	1200	49	Single	16.56	13.90	13.10
747-DSP25-12A	DSP25-12A	TO-247AD	1200	56	Phase Leg	4.45	3.54	2.89
747-DSDI60-14A	DSDI60-14A	TO-247AD	1400	63	-	9.98	-	-
747-DSA2-16A	DSA2-16A	Axial	1600	3.6	Single	7.52	6.33	5.35
747-DSA9-16F	DSA9-16F	DO-203AA	1600	11	Single	11.75	9.90	8.36
747-DSA17-16A	DSA17-16A	DO-203AA	1600	25	Single	14.86	12.48	11.75
747-DSAI17-16A	DSAI17-16A	DO-203AA	1600	25	Single	14.86	12.48	11.75
747-DSP25-16A	DSP25-16A	TO-247AD	1600	56	Phase Leg	4.88	3.88	3.17
747-DSP25-16AR	DSP25-16AR	ISOPLUS-247	1600	56	Phase Leg	6.39	5.08	4.14
747-DSA75-16B	DSA75-16B	DO-203AB	1600	110	Single	41.29	36.83	33.48
747-DSAI75-16B	DSAI75-16B	DO-203AB	1600	110	Single	41.29	36.83	33.48
747-DSA1-18D	DSA1-18D	Plastic	1800	2.3	Single	4.54	3.62	2.94

POWER MODULES AND POWER DEVICES

For quantities greater than listed, call for quote.

MOUSER STOCK NO.	IXYS Part No.	Package Style	Volts	Amps	Configuration	Price Each 1	10	100
747-IXCP10M45S	IXCP10M45S	TO-220AB	450	2-100	Single	2.78	2.25	1.80
747-IXCP10M90S	IXCP10M90S	TO-220AB	900	100	Single	3.47	2.76	2.25

IXBD4411 ISOLATED HALF BRIDGE DRIVER CHIP SET AND EVALUATION BOARD

NEW PRODUCT

For quantities greater than listed, call for quote.

MOUSER STOCK NO.	IXYS Part No.	Package Style	Description	Ipk Tc=25°C (A)	PD Tc=25°C (W)	Price Each 1	10	100
747-IXBD4411SI	IXBD4411SI	SOIC-CT-16	High Side Driver	2	33	4.28	3.40	2.77


TO-247AD

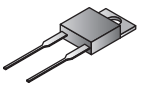
TO-220AC

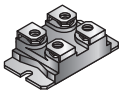
SOT-227B

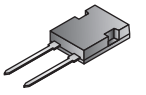
ISOPLUS-247


TO-247AC


TO-240AA

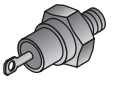
DO-203AB

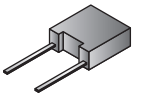
Axial

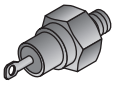
DO-203AA

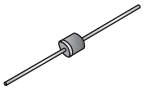
Plastic


TO-220AB


SOIC-CT-16

© Copyright 2013 Mouser Electronics
© Copyright 2013 Mouser Electronics

MA-COM Diodes

SCHOTTKY MIXER AND DETECTER DIODES

For quantities greater than listed, call for quote.

MOUSER STOCK NO.	MA-COM Part No.	Package	Frequency (MHz) Min.	Frequency (MHz) Max.	Junction Capacitance (pF)	Total Capacitance (pF)	Description	Price Each 1	Price Each 100	Price Each 200
937-MA4E1318	MA4E1318	ODS-1197	0	80000	0.09	0.09	GaAs Flip Chip Anti-Parallel	5.59	2.61	2.56
937-MA4E2502L-1246	MA4E2502L-1246	ODS-1246	0	26000	0.12	0.12	Low Barrier Si Single	4.65	3.87	3.49

PIN SWITCH AND ATTENUATOR DIODES

For quantities greater than listed, call for quote.

MOUSER STOCK NO.	MA-COM Part No.	Package	Frequency (MHz) Min.	Frequency (MHz) Max.	Series Resistance (Ω)	Total Capacitance (pF)	Description	Price Each 1	Price Each 10	Price Each 50
937-MA4P4006F-1091-T	MA4P4006F-1091T	ODS-1091	0.1	1000	0.5	2.2	High Avg. Power SMQ	18.60	14.87	13.39
937-MA4P4301F-1091-T	MA4P4301F-1091T	ODS-1091	0.1	1000	1	2	High Avg. Power SMQ	15.03	12.03	10.83
937-MA4P506-1072-T	MA4P506-1072T	ODS-1072	0.1	1500	0.3	1	PIN Diode	7.54	6.29	5.66
937-MA4P7006F-1072-T	MA4P7006F-1072T	ODS-1072	0.1	1500	0.8	0.7	High Avg. Power SMQ	5.91	4.92	4.43
937-MA4P1250-1072-T	MA4P1250-1072T	ODS-1072	0.1	1500	0.5	0.9	High Avg. Power SMQ	4.01	3.35	3.01
937-MA4P504-1072-T	MA4P504-1072T	ODS-1072	0.1	1500	0.6	0.55	PIN Diode	5.52	4.60	4.14
937-MA4P505-1072-T	MA4P505-1072T	ODS-1072	0.1	1500	0.45	0.7	PIN Diode	9.02	7.52	6.76
937-MA4P7001F-1072-T	MA4P7001F-1072T	ODS-1072	0.1	1500	0.8	0.7	High Avg. Power SMQ	4.01	3.35	3.01
937-MA4P7102F-1072-T	MA4P7102F-1072T	ODS-1072	0.1	1500	0.5	1	High Avg. Power SMQ	3.69	3.08	2.77
937-MA4P7104F-1072-T	MA4P7104F-1072T	ODS-1072	0.1	1500	0.5	1	High Avg. Power SMQ	4.17	3.48	3.14
937-MA4P7470F-1072-T	MA4P7470F-1072T	ODS-1072 Non-Mag	0.1	1500	0.8	0.7	Non-Magnetic MELF for MRI	8.86	7.38	6.64
937-MA4P303-134	MA4P303-134	ODS-134 Die	20	18000	1.5	0.15	PIN Diode	2.89	2.41	2.16
937-MADP-402-12530P	MADP-000402-12530P	ODS-1253 Die	50	18000	4.5	0.04	Surmount PIN Diodes	6.74	5.62	5.06
937-MADP17015-13140P	MADP-017015-13140P	ODS-1314 Die	1	6000	0.72	0.32	Surmount PIN Diodes	7.22	6.02	5.41
937-MADP30015-13140P	MADP-030015-13140P	ODS-1314 Die	1	6000	0.49	0.78	Surmount PIN Diodes	7.38	6.15	5.54

VARACTOR TUNING DIODES

For quantities greater than listed, call for quote.

MOUSER STOCK NO.	MA-COM Part No.	Package	Total Capacitance (pF)	Gamma	Quality Factor @ 50MHz (Min.)	Breakdown Voltage	Description	Price Each 1	Price Each 10	Price Each 50
937-MA46H120	MA46H120	Flip Chip	0.35	1	3000	15	GaAs Hyperabrupt	3.30	2.96	2.72

VOLTAGE VARIABLE ATTENUATORS

For quantities greater than listed, call for quote.

MOUSER STOCK NO.	MA-COM Part No.	Package	Frequency(MHz) Min.	Frequency(MHz) Max.	Insertion Loss (dB)	Attenuator Range (dB)	Price Each 1	Price Each 10	Price Each 100
937-MAAVSS0001-T3	MAAVSS0001TR-3000	SOT-25	1800	2500	2.4	42	2.66	2.23	2.00
937-MAAVSS0006-T3	MAAVSS0006TR-3000	SOT-25	0	2500	3.6	25	2.89	2.41	2.17

DIGITAL ATTENUATORS

For quantities greater than listed, call for quote.

MOUSER STOCK NO.	MA-COM Part No.	Package	Freq.(MHz) Min.	Freq.(MHz) Max.	No.of Bits	Attenuator Range(dB)	Price Each 1	Price Each 10	Price Each 100
937-MAADSS0008-T3	MAADSS0008TR-3000	SOT-25	0	2000	1	15	.93	.781	.696
937-MAATSS0017-T	MAATSS0017TR	QSOP-16	400	2500	5	15.5	7.42	6.18	5.56
937-MAATSS0020-T	MAATSS0020TR	TSSOP-20	0	2000	5	31	10.63	8.86	7.97

COUPLERS

For quantities greater than listed, call for quote.

MOUSER STOCK NO.	MA-COM Part No.	Package	Freq.(MHz) Min.	Freq.(MHz) Max.	Coupling (nom.)(dB)	Isolation (dB)	Price Each 1	Price Each 100	Price Each 200
937-EMDC-10-1-T	EMDC-10-1TR	SM-22	5	1000	10	17	2.25	1.99	1.92

POWER DIVIDERS AND COMBINERS

For quantities greater than listed, call for quote.

MOUSER STOCK NO.	MA-COM Part No.	Package	Frequency (MHz) Min.	Frequency (MHz) Max.	Number of Channels	Amplitude Balance (dB)	Description	Price Each 1	Price Each 100	Price Each 200
937-MAPD-9278-5T1000	MAPD-009278-5T1000	SM-156	5	1000	2	-	2-Way 0 Degree	3.18	2.39	2.12
937-MAPD-8072-ESSM26	MAPD-008072-ESSM26	SM-1	5	900	2	0.5	2-Way 0 Degree	5.69	4.10	3.82
937-MAPD-8957-CT0012	MAPD-008957-CT0012	SM-89	1	2700	2	1.5	Surface Mount Power Driver	1.93	1.44	1.28
937-MAPD-7246-ES4700	MAPD-007246-ES4700	SM-46	2	1000	4	0.5	4-Way	15.30	12.52	11.13

DIGITAL PHASE SHIFTER

NEW PRODUCT

For quantities greater than listed, call for quote.

MOUSER STOCK NO.	MA-COM Part No.	Package	Frequency (MHz) Min.	Frequency (MHz) Max.	Bit Count	Insertion Loss (dB)	Phase Shift (°)	RMS Phase Error (°)	CMOS Driver	Price Each 1	Price Each 100	Price Each 200
937-MAPS-010146-T5	MAPS-010146-TR0500	PQFN-24	8000	12000	4	6.5	22.5	5	Yes	38.41	33.26	32.41
937-MAPS-010166-T5	MAPS-010166-TR0500	PQFN-24	8000	12000	6	6.5	5.625	5	Yes	85.07	73.72	71.79

MIXERS

For quantities greater than listed, call for quote.

MOUSER STOCK NO.	MA-COM Part No.	Package	Frequency RF/LO (MHz) Min.	Frequency RF/LO (MHz) Max.	Frequency, IF (MHz) Min.	Frequency, IF (MHz) Max.	Description	Price Each 1	Price Each 10	Price Each 50
937-MAMXSS0013-T	MAMXSS0013TR-3000	SOT-25	1400	2100	0	500	Low Cost MMIC	2.82	2.35	2.12
937-MAMXES0108	MAMXES0108	SM-89	0.5	500	0.5	500	Double Balanced	6.42	5.35	4.82
937-MAMX-7238-CM25MH	MAMX-007238-CM25MH	SM-87	2	2500	2	2500	Double Balanced	9.69	8.08	7.28
937-MAMXES0115	MAMXES0115	SM-89	5	1000	0	1000	Double Balanced	6.42	5.35	4.82
937-MAMX-7607-ELCM1H	MAMX-007607-ELCM1H	SM-87	0.5	500	0.5	500	Double Balanced	6.42	5.35	4.82
937-MAMX-9239-001500	MAMX-009239-001500	SM-87	10	2500	10	2500	High Drive	4.82	4.01	3.62
937-MAMXES0117	MAMXES0117	SM-2	80	2500	0	1000	Passive Double Double Balanced	13.88	12.60	10.75

TRANSFORMERS

NEW PRODUCT

For quantities greater than listed, call for quote.

MOUSER STOCK NO.	MA-COM Part No.	Package	Frequency (MHz) Min.	Frequency (MHz) Max.	Impedance Ratio	Insertion Loss (dB)	Description	Price Each 1	Price Each 10	Price Each 100
937-MABAES0060	MABAES0060	SM-22	0.3	200	1:1	1.5	Flux Coupled Balun	2.38	1.98	1.79
937-ETC1-1T-2	ETC1-1T-2	SM-22	0.1	200	1:1	1.5	RF	2.63	2.19	1.98
937-MABA007532CF18A0	MABA-007532-CF18A0	SM-138	5	200	1:1	0.4	Flux Coupled Balun	2.05	1.71	1.37
937-MABA00948760HWCA	MABA-009487-60HWCA	SM-195	0.5	500	1:1	2.3	RF Flux Coupled	2.47	2.07	1.85
937-MABA010245CT1160	MABA-010245-CT1160	SM-55	46	1002	1:1	0.4	1:1 Transmission Line Transformer	2.60	2.17	1.73
937-MABA009210CT1760	MABA-009210-CT1760	SM-118A	50	1200	1:1	0.63	T-Line Balun w/ tertary winding	2.62	2.46	2.10
937-ETC1-1-13TR	ETC1-1-13TR	SM-22	4.5	3000	1:1	2	T-Line Balun	2.41	2.01	1.81
937-MABA007159000000	MABA-007159-000000	SM-22	4.5	3000	1:1	2	T-Line Balun	1.77	1.48	1.33
937-MABA010125TC1113	MABA-010125-TC1113	SM-22	4.5	3000	1:1	2.8	Transmission Line	3.18	2.65	2.12
937-MABA007871CT1A40	MABA-007871-CT1A40	SM-164	5	3000	1:1	0.3	T-line Balun, MoCA	1.35	1.12	.899
937-MABA010061CF4FA0	MABA-010061-CF4FA0	SMT	5	100	1:4	1.5	Flux Coupled	2.31	2.02	1.54
937-MABA007237ETC410	MABA-007237-ETC410	SM-22	1	350	1:4	3	Flux Coupled Balun	1.61	1.34	1.21
937-MABAES0061	MABAES0061	SM-22	2	800	1:4	3	Flux Coupled Balun	2.05	1.71	1.54
937-MABA00948861HWCA	MABA-009488-61HWCA	SM-195	3	800	1:4	1.5	RF Flux Coupled	1.67	1.39	1.25
937-MABA010129CT4A40	MABA-010129-CT4A40	SMT	5	1200	1:4	0.8	Transmission Line	2.79	2.33	1.86
937-MABA010012ES4302	MABA-010012-ES4302	SM-22	30	2500	1:4	2	Transmission Line	1.61	1.34	1.21
937-MABA007236C16423	MABA-007236-C16423	SM-22	500	3000	1:4	3	T-Line Balun	1.61	1.34	1.21
937-MABA008639TC41T7	MABA-008639-TC41T7	SM-22	6	1000	1:4	3	Flux Coupled Balun	2.47	2.07	1.85
937-MABA007569ETK42T	MABA-007569-ETK42T	SM-22	2	1000	1:4	4	T-Line Balun	2.99	2.49	2.24
937-MABA010143FLUX18	MABA-010143-FLUX18	SM-22	2	500	1:8	1	RF Flux Coupled	1.61	1.34	1.21
937-MABA010181CF9A40	MABA-010181-CF9A40	SMT	5	90	1:9	1.3	Flux Coupled	2.31	1.93	1.54
937-MABA009573CF1A40	MABA-009573-CF1A40	SM-164	5	100	1.77:1	0.3	Flux Coupled	2.47	2.07	1.65
937-MABA009776CF28A0	MABA-009776-CF28A0	SM-164	5	100	2:1	0.4	Flux Coupled Balun	2.31	1.93	1.54
937-MABA007681CT2010	MABA-007681-CT2010	SM-118	5	1200	2:1	0.6	T-line Balun	3.85	3.21	2.57
937-MABA009836CF48A0	MABA-009836-CF48A0	SMT	5	200	4:1	0.9	4:1 Flux Coupled Transformer	2.31	1.93	1.54
Transformer Designer Kits					Description			1		
937-MABA00000150KIT1	MABA-000001-50KIT1	50Ω Transformers from 1-3000MHz; Each kit contains 15 models, 10 of each, 150 total						112.35		
937-MABA-000001-75K1	MABA-000001-75KIT1	75Ω CATV Transformer Kit - Transformers from 5-3000MHz, Kit contains 12 models, 10 of each, 120 pieces total						105.93		

© Copyright 2013 Mouser Electronics
© Copyright 2013 Mouser Electronics

MICRO COMMERCIAL COMPONENTS Diodes and Rectifiers

·M·C·C·

RoHS Compliant This product is RoHS compliant.

SMALL SIGNAL DIODES

For quantities greater than listed, call for quote.

MOUSER STOCK NO.	MCC Part No.	Package Type	I_F (mA)	V_{RRM} (V)	Price Each 1	100	500
833-BAT54WX-TP	BAT54WX-TP	SOD-523	200	30	.43	.15	.073
833-BAS70-TP	BAS70-TP	SOT-23	200	70	.43	.196	.118
833-BAT54C-TP	BAT54C-TP	SOT-23	300	30	.54	.187	.091
833-BAT54S-TP	BAT54S-TP	SOT-23	300	30	.57	.187	.089
833-SD103AW-TP	SD103AW-TP	SOD-123	350	40	.49	.227	.128

ZENER DIODES

PRODUCT NEW

For quantities greater than listed, call for quote.

MOUSER STOCK NO.	MCC Part No.	Package Type	Zener Voltage (V)	Power Dissipation (W)	Price Each 1	100	500
833-1N5226B-TP	1N5226B-TP	DO-35	3.3	0.5	.34	.054	.043
833-BZT52C5V1LP-TP	BZT52C5V1LP-TP	SOD-882	5.1	0.25	.57	.244	.138
833-1N4733A-TP	1N4733A-TP	DO-41G	5.1	1	.46	.154	.083
833-SMBJ5338B-TP	SMBJ5338B-TP	SMB	5.1	5	.96	.642	.535
833-BZT52C5V6LP-TP	BZT52C5V6LP-TP	SOD-882	5.6	0.25	.57	.244	.138
833-3SMAJ5919B-TP	3SMAJ5919B-TP	SMA	5.6	3	.62	.278	.231
833-DFLZ6V2-TP	DFLZ6V2-TP	SOD-123FL	6.2	1	.65	.31	.18
833-3SMAJ5920B-TP	3SMAJ5920B-TP	SMA	6.2	3	.62	.278	.231
833-SMBJ5341B-TP	SMBJ5341B-TP	SMB	6.2	5	.96	.642	.535
833-DFLZ6V8-TP	DFLZ6V8-TP	SOD-123FL	6.8	1	.65	.31	.18
833-DFLZ8V2-TP	DFLZ8V2-TP	SOD-123FL	8.2	1	.65	.31	.18
833-DFLZ10-TP	DFLZ10-TP	SOD-123FL	10	1	.65	.31	.18
833-1N4740A-TP	1N4740A-TP	DO-41	10	1	.48	.109	.064
833-DFLZ12-TP	DFLZ12-TP	SOD-123FL	12	1	.65	.31	.18
833-1N4742A-TP	1N4742A-TP	DO-41	12	1	.48	.144	.083
833-1N4744A-TP	1N4744A-TP	DO-41G	15	1	.46	.154	.082
833-1N5352B-TP	1N5352B-TP	DO-15	15	5	.59	.317	.203
833-DFLZ16-TP	DFLZ16-TP	SOD-123FL	16	1	.65	.31	.18
833-DFLZ18-TP	DFLZ18-TP	SOD-123FL	18	1	.65	.31	.18
833-BZT52C20LP-TP	BZT52C20LP-TP	SOD-882	20	0.25	.57	.244	.138
833-BZT52C22LP-TP	BZT52C22LP-TP	SOD-882	22	0.25	.57	.244	.138
833-DFLZ24-TP	DFLZ24-TP	SOD-123FL	24	1	.65	.31	.18
833-BZT52C24LP-TP	BZT52C24LP-TP	SOD-882	25.6	0.25	.57	.244	.138
833-DFLZ27-TP	DFLZ27-TP	SOD-123FL	27	1	.65	.31	.18
833-DFLZ30-TP	DFLZ30-TP	SOD-123FL	30	1	.65	.31	.18
833-3SMBJ5938B-TP	3SMBJ5938B-TP	SMB	36	3	.54	.318	.203
833-BZT52C39LP-TP	BZT52C39LP-TP	SOD-882	39	0.25	.57	.244	.138
833-DFLZ39-TP	DFLZ39-TP	SOD-123FL	39	1	.65	.31	.18

SWITCHING DIODES

For quantities greater than listed, call for quote.

MOUSER STOCK NO.	MCC Part No.	Package Type	I_F (mA)	V_{RRM} (V)	Price Each 1	100	500
833-1N4148X-TP	1N4148X-TP	SOD-523	150	75	.21	.061	.043
833-MMBD4148TW-TP	MMBD4148TW-TP	SOT-363	150	75	.48	.227	.137
833-1N4148-TP	1N4148-TP	DO-35	150	100	.11	.032	.022
833-DL4148-TP	DL4148-TP	MINIMELF	150	100	.30	.112	.054
833-BAS16W-TP	BAS16W-TP	SOD-123	200	75	.43	.15	.073
833-MMBD4148-TP	MMBD4148-TP	SOT-23	200	100	.47	.15	.073
833-BAV21W-TP	BAV21W-TP	SOD-123	200	250	.43	.15	.073
833-1N4148W-TP	1N4148W-TP	SOD-123	300	75	.21	.061	.043
833-1N4148WX-TP	1N4148WX-TP	SOD-323	300	75	.21	.061	.043
833-1N4448WX-TP	1N4448WX-TP	SOD-323	500	75	.35	.128	.07

SCHOTTKY DIODES

PRODUCT NEW

For quantities greater than listed, call for quote.

MOUSER STOCK NO.	MCC Part No.	Package Type	V_{RRM}	I_{FSM}	Price Each 1	100	500
833-BAT43W-TP	BAT43W-TP	SOD123	30V	0.5A	.51	.235	.161
833-BAT54AT-TP	BAT54AT-TP	SOT-523	30V	0.6A	.54	.227	.137
833-BAT42W-TP	BAT42W-TP	SOD123	30V	0.5A	.51	.235	.161
833-SD103BWS-TP	SD103BWS-TP	SOD323	30V	1.5A	.54	.227	.137
833-SR203-TP	SR203-TP	DO-41	30V	50A	.46	.158	.144

SCHOTTKY DIODES (CONT.)

PRODUCT NEW

For quantities greater than listed, call for quote.

MOUSER STOCK NO.	MCC Part No.	Package Type	V_{RRM}	I_{FSM}	Price Each 1	100	500
833-SD101CW-TP	SD101CW-TP	SOD123	40V	2A	.54	.227	.137
833-SD101BW-TP	SD101BW-TP	SOD123	50V	2A	.54	.227	.137
833-SD101AW-TP	SD101AW-TP	SOD123	60V	2A	.54	.227	.137
833-SK38-TP	SK38-TP	DO-214AB	80V	100A	.87	.567	.482

BRIDGE RECTIFIERS

PRODUCT NEW

For quantities greater than listed, call for quote.

MOUSER STOCK NO.	MCC Part No.	Package Type	Rectifying Current (A)	V_{RM} (V)	Price Each 1	100	500
833-MB1S-TP	MB1S-TP	MBS-1	0.5	100	.62	.407	.334
833-MB2S-TP	MB2S-TP	MBS-1	0.5	200	.62	.407	.334
833-MB6S-TP	MB6S-TP	MBS-1	0.5	600	.62	.407	.334
833-MB8S-TP	MB8S-TP	MBS-1	0.5	800	.62	.407	.334
833-MB10S-TP	MB10S-TP	MBS-1	0.5	1000	.62	.407	.334
833-MB16S-TP	MB16S-TP	MBS-1	1	16	.66	.357	.291
833-MB16S-TP	MB16S-TP	MBS-1	1	16	.66	.357	.291
833-MB12S-TP	MB12S-TP	MBS-1	1	20	.66	.357	.291
833-MB12S-TP	MB12S-TP	MBS-1	1	20	.66	.357	.291
833-DB101-BP	DB101-BP	DB-1	1	50	.52	.417	.342
833-DB101-BP	DB101-BP	DB-1	1	50	.52	.417	.342
833-MB110S-TP	MB110S-TP	MBS-1	1	100	.60	.353	.289
833-MB110S-TP	MB110S-TP	MBS-1	1	100	.60	.353	.289
833-DB104-BP	DB104-BP	DB-1	1	400	.61	.482	.396
833-MB4S-TP	MB4S-TP	MBS-1	1	400	.62	.407	.334
833-DB104-BP	DB104-BP	DB-1	1	400	.61	.482	.396
833-MB4S-TP	MB4S-TP	MBS-1	1	400	.62	.407	.334
833-DB105-BP	DB105-BP	DB-1	1	600	.65	.514	.428
833-LMB6S-TP	LMB6S-TP	LMBS-1	1	600	.62	.334	.278
833-DB105-BP	DB105-BP	DB-1	1	600	.65	.514	.428
833-LMB6S-TP	LMB6S-TP	LMBS-1	1	600	.62	.334	.278
833-LMB8S-TP	LMB8S-TP	LMBS-1	1	800	.62	.334	.278
833-LMB8S-TP	LMB8S-TP	LMBS-1	1	800	.62	.334	.278
833-LMB10S-TP	LMB10S-TP	LMBS-1	1	1000	.62	.334	.231
833-SDB107-TP	SDB107-TP	SDB-1	1	1000	.62	.407	.278
833-LMB10S-TP	LMB10S-TP	LMBS-1	1	1000	.62	.334	.231
833-SDB107-TP	SDB107-TP	SDB-1	1	1000	.62	.407	.278
833-RB151-BP	RB151-BP	RB-15	1.5	50	.36	.31	.268
833-RB152-BP	RB152-BP	RB-15	1.5	100	.36	.31	.268
833-RB154-BP	RB154-BP	RB-15	1.5	400	.64	.482	.401
833-RB155-BP	RB155-BP	RB-15	1.5	600	.36	.31	.268
833-PB64-BP	PB64-BP	PB-6	6	400	1.84	1.28	1.12
833-PB64-BP	PB64-BP	PB-6	6	400	1.84	1.28	1.12
833-PB610-BP	PB610-BP	PB-6	6	1000	1.05	.813	.76
833-PB610-BP	PB610-BP	PB-6	6	1000	1.05	.813	.76
833-MB1005-BP	MB1005-BP	BR-6	10	50	2.18	1.85	1.54
833-RB153-BP	RB153-BP	RB-15	50	200	.84	.428	.404
833-DB103-BP	DB103-BP	DB-1	50	200	.78	.403	.376
833-MP504W-BP	MP504W-BP	MP-50W	50	400	6.85	5.14	4.28
833-MP504W-BP	MP504W-BP	MP-50W	50	400	6.85	5.14	4.28
833-MP506-BP	MP506-BP	MP-50	50	600	4.64	3.18	2.51
833-MP506-BP	MP506-BP	MP-50	50	600	4.64	3.18	2.51
833-DB106-BP	DB106-BP	DB-1	50	800	.87	.539	.482
833-MB805-BP	MB805-BP	BR-6	125	50	2.20	1.47	1.35
833-MB81-BP	MB81-BP	BR-6	125	100	2.20	1.47	1.35
833-MB82-BP	MB82-BP	BR-6	125	200	2.20	1.47	1.35
833-MB84-BP	MB84-BP	BR-6	125	400	2.20	1.47	1.35
833-MB86-BP	MB86-BP	BR-6	125	600	2.20	1.47	1.35
833-PB62-BP	PB62-BP	PB-6	150	200	1.80	1.17	1.07
833-PB66-BP	PB66-BP	PB-6	150	600	1.97	1.27	1.18
833-MB252W-BP	MB252W-BP	BR-6	300	200	4.31	2.71	2.33
833-MB154W-BP	MB154W-BP	MB-35W	300	400	4.12	2.59	2.24
833-MB254W-BP	MB254W-BP	MB-35W	300	400	4.31	2.71	2.33
833-MB256W-BP	MB256W-BP	BR-6	300	600	4.49	2.82	2.44
833-MB352W-BP	MB352W-BP	BR-6	400	200	4.49	2.82	2.44
833-MB354W-BP	MB354W-BP	BR-6	400	400	4.69	2.94	2.54
833-MB356W-BP	MB356W-BP	BR-6	400	600	4.69	2.94	2.54
833-MB3510W-BP	MB3510W-BP	BR-6	400	1000	5.24	3.30	2.85

© Copyright 2013 Mouser Electronics

© Copyright 2013 Mouser Electronics

MICRO COMMERCIAL COMPONENTS Diodes and Rectifiers

·M·C·C·

RoHS Compliant This product is RoHS compliant.

STANDARD RECOVERY RECTIFIERS

NEW PRODUCT

For quantities greater than listed, call for quote.

MOUSER STOCK NO.	MCC Part No.	Package Type	Rectifying Current	V_{RM}	Price Each		
					1	100	500
833-1N4001-TP	1N4001-TP	DO-41	1	50	.27	.091	.042
833-DL4001-TP	DL4001-TP	MELF	1	50	-	-	-
833-1N4002-TP	1N4002-TP	DO-41	1	100	.32	.091	.041
833-DL4002-TP	DL4002-TP	MELF	1	100	-	-	-
833-1N4003-TP	1N4003-TP	DO-41	1	200	.29	.091	.041
833-GS1G-LTP	GS1G-LTP	SMA	1	400	.67	.152	.116
833-1N4004-TP	1N4004-TP	DO-41	1	400	.11	.021	.019
833-DL4004-TP	DL4004-TP	MELF	1	400	-	-	-
833-GS1J-LTP	GS1J-LTP	SMA	1	600	.67	.152	.116
833-1N4005-TP	1N4005-TP	DO-41	1	600	.28	.091	.042
833-GS1K-LTP	GS1K-LTP	SMA	1	800	.67	.152	.116
833-1N4006-TP	1N4006-TP	DO-41	1	800	.28	.091	.042
833-GS1M-LTP	GS1M-LTP	SMA	1	1000	.67	.152	.116
833-SM4007PL-TP	SM4007PL-TP	SOD-123FL	1	1000	.54	.227	.137
833-1N4007-TP	1N4007-TP	DO-41	1	1000	.20	.091	.042
833-DL4007-TP	DL4007-TP	MELF	1	1000	-	-	-
833-S2A-TP	S2A-TP	HSMB	2	50	.49	.227	.137
833-S2B-TP	S2B-TP	DO-214AA	2	100	.54	.227	.137
833-6A05-TP	6A05-TP	R-6	6	50	.50	.285	.217
833-6A1-TP	6A1-TP	R-6	6	100	.43	.285	.217
833-6A2-TP	6A2-TP	R-6	6	200	.52	.285	.217
833-6A4-TP	6A4-TP	R-6	6	400	.52	.285	.217
833-6A6-TP	6A6-TP	R-6	6	600	.52	.285	.217
833-6A10-TP	6A10-TP	R-6	6	1000	.48	.285	.217

SCHOTTKY BARRIER RECTIFIERS

For quantities greater than listed, call for quote.

MOUSER STOCK NO.	MCC Part No.	Package Type	Rectifying Current	V_{RM}	Price Each		
					1	100	500
833-RB751S-40LP-TP	RB751S-40LP-TP	SOD-882	0.03	40	.57	.244	.138
833-BAS70LP-TP	BAS70LP-TP	SOT-323	0.07	70	.57	.244	.138
833-RB520S-30LP-TP	RB520S-30LP-TP	SOD-882	0.1	30	.57	.244	.138
833-RB521S-30LP-TP	RB521S-30LP-TP	SOD-882	0.1	30	.57	.244	.138
833-BAT43WS-TP	BAT43WS-TP	SOD-323	0.2	30	.19	.161	.118
833-MBR0520-TP	MBR0520-TP	SOD-123	0.5	20	.45	.193	.109
833-MBR0530-TP	MBR0530-TP	SOD-123	0.5	30	.45	.193	.109
833-MBR0540-TP	MBR0540-TP	SOD-123	0.5	40	.45	.193	.109
833-MBR0560-TP	MBR0560-TP	SOD-123	0.5	60	.45	.193	.109
833-1N5817-TP	1N5817-TP	DO-41	1	20	.30	.246	.109
833-MBRX120-TP	MBRX120-TP	SOD-123	1	20	.45	.198	.12
833-SK12-TP	SK12-TP	HSMB	1	20	.57	.244	.225
833-MBRX130-TP	MBRX130-TP	SOD-123	1	30	.43	.196	.118
833-1N5819-TP	1N5819-TP	DO-41	1	40	.41	.193	.109
833-MBRX140-TP	MBRX140-TP	SOD-123	1	40	.43	.198	.12
833-MBRX160-TP	MBRX160-TP	SOD-123	1	60	.43	.198	.12
833-SR2010-TP	SR2010-TP	DO-41	2	100	.60	.257	.146
833-SR204-TP	SR204-TP	DO-41	2	40	.19	.161	.118
833-SR206-TP	SR206-TP	DO-41	2	60	.19	.161	.118
833-SK3200B-LTP	SK3200B-LTP	SMB	3	200	.85	.501	.424
833-SK3200-TP	SK3200-TP	SMC	3	200	.85	.501	.424
833-SK4200L-TP	SK4200L-TP	SMC	4	200	.85	.501	.424

SUPER FAST RECTIFIER

NEW PRODUCT

For quantities greater than listed, call for quote.

MOUSER STOCK NO.	MCC Part No.	Package Type	V_{RRM}	T_R	Price Each		
					1	100	500
833-ES1D-TP	ES1D-TP	SMA	200V	50ns	.46	.203	.144
833-DLSF18-TP	DLSF18-TP	MELF	400V	50ns	-	-	-
833-ES1G-TP	ES1G-TP	SMA	400V	75ns	.46	.203	.144
833-ES1K-TP	ES1K-TP	SMA	800V	75ns	.46	.203	.144

ESD SUPPRESSORS

NEW PRODUCT

For quantities greater than listed, call for quote.

MOUSER STOCK NO.	MCC Part No.	Package Type	Channels	Breakdown Voltage (V)	Price Each		
					1	100	500
833-ESD3V3D9-TP	ESD3V3D9-TP	SOD-923	1	3.3	.75	.24	.17
833-ESDLC3V3D3-TP	ESDLC3V3D3-TP	SOD-323	1	4	.85	.578	.424
833-ESD5V0D9-TP	ESD5V0D9-TP	SOD-923	1	5	.75	.24	.17
833-ESDSLC5V0D9B-TP	ESDSLC5V0D9B-TP	SOD-923	1	5	.51	.335	.276
833-ESDLC5V0D3-TP	ESDLC5V0D3-TP	SOD-323	1	6	.85	.578	.424
833-ESD7V0D9-TP	ESD7V0D9-TP	SOD-923	1	7	.75	.24	.17
833-ESD12VD9-TP	ESD12VD9-TP	SOD-923	1	13	.75	.24	.17
833-ESDLC12VD3-TP	ESDLC12VD3-TP	SOD-323	1	13.3	.85	.578	.424
833-ESDLC2V8P8U-TP	ESDLC2V8P8U-TP	SOP-8	2	2.8	1.05	.76	.666
833-ESDLC3V3D3B-TP	ESDLC3V3D3B-TP	SOD-323	2	4	.85	.578	.424
833-ESDLC5V0DFN10-TP	ESDLC5V0DFN10-TP	DFN-10	2	5	1.04	.80	.706
833-ESDLC5V0D3B-TP	ESDLC5V0D3B-TP	SOD-323	2	6	.85	.578	.424
833-ESDLC5V0LPB-TP	ESDLC5V0LPB-TP	SOD-882	2	8	.57	.244	.138
833-SM712-TP	SM712-TP	SOT-23	2	12	1.28	.931	.835
833-ESDLC12VD3B-TP	ESDLC12VD3B-TP	SOD-323	2	13.3	.85	.578	.501
833-SR70-TP	SR70-TP	SOT-143	2	70	.85	.578	.501

TRANSIENT VOLTAGE SUPPRESSORS

NEW PRODUCT

For quantities greater than listed, call for quote.

MOUSER STOCK NO.	MCC Part No.	Package Type	Pulse Power (W)	Clamping Voltage (V)	Price Each		
					1	100	500
833-SAC136-TP	SAC136-TP	DO-15	1.5	219V	.85	.578	.424
833-SMA6F5.0A-TP	SMA6F5.0A-TP	DO-221AC	5	40	.45	.244	.199
833-SMA6F12A-TP	SMA6F12A-TP	DO-221AC	12	40	.45	.244	.199
833-SMA6F13A-TP	SMA6F13A-TP	DO-221AC	13	40	.45	.244	.199
833-5.0SMLJ15A-TP	5.0SMLJ15A-TP	SMC	24.4	205A	2.17	1.52	1.18
833-SMLJ36A-TP	SMLJ36A-TP	SMC	58.1	200A	1.31	.924	.719
833-SMF13A-TP	SMF13A-TP	SOD-123FL	200	21.5V	.57	.268	.155
833-SMF160A-TP	SMF160A-TP	SOD-123FL	200	259V	.57	.268	.155
833-SMF26A-TP	SMF26A-TP	SOD-123FL	200	42.1V	.57	.268	.155
833-SMF33A-TP	SMF33A-TP	SOD-123FL	200	53.3V	.57	.268	.155
833-SMF43A-TP	SMF43A-TP	SOD-123FL	200	69.4V	.57	.268	.155
833-SMF51A-TP	SMF51A-TP	SOD-123FL	200	82.4V	.57	.268	.155
833-SMF5.0A-TP	SMF5.0A-TP	SOD-123FL	200	9.2V	.57	.268	.155
833-SMA6J12A-TP	SMA6J12A-TP	DO-214AC	600	19.9	.51	.335	.196
833-SMA6J12CA-TP	SMA6J12CA-TP	DO-214AC	600	19.9	.51	.335	.196
833-SMA6J13A-TP	SMA6J13A-TP	DO-214AC	600	21.5	.51	.335	.196
833-SMA6J13CA-TP	SMA6J13CA-TP	DO-214AC	600	21.5	.51	.335	.196
833-SMA6J18A-TP	SMA6J18A-TP	DO-214AC	600	22.1	.51	.335	.196
833-SMA6J15A-TP	SMA6J15A-TP	DO-214AC	600	24.4	.51	.335	.196
833-SMA6J15CA-TP	SMA6J15CA-TP	DO-214AC	600	24.4	.51	.335	.196
833-SMA6J24CA-TP	SMA6J24CA-TP	DO-214AC	600	29.5	.51	.335	.196
833-SMA6J24A-TP	SMA6J24A-TP	DO-214AC	600	38.9	.51	.335	.196
833-SMA6J26A-TP	SMA6J26A-TP	DO-214AC	600	42.1	.51	.335	.196

PIN DIODES

For quantities greater than listed, call for quote.

MOUSER STOCK NO.	MCC Part No.	Package Type	Rectifying Current	V_F	Price Each		
					1	100	500
833-BAP50-03-TP	BAP50-03-TP	SOD-323	50	1.1	.60	.257	.146
833-BAP51-02-TP	BAP51-02-TP	SOD-523	50	1.1	.60	.257	.146
833-BAP64-05-TP	BAP64-05-TP	SOT-23	100	1.1	.65	.31	.18
833-BAP64-05W-TP	BAP64-05W-TP	SOT-323	100	1.1	.65	.31	.18

© Copyright 2013 Mouser Electronics

© Copyright 2013 Mouser Electronics

NXP SEMICONDUCTOR Diodes

RoHS Compliant This product is RoHS compliant.

HIGH-SPEED SWITCHING DIODES

For quantities greater than listed, call for quote.

MOUSER STOCK NO.	NXP Part No.	Package	Configuration	V_R (Max.) (V)	I_F (Max.) (mA)	V_F (Max.) (mV)	V_F @ I_F (mA)	I_R (Max.) (µA)	t_{rr} (Max) (ns).	Price Each 1	25	100
771-BAS16LD315	BAS16LD,315	SOD-882	Single	100	215	715	1	0.5	4	.05	.045	.043
771-NUR460133	NUR460,133	DO-201AD	Single	600	110	1.28	4000	50	65	.44	.386	.331

RF PIN DIODES

For quantities greater than listed, call for quote.

MOUSER STOCK NO.	NXP Part No.	Package	No. of Diodes	V_R (Max.) (V)	V_F (V) Typ.	V_F (V) Max.	I_F (Max.) (mA)	I_R @ V_R=20V (Max.)(µA)	Price Each 1	25	100
771-BAP64Q125	BAP64Q,125	TSOP-5	4	100	0.95	1.1	100	1	.57	.502	.429

SMALL SIGNAL SCHOTTKY DIODES

For quantities greater than listed, call for quote.

MOUSER STOCK NO.	NXP Part No.	Package	Configuration	V_R (Max.) (V)	I_F (Max.) (mA)	V_F (Max.) (mV)	@ I_F (mA)	I_R (Max.) (µA)	@ V_R (V)	Price Each 1	25	100
771-BAT754S-T/R	BAT754S	SOT-23	Dual Series	30	200	340	10	2	25	.11	.101	.094
771-BAT754C-T/R	BAT754C	SOT-23	Dual Common Cathode	30	200	340	10	2	25	.39	.322	.256
771-BAS85-T/R	BAS85	SOD-80	Single	30	200	400	10	2	25	.39	.299	.227
771-BAT85-T/R	BAT85	SOD-68	Single	30	200	400	10	2	25	.36	.281	.214
771-BAT54-T/R	BAT54	SOT-23	Single	30	200	400	10	2	25	.19	.14	.108
771-BAT54H-T/R	BAT54H	SOD-123	Single	30	200	400	10	2	25	.30	.232	.175
771-BAT54W-T/R	BAT54W	SOT-323	Single	30	200	400	10	2	25	.29	.21	.164
771-1PS76SB10-T/R	1PS76SB10	SOD-323	Single	30	200	400	10	2	25	.32	.251	.192
771-BAT54S-T/R	BAT54S	SOT-23	Dual Series	30	200	400	10	2	25	.25	.174	.136
771-BAT54SW-T/R	BAT54SW	SOT-323	Dual Series	30	200	400	10	2	25	.29	.21	.164
771-BAT54C-T/R	BAT54C	SOT-23	Dual Common Cathode	30	200	400	10	2	25	.25	.174	.136
771-BAT54CW-T/R	BAT54CW	SOT-323	Dual Common Cathode	30	200	400	10	2	25	.29	.21	.164
771-BAT54A-T/R	BAT54A	SOT-23	Dual Common Anode	30	200	400	10	2	25	.25	.174	.136
771-BAT54AW-T/R	BAT54AW	SOT-323	Dual Common Anode	30	200	400	10	2	25	.29	.21	.164
771-BAT74-T/R	BAT74	SOT-143	Dual Isolated	30	200	400	10	2	25	.42	.322	.245
771-BAT54XY-T/R	BAT54XY	SOT-363	Dual-Dual Series	30	200	400	10	2	25	.42	.355	.29
771-BAS40H-T/R	BAS40H	SOD-123	Single	40	120	500	10	1	30	.16	.128	.114
771-BAS40-04-T/R	BAS40-04	SOT-23	Dual Series	40	120	500	10	1	30	.29	.208	.161
771-BAS40-04W-T/R	BAS40-04W	SOT-323	Dual Series	40	120	500	10	1	30	.38	.309	.246
771-BAT721S-T/R	BAT721S	SOT-23	Dual Series	40	200	300	10	15	30	.38	.31	.247
771-BAT721C-T/R	BAT721C	SOT-23	Dual Common Cathode	40	200	300	10	15	30	.38	.31	.247
771-BAT721A-T/R	BAT721A	SOT-23	Dual Common Anode	40	200	300	10	15	30	.39	.323	.263
771-PMEG4002EL-T/R	PMEG4002EL	SOD-882	Single	40	200	360	10	0.5	25	.08	.074	.07
771-BAS86-T/R	BAS86	SOD-80	Single	50	200	450	10	5	40	.38	.273	.212
771-BAS70-T/R	BAS70	SOT-23	Single	70	70	750	10	0.1	50	.23	.164	.127
771-BAS70-04-T/R	BAS70-04	SOT-23	Dual Series	70	70	750	10	0.1	50	.31	.223	.173
771-BAS70-04W-T/R	BAS70-04W	SOT-323	Dual Series	70	70	750	10	0.1	50	.30	.231	.175
771-BAS70-05-T/R	BAS70-05	SOT-23	Dual Common Cathode	70	70	750	10	0.1	50	.31	.223	.173
771-BAS70-06-T/R	BAS70-06	SOT-23	Dual Common Anode	70	70	750	10	0.1	50	.31	.223	.173
771-BAS70-07-T/R	BAS70-07	SOT-143	Dual Isolated	70	70	750	10	0.1	50	.34	.281	.225

LOW VF SCHOTTKY DIODES

For quantities greater than listed, call for quote.

MOUSER STOCK NO.	NXP Part No.	Package	Configuration	Features	I_F Max. (A)	V_R Max. (V)	V_F Max. (mV) @ I_F Max.	I_R Max. (mA) @ V_R Max.	Price Each 1	25	100
771-PMEG3002AEB-T/R	PMEG3002AEB	SOD-523	Single	Low VF/Low IR	0.2	30	480	0.05	.08	.074	.07
771-PMEG3002AELD315	PMEG3002AELD,315	SOD-882	Single	Low VF/Low IR	0.2	30	480	0.01	.10	.093	.088
771-PMEG4002EL-T/R	PMEG4002EL	SOD-882	Single	Low VF/Low IR	0.2	40	600	0.01	.08	.074	.07
771-PMEG4002ELD315	PMEG4002ELD,315	SOD-882	Single	Low VF/Low IR	0.2	40	600	0.05	.10	.093	.088
771-PMEG2005AELD315	PMEG2005AELD,315	SOD-882	Single	Low VF/Low IR	0.5	20	440	0.6	.15	.118	.108
771-PMEG2005ET215	PMEG2005ET215	SOT-23	Single	Low VF/Low IR	0.5	20	390	0.2	.39	.322	.256
771-PMEG2005EJ115	PMEG2005EJ115	SOD-323	Single	Low VF/Low IR	0.5	20	390	0.2	.39	.322	.256
771-PMEG2005ELD315	PMEG2005ELD,315	SOD-882	Single	Low VF/Low IR	0.5	20	500	0.03	.15	.118	.108
771-PMEG3005ET-T/R	PMEG3005ET	SOT-23	Single	Low VF/Low IR	0.5	30	430	0.15	.39	.322	.256
771-PMEG3005ELD315	PMEG3005ELD,315	SOD-882	Single	Low VF/Low IR	0.5	30	500	0.2	.10	.093	.088
771-PMEG3005EH-T/R	PMEG3005EH	SOD-123	Single	Low VF/Low IR	0.5	30	430	0.15	.39	.322	.256
771-PMEG4005EH-T/R	PMEG4005EH	SOD-123	Single	Low VF/Low IR	0.5	40	470	0.1	.39	.322	.256
771-PMEG4005EJ-T/R	PMEG4005EJ	SOD-323	Single	Low VF/Low IR	0.5	40	470	0.1	.39	.322	.256
771-PMEG2010AEH-T/R	PMEG2010AEH	SOD-123	Single	Very Low VF	1	20	430	0.2	.36	.302	.246
771-PMEG2010EH115	PMEG2010EH115	SOD-123	Single	Low VF/Low IR	1	20	500	0.2	.36	.302	.246
771-PMEG2010EJ-T/R	PMEG2010EJ	SOD-323	Single	Low VF/Low IR	1	20	500	0.2	.36	.302	.246
771-PMEG2010EA-T/R	PMEG2010EA	SOD-323	Single	Very Low IR	1	20	550	0.05	.36	.302	.246
771-PMEG3010CEJ-T/R	PMEG3010CEJ	SOD-323	Single	Very Low IR	1	30	520	0.05	.43	.352	.28
771-PMEG3010ET-T/R	PMEG3010ET	SOT-23	Single	Low VF/Low IR	1	30	560	0.15	.36	.308	.251
771-PMEG4010EJ-T/R	PMEG4010EJ	SOD-323	Single	Low VF/Low IR	1	40	640	0.1	.43	.352	.28
771-PMEG4010CEJ-T/R	PMEG4010CEJ	SOD-323	Single	Very Low IR	1	40	570	0.05	.43	.352	.28
771-PMEG6010CEH-T/R	PMEG6010CEH	SOD-123	Single	Very Low IR	1	60	710	0.1	.36	.302	.246
771-PMEG6010CEJ-T/R	PMEG6010CEJ	SOD-323	Single	Very Low IR	1	60	710	0.1	.36	.302	.246
771-PMEG3015EH-T/R	PMEG3015EH	SOD-123	Single	Very Low VF	1.5	30	550	1	.36	.309	.253
771-PMEG1020EH-T/R	PMEG1020EH	SOD-123	Single	Very Low VF	2	10	460	3	.36	.306	.25
771-PMEG1020EJ-T/R	PMEG1020EJ	SOD-323	Single	Very Low VF	2	10	460	3	.36	.306	.25
771-PMEG1020EV115	PMEG1020EV115	SOT-666	Single	Very Low VF	2	10	460	3	.39	.318	.253
771-PMEG2020EH-T/R	PMEG2020EH	SOD-123	Single	Very Low VF	2	20	525	0.2	.40	.328	.269
771-PMEG2020AEA-T/R	PMEG2020AEA	SOD-323	Single	Very Low VF	2	20	525	0.2	.40	.328	.269
771-PMEG2020EJ-T/R	PMEG2020EJ	SOD-323	Single	Very Low VF	2	20	525	0.2	.40	.328	.269
771-PMEG3020EH-T/R	PMEG3020EH	SOD-123	Single	Very Low VF	2	30	620	1	.40	.328	.269
771-PMEG3020EJ-T/R	PMEG3020EJ	SOD-323	Single	Very Low VF	2	30	620	1	.40	.328	.269
771-PMEG1030EH-T/R	PMEG1030EH	SOD-123	Single	Very Low VF	3	10	530	3	.15	.142	.135
771-PMEG1030EJ-T/R	PMEG1030EJ	SOD-323	Single	Very Low VF	3	10	530	3	.15	.142	.135

VARICAP TUNING DIODES

For quantities greater than listed, call for quote.

MOUSER STOCK NO.	NXP Part No.	Package	C_d (pF) Min.	C_d (pF) Max.	C_{d1}/C_{d2}	I_R (Max.)(nA)	Diode Series Resistance (Typ.)	Diode Capacitance Matching (Max.)	Price Each 1	25	100
771-BB189115	BB189,115	SOD-523	1.89	2.18	6.3	10	0.65Ω	1.8%	.08	.071	.066

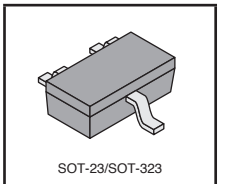
SOT-23/SOT-323

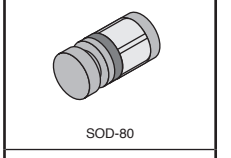
SOD-80

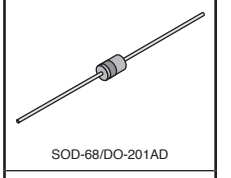
SOD-68/DO-201AD

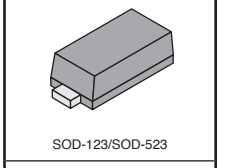
SOD-123/SOD-523

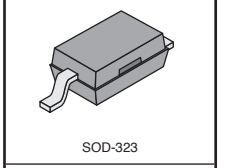
SOD-323

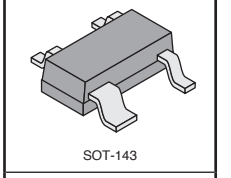
SOT-143

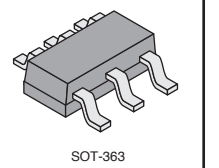
SOT-363

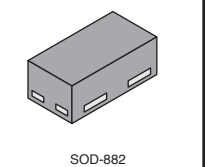
SOD-882

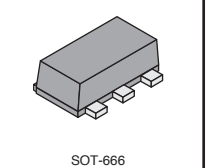
SOT-666

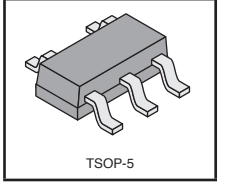
TSOP-5

© Copyright 2013 Mouser Electronics
© Copyright 2013 Mouser Electronics

NXP SEMICONDUCTOR Diodes

RoHS Compliant **This product is RoHS compliant.**

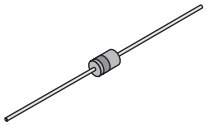
SOD-66

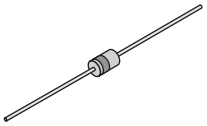
SOD-27

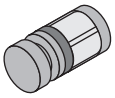
SOD-80C

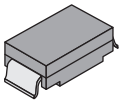
SOD-123F

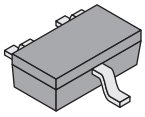
SOT-23/TO-236AB

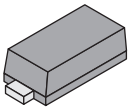
SOD-523

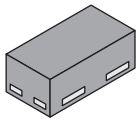
SOD-882

For quantities greater than listed, call for quote.

MOUSER STOCK NO.	NXP Part No.	Nom. Volt (V)	Test Curr. (mA)	Ptot (mW)	Price Each 1	25	100
1N47xxA Series Zener Diodes: SOD-66 (DO41) Tol 5%							
771-1N4733A-T/R	1N4733A	5.1	49	1000	.21	.154	.12
771-1N4734A-T/R	1N4734A	5.6	45	1000	.21	.154	.12
771-1N4735A-T/R	1N4735A	6.2	41	1000	.21	.154	.12
771-1N4739A-T/R	1N4739A	9.1	28	1000	.21	.154	.12
771-1N4740A-T/R	1N4740A	10	25	1000	.21	.154	.12
771-1N4742A-T/R	1N4742A	12	21	1000	.21	.154	.12
771-1N4743A-T/R	1N4743A	13	19	1000	.21	.154	.12
771-1N4744A-T/R	1N4744A	15	17	1000	.21	.154	.12
771-1N4745A-T/R	1N4745A	16	15.5	1000	.21	.154	.12
771-1N4746A-T/R	1N4746A	18	14	1000	.21	.154	.12
771-1N4749A-T/R	1N4749A	24	10.5	1000	.21	.154	.12
BZX79 Series Zener Diodes: SOD-27 (DO35) Tol 5% (Also Available in 2% Tol)							
771-BZX79-C2V7-T/R	BZX79-C2V7	2.7	5	500	.14	.122	.088
771-BZX79-C3V3-T/R	BZX79-C3V3	3.3	5	500	.14	.122	.088
771-BZX79-C4V7-T/R	BZX79-C4V7	4.7	5	500	.14	.122	.088
771-BZX79-C5V1-T/R	BZX79-C5V1	5.1	5	500	.14	.122	.088
771-BZX79-C8V2-T/R	BZX79-C8V2	8.2	5	500	.14	.122	.088
BZV55 Series Zener Diodes: SOD-80C Tol 5% (Also Available in 2% Tol)							
771-BZV55-C3V6-T/R	BZV55-C3V6	3.6	5	500	.19	.179	.128
771-BZV55-C4V3-T/R	BZV55-C4V3	4.3	5	500	.19	.179	.128
771-BZV55-C4V7-T/R	BZV55-C4V7	4.7	5	500	.19	.179	.128
771-BZV55-C5V1-T/R	BZV55-C5V1	5.1	5	500	.19	.179	.128
771-BZV55-C5V6-T/R	BZV55-C5V6	5.6	5	500	.19	.179	.128
771-BZV55-C6V2-T/R	BZV55-C6V2	6.2	5	500	.19	.179	.128
771-BZV55-C10-T/R	BZV55-C10	10	5	500	.19	.179	.128
771-BZV55-C12-T/R	BZV55-C12	12	5	500	.19	.179	.128
771-BZV55-C36-T/R	BZV55-C36	36	5	500	.19	.179	.128
771-BZV55-C39-T/R	BZV55-C39	39	5	500	.19	.179	.128
771-BZV55-C47115	BZV55-C47115	47	5	500	.19	.179	.128
BZT52H Series Zener Diodes: SOD-123F Tol 5%							
771-BZT52H-C2V4-T/R	BZT52H-C2V4	2.4	5	830	.32	.233	.181
771-BZT52H-C3V0-T/R	BZT52H-C3V0	3.0	5	830	.32	.233	.181
771-BZT52H-C3V3-T/R	BZT52H-C3V3	3.3	5	830	.32	.233	.181
771-BZT52H-C3V6-T/R	BZT52H-C3V6	3.6	5	830	.32	.233	.181
771-BZT52H-C4V7-T/R	BZT52H-C4V7	4.7	5	830	.32	.233	.181
771-BZT52H-C5V1-T/R	BZT52H-C5V1	5.1	5	830	.32	.233	.181
771-BZT52H-C5V6115	BZT52H-C5V6115	5.6	5	830	.32	.233	.181
771-BZT52H-C6V2-T/R	BZT52H-C6V2	6.2	5	830	.32	.233	.181
771-BZT52H-C6V8115	BZT52H-C6V8115	6.8	5	830	.32	.233	.181
771-BZT52H-C15115	BZT52H-C15115	15	5	830	.32	.233	.181
771-BZT52H-C68115	BZT52H-C68115	68	5	830	.32	.233	.181
BZX84 Series Zener Diodes: SOT-23/TO-236AB Tol 5% (Available in 1% and 2% Tol)							
771-BZX84-C2V4-T/R	BZX84-C2V4	2.4	5	250	.16	.144	.104
771-BZX84-C2V7-T/R	BZX84-C2V7	2.7	5	250	.16	.144	.104
771-BZX84-C3V0-T/R	BZX84-C3V0	3.0	5	250	.16	.144	.104
771-BZX84-C3V3-T/R	BZX84-C3V3	3.3	5	250	.16	.144	.104
771-BZX84-C3V6-T/R	BZX84-C3V6	3.6	5	250	.16	.144	.104
771-BZX84-C3V9-T/R	BZX84-C3V9	3.9	5	250	.16	.144	.104

© Copyright 2013 Mouser Electronics

For quantities greater than listed, call for quote.

MOUSER STOCK NO.	NXP Part No.	Nom. Volt (V)	Test Curr. (mA)	Ptot (mW)	Price Each 1	25	100
BZX84 Series Zener Diodes: SOT-23/TO-236AB Tol 5% (Available in 1% and 2% Tol) (Cont.)							
771-BZX84-C4V3-T/R	BZX84-C4V3	4.3	5	250	.16	.144	.104
771-BZX84-C4V7-T/R	BZX84-C4V7	4.7	5	250	.16	.144	.104
771-BZX84-C5V1-T/R	BZX84-C5V1	5.1	5	250	.16	.144	.104
771-BZX84-C5V6-T/R	BZX84-C5V6	5.6	5	250	.16	.144	.104
771-BZX84-C6V2-T/R	BZX84-C6V2	6.2	5	250	.16	.144	.104
771-BZX84-C6V8-T/R	BZX84-C6V8	6.8	5	250	.16	.144	.104
771-BZX84-C7V5-T/R	BZX84-C7V5	7.5	5	250	.16	.144	.104
771-BZX84-C8V2-T/R	BZX84-C8V2	8.2	5	250	.16	.144	.104
771-BZX84-C9V1-T/R	BZX84-C9V1	9.1	5	250	.16	.144	.104
771-BZX84-C10-T/R	BZX84-C10	10	5	250	.16	.144	.104
771-BZX84-C11-T/R	BZX84-C11	11	5	250	.16	.144	.104
771-BZX84-C12-T/R	BZX84-C12	12	5	250	.16	.144	.104
771-BZX84-C13-T/R	BZX84-C13	13	5	250	.16	.144	.104
771-BZX84-C15-T/R	BZX84-C15	15	5	250	.16	.144	.104
771-BZX84-C16-T/R	BZX84-C16	16	5	250	.16	.144	.104
771-BZX84-C18-T/R	BZX84-C18	18	5	250	.16	.144	.104
771-BZX84-C20-T/R	BZX84-C20	20	5	250	.16	.144	.104
771-BZX84-C22-T/R	BZX84-C22	22	5	250	.16	.144	.104
771-BZX84-C24-T/R	BZX84-C24	24	5	250	.16	.144	.104
771-BZX84-C30-T/R	BZX84-C30	30	5	250	.16	.144	.104
771-BZX84-C33-T/R	BZX84-C33	33	5	250	.16	.144	.104
771-BZX84-C36-T/R	BZX84-C36	36	5	250	.16	.144	.104
771-BZX84-C43-T/R	BZX84-C43	43	5	250	.16	.144	.104
771-BZX84-C47-T/R	BZX84-C47	47	5	250	.16	.144	.104
771-BZX84-C51-T/R	BZX84-C51	51	5	250	.16	.144	.104
771-BZX84-C56-T/R	BZX84-C56	56	5	250	.16	.144	.104
771-BZX84-C62-T/R	BZX84-C62	62	5	250	.16	.144	.104
BZX585 Series Zener Diodes: SOD-523 (SC79) Tol 5% (Also Available in 2% Tol)							
771-BZX585-C16-T/R	BZX585-C16	16	5	300	.32	.251	.192
771-BZX585-C18-T/R	BZX585-C18	18	5	300	.32	.251	.192
771-BZX585-C33115	BZX585-C33115	33	5	300	.32	.251	.192
771-BZX585-C47115	BZX585-C47115	47	5	300	.32	.251	.192
771-BZX585-C62115	BZX585-C62115	62	5	300	.32	.251	.192
771-BZX585-C75-T/R	BZX585-C75	75	5	300	.32	.251	.192
BZX884 Series Zener Diodes: SOD-882 Tol 5% (Also Available in 2% Tol)							
771-BZX884-C6V2315	BZX884-C6V2315	6.2	5	250	.43	.335	.255
771-BZV49-C2V4-T/R	BZV49-C2V4	2.4	5	1000	.55	.479	.41
771-BZV49-C12-T/R	BZV49-C12	12	5	1000	.55	.479	.41
771-BZV90-C18115	BZV90-C18115	18	5	1500	.70	.617	.538
771-PDZ2.4B-T/R	PDZ2.4B	2.43	2.63	5	.38	.274	.213
771-PDZ47B115	PDZ47B115	4.55	4.75	5	.35	.259	.201
771-PDZ5.1B-T/R	PDZ5.1B	4.96	5.2	5	.38	.274	.213
771-PDZ5.6B-T/R	PDZ5.6B	5.48	5.73	5	.35	.258	.20
771-PDZ82B115	PDZ82B115	8.02	8.36	5	.38	.274	.213
771-PDZ15B-T/R	PDZ15B	14.34	14.98	5	.38	.274	.213
771-PDZ18B-T/R	PDZ18B	17.56	18.35	5	.38	.274	.213
771-PDZ36B-T/R	PDZ36B	35.07	36.87	5	.38	.274	.213

© Copyright 2013 Mouser Electronics

ON SEMICONDUCTOR Zener Diodes

RoHS Compliant This product is RoHS compliant.

ON Semiconductor®

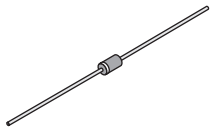
Surmetic 30

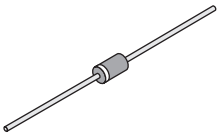
Surmetic 40

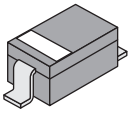
SOD-323

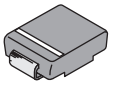
SMA

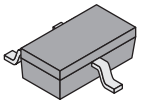
SOT-23

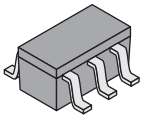
SOT-353

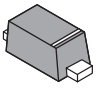
SOD-923

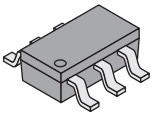
SOT-363

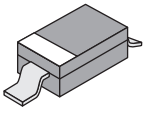
SOD-123

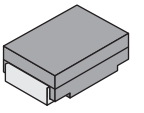
SMB

ON Semiconductor®

ZENER DIODES

NEW PRODUCT

RoHS Compliant

For quantities greater than listed, call for quote.

MOUSER STOCK NO.	ON Semi Part No.	Package	P Max (W)	VZ Typ. (V)	Price Each 1	25	100	500
Axial Lead								
863-1N5920BG	1N5920BG	Surmetic 30	3	6.2	.38	.268	.188	.155
863-1N5929BG	1N5929BG	Surmetic 30	3	15	.40	.289	.203	.167
863-1N5934BG	1N5934BG	Surmetic 30	3	24	.40	.289	.203	.167
863-1N5953BG	1N5953BG	Surmetic 30	3	150	.40	.289	.203	.167
863-1N5956BG	1N5956BG	Surmetic 30	3	200	.40	.225	.203	.167
863-1N5333BG	1N5333BG	Surmetic 40	5	3.3	.39	.289	.225	.187
863-1N5335BG	1N5335BG	Surmetic 40	5	3.9	.39	.289	.225	.187
863-1N5337BG	1N5337BG	Surmetic 40	5	4.7	.39	.289	.225	.187
863-1N5338BG	1N5338BG	Surmetic 40	5	5.1	.39	.289	.225	.187
863-1N5339BG	1N5339BG	Surmetic 40	5	5.6	.39	.289	.225	.187
863-1N5340BG	1N5340BG	Surmetic 40	5	6	.39	.289	.225	.187
863-1N5341BG	1N5341BG	Surmetic 40	5	6.2	.39	.289	.225	.187
863-1N5342BG	1N5342BG	Surmetic 40	5	6.8	.39	.289	.225	.187
863-1N5343BG	1N5343BG	Surmetic 40	5	7.5	.39	.289	.225	.187
863-1N5344BG	1N5344BG	Surmetic 40	5	8.2	.39	.289	.225	.187
863-1N5346BG	1N5346BG	Surmetic 40	5	9.1	.39	.289	.225	.187
863-1N5347BG	1N5347BG	Surmetic 40	5	10	.39	.289	.225	.187
863-1N5348BG	1N5348BG	Surmetic 40	5	11	.39	.289	.225	.187
863-1N5349BG	1N5349BG	Surmetic 40	5	12	.39	.289	.225	.187
863-1N5350BG	1N5350BG	Surmetic 40	5	13	.39	.289	.225	.187
863-1N5351BG	1N5351BG	Surmetic 40	5	14	.39	.289	.225	.187
863-1N5352BG	1N5352BG	Surmetic 40	5	15	.39	.289	.225	.187
863-1N5353BG	1N5353BG	Surmetic 40	5	16	.39	.289	.225	.187
863-1N5355BG	1N5355BG	Surmetic 40	5	18	.39	.289	.225	.187
863-1N5357BG	1N5357BG	Surmetic 40	5	20	.39	.289	.225	.187
863-1N5358BG	1N5358BG	Surmetic 40	5	22	.39	.289	.225	.187
863-1N5359BG	1N5359BG	Surmetic 40	5	24	.39	.289	.225	.187
863-1N5360BG	1N5360BG	Surmetic 40	5	25	.39	.289	.225	.187
863-1N5361BG	1N5361BG	Surmetic 40	5	27	.39	.289	.225	.187
863-1N5362BG	1N5362BG	Surmetic 40	5	28	.39	.289	.225	.187
863-1N5363BG	1N5363BG	Surmetic 40	5	30	.39	.289	.225	.187
863-1N5364BG	1N5364BG	Surmetic 40	5	33	.39	.289	.225	.187
863-1N5365BG	1N5365BG	Surmetic 40	5	36	.39	.289	.225	.187
863-1N5366BG	1N5366BG	Surmetic 40	5	39	.39	.289	.225	.187
863-1N5368BG	1N5368BG	Surmetic 40	5	47	.39	.289	.225	.187
863-1N5373BG	1N5373BG	Surmetic 40	5	68	.39	.289	.225	.187
863-1N5374BG	1N5374BG	Surmetic 40	5	75	.39	.289	.225	.187
863-1N5378BG	1N5378BG	Surmetic 40	5	100	.39	.289	.225	.187
863-1N5384BG	1N5384BG	Surmetic 40	5	160	.39	.289	.225	.187
863-1N5386BG	1N5386BG	Surmetic 40	5	180	.39	.289	.225	.187
Surface Mount								
863-MM3Z12VT1G	MM3Z12VT1G	SOD-323	0.2	12	.16	.144	.061	.049
863-NZ9F3V3ST5G	NZ9F3V3ST5G	SOD-923	0.2	3.425	.12	.107	.105	.097
863-MM3Z4V7T1G	MM3Z4V7T1G	SOD-323	0.2	4.7	.16	.144	.061	.049
863-MM3Z5V6T1G	MM3Z5V6T1G	SOD-323	0.2	5.6	.16	.144	.061	.049
863-MM3Z33VST1G	MM3Z33VST1G	SOD-323	0.2	32.97	.16	.144	.104	.049
863-1SMA5921BT3G	1SMA5921BT3G	SMA	1.5	6.8	.42	.364	.24	.198
863-1SMB5939BT3G	1SMB5939BT3G	SMB	3	39	.35	.305	.20	.166
863-BZX84C10LT1G	BZX84C10LT1G	SOT-23	0.225	10	.16	.149	.063	.051
863-BZX84C13LT1G	BZX84C13LT1G	SOT-23	0.225	13	.16	.149	.063	.051
863-BZX84C15LT1G	BZX84C15LT1G	SOT-23	0.225	15	.16	.149	.063	.051
863-BZX84C16LT1G	BZX84C16LT1G	SOT-23	0.225	16	.16	.149	.063	.051
863-BZX84C2V4LT1G	BZX84C2V4LT1G	SOT-23	0.225	2.4	.16	.149	.063	.051
863-BZX84C33LT1G	BZX84C33LT1G	SOT-23	0.225	33	.16	.149	.063	.051
863-BZX84C3V3LT1G	BZX84C3V3LT1G	SOT-23	0.225	3.3	.16	.149	.063	.051
863-BZX84C3V9LT1G	BZX84C3V9LT1G	SOT-23	0.225	3.9	.16	.149	.063	.051
863-BZX84C47LT1G	BZX84C47LT1G	SOT-23	0.225	47	.16	.149	.063	.051
863-BZX84C4V3LT1G	BZX84C4V3LT1G	SOT-23	0.225	4.3	.16	.149	.063	.051

For quantities greater than listed, call for quote.

MOUSER STOCK NO.	ON Semi Part No.	Package	P Max (W)	VZ Typ. (V)	Price Each 1	25	100	500
Surface Mount (Cont.)								
863-BZX84C51LT1G	BZX84C51LT1G	SOT-23	0.225	51	.16	.149	.063	.051
863-BZX84C6V8LT1G	BZX84C6V8LT1G	SOT-23	0.225	6.8	.16	.149	.063	.051
863-BZX84C7V5LT1G	BZX84C7V5LT1G	SOT-23	0.225	7.5	.16	.149	.063	.051
863-BZX84C8V2LT1G	BZX84C8V2LT1G	SOT-23	0.225	8.2	.16	.149	.063	.051
863-MMBZ5223BLT1G	MMBZ5223BLT1G	SOT-23	0.225	2.7	.17	.159	.067	.055
863-MMBZ5225BLT1G	MMBZ5225BLT1G	SOT-23	0.225	3.0	.17	.159	.067	.055
863-MMBZ5244BLT1G	MMBZ5244BLT1G	SOT-23	0.225	14	.17	.159	.067	.055
863-MMBZ5247BLT1G	MMBZ5247BLT1G	SOT-23	0.225	17	.17	.159	.067	.055
863-MSQA6V1W5T2G	MSQA6V1W5T2G	SOT-353	0.385	6.6	.36	.182	.14	.113
863-DF6A6.8FUT1G	DF6A6.8FUT1G	SOT-363	0.385	6.8	.26	.235	.174	.144
863-MMBZ18VALT1G	MMBZ18VALT1G	SOT-23	0.225	18	.27	.195	.093	.079
863-MMBZ5V6ALT1G	MMBZ5V6ALT1G	SOT-23	0.225	5.6	.27	.189	.09	.077
863-MMSZ43T1G	MMSZ43T1G	SOD-123	0.5	43	.26	.185	.088	.076
863-MMSZ5231BT1G	MMSZ5231BT1G	SOD-123	0.5	5.1	.26	.185	.088	.076
863-MMSZ5248BT1G	MMSZ5248BT1G	SOD-123	0.5	18	.26	.185	.088	.076
863-MMSZ5252BT1G	MMSZ5252BT1G	SOD-123	0.5	24	.26	.185	.088	.076
863-MMSZ5256BT1G	MMSZ5256BT1G	SOD-123	0.5	30	.26	.185	.088	.076
863-MMSZ5258BT1G	MMSZ5258BT1G	SOD-123	0.5	36	.26	.185	.088	.076
863-MMSZ5V6T1G	MMSZ5V6T1G	SOD-123	0.5	5.6	.26	.185	.088	.076
863-MMSZ4678T1G	MMSZ4678T1G	SOD-123	0.5	1.8	.26	.185	.088	.076
863-MMSZ4679T1G	MMSZ4679T1G	SOD-123	0.5	2	.26	.185	.088	.076
863-MMSZ4683T1G	MMSZ4683T1G	SOD-123	0.5	3	.26	.185	.088	.076
863-MMSZ4685T1G	MMSZ4685T1G	SOD-123	0.5	3.6	.26	.185	.088	.076
863-MMSZ4687T1G	MMSZ4687T1G	SOD-123	0.5	4.3	.26	.185	.088	.076
863-MMSZ4689ET1G	MMSZ4689ET1G	SOD-123	0.5	5.1	.67	.307	.153	.104
863-MMSZ4690T1G	MMSZ4690T1G	SOD-123	0.5	5.6	.26	.185	.088	.076
863-MMSZ4691T1G	MMSZ4691T1G	SOD-123	0.5	6.2	.26	.185	.088	.076
863-MMSZ4692T1G	MMSZ4692T1G	SOD-123	0.5	6.8	.26	.185	.088	.076
863-MMSZ4693T1G	MMSZ4693T1G	SOD-123	0.5	7.5	.26	.185	.088	.076
863-MMSZ4694T1G	MMSZ4694T1G	SOD-123	0.5	8.2	.26	.185	.088	.076
863-MMSZ4696T1G	MMSZ4696T1G	SOD-123	0.5	9.1	.26	.185	.088	.076
863-MMSZ4697T1G	MMSZ4697T1G	SOD-123	0.5	10	.26	.185	.088	.076
863-MMSZ4698T1G	MMSZ4698T1G	SOD-123	0.5	11	.26	.185	.088	.076
863-MMSZ4699T1G	MMSZ4699T1G	SOD-123	0.5	12	.26	.185	.088	.076
863-MMSZ4703T1G	MMSZ4703T1G	SOD-123	0.5	16	.26	.185	.088	.076
863-MMSZ4704T1G	MMSZ4704T1G	SOD-123	0.5	17	.26	.185	.088	.076
863-MMSZ4711T1G	MMSZ4711T1G	SOD-123	0.5	27	.26	.185	.088	.076
863-MMSZ5233BT1G	MMSZ5233BT1G	SOD-123	0.5	6	.26	.185	.088	.076
863-MMSZ5255BT1G	MMSZ5255BT1G	SOD-123	0.5	28	.26	.185	.088	.076
863-MMSZ5261BT1G	MMSZ5261BT1G	SOD-123	0.5	47	.26	.185	.088	.076
863-MMSZ5262BT1G	MMSZ5262BT1G	SOD-123	0.5	51	.26	.185	.088	.076
863-MMSZ5267BT1G	MMSZ5267BT1G	SOD-123	0.5	75	.26	.185	.088	.076
863-MMSZ5270BT1G	MMSZ5270BT1G	SOD-123	0.5	91	.26	.185	.088	.076
863-1SMA5919BT3G	1SMA5919BT3G	SMA	1.5	5.6	.42	.364	.24	.198
863-1SMB5914BT3G	1SMB5914BT3G	SMB	3	3.6	.35	.305	.20	.166
863-1SMB5915BT3G	1SMB5915BT3G	SMB	3	3.9	.35	.305	.20	.166
863-1SMB5916BT3G	1SMB5916BT3G	SMB	3	4.3	.35	.305	.20	.166
863-1SMB5917BT3G	1SMB5917BT3G	SMB	3	4.7	.35	.305	.20	.166
863-1SMB5918BT3G	1SMB5918BT3G	SMB	3	5.1	.35	.305	.20	.166
863-1SMB5922BT3G	1SMB5922BT3G	SMB	3	7.5	.35	.305	.20	.166
863-1SMB5923BT3G	1SMB5923BT3G	SMB	3	8.2	.35	.305	.20	.166
863-1SMB5925BT3G	1SMB5925BT3G	SMB	3	10	.35	.305	.20	.166
863-1SMB5928BT3G	1SMB5928BT3G	SMB	3	13	.35	.305	.20	.166
863-1SMB5930BT3G	1SMB5930BT3G	SMB	3	16	.35	.305	.20	.166
863-1SMB5932BT3G	1SMB5932BT3G	SMB	3	20	.35	.305	.20	.166
863-1SMB5933BT3G	1SMB5933BT3G	SMB	3	22	.35	.305	.20	.166
863-1SMB5943BT3G	1SMB5943BT3G	SMB	3	56	.35	.305	.20	.166
863-1SMB5949BT3G	1SMB5949BT3G	SMB	3	100	.35	.305	.20	.166

© Copyright 2013 Mouser Electronics

© Copyright 2013 Mouser Electronics

ON SEMICONDUCTOR Rectifiers

RoHS Compliant This product is RoHS compliant.

FULL BRIDGE RECTIFIER WITH N-CHANNEL MOSFETS

PRODUCT NEW

Dual 20 V N-Channel MOSFETs with Dual 3.2 A Schottky Barrier Diodes

For quantities greater than listed, call for quote.

MOUSER STOCK NO.	ON Semi Part No.	Package	Drain-Source Break-down (V)	Gate-Source Break-down (V)	Continuous Drain Current (A)	RDS(on) @ 4.5V (mΩ)	Config.	Power Dissipation (W)	Price Each 1	25	100	500
863-NMLU1210TWG	NMLU1210TWG	UDFN-8 EP	20	10	2.2	17	Dual	1.2	3.82	2.55	2.01	1.38

STANDARD RECOVERY

For quantities greater than listed, call for quote.

MOUSER STOCK NO.	ON Semi Part No.	Package	IO (rec) Max. (A)	VRRM Min. (V)	trr Max. (ns)	VF Max. (V)	IFSM Max. (A)	IR Max. (mA)	Price Each 1	25	100	500
863-1N4001G	1N4001G	DO-41	1	50	-	1.1	30	0.01	.23	.193	.136	.064
863-1N4002G	1N4002G	DO-41	1	100	-	1.1	30	0.01	.23	.193	.136	.064
863-1N4003G	1N4003G	DO-41	1	200	-	1.1	30	0.01	.23	.193	.136	.064
863-MRA4003T3G	MRA4003T3G	SMA	1	300	-	1.1	30	0.01	.30	.215	.103	.088
863-MRA4004T3G	MRA4004T3G	SMA	1	400	-	1.1	30	0.01	.30	.215	.103	.088
863-1N4005G	1N4005G	DO-41	1	600	-	1.1	30	0.01	.23	.193	.136	.064
863-MRA4005T3G	MRA4005T3G	SMA	1	600	-	1.1	30	0.01	.30	.215	.103	.088
863-1N4006G	1N4006G	DO-41	1	800	-	1.1	30	0.01	.23	.193	.136	.064
863-1N4006RLG	1N4006RLG	DO-41	1	800	-	1.1	30	0.01	.09	.082	.065	.054
863-MRA4006T3G	MRA4006T3G	SMA	1	800	-	1.1	30	0.01	.30	.215	.103	.088
863-1N4007G	1N4007G	DO-41	1	1000	-	1.1	30	0.01	.23	.193	.136	.064
863-MRA4007T3G	MRA4007T3G	SMA	1	1000	-	1.1	30	0.01	.30	.215	.103	.088
863-1N5400G	1N5400G	DO-201AD	3	50	-	1	200	0.01	.30	.199	.135	.111
863-1N5401G	1N5401G	DO-201AD	3	100	-	1	200	0.01	.33	.22	.151	.125
863-1N5402G	1N5402G	DO-201AD	3	200	-	1	200	0.01	.30	.199	.135	.111
863-1N5404G	1N5404G	DO-201AD	3	400	-	1	200	0.01	.43	.257	.204	.123
863-1N5406G	1N5406G	DO-201AD	3	600	-	1	200	0.01	.30	.199	.135	.111
863-1N5408G	1N5408G	DO-201AD	3	1000	-	1	200	0.01	.30	.199	.135	.111

FAST RECOVERY

PRODUCT NEW

For quantities greater than listed, call for quote.

MOUSER STOCK NO.	ON Semi Part No.	Package	IO (rec) Max. (A)	VRRM Min. (V)	trr Max. (ns)	VF Max. (V)	IFSM Max. (A)	IR Max. (mA)	Price Each 1	25	100	500
863-1N4933G	1N4933G	DO-41	1	50	200	1.2	30	0.005	.28	.182	.144	.075
863-1N4934G	1N4934G	DO-41	1	100	200	1.2	30	0.005	.28	.182	.144	.075
863-1N4935G	1N4935G	DO-41	1	200	200	1.2	30	0.005	.28	.182	.144	.075
863-1N4936G	1N4936G	DO-41	1	400	200	1.2	30	0.005	.28	.182	.144	.075
863-1N4937G	1N4937G	DO-41	1	600	200	1.2	30	0.005	.28	.182	.144	.075
863-MR852RLG	MR852RLG	DO-201AD	3	200	200	1.25	100	0.01	.50	.30	.24	.143
863-MR854G	MR854G	DO-201AD	3	400	200	1.25	100	0.01	.36	.24	.174	.141
863-MR856G	MR856G	DO-201AD	3	600	200	1.25	100	0.01	.36	.24	.174	.141
863-MURD530T4G	MURD530T4G	DPAK	5	300	50	1.05	75	0.005	1.05	1.04	.984	.888
863-MURF550PFG	MURF550PFG	TO-220FP	5	520	95	1.15	100	0.005	.61	.578	.546	.492
863-MURF860G	MURF860G	TO-220FP	8	600	60	1.5	100	0.01	1.14	.919	.705	.624
863-MURF1560G	MURF1560G	TO-220FP	15	600	60	1.5	150	0.01	1.90	1.86	1.77	.771

ULTRAFAST RECOVERY

For quantities greater than listed, call for quote.

MOUSER STOCK NO.	ON Semi Part No.	Package	IO (rec) Max. (A)	VRRM Min. (V)	trr Max. (ns)	VF Max. (V)	IFSM Max. (A)	IR Max. (mA)	Price Each 1	25	100	500
863-MUR110G	MUR110G	DO-41	1	100	35	0.875	35	0.002	.32	.232	.192	.158
863-MUR115G	MUR115G	DO-41	1	150	35	0.875	35	0.002	.32	.232	.192	.158
863-MUR120G	MUR120G	DO-41	1	200	35	0.875	35	0.002	.32	.232	.192	.158
863-MUR120RLG	MUR120RLG	DO-41	1	200	35	0.875	35	0.002	.44	.289	.231	.158
863-MURS120T3G	MURS120T3G	SMB	1	200	35	0.875	40	0.002	.50	.332	.264	.182
863-MUR140G	MUR140G	DO-41	1	400	75	1.25	35	0.005	.31	.257	.18	.148
863-MUR140RLG	MUR140RLG	DO-41	1	400	75	1.25	35	0.005	.47	.31	.246	.169
863-MURA140T3G	MURA140T3G	SMA	1	400	65	1.1	35	0.005	.57	.375	.297	.203
863-MUR160G	MUR160G	DO-41	1	600	75	1.25	35	0.005	.33	.234	.195	.161
863-MUR160RLG	MUR160RLG	DO-41	1	600	75	1.25	35	0.005	.42	.278	.223	.153
863-MURS160T3G	MURS160T3G	SMB	1	600	75	1.25	35	0.005	.48	.321	.251	.172
863-MUR180EG	MUR180EG	DO-41	1	800	75	1.75	35	0.01	.39	.294	.256	.216
863-MURA210T3G	MURA210T3G	SMA	2	100	30	0.94	50	0.002	.57	.375	.297	.203
863-MURS220T3G	MURS220T3G	SMB	2	200	25	0.95	40	0.002	.61	.407	.322	.22
863-MUR260G	MUR260G	DO-41	2	600	75	1.35	35	0.005	.42	.293	.243	.20
863-MURS260T3G	MURS260T3G	SMB	2	600	50	1.45	35	0.005	.48	.364	.302	.221
863-MURS320T3G	MURS320T3G	SMC	3	200	35	0.875	75	0.005	.74	.567	.47	.345
863-MURS360T3G	MURS360T3G	SMC	3	600	75	1.25	75	0.01	.77	.599	.523	.387
863-MUR410G	MUR410G	DO-201AD	4	100	35	0.89	125	0.005	.46	.379	.304	.257
863-MUR415G	MUR415G	DO-201AD	4	150	35	0.89	125	0.005	.50	.379	.327	.277
863-MUR460G	MUR460G	DO-201AD	4	600	75	1.28	70	0.01	.51	.449	.334	.282
863-MUR460RLG	MUR460RLG	DO-41	4	600	75	0.89	70	0.01	.57	.428	.358	.263
863-MUR480EG	MUR480EG	DO-201AD	4	800	75	1.85	70	0.025	.64	.502	.437	.371
863-MUR4100EG	MUR4100EG	DO-201AD	4	1000	75	1.85	70	0.9	.64	.535	.428	.369
863-MUR620CTG	MUR620CTG	TO-220	6	200	35	0.975	75	0.005	.67	.523	.456	.387
863-MURD620CTT4G	MURD620CTT4G	DPAK	6	200	35	1.2	63	0.005	.71	.556	.48	.355
863-MUR810G	MUR810G	TO-220	8	100	35	0.975	100	0.005	.92	.717	.624	.531
863-MUR815G	MUR815G	TO-220	8	150	35	0.975	100	0.005	.90	.716	.628	.555
863-MUR820G	MUR820G	TO-220	8	200	35	0.975	100	0.005	.94	.755	.58	.513
863-MURH840CTG	MURH840CTG	TO-220	8	400	28	2	100	0.5	1.61	1.26	1.11	.984
863-MUR860G	MUR860G	TO-220	8	600	60	1.5	100	0.01	1.10	.884	.678	.599
863-MURH860CTG	MURH860CTG	TO-220	8	600	35	2.8	100	0.5	1.61	1.26	1.11	.984
863-MURHF860CTG	MURHF860CTG	TO-220 FP	8	600	35	2.8	100	0.5	2.08	1.88	1.31	1.20
863-MUR880EG	MUR880EG	TO-220	8	800	100	1.8	100	0.01	1.21	1.09	.838	.743
863-MUR1510G	MUR1510G	TO-220	15	100	35	1.05	200	0.01	1.23	.976	.857	.756
863-MUR1520G	MUR1520G	TO-220	15	200	35	1.05	200	0.01	1.33	1.06	.814	.719
863-MUR1560G	MUR1560G	TO-220	15	600	60	1.5	150	0.01	1.63	1.29	.996	.88
863-MUR1610CTG	MUR1610CTG	TO-220	16	100	35	0.975	100	0.005	.94	.748	.657	.58
863-MUR1620CTG	MUR1620CTG	TO-220	16	200	35	0.975	100	0.005	.94	.748	.657	.58
863-MUR1620CTRG	MUR1620CTRG	TO-220	16	200	85	1.2	100	0.005	1.62	1.29	1.16	1.01
863-MURF1620CTG	MURF1620CTG	TO-220 FP	16	200	25	0.975	100	0.005	1.74	1.40	1.12	.985
863-MUR1640CTG	MUR1640CTG	TO-220	16	400	60	1.3	100	0.25	1.48	1.17	1.03	.908
863-MUR2020RG	MUR2020RG	TO-220	20	200	95	1.1	250	0.05	2.33	1.87	1.67	1.46
863-MUR3020WTG	MUR3020WTG	TO-247	30	200	35	1.05	150	0.01	3.49	2.89	2.61	2.34

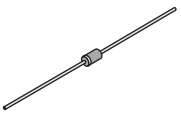
DO-41

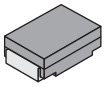
SMB

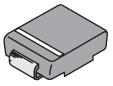
SMA

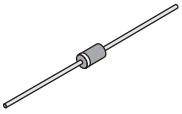
DO-201AD

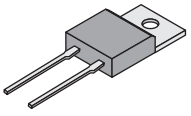
TO-220

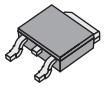
DPAK


TO-220 FP

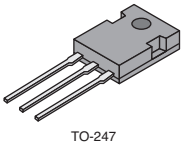
TO-247

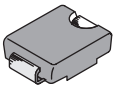
SMC

© Copyright 2013 Mouser Electronics

© Copyright 2013 Mouser Electronics

ON SEMICONDUCTOR Schottky Diodes

ON Semiconductor®

RoHS Compliant This product is RoHS compliant.

SCHOTTKY DIODES

NEW PRODUCT

For quantities greater than listed, call for quote.

MOUSER STOCK NO.	Package	VRRM Min. (V)	VF Max. (V)	IRM Max. (μA)	IFSM Max. (A)	Price Each 1	25	100
863-MBRB60H100CTT4G	D2PAK	100	0.98	100	350	2.46	2.21	1.82
863-MBR1H100SFT3G	SOD-123	100	0.84	40	50	.81	.728	.642
863-MBRF2045CTG	TO-220FP	45	0.84	15000	150	.74	.712	.704
863-MBR40L60CTG	TO-220AB	60	0.81	550	240	1.23	.976	.857
863-NSR0340P2T5G	SOD-923	40	0.42	5	1	.38	.314	.253
863-MBR30H60CTG	TO-220 3	60	0.78	300	260	1.34	1.21	.815
863-NSR0130P2T5G	SOD-923	30	0.385	0.35	1	.47	.278	.223
863-NSR0140P2T5G	SOD-923	30	0.35	0.5	0.03	.47	.278	.223
863-NSR0230P2T5G	SOD-923	30	0.325	10	0.2	.47	.278	.223
863-MBR0520LT1G	SOD-123	20	0.385	250	5.5	.36	.263	.125
863-MBR0530T1G	SOD-123	30	0.43	130	5.5	.29	.221	.116
863-MBR0540T1G	SOD-123	40	0.51	20	5.5	.29	.221	.116
863-MBR2030CTLG	TO-220 3	30	0.58	5000	150	2.03	1.64	1.31
863-MBRB1545CTT4G	D2PAK 3	45	0.84	100	150	1.23	.976	.857
863-MBRB20200CTT4G	D2PAK 3	200	1	1000	150	1.89	1.51	1.32
863-MBRB2535CTLT4G	D2PAK 3	35	0.55	10000	150	2.23	1.79	1.59
863-MBRD1035CTLG	DPAK 4	35	0.56	2000	50	1.07	.846	.743
863-MBRD330T4G	DPAK 4	30	0.6	200	75	.95	.738	.642
863-MBRS230LT3G	SMB	30	0.49	1000	40	.46	.353	.29
863-MBRS340T3G	SMC	40	0.5	2000	80	.57	.428	.358
863-MBRS360T3G	SMC	60	0.74	150	125	.66	.503	.417
863-MBRS540T3G	SMC	40	0.5	300	190	.67	.524	.453
863-MMBD101LT1G	SOT-23	7	0.6	2.5	-	.32	.234	.111
863-MMBD352LT1G	SOT-23	7	0.6	0.25	-	.38	.289	.151
863-MMBD354LT1G	SOT-23	7	0.6	0.25	-	.38	.289	.151
863-MBR2515LG	TO-220	15	0.45	15000	150	2.78	2.39	1.99
863-MBR4015LWTG	TO-247	15	0.5	5000	120	7.12	5.90	5.44
863-MBR120VLSFT1G	SOD-123 FL	20	0.34	600	45	.43	.289	.228
863-1N5817G	DO-41	20	0.45	1000	25	.32	.263	.192
863-MBR120LSFT1G	SOD-123 FL	20	0.45	40	50	.40	.326	.192
863-1N5820G	DO-201AD	20	0.475	2000	80	.43	.326	.282
863-MBR120ESFT1G	SOD-123 FL	20	0.53	10	40	.54	.321	.257
863-MBRS120T3G	SMB	20	0.6	1000	40	.46	.31	.242
863-NSR0320MW2T1G	SOD-323	23	0.27	50	-	.54	.30	.227
863-NSR0320XV6T1G	SOT-563	23	0.27	50	-	.36	.275	.183
863-NSR05F20NXT5G	DSN-2	20	0.39	75	10	.50	.332	.266
863-NSR05F30NXT5G	DSN-2	30	0.4	15	10	.50	.332	.266
863-NSR05F40NXT5G	DSN-2	40	0.42	15	10	.50	.332	.266
863-NSR10F20NXT5G	DSN-2	20	0.43	20	18	.58	.385	.303
863-NSR10F30NXT5G	DSN-2	30	0.42	20	18	.58	.385	.303
863-NSR10F40NXT5G	DSN-2	40	0.49	100	18	.58	.385	.303
863-NSR20F20NXT5G	DSN-2	20	0.45	30	28	.47	.353	.297
863-NSR20F30NXT5G	DSN-2	30	0.48	150	28	.47	.353	.297
863-BAT54CWT1G	SC-70	30	0.32	2	-	.31	.203	.158
863-BAT54SWT1G	SC-70	30	0.32	2	-	.31	.203	.158
863-BAT54WT1G	SC-70	30	0.32	2	-	.28	.182	.144
863-BAT54CTT1G	SC-75	30	0.32	2	-	.38	.246	.192
863-BAT54T1G	SOD-123	30	0.32	2	0.6	.38	.214	.158
863-BAT54HT1G	SOD-323	30	0.32	2	-	.38	.246	.192
863-BAT54XV2T1G	SOD-523	30	0.32	2	0.6	.38	.246	.193
863-BAT54SLT1G	SOT-23	30	0.32	2	-	.20	.188	.08
863-NSR30CM3T5G	SOT-723	30	0.32	2	0.6	.43	.257	.203
863-RB751V40T1G	SOD-323	30	0.37	0.5	-	.33	.225	.171
863-MBR130LSFT1G	SOD-123 FL	30	0.38	1000	40	.32	.281	.185
863-MBRS130LT3G	SMB	30	0.395	1000	40	.58	.342	.276
863-MMSD301T1G	SOD-123	30	0.45	0.2	-	.43	.235	.181
863-MMBD301LT1G	SOT-23	30	0.45	0.2	-	.32	.234	.111
863-1N5821G	DO-201AD	30	0.5	2000	80	.43	.326	.282
863-1N5818G	DO-41	30	0.55	1000	25	.42	.277	.201
863-MBR2030CTLG	TO-220	30	0.58	5000	150	2.03	1.64	1.31
863-MBRS130T3G	SMB	30	0.6	1000	40	.58	.342	.276
863-MBR2535CTLG	TO-220	35	0.47	5000	150	1.59	1.28	1.13
863-1N5822G	DO-201AD	40	0.525	2000	80	.43	.326	.282
863-MBR140SFT1G	SOD-123 FL	40	0.55	500	30	.36	.304	.179
863-MBR340G	DO-201AD	40	0.6	600	80	.39	.289	.256
863-1N5819G	DO-41	40	0.6	1000	25	.42	.277	.201
863-MBRS140T3G	SMB	40	0.6	1000	40	.47	.31	.249
863-80SQ045NG	DO-201AD	45	0.55	1000	140	.77	.642	.52
863-MBR1645G	TO-220	45	0.63	20	150	1.11	.878	.771
863-MBR6045WTG	TO-247	45	0.75	1000	500	5.34	4.94	4.45
863-MBR3045PTG	TO-218	45	0.76	1000	200	3.12	2.51	2.01
863-MBR4045PTG	TO-218	45	0.8	1000	400	3.01	2.87	2.29
863-MBRB2545CTG	D2PAK	45	0.82	20	150	1.64	1.29	1.13
863-MBR2545CTG	TO-220	45	0.82	20	150	1.27	1.01	.885
863-MBRB1045T4G	D2PAK	45	0.84	10	150	1.26	1.01	.883
863-MBRB1545CTG	D2PAK	45	0.84	10	150	1.23	.976	.857
863-MBR1045G	TO-220	45	0.84	10	150	.92	.717	.624
863-MBR1545CTG	TO-220	45	0.84	10	150	.95	.765	.587
863-MBR745G	TO-220	45	0.84	10	150	.78	.61	.531
863-MBR150G	DO-41	50	0.75	500	25	.35	.246	.204

For quantities greater than listed, call for quote.

MOUSER STOCK NO.	Package	VRRM Min. (V)	VF Max. (V)	IRM Max. (μA)	IFSM Max. (A)	Price Each 1	25	100
863-MBR360G	DO-201AD	60	0.74	600	80	.39	.294	.256
863-MBR160G	DO-41	60	0.75	500	25	.35	.246	.204
863-MBR1060G	TO-220	60	0.8	6000	150	.89	.703	.616
863-MBRB2060CTG	D2PAK	60	0.95	150	150	2.42	1.94	1.72
863-MBR2060CTG	TO-220	60	0.95	10	150	1.35	1.07	.936
863-MMBD701LT1G	SOT-23	70	0.5	0.2	-	.27	.209	.103
863-MBD770DWT1G	SOT-363	70	0.5	0.2	-	.25	.226	.181
863-MBRS190T3G	SMB	90	0.75	500	50	.49	.375	.312
863-MBRA340T3G	SMA	40	0.45	300	100	.65	.492	.413
863-MBRM140T1G	Powermite	40	0.55	500	50	.49	.375	.311
863-MBR130T1G	SOD-123	30	0.45	60	5.5	.38	.311	.183
863-MBRS260T3G	SMB	60	0.63	20	40	.60	.396	.316
863-MBRS3100T3G	SMC	100	0.79	50	130	.89	.685	.599
863-MBRS240LT3G	SMB	40	0.43	2000	25	.59	.396	.312
863-MBRM120LT1G	Powermite	20	0.45	40	50	.49	.375	.311
863-MBRS3201T3G	SMC	200	0.84	1000	100	1.04	.803	.70
863-BAT54LT1G	SOT-23	30	0.32	2	0.6	.20	.188	.08
863-BAT54CLT1G	SOT-23	30	0.32	2	0.6	.20	.188	.08
863-NSR1020MW2T1G	SOD-323	20	0.44	40	5	.39	.268	.147
863-MBR230LSFT1G	SOD123	30	0.43	1000	40	.35	.29	.17
863-MBRM120ET1G	Powermite	20	0.53	10	50	.74	.578	.499
863-MBRB8H100T4G	D2PAK3	100	0.71	4.5	250	1.38	1.24	.902
863-RB521S30T1G	SOD-523	30	0.5	30	1	.24	.193	.142
863-MMDL770T1G	SOD-323	70	1	0.2	-	.33	.225	.171
863-MBD330DWT1G	SOT-363	30	0.45	0.2	-	.25	.226	.181
863-MBD301G	TO-92	30	0.6	0.2	-	.41	.24	.169
863-SS16T3G	SMA	60	0.51	20	30	.54	.31	.254
863-BAT54CXV3T1G	SC-89	30	0.4	2	0.6	.32	.278	.228
863-MBRM110LT1G	Powermite	10	0.365	500	50	.51	.396	.328
863-MBRS2H100T3G	SMB	100	0.79	8	130	.64	.492	.404
863-1N5822RLG	DO-201AD	40	0.525	2000	80	.51	.396	.326
863-MBR3100RLG	DO-201AD	100	0.79	600	150	.65	.503	.442
863-MBRD630CTT4G	DPAK	30	0.9	100	75	.92	.71	.62
863-MBRB3045CT-1G	TO-262	45	0.76	200	150	1.04	.91	.728
863-MBR2080CTG	TO-220	80	0.95	10	150	1.65	1.29	1.13
863-MBR40L45CTG	TO2203	45	0.63	1200	200	1.52	1.37	1.01
863-MBRF2545CTG	TO-220	45	0.7	200	150	1.33	1.06	.814
863-MBRB20H100CTT4G	D2PAK 3	100	0.88	4.5	250	1.23	.976	.857
863-MBRB2515LG	D2PAK	15	0.45	15000	150	2.23	1.79	1.59
863-MBRB4030G	D2PAK	30	0.55	350	300	3.18	2.59	2.35
863-MBRB3030CTG	D2PAK	30	0.67	600	200	2.51	2.27	1.87
863-MBRF30H60CTG	TO-220	60	0.78	300	260	2.25	2.03	1.51
863-SS24T3G	SMB	40	0.5	40	75	.47	.31	.248
863-MBRS330T3G	SMC	30	0.5	2000	80	.70	.535	.443
863-RB751S40T1G	SOD-523	30	0.37	0.5	-	.26	.171	.133
863-MBR150RLG	DO-41	50	0.75	500	25	.47	.31	.246
863-1N5817RLG	DO-41	20	0.45	1000	25	.42	.277	.201
863-MBRS3200T3G	SMB	200	0.84	1000	100	.93	.728	.631
863-1N5820RLG	DO-201AD	20	0.475	2000	80	.51	.396	.326
863-1N5821RLG	DO-201AD	30	0.5	2000	80	.51	.396	.326
863-BAS40-04LT1G	SOT-23	40	0.38	1	0.2	.34	.246	.118
863-BAS40-06LT1G	SOT-23	40	0.38	1	0.2	.34	.246	.118
863-BAS40LT1G	SOT-23	40	0.38	1	0.2	.34	.246	.118
863-BAS70-04LT1G	SOT-23	70	0.41	0.1	-	.34	.246	.118
863-BAS70LT1G	SOT-23	70	0.41	0.1	-	.32	.234	.111
863-BAT54ALT1G	SOT-23	30	0.32	2	0.6	.20	.188	.08
863-BAT54AWT1G	SC-70	30	0.32	2	0.6	.35	.235	.183
863-BAT54CLT3G	SOT-23	30	0.32	2	0.6	.20	.188	.08
863-BAT54XV2T5G	SOD523	30	0.32	2	0.6	.45	.212	.152
863-MBD54DWT1G	SOT-363	30	0.32	2	-	.43	.257	.204
863-MBR0520LT3G	SOD-123	20	0.385	250	5.5	.36	.263	.125
863-MBR0530T3G	SOD-123	30	0.43	130	5.5	.29	.221	.116
863-MBR1035G	TO-220	35	0.84	100	150	.92	.717	.624
863-MBR1080G	TO-220	80	0.8	6000	150	1.16	.915	.803
863-MBR1100RLG	DO-41	100	0.79	500	50	.58	.385	.304
863-MBR120ESFT3G	SOD-123 FL	20	0.53	10	40	.62	.361	.21
863-MBR120VLSFT3G	SOD-123 FL	20	0.34	600	45	.31	.255	.212
863-MBR130T3G	SOD-123	30	0.45	60	5.5	.38	.311	.183
863-MBR140SFT3G	SOD-123 FL	40	0.55	500	30	.36	.304	.179
863-MBR1535CTG	TO-220	35	0.84	100	150	.57	.503	.465
863-MBR1635G	TO-220	35	0.63	200	150	1.11	.878	.771
863-MBR2090CTG	TO-220	90	0.95	10	150	1.65	1.29	1.13
863-MBR2535CTG	TO-220	35	0.82	200	150	1.55	1.24	1.08
863-MBR3045STG	TO-220	45	0.76	200	150	1.18	1.06	.816
863-MBR3045WTG	TO-247	45	0.76	1000	200	2.88	2.43	2.03
863-MBR340RLG	DO-201AD	40	0.6	600	80	.43	.321	.28
863-MBR350RLG	DO-201AD	50	0.74	600	80	.46	.353	.294
863-MBR360RLG	DO-201AD	60	0.74	600	80	.46	.353	.294
863-MBR4015CTLG	TO-220	15	0.54	10000	150	2.15	1.86	1.36

© Copyright 2013 Mouser Electronics

Schottky, Small Signal Switching and Tuning Diodes

ON Semiconductor®

RoHS Compliant This product is RoHS compliant.

SCHOTTKY DIODES

For quantities greater than listed, call for quote.

MOUSER STOCK NO.	Package	VRRM Min. (V)	VF Max. (V)	IR Max. (mA)	IFSM Max. (A)	Price Each 1	25	100
863-MMBD352WT1G	SC-70	7	0.6	0.01	-	.27	.185	.135
863-MMBD353LT1G	SOT-23	7	0.6	0.01	-	.38	.289	.151
863-MBRA210LT3G	SMA	10	0.35	0.7	160	.65	.492	.413
863-MBRA210ET3G	SMA	10	0.5	15	100	.76	.531	.393
863-MBRM110ET1G	Powermite	10	0.595	0.001	50	.51	.396	.328
863-MBRA120ET3G	SMA	20	0.36	1.6	40	.62	.404	.276
863-MBRS320T3G	SMC	20	0.5	2	80	.70	.535	.443
863-MBRD320G	DPAK	20	0.7	0.2	75	.90	.714	.618
863-MBRA130LT3G	SMA	30	0.41	1	25	.46	.30	.24
863-MBRM130LT1G	Powermite	30	0.52	0.05	50	.49	.375	.311
863-MBR7030WTG	TO-247	30	0.55	5	500	9.16	7.51	5.68
863-MMBD330T1G	SC-70	30	0.6	0.2	1000	.36	.171	.122
863-MBRD330G	DPAK	30	0.7	0.2	75	.77	.653	.559
863-MBRD330RLG	DPAK	30	0.7	0.2	75	.77	.653	.559

For quantities greater than listed, call for quote.

MOUSER STOCK NO.	Package	VRRM Min. (V)	VF Max. (V)	IR Max. (nA)	IFSM Max. (A)	Price Each 1	25	100
863-MBR735G	TO-220	35	0.455	15	150	.84	.642	.551
863-MBRS2040LT3G	SMB	40	0.5	0.1	70	.59	.396	.312
863-MBRS1540T3G	SMB	40	0.54	0.1	40	.48	.361	.311
863-MBRA140T3G	SMA	40	0.55	0.5	30	.48	.321	.251
863-MBRF30L45CTG	TO-220	45	0.61	0.65	190	1.42	1.20	1.10
863-MBRB1645T4G	D2PAK	45	0.63	0.2	150	1.31	1.17	.782
863-MBR4045WTG	TO-247	45	0.7	1	400	4.01	3.37	2.82
863-MBRB1045G	D2PAK	45	0.84	0.1	150	1.23	.976	.857
863-MBRA160T3G	SMA	60	0.51	0.2	60	.47	.364	.30
863-MBRB30H60CT-1G	TO220	60	0.78	0.3	260	1.47	1.05	.892
863-MBR40H100WTG	TO-247	100	0.8	10	200	4.46	4.02	3.52
863-MBRB41H100CT-1G	TO220	100	0.9	0.01	350	2.42	1.93	1.39
863-MBRB20100CTT4G	D2PAK	100	0.95	0.1	150	1.73	1.40	1.26

SMALL SIGNAL SWITCHING DIODES

For quantities greater than listed, call for quote.

MOUSER STOCK NO.	ON Semi Part No.	Package	VRRM Min. (V)	VF Max. (V)	IR Max. (μA)	trr Max. (ns)	Cj Max. (pF)	Price Each 1	25	100	500
863-MMBD2837LT1G	MMBD2837LT1G	SOT-23	35	1	0.1	4	4	.19	.175	.074	.06
863-BAV74LT1G	BAV74LT1G	SOT-23	50	1	0.1	4	2	.17	.15	.106	.05
863-MMDL6050T1G	MMDL6050T1G	SOD-323	70	0.7	0.1	4	2.5	.10	.091	.073	.059
863-BAL99LT1G	BAL99LT1G	SOT-23	70	1	2.4	6	1.5	.21	.162	.066	.052
863-BAV70LT1G	BAV70LT1G	SOT-23	70	1	2.5	6	1.5	.13	.121	.051	.042
863-BAV70TT1G	BAV70TT1G	SC-75	70	1	5	6	1.5	.06	.062	.049	.041
863-BAV70WT1G	BAV70WT1G	SC-70	70	1	5	6	1.5	.18	.118	.056	.044
863-BAV99WT1G	BAV99WT1G	SC-70	70	1	2.4	6	1.5	.16	.136	.056	.044
863-BAW56LT1G	BAW56LT1G	SOT-23	70	1	2.4	6	2	.14	.123	.052	.043
863-MMBD6050LT1G	MMBD6050LT1G	SOT-23	70	1.1	0.1	4	2.5	.23	.193	.136	.064
863-MMBD6100LT1G	MMBD6100LT1G	SOT-23	70	1.1	0.1	4	2.5	.18	.171	.073	.059
863-BAS16DXV6T1G	BAS16DXV6T1G	SOT-563	75	1	1	6	2	.55	.31	.231	.131
863-BAS16HT1G	BAS16HT1G	SOD-323	75	1	1	6	2	.21	.157	.064	.05
863-BAS16LT1G	BAS16LT1G	SOT-23	75	1	1	6	2	.14	.127	.055	.044
863-BAS16XV2T1G	BAS16XV2T1G	SOD-523	75	1	1	6	2	.21	.126	.063	.049
863-MMBD2836LT1G	MMBD2836LT1G	SOT-23	75	1	0.1	4	4	.19	.175	.074	.06
863-MMBD2838LT1G	MMBD2838LT1G	SOT-23	75	1	0.1	4	4	.19	.175	.074	.06
863-DA121TT1G	DA121TT1G	SC-75	80	1	1	6	2	.09	.064	.042	.035
863-DAN222G	DAN222G	SC-75	80	1.2	0.1	4	3.5	.08	.064	.055	.044
863-DAP222G	DAP222G	SC-75	80	1.2	0.1	4	3.5	.06	.062	.049	.041
863-NSDEMP11XV6T1G	NSDEMP11XV6T1G	SOT-563	80	1.2	0.1	4	3.5	.19	.181	.144	.118
863-HN2D02FUTW1T1G	HN2D02FUTW1T1G	SOT-363	85	1.2	0.1	3	2	.58	.321	.244	.138
863-MMBD914LT1G	MMBD914LT1G	SOT-23	100	1	5	4	4	.14	.129	.055	.044
863-MMDL914T1G	MMDL914T1G	SOD-323	100	1	5	4	4	.21	.157	.064	.05
863-MMSD4148T1G	MMSD4148T1G	SOD-123	100	1	5	4	4	.25	.161	.128	.066
863-MMSD914T1G	MMSD914T1G	SOD-123	100	1	5	4	4	.25	.161	.128	.066
863-NSD914XV2T1G	NSD914XV2T1G	SOD-523	100	1	5	4	4	.26	.21	.103	.083
863-MMBD7000LT1G	MMBD7000LT1G	SOT-23	100	1.1	1	4	1.5	.15	.137	.058	.047
863-1SS400T1G	1SS400T1G	SOD-523	100	1.2	0.1	4	3	.26	.147	.08	.059
863-BAS19LT1G	BAS19LT1G	SOT-23	120	1	0.1	50	5	.14	.127	.055	.044
863-BAS20HT1G	BAS20HT1G	SOD-323	200	1	0.1	50	5	.27	.139	.082	.064
863-BAS20LT1G	BAS20LT1G	SOT-23	200	1	0.1	50	5	.14	.127	.055	.044
863-BAS21AHT1G	BAS21AHT1G	SOD-323	250	0.1	0.04	50	5	.27	.171	.136	.071
863-BAS21DW5T1G	BAS21DW5T1G	SOT-353	250	1	0.1	50	5	.30	.193	.153	.08
863-BAS21LT1G	BAS21LT1G	SOT-23	250	1	0.1	50	5	.14	.127	.055	.044
863-MMSD103T1G	MMSD103T1G	SOD-123	250	1	1	50	5	.24	.161	.123	.064

TUNING DIODES

For quantities greater than listed, call for quote.

MOUSER STOCK NO.	ON Semi Part No.	Package	VRRM Min. (V)	VF Max. (V)	IR Max. (μs)	trr Max. (ns)	Cj Max. (pF)	Price Each 1	25	100	500
863-MMBV3401LT1G	MMBV3401LT1G	SOT-23	35	-	0.1	-	1	.33	.285	.187	.155
863-BAV199LT1G	BAV199LT1G	SOT-23	70	1	0.005	-	2	.33	.24	.114	.097
863-BAS116LT1G	BAS116LT1G	SOT-23	75	1.1	0.005	-	2	.35	.235	.18	.094

© Copyright 2013 Mouser Electronics
© Copyright 2013 Mouser Electronics

PANASONIC SEMICONDUCTOR Diodes

Panasonic

RoHS Compliant This product is RoHS compliant.

FAST RECOVERY DIODES

For quantities greater than listed, call for quote.

MOUSER STOCK NO.	Panasonic Part No.	Package	VRRM (Max) (V)	IF (AV) (Max) (A)	IFSM (Max) (A)	VF (Max) (V)	IR (Max) (μA)	trr (Max) (ns)	Price Each 1	25	100
667-DA22F2100L	DA22F2100L	Mini2-F4-B	200	1	15	0.98	10	35	.46	.383	.312
667-DA2JF2300L	DA2JF2300L	SMini2-F5-B	300	0.3	3	1.25	1	-	.35	.259	.201
667-DA2JF8100L	DA2JF8100L	SMini2-F5-B	800	0.2	1	2.5	10	45	.34	.278	.221

SCHOTTKY BARRIER DIODES

For quantities greater than listed, call for quote.

MOUSER STOCK NO.	Panasonic Part No.	Package	VR (Max) (V)	IF (AV) (Max) (mA)	IFSM (Max) (A)	VF (Max) (V)	IR (Max) (μA)	trr (Max) (ns)	Price Each 1	25	100
667-DB2S20500L	DB2S20500L	SSMini2-F5-B	20	200	1	0.39	50	2.2	.32	.235	.183
667-DB2J20100L	DB2J20100L	SMini2-F5-B	20	500	3	0.55	10	4.3	.33	.259	.197
667-DB2J20800L	DB2J20800L	SMini2-F5-B	20	500	2	0.42	200	4.3	.40	.292	.227
667-DB2J20900L	DB2J20900L	SMini2-F5-B	20	500	3	0.5	30	2.4	.31	.228	.177
667-DB3J201K0L	DB3J201K0L	SMini3-F2-B	20	500	3	0.55	10	4.3	.24	.233	.227
667-DB3X209K0L	DB3X209K0L	Mini3-G3-B	20	500	3	0.5	30	2.4	.38	.276	.215
667-DB3J208K0L	DB3J208K0L	SMini3-F2-B	20	700	2	0.45	200	4.3	.27	.257	.25
667-DB2731400L	DB2731400L	SSSMini2-F4-B	30	30	-	0.4	0.3	1	.30	.224	.174
667-DB2J31400L	DB2J31400L	SMini2-F5-B	30	30	-	1	0.3	1	.23	.169	.132
667-DB2S31400L	DB2S31400L	SSMini2-F5-B	30	30	-	1	0.3	1	.23	.167	.129
667-DB3J314F0L	DB3J314F0L	SMini3-F2-B	30	30	-	1	0.3	1	.40	.296	.23
667-DB3J314J0L	DB3J314J0L	SMini3-F2-B	30	30	-	0.4	0.3	1	.33	.325	.317
667-DB3J314K0L	DB3J314K0L	SMini3-F2-B	30	30	-	0.4	0.3	1	.21	.204	.199
667-DB3J315E0L	DB3J315E0L	SMini3-F2-B	30	30	-	0.4	0.3	1	.33	.325	.317
667-DB3S314F0L	DB3S314F0L	SSMini3-F3-B	30	30	-	0.4	0.3	1	.31	.24	.182
667-DB3S314J0L	DB3S314J0L	SSMini3-F3-B	30	30	-	0.4	0.3	1	.35	.343	.335
667-DB3S314K0L	DB3S314K0L	SSMini3-F3-B	30	30	-	0.4	0.3	1	.31	.231	.18
667-DB3S315E0L	DB3S315E0L	SSMini3-F3-B	30	30	-	0.4	0.3	1	.30	.234	.178
667-DB3X314F0L	DB3X314F0L	Mini3-G3-B	30	30	-	0.4	0.3	1	.39	.282	.219
667-DB3X314J0L	DB3X314J0L	Mini3-G3-B	30	30	-	0.4	0.3	1	.39	.282	.219
667-DB3X314K0L	DB3X314K0L	Mini3-G3-B	30	30	-	0.4	0.3	1	.29	.216	.168
667-DB3X315E0L	DB3X315E0L	Mini3-G3-B	30	30	-	0.4	0.3	1	.38	.277	.215
667-DB4J314K0R	DB4J314K0R	SMini4-F3-B	30	30	-	0.4	0.3	1	.39	.295	.225
667-DB4X314K0R	DB4X314K0R	Mini4-G4-B	30	30	-	1	0.3	1	.33	.326	.318
667-DB6J314K0R	DB6J314K0R	SMini6-F3-B	30	30	-	1	0.3	1	.39	.379	.369
667-DB6X314K0R	DB6X314K0R	Mini6-G4-B	30	30	-	1	0.3	1	.63	.624	.608
667-DB2730800L	DB2730800L	SSSMini2-F4-B	30	100	1	0.42	120	1.3	.33	.243	.188
667-DB2730900L	DB2730900L	SSSMini2-F4-B	30	100	1	0.58	2	1	.32	.24	.186
667-DB2731600L	DB2731600L	SSSMini2-F4-B	30	100	1	0.55	15	0.8	.30	.223	.173
667-DB2J31600L	DB2J31600L	SMini2-F5-B	30	100	1	0.55	15	0.8	.23	.169	.132
667-DB2S30800L	DB2S30800L	SSMini2-F5-B	30	100	1	0.42	120	1.3	.26	.187	.146
667-DB2S30900L	DB2S30900L	SSMini2-F5-B	30	100	1	0.58	2	1.3	.25	.183	.142
667-DB2S31600L	DB2S31600L	SSMini2-F5-B	30	100	1	0.55	15	0.8	.23	.167	.129
667-DB2U30900L	DB2U30900L	USSMini2-F2-B	30	100	1	0.58	2	1.3	.30	.296	.289
667-DB3J316F0L	DB3J316F0L	SMini3-F2-B	30	100	1	0.55	15	0.8	.33	.328	.32
667-DB3J316J0L	DB3J316J0L	SMini3-F2-B	30	100	1	0.55	15	0.8	.20	.198	.193
667-DB3J316K0L	DB3J316K0L	SMini3-F2-B	30	100	1	0.55	15	0.8	.20	.198	.193
667-DB3J316N0L	DB3J316N0L	SMini3-F2-B	30	100	-	0.55	15	0.8	.40	.294	.229
667-DB3X316F0L	DB3X316F0L	Mini3-G3-B	30	100	1	0.55	15	0.8	.38	.28	.218
667-DB3X316J0L	DB3X316J0L	Mini3-G3-B	30	100	1	0.55	15	0.8	.38	.28	.218
667-DB3X316K0L	DB3X316K0L	Mini3-G3-B	30	100	1	0.55	15	0.8	.29	.215	.167
667-DB3X316N0L	DB3X316N0L	Mini3-G3-B	30	100	1	0.55	15	0.8	.38	.28	.218
667-DB5S308K0R	DB5S308K0R	SSMini5-F4-B	30	100	1	0.42	120	1.3	.54	.524	.511
667-DB6J316K0R	DB6J316K0R	SMini6-F3-B	30	100	1	0.55	15	0.8	.13	.118	.114
667-DB2J31000L	DB2J31000L	Smini2-F5-B	30	200	1	0.47	200	1.6	.29	.215	.167
667-DB2J31300L	DB2J31300L	SMini2-F5-B	30	200	1	0.55	50	1.5	.28	.208	.162
667-DB2S31000L	DB2S31000L	SSMini2-F5-B	30	200	1	0.47	200	1.6	.29	.213	.166
667-DB2S31100L	DB2S31100L	SSMini2-F5-B	30	200	1	0.56	5	2.2	.32	.24	.186
667-DB3X313F0L	DB3X313F0L	Mini3-G3-B	30	200	1	0.55	50	1.5	.30	.223	.173
667-DB3X313K0L	DB3X313K0L	Mini3-G3-B	30	200	1	0.55	50	1.5	.29	.212	.165
667-DB3X313N0L	DB3X313N0L	Mini3-G3-B	30	200	1	0.55	50	1.5	.30	.223	.173
667-DB4J310K0R	DB4J310K0R	SMini4-F3-B	30	200	1	0.47	200	1.6	.34	.287	.228
667-DB4X313F0R	DB4X313F0R	Mini4-G4-B	30	200	1	0.55	50	1.5	.50	.496	.484
667-DB4X313K0R	DB4X313K0R	Mini4-G4-B	30	200	1	0.55	50	1.5	.38	.367	.357
667-DB5S310K0R	DB5S310K0R	SSMini5-F4-B	30	200	1	0.47	200	1.6	.54	.524	.511
667-DB2J31700L	DB2J31700L	SMini2-F5-B	30	1000	3	0.48	100	7.8	.36	.30	.239
667-DB3X317K0L	DB3X317K0L	Mini3-G3-B	30	1000	5	0.48	100	7.8	.41	.334	.266
667-DB2232000L	DB2232000L	Mini2-F4-B	30	1500	30	0.46	100	16	.85	.589	.506
667-DB2230600L	DB2230600L	Mini2-F4-B	30	2000	30	0.45	500	13	.42	.354	.289
667-DB2W31900L	DB2W31900L	Mini2-F3-B	30	3000	30	0.49	200	23	.38	.315	.272
667-DB3S406F0L	DB3S406F0L	SSMini3-F3-B	40	100	1	0.6	5	0.9	.33	.254	.193
667-DB4J406K0R	DB4J406K0R	SMini4-F3-B	40	100	1	0.6	5	1.2	.40	.31	.235
667-DB2J40700L	DB2J40700L	SMini2-F5-B	40	500	2	0.55	100	3.6	.36	.281	.213
667-DB3J407K0L	DB3J407K0L	SMini3-F2-B	40	500	2	0.55	100	5	.42	.324	.246
667-DB3X407K0L	DB3X407K0L	Mini3-G3-B	40	500	2	0.55	100	3.6	.42	.322	.244
667-DB2J41100L	DB2J41100L	SMini2-F5-B	40	1000	3	0.58	100	6.8	.36	.30	.239
667-DB2X41400L	DB2X41400L	Mini2-F4-B	40	2000	15	0.49	200	30	.48	.404	.33
667-DB2X41500L	DB2X41500L	Mini2-F4-B	40	3000	-	0.55	200	25	.48	.404	.33
667-DB5S406K0R	DB5S406K0R	SSMini5-F4-B	45	100	1	0.6	5	0.9	.11	.105	.103
667-DB2J50100L	DB2J50100L	SMini2-F5-B	50	200	1	0.55	200	1.6	.31	.228	.177
667-DB3X501K0L	DB3X501K0L	Mini3-G3-B	50	200	1	0.55	200	1.6	.38	.276	.215
667-DB4X501K0R	DB4X501K0R	Mini4-G4-B	50	200	-	0.55	200	1.6	.36	.302	.246
667-DB3X603K0L	DB3X603K0L	Mini3-G3-B	60	500	2	0.65	100	4.5	.38	.308	.245

SWITCHING DIODES

For quantities greater than listed, call for quote.

MOUSER STOCK NO.	Panasonic Part No.	Package	VR (Max) (V)	IF (AV) (Max) (mA)	IR (Max) (μA)	trr (Max) (ns)	Price Each 1	25	100
667-DA2710100L	DA2710100L	SSSMini2-F4-B	80	100	0.1	3	.28	.202	.157
667-DA2J10100L	DA2J10100L	SMini2-F5-B	80	100	0.1	3	.23	.198	.147
667-DA2S10100L	DA2S10100L	SSMini2-F5-B	80	100	0.1	3	.23	.199	.148
667-DA37102D0L	DA37102D0L	SSSMini3-F2-B	80	100	0.1	10	.26	.247	.241
667-DA37103E0L	DA37103E0L	SSSMini3-F2-B	80	100	0.1	10	.36	.273	.212
667-DA3J101A0L	DA3J101A0L	SMini3-F2-B	80	100	0.1	3	.24	.17	.133
667-DA3J101F0L	DA3J101F0L	SMini3-F2-B	80	100	0.1	3	.28	.208	.162
667-DA3J101K0L	DA3J101K0L	SMini3-F2-B	80	100	0.1	3	.24	.17	.133
667-DA3J102D0L	DA3J102D0L	SMini3-F2-B	80	100	0.1	10	.13	.118	.114

© Copyright 2013 Mouser Electronics
© Copyright 2013 Mouser Electronics

SWITCHING DIODES (CONT.)

For quantities greater than listed, call for quote.

MOUSER STOCK NO.	Panasonic Part No.	Package	VR (Max) (V)	IF (AV) (Max) (mA)	IR (Max) (μA)	trr (Max) (ns)	Price Each 1	25	100
667-DA3J103E0L	DA3J103E0L	SMini3-F2-B	80	100	0.1	10	.28	.202	.157
667-DA3S101A0L	DA3S101A0L	SSMini3-F3-B	80	100	0.1	3	.21	.156	.122
667-DA3S101F0L	DA3S101F0L	SSMini3-F3-B	80	100	0.1	3	.33	.246	.19
667-DA3S101K0L	DA3S101K0L	SSMini3-F3-B	80	100	0.1	3	.21	.156	.122
667-DA3S102D0L	DA3S102D0L	SSMini3-F3-B	80	100	0.1	10	.14	.128	.125
667-DA3S103E0L	DA3S103E0L	SSMini3-F3-B	80	100	0.1	10	.29	.21	.164
667-DA3X101A0L	DA3X101A0L	Mini3-G3-B	80	100	0.1	3	.19	.167	.124
667-DA3X101F0L	DA3X101F0L	Mini3-G2-B	80	100	0.1	3	.21	.155	.121
667-DA3X101K0L	DA3X101K0L	Mini3-G3-B	80	100	0.1	3	.19	.167	.124
667-DA3X102D0L	DA3X102D0L	Mini3-G3-B	80	100	0.1	10	.11	.098	.096
667-DA3X103E0L	DA3X103E0L	Mini3-G3-B	80	100	0.1	10	.26	.193	.15
667-DA4J101K0R	DA4J101K0R	SMini4-F3-B	80	100	0.1	3	.19	.19	.185
667-DA4X101F0R	DA4X101F0R	Mini-G4-B	80	100	0.1	3	.29	.288	.28
667-DA4X101K0R	DA4X101K0R	Mini4-G4-B	80	100	0.1	3	.64	.423	.348
667-DA4X106U0R	DA4X106U0R	Mini4-G4-B	80	100	0.1	10	.44	.358	.286
667-DA5S101K0R	DA5S101K0R	SSMini5-F4-B	80	100	0.1	3	.25	.244	.238
667-DA6J101K0R	DA6J101K0R	SMini6-F3-B	80	100	0.1	3	.32	.31	.303
667-DA6X101K0R	DA6X101K0R	Mini6-G4-B	80	100	0.1	3	.23	.215	.21
667-DA6X102P0R	DA6X102P0R	Mini6-G4-B	80	100	0.1	10	.36	.355	.346
667-DA6X102S0R	DA6X102S0R	Mini6-G4-B	80	100	0.1	10	.20	.195	.19
667-DA6X103Q0R	DA6X103Q0R	Mini6-G4-B	80	100	0.1	10	.36	.355	.346
667-DA6X103T0R	DA6X103T0R	Mini6-G4-B	80	100	0.1	10	.19	.19	.186
667-DA6X106U0R	DA6X106U0R	Mini6-G4-B	80	100	0.1	10	.36	.355	.346
667-DA6X109W0R	DA6X109W0R	Mini6-G4-B	80	100	0.1	3	.39	.375	.365
667-DA2J10400L	DA2J10400L	SMini2-F5-B	80	200	0.5	10	.21	.193	.142
667-DA4J104K0R	DA4J104K0R	SMini4-F3-B	80	200	0.5	10	.13	.123	.12
667-DA3J107K0L	DA3J107K0L	SMini3-F2-B	300	100	1	60	.29	.28	.274
667-DA3X107K0L	DA3X107K0L	Mini3-G3-B	300	100	1	60	.28	.208	.162
667-DA3X108K0L	DA3X108K0L	Mini3-G3-B	300	100	1	-	.26	.19	.148
667-DA2J10800L	DA2J10800L	SMini2-F5-B	300	200	0.2	-	.29	.214	.166
667-DA6X108K0R	DA6X108K0R	Mini6-G4-B	300	200	1	-	.70	.535	.428

ZENER DIODES

For quantities greater than listed, call for quote.

MOUSER STOCK NO.	Panasonic Part No.	Package	VZ (V) Min.	Nom.	Max.	IR (Max) (μA)	PD (Max) (mW)	Price Each 1	25	100
667-DZ2W02400L	DZ2W02400L	Mini2-F3-B	2.28	2.4	2.52	20	1000	.34	.266	.242
667-DZ2J02400L	DZ2J02400L	SMini2-F5-B	2.28	2.4	2.52	120	200	.16	.114	.111
667-DZ2S02400L	DZ2S02400L	SSMini2-F5-B	2.28	2.4	2.52	120	150	.16	.143	.14
667-DZ4J024K0R	DZ4J024K0R	SMini4-F3-B	2.28	2.4	2.52	120	200	.16	.118	.114
667-DZ2W02700L	DZ2W02700L	Mini2-F3-B	2.57	2.7	2.84	20	1000	.34	.266	.242
667-DZ2J02700L	DZ2J02700L	SMini2-F5-B	2.57	2.7	2.84	120	200	.16	.114	.111
667-DZ2J027M0L	DZ2J027M0L	SMini2-F5-B	2.57	2.7	2.84	120	200	.21	.194	.143
667-DZ2S02700L	DZ2S02700L	SSMini2-F5-B	2.57	2.7	2.84	120	150	.16	.143	.14
667-DZ2W03000L	DZ2W03000L	Mini2-F3-B	2.85	3	3.15	20	1000	.34	.266	.242
667-DZ2J03000L	DZ2J03000L	SMini2-F5-B	2.85	3	3.15	50	200	.16	.114	.111
667-DZ2J030M0L	DZ2J030M0L	SMini2-F5-B	2.85	3	3.15	50	200	.21	.194	.143
667-DZ2S03000L	DZ2S03000L	SSMini2-F5-B	2.85	3	3.15	50	150	.16	.143	.14
667-DZ2S030M0L	DZ2S030M0L	SSMini2-F5-B	2.85	3	3.15	50	150	.21	.162	.125
667-DZ4J030K0R	DZ4J030K0R	SMini4-F3-B	2.85	3	3.15	50	200	.16	.118	.114
667-DZ2W03300L	DZ2W03300L	Mini2-F3-B	3.14	3.3	3.47	20	1000	.34	.266	.242
667-DZ2J03300L	DZ2J03300L	SMini2-F5-B	3.14	3.3	3.47	20	200	.16	.102	.098
667-DZ2J033M0L	DZ2J033M0L	SMini2-F5-B	3.14	3.3	3.47	20	200	.21	.194	.143
667-DZ2S03300L	DZ2S03300L	SSMini2-F5-B	3.14	3.3	3.47	20	150	.16	.143	.14
667-DZ2S033M0L	DZ2S033M0L	SSMini2-F5-B	3.14	3.3	3.47	20	150	.21	.162	.125
667-DZ2J03600L	DZ2J03600L	SMini2-F5-B	3.42	3.6	3.78	10	200	.16	.114	.111
667-DZ2J036M0L	DZ2J036M0L	SMini2-F5-B	3.42	3.6	3.78	10	200	.21	.194	.143
667-DZ2S03600L	DZ2S03600L	SSMini2-F5-B	3.42	3.6	3.78	10	150	.16	.143	.14
667-DZ2S036M0L	DZ2S036M0L	SSMini2-F5-B	3.42	3.6	3.78	10	150	.21	.162	.125
667-DZ4J036K0R	DZ4J036K0R	SMini4-F3-B	3.42	3.6	3.78	10	200	.16	.118	.114
667-DZ2W03600L	DZ2W03600L	Mini2-F3-B	3.42	3.6	3.78	20	1000	.34	.266	.242
667-DZ2J03900L	DZ2J03900L	SMini2-F5-B	3.71	3.9	4.1	10	200	.16	.114	.111
667-DZ2J039M0L	DZ2J039M0L	SMini2-F5-B	3.71	3.9	4.1	10	200	.21	.194	.143
667-DZ2S03900L	DZ2S03900L	SSMini2-F5-B	3.71	3.9	4.1	10	150	.16	.143	.14
667-DZ2S039M0L	DZ2S039M0L	SSMini2-F5-B	3.71	3.9	4.1	10	150	.21	.162	.125
667-DZ4J039K0R	DZ4J039K0R	SMini4-F3-B	3.71	3.9	4.1	10	200	.16	.118	.114
667-DZ2W03900L	DZ2W03900L	Mini2-F3-B	3.71	3.9	4.1	20	1000	.34	.266	.242
667-DZ2J05100L	DZ2J05100L	SMini2-F5-B	4.85	4.1	5.36	1	200	.16	.114	.111
667-DZ2J051M0L	DZ2J051M0L	SMini2-F5-B	4.85	4.1	5.36	1	200	.21	.194	.143
667-DZ2J04300L	DZ2J04300L	SMini2-F5-B	4.09	4.3	4.52	10	200	.16	.114	.111
667-DZ2J043M0L	DZ2J043M0L	SMini2-F5-B	4.09	4.3	4.52	10	200	.21	.194	.143
667-DZ2W04300L	DZ2W04300L	Mini2-F3-B	4.09	4.3	4.52	20	1000	.34	.266	.242
667-DZ2J04700L	DZ2J04700L	SMini2-F5-B	4.47	4.7	4.94	2	200	.16	.114	.111
667-DZ2J047M0L	DZ2J047M0L	SMini2-F5-B	4.47	4.7	4.94	2	200	.21	.194	.143
667-DZ2S04700L	DZ2S04700L	SSMini2-F5-B	4.47	4.7	4.94	2	150	.16	.143	.14
667-DZ2S047M0L	DZ2S047M0L	SSMini2-F5-B	4.47	4.7	4.94	2	150	.21	.162	.125
667-DZ4J047K0R	DZ4J047K0R	SMini4-F3-B	4.47	4.7	4.94	2	200	.16	.114	.111
667-DZ2404700L	DZ2404700L	TMiniP2-F2-B	4.47	4.7	4.94	20	2000	.45	.346	.315
667-DZ2W04700L	DZ2W04700L	Mini2-F3-B	4.47	4.7	4.94	20	1000	.34	.266	.242
667-DZ2705100L	DZ2705100L	SSSMini2-F4-B	4.85	5.1	5.36	1	120	.28	.209	.163
667-DZ2S05100L	DZ2S05100L	SSMini2-F5-B	4.85	5.1	5.36	1	150	.16	.143	.14
667-DZ2S051M0L	DZ2S051M0L	SSMini2-F5-B	4.85	5.1	5.36	1	150	.21	.162	.125
667-DZ2405100L	DZ2405100L	TMiniP2-F2-B	4.85	5.1	5.36	20	2000	.45	.346	.315
667-DZ2W05100L	DZ2W05100L	Mini2-F3-B	4.85	5.1	5.36	20	1000	.34	.266	.242
667-DZ2705600L	DZ2705600L	SSSMini2-F4-B	5.32	5.6	5.88	0.5	120	.28	.209	.163
667-DZ2J05600L	DZ2J05600L	SMini2-F5-B	5.32	5.6	5.88	0.5	200	.16	.114	.111
667-DZ2J056M0L	DZ2J056M0L	SMini2-F5-B	5.32	5.6	5.88	0.5	200	.16	.114	.111
667-DZ2S05600L	DZ2S05600L	SSMini2-F5-B	5.32	5.6	5.88	0.5	150	.16	.143	.14
667-DZ2S056M0L	DZ2S056M0L	SSMini2-F5-B	5.32	5.6	5.88	0.5	150	.21	.162	.125
667-DZ4J056K0R	DZ4J056K0R	SMini4-F3-B	5.32	5.6	5.88	0.5	200	.16	.114	.111
667-DZ2405600L	DZ2405600L	TMiniP2-F2-B	5.32	5.6	5.88	20	2000	.45	.346	.315
667-DZ2W05600L	DZ2W05600L	Mini2-F3-B	5.32	5.6	5.88	20	1000	.34	.266	.242
667-DZ37062D0L	DZ37062D0L	SSSMini3-F2-B	5.89	6.2	6.51	0.02	150	.09	.082	.08
667-DZ2706200L	DZ2706200L	SSSMini2-F4-B	5.89	6.2	6.51	0.2	120	.27	.238	.231
667-DZ2J06200L	DZ2J06200L	SMini2-F5-B	5.89	6.2	6.51	0.2	200	.16	.114	.111
667-DZ2J062M0L	DZ2J062M0L	SMini2-F5-B	5.89	6.2	6.51	0.2	200	.21	.194	.143
667-DZ2S06200L	DZ2S06200L	SSMini2-F5-B	5.89	6.2	6.51	0.2	150	.16	.143	.14
667-DZ2S062M0L	DZ2S062M0L	SSMini2-F5-B	5.89	6.2	6.51	0.2	150	.21	.162	.125

© Copyright 2013 Mouser Electronics

© Copyright 2013 Mouser Electronics

PANASONIC SEMICONDUCTOR Diodes

Panasonic

RoHS Compliant This product is RoHS compliant.

ZENER DIODES (CONT.)

For quantities greater than listed, call for quote.

MOUSER STOCK NO. Mfr.	Mfr. Part No.	Package	VZ (V) Nom.	IR (Max) (μA)	PD (Max) (mW)	Price Each 1	25	100
667	DZ3S062D0L	SSMini3-F3-B	6.2	0.2	150	.18	.181	.177
667	DZ3X062D0L	Mini3-G3-B	6.2	0.2	200	.27	.247	.241
667	DZ4J062K0R	SMini4-F3-B	6.2	0.2	200	.16	.118	.114
667	DZ5S062D0R	SSMini5-F4-B	6.2	0.2	150	.42	.415	.404
667	DZ2406200L	TMiniP2-F2-B	6.2	10	2000	.45	.346	.315
667	DZ2W06200L	Mini2-F3-B	6.2	10	1000	.34	.266	.242
667	DZ2706800L	SSSMini2-F4-B	6.8	0.1	120	.28	.209	.163
667	DZ2J06800L	SMini2-F5-B	6.8	0.1	200	.16	.114	.111
667	DZ2J068M0L	SMini2-F5-B	6.8	0.1	200	.21	.194	.143
667	DZ2S06800L	SSMini2-F5-B	6.8	0.1	150	.16	.143	.14
667	DZ2S068M0L	SSMini2-F5-B	6.8	0.1	150	.21	.162	.125
667	DZ3S068D0L	SSMini3-F3-B	6.8	0.1	150	.34	.255	.198
667	DZ3X068D0L	Mini3-G3-B	6.8	0.1	200	.27	.247	.241
667	DZ4J068K0R	SMini4-F3-B	6.8	0.1	200	.16	.118	.114
667	DZ5S068D0R	SSMini5-F4-B	6.8	0.1	150	.42	.415	.404
667	DZ37068D0L	SSSMini3-F2-B	6.8	-	150	.36	.356	.347
667	DZ6J068S0R	SMini6-F3-B	6.8	-	150	.16	.131	.126
667	DZ2406800L	TMiniP2-F2-B	6.8	10	2000	.45	.346	.315
667	DZ2W06800L	Mini2-F3-B	6.8	10	1000	.34	.266	.242
667	DZ2707500L	SSSMini2-F4-B	7.5	0.1	120	.17	.168	.164
667	DZ2J07500L	SMini2-F5-B	7.5	0.1	200	.16	.114	.111
667	DZ2J075M0L	SMini2-F5-B	7.5	0.1	200	.21	.194	.143
667	DZ4J075K0R	SMini4-F3-B	7.5	0.1	200	.16	.114	.111
667	DZ2407500L	TMiniP2-F2-B	7.5	10	2000	.45	.346	.315
667	DZ2W07500L	Mini2-F3-B	7.5	10	1000	.34	.266	.242
667	DZ2708200L	SSSMini2-F4-B	8.2	0.1	120	.17	.168	.164
667	DZ2J08200L	SMini2-F5-B	8.2	0.1	200	.16	.114	.111
667	DZ2J082M0L	SMini2-F5-B	8.2	0.1	200	.21	.194	.143
667	DZ2S08200L	SSMini2-F5-B	8.2	0.1	150	.16	.143	.14
667	DZ3S082D0L	SSMini3-F3-B	8.2	0.1	150	.18	.181	.177
667	DZ5S082D0R	SSMini5-F4-B	8.2	0.1	150	.42	.415	.404
667	DZ37082D0L	SSSMini3-F2-B	8.2	-	150	.24	.23	.225
667	DZ2408200L	TMiniP2-F2-B	8.2	10	2000	.45	.346	.315
667	DZ2W08200L	Mini2-F3-B	8.2	10	1000	.34	.266	.242
667	DZ2709100L	SSSMini2-F4-B	9.1	0.1	120	.28	.209	.163
667	DZ2J09100L	SMini2-F5-B	9.1	0.1	200	.16	.114	.111
667	DZ2J091M0L	SMini2-F5-B	9.1	0.1	200	.21	.194	.143
667	DZ2S09100L	SSMini2-F5-B	9.1	0.1	150	.16	.143	.14
667	DZ2S091M0L	SSMini2-F5-B	9.1	0.1	150	.21	.162	.125
667	DZ4J091K0R	SMini4-F3-B	9.1	0.1	200	.16	.114	.111
667	DZ2409100L	TMiniP2-F2-B	9.1	10	2000	.45	.346	.315
667	DZ2W09100L	Mini2-F3-B	9.1	10	1000	.34	.266	.242
667	DZ2710000L	SSSMini2-F4-B	10	0.05	120	.27	.238	.231
667	DZ2J10000L	SMini2-F5-B	10	0.05	200	.16	.114	.111
667	DZ2J100M0L	SMini2-F5-B	10	0.05	200	.21	.194	.143
667	DZ2S10000L	SSMini2-F5-B	10	0.05	150	.16	.143	.14
667	DZ2S100M0L	SSMini2-F5-B	10	0.05	150	.21	.162	.125
667	DZ37100D0L	SSSMini3-F2-B	10	0.05	150	.10	.081	.079
667	DZ3S100D0L	SSMini3-F3-B	10	0.05	150	.18	.181	.177
667	DZ4J100K0R	SMini4-F3-B	10	0.05	200	.16	.118	.114
667	DZ5S100D0R	SSMini5-F4-B	10	0.05	150	.42	.415	.404
667	DZ2410000L	TMiniP2-F2-B	10	10	2000	.45	.346	.315
667	DZ2W10000L	Mini2-F3-B	10	10	1000	.34	.266	.242
667	DZ2711000L	SSSMini2-F4-B	11	0.05	120	.17	.168	.164
667	DZ2J11000L	SMini2-F5-B	11	0.05	200	.16	.114	.111
667	DZ2J110M0L	SMini2-F5-B	11	0.05	200	.21	.194	.143
667	DZ2S11000L	SSMini2-F5-B	11	0.05	150	.16	.143	.14
667	DZ2S110M0L	SSMini2-F5-B	11	0.05	150	.21	.162	.125
667	DZ2411000L	TMiniP2-F2-B	11	10	2000	.45	.346	.315
667	DZ2W11000L	Mini2-F3-B	11	10	1000	.34	.266	.242
667	DZ4J110K0R	SMini4-F3-B	11	0.05	200	.16	.114	.111
667	DZ2712000L	SSSMini2-F4-B	12	0.05	120	.27	.238	.231
667	DZ2J12000L	SMini2-F5-B	12	0.05	200	.16	.114	.111
667	DZ2J120M0L	SMini2-F5-B	12	0.05	200	.21	.194	.143
667	DZ2S12000L	SSMini2-F5-B	12	0.05	150	.16	.143	.14
667	DZ2S120M0L	SSMini2-F5-B	12	0.05	150	.21	.162	.125
667	DZ37120D0L	SSSMini3-F2-B	12	0.05	150	.33	.247	.193
667	DZ3S120D0L	SSMini3-F3-B	12	0.05	150	.34	.255	.198
667	DZ5S120D0R	SSMini5-F4-B	12	0.05	150	.42	.415	.404
667	DZ2412000L	TMiniP2-F2-B	12	10	2000	.45	.346	.315
667	DZ2W12000L	Mini2-F3-B	12	10	1000	.34	.266	.242
667	DZ2413000L	TMiniP2-F2-B	13	10	2000	.45	.346	.315
667	DZ2W13000L	Mini2-F3-B	13	10	1000	.34	.266	.242
667	DZ2J13000L	SMini2-F5-B	13	0.05	200	.16	.114	.111
667	DZ2J130M0L	SMini2-F5-B	13	0.05	200	.21	.194	.143
667	DZ2S13000L	SSMini2-F5-B	13	0.05	150	.16	.143	.14
667	DZ2S130M0L	SSMini2-F5-B	13	0.05	150	.21	.162	.125
667	DZ4J130K0R	SMini4-F3-B	13	0.05	200	.16	.114	.111

For quantities greater than listed, call for quote.

MOUSER STOCK NO. Mfr.	Mfr. Part No.	Package	VZ (V) Nom.	IR (Max) (μA)	PD (Max) (mW)	Price Each 1	25	100
667	DZ2J14000L	SMini2-F5-B	14	0.05	200	.16	.114	.111
667	DZ2J140M0L	SMini2-F5-B	14	0.05	200	.21	.194	.143
667	DZ2J15000L	SMini2-F5-B	15	0.05	200	.16	.114	.111
667	DZ2J150M0L	SMini2-F5-B	15	0.05	200	.21	.194	.143
667	DZ2S15000L	SSMini2-F5-B	15	0.05	150	.16	.143	.14
667	DZ2S150M0L	SSMini2-F5-B	15	0.05	150	.21	.162	.125
667	DZ4J150K0R	SMini4-F3-B	15	0.05	200	.16	.118	.114
667	DZ2415000L	TMiniP2-F2-B	15	10	2000	.45	.346	.315
667	DZ2W15000L	Mini2-F3-B	15	10	1000	.34	.266	.242
667	DZ2416000L	TMiniP2-F2-B	16	10	2000	.45	.346	.315
667	DZ2W16000L	Mini2-F3-B	16	10	1000	.34	.266	.242
667	DZ2716000L	SSSMini2-F4-B	16	0.05	120	.17	.168	.164
667	DZ2J16000L	SMini2-F5-B	16	0.05	200	.16	.114	.111
667	DZ2J160M0L	SMini2-F5-B	16	0.05	200	.21	.194	.143
667	DZ2S16000L	SSMini2-F5-B	16	0.05	150	.16	.143	.14
667	DZ2S160M0L	SSMini2-F5-B	16	0.05	150	.21	.162	.125
667	DZ2718000L	SSSMini2-F4-B	18	0.05	120	.28	.209	.163
667	DZ2J18000L	SMini2-F5-B	18	0.05	200	.16	.114	.111
667	DZ2J180M0L	SMini2-F5-B	18	0.05	200	.21	.194	.143
667	DZ2S18000L	SSMini2-F5-B	18	0.05	150	.16	.143	.14
667	DZ2S180M0L	SSMini2-F5-B	18	0.05	150	.16	.143	.14
667	DZ4J180K0R	SMini4-F3-B	18	0.05	200	.16	.118	.114
667	DZ2418000L	TMiniP2-F2-B	18	10	2000	.45	.346	.315
667	DZ2W18000L	Mini2-F3-B	18	10	1000	.34	.266	.242
667	DZ2720000L	SSSMini2-F4-B	20	0.05	120	.17	.168	.164
667	DZ2J20000L	SMini2-F5-B	20	0.05	200	.16	.114	.111
667	DZ2J200M0L	SMini2-F5-B	20	0.05	200	.21	.194	.143
667	DZ2S20000L	SSMini2-F5-B	20	0.5	150	.16	.143	.14
667	DZ2S200M0L	SSMini2-F5-B	20	0.5	150	.16	.143	.14
667	DZ2420000L	TMiniP2-F2-B	20	10	2000	.45	.346	.315
667	DZ2W20000L	Mini2-F3-B	20	10	1000	.34	.266	.242
667	DZ2J22000L	SMini2-F5-B	22	0.05	200	.16	.114	.111
667	DZ2J220M0L	SMini2-F5-B	22	0.05	200	.16	.114	.111
667	DZ2S220M0L	SSMini2-F5-B	22	0.05	150	.21	.162	.125
667	DZ2422000L	TMiniP2-F2-B	22	10	2000	.45	.346	.315
667	DZ2W22000L	Mini2-F3-B	22	10	1000	.76	.578	.51
667	DZ2724000L	SSSMini2-F4-B	24	0.05	120	.17	.168	.164
667	DZ2J24000L	SMini2-F5-B	24	0.05	200	.16	.114	.111
667	DZ2J240M0L	SMini2-F5-B	24	0.05	200	.21	.194	.143
667	DZ2424000L	TMiniP2-F2-B	24	10	2000	.45	.346	.315
667	DZ2W24000L	Mini2-F3-B	24	10	1000	.34	.266	.242
667	DZ2J27000L	SMini2-F5-B	27	0.05	200	.16	.114	.111
667	DZ2J270M0L	SMini2-F5-B	27	0.05	200	.21	.194	.143
667	DZ2427000L	TMiniP2-F2-B	27	10	2000	.45	.346	.315
667	DZ2W27000L	Mini2-F3-B	27	10	1000	.34	.266	.242
667	DZ2730000L	SSSMini2-F4-B	30	0.05	120	.28	.209	.163
667	DZ2J30000L	SMini2-F5-B	30	0.05	200	.11	.102	.098
667	DZ2J300M0L	SMini2-F5-B	30	0.05	200	.21	.194	.143
667	DZ2S30000L	SSMini2-F5-B	30	0.05	150	.16	.143	.14
667	DZ2S300M0L	SSMini2-F5-B	30	0.05	150	.21	.162	.125
667	DZ2430000L	TMiniP2-F2-B	30	10	2000	.45	.346	.315
667	DZ2W30000L	Mini2-F3-B	30	10	1000	.34	.266	.242
667	DZ2J33000L	SMini2-F5-B	33	0.05	200	.16	.114	.111
667	DZ2J330M0L	SMini2-F5-B	33	0.05	200	.21	.194	.143
667	DZ2S33000L	SSMini2-F5-B	33	0.05	150	.16	.143	.14
667	DZ2S330M0L	SSMini2-F5-B	33	0.05	150	.16	.143	.14
667	DZ4J330K0R	SMini4-F3-B	33	0.05	200	.16	.114	.111
667	DZ2433000L	TMiniP2-F2-B	33	10	2000	.45	.346	.315
667	DZ2W33000L	Mini2-F3-B	33	10	1000	.34	.266	.242
667	DZ2J36000L	SMini2-F5-B	36	0.05	200	.16	.114	.111
667	DZ2J360M0L	SMini2-F5-B	36	0.05	200	.16	.114	.111
667	DZ2436000L	TMiniP2-F2-B	36	5	2000	.45	.346	.315
667	DZ2W36000L	Mini2-F3-B	36	5	1000	.34	.266	.242
667	DZ2J39000L	SMini2-F5-B	39	0.05	200	.16	.114	.111
667	DZ2439000L	TMiniP2-F2-B	39	5	2000	.45	.346	.315
667	DZ2W39000L	Mini2-F3-B	39	5	1000	.34	.266	.242
667	DZ2443000L	TMiniP2-F2-B	43	5	2000	.45	.346	.315
667	DZ2W43000L	Mini2-F3-B	43	5	1000	.34	.266	.242
667	DZ2447000L	TMiniP2-F2-B	47	5	2000	.45	.346	.315
667	DZ2W47000L	Mini2-F3-B	47	5	1000	.34	.266	.242
667	DZ2451000L	Mini2-F3-B	51	5	1000	.45	.346	.315
667	DZ2W51000L	Mini2-F3-B	51	5	1000	.34	.266	.242
High ESD (30kV) Protection Series								
667	DE5S062D0R	SSMini5-F4-B	6.2	1	150	.32	.31	.303
Bidirectional Series								
667	DZ2S068C0L	SSMini2-F5-B	6.8	0.05	150	.34	.268	.203
667	DZ2S180C0L	SSMini2-F5-B	18	-	150	.34	.268	.203

© Copyright 2013 Mouser Electronics
© Copyright 2013 Mouser Electronics

POWER INTEGRATIONS Diodes

RoHS Compliant **This product is RoHS compliant.**

QSPEED™ Q-SERIES DIODES

Utilizing proprietary Qspeed technology these devices have the lowest Q_{RR} of any 300V or 600V Silicon diode. Its recovery characteristics increase efficiency, reduce EMI and eliminate snubbers. They are optimized for the lowest possible losses at operating frequencies above 80kHz. It porovides a very low QRR at a resonable forward voltage and allows designers to substaintially reduce switching loss in high frequency applications.

Features:
- Low Q^{RR}, Low I_{RRM}, Low t_{RR}
- High dIF/dt capable (1000A/μs)
- Soft recovery

Benefits:
- Increases efficiency
- Eliminates need for snubber circuits
- Reduces EMI filter component size and count
- Enables extremely fast switching

Applications:
- Power Factor Correction (PFC) Boost Diode
- Motor drive
- DC-AC Inverters
- Output Rectification

♦ **Surface Mount**

For quantities greater than listed, call for quote.

MOUSER STOCK NO.	Qspeed Part No.	Package	I_F Avg. (A)	V_{RRM} Max. (V)	t_{rr} Typ. (ns)	V_F Typ. (V)	Q_{RR} Typ. T_J -25°C	Q_{RR} Typ. T_J -125°C	Price Each 1	25	100	250
Single												
903-LQA03TC600	LQA03TC600	TO-220AC	3	600	9.3	2.3	4.8	17.5	1.78	1.40	1.23	1.02
903-LQA05TC600	LQA05TC600	TO-220AC	5	600	11	2.28	6	27	2.69	2.35	2.09	1.88
903-LQA06T300	LQA06T300	TO-220AC	6	300	11.5	1.36	9	27	.97	.856	.76	.685
903-LQA08TC600	LQA08TC600	TO-220AC	8	600	11	2.3	7	36	2.88	2.51	2.24	2.01
903-LQA10T300	LQA10T300	TO-220AC	10	300	12.6	1.36	10	38	1.47	1.10	.984	.738
903-LQA16T300	LQA16T300	TO-220AC	16	300	13	1.4	12	44	1.38	1.21	1.07	.963
903-LQA30T300	LQA30T300	TO-220AC	30	300	13.7	1.45	13	53	1.83	1.61	1.42	1.28
Dual												
903-LQA12T300C	LQA12T300C	TO-220AB	6	300	11.5	1.35	9	27	1.58	1.39	1.23	1.11
♦ 903-LQA20B300C	LQA20B300C	TO-263AB	10	300	12.6	1.36	10	38	2.08	1.82	1.62	1.46
903-LQA20T300C	LQA20T300C	TO-220AB	10	300	12.6	1.36	10	38	2.03	1.63	1.22	1.13
903-LQA30A300C	LQA30A300C	TO-247AD	15	300	13	1.4	12.5	47	3.79	3.32	2.94	2.65
903-LQA32T300C	LQA32T300C	TO-220AB	16	300	13	1.3	11.5	44	1.93	1.69	1.50	1.35
903-LQA60A300C	LQA60A300C	TO-247AD	30	300	13.7	1.45	13	53	4.73	4.14	3.68	3.32

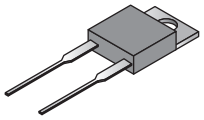

TO-220AC

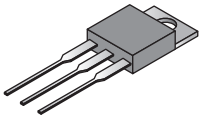

TO-220AB

QSPEED™ X-SERIES DIODES

Utilizing proprietary Qspeed technology these devices have the lowest Q_{RR} of any 600V Silicon diode. Its recovery characteristics increase efficiency, reduce EMI and eliminate snubbers. They are optimized for the lowest possible losses at operating frequencies of 50kHz to 80kHz.

Features:
- Low Q^{RR}, Low I_{RRM}, Low t_{RR}
- High dIF/dt capable (1000A/μs)
- Soft recovery

Benefits:
- Increases efficiency
- Eliminates need for snubber circuits
- Reduces EMI filter component size & count
- Enables extremely fast switching

Applications:
- Power Factor Correction (PFC) Boost Diode
- Motor drive circuits
- DC-AC Inverters

♦ **Surface Mount**

For quantities greater than listed, call for quote.

MOUSER STOCK NO.	Qspeed Part No.	Package	I_F Avg. (A)	V_{RRM} Max. (V)	t_{rr} Typ. (ns)	V_F Typ. (V)	Q_{RR} Typ. T_J -25°C	Q_{RR} Typ. T_J -125°C	Price Each 1	25	100	250
Single												
903-LXA03T600	LXA03T600	TO-220AC	3	600	20	2.1	21	43	.97	.856	.76	.685
♦ 903-LXA03B600	LXA03B600	TO-263AB	3	600	20	2.1	21	43	1.27	1.12	1.00	.899
903-LXA04T600	LXA04T600	TO-220AC	4	600	18.5	2.1	21	50	1.19	1.04	.927	.835
♦ 903-LXA04B600	LXA04B600	TO-263AB	4	600	18.5	2.1	21	50	1.22	1.07	.952	.856
903-LXA06T600	LXA06T600	TO-220AC	6	600	23	2.0	30	71	1.32	1.16	1.03	.92
♦ 903-LXA06B600	LXA06B600	TO-263AB	6	600	23	2.0	30	71	1.40	1.23	1.09	.984
903-LXA08T600	LXA08T600	TO-220AC	8	600	21.5	2.1	31	82	1.47	1.28	1.14	1.03
♦ 903-LXA08B600	LXA08B600	TO-263AB	8	600	21.5	2.1	31	82	1.59	1.39	1.24	1.11
903-LXA08FP600	LXA08FP600	TO-220FP	8	600	21.5	2.1	31	82	2.32	2.03	1.81	1.63
903-LXA10T600	LXA10T600	TO-220AC	10	600	23	2.1	36	94	2.19	1.93	1.71	1.54
903-LXA10FP600	LXA10FP600	TO-220FP	10	600	23	2.1	36	94	2.81	2.46	2.17	1.97
903-LXA15T600	LXA15T600	TO-220AC	15	600	25	2.2	43	120	2.11	1.85	1.64	1.48
903-LXA20T600	LXA20T600	TO-220AC	20	600	26.5	2.3	51	140	2.58	2.19	1.63	1.52
Dual												
903-LXA08T600C	LXA08T600C	TO-220AB	4	600	18.5	2.1	21	50	2.14	1.87	1.67	1.50
903-LXA12T600C	LXA12T600C	TO-220AB	6	600	23	2.1	30	71	2.69	2.35	2.09	1.88
903-LXA16T600C	LXA16T600C	TO-220AB	8	600	21.5	2.1	31	82	2.42	2.12	1.88	1.69

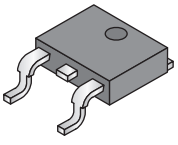

TO-263AB



TO-247AD

QSPEED™ H-SERIES DIODES

Utilizing proprietary Qspeed technology these devices have the lowest Q_{RR} of any 600V Silicon diode.
Its recovery characteristics increase efficiency, reduce EMI and eliminate snubbers.

Features:
- Low Q^{RR}, Low I_{RRM}, Low t_{RR}
- High dIF/dt capable (1000A/μs)
- Soft recovery

Benefits:
- Increases efficiency
- Eliminates need for snubber circuits
- Reduces EMI filter component size and count
- Enables extremely fast switching

Applications:
- Power Factor Correction (PFC) Boost Diode
- Motor drive circuits
- DC-AC Inverters

For quantities greater than listed, call for quote.

MOUSER STOCK NO.	Qspeed Part No.	Package	I_F Avg. (A)	V_{RRM} Max. (V)	t_{rr} Typ. (ns)	V_F Typ. (V)	Q_{RR} Typ. T_J -25°C	Q_{RR} Typ. T_J -125°C	Price Each 1	25	100	250
Single												
903-QH03TZ600	QH03TZ600	TO-220AC	3	600	9.8	2.1	5.8	14.8	1.78	1.55	1.38	1.24
903-QH05TZ600	QH05TZ600	TO-220AC	5	600	10	2.2	6.5	18.9	2.29	2.01	1.79	1.61
903-QH08TZ600	QH08TZ600	TO-220AC	8	600	11.1	2.2	8	25.5	2.63	2.30	2.04	1.84
903-QH12TZ600	QH12TZ600	TO-220AC	12	600	11.6	2.3	9.2	30	3.18	2.78	2.47	2.23

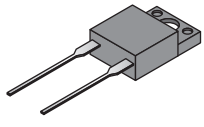

TO-220FP

© Copyright 2013 Mouser Electronics

© Copyright 2013 Mouser Electronics

RECTRON Rectifiers

RECTRON

Products may be RoHS compliant. Check mouser.com for RoHS status.

DIMENSIONS: in.

A — DO-214AC



B — SM-1



C — DO-201AD

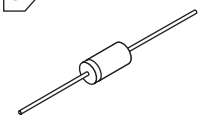

D — DB-S



E — DB-1



F — DB-S



G — RS-1

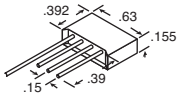

H — RB-15

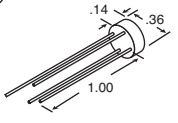

I — RC-2

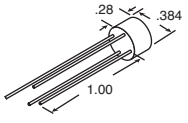

J — RS-2L

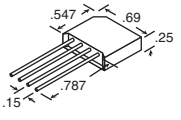

K — BR-3

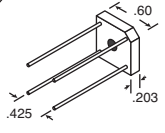

L — RS-4L

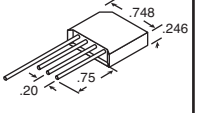

M — RS-4M

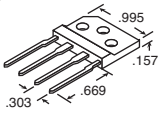

N — RS-6 / RS-8

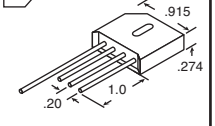

O — BR-6

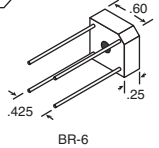

P — BR-8

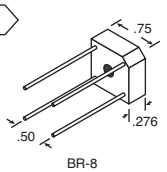

Q — MP-15 / MP-25 / MP-35

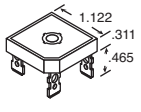

R — RS-6M / RM-8M
RM-15M / RM-20M

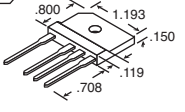

RECTRON GLASS PASSIVATED

♦ Surface Mount Device

Specifications:
- Operating and storage temperature: -65°C to +175°C

For quantities greater than listed, call for quote.

MOUSER STOCK NO.	Fig.	PRV (V)	IFM (Surge) (A)	Price Each 1	100	500
1.0 Amp						
♦ 583-FM4001	A	50	30	.25	.17	.149
♦ 583-FM4002	A	100	30	.28	.196	.177
♦ 583-SM4003	B	200	30	.12	.096	.075
♦ 583-FM4004	A	400	30	.27	.182	.152
♦ 583-SM4004	B	400	30	.28	.189	.168
♦ 583-SM4007	B	1000	30	.41	.264	.221

RECTRON FAST RECOVERY, GLASS PASSIVATED

Specifications:
- Operating temp.: -65°C to +150°C
- Storage temp.: -65°C to +150°C

For quantities greater than listed, call for quote.

MOUSER STOCK NO.	Fig.	PRV (V)	Trr (ns)	Price Each 1	100	500
3.0 Amp						
583-FR307G	C	1000	500	.88	.648	.509

RECTRON SUPER FAST RECOVERY

Specifications:
- Operating temperature: -65°C to +150°C
- Storage temperature: -65°C to +150°C

For quantities greater than listed, call for quote.

MOUSER STOCK NO.	Fig.	PRV (V)	Trr (ns)	Price Each 1	100	500
1.0 Amp						
583-EDB104S	D	200	50	.96	.877	.76

RECTRON SCHOTTKY BARRIER

Specifications:
- Operating temperature: -65°C to +125°C
- Storage temperature: -65°C to +150°C

♦ Surface Mount Device

For quantities greater than listed, call for quote.

MOUSER STOCK NO.	Fig.	PRV (V)	Trr (ns)	Price Each 1	100	500
1.0 Amp						
♦ 583-FM5817	A	20	25	.16	.107	.093
♦ 583-FM5818	A	30	25	.60	.465	.358
♦ 583-FM5819	A	40	25	.16	.107	.093

RECTRON BRIDGE RECTIFIERS

✻UL File No. 94233 ♦ Surface Mount Device

For quantities greater than listed, call for quote.

MOUSER STOCK NO.	Fig.	PRV (V)	Trr (ns)	Price Each 1	100	500
1.0 Amp						
✻ 583-DB101	E	50	50	.41	.348	.294
✻ 583-DB102	E	100	50	.43	.369	.305
♦✻ 583-DB102S	F	100	50	.69	.623	.559
✻ 583-DB103	E	200	50	.46	.401	.337
✻ 583-DB104	E	400	50	.47	.412	.337
✻ 583-DB105	E	600	50	.51	.444	.369
✻ 583-DB107	E	1000	50	.60	.524	.428
✻ 583-RS101	G	50	30	.46	.407	.332
✻ 583-RS102	G	100	30	.48	.428	.353
✻ 583-RS105	G	600	30	.59	.499	.424
1.5 Amp						
✻ 583-RB151	H	50	50	.28	.235	.193
✻ 583-RB152	H	100	50	.29	.246	.203
✻ 583-RB153	H	200	50	.30	.257	.203
✻ 583-RB154	H	400	50	.31	.268	.214
✻ 583-RB155	H	600	50	.40	.332	.268
✻ 583-RB157	H	1000	50	.45	.385	.31

RECTRON BRIDGE RECTIFIERS (CONT.)

✻UL File No. 94233

For quantities greater than listed, call for quote.

MOUSER STOCK NO.	Fig.	PRV (V)	IFM (Surge) (A)	Price Each 1	100	500
2.0 Amp						
583-RC201	I	50	60	.41	.35	.296
583-RC202	I	100	60	.42	.361	.296
583-RC203	I	200	60	.43	.375	.31
583-RC204	I	400	60	.45	.396	.332
583-RC205	I	600	60	.48	.431	.356
583-RC206	I	800	60	.55	.475	.40
✻ 583-RS201L	J	50	60	.58	.511	.437
✻ 583-RS202L	J	100	60	.58	.515	.44
✻ 583-RS203L	J	200	60	.60	.529	.454
✻ 583-RS204L	J	400	60	.61	.536	.461
✻ 583-RS205L	J	600	60	.64	.571	.486
✻ 583-RS206L	J	800	60	.69	.595	.509
✻ 583-RS207L	J	1000	60	.72	.636	.539
3.0 Amp						
✻ 583-BR305	K	50	50	.50	.443	.368
✻ 583-BR31	K	100	50	.52	.456	.381
✻ 583-BR32	K	200	50	.54	.462	.387
✻ 583-BR34	K	400	50	.56	.485	.399
✻ 583-BR36	K	600	50	.59	.503	.417
583-BR310	K	1000	50	.72	.624	.517
4.0 Amp						
✻ 583-RS401L	L	50	200	.92	.809	.67
✻ 583-RS402L	L	100	200	.92	.809	.67
✻ 583-RS403L	L	200	200	1.00	.875	.725
✻ 583-RS404L	L	400	200	1.02	.884	.734
✻ 583-RS405L	L	600	200	1.05	.905	.755
✻ 583-RS406L	L	800	200	1.16	1.01	.84
✻ 583-RS407L	L	1000	200	1.37	1.19	.984
✻ 583-RS405M	M	600	150	1.06	.926	.765
6.0 Amp						
✻ 583-RS601	N	50	250	1.22	1.06	.873
✻ 583-RS602	N	100	250	1.25	1.09	.899
✻ 583-RS604	N	400	250	1.41	1.22	1.02
✻ 583-RS605	N	600	250	1.48	1.27	1.06
✻ 583-RS606	N	800	250	1.73	1.51	1.24
583-RS607	N	1000	250	1.86	1.61	1.32
✻ 583-BR605	O	50	125	.90	.783	.644
✻ 583-BR61	O	100	125	.92	.794	.655
✻ 583-BR62	O	200	125	1.03	.889	.729
✻ 583-BR64	O	400	125	1.10	.954	.783
✻ 583-BR66	O	600	125	1.14	.984	.803
✻ 583-BR68	O	800	125	1.28	1.11	.91
✻ 583-BR610	O	1000	125	1.50	1.28	1.06
8.0 Amp						
583-RS802	N	100	250	1.33	1.16	.952
583-RS803	N	200	250	1.41	1.22	1.02
583-RS804	N	400	250	1.47	1.27	1.06
583-RS805	N	600	250	1.58	1.37	1.13
583-RS807	N	1000	250	1.97	1.71	1.40
✻ 583-BR81	P	100	125	1.05	.912	.74
✻ 583-BR84	P	400	125	1.21	1.04	.849
✻ 583-BR86	P	600	125	1.28	1.10	.91
10 Amp						
✻ 583-BR101	P	100	200	1.20	1.03	.835
✻ 583-BR102	P	200	200	1.21	1.04	.851
✻ 583-BR104	P	400	200	1.28	1.10	.91
✻ 583-BR106	P	600	200	1.36	1.17	.963
✻ 583-BR108	P	800	200	1.50	1.28	1.06
583-BR1010	P	1000	200	1.75	1.51	1.23
15 Amp						
✻ 583-MP1505	Q	50	300	2.86	2.45	1.99
✻ 583-MP151	Q	100	300	2.93	2.53	2.04
✻ 583-MP152	Q	200	300	3.00	2.57	2.08
✻ 583-MP154	Q	400	300	3.05	2.61	2.12
583-RS1505M	R	600	250	2.54	2.19	1.79
583-RS1507M	R	1000	250	3.21	2.75	2.25
25 Amp						
✻ 583-MP251	Q	100	300	2.99	2.57	2.08
✻ 583-MP252	Q	200	300	3.03	2.60	2.11
✻ 583-MP254	Q	400	300	3.10	2.66	2.15
✻ 583-MP256	Q	600	300	3.20	2.74	2.23
35 Amp						
✻ 583-MP3505	Q	50	400	3.09	2.65	2.15
✻ 583-MP351	Q	100	400	3.15	2.70	2.18
✻ 583-MP352	Q	200	400	3.17	2.72	2.20
✻ 583-MP354	Q	400	400	3.55	3.05	2.46
✻ 583-MP356	Q	600	400	3.83	3.28	2.65
✻ 583-MP3510	Q	1000	400	4.33	3.71	3.00

© Copyright 2013 Mouser Electronics

© Copyright 2013 Mouser Electronics

ROHM SEMICONDUCTOR Diodes, TVS, and Rectifiers

ROHM SEMICONDUCTOR

RoHS Compliant This product is RoHS compliant.

♦Surface Mount Device

ROHM SEMICONDUCTOR TVS

For quantities greater than listed, call for quote.

MOUSER STOCK NO.	ROHM Part No.	Package	VZ @ IZ (V)	PD (W)	Price Each 1	25	100
♦ 755-RSA6.1ENTR	RSA6.1ENTR	SOT-353	6.65 @ 1mA	0.2	.49	.375	.273
♦ 755-RSA6.1J4T2R	RSA6.1J4T2R	SOT-353	7.2 @ 1mA	0.15	.47	.353	.258
♦ 755-RSA6.1U5T108	RSA6.1U5T108	SOT-457	7.2 @ 1mA	0.2	.51	.385	.284
♦ 755-RSB12JS2T2R	RSB12JS2T2R	EMD6	12 @ 5mA	0.15	.59	.439	.319
♦ 755-RSB6.8GT2R	RSB6.8GT2R	VMD2	6.8 @ 1mA	0.1	.47	.353	.258
♦ 755-RSB6.8STE61	RSB6.8STE61	SOD-523	8.79 @ 20mA	0.5	.39	.268	.173

ROHM SEMICONDUCTOR RECTIFIERS

For quantities greater than listed, call for quote.

MOUSER STOCK NO.	ROHM Part No.	Package	VZ @ IZ (V)	PD (W)	Price Each 1	25	100
755-1SR139-400T-32	1SR139-400T-32	DO-41	1.1	1	.44	.31	.22
♦ 755-1SR139-600T-32	1SR139-600T-32	DO-41	1.1	1	.54	.385	.271
♦ 755-1SR154-400TE25	1SR154-400TE25	SOD-106	1.1	1	.33	.225	.161
♦ 755-1SR154-600TE25	1SR154-600TE25	SOD-106	1.1	1	.71	.524	.371
♦ 755-RF071M2STR	RF071M2STR	SOD-123	0.85	0.7	.44	.336	.242
♦ 755-RF101L4STE25	RF101L4STE25	SOD-106	1.25	1	.56	.417	.301
755-RF2001T2D	RF2001T2D	TO-220	0.93	20	2.16	1.58	1.16
♦ 755-RR274EA-400TR	RR274EA-400TR	TSMD5	1.1	0.5	.56	.417	.301
♦ 755-RR264M-400TR	RR264M-400TR	SOD-123	1.1	0.7	.38	.256	.181

ROHM SEMICONDUCTOR SWITCHING DIODES

For quantities greater than listed, call for quote.

MOUSER STOCK NO.	ROHM Part No.	Package	VF Max (V)	IO (A)	TRR Max	Price Each 1	25	100
♦ 755-BAV99T116	BAV99T116	SOT-23-3	1.25	0.215	-	.86	.492	.324
♦ 755-UMP11NTN	UMP11NTN	SOT-363	1.2	0.1	-	.49	.375	.266
♦ 755-1SS355TE-17	1SS355TE-17	SOD-323	1.2	0.1	4	.26	.144	.095
♦ 755-1SS380TE-17	1SS380TE-17	SOD-323	1.2	0.1	-	.52	.289	.195
♦ 755-1SS400TE61	1SS400TE61	SOD-523	1.2	0.1	4	.31	.185	.118
♦ 755-DA204KT146	DA204KT146	SOT-346	1	0.1	-	.52	.31	.201
♦ 755-DA204UT106	DA204UT106	SOT-323	1	0.1	-	.47	.268	.177
♦ 755-DA221TL	DA221TL	SOT-416	1	0.1	-	.36	.246	.172
♦ 755-DAN202KT146	DAN202KT146	SOT-346	1.2	0.1	4	.36	.213	.138
♦ 755-DAN202UT106	DAN202UT106	SOT-323	1.2	0.1	4	.47	.278	.181
♦ 755-DAN217T146	DAN217T146	SOT-346	1.2	0.1	4	.36	.215	.141
♦ 755-DAN217UT106	DAN217UT106	SOT-323	1.2	0.1	4	.43	.289	.201
♦ 755-DAP202KT146	DAP202KT146	SOT-346	1.2	0.1	4	.47	.268	.179
♦ 755-IMN10T108	IMN10T108	SOT-457	1.2	0.1	4	.57	.428	.315
♦ 755-RF101L2STE25	RF101L2STE25	SOD-106	0.87	1	25	.61	.449	.326

ROHM SEMICONDUCTOR SCHOTTKY DIODES

For quantities greater than listed, call for quote.

MOUSER STOCK NO.	ROHM Part No.	Package	VF (V)	IO (A)	Price Each 1	25	100
♦ 755-RB021VA90TR	RB021VA90TR	SOD-323	0.49	0.2	.48	.385	.289
♦ 755-RB050L-40TE25	RB050L-40TE25	SOD-106	0.55	3	.84	.674	.507
♦ 755-RB051L-40TE25	RB051L-40TE25	SOD-106	0.45	3	.65	.556	.425
♦ 755-RB051LA-40TR	RB051LA-40TR	PMDT	0.45	3	.50	.453	.402
♦ 755-RB060M-30TR	RB060M-30TR	SOD-123	0.49	2	.59	.46	.345
♦ 755-RB070M-30TR	RB070M-30TR	SOD-123	0.49	1.5	.54	.428	.321
♦ 755-RB081L-20TE25	RB081L-20TE25	SOD-106	0.45	5	1.11	.888	.667
♦ 755-RB160L-40TE25	RB160L-40TE25	SOD-106	0.55	1	.33	.241	.172
♦ 755-RB160M-30TR	RB160M-30TR	SOD-123	0.48	1	.41	.296	.213
♦ 755-RB160M-40TR	RB160M-40TR	SOD-123	0.55	1	.33	.256	.187
♦ 755-RB160M-60TR	RB160M-60TR	SOD-123	0.55	1	.40	.304	.219
♦ 755-RB160VA-40TR	RB160VA-40TR	SOD-323	0.55	1	.45	.342	.244
♦ 755-RB161M-20TR	RB161M-20TR	SOD-106	0.35	1	.43	.33	.239
♦ 755-RB161VA-20TR	RB161VA-20TR	SOD-323	0.42	1	.56	.428	.308
755-RB215T-90	RB215T-90	TO220	0.75	20	2.33	1.71	1.24
♦ 755-RB400DT146	RB400DT146	SOT-346	0.55	0.5	.62	.492	.372
♦ 755-RB400VA-50TR	RB400VA-50TR	SOD-323	0.55	0.5	.62	.492	.372
♦ 755-RB420DT146	RB420DT146	SOT-346	0.45	0.1	.49	.353	.254
♦ 755-RB425DT146	RB425DT146	SOT-346	0.55	0.1	.47	.353	.258
♦ 755-RB450FT106	RB450FT106	SOT-323	0.45	0.1	.52	.407	.304
♦ 755-RB461FT106	RB461FT106	SOT-323	0.49	0.7	.48	.375	.281
♦ 755-RB480KTL	RB480KTL	SOT-343	0.6	0.1	.57	.428	.311
♦ 755-RB491DT146	RB491DT146	SOT-346	0.45	1	.49	.375	.27
♦ 755-RB500V-40TE-17	RB500V-40TE-17	SOD-323	0.45	0.1	.61	.471	.338
♦ 755-RB501V-40TE-17	RB501V-40TE-17	SOD-323	0.55	0.1	.27	.192	.14
♦ 755-RB520CS-30T2R	RB520CS-30T2R	VMND2	0.45	0.1	.41	.321	.227
♦ 755-RB520S-30TE61	RB520S-30TE61	SOD-523	0.6	0.2	.42	.235	.154
♦ 755-RB520ZS-30T2R	RB520ZS-30T2R	GMD2	0.46	0.1	.46	.353	.254
♦ 755-RB521CS-30T2R	RB521CS-30T2R	VMND2	0.35	0.1	.45	.364	.25
♦ 755-RB521G-30T2R	RB521G-30T2R	VMND2	0.35	0.1	.45	.364	.25
♦ 755-RB521S-30TE61	RB521S-30TE61	SOD-523	0.5	0.2	.42	.235	.158
♦ 755-RB521ZS-30T2R	RB521ZS-30T2R	GMD2	0.37	0.1	.38	.289	.207
755-RB551V-30TE-17	RB551V-30TE-17	SOD-323	0.36	0.5	.31	.238	.169
♦ 755-RB706D-40T146	RB706D-40T146	SOT-346	0.37	0.03	.65	.503	.364
♦ 755-RB717FT106	RB717FT106	SOT-323	0.37	0.3	.49	.375	.27
♦ 755-RB731UT108	RB731UT108	SOT-457	0.37	0.03	.50	.385	.277
♦ 755-RB751G-40T2R	RB751G-40T2R	VMD2	0.37	0.03	.56	.428	.308
♦ 755-RB751S-40TE61	RB751S-40TE61	SOD-523	0.37	0.03	.34	.256	.182
♦ 755-RB751V-40TE-17	RB751V-40TE-17	SOD-323	0.37	0.03	.30	.231	.169
755-RB085T-90	RB085T-90	TO-220	0.83	10	1.28	1.05	.835
755-RB215T-60	RB215T-60	TO-220	0.58	20	1.97	1.66	1.32
♦ 755-RB411DT146	RB411DT146	SOT-346	0.5	0.5	.52	.385	.273
♦ 755-RB495DT146	RB495DT146	SOT-346	0.5	0.4	.52	.407	.304
♦ 755-RB705DT146	RB705DT146	SOT-346	0.37	0.03	.54	.407	.301
♦ 755-RSX101M-30TR	RSX101M-30TR	SOD-123	0.39	1	.55	.417	.303
♦ 755-RSX501L-20TE25	RSX501L-20TE25	SOD-106	0.39	5	.76	.599	.453

ROHM SEMICONDUCTOR ZENER DIODES

For quantities greater than listed, call for quote.

MOUSER STOCK NO.	ROHM Part No.	Package	VF Max (V)	TRR Max	Price Each 1	25	100
♦ 755-CDZT2R3.6B	CDZT2R3.6B	VMD2	3.85 @ 5mA	0.1	.50	.332	.233
♦ 755-CDZT2R5.6B	CDZT2R5.6B	VMD2	5.73 @ 5mA	0.1	.50	.332	.233
♦ 755-CDZT2R9.1B	CDZT2R9.1B	VMD2	9.23 @ 5mA	0.1	.50	.332	.233
♦ 755-CDZT2R5.1B	CDZT2R5.1B	VMD2	5.2 @ 5mA	0.1	.50	.332	.233
♦ 755-CDZT2R12B	CDZT2R12B	VMD2	12.24 @ 5mA	0.1	.50	.332	.233
♦ 755-EDZTE613.6B	EDZTE613.6B	SOD-523	3.723 @ 5mA	0.15	.25	.187	.132
♦ 755-EDZTE613.9B	EDZTE613.9B	SOD-523	4.025 @ 5mA	0.15	.25	.187	.132
♦ 755-EDZTE616.8B	EDZTE616.8B	SOD-523	6.79 @ 5mA	0.15	.32	.221	.154
♦ 755-EDZTE6110B	EDZTE6110B	SOD-523	9.99 @ 5mA	0.15	.25	.187	.132
♦ 755-EDZTE6111B	EDZTE6111B	SOD-523	10.99 @ 5mA	0.15	.25	.187	.132
♦ 755-EDZTE615.6B	EDZTE615.6B	SOD-523	5.73 @ 5mA	0.15	.25	.18	.128
♦ 755-EDZTE619.1B	EDZTE619.1B	SOD-523	9.23 @ 5mA	0.15	.25	.187	.132
♦ 755-FTZ5.6ET148	FTZ5.6ET148	SC-74A	5.92 @ 5mA	0.2	.70	.535	.38
♦ 755-GDZT2R3.9	GDZT2R3.9	0603	4.16 @ 5mA	0.1	.47	.364	.262
♦ 755-GDZT2R5.6	GDZT2R5.6	0603	5.92 @ 5mA	0.1	.47	.364	.263
♦ 755-KDZTR5.1B	KDZTR5.1B	2616	5.7 @ 40mA	1	.44	.353	.265
♦ 755-KDZTR12B	KDZTR12B	2616	13.5 @ 20mA	1	.44	.353	.265
♦ 755-KDZTR13B	KDZTR13B	2616	15 @ 20mA	1	.44	.353	.265
♦ 755-KDZTR33B	KDZTR33B	2616	37 @ 10mA	1	.44	.353	.265
♦ 755-KDZTR36B	KDZTR36B	2616	40 @ 10mA	1	.44	.353	.265
♦ 755-PTZTE255.1B	PTZTE255.1B	SOD-106	5.368 @ 40mA	1	.64	.492	.358
♦ 755-PTZTE2512B	PTZTE2512B	SOD-106	13.5 @ 20mA	1	.54	.375	.296
♦ 755-PTZTE2515B	PTZTE2515B	SOD-106	16.5 @ 20mA	1	.64	.492	.35
♦ 755-PTZTE2518A	PTZTE2518A	SOD-106	20.3 @ 20mA	1	.64	.492	.35
♦ 755-PTZTE2530A	PTZTE2530A	SOD-106	34 @ 10mA	1	.64	.492	.35
♦ 755-STZ6.2NT146	STZ6.2NT146	SOT-346	6.105 @ 5mA	0.2	.55	.439	.327
♦ 755-UDZSTE-173.6B	UDZSTE-173.6B	SOD-323	3.723 @ 5mA	0.2	.32	.203	.134
♦ 755-UDZSTE-173.9B	UDZSTE-173.9B	SOD-323	4.025 @ 5mA	0.2	.35	.203	.134
♦ 755-UDZSTE-174.3B	UDZSTE-174.3B	SOD-323	4.3 @ 5mA	0.2	.35	.203	.132
♦ 755-UDZSTE-174.7B	UDZSTE-174.7B	SOD-323	4.65 @ 5mA	0.2	.36	.203	.132
♦ 755-UDZSTE-175.1B	UDZSTE-175.1B	SOD-323	5.09 @ 5mA	0.2	.35	.203	.132
♦ 755-UDZSTE-175.6B	UDZSTE-175.6B	SOD-323	5.61 @ 5mA	0.2	.35	.203	.132
♦ 755-UDZSTE-176.2B	UDZSTE-176.2B	SOD-323	6.195 @ 5mA	0.2	.35	.203	.132
♦ 755-UDZSTE-176.8B	UDZSTE-176.8B	SOD-323	6.79 @ 5mA	0.2	.35	.203	.132
♦ 755-UDZSTE-177.5B	UDZSTE-177.5B	SOD-323	7.44 @ 5mA	0.2	.35	.203	.132
♦ 755-UDZSTE-179.1B	UDZSTE-179.1B	SOD-323	9.04 @ 5mA	0.2	.35	.203	.132
♦ 755-UDZSTE-1713B	UDZSTE-1713B	SOD-323	13.49 @ 5mA	0.2	.35	.203	.134
♦ 755-UDZSTE-1716B	UDZSTE-1716B	SOD-323	16.51 @ 5mA	0.2	.39	.225	.144
♦ 755-UDZSTE-178.2B	UDZSTE-178.2B	SOD-323	8.36 @ 5mA	0.2	.36	.203	.132
♦ 755-UDZSTE-1710B	UDZSTE-1710B	SOD-323	9.99 @ 5mA	0.2	.35	.203	.132
♦ 755-UDZSTE-1712B	UDZSTE-1712B	SOD-323	11.99 @ 5mA	0.2	.35	.211	.136
♦ 755-UDZSTE-1715B	UDZSTE-1715B	SOD-323	14.66 @ 5mA	0.2	.35	.211	.136
♦ 755-UDZSTE-1718B	UDZSTE-1718B	SOD-323	17.955 @ 5mA	0.2	.35	.211	.136
♦ 755-UDZSTE-1720B	UDZSTE-1720B	SOD-323	19.955 @ 5mA	0.2	.35	.203	.134
♦ 755-UMZ6.8NT106	UMZ6.8NT106	SOT-323	6.805 @ 5mA	0.2	.47	.342	.239
♦ 755-VDZT2R10B	VDZT2R10B	VMD2	10.21 @ 5mA	0.1	.44	.31	.22
♦ 755-VDZT2R6.2B	VDZT2R6.2B	VMD2	6.33 @ 5mA	0.1	.44	.31	.22

© Copyright 2013 Mouser Electronics

© Copyright 2013 Mouser Electronics

SKYWORKS Diodes and Rectifiers

RoHS Compliant **This product is RoHS compliant.**

SKYWORKS®

VARACTOR DIODES

For quantities greater than listed, call for quote.

MOUSER STOCK NO.	SKYWORKS Part No.	Package/Case	Configuration	Capacitance (pF)	Reverse Voltage (V)	Forward Continuous Current (mA)	Ls (nH)	Operating Temperature Range (°C)	Price Each		
									1	50	100
873-SMV2201-040LF	SMV2201-040LF	SOD-882	Single	0.855	22	20	0.45	-55 to +125	.64	.554	.428
873-SMV1430-040LF	SMV1430-040LF	SOD-882	Single	0.88	30	20	0.45	-55 to +125	.64	.554	.428
873-SMV2202-040LF	SMV2202-040LF	SOD-882	Single	1.355	22	20	0.45	-55 to +125	.64	.554	.428
873-SMV2019-040LF	SMV2019-040LF	SOD-882	Single	1.51	22	20	0.7	-55 to +125	.64	.554	.428
873-SMV1231-040LF	SMV1231-040LF	SOD-882	Single	1.58	15	20	0.45	-55 to +125	.64	.554	.428
873-SMV1231-079LF	SMV1231-079LF	SC-79	Single	1.58	15	20	0.7	-55 to +125	.82	.758	.662
873-SMV2203-040LF	SMV2203-040LF	SOD-882	Single	1.855	22	20	0.45	-55 to +125	.64	.554	.428
873-SMV1232-079LF	SMV1232-079LF	SC-79	Single	2.67	15	20	0.7	-55 to +125	.82	.758	.663
873-SMV2204-040LF	SMV2204-040LF	SOD-882	Single	2.855	22	20	0.45	-55 to +125	.64	.554	.428
873-SMV1233-011LF	SMV1233-011LF	SOD-323	Single	3.28	15	20	1.5	-55 to +125	.64	.554	.428
873-SMV1233-040LF	SMV1233-040LF	SOD-882	Single	3.28	15	20	0.45	-55 to +125	.64	.554	.428
873-SMV1233-079LF	SMV1233-079LF	SC-79	Single	3.28	15	20	0.7	-55 to +125	.82	.758	.663
873-SMV1247-074LF	SMV1247-074LF	SC-70	Common Cathode	4.37	15	20	1.4	-55 to +125	.86	.789	.691
873-SMV1247-079LF	SMV1247-079LF	SC-79	Single	4.37	15	20	0.7	-55 to +125	.64	.554	.428
873-SMV2205-040LF	SMV2205-040LF	SOD-882	Single	4.855	22	20	0.45	-55 to +125	.64	.554	.428
873-SMV1263-040LF	SMV1263-040LF	SOD-882	Single	5.11	20	20	0.45	-55 to +125	.64	.554	.428
873-SMV1763-040LF	SMV1763-040LF	SOD-882	Single	5.2	10	20	0.45	-55 to +125	.59	.501	.375
873-SMV1763-079LF	SMV1763-079LF	SC-79	Single	5.2	10	20	0.7	-55 to +125	.64	.554	.428
873-SMV2025-040LF	SMV2025-040LF	SOD-882	Single	5.88	20	20	0.45	-55 to +125	.64	.554	.428
873-SMV1234-011LF	SMV1234-011LF	SOD-323	Single	6.28	15	20	1.5	-55 to +125	.64	.554	.428
873-SMV1234-079LF	SMV1234-079LF	SC-79	Single	6.28	15	20	0.7	-55 to +125	.82	.758	.663
873-SMV1413-001LF	SMV1413-001LF	SOT-23	Single	6.37	30	20	1.5	-55 to +125	.82	.758	.662
873-SMV1281-011LF	SMV1281-011LF	SOD-323	Single	8.6	24	20	1.5	-55 to +125	.82	.758	.662
873-SMV1135-004LF	SMV1135-004LF	SOT-23	Common Cathode	8.69	26	20	1.5	-55 to +125	.64	.554	.428
873-SMV1283-040LF	SMV1283-040LF	SOD-882	Single	9.13	28	20	0.45	-55 to +125	.64	.554	.428
873-SMV1235-011LF	SMV1235-011LF	SOD-323	Single	11.67	15	20	1.5	-55 to +125	.82	.758	.663
873-SMV1235-040LF	SMV1235-040LF	SOD-882	Single	11.67	15	20	0.45	-55 to +125	.64	.554	.428
873-SMV1248-040LF	SMV1248-040LF	SOD-882	Single	12.33	15	20	0.45	-55 to +125	.64	.554	.428
873-SMV1265-040LF	SMV1265-040LF	SOD-882	Single	14.26	28	20	0.45	-55 to +125	.64	.554	.428
873-SMV1236-074LF	SMV1236-074LF	SC-70	Common Cathode	17.02	15	20	1.4	-55 to +125	1.00	.924	.824
873-SMV1236-011LF	SMV1236-011LF	SOD-323	Single	17.02	15	20	1.5	-55 to +125	.82	.758	.663
873-SMV1236-040LF	SMV1236-040LF	SOD-882	Single	17.02	15	20	0.45	-55 to +125	.64	.554	.428
873-SMV1236-079LF	SMV1236-079LF	SC-79	Single	17.02	15	20	0.7	-55 to +125	.64	.554	.428
873-SMV1770-079LF	SMV1770-079LF	SC-79	Single	17.8	12	20	0.7	-55 to +125	.82	.758	.662
873-SMV1270-040LF	SMV1270-040LF	SOD-882	Single	17.81	20	20	0.45	-55 to +125	.64	.554	.428
873-SMV1270-079LF	SMV1270-079LF	SC-79	Single	17.81	20	20	0.7	-55 to +125	.82	.758	.663
873-SMV1213-004LF	SMV1213-004LF	SOT-23	Common Cathode	18.1	12	20	1.4	-55 to +125	.86	.789	.696
873-SMV1213-040LF	SMV1213-040LF	SOD-882	Single	18.1	12	20	0.45	-55 to +125	.64	.554	.428
873-SMV1213-079LF	SMV1213-079LF	SC-79	Single	18.1	12	20	0.7	-55 to +125	.82	.758	.662
873-SMV1249-011LF	SMV1249-011LF	SOD-323	Single	18.18	15	20	1.5	-55 to +125	.82	.758	.662
873-SMV1249-040LF	SMV1249-040LF	SOD-882	Single	18.2	15	20	0.45	-55 to +125	.64	.554	.428
873-SMV1705-040LF	SMV1705-040LF	SOD-882	Single	18.3	12	20	0.45	-55 to +125	.64	.554	.428
873-SMV1130-040LF	SMV1130-040LF	SOD-882	Single	18.5	26	20	0.45	-55 to +125	.64	.554	.428
873-SMV1251-004LF	SMV1251-004LF	SOT-23	Common Cathode	28.09	15	20	1.5	-55 to +125	.64	.554	.428
873-SMV1251-011LF	SMV1251-011LF	SOD-323	Single	28.09	15	20	1.5	-55 to +125	.82	.758	.662
873-SMV1253-040LF	SMV1253-040LF	SOD-882	Single	37.07	15	20	0.45	-55 to +125	.64	.554	.428
873-SMV1253-079LF	SMV1253-079LF	SC-79	Single	37.07	15	20	0.7	-55 to +125	.82	.758	.662
873-SMV1255-011LF	SMV1255-011LF	SOD-323	Single	43.27	15	20	1.5	-55 to +125	.82	.758	.663
873-SMV1255-040LF	SMV1255-040LF	SOD-882	Single	43.27	15	20	0.45	-55 to +125	.64	.554	.428
873-SMV1212-001LF	SMV1212-001LF	SOT-23	Single	44.9	12	20	1.5	-55 to +125	.82	.758	.663
873-SMV1237-001LF	SMV1237-001LF	SOT-23	Single	46.89	15	20	1.5	-55 to +125	.82	.758	.662
873-SMV1702-011LF	SMV1702-011LF	SOD-323	Single	65.1	10	20	1.5	-55 to +125	.82	.758	.662

TUNING VARACTOR DIODES

For quantities greater than listed, call for quote.

MOUSER STOCK NO.	SKYWORKS Part No.	Package/Case	Configuration	Capacitance (pF)	Reverse Voltage (V)	Forward Continuous Current (mA)	Ls (nH)	Operating Temperature Range (°C)	Price Each		
									1	50	100
873-SMV1405-040LF	SMV1405-040LF	SOD-882	Single	1.84	30	20	0.45	-55 to +125	.64	.554	.428
873-SMV1413-079LF	SMV1413-079LF	SC-79	Single	6.37	30	20	0.7	-55 to +125	.82	.758	.663
873-SMV1232-040LF	SMV1232-040LF	SOD-882	Single	2.67	15	20	0.45	-55 to +125	.64	.554	.428
873-SMV1247-040LF	SMV1247-040LF	SOD-882	Single	4.37	15	20	0.45	-55 to +125	.64	.554	.428
873-SMV1234-040LF	SMV1234-040LF	SOD-882	Single	6.28	15	20	0.45	-55 to +125	.64	.554	.428
873-SMV1249-079LF	SMV1249-079LF	SC-79	Single	18.18	15	20	0.7	-55 to +125	.64	.554	.428
873-SMV1255-079LF	SMV1255-079LF	SC-79	Single	43.27	15	20	0.7	-55 to +125	.64	.554	.428

PIN DIODES

Features:

- Low Capacitance
- Low Resistance
- Low Distortion

For quantities greater than listed, call for quote.

MOUSER STOCK NO.	SKYWORKS Part No.	Package/ Case	Configuration	Carrier Life (ns)	Forward Voltage Drop (V)	Frequency Range	Reverse Voltage (V)	Maximum Diode Capacitance (pF)	Maximum Series Resistance @ Maximum IF (Ohms)	Maximum Series Resistance @ Minimum IF (Ohms)	Power Dissipation (W)	Price Each		
												1	50	100
873-CLA4605-085LF	CLA4605-085LF	QFN-3	-	7	-	10 MHz to 6 GHz	60	0.33	2	2	3	2.47	2.33	2.14
873-CLA4607-085LF	CLA4607-085LF	QFN-3	-	50	-	10 MHz to 6 GHz	180	0.4	2	2	3	2.47	2.33	2.14
873-CLA4608-085LF	CLA4608-085LF	QFN-3	-	100	-	100 MHz to 30 GHz	180	0.5	1.2	1.2	3	2.47	2.33	2.14
873-SMP1304-085LF	SMP1304-085LF	QFN-3	-	1000	0.8	10 MHz to 6 GHz	200	0.23	2	50	2.5	2.02	1.92	1.75
873-SMP1325-085LF	SMP1325-085LF	QFN-3	-	5000	0.8	10 MHz to 6 GHz	100	0.65	0.5	8	2	2.02	1.92	1.75
873-SMP1302-003LF	SMP1302-003LF	SOT-23	Common Anode	700	0.8	10 MHz to 10 GHz	200	0.3	1.5	20	0.25	.72	.67	.599
873-SMP1302-074LF	SMP1302-074LF	SC-70	Common Cathode	700	0.8	10 MHz to 10 GHz	200	0.3	1.5	20	0.25	.72	.67	.599
873-SMP1330-007LF	SMP1330-007LF	SOT-23	Low Inductance	4	-	2 GHz	20	1	1.5	1.5	0.25	.88	.824	.735
873-SMP1340-007LF	SMP1340-007LF	SOT-23	Low Inductance	100	0.85	10 MHz to 10 GHz	50	0.3	1.2	1.7	0.25	.62	.585	.524
873-SMP1321-005LF	SMP1321-005LF	SOT-23	Low Inductance	400	0.85	10 MHz to 10 GHz	100	0.25	2	3	0.25	.63	.585	.524
873-SMP1321-075LF	SMP1321-075LF	SC-70	Low Inductance	400	0.85	10 MHz to 10 GHz	100	0.25	2	3	0.25	.63	.585	.524
873-SMP1307-006LF	SMP1307-006LF	SOT-23	Reverse Series Pair	1500	0.85	5 MHz to 2 GHz	200	0.3	3	100	0.25	.88	.82	.734

© Copyright 2013 Mouser Electronics
© Copyright 2013 Mouser Electronics

SKYWORKS Diodes and Rectifiers

RoHS Compliant This product is RoHS compliant.

SKYWORKS®

PIN DIODES (CONT.)

For quantities greater than listed, call for quote.

MOUSER STOCK NO.	SKYWORKS Part No.	Package/ Case	Configuration	Carrier Life (ns)	Forward Voltage Drop (V)	Frequency Range	Reverse Voltage (V)	Maximum Diode Capacitance (pF)	Maximum Series Resistance @ Maximum IF (Ohms)	Maximum Series Resistance @ Minimum IF (Ohms)	Power Dissipation (W)	Price Each 1	50	100
873-SMP1345-518	SMP1345-518	MIS	Ring	100	0.89	10 MHz to 6 GHz	50	0.2	2	3.5	0.25	.64	.554	.428
873-SMP1340-075LF	SMP1340-075LF	SC-70	Series Pair	100	0.85	10 MHz to 10 GHz	50	0.3	1.2	1.7	0.25	.62	.585	.524
873-SMP1320-075LF	SMP1320-075LF	SC-70	Series Pair	400	0.85	10 MHz to 10 GHz	50	0.3	0.9	2	0.25	.63	.585	.524
873-SMP1322-005LF	SMP1322-005LF	SOT-23	Series Pair	400	0.85	10 MHz to 10 GHz	50	1	0.5	1.5	0.25	.63	.585	.524
873-SMP1302-075LF	SMP1302-075LF	SC-70	Series Pair	700	0.8	10 MHz to 10 GHz	200	0.3	1.5	20	0.25	.72	.67	.599
873-SMP1307-005LF	SMP1307-005LF	SOT-23	Series Pair	1500	0.85	5 MHz to 2 GHz	200	0.3	3	100	0.25	.88	.835	.735
873-SMP1330-040LF	SMP1330-040LF	SOD-882	Single	4	-	2 GHz	20	1	1.5	1.5	0.25	.89	.824	.738
873-SMP1340-040LF	SMP1340-040LF	SOD-882	Single	100	0.85	10 MHz to 10 GHz	50	0.3	1.2	1.7	0.25	.35	.333	.299
873-SMP1340-079LF	SMP1340-079LF	SC-79	Single	100	0.85	10 MHz to 10 GHz	50	0.3	1.2	1.7	0.25	.54	.502	.449
873-SMP1345-087LF	SMP1345-087LF	QFN-2	Single	100	0.89	-	50	0.2	2	3.5	2	2.02	1.92	1.75
873-SMP1345-079LF	SMP1345-079LF	SC-79	Single	100	0.89	10 MHz to 6 GHz	50	0.2	2	3.5	0.25	.54	.502	.449
873-SMP1371-087LF	SMP1371-087LF	QFN-2	Single	200	1	-	35	1.2	0.5	0.5	2	2.02	1.92	1.75
873-SMP1322-040LF	SMP1322-040LF	SOD-882	Single	400	0.85	10 MHz to 10 GHz	50	1	0.5	1.5	0.25	.35	.335	.30
873-SMP1320-079LF	SMP1320-079LF	SC-79	Single	400	0.85	10 MHz to 10 GHz	50	0.3	0.9	2	0.25	.54	.502	.449
873-SMP1322-079LF	SMP1322-079LF	SC-79	Single	400	0.85	10 MHz to 10 GHz	50	1	0.5	1.5	0.25	.54	.502	.449
873-SMP1321-040LF	SMP1321-040LF	SOD-882	Single	400	0.85	10 MHz to 10 GHz	100	0.25	2	3	0.25	.35	.335	.30
873-SMP1321-079LF	SMP1321-079LF	SC-79	Single	400	0.85	10 MHz to 10 GHz	100	0.25	2	3	0.25	.54	.502	.449
873-SMP1302-040LF	SMP1302-040LF	SOD-882	Single	700	0.8	10 MHz to 10 GHz	200	0.3	1.5	20	0.25	.42	.388	.348
873-SMP1352-011LF	SMP1352-011LF	SOD-323	Single	1000	0.8	10 MHz to 10 GHz	200	0.35	1.35	15	0.25	.58	.544	.487
873-SMP1352-040LF	SMP1352-040LF	SOD-882	Single	1000	0.8	10 MHz to 10 GHz	200	0.35	1.35	15	0.25	.42	.388	.348
873-SMP1304-011LF	SMP1304-011LF	SOD-323	Single	1000	0.8	5 MHz to 2 GHz	200	0.23	2	50	0.25	.72	.67	.599
873-SMP1307-001LF	SMP1307-001LF	SOT-23	Single	1500	0.85	5 MHz to 2 GHz	200	0.3	3	100	0.25	.74	.693	.621
873-SMP1307-011LF	SMP1307-011LF	SOD-323	Single	1500	0.85	5 MHz to 2 GHz	200	0.3	3	100	0.25	.75	.693	.621
873-SMP1324-087LF	SMP1324-087LF	QFN-2	Single	6000	0.9	-	200	1.5	0.75	3	2	2.02	2.00	1.77

ATTENUATOR PIN DIODES

For quantities greater than listed, call for quote.

MOUSER STOCK NO.	SKYWORKS Part No.	Package/ Case	Configuration	Carrier Life (ns)	Forward Voltage Drop (V)	Frequency Range	Reverse Voltage (V)	Maximum Diode Capacitance (pF)	Maximum Series Resistance @ Maximum IF (Ohms)	Maximum Series Resistance @ Minimum IF (Ohms)	Power Dissipation (W)	Price Each 1	50	100
873-SMP1307-027LF	SMP1307-027LF	SOT-5	-	1500	0.85	5 MHz to 2 GHz	200	0.3	3	100	0.25	1.62	1.59	1.35
873-SMP1307-004LF	SMP1307-004LF	SOT-23	Common Cathode	1500	0.85	5 MHz to 2 GHz	200	0.3	3	100	0.25	.88	.835	.735

LIMITER DIODES FOR RECEIVER PROTECTION APPLICATIONS

For quantities greater than listed, call for quote.

MOUSER STOCK NO.	SKYWORKS Part No.	Package/ Case	Configuration	Carrier Life (ns)	Forward Voltage Drop (V)	Frequency Range	Reverse Voltage (V)	Maximum Diode Capacitance (pF)	Maximum Series Resistance @ Maximum IF (Ohms)	Maximum Series Resistance @ Minimum IF (Ohms)	Power Dissipation (W)	Price Each 1	50	100
873-SMP1302-003LF	CLA4609-086LF	QFN-3	-	1.1	-	10 MHz to 6 GHz	250	0.6	1.5	1.5	3	.72	.67	.599
873-SMP1330-085LF	SMP1330-085LF	QFN-3	-	4	-	10 MHz to 6 GHz	50	1	2	2	3	2.47	2.36	2.14
873-CLA4603-085LF	CLA4603-085LF	QFN-3	-	10	-	10 MHz to 6 GHz	45	0.4	2	2	2	2.47	2.36	2.14
873-CLA4606-085LF	CLA4606-085LF	QFN-3	-	10	-	10 MHz to 6 GHz	75	0.38	2	2	3	2.47	2.36	2.14
873-SMP1330-005LF	SMP1330-005LF	SOT-23	Series Pair	4	-	2 GHz	20	1	1.5	1.5	0.25	.96	.892	.792

SWITCHING PIN DIODES

For quantities greater than listed, call for quote.

MOUSER STOCK NO.	SKYWORKS Part No.	Package/ Case	Configuration	Carrier Life (ns)	Forward Voltage Drop (V)	Frequency Range	Reverse Voltage (V)	Maximum Diode Capacitance (pF)	Maximum Series Resistance @ Maximum IF (Ohms)	Maximum Series Resistance @ Minimum IF (Ohms)	Power Dissipation (W)	Price Each 1	50	100
873-SMP1302-085LF	SMP1302-085LF	QFN-3	-	700	0.8	10 MHz to 6 GHz	200	0.35	1.5	3	2.8	2.02	2.00	1.77
873-SMP1345-040LF	SMP1345-040LF	SOD-882	Single	100	0.89	10 MHz to 6 GHz	50	0.2	2	3.5	0.25	.35	.335	.30
873-SMP1320-040LF	SMP1320-040LF	SOD-882	Single	400	0.85	10 MHz to 10 GHz	50	0.3	0.9	2	0.25	.35	.335	.30
873-SMP1352-079LF	SMP1352-079LF	SC-79	Single	1000	0.8	10 MHz to 10 GHz	200	0.35	1.35	15	0.25	.58	.544	.487
873-SMP1325-087LF	SMP1325-087LF	QFN-2	Single	5000	0.8	-	100	0.6	0.55	8	4.5	2.02	2.00	1.77

SCHOTTKY DIODES AND RECTIFIERS

Features:

- Low capacitance for high frequency operation
- Excellent Sensitivity
- High Reverse breakdown voltage

For quantities greater than listed, call for quote.

MOUSER STOCK NO.	SKYWORKS Part No.	Package/ Case	Configuration	Forward Continuous Current (mA)	Forward Voltage Drop (mV)	Peak Reverse Voltage (V)	Maximum Diode Capacitance (pF)	Maximum Reverse Leakage Current (nA)	Maximum Power Dissipation (mW)	Operating Temperature Range (°C)	Price Each 1	50	100
873-SMS3940-029LF	SMS3940-029LF	SOT-143	Crossover Octoquad	50	1200	8	0.5	-	75	-65 to +150	1.56	1.46	1.31
873-SMS3926-023LF	SMS3926-023LF	SOT-143	Crossover Quad	50	270	2	0.5	-	75	-65 to +150	1.31	1.28	1.09
873-SMS3927-023LF	SMS3927-023LF	SOT-143	Crossover Quad	50	370	2	0.5	-	75	-65 to +150	1.32	1.22	1.09
873-SMS7630-006LF	SMS7630-006LF	SOT-23	Reverse Series Pair	50	240	1	0.3	-	75	-65 to +150	.64	.598	.535
873-SMS7621-006LF	SMS7621-006LF	SOT-23	Reverse Series Pair	50	320	2	0.25	-	75	-65 to +150	.64	.598	.535
873-SMS7621-079LF	SMS7621-079LF	SC-79	Single	50	240	1	0.3	-	75	-65 to +150	.57	.535	.479
873-SMS7630-079LF	SMS7630-079LF	SC-79	Single	50	240	1	0.3	-	75	-65 to +150	.57	.535	.479
873-SMS7621-001LF	SMS7621-001LF	SOT-23	Single	50	320	2	0.25	-	75	-65 to +150	.58	.544	.487
873-SMS3922-001LF	SMS3922-001LF	SOT-23	Single	50	340	8	1.03	100	75	-65 to +150	.58	.544	.487
873-SMS7630-517	SMS7630-517	MIS	Unconnected Pair	50	240	1	0.3	-	75	-65 to +150	.86	.804	.719

SCHOTTKY DIODES AND RECTIFIERS DETECTOR AND MIXER APPLICATIONS

For quantities greater than listed, call for quote.

MOUSER STOCK NO.	SKYWORKS Part No.	Package/ Case	Configuration	Forward Continuous Current (mA)	Forward Voltage Drop (mV)	Peak Reverse Voltage (V)	Maximum Diode Capacitance (pF)	Maximum Reverse Leakage Current (nA)	Maximum Power Dissipation (mW)	Operating Temperature Range (°C)	Price Each 1	50	100
873-SMS7621-005LF	SMS7621-005LF	SOT-23	Series Pair	50	320	2	0.25	-	75	-65 to +150	.64	.598	.535
873-SMS7621-060	SMS7621-060	201	Single	50	320	2	0.18	-	75	-65 to +150	3.21	2.99	2.68
873-SMS7621-040LF	SMS7621-040LF	SOD-882	Single	50	320	2	0.25	-	75	-65 to +150	.56	.519	.464
873-SMS3922-079LF	SMS3922-079LF	SC-79	Single	50	340	8	1.03	100	75	-65 to +150	.58	.544	.487

© Copyright 2013 Mouser Electronics
© Copyright 2013 Mouser Electronics

STMICROELECTRONICS Rectifiers

Products may be RoHS compliant. Check mouser.com for RoHS status.

life.augmented

COOL BYPASS SWITCH

For quantities greater than listed, call for quote.

MOUSER STOCK NO.	Mfr. Part No.	Case Type	V_{RMM} Max. (V)	$I_{F(AV)}$ Typ. (A)	I_{FSM} Max. (A)	Price Each 1	10	100
511—SPV1001N30		PQFN	30	12.5	250	4.58	4.08	3.53
511—SPV1002D40TR		D2PAK	40	16	250	5.01	4.02	3.66
511—SPV1001T40		TO-220AB	40	16	250	4.98	4.00	3.64

SILICON CONTROLLED RECTIFIERS (SCRS)

For quantities greater than listed, call for quote.

MOUSER STOCK NO.	Mfr. Part No.	Case Type	V_{RRM} Max. (V)	I_{GT} Max. (mA)	Price Each 1	10	100
511—TN1205H-6G-TR		TO-220AB	600	2	1.13	1.02	.889
511—TXN625RG		TO-220AB	600	40	1.71	1.66	1.56

ULTRA FAST RECOVERY RECTIFIERS

NEW PRODUCT

◆Surface Mount Device

For quantities greater than listed, call for quote.

MOUSER STOCK NO.	Mfr. Part No.	Case Type	V_{RRM} Max. (V)	V_F @ I_F Max. (V)	I_{FSM} Max. (A)	Price Each 1	10	100
511—STTH102		DO-41	200	0.78	50	.33	.30	.268
◆ 511—STTH102A		DO-214AC	200	0.78	40	.27	.235	.203
511—STTH102RL		DO-41	200	0.78	50	.48	.342	.278
511—STTH20W02CW		TO-247	200	1.2/10	80	2.44	1.97	1.78
◆ 511—STTH1R02A		DO-214AC	200	1.2	60	.41	.364	.297
511—STTH1R02QRL		DO-15	200	1.2	60	.41	.364	.30
◆ 511—STTH2R02A		DO-214AC	200	0.8	75	.47	.407	.321
◆ 511—STTH2R02U		DO-214AA	200	1.00	75	.73	.535	.398
◆ 511—STTH302S		DO-214AB	200	0.95	100	.59	.482	.417
511—STTH3R02		DO-201AD	200	1.2	75	.47	.342	.297
◆ 511—STTH3R02S		DO-214AB	200	1.2	75	.55	.482	.417
◆ 511—STTH4R02U		DO-214AA	200	1.05	70	1.01	.781	.593
◆ 511—STTH802B-TR		TO-252	200	1.05	100	1.03	.813	.626
511—STTH802FP		TO-220FPAC	200	0.9	100	.95	.867	.781
511—STTH1502DI		TO-220AC	200	0.95	150	1.55	1.42	1.32
511—STTH2002D		TO-220AC	200	1.1	175	1.77	1.55	1.27
511—STTH2002DI		TO-220AC	200	1.1	175	1.77	1.59	1.38
◆ 511—STTH30R02DJF-TR		PowerFLAT	200	1.15/30	300	3.02	2.59	2.33
511—STTH3002CT		TO-220AB	200	1.05	180	3.38	3.07	2.68
511—STTH10002TV1		ISOTOP	200	0.8	750	18.09	17.55	16.40
511—STTH6002CW		TO-247	200	0.84	330	4.29	3.93	3.40
511—STTH20L03CG-TR		D2PAK	300	1.2/10	150	2.91	2.35	2.12
◆ 511—STTH20L03CT		TO-220AB	300	1.2/10	150	2.85	2.30	2.08
511—STTH30W03CW		TO-247	300	1.4/15	150	3.30	2.65	2.41
511—STTH60W03CW		TO-247	300	1.45/30	280	4.26	3.42	3.11
511—STTH8R03DJF-TR		TO-220AC	300	1.3/8	280	3.15	2.70	2.43
◆ 511—STTH30R03CG-TR		TO-263	300	1.9	120	3.57	3.12	2.84
511—STTH60P03SW		TO-247	300	1.15	250	3.10	2.81	2.41
◆ 511—STTH5L04DEETR		PowerFLAT	400	1.25/5	60	1.64	1.31	1.14
511—STTH8R04D		TO-220AC	400	1.5	120	1.23	1.06	.899
◆ 511—STTH200W04TV1		ISOTOP	400	1.55/100	800	28.36	24.11	22.40
◆ 511—STTH10R04G-TR		TO-263	400	1.7	100	1.40	1.25	1.08
511—STTH30R04D		TO-220AC	400	1.26	300	2.69	2.47	2.13
511—STTH6004W		DO-247	400	1.0	600	4.65	4.18	3.69
511—STTH200L04TV1		ISOTOP	400	1.0	900	21.98	21.35	19.92
511—STTH1R06		DO-41	600	1.7	25	.18	.171	.15
◆ 511—STTH4R06DEETR		PowerFLAT	600	1.70/4	60	1.72	1.37	1.20
◆ 511—STTH1R06A		DO-214AC	600	1.25	20	.41	.364	.30
◆ 511—STTH1R06U		DO-214AA	600	1.25	20	.26	.246	.242
511—STTH2L06		DO-41	600	1.3	45	.59	.503	.439
◆ 511—STTH2L06U		DO-214AA	600	1.05	35	.45	.385	.332
◆ 511—STTH2R06S		DO-214AB	600	1.25	30	.48	.428	.375
◆ 511—STTH2R06U		DO-214AA	600	1.7	30	.45	.385	.332
511—STTH3L06		DO-201AD	600	1.05	70	.56	.514	.439
◆ 511—STTH3BCF060U		SMB	600	----/1.7	10	.92	.717	.624
◆ 511—STTH3L06U		DO-214AA	600	1.05	70	.48	.375	.321
◆ 511—STTH3R06S		SMC-CLIP	600	1.25	10	.57	.503	.439
◆ 511—STTH506B-TR		TO-252	600	1.4	70	1.44	1.28	.877
511—STTH5R06DJF-TR		TO-220AC	600	2.00/5	190	3.08	2.64	2.38
511—STTH5BCF060		DO-201AD	600	----	----	1.83	1.46	1.27
◆ 511—STTH5R06B-TR		TO-252	600	1.4	50	1.34	1.07	.984
511—STTH5L06RL		DO-201AD	600	1.05	110	1.07	.824	.719
◆ 511—STTH8L06G-TR		D2PAK	600	0.85/1.05	120	1.92	1.73	1.39
◆ 511—STTH806G-TR		TO-263	600	1.85	90	1.86	1.66	1.37
511—STTH8BC060D		TO-220AC	600	----	----	1.24	1.12	.977
511—STTH8R06D		TO-220AC	600	2.9	80	1.55	1.39	1.22
◆ 511—STTH8R06G		TO-263	600	2.9	80	.80	.728	.635
511—STTH8S06D		TO-220AC	600	1.9	60	1.03	.92	.806
511—STTH12R06FP		TO-220FPAC	600	1.8	100	1.72	1.55	1.39
511—STTH12R06DI		TO-220AC	600	1.8	100	1.84	1.65	1.44
511—STTH15L06FP		TO-220FPAC	600	1.2	130	1.24	1.21	1.12
511—STTH15R06D		TO-220AC	600	2.9	120	1.80	1.59	1.40
◆ 511—STTH20LCD06CG-TR		TO-263	600	1.6	80	2.80	2.49	2.16
511—STTH3006PI		DOP-3I	600	1.4	160	3.55	2.85	2.59
511—STTH30R06PI		DOP-3I	600	1.85	160	3.12	2.89	2.51
511—STTH30R06W		DO-247	600	1.4	160	1.88	1.83	1.70
511—STTH30L06CW		TO-247	600	1.55	130	2.19	2.12	1.94
511—STTH6006W		DO-247	600	1.85	400	4.65	4.18	3.69
511—STTH16BC065CT		TO-220AB	650	3.2	----	2.19	1.98	1.72
511—STTH8BC065DI		TO-220AC	650	----	----	3.49	3.16	2.73
◆ 511—STTH108A		DO-214AC	800	1.25	20	.51	.428	.321

ULTRA FAST RECOVERY RECTIFIERS (CONT.)

◆Surface Mount Device

For quantities greater than listed, call for quote.

MOUSER STOCK NO.	Mfr. Part No.	Case Type	V_{RRM} Max. (V)	V_F @ I_F Max. (V)	I_{FSM} Max. (A)	Price Each 1	10	100
511—STTH208		DO-15	800	1.25	45	.34	.321	.30
511—STTH110		DO-41	1000	1.7	20	.38	.321	.257
◆ 511—STTH110A		DO-214AC	1000	1.42	18	.39	.342	.268
511—STTH310		DO-201AD	1000	1.42	55	.56	.514	.439
511—STTH310RL		DO-201AD	1000	1.42	55	.56	.514	.439
◆ 511—STTH310S		DO-214AB	1000	1.7	45	.88	.674	.515
511—STTH810FP		TO-220FPAC	1000	2.0	60	1.07	1.04	.963
511—STTH1210DI		TO-220AB	1000	1.7	80	2.61	2.10	1.83
511—STTH3010PI		DOP-3I	1000	1.7	180	3.27	2.94	2.54
511—STTH6010W		DO-247	1000	2.0	400	5.32	4.92	4.22
◆ 511—STTH112U		DO-214AA	1200	1.65	18	.47	.417	.353
◆ 511—STTH212S		DO-214AB	1200	1.5	40	.86	.76	.653
511—STTH512FP		TO-220FPAC	1200	1.9	55	1.05	.942	.824
511—STTH812D		TO-220AC	1200	1.9	80	.92	.835	.77
511—STTH1512W		DO-247	1200	2.1	200	1.66	1.52	1.40
511—STTH3012D		TO-220AC	1200	2.25	210	2.55	2.32	1.98
511—STTH3012W		DO-247	1200	2.1	210	3.09	2.79	2.49

LOW DROP POWER SCHOTTKY RECTIFIERS

◆Surface Mount Device

For quantities greater than listed, call for quote.

MOUSER STOCK NO.	Mfr. Part No.	Case Type	V_{RRM} Max. (V)	V_F @ I_F Max. (V)	I_{FSM} Max. (A)	Price Each 1	10	100
511—1N5817		DO-41	20	----/0.45	25	.13	.118	.107
◆ 511—STPS2L25U		DO-214AA	25	0.325/0.375	75	.82	.631	.559
511—STPS15L25D		TO-220AC	25	0.30/0.35	250	2.49	2.21	1.92
511—1N5818		DO-41	30	----/0.50	25	.13	.118	.107
◆ 511—STPS1L30A		DO-214AC	30	0.26/0.30	75	.23	.193	.171
◆ 511—STPS1L30MF		DO-222AA	30	0.33/0.39	50	.33	.30	.262
◆ 511—STPS1L30U		DO-214AA	30	0.26/0.3	75	.19	.171	.155
◆ 511—STPS2L30AF		DO-221AC	30	0.325/0.375	180	.30	.268	.246
◆ 511—STPS15L30CB		TO-252	30	0.34/0.39	75	1.22	1.10	.963
◆ 511—STPS30L30DJF-TR		PowerFlat	30	0.44/15	250	2.34	2.01	1.81
511—STPS60L30CW		TO-247	30	0.33/0.38	600	4.49	3.85	3.68
511—1N5819		DO-41	40	----/0.55	25	.13	.118	.107
◆ 511—STPS1L40M		DO-216AA	40	0.35/0.40	50	.23	.193	.171
◆ 511—STPS2L40U		DO-214AA	40	0.31/0.34	75	.29	.257	.23
◆ 511—STPS2L40UF		DO-214AA Flat	40	0.31/0.34	75	.51	.449	.396
511—1N5822		DO-201AD	40	----/0.525	80	.20	.182	.171
◆ 511—STPS40L45CG		TO-263	45	0.42/0.49	230	1.63	1.35	1.26
511—STPS30M60DJF-TR		TO-220AC	60	0.520/10	450	1.77	1.59	1.39
◆ 511—STPS40M60CG-TR		D2PAK	60	0.460/5.0	220	2.11	1.90	1.66
511—STPS40M60CR		I2PAK	60	0.460/5.0	220	2.07	1.87	1.62
511—STPS40M60CT		TO-220AB	60	0.460/5.0	220	2.18	1.98	1.71
◆ 511—STPS3L60U		DO-214AA	60	0.51/0.59	100	.38	.332	.295
◆ 511—STPS41H100CG		TO-263	100	0.62/0.67	220	2.42	2.19	1.89
511—STPS60SM200CW		TO-247	200	0.70/7.5	500	5.37	5.09	4.25

POWER SCHOTTKY RECTIFIERS

NEW PRODUCT

◆Surface Mount Device

For quantities greater than listed, call for quote.

MOUSER STOCK NO.	Mfr. Part No.	Case Type	V_{RRM} Max. (V)	V_F @ I_F Max. (V)	I_{FSM} Max. (A)	Price Each 1	10	100
◆ 511—STPS0520Z		SOD-123-2L	20	0.29/0.32	5.5	.36	.268	.193
◆ 511—STPS120M		DO-216AA	20	0.44/0.49	50	.28	.246	.214
◆ 511—STPS120MF		DO-222	20	0.44/0.49	50	.24	.214	.188
◆ 511—STPS15L30CDJF-TR		PowerFLAT	30	0.34/0.39	75	2.69	2.17	1.95
◆ 511—STPS8L30DEETR		PowerFLAT	30	0.50/8	100	1.54	1.23	1.08
◆ 511—STPS140A		DO-214AC	40	0.43/0.45	60	.17	.15	.135
◆ 511—STPS140Z		SOD-123	40	0.43/0.45	1	.28	.246	.214
◆ 511—STPS340S		DO-214AB	40	0.52/0.57	75	.36	.332	.29
◆ 511—STPS340U		DO-214AA	40	0.52/0.57	75	.36	.342	.321
◆ 511—STPS3L40UF		DO-214AA	40	0.40/0.44	75	.45	.407	.352
511—STPS5L40RL		DO-201AD	40	0.38/0.44	150	.60	.535	.46
◆ 511—STPS3045DJF-TR		PowerFLAT	45	0.41/0.46	200	1.86	1.68	1.46
511—STPS6045CW		TO-247	45	0.53/0.63	400	3.37	3.05	2.82
511—STPS12045TV		ISOTOP	45	0.52/0.67	900	25.34	23.42	21.23
511—STPS24045TV		ISOTOP	45	0.52/0.67	1500	33.84	31.93	28.36
511—STPS5045SG-TR		D2PAK	45	0.61/50	600	3.60	2.89	2.63
◆ 511—STPS0560Z		SOD-123-2L	60	0.44/0.50	5.5	.17	.15	.15
◆ 511—STPS160A		DO-214AC	60	0.49/0.57	75	.36	.342	.321
◆ 511—STPS1L60A		DO-214AC	60	0.50/0.54	40	.23	.193	.171
◆ 511—STPS2L60A		DO-214AC	60	0.51/0.55	75	.26	.235	.207
◆ 511—STPS41L60CG-TR		D2PAK	60	0.50/0.58	220	3.01	2.69	2.20
◆ 511—STPS2L60UF		DO-221	60	0.51/0.55	75	.28	.257	.223
511—STPS2L60		DO-41	60	0.51/0.55	75	.30	.268	.246
◆ 511—STPS3L60UF		DO-214AA Flat	60	0.51/0.59	100	.65	.61	.514
◆ 511—STPS5L60S		DO-214AB	60	0.47/0.52	150	.60	.535	.46
◆ 511—STPS15L60CB		TO-252	60	0.52/0.57	75	.82	.77	.653
◆ 511—STPS20M60SG-TR		D2PAK	60	0.50/10.0	600	2.29	2.08	1.80

© Copyright 2013 Mouser Electronics

© Copyright 2013 Mouser Electronics

STMICROELECTRONICS Rectifiers

Products may be RoHS compliant. Check mouser.com for RoHS status.

life.augmented

POWER SCHOTTKY RECTIFIERS (CONT.)

PRODUCT NEW

◆Surface Mount Device

For quantities greater than listed, call for quote.

MOUSER STOCK NO.	Mfr. Part No.	Case Type	V_{RMM} Max. (V)	V_F @ I_F Max. (V)	I_{FSM} Max. (A)	Price Each 1	10	100
511—STPS20M60SR		I2PAK	60	0.50/10.0	600	2.25	2.03	1.77
511—STPS20M60ST		TO-220AB	60	0.50/10.0	600	3.22	2.59	2.33
◆ 511—STPS20SM60SG-TR		D2PAK	60	0.50/10.0	600	2.00	1.81	1.56
511—STPS20SM60SR		I2PAK	60	0.50/10.0	600	2.02	1.83	1.58
511—STPS20SM60ST		TO-220AB	60	0.50/10.0	600	1.98	1.79	1.55
◆ 511—STPS30M60SG-TR		D2PAK	60	0.515/15.0	600	2.71	2.44	2.12
511—STPS30M60SR		I2PAK	60	0.515/15.0	600	3.22	2.59	2.33
511—STPS30M60ST		TO-220AB	60	0.515/15.0	600	2.16	1.95	1.69
511—STPS30SM60D		TO-220AC	60	0.54/15.0	400	1.98	1.79	1.55
◆ 511—STPS20M60CG-TR		D2PAK	60	0.50/5.0	300	3.18	2.55	2.32
511—STPS20M60CR		I2PAK	60	0.50/5.0	300	2.27	2.05	1.78
511—STPS20M60CT		TO-220AB	60	0.50/5.0	300	3.30	2.65	2.39
511—STPS20SM60CFP		TO-220FPAB	60	0.50/5.0	300	2.18	1.97	1.71
◆ 511—STPS20SM60CG-TR		D2PAK	60	0.50/5.0	300	3.18	2.55	2.32
511—STPS20SM60CR		I2PAK	60	0.50/5.0	300	2.27	2.05	1.78
511—STPS20SM60CT		TO-220AB	60	0.50/5.0	300	3.30	2.65	2.39
◆ 511—STPS30H60CKY-TR		PowerSO-20	60	----/0.515	250	6.60	5.96	5.17
511—STPS10M80CR		I2PAK	80	0.465/0.495	150	1.27	1.14	.998
◆ 511—STPS10M80CG-TR		D2PAK	80	0.58/2.5	150	1.38	1.25	1.08
511—STPS10M80CT		TO-220AB	80	0.61/2.5	150	1.34	1.24	1.05
511—STPS10SM80CFP		TO-220FPAB	80	0.61/2.5	150	1.32	1.20	1.03
◆ 511—STPS10SM80CG-TR		D2PAK	80	0.61/2.5	150	1.32	1.19	1.03
511—STPS10SM80CR		I2PAK	80	0.61/2.5	150	1.29	1.18	1.02
511—STPS10SM80CT		TO-220AB	80	0.61/2.5	150	1.26	1.12	.995
511—STPS15M80CFP		TO-220FPAB	80	0.56/3	220	1.71	1.52	1.34
◆ 511—STPS15M80CG-TR		D2PAK	80	0.56/3	220	1.68	1.52	1.32
511—STPS15M80CR		I2PAK	80	0.56/3	220	1.66	1.52	1.29
511—STPS15M80CT		TO-220AB	80	0.56/3	220	1.64	1.36	1.27
511—STPS15SM80CFP		TO-220FPAB	80	0.60/3	150	1.62	1.41	1.26
511—STPS15SM80CR		I2PAK	80	0.60/3	150	1.58	1.41	1.24
511—STPS15SM80CT		TO-220AB	80	0.60/3	150	1.53	1.37	1.20
◆ 511—STPS15SM80CG-TR		D2PAK	80	0.60/3.0	150	1.71	1.52	1.34
511—STPS20M80CFP		TO-220FPAB	80	0.61/5.0	220	1.39	1.26	1.09
◆ 511—STPS20M80CG-TR		D2PAK	80	0.61/5.0	220	1.20	1.08	.942
511—STPS20M80CR		I2PAK	80	0.61/5.0	220	.77	.696	.606
511—STPS20M80CT		TO-220AB	80	0.61/5.0	220	1.32	1.20	1.03
511—STPS20SM80CFP		TO-220FPAB	80	0.64/5	220	1.88	1.69	1.48
◆ 511—STPS20SM80CG-TR		D2PAK	80	0.64/5	220	1.96	1.77	1.53
511—STPS20SM80CR		I2PAK	80	0.64/5	220	1.77	1.59	1.39
511—STPS20SM80CT		TO-220AB	80	0.64/5	220	2.04	1.63	1.36
◆ 511—STPS30M80CG-TR		D2PAK	80	0.62/7.5	220	1.70	1.65	1.54
511—STPS30M80CFP		TO-220FPAB	80	0.62/7.5	220	1.96	1.77	1.53
511—STPS30M80CR		I2PAK	80	0.62/7.5	220	1.75	1.58	1.38
511—STPS30M80CT		TO-220AB	80	0.62/7.5	220	1.71	1.52	1.34
511—STPS30SM80CFP		TO-220FPAB	80	0.65/7.5	220	1.86	1.67	1.46
511—STPS30SM80CR		I2PAK	80	0.65/7.5	220	1.68	1.54	1.32
511—STPS30SM80CT		TO-220AB	80	0.65/7.5	220	1.62	1.41	1.26
◆ 511—STPS30SM80CG-TR		D2PAK	80	0.65/7.5	220	1.77	1.61	1.39
◆ 511—STPS40M80CG-TR		D2PAK	80	0.60/10	200	3.25	2.94	2.55
511—STPS40M80CR		I2PAK	80	0.60/10	200	3.15	2.90	2.49
511—STPS40M80CT		TO-220AB	80	0.60/10	200	3.02	2.79	2.39
511—STPS40SM80CFP		TO-220FPAB	80	0.65/10	200	2.46	2.30	1.95
◆ 511—STPS40SM80CG-TR		D2PAK	80	0.65/10	200	2.97	2.69	2.33
511—STPS40SM80CR		I2PAK	80	0.65/10	200	2.90	2.71	2.29
511—STPS40SM80CT		TO-220AB	80	0.65/10	200	2.46	2.30	1.95
◆ 511—STPS1H100A		DO-214AC	100	0.58/0.62	50	.23	.193	.171
◆ 511—STPS1H100AF		DO-221AC	100	0.58/0.62	50	.20	.182	.161
◆ 511—STPS1H100AY		DO-214AC	100	0.58/0.62	50	.31	.278	.268
◆ 511—STPS1H100U		DO-214AA	100	0.58/0.62	50	.31	.278	.257
◆ 511—STPS2H100A		DO-214AC	100	0.60/0.65	75	.57	.503	.439
◆ 511—STPS2H100AY		DO-214AC	100	0.60/0.65	75	.72	.674	.492
◆ 511—STPS2H100U		DO-214AA	100	0.60/0.65	75	.63	.556	.482
◆ 511—STPS2H100UY		DO-214AA	100	0.60/0.65	75	.28	.257	.223
◆ 511—STPS3H100UF		SMBFlat	100	----/0.84	75	.61	.482	.328
◆ 511—STPS3H100U		DO-214AA	100	0.63/0.68	75	.26	.235	.207
◆ 511—STPS5H100B		TO-252	100	0.57/0.61	75	1.56	1.28	1.02
◆ 511—STPS5H100B-TR		TO-252	100	0.57/0.61	75	1.09	.963	.77
◆ 511—STPS6M100DEETR		PowerFLAT	100	0.78/6	100	1.72	1.37	1.20
◆ 511—STPS8H100DEETR		PowerFLAT	100	0.82/8	100	1.61	1.28	1.12
511—STPS8H100D		TO-220AB	100	0.56/0.58	250	1.09	1.02	.856
◆ 511—STPS15H100CB		TO-252	100	0.62/0.67	75	.82	.77	.653
◆ 511—STPS15H100CB-TR		TO-252	100	0.62/0.67	75	.82	.77	.653
511—STPS20S100CT		TO-220AB	100	0.57/0.61	180	.73	.653	.572
◆ 511—STPS20H100CG-TR		TO-263	100	0.59/0.64	250	1.29	1.14	.984
511—STPS20H100CT		TO-220AB	100	0.59/0.64	250	1.84	1.51	1.36
511—STPS30100ST		TO-220AB	100	0.385/----	300	1.53	1.37	1.20
◆ 511—STPS30M100DJF-TR		PowerFLAT	100	0.58/0.66	200	2.87	2.31	2.08
511—STPS30H100CW		TO-247	100	0.64/0.67	250	1.97	1.73	1.50
511—STPS61H100CW		TO-247	100	0.63/0.67	450	3.11	2.93	2.41
511—STPS80H100TV		ISOTOP	100	0.61/0.65	700	23.71	22.17	19.86
511—STPS20M120SR		I2PAK	120	0.47/0.52	240	1.88	1.52	1.37
511—STPS20SM120SR		I2PAK	120	0.49/0.54	220	1.85	1.48	1.29
511—STPS30M120SR		I2PAK	120	0.45/0.50	260	2.45	1.98	1.79
511—STPS30SM120SR		I2PAK	120	0.47/0.52	240	2.18	1.77	1.59
511—STPS20120D		TO-220AB	120	0.54/0.58	200	1.02	.952	.76
511—STPS30L120CR		I2PAK	120	0.57/0.51	220	1.20	1.08	.942
511—STPS40120CT		TO-220AB	120	0.57/0.61	200	1.90	1.72	1.53
511—STPS40M120CR		I2PAK	120	0.44/0.49	220	1.85	1.48	1.29

© Copyright 2013 Mouser Electronics

POWER SCHOTTKY RECTIFIERS (CONT.)

PRODUCT NEW

◆Surface Mount Device

For quantities greater than listed, call for quote.

MOUSER STOCK NO.	Mfr. Part No.	Case Type	V_{RMM} Max. (V)	V_F @ I_F Max. (V)	I_{FSM} Max. (A)	Price Each 1	10	100
511—STPS40M120CT		TO-220AB	120	0.44/0.49	220	3.54	2.85	2.59
511—STPS40SM120CR		I2PAK	120	0.46/0.51	210	3.30	2.65	2.41
511—STPS40SM120CT		TO-220AB	120	0.46/0.51	210	3.11	2.50	2.28
511—STPS1150		DO-41	150	0.62/0.67	75	.16	.139	.128
◆ 511—STPS1150A		DO-214AC	150	0.62/0.67	50	.63	.46	.364
511—STPS2150		DO-15	150	0.62/0.67	150	.31	.278	.268
◆ 511—STPS2150A		DO-214AC	150	0.62/0.67	75	.31	.278	.257
◆ 511—STPS3150RL		DO-201AD	150	0.63/0.67	100	.28	.246	.214
511—STPS3150U		DO-214AA	150	0.63/0.67	100	.34	.31	.276
511—STPS3150UF		DO-214AA Flat	150	0.63/0.67	100	.40	.353	.31
511—STPS10150CFP		TO-220FPAB	150	0.69/0.75	120	1.27	1.14	.963
511—STPS20150CFP		TO-220FPAB	150	0.69/0.75	180	1.33	1.23	1.04
511—STPS61150CW		TO-247	150	0.63/0.67	500	3.31	3.20	2.92
◆ 511—STPS30170DJF-TR		PowerFLAT	170	0.65/0.70	200	3.34	2.70	2.42
◆ 511—STPS10170CB-TR		DPAK	170	0.69/0.75	75	1.35	1.19	.931
511—STPS40170CT		TO-220AB	170	0.69/0.75	250	2.39	2.18	1.89
511—STPS80170CW		TO-247	170	0.68/0.74	500	4.89	3.92	3.57
◆ 511—STPS8170DEETR		PowerFLAT	170	0.90/8	100	1.64	1.31	1.14
511—STPSC806G-TR		D2PAK	600	1.4/1.7	30	12.96	10.59	9.59

POWER SCHOTTKY SILICON CARBIDE DIODES

PRODUCT NEW

◆Surface Mount Device

For quantities greater than listed, call for quote.

MOUSER STOCK NO.	Mfr. Part No.	Case Type	V_{RMM} Max. (V)	V_F @ I_F Max. (V)	I_{FSM} Max. (A)	Price Each 1	10	100
511—STPSC2006CW		TO-247	600	1.4/1.7	40	18.36	17.80	15.17
◆ 511—STPSC406B-TR		TO-252	600	1.55/1.9	250	5.16	4.15	3.78
◆ 511—STPSC1006G-TR		TO-263	600	1.4/1.7	160	14.17	11.91	10.91
◆ 511—STPSC6H065B-TR		DPAK	650	1.75/6	60	8.15	6.69	6.03
511—STPSC6H065D		TO-220AC	650	1.75/6	60	8.21	6.73	6.07
◆ 511—STPSC6H065G-TR		D2PAK	650	1.75/6	60	8.42	6.90	6.23

SMALL SIGNAL SCHOTTKY RECTIFIERS

◆Surface Mount Device

For quantities greater than listed, call for quote.

MOUSER STOCK NO.	Mfr. Part No.	Case Type	V_{RMM} Max. (V)	V_F @ I_F Max. (V)	I_{FSM} Max. (A)	Price Each 1	10	100
◆ 511—BAT60JFILM		SOD-323	10	0.53/0.58	5	.15	.128	.111
◆ 511—BAT20JFILM		SOD-323	23	0.54/0.62	5	.14	.118	.107
◆ 511—BAR42FILM		SOT-23	30	0.35/0.40	0.75	.10	.086	.082
◆ 511—BAR43AFILM		SOT-23	30	----/0.33	0.75	.09	.08	.077
◆ 511—BAR43CFILM		SOT-23	30	----/0.33	0.75	.09	.08	.077
◆ 511—BAR43SFILM		SOT-23	30	----/0.33	0.75	.28	.171	.164
511—BAT42		DO-35	30	----/1.00	4	.14	.128	.107
511—BAT43		DO-35	30	----/1.00	4	.14	.128	.107
◆ 511—TMMBAT42FILM		MiniMELF	30	----/1.00	4	.15	.128	.111
◆ 511—TMMBAT43FILM		MiniMELF	30	----/1.00	4	.15	.128	.111
◆ 511—BAT30CWFILM		SOT-323	30	0.53/----	1	.43	.30	.171
◆ 511—BAT30SWFILM		SOT-323	30	0.53/----	1	.43	.30	.171
◆ 511—BAT30KFILM		SOD-323	30	0.53/----	1	.15	.128	.111
◆ 511—BAT54FILM		SOT-23	40	----/0.90	1	.31	.193	.182
◆ 511—BAT54AFILM		SOT-23	40	----/0.90	1	.31	.193	.182
◆ 511—BAT54CFILM		SOT-23	40	----/0.90	1	.17	.107	.101
◆ 511—BAT54JFILM		SOD-323	40	----/0.90	1	.31	.193	.182
◆ 511—BAT54KFILM		SOD-523	40	----/0.90	1	.15	.128	.111
◆ 511—BAT54SFILM		SOT-23	40	----/0.90	1	.17	.107	.101
511—BAT48		DO-35	40	----/0.5	7.5	.14	.128	.107
◆ 511—BAT48JFILM		SOD-323	40	----/0.50	2	.58	.342	.257
◆ 511—BAT48ZFILM		SOD-123	40	----/0.50	2	.14	.128	.107
◆ 511—TMMBAT48FILM		MiniMELF	40	----/0.25	7.5	.20	.182	.171
◆ 511—TMBYV10-40FILM		MELF	40	----/0.50	25	.29	.246	.214
511—1N6263		DO-35	60	----/0.41	50	.12	.107	.102
◆ 511—TMBYV10-60FILM		MELF	60	----/0.70	20	.29	.246	.214
511—1N5711		DO-35	70	----/0.41	-----	.12	.107	.102
◆ 511—BAR18FILM		SOT-23	70	----/0.41	-----	.34	.214	.193
◆ 511—BAS70-04FILM		SOT-23	70	----/0.41	1	.09	.075	.074
◆ 511—BAS70-05FILM		SOT-23	70	----/0.41	1	.31	.193	.182
◆ 511—BAS70JFILM		SOD-323	70	----/0.25	1	.31	.193	.182
◆ 511—TMBAT49FILM		MELF	80	----/1.00	10	.20	.182	.161
511—BAT41		DO-35	100	0.40/0.45	0.75	.14	.128	.107
◆ 511—TMMBAT41FILM		MiniMELF	100	----/1.00	0.75	.20	.182	.15
511—BAT46		DO-35	100	----/1.00	1	.10	.086	.077
◆ 511—BAT46WFILM		SOT-323	100	----/1.00	1	.31	.193	.171
◆ 511—BAT46ZFILM		SOD-123	100	----/1.00	1	.14	.128	.107
◆ 511—TMMBAT46FILM		MiniMELF	100	----/1.00	1	.24	.203	.177
◆ 511—BAT41KFILM		SOD-523	100	----/1.00	1	.17	.139	.123
◆ 511—BAT41ZFILM		SOD-123	100	----/1.00	1	.56	.342	.246

© Copyright 2013 Mouser Electronics

TOSHIBA Diodes

RoHS Compliant This product is RoHS compliant.

TOSHIBA Leading Innovation

TOSHIBA SCHOTTKY BARRIER DIODES

NEW PRODUCT

For quantities greater than listed, call for quote.

MOUSER STOCK NO.	Toshiba Part No.	Package Type	Voltage Output	Current	Price Each 1	10	100	250
757-1SS315TPH3F	1SS315TPH3F	USC-2	5V	30mA	.17	.137	.117	.107
757-1SS405(TPH3,F)	1SS405(TPH3,F)	ESC-2	20V	50mA	.10	.075	.064	.059
757-CRS06(TE85L,Q,M)	CRS06(TE85L,Q,M)	S-FLAT-2	20V	1A	.24	.20	.17	.155
757-DSR01S30SCTPL3	DSR01S30SC(TPL3)	SC-2	30V	100mA	.15	.128	.111	.09
757-1SS416CT(TPL3)	1SS416CT(TPL3)	US-6	30V	100mA	.15	.118	.101	.092
757-1SS420(TPL3,F)	1SS420(TPL3,F)	ESC-2	30V	200mA	.09	.067	.062	.055
757-1SS424TPL3F	1SS424(TPL3,F)	ESC-2	30V	200mA	.10	.075	.064	.059
757-CES520L3F	CES520,L3F	SOD-523	30V	1A	.12	.096	.083	.067
757-CES521L3F	CES521,L3F	SOD-523	30V	1A	.12	.096	.083	.067
757-CMS08TE12LQM	CMS08(TE12L,Q,M)	M-FLAT-2	30V	1A	.25	.203	.193	.193
757-CRS01(TE85L,Q,M)	CRS01(TE85L,Q,M)	S-FLAT-2	30V	1A	.20	.166	.141	.128
757-CRS02(TE85L,Q)	CRS02(TE85L,Q)	S-FLAT-2	30V	1A	.23	.185	.158	.141
757-CRS03(TE85L,Q)	CRS03(TE85L,Q)	S-FLAT-2	30V	1A	.21	.167	.142	.129
757-CRS03(TE85L,Q,M)	CRS03(TE85L,Q,M)	S-FLAT-2	30V	1A	.17	.139	.118	.107
757-CRS05(TE85L,Q,M)	CRS05(TE85L,Q,M)	S-FLAT-2	30V	1A	.24	.193	.17	.155
757-CUS02(TE85L,Q)	CUS02(TE85L,Q)	US-FLAT-2	30V	1A	.18	.148	.125	.114
757-CRS08TE85LQM	CRS08(TE85L,Q)	S-FLAT-2	30V	1.5A	.24	.186	.159	.141
757-CRS09(TE85L,Q,M)	CRS09(TE85L,Q,M)	S-FLAT-2	30V	1.5A	.23	.184	.158	.14
757-CMS06TE12L,Q,M	CMS06(TE12L,Q,M)	M-FLAT-2	30V	2A	.32	.257	.22	.195
757-DSF01S30SCTPL3	DSF01S30SC(TPL3)	SC-2	30V	2A	.15	.128	.111	.09
757-CMS01TE12L,Q,M	CMS01(TE12L,Q,M)	M-FLAT-2	30V	3A	.46	.364	.315	.274
757-CMS04TE12L,Q,M	CMS04(TE12L,Q,M)	M-FLAT-2	30V	5A	.54	.433	.371	.327
757-CUS551V30H3F	CUS551V30,H3F	SOD-323	30V	5A	.19	.161	.139	.112
757-CRS04(TE85L,Q,M)	CRS04(TE85L,Q,M)	S-FLAT-2	40V	1A	.29	.22	.172	.154
757-CMS11TE12L,Q,M	CMS11(TE12L,Q,M)	M-FLAT-2	40V	2A	.35	.282	.247	.212
757-1SS294TE85LF	1SS294(TE85L,F)	S-MINI-3	45V	100mA	.16	.128	.12	.114
757-1SS393SULF	1SS393SU,LF	SC-70	45V	1A	.19	.161	.139	.112
757-CES388L3F	CES388,L3F	SOD-523	45V	1A	.12	.096	.083	.067
757-1SS294SLF	1SS294S,LF	SC-59	45V	2A	.11	.096	.086	.079
757-CUS04(TE85L,Q)	CUS04(TE85L,Q)	US-FLAT-2	60V	0.7A	.17	.141	.12	.109

TOSHIBA SWITCHING DIODES

NEW PRODUCT

For quantities greater than listed, call for quote.

MOUSER STOCK NO.	Toshiba Part No.	Package Type	Voltage Output	Average Current	Price Each 1	10	100	250
757-1SS389TL3FD	1SS389(TL3,F,D)	ESC-2	10V	1A	.08	.07	.062	.057
757-1SS405TL3FD	1SS405(TL3,F,D)	ESC-2	20V	1A	.08	.07	.062	.057
757-1SS314TPH3F	1SS314TPH3F	USC-2	30V	100mA	.13	.105	.09	.081
757-1SS416TL4D	1SS416(TL4,D)	FSC-2	30V	1A	.08	.073	.064	.06
757-1SS417CT(TPL3)	1SS417CT(TPL3)	CST-2	40V	0.1A	.15	.118	.101	.092
757-1SS423(TE85L,F)	1SS423(TE85L,F)	SSM-3	40V	0.1A	.30	.235	.203	.182
757-1SS388TL3FD	1SS388(TL3,F,D)	ESC-2	40V	1A	.08	.066	.059	.055
757-1SS387CT(TPL3)	1SS387CT(TPL3)	ESC-2	80V	100mA	.10	.075	.064	.059
757-1SS427(TPL3)	1SS427(TPL3)	UF6-2	80V	100mA	.10	.075	.064	.059
757-1SS184TE85LF	1SS184(TE85L,F)	S-MINI-3	80V	0.1A	.45	.321	.254	.193
757-1SS193SLF	1SS193S,LF	SC-59	80V	1A	.05	.048	.043	.04
757-1SS301SULF	1SS301SU,LF	SC-70	80V	1A	.05	.048	.043	.04
757-1SS387TL3FD	1SS387(TL3,F,D)	ESC-2	80V	1A	.05	.048	.043	.04
757-1SS181SLF	1SS181S,LF	SC-59	80V	2A	.05	.048	.043	.04
757-1SS184SLF	1SS184S,LF	SC-59	80V	2A	.05	.048	.043	.04
757-1SS403(TPH3,F)	1SS403(TPH3,F)	USC-2	200V	100mA	.34	.30	.225	.182
757-CRH01(TE85L,Q,M)	CRH01(TE85L,Q,M)	S-FLAT-2	200V	1A	.24	.186	.161	.143
757-CRG05(TE85L,Q)	CRG05(TE85L,Q)	S-FLAT-2	800V	1A	.14	.118	.10	.091

TOSHIBA GENERAL PURPOSE DIODES

For quantities greater than listed, call for quote.

MOUSER STOCK NO.	Toshiba Part No.	Package Type	Voltage Output	Average Current	Price Each 1	10	100	250
757-CRH01(TE85R,Q,M)	CRH01(TE85R,Q,M)	S-FLAT-2	200V	1A	.24	.186	.161	.143
757-CMF01TE12LQM	CMF01(TE12L,Q,M)	M-FLAT-2	600V	2A	.26	.214	.203	.193

TOSHIBA VARACTOR DIODES

For quantities greater than listed, call for quote.

MOUSER STOCK NO.	Toshiba Part No.	Package Type	Voltage (V)	Capacitance (pF)	Price Each 1	10	100	250
757-1SV277TPH3F	1SV277TPH3F	USC-2	10V	4.0 to 4.9	.21	.171	.146	.133
757-1SV310TPH3F	1SV310TPH3F	USC-2	10V	9.7 to 11.1	.23	.182	.155	.141
757-1SV270TPH3F	1SV270TPH3F	USC-2	10V	15 to 17	.21	.171	.146	.133
757-1SV304TPH3F	1SV304TPH3F	USC-2	10V	17.3 to 19.3	.23	.182	.155	.141
757-1SV239TPH3F	1SV239TPH3F	USC-2	15V	3.8 to 4.7	.25	.193	.164	.15
757-1SV229TPH3F	1SV229TPH3F	USC-2	15V	14 to 16	.21	.171	.146	.133
757-1SV262TPH3F	1SV262TPH3F	USC-2	34V	33 to 38	.32	.257	.225	.193

TOSHIBA ZENER DIODES

For quantities greater than listed, call for quote.

MOUSER STOCK NO.	Toshiba Part No.	Package Type	Reverse Voltage	Power Dissipation	Price Each 1	10	100	250
757-CRZ10(TE85L,Q)	CRZ10(TE85L,Q)	S-FLAT-2	10V	0.7W	.41	.321	.278	.246
757-CRZ15(TE85L,Q)	CRZ15(TE85L,Q)	S-FLAT-2	15V	0.7W	.41	.321	.278	.246
757-CRZ30(TE85L,Q)	CRZ30(TE85L,Q)	S-FLAT-2	30V	0.7W	.41	.321	.278	.246

TOSHIBA ESD SUPPRESSORS

NEW PRODUCT

For quantities greater than listed, call for quote.

MOUSER STOCK NO.	Toshiba Part No.	Package Type	Reverse Voltage	Capacitance (pF)	Power Dissipation	Price Each 1	10	100	250
757-DF2B68M1ACTTPL3	DF2B6.8M1ACT(TPL3)	SOD-882	5V	0.5	-	.30	.246	.223	.18
757-DF2S68UCTTPL3	DF2S6.8UCT(TPL3)	CST-2	5V	1.6	150	.48	.382	.262	.217
757-DF2S68SCTPL3	DF2S6.8SC(TPL3)	SC-2	5V	15	150	.15	.128	.111	.09
757-DF2B68M2SCTPL3	DF2B6.8M2SC(TPL3)	SC-2	6V	0.4	-	.56	.437	.30	.248
757-DF2B6.8FSTPL4D	DF2B6.8FS(TPL4,D)	FSC-2	7.8V	15	150	.09	.081	.073	.067
757-DF2S6.8FSTL4D	DF2S6.8FS(TL4,D)	FSC-2	7.8V	15	150	.08	.073	.064	.06

© Copyright 2013 Mouser Electronics
© Copyright 2013 Mouser Electronics

VISHAY Rectifiers

RoHS Compliant **This product is RoHS compliant.**

A	B	C	D	E	F	G	H	I	J	K
 PowerBridge™	 DO-214BA (GF1) Surface Mount	 DO-214AC (SMA) Surface Mount	 TO-277A	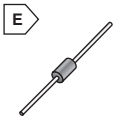 DO-201AD Thru-Hole	 DO-214AA (SMB) Surface Mount	 DO-214AB (SMC) Surface Mount	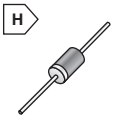 P600 (Thru-Hole)	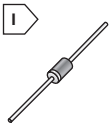 DO-204AL (DO-41) Thru-Hole	 DO-220AA	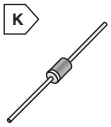 DO-204AC (DO-15) Thru-Hole

ENHANCED POWER BRIDGE

For quantities greater than listed, call for quote.

MOUSER STOCK NO.	Vishay Part No.	Fig.	$I_{F(AV)}$	PRV (V)	IFM Surge (A)	Price Each 1	100	500	1000
625-PB3006-E3/45	PB3006-E3/45	A	30.0A	600	240	2.82	2.55	2.13	1.97
625-PB3008-E3/45	PB3008-E3/45	A	30.0A	800	240	2.74	2.48	2.01	1.70
625-PB3010-E3/45	PB3010-E3/45	A	30.0A	1KV	240	2.82	2.55	2.13	1.97
625-PB3506-E3	PB3506-E3/45	A	35.0A	600	350	3.03	2.74	2.28	2.11
625-PB3508-E3/45	PB3508-E3/45	A	35.0A	800	350	3.03	2.74	2.28	2.11
625-PB3510-E3/45	PB3510-E3/45	A	35.0A	1KV	350	3.03	2.74	2.28	2.11
625-PB4006-E3	PB4006-E3/45	A	40.0A	600	400	3.23	2.92	2.44	2.25
625-PB4008-E3/45	PB4008-E3/45	A	40.0A	800	400	3.23	2.92	2.44	2.25
625-PB4010-E3/45	PB4010-E3/45	A	40.0A	1KV	400	3.23	2.92	2.44	2.25
625-PB5006-E3	PB5006-E3/45	A	50.0A	600	450	3.43	3.10	2.59	2.39
625-PB5008-E3/45	PB5008-E3/45	A	50.0A	800	450	3.43	3.10	2.59	2.39
625-PB5010-E3/45	PB5010-E3/45	A	50.0A	1KV	450	3.43	3.10	2.59	2.39

STANDARD SILICON

For quantities greater than listed, call for quote.

625-GF1A-E3	GF1A-E3/17A	B	1.0A	50	30	.31	.257	.182	.166
625-S1A-E3	S1A-E3/61T	C	1.0A	50	30	.13	.096	.064	.059
625-GF1B-E3	GF1B-E3/67A	B	1.0A	100	30	.31	.257	.182	.166
625-S1B-E3	S1B-E3/61T	C	1.0A	100	30	.13	.096	.067	.066
625-GF1D-E3	GF1D-E3/67A	B	1.0A	200	30	.31	.246	.184	.167
625-S1D-E3	S1D-E3/61T	C	1.0A	200	30	.13	.096	.075	.064
625-GF1G-E3	GF1G-E3/67A	B	1.0A	400	30	.28	.225	.161	.144
625-S1G-E3	S1G-E3/61T	C	1.0A	400	30	.42	.14	.066	.065
625-GF1J-E3	GF1J-E3/67A	B	1.0A	600	30	.31	.257	.178	.166
625-S1J-E3	S1J-E3/61T	C	1.0A	600	30	.42	.14	.066	.065
625-S1K-E3	S1K-E3/61T	C	1.0A	800	30	.13	.096	.064	.059
625-GF1M-E3	GF1M-E3/67A	B	1.0A	1000	30	.31	.257	.182	.166
625-S1M-E3	S1M-E3/61T	C	1.0A	1000	30	.42	.14	.066	.065
625-1N4001-E3/54	IN4001-E3/54	D	1.0A	50	30	.48	.142	.065	.046
625-S2A-E3	S2A-E3/52T	E	2.0A	50	50	.19	.15	.107	.102
625-S2B-E3	S2B-E3/52T	E	2.0A	100	50	.20	.174	.096	.086
625-S2D-E3	S2D-E3/52T	E	2.0A	200	50	.56	.171	.096	.086
625-S2G-E3	S2G-E3/52T	E	2.0A	400	50	.56	.171	.096	.086
625-S2J-E3	S2J-E3/52T	E	2.0A	600	50	.56	.171	.103	.086
625-S2K-E3	S2K-E3/52T	E	2.0A	800	50	.19	.15	.074	.073
625-S2M-E3	S2M-E3/52T	E	2.0A	1000	50	.56	.171	.096	.086
625-S3A-E3	S3A-E3/57T	F	3.0A	50	100	.56	.257	.182	.161
625-S3B-E3	S3B-E3/57T	F	3.0A	100	100	.56	.257	.182	.161
625-S3D-E3	S3D-E3/57T	F	3.0A	200	100	.56	.257	.166	.156
625-S3G-E3	S3G-E3/57T	F	3.0A	400	100	.54	.286	.198	.147
625-S3J-E3	S3J-E3/57T	F	3.0A	600	100	.58	.311	.216	.161
625-S3K-E3	S3K-E3/57T	F	3.0A	800	100	.30	.257	.182	.144
625-S3M-E3	S3M-E3/57T	F	3.0A	1000	100	.58	.311	.216	.161
625-1N5400-E3	1N5400-E3/54	G	3.0A	50	200	.33	.268	.173	.108
625-1N5401-E3	1N5401-E3/54	G	3.0A	100	200	.33	.268	.173	.12
625-1N5402-E3	1N5402-E3/54	G	3.0A	200	200	.33	.268	.166	.12
625-1N5404-E3	1N5404-E3/54	G	3.0A	400	200	.33	.268	.173	.15
625-1N5406-E3	1N5406-E3/54	G	3.0A	600	200	.41	.225	.171	.118
625-1N5407-E3	1N5407-E3/54	G	3.0A	800	200	.62	.221	.169	.098
625-1N5408-E3	1N5408-E3/54	G	3.0A	1000	200	.29	.246	.171	.15
625-S5B-E3	S5B-E3/57T	F	5.0A	100	100	.34	.268	.193	.182
625-S5D-E3	S5D-E3/57T	F	5.0A	200	100	.32	.268	.246	.235
625-S5G-E3	S5G-E3/57T	F	5.0A	400	100	.44	.264	.196	.181
625-S5J-E3	S5J-E3/57T	F	5.0A	600	100	.57	.342	.196	.181
625-S5M-E3	S5M-E3/57T	F	5.0A	1000	100	.33	.277	.197	.166
625-GI750-E3/54	GI750-E3/54	H	6.0A	50	400	.67	.535	.326	.281
625-GI754-E3/54	GI754-E3/54	H	6.0A	400	400	.67	.535	.326	.281

GENERAL PURPOSE GLASS PASSIVATED

PRODUCT NEW

For quantities greater than listed, call for quote.

625-GF1K-E3/67A	GF1K-E3/67A	C	1.0A	800	30	.29	.253	.235	.168
625-EGP10D-E3	EGP10D-E3/54	E	1.0A	200	30	.18	.125	.103	.098
625-AS3PG-M3/86A	AS3PG-M3/86A	D	3.0A	400	70	.59	.471	.332	.31
625-AS3PJ-M3/86A	AS3PJ-M3/86A	D	3.0A	600	70	.59	.471	.332	.31
625-AS3PK-M3/86A	AS3PK-M3/86A	D	3.0A	800	70	.62	.492	.342	.321
78-GPP100MS-E3/73	GPP100MS-E3/73	H	10.0A	1000	440	4.27	-	-	-

FAST RECOVERY

PRODUCT NEW

For quantities greater than listed, call for quote.

625-RS1A-E3	RS1A-E3/61T	C	1.0A	50	30	.13	.096	.064	.054
625-RS1B-E3	RS1B-E3/61T	C	1.0A	100	30	.13	.096	.064	.054
625-RS1D-E3	RS1D-E3/61T	C	1.0A	200	30	.48	.214	.118	.091
625-RS1G-E3	RS1G-E3/61T	C	1.0A	400	30	.18	.139	.095	.088
625-RS1J-E3	RS1J-E3/61T	C	1.0A	600	30	.48	.214	.118	.091
625-RS1K-E3	RS1K-E3/61T	C	1.0A	800	30	.13	.096	.064	.054
625-1N4933-E3	1N4933-E3/54	I	1.0A	50	200	.05	.044	.033	.029
625-1N4934-E3	1N4934-E3/54	I	1.0A	100	200	.05	.044	.033	.029
625-1N4935-E3	1N4935-E3/54	I	1.0A	200	200	.05	.044	.033	.029
625-1N4936-E3	1N4936-E3/54	I	1.0A	400	200	.05	.044	.033	.029
625-1N4937-E3	1N4937-E3/54	I	1.0A	600	200	.05	.044	.033	.029
625-AU1PD-M3/84A	AU1PD-M3/84A	J	1.0A	200	30	.25	.182	.139	.128
625-AR1PD-M3/84A	AR1PD-M3/84A	J	1.0A	200	30	.57	.28	.203	.15

© Copyright 2013 Mouser Electronics

FAST RECOVERY (CONT.)

For quantities greater than listed, call for quote.

MOUSER STOCK NO.	Vishay Part No.	Fig.	$I_{F(AV)}$	PRV (V)	IFM Surge (A)	Price Each 1	100	500	1000
625-AR1PG-M3/84A	AR1PG-M3/84A	J	1.0A	400	30	.57	.28	.203	.15
625-AU1PG-M3/84A	AU1PG-M3/84A	J	1.0A	400	30	.25	.17	.139	.128
625-AU1PJ-M3/84A	AU1PJ-M3/84A	J	1.0A	600	30	.25	.17	.139	.128
625-AR1PJ-M3/84A	AR1PJ-M3/84A	J	1.0A	600	30	.57	.28	.203	.15
625-AU1PK-M3/84A	AU1PK-M3/84A	J	1.0A	800	25	.26	.193	.161	.15
625-RS2D-E3	RS2D-E3/52T	E	1.5A	200	50	.34	.246	.193	.178
625-RS2G-E3	RS2G-E3/52T	E	1.5A	400	50	.56	.321	.257	.205
625-RS2J-E3	RS2J-E3/52T	E	1.5A	600	50	.34	.246	.193	.178
625-RS2K-E3	RS2K-E3/52T	E	1.5A	800	50	.30	.225	.208	.179
625-AU2PD-M3/86A	AU2PD-M3/86A	D	2.0A	200	30	.90	.61	.439	.385
625-AU2PG-M3/86A	AU2PG-M3/86A	D	2.0A	400	30	.90	.61	.439	.385
625-RS3B-E3	RS3B-E3/57T	F	3.0A	100	100	.86	.492	.407	.28
625-RS3D-E3	RS3D-E3/57T	F	3.0A	200	100	.87	.513	.419	.264
625-RS3G-E3	RS3G-E3/57T	F	3.0A	400	100	.87	.513	.419	.264
625-RS3J-E3	RS3J-E3/57T	F	3.0A	600	100	.66	.472	.381	.264
625-RS3K-E3	RS3K-E3/57T	F	3.0A	800	100	.86	.513	.294	.263
625-GI851-E3	GI851-E3/54	G	3.0A	100	200	.32	.246	.193	.161
625-GI852-E3	GI852-E3/54	G	3.0A	200	200	.32	.246	.193	.161
625-GI854-E3	GI854-E3/54	G	3.0A	400	200	.32	.246	.193	.161
625-GI856-E3	GI856-E3/54	G	3.0A	600	200	.32	.246	.19	.157
625-AR3PD-M3/86A	AR3PD-M3/86A	D	3.0A	200	50	1.06	.749	.578	.342
625-AS3PD-M3/86A	AS3PD-M3/86A	D	3.0A	200	70	.59	.471	.332	.31
625-AU3PD-M3/86A	AU3PD-M3/86A	D	3.0A	200	45	.92	.728	.514	.482
625-AR3PG-M3/86A	AR3PG-M3/86A	D	3.0A	400	50	.65	.524	.364	.342
625-AU3PG-M3/86A	AU3PG-M3/86A	D	3.0A	400	45	.92	.728	.514	.482
625-AR3PK-M3/86A	AR3PK-M3/86A	D	3.0A	800	50	.72	.567	.396	.375
625-AR4PD-M3/86A	AR4PD-M3/86A	D	4.0A	200	65	.89	.706	.492	.46
625-AR4PG-M3/86A	AR4PG-M3/86A	D	4.0A	400	65	.89	.706	.492	.46
625-AR4PK-M3/86A	AR4PK-M3/86A	D	4.0A	800	65	.90	.717	.503	.471

FAST RECOVERY GLASS PASSIVATED

For quantities greater than listed, call for quote.

625-1N4934GP-E3	1N4934GP-E3/54	I	1.0A	100	200	.13	.096	.075	.064
625-1N4935GP-E3	1N4935GP-E3/54	I	1.0A	200	200	.12	.086	.075	.064
625-1N4936GP-E3	1N4936GP-E3/54	I	1.0A	400	200	.15	.112	.089	.08
625-1N4937GP-E3	1N4937GP-E3/54	I	1.0A	600	200	.13	.102	.078	.067

ULTRA FAST

PRODUCT NEW

For quantities greater than listed, call for quote.

625-EGF1A-E3	EGF1A-E3/67A	B	1.0A	50	30	.46	.342	.278	.257
625-ES1A-E3	ES1A-E3/61T	C	1.0A	50	30	.19	.139	.096	.091
625-US1A-E3	US1A-E3/61T	C	1.0A	50	30	.24	.171	.15	.139
625-ES1B-E3	ES1B-E3/61T	C	1.0A	100	30	.12	.078	.059	.058
625-US1B-E3	US1B-E3/61T	C	1.0A	100	30	.27	.171	.135	.126
625-ES1C-E3	ES1C-E3/61T	C	1.0A	150	30	.19	.139	.096	.091
625-EGF1D-E3	EGF1D-E3/67A	B	1.0A	200	30	.46	.342	.278	.257
625-ES1D-E3	ES1D-E3/61T	C	1.0A	200	30	.44	.186	.102	.097
625-ES1PD-M3/84A	ES1PD-M3/84A	I	1.0A	200	30	.56	.31	.257	.193
625-MURS120-E3	MURS120-E3/52T	E	1.0A	200	40	.60	.31	.289	.235
625-US1D-E3	US1D-E3/61T	C	1.0A	200	30	.43	.207	.114	.111
625-MURS140-E3	MURS140-E3/52T	E	1.0A	400	40	.32	.246	.203	.193
625-US1G-E3	US1G-E3/61T	B	1.0A	400	30	.43	.207	.114	.111
625-MURS160-E3	MURS160-E3/52T	E	1.0A	600	40	.18	.123	.094	.091
625-US1J-E3	US1J-E3/61T	C	1.0A	600	30	.26	.171	.128	.118
625-US1K-E3	US1K-E3/61T	C	1.0A	800	30	.24	.171	.118	.108
625-US1M-E3	US1M-E3/61T	C	1.0A	1000	30	.43	.207	.114	.111
78-BYG23T-M3/TR	BYG23T-M3/TR	C	1.0A	1300	18	.38	.278	.225	-
625-UF4001-E3	UF4001-E3/54	I	1.0A	50	30	.20	.161	.139	.128
625-UF4002-E3	UF4002-E3/54	I	1.0A	100	30	.18	.139	.118	.096
625-UF4003-E3	UF4003-E3/54	I	1.0A	200	30	.18	.139	.107	.096
625-UF4004-E3	UF4004-E3/54	I	1.0A	400	30	.19	.139	.118	.096
625-UF4005-E3	UF4005-E3/54	I	1.0A	600	30	.19	.139	.107	.096
625-UF4006-E3	UF4006-E3/54	I	1.0A	800	30	.19	.139	.107	.096
625-UF4007-E3	UF4007-E3/54	I	1.0A	1000	30	.20	.15	.118	.096
625-AS1PD-M3/84A	AS1PD-M3/84A	J	1.5A	200	30	.46	.342	.268	.246
625-AS1PG-M3/84A	AS1PG-M3/84A	J	1.5A	400	30	.46	.342	.268	.246
625-AS1PJ-M3/84A	AS1PJ-M3/84A	J	1.5A	600	30	.46	.342	.268	.246
625-AS1PK-M3/84A	AS1PK-M3/84A	J	1.5A	800	30	.47	.353	.268	.246
625-AS1PM-M3/84A	AS1PM-M3/84A	J	1.5A	1000	30	.47	.353	.268	.246
625-ES2A-E3	ES2A-E3/52T	E	2.0A	50	50	.38	.278	.225	.209
625-ES2B-E3	ES2B-E3/52T	E	2.0A	100	50	.63	.278	.214	.193
625-ES2D-E3	ES2D-E3/52T	E	2.0A	200	50	.63	.278	.214	.193
625-ES2F-E3	ES2F-E3/52T	E	2.0A	300	50	.38	.278	.225	.208
625-ES2G-E3	ES2G-E3/52T	E	2.0A	400	50	.20	.136	.104	.094
625-EGP20A-E3	EGP20A-E3/54	K	2.0A	50	75	.31	.234	.179	.166
625-EGP20B-E3	EGP20B-E3/54	K	2.0A	100	75	.31	.234	.179	.166
625-EGP20D-E3	EGP20D-E3/54	K	2.0A	200	75	.35	.234	.179	.166
625-AU2PJ-M3/86A	AU2PJ-M3/86A	D	2.0A	600	30	.64	.514	.353	.332
625-AU2PK-M3/86A	AU2PK-M3/86A	D	2.0A	800	30	.69	.535	.375	.353
625-AU2PM-M3/86A	AU2PM-M3/86A	D	2.0A	1000	30	.69	.535	.375	.353

© Copyright 2013 Mouser Electronics

VISHAY Rectifiers

RoHS Compliant **This product is RoHS compliant.**

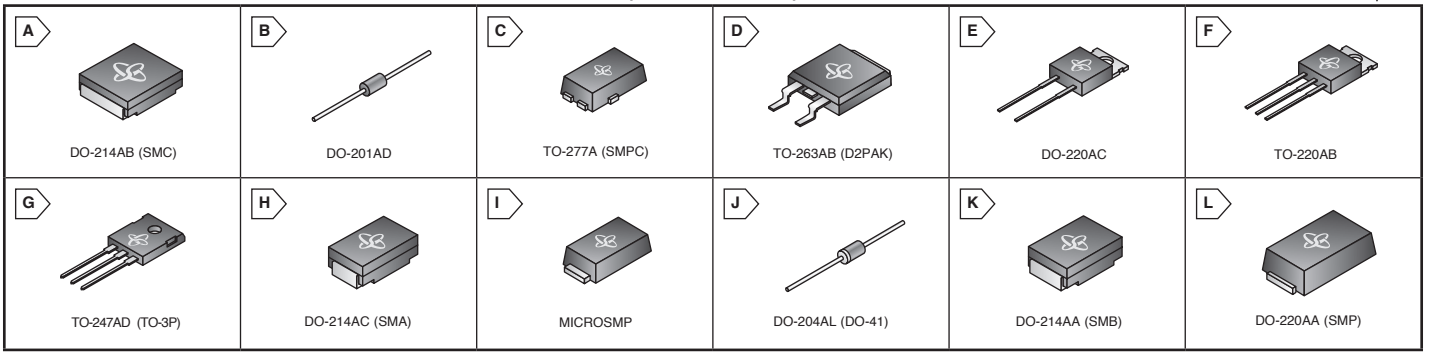

VISHAY ULTRA FAST (CONT.)

RoHS Compliant

For quantities greater than listed, call for quote.

MOUSER STOCK NO.	Vishay Part No.	Fig.	I_F (AV)	PRV (V)	IFM Surge (A)	Price Each			
						1	100	500	1000
625-ES3A-E3	ES3A-E3/57T	A	3A	50	100	.59	.449	.353	.289
625-UF5400-E3	UF5400-E3/54	B	3A	50	150	.45	.342	.268	.235
625-ES3B-E3	ES3B-E3/57T	A	3A	100	100	.70	.418	.31	.241
625-UF5401-E3	UF5401-E3/54	B	3A	100	150	.45	.342	.268	.235
625-ES3C-E3	ES3C-E3/57T	A	3A	150	100	.63	.482	.381	.311
625-ES3D-E3	ES3D-E3/57T	A	3A	200	100	.32	.214	.163	.157
625-MURS320-E3	MURS320-E3/57T	A	3A	200	125	.78	.591	.473	.35
625-UF5402-E3	UF5402-E3/54	B	3A	200	150	.80	.476	.356	.247
625-ES3F-E3	ES3F-E3/57T	A	3A	300	100	.63	.482	.375	.321
625-UF5403-E3	UF5403-E3/54	B	3A	300	150	.45	.342	.268	.235
625-ES3G-E3	ES3G-E3/57T	A	3A	400	100	.44	.335	.256	.223
625-MURS340-E3	MURS340-E3/57T	A	3A	400	125	.82	.554	.428	.30
625-UF5404-E3	UF5404-E3/54	B	3A	400	150	.33	.30	.246	.221
625-UF5405-E3	UF5405-E3/54	B	3A	500	150	.52	.385	.315	.266
625-AU3PJ-M3/86A	AU3PJ-M3/86A	C	3A	600	45	.91	.678	.503	.471
625-AR3PJ-M3/86A	AR3PJ-M3/86A	C	3A	600	50	.65	.514	.364	.342
625-MURS360-E3	MURS360-E3/57T	A	3A	600	125	.43	.385	.321	.295
625-UF5406-E3	UF5406-E3/54	B	3A	600	150	.49	.364	.289	.246
625-AU3PK-M3/86A	AU3PK-M3/86A	C	3A	800	45	.94	.704	.524	.492
625-UF5407-E3	UF5407-E3/54	B	3A	800	150	.54	.385	.321	.272
625-AU3PM-M3/86A	AU3PM-M3/86A	C	3A	1000	45	.94	.704	.524	.492
625-AR3PM-M3/86A	AR3PM-M3/86A	C	3A	1000	50	.72	.567	.396	.375
625-AS3PM-M3/86A	AS3PM-M3/86A	C	3A	1000	70	.62	.492	.342	.321
625-UF5408-E3	UF5408-E3/54	B	3A	1000	150	.36	.261	.199	.193
625-AS4PD-M3/86A	AS4PD-M3/86A	C	4A	200	100	.62	.492	.342	.321
625-AS4PG-M3/86A	AS4PG-M3/86A	C	4A	400	100	.62	.492	.342	.321
625-AR4PJ-M3/86A	AR4PJ-M3/86A	C	4A	600	65	.89	.654	.492	.46
625-AS4PJ-M3/86A	AS4PJ-M3/86A	C	4A	600	100	.62	.492	.342	.321
625-AS4PK-M3/86A	AS4PK-M3/86A	C	4A	800	100	.64	.514	.353	.332
625-AR4PM-M3/86A	AR4PM-M3/86A	C	4A	1000	65	.90	.666	.492	.471
625-AS4PM-M3/86A	AS4PM-M3/86A	C	4A	1000	100	.64	.514	.353	.332
625-FES8BT-E3	FES8BT-E3/45	D	8A	100	125	1.08	.813	.64	.471
625-FES8DT-E3	FES8DT-E3/45	D	8A	200	125	1.07	.803	.629	.539
625-UHB10FT-E3	UHB10FT-E3/4W	E	10A	300	180	1.48	.974	.735	.602
625-UH10FT-E3	UH10FT-E3/4W	D	10A	300	180	1.36	.947	.679	.557
625-FEPB16DT-E3	FEPB16DT-E3/81	E	16A	200	200	1.63	1.33	.887	.691
625-FESB16DT-E3	FESB16DT-E3/45	E	16A	200	250	1.79	1.34	1.04	.888
625-FEPB16GT-E3	FEPB16GT-E3/81	E	16A	400	125	1.66	1.36	.995	.952
625-FEPB16JT-E3	FEPB16JT-E3/81	E	16A	600	125	1.94	1.59	1.06	.785
625-FESB16JT-E3	FESB16JT-E3/45	E	16A	600	250	1.85	1.39	1.08	.92
625-FEP16AT-E3	FEP16AT-E3/45	F	16A	50	200	1.80	1.35	1.05	.898
625-FES16AT-E3	FES16AT-E3/45	D	16A	50	200	1.62	1.21	.946	.915
625-FEP16BT-E3	FEP16BT-E3/45	F	16A	100	200	2.02	1.52	1.19	1.02
625-FES16BT-E3	FES16BT-E3/45	D	16A	100	200	1.50	1.12	.877	.845
625-FEP16DT-E3	FEP16DT-E3/45	F	16A	200	200	1.27	.995	.77	.663
625-FES16DT-E3	FES16DT-E3/45	D	16A	200	200	1.50	1.12	.877	.845
625-FES16FT-E3	FES16FT-E3/45	D	16A	300	200	1.52	1.14	.888	.845
625-FEP16GT-E3	FEP16GT-E3/45	F	16A	400	200	1.61	1.26	.984	.845
625-FES16GT-E3	FES16GT-E3/45	D	16A	400	200	1.52	1.14	.887	.847
625-FEP16JT-E3	FEP16JT-E3/45	F	16A	600	200	1.90	1.26	.989	.842

© Copyright 2013 Mouser Electronics

VISHAY ULTRA FAST (CONT.)

RoHS Compliant

For quantities greater than listed, call for quote.

MOUSER STOCK NO.	Vishay Part No.	Fig.	I_F (AV)	PRV (V)	IFM Surge (A)	Price Each			
						1	100	500	1000
625-FES16JT-E3	FES16JT-E3/45	D	16A	600	200	1.34	.938	.728	.575
625-FEP30AP-E3	FEP30AP-E3/45	G	30A	50	300	3.00	2.45	1.90	1.63
625-FEP30BP-E3	FEP30BP-E3/45	G	30A	100	300	2.95	2.42	1.88	1.62
625-FEP30DP-E3	FEP30DP-E3/45	G	30A	200	300	2.26	1.64	1.26	1.08
625-FEP30GP-E3	FEP30GP-E3/45	G	30A	400	300	2.64	1.92	1.49	1.23
625-FEP30BP-E3	FEP30BP-E3/45	G	30A	100	300	2.95	2.42	1.88	1.62
625-FEP30GP-E3	FEP30GP-E3/45	G	30A	400	300	2.64	1.92	1.49	1.23

VISHAY SCHOTTKY BARRIER

RoHS Compliant

For quantities greater than listed, call for quote.

MOUSER STOCK NO.	Vishay Part No.	Fig.	I_F (AV)	PRV (V)	IFM Surge (A)	Price Each			
						1	100	500	1000
625-SS12-E3	SS12-E3/61T	F	1A	20	30	.56	.214	.107	.092
625-MSS1P2L-M3	MSS1P2L-M3/89A	I	1A	20	25	.35	.193	.10	.09
625-SS13-E3	SS13-E3/61T	H	1A	30	30	.16	.128	.082	.071
625-SS14-E3	SS14-E3/61T	H	1A	40	30	.11	.065	.049	.048
625-MSS1P4-M3	MSS1P4-M3/89A	I	1A	40	25	.34	.193	.10	.09
625-SS15-E3	SS15-E3/61T	H	1A	50	30	.19	.15	.096	.082
625-SS16-E3	SS16-E3/61T	H	1A	60	30	.60	.171	.121	.098
625-MSS1P6-M3	MSS1P6-M3/89A	I	1A	60	25	.34	.193	.096	.092
625-SS1H10-E3	SS1H10-E3/61T	H	1A	100	50	.36	.215	.159	.125
625-1N5817-E3	1N5817-E3/54	J	1A	20	25	.62	.263	.149	.113
625-1N5818-E3	1N5818-E3/54	J	1A	30	25	.62	.263	.149	.113
625-1N5819-E3	1N5819-E3/54	J	1A	40	25	.62	.263	.149	.113
844-MBR150	MBR150	J	1A	50	25	.43	.30	.214	.172
625-SB160-E3	SB160-E3/54	J	1A	60	50	.16	.118	.10	.086
625-SL12-E3	SL12-E3/61T	H	1.5A	20	50	.21	.161	.118	.10
625-SL13-E3	SL13-E3/61T	H	1.5A	30	50	.43	.211	.153	.127
625-SS22-E3	SS22-E3/52T	K	2A	20	50	.51	.321	.182	.164
625-SL22-E3	SL22-E3/52T	K	2A	20	100	.41	.292	.223	.215
625-SS23-E3	SS23-E3/52T	K	2A	30	50	.34	.289	.167	.154
625-SSA23L-E3	SSA23L-E3/61T	H	2A	30	60	.40	.225	.173	.136
625-SL23-E3	SL23-E3/52T	K	2A	30	100	.30	.268	.225	.203
625-SS24-E3	SS24-E3/52T	K	2A	40	50	.18	.123	.094	.086
625-SS2P4-M3/84A	SS2P4-M3/84A	L	2A	40	50	.66	.312	.181	.14
625-SSA24-E3	SSA24-E3/61T	H	2A	40	60	.51	.276	.168	.132
625-SS25-E3	SS25-E3/52T	K	2A	50	50	.35	.289	.246	.203
625-SS26-E3	SS26-E3/52T	K	2A	60	50	.18	.125	.095	.092
625-SS2H10-E3	SS2H10-E3/52T	K	2A	100	75	.23	.156	.119	.114
625-SS32-E3	SS32-E3/57T	A	3A	20	100	.29	.197	.15	.136
625-SSA33L-E3	SSA33L-E3/61T	H	3A	30	75	.28	.188	.143	.139
625-SS33-E3	SS33-E3/57T	A	3A	30	100	.51	.385	.30	.257
625-SS3P4L-M3	SS3P4L-M3/86A	C	3A	40	150	.62	.428	.398	.246
625-SSA34-E3	SSA34-E3/61T	H	3A	40	75	.49	.289	.216	.169
625-1N5820-E3	1N5820-E3/54	B	3A	20	80	.54	.286	.198	.132
625-1N5821-E3	1N5821-E3/54	B	3A	30	80	.79	.419	.385	.367
625-1N5822-E3	1N5822-E3/54	B	3A	40	80	.54	.286	.198	.132

© Copyright 2013 Mouser Electronics

RoHS Compliant This product is RoHS compliant.

VISHAY SCHOTTKY BARRIER (CONT.)

NEW! TECHNOLOGY

♦Surface Mount Devices

For quantities greater than listed, call for quote.

MOUSER STOCK NO.	Vishay Part No.	Fig.	IF (AV)	PRV (V)	IFM Surge (A)	Price Each 1	100	500	1000
♦ 625-SS34-E3	SS34-E3/57T	A	3A	40	100	.29	.197	.15	.136
♦ 625-SS35-E3	SS35-E3/57T	A	3A	50	100	.54	.396	.258	.225
625-SB350-E3/54	SB350-E3/54	B	3A	50	100	.38	.289	.214	.182
♦ 625-SS3P5L-M3	SS3P5L-M3/86A	C	3A	50	150	.40	.30	.235	.207
♦ 625-SS36-E3	SS36-E3/57T	A	3A	60	100	.30	.201	.154	.149
♦ 625-SS3P6L-M3	SS3P6L-M3/86A	C	3A	60	150	.62	.428	.398	.324
♦ 625-SS3H9-E3	SS3H9-E3/57T	A	3A	90	100	.54	.407	.31	.268
625-SB3H90-E3	SB3H90-E3/54	B	3A	90	100	.70	.41	.335	.263
♦ 625-SS3H10-E3	SS3H10-E3/57T	A	3A	100	100	.70	.414	.239	.213
625-SB3H100-E3	SB3H100-E3/54	B	3A	100	100	.70	.41	.335	.263
♦ 625-SL42-E3	SL42-E3/57T	A	4A	20	150	.81	.61	.385	.375
♦ 625-SSB43L-E3	SSB43L-E3/52T	D	4A	30	100	.75	.45	.262	.232
♦ 625-SL43-E3	SL43-E3/57T	A	4A	30	150	1.14	.81	.498	.45
♦ 625-SSB44-E3	SSB44-E3/52T	D	4A	40	100	.23	.154	.118	.113
♦ 625-SL44-E3	SL44-E3/57T	A	4A	40	150	.54	.356	.272	.262
♦ 625-SS5P3-M3	SS5P3-M3/86A	A	5A	30	150	.82	.428	.398	.314
♦ 625-SSC53L-E3	SSC53L-E3/57T	A	5A	30	175	.76	.504	.294	.269
625-SB530-E3	SB530-E3/54	B	5A	30	220	.80	.473	.387	.244
♦ 625-SS5P4-M3	SS5P4-M3/86A	C	5A	40	150	.47	.364	.289	.257
♦ 625-SSC54-E3	SSC54-E3/57T	A	5A	40	175	.72	.482	.287	.262
♦ 625-SS5P6-M3	SS5P6-M3/86A	C	5A	60	150	.82	.428	.398	.314
♦ 625-SS8P3CL-M3	SS8P3CL-M3/86A	C	8A	30	120	.58	.439	.353	.31
♦ 625-SS8P3L-M3	SS8P3L-M3/86A	C	8A	30	150	.89	.449	.426	.347
♦ 625-SS8P4C-M3	SS8P4C-M3/86A	C	8A	40	120	.51	.396	.31	.257
♦ 625-SS8P6C-M3	SS8P6C-M3/86A	C	8A	60	120	.59	.449	.364	.321
♦ 625-SS8PH10-M3	SS8PH10-M3/86A	C	8A	100	150	.89	.458	.426	.335
♦ 625-SBLB10L25-E3	SBLB10L25-E3/81	E	10A	25	240	1.52	1.24	.867	.829
♦ 625-SS10P3CL-M3	SS10P3CL-M3/86A	C	10A	30	200	.80	.631	.503	.439
♦ 625-SBLB1030CT-E3	SBLB1030CT-E3/45	E	10A	30	250	1.31	.984	.76	.738
♦ 625-MBRB1035-E3	MBRB1035-E3/81	E	10A	35	150	1.00	.824	.569	.535
♦ 625-SS10P4C-M3	SS10P4C-M3/86A	C	10A	40	200	.80	.631	.503	.439
♦ 625-SBLB1040CT-E3	SBLB1040CT-E3/45	E	10A	40	250	1.31	.984	.76	.738
625-MBRB735-E3	MBRB735-E3/81	E	7.5A	35	150	1.01	.835	.578	.556
625-MBR735-E3	MBR735-E3/45	F	7.5A	35	150	.88	.653	.514	.449
625-MBRB745-E3	MBRB745-E3/81	E	7.5A	45	150	1.01	.835	.556	.478
625-MBR745-E3	MBR745-E3/45	F	7.5A	45	150	.92	.685	.542	.472
625-MBRB750-E3	MBRB750-E3/81	E	7.5A	50	150	.96	.792	.556	.535
♦ 625-SS10P4-M3	SS10P4-M3/86A	C	10A	40	280	.82	.66	.59	.465
♦ 625-MBRB1045-E3	MBRB1045-E3/81	E	10A	45	150	1.18	.963	.647	.56
625-MBR1045-E3	MBR1045-E3/45	F	10A	45	150	1.06	.803	.631	.535
♦ 625-V10P45-M3/86A	V10P45-M3/86A	C	10A	45	180	.78	.621	.556	.514
♦ 625-V10P45S-M3/86A	V10P45S-M3/86A	C	10A	45	180	.78	.621	.556	.514
♦ 625-MBRB1050-E3	MBRB1050-E3/81	E	10A	50	150	1.01	.824	.572	.546
♦ 625-MBRB1060-E3	MBRB1060-E3/81	E	10A	60	150	1.01	.824	.584	.546
♦ 625-MBRB10100-E3	MBRB10100-E3/8W	E	10A	100	150	1.44	1.24	.92	.867
625-MBR1535CT-E3	MBR1535CT-E3/45	G	15A	35	150	1.33	.995	.774	.67
♦ 625-MBRB1545CT-E3	MBRB1545CT-E3/81	E	15A	45	150	1.21	.995	.77	.706
625-MBR1545CT-E3	MBR1545CT-E3/45	G	15A	45	150	1.23	.931	.717	.621
625-VSB1545-M3/54	VSB1545-M3/54	H	15A	45	200	1.09	.867	.781	.503
♦ 625-MBRB1560CT-E3	MBRB1560CT-E3/81	E	15A	60	150	1.32	.984	.77	.738
♦ 625-SBLB1630CT-E3	SBLB1630CT-E3/81	E	16A	30	250	1.38	1.13	.877	.776
♦ 625-MBRB1635-E3	MBRB1635-E3/45	E	16A	35	150	1.35	1.02	.792	.76
625-MBR1635-E3	MBR1635-E3/45	F	16A	35	150	1.28	.963	.749	.642
♦ 625-SBLB1640CT-E3	SBLB1640CT-E3/81	E	16A	40	250	1.38	1.13	.877	.776
♦ 625-MBRB1645-E3	MBRB1645-E3/45	E	16A	45	150	1.35	1.02	.792	.76
625-MBR1645-E3	MBR1645-E3/45	F	16A	45	150	1.38	1.04	.808	.692
♦ 625-MBRB1660-E3	MBRB1660-E3/81	E	16A	60	150	1.38	1.04	.803	.749
♦ 625-SBLB2030CT-E3	SBLB2030CT-E3/45	E	20A	30	175	1.51	1.13	.877	.776
625-SBL2030CT-E3	SBL2030CT-E3/45	G	20A	30	175	1.27	.952	.738	.706
♦ 625-MBRB2035CT-E3	MBRB2035CT-E3/45	E	20A	35	150	1.48	1.11	.867	.803
625-MBR2035CT-E3	MBR2035CT-E3/45	G	20A	35	150	1.54	1.16	.899	.845
♦ 625-SBLB2040CT-E3	SBLB2040CT-E3/45	E	20A	40	175	1.51	1.13	.877	.776
625-SBL2040CT-E3	SBL2040CT-E3/45	G	20A	40	175	1.27	.952	.738	.706
♦ 625-MBRB2045CT-E3	MBRB2045CT-E3/45	E	20A	45	150	1.48	1.11	.867	.803
625-MBR2045CT-E3	MBR2045CT-E3/45	G	20A	45	150	1.54	1.16	.899	.845
625-VSB2045-M3/54	VSB2045-M3/54	H	20A	45	250	1.40	1.12	1.01	.642
♦ 625-MBRB2060CT-E3	MBRB2060CT-E3/45	E	20A	60	150	1.61	1.21	.942	.824
♦ 625-MBRB2090CT-E3	MBRB2090CT-E3/45	E	20A	60	150	2.26	1.88	1.38	1.07
844-MBRB20100CTPBF	MBRB20100CTPBF	E	20A	100	20	2.35	1.93	1.61	1.57
♦ 625-SBLB25L20CT-E3	SBLB25L20CT-E3/45	E	25A	20	180	1.90	1.42	1.11	1.01
♦ 625-SBLB25L30CT-E3	SBLB25L30CT-E3/45	E	25A	30	180	1.90	1.42	1.11	1.01
♦ 625-MBRB2535CT-E3	MBRB2535CT-E3/45	E	25A	35	150	1.99	1.49	1.16	1.09
625-MBR2545CT-E3	MBR2545CT-E3/45	G	25A	45	150	2.03	1.52	1.19	1.02
♦ 625-MBRB2550CT-E3	MBRB2550CT-E3/45	E	25A	50	150	2.11	1.58	1.23	1.07
♦ 625-MBRB2560CT-E3	MBRB2560CT-E3/45	E	25A	60	150	2.11	1.58	1.23	1.07
♦ 625-MBRB3045CT-E3	MBRB3045CT-E3/45	E	30A	45	200	1.99	1.49	1.16	1.09
625-MBR3045PT-E3	MBR3045PT-E3/45	I	30A	45	200	2.40	1.97	1.50	1.39
844-MBR6045WTPBF	MBR6045WTPBF	J	30A	45	360	3.75	2.73	2.19	1.84
625-MBR4035PT-E3	MBR4035PT-E3/45	I	40A	35	400	2.41	1.83	1.42	1.22
844-MBR4045WTPBF	MBR4045WTPBF	J	40A	45	265	2.68	1.93	1.50	1.23
625-MBR4045PT-E3	MBR4045PT-E3/45	I	40A	45	400	2.41	1.83	1.42	1.22

VISHAY TRENCHMOS BARRIER SCHOTTKY RECTIFIERS

♦Surface Mount Device

For quantities greater than listed, call for quote.

MOUSER STOCK NO.	Vishay Part No.	Package	I_F (AV)	PRV (V)	IFM Surge (A)	Price Each 1	100	500
♦ 625-VSSA210-E3/5AT	VSSA210-E3/5AT	DO-214AA	2	100	60	.50	.364	.246
♦ 625-VSSA210-E3/61T	VSSA210-E3/61T	DO-214AC	2	100	60	.43	.31	.268
♦ 625-VSSA310S-E3/5AT	VSSA310S-E3/5AT	DO-214AA	3	100	60	.50	.364	.246
♦ 625-VSSA310S-E3/61T	VSSA310S-E3/61T	DO-214AC	3	100	60	.43	.31	.268

A



DO-214AB (SMC)

B

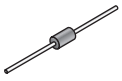

TO-277A (SMPC)

C



DO-201AD

D



DO-214AA (SMB)

E



TO-263AB (D2PAK)

F



TO-220AC

G



TO-220AB

H



TO-247AD, (TO-3P)

I



TO-247AC

J



P600 (Thru-Hole)

© Copyright 2013 Mouser Electronics

© Copyright 2013 Mouser Electronics

VISHAY Rectifiers

RoHS Compliant This product is RoHS compliant.

VISHAY TRENCHMOS BARRIER SCHOTTKY RECTIFIERS (CONT.)

NEW PRODUCT

◆Surface Mount Device

For quantities greater than listed, call for quote.

MOUSER STOCK NO.	Vishay Part No.	Package	I_F (AV)	PRV (V)	IFM Surge (A)	Price Each 1	100	500
◆ 625-VSSB310-E3/52T	VSSB310-E3/52T	DO-214AA	3	100	80	.54	.396	.332
◆ 625-VSSB410S-E3/52T	VSSB410S-E3/52T	DO-214AA	4	100	80	.54	.396	.332
625-VBT1045CBP-E3/8W	VBT1045CBP-E3/8W	TO-263AB	5	45	100	1.17	.813	.706
625-VBT1045C-E3/8W	VBT1045C-E3/8W	TO-263AB	5	45	100	1.07	.674	.623
625-VFT1045CBP-M3/4W	VFT1045CBP-M3/4W	ITO-220AB	5	45	100	1.08	.653	.599
625-VFT1045C-M3/4W	VFT1045C-M3/4W	ITO-220AB	5	45	100	1.08	.653	.599
625-VIT1045CBP-M3/4W	VIT1045CBP-M3/4W	TO-262AA	5	45	100	1.12	.685	.631
625-VIT1045C-M3/4W	VIT1045C-M3/4W	TO-220AB	5	45	100	1.12	.685	.631
625-VT1045CBP-M3/4W	VT1045CBP-M3/4W	TO-220AB	5	45	100	1.22	.738	.685
625-VT1045C-M3/4W	VT1045C-M3/4W	TO-220AB	5	45	100	1.13	.719	.657
625-VIT2045CBP-M3/4W	VIT2045CBP-M3/4W	TO-262AA	5	45	160	2.12	1.31	1.18
625-VIT3045CBP-M3/4W	VIT3045CBP-M3/4W	TO-262AA	5	45	200	2.12	1.69	1.52
625-VBT1080C-E3/8W	VBT1080C-E3/8W	TO-263AB	5	80	80	1.66	1.20	.813
625-VFT1080C-E3/4W	VFT1080C-E3/4W	ITO-220AB	5	80	80	1.80	1.31	.888
625-VIT1080C-E3/4W	VIT1080C-E3/4W	TO-262AA	5	80	80	1.73	1.25	.845
◆ 625-V8P10-M3	V8P10-M3/86A	TO-277A	8	100	150	.80	.642	.572
78-VFT1045BP-M3/4W	VFT1045BP-M3/4W	ITO-220AC	10	45	100	.86	.492	.471
78-VT1045BP-M3/4W	VT1045BP-M3/4W	TO-220AC	10	45	100	.87	.503	.482
◆ 78-VBT1045BP-E3/4W	VBT1045BP-E3/4W	TO-263AB	10	45	160	.77	.449	.428
625-VBT2045CBP-E3/8W	VBT2045CBP-E3/8W	TO-263AB	10	45	160	1.58	1.11	.963
625-VBT2045C-E3/8W	VBT2045C-E3/8W	TO-263AB	10	45	160	1.47	.931	.845
625-VFT2045CBP-M3/4W	VFT2045CBP-M3/4W	ITO-220AB	10	45	160	1.54	.931	.867
625-VFT2045C-M3/4W	VFT2045C-M3/4W	ITO-220AB	10	45	160	1.54	.931	.867
625-VIT2045C-M3/4W	VIT2045C-M3/4W	TO-262AA	10	45	160	1.58	.942	.888
625-VT2045CBP-M3/4W	VT2045CBP-M3/4W	TO-220AB	10	45	160	1.55	.931	.877
625-VT2045C-M3/4W	VT2045C-M3/4W	TO-220AB	10	45	160	1.52	.931	.877
625-VIT6045CBP-M3/4W	VIT6045CBP-M3/4W	TO-262AA	10	45	320	2.70	1.99	1.87
625-VT1080C-E3/4W	VT1080C-E3/4W	TO-220AB	10	80	80	1.75	1.26	.856
625-VBT1080S-E3/8W	VBT1080S-E3/8W	TO-263AB	10	80	100	1.48	1.06	.717
625-VBT2080C-E3/8W	VBT2080C-E3/8W	TO-263AB	10	80	100	2.03	1.48	1.01
625-VFT1080S-E3/4W	VFT1080S-E3/4W	ITO-220AB	10	80	100	1.53	1.11	.749
625-VFT2080C-E3/4W	VFT2080C-E3/4W	ITO-220AB	10	80	100	2.19	1.58	1.08
625-VIT1080S-E3/4W	VIT1080S-E3/4W	TO-262AA	10	80	100	1.72	1.24	.845
625-VIT2080C-E3/4W	VIT2080C-E3/4W	TO-262AA	10	80	100	2.15	1.55	1.05
625-VT1080S-E3/4W	VT1080S-E3/4W	TO-220AB	10	80	100	1.58	1.14	.781
◆ 625-V10P10-M3	V10P10-M3/86A	TO-277A	10	100	180	.94	.723	.668
625-VB10150C-E3	VB10150C-E3/4W	TO-263AB	10	150	60	1.16	.867	.674
625-VF10150C-E3	VF10150C-E3/4W	ITO-220AB	10	150	60	1.13	.856	.663
◆ 625-V12P10-M3	V12P10-M3/86A	TO-277A	12	100	200	1.05	.792	.739
625-V12P12-M3	V12P12-M3/86A	TO-277A	12	120	150	.86	.706	.567
625-VBT3045CBP-E3/8W	VBT3045CBP-E3/8W	TO-263AB	15	45	200	1.90	1.21	1.11
625-VFT3045CBP-M3/4W	VFT3045CBP-M3/4W	ITO-220AB	15	45	200	1.92	1.14	1.08
625-VFT3045C-M3/4W	VFT3045C-M3/4W	ITO-220AB	15	45	200	1.92	1.14	1.08
625-VIT3045C-M3/4W	VIT3045C-M3/4W	TO-262AA	15	45	200	2.03	1.22	1.14
625-VT3045CBP-M3/4W	VT3045CBP-M3/4W	TO-220AB	15	45	200	2.08	1.24	1.17
625-VT3045C-M3/4W	VT3045C-M3/4W	TO-220AB	15	45	200	2.02	1.24	1.17
625-V15P45S-M3/86A	V15P45S-M3/86A	TO-277A	15	45	210	1.14	.92	.813
625-V15P45-M3/86A	V15P45-M3/86A	TO-277A	15	45	210	1.14	.92	.813
625-VBT3080C-E3/8W	VBT3080C-E3/8W	TO-263AB	15	80	150	2.41	1.73	1.18
625-VFT3080C-E3/4W	VFT3080C-E3/4W	ITO-220AB	15	80	150	2.57	1.85	1.26
625-VIT3080C-E3/4W	VIT3080C-E3/4W	TO-262AA	15	80	150	2.51	1.82	1.24
◆ 78-VBT2045BP-E3/4W	VBT2045BP-E3/4W	TO-263AB	20	45	100	1.01	.589	.556
78-VFT2045BP-M3/4W	VFT2045BP-M3/4W	ITO-220AC	20	45	160	1.09	.631	.599
78-VT2045BP-M3/4W	VT2045BP-M3/4W	TO-220AC	20	45	160	1.12	.653	.621
625-VBT3045C-E3/8W	VBT3045C-E3/8W	TO-263AB	20	45	240	1.90	1.21	1.11
625-VBT4045C-E3/8W	VBT4045C-E3/8W	TO-263AB	20	45	240	2.61	1.66	1.52
625-VFT4045C-M3/4W	VFT4045C-M3/4W	ITO-220AB	20	45	240	2.75	1.64	1.54
625-VIT4045C-M3/4W	VIT4045C-M3/4W	TO-262AA	20	45	240	2.77	1.66	1.55
625-VT4045C-M3/4W	VT4045C-M3/4W	TO-220AB	20	45	240	2.73	1.68	1.57
625-VT2080C-E3/4W	VT2080C-E3/4W	TO-220AB	20	80	100	2.17	1.57	1.07
625-VBT2080S-E3/8W	VBT2080S-E3/8W	TO-263AB	20	80	150	1.66	1.20	.813
625-VFT2080S-E3/4W	VFT2080S-E3/4W	ITO-220AB	20	80	150	1.70	1.23	.835
625-VIT2080S-E3/4W	VIT2080S-E3/4W	TO-262AA	20	80	150	1.90	1.37	.931
625-VT2080S-E3/4W	VT2080S-E3/4W	TO-220AB	20	80	150	1.77	1.27	.867
625-V20100C-E3	V20100C-E3/4W	TO-220AB	20	100	150	2.08	1.56	1.21
625-VB20100C-E3	VB20100C-E3/4W	TO-263AB	20	100	150	2.02	1.52	1.18
625-VB20120C-E3	VB20120C-E3/4W	TO-263AB	20	120	120	1.66	1.24	.963
625-VB20150C-E3	VB20150C-E3/4W	TO-263AB	20	150	120	1.61	1.20	.931
625-V20200C-E3	V20200C-E3/4W	TO-220AB	20	200	120	1.80	1.35	1.05
625-VB20200C-E3	VB20200C-E3/4W	TO-263AB	20	200	120	1.59	1.20	.931
625-VF20200C-E3	VF20200C-E3/4W	ITO-220AB	20	200	120	1.81	1.35	1.05
◆ 78-VBT3045BP-E3/4W	VBT3045BP-E3/4W	TO-263AB	30	45	200	1.24	.717	.685
78-VFT3045BP-M3/4W	VFT3045BP-M3/4W	ITO-220AC	30	45	200	1.37	.803	.76
78-VT3045BP-M3/4W	VT3045BP-M3/4W	TO-220AC	30	45	200	1.36	.792	.749
625-VBT6045CBP-E3/8W	VBT6045CBP-E3/8W	TO-263AB	30	45	320	2.61	1.99	1.82
625-VBT6045C-E3/8W	VBT6045C-E3/8W	TO-263AB	30	45	320	2.61	1.99	1.82
625-VFT6045CBP-M3/4W	VFT6045CBP-M3/4W	ITO-220AB	30	45	320	2.87	1.71	1.61
625-VFT6045C-M3/4W	VFT6045C-M3/4W	ITO-220AB	30	45	320	2.87	1.71	1.61
625-VIT6045C-M3/4W	VIT6045C-M3/4W	TO-262AA	30	45	320	2.70	1.99	1.87
625-VT6045CBP-M3/4W	VT6045CBP-M3/4W	TO-220AB	30	45	320	2.73	2.01	1.89
625-VT6045C-M3/4W	VT6045C-M3/4W	TO-220AB	30	45	320	3.24	2.03	1.87
625-VT3080C-E3/4W	VT3080C-E3/4W	TO-220AB	30	80	150	2.54	1.83	1.24
625-VBT3080S-E3/8W	VBT3080S-E3/8W	TO-263AB	30	80	200	1.96	1.42	.963
625-VFT3080S-E3/4W	VFT3080S-E3/4W	ITO-220AB	30	80	200	2.01	1.46	.995
625-VIT3080S-E3/4W	VIT3080S-E3/4W	TO-262AA	30	80	200	2.25	1.63	1.10
625-VT3080S-E3/4W	VT3080S-E3/4W	TO-220AB	30	80	200	2.09	1.51	1.03
625-V30100C-E3	V30100C-E3/4W	TO-220AB	30	100	160	1.98	1.49	1.16
625-V30100S-E3/4W	V30100S-E3/4W	TO-220AB	30	100	250	1.98	1.32	.977
625-VB30100S-E3	VB30100S-E3/8W	TO-263AB	30	100	250	1.33	1.19	.849
625-VB30100S-E3/4W	VB30100S-E3/4W	TO-263AB	30	100	250	1.75	1.32	1.03
625-V30150C-E3	V30150C-E3/4W	TO-220AB	30	150	140	2.34	1.75	1.37
625-VB30150C-E3	VB30150C-E3/4W	TO-263AB	30	150	140	1.88	1.41	1.10
625-VF30150C-E3	VF30150C-E3/4W	ITO-220AB	30	150	140	2.43	1.62	1.42
625-V30200C-E3	V30200C-E3/4W	TO-220AB	30	200	250	3.53	2.51	1.93

VISHAY TRENCHMOS BARRIER SCHOTTKY RECTIFIERS (CONT.)

◆Surface Mount Device

For quantities greater than listed, call for quote.

MOUSER STOCK NO.	Vishay Part No.	Package	I_F (AV)	PRV (V)	IFM Surge (A)	Price Each 1	100	500
625-VB30200C-E3/4W	VB30200C-E3/4W	TO-263AB	30	200	250	2.66	1.99	1.55
◆ 78-VBT4045BP-E3/4W	VBT4045BP-E3/4W	TO-263AB	40	45	240	1.63	.942	.899
78-VFT4045BP-M3/4W	VFT4045BP-M3/4W	ITO-220AC	40	45	240	1.72	1.01	.952
78-VT4045BP-M3/4W	VT4045BP-M3/4W	TO-220AC	40	45	240	1.71	.995	.952
625-V40100C-E3	V40100C-E3/4W	TO-220AB	40	100	250	2.90	2.18	1.69
625-VB40120C-E3/4W	VB40120C-E3/4W	TO-263AB	40	120	250	2.86	2.14	1.67
625-VB40150C-E3	VB40150C-E3/4W	TO-263AB	40	150	160	2.16	1.62	1.26
625-V60100C-E3/4W	V60100C-E3/4W	TO-220AB	60	100	320	3.20	2.40	1.50
625-VB60100C-E3	VB60100C-E3/4W	TO-263AB	60	100	320	3.02	2.27	1.77
625-V60120C-E3/4W	V60120C-E3/4W	TO-220AB	60	120	300	3.10	2.32	1.44

VISHAY BRIDGE RECTIFIERS

◆Surface Mount Device

For quantities greater than listed, call for quote.

MOUSER STOCK NO.	Vishay Part No.	Package	I_F (AV)	PRV (V)	IFM Surge (A)	Price Each 1	100	500
◆ 625-DF005S-E3	DF005S-E3/45	DFS	1	50	50	.48	.304	.234
625-DF005M-E3	DF005M-E3/45	DFM	1	50	50	.45	.296	.217
◆ 625-DF01S-E3	DF01S-E3/45	DFS	1	100	50	.38	.278	.246
625-DF01M-E3	DF01M-E3/45	DFM	1	100	50	.45	.296	.217
◆ 625-DF02S-E3	DF02S-E3/45	DFS	1	200	50	.38	.278	.246
625-DF02M-E3	DF02M-E3/45	DFM	1	200	50	.45	.296	.217
◆ 625-DF04S-E3	DF04S-E3/45	DFS	1	400	50	.39	.289	.241
625-DF04M-E3	DF04M-E3/45	DFM	1	400	50	.45	.296	.217
◆ 625-DF06S-E3	DF06S-E3/45	DFS	1	600	50	.48	.304	.234
625-DF06M-E3	DF06M-E3/45	DFM	1	600	50	.45	.296	.217
◆ 625-DF08S-E3	DF08S-E3/45	DFS	1	800	50	.56	.417	.321
625-DF08M-E3	DF08M-E3/45	DFM	1	800	50	.45	.339	.266
625-DF10M-E3	DF10M-E3/45	DFM	1	1000	50	.45	.296	.217
625-KBP005M-E4	KBP005M-E4/45	KBPM	1.5	50	30	.64	.482	.385
625-W005G-E4	W005G-E4/51	WG	1.5	50	50	.52	.33	.238
625-W01G-E4	W01G-E4/51	WG	1.5	100	50	.52	.33	.242
625-KBP02M-E4	KBP02M-E4/45	KBPM	1.5	200	30	.64	.44	.322
625-W02G-E4	W02G-E4/51	WG	1.5	200	50	.52	.33	.242
625-KBP04M-E4	KBP04M-E4/45	KBPM	1.5	400	30	.64	.482	.385
625-W04G-E4	W04G-E4/51	WG	1.5	400	50	.52	.33	.242
625-KBP06M-E4	KBP06M-E4/45	KBPM	1.5	600	30	.64	.482	.385
625-W06G-E4	W06G-E4/51	WG	1.5	600	50	.19	.181	.17
625-W08G-E4	W08G-E4/51	WG	1.5	800	50	.57	.356	.261
625-W10G-E4	W10G-E4/51	WG	1.5	1000	50	.52	.33	.239
625-2KBP005M-E4	2KBP005M-E4/45	KBPM	2	50	60	.55	.407	.321
625-2KBP01M-E4	2KBP01M-E4/45	KBPM	2	100	60	.62	.415	.305
625-2KBP02M-E4	2KBP02M-E4/45	KBPM	2	200	60	.62	.415	.305
625-2KBP04M-E4	2KBP04M-E4/45	KBPM	2	400	60	.62	.415	.305
625-2KBP06M-E4	2KBP06M-E4/45	KBPM	2	600	60	.62	.415	.305
625-2KBP08M-E4	2KBP08M-E4/45	KBPM	2	800	60	.65	.492	.385
625-2KBP10M-E4	2KBP10M-E4/45	KBPM	2	1000	60	.62	.415	.305
625-LVB2560-M3/45	LVB2560-M3/45	GSIB-5S	3.6	600	550	5.16	4.29	3.01
625-LVB1560-M3/45	LVB1560-M3/45	GSIB-5S	3.6	600	400	6.00	4.99	3.49
625-GBPC6005-E4	GBPC6005-E4/51	GBPC-W	6	50	175	2.15	1.77	1.18
625-GBPC601-E4	GBPC601-E4/51	GBPC-W	6	100	175	1.71	1.28	.963
625-GBPC602-E4	GBPC602-E4/51	GBPC-W	6	200	175	1.63	1.22	.951
625-GBPC604-E4	GBPC604-E4/51	GBPC-W	6	400	175	2.15	1.77	.963
625-GBPC606-E4	GBPC606-E4/51	GBPC-W	6	600	175	1.63	1.22	.951
625-GBPC608-E4	GBPC608-E4/51	GBPC-W	6	800	175	1.71	1.28	.963
625-GBPC610-E4	GBPC610-E4/51	GBPC-W	6	1000	175	1.63	1.22	.951
625-GBPC1202-E4	GBPC1202-E4/51	GBPC	12	200	200	5.30	3.35	2.03
625-GBPC1204-E4	GBPC1204-E4/51	GBPC	12	400	200	3.17	2.29	1.71
625-GBPC1206-E4	GBPC1206-E4/51	GBPC	12	600	200	3.17	2.29	1.71
625-GBPC25005-E4	GBPC25005-E4/51	GBPC	25	50	300	2.93	2.12	1.65
625-GBPC2502-E4	GBPC2502-E4/51	GBPC	25	200	300	2.93	2.12	1.65
625-GBPC2504-E4	GBPC2504-E4/51	GBPC	25	400	300	2.93	2.12	1.65
625-GBPC2504W-E4	GBPC2504W-E4/51	GBPC-W	25	400	300	5.30	3.97	3.08
625-GBPC2506-E4	GBPC2506-E4/51	GBPC	25	600	300	2.93	2.12	1.65
625-GBPC2508W-E4	GBPC2508W-E4/51	GBPC-W	25	800	300	5.30	3.97	3.08
625-GBPC2510-E4	GBPC2510-E4/51	GBPC	25	1000	300	5.30	3.64	2.35
625-GBPC3501-E4	GBPC3501-E4/51	GBPC	35	100	400	3.17	2.40	1.92
625-GBPC3502-E4	GBPC3502-E4/51	GBPC	35	200	400	3.04	2.21	1.80
625-GBPC3502W-E4	GBPC3502W-E4/51	GBPC-W	35	200	400	5.89	4.41	3.43
625-GBPC3504-E4	GBPC3504-E4/51	GBPC	35	400	400	3.17	2.40	1.92
625-GBPC3504W-E4	GBPC3504W-E4/51	GBPC-W	35	400	400	3.15	2.33	1.82
625-GBPC3506-E4	GBPC3506-E4/51	GBPC	35	600	400	2.92	2.40	1.92
625-GBPC3506W-E4	GBPC3506W-E4/51	GBPC-W	35	600	400	2.56	2.33	1.82
625-GBPC3508-E4	GBPC3508-E4/51	GBPC	35	800	400	3.17	2.40	1.92
625-GBPC3508W-E4	GBPC3508W-E4/51	GBPC-W	35	800	400	5.89	3.92	3.43
625-GBPC3510-E4	GBPC3510-E4/51	GBPC	35	1000	400	3.17	2.40	1.92
625-GBPC3510W-E4	GBPC3510W-E4/51	GBPC-W	35	1000	400	5.61	4.41	3.39

VISHAY POWERBRIDGE™ RECTIFIERS

For quantities greater than listed, call for quote.

MOUSER STOCK NO.	Vishay Part No.	Package	I_F (AV)	PRV (V)	IFM Surge (A)	Price Each 1	100	500
625-BU1008A-E3	BU1008A-E3/45	PowerBridge	10	800	90	1.50	1.23	.731
625-BU1010A-E3/51	BU1010A-E3/51	PowerBridge	10	1000	90	1.64	1.23	.952
625-BU10085S-E3	BU10085S-E3/45	PowerBridge	10	800	120	1.59	1.31	.873
625-BU15085S-E3	BU15085S-E3/45	PowerBridge	15	800	200	1.92	1.57	1.05
625-BU1508-E3/51	BU1508-E3/51	PowerBridge	15	800	200	2.21	1.66	1.29
625-BU1510-E3/51	BU1510-E3/51	PowerBridge	15	1000	200	2.21	1.66	1.28
625-BU2008-E3/51	BU2008-E3/51	PowerBridge	20	800	240	2.60	1.95	1.52
625-BU25085S-E3	BU25085S-E3/45	PowerBridge	25	800	300	2.44	2.00	1.34
625-BU2510-E3/51	BU2510-E3/51	PowerBridge	25	1000	300	2.84	2.13	1.65
625-GBPC606-E4	GBPC606-E4/51	GBPC-W	25	600	175	1.63	1.22	.951
625-GBPC608-E4	GBPC608-E4/51	GBPC-W	25	800	175	1.71	1.28	.963
625-GBPC610-E4	GBPC610-E4/51	GBPC-W	25	1000	175	1.63	1.22	.951

© Copyright 2013 Mouser Electronics

© Copyright 2013 Mouser Electronics

VISHAY Rectifiers

Products may be RoHS compliant. Check mouser.com for RoHS status.

VISHAY SCHOTTKY RECTIFIERS

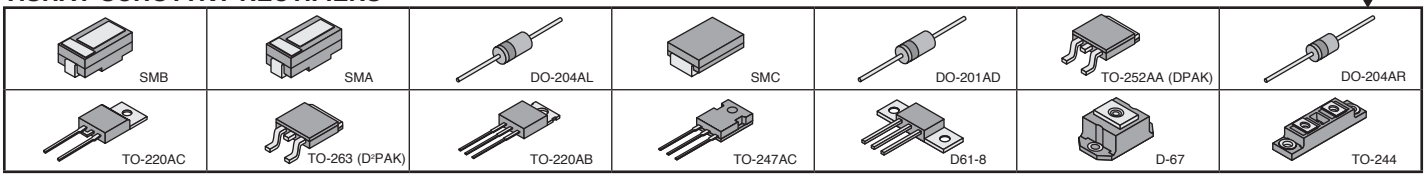

◆ Surface Mount Device

For quantities greater than listed, call for quote.

MOUSER STOCK NO.	Vishay Part No.	Package	V_{RRM} (V)	I_{FSM} (A)	Price Each 1	10	100	500
1.0 Amp								
◆ 844-10BQ015PBF	10BQ015PBF	SMB	15	140	.54	.439	.321	.235
◆ 844-10BQ015TRPBF	10BQ015TRPBF	SMB	15	140	.18	.162	.125	.095
◆ 844-MBRS130TRPBF	MBRS130TRPBF	SMB	30	230	.63	.482	.46	.246
◆ 844-MBRS130LTRPBF	MBRS130LTRPBF	SMB	30	230	.75	.535	.428	.342
◆ 844-STPS1L30UPBF	STPS1L30UPBF	SMB	30	360	1.06	.749	.535	.407
◆ 844-10BQ030TRPBF	10BQ030TRPBF	SMB	30	430	1.03	.738	.567	.417
◆ 844-MBRA140TRPBF	MBRA140TRPBF	SMA	40	120	.54	.428	.278	.171
844-1N5819	1N5819	DO-204AL	40	225	.64	.364	.24	.196
◆ 844-MBRS140TRPBF	MBRS140TRPBF	SMB	40	380	.27	.246	.223	.172
◆ 844-10BQ040PBF	10BQ040PBF	SMB	40	430	.48	.396	.30	.214
◆ 844-10BQ040TRPBF	10BQ040TRPBF	SMB	40	430	.77	.621	.471	.321
844-MBR160	MBR160	DO-204AL	60	150	.09	.075	.067	.062
◆ 844-10BQ060PBF	10BQ060PBF	SMB	60	700	.50	.427	.32	.225
◆ 844-10BQ060TRPBF	10BQ060TRPBF	SMB	60	700	.90	.589	.428	.321
◆ 844-MBRS190TRPBF	MBRS190TRPBF	SMB	90	870	.45	.428	.376	.321
844-MBR1100	MR1100	DO-204AL	100	200	.42	.321	.214	.139
◆ 844-10BQ100PBF	10BQ100PBF	SMB	100	700	.20	.193	.153	.127
◆ 844-10BQ100TRPBF	10BQ100TRPBF	SMB	100	700	.95	.877	.631	.439
◆ 844-MBRS1100TRPBF	MBRS1100TRPBF	SMB	100	870	.43	.407	.30	.214
1.1 Amp								
844-11DQ04	11DQ04	DO-204AL	40	225	.48	.396	.30	.23
844-11DQ05	11DQ05	DO-204AL	50	150	.54	.449	.332	.235
844-11DQ06	11DQ06	DO-204AL	60	150	.54	.449	.332	.235
844-11DQ10	11DQ10	DO-204AL	100	85	.55	.43	.294	.202
2.0 Amp								
◆ 844-20BQ030PBF	20BQ030PBF	SMB	30	350	.31	.289	.229	.19
◆ 844-20BQ030TRPBF	20BQ030TRPBF	SMB	30	350	.73	.621	.482	.342
2.1 Amp								
◆ 844-10MQ040NPBF	10MQ040NPBF	SMA	40	120	.51	.428	.31	.225
◆ 844-10MQ040NTRPBF	10MQ040NTRPBF	SMA	40	120	.64	.589	.439	.30
◆ 844-10MQ060NPBF	10MQ060NPBF	SMA	60	40	.51	.428	.31	.225
◆ 844-10MQ060NTRPBF	10MQ060NTRPBF	SMA	60	40	.89	.642	.439	.332
◆ 844-10MQ100NPBF	10MQ100NPBF	SMA	100	120	.43	.364	.268	.193
◆ 844-10MQ100NTRPBF	10MQ100NTRPBF	SMA	100	120	.52	.325	.224	.208
3.0 Amp								
◆ 844-30BQ015PBF	30BQ015PBF	SMC	15	650	1.20	1.05	.835	.631
◆ 844-30BQ015TRPBF	30BQ015TRPBF	SMC	15	650	1.97	1.61	1.39	1.05
◆ 844-15MQ040NPBF	15MQ040NPBF	SMA	40	330	.69	.428	.293	.273
◆ 844-15MQ040NTRPBF	15MQ040NTRPBF	SMA	40	330	1.04	.856	.61	.412
◆ 844-MBRS340TRPBF	MBRS340TRPBF	SMC	40	1580	.85	.738	.578	.364
◆ 844-30BQ040PBF	30BQ040PBF	SMC	40	2000	.41	.383	.299	.248
◆ 844-30BQ040TRPBF	30BQ040TRPBF	SMC	40	2000	2.12	1.50	1.12	.963
◆ 844-30BQ060PBF	30BQ060PBF	SMC	60	1200	.48	.449	.35	.291
◆ 844-30BQ060TRPBF	30BQ060TRPBF	SMC	60	1200	1.27	1.01	.877	.61
◆ 844-30BQ100PBF	30BQ100PBF	SMC	100	800	.45	.423	.33	.274
◆ 844-30BQ100TRPBF	30BQ100TRPBF	SMC	100	800	1.36	.952	.792	.631
3.3 Amp								
844-31DQ10	31DQ10	DO-201AD	100	210	.46	.297	.23	.219
3.5 Amp								
844-30WQ06FNPBF	30WQ06FNPBF	TO-252AA	60	490	1.58	1.16	.943	.606
844-30WQ03FNPBF	30WQ03FNPBF	TO-252AA	100	535	.82	.781	.61	.492
5.0 Amp								
844-50SQ080	50SQ080	DO-204AR	80	1900	2.25	1.43	1.11	1.02
844-50SQ100	50SQ100	DO-204AR	100	1900	1.70	1.64	1.52	1.24
5.5 Amp								
◆ 844-50WQ03FNPBF	50WQ03FNPBF	TO-252AA	30	320	.85	.813	.524	.514
◆ 844-50WQ04FNPBF	50WQ04FNPBF	TO-252AA	40	340	.80	.774	.503	.492
◆ 844-50WQ06FNPBF	50WQ06FNPBF	TO-252AA	60	320	.80	.774	.503	.498
◆ 844-50WQ10FNPBF	50WQ10FNPBF	TO-252AA	100	330	1.12	1.08	.701	.687
7.0 Amp								
◆ 844-6CWQ03FNTRPBF	6CWQ03FNTRPBF	TO-252AA	30	535	2.16	1.43	1.14	1.01
◆ 844-6CWQ04FNPBF	6CWQ04FNPBF	TO-252AA	40	500	2.16	1.43	1.07	1.01
◆ 844-6CWQ10FNPBF	6CWQ10FNPBF	TO-252AA	100	440	2.01	1.34	.939	.668
7.5 Amp								
844-MBR735PBF	MBR735PBF	TO-220AC	35	690	1.32	1.18	.91	.696
844-MBR745PBF	MBR745PBF	TO-220AC	45	690	1.32	1.18	.91	.696
8.0 Amp								
844-80SQ035	80SQ035	DO-204AR	35	2400	1.97	1.78	1.42	1.09
844-80SQ040	80SQ040	DO-204AR	40	2400	2.41	2.17	1.73	1.34
844-80SQ045	80SQ045	DO-204AR	45	2400	2.46	2.16	1.73	1.34
844-8TQ060PBF	8TQ060PBF	TO-220AC	60	850	2.39	2.19	1.63	1.44
844-8TQ080SPBF	8TQ080SPBF	TO-220AC	80	850	2.40	2.15	1.72	1.34
844-8TQ100PBF	8TQ100PBF	TO-220AC	100	850	1.69	1.55	1.24	.963
◆ 844-8TQ100SPBF	8TQ100SPBF	TO-263	100	850	1.73	1.56	1.24	.963
◆ 844-8TQ100STRRPBF	8TQ100STRRPBF	TO-263	100	850	1.11	1.07	.92	.856
9.0 Amp								
844-95SQ015	95SQ015	DO-204AR	15	850	3.53	2.95	2.29	2.05

© Copyright 2013 Mouser Electronics

◆ Surface Mount Device

For quantities greater than listed, call for quote.

MOUSER STOCK NO.	Vishay Part No.	Package	V_{RRM} (V)	I_{FSM} (A)	Price Each 1	10	100	500
9.0 Amp (Cont.)								
844-90SQ030	90SQ030	DO-204AR	30	2150	2.31	2.08	1.67	1.29
844-90SQ035	90SQ035	DO-204AR	35	2150	2.07	1.86	1.67	1.16
844-90SQ040	90SQ040	DO-204AR	40	2150	2.31	2.08	1.67	1.29
◆ 844-90SQ045	90SQ045	DO-204AR	45	2150	2.25	1.43	1.67	1.02
10 Amp								
◆ 844-STPS1045BPBF	STPS1045BPBF	TO-252AA	45	390	1.12	1.03	.792	.749
844-MBR1045PBF	MBR1045PBF	TO-220AC	45	1060	1.55	1.39	1.07	.824
844-10CTQ150PBF	10CTQ150PBF	TO-220AB	150	620	2.70	2.03	1.61	1.26
12 Amp								
◆ 844-12CWQ03FNPBF	12CWQ03FNPBF	TO-252AA	30	320	1.04	.952	.749	.642
◆ 844-12CWQ06FNPBF	12CWQ06FNPBF	TO-252AA	60	320	1.01	.977	.557	.524
◆ 844-12CWQ10FNPBF	12CWQ10FNPBF	TO-252AA	100	330	.92	.898	.513	.492
15 Amp								
844-15TQ060PBF	15TQ060PBF	TO-220AC	60	1000	3.14	2.81	2.25	1.74
◆ 844-15TQ060STRLPBF	15TQ060STRLPBF	TO-252AA	60	1000	1.78	1.70	1.29	1.01
16 Amp								
844-16CTQ100PBF	16CTQ100PBF	TO-220AB	100	850	2.33	1.85	1.40	1.14
◆ 844-16CTQ100SPBF	16CTQ100SPBF	TO-252AA	100	850	2.36	1.71	1.24	1.18
18 Amp								
844-18TQ045PBF	18TQ045PBF	TO-220AC	45	1800	2.33	1.50	1.17	1.07
19 Amp								
844-19TQ015PBF	19TQ015PBF	TO-220AC	15	700	3.34	2.86	2.27	1.77
20 Amp								
844-20L15TPBF	20L15TPBF	TO-220AC	15	700	1.82	1.50	1.17	1.03
844-STPS20L15DPBF	STPS20L15DPBF	TO-220AC	15	700	1.82	1.81	1.46	1.12
◆ 844-STPS20L15GPBF	STPS20L15GPBF	TO-252AA	15	700	1.82	5.04	3.41	3.14
844-20TQ040PBF	20TQ040PBF	TO-220AC	40	1800	1.82	1.97	1.41	1.33
844-20CTQ045PBF	20CTQ045PBF	TO-220AB	45	1060	1.82	2.68	2.14	1.66
844-20TQ045PBF	20TQ045PBF	TO-220AC	45	1800	1.82	2.73	2.19	1.71
844-MBR20100CTKPBF	MBR20100CTKPBF	TO-220AB	100	850	1.82	.706	.598	.487
844-20CTQ150PBF	20CTQ150PBF	TO-220AB	150	1030	1.82	2.41	1.94	1.50
30 Amp								
844-32CTQ030PBF	32CTQ030PBF	TO-220AB	30	900	3.23	2.89	2.35	1.89
◆ 844-32CTQ030STRLPBF	32CTQ030STRLPBF	TO-263	30	900	3.32	3.17	2.41	2.08
◆ 844-STPS30L30CGPBF	STPS30L30CGPBF	TO-252AA	30	1450	8.53	4.91	3.33	3.06
844-STPS30L30CTPBF	STPS30L30CTPBF	TO-220AB	30	1450	2.33	1.50	1.17	1.07
844-25CTQ045SPBF	25CTQ045SPBF	TO-263	45	990	3.84	3.67	2.82	2.50
844-30CTQ045PBF	30CTQ045PBF	TO-220AB	45	1060	3.32	2.94	2.41	1.93
◆ 844-30CTQ060SPBF	30CTQ060SPBF	TO-263	60	850	4.17	3.96	3.61	2.92
844-30CTQ060PBF	30CTQ060PBF	TO-220AB	60	1000	4.06	3.61	2.94	2.36
844-30CPQ060PBF	30CPQ060PBF	TO-247AC	60	1020	6.83	6.09	4.96	4.01
844-STPS30L60CWPBF	STPS30L60CWPBF	TO-247AC	60	1020	4.29	4.10	3.11	2.54
844-30CTQ100PBF	30CTQ100PBF	TO-220AB	100	850	2.46	2.21	1.78	1.38
844-30CTQ100SPBF	30CTQ100SPBF	TO-220AB	100	850	2.45	2.20	1.77	1.37
844-30CPQ100PBF	30CPQ100PBF	TO-247AC	100	920	3.42	3.05	2.46	2.00
844-30CPQ150PBF	30CPQ150PBF	TO-247AC	150	920	7.48	5.53	4.77	4.42
40 Amp								
844-STPS40L15CTPBF	STPS40L15CTPBF	TO-220AB	15	700	3.10	2.79	2.25	1.74
844-STPS40L15CWPBF	STPS40L15CWPBF	TO-247AC	15	700	11.41	6.56	4.44	4.09
844-40L15CTPBF	40L15CTPBF	TO-220AB	15	700	4.17	3.69	3.05	2.46
844-40L15CTSPBF	40L15CTSPBF	TO-263	15	700	4.29	4.10	3.11	2.54
844-47CTQ020PBF	47CTQ020PBF	TO-220AB	20	1000	3.16	2.78	2.30	1.83
844-42CTQ030PBF	42CTQ030PBF	TO-220AB	30	1100	3.79	2.53	2.02	1.88
844-STPS40L45CWPBF	STPS40L45CWPBF	TO-247AC	45	1240	15.44	8.87	6.01	5.52
844-40CTQ045PBF	40CTQ045PBF	TO-220AB	45	1240	2.60	2.28	1.80	1.39
844-40CPQ045PBF	40CPQ045PBF	TO-247AC	45	3500	7.62	6.63	5.42	4.39
844-48CTQ060PBF	48CTQ060PBF	TO-220AB	60	1000	3.50	3.10	2.51	2.03
844-48CTQ060STRLPBF	48CTQ060STRLPBF	TO-263	60	1000	1.90	1.83	1.59	1.53
844-40CPQ060PBF	40CPQ060PBF	TO-247AC	60	3200	4.17	3.75	3.50	2.80
844-43CTQ100PBF	43CTQ100PBF	TO-220AB	100	850	3.26	2.94	2.35	1.82
◆ 844-43CTQ100SPBF	43CTQ100SPBF	TO-263	100	850	4.07	3.64	2.99	2.41
844-40CPQ100PBF	40CPQ100PBF	TO-247AC	100	2950	8.56	7.70	7.28	6.10
844-40CTQ150PBF	40CTQ150PBF	TO-220AB	150	150	2.60	2.28	1.80	1.39
60 Amp								
844-63CTQ100PBF	63CTQ100PBF	TO-220AB	100	1500	6.55	4.90	3.92	3.42
844-63CPQ100PBF	63CPQ100PBF	TO-247AC	100	2200	6.42	5.97	4.90	4.09
844-60CTQ150PBF	60CTQ150PBF	TO-220AB	150	710	4.15	3.69	3.05	2.46
844-60CPQ150PBF	60CPQ150PBF	TO-247AC	150	2300	5.68	5.07	4.16	3.33
70 Amp								
844-72CPQ030PBF	72CPQ030PBF	TO-247AC	30	2180	5.38	4.80	3.92	3.17
80 Amp								
844-85CNQ015APBF	85CNQ015APBF	D61-8	15	7000	18.94	17.01	14.45	12.31
844-80CPQ020PBF	80CPQ020PBF	TO-247AC	20	2200	5.05	4.28	3.65	2.99
844-82CNQ030APBF	82CNQ030APBF	D61-8	30	5100	17.71	15.75	11.86	10.91
844-80CNQ045APBF	80CNQ045APBF	D61-8	45	5800	17.60	16.00	13.59	11.56
844-83CNQ100APBF	83CNQ100APBF	D61-8	100	7000	17.55	15.94	13.54	11.56
844-80CPQ150PBF	80CPQ150PBF	TO-247AC	150	1930	6.55	6.09	5.35	4.79
240 Amp								
844-243NQ100PBF	243NQ100PBF	D-67	100	25500	54.93	49.44	41.21	33.17
400 Amp								
844-401CNQ045PBF	401CNQ045PBF	TO-244	45	25000	75.40	63.88	37.40	34.53
844-403CNQ100PBF	403CNQ100PBF	TO-244	100	25500	82.39	70.62	41.20	38.17

© Copyright 2013 Mouser Electronics

VISHAY Rectifiers

Products may be RoHS compliant. Check mouser.com for RoHS status.

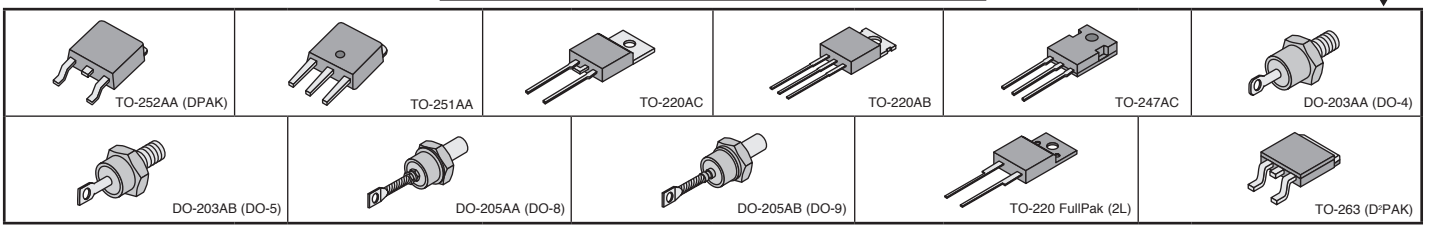

♦ Surface Mount Device † Cathode-to-Stud Polarity ✻ Anode-to-Stud Polarity

VISHAY HIGH PERFORMANCE SCHOTTKY RECTIFIERS

For quantities greater than listed, call for quote.

MOUSER STOCK NO.	Vishay Part No.	Package	V_{RRM} (V)	I_{FSM} (A)	Price Each 1	10	100	500
6.0 Amp								
♦ 844-6CWT04FN	6CWT04FN	TO-252AA	45	440	1.59	1.06	.743	.541
844-6CUT04	4CUT04	TO-251AA	45	440	1.59	1.06	.743	.541
8.0 Amp								
844-8TT100	8TT100	TO-220AC	100	850	.72	.696	.621	.508
10 Amp								
♦ 844-10WT10FN	10WT10FN	TO-252AA	100	610	1.17	1.06	.899	.728
844-10UT10	10UT10	TO-251AA	100	610	.77	.706	.456	.391
844-MBR10T100	MBR10T100	TO-220AC	100	850	.61	.567	.449	.389
15 Amp								
844-15TT100	15TT100	TO-220AC	100	920	.74	.696	.535	.439
16 Amp								
844-16CTT100	16CTT100	TO-220AB	100	850	1.18	1.11	.75	.692
20 Amp								
♦ 844-20WT04FN	20WT04FN	TO-252AA	45	900	1.03	.985	.674	.631
844-20UT04	20UT04	TO-251AA	45	900	1.14	1.04	.899	.824
♦ 844-20CWT10FN	20CWT10FN	TO-252AA	100	610	1.14	1.04	.674	.608
844-20CUT10	20CUT10	TO-251AA	100	610	1.14	1.04	.803	.76
844-21TT100	21TT100	TO-220AB	100	660	.93	.899	.69	.557
844-MBR20T100CT	MBR20T100CT	TO-220AB	100	850	.72	.685	.565	.456
844-20TT100	20TT100	TO-220AC	100	900	.87	.835	.642	.535
30 Amp								
844-30CTT045	30CTT045	TO-220AB	45	880	1.05	1.01	.76	.621
844-30CPT100	30CPT100	TO-247AC	100	920	1.50	1.07	.915	.885
844-30CTT100	30CTT100	TO-220AB	100	920	1.09	1.03	.777	.688
844-30PT100	30PT100	TO-247AC	100	2200	2.40	2.29	2.11	1.98
40 Amp								
844-43CTT100	43CTT100	TO-220AB	100	900	1.49	1.42	1.10	.877
60 Amp								
844-60CPT045	63CPT045	TO-247AC	45	2500	2.78	2.50	2.09	1.81
844-63CPT100	63CPT100	TO-247AC	100	2200	3.28	2.35	2.00	1.94

VISHAY STANDARD RECOVERY DIODES

For quantities greater than listed, call for quote.

MOUSER STOCK NO.	Vishay Part No.	Package	V_{RRM} (V)	I_{FSM} (A)	Price Each 1	10	100	500
12 Amp								
† 844-1N1199A	1N1199A	(DO-4)	50	230	5.11	4.56	3.72	2.89
† 844-1N1206RA	1N1206RA	(DO-4)	600	230	5.65	5.02	4.09	3.31
† 844-1N1206A	1N1206A	(DO-4)	600	800	6.28	5.65	4.59	3.73
15 Amp								
† 844-1N3210	1N3210	(DO-5)	200	239	7.37	6.78	5.31	4.57
16 Amp								
† 844-16F60	16F60	(DO-4)	600	25	5.94	5.57	4.80	3.84
† 844-16F120	16F120	(DO-4)	1200	25	9.87	8.87	7.27	6.09
35 Amp								
† 844-1N1183	1N1183	(DO-5)	50	500	6.28	5.60	4.57	3.69
† 844-1N1184	1N1184	(DO-5)	100	500	6.20	5.91	5.16	4.18
† 844-1N1184A	1N1184A	(DO-5)	100	500	6.91	6.21	5.08	4.24
† 844-1N1187	1N1187	(DO-5)	300	500	6.78	6.56	5.57	4.95
† 844-1N1188A	1N1188A	(DO-5)	400	500	8.12	7.32	6.00	5.02
† 844-1N1190	1N1190	(DO-5)	600	500	9.19	8.26	6.77	5.68
† 844-1N3768	1N3768	(DO-5)	1000	380	11.12	10.14	8.68	7.73
40 Amp								
† 844-40HF60	40HF60	(DO-5)	600	62	8.57	7.69	6.35	5.29
✻ 844-40HFR60	40HFR60	(DO-5)	600	62	8.57	7.69	6.35	5.29
✻ 844-40HFR100	40HFR100	(DO-5)	1000	62	10.52	9.64	7.91	6.62
✻ 844-40HFR120	40HFR120	(DO-5)	1200	62	9.85	8.95	7.36	6.55
† 844-40HF120	40HF120	(DO-5)	1200	62	6.13	5.99	5.71	5.04
† 844-40HF160	40HF160	(DO-5)	1600	62	11.18	10.06	8.11	6.92
60 Amp								
† 844-1N2131RA	1N2131RA	(DO-5)	200	860	10.25	9.21	7.55	6.31
70 Amp								
† 844-70HF40	70HF40	(DO-5)	400	1200	8.36	7.33	6.13	5.09
† 844-71HF40	71HF40	(DO-5)	400	1200	12.07	10.73	8.91	7.93
† 844-70HF60	70HF60	(DO-5)	600	1200	7.91	7.33	6.32	4.87
✻ 844-70HFR60	70HFR60	(DO-5)	600	1200	8.43	7.83	6.72	5.95
✻ 844-70HFR100	70HFR100	(DO-5)	1000	110	14.11	12.82	10.89	9.29
† 844-70HF120	70HF120	(DO-5)	1200	1200	8.84	8.22	6.13	5.09
✻ 844-70HFR120	70HFR120	(DO-5)	1200	1200	7.20	6.88	5.65	4.88
† 844-70HF160	70HF160	(DO-5)	1600	110	17.19	15.62	13.27	11.31
✻ 844-70HFR160	70HFR160	(DO-5)	1600	110	16.48	14.84	11.53	10.65
85 Amp								
† 844-85HF20	85HF20	(DO-5)	200	1700	12.79	11.49	9.44	7.90
† 844-85HF40	85HF40	(DO-5)	400	133	12.37	11.04	9.19	7.69
† 844-85HF60	85HF60	(DO-5)	600	133	14.19	12.88	10.95	9.33
✻ 844-85HFR60	85HFR60	(DO-5)	600	133	12.40	11.27	9.56	8.14
† 844-85HFL100S05	85HFL100S05	(DO-5)	1000	1100	21.40	20.19	15.70	14.54
† 844-85HF100	85HF100	(DO-5)	1000	1700	15.64	14.21	11.64	10.36

VISHAY STANDARD RECOVERY DIODES (CONT.)

For quantities greater than listed, call for quote.

MOUSER STOCK NO.	Vishay Part No.	Package	V_{RRM} (V)	I_{FSM} (A)	Price Each 1	10	100	500
85 Amp (Cont.)								
† 844-85HF120	85HF120	(DO-5)	1200	133	17.49	15.89	13.50	11.50
✻ 844-85HFR120	85HFR120	(DO-5)	1200	133	17.49	15.89	13.50	11.50
† 844-85HF160	85HF160	(DO-5)	1600	1700	18.95	17.06	13.27	12.25
150 Amp								
† 844-150K40A	150K40A	(DO-8)	400	235	37.88	35.04	29.85	26.05
✻ 844-150KR40A	150KR40A	(DO-8)	400	235	37.93	35.01	28.16	25.88
† 844-150K60A	150K60A	(DO-8)	600	235	39.06	36.11	30.71	26.80
✻ 844-150KR60A	150KR60A	(DO-8)	600	235	39.06	36.11	30.71	26.80
† 844-150U100D	150U100D	(DO-8)	1000	235	47.90	41.73	32.96	28.77
✻ 844-150UR100D	150UR100D	(DO-8)	1000	235	47.39	45.48	37.02	32.34
200 Amp								
✻ 844-8EWS08STRLPBF	8EWS08STRLPBF	TO-252AA	800	200	.90	.806	.723	.651
300 Amp								
† 844-300U40A	300U40A	(DO-9)	400	500	37.29	34.51	29.37	25.63
† 844-300U60A	300U60A	(DO-9)	600	700	37.29	34.51	29.37	25.63
✻ 844-300UR40A	300UR40A	(DO-9)	400	500	37.29	34.51	29.37	25.63
✻ 844-300UR60A	300UR60A	(DO-9)	600	700	41.58	38.45	32.75	28.56
475 Amp								
† 844-40EPS08PBF	40EPS08PBF	TO-247AC	800	900	2.48	2.30	1.78	1.67
† 844-40EPS12PBF	40EPS12PBF	TO-247AC	1200	475	3.20	2.88	2.40	2.08

VISHAY HYPERFAST RECOVERY DIODES

For quantities greater than listed, call for quote.

MOUSER STOCK NO.	Vishay Part No.	Package	V_{RRM} (V)	I_{FSM} (A)	(Max) (ns)	Price Each 1	10	100	500
8.0 Amp									
844-8ETH06PBF	8ETH06PBF	TO-220AC	600	90	22	1.74	1.52	1.22	.926
844-8ETH06FPPBF	8ETH06FPPBF	TO-220F/Pak (2L)	600	100	22	1.86	1.67	1.34	1.03
844-8EWF12SPBF	8EWF12SPBF	D2PAK	1200	170	80	2.02	1.85	1.34	1.09
15 Amp									
♦ 844-15ETH06SPBF	15ETH06SPBF	D2PAK	600	120	35	1.56	1.42	1.16	1.10
844-15ETH06PBF	15ETH06PBF	TO-220AC	600	120	35	1.66	1.51	1.23	.952
844-15ETX06PBF	15ETX06PBF	TO-220AC	600	170	18	2.03	1.87	1.50	1.18
844-15ETH06FPPBF	15ETH06FPPBF	TO-220F/Pak (2L)	600	180	35	2.16	1.95	1.54	1.19
30 Amp									
844-30ETH06PBF	30ETH06PBF	TO-220AC	600	200	35	1.23	1.12	1.06	1.02

VISHAY ULTRA FAST RECOVERY DIODES

For quantities greater than listed, call for quote.

MOUSER STOCK NO.	Vishay Part No.	Package	V_{RRM} (V)	I_{FSM} (A)	(Max) (ns)	Price Each 1	10	100	500
8.0 Amp									
844-MUR820PBF	MUR820PBF	TO-220AC	200	8	35	1.36	1.18	.92	.717
844-MURB820PBF	MURB820PBF	D2PAK	200	100	25	1.23	1.08	.835	.653
12 Amp									
844-1N3893	1N3893	(DO-4)	400	19	150	7.04	6.39	5.15	4.57
15 Amp									
844-MUR1520PBF	MUR1520PBF	TO-220AC	200	200	35	1.69	1.50	1.21	.92
844-15ETX06FPPBF	15ETX06FPPBF	TO-220F/Pak (2L)	600	170	18	2.25	2.03	1.61	1.28
16 Amp									
844-16FL100S05	16FL100S05	(DO-4)	1000	25	500	10.77	10.18	8.81	7.35
20 Amp									
844-MUR2020CTPBF	MUR2020CTPBF	TO-220AB	200	100	35	1.66	1.50	1.25	.974
844-MURB2020CTPBF	MURB2020CTPBF	D2PAK	200	100	25	1.81	1.64	1.31	1.01
30 Amp									
844-30CPU04PBF	30CPU04PBF	TO-247AC	400	200	60	3.04	2.75	2.21	1.71
844-30CPH03PBF	30CPH03PBF	TO-247AC	300	140	40	3.00	2.68	2.16	1.74
844-30EPH03PBF	30EPH03PBF	TO-247AC	300	300	55	3.09	2.78	2.25	1.71
844-30EPH06PBF	30EPH06PBF	TO-247AC	600	300	35	3.23	2.89	2.68	1.90
40 Amp									
844-40HFL100S05	40HFL100S05	(DO-5)	1000	400	180	16.21	14.58	11.34	10.50
844-40EPF12PBF	40EPF12PBF	TO-247AC	1200	475	95	5.30	4.77	3.97	3.60
60 Amp									
844-60APU02PBF	60APU02PBF	TO-247AC	200	800	35	5.90	5.37	4.32	3.52
844-60EPU04PBF	60EPU04PBF	TO-247AC	400	600	50	7.36	6.55	5.37	4.33
844-60APU06PBF	30CPU04PBF	TO-247AC	600	600	45	4.02	3.70	3.22	3.07
70 Amp									
844-70HFL60S02	70HFL60S02	(DO-5)	600	700	150	15.16	14.24	12.81	10.90
844-70HFL100S05	70HFL100S05	(DO-5)	1000	700	150	17.30	15.57	12.10	11.18
844-70HFLR100S05	70HFLR100S05	(DO-5)	1000	700	150	16.37	15.57	12.10	11.22
85 Amp									
844-85HFL60S02	85HFL60S02	(DO-5)	600	1100	120	20.16	18.15	14.11	13.05

© Copyright 2013 Mouser Electronics
© Copyright 2013 Mouser Electronics

VISHAY Diodes, Rectifiers and Thyristors

Products may be RoHS compliant. Check mouser.com for RoHS status.

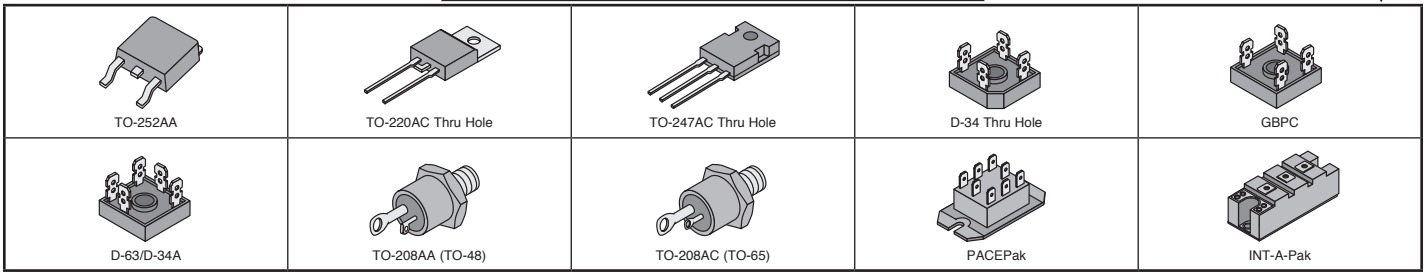

VISHAY FRED RECTIFIERS

NEW PRODUCT

For quantities greater than listed, call for quote.

MOUSER STOCK NO.	Vishay Part No.	Package	V_{RMM} (V)	I_{FSM} (V)	trr (Max) (ns)	Price Each 1	10	100	500
4 Amp									
78-VS-4EWH02FNTR-M3	VS-4EWH02FNTR-M3	TO-252AA	200	80	27	.80	.77	.567	.449
5 Amp									
78-VS-5EWH06FNTR-M3	VS-5EWH06FNTR-M3	TO-252AA	600	70	25	.71	.674	.503	.396
78-VS-5EWX06FNTR-M3	VS-5EWX06FNTR-M3	TO-252AA	600	70	25	.71	.674	.503	.396
78-VS-5EWL06FNTR-M3	VS-5EWL06FNTR-M3	TO-252AA	600	80	70	.71	.674	.503	.396
6 Amp									
78-VS-6EWX06FNTR-M3	VS-6EWX06FNTR-M3	TO-252AA	600	50	21	.74	.706	.524	.417
78-VS-6EWH06FNTR-M3	VS-6EWH06FNTR-M3	TO-252AA	600	70	25	.74	.706	.524	.417
78-VS-6EWL06FNTR-M3	VS-6EWL06FNTR-M3	TO-252AA	600	80	70	.74	.706	.524	.417
8 Amp									
78-VS-8CWH02FNTR-M3	VS-8CWH02FNTR-M3	TO-252AA	200	80	27	1.05	1.01	.738	.589
78-VS-8EWH02FNTR-M3	VS-8EWH02FNTR-M3	TO-252AA	200	140	27	.96	.92	.674	.535
78-VS-ETH0806FP-M3	VS-ETH0806FP-M3	TO-220FP	600	80	21	1.09	1.05	.77	.61
78-VS-ETH0806-M3	VS-ETH0806-M3	TO-220AC	600	80	21	1.01	.963	.706	.556
78-VS-ETX0806FP-M3	VS-ETX0806FP-M3	TO-220FP	600	80	17	1.09	1.05	.77	.61
78-VS-ETX0806-M3	VS-ETX0806-M3	TO-220AC	600	80	17	1.01	.963	.706	.556
78-VS-8EWH06FNTR-M3	VS-8EWH06FNTR-M3	TO-252AA	600	90	22	1.16	1.10	.813	.642
78-VS-8EWX06FNTR-M3	VS-8EWX06FNTR-M3	TO-252AA	600	90	19	1.16	1.10	.813	.642
78-VS-ETL0806FP-M3	VS-ETL0806FP-M3	TO-220FP	600	120	180	1.09	1.05	.77	.61
78-VS-ETL0806-M3	VS-ETL0806-M3	TO-220AC	600	120	180	1.01	.963	.706	.556
78-VS-8EWL06FNTR-M3	VS-8EWL06FNTR-M3	TO-252AA	600	140	100	1.16	1.10	.813	.642
10 Amp									
78-VS-10CWH02FNTR-M3	VS-10CWH02FNTR-M3	TO-252AA	200	80	27	.96	.813	.663	.535
12 Amp									
78-VS-12EWH06FNTR-M3	VS-12EWH06FNTR-M3	TO-252AA	600	110	22	1.29	1.24	.91	.728
15 Amp									
78-VS-15AWL06FNTR-M3	VS-15AWL06FNTR-M3	TO-252AA	600	110	22	1.31	1.10	.899	.717
78-VS-15EWH06FNTR-M3	VS-15EWH06FNTR-M3	TO-252AA	600	120	30	1.43	1.38	1.01	.803
78-VS-15EWX06FNTR-M3	VS-15EWX06FNTR-M3	TO-252AA	600	120	32	1.43	1.38	1.01	.803
78-VS-ETX1506S-M3	VS-ETX1506S-M3	TO-263AB	600	120	20	1.59	1.35	1.10	.877
78-VS-ETX1506FP-M3	VS-ETX1506FP-M3	TO-220FP	600	120	20	1.37	1.32	.963	.77
78-VS-ETX1506-M3	VS-ETX1506-M3	TO-220AC	600	120	20	1.31	1.25	.92	.728
78-VS-ETH1506-1-M3	VS-ETH1506-1-M3	TO-262	600	160	29	1.57	1.33	1.09	.877
78-VS-ETH1506S-M3	VS-ETH1506S-M3	TO-263AB	600	160	29	1.57	1.33	1.09	.877
78-VS-ETU1506-1-M3	VS-ETU1506-1-M3	TO-262	600	160	40	1.59	1.35	1.10	.877
78-VS-ETH1506FP-M3	VS-ETH1506FP-M3	TO-220FP	600	160	29	1.37	1.32	.963	.77
78-VS-ETH1506-M3	VS-ETH1506-M3	TO-220AC	600	160	29	1.31	1.25	.92	.728
78-VS-ETU1506FP-M3	VS-ETU1506FP-M3	TO-220FP	600	160	40	1.37	1.32	.963	.77
78-VS-ETU1506-M3	VS-ETU1506-M3	TO-220AC	600	160	40	1.31	1.25	.92	.728
78-VS-15EWL06FNTR-M3	VS-15EWL06FNTR-M3	TO-252AA	600	180	120	1.31	1.10	.899	.717
78-VS-ETL1506-1-M3	VS-ETL1506-1-M3	TO-262	600	200	210	1.59	1.35	1.10	.877
78-VS-ETL1506S-M3	VS-ETL1506S-M3	TO-263AB	600	200	210	1.59	1.35	1.10	.877
78-VS-ETL1506FP-M3	VS-ETL1506FP-M3	TO-220FP	600	200	210	1.37	1.32	.963	.77
78-VS-ETL1506-M3	VS-ETL1506-M3	TO-220AC	600	200	210	1.31	1.25	.92	.728
30 Amp									
78-VS-APH3006-F3	VS-APH3006-F3	TO-247AC	600	180	45	2.88	2.43	1.99	1.59
78-VS-EPH3006-F3	VS-EPH3006-F3	TO-247AC	600	180	26	2.88	2.43	1.99	1.59
78-VS-ETH3006-1-M3	VS-ETH3006-1-M3	TO-262	600	180	26	2.12	1.79	1.47	1.18
78-VS-ETH3006S-M3	VS-ETH3006S-M3	TO-263AB	600	180	26	2.12	1.79	1.47	1.18
78-VS-ETH3006FP-M3	VS-ETH3006FP-M3	TO-220FP	600	180	26	1.80	1.72	1.26	1.01
78-VS-ETH3006-M3	VS-ETH3006-M3	TO-220AC	600	180	26	1.80	1.72	1.26	1.01
78-VS-APU3006-F3	VS-APU3006-F3	TO-247AC	600	200	45	2.88	2.44	1.99	1.59
78-VS-EPU3006-F3	VS-EPU3006-F3	TO-247AC	600	200	26	2.88	2.44	1.99	1.59
78-VS-ETU3006-1-M3	VS-ETU3006-1-M3	TO-262	600	200	45	2.12	1.80	1.47	1.18
78-VS-ETU3006S-M3	VS-ETU3006S-M3	TO-263AB	600	200	45	2.12	1.80	1.47	1.18
78-VS-ETU3006FP-M3	VS-ETU3006FP-M3	TO-220FP	600	200	45	1.80	1.72	1.26	1.01
78-VS-ETU3006-M3	VS-ETU3006-M3	TO-220AC	600	200	45	1.80	1.72	1.26	1.01
150 Amp									
78-VS-ETX1506-1-M3	VS-ETX1506-1-M3	TO-262	600	120	20	1.59	1.35	1.10	.877
78-VS-ETU1506S-M3	VS-ETU1506S-M3	TO-263AB	600	160	40	1.59	1.35	1.10	.877

VISHAY HEXFRED DIODES

For quantities greater than listed, call for quote.

MOUSER STOCK NO.	Vishay Part No.	Package	V_{RMM} (V)	I_{FSM} (V)	trr (Max) (ns)	Price Each 1	10	100	500
8 Amp									
844-HFA08TB60PBF	HFA08TB60PBF	TO-220AC	600	60	18	2.58	2.44	1.96	1.55
15 Amp									
844-HFA15PB60PBF	HFA15PB60PBF	TO-247AC	600	150	19	3.72	3.32	2.72	2.20
844-HFA15TB60PBF	HFA15TB60PBF	TO-220AC	600	150	19	2.55	2.28	1.81	1.41
25 Amp									
844-HFA50PA60CPBF	HFA50PA60CPBF	TO-247AC	600	225	23	13.09	11.94	10.06	8.56
844-HFA25TB60PBF	HFA25TB60PBF	TO-220AC	600	225	23	6.62	5.89	4.82	3.88
30 Amp									
844-HFA30PA60CPBF	HFA30PA60CPBF	TO-247AC	600	150	19	8.34	7.49	6.16	5.14

VISHAY SINGLE PHASE BRIDGE RECTIFIERS

For quantities greater than listed, call for quote.

MOUSER STOCK NO.	Vishay Part No.	Package	V_{RMM} (V)	I_{FSM} (A)	Price Each 1	10	100	500
25 Amp								
844-26MB10A	26MB10A	D-34	100	420	9.44	8.49	6.96	5.83
844-26MB20A	26MB20A	D-34	200	420	9.44	8.49	6.97	5.81
844-GBPC2502A	GBPC2502A	GBPC	200	420	4.28	4.01	3.67	2.86
844-26MB40A	26MB40A	D-34	400	420	9.58	8.61	7.07	5.92
844-26MT60	26MT60	D-63	600	375	17.77	16.16	13.72	11.70
844-GBPC2506A	GBPC2506A	GBPC	600	420	4.28	4.01	3.67	2.86
844-26MB60A	26MB60A	D-34	600	420	9.59	8.70	7.14	5.98
844-26MB80A	26MB80A	D-34	800	420	10.05	9.05	7.42	6.21
844-26MT120	26MT120	D-63	1200	375	20.14	18.22	16.29	13.88
844-26MB120A	26MB120A	D-34	1200	420	11.27	10.13	8.57	7.16
35 Amp								
844-36MB10A	36MB10A	D-34	100	500	8.69	8.54	7.22	5.45
844-36MB20A	36MB20A	D-34	200	500	8.87	8.01	6.58	5.52
844-36MB40A	36MB40A	D-34	400	500	9.04	8.12	6.68	5.59
844-36MT40	36MT40	D-63	400	500	16.82	15.29	12.99	11.07
844-GBPC3504A	GBPC3504A	GBPC	400	500	4.92	4.49	3.85	3.00
844-36MB60A	36MB60A	D-34	600	500	9.21	8.28	6.81	5.69
844-36MT60	36MT60	D-63	600	500	17.05	15.49	14.67	11.29
844-GBPC3506A	GBPC3506A	GBPC	600	500	4.92	4.49	3.85	3.00
844-36MB80A	36MB80A	D-34	800	500	9.28	8.35	6.85	5.74
844-36MT80	36MT80	D-63	800	500	17.29	15.71	13.34	11.37
844-GBPC3508A	GBPC3508A	GBPC	800	500	8.52	7.21	5.24	4.19
844-36MB100A	36MB100A	D-34	1000	500	10.26	9.22	7.58	6.37
844-36MT100	36MT100	D-63	1000	500	13.95	12.68	10.76	9.18
844-36MB120A	36MB120A	D-34	1200	500	10.39	9.34	7.67	6.42
844-36MT120	36MT120	D-63	1200	500	20.61	18.74	15.92	13.57
844-GBPC3512A	GBPC3512A	GBPC	1200	500	4.37	3.89	3.19	2.59
844-36MB140A	36MB140A	D-34	1400	500	13.89	12.56	9.93	8.60
844-36MB160A	36MB160A	D-34	1600	500	15.65	14.22	12.08	10.28
844-36MT160	36MT160	D-63	1600	500	22.99	21.26	18.09	15.79

VISHAY THREE PHASE BRIDGE RECTIFIERS

For quantities greater than listed, call for quote.

MOUSER STOCK NO.	Vishay Part No.	Package	V_{RMM} (V)	I_{FSM} (A)	Price Each 1	10	100	500
25 Amp								
844-26MT160	26MT160	D-34A	1600	375	22.16	20.50	16.63	15.12
35 Amp								
844-36MT20	36MT20	D-34A	200	500	16.62	15.10	11.56	10.04

VISHAY PHASE CONTROL SCRS

For quantities greater than listed, call for quote.

MOUSER STOCK NO.	Vishay Part No.	Package	V_{RMM} (V)	IT_{RMS} (A)	tq (uS)	Price Each 1	10	100	500
25 Amp									
844-25RIA40	25RIA40	TO-208AA(TO-48)	400	40	110	16.32	14.76	12.25	10.80
844-25RIA120	25RIA120	TO-208AA (TO-48)	1200	40	110	21.42	19.81	16.86	14.71
50 Amp									
844-50RIA60	50RIA60	TO-208AC (TO-65)	600	80	110	20.96	19.06	16.19	13.80
844-50RIA80	50RIA80	TO-208AC(TO-65)	800	80	110	22.73	20.65	17.55	14.98
844-50RIA120	50RIA120	TO-208AC (TO-65)	1200	80	110	26.94	24.92	21.21	18.51

VISHAY MEDIUM POWER THYRISTORS

For quantities greater than listed, call for quote.

16 Amp									
844-16RIA60	16RIA60	TO-208AA (TO-48)	600	35	110	15.11	13.60	11.81	10.50
844-16RIA80	16RIA80	TO-208AA (TO-48)	800	35	110	18.28	16.61	14.11	12.04
50 Amp									
844-50RIA20	50RIA20	TO-208AC (TO-65)	200	80	110	16.53	15.02	12.77	10.89

VISHAY THYRISTOR MODULES

For quantities greater than listed, call for quote.

MOUSER STOCK NO.	Vishay Part No.	Package	V_{RMM} (V)	I_{FSM} (A)	Price Each 1	10	100	500
25 Amp								
844-P102W	P102W	PACE-Pak	600	375	40.90	38.13	33.16	29.39
844-P105W	P105W	PACE-Pak	1200	375	43.44	40.51	35.22	31.22
160 Amp								
844-VSKT162/16PBF	VSKT162/16PBF	INT-A-Pak	1600	355	99.62	91.59	78.86	67.68

© Copyright 2013 Mouser Electronics
© Copyright 2013 Mouser Electronics

VISHAY Diodes

RoHS Compliant **This product is RoHS compliant.**

VISHAY SCHOTTKY DIODES

For quantities greater than listed, call for quote.

MOUSER STOCK NO.	Vishay Part No.	Case Type	VRMM Max. (V)	IF Max. (A)	VF @ IF Max. (V)	IF (mA)	IFSM Max. (A)	trr Typ/Max (ns)	Tj Max. (°C)	Price Each 1	100	500	1000
Surface Mount													
625-SD103CW-V-GS08	SD103CW-V-GS08	SOD-123	20	0.35	0.37	20	2	10/----	125	.11	.075	.064	.059
625-LL103C	LL103C-GS08	SOD-80C	20	0.35	0.37	20	15	----/10	125	.16	.08	.064	.059
625-BAT54-V	BAT54-V-GS08	SOT-23-3	30	0.2	0.4	10	0.6	----/5	125	.57	.18	.097	.067
625-BAT54A-V	BAT54A-V-GS08	SOT-23-3	30	0.2	0.4	10	0.6	----/5	125	.64	.205	.111	.077
625-BAT54C-V	BAT54C-V-GS08	SOT-23-3	30	0.2	0.4	10	0.6	----/5	125	.11	.074	.058	.047
625-BAT54S-V	BAT54S-V-GS08	SOT-23-3	30	0.2	1	100	0.6	----/5	125	.11	.074	.058	.047
625-SD103BW-V	SD103BW-V-GS08	SOD-123	30	0.35	0.37	20	2	10/----	125	.11	.075	.064	.059
625-LL103B	LL103B-GS08	SOD-80C	30	0.35	0.37	20	15	----/10	125	.09	.068	.061	.059
625-LL101C	LL101C-GS08	SOD-80C	40	0.2	0.39	1	2	----/1	125	.08	.062	.055	.052
625-SD101CW-V	SD101CW-V-GS08	SOD-123	40	0.2	0.39	1	2	----/1	125	.10	.072	.067	.059
78-BAS40-05-V	BAS40-05-V-GS08	SOT-23-3	40	0.2	0.38	1	0.6	----/5	125	.10	.075	.07	.064
625-SD103AW-V	SD103AW-V-GS08	SOD-123	40	0.35	0.37	20	2	10/----	125	.11	.075	.064	.059
625-LL103A	LL103A-GS08	SOD-80C	40	0.35	0.37	20	15	----/10	125	.11	.057	.049	.046
625-LL101B	LL101B-GS08	SOD-80C	50	0.2	0.4	1	2	----/1	125	.10	.066	.056	.051
625-SD101BW-V	SD101BW-V-GS08	SOD-123	50	0.2	0.4	1	2	----/1	125	.10	.072	.067	.059
625-LL101A	LL101A-GS08	SOD-80C	60	0.2	0.41	1	2	----/1	125	.08	.067	.059	.056
625-SD101AW-V	SD101AW-V-GS08	SOD-123	60	0.2	0.41	1	2	----/1	125	.10	.072	.067	.059
625-BAS70-00-V	BAS70-00-V-GS08	SOT-23-3	70	0.2	0.41	1	0.6	----/5	150	.11	.075	.06	.045
625-BAS70-04-V	BAS70-04-V-GS08	SOT-23-3	70	0.2	0.41	1	0.6	----/5	150	.17	.102	.067	.058
625-BAS70-05-V	BAS70-05-V-GS08	SOT-23-3	70	0.2	0.41	1	0.6	----/5	150	.17	.102	.067	.058
625-BAS70-06-V	BAS70-06-V-GS08	SOT-23-3	70	0.2	0.41	1	0.6	----/5	150	.13	.096	.082	.08
Thru-Hole													
625-SD103C	SD103C-TR	DO-35	20	0.35	0.37	20	15	10/----	125	.32	.203	.116	.089
625-BAT42	BAT42-TR	DO-35	30	0.2	0.4	10	4	----/5	125	.38	.171	.086	.075
625-SD101C	SD101C-TR	DO-35	40	0.2	0.39	1	2	----/1	125	.11	.06	.052	.05
625-SD103A	SD103A-TR	DO-35	40	0.35	0.37	20	15	10/----	125	.13	.097	.076	.062
625-SD101A	SD101A-TR	DO-35	60	0.2	0.41	1	2	----/1	125	.43	.246	.161	.075

VISHAY SMALL SIGNAL DIODES

For quantities greater than listed, call for quote.

MOUSER STOCK NO.	Vishay Part No.	Case Type	VRMM Max. (V)	IF Max. (A)	VF @ IF Max. (V)	IF (mA)	IFSM Max. (A)	trr Typ/Max (ns)	Tj Max. (°C)	Price Each 1	100	500	1000
Surface Mount													
78-BAS85-GS18	BAS85-GS18	SOD-80C	30	200	0.2	25	1	200	----/-5	.10	.071	.064	.057
78-BAS81	BAS81-GS08	SOD-80C	40	30	200	40	1	410	----/-	.09	.071	.064	.055
78-BAS82	BAS82-GS08	SOD-80C	50	30	200	50	1	410	----/-	.09	.071	.064	.055
78-BAS86	BAS86-GS08	SOD-80C	50	200	40	50	1	200	----/-5	.10	.081	.075	.062
78-1N4150W-V	1N4150W-V-GS08	SOD-123	50	200	100	50	1	200	----/4	.11	.076	.052	.041
78-LL4150	LL4150-GS08	SOD-80C	50	600	0.1	50	1	200	----/4	.06	.043	.021	.018
78-BAS83	BAS83-GS08	SOD-80C	60	30	200	60	1	410	----/-	.10	.075	.064	.057
625-BAV99-V	BAV99-V-GS08	SOT-23-3	70	250	25000	70	1	50	----/6	.43	.137	.074	.051
625-BAV70-V	BAV70-V-GS08	SOT-23-3	70	250	25000	70	1	50	----/6	.43	.137	.074	.051
625-BAW56-V	BAW56-V-GS08	SOT-23-3	70	250	25000	70	1	50	----/6	.35	.128	.068	.048
78-LL4151	LL4151-GS08	SOD-80C	75	200	50	50	1	50	----/4	.06	.043	.025	.021
625-1N4148W-V	1N4148W-V-GS08	SOD-123	100	150	5000	75	1	10	----/4	.10	.073	.034	.028
625-IMBD4148-V	IMBD4148-V-GS08	SOT-23-3	100	150	25000	70	1	10	----/4	.09	.064	.037	.032
78-LL4448	LL4448-GS08	SOD-80C	100	150	0.005	75	1	100	----/8	.06	.041	.018	.016
625-BAS16-V	BAS16-V-GS08	SOT-23-3	100	150	1000	75	1	50	----/6	.32	.139	.066	.046
625-MMBD7000-V	MMBD7000-V-GS08	SOT-23-3	100	200	3000	100	0.82	10	----/4	.51	.163	.088	.061
78-LS4448	LS4448GS08	SOD-80C	100	300	25	75	720mV	5	----/4	.05	.043	.021	.019
78-LL4148	LL4148-GS08	SOD-80C	100	450	5	75	1	10	----/8	.05	.041	.019	.016
78-LS4148	LS4148-GS08	Quadro MELF	100	500	5	75	1	50	----/8	.05	.04	.018	.015
78-BAV202	BAV202-GS08	SOD-80C	200	100	100	150	1	10	----/50	.08	.061	.055	.026
78-BAV302	BAV302-TR	MicroMELF	200	100	100	150	1000mV	100	----/50	.10	.075	.064	.032
78-BAV21WS-V	BAV21WS-V-GS08	SOD-323	200	200	100	200	1	100	----/50	.10	.086	.083	.076
78-BAV102	BAV102-GS08	SOD-80C	200	250	100	150	1	10	----/50	.08	.058	.046	.026
78-BAV21W-V	BAV21W-V-GS08	SOD-123	200	250	100	200	1	100	----/50	.13	.086	.043	.039
78-BAV303	BAV303-TR	MicroMELF	250	100	100	200	1000mV	100	----/50	.10	.075	.032	.031
625-BAS21-V	BAS21-V-GS08	SOT-23-3	250	200	100	200	1	100	----/50	.08	.043	.032	.021
Thru-Hole													
78-BAT85S	BAT85S-TR	DO-35	30	200	2	25	1	10	----/5	.09	.07	.063	.052
78-1N4154	1N4154-TR	DO-35	35	450	0.1	25	1	30	----/4	.06	.032	.025	.021
78-1N4150	1N4150-TR	DO-35	50	600	0.1	50	1	200	----/4	.06	.046	.024	.02
78-1N4151	1N4151-TR	DO-35	75	450	0.05	50	1	50	----/4	.06	.032	.025	.02
78-1N914	1N914-TR	DO-35	100	300	5	75	1	10	----/4	.06	.035	.027	.021
78-1N4148	1N4148-TR	DO-35	100	500	5	75	1	10	----/4	.09	.021	.018	.014
78-1N4448	1N4448-TR	DO-35	100	500	5	75	1	100	----/4	.06	.032	.025	.02
78-BAV20	BAV20-TR	DO-35	200	200	100	100	1	100	----/50	.06	.047	.022	.02
78-BAV21	BAV21-TR	DO-35	250	250	100	200	1	100	----/50	.09	.057	.027	.021

VISHAY ZENER DIODES

For quantities greater than listed, call for quote.

MOUSER STOCK NO.	Vishay Part No.	Case Type	Nominal Voltage (V)	Power Rating (W)	Test Current (mA)	Price Each 1	100	500	1000
Surface Mount									
625-BZX84C2V4-V	BZX84C2V4-V-GS08	SOT-23-3	2.4	0.35	5	.11	.043	.036	.026
625-BZX84C2V7-V	BZX84C2V7-V-GS08	SOT-23-3	2.7	0.35	5	.11	.03	.027	.025
625-BZX84C3V0-V	BZX84C3V0-V-GS08	SOT-23-3	3.0	0.35	5	.11	.032	.031	.021
625-BZX84C3V3-V	BZX84C3V3-V-GS08	SOT-23-3	3.3	0.35	5	.11	.032	.031	.021
625-BZX84C3V6-V	BZX84C3V6-V-GS08	SOT-23-3	3.6	0.35	5	.11	.032	.031	.021
625-BZX84C3V9-V	BZX84C3V9-V-GS08	SOT-23-3	3.9	0.35	5	.11	.032	.031	.021
625-BZX84C4V3-V	BZX84C4V3-V-GS08	SOT-23-3	4.3	0.35	5	.11	.032	.031	.021
625-BZX84C4V7-V	BZX84C4V7-V-GS08	SOT-23-3	4.7	0.35	5	.11	.032	.031	.021
625-BZX84C5V1-V	BZX84C5V1-V-GS08	SOT-23-3	5.1	0.35	5	.11	.032	.031	.021
625-BZX84C5V6-V	BZX84C5V6-V-GS08	SOT-23-3	5.6	0.35	5	.11	.032	.031	.021

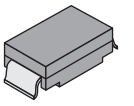
SOD-123

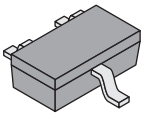
SOT-23-3

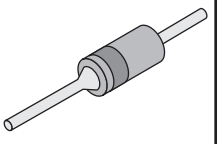
DO-35

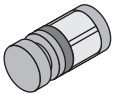
SOD-80C

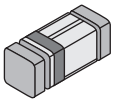
Quadro MELF


MicroMELF


SOD-323

© Copyright 2013 Mouser Electronics

© Copyright 2013 Mouser Electronics

VISHAY Zener Diodes

Products may be RoHS compliant. Check mouser.com for RoHS status.

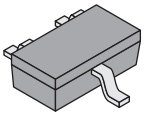
SOT-23-3

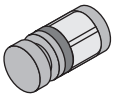
MELF/SOD-80C

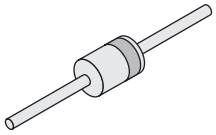
DO-41

VISHAY ZENER DIODES (CONT.)

For quantities greater than listed, call for quote.

MOUSER STOCK NO.	Vishay Part No.	Nominal Voltage (V)	Power Rating (W)	Test Current (mA)	Price Each 1	100	500	1000
SOT 23-3 Case Type, Surface Mount								
625-BZX84C6V2-V	BZX84C6V2-V-GS08	6.2	0.35	10	.11	.032	.031	.021
625-BZX84C6V8-V	BZX84C6V8-V-GS08	6.8	0.35	15	.11	.032	.031	.021
625-BZX84C7V5-V	BZX84C7V5-V-GS08	7.5	0.35	15	.11	.032	.031	.021
625-BZX84C8V2-V	BZX84C8V2-V-GS08	8.2	0.35	15	.11	.032	.031	.021
625-BZX84C9V1-V	BZX84C9V1-V-GS08	9.1	0.35	15	.11	.032	.031	.021
625-BZX84C10-V	BZX84C10-V-GS08	10	0.35	20	.11	.032	.031	.021
625-BZX84C11-V	BZX84C11-V-GS08	11	0.35	20	.11	.032	.031	.021
625-BZX84C12-V	BZX84C12-V-GS08	12	0.35	25	.11	.059	.047	.032
625-BZX84C13-V	BZX84C13-V-GS08	13	0.35	30	.11	.032	.031	.021
625-BZX84C15-V	BZX84C15-V-GS08	15	0.35	30	.11	.037	.033	.022
625-BZX84C16-V	BZX84C16-V-GS08	16	0.35	40	.11	.032	.031	.021
625-BZX84C18-V	BZX84C18-V-GS08	18	0.35	45	.11	.032	.031	.021
625-BZX84C20-V	BZX84C20-V-GS08	20	0.35	55	.11	.032	.031	.024
625-BZX84C22-V	BZX84C22-V-GS08	22	0.35	55	.11	.032	.031	.021
625-BZX84C24-V	BZX84C24-V-GS08	24	0.35	70	.11	.032	.031	.021
625-BZX84C27-V	BZX84C27-V-GS08	27	0.35	80	.11	.035	.032	.026
625-BZX84C30-V	BZX84C30-V-GS08	30	0.35	80	.11	.032	.031	.021
625-BZX84C33-V	BZX84C33-V-GS08	33	0.35	80	.11	.032	.031	.021
625-BZX84C36-V	BZX84C36-V-GS08	36	0.35	90	.11	.032	.031	.021
625-BZX84C39-V	BZX84C39-V-GS08	39	0.35	130	.11	.032	.031	.021
625-BZX84C43-V	BZX84C43-V-GS08	43	0.35	150	.11	.032	.031	.021
625-BZX84C47-V	BZX84C47-V-GS08	47	0.35	170	.11	.032	.031	.021
625-BZX84C51-V	BZX84C51-V-GS08	51	0.35	180	.11	.032	.031	.021
SOD-80C Case Type, Surface Mount								
78-TZM5221B	TZM5221B-GS08	2.4	0.5	20	.11	.042	.037	.036
78-TZM5222B	TZM5222B-GS08	2.5	0.5	20	.11	.042	.037	.036
78-TZM5223B	TZM5223B-GS08	2.7	0.5	20	.11	.042	.037	.036
78-TZM5224B	TZM5224B-GS08	2.8	0.5	20	.11	.031	.028	.027
78-TZM5225B	TZM5225B-GS08	3.0	0.5	20	.11	.031	.028	.027
78-TZM5226B	TZM5226B-GS08	3.3	0.5	20	.11	.031	.028	.027
78-TZM5227B	TZM5227B-GS08	3.6	0.5	20	.11	.031	.028	.027
78-TZM5228B	TZM5228B-GS08	3.9	0.5	20	.11	.031	.028	.027
78-TZM5229B	TZM5229B-GS08	4.3	0.5	20	.11	.031	.028	.027
78-TZM5230B	TZM5230B-GS08	4.7	0.5	20	.11	.031	.028	.027
78-TZM5231B	TZM5231B-GS08	5.1	0.5	20	.11	.031	.028	.027
78-TZM5232B	TZM5232B-GS08	5.6	0.5	20	.11	.031	.028	.027
78-TZM5233B	TZM5233B-GS08	6.0	0.5	20	.11	.031	.029	.028
78-TZM5234B	TZM5234B-GS08	6.2	0.5	20	.11	.031	.029	.028
78-TZM5235B	TZM5235B-GS08	6.8	0.5	20	.11	.031	.029	.028
78-TZM5236B	TZM5236B-GS08	7.5	0.5	20	.11	.031	.028	.027
78-TZM5237B	TZM5237B-GS08	8.2	0.5	20	.11	.031	.028	.027
78-TZM5239B	TZM5239B-GS08	9.1	0.5	20	.11	.031	.028	.027
78-TZM5240B	TZM5240B-GS08	10	0.5	20	.11	.031	.028	.027
78-TZM5241B	TZM5241B-GS08	11	0.5	20	.11	.031	.028	.027
78-TZM5242B	TZM5242B-GS08	12	0.5	20	.11	.031	.028	.027
78-TZM5243B	TZM5243B-GS08	13	0.5	9.5	.11	.031	.028	.027
78-TZM5244B	TZM5244B-GS08	14	0.5	9.0	.11	.031	.028	.027
78-TZM5245B	TZM5245B-GS08	15	0.5	8.5	.11	.031	.028	.027
78-TZM5246B	TZM5246B-GS08	16	0.5	7.8	.11	.031	.028	.027
78-TZM5247B	TZM5247B-GS08	17	0.5	7.4	.11	.031	.028	.027
78-TZM5248B	TZM5248B-GS08	18	0.5	7.0	.11	.031	.028	.027
78-TZM5250B	TZM5250B-GS08	20	0.5	6.2	.11	.031	.028	.027
78-TZM5251B	TZM5251B-GS08	22	0.5	5.6	.11	.031	.028	.027
78-TZM5252B	TZM5252B-GS08	24	0.5	5.2	.11	.031	.028	.027
78-TZM5254B	TZM5254B-GS08	27	0.5	4.6	.11	.031	.028	.027
78-TZM5255B	TZM5255B-GS08	28	0.5	4.5	.11	.031	.029	.028
78-TZM5256B	TZM5256B-GS08	30	0.5	4.2	.11	.031	.029	.028
78-TZM5257B	TZM5257B-GS08	33	0.5	3.8	.11	.031	.029	.028
78-TZM5258B	TZM5258B-GS08	36	0.5	3.4	.11	.031	.028	.027
78-TZM5259B	TZM5259B-GS08	39	0.5	3.2	.11	.031	.028	.027
78-TZM5260B	TZM5260B-GS08	43	0.5	3.0	.11	.031	.028	.027
78-TZM5262B	TZM5262B-GS08	51	0.5	2.5	.11	.031	.027	.026
78-TZM5263B	TZM5263B-GS08	56	0.5	2.2	.11	.031	.028	.027
78-TZM5267B	TZM5267B-GS08	75	0.5	1.7	.11	.031	.028	.027
78-TZMB2V4	TZMB2V4-GS08	2.4	0.5	5	.11	.043	.037	.036
78-TZMB2V7	TZMB2V7-GS08	2.7	0.5	5	.11	.043	.037	.036
78-TZMB3V3	TZMB3V3-GS08	3.3	0.5	5	.11	.043	.037	.036
78-TZMB3V6	TZMB3V6-GS08	3.6	0.5	5	.11	.043	.037	.036
78-TZMB3V9	TZMB3V9-GS08	3.9	0.5	5	.11	.043	.037	.036
78-TZMB4V3	TZMB4V3-GS08	4.3	0.5	5	.11	.043	.037	.036
78-TZMB4V7	TZMB4V7-GS08	4.7	0.5	5	.11	.043	.037	.036
78-TZMB5V1	TZMB5V1-GS08	5.1	0.5	5	.11	.043	.037	.036
78-TZMB5V6	TZMB5V6-GS08	5.6	0.5	5	.11	.043	.037	.036
78-TZMB6V2	TZMB6V2-GS08	6.2	0.5	5	.11	.043	.037	.036
78-TZMB6V8	TZMB6V8-GS08	6.8	0.5	5	.11	.043	.037	.036
78-TZMB7V5	TZMB7V5-GS08	7.5	0.5	5	.11	.043	.037	.036
78-TZMB8V2	TZMB8V2-GS08	8.2	0.5	5	.11	.043	.037	.036
78-TZMB9V1	TZMB9V1-GS08	9.1	0.5	5	.11	.043	.037	.036
78-TZMB10	TZMB10-GS08	10	0.5	5	.11	.043	.037	.036
78-TZMB11	TZMB11-GS08	11	0.5	5	.11	.043	.037	.036

For quantities greater than listed, call for quote.

MOUSER STOCK NO.	Vishay Part No.	Nominal Voltage (V)	Power Rating (W)	Test Current (mA)	Price Each 1	100	500	1000
SOD-80C Case Type, Surface Mount (Cont.)								
78-TZMB13	TZMB13-GS08	13	0.5	5	.11	.043	.037	.036
78-TZMB16	TZMB16-GS08	16	0.5	5	.11	.043	.037	.036
78-TZMB18	TZMB18-GS08	18	0.5	5	.11	.043	.037	.036
78-TZMB20	TZMB20-GS08	20	0.5	5	.11	.043	.037	.036
78-TZMB22	TZMB22-GS08	22	0.5	5	.11	.043	.037	.036
78-TZMB24	TZMB24-GS08	24	0.5	5	.11	.043	.037	.036
78-TZMC2V4	TZMC2V4-GS08	2.4	0.5	5	.11	.031	.028	.027
78-TZMC2.7	TZMC2V7-GS08	2.7	0.5	5	.11	.031	.028	.027
78-TZMC3.6	TZMC3V6-GS08	3.6	0.5	5	.11	.031	.028	.027
78-TZMC3.9	TZMC3V9-GS08	3.9	0.5	5	.11	.031	.028	.027
78-TZMC4.3	TZMC4V3-GS08	4.3	0.5	5	.11	.031	.028	.027
78-TZMC4.7	TZMC4V7-GS08	4.7	0.5	5	.11	.031	.028	.027
78-TZMC5.1	TZMC5V1-GS08	5.1	0.5	5	.11	.031	.028	.027
78-TZMC6.2	TZMC6V2-GS08	6.2	0.5	5	.11	.031	.028	.027
78-TZMC6.8	TZMC6V8-GS08	6.8	0.5	5	.11	.031	.028	.027
78-TZMC7.5	TZMC7V5-GS08	7.5	0.5	5	.11	.031	.028	.027
78-TZMC8.2	TZMC8V2-GS08	8.2	0.5	5	.11	.031	.028	.027
78-TZMC10	TZMC10-GS08	10	0.5	5	.11	.031	.028	.027
78-TZMC11	TZMC11-GS08	11	0.5	5	.11	.031	.028	.027
78-TZMC12	TZMC12-GS08	12	0.5	5	.11	.031	.028	.027
78-TZMC15	TZMC15-GS08	15	0.5	5	.11	.031	.028	.027
78-TZMC16	TZMC16-GS08	16	0.5	5	.11	.031	.028	.027
78-TZMC18	TZMC18-GS08	18	0.5	5	.11	.031	.028	.027
78-TZMC24	TZMC24-GS08	24	0.5	5	.11	.031	.028	.027
78-TZMC27	TZMC27-GS08	27	0.5	5	.11	.031	.028	.027
78-TZMC30	TZMC30-GS08	30	0.5	5	.11	.031	.028	.027
78-TZMC33	TZMC33-GS08	33	0.5	5	.11	.031	.028	.027
78-TZMC36	TZMC36-GS08	36	0.5	5	.11	.031	.028	.027
78-TZMC39	TZMC39-GS08	39	0.5	2.5	.11	.031	.028	.027
78-TZMC47	TZMC47-GS08	47	0.5	2.5	.11	.02	.018	.017
78-TZMC51	TZMC51-GS08	51	0.5	2.5	.11	.031	.028	.027
78-TZMC56	TZMC56-GS08	56	0.5	2.5	.11	.031	.028	.027
78-TZMC62	TZMC62-GS08	62	0.5	2.5	.11	.031	.028	.027
78-TZMC68	TZMC68-GS08	68	0.5	2.5	.11	.031	.028	.027
78-TZMC75	TZMC75-GS08	75	0.5	2.5	.11	.031	.028	.027
MELF Case Type, Surface Mount								
625-ZM4730A	ZM4730A-GS08	3.9	1	64	.15	.128	.106	.102
625-ZM4731A	ZM4731A-GS08	4.3	1	58	.15	.128	.106	.102
625-ZM4732A	ZM4732A-GS08	4.7	1	53	.15	.128	.106	.102
625-ZM4733A	ZM4733A-GS08	5.1	1	49	.15	.128	.106	.102
625-ZM4734A	ZM4734A-GS08	5.6	1	45	.15	.128	.106	.102
625-ZM4735A	ZM4735A-GS08	6.2	1	41	.15	.128	.106	.102
625-ZM4736A	ZM4736A-GS08	6.8	1	37	.15	.128	.106	.102
625-ZM4737A	ZM4737A-GS08	7.5	1	34	.15	.128	.106	.102
625-ZM4738A	ZM4738A-GS08	8.2	1	31	.15	.128	.106	.102
625-ZM4739A	ZM4739A-GS08	9.1	1	28	.15	.128	.106	.102
625-ZM4740A	ZM4740A-GS08	10	1	25	.15	.128	.106	.102
625-ZM4741A	ZM4741A-GS08	11	1	23	.15	.128	.106	.102
625-ZM4742A	ZM4742A-GS08	12	1	21	.15	.128	.106	.103
625-ZM4743A	ZM4743A-GS08	13	1	19	.15	.128	.106	.102
625-ZM4744A	ZM4744A-GS08	15	1	17	.15	.128	.106	.102
625-ZM4745A	ZM4745A-GS08	16	1	15.5	.15	.128	.106	.102
625-ZM4746A	ZM4746A-GS08	18	1	14	.15	.128	.106	.102
625-ZM4747A	ZM4747A-GS08	20	1	12.5	.15	.128	.106	.102
625-ZM4748A	ZM4748A-GS08	22	1	11.5	.15	.128	.106	.102
625-ZM4749A	ZM4749A-GS08	24	1	10.5	.15	.128	.106	.102
625-ZM4750A	ZM4750A-GS08	27	1	9.5	.15	.128	.106	.102
625-ZM4751A	ZM4751A-GS08	30	1	8.5	.15	.128	.106	.102
DO-41 Case Type, Thru Hole								
625-BZX85C3V3-TAP	BZX85C3V3-TAP	3.3	1.3	80	.11	.062	.057	.054
625-BZX85C5V1-TAP	BZX85C5V1-TAP	5.1	1.3	45	.11	.045	.039	.037
625-BZX85C5V6-TAP	BZX85C5V6-TAP	5.6	1.3	45	.11	.062	.057	.054
625-BZX85C12-TAP	BZX85C12-TAP	12	1.3	20	.11	.045	.039	.037
625-BZX85C13-TAP	BZX85C13-TAP	13	1.3	20	.11	.045	.039	.037
625-BZX85C15-TAP	BZX85C15-TAP	15	1.3	15	.11	.045	.039	.037
625-BZX85C16-TAP	BZX85C16-TAP	16	1.3	15	.11	.062	.057	.054
625-BZX85C18-TAP	BZX85C18-TAP	18	1.3	15	.11	.062	.057	.054
625-BZX85C20-TAP	BZX85C20-TAP	20	1.3	10	.11	.062	.057	.054
625-BZX85C22-TAP	BZX85C22-TAP	22	1.3	10	.11	.062	.057	.054
625-BZX85C24-TAP	BZX85C24-TAP	24	1.3	10	.11	.062	.057	.054
625-BZX85C27-TAP	BZX85C27-TAP	27	1.3	8	.11	.062	.055	.047
625-BZX85C30-TAP	BZX85C30-TAP	30	1.3	8	.11	.062	.057	.054
625-BZX85C33-TAP	BZX85C33-TAP	33	1.3	8	.11	.062	.057	.054
625-BZX85C47-TAP	BZX85C47-TAP	47	1.3	4	.11	.062	.057	.054
625-BZX85C6V2-TAP	BZX85C6V2-TAP	6.2	1.3	35	.11	.045	.039	.037
625-BZX85C6V8-TAP	BZX85C6V8-TAP	6.8	1.3	35	.11	.062	.057	.054
625-BZX85C75-TAP	BZX85C75-TAP	75	1.3	4	.11	.062	.057	.054
625-BZX85C7V5-TAP	BZX85C7V5-TAP	7.5	1.3	35	.11	.062	.054	.051
625-BZX85C8V2-TAP	BZX85C8V2-TAP	8.2	1.3	25	.11	.062	.057	.054
625-BZX85C9V1-TAP	BZX85C9V1-TAP	9.1	1.3	25	.11	.045	.039	.037

© Copyright 2013 Mouser Electronics
© Copyright 2013 Mouser Electronics

VISHAY Zener Diodes

Products may be RoHS compliant. Check mouser.com for RoHS status.

VISHAY ZENER DIODES (CONT.)

For quantities greater than listed, call for quote.

MOUSER STOCK NO.	Vishay Part No.	Case Type	Nominal Voltage (V)	Power Rating (W)	Test Current (mA)	Price Each 1	100	500	1000
Thru-Hole									
78-1N5226B	1N5226B-TR	DO-35	3.3	0.5	20	.11	.036	.035	.032
78-1N5227B	1N5227B-TR	DO-35	3.6	0.5	20	.11	.036	.035	.032
78-1N5228B	1N5228B-TR	DO-35	3.9	0.5	20	.11	.036	.035	.032
78-1N5229B	1N5229B-TR	DO-35	4.3	0.5	20	.11	.036	.035	.032
78-1N5230B	1N5230B-TR	DO-35	4.7	0.5	20	.11	.036	.035	.032
78-1N5231B	1N5231B-TR	DO-35	5.1	0.5	20	.11	.026	.022	.022
78-1N5232B	1N5232B-TR	DO-35	5.6	0.5	20	.11	.026	.022	.022
78-1N5233B	1N5233B-TR	DO-35	6.0	0.5	20	.11	.026	.022	.022
78-1N5234B	1N5234B-TR	DO-35	6.2	0.5	20	.11	.026	.022	.022
78-1N5235B	1N5235B-TR	DO-35	6.8	0.5	20	.11	.026	.022	.022
78-1N5236B	1N5236B-TR	DO-35	7.5	0.5	20	.11	.026	.022	.022
78-1N5237B	1N5237B-TR	DO-35	8.2	0.5	20	.11	.026	.022	.022
78-1N5238B	1N5238B-TR	DO-35	8.7	0.5	20	.11	.026	.022	.022
78-1N5239B	1N5239B-TR	DO-35	9.1	0.5	20	.11	.026	.022	.022
78-1N5240B	1N5240B-TR	DO-35	10	0.5	20	.11	.026	.022	.022
78-1N5241B	1N5241B-TR	DO-35	11	0.5	20	.11	.026	.022	.022
78-1N5242B	1N5242B-TR	DO-35	12	0.5	20	.11	.026	.022	.022
78-1N5243B	1N5243B-TR	DO-35	13	0.5	9.5	.11	.026	.022	.022
78-1N5244B	1N5244B-TR	DO-35	14	0.5	9.0	.11	.026	.022	.022
78-1N5245B	1N5245B-TR	DO-35	15	0.5	8.5	.11	.026	.025	.024
78-1N5246B	1N5246B-TR	DO-35	16	0.5	7.8	.11	.026	.022	.022
78-1N5247B	1N5247B-TR	DO-35	17	0.5	7.4	.11	.026	.022	.022
78-1N5248B	1N5248B-TR	DO-35	18	0.5	7.0	.11	.026	.022	.022
78-1N5249B	1N5249B-TR	DO-35	19	0.5	6.6	.11	.026	.022	.022
78-1N5250B	1N5250B-TR	DO-35	20	0.5	6.2	.11	.026	.022	.022
78-1N5251B	1N5251B-TR	DO-35	22	0.5	5.6	.11	.026	.022	.022
78-1N5252B	1N5252B-TR	DO-35	24	0.5	5.2	.11	.026	.025	.024
78-1N5253B	1N5253B-TR	DO-35	25	0.5	5.0	.11	.026	.022	.022
78-1N5254B	1N5254B-TR	DO-35	27	0.5	4.6	.11	.026	.022	.022
78-1N5255B	1N5255B-TR	DO-35	28	0.5	4.5	.11	.026	.022	.022
78-1N5256B	1N5256B-TR	DO-35	30	0.5	4.2	.11	.026	.022	.022
78-1N5257B	1N5257B-TR	DO-35	33	0.5	3.8	.11	.026	.022	.022
78-1N5258B	1N5258B-TR	DO-35	36	0.5	3.4	.11	.026	.022	.022
78-1N5259B	1N5259B-TR	DO-35	39	0.5	3.2	.11	.026	.022	.022
78-1N5260B	1N5260B-TR	DO-35	43	0.5	3.0	.11	.026	.022	.022
78-1N5261B	1N5261B-TR	DO-35	47	0.5	2.7	.11	.026	.022	.022
78-1N5262B	1N5262B-TR	DO-35	51	0.5	2.5	.11	.026	.022	.022
78-1N5263B	1N5263B-TR	DO-35	56	0.5	2.2	.11	.026	.022	.022
78-1N5264B	1N5264B-TR	DO-35	60	0.5	2.1	.11	.026	.022	.022
78-1N5265B	1N5265B-TR	DO-35	62	0.5	2.0	.11	.026	.022	.022
78-1N5266B	1N5266B-TR	DO-35	68	0.5	1.8	.11	.026	.022	.022
78-1N5267B	1N5267B-TR	DO-35	75	0.5	1.7	.11	.026	.022	.022
78-1N4728A	1N4728A-TR	DO-41	3.3	1	76	.27	.085	.073	.043
78-1N4729A	1N4729A-TR	DO-41	3.6	1	69	.11	.042	.035	.03
78-1N4730A	1N4730A-TR	DO-41	3.9	1	64	.11	.042	.035	.03
78-1N4731A	1N4731A-TR	DO-41	4.3	1	58	.11	.042	.035	.03
78-1N4732A	1N4732A-TR	DO-41	4.7	1	53	.27	.085	.073	.043
78-1N4733A	1N4733A-TR	DO-41	5.1	1	49	.27	.085	.073	.043
78-1N4734A	1N4734A-TR	DO-41	5.6	1	45	.27	.085	.073	.043
78-1N4735A	1N4735A-TR	DO-41	6.2	1	41	.27	.085	.073	.043
78-1N4736A	1N4736A-TR	DO-41	6.8	1	37	.27	.085	.073	.043
78-1N4737A	1N4737A-TR	DO-41	7.5	1	34	.27	.085	.073	.043
78-1N4738A	1N4738A-TR	DO-41	8.2	1	31	.27	.085	.073	.043
78-1N4739A	1N4739A-TR	DO-41	9.1	1	28	.27	.085	.073	.043
78-1N4740A	1N4740A-TR	DO-41	10	1	25	.27	.085	.073	.043
78-1N4741A	1N4741A-TR	DO-41	11	1	23	.11	.041	.034	.033
78-1N4742A	1N4742A-TR	DO-41	12	1	21	.11	.035	.034	.033
78-1N4743A	1N4743A-TR	DO-41	13	1	19	.11	.041	.034	.033
78-1N4744A	1N4744A-TR	DO-41	15	1	17	.27	.085	.073	.043
78-1N4745A	1N4745A-TR	DO-41	16	1	15.5	.27	.085	.073	.043
78-1N4746A	1N4746A-TR	DO-41	18	1	14	.27	.085	.073	.043
78-1N4747A	1N4747A-TR	DO-41	20	1	12.5	.27	.085	.073	.043
78-1N4748A	1N4748A-TR	DO-41	22	1	11.5	.27	.085	.073	.043
78-1N4749A	1N4749A-TR	DO-41	24	1	10.5	.27	.085	.073	.043
78-1N4750A	1N4750A-TR	DO-41	27	1	9.5	.27	.085	.073	.043
78-1N4751A	1N4751A-TR	DO-41	30	1	8.5	.27	.085	.073	.043
78-1N4752A	1N4752A-TR	DO-41	33	1	7.5	.27	.085	.073	.043
78-1N4753A	1N4753A-TR	DO-41	36	1	7.0	.27	.085	.073	.043
78-1N4754A	1N4754A-TR	DO-41	39	1	6.5	.27	.085	.073	.043
78-1N4755A	1N4755A-TR	DO-41	43	1	6.0	.27	.085	.073	.043
78-1N4756A	1N4756A-TR	DO-41	47	1	5.5	.27	.085	.073	.043
78-1N4757A	1N4757A-TR	DO-41	51	1	5.0	.27	.085	.073	.043
78-1N4758A	1N4758A-TR	DO-41	56	1	4.5	.27	.085	.073	.043
78-1N4759A	1N4759A-TR	DO-41	62	1	4.0	.27	.085	.073	.043
78-1N4760A	1N4760A-TR	DO-41	68	1	3.7	.27	.085	.073	.043
78-1N4761A	1N4761A-TR	DO-41	75	1	3.3	.27	.085	.073	.043
78-1N4762A	1N4762A-TR	DO-41	82	1	3.0	.27	.085	.073	.043
78-1N4763A	1N4763A-TR	DO-41	91	1	2.8	.27	.085	.073	.043
78-1N4764A	1N4764A-TR	DO-41	100	1	2.5	.27	.085	.073	.043

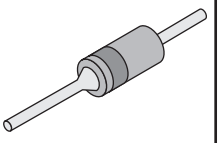

DO-35

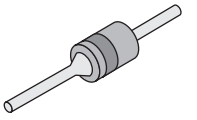

DO-41

© Copyright 2013 Mouser Electronics

© Copyright 2013 Mouser Electronics

ASI SEMICONDUCTOR Transistors & MOSFETs

ASI SEMICONDUCTOR

TRANSISTORS RF BIPOLAR POWER - NPN

For quantities greater than listed, call for quote.

MOUSER STOCK NO.	ASI Part No.	Package/ Case	Collector- Emitter Voltage VCEO Max (V)	Continuous Collector Current (A)	DC Collector/ Base Gain hfe Min	Emitter-Base Voltage VEBO (V)	Maximum Operating Frequency (MHz)	Operating Temperature (°C)		Power Dissipation	Price Each		
								Min.	Max.	(W)	1	50	100
974-2N5643	2N5643	MT72	35	5	5	4	175	-65	200	60	80.25	53.50	48.15
974-2N6439	2N6439	Case 316-01	33	0	10	4	400	-65	200	146	93.09	62.06	55.85
974-BLV10	BLV10	SOT-123	36	1.5	10	4	950	-65	200	20	67.41	44.94	40.45
974-BLV11	BLV11	SOT-123	18	3	10	4	250	-65	200	36	70.62	47.08	42.37
974-BLV20	BLV20	SOT-123	35	1	10	4	175	-65	200	20	70.62	47.08	42.37
974-BLV21	BLV21	SOT-123	35	1.75	5	4	175	-65	200	36	70.62	47.08	42.37
974-BLV25	BLV25	Case 316-01	33	17.5	15	4	108	-65	200	220	170.54	124.39	112.35
974-BLV31	BLV31	SOT-122A	30	3	15	4	224	-65	200	7	93.09	62.06	55.85
974-BLV32F	BLV32F	Case 316-01	32	4	20	4	224	-65	200	82	102.32	74.63	67.41
974-BLV33	BLV33	SOT-147	33	12.5	15	4	224	-65	200	132	125.06	91.22	82.39
974-BLV34	BLV34	-	-	15	25	4	225	-65	200	150	93.09	62.06	55.85
974-BLV57	BLV57	SOT-161A	27	2	15	3.5	860	-65	200	77	179.63	131.02	118.34
974-BLW32	BLW32	SOT-122A	30	1	20	4	860	-65	200	10.8	77.04	51.36	46.22
974-BLW50F	BLW50F	SOT-123	55	3.25	19	4	30	-65	200	87	104.59	76.29	68.91
974-BLW77	BLW77	SOT-123	35	12	15	3	28	-65	200	245	77.04	51.36	46.22
974-BLW85	BLW85	SOT-123	16	9	10	4	175	-65	200	105	77.04	51.36	46.22
974-BLW86	BLW86	SOT-123	35	5	5	4	175	-65	200	60	83.46	55.64	50.08
974-BLW98	BLW98	SOT-122A	25	2	15	3.5	860	-65	200	21.5	93.09	62.06	55.85
974-BLX13C	BLX13C	SOT-120	36	3	10	4	28	-65	200	73	77.04	51.36	46.22
974-BLX15	BLX15	-	55	10	15	4	28	-65	200	233	102.32	74.63	67.41
974-BLX98	BLX98	SOT-48	27	2 A	15	4	2500	-65	200	21.5	93.09	62.06	55.85
974-MRF1000MB	MRF1000MB	Case 332A-03	20	0.2	15	3.5	1090	-65	200	7	83.46	55.64	50.08
974-MRF1004MB	MRF1004MB	Case 332A-03	20	0.25	10	3.5	1090	-65	200	7	89.88	59.92	53.93
974-MRF221	MRF221	Case 211-07	18	2.5	5	4	-	-65	200	31	70.62	47.08	42.37
974-MRF240A	MRF240A	SOT-123	18	8	10	4	160	-65	200	100	70.62	47.08	42.37
974-MRF315A	MRF315A	Case 145A-09	35	5	5	4	200	-65	200	75	77.04	51.36	46.22
974-MRF323	MRF323	Case244-04	33	2.2	20	4	500	-65	200	55	83.46	55.64	50.08
974-MRF464	MRF464	SOT-123	35	10	10	2.5	30	-65	200	250	70.62	47.08	42.37
974-MRF5174	MRF5174	Case244-04	28	0.5	20	3.5	400	-65	200	8.75	70.62	47.08	42.37
974-MRF5176	MRF5176	Case244-04	33	2	10	4	400	-65	200	30	80.25	53.50	48.15
974-MRF559LF	MRF559LF	Macro X	16	0.15	30	3	870	-65	200	2	2.41	1.61	1.44
974-MRF5943	MRF5943	SOIC-8	30	0.4	25	3.5	1300	-65	200	1	3.53	2.35	2.12
974-MRF652S	MRF652S	Case 249-06	16	2	10	4	512	-65	200	25	83.46	55.64	50.08
974-MRF8372LF	MRF8372LF	SOIC-8	16	0.2	30	3	800	-65	200	2.2	2.89	1.93	1.73
974-MS1000	MS1000	M174	36	20	10	4	30	-65	200	270	70.62	47.08	42.37
974-MS1001	MS1001	M174	18	20	20	4	30	-65	200	270	70.62	47.08	42.37
974-MS1008	MS1008	M164	55	10	15	4	30	-65	200	233	88.68	64.68	58.42
974-SD1013-03	SD1013-03	M113	35	1	10	4	150	-65	200	13	70.62	47.08	42.37
974-SD1015-06	SD1015-06	M135	18	1	35	4	150	-65	200	10	104.59	76.29	68.91
974-SD1143-01	SD1143-01	M113	18	2	5	4	175	-65	200	20	104.59	76.29	68.91
974-SD1224-02	SD1224-02	M113	35	5	5	4	175	-65	200	60	70.62	47.08	42.37
974-SD1274-01	SD1274-01	SOT-123	18	4	20	4	175	-65	200	65	40.72	37.18	34.30
974-SD1275-01	SD1275-01	M113	16	8	20	4	160	-65	200	70	40.72	37.18	34.30
974-SD1407	SD1407	SOT-123	35	20	10	4	30	-65	200	270	70.62	47.08	42.37
974-SD1446	SD1446	M113	18	12	10	3.5	50	-65	200	183	77.04	51.36	46.22
974-SD1458	SD1458	M111	35	10	10	4	230	-65	200	140	102.32	74.63	67.41
974-SD1477	SD1477	M111	18	20	10	4	175	-65	200	270	77.04	51.36	46.22
974-SD1480	SD1480	M111	35	20	20	4	175	-65	200	270	81.86	59.71	53.93
974-SD1485	SD1485	M175	35	25	20	3	230	-65	200	385	306.96	223.90	202.23
974-SD1490	SD1490	M173	30	8	10	3	860	-65	200	155	193.27	140.97	127.33
974-SD1492	SD1492	M175	30	25	15	3	860	-65	200	310	261.49	190.73	172.27
974-SD2932	SD2932	M244	-	40	-	-	175	-65	200	500	147.80	107.80	97.37
974-SD2942	SD2942	M244	-	40	-	-	175	-65	200	500	147.80	107.80	97.37
974-TH430	TH430	M177	55	40	15	4	30	-65	200	330	88.68	64.68	58.42
974-TP9383	TP9383	M177	25	16	20	4	108	-65	200	230	79.59	58.05	52.43
974-TPV595A	TPV595A	-	25	5.2	10	3	860	-65	200	65	216.01	157.56	142.31
974-TPV596	TPV596	Case 244-04	24	0.7	15	3.5	860	-65	200	8.75	83.46	55.64	50.08
974-TPV8100B	TPV8100B	Case 398-03	30	12	30	4	860	-65	200	215	216.01	157.56	142.31

TRANSISTORS RF BIPOLAR SMALL SIGNAL - NPN

For quantities greater than listed, call for quote.

MOUSER STOCK NO.	ASI Part No.	Package/ Case	Collector- Emitter Voltage VCEO Max (V)	Continuous Collector Current (A)	DC Collector/ Base Gain hfe Min	Emitter-Base Voltage VEBO (V)	Maximum Operating Frequency (MHz)	Operating Temperature (°C)		Power Dissipation	Price Each		
								Min.	Max.	(W)	1	50	100
974-MRF313	MRF313	Case 305A-01	30	150	20	3	400	-65	200	6.1	48.15	32.10	28.89
974-MRF3866	MRF3866	SOIC-8	30	400	5	3.5	200	-55	200	1	2.54	1.69	1.52
974-MRF4427	MRF4427	SOIC-8	20	400	5	2	200	-65	200	1.5	4.01	2.68	2.41
974-MRF553	MRF553	Case 317D-02	16	500	30	4	175	-65	200	3	3.53	2.35	2.12
974-MRF555	MRF555	Case 317D-02	16	500	50	3	470	-65	200	3	2.89	1.93	1.73
974-MRF555T	MRF555T	Case 317D-02	16	500	50	3	470	-65	200	3	2.89	1.93	1.73
974-MRF5812LF	MRF5812LF	SOIC-8	15	200	50	2.5	1000	-65	200	1.25	2.41	1.61	1.44
974-MRF581A	MRF581A	Macro-X	15	200	90	2.5	1000	-65	150	1.25	2.41	1.61	1.44
974-MRF586	MRF586	TO-92	17	200	50	2.5	500	-65	200	2.5	11.24	7.49	6.74
974-MRF951	MRF951	Macro-X	10	100	50	1.5	2000	-65	150	1	2.41	1.61	1.44

TRANSISTORS RF MOSFET POWER - N-CHANNEL

For quantities greater than listed, call for quote.

MOUSER STOCK NO.	ASI Part No.	Package/ Case	Configuration	Continuous Drain Current (A)	Drain-Source Breakdown Voltage (V)	Frequency (MHz)	Gate-Source Breakdown Voltage (V)	Gate-Source Threshold Voltage (V)	Operating Temperature (°C)		Power Dissipation	Price Each		
									Min.	Max.	(W)	1	50	100
974-AGR09030EF	AGR09030EF	-	Single	4.25	65	895	15	5	-65	200	80	70.62	47.08	42.37
974-AGR09045EF	AGR09045EF	-	Single	4.25	65	895	15	4.8	-65	200	117	70.62	47.08	42.37
974-BLF378	BLF378	SOT-262A	Single	18	125	225	20	7	-65	200	500	154.62	112.78	101.86
974-MRF141	MRF141	Case 211-11	Single	16	65	175	40	5	-65	200	300	79.59	58.05	52.43
974-MRF151GB	MRF151GB	SOT-262A	Dual	40	125	175	40	5	-65	200	500	133.75	101.17	97.08
974-MRF151GC	MRF151GC	SOT-262A	Dual	40	125	175	40	5	-65	200	500	133.75	101.17	97.08
974-MRF171	MRF171	Case 211-07	Single	4.5	65	200	40	6	-65	200	115	49.22	37.29	35.35
974-MRF172	MRF172	Case 211-07	Single	9	65	200	40	5	-65	200	220	60.99	40.66	36.59
974-MRF174	MRF174	Case 211-11	Single	13	65	200	40	3	-65	200	270	70.62	47.08	42.37

© Copyright 2013 Mouser Electronics
© Copyright 2013 Mouser Electronics

RENESAS/CEL RF Transistors

California Eastern Laboratories

RoHS Compliant This product is RoHS compliant.

SMALL SIGNAL SILICON BIPOLAR TRANSISTORS

NEW PRODUCT

♦ Surface Mount Device

For quantities greater than listed, call for quote.

MOUSER STOCK NO.	CEL Part No.	Fig.	Test f. (GHz)	NF/GA VCE (V)	NF/GA IC (mA)	NF Typ. (dB)	GA Typ. (dB)	Insertion Power Gain VCE (V)	Insertion Power Gain IC (mA)	Insertion Power Gain Typ. (dB)	fT Typ. (GHz)	hFE Typ.	IC Max. (mA)	Price Each 1	Price Each 10	Price Each 100	Price Each 500
Low Current, Low Voltage Applications																	
♦ 551-NE97833-A	NE97833-A	A	1.0	-10.0	-3	2.0	7.0	-10.0	-15	10.0	5.5	40	-50	2.62	2.23	2.00	1.79
♦ 551-NE97733-A	NE97733-A	A	1.0	-8.0	-3	1.5	10.0	-8.0	-20	12.0	8.5	60	-50	5.70	4.84	4.35	3.86
♦ 551-NE68119-A	NE68119-A	B	1.0	8.0	7	1.4	14.0	8.0	20	14.0	7.0	120	65	1.32	1.10	.891	.796
♦ 551-NE68130-A	NE68130-A	C	1.0	8.0	7	1.5	13.5	8.0	20	13.0	7.0	120	65	1.25	1.06	.806	.698
♦ 551-NE68133-A	NE68133-A	A	1.0	8.0	7	1.2	13.0	8.0	20	11.0	9.0	100	65	1.41	1.16	.92	.813
♦ 551-NE68139-A	NE68139-A	D	1.0	8.0	7	1.2	13.5	8.0	20	15.0	9.0	100	65	1.52	1.26	1.03	.923
♦ 551-NE85619-A	NE85619	B	1.0	10.0	7	1.4	12.5	3.0	7	9.0	4.5	120	100	.79	.706	.514	.482
♦ 551-NE85630-A	NE85630-A	C	1.0	10.0	7	1.3	12.0	10.0	20	12.0	4.5	110	100	1.00	.781	.653	.524
♦ 551-NE85633L-A	NE85633L-A	A	1.0	10.0	7	1.4	9.0	10.0	20	11.5	7.0	120	100	1.08	.866	.724	.584
♦ 551-NE85639-A	NE85639-A	D	1.0	10.0	7	1.5	13.5	10.0	20	13.0	7.0	120	100	1.10	.867	.728	.589
♦ 551-NESG2107M33-A	NESG2107M33-A	E	2.0	1.0	1	0.9	10.0	1.0	5	9.0	10.0	180	100	1.50	1.34	1.17	.942
♦ 551-NE68619-A	NE68619-A	B	2.0	1.0	3	1.5	8.5	1.0	5	9.0	12.0	100	10	1.64	1.44	1.27	1.04
♦ 551-NE68719-A	NE68719-A	B	2.0	1.0	3	1.3	7.5	1.0	10	7.5	9.0	100	30	.61	.544	.461	.389
♦ 551-NESG204619-A	NESG204619-A	B	2.0	1.0	3	0.8	11.0	-	-	-	18.0	180	40	1.48	1.31	1.14	.931
♦ 551-NESG210719-A	NESG210719-A	B	2.0	1.0	5	0.9	9.0	-	-	-	10.0	180	100	1.65	1.46	1.27	1.04
♦ 551-NE856M03-A	NE856M03-A	F	2.0	2.0	2	1.2	10.0	2.0	5	17.0	25.0	70	12	.74	.673	.489	.471
♦ 551-NESG2021M05-A	NESG2021M05-A	G	2.0	2.0	3	0.9	18.0	3.0	10	22.5	-	195	35	1.33	1.13	.984	.84
♦ 551-NESG2021M16-A	NESG2021M16-A	H	2.0	2.0	3	0.9	18.0	3.0	10	22.5	-	195	35	1.19	1.05	.92	.749
♦ 551-NESG2030M04-A	NESG2030M04-A	I	2.0	2.0	5	0.9	16.0	2.0	20	20.0	60.0	300	35	.97	.824	.631	.546
♦ 551-NESG2031M05-A	NESG2031M05-A	G	2.0	2.0	5	0.8	17.0	3.0	20	21.5	-	195	35	1.19	1.05	.92	.749
♦ 551-NESG2101M05-A	NESG2101M05-A	G	2.0	2.0	5	0.6	13.0	3.0	50	13.5	-	130	100	1.58	1.36	1.18	.996
♦ 551-NESG2101M16-A	NESG2101M16-A	H	2.0	2.0	5	0.6	13.0	3.0	50	13.5	-	130	100	1.48	1.31	1.14	.931
♦ 551-NE662M04-A	NE662M04-A	I	2.0	2.0	5	1.1	16.0	2.0	20	20.0	23.0	70	35	.84	.717	.621	.524
♦ 551-NESG3032M14-A	NESG3032M14-A	J	2.0	2.0	6	0.6	17.5	3.0	20	20.5	-	300	35	1.36	1.21	1.06	.856
♦ 551-NESG4030M14-A	NESG4030M14-A	J	5.8	2.0	35	1.1	11.5	2.0	20.0	10.5	5.8	400	35.0	1.47	1.36	1.09	.924
♦ 551-NE68518-A	NE68518-A	E	2.0	3.0	3	1.5	8.5	3.0	10	11.0	12.0	110	30	1.42	1.25	1.10	.902
♦ 551-NE68519-A	NE68519-A	B	2.0	3.0	3	1.5	7.5	3.0	10	9.0	12.0	110	30	.86	.77	.567	.492
♦ 551-NE68819-A	NE68819-A	B	2.0	3.0	7	1.5	8.0	3.0	20	8.0	9.5	120	100	.56	.492	.417	.353
♦ 551-NE68019-A	NE68019-A	B	2.0	6.0	5	1.9	9.5	6.0	10	9.0	10.0	120	35	1.10	.867	.728	.589
♦ 551-NE68033-A	NE68033-A	A	2.0	6.0	5	1.8	9.0	6.0	10	8.0	10.0	100	35	1.31	1.11	.963	.83
♦ 551-NESG3031M05-A	NESG3031M05-A	H	5.8	2.0	6	1.1	9.5	3.0	20	8.5	-	300	35	1.33	1.14	.984	.835
♦ 551-NESG3031M14-A	NESG3031M14-A	J	5.2	2.0	6	0.95	10.0	3.0	20	9.0	-	300	35	1.36	1.21	1.06	.856
Low Noise Applications																	
♦ 551-UPA801T-A	UPA801T-A	K	1.0	3.0	7	1.2	10.0	3.0	7	9	4.5	120	100	1.19	1.05	.92	.792
♦ 551-UPA810T-A	UPA810T-A	K	1.0	3.0	7	1.2	10.0	3.0	7	9.0	4.5	120	100	1.33	1.17	1.03	.888
♦ 551-UPA812T-A	UPA812T-A	K	1.0	3.0	7	1.4	14.0	3.0	7	12.0	7.0	100	65	1.58	1.41	1.23	.996
♦ 551-UPA828TD-A	UPA828TD-A	H	2.0	1.0	3	1.3	8.0	2.0	20.0	8.5	11.0	100	30.0	2.72	2.51	2.01	1.81
♦ 551-NE894M13-A	NE894M13-A	L	2.0	1.0	20	1.4	---	1.0	20	13	20.0	75	35	.89	.77	.663	.556
♦ 551-NESG7030M04-A	NESG7030M04-A	D	2	2	10	0.5	21	2	15	16.5	5.8	320	30	1.70	1.42	1.13	.992
♦ 551-UPA806T-A	UPA806T-A	K	2.0	3.0	3	1.5	7.5	3.0	10	8.5	12.0	110	30	1.41	1.26	1.10	.888

Medium Power Applications

♦ Surface Mount Device

For quantities greater than listed, call for quote.

MOUSER STOCK NO.	CEL Part No.	Fig.	Test f. (GHz)	P1dB VCE (V)	P1dB IC (mA)	P1dB PIN (dBm)	P1dB Typ. (dB)	MAG VCE (V)	MAG IC (mA)	MAG Typ. (dB)	fT Typ. (GHz)	hFE Typ.	IC Max. (mA)	Price Each 1	Price Each 10	Price Each 100	Price Each 500
♦ 551-NESG270034-AZ	NESG270034-AZ	M	0.46	6	30	20	33.5	---	---	---	15	120	750	1.58	1.36	1.18	.996
♦ 551-NESG250134-AZ	NESG250134-AZ	M	0.5	3.6	30	15	29	3.6	100	23	10	120	500	1.50	1.34	1.17	.942
♦ 551-NESG260234-AZ	NESG260234-AZ	M	0.5	6	30	15	30	6	100	23	10	120	600	1.72	1.49	1.28	1.08
♦ 551-NE85634-A	NE85634-A	M	1	10	7	1.5	11.5	10	20	9	6.5	120	100	1.17	1.04	.824	.663
♦ 551-NE46134-AZ	NE46134-AZ	M	1	12.5	100	20.5	27.5	10	50	9	5.5	100	250	2.04	1.77	1.52	1.28
♦ 551-NE461M02-AZ	NE461M02-AZ	M	1	12.5	100	19	27.5	10	50	11	5.5	120	250	2.34	2.02	1.73	1.48
♦ 551-NE664M04-A	NE664M04-A	I	1.8	3.6	200	15	26	3	100	12	20	60	500	1.82	1.41	1.26	1.14

Oscillators Applications

♦ Surface Mount Device

For quantities greater than listed, call for quote.

MOUSER STOCK NO.	CEL Part No.	Fig.	Test f. (GHz)	P1dB VCE (V)	P1dB IC (mA)	P1dB PIN (dBm)	fT Typ. (GHz)	hFE Typ.	IC Max. (mA)	Price Each 1	Price Each 10	Price Each 100	Price Each 500
♦ 551-NE58219-A	NE58219-A	B	0.9	5.0	5	0.001	5.0	90	60	.46	.415	.354	.293

DISCRETE POWER DEVICES

Silicon LD MOSFETs

♦ Surface Mount Device

For quantities greater than listed, call for quote.

MOUSER STOCK NO.	CEL Part No.	Fig.	Test f. (GHz)	GL Typ. (dB)	POUT Typ. (dBm)	ID Typ. (A)	IGSS Max. (nA)	IDSS Max. (V)	RDS (ON) Ω	BVDSS Typ. (V)	VDS Typ. (GHz)	VGS Typ. (V)	PIN Typ. (dBm)	Price Each 1	Price Each 10	Price Each 100	Price Each 500
♦ 551-NE5520379A-A	NE5520379A-A	N	0.9	15	35	1.5	100	100	0.12	24.0	3.0	2.0	25	10.06	8.55	7.71	6.83
♦ 551-NE5511279A-A	NE5511279-A	N	0.9	15	40.5	2.75	100	100	-	24.0	20.0	6.0	27	15.01	12.09	11.21	9.60
♦ 551-NE5520279A-A	NE5520279A-A	N	1.8	10	32	0.8	100	100	-	18.0	15.0	5	25	10.52	8.92	8.05	7.15
♦ 551-NE552R479A-A	NE552R479A-A	N	2.45	11	26	230	100	100	2	18.0	3.0	2.0	19	8.58	7.15	6.36	5.40

GaAs Drivers

♦ Surface Mount Device

For quantities greater than listed, call for quote.

MOUSER STOCK NO.	CEL Part No.	Fig.	Freq. Range (GHz)	POUT (dBm)	Gain (dB)	Linear Effeciency @P1dB (%)	Power Added Freq. (GHz)	Test VDS (V)	IDS @ P1dB (mA)	IDS Max. (A)	IGS Min./ Max. (mA)	Price Each 1	Price Each 10	Price Each 100	Price Each 500
♦ 551-NE651R479A-A	NE651R479A-A	N	0.5 to 4.0	29.5	12.0	58	1.9	5.0	50	1	-	9.93	8.43	8.03	7.61

SMALL SIGNAL GAAS FIELD EFFECT TRANSISTORS

Low Noise Applications

♦ Surface Mount Device

For quantities greater than listed, call for quote.

MOUSER STOCK NO.	CEL Part No.	Fig.	Gate Length (um)	Gate Width (um)	Rec. Freq. Range (GHz)	Test Freq. (GHz)	NF/GA Bias VDS (mA)	NF/GA Bias IDS (mA)	NF OPT (dB)	GA (dB)	Power Bias VDS (mA)	Power Bias IDS (mA)	P1dB (dBm)	Price Each 1	Price Each 10	Price Each 100	Price Each 500
♦ 551-NE3511S02-A	NE3511S02-A	O	0.2	160	2.0 to 18	12.0	2.0	10	0.30	13.5	-	-	-	3.23	2.54	2.40	2.03
♦ 551-NE3512S02-A	NE3512S02-A	O	0.2	160	2.0 to 18	12.0	2.0	10	0.35	13.5	-	-	-	1.99	1.72	1.48	1.25
♦ 551-NE3514S02-A	NE3514S02-A	O	0.2	160	4.0 to 20	20.0	2.0	10	0.75	10.0	-	-	-	2.62	2.26	1.95	1.65
♦ 551-NE3508M04-A	NE3508M04-A	I	0.6	500	0.1 to 6	2.0	2.0	10	0.40	14.0	3.0	30	15	1.63	1.40	1.20	1.03
♦ 551-NE3509M04-A	NE3509M04-A	I	0.6	400	0.1 to 6	2.0	2.0	10	0.45	17.5	3.0	30	11	1.63	1.40	1.20	1.03

A
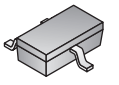
SOT-23

B
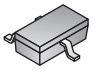
Mini-3

C
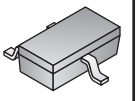
SOT-323

D
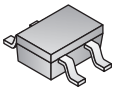
SOT-143, SOT-343, SOT143R

E
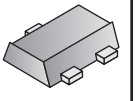
M03

F
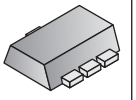
M33

G
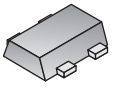
M05

H
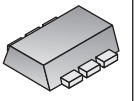
M16

I
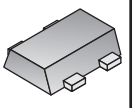
M04

J
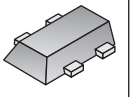
SOT-343

K
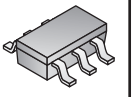
SO-6

L
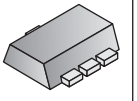
M13

M
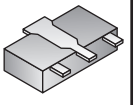
SOT-89-3

N
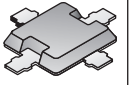
79A

O
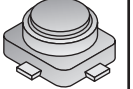
S02

© Copyright 2013 Mouser Electronics

© Copyright 2013 Mouser Electronics

CENTRAL Transistors

Products may be RoHS compliant. Check mouser.com for RoHS status.

SMALL SIGNAL TRANSISTORS - LEADED

For quantities greater than listed, call for quote.

MOUSER STOCK NO.	Central Part No.	Package	h_{FE} Min.	h_{FE} Max	f_T (MHz) MIN	Price Each 1	25	100	250
NPN Small Signal Transistors									
610-2N1480	2N1480	TO-39	20	60	1.5	2.48	2.41	2.31	2.21
610-2N5785	2N5785	TO-39	20	100	1	3.53	3.12	2.82	2.65
610-2N918	2N918	TO-72	20	-	600	4.14	3.96	3.81	3.64
610-2N2925	2N2925	TO-92	25	235	160	.30	.279	.251	.233
610-2N708	2N708	TO-18	30	120	400	1.52	1.42	1.31	1.22
610-2N3114	2N3114	TO-39	30	120	40	4.74	4.61	4.43	4.25
610-2N5225	2N5225	TO-92	30	600	50	.31	.278	.257	.235
610-2N718A	2N718A	TO-18	40	120	60	1.55	1.24	1.11	1.05
610-2N697A	2N697A	TO-39	40	120	50	1.38	1.27	1.20	1.09
610-2N2218A	2N2218A	TO-39	40	120	250	1.38	1.27	1.20	1.09
610-2N3420	2N3420	TO-39	40	120	40	4.71	4.56	4.39	4.21
610-2N3421	2N3421	TO-39	40	120	40	2.82	2.59	2.35	2.12
610-2N4895	2N4895	TO-39	40	120	50	8.70	7.83	7.12	6.53
610-MPSA20	MPSA20	TO-92	40	400	125	.33	.296	.268	.238
610-MPSA42	MPSA42	TO-92	40	-	50	.23	.183	.152	.137
610-2N3708	2N3708	TO-92	45	660	-	.32	.257	.235	.214
610-2N2270	2N2270	TO-39	50	200	100	1.40	1.36	1.31	1.25
610-2N3903	2N3903	TO-92	50	150	250	.39	.362	.338	.303
610-2N4124	2N4124	TO-92	50	200	300	.25	.228	.205	.193
610-2N5770	2N5770	TO-92	50	200	800	.38	.342	.30	.268
610-2N4013	2N4013	TO-18	60	150	300	1.40	1.38	1.36	1.34
610-2N3725A	2N3725A	TO-39	60	150	300	4.62	4.15	3.69	3.23
610-2N2405	2N2405	TO-39	60	200	50	1.11	1.08	1.05	1.04
610-2N4410	2N4410	TO-92	60	400	60	.30	.279	.251	.233
610-MPSH10	MPSH10	TO-92	60	-	650	.38	.342	.30	.278
610-2N3416	2N3416	TO-92	75	225	-	.84	.685	.556	.442
610-2N5551	2N5551	TO-92	80	250	100	.84	.685	.556	.442
610-2N3107	2N3107	TO-39	100	300	70	2.45	2.33	2.24	2.10
610-2N3501	2N3501	TO-39	100	300	150	5.56	5.45	5.25	5.13
610-2N3704	2N3704	TO-92	100	300	100	.43	.407	.385	.364
610-2N5209	2N5209	TO-92	100	300	30	.46	.407	.364	.321
610-MPS3704	MPS3704	TO-92	100	300	100	.36	.321	.30	.278
610-MPS3706	MPS3706	TO-92	100	300	100	.36	.342	.31	.289
610-PN2222A	PN2222A	TO-92	100	300	300	.19	.171	.15	.128
610-PN3569	PN3569	TO-92	100	300	60	1.05	.957	.861	.765
610-PN3643	PN3643	TO-92	100	300	250	.28	.268	.246	.235
610-2N3707	2N3707	TO-92	100	400	-	.87	.824	.781	.706
610-2N5172	2N5172	TO-92	100	500	200	.30	.246	.225	.203
610-2N2924	2N2924	TO-92	150	300	160	.93	.822	.603	.475
610-2N3392	2N3392	TO-92	150	300	120	.36	.342	.31	.289
610-2N3860	2N3860	TO-92	150	300	90	.32	.289	.257	.233
610-MPS3392	MPS3392	TO-92	150	300	-	.28	.257	.235	.214
610-PN3565	PN3565	TO-92	150	600	40	.62	.599	.567	.524
610-2N5961	2N5961	TO-92	170	700	100	.19	.182	.161	.15
610-2N3415	2N3415	TO-92	180	540	-	.84	.685	.556	.442
610-2N3417	2N3417	TO-92	180	540	-	.84	.685	.556	.442
610-2N4424	2N4424	TO-92	180	540	-	.30	.279	.251	.233
610-2N3711	2N3711	TO-92	180	660	-	.32	.30	.268	.246
610-MPS6520	MPS6520	TO-92	200	400	-	.31	.289	.268	.246
610-2N3117	2N3117	TO-18	250	500	60	4.74	4.61	4.43	4.25
610-MPS8097	MPS8097	TO-92	250	5	-	.32	.268	.214	.171

© Copyright 2013 Mouser Electronics

For quantities greater than listed, call for quote.

MOUSER STOCK NO.	Central Part No.	Package	h_{FE} Min.	h_{FE} Max	f_T (MHz) MIN	Price Each 1	25	100	250
NPN Small Signal Transistors (Cont.)									
610-2N3391A	2N3391A	TO-92	250	500	120	.50	.46	.417	.385
610-2N5232A	2N5232A	TO-92	250	500	-	.26	.246	.235	.225
610-MPS6515	MPS6515	TO-92	250	500	-	.29	.235	.182	.15
610-2N5088	2N5088	TO-92	300	900	50	.30	.279	.251	.233
610-2N5962	2N5962	TO-92	600	1400	100	.32	.289	.268	.241
610-2N5306	2N5306	TO-92	7000	70000	60	.56	.479	.381	.31
610-2N5308	2N5308	TO-92	7000	70000	60	.56	.479	.381	.31
610-MPS5306	MPS5306	TO-92	7000	70000	60	.28	.235	.214	.193
610-MPSA28	MPSA28	TO-92	10000	-	125	.32	.289	.268	.235
610-2N6427	2N6427	TO-92	14000	140000	130	.30	.279	.251	.233
610-2N6426	2N6426	TO-92	20000	200000	-	.30	.279	.251	.233
610-MPSA14	MPSA14	TO-92	20000	-	125	.35	.272	.215	.147
610-2N706A	2N706A	TO-18	-	-	-	1.52	1.42	1.31	1.22
PNP Small Signal Transistors									
610-2N4208	2N4208	TO-18	30	120	700	5.01	4.79	4.61	4.44
610-2N4234	2N4234	TO-39	30	150	3	1.77	1.59	1.41	1.31
610-2N5322	2N5322	TO-39	30	150	50	1.75	1.67	1.58	1.52
610-PN3640	PN3640	TO-92	30	120	500	.59	.535	.471	.439
610-2N5226	2N5226	TO-92	30	600	50	.26	.239	.214	.202
610-2N2904A	2N2904A	TO-39	40	120	200	1.35	1.26	1.20	1.10
610-2N4030	2N4030	TO-39	40	120	100	1.38	1.27	1.20	1.09
610-2N3250	2N3250	TO-18	50	150	250	1.52	1.42	1.31	1.22
610-2N3905	2N3905	TO-92	50	150	200	.39	.362	.338	.303
610-PN4356	PN4356	TO-92	50	250	100	.33	.31	.30	.278
610-PN5138	PN5138	TO-92	50	800	30	.27	.246	.225	.203
610-MPSA55	MPSA55	TO-92	50	-	50	.26	.203	.161	.128
610-2N3702	2N3702	TO-92	60	300	100	.27	.238	.214	.195
610-MPS6517	MPS6517	TO-92	90	180	-	.24	.209	.177	.167
610-2N3504	2N3504	TO-18	100	300	200	.93	.877	.845	.792
610-2N3505	2N3505	TO-18	100	300	200	.87	.77	.696	.653
610-2N3962	2N3962	TO-18	100	450	40	1.93	1.80	1.66	1.52
610-2N3502	2N3502	TO-39	100	300	200	.87	.77	.696	.653
610-2N3906	2N3906	TO-92	100	300	250	.17	.15	.128	.118
610-2N4403	2N4403	TO-92	100	300	200	.30	.279	.251	.233
610-2N5366	2N5366	TO-92	100	300	250	.69	.578	.556	.535
610-PN2907A	PN2907A	TO-92	100	300	200	.17	.15	.139	.118
610-PN3644	PN3644	TO-92	100	300	200	.24	.214	.193	.171
610-PN3645	PN3645	TO-92	100	300	200	.36	.332	.289	.257
610-PN4249	PN4249	TO-92	100	300	40	.19	.182	.161	.15
610-PN4355	PN4355	TO-92	100	400	100	.30	.279	.251	.233
610-MPSA06	MPSA06	TO-92	100	-	50	.29	.268	.235	.214
610-2N4126	2N4126	TO-92	120	360	250	.30	.279	.251	.233
610-MPS6519	MPS6519	TO-92	250	500	-	.41	.385	.364	.332
610-PN4250A	PN4250A	TO-92	250	700	50	.33	.268	.193	.139
610-2N5087	2N5087	TO-92	250	800	40	.30	.279	.251	.233
610-MPSA63	MPSA63	TO-92	10000	-	125	.32	.305	.273	.25
610-MPSA77	MPSA77	TO-92	10000	-	125	.38	.345	.308	.282
610-MPSA64	MPSA64	TO-92	20000	-	125	.32	.305	.273	.25

© Copyright 2013 Mouser Electronics

CENTRAL Transistors

Products may be RoHS compliant. Check mouser.com for RoHS status.

SMALL SIGNAL TRANSISTORS - SMD

♦ Surface Mount Device

For quantities greater than listed, call for quote.

MOUSER STOCK NO.	Central Part No.	Pkg.	h_{FE} Min.	h_{FE} Max.	f_T (MHz) Min.	Price Each 1	25	100	250
NPN Small Signal Transistors - SMD									
♦ 610-CMLT6427E	CMLT6427E	SOT-563	15	200	200	.28	.235	.171	.15
♦ 610-CYT5551HCD	CYT5551HCD	SOT-228	30	250	100	1.71	1.37	1.14	.974
♦ 610-CMPT2369	CMPT2369	SOT-23	40	120	500	.31	.246	.225	.193
♦ 610-CMPTA42	CMPTA42	SOT-23	40	- - -	50	.23	.183	.152	.137
♦ 610-CYT5551D	CYT5551D	SOT-228	50	200	100	.72	.589	.524	.471
♦ 610-CMPTH10	CMPTH10	SOT-23	60	- - -	650	.73	.653	.578	.503
♦ 610-CMPT5551	CMPT5551	SOT-23	80	250	100	.26	.235	.203	.182
♦ 610-CMPT4401	CMPT4401	SOT-23	100	300	250	.18	.165	.141	.116
610-CMPT2222A	CMPT2222A	SOT-23	100	300	300	.27	.246	.203	.193
♦ 610-CMPT5088	CMPT5088	SOT-23	300	900	50	.15	.139	.128	.118
♦ 610-CMPT5089	CMPT5089	SOT-23	400	1200	50	.25	.214	.193	.171
♦ 610-CMPTA13	CMPTA13	SOT-23	10000	- - -	125	.23	.205	.193	.167
♦ 610-CMPTA14	CMPTA14	SOT-23	20000	- - -	125	.23	.205	.193	.167
Dual NPN Small Signal Transistors - SMD									
♦ 610-CMLT5551HC	CMLT5551HC	SOT-563	30	250	100	.33	.289	.268	.238

SMALL SIGNAL TRANSISTORS - SMD (CONT.)

♦ Surface Mount Device

For quantities greater than listed, call for quote.

MOUSER STOCK NO.	Central Part No.	Pkg.	h_{FE} Min.	h_{FE} Max.	f_T (MHz) Min.	Price Each 1	25	100	250
Dual NPN Small Signal Transistors - SMD (Cont.)									
♦ 610-CTLM3410-M832D	CTLM3410-M832D	TLM-832D	50	300	100	.73	.674	.578	.503
PNP Small Signal Transistors - SMD									
♦ 610-CMPTA92	CMPTA92	SOT-23	25	- - -	50	.23	.183	.152	.137
♦ 610-CTLT7410-M621	CTLT7410-M621	TLM-621	50	300	100	.73	.674	.578	.503
♦ 610-CMPT5401	CMPT5401	SOT-23	60	240	100	.26	.235	.203	.182
♦ 610-CMPT3906	CMPT3906	SOT-23	100	300	250	.21	.193	.171	.15
♦ 610-CMPT4403	CMPT4403	SOT-23	100	300	200	.18	.165	.141	.116
♦ 610-CMPTA56	CMPTA56	SOT-23	100	- - -	- - -	.23	.183	.152	.137
♦ 610-CXT3906	CXT3906	SOT-89	100	300	250	.60	.417	.375	.342
♦ 610-CMPT5087	CMPT5087	SOT-23	250	800	40	.25	.214	.193	.171
Dual NPN/PNP Small Signal Transistors - SMD									
♦ 610-CMBT3904E	CMBT3904E	SOT-923	30	300	300	.33	.289	.27	.24
♦ 610-CTLM3474-M832D	CTLM3474-M832D	TLM-832D	50	300	100	.76	.717	.61	.524
♦ 610-CMNT3906E	CMNT3906E	SOT-953	70	240	300	.41	.383	.323	.275

POWER TRANSISTORS

NPN Power Transistors

For quantities greater than listed, call for quote.

MOUSER STOCK NO.	Central Part No.	Package	h_{FE} Min.	h_{FE} Max.	f_T (MHz) Min.	Price Each 1	25	100	250
610-2N5878	2N5878	TO-3	4	- - -	4	3.68	3.55	3.39	3.25
610-2N6545	2N6545	TO-3	7	35	6	4.43	4.29	4.12	3.96
610-MJE13005	MJE13005	TO-220	8	40	4	1.33	1.10	.984	.888
610-TIP101	TIP101	TO-220	15	75	3	1.16	1.06	.963	.867
610-TIP29	TIP29	TO-220	15	75	3	1.09	.91	.728	.546
610-TIP29A	TIP29A	TO-220	15	75	3	.80	.717	.642	.589
610-TIP41A	TIP41A	TO-220	15	75	3	.76	.631	.567	.524
610-2N3773	2N3773	TO-3	15	60	- - -	6.77	6.56	6.31	6.05
610-2N5301	2N5301	TO-3	15	60	4	4.26	4.13	3.97	3.81
610-2N5303	2N5303	TO-3	15	60	2	4.15	4.02	3.86	3.71
610-2N6123	2N6123	TO-220	20	80	2.5	2.75	2.07	1.98	1.58
610-2N6486	2N6486	TO-220	20	150	5	2.75	2.07	1.98	1.58
610-2N3442	2N3442	TO-3	20	70	- - -	3.68	3.55	3.39	3.25
610-2N5885	2N5885	TO-3	20	100	4	3.68	3.55	3.39	3.25
610-2N4923	2N4923	TO-126	30	150	3	1.28	1.14	1.03	.956
610-2N6290	2N6290	TO-220	30	150	4	.91	.867	.835	.803
610-2N6292	2N6292	TO-220	30	150	4	1.81	1.50	1.37	1.24
610-2N3715	2N3715	TO-3	30	- - -	4	3.68	3.55	3.39	3.25
610-2N3716	2N3716	TO-3	30	- - -	4	3.55	3.46	3.35	3.24
610-2N3583	2N3583	TO-66	40	- - -	10	8.54	8.38	8.20	8.06
610-2N3584	2N3584	TO-66	40	- - -	10	8.55	8.38	8.12	7.88
610-2N3585	2N3585	TO-66	40	- - -	10	8.38	8.09	7.98	7.90
610-MJE180	MJE180	TO-126	50	250	50	1.28	1.14	1.03	.956
610-2N6715	2N6715	TO-237	50	250	50	1.81	1.50	1.37	1.24
610-TIP111	TIP111	TO-220	500	- - -	25	.66	.61	.567	.535
610-2N6037	2N6037	TO-126	750	15000	25	1.28	1.14	1.03	.956
610-2N6038	2N6038	TO-126	750	15000	25	1.28	1.14	1.03	.956
610-2N6039	2N6039	TO-126	750	15000	25	1.28	1.14	1.03	.956
610-2N6055	2N6055	TO-3	750	18,000	4	4.24	4.15	4.00	3.79
610-2N6043	2N6043	TO-220	1000	20000	4	4.71	4.33	3.77	3.39
610-2N6044	2N6044	TO-220	1000	20000	4	1.79	1.66	1.55	1.41
610-2N6045	2N6045	TO-220	1000	20000	4	1.88	1.65	1.48	1.38
610-2N6387	2N6387	TO-220	1000	20000	20	.98	.861	.774	.723
610-2N6384	2N6384	TO-3	1000	20000	6	3.68	3.55	3.39	3.25
610-2N6724	2N6724	TO-237	4000	40000	1	1.81	1.50	1.37	1.24
610-2N6725	2N6725	TO-237	4000	40000	1	1.81	1.50	1.37	1.24

PNP Power Transistors

For quantities greater than listed, call for quote.

MOUSER STOCK NO.	Central Part No.	Package	h_{FE} Min.	h_{FE} Max.	f_T (MHz) Min.	Price Each 1	25	100	250
610-TIP32	TIP32	TO-220	10	50	3	.80	.717	.642	.589
610-TIP30	TIP30	TO-220	15	75	3	.80	.717	.642	.589
610-2N6476	2N6476	TO-220	15	150	4	1.26	1.19	1.14	1.11
610-2N4398	2N4398	TO-3	15	60	4	6.51	6.33	6.18	6.07
610-2N4399	2N4399	TO-3	15	60	4	3.45	3.24	3.12	2.84
610-2N6126	2N6126	TO-220	20	80	2.5	1.16	.963	.803	.728
610-2N6491	2N6491	TO-220	20	150	5	.98	.861	.774	.723
610-2N5884	2N5884	TO-3	20	100	4	3.68	3.55	3.39	3.25
610-2N6124	2N6124	TO-220	25	100	2.5	1.06	1.03	.984	.931
610-2N6125	2N6125	TO-220	25	100	2.5	1.11	1.08	1.05	1.03
610-2N4920	2N4920	TO-126	30	150	3	1.28	1.14	1.03	.956
610-2N6107	2N6107	TO-220	30	150	4	.84	.77	.749	.738
610-2N6109	2N6109	TO-220	30	150	4	.94	.92	.888	.856
610-2N3791	2N3791	TO-3	30	- - -	4	3.68	3.55	3.39	3.25
610-2N3792	2N3792	TO-3	30	- - -	4	4.22	4.10	3.99	3.87
610-MJE371	MJE371	TO-126	50	250	50	1.28	1.14	1.03	.956
610-2N6034	2N6034	TO-126	750	15000	25	1.00	.915	.851	.786
610-2N6035	2N6035	TO-126	750	15000	25	.81	.796	.77	.745

POWER TRANSISTORS (CONT.)

For quantities greater than listed, call for quote.

MOUSER STOCK NO.	Central Part No.	Package	h_{FE} Min.	h_{FE} Max.	f_T (MHz) Min.	Price Each 1	25	100	250
PNP Power Transistors (Cont.)									
610-2N6051	2N6051	TO-3	750	18000	4	5.03	4.47	4.02	3.66
610-2N6052	2N6052	TO-3	750	18000	4	5.25	5.13	4.99	4.78
610-2N6041	2N6041	TO-220	1000	20000	4	2.08	1.87	1.70	1.55

JUNCTION FETS AND MOSFET

N-Channel JFETs

For quantities greater than listed, call for quote.

MOUSER STOCK NO.	Central Part No.	Package	h_{FE} Min.	h_{FE} Max.	f_T (MHz) Min.	Price Each 1	25	100	250
610-2N4392	2N4392	TO-18	40	2.0	5.0	1.93	1.86	1.80	1.71
610-2N4393	2N4393	TO-18	40	0.5	3.0	1.84	1.79	1.71	1.65

P-Channel JFETs

For quantities greater than listed, call for quote.

MOUSER STOCK NO.	Central Part No.	Package	h_{FE} Min.	h_{FE} Max.	f_T (MHz) Min.	Price Each 1	25	100	250
610-2N5460	2N5460	TO-92	40	0.75	6.0	1.04	1.00	.846	.735

N-Channel JFETs - RF Amplifiers

For quantities greater than listed, call for quote.

MOUSER STOCK NO.	Central Part No.	Package	h_{FE} Min.	h_{FE} Max.	f_T (MHz) Min.	Price Each 1	25	100	250
610-2N5484	2N5484	TO-92	25	0.3	3.0	-	-	-	-
610-2N5485	2N5485	TO-92	25	0.5	4.0	.86	.781	.685	.631
610-2N5486	2N5486	TO-92	25	2.0	6.0	.59	.567	.546	.524
610-2N3819	2N3819	TO-92	30	- - -	6.0	.59	.546	.514	.482
610-2N4416A	2N4416A	TO-72	35	2.0	6.0	3.87	3.63	3.42	3.26

MOSFETs

NEW PRODUCT

For quantities greater than listed, call for quote.

MOUSER STOCK NO.	Central Part No.	Package	RDS (on)	VDS (V)	PD (mW)	Price Each 1	25	100	250
N-Channel									
610-CMUDM7005	CMUDM7005	SOT-523	0.23	20	300	.58	.514	.462	.429
610-CMLM0575	CMLM0575	SOT-563	0.23	20	350	.46	.396	.356	.321
610-CMPDM203NH	CMPDM203NH	SOT-23F	0.033	20	350	.54	.482	.449	.417
610-CMNDM7001	CMNDM7001	SOT-953	3	20	250	.43	.407	.385	.364
610-CMUDM7004	CMUDM7004	SOT-523	280	30	250	.33	.321	.30	.289
610-CMPDM7002AHC	CMPDM7002AHC	SOT-23	0.2	60	350	.39	.332	.297	.268
610-CTLDM7002A-M621H	CTLDM7002A-M621	TLM621	2	60	900	.76	.717	.616	.53
610-CEDM7001TR	CEDM7001 TR	SOT-883L	0.9	20	100	.39	.335	.297	.268
P-Channel									
610-CMLM8205	CMLM8205	SOT-563	2.5	50	350	.54	.469	.409	.361
610-CMPDM202PH	CMPDM202PH	SOT-23F	0.093	20	350	.54	.482	.449	.417
610-CMPDM302PH	CMPDM302PH	SOT-23F	0.061	30	350	.54	.482	.449	.417
610-CMUDM8005	CMUDM8005	SOT-523	0.36	20	300	.58	.514	.462	.429
610-CMNDM8001	CMNDM8001	SOT-953	8	20	250	.76	.717	.616	.53
610-CMUDM8004	CMUDM8004	SOT-523	1	30	250	.33	.321	.30	.289
610-CMLDM5757	CMLDM5757	SOT-563	2	20	350	.38	.332	.31	.235
610-2N7002	2N7002	SOT-23	3.7	60	350	.35	.31	.278	.246
Dual P-Channel									
610-CMLDM8005	CMLDM8005	SOT-563	0.36	20	350	.43	.407	.385	.364
N & P-Channel									
610-CMRDM3575	CMRDM3575	SOT-963	1.5	20	125	.38	.353	.332	.30
610-CMLDM7484	CMLDM7484	SOT-963	1.5	20	125	.44	.364	.332	.30
610-CMLDM3757	CMLDM3757	SOT-563	0.35	20	350	.34	.31	.268	.225

TRIACs

For quantities greater than listed, call for quote.

MOUSER STOCK NO.	Central Part No.	Package	VDRM (V)	IT(RMS) (A)	PGM (W)	Price Each 1	25	100	250
610-CQ223-2M	CQ223-2M	SOT-223	600	2	3	1.33	1.10	.984	.888

© Copyright 2013 Mouser Electronics

© Copyright 2013 Mouser Electronics

DIODES INC. MOSFETs and Transistors

Products may be RoHS compliant. Check mouser.com for RoHS status.

DIODES INC. MOSFETS

N-Channel Enhancement Mode

For quantities greater than listed, call for quote.

MOUSER STOCK NO.	Diodes Inc. Part No.	Package	V_{DSS} (V)	RDS (On)	ID (A)	Price Each 1	10	100	500
621-BSS138W-F	BSS138W7-F	SOT-323	50	3.5Ω	0.20	.52	.375	.225	.144
621-2N7002T-F	2N7002T-7-F	SOT-523	60	7.5Ω	0.12	.54	.385	.161	.128
621-BS870-F	BS8707-F	SOT-23	60	5.0Ω	0.25	.67	.449	.152	.131
522-DMN6068SE-13	DMN6068SE-13	SOT223	60	68	6.5	.77	.61	.459	.34
621-BSS123W-F	BSS123W7-F	SOT-323	100	6.0Ω	0.17	.60	.428	.182	.146
621-DMG1012UW-7	DMG1012UW-7	SOT323	20	450	1	.45	.321	.136	.109
621-DMG3420U-7	DMG3420U-7	SOT-23	20	21	5.47	.51	.278	.154	.123
621-DMN26D0UT-7	DMN26D0UT-7	SOT-523	20	3	0.23	.64	.428	.205	.111
621-DMN2016UTS-13	DMN2016UTS-13	TSSOP-8L	20	11	8.58	.77	.612	.459	.34
621-DMG9926USD-13	DMG9926USD-13	SOP-8L	20	24	8	.59	.471	.305	.262
621-DMG3414U-7	DMG3414U-7	SOT-23	20	25	4.2	.59	.471	.353	.262
621-DMN2075U-7	DMN2075U-7	SOT-23	20	25	4.2	.52	.375	.225	.127
621-DMN2075UDW-7	DMN2075UDW-7	SOT-363-6	20	48	2.8	.24	.214	.20	.169
621-DMN2300U-7	DMN2300U-7	SOT23-3	20	175	1.4	.26	.233	.225	.185
621-DMN2300UFD-7	DMN2300UFD-7	DFN1212-3	20	200	1.73	.21	.195	.182	.154
621-DMN2990UDJ-7	DMN2990UDJ-7	SOT963-3	20	990	0.45	.24	.214	.203	.17
621-DMP2066LDM-7	DMP2066LDM-7	SOT-26-6	20	0.04	4.6	.47	.396	.297	.218
621-DMP2066LSN-7	DMP2066LSN-7	SC-59-3	20	0.04	4.6	.63	.524	.396	.291
621-DMN3033LSN-7	DMN3033LSN-7	SC-59-3	30	0.03	6	.55	.46	.347	.255
621-DMN3051L-7	DMN3051L-7	SOT-23-3	30	0.038	5.8	.47	.396	.297	.218
621-DMP3160L-7	DMP3160L-7	SOT-23-3	30	0.122	2.7	.61	.482	.327	.225
621-DMG4712SSS-13	DMG4712SSS-13	SO-8	30	14	11.2	.71	.556	.424	.315
621-DMG6402LDM-7	DMG6402LDM-7	SOT-26	30	28	5.9	.50	.396	.226	.187
621-DMG1012T-7	DMG1012T-7	SOT523	20	450	0.6	.59	.396	.134	.102
621-DMG8880LK3-13	DMG8880LK3-13	TO-252	30	14	16.5	.90	.77	.549	.447
621-DMN2020LSN-7	DMN2020LSN-7	SC59	20	13	6.9	.58	.449	.26	.216
621-DMG8880LSS-13	DMG8880LSS-13	SOIC-8	30	7	11.6	.77	.556	.459	.34
621-DMN2041L-7	DMN2041L-7	SOT-23	20	20	6.4	.51	.353	.173	.139
621-DMN3005LK3-13	DMN3005LK3-13	TO-252	30	6.5	22	1.54	1.32	1.09	.854
621-DMN3730UFB4-7	DMN3730UFB4-7	DNF	30	730	900	.75	.578	.514	.377
621-DMG7702SFG-7	DMG7702SFG-7	POWER DI3333-8	30	10	12	.65	.546	.412	.303
621-DMS3016SSSA-13	DMS3016SSSA-13	SO-8	30	13	9.8	.44	.396	.375	.315
621-DMN4800LSSL-13	DMN4800LSSL-13	SO-8	30	14	8	.35	.325	.303	.258
621-DMG4466SSS-13	DMG4466SSS-13	SO-8	30	15	10	.56	.439	.30	.208
621-DMG4822SSD-13	DMG4822SSD-13	SO-8	30	20	10	.58	.528	.492	.418
621-DMN3024SFG-7	DMN3024SFG-7	POWER DI3333-8	30	23	7.5	.62	.492	.336	.231
621-DMN3024LK3-13	DMN3024LK3-13	TO-252	30	24	14.4	.71	.556	.366	.315
621-DMN3110S-7	DMN3110S-7	SOT-23-3	30	73	3.3	.45	.403	.382	.32
621-DMN100-7-F	DMN100-7-F	SC-59	30	240	1.1	.48	.391	.293	.217
621-DMN3730U-7	DMN3730U-7	SOT-23-3	30	460	0.94	.26	.233	.225	.185
621-DMN4009LK3-13	DMN4009LK3-13	TO-525	40	8.5	27.6	.63	.524	.396	.291
621-DMN4031SSD-13	DMN4031SSD-13	SO-8	40	31	7	.59	.503	.396	.278
621-DMN4036LK3-13	DMN4036LK3-13	TO-252-3L	40	36	12.2	.77	.61	.396	.34
621-BSN20-7	BSN20-7	SOT-23	50	1.8	0.5	.09	.082	.079	.065
621-DMG1026UV-7	DMG1026UV-7	TO563-6	60	1.8	0.44	.46	.308	.25	.171
621-DMN601WK-7	DMN601WK-7	SOT-323-3	60	3	0.3	.27	.20	.134	.077
621-BSS127SSN-7	BSS127SSN-7	SC-59	600	160	0.05	.18	.167	.161	.133

Dual N-Channel Enhancement Mode

For quantities greater than listed, call for quote.

MOUSER STOCK NO.	Diodes Inc. Part No.	Package	V_{DSS} (V)	RDS (On)	ID (A)	Price Each 1	10	100	500
621-DMG1016V-7	DMG1016V-7	SOT-563	20/-20	400/700	.87/-0.64	.62	.439	.212	.17
621-DMG9926UDM-7	DMG9926UDM-7	SOT-26	20	28	4.2	.65	.514	.335	.288
621-DMN2400UV-7	DMN2400UV-7	SOT-563	20	1.5	1.33	.62	.439	.212	.17
621-DMG4800LSD-13	DMG4800LSD-13	SO-8	30	16	7.5/6.4	.71	.556	.417	.31
621-BSS138DW-F	BSS138DW7-F	SOT-363	50	3.5Ω	0.20	.58	.449	.26	.216
621-DMG6898LSD-13	DMG6898LSD-13	SO-8	20	16	9.5	1.04	.824	.599	.454
621-DMN2041LSD-13	DMN2041LSD-13	SO-8	20	41	7.63	.65	.514	.385	.278

P-Channel Enhancement Mode

For quantities greater than listed, call for quote.

MOUSER STOCK NO.	Diodes Inc. Part No.	Package	V_{DSS} (V)	RDS (On)	ID (A)	Price Each 1	10	100	500
621-ZXMP2120FFTA	ZXMP2120FFTA	SOT-23F	-200	28000	-0.137	.75	.642	.514	.377
621-ZXMP6A17KTC	ZXMP6A17KTC	TO-252-3L	-60	125	-6.6	.97	.75	.57	.486
621-DMP4015SK3-13	DMP4015SK3-13	TO-252-3L	-40	11	-14	.86	.776	.73	.615
522-ZXMP4A57E6TA	ZXMP4A57E6TA	SOT-26	-40	80	-3.7	.47	.429	.407	.34
621-DMP3025LK3-13	DMP3025LK3-13	TO-252	-30	41	-16	.73	.621	.462	.339
621-DMP3105LVT-7	DMP3105LVT-7	TSOT-26-6	-30	75	-3.9	.16	.15	.139	.119
621-DMG2307L-7	DMG2307L-7	SOT-23-3	-30	90	-3.8	.51	.362	.241	.139
621-DMG1013UW-7	DMG1013UW-7	SOT-323	-20	1.05	-0.82	.67	.449	.214	.116
621-DMP2066LSD-13	DMP2066LSD-13	SOP-8	-20	40	-5.8	.85	.728	.501	.424
621-DMP2066LSS-13	DMP2066LSS-13	SOP-8	-20	40	-6.5	.79	.631	.411	.353
621-DMP2130L-7	DMP2130L-7	SOT-23	-20	75	-3	.62	.482	.278	.231
621-DMP2004TK-7	DMP2004TK-7	SOT-523	-20	1100	-0.43	.66	.514	.295	.245
621-DMP22D6UT-7	DMP22D6UT-7	SOT-523	-20	1100	-0.43	.66	.514	.354	.245
621-DMP1096UCB4-7	DMP1096UCB4-7	BGA-4	-12	102	-2.6	.26	.233	.225	.185
621-BSS84-F	BSS847-F	SOT-23	-50	10Ω	-0.13	.45	.321	.136	.131
621-BSS84W-F	BSS84W7-F	SOT-323	-50	10Ω	-0.13	.52	.375	.225	.144
621-DMP2035U-7	DMP2035U-7	SOT-23	-20	35	-4	.57	.396	.193	.155
621-DMP2069UFY4-7	DMP2069UFY4-7	DFN201	-20	69	-2.5	.59	.428	.353	.262
621-DMG2301U-7	DMG2301U-7	SOT-23	-20	39	-2.4	.59	.471	.305	.262

DIODES INC. MOSFETS (CONT.)

Dual P-Channel Enhancement Mode

For quantities greater than listed, call for quote.

MOUSER STOCK NO.	Diodes Inc. Part No.	Package	V_{DSS} (V)	RDS (On)	ID (A)	Price Each 1	10	100	500
621-DMG1013T-7	DMG1013T-7	SOT523	-20	750	-0.46	.59	.396	.134	.102
522-DMP1245UFCL-7	DMP1245UFCL-7	DFN1616	-12	100mΩ	-6600	.71	.546	.482	.353
621-DMG3415UFY4-7	DMG3415UFY4-7	DFN201	-16	52	-2.5	.59	.471	.353	.262
621-DMG4413LSS-13	DMG4413LSS-13	SOP-8	-30	6.3	-10.5	1.18	1.05	.835	.61
621-DMP2240UDM-7	DMP2240UDM-7	SOT-26	-20	150	-2	.40	.314	.239	.177
621-DMP2004VK-7	DMP2004VK-7	SOT-563	-20	900	-0.53	.31	.244	.171	.119
621-BSS84DW-F	BSS84DW7-F	SOT-363	-50	10Ω	-0.13	.58	.449	.26	.216
621-DMP2035UTS-13	DMP2035UTS-13	TSSOP-8L	20	45	6.04	.77	.61	.459	.34

N-Channel/P-Channel Array Enhancement Mode

For quantities greater than listed, call for quote.

MOUSER STOCK NO.	Diodes Inc. Part No.	Package	V_{DSS} (V)	RDS (On)	ID (A)	Price Each 1	10	100	500
621-DMC4040SSD-13	DMC4040SSD-13	SO-8	40/-40	25	7.5/-7.5	.77	.706	.631	.458
621-DMG1016UDW-7	DMG1016UDW-7	SOT-363	20/-20	0.45/0.75	0.1066/-0.1066	.60	.428	.257	.146
621-ZXMC10A816N8TC	ZXMC10A816N8TC	SO-8	100/-100	230/235	2.1/-2.2	1.13	1.02	.809	.629
621-LMN200B02-7	LMN200B02-7	SOT-363	-50	-	115	.31	.246	.168	.117
621-DMC3021LK4-13	DMC3021LK4-13	TO-252-4	±30	21/39	9.4/-6.8	.39	.35	.332	.277
621-DMG4511SK4-13	DMG4511SK4-13	TO-252-4L	±35	34/45	13/-12	.86	.661	.577	.428
621-DMG6602SVT-7	DMG6602SVT-7	TSOT26-6	±30	60/95	3.4/-2.8	.15	.14	.133	.112
621-DMC2038LVT-7	DMC2038LVT-7	TSOT26-6	±20	35/75	4.5/-3.2	.60	.339	.257	.146
621-BSS8402DW-F	BSS8402DW7-F	SOT-363	60/-50	10Ω/10Ω	.115/-.13	.59	.471	.305	.262
621-DMC3021LSD-13	DMC3021LSD-13	SO-8	30/-30	21	8.5/-7	.63	.462	.396	.291
621-DMC3028LSD-13	DMC3028LSD-13	SOP-8L	30/-30	28/25	7.1/-7.4	.71	.524	.366	.315

DIOFET™

For quantities greater than listed, call for quote.

MOUSER STOCK NO.	Diodes Inc. Part No.	Package	V_{DSS} (V)	RDS (On)	ID (A)	Price Each 1	10	100	500
621-DMS3015SSS-13	DMS3015SSS-13	SO-8	30	14.9	11	.56	.439	.335	.248
621-DMS3014SSS-13	DMS3014SSS-13	SO-8	30	14	10.4	.62	.492	.37	.275
621-DMS3016SSS-13	DMS3016SSS-13	SO-8	30	16	9.8	.59	.471	.305	.226

Dual DIOFET™

For quantities greater than listed, call for quote.

MOUSER STOCK NO.	Diodes Inc. Part No.	Package	V_{DSS} (V)	RDS (On)	ID (mA)	Price Each 1	10	100	500
621-DMS3017SSD-13	DMS3017SSD-13	SO-8	30	12/22	10/7.2	.65	.509	.449	.33
621-DMS3019SSD-13	DMS3019SSD-13	SO-8	30	15/23	9/7	.73	.564	.498	.365

DIODES INC. BIPOLAR TRANSISTORS

NPN Transistors

For quantities greater than listed, call for quote.

MOUSER STOCK NO.	Diodes Inc. Part No.	Package	V_{CEO} (V)	I_C (mA)	hFE Min.	hFE Max.	Price Each 1	10	100	500
621-2DC4617QLP-7B	2DC4617QLP-7B	DFN-1006-3	50	100	120	270	.16	.155	.152	.123
621-BC847BLP4-7B	BC847BLP4-7B	DFN10 06H4-3	45	100	200	450	.27	.249	.235	.198
621-BC847BLP-7B	BC847BLP-7B	DFN-1006-3	45	100	200	450	.20	.186	.182	.148
621-BC857B-7-F	BC857B-7-F	SOT-23	45	100	220	220	.21	.193	.128	.063
621-BC847CW-7-F	BC847CW-7-F	SOT-23	45	100	600	600	.21	.193	.128	.063
621-BC846A-7-F	BC846A-7-F	SOT-23	65	100	200	200	.19	.182	.119	.058
621-DN0150ALP4-7B	DN0150ALP4-7B	DFN-10 06H4-3	50	100	120	240	.38	.338	.321	.269
621-DN0150BLP4-7B	DN0150BLP4-7B	DFN-10 06H4-3	50	100	200	400	.38	.338	.321	.269
621-DNLS160-7	DNLS160-7	SOT-23	60	1000	250	250	.57	.396	.261	.155
621-DDTC123ECA-F	DDTC123ECA-7-F	SOT-23	60	1000	250	250	.25	.225	.123	.066
621-DSS2515M-7B	DSS2515M-7B	DFN-1006-3	15	500	90	120	.59	.342	.273	.162
621-DSS2540M-7B	DSS2540M-7B	DFN-1006-3	40	500	50	200	.17	.156	.153	.124
621-DSS4240Y-7	DSS4240Y-7	SOT-363	40	2	150	350	.13	.117	.112	.093
621-MMBT3904LP-7B	MMBT3904LP-7B	DFN-1006-3	40	0.2	30	300	.20	.186	.182	.148
621-2DD2652-7	2DD2652-7	SOT-323	12	1500	270	680	.45	.321	.154	.085
621-2DD2656-7	2DD2656-7	SOT-323	30	1000	270	680	.45	.321	.154	.085
621-BC847BLP4-7	BC847BLP4-7	DFN	45	100	200	450	.47	.364	.209	.173
621-DNBT8105-7	DNBT8105-7	SOT-23	60	1000	100	300	.28	.201	.134	.078
621-MMBT4124-F	MMBT4124-7-F	SOT-23	25	200	60	360	.15	.10	.029	.026
621-MMBT4401T-F	MMBT4401T-7-F	SOT-523	40	600	20	300	.30	.209	.071	.054
621-MMDT4401-F	MMDT4401-7-F	SOT-363	40	600	20	300	.17	.125	.058	.054
621-ZXTN07012EFFTA	ZXTN07012EFFTA	SOT-23F	12	4500	140	1500	.85	.678	.415	.323
621-ZXTN07045EFFTA	ZXTN07045EFFTA	SOT-23F	45	4000	70	1500	.85	.678	.415	.323
621-ZXTN19020CFFTA	ZXTN19020CFFTA	SOT-23F	20	7000	45	500	.87	.752	.534	.415
621-ZXTN25020DZTA	ZXTN25020DZTA	SOT-89	20	6000	50	900	.77	.612	.417	.34
621-ZXTN25100DGTA	ZXTN25100DGTA	SOT-223	100	3000	40	900	.63	.503	.482	.331
621-DSS30101L-7	DSS30101L-7	SOT-23	30	1000	300	900	.58	.449	.312	.169
621-DST847BDJ-7	DST847BDJ-7	SOT-963	45	100	200	470	.34	.225	.096	.054
621-MMSTA42-F	MMSTA42-7-F	SOT-323	300	200	25	--	.47	.345	.182	.144
621-MMBTH24-F	MMBTH24-7-F	SOT-23	40	50	30	--	.54	.364	.122	.116

© Copyright 2013 Mouser Electronics
© Copyright 2013 Mouser Electronics

DIODES INC. Transistors

Products may be RoHS compliant. Check mouser.com for RoHS status.

DIODES INC. BIPOLAR TRANSISTORS (CONT.)

NPN Transistors (Cont.)

For quantities greater than listed, call for quote.

MOUSER STOCK NO.	Diodes Inc. Part No.	Package	V_{CEO} (V)	I_C (mA)	hFE Min.	hFE Max.	Price Each 1	10	100	500
621-MMBT2222AT-F	MMBT2222AT-7-F	SOT-523	40	600	50	--	.45	.321	.136	.109
621-MMBTA42-F	MMBTA42-7-F	SOT-23	300	500	40	--	.43	.289	.097	.094
621-MMBT2222A-F	MMBT2222A-7-F	SOT-23	40	600	100	300	.34	.221	.096	.094
621-MMBT3904-F	MMBT3904-7-F	SOT-23	40	200	100	300	.30	.197	.056	.05
621-MMBT3904T-F	MMBT3904T-7-F	SOT-523	40	200	100	300	.45	.321	.136	.109
621-MMST3904-F	MMST3904-7-F	SOT-323	40	200	100	300	.54	.364	.118	.091
621-BC81716W-7	BC817-16W-7	SOT-323	45	500	100	250	.55	.396	.233	.132
621-MMBTA05-F	MMBTA05-7-F	SOT-23	60	500	100	--	.52	.364	.171	.093
621-MMBTA06-F	MMBTA06-7-F	SOT-23	80	500	100	--	.43	.291	.137	.128
621-MMBT123S-F	MMBT123S-7-F	SOT-23	18	1000	150	800	.67	.449	.152	.116
621-BC817-25W-7	BC817-25W-7	SOT-323	45	500	160	400	.47	.321	.122	.093
621-BC817-40W-7	BC817-40W-7	SOT-323	45	1000	250	600	.47	.321	.122	.093
621-ZXTN618MATA	ZXTN618MATA	DFN	20	5000	100	--	.64	.514	.31	.205

PNP Transistors

For quantities greater than listed, call for quote.

MOUSER STOCK NO.	Diodes Inc. Part No.	Package	V_{CEO} (V)	I_C (mA)	hFE Min.	hFE Max.	Price Each 1	10	100	500
621-2DA1774QLP-7B	2DA1774QLP-7B	DFN-1006-3	-40	-100	120	270	.16	.155	.152	.123
621-BC857BLP4-7B	BC857BLP4-7B	DFN-10 06H4-3	-45	-100	220	475	.27	.249	.235	.198
621-BC857BLP-7B	BC857BLP-7B	DFN-1006-3	-45	-100	220	475	.20	.186	.182	.148
621-DP0150ALP4-7B	DP0150ALP4-7B	DFN-10 06H4-3	-50	-100	120	240	.38	.338	.321	.269
621-DP0150BLP4-7B	DP0150BLP4-7B	DFN-10 06H4-3	-50	-100	200	400	.38	.338	.321	.269
621-DSL12AW-7	DSL12AW-7	SOT-363	-12	-2	100	300	.13	.117	.112	.093
621-DSS3515M-7B	DSS3515M-7B	DFN-1006-3	-15	-500	90	200	.59	.342	.273	.162
621-DSS3540M-7B	DSS3540M-7B	DFN-1006-3	-40	-500	40	200	.17	.156	.153	.124
621-MMBT3906LP-7B	MMBT3906LP-7B	DFN-1006-3	-40	-200	100	300	.20	.186	.182	.148
621-2DB1714-13	2DB1714-13	SOT-89	-30	-2000	270	680	.62	.482	.315	.189
621-DP350T05-7	DP350T05-7	SOT-23	-350	-500	15	200	.29	.215	.147	.08
621-DPBT8105-7	DPBT8105-7	SOT-23	-60	-1000	30	300	.23	.168	.112	.061
621-DPLS4140E-13	DPLS4140E-13	SOT-223	-140	-4000	45	300	.56	.453	.293	.253
621-MMST5401-7-F	MMST5401-7-F	SOT-323	-150	-200	50	240	.20	.149	.09	.051
621-ZXTP07040DFFTA	ZXTP07040DFFTA	SOT-23F	-40	-3000	80	800	.85	.678	.415	.323
621-ZXTP25060BFHTA	ZXTP25060BFHTA	SOT-23	-60	-3000	30	300	.71	.61	.482	.353
621-ZXTP25140BFHTA	ZXTP25140BFHTA	SOT-23	-140	-1000	20	300	.71	.61	.482	.353
621-DST3906DJ-7	DST3906DJ-7	SOT-963	-40	-200	100	--	.34	.225	.096	.054
621-DST857BDJ-7	DST857BDJ-7	SOT-963	-45	-100	100	--	.34	.225	.096	.054
522-DXTP19020DP5-13	DXTP19020DP5-13	Power DI®5	-20	-8000	300	900	.50	.46	.428	.264
621-MMBT2907AT-F	MMBT2907AT-7-F	SOT-523	60	-600	100	300	.48	.342	.204	.116
621-BC807-16W-7	BC807-16W-7	SOT-323	45	-500	100	250	.54	.364	.122	.093
621-MMBT3906T-F	MMBT3906T-7-F	SOT-523	40	-200	100	300	.35	.235	.109	.083
621-MMST3906-F	MMST3906-7-F	SOT-323	40	-200	100	300	.16	.112	.076	.045
621-MMBT4403-F	MMBT4403-7-F	SOT-23	40	-600	100	300	.34	.221	.096	.086
621-MMBT2907A-F	MMBT2907A-7-F	SOT-23	60	-600	100	300	.34	.221	.096	.083
621-MMBT4126-F	MMBT4126-7-F	SOT-23	25	-200	120	360	.48	.342	.204	.116
621-MMST4126-F	MMST4126-7-F	SOT-323	25	-200	120	360	.38	.342	.192	.103
621-BC807-25W-7	BC807-25W-7	SOT-323	45	-500	160	400	.55	.396	.233	.132
621-BC807-40W-7	BC807-40W-7	SOT-323	45	-500	250	600	.47	.321	.122	.093

Dual NPN Transistors

For quantities greater than listed, call for quote.

MOUSER STOCK NO.	Diodes Inc. Part No.	Package	V_{CEO} (V)	I_C (mA)	hFE Min.	hFE Max.	Price Each 1	10	100	500
621-MMDT3904VC-7	MMDT3904VC-7	SOT-563	40	200	30	300	.35	.251	.168	.097
621-MMDT4124-F	MMDT4124-7-F	SOT-363	25	200	60	360	.13	.095	.058	.042

Dual PNP Transistors

For quantities greater than listed, call for quote.

MOUSER STOCK NO.	Diodes Inc. Part No.	Package	V_{CEO} (V)	I_C (mA)	hFE Min.	hFE Max.	Price Each 1	10	100	500
621-MMDT4126-F	MMDT4126-7-F	SOT-363	-25	-200	60	360	.16	.128	.077	.058
621-MMDT2907A-F	MMDT2907A-7-F	SOT-363	60	-600	100	300	.48	.428	.182	.144
621-DMMT3906W-F	DMMT3906W-7-F	SOT-363	40	-200	100	--	.47	.364	.209	.173
621-MMDT3906-F	MMDT3906-7-F	SOT-363	40	-200	100	300	.60	.428	.182	.144

Complementary NPN/PNP Transistors

For quantities greater than listed, call for quote.

MOUSER STOCK NO.	Diodes Inc. Part No.	Package	V_{CEO} (V)	I_C (mA)	hFE Min.	hFE Max.	Price Each 1	10	100	500
621-BC847PN-7-F	BC847PN-7-F	SOT-363	45	100	200/ 220	450/ 475	.14	.102	.061	.043
621-MMDT4146-7-F	MMDT4146-7-F	SOT-363	25	200	60	360	.13	.096	.058	.04
621-MMDT4413-F	MMDT4413-7-F	SOT-363	40	600	±100	±300	.54	.396	.193	.15
621-MMDT2227-F	MMDT2227-7-F	SOT-363	40	600	±100	±300	.60	.428	.182	.144
621-MMDT5451-F	MMDT5451-7-F	SOT-363	160	-200	80 (-60)	250 (-240)	.57	.401	.193	.155

© Copyright 2013 Mouser Electronics

DIODES INC. BIPOLAR TRANSISTORS (CONT.)

Darlington NPN Transistors

For quantities greater than listed, call for quote.

MOUSER STOCK NO.	Diodes Inc. Part No.	Package	V_{CEO} (V)	I_C (mA)	hFE Min.	hFE Max.	Price Each 1	10	100	500
621-MMBTA13-F	MMBTA13-7-F	SOT-23	30	300	10K	-	.43	.289	.097	.076
621-MMBTA14-F	MMBTA14-7-F	SOT-23	30	300	20K	-	.61	.428	.28	.166
621-MMBTA28-F	MMBTA28-7-F	SOT-23	80	500	10K	-	.52	.375	.158	.127

Darlington PNP Transistors

For quantities greater than listed, call for quote.

MOUSER STOCK NO.	Diodes Inc. Part No.	Package	V_{CEO} (V)	I_C (mA)	hFE Min.	hFE Max.	Price Each 1	10	100	500
621-MMBTA64-F	MMBTA64-7-F	SOT-23	-30	-500	10K	-	.12	.079	.037	.024

DIODES INC. PRE-BIASED TRANSISTORS

Dual Complimentary NPN/PNP

For quantities greater than listed, call for quote.

MOUSER STOCK NO.	Diodes Inc. Part No.	Package	R1 (Ω)	R2 (Ω)	I_C (Max.) (mA)	Price Each 1	10	100	500
621-DCX123JU-F	DCX123JU-7-F	SOT-363	2.2K	47K	100	.23	.165	.07	.056
621-DCX143TU-F	DCX143TU-7-F	SOT-363	4.7K	--	100	.49	.353	.21	.119
621-DCX114EU-F	DCX114EU-7-F	SOT-363	10K	10K	100	.54	.385	.164	.128
621-DCX114YU-F	DCX114YU-7-F	SOT-363	10K	47K	100	.54	.385	.164	.128
621-DCX124EU-F	DCX124EU-7-F	SOT-363	22K	22K	100	.49	.353	.21	.119

Dual PNP

For quantities greater than listed, call for quote.

MOUSER STOCK NO.	Diodes Inc. Part No.	Package	R1 (Ω)	R2 (Ω)	I_C (Max.) (mA)	Price Each 1	10	100	500
621-DDA114YU-F	DDA114YU-7-F	SOT-363-6	10K	47K	-100	.27	.193	.081	.065
621-DDA123JU-7-F	DDA123JU-7-F	SOT-363-6	2.2K	47K	-100	.25	.193	.116	.065
621-DDA114EU-F	DDA114EU-7-F	SOT-363	10K	10K	-100	.54	.385	.164	.128

Dual NPN

For quantities greater than listed, call for quote.

MOUSER STOCK NO.	Diodes Inc. Part No.	Package	R1 (Ω)	R2 (Ω)	I_C (Max.) (mA)	Price Each 1	10	100	500
621-DDC113TU-7-F	DDC113TU-7-F	SOT-363-6	1K	-	100	.23	.165	.098	.056
621-DDC144EU-F	DDC144EU-7-F	SOT-363-6	47K	47K	100	.27	.193	.081	.065
621-DDC143TU-F	DDC143TU-7-F	SOT-363	4.7K	--	100	.49	.353	.21	.119
621-DDC114TU-F	DDC114TU-7-F	SOT-363	10K	--	100	.49	.353	.21	.119
621-DDC114EU-F	DDC114EU-7-F	SOT-363	10K	10K	100	.50	.385	.164	.128
621-DDC124EU-F	DDC124EU-7-F	SOT-363	22K	22K	100	.54	.385	.164	.128

PNP Pre-Biased Transistors

For quantities greater than listed, call for quote.

MOUSER STOCK NO.	Diodes Inc. Part No.	Package	R1 (Ω)	R2 (Ω)	I_C (Max.) (mA)	Price Each 1	10	100	500
621-DDTA114EKA-7-F	DDTA114EKA-7-F	SC-59	10K	10K	-100	.14	.096	.045	.025
621-DDTA123JCA-7-F	DDTA123JCA-7-F	SOT-23-3	2.2K	47K	-100	.14	.096	.045	.025
621-DDTA143XCA-F	DDTA143XCA-7-F	SOT-23-3	4.7	10	-100	.14	.096	.032	.025
621-DDTB122LC-F	DDTB122LC-7-F	SOT-23	.22K	10K	-500	.30	.278	.153	.082
621-DDTA113ZCA-F	DDTA113ZCA-7-F	SOT-23	1K	10K	-100	.25	.225	.123	.065
621-DDTA143TCA-F	DDTA143TCA-7-F	SOT-23	4.7K	--	-100	.25	.225	.123	.065
621-DDTA114YCA-F	DDTA114YCA-7-F	SOT-23	10K	47K	-100	.43	.289	.096	.064
621-DDTA114ECA-F	DDTA114ECA-7-F	SOT-23	10K	10K	-100	.43	.289	.096	.064
621-DDTA114WCA-F	DDTA114WCA-7-F	SOT-23	10K	4.7K	-100	.43	.289	.096	.064

NPN Pre-Biased Transistors

For quantities greater than listed, call for quote.

MOUSER STOCK NO.	Diodes Inc. Part No.	Package	R1 (Ω)	R2 (Ω)	I_C (Max.) (mA)	Price Each 1	10	100	500
621-DDTC114TUA-F	DDTC114TUA-7-F	SOT-23-3	10K	-	100	.17	.12	.041	.031
621-DDTC123JCA-F	DDTC123JCA-7-F	SOT-23-3	2.2K	47K	100	.14	.096	.032	.025
621-DDTC123TCA-F	DDTC123TCA-7-F	SOT-23-3	2.2K	-	100	.14	.096	.032	.025
621-DDTC123YUA-7-F	DDTC123YUA-7-F	SOT-323-3	2.5K	10K	100	.17	.12	.058	.031
621-DDTC143EUA-7-F	DDTC143EUA-7-F	SOT-323-3	4.7K	4.7K	100	.17	.12	.058	.031
621-DDTC143XUA-7-F	DDTC143XUA-7-F	SOT-323-3	4.7K	10K	100	.17	.12	.058	.031
621-DDTD122TC-7-F	DDTD122TC-7-F	SOT-23-3	220	-	500	.27	.181	.086	.046
621-DDTD123YC-7-F	DDTD123YC-7-F	SOT-23-3	2.2K	2.2K	500	.27	.181	.086	.046
621-DDTD122LC-F	DDTD122LC-7-F	SOT-23	.22K	10K	500	.33	.30	.169	.09
621-DDTC113ZCA-F	DDTC113ZCA-7-F	SOT-23	1K	10K	100	.43	.289	.097	.064
621-DDTC123YCA-F	DDTC123YCA-7-F	SOT-23	2.2K	10K	100	.25	.225	.123	.065
621-DDTC143ZE-F	DDTC143ZE-7-F	SOT-523	4.7K	47K	100	.38	.342	.192	.103
621-DDTC143TCA-F	DDTC143TCA-7-F	SOT-23	4.7K	--	100	.43	.289	.097	.064
621-DDTC114YUA-F	DDTC114YUA-7-F	SOT-323	10K	47K	100	.48	.321	.107	.08
621-DDTC114ECA-F	DDTC114ECA-7-F	SOT-23	10K	10K	100	.41	.268	.091	.064
621-DDTC114YCA-F	DDTC114YCA-7-F	SOT-23	10K	47K	100	.43	.289	.097	.064
621-DDTC114TCA-F	DDTC114TCA-7-F	SOT-23	10K	--	100	.43	.289	.097	.064
621-DDTC144EUA-F	DDTC144EUA-7-F	SOT-323	47K	47K	100	.41	.279	.093	.071

© Copyright 2013 Mouser Electronics

Products may be RoHS compliant. Check mouser.com for RoHS status.

ZETEX NPN MEDIUM POWER TRANSISTORS

♦ Surface Mount

MOUSER STOCK NO.	Zetex Part No.	Package	V_{CEO} (V)	I_C (A)	P_D (W)	h_{FE} Min.	h_{FE} Max.	h_{FE} @ I_C (mA)	V_{CE} (sat) Max. (mV)	V_{CE} (sat) @ I_C (mA)	V_{CE} (sat) @ I_B (mA)	f_T (MHz)	Price Each 1	25	100	250
Single																
♦ 522-FCX491ATA	FCX491ATA	SOT-89	40	1	1	300	900	0.5	500	1	100	150	.49	.471	.303	.294
♦ 522-DXT690BP5-13	DXT690BP5-13	PDI5	45	3	3.2	500	----	0.1	360	1	5	150	.75	.642	.442	.409
♦ 522-FMMT491TA	FMMT491TA	SOT-23	60	1	0.5	100	300	0.5	500	1	100	150	.48	.342	.241	.223
♦ 522-FMMT493ATA	FMMT493ATA	SOT-23	60	1	0.5	500	1200	0.15	500	1	50	150	.35	.321	.216	.182
♦ 522-FCX491TA	FCX491TA	SOT-89	60	1	1	100	300	0.5	500	1	100	150	.50	.471	.303	.272
♦ 522-FZT491TA	FZT491TA	SOT-223	60	1	2	100	300	0.5	500	1	100	150	.69	.556	.491	.441
522-FMMT451TA	FMMT451TA	E-Line	60	1	0.5	50	150	0.15	350	0.15	15	150	.31	.268	.209	.194
522-ZTX451	ZTX451	E-Line	60	1	1	50	150	0.15	350	0.15	15	150	.60	.535	.462	.402
522-ZTX651	ZTX651	E-Line	60	2	1	100	300	0.5	500	2	200	140	.86	.749	.664	.578
♦ 522-FZT651TA	FZT651TA	SOT-223	60	3	2	100	300	0.5	600	3	300	140	.80	.653	.491	.404
♦ 522-ZXTN25060BFHTA	ZXTN25060BFHTA	SOT-23	60	3.5	1.25	100	300	0.01	65	1	100	185	.61	.535	.482	.417
♦ 522-ZXTN2010ZTA	ZXTN2010Z	SOT-89	60	5	2.1	100	300	2	55	1	100	130	.80	.669	.641	.557
522-ZTX851	ZTX851	E-Line	60	5	1.58	100	300	2	100	1	50	130	1.03	.856	.812	.713
♦ 522-ZX5T851GTA	ZX5T851GTA	SOT-223	60	6	3	100	300	2	70	1	50	130	.97	.856	.78	.664
♦ 522-FCX1053ATA	FCX1053ATA	SOT-89	75	3	1	300	1200	0.5	200	1	10	140	.91	.781	.549	.503
522-ZTX1053A	ZTX1053A	E-Line	75	3	1	300	1200	1	150	1	10	140	.92	.803	.734	.644
♦ 522-FMMTA06TA	FMMTA06TA	SOT-23	80	0.5	0.33	50	-	0.1	250	0.1	10	100	.19	.15	.128	.118
♦ 522-BCX5616TA	BCX5616TA	SOT-89	80	1	1	40	250	0.15	0.5	1	50	150	.26	.203	.158	.146
♦ 522-FMMT493TA	FMMT493TA	SOT-23	100	1	0.5	100	300	0.25	300	0.5	50	150	.35	.342	.241	.223
♦ 522-FZT493TA	FZT493TA	SOT-223	100	1	2	100	300	0.25	300	0.5	50	150	.69	.535	.491	.441
522-ZTX453	ZTX453	E-Line	100	1	1	40	200	0.15	700	0.15	15	150	.60	.535	.462	.402
♦ 522-FZT653TA	FZT653TA	SOT-223	100	2	1	100	300	0.5	300	1.2	100	175	.85	.824	.52	.441
522-ZTX653	ZTX653	E-Line	100	2	1	100	300	0.5	300	1.2	100	175	.86	.749	.664	.578
♦ 522-ZXTN25100BFHTA	ZXTN25100BFHTA	SOT-23	100	3	1.25	100	300	0.01	80	1	100	160	.61	.556	.482	.417
♦ 522-ZXTN2011ZTA	ZXTN2011ZTA	SOT-89	100	4.5	2.1	100	300	2	60	1	100	130	.93	.77	.664	.557
♦ 522-ZX5T853GTA	ZX5T853GTA	SOT-223	100	6	3	100	300	2	65	1	100	130	.97	.856	.78	.675
♦ 522-FZT853TA	FZT853TA	SOT-223	100	6	3	100	30	2	150	2	100	130	1.02	.749	.674	.655
♦ 522-DXT2011P5-13	DXT2011P5-13	PDI5	100	6	0.74	100	300	2	65	1	100	130	.58	.449	.421	.354
♦ 522-DXT5551P5-13	DXT5551P5-13	PDI5	160	0.6	0.7	80	250	0.01	1200	0.05	5	130	.51	.482	.318	.303
♦ 522-DXT458P5-13	DXT458P5-13	PDI5	400	0.3	1.3	100	300	0.5	500	0.05	6	50	.61	.482	.318	.303
Dual																
♦ 522-ZDT694TA	ZDT694TA	SM-8	120	0.5	2.75	400	-	0.2	500	0.4	5	-	1.24	1.17	.988	.859

ZETEX SINGLE PNP MEDIUM POWER TRANSISTORS

♦ Surface Mount

♦ 522-DXT790AP5-13	DXT790AP5-13	PDI5	-40	-3	0.74	300	800	-0.01	-450	-3	-300	100	.75	.642	.442	.409
♦ 522-FMMT591TA	FMMT591TA	SOT-23	-60	-1	0.5	100	300	-0.5	-600	-1	-100	150	.35	.342	.241	.227
♦ 522-FCX591TA	FCX591TATA	SOT-89	-60	-1	1	100	300	-0.5	-600	-1	-100	150	.49	.471	.303	.272
♦ 522-FZT591TA	FZT591TATA	SOT-223	-60	-1	2	100	300	-0.5	-600	-1	-100	150	.69	.535	.491	.441
522-FMMT551TA	FMMT551TA	E-Line	-60	-1	0.5	50	150	-0.15	-350	-0.15	-15	150	.35	.342	.241	.215
522-ZTX551	ZTX551	E-Line	-60	-1	1	50	150	-0.15	-350	-0.15	-15	150	.51	.428	.397	.346
♦ 522-FZT751TA	FZT751TA	SOT-223	-60	-2	2	100	300	-600	-0.5	-3	-200	100	1.42	.888	.638	.548
522-ZTX751	ZTX751	E-Line	-60	-2	1	100	300	-500	-0.5	-2	-200	100	.86	.749	.664	.578
522-ZTX951	ZTX951	E-Line	-60	-4	1.2	100	300	-1	-100	-1	-0.1	120	1.03	.856	.812	.713
♦ 522-ZXTP2012ZTA	ZXTP2012ZTA	SOT-89	-60	-4.3	2.1	100	300	-2	-65	-1	-100	120	.93	.663	.641	.559
♦ 522-ZX5T951GTA	ZX5T951GTA	SOT-223	-60	-5.5	3	100	300	-2	-70	-1	-100	120	.97	.856	.78	.675
♦ 522-DXT2012P5-13	DXT2012P5-13	PDI5	-60	-5.50	3.20	100	300	-2	-250	-5	-500	120	.75	.642	.442	.409
♦ 522-DXT2010P5-13	DXT2010P5-13	PDI5	-60	-6	3.2	100	300	-2	260	-6	-300	130	.58	.449	.421	.354
♦ 522-FMMT722TA	FMMT722TA	SOT-23	-70	-2	0.625	300	-	-0.1	-220	-1	-100	150	.59	.578	.366	.334
♦ 522-FZT792ATA	FZT792ATA	SOT-223	-70	-2	2	250	-	-0.5	-450	-0.5	-5	100	.89	.749	.636	.548
522-ZTX792A	ZTX792A	E-Line	-70	-2	1	250	-	-0.5	-450	-0.5	-5	100	1.06	.856	.841	.738
♦ 522-BSR33TA	BSR33TA	SOT-89	-80	-1	1	100	300	-0.1	-500	-0.5	-50	100	.39	.364	.251	.205
♦ 522-FMMT734TA	FMMT734TA	SOT-23	-100	-0.8	0.625	15000	-	-1	-970	-0.8	-5	140	.59	.578	.448	.387
♦ 522-FMMT593TA	FMMT593TA	SOT-23	-100	-1	0.5	100	300	-0.5	-300	-0.5	-50	50	.35	.342	.241	.227
♦ 522-FMMT723TA	FMMT723TA	SOT-23	-100	-1	0.625	300	-	-0.1	-200	-0.5	-50	200	.59	.578	.366	.334
♦ 522-FZT593TA	FZT593TA	SOT-223	-100	-1	2	100	300	-0.5	-300	-0.5	-50	50	.69	.535	.491	.441
522-ZTX553	ZTX553	E-Line	-100	-1	1	40	200	-0.15	-250	-0.15	-15	150	.60	.535	.462	.402
♦ 522-ZXTP25100BFHTA	ZXTP25100BFHTA	SOT-23	-100	-2	1.25	100	300	-0.01	-90	-0.5	-50	200	.61	.535	.482	.417
♦ 522-FZT753TA	FZT753TA	SOT-223	-100	-2	2	100	300	-0.5	-500	-2	-200	120	.90	.749	.638	.548
522-ZTX753	ZTX753	E-Line	-100	-2	1	100	300	-0.5	-500	-2	-200	120	.86	.749	.664	.578
♦ 522-ZXTP2013ZTA	ZXTP2013ZTA	SOT-89	-100	-3.5	2.1	100	300	-1	-85	-1	-100	125	.93	.77	.664	.561
522-ZTX953	ZTX953	E-Line	-100	-3.5	1.2	100	300	-1	-100	-1	-100	125	1.18	.963	.93	.816
♦ 522-ZX5T953GTA	ZX5T953GTA	SOT-223	-100	-5	3	100	300	-1	-90	-1	-100	125	.97	.856	.78	.675
♦ 522-FZT953TA	FZT953TA	SOT-223	-100	-5	3	100	300	-1	-115	-1	-100	125	1.09	.963	.867	.754
♦ 522-DXT2013P5-13	DXT2013P5-13	PDI5	-100	-5	3.2	100	300	-1	-340	-4	-400	125	.75	.642	.442	.409
♦ 522-DXT2014P5-13	DXT2014P5-13	PDI5	-140	-4	1.7	100	300	-1	-360	-3	-300	120	.69	.685	.509	.455

ZETEX SINGLE NPN LOW SATURATION TRANSISTORS

♦ Surface Mount

♦ 522-FCX688BTA	FCX688BTA	SOT-89	12	3	3	1	500	0.1	40	0.1	1	150	.70	.589	.43	.382
♦ 522-ZUMT617TA	ZUMT617TA	SOT-223	15	1.5	0.385	300	-	0.1	20	0.1	10	180	.43	.407	.289	.271
♦ 522-ZXT11N15DFTA	ZXT11N15DFTA	SOT-23	15	3	0.625	300	900	0.2	0.08	1	10	145	.66	.642	.413	.366
♦ 522-FMMT617TA	FMMT617TA	SOT-23	15	3	0.625	300	-	0.2	14	0.1	10	120	.61	.578	.366	.334
♦ 522-ZXTN25015DFHTA	ZXTN25015DFHTA	SOT-23	15	5	1.25	300	900	0.01	40	1	100	240	.61	.535	.482	.417
522-ZTX1048A	ZTX1048A	E-Line	17.5	4	1	300	1200	1	45	0.5	10	150	1.06	.942	.841	.738
♦ 522-ZXT11N20DFTA	ZXT11N20DFTA	SOT-23	20	2.5	0.625	300	900	0.1	0.1	1	10	160	.65	.535	.468	.364
♦ 522-FMMT618TA	FMMT618TA	SOT-23	20	2.5	0.625	300	-	0.2	15	0.1	10	140	.59	.578	.366	.334
522-ZTX689B	ZTX689B	E-Line	20	3	1	500	-	0.1	100	0.1	0.5	150	1.02	.856	.81	.71
♦ 522-FZT689BTA	FZT689BTA	SOT-223	20	3	2	500	-	0.1	100	0.1	0.5	150	.78	.717	.623	.539
522-ZTX618	ZTX618	E-Line	20	3.5	1	300	-	0.2	15	0.1	10	140	.77	.642	.562	.518
522-ZTX649	ZTX649	E-Line	25	2	1	100	300	1	300	1	100	240	.86	.749	.664	.578
♦ 522-FZT649TA	FZT649TA	SOT-223	25	3	2	100	300	1	300	1	100	240	.73	.535	.52	.404
♦ 522-ZXTN2005GTA	ZXTN2005GTA	SOT-223	25	7	3	300	-	1	40	0.5	10	150	.91	.749	.722	.628
♦ 522-FMMT449TA	FMMT449TA	SOT-23	30	1	0.5	100	300	0.5	500	1	100	150	.35	.342	.241	.227
♦ 522-FMMT489TA	FMMT489TA	SOT-23	30	1	0.5	100	300	1	300	1	100	150	.35	.342	.241	.218
522-ZTX449	ZTX449	E-Line	30	1	1	100	300	0.5	500	1	100	150	.60	.535	.462	.402
522-ZTX1049A	ZTX1049A	E-Line	30	4	1	300	1200	1	60	0.5	10	100	.71	.546	.522	.477
♦ 522-FZT1049ATA	FZT1049ATA	SOT-223	30	5	2.5	300	1200	1	60	0.5	10	180	.87	.696	.621	.548
♦ 522-ZXTN2007ZTA	ZXTN2007ZTA	SOT-89	30	6	2.1	100	300	1	45	1	100	140	.93	.749	.664	.557
♦ 522-ZX5T849GTA	ZX5T849GTA	SOT-223	30	7	3	100	300	1	110	1	20	140	1.24	1.19	.831	.652
522-ZTX849	ZTX849	E-Line	30	7	3	100	300	1	110	1	20	100	1.03	.856	.812	.713
♦ 522-FZT849TA	FZT849TA	SOT-223	30	7	3	100	300	1	215	2	20	100	1.02	.856	.809	.655
♦ 522-FZT491ATA	FZT491ATA	SOT-223	40	1	2	300	900	0.5	300	0.5	50	150	.69	.535	.491	.441
♦ 522-FCX1051ATA	FCX1051ATA	SOT-89	40	3	1	300	1200	1	120	1	10	155	1.22	.867	.549	.486
522-ZTX1051A	ZTX1051A	E-Line	40	4	1	300	1200	1	110	1	10	155	1.06	.877	.841	.738

© Copyright 2013 Mouser Electronics
© Copyright 2013 Mouser Electronics

Bipolar Transistors

DIODES INCORPORATED
A Product Line of Diodes Incorporated | ZETEX
Products may be RoHS compliant. Check mouser.com for RoHS status.

ZETEX NPN LOW SATURATION TRANSISTORS (CONT.)

♦ Surface Mount

MOUSER STOCK NO.	Zetex Part No.	Package	V_{CEO} (V)	I_C (A)	P_D (W)	h_{FE} Min.	h_{FE} Max.	h_{FE} @ I_C (A)	V_{CE} (sat) Max. (mV)	V_{CE} (sat) @ I_C (mA)	V_{CE} (sat) @ I_B (mA)	f_T (MHz)	Price Each 1	25	100	250
Single																
♦ 522-FZT1051ATA	FZT1051ATA	SOT-223	40	5	2.5	270	1200	1	120	1	10	155	.87	.663	.621	.548
♦ 522-BCW66HTA	BCW66HTATA	SOT-23	45	0.8	0.33	250	630	0.1	300	0.1	10	100	.18	.15	.122	.104
522-ZTX450	ZTX450	E-Line	45	1	1	100	300	0.15	250	0.15	15	150	.60	.578	.449	.441
522-ZTX690B	ZTX690B	E-Line	45	2	1	400	-	1	100	0.1	0.5	150	.89	.749	.707	.621
♦ 522-FCX690BTA	FCX690BTA	SOT-89	45	2	1	400	-	1	80	0.1	0.5	150	.57	.501	.429	.373
♦ 522-FZT690BTA	FZT690BTA	SOT-223	45	3	2	400	-	1	100	0.1	0.5	150	.89	.877	.706	.612
♦ 522-ZXT690BKTC	ZXT690BKTC	DPAK	45	3	3.9	400	-	1	80	1	20	150	1.11	.984	.884	.769
♦ 522-ZUMT619TA	ZUMT619TA	SOT-323	50	1	0.385	300	-	0.1	35	0.1	10	215	.42	.407	.289	.272
♦ 522-FMMT619TA	FMMT619TA	SOT-23	50	2	0.625	300	-	0.2	20	0.1	10	170	.59	.439	.366	.334
♦ 522-ZXT10N50DE6TA	ZXT10N50DE6TA	SOT-23-6	50	3	1.1	200	-	1	200	1	10	165	.61	.535	.482	.417
♦ 522-ZXT13N50DE6TA	ZXT13N50DE6TA	SOT-23-6	50	4	1.1	300	900	1	100	1	10	115	.73	.535	.52	.45
♦ 522-ZXTN2031FTA	ZXTN2031FTA	SOT-23	50	5	1.2	200	560	0.5	40	1	100	125	.85	.765	.674	.584
♦ 522-FZT851TA	FZT851TA	SOT-223	60	6	3	100	300	2	100	1	50	130	1.02	.749	.674	.655
♦ 522-FZT692BTA	FZT692BTA	SOT-223	70	2	2	400	-	0.5	500	1	10	150	.89	.877	.706	.612
♦ 522-FZT1053ATA	FZT1053ATA	SOT-223	75	4.5	2.5	300	1200	0.5	200	1	10	140	.87	.696	.621	.568
♦ 522-ZXT1053AKTC	ZXT1053AKTC	DPAK	75	5	4	300	1200	1	160	1	10	160	.97	.952	.77	.663
♦ 522-FMMT620TA	FMMT620TA	SOT-23	80	1.5	0.625	300	-	0.2	23	0.1	10	150	.59	.578	.408	.375
Dual																
♦ 522-ZDT1048TA	ZDT1048TA	SM-8	17.5	5	2.75	250	-	5	0.24	5	100	-	1.70	1.55	1.35	1.17
♦ 522-ZXTD09N50DE6TA	ZXTD09N50DE6TA	SOT-23-6	50	1	1.1	300	-	0.1	0.27	1	50	-	1.08	1.02	.862	.751
♦ 522-ZDT1053TA	ZDT1053TA	SM-8	75	5	2.75	300	-	1	0.44	5	250	-	1.70	1.55	1.35	1.17

ZETEX PNP LOW SATURATION TRANSISTORS

♦ Surface Mount

MOUSER STOCK NO.	Zetex Part No.	Package	V_{CEO} (V)	I_C (A)	P_D (W)	h_{FE} Min.	h_{FE} Max.	h_{FE} @ I_C (A)	V_{CE} (sat) Max. (mV)	V_{CE} (sat) @ I_C (mA)	V_{CE} (sat) @ I_B (mA)	f_T (MHz)	Price Each 1	25	100	250
Single PNP																
♦ 522-FMMT717TA	FMMT717TA	SOT-23	-12	-2.5	0.625	300	-	-0.1	-17	-0.1	-10	110	.48	.449	.289	.268
♦ 522-ZXT13P12DE6TA	ZXT13P12DE6TA	SOT-23-6	-12	-4	1.1	300	900	-1	-90	-1	-10	55	.73	.535	.52	.45
♦ 522-FZT968TA	FZT968TA	SOT-223	-12	-6	3	300	1000	-0.5	-130	-0.5	-5	80	1.85	1.37	.867	.674
522-ZTX788B	ZTX788B	E-Line	-15	-3	1	400	-	-1	-150	-0.5	-2.5	100	1.62	1.20	.835	.663
522-ZTX788A	ZTX788A	E-Line	-15	-3	1	300	800	-0.01	-35	-0.1	-2	150	1.20	.952	.835	.738
♦ 522-FZT788BTA	FZT788BTA	SOT-223	-15	-3	2	400	-	-1	-150	-0.5	-2.5	100	1.00	.803	.707	.655
♦ 522-FMMT718TA	FMMT718TA	SOT-23	-20	-1.5	0.625	300	-	-0.1	-40	-0.1	-10	180	.44	.353	.265	.225
♦ 522-FZT948TA	FZT948TATA	SOT-223	-20	-6	3	100	300	-1	-130	-0.5	-10	80	1.09	1.01	.867	.754
522-ZTX749	ZTX749	E-Line	-25	-2	1	100	300	-1	-300	-1	-100	160	.87	.749	.689	.605
522-ZTX1149A	ZTX1149A	E-Line	-25	-3	1	250	800	-2	-170	-0.5	-3	135	1.06	.91	.841	.738
522-FZT749TA	FZT749TA	SOT-223	-25	-3	2	100	300	-1	-300	-1	-100	160	.90	.877	.638	.548
♦ 522-FZT1149ATA	FZT1149ATA	SOT-223	-25	-4	2.5	250	800	-0.5	-240	-1	-7	135	.93	.803	.664	.561
♦ 522-FMMT549TA	FMMT549TA	SOT-23	-30	-1	0.5	100	300	-0.5	-500	-1	-100	100	.35	.342	.241	.225
♦ 522-FMMT589TA	FMMT589TA	SOT-23	-30	-1	0.5	100	300	-0.5	-350	-1	-100	100	.35	.342	.241	.227
522-ZTX549	ZTX549	E-Line	-30	-1	1	100	300	-0.5	-500	-1	-100	100	.60	.535	.462	.402
♦ 522-FZT549TA	FZT549TA	SOT-223	-30	-1	2	100	300	-0.5	-500	-1	-100	100	.69	.535	.491	.441
♦ 522-ZXTP2008ZTA	ZXTP2008ZTA	SOT-89	-30	-2.2	2.1	100	300	-1	-45	-1	-100	110	.93	.749	.664	.561
522-ZTX949	ZTX949	E-Line	-30	-4.5	1.2	100	300	-1	-60	-0.5	-20	100	1.18	.963	.93	.816
♦ 522-ZXT790AKTC	ZXT790AKTC	DPAK	-40	-0.3	3.9	250	800	-0.5	-170	-0.5	-5	100	1.11	.963	.884	.769
♦ 522-FMMT591ATA	FMMT591ATA	SOT-23	-40	-1	0.5	300	800	-0.1	-200	-0.1	-1	150	.35	.342	.241	.227
♦ 522-FCX591ATA	FCX591ATA	SOT-89	-40	-1	2	300	800	-0.1	-200	-0.1	-1	150	.56	.471	.347	.334
♦ 522-FMMT720TA	FMMT720TA	SOT-23	-40	-1.5	0.625	300	-	-0.1	-40	-0.1	-10	190	.48	.449	.289	.268
522-ZTX790A	ZTX790A	E-Line	-40	-2	1	300	800	-0.01	-250	-0.5	-5	100	1.06	.856	.841	.738
♦ 522-FCX790ATA	FCX790ATA	SOT-89	-40	-2	1	250	-	-0.5	-250	-0.5	-5	100	.61	.589	.376	.334
♦ 522-ZXT13P40DE6TA	ZXT13P40DE6TA	SOT-23-6	-40	-3	1.1	300	900	-1	-200	-1	-20	115	.73	.535	.52	.45
♦ 522-FCX1151ATA	FCX1151ATA	SOT-89	-40	-3	2.5	250	800	-0.5	-180	-0.5	-5	145	.87	.77	.549	.486
♦ 522-FZT1151ATA	FZT1151ATA	SOT-223	-40	-5	2.5	270	1200	-1	-120	-1	-10	155	.93	.803	.664	.548
♦ 522-BCW68HTA	BCW68HTA	SOT-23	-45	-0.8	0.33	250	630	-0.1	-300	-0.1	-10	100	.18	.15	.122	.104
522-ZTX550	ZTX550	E-Line	-45	-1	1	100	300	-0.15	-350	-0.15	-15	150	.60	.535	.449	.389
♦ 522-FZT951TA	FZT9511TA	SOT-223	-60	-6	3	100	300	2	-100	-1	-50	130	1.09	.942	.824	.754
♦ 522-ZX5T955GTA	ZX5T955GTA	SOT-223	-140	-4	1.6	100	300	-1	-80	-0.5	-50	120	.97	.856	.78	.675
Dual NPN/PNP																
♦ 522-ZXTD4591E6TA	ZXTD4591E6TA	SOT-23-6	60/-60	1/-1	1.1/1.1	100/100	-	0.5/-0.5	0.25/-0.3	0.5/-0.5	50/-50	-	.72	.663	.568	.492

ZETEX NPN HIGH VOLTAGE TRANSISTORS

♦ Surface Mount

MOUSER STOCK NO.	Zetex Part No.	Package	V_{CEO} (V)	I_C (A)	P_D (W)	h_{FE} Min.	h_{FE} Max.	h_{FE} @ I_C (A)	V_{CE} (sat) Max. (mV)	V_{CE} (sat) @ I_C (mA)	V_{CE} (sat) @ I_B (mA)	f_T (MHz)	Price Each 1	25	100	250
522-ZTX694B	ZTX694B	E-Line	120	1	1	400	-	0.2	250	0.1	0.5	130	.89	.77	.707	.621
♦ 522-FZT694BTA	FZT694BTA	SOT-223	120	1	2	100	-	0.2	250	0.1	0.5	130	.89	.877	.706	.612
♦ 522-FMMT624TA	FMMT624TA	SOT-23	125	1	0.625	300	-	0.2	220	0.5	10	100	.50	.428	.366	.309
♦ 522-FMMT455TA	FMMT455TA	SOT-23	140	1	0.5	100	300	0.15	700	0.15	15	100	.35	.321	.216	.182
522-ZTX455	ZTX455	E-Line	140	1	1	100	300	0.15	700	0.15	0.15	100	.60	.535	.449	.389
♦ 522-FMMT495TA	FMMT495TA	SOT-23	150	1	0.5	100	300	0.25	300	0.5	50	100	.31	.268	.209	.194
♦ 522-FMMT625TA	FMMT625TA	SOT-23	150	1	0.625	300	-	0.2	200	0.1	1	100	.59	.578	.366	.334
♦ 522-FCX495TA	FCX495TA	SOT-89	150	1	1	100	300	0.25	300	0.5	50	100	.50	.471	.303	.271
♦ 522-FZT655TA	FZT655TA	SOT-223	150	1	2	50	-	0.5	500	0.5	50	30	.73	.61	.52	.441
522-ZTX855	ZTX855	E-Line	150	4	1.2	100	300	1	60	0.5	50	90	1.03	.856	.812	.713
♦ 522-FZT855TA	FZT855TA	SOT-223	150	5	3	100	300	1	65	0.5	50	90	1.02	.856	.782	.655
522-ZTX696B	ZTX696B	E-Line	180	0.5	1	500	-	0.1	250	0.2	5	70	.77	.642	.609	.534
♦ 522-FZT696BTA	FZT696BTA	SOT-223	180	0.5	2	500	-	0.1	250	0.2	5	70	.89	.877	.706	.612
♦ 522-FMMTA42TA	FMMTA42TA	SOT-23	300	0.2	0.33	40	-	0.03	500	0.02	2	50	.19	.15	.128	.112
♦ 522-FMMT497TA	FMMT497TA	SOT-23	300	0.5	0.5	80	300	0.1	200	0.1	10	75	.35	.342	.241	.225
522-ZTX657	ZTX657	E-Line	300	0.5	1	50	-	0.1	500	0.1	10	30	.87	.749	.689	.605
522-ZTX457	ZTX457	E-Line	300	0.5	1	50	300	0.05	300	0.1	10	75	.60	.535	.462	.402
♦ 522-FZT657TA	FZT657TA	SOT-223	300	0.5	2	50	-	0.1	500	0.1	10	30	.73	.61	.52	.441
♦ 522-FZT857TA	FZT857TA	SOT-223	300	3.5	3	100	300	0.5	230	2	200	80	1.02	.856	.809	.655

© Copyright 2013 Mouser Electronics
© Copyright 2013 Mouser Electronics

Products may be RoHS compliant. Check mouser.com for RoHS status.

ZETEX NPN HIGH VOLTAGE TRANSISTORS

♦ Surface Mount

MOUSER STOCK NO.	Zetex Part No.	Package	V_{CEO} (V)	I_C (A)	P_D (W)	h_{FE} Min.	h_{FE} Max.	h_{FE} @ I_C (A)	V_{CE} (sat) Max. (mV)	V_{CE} (sat) @ I_C (mA)	V_{CE} (sat) @ I_B (mA)	f_T (MHz)	Price Each 1	25	100	250
Single																
♦ 522-FMMT458TA	FMMT458TA	SOT-23	400	0.225	0.5	100	300	0.1	500	0.1	6	50	.35	.342	.241	.218
♦ 522-FCX458TA	FCX458TA	SOT-89	400	0.225	1	100	300	0.05	500	0.05	6	50	.49	.471	.303	.272
522-ZTX458	ZTX458	E-Line	400	0.3	1	100	300	0.1	500	0.1	6	50	.67	.631	.449	.389
♦ 522-FZT458TA	FZT458TA	SOT-223	400	0.3	2	100	300	0.05	500	0.05	6	50	.69	.535	.491	.382
522-ZTX658	ZTX658	E-Line	400	0.5	1	50	-	0.1	500	0.1	10	50	.87	.749	.689	.605
♦ 522-FZT658TA	FZT658TA	SOT-223	400	0.5	2	50	-	0.1	500	0.1	10	50	.73	.535	.52	.441
♦ 522-FMMT459TA	FMMT459TA	SOT-23	500	0.15	0.625	50	-	0.03	75	0.02	2	50	.60	.589	.376	.316

ZETEX SINGLE PNP HIGH VOLTAGE TRANSISTORS

♦ Surface Mount

MOUSER STOCK NO.	Zetex Part No.	Package	V_{CEO} (V)	I_C (A)	P_D (W)	h_{FE} Min.	h_{FE} Max.	h_{FE} @ I_C (A)	V_{CE} (sat) Max. (mV)	V_{CE} (sat) @ I_C (mA)	V_{CE} (sat) @ I_B (mA)	f_T (MHz)	Price Each 1	25	100	250
522-ZTX795A	ZTX795A	E-Line	-140	-0.5	1	250	-	-0.2	-300	-0.2	-5	100	1.06	.856	.841	.738
♦ 522-FZT795ATA	FZT795ATA	SOT-223	-140	-0.5	2	250	-	-0.2	-300	-0.2	-5	100	.89	.749	.636	.548
♦ 522-ZXTP23140BFHTA	ZXTP23140BFHTA	SOT-23	-140	-2.5	1.25	100	300	-1	-95	-1	-100	130	.85	.722	.674	.584
522-ZTX955	ZTX955	E-Line	-140	-3	1.2	100	300	-1	-330	-3	-300	110	1.18	.963	.93	.816
♦ 522-ZXTP2014ZTA	ZXTP2014ZTA	SOT-89	-140	-3	2.1	100	300	-1	-75	-0.5	-50	120	.93	.77	.664	.561
♦ 522-FMMT555TA	FMMT555TA	SOT-23	-150	-1	0.5	50	300	-0.3	-300	-0.1	-10	100	.44	.321	.225	.182
♦ 522-FMMT596TA	FMMT596TA	SOT-23	-200	-0.3	0.5	85	300	-0.25	-350	-0.25	-25	150	.42	.407	.289	.268
♦ 522-FCX596TA	FCX596TATA	SOT-89	-200	-0.3	1	85	300	-0.25	-350	-0.25	-25	150	.56	.471	.347	.334
522-ZTX796A	ZTX796A	E-Line	-200	-0.5	1	250	-	-0.3	-300	-0.2	-20	100	1.49	1.23	.992	.976
♦ 522-FZT796ATA	FZT796ATA	SOT-223	-200	-0.5	2	250	-	-0.3	-300	-0.2	-20	100	.69	.535	.491	.454
♦ 522-FZT956TA	FZT956TA	SOT-223	-200	-2	3	100	300	-1	-275	-2	-400	110	1.09	.974	.867	.754
♦ 522-FMMTA92TA	FMMTA92TA	SOT-23	-300	-0.2	0.33	0.25	-	-0.03	-500	-0.02	-2	50	.19	.15	.128	.112
♦ 522-FMMT597TA	FMMT597TA	SOT-23	-300	-0.2	0.5	100	300	-0.05	-250	-50	-5	75	.42	.407	.289	.268
522-ZTX757	ZTX757	E-Line	-300	-0.5	1	40	-	-0.01	-500	-0.1	-10	30	.77	.642	.595	.518
♦ 522-FZTA92TA	FZTA92TA	SOT-223	-300	-0.5	2	25	-	-0.03	-500	-0.02	-2	50	.63	.471	.332	.257
♦ 522-FZT757TA	FZT757TA	SOT-223	-300	-0.5	2	40	-	-0.01	-500	-0.1	-10	30	.90	.877	.638	.548
♦ 522-FMMT558TA	FMMT558TA	SOT-23	-400	-0.15	0.5	100	300	-0.05	-500	-0.05	-6	50	.35	.342	.241	.227
522-ZTX558	ZTX558	E-Line	-400	-0.2	1	100	300	-0.05	-500	-0.05	-6	50	.60	.535	.462	.402
♦ 522-FCX558TA	FCX558TA	SOT-89	-400	-0.2	1	100	300	-0.05	-500	-0.05	-6	50	.58	.471	.347	.334
♦ 522-FZT558TA	FZT558TA	SOT-223	-400	-0.2	2	100	300	-0.05	-500	-0.05	-6	50	.69	.653	.491	.441
522-ZTX758	ZTX758	E-Line	-400	-0.5	1	50	-	-0.1	-500	-0.1	-10	50	.87	.749	.689	.605
522-ZTX958	ZTX958	E-Line	-400	-0.5	1.2	100	300	-0.5	-400	-0.5	-100	85	1.18	.963	.93	.816
♦ 522-FMMT560TA	FMMT560TA	SOT-23	-500	-0.15	0.5	80	-	-0.05	-200	-0.02	-2	60	.51	.503	.353	.334
♦ 522-FZT560TA	FZT560TA	SOT-223	-500	-0.15	2	80	-	-0.05	-200	-0.02	-2	60	.77	.653	.549	.482

ZETEX SINGLE NPN DARLINGTON TRANSISTORS

♦ Surface Mount

MOUSER STOCK NO.	Zetex Part No.	Package	V_{CEO} (V)	I_C (A)	P_D (W)	h_{FE} Min.	h_{FE} Max.	h_{FE} @ I_C (A)	V_{CE} (sat) Max. (mV)	V_{CE} (sat) @ I_C (mA)	V_{CE} (sat) @ I_B (mA)	f_T (MHz)	Price Each 1	25	100	250
♦ 522-FZTA14TA	FZTA14TA	SOT-223	30	1	2	5k	-	1	1.6	1	1	170	.51	.503	.388	.335
♦ 522-FMMTA13TA	FMMTA13TA	SOT-23	40	0.3	0.33	10k	-	0.1	0.9	0.1	0.1	-	.42	.407	.292	.243
♦ 522-FMMTA14TA	FMMTA14TA	SOT-23	40	0.3	0.33	20k	-	0.1	0.9	0.1	0.1	-	.42	.407	.292	.243
♦ 522-FMMT38CTA	FMMT38CTA	SOT-23	60	0.3	0.33	10k	-	0.5	1.25	0.8	8	100	.55	.31	.292	.243
♦ 522-BST52TA	BST52TA	SOT-89	80	0.5	1	2k	-	0.5	1.3	0.5	0.5	-	.48	.428	.334	.278
522-ZTX603	ZTX603	E-Line	80	1	1	2k	-	0.05	1	1	1	150	.87	.749	.689	.605
♦ 522-FZT603TA	FZT603TA	SOT-223	80	2	2	2k	100k	2	1	1	1	150	.73	.717	.578	.501
♦ 522-FMMT614TA	FMMT614TA	SOT-23	100	0.9	0.5	5k	-	0.5	1	0.5	5	100	.54	.407	.318	.284
♦ 522-FMMT634TA	FMMT634TA	SOT-23	100	0.9	0.625	15k	-	1	0.96	1	5	140	.59	.578	.448	.387
522-ZTX605	ZTX605	E-Line	120	1	1	2k	100k	1	1.5	1	1	150	.87	.749	.689	.605
♦ 522-FZT605TA	FZT605TA	SOT-223	120	2	2	2k	100k	1	1.5	1	1	150	.73	.61	.578	.501
♦ 522-FZT600TA	FZT600TA	SOT-223	140	2	2	2k	100k	0.5	1.2	1	10	150	.73	.717	.578	.501
522-ZTX601B	ZTX601B	E-Line	160	1	1	10k	100k	0.5	1.2	1	10	250	.87	.749	.689	.603
522-ZTX601	ZTX601	E-Line	160	1	1	2k	100k	0.5	1.2	1	10	150	.87	.749	.689	.605

ZETEX SINGLE PNP DARLINGTON TRANSISTORS

♦ Surface Mount

MOUSER STOCK NO.	Zetex Part No.	Package	V_{CEO} (V)	I_C (A)	P_D (W)	h_{FE} Min.	h_{FE} Max.	h_{FE} @ I_C (A)	V_{CE} (sat) Max. (mV)	V_{CE} (sat) @ I_C (mA)	V_{CE} (sat) @ I_B (mA)	f_T (MHz)	Price Each 1	25	100	250
522-ZTX705	ZTX705	E-Line	-120	-1	1	3k	-	-1	-1.3	-1	-1	160	.75	.642	.593	.52
♦ 522-FZT705TA	FZT705TA	SOT-223	-120	-2	2	3k	-	-1	-1.3	-1	-1	160	.90	.877	.706	.614

ZETEX NPN PLANAR AVALANCHE TRANSISTORS

♦ Surface Mount

MOUSER STOCK NO.	Zetex Part No.	Package	V_{CEO} (V)	V_{CBO} (V)	I_C (A)	P_D (W)	I_{SB} (A)	I_{SB} @ I_C (A)	h_{FE} Min.	h_{FE} @ I_C (mA)	f_T (MHz)	f_T @ I_C (mA)	Price Each 1	25	100	250
♦ 522-FMMT413TD	FMMT413TD	SOT-23	150	50	50	0.33	31	130	50	10	150	10	6.93	6.42	5.65	5.14

ZETEX HIGH GAIN TRANSISTORS

♦ Surface Mount

MOUSER STOCK NO.	Zetex Part No.	Package	VCEO (V)	IC (A)	PD (W)	hFE Min.	hFE Max.	hFE @ IC (A)	VCE (sat) Max. (mV)	VCE (sat) @ IC (mA)	VCE (sat) @ IB (mA)	fT (MHz)	Price Each 1	25	100	250
Single PNP																
522-DXTP19020DP5-13	DXTP19020DP5-13	PowerDI®5	20	8	3	300	900	0.1	130	1000	10	176	.50	.46	.428	.407
Dual NPN/PNP																
♦ 522-ZXTC2045E6TA	ZXTC2045E6TA	SOT-23-6	40/-30	1.5/-1.5	0.9/0.9	180/180	500/500	0.1/-0.1	375/-375	0.75/-0.75	15/-15	-	.62	.556	.498	.431

© Copyright 2013 Mouser Electronics
© Copyright 2013 Mouser Electronics

FAIRCHILD Regulators, Transistors and JFETs

FAIRCHILD SEMICONDUCTOR

Products may be RoHS compliant. Check mouser.com for RoHS status.

ANTI-SATURATION TRANSISTORS

◆ Surface Mount Device

For quantities greater than listed, call for quote.

MOUSER STOCK NO.	Mfr. Part No.	Package	V_{CEO} (V)	I_C Max. (A)	h_{FE} Max. (mA)	h_{FE} @ I_C (A)	Price Each 1	25	100	250
NPN										
512—KSC5305DTU		TO-220	400	5.0	22	0.8	.69	.602	.524	.391
512—KSC5338DTU		TO-220	450	5.0	25	0.8	.82	.723	.67	.576
◆ 512—KSC5502DTM		TO-252	600	2.0	40	0.2	.87	.668	.59	.51
512—KSC5603DTU		TO-220	800	3.0	35	0.4	1.29	1.14	.928	.797

GENERAL POWER TRANSISTORS

NEW PRODUCT

◆ Surface Mount Device

For quantities greater than listed, call for quote.

MOUSER STOCK NO.	Mfr. Part No.	Package	V_{CEO} (V)	I_C Max. (A)	h_{FE} Max. (mA)	h_{FE} @ I_C (A)	Price Each 1	25	100	250
NPN										
◆ 512—KSH200TF		TO-252	25	5.0	180	2	.62	.417	.358	.32
512—MJE200STU		TO-126	25	5.0	180	2	.28	.244	.213	.163
512—KSD882YS		TO-126	30	3.0	320	1	.33	.285	.212	.163
512—KSD882YSTU		TO-126	30	3.0	320	1	.33	.285	.212	.163
512—BD1356STU		TO-126	45	1.5	100	0.15	.32	.285	.257	.163
512—KSD2012GTU		TO-220F	60	3.0	320	0.5	.57	.433	.354	.278
512—KSD880O		TO-220	60	3.0	120	0.5	.58	.515	.449	.391
512—MJE181STU		TO-126	60	3.0	250	0.1	.28	.244	.224	.163
512—MJE3055TTU		TO-220	60	10.0	100	4	.61	.537	.469	.407
512—BD1396STU		TO-126	80	1.5	100	0.15	.32	.285	.257	.163
512—BD13916STU		TO-126	80	1.5	250	0.15	.41	.353	.257	.193
512—MJE182STU		TO-126	80	3.0	250	0.1	.28	.244	.224	.163
512—KSH29CTF		TO-251	100	1.0	75	1	.67	.449	.389	.348
512—TIP29C		TO-220	100	1.0	75	1	.49	.411	.354	.317
512—BD239C		TO-220	100	2.0	----	0.2	.57	.503	.452	.325
512—BD241CTU		TO-220	100	3.0	----	1	.64	.578	.525	.369
512—TIP41C		TO-220	100	6.0	75	3	.59	.492	.425	.379
512—KSC2334YTU		TO-220	100	7.0	240	3	1.01	.845	.61	.488
512—KSC3296YTU		TO-220F	150	1.5	140	0.5	.52	.407	.327	.257
512—BU407		TO-220	150	7.0	----	----	.67	.621	.568	.477
512—KSC2690AYS		TO-126	160	1.2	320	0.3	.41	.336	.257	.193
512—KSC3503DSTU		TO-126	300	0.1	120	0.01	.31	.255	.201	.142
512—MJE340STU		TO-126	300	0.5	240	0.05	.48	.406	.331	.274
PNP										
◆ 512—MJD210TF		TO-252	25	5.0	180	2	.47	.407	.369	.307
512—KSB772YS		TO-126	30	3.0	320	1	.34	.285	.224	.163
512—KSB772YSTU		TO-126	30	3.0	320	1	.34	.285	.224	.163
512—TIP42		TO-220	40	6.0	75	3	.59	.493	.426	.38
512—BD13610STU		TO-126	45	1.5	160	0.15	.34	.305	.269	.172
512—BD13616S		TO-126	45	1.5	250	0.15	.34	.305	.269	.172
512—BD13616STU		TO-126	45	1.5	250	0.15	.34	.305	.269	.172
512—BD438STU		TO-220	45	4.0	----	0.01	.48	.428	.383	.253
512—BD675AS		TO-126	45	4.0	----	2	.62	.46	.394	.332
512—MJE800STU		TO-126	60	4.0	----	1.5	.62	.46	.394	.332
◆ 512—MJD2955TF		TO-252	60	10.0	100	4	.49	.407	.316	.232
512—MJE2955TTU		TO-220	60	10.0	100	4	.60	.532	.464	.403
512—BD14010STU		TO-126	80	1.5	160	0.15	.34	.305	.269	.172
512—BD14016S		TO-126	80	1.5	250	0.15	.34	.305	.269	.172
512—BD14016STU		TO-126	80	1.5	250	0.15	.43	.358	.292	.242
512—BD238STU		TO-126	80	2.0	----	0.15	.39	.336	.302	.193
512—MJE172STU		TO-126	80	3.0	250	0.1	.30	.268	.235	.182
◆ 512—MJD45H11TF		TO-252	80	8.0	----	2	.72	.621	.482	.418
◆ 512—MJD45H11TM		TO-252	80	8.0	----	2	.64	.471	.366	.36
512—TIP32CTU		TO-220	100	3.0	50	3	.60	.444	.381	.33
512—BD244C		TO-220	100	6.0	----	0.3	.71	.621	.525	.379
512—BDX53C		TO-220	100	8.0	----	3	.66	.592	.516	.448
512—KSA1220AYS		TO-126	160	1.2	320	0.3	.40	.346	.302	.203
512—KSA1381ESTU		TO-126	300	0.1	200	0.01	.29	.264	.234	.152
512—MJE350STU		TO-126	300	0.5	240	0.05	.60	.471	.324	.269

DARLINGTON POWER TRANSISTORS

◆ Surface Mount Device

For quantities greater than listed, call for quote.

MOUSER STOCK NO.	Mfr. Part No.	Package	V_{CEO} (V)	I_C Max. (A)	h_{FE} Max. (mA)	h_{FE} @ I_C (A)	Price Each 1	25	100	250
NPN										
512—TIP122TU		TO-220	100	5.0	----	0.5	.70	.61	.469	.407
512—TIP122		TO-220	100	5.0	----	0.5	.71	.61	.473	.411
512—TIP127TU		TO-220	100	5.0	----	0.5	.70	.567	.402	.36
◆ 512—KSH127TF		TO-252	100	8.0	12000	4	.65	.524	.377	.336
◆ 512—FJB102TM		TO-263	100	8.0	20000	3	1.13	.892	.804	.70
512—TIP102		TO-220	100	8.0	20000	3	.91	.795	.735	.632
512—BDX33C		TO-220	100	10.0	----	4	.97	.851	.786	.676
512—TIP142T		TO-220	100	10.0	----	5	1.41	1.23	1.13	.979
PNP										
512—TIP127		TO-220	100	5.0	----	0.5	.59	.491	.424	.379
512—TIP107		TO-220	100	8.0	20000	3	.82	.728	.559	.485
512—BDX34C		TO-220	100	10.0	----	4	.76	.672	.586	.509
512—TIP147T		TO-220	100	10.0	----	5	1.03	.897	.829	.714
512—BDW94C		TO-220	100	12.0	20000	5	.80	.714	.623	.54

SWITCHING POWER TRANSISTORS

NEW PRODUCT

◆ Surface Mount Device

For quantities greater than listed, call for quote.

MOUSER STOCK NO.	Mfr. Part No.	Package	V_{CEO} (V)	I_C Max. (A)	h_{FE} Max. (mA)	h_{FE} @ I_C (A)	Price Each 1	25	100	250
NPN										
512—KSE44H11TU		TO-220	80	10.0	----	2	.78	.602	.524	.457
512—KSC2752OSTU		TO-126	400	0.5	80	0.05	.38	.316	.235	.172
512—KSE13003H2ASTU		TO-126	400	1.5	21	0.5	.40	.332	.246	.188
512—FJN3303FBU		TO-92	400	1.5	23	0.5	.43	.246	.186	.132
512—KSC2333YTU		TO-220	400	2.0	80	0.1	.60	.431	.345	.297
512—FJE5304DTU		TO-126	400	4.0	40	2	.61	.447	.384	.333
512—FJA13009TU		TO-3P	400	12.0	40	5	1.39	1.10	.972	.853
512—FJP13009TU		TO-220	400	12.0	40	5	.98	.781	.685	.599
512—BUT11A		TO-220	450	5.0	----	----	1.27	1.10	.927	.669
512—FJPF5021OTU		TO-220F	500	5.0	50	0.6	.57	.505	.479	.414
PNP										
512—D45H11		TO-220	80	10.0	----	2	.95	.792	.643	.482
512—KSA1156YS		TO-126	400	0.5	200	0.1	.39	.332	.305	.202

AUDIO AND CAR AMPLIFIER TRANSISTORS

◆ Surface Mount Device ✻ Kinked Leads

For quantities greater than listed, call for quote.

MOUSER STOCK NO.	Mfr. Part No.	Package	V_{CEO} (V)	I_C Max. (A)	h_{FE} Max. (mA)	h_{FE} @ I_C (A)	Price Each 1	25	100	250
NPN										
512—PN2222ANLBU		TO-92-3	40	1.0	300	0.5	.23	.182	.134	.078
◆ 512—BC81725MTF		SOT-23-3	45	0.8	630	0.5	.13	.075	.074	.049
◆ 512—BC81740MTF		SOT-23-3	45	0.8	630	0.5	.21	.193	.142	.085
512—FJA4310OTU		TO-3PN	140	10.0	180	3	1.51	1.35	1.21	1.08
512—FJL4315OTU		TO-264	230	15.0	55	1	2.25	2.00	1.81	1.61
512—FJA4313OTU		TO-3PN	250	17.0	160	1	1.66	1.33	1.16	1.02
512—2SC5200OTU		TO-3P	250	17.0	160	1	2.78	2.25	2.02	1.80
PNP										
✻ 512—BC560CTA		TO-92-3	45	0.1	800	0.1	.12	.086	.061	.035
◆ 512—BC80725MTF		SOT-23-3	45	0.8	630	0.5	.21	.193	.142	.085
◆ 512—BC80740MTF		SOT-23-3	45	0.8	630	0.5	.12	.086	.071	.062
512—FJA4210OTU		TO-3PN	140	10.0	140	3	1.68	1.36	1.21	1.08
512—FJL4215OTU		TO-264	230	15.0	160	1	2.49	2.23	2.01	1.79
512—FJA4213OTU		TO-3PN	230	15.0	160	1	1.85	1.49	1.34	1.19
512—2SA1943OTU		TO-3P	250	17.0	160	1	2.78	2.25	2.02	1.80

GENERAL PURPOSE SMALL SIGNAL TRANSISTORS

◆ Surface Mount Device ✻ Kinked Leads

For quantities greater than listed, call for quote.

MOUSER STOCK NO.	Mfr. Part No.	Package	V_{CEO} (V)	I_C Max. (A)	h_{FE} Max. (mA)	h_{FE} @ I_C (A)	Price Each 1	25	100	250
NPN										
◆ 512—BSV52		SOT-23	12	0.2	120	0.01	.19	.17	.126	.074
◆ 512—MMBT2369		SOT-23	15	0.2	120	0.01	.06	.061	.04	.033
◆ 512—MMBT2369A		SOT-23-3	15	0.2	120	0.01	.12	.071	.059	.042
◆ 512—MMBT3646		SOT-23	15	0.3	120	0.03	.06	.054	.04	.033
◆ 512—BCP68		SOT-223	20	1.0	375	0.5	.30	.274	.234	.152
◆ 512—MMBT5089		SOT-23	25	0.1	1200	0.1	.13	.086	.071	.056
◆ 512—MMBT4124		SOT-23	25	0.2	360	0.002	.06	.061	.033	.03
◆ 512—BC81816MTF		SOT-23	25	0.8	250	0.1	.06	.061	.044	.033
◆ 512—KSC3265YMTF		SOT-23	25	0.8	320	0.1	.08	.064	.054	.043
512—SS8050BBU		TO-92-3	25	1.5	160	0.1	.06	.054	.041	.037
✻ 512—SS8050CTA		TO-92-3	25	1.5	200	0.1	.06	.054	.035	.032
512—SS8050CBU		TO-92-3	25	1.5	200	0.1	.05	.043	.037	.033
512—SS8050DBU		TO-92-3	25	1.5	300	0.1	.05	.043	.037	.033
✻ 512—SS8050DTA		TO-92-3	25	1.5	300	0.1	.08	.064	.041	.036
512—SS8550DBU		TO-92-3	25	1.5	300	0.1	.05	.043	.039	.034
◆ 512—FZT649		SOT-223	25	3.0	300	1	.42	.351	.303	.271
512—BC548BU		TO-92-3	30	0.1	450	0.002	.20	.161	.12	.071
✻ 512—BC549BTA		TO-92-3	30	0.1	450	0.002	.11	.064	.044	.029
✻ 512—BC549BTF		TO-92-3	30	0.1	450	0.002	.20	.161	.12	.071
◆ 512—BC848BMTF		SOT-23	30	0.1	450	0.002	.06	.061	.044	.033
✻ 512—BC548CTA		TO-92-3	30	0.1	800	0.002	.08	.064	.044	.029
✻ 512—BC549CTA		TO-92-3	30	0.1	800	0.002	.08	.064	.044	.029
◆ 512—BC848CMTF		SOT-23	30	0.1	800	0.002	.10	.081	.061	.041
512—2N5088BU		TO-92-3	30	0.1	900	0.0001	.10	.086	.066	.046
✻ 512—2N5088TA		TO-92-3	30	0.1	900	0.0001	.09	.075	.056	.042
✻ 512—2N5088TAR		TO-92-3	30	0.1	900	0.0001	.09	.075	.056	.042
✻ 512—2N5088TF		TO-92-3	30	0.1	900	0.0001	.20	.161	.12	.071
◆ 512—MMBT5088		SOT-23-3	30	0.1	900	0.0001	.12	.071	.066	.045
512—PN2222BU		TO-92-3	30	0.6	300	0.15	.11	.086	.071	.049
✻ 512—PN2222TA		TO-92-3	30	0.6	300	0.15	.11	.054	.042	.027
✻ 512—PN2222TF		TO-92-3	30	0.6	300	0.15	.06	.055	.043	.027
◆ 512—FMMT449		SSOT-3	30	1.0	300	0.5	.13	.111	.101	.089
512—KSC2328AYBU		TO-92S	30	2.0	320	0.5	.14	.122	.089	.066
512—KSC2328AYTA		TO-92S	30	2.0	320	0.5	.33	.255	.194	.137
512—2N3904BU		TO-92-3	40	0.2	300	0.01	.11	.075	.055	.036
✻ 512—2N3904TA		TO-92-3	40	0.2	300	0.01	.08	.054	.036	.028
✻ 512—2N3904TAR		TO-92-3	40	0.2	300	0.01	.19	.15	.112	.066
✻ 512—2N3904TF		TO-92-3	40	0.2	300	0.01	.13	.054	.02	.019
✻ 512—2N3904TFR		TO-92-3	40	0.2	300	0.01	.13	.054	.02	.019
◆ 512—BSR17A		SOT-23	40	0.2	300	0.01	.08	.064	.054	.04
◆ 512—FJX3904TF		SOT-323	40	0.2	300	0.01	.08	.071	.056	.044
◆ 512—KST3904MTF		SOT-23	40	0.2	300	0.01	.08	.064	.047	.035
◆ 512—MMBT3904		SOT-23	40	0.2	300	0.01	.04	.037	.032	.027
◆ 512—MMBT3904T		SOT-523F	40	0.2	300	0.01	.26	.189	.147	.092
◆ 512—MMBT3904D87Z		SOT-23-3	40	0.2	300	0.01	.10	.075	.05	.032
◆ 512—PZT3904		SOT-223	40	0.2	300	0.01	.55	.385	.254	.184
◆ 512—MMBT4400		SOT-23	40	0.6	150	0.15	.06	.054	.04	.033
512—2N4401BU		TO-92-3	40	0.6	300	0.15	.20	.181	.134	.079
✻ 512—2N4401TA		TO-92-3	40	0.6	300	0.15	.06	.054	.043	.028
✻ 512—2N4401TAR		TO-92-3	40	0.6	300	0.15	.21	.203	.132	.077
✻ 512—2N4401TF		TO-92-3	40	0.6	300	0.15	.12	.096	.058	.033
✻ 512—2N4401TFR		TO-92-3	40	0.6	300	0.15	.20	.181	.134	.079
◆ 512—FJX2222ATF		SOT-323	40	0.6	300	0.15	.09	.075	.059	.047
✻ 512—KSP2222ABU		TO-92-3	40	0.6	300	0.15	.21	.203	.132	.077
✻ 512—KSP2222ATA		TO-92-3	40	0.6	300	0.15	.08	.064	.048	.04
✻ 512—KSP2222ATF		TO-92-3	40	0.6	300	0.15	.08	.064	.048	.04
◆ 512—KST2222AMTF		SOT-23	40	0.6	300	0.15	.06	.061	.044	.033
◆ 512—MMBT4401		SOT-23	40	0.6	300	0.15	.20	.18	.133	.078
◆ 512—MMBT2222AT		SOT-523F	40	0.6	----	0.0001	.27	.199	.155	.097
◆ 512—BSR14		SOT-23	40	0.8	300	0.15	.19	.171	.127	.075
512—TIP29		TO-220	40	1.0	75	1	.55	.456	.393	.351
◆ 512—MMBT2222A		SOT-23	40	1.0	300	0.15	.18	.159	.118	.07
◆ 512—MMBT2222AD87Z		SOT-23-3	40	1.0	300	0.15	.23	.182	.134	.078
512—PN2222ABU		TO-92-3	40	1.0	300	0.15	.20	.181	.134	.079
✻ 512—PN2222ATA		TO-92-3	40	1.0	300	0.15	.11	.054	.043	.028
✻ 512—PN2222ATF		TO-92-3	40	1.0	300	0.15	.11	.054	.042	.027
✻ 512—PN2222ATFR		TO-92-3	40	1.0	300	0.15	.20	.181	.134	.079
◆ 512—PZT2222A		SOT-223	40	1.0	300	0.15	.55	.385	.255	.186
512—SS9014ABU		TO-92-3	45	0.1	150	0.001	.06	.061	.044	.033
✻ 512—BC547ATA		TO-92-3	45	0.1	220	0.002	.06	.054	.035	.024
◆ 512—BC847AMTF		SOT-23	45	0.1	220	0.002	.06	.061	.044	.033
512—SS9014BBU		TO-92-3	45	0.1	300	0.001	.06	.061	.044	.033

© Copyright 2013 Mouser Electronics

© Copyright 2013 Mouser Electronics

FAIRCHILD Small Signal Transistors

Products may be RoHS compliant. Check mouser.com for RoHS status.

FAIRCHILD SEMICONDUCTOR

GENERAL PURPOSE SMALL SIGNAL TRANSISTORS (CONT.)

♦ Surface Mount Device

✻ Kinked Leads

For quantities greater than listed, call for quote.

MOUSER STOCK NO. Mfr.	Mfr. Part No.	Package	V_{CEO} (V)	I_C Max. (A)	h_{FE} Max. (mA)	h_{FE} @ I_C (A)	Price Each 1	25	100	250
NPN (Cont.)										
512	BC547B	TO-92-3	45	0.1	450	0.002	.24	.203	.126	.09
512	BC547BBU	TO-92-3	45	0.1	450	0.002	.06	.054	.043	.035
✻ 512	BC547BTA	TO-92-3	45	0.1	450	0.002	.12	.086	.064	.037
✻ 512	BC547BTF	TO-92-3	45	0.1	450	0.002	.08	.064	.044	.029
♦ 512	BC847BMTF	SOT-23	45	0.1	450	0.002	.10	.061	.052	.044
512	BC847BS	SC-70-6	45	0.1	450	0.002	.21	.194	.168	.123
512	BC547CBU	TO-92-3	45	0.1	800	0.002	.06	.054	.045	.036
♦ 512	BC547CTA	TO-92-3	45	0.1	800	0.002	.20	.161	.12	.071
512	BC550CBU	TO-92-3	45	0.1	800	0.002	.05	.043	.035	.024
♦ 512	BC550CTA	TO-92-3	45	0.1	800	0.002	.08	.064	.044	.029
♦ 512	BC847CMTF	SOT-23	45	0.1	800	0.002	.10	.075	.063	.042
♦ 512	BC850CMTF	SOT-23	45	0.1	800	0.002	.06	.054	.044	.033
♦ 512	MMBT5962	SOT-23	45	0.1	1400	0.01	.08	.064	.054	.043
♦ 512	BCX70H	SOT-23	45	0.2	310	0.002	.08	.064	.047	.035
♦ 512	BCX70J	SOT-23	45	0.2	460	0.002	.08	.064	.047	.035
♦ 512	BC847S	SC70-6	45	0.2	630	0.002	.21	.203	.175	.128
♦ 512	BCX70K	SOT-23	45	0.2	630	0.002	.08	.064	.047	.035
♦ 512	BCW71	SOT-23	45	0.5	220	0.002	.06	.061	.044	.033
♦ 512	MMBT100	SOT-23	45	0.5	450	0.01	.06	.063	.046	.034
♦ 512	BCX19	SOT-23	45	0.5	600	0.1	.10	.091	.066	.056
512	BC33716BU	TO-92-3	45	0.8	250	0.1	.06	.054	.047	.035
✻ 512	BC33716TA	TO-92-3	45	0.8	250	0.1	.25	.203	.147	.086
♦ 512	BC81716MTF	SOT-23	45	0.8	250	0.1	.06	.054	.043	.033
512	BC33725BU	TO-92-3	45	0.8	400	0.1	.06	.054	.047	.035
✻ 512	BC33725TA	TO-92-3	45	0.8	400	0.1	.13	.107	.065	.044
✻ 512	BC33725TAR	TO-92-3	45	0.8	400	0.1	.08	.064	.052	.04
512	BC33740BU	TO-92-3	45	0.8	630	0.1	.06	.054	.049	.036
✻ 512	BC33740TA	TO-92-3	45	0.8	630	0.1	.23	.198	.147	.087
♦ 512	BCW66G	SOT-23	45	1.0	400	0.1	.09	.075	.059	.047
512	BD13516S	TO-126	45	1.5	250	0.15	.32	.285	.257	.163
512	BD13516STU	TO-126	45	1.5	250	0.15	.34	.30	.277	.175
♦ 512	BCP54	SOT-223	45	1.5	250	0.15	.29	.246	.224	.152
512	BD437S	TO-126	45	4.0	130	0.01	.47	.417	.376	.244
♦ 512	KSC1623GMTF	SOT-23	50	0.1	400	0.001	.08	.064	.047	.035
512	2N5210BU	TO-92-3	50	0.1	600	0.1	.11	.075	.055	.036
✻ 512	2N5210TA	TO-92-3	50	0.1	600	0.1	.20	.161	.12	.071
✻ 512	KSC945CYTA	TO-92-3	50	0.15	240	0.001	.11	.054	.043	.033
512	KSC945YBU	TO-92-3	50	0.15	240	0.001	.06	.061	.044	.033
✻ 512	KSC1815YTA	TO-92-3	50	0.15	240	0.002	.09	.075	.056	.042
512	KSC945CGBU	TO-92-3	50	0.15	400	0.001	.06	.061	.044	.033
✻ 512	KSC945CGTA	TO-92-3	50	0.15	400	0.001	.20	.161	.12	.071
✻ 512	KSC945GTA	TO-92-3	50	0.15	400	0.001	.11	.054	.043	.033
♦ 512	MMBT5210	SOT-23	50	0.5	600	0.1	.06	.061	.045	.033
♦ 512	MMBT6428	SOT-23	50	0.5	650	0.1	.12	.071	.066	.045
♦ 512	MMBT2484	SOT-23	60	0.1	500	0.01	.06	.061	.04	.033
♦ 512	BCV71	SOT-23	60	0.5	220	0.002	.06	.061	.04	.021
✻ 512	MPSA05RA	TO-92-3	60	0.5	----	0.01	.13	.118	.095	.083
✻ 512	KSP05TA	TO-92-3	60	0.5	----	0.1	.26	.225	.131	.081
512	TIP29A	TO-220	60	1.0	75	1	.49	.411	.354	.317
512	KSD1616AGBU	TO-92-3	60	1.0	400	0.1	.19	.128	.096	.054
✻ 512	KSD1616AGTA	TO-92-3	60	1.0	400	0.1	.05	.051	.047	.044
✻ 512	KSD1616ALTA	TO-92-3	60	1.0	600	0.1	.11	.05	.046	.043
512	BD13716STU	TO-126	60	1.5	250	0.15	.34	.30	.277	.175
♦ 512	BCP55	SOT-223	60	1.5	250	0.15	.39	.321	.236	.233
♦ 512	FSB560A	SSOT-3	60	2.0	550	0.5	.20	.193	.179	.156
512	TIP31A	TO-220	60	3.0	50	3	.61	.492	.352	.315
♦ 512	NZT560A	SOT-223	60	3.0	550	0.5	.42	.348	.30	.268
♦ 512	NZT651	SOT-223	60	4.0	----	0.05	.63	.535	.454	.382
512	TIP41A	TO-220	60	6.0	75	3	.60	.496	.429	.382
512	D44H8	TO-220	60	8.0	----	2	1.52	.931	.846	.803
♦ 512	MJD3055TF	TO-252-2	60	10.0	100	4	.59	.439	.364	.244
512	BC546ABU	TO-92-3	65	0.1	220	0.002	.06	.054	.043	.035
512	BC546ATA	TO-92-3	65	0.1	220	0.002	.20	.161	.12	.071
✻ 512	BC546BTA	TO-92-3	65	0.1	450	0.002	.20	.161	.12	.071
✻ 512	BC546BTF	TO-92-3	65	0.1	450	0.002	.20	.161	.12	.071
512	BC556BTFR	TO-92-3	65	0.1	450	0.002	.21	.171	.127	.075
♦ 512	BC846BMTF	SOT-23	65	0.1	450	0.002	.18	.161	.108	.064
♦ 512	BC856BMTF	SOT-23-3	65	0.1	450	0.002	.20	.193	.124	.073
♦ 512	BC546CTA	TO-92-3	65	0.1	800	0.002	.20	.161	.12	.071
♦ 512	BC846CMTF	SOT-23-3	65	0.1	800	0.002	.06	.061	.044	.033
512	BC856CMTF	SOT-23	65	0.1	800	0.002	.06	.061	.045	.033
♦ 512	BSS64	SOT-23	80	0.2	----	0.01	.10	.086	.071	.047
♦ 512	KSP06TA	TO-92-3	80	0.5	----	0.01	.26	.171	.131	.081
♦ 512	KST06MTF	SOT-23	80	0.5	----	0.01	.24	.203	.118	.074
♦ 512	MMBTA06	SOT-23	80	0.5	----	0.01	.20	.163	.086	.068
♦ 512	MMBTA56	SOT-23	80	0.5	----	0.01	.19	.144	.104	.09
♦ 512	MPSA06RA	TO-92-3	80	0.5	----	0.01	.47	.268	.203	.143
♦ 512	PZTA06	SOT-223	80	0.5	----	0.01	.29	.257	.225	.169
♦ 512	PZTA56	SOT-223	80	0.5	----	0.01	.21	.193	.178	.144
✻ 512	BC63916D74Z	TO-92-3	80	1.0	250	0.15	.14	.126	.104	.08
512	TN4033A	TO-226	80	1.0	300	0.5	.25	.225	.209	.179
512	TN6717A	TO-226	80	1.2	250	0.25	.26	.235	.219	.179
♦ 512	BCP53	SOT-223-4	80	1.2	250	0.5	.30	.274	.234	.152
♦ 512	BCP56	SOT-223	80	1.2	250	0.5	.44	.373	.304	.253
512	BD13910S	TO-126	80	1.5	160	0.15	.32	.285	.257	.163
512	BD13910STU	TO-126	80	1.5	160	0.15	.33	.289	.27	.17
512	BD13916S	TO-126	80	1.5	250	0.15	.32	.285	.257	.163
512	BD237STU	TO-126	80	2.0	----	0.15	.39	.336	.302	.193
512	TIP41B	TO-220	80	6.0	75	3	.60	.496	.429	.382

© Copyright 2013 Mouser Electronics

GENERAL PURPOSE SMALL SIGNAL TRANSISTORS (CONT.)

♦ Surface Mount Device

✻ Kinked Leads

For quantities greater than listed, call for quote.

MOUSER STOCK NO. Mfr.	Mfr. Part No.	Package	V_{CEO} (V)	I_C Max. (A)	h_{FE} Max. (mA)	h_{FE} @ I_C (A)	Price Each 1	25	100	250
NPN (Cont.)										
♦ 512	MJD44H11TM	TO-252	80	8.0	----	2	.71	.535	.407	.401
♦ 512	KSH44H11TF	TO-252	80	8.0	----	2	.91	.77	.553	.455
♦ 512	KSH44H11TM	TO-252	80	8.0	----	2	.82	.685	.502	.412
512	KSE44H11	TO-220	80	10	----	2	.77	.663	.567	.469
♦ 512	BSS63	SOT-23	100	0.2	----	0.025	.09	.081	.066	.044
512	TIP30C	TO-220	100	1.0	75	1	.51	.429	.37	.33
512	KSH31CTF	TO-252	100	3.0	50	3	.52	.434	.376	.335
♦ 512	MJD32CTF	TO-252-2	100	3.0	50	3	.54	.443	.382	.341
512	TIP32C	TO-220	100	3.0	50	3	.50	.419	.362	.323
512	TIP31C	TO-220	100	3.0	50	3	.59	.471	.337	.302
512	TIP31CTU	TO-220	100	3.0	50	3	.61	.447	.384	.333
512	BD243C	TO-220	100	6.0	----	0.3	1.18	1.04	.825	.724
512	BD243C	TO-220	100	6.0	75	3	1.18	1.04	.825	.724
512	TIP42C	TO-220	100	6.0	75	3	.59	.491	.424	.379
♦ 512	FJV992PMTF	SOT-23	120	0.05	400	0.01	.08	.064	.054	.035
♦ 512	FJV992FMTF	SOT-23	120	0.05	600	0.01	.08	.064	.054	.035
512	KSA992FBU	TO-92-3	120	0.05	600	0.01	.06	.054	.05	.033
✻ 512	KSA992FTA	TO-92-3	120	0.05	600	0.01	.08	.056	.052	.04
✻ 512	KSC1845FTA	TO-92-3	120	0.05	600	0.01	.21	.182	.132	.077
♦ 512	FJV1845FMTF	SOT-23	120	0.05	1200	0.001	.06	.061	.045	.033
512	KSA916YTA	TO-92S	120	0.8	240	0.01	.17	.15	.138	.101
♦ 512	KST5550MTF	SOT-23	140	0.6	250	0.01	.23	.182	.137	.08
♦ 512	MMBT5550	SOT-23	140	0.6	250	0.01	.08	.064	.054	.043
♦ 512	MMBT5401	SOT-23	150	0.6	240	0.01	.12	.064	.061	.042
512	KSC2073TU	TO-220	150	1.5	140	0.5	.58	.483	.416	.371
512	2N5551BU	TO-92-3	160	0.6	250	0.01	.04	.041	.033	.03
✻ 512	2N5551TA	TO-92-3	160	0.6	250	0.01	.06	.054	.04	.035
✻ 512	2N5551TF	TO-92-3	160	0.6	250	0.01	.05	.05	.033	.03
✻ 512	2N5551TFR	TO-92-3	160	0.6	250	0.01	.21	.171	.127	.075
♦ 512	FMB5551	SSOT-6	160	0.6	250	0.01	.20	.183	.168	.142
♦ 512	KST5551MTF	SOT-23	160	0.6	250	0.01	.08	.071	.044	.033
♦ 512	MMBT5551	SOT-23	160	0.6	250	0.01	.14	.086	.08	.054
512	KSC2383OTA	TO-92S	160	1.0	200	0.2	.40	.31	.235	.167
512	KSA1013YBU	TO-92S	160	1.0	320	0.2	.47	.278	.218	.159
512	KSC2383YTA	TO-92S	160	1.0	320	0.2	.18	.167	.149	.111
512	KSA1013YTA	TO-92S	160	1.0	320	0.2	.20	.182	.158	.119
512	KSC2690AYSTU	TO-126	160	1.2	320	0.3	.47	.393	.321	.266
♦ 512	KST43MTF	SOT-23	200	0.5	----	0.001	.06	.061	.05	.041
512	BU406	TO-220	200	7.0	----	----	.79	.70	.611	.531
512	BU406TU	TO-220	200	7.0	----	----	.70	.614	.536	.465
512	TIP47	TO-220	250	1.0	150	0.3	.58	.484	.417	.372
♦ 512	MMBTA42	SOT-23	300	0.5	----	0.01	.21	.116	.109	.076
512	MPSA42	TO-92-3	300	0.5	----	0.01	.30	.246	.128	.098
♦ 512	PZTA42	SOT-223	300	0.5	----	0.01	.38	.311	.255	.211
✻ 512	KSP42TA	TO-92-3	300	0.5	----	0.01	.13	.086	.073	.047
♦ 512	KST42MTF	SOT-23	300	0.5	----	0.01	.13	.081	.076	.05
512	TIP48	TO-220	300	1.0	150	0.3	.43	.37	.321	.234
512	2N6517BU	TO-92-3	350	0.5	200	0.03	.08	.064	.058	.044
✻ 512	2N6517TA	TO-92-3	350	0.5	200	0.03	.08	.064	.041	.036
♦ 512	FJT44TF	SOT-223	400	0.3	200	0.01	.34	.289	.275	.207
✻ 512	KSP44TA	TO-92-3	400	0.3	200	0.01	.34	.256	.199	.125
✻ 512	KSP44TF	TO-92-3	400	0.3	200	0.01	.39	.257	.198	.124
✻ 512	2N6517CTA	TO-92-3	400	0.5	200	0.03	.06	.054	.046	.034
512	TIP50	TO-220	400	1.0	150	0.3	.56	.462	.399	.356
PNP										
♦ 512	MMBT3640	SOT-23	12	0.2	120	0.01	.65	.578	.444	.385
♦ 512	MMBT5771	SOT-23	15	0.2	120	0.01	1.58	1.32	1.06	.795
✻ 512	SS9012GTA	TO-92-3	20	0.5	202	0.05	.08	.064	.037	.034
♦ 512	BCP69	SOT-223	20	1.5	375	0.5	.30	.264	.235	.152
♦ 512	MMBT4126	SOT-23	25	0.2	360	0.002	.13	.075	.066	.046
♦ 512	BC80840MTF	SOT-23	25	0.8	630	0.1	.06	.063	.051	.034
512	SS8550BBU	TO-92-3	25	1.5	160	0.1	.08	.064	.058	.044
512	SS8550CBU	TO-92-3	25	1.5	200	0.1	.05	.043	.039	.034
✻ 512	SS8550DTA	TO-92-3	25	1.5	300	0.1	.11	.054	.044	.039
512	ZTX749	TO-226	25	2.0	300	1	.42	.349	.302	.269
♦ 512	FSB749	SSOT-3	25	3.0	300	1	.20	.183	.179	.146
♦ 512	FZT749	SOT-223	25	3.0	300	1	.35	.30	.275	.238
512	MJE210STU	TO-126	25	5.0	180	2	.28	.244	.213	.163
✻ 512	BC558BTA	TO-92-3	30	0.1	450	0.002	.06	.061	.033	.021
✻ 512	BC559BTA	TO-92-3	30	0.1	450	0.002	.08	.064	.041	.027
✻ 512	BC559CTA	TO-92-3	30	0.1	800	0.002	.08	.065	.042	.027
♦ 512	BC858CMTF	SOT-23	30	0.1	800	0.002	.06	.063	.051	.037
♦ 512	FMMT549	SSOT-3	30	1.0	300	0.5	.18	.161	.149	.105
512	KSA928AYTA	TO-92S	30	2.0	320	0.5	.16	.139	.12	.093
512	2N3906BU	TO-92-3	40	0.2	300	0.01	.09	.075	.059	.039
✻ 512	2N3906TA	TO-92-3	40	0.2	300	0.01	.21	.182	.131	.077
✻ 512	2N3906TAR	TO-92-3	40	0.2	300	0.01	.08	.064	.044	.032
✻ 512	2N3906TF	TO-92-3	40	0.2	300	0.01	.21	.193	.128	.076
✻ 512	2N3906TFR	TO-92-3	40	0.2	300	0.01	.09	.075	.054	.039
♦ 512	BSR18A	SOT-23	40	0.2	300	0.01	.08	.064	.047	.035
♦ 512	FJX3906TF	SOT-323	40	0.2	300	0.01	.08	.071	.056	.045
♦ 512	KST3906MTF	SOT-23	40	0.2	300	0.01	.08	.071	.044	.033
♦ 512	MMBT3906	SOT-23	40	0.2	300	0.01	.18	.15	.109	.064
♦ 512	PZT3906	SOT-223	40	0.2	300	0.01	.20	.183	.156	.134
♦ 512	FFB2222A	SC-70-6	40	0.5	300	0.15	.13	.111	.089	.083
512	2N4403BU	TO-92-3	40	0.6	300	0.15	.24	.214	.139	.082
✻ 512	2N4403TA	TO-92-3	40	0.6	300	0.15	.23	.203	.114	.072
✻ 512	2N4403TAR	TO-92-3	40	0.6	300	0.15	.06	.054	.043	.04
✻ 512	2N4403TF	TO-92-3	40	0.6	300	0.15	.24	.214	.139	.082

© Copyright 2013 Mouser Electronics

FAIRCHILD Small Signal Transistors

Products may be RoHS compliant. Check mouser.com for RoHS status.

FAIRCHILD SEMICONDUCTOR

GENERAL PURPOSE SMALL SIGNAL TRANSISTORS (CONT.)

◆ Surface Mount Device ✻Kinked Leads

For quantities greater than listed, call for quote.

MOUSER STOCK NO. Mfr.	Mfr. Part No.	Package	V_{CEO} (V)	I_C Max. (A)	h_{FE} Max. (mA)	h_{FE} @ I_C (A)	Price Each 1	25	100	250
PNP (Cont.)										
✻	512—2N4403TFR	TO-92-3	40	0.6	300	0.15	.12	.107	.057	.04
◆	512—MMBT4403	SOT-23	40	0.6	300	0.15	.20	.177	.131	.077
◆	512—BSR15	SOT-23	40	0.8	300	0.15	.08	.064	.047	.035
	512—PN2907BU	TO-92-3	40	0.8	300	0.15	.13	.111	.064	.047
	512—TIP32	TO-220	40	3.0	50	3	.64	.514	.369	.33
◆	512—FZT790A	SOT-223	40	3.0	800	0.01	.42	.348	.30	.268
✻	512—BC557ATA	TO-92-3	45	0.1	220	0.002	.08	.064	.041	.027
✻	512—BC557BTA	TO-92-3	45	0.1	450	0.002	.21	.171	.127	.075
✻	512—BC557BTF	TO-92-3	45	0.1	450	0.002	.21	.171	.127	.075
◆	512—BC857BMTF	SOT-23	45	0.1	450	0.002	.06	.061	.045	.033
◆	512—BC860BMTF	SOT-23	45	0.1	450	0.002	.06	.061	.045	.033
◆	512—BCX71J	SOT-23	45	0.1	460	0.002	.06	.061	.044	.033
	512—SS9014CBU	TO-92-3	45	0.1	1000	0.001	.06	.054	.043	.035
◆	512—MMBT200	SOT-23	45	0.5	450	0.01	.06	.054	.05	.041
	512—PN200A	TO-92-3	45	0.5	600	0.01	.38	.332	.188	.118
◆	512—BCX71K	SOT-23	45	0.5	630	0.002	.06	.061	.044	.033
✻	512—BC32716TA	TO-92-3	45	0.8	250	0.1	.08	.064	.047	.035
◆	512—BC80716MTF	SOT-23	45	0.8	250	0.1	.06	.061	.05	.033
	512—BC32725BU	TO-92-3	45	0.8	400	0.1	.06	.054	.047	.035
✻	512—BC32725TA	TO-92-3	45	0.8	400	0.1	.09	.075	.06	.045
◆	512—BCW68G	SOT-23	45	0.8	400	0.1	.13	.107	.082	.062
	512—BC32740BU	TO-92-3	45	0.8	630	0.1	.06	.054	.047	.035
✻	512—BC32740TA	TO-92-3	45	0.8	630	0.1	.11	.075	.06	.045
◆	512—BCP51	SOT-223	45	1.5	250	0.15	.31	.268	.247	.159
◆	512—MMBT5087	SOT-23	50	0.1	800	0.1	.13	.091	.061	.043
◆	512—FJX733YTF	SOT-323	50	0.15	240	0.001	.08	.071	.056	.044
✻	512—KSA733CYTA	TO-92-3	50	0.15	240	0.001	.06	.061	.041	.033
✻	512—KSA1015YTA	TO-92-3	50	0.15	240	0.002	.11	.064	.04	.026
	512—KSA733GBU	TO-92-3	50	0.15	400	0.001	.05	.05	.033	.03
✻	512—KSA733GTA	TO-92-3	50	0.15	400	0.001	.06	.061	.041	.033
✻	512—KSA1015GRTA	TO-92-3	50	0.15	400	0.002	.11	.064	.04	.026
◆	512—BCW89	SOT-23	60	0.5	260	2	.06	.061	.044	.033
◆	512—MMBTA55	SOT-23	60	0.5	----	0.1	.08	.064	.052	.047
✻	512—KSP2907ATA	TO-92-3	60	0.6	300	0.15	.06	.061	.041	.033
✻	512—KSP2907ATF	TO-92-3	60	0.6	300	0.15	.06	.061	.041	.033
◆	512—KST2907AMTF	SOT-23	60	0.6	300	0.15	.08	.071	.044	.033
	512—KSA931YTA	TO-92S	60	0.7	240	0.05	.13	.122	.101	.066
◆	512—MMBT2907A	SOT-23	60	0.8	300	0.15	.20	.177	.131	.077
◆	512—MMBT2907AD87Z	SOT-23-3	60	0.8	300	0.15	.21	.182	.131	.077
	512—PN2907ABU	TO-92-3	60	0.8	300	0.15	.12	.107	.07	.052
✻	512—PN2907ATAR	TO-92-3	60	0.8	300	0.15	.24	.193	.141	.083
✻	512—PN2907ATA	TO-92-3	60	0.8	300	0.15	.21	.192	.141	.083
✻	512—PN2907ATF	TO-92-3	60	0.8	300	0.15	.06	.056	.045	.037
✻	512—PN2907ATFR	TO-92-3	60	0.8	300	0.15	.11	.054	.044	.036
◆	512—PZT2907A	SOT-223	60	0.8	300	0.15	.21	.194	.168	.134
◆	512—BSR16	SOT-23	60	0.8	300	0.15	.11	.088	.079	.054
◆	512—BCP52	SOT-223	60	1.2	250	0.15	.32	.278	.25	.17
◆	512—FSB660A	SSOT-3	60	2.0	550	0.5	.21	.203	.19	.152
	512—MPS751	TO-92-3	60	2.0	----	0.05	.25	.214	.19	.142
	512—BD236STU	TO-126	60	2.0	----	0.15	.39	.336	.302	.193
	512—TIP32A	TO-220	60	3.0	50	3.0	.51	.429	.37	.33
	512—KSB1366GTU	TO-220F	60	3.0	320	0.5	.65	.472	.382	.33
◆	512—NZT660A	SOT-223	60	3.0	550	0.5	.42	.364	.325	.238
	512—BD440S	TO-126	60	4.0	140	0.01	.50	.428	.394	.257
◆	512—NZT751	SOT-223	60	4.0	----	0.05	.63	.535	.455	.383
	512—KSB1151YS	TO-126	60	5.0	400	2.0	.63	.535	.43	.36
	512—BC556ABU	TO-92-3	65	0.1	220	0.002	.08	.064	.055	.045
✻	512—BC556ATA	TO-92-3	65	0.1	220	0.002	.06	.061	.033	.021
✻	512—BC556BTA	TO-92-3	65	0.1	450	2.0	.21	.171	.127	.075
✻	512—BC640TA	TO-92-3	80	1.0	160	0.15	.08	.064	.047	.035
	512—TIP42CTU	TO-220	100	6.0	75	3.0	.74	.542	.464	.402
◆	512—FJX992TF	SOT-323	120	0.1	700	0.002	.27	.246	.138	.087
◆	512—KST5401MTF	SOT-23	150	0.5	240	0.01	.08	.071	.056	.045
◆	512—MMBT5401D87Z	SOT-23	150	0.6	240	0.01	.08	.064	.044	.033
	512—KSA940TU	TO-220	150	1.5	140	0.5	.66	.589	.529	.385
	512—KSA1142OSTU	TO-126	180	0.1	320	0.01	.29	.264	.234	.152
◆	512—MMBTA92	SOT-23	300	0.5	----	0.01	.31	.15	.134	.093
◆	512—PZTA92	SOT-223	300	0.5	----	0.01	.26	.234	.201	.152
✻	512—2N6520TA	TO-92-3	350	0.5	200	0.03	.08	.064	.056	.042
✻	512—KSP94TA	TO-92-3	400	0.3	300	0.01	.42	.278	.214	.134

DARLINGTON TRANSISTORS

◆ Surface Mount Device ✻Kinked Leads

For quantities greater than listed, call for quote.

MOUSER STOCK NO. Mfr.	Mfr. Part No.	Package	V_{CEO} (V)	I_C Max. (A)	h_{FE} Max. (mA)	h_{FE} @ I_C (A)	Price Each 1	25	100	250
NPN										
◆	512—BCV27	SOT-23	30	1.2	----	0.001	.10	.088	.075	.057
◆	512—MMBTA13	SOT-23	30	1.2	----	0.01	.24	.174	.136	.086
◆	512—MMBTA14	SOT-23	30	1.2	----	0.01	.11	.094	.076	.067
◆	512—MMBT6427	SOT-23	40	1.2	200000	0.1	.12	.102	.081	.073
	512—TN6725A	TO-226	50	1.2	40000	1.0	.39	.257	.257	.216
	512—TIP120	TO-220	60	5.0	----	0.5	.71	.61	.473	.411
	512—TIP120TU	TO-220	60	5.0	----	0.5	.64	.566	.494	.429
◆	512—MMBTA28	SSOT-3	80	0.8	----	0.01	.20	.164	.143	.111
◆	512—BSP52	SOT-223	80	0.8	----	0.15	.27	.258	.247	.182
	512—BD679ASTU	TO-126	80	4.0	----	2.0	.54	.446	.385	.343
	512—TIP121	TO-220	80	5.0	----	0.5	.64	.566	.494	.429
	512—MPSA29	TO-92-3	100	0.8	----	100	.47	.34	.203	.143
◆	512—NZT7053	SOT-223	100	1.5	20000	1.0	.56	.364	.299	.246
	512—TIP112	TO-220	100	2.0	----	1.0	.71	.61	.473	.411
◆	512—MJD122TF	TO-252	100	8.0	12000	4.0	.74	.492	.427	.381
	512—TIP142TTU	TO-220	100	10	----	5.0	1.41	1.23	1.13	.979

DARLINGTON TRANSISTORS (CONT.)

◆ Surface Mount Device ✻Kinked Leads

For quantities greater than listed, call for quote.

MOUSER STOCK NO. Mfr.	Mfr. Part No.	Package	V_{CEO} (V)	I_C Max. (A)	h_{FE} Max. (mA)	h_{FE} @ I_C (A)	Price Each 1	25	100	250
PNP										
✻	512—BC516D27Z	TO-92-3	30	1.0	----	0.02	.38	.274	.213	.134
◆	512—BCV26	SOT-23	30	1.2	----	0.001	.10	.095	.081	.062
◆	512—MMBTA63	SOT-23	30	1.2	----	0.01	.31	.225	.146	.105
◆	512—PZTA64	SOT-223	30	1.2	----	0.01	.24	.214	.199	.162
	512—BD676AS	TO-126	45	4.0	----	2.0	.60	.428	.362	.309
	512—TIP125	TO-220	60	5.0	----	0.5	.59	.491	.424	.379
	512—TIP125TU	TO-220	60	5.0	----	0.5	.71	.567	.406	.362
	512—BD680ASTU	TO-126	80	4.0	----	2.0	.60	.428	.362	.309
	512—TIP126	TO-220	80	5.0	----	0.5	.62	.514	.443	.396
◆	512—MJD117TF	TO-252	100	2.0	12000	2.0	.73	.51	.437	.378
◆	512—MJD127TF	TO-252	100	8.0	12000	4.0	.86	.597	.511	.442
	512—BDX54C	TO-220	100	8.0	----	3.0	.58	.515	.449	.391
	512—TIP147TU	TO-3PN	100	10	----	5.0	1.43	1.25	1.16	.997
	512—BDW94CFTU	TO-220F	100	12	20000	5.0	.75	.652	.565	.426

DUAL AND QUAD GENERAL PURPOSE TRANSISTORS

◆ Surface Mount Device

For quantities greater than listed, call for quote.

MOUSER STOCK NO. Mfr.	Mfr. Part No.	Package	V_{CEO} (V)	I_C Max. (A)	h_{FE} Max. (mA)	h_{FE} @ I_C (A)	Price Each 1	25	100	250
NPN Dual										
◆	512—FFB3904	SC-70-6	40	0.2	300	0.01	.50	.375	.221	.156
◆	512—FMB3904	SSOT-6	40	0.2	300	0.01	.17	.15	.147	.133
◆	512—FMB2222A	SC-70-6	40	0.5	300	0.15	.17	.142	.123	.117
NPN Quad										
◆	512—MMPQ2222	SOIC-16	30	0.5	----	0.01	.96	.76	.688	.617
◆	512—MMPQ3904	SOIC-16	40	0.2	300	0.01	1.67	1.48	1.20	1.03
◆	512—MMPQ2222A	SOIC-16	40	0.5	300	0.15	1.67	1.29	1.20	1.03
NPN/PNP Dual										
◆	512—FFB2227A	SC-70-6	30	0.5	----	1.0	.47	.342	.204	.144
◆	512—FMB2227A	SSOT-6	30	0.5	----	1.0	.57	.407	.263	.192
◆	512—FMB3946	SSOT-6	40	0.2	300	0.01	.18	.15	.146	.134
NPN/PNP Quad										
◆	512—MMPQ6700	SOIC-16	40	0.2	----	0.001	1.67	1.29	1.20	1.03
PNP Dual										
◆	512—FFB3906	SC-70-6	40	0.2	300	0.01	.14	.118	.117	.105
◆	512—FMB3906	SSOT-6	40	0.2	300	0.01	.20	.171	.155	.148
◆	512—BC857S	SC-70-6	45	0.2	630	0.002	.23	.203	.179	.134
◆	512—FFB2907A	SC-70-6	60	0.6	300	0.15	.13	.111	.089	.083
◆	512—FMB2907A	SSOT-6	60	0.6	300	0.15	.19	.163	.146	.139
PNP Quad										
◆	512—MMPQ3906	SOIC-16	40	0.2	----	0.01	1.50	1.27	1.06	.899
◆	512—MMPQ2907A	SOIC-16	60	0.6	300	0.15	1.67	1.48	1.20	1.03

DIGITAL TRANSISTORS

◆ Surface Mount Device

For quantities greater than listed, call for quote.

MOUSER STOCK NO. Mfr.	Mfr. Part No.	Package	V_{CEO} (V)	I_C Max. (A)	h_{FE} Max. (mA)	h_{FE} @ I_C (A)	Price Each 1	25	100	250
NPN										
◆	512—FJV3110RMTF	SOT-23	40	0.1	600	0.001	.29	.203	.123	.08
◆	512—FJV3102RMTF	SOT-23	50	0.1	----	0.005	.29	.203	.123	.08
◆	512—FJV3103RMTF	SOT-23	50	0.1	----	0.005	.29	.203	.123	.08
◆	512—FJV3101RMTF	SOT-23	50	0.1	----	0.01	.29	.203	.123	.08
	512—FJAF6810DTU	TO-3PF	750	10	----	1	1.82	1.42	1.33	1.20
	512—FJL6920TU	TO-3P	800	20	----	1	3.88	3.50	3.18	2.87
PNP										
◆	512—FJV4103RMTF	SOT-23	50	0.1	----	0.005	.31	.215	.132	.086
◆	512—FJV4104RMTF	SOT-23	50	0.1	----	0.005	.31	.214	.132	.086

RF SMALL SIGNAL TRANSISTORS

◆ Surface Mount Device

For quantities greater than listed, call for quote.

MOUSER STOCK NO. Mfr.	Mfr. Part No.	Package	V_{CEO} (V)	I_C Max. (A)	h_{FE} Max. (mA)	h_{FE} @ I_C (A)	Price Each 1	25	100	250
NPN										
◆	512—MMBT5179	SOT-23	12	0.05	250	0.003	.10	.093	.079	.06
◆	512—MMBT918	SOT-23	15	0.05	----	0.003	.30	.214	.139	.098
◆	512—MMBTH10	SOT-23-3	25	0.05	----	0.004	.10	.093	.079	.06
◆	512—KST10MTF	SOT-23	25	----	----	0.004	.05	.044	.037	.031
PNP										
	512—MMBTH81	SOT-23	20	0.05	----	0.005	.10	.088	.075	.057

© Copyright 2013 Mouser Electronics

© Copyright 2013 Mouser Electronics

INFINEON Intelligent Power Modules and Transistors

RoHS Compliant **This product is RoHS compliant.**

CIPOS™ INTELLIGENT POWER MODULES

CIPOS™ power modules increase energy efficiency and reliability of home appliance motors. The CIPOS™ modules incorporate a three-phase inverter power stage with a SOI (Silicon-On-Insulator) gate driver, boot strap diodes and capacitors, and auxiliary circuitry in a compact, high-performance, fully isolated package. Based on a combination of Infineon's leading-edge TRENCHSTOP™ IGBT (Insulated Gate Bipolar Transistor) and emitter controlled diode technology, they eliminate as many as 23 discrete components compared to a design based on discrete components. The CIPOS™ modules also offer the industry's lowest junction-to-case resistance, which increases output current by up to 20 percent compared to other available modules.

For quantities greater than listed, call for quote.

MOUSER STOCK NO.	Infineon Part No.	Package	V_{CES} (Min)(V)	Output Current (Max) (A)	Emitter Config.	P_{tot} (Max)(W)	Built-in Bootstrap	Built-in NTC	Built-in Rectifier	Fault Pin	Price Each			
											1	5	10	50
726-IGCM06B60GA	IGCM06B60GA	DIL Module	600	6	Closed	19	Yes	Yes	Yes	Yes	14.66	13.19	11.73	11.15
726-IGCM06F60GA	IGCM06F60GA	DIL Module	600	6	Open	23	Yes	Yes	No	Yes	12.82	11.53	10.25	9.75
641-IKCS08F60B2A	IKCS08F60B2A	PG-MSIP-20	600	8	Open	30	Yes	Yes	No	Yes	20.52	18.47	16.41	15.60
641-IKCS08F60B2C	IKCS08F60B2C	PG-MSIP-20	600	8	Open	30	Yes	Yes	No	Yes	20.52	18.47	16.41	15.60
641-IKCS08F60F2A	IKCS08F60F2A	PG-MSIP-20	600	8	Open	30	Yes	Yes	No	Yes	20.52	18.47	16.41	15.60
641-IKCS08F60F2C	IKCS08F60F2C	PG-MSIP-20	600	8	Open	30	Yes	Yes	No	Yes	20.52	18.47	16.41	15.60
726-IGCM10F60GA	IGCM10F60GA	DIL Module	600	10	Open	26	Yes	Yes	No	Yes	15.57	12.98	11.70	10.40
641-IKCS12F60B2A	IKCS12F60B2A	PG-MSIP-20	600	12	Open	35	Yes	Yes	No	Yes	20.95	18.85	16.76	15.92
641-IKCS12F60B2C	IKCS12F60B2C	PG-MSIP-20	600	12	Open	35	Yes	Yes	No	Yes	20.95	18.85	16.76	15.92
726-IKCS12F60EA	IKCS12F60EA	SIL Module	600	12	Open	35	Yes	No	No	Yes	20.95	18.85	16.76	15.92
641-IKCS12F60F2A	IKCS12F60F2A	PG-MSIP-20	600	12	Open	35	Yes	Yes	No	Yes	20.95	18.85	16.76	15.92
641-IKCS12F60F2C	IKCS12F60F2C	PG-MSIP-20	600	12	Open	35	Yes	Yes	No	Yes	20.95	18.85	16.76	15.92
641-IKCS12G60DA	IKCS12G60DA	PG-MSIP-19	600	12	Closed	35	Yes	Yes	No	Yes	21.53	19.57	17.61	16.64
726-IGCM15F60GA	IGCM15F60GA	DIL Module	600	15	Open	29	Yes	Yes	No	Yes	17.85	14.88	13.40	11.92
641-IKCS17F60B2A	IKCS17F60B2A	PG-MSIP-20	600	17	Open	52	Yes	Yes	No	Yes	22.23	20.01	17.78	16.90
641-IKCS17F60F2A	IKCS17F60F2A	PG-MSIP-20	600	17	Open	52	Yes	Yes	No	Yes	17.78	16.45	14.68	13.34
726-IGCM20F60GA	IGCM20F60GA	DIL Module	600	20	Open	33	Yes	Yes	No	Yes	21.30	17.77	16.01	14.23
641-IHCS22R60CE	IHCS22R60CE	PG-MSIP-17	600	22	Closed	65	Yes	Yes	No	Yes	30.71	27.91	25.11	23.72
641-IKCS22F60B2A	IKCS22F60B2A	PG-MSIP-20	600	22	Open	59	Yes	Yes	No	Yes	24.18	21.76	19.35	18.38
641-IKCS22F60F2A	IKCS22F60F2A	PG-MSIP-20	600	22	Open	59	Yes	Yes	No	Yes	24.18	21.76	19.35	18.38
641-IKCS22F60F2C	IKCS22F60F2C	PG-MSIP-20	600	22	Open	59	Yes	Yes	No	Yes	28.64	26.04	23.44	22.14

GENERAL PURPOSE TRANSISTORS

The Infineon General Purpose Transistors including Darlington, switching and high voltage transistors. They are available in various packages even in multichip- packages where also PNP & NPN combinations are available. Main packages are SOT-23, SOT-323, SOT-363, TSFP and TSLP. We deliver transistors with V_{CEO} up to 120V and I_C up to 1000mA. With our product portfolio we can cover nearly all applications in automotive, industry, consumer, communication and datacom.

AF Darlington Transistors

For quantities greater than listed, call for quote.

MOUSER STOCK NO.	Infineon Part No.	Package	Polarity Type	V_{CEO} (max)	I_C (max)	P_{tot} (max)	h_{FE}			Price Each			
							(min)	@ I_C	@ V_{CE}	1	10	100	500
726-SMBTA14E6327	SMBTA14E6327XT	SOT-23-3	NPN	30V	300mA	330mW	20000	100mA	5V	.60	.417	.255	.144
726-BCV47E6327	BCV47E6327XT	SOT-23-3	NPN	60V	500mA	360mW	10000	100mA	5V	.67	.449	.214	.116
726-BCV46E6327	BCV46E6327XT	SOT-23-3	PNP	60V	500mA	360mW	10000	100mA	5V	.77	.524	.246	.134

AF General Purpose Transistors

For quantities greater than listed, call for quote.

MOUSER STOCK NO.	Infineon Part No.	Package	Polarity Type	V_{CEO} (max)	I_C (max)	P_{tot} (max)	h_{FE}			Price Each			
							(min)	@ I_C	@ V_{CE}	1	10	100	500
726-BCX6825E6327	BCX6825E6327XT	SOT-89-4	NPN	20V	1A	3,000mW	160	500mA	1V	.54	.428	.321	.166
726-MMBT3904LT1	MMBT3904LT1XT	SOT-23-3	NPN	40V	200mA	330mW	100	10mA	1V	.15	.118	.079	.049
726-SMBT3904E6327	SMBT3904E6327XT	SOT-23-3	NPN	40V	200mA	330mW	100	10mA	1V	.43	.30	.128	.054
726-MMBT2222ALT1	MMBT2222ALT1XT	SOT-23-3	NPN	40V	600mA	330mW	100	150mA	10V	.54	.353	.154	.071
726-SMBT2222AE6327	SMBT2222AE6327XT	SOT-23-3	NPN	40V	600mA	330mW	100	150mA	10V	.54	.353	.154	.071
726-BC817K-16E6327	BC817K16E6327XT	SOT-323-3	NPN	45V	500mA	500mW	100	100mA	1V	.17	.128	.086	.037
726-BC817K-25E6327	BC817K25E6327XT	SOT-23-3	NPN	45V	500mA	500mW	160	100mA	1V	.43	.278	.122	.04
726-BC817K-40E6327	BC817K40E6327XT	SOT-23-3	NPN	45V	500mA	500mW	160	100mA	1V	.17	.128	.086	.037
726-BC847BE6327	BC847BE6327XT	SOT-23-3	NPN	45V	100mA	330mW	200	2mA	5V	.38	.248	.108	.037
726-BC850CE6327	BC850CE6327XT	SOT-23-3	NPN	45V	100mA	330mW	420	2mA	5V	.46	.30	.131	.042
726-BCP5416E6327	BCP5416E6327XT	SOT-223-4	NPN	45V	1A	1,500mW	100	150mA	2V	.39	.342	.31	.177
726-BCX5416E6327	BCX5416E6327XT	SOT-89-4	NPN	45V	1A	1,000mW	100	150mA	2V	.52	.41	.28	.129
726-BCX70KE6327	BCX70KE6327XT	SOT-23-3	NPN	45V	100mA	330mW	380	2mA	5V	.54	.353	.154	.071
726-MMBTA06LT1	MMBTA06LT1XT	SOT-23-3	NPN	80V	500mA	330mW	100	100mA	1V	.39	.257	.122	.065
726-SMBTA06E6327	SMBTA06E6327XT	SOT-23-3	NPN	80V	500mA	330mW	100	100mA	1V	.41	.268	.128	.048
726-BCX5610E6327	BCX5610E6327XT	SOT-89-4	NPN	80V	1A	2,000mW	63	150mA	2V	.41	.332	.268	.134
726-SMBTA42E6327	SMBTA42E6327XT	SOT-23-3	NPN	300V	500mA	360mW	40	30mA	10V	.65	.439	.21	.078
726-BCX69-16E6327	BCX6916E6327XT	SOT-89-4	PNP	20V	1A	3,000mW	100	500mA	1V	.61	.471	.325	.184
726-BCV62CE6327	BCV62CE6327XT	SOT-143-4	PNP	30V	100mA	300mW	420	2mA	5V	.49	.349	.232	.112
726-BCV26E6327	BCV26E6327XT	SOT-23-3	PNP	30V	500mA	360mW	20000	100mA	5V	.38	.268	.171	.083
726-MMBT3906LT1	MMBT3906LT1XT	SOT-23-3	PNP	40V	200mA	330mW	100	10mA	1V	.17	.128	.086	.054
726-SMBT3906E6327	SMBT3906E6327XT	SOT-23-3	PNP	40V	200mA	330mW	100	10mA	1V	.46	.30	.131	.06
726-BC857BE6327	BC857BE6327XT	SOT-23-3	PNP	45V	100mA	330mW	220	2mA	5V	.38	.248	.108	.037
726-BC857CE6327	BC857CE6327XT	SOT-23-3	PNP	45V	100mA	330mW	420	2mA	5V	.41	.257	.116	.052
726-BCX71KE6327	BCX71KE6327XT	SOT-23-3	PNP	45V	100mA	330mW	380	2mA	5V	.54	.342	.152	.049
726-BCW68HE6327	BCW68HE6327XT	SOT-23-3	PNP	45V	800mA	330mW	250	100mA	1V	.46	.312	.147	.059
726-MMBT2907ALT1	MMBT2907ALT1XT	SOT-23-3	PNP	60V	600mA	330mW	100	150mA	10V	.54	.353	.154	.071
726-SMBT2907AE6327	SMBT2907AE6327XT	SOT-23-3	PNP	60V	600mA	330mW	100	150mA	10V	.54	.353	.154	.071
726-MMBTA56LT1	MMBTA56LT1XT	SOT-23-3	PNP	80V	500mA	330mW	100	100mA	1V	.17	.15	.093	.047
726-SMBTA56E6327	SMBTA56E6327XT	SOT-23-3	PNP	80V	500mA	330mW	100	100mA	1V	.15	.139	.093	.034
726-BCP5310E6327	BCP5310E6327XT	SOT-23-3	PNP	80V	1A	2,000mW	160	150mA	2V	.43	.375	.332	.235
726-BCX53-10E6327	BCX5310E6327XT	SOT-89-4	PNP	80V	1A	2,000mW	63	150mA	2V	.48	.375	.26	.14
726-SMBTA92E6327	SMBTA92E6327XT	SOT-23-3	PNP	300V	500mA	360mW	40	10mA	10V	.54	.364	.171	.093

© Copyright 2013 Mouser Electronics
© Copyright 2013 Mouser Electronics

INFINEON Transistors

RoHS Compliant **This product is RoHS compliant.**

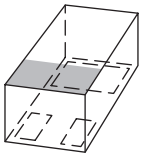

TSLP-3-1



SOT-343-4

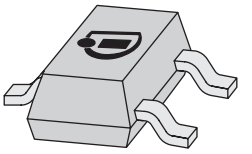

SOT-23-3

RF BIPOLAR TRANSISTORS

The Infineon RF Bipolar Transistors in standard SOT, flatlead TSFP and new leadless ultra miniature TSLP packages are excellent choice for a wide range of RF and Wireless applications.

Silicon RF Bipolar Transistors

For quantities greater than listed, call for quote.

MOUSER STOCK NO.	Infineon Part No.	Package	Polarity Type	V_{CEO} (max)	I_C (max)	P_{tot} (max)	f_T (typ.)	f_T @ I_C	NF (typ.)	Price Each 1	10	100	500
726-BFR340L3E6327	BFR340L3E6327XT	TSLP-3-1	NPN	6V	10mA	60mW	14.0GHz	6mA	1.15dB	.43	.407	.335	.248
726-BFR380L3E6327	BFR380L3E6327XT	TSLP-3-1	NPN	6V	80mA	380mW	14.0GHz	40mA	1.1dB	.36	.342	.266	.184
726-BFP460H6327	BFP460H6327XT	SOT-343-4	NPN	4.5V	70mA	230mW	22.0GHz	30mA	1.1dB	.24	.216	.197	.173
726-BFR92PE6327	BFR92PE6327XT	SOT-23-3	NPN	15V	30mA	280mW	5.0GHz	15mA	2.9dB	.49	.385	.268	.137

Silicon Germanium RF Bipolar Transistors

For quantities greater than listed, call for quote.

MOUSER STOCK NO.	Infineon Part No.	Package	Polarity Type	V_{CEO} (max)	I_C (max)	P_{tot} (max)	f_T (typ.)	f_T @ I_C	NF (typ.)	Price Each 1	10	100	500
726-BFP640H6327	BFP640H6327XT	SOT-343-4	NPN	4V	50mA	200mW	40.0GHz	30mA	0.65dB	1.06	.836	.752	.584
726-BFP650H6327	BFP650H6327XT	SOT-343-4	NPN	4V	150mA	500mW	37.0GHz	80mA	0.8dB	.78	.746	.629	.474
726-BFP740H6327	BFP740H6327XT	SOT-343-4	NPN	4V	30mA	160mW	42.0GHz	25mA	0.5dB	1.10	.868	.781	.607

SIEGET®45 Line - Silicon RF Bipolar Transistors

For quantities greater than listed, call for quote.

MOUSER STOCK NO.	Infineon Part No.	Package	Polarity Type	V_{CEO} (max)	I_C (max)	P_{tot} (max)	f_T (typ.)	f_T @ I_C	NF (typ.)	Price Each 1	10	100	500
726-BFP540ESDH6327	BFP540ESDH6327XT	SOT-343-4	NPN	4.5V	80mA	250mW	30.0GHz	50mA	0.9dB	.55	.492	.471	.394
726-BFP540H6327	BFP540H6327XT	SOT-343-4	NPN	4.5V	80mA	250mW	30.0GHz	50mA	0.9dB	.88	.749	.595	.347

SiGe High Performance Low Noise RF Bipolar Transistors

For quantities greater than listed, call for quote.

MOUSER STOCK NO.	Infineon Part No.	Package	Polarity Type	V_{CEO} (max)	I_C (max)	P_{tot} (max)	f_T (typ.)	f_T @ I_C	NF (typ.)	Price Each 1	10	100	500
726-BFP640ESDH6327XT	BFP640ESDH6327XT	SOT-343-4	NPN	4.1V	50mA	200mW	46.0GHz	30mA	0.65dB	1.10	.868	.781	.607
726-BFP720ESDH6327XT	BFP720ESDH6327XT	SOT-343-4	NPN	4.2V	30mA	100mW	43.0GHz	15mA	0.55dB	1.10	.868	.781	.607
726-BFP720H6327	BFP720H6327XT	SOT-343-4	NPN	4V	25mA	100mW	45.0GHz	13mA	0.5dB	1.10	.868	.781	.607
726-BFP740ESDH6327XT	BFP740ESDH6327XT	SOT-343-4	NPN	4.2V	45mA	160mW	45.0GHz	25mA	0.55dB	1.10	.868	.781	.607

SILICON SINGLE AF DIGITAL TRANSISTORS

General purpose transistors with built-in resistor network so called Digital Transistors. They are available in single chip and multi chip versions with huge amount of different resistor combinations. Infineon mainly offers the Digital Transistors in the packages SOT-23, SOT-323, SOT-363, TSFP and TSLP. PNP and NPN combinations are also available. Digital Transistors are mainly used in automotive, consumer, cellular and datacom applications.

Silicon RF Bipolar Transistors

For quantities greater than listed, call for quote.

MOUSER STOCK NO.	Infineon Part No.	Package	Polarity Type	R1 (typ)	R2 (typ)	h_{FE} (min)	h_{FE} @ I_C	$V_{i(on)}$ (min)	$V_{i(off)}$ (max)	Price Each 1	10	100	500
726-BCR503E6327	BCR503E6327XT	SOT-23-3	NPN	2.2k Ohm	2.2k Ohm	40.0	50mA	1.0V/0.3V	1.5V/5V	.71	.483	.227	.091
726-BCR108E6327	BCR108E6327XT	SOT-23-3	NPN	2.2k Ohm	47.0k Ohm	70.0	5mA	0.5V/0.3V	0.8V/5V	.50	.327	.142	.049
726-BCR133E6327	BCR133E6327XT	SOT-23-3	NPN	10.0k Ohm	10.0k Ohm	30.0	5mA	1.0V/0.3V	1.5V/5V	.54	.342	.153	.07
726-BCR141E6327	BCR141E6327XT	SOT-23-3	NPN	22.0k Ohm	22.0k Ohm	50.0	5mA	1.0V/0.3V	1.5V/5V	.17	.118	.075	.039
726-BCR562E6327	BCR562E6327XT	SOT-23-3	PNP	4.7k Ohm	4.7k Ohm	60.0	50mA	1.0V/0.3V	1.5V/5V	.30	.214	.139	.07

© Copyright 2013 Mouser Electronics
© Copyright 2013 Mouser Electronics

INTERNATIONAL RECTIFIER IGBT Transistors

RoHS Compliant **This product is RoHS compliant.**

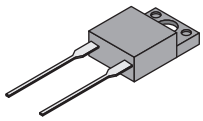
TO-220FP


TO-220AB

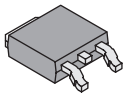
D2PAK

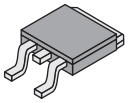
DPAK

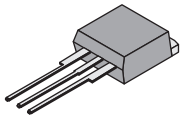
TO-262


TO-247


SOIC-8

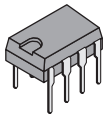
DIP-8

IGBT TRANSISTORS

♦ Surface Mount

For quantities greater than listed, call for quote.

MOUSER STOCK NO.	International Rectifier Part No.	Package	Collector- Emitter Voltage Max (V)	Collector-Emitter Saturation Voltage Max. (V)	Continuous Collector Current @25°C	Power Dissipation Max. (W)	Price Each 1	25	100	250
942-IRGI4090PBF	IRGI4090PBF	TO-220FP	300	1.94	21	34	3.36	2.29	1.71	1.64
942-IRGB4086PBF	IRGB4086PBF	TO-220AB	300	2.1	70	160	5.01	3.42	2.55	2.44
♦ 942-IRG7S313UTRLPBF	IRG7S313UTRLPBF	D2PAK	330	1.45	40	78	3.75	2.43	1.74	1.64
♦ 942-IRG6S320UTRLPBF	IRG6S320UTRLPBF	DPAK	330	1.65	50	114	3.50	2.27	1.64	1.53
942-IRG7IA13UPBF	IRG7IA13UPBF	TO-220FP	360	1.52	20	34	3.70	2.53	1.74	1.73
942-IRGB14C40LPBF	IRGB14C40LPBF	TO-220AB	430	1.4	20	125	3.88	2.65	1.97	1.88
♦ 942-IRG4BC20SD-SPBF	IRG4BC20SD-SPBF	D2PAK	600	1.4	19	60	3.39	2.32	1.72	1.65
942-IRG4BC20SDPBF	IRG4BC20SDPBF	TO-220AB	600	1.6	19	60	3.35	2.28	1.70	1.63
942-IRG4IBC30SPBF	IRG4IBC30SPBF	TO-220FP	600	1.6	23.5	45	3.46	2.35	1.75	1.68
♦ 942-IRG4RC10SDTRPBF	IRG4RC10SDTRPBF	DPAK	600	1.7	14	38	3.01	1.95	1.41	1.32
♦ 942-IRG4RC10SPBF	IRG4RC10SPBF	DPAK	600	1.7	14	38	2.07	1.34	.968	.825
942-IRG4BC40FPBF	IRG4BC40FPBF	TO-220AB	600	1.7	49	160	3.68	2.51	1.87	1.80
♦ 942-IRGS6B60KTRLPBF	IRGS6B60KTRLPBF	DPAK	600	1.8	7	90	4.03	2.61	1.88	1.77
942-IRG4BC30FD1PBF	IRG4BC30FD1PBF	TO-220AB	600	1.8	31	100	3.51	2.40	1.79	1.71
942-IRG4BC30FDPBF	IRG4BC30FDPBF	TO-220AB	600	1.8	31	100	3.94	2.70	2.00	1.92
942-IRGB4060DPBF	IRGB4060DPBF	TO-220AB	600	1.85	16	99	3.98	2.72	2.02	1.94
♦ 942-IRG4BC30U-STRRP	IRG4BC30U-STRRP	D2PAK	600	1.95	23	100	3.71	2.54	1.88	1.81
942-IRGB4045DPBF	IRGB4045DPBF	TO-220AB	600	2	12	77	3.76	2.57	1.92	1.83
942-IRGB6B60KDPBF	IRGB6B60KDPBF	TO-220AB	600	2	13	90	3.35	2.29	1.70	1.63
♦ 942-IRGS6B60KDTRLP	IRGS6B60KDTRLP	DPAK	600	2	13	90	3.73	2.56	1.90	1.82
942-IRGSL6B60KDPBF	IRGSL6B60KDPBF	TO-262	600	2	13	90	3.79	2.59	1.75	1.73
942-IRG4IBC20FDPBF	IRG4IBC20FDPBF	TO-220FP	600	2	14.3	34	3.36	2.29	1.71	1.64
942-IRGB4059DPBF	IRGB4059DPBF	TO-220AB	600	2.05	8	56	3.46	2.35	1.75	1.73
942-IRG4IBC20UDPBF	IRG4IBC20UDPBF	TO-220FP	600	2.1	11.4	34	3.45	2.35	1.75	1.67
♦ 942-IRG4BC20UDSTRRP	IRG4BC20UDSTRRP	D2PAK	600	2.1	13	60	3.64	2.35	1.70	1.59
♦ 942-IRG4BC30FDSTRRP	IRG4BC30FDSTRRP	D2PAK	600	2.1	13	60	3.99	2.73	2.03	1.95
♦ 942-IRG4BC30F-STRLP	IRG4BC30F-STRLP	D2PAK	600	2.1	13	60	5.13	3.51	2.61	2.49
942-IRG4PC20UPBF	IRG4PC20UPBF	TO-247	600	2.1	13	60	4.00	2.73	2.17	2.15
942-IRG4BC20MDPBF	IRG4BC20MDPBF	TO-220AB	600	2.1	18	60	3.36	2.30	1.71	1.69
♦ 942-IRG4BC20MD-SPBF	IRG4BC20MD-SPBF	D2PAK	600	2.1	18	60	3.76	2.57	1.73	1.72
♦ 942-IRG4RC20FTRPBF	IRG4RC20FTRPBF	DPAK	600	2.1	22	66	3.07	1.99	1.43	1.42
♦ 942-IRG4BC30W-STRLP	IRG4BC30W-STRLP	D2PAK	600	2.1	23	100	3.53	2.41	1.80	1.72
942-IRG4BC40UPBF	IRG4BC40UPBF	TO-220AB	600	2.1	40	160	3.75	2.56	1.90	1.82
942-IRGIB6B60KDPBF	IRGIB6B60KDPBF	TO-220FP	600	2.2	9	32	3.71	2.54	1.88	1.81
♦ 942-IRGS10B60KDTRLP	IRGS10B60KDTRLP	DPAK	600	2.2	22	104	4.84	3.31	2.46	2.35
♦ 942-IRGS8B60KTRLPBF	IRGS8B60KTRLPBF	DPAK	600	2.2	28	167	3.81	2.47	1.79	1.67
♦ 942-IRGS15B60KDTRRP	IRGS15B60KDTRRP	DPAK	600	2.2	31	139	5.79	3.96	2.95	2.82
♦ 942-IRGS30B60KTRRP	IRGS30B60KTRRP	DPAK	600	2.35	78	370	5.22	3.57	2.66	2.55
♦ 942-IRG4BC15UDSTRLP	IRG4BC15UDSTRLP	D2PAK	600	2.4	14	49	3.61	2.33	1.69	1.43
♦ 942-IRGS4B60KD1TRLP	IRGS4B60KD1TRLP	DPAK	600	2.5	12	63	3.89	2.53	1.83	1.71
942-IRG4BC40WPBF	IRG4BC40WPBF	TO-220AB	600	2.5	40	160	3.98	2.72	2.02	1.94
♦ 942-IRG4BC40W-STRRP	IRG4BC40W-STRRP	D2PAK	600	2.5	40	160	4.39	3.00	2.23	2.13
♦ 942-IRG4RC10UDTRLP	IRG4RC10UDTRLP	DPAK	600	2.6	8.5	38	3.60	2.33	1.79	1.68
♦ 942-IRG4RC10UPBF	IRG4RC10UPBF	DPAK	600	2.6	8.5	38	1.96	1.26	.917	.859
♦ 942-IRG4RC10UTRPBF	IRG4RC10UTRPBF	DPAK	600	2.6	8.5	38	1.96	1.26	.917	.859
♦ 942-IRG4RC10KDTRPBF	IRG4RC10KDTRPBF	D2PAK	600	2.62	9	38	2.54	1.65	1.19	1.18
♦ 942-IRG4RC10KPBF	IRG4RC10KPBF	DPAK	600	2.62	9	38	2.13	1.32	.902	.852
942-IRG4IBC30WPBF	IRG4IBC30WPBF	TO-220FP	600	2.7	17	45	3.26	2.23	1.66	1.58
942-IRG4BC30KDPBF	IRG4BC30KDPBF	TO-220AB	600	2.7	28	100	4.01	2.74	2.04	1.95
♦ 942-IRG4BC30KDSTRLP	IRG4BC30KDSTRLP	D2PAK	600	2.7	28	100	4.46	3.05	2.27	2.17
♦ 942-IRG4BC30K-STRLP	IRG4BC30K-STRLP	D2PAK	600	2.7	28	100	3.53	2.41	1.80	1.72
942-IRG4IBC20KDPBF	IRG4IBC20KDPBF	TO-220FP	600	2.8	11.5	34	3.40	2.32	1.73	1.66
♦ 942-IRG4BC20KDSTRLP	IRG4BC20KDSTRLP	D2PAK	600	2.8	16	60	3.95	2.56	1.84	1.73
♦ 942-IRG4BC20K-STRRP	IRG4BC20K-STRRP	D2PAK	600	2.8	16	60	3.52	2.28	1.65	1.54

TRANSISTORS OUTPUT OPTOCOUPLERS

♦ Surface Mount

For quantities greater than listed, call for quote.

MOUSER STOCK NO.	International Rectifier Part No.	Package	Collector Current Max. (mA)	No. of Outputs	Output Voltage (V)	Short Circuit Current (μA)	Price Each 1	25	100	250
♦ 942-PVI1050NS-TPBF	PVI1050NS-TPBF	SOIC-8	2	1	8	5	13.27	9.08	7.69	7.39
942-PVI5080NPBF	PVI5080NPBF	DIP-8	10	1	5	8	7.34	5.02	3.73	3.57
♦ 942-PVI5080NSPBF	PVI5080NSPBF	SOIC-8	10	1	5	8	5.50	3.77	2.79	2.69
♦ 942-PVI5013RS-TPBF	PVI5013RS-TPBF	SOIC-8	5	2	3	8	7.09	4.85	3.62	3.46
♦ 942-PVI5033RS-TPBF	PVI5033RS-TPBF	SOIC-8	5	2	5	5	16.06	12.29	10.00	9.52

© Copyright 2013 Mouser Electronics
© Copyright 2013 Mouser Electronics

MA-COM Transistors, Amplifiers, and Switches

RF POWER TRANSISTORS

M/A-COM Technology Solutions offers a broad range of RF power transistor products--discrete devices, modules, and pallets from 1 MHz to 3.5 GHz. Our high power transistors are ideal for avionics, communications, radar, and industrial, scientific, and medical applications. We use gold metallization as well as aluminum fabrication processes. Our engineering team can help solve your unique requirements with custom solutions.

M/A-COM Technology Solutions offers a new family of Gallium Nitride (GaN) RF power transistors and pallets. This product family targets L- and S-Band pulsed radar applications and leverages M/A-COM Tech's rich heritage of providing both standard and custom solutions to meet the most demanding customer needs. Benefits of M/A-COM Tech's GaN products include high breakdown voltage, superior power density, and higher and broader frequency operation than Silicon.

NEW PRODUCT

For quantities greater than listed, call for quote.

MOUSER STOCK NO.	MA-COM Part No.	Package	Frequency (MHz)		Output Power (W)	Efficiency (%)	Description	Price Each		
			Min.	Max.				1	10	25
937-MRF454	MRF454	Case 211-11	2	30	80	50	Bipolar	59.05	53.33	50.49
937-MRF455	MRF455	Case 211-07	2	30	60	55	Bipolar	76.03	68.43	62.72
937-MRF314	MRF314	Case 211-07	30	200	30	50	Bipolar	36.77	33.08	31.25
937-MRF392	MRF392	Case 744A-01	100	400	125	55	Bipolar	93.09	89.99	86.88
937-MRF393	MRF393	Case 744A-01	100	500	100	55	Bipolar	107.91	104.30	100.71
937-MRF422	MRF422	Case 211-11	1.5	30	150	40	Bipolar	82.36	79.61	76.86
937-MRF426	MRF426	Case 211-07	1.5	30	25	35	Bipolar	40.87	33.88	32.93
937-MRF448	MRF448	Case 211-11	2	30	250	45	Bipolar	120.57	116.54	112.53
937-UF28100V	UF28100V	22.88mm x 19.05mm	100	500	100	50	DMOS	256.65	237.49	225.33
937-UF28150J	UF28150J	34.54mm x 19.05mm	100	500	150	55	DMOS	361.40	325.26	307.20
937-UF2840G	UF2840G	20.83mm x 15.3mm	100	500	40	50	DMOS	186.16	167.54	158.23
937-MRF134	MRF134	Case 211-07	5	400	5	50	TMOS	33.04	21.62	21.01
937-MRF136	MRF136	Case 211-07	5	400	15	60	TMOS	33.04	29.74	28.09
937-MRF137	MRF137	Case 211-07	5	400	30	60	TMOS	38.52	34.67	32.74
937-MRF141G	MRF141G	Case 375-04	5	175	300	50	TMOS	202.17	195.42	188.68
937-MRF158	MRF158	Case 305A-01	5	500	2	55	TMOS	38.93	26.00	25.28
937-MRF160	MRF160	Case 249-06	5	500	4	55	TMOS	37.21	33.49	31.63
937-MRF166C	MRF166C	Case 319-07	5	500	20	50	TMOS	49.44	46.69	43.94
937-MRF171A	MRF171A	Case 211-07	100	200	45	60	TMOS	49.22	42.75	40.18
937-MRF173	MRF173	Case 211-11	5	175	80	60	TMOS	46.01	40.17	39.02
937-MRF177	MRF177	Case 744A-01	5	400	100	60	TMOS	83.14	70.67	66.51
937-MRF275G	MRF275G	Case 375-04	5	500	150	50	TMOS	177.28	171.36	165.45
937-MRF275L	MRF275L	Case 333-04	5	500	100	55	TMOS	88.28	85.33	82.39
937-MRF148A	MRF148A	Case 211-07	5	175	30	40	TMOS	63.67	60.49	57.30
937-MRF150	MRF150	Case 211-11	5	150	150	45	TMOS	97.00	89.01	79.89
937-MRF151	MRF151	26.04mm x 26.04mm	5	175	150	40	TMOS	68.05	64.65	61.25
937-MRF151G	MRF151G	Case 375-04	5	175	300	50	TMOS	133.75	129.47	125.19
937-MRF157	MRF157	Case 368-03	5	80	600	45	TMOS	551.05	526.44	522.16
937-MAGX-1220-100L00	MAGX-001220-100L00	Cu/Mo/Cu	1200	2000	100	60	GaN HEMT	496.98	451.81	419.50
937-MAGX-0035-030000	MAGX-000035-030000	Cu/Mo/Cu	30	3500	30	80	GaN HEMT	327.75	297.95	276.65

AMPLIFIERS

For quantities greater than listed, call for quote.

MOUSER STOCK NO.	MA-COM Part No.	Package	Frequency (MHz)		Gain (dB)	Output IP3 (dBm)	Description	Price Each		
			Min.	Max.				1	10	100
937-MAAPSS0075-T3	MAAPSS0075TR-3000	PQFN-12	2400	2500	29.5	52	Power, Linear	1.83	1.53	1.37
937-MAAM-009286-T3	MAAM-009286-TR3000	SOT-89	250	4000	15.5	42	Driver Amplifier	5.78	4.82	4.33
937-MAAL-007304-T3	MAAL-007304-TR3000	SOT-26	500	3000	25.5	19	Low Noise	1.93	1.61	1.44
937-MAAPSS0071-T3	MAAPSS0071TR-3000	PQFN-12	1880	1930	26	36	DECT Power	1.38	1.16	1.04
937-MAALSS0042-T3	MAALSS0042TR-3000	SOIC-8EP	1550	1600	27	13	Low Noise	2.79	2.33	2.10
937-MAAL-010705-T3	MAAL-010705-TR3000	PDFN-8	500	1600	21	32	Low Noise	6.36	5.30	4.77
937-MAAL-010706-T3	MAAL-010706-TR3000	PDFN-8	1400	4000	17.5	34.5	Low Noise	6.36	5.30	4.77

SWITCHES

M/A-COM Tech offers an extensive collection of switches covering many commercial and aerospace and defense markets. Our product portfolio has a broad frequency spectrum from DC to greater than 70 GHz. Our silicon Heterolithic Millimeter Integrated Circuit (HMIC) PIN diode process is ideal for high power and broadband switches operating up to 20 GHz. Our AlGaAs PIN diode process can extend the upper frequency range of our switch die beyond 70 GHz. Our GaAs pHEMT and MESFET technology is ideal for fast switching and low control voltage switches optimized for both narrow band and broadband applications. Our 75 ohm absorptive switches are designed specifically for demanding CATV, FTTx and DBS Infrastructure and CPE applications.

NEW PRODUCT

For quantities greater than listed, call for quote.

MOUSER STOCK NO.	MA-COM Part No.	Package	Switch Configuration	Frequency (MHz)		Isolation (dB)	Input IP3 @ 500 MHz (dBm)	Description	Price Each		
				Min.	Max.				1	10	100
937-MASW-932-13560T	MASW-000932-13560T	PQFN-16	SPDT	10	4000	43	72	HMIC PIN Diode	17.46	14.55	11.64
937-MASW-936-14000T	MASW-000936-14000T	PQFN-16	SPDT	50	6000	51	72	PIN Diode	14.32	11.93	9.54
937-MASWSS0179-T	MASWSS0179TR-3000	SOT-26	SPDT	0	2000	28	52	GaAs	.67	.567	.449
937-MASWSS0157-T	MASWSS0157TR-3000	SOIC-8	SPDT	0	2500	24	45	GaAs	2.70	2.25	1.80
937-MASWSS0180-T	MASWSS0180TR-3000	SOIC-8	SPDT	0	2500	35	46	GaAs Terminated	4.53	3.78	3.02
937-MASWSS0143-T	MASWSS0143TR-3000	SOT-26	SPDT	0	3000	22	58	GaAs Broadband	1.51	1.26	1.01
937-MASW-007221-T	MASW-007221-TR3000	SC-70	SPDT	0	3000	22	52	GaAs	.93	.781	.621
937-MASWSS0115-T	MASWSS0115TR-3000	SC-70	SPDT	0	3000	22	46	GaAs	.48	.401	.321
937-MASWSS0151-T	MASWSS0151TR-3000	SC-70	SPDT	0	3000	25	55	GaAs	.64	.535	.428
937-MASWSS0166-T	MASWSS0166TR-3000	SC-70	SPDT	0	3000	21	55	GaAs	.96	.803	.642
937-MASWSS0136-T	MASWSS0136TR-3000	SC-70	SPDT	0	3000	27	48	GaAs	.71	.592	.474
937-MASWSS0192-T	MASWSS0192TR-3000	SC-70	SPDT	0	3000	24	53	GaAs	2.57	2.14	1.71
937-MASWSS0115-T	MASWSS0115TR-3000	SC-70	SPDT	0	3000	22	46	GaAs	.48	.401	.321
937-MASWSS0093-T	MASWSS0093TR-3000	PQFN-12	SPDT	0	6000	29	53	GaAs Broadband	2.76	2.30	1.84
937-MASW-009444-T	MASW-009444-TR3000	PDFN-6	SPDT	0	6000	28	54	GaAs	1.44	1.21	.963
937-MASW-007921-T	MASW-007921-TR3000	PDFN-6	SPDT	0	6000	28	54	GaAs	2.38	1.98	1.58
937-MASW-007107-T	MASW-007107-TR3000	PQFN-8	SPDT	0	8000	29	54	GaAs	1.06	.888	.706
937-MASWSS0178-T	MASWSS0178TR-3000	MSOP-8	SPDT	10	3000	57	43	High Isolation Term.	3.31	2.76	2.20
937-MASWSS0176-T	MASWSS0176TR-3000	SOT-26	SPDT	50	3000	21	45	GaAs	1.03	.856	.685
937-MASW02103-13630G	MASW-002103-13630G	Surmount Die	SPDT	50	20000	38	40	HMIC Silicon PIN Diode	24.68	19.75	14.82
937-MA4AGSW2	MA4AGSW2	DIE	SPDT	50	70000	65	40	AlGaAs Reflective	23.33	18.66	14.85
937-MASWSS0167-T	MASWSS0167TR-3000	PQFN-6	SPDT	500	3000	25	48	GaAs	.84	.701	.556
937-MASW03103-13640G	MASW-003103-13640G	Surmount Die	SP3T	50	20000	40	40	HMIC Si PIN Diode	25.41	20.33	16.03
937-MASW04103-13650G	MASW-004103-13650G	Surmount Die	SP4T	50	20000	41	40	HMIC Si PIN Diode	30.81	24.64	19.48
937-MASW-000105-T	MASW-000105-TR3000	PQFN-20	SP6T	500	2500	47	60	GaAs Dual/Tri/Quad-band	4.91	4.10	3.27
937-MASWSS0129-T	MASWSS0129TR-3000	PQFN-12	DPDT	0	6000	30	50	GaAs Broadband	1.64	1.37	1.09
937-MASWSS0130-T	MASWSS0130TR-3000	PQFN-12	DPDT	500	3000	25	55	GaAs Broadband	.61	.514	.407
937-MASWSS0175-T	MASWSS0175TR-3000	PQFN-12	DPDT	4500	6000	29	52	GaAs	2.12	1.77	1.41
Sample Boards		Description									
937-MASW00834-001SMB	MASW-000834-001SMB	HMICTM PIN Diode SPDT 50 Watt Switch for 0.05-6.0 GHz ISO 53dB Sample board						267.50	-	-
937-MASW03103-001SMB	MASW-003103-001SMB	HMICTM Silicon PIN Diode SP3T Switch - 50 MHz-20 GHz ISO 40dB Sample board						358.45	-	-
937-MASW04103-001SMB	MASW-004103-001SMB	HMICTM Silicon PIN Diode SP4T Switch - 50 MHz-20 GHz ISO 41dB Sample board						374.50	-	-
937-MASW02103-001SMB	MASW-002103-001SMB	HMICTM Silicon PIN Diode SPDT Switch - 50 MHz-20 GHz ISO 38dB Sample board						358.45	-	-

© Copyright 2013 Mouser Electronics

© Copyright 2013 Mouser Electronics

NXP SEMICONDUCTOR Transistors

RoHS Compliant This product is RoHS compliant.

♦ Surface Mount

PRODUCT NEW

For quantities greater than listed, call for quote.

MOUSER STOCK NO.	Package Type	Description	Price Each 1	25	100
NPN Wideband Transistors < 10GHZ					
♦ 771-BFT25A215	SOT-23	NPN 5V 6.5mA 5GHz	.63	.559	.487
♦ 771-BFQ67-T/R	SOT-23	NPN 10V 50mA 8GHz	.41	.278	.203
♦ 771-PBR941-T/R	SOT-23	NPN 10V 50mA 8GHz	.15	.144	.136
♦ 771-PRF949115	SOT-416	NPN 10V 50mA 9GHz	.12	.112	.106
♦ 771-PBR951-T/R	SOT-23	NPN 10V 100mA 8GHz	.15	.144	.136
♦ 771-PRF957-T/R	SOT-323	NPN 10V 100mA 8.5GHz	.43	.342	.235
♦ 771-BFR93A-T/R	SOT-23	NPN 12V 35mA 6GHz	.35	.30	.26
♦ 771-BFR505-T/R	SOT-23	NPN 15V 18mA 9GHz	.51	.446	.381
♦ 771-BFS505-T/R	SOT-323	NPN 15V 18mA 9GHz	.60	.449	.342
♦ 771-BFR92A-T/R	SOT-23	NPN 15V 25mA 5GHz	.42	.355	.29
♦ 771-BFR92AW-T/R	SOT-323	NPN 15V 25mA 5GHz	.42	.355	.29
♦ 771-BFR94A215	TO-236AB	NPN 15V 25mA 5GHz	.19	.177	.166
♦ 771-BFR94AW115	SOT-323	NPN 15V 25mA 5GHz	.19	.177	.166
♦ 771-BFS17A-T/R	SOT-23	NPN 15V 25mA 3GHz	.36	.297	.238
♦ 771-BFS17-T/R	SOT-23	NPN 15V 25mA 1GHz	.32	.269	.214
♦ 771-BFS17W-T/R	SOT-323	NPN 15V 50mA 1GHz	.10	.091	.086
♦ 771-BFG520W/X-T/R	SOT-343	NPN 15V 70mA 9GHz	.73	.639	.557
♦ 771-BFR520-T/R	SOT-23	NPN 15V 70mA 9GHz	.71	.589	.506
♦ 771-BFS520-T/R	SOT-323	NPN 15V 70mA 9GHz	.70	.524	.396
♦ 771-BFG97-T/R	SOT-223	NPN 15V 100mA 5.5GHz	1.19	1.07	.936
♦ 771-BFR106-T/R	SOT-23	NPN 15V 100mA 5GHz	.48	.425	.364
♦ 771-BFG540/X-T/R	SOT-143	NPN 15V 120mA 9GHz	.86	.751	.655
♦ 771-BFG541-T/R	SOT-223	NPN 15V 120mA 9GHz	1.05	.867	.723
♦ 771-BFR540-T/R	SOT-23	NPN 15V 120mA 9GHz	.79	.696	.607
♦ 771-BFG135-T/R	SOT-223	NPN 15V 150mA 7GHz	1.35	1.12	.926
♦ 771-BFG591-T/R	SOT-223	NPN 15V 200mA 7GHz	1.05	.944	.826
PNP Wideband Transistors < 10GHZ					
♦ 771-BFT93-T/R	SOT-23	PNP -12V -35mA 5GHz	.64	.568	.486
♦ 771-BFT92-T/R	SOT-23	PNP -15V -25mA 5GHz	.62	.54	.462
♦ 771-BFT92W-T/R	SOT-323	PNP -15V -35mA 4GHz	.81	.714	.623
Dual Wideband Transistors < 10GHZ					
♦ 771-BFM520-T/R	SOT-363	NPN 8V 70mA 9GHz	.90	.674	.503
NPN Wideband Transistors < 30GHZ					
♦ 771-BFG403W-T/R	SOT-343	NPN 4.5V 3mA 17GHz	.13	.123	.117
♦ 771-BFG425W-T/R	SOT-343	NPN 4.5V 25mA 25GHz	.16	.15	.141
♦ 771-BFG480W-T/R	SOT-343	NPN 4.5V 25mA 21GHz	.96	.868	.759
♦ 771-BFG21W-T/R	SOT-343	NPN 15V 500mA 18GHz	.94	.781	.626
♦ 771-BFU610F115	SOT-343	NPN 5.5V 10mA 15GHz	.29	.264	.249
♦ 771-BFU630F115	SOT-343	NPN 5.5V 30mA 21GHz	.29	.264	.249
♦ 771-BFU660F115	SOT-343	NPN 5.5V 60mA 21GHz	.82	.749	.655
♦ 771-BFU690F115	SOT-343	NPN 5.5V 100mA 18GHz	.82	.749	.655
NPN Wideband Silicon Germanium RF Transistors					
♦ 771-BFU710F115	SOT343F	NPN 10V 10mA 43GHz	.33	.309	.291
♦ 771-BFU760F115	SOT343F	NPN 10V 70mA 45GHz	.82	.749	.656
♦ 771-BFU790F115	SOT343F	NPN 10V 100mA 25GHz	1.07	.824	.696
Power MOS Transitors					
771-BLF242	SOT-123	RF DMOS 5W HF-VHF	43.94	40.76	38.21
771-BLF244	SOT-123	RF DMOS 15W VHF	45.21	41.72	40.53
771-BLF175	SOT-123	RF DMOS 30W HF-VHF	45.90	43.97	42.16
771-BLF245	SOT-123	RF DMOS 30W VHF	39.70	37.03	34.39
771-BLF245B	SOT-279	RF DMOS 30W VHF P-P	75.38	71.03	65.95
771-BLF177	SOT-121	RF DMOS 150W HF-VHF	70.67	65.94	61.23
771-BLF147	SOT-121	RF DMOS 150W VHF	108.72	101.47	94.22
771-BLF278	SOT-262	RF DMOS 250W VHF	172.25	157.99	152.05
Power LDMOS Transistors					
771-BLF6G15L40BRN112	SOT-1112	RF LDMOS 2.5W W-CDMA	77.78	69.88	67.62
771-BLF7G27LS150P112	SOT-539	RF LDMOS 30W N-CDMA	113.42	108.07	105.66
771-BLF647	SOT-540	RF LDMOS 150W UHF	171.20	162.45	157.58
771-BLF861A	SOT-540	RF LDMOS 150W UHF	149.71	139.24	135.07
NPN Bipolar Transistors - General Purpose					
♦ 771-BC849C-T/R	SOT-23	NPN GP 30V 100mA	.20	.146	.113
♦ 771-BC847215	SOT-23	NPN GP 45V 100mA	.14	.123	.089
♦ 771-BC847B-T/R	SOT-23	NPN GP 45V 100mA	.13	.121	.087
♦ 771-BC847BT115	SOT-23	NPN GP 45V 100mA	.18	.162	.117
♦ 771-BC847C-T/R	SOT-23	NPN GP 45V 100mA	.13	.121	.087
♦ 771-BC847CT115	SOT-23	NPN GP 45V 100mA	.18	.162	.117
♦ 771-BC847BS-T/R	SOT-363	NPN GP 45V 100mA	.32	.233	.181
♦ 771-BC850B-T/R	SOT-23	NPN GP 45V 100mA	.19	.142	.111
♦ 771-BC850C235	SOT-23	NPN GP 45V 100mA	.19	.142	.111
♦ 771-BC817-T/R	SOT-23	NPN GP 45V 500mA	.14	.129	.093
♦ 771-BC817-16-T/R	SOT-23	NPN GP 45V 500mA	.14	.129	.093
♦ 771-BC817-25-T/R	SOT-23	NPN GP 45V 500mA	.14	.129	.093
♦ 771-BC817-25W-T/R	SOT-323	NPN GP 45V 500mA	.16	.146	.105
♦ 771-BC817-40-T/R	SOT-23	NPN GP 45V 500mA	.14	.129	.093
♦ 771-BC846215	SOT-23	NPN GP 65V 100mA	.13	.121	.087
♦ 771-BC846BT115	SOT-416	NPN GP 60V 100mA	.18	.162	.117
♦ 771-BC846B-T/R	SOT-23	NPN GP 65V 100mA	.13	.121	.087
PNP Bipolar Transistors - General Purpose					
♦ 771-BC857B-T/R	SOT-23	PNP GP -45V 100mA	.14	.129	.093
♦ 771-BC857C-T/R	SOT-23	PNP GP -45V -100mA	.14	.129	.093
♦ 771-BCX17-T/R	SOT-23	PNP GP -45V 500mA	.26	.182	.141
♦ 771-BC807-40-T/R	SOT-23	PNP GP -45V 500mA	.14	.129	.093
♦ 771-BC856BT115	SOT-23	PNP GP -65V -100mA	.18	.162	.117

© Copyright 2013 Mouser Electronics

♦ Surface Mount

For quantities greater than listed, call for quote.

MOUSER STOCK NO.	Package Type	Description	Price Each 1	25	100
PNP Bipolar Transistors - General Purpose (Cont.)					
♦ 771-BC856-T/R	SOT-23	PNP GP -65V -100mA	.13	.121	.087
♦ 771-BC856B-T/R	SOT-23	PNP GP -65V 100mA	.14	.129	.093
Dual Bipolar Transistors - General Purpose					
♦ 771-BC847BPN-T/R	SOT-363	NPN/PNP 45V 100mA	.32	.233	.181
NPN Bipolar Transistors - Medium Power					
♦ 771-BCP56-T/R	SOT-223	NPN Med Pwr 80V 1A	.41	.334	.266
♦ 771-BCX56-16-T/R	SOT-89	NPN Med Pwr 80V 1A	.44	.357	.285
PNP Bipolar Transistors - Medium Power					
♦ 771-BCX53-16-T/R	SOT-89	PNP Med Pwr -80V 1A	.44	.357	.285
NPN Resistor-Equipped Transistors					
♦ 771-PDTC123EE-T/R	SOT-416	NPN 50V 2.2kΩ/2.2kΩ	.05	.042	.04
♦ 771-PDTC123JT-/T3	SOT-23	NPN 50V 2.2kΩ/2.2kΩ	.11	.096	.075
♦ 771-PDTC143ETT/R	SOT-23	NPN 50V 4.7kΩ/4.7kΩ	.18	.162	.117
♦ 771-PDTC143TE-T/R	SOT-416	NPN 50V 4.7kΩ/Open	.05	.052	.049
♦ 771-PDTC143ZE115	SOT-416	NPN 50V 4.7kΩ/4.7kΩ	.19	.142	.111
♦ 771-PDTC143ZT-/T3	SOT-23	NPN 50V 4.7kΩ/4.7kΩ	.33	.238	.185
♦ 771-PDTC124TE115	SOT-416	NPN 50V 22KΩ/Open	.05	.052	.049
♦ 771-PDTC144TE115	SOT-416	NPN 50V 47kΩ/Open	.05	.052	.049
♦ 771-PDTC115TE115	SOT-416	NPN 50V 100kΩ/Open	.05	.042	.04
♦ 771-PDTC115TT-T/R	SOT-23	NPN 50V 100kΩ/Open	.18	.162	.117
PNP Resistor-Equipped Transistors					
♦ 771-PDTA123EE115	SOT-416	PNP -50V 2.2kΩ/2.2kΩ	.05	.042	.04
♦ 771-PDTA124TT215	SOT-23	PNP -50V 22kΩ/Open	.18	.162	.117
♦ 771-PDTA124TU-T/R	SOT-323	PNP -50V 22kΩ/Open	.14	.123	.104
♦ 771-PDTA115EE115	SOT-416	PNP -50V 100kΩ/100kΩ	.05	.043	.042
NPN Switching Transistors					
♦ 771-PMBT2369-T/R	SOT-23	NPN Sw 15V 200mA	.20	.189	.137
♦ 771-PMBT2222215	SOT-23	NPN Sw 30V 600mA	.16	.151	.109
♦ 771-PXT2222A-T/R	SOT-89	NPN Sw 40V 100mA	.51	.455	.388
♦ 771-PMBT3904-T/R	SOT-23	NPN Sw 40V 200mA	.14	.123	.089
♦ 771-PMST3904T/R	SOT-323	NPN Sw 40V 200mA	.21	.154	.12
♦ 771-PMBT2222A-T/R	SOT-23	NPN Sw 40V 600mA	.13	.117	.085
♦ 771-PMBT4401-T/R	SOT-23	NPN Sw 40V 600mA	.14	.126	.091
♦ 771-PZT4401-T/R	SOT-223	NPN Sw 40V 600mA	.46	.404	.346
♦ 771-PMBTA06-T/R	SOT-23	NPN GP 80V 500mA	.20	.189	.137
PNP Switching Transistors					
♦ 771-MMBT3906T/R	SOT-23	PNP Sw -40V -200mA	.13	.121	.087
♦ 771-PMBT3906-T/R	SOT-23	PNP Sw -40V -200mA	.13	.121	.087
♦ 771-PMBT4403-T/R	SOT-23	PNP Sw -40V -600mA	.14	.126	.091
♦ 771-PZT4403-T/R	SOT-223	PNP Sw -40V -600mA	.46	.404	.346
♦ 771-PMBT2907A-T/R	SOT-23	PNP Sw -60V -600mA	.15	.137	.10
♦ 771-PMBTA56-T/R	SOT-23	PNP GP -80V -500mA	.19	.18	.129
NPN High Voltage Transistors					
♦ 771-PMBTA42-T/R	SOT-23	NPN HV 300V 100mA	.26	.182	.141
PNP High Voltage Transistors					
♦ 771-PMBTA92-T/R	SOT-23	PNP HV -600V -100mA	.26	.182	.141
NPN Low VCE SAT (BISS) Transistors					
♦ 771-PBSS2515E115	SOT-416	NPN 15V 0.5A Low VCEsat	.12	.107	.102
♦ 771-PBSS4320T215	SOT-23	NPN 20V 2A Low VCEsat	.23	.212	.199
♦ 771-PBSS4021NT215	SOT-23	NPN 20V 4.3A Low VCEsat	.18	.168	.157
♦ 771-PBSS302NX-T/R	SOT-89	NPN 20V 5.3A Low VCEsat	.60	.532	.463
♦ 771-PBSS4130T-T/R	SOT-23	NPN 30V 1A Low VCEsat	.17	.158	.15
♦ 771-PBSS4230T215	SOT-23	NPN 30V 2A Low VCEsat	.39	.325	.265
♦ 771-PBSS4032NT215	SOT-23	NPN 30V 2.5A Low VCEsat	.18	.168	.157
♦ 771-PBSS4140T-T/R	SOT-23	NPN 40V 1A Low VCEsat	.17	.158	.15
♦ 771-PBSS4240T-T/R	SOT-23	NPN 40V 2A Low VCEsat	.52	.463	.396
♦ 771-PBSS302ND-T/R	SOT-457	NPN 40V 4A Low VCEsat	.51	.455	.388
♦ 771-PBSS4540Z-T/R	SOT-223	NPN 40V 5A Low VCEsat	.33	.309	.291
♦ 771-PBSS4350X-T/R	SOT-89	NPN 50V 3A Low VCEsat	.44	.369	.302
♦ 771-PBSS4350Z-/T3	SOT-223	NPN 50V 3A Low VCEsat	.17	.158	.15
♦ 771-PBSS4041NT215	SOT-23	NPN 60V 3.8A Low VCEsat	.18	.168	.157
♦ 771-PBSS304ND-T/R	SOT-457	NPN 80V 3A Low VCEsat	.71	.524	.429
♦ 771-PBSS4480X135	SOT-89	NPN 80V 4A Low VCEsat	.60	.532	.463
♦ 771-PBSS305NX-T/R	SOT-89	NPN 80V 4.6A Low VCEsat	.60	.532	.463
♦ 771-PBSS305NZ-/T3	SOT-223	NPN 80V 5.1A Low VCEsat	.95	.842	.734
PNP Low VCE SAT (BISS) Transistors					
♦ 771-PBSS4021PT215	SOT-23	PNP -20V -3.5A Low VCEsat	.18	.168	.157
♦ 771-PBSS301PD115	SOT-457	PNP -20V -4A Low VCEsat	.64	.562	.49
♦ 771-PBSS302PZ-/T3	SOT-223	PNP -20V -5.5A Low VCEsat	.95	.842	.734
♦ 771-PBSS4032PT215	SOT-23	PNP -30V -2.4A Low VCEsat	.18	.168	.157
♦ 771-PBSS5140T215	SOT-23	PNP -40V -1A Low VCEsat	.49	.416	.34
♦ 771-PBSM5240PF115	HUSON-6	PNP -40V -1.8A Low VCEsat	.23	.208	.195
♦ 771-PBSS5240T-T/R	SOT-23	PNP -40V -2A Low VCEsat	.23	.212	.199
♦ 771-PBSS302PD115	SOT-457	PNP -40V -4A Low VCEsat	.61	.534	.467
♦ 771-PBSS5540Z-T/R	SOT-223	PNP -40V -5A Low VCEsat	.62	.552	.482
♦ 771-PBSS5350T215	SOT-23	PNP -50V -2A Low VCEsat	.43	.36	.293
♦ 771-PBSS5350X-T/R	SOT-89	PNP -50V -3A Low VCEsat	.29	.264	.249
♦ 771-PBSS4041PT215	SOT-23	PNP -60V -2.7A Low VCEsat	.18	.168	.157
♦ 771-PBSS305PX115	SOT-89	PNP -80V -4A Low VCEsat	.61	.534	.467
Dual Low VCE SAT (BISS) Transistors					
♦ 771-PBSS4140DPN-T/R	SOT-457	NPN/PNP 40V 1A Lo VCEsat	.36	.336	.316

© Copyright 2013 Mouser Electronics

ON SEMICONDUCTOR Transistors

RoHS Compliant This product is RoHS compliant.

ON SEMICONDUCTOR GENERAL AUDIO BIPOLAR TRANSISTORS

♦ Surface Mount Device

For quantities greater than listed, call for quote.

MOUSER STOCK NO.	ON Semi Part No.	Package	VCEO Min (V)	IC Max (A)	hFE		Price Each			
					Min	Max	1	25	100	500
NPN										
♦ 863-MJD200G	MJD200G	DPAK	25	5.0	45	180	.62	.547	.395	.334
♦ 863-MJD200T4G	MJD200T4G	DPAK	25	5.0	45	180	.63	.554	.40	.338
863-MJE200G	MJE200G	Case 77	40	5.0	45	180	.58	.443	.381	.321
863-MJE15028G	MJE15028G	TO-220	120	8	40	-	1.29	1.03	.798	.705
863-MJ15015G	MJ15015G	TO-3	120	15	10	70	2.75	2.20	1.96	1.71
863-MJ15003G	MJ15003G	TO-3	140	20	25	150	4.04	3.31	2.99	2.68
863-MJE15030G	MJE15030G	TO-220	150	8	20	-	1.36	1.09	.954	.743
863-MJ15022G	MJ15022G	TO-3	200	16	15	60	4.35	3.57	3.22	2.89
863-MJW3281AG	MJW3281AG	TO-247	230	15	50	200	3.45	2.73	2.58	2.31
863-MJE15032G	MJE15032G	TO-220	250	8	10	-	1.27	1.10	.849	.75
863-NJW3281G	NJW3281G	TO-3P	250	15	75	150	3.00	2.43	2.19	1.71
863-MJ15024G	MJ15024G	TO-3	250	16	15	60	4.35	3.57	3.22	2.89
863-MJW21194G	MJW21194G	TO-247	250	16	20	80	4.14	3.39	3.06	2.75
863-MJ21194G	MJ21194G	TO-3	250	16	25	75	4.35	3.57	3.22	2.89
863-MJ21196G	MJ21196G	TO-3	250	16	25	75	4.04	3.31	2.99	2.68
863-MJL21194G	MJL21194G	TO-264	250	16	25	75	4.82	3.95	3.56	3.19
863-MJL21196G	MJL21196G	TO-264	250	16	25	100	4.55	3.72	3.36	3.02
863-MJL3281AG	MJL3281AG	TO-264	260	15	75	150	3.96	3.18	2.90	2.34
863-MJE15034G	MJE15034G	TO-220	350	4	100	-	1.50	1.19	.917	.811
863-MJL4281AG	MJL4281AG	TO-264	350	15	80	250	6.69	5.48	4.94	4.14
PNP										
♦ 863-MJD210G	MJD210G	DPAK	-25	-5	45	180	.61	.533	.385	.325
863-MJE210G	MJE210G	Case 77	-40	-5	45	180	.52	.443	.312	.262
863-MJE15029G	MJE15029G	TO-220	-120	-8	40	-	1.36	1.09	.954	.743
863-MJ15016G	MJ15016G	TO-3	-120	-15	10	70	3.17	2.55	2.31	1.87
863-MJ15004G	MJ15004G	TO-3	-140	-20	25	150	3.42	3.32	2.75	2.17
863-MJE15031G	MJE15031G	TO-220	-150	-8	40	-	1.36	1.09	.954	.743
863-MJ15023G	MJ15023G	TO-3	-200	-16	15	60	4.35	4.01	3.06	2.53
863-MJW1302AG	MJW1302AG	TO-247	-230	-15	50	200	3.45	3.02	2.27	1.96
863-MJE15033G	MJE15033G	TO-220	-250	-8	10	-	1.32	1.06	.92	.717
863-MJ15025G	MJ15025G	TO-3	-250	-16	15	60	4.35	3.75	3.06	2.53
863-MJW21193G	MJW21193G	TO-247	-250	-16	20	80	4.14	3.53	2.91	2.50
863-MJ21193G	MJ21193G	TO-3	-250	-16	25	75	4.35	3.80	3.06	2.53
863-MJ21195G	MJ21195G	TO-3	-250	-16	25	75	3.75	3.34	2.62	2.17
863-MJL21193G	MJL21193G	TO-264	-250	-16	25	75	4.82	4.00	3.37	2.91
863-MJL1302AG	MJL1302AG	TO-264	-260	-15	75	150	3.96	3.18	2.90	2.34
863-MJE15035G	MJE15035G	TO-220	-350	-4	100	-	1.54	1.22	1.07	.837
863-MJL4302AG	MJL4302AG	TO-264	-350	-15	80	250	6.01	5.11	4.37	3.88

ON SEMICONDUCTOR BIAS RESISTORS

♦ Surface Mount Device

For quantities greater than listed, call for quote.

MOUSER STOCK NO.	ON Semi Part No.	Package	VCEO Min (V)	hFE Min/Typ	R1 (KΩ	R2 (KΩ)	Price Each			
							1	25	100	500
NPN										
♦ 863-DTC114TM3T5G	DTC114TM3T5G	SC-59	50	160/350	10	-	.20	.171	.128	.096
♦ 863-DTA114EM3T5G	DTA114EM3T5G	SOT-723	50	35/60	10	10	.33	.235	.112	.096
♦ 863-DTC114EM3T5G	DTC114EM3T5G	SOT-23	50	35/60	10	10	.20	.171	.128	.096
♦ 863-MUN5311DW1T1G	MUN5311DW1T1G	SC-88	50	35/60	10	10	.33	.225	.171	.09
♦ 863-DTA124EM3T5G	DTA124EM3T5G	SOT-723	50	60/100	22	22	.33	.235	.112	.096
♦ 863-DTA123EM3T5G	DTA123EM3T5G	SOT-723	50	8.0/15	2.2	2.2	.33	.235	.112	.096
♦ 863-DTC123EM3T5G	DTC123EM3T5G	SOT-353	50	8.0/15	2.2	2.2	.20	.171	.128	.096
♦ 863-DTA124XM3T5G	DTA124XM3T5G	SOT-723	50	80/130	22	47	.33	.235	.112	.096
♦ 863-DTA143ZM3T5G	DTA143ZM3T5G	SOT-723	50	80/140	4.7	47	.33	.235	.112	.096
♦ 863-DTC114YM3T5G	DTC114YM3T5G	SC-59	50	80/140	10	47	.20	.171	.128	.096
♦ 863-DTA144EM3T5G	DTA144EM3T5G	SOT-723	50	80/140	47	47	.33	.235	.112	.096
♦ 863-DTA115EM3T5G	DTA115EM3T5G	SOT-723	50	80/150	100	100	.33	.235	.112	.096
♦ 863-DTC115EM3T5G	DTC115EM3T5G	SC-70	50	80/150	100	100	.20	.171	.128	.096
♦ 863-MMUN2231LT1G	MMUN2231LT1G	SOT-23	50	8.0/15	2.2	2.2	.15	.134	.096	.046
♦ 863-MMUN2233LT1G	MMUN2233LT1G	SOT-23	50	80/200	3.3	4.7	.15	.134	.057	.046
PNP										
♦ 863-DTC143TM3T5G	DTC143TM3T5G	SOT-723	-50	160/350	47	-	.15	.096	.086	.085
♦ 863-DTC144WM3T5G	DTC144WM3T5G	SOT-723	-50	80/140	47	22	.20	.171	.128	.096
♦ 863-MUN5213T1G	MUN5213T1G	SOT-23	-50	80/140	47	47	.29	.125	.081	.058
♦ 863-NSB1706DMW5T1G	NSB1706DMW5T1G	SC-59	-50	80/200	10	10	.30	.246	.201	.134
♦ 863-DTC144EM3T5G	DTC144EM3T5G	SOT-723	-50	80/140	47	47	.20	.171	.128	.096
♦ 863-DTC124XM3T5G	DTC124XM3T5G	SOT-723	-50	80/150	22	47	.20	.171	.128	.096
♦ 863-DTC143EM3T5G	DTC143EM3T5G	SOT-723	-50	15/30	4.7	4.7	.15	.096	.086	.085
♦ 863-DTC143ZM3T5G	DTC143ZM3T5G	SOT-723	-50	80/200	4.7	47	.20	.171	.128	.096
♦ 863-DTC144TM3T5G	DTC144TM3T5G	SOT-723	-50	160/350	47	-	.20	.171	.128	.096
♦ 863-MMUN2211LT1G	MMUN2211LT1G	SOT-723	-50	35/60	.47	4.7	.15	.134	.057	.046
♦ 863-MUN2111T1G	MUN2111T1G	SOT-723	-50	35/60	10	10	.18	.136	.056	.044
♦ 863-MUN2211T1G	MUN2211T1G	SOT-723	-50	35/60	10	10	.19	.161	.117	.055
♦ 863-DTC124EM3T5G	DTC124EM3T5G	SOT-723	-50	60/100	22	22	.20	.171	.128	.096
♦ 863-MMUN2111LT1G	MMUN2111LT1G	SOT-723	-50	35/60	10	10	.15	.134	.057	.046
Complementary										
♦ 863-NSBC114YPDXV6T1G	NSBC114YPDXV6T1G	SOT-563	50/-50	80/140	10	47	.55	.31	.231	.131
♦ 863-NSBC123JPDXV6T5G	NSBC123JPDXV6T5G	SOT-563	50/-50	80/140	2.2	47	.38	.342	.249	.198
♦ 863-NSBC143TPDXV6T1G	NSBC143TPDXV6T1G	SOT-563	50/-50	80/140	4.7	-	.35	.351	.217	.175
♦ 863-NSBC144EPDXV6T1G	NSBC144EPDXV6T1G	SOT-563	50/-50	80/140	47	47	.42	.364	.219	.162
♦ 863-MUN5316DW1T1G	MUN5316DW1T1G	SOT-363	50/-50	160/350	4.7	-	.08	.054	.046	.037


TO-220

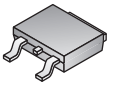
DPAK

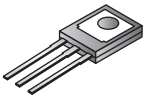
TO-225 and Case 77

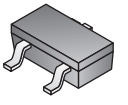
SC-59

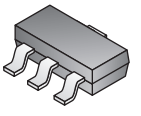
SOT-23

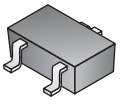
SOT-363

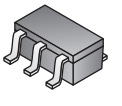
SC-70

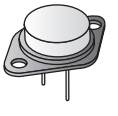
TO-3/TO-3P

© Copyright 2013 Mouser Electronics

© Copyright 2013 Mouser Electronics

ON SEMICONDUCTOR Transistors

RoHS Compliant This product is RoHS compliant.

ON SEMICONDUCTOR DARLINGTON BIPOLAR TRANSISTORS

NEW PRODUCT

◆ Surface Mount Device

For quantities greater than listed, call for quote.

MOUSER STOCK NO.	ON Semi Part No.	Package	VCEO Min (V)	IC Max (A)	hFE Min	hFE Max	Price Each 1	25	100	500
NPN										
◆ 863-MMBTA13LT1G	MMBTA13LT1G	SOT-23	30	0.3	5000	-	.23	.205	.087	.071
◆ 863-MMBTA14LT1G	MMBTA14LT1G	SOT-23	30	0.3	10000	-	.23	.205	.087	.071
863-MPSA13RLRAG	MPSA13RLRAG	TO-92	30	0.5	5000	-	.38	.246	.192	.10
863-MPSA14RLRAG	MPSA14RLRAG	TO-92	30	0.5	10000	-	.38	.246	.192	.10
◆ 863-MMBT6427LT1G	MMBT6427LT1G	SOT-23	40	0.5	10000	100000	.27	.195	.093	.079
863-2N6426G	2N6426G	TO-92	40	0.5	20000	200000	.39	.232	.164	.132
863-MPSW45AG	MPSW45AG	TO-92	40	1	25000	150000	.33	.229	.189	.156
863-MPSA27RLRAG	MPSA27RLRAG	TO-92	60	0.5	10000	-	.38	.246	.192	.10
863-TIP110G	TIP110G	TO-220	60	2	1000	-	.73	.649	.489	.419
863-MJE800G	MJE800G	Case 77	60	4	750	-	.59	.461	.401	.341
863-TIP120G	TIP120G	TO-220	60	5	1000	-	.61	.545	.411	.352
863-TIP140G	TIP140G	TO-218	60	10	1000	-	2.04	1.75	1.46	1.27
863-MJ11012G	MJ11012G	TO-3	60	30	1000	-	4.50	3.69	3.34	3.00
863-2N6039G	2N6039G	Case 77	80	4	750	15000	.76	.59	.516	.44
863-MJE802G	MJE802G	Case 77	80	4	750	-	.59	.461	.401	.341
863-TIP121G	TIP121G	TO-220	80	5	1000	-	.61	.545	.411	.352
863-TIP101G	TIP101G	TO-220	80	8	1000	20000	.89	.786	.592	.508
863-2N6388G	2N6388G	TO-220	80	10	1000	20000	.86	.779	.598	.53
863-TIP141G	TIP141G	TO-218	80	10	1000	-	2.04	1.75	1.46	1.27
863-MPSA29RLRPG	MPSA29RLRPG	TO-92	100	0.5	10000	-	.38	.246	.192	.10
◆ 863-MJD112G	MJD112G	DPAK	100	2	1000	12000	.57	.502	.378	.324
863-TIP112G	TIP112G	TO-220	100	2	1000	-	.63	.557	.419	.36
863-TIP117G	TIP117G	TO-220	100	2	1000	-	.73	.649	.489	.419
863-MJF122G	MJF122G	TO-220FP	100	5	1000	-	.98	.781	.685	.606
863-TIP122G	TIP122G	TO-220	100	5	1000	-	.62	.551	.415	.356
863-2N6045G	2N6045G	TO-220	100	8	1000	20000	.92	.719	.545	.464
◆ 863-MJD122G	MJD122G	DPAK	100	8	1000	12000	.61	.533	.385	.325
863-TIP102G	TIP102G	TO-220	100	8	1000	20000	.89	.79	.595	.509
863-BDV64BG	BDV64BG	TO-218	100	10	1000	-	1.84	1.67	1.34	1.09
863-TIP142G	TIP142G	TO-218	100	10	1000	-	2.04	1.75	1.46	1.27
863-MJF6388G	MJF6388G	TO-220FP	100	10	3000	15000	1.74	1.50	1.24	1.09
863-MJF6388G	MJF6388G	TO-220FP	100	10	3000	15000	1.74	1.50	1.24	1.09
863-MJH6284G	MJH6284G	TO-218	100	20	750	18000	4.39	3.64	3.28	2.95
863-MJ11016G	MJ11016G	TO-3	120	30	1000	-	4.50	3.69	3.34	3.00
863-MJ11032G	MJ11032G	TO-3	120	50	1000	18000	9.29	7.64	7.02	6.39
863-MJH11020G	MJH11020G	TO-218	200	15	400	15000	4.17	4.09	3.08	2.77
863-MJH11022G	MJH11022G	TO-218	250	15	400	15000	4.17	4.09	3.08	2.77
◆ 863-MJB5742T4G	MJB5742T4G	D2PAK-3	400	8	200	400	2.64	2.14	1.93	1.50
863-MJE5742G	MJE5742G	TO-220	400	8	50	100	1.68	1.36	1.22	.954
PNP										
◆ 863-MMBTA63LT1G	MMBTA63LT1G	SOT-23	-30	-0.5	5000	-	.23	.205	.087	.071
◆ 863-MMBTA64LT1G	MMBTA64LT1G	SOT-23	-30	-0.5	10000	-	.23	.205	.087	.071
863-MJE700G	MJE700G	Case 77	-60	-4	750	-	.59	.516	.365	.306
863-TIP125G	TIP125G	TO-220	-60	-5	1000	-	.77	.684	.515	.442
863-2N6040G	2N6040G	TO-220	-60	-8	1000	20000	.79	.649	.552	.463
863-2N6667G	2N6667G	TO-220	-60	-10	1000	20000	1.02	.866	.632	.538
863-2N6036G	2N6036G	Case 77	-80	-4	750	15000	.67	.59	.416	.35
863-2N6286G	2N6286G	TO-3	-80	-20	750	18000	3.86	3.10	2.97	2.80
863-MPSA29G	MPSA29G	TO-92	-100	-0.5	10000	-	.38	.246	.192	.10
863-TIP147G	TIP147G	TO-218	-100	-10	500	-	1.89	1.73	1.27	1.10
863-BDV65BG	BDV65BG	TO-218	-100	-10	1000	-	2.04	1.85	1.46	1.09
863-2N6052G	2N6052G	TO-3	-100	-12	750	18000	4.18	3.43	3.09	2.77
863-MJ11015G	MJ11015G	TO-3	-120	-30	1000	-	3.87	3.43	2.72	2.34
863-MJ11021G	MJ11021G	TO-3	-250	-15	400	15000	5.68	5.55	4.67	4.65

ON SEMICONDUCTOR GENERAL PURPOSE BIPOLAR TRANSISTORS

NEW PRODUCT

◆ Surface Mount Device

For quantities greater than listed, call for quote.

MOUSER STOCK NO.	ON Semi Part No.	Package	VCEO Max V)	IC Max (A)	hFE Min	hFE Max	Price Each 1	25	100	500
NPN										
◆ 863-MSD1328-RT1G	MSD1328-RT1G	SC-59	20	0.5	200	350	.45	.235	.173	.118
863-2N5089G	2N5089G	TO-92	25	0.05	400	1200	.38	.246	.19	.10
◆ 863-MMBT6521LT1G	MMBT6521LT1G	SOT-23	25	0.1	300	600	.27	.205	.146	.116
863-2N4124G	2N4124G	TO-92	25	0.2	120	360	.33	.225	.171	.09
◆ 863-MMBT4124LT1G	MMBT4124LT1G	SOT-23	25	0.2	120	360	.20	.183	.077	.063
863-MPS4124RLRAG	MPS4124RLRAG	TO-92	25	0.2	120	360	.40	.257	.203	.106
◆ 863-BC848BLT1G	BC848BLT1G	SOT-23	30	0.1	200	450	.15	.135	.058	.046
863-2N5088G	2N5088G	TO-92	30	0.5	300	900	.38	.246	.19	.10
◆ 863-MMBT2222LT1G	MMBT2222LT1G	SOT-23	30	0.6	100	300	.15	.134	.057	.046
◆ 863-MMBT3904LT1G	MMBT3904LT1G	SOT-23	40	0.2	100	300	.12	.111	.047	.039
◆ 863-MMBT3904TT1G	MMBT3904TT1G	SC-75	40	0.2	100	300	.18	.15	.111	.052
◆ 863-MMBT3904WT1G	MMBT3904WT1G	SC-70	40	0.2	100	300	.19	.161	.117	.055
◆ 863-PZT3904T1G	PZT3904T1G	SOT-223	40	0.2	100	300	.32	.248	.165	.135
863-2N4401G	2N4401G	TO-92	40	0.6	100	300	.27	.205	.146	.116
863-2N4401RLRPG	2N4401RLRPG	TO-92	40	0.6	100	300	.11	.09	.072	.059
◆ 863-MMBT2222AWT1G	MMBT2222AWT1G	SC-70	40	0.6	100	300	.18	.15	.109	.051
863-MPS2222AG	MPS2222AG	TO-92	40	0.6	100	300	.31	.203	.162	.085
863-PN2222AG	PN2222AG	TO-92	40	0.6	100	300	.33	.225	.171	.09
◆ 863-MMBT2222AM3T5G	MMBT2222AM3T5G	SOT723	40	0.6	100	300	.12	.107	.103	.091
863-MJE180G	MJE180G	Case 77	40	3.0	50	250	.58	.443	.381	.321
Dual Bipolar Transistors - General Purpose										
◆ 863-NSS40301MDR2G	NSS40301MDR2G	SOIC-8	40	3	200	400	.58	.556	.534	.476

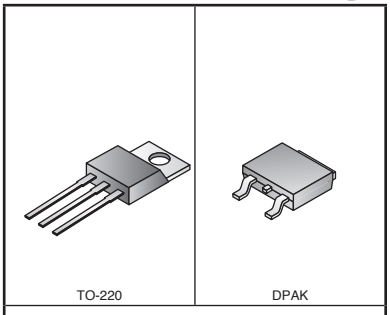
TO-220 DPAK

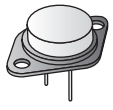
TO-3


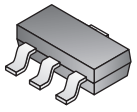
TO-220FP SOT-223

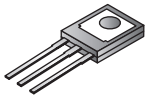
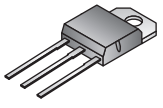
Case 77 TO-218

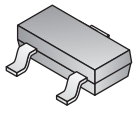
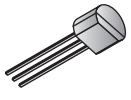
SOT-23 TO-92

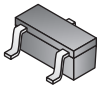
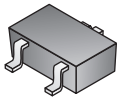
SC-70 SC-75

© Copyright 2013 Mouser Electronics

© Copyright 2013 Mouser Electronics

ON SEMICONDUCTOR Transistors

RoHS Compliant This product is RoHS compliant.

ON Semiconductor®

ON SEMICONDUCTOR GENERAL PURPOSE BIPOLAR TRANSISTORS (CONT.)

♦ Surface Mount Device

For quantities greater than listed, call for quote.

MOUSER STOCK NO.	ON Semi Part No.	Package	VCEO Max (V)	IC Max (A)	hFE		Price Each			
					Min	Max	1	25	100	500
NPN (Cont.)										
863-2N3771G	2N3771G	TO-3	40	30	15	60	3.76	3.07	2.77	2.49
♦ 863-BC847BLT1G	BC847BLT1G	SOT-23	45	0.1	200	450	.15	.135	.058	.046
♦ 863-BC847BTT1G	BC847BTT1G	SC-75	45	0.1	200	450	.19	.161	.117	.055
♦ 863-BCW72LT1G	BCW72LT1G	SOT-23	45	0.1	200	450	.20	.188	.08	.064
863-BC547CG	BC547CG	TO-92	45	0.1	420	800	.31	.203	.158	.082
♦ 863-BC847CLT1G	BC847CLT1G	SOT-23	45	0.1	420	800	.15	.135	.058	.046
♦ 863-BC850CLT1G	BC850CLT1G	SOT-23	45	0.1	420	800	.15	.135	.058	.046
♦ 863-MMBT6429LT1G	MMBT6429LT1G	SOT-23	45	0.2	500	1250	.27	.195	.093	.079
♦ 863-BC817-16LT1G	BC817-16LT1G	SOT-23	45	0.5	100	250	.16	.15	.063	.051
♦ 863-BCX19LT1G	BCX19LT1G	SOT-23	45	0.5	100	600	.24	.172	.082	.071
♦ 863-BC817-25LT1G	BC817-25LT1G	SOT-23	45	0.5	160	400	.14	.118	.083	.04
♦ 863-BC817-40LT1G	BC817-40LT1G	SOT-23	45	0.5	250	600	.14	.118	.083	.04
863-BC337-25ZL1G	BC337-25ZL1G	TO-92	45	0.8	160	400	.47	.225	.161	.122
♦ 863-MSD601-RT1G	MSD601-RT1G	SC-59	50	0.1	210	340	.46	.342	.262	.185
♦ 863-MMBT6428LT1G	MMBT6428LT1G	SOT-23	50	0.2	250	650	.27	.195	.093	.079
♦ 863-MMBTA05LT1G	MMBTA05LT1G	SOT-23	60	0.5	100	-	.23	.205	.087	.071
863-TIP31AG	TIP31AG	TO-220	60	3	10	50	.62	.54	.391	.33
♦ 863-MJD3055G	MJD3055G	DPAK	60	10	20	100	.78	.688	.518	.444
♦ 863-MJD3055T4G	MJD3055T4G	DPAK	60	10	20	100	.78	.688	.518	.444
863-MJE3055TG	MJE3055TG	TO-220	60	10	20	100	.97	.779	.598	.53
863-D44H8G	D44H8G	TO-220	60	10	40	-	1.13	.91	.699	.616
863-2N3055G	2N3055G	TO-3	60	15	20	70	2.46	2.38	1.82	1.41
863-TIP3055G	TIP3055G	TO-218	60	15	20	70	1.81	1.46	1.29	1.13
♦ 863-BC846ALT1G	BC846ALT1G	SOT-23	65	0.1	110	220	.15	.135	.058	.046
♦ 863-BC846BLT1G	BC846BLT1G	SOT-23	65	0.1	200	450	.15	.135	.058	.046
♦ 863-BC846BWT1G	BC846BWT1G	SC-70	65	0.1	200	450	.18	.161	.113	.054
863-2N6292G	2N6292G	TO-220	70	7	30	150	1.01	.813	.624	.551
♦ 863-MMBT8099LT1G	MMBT8099LT1G	SOT-23	80	0.5	100	300	.30	.203	.155	.08
♦ 863-MMBTA06LT1G	MMBTA06LT1G	SOT-23	80	0.5	100	-	.23	.205	.087	.071
863-MPSA06RLRAG	MPSA06RLRAG	TO-92	80	0.5	100	-	.34	.225	.178	.092
863-MPSA06RLRMG	MPSA06RLRMG	TO-92	80	0.5	100	-	.34	.225	.178	.092
863-TIP31BG	TIP31BG	TO-220	80	3	10	50	.62	.54	.391	.33
863-MJE182G	MJE182G	Case 77	80	3	50	250	.58	.443	.381	.321
♦ 863-MJD44H11G	MJD44H11G	DPAK	80	8	60	-	.57	.505	.38	.326
863-D44H11G	D44H11G	TO-220	80	10	60	-	1.13	.91	.699	.616
863-MJF44H11G	MJF44H11G	TO-220FP	80	10	60	-	1.74	1.50	1.24	1.09
863-2N6488G	2N6488G	TO-220	80	15	20	150	.93	.807	.601	.516
863-D44VH10G	D44VH10G	TO-220	80	15	20	-	1.13	.91	.699	.616
863-2N5038G	2N5038G	TO-3	90	20	20	100	9.35	7.69	7.06	6.44
863-TIP29CG	TIP29CG	TO-220	100	1	15	75	.58	.51	.384	.33
♦ 863-MJD31CG	MJD31CG	DPAK	100	3	10	50	.49	.431	.311	.263
863-TIP31CG	TIP31CG	TO-220	100	3	10	50	.59	.518	.375	.317
863-MJE243G	MJE243G	Case 77	100	4	40	180	.57	.511	.387	.33
863-TIP41CG	TIP41CG	TO-220	100	6	15	75	.67	.598	.45	.386
863-2N5550G	2N5550G	TO-92	140	0.6	60	250	.38	.246	.19	.10
863-2N3773G	2N3773G	TO-3	140	16	15	60	3.76	3.07	2.77	2.49
863-MJF15030G	MJF15030G	TO-220FP	150	8	20	-	1.74	1.50	1.24	1.09
♦ 863-MMBT5551LT1G	MMBT5551LT1G	SOT-23	160	0.06	80	250	.21	.154	.074	.063
♦ 863-MMBTA42LT1G	MMBTA42LT1G	SOT-23	200	0.05	40	-	.23	.205	.087	.071
863-BU406G	BU406G	TO-220	200	7	-	-	1.50	1.20	.923	.713
863-BF422G	BF422G	TO-92	250	0.1	50	-	.36	.215	.152	.122
863-2N5655G	2N5655G	Case 77	250	0.5	30	250	.59	.461	.401	.341
863-TIP47G	TIP47G	TO-220	250	1	30	150	.75	.667	.502	.43
863-MJF47G	MJF47G	TO-220FP	250	1	30	150	1.37	1.23	.917	.78
♦ 863-MMBTA42LT3G	MMBTA42LT3G	SOT-23	300	0.05	25	-	.23	.205	.087	.071
♦ 863-PZTA42T1G	PZTA42T1G	SOT-223	300	0.05	25	-	.57	.332	.269	.161
863-MPSW42RLRAG	MPSW42RLRAG	TO-92	300	0.5	25	-	.43	.281	.204	.166
863-TIP48G	TIP48G	TO-220	300	1	30	150	.75	.667	.502	.43
863-MJE3439G	MJE3439G	TO-225	350	0.3	15	200	.55	.428	.372	.317
♦ 863-MMBT6517LT1G	MMBT6517LT1G	SOT-23	350	0.5	15	-	.58	.385	.306	.21
863-2N5657G	2N5657G	Case 77	350	0.5	30	250	.59	.461	.401	.341
863-TIP50G	TIP50G	TO-220	400	1	30	150	.75	.667	.502	.43
863-BUL45G	BUL45G	TO-220	400	5	14	34	1.10	.877	.674	.595
863-BUL45D2G	BUL45D2G	TO-220	400	5	22	34	1.34	1.07	.824	.727
863-MJE13007G	MJE13007G	TO-220	400	8	8	40	1.05	.845	.648	.574
863-BUX85G	BUX85G	TO-220	450	2	30	-	.89	.714	.549	.485
863-MJE18004G	MJE18004G	TO-220	450	5	14	34	1.13	.91	.699	.616
863-MJE18008G	MJE18008G	TO-220	450	8	14	34	1.58	1.26	1.01	.886
863-MJW18020G	MJW18020G	TO-247	450	30	14	34	5.99	5.81	5.64	4.27
PNP										
♦ 863-MMBT4126LT1G	MMBT4126LT1G	SOT-23	-25	-0.2	120	300	.71	.278	.208	.146
♦ 863-BC858BLT1G	BC858BLT1G	SOT-23	-30	-0.1	220	475	.15	.135	.058	.046
♦ 863-BC858CLT1G	BC858CLT1G	SOT-23	-30	-0.1	420	800	.15	.135	.058	.046
863-2N6111G	2N6111G	TO-220	-30	-7	30	150	.89	.717	.623	.485
♦ 863-MMBT3906LT1G	MMBT3906LT1G	SOT-23	-40	-0.2	100	300	.12	.111	.047	.039
♦ 863-MMBT3906TT1G	MMBT3906TT1G	SC-75	-40	-0.2	100	300	.18	.15	.111	.052
♦ 863-MMBT3906WT1G	MMBT3906WT1G	SC-70	-40	-0.2	100	300	.19	.161	.117	.055
863-2N4403G	2N4403G	TO-92	-40	-0.6	100	300	.11	.089	.081	.076

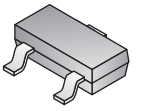
SOT-23

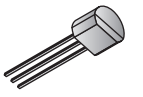
TO-92

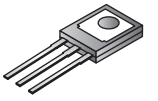
Case 77

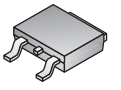
DPAK


TO-220FP


TO-220

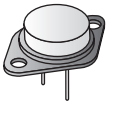
TO-3

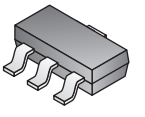
SOT-223

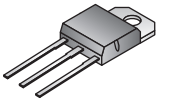
TO-218


TO-247

© Copyright 2013 Mouser Electronics

© Copyright 2013 Mouser Electronics

ON SEMICONDUCTOR Transistors

RoHS Compliant This product is RoHS compliant.

ON SEMICONDUCTOR GENERAL PURPOSE BIPOLAR TRANSISTORS (CONT.)

♦ Surface Mount Device

For quantities greater than listed, call for quote.

MOUSER STOCK NO.	ON Semi Part No.	Package	VCEO Max (V)	IC Max (A)	hFE		Price Each			
					Min	Max	1	25	100	500
PNP (Cont.)										
863-MPSW51AG	MPSW51AG	TO-92	-40	-1	55	-	.33	.251	.167	.137
♦ 863-NJT4030PT1G	NJT4030PT1G	SOT-223	-40	-3	200	400	.47	.353	.296	.217
863-TIP42G	TIP42G	TO-220	-40	-6	15	75	.72	.631	.475	.408
863-BC307BRL1G	BC307BRL1G	TO-92	-45	-0.1	200	460	.41	.353	.235	.193
♦ 863-BC857BLT1G	BC857BLT1G	SOT-23	-45	-0.1	220	475	.15	.135	.058	.046
863-BC557CG	BC557CG	TO-92	-45	-0.1	420	800	.12	.107	.081	.064
♦ 863-BC807-16LT1G	BC807-16LT1G	SOT-23	-45	-0.5	100	250	.16	.146	.062	.05
♦ 863-BCX17LT1G	BCX17LT1G	SOT-23	-45	-0.5	100	600	.24	.172	.082	.071
♦ 863-BC807-25LT1G	BC807-25LT1G	SOT-23	-45	-0.5	160	400	.16	.146	.062	.05
♦ 863-BC807-40LT1G	BC807-40LT1G	SOT-23	-45	-0.5	250	600	.16	.146	.062	.05
♦ 863-2SA1774G	2SA1774G	SC-75	-50	-0.1	120	560	.06	.054	.046	.037
863-2N6109G	2N6109G	TO-220	-50	-7	30	150	.87	.796	.538	.458
♦ 863-MMBTA55LT1G	MMBTA55LT1G	SOT-23	-60	-0.5	100	-	.23	.205	.087	.071
863-MPSA55RLRAG	MPSA55RLRAG	TO-92	-60	-0.5	100	-	.38	.246	.19	.10
♦ 863-MMBT2907ALT1G	MMBT2907ALT1G	SOT-23	-60	-0.6	50	300	.12	.111	.047	.039
♦ 863-MMBT2907AWT1G	MMBT2907AWT1G	SC-70	-60	-0.6	50	-	.19	.161	.117	.055
863-MPS2907AG	MPS2907AG	TO-92	-60	-0.6	100	300	.33	.257	.141	.112
♦ 863-PZT2907AT1G	PZT2907AT1G	SOT-223	-60	-0.6	100	300	.56	.321	.262	.157
863-MPS751RLRAG	MPS751RLRAG	TO-92	-60	-2	40	-	.36	.246	.174	.141
863-TIP32AG	TIP32AG	TO-220	-60	-3	10	50	.57	.498	.358	.304
♦ 863-MJD2955G	MJD2955G	DPAK	-60	-10	20	100	.72	.635	.478	.41
863-MJE2955TG	MJE2955TG	TO-220	-60	-10	20	100	.93	.749	.649	.506
863-TIP2955G	TIP2955G	TO-218	-60	-15	20	70	1.68	1.52	1.22	.984
♦ 863-BC856ALT1G	BC856ALT1G	SOT-23	-65	-0.1	125	250	.15	.135	.058	.046
♦ 863-BC856BLT1G	BC856BLT1G	SOT-23	-65	-0.1	220	475	.15	.135	.058	.046
863-2N6107G	2N6107G	TO-220	-70	-7	30	150	.86	.708	.539	.458
863-MPSW56RLRPG	MPSW56RLRPG	TO-92	-80	-0.5	50	-	.24	.221	.178	.144
♦ 863-MMBTA56LT1G	MMBTA56LT1G	SOT-23	-80	-0.5	100	-	.23	.205	.087	.071
863-MJE172G	MJE172G	TO-225	-80	-3	50	250	.52	.443	.312	.262
863-2N5195G	2N5195G	TO-225	-80	-4	20	80	.67	.59	.416	.35
♦ 863-MJD45H11G	MJD45H11G	DPAK	-80	-8	60	-	.60	.53	.399	.341
863-D45H11G	D45H11G	TO-220	-80	-10	40	-	1.05	.866	.656	.557
863-MJF45H11G	MJF45H11G	TO-220FP	-80	-10	40	-	1.73	1.50	1.09	.943
863-2N6491G	2N6491G	TO-220	-80	-15	20	150	1.03	.813	.715	.556
863-D45VH10G	D45VH10G	TO-220	-80	-15	20	-	1.05	.866	.656	.557
863-TIP30CG	TIP30CG	TO-220	-100	-1	15	75	.59	.518	.375	.317
♦ 863-MJD32CG	MJD32CG	DPAK	-100	-3	10	50	.54	.472	.341	.288
863-TIP32CG	TIP32CG	TO-220	-100	-3	10	50	.55	.475	.343	.29
863-MJE253G	MJE253G	TO-225	-100	-4	40	180	.57	.472	.352	.294
863-TIP42CG	TIP42CG	TO-220	-100	-6	15	75	.70	.613	.462	.396
863-2N5401G	2N5401G	TO-92	-150	-0.6	60	240	.13	.117	.093	.076
863-MJF15031G	MJF15031G	TO-220FP	-150	-8	40	-	1.74	1.50	1.09	.943
♦ 863-MMBTA92LT1G	MMBTA92LT1G	SOT-23	-300	-0.05	25	-	.21	.157	.075	.064
♦ 863-PZTA92T1G	PZTA92T1G	SOT-223	-300	-0.05	25	-	.24	.216	.168	.138
863-MPSA92G	MPSA92G	TO-92	-300	-0.5	25	-	.15	.137	.109	.09
863-MJE5730G	MJE5730G	TO-220	-300	-1	30	150	1.25	1.12	.843	.717
863-MJE5850G	MJE5850G	TO-220	-300	-8	15	-	2.74	2.46	1.90	1.64
♦ 863-MMBT6520LT1G	MMBT6520LT1G	SOT-23	-350	-0.5	20	200	.35	.279	.146	.119
863-MJE5851G	MJE5851G	TO-220	-350	-8	15	-	2.74	2.54	1.90	1.64
863-MJE5852G	MJE5852G	TO-220	-400	-8	15	-	2.89	2.46	1.90	1.64
Complementary										
♦ 863-MBT3904DW1T1G	MBT3904DW1T1G	SOT-363	40/40	0.2/.2	100/100	300/300	.28	.182	.144	.075
♦ 863-MBT3946DW1T1G	MBT3946DW1T1G	SOT-363	40/-40	0.2/-0.2	100/100	300/300	.28	.182	.144	.075
♦ 863-BC847BDW1T1G	BC847BDW1T1G	SOT-363	45/45	0.1/0.1	200/200	450/450	.28	.182	.144	.075
♦ 863-NST45010MW6T1G	NST45010MW6T1G	SOT-363	-45/-45	-0.1/-0.1	220/220	475/475	.63	.55	.457	.336
♦ 863-BC847BPDW1T1G	BC847BPDW1T1G	SOT-363	50/-50	0.1/-0.1	200/200	475/475	.28	.182	.144	.075

ON SEMICONDUCTOR HIGH-POWER BIPOLAR TRANSISTORS

For quantities greater than listed, call for quote.

MOUSER STOCK NO.	ON Semi Part No.	Package	VCEO Max (V)	IC Max (A)	hFE		Price Each			
					Min	Max	1	25	100	500
NPN										
863-2N3055AG	2N3055AG	TO-3	60	15	10	70	2.75	2.20	1.96	1.71
863-2N3772G	2N3772G	TO-3	60	20	15	60	4.15	3.40	3.08	2.76
863-2N5885G	2N5885G	TO-3	60	25	20	100	3.76	3.07	2.77	2.49
863-2N5302G	2N5302G	TO-3	60	30	15	60	3.76	3.07	2.77	2.49
863-2N5886G	2N5886G	TO-3	80	25	20	100	3.76	3.07	2.77	2.49
863-MJ802G	MJ802G	TO-3	90	30	25	100	3.76	3.07	2.77	2.49
863-TIP33CG	TIP33CG	TO-218	100	10	20	100	1.85	1.51	1.33	1.16
863-TIP35CG	TIP35CG	TO-218	100	25	15	75	2.78	2.39	1.99	1.74
863-2N3442G	2N3442G	TO-3	140	10	20	70	2.75	2.20	1.96	1.71
863-MJE4343G	MJE4343G	TO-218	160	16	15	-	3.79	3.04	2.77	2.25
PNP										
863-2N5883G	2N5883G	TO-3	-60	-25	20	100	3.61	3.37	2.66	2.09
863-2N5884G	2N5884G	TO-3	-80	-25	20	100	3.80	3.33	2.50	2.16
863-2N5684G	2N5684G	TO-3	-80	-50	15	60	8.19	6.96	5.94	5.09
863-TIP36CG	TIP36CG	TO-218	-100	-25	15	75	2.90	2.27	1.81	1.57

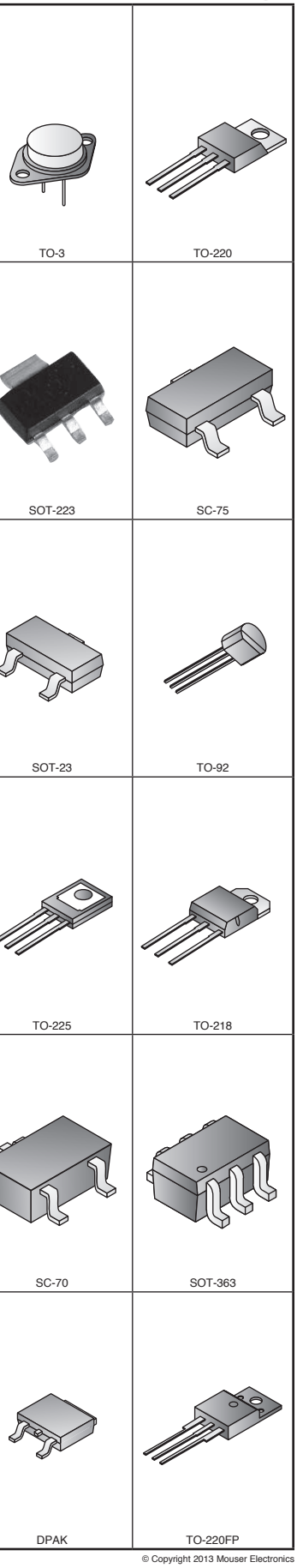

© Copyright 2013 Mouser Electronics

© Copyright 2013 Mouser Electronics

ON SEMICONDUCTOR Transistors

ON Semiconductor®

RoHS Compliant This product is RoHS compliant.

ON SEMICONDUCTOR LOW NOISE BIPOLAR TRANSISTORS

♦ Surface Mount Device

For quantities greater than listed, call for quote.

MOUSER STOCK NO.	ON Semi Part No.	Package	VCEO Max (V)	IC Max (A)	hFE Min	hFE Max	Price Each 1	25	100	500
NPN										
♦ 863-MMBT5089LT1G	MMBT5089LT1G	SOT-23	25	0.05	400	1200	.23	.161	.076	.065
♦ 863-MMBT5088LT1G	MMBT5088LT1G	SOT-23	30	0.05	300	900	.24	.15	.12	.062
863-BC550CG	BC550CG	TO-92	45	0.1	450	900	.31	.203	.158	.082
863-MPSA18RLRAG	MPSA18RLRAG	TO-92	45	0.2	500	1500	.38	.246	.192	.10
♦ 863-MMBT2484LT1G	MMBT2484LT1G	SOT-23	60	0.1	250	-	.26	.185	.088	.076
PNP										
♦ 863-MMBT5087LT1G	MMBT5087LT1G	SOT-23	-50	-0.05	250	800	.23	.161	.076	.065

ON SEMICONDUCTOR LOW VCE BIPOLAR TRANSISTORS

NEW PRODUCT

♦ Surface Mount Device

For quantities greater than listed, call for quote.

MOUSER STOCK NO.	ON Semi Part No.	Package	VCEO Min (V)	IC Max (A)	hFE Min	hFE Max	Price Each 1	25	100	500
NPN										
♦ 863-NSS20601CF8T1G	NSS20601CF8T1G	ChipFET	20	8	200	-	.75	.578	.477	.35
♦ 863-NSS40301MZ4T1G	NSS40301MZ4T1G	SOT-223	40	3	200	500	.57	.428	.357	.262
♦ 863-NSS40601CF8T1G	NSS40601CF8T1G	ChipFET	40	8	200	-	.64	.428	.378	.32
♦ 863-NSS60601MZ4T1G	NSS60601MZ4T1G	SOT-223	60	6	120	360	.63	.482	.398	.292
PNP										
♦ 863-NSS60600MZ4T1G	NSS60600MZ4T1G	SOT-223	60	6	70	360	.63	.482	.398	.292
♦ 863-NSS1C200LT1G	NSS1C200LT1G	SOT-23	100	2	50	360	.43	.379	.315	.231
♦ 863-NSS12100UW3TCG	NSS12100UW3TCG	WDFN	12	1	200	400	.58	.556	.534	.476
♦ 863-NSS12100XV6T1G	NSS12100XV6T1G	SOT-563	-12	-1	90	-	.48	.33	.278	.231
♦ 863-NSS12200LT1G	NSS12200LT1G	SOT-23	-12	-2	250	300	.43	.379	.273	.231
♦ 863-NSS20200LT1G	NSS20200LT1G	SOT-23	-20	-2	250	300	.43	.379	.273	.231
♦ 863-NSS40200LT1G	NSS40200LT1G	SOT-23	-40	-2	220	300	.43	.379	.273	.231
♦ 863-NSS40600CF8T1G	NSS40600CF8T1G	ChipFET	-40	-6	220	300	.86	.749	.535	.428
♦ 863-NSS60200LT1G	NSS60200LT1G	SOT-23	-60	-2	150	-	.43	.379	.273	.231

ON SEMICONDUCTORS MEDIUM POWER BIPOLAR TRANSISTORS

♦ Surface Mount Device

For quantities greater than listed, call for quote.

MOUSER STOCK NO.	ON Semi Part No.	Package	VCEO Max (V)	IC Max (A)	hFE Min	hFE Max	Price Each 1	25	100	500
NPN										
♦ 863-BCP68T1G	BCP68T1G	SOT-223	20	1	85	375	.51	.342	.273	.187
♦ 863-PZT2222AT1G	PZT2222AT1G	SOT-223	40	0.6	100	300	.56	.321	.262	.157
863-2N4921G	2N4921G	TO-225	40	3.0	30	150	.62	.488	.425	.361
863-2N4922G	2N4922G	TO-225	60	3	30	150	.62	.488	.425	.361
863-2N6043G	2N6043G	TO-220	60	8	1000	20000	.92	.719	.545	.464
863-2N4923G	2N4923G	TO-225	80	1	30	150	.62	.488	.425	.361
♦ 863-BCP56T1G	BCP56T1G	SOT-223	80	1	40	250	.51	.30	.245	.147
♦ 863-BCP56-16T1G	BCP56-16T1G	SOT-223	80	1	100	250	.51	.30	.245	.147
863-BD139G	BD139G	TO-225	80	1.5	40	250	.52	.412	.358	.305
863-MJE344G	MJE344G	TO-225	200	0.5	30	300	.55	.428	.372	.317
863-MJE340G	MJE340G	TO-225	300	0.5	30	240	.55	.428	.372	.317
PNP										
♦ 863-BCP69T1G	BCP69T1G	SOT-223	-20	-1	85	375	.39	.258	.198	.164
863-MJE371G	MJE371G	TO-225	-40	-4	40	-	.59	.516	.365	.306
863-2N4920G	2N4920G	TO-225	-80	-1	30	150	.62	.492	.385	.323
♦ 863-BCP53T1G	BCP53T1G	SOT-223	-80	-1.5	40	250	.51	.30	.245	.147
863-BD140G	BD140G	TO-225	-80	-1.5	40	250	.52	.413	.325	.273
♦ 863-BCP53-16T1G	BCP53-16T1G	SOT-223	-80	-1.5	100	250	.51	.30	.245	.147
863-MJE350G	MJE350G	TO-225	-300	-0.5	30	240	.52	.442	.312	.262

ON SEMICONDUCTOR SWITCHING TRANSISTORS

♦ Surface Mount Device

For quantities greater than listed, call for quote.

MOUSER STOCK NO.	ON Semi Part No.	Package	VCEO Min (V)	IC Max (A)	hFE Min/Max	P_D Max(W)	Price Each 1	25	100	500
NPN										
♦ 863-MMBT918LT1G	MMBT918LT1G	SOT-23	15	0.05	20/-	0.3	.32	.228	.108	.093
♦ 863-MMBT2369ALT1G	MMBT2369ALT1G	SOT-23	15	0.2	-/120	0.3	.25	.161	.125	.065
♦ 863-MMBT2369LT1G	MMBT2369LT1G	SOT-23	15	0.2	40/120	0.3	.25	.161	.125	.065
♦ 863-MMBTH10LT1G	MMBTH10LT1G	SOT-23	25	-	60/-	0.3	.30	.215	.103	.088
863-MPSH10RLRPG	MPSH10RLRPG	TO-92	25	-	60/-	0.35	.29	.181	.127	.102
♦ 863-MMBT4401LT1G	MMBT4401LT1G	SOT-23	40	0.6	100/300	0.225	.12	.111	.047	.039
♦ 863-MMBT4401M3T5G	MMBT4401M3T5G	SOT-723	40	0.6	100/300	0.265	.12	.107	.103	.091
♦ 863-MMBT4401WT1G	MMBT4401WT1G	SC-70	40	0.6	100/300	0.15	.29	.125	.081	.058
PNP										
♦ 863-MMBT4403LT1G	MMBT4403LT1G	SOT-23	-40	-0.6	100/300	0.225	.12	.111	.047	.039

ON SEMICONDUCTOR JFETS

♦ Surface Mount Device

For quantities greater than listed, call for quote.

MOUSER STOCK NO.	ON Semi Part No.	Package	VDES MAX (V)	PD Max (mW)	Ipss (mA) Min	Ipss (mA) Max	Price Each 1	25	100	500
N-Channel										
♦ 863-MMBFJ309LT1G	MMBFJ309LT1G	SOT-23	25	225	12	30	.33	.288	.189	.156
863-J310G	J310G	TO-92	25	350	24	60	.32	.225	.157	.127
♦ 863-MMBFJ310LT1G	MMBFJ310LT1G	SOT-23	25	225	24	60	.33	.288	.189	.156
♦ 863-MMBFU310LT1G	MMBFU310LT1G	SOT-23	25	225	24	60	.33	.288	.189	.156
♦ 863-MMBF4391LT1G	MMBF4391LT1G	SOT-23	30	225	50	150	.33	.288	.189	.156
♦ 863-MMBF4392LT1G	MMBF4392LT1G	SOT-23	30	225	25	75	.33	.288	.189	.156
♦ 863-MMBF4393LT1G	MMBF4393LT1G	SOT-23	30	225	5	30	.33	.288	.189	.156
P-Channel										
♦ 863-MMBFJ175LT1G	MMBFJ175LT1G	SOT-23	-25	225	7	60	.33	.288	.189	.156
♦ 863-MMBFJ177LT1G	MMBFJ177LT1G	SOT-23	-25	225	1.5	20	.33	.288	.189	.156

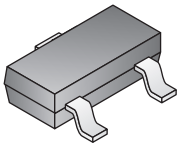
SOT-23

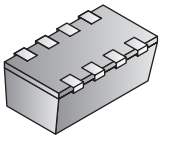
ChipFET

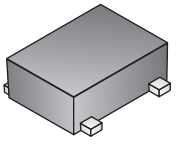
SOT-723

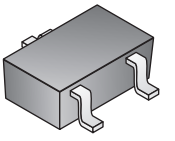
SC-70


SOT-223

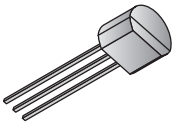
TO-92

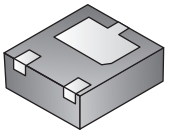
WDFN

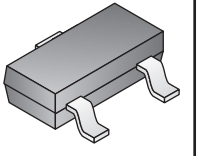
SOT-563

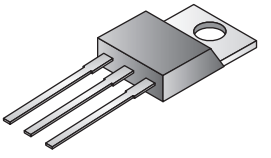
TO-220

© Copyright 2013 Mouser Electronics

© Copyright 2013 Mouser Electronics

PANASONIC SEMICONDUCTOR Transistors

RoHS Compliant **This product is RoHS compliant.**

COMPOSITE TRANSISTORS

For quantities greater than listed, call for quote.

MOUSER STOCK NO.	Panasonic Part No.	Package	Polarity	VCEO (Max) (V)	IC (Max) (mA)	hFE Min.	hFE Max.	fT (Typ) (GHz)	VCC (sat) (Max) (V)	Price Each 1	Price Each 25	Price Each 100
General Purpose												
667-DMC504010R	DMC504010R	SMini6-F3-B	NPN x 2	50	100	210	460	0.15	0.3	.15	.148	.143
667-DMC505010R	DMC505010R	SMini6-F3-B	NPN x 2	50	100	210	460	0.15	0.3	.15	.148	.143
667-DMC501010R	DMC501010R	SMini5-F3-B	NPN x 2	50	100	210	460	0.15	0.3	.15	.146	.142
667-DMC201010R	DMC201010R	Mini5-G3-B	NPN x 2	50	100	210	460	0.15	0.3	.16	.143	.139
667-DMC202010R	DMC202010R	Mini5-G3-B	NPN x 2	50	100	210	460	0.15	0.3	.16	.143	.139
667-DMC204010R	DMC204010R	Mini6-G4-B	NPN x 2	50	100	210	460	0.15	0.3	.16	.143	.139
667-DMC205010R	DMC205010R	Mini6-G4-B	NPN x 2	50	100	210	460	0.15	0.3	.16	.143	.139
667-DMC206010R	DMC206010R	Mini6-G4-B	NPN x 2	50	100	210	460	0.15	0.3	.16	.143	.139
667-DMC204020R	DMC204020R	Mini6-G4-B	NPN x 2	50	500	120	340	0.16	0.6	.27	.259	.253
667-DMC904010R	DMC904010R	SSMini6-F3-B	NPN x 2	50	100	210	460	0.15	0.3	.33	.33	.321
667-DMC506010R	DMC506010R	SMini6-F3-B	NPN x 2	50	100	210	460	0.15	0.3	.15	.146	.142
667-DMA204030R	DMA204030R	Mini6-G4-B	PNP x 2	-50	-100/-500	210/120	460/340	0.15/0.13	-0.5/-0.6	.17	.17	.169
667-DMA204020R	DMA204020R	Mini6-G4-B	PNP x 2	-50	-500	120	340	0.13	-0.6	.32	.316	.307
667-DMA501010R	DMA501010R	SMini5-F3-B	PNP x 2	-50	-100	210	460	0.15	-0.5	.15	.146	.142
667-DMA502010R	DMA502010R	SMini5-F3-B	PNP x 2	-50	-100	210	460	0.15	-0.5	.15	.146	.142
667-DMA504010R	DMA504010R	SMini6-F3-B	PNP x 2	-50	-100	210	460	0.15	-0.5	.15	.146	.142
667-DMA506010R	DMA506010R	SMini6-F3-B	PNP x 2	-50	-100	210	460	0.15	-0.5	.15	.146	.142
667-DMA201010R	DMA201010R	Mini5-G3-B	PNP x 2	-50	-100	210	460	0.15	-0.5	.15	.143	.139
667-DMA202010R	DMA202010R	Mini5-G3-B	PNP x 2	-50	-100	210	460	0.15	-0.5	.15	.143	.139
667-DMA204010R	DMA204010R	Mini6-G4-B	PNP x 2	-50	-100	210	460	0.15	-0.5	.15	.143	.139
667-DMA206010R	DMA206010R	Mini6-G4-B	PNP x 2	-50	-100	210	460	0.15	-0.5	.16	.143	.139
667-DMA904010R	DMA904010R	SSMini6-F3-B	PNP x 2	-50	-100	210	460	0.16	-0.5	.33	.33	.321
667-DMG204020R	DMG204020R	Mini6-G4-B	PNP/NPN	-50/500	-500/500	120	340	0.16	-0.6/0.6	.41	.399	.389
667-DME50B010R	DME50B010R	SMini5-F3-B	PNP/NPN	-50/50	-100/100	210	460	0.15	-0.5/0.3	.16	.157	.153
667-DME50C010R	DME50C010R	SMini5-F3-B	PNP/NPN	-50/50	-100/100	210	460	0.15	-0.5/0.3	.16	.157	.153
667-DME20C010R	DME20C010R	Mini5-G3-B	PNP/NPN	-50/50	-100/100	210	460	0.15	-0.5/0.3	.16	.155	.151
667-DME501010R	DME501010R	SMini5-F3-B	PNP/NPN	-50/50	-100/100	210	460	0.15	-0.5/0.3	.15	.148	.143
667-DME205010R	DME205010R	Mini6-G4-B	PNP/NPN	-50/50	-100/100	210	460	0.15	-0.5/0.3	.15	.143	.139
667-DMG204010R	DMG204010R	Mini6-G4-B	PNP/NPN	-50/50	-100/100	210	460	0.15	-0.5/0.3	.16	.143	.139
667-DME201010R	DME201010R	Mini5-G3-B	PNP/NPN	-50/50	-100/100	210	460	0.15	-0.5/0.3	.15	.143	.139
667-DME505010R	DME505010R	SMini6-F3-B	PNP+NPN	-50/50	-100/100	210	460	0.15	-0.5/0.3	.15	.146	.142
667-DMG504010R	DMG504010R	SMini6-F3-B	PNP+NPN	-50/50	-100/100	210	460	0.15	-0.5/0.3	.15	.146	.142
667-DME20B010R	DME20B010R	Mini5-G3-B	PNP+NPN	-50/50	-100/100	210	460	0.15	-0.5/0.3	.13	.127	.124
667-DMG904010R	DMG904010R	SSMini6-F3-B	PNP+NPN	-50/50	-100/100	210	460	0.15	-0.5/0.3	.33	.33	.321
Low VCE(sat) + General Purpose												
667-DMC204B30R	DMC204B30R	Mini6-G4-B	NPN x 2	50/20	100/500	210/200	460/800	0.15	0.3/0.4	.31	.29	.282
667-DMG204B00R	DMG204B00R	Mini6-G4-B	PNP/NPN	-10/50	-500/100	130/210	350/460	0.25/0.15	-0.3/0.3	.28	.276	.27
Low VCE(sat)												
667-DMG204A00R	DMG204A00R	Mini6-G4-B	PNP/NPN	-10/20	-500/500	130/200	350/800	0.25/0.15	-0.3/0.4	.47	.459	.447
667-DMA204A00R	DMA204A00R	Mini6-G4-B	PNP x 2	-10	-500	130	350	0.25	-0.3	.36	.364	.354
667-DMC204A00R	DMC204A00R	Mini6-G4-B	NPN x 2	20	500	200	800	0.15	0.4	.34	.338	.33
667-DMC201A00R	DMC201A00R	Mini5-G3-B	NPN x 2	20	500	200	800	0.15	0.4	.34	.335	.326
CCD Output												
667-DMS935E10R	DMS935E10R	SSMini6-F3-B	NPN	20	50	100	250	-	-	.44	.429	.417
667-DMS935E20R	DMS935E20R	SSMini6-F3-B	NPN	20	50	100	250	-	-	.44	.429	.417
High Frequency												
667-DMC206E20R	DMC206E20R	Mini6-G4-B	NPN x 2	20	15	65	260	0.65	-	.47	.459	.447
High-hFE												
667-DMC205C00R	DMC205C00R	Mini6-G4-B	NPN x2	100	20	400	1200	0.14	0.02	.46	.45	.439
667-DMC204C00R	DMC204C00R	Mini6-G4-B	NPN x 2	100	20	400	1200	0.14	0.2	.16	.154	.15

COMPOSITE TRANSISTORS WITH BUILT-IN RESISTORS

For quantities greater than listed, call for quote.

MOUSER STOCK NO.	Panasonic Part No.	Package	Polarity	VCEO (Max) (V)	IC (Max) (mA)	Input Resistor (R1) (kΩ)	Base-Emitter Resistor (R2) (kΩ)	Price Each 1	Price Each 25	Price Each 100
NPN x 2										
667-DMC561020R	DMC561020R	SMini5-F3-B	NPN x 2	50	100	22	22	.18	.178	.173
667-DMC561040R	DMC561040R	SMini5-F3-B	NPN x 2	50	100	10	47	.18	.178	.173
667-DMC561070R	DMC561070R	SMini5-F3-B	NPN x 2	50	100	22	-	.18	.178	.173
667-DMC564010R	DMC564010R	SMini6-F3-B	NPN x 2	50	100	10	10	.18	.178	.173
667-DMC564040R	DMC564040R	SMini6-F3-B	NPN x 2	50	100	10	47	.18	.178	.173
667-DMC564050R	DMC564050R	SMini6-F3-B	NPN x 2	50	100	10	-	.18	.178	.173
667-DMC564060R	DMC564060R	SMini6-F3-B	NPN x 2	50	100	4.7	-	.18	.178	.173
667-DMC564070R	DMC564070R	SMini6-F3-B	NPN x 2	50	100	22	-	.18	.178	.173
667-DMC5640M0R	DMC5640M0R	SMini6-F3-B	NPN x 2	50	100	2.2	47	.18	.178	.173
667-DMC566040R	DMC566040R	SMini6-F3-B	NPN x 2	50	100	10	47	.18	.178	.173
667-DMC566050R	DMC566050R	SMini6-F3-B	NPN x 2	50	100	10	-	.18	.178	.173
667-DMC566060R	DMC566060R	SMini6-F3-B	NPN x 2	50	100	4.7	-	.18	.178	.173
667-DMC261000R	DMC261000R	Mini5-G3-B	NPN x 2	50	100	47	-	.16	.155	.151
667-DMC261010R	DMC261010R	Mini5-G3-B	NPN x 2	50	100	10	10	.16	.155	.151
667-DMC261020R	DMC261020R	Mini5-G3-B	NPN x 2	50	100	22	22	.16	.155	.151
667-DMC261030R	DMC261030R	Mini5-G3-B	NPN x 2	50	100	47	47	.16	.155	.151
667-DMC261040R	DMC261040R	Mini5-G3-B	NPN x 2	50	100	10	47	.16	.155	.151
667-DMC261050R	DMC261050R	Mini5-G3-B	NPN x 2	50	100	10	-	.16	.155	.151
667-DMC261060R	DMC261060R	Mini5-G3-B	NPN x 2	50	100	4.7	-	.16	.155	.151
667-DMC2610E0R	DMC2610E0R	Mini5-G3-B	NPN x 2	50	100	47	22	.16	.155	.151
667-DMC264000R	DMC264000R	Mini6-G4-B	NPN x 2	50	100	47	-	.16	.155	.151
667-DMC264010R	DMC264010R	Mini6-G4-B	NPN x 2	50	100	10	10	.16	.155	.151
667-DMC264030R	DMC264030R	Mini6-G4-B	NPN x 2	50	100	47	47	.16	.155	.151
667-DMC264040R	DMC264040R	Mini6-G4-B	NPN x 2	50	100	10	47	.16	.155	.151
667-DMC264050R	DMC264050R	Mini6-G4-B	NPN x 2	50	100	10	-	.16	.155	.151
667-DMC264060R	DMC264060R	Mini6-G4-B	NPN x 2	50	100	4.7	-	.16	.155	.151
667-DMC2640F0R	DMC2640F0R	Mini6-G4-B	NPN x 2	50	100	4.7	10	.16	.155	.151
667-DMC2640L0R	DMC2640L0R	Mini6-G4-B	NPN x 2	50	100	4.7	4.7	.16	.155	.151
667-DMC266010R	DMC266010R	Mini6-G4-B	NPN x 2	50	100	10	10	.16	.155	.151
667-DMC266030R	DMC266030R	Mini6-G4-B	NPN x 2	50	100	47	47	.16	.155	.151
667-DMC266040R	DMC266040R	Mini6-G4-B	NPN x 2	50	100	10	47	.16	.155	.151
667-DMC266050R	DMC266050R	Mini6-G4-B	NPN x 2	50	100	10	-	.16	.155	.151
667-DMC266060R	DMC266060R	Mini6-G4-B	NPN x 2	50	100	4.7	-	.16	.155	.151
667-DMC562000R	DMC562000R	SMini5-F3-B	NPN x 2	50	100	47	-	.13	.121	.118
667-DMC961010R	DMC961010R	SSMini5-F4-B	NPN x 2	50	100	10	10	.33	.33	.321
667-DMC961020R	DMC961020R	SSMini5-F4-B	NPN x 2	50	100	22	22	.33	.33	.321

© Copyright 2013 Mouser Electronics

© Copyright 2013 Mouser Electronics

PANASONIC SEMICONDUCTOR Transistors

Panasonic

RoHS Compliant This product is RoHS compliant.

COMPOSITE TRANSISTORS WITH BUILT-IN RESISTORS (CONT.)

For quantities greater than listed, call for quote.

MOUSER STOCK NO.	Panasonic Part No.	Package	Polarity	VCEO (Max) (V)	IC (Max) (mA)	Input Resistor (R1) (kΩ)	Base-Emitter Resistor (R2) (kΩ)	Price Each 1	25	100
NPN x 2 (Cont.)										
667-DMC961030R	DMC961030R	SSMini5-F4-B	NPN x 2	50	100	47	47	.33	.33	.321
667-DMC961040R	DMC961040R	SSMini5-F4-B	NPN x 2	50	100	10	47	.33	.33	.321
667-DMC964010R	DMC964010R	SSMini6-F3-B	NPN x 2	50	100	10	10	.33	.33	.321
667-DMC964020R	DMC964020R	SSMini6-F3-B	NPN x 2	50	100	22	22	.33	.33	.321
667-DMC964040R	DMC964040R	SSMini6-F3-B	NPN x 2	50	100	10	47	.33	.33	.321
667-DMC964050R	DMC964050R	SSMini6-F3-B	NPN x 2	50	100	10	-	.33	.33	.321
667-DMC964060R	DMC964060R	SSMini6-F3-B	NPN x 2	50	100	4.7	-	.33	.33	.321
667-DMC964070R	DMC964070R	SSMini6-F3-B	NPN x 2	50	100	22	-	.33	.33	.321
667-DMC9640N0R	DMC9640N0R	SSMini6-F3-B	NPN x 2	50	100	4.7	47	.33	.33	.321
667-DMC961010R	DMC961010R	SSMini5-F4-B	NPN x 2	50	100	10	10	.33	.33	.321
667-DMC961020R	DMC961020R	SSMini5-F4-B	NPN x 2	50	100	22	22	.33	.33	.321
667-DMC961030R	DMC961030R	SSMini5-F4-B	NPN x 2	50	100	47	47	.33	.33	.321
667-DMC961040R	DMC961040R	SSMini5-F4-B	NPN x 2	50	100	10	47	.33	.33	.321
667-DMC964010R	DMC964010R	SSMini6-F3-B	NPN x 2	50	100	10	10	.33	.33	.321
667-DMC964020R	DMC964020R	SSMini6-F3-B	NPN x 2	50	100	22	22	.33	.33	.321
667-DMC964040R	DMC964040R	SSMini6-F3-B	NPN x 2	50	100	10	47	.33	.33	.321
667-DMC964050R	DMC964050R	SSMini6-F3-B	NPN x 2	50	100	10	-	.33	.33	.321
667-DMC964060R	DMC964060R	SSMini6-F3-B	NPN x 2	50	100	4.7	-	.33	.33	.321
667-DMC964070R	DMC964070R	SSMini6-F3-B	NPN x 2	50	100	22	-	.33	.33	.321
667-DMC9640N0R	DMC9640N0R	SSMini6-F3-B	NPN x 2	50	100	4.7	47	.33	.33	.321
667-DMC561010R	DMC561010R	SMini5-F3-B	NPN x 2	50	100	10	10	.18	.178	.173
667-DMC561050R	DMC561050R	SMini5-F3-B	NPN x 2	50	100	10	-	.18	.178	.173
667-DMC561060R	DMC561060R	SMini5-F3-B	NPN x 2	50	100	4.7	-	.18	.178	.173
667-DMC5610E0R	DMC5610E0R	SMini5-F3-B	NPN x 2	50	100	47	22	.18	.178	.173
667-DMC562050R	DMC562050R	SMini5-F3-B	NPN x 2	50	100	10	-	.18	.178	.173
667-DMC564000R	DMC564000R	SMini6-F3-B	NPN x 2	50	100	47	-	.18	.178	.173
667-DMC564030R	DMC564030R	SMini6-F3-B	NPN x 2	50	100	47	47	.18	.178	.173
667-DMC566000R	DMC566000R	SMini6-F3-B	NPN x 2	50	100	47	-	.18	.178	.173
667-DMC566030R	DMC566030R	SMini6-F3-B	NPN x 2	50	100	47	47	.18	.178	.173
667-DMC5610M0R	DMC5610M0R	SMini5-F3-B	NPN x 2	50	100	2.2	47	.14	.137	.134
667-DMC5640L0R	DMC5640L0R	SMini6-F3-B	NPN x 2	50	100	4.7	4.7	.13	.121	.118
667-DMC9610M0R	DMC9610M0R	SSMini5-F4-B	NPN x 2	50	100	2.2	47	.33	.33	.321
667-DMC964030R	DMC964030R	SSMini6-F3-B	NPN x 2	50	100	47	47	.33	.33	.321
667-DMC264020R	DMC264020R	Mini6-G4-B	NPN x 2	50	100	22	22	.16	.155	.151
PNP x 2										
667-DMA564040R	DMA564040R	SMini6-F3-B	PNP x 2	-50	-100	10	47	.18	.178	.173
667-DMA564050R	DMA564050R	SMini6-F3-B	PNP x 2	-50	-100	10	-	.18	.178	.173
667-DMA566010R	DMA566010R	SMini6-F3-B	PNP x 2	-50	-100	10	-	.18	.178	.173
667-DMA566020R	DMA566020R	SMini6-F3-B	PNP x 2	-50	-100	22	22	.18	.178	.173
667-DMA566030R	DMA566030R	SMini6-F3-B	PNP x 2	-50	-100	47	47	.18	.178	.173
667-DMA566040R	DMA566040R	SMini6-F3-B	PNP x 2	-50	-100	10	47	.18	.178	.173
667-DMA566050R	DMA566050R	SMini6-F3-B	PNP x 2	-50	-100	10	-	.18	.178	.173
667-DMA566060R	DMA566060R	SMini6-F3-B	PNP x 2	-50	-100	4.7	-	.18	.178	.173
667-DMA261000R	DMA261000R	Mini5-G3-B	PNP x 2	-50	-100	47	-	.16	.155	.151
667-DMA261010R	DMA261010R	Mini5-G3-B	PNP x 2	-50	-100	10	10	.16	.155	.151
667-DMA261020R	DMA261020R	Mini5-G3-B	PNP x 2	-50	-100	22	22	.16	.155	.151
667-DMA261030R	DMA261030R	Mini5-G3-B	PNP x 2	-50	-100	47	47	.16	.155	.151
667-DMA261040R	DMA261040R	Mini5-G3-B	PNP x 2	-50	-100	10	47	.16	.155	.151
667-DMA261050R	DMA261050R	Mini5-G3-B	PNP x 2	-50	-100	10	-	.16	.155	.151
667-DMA261060R	DMA261060R	Mini5-G3-B	PNP x 2	-50	-100	4.7	-	.16	.155	.151
667-DMA261090R	DMA261090R	Mini5-G3-B	PNP x 2	-50	-100	1	10	.16	.155	.151
667-DMA2610F0R	DMA2610F0R	Mini5-G3-B	PNP x 2	-50	-100	4.7	10	.16	.155	.151
667-DMA2610H0R	DMA2610H0R	Mini5-G3-B	PNP x 2	-50	-100	2.2	10	.16	.155	.151
667-DMA2610M0R	DMA2610M0R	Mini5-G3-B	PNP x 2	-50	-100	2.2	47	.16	.155	.151
667-DMA264010R	DMA264010R	Mini6-G4-B	PNP x 2	-50	-100	10	10	.16	.155	.151
667-DMA264020R	DMA264020R	Mini6-G4-B	PNP x 2	-50	-100	22	22	.16	.155	.151
667-DMA264030R	DMA264030R	Mini6-G4-B	PNP x 2	-50	-100	47	47	.16	.155	.151
667-DMA264040R	DMA264040R	Mini6-G4-B	PNP x 2	-50	-100	10	47	.16	.155	.151
667-DMA264050R	DMA264050R	Mini6-G4-B	PNP x 2	-50	-100	10	-	.16	.155	.151
667-DMA264060R	DMA264060R	Mini6-G4-B	PNP x 2	-50	-100	4.7	-	.16	.155	.151
667-DMA266030R	DMA266030R	Mini6-G4-B	PNP x 2	-50	-100	47	47	.16	.152	.148
667-DMA561080R	DMA561080R	SMini5-F3-B	PNP x 2	-50	-100	0.51	5.1	.13	.126	.123
667-DMA564030R	DMA564030R	SMini6-F3-B	PNP x 2	-50	-100	47	47	.18	.178	.173
667-DMA564020R	DMA564020R	SMini6-F3-B	PNP x 2	-50	-100	22	22	.18	.178	.173
667-DMA564010R	DMA564010R	SMini6-F3-B	PNP x 2	-50	-100	10	10	.18	.178	.173
667-DMA561030R	DMA561030R	SMini5-F3-B	PNP x 2	-50	-100	47	47	.18	.178	.173
667-DMA561010R	DMA561010R	SMini5-F3-B	PNP x 2	-50	-100	10	10	.18	.178	.173
667-DMA561000R	DMA561000R	SMini5-F3-B	PNP x 2	-50	-100	47	-	.18	.178	.173
667-DMA961030R	DMA961030R	SSMini5-F4-B	PNP x 2	-50	-100	47	47	.33	.33	.321
667-DMA9610F0R	DMA9610F0R	SSMini5-F4-B	PNP x 2	-50	-100	4.7	10	.33	.33	.321
667-DMA964010R	DMA964010R	SSMini6-F3-B	PNP x 2	-50	-100	10	10	.33	.33	.321
667-DMA964020R	DMA964020R	SSMini6-F3-B	PNP x 2	-50	-100	22	22	.33	.33	.321
667-DMA964060R	DMA964060R	SSMini6-F3-B	PNP x 2	-50	-100	4.7	-	.33	.33	.321
667-DMA964070R	DMA964070R	SSMini6-F3-B	PNP x 2	-50	-100	22	-	.33	.33	.321
667-DMA9640M0R	DMA9640M0R	SSMini6-F3-B	PNP x 2	-50	-100	2.2	47	.33	.33	.321
667-DMA961040R	DMA961040R	SSMini5-F4-B	PNP x 2	-50	-100	10/47	10/47	.14	.136	.133
667-DMA561070R	DMA561070R	SMini5-F3-B	PNP x 2	-50	-100	22	-	.18	.178	.173
667-DMA564060R	DMA564060R	SMini6-F3-B	PNP x 2	-50	-100	4.7	-	.18	.178	.173
667-DMA564070R	DMA564070R	SMini6-F3-B	PNP x 2	-50	-100	22	-	.18	.178	.173
667-DMA5640M0R	DMA5640M0R	SMini6-F3-B	PNP x 2	-50	-100	22	47	.18	.178	.173
667-DMA961010R	DMA961010R	SSMini5-F4-B	PNP x 2	-50	-100	10	10	.33	.33	.321
667-DMA964030R	DMA964030R	SSMini6-F3-B	PNP x 2	-50	-100	47	47	.33	.33	.321
667-DMA9640T0R	DMA9640T0R	SSMini6-F3-B	PNP x 2	-50	-100	22	47	.33	.33	.321
PNP/NPN										
667-DMG563010R	DMG563010R	SMini5-F3-B	PNP/NPN	-50/50	-100/100	10	10	.18	.178	.173
667-DMG563020R	DMG563020R	SMini5-F3-B	PNP/NPN	-50/50	-100/100	22	22	.18	.178	.173
667-DMG563H10R	DMG563H10R	SMini5-F3-B	PNP/NPN	-50/50	-100/100	47/4.7	47/10	.18	.178	.173
667-DMG563H50R	DMG563H50R	SMini5-F3-B	PNP/NPN	-50/50	-100/100	47/10	47/47	.18	.178	.173
667-DMG564030R	DMG564030R	SMini6-F3-B	PNP/NPN	-50/50	-100/100	47	47	.18	.178	.173
667-DMG564040R	DMG564040R	SMini6-F3-B	PNP/NPN	-50/50	-100/100	10	47	.18	.178	.173
667-DMG564050R	DMG564050R	SMini6-F3-B	PNP/NPN	-50/50	-100/100	10	-	.18	.178	.173
667-DMG564060R	DMG564060R	SMini6-F3-B	PNP/NPN	-50/50	-100/100	47	-	.18	.178	.173
667-DMG5640N0R	DMG5640N0R	SMini6-F3-B	PNP/NPN	-50/50	-100/100	4.7	47	.18	.178	.173
667-DMG564H20R	DMG564H20R	SMini6-F3-B	PNP/NPN	-50/50	-100/100	4.7/1	47/10	.18	.178	.173
667-DMG963030R	DMG963030R	SSMini5-F4-B	PNP/NPN	-50/50	-100/100	47	47	.16	.129	.126

© Copyright 2013 Mouser Electronics
© Copyright 2013 Mouser Electronics

RoHS Compliant This product is RoHS compliant.

COMPOSITE TRANSISTORS WITH BUILT-IN RESISTORS (CONT.)

For quantities greater than listed, call for quote.

MOUSER STOCK NO.	Panasonic Part No.	Package	Polarity	VCEO (Max) (V)	IC (Max) (mA)	Input Resistor (R1) (kΩ)	Base-Emitter Resistor (R2) (kΩ)	Price Each 1	25	100
PNP/NPN (Cont.)										
667-DMG563H40R	DMG563H40R	SMini5-F3-B	PNP/NPN	-50/50	-100/100	10/0.51	10/5.1	.16	.124	.121
667-DMG564H30R	DMG564H30R	SMini6-F3-B	PNP/NPN	-50/50	-100/100	47/1	47/10	.18	.181	.177
667-DMG263010R	DMG263010R	Mini5-G3-B	PNP/NPN	-50/50	-100/100	10	10	.16	.155	.151
667-DMG263020R	DMG263020R	Mini5-G3-B	PNP/NPN	-50/50	-100/100	22	22	.16	.155	.151
667-DMG264010R	DMG264010R	Mini6-G4-B	PNP/NPN	-50/50	-100/100	10	10	.16	.155	.151
667-DMG264020R	DMG264020R	Mini6-G4-B	PNP/NPN	-50/50	-100/100	22	22	.16	.155	.151
667-DMG264040R	DMG264040R	Mini6-G4-B	PNP/NPN	-50/50	-100/100	10	47	.16	.155	.151
667-DMG264050R	DMG264050R	Mini6-G4-B	PNP/NPN	-50/50	-100/100	10	-	.16	.155	.151
667-DMG264060R	DMG264060R	Mini6-G4-B	PNP/NPN	-50/50	-100/100	4.7	-	.16	.155	.151
667-DMG264H00R	DMG264H00R	Mini6-G4-B	PNP/NPN	-50/50	-500/100	47/4.7	47/4.7	.16	.155	.151
667-DMG214010R	DMG214010R	Mini6-G4-B	PNP/NPN	-50/50	-100/100	-	-4.7	.18	.181	.177
667-DMG264120R	DMG264120R	Mini6-G4-B	PNP/NPN	-50/50	-500/500	4.7	4.7	.38	.373	.364
667-DMG963010R	DMG963010R	SSMini5-F4-B	PNP/NPN	-50/50	-100/100	10	10	.33	.33	.321
667-DMG963020R	DMG963020R	SSMini5-F4-B	PNP/NPN	-50/50	-100/100	22	22	.33	.33	.321
667-DMG963H10R	DMG963H10R	SSMini5-F4-B	PNP/NPN	-50/50	-100/100	47/4.7	47/10	.33	.33	.321
667-DMG963H50R	DMG963H50R	SSMini5-F4-B	PNP/NPN	-50/50	-100/100	47/10	47	.33	.33	.321
667-DMG963HC0R	DMG963HC0R	SSMini5-F4-B	PNP/NPN	-50/50	-100/100	47/0.51	47/5.1	.33	.33	.321
667-DMG963HD0R	DMG963HD0R	SSMini5-F4-B	PNP/NPN	-50/50	-100/100	10/22	10/47	.33	.33	.321
667-DMG963HE0R	DMG963HE0R	SSMini5-F4-B	PNP/NPN	-30/50	-100/100	100/10	10/10	.33	.33	.321
667-DMG964010R	DMG964010R	SSMini6-F3-B	PNP/NPN	-50/50	-100/100	10	10	.33	.33	.321
667-DMG964020R	DMG964020R	SSMini6-F3-B	PNP/NPN	-50/50	-100/100	22	22	.33	.33	.321
667-DMG964030R	DMG964030R	SSMini6-F3-B	PNP/NPN	-50/50	-100/100	47	47	.33	.33	.321
667-DMG964040R	DMG964040R	SSMini6-F3-B	PNP/NPN	-50/50	-100/100	10	47	.33	.33	.321
667-DMG964050R	DMG964050R	SSMini6-F3-B	PNP/NPN	-50/50	-100/100	10	-	.33	.33	.321
667-DMG964060R	DMG964060R	SSMini6-F3-B	PNP/NPN	-50/50	-100/100	4.7	-	.33	.33	.321
667-DMG9640M0R	DMG9640M0R	SSMini6-F3-B	PNP/NPN	-50/50	-100/100	2.2	47	.33	.33	.321
667-DMG9640N0R	DMG9640N0R	SSMini6-F3-B	PNP/NPN	-50/50	-100/100	4.7	47	.33	.33	.321
667-DMG9640T0R	DMG9640T0R	SSMini6-F3-B	PNP/NPN	-50/50	-100/100	22	47	.33	.33	.321
667-DMG964H10R	DMG964H10R	SSMini6-F3-B	PNP/NPN	-50/50	-100/100	47/4.7	47/10	.33	.33	.321
667-DMG964H30R	DMG964H30R	SSMini6-F3-B	PNP/NPN	-50/50	-100/100	47/1	47/10	.33	.33	.321
667-DMG964H50R	DMG964H50R	SSMini6-F3-B	PNP/NPN	-50/50	-100/100	47/10	47/47	.33	.33	.321
667-DME914C10R	DME914C10R	SSMini6-F3-B	PNP/NPN	-12/50	-500/100	-/4.7	-/47	.16	.14	.136

BIPOLAR POWER TRANSISTORS

For quantities greater than listed, call for quote.

MOUSER STOCK NO.	Panasonic Part No.	Package	Polarity	VCEO (Max) (V)	IC (Max) (mA)	hFE Min	hFE Max	VCE (sat) (Max) (V)	Price Each 1	25	100
General Purpose											
667-DSC7102R0L	DSC7102R0L	MiniP3-F2-B	NPN	80	1000	120	340	0.3	.54	.529	.516
667-DSC7102S0L	DSC7102S0L	MiniP3-F2-B	NPN	80	1000	120	340	0.3	.54	.529	.516
667-DSC710100L	DSC710100L	MiniP3-F2-B	NPN	80	500	130	330	0.4	.30	.292	.285
667-DSC7101R0L	DSC7101R0L	MiniP3-F2-B	NPN	80	500	130	330	0.4	.30	.292	.285
667-DSC7101S0L	DSC7101S0L	MiniP3-F2-B	NPN	80	500	130	330	0.4	.30	.292	.285
667-DSC7003R0L	DSC7003R0L	MiniP3-F2-B	NPN	50	1000	120	340	0.4	.27	.263	.257
667-DSA700400L	DSA700400L	MiniP3-F2-B	PNP	-50	-2000	120	340	0.3	.41	.403	.393
667-DSA7004R0L	DSA7004R0L	MiniP3-F2-B	PNP	-50	-2000	120	340	0.3	.41	.403	.393
667-DSA7004S0L	DSA7004S0L	MiniP3-F2-B	PNP	-50	-2000	120	340	0.3	.41	.403	.393
667-DSC700400L	DSC700400L	MiniP3-F2-B	PNP	-50	-2000	120	340	0.3	.38	.372	.363
667-DSA7102R0L	DSA7102R0L	MiniP3-F2-B	PNP	-18	-1000	120	340	0.3	.43	.322	.314
667-DSA7102S0L	DSA7102S0L	MiniP3-F2-B	PNP	-18	-1000	120	340	0.3	.43	.322	.314
667-DSA710100L	DSA710100L	MiniP3-F2-B	PNP	-80	-500	90	220	0.4	.30	.293	.286
667-DSA7101Q0L	DSA7101Q0L	MiniP3-F2-B	PNP	-80	-500	90	220	0.4	.30	.293	.286
667-DSA7101R0L	DSA7101R0L	MiniP3-F2-B	PNP	-80	-500	90	220	0.4	.30	.293	.286
667-DSA700300L	DSA700300L	MiniP3-F2-B	PNP	-50	-1000	120	340	0.4	.29	.288	.28
667-DSA7003R0L	DSA7003R0L	MiniP3-F2-B	PNP	-50	-1000	120	340	0.4	.29	.288	.28
667-DSA7003S0L	DSA7003S0L	MiniP3-F2-B	PNP	-50	-1000	120	340	0.4	.29	.288	.28
Darlington											
667-DSC7Q0100L	DSC7Q0100L	MiniP3-F2-B	NPN	80	1000	4000	40000	1.8	.55	.533	.519
667-DSC7Q01Q0L	DSC7Q01Q0L	MiniP3-F2-B	NPN	80	1000	4000	40000	1.8	.55	.533	.519
667-DSC7Q01R0L	DSC7Q01R0L	MiniP3-F2-B	NPN	80	1000	4000	40000	1.8	.55	.533	.519
667-DSC7Q01S0L	DSC7Q01S0L	MiniP3-F2-B	NPN	80	1000	4000	40000	1.8	.55	.533	.519
High Breakdown Voltage											
667-DSA7U0100L	DSA7U0100L	MiniP3-F2-B	PNP	-100	-500	90	220	0.6	.44	.43	.419
667-DSA7U01Q0L	DSA7U01Q0L	MiniP3-F2-B	PNP	-100	-500	90	220	0.6	.44	.43	.419
667-DSA7U01R0L	DSA7U01R0L	MiniP3-F2-B	PNP	-100	-500	90	220	0.6	.44	.43	.419
Low VCE(sat)											
667-DSC750500L	DSC750500L	MiniP3-F2-B	NPN	20	3000	230	600	1	.49	.485	.472
667-DSC7505Q0L	DSC7505Q0L	MiniP3-F2-B	NPN	20	3000	230	600	1	.49	.485	.472
667-DSC7505R0L	DSC7505R0L	MiniP3-F2-B	NPN	20	3000	230	600	1	.49	.485	.472
667-DSA750400L	DSA750400L	MiniP3-F2-B	PNP	-20	-4000	120	315	1	.31	.303	.295
667-DSA7504Q0L	DSA7504Q0L	MiniP3-F2-B	PNP	-20	-4000	120	315	1	.31	.303	.295
667-DSA7504R0L	DSA7504R0L	MiniP3-F2-B	PNP	-20	-4000	120	315	1	.31	.303	.295
667-DSA750300L	DSA750300L	MiniP3-F2-B	PNP	-20	-1000	130	280	0.5	.29	.287	.279
667-DSA7503R0L	DSA7503R0L	MiniP3-F2-B	PNP	-20	-1000	130	280	0.5	.29	.287	.279
667-DSA7503S0L	DSA7503S0L	MiniP3-F2-B	PNP	-20	-1000	130	280	0.5	.29	.287	.279

SMALL SIGNAL BIPOLAR TRANSISTORS

For quantities greater than listed, call for quote.

MOUSER STOCK NO.	Panasonic Part No.	Package	Polarity	VCEO (Max) (V)	IC (Max) (mA)	hFE Min	hFE Max	fT (Typ) (GHz)	VCE (sat) (Max) (V)	Price Each 1	25	100
General Purpose												
667-DSA200200L	DSA200200L	Mini3-G3-B-B	PNP	-50	-500	120	340	0.13	-0.6	.17	.168	.164
667-DSA2002R0L	DSA2002R0L	Mini3-G3-B-B	PNP	-50	-500	120	340	0.13	-0.6	.17	.168	.164
667-DSA2002S0L	DSA2002S0L	Mini3-G3-B-B	PNP	-50	-500	120	340	0.13	-0.6	.17	.168	.164
667-DSC200200L	DSC200200L	Mini3-G3-B-B	PNP	-50	-500	120	340	0.13	-0.6	.16	.155	.151
667-DSC2002S0L	DSC2002S0L	Mini3-G3-B-B	PNP	-50	-500	120	340	0.13	-0.6	.16	.155	.151
667-DSCQ00100L	DSCQ00100L	USSMini3-F1-B	NPN	50	100	210	460	0.15	0.3	.10	.06	.059
Darlington												
667-DSC2P01Q0L	DSC2P01Q0L	Mini3-G3-B-B	NPN	50	500	4000	20000	-	2.5	.42	.411	.40

© Copyright 2013 Mouser Electronics

© Copyright 2013 Mouser Electronics

PANASONIC SEMICONDUCTOR Transistors

Panasonic

RoHS Compliant This product is RoHS compliant.

SMALL SIGNAL TRANSISTORS

For quantities greater than listed, call for quote.

MOUSER STOCK NO.	Panasonic Part No.	Package	Polarity	VCEO (Max) (V)	IC (Max) (mA)	hFE Min	hFE Max	fT (Typ) (GHz)	VCE (sat) (Max) (V)	Price Each 1	Price Each 25	Price Each 100
General Purpose												
667-DSC300100L	DSC300100L	SSSMini3-F2-B	NPN	50	100	210	460	0.15	0.3	.11	.101	.097
667-DSC7004R0L	DSC7004R0L	MiniP3-F2-B	NPN	50	2000	120	340	-	0.3	.38	.372	.363
667-DSC7004S0L	DSC7004S0L	MiniP3-F2-B	NPN	50	2000	120	340	-	0.3	.38	.372	.363
667-DSC500100L	DSC500100L	SMini3-F2-B	NPN	50	100	210	460	0.15	0.3	.16	.121	.118
667-DSC5001R0L	DSC5001R0L	SMini3-F2-B	NPN	50	100	210	460	0.15	0.3	.16	.121	.118
667-DSC5001S0L	DSC5001S0L	SMini3-F2-B	NPN	50	100	210	460	0.15	0.3	.16	.121	.118
667-DSC900100L	DSC900100L	SSMini3-F3-B	NPN	50	100	210	460	0.15	0.3	.10	.091	.089
667-DSC9001R0L	DSC9001R0L	SSMini3-F3-B	NPN	50	100	210	460	0.15	0.3	.10	.091	.089
667-DSC9001S0L	DSC9001S0L	SSMini3-F3-B	NPN	50	100	210	460	0.15	0.3	.10	.091	.089
667-DSC700300L	DSC700300L	MiniP3-F2-B	NPN	50	1000	120	340	-	0.4	.27	.263	.257
667-DSC7003S0L	DSC7003S0L	MiniP3-F2-B	NPN	50	1000	120	340	-	0.4	.27	.263	.257
667-DSC200100L	DSC200100L	Mini3-G3-B-B	NPN	50	100	210	460	0.15	0.3	.10	.054	.052
667-DSC2001R0L	DSC2001R0L	Mini3-G3-B-B	NPN	50	100	210	460	0.15	0.3	.10	.054	.052
667-DSC2001S0L	DSC2001S0L	Mini3-G3-B-B	NPN	50	100	210	460	0.15	0.3	.10	.054	.052
667-DSA300100L	DSA300100L	SSSMini3-F2-B	PNP	-50	-100	210	460	0.15	-0.5	.11	.101	.097
667-DSA900100L	DSA900100L	SSMini3-F3-B	PNP	-50	-100	210	460	0.15	-0.5	.10	.094	.092
667-DSA9001R0L	DSA9001R0L	SSMini3-F3-B	PNP	-50	-100	210	460	0.15	-0.5	.10	.094	.092
667-DSA9001S0L	DSA9001S0L	SSMini3-F3-B	PNP	-50	-100	210	460	0.15	-0.5	.10	.094	.092
667-DSA500200L	DSA500200L	SMini3-F2-B	PNP	-50	-500	120	340	0.13	-0.6	.21	.185	.181
667-DSA5002S0L	DSA5002S0L	SMini3-F2-B	PNP	-50	-500	120	340	0.13	-0.6	.21	.185	.181
667-DSC500200L	DSC500200L	SMini3-F2-B	PNP	-50	-500	120	340	0.13	-0.6	.21	.183	.179
667-DSC5002R0L	DSC5002R0L	SMini3-F2-B	PNP	-50	-500	120	340	0.13	-0.6	.21	.183	.179
667-DSC5002S0L	DSC5002S0L	SMini3-F2-B	PNP	-50	-500	120	340	0.13	-0.6	.21	.183	.179
667-DSA500100L	DSA500100L	SMini3-F2-B	PNP	-50	-100	210	460	0.15	-0.5	.11	.078	.076
667-DSA5001R0L	DSA5001R0L	SMini3-F2-B	PNP	-50	-100	210	460	0.15	-0.5	.11	.078	.076
667-DSA5001S0L	DSA5001S0L	SMini3-F2-B	PNP	-50	-100	210	460	0.15	-0.5	.11	.078	.076
667-DSA200100L	DSA200100L	Mini3-G3-B-B	PNP	-50	-100	210	460	0.15	-0.5	.10	.054	.052
667-DSA2001R0L	DSA2001R0L	Mini3-G3-B-B	PNP	-50	-100	210	460	0.15	-0.5	.10	.054	.052
667-DSA2001S0L	DSA2001S0L	Mini3-G3-B-B	PNP	-50	-100	210	460	0.15	-0.5	.10	.054	.052
High Frequency												
667-DSC9G0200L	DSC9G0200L	SSMini3-F3-B	NPN	20	15	65	260	0.65	-	.21	.186	.181
667-DSC9G02C0L	DSC9G02C0L	SSMini3-F3-B	NPN	20	15	65	260	0.65	-	.21	.186	.181
667-DSC5G0200L	DSC5G0200L	SMini3-F2-B	NPN	20	15	65	260	0.65	-	.08	.073	.071
High-hFE												
667-DSC5A01R0L	DSC5A01R0L	SMini3-F2-B	NPN	40	50	400	2000	0.15	0.2	.16	.151	.148
667-DSC9A01S0L	DSC9A01S0L	SSMini3-F3-B	NPN	40	50	400	2000	0.15	0.2	.30	.295	.288
667-DSC2A01R0L	DSC2A01R0L	Mini3-G3-B-B	NPN	40	50	400	2000	0.15	0.2	.26	.255	.248
667-DSC5C01R0L	DSC5C01R0L	SMini3-F2-B	NPN	100	20	400	1200	0.14	0.2	.96	.079	.077
667-DSC5C01S0L	DSC5C01S0L	SMini3-F2-B	NPN	100	20	400	1200	0.14	0.2	.96	.079	.077
667-DSC5A01S0L	DSC5A01S0L	SMini3-F2-B	NPN	40	50	400	2000	0.15	0.2	.43	.235	.182
667-DSC5A01T0L	DSC5A01T0L	SMini3-F2-B	NPN	40	50	400	2000	0.15	0.2	.43	.235	.182
667-DSC9A01R0L	DSC9A01R0L	SSMini3-F3-B	NPN	40	50	400	2000	0.15	0.2	.10	.078	.076
667-DSC9A01T0L	DSC9A01T0L	SSMini3-F3-B	NPN	40	50	400	2000	0.15	0.2	.10	.078	.076
667-DSC2C01R0L	DSC2C01R0L	Mini3-G3-B-B	NPN	100	20	400	1200	0.14	0.2	.10	.077	.075
667-DSC2C01S0L	DSC2C01S0L	Mini3-G3-B-B	NPN	100	20	400	1200	0.14	0.2	.10	.077	.075
667-DSC2A01S0L	DSC2A01S0L	Mini3-G3-B-B	NPN	100	20	400	1200	0.14	0.2	.10	.077	.075
667-DSC2A01T0L	DSC2A01T0L	Mini3-G3-B-B	NPN	100	20	400	1200	0.14	0.2	.10	.077	.075
Low VCE(sat)												
667-DSC550100L	DSC550100L	SMini3-F2-B	NPN	20	500	200	800	0.15	0.4	.21	.171	.167
667-DSC250100L	DSC250100L	Mini3-G3-B-B	NPN	20	500	200	800	0.15	0.4	.17	.165	.161
667-DSC2501R0L	DSC2501R0L	Mini3-G3-B-B	NPN	20	500	200	800	0.15	0.4	.17	.165	.161
667-DSC2501S0L	DSC2501S0L	Mini3-G3-B-B	NPN	20	500	200	800	0.15	0.4	.17	.165	.161
667-DSA340200L	DSA340200L	SSSMini3-F2-B	PNP	-12	-500	270	680	0.3	-0.25	.21	.196	.19
667-DSA2401R0L	DSA2401R0L	Mini3-G3-B-B	PNP	-10	-500	130	350	0.25	-0.3	.31	.303	.295
667-DSA2401S0L	DSA2401S0L	Mini3-G3-B-B	PNP	-10	-500	130	350	0.25	-0.3	.31	.303	.295
667-DSA940200L	DSA940200L	SSMini3-F3-B	PNP	-12	-500	270	680	0.3	-0.25	.23	.219	.214

TRANSISTORS WITH BUILT-IN RESISTORS

For quantities greater than listed, call for quote.

MOUSER STOCK NO.	Panasonic Part No.	Package	Polarity	VCEO (Max) (V)	IC (Max) (mA)	Input Resistor (R1) (kΩ)	Base-Emitter Resistor (R2) (kΩ)	Price Each 1	Price Each 25	Price Each 100
NPN										
667-DRC3114E0L	DRC3114E0L	SSSMini3-F2-B	NPN	50	100	10	10	.16	.111	.108
667-DRC3114T0L	DRC3114T0L	SSSMini3-F2-B	NPN	50	100	10	-	.16	.111	.108
667-DRC3114Y0L	DRC3114Y0L	SSSMini3-F2-B	NPN	50	100	10	47	.16	.111	.108
667-DRC3115E0L	DRC3115E0L	SSSMini3-F2-B	NPN	50	100	100	100	.16	.111	.108
667-DRC3115G0L	DRC3115G0L	SSSMini3-F2-B	NPN	50	100	-	100	.16	.111	.108
667-DRC3115T0L	DRC3115T0L	SSSMini3-F2-B	NPN	50	100	100	-	.16	.111	.108
667-DRC3123E0L	DRC3123E0L	SSSMini3-F2-B	NPN	50	100	2.2	2.2	.16	.111	.108
667-DRC3123J0L	DRC3123J0L	SSSMini3-F2-B	NPN	50	100	2.2	47	.16	.111	.108
667-DRC3124X0L	DRC3124X0L	SSSMini3-F2-B	NPN	50	100	22	47	.16	.111	.108
667-DRC3143T0L	DRC3143T0L	SSSMini3-F2-B	NPN	50	100	4.7	-	.16	.111	.108
667-DRC3143Y0L	DRC3143Y0L	SSSMini3-F2-B	NPN	50	100	4.7	22	.16	.111	.108
667-DRC3143Z0L	DRC3143Z0L	SSSMini3-F2-B	NPN	50	100	4.7	47	.16	.111	.108
667-DRC3144E0L	DRC3144E0L	SSSMini3-F2-B	NPN	50	100	47	47	.16	.111	.108
667-DRC3144G0L	DRC3144G0L	SSSMini3-F2-B	NPN	50	100	-	47	.16	.111	.108
667-DRC3144T0L	DRC3144T0L	SSSMini3-F2-B	NPN	50	100	47	-	.16	.111	.108
667-DRC3144V0L	DRC3144V0L	SSSMini3-F2-B	NPN	50	100	47	10	.16	.111	.108
667-DRC3144W0L	DRC3144W0L	SSSMini3-F2-B	NPN	50	100	47	22	.16	.111	.108
667-DRC3152Z0L	DRC3152Z0L	SSSMini3-F2-B	NPN	50	100	0.51	5.1	.16	.111	.108
667-DRC3124T0L	DRC3124T0L	SSSMini3-F2-B	NPN	50	100	22	-	.16	.102	.098
667-DRC3113Z0L	DRC3113Z0L	SSSMini3-F2-B	NPN	50	100	1	10	.10	.091	.088
667-DRC3114W0L	DRC3114W0L	SSSMini3-F2-B	NPN	50	100	10	47	.16	.091	.088
667-DRC3124E0L	DRC3124E0L	SSSMini3-F2-B	NPN	50	100	22	22	.16	.091	.088
667-DRC3143E0L	DRC3143E0L	SSSMini3-F2-B	NPN	50	100	4.7	4.7	.16	.091	.088
667-DRC3143X0L	DRC3143X0L	SSSMini3-F2-B	NPN	50	100	4.7	10	.16	.091	.088
667-DRC2523E0L	DRC2523E0L	Mini3-G3-B	NPN	50	500	2.2	2.2	.24	.233	.227
667-DRC2523Y0L	DRC2523Y0L	Mini3-G3-B	NPN	50	500	2.2	10	.24	.233	.227
667-DRC2543E0L	DRC2543E0L	Mini3-G3-B	NPN	50	500	4.7	4.7	.24	.233	.227
667-DRC5643T0L	DRC5643T0L	SMini3-F2-B	NPN	20	600	4.7	-	.24	.233	.227
667-DRC2614T0L	DRC2614T0L	Mini3-G3-B	NPN	20	600	10	-	.16	.109	.107
667-DRC5614T0L	DRC5614T0L	SMini3-F2-B	NPN	20	600	10	-	.12	.108	.106
667-DRC2514E0L	DRC2514E0L	Mini3-G3-B	NPN	50	500	10	10	.21	.21	.204
667-DRC2643T0L	DRC2643T0L	Mini3-G3-B	NPN	20	600	4.7	-	.21	.21	.204
667-DRC9113Z0L	DRC9113Z0L	SSMini3-F3-B	NPN	50	100	1	10	.16	.089	.087
667-DRC9114E0L	DRC9114E0L	SSMini3-F3-B	NPN	50	100	10	10	.16	.089	.087

© Copyright 2013 Mouser Electronics
© Copyright 2013 Mouser Electronics

RoHS Compliant This product is RoHS compliant.

TRANSISTORS WITH BUILT-IN RESISTORS (CONT.)

For quantities greater than listed, call for quote.

MOUSER STOCK NO.	Panasonic Part No.	Package	Polarity	VCEO (Max) (V)	IC (Max) (mA)	Input Resistor (R1) (kΩ)	Base-Emitter Resistor (R2) (kΩ)	Price Each 1	25	100
NPN (Cont.)										
667-DRC9114T0L	DRC9114T0L	SSMini3-F3-B	NPN	50	100	10	-	.16	.089	.087
667-DRC9114W0L	DRC9114W0L	SSMini3-F3-B	NPN	50	100	10	4.7	.16	.089	.087
667-DRC9114Y0L	DRC9114Y0L	SSMini3-F3-B	NPN	50	100	10	47	.16	.089	.087
667-DRC9115E0L	DRC9115E0L	SSMini3-F3-B	NPN	50	100	100	100	.16	.089	.087
667-DRC9115G0L	DRC9115G0L	SSMini3-F3-B	NPN	50	100	-	100	.16	.089	.087
667-DRC9115T0L	DRC9115T0L	SSMini3-F3-B	NPN	50	100	100	-	.16	.089	.087
667-DRC9123E0L	DRC9123E0L	SSMini3-F3-B	NPN	50	100	2.2	2.2	.16	.089	.087
667-DRC9123J0L	DRC9123J0L	SSMini3-F3-B	NPN	50	100	2.2	47	.16	.089	.087
667-DRC9124E0L	DRC9124E0L	SSMini3-F3-B	NPN	50	100	22	22	.16	.089	.087
667-DRC9124T0L	DRC9124T0L	SSMini3-F3-B	NPN	50	100	22	-	.16	.089	.087
667-DRC9124X0L	DRC9124X0L	SSMini3-F3-B	NPN	50	100	22	47	.16	.089	.087
667-DRC9143E0L	DRC9143E0L	SSMini3-F3-B	NPN	50	100	4.7	4.7	.16	.089	.087
667-DRC9143T0L	DRC9143T0L	SSMini3-F3-B	NPN	50	100	4.7	-	.16	.089	.087
667-DRC9143X0L	DRC9143X0L	SSMini3-F3-B	NPN	50	100	4.7	10	.16	.089	.087
667-DRC9143Y0L	DRC9143Y0L	SSMini3-F3-B	NPN	50	100	4.7	22	.16	.089	.087
667-DRC9143Z0L	DRC9143Z0L	SSMini3-F3-B	NPN	50	100	4.7	47	.16	.089	.087
667-DRC9144E0L	DRC9144E0L	SSMini3-F3-B	NPN	50	100	47	47	.16	.089	.087
667-DRC9144G0L	DRC9144G0L	SSMini3-F3-B	NPN	50	100	-	47	.16	.089	.087
667-DRC9144T0L	DRC9144T0L	SSMini3-F3-B	NPN	50	100	47	-	.16	.089	.087
667-DRC9144V0L	DRC9144V0L	SSMini3-F3-B	NPN	50	100	47	10	.16	.089	.087
667-DRC9144W0L	DRC9144W0L	SSMini3-F3-B	NPN	50	100	47	22	.16	.089	.087
667-DRC9152Z0L	DRC9152Z0L	SSMini3-F3-B	NPN	50	100	0.51	5.1	.16	.089	.087
667-DRC5113Z0L	DRC5113Z0L	SMini3-F2-B	NPN	50	100	1	10	.09	.085	.082
667-DRC5114E0L	DRC5114E0L	SMini3-F2-B	NPN	50	100	10	10	.09	.085	.082
667-DRC5114T0L	DRC5114T0L	SMini3-F2-B	NPN	50	100	10	-	.09	.085	.082
667-DRC5114W0L	DRC5114W0L	SMini3-F2-B	NPN	50	100	10	4.7	.09	.085	.082
667-DRC5114Y0L	DRC5114Y0L	SMini3-F2-B	NPN	50	100	10	47	.09	.085	.082
667-DRC5115E0L	DRC5115E0L	SMini3-F2-B	NPN	50	100	100	100	.09	.085	.082
667-DRC5115T0L	DRC5115T0L	SMini3-F2-B	NPN	50	100	100	-	.09	.085	.082
667-DRC5123E0L	DRC5123E0L	SMini3-F2-B	NPN	50	100	2.2	2.2	.09	.085	.082
667-DRC5123J0L	DRC5123J0L	SMini3-F2-B	NPN	50	100	2.2	47	.09	.085	.082
667-DRC5124E0L	DRC5124E0L	SMini3-F2-B	NPN	50	100	22	22	.09	.085	.082
667-DRC5124T0L	DRC5124T0L	SMini3-F2-B	NPN	50	100	22	-	.09	.085	.082
667-DRC5124X0L	DRC5124X0L	SMini3-F2-B	NPN	50	100	22	47	.09	.085	.082
667-DRC5143E0L	DRC5143E0L	SMini3-F2-B	NPN	50	100	4.7	4.7	.09	.085	.082
667-DRC5143T0L	DRC5143T0L	SMini3-F2-B	NPN	50	100	4.7	-	.09	.085	.082
667-DRC5143X0L	DRC5143X0L	SMini3-F2-B	NPN	50	100	4.7	10	.09	.085	.082
667-DRC5143Y0L	DRC5143Y0L	SMini3-F2-B	NPN	50	100	4.7	22	.09	.085	.082
667-DRC5143Z0L	DRC5143Z0L	SMini3-F2-B	NPN	50	100	4.7	47	.09	.085	.082
667-DRC5144E0L	DRC5144E0L	SMini3-F2-B	NPN	50	100	47	47	.09	.085	.082
667-DRC5144G0L	DRC5144G0L	SMini3-F2-B	NPN	50	100	-	47	.09	.085	.082
667-DRC5144T0L	DRC5144T0L	SMini3-F2-B	NPN	50	100	47	-	.09	.085	.082
667-DRC5144V0L	DRC5144V0L	SMini3-F2-B	NPN	50	100	47	10	.09	.085	.082
667-DRC5144W0L	DRC5144W0L	SMini3-F2-B	NPN	50	100	47	22	.09	.085	.082
667-DRC5152Z0L	DRC5152Z0L	SMini3-F2-B	NPN	50	100	0.51	5.1	.09	.085	.082
667-DRC2115E0L	DRC2115E0L	Mini3-G3-B	NPN	50	100	100	100	.09	.083	.081
667-DRC2115G0L	DRC2115G0L	Mini3-G3-B	NPN	50	100	-	100	.09	.083	.081
667-DRC2113Z0L	DRC2113Z0L	Mini3-G3-B	NPN	50	100	1	10	.11	.08	.078
667-DRC2114E0L	DRC2114E0L	Mini3-G3-B	NPN	50	100	10	10	.11	.08	.078
667-DRC2114T0L	DRC2114T0L	Mini3-G3-B	NPN	50	100	10	-	.11	.08	.078
667-DRC2114W0L	DRC2114W0L	Mini3-G3-B	NPN	50	100	10	4.7	.11	.08	.078
667-DRC2114Y0L	DRC2114Y0L	Mini3-G3-B	NPN	50	100	10	47	.11	.08	.078
667-DRC2123E0L	DRC2123E0L	Mini3-G3-B	NPN	50	100	2.2	2.2	.11	.08	.078
667-DRC2123J0L	DRC2123J0L	Mini3-G3-B	NPN	50	100	2.2	47	.11	.08	.078
667-DRC2124E0L	DRC2124E0L	Mini3-G3-B	NPN	50	100	22	22	.11	.08	.078
667-DRC2124T0L	DRC2124T0L	Mini3-G3-B	NPN	50	100	22	-	.11	.08	.078
667-DRC2124X0L	DRC2124X0L	Mini3-G3-B	NPN	50	100	22	47	.11	.079	.078
667-DRC2143E0L	DRC2143E0L	Mini3-G3-B	NPN	50	100	4.7	4.7	.11	.08	.078
667-DRC2143T0L	DRC2143T0L	Mini3-G3-B	NPN	50	100	4.7	-	.11	.08	.078
667-DRC2143X0L	DRC2143X0L	Mini3-G3-B	NPN	50	100	4.7	10	.11	.08	.078
667-DRC2143Y0L	DRC2143Y0L	Mini3-G3-B	NPN	50	100	4.7	22	.11	.08	.078
667-DRC2143Z0L	DRC2143Z0L	Mini3-G3-B	NPN	50	100	4.7	47	.11	.08	.078
667-DRC2144E0L	DRC2144E0L	Mini3-G3-B	NPN	50	100	47	47	.11	.08	.078
667-DRC2144G0L	DRC2144G0L	Mini3-G3-B	NPN	50	100	-	47	.11	.08	.078
667-DRC2144T0L	DRC2144T0L	Mini3-G3-B	NPN	50	100	47	-	.11	.08	.078
667-DRC2144V0L	DRC2144V0L	Mini3-G3-B	NPN	50	100	47	10	.11	.08	.078
667-DRC2144W0L	DRC2144W0L	Mini3-G3-B	NPN	50	100	47	22	.11	.08	.078
667-DRC2152Z0L	DRC2152Z0L	Mini3-G3-B	NPN	50	100	0.51	5.1	.11	.08	.078
667-DRC2115T0L	DRC2115T0L	Mini3-G3-B	NPN	50	100	100	-	.08	.073	.072
PNP										
667-DRA3143X0L	DRA3143X0L	SSSMini3-F2-B	PNP	-50	-100	4.7	10	.15	.111	.108
667-DRA3144E0L	DRA3144E0L	SSSMini3-F2-B	PNP	-50	-100	47	47	.15	.111	.108
667-DRA3114E0L	DRA3114E0L	SSSMini3-F2-B	PNP	-50	-100	10	10	.16	.111	.108
667-DRA3114T0L	DRA3114T0L	SSSMini3-F2-B	PNP	-50	-100	10	-	.16	.111	.108
667-DRA3114Y0L	DRA3114Y0L	SSSMini3-F2-B	PNP	-50	-100	10	47	.16	.111	.108
667-DRA3115E0L	DRA3115E0L	SSSMini3-F2-B	PNP	-50	-100	100	100	.16	.111	.108
667-DRA3115G0L	DRA3115G0L	SSSMini3-F2-B	PNP	-50	-100	-	100	.16	.111	.108
667-DRA3115T0L	DRA3115T0L	SSSMini3-F2-B	PNP	-50	-100	100	-	.16	.111	.108
667-DRA3123E0L	DRA3123E0L	SSSMini3-F2-B	PNP	-50	-100	2.2	2.2	.16	.111	.108
667-DRA3123J0L	DRA3123J0L	SSSMini3-F2-B	PNP	-50	-100	2.2	2.2	.16	.111	.108
667-DRA3124E0L	DRA3124E0L	SSSMini3-F2-B	PNP	-50	-100	22	22	.16	.111	.108
667-DRA3124T0L	DRA3124T0L	SSSMini3-F2-B	PNP	-50	-100	22	-	.16	.111	.108
667-DRA3124X0L	DRA3124X0L	SSSMini3-F2-B	PNP	-50	-100	22	47	.16	.111	.108
667-DRA3143T0L	DRA3143T0L	SSSMini3-F2-B	PNP	-50	-100	4.7	-	.16	.111	.108
667-DRA3143Y0L	DRA3143Y0L	SSSMini3-F2-B	PNP	-50	-100	4.7	22	.16	.111	.108
667-DRA3143Z0L	DRA3143Z0L	SSSMini3-F2-B	PNP	-50	-100	4.7	47	.16	.111	.108
667-DRA3144T0L	DRA3144T0L	SSSMini3-F2-B	PNP	-50	-100	47	-	.16	.111	.108
667-DRA3144W0L	DRA3144W0L	SSSMini3-F2-B	PNP	-50	-100	47	22	.16	.111	.108
667-DRA3152Z0L	DRA3152Z0L	SSSMini3-F2-B	PNP	-50	-100	0.51	5.1	.16	.111	.108
667-DRA3113Z0L	DRA3113Z0L	SSSMini3-F2-B	PNP	-50	-100	1	10	.11	.102	.098
667-DRA3123Y0L	DRA3123Y0L	SSSMini3-F2-B	PNP	-50	-100	2.2	10	.10	.092	.09
667-DRA3143E0L	DRA3143E0L	SSSMini3-F2-B	PNP	-50	-100	4.7	4.7	.10	.092	.09
667-DRA3144V0L	DRA3144V0L	SSSMini3-F2-B	PNP	-50	-100	47	10	.10	.092	.09

© Copyright 2013 Mouser Electronics
© Copyright 2013 Mouser Electronics

PANASONIC SEMICONDUCTOR Transistors

Panasonic

RoHS Compliant This product is RoHS compliant.

TRANSISTORS WITH BUILT-IN RESISTORS (CONT.)

For quantities greater than listed, call for quote.

MOUSER STOCK NO.	Panasonic Part No.	Package	Polarity	VCEO (Max) (V)	IC (Max) (mA)	Input Resistor (R1) (kΩ)	Base-Emitter Resistor (R2) (kΩ)	Price Each 1	25	100
PNP (Cont.)										
667-DRA2514E0L	DRA2514E0L	Mini3-G3-B	PNP	-50	-500	10	10	.26	.253	.245
667-DRA2522J0L	DRA2522J0L	Mini3-G3-B	PNP	-50	-500	0.27	5	.26	.253	.245
667-DRA2523E0L	DRA2523E0L	Mini3-G3-B	PNP	-50	-500	2.2	2.2	.26	.253	.245
667-DRA2523Y0L	DRA2523Y0L	Mini3-G3-B	PNP	-50	-500	2.2	10	.26	.253	.245
667-DRA2543E0L	DRA2543E0L	Mini3-G3-B	PNP	-50	-500	4.7	4.7	.26	.253	.245
667-DRA5114T0L	DRA5114T0L	SMini3-F2-B	PNP	-50	-100	10	-	.12	.085	.082
667-DRA2533Q0L	DRA2533Q0L	Mini3-G3-B	PNP	-50	-500	3.1	4.6	.16	.113	.111
667-DRA9113Z0L	DRA9113Z0L	SSMini3-F3-B	PNP	-50	-100	1	10	.11	.089	.087
667-DRA9114E0L	DRA9114E0L	SSMini3-F3-B	PNP	-50	-100	10	10	.11	.089	.087
667-DRA9114T0L	DRA9114T0L	SSMini3-F3-B	PNP	-50	-100	10	-	.11	.089	.087
667-DRA9114Y0L	DRA9114Y0L	SSMini3-F3-B	PNP	-50	-100	10	47	.11	.089	.087
667-DRA9115E0L	DRA9115E0L	SSMini3-F3-B	PNP	-50	-100	100	100	.11	.089	.087
667-DRA9115G0L	DRA9115G0L	SSMini3-F3-B	PNP	-50	-100	-	100	.11	.089	.087
667-DRA9115T0L	DRA9115T0L	SSMini3-F3-B	PNP	-50	-100	100	-	.11	.089	.087
667-DRA9123E0L	DRA9123E0L	SSMini3-F3-B	PNP	-50	-100	2.2	2.2	.11	.089	.087
667-DRA9123J0L	DRA9123J0L	SSMini3-F3-B	PNP	-50	-100	2.2	47	.11	.089	.087
667-DRA9123Y0L	DRA9123Y0L	SSMini3-F3-B	PNP	-50	-100	2.2	10	.11	.089	.087
667-DRA9124E0L	DRA9124E0L	SSMini3-F3-B	PNP	-50	-100	22	22	.11	.089	.087
667-DRA9124T0L	DRA9124T0L	SSMini3-F3-B	PNP	-50	-100	22	-	.11	.089	.087
667-DRA9124X0L	DRA9124X0L	SSMini3-F3-B	PNP	-50	-100	22	47	.11	.089	.087
667-DRA9143E0L	DRA9143E0L	SSMini3-F3-B	PNP	-50	-100	4.7	4.7	.11	.089	.087
667-DRA9143T0L	DRA9143T0L	SSMini3-F3-B	PNP	-50	-100	4.7	-	.11	.089	.087
667-DRA9143X0L	DRA9143X0L	SSMini3-F3-B	PNP	-50	-100	4.7	10	.11	.089	.087
667-DRA9143Y0L	DRA9143Y0L	SSMini3-F3-B	PNP	-50	-100	4.7	22	.11	.089	.087
667-DRA9143Z0L	DRA9143Z0L	SSMini3-F3-B	PNP	-50	-100	4.7	47	.11	.089	.087
667-DRA9144E0L	DRA9144E0L	SSMini3-F3-B	PNP	-50	-100	47	47	.11	.089	.087
667-DRA9144T0L	DRA9144T0L	SSMini3-F3-B	PNP	-50	-100	47	-	.11	.089	.087
667-DRA9144V0L	DRA9144V0L	SSMini3-F3-B	PNP	-50	-100	47	10	.11	.089	.087
667-DRA9144W0L	DRA9144W0L	SSMini3-F3-B	PNP	-50	-100	47	22	.11	.089	.087
667-DRA9152Z0L	DRA9152Z0L	SSMini3-F3-B	PNP	-50	-100	0.51	5.1	.11	.089	.087
667-DRA5113Z0L	DRA5113Z0L	SMini3-F2-B	PNP	-50	-100	1	10	.09	.085	.082
667-DRA5114E0L	DRA5114E0L	SMini3-F2-B	PNP	-50	-10	10	10	.09	.085	.082
667-DRA5114Y0L	DRA5114Y0L	SMini3-F2-B	PNP	-50	-100	10	47	.09	.085	.082
667-DRA5115E0L	DRA5115E0L	SMini3-F2-B	PNP	-50	-100	100	100	.09	.085	.082
667-DRA5115G0L	DRA5115G0L	SMini3-F2-B	PNP	-50	-100	100	-	.09	.085	.082
667-DRA5115T0L	DRA5115T0L	SMini3-F2-B	PNP	-50	-100	100	-	.09	.085	.082
667-DRA5123E0L	DRA5123E0L	SMini3-F2-B	PNP	-50	-100	2.2	2.2	.09	.085	.082
667-DRA5123J0L	DRA5123J0L	SMini3-F2-B	PNP	-50	-100	2.2	47	.09	.085	.082
667-DRA5123Y0L	DRA5123Y0L	SMini3-F2-B	PNP	-50	-100	2.2	10	.09	.085	.082
667-DRA5124E0L	DRA5124E0L	SMini3-F2-B	PNP	-50	-100	22	22	.09	.085	.082
667-DRA5124T0L	DRA5124T0L	SMini3-F2-B	PNP	-50	-100	22	-	.09	.085	.082
667-DRA5124X0L	DRA5124X0L	SMini3-F2-B	PNP	-50	-100	22	47	.09	.085	.082
667-DRA5143E0L	DRA5143E0L	SMini3-F2-B	PNP	-50	-100	4.7	4.7	.09	.085	.082
667-DRA5143T0L	DRA5143T0L	SMini3-F2-B	PNP	-50	-100	4.7	-	.09	.085	.082
667-DRA5143X0L	DRA5143X0L	SMini3-F2-B	PNP	-50	-100	4.7	10	.09	.085	.082
667-DRA5143Y0L	DRA5143Y0L	SMini3-F2-B	PNP	-50	-100	4.7	22	.09	.085	.082
667-DRA5143Z0L	DRA5143Z0L	SMIni3-F2-B	PNP	-50	-100	4.7	47	.09	.085	.082
667-DRA5144E0L	DRA5144E0L	SMini3-F2-B	PNP	-50	-100	47	47	.09	.085	.082
667-DRA5144T0L	DRA5144T0L	SMini3-F2-B	PNP	-50	-100	47	-	.09	.085	.082
667-DRA5144V0L	DRA5144V0L	SMini3-F2-B	PNP	-50	-100	47	10	.09	.085	.082
667-DRA5144W0L	DRA5144W0L	SMini3-F2-B	PNP	-50	-100	47	22	.09	.085	.082
667-DRA5152Z0L	DRA5152Z0L	SMini3-F2-B	PNP	-50	-100	0.51	5.1	.09	.085	.082
667-DRA5L14Y0L	DRA5L14Y0L	SMini3-F2-B	PNP	-30	-100	10	47	.09	.085	.082
667-DRA2115E0L	DRA2115E0L	Mini3-G3-B	PNP	-50	-100	100	100	.09	.085	.082
667-DRA2115G0L	DRA2115G0L	Mini3-G3-B	PNP	-50	-100	-	100	.09	.085	.082
667-DRA2115T0L	DRA2115T0L	Mini3-G3-B	PNP	-50	-100	100	-	.09	.085	.082
667-DRA2124X0L	DRA2124X0L	Mini3-G3-B	PNP	-50	-100	22	47	.10	.085	.082
667-DRA2113Z0L	DRA2113Z0L	Mini3-G3-B	PNP	-50	-100	1	10	.10	.08	.078
667-DRA2114E0L	DRA2114E0L	Mini3-G3-B	PNP	-50	-100	10	10	.10	.08	.078
667-DRA2114T0L	DRA2114T0L	Mini3-G3-B	PNP	-50	-100	10	-	.10	.08	.078
667-DRA2114Y0L	DRA2114Y0L	Mini3-G3-B	PNP	-50	-100	10	47	.10	.08	.078
667-DRA2123E0L	DRA2123E0L	Mini3-G3-B	PNP	-50	-100	2.2	2.2	.10	.08	.078
667-DRA2123J0L	DRA2123J0L	Mini3-G3-B	PNP	-50	-100	2.2	47	.10	.08	.078
667-DRA2123Y0L	DRA2123Y0L	Mini3-G3-B	PNP	-50	-100	2.2	10	.10	.08	.078
667-DRA2124E0L	DRA2124E0L	Mini3-G3-B	PNP	-50	-100	22	22	.10	.08	.078
667-DRA2124T0L	DRA2124T0L	Mini3-G3-B	PNP	-50	-100	22	-	.10	.08	.078
667-DRA2143E0L	DRA2143E0L	Mini3-G3-B	PNP	-50	-100	4.7	4.7	.10	.08	.078
667-DRA2143T0L	DRA2143T0L	Mini3-G3-B	PNP	-50	-100	4.7	-	.10	.08	.078
667-DRA2143X0L	DRA2143X0L	Mini3-G3-B	PNP	-50	-100	4.7	10	.10	.08	.078
667-DRA2143Y0L	DRA2143Y0L	Mini3-G3-B	PNP	-50	-100	4.7	22	.10	.08	.078
667-DRA2143Z0L	DRA2143Z0L	Mini3-G3-B	PNP	-50	-100	4.7	47	.10	.08	.078
667-DRA2144E0L	DRA2144E0L	Mini3-G3-B	PNP	-50	-100	47	47	.10	.08	.078
667-DRA2144T0L	DRA2144T0L	Mini3-G3-B	PNP	-50	-100	47	-	.10	.08	.078
667-DRA2144V0L	DRA2144V0L	Mini3-G3-B	PNP	-50	-100	47	10	.10	.08	.078
667-DRA2144W0L	DRA2144W0L	Mini3-G3-B	PNP	-50	-100	47	22	.10	.08	.078
667-DRA2152Z0L	DRA2152Z0L	Mini3-G3-B	PNP	-50	-100	0.51	5.1	.10	.08	.078
667-DRA2L14Y0L	DRA2L14Y0L	Mini3-G3-B	PNP	-30	-100	10	47	.09	.075	.074

© Copyright 2013 Mouser Electronics
© Copyright 2013 Mouser Electronics

ROHM SEMICONDUCTOR Transistors

ROHM SEMICONDUCTOR

RoHS Compliant This product is RoHS compliant.



TRANSISTORS

For quantities greater than listed, call for quote.

MOUSER STOCK NO.	Rohm Semi. Part No.	Package	Polarity	V_{CEO} (V)	I_C (A)	Price Each 1	25	100
Bipolar Transistors								
755-2SC4083T106N	2SC4083T106N	UMT-3	NPN	11	0.05	.58	.332	.22
755-2SC5585TL	2SC5585TL	EMT-3	NPN	12	0.5	.54	.385	.271
755-2SC5663T2L	2SC5663T2L	VMT-3	NPN	12	0.5	.50	.385	.277
755-2SD2652T106	2SD2652T106	UMT-3	NPN	12	1.5	.60	.46	.331
755-2SD1757KT146R	2SD1757KT146R	SMT-3	NPN	15	0.5	.49	.385	.295
755-2SC5661T2LP	2SC5661T2LP	VMT-3	NPN	18	0.05	.50	.396	.299
755-2SC3837KT146P	2SC3837KT146P	SMT-3	NPN	20	0.05	.43	.321	.239
755-2SC4725TLP	2SC4725TLP	EMT-3	NPN	20	0.05	.59	.449	.327
755-2SD2114KT146V	2SD2114KT146V	SMT-3	NPN	20	0.5	.46	.31	.216
755-2SD2150T100R	2SD2150-T100R	MPT-3	NPN	20	3.0	.56	.439	.331
755-2SD2150T100S	2SD2150T100S	MPT-3	NPN	20	3.0	.56	.439	.331
755-2SD2098T100R	2SD2098T100R	MPT-3	NPN	20	5.0	.81	.642	.485
755-2SD2118TLQ	2SD2118TLQ	CPT-3	NPN	20	5.0	.87	.696	.524
755-2SC5001TLQ	2SC5001-TLQ	CPT-3	NPN	20	10	1.12	.974	.758
755-BC848BWT106	BC848BWT106	UMT-3	NPN	30	0.1	.24	.214	.182
755-2SD2142KT146	2SD2142K-T146	SMT-3	NPN	30	0.3	.50	.385	.284
755-2SD1383KT146B	2SD1383KT146B	SMT-3	NPN	32	0.3	.59	.449	.323
755-2SC2411KT146R	2SC2411KT146R	SMT-3	NPN	32	0.5	.46	.31	.216
755-2SC4097T106R	2SC4097T106R	UMT-3	NPN	32	0.5	.50	.342	.239
755-2SD1781KT146Q	2SD1781KT146Q	SMT-3	NPN	32	0.8	.46	.31	.216
755-2SD1664T100Q	2SD1664-T100Q	MPT-3	NPN	32	1.0	.69	.503	.354
755-2SD1664T100R	2SD1664T100R	MPT-3	NPN	32	1.0	.59	.449	.327
755-2SD1766T100R	2SD1766T100R	CPT-3	NPN	32	2.0	.80	.621	.446
755-MMST3904T146	MMST3904T146	SMT-3	NPN	40	0.2	.46	.257	.169
755-SST3904T116	SST3904T116	SST-3	NPN	40	0.2	.44	.246	.163
755-UMT3904T106	UMT3904T106	UMT-3	NPN	40	0.2	.47	.268	.177
755-MMST2222AT146	MMST2222AT146	SMT-3	NPN	40	0.6	.35	.235	.167
755-MMST4401T146	MMST4401T146	SMT-3	NPN	40	0.6	.59	.332	.221
755-SST2222AT116	SST2222AT116	SST-3	NPN	40	0.6	.13	.107	.076
755-UMT2222AT106	UMT2222AT106	UMT-3	NPN	40	0.6	.48	.268	.181
755-BCX19T116	BCX19T116	SST-3	NPN	45	0.5	.48	.353	.247
755-2SC2412KT146Q	2SC2412K-T146Q	SMT-3	NPN	50	0.15	.31	.182	.118
755-2SC2412KT146R	2SC2412K-T146R	SMT-3	NPN	50	0.15	.23	.133	.086
755-2SC2412KT146S	2SC2412K-T146S	SMT-3	NPN	50	0.15	.33	.193	.125
755-2SC4081T106Q	2SC4081-T106Q	UMT-3	NPN	50	0.15	.36	.214	.139
755-2SC4081T106R	2SC4081-T106R	UMT-3	NPN	50	0.15	.23	.136	.088
755-2SC4081T106S	2SC4081-T106S	UMT-3	NPN	50	0.15	.39	.214	.142
755-2SC4617TLQ	2SC4617-TLQ	EMT-3	NPN	50	0.15	.36	.214	.139
755-2SC4617TLR	2SC4617-TLR	EMT-3	NPN	50	0.15	.36	.214	.139
755-2SC5658T2LQ	2SC5658-T2LQ	VMT-3	NPN	50	0.15	.45	.30	.211
755-2SD1949T106R	2SD1949-T106R	UMT-3	NPN	50	0.5	.49	.353	.254
755-2SC5053T100Q	2SC5053-T100Q	MPT-3	NPN	50	1.0	.57	.428	.319
755-2SCR553PT100	2SCR553PT100	MPT-3	NPN	50	2.0	.70	.556	.417
755-2SC4672T100P	2SC4672-T100P	MPT-3	NPN	50	3.0	.75	.599	.45
755-2SC4672T100Q	2SC4672-T100Q	MPT-3	NPN	50	3.0	.84	.653	.501
755-2SCR533PT100	2SCR533PT100	MPT-3	NPN	50	3.0	.73	.578	.433
755-2SD1760TLQ	2SD1760-TLQ	MPT-3	NPN	50	3.0	.87	.685	.52
755-2SC5876T106Q	2SC5876T106Q	UMT-3	NPN	60	0.5	.59	.449	.327
755-2SD2143TL	2SD2143TL	CPT-3	NPN	60	2.0	1.11	.888	.671
755-2SD2212T100	2SD2212T100	MPT-3	NPN	60	2.0	.75	.599	.452
755-2SD2391T100Q	2SD2391T100Q	MPT-3	NPN	60	2.0	.77	.61	.464
755-2SD2318TLU	2SD2318-TLU	CPT-3	NPN	60	3.0	1.11	.963	.747
755-2SD2318TLV	2SD2318TLV	CPT-3	NPN	60	3.0	1.08	.931	.722
755-2SC5103TLQ	2SC5103-TLQ	CPT-3	NPN	60	5.0	1.13	.963	.738
755-SSTA28T116	SSTA28T116	SST-3	NPN	80	0.3	.51	.353	.244
755-2SD1782KT146Q	2SD1782KT146Q	SMT-3	NPN	80	0.5	.48	.353	.249
755-SSTA06T116	SSTA06T116	SST-3	NPN	80	0.5	.59	.385	.279
755-2SCR514PT100	2SCR514PT100	MPT-3	NPN	80	0.7	.59	.46	.35
755-2SD1767T100Q	2SD1767T100Q	MPT-3	NPN	80	0.7	.76	.599	.456
755-2SD1733TLQ	2SD1733TLQ	CPT-3	NPN	80	1.0	1.14	.91	.687
755-2SD1733TLR	2SD1733TLR	CPT-3	NPN	80	1.0	1.14	.91	.687
755-2SD1898T100Q	2SD1898-T100Q	MPT-3	NPN	80	1.0	.48	.385	.289
755-2SCR544PT100	2SCR544PT100	MPT-3	NPN	80	2.5	.77	.61	.462

TRANSISTORS (CONT.)

For quantities greater than listed, call for quote.

MOUSER STOCK NO.	Rohm Semi. Part No.	Package	Polarity	V_{CEO} (V)	I_C (A)	Price Each 1	25	100
Bipolar Transistors (Cont.)								
755-2SCR554PT100	2SCR554PT100	MPT-3	NPN	80	3.0	.74	.578	.44
755-2SD2170T100	2SD2170-T100	MPT-3	NPN	90	2.0	.78	.61	.47
755-2SD1980TL	2SD1980-TL	CPT-3	NPN	100	2.0	1.23	.974	.738
755-2SC3906KT146R	2SC3906KT146R	SMT-3	NPN	120	0.05	.51	.375	.268
755-2SC4102T106R	2SC4102T106R	UMT-3	NPN	120	0.05	.63	.428	.303
755-2SC4132T100R	2SC4132T100R	MPT-3	NPN	120	2.0	.97	.76	.58
755-2SC4505T100P	2SC4505T100P	MPT-3	NPN	400	0.1	.96	.76	.582
755-2SA2018TL	2SA2018TL	EMT-3	PNP	-12	-0.5	.51	.375	.268
755-2SB1689T106	2SB1689T106	UMT-3	PNP	-12	-1.5	.47	.364	.261
755-2SB1427T100E	2SB1427T100E	MPT-3	PNP	-20	-2.0	.72	.567	.432
755-2SB1424T100Q	2SB1424T100Q	MPT-3	PNP	-20	-3.0	.48	.385	.289
755-2SB1386T100Q	2SB1386-T100Q	MPT-3	PNP	-20	-5.0	.69	.535	.408
755-2SB1386T100R	2SB1386-T100R	MPT-3	PNP	-20	-5.0	.69	.535	.408
755-2SB1412TLQ	2SB1412TLQ	CPT-3	PNP	-20	-5.0	.87	.696	.525
755-2SA1834TLR	2SA1834TLR	CPT-3	PNP	-20	-10	1.46	1.26	.979
755-BC858BWT106	BC858BWT106	UMT-3	PNP	-30	-0.1	.45	.321	.225
755-2SB1694T106	2SB1694-T106	UMT-3	PNP	-30	-1.0	.52	.385	.273
755-2SA1036KT146R	2SA1036KT146R	SMT-3	PNP	-32	-0.5	.54	.385	.277
755-2SA1577T106Q	2SA1577T106Q	UMT-3	PNP	-32	-0.5	.42	.235	.158
755-2SA1577T106R	2SA1577T106R	UMT-3	PNP	-32	-0.5	.42	.235	.158
755-2SB1197KT146Q	2SB1197K-T146Q	SMT-3	PNP	-32	-0.8	.46	.31	.216
755-2SB1197KT146R	2SB1197KT146R	SMT-3	PNP	-32	-0.8	.46	.31	.22
755-2SB1132T100Q	2SB1132T100Q	MPT-3	PNP	-32	-1.0	.54	.407	.299
755-2SB1132T100R	2SB1132T100R	MPT-3	PNP	-32	-1.0	.54	.407	.296
755-2SB1182TLQ	2SB1182-TLQ	CPT-3	PNP	-32	-2.0	1.08	.845	.633
755-2SB1188T100Q	2SB1188-T100Q	MPT-3	PNP	-32	-2.0	.62	.492	.373
755-2SB1188T100R	2SB1188-T100R	MPT-3	PNP	-32	-2.0	.62	.492	.373
755-MMST3906T146	MMST3906T146	SMT-3	PNP	-40	-0.2	.46	.257	.169
755-SST3906T116	SST3906T116	SST-3	PNP	-40	0.2	.13	.107	.076
755-UMT3906T106	UMT3906T106	UMT-3	PNP	-40	0.2	.47	.268	.177
755-SST4401T116	SST4401T116	SST-3	NPN	40	0.6	.71	.396	.266
755-SST4403T116	SST4403T116	SST-3	PNP	-40	-0.6	.62	.353	.233
755-2SAR533PT100	2SAR533PT100	MPT-3	PNP	-50	3.0	.64	.514	.385
755-2SAR553PT100	2SAR553PT100	MPT-3	PNP	-50	2.0	.64	.514	.385
755-2SA1037AKT146Q	2SA1037AKT146Q	SMT-3	PNP	-50	-0.15	.31	.182	.116
755-2SA1037AKT146R	2SA1037AK-T146R	SMT-3	PNP	-50	-0.15	.31	.182	.116
755-2SA1037AKT146S	2SA1037AKT146S	SMT-3	PNP	-50	-0.15	.39	.214	.142
755-2SA1576AT106Q	2SA1576A-T106Q	UMT-3	PNP	-50	-0.15	.41	.235	.155
755-2SA1576AT106R	2SA1576AT106R	UMT-3	PNP	-50	-0.15	.30	.177	.116
755-2SA1774TLQ	2SA1774TLQ	EMT-3	PNP	-50	-0.15	.40	.225	.149
755-2SA1774TLR	2SA1774TLR	EMT-3	PNP	-50	-0.15	.40	.225	.149
755-2SA2029T2LQ	2SA2029-T2LQ	VMT-3	PNP	-50	-0.15	.52	.31	.197
755-2SA1900T100Q	2SA1900-T100Q	MPT-3	PNP	-50	-1.0	.70	.546	.414
755-2SA1797T100Q	2SA1797T100Q	MPT-3	PNP	-50	-3.0	.70	.556	.417
755-2SB1184TLQ	2SB1184-TLQ	CPT-3	PNP	-50	-3.0	1.00	.76	.58
755-MMST2907AT146	MMST2907AT146	SMT-3	PNP	-60	-0.6	.79	.449	.30
755-SST2907AT116	SST2907AT116	SST-3	PNP	-60	-0.6	.46	.268	.171
755-UMT2907AT106	UMT2907AT106	UMT-3	PNP	-60	-0.6	.47	.268	.177
755-2SB1561T100Q	2SB1561-T100Q	MPT-3	PNP	-60	-2.0	.79	.631	.475
755-2SAR544PT100	2SAR544PT100	MPT-3	PNP	-80	2.5	.77	.61	.464
755-2SB1198KT146R	2SB1198KT146R	SMT-3	PNP	-80	-0.5	.46	.332	.235
755-2SB1260T100Q	2SB1260-T100Q	MPT-3	PNP	-80	-1.0	.69	.524	.384
755-2SB1260T100R	2SB1260-T100R	MPT-3	PNP	-80	-1.0	.69	.524	.384
755-2SA1514KT146S	2SA1514KT146S	SMT-3	PNP	-120	-0.05	.51	.375	.268
755-2SA1579T106R	2SA1579T106R	UMT-3	PNP	-120	-0.05	.51	.375	.268
755-2SA1812T100Q	2SA1812T100Q	MPT-3	PNP	-400	-0.5	.94	.749	.563
755-UMX5NTR	UMX5NTR	UMT-6	NPN	11	0.05	.47	.353	.258
755-UMX4NTR	UMX4NTR	UMT-6	NPNx2	20	0.05	.47	.342	.244
755-IMX9T110	IMX9T110	SMT-6	NPNx2	20	0.5	.49	.353	.254
755-EMX1T2R	EMX1T2R	EMT-6	NPNx2	50	0.15	.49	.353	.254
755-IMX1T110	IMX1T110	SMT-6	NPNx2	50	0.15	.51	.353	.244
755-UMX1NTN	UMX1NTN	UMT-6	NPNx2	50	0.15	.46	.31	.212
755-UMX2NTR	UMX2NTR	UMT-6	NPNx2	50	0.15	.46	.31	.212

© Copyright 2013 Mouser Electronics

© Copyright 2013 Mouser Electronics

ROHM SEMICONDUCTOR Transistors

RoHS Compliant **This product is RoHS compliant.**

ROHM SEMICONDUCTOR


SMT-6/UMT-6


EMT-6


SMT-5/UMT-5


EMT-3/SMT-3/
UMT-3


VMT-3


MPT-3

TRANSISTORS (CONT.)

For quantities greater than listed, call for quote.

MOUSER STOCK NO.	Rohm Semi. Part No.	Package	Polarity	V_{CEO} (V)	I_C (A)	Price Each 1	25	100
Bipolar Transistors (Cont.)								
755-IMX17T110	IMX17T110	SMT-6	NPNx2	50	0.5	.49	.353	.254
755-IMX8T108	IMX8T108	SMT-6	NPNx2	120	0.05	.46	.332	.235
755-IMZ4T108	IMZ4T108	SMT-6	NPN	40	0.5	.49	.353	.254
			PNP	-40	-0.5			
755-EMZ1T2R	EMZ1T2R	EMT-6	NPN	50	0.15	.49	.353	.254
			PNP	-50	-0.15			
755-FMY1AT148	FMY1AT148	SMT-5	NPN	50	0.15	.47	.364	.261
			PNP	-50	-0.15			
755-IMZ1AT108	IMZ1AT108	SMT-6	NPN	50	0.15	.46	.332	.235
			PNP	-50	-0.15			
755-IMZ2AT108	IMZ2AT108	SMT-6	NPN	50	0.15	.49	.353	.254
			PNP	-50	-0.15			
755-UMY1NTR	UMY1NTR	UMT-5	NPN	50	0.15	.40	.268	.184
			PNP	-50	-0.15			
755-UMZ2NTR	UMZ2NTR	UMT-6	NPN	50	0.15	.46	.31	.212
			PNP	-50	-0.15			
755-EMT1T2R	EMT1T2R	EMT-6	PNPx2	-50	-0.15	.49	.353	.254
755-IMT1AT110	IMT1AT110	SMT-6	PNPx2	-50	-0.15	.51	.342	.239
755-UMT1NTN	UMT1NTN	UMT-6	PNPx2	-50	-0.15	.45	.30	.207
755-UMT2NTR	UMT2NTR	UMT-6	PNPx2	-50	-0.15	.45	.30	.207
755-IMT17T110	IMT17T110	SMT-6	PNPx2	-50	-0.5	.49	.353	.248
755-IMT4T108	IMT4T108	SMT-6	PNPx2	-120	-0.05	.46	.332	.235
Digital Transistors								
755-DTC113ZKAT146	DTC113ZKAT146	SMT-3	NPN	50	0.1	.39	.214	.142
755-DTC113ZUAT106	DTC113ZUAT106	UMT-3	NPN	50	0.1	.52	.30	.197
755-DTC114EETL	DTC114EETL	EMT-3	NPN	50	0.1	.39	.214	.142
755-DTC114EKAT146	DTC114EKAT146	SMT-3	NPN	50	0.1	.23	.138	.087
755-DTC114EUAT106	DTC114EUAT106	UMT-3	NPN	50	0.1	.46	.257	.169
755-DTC114TKAT146	DTC114TKAT146	SMT-3	NPN	50	0.1	.33	.193	.122
755-DTC114TUAT106	DTC114TUAT106	UMT-3	NPN	50	0.1	.39	.214	.142
755-DTC114WKAT146	DTC114WKAT146	SMT-3	NPN	50	0.1	.42	.278	.189
755-DTC114YETL	DTC114YETL	EMT-3	NPN	50	0.1	.46	.257	.169
755-DTC114YKAT146	DTC114YKAT146	SMT-3	NPN	50	0.1	.39	.214	.142
755-DTC114YMT2L	DTC114YMT2L	VMT-3	NPN	50	0.1	.46	.31	.216
755-DTC114YUAT106	DTC114YUAT106	UMT-3	NPN	50	0.1	.46	.257	.169
755-DTC115EKAT146	DTC115EKAT146	SMT-3	NPN	50	0.1	.39	.214	.142
755-DTC115EUAT106	DTC115EUAT106	UMT-3	NPN	50	0.1	.46	.257	.169
755-DTC123EETL	DTC123EETL	EMT-3	NPN	50	0.1	.46	.257	.169
755-DTC123EKAT146	DTC123EKAT146	SMT-3	NPN	50	0.1	.39	.214	.142
755-DTC123JETL	DTC123JETL	EMT-3	NPN	50	0.1	.46	.257	.169
755-DTC123JKAT146	DTC123JKAT146	SMT-3	NPN	50	0.1	.36	.214	.136
755-DTC123JUAT106	DTC123JUAT106	UMT-3	NPN	50	0.1	.46	.257	.169
755-DTC123YKAT146	DTC123YKAT146	SMT-3	NPN	50	0.1	.39	.214	.142
755-DTC123YUAT106	DTC123YUAT106	UMT-3	NPN	50	0.1	.46	.31	.212
755-DTC124EETL	DTC124EETL	EMT-3	NPN	50	0.1	.46	.257	.169
755-DTC124EKAT146	DTC124EKAT146	SMT-3	NPN	50	0.1	.39	.214	.142
755-DTC124EUAT106	DTC124EUAT106	UMT-3	NPN	50	0.1	.46	.257	.169
755-DTC124XETL	DTC124XETL	EMT-3	NPN	50	0.1	.46	.257	.169
755-DTC124XKAT146	DTC124XKAT146	SMT-3	NPN	50	0.1	.39	.214	.142
755-DTC143EETL	DTC143EETL	EMT-3	NPN	50	0.1	.46	.257	.169
755-DTC143EKAT146	DTC143EKAT146	SMT-3	NPN	50	0.1	.36	.214	.136
755-DTC143TKAT146	DTC143TKAT146	SMT-3	NPN	50	0.1	.36	.214	.136
755-DTC143TUAT106	DTC143TUAT106	UMT-3	NPN	50	0.1	.46	.257	.169
755-DTC143XKAT146	DTC143XKAT146	SMT-3	NPN	50	0.1	.39	.214	.142
755-DTC143ZETL	DTC143ZETL	EMT-3	NPN	50	0.1	.46	.257	.169
755-DTC143ZKAT146	DTC143ZKAT146	SMT-3	NPN	50	0.1	.39	.214	.142
755-DTC143ZUAT106	DTC143ZUAT106	UMT-3	NPN	50	0.1	.46	.257	.169
755-DTC144EETL	DTC144EETL	EMT-3	NPN	50	0.1	.46	.257	.169
755-DTC144EKAT146	DTC144EKAT146	SMT-3	NPN	50	0.1	.39	.214	.142
755-DTC144EMT2L	DTC144EMT2L	VMT-3	NPN	50	0.1	.40	.268	.188
755-DTC144EUAT106	DTC144EUAT106	UMT-3	NPN	50	0.1	.46	.257	.169
755-DTD113EKT146	DTD113EKT146	SMT-3	NPN	50	0.5	.45	.321	.23
755-DTD113ZKT146	DTD113ZKT146	SMT-3	NPN	50	0.5	.62	.417	.297
755-DTD114EKT146	DTD114EKT146	SMT-3	NPN	50	0.5	.43	.321	.234

© Copyright 2013 Mouser Electronics

TRANSISTORS (CONT.)

For quantities greater than listed, call for quote.

MOUSER STOCK NO.	Rohm Semi. Part No.	Package	Polarity	V_{CEO} (V)	I_C (A)	Price Each 1	25	100
Digital Transistors (Cont.)								
755-DTD123EKT146	DTD123EKT146	SMT-3	NPN	50	0.5	.43	.321	.234
755-DTD123YKT146	DTD123YKT146	SMT-3	NPN	50	0.5	.43	.321	.229
755-DTD143EKT146	DTD143EKT146	SMT-3	NPN	50	0.5	.54	.407	.296
755-DTDG23YPT100	DTDG23YPT100	MPT-3	NPN	60	1.0	.73	.546	.417
755-DTA114EETL	DTA114EETL	EMT-3	PNP	-50	-0.1	.39	.214	.142
755-DTA114EKAT146	DTA114EKAT146	SMT-3	PNP	-50	-0.1	.23	.136	.088
755-DTA114EMT2L	DTA114EMT2L	VMT-3	PNP	-50	-0.1	.46	.257	.169
755-DTA114EUAT106	DTA114EUAT106	UMT-3	PNP	-50	-0.1	.39	.214	.142
755-DTA114TKAT146	DTA114TKAT146	SMT-3	PNP	-50	-0.1	.39	.214	.142
755-DTA114YKAT146	DTA114YKAT146	SMT-3	PNP	-50	-0.1	.39	.214	.142
755-DTA114YUAT106	DTA114YUAT106	UMT-3	PNP	-50	-0.1	.40	.235	.153
755-DTA115EKAT146	DTA115EKAT146	SMT-3	PNP	-50	-0.1	.42	.278	.189
755-DTA115EUAT106	DTA115EUAT106	UMT-3	PNP	-50	-0.1	.46	.31	.212
755-DTA123JETL	DTA123JETL	EMT-3	PNP	-50	-0.1	.46	.257	.169
755-DTA123JKAT146	DTA123JKAT146	SMT-3	PNP	-50	-0.1	.39	.214	.142
755-DTA124EKAT146	DTA124EKAT146	SMT-3	PNP	-50	-0.1	.39	.214	.142
755-DTA124EUAT106	DTA124EUAT106	UMT-3	PNP	-50	-0.1	.46	.268	.173
755-DTA143EETL	DTA143EETL	EMT-3	PNP	-50	-0.1	.46	.257	.169
755-DTA143EKAT146	DTA143EKAT146	SMT-3	PNP	-50	-0.1	.36	.214	.139
755-DTA143EUAT106	DTA143EUAT106	UMT-3	PNP	-50	-0.1	.46	.257	.169
755-DTA143ZKAT146	DTA143ZKAT146	SMT-3	PNP	-50	-0.1	.33	.193	.122
755-DTA144EKAT146	DTA144EKAT146	SMT-3	PNP	-50	-0.1	.39	.214	.142
755-DTA144EUAT106	DTA144EUAT106	UMT-3	PNP	-50	-0.1	.46	.257	.169
755-DTB113ZKT146	DTB113ZKT146	SMT-3	PNP	-50	-0.5	.47	.332	.245
755-DTB114EKT146	DTB114EKT146	SMT-3	PNP	-50	-0.5	.43	.321	.234
755-DTB123EKT146	DTB123EKT146	SMT-3	PNP	-50	-0.5	.43	.321	.234
755-DTB123YKT146	DTB123YKT146	SMT-3	PNP	-50	-0.5	.43	.321	.234
755-DTB143EKT146	DTB143EKT146	SMT-3	PNP	-50	-0.5	.47	.342	.244
755-FMG1AT148	FMG1AT148	SMT-5	NPNx2	50	0.1	.49	.375	.273
755-FMG2AT148	FMG2AT148	SMT-5	NPNx2	50	0.1	.45	.342	.25
755-IMH10AT110	IMH10AT110	SMT-6	NPNx2	50	0.1	.43	.278	.196
755-IMH11AT110	IMH11AT110	SMT-6	NPNx2	50	0.1	.69	.396	.26
755-IMH4AT110	IMH4AT110	SMT-6	NPNx2	50	0.1	.49	.353	.248
755-UMG2NTR	UMG2NTR	UMT-5	NPNx2	50	0.1	.41	.30	.212
755-UMG3NTR	UMG3NTR	UMT-5	NPNx2	50	0.1	.41	.289	.207
755-UMH9NTN	UMH9NTN	UMT-6	NPNx2	50	0.1	.41	.30	.212
755-EMD3T2R	EMD3T2R	EMT-6	NPN	50	0.05	.49	.353	.254
			PNP	-50	-0.05			
755-EMD6T2R	EMD6T2R	EMT-6	NPN	50	0.1	.49	.353	.254
			PNP	-50	-0.1			
755-EMD9T2R	EMD9T2R	EMT-6	NPN	50	0.1	.49	.353	.254
			PNP	-50	-0.1			
755-IMD2AT108	IMD2AT108	SMT-6	NPN	50	0.1	.47	.342	.244
			PNP	-50	-0.1			
755-IMD3AT108	IMD3AT108	SMT-6	NPN	50	0.1	.47	.342	.244
			PNP	-50	-0.1			
755-IMD9AT108	IMD9AT108	SMT-6	NPN	50	0.1	.47	.342	.244
			PNP	-50	-0.1			
755-UMD12NTR	UMD12NTR	UMT-6	NPN	50	0.1	.41	.30	.212
			PNP	-50	-0.1			
755-UMD22NTR	UMD22NTR	UMT-6	NPN	50	0.1	.40	.193	.141
			PNP	-50	-0.1			
755-UMD2NTR	UMD2NTR	UMT-6	NPN	50	0.1	.41	.30	.212
			PNP	-50	-0.1			
755-UMD3NTR	UMD3NTR	UMT-6	NPN	50	0.1	.46	.31	.216
			PNP	-50	-0.1			
755-UMD5NTR	UMD5NTR	UMT-6	NPN	50	0.1	.41	.289	.207
			PNP	-50	-0.1			
755-IMD10AT108	IMD10AT108	SMT-6	NPN	50	0.1	.59	.428	.305
			PNP	-50	-0.5			
755-FMA7AT148	FMA7AT148	EMT-6	PNPx2	-50	-0.1	.49	.375	.266
755-IMB3AT110	IMB3AT110	SMT-6	PNPx2	-50	-0.1	.30	.268	.225

© Copyright 2013 Mouser Electronics

STMICROELECTRONICS Power Bipolar Transistors

Products may be RoHS compliant. Check mouser.com for RoHS status.

life.augmented

NPN POWER BIPOLAR TRANSISTORS

PRODUCT NEW

♦Surface Mount Device

For quantities greater than listed, call for quote.

MOUSER STOCK NO.	STMicroelectronics Part No.	Case Type	V_{CEO} Max. (V)	IC Max. (A)	V_{CE} (SAT)		H_{FE}		f_T		Price Each			
					Max. (V)	@IC (A)	Min/Typ/Max	@ IC (A)	Min/Typ (MHz)	@ IC (A)	1	10	100	250
♦ 511-2STR1215	2STR1215	SOT-23	15	1.5	0.85	2	200/280/560	0.5	----/----	1.5	.50	.289	.232	.169
511-2STL1525	2STL1525	TO-92	25	5	500	3.5	150/----500	0.5	----/120	10	.19	.171	.151	.14
♦ 511-3STR1630	3STR1630	SOT-23	30	6	0.24/0.3	5	----/90/----	5	----/100	0.1	.74	.589	.482	.407
511-BC141-16	BC141-16	TO-39	60	1	0.1	0.1	100/160/250	0.1	50/----	0.05	1.09	1.01	.936	.843
511-TIP29A	TIP29A	TO-220AB	60	1	0.7	1	15/----/75	1	----/----	----	.58	.439	.426	.364
511-TIP110	TIP110	TO-220AB	60	2	2.5	2	500/----/----	2	----/----	----	.58	.439	.426	.364
511-2SD2012	2SD2012	TO-220FP	60	3	1	0.5	100/----/320	0.5	----/3	0.5	.54	.471	.417	.396
511-TIP31A	TIP31A	TO-220AB	60	3	1.2	3	10/----/50	3	----/----	----	.45	.428	.385	.364
♦ 511-STD1805T4	STD1805T4	TO-252	60	5	0.6	5	200/----/400	0.1	----/150	0.05	.86	.76	.653	.631
511-TIP120	TIP120	TO-220AB	60	5	4	5	1000/----/----	3	----/----	----	.50	.375	.365	.315
511-D44H8	D44H8	TO-220AB	60	10	1	8	60/----/----	2	----/----	----	.97	.91	.792	.685
♦ 511-MJD3055	MJD3055T4	TO-252	60	10	1.1	4	20/----/100	4	2/----	0.5	.60	.535	.46	.439
511-MJE3055T	MJE3055T	TO-220AB	60	10	8	10	20/----/70	4	2	0.5	.59	.556	.511	.478
511-2N3055	2N3055	TO-3	60	15	3	10	20/----/70	4	----/----	----	1.93	1.57	1.32	1.21
511-TIP3055	TIP3055	TO-247	60	15	3	10	20/----/70	4	----/----	----	1.09	1.02	.931	.877
511-2N3772	2N3772	TO-3	60	20	4	20	15/----/60	10	0.2/----	1	2.87	2.53	2.30	2.08
511-BD139	BD139	SOT-32	80	1.5	0.5	0.5	40/----/250	0.15	----/----	----	.45	.428	.385	.364
511-MJE182	MJE182	SOT-32	80	3	2	3	50/----/250	0.1	50/----	0.1	.43	.407	.364	.342
511-BD679A	BD679A	SOT-32	80	4	2.8	2	750/----/----	2	----/----	----	.96	.867	.717	.685
511-MJE802	MJE802	SOT-32	80	4	2.5	1.5	750/----/----	1.5	----/----	----	.54	.492	.453	.423
511-TIP121	TIP121	TO-220AB	80	5	4	5	1000/----/----	3	----/----	----	.57	.546	.503	.46
♦ 511-MJD44H11	MJD44H11T4	TO-252	80	8	1	8	40/----/----	4	----/----	----	.50	.482	.439	.40
511-D44H11	D44H11	TO-220AB	80	10	1	8	40/----/----	4	----/----	----	.72	.663	.618	.583
511-MJB44H11T4	MJB44H11T4	D2PAK	80	10	1	8	60/----/----	2	----/----	----	.96	.899	.809	.709
511-2STW100	2STW100	TO-247	80	25	3.5	20	300/----/6000	20	----/----	----	1.40	1.36	1.27	1.24
511-2STW200	2STW200	TO-247	80	25	3.5	20	300/---/6000	20	---/---	---/---	3.16	2.85	2.28	2.03
511-TIP29C	TIP29C	TO-220AB	100	1	0.7	1	15/----/75	1	----/----	----	.45	.428	.385	.364
♦ 511-MJD112	MJD112T4	TO-252	100	2	4	4	1000/----/12000	2	25/----	0.75	.42	.385	.342	.31
511-TIP112	TIP112	TO-220AB	100	2	2.5	2	500/----/----	2	----/----	----	.54	.503	.449	.396
♦ 511-MJD31CT4	MJD31CT4	TO-252	100	3	1.2	3	10/----/50	3	----/----	----	.43	.407	.364	.342
511-TIP31C	TIP31C	TO-220AB	100	3	1.2	3	10/----/50	3	----/----	----	.45	.428	.385	.364
511-BD681	BD681	SOT-32	100	4	2.5	1.5	750/----/----	1.5	----/----	----	1.61	1.35	1.18	1.04
♦ 511-TIP122	TIP122	TO-220AB	100	5	4	5	1000/----/----	3	----/----	----	.54	.503	.449	.396
511-TIP122FP	TIP122FP	TO-220FP	100	5	4	5	1000/----/----	3	----/----	----	.56	.524	.492	.471
511-BD243C	BD243C	TO-220AB	100	6	1.5	6	15/----/----	3	----/----	----	.82	.792	.717	.653
511-TIP41C	TIP41C	TO-220AB	100	6	1.5	6	15/----/75	3	----/----	----	.64	.589	.514	.471
511-MJD122	MJD122T4	TO-252	100	8	2	4	1000/----/12000	4	----/----	----	.51	.46	.385	.375
511-TIP102	TIP102	TO-220AB	100	8	2.5	8	1000/----/20000	3	----/----	----	.55	.514	.46	.407
511-TIP132	TIP132	TO-220AB	100	8	4	6	1000/----/15000	4	----/----	----	.96	.728	.704	.609
511-TIP142	TIP142	TO-247	100	10	3	10	500/----/----	10	----/----	----	1.93	1.57	1.39	1.25
511-TIP142T	TIP142T	TO-220AB	100	10	3	10	500/----/----	10	----/----	----	.80	.781	.728	.706
511-TIP33C	TIP33C	TO-247	100	10	4	10	20/----/100	3	3/----	0.5	1.82	1.37	1.32	1.13
511-BDW93C	BDW93C	TO-220AB	100	12	3	10	750/----/20000	5	----/----	----	1.03	.942	.781	.717
511-BDW83C	BDW83C	TO-247	100	15	2.5	6	750/----/20000	6			2.74	2.49	2.08	1.89
511-2N6284	2N6284	TO-3	100	20	3	20	750/----/18000	10	----/----	----	3.70	3.53	3.16	2.76
511-TIP35C	TIP35C	TO-247	100	25	4	25	10/----/50	15	3/----	1	1.69	1.58	1.39	1.25
511-BUX10	BUX10	TO-3	125	25	1.2	20	20/----/60	10	8/----	1	5.19	4.16	3.80	3.42
511-2SD1047	2SD1047	TO-3P	140	12	0.5	5	60/----/200	1	----/20	0.5	2.19	2.13	1.95	1.88
511-2N3773	2N3773	TO-3	140	16	4	16	15/----/60	8	----/----	----	2.84	2.38	2.17	1.98
♦ 511-2STD1665T4	2STD1665T4	TO-252	150	6	0.05	0.1	150/310/350	2	----/----	----	.71	.631	.546	.524
511-2N3440	2N3440	TO-39	250	1	0.5	0.05	40/----/160	0.02	15/----	5	1.89	1.51	1.32	1.16
♦ 511-MJD47	MJD47T4	TO-252	250	1	1	1	30/----/150	0.3	10/----	0.2	.61	.524	.449	.428
♦ 511-MJD340	MJD340T4	TO-252	300	0.5	----	----	30/----/240	0.05	----/----	----	.48	.428	.364	.321
♦ 511-MJD350T4	MJD350T4	TO-252	300	0.5	----	----	30/----/240	0.05	----/----	----	.43	.407	.364	.342
511-MJE340	MJE340	SOT-32	300	0.5	----	----	30/----/240	0.05	----/----	----	.44	.407	.376	.351
511-2N3439	2N3439	TO-39	350	1	0.5	0.05	40/----/160	0.02	15/----	5	1.96	1.58	1.42	1.26
511-ST901T	ST901T	TO-220AB	350	4	2	2	1800/----/3800	2	----/----	----	.97	.942	.877	.856
511-BU941ZP	BU941ZP	TO-247	350	15	1.8	10	300/----/----	5	----/----	----	2.86	2.57	2.42	2.34
511-BU941ZT	BU941ZT	TO-220AB	350	15	1.8	10	300/----/----	5	----/----	----	2.38	2.14	2.02	1.95
511-BUB941ZTT4	BUB941ZTT4	TO-263	350	15	1.8	8	300/----/----	5	----/----	----	2.25	2.02	1.90	1.84
511-STX13003G	STX13003G	TO-92	400	1	0.5	0.5	8/----/25	0.5	----/----	----	.59	.428	.322	.273
511-STX13003G-AP	STX13003G-AP	TO-92AP	400	1	0.5	0.5	8/----/25	0.5	----/----	----	.55	.46	.347	.302
511-TIP50	TIP50	TO-220AB	400	1	1	1	30/----/150	0.3	10/----	10	.62	.535	.417	.364
511-2STL2580	2STL2580	TO-92	400	1	1	1	60/100/---	25	---/---	---/---	.27	.225	.201	.187
511-STD845DN40	STD845DN40	DIP-8	400	4	0.7	0.5	10/----/----	1	----/----	----	1.08	.952	.754	.662
511-2N6547	2N6547	TO-3	400	15	2.5	10	6/----/----	10	6/----	0.5	5.44	4.77	4.34	3.93
511-BU931P	BU931P	TO-247	400	15	1.6	7	300/----/----	5	----/----	----	1.94	1.78	1.65	1.59
511-BU941	BU941	TO-3	400	15	2	12	300/----/----	5	----/----	----	2.45	2.20	2.08	2.01
511-BUV48A	BUV48A	TO-247	450	15	5	12	8/----/----	8	----/----	----	3.05	2.46	1.90	1.84
511-BUX48A	BUX48A	TO-3	450	15	1.5	15	----/----/----	----	----/----	----	4.85	4.63	4.18	3.95
511-BUF420AW	BUF420AW	TO-247	450	30	2	20	----/----/----	----	----/----	----	6.29	5.91	5.10	4.94
511-BUV298V	BUV298V	ISOTOP	450	50	1.2	32	----/12/----	32			27.12	22.12	21.04	20.38
511-STX616-AP	STX616-AP	TO-92	500	1.5	1	1	4/----/----	1.5	----/----	----	.51	.385	.342	.289
511-STW2040	STW2040	TO-247	500	20	0.6	20	15/21/27	6	----/----	----	2.29	2.04	1.68	1.55
511-STX0560	STX0560	TO-92	600	1	1	0.5	70/ ----/----	50	---/---	---/---	.73	.631	.567	.482
511-BU508AF	511-BU508AF	ISOWATT-218FX	700	8	1	4.5	10/----/30	0.1	----/----	----	1.20	1.08	1.02	.99
511-BU508AW	BU508AW	TO-247	700	8	1	4.5	10/----/30	0.1	----/----	----	3.02	2.42	2.20	1.99
511-MD2310FX	MD2310FX	TO-3PF	700	14	2.5	7	6/----/8.5	7			1.80	1.62	1.43	1.35
511-BUL216	BUL216	TO-220AB	800	4	3	2	12/----/40	0.4	----/----	----	1.42	1.36	1.23	1.18
511-BUL416T	BUL416T	TO-220AB	800	6	1.5	4	18/----/32	0.7	----/----	----	2.84	2.50	2.18	2.05
511-HD1750FX	HD1750FX	ISOWATT-218FX	800	24	3	3	6.5/----/9.5	12	----/----	----	3.30	2.97	2.56	2.41

© Copyright 2013 Mouser Electronics

© Copyright 2013 Mouser Electronics

STMICROELECTRONICS Bipolar and Small Signal Transistors

Products may be RoHS compliant. Check mouser.com for RoHS status.

life.augmented

♦ Surface Mount Device

NPN HIGH VOLTAGE TRANSISTORS

NEW PRODUCT

For quantities greater than listed, call for quote.

MOUSER STOCK NO.	STMicroelectronics Part No.	Case Type	V_{CEO} Max. (V)	IC Max. (A)	$V_{CE\ (SAT)}$ Max. (V)	$V_{CE\ (SAT)}$ @IC (A)	H_{FE} Min/Typ/Max	H_{FE} @ IC (A)	f_T Min/Typ (MHz)	f_T @ IC (A)	Price Each 1	10	100	250
♦ 511-TRD136DT4	TRD136DT4	DPAK	400	3	0.5	0.5	10/----/20	2	----/----/-----	----	1.08	.835	.633	.539
511-STU13005N	STU13005N	IPAK	400	3	0.5	1	10/----/30	1	----/----/----	----	.59	.503	.373	.324
511-STL128DFP	STL128DFP	TO-220FP	400	4	1	1	10/----/32	2	----/----/----	----	1.01	.899	.744	.671
♦ 511-TRD236DT4	TRD236DT4	DPAK	400	4	1.3	2.5	8/----/28	2.5	----/----/-----	----	1.24	.984	.761	.675
511-STD840DN40	STD840DN40	DIP-8	400/400	4/4	0.5/0.5	1/1	10/----/----	0.01	----/----	----	.80	.728	.621	.546
511-MD2009DFP	MD2009DFP	TO-220FP	700	10	2.8	5.5	----/18/----	1	----/----/----	----	2.05	1.72	1.59	1.44
511-STN0214	STN0214	SOT-223	1200	20	0.1	0.01	----/20/----	0.001	----/----/----	----	1.03	.817	.715	.627

PNP POWER BIPOLAR TRANSISTORS

NEW PRODUCT

For quantities greater than listed, call for quote.

MOUSER STOCK NO.	STMicroelectronics Part No.	Case Type	V_{CEO} Max. (V)	IC Max. (A)	$V_{CE\ (SAT)}$ Max. (V)	$V_{CE\ (SAT)}$ @IC (A)	H_{FE} Min/Typ/Max	H_{FE} @ IC (A)	f_T Min/Typ (MHz)	f_T @ IC (A)	Price Each 1	10	100	250
511-2SB772	2SB772	SOT-32	-30	-3	-1.1	-3	100/----/300	-0.1	----/100	-0.1	.54	.471	.417	.396
511-3STL2540	3STL2540	PowerFLAT 2x2	-40	-5	-0.2	-1	----/280/----	0.5	----/130	0.1	.57	.379	.309	.257
511-TIP125	TIP125	TO-220AB	-60	-5	-4	-5	1000/----/----	-3	----/----	----	.57	.535	.482	.428
511-TIP42A	TIP42A	TO-220AB	-60	-6	-1.5	-6	15/----/75	-3	----/----	----	.60	.535	.46	.439
511-MJE2955T	MJE2955T	TO-220AB	-60	-10	-8	-10	20/----/70	-4	2/----	-0.5	.59	.556	.471	.417
511-MJ2955	MJ2955	TO-3	-60	-15	-3	-10	20/----/70	-4	----/----	----	1.81	1.63	1.33	.958
511-TIP2955	TIP2955	TO-247	-60	-15	-3	-10	20/----/70	-4	----/----	----	1.72	1.29	1.24	1.08
511-BD140	BD140	SOT-32	-80	-1.5	-0.5	-0.5	40/----/250	-0.15	----/----	----	.43	.407	.278	.246
511-BD238	BD238	SOT-32	-80	-2	-0.6	-1	25/----/----	-1	----/----	----	.45	.428	.385	.364
511-MJE172	MJE172	SOT-32	-80	-3	-1.7	-3	50/----/250	-0.1	50/----	-0.1	.45	.428	.385	.364
511-2N5195	2N5195	SOT-32	-80	-4	-1.2	-4	20/----/80	-1.5	2/----	-1	.66	.621	.556	.514
511-D45H11	D45H11	TO-220AB	-80	-10	-1.5	-8	40/----/----	-4	----/----	----	.65	.61	.569	.536
511-TIP117	TIP117	TO-220AB	-100	-2	-2.5	-2	500/----/----	-2	----/----	----	.54	.503	.449	.396
♦ 511-MJD32C	MJD32CT4	TO-252	-100	-3	-1.2	-3	10/----/50	-3	----/----	----	.43	.407	.364	.342
511-TIP32C	TIP32C	TO-220AB	-100	-3	-1.2	-3	10/----/50	-3	----/----	----	.59	.503	.385	.342
511-TIP127	TIP127	TO-220AB	-100	-5	-4	-5	1000/----/----	-3	----/----	----	.54	.503	.449	.396
511-TIP42C	TIP42C	TO-220AB	-100	-6	-1.5	-6	15/----/75	-3	----/----	----	.48	.46	.417	.385
511-TIP107	TIP107	TO-220AB	-100	-8	-2.5	-8	1000/----/20000	-3	----/----	----	.63	.61	.546	.514
511-TIP137	TIP137	TO-220AB	-100	-8	-4	-6	1000/----/15000	-4	----/----	----	1.02	.867	.717	.653
511-TIP147	TIP147	TO-247	-100	-10	-3	-10	500/----/----	-10	----/----	----	1.54	1.47	1.33	1.17
511-TIP34C	TIP34C	TO-247	-100	-10	-4	-10	20/----/100	-3	3/----	-0.5	1.37	1.32	1.19	1.10
511-BDW94C	BDW94C	TO-220AB	-100	-12	-4	-10	750/----/20000	-5	----/----	----	1.03	.942	.781	.717
511-2N6287	2N6287	TO-3	-100	-20	-3	-20	750/----/18000	-10	----/----	----	3.58	3.41	3.05	2.75
511-TIP36C	TIP36C	TO-247	-100	-25	-4	-25	10/----/50	-15	3/----	-1	1.69	1.58	1.39	1.25
511-2N5415	2N5415	TO-39	-200	-1	-2.5	-0.05	30/----/150	-0.05	15/----	-10	2.39	1.93	1.73	1.54
511-2ST2121	2ST2121	TO-3	-250	-17	-3	-8	80/----/160	-1	----/25	-1	3.09	2.84	2.45	2.28
511-MJE350	MJE350	SOT-32	-300	-0.5	----	----	30/----/240	-0.05	----/----	----	.40	.385	.342	.321
511-2N5416	2N5416	TO-39	-300	-1	-2.5	-0.05	30/----/120	-0.05	15/----	-10	2.39	1.93	1.73	1.54
511-STN9260	STN9260	SOT-223	-600	-0.5	-1	-10	---/140/---	-1	----/----	----	.69	.599	.535	.449

RF POWER TRANSISTORS

NEW PRODUCT

For quantities greater than listed, call for quote.

MOUSER STOCK NO.	STMicroelectronics Part No.	Case Type	$V_{(BR)DSS}$ Max. (V)	I_D Max. (A)	I_{DSS} Max. (μA)	P_{OUT} Min. (W)	G_p Typ. (dB)	$R_{DS\ (ON)}$ Max. (Ω)	$R_{DS\ (ON)}$ @ VGS	Price Each 1	10	100	250
♦ 511-PD55003-E	PD55003-E	PowerSO-10RF	40	3	1	3	17.0	0.75	10	9.41	9.14	8.53	8.31
♦ 511-STAC3932F	STAC3932F	STAC244F	250	20	100	580	24.6	1	20	111.28	104.33	93.89	90.42

NEW PRODUCT

For quantities greater than listed, call for quote.

MOUSER STOCK NO.	STMicroelectronics Part No.	Case Type	$V_{(BR)DSS}$ Max. (V)	I_D Max. (A)	I_{DSS} Max. (μA)	P_{OUT} Min. (W)	G_p Typ. (dB)	$V_{DS\ (ON)}$ Max. (V)	$V_{DS\ (ON)}$ @ VGS	Price Each 1	10	100	250
♦ 511-PD84001	PD84001	SOT-89	18	1.5	1	31	15.0	0.6 Typ	10	2.48	2.20	1.92	1.82
♦ 511-PD84002	PD84002	SOT-89	25	2	1	2	15.0	0.27 Typ	10	4.53	3.99	3.37	3.02
♦ 511-PD85004	PD85004	SOT-89	40	2	1	5	17.0	0.27 Typ	10	3.48	2.93	2.51	2.25
♦ 511-PD55015-E	PD55015-E	PowerSO-10RF	40	5	1	15	14.0	0.8	10	16.65	16.17	14.69	13.86
♦ 511-LET9045C	LET9045C	M243	80	9	1	45	17.7	1.2	10	81.82	79.49	74.18	72.23
♦ 511-LET20045C	LET20045C	M243	80	12	1	45	13.3	1.2	10	101.01	90.32	85.19	82.09
♦ 511-LET9060C	LET9060C	M243	80	12	1	60	18	1.2	10	92.83	90.04	84.18	81.98
511-LET9060F	LET9060F	M250	80	12	1	60	18	1.2	10	92.83	90.04	84.18	81.98
♦ 511-LET9120	LET9120	M246	80	18	1	120	18	1.2	10	193.94	184.58	173.88	171.20
511-LET9150	LET9150	M246	80	20	1	150	20	0.9	10	201.70	191.96	180.83	178.05
♦ 511-SD2933	SD2933	M177	125	40	100	300	23.5	3	10	127.87	119.98	115.63	111.94
♦ 511-STAC4932B	STAC4932B	STAC244B	200	10	1000	1000	26.0	3.6	10	117.63	114.27	106.65	103.88
♦ 511-SD4931	SD4931	M174	200	20	1000	175	14.8	5	10	78.68	76.43	71.34	69.49
♦ 511-SD4933	SD4933	M177	200	40	2000	300	24.0	4	10	144.76	135.85	130.93	126.74

NPN SMALL SIGNAL TRANSISTORS

For quantities greater than listed, call for quote.

MOUSER STOCK NO.	STMicroelectronics Part No.	Case Type	V_{CEO} Max. (V)	I_C Max. (A)	$V_{CE\ (SAT)}$ Max. (V)	$V_{CE\ (SAT)}$ @IC (A)	H_{FE} Min/Typ/Max	H_{FE} @ IC (A)	f_T Min/Typ (MHz)	f_T @ IC (A)	Price Each 1	10	100	250
511-2N2219A	2N2219A	TO-39	40	0.6	1.0	0.5	100/----/300	0.15	----/300	0.02	1.83	1.46	1.27	1.12
511-2N2222A	2N2222A	TO-18	40	0.6	1.0	0.5	100/----/300	0.15	----/300	0.02	1.18	.941	.822	.722
511-2N1711	2N1711	TO-39	75	0.5	1.5	0.15	100/130/300	0.15	70/100	0.05	1.83	1.46	1.27	1.12
511-2N1893	2N1893	TO-39	80	0.5	5.0	0.15	40/80/120	0.15	50/70	0.05	1.83	1.46	1.27	1.12
511-2N3019	2N3019	TO-39	80	1.0	0.5	0.5	100/----/300	0.15	100/----	0.05	.91	.792	.76	.717
511-2N3700	2N3700	TO-18	80	1.0	0.5	0.5	100/----/300	0.15	----/100	0.05	2.95	2.38	2.14	1.90
♦ 511-MMBTA42	MMBTA42	SOT-23-3	300	0.5	0.5	0.02	40/----/----	0.03	50/----	0.01	.05	.05	.048	.045

PNP SMALL SIGNAL TRANSISTORS

For quantities greater than listed, call for quote.

MOUSER STOCK NO.	STMicroelectronics Part No.	Case Type	V_{CEO} Max. (V)	I_C Max. (A)	$V_{CE\ (SAT)}$ Max. (V)	$V_{CE\ (SAT)}$ @IC (A)	H_{FE} Min/Typ/Max	H_{FE} @ IC (A)	f_T Min/Typ (MHz)	f_T @ IC (A)	Price Each 1	10	100	250
511-2N2905A	2N2905A	TO-39	-60	-0.6	-1.6	-0.5	100/----/300	-0.15	200/----	-0.05	1.83	1.46	1.27	1.12
511-2N2907A	2N2907A	TO-18	-60	-0.6	-1.6	-0.5	100/----/300	-0.15	200/----	-0.05	1.18	.941	.822	.722
♦ 511-MJD127	MJD127T4	TO-252	-100	-8	-4	-8	1000/----/12000	-4	100/----	-8	.51	.46	.385	.375
♦ 511-MMBTA92	MMBTA92	SOT-23-3	-300	-0.5	-0.5	-0.02	40/----/----	-0.03	50/----	-0.01	.19	.171	.135	.117

© Copyright 2013 Mouser Electronics

© Copyright 2013 Mouser Electronics

TOSHIBA Transistors

RoHS Compliant This product is RoHS compliant.

TOSHIBA Leading Innovation TRANSISTORS

General Purpose

For quantities greater than listed, call for quote.

MOUSER STOCK NO.	Toshiba Part No.	Package Type	Transistor Polarity	Voltage Output	Continuous Collector	Price Each 1	10	100	250
757-2SA1618-GRTE85LF	2SA1618-GR(TE85L,F	USV-5	PNPx2	50V	150mA	.10	.075	.064	.059
757-2SA1145-O(TE6,F	2SA1145-O(TE6,F,M)	TO-92	PNP	150V	50mA	.15	.128	.109	.10

Bipolar Transistors

NEW PRODUCT

For quantities greater than listed, call for quote.

MOUSER STOCK NO.	Toshiba Part No.	Package Type	Transistor Polarity	Voltage Output	Continuous Collector	Price Each 1	10	100	250
757-2SA1020-Y(TE6,F	2SA1020-Y(TE6,F,M)	LSTM-3	PNP	-50V	-2A	.21	.178	.151	.137
757-2SA1162S-GRLF	2SA1162S-GR,LF	SC-59	PNP	-50V	-150mA	.04	.04	.035	.032
757-2SA1162S-YLF	2SA1162S-Y,LF	SC-59	PNP	-50V	-150mA	.04	.04	.035	.032
757-2SA1586SU-GRLF	2SA1586SU-GR,LF	SC-70	PNP	-50V	-150mA	.04	.04	.035	.032
757-2SA1586SU-YLF	2SA1586SU-Y,LF	SC-70	PNP	-50V	-150mA	.04	.04	.035	.032
757-2SA1163-GRTE85LF	2SA1163-GR(TE85L,F	S-MINI-3	PNP	-120V	-100mA	.09	.067	.059	.055
757-2SA1312GRTE85LF	2SA1312GRTE85LF	S-MINI-3	PNP	-120V	-100mA	.25	.203	.155	.132
757-2SA1930(Q,M)	2SA1930(Q,M)	TO-220	PNP	-180V	-2A	.61	.494	.425	.37
757-2SA2121-O(Q)	2SA2121-O(Q)	TO-3P-3	PNP	-200V	-15A	3.25	2.60	2.04	1.96
757-2SA1873-YTE85L,F	2SA1873-Y(TE85L,F)	USV-5	PNPx2	50V	150mA	.10	.075	.064	.059
757-2SA2154CT-GRTPL3	2SA2154CT-GR(TPL3)	fSM-3	PNP	50V	100mA	.11	.086	.073	.066
757-2SA2154MFV-YTPL3	2SA2154MFV-Y(TPL3)	VESM-3	PNP	50V	150mA	.06	.054	.046	.042
757-2SC2712-GRTE85LF	2SC2712-GR(TE85L,F	F1A-2	NPN	50V	150mA	.66	.471	.371	.282
757-2SC2712S-GRLF	2SC2712S-GR,LF	SC-59	NPN	50V	150mA	.04	.04	.035	.032
757-2SC2712S-YLF	2SC2712S-Y,LF	SC-59	NPN	50V	150mA	.04	.04	.035	.032
757-2SC2712-YTE85L,F	TC7S04FU(TE85L,F)	USM-3	NPN	50V	150mA	.08	.064	.054	.043
757-2SC4116-GRTE85LF	2SC4116-GRTE85LF	USM-3	NPN	50V	150mA	.05	.043	.036	.033
757-2SC4116SU-GRLF	2SC4116SU-GR,LF	SC-70	NPN	50V	150mA	.04	.04	.035	.032
757-2SC4116SU-YLF	2SC4116SU-Y,LF	SC-70	NPN	50V	150mA	.04	.04	.035	.032
757-2SC4116-YTE85LF	2SC4116-YTE85LF	USM-3	NPN	50V	150mA	.05	.043	.036	.033
757-2SC4207-YTE85L,F	2SC4207-Y(TE85L,F)	SMV-5	NPN	50V	150mA	.10	.075	.064	.059
757-2SC4738-GRTE85LF	2SC4738-GR(TE85L,F	SSM-3	NPN	50V	150mA	.09	.064	.055	.05
757-2SC4944-YTE85L,F	2SC4944-Y(TE85L,F)	USV-5	NPN	50V	150mA	.11	.086	.073	.066
757-2SC5712TE12LF	2SC5712(TE12L,F)	PW-MINI-3	NPN	50V	3A	.66	.456	.381	.343
757-2SC6026CT-GR	2SC6026CT-GR	fSM-3	NPN	50V	100mA	.10	.075	.064	.059
757-2SC6026CT-Y(TPL3	2SC6026CT-Y(TPL3)	fSM-3	NPN	50V	100mA	.11	.086	.073	.066
757-2SC6026MFVGRTPL3	2SC6026MFV-GR(TPL3	VESM-3	NPN	50V	150mA	.06	.054	.046	.042
757-2SC6026MFV-YTPL3	2SC6026MFV-Y(TPL3)	VESM-3	NPN	50V	150mA	.06	.054	.046	.042
757-2SC3324GRTE85LF	2SC3324GRTE85LF	S-MINI-3	NPN	120V	100mA	.38	.193	.161	.134
757-2SC5171(Q,M)	2SC5171(Q,M)	TO-220	NPN	180V	2A	.61	.494	.425	.37
757-2SC5949-O(Q)	2SC5949-O(Q)	TO-3P-3	NPN	200V	15A	3.25	2.60	2.04	1.96
757-2SC5242-R(Q)	2SC5242-R(Q)	TO-3P-3	NPN	230V	15A	3.45	2.75	2.14	2.02
757-2SC4686AQ	2SC4686A(Q)	TO-220	NPN	1200V	0.05A	1.34	1.12	.931	.813

High-Frequency Switching Power Transistors

NEW PRODUCT

For quantities greater than listed, call for quote.

MOUSER STOCK NO.	Toshiba Part No.	Package Type	Transistor Polarity	Voltage Output	Continuous Collector	Price Each 1	10	100	250
757-RN2402SLF	RN2402S,LF	SC-59	PNP	-50V	-100mA	.04	.043	.037	.035
757-RN1302SULF	RN1302SU,LF	SC-70	NPN	50V	100mA	.04	.043	.037	.035
757-RN1401SLF	RN1401S,LF	SC-59	NPN	50V	100mA	.04	.043	.037	.035
757-RN1402SLF	RN1402S,LF	SC-59	NPN	50V	100mA	.04	.043	.037	.035
757-RN1404SLF	RN1404S,LF	SC-59	NPN	50V	100mA	.04	.043	.037	.035
757-RN1405SLF	RN1405S,LF	SC-59	NPN	50V	100mA	.04	.043	.037	.035
757-RN1406SLF	RN1406S,LF	SC-59	NPN	50V	100mA	.04	.043	.037	.035
757-2SC4793(F,M)	2SC4793(F,M)	TO-220NIS-3	NPN	230V	1A	.57	.46	.389	.346

Power Transistors

For quantities greater than listed, call for quote.

MOUSER STOCK NO.	Toshiba Part No.	Package Type	Transistor Polarity	Voltage Output	Continuous Collector	Price Each 1	10	100	250
757-2SA1837(F,M)	2SA1837(F,M)	TO-220	PNP	230V	1A	.54	.514	.386	.289
757-2SA1943-R(Q)	2SA1943-R(Q)	TO-220	PNP	230V	1A	3.23	2.59	2.20	1.95
757-2SA1943-O(Q)	2SA1943-O(Q)	TO-3PL-3	PNP	230V	15A	3.45	2.75	2.14	2.02
757-2SA1962-O(Q)	2SA1962-O(Q,T)	TO-3PN-3	PNP	230V	15A	2.94	2.35	2.00	1.77
757-2SC5200-O(Q)	2SC5200-O(Q)	TO-3PL-3	NPN	230V	15A	2.65	2.12	1.65	1.56
757-2SC5242-O(Q,T)	2SC5242-O(Q)	TO-3PN-3	NPN	230V	15A	3.30	2.94	2.64	2.41

Multi-Chip Discrete Devices

For quantities greater than listed, call for quote.

MOUSER STOCK NO.	Toshiba Part No.	Package Type	Transistor Polarity	Voltage Output	Continuous Collector	Price Each 1	10	100	250
757-HN7G01FE-ATE85LF	HN7G01FE-A(TE85L,F	ES-6	PNP+N-CH	20V	50mA	.10	.075	.064	.059

Bias Resistor Built-in Transistors

For quantities greater than listed, call for quote.

MOUSER STOCK NO.	Toshiba Part No.	Package Type	Transistor Polarity	Voltage Output	Continuous Collector	Price Each 1	10	100	250
757-RN2304(TE85L,F)	RN2304(TE85L,F)	USM-3	PNP	-50V	-100mA	.06	.054	.046	.042
757-RN2309(TE85L,F)	RN2309(TE85L,F)	USM-3	PNP	-50V	-100mA	.06	.054	.046	.042
757-RN1101MFV(TPL3)	RN1101MFV(TPL3)	VESM-3	NPN	50V	100mA	.06	.054	.046	.042
757-RN1301(TE85L,F)	RN1301(TE85L,F)	USM-3	NPN	50V	100mA	.06	.054	.046	.042
757-RN1302TE85LF	RN1302TE85LF	USM-3	NPN	50V	100mA	.06	.054	.046	.042
757-RN1303(TE85L,F)	RN1303(TE85L,F)	USM-3	NPN	50V	100mA	.06	.054	.046	.042
757-RN1305(TE85L,F)	RN1305(TE85L,F)	USM-3	NPN	50V	100mA	.06	.054	.046	.042
757-RN1306(TE85L,F)	RN1306(TE85L,F)	USM-3	NPN	50V	100mA	.06	.054	.046	.042
757-RN1307(TE85L,F)	RN1307(TE85L,F)	USM-3	NPN	50V	100mA	.06	.054	.046	.042
757-RN1309(TE85L,F)	RN1309(TE85L,F)	USM-3	NPN	50V	100mA	.06	.054	.046	.042
757-RN1311(TE85L,F)	RN1311(TE85L,F)	USM-3	NPN	50V	100mA	.06	.054	.046	.042
757-RN1315(TE85L,F)	RN1315(TE85L,F)	USM-3	NPN	50V	100mA	.06	.054	.046	.042
757-RN1316(TE85L,F)	RN1316(TE85L,F)	USM-3	NPN	50V	100mA	.06	.054	.046	.042
757-RN2315TE85LF	RN2315TE85LF	USM-3	NPN	50V	100mA	.06	.054	.046	.042
757-RN1104MFV(TPL3)	RN1104MFV(TPL3)	DIP-16	NPN	50V	500mA	.06	.054	.046	.042

Darlington Transistor

For quantities greater than listed, call for quote.

MOUSER STOCK NO.	Toshiba Part No.	Package Type	Input Resistor (Ω)	Voltage Output	Output Current	Price Each 1	10	100	250
757-ULN2803AFWGCELHA	ULN2803AFWG(C,ELHA	SOL-18	2.7k	50V	500mA	.84	.663	.61	.503

© Copyright 2013 Mouser Electronics

© Copyright 2013 Mouser Electronics

DIODES INC. N-Channel MOSFETs

DIODES INCORPORATED

A Product Line of Diodes Incorporated | ZETEX

Products may be RoHS compliant. Check mouser.com for RoHS status.

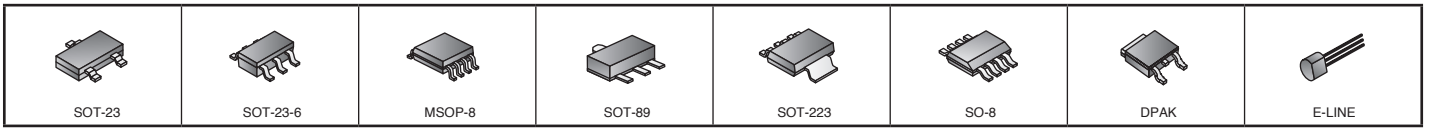

N-CHANNEL ENHANCEMENT MODE MOSFETs

♦Surface Mount Device

For quantities greater than listed, call for quote.

MOUSER STOCK NO.	Zetex Part No.	Package	BV_{DSS} (V)	I_D (A)	P_D (W)	$R_{DS(on)}$ Max (Ω) @ V_{GS}=2.5V	$R_{DS(on)}$ Max (Ω) @ V_{GS}=4.5V	C_{ISS} typ(pF) @ V_{DS}=10V	Q_g typ(nC) @ V_{GS}=4.5V	Price Each 1	10	100	500
♦ 522-DMN2028USS-13	DMN2028USS-13	SO-8	20	9.8	2.8	11	15	1000	11.6	.77	.61	.459	.34
♦ 522-ZXM61N02FTA	ZXM61N02FTA	SOT-23	20	1.7	0.8	0.24 @ 2.7V	0.18	170	2.6	.71	.556	.366	.315
♦ 522-ZXMN2A01FTA	ZXMN2A01FTA	SOT-23	20	2	0.8	0.225	0.12	310	3	.59	.471	.305	.262
♦ 522-ZXMN2A01E6TA	ZXMN2A01E6TA	SOT-23-6	20	3	1.7	0.3	0.12	299	3.1	.86	.674	.442	.38
♦ 522-ZXMN2A14FTA	ZXMN2A14FTA	SOT-23	20	3.3	1	0.11	0.06	613	6.4	.74	.589	.361	.28
♦ 522-ZXMN2F34FHTA	ZXMN2F34FHTA	SOT-23	20	4	1.4	0.12	0.06	277	2.8	.59	.46	.264	.219
♦ 522-ZXMN2A03E6TA	ZXMN2A03E6TA	SOT-23-6	20	4.5	1.7	0.1	0.055	823	8.6	.98	.845	.584	.494
♦ 522-ZXMN2F30FHTA	ZXMN2F30FHTA	SOT-23	20	4.9	1.4	0.065	0.045	452	4.8	.64	.503	.288	.24
♦ 522-ZXMN2F34MATA	ZXMN2F34MATA	DFN322	20	5.1	2.2	0.12	0.06	277	2.8	.62	.492	.323	.277
♦ 522-ZXM64N02XTA	ZXM64N02XTA	MSOP-8	20	5.4	1.8	0.050 @ 2.7V	0.04	1100	12.5	1.63	1.44	1.00	.896
♦ 522-ZVN4525E6TA	ZVN4525E6TA	SOT-23-6	250	0.23	1.1	9.5 @ 2.4V	8.5	72	2.5	1.08	.931	.64	.541
♦ 522-ZVN4525ZTA	ZVN4525ZTA	SOT-89	250	0.24	1.2	9.5 @ 2.4V	8.5	72	2.5	1.04	.888	.612	.518
♦ 522-ZVN4525GTA	ZVN4525GTA	SOT-223	250	0.31	2	9.5 @ 2.4V	8.5	72	2.5	1.08	.931	.64	.541
♦ 522-ZXM61N03FTA	ZXM61N03FTA	SOT-23	30	1.4	0.8	0.3	0.22	160	3.2	.71	.556	.366	.315
♦ 522-ZXMN3A01FTA	ZXMN3A01FTA	SOT-23	30	2	0.8	0.18	0.12	190	3.9	.59	.471	.305	.262
♦ 522-ZXMN3A14FTA	ZXMN3A14FTA	SOT-23	30	3.5	1	0.095	0.065	450	8.7	.71	.61	.417	.337
♦ 522-ZXMN3F30FHTA	ZXMN3F30FHTA	SOT-23	30	4.6	1.4	0.065	0.047	-	9.1	.64	.503	.288	.24
♦ 522-ZXM62N03GTA	ZXM62N03GTA	SOT-223	30	4.7	3.9	0.15	0.11	380	9.6	.98	.845	.584	.472
♦ 522-ZXMN3G32DN8TA	ZXMN3G32DN8TA	SOT-23	30	7.1	2.1	0.045	0.028	-	10.5	1.04	.888	.612	.471
♦ 522-ZXMN3F31DN8TA	ZXMN3F31DN8TA	SOT-23	30	7.3	2.1	0.039	0.024	-	12.9	1.04	.888	.612	.471
♦ 522-ZXMN3A02N8TA	ZXMN3A02N8TA	SO-8	30	9	2.5	0.035	0.025	1400	26.8	2.36	1.75	1.19	.921
♦ 522-ZXMN3B04N8TA	ZXMN3B04N8TA	SO-8	30	9.1	2.5	0.025	-----	2480	23.1	1.34	1.20	.829	.671
♦ 522-ZXMN4A06GTA	ZXMN4A06GTA	SOT-223	40	7	3.9	0.075	0.05	810	18.2	1.33	1.06	.816	.723
♦ 522-DMN4034SSD-13	DMN4034SSD-13	SOP-8L	40	4.8	1.25	-----	0.059	453 @ 20V	10	1.04	.888	.612	.502
♦ 522-DMN4027SSD-13	DMN4027SSD-13	SOP-8L	40	5.4	1.25	-----	0.047	604 @ 20V	6.3	1.04	.888	.612	.502
♦ 522-DMN4034SSS-13	DMN4034SSS-13	SOP-8L	40	5.4	1.56	-----	0.059	453 @ 20V	10	.85	.728	.501	.404
♦ 522-DMN4027SSS-13	DMN4027SSS-13	SOP-8L	40	6	1.56	-----	0.047	640 @ 20V	6.3	.85	.728	.501	.404
♦ 522-ZXMN6A07FTA	ZXMN6A07FTA	SOT-23	60	1	0.8	0.45	0.3	166	3.2	.71	.556	.366	.315
♦ 522-ZXMN6A08E6TA	ZXMN6A08E6TA	SOT-23-6	60	3.1	1.7	0.18	0.1	459	5.8	.98	.845	.584	.494
♦ 522-DMN6066SSD-13	DMN6066SSD-13	SOP-8L	60	3.3	1.25	-----	0.097	502 @ 30V	10.3	1.13	.974	.668	.552
♦ 522-DMN6066SSS-13	DMN6066SSS-13	SOP-8L	60	3.7	1.56	-----	0.097	502 @ 30V	10.3	.94	.813	.556	.471
♦ 522-ZXMN6A11GTA	ZXMN6A11GTA	SOT-223	60	3.8	3.9	0.25	0.14	330	5.7	.85	.728	.498	.421
♦ 522-ZXMN6A09GTA	ZXMN6A09GTA	SOT-223	60	7.5	2	0.04	0.06	59	12.4	1.40	1.25	.867	.775
♦ 522-ZXMN10A08E6TA	ZXMN10A08E6TA	SOT-23-6	100	1.5	1.7	0.3	0.25	405	7.7	.74	.589	.384	.33
♦ 522-ZXMN10A11GTA	ZXMN10A11GTA	SOT-223	100	1.9	3.9	0.45	0.35	274	5.4	.87	.749	.515	.435

N-CHANNEL ENHANCEMENT MODE VERTICAL DMOS FETs

♦Surface Mount Device

For quantities greater than listed, call for quote.

MOUSER STOCK NO.	Zetex Part No.	Package	BV_{DSS} (V)	I_D (A)	P_D (W)	$R_{DS(on)}$ Max (Ω) @ V_{GS} (V_{GS}=2.5 ~ 10V) 2.5V	2.6V	3V	4.5V	5V	6V	10V	C_{ISS} typ(pF) @ V_{DS}	Q_g typ(nC) @ V_{GS}=10V	Price Each 1	10	100	500
♦ 522-ZVN3320FTA	ZVN3320FTA	SOT-23	200	0.06	0.33	-----	-----	-----	-----	-----	-----	25	-----	-----	.69	.529	.401	.342
522-BS107P	BS107P	E-Line	200	0.12	0.5	-----	23	-----	30	-----	-----	-----	58 @ 50V	2.7	.97	.845	.57	.486
522-ZVNL120A	ZVNL120A	E-Line	200	0.18	0.7	-----	-----	10	-----	10	-----	-----	58 @ 50V	2.2	.84	.728	.49	.417
♦ 522-ZVN2120GTA	ZVN2120GTA	SOT-223	200	0.32	2	-----	-----	-----	-----	-----	-----	10	58 @ 50V	2.2	1.02	.91	.722	.556
522-ZVN0124A	ZVN0124A	E-Line	240	0.16	0.7	-----	-----	-----	-----	-----	-----	16	62 @ 50V	1.4	.77	.674	.453	.385
522-ZVN4424A	ZVN4424A	E-Line	240	0.26	0.75	6	-----	-----	-----	-----	-----	5.5	100 @ 50V	18	1.20	1.06	.738	.652
♦ 522-ZVN4424ZTA	ZVN4424ZTA	SOT-89	240	0.26	0.75	6	-----	-----	-----	-----	-----	5.5	100 @ 50V	18	.96	.824	.57	.483
♦ 522-ZVN4424GTA	ZVN4424GTA	SOT-223	240	0.5	2.5	6	-----	-----	-----	-----	-----	5.5	100 @ 50V	18	1.28	1.14	.792	.707
522-ZVN0545A	ZVN0545A	E-Line	450	0.09	0.7	-----	-----	-----	-----	-----	-----	50	55 @ 50V	-----	1.74	1.57	1.12	.987
♦ 522-ZVN0545GTA	ZVN0545GTA	SOT-223	450	0.14	2	-----	-----	-----	-----	-----	-----	50	55 @ 50V	-----	1.04	.888	.612	.494
♦ 522-BSS138TA	BSS138TA	SOT-23	50	0.2	0.36	-----	-----	-----	-----	3.5	-----	-----	35 @ 30V	-----	.58	.334	.195	.157
♦ 522-2N7002TA	2N7002TA	SOT-23	60	0.115	0.33	-----	-----	-----	-----	-----	-----	3.75	27 @ 30V	1	.66	.471	.282	.159
♦ 522-ZVN3306FTA	ZVN3306FTA	SOT-23	60	0.15	0.33	-----	-----	-----	-----	-----	-----	5	30 @ 30V	0.95	.73	.621	.431	.348
♦ 522-ZVN4106FTA	ZVN4106FTA	SOT-23	60	0.2	0.33	-----	-----	-----	-----	5	-----	2.5	27 @ 30V	1	.80	.685	.473	.382
522-ZVN3306A	ZVN3306A	E-Line	60	0.27	0.625	-----	-----	-----	-----	-----	-----	5	30 @ 30V	0.95	.84	.728	.49	.417
522-VN10LP	VN10LP	E-Line	60	0.27	0.625	-----	-----	-----	-----	7.5	-----	5	30 @ 30V	0.95	.73	.631	.427	.364
♦ 522-BS170FTA	BS170FTA	SOT-23	60	0.15	0.33	-----	-----	-----	-----	-----	-----	5	60 @ 30V	-----	.75	.579	.441	.376
522-BS170P	BS170P	E-Line	60	0.27	0.625	-----	-----	-----	-----	-----	-----	5	60 @ 30V	-----	1.29	.963	.648	.562
522-ZVN2106A	ZVN2106A	E-Line	60	0.45	0.7	-----	-----	-----	-----	-----	-----	2	50 @ 30V	1.6	.77	.674	.453	.385
522-ZVN4206A	ZVN4206A	E-Line	60	0.6	0.7	-----	-----	-----	-----	1.5	-----	1	70 @ 30V	2.4	.81	.706	.477	.407
♦ 522-ZVN2106GTA	ZVN2106GTA	SOT-223	60	0.71	2	-----	-----	-----	-----	-----	-----	2	50 @ 30V	1.6	1.04	.888	.612	.494
♦ 522-ZVN4206GTA	ZVN4206GTA	SOT-223	60	1	2	-----	-----	-----	-----	1.5	-----	1	70 @ 30V	2.4	1.10	.974	.678	.607
522-ZVN4306A	ZVN4306A	E-Line	60	1.1	1.1	-----	-----	-----	-----	0.45	-----	0.33	220 @ 30V	5.2	1.71	1.51	1.05	.927
522-ZVN4306AV	ZVN4306AV	E-Line	60	1.1	1.1	-----	-----	-----	-----	0.45	-----	0.33	220 @ 30V	5.2	1.71	1.51	1.05	.927
♦ 522-ZVN4306GTA	ZVN4306GTA	SOT-223	60	2.1	3	-----	-----	-----	-----	0.45	-----	0.33	220 @ 30V	5.2	1.63	1.46	1.01	.899
♦ 522-ZVN4306GVTA	ZVN4306GVTA	SOT-223	60	2.1	3	-----	-----	-----	-----	0.45	-----	0.33	220 @ 30V	5.2	1.88	1.62	1.18	1.02
♦ 522-ZVN3310FTA	ZVN3310FTA	SOT-23	100	0.1	0.33	-----	-----	-----	-----	-----	-----	10	25 @ 50V	0.7	.73	.621	.431	.348
522-ZVNL110A	ZVNL110A	E-Line	100	0.12	0.7	-----	-----	-----	-----	4.5	-----	3	75 @ 50V	-----	.84	.728	.49	.417
♦ 522-BSS123TA	BSS123TA	SOT-23	100	0.17	0.36	-----	-----	-----	-----	-----	-----	6	25 @ 50V	0.7	.62	.439	.212	.17
522-ZVN3310A	ZVN3310A	E-Line	100	0.2	0.625	-----	-----	-----	-----	-----	-----	10	25 @ 50V	0.7	.84	.728	.49	.417
522-ZVN2110A	ZVN2110A	E-Line	100	0.32	0.7	-----	-----	-----	-----	-----	-----	4	60 @ 50V	1.8	.77	.674	.453	.385
522-ZVN4210A	ZVN4210A	E-Line	100	0.45	0.7	-----	-----	-----	-----	1.8	-----	1.5	65 @ 50V	2.7	.90	.781	.528	.449
♦ 522-ZVN2110GTA	ZVN2110GTA	SOT-223	100	0.5	0.2	-----	-----	-----	-----	-----	-----	4	60 @ 50V	1.8	1.02	.91	.628	.562
♦ 522-ZVNL110GTA	ZVNL110GTA	SOT-223	100	0.6	2	-----	-----	-----	-----	4.5	-----	3	60 @ 50V	1.8	1.10	.974	.678	.607
♦ 522-ZXMN10A07FTA	ZXMN10A07FTA	SOT-23	100	0.64	0.8	-----	-----	-----	-----	-----	0.9	0.7	138 @ 50V	2.5	.58	.424	.316	.266
♦ 522-ZVN4210GTA	ZVN4210GTA	SOT-223	100	0.8	2	-----	-----	-----	-----	1.8	-----	1.5	65 @ 50V	2.7	1.10	.974	.678	.607
522-ZVN4310A	ZVN4310A	E-Line	100	0.9	1.1	-----	-----	-----	-----	0.65	-----	0.5	200 @ 50V	6	1.71	1.51	1.05	.927
♦ 522-ZVN4310GTA	ZVN4310GTA	SOT-223	100	1.67	3	-----	-----	-----	-----	0.75	-----	0.54	200 @ 50V	6	1.86	1.66	1.14	1.03

LOW-SIDE INTELLIFET™ MOSFET SWITCH

♦Surface Mount Device

For quantities greater than listed, call for quote.

MOUSER STOCK NO.	Zetex Part No.	Package	BV_{DSS} (V)	I_D (A)	P_D (W)	$R_{DS(on)}$ Max (Ω) @ V_{GS}=2.5V	$R_{DS(on)}$ Max (Ω) @ V_{GS}=4.5V	C_{ISS} typ(pF) @ V_{DS}=10V	Q_g typ(nC) @ V_{GS}=4.5V	Price Each 1	10	100	500
♦ 522-BSP75NTA	BSP75NTA	SOT-223	60	1.3	1.5	0.675	0.55	550	4000	1.40	1.25	.865	.773

© Copyright 2013 Mouser Electronics

© Copyright 2013 Mouser Electronics

DIODES INC. Single and Dual MOSFETs

DIODES INCORPORATED

A Product Line of Diodes Incorporated | ZETEX

Products may be RoHS compliant. Check mouser.com for RoHS status.

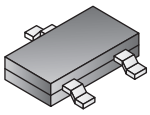
SOT-23

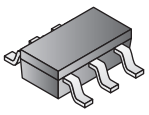
SOT-23-6


MSOP-8

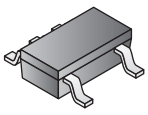
SOT-23-5

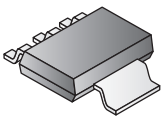
SOT-223


SO-8, SM-8

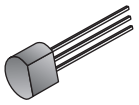
E-LINE

P-CHANNEL ENHANCEMENT MODE MOSFETs

♦ Surface Mount Device

For quantities greater than listed, call for quote.

MOUSER STOCK NO.	Zetex Part No.	Package	BV_{DSS} (V)	I_D (A)	P_D (W)	$R_{DS(on)}$ (Ω)	$R_{DS(on)}$ @ V_{GS}=	C_{ISS} typ (pF)	C_{ISS} @ V_{DS}=	Q_g typ(nC) @	Q_g @ V_{GS}=	Price Each 1	10	100	500
♦ 522-ZXM61P02FTA	ZXM61P02FTA	SOT-23	-20	-0.9	0.8	0.6	-4.5	160	-10	2.7	-4.5	.63	.462	.345	.291
♦ 522-ZXM62P02E6TA	ZXM62P02E6TA	SOT-23-6	-20	-2.3	1.7	0.2	-4.5	340	-10	4.6	-4.5	.90	.77	.529	.427
♦ 522-ZXM64P02XTA	ZXM64P02XTA	MSOP-8	-20	-3.5	1.8	0.09	-4.5	950	-10	5	-4.5	1.63	1.46	1.01	.901
♦ 522-ZXM66P02N8TA	ZXM66P02N8TA	SO-8	-20	-8	2.5	0.025	-4.5	2100	-10	43.3	-4.5	3.22	2.75	2.01	1.61
♦ 522-ZXM61P03FTA	ZXM61P03FTA	SOT-23	-30	-1.1	0.8	0.35	-10	145	-15	3.7	-10	.71	.556	.366	.315
♦ 522-ZXMP3A13FTA	ZXMP3A13FTA	SOT-23	-30	-1.6	0.8	0.21	-10	204	-15	5.2	-10	.71	.556	.366	.315
♦ 522-ZXM62P03E6TA	ZXM62P03E6TA	SOT-23-6	-30	-2.6	1.7	0.15	-10	350	-15	8	-10	.90	.77	.529	.427
♦ 522-ZXM64P03XTA	ZXM64P03XTA	MSOP-8	-30	-3.8	1.8	0.075	-10	875	-15	37	-10	1.79	1.59	1.10	.989
♦ 522-ZXMP3A17E6TA	ZXMP3A17E6TA	SOT-23-6	-30	-4	1.7	0.07	-10	630	-15	15.8	-10	.82	.706	.487	.412
♦ 522-ZXM62P03GTA	ZXM62P03GTA	SOT-223	-30	-4	3.9	0.15	-10	332	-15	10.2	-10	1.33	.984	.663	.567
♦ 522-ZXMP3A16N8TA	ZXMP3A16N8TA	SO-8	-30	-6.7	2.5	0.04	-10	970	-15	24.9	-10	1.06	.942	.654	.529
♦ 522-ZXMP3A16GTA	ZXMP3A16GTA	SOT-223	-30	-7.5	2	0.045	-10	970	-15	24.9	-10	1.10	.974	.678	.607
♦ 522-DMP4050SSS-13	DMP4050SSS-13	SOP-8L	-40	-4.4	1.56	0.05	-10	674	-20	13.9	-10	.85	.728	.501	.404
♦ 522-ZXMP4A16GTA	ZXMP4A16GTA	SOT-223	-40	-6.4	3.9	0.06	-10	1010	-15	26.1	-10	1.40	1.25	.867	.775
♦ 522-ZXMP6A13FTA	ZXMP6A13FTA	SOT-23	-60	-1.1	0.8	0.4	-10	233	-15	5.1	-10	.71	.556	.347	.27
♦ 522-ZXMP6A17N8TC	ZXMP6A17N8TC	SOP-8L	-60	-2.7	1.56	0.125	-10	637	-30	17.7	-10	1.04	.888	.612	.502
♦ 522-ZXMP6A17E6TA	ZXMP6A17E6TA	SOT-23-6	-60	-3	1.7	0.125	-10	637	-30	17.7	-10	.77	.596	.454	.386
♦ 522-ZXMP6A17GTA	ZXMP6A17GTA	SOT-223	-60	-4.1	2	0.125	-10	637	-30	17.7	-10	.90	.77	.529	.427
♦ 522-ZXMP7A17GTA	ZXMP7A17GTA	SOT-223	-70	-3.7	2	0.16	-10	635	-40	18	-10	.92	.792	.542	.459
♦ 522-ZXMP10A13FTA	ZXMP10A13FTA	SOT-23	-100	-0.7	0.8	1.0	-10	141	-50	3.5	-10	.74	.589	.364	.282
♦ 522-ZXMP2120E5TA	ZXMP2120E5TA	SOT-23-5	-200	-0.122	0.75	28	-10	65	-50	1.6	-10	1.36	.856	.586	.496
♦ 522-ZVP4525E6TA	ZVP4525E6TA	SOT-23-6	-250	-0.197	1.1	14	-10	75	-50	2.5	-10	1.08	.931	.64	.541
♦ 522-ZVP4525GTA	ZVP4525GTA	SOT-223	-250	-0.265	2	14	-10	75	-50	2.5	-10	.82	.706	.487	.412

P-CHANNEL ENHANCEMENT MODE VERTICAL DMOS FETs

♦ Surface Mount Device

For quantities greater than listed, call for quote.

MOUSER STOCK NO.	Zetex Part No.	Package	BV_{DSS} (V)	I_D (A)	P_D (W)	$R_{DS(on)}$ Max (Ω) @ V_{GS}= -3.5V	-4.5V	-10V	C_{ISS} typ(pF) @ V_{DS}= -15V	-30V	-50V	Q_g typ(nC) @ V_{GS}=-10V	Price Each 1	10	100	500
♦ 522-ZVP1320FTA	ZVP1320FTA	SOT-23	-200	-0.035	0.33	-----	-----	80	-----	-----	28	2	.71	.556	.347	.27
♦ 522-ZVP2120GTA	ZVP2120GTA	SOT-223	-200	-0.3	2	-----	-----	25	-----	-----	65	1.6	.85	.728	.501	.404
522-ZVP4424A	ZVP4424A	E-Line	-240	-0.2	0.75	11	-----	9	-----	-----	100	3.7	1.24	1.09	.763	.674
♦ 522-ZVP4424GTA	ZVP4424GTA	SOT-223	-240	-0.48	2.5	11	-----	9	-----	-----	100	3.7	1.28	1.14	.792	.707
522-ZVP0545A	ZVP0545A	E-Line	-450	-0.045	0.7	-----	-----	150	-----	-----	-----	-----	1.72	1.52	1.06	.935
♦ 522-ZVP0545GTA	ZVP0545GTA	SOT-223	-450	-0.075	2	-----	-----	150	-----	-----	-----	-----	1.03	.91	.633	.566
♦ 522-BS250FTA	BS250FTA	SOT-23	-45	-0.09	0.33	-----	-----	14	30	-----	-----	0.75	.80	.685	.473	.382
522-BS250P	BS250P	E-Line	-45	-0.23	0.7	-----	-----	14	60	-----	-----	1.6	.94	.824	.575	.508
♦ 522-BSS84TA	BSS84TA	SOT-23	-50	-0.13	0.36	-----	10 @ 5V	-----	-----	-----	-----	-----	.62	.439	.212	.17
522-ZVP4105A	ZVP4105A	E-Line	-50	-0.18	0.625	-----	10 @ 5V	-----	-----	-----	-----	-----	.98	.856	.576	.49
♦ 522-ZVP3306FTA	ZVP3306FTA	SOT-23	-60	-0.09	0.33	-----	-----	14	-----	27	-----	0.9	.87	.749	.515	.415
522-ZVP3306A	ZVP3306A	E-Line	-60	-0.16	0.625	-----	-----	14	-----	27	-----	0.9	.69	.599	.402	.342
522-ZVP2106A	ZVP2106A	E-Line	-60	-0.28	0.7	-----	-----	5	-----	55	-----	1.7	.94	.824	.575	.508
♦ 522-ZVP2106GTA	ZVP2106GTA	SOT-223	-60	-0.45	2	-----	-----	5	-----	55	-----	1.7	1.22	1.09	.754	.674
522-ZVP2110A	ZVP2110A	E-Line	-100	-0.14	0.7	-----	-----	8	-----	-----	58	1.8	.94	.824	.575	.508
♦ 522-ZVP2110GTA	ZVP2110GTA	SOT-223	-100	-0.31	2	-----	-----	8	-----	-----	58	1.8	1.22	1.09	.754	.674
522-ZVP3310A	ZVP3310A	E-Line	-100	-0.14	0.625	-----	-----	20	-----	-----	20	0.7	.75	.653	.44	.375
♦ 522-ZVP3310FTA	ZVP3310FTA	SOT-23	-100	-0.075	0.33	-----	-----	20	-----	-----	20	0.7	.87	.749	.515	.415

DUAL N & P-CHANNEL ENHANCEMENT MODE MOSFETs

♦ Surface Mount Device

For quantities greater than listed, call for quote.

MOUSER STOCK NO.	Zetex Part No.	Package											Price Each 1	10	100	500
♦ 522-ZXMD63C02XTA	ZXMD63C02XTA	MSOP-8	20	2.4	1.25	0.15	0.13	-----	360	-----	4.8	-----	4.41	3.30	1.98	1.54
			-20	-1.7	1.25	0.4	0.27	-----	390	-----	4.1	-----				
♦ 522-ZXMHC3A01T8TA	ZXMHC3A01T8TA	SM-8	30	3.1	1.3	0.18	-----	0.12	-----	190	-----	3.9	2.07	1.77	1.29	1.11
			-30	-2.3	1.3	0.33	-----	0.21	-----	204	-----	5.2				
♦ 522-ZXMD63C03XTA	ZXMD63C03XTA	MSOP-8	30	2.3	1.25	-----	0.2	0.135	-----	300	-----	6.1	2.57	2.19	1.61	1.39
			-30	-2	1.25	-----	0.27	0.185	-----	280	-----	5.4				
♦ 522-ZXMC3A16DN8TA	ZXMC3A16DN8TA	SO-8	30	7.6	2.1	-----	0.05	0.035	-----	796	-----	17.5	1.63	1.46	1.01	.813
			-30	-6.3	2.1	-----	0.07	0.048	-----	970	-----	24.9				
♦ 522-ZXMC3A17DN8	ZXMC3A17DN8	SO-8	30	5.4	2.1	-----	0.065	0.05	-----	600	-----	12.2	1.57	1.17	.781	.674
			-30	-4.4	2.1	-----	0.11	0.07	-----	630	-----	15.8				
♦ 522-ZXMHC6A07T8TA	ZXMHC6A07T8TA	SM-8	60	1.8	1.3	-----	0.45	0.3	-----	166	-----	3.2	2.07	1.77	1.29	1.11
			-60	-1.5	1.3	-----	0.63	0.425	-----	233	-----	5.1				

DUAL ENHANCEMENT MODE MOSFETs

♦ Surface Mount Device

For quantities greater than listed, call for quote.

MOUSER STOCK NO.	Zetex Part No.	Package	BV_{DSS} (V)	I_D (A)	P_D (W)	$R_{DS(on)}$ Max (Ω)	$R_{DS(on)}$ @ V_{GS}=	C_{ISS} typ (pF)	C_{ISS} @ V_{DS}=	Q_g typ(nC) @ -(nC)	Q_g @ V_{GS}=	Price Each 1	10	100	500
N-Channel															
♦ 522-ZXMN3A06DN8TA	ZXMN3A06DN8TA	SO-8	30	6.2	2.1	0.035	-10	750	-15	17.5	-10	1.34	1.20	.829	.671
♦ 522-ZXMN6A25DN8TA	ZXMN6A25DN8TA	SO-8	60	4.7	2.1	0.055	-10	980	-15	20.4	-10	1.40	1.25	.865	.568
♦ 522-ZXMN6A09DN8TA	ZXMN6A09DB8TA	SO-8	60	5.2	2.1	0.045	-10	1410	-15	24.0	-10	2.25	1.93	1.41	1.12
P-Channel															
♦ 522-ZXMD63P02XTA	ZXMD63P02XTA	MSOP-8	-20	-1.7	1.25	0.27	-4.5	300	-10	4.1	-4.5	2.57	1.93	1.16	1.00
♦ 522-ZXMP3A17DN8TA	ZXMP3A17DN8TA	SO-8	-30	-4.4	2.1	0.07	-10	630	-15	15.8	-10	1.54	1.37	.95	.768
♦ 522-ZXMP3A16DN8TA	ZXMP3A16DN8TA	SO-8	-30	-5.5	2.1	0.045	-10	970	-15	24.9	-10	1.68	1.50	1.04	.838
♦ 522-DMP4050SSD-13	DMP4050SSD-13	SOP-8L	-40	-4	1.25	0.05	-10	674	-20	13.9	-10	1.06	.942	.654	.584

ZXMHC SERIES

30V SO8 Complementary Enhancement Mode MOSFET H-Bridge

For quantities greater than listed, call for quote.

MOUSER STOCK NO.	Zetex Part No.	Package	BV_{DSS} (V)	V_{GS}	ID@25 °C	V_{GS}@4.5V	V_{GS}@10V	C_{ISS} (typ) (pF)	Qg (typ) (nc)	Price Each 1	10	100
522-ZXMHC3A01N8TC	ZXMHC3A01N8TC	SOP-8L	30	20	2.7	180	125	194	3.9	1.22	1.06	.867
			-30	20	-2.1	330	210	204	5.2			
522-ZXMHC3F381N8TC	ZXMHC3F381N8TC	SO8	30	20	5	60	33	430	9	1.22	1.09	.754
			-30	20	-4.1	80	55	670	12.7			
522-ZXMHC6A07N8TC	ZXMHC6A07N8TC	SOP-8L	60	20	1.8	350	250	166	3.2	1.22	1.06	.867
			-60	20	-1.4	600	400	233	5.1			
522-ZXMHC10A07N8TC	ZXMHC10A07N8TC	SOP-8L	100	20	1.1	900	700	138	2.9	1.42	1.23	1.01
			-100	20	-0.9	1450	1000	141	3.5			

© Copyright 2013 Mouser Electronics

© Copyright 2013 Mouser Electronics

FAIRCHILD IGBTs, JFETs and Power MOSFETs

Products may be RoHS compliant. Check mouser.com for RoHS status.

FAIRCHILD SEMICONDUCTOR

IGBTS

PRODUCT NEW

♦ Surface Mount Device

For quantities greater than listed, call for quote.

MOUSER STOCK NO.	Mfr. Part No.	Package	BV_{CES} Min (V)	I_C (A)	V_{CE} Typ (V)	Price Each 1	25	100	250
512—FGPF50N33BTTU		TO-220F	330	50	1.2	1.61	1.43	1.29	1.14
512—FGA90N33ATDTU		TO-3P	330	90	1.1	2.75	2.45	2.20	1.96
512—FGA180N33ATDTU		TO-3P	330	180	1.1	4.03	3.64	3.31	2.99
512—FGPF4533		TO-220F	330	200	1.15	1.39	1.22	1.12	.966
512—FGPF4633TU		TO-220F	330	300	1.1	1.69	1.35	1.02	.952
♦ 512—FGD4536TM		TO-252	360	220	125	1.11	.995	.803	.69
♦ 512—FGD3040G2_F085		TO-252	400	23.2	1.15	2.38	1.93	1.73	1.54
♦ 512—FGD3440G2_F085		TO-252	400	26.9	1.10	2.74	2.21	1.99	1.78
512—FGPF10N60UNDF		TO-220F	600	10	2.0	1.81	1.62	1.46	1.29
♦ 512—FGB5N60UNDF		TO-263AB	600	10	2.4	1.98	1.77	1.58	1.41
♦ 512—FGB7N60UNDF		TO-263AB	600	14	2.1	2.43	2.17	1.96	1.73
512—FGPF15N60UNDF		TO-220F	600	15	2.2	2.04	1.82	1.65	1.46
♦ 512—HGT1S20N60C3S9A		TO-263-2	600	20	1.4	3.62	3.24	2.87	2.59
512—FGP20N60UFDTU		TO-220	600	20	1.8	3.89	3.51	3.20	2.88
512—FGAF40N60UFDTU		TO-3PF	600	20	2.3	4.93	3.96	3.61	3.22
512—FGP10N60UNDF		TO-220	600	20	2.3	2.17	1.73	1.31	1.22
512—SGP23N60UFTU		TO-220AB	600	23	2.1	1.92	1.70	1.49	1.33
512—HGTG30N60B3		TO-247	600	30	1.45	6.62	6.03	5.44	5.01
512—FGP15N60UNDF		TO-220	600	30	2.7	2.84	2.53	2.28	2.02
512—FGH40N60UFDTU		TO-247	600	40	1.8	4.96	4.47	4.07	3.67
512—FGH40N60UFTU		TO-247AB	600	40	1.8	4.96	4.47	4.07	3.67
512—FGH80N60FDTU		TO-247	600	40	1.8	4.96	4.47	4.07	3.67
512—HGTG20N60A4		TO-247	600	40	1.8	4.45	3.56	2.77	2.63
512—HGTG20N60A4D		TO-247	600	40	1.8	6.44	5.81	5.29	4.76
512—HGTP20N60A4		TO-220AB	600	40	1.8	4.45	3.56	2.77	2.63
♦ 512—FGB40N60SM		TO-263AB	600	40	1.9	4.45	3.56	2.77	2.63
512—FGH40N60SFDTU		TO-247	600	40	2.3	4.96	4.47	4.07	3.67
512—SGL50N60RUFDTU		TO-3P	600	50	2.2	8.03	7.22	5.93	5.46
512—HGTG30N60A4		TO-247	600	60	1.8	8.41	7.65	6.90	6.35
512—FGH60N60UFDTU		TO-247	600	60	1.9	9.28	8.44	7.62	7.01
512—FGH60N60SFDTU		TO-247	600	60	2.3	9.28	8.44	7.62	7.01
512—HGTG40N60A4		TO-247	600	63	1.7	13.77	12.72	11.71	10.68
512—FGH75N60UFTU		TO-247	600	75	1.9	8.84	7.07	5.97	5.75
512—FGH40N60SMD		TO-247	600	80	2.1	4.98	4.48	4.08	3.68
512—FGA40N65SMD		TO-3PN	650	80	2.5	5.25	4.73	4.30	3.88
512—FGA60N65SMD		TO-3PN	650	120	1.9	6.62	6.03	5.44	5.01
512—FGL60N100BNTD		TO-3P	1000	42	2.5	6.42	5.79	5.26	4.75
512—FGA50N100BNTD2		TO-3P	1000	50	1.5	4.35	3.49	2.72	2.58
512—HGTP5N120BND		TO-220AB	1200	10	2.45	2.79	2.51	2.29	2.07
512—HGTG10N120BND		TO-247	1200	17	2.45	3.14	2.50	1.95	1.85
512—FGA25N120ANTDTU		TO-3PN	1200	25	2.0	5.69	5.13	4.67	4.21
512—HGTG18N120BND		TO-247	1200	26	2.45	6.98	6.35	5.72	5.26
512—FGA30N120FTDTU		TO-3PN	1200	30	1.6	6.62	5.96	5.42	4.89
512—HGTG27N120BN		TO-247	1200	34	2.45	11.82	10.75	9.70	8.92
512—HGTP10N120BN		TO-220AB	1200	35	2.45	3.49	3.14	2.86	2.58
♦ 512—HGT1S10N120BNST		TO-263AB	1200	35	2.7	3.49	3.14	2.86	2.58
512—FGA20S120M		TO-3PN	1200	40	1.55	3.96	3.56	3.24	2.92
512—FGH40N120ANTU		TO-247	1200	40	2.6	11.93	10.85	9.79	9.01
512—FGL40N120ANDTU		TO-264	1200	40	2.6	11.43	10.29	8.45	7.78
512—HGTG11N120CND		TO-247	1200	43	2.1	4.12	3.71	3.38	3.05
512—FGH30N120FTDTU		TO-247	1200	60	1.6	6.62	5.96	5.42	4.89

JFETS

♦ Surface Mount Device

For quantities greater than listed, call for quote.

MOUSER STOCK NO.	Mfr. Part No.	Package	BV_{GSS} (V)	P_D (mW)	I_{DSS} (mA) Min.	Max.	Price Each 1	25	100	250
N-Channel										
♦ 512—MMBF5484		SOT-23	25	225	1	5	.19	.178	.151	.114
♦ 512—MMBF5485		SOT-23	25	225	4	10	.43	.235	.182	.127
♦ 512—MMBF5486		SOT-23	25	225	8	20	.19	.178	.151	.114
♦ 512—MMBF5457		SOT-23	25	350	1	5	.44	.364	.286	.205
♦ 512—MMBF5458		SOT-23	25	350	2	9	.55	.385	.231	.164
♦ 512—MMBF5459		SOT-23	25	350	4	16	.17	.152	.137	.12
♦ 512—MMBFJ310		SOT-23	25	350	24	60	.38	.315	.257	.213
♦ 512—MMBF5434		SSOT-3	25	350	30	----	.44	.31	.272	.228
♦ 512—MMBFJ108		SSOT-3	25	350	80	----	.44	.31	.272	.228
♦ 512—MMBFJ110		SSOT-3	25	460	10	----	.33	.289	.246	.203

JFETS (CONT.)

♦ Surface Mount Device

For quantities greater than listed, call for quote.

MOUSER STOCK NO.	Mfr. Part No.	Package	BV_{GSS} (V)	P_D (mW)	I_{DSS} (mA) Min.	Max.	Price Each 1	25	100	250
N-Channel (Cont.)										
512—J109		TO-92-3	25	625	40	----	.41	.339	.277	.23
512—J107		TO-92-3	25	625	500	----	.56	.463	.40	.356
512—J105		TO-92-3	25	1000	100	----	.74	.492	.427	.381
♦ 512—MMBF4416		SOT-23	30	225	5	15	.43	.235	.182	.127
♦ 512—MMBF4393		SOT-23	30	350	5	30	.20	.177	.159	.139
512—BF256B		TO-92-3	30	350	6	13	.66	.439	.21	.15
♦ 512—MMBF4392		SOT-23	30	350	25	75	.20	.177	.159	.139
♦ 512—MMBF4391		SOT-23	30	350	50	150	.20	.177	.159	.139
♦ 512—MMBF4416A		SOT-23	35	225	5	15	.43	.235	.182	.127
♦ 512—MMBFJ113		SOT-23	35	350	2	----	.55	.385	.256	.186
♦ 512—MMBFJ112		SOT-23	35	350	5	----	.55	.385	.256	.186
♦ 512—MMBFJ111		SOT-23	35	350	20	----	.26	.228	.204	.179
512—J113		TO-92-3	35	625	2	----	.20	.186	.164	.128
512—J112		TO-92-3	35	625	5	----	.20	.186	.164	.128
512—J111		TO-92-3	35	625	20	----	.17	.166	.156	.106
♦ 512—MMBF4117		SOT-23	40	225	0.03	0.09	.25	.213	.192	.167
♦ 512—MMBF4118		SOT-23	40	225	0.08	0.24	.51	.30	.241	.173
♦ 512—MMBF4119		SOT-23-3	40	225	0.2	0.6	.51	.30	.241	.173
♦ 512—BSR57		SOT-23-3	40	250	20	100	.59	.413	.249	.177
♦ 512—MMBFJ201		SOT-23	40	350	0.2	1	.58	.417	.271	.197
♦ 512—MMBFJ202		SOT-23-3	40	350	0.9	4.5	.58	.417	.271	.197
P-Channel										
♦ 512—MMBFJ177		SOT-23	30	225	1.5	20	.47	.375	.254	.211
♦ 512—MMBFJ176		SOT-23	30	225	2	25	.50	.396	.27	.224
♦ 512—MMBFJ270		SOT-23	30	225	2	15	.43	.361	.294	.244
♦ 512—MMBFJ271		SOT-23	30	225	6	50	.25	.214	.19	.142
♦ 512—MMBFJ175		SOT-23	30	225	7	60	.41	.343	.28	.232
♦ 512—MMBF5460		SOT-23	40	225	1	5	.54	.30	.231	.162
♦ 512—MMBF5461		SOT-23	40	225	2	9	.54	.30	.231	.162
♦ 512—MMBF5462		SOT-23	40	225	4	16	.20	.177	.158	.139

LOW POWER MOSFETS

PRODUCT NEW

♦ Surface Mount Device

For quantities greater than listed, call for quote.

MOUSER STOCK NO.	Mfr. Part No.	Package	V_{DS} (V)	R_{DS} (on) (mΩ)	Qg (nC)	I_D (A)	P_D (W)	Price Each 1	25	100	250
Single N-Channel											
♦ 512—FDY301NZ		SC-89	20	5000	0.8	0.2	0.625	.42	.342	.272	.196
♦ 512—FDY300NZ		SC-89-3L	20	700	0.8	0.6	625	.40	.328	.284	.253
♦ 512—FDV305N		SOT-23	20	220	1.1	0.9	0.35	.44	.364	.29	.212
♦ 512—NDS331N		SOT-23	20	160	3.5	1.3	0.5	.55	.385	.254	.185
♦ 512—FDG327N		SC-70-6	20	90	4.5	1.5	0.42	.49	.439	.372	.297
♦ 512—FDN335N		SOT-23	20	70	3.5	1.7	0.5	.45	.353	.243	.201
♦ 512—FDG311N		SC-70-6	20	115	3	1.9	0.75	.34	.29	.246	.197
♦ 512—FDN327N		SSOT-3	20	70	4.5	2.0	0.5	.39	.326	.266	.22
♦ 512—FDG410NZ		SC-70-6	20	70	5.1	2.2	0.42	.56	.417	.321	.235
♦ 512—FDN339AN		SSOT-3	20	35	7	3.0	0.5	.62	.503	.358	.32
♦ 512—FDMA420NZ		MicroFET-6	20	30	8.8	5.7	2.4	.75	.599	.429	.383
♦ 512—FDC637BNZ		SSOT-6	20	24	8	6.2	1.6	.47	.375	.27	.241
♦ 512—FDC637AN		SSOT-6	20	24	10.5	6.2	1.6	.73	.567	.49	.426
♦ 512—FDME410NZT		MicroFET-6	20	26	9.2	7.0	2.1	.63	.563	.491	.427
♦ 512—FDMA0104		MicroFET-2	20	14.5	17.5	9.4	1.9	1.03	.77	.578	.428
♦ 512—FDMA410NZ		MicroFET-6	20	23	10	9.5	2.4	.59	.487	.419	.375
♦ 512—FDS6570A		SOIC-8	20	7.5	47	15	2.5	1.72	1.39	1.25	1.11
♦ 512—FDS6574A		SOIC-8	20	6	75	16	2.5	1.36	1.35	1.17	1.02
♦ 512—FDMC8554		Power-33	20	5	24	20	41	1.67	1.49	1.32	1.18
♦ 512—FDD6530A		TO-252	20	32	6.5	21	33	.85	.653	.568	.493
♦ 512—FDD3706		TO-252	20	9	16	50	44	1.03	.899	.692	.60
♦ 512—FDV301N		SOT-23	25	4000	0.49	0.22	0.35	.08	.063	.055	.045
♦ 512—FDG313N		SC-70-6	25	450	1.64	0.95	0.75	.36	.305	.259	.207
♦ 512—FDMC7582		Power 33	25	5	28	16.7	52	3.00	2.41	2.18	1.97
♦ 512—FDMC8588		PQFN-8	25	6	12	17	33	1.98	1.61	1.44	1.28
♦ 512—FDD6780A		TO-252	25	8.6	9.2	30	32.6	.85	.642	.642	.566
♦ 512—FDMS7578		Power-56	25	5.8	18	28	33	1.64	1.36	1.09	.824
♦ 512—FDMS7580		Power-56	25	7.5	14	28	27	1.99	1.78	1.41	1.23
♦ 512—FDD8778		TO-252	25	14	6.7	35	39	.60	.535	.467	.406

© Copyright 2013 Mouser Electronics

© Copyright 2013 Mouser Electronics

FAIRCHILD Power MOSFETs

Products may be RoHS compliant. Check mouser.com for RoHS status.

FAIRCHILD SEMICONDUCTOR

LOW POWER MOSFETS (CONT.)

♦ Surface Mount Device

For quantities greater than listed, call for quote.

MOUSER STOCK NO.		Package	V_{DS} (V)	R_{DS} (on) (mΩ)	Qg (nC)	I_D (A)	P_D (W)	Price Each			
Mfr.	Mfr. Part No.							1	25	100	250
Single N-Channel (Cont.)											
♦	512—FDD8780	TO-252	25	8.5	21	35	50	.76	.674	.587	.509
♦	512—FDD8782	TO-252	25	11	9.4	35	50	.66	.592	.516	.448
♦	512—FDD6796A	TO-252	25	5.7	14	40	42	.93	.717	.714	.629
♦	512—FDMC7570S	Power-33	25	2.0	68	40	59	2.14	1.71	1.28	1.20
♦	512—FDMC7572S	Power-33	25	3.15	44	40	52	2.70	2.18	1.97	1.74
♦	512—FDD6760A	TO-252	25	3.2	25	50	65	1.58	1.25	1.12	.973
♦	512—FDD6770A	TO-252	25	4	18	50	50	1.37	1.06	.983	.845
♦	512—FDN361BN	SSOT-3	30	110	1.3	1.4	0.5	.55	.439	.312	.278
♦	512—NDS351AN	SOT-23	30	160	1.3	1.4	0.5	.25	.213	.183	.152
♦	512—NDS355AN	SOT-23	30	85	3.5	1.7	0.5	.46	.364	.251	.208
♦	512—FDN357N	SOT-23	30	60	4.2	1.9	0.5	.60	.471	.324	.269
♦	512—FDG315N	SC-70-6	30	120	2.1	2.0	0.75	.54	.447	.386	.345
♦	512—FDN337N	SOT-23	30	65	7	2.2	0.5	.50	.396	.272	.225
♦	512—FDN359BN_F095	SSOT-3	30	46	5	2.7	0.5	.78	.685	.53	.46
♦	512—FDFMA3N109	MicroFET-6	30	123	2.4	2.9	1.5	.55	.458	.395	.352
♦	512—FDC653N	SSOT-6	30	35	12	5.0	1.6	.71	.567	.409	.365
♦	512—FDMA430NZ	MicroFET-6	30	40	7.3	5.0	2.4	1.06	.92	.714	.62
♦	512—FDT457N	SOT-223	30	60	4.2	5.0	3	.58	.479	.414	.369
♦	512—FDC855N	SSOT-6	30	27	4.9	6.1	1.6	.57	.482	.408	.356
♦	512—FDC655BN	SSOT-6	30	25	6	6.3	1.6	.64	.503	.345	.286
♦	512—FDT439N	SOT-223	30	45	10.7	6.3	3	.70	.576	.489	.391
♦	512—FDS6630A	SOIC-8	30	38	5	6.5	2.5	.66	.578	.446	.33
♦	512—FDFS6N548	SOIC-8	30	23	9	7.0	2	.98	.867	.754	.654
♦	512—FDS8984_F085	SOIC-8	30	23	9.2	7.0	1.6	1.22	1.02	.813	.61
♦	512—NDT451AN	SOT-223	30	35	19	7.2	3	.96	.845	.652	.566
♦	512—FDC8878	SSOT-6	30	16	18	8	1.6	.62	.417	.36	.321
♦	512—FDC8884	SSOT-6	30	23	7.4	8	1.6	.52	.342	.30	.268
♦	512—FDMA8884	MicroFET2x2	30	30	7.5	8	1.9	.57	.385	.33	.294
♦	512—FDMS8020	Power 56	30	2.5	61	42	65	1.28	1.07	.856	.642
♦	512—FDS8884	SOIC-8	30	23	5	8.5	2.5	.41	.386	.358	.319
♦	512—FDY101PZ	SOIC-8	30	23	5	8.5	2.5	.42	.342	.272	.196
♦	512—FDMA7632	MicroFET-6	30	19	9.3	9.0	2.4	1.22	1.09	.867	.754
♦	512—FDS6692A	SOIC-8	30	11.5	22	9.0	1.47	.81	.717	.626	.544
♦	512—FDS8878	SOIC-8	30	14	9	10.2	2.5	.78	.621	.448	.40
♦	512—FDS6690A	SOIC-8	30	12	12	11	2.5	.90	.781	.606	.525
♦	512—FDS8880	SOIC-8	30	10	12	11.6	2.5	.72	.597	.507	.404
♦	512—FDS6680A	SOIC-8	30	9	16	12.5	2.5	.98	.856	.663	.576
♦	512—FDS6670A	SOIC-8	30	8	21	13	2.5	1.38	1.22	.987	.849
♦	512—FDMS3686S	Power-56	30	8	29	13	2.5	1.11	.835	.631	.471
♦	512—FDS6298	SOIC-8	30	9	10	13	3	1.13	.938	.796	.636
♦	512—FDS6294	SOIC-8	30	11	10	13	3	.87	.765	.668	.58
♦	512—FDMC8884	Power-33	30	19	10	15	18	.94	.803	.751	.651
♦	512—FDS8817NZ	SOIC-8	30	7	17	15	2.5	.89	.877	.771	.672
♦	512—FDMC7692	Power-33	30	8.5	21	16	29	.73	.546	.417	.31
♦	512—FDMC8882	Power-33	30	14.3	14	16	18	.57	.458	.343	.24
♦	512—FDS8896	SOIC-8	30	6	28	16	2.5	1.03	.91	.736	.633
♦	512—FDMC8878	Power-33	30	14	18	16.5	31	1.10	.867	.863	.738
♦	512—FDMC7680	Power-33	30	7.2	14	18	31	1.34	1.19	.963	.828
♦	512—FDMS4435BZ	Power-56	30	20	18	18	-	1.11	.835	.631	.471
♦	512—FDS8672S	SOIC-8	30	4	29	18	2.5	1.68	1.49	1.20	1.03
♦	512—FDS8870	SOIC-8	30	4	45	18	2.5	1.75	1.55	1.35	1.18
♦	512—FDS8813NZ	SOIC-8	30	4.5	55	18.5	2.5	1.40	1.24	1.08	.941
♦	512—FDMC7678	Power-33	30	5.3	39	19.5	31	.94	.706	.535	.396
♦	512—FDMC7672	Power-33	30	5.7	18	20	31	1.18	1.05	.842	.724
♦	512—FDMC8651	Power-33	30	6.1	19.4	20	41	1.85	1.64	1.33	1.13
♦	512—FDMS7694	Power-56	30	9.5	22	20	27	1.16	.963	.92	.803
♦	512—FDD6630A	TO-252	30	35	5	21	28	.54	.508	.478	.426
♦	512—FDMC7664	Power-33	30	4.2	25	24	42	1.12	.942	.749	.567
♦	512—FDMS7672	Power-56	30	5	31	28	48	1.74	1.54	1.38	1.20
♦	512—FDMC8010	Power-33	30	1.8	94	30	54	2.64	2.40	1.93	1.71
♦	512—FDMS8018	Power-56	30	1.8	61	30	83	1.65	1.34	1.20	1.07
♦	512—FDMC7660	Power-33	30	2.2	54	40	41	1.65	1.48	1.33	1.18
	512—FDP6030BL	TO-220AB	30	18	12	40	60	1.05	.931	.752	.647
♦	512—FDD8878	TO-252	30	18.5	19	40	40	.72	.631	.486	.422
♦	512—FDMS7660	Power-56	30	2.8	27	42	78	1.40	1.24	1.08	.944
♦	512—FDMS7670	Power-56	30	3.8	17	42	62	1.82	1.47	1.33	1.18
♦	512—FDB8880	TO-263	30	11.6	22	54	55	1.04	.824	.728	.632
♦	512—FDP8880	TO-220AB	30	11.6	26	54	55	.87	.756	.70	.602
♦	512—FDD8882	TO-252	30	11	11.7	55	55	.66	.578	.50	.434
♦	512—FDD8880	TO-252	30	9	13	58	55	.75	.661	.577	.501
♦	512—FDB7030BL	TO-263AB	30	9	17	60	60	1.03	.902	.765	.611
♦	512—FDMS7650	Power-56	30	1	63	60	104	3.15	2.85	2.28	2.03
	512—FDP7030BL	TO-220AB	30	9	17	60	60	1.33	1.18	.952	.819
♦	512—FDD6670A	TO-252	30	8	18	66	63	1.21	1.07	.905	.722
♦	512—FDB8030L	TO-263AB	30	3.5	120	80	187	4.48	4.00	3.27	2.95
♦	512—FDB8832	TO-263AB	30	1	100	80	300	3.24	2.92	2.66	2.40
♦	512—FDP8860	TO-220AB	30	2	81	80	254	2.36	2.11	1.89	1.69
	512—FDP8896	TO-220AB	30	5	25	92	80	1.18	1.04	.912	.793
♦	512—FDB8896	TO-263AB	30	5	48	93	80	1.18	1.04	.912	.793
♦	512—FDD8896	TO-252	30	5	24	94	80	.97	.851	.786	.676
♦	512—FDP8874	TO-220AB	30	5.3	56	114	110	1.48	1.31	1.06	.911
♦	512—FDP8870	TO-220AB	30	4	106	156	160	1.79	1.62	1.31	1.16
♦	512—FDB8870	TO-263AB	30	3.9	106	160	160	1.74	1.56	1.38	1.24
♦	512—FDD8870	TO-252	30	3	48	160	160	1.55	1.22	1.09	.947
Single P-Channel											
♦	512—FDN306P	SSOT-3	-12	20	12	-2.6	0.5	.61	.482	.332	.275
♦	512—FDC606P	SSOT-6	-12	26	18	-6.0	1.6	.89	.786	.686	.596
♦	512—FDD306P	TO-252	-12	28	15	-6.7	52	.58	.509	.444	.386

© Copyright 2013 Mouser Electronics

LOW POWER MOSFETS (CONT.)

NEW PRODUCT

♦ Surface Mount Device

For quantities greater than listed, call for quote.

MOUSER STOCK NO.		Package	V_{DS} (V)	R_{DS} (on) (mΩ)	Qg (nC)	I_D (A)	P_D (W)	Price Each			
Mfr.	Mfr. Part No.							1	25	100	250
Single P-Channel (Cont.)											
♦	512—FDY100PZ	SC-89	-20	1200	1	-0.35	0.625	.47	.364	.274	.194
♦	512—FDY102PZ	SOT-523F	-20	500	2.2	-0.83	0.625	.38	.193	.182	.126
♦	512—NDS332P	SOT-23	-20	300	3.7	-1.0	0.5	.56	.396	.259	.188
♦	512—FDG312P	SC-70-6	-20	180	3.3	-1.2	0.75	.33	.28	.239	.19
♦	512—FDN336P	SSOT-3	-20	200	3.6	-1.2	0.5	.48	.385	.277	.248
♦	512—FDG328P	SC-70-6	-20	145	3.7	-1.5	0.75	.46	.378	.333	.289
♦	512—FDN308P	SSOT-3	-20	125	3.8	-1.5	0.5	.35	.296	.251	.20
♦	512—FDN338P	SOT-23	-20	115	4.4	-1.6	0.5	.60	.428	.279	.203
♦	512—FDN342P	SSOT-3	-20	80	6.3	-2.0	0.5	.40	.328	.284	.253
♦	512—FDN340P	SSOT-3	-20	70	7.2	-2.0	0.5	.46	.364	.251	.208
♦	512—FDZ661PZ	WLCSP-4	-20	140	8.8	-2	1.3	.77	.578	.439	.321
♦	512—FDZ663P	WLCSP-8	-20	134	8.2	-2	1.3	.77	.578	.439	.321
♦	512—FDFME2P823ZT	MicroFET-6	-20	142	5.5	-2.3	1.3	1.25	1.05	.835	.631
♦	512—FDN302P	SSOT-3	-20	55	9	-2.4	0.5	.48	.385	.289	.203
♦	512—FDV302P_NB8V001	SOT-23	-20	55	9	-2.4	0.5	.21	.193	.161	.131
♦	512—FDN304PZ	SSOT-3	-20	52	12	-2.4	0.5	.57	.46	.328	.293
♦	512—FDN304P	SSOT-3	-20	52	12	-2.4	0.5	.55	.439	.314	.28
♦	512—FDG332PZ	SOIC-8	-20	95	7.6	-2.6	0.75	.47	.385	.315	.265
♦	512—FDZ191P	WLCSP-6	-20	85	9	-3.0	1.5	.54	.449	.382	.305
♦	512—FDZ193P	WLCSP-6	-20	90	7	-3.0	1.9	.54	.464	.395	.289
♦	512—FDFMA2P029Z	MicroFET	-20	95	7	-3.1	1.4	.75	.503	.429	.383
♦	512—FDC634P	SSOT-6	-20	80	7.2	-3.5	1.6	.36	.305	.259	.207
♦	512—FDFM2P110	Power-33	-20	140	3	-3.5	2.4	.70	.535	.469	.407
♦	512—FDS9431A	SOIC-8	-20	130	6	-3.5	2.5	.55	.457	.388	.31
♦	512—FDS9431A_F085	SOIC-8	-20	130	6	-3.5	2.5	.87	.728	.578	.439
♦	512—FDZ375P	WLCSP-4	-20	78	11	-3.7	1.7	2.94	2.65	2.41	2.17
♦	512—FDZ371PZ	WLCSP-4	-20	100	12	-3.7	1.7	.75	.662	.579	.502
♦	512—FDC642P	SSOT-6	-20	65	7.2	-4.0	1.6	.60	.439	.377	.326
♦	512—FDC638APZ	SSOT-6	-20	43	8	-4.5	1.6	.39	.32	.276	.246
♦	512—FDC640P	SSOT-6	-20	53	9	-4.5	1.6	.36	.305	.259	.207
♦	512—FDS8433A	SOIC-8	-20	47	20	-5.0	2.5	.73	.642	.559	.484
♦	512—FDC602P	SSOT-6	-20	35	14	-5.5	1.6	.51	.417	.296	.264
♦	512—FDC604P	SSOT-6	-20	33	19	-5.5	1.6	.59	.471	.337	.302
♦	512—FDC608PZ	SSOT-6	-20	30	17	-5.8	1.6	.56	.48	.412	.356
♦	512—FDME510PZT	MicroFET-6	-20	37	16	-6.0	2.1	.55	.449	.364	.275
♦	512—FDT434P	SOT-223	-20	50	13	-6.0	3	.63	.556	.486	.422
♦	512—FDMA291P	MicroFET-6	-20	42	10	-6.6	2.4	.76	.61	.441	.394
♦	512—FDMA520PZ	MicroFET-6	-20	30	14	-7.3	2.4	.73	.642	.556	.483
♦	512—FDMA507PZ	MicroFET-6	-20	24	30	-7.8	2.4	.71	.629	.55	.477
♦	512—FDMA510PZ	MicroFET-6	-20	30	19	-7.8	2.4	.78	.685	.60	.52
	512—FDMA910PZ	MicroFET-2	-20	20	29	-9.4	2.4	.88	.766	.708	.61
	512—FDME910PZT	MicroFET-1.6	-20	24	14	-8	2.1	.82	.723	.669	.576
♦	512—FDS6375	SOIC-8	-20	24	23	-8.0	2.5	.86	.642	.482	.364
♦	512—FDS6576	SOIC-8	-20	14	43	-11	2.5	1.28	1.13	.922	.794
♦	512—FDS4465	SOIC-8	-20	8	86	-13.5	2.5	1.38	1.07	.987	.849
♦	512—FDMC510P	Power-33	-20	8	83	-18	41	1.39	1.22	1.12	.966
	512—NDP6020P	TO-220	-20	50	25	-24	60	1.36	1.12	.954	.762
♦	512—NDB6020P	TO-263AB	-20	50	25	-24	60	1.19	1.04	.959	.825
♦	512—FDV302P	SOT-23	-25	10000	0.22	-0.12	0.35	.12	.095	.081	.067
♦	512—FDV304P	SOT-23	-25	1100	1.1	-0.46	0.35	.35	.263	.204	.128
♦	512—FDN352AP	TTJ23	-30	180	1.4	-1.3	0.5	.46	.364	.251	.208
♦	512—FDN358P	SSOT-3	-30	125	4	-1.5	0.5	.50	.423	.345	.286
♦	512—FDG316P	SC-70-6	-30	190	3.5	-1.6	0.75	.42	.343	.296	.264
♦	512—FDN360P	SSOT-3	-30	80	6.2	-2.0	0.5	.50	.425	.347	.288
♦	512—FDFS2P753Z	SOIC-8	-30	115	6.6	-3.0	1.6	.66	.567	.485	.418
♦	512—FDS9400A	SOIC-8	-30	130	2.4	-3.4	2.5	.84	.642	.559	.486
♦	512—FDT458P	SOT-223	-30	130	2.5	-3.4	3	.73	.546	.417	.31
♦	512—FDC654P	SSOT-6	-30	75	6.2	-3.6	1.6	.27	.246	.225	.193
♦	512—FDC658AP	SSOT-6	-30	50	6	-4.0	1.6	.57	.439	.304	.251
♦	512—FDC610PZ	SSOT-6	-30	42	9	-4.9	1.6	.46	.383	.331	.295
♦	512—NDT452AP	SOT-223	-30	65	22	-5.0	3	1.07	.931	.721	.626
♦	512—FDS9435A	SOIC-8	-30	50	10	-5.3	2.5	.66	.578	.447	.388
♦	512—FDMA530PZ	MicroFET-6	-30	35	16	-6.8	2.4	.72	.64	.559	.485
♦	512—NDT456P	SOT-223	-30	30	47	-7.5	3	1.86	1.43	1.33	1.14
♦	512—FDS4435BZ	SOIC-8	-30	20	16.5	-8.8	2.5	.86	.663	.577	.501
♦	512—FDS4435BZ_F085	SOIC-8	-30	20	16	-8.8	2.5	1.64	1.43	1.32	1.13
♦	512—FDS6675BZ	SOIC-8	-30	13	25	-11	2.5	.87	.759	.702	.605
♦	512—FDS6679AZ	SOIC-8	-30	9	38	-13	2.5	1.08	.835	.774	.666
♦	512—FDS6673BZ	SOIC-8	-30	7	46	-14.5	2.5	1.25	.974	.902	.776
♦	512—FDMC4435BZ	Power-33	-30	20	17	-18	31	.81	.717	.623	.539
♦	512—FDMC6675BZ	Power-33	-30	14.4	46	-20	36	1.64	1.37	1.29	1.12
♦	512—FDS6681Z	SOIC-8	-30	4	105	-20	2.5	1.55	1.24	.931	.877
♦	512—FDMS6673BZ	Power-56	-30	6.8	52	-28	73	1.72	1.56	1.25	1.11
♦	512—NDB6030PL	TO-263AB	-30	42	36	-30	75	1.54	1.38	1.24	1.10
♦	512—FDD6685	TO-252-3	-30	20	17	-40	52	1.11	.867	.80	.688
♦	512—FDC365P	SSOT-6	-35	55	11	-4.3	1.6	1.00	.868	.803	.69
♦	512—FDD6637	TO-252	-35	11	45	-55	57	.91	.79	.73	.628
♦	512—FDME905PT	MicroFET-1.6	12	2.2	20	8	2.1	.97	.856	.696	.545
♦	512—FDMA905P	MicroFET-2	12	1.6	29	10	2.4	1.00	.77	.712	.612
Dual N-Channel											
♦	512—FDY3000NZ	SC-89	20	700	0.8	0.6	0.625	.39	.325	.265	.219
♦	512—FDG6317NZ	SC-70-6	20	400	0.76	0.7	0.3	.57	.407	.265	.194
♦	512—FDG6335N	SC-70-6	20	300	1.1	0.7	0.3	.52	.442	.376	.30
	512—FDG1024NZ	SC-70-6	20	175	1.8	1.2	0.36	.55	.452	.389	.348
	512—FDC6305N	SSOT-6	20	80	3.5	2.7	0.96	.52	.428	.304	.272
	512—FDC6401N	SSOT-6	20	70	3.3	3.0	0.96	.44	.365	.315	.28
	512—FDME1024NZT	MicroFET-6	20	66	3	3.4	1.3	.73	.546	.417	.31

© Copyright 2013 Mouser Electronics

FAIRCHILD Power MOSFETs

Products may be RoHS compliant. Check mouser.com for RoHS status.

FAIRCHILD SEMICONDUCTOR

LOW POWER MOSFETS (CONT.)

♦Surface Mount Device ✻ Kinked Lead

NEW PRODUCT

For quantities greater than listed, call for quote.

MOUSER STOCK NO.	Mfr. Part No.	Package	VDS (V)	RDS (on) (mΩ)	Qg (nC)	ID (A)	PD (W)	Price Each 1	25	100	250
Dual N-Channel (Cont.)											
✻ 512—FDMA1028NZ		MicroFET-6	20	37	4	3.7	1.4	.73	.642	.556	.483
✻ 512—FDMA1024NZ		MicroFET-6	20	54	5.2	5.0	1.4	.62	.581	.513	.377
✻ 512—FDS9926A		SOIC-8	20	30	6.2	6.5	2	.66	.578	.447	.388
✻ 512—FDS6890A		SOIC-8	20	18	23	7.5	2	1.78	1.61	1.29	1.14
♦ 512—FDS6911		SOIC-8	20	13	17	7.5	1.6	1.26	1.05	.892	.713
♦ 512—FDMB2307NZ		MLP 2x3	20	16.5	28	8	2.2	1.03	.856	.685	.514
✻ 512—FDS6898A		SOIC-8	20	14	16	9.4	2	1.34	1.19	.96	.826
♦ 512—FDS6898AZ		SOIC-8	20	14	16	9.4	2	1.31	1.16	.933	.803
♦ 512—FDC6301N		SSOT-6	25	4000	0.49	0.22	0.9	.27	.228	.195	.155
♦ 512—FDG6301N		SC-70-6	25	4000	0.29	0.22	0.3	.48	.385	.261	.216
♦ 512—FDG6303N		SC-70-6	25	450	1.64	0.5	0.3	.47	.332	.218	.159
♦ 512—FDC6303N		SSOT-6	25	450	1.64	0.68	0.9	.61	.482	.327	.271
♦ 512—FDMS3615S		Power-56	25	6.6	19	23	2.3	2.15	1.73	1.56	1.39
			25	3.5	31	18	2.3				
♦ 512—FDMS3616S		Power-56	25	6.6	19	23	2.3	2.15	1.73	1.56	1.39
			25	3.5	31	18	2.3				
♦ 512—FDMS8570S		PQFN-8	25	2.8	-	25	-	1.63	1.31	.974	.91
♦ 512—FDMS3600S		Power-56	25	5.6	19	30	2.2	2.09	1.67	1.24	1.18
			25	1.6	59	40	2.5				
♦ 512—FDMS3602S		Power-56	25	5.6	19	30	2.2	2.41	1.93	1.50	1.42
			25	2.2	45	40	2.5				
♦ 512—FDMS8560S		PQFN-8	25	1.8	-	35	-	1.69	1.35	1.02	.952
♦ 512—FDMS8558S		PQFN-8	25	1.5	-	38	-	1.82	1.46	1.09	1.03
♦ 512—FDG8850NZ		SC-70-6	30	400	1.03	0.75	0.36	.42	.346	.299	.266
♦ 512—FDC6561AN		SSOT-6	30	95	2.1	2.5	0.9	.55	.456	.394	.351
♦ 512—FDMA2002NZ		MicroFET-6	30	123	2.4	2.9	1.5	.67	.589	.453	.394
♦ 512—FDS6961A		SOIC-8	30	90	2.1	3.5	2	.60	.507	.432	.345
♦ 512—FDMB3800N		MicroFET-8	30	40	4	4.8	1.6	.97	.856	.747	.647
♦ 512—FDS6930B		SOIC-8	30	38	2.7	5.5	2	.84	.728	.562	.488
♦ 512—FDS8984		SOIC-8	30	23	5	7.0	1.6	.77	.674	.519	.45
♦ 512—FDS6910		SOIC-8	30	13	9	7.5	1.6	1.23	.952	.881	.756
♦ 512—FDS8978		SOIC-8	30	18	9	7.5	1.6	.78	.599	.595	.524
♦ 512—FDMC8200S		Power-33	30	20	7.3	13	2.5	1.03	.856	.685	.514
			30	20	15.7	18	1.9				
♦ 512—FDMS7620S		Power-56	30	20	7.2	13	2.2	1.41	1.19	.945	.715
			30	11.2	15.6	22	2.5				
♦ 512—FDMS3660S		Power-56	30	8	29	13	2.5	2.64	2.14	1.93	1.71
♦ 512—FDMS3664S		Power-56	30	8	29	13	2.5	2.31	1.87	1.68	1.50
♦ 512—FDMS3668S		Power-56	30	8	29	13	2.5	1.98	1.61	1.44	1.28
♦ 512—FDMS9620S		Power-56	30	21.5	10	16	2.5	1.46	1.27	1.18	1.01
			30	13	18	18	2.5				
♦ 512—FDMS7602S		Power-56	30	7.5	20	30	2.2	2.15	1.92	1.73	1.54
			30	5	33	30	2.5				
♦ 512—FDMS3604AS		Power-56	30	8	21	30	2.2	2.44	1.95	1.47	1.36
			30	2.6	47	40	2.5				
♦ 512—FDMS7600AS		Power-56	30	7.5	20	30	2.2	2.13	1.90	1.71	1.52
			30	5.8	81	40	2.5				
♦ 512—FDMS7700S		Power-56	30	7.5	20	30	2.2	3.21	2.76	2.19	1.92
			30	2.4	105	40	2.5				
♦ 512—FDMS7650DC		Power-56	30	0.6	206	36	125	2.89	2.31	1.73	1.61
♦ 512—FDMC7660DC		Power-33	30	2.2	24	40	78	1.80	1.61	1.44	1.28
♦ 512—FDS8949_F085		SOIC-8	40	29	7.7	6.0	2	1.38	1.14	.92	.696
Dual P-Channel											
♦ 512—FDG6316P		SC-70-6	-12	270	1.7	-0.7	0.3	.54	.353	.289	.24
♦ 512—FDC6318P		SSOT-6	-12	90	5.4	-2.5	0.96	.73	.61	.517	.413
♦ 512—FDG6318PZ		SC-70-6	-20	780	1.08	-0.5	0.3	.52	.396	.276	.23
♦ 512—FDG6308P		SC-70-6	-20	400	1.8	-0.6	0.3	.74	.524	.45	.384
♦ 512—FDG6306P		SC-70-6	-20	420	1.4	-0.6	0.3	.63	.503	.342	.284
♦ 512—FDC6306P		SSOT-6	-20	170	3	-1.9	0.96	.50	.425	.347	.288
♦ 512—FDC6310P		SSOT-6	-20	125	3.7	-2.2	0.96	.45	.389	.333	.265
♦ 512—FDC6312P		SSOT-6	-20	115	4.4	-2.3	0.96	.61	.482	.327	.271
♦ 512—FDME1023PZT		MicroFET-6	-20	142	5.5	-2.3	1.3	.55	.449	.364	.275
♦ 512—FDMA1027P		MicroFET-6	-20	120	4	-3.0	1.4	.92	.813	.709	.614
♦ 512—FDMA1025P		MicroFET-6	-20	155	3.4	-3.1	1.4	.77	.681	.575	.498
♦ 512—FDMA1029PZ		MicroFET-6	-20	95	7	-3.1	1.4	.78	.61	.53	.46
♦ 512—FDMA6023PZT		MicroFET-6	-20	60	12	-3.6	1.4	.75	.662	.579	.502
♦ 512—FDMA1023PZ		MicroFET-6	-20	72	8.6	-3.7	1.5	.78	.696	.62	.536
♦ 512—FDS9933A		SOIC-8	-20	75	8	-3.8	2	.97	.867	.699	.601
♦ 512—FDS6875		SOIC-8	-20	30	23	-6.0	2	1.25	1.10	.897	.77
♦ 512—FDC6302P		SSOT-6	-25	13000	0.22	-0.12	0.9	.50	.332	.288	.257
♦ 512—FDG6304P		SC-70-6	-25	1100	1.1	-0.41	0.3	.50	.425	.347	.288
♦ 512—FDC6304P		SSOT-6	-25	1500	1.1	-0.46	0.9	.44	.37	.316	.253
♦ 512—FDC6506P		SSOT-6	-30	170	2.3	-1.8	0.96	.57	.474	.409	.365
♦ 512—FDS9953A		SOIC-8	-30	130	2.5	-2.9	2	.75	.625	.533	.426
♦ 512—FDMA3027PZ		MicroFET 2x2	-30	87	10	-3.3	1.4	.96	.803	.642	.482
♦ 512—FDS6975		SOIC-8	-30	32	14.5	-6.0	2	1.34	1.19	.96	.826
♦ 512—FDS4935BZ		SOIC-8	-30	22	16	-6.9	1.6	.91	.759	.646	.516
♦ 512—FDS4935A		SOIC-8	-30	23	15	-7.0	1.6	.95	.792	.631	.482
SyncFET - N-Channel											
♦ 512—FDMS7560S		Power-56	25	1.45	66	49	89	2.75	2.36	1.88	1.64
♦ 512—FDMS7570S		Power-56	25	1.95	49	49	83	1.48	1.18	.888	.824
♦ 512—FDMS8570SDC		Power-56	25	2.8	42	60	59	2.62	2.10	1.57	1.47
♦ 512—FDS6990AS		SOIC-8	30	22	10	7.5	2	1.25	1.11	.902	.776
♦ 512—FDS6690AS		SOIC-8	30	12	16	10	2.5	.78	.696	.608	.528
♦ 512—FDS6680AS		SOIC-8	30	8	22	11.5	2.5	.93	.824	.719	.623
♦ 512—FDS6670AS		SOIC-8	30	9	27	13.5	2.5	1.08	.963	.838	.73

© Copyright 2013 Mouser Electronics

LOW POWER MOSFETS (CONT.)

♦ Surface Mount Device

For quantities greater than listed, call for quote.

MOUSER STOCK NO.	Mfr. Part No.	Package	VDS (V)	RDS (on) (mΩ)	Qg (nC)	ID (A)	PD (W)	Price Each 1	25	100	250
SyncFET - N-Channel (Cont.)											
♦ 512—FDS6676AS		SOIC-8	30	6	25	14.5	2.5	.92	.813	.709	.623
♦ 512—FDMC7692S		Power-33	30	9.3	16	18	27	.73	.631	.488	.424
♦ 512—FDS6699S		SOIC-8	30	3	35	21	2.5	1.35	1.04	1.03	.913
♦ 512—FDMS0312S		Power-56	30	4.4	33	42	46	2.54	2.18	1.73	1.51
♦ 512—FDMS7660AS		Power-56	30	2.4	64	42	83	1.89	1.63	1.29	1.12
♦ 512—FDMS7670AS		Power-56	30	3	47	42	65	1.16	.963	.77	.578
♦ 512—FDMS7672AS		Power-56	30	4	15	42	46	1.12	.877	.809	.696
Dual (MOSFET and SyncFET) N-Channel											
♦ 512—FDMC2514SDC		Power-33	25	3.5	14	40	60	2.14	1.71	1.28	1.20
♦ 512—FDS6984AS		SOIC-8	30	31	4	5.5	2	.86	.749	.577	.501
♦ 512—FDS6982AS		SOIC-8	30	28	6	6.3	2	.95	.845	.681	.585
♦ 512—FDS6986AS		SOIC-8	30	20	6.5	6.5	2	.91	.759	.646	.516
♦ 512—FDS6994S		SOIC-8	30	21	8	6.9	2	1.75	1.55	1.35	1.18
♦ 512—FDMC8026S		Power-33	30	4.4	52	21	36	1.03	.856	.685	.514
♦ 512—FDMC3020DC		Power-33	30	6.3	7.1	40	50	1.27	.984	.915	.786
♦ 512—FDMS7658AS		Power-56	30	1.9	35	49	89	1.86	1.66	1.50	1.33
Dual N and P-Channel											
♦ 512—FDY4000CZ		SC-89	20	700	0.8	0.6	0.625	.44	.364	.297	.247
			-20	1200	1	-0.35	0.625				
♦ 512—FDG6332C		SC-70-6	20	300	1.1	0.7	0.3	.57	.46	.328	.293
			-20	420	1.4	-0.6	0.3				
♦ 512—FDG6332C_F085		SC-70-6	20	300	1.5	0.7	0.3	.54	.471	.401	.28
			-20	420	2	-0.6	0.3				
♦ 512—FDC6327C		SSOT-6	20	80	3.25	2.7	0.96	.55	.439	.314	.28
			-20	170	2.85	-1.6	0.96				
♦ 512—FDC6420C		SSOT-6	20	70	3.3	3.0	0.96	.58	.482	.415	.37
			-20	125	3.7	-2.2	0.96				
♦ 512—FDME1034CZT		MicroFET-6	20	66	3	3.8	1.4	.63	.563	.491	.427
			-20	142	5.5	-2.6	1.4				
♦ 512—FDMA1032CZ		MicroFET-6	20	37	4	3.7	1.4	.74	.599	.428	.382
			-20	60	7	-3.1	1.4				
♦ 512—FDS9934C		SOIC-8	20	30	6.2	6.5	2	.76	.638	.544	.433
			-20	55	8.7	-5.0	2				
♦ 512—FDC6320C		SSOT-6	25	5000	0.29	0.22	0.9	.46	.381	.328	.293
			-25	13000	0.23	-0.12	0.9				
♦ 512—FDG6320C		SC-70-6	25	4000	0.29	0.22	0.3	.44	.368	.301	.249
			-25	10000	0.22	-0.14	0.3				
♦ 512—FDG6322C		SC-70-6	25	4000	1.1	0.22	0.3	.61	.482	.331	.274
			-25	1100	1.4	-0.41	0.3				
♦ 512—FDC6321C		SSOT-6	25	450	1.64	0.68	0.9	.54	.448	.387	.346
			-25	1100	1.1	-0.46	0.9				
♦ 512—FDS8928A		SOIC-8	30	30	19.8	5.5	2	1.35	1.19	.965	.83
			-20	55	20	-4.0	2				
♦ 512—FDS4501H		SOIC-8	30	18	17	9.3	2.5	.96	.805	.686	.547
			-20	46	13	-5.6	2.5				
♦ 512—FDG8842CZ		SO-70-6	30	400	1.03	0.75	0.36	.45	.342	.339	.296
			-25	1100	1.2	-0.41	0.36				
♦ 512—FDC6333C		SSOT-6	30	95	4.7	2.5	0.96	.48	.385	.289	.203
			-30	130	4.1	-2.0	0.96				
♦ 512—SI4532DY		SOIC-8	30	65	3.7	3.9	2	.72	.63	.55	.477
			-30	85	3.7	-3.5	2				
♦ 512—SI4542DY		SOIC-8	30	28	9	6.0	2	1.35	1.18	1.09	.939
			-30	32	15	-6.0	2				
♦ 512—FDS8958B		SOIC-8	30	26	12	6.4	2	.67	.589	.455	.395
			-30	51	19	-4.5	2				
♦ 512—FDS8958A		SOIC-8	30	28	16	7.0	2	.86	.749	.577	.501
			-30	52	13	-5.0	2				
♦ 512—FDS8958A_F085		SOIC-8	30	28	11.4	7.0	2	1.38	1.20	1.11	.958
			-30	52	9.6	-5.0	2				
♦ 512—FDS8858CZ		SOIC-8	30	17	17	8.6	2	.97	.792	.699	.557
			-30	20.5	33	-7.3	2				
♦ 512—FDS4897AC		SOIC-8	40	26	21	6.1	2	.92	.803	.62	.538
			-40	39	20	-5.2	2				

MEDIUM POWER MOSFETS

NEW PRODUCT

♦ Surface Mount Device

For quantities greater than listed, call for quote.

MOUSER STOCK NO.	Mfr. Part No.	Package	VDS (V)	RDS (on) (mΩ)	Qg (nC)	ID (A)	PD (W)	Price Each 1	25	100	250
Single N-Channel											
♦ 512—FDD6635		TO-252	35	10	18	59	55	.85	.735	.679	.584
♦ 512—FDS8449		SOIC-8	40	29	2.4	7.6	2.5	.77	.621	.442	.395
♦ 512—FDS4672A		SOIC-8	40	13	35	11	2.5	1.09	1.08	.941	.819
♦ 512—FDS8447		SOIC-8	40	10	19	12.8	2.5	1.17	1.04	.84	.722
♦ 512—FDS8842NZ		SOIC-8	40	7	27	14.9	2.5	1.04	.899	.698	.606
♦ 512—FDS8638		SOIC-8	40	4.3	61	18	2.5	1.61	1.43	1.28	1.14
♦ 512—FDMC8015L		Power-33	40	26	13.6	18	24	1.16	.867	.656	.486
♦ 512—FDS8840NZ		SOIC-8	40	4.5	54	18.6	2.5	1.41	1.24	1.01	.869
♦ 512—FDMC8462		Power-33	40	5.8	15	20	41	1.80	1.58	1.28	1.10
♦ 512—FDMC8030		Power-33	40	10	61	22	40	1.65	1.50	1.20	1.07
♦ 512—FDMC8321L		Power-33	40	2.5	61	22	40	1.98	1.80	1.44	1.28
♦ 512—FDMS8320L		Power-56	40	1.1	170	32	104	3.21	2.59	2.33	2.08
♦ 512—FDD8647L		TO-252	40	9	20	42	43	1.02	.781	.723	.622
♦ 512—FDMS8460		Power-56	40	2.2	36	49	104	2.64	2.39	1.92	1.70
♦ 512—FDD8447L		TO-252	40	8	20	50	44	.94	.82	.759	.653

© Copyright 2013 Mouser Electronics

FAIRCHILD Power MOSFETs

Products may be RoHS compliant. Check mouser.com for RoHS status.

FAIRCHILD SEMICONDUCTOR

MEDIUM POWER MOSFETS (CONT.)

♦ **Surface Mount Device** ✻Kinked Lead

For quantities greater than listed, call for quote.

MOUSER STOCK NO.	Mfr. Part No.	Package	V_{DS} (V)	R_{DS} (on) (mΩ)	Qg (nC)	I_D (A)	P_D (W)	Price Each 1	25	100	250
Single N-Channel (Cont.)											
♦ 512—FDB8447L		TO-263AB	40	8	20	50	60	1.21	1.05	.974	.837
♦ 512—FDD8445		TO-252	40	8.7	45	50	79	.97	.851	.786	.676
♦ 512—FDB8445		TO-263AB	40	17.2	44	70	92	1.65	1.46	1.18	1.01
♦ 512—FDB8442		TO-263AB	40	2	181	80	254	3.01	2.42	2.20	1.98
512—FDP8441		TO-220AB	40	2	215	80	300	2.76	2.46	2.15	1.92
512—FDA8440		TO-3PN	40	2.2	345	100	306	4.21	3.78	3.35	3.02
♦ 512—FDB9403_F085		TO-263AB	40	1	164	110	333	6.63	5.98	5.44	4.90
♦ 512—FDD8444		TO-252	40	5	89	145	153	1.59	1.41	1.23	1.07
♦ 512—FDB016N04AL7		TO-263AB	40	1.6	129	216	283	4.79	4.28	3.50	3.16
512—FDP8440		TO-220AB	40	2.4	345	277	306	4.53	4.07	3.61	3.25
♦ 512—BSS138K		SOT-23	50	2500	2.4	0.22	0.35	.44	.385	.223	.14
♦ 512—BSS138		SOT-23	50	3500	1.7	0.22	0.36	.09	.067	.058	.048
♦ 512—BSS138D87Z		SOT-23	50	3500	1.7	0.22	0.36	.34	.31	.175	.11
512—RFD14N05L		TO-251	50	100	40	14	48	.76	.675	.59	.511
♦ 512—RFD14N05LSM		TO-252	50	100	31	14	48	.76	.675	.59	.511
♦ 512—RFD14N05LSM9A		TO-252	50	100	40	14	48	.84	.698	.593	.473
♦ 512—RFD16N05LSM9A		TO-252AA	50	47	80	16	60	1.09	.957	.885	.761
512—HUF75321P3		TO-220AB	55	34	21	35	93	.96	.85	.721	.576
512—FDH5500-F085		TO-247	55	7	206	75	375	4.09	3.69	3.36	3.03
512—HUF75339P3		TO-220AB	55	12	60	75	200	1.74	1.55	1.25	1.07
512—HUF75344G3		TO-247	55	8	90	75	285	2.86	2.55	2.30	2.04
512—HUF75344P3		TO-220AB	55	8	90	75	285	2.18	1.95	1.70	1.51
512—HUF75345G3		TO-247	55	7	125	75	325	3.45	3.09	2.74	2.47
512—HUF75345P3		TO-220AB	55	7	125	75	325	2.54	2.05	1.84	1.64
♦ 512—2N7002K		SOT-23	60	2000	-	0.115	0.35	.27	.246	.138	.087
♦ 512—2N7002D87Z		SOT-23	60	2000	-	0.115	0.2	.32	.278	.162	.102
♦ 512—2N7002MTF		SOT-23	60	5000	-	0.115	0.2	.09	.071	.065	.058
♦ 512—2N7002W		SOT-323	60	7500	-	0.115	0.2	.42	.332	.253	.179
♦ 512—2N7002		SOT-23	60	7500	1.7	0.12	0.2	.08	.058	.049	.041
512—2N7000BU		TO-92-3	60	5000	-	0.2	0.4	.46	.332	.21	.15
✻ 512—2N7000D26Z		TO-92-3	60	5000	1.7	0.2	0.4	.10	.079	.067	.055
✻ 512—2N7000D74Z		TO-92-3	60	5000	1.7	0.2	0.4	.49	.353	.226	.161
✻ 512—2N7000D75Z		TO-92-3	60	5000	1.7	0.2	3.2	.34	.268	.202	.143
✻ 512—2N7000TA		TO-92-3	60	5000	-	0.2	0.4	.30	.233	.178	.125
512—2N7000		TO-92-3	60	5000	1.7	0.2	0.4	.12	.104	.095	.083
♦ 512—NDS7002A		SOT-23	60	2000	1.7	0.28	0.3	.31	.243	.184	.131
512—BS270		TO-92-3	60	2000	-	0.4	0.625	.13	.12	.113	.102
✻ 512—BS270D74Z		TO-92-3	60	2000	-	0.4	0.625	.58	.321	.248	.181
✻ 512—BS170D26Z		TO-92-3	60	5000	-	0.5	0.83	.12	.108	.091	.073
✻ 512—BS170D27Z		TO-92-3	60	5000	-	0.5	0.83	.46	.332	.198	.14
✻ 512—BS170D75Z		TO-92-3	60	5000	-	0.5	0.83	.38	.289	.219	.157
512—BS170		TO-92-3	60	5000	-	0.5	0.83	.26	.23	.194	.137
✻ 512—BS170_D74Z		TO-92-3	60	5000	1.7	0.5	0.83	.48	.364	.212	.15
♦ 512—MMBF170		SOT-23	60	5000	1.7	0.5	0.3	.40	.296	.23	.144
♦ 512—FDN5630		SSOT-3	60	100	7	1.7	0.5	.46	.388	.317	.263
♦ 512—NDT014		SOT-223	60	200	11	2.7	3	.48	.417	.352	.304
♦ 512—FQT13N06TF		SOT-223	60	140	5.8	2.8	2.1	.67	.556	.442	.383
♦ 512—FQT13N06LTF		SOT-223	60	110	4.8	2.8	2.1	.67	.503	.438	.368
♦ 512—NDT3055L		SOT-223	60	70	13	4.0	3	.61	.539	.471	.409
♦ 512—NDT3055		SOT-223	60	100	9	4.0	3	.73	.546	.417	.31
♦ 512—FDC5612		SSOT-6	60	55	12.5	4.3	1.6	.96	.835	.648	.563
♦ 512—FDS5351		SOIC-8	60	35	9	6.1	5	1.00	.77	.67	.582
♦ 512—FDS5680		SOIC-8	60	20	30	8.0	2.5	1.77	1.56	1.26	1.08
♦ 512—FDS5670		SOIC-8	60	14	49	10	2.5	1.88	1.70	1.37	1.21
512—FQPF13N06L		TO-220F	60	110	4.8	10	24	.84	.74	.646	.561
♦ 512—FQD13N06LTM		TO-252	60	110	4.8	11	2.5	.62	.547	.477	.414
512—FQU13N06LTU		IPAK	60	115	4.8	11	2.5	.72	.632	.552	.479
512—RFD3055LE		TO-251	60	107	11.3	11	38	.33	.33	.314	.305
♦ 512—FDS5672		SOIC-8	60	10	34	12	2.5	1.62	1.44	1.24	.991
♦ 512—HUF76407D3ST		TO-252	60	92	9.4	12	38	.85	.653	.574	.484
♦ 512—MTD3055VL		TO-252	60	180	10	12	48	.97	.851	.786	.676
512—MTP3055VL		TO-220AB	60	180	7.8	12	48	.95	.836	.773	.664
♦ 512—FDMC86520L		MLP-8	60	6.5	64	13.5	40	1.85	1.50	1.35	1.20
512—FQP13N06L		TO-220AB	60	110	4.8	13.6	45	.92	.717	.623	.54
♦ 512—FDMS86520		Power-56	60	7.4	40	14	69	1.98	1.80	1.44	1.28
512—FQPF20N06		TO-220F	60	60	11.5	15	30	.98	.867	.754	.654
512—FQPF20N06L		TO-220F	60	55	9.5	15.7	30	1.01	.781	.681	.597
♦ 512—RFD16N06LESM9A		TO-252	60	47	51	16	90	1.10	.913	.775	.618
512—FQPF27P06		TO-220F	60	70	33	17	47	1.24	.963	.895	.769
♦ 512—RFD12N06RLESM9A		TO-252AA	60	75	15	17	49	.86	.758	.661	.575
512—FQP20N06		TO-220AB	60	60	11.5	20	53	.91	.794	.735	.632
♦ 512—FDMS86540		Power-56	60	3.4	90	20	96	2.64	1.93	1.50	1.23
512—FQP20N06L		TO-220AB	60	35	9.5	21	53	.92	.807	.746	.642
♦ 512—FDMS5672		Power-56	60	11	32	22	78	2.44	2.20	1.78	1.57
♦ 512—FDMS86520L		Power-56	60	8.2	45	22	69	2.09	1.73	1.39	1.04
512—FQPF30N06L		TO-220F	60	35	15	22.5	38	1.25	.974	.90	.774
♦ 512—FDD5690		TO-252AA	60	23	32	30	3.2	1.33	1.16	1.07	.923
512—FQP30N06		TO-220AB	60	40	19	30	79	1.24	.963	.89	.766
512—FQP30N06L		TO-220AB	60	35	15	32	79	1.12	.978	.904	.778
♦ 512—FQB30N06LTM		TO-263AB	60	35	15	32	79	1.36	1.05	.972	.836
512—FQPF65N06		TO-220F	60	16	48	40	56	2.04	1.65	1.49	1.32
512—NDP6060L		TO-220AB	60	25	36	48	100	1.81	1.62	1.46	1.29
♦ 512—FDMS5352		Power-56	60	6.7	48	49	104	2.95	2.64	2.33	2.10
♦ 512—FDMS86500L		Power-56	60	2.5	117	49	104	1.95	1.73	1.56	1.39
♦ 512—FDD10AN06A0		TO-252	60	10.5	28	50	135	1.85	1.66	1.42	1.13
♦ 512—FDD13AN06A0		TO-252	60	13	22	50	115	1.49	1.32	1.07	.918
♦ 512—FDD5353		TO-252	60	12.3	23	50	69	1.21	.942	.868	.746
♦ 512—FQP50N06		TO-220AB	60	22	31	50	120	1.62	1.25	1.16	.997

© Copyright 2013 Mouser Electronics

MEDIUM POWER MOSFETS (CONT.)

♦ **Surface Mount Device** ✻Kinked Lead

For quantities greater than listed, call for quote.

MOUSER STOCK NO.	Mfr. Part No.	Package	V_{DS} (V)	R_{DS} (on) (mΩ)	Qg (nC)	I_D (A)	P_D (W)	Price Each 1	25	100	250
Single N-Channel (Cont.)											
512—RFP50N06		TO-220AB	60	22	67	50	131	1.42	1.24	1.16	.991
512—FQP50N06L		TO-220AB	60	21	24.5	52	121	1.49	1.29	1.20	1.03
512—FDP55N06		TO-220AB	60	22	30	55	114	1.11	.969	.897	.771
♦ 512—FDB13AN06A0		TO-263AB	60	13	22	62	115	1.75	1.56	1.41	1.25
512—FDP65N06		TO-220AB	60	16	33	65	135	1.05	.926	.785	.627
512—FQP65N06		TO-220AB	60	16	48	65	150	2.05	1.66	1.49	1.33
512—RFP70N06		TO-220AB	60	14	156	70	150	1.62	1.41	1.31	1.12
♦ 512—FDB050AN06A0		TO-263AB	60	5	61	80	245	3.04	2.44	2.23	2.00
♦ 512—FDB5800		TO-263-2	60	6	104	80	242	2.27	2.02	1.79	1.61
512—FDP038AN06A0		TO-220AB	60	3	95	80	310	3.65	3.27	2.90	2.61
512—FDP050AN06A0		TO-220AB	60	5	61	80	245	3.00	2.68	2.41	2.14
512—FDP5800		TO-220AB	60	6	112	80	242	2.17	1.94	1.74	1.55
512—FDP80N06		TO-220AB	60	10	57	80	176	1.61	1.40	1.29	1.11
512—FQP85N06		TO-220AB	60	10	86	85	160	2.66	2.38	2.14	1.90
512—FDP030N06		TO-220AB	60	3.2	116	193	231	2.97	2.77	2.31	2.19
♦ 512—FDB024N06		TO-263AB	60	2.4	174	265	395	4.46	4.02	3.66	3.31
512—FDP025N06		TO-220AB	60	2.5	174	265	395	5.62	5.06	4.60	4.15
512—FDP75N08A		TO-220AB	75	11	80	75	137	1.73	1.54	1.39	1.24
512—FDH038AN08A1		TO-247	75	3	125	80	450	6.57	5.90	5.21	4.71
512—FDH047AN08A0		TO-247	75	4.7	92	80	310	4.85	4.34	3.83	3.48
512—FDP047AN08A0		TO-220AB	75	4	92	80	310	3.71	3.34	3.04	2.74
512—FDP060AN08A0		TO-220AB	75	6	99	80	255	3.47	2.82	2.51	2.28
♦ 512—FDB045AN08A0		TO-263AB	75	4	92	90	310	3.94	3.52	3.11	2.82
512—FDP047N08		TO-220AB	75	4.7	117	164	268	3.96	3.56	3.24	2.93
512—FDA032N08		TO-3PN	75	3.2	169	235	375	3.94	3.54	3.22	2.91
♦ 512—FDB031N08		TO-263AB	75	3.1	169	235	375	4.55	4.10	3.73	3.36
512—FDP032N08		TO-220AB	75	3.2	169	235	375	4.75	4.60	3.69	3.50
♦ 512—FDC3512		SSOT-6	80	77	13	3	1.6	.82	.732	.639	.555
♦ 512—FDS3512		SOIC-8	80	70	13	4.0	2.5	1.74	1.35	1.25	1.07
♦ 512—FDS3890		SOIC-8	80	44	25	4.7	2	1.58	1.38	1.27	1.10
♦ 512—FDS3580		SOIC-8	80	27	34	7.6	2.5	1.52	1.35	1.17	1.02
♦ 512—FDMS3572		Power-56	80	16	28	8.8	78	2.50	2.24	2.04	1.83
♦ 512—FDS3572		SOIC-8	80	16	31	8.9	2.5	1.66	1.37	1.17	.929
♦ 512—FDMC86320		Power-33	80	11.7	41	10.7	40	1.98	1.61	1.44	1.28
♦ 512—FDMS86300		Power-56	80	5.5	86	19	104	2.25	2.01	1.81	1.61
♦ 512—FDMS86320		Power 56	80	11.7	41	22	69	1.98	1.61	1.44	1.28
♦ 512—FDD86326		TO-252	80	23	13.4	42	62	2.07	1.77	1.43	1.29
♦ 512—FDMS039N08B		Power-56	80	3.2	100	50	104	2.48	2.25	1.80	1.61
♦ 512—FDMS86322		Power-56	80	7.65	39	60	104	2.95	2.55	2.02	1.77
512—HUF75545P3		TO-220AB	80	10	105	75	270	3.14	2.54	2.28	2.02
♦ 512—HUF75545S3ST		TO-263AB	80	8.2	235	75	270	2.70	2.43	2.21	2.00
♦ 512—BSS123		SOT-23	100	6000	1.4	0.17	0.36	.10	.077	.066	.056
♦ 512—FQT7N10TF		SOT-223	100	350	5.8	1.7	2	.51	.43	.371	.332
♦ 512—FQT7N10LTF		SOT-223	100	350	4.6	1.7	2	.57	.46	.328	.293
♦ 512—IRFM120ATF		SOT-223	100	200	16	2.3	2.4	.63	.556	.486	.422
♦ 512—FDC3612		SSOT-6	100	125	14	2.6	1.6	.84	.737	.644	.56
♦ 512—FDT86106LZ		SOT-223	100	108	2.4	3.2	2.2	1.12	.983	.91	.782
♦ 512—FDT86113LZ		SOT-223	100	100	4.1	3.3	2.2	.75	.662	.579	.502
♦ 512—FDMC86116LZ		Power-33	100	103	6	3.3	19	.94	.824	.636	.552
♦ 512—FDS86106		SOIC-8	100	105	3	3.4	5	1.13	.976	.77	.668
♦ 512—FDT3612		SOT-223	100	120	14	3.7	3	.86	.749	.577	.501
♦ 512—FDD86113LZ		TO-252	100	104	6	4.2	29	1.19	.995	.792	.599
♦ 512—FDM3622		Power 33	100	60	13	4.4	2.1	1.52	1.35	1.17	1.02
♦ 512—FDS3692		SOIC-8	100	60	11	4.5	2.5	1.11	.984	.858	.747
♦ 512—FQD7N10LTM		TO-252	100	350	4.6	5.8	2.5	.59	.525	.459	.398
♦ 512—FDT86102LZ		SOT-223	100	28	8.3	6.6	2.2	1.50	1.34	1.21	1.07
♦ 512—FDS86141		SOIC-8	100	23	11.8	7.0	5	2.25	1.93	1.57	1.41
♦ 512—FDMS86102LZ		Power-56	100	37	22	7	69	1.48	1.18	.888	.824
♦ 512—FDMS3672		Power-56	100	23	31	7.4	78	2.86	2.59	2.08	1.84
♦ 512—FDMC86106LZ		Power-33	100	103	2	7.5	19	1.16	.963	.77	.578
♦ 512—FDS3672		SOIC-8	100	22	28	7.5	2.5	1.64	1.44	1.17	1.01
♦ 512—FQD13N10LTM		TO-252	100	180	8.7	10	2.5	.69	.606	.529	.459
♦ 512—FDS86140		SOIC-8	100	9.8	29	11.2	5	1.80	1.43	1.07	1.01
512—FDD86110		TO-252	100	10.2	35	12.5	127	2.48	2.00	1.80	1.61
512—RFP12N10L		TO-220AB	100	180	8.7	12.8	65	.85	.735	.679	.584
512—FQP13N10		TO-220AB	100	180	12	12.8	65	.93	.728	.63	.547
512—FQP13N10L		TO-220AB	100	180	8.7	12.8	65	.81	.716	.625	.544
512—FQPF19N10		TO-220F	100	100	19	13.6	38	1.10	.877	.747	.656
♦ 512—FDD850N10L		TO-252	100	75	12.3	15.7	50	1.03	.899	.693	.602
♦ 512—FDMC8622		Power-33	100	56	3	16	31	1.28	1.07	.856	.642
♦ 512—FDMS86104		Power-56	100	24	11.7	16	73	2.51	2.15	1.75	1.57
♦ 512—FDMC86102L		Power-33	100	23	7.3	18	41	1.49	1.31	1.20	1.04
512—FQPF33N10L		TO-220F	100	52	30	18	41	1.14	1.02	.885	.77
♦ 512—FDMC86102		Power-33	100	24	8	20	41	1.68	1.50	1.35	1.20
512—FDPF3860T		TO-220F	100	38.2	23	20	33.8	1.08	.835	.825	.733
♦ 512—FDMC86102LZ		Power-33	100	24	15.3	22	41	1.68	1.49	1.20	1.03
♦ 512—FDB3682		TO-263AB	100	36	18.5	32	95	1.52	1.35	1.17	1.02
512—FDP3682		TO-220AB	100	36	18.5	32	95	1.61	1.33	1.12	.897
♦ 512—FQB33N10TM		TO-263AB	100	52	38	33	3.75	1.20	1.05	.968	.834
512—FQP33N10		TO-220AB	100	52	38	33	127	1.21	1.05	.975	.839
♦ 512—FQB33N10LTM		TO-263AB	100	52	30	33	3.75	1.21	1.07	.929	.815
♦ 512—HUF75631S3ST		TO-263AB	100	40	35	33	120	1.88	1.49	1.34	1.14
512—FDPF085N10A		TO-220F	100	6.5	31	40	33.3	3.00	2.41	2.18	1.97
♦ 512—FDD86102LZ		TO-252	100	22.5	8.7	42	54	1.03	.897	.829	.714
♦ 512—FDD86102		TO-252	100	24	-	42	62	1.39	1.22	1.12	.966
♦ 512—FQB44N10TM		TO-263AB	100	39	48	43.5	3.75	1.83	1.44	1.29	1.12
♦ 512—FDD3672		TO-252	100	28	24	44	135	1.79	1.58	1.27	1.09

© Copyright 2013 Mouser Electronics

FAIRCHILD Power MOSFETs

Products may be RoHS compliant. Check mouser.com for RoHS status.

FAIRCHILD SEMICONDUCTOR

MEDIUM POWER MOSFETS (CONT.)

♦ **Surface Mount Device** *Kinked Lead

For quantities greater than listed, call for quote.

MOUSER STOCK NO.	Mfr.	Mfr. Part No.	Package	V_{DS} (V)	R_{DS} (on) (mΩ)	Qg (nC)	I_D (A)	P_D (W)	Price Each 1	25	100	250
Single N-Channel (Cont.)												
♦ 512—FDC8601			SuperSOT-6	100	109	3	2.7	1.6	1.06	.926	.856	.736
512—FQU13N10LTU			IPAK	100	180	8.7	10	2.5	.66	.589	.515	.446
♦ 512—FQD19N10LTM			TO-252	100	10	14	15.6	2.5	.81	.72	.629	.546
♦ 512—FDMS86103L			Power-56	100	8	23	49	104	2.11	1.69	1.25	1.20
512—HUF75639P3			TO-220AB	100	25	57	56	200	1.86	1.66	1.50	1.33
512—HUF75639G3			TO-247	100	25	57	56	200	2.63	2.34	2.12	1.88
512—FDP150N10			TO-220AB	100	15	53	57	110	2.89	2.89	2.36	2.13
♦ 512—FDMS86101			Power-56	100	8	22	60	104	2.45	2.21	1.78	1.58
♦ 512—FDB3652			TO-263AB	100	16	41	61	150	2.17	1.75	1.58	1.40
512—FDPF045N10A			TO-220F	100	4.5	74	67	43	3.89	3.48	2.85	2.57
512—FQA70N10			TO-3P	100	25	85	70	214	2.61	2.32	2.03	1.81
512—FDP100N10			TO-220AB	100	0	0	75	208	3.68	2.96	2.70	2.43
512—FDP090N10			TO-220AB	100	9000	89	75	208	3.53	3.32	2.89	2.61
♦ 512—FDB86135			DPAK-2	100	3.5	116	75	227	7.19	6.42	5.25	4.74
512—HUF75645P3			TO-220AB	100	14	106	75	310	2.84	2.53	2.28	2.02
512—FDP3632			TO-220AB	100	9	84	80	310	3.67	3.27	2.69	2.42
♦ 512—FDB3632			TO-263AB	100	9	84	80	310	3.28	2.93	2.40	2.16
512—FDP3651U			TO-220AB	100	18	49	80	255	2.46	2.19	1.99	1.77
512—FDP085N10A_F102			TO-220	100	7.35	31	96	188	3.24	2.62	2.35	2.10
512—FDP045N10A_F102			TO-220	100	3.8	57	120	263	4.49	4.01	3.28	2.96
♦ 512—FDB047N10			TO-263AB	100	4.7	160	164	375	4.08	3.67	3.34	3.01
512—FDP047N10			TO-220AB	100	4.7	160	164	375	5.22	4.70	4.28	3.85
♦ 512—FDB035N10A			TO-263AB	100	3.5	89	176	227	4.49	4.01	3.28	2.96
512—FDP036N10A			TO-220AB	100	3.6	89	176	227	4.87	4.39	3.99	3.60
♦ 512—FDMS86201			Power-56	120	11.5	32	35	104	2.24	1.81	1.63	1.44
♦ 512—FDT86256			SOT-223	150	695	2	1.2	10	1.11	.995	.803	.69
♦ 512—FDC2512			SSOT-6	150	425	8	1.4	1.6	.86	.749	.577	.501
♦ 512—FDN86246			SSOT-3	150	261	1.6	1.6	1.5	1.11	.835	.631	.471
♦ 512—FDT86246			SOT-223	150	236	1.7	2.0	2.2	.96	.803	.642	.482
♦ 512—FDC86244			SSOT-6	150	144	4.2	2.3	1.6	.96	.839	.776	.668
♦ 512—FDT86244			SOT-223	150	128	4.9	2.8	2.2	1.28	.963	.722	.535
♦ 512—FDD120AN15A0			TO-252AA	150	120	11.2	4	65	.91	.794	.734	.631
♦ 512—FDS2582			SOIC-8	150	66	19	4.1	2.5	1.74	1.55	1.25	1.07
♦ 512—FDS86242			SOIC-8	150	67	8.9	4.1	5	1.46	1.27	1.18	1.01
♦ 512—FDS86252			SOIC-8	150	55	10.6	4.5	5	1.48	1.18	.888	.824
♦ 512—FDS2572			SOIC-8	150	47	29	4.9	2.5	1.75	1.55	1.35	1.18
♦ 512—FDD86252			DPAK	150	41	16	5	89	1.65	1.50	1.20	1.07
♦ 512—FDMS86250			Power-56	150	33	36	6.7	96	2.97	2.70	2.16	1.93
♦ 512—FDS86240			SOIC-8	150	19.8	28	7.5	5	2.25	2.01	1.81	1.61
512—FQPF16N15			TO-220F	150	160	23	11.6	53	1.05	.835	.736	.64
♦ 512—FDMC86244			Power-33	150	134	2.4	15	26	1.26	1.10	1.02	.874
♦ 512—FDMC86240			Power-33	150	51	6	16	40	1.97	1.75	1.58	1.40
* 512—FDD2582			TO-252	150	66	19	21	95	1.63	1.43	1.16	1.00
♦ 512—FDD390N15A			DPAK-2	150	33.5	18.6	26	63	1.49	1.16	1.07	.92
512—FDP2572			TO-220AB	150	54	26	29	135	1.68	1.51	1.29	1.03
512—FQA28N15			TO-3P	150	90	40	33	227	1.70	1.52	1.37	1.22
512—FDP42AN15A0			TO-220AB	150	42	30	35	150	2.24	2.00	1.80	1.59
♦ 512—FDMS86200			Power-56	150	18	33	35	104	2.25	1.84	1.65	1.42
♦ 512—FDB082N15A			D2PAK	150	6.7	64.5	105	231	4.78	4.31	3.93	3.54
512—FDP083N15A_F102			TO-220	150	6.85	64.5	105	231	4.16	3.71	3.05	2.47
♦ 512—FDB2552			TO-263AB	150	36	41	37	150	1.88	1.67	1.47	1.31
512—FDP2552			TO-220AB	150	36	41	37	150	2.72	2.46	1.98	1.75
* 512—FDD86250			TO-252	150	22	12.8	50	132	1.50	1.34	1.21	1.07
512—FQA46N15			TO-3P	150	42	85	50	250	2.46	2.20	1.98	1.75
512—FDP2532			TO-220AB	150	16	86	79	310	2.79	2.24	1.74	1.66
♦ 512—FDB2532			TO-263AB	150	16	86	79	310	3.43	3.06	2.51	2.27
♦ 512—FDB110N15A			TO-263AB	150	11	47	92	234	3.30	2.94	2.41	2.17
♦ 512—FDB075N15A			TO-263AB	150	7.5	77	130	333	4.79	4.28	3.50	3.16
512—FDH055N15A			TO-247	150	5.9	92	167	429	6.12	5.56	5.03	4.62
♦ 512—FQT4N20LTF			SOT-223	200	1350	4	0.85	2.2	.51	.426	.368	.328
♦ 512—FDS2672			SOIC-8	200	70	33	3.9	2.5	1.81	1.63	1.31	1.17
♦ 512—FDD10N20LZTM			TO-252	200	360	12	4.5	56	.89	.778	.719	.618
♦ 512—FDD7N20TM			TO-252	200	690	5	5.0	43	.61	.535	.468	.404
♦ 512—FQD10N20CTM			TO-252	200	360	20	7.8	50	.71	.625	.546	.474
♦ 512—FQD12N20LTM			TO-252	200	280	16	9.0	2.5	.93	.828	.722	.628
512—FQPF10N20C			TO-220F	200	360	20	9.5	38	.84	.732	.676	.582
512—IRLS640A			TO-220F	200	180	40	9.8	40	1.53	1.34	1.24	1.06
♦ 512—FQD18N20V2TM			TO-252	200	140	20	15	2.5	1.11	.972	.899	.774
512—FDP18N20F			TO-220AB	200	140	20	18	100	1.22	.931	.929	.825
512—FDPF18N20FT			TO-220F	200	0.14	20	18	41	1.69	1.50	1.21	1.04
512—IRL640A			TO-220AB	200	180	40	18	110	1.43	1.25	1.16	.997
♦ 512—FQB19N20CTM			TO-263AB	200	170	40.5	19	3.13	1.16	1.02	.891	.776
512—FQP19N20C			TO-220AB	200	170	40.5	19	139	1.19	.92	.852	.732
512—FQPF19N20C			TO-220F	200	170	40.5	19	43	1.08	.941	.871	.749
512—FQP19N20			TO-220AB	200	150	31	19.4	140	1.55	1.37	1.10	.957
♦ 512—FQB19N20LTM			TO-263AB	200	140	27	21	3.13	1.32	1.14	1.06	.915
512—FQP32N20C			TO-220AB	200	82	82.5	28	156	1.74	1.35	1.25	1.07
512—FQPF32N20C			TO-220F	200	82	82.5	28	50	1.67	1.35	1.21	1.07
♦ 512—FQB34N20LTM			TO-263AB	200	75	55	31	3.13	2.02	1.81	1.63	1.44
♦ 512—FQB34N20TM_AM002			TO-263AB	200	75	60	31	3.13	2.11	1.88	1.70	1.51
512—FQA32N20C			TO-3P	200	82	82.5	32	204	2.02	1.81	1.63	1.44
512—FDPF39N20			TO-220F	200	66	38	39	37	1.70	1.52	1.37	1.21
♦ 512—FDB52N20TM			TO-263AB	200	49	49	52	357	2.32	2.11	1.69	1.50
512—FDP61N20			TO-220AB	200	41	58	61	417	2.92	2.64	2.12	1.88
512—FDP2614			TO-220AB	200	27	76	62	260	3.65	2.90	2.87	2.57

MEDIUM POWER MOSFETS (CONT.)

♦ **Surface Mount Device**

*Kinked Lead

For quantities greater than listed, call for quote.

MOUSER STOCK NO.	Mfr.	Mfr. Part No.	Package	V_{DS} (V)	R_{DS} (on) (mΩ)	Qg (nC)	I_D (A)	P_D (W)	Price Each 1	25	100	250
Single P-Channel												
♦ 512—FDD4243			TO-252	-40	44	21	-6.7	42	.77	.599	.519	.45
♦ 512—FDS4685			SOIC-8	-40	27	19	-8.2	2.5	.84	.729	.674	.58
♦ 512—FDS4141			SOIC-8	-40	13	19	-10.8	5	1.82	1.63	1.44	1.29
♦ 512—FDS4675_F085			SOIC-8	-40	13	40	-11	2.4	2.13	1.83	1.48	1.34
♦ 512—FDD4685			TO-252	-40	27	19	-32	69	1.03	.892	.826	.71
♦ 512—FDD4141			TO-252	-40	12	19	-50	69	.87	.728	.578	.439
♦ 512—BSS84			SOT-23	-50	10000	0.9	-0.13	0.36	.09	.072	.061	.051
♦ 512—NDS0610			SOT-23-3	-60	10000	1.8	-0.12	0.36	.52	.385	.228	.161
♦ 512—NDS0605			SOT-23-3	-60	5000	1.8	-0.18	0.36	.52	.375	.246	.179
♦ 512—FDN5618P			SSOT-3	-60	170	8.6	-1.2	0.5	.58	.46	.333	.255
♦ 512—NDT2955			SOT-223	-60	300	11	-2.5	3	.56	.417	.321	.235
♦ 512—FDC5614P			SSOT-6	-60	105	15	-3.0	1.6	.72	.631	.486	.36
♦ 512—NDS9407			SOIC-8	-60	150	22	-3.0	2.5	1.03	.899	.692	.60
512—FQP7P06			TO-220	-60	410	6.3	-6.7	45	.75	.661	.578	.502
512—FQPF11P06			TO-220F	-60	175	13	-8.6	30	1.00	.77	.673	.584
♦ 512—FQD11P06TM			TO-252	-60	185	13	-9.4	2.5	.81	.723	.631	.549
512—FQU11P06TU			TO-251	-60	185	13	-9.4	2.5	.71	.627	.548	.475
♦ 512—FQB11P06TM			TO-263AB	-60	175	13	-11.4	53	.90	.792	.647	.393
♦ 512—FQD17P06TM			TO-252	-60	135	21	-12	2.5	.94	.728	.635	.551
512—FQU17P06TU			TO-251	-60	135	21	-12	44	.86	.758	.661	.575
♦ 512—FDMC5614P			Power-33	-60	100	15	-13.5	42	1.41	1.25	1.02	.874
♦ 512—FDD5614P			TO-252	-60	100	15	-15	42	.90	.674	.514	.375
512—FQP17P06			TO-220AB	-60	120	21	-17	79	.91	.793	.733	.63
512—FQP27P06			TO-220AB	-60	70	33	-27	120	1.14	1.00	.928	.798
♦ 512—FQB27P06TM			TO-263AB	-60	70	33	-27	120	1.21	1.05	.974	.837
512—FQPF47P06			TO-220F	-60	26	84	-30	62	2.10	1.70	1.53	1.36
512—FQP47P06			TO-220AB	-60	26	84	-47	160	2.18	1.95	1.75	1.56
♦ 512—FQB47P06TM_AM002			TO-263AB	-60	26	84	-47	160	2.15	1.92	1.72	1.53
♦ 512—FDC3535			SSOT-6	-80	183	6.8	2.1	1.6	.97	.845	.655	.569
♦ 512—FQT5P10TF			SOT-223	-100	1050	6.3	-1.0	2	.50	.419	.362	.323
♦ 512—FQD8P10TM			TO-252	-100	530	12	-6.6	2.5	.77	.686	.598	.52
512—FQP8P10			TO-220AB	-100	530	12	-8.0	65	.96	.749	.648	.563
512—FQPF22P10			TO-220F	-100	125	40	-13.2	45	1.41	1.09	1.02	.873
512—FQP17P10			TO-220AB	-100	190	30	-16.5	100	1.03	.905	.768	.613
♦ 512—FQB22P10TM			TO-263AB	-100	125	40	-22	3.75	1.25	1.04	.88	.702
♦ 512—FQB22P10TM_F085			TO-263AB	-100	125	40	-22	3.75	1.80	1.61	1.44	1.28
♦ 512—FQB34P10TM			TO-263AB	-100	60	85	-33.5	3.75	1.88	1.69	1.52	1.35
512—FQA36P15			TO-3P	-150	90	125	-36	294	2.82	2.53	2.27	2.01
512—FQT3P20TF			SOT-223	-200	2700	6	-0.67	2.5	.58	.476	.411	.367
♦ 512—FQD7P20TM			TO-252	-200	690	19	-5.7	2.5	.84	.729	.674	.58
512—FQP3P20			TO-220AB	-200	2700	6	-2.8	52	.88	.685	.594	.516
♦ 512—FQD5P20TM			TO-252	-200	1400	10	-3.7	2.5	.77	.599	.52	.453
512—FQP12P20			TO-220AB	-200	470	31	-11.5	120	1.53	1.34	1.23	1.06
♦ 512—FQB12P20TM			TO-263AB	-200	470	31	-11.5	3.13	1.39	1.22	1.12	.966
Dual N-Channel												
♦ 512—FDS8949			SOIC-8	40	29	7.7	6.0	2	.94	.824	.635	.551
♦ 512—NDC7002N			SSOT-6	50	2000	1	0.51	0.96	.35	.307	.263	.219
♦ 512—2N7002DW			SC-70	60	7500	-	0.115	0.2	.14	.122	.104	.083
♦ 512—2N7002V			SOT-523F	60	13500	-	0.28	0.25	.51	.403	.276	.23
♦ 512—FDS9945			SOIC-8	60	100	8	3.5	2	.81	.706	.546	.474
♦ 512—FDMS86500DC			Power-56	60	2.3	107	29	125	2.14	1.71	1.28	1.20
♦ 512—FDS89161			SOIC-8	100	105	3	2.7	31	1.54	1.38	1.09	.956
♦ 512—FDC3601N			SSOT-6	100	500	3.7	1.0	0.96	.48	.401	.347	.309
♦ 512—FDS89141			SOIC-8	100	62	2.9	3.5	31	1.52	1.33	1.23	1.06
♦ 512—FDS3992			SOIC-8	100	62	11	4.5	2.5	1.71	1.38	1.24	1.10
♦ 512—FDMS86101DC			Power-56	100	7.5	44	14.5	125	2.25	2.01	1.81	1.61
Quad N-Channel												
♦ 512—FDMQ8403			MLP-4.5	100	110	5	3	17	2.91	2.35	2.12	1.88
Dual P-Channel												
♦ 512—NDC7003P			SSOT-6	-60	5000	1.6	-0.34	0.96	.44	.373	.319	.255
♦ 512—NDS9948			SOIC-8	-60	250	9	2.3	2	1.16	1.03	.827	.71
512—FDS9958			TO-247	-60	105	8	2.9	2	1.05	.911	.843	.724
♦ 512—FDC8602			SSOT-6	100	350	2	1.2	0.96	1.19	.92	.856	.736
Complementary N z P Channel												
♦ 512—FDS4897C			SOIC-8	40	29	14	6.2	2	.63	.561	.489	.425
				-40	46	20	-4.4	2				
♦ 512—FDD8424H			TO-252	40	24	14	20	30	1.03	.899	.692	.60
				-40	54	17	-20	35				
♦ 512—NDC7001C			SSOT-6	60	2000	1.1	0.51	0.96	.67	.449	.388	.347
				-60	5000	1.6	-0.34	0.96				
♦ 512—FDS4559			SOIC-8	60	55	12.5	4.5	2	.94	.835	.674	.579
				-60	105	15	-3.5	2				

HIGH POWER MOSFETS

♦ **Surface Mount Device**

For quantities greater than listed, call for quote.

MOUSER STOCK NO.	Mfr.	Mfr. Part No.	Package	V_{DS} (V)	R_{DS} (ON) Max @ V_{GS}= 10V (mΩ)	Qg (nC)	I_D (A)	P_D (W)	Price Each 1	25	100	250
Single N-Channel												
♦ 512—FQT4N25TF			SOT-223	250	1750	4.3	0.83	2.5	.73	.514	.44	.376
♦ 512—FDS2734			SOIC-8	250	117	32	3.0	2.5	1.92	1.73	1.39	1.23
♦ 512—FDD7N25LZTM			TO-252	250	55	12	3.7	56	1.01	.899	.722	.621
♦ 512—FDD6N25TM			TO-252	250	1100	4.5	4.4	50	.71	.614	.525	.454
512—FQPF9N25C			TO-220F	250	43	26.5	8.8	38	.93	.824	.719	.623
♦ 512—FQD4N25TM_WS			TO-252	250	1750	4.3	12	2.5	.78	.693	.605	.524
512—FDPF51N25			TO-220F	250	60	70	28	38	2.33	2.09	1.87	1.67

© Copyright 2013 Mouser Electronics

© Copyright 2013 Mouser Electronics

FAIRCHILD Power MOSFETs

Products may be RoHS compliant. Check mouser.com for RoHS status.

FAIRCHILD SEMICONDUCTOR

HIGH POWER MOSFETS

♦ **Surface Mount Device** ✻Kinked Lead

For quantities greater than listed, call for quote.

MOUSER STOCK NO.	Mfr.	Mfr. Part No.	Package	V_{DS} (V)	R_{DS} (ON) Max @ V_{GS}= 10V (mΩ)	Qg (nC)	I_D (A)	P_D (W)	Price Each 1	25	100	250
Single N-Channel (Cont.)												
512—		FQPF16N25C	TO-220F	250	270	41	15.6	43	1.11	.976	.903	.777
512—		FQP16N25	TO-220AB	250	230	27	16	142	1.39	1.21	1.12	.965
512—		FQA27N25	TO-3PN	250	110	50	27	210	2.60	2.35	1.89	1.68
♦ 512—		FDB33N25TM	TO-263AB	250	94	36.8	33	235	1.84	1.65	1.48	1.32
512—		FDP33N25	TO-220AB	250	94	36.8	33	235	1.63	1.46	1.31	1.17
512—		FDPF33N25T	TO-220F	250	94	36.8	33	37	1.56	1.39	1.22	1.08
512—		FQA40N25	TO-3P	250	70	85	40	280	3.31	2.97	2.63	2.38
♦ 512—		FDB44N25TM	TO-263AB	250	69	47	44	307	2.30	2.05	1.85	1.65
512—		FDPF44N25T	TO-220F	250	69	47	44	38	2.30	2.05	1.85	1.65
♦ 512—		FDB2710	TO-263AB	250	42.5	78	50	260	5.05	4.56	4.14	3.73
512—		FDP2710	TO-220AB	250	42.5	78	50	260	3.99	3.60	3.27	2.95
512—		FDP51N25	TO-220AB	250	60	55	51	320	2.64	2.35	2.13	1.88
512—		FDA59N25	TO-3PN	250	49	63	59	392	3.43	3.09	2.81	2.54
512—		FQA62N25C	TO-3P	250	35	100	62	298	6.18	4.98	4.48	4.04
512—		FDA69N25	TO-3PN	250	41	77	69	480	3.27	2.94	2.68	2.42
512—		FQP3N30	TO-220AB	300	2200	5.5	3.2	55	.94	.728	.638	.553
512—		FDPF14N30	TO-220F	300	290	18	14	35	1.11	.973	.90	.774
♦ 512—		FDB14N30TM	TO-263AB	300	290	18	14	140	1.32	1.17	1.02	.79
512—		FQP22N30	TO-220AB	300	160	47	21	170	2.01	1.79	1.62	1.43
512—		FDB28N30TM	TO-262	300	129	39	28	250	1.86	1.66	1.50	1.33
512—		FDA59N30	TO-3P	300	560	77	35	500	3.96	3.57	3.25	2.93
512—		FDA38N30	TO-3PN	300	70	60	38	312	3.49	3.15	2.86	2.58
♦ 512—		FDD3N40TM	TO-252	400	3400	4.5	2.0	30	.67	.578	.492	.425
♦ 512—		FDT3N40TF	SOT-223	400	3400	1.2	2.0	2	.77	.674	.517	.448
512—		FDU3N40TU	TO-251	400	3400	4.5	2.0	30	.66	.578	.50	.434
512—		FDP15N40	TO-220AB	400	300	28	15	170	2.44	2.18	1.97	1.74
♦ 512—		FQD6N40CTM	TO-252	400	1000	16	4.5	2.5	.96	.845	.742	.643
512—		FQP6N40C	TO-220AB	400	1000	16	6.0	73	.91	.803	.705	.614
512—		FQPF11N40C	TO-220F	400	53	28	10.5	44	1.23	.963	.877	.755
512—		FQP11N40C	TO-220AB	400	530	28	11	135	1.29	.995	.984	.868
512—		FQP17N40	TO-220AB	400	270	45	16	170	2.08	1.85	1.67	1.49
512—		FDP19N40	TO-220AB	400	240	32	19	215	2.57	2.29	2.07	1.83
512—		FDA24N40F	TO-3PN	400	190	46	23	235	2.91	2.60	2.34	2.08
512—		FDP26N40	TO-220AB	400	160	48	26	265	2.42	2.16	1.95	1.72
512—		FQA30N40	TO-3P	400	140	90	30	290	5.82	4.75	4.27	3.64
✻ 512—		FSSN1N45BTA	TO-92-3	450	4250	6.5	0.5	0.9	.84	.578	.496	.429
✻ 512—		FQN1N50CTA	TO-92-3	500	6000	4.9	0.38	0.89	.41	.341	.294	.262
✻ 512—		FQNL2N50BTA	TO-92S	500	5300	6	0.35	1.5	.69	.503	.43	.362
♦ 512—		FDD6N50FTM	DPAK	500	1150	15	2.4	89	1.05	.911	.843	.724
512—		FDPF5N50UT	TO-220F	500	1650	11	4.0	25	1.35	1.12	.899	.674
512—		FDPF5N50FT	TO-220F	500	1550	11	4.5	28	1.12	.995	.863	.758
512—		FDPF5N50NZ	TO-220F	500	1380	9	4.5	30	1.39	1.22	1.12	.966
512—		FDP5N50NZ	TO-220AB	500	1380	9	4.5	30	1.28	1.12	1.04	.896
♦ 512—		FDD6N50TM_WS	TO-252	500	900	12.8	6.0	89	1.06	.942	.821	.715
512—		FDP7N50	TO-220AB	500	900	12.8	7.0	89	1.16	1.01	.93	.80
512—		FDPF18N50	TO-220F	500	265	45	8.0	39	2.36	2.11	1.90	1.69
512—		FDPF18N50T	TO-220F	500	265	45	8.0	38.5	2.47	2.20	1.99	1.77
512—		FDPF8N50NZ	TO-220F	500	770	14	8.0	40.3	1.53	1.36	1.23	1.09
512—		FDPF10N50FT	TO-220F	500	770	18	9.0	42	1.57	1.37	1.26	1.09
512—		FQPF9N50CF	TO-220F	500	770	28	9.0	44	1.73	1.39	1.29	1.20
512—		FQPF11N50CF	TO-220F	500	550	43	11	48	1.71	1.38	1.24	1.10
♦ 512—		FDB12N50TM	TO-263AB	500	650	22	11.5	165	1.44	1.28	1.11	.974
♦ 512—		FDB12N50FTM_WS	TO-263AB	500	700	21	11.5	165	1.68	1.29	1.16	1.02
512—		FDPF12N50FT	TO-220F	500	700	21	11.5	42	1.68	1.36	1.22	1.08
512—		FDPF13N50FT	TO-220F	500	540	30	12	42	1.72	1.53	1.35	1.20
512—		FQPF13N50CF	TO-220F	500	540	43	13	48	2.03	1.84	1.48	1.32
512—		FDPF16N50UT	TO-220F	500	480	-	15	38.5	3.36	2.71	2.46	2.21
512—		FQA13N50CF	TO-3PN	500	480	43	15	218	2.25	2.00	1.81	1.61
512—		FDPF16N50T	TO-220F	500	380	32	16	38.5	1.81	1.61	1.41	1.25
512—		FDP18N50	TO-220AB	500	265	45	18	235	2.62	2.10	1.84	1.68
512—		FDA18N50	TO-3PN	500	265	45	19	239	2.95	2.64	2.38	2.11
512—		FDP20N50	TO-220AB	500	230	45.6	20	250	2.51	2.24	1.96	1.73
512—		FDP20N50F	TO-220AB	500	260	50	20	250	2.87	2.31	2.09	1.85
512—		FDPF20N50	TO-220F	500	230	45.6	20	38.5	2.58	2.30	2.07	1.84
512—		FDPF20N50T	TO-220F	500	230	45.6	20	38.5	3.05	2.46	2.23	1.97
512—		FDPF20N50FT	TO-220F	500	260	50	20	38.5	2.74	2.45	2.20	1.96
512—		FDA20N50F	TO-3PN	500	260	50	22	388	2.95	2.65	2.42	2.18
512—		FDA20N50_F109	TO-3PN	500	230	45.6	22	280	3.63	2.96	2.66	2.40
512—		FDP22N50N	TO-220	500	220	49	22	313	3.12	2.82	2.57	2.31
512—		FDA24N50	TO-3PN	500	190	65	24	270	3.62	3.25	2.96	2.68
512—		FDA28N50F	TO-3PN	500	175	80	28	310	5.77	5.20	4.73	4.27
512—		FDH44N50	TO-247	500	120	90	44	750	8.85	8.05	7.27	6.68
512—		FDL100N50F	TO-264	500	55	238	100	2500	14.11	13.04	12.01	10.94
♦ 512—		FQT1N60CTF_WS	SOT-223	600	11500	4.8	0.2	2.1	.57	.499	.434	.378
512—		FQN1N60CTA	TO-92-3	600	11500	4.8	0.3	1	.43	.353	.305	.272
♦ 512—		FQD1N60CTM	TO-252	600	11500	4.8	1.0	28	.63	.564	.492	.427

© Copyright 2013 Mouser Electronics

HIGH POWER MOSFETS (CONT.)

♦ **Surface Mount Device**

✻Kinked Lead

For quantities greater than listed, call for quote.

MOUSER STOCK NO.	Mfr.	Mfr. Part No.	Package	V_{DS} (V)	R_{DS} (ON) Max @ V_{GS}= 10V (mΩ)	Qg (nC)	I_D (A)	P_D (W)	Price Each 1	25	100	250
Single N-Channel (Cont.)												
♦ 512—		FQD2N60CTM	TO-252	600	4700	8.5	1.9	2.5	.74	.658	.574	.499
512—		FQPF2N60C	TO-220F	600	4700	8.5	2.0	23	.94	.728	.671	.578
512—		FQP2N60C	TO-220AB	600	4700	8.5	2.0	54	.91	.796	.736	.633
♦ 512—		FQD5N60CTM	TO-252	600	2500	15	2.8	49	.90	.797	.696	.605
512—		FCP4N60	TO-220AB	600	1200	12.8	3.9	50	1.35	1.18	1.09	.936
♦ 512—		FCD7N60TM	DPAK	600	530	23	4.4	83	1.65	1.43	1.33	1.14
512—		FCPF7N60	TO-220F	600	530	25	4.4	31	2.07	1.65	1.23	1.16
512—		FDP5N60NZ	TO-220AB	600	2000	10	4.5	100	1.41	1.25	1.02	.874
512—		FQP5N60C	TO-220AB	600	2500	15	4.5	100	.91	.728	.644	.514
512—		FQPF5N60C	TO-220F	600	2500	15	4.5	33	1.03	.792	.735	.632
512—		FDPF5N60NZ	TO-220F	600	2000	10	4.5	33	1.28	1.07	.856	.642
512—		FCP7N60	TO-220AB	600	600	25	7.0	83	1.98	1.58	1.18	1.10
♦ 512—		FQB8N60CTM	TO-252	600	1200	28	7.5	147	1.64	1.29	1.16	1.00
♦ 512—		FCD9N60NTM	TO-252	600	330	17.8	9.0	62.6	2.57	2.05	1.54	1.44
512—		FCP9N60N	TO-220AB	600	330	22	9.0	83.3	2.79	2.24	1.74	1.66
512—		FCPF9N60NT	TO-220F	600	330	29	9.0	30	2.79	2.24	1.74	1.66
512—		FDPF10N60ZUT	TO-220F	600	650	31	9.0	42	2.07	1.66	1.24	1.16
512—		FCP11N60N	TO-220AB	600	255	27.4	10.8	94	4.01	3.62	3.28	2.96
512—		FCPF11N60NT	TO-220F	600	255	27.4	10.8	32.1	3.27	2.62	2.04	1.94
♦ 512—		FCB11N60TM	TO-252	600	380	40	11	125	3.25	2.60	2.02	1.93
512—		FCH25N60N	TO-247	600	125	57	16	216	8.66	7.88	7.10	6.54
512—		FCP16N60N	TO-220AB	600	199	40.2	16	134.4	5.95	5.31	4.34	3.93
512—		FCPF16N60NT	TO-220F	600	199	40.2	16	35.7	5.40	4.87	4.43	3.99
512—		FDPF17N60NT	TO-220F	600	340	48	17	62.5	5.05	4.06	3.69	3.33
512—		FQA19N60	TO-3P	600	380	70	18.5	300	3.56	3.20	2.84	2.56
512—		FCP190N60	TO-220	600	199	57	20.2	208	4.85	4.33	3.54	2.88
512—		FCH22N60N	TO-247	600	165	45	22	205	6.87	6.25	5.64	5.19
512—		FCP22N60N	TO-220AB	600	165	45	22	205	5.62	5.02	4.11	3.70
512—		FCPF22N60NT	TO-220F	600	165	45	22	39	7.10	6.35	5.20	4.69
512—		FCH47N60NF	TO-247	600	57.5	121	28.9	368	17.36	15.79	13.43	12.24
512—		FCA36N60NF	TO-3PN	600	80	86	34.9	312	10.65	9.69	8.74	8.05
512—		FCA35N60	TO-3PN	600	98	139	35	3125	9.65	8.70	7.14	5.98
512—		FCH76N60NF	TO-247	600	28.7	230	46	543	26.64	24.48	22.32	20.88
512—		FCA47N60	TO-3PN	600	70	210	47	417	13.00	11.71	9.61	8.06
512—		FCA47N60F	TO-3PN	600	73	210	47	417	13.21	11.90	9.77	8.99
512—		FQPF7N65C	TO-220F	650	1400	28	7.0	52	1.28	1.12	1.04	.893
512—		FCPF380N60	TO-220F	650	380	30	10.2	31	3.32	2.96	2.43	2.19
512—		FCP380N60	TO-220	650	380	30	10.2	106	3.32	2.96	2.43	2.19
512—		FCPF190N60	TO-220F	650	199	57	20.2	39	4.85	3.89	3.54	3.20
512—		FDPF15N65	TO-220F	650	440	63	7	38.5	2.87	2.58	2.34	2.12
♦ 512—		FQT1N80TF_WS	SOT-223	800	20000	5.5	0.2	2.1	.73	.648	.566	.491
♦ 512—		FQD1N80TM	TO-252	800	20000	5.5	1.0	2.5	.70	.62	.54	.47
512—		FQPF3N80C	TO-220F	800	4800	13	3.0	39	1.10	.96	.887	.764
512—		FQP3N80C	TO-220AB	800	4800	13	3.0	107	1.24	.963	.891	.766
512—		FQPF6N80T	TO-220F	800	1950	31	3.3	51	2.26	2.01	1.75	1.56
512—		FQP4N80	TO-220AB	800	3600	19	3.9	130	1.52	1.18	1.08	.937
♦ 512—		FQB4N80TM	TO-263	800	3600	19	3.9	130	1.52	1.22	1.06	.928
512—		FQPF6N80C	TO-220F	800	2500	21	5.5	51	1.33	1.17	1.02	.895
♦ 512—		FQB6N80TM	TO-263AB	800	1950	31	5.8	158	1.81	1.62	1.46	1.29
512—		FQP7N80C	TO-220AB	800	1900	27	6.6	167	1.68	1.34	1.17	1.02
512—		FQA7N80C_F109	TO-3PN	800	1900	27	7.0	198	2.10	1.86	1.64	1.46
512—		FQP8N80C	TO-220AB	800	1550	35	8.0	178	1.95	1.57	1.41	1.25
512—		FQPF8N80C	TO-220F	800	1550	35	8.0	59	1.86	1.66	1.50	1.33
512—		FQA10N80C_F109	TO-3PN	800	1100	45	10	240	2.88	2.59	2.35	2.13
512—		FQP2N90	TO-220AB	900	7200	12	2.2	85	1.21	.942	.867	.746
512—		FQPF4N90C	TO-220F	900	4200	17	4.0	47	1.24	1.09	1.01	.865
512—		FQP4N90C	TO-220AB	900	4200	17	4.0	140	1.25	1.09	1.01	.869
♦ 512—		FQB5N90TM	TO-263AB	900	2300	31	5.4	158	1.89	1.69	1.52	1.35
512—		FQPF6N90C	TO-220F	900	2300	30	6.0	56	1.58	1.41	1.27	1.12
512—		FQP6N90C	TO-220AB	900	2300	30	6.0	167	1.74	1.41	1.27	1.12
512—		FQAF11N90C	TO-3PF	900	1100	60	7.0	120	3.25	2.93	2.68	2.41
512—		FQPF9N90CT	TO-220F	900	1400	45	8.0	68	2.36	2.11	1.90	1.69
♦ 512—		FQD2N100TM	TO-252	1000	9000	12	1.7	2.5	1.10	.914	.776	.62
512—		FQA8N100C	TO-3P	1000	1450	53	8.0	225	3.33	2.68	2.44	2.19
512—		FQH8N100C	TO-247	1000	1450	53	8.0	225	3.96	3.57	3.25	2.93
Single P-Channel												
512—		FQPF9P25	TO-220F	-250	620	29	-6.0	50	1.26	1.10	1.02	.874
512—		FQP4P40	TO-220AB	-400	3100	18	-3.5	85	1.17	1.02	.944	.812
512—		FQP9P25	TO-220AB	-400	620	29	-9.4	120	1.23	1.07	.993	.854
512—		FQA9P25	TO-3P	-400	620	29	-10.5	150	1.71	1.53	1.38	1.22
♦ 512—		FQB1P50TM	TO-263AB	-500	10500	11	-1.5	3.13	.92	.805	.745	.64
♦ 512—		FQD3P50TM	TO-252	-500	4900	18	-2.1	2.5	.95	.831	.769	.661
512—		FQP3P50	TO-220AB	-500	4900	18	-2.7	85	1.11	.97	.898	.773
Dual N-Channel												
♦ 512—		FQS4901TF	SOIC-8	400	4200	5.8	0.45	2	1.01	.843	.719	.574

© Copyright 2013 Mouser Electronics

INFINEON Power MOSFETs

RoHS Compliant **This product is RoHS compliant.**

N-CHANNEL MOSFETS - OPTIMOS®

Infineon's new OptiMOS®2 and OptiMOS®3 are a combination of the lowest available on-state resistance in comparable packages and lowest gate drive requirements.
OptiMOS®3 30V MOSFETs feature excellent switching performance, they help to increase power density in the application and consequently they save energy.

For quantities greater than listed, call for quote.

MOUSER STOCK NO.	Infineon Part No.	Package Type	VDS (Max.)(V)	RDS (ON) @ 10V (Max.)(mΩ)	ID (Max)(A)	IDpulse (Max.)(A)	Ptot (Max.)(W)	VGS(th) (Min.)(V)	VGS(th) (Max.)(V)	Qg (Typ.)	RthJC (Max.) (K/W)	Price Each 1	10	100	500
726-BSB017N03LX3G	BSB017N03LX3 G	MG-WDSON-2	30	1.7	147	400	57	1	2.2	77	1	2.14	2.05	1.98	1.67
726-BSZ130N03LSG	BSZ130N03LS G	TSDSON-8	30	13	35	140	25	1.0	2.2	5.0	5.0	.84	.734	.566	.419
726-BSZ130N03MSG	BSZ130N03MS G	TSDSON-8	30	13	35	140	25	1.0	2.0	6.1	5.0	.92	.796	.628	.46
726-BSC120N03LSG	BSC120N03LS G	TDSON-8	30	12	39	156	28	1.0	2.2	5.0	4.5	.36	.343	.314	.282
726-BSC120N03MSG	BSC120N03MS G	TDSON-8	30	12	39	156	28	1.0	2.0	15	4.5	.77	.677	.522	.386
726-BSZ050N03MSG	BSZ050N03MS G	TSDSON-8	30	5.0	40	160	48	1.0	2.0	34	2.5	1.08	.963	.775	.578
726-BSZ058N03LSG	BSZ058N03LS G	TSDSON-8	30	5.8	40	160	45	1.0	2.2	22	2.8	1.03	.898	.692	.513
726-BSZ058N03MSG	BSZ058N03MS G	TSDSON-8	30	5.8	40	160	45	1.0	2.0	14	2.8	1.12	.972	.768	.563
726-BSZ100N03MSG	BSZ100N03MS G	TSDSON-8	30	10	40	160	30	1.0	2.0	8.3	4.1	.93	.803	.638	.468
726-BSC100N03MSG	BSC100N03MS G	TDSON-8	30	10	44	176	30	1.0	2.0	17	4.1	.86	.748	.567	.417
726-BSC090N03LSG	BSC090N03LS G	TDSON-8	30	9.0	47	188	31	1.0	2.2	7.0	4.0	.90	.782	.606	.448
726-BSC090N03MSG	BSC090N03MS G	TDSON-8	30	9.0	48	192	32	1.0	2.0	18	3.9	.91	.799	.616	.457
726-IPD050N03LG	IPD050N03L G	TO-252-3	30	5.0	50	350	68	1.0	2.2	15	2.2	1.13	.98	.778	.569
726-IPD060N03LG	IPD060N03L G	TO-252-3	30	6.0	50	350	56	1.0	2.2	11.3	2.7	.88	.768	.592	.439
726-BSC080N03LSG	BSC080N03LS G	TDSON-8	30	8.0	52	208	34	1.0	2.2	7.0	3.7	.98	.857	.66	.489
726-BSC080N03MSG	BSC080N03MS G	TDSON-8	30	8.0	53	212	35	1.0	2.0	9.9	3.6	.98	.857	.66	.489
726-BSC057N03LSG	BSC057N03LS G	TDSON-8	30	5.7	71	284	45	1.0	2.2	11	2.8	1.10	.956	.753	.552
726-BSC057N03MSG	BSC057N03MS G	TDSON-8	30	5.7	71	284	45	1.0	2.0	14	2.8	1.03	.898	.692	.513
726-BSC050N03LSG	BSC050N03LS G	TDSON-8	30	5.0	79	316	48	1.0	2.2	13	2.6	.94	.804	.656	.509
726-IPB034N03LG	IPB034N03L G	TO-263-3	30	3.4	80	400	94	1.0	2.2	25	1.6	1.69	1.50	1.18	.61
726-IPP042N03LG	IPP042N03L G	TO-220-3	30	4.2	80	320	79	1.0	2.2	18	1.9	1.36	1.20	.95	.737
726-BSC050N03MSG	BSC050N03MS G	TDSON-8	30	5.0	80	320	50	1.0	2.0	17	2.5	.94	.831	.656	.509
726-IPD031N03LG	IPD031N03L G	TO-252-3	30	3.1	90	400	94	1.0	2.2	25	1.6	1.69	1.32	1.12	1.07
726-IPD040N03LG	IPD040N03L G	TO-252-3	30	4.0	90	400	79	1.0	2.2	18.2	1.9	1.00	.881	.696	.539
726-BSC042N03MSG	BSC042N03MS G	TDSON-8	30	4.2	93	372	57	1.0	2.0	20	2.2	1.10	.976	.77	.597
726-BSC014N03MSG	BSC014N03MSGXT	TDSON-8	30	1.4	100	400	139	1.0	2.0	130	0.9	2.79	2.53	2.27	1.39
726-BSC0902NSI	BSC0902NSI	TDSON-8	30	2.2	100	400	2.5	1	2.2	13	2.6	1.54	1.28	1.03	.824
726-BSC020N03LSG	BSC020N03LSG	TDSON-8	30	2.0	100	400	93	1.0	2.2	34	1.3	2.65	2.45	2.25	1.20
726-BSC0908NS	BSC0908NS	TDSON	34	6.7	49	196	2.5	1	2.2	6.8	4.2	.80	.67	.536	.435
726-IPG20N04S4L-07	IPG20N04S4L-07	TDSON-8	40	7.2	20	80	65	1.2	2.2	39	2.3	1.89	1.50	1.17	1.05
726-IPG20N04S4-08	IPG20N04S4-08	TDSON-8	40	7.6	20	80	65	2	4	28	2.3	1.89	1.50	1.17	1.05
726-IPG20N04S4L-08	IPG20N04S4L-08	TDSON-8	40	8.2	20	80	54	1.2	2.2	20	2.8	1.54	1.22	.95	.851
726-IPG20N04S4-09	IPG20N04S4-09	TDSON-8	40	8.6	20	80	54	2	4	21.7	2.8	1.54	1.22	.95	.851
726-IPG20N04S4L-11	IPG20N04S4L-11	TDSON-8	40	11.6	20	80	41	1.2	2.2	20	3.7	1.27	1.01	.786	.704
726-IPG20N04S4-12	IPG20N04S4-12	TDSON-8	40	12.2	20	80	41	2	4	14	3.7	1.27	1.01	.786	.704
726-IPD105N04LG	IPD105N04L G	TO-252-3	40	10.5	40	280	42	1.2	2.0	18	3.6	.67	.621	.578	.534
726-BSC093N04LSG	BSC093N04LSGXT	TDSON-8	40	9.3	49	196	35	1.2	2.0	18	3.6	1.05	.813	.717	.418
726-IPD088N04LG	IPD088N04L G	TO-252-3	40	8.8	50	350	47	1.2	2.0	20.7	3.2	.84	.77	.632	.564
726-IPB80N04S304	IPB80N04S3-04	TO-263-3	40	3.8	80	320	136	2.1	4.0	60	1.1	2.20	1.88	1.53	.912
726-BSC050N04LSG	BSC050N04LS G	TDSON-8	40	5.0	85	340	57	1.2	2.0	36	2.2	1.14	1.10	.885	.623
726-IPP120N04S3-02	IPP120N04S302XK	TO-220-3	40	2.0	120	480	300	2.1	4.0	160	0.5	3.12	2.81	2.26	1.41
726-IPG20N06S2L-35	IPG20N06S2L-35	TDSON-8	55	35	20	80	65	1.2	2	18	2.3	1.16	.913	.713	.638
726-IPG20N06S2L-50	IPG20N06S2L-50	TDSON-8	55	50	20	80	51	1.2	2	13	2.9	1.17	.902	.689	.583
726-IPG20N06S2L-65	IPG20N06S2L-65	TDSON-8	55	65	20	80	43	1.2	2	9.4	3.5	1.04	.799	.61	.517
726-IPD640N06LG	IPD640N06L G	TO-252-3	60	64	18	72	0.0047	1.2	2.0	10	3.2	.87	.674	.578	.514
726-BSB028N06NN3G	BSB028N06NN3 G	MG-WDSON-2	60	2.8	90	360	78	2	4	108	1.6	2.31	2.05	1.90	1.70
726-BSZ076N06NS3G	BSZ076N06NS3GXT	TDSON-8	60	7.6	20	80	69	2.0	4.0	37	1.8	.85	.792	.763	.697
726-IPG20N06S4L-11	IPG20N06S4L-11	TDSON-8	60	11.2	20	80	65	1.2	2.2	41	2.3	1.92	1.37	1.09	.959
726-IPG20N06S4L-14	IPG20N06S4L-14	TDSON-8	60	13.7	20	80	50	1.2	2.2	30	3	1.75	1.38	1.08	.967
726-IPG20N06S4-15	IPG20N06S4-15	TDSON-8	60	15.5	20	80	50	2	4	22	3	1.75	1.38	1.08	.967
726-IPG20N06S4L-26	IPG20N06S4L-26	TDSON-8	60	26	20	80	33	1.2	2.2	15	4.5	1.12	.887	.693	.621
726-IPP260N06N3G	IPP260N06N3GXK	TO-220-3	60	26	27	108	36	2.0	4.0	11	4.2	.57	.556	.545	.513
726-IPP093N06N3G	IPP093N06N3GXK	TO-220-3	60	9.0	50	200	71	2.0	4.0	36	1.6	.84	.819	.80	.752
726-IPP120N06NG	IPP120N06N G	TO-220-3	60	12	75	300	158	1.2	2.0	46	1.0	1.74	1.57	1.26	.803
726-IPP057N06N3G	IPP057N06N3GXK	TO-220-3	60	5.4	80	320	115	2.0	4.0	61	1.3	.96	.938	.929	.873
726-IPP037N06L3G	IPP037N06L3GXK	TO-220-3	60	3.4	90	360	167	1.2	2.2	59	0.9	2.53	2.29	1.83	1.17
726-IPD035N06L3G	IPD035N06L3GXT	TO-252-3	60	3.5	90	360	167	1.2	2.2	59	0.9	2.08	2.01	1.56	1.44
726-IPB034N06N3G	IPB034N06N3GXT	TO-263-7	60	3.4	100	400	167	2.0	4.0	98	0.9	2.51	2.27	1.82	1.09
726-IPB048N06LG	IPB048N06L G	TO-263-3	60	4.4	100	400	--	1.2	2.0	169	0.5	3.49	3.11	2.55	1.73
726-IPB050N06NG	IPB050N06N G	TO-263-3	60	4.7	100	400	--	2.1	4.0	126	0.5	3.73	3.35	2.73	1.73
726-IPB021N06N3G	IPB021N06N3GXT	TO-263-3	60	2.1	120	480	250	2.0	4.0	206	0.6	3.19	3.00	2.86	1.97
726-IPB017N06N3G	IPB017N06N3GXT	TO-263-7	60	1.7	180	720	250	2.0	4.0	206	0.6	3.51	3.30	3.00	2.30
726-IPP052NE7N3GXK	IPP052NE7N3GXK	TO-220-3	75	5.2	80	320	150	2.3	3.8	51	1.0	1.97	1.84	1.75	1.33
726-IPB80N08S2L07	IPB80N08S2L07XT	TO-263-3	75	6.8	80	320	300	1.2	2.0	183	0.5	3.40	2.43	2.19	1.70
726-IPB031NE7N3GXT	IPB031NE7N3GXT	TO-263-3	75	3.1	100	400	214	2.3	3.8	88	0.7	2.62	2.54	2.35	1.72
726-IPP034NE7N3GXK	IPP034NE7N3GXK	TO-220-3	75	3.4	100	400	214	2.3	3.8	88	0.7	3.96	3.51	2.82	1.97
726-BSC042NE7NS3GXT	BSC042NE7NS3GXT	TDSON-8	75	4.2	100	400	125	2.3	3.8	52	1.0	2.46	2.21	1.79	1.36
726-IPB020NE7N3GXT	IPB020NE7N3GXT	TO-263-3	75	2.0	120	480	300	2.3	3.8	155	0.5	4.70	4.41	4.21	3.07
726-BSZ340N08NS3G	BSZ340N08NS3GXT	TDSON-8	80	34	23	92	32	2.0	3.5	6.8	3.9	.90	.845	.734	.621
726-BSC057N08NS3G	BSC057N08NS3GXT	TDSON-8	80	5.7	100	400	114	2.0	3.5	42	1.1	2.12	1.83	1.55	1.04
726-IPB34CN10NG	IPB34CN10N G	TO-263-3	100	33	27	108	58	2.0	4.0	18	2.6	1.46	1.35	1.25	.629
726-IPI26CN10NG	IPI26CN10N G	TO-262-3	100	26	35	140	71	2.0	4.0	23	2.1	2.05	1.88	1.72	.857
726-IPB26CN10NG	IPB26CN10N G	TO-263-3	100	26	35	140	71	2.0	4.0	23	2.1	1.55	1.37	1.19	.737
726-IPP16CN10NG	IPP16CN10N G	TO-220-3	100	16.5	53	212	100	2.0	4.0	36	1.5	2.11	1.90	1.53	.993
726-IPP16CN10LG	IPP16CN10L G	TO-220-3	100	15.7	54	216	100	1.2	2.4	44	1.5	.92	.888	.881	.836
726-IPB123N10N3G	IPB123N10N3GXT	TO-263-3	100	12.3	58	232	94	2.0	3.5	26	1.6	1.49	1.40	1.27	.93
726-BSC100N10NSFG	BSC100N10NSFGXT	TDSON-8	100	10	90	360	156	2.0	4.0	33	0.8	3.37	3.00	2.46	1.68

© Copyright 2013 Mouser Electronics
© Copyright 2013 Mouser Electronics

INFINEON Power MOSFETs

RoHS Compliant **This product is RoHS compliant.**

N-CHANNEL MOSFETS - OPTIMOS® (CONT.)

Infineon's new OptiMOS®2 and OptiMOS®3 are a combination of the lowest available on-state resistance in comparable packages and lowest gate drive requirements.
OptiMOS®3 30V MOSFETs feature excellent switching performance, they help to increase power density in the application and consequently they save energy.

For quantities greater than listed, call for quote.

MOUSER STOCK NO.	Infineon Part No.	Package Type	VDS (Max.)(V)	RDS (ON) @ 10V (Max.)(mΩ)	ID (Max)(A)	IDpulse (Max.)(A)	Ptot (Max.)(W)	VGS(th) (Min.)(V)	VGS(th) (Max.)(V)	Qg (Typ.)	RthJC(Max.) (K/W)	Price Each 1	10	100	500
726-IPB039N10N3G	IPB039N10N3GXT	TO-263-7	100	3.9	160	640	214	2.0	3.5	88	0.7	3.46	3.24	2.69	2.00
726-IPB025N10N3G	IPB025N10N3GXT	TO-263-7	100	2.5	180	720	300	2.0	3.5	155	0.5	7.48	6.73	5.48	3.49
726-BSC190N12NS3GXT	BSC190N12NS3GXT	TDSON-8	120	19	44	176	69	2.0	4.0	26	1.8	1.73	1.44	1.25	.808
726-IPD110N12N3G	IPD110N12N3GXT	TO-252-3	120	11	75	300	136	2.0	4.0	49	1.1	1.52	1.47	1.36	1.14
726-BSC077N12NS3GXT	BSC077N12NS3GXT	TDSON-8	120	7.7	98	392	139	2.0	4.0	66	0.9	3.12	2.69	2.29	1.73
726-IPP048N12N3GXK	IPP048N12N3GXK	TO-220-3	120	4.8	100	400	300	2.0	4.0	137	0.5	5.11	4.56	3.73	2.55
726-IPP076N12N3GXK	IPP076N12N3GXK	TO-220-3	120	7.6	100	400	188	2.0	4.0	76	0.8	3.51	3.16	2.33	1.67
726-IPB038N12N3GXT	IPB038N12N3GXT	TO-263-3	120	3.8	120	480	300	2.0	4.0	158	0.5	5.02	4.85	4.46	3.28
726-IPP041N12N3GXK	IPP041N12N3GXK	TO-220-3	120	3.8	120	480	300	2.0	4.0	158	0.5	6.67	6.43	5.31	4.35
726-IPB036N12N3GXT	IPB036N12N3GXT	TO-263-7	120	3.6	180	720	300	2.0	4.0	158	0.5	5.52	5.34	4.90	3.61
726-IPP200N15N3G	IPP200N15N3GXK	TO-220-3	150	20	50	200	150	2.0	4.0	23	1.0	1.42	1.40	1.35	1.25
726-BSZ520N15NS3G	BSZ520N15NS3GXT	TDSON-8	150	52	21	84	57	2.0	4.0	8.7	2.2	1.61	1.41	1.12	.688
726-BSC520N15NS3GXT	BSC520N15NS3GXT	TDSON-8	150	52	21	84	57	2.0	4.0	8.7	2.2	1.61	1.41	1.12	.688
726-BSC190N15NS3G	BSC190N15NS3GXT	TDSON-8	150	19	50	200	125	2.0	4.0	23	1.0	3.28	2.95	2.41	1.64
726-IPB200N15N3G	IPB200N15N3GXT	TO-262-3	150	20	50	200	150	2.0	4.0	23	1.0	2.63	2.38	1.90	1.23
726-IPB320N20N3GXT	IPB320N20N3GXT	TO-263-3	200	32	34	136	136	2.0	4.0	22	1.1	3.09	2.75	2.26	1.62
726-IPD320N20N3G	IPD320N20N3GXT	TO-252-3	200	32	34	136	136	2.0	4.0	22	1.1	2.02	1.95	1.81	1.53
726-IPP320N20N3GXK	IPP320N20N3GXK	TO-220-3	200	32	34	136	136	2.0	4.0	22	1.1	3.51	3.02	2.38	1.62
726-BSC320N20NS3G	BSC320N20NS3GXT	TDSON-8	200	32	36	144	125	2.0	4.0	22	1.0	3.27	2.92	2.40	1.94
726-IPB107N20N3GXT	IPB107N20N3GXT	TO-263-3	200	10.7	88	352	300	2.0	4.0	65	0.5	7.17	6.45	5.30	4.30
726-BSC16DN25NS3G	BSC16DN25NS3G	TDSON-8	250	146	10.9	44	62.5	2	4	8.6	2	2.14	1.78	1.42	1.14
726-BSZ16DN25NS3G	BSZ16DN25NS3G	TDSON-8	250	146	10.9	44	62.5	2	4	8.6	2	2.24	1.85	1.49	1.37
726-BSC600N25NS3GXT	BSC600N25NS3GXT	TDSON-8	250	60	25	100	125	2.0	4.0	22	1.0	3.20	2.85	2.33	1.86
726-IPB600N25N3GXT	IPB600N25N3GXT	TO-263-3	250	60	25	100	136	2.0	4.0	22	1.1	2.39	2.30	1.94	1.35
726-IPP600N25N3GXK	IPP600N25N3GXK	TO-220-3	250	60	25	100	136	2.0	4.0	22	1.1	2.39	2.30	2.04	1.49
726-IPD600N25N3G	IPD600N25N3GXT	TO-252-3	250	60	25	100	136	2.0	4.0	22	1.1	1.79	1.72	1.59	1.46
726-IPB200N25N3GXT	IPB200N25N3GXT	TO-263-3	250	20	64	256	300	2.0	4.0	64	0.5	7.54	6.78	5.57	4.53
726-IPP200N25N3GXK	IPP200N25N3GXK	TO-220-3	250	20	64	256	300	2.0	4.0	64	0.5	9.05	8.14	6.52	5.24

P-CHANNEL MOSFETS - OPTIMOS®

Infineon's new OptiMOS®2 and OptiMOS®3 are a combination of the lowest available on-state resistance in comparable packages and lowest gate drive requirements.
OptiMOS®3 30V MOSFETs feature excellent switching performance, they help to increase power density in the application and consequently they save energy.

For quantities greater than listed, call for quote.

MOUSER STOCK NO.	Infineon Part No.	Package Type	VDS (Max.)(V)	RDS (ON) @ 10V (Max.)(mΩ)	ID (Max)(A)	IDpulse (Max.)(A)	Ptot (Max.)(W)	VGS(th) (Min.)(V)	VGS(th) (Max.)(V)	Qg (Typ.)	RthJC(Max.) (K/W)	Price Each 1	10	100	500
726-BSC080P03LSG	BSC080P03LS G	TDSON-8	-30	8.0	-30	-120	89	-2.2	-1.0	92	50	2.28	2.05	1.65	1.05
726-SPD50P03LG	SPD50P03L G	TO-252-5	-30	7.0	-50	-200	150	-1.0	-2.0	95	1.0	2.40	2.04	1.67	1.29
726-BSL307SPL6327	BSL307SP L6327	TSOP6-6	-30	43	-5.5	-22	2	-1.0	-2.0	23.4	230	.82	.657	.492	.295
726-SPB80P06PG	SPB80P06P G	TO-263-3	-60	23	-80	-320	375	-2.1	-4.0	115	0.4	3.86	3.48	2.82	1.77
726-SPB08P06PG	SPB08P06P G	TO-263-3	-60	230	-80	-320	42	-2.1	-4.0	10	3.6	1.25	1.00	.855	.473
726-SPB18P06PG	SPB18P06P G	TO-263-3	-60	130	-18.6	-74.8	80	-2.1	-4.0	22	1.85	1.48	1.29	1.03	.765
726-SPD18P06P	SPD18P06P	TO-252-3	-60	130	-18.6	-74.4	80	-2.1	-4.0	22	1.85	1.20	1.07	.858	.779
726-BSR315PL6327	BSR315P L6327	SC-59-3	-60	800	-0.62	-2.48	0.5	-2.0	-1.0	4.0	250	.52	.482	.439	.249
726-SPD15P10PLG	SPD15P10PL G	TO-252-3	-100	200	-15	-60	128	-1.0	-2.0	47	1.17	2.07	1.78	1.50	1.12
726-SPD15P10PG	SPD15P10P G	TO-252-3	-100	240	-15	-60	128	-2.1	-4.0	37	1.17	2.07	1.78	1.50	1.12
726-SPD04P10PLG	SPD04P10PL G	TO-252-3	-100	850	-4.2	-16.8	38	-1.0	-2.0	12	3.9	.84	.696	.556	.524
726-SPD04P10PG	SPD04P10P G	TO-252-3	-100	1.0	-4.0	-16	38	-2.1	-4.0	9.0	3.9	.98	.828	.662	.624
726-BSP322PL6327	BSP322P L6327	SOT-223-4	-100	800	-1.0	-4.0	1.8	-2.0	-1.0	12.4	115	.87	.781	.706	.514
726-BSP321PL6327	BSP321P L6327	SOT-223-4	-100	0.9	-0.98	-3.9	1.8	-2.1	-4.0	9.0	115	.87	.781	.706	.514
726-BSR316PL6327	BSR316P L6327	SC59-3	-100	1.8	-0.36	-1.44	0.5	-2.0	-1.0	5.3	250	.56	.471	.411	.28
726-BSR92PL6327	BSR92P L6327	SC-59-3	-250	11	-0.14	-0.56	0.5	-2.0	-1.0	3.6	250	.65	.589	.535	.261

SMALL SIGNAL MOSFETS

Our small signal portfolio is specially suited for low power applications, e.g. for fast switching applications, or applications where low leakage current is required. We offer devices with breakdown voltages from 55V to 800V, in a broad variety of packages (green packages also available). Reliability and ruggedness define the performance of Infineon Small Signal MOSFETs.

Enhancement Mode

For quantities greater than listed, call for quote.

MOUSER STOCK NO.	Infineon Part No.	Package Type	VDS (Max.)(V)	RDS (ON) @ 10V (Max.)(mΩ)	ID (Max)(A)	IDpulse (Max.)(A)	Ptot (Max.)(W)	VGS(th) (Min.)(V)	VGS(th) (Max.)(V)	Qg (Typ.)	RthJA(Max.) (K/W)	Price Each 1	10	100	500
N-Channel															
726-BSP295L6327	BSP295L6327	SOT-223-4	60	300	1.8	7.2	1.8	0.8	2.0	14	115	.96	.831	.656	.35
726-BSP318SL6327	BSP318SL6327	SOT-223-4	60	90	2.6	10.4	1.8	1.2	2.0	14	100	.78	.642	.53	.282
726-BSS119L6327	BSS119 L6327	SOT-23-3	100	6.0	0.17	0.7	0.36	1.3	2.3	1.7	--	.73	.674	.626	.334
726-BSS123L6327	BSS123 L6327	SOT-23-3	100	6.0	0.17	0.7	0.36	0.8	1.8	1.8	115	.38	.27	.162	.076
726-BSP123L6327	BSP123L6327	SOT-223-4	100	6.0	0.37	1.5	--	0.8	1.8	1.6	115	.70	.556	.417	.309

© Copyright 2013 Mouser Electronics
© Copyright 2013 Mouser Electronics

INFINEON Power MOSFETs

RoHS Compliant **This product is RoHS compliant.**

SMALL SIGNAL MOSFETS

Enhancement Mode (Cont.)

For quantities greater than listed, call for quote.

MOUSER STOCK NO.	Infineon Part No.	Package Type	VDS (Max.)(V)	RDS (ON) @ 10V (Max.)(mΩ)	ID (Max.)(A)	IDpulse (Max.)(A)	Ptot (Max.)(W)	VGS(th) Min. (V)	VGS(th) Max. (V)	Qg (Typ.)(nC)	RthJA(Max.) (K/W)	Price Each 1	10	100	500
N-Channel															
726-BSP296L6327	BSP296L6327XT	SOT-223-4	100	0.7	1.1	4.4	1.79	0.8	1.8	13.8	115	.96	.831	.656	.35
726-BSP372L6327	BSP372L6327XT	SOT-223-4	100	310	1.7	6.8	1.8	0.8	2.0	--	70	.87	.745	.587	.314
726-BSP297L6327	BSP297L6327XT	SOT-223-4	200	1.8	0.66	2.64	1.8	0.8	1.8	12.9	115	.92	.793	.626	.333
726-BSP89L6327	BSP89L6327	SOT-223-4	240	6.0	0.35	1.4	1.8	0.8	1.8	4.3	115	.84	.581	.499	.37
726-BSP299L6327	BSP299L6327XT	SOT-223-4	500	4000	0.4	1.6	1.8	2.1	4.0	--	70	1.57	1.38	1.21	.633
P-Channel															
726-BSP315PL6327	BSP315PL6327XT	SOT-223-4	-60	0.8	-1.17	-4.68	1.8	-1.0	-2.0	5.2	115	.72	.617	.487	.26
726-BSP170PL6327	BSP170PL6327XT	SOT-223-4	-60	0.3	-1.9	-7.6	1.8	-2.1	-4.0	-10	110	.86	.737	.581	.31
726-BSP171PL6327	BSP171PL6327XT	SOT-223-4	-60	0.3	-1.9	-7.6	1.8	-1.0	-2.0	-13	110	.92	.794	.626	.334
726-BSP613PL6327	BSP613PL6327XT	SOT-223-4	-60	0.13	-2.9	-11.6	1.8	-2.1	-4.0	22	100	1.28	1.14	.913	.513

Depletion Mode

For quantities greater than listed, call for quote.

MOUSER STOCK NO.	Infineon Part No.	Package Type	VDS (Max.)(V)	RDS (ON) @ 10V (Max.)(mΩ)	ID (Max.)(A)	IDpulse (Max.)(A)	Ptot (Max.)(W)	VGS(th) Min. (V)	VGS(th) Max. (V)	Qg (Typ.)(nC)	RthJA(Max.) (K/W)	Price Each 1	10	100	500
N-Channel															
726-BSP149L6327	BSP149L6327	SOT-223-4	200	1.8	0.66	2.6	1.8	-2.1	-1.0	11	115	1.20	1.07	.853	.49
726-BSP149L6906	BSP149L6906XT	SOT-223-4	200	1.8	0.66	2.6	1.8	-2.1	-1.0	11	115	1.08	.984	.899	.547
726-BSP135L6327	BSP135L6327XT	SOT-223-4	600	60	0.12	0.48	1.8	-2.1	-1.0	3.7	115	1.07	.842	.758	.59

IGBT TRANSISTORS

For quantities greater than listed, call for quote.

MOUSER STOCK NO.	Infineon Part No.	Package Type	VCEO (Max.)	VGE (V)	IC (Max.)(A)	ICpulse (Max.)(A)	Ptot (Max.)(W)	VGE(th) Min. (V)	VGE(th) Max. (V)	Qg (Typ.)(nC)	RthJC(Max.) (°C/W)	Price Each 1	10	100	500
726-IGW40N60H3	IGW40N60H3	TO247	600	20	40	160	306	4.1	5.7	223	0.49	5.84	5.21	4.27	3.46
726-IKW30N60H3	IKW30N60H3	TO247	600	20	30	120	187	4.1	5.7	165	0.8	5.49	4.90	4.01	3.25
726-IKW20N60H3	IKW20N60H3	TO247	600	20	20	80	170	4.1	5.7	120	0.88	4.86	3.91	3.48	2.77

Accessories

MOUSER STOCK NO.	Infineon Part No.	Description	Price Each
641-IGBT-MODULE-BOOK	978-3-00-032076-7	Infineon Technologies Industrial Power IGBT Module Book - detailed information about power electronics in relation to IGBT's	212.93

N-CHANNEL MOSFETS - COOLMOS®

The revolutionary CoolMOS ® power MOSFET family enables a significant reduction of conducting and switching losses in Switched Mode Power Supplies (SMPS).

For quantities greater than listed, call for quote.

MOUSER STOCK NO.	Infineon Part No.	Package Type	VDS (Max.)(V)	RDS (ON) @ 10V (Max.)(Ω)	ID (Max)(A)	IDpulse (Max.)(A)	Ptot (Max.)(W)	VGS(th) (Min.)(V)	VGS(th) (Max.)(V)	Qg (Typ.)	RthJC(Max.) (°C/W)	Price Each 1	10	100	500
726-SPD02N50C3	SPD02N50C3	TO-252-3	500	3.0	1.8	40	25	2.1	3.9	9.0	5.0	1.14	1.02	.807	.748
726-SPD03N50C3	SPD03N50C3	TO-252-3	500	1.4	3.2	41	38	2.1	3.9	15	3.3	1.65	1.29	1.10	1.01
726-IPA50R950CE	IPA50R950CE	TO-220FP	500	0.95	4.3	12.8	26	2.5	3.5	10.5	4.86	1.83	1.44	1.31	1.01
726-IPD50R950CE	IPD50R950CE	TO-252	500	0.95	4.3	12.8	34	2.5	3.5	10.5	3.7	1.47	1.16	1.04	.811
726-SPA04N50C3	SPA04N50C3	TO-220-3	500	0.95	4.5	21	31	2.1	3.9	22	4.0	1.74	1.41	1.23	.755
726-SPP04N50C3	SPP04N50C3	TO-220-3	500	0.95	4.5	26	50	2.1	3.9	22	2.5	1.46	1.17	1.02	.625
726-IPA50R520CP	IPA50R520CP	TO-220-3	500	0.52	7.0	15	30	2.5	3.5	13	4.2	.96	.949	.926	.888
726-IPP50R520CP	IPP50R520CP	TO-220-3	500	0.52	7.1	15	66	2.5	3.5	13	1.9	1.65	1.29	1.10	.889
726-IPS50R520CP	IPS50R520CP	TO-251-3	500	0.52	7.1	37	66	2.5	3.5	13	1.9	1.01	.91	.845	.744
726-IPD50R520CP	IPD50R520CP	TO-252-3	500	0.52	7.1	39	66	2.5	3.5	22	1.9	1.90	1.82	1.71	1.40
726-SPA08N50C3	SPA08N50C3	TO-220-3	500	0.6	7.6	22	32	2.1	3.9	32	3.9	1.80	1.44	1.31	.842
726-IPA50R500CE	IPA50R500CE	TO-220FP	500	0.5	7.6	24	28	2.5	3.5	18.7	4.46	2.28	1.63	1.47	1.13
726-IPP50R500CE	IPP50R500CE	TO-220	500	0.5	7.6	24	57	2.5	3.5	18.7	2.19	2.18	1.56	1.41	1.09
726-IPD50R500CE	IPD50R500CE	TO-252	500	0.5	7.6	24	57	2.5	3.5	18.7	2.19	1.95	1.39	1.25	.976
726-SPD08N50C3	SPD08N50C3	TO-252-3	500	0.6	7.6	42	83	2.1	3.9	32	1.5	1.95	1.56	1.25	1.08
726-IPD50R399CP	IPD50R399CP	TO-252-3	500	0.399	9.0	38	83	2.5	3.5	13	1.9	2.34	2.21	2.12	1.79
726-IPP50R350CP	IPP50R350CP	TO-220-3	500	0.35	10	17	89	2.5	3.5	19	1.4	2.61	2.09	1.87	1.21
726-SPW12N50C3	SPW12N50C3	TO-247-3	500	0.38	11.6	34	125	2.1	3.9	49	1.0	3.51	3.16	2.16	1.97
726-SPB12N50C3	SPB12N50C3	TO-263-3	500	0.38	11.6	51	125	2.1	3.9	49	1.0	2.89	2.32	2.09	1.32
726-IPA50R299CP	IPA50R299CP	TO-220-3	500	0.299	12	26	33	2.5	3.5	23	3.8	1.40	1.36	1.33	1.29
726-IPB50R299CP	IPB50R299CP	TO-263-3	500	0.299	12	49	104	2.5	3.5	23	1.2	2.91	2.76	2.63	1.29
726-IPA50R350CP	IPA50R350CP	TO-220-3	500	0.35	12	22	32	2.5	3.5	19	3.9	1.20	1.16	1.13	1.07
726-IPA50R280CE	IPA50R280CE	TO-220FP	500	0.28	13	42.9	30	2.5	3.5	32.6	4.11	3.54	2.53	2.28	1.78
726-IPP50R280CE	IPP50R280CE	TO-220	500	0.28	13	42.9	92	2.5	3.5	32.6	1.36	2.94	2.11	1.89	1.48
726-IPD50R280CE	IPD50R280CE	TO-252	500	0.28	13	42.9	92	2.5	3.5	32.6	1.36	2.71	1.94	1.74	1.36
726-IPW50R280CE	IPW50R280CE	TO-247	500	0.28	13	42.9	92	2.5	3.5	32.6	1.36	3.70	3.09	2.47	1.98
726-IPB50R250CP	IPB50R250CP	TO-263-3	500	0.25	13	48	114	2.5	3.5	27	1.1	2.93	2.81	2.71	1.32
726-SPA16N50C3	SPA16N50C3	TO-220-3	500	0.28	16	24	34	2.1	3.9	66	3.7	1.53	1.48	1.44	1.38
726-SPW16N50C3	SPW16N50C3	TO-247-3	500	0.28	16	35	160	2.1	3.9	66	0.78	3.31	2.65	2.42	1.65
726-SPI16N50C3	SPI16N50C3	TO-262-3	500	0.28	16	45	160	2.1	3.9	66	0.78	2.96	2.66	2.14	1.37
726-SPB16N50C3	SPB16N50C3	TO-263-3	500	0.28	16	52	160	2.1	3.9	66	0.78	3.10	2.48	2.26	1.50
726-IPA50R199CP	IPA50R199CP	TO-220-3	500	0.199	17	40	34	2.5	3.5	34	3.7	1.92	1.84	1.80	1.77
726-IPW50R199CP	IPW50R199CP	TO-247-3	500	0.199	17	32	139	2.5	3.5	34	0.9	2.35	2.27	2.20	2.09
726-IPB50R199CP	IPB50R199CP	TO-263-3	500	0.199	17	47	139	2.5	3.5	34	0.9	3.71	3.33	3.21	1.59
726-SPA21N50C3	SPA21N50C3	TO-220-3	500	0.19	21	25	34.5	2.1	3.9	95	3.6	3.71	2.97	2.71	1.85
726-SPP21N50C3	SPP21N50C3	TO-220-3	500	0.19	21	29	208	2.1	3.9	95	0.6	3.69	2.96	2.70	1.84
726-SPB21N50C3	SPB21N50C3	TO-263-3	500	0.19	21	53	208	2.1	3.9	95	0.6	4.14	3.32	3.03	1.86
726-IPA50R140CP	IPA50R140CP	TO-220-3	500	0.14	23	56	34	2.5	3.5	48	3.65	2.87	2.77	2.70	2.54
726-IPW50R140CP	IPW50R140CP	TO-247-3	500	0.14	23	31	192	2.5	3.5	48	0.65	3.18	3.07	3.00	2.72
726-IPB50R140CP	IPB50R140CP	TO-263-3	500	0.14	23	46	192	2.5	3.5	48	0.65	4.40	4.21	4.01	2.33
726-SPW32N50C3	SPW32N50C3	TO-247-3	500	0.11	32	36	284	2.1	3.9	170	0.44	8.03	6.57	5.93	4.33
726-SPW52N50C3	SPW52N50C3	TO-220-3	500	7.0	52	30	417	2.1	3.9	290	0.3	12.67	10.39	9.37	6.84
726-SPU01N60C3	SPU01N60C3	TO-251-3	600	6.0	0.8	1.6	11	2.1	3.9	3.9	11	1.00	.795	.697	.426
726-SPD01N60C3	SPD01N60C3	TO-252-3	600	6.0	0.8	1.6	11	2.1	3.9	3.9	11	1.22	.965	.825	.692
726-SPP02N60C3	SPP02N60C3	TO-220-3	600	3.0	1.8	66	25	2.1	3.9	9.5	5.0	.74	.663	.579	.45
726-SPU02N60S5	SPU02N60S5	TO-251-3	600	3.0	1.8	3.2	25	3.5	5.5	7.3	5.0	1.54	1.36	1.07	.835
726-SPD02N60S5	SPD02N60S5	TO-252-3	600	3.0	1.8	3.2	25	3.5	5.5	7.3	5.0	1.00	.892	.874	.815
726-SPU03N60C3	SPU03N60C3	TO-251-3	600	1.4	3.2	9.6	38	2.1	3.5	13	3.3	.52	.511	.503	.473
726-SPA03N60C3	SPA03N60C3	TO-220-3	600	1.4	3.2	57	29.7	2.1	3.9	13	4.1	1.36	1.31	1.14	.89
726-SPP03N60S5	SPP03N60S5	TO-220-3	600	1.4	3.2	68	38	3.5	5.5	12.4	3.3	1.53	1.33	1.02	.699
726-SPU03N60S5	SPU03N60S5	TO-251-3	600	1.4	3.2	5.7	38	3.5	5.5	12.4	3.3	1.83	1.65	1.33	.581
726-SPD03N60S5	SPD03N60S5	TO-252-3	600	1.4	3.2	5.7	38	3.5	5.5	12.4	3.3	1.78	1.39	1.19	1.04
726-SPB03N60C3	SPB03N60C3	TO-263-3	600	1.4	3.2	9.6	38	2.1	3.9	13	3.3	1.65	1.31	1.18	.912
726-SPA04N60C3	SPA04N60C3	TO-220-3	600	0.95	4.5	58	31	2.1	3.9	19	4.0	1.72	1.37	1.20	.81
726-SPP04N60C3	SPP04N60C3	TO-220-3	600	0.95	4.5	69	50	2.1	3.9	19	2.5	1.71	1.40	1.20	.761
726-SPD04N60C3	SPD04N60C3	TO-252-3	600	0.95	4.5	13.5	50	2.1	3.9	19	2.5	1.86	1.47	1.25	1.08

© Copyright 2013 Mouser Electronics
© Copyright 2013 Mouser Electronics

INFINEON Power MOSFETs

RoHS Compliant **This product is RoHS compliant.**

N-CHANNEL MOSFETS - COOLMOS® (CONT.)

The revolutionary CoolMOS ® power MOSFET family enables a significant reduction of conducting and switching losses in Switched Mode Power Supplies (SMPS).

For quantities greater than listed, call for quote.

MOUSER STOCK NO.	Infineon Part No.	Package Type	VDS (Max.)(V)	RDS (ON) @ 10V (Max.)(Ω)	ID (Max)(A)	IDpulse (Max.)(A)	Ptot (Max.)(W)	VGS(th) (Min.)(V)	VGS(th) (Max.)(V)	Qg (Typ.)(nC)	RthJC(Max.) (°C/W)	Price Each 1	10	100	500
726-SPA06N60C3	SPA06N60C3	TO-220-3	600	0.75	6.2	59	32	2.1	3.9	24	3.92	1.93	1.54	1.39	.901
726-SPP06N60C3	SPP06N60C3	TO-220-3	600	0.75	6.2	71	74	2.1	3.9	24	1.7	1.75	1.54	1.38	1.07
726-SPA07N60C3	SPA07N60C3	TO-220-3	600	0.6	7.3	60	32	2.1	3.9	21	1.5	1.00	.966	.944	.92
726-SPB07N60C3	SPB07N60C3	TO-263-3	600	0.6	7.3	21.9	83	2.1	3.9	21	1.5	2.07	1.80	1.54	1.13
726-IPD60R385CP	IPD60R385CP	TO-252-3	600	0.385	9.0	27	83	2.5	3.5	17	1.5	3.03	2.74	2.44	2.00
726-SPA11N60C3	SPA11N60C3	TO-220-3	600	0.38	11	62	33	2.1	3.9	45	1.0	3.35	3.14	2.49	1.39
726-SPB11N60S5	SPB11N60S5	TO-263-3	600	0.38	11	22	125	3.5	5.5	41.5	1.0	4.26	3.53	3.12	2.63
726-SPW11N60C3	SPW11N60C3	TO-247-3	600	0.38	11	33	125	2.1	3.9	45	1.0	3.60	2.88	2.63	1.79
726-SPA15N60C3	SPA15N60C3	TO-220-3	600	0.28	15	63	34	2.1	3.9	63	0.8	1.72	1.67	1.64	1.56
726-SPW15N60C3	SPW15N60C3	TO-247-3	600	0.28	15	45	156	2.1	3.9	63	0.8	2.15	2.09	2.03	1.87
726-IPP60R199CP	IPP60R199CP	TO-220-3	600	0.199	16	51	139	2.5	3.5	32	0.9	2.09	2.02	1.97	1.89
726-SPP20N60S5	SPP20N60S5	TO-220-3	600	0.19	20	79	208	3.5	5.5	79	0.6	2.73	2.64	2.58	2.54
726-SPW20N60S5	SPW20N60S5	TO-247-3	600	0.19	20	40	208	3.5	5.5	79	0.6	3.60	3.49	3.40	3.22
726-SPP20N60C3	SPP20N60C3	TO-220-3	600	0.19	20.7	77	156	2.1	3.9	87	0.6	4.33	3.82	3.17	2.13
726-SPP20N60CFD	SPP20N60CFD	TO-220-3	600	0.22	20.7	78	208	3.0	5.0	95	0.6	5.22	4.18	3.81	2.60
726-SPW20N60C3	SPW20N60C3	TO-247-3	600	0.19	20.7	62.1	208	2.1	3.9	87	0.6	5.09	4.55	3.72	2.47
726-SPW20N60CFD	SPW20N60CFD	TO-247-3	600	0.22	20.7	52	208	3.0	5.0	95	0.6	5.86	4.70	4.28	2.92
726-SPW24N60CFD	SPW24N60CFD	TO-247-3	600	0.185	21.7	55	240	3.0	5.0	110	0.52	3.46	3.35	3.26	3.18
726-SPW35N60CFD	SPW35N60CFD	TO-247-3	600	0.118	34	85	313	3.0	5.0	163	0.4	9.47	7.76	7.01	5.11
726-IPW60R075CP	IPW60R075CP	TO-247-3	600	0.075	39	130	313	2.5	3.5	27	1.2	12.84	10.79	9.81	7.16
726-SPW47N60CFD	SPW47N60CFD	TO-247-3	600	83	46	118	417	3.0	5.0	248	0.3	14.01	11.77	10.82	8.92
726-SPW47N60C3	SPW47N60C3	TO-247-3	600	7.0	47	141	415	2.1	3.9	252	0.3	12.97	10.89	10.00	7.83
726-IPW60R045CP	IPW60R045CP	TO-247-3	600	0.045	60	230	431	2.1	3.9	150	0.3	13.50	11.35	10.42	8.15
726-IPD60R3K3C6	IPD60R3K3C6	TO-252	650	2.97	1.70	4	18.1	2.5	3.5	4.6	6.9	.54	.456	.367	.334
726-IPD60R2K0C6	IPD60R2K0C6	TO-252	650	1.8	2.40	6	22.3	2.5	3.5	6.7	5.6	.61	.513	.412	.379
726-IPD60R1K4C6	IPD60R1K4C6	TO-252	650	1.26	3.20	8	28.4	2.5	3.5	9.4	4.4	.73	.612	.489	.453
726-IPA60R950C6	IPA60R950C6	TO-220	650	0.86	4.40	12	26	2.5	3.5	13	3.41	1.39	1.16	.924	.746
726-SPU04N60C3	SPU04N60C3	TO-251-3	650	0.85	4.5	13.5	50	2.1	3.9	19	2.5	.69	.67	.658	.623
726-SPU07N60C3	SPU07N60C3	TO-251-3	650	0.85	4.5	13.5	50	2.1	3.9	19	2.5	.87	.845	.827	.803
726-IPA60R750E6	IPA60R750E6	TO-220	650	0.68	5.70	15.7	27	2.5	3.5	17.2	2.6	1.54	1.27	1.03	.82
726-IPP60R750E6	IPP60R750E6	TO-220	650	0.68	5.70	15.7	48	2.5	3.5	17.2	2.6	1.27	1.08	.862	.69
726-IPB60R600CP	IPB60R600CPXT	TO-263-3	650	0.6	6.1	15	60	2.5	3.5	21	2.1	2.04	1.70	1.51	.883
726-IPA60R600E6	IPA60R600E6	TO-220	650	0.54	7.30	19	28	2.5	3.5	20.5	2	1.92	1.59	1.27	1.03
726-IPP60R600E6	IPP60R600E6	TO-220	650	0.54	7.30	19	63	2.5	3.5	20.5	2	1.80	1.50	1.20	.968
726-SPP07N65C3	SPP07N65C3	TO-220-3	650	0.6	7.3	21.9	83	2.1	3.9	21	1.5	2.54	2.28	1.83	1.06
726-IPA60R520E6	IPA60R520E6	TO-220	650	0.47	8.10	22	29	2.5	3.5	23.4	1.9	2.05	1.71	1.37	1.10
726-IPP60R520E6	IPP60R520E6	TO-220	650	0.47	8.10	22	66	2.5	3.5	23.4	1.9	2.13	1.78	1.41	1.13
726-IPP60R450E6	IPP60R450E6	TO-220	650	0.41	9.20	26	74	2.5	3.5	28	1.7	2.15	1.78	1.42	1.14
726-IPA60R380C6XK	IPA60R380C6XK	TO-220 FullPAK	650	0.38	10.6	30	31	2.5	3.5	32	4.0	1.88	1.68	1.53	1.43
726-IPD60R380C6XT	IPD60R380C6XT	TO-252-3	650	0.38	10.6	30	83	2.5	3.5	32	1.5	2.53	2.28	1.83	1.42
726-IPP60R380E6	IPP60R380E6	TO-220	650	0.34	10.60	30	83	2.5	3.5	32	1.5	2.54	2.11	1.69	1.36
726-IPP60R250CP	IPP60R250CP	TO-220-3	650	0.25	12	40	104	2.5	5.5	26	1.2	1.96	1.88	1.85	1.79
726-IPA60R280C6	IPA60R280C6XK	TO-220 FullPAK	650	0.28	13.8	40	32	2.5	3.5	43	3.9	2.13	2.05	1.90	1.66
726-IPB60R280C6XT	IPB60R280C6XT	TO-263-3	650	0.28	13.8	40	104	2.5	3.5	43	1.2	2.80	2.47	2.03	1.35
726-IPP60R280C6	IPP60R280C6XK	TO-220-3	650	0.28	13.8	40	104	2.5	3.5	43	1.2	2.12	2.05	1.90	1.66
726-IPP60R280E6	IPP60R280E6	TO-220	650	0.25	13.80	40	104	2.5	3.5	43	1.2	3.04	2.54	2.02	1.62
726-IPP65R190CFD	IPP65R190CFD	TO-220	650	0.19	17.5	57.2	151	3.5	4.5	68	0.83	4.98	4.48	3.98	3.68
726-IPW65R190CFD	IPW65R190CFD	TO-247	650	0.19	17.5	57.2	151	3.5	4.5	68	0.83	5.83	4.69	3.85	3.46
726-IPB65R190CFD	IPB65R190CFD	D2PAK	650	0.19	17.5	57.2	151	3.5	4.5	68	0.83	5.04	4.04	3.33	2.99
726-IPA60R190C6XK	IPA60R190C6XK	TO-220 FullPAK	650	0.19	20.2	59	34	2.5	3.5	63	3.7	3.89	3.48	2.77	1.81
726-SPA20N65C3	SPA20N65C3	TO-220-3	650	0.19	20.7	62.1	34.5	2.1	3.9	87	0.15	4.75	3.81	3.48	2.38
726-IPA60R160C6	IPA60R160C6XK	TO-220 FullPAK	650	0.16	23.8	70	34	2.5	3.5	75	3.67	5.19	4.16	3.79	3.07
726-IPA60R125C6XK	IPA60R125C6XK	TO-220 FullPAK	650	0.125	30	89	34	2.5	3.5	96	3.65	6.33	5.07	4.53	3.15
726-IPB60R099CP	IPB60R099CPXT	TO-263-3	650	0.099	31	93	255	2.5	3.5	60	0.5	8.91	7.31	6.58	4.65
726-IPP60R099CP	IPP60R099CPXK	TO-220-3	650	0.099	31	93	255	2.5	3.5	60	0.5	8.11	6.64	5.99	4.38
726-IPA60R099C6	IPA60R099C6XK	TO-220 FullPAK	650	0.099	37.9	112	35	2.5	3.5	119	3.6	7.05	6.82	5.92	5.10
726-SPW47N65C3	SPW47N65C3	TO-247-3	650	7.0	47	141	415	2.1	3.9	255	0.3	8.83	8.56	8.34	8.13
726-IPW60R070C6	IPW60R070C6XK	TO-247-3	650	70	53	159	391	2.5	3.5	170	0.32	7.68	7.45	7.25	6.83
726-IPW65R660CFD	IPW65R660CFD	TO-247	700	0.66	6	17	62.5	3.5	4.5	22	2	2.49	2.21	2.05	1.83
726-IPD65R660CFD	IPD65R660CFD	TO-252	700	0.66	6	17	62.5	3.5	4.5	22	2	2.59	2.16	1.72	1.59
726-IPI65R660CFD	IPI65R660CFD	I2PAK	700	0.66	6	17	62.5	3.5	4.5	22	2	2.32	2.08	1.93	1.71
726-IPB65R660CFD	IPB65R660CFD	D2PAK	700	0.66	6	17	62.5	3.5	4.5	22	2	2.32	2.08	1.93	1.71
726-IPA65R600E6	IPA65R600E6	TO-220	700	0.54	7.30	18	28	2.5	3.5	23	2	1.84	1.53	1.23	.991
726-IPD65R600E6	IPD65R600E6	TO-252	700	0.54	7.30	18	63	2.5	3.5	23	2	2.04	1.69	1.36	1.19
726-IPP65R600E6	IPP65R600E6	TO-220	700	0.54	7.30	18	63	2.5	3.5	23	2	2.13	1.77	1.41	1.13
726-IPW65R420CFD	IPW65R420CFD	TO-247	700	0.42	8.7	27	83.3	3.5	4.5	32	1.5	3.92	3.52	3.14	2.90
726-IPD65R420CFD	IPD65R420CFD	TO-252	700	0.42	8.7	27	83.3	3.5	4.5	32	1.5	3.16	2.85	2.53	2.34
726-IPI65R420CFD	IPI65R420CFD	I2PAK	700	0.42	8.7	27	83.3	3.5	4.5	32	1.5	3.16	2.85	2.53	2.34
726-IPB65R420CFD	IPB65R420CFD	D2PAK	700	0.42	8.7	27	83.3	3.5	4.5	32	1.5	3.16	2.85	2.53	2.34
726-IPA65R380E6	IPA65R380E6	TO-220	700	0.34	10.60	29	31	2.5	3.5	39	1.5	2.85	2.36	1.90	1.52
726-IPP65R380E6	IPP65R380E6	TO-220	700	0.34	10.60	29	83	2.5	3.5	39	1.5	2.73	2.27	1.81	1.46
726-IPW65R310CFD	IPW65R310CFD	TO-247	700	0.31	11.4	34.4	104.2	3.5	4.5	41	1.2	4.45	4.00	3.56	3.30
726-IPB65R310CFD	IPB65R310CFD	D2PAK	700	0.31	11.4	34.4	104.2	3.5	4.5	41	1.2	3.92	3.52	3.14	2.90
726-IPA65R280E6	IPA65R280E6	TO-220	700	0.25	13.80	39	32	2.5	3.5	45	1.2	3.35	2.75	2.24	1.79
726-IPP65R280E6	IPP65R280E6	TO-220	700	0.25	13.80	39	104	2.5	3.5	45	1.2	3.10	2.49	2.20	1.78
726-IPW65R080CFD	IPW65R080CFD	TO-247	700	0.08	43.3	137	391	3.5	4.5	170	0.32	9.52	9.23	8.96	8.69
726-SPD02N80C3	SPD02N80C3	TO-252-3	800	2.7	2.0	6.0	42	2.1	3.9	9.0	3.0	1.22	1.02	.812	.722
726-SPD04N80C3	SPD04N80C3	TO-252-3	800	1.3	4.0	12	63	2.1	3.9	20	2.0	2.29	2.01	1.79	1.72
726-SPA06N80C3	SPA06N80C3XK	TO-220-3	800	0.9	6.0	18	39	2.1	3.9	31	3.9	2.84	2.34	2.11	1.36
726-SPD06N80C3	SPD06N80C3XT	TO-252-3	800	0.9	6.0	18	83	2.1	3.9	31	1.5	2.68	2.43	1.98	1.85
726-SPP06N80C3	SPP06N80C3	TO-220-3	800	0.9	6.0	18	83	2.1	3.9	27	1.5	2.89	2.41	2.09	1.21
726-SPP08N80C3	SPP08N80C3	TO-220-3	800	0.65	8.0	24	104	2.1	3.9	40	1.2	3.17	2.55	2.29	1.48
726-SPW11N80C3	SPW11N80C3	TO-247-3	800	0.45	11	33	156	2.1	3.9	58	0.8	4.29	3.43	3.14	2.14

© Copyright 2013 Mouser Electronics
© Copyright 2013 Mouser Electronics

INTERNATIONAL RECTIFIER MOSFETs

RoHS Compliant This product is RoHS compliant.

International IOR Rectifier

DUAL N-CHANNEL MOSFETS

For quantities greater than listed, call for quote.

MOUSER STOCK NO.	International Rectifier Part No.	Package	Resistance Drain-Source (mΩ)	Gate Charge (nC)	Drain-Source Voltage (V)	Continuous Drain Current (A)	Power Dissipation (W)	Gate-Source Voltage Max. (V)	Price Each			
									1	25	100	250
942-IRF8852TRPBF	IRF8852TRPBF	TSSOP-8	15.4	9.5	25	7.8	1	20	1.40	.856	.592	.559
942-IRF7351TRPBF	IRF7351TRPBF	SOIC-8	17.8	24	60	8	2	20	1.88	1.16	.797	.753
942-IRL6372TRPBF	IRL6372TRPBF	SOIC-8	17.9	11	30	8.1	2	12	1.38	.803	.498	.465
942-IRF8910TRPBF	IRF8910TRPBF	SOIC-8	18.3	7.4	20	10	2	20	1.38	.845	.581	.549
942-IRF9910TRPBF	IRF9910TRPBF	SOIC-8	18.3	18.3	20	10	2	20	1.73	1.07	.732	.691
942-IRF7902TRPBF	IRF7902TRPBF	SOIC-8	18.7	4.6	30	9.7	2	20	1.47	.845	.525	.492
942-IRF7904TRPBF	IRF7904TRPBF	SOIC-8	20.5	7.5	30	7.6	2	20	1.67	1.03	.712	.671
942-IRF7907TRPBF	IRF7907TRPBF	SOIC-8	20.5	6.7	30	9.1	2	20	1.58	.974	.669	.631
942-IRF7905TRPBF	IRF7905TRPBF	SOIC-8	21.3	6.9	30	8.9	2	20	1.34	.824	.565	.534
942-IRF8313TRPBF	IRF8313TRPBF	SOIC-8	21.6	6	30	9.7	2	20	1.20	.696	.432	.404
942-IRF8513TRPBF	IRF8513TRPBF	SOIC-8	22.2	5.7	30	8	1.5	20	1.25	.77	.531	.501
942-IRF8915TRPBF	IRF8915TRPBF	SOIC-8	27	4.9	20	8.9	2	20	1.29	.749	.464	.435
942-IRF7311TRPBF	IRF7311TRPBF	SOIC-8	29	18	20	6.6	2	12	1.49	.91	.626	.592
942-IRF7530TRPBF	IRF7530TRPBF	Micro-8	30	18	20	5.4	1.3	12	1.20	.696	.432	.404
942-IRF7331TRPBF	IRF7331TRPBF	SOIC-8	30	13	20	7	2	12	1.22	.749	.517	.488
942-IRF7757TRPBF	IRF7757TRPBF	TSSOP-8	35	23	20	4.8	1.2	12	2.00	1.23	.844	.797
942-IRF7752TRPBF	IRF7752TRPBF	TSSOP-8	36	9	30	4.6	1	12	1.90	1.17	.804	.759
942-IRLHS6276TR2PBF	IRLHS6276TR2PBF	PQFN 2x2	45	3.1	20	4.5	1.5	12	.91	.524	.296	.293
942-IRF7313TRPBF	IRF7313TRPBF	SOIC-8	46	22	30	6.5	2	20	1.47	.899	.621	.585
942-IRF7301TRPBF	IRF7301TRPBF	SOIC-8	50	13.3	20	5.2	2	12	1.39	.856	.587	.555
942-IRF7341TRPBF	IRF7341TRPBF	SOIC-8	65	24	55	4.7	2	20	1.33	.813	.561	.53
942-IRF7380TRPBF	IRF7380TRPBF	SOIC-8	73	15	80	3.6	2	20	1.44	.888	.61	.576
942-IRF7303TRPBF	IRF7303TRPBF	SOIC-8	80	16.7	30	4.9	2	20	1.28	.781	.54	.51
942-IRLHS6376TR2PBF	IRLHS6376TR2PBF	PQFN 2x2	82	2.8	30	3.6	1.5	12	.76	.439	.249	.246
942-IRF7501TRPBF	IRF7501TRPBF	Micro-8	135	5.3	20	2.4	1.2	12	1.04	.599	.373	.35
942-IRF7101TRPBF	IRF7101TRPBF	SOIC-8	150	10	20	3.5	2	12	1.22	.706	.437	.409
942-IRF7103TRPBF	IRF7103TRPBF	SOIC-8	200	12	50	3	2	20	1.12	.653	.401	.376
942-IRF9956TRPBF	IRF9956TRPBF	SOIC-8	200	6.9	30	3.5	2	20	1.22	.717	.441	.413
942-IRF7503TRPBF	IRF7503TRPBF	Micro-8	222	7.8	30	2.4	1.25	20	1.04	.599	.373	.35

DUAL P-CHANNEL MOSFETS

For quantities greater than listed, call for quote.

MOUSER STOCK NO.	International Rectifier Part No.	Package	Resistance Drain-Source (mΩ)	Gate Charge (nC)	Drain-Source Voltage (V)	Continuous Drain Current (A)	Power Dissipation (W)	Gate-Source Voltage Max. (V)	Price Each			
									1	25	100	250
942-IRF7329TRPBF	IRF7329TRPBF	SOIC-8	21	38	-12	-9.2	2	8	1.67	1.03	.705	.667
942-IRF9358TRPBF	IRF9358TRPBF	SOIC-8	23.8	19	-30	-9.2	2	20	1.75	1.08	.74	.699
942-IRF7324TRPBF	IRF7324TRPBF	SOIC-8	26	42	-20	-9	2	12	2.31	1.42	.978	.924
942-IRF7328TRPBF	IRF7328TRPBF	SOIC-8	32	52	-30	-8	2	20	2.88	1.86	1.35	1.26
942-IRF9362TRPBF	IRF9362TRPBF	SOIC-8	32	13	-30	-8	2	20	1.42	.877	.601	.568
942-IRF7750TRPBF	IRF7750TRPBF	TSSOP-8	55	26	-20	-4.7	1	12	2.10	1.28	.885	.836
942-IRF7314TRPBF	IRF7314TRPBF	SOIC-8	98	19	-20	-5.3	2	12	1.23	.76	.52	.491
942-IRF7316TRPBF	IRF7316TRPBF	SOIC-8	98	23	-30	-4.9	2	20	1.49	.91	.626	.592
942-IRF7316GTRPBF	IRF7316GTRPBF	SOIC-8	98	23	-30	-4.9	2	20	1.55	.952	.657	.621
942-IRF5810TRPBF	IRF5810TRPBF	TSOP-6	135	6.4	-20	-2.9	0.96	12	1.00	.578	.396	.356
942-IRF7304TRPBF	IRF7304TRPBF	SOIC-8	140	14.7	-20	-4.3	2	12	1.25	.77	.529	.50
942-IRF7306TRPBF	IRF7306TRPBF	SOIC-8	160	16.7	-30	-3.6	2	20	1.35	.824	.569	.537
942-IRF7342TRPBF	IRF7342TRPBF	SOIC-8	170	26	-55	-3.4	2	20	1.57	.974	.667	.63
942-IRF5850TRPBF	IRF5850TRPBF	TSOP-6	220	3.6	-20	-2.2	0.96	12	.86	.492	.34	.306
942-IRFHS9351TR2PBF	IRFHS9351TR2PBF	PQFN 2x2	290	1.9	-30	-2.3	1.4	20	1.10	.642	.362	.357
942-IRF7104TRPBF	IRF7104TRPBF	SOIC-8	400	9.3	-20	-2.3	2	12	1.20	.696	.432	.404
942-IRF9953TRPBF	IRF9953TRPBF	SOIC-8	400	6.9	-30	-2.3	2	20	1.22	.706	.437	.409
942-IRF7504TRPBF	IRF7504TRPBF	Micro-8	400	5.4	-20	-1.7	1.25	12	.93	.535	.334	.312
942-IRF7506TRPBF	IRF7506TRPBF	Micro-8	450	7.5	-30	-1.7	1.25	20	1.07	.621	.384	.36

DUAL N/P-CHANNEL MOSFETS

For quantities greater than listed, call for quote.

MOUSER STOCK NO.	International Rectifier Part No.	Package	Resistance Drain-Source (mΩ)		Gate Charge (nC)	Drain-Source Voltage (V)	Continuous Drain Current (A)	Power Dissipation (W)	Gate-Source Voltage Max. (V)	Price Each			
			N-Channel	P-Channel						1	25	100	250
942-IRF7317TRPBF	IRF7317TRPBF	SOIC-8	46	98	18	20	6.6	2	12	1.51	.92	.637	.601
942-IRF7319TRPBF	IRF7319TRPBF	SOIC-8	46	98	22	30	6.5	2	20	1.53	.942	.644	.609
942-IRF7389TRPBF	IRF7389TRPBF	SOIC-8	46	98	22	30	7.3	2.5	20	1.50	.92	.635	.599
942-IRF7343TRPBF	IRF7343TRPBF	SOIC-8	65	170	24	55	4.7	2	20	1.29	.803	.549	.519
942-IRF7307TRPBF	IRF7307TRPBF	SOIC-8	70	140	13.3	20	4.3	1.4	12	1.41	.867	.598	.565
942-IRF7379TRPBF	IRF7379TRPBF	SOIC-8	75	180	16.7	30	5.8	2.5	20	1.50	.92	.632	.597
942-IRF7309TRPBF	IRF7309TRPBF	SOIC-8	80	160	16.7	30	4	1.4	20	1.28	.781	.54	.51
942-IRF9952TRPBF	IRF9952TRPBF	SOIC-8	150	400	6.9	30	3.5	2	20	1.22	.706	.439	.411
942-IRF7105TRPBF	IRF7105TRPBF	SOIC-8	160	400	9.4	25	3.5	2	20	1.24	.717	.445	.416
942-IRF7509TRPBF	IRF7509TRPBF	Micro-8	175	400	7.8	30	2.4	1.25	20	.90	.514	.321	.301
942-IRF7507TRPBF	IRF7507TRPBF	Micro-8	200	400	5.3	20	2.4	1.25	12	.91	.524	.325	.305
942-IRF7350TRPBF	IRF7350TRPBF	SOIC-8	210	480	19	100	2.1	2	20	1.40	.867	.594	.561

© Copyright 2013 Mouser Electronics
© Copyright 2013 Mouser Electronics

INTERNATIONAL RECTIFIER MOSFETs

RoHS Compliant This product is RoHS compliant.

International IOR Rectifier

N-CHANNEL MOSFETS

PRODUCT NEW

For quantities greater than listed, call for quote.

MOUSER STOCK NO.	International Rectifier Part No.	Package	Resistance Drain-Source (mΩ)	Gate Charge (nC)	Drain-Source Voltage (V)	Continuous Drain Current (A)	Power Dissipation (W)	Gate-Source Voltage Max. (V)	Price Each			
									1	25	100	250
942-IRFR825TRPBF	IRFR825TRPBF	D-PAK	1.3	22.7	500	6	-	20	1.11	.685	.578	.535
942-IRLS3034-7PPBF	IRLS3034-7PPBF	D2PAK	1.7	120	40	380	380	20	3.61	3.49	3.39	3.36
942-IRFS3006-7PPBF	IRFS3006-7PPBF	D2PAK	2.1	200	60	293	375	20	3.34	3.05	2.88	2.78
942-IRF2903ZSTRLP	IRF2903ZSTRLP	D2PAK	2.4	160	30	260	290	20	4.94	3.04	2.51	2.46
942-IRF6201TRPBF	IRF6201TRPBF	SOIC-8	2.45	130	20	27	2.5	12	1.90	1.17	.804	.759
942-IRF3703PBF	IRF3703PBF	TO-220AB	2.8	209	30	210	230	20	3.03	2.93	2.73	2.61
942-IRF8306MTR1PBF	IRF8306MTR1PBF	DirectFET(MX)	3.6	25	30	140	75	20	3.54	2.29	1.66	1.55
942-IRF8252TRPBF	IRF8252TRPBF	SOIC-8	3.7	35	25	25	2.5	20	2.27	1.40	.96	.906
942-IRF1404ZSTRLPBF	IRF1404ZSTRLPBF	D2PAK	3.7	100	40	190	220	20	3.64	3.11	2.60	2.08
942-IRF8788TRPBF	IRF8788TRPBF	SOIC-8	3.8	44	30	24	2.5	20	2.27	1.40	.96	.906
942-IRLR8743TRLPBF	IRLR8743TRLPBF	D-Pak	3.9	39	30	160	160	20	1.70	1.05	.717	.677
942-IRLR6225TRPBF	IRLR6225TRPBF	DPAK	4	48	20	100	63	12	1.57	.963	.663	.626
942-IRLH6224TR2PBF	IRLH6224TR2PBF	PQFN-8	4	86	20	105	52	12	1.41	1.14	1.03	.88
942-IRF7831TRPBF	IRF7831TRPBF	SOIC-8	4.4	40	30	21	2.5	12	2.00	1.10	.846	.799
942-IRF6811STR1PBF	IRF6811STR1PBF	DirectFET SQ	4.5	11	25	74	32	16	2.79	1.64	1.31	1.22
942-IRF7862TRPBF	IRF7862TRPBF	SOIC-8	4.5	30	30	21	2.5	20	1.75	1.08	.743	.701
942-IRF2907ZLPBF	IRF2907ZLPBF	TO-262	4.5	180	75	170	330	20	4.33	2.66	2.35	2.33
942-IRF2907ZPBF	IRF2907ZPBF	TO-220AB	4.5	180	75	170	330	20	4.61	3.16	2.50	2.35
942-IRF2907ZSTRLPBF	IRF2907ZSTRLPBF	D2PAK	4.5	180	75	170	330	20	5.13	3.15	2.61	2.49
942-IRF7832TRPBF	IRF7832TRPBF	SOIC-8	4.8	34	30	20	2.5	20	2.25	1.38	.95	.897
942-IRLH7134TR2PBF	IRLH7134TR2PBF	PQFN-8	4.9	39	40	134	104	16	2.04	1.70	1.52	1.37
942-IRL1404ZLPBF	IRL1404ZLPBF	TO-262	5	75	40	200	230	16	3.31	2.26	1.68	1.61
942-IRL1404ZSTRLPBF	IRL1404ZSTRLPBF	D2PAK	5	75	40	200	230	16	4.29	2.93	2.18	2.09
942-IRF8734TRPBF	IRF8734TRPBF	SOIC-8	5.1	20	30	21	2.5	20	1.32	.803	.555	.524
942-IRF6894MTR1PBF	IRF6894MTR1PBF	DirectFET SQ	5.4	11	25	74	32	16	3.69	2.27	1.87	1.80
942-IRF7834TRPBF	IRF7834TRPBF	SOIC-8	5.5	29	30	19	2.5	20	1.54	.952	.873	.771
942-IRFR4104TRPBF	IRFR4104TRPBF	D-Pak	5.5	59	40	119	140	20	2.68	1.73	1.25	1.17
942-IRF3717TRPBF	IRF3717TRPBF	SOIC-8	5.7	22	20	20	2.5	20	1.69	1.04	.714	.674
942-IRF7842TRPBF	IRF7842TRPBF	SOIC-8	5.9	33	40	18	2.5	20	2.36	1.46	1.00	.945
942-IRF7822TRPBF	IRF7822TRPBF	SOIC-8	6.5	44	30	18	3.1	12	2.12	1.37	.995	.932
942-IRF8736TRPBF	IRF8736TRPBF	SOIC-8	6.8	17	30	18	2.5	20	1.37	.792	.493	.461
942-IRFH7936TR2PBF	IRFH7936TR2PBF	PQFN 5x6	6.8	17	30	76	3.1	20	1.50	.92	.576	.569
942-IRFHM830DTRPBF	IRFHM830DTRPBF	PQFN 3x3	7.1	13	30	40	37	20	1.65	.91	.699	.66
942-IRFH8325TR2PBF	IRFH8325TR2PBF	PQFN 5x6	7.2	15	30	82	54	20	1.37	.845	.58	.528
942-IRF8113TRPBF	IRF8113TRPBF	SOIC-8	7.4	24	30	16.6	2.5	20	1.58	.974	.669	.631
942-IRF8113GTRPBF	IRF8113GTRPBF	SO-8	7.4	24	30	16.6	2.5	20	1.44	.888	.61	.576
942-IRF7456TRPBF	IRF7456TRPBF	SOIC-8	7.5	41	20	16	2.5	12	1.98	1.22	.836	.79
942-IRFR1010ZTRLPBF	IRFR1010ZTRLPBF	DPAK	7.5	63	55	91	140	20	2.66	1.56	1.24	1.21
942-IRFU1010ZPBF	IRFU1010ZPBF	IPAK	7.5	63	55	91	140	20	2.59	1.68	1.21	1.13
942-IRF1010ZLPBF	IRF1010ZLPBF	TO-262	7.5	63	55	94	140	20	1.50	1.34	1.28	1.21
942-IRF1010ZPBF	IRF1010ZPBF	TO-220AB	7.5	63	55	94	140	20	1.50	1.34	1.28	1.21
942-IRF1010ZSTRLPBF	IRF1010ZSTRLPBF	D2PAK	7.5	63	55	94	140	20	1.50	1.34	1.28	1.21
942-IRF3709ZSTRRPBF	IRF3709ZSTRRPBF	D2PAK	7.8	17	30	87	79	20	2.84	1.67	1.46	1.44
942-IRFR3711ZTRLPBF	IRFR3711ZTRLPBF	D-Pak	7.8	18	20	93	79	20	1.37	.835	.578	.536
942-IRFR3709ZTRLPBF	IRFR3709ZTRLPBF	D-Pak	8.2	17	30	86	79	20	2.34	1.52	1.09	1.07
942-IRF1018ESTRLPBF	IRF1018ESTRLPBF	D2PAK	8.4	46	60	79	110	20	1.28	1.21	1.16	1.07
942-IRFR1018ETRPBF	IRFR1018ETRPBF	DPAK	8.4	46	60	79	110	20	1.87	1.16	.847	.793
942-IRLR8256TRPBF	IRLR8256TRPBF	DPAK	8.5	10	25	81	63	20	1.27	.781	.537	.507
942-IRFR3711TRLPBF	IRFR3711TRLPBF	DPAK	8.5	29	20	110	120	20	1.84	1.13	.779	.758
942-IRFH7107TR2PBF	IRFH7107TR2PBF	PQFN-8	8.5	48	75	75	-	20	2.08	1.73	1.54	1.32
942-IRF1010EZLPBF	IRF1010EZLPBF	TO-262	8.5	58	60	84	140	20	1.50	1.34	1.28	1.21
942-IRF1010EZPBF	IRF1010EZPBF	TO-220AB	8.5	58	60	84	140	20	1.50	1.34	1.28	1.21
942-IRF1010EZSTRLP	IRF1010EZSTRLP	D2PAK	8.5	58	60	84	140	20	1.50	1.34	1.28	1.21
942-IRF7805ZTRPBF	IRF7805ZTRPBF	SOIC-8	8.7	18	30	16	2.5	20	1.24	.76	.526	.498
942-IRF7805ZGTRPBF	IRF7805ZGTRPBF	SO-8	8.7	18	30	16	2.5	20	1.05	.642	.473	.422
942-IRFR3504ZTRPBF	IRFR3504ZTRPBF	D-Pak	9	30	40	77	90	20	2.13	1.38	1.06	.999
942-IRF7455TRPBF	IRF7455TRPBF	SOIC-8	9	37	30	15	2.5	12	1.90	1.18	.806	.761
942-IRF7458TRPBF	IRF7458TRPBF	SOIC-8	9	39	30	14	2.5	30	2.07	1.27	.874	.826
942-IRF7809AVTRPBF	IRF7809AVTRPBF	SOIC-8	9	41	30	13.3	2.5	12	1.98	1.22	.838	.792
942-IRFR3607TRPBF	IRFR3607TRPBF	DPAK	9	56	75	80	140	20	2.04	1.26	.923	.865
942-IRFS3607TRLPBF	IRFS3607TRLPBF	D2PAK	9	56	75	80	140	20	1.56	1.27	1.06	1.00
942-IRFSL3607PBF	IRFSL3607PBF	TO-262	9	56	75	80	140	20	1.94	1.25	.91	.853
942-IRFR3504TRPBF	IRFR3504TRPBF	D-Pak	9.2	48	40	87	140	20	2.29	1.40	.966	.913
942-IRF7855TRPBF	IRF7855TRPBF	SOIC-8	9.4	26	60	12	2.5	20	2.16	1.34	.915	.865
942-IRF7463TRPBF	IRF7463TRPBF	SOIC-8	9.5	34	30	13	2.5	12	2.12	1.31	.895	.845
942-IRFH8330TR2PBF	IRFH8330TR2PBF	PQFN 5x6	9.9	9.3	30	56	35	20	1.25	.77	.529	.482
942-IRF7477TRPBF	IRF7477TRPBF	SOIC-8	10	25	30	14	2.5	20	1.94	1.19	.817	.773
942-IRF7484TRPBF	IRF7484TRPBF	SOIC-8	10	69	40	14	2.5	8	1.96	1.20	.826	.78
942-IRFB4410PBF	IRFB4410PBF	TO-220AB	10	120	100	96	250	20	5.10	3.49	2.60	2.48
942-IRFS4410TRLPBF	IRFS4410TRLPBF	D2PAK	10	120	100	96	250	20	4.54	3.11	2.31	2.21
942-IRFSL4410PBF	IRFSL4410PBF	TO-262	10	120	100	96	250	20	3.69	2.53	1.87	1.80
942-IRF7457TRPBF	IRF7457TRPBF	SOIC-8	10.5	28	20	15	2.5	20	2.01	1.24	.851	.803
942-IRF7805ATRPBF	IRF7805ATRPBF	SOIC-8	11	22	30	13	2.5	12	2.27	1.40	.964	.828
942-IRF7805TRPBF	IRF7805TRPBF	SOIC-8	11	22	30	13	2.5	12	1.93	1.19	.815	.77
942-IRF7459TRPBF	IRF7459TRPBF	SOIC-8	11	23	20	10	2.5	12	1.57	.963	.663	.626
942-IRFR3706TRLPBF	IRFR3706TRLPBF	DPAK	11	23	20	75	88	12	1.61	.993	.679	.642
942-IRFR48ZTRPBF	IRFR48ZTRPBF	D-Pak	11	40	55	62	91	20	1.98	1.22	.836	.812
942-IRFR3704ZTRLPBF	IRFR3704ZTRLPBF	D-Pak	11.4	9.3	20	60	48	20	1.28	.792	.544	.529
942-IRLHS6242TR2PBF	IRLHS6242TR2PBF	PQFN 2x2	11.7	14	20	22	9.6	12	.86	.492	.278	.275
942-IRLR8721TRPBF	IRLR8721TRPBF	DPAK	11.8	8.5	30	65	65	20	1.38	.845	.581	.549
942-IRLU8721PBF	IRLU8721PBF	IPAK	11.8	8.5	30	65	65	20	1.37	.792	.491	.46
942-IRFH3702TR2PBF	IRFH3702TR2PBF	PQFN 3x3	11.8	9.6	30	42	2.8	20	1.55	.904	.511	.506
942-IRF7811WTRPBF	IRF7811WTRPBF	SOIC-8	12	15.6	30	14	3.1	12	1.42	.867	.60	.566
942-IRFZ44VZPBF	IRFZ44VZPBF	TO-220AB	12	43	60	57	92	20	2.42	1.57	1.13	1.06
942-IRFZ44VZSPBF	IRFZ44VZSPBF	D2PAK	12	43	60	57	92	20	2.31	1.50	1.08	1.02
942-IRLR3705ZTRPBF	IRLR3705ZTRPBF	D-Pak	12	44	55	89	130	16	2.23	1.44	1.04	.978
942-IRF8721GTRPBF	IRF8721GTRPBF	SOIC-8	12.5	8.3	30	14	2.5	20	1.06	.61	.38	.355

© Copyright 2013 Mouser Electronics
© Copyright 2013 Mouser Electronics

INTERNATIONAL RECTIFIER MOSFETs

International IOR Rectifier

N-CHANNEL MOSFETS (CONT.)

RoHS Compliant This product is RoHS compliant.

NEW PRODUCT

For quantities greater than listed, call for quote.

MOUSER STOCK NO.	International Rectifier Part No.	Package	Resistance Drain-Source (mΩ)	Gate Charge (nC)	Drain-Source Voltage (V)	Continuous Drain Current (A)	Power Dissipation (W)	Gate-Source Voltage Max. (V)	Price Each 1	25	100	250
942-IRF8721TRPBF	IRF8721TRPBF	SOIC-8	12.5	8.3	30	14	2.5	20	1.01	.589	.363	.339
942-IRF7821TRPBF	IRF7821TRPBF	SOIC-8	12.5	9.3	30	13.6	2.5	20	1.44	.888	.612	.578
942-IRF7828TRPBF	IRF7828TRPBF	SOIC-8	12.5	9.3	30	13.6	2.5	20	1.39	.853	.59	.555
942-IRF7821GTRPBF	IRF7821GTRPBF	SO-8	12.5	9.3	30	13.6	2.5	20	1.43	.835	.517	.484
942-IRFH7921TR2PBF	IRFH7921TR2PBF	PQFN 5x6	12.5	9.3	30	34	3.1	20	1.42	.824	.464	.459
942-IRFR3707ZTRLPBF	IRFR3707ZTRLPBF	D-Pak	12.5	9.6	30	56	50	20	1.10	.674	.468	.455
942-IRFHM831TR2PBF	IRFHM831TR2PBF	PQFN 3x3	12.6	7.3	30	47	27	20	1.35	.824	.518	.513
942-IRLR8259TRPBF	IRLR8259TRPBF	DPAK	12.9	6.8	25	57	48	20	1.23	.76	.52	.491
942-IRF8714GTRPBF	IRF8714GTRPBF	SOIC-8	13	8.1	30	14	2.5	20	1.02	.589	.365	.341
942-IRF8714TRPBF	IRF8714TRPBF	SOIC-8	13	8.1	30	14	2.5	20	1.03	.599	.369	.346
942-IRFH7914TR2PBF	IRFH7914TR2PBF	PQFN 5x6	13	8.3	30	35	3.1	20	1.31	.76	.427	.423
942-IRF7413ZTRPBF	IRF7413ZTRPBF	SOIC-8	13	9.5	30	13	2.5	20	1.27	.781	.537	.507
942-IRF7413ZGTRPBF	IRF7413ZGTRPBF	SOIC-8	13	9.5	30	13	2.5	20	1.34	.813	.563	.532
942-IRFR3505TRPBF	IRFR3505TRPBF	D-Pak	13	62	55	71	140	20	2.28	1.40	.964	.911
942-IRFH5306TR2PBF	IRFH5306TR2PBF	PQFN 5x6	13.3	7.8	30	45	26	20	1.40	.867	.54	.534
942-IRF7854TRPBF	IRF7854TRPBF	SOIC-8	13.4	27	80	10	2.5	20	2.16	1.34	.915	.865
942-IRFH8334TR2PBF	IRFH8334TR2PBF	PQFN 5x6	13.5	7.1	30	44	30	20	1.39	.803	.50	.455
942-IRFZ46ZLPBF	IRFZ46ZLPBF	TO-262	13.6	31	55	51	82	20	2.20	1.42	1.04	.882
942-IRFZ46ZPBF	IRFZ46ZPBF	TO-220AB	13.6	31	55	51	82	20	2.29	1.49	.978	.968
942-IRFZ46ZSTRLPBF	IRFZ46ZSTRLPBF	D2Pak	13.6	31	55	51	82	20	2.11	1.37	.99	.928
942-IRF7811AVTRPBF	IRF7811AVTRPBF	SOIC-8	14	17	30	14	3.5	20	1.42	.867	.60	.566
942-IRF7460TRPBF	IRF7460TRPBF	SOIC-8	14	19	20	10	2.5	20	1.46	.899	.616	.582
942-IRFR3704TRLPBF	IRFR3704TRLPBF	DPAK	14	19	20	62	90	20	1.64	1.02	.698	.659
942-IRFR3708TRLPBF	IRFR3708TRLPBF	DPAK	14	24	30	61	87	12	1.85	1.13	.781	.76
942-IRFR2905ZTRLPBF	IRFR2905ZTRLPBF	D-Pak	14.5	29	55	59	110	20	1.93	1.19	.815	.793
942-IRFR3411TRPBF	IRFR3411TRPBF	D-Pak	14.5	29	55	59	110	20	1.81	1.11	.763	.72
942-IRL6342TRPBF	IRL6342TRPBF	SOIC-8	14.6	11	30	9.9	2.5	12	.78	.449	.28	.262
942-IRF7470TRPBF	IRF7470TRPBF	SOIC-8	15	29	40	11	2.5	12	1.80	1.10	.761	.718
942-IRF7493TRPBF	IRF7493TRPBF	SOIC-8	15	31	80	9.2	2.5	20	2.26	1.39	.954	.901
942-IRL3715ZLPBF	IRL3715ZLPBF	TO-262	15.5	7	20	50	45	20	1.98	1.22	.836	.79
942-IRLR3715ZTRLPBF	IRLR3715ZTRLPBF	D-Pak	15.5	7.2	20	49	40	20	.93	.546	.373	.371
942-IRLHS6342TR2PBF	IRLHS6342TR2PBF	PQFN 2x2	15.5	11	30	19	2.1	12	.94	.546	.306	.303
942-IRFR3806TRPBF	IRFR3806TRPBF	DPAK	15.8	22	60	43	71	20	1.49	.92	.673	.63
942-IRFS3806TRLPBF	IRFS3806TRLPBF	D2PAK	15.8	22	60	43	71	20	1.77	1.09	.799	.748
942-IRFSL3806PBF	IRFSL3806PBF	TO-262	15.8	22	60	43	71	20	1.61	.984	.681	.642
942-IRLB8721PBF	IRLB8721PBF	TO-220AB	16	7.6	30	62	65	20	1.34	.781	.482	.45
942-IRF7471TRPBF	IRF7471TRPBF	SOIC-8	16	21	40	10	2.5	20	2.04	1.26	.923	.865
942-IRL3103PBF	IRL3103PBF	TO-220AB	16	22	30	56	83	16	2.28	1.48	1.07	1.00
942-IRLR3110ZTRLPBF	IRLR3110ZTRLPBF	D-Pak	16	34	100	63	140	16	2.20	1.42	1.03	.957
942-IRFR2307ZTRLPBF	IRFR2307ZTRLPBF	DPAK	16	50	75	53	110	20	2.20	1.43	1.04	.961
942-IRFIZ48NPBF	IRFIZ48NPBF	TO-220FP	16	59.3	55	36	42	20	1.98	1.22	.841	.795
942-IRFR2405TRLPBF	IRFR2405TRLPBF	DPAK	16	70	55	56	110	20	1.77	1.08	.745	.724
942-IRF7466TRPBF	IRF7466TRPBF	SOIC-8	17	16	30	10	2.5	20	1.51	.931	.639	.603
942-IRF7468TRPBF	IRF7468TRPBF	SOIC-8	17	23	40	9	2.5	12	1.34	.824	.565	.534
942-IRLR3915TRPBF	IRLR3915TRPBF	D-Pak	17	61	55	61	120	16	1.84	1.13	.777	.734
942-IRF8707GTRPBF	IRF8707GTRPBF	SOIC-8	17.5	6.2	30	11	2.5	20	.92	.535	.332	.311
942-IRF8707TRPBF	IRF8707TRPBF	SOIC-8	17.5	6.2	30	11	2.5	20	.88	.514	.317	.296
942-IRFR3707TRLPBF	IRFR3707TRLPBF	DPAK	17.5	19	30	61	87	20	1.69	1.04	.763	.682
942-IRFH3707TR2PBF	IRFH3707TR2PBF	PQFN 3x3	17.9	5.4	30	29	2.8	20	1.29	.76	.425	.421
942-IRF7853TRPBF	IRF7853TRPBF	SOIC-8	18	28	100	8.3	2.5	20	2.12	1.37	.995	.932
942-IRF7413TRPBF	IRF7413TRPBF	SOIC-8	18	44	30	13	2.5	20	1.32	.803	.555	.524
942-IRF7413GTRPBF	IRF7413GTRPBF	SOIC-8	18	44	30	13	2.5	20	1.40	.856	.592	.559
942-IRFR3710ZTRPBF	IRFR3710ZTRPBF	D-Pak	18	69	100	56	140	20	2.71	1.75	1.26	1.19
942-IRF7807ZTRPBF	IRF7807ZTRPBF	SOIC-8	18.2	7.2	30	11	2.5	20	1.23	.717	.443	.414
942-IRF8910GTRPBF	IRF8910GTRPBF	SO-8	18.3	7.4	20	10	2	20	1.25	.77	.531	.501
942-IRFH8337TR2PBF	IRFH8337TR2PBF	PQFN 5x6	18.9	4.7	30	35	27	20	1.27	.738	.456	.415
942-SI4410DYTRPBF	SI4410DYTRPBF	SOIC-8	20	30	30	10	2.5	20	1.17	.993	.717	.663
942-IRFP044NPBF	IRFP044NPBF	TO-247AC	20	40.7	55	49	100	20	2.16	1.40	1.02	.952
942-IRFHS8242TR2PBF	IRFHS8242TR2PBF	PQFN 2x2	21	4.3	25	21	2.1	20	.64	.375	.21	.208
942-IRLML6244TRPBF	IRLML6244TRPBF	SOT-23	21	8.9	20	6.3	1.3	12	.55	.30	.199	.181
942-IRF7469TRPBF	IRF7469TRPBF	SOIC-8	21	15	40	9	2.5	20	1.42	.867	.60	.566
942-IRLTS6342TRPBF	IRLTS6342TRPBF	TSOP-6	22	11	30	8.3	2	12	.41	.308	.243	.21
942-IRF7401TRPBF	IRF7401TRPBF	SOIC-8	22	32	20	8.7	2.5	12	1.37	.835	.578	.546
942-IRF7495TRPBF	IRF7495TRPBF	SOIC-8	22	34	100	7.3	2.5	20	2.18	1.34	.922	.871
942-IRFR4105ZTRPBF	IRFR4105ZTRPBF	D-Pak	24.5	18	55	30	48	20	1.44	.888	.612	.578
942-IRFHS8342TR2PBF	IRFHS8342TR2PBF	PQFN 2x2	25	4.2	30	19	2.1	20	.64	.375	.21	.208
942-IRLR3714ZTRLPBF	IRLR3714ZTRLPBF	D-Pak	25	4.7	20	37	35	20	1.22	.717	.441	.427
942-IRF7807VD1TRPBF	IRF7807VD1TRPBF	SOIC-8	25	9.5	30	8.3	2.5	20	1.42	.824	.51	.477
942-IRF7807VD2TRPBF	IRF7807VD2TRPBF	SOIC-8	25	9.5	30	8.3	2.5	20	1.44	.899	.615	.581
942-IRF7807VTRPBF	IRF7807VTRPBF	SOIC-8	25	9.5	30	8.3	2.5	20	1.50	.867	.538	.504
942-IRF7807ATRPBF	IRF7807ATRPBF	SO-8	25	12	30	6.6	2.5	12	1.55	.952	.655	.618
942-IRF7807TRPBF	IRF7807TRPBF	SOIC-8	25	12	30	8.3	2.5	12	1.47	.899	.621	.585
942-IRFB59N10DPBF	IRFB59N10DPBF	TO-220AB	25	76	100	59	200	30	3.91	2.66	1.99	1.90
942-IRFS59N10DTRLP	IRFS59N10DTRLP	D2PAK	25	76	100	59	200	30	3.71	2.29	1.88	1.81
942-IRF7807D1TRPBF	IRF7807D1TRPBF	SOIC-8	25	----	30	8.3	2.5	12	1.39	.803	.50	.468
942-IRF7807D2TRPBF	IRF7807D2TRPBF	SOIC-8	25	----	30	8.3	2.5	12	1.28	.792	.542	.513
942-IRF7473TRPBF	IRF7473TRPBF	SOIC-8	26	61	100	6.9	2.5	20	2.17	1.34	.917	.867
942-IRFR2407TRLPBF	IRFR2407TRLPBF	DPAK	26	74	75	42	110	20	1.80	.995	.762	.74
942-IRF540ZSTRLPBF	IRF540ZSTRLPBF	D2PAK	26.5	42	100	36	92	20	2.77	1.80	1.29	1.25
942-IRFR1205TRLPBF	IRFR1205TRLPBF	DPAK	27	43.3	55	37	69	20	1.52	.931	.643	.625
942-IRFR540ZTRPBF	IRFR540ZTRPBF	D-Pak	28.5	39	100	35	91	20	1.69	1.04	.714	.663
942-IRFTS8342TRPBF	IRFTS8342TRPBF	TSOP-6	29	4.8	30	8.2	2	20	.34	.251	.199	.171
942-IRLML6344TRPBF	IRLML6344TRPBF	SOT-23	29	6.8	30	5	1.3	12	.44	.246	.162	.147
942-IRFR3518TRPBF	IRFR3518TRPBF	DPAK	29	37	80	38	110	20	1.86	1.14	.715	.707
942-IRF7488TRPBF	IRF7488TRPBF	SOIC-8	29	38	80	6.3	2.5	20	1.48	.91	.624	.59

© Copyright 2013 Mouser Electronics
© Copyright 2013 Mouser Electronics

INTERNATIONAL RECTIFIER MOSFETs

International IOR Rectifier

N-CHANNEL MOSFETS (CONT.)

NEW PRODUCT

RoHS Compliant This product is RoHS compliant.

For quantities greater than listed, call for quote.

MOUSER STOCK NO.	International Rectifier Part No.	Package	Resistance Drain-Source (mΩ)	Gate Charge (nC)	Drain-Source Voltage (V)	Continuous Drain Current (A)	Power Dissipation (W)	Gate-Source Voltage Max. (V)	Price Each			
									1	25	100	250
942-IRF7478TRPBF	IRF7478TRPBF	SOIC-8	30	21	60	7.6	2.5	20	1.41	.867	.596	.563
942-IRF7607TRPBF	IRF7607TRPBF	Micro8	30	22	20	6.5	1.8	12	.82	.471	.295	.276
942-IRF7476TRPBF	IRF7476TRPBF	SOIC-8	30	26	12	15	2.5	12	1.73	1.07	.732	.691
942-IRFR3303TRLPBF	IRFR3303TRLPBF	DPAK	31	19.3	30	33	57	20	1.49	.91	.628	.611
942-IRF7601TRPBF	IRF7601TRPBF	Micro8	35	14	20	5.7	1.8	12	.98	.567	.352	.33
942-IRF7402TRPBF	IRF7402TRPBF	SOIC-8	35	14	20	6.8	2.5	12	1.50	.867	.538	.504
942-IRF7467TRPBF	IRF7467TRPBF	SOIC-8	35	21	30	10	2.5	12	1.50	.92	.635	.599
942-IRF7403TRPBF	IRF7403TRPBF	SOIC-8	35	38	30	8.5	2.5	20	1.29	.792	.547	.517
942-IRF7490TRPBF	IRF7490TRPBF	SOIC-8	39	37	100	5.4	2.5	20	1.74	1.07	.736	.696
942-IRFR3410TRLPBF	IRFR3410TRLPBF	DPAK	39	37	100	31	110	20	1.73	1.07	.784	.734
942-IRLML0030TRPBF	IRLML0030TRPBF	SOT-23	40	2.6	30	5.3	1.3	20	.60	.332	.217	.198
942-IRFML8244TRPBF	IRFML8244TRPBF	SOT-23	41	5.4	25	5.8	1.25	20	.44	.246	.159	.144
942-IRFR4615TRLPBF	IRFR4615TRLPBF	DPAK	42	26	150	33	144	20	2.07	1.27	.932	.872
942-IRF7815TRPBF	IRF7815TRPBF	SOIC-8	43	25	150	5.1	2.5	20	2.05	1.26	.871	.822
942-IRF7494TRPBF	IRF7494TRPBF	SOIC-8	44	36	150	5.2	3	20	3.25	2.11	1.52	1.42
942-IRLML2502GTRPBF	IRLML2502GTRPBF	SOT-23	45	8	20	4.2	1.25	12	.71	.396	.258	.234
942-IRLML2502TRPBF	IRLML2502TRPBF	SOT-23	45	8	20	4.2	1.3	12	.66	.375	.244	.221
942-IRLMS2002GTRPBF	IRLMS2002GTRPBF	Micro6	45	15	20	6.5	2	12	.91	.524	.327	.307
942-IRFR4105TRLPBF	IRFR4105TRLPBF	DPAK	45	22.7	55	25	48	20	1.39	.856	.587	.571
942-IRFL4105TRPBF	IRFL4105TRPBF	SOT-223	45	23	55	3.7	2.1	20	1.21	.706	.395	.391
942-IRLL3303TRPBF	IRLL3303TRPBF	SOT-223	45	34	30	4.6	2.1	16	1.27	.781	.537	.507
942-IRFS41N15DTRLP	IRFS41N15DTRLP	D2PAK	45	72	150	41	200	30	4.64	3.17	2.35	2.05
942-IRLML6246TRPBF	IRLML6246TRPBF	SOT-23	46	3.5	20	4.1	1.3	12	.49	.278	.181	.164
942-IRF7353D1TRPBF	IRF7353D1TRPBF	SOIC-8	46	22	30	6.5	2	20	1.23	.749	.519	.49
942-IRF7353D2TRPBF	IRF7353D2TRPBF	SOIC-8	46	22	30	6.5	2	20	1.44	.888	.61	.576
942-IRFI4229PBF	IRFI4229PBF	TO-220FP	46	73	250	19	46	30	4.21	2.87	2.14	2.04
942-IRF7475TRPBF	IRF7475TRPBF	SOIC-8	50	13	12	11	2.5	12	1.36	.835	.576	.544
942-IRF7910TRPBF	IRF7910TRPBF	SO-8	50	17	12	10	2	12	2.01	1.23	.849	.801
942-IRF9410TRPBF	IRF9410TRPBF	SOIC-8	50	18	30	7	2.5	20	1.21	.706	.434	.407
942-IRF7201TRPBF	IRF7201TRPBF	SOIC-8	50	19	30	7	2.5	20	1.21	.706	.434	.407
942-IRFS33N15DTRLP	IRFS33N15DTRLP	D2PAK	56	60	150	33	3.8	30	3.22	2.09	1.51	1.41
942-IRFL024ZTRPBF	IRFL024ZTRPBF	SOT-223	57.5	9.1	55	5.1	2.8	20	.97	.567	.35	.327
942-IRF7421D1TRPBF	IRF7421D1TRPBF	SOIC-8	60	18	30	5.8	2	20	1.33	.77	.475	.445
942-IRF7452TRPBF	IRF7452TRPBF	SOIC-8	60	33	100	4.5	2.5	30	1.95	1.20	.822	.776
942-IRLML6346TRPBF	IRLML6346TRPBF	SOT-23	63	2.9	30	3.4	1.3	12	.44	.246	.162	.147
942-IRLL2705TRPBF	IRLL2705TRPBF	SOT-223	65	32	55	3.8	2.1	16	1.08	.631	.388	.364
942-IRLL2703TRPBF	IRLL2703TRPBF	SOT-223	70	9.3	30	5.5	2.1	16	1.02	.589	.367	.343
942-IRF3315PBF	IRF3315PBF	TO-220AB	70	63.3	150	21	94	20	2.82	1.83	1.40	1.24
942-IRFL024NTRPBF	IRFL024NTRPBF	SOT-223	75	12.2	55	4	2.1	20	1.03	.599	.369	.346
942-IRFR024NTRLPBF	IRFR024NTRLPBF	DPAK	75	13.3	55	16	38	20	1.25	.728	.449	.435
942-IRFR024NTRPBF	IRFR024NTRPBF	DPAK	75	13.3	55	16	38	20	1.25	.728	.449	.421
942-IRFU024NPBF	IRFU024NPBF	IPAK	75	13.3	55	16	38	20	1.25	.728	.448	.419
942-IRLML0040TRPBF	IRLML0040TRPBF	SOT-23	78	2.6	40	3.6	1.3	16	.62	.342	.226	.204
942-IRFR4620TRLPBF	IRFR4620TRLPBF	DPAK	78	25	200	24	144	20	2.11	1.29	.949	.889
942-IRF7492TRPBF	IRF7492TRPBF	SOIC-8	79	39	200	3.7	2.5	20	2.26	1.46	1.06	.992
942-IRF3315STRLPBF	IRF3315STRLPBF	D2PAK	82	63.3	150	21	94	20	3.25	2.11	1.38	1.37
942-IRF1902GTRPBF	IRF1902GTRPBF	SOIC-8	85	7.5	20	4.2	2.5	12	1.21	.706	.395	.391
942-IRF7451TRPBF	IRF7451TRPBF	SOIC-8	90	28	150	3.6	2.5	30	1.92	1.18	.808	.763
942-IRFR24N15DTRPBF	IRFR24N15DTRPBF	D-Pak	95	30	150	24	140	30	2.02	1.24	.854	.807
942-IRLMS1902TRPBF	IRLMS1902TRPBF	TSOP-6	100	4.7	20	3.2	1.7	12	.66	.385	.265	.239
942-IRLR024ZTRLPBF	IRLR024ZTRLPBF	D-Pak	100	6.6	55	16	35	16	1.14	.663	.413	.399
942-IRLL024ZTRPBF	IRLL024ZTRPBF	SOT-223	100	7	55	5	2.8	16	1.14	.663	.413	.386
942-IRLL024NTRPBF	IRLL024NTRPBF	SOT-223	100	10.4	55	4.4	2.1	16	1.00	.578	.356	.333
942-IRLU024NPBF	IRLU024NPBF	IPAK	110	10	55	17	38	16	1.12	.653	.402	.377
942-IRFR3910TRLPBF	IRFR3910TRLPBF	DPAK	115	29.3	100	15	52	20	1.46	.899	.618	.575
942-IRLML0060TRPBF	IRLML0060TRPBF	SOT-23	116	2.5	60	2.7	1.25	16	.61	.342	.223	.202
942-IRFR18N15DTRPBF	IRFR18N15DTRPBF	DPAK	125	28	150	18	110	30	1.84	1.13	.779	.735
942-IRLML2030TRPBF	IRLML2030TRPBF	SOT-23	154	1	30	2.7	1.3	20	.46	.257	.17	.154
942-IRLU3410PBF	IRLU3410PBF	IPAK	155	22.7	100	15	52	16	1.12	.685	.473	.447
942-IRFL014NTRPBF	IRFL014NTRPBF	SOT-223	160	7	55	1.9	2.1	20	.54	.422	.289	.268
942-IRFR15N20DTRLP	IRFR15N20DTRLP	D-Pak	165	27	200	17	140	30	2.10	1.28	.885	.86
942-IRF7450TRPBF	IRF7450TRPBF	SOIC-8	170	26	200	2.5	3	30	2.12	1.31	.895	.845
942-IRFR13N15DTRPBF	IRFR13N15DTRPBF	DPAK	180	19	150	14	86	30	1.53	.945	.646	.61
942-IRFL4315TRPBF	IRFL4315TRPBF	SOT-223	185	12	150	2.6	2.8	30	1.33	.77	.475	.445
942-IRFR120ZTRLPBF	IRFR120ZTRLPBF	DPAK	190	6.9	100	8.7	35	20	1.35	.824	.518	.503
942-IRLMS1503TRPBF	IRLMS1503TRPBF	TSOP-6	200	6.4	30	3.2	1.7	20	.60	.353	.241	.217
942-IRFL4310TRPBF	IRFL4310TRPBF	SOT-223	200	17	100	1.6	2.1	20	.91	.524	.327	.307
942-IRFR120NTRLPBF	IRFR120NTRLPBF	DPAK	210	16.7	100	9.1	39	20	1.35	.781	.485	.469
942-IRFU120NPBF	IRFU120NPBF	IPAK	210	16.7	100	9.1	39	20	1.27	.738	.456	.427
942-IRFL1006PBF	IRFL1006PBF	SOT-223	220	5.3	60	2.3	2.1	20	.82	.471	.295	.276
942-IRLML0100TRPBF	IRLML0100TRPBF	SOT-23	235	2.5	100	1.6	1.3	16	.64	.375	.258	.232
942-IRFR13N20DTRLP	IRFR13N20DTRLP	DPAK	235	25	200	14	110	30	1.48	.91	.625	.608
942-IRLML2402GTRPBF	IRLML2402GTRPBF	SOT-23	250	2.6	20	1.2	0.54	12	.44	.246	.162	.147
942-IRLML2402TRPBF	IRLML2402TRPBF	SOT-23	250	2.6	20	1.2	0.54	12	.49	.278	.181	.164
942-IRLU120NPBF	IRLU120NPBF	IPAK	265	13.3	100	11	39	16	1.25	.728	.45	.422
942-IRLL014NTRPBF	IRLL014NTRPBF	SOT-223	280	9.5	55	2	2.1	16	.87	.503	.31	.29
942-IRF7465TRPBF	IRF7465TRPBF	SOIC-8	280	10	150	1.9	2.5	30	1.23	.76	.52	.491
942-IRFR9N20DTRLPBF	IRFR9N20DTRLPBF	DPAK	380	18	200	9.4	86	30	1.55	.952	.655	.637
942-IRLML2803GTRPBF	IRLML2803GTRPBF	SOT-23	400	3.3	30	1.2	0.54	20	.44	.246	.162	.147
942-IRLML2803TRPBF	IRLML2803TRPBF	SOT-23	400	3.3	30	1.2	0.54	20	.49	.278	.181	.164
942-IRFR220NTRLPBF	IRFR220NTRLPBF	DPAK	600	15	200	5	43	20	1.38	.803	.498	.482
942-IRFU220NPBF	IRFU220NPBF	IPAK	600	15	200	5	43	20	1.17	.674	.418	.392
942-IRLML2060TRPBF	IRLML2060TRPBF	SOT-23	640	0.67	60	1.2	1.25	16	.39	.214	.14	.127
942-IRF7464TRPBF	IRF7464TRPBF	SOIC-8	730	9.5	200	1.2	2.5	30	1.27	.738	.456	.427
942-IRF5802TRPBF	IRF5802TRPBF	TSOP-6	1200	4.5	150	0.9	2	30	.66	.385	.265	.239
942-IRF5801TRPBF	IRF5801TRPBF	TSOP-6	2200	3.9	200	0.6	2	30	.60	.353	.241	.217
942-IRFR812TRPBF	IRFR812TRPBF	D-PAK	2200	13.3	500	3.6	78	20	.93	.57	.478	.447

© Copyright 2013 Mouser Electronics

© Copyright 2013 Mouser Electronics

INTERNATIONAL RECTIFIER MOSFETs

International IOR Rectifier

P-CHANNEL MOSFETS

RoHS Compliant This product is RoHS compliant.

NEW PRODUCT

For quantities greater than listed, call for quote.

MOUSER STOCK NO.	International Rectifier Part No.	Package	Resistance Drain-Source (mΩ)	Gate Charge (nC)	Drain-Source Voltage (V)	Continuous Drain Current (A)	Power Dissipation (W)	Gate-Source Voltage Max. (V)	Price Each			
									1	25	100	250
942-IRF9310TRPBF	IRF9310TRPBF	SOIC-8	6.8	58	-30	-20	2.5	20	2.08	1.28	.878	.83
942-IRF7410TRPBF	IRF7410TRPBF	SOIC-8	7	91	-12	-16	2.5	8	2.17	1.34	.919	.868
942-IRF7425TRPBF	IRF7425TRPBF	SOIC-8	8.2	87	-20	-15	2.5	12	2.08	1.35	.976	.914
942-IRF7210TRPBF	IRF7210TRPBF	SOIC-8	10	212	-12	-16	2.5	12	2.05	1.33	.964	.903
942-IRF9317TRPBF	IRF9317TRPBF	SOIC-8	10.2	31	-30	-16	2.5	20	1.39	.856	.585	.553
942-IRF9321TRPBF	IRF9321TRPBF	SOIC-8	11.2	34	-30	-15	2.5	20	1.35	.824	.569	.537
942-IRF9388TRPBF	IRF9388TRPBF	SOIC-8	11.9	18	-30	-12	2.5	25	1.14	.663	.411	.384
942-IRF7220TRPBF	IRF7220TRPBF	SOIC-8	12	84	-12	-11	2.5	12	1.51	.931	.639	.603
942-IRF7410GTRPBF	IRF7410GTRPBF	SOIC-8	13	91	-12	-16	2.5	8	2.29	1.40	.966	.913
942-IRF7420TRPBF	IRF7420TRPBF	SOIC-8	14	38	-12	-11.5	2.5	8	1.72	1.06	.73	.689
942-IRF7702TRPBF	IRF7702TRPBF	TSSOP-8	14	54	-12	-8	1.5	8	2.13	1.32	.901	.851
942-IRFHM9331TR2PBF	IRFHM9331TR2PBF	PQFN 3x3	14.6	16	-30	-24	2.8	25	1.21	.706	.395	.391
942-IRF9392TRPBF	IRF9392TRPBF	SOIC-8	17.5	14	-30	-9.8	2.5	25	1.08	.631	.391	.366
942-IRF9393TRPBF	IRF9393TRPBF	SOIC-8	19.4	14	-30	-9.2	2.5	25	.94	.546	.338	.317
942-IRF9328TRPBF	IRF9328TRPBF	SOIC-8	19.7	18	-30	-12	2.5	20	1.14	.663	.411	.384
942-IRF7424TRPBF	IRF7424TRPBF	SOIC-8	22	75	-30	-11	2.5	20	1.73	1.07	.734	.693
942-IRF7424GTRPBF	IRF7424GTRPBF	SOIC-8	22	75	-30	-11	2.5	20	1.82	1.12	.77	.728
942-IRF7240TRPBF	IRF7240TRPBF	SOIC-8	25	73	-40	-10.5	2.5	20	2.15	1.39	1.01	.945
942-IRF9332TRPBF	IRF9332TRPBF	SOIC-8	28.1	14	-30	-9.8	2.5	20	1.18	.685	.422	.394
942-IRF7705TRPBF	IRF7705TRPBF	TSSOP-8	30	58	-30	-8	1.5	20	2.11	1.29	.891	.841
942-IRLHS2242TR2PBF	IRLHS2242TR2PBF	PQFN 2x2	31	12	-20	-15	9.6	12	.86	.492	.306	.278
942-IRF9333TRPBF	IRF9333TRPBF	SOIC-8	32.5	14	-30	-9.2	2.5	20	1.18	.685	.424	.396
942-SI4435DYTRPBF	SI4435DYTRPBF	SO-8	35	40	-30	-8	2.5	20	.84	.679	.482	.449
942-IRF7416GTRPBF	IRF7416GTRPBF	SOIC-8	35	61	-30	-10	-10	20	1.64	1.01	.693	.655
942-IRF7416TRPBF	IRF7416TRPBF	SOIC-8	35	61	-30	-10	2.5	20	1.56	.963	.661	.624
942-IRF7706TRPBF	IRF7706TRPBF	TSSOP-8	36	48	-30	-7	1.51	20	2.47	1.59	1.16	1.08
942-IRF7404TRPBF	IRF7404TRPBF	SOIC-8	40	33.3	-20	-6.7	2.5	12	1.36	.792	.489	.457
942-IRF7726TRPBF	IRF7726TRPBF	Micro8	40	46	-30	-7	1.79	20	1.14	.663	.411	.384
942-IRLML6401GTRPBF	IRLML6401GTRPBF	SOT-23	50	10	-12	-4.3	1.3	8	.57	.321	.21	.19
942-IRLML6401TRPBF	IRLML6401TRPBF	SOT-23	50	10	-12	-4.3	1.3	8	.55	.31	.201	.183
942-IRLML2244TRPBF	IRLML2244TRPBF	SOT-23	54	6.9	-20	-4.3	1.3	12	.57	.321	.21	.19
942-IRLTS2242TRPBF	IRLTS2242TRPBF	TSOP-6	55	12	-20	-6.9	2	12	.31	.305	.214	.195
942-IRLML6302GTRPBF	IRLML6302GTRPBF	SOT-23	60	2.4	-20	-0.78	0.54	12	.44	.246	.162	.147
942-IRF7207TRPBF	IRF7207TRPBF	SOIC-8	60	15	-20	-5.4	2.5	12	1.21	.706	.434	.407
942-IRF7322D1TRPBF	IRF7322D1TRPBF	SOIC-8	62	19	-20	-5.3	2	12	1.22	.749	.517	.488
942-IRFHS9301TR2PBF	IRFHS9301TR2PBF	PQFN 2x2	65	6.9	-30	-13	2.1	20	.98	.567	.32	.317
942-IRLML6402GTRPBF	IRLML6402GTRPBF	SOT-23	65	8	-20	-3.7	1.3	12	.64	.353	.233	.212
942-IRLML6402TRPBF	IRLML6402TRPBF	SOT-23	65	8	-20	-3.7	1.3	12	.61	.342	.223	.202
942-IRFR5305TRLPBF	IRFR5305TRLPBF	DPAK	65	42	-55	-28	89	20	1.64	1.01	.693	.674
942-IRFTS9342TRPBF	IRFTS9342TRPBF	TSOP-6	66	12	-30	-5.8	2	20	.34	.251	.199	.171
942-IRF7406TRPBF	IRF7406TRPBF	SOIC-8	70	39.3	-30	-5.8	2.5	20	1.29	.792	.545	.515
942-IRF7406GTRPBF	IRF7406GTRPBF	SOIC-8	70	39.3	-30	-5.8	2.5	20	1.35	.835	.571	.539
942-IRF7241TRPBF	IRF7241TRPBF	SOIC-8	70	53	-40	-6.2	2.5	20	1.42	.877	.601	.568
942-IRF7704TRPBF	IRF7704TRPBF	TSSOP-8	74	25	-40	-4.6	1.5	20	2.01	1.24	.851	.803
942-IRF5806TRPBF	IRF5806TRPBF	TSOP-6	86	8.3	-20	-4	2	20	.71	.396	.258	.234
942-IRF7604TRPBF	IRF7604TRPBF	Micro8	90	13	-20	-3.6	1.8	12	.98	.567	.352	.33
942-IRF7422D2TRPBF	IRF7422D2TRPBF	SOIC-8	90	15	-20	-4.3	2	12	1.53	.942	.646	.611
942-IRF7321D2TRPBF	IRF7321D2TRPBF	SOIC-8	98	23	-30	-4.9	2	20	1.37	.845	.58	.547
942-IRF7204TRPBF	IRF7204TRPBF	SOIC-8	100	25	-20	-5.3	2.5	12	1.25	.728	.449	.421
942-IRLML9301TRPBF	IRLML9301TRPBF	SOT-23	103	4.8	-30	-3.6	1.3	20	.60	.332	.22	.20
942-IRF9335PBF	IRF9335PBF	SOIC-8	110	4.7	-30	-5.4	2.5	20	1.06	.61	.38	.355
942-IRFR5505GTRPBF	IRFR5505GTRPBF	D-Pak	110	21.3	-55	-18	57	-4	1.40	.813	.504	.472
942-IRFR5505TRLPBF	IRFR5505TRLPBF	DPAK	110	21.3	-55	-18	57	20	1.34	.77	.48	.464
942-IRFU5505PBF	IRFU5505PBF	IPAK	110	21.3	-55	-18	57	20	1.10	.674	.468	.442
942-IRF7205TRPBF	IRF7205TRPBF	SOIC-8	130	27	-30	-4.6	2.5	20	1.06	.61	.38	.355
942-IRLML2246TRPBF	IRLML2246TRPBF	SOT-23	135	2.9	-20	-2.6	1.3	12	.46	.257	.167	.152
942-IRF7606TRPBF	IRF7606TRPBF	Micro8	150	20	-30	-3.6	1.8	20	.86	.492	.306	.287
942-IRLML5203GTRPBF	IRLML5203GTRPBF	SOT-23	165	9.5	-30	-3	1.25	20	.64	.353	.233	.212
942-IRLML5203TRPBF	IRLML5203TRPBF	SOT-23	165	9.5	-30	-3	1.25	20	.61	.342	.223	.202
942-IRF5805TRPBF	IRF5805TRPBF	TSOP-6	165	11	-30	-3.8	2	20	.62	.342	.228	.208
942-IRFR9024NTRLPBF	IRFR9024NTRLPBF	DPAK	175	12.7	-55	11	38	20	1.35	.781	.485	.469
942-IRFU9024NPBF	IRFU9024NPBF	IPAK	175	12.7	-55	-11	38	20	1.16	.674	.414	.388
942-IRF5803TRPBF	IRF5803TRPBF	TSOP-6	190	25	-40	-3.4	1.3	20	.67	.385	.268	.241
942-IRF5803D2TRPBF	IRF5803D2TRPBF	SOIC-8	190	25	-40	-3.4	2	20	1.33	.813	.56	.528
942-IRFR5410TRLPBF	IRFR5410TRLPBF	DPAK	205	38.7	-100	13	66	20	1.48	.91	.623	.606
942-IRF6216TRPBF	IRF6216TRPBF	SOIC-8	240	33	-150	-2.2	2.5	20	1.75	1.08	.74	.699
942-IRLML9303TRPBF	IRLML9303TRPBF	SOT-23	270	2	-30	-2.3	1.25	20	.47	.257	.172	.156
942-IRF7524D1GTRPBF	IRF7524D1GTRPBF	Micro8	270	5.4	-20	-1.7	1.25	12	1.00	.578	.356	.333
942-IRF7524D1TRPBF	IRF7524D1TRPBF	Micro8	270	5.4	-20	-1.7	1.25	12	.94	.546	.338	.317
942-IRF7526D1TRPBF	IRF7526D1TRPBF	Micro8	400	7.5	-30	-2	0.8	20	1.10	.642	.397	.372
942-IRFR9120NTRLPBF	IRFR9120NTRLPBF	DPAK	480	18	-100	-6.5	39	20	1.41	.813	.506	.49
942-IRFU9120NPBF	IRFU9120NPBF	IPAK	480	18	-100	-6.5	39	20	1.34	.781	.482	.45
942-IRFR6215TRLPBF	IRFR6215TRLPBF	DPAK	580	44	-150	13	110	20	1.85	1.13	.781	.76
942-IRLML6302TRPBF	IRLML6302TRPBF	SOT-23	600	2.4	-20	-0.62	0.54	12	.49	.278	.181	.164
942-IRLML5103TRPBF	IRLML5103TRPBF	SOT-23	1000	3.4	-30	-0.61	0.54	20	.43	.235	.156	.142
942-IRLML5103GTRPBF	IRLML5103GTRPBF	SOT-23	1000	3.4	-30	-0.76	0.54	20	.44	.246	.162	.147
942-IRF6217TRPBF	IRF6217TRPBF	SOIC-8	2400	6	-150	-0.7	2.5	20	1.00	.578	.356	.333

© Copyright 2013 Mouser Electronics
© Copyright 2013 Mouser Electronics

NXP Power MOSFET Transistors

RoHS Compliant This product is RoHS compliant.

STANDARD MOSFETS

♦Surface Mount Device

For quantities greater than listed, call for quote.

MOUSER STOCK NO.	NXP Part No.	Package	V_{DS} (Max)(V)	I_D (Max) (A)	I_{DM} (Max)(A)	$R_{DS(on)}$ (Max) (Ω) @ V_{GS}=10V	V_{GS}=4.5V	V_{GS}=2.5V	V_{GS}=1.8V	V_{GS} (Max)(V)	P_{tot} (Max)(W)	Price Each 1	25	100	250
N-Channel (Single)															
771-PSMN022-30BL,18	PSMN022-30BL,118	D2PAK	30	30	125	0.031	------	------	------	20	41	.43	.389	.382	.363
771-PSMN4R3-30BL,118	PSMN4R3-30BL,118	D2PAK	30	100	465	0.005	------	------	------	20	103	.63	.578	.566	.539
771-PSMN3R4-30BL,118	PSMN3R4-30BL,118	D2PAK	30	100	609	0.004	------	------	------	20	114	.79	.721	.706	.672
771-PSMN2R7-30BL,118	PSMN2R7-30BL,118	D2PAK	30	100	730	0.004	------	------	------	20	170	.87	.798	.781	.744
771-PSMN2R0-30BL,118	PSMN2R0-30BL,118	D2PAK	30	100	943	0.003	------	------	------	20	211	1.09	1.00	.982	.935
771-PSMN1R8-30BL,118	PSMN1R8-30BL,118	D2PAK	30	100	1120	0.002	------	------	------	20	270	1.41	1.31	1.26	1.21
771-PSMN1R6-30BL,118	PSMN1R6-30BL,118	D2PAK	30	100	1268	0.0035	------	------	------	20	306	1.71	1.57	1.53	1.46
771-PSMNR90-30BL,118	PSMNR90-30BL,118	D2PAK	30	120	1573	0.001	------	------	------	20	306	2.01	1.84	1.80	1.71
♦ 771-PSMN01440YS115	PSMN014-40YS,115	PowerSO-8	40	32	183	0.014	-----	-----	-----	20	56	.59	.519	.453	.395
♦ 771-PSMN7R040LS115	PSMN7R0-40LS,115	SOT-873-1	40	40	280	0.007	-----	-----	-----	20	65	.95	.859	.752	.66
♦ 771-PSMN5R840YS115	PSMN5R8-40YS,115	PowerSO-8	40	64	360	0.0057	-----	-----	-----	20	89	.84	.752	.658	.578
771-PSMN8R0-40BS,118	PSMN8R0-40BS,118	D2PAK	40	77	309	0.008	------	------	------	20	86	1.14	.889	.778	.683
♦ 771-PSMN3R340YS115	PSMN3R3-40YS,115	PowerSO-8	40	97	546	0.0033	-----	-----	-----	20	117	1.16	1.05	.917	.805
771-PSMN4R5-40BS,118	PSMN4R5-40BS,118	D2PAK	40	100	545	0.008	------	------	------	20	148	.79	.728	.712	.677
771-PSMN2R8-40BS,118	PSMN2R8-40BS,118	D2PAK	40	100	797	0.004	------	------	------	20	211	1.09	.998	.977	.93
771-PSMN2R2-40BS,118	PSMN2R2-40BS,118	D2PAK	40	100	962	0.003	------	------	------	20	306	1.71	1.55	1.53	1.46
771-PSMN2R840PS127	PSMN2R8-40PS,127	TO-220AB	40	100	797	0.0028	-----	-----	-----	20	211	1.67	1.49	1.34	1.19
771-PSMN1R540PS127	PSMN1R5-40PS,127	TO-220AB	40	120	1301	0.0016	-----	-----	-----	20	338	2.78	2.50	2.28	2.05
771-PSMN1R1-40BS,118	PSMN1R1-40BS,118	D2PAK	40	120	1320	0.002	------	------	------	20	306	2.01	1.84	1.80	1.71
♦ 771-PSMN030-60YS115	PSMN030-60YS,115	PowerSO-8	60	21	116	0.0247	-----	-----	-----	20	56	.62	.55	.479	.418
♦ 771-PSMN01460LS115	PSMN014-60LS,115	SOT-873-1	60	28	180	0.014	-----	-----	-----	20	65	.92	.832	.729	.639
♦ 771-PSMN017-60YS115	PSMN017-60YS,115	PowerSO-8	60	31	174	0.0157	-----	-----	-----	20	74	.79	.702	.612	.534
771-PSMN015-60PS127	PSMN015-60PS,127	TO-220AB	60	36	201	0.034	-----	-----	-----	20	86	.98	.886	.776	.681
771-PSMN015-60BS,118	PSMN015-60BS,118	D2PAK	60	50	201	0.034	------	------	------	20	86	1.14	.888	.779	.684
♦ 771-PSMN7R0-60YS115	PSMN7R0-60YS,115	PowerSO-8	60	63	356	0.0064	-----	-----	-----	20	117	1.16	1.05	.917	.805
771-PSMN7R6-60BS,118	PSMN7R6-60BS,118	D2PAK	60	92	389	0.008	------	------	------	20	149	1.57	1.23	1.07	.941
771-PSMN4R6-60BS,118	PSMN4R6-60BS,118	D2PAK	60	100	565	0.010	------	------	------	20	211	1.10	1.01	.985	.938
771-PSMN3R0-60BS,118	PSMN3R0-60BS,118	D2PAK	60	100	824	0.005	------	------	------	20	306	1.78	1.63	1.58	1.51
771-PSMN3R0-60PS127	PSMN3R0-60PS,127	TO-220AB	60	100	824	0.003	-----	-----	-----	20	306	2.63	2.34	2.12	1.88
771-PSMN1R7-60BS,118	PSMN1R7-60BS,118	D2PAK	60	120	1076	0.002	------	------	------	20	306	2.02	1.85	1.81	1.72
771-PSMN2R060ES127	PSMN2R0-60ES,127	TO-262	60	120	1135	0.0022	-----	-----	-----	20	338	3.14	2.82	2.58	2.32
771-PSMN2R060PS127	PSMN2R0-60PS,127	TO-220AB	60	120	1135	0.0022	-----	-----	-----	20	338	3.21	2.89	2.63	2.38
♦ 771-PSMN04580YS115	PSMN045-80YS,115	PowerSO-8	80	17	86	0.045	-----	-----	-----	20	56	.62	.55	.479	.418
771-PSMN050-80BS,118	PSMN050-80BS,118	D2PAK	80	22	88	0.046	------	------	------	20	56	1.06	.845	.734	.64
♦ 771-PSMN02380LS115	PSMN023-80LS,115	SOT-873-1	80	22	137	0.023	-----	-----	-----	20	65	.95	.859	.752	.66
♦ 771-PSMN01880YS115	PSMN018-80YS,115	PowerSO-8	80	32	182	0.018	-----	-----	-----	20	89	.84	.752	.658	.578
771-PSMN01780PS127	PSMN017-80PS,127	TO-220AB	80	50	200	0.017	-----	-----	-----	20	103	1.07	.967	.846	.743
771-PSMN8R780PS127	PSMN8R7-80PS,127	TO-220AB	80	64	361	0.0087	-----	-----	-----	20	170	1.49	1.35	1.18	1.03
771-PSMN017-80BS,118	PSMN017-80BS,118	D2PAK	80	50	200	0.029	------	------	------	20	103	1.27	.995	.868	.761
♦ 771-PSMN01180YS115	PSMN011-80YS,115	PowerSO-8	80	67	266	0.011	-----	-----	-----	20	117	1.16	1.05	.917	.805
771-PSMN012-80BS,118	PSMN012-80BS,118	D2PAK	80	74	295	0.011	------	------	------	20	148	1.59	1.24	1.09	.956
♦ 771-PSMN8R2-80YS,115	PSMN8R2-80YS,115	PowerSO-8	80	82	326	0.0085	-----	-----	-----	20	130	1.39	1.26	1.10	.969
771-PSMN6R580PS127	PSMN6R5-80PS,127	TO-220AB	80	82	470	0.0069	-----	-----	-----	20	210	1.69	1.51	1.36	1.21
771-PSMN8R7-80BS,118	PSMN8R7-80BS,118	D2PAK	80	90	361	0.014	------	------	------	20	170	1.78	1.38	1.21	1.06
771-PSMN6R5-80BS,118	PSMN6R5-80BS,118	D2PAK	80	100	470	0.007	------	------	------	20	210	1.92	1.54	1.39	1.24
771-PSMN5R0-80BS,118	PSMN5R0-80BS,118	D2PAK	80	100	598	0.008	------	------	------	20	270	1.47	1.34	1.32	1.25
771-PSMN4R4-80BS,118	PSMN4R4-80BS,118	D2PAK	80	100	680	0.007	------	------	------	20	306	1.77	1.62	1.58	1.51
771-PSMN4R380ES127	PSMN4R3-80ES,127	TO-262	80	120	688	0.0043	-----	-----	-----	20	306	2.69	2.42	2.20	1.99
771-PSMN4R380PS127	PSMN4R3-80PS,127	TO-220AB	80	120	688	0.0043	-----	-----	-----	20	306	2.74	2.45	2.20	1.96
771-PSMN3R3-80BS,118	PSMN3R3-80BS,118	D2PAK	80	120	760	0.003	------	------	------	20	306	2.87	2.56	2.30	2.04
771-PSMN2R8-80BS,118	PSMN2R8-80BS,118	D2PAK	80	120	824	0.005	------	------	------	20	306	2.10	1.93	1.88	1.79
771-PSMN3R580ES127	PSMN3R5-80ES,127	TO-262	80	120	803	0.0035	-----	-----	-----	20	338	3.14	2.82	2.58	2.32
771-PSMN3R3-80PS127	PSMN3R3-80PS,127	TO-220AB	80	120	830	0.0079	----	----	----	20	338	3.21	2.92	2.75	2.61
771-PSMN3R3-80ES127	PSMN3R3-80ES,127	I2PAK	80	120	830	0.0079	----	----	----	20	338	4.33	3.91	3.55	3.20
♦ 771-PSMN069-100YS115	PSMN069-100YS,115	PowerSO-8	100	12	68	0.0724	-----	-----	-----	20	56	.62	.55	.479	.418
♦ 771-PSMN035100LS115	PSMN035-100LS,115	SOT-873-1	100	17	109	0.032	-----	-----	-----	20	65	.95	.859	.752	.66
♦ 771-PSMN039-100YS115	PSMN039-100YS,115	PowerSO-8	100	20	112	0.0395	-----	-----	-----	20	74	.79	.702	.612	.534
771-PSMN034-100BS118	PSMN034-100BS,118	D2PAK	100	32	127	0.062	------	------	------	20	86	1.17	.91	.794	.697
771-PSMN016-100XS127	PSMN016-100XS,127	TO-220F	100	32.1	128	0.016	------	------	------	20	46.1	1.44	1.31	1.14	1.00
771-PSMN013-100XS127	PSMN013-100XS,127	TO-220F	100	35.2	141	0.0139	------	------	------	20	48.4	1.62	1.46	1.27	1.12
771-PSMN027-100BS118	PSMN027-100BS,118	D2PAK	100	37	148	0.048	------	------	------	20	103	1.27	.995	.868	.673
771-PSMN013-100ES127	PSMN013-100ES,127	TO-262	100	47	272	0.0389	-----	-----	-----	20	170	2.07	1.84	1.66	1.48
♦ 771-PSMN016-100YS115	PSMN016-100YS,115	PowerSO-8	100	51	204	0.0293	-----	-----	-----	20	117	1.16	1.05	.917	.805
771-PSMN016-100BS118	PSMN016-100BS,118	D2PAK	100	57	230	0.029	------	------	------	20	148	1.59	1.24	1.09	.956
771-PSMN013-100BS118	PSMN013-100BS,118	D2PAK	100	68	272	0.025	------	------	------	20	170	.90	.821	.804	.765
771-PSMN9R5-100BS118	PSMN9R5-100BS,118	D2PAK	100	89	355	0.010	------	------	------	20	211	1.92	1.54	1.39	1.24
771-PSMN5R6-100BS118	PSMN5R6-100BS,118	D2PAK	100	100	539	0.010	------	------	------	20	306	1.77	1.62	1.58	1.51
771-PSMN7R0-100BS118	PSMN7R0-100BS,118	D2PAK	100	100	475	0.012	------	------	------	20	269	2.26	2.02	1.82	1.62
771-PSMN5R0100ES127	PSMN5R0-100ES,127	TO-262	100	120	622	0.0005	-----	-----	-----	20	338	3.14	2.82	2.58	2.32
771-PSMN5R0100PS127	PSMN5R0-100PS,127	TO-220AB	100	120	622	0.0005	-----	-----	-----	20	338	2.88	2.59	2.35	2.13
771-PSMN4R3-100PS127	PSMN4R3-100PS,127	TO-220	100	120	673	0.012	----	----	----	20	338	3.96	3.56	3.24	2.93
771-PSMN4R3-100ES127	PSMN4R3-100ES,127	I2PAK	100	120	673	0.012	----	----	----	20	338	4.33	3.91	3.55	3.20
771-PSMN3R8100BS,118	PSMN3R8-100BS,118	D2PAK	100	120	680	0.010	------	------	------	20	306	2.09	1.92	1.77	1.70

STANDARD LOGIC LEVEL MOSFETS

♦Surface Mount Device

For quantities greater than listed, call for quote.

N-Channel (Single)															
771-PSMN012-25YLC115	PSMN012-25YLC, 115	PowerSO-8	25	33	134	0.0126	0.0166	----	----	20	26	.60	.53	.453	.393
♦ 771-PSMN010-25YLC115	PSMN010-25YLC,115	PowerSO-8	25	39	158	0.0106	0.014	----	----	20	30	.49	.43	.368	.319
♦ 771-PSMN9R0-25YLC115	PSMN9R0-25YLC,115	PowerSO-8	25	46	183	0.0091	0.0123	-----	-----	20	34	.60	.446	.381	.332
♦ 771-PSMN7R5-25YLC115	PSMN7R5-25YLC,115	PowerSO-8	25	56	224	0.0074	0.0098	-----	-----	20	42	.66	.488	.417	.362
♦ 771-PSMN6R5-25YLC115	PSMN6R5-25YLC,115	PowerSO-8	25	64	256	0.0065	0.00819	-----	-----	20	48	.71	.525	.448	.389
771-PSMN6R0-25YLB115	PSMN6R0-25YLB, 115	PowerSO-8	25	73	292	0.00609	0.0079	----	----	20	58	.64	.563	.482	.418
♦ 771-PSMN4R0-25YLC115	PSMN4R0-25YLC,115	PowerSO-8	25	84	336	0.0045	0.0058	-----	-----	20	61	.65	.577	.503	.439
♦ 771-PSMN3R725YLC115	PSMN3R7-25YLC,115	PowerSO-8	25	97	387	0.0039	0.0051	-----	-----	20	64	.71	.623	.544	.474
♦ 771-PSMN3R225YLC115	PSMN3R2-25YLC,115	PowerSO-8	25	100	462	0.0034	0.00445	-----	-----	20	79	.76	.672	.586	.51
♦ 771-PSMN2R925YLC115	PSMN2R9-25YLC,115	PowerSO-8	25	100	517	0.00315	0.0041	-----	-----	20	92	.87	.761	.663	.579
♦ 771-PSMN2R225YLC115	PSMN2R2-25YLC,115	PowerSO-8	25	100	636	0.0024	0.00315	-----	-----	20	106	.92	.811	.707	.616
♦ 771-PSMN1R925YLC115	PSMN1R9-25YLC,115	PowerSO-8	25	100	799	0.00205	0.0027	-----	-----	20	141	.98	.892	.781	.686
♦ 771-PSMN1R725YLC115	PSMN1R7-25YLC,115	PowerSO-8	25	100	894	0.0019	0.0025	-----	-----	20	164	1.12	1.01	.885	.777
♦ 771-PSMN0R925YLC115	PSMN0R9-25YLC,115	PowerSO-8	25	100	1133	0.00099	0.00125	-----	-----	20	137	1.65	1.49	1.31	1.14
♦ 771-PSMN1R225YLC115	PSMN1R2-25YLC,115	PowerSO-8	25	100	1133	0.0013	0.0017	-----	-----	20	179	1.20	1.08	.95	.834
♦ 771-PSMN1R125YLC115	PSMN1R1-25YLC,115	PowerSO-8	25	100	1318	0.00115	0.0015	-----	-----	20	215	1.34	1.21	1.06	.931
♦ 771-PSMN01730LL115	PSMN017-30LL,115	SOT-873-1	30	15	140	0.017	0.025	-----	-----	20	37	.73	.641	.56	.488
♦ 771-PSMN01330LL115	PSMN013-30LL,115	SOT-873-1	30	21	169	0.013	0.019	-----	-----	20	41	.79	.702	.612	.534
♦ 771-PSMN9R030LL115	PSMN9R0-30LL,115	SOT-873-1	30	21	226	0.009	0.013	-----	-----	20	50	.87	.763	.666	.58
771-PSMN02230PL127	PSMN022-30PL,127	TO-220AB	30	22	125	0.022	0.034	-----	-----	20	41	.63	.556	.471	.407
771-PSMN013-30YLC115	PSMN013-30YLC, 115	PowerSO-8	30	32	130	0.0136	0.0169	----	----	20	26	.54	.464	.397	.346
♦ 771-PSMN011-30YL115	PSMN011-30YL,115	PowerSO-8	30	36	203	0.0107	0.0161	-----	-----	20	49	.59	.519	.444	.385
771-PSMN011-30YLC115	PSMN011-30YLC, 115	PowerSO-8	30	37	150	0.0116	0.0145	----	----	20	29	.55	.474	.406	.352
♦ 771-PSMN9R1-30YL115	PSMN9R1-30YL,115	PowerSO-8	30	40	229	0.0091	0.0136	-----	-----	20	52	.61	.537	.459	.399
♦ 771-PSMN5R830LL115	PSMN5R8-30LL,115	SOT-873-1	30	40	295	0.0058	0.008	-----	-----	20	55	.90	.794	.692	.603

© Copyright 2013 Mouser Electronics
© Copyright 2013 Mouser Electronics

NXP Power MOSFETs

RoHS Compliant This product is RoHS compliant.

STANDARD LOGIC LEVEL MOSFETS (CONT.)

♦Surface Mount Device

NEW PRODUCT

For quantities greater than listed, call for quote.

MOUSER STOCK NO.	NXP Part No.	Package	V_{DS} (Max)(V)	I_D (Max) (A)	I_{DM} (Max)(A)	$R_{DS(on)}$ (Max) (Ω) @ V_{GS}=10V	V_{GS}=4.5V	V_{GS}=2.5V	V_{GS}=1.8V	V_{GS} (Max)(V)	P_{tot} (Max)(W)	Price Each 1	25	100	250
N-Channel (Single) (Cont.)															
♦ 771-PSMN3R530LL115	PSMN3R5-30LL,115	SOT-873-1	30	40	423	0.0036	0.0056	-----	-----	20	71	.95	.859	.752	.66
♦ 771-PSMN3R830LL115	PSMN3R8-30LL,115	SOT-873-1	30	40	413	0.0037	0.0058	-----	-----	20	69	.95	.859	.752	.66
♦ 771-PSMN8R0-30YL115	PSMN8R0-30YL,115	PowerSO-8	30	44	247	0.0083	0.0122	-----	-----	20	56	.63	.554	.474	.411
♦ 771-PSMN9R5-30YLC115	PSMN9R5-30YLC, 115	PowerSO-8	30	44	177	0.0098	0.0121	-----	-----	30	34	.51	.446	.381	.332
♦ 771-PSMN8R0-30YLC115	PSMN8R0-30YLC,115	PowerSO-8	30	54	216	0.0079	0.01	-----	-----	20	42	.66	.488	.417	.362
♦ 771-PSMN5R9-30YL115	PSMN5R9-30YL,115	PowerSO-8	30	55	310	0.0061	0.009	-----	-----	20	63	.62	.55	.479	.418
♦ 771-PSMN4R5-30YLC115	PSMN4R5-30YLC,115	PowerSO-8	30	60	336	0.0048	0.0061	-----	-----	20	61	.66	.587	.513	.446
♦ 771-PSMN7R0-30YLC115	PSMN7R0-30YLC,115	PowerSO-8	30	61	245	0.00709	0.089	-----	-----	20	48	.72	.532	.455	.395
♦ 771-PSMN4R130YLC115	PSMN4R1-30YLC,115	PowerSO-8	30	90	360	0.00435	0.0057	-----	-----	20	64	.71	.623	.544	.474
♦ 771-PSMN3R730YLC115	PSMN3R7-30YLC,115	PowerSO-8	30	100	419	0.00395	0.00515	-----	-----	20	79	.76	.672	.586	.51
♦ 771-PSMN3R230YLC115	PSMN3R2-30YLC,115	PowerSO-8	30	100	482	0.0035	0.00455	-----	-----	20	92	.87	.761	.663	.579
♦ 771-PSMN2R630YLC115	PSMN2R6-30YLC,115	PowerSO-8	30	100	575	0.0028	0.00365	-----	-----	20	106	.92	.811	.707	.616
771-PSMN3R430PL127	PSMN3R4-30PL,127	TO-220AB	30	100	609	0.0034	0.0041	-----	-----	20	114	1.19	1.08	.942	.826
771-PSMN2R730PL127	PSMN2R7-30PL,127	TO-220AB	30	100	730	0.0027	0.0036	-----	-----	20	170	1.54	1.40	1.22	1.07
♦ 771-PSMN2R230YLC115	PSMN2R2-30YLC,115	PowerSO-8	30	100	765	0.00215	0.0028	-----	-----	20	141	.98	.892	.781	.686
♦ 771-PSMN1R530YL115	PSMN1R5-30YL,115	PowerSO-8	30	100	790	0.0015	0.0019	-----	-----	20	109	1.65	1.47	1.33	1.18
♦ 771-PSMN1R530YLC115	PSMN1R5-30YLC,115	PowerSO-8	30	100	1008	0.00155	0.00205	-----	-----	20	179	1.20	1.08	.95	.834
♦ 771-PSMN1R0-30YLC115	PSMN1R0-30YLC,115	PowerSO-8	30	100	1030	0.00115	0.0014	-----	-----	20	137	1.65	1.49	1.31	1.14
771-PSMN1R830PL127	PSMN1R8-30PL,127	TO-220AB	30	100	1120	0.0018	0.0023	-----	-----	20	270	2.26	2.01	1.82	1.62
♦ 771-PSMN1R230YLC115	PSMN1R2-30YLC,115	PowerSO-8	30	100	1237	0.00125	0.00165	-----	-----	20	215	1.34	1.21	1.06	.931
771-PSMN1R130EL127	PSMN1R1-30EL,127	TO-262	30	120	1609	0.0013	0.0014	-----	-----	20	338	3.02	2.72	2.47	2.24
771-PSMN1R130PL127	PSMN1R1-30PL,127	TO-220AB	30	120	1609	0.0013	0.0014	-----	-----	20	338	3.10	2.79	2.54	2.29
771-PSMN9R5-100XS127	PSMN9R5-100XS,127	TO-220F	100	44.2	177	0.009	------	------	------	20	52.6	1.85	1.66	1.49	1.33
771-PSMN7R0-100XS127	PSMN7R0-100XS,127	TO-220F	100	55	220	0.006	------	------	------	20	57.7	2.45	2.18	1.97	1.74
771-PSMN5R6-100XS127	PSMN5R6-100XS,127	TO-220F	100	61.8	247	0.005	------	------	------	20	60	2.97	2.65	2.39	2.12

N-CHANNEL ENHANCEMENT MODE TRENCHMOS™ MOSFETS

♦Surface Mount Device

For quantities greater than listed, call for quote.

N-Channel (Single)															
♦ 771-PMV56XN215	PMV56XN,215	SOT-23	20	3.76	15	-----	0.085	0.115	-----	8	1.92	.40	.348	.297	.258
♦ 771-PMV16UN215	PMV16UN,215	SOT-23	20	5.8	25	-----	0.018	0.023	0.04	8	0.51	.32	.291	.275	.261
♦ 771-PMV31XN-T/R	PMV31XN,215	SOT-23	20	5.9	23.7	-----	0.037	0.053	-----	12	2	.62	.471	.364	.257
♦ 771-PMV20XN215	PMV20XN,215	SOT-23	30	4.8	20	-----	0.025	0.035	-----	12	0.51	.26	.235	.221	.211
♦ 771-PMV40UN-T/R	PMV40UN,215	SOT-23	30	4.9	19.6	-----	0.047	0.053	0.073	8	1.9	.51	.452	.386	.336
♦ 771-PMV22EN215	PMV22EN,215	SOT-23	30	5.2	20	0.022	0.029	-----	-----	20	0.51	.20	.188	.178	.168
♦ 771-BUK621330C118	BUK6213-30C,118	TO-252	30	47	189	0.014	0.029	-----	-----	20	60	.89	.784	.684	.596
♦ 771-BUK620930C118	BUK6209-30C,118	TO-252	30	50	262	0.0098	0.0192	-----	-----	20	80	.93	.838	.733	.643
♦ 771-BUK624R530C118	BUK624R5-30C,118	TO-252	30	90	543	0.0045	0.0075	-----	-----	20	158	1.52	1.38	1.21	1.06
771-BUK653R730C127	BUK653R7-30C,127	TO-220AB	30	100	583	0.0039	0.0072	-----	-----	20	158	1.62	1.46	1.27	1.12
♦ 771-BUK663R530C118	BUK663R5-30C,118	TO-252	30	100	616	0.0035	0.0065	-----	-----	20	158	1.54	1.37	1.23	1.10
♦ 771-BUK661R830C118	BUK661R8-30C,118	TO-252	30	120	1080	0.0019	0.0033	-----	-----	20	263	1.69	1.53	1.44	1.37
♦ 771-BUK621840C118	BUK6218-40C,118	TO-252	40	42	168	0.016	0.028	-----	-----	20	60	.89	.784	.684	.596
♦ 771-BUK621240C118	BUK6212-40C,118	TO-252	40	50	233	0.0112	0.02	-----	-----	20	80	1.11	1.01	.882	.773
♦ 771-BUK625R040C118	BUK625R0-40C,118	TO-252	40	90	490	0.005	0.0083	-----	-----	20	158	1.52	1.38	1.21	1.06
771-BUK654R840C127	BUK654R8-40C,127	TO-220AB	40	100	500	0.0048	0.0079	-----	-----	20	158	1.84	1.65	1.48	1.32
771-BUK6E3R440C127	BUK6E3R4-40C,127	TO-262	40	100	657	0.0036	0.006	-----	-----	20	204	1.58	1.44	1.36	1.29
♦ 771-BUK663R240C118	BUK663R2-40C,118	TO-252	40	100	697	0.0032	0.0057	-----	-----	20	204	1.92	1.71	1.54	1.37
771-BUK6E2R340C127	BUK6E2R3-40C,127	TO-262	40	120	1006	0.0023	0.0036	-----	-----	20	306	3.51	3.17	2.88	2.60
♦ 771-BSN20-T/R	BSN20,215	SOT-23	50	0.173	0.7	15	20	-----	-----	20	0.83	.39	.322	.256	.187
♦ 771-BSH111-T/R	BSH111,215	SOT-23	55	0.335	1.3	-----	4	5	8	10	0.83	.39	.30	.228	.161
♦ 771-BUK622855C118	BUK6228-55C,118	TO-252	55	31	122	0.029	0.044	-----	-----	20	60	.89	.784	.684	.596
♦ 771-BUK621755C118	BUK6217-55C,118	TO-252	55	44	175	0.019	0.0285	-----	-----	20	80	1.07	.985	.862	.758
♦ 771-BUK620755C118	BUK6207-55C,118	TO-252	55	90	383	0.0078	0.012	-----	-----	20	158	1.39	1.26	1.10	.969
771-BUK650755C127	BUK6507-55C,127	TO-220AB	55	100	405	0.007	0.0105	-----	-----	20	158	1.62	1.46	1.27	1.12
♦ 771-BUK660755C118	BUK6607-55C,118	TO-252	55	100	420	0.0065	0.0102	-----	-----	20	158	1.54	1.37	1.23	1.10
771-BUK654R655C127	BUK654R6-55C,127	TO-220AB	55	100	524	0.0054	0.008	-----	-----	20	204	1.84	1.65	1.48	1.32
♦ 771-BUK664R455C118	BUK664R4-55C,118	TO-252	55	100	550	0.0049	0.0077	-----	-----	20	204	1.92	1.71	1.54	1.37
♦ 771-2N7002-T/R	2N7002,215	SOT-23	60	0.3	1.2	5	5.3	-----	-----	30	0.83	.16	.151	.109	.064
♦ 771-2N7002PW-115	2N7002PW,115	SOT-323	60	0.31	1.2	1.6	2@5V	-----	-----	20	0.26	.05	.041	.037	.036
♦ 771-2N7002P-215	2N7002P,215	SOT-23	60	0.36	1.2	1.6	2@5V	-----	-----	20	0.35	.14	.123	.089	.052
♦ 771-2N7002E-T/R	2N7002E,215	SOT-23	60	0.385	1.5	3	4	-----	-----	30	0.83	.27	.194	.151	.095
♦ 771-2N7002F-T/R	2N7002F,215	SOT-23	60	0.475	1.9	2	4	-----	-----	30	0.83	.27	.194	.151	.095
♦ 771-2N7002K-T/R	2N7002K,215	SOT-23	60	0.34	0.68	3.9	5.3	-----	-----	15	0.83	.27	.194	.151	.095
♦ 771-BUK622675C118	BUK6226-75C,118	TO-252	75	33	130	0.029	0.04	-----	-----	20	80	1.07	.985	.862	.758
♦ 771-BUK621575C118	BUK6215-75C,118	TO-252	75	57	229	0.015	0.0205	-----	-----	20	128	.78	.717	.676	.642
♦ 771-BUK621175C118	BUK6211-75C,118	TO-252	75	74	297	0.011	0.015	-----	-----	20	158	1.64	1.48	1.29	1.13
771-BUK651075C127	BUK6510-75C,127	TO-220AB	75	77	305	0.0104	0.013	-----	-----	20	158	2.03	1.85	1.62	1.41
771-BUK650775C127	BUK6507-75C,127	TO-220AB	75	100	406	0.0076	0.0103	-----	-----	20	204	1.98	1.77	1.59	1.41
♦ 771-BUK660775C118	BUK6607-75C,118	TO-252	75	100	423	0.007	0.0097	-----	-----	20	204	2.07	1.84	1.66	1.48

ENHANCEMENT MODE TRENCHMOS™ LOGIC-LEVEL MOSFETS

♦Surface Mount Device

For quantities greater than listed, call for quote.

N-Channel (Single)															
♦ 771-SI2302DS-T/R	SI2302DS,215	SOT-23	20	2.5	0.01	-----	0.085	0.115	-----	8	0.83	.44	.371	.303	.251
♦ 771-PMV30UN-T/R	PMV30UN,215	SOT-23	20	5.7	23.1	-----	0.036	0.043	0.063	8	1.9	.46	.342	.268	.182
♦ 771-BSH103-T/R	BSH103,215	SOT-23	30	0.85	3.4	-----	0.4	0.5	0.6	8	0.5	.41	.334	.265	.194
♦ 771-PMV60EN-T/R	PMV60EN,215	SOT-23	30	4.7	18.8	0.055	0.072	-----	-----	20	2	.62	.471	.364	.257
♦ 771-PMV45EN-T/R	PMV45EN,215	SOT-23	30	5.4	21.6	0.042	0.054	-----	-----	20	2	.62	.471	.364	.257
♦ 771-BUK98150-55A/T3	BUK98150-55A,135	SOT-223	55	5.5	22	0.137	0.161	-----	-----	15	8	.23	.203	.182	.177
♦ 771-BSS123-T/R	BSS123,215	SOT-23	100	0.15	0.6	6	-----	-----	-----	20	0.25	.30	.231	.175	.124
771-BUK9520100B127	BUK9520-100B,127	TO-220AB	100	63	253	0.0185	0.0223	-----	-----	15	203	1.78	1.58	1.42	1.26
P-Channel (Single)															
♦ 771-PMV65XP-T/R	PMV65XP,215	SOT-23	-20	-3.9	-1.59	-----	0.076	0.112	-----	12	1.92	.45	.318	.273	.225

SMALL SIGNAL RF MOSFETS

♦Surface Mount Device

NEW PRODUCT

For quantities greater than listed, call for quote.

MOUSER STOCK NO.	NXP Part No.	Package	V_{DS} (Max)(V)	I_D (Max)(mA)	Forward Transfer Admittance (Min./Max.) (mS)	V_{GS} (Max)(V)	C_{iss} @ 1MHz (Typ./Max.)(pF)	C_{rss} @ 1MHz (Typ./Max.)(pF)	P_{tot} (Max.)(mW)	Price Each 1	25	100	250
N-Channel (Single)													
771-PMN20EN,115	PMN20EN,115	TSOP-6	30	6.7	---/---	20	155/---	70/---	545	.18	.168	.157	.15
N-Channel (Dual)													
♦ 771-BF998-T/R	BF998,215	SOT-143	12	30	24/----	2	2.1/2.5	25/----	200	.41	.362	.309	.269
♦ 771-BF998WR115	BF998WR,115	SOT-343R	12	30	24/----	2.5	2.1/2.5	25/----	300	.23	.203	.182	.171
♦ 771-BF998R-T/R	BF998R,215	SOT-143R	12	30	24/----	2	2.1/2.5	25/----	200	.43	.375	.321	.294
♦ 771-BF908WR-T/R	BF908WR,115	SOT-343R	12	40	36/50	2	1.8/2.5	30/45	300	.42	.365	.312	.271
♦ 771-BF991-T/R	BF991,215	SOT-143	20	20	10/----	2.5	2.1/----	20/----	200	.60	.528	.45	.392
♦ 771-BF994S-T/R	BF994S,215	SOT-143	20	30	18/----	2.5	2.5/3	25/----	200	.64	.568	.486	.422
♦ 771-BF992-T/R	BF992,215	SOT-143	20	40	25/----	1.3	4/----	30/40	200	.60	.528	.45	.392

JFETS

♦Surface Mount Device

For quantities greater than listed, call for quote.

P-Channel (Single)													
♦ 771-PMBFJ177-T/R	PMBFJ177,215	SOT-23	-30	-20	----/----	-30	8/----	4/----	300	.23	.217	.211	.21
♦ 771-PMBFJ175-T/R	PMBFJ175,215	SOT-23	-30	-70	----/----	-30	8/----	4/----	300	.44	.386	.331	.287

© Copyright 2013 Mouser Electronics
© Copyright 2013 Mouser Electronics

ON SEMICONDUCTOR MOSFETs

ON Semiconductor®

RoHS Compliant This product is RoHS compliant.

N-CHANNEL AND P-CHANNEL POWER MOSFETS

♦ Surface Mount Device

NEW PRODUCT

For quantities greater than listed, call for quote.

MOUSER STOCK NO.	ON Semiconductor Part No.	Package	$V_{(BR)DSS}$ (Min.)(V)	$r_{DS\ (ON)}$ Max.(mΩ)	P_D Max(W)	I_D Max(A)	Price Each 1	25	100
N-Channel									
♦ 863-MMBF0201NLT1G	MMBF0201NLT1G	SOT-23	20	1000	0.225	0.3	.34	.30	.197
♦ 863-MMBF2201NT1G	MMBF2201NT1G	SC-70	20	1400	0.15	0.3	.34	.257	.174
♦ 863-MGSF1N02LT1G	MGSF1N02LT1G	SOT-23	20	90	0.4	0.75	.54	.407	.339
♦ 863-NTK3134NT1G	NTK3134NT1G	SOT-723	20	350	0.55	0.89	.45	.268	.214
♦ 863-MGSF2N02ELT1G	MGSF2N02ELT1G	SOT-23	20	85	1.25	2.8	.39	.335	.242
♦ 863-NTR3161NT1G	NTR3161NT1G	SOT-23	20	50	0.82	3.3	.13	.118	.114
♦ 863-NTGS3446T1G	NTGS3446T1G	TSOP-6	20	45	2	5.1	.39	.317	.223
♦ 863-NTHS5404T1G	NTHS5404T1G	ChipFET	20	25	1.3	7.2	.60	.476	.358
♦ 863-NTD70N03R-1G	NTD70N03R-1G	TO-252	25	8	62.5	72	.61	.503	.449
♦ 863-NTR4003NT1G	NTR4003NT1G	SOT-23	30	1500	0.83	0.56	.31	.223	.106
♦ 863-NTR4503NT1G	NTR4503NT1G	SOT-23	30	105	0.73	2	.35	.305	.20
♦ 863-NTR4170NT1G	NTR4170NT1G	SOT-23	30	55	0.78	3.2	.15	.139	.134
♦ 863-NTGS4141NT1G	NTGS4141NT1G	TSOP-6	30	30	1	7	.39	.317	.223
♦ 863-NTLJS4114NT1G	NTLJS4114NT1G	WDFN-6	30	35	3.3	7.8	.56	.51	.398
♦ 863-NTMS4800NR2G	NTMS4800NR2G	SOIC-8	30	27	2	8	.26	.246	.238
♦ 863-NTMS4801NR2G	NTMS4801NR2G	SOIC-8N	30	9	2.1	12	.38	.366	.354
♦ 863-NTD4909NT4G	NTD4909NT4G	DPAK	30	8	1.37	12.1	.64	.492	.404
♦ 863-NTMFS4921NT1G	NTMFS4921NT1G	SO-8	30	10.8	2.14	13.8	.28	.246	.223
♦ 863-NTD4906NT4G	NTD4906NT4G	DPAK	30	8	1.38	14	.27	.26	.247
♦ 863-NTMFS4936NT1G	NTMFS4936NT1G	SO-8	30	4	43	19.5	.60	.535	.467
♦ 863-NTD20N03L27T4G	NTD20N03L27T4G	TO-252	30	31	74	20	.93	.738	.646
♦ 863-NTMFS4841NHT1G	NTMFS4841NHT1G	SO-8 FL	30	7	5.7	21.8	.79	.70	.61
♦ 863-NTMFS4935NT1G	NTMFS4935NT1G	SO-8	30	3.2	2.63	21.8	.60	.535	.467
♦ 863-NVTFS4823NTAG	NVTFS4823NTAG	WDFN-8	30	17.5	3.1	30	.76	.676	.59
♦ 863-NTMFS4845NT1G	NTMFS4845NT1G	SO-8 FL	30	2.9	5.95	35.5	.60	.578	.563
♦ 863-NTD4963NT4G	NTD4963NT4G	DPAK	30	13.6	35.7	44	.48	.375	.308
♦ 863-NTMFS4941NT1G	NTMFS4941NT1G	SO-8FL	30	9	25.5	47	.34	.321	.308
♦ 863-NTTFS4823NTAG	NTTFS4823NTAG	WDFN-8	30	17.5	32.9	50	.39	.375	.356
♦ 863-NTTFS4824NTAG	NTTFS4824NTAG	WDFN-8	30	7.5	4.1	69	.45	.428	.415
♦ 863-NTD4806NT4G	NTD4806NT4G	TO-252	30	9.4	60	76	.82	.701	.624
♦ 863-NTD4904N-1G	NTD4904N-1G	IPAK	30	5.5	52	79	.43	.407	.393
♦ 863-NTMFS4923NET1G	NTMFS4923NET1G	SO-8FL	30	4.8	48	91	1.85	1.50	1.35
♦ 863-NTMFS4934NT1G	NTMFS4934NT1G	SO-8FL	30	3	69.4	147	1.98	1.59	1.43
♦ 863-NTMFS4825NFET1G	NTMFS4825NFET1G	SO-8FL	30	3	96.2	171	3.60	2.89	2.62
♦ 863-NTD4858NT4G	NTD4858NT4G	DPAK	35	6.2	2	14	.29	.285	.284
♦ 863-NTMS5835NLR2G	NTMS5835NLR2G	SOIC-8	40	14	2.6	12	.67	.514	.426
♦ 863-NTMFS5832NLT1G	NTMFS5832NLT1G	SO-8 FL	40	6.5	3.1	20	.44	.425	.409
♦ 863-NTD5806NT4G	NTD5806NT4G	TO-252	40	19	39	33	.62	.471	.395
♦ 863-NTD5805NT4G	NTD5805NT4G	TO-252	40	9.5	47	51	.64	.503	.437
♦ 863-NTD5804NT4G	NTD5804NT4G	TO-252	40	8.5	71	69	.80	.621	.542
♦ 863-NCV8401DTRKG	NCV8401DTRKG	DPAK	42	29	64	-	.86	.824	.789
♦ 863-BSS138LT1G	BSS138LT1G	SOT-23	50	3500	0.225	0.2	.28	.203	.096
♦ 863-NCV8402STT3G	NCV8402STT3G	SOT-223	55	165	1.7	2	.47	.449	.434
♦ 863-MMFT960T1G	MMFT960T1G	SOT-223	60	1700	0.8	0.3	.75	.567	.472
♦ 863-MMBF170LT1G	MMBF170LT1G	SOT-23	60	5000	0.225	0.5	.36	.259	.123
♦ 863-NTF3055-100T1G	NTF3055-100T1G	SOT-223	60	100	2.1	3	.69	.535	.465
♦ 863-NTF3055L108T1G	NTF3055L108T1G	SOT-223	60	120	2.1	3	.58	.515	.387
♦ 863-NTD3055-094T4G	NTD3055-094T4G	TO-252	60	94	48	12	.66	.514	.448
♦ 863-NTD3055L104G	NTD3055L104G	TO-252	60	104	48	12	.60	.51	.372
♦ 863-NTD3055L104T4G	NTD3055L104T4G	TO-252	60	104	48	12	.66	.514	.448
♦ 863-NTD5865NLT4G	NTD5865NLT4G	TO-252	60	19	40	40	.70	.535	.469
♦ 863-NTB45N06T4G	NTB45N06T4G	TO-263	60	26	125	45	1.73	1.40	1.09
♦ 863-NTB60N06T4G	NTB60N06T4G	TO-263	60	14	150	60	2.46	2.09	1.53
♦ 863-BSS123LT1G	BSS123LT1G	SOT-23	100	6000	0.225	0.17	.29	.211	.101
863-NDF08N50ZG	NDF08N50ZG	TO-220FP	500	850	31	7.5	1.10	.993	.762
863-NDD02N60Z-1G	NDD02N60Z-1G	IPAK	600	4800	57	2.2	.74	.658	.495
♦ 863-NDD02N60ZT4G	NDD02N60ZT4G	TO-252	600	4800	57	2.2	.74	.658	.495
♦ 863-NDD03N60ZT4G	NDD03N60ZT4G	TO-252	600	3600	61	2.6	.79	.70	.526
♦ 863-NDD04N60Z-1G	NDD04N60Z-1G	IPAK	600	1.8	83	4.1	.78	.709	.62
P-Channel									
♦ 863-NTJD1155LT1G	NTJD1155LT1G	SOT-363	-8.0	260	0.4	-1.3	.38	.305	.214
♦ 863-NTR0202PLT1G	NTR0202PLT1G	SOT-23	-20	800	0.225	-0.4	.41	.333	.195
♦ 863-NTR1P02T1G	NTR1P02T1G	SOT-23	-20	180	0.4	-1.0	.38	.311	.183
♦ 863-NTS4101PT1G	NTS4101PT1G	SC-70	-20	120	0.329	-1.37	.34	.282	.166
♦ 863-NTGS3443T1G	NTGS3443T1G	TSOP-6	-20	65	2	-2.0	.52	.342	.274
♦ 863-NTGS3441T1G	NTGS3441T1G	TSOP-6	-20	90	1	-2.35	.36	.289	.207
♦ 863-NTLJD3119CTAG	NTLJD3119CTAG	WDFN-6	-20	65	2.3	-4.6	.56	.51	.398
♦ 863-NTLJD3119CTBG	NTLJD3119CTBG	WDFN-6	-20	65	2.3	-4.6	.73	.599	.524
♦ 863-NTMS5P02R2G	NTMS5P02R2G	SOIC-8	-20	26	0.79	-5.4	.80	.678	.478
♦ 863-NTHS4101PT1G	NTHS4101PT1G	ChipFET	-20	42	1.3	-6.7	.74	.589	.471
♦ 863-NTS4173PT1G	NTS4173PT1G	SC-70	-30	150	0.29	-1.2	.14	.128	.128
♦ 863-NTR4502PT1G	NTR4502PT1G	SOT-23	-30	200	1.25	-1.95	.35	.305	.20
♦ 863-NTR4171PT1G	NTR4171PT1G	SOT-23	-30	75	0.48	-2.2	.15	.139	.134
♦ 863-NTGS4111PT1G	NTGS4111PT1G	TSOP-6	-30	60	1.25	-4.7	.39	.317	.223
♦ 863-NTMS4177PR2G	NTMS4177PR2G	SOIC-8	-30	19	1.52	-11.4	.35	.342	.325
♦ 863-NTD25P03LG	NTD25P03LG	TO-252	-30	72	75	-25	1.25	1.12	.867
♦ 863-BSS84LT1G	BSS84LT1G	SOT-23	-50	10000	0.225	-0.13	.30	.231	.121
♦ 863-NTGS5120PT1G	NTGS5120PT1G	TSOP-6	-60	111	1.1	-2.5	.55	.478	.398
♦ 863-NTF2955T1G	NTF2955T1G	SOT-223	-60	170	1	-2.6	.84	.74	.557
♦ 863-NTD5P06VT4G	NTD5P06VT4G	TO-252	-60	450	40	-5.0	.92	.717	.622
♦ 863-NTD2955PT4G	NTD2955PT4G	TO-252	-60	155	55	-12	.63	.564	.491
♦ 863-NTD2955G	NTD2955G	TO-252	-60	180	55	-12	.63	.564	.425
♦ 863-NTD2955T4G	NTD2955T4G	TO-252	-60	180	55	-12	.63	.564	.425
863-NTP2955G	NTP2955G	TO-220	-60	196	2.4	-12	.88	.798	.586
♦ 863-NTD20P06LT4G	NTD20P06LT4G	TO-252	-60	150	65	-15.5	.82	.745	.571
♦ 863-NTB5605PT4G	NTB5605PT4G	TO-263	-60	140	88	-18.5	.89	.867	.817
♦ 863-NTB25P06T4G	NTB25P06T4G	TO-263	-60	82	120	-27.5	1.74	1.41	1.27
♦ 863-MTP2P50EG	MTP2P50EG	TO-220	-500	6000	75	-2.0	3.28	2.65	2.39


WDFN-8

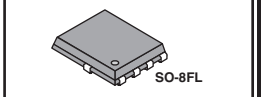
SO-8FL

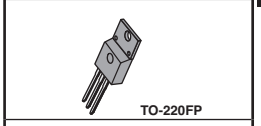
TO-220FP

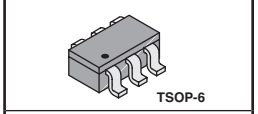
TSOP-6

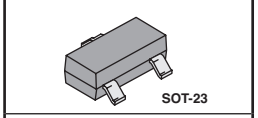
SOT-23

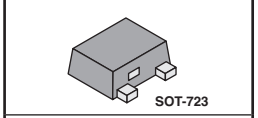
SOT-723

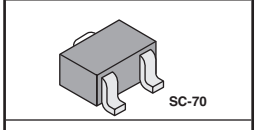
SC-70

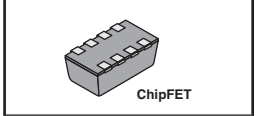
ChipFET

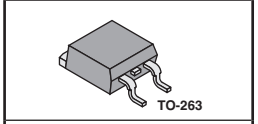
TO-263

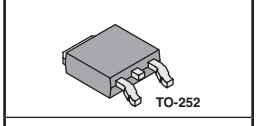
TO-252

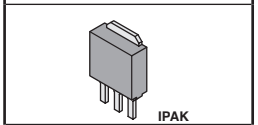
IPAK

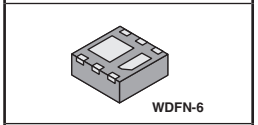
WDFN-6

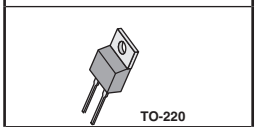
TO-220

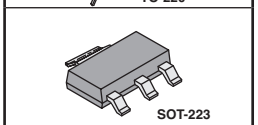
SOT-223

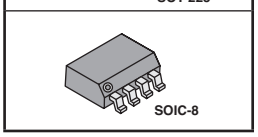
SOIC-8

© Copyright 2013 Mouser Electronics

© Copyright 2013 Mouser Electronics

ON SEMICONDUCTOR MOSFETs

ON Semiconductor®

RoHS Compliant This product is RoHS compliant.

POWER MOSFETS

♦ Surface Mount Device

PRODUCT NEW

For quantities greater than listed, call for quote.

MOUSER STOCK NO.	ON Semiconductor Part No.	Package	V(BR)DSS (Min.)(V)	rDS (ON) Max.(mΩ)	PD Max(W)	ID Max(A)	Price Each 1	25	100	500
Complementary										
♦ 863-NTJD4105CT1G	NTJD4105CT1G	SC-88	+20/-8.0	375/300	0.27	+0.63/-0.775	.49	.332	.262	.18
♦ 863-NTHD3100CT1G	NTHD3100CT1G	ChipFET	+20/-20	80/80	1.1	+2.9/-3.2	.72	.556	.483	.357
♦ 863-NTHD4508NT1G	NTHD4508NT1G	ChipFET	+20/+20	75	1.13	+4.1/+4.1	.64	.492	.409	.30
♦ 863-NTZD3152PT1G	NTZD3152PT1G	SOT-563	-20/-20	900	0.25	-0.43/-0.43	.46	.31	.242	.166
♦ 863-NTLJF4156NTAG	NTLJF4156NTAG	WDFN-6	+30/+30	250	1.5	+4.6/4.6	.71	.589	.524	.439
♦ 863-NTMD4840NR2G	NTMD4840NR2G	SOIC-8	+30/+30	36	0.68	7.5/7.5	.34	.332	.317	.282
NFET										
♦ 863-NTD4863NT4G	NTD4863NT4G	DPAK-3	25	9.3	1.95	11.3	.45	.426	.408	-
♦ 863-NTMD4820NR2G	NTMD4820NR2G	SOIC-8N	30	20	1.28	6.4	.42	.407	.385	-
♦ 863-NTHS4166NT1G	NTHS4166NT1G	ChipFET	30	22	1.5	6.6	.29	.278	.266	-
863-NDF04N60ZG	NDF04N60ZG	TO-220FP	600	1.8	28	4.4	.80	.72	.629	-
863-NDF10N60ZG	NDF10N60ZG	TO-220AB	600	650	36	10	1.34	1.21	.926	-
863-NDF06N60ZG	NDF06N60ZG	TO-220FP	600	980	31	6	1.08	.976	.749	-
PFET										
♦ 863-NUS5531MTR2G	NUS5531MTR2G	WDFN-6	12	32	1.46	5.47	.56	.535	.515	-

TRENCH POWER MOSFETS

♦ Surface Mount Device

For quantities greater than listed, call for quote.

N-Channel										
♦ 863-NTJS3157NT1G	NTJS3157NT1G	SC-88	20	60	1	4	.43	.289	.228	.43
P-Channel										
♦ 863-NTJS3151PT1G	NTJS3151PT1G	SC-88	-12	60	0.625	-3.3	.33	.278	.19	.157
♦ 863-NTR4101PT1G	NTR4101PT1G	SOT-23	-20	85	0.73	-3.2	.49	.289	.234	.14
♦ 863-NTJS4151PT1G	NTJS4151PT1G	SC-88	-20	60	1	-4.2	.49	.332	.262	.18

SMALL SIGNAL MOSFETS

♦ Surface Mount Device

For quantities greater than listed, call for quote.

MOUSER STOCK NO.	ON Semiconductor Part No.	Package	V(BR)DSS (Min.)(V)	rDS (ON) Max.(mΩ)	PD Max(W)	ID Max(A)	Price Each 1	25	100	500
N-Channel										
♦ 863-NTA4001NT1G	NTA4001NT1G	SC-75	20	1500	0.3	0.238	.25	.152	.097	.072
♦ 863-NTZD3154NT1G	NTZD3154NT1G	SOT-563	20	550	0.28	0.54	.32	.264	.155	.128
♦ 863-NTJD4401NT1G	NTJD4401NT1G	SC-88	20	375	0.27	0.63	.49	.332	.262	.18
♦ 863-NTA4153NT1G	NTA4153NT1G	SC-75	20	127	0.3	0.915	.32	.281	.185	.153
♦ 863-NTE4153NT1G	NTE4153NT1G	SC-89	20	230	0.3	0.915	.48	.289	.23	.138
♦ 863-NTS4409NT1G	NTS4409NT1G	SC-70	25	249	0.28	0.75	.32	.263	.174	.144
♦ 863-NTJS4405NT1G	NTJS4405NT1G	SC-88	25	350	0.63	1.2	.31	.24	.158	.128
♦ 863-NTA7002NT1G	NTA7002NT1G	SC-75	30	7000	0.3	0.154	.45	.246	.188	.107
♦ 863-NTJD4001NT1G	NTJD4001NT1G	SC-88	30	1500	0.272	0.25	.35	.257	.158	.139
♦ 863-NTS4001NT1G	NTS4001NT1G	SC-70	30	1500	0.33	0.27	.52	.289	.219	.124
♦ 863-BSS138LT3G	BSS138LT3G	SOT-23	50	3.5	0.225	0.2	.28	.203	.096	.083
♦ 863-2N7002LT1G	2N7002LT1G	SOT-23	60	7500	0.3	0.115	.16	.146	.105	.05
863-VN2222LLG	VN2222LLG	TO-92	60	7500	0.4	0.15	.49	.289	.233	.14
863-2N7000RLRAG	2N7000RLRAG	TO-92	60	6	0.35	0.2	.47	.278	.224	.134
♦ 863-2N7002WT1G	2N7002WT1G	SC-70	60	1600	0.28	0.34	.25	.161	.126	.066
♦ 863-2N7002KT1G	2N7002KT1G	SOT-23	60	2.5	0.3	0.38	.21	.157	.075	.064
863-BS170G	BS170G	TO-92	60	5000	0.35	0.5	.46	.268	.219	.132
863-BS170RLRAG	BS170RLRAG	TO-92	60	5000	0.35	0.5	.46	.268	.219	.132
863-BS108ZL1G	BS108ZL1G	TO-92	200	8	0.35	0.2	.30	.257	.214	.193
♦ 863-MTD6N20ET4G	MTD6N20ET4G	TO-252	200	700	50	6	1.16	.931	.813	.632
P-Channel										
♦ 863-NTS2101PT1G	NTS2101PT1G	SC-70	-8.0	100	0.29	-1.4	.47	.31	.246	.169
♦ 863-NTR2101PT1G	NTR2101PT1G	SOT-23	-8.0	52	0.96	-3.7	.35	.305	.20	.166
♦ 863-NTE4151PT1G	NTE4151PT1G	SC-89	-20	360	0.313	-0.76	.48	.278	.229	.137
♦ 863-NTA4151PT1G	NTA4151PT1G	SC-75	-20	360	0.301	-0.76	.35	.29	.17	.14
♦ 863-NTZS3151PT1G	NTZS3151PT1G	SOT-563	-20	150	0.21	-0.95	.46	.31	.242	.166
Complementary										
♦ 863-NTUD3170NZT5G	NTUD3170NZT5G	SOT-963	+20/-20	1.5	0.125	0.22	.57	.50	.415	.305
♦ 863-NTUD3169CZT5G	NTUD3169CZT5G	SOT-963	+20/-20	4.5/10	0.125	+0.22/-0.20	.57	.50	.415	.305
♦ 863-NTZD3155CT1G	NTZD3155CT1G	SOT-563	+20/-20	400/550	0.25	+0.54/-0.43	.58	.342	.275	.165
♦ 863-NTGD4167CT1G	NTGD4167CT1G	TSOP-6	+30/-30	125/300	0.9	+2.2/-1.0	.26	.246	.238	.212
♦ 863-NTJD5121NT1G	NTJD5121NT1G	SOT-363	+60/+60	2.5	0.25	0.295	.34	.246	.193	.101

TRENCH SMALL SIGNAL MOSFETS

♦ Surface Mount Device

For quantities greater than listed, call for quote.

MOUSER STOCK NO.	ON Semiconductor Part No.	Package	V(BR)DSS (Min.)(V)	rDS (ON) Max.(mΩ)	PD Max(W)	ID Max(A)	Price Each 1	25	100	500
N-Channel										
♦ 863-2N7002ET1G	2N7002ET1G	SOT-23	60	2500	300	0.26	.15	.134	.057	.046
P-Channel										
♦ 863-NTJD4152PT1G	NTJD4152PT1G	SC-88	-20	215	0.272	-0.88	.52	.342	.274	.188

PROTECTED N-CHANNEL MOSFETS

♦ Surface Mount Device

For quantities greater than listed, call for quote.

♦ 863-NIF5002NT3G	NIF5002NT3G	SOT-223	42	200	1.1	2	1.13	1.03	1.00	.857
♦ 863-NIF5002NT1G	NIF5002NT1G	SOT-223	42	200	1.1	3	.97	.749	.655	.485
♦ 863-NCV8405STT1G	NCV8405STT1G	SOT-223	42	90	1	6	1.20	1.13	1.08	.995
♦ 863-NIF5003NT1G	NIF5003NT1G	SOT-223	42	68	1.25	14	1.47	1.17	1.02	.797
♦ 863-NCV8450STT3G	NCV8450STT3G	SOT-223	45	1000	1.7	0.8	1.16	1.09	1.04	.962
♦ 863-NIF9N05CLT1G	NIF9N05CLT1G	SOT-223	52	107	1.69	2.6	.71	.621	.575	.54
♦ 863-NID9N05CLT4G	NID9N05CLT4G	TO-252	52	181	28.8	9	1.35	1.07	.943	.734

LOGIC-LEVEL MOSFETS

♦ Surface Mount Device

For quantities greater than listed, call for quote.

N-Channel										
♦ 863-MGSF1N03LT1G	MGSF1N03LT1G	SOT-23	30	100	0.42	2.1	.45	.375	.265	.223
♦ 863-NVMFS4841NT1G	NVMFS4841NT1G	SO-8FL	30	11.4	112	89	1.14	.985	.792	.555
♦ 863-NVTFS5811NLTAG	NVTFS5811NLTAG	WDFN-8	40	10	21	40	1.03	.931	.814	.633
♦ 863-NVTFS5826NLTAG	NVTFS5826NLTAG	WDFN-8	60	32	22	20	.84	.742	.646	.479
♦ 863-NTD24N06LT4G	NTD24N06LT4G	TO-252	60	45	62.5	24	1.06	.824	.714	.529
♦ 863-NVTFS5820NLTAG	NVTFS5820NLTAG	WDFN-8	60	15	21	29	1.03	.931	.814	.633
P-Channel										
♦ 863-MTB50P03HDLT4G	MTB50P03HDLT4G	TO-263	-30	25	125	-50	3.89	3.12	2.85	2.30
♦ 863-MTP50P03HDLG	MTP50P03HDLG	TO-220	-30	25	125	-50	3.53	3.45	2.86	2.46
♦ 863-NVTFS5116PLTAG	NVTFS5116PLTAG	WDFN-8	-60	72	3.2	-14	1.64	1.54	1.12	.799

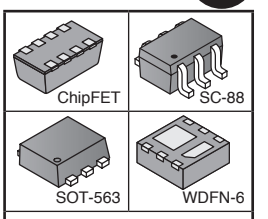

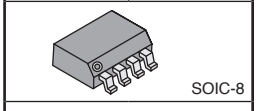

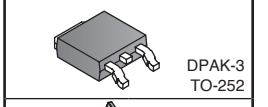

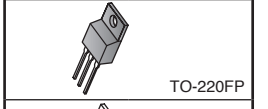

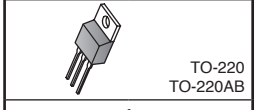

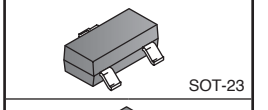

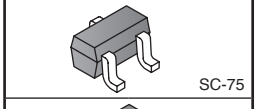

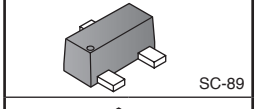

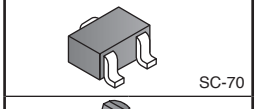

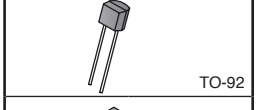

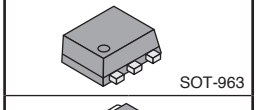

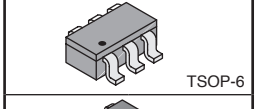

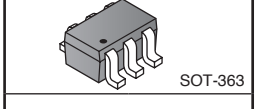

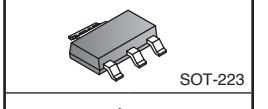

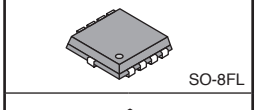

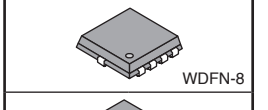

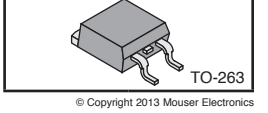

© Copyright 2013 Mouser Electronics

© Copyright 2013 Mouser Electronics

PANASONIC SEMICONDUCTOR MOSFETs

Panasonic

RoHS Compliant This product is RoHS compliant.

DIMENSIONS: mm

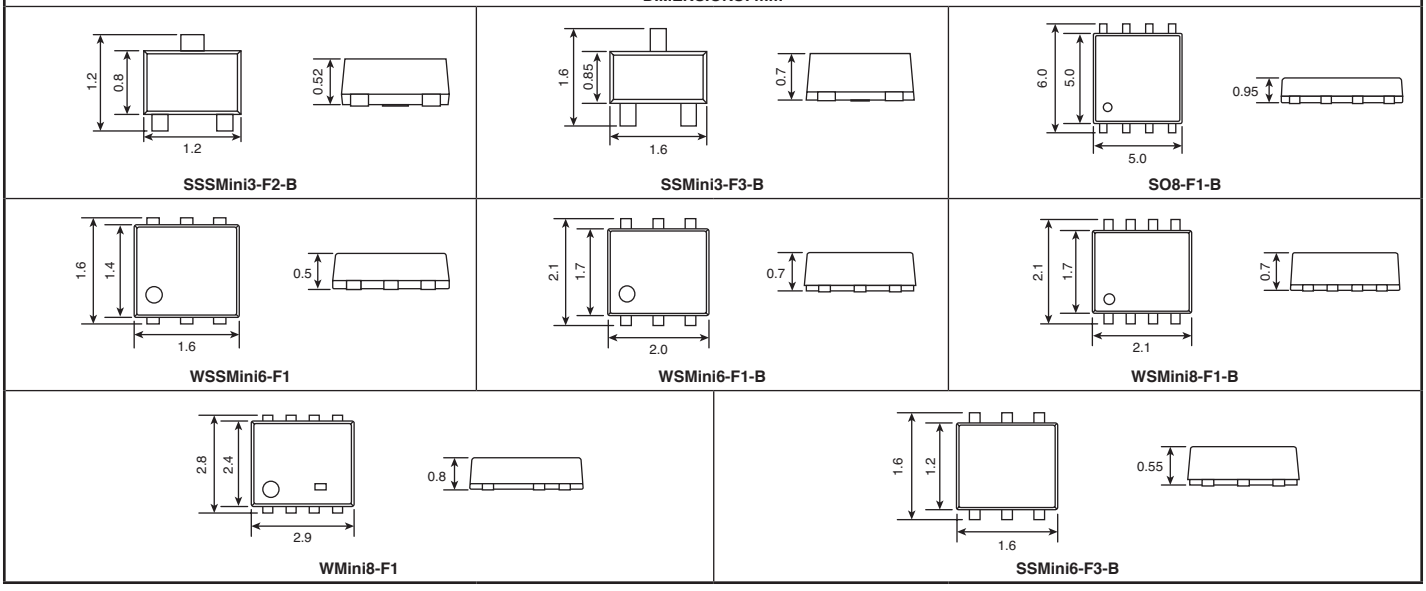

SMALL SIGNAL MOSFETS

MOUSER STOCK NO.	Panasonic Part No.	Package	Polarity	VDSS (Min.)(V)	ID Max(A)	IDSS (Max.)(μA)	RDS (on) (Ω)	RDS (on) @VGS (V)	CISS (pF)	Price Each 1	Price Each 25	Price Each 100
667-FJ3303010L	FJ3303010L	SSSMini3-F2-B	Pch	30	0.1	-1	17	2.5	12	.33	.258	.196
667-FK3303010L	FK3303010L	SSSMini3-F2-B	Nch	30	0.1	1	6	2.5	12	.33	.258	.196
667-FK3906010L	FK3906010L	SSMini3-F3-B	Nch	60	0.1	1	15	2.5	12	.34	.263	.20
Composite												
667-FK3306010L	FK3306010L	SSSMini3-F2-B	Nch	60	0.1	1	15	2.5	12	.33	.258	.196

N-CHANNEL MOSFETS

MOUSER STOCK NO.	Panasonic Part No.	Package	Polarity	VDSS (Min.)(V)	ID Max(A)	IDSS (Max.)(μA)	RDS (on) (Ω)	RDS (on) @VGS (V)	CISS (pF)	Price Each 1	Price Each 25	Price Each 100
667-MTM982400BBF	MTM982400BBF	SO8-F1-B	Nch	40	7	10	0.023	10	1750	2.51	2.34	2.27
667-MTM862270LBF	MTM862270LBF	WSSMini6-F1	Nch	20	2.2	10	0.3/0.15	1.8/2.5	280	.45	.381	.311

P-CHANNEL MOSFETS

MOUSER STOCK NO.	Panasonic Part No.	Package	Polarity	VDSS (Min.)(V)	ID Max(A)	IDSS (Max.)(μA)	RDS (on) (Ω)	RDS (on) @VGS (V)	CISS (pF)	Price Each 1	Price Each 25	Price Each 100
667-MTM981400BBF	MTM981400BBF	SO8-F1-B	Pch	-40	-7	-10	.045/.025	4.5/10	2700	2.41	2.34	2.28
667-MTM861270LBF	MTM861270LBF	WSSMini6-F1	Pch	-20	-2	-1	0.23/0.17	1.8/2.5	300	.36	.306	.25
667-MTM861280LBF	MTM861280LBF	WSSMini6-F1	Pch	-20	-1	-1	0.56	2.5	80	.50	.494	.482
667-MTM761100LBF	MTM761100LBF	WSMini6-F1-B	Pch	-12	-4	-1	0.075/0.055	1.8/2.5	1200	.45	.378	.325
667-MTM761230LBF	MTM761230LBF	WSMini6-F1-B	Pch	-20	-3	-1	0.07	2.5	1000	.46	.385	.332
667-FJ6K01010L	FJ6K01010L	WSMini6-F1-B	Pch	-12	-4	-1	0.054/0.041/0.034	1.8/2.5/4.5	1400	.46	.379	.326
667-MTM761110LBF	MTM761110LBF	WSMini6-F1-B	Pch	-12	-4	-0.1	0.054/0.041/0.034	1.8/2.5/4.5	1400	.52	.431	.372

MULTI-CHANNEL MOSFETS

MOUSER STOCK NO.	Panasonic Part No.	Package	Polarity	VDSS (Min.)(V)	ID Max(A)	IDSS (Max.)(μA)	RDS (on) (Ω)	RDS (on) @VGS (V)	CISS (pF)	Price Each 1	Price Each 25	Price Each 100
N-Channel + N-Channel												
667-MTM78E2B0LBF	MTM78E2B0LBF	WSMini8-F1-B	Nch	20	4	1	0.036	2.5	1100	.74	.655	.572
			Nch	20	4	1	0.036	2.5	1100			
667-FK6K02010L	FK6K02010L	WSMini6-F1-B	Nch	20	4.5	1	.025/.0175	2.5/4.5	1730	.75	.663	.579
			Nch	20	4.5	1	.025/.0175	2.5/4.5	1730			
667-MTMC8E2A0LBF	MTMC8E2A0LBF	WMini8-F1	Nch	20	7	1	.033/.021	2.5/4.5	1450	.85	.74	.685
			Nch	20	7	1	.033/.021	2.5/4.5	1450			
667-FC6943010R	FC6943010R	SSMini6-F3-B	Nch	30	0.1	1	12	2.5	12	.40	.311	.236
			Nch	30	0.1	1	12	2.5	12			
667-FC6946010R	FC6946010R	SSMini6-F3-B	Nch	60	0.1	1	15	2.5	12	.40	.311	.236
			Nch	60	0.1	1	15	2.5	12			
P Channel + N-Channel												
667-FG6943010R	FG6943010R	SSMini6-F3-B	Pch	-30	-0.1	-1	17	2.5	12	.40	.311	.236
			Nch	30	0.1	1	6	2.5	12			
P Channel + P-Channel												
667-MTM684100LBF	MTM684100LBF	WMini8-F1	Pch	-12	-4.8	-1	.075/.055	1.8/2.5	1200	1.11	1.08	1.06
			Pch	-12	-4.8	-1	.075/.055	1.8/2.5	1200			
667-MTM684110LBF	MTM684110LBF	WMini8-F1	Pch	-12	-4.8	-0.1	0.06/0.04	1.8/2.5	1400	1.17	1.08	1.06
			Pch	-12	-4.8	-0.1	0.06/0.04	1.8/2.5	1400			

© Copyright 2013 Mouser Electronics
© Copyright 2013 Mouser Electronics

ROHM SEMICONDUCTOR MOSFETs

ROHM SEMICONDUCTOR

RoHS Compliant **This product is RoHS compliant.**


SOP-8


TUMT-6


SMT-6/TSMT-6/UMT-6


EMT-6


TSMT-5/UMT-5


EMT-3/SMT-3/SST-3
TSMT-3/UMT-3/VMT-3


TUMT-3


MPT-3


TCPT-3


CPT-3


TO-220FM


LPTS

ROHM SEMICONDUCTOR MOSFETS

Complementary

For quantities greater than listed, call for quote.

MOUSER STOCK NO.	Rohm Semi. Part No.	Package	VDS (V)	ID (A)	RDS (ON) (mΩ)	Price Each 1	25	100
NPN/NPN								
755-SH8K5TB1	SH8K5TB1	SOP-8	30	3.5	83	2.03	1.62	1.21
755-SH8K1TB1	SH8K1TB1	SOP-8	30	5	98	1.06	.845	.636
755-SH8K2TB1	SH8K2TB1	SOP-8	30	6	30	1.12	.974	.749
755-SH8K3TB1	SH8K3TB1	SOP-8	30	7	24	1.35	1.16	.896
755-SH8K22TB1	SH8K22TB1	SOP-8	45	4.5	46	1.12	.974	.751
755-SH8K32TB1	SH8K32TB1	SOP-8	60	4.5	65	1.74	1.51	1.16
NPN/PNP								
755-QS6M3TR	QS6M3TR	SMT-6	30/-20	1.5/-1	360/430	.59	.471	.353
755-QS6M4TR	QS6M4TR	SMT-6	30/-20	1.5/-1	360/430	.67	.535	.401
755-US6M2TR	US6M2TR	TUMT-6	30/-20	1.5/1.0	240	.75	.599	.449
755-SH8M2TB1	SH8M2TB1	SOP-8	30/-30	3.5	83	1.06	.845	.636
755-SH8M3TB1	SH8M3TB1	SOP-8	30/-30	5.0/-4.5	51	1.50	1.28	.995
755-SH8M5TB1	SH8M5TB1	SOP-8	30/-30	6.0/-7.0	30	1.66	1.43	1.10
755-SH8M4TB1	SH8M4TB1	SOP-8	30/-30	9.0/-7.0	18	1.50	1.24	1.05
755-SH8M24TB1	SH8M24TB1	SOP-8	45/-45	4.5/-3.5	46	.89	.76	.589
755-SH8M41TB1	SH8M41TB1	SOP-8	80/-80	3.4/-2.6	130	1.50	1.28	.995
755-SP8M51TB1	SP8M51TB1	SOP-8	100/-100	3.0/-2.5	170	1.72	1.49	1.14
755-SH8M70TB1	SH8M70TB1	SOP-8	250/-250	3.0/-2.5	1630	1.72	1.49	1.14
PNP/PNP								
755-SH8J62TB1	SH8J62TB1	SOP-8	-30	-4.5	56	1.38	1.19	.917
755-SH8J65TB1	SH8J65TB1	SOP-8	-30	-7	29	1.90	1.65	1.26
755-SH8J66TB1	SH8J66TB1	SOP-8	-30	-9	18.5	2.10	1.74	1.47

N-Channel

For quantities greater than listed, call for quote.

MOUSER STOCK NO.	Rohm Semi. Part No.	Package	VDS (V)	ID (A)	RDS (ON) (mΩ)	Price Each 1	25	100
755-RUE002N02TL	RUE002N02TL	EMT-3	20	0.2	4800	.21	.193	.161
755-EM6K6T2R	EM6K6T2R	EMT-6	20	0.3	1400	.43	.342	.25
755-RUE003N02TL	RUE003N02TL	EMT-3	20	0.3	1400	.47	.321	.223
755-RUM003N02T2L	RUM003N02T2L	VMT-3	20	0.3	1400	.48	.353	.249
755-RUL035N02TR	RUL035N02TR	TUMT-6	20	3.5	50	.59	.439	.33
755-RUR040N02TL	RUR040N02TL	TSMT-3	20	4	42	.60	.449	.341
755-RUF015N02TL	RUF015N02TL	TUMT-3	20	15	170	.56	.428	.308
755-2SK3018T106	2SK3018T106	UMT-3	30	0.1	5000	.42	.235	.158
755-2SK3019TL	2SK3019-TL	EMT-3	30	0.1	13000	.42	.235	.158
755-2SK3541T2L	2SK3541T2L	VMT-3	30	0.1	5000	.30	.225	.158
755-EM6K1T2R	EM6K1-T2R	EMT-6	30	0.1	13000	.59	.449	.323
755-UM5K1NTR	UM5K1N-TR	UMT-5	30	0.1	13000	.45	.342	.25
755-UM6K1NTN	UM6K1NTN	UMT-6	30	0.1	5000	.49	.353	.254
755-2SK2731T146	2SK2731T146	SMT-3	30	0.2	1500	.47	.342	.244
755-RJU003N03T106	RJU003N03T106	UMT-3	30	0.3	1400	.40	.268	.188
755-RHK005N03T146	RHK005N03T146	SMT-3	30	0.5	840	.42	.321	.231
755-RJK005N03T146	RJK005N03T146	SMT-3	30	0.5	400	.47	.342	.244
755-QS6K1TR	QS6K1-TR	SMT-6	30	1	360	.76	.599	.456
755-RSF014N03TL	RSF014N03TL	TUMT-3	30	1.4	270	.62	.492	.369
755-RTF015N03TL	RTF015N03-TL	UMT-3	30	1.5	170	.62	.492	.369
755-US6K1TR	US6K1-TR	UMT-6	30	1.5	170	.67	.535	.401
755-QS5K2TR	QS5K2-TR	TSMT-5	30	2	71	.58	.46	.351
755-RTQ020N03TR	RTQ020N03TR	TSMT-6	30	2	138	.48	.385	.289
755-RSR025N03TL	RSR025N03TL	TSMT-3	30	2.5	830	.70	.546	.414
755-RTF025N03TL	RTF025N03-TL	UMT-3	30	2.5	48	.79	.621	.472
755-RTR025N03TL	R-TR025N03-TL	SMT-3	30	2.5	66	.54	.428	.321
755-RHP030N03T100	RHP030N03T100	MPT-3	30	3	90	.76	.599	.456
755-RTR040N03TL	RTR040N03TL	TSMT-3	30	4	36	.57	.449	.341
755-RTQ045N03TR	RTQ045N03TR	TSMT-6	30	4.5	60	.74	.589	.444
755-RSH065N03TB1	RSH065N03TB1	SOP-8	30	6.5	30	1.12	.888	.673
755-RSH090N03TB1	RSH090N03TB1	SOP-8	30	9	17	1.14	.984	.762
755-RSH100N03TB1	RSH100N03TB1	SOP-8	30	10	13.5	1.19	1.02	.789
755-RSH110N03TB1	RSH110N03TB1	SOP-8	30	11	11.2	1.43	1.24	.958
755-RSH125N03TB1	RSH125N03TB1	SOP-8	30	12.5	9.3	1.78	1.53	1.18
755-RSH140N03TB1	RSH140N03TB1	SOP-8	30	14	6.5	1.88	1.56	1.31
755-RTR020N05TL	RTR020N05TL	TSMT-3	45	2	135	.91	.717	.55
755-RTR025N05TL	RTR025N05TL	TSMT-3	45	2.5	175	.58	.449	.35
755-RTR030N05TL	RTR030N05TL	TSMT-3	45	3	-	.59	.439	.336
755-RVQ040N05TR	RVQ040N05TR	TSMT-6	45	4	47	.69	.503	.387
755-RSH070N05TB1	RSH070N05TB1	SOP-8	45	7	25	1.21	1.04	.803

© Copyright 2013 Mouser Electronics

ROHM SEMICONDUCTOR MOSFETS (CONT.)

NEW PRODUCT

N-Channel (Cont.)

For quantities greater than listed, call for quote.

MOUSER STOCK NO.	Rohm Semi. Part No.	Package	VDS (V)	ID (A)	RDS (ON) (mΩ)	Price Each 1	25	100
755-RSY200N05TL	RSY200N05TL	TCPT-3	45	20	28	1.49	1.28	.99
755-RK7002T116	RK7002T116	SST-3	60	0.115	7500	.63	.375	.238
755-RK7002BT116	RK7002BT116	SST-3	60	0.15	2400	.46	.257	.169
755-RHU002N06T106	RHU002N06T106	UMT-3	60	0.2	2800	.52	.30	.197
755-RJU002N06T106	RJU002N06T106	UMT-3	60	0.2	1600	.48	.321	.228
755-SM6K2T110	SM6K2T110	SMT-6	60	0.2	1700	.54	.407	.296
755-RHK003N06T146	RHK003N06T146	SMT-3	60	0.3	700	.48	.364	.265
755-RK7002AT116	RK7002AT116	SST-3	60	0.3	700	.46	.257	.169
755-2SK2094TL	2SK2094-TL	CPT-3	60	2	500	1.88	1.49	1.12
755-2SK3065T100	2SK3065T100	MPT-3	60	2	250	.60	.524	.459
755-RHP020N06T100	RHP020N06T100	MPT-3	60	2	150	.79	.631	.482
755-RJP020N06T100	RJP020N06T100	MPT-3	60	2	165	1.04	.824	.621
755-RSR030N06TL	RSR030N06TL	TSMT-3	60	3	105	.61	.46	.346
755-RSD050N06TL	RSD050N06TL	CPT-3	60	5	109	1.25	1.08	.837
755-RSH065N06TB1	RSH065N06TB1	SOP-8	60	6.5	31	1.29	1.11	.861
755-R6006ANX	R6006ANX	TO-220	600	6	1200	1.73	1.38	1.04
755-R6008ANX	R6008ANX	TO-220	600	8	800	2.57	2.05	1.54
755-R6046FNZC8	R6046FNZC8	TO-3PF	600	46	93	14.43	12.99	11.52
755-RSD220N06TL	RSD220N06TL	CPT-3	60	22	-	1.86	1.61	1.24
755-RDR005N25TL	RDR005N25TL	TSMT-3	250	0.5	-	.73	.578	.439
755-RCD040N25TL	RCD040N25TL	CPT-3	250	4	-	1.25	1.08	.835
755-RCD080N25TL	RCD080N25TL	CPT-3	250	8	-	1.93	1.67	1.28
755-RCX100N25	RCX100N25	TO-220FM	250	10	-	2.02	1.68	1.41
755-RCX120N25	RCX120N25	TO-220FM	250	12	-	2.25	1.87	1.57
755-RCX330N25	RCX330N25	TO-220FM	250	33	-	3.21	2.78	2.08
755-RCX510N25	RCX510N25	TO-220FM	250	51	-	4.39	3.82	2.85
755-R5019ANJTL	R5019ANJTL	LPTS	500	19	-	6.22	5.40	4.02
755-R8002ANX	R8002ANX	TO-220	800	2	4300	2.14	1.71	1.28
755-R8008ANX	R8008ANX	TO-220	800	8	1030	3.97	3.18	2.47
755-R6010ANX	R6010ANX	TO-220FM	600	10	-	3.43	2.99	2.23
755-R6012ANX	R6012ANX	TO-220FM	600	12	-	3.96	3.43	2.56
755-R6015ANX	R6015ANX	TO-220FM	600	15	-	5.61	4.87	3.63
755-R6020ANX	R6020ANX	TO-220FM	600	20	-	6.99	6.08	4.53
755-RUM002N05T2L	RUM002N05T2L	VMT-3	200	0.2	7200	.15	.142	.119

P-Channel

For quantities greater than listed, call for quote.

MOUSER STOCK NO.	Rohm Semi. Part No.	Package	VDS (V)	ID (A)	RDS (ON) (mΩ)	Price Each 1	25	100
755-RZR025P01TL	RZR025P01TL	TSMT-3	-12	-2.5	81	.57	.46	.345
755-RZR040P01TL	RZR040P01TL	TSMT-3	-12	-4	-	.66	.492	.373
755-RZY200P01TL	RZY200P01TL	TCPT-3	-12	20	-	1.97	1.70	1.31
755-RTM002P02T2L	RTM002P02T2L	VMT-3	-20	-0.2	1000	.59	.449	.327
755-RTU002P02T106	RTU002P02T106	UMT-3	-20	-0.25	1000	.55	.417	.304
755-US6J2TR	US6J2TR	UMT-6	-20	-1	800	.75	.599	.449
755-QS5U27TR	QS5U27TR	TSMT-5	-20	-1.5	340	.74	.589	.442
755-RTF015P02TL	RTF015P02-TL	UMT-3	-20	-1.5	250	.76	.599	.453
755-RTR025P02TL	RTR025P02TL	SMT-3	-20	-2.5	160	.55	.439	.333
755-RTL030P02TR	RTL030P02-TR	UMT-6	-20	-3	125	.86	.674	.51
755-RTQ035P02TR	RTQ035P02-TR	SMT-6	-20	-3.5	100	.71	.556	.426
755-RSE002P03TL	RSE002P03-TL	EMT-3	-30	-0.2	900	.55	.417	.30
755-RSM002P03T2L	RSM002P03T2L	VMT-3	-30	-0.2	1600	.60	.46	.331
755-RSU002P03T106	RSU002P03T106	UMT-3	-30	-0.25	900	.43	.321	.234
755-RTR020P02TL	RTR020P02TL	TSMT-3	-30	-2	180	.65	.514	.392
755-RRL025P03TR	RRL025P03TR	TUMT-6	-30	-2.5	-	.61	.449	.348
755-RSR025P03TL	RSR025P03-TL	SMT-3	-30	-2.5	70	.72	.567	.427
755-RSQ030P03TR	RSQ030P03-TR	SMT-6	-30	-3	140	.74	.578	.433
755-RSQ035P03TR	RSQ035P03-TR	SMT-6	-30	-3.5	95	.74	.589	.444
755-RRH040P03TB1	RRH040P03TB1	SOP-8	-30	-4	75	1.07	.856	.644
755-RRH050P03TB1	RRH050P03TB1	SOP-8	-30	-5	50	1.12	.888	.673
755-RRH075P03TB1	RRH075P03TB1	SOP-8	-30	-7.5	21	1.50	1.28	.995
755-RRH100P03TB1	RRH100P03TB1	SOP-8	-30	-10	12.6	1.88	1.63	1.25
755-RRH140P03TB1	RRH140P03TB1	SOP-8	-30	-14	7	2.30	1.92	1.61
755-RSH070P05TB1	RSH070P05TB1	SOP-8	-45	-7	28	1.71	1.42	1.19
755-RSD130P10TL	RSD130P10TL	CPT-3	-100	-13	-	1.69	1.40	1.18

© Copyright 2013 Mouser Electronics

STMICROELECTRONICS Power MOSFETs

Products may be RoHS compliant. Check mouser.com for RoHS status.

life.augmented

SINGLE N-CHANNEL SUPERMESH™ MOSFET FAMILY

The SuperMESH™ family has built-in, back-to-back Zener diodes between the gate and source terminals. These Zener diodes improve resistance to destructive electrostatic discharges as well as protecting the gate oxide against damage from spurious voltage spikes. Because they are built-in, they preclude the need for external protection diodes.

NEW PRODUCT

For quantities greater than listed, call for quote.

MOUSER STOCK NO.	STMicroelectronics Part No.	Package	Drain Source Breakdown Voltage (Min) (V)	Drain Current (Cont) (Max) (A)	Total Dissipation @ 25°C (Max) (W)	Static Drain Source On Resistance		Price Each			
						Ohms (Max)	@ Drain Current (A)	1	10	100	250
Surface Mount											
511-STN3N40K3	STN3N40K3	SOT-223	400	1.8	3.3	3.400	0.60	1.11	.888	.781	.685
511-STD3N40K3	STD3N40K3	DPAK	400	1.8	30.0	3.4	0.90	1.01	.801	.701	.615
511-STD7NK40Z	STD7NK40ZT4	TO-252	400	5.4	70.0	1.000	2.70	1.83	1.46	1.27	1.11
511-STB5N52K3	STB5N52K3	TO-263	525	4.4	70.0	1.500	2.20	1.26	1.08	.883	.791
511-STB6N52K3	STB6N52K3	TO-263	525	5.0	70.0	1.200	2.50	2.73	2.20	1.98	1.75
511-STB11N52K3	STB11N52K3	D2PAK	525	10.0	125.0	0.510	5.00	3.23	2.60	2.36	2.08
511-STD1NK60	STD1NK60T4	TO-252	600	0.25	30.0	8.500	0.50	1.02	.803	.708	.61
511-STN1NK60Z	STN1NK60Z	SOT-223	600	0.3	3.3	15.000	0.40	.76	.589	.514	.439
511-STN1HNK60	STN1HNK60	SOT-223	600	0.4	3.3	8.500	0.50	.98	.786	.687	.603
511-STD3NK60Z	STD3NK60ZT4	TO-252	600	2.4	45.0	3.600	1.20	1.11	.888	.781	.685
511-STD2LN60K3	STD2LN60K3	DPAK	600	2.0	45.0	4.5	1.00	1.63	1.29	1.13	.994
511-STD4NK60Z	STD4NK60ZT4	TO-252	600	4.0	70.0	2.000	2.00	1.42	1.13	.994	.872
511-STL13NM60N	STL13NM60N	Power FLAT-8	600	10.0	90.0	0.385	5.00	3.79	3.05	2.77	2.50
511-STL18NM60N	STL18NM60N	Power FLAT-8	600	12.0	110.0	0.310	6.00	4.19	3.37	3.06	2.77
511-STD3LN62K3	STD3LN62K3	TO-252	620	2.5	45.0	3.000	1.25	1.35	1.16	.945	.846
511-STD5N62K3	STD5N62K3	TO-252	620	4.2	70.0	1.600	2.10	1.72	1.43	1.25	1.11
511-STL8N65M5	STL8N65M5	Power FLAT-5	650	7.0	70.0	0.600	3.50	3.07	2.48	2.21	1.98
511-STN1NK80Z	STN1NK80Z	SOT-223	800	0.25	2.5	16.000	0.50	1.16	.92	.806	.706
511-STD1NK80ZT4	STD1NK80ZT4	TO-252	800	1.0	45.0	16.000	0.50	.98	.781	.687	.599
511-STD2NK90Z	STD2NK90ZT4	TO-252	900	2.1	70.0	6.500	1.05	1.86	1.48	1.29	1.13
511-STB6NK90Z	STB6NK90ZT4	TO-263	900	5.8	140.0	2.000	2.90	3.10	2.49	2.27	2.05
511-STB21N90K5	STB21N90K5	D2PAK	900	18.5	250.0	0.299	9.00	7.67	6.17	5.62	5.08
511-STD6N95K5	STD6N95K5	DPAK	950	9.0	90.0	1.250	3.00	2.82	2.43	2.18	1.94
511-STB20N95K5	STB20N95K5	D2PAK	950	17.5	250.0	0.330	9.00	7.20	5.89	5.33	4.88
511-STD3NK100Z	STD3NK100Z	TO-252	1000	2.5	90.0	6.000	1.25	3.17	2.55	2.32	2.10
Thru-Hole											
511-STFW6N120K3	STFW6N120K3	TO-3PF	120	6.0	63.0	2.400	2.50	7.65	6.88	5.66	5.20
511-STW52NK25Z	STW52NK25Z	TO-247	250	52.0	300.0	0.045	26.00	5.60	4.58	4.04	3.64
511-STP11NK40Z	STP11NK40Z	TO-220AB	400	10.0	110.0	0.550	4.50	2.09	1.68	1.51	1.35
511-STU3N45K3	STU3N45K3	D2PAK	450	1.8	27	3.8	0.5	.70	.642	.514	.462
511-STP9NK50Z	STP9NK50Z	TO-220AB	500	7.2	110.0	0.850	3.60	2.44	1.96	1.77	1.57
511-STP11NK50ZFP	STP11NK50ZFP	TO-220AB	500	10.0	125.0	0.520	4.50	2.07	1.66	1.50	1.33
511-STW14NK50Z	STW14NK50Z	TO-247	500	14.0	150.0	0.380	6.00	3.23	2.89	2.38	2.18
511-STFI20NK50Z	STFI20NK50Z	I2PAK	500	17.0	40.0	0.270	8.50	4.28	3.43	3.14	2.82
511-STW20NK50Z	STW20NK50Z	TO-247	500	17.0	190.0	0.270	8.50	3.34	2.80	2.50	2.24
511-STP4N52K3	STP4N52K3	TO-220FP	525	2.5	40.0	2.600	1.25	1.80	1.61	1.44	1.22
511-STF5N52K3	STF5N52K3	TO-220FP	525	4.4	25	1.5	2.2	1.65	1.44	1.19	1.07
511-STF11N52K3	STF11N52K3	TO-220FP	525	10.0	30.0	0.510	5.00	2.97	2.47	2.15	1.93
511-STP11N52K3	STP11N52K3	TO-220	525	10.0	125.0	0.510	5.00	3.15	2.53	2.30	2.08
511-STQ2LN60K3AP	STQ2LN60K3-AP	TO-92	600	0.6	2.5	4.5	1.00	1.07	.835	.729	.635
511-STF2LN60K3	STF2LN60K3	TO-220FP	600	2.0	45.0	4.5	0.00005	2.32	1.87	1.69	1.50
511-STP6NK60Z	STP6NK60Z	TO-220AB	600	6.0	110.0	1.200	3.00	1.51	1.32	1.08	.97
511-STP10NK60ZFP	STP10NK60ZFP	TO-220FP	600	10.0	35.0	0.075	4.50	2.97	2.47	2.13	1.88
511-STFI10NK60Z	STFI10NK60Z	I2PAK	600	10.0	35.0	0.750	4.50	2.63	2.19	1.97	1.75
511-STFI13NK60Z	STFI13NK60Z	I2PAK	600	13.0	35.0	0.550	4.50	3.36	2.70	2.45	2.21
511-STF24NM60N	STF24NM60N	TO-220FP	600	17.0	125.0	0.190	8.00	6.32	5.26	4.59	4.11
511-STF34NM60N	STF34NM60N	TO-220FP	600	29.0	40.0	0.105	14.50	8.38	6.86	6.20	5.69
511-STP34NM60ND	STP34NM60ND	TO-220	600	29.0	190.0	0.110	14.50	9.90	8.11	7.32	6.73
511-STW34NM60ND	STW34NM60ND	TO-247	600	29.0	190.0	0.110	14.50	10.31	9.21	7.60	6.99
511-STQ2N62K3-AP	STQ2N62K3-AP	TO-92	620	2.2	3.0	3.500	0.50	1.04	.952	.891	.796
511-STF2N62K3	STF2N62K3	TO-220FP	620	2.2	20.0	3.600	1.10	1.57	1.25	1.09	.963
511-STB2N62K3	STB2N62K3	D2PAK	620	2.2	45.0	3.600	1.00	1.82	1.65	1.33	1.18
511-STP2N62K3	STP2N62K3	TO-220	620	2.2	45.0	3.600	1.10	1.35	1.13	.967	.865
511-STU2N62K3	STU2N62K3	IPAK	620	2.2	45.0	3.600	1.10	1.23	1.12	.903	.813
511-STF3LN62K3	STF3LN62K3	TO-220FP	620	2.5	20.0	3.000	1.25	.93	.824	.682	.61
511-STU3LN62K3	STU3LN62K3	IPAK	620	2.5	45.0	3.000	1.25	1.20	1.09	.88	.792
511-STF4N62K3	STF4N62K3	TO-220FP	620	3.8	25	2	1.9	1.75	1.55	1.27	1.14
511-STF5N62K3	STF5N62K3	TO-220FP	620	4.2	25.0	1.600	2.10	1.90	1.68	1.38	1.23
511-STU5N62K3	STU5N62K3	IPAK	620	4.2	70.0	1.600	2.10	1.58	1.46	1.16	1.05
511-STP17N62K3	STP17N62K3	TO-220AB	620	15.0	190.0	0.380	7.50	5.92	4.92	3.84	3.28
511-STF6N65K3	STF6N65K3	TO-220FP	650	5.4	30.0	1.300	2.80	1.84	1.63	1.34	1.20
511-STF10NM60ND	STF10NM60ND	TO-220FP	650	8.0	25.0	0.600	32.00	3.19	2.64	2.28	2.02
511-STP10NM60ND	STP10NM60ND	TO-220	650	8.0	70.0	0.600	4.00	3.22	2.59	2.33	2.08
511-STF34NM60ND	STF34NM60ND	TO-220FP	650	29.0	40.0	0.110	14.50	10.41	8.53	7.69	7.07
511-STW54NM65ND	STW54NM65ND	TO-247	650	49.0	350.0	0.065	24.50	19.77	17.98	15.28	13.93
511-STP4NK80Z	STP4NK80Z	TO-220AB	800	3.0	80.0	3.500	1.50	1.64	1.33	1.10	.952
511-STP5NK80Z	STP5NK80Z	TO-220AB	800	4.3	110.0	2.400	2.15	1.51	1.32	1.08	.97
511-STP10NK80ZFP	STP10NK80ZFP	TO-220FP	800	9.0	40.0	0.900	4.50	3.42	2.90	2.56	2.30
511-STW10NK80Z	STW10NK80Z	TO-247	800	9.0	160.0	0.900	4.50	3.58	2.93	2.60	2.35
511-STF21N90K5	STF21N90K5	TO-220FP	900	18.5	40.0	0.299	9.00	7.06	5.79	5.22	4.79
511-STW21N90K5	STW21N90K5	TO-247	900	18.5	250.0	0.299	9.00	7.81	7.03	5.78	5.31
511-STP6NK90Z	STP6NK90Z	TO-220AB	900	5.8	140.0	2.000	2.90	2.62	2.17	1.87	1.66
511-STP9NK90Z	STP9NK90Z	TO-220AB	900	8.0	160.0	1.300	3.60	3.01	2.41	2.15	1.93
511-STW12NK90Z	STW12NK90Z	TO-247	900	11.0	230.0	0.880	5.50	5.06	4.27	3.70	3.34
511-STW15NK90Z	STW15NK90Z	TO-247	900	15.0	350.0	0.550	7.50	7.27	5.95	5.24	4.71
511-STP21N90K5	STP21N90K5	TO-220	900	18.5	250.0	0.299	9.0	7.28	5.84	5.33	4.80
511-STF6N95K5	STF6N95K5	TO-220FP	950	9.0	25.0	1.250	3.0	3.02	2.51	2.26	2.01
511-STP6N95K5	STP6N95K5	TO-220	950	9.0	90.0	1.250	3.0	3.02	2.51	2.26	2.01
511-STW6N95K5	STW6N95K5	TO-247	950	9.0	90.0	1.250	3.0	3.83	3.42	2.80	2.53
511-STP13N95K3	STP13N95K3	TO-220AB	950	10.0	190.0	0.850	5.00	7.04	5.65	5.15	4.64

© Copyright 2013 Mouser Electronics
© Copyright 2013 Mouser Electronics

STMICROELECTRONICS Power MOSFETs

Products may be RoHS compliant. Check mouser.com for RoHS status.

life.augmented

SINGLE N-CHANNEL SUPERMESH™ MOSFET FAMILY (CONT.)

For quantities greater than listed, call for quote.

MOUSER STOCK NO.	STMicroelectronics Part No.	Package	Drain Source Breakdown Voltage (Min) (V)	Drain Current (Cont) (Max) (A)	Total Dissipation @ 25°C (Max) (W)	Static Drain Source On Resistance Ohms (Max)	Static Drain Source On Resistance @ Drain Current (A)	Price Each 1	10	100	250
Thru-Hole (Cont.)											
511-STW13N95K3	STW13N95K3	TO-247	950	10.0	190.0	0.850	5.00	6.74	6.02	4.96	4.57
511-STF20N95K5	STF20N95K5	TO-220FP	950	17.5	40.0	0.330	11.00	7.17	6.46	5.30	4.88
511-STP20N95K5	STP20N95K5	TO-220	950	17.5	250.0	0.330	9.00	6.79	5.56	5.02	4.61
511-STW20N95K5	STW20N95K5	TO-247	950	17.5	250.0	0.330	9.00	7.38	6.64	5.46	5.02
511-STP5NK100Z	STP5NK100Z	TO-220AB	1000	3.5	125.0	3.700	1.75	3.75	3.03	2.70	2.44
511-STP8NK100Z	STP8BK100Z	TO-220AB	1000	6.5	160.0	1.850	3.15	4.13	3.41	2.99	2.69
511-STW13NK100Z	STW13NK100Z	TO-247	1000	13.0	350.0	0.700	6.50	8.03	7.75	6.55	6.08
511-STP1N105K3	STP1N105K3	TO-220	1050	1.4	60.0	11.000	0.60	1.75	1.41	1.27	1.13
511-STP6N120K3	STP6N120K3	TO-220	1200	6.0	150.0	2.400	2.50	6.21	5.45	4.47	3.99
511-STW6N120K3	STW6N120K3	TO-247	1200	6.0	150.0	2.400	2.50	6.71	5.99	4.91	4.43

SINGLE N-CHANNEL MDMESH™ V MOSFET FAMILY

For quantities greater than listed, call for quote.

MOUSER STOCK NO.	STMicroelectronics Part No.	Package	VDSS (V)	RDS (on) (@=Vgs=10V) (Max.) (Ω)	Total Gate Charge (Qg) (Typ.)	Drain Current (ID) (Max.) (A)	Total Power Dissipation (PD) (Max.) (W)	Price Each 1	10	100	250
Surface Mount											
511-STD18N55M5	STD18N55M5	DPAK	550	0.24	31	13	90	3.15	2.85	2.29	2.03
511-STD7NM60N	STD7NM60N	DPAK	600	0.9	14	5	45	1.93	1.73	1.40	1.24
511-STD3NM60N	STD3NM60N	DPAK	600	1.8	9.5	3.3	50	1.85	1.48	1.29	1.13
511-STL18N55M5	STL18N55M5	PowerFLAT-8	600	0.270	31	13	3	6.21	5.53	4.54	4.10
511-STF57N65M5	STF57N65M5	TO-220FP	650	0.063	98	26.5	40	12.56	10.56	9.72	8.86
511-STI57N65M5	STI57N65M5	I2PAK	650	0.063	98	26.5	250	12.60	10.60	9.76	8.89
511-STP57N65M5	STP57N65M5	TO-220	650	0.063	98	26.5	250	12.47	10.49	9.64	8.80
511-STB57N65M5	STB57N65M5	D2PAK	650	0.063	98	42	250	12.96	10.89	10.03	9.14
511-STB38N65M5	STB38N65M5	D2PAK	650	0.095	71	30	190	11.79	9.67	8.72	8.03
511-STB35N65M5	STB35N65M5	D2PAK	650	0.098	83	27	160	11.60	9.48	8.58	7.86
511-STB32N65M5	STB32N65M5	D2PAK	650	0.119	72	24	150	9.57	7.82	7.07	6.48
511-STD16N65M5	STD16N65M5	DPAK	650	0.279	31	12	90	4.70	3.78	3.43	3.10
511-STD8N65M5	STD8N65M5	DPAK	650	0.600	15	7	70	2.21	1.90	1.71	1.48
511-STB8N65M5	STB8N65M5	D2PAK	710	0.060	15	7	70	2.21	1.90	1.71	1.48
511-STL16N65M5	STL16N65M5	PowerFLAT 8x8	710	0.299	31	12	90	5.33	4.29	3.91	3.53
Through-Hole											
511-STF23NM50N	STF23NM50N	TO-220FP	500	0.190	45	17	30	4.83	4.01	3.50	3.12
511-STF14NM50N	STF14NM50N	TO-220FP	500	0.320	27	12	25	3.30	2.74	2.39	2.14
511-STW36N55M5	STW36N55M5	TO-247	550	0.080	72	20.8	190	8.19	6.71	6.06	5.56
511-STF10NM50N	STF10NM50N	TO-220FP	550	0.630	17	7	25	2.25	1.98	1.63	1.46
511-STF8NM50N	STF8NM50N	TO-220FP	550	0.790	14	5	20	1.90	1.68	1.38	1.23
511-STW48NM60N	STW48NM60N	TO-247	600	0.070	124	39	255	13.77	12.52	10.64	9.69
511-STP36N55M5	STP36N55M5	TO-220	600	0.080	72	33	190	7.06	5.79	5.22	4.80
511-STFI34NM60N	STFI34NM60N	I2PAK	600	0.105	83.6	29	40	7.52	6.16	5.55	5.10
511-STB36NM60N	STB36NM60N	D2PAK	600	0.105	83.6	29	210	11.86	10.79	9.17	8.36
511-STW36NM60N	STW36NM60N	TO-247	600	0.105	83.6	29	210	9.10	8.19	6.73	6.18
511-STFI26NM60N	STFI26NM60N	I2PAK	600	0.165	60	20	30	5.48	4.40	4.01	3.62
511-STY139N65M5	STY139N65M5	Max-247	650	0.014	363	130	62.5	36.16	30.74	28.57	26.22
511-STW88N65M5	STW88N65M5	TO-247	650	0.029	204	50.5	450	24.82	21.10	19.55	18.00
511-STW77N65M5	STW77N65M5	TO-247	650	0.038	200	31	400	23.69	20.13	18.71	17.17
511-STFW69N65M5	STFW69N65M5	TO-3PF	650	0.045	153	58	70	15.55	14.15	12.03	10.97
511-STW69N65M5	STW69N65M5	TO-247	650	0.045	153	58	330	20.91	19.02	16.18	14.74
511-STF11N65M5	STF11N65M5	TO-220FP	650	0.48	17	9	85	2.39	1.93	1.73	1.54
511-STP11N65M5	STP11N65M5	TO-220	650	0.48	17	9	85	2.42	1.95	1.75	1.56
511-STW57N65M5	STW57N65M5	TO-247	650	0.063	98	42	250	14.23	11.96	11.01	10.04
511-STW42N65M5	STW42N65M5	TO-247	650	0.079	100	33	190	11.90	10.28	9.13	8.32
511-STP38N65M5	STP38N65M5	TO-220	650	0.095	71	19	190	11.18	9.17	8.27	7.61
511-STW38N65M5	STW38N65M5	TO-247	650	0.095	71	19	190	12.97	10.64	9.59	8.83
511-STF38N65M5	STF38N65M5	TO-220FP	650	0.095	71	19	35	11.26	9.23	8.32	7.66
511-STB34N65M5	STB34N65M5	D2PAK	650	0.11	70	29	190	10.17	8.34	7.51	6.91
511-STP34N65M5	STP34N65M5	TO-220	650	0.11	70	18.3	190	9.65	7.92	7.14	6.57
511-STW34N65M5	STW34N65M5	TO-247	650	0.11	70	18.3	190	11.18	9.17	8.27	7.61
511-STF34N65M5	STF34N65M5	TO-220FP	650	0.11	70	29	30	10.46	9.43	7.74	7.12
511-STW30N65M5	STW30N65M5	TO-247	650	0.139	64	21	140	9.63	8.60	7.09	6.52
511-STB31N65M5	STB31N65M5	D2PAK	650	0.148	55	13.9	150	8.88	7.28	6.57	6.05
511-STF31N65M5	STF31N65M5	TO-220FP	650	0.148	55	13.9	30	8.51	6.98	6.29	5.79
511-STP31N65M5	STP31N65M5	TO-220	650	0.148	55	22	150	8.42	6.90	6.23	5.74
511-STW31N65M5	STW31N65M5	TO-247	650	0.148	55	13.9	150	9.92	8.13	7.34	6.75
511-STFI24NM60N	STFI24NM60N	I2PAK	650	0.190	46	17	30	4.41	3.53	3.22	2.90
511-STB18N65M5	STB18N65M5	D2PAK	650	0.198	31	15	110	4.16	3.35	3.05	2.75
511-STD18N65M5	STD18N65M5	DPAK	650	0.198	31	15	110	3.75	3.02	2.74	2.47
511-STF18N65M5	STF18N65M5	TO-220FP	650	0.22	31	9.4	25	4.01	3.23	2.94	2.65
511-STP18N65M5	STP18N65M5	TO-220	650	0.22	31	9.4	110	3.89	3.14	2.85	2.57
511-STW16N65M5	STW16N65M5	TO-247	650	0.279	31	12	90	4.07	3.64	3.24	3.03
511-STB15N65M5	STB15N65M5	D2PAK	650	0.34	22	11	85	3.03	2.70	2.21	2.00
511-STFI13NM60N	STFI13NM60N	I2PAK	650	0.360	30	11	25	3.11	2.59	2.33	2.08
511-STF12N65M5	STF12N65M5	TO-220FP	650	0.430	22	9	25	2.88	2.54	2.09	1.87
511-STP8N65M5	STP8N65M5	TO-220	650	0.600	15	7	70	2.19	1.93	1.58	1.41
511-STF9NM60N	STF9NM60N	TO-220FP	650	0.745	17.4	6.5	25	2.23	1.96	1.61	1.44
511-STU7NM60N	STU7NM60N	IPAK	650	0.900	14	5	45	2.15	1.73	1.56	1.38
511-STY112N65M5	STY112N65M5	TO-247	710	0.022	350	96	625	35.79	32.99	28.08	25.84
511-STB11N65M5	STB11N65M5	D2PAK	710	0.48	17	9	85	2.65	2.14	1.93	1.71
511-STFW60N65M5	STFW60N65M5	TO-3PF	710	0.059	139	1	79	14.83	13.48	11.46	10.44
511-STF45N65M5	STF45N65M5	TO-220FP	710	0.078	91	35	40	7.76	6.36	5.74	5.28
511-STB45N65M5	STB45N65M5	D2PAK	710	0.078	91	35	208	8.14	6.66	6.02	5.52
511-STP45N65M5	STP45N65M5	TO-220	710	0.078	91	35	208	7.63	6.25	5.64	5.18
511-STW45N65M5	STW45N65M5	TO-247	710	0.078	91	35	208	8.70	7.13	6.43	5.91
511-STP15N65M5	STP15N65M5	TO-220	710	0.340	22	22	85	3.05	2.54	2.28	2.03
511-STD11N65M5	STD11N65M5	DPAK	710	0.480	17	9	85	2.31	1.98	1.79	1.58
511-STI11NM80	STI11NM80	I2PAK	800	0.4	43.6	8	150	7.65	6.27	5.66	5.20

SINGLE P-CHANNEL ENHANCEMENT MODE MOSFETS

For quantities greater than listed, call for quote.

MOUSER STOCK NO.	STMicroelectronics Part No.	Package	Drain Source Breakdown Voltage (Min) (V)	Drain Current (Cont) (Max) (A)	Total Dissipation @ 25°C (Max) (W)	Static Drain Source On Resistance Ohms (Max)	Static Drain Source On Resistance @ Drain Current (A)	Price Each 1	10	100	250
Surface Mount											
511-STB80PF55	STB80PF55T4	TO-263	-55	-80.0	300.0	0.018	40.0	4.13	3.60	2.79	2.70
511-STN3PF06	STN3PF06	SOT-223	-60	-2.5	2.5	0.220	1.5	1.07	.845	.738	.642
511-STD10PF06-TR	STD10PF06T4	TO-252	-60	-10.0	40.0	0.200	5.0	1.02	.781	.684	.595
511-STH300NH02L-6	STH300NH02L-6	H2PAK	24	180	300	0.0012	80	4.40	3.67	3.34	2.99
511-STS13N3LLH5	STS13N3LLH5	SO-8	30	13	2.7	0.0066	6.5	1.56	1.46	1.29	1.13
511-STD35N3LH5	STD35N3LH5	DPAK	30	35	35	0.016	15	.76	.738	.654	.569
511-STB155N3LH6	STB155N3LH6	D2PAK	30	80	110	0.003	40	3.25	2.62	2.35	2.10
511-STL75N3LLZH5	STL75N3LLZH5	PowerFLAT 5x6	30	75	60	0.0055	9.5	1.68	1.51	1.32	1.16
511-STD3PK50Z	STD3PK50Z	DPAK	500	2.8	70	4	1.4	1.95	1.57	1.41	1.25

© Copyright 2013 Mouser Electronics
© Copyright 2013 Mouser Electronics

STMICROELECTRONICS Power MOSFETs

life.augmented

Products may be RoHS compliant. Check mouser.com for RoHS status.

SINGLE P-CHANNEL ENHANCEMENT MODE MOSFETS (CONT.)

MOUSER STOCK NO.	STMicroelectronics Part No.	Package	Drain Source Breakdown Voltage (Min) (V)	Drain Current (Cont) (Max) (A)	Total Dissipation @ 25°C (Max) (W)	Static Drain Source On Resistance		Price Each			
						Ohms (Max)	@ Drain Current (A)	1	10	100	250
Thru-Hole											
511-STP80PF55	STP80PF55	TO-220AB	-55	-80.0	300.0	0.018	40.0	3.19	2.64	2.28	2.02
511-STP12PF06	STP12PF06	TO-220AB	-60	-12.0	225.0	0.200	10.0	.94	.76	.61	.546

SINGLE N-CHANNEL ENHANCEMENT MODE MOSFETS

These Power MOSFETs are STMicroelectronics unique "Single Feature SizeTM" strip-based process. The resulting transistor shows extremely high packing density for low on-resistance, rugged avalanche characteristics and less critical alignment steps therefore a remarkable manufacturing reproducibility.

NEW PRODUCT

For quantities greater than listed, call for quote.

MOUSER STOCK NO.	STMicroelectronics Part No.	Package	Drain Source Breakdown Voltage (Min) (V)	Drain Current (Cont) (Max) (A)	Total Dissipation @ 25°C (Max) (W)	Static Drain Source On Resistance		Price Each			
						Ohms (Max)	@ Drain Current (A)	1	10	100	250
Surface Mount											
511-STL10N3LLH5	STL10N3LLH5	PowerFLAT-3	30	9.0	50.0	0.019	4.50	1.14	1.03	.849	.765
511-STL11N3LLH6	STL11N3LLH6	PowerFlat-8	30	11.0	50.0	0.0075	5.50	1.69	1.49	1.25	1.12
511-STL12N3LLH5	STL12N3LLH5	PowerFLAT-3	30	12.0	50.0	0.009	6.00	1.19	1.06	.881	.795
511-STL56N3LLH5	STL56N3LLH5	PowerFLAT-5	30	15.0	62.5	0.009	7.50	1.22	1.09	.906	.817
511-STD17NF03L	STD17NF03LT4	TO-252	30	17.0	30.0	0.050	8.50	.90	.77	.627	.562
511-STL17N3LLH6	STL17N3LLH6	PowerFlat-8	30	17.0	50.0	0.0045	8.50	1.75	1.46	1.27	1.13
511-STL60N3LLH5	STL60N3LLH5	PowerFlat-8	30	17.0	60.0	0.0071	8.50	3.04	2.45	2.20	1.96
511-STL80N3LLH6	STL80N3LLH6	PowerFlat-8	30	21.0	60.0	0.0052	10.50	1.75	1.46	1.27	1.13
511-STS26N3LLH6	STS26N3LLH6	SO-8	30	26.0	2.7	0.0044	13.00	2.59	2.10	1.88	1.67
511-STL160N3LLH6	STL160N3LLH6	PowerFlat-8	30	35.0	80.0	0.0013	17.50	3.82	3.07	2.79	2.53
511-STL51N3LLH5	STL51N3LLH5	PowerFLAT-6	30	51.0	62.5	0.0145	6.30	.92	.803	.622	.541
511-STB150N3LH6	STB150N3LH6	D2PAK	30	80.0	110.0	0.003	40.00	3.08	2.49	2.24	1.99
511-STD155N3H6	STD155N3H6	DPAK	30	80.0	110	0.003	80.00	2.39	1.93	1.72	1.54
511-STD155N3LH6	STD155N3LH6	DPAK	30	80.0	110	0.003	80.00	2.59	2.10	1.88	1.67
511-STD96N3LLH6	STD96N3LLH6	TO-252	30	80.0	70.0	0.0042	40.00	1.68	1.51	1.32	1.16
511-STL140N4LLF5	STL140N4LLF5	PowerFlat-8	40	32.0	80.0	0.00275	16.00	3.23	2.60	2.36	2.08
511-STB120N4LF6	STB120N4LF6	TO-263	40	80.0	110.0	0.005	40.00	3.23	2.60	2.36	2.08
511-STD120N4F6	STD120N4F6	TO-252	40	80.0	110.0	0.004	40.00	3.24	2.62	2.35	2.09
511-STD120N4LF6	STD120N4LF6	TO-252	40	80.0	110.0	0.005	40.00	3.24	2.62	2.35	2.09
511-STB95N4F3	STB95N4F3	D2PAK	40	80.0	110.0	5.800	40.00	2.70	2.17	1.96	1.73
511-STH270N4F3-6	STH270N4F3-6	H2PAK-6I	40	180.0	300.0	0.0017	80.00	5.79	4.84	4.40	3.93
511-STV270N4F3	STV270N4F3	PowerSO-10	40	270.0	300.0	0.0015	80.00	6.15	4.94	4.49	4.07
511-STV250N55F3	STV250N55F3	PowerSO-10	55	250.0	300.0	0.0022	75.00	6.96	5.60	5.09	4.61
511-STN3NF06	STN3NF06	SOT-223	60	4.0	3.3	0.100	1.50	.98	.76	.666	.578
511-STL35N6F3	STL35N6F3	PowerFLAT-5	60	10.0	80.0	0.022	3.00	1.93	1.59	1.39	1.24
511-STL100N6LF6	STL100N6LF6	PowerFLAT-5	60	14.0	80.0	0.005	11.00	3.84	3.08	2.80	2.54
511-STL85N6F3	STL85N6F3	PowerFlat-8	60	19.0	4.0	0.0057	8.50	3.56	2.86	2.60	2.35
511-STL7DN6LF3	STL7DN6LF3	PowerFLAT-5	60	20.0	52.0	0.043	6.50	1.56	1.25	1.09	.959
511-STD20NF06L	STD20NF06LT4	TO-252	60	24.0	60.0	0.040	12.00	1.16	.92	.806	.706
511-STN3NF06	STN3NF06	SOT-223	60	4.0	3.3	0.100	1.50	.98	.76	.666	.578
511-STL85N6F3	STL85N6F3	PowerFlat-8	60	19.0	4.0	0.0057	8.50	3.56	2.86	2.60	2.35
511-STD20NF06L	STD20NF06LT4	TO-252	60	24.0	60.0	0.040	12.00	1.16	.92	.806	.706
511-STD35NF06	STD35NF06T4	TO-252	60	35.0	80.0	0.020	17.50	1.58	1.28	1.12	.991
511-STB55NF06	STB55NF06T4	TO-263	60	50.0	110.0	0.018	27.50	2.26	1.78	1.33	1.28
511-STD70N6F3	STD70N6F3	DPAK	60	70.0	110.0	0.105	35.00	2.90	2.34	2.11	1.87
511-STH260N6F6-2	STH260N6F6-2	H2PAK-2	60	180.0	300.0	0.002	90.00	7.19	5.95	5.41	4.88
511-STB75NF75L	STB75NF75LT4	TO-263	75	75.0	300.0	0.011	37.50	3.38	2.73	2.43	2.25
511-STB160N75F3	STB160N75F3	TO-263	75	120.0	330.0	0.0037	60.00	5.99	4.82	4.38	3.97
511-STL80N75F6	STL80N75F6	PowerFLAT-6	75	80.0	80.0	0.0063	9.00	5.28	4.71	3.86	3.48
511-STH210N75F6-2	STH210N75F6-2	H2PAK-2	75	180.0	300.0	0.002	90.00	7.28	6.08	5.52	4.94
511-STH240N75F3-2	STH240N75F3-2	H2PAK	75	180.0	300.0	0.003	90.00	7.04	5.66	5.16	4.64
511-STH240N75F3-6	STH240N75F3-6	H2PAK-6	75	180.0	300.0	0.003	90.00	7.28	5.85	5.32	4.82
511-STV240N75F3	STV240N75F3	PowerSO-10	75	240.0	300.0	0.0026	120.00	6.14	4.93	4.49	4.06
511-STN2NF10	STN2NF10	SOT-223	100	2.4	3.3	0.260	1.20	1.05	.803	.696	.615
511-STD6NF10	STD6NF10T4	TO-252	100	6.0	30.0	0.250	3.00	1.12	.899	.79	.692
511-STD10NF10	STD10NF10T4	TO-252	100	10.0	50.0	0.130	5.00	.98	.781	.687	.599
511-STL70N10F3	STL70N10F3	PowerFLAT-5	100	16.0	136.0	0.008	8.00	4.34	3.50	3.18	2.87
511-STL8DN10LF3	STL8DN10LF3	PowerFLAT-5	100	20.0	70.0	0.035	7.80	1.96	1.58	1.42	1.26
511-STD15NF10	STD15NF10T4	TO-252	100	23.0	70.0	0.065	10.00	1.33	1.08	.951	.835
511-STF130N10F3	STF130N10F3	TO-220FP	100	29.0	35.0	0.0096	46.00	3.86	3.11	2.82	2.55
511-STH130N10F3-2	STH130N10F3-2	H2PAK-2	100	78.0	250.0	0.0093	120.00	4.01	3.23	2.94	2.65
511-STB80NF10	STB80NF10T4	TO-263	100	80.0	300.0	0.015	40.00	3.52	2.82	2.57	2.27
511-STH180N10F3-2	STH180N10F3-2	H2PAK-2	100	180.0	315.0	0.0045	60.00	6.14	5.08	4.62	4.17
511-STH180N10F3-6	STH180N10F3-6	H2PAK-6	100	180.0	315.0	0.004	60.00	5.55	4.63	4.22	3.77
511-STL35N15F3	STL35N15F3	PowerFLAT 5x6	150	33.0	80.0	0.0355	3.50	4.22	3.47	3.02	2.72
511-STD5N20	STD5N20T4	TO-252	200	5.0	45.0	0.800	2.50	.80	.621	.545	.474
511-STB30NF20	STB30NF20	TO-263	200	30.0	125.0	0.075	15.00	3.10	2.49	2.27	2.05
511-STB75NF20	STB75NF20	TO-263	200	75.0	190.0	0.034	37.00	5.08	4.09	3.64	3.30
511-STE140NF20D	STE140NF20D	ISOTOP	200	140.0	500.0	0.012	70.00	48.46	45.36	39.30	36.71
511-STD8NF25	STD8NF25	DPAK	250	6.0	72.0	0.318	8.00	1.23	.983	.86	.755
511-STD8NM50N	STD8NM50N	DPAK	500	5.0	45.0	0.79	2.50	1.99	1.80	1.44	1.28
511-STP8NM50N	STP8NM50N	TO-220	500	5.0	45.0	0.79	2.50	2.09	1.88	1.52	1.35
511-STD5NM50	STD5NM50T4	TO-252	500	7.5	100.0	0.800	2.50	1.86	1.78	1.38	1.34
511-STB14NM50N	STB14NM50N	TO-263	500	12.0	90.0	0.320	6.00	3.53	2.97	2.59	2.35
511-STB23NM50N	STB23NM50N	TO-263	500	17.0	125.0	0.190	8.50	4.47	3.60	3.26	2.95
511-STB28NM50N	STB28NM50N	TO-263	500	21.0	90.0	0.158	10.50	6.90	5.55	5.05	4.57
511-STB32NM50N	STB32NM50N	D2PAK	500	22.0	190.0	0.130	11.00	7.62	6.25	5.64	5.19
511-STF32NM50N	STF32NM50N	TO-220FP	500	22.0	35.0	0.130	11.00	5.64	4.53	4.12	3.72
511-STD5N52U	STD5N52U	TO-252	525	4.4	70.0	1.500	2.20	1.59	1.28	1.12	.963
511-STD14NM50N	STD14NM50N	TO-252	550	12.0	90.0	0.320	6.00	3.21	2.77	2.35	2.14
511-STL3NM60N	STL3NM60N	PowerFLAT-3.3	600	2.2	2.0	1.800	1.00	2.81	2.27	2.04	1.82
511-STL7NM60N	STL7NM60N	PowerFlat-14	600	5.8	68.0	0.900	2.50	3.04	2.45	2.20	1.96
511-STD9NM60N	STD9NM60N	DPAK	600	6.5	70.0	0.745	3.25	2.18	1.98	1.59	1.41
511-STD8NM60ND	STD8NM60ND	TO-252	600	7.0	70.0	0.700	3.50	2.79	2.26	2.03	1.80
511-STD13NM60N	STD13NM60N	TO-252	600	11.0	90.0	0.360	5.50	3.88	3.12	2.84	2.57
511-STL24NM60N	STL24NM60N	PowerFlat	600	16.0	125.0	0.215	8.00	7.86	6.43	5.82	5.33
511-STB24NM60N	STB24NM60N	TO-263	600	17.0	125.0	0.190	8.00	5.84	4.84	4.40	3.97
511-STL26NM60N	STL26NM60N	PowerFlat	600	19.0	125.0	0.185	10.00	9.08	7.45	6.74	6.17
511-STB23NM60ND	STB23NM60ND	TO-263	600	19.5	150.0	0.180	10.00	7.25	6.16	5.21	4.90
511-STD5NM60	STD5NM60T4	TO-252	650	5.0	96.0	1.000	2.50	2.33	1.84	1.63	1.49
511-STF15N65M5	STF15N65M5	TO-220FP	650	6.9	25.0	0.34	11.00	3.24	2.62	2.36	2.10
511-STL65DN3LLH5	STL65DN3LLH5	PowerFlat-8	650	7.0	60.0	0.0065	9.50	3.07	2.48	2.21	1.98

© Copyright 2013 Mouser Electronics
© Copyright 2013 Mouser Electronics

STMICROELECTRONICS Power MOSFETs

Products may be RoHS compliant. Check mouser.com for RoHS status.

life.augmented

SINGLE N-CHANNEL ENHANCEMENT MODE MOSFETS (CONT.)

These Power MOSFETs are STMicroelectronics unique "Single Feature SizeTM" strip-based process. The resulting transistor shows extremely high packing density for low on-resistance, rugged avalanche characteristics and less critical alignment steps therefore a remarkable manufacturing reproducibility.

NEW PRODUCT

For quantities greater than listed, call for quote.

MOUSER STOCK NO.	STMicroelectronics Part No.	Package	Drain Source Breakdown Voltage (Min.) (V)	Drain Current (Cont.) (Max.) (A)	Total Dissipation @ 25°C (Max.) (W)	Static Drain Source On Resistance		Price Each			
						Ohms (Max.)	@ Drain Current (A)	1	10	100	250
Surface Mount (Cont.)											
511-STD10NM60ND	STD10NM60ND	DPAK	650	8.0	70.0	0.600	4.00	3.35	2.70	2.43	2.15
511-STB11NM80	STB11NM80T4	TO-263	800	11.0	150.0	0.400	5.50	7.24	5.92	5.21	4.79
511-STD5N95K3	STD5N95K3	TO-252	950	4.0	90.0	3.500	2.00	2.94	2.38	2.13	1.89
511-STW25N95K3	STW25N95K3	TO-247	950	22.0	400.0	0.36	11.00	17.80	14.97	13.77	12.56
511-STB120NF10	STB120NF10T4	TO-263	1000	120.0	312.0	0.0105	60.00	3.53	2.85	2.59	2.34
Thru-Hole											
511-STL120N2VH5	STL120N2VH5	PowerFLAT-6	20	120.0	80.0	0.003	14.00	2.87	2.59	2.09	1.85
511-STP27N3LH5	STP27N3LH5	TO-220AB	30	27.0	45.0	0.020	13.50	1.02	.856	.696	.621
511-STP100NF04	STP100NF04	TO-220AB	40	120.0	300.0	0.0046	50.00	3.33	2.77	2.40	2.15
511-STP80NF55-06	STP80NF55-06	TO-220AB	55	80.0	300.0	0.0065	40.00	2.78	2.38	1.97	1.72
511-STP80NF55-08	STP80NF55-08	TO-220AB	55	80.0	300.0	0.008	40.00	2.66	2.21	1.90	1.68
511-STP80NF55L-06	STP80NF55L-06	TO-220AB	55	80.0	300.0	0.0065	40.00	3.10	2.59	2.28	2.01
511-STP85NF55	STP85NF55	TO-220AB	55	80.0	300.0	0.008	40.00	2.66	2.21	1.90	1.68
511-STP16NF06	STP16NF06	TO-220AB	60	16.0	45.0	0.100	8.00	.91	.728	.61	.524
511-STP45NF06	STP45NF06	TO-220AB	60	38.0	80.0	0.028	19.00	1.23	1.04	.888	.781
511-STP55NF06	STP55NF06	TO-220AB	60	50.0	110.0	0.018	27.50	1.36	1.13	.931	.813
511-STP60NF06	STP60NF06	TO-220AB	60	60.0	110.0	0.016	30.00	1.70	1.33	1.22	1.06
511-STI260N6F6	STI260N6F6	I2PAK-3	60	120.0	300.0	0.003	60.00	6.07	5.05	4.44	3.82
511-STI260N6F6	STI260N6F6	I2PAK-3	60	120.0	300.0	0.003	60.00	6.07	5.05	4.44	3.82
511-STP200N6F3	STP200N6F3	TO-220AB	60	120.0	330.0	3.800	60.00	4.90	4.32	3.64	3.23
511-STP75N75F4	STP75N75F4	TO-220	75	78.0	150.0	0.011	39.00	2.21	1.80	1.62	1.43
511-STP210N75F6	STP210N75F6	TO-220	75	120.0	300.0	0.037	60.00	6.41	5.15	4.69	4.23
511-STP260N6F6	STP260N6F6	TO-220	75	120.0	300.0	0.24	60.00	6.89	5.53	5.04	4.55
511-STP140NF75	STP140NF75	TO-220AB	75	120.0	310.0	0.0075	70.00	3.17	2.65	2.26	1.99
511-STP80NF10	STP80NF10	TO-220AB	100	80.0	300.0	0.015	40.00	3.15	2.62	2.28	2.01
511-STP120NF10	STP120NF10	TO-220AB	100	110.0	312.0	0.0105	60.00	3.05	2.55	2.30	2.00
511-STW120NF10	STW120NF10	TO-247	100	110.0	312.0	0.0105	60.00	4.11	3.51	2.93	2.62
511-STP130N10F3	STP130N10F3	TO-220	100	120.0	250.0	0.0096	23.00	3.96	3.53	2.89	2.61
511-STP180N10F3	STP180N10F3	TO-220	100	120.0	315.0	0.51	60.00	5.84	4.69	4.27	3.85
511-STP310N10F7	STP310N10F7	TO-220	100	180.0	315.0	0.0027	60.00	7.10	5.71	5.20	4.69
511-STP80NF12	STP80NF12	TO-220AB	120	80.0	300.0	0.018	40.00	3.01	2.41	2.15	1.93
511-IRF630	IRF630	TO-220AB	200	9.0	75.0	0.400	5.00	1.12	.974	.803	.696
511-STP75NF20	STP75NF20	TO-220AB	200	75.0	190.0	0.034	37.00	4.17	3.36	3.05	2.75
511-STW75NF20	STW75NF20	TO-247	200	75.0	190.0	0.034	37.00	4.39	3.63	3.17	2.79
511-STW75NF30	STW75NF30	TO-247	300	60.0	320.0	0.045	30.00	7.22	6.26	5.59	5.03
511-STB18NF30	STB18NF30	D2PAK	330	18.0	150.0	18.000	18.00	3.08	2.79	2.24	1.99
511-STP11NM50N	STP11NM50N	TO-220AB	500	8.5	70.0	0.470	4.50	2.86	2.30	2.07	1.84
511-STP12NM50FP	STP12NM50FP	TO-220FP	500	12.0	35.0	0.350	6.00	3.94	3.28	2.88	2.60
511-STP12NM50	STP12NM50	TO-220AB	500	12.0	160.0	0.350	6.00	4.18	3.53	3.00	2.80
511-STP32NM50N	STP32NM50N	TO-220	500	13.9	190.0	0.130	11.00	5.39	4.33	3.95	3.56
511-STW32NM50N	STW32NM50N	TO-247	500	13.9	190.0	0.130	11.00	6.44	5.18	4.72	4.25
511-STP23NM50N	STP23NM50N	TO-220AB	500	17.0	125.0	0.190	8.50	4.68	3.76	3.41	3.08
511-STW28NM50N	STW28NM50N	TO-247	500	21.0	150.0	0.158	10.50	6.74	5.81	4.96	4.57
511-STW26NM50	STW26NM50	TO-247	500	30.0	313.0	0.120	13.00	10.70	9.21	7.88	7.24
511-STW60NM50N	STW60NM50N	TO-247	500	43.0	446.0	0.043	34.00	19.16	16.11	14.83	13.52
511-STW45NM50	STW45NM50	TO-247	500	45.0	417.0	0.100	22.50	11.90	10.90	9.13	8.32
511-STE53NC50	STE53NC50	ISOTOP	500	53.0	460.0	0.080	27.00	38.87	33.42	30.71	28.27
511-STY60NM50	MAX247	MAX247	500	60.0	560.0	0.050	30.00	23.49	19.74	18.14	16.54
511-STE70NM50	STE70NM50	ISOTOP	500	70.0	600.0	0.050	30.00	48.93	44.50	39.01	36.58
511-STF4N52K3	STF4N52K3	DPAK	525	2.5	45.0	2.600	1.25	.97	.856	.71	.636
511-STE48NM50	STE48NM50	ISOTOP	550	48.0	450.0	0.100	13.50	31.20	28.64	25.15	23.40
511-STW62NM60N	STW62NM60N	TO-247	600	3.0	350.0	0.048	23.00	19.75	16.62	15.29	13.93
511-STP10NM60N	STP10NM60N	TO-220AB	600	10.0	70.0	0.550	4.00	3.06	2.47	2.21	1.97
511-STF13NM60N	STF13NM60N	TO-220FP	600	11.0	25.0	0.360	5.50	3.78	3.03	2.76	2.49
511-STP13NM60N	STP13NM60N	TO-220AB	600	11.0	90.0	0.360	5.50	4.15	3.33	3.04	2.74
511-STP20NM60FP	STP20NM60FP	TO-220FP	600	20.0	45.0	0.290	10.00	6.07	5.05	4.44	3.82
511-STW26NM60N	STW26NM60N	TO-247	600	20.0	140.0	0.165	10.00	3.89	3.78	3.45	2.91
511-STP20NM60	STP20NM60	TO-220AB	600	20.0	192.0	0.290	10.00	6.07	5.05	4.44	3.82
511-STP20NM60FD	STP20NM60FD	TO-220AB	600	20.0	192.0	0.290	10.00	6.23	5.18	4.49	4.13
511-STW20NM60	STW20NM60	TO-247	600	20.0	192.0	0.290	10.00	6.07	5.05	4.44	3.82
511-STW20NM60FD	STW20NM60FD	TO-247	600	20.0	214.0	0.290	10.00	6.69	5.55	4.91	4.39
511-STW56NM60N	STW56NM60N	TO-247	600	28.0	300.0	0.060	22.50	15.05	12.66	11.64	10.61
511-STP34NM60N	STP34NM60N	TO-220AB	600	29.0	210.0	0.105	14.50	8.03	6.58	5.94	5.46
511-STW55NM60ND	STW55NM60ND	TO-247	600	51.0	350.0	0.060	25.50	19.40	16.31	14.99	13.66
511-STY100NM60N	STY100NM60N	Max247	600	74.0	625.0	0.029	49.00	33.49	28.48	26.45	24.27
511-STY105NM50N	STY105NM50N	Max247	600	88.0	625.0	0.022	52.00	33.49	28.48	26.45	24.27
511-STW18N65M5	STW18N65M5	TO-247	650	9.4	110.0	0.220	7.50	5.69	4.58	4.16	3.76
511-STP21NM60ND	STP21NM60ND	TO-220AB	650	17.0	140.0	0.220	8.50	6.56	5.44	4.74	4.26
511-STP24NM60N	STP24NM60N	TO-220AB	650	17.0	125.0	0.190	8.00	6.31	5.17	4.58	4.12
511-STB34NM60ND	STB34NM60ND	D2PAK	650	18.0	190.0	0.110	14.50	9.80	8.01	7.25	6.64
511-STW25NM60ND	STW25NM60ND	TO-247	650	21.0	160.0	0.160	10.50	8.75	7.60	6.53	6.03
511-STW43NM60ND	STW43NM60ND	TO-247	650	35.0	255.0	0.088	17.50	12.01	10.39	9.54	8.54
511-STW45NM60	STW45NM60	TO-247	650	45.0	417.0	0.110	22.50	12.36	10.39	9.54	8.54
511-STF11NM80	STF11NM80	TO-220FP	800	11.0	35.0	0.400	5.50	6.29	5.05	4.44	3.82
511-STW11NM80	STW11NM80	TO-247	800	11.0	150.0	0.400	5.50	6.74	5.52	4.72	4.04
511-STW18NM80	STW18NM80	TO-247	800	17.0	190.0	0.295	8.50	6.47	5.56	4.76	4.38
511-STW3N150	STW3N150	TO-247	1500	2.5	140.0	9.000	1.30	8.40	6.88	5.41	5.04

© Copyright 2013 Mouser Electronics
© Copyright 2013 Mouser Electronics

STMICROELECTRONICS Power MOSFETs

Products may be RoHS compliant. Check mouser.com for RoHS status.

life.augmented

SINGLE N-CHANNEL ENHANCEMENT MODE MOSFETS (CONT.)

For quantities greater than listed, call for quote.

MOUSER STOCK NO.	STMicroelectronics Part No.	Package	Drain Source Breakdown Voltage (Min.) (V)	Drain Current (Cont.) (Max.) (A)	Total Dissipation @ 25°C (Max.) (W)	Static Drain Source On Resistance		Price Each			
						Ohms (Max.)	@ Drain Current (A)	1	10	100	250
Thru-Hole (Cont.)											
511-STW4N150	STW4N150	TO-247	1500	4.0	160.0	7.000	2.00	7.45	6.10	5.47	4.84
511-STW9N150	STW9N150	TO-247	1500	8.0	320.0	2.500	4.00	12.01	10.39	9.54	8.54

DUAL N-CHANNEL ENHANCEMENT MODE MOSFETS

These ST Dual N-channel STripFETTM Power MOSFETs are produced in a unique "single feature size" strip-based process. The resulting transistor shows extremely high packing density for low on-resistance, rugged avalanche characteristics and less critical alignment steps therefore a remarkable manufacturing reproducibility.

For quantities greater than listed, call for quote.

MOUSER STOCK NO.	STMicroelectronics Part No.	Package	Drain Source Breakdown Voltage (Min.) (V)	Drain Current (Cont.) (Max.) (A)	Total Dissipation @ 25°C (Max.) (W)	Static Drain Source On Resistance		Price Each			
						Ohms (Max.)	@ Drain Current (A)	1	10	100	250
Surface Mount											
511-STS8DN3LLH5	STS8DN3LLH5	SO-8	30	10.0	2.7	0.022	5.00	1.59	1.28	1.12	.963
511-STL40DN3LLH5	STL40DN3LLH5	PowerFlat-8	30	11.0	60.0	0.018	5.50	1.19	1.07	.884	.797
511-STL15DN4F5	STL15DN4F5	PowerFlat-8	40	60.0	4.3	0.009	7.50	2.97	2.40	2.15	1.92

DUAL N&P-CHANNEL ENHANCEMENT MODE MOSFETS

For quantities greater than listed, call for quote.

MOUSER STOCK NO.	STMicroelectronics Part No.	Package	Drain Source Breakdown Voltage (Min.) (V)	Drain Current (Cont.) (Max.) (A)	Total Dissipation @ 25°C (Max.) (W)	Static Drain Source On Resistance		Price Each			
						Ohms (Max.)	@ Drain Current (A)	1	10	100	250
Surface Mount											
511-STS8C5H30L	STS8C5H30L	SO-8	30/30	8.0/5.0	1.6	0.022/0.055	4.0/2.5	1.86	1.48	1.29	1.13

FULLY CLAMPED N-CHANNEL MOSFETS

For quantities greater than listed, call for quote.

MOUSER STOCK NO.	STMicroelectronics Part No.	Package	Drain Source Breakdown Voltage (Min.) (V)	Drain Current (Cont.) (Max.) (A)	Total Dissipation @ 25°C (Max.) (W)	Static Drain Source On Resistance		Price Each			
						Ohms (Max.)	@ Drain Current (A)	1	10	100	250
Thru-Hole											
511-STP75NS04Z	STP75NS04Z	TO-220AB	Clamped	80.0	110.0	0.011	40.00	1.61	1.40	1.16	1.03

SINGLE P-CHANNEL ENHANCEMENT MODE LOGIC LEVEL MOSFETS

For quantities greater than listed, call for quote.

MOUSER STOCK NO.	STMicroelectronics Part No.	Package	Drain Source Breakdown Voltage (Min.) (V)	Drain Current (Cont.) (Max.) (A)	Total Dissipation @ 25°C (Max.) (W)	Static Drain Source On Resistance		Price Each			
						Ohms (Max.)	@ Drain Current (A)	1	10	100	250
Surface Mount											
511-STS5PF30L	STS5PF30L	SO-8	-30	-5.0	2.5	0.055	2.50	1.22	.963	.849	.738
511-STS7PF30L	STS7PF30L	SO-8	-30	-7.0	2.5	0.021	3.50	1.90	1.52	1.33	1.17
511-STD30PF03L	STD30PF03LT4	TO-252	-30	-24.0	70.0	0.028	12.00	1.74	1.40	1.23	1.07

SINGLE N-CHANNEL ENHANCEMENT MODE LOGIC LEVEL MOSFETS

For quantities greater than listed, call for quote.

MOUSER STOCK NO.	STMicroelectronics Part No.	Package	Drain Source Breakdown Voltage (Min.) (V)	Drain Current (Cont.) (Max.) (A)	Total Dissipation @ 25°C (Max.) (W)	Static Drain Source On Resistance		Price Each			
						Ohms (Max.)	@ Drain Current (A)	1	10	100	250
Surface Mount											
511-STV300NH02L	STV300NH02L	PowerSO-10	24	280.0	300.0	0.001	80.00	6.31	5.08	4.62	4.18
511-STS4DNFS30L	STS4DNFS30L	SO-8	30	4.0	2.0	0.055	2.00	1.42	1.13	.994	.872
511-STN4NF03L	STN4NF03L	SOT-223	30	6.5	3.3	0.050	2.00	1.22	.995	.878	.77
511-STS11NF30L	STS11NF30L	SO-8	30	11.0	2.5	0.0105	5.50	.96	.856	.73	.637
511-STS12NF30L	STS12NF30L	SO-8	30	12.0	2.5	0.010	6.00	1.22	.974	.859	.754
511-STD85N3LH5	STD85N3LH5	TO-252	30	80.0	70.0	0.0054	40.00	1.42	1.13	.992	.856
511-STN3NF06L	STN3NF06L	SOT-223	60	3.0	2.5	0.100	1.50	.98	.76	.666	.58
511-STS7NF60L	STS7NF60L	SO-8	60	7.5	2.5	0.0195	3.50	1.72	1.37	1.20	1.03
511-STD12NF06L	STD12NF06LT4	TO-252	60	12.0	30.0	0.100	6.00	1.07	.824	.719	.621
511-STB16NF06L	STB16NF06LT4	TO-263	60	16.0	45.0	0.100	8.00	1.18	.931	.822	.706
511-STD16NF06L	STD16NF06LT4	TO-252	60	24.0	40.0	0.070	8.00	1.11	.931	.822	.706
511-STD30NF06L	STD30NF06LT4	TO-252	60	35.0	70.0	0.028	18.00	1.50	1.19	1.04	.899
511-STB55NF06L	STB55NF06LT4	TO-263	60	55.0	95.0	0.018	27.50	2.33	1.84	1.63	1.47
511-STD25NF10L	STD25NF10LT4	TO-252	100	25.0	100.0	0.035	12.50	1.59	1.28	1.12	.963
511-STB40NF10L	STB40NF10LT4	TO-263	100	40.0	150.0	0.033	20.00	2.60	2.10	1.88	1.67
511-STD70N10F4	STD70N10F4	TO-252	100	60.0	125.0	0.0195	30.00	1.74	1.40	1.26	1.12
511-STE250NS10	STE250NS10	ISOTOP	100	220.0	500.0	0.0055	125.00	41.57	35.95	33.39	31.08
511-STN4NF20L	STN4NF20L	SOT-223	200	1.0	3.3	1.500	0.50	.78	.567	.492	.417
511-STD5N20L	STD5N20LT4	TO-252	200	5.0	33.0	0.700	2.50	1.05	.899	.731	.655
511-STD20NF20	STD20NF20	TO-252	200	18.0	110.0	0.125	10.00	2.00	1.62	1.29	1.24
511-STD16NF25	STD16NF25	TO-252	250	13.0	90.0	0.235	6.50	1.63	1.26	1.17	1.12
511-STD17NF25	STD17NF25	TO-252	250	13.0	90.0	0.235	6.50	2.00	1.62	1.29	1.24
Thru-Hole											
511-STP40NF03L	STP40NF03L	TO-220AB	30	40.0	70.0	0.035	20.00	1.21	1.07	.877	.783
511-STP80NF03L-04	STP80NF03L-04	TO-220AB	30	80.0	300.0	0.004	40.00	2.97	2.65	2.17	1.96
511-STP16NF06L	STP16NF06L	TO-220AB	60	16.0	45.0	0.100	8.00	.98	.824	.663	.578
511-STP36NF06	STP36NF06	TO-220AB	60	18.0	25.0	0.040	15.00	1.12	.974	.803	.696
511-STP36NF06L	STP36NF06L	TO-220AB	60	30.0	70.0	0.048	15.00	1.49	1.25	1.04	.931
511-STP55NF06L	STP55NF06L	TO-220AB	60	55.0	95.0	0.020	27.50	1.58	1.33	1.08	.984
511-STP60NF06L	STP60NF06L	TO-220AB	60	60.0	110.0	0.014	30.00	1.61	1.42	1.21	1.11
511-STP80NF06	STP80NF06	TO-220AB	60	80.0	300.0	0.008	40.00	2.94	2.55	2.16	1.90
511-STP75NF75	STP75NF75	TO-220AB	75	80.0	300.0	0.0095	40.00	2.45	2.07	1.74	1.55
511-STP40NF10L	STP40NF10L	TO-220AB	100	40.0	150.0	0.033	20.00	2.44	1.96	1.77	1.57
511-STP40NF10	STP40NF10	TO-220AB	100	50.0	125.0	0.028	25.00	2.20	1.86	1.56	1.38
511-STP30NF20	STP30NF20	TO-220AB	200	30.0	125.0	0.075	15.00	2.74	2.27	1.96	1.73
511-STP25NM60ND	STP25NM60ND	TO-220AB	600	21.0	160.0	0.160	10.50	7.05	6.33	5.50	5.01
511-STP4N150	STP4N150	TO-220AB	1500	4.0	160.0	7.000	2.00	6.69	5.55	4.91	4.39

DUAL N-CHANNEL ENHANCEMENT MODE LOGIC LEVEL MOSFETS

For quantities greater than listed, call for quote.

MOUSER STOCK NO.	STMicroelectronics Part No.	Package	Drain Source Breakdown Voltage (Min.) (V)	Drain Current (Cont.) (Max.) (A)	Total Dissipation @ 25°C (Max.) (W)	Static Drain Source On Resistance		Price Each			
						Ohms (Max.)	@ Drain Current (A)	1	10	100	250
Surface Mount											
511-STS4DNF60L	STS4DNF60L	SO-8	60	4.0	2.0	0.055	2.00	1.82	1.47	1.32	1.09

N-CHANNEL IGBT (INSULATED GATE BIPOLAR TRANSISTOR) MOSFETS

Using the latest high voltage technology based on a patented strip layout, STMicroelectronics has designed an advanced family of IGBTs, the PowerMESH™ IGBTs, with outstanding performances. The suffix "H" identifies a family optimized for high frequency applications in order to achieve very high switching performances (reduced tfall) mantaining a low voltage drop.

PRODUCT NEW

For quantities greater than listed, call for quote.

MOUSER STOCK NO.	STMicroelectronics Part No.	Package	Collector-Emitter Voltage (Min.) (V)	Collector Current (Cont.) (Max.) (A)	Total Dissipation @ 25°C (Max.)(W)	Delay Time (nS) (Typ.)		Price Each			
						On	Off	1	10	100	250
Surface Mount											
511-STGB35N35LZT4	STGB35N35LZT4	D2PAK	345	40	176	1.1	5.5	3.05	2.46	2.21	1.96
511-STGD18N40LZT4	STGD18N40LZT4	TO-251	360	25	125	650	1350	1.89	1.51	1.32	1.16
511-STGIPS10K60T	STGIPS10K60T	SDIP-25L	600	10	33	320	430	21.19	19.26	16.37	14.93
511-STGIPS14K60T	STGIPS14K60T	SDIP-25L	600	14	42	270	320	22.60	20.54	17.46	15.92
511-STGB7NC60HD	STGB7NC60HDT4	TO-263	600	14	80	18.5	72	1.95	1.57	1.41	1.25
511-STGD7NC60H	STGD7NC60HT4	TO-252	600	25	70	18.5	72	1.78	1.43	1.28	1.14
511-STGB20NC60V	STGB20NC60V	TO-252	600	60	200	11	100	3.05	2.46	2.21	1.96

© Copyright 2013 Mouser Electronics
© Copyright 2013 Mouser Electronics

STMICROELECTRONICS Power MOSFETs

Products may be RoHS compliant. Check mouser.com for RoHS status.

life.augmented

N-CHANNEL IGBT (INSULATED GATE BIPOLAR TRANSISTOR) MOSFETS (CONT.)

Using the latest high voltage technology based on a patented strip layout, STMicroelectronics has designed an advanced family of IGBTs, the PowerMESH™ IGBTs, with outstanding performances. The suffix "H" identifies a family optimized for high frequency applications in order to achieve very high switching performances (reduced tfall) mantaining a low voltage drop.

For quantities greater than listed, call for quote.

MOUSER STOCK NO.	STMicroelectronics Part No.	Package	Collector-Emitter Voltage (Min.) (V)	Collector Current (Cont.) (Max.) (A)	Total Dissipation @ 25°C (Max.)(W)	Delay Time		Price Each			
						On (nS) (Typ.)	Off (nS) (Typ.)	1	10	100	250
Surface Mount (Cont.)											
511-STGE200NB60S	STGE200NB60S	ISOTOP	600	150	600	64	1840	37.75	32.08	29.64	27.36
511-STGW60H65DRF	STGW60H65DRF	TO-247	650	120	360	85	34	4.74	3.81	3.47	3.12
511-STGD5NB120SZ	STGD5NB120SZT4	TO-252	1200	5	55	690	12100	2.12	1.70	1.53	1.36
511-STGB3NC120HDT4	STGB3NC120HDT4	TO-263	1200	7	75	15	118	3.96	3.27	2.97	2.69
Thru-Hole											
511-STGP35N35LZ	STGP35N35LZ	TO-220	20	40	176	110	265	3.15	2.53	2.30	2.08
511-STGF7NC60HD	STGF7NC60HD	TO-220FP	600	7	25	18.5	116	1.69	1.41	1.21	1.08
511-STGP10NC60KD	STGP10NC60KD	TO-220AB	600	10	65	17	72	1.31	1.05	.888	.781
511-STGF7NB60SL	STGF7NB60SL	TO-220FP	600	15	25	1.1	5.2	1.63	1.37	1.23	1.05
511-STGF35HF60W	STGF35HF60W	TO-220FP	600	19	40	30	30	3.00	2.43	2.16	1.96
511-STGIPL20K60	STGIPL20K60	SDIP-38L	600	20	56	915	375	23.11	21.38	18.20	16.76
511-STGP10NC60HD	STGP10NC60HD	TO-220AB	600	20	65	14	72	1.25	1.04	.856	.749
511-STGW19NC60WD	STGW19NC60WD	TO-247	600	23	125	25	90	2.89	2.38	2.08	1.84
511-STGP7NC60HD	STGP7NC60HD	TO-220AB	600	25	80	18.5	116	1.67	1.39	1.19	1.05
511-STGP20NC60V	STGP20NC60V	TO-220AB	600	30	200	31	100	4.57	4.06	3.33	2.99
511-STGW20NC60VD	STGW20NC60VD	TO-247	600	30	200	31	100	6.87	5.55	5.01	4.52
511-STGW30NC60WD	STGW30NC60WD	TO-247	600	30	200	29.5	118	4.72	3.84	3.43	3.08
511-STGP19NC60KD	STGP19NC60KD	TO-220AB	600	35	125	30	105	2.32	1.93	1.68	1.48
511-STGFW30NC60V	STGFW30NC60V	TO-3-PF	600	36	80	31	100	7.25	5.94	5.36	4.93
511-STGFW35HF60W	STGFW35HF60W	TO-3PF	600	36	88	30	175	7.76	6.36	5.74	5.28
511-STGP19NC60HD	STGP19NC60HD	TO-220AB	600	40	130	25	97	2.30	1.89	1.65	1.47
511-STGP19NC60WD	STGP19NC60WD	TO-220AB	600	40	125	25	90	1.90	1.73	1.37	1.21
511-STGW40NC60KD	STGW40NC60KD	TO-247	600	40	250	46	164	4.72	3.84	3.43	3.08
511-STGWA19NC60HD	STGWA19NC60HD	TO-247	600	42	140	25	97	3.15	2.80	2.30	2.08
511-STGW45HF60WD	STGW45HF60WD	TO-247	600	45	250	-	-	4.72	3.79	3.45	3.11
511-STGE50NC60WD	STGE50NC60WD	ISOTOP	600	50	260	52	240	26.54	22.69	20.84	19.07
511-STGW35HF60W	STGW35HF60W	TO-247	600	60	200	30	175	1.78	1.69	1.62	1.57
511-STGW35HF60WD	STGW35HF60WD	TO-247	600	60	200	30	175	4.41	3.53	3.22	2.90
511-STGW40NC60WD	STGW40NC60WD	TO-247	600	70	250	33	138	4.90	4.35	3.56	3.20
511-STGWA45HF60WDI	STGWA45HF60WDI	TO-247L	600	80	310	-	-	6.55	5.31	4.72	4.28
511-STGW39NC60VD	STGW39NC60VD	TO-247	600	80	250	33	178	4.60	4.04	3.32	3.01
511-STGW40NC60V	STGW40NC60V	TO-247	600	100	260	43	140	7.08	5.80	5.21	4.78
511-STGW50H60DF	STGW50H60DF	TO-247	600	100	360	62	178	4.60	4.04	3.32	3.01
511-STGW50HF60S	STGW50HF60S	TO-247	600	110	284	50	220	6.74	6.07	4.99	4.58
511-STGW50HF60SD	STGW50HF60SD	TO-247	600	110	284	50	220	7.22	6.49	5.34	4.91
511-STGW60H65F	STGW60H65F	TO-247	650	120	360	65	180	9.17	7.52	6.78	6.24
511-STGW60H65DF	STGW60H65DF	TO-247	650	120	360	67	165	4.76	3.83	3.49	3.15
511-STGF3NC120HD	STGF3NC120HD	TO-220FP	1200	3	25	15	118	1.80	1.53	1.27	1.11
511-STGW30NC120HD	STGW30NC120HD	TO-247	1200	30	220	29	275	9.13	7.48	6.75	6.21
511-STGW30N120KD	STGW30N120KD	TO-247	1200	60	220	36	251	4.57	3.71	3.30	2.97
511-STGW40N120KD	STGW40N120KD	TO-247	1200	80	240	48	338	5.01	4.09	3.65	3.28
511-STGW38IH130D	STGW38IH130D	TO-247	1300	55	180	-	-	5.77	4.68	4.24	3.82
511-STGWT38IH130D	STGWT38IH130D	TO-247	1300	55	180	-	102	5.14	4.50	3.70	3.36

IGBT INTELLIGENT POWER MODULES (IPM)

IGBT intelligent power modules (IPMs) extend ST's appliance control product range with a thermally efficient solution that simplifies design by combining application specific IGBTs and diodes, proprietary control functions, smart protections and extra optional features. Directly connected to the microcontroller, IPMs convert microcontroller output into the correct high-power waveform to drive the motor. One module can replace more than 30 discrete components, thereby increasing reliability while reducing size and cost.

For quantities greater than listed, call for quote.

MOUSER STOCK NO.	STMicroelectronics Part No.	Package	Collector-Emitter Voltage (Min) (V)	Collector Current (Cont.) (Max) (A)	Each IGBT Total Dissipation @ 25°C (Max)(W)	Short Circuit Withstand Time (Max)(μS)	Isolation Withstand Voltage (Max)(V)	Price Each			
								1	10	100	250
Thru-Hole											
511-STGIPN3H60A	STGIPN3H60A	NDIP-26L	600	3	8	-	1000	13.65	12.41	10.55	9.62
511-STGIPS10K60A	STGIPS10K60A	SDIP-25L	600	10	44	5	2500	20.76	18.87	16.04	14.63
511-STGIPL14K60	STGIPL14K60	SDIP-39L	600	15	44	5	2500	21.21	19.51	17.84	16.21
511-STGIPS20K60	STGIPS20K60	SDIP-25L	600	18	52	5	2500	21.59	19.82	16.95	15.63
511-STGIPN3H60	STGIPN3H60	NDIP-26L	600	18	8	-	1000	14.12	12.84	10.91	9.95
Demonstration Board		Description						Price Each			
511-STEVAL-IHM027V1	STEVAL-IHM027V1	Demonstration board featuring the STGIPS10K60A, a 10A IGBT intelligent power module (IPM)						119.40			

AUTOPROTECTED POWER MOSFETS

The VND5N07, VND5N07-1, VNP5N07FI and VNK6N07FM are monolithic devices made using STMicroelectronics VIPower M0 Technology, intended for replacement of standard power MOSFETS in DC to 50 KHz applications. Built-in thermal shut-down, linear current limitation and overvoltage clamp protect the chip in harsh enviroments.

For quantities greater than listed, call for quote.

MOUSER STOCK NO.	STMicroelectronics Part No.	Package	Drain Source Clamp Voltage Min. (V)	Drain Current Limit Min. (A)	Static Drain-Source On State Resistance Max. (Ω)	Power Dissipation (W)	Turn-On/Turn-Off Delay Time Typ. (nS)	Price Each			
								1	10	100	250
Surface Mount											
511-VNN1NV04	VNN1NV0413TR	SOT-223	40	1.7	250	7	200/1000	1.26	1.11	.886	.778
511-VNN3NV04PTR-E	VNN3NV04PTR-E	SOT-223	40	3.5	0.12	7	750/750	1.41	1.12	.987	.867
511-VNN3NV04	VNN3NV0413TR	SOT-223	40	3.5	120	7	300/1350	1.48	1.31	1.04	.911
511-VNS3NV04D	VNS3NV04D	SO-8	40	3.5	120	4	300/1350	2.19	1.87	1.49	1.32
511-VNN7NV04	VNN7NV0413TR	SOT-223	40	6	60	7	100/500	1.83	1.61	1.27	1.11
511-VNB14NV0413TR	VNB14NV0413TR	TO-252	40	12	35	74	80/450	3.12	2.78	2.28	2.05
511-VNS3NV04DP-E	VNS3NV04DP-E	SO-8	40	12	0.35	8.3	750/750	2.18	1.87	1.49	1.31
511-VND7NV04TR-E	VND7NV04TR-E	TO-252	40	6	60	7	300/1500	1.82	1.65	1.32	1.18
511-VNN7NV04PTR-E	VNN7NV04PTR-E	SOT-223	40	6	65	7	100/500	1.81	1.46	1.23	1.10
511-VNS1NV04DPTR-E	VNS1NV04DPTR-E	SO-8	40	1.7	25	4	70/350	1.62	1.39	1.10	.984
511-VNS1NV04PTR-E	VNS1NV04PTR-E	SO-8	40	1.7	25	7	70/350	1.27	1.01	.887	.778
511-VND5N07-E	VND5N07-E	TO-252	60	5	0.2	60	50/150	1.93	1.73	1.39	1.24
511-VND5N07	VND5N07	TO-252	70	5	0.2	60	100/300	1.98	1.79	1.43	1.27
Thru-Hole											
511-VNP49N04-E	VNP49N04-E	TO-220AB	42	49	0.05	125	600/2400	3.63	3.57	3.12	2.70
511-VNP10N06-E	VNP10N06-E	TO-220AB	60	10	0.3	42	1600/400	1.23	1.18	1.05	.914
511-VNP10N07-E	VNP10N07-E	TO-220AB	70	10	0.1	50	100/400	2.50	2.02	1.82	1.62
511-VNP35N07-E	VNP35N07-E	TO-220AB	70	35	0.035	125	200/1000	4.42	4.24	3.77	3.28

© Copyright 2013 Mouser Electronics

© Copyright 2013 Mouser Electronics

SUPERTEX Enhancement-Mode MOSFETs

Supertex

Products may be RoHS compliant. Check mouser.com for RoHS status.

RoHS Compliant


SOIC-8


SOT-23-3


SOT-89-3

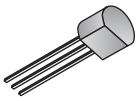
TO-92

♦ Surface Mount Device

SUPERTEX P-CHANNEL ENHANCEMENT-MODE MOSFETS

† Low Threshold

For quantities greater than listed, call for quote.

MOUSER STOCK NO.	Supertex Part No.	Package Type	RoHS Compliant	Drain-to-Source Breakdown Voltage	Gate Threshold Voltage		Drain-to-Source ON-State Resistance	ON-State Drain Current	Input Capacitance	Turn-ON/ Turn-OFF Delay Time		Power Dissipation	Price Each			
				BV_{DSS}	$V_{GS(th)}$		$R_{DS(ON)}$	$I_{D(ON)}$	C_{ISS}	$t_{(ON)}$	$t_{(OFF)}$	@ TA=25°C	1	100	500	1000
				Min. (V)	Min. (V)	Max. (V)	Max. (Ω)	Min. (A)	(pF)	Max. (ns)	Max. (ns)	(W)				
†	689-LP0701N3-G	LP0701N3-G	TO-92	Yes	-16.5	0.5	-1	1.5	-1.25	120	20	30	1	1.06	.877	.813	.781
♦†	689-TP2502N8-G	TP2502N8-G	SOT-89-3	Yes	-20	-1	-2.4	2	-2	100	10	15	1.6	.92	.76	.706	.674
	689-VP3203N3-G	VP3203N3-G	TO-92	Yes	-30	-1	-3.5	0.6	-4	220	10	25	0.74	1.18	.978	.906	.871
♦†	689-TP2104K1-G	TP2104K1-G	SOT-23-3	Yes	-40	-1	-2	6	-0.6	45	6	9	0.36	.47	.385	.364	.342
†	689-TP2104N3-G	TP2104N3-G	TO-92	Yes	-40	-1	-2	6	-0.6	45	6	9	0.74	.56	.47	.429	.416
	689-VP0104N3-G	VP0104N3-G	TO-92	Yes	-40	-1.5	-3.5	8	-0.5	45	4	8	1	.69	.577	.523	.51
♦	689-TP0610T-G	TP0610T-G	SOT-23-3	Yes	-60	-1	-2.4	10	-0.05	60	10	15	0.36	.52	.439	.407	.385
†	689-TP0606N3-G	TP0606N3-G	TO-92	Yes	-60	-1	-2.4	3.5	-1.5	80	10	20	1	.79	.658	.605	.577
	689-VP2106N3-G	VP2106N3-G	TO-92	Yes	-60	-1.5	-3.5	12	-0.5	45	5	9	0.74	.45	.376	.349	.345
	689-VP0106N3-G	VP0106N3-G	TO-92	Yes	-60	-1.5	-3.5	8	-0.5	45	4	8	1	.71	.591	.55	.523
	689-VP2206N3-G	VP2206N3-G	TO-92	Yes	-60	-1	-3.5	0.9	-4	325	15	50	1	1.47	1.22	1.12	1.08
	689-VP0808L-G	VP0808L-G	TO-92	Yes	-80	-1	-4.5	5	-1.1	150	15	30	1	1.10	.91	.845	.813
	689-VP0109N3-G	VP0109N3-G	TO-92	Yes	-90	-1.5	-3.5	8	-0.5	45	4	8	1	.79	.658	.605	.577
♦†	689-TP2510N8-G	TP2510N8-G	SOT-89-3	Yes	-100	-1	-2.4	3.5	-1.5	80	10	20	1.6	.88	.728	.674	.642
♦	689-VP2110K1-G	VP2110K1-G	SOT-23-3	Yes	-100	-1.5	-3.5	12	-0.5	45	5	9	0.74	.45	.375	.342	.332
†	689-TP0620N3-G	TP0620N3-G	TO-92	Yes	-200	-1	-2.4	12	-0.75	85	10	20	1	1.02	.845	.781	.749
♦†	689-TP2520N8-G	TP2520N8-G	SOT-89-3	Yes	-200	-1	-2.4	12	-0.25	75	10	20	1.6	.97	.813	.749	.717
♦†	689-TP2522N8-G	TP2522N8-G	SOT-89-3	Yes	-220	-1	-2.4	12	-0.25	75	10	20	1.6	1.00	.824	.77	.738
♦†	689-TP2424N8-G	TP2424N8-G	SOT-89-3	Yes	-240	-1	-2.4	8	-0.8	200	20	35	1.6	1.02	.845	.781	.749
†	689-TP2635N3-G	TP2635N3-G	TO-92	Yes	-350	-0.8	-2	15	-0.7	220	10	60	1	1.13	.942	.877	.835
♦†	689-TP5335K1-G	TP5335K1-G	SOT-23-3	Yes	-350	-1	-2.4	30	-0.4	65	20	25	0.36	.65	.546	.503	.482
†	689-TP2535N3-G	TP2535N3-G	TO-92	Yes	-350	-1	-2.4	25	-0.4	60	10	20	0.74	.97	.813	.749	.717
♦†	689-TP2435N8-G	TP2435N8-G	SOT-89-3	Yes	-350	-1	-2.4	15	-0.8	200	15	25	1.6	1.06	.877	.813	.781
†	689-TP2640N3-G	TP2640N3-G	TO-92	Yes	-400	-0.8	-2	15	-0.7	220	10	60	1	1.18	.984	.91	.867
†	689-TP2540N3-G	TP2540N3-G	TO-92	Yes	-400	-1	-2.4	25	-0.4	60	10	20	0.74	1.02	.845	.781	.749
♦†	689-TP2540N8-G	TP2540N8-G	SOT-89-3	Yes	-400	-1	-2.4	25	-0.4	60	10	20	1.6	1.12	.931	.856	.824
	689-VP2450N3-G	VP2450N3-G	TO-92	Yes	-500	-1.5	-3.5	30	-0.2	130	10	45	1	1.16	.963	.888	.856
♦	689-VP2450N8-G	VP2450N8-G	SOT-89-3	Yes	-500	-1.5	-3.5	30	-0.2	130	10	45	1.6	1.22	1.02	.942	.899
	689-VP0550N3-G	VP0550N3-G	TO-92	Yes	-500	-2	-4.5	125	-0.1	40	10	15	1	1.26	1.05	.974	.931

SUPERTEX N-CHANNEL ENHANCEMENT-MODE MOSFETS

† Low Threshold

For quantities greater than listed, call for quote.

MOUSER STOCK NO.	Supertex Part No.	Package Type	RoHS Compliant	Drain-to-Source Breakdown Voltage	Gate Threshold Voltage		Drain-to-Source ON-State Resistance	ON-State Drain Current	Input Capacitance	Turn-ON/ Turn-OFF Delay Time		Power Dissipation	Price Each			
				BV_{DSS}	$V_{GS(th)}$		$R_{DS(ON)}$	$I_{D(ON)}$	C_{ISS}	$t_{(ON)}$	$t_{(OFF)}$	@ TA=25°C	1	100	500	1000
				Min. (V)	Min. (V)	Max. (V)	Max. (Ω)	Min. (A)	(pF)	Max. (ns)	Max. (ns)	(W)				
♦†	689-TN2501N8-G	TN2501N8-G	SOT-89-3	Yes	18	0.3	1	2.5	0.25	70	5	15	1.6	.88	.728	.674	.642
†	689-TN0702N3-G	TN0702N3-G	TO-92	Yes	20	0.5	1	1.3	0.5	130	20	30	1	.81	.674	.621	.599
	689-VN0300L-G	VN0300L-G	TO-92	Yes	30	0.8	2.5	1.2	1	190	30	30	1	.81	.674	.621	.599
†	689-TN0604N3-G	TN0604N3-G	TO-92	Yes	40	0.6	1.6	0.75	4	140	10	25	1	.75	.621	.578	.556
♦†	689-TN2504N8-G	TN2504N8-G	SOT-89-3	Yes	40	0.6	1.6	1	4	70	10	25	1.6	.79	.663	.61	.589
†	689-TN0104N3-G	TN0104N3-G	TO-92	Yes	40	0.6	1.6	1.8	2	50	5	9	1	.85	.556	.514	.509
♦†	689-TN0104N8-G	TN0104N8-G	SOT-89-3	Yes	40	0.6	1.6	2	2	50	5	9	1.6	.81	.674	.621	.599
	689-VN0104N3-G	VN0104N3-G	TO-92	Yes	40	0.8	2.4	3	2	35	5	9	1	.56	.47	.429	.416
	689-VN3205N3-G	VN3205N3-G	TO-92	Yes	50	0.8	2.4	0.3	3	220	10	25	1	.95	.792	.738	.706
♦	689-VN3205N8-G	VN3205N8-G	SOT-89-3	Yes	50	0.8	2.4	0.3	3	220	10	25	1.6	1.04	.867	.792	.76
†	689-TN0606N3-G	TN0606N3-G	TO-92	Yes	60	0.6	2	1.5	3	100	6	16	1	.71	.591	.55	.523
♦†	689-TN2106K1-G	TN2106K1-G	SOT-23-3	Yes	60	0.6	2	2.5	0.6	45	5	9	0.36	.36	.30	.278	.268
†	689-TN2106N3-G	TN2106N3-G	TO-92	Yes	60	0.6	2	2.5	0.6	45	5	9	0.74	.48	.402	.376	.363
	689-TN0106N3-G	TN0106N3-G	TO-92	Yes	60	0.6	2	3	2	50	5	7	1	.71	.591	.55	.523
	689-VN2222LL-G	VN2222LL-G	TO-92	Yes	60	0.6	2.5	7.5	0.75	60	10	10	1	.39	.322	.311	.295
	689-VN0606L-G	VN0606L-G	TO-92	Yes	60	0.8	2	3	1.5	50	10	10	1	.86	.706	.653	.631
	689-VN0106N3-G	VN0106N3-G	TO-92	Yes	60	0.8	2.4	3	2	55	5	9	1	.59	.484	.456	.429
	689-VN2106N3-G	VN2106N3-G	TO-92	Yes	60	0.8	2.4	4	0.6	35	5	9	1	.35	.295	.281	.279
	689-VN10KN3-G	VN10KN3-G	TO-92	Yes	60	0.8	2.5	5	0.75	60	10	10	1	.43	.363	.335	.322
	689-2N7000-G	2N7000-G	TO-92	Yes	60	0.8	3.0	5.3	0.75	60	10	10	1	.29	.235	.225	.223
♦	689-2N7002-G	2N7002-G	SOT-23-3	Yes	60	1	2.5	7.5	0.5	50	20	20	0.36	.36	.30	.278	.268
	689-VN0808L-G	VN0808L-G	TO-92	Yes	80	0.8	2	4	1.5	50	10	10	1	.86	.706	.653	.631
†	689-TN0610N3-G	TN0610N3-G	TO-92	Yes	100	0.6	2	1.5	3	100	6	16	1	.91	.61	.567	.549
♦†	689-TN2510N8-G	TN2510N8-G	SOT-89-3	Yes	100	0.6	2	1.5	3	70	10	20	1.6	.77	.642	.589	.567
†	689-TN0110N3-G	TN0110N3-G	TO-92	Yes	100	0.6	2	3	2	50	5	7	1	.85	.556	.514	.509
	689-VN2210N3-G	VN2210N3-G	TO-92	Yes	100	0.8	2.4	0.35	8	300	15	65	1	1.42	1.19	1.09	1.05
♦	689-VN2110K1-G	VN2110K1-G	SOT-23-3	Yes	100	0.8	2.4	4	0.6	35	5	9	0.36	.36	.30	.278	.268
	689-VN1206L-G	VN1206L-G	TO-92	Yes	120	0.8	2	6	1	125	8	18	1	1.16	.963	.888	.856
†	689-TN0620N3-G	TN0620N3-G	TO-92	Yes	200	0.6	1.6	6	1	110	10	20	1	.93	.781	.717	.685
♦†	689-TD9944TG-G	TD9944TG-G	SOIC-8	Yes	240	0.6	2	6	1	65	10	20	- - -	1.83	1.52	1.40	1.35
♦†	689-TN2524N8-G	TN2524N8-G	SOT-89-3	Yes	240	0.6	2	6	1	65	10	20	1.6	.88	.728	.674	.642
	689-VN2406L-G	VN2406L-G	TO-92	Yes	240	0.8	2	6	1	125	8	23	1	1.06	.877	.813	.781

© Copyright 2013 Mouser Electronics
© Copyright 2013 Mouser Electronics

SUPERTEX Enhancement & Depletion Mode MOSFETs

Supertex

RoHS Compliant This product is RoHS compliant.

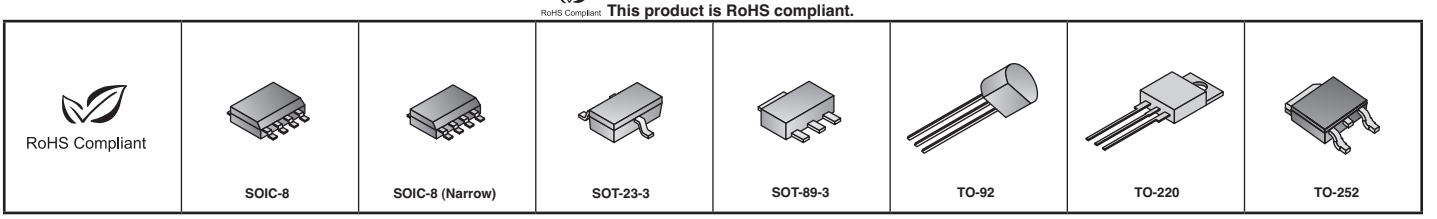

SUPERTEX N-CHANNEL ENHANCEMENT-MODE MOSFETS (CONT.)

♦ Surface Mount Device

† Low Threshold

For quantities greater than listed, call for quote.

MOUSER STOCK NO.	Supertex Part No.	Package Type	Drain-to-Source Breakdown Voltage	Gate Threshold Voltage		Drain-to-Source ON-State Resistance	ON-State Drain Current	Input Capacitance	Turn-ON/ Turn-OFF Delay Time		Power Dissipation	Price Each			
			BV_{DSS}	$V_{GS(th)}$		$I_{D(ON)}$	$I_{D(ON)}$	C_{ISS}	$t_{(ON)}$	$t_{(OFF)}$	@ TA=25°C	1	100	500	1000
			Min. (V)	Min. (V)	Max. (V)	Max. (Ω)	Min. (A)	(pF)	Max. (ns)	Max. (ns)	(W)				
689-VN2410L-G	VN2410L-G	TO-92	240	0.8	2	10	1	125	8	23	1	.85	.556	.514	.509
♦ 689-TN2124K1-G	TN2124K1-G	SOT-23-3	240	0.8	2	15	0.14	38	7	10	0.36	.49	.407	.375	.364
† 689-VN2224N3-G	VN2224N3-G	TO-92	240	1	3	1.25	5	300	15	90	1	2.21	1.84	1.70	1.64
689-TN5325N3-G	TN5325N3-G	TO-92	250	0.6	2	7	1.2	70	20	25	0.74	.54	.443	.416	.389
♦ † 689-TN5325K1-G	TN5325K1-G	SOT-23-3	250	0.6	2	7	1.2	110	20	25	0.74	.39	.321	.30	.289
♦ † 689-TN2425N8-G	TN2425N8-G	SOT-89-3	250	0.8	2.4	3.5	0.8	105	15	35	1.6	.92	.76	.706	.674
♦ † 689-TN2130K1-G	TN2130K1-G	SOT-23-3	300	0.8	2.4	25	0.25	35	10	12	0.36	.49	.407	.375	.364
♦ 689-TN2535N8-G	TN2535N8-G	SOT-89-3	350	1	2	10	1	125	20	25	1.6	.92	.76	.706	.674
♦ † 689-TN5335K1-G	TN5335K1-G	SOT-23-3	350	0.6	2	15	0.75	65	20	25	0.36	.57	.471	.439	.417
♦ † 689-TN2435N8-G	TN2435N8-G	SOT-89-3	350	0.8	2.4	6	1	200	20	40	1.6	.95	.792	.738	.706
† 689-VN4012L-G	VN4012L-G	TO-92	400	0.6	1.8	12	0.15	110	20	65	1	1.13	.942	.877	.835
♦ 689-TN2640LG-G	TN2640LG-G	SOIC-8 (N)	400	0.8	2	5	2	180	15	25	1.3	1.38	1.14	1.06	1.02
† 689-TN2640N3-G	TN2640N3-G	TO-92	400	0.8	2	5	2	180	15	25	1	1.10	.91	.845	.813
† 689-TN2540N3-G	TN2540N3-G	TO-92	400	0.6	2	12	1	95	20	25	1	1.02	.851	.778	.753
♦ † 689-TN2540N8-G	TN2540N8-G	SOT-89-3	400	0.6	2	12	1	95	20	25	1.6	.95	.792	.738	.706
† 689-VN2450N3-G	VN2450N3-G	TO-92	500	1.5	4	13	0.5	150	10	25	1	1.04	.867	.792	.76
♦ 689-VN2450N8-G	VN2450N8-G	SOT-89-3	500	1.5	4	13	0.5	150	10	25	1.6	1.10	.91	.845	.813
689-VN0550N3-G	VN0550N3-G	TO-92	500	2	4	60	0.15	45	10	10	1	1.06	.877	.813	.781
689-VN2460N3-G	VN2460N3-G	TO-92	600	1.5	4	20	0.25	150	10	25	1	1.00	.831	.77	.733
♦ 689-VN2460N8-G	VN2460N8-G	SOT-89-3	600	1.5	4	20	0.25	150	10	25	1.6	.88	.728	.674	.642

SUPERTEX N & P-CHANNEL ENHANCEMENT-MODE MOSFETS

For quantities greater than listed, call for quote.

♦ 689-TC2320TG-G	TC2320TG-G	SOIC-8	200/-200	0.6/-1.0	2.0/-2.4	7/12	1.0/-0.2	110/125	20/10	25/20	-----	1.89	1.57	1.46	1.39
♦ 689-TC6320TG-G	TC6320TG-G	SOIC-8	200/-200	1.0/-1.0	2.0/-2.4	7/8	1.0/-1.0	110/200	10/10	20/20	-----	1.99	1.66	1.53	1.47

SUPERTEX DEPLETION MODE N-CHANNEL MOSFETS

Advanced Vertical DMOS Technology N-Channel Depletion Mode Vertical DMOS FETs

These depletion-mode (normally-on) transistors utilize an advanced vertical DMOS structure and Supertex's well-proven silicon-gate manufacturing process. This combination produces devices with the power handling capabilities of bipolar transistors and with the high input impedance and positive temperature coefficient inherent in MOS devices. Characteristic of all MOS structure, these devices are free from thermal runaway and thermally-induced secondary breakdown. Supertex's vertical DMOS FETs are ideally suited to a wide range of switching and amplifying applications where high breakdown voltage, high input impedance, low input capacitance, and fast switching speeds are desired.

Features:
- High input impedance
- Low input capacitance
- Fast switching speeds
- Low on resistance
- Free from secondary breakdown
- Low input and output leakage

Applications:
- Normally-on switches
- Solid state relays
- Converters
- Constant current sources
- Power supply circuits
- Telecom

For quantities greater than listed, call for quote.

MOUSER STOCK NO.	Supertex Part No.	Package Type	Drain-to-Source Breakdown Voltage	Drain-to-Source ON-State Resistance	Drain-to-Source Current	Gate-to-Source OFF Voltage		Reverse Recovery Time	Power Dissipation	Price Each			
			BV_{DSX}	$R_{DS(ON)}$	I_{DSS}	$V_{GS(OFF)}$		T_{rr}	@TA=25°C	1	100	500	1000
			Min. (V)	Max. (Ω)	Min. (mA)	Min. (V)	Max. (V)	TYP (ns)	(W)				
♦ 689-DN3525N8-G	DN3525N8-G	SOT-89-3	250	6	300	-1.5	-3.5	800	1.6	.86	.706	.653	.631
♦ 689-DN3535N8-G	DN3535N8-G	SOT-89-3	350	10	200	-1.5	-3.5	800	1.6	.88	.728	.674	.642
♦ 689-DN2540N5-G	DN2540N5-G	TO-220	400	25	150	-1.5	-3.5	800	15	1.71	1.42	1.32	1.26
♦ 689-DN3145N8-G	DN3145N8-G	SOT-89-3	450	60	120	-1.5	-3.5	800	1.3	.88	.728	.674	.642
♦ 689-DN3545N3-G	DN3545N3-G	TO-92	450	20	200	-1.5	-3.5	800	.74	.88	.728	.674	.642
♦ 689-DN3545N8-G	DN3545N8-G	SOT-89-3	450	20	200	-1.5	-3.5	800	1.6	.95	.792	.738	.706

Advanced Lateral DMOS Technology N-Channel Depletion Mode MOSFETs

The LND1 and LND2 are high voltage N-channel depletion-mode (normally-on) transistors utilizing Supertex's lateral DMOS technology. The gate is ESD protected. The LND1 and LND2 are ideal for high voltage applications in the areas of normally-on switches, precision constant current sources, voltage ramp generation and amplification.

Features:
- High input impedance and low CISS
- Low power drive requirement
- ESD gate protection
- Ease of paralleling
- Free from secondary breakdown
- Excellent thermal stability
- Integral source-drain diode

Applications:
- Normally-on switches
- Solid state relays
- Converters
- Constant current sources
- Power supply circuits
- Input protection circuits

For quantities greater than listed, call for quote.

689-LND150N3-G	LND150N3-G	TO-92	500	1000	1	-1	-3	200	.74	.74	.617	.564	.55
♦ 689-LND150N8-G	LND150N8-G	SOT-89-3	500	1000	1	-1	-3	200	1.6	.77	.642	.589	.567

SUPERTEX N-CHANNEL IGBT (INSULATED GATE BIPOLAR TRANSISTOR) MOSFET

For quantities greater than listed, call for quote.

MOUSER STOCK NO.	Supertex Part No.	Package Type	Collector Emitter Breakdown Voltage	Collector Current	Power Dissipation @25°C	Gate Threshold Voltage		Delay Time		Rise/Fall Times	Price Each			
			Min. (V)	Max. (A)	Max. (W)	Min. (V)	Max. (V)	Min. (V)	Max. (V)	Max. (ns)	1	100	500	1000
♦ 689-GN2470K4-G	GN2470K4-G	TO-252	700	1	2.5	1.5	3.5	15	50	600/12000	.90	.749	.685	.663

© Copyright 2013 Mouser Electronics
© Copyright 2013 Mouser Electronics

TEXAS INSTRUMENTS Power MOSFETs

RoHS Compliant **This product is RoHS compliant.**

N-CHANNEL NEXFET™ MOSFETS

NexFET™ power MOSFET technology delivers half the gate charge for the same resistance so that designers can achieve 90% power-supply efficiencies with double the frequency.
NexFET™ power MOSFET technology improves energy efficiency in high-power computing, networking, server systems and power supplies.

♦ Surface Mount Device

NEW PRODUCT

For quantities greater than listed, call for quote.

MOUSER STOCK NO.	Texas Instruments Part No.	Package	V_{DS} (Max) (V)	I_D (Max) (A)	I_{DM} (Max) (A)	$R_{DS(on)}$ (Max)(Ω) @ V_{GS}=10V	V_{GS}=8.0V	V_{GS}=4.5V	V_{GS}=3.0V	V_{GS} (Max) (V)	Qg (Typ) (nC)	Qgd (Typ) (nC)	P_D (Max) (W)	Price Each 1	25	100	250
Single																	
♦ 595-CSD16301Q2	CSD16301Q2	SON-6	25	5	20	-	24	29	34	+10/-8	2.0	0.4	2.3	.38	.196	.185	.181
♦ 595-CSD16411Q3	CSD16411Q3	SON-8	25	56	138	10	-	15	-	+16/-12	2.9	0.7	2.7	.72	.574	.387	.38
♦ 595-CSD16327Q3	CSD16327Q3	SON-8	25	60	112	-	3.4	4	5	+10/-8	6.2	1.1	3.0	.94	.751	.507	.498
♦ 595-CSD16406Q3	CSD16406Q3	SON-8	25	60	114	5.3	-	7.4	-	+16/-12	5.8	1.5	2.7	.93	.747	.505	.494
♦ 595-CSD16409Q3	CSD16409Q3	SON-8	25	60	90	8.2	-	12.4	-	+16/-12	4.0	1.0	2.6	.80	.64	.432	.424
♦ 595-CSD16340Q3	CSD16340Q3	SON-8	25	60	115	-	4.5	5.5	7.8	+10/-8	6.5	1.2	3.0	.93	.747	.505	.494
♦ 595-CSD16342Q5A	CSD16342Q5A	SON-8	25	100	131	-	0.0038	0.0043	-	+10/-8	6.8	1.2	3.0	1.02	.809	.547	.536
♦ 595-CSD16404Q5A	CSD16404Q5A	SON-8	25	81	135	5.1	-	7.2	-	+16/-12	6.5	1.7	3.0	.93	.743	.502	.492
♦ 595-CSD16415Q5	CSD16415Q5	SON-8	25	100	200	0.99	-	1.5	-	+16/-12	21.0	5.2	3.2	2.53	2.02	1.37	1.34
♦ 595-CSD16401Q5	CSD16401Q5	SON-8	25	100	240	1.6	-	2.3	-	+16/-12	21.0	5.2	3.1	2.29	1.83	1.24	1.21
♦ 595-CSD16414Q5	CSD16414Q5	SON-8	25	100	213	1.9	-	2.6	-	+16/-12	16.6	4.4	3.2	1.81	1.44	.976	.957
♦ 595-CSD16413Q5A	CSD16413Q5A	SON-8	25	100	156	3.9	-	5.6	-	+16/-12	9.0	2.5	3.1	1.06	.85	.574	.563
♦ 595-CSD16325Q5	CSD16325Q5	SON-8	25	100	200	-	2.0	2.2	2.9	+10/-8	18.0	3.5	3.1	1.81	1.44	.976	.957
♦ 595-CSD17313Q2	CSD17313Q2	SON-6	30	5	20	-	30	32	42	+10/-8	2.1	0.4	2.3	.38	.196	.185	.181
♦ 595-CSD17304Q3	CSD17304Q3	SON-8	30	56	88	-	0.075	0.088	-	+10/-8	5.1	1.1	2.7	.77	.616	.416	.408
♦ 595-CSD17309Q3	CSD17309Q3	SON-8	30	60	112	-	0.054	0.063	-	+10/-8	7.5	1.7	2.8	.93	.747	.505	.494
♦ 595-CSD17507Q5A	CSD17507Q5A	SON-8	30	65	85	9	-	11.8	-	+20/-12	2.8	0.7	3.0	.72	.574	.387	.38
♦ 595-CSD17551Q3A	CSD17551Q3A	SON-6	30	71	71	0.009	-	0.0118	-	20	6	1.5	2.6	.90	.821	.694	.611
♦ 595-CSD17307Q5A	CSD17307Q5A	SON-8	30	73	92	-	10.5	12.1	17.3	+10/-8	4.0	1.0	3.0	.72	.574	.387	.38
♦ 595-CSD17551Q5A	CSD17551Q5A	SON-8	30	85	48	8.8	-	11	-	20	6.0	1.4	3.0	.63	.501	.338	.332
♦ 595-CSD17301Q5A	CSD17301Q5A	SON-8	30	100	118	-	2.6	3.0	3.7	+10/-8	19.0	4.3	3.2	1.44	1.16	.781	.765
♦ 595-CSD17510Q5A	CSD17510Q5A	SON-8	30	100	129	4.1	-	5.4	-	+20/-12	6.4	1.9	3.0	.93	.743	.502	.492
♦ 595-CSD17310Q5A	CSD17310Q5A	SON-8	30	100	134	-	5.1	5.9	7.8	+10/-8	8.9	0.8	3.1	.93	.743	.502	.492
♦ 595-CSD17505Q5A	CSD17505Q5A	SON-8	30	100	153	0.0035	0.0046	-	-	+20/-12	10.0	2.7	3.2	1.19	.946	.639	.626
♦ 595-CSD17306Q5A	CSD17306Q5A	SON-8	30	100	155	-	3.7	4.2	5.4	+10/-8	11.8	2.4	3.2	1.06	.85	.574	.563
♦ 595-CSD17305Q5A	CSD17305Q5A	SON-8	30	100	181	-	3.4	3.6	5.4	+10/-8	14.1	3.0	3.1	1.19	.946	.639	.626
♦ 595-CSD17303Q5	CSD17303Q5	SON-8	30	100	200	-	2.4	2.6	3.7	+10/-8	18.0	4.0	3.2	1.56	1.25	.846	.829
♦ 595-CSD17311Q5	CSD17311Q5	SON-8	30	100	200	-	1.3	1.8	2.3	+10/-8	24.0	5.2	3.2	1.81	1.44	.976	.957
♦ 595-CSD17312Q5	CSD17312Q5	SON-8	30	100	200	-	1.2	1.4	1.8	+10/-8	28.0	6.0	3.2	2.29	1.83	1.24	1.21
♦ 595-CSD17553Q5A	CSD17553Q5A	SON-6	30	151	23.5	0.0027	-	0.0035	-	20	17.5	4.7	3.1	.87	.693	.469	.459
595-CSD18502KCS	CSD18502KCS	TO-220	40	100	211	-	-	0.0043	-	20	52	8.4	216	3.00	2.59	2.35	2.08
♦ 595-CSD18501Q5A	CSD18501Q5A	SON-6	40	155	22	3.2	-	4.3	-	20	40.0	5.9	3.1	1.93	1.54	1.04	1.02
♦ 595-CSD18503Q5A	CSD18503Q5A	SON-6	40	145	19	4.3	-	6.2	-	20	26.0	4.9	3.1	1.56	1.25	.846	.829
♦ 595-CSD18504Q5A	CSD18504Q5A	SON-6	40	78	16	6.6	-	9.8	-	20	16.0	2.4	3.1	1.21	.963	.651	.638
595-CSD18533Q5A	CSD18533Q5A	SON-8	60	100	107	0.0059	-	0.0085	-	20	29	5.4	3.2	1.95	1.69	1.53	1.35
595-CSD18534KCS	CSD18534KCS	TO-220	60	100	108	-	-	0.0133	-	20	19	3.1	98	1.79	1.55	1.41	1.24
595-CSD18532KCS	CSD18532KCS	TO-220	60	100	179	0.0033	-	0.0043	-	20	44	6.9	216	3.00	2.59	2.35	2.08
595-CSD18533KCS	CSD18533KCS	TO-220	60	114	135	0.0063	-	0.009	-	20	28	3.9	160	2.19	1.90	1.72	1.52
♦ 595-CSD18531Q5A	CSD18531Q5A	SON-6	60	134	19	4.6	-	5.8	-	20	36.0	5.9	3.1	1.93	1.54	1.04	1.02
Dual																	
♦ 595-CSD86330Q3D	CSD86330Q3D	SON-8	25/25	20	60	-	0.0096/0.0052	0.0115/0.006	-	10	4.8/9.2	0.9/ -1.6	6	1.81	1.44	.976	.957
♦ 595-CSD86350Q5D	CSD86350Q5D	SON-8	25/25	-	120	-	0.006/0.0025	0.0066/0.0027	-	+10/-8	10.7/25	1/2.5	13	2.53	2.02	1.37	1.34
♦ 595-CSD87352Q5D	CSD87352Q5D	SON-8	30/30	25	-	-	-	-	-	8	4.6/10.4	0.9/1.9	8.5	2.04	1.64	1.10	1.08
♦ 595-CSD87351Q5D	CSD87351Q5D	SON-8	30/30	32	96	-	0.0076/0.0026	0.0088/0.0031	-	10	5.9/17	1.1/3.1	12	2.29	1.83	1.24	1.21
♦ 595-CSD87350Q5D	CSD87350Q5D	SON-8	30/30	40	120	-	0.0059/0.0025	0.0068/0.0028	-	10	8.4/20	1.6/3.6	12	2.53	2.02	1.37	1.34

Evaluation Module		Description	Price Each
595-CSD86330EVM-717	CSD86330EVM-717	Evaluation module for the CSD86330 Synchronous Buck NexFET™ Power Block MOSFET Pair	54.60

DUALCOOL™ N-CHANNEL NEXFET™ MOSFETS

♦ Surface Mount Device

For quantities greater than listed, call for quote.

MOUSER STOCK NO.	Texas Instruments Part No.	Package	V_{DS} (Max) (V)	I_D (Max) (A)	I_{DM} (Max) (A)	$R_{DS(on)}$ (Max)(Ω) @ V_{GS}=10V	V_{GS}=8.0V	V_{GS}=4.5V	V_{GS}=3.0V	V_{GS} (Max) (V)	Qg (Typ) (nC)	Qgd (Typ) (nC)	P_D (Max) (W)	Price Each 1	25	100	250
♦ 595-CSD16322Q5C	CSD16322Q5C	SON-8	25	97	136	-	5.0	5.8	7.0	+10/-8	6.8	1.3	3.1	1.08	.862	.583	.571
♦ 595-CSD16325Q5C	CSD16325Q5C	SON-8	25	100	200	-	2.0	2.2	2.9	+10/-8	18	3.5	3.1	2.04	1.64	1.10	1.08
♦ 595-CSD16321Q5C	CSD16321Q5C	SON-8	25	100	200	-	2.4	2.6	3.5	+10/-8	14	2.5	3.1	1.81	1.44	.976	.957

CICLON N-CHANNEL NEXFET™ MOSFET

♦ Surface Mount Device

For quantities greater than listed, call for quote.

MOUSER STOCK NO.	Texas Instruments Part No.	Package	V_{DS} (Max) (V)	I_D (Max) (A)	I_{DM} (Max) (A)	$R_{DS(on)}$ (Max)(Ω) @ V_{GS}=10V	V_{GS}=8.0V	V_{GS}=4.5V	V_{GS}=3.0V	V_{GS} (Max) (V)	Qg (Typ) (nC)	Qgd (Typ) (nC)	P_D (Max) (W)	Price Each 1	25	100	250
♦ 595-CSD16412Q5A	CSD16412Q5A	SON-8	25	52	91	11	-	16	-	+16/-12	2.9	0.7	3.0	.72	.574	.387	.38

P-CHANNEL NEXFET™ MOSFETS

NexFET™ power MOSFET technology delivers half the gate charge for the same resistance so that designers can achieve 90% power-supply efficiencies with double the frequency.
NexFET™ power MOSFET technology improves energy efficiency in high-power computing, networking, server systems and power supplies.

♦ Surface Mount Device

NEW PRODUCT

For quantities greater than listed, call for quote.

MOUSER STOCK NO.	Texas Instruments Part No.	Package	V_{DS} (Max) (V)	I_D (Max) (A)	I_{DM} (Max) (A)	$R_{DS(on)}$ (Max)(Ω) @ V_{GS}=10V	V_{GS}=8.0V	V_{GS}=4.5V	V_{GS}=3.0V	V_{GS} (Max) (V)	Qg (Typ) (nC)	Qgd (Typ) (nC)	P_D (Max) (W)	Price Each 1	25	100	250
♦ 595-CSD23201W10	CSD23201W10	DSBGA-4	-12	-2.2	-8.8	-	-	66	-	-6	1.8	0.26	1	.49	.392	.264	.259
♦ 595-CSD25401Q3	CSD25401Q3	SON-8	-20	-60	-82	-	-	11.7	18.2	+12/-12	8.8	2.1	2.8	.98	.783	.53	.519
♦ 595-CSD75211W1723	CSD75211W1723	DSBGA-12	-20	-4.5	-	-	-	32	39	8	4.5	0.9	1.5	1.03	.82	.554	.542

P-CHANNEL ENHANCEMENT-MODE MOSFETS

♦ Surface Mount Device

For quantities greater than listed, call for quote.

MOUSER STOCK NO.	Texas Instruments Part No.	Package	V_{DS} (Max) (V)	I_D (Max) (A)	I_{DM} (Max) (A)	$R_{DS(on)}$ (Max)(Ω) @ V_{GS}=10V	V_{GS}=8.0V	V_{GS}=4.5V	V_{GS}=3.0V	V_{GS} (Max) (V)	Qg (Typ) (nC)	Qgd (Typ) (nC)	P_D (Max) (W)	Price Each 1	25	100	250
Single																	
♦ 595-TPS1100D	TPS1100D	SOIC-8	-15	±1.6	±7	-	0.4	0.7	0.85	2 or -15	5.45	1.4	0.791	1.44	1.16	.781	.765
♦ 595-TPS1101D	TPS1101D	SOIC-8	-15	±2.3	±10	-	0.19	0.31	0.4	2 or -15	11.25	2.6	0.791	2.17	1.73	1.17	1.14
Dual																	
♦ 595-CSD25401Q3	CSD25401Q3	SON-8	-20	-60	-82	-	-	11.7	18.2	+12/-12	8.8	2.1	2.8	.98	.783	.53	.519

© Copyright 2013 Mouser Electronics
© Copyright 2013 Mouser Electronics

TOSHIBA MOSFETs

RoHS Compliant This product is RoHS compliant.

TOSHIBA Leading Innovation >>>

TOSHIBA Leading Innovation >>> MOSFETS

For quantities greater than listed, call for quote.

MOUSER STOCK NO.	Toshiba Part No.	Package Type	Type	Voltage (V)	Average Current	Price Each 1	10	100	250
757-2SJ377(TE16L1,NQ	2SJ377(TE16L1,NQ)	PW-MOLD	P-Channel	60	5A	1.03	.824	.706	.621
757-2SK2963(TE12L,F)	2SK2963(TE12L,F)	PW-MINI	N-Channel	100	1A	.70	.514	.437	.321
757-2SK3757(Q)	2SK3757(Q)	TO-220	N-Channel	450	2A	.81	.653	.556	.492
757-2SK3314(Q)	2SK3314(Q)	TO-3P	N-Channel	500	15A	5.16	4.13	3.51	3.09
757-2SK2917(F)	2SK2917(F)	TO-3P(N)IS	N-Channel	500	18A	5.90	4.72	4.01	3.54
757-2SK3565STA4QM	2SK3565(STA4,Q,M	TO-220SIS	N-Channel	900	5A	2.75	2.47	2.21	1.96
757-2SK2847(F)	2SK2847(F)	TO-3P(N)IS	N-Channel	900	8A	4.70	3.76	3.20	2.81
757-2SK3017(F)	2SK3017(F)	TO-3P(N)IS	N-Channel	900	8.5A	6.94	6.25	5.51	5.33
757-2SK1489(Q)	2SK1489(Q)	TO-3P	N-Channel	1000	12A	16.71	13.38	11.37	10.04

TOSHIBA Leading Innovation >>> SMALL-SIGNAL MOSFETS

PRODUCT NEW

For quantities greater than listed, call for quote.

MOUSER STOCK NO.	Toshiba Part No.	Package Type	Type	Voltage (V)	Average Current	Price Each 1	10	100	250
757-SSM3J112TU(TE85L	SSM3J112TU(TE85L)	UFM-3	P-Channel	-30	-1.1A	.29	.238	.207	.185
757-SSM3J118TU(TE85L	SSM3J118TU(TE85L)	UFM	P-Channel	-30	-1.4A	.31	.246	.214	.193
757-SSM6J207FETE85LF	SSM6J207FE(TE85L,F	ES-6	P-Channel	-30	-1.4A	.35	.28	.247	.215
757-SSM3J117TU(TE85L	SSM3J117TU(TE85L)	UFM-3	P-Channel	-30	-2A	.29	.238	.207	.185
757-SSM3J332RLF	SSM3J332R,LF	SOT-23F	P-Channel	-30	-6A	.30	.246	.223	.18
757-SSM3J108TU(TE85L	SSM3J108TU(TE85L)	UFM-3	P-Channel	-20	1.8A	.29	.233	.202	.182
757-SSM3J113TU(TE85L	SSM3J113TU(TE85L)	UFM-3	P-Channel	-20	-1.7A	.31	.246	.214	.193
757-SSM3J109TU(TE85L	SSM3J109TU(TE85L)	UFM-3	P-Channel	-20	-2A	.31	.246	.214	.193
757-SSM6J206FETE85LF	SSM6J206FE(TE85L,F	ES-6	P-Channel	-20	-2A	.35	.28	.247	.215
757-SSM3J120TU(TE85L	SSM3J120TU(TE85L)	UFM-3	P-Channel	-20	-4A	.31	.246	.214	.193
757-SSM6P47NULF	SSM6P47NU,LF	UDFN-6	P-Channel	-20	-4A	.67	.556	.501	.404
757-SSM6P49NULF	SSM6P49NU,LF	UDFN-6	P-Channel	-20	-4A	.67	.556	.501	.404
757-SSM6J502NULF	SSM6J502NU,LF	UDFN-6	P-Channel	-20	-6A	.52	.439	.389	.315
757-SSM6J503NULF	SSM6J503NU,LF	UDFN-6	P-Channel	-20	-6A	.49	.407	.362	.292
757-SSM6N37FELM	SSM6N37FE,LM	SOT-563	N-Channel	20	250mA	.20	.171	.153	.124
757-SSM6K25FETE85L,F	SSM6K25FE(TE85L,F)	ES-6	N-Channel	20	500mA	.30	.235	.203	.182
757-SSM3K106TU(TE85L	SSM3K106TU(TE85L)	UFM-3	N-Channel	20	1.2A	.28	.223	.193	.173
757-SSM3K121TU(TE85L	SSM3K121TU(TE85L)	UFM-3	N-Channel	20	3.2A	.31	.246	.214	.193
757-SSM3K104TU(TE85L	SSM3K104TU(TE85L)	UFM-3	N-Channel	20	3A	.31	.246	.214	.193
757-SSM3K15AFSLF	SSM3K15AFS,LF	SC-75	N-Channel	30	100mA	.19	.161	.139	.112
757-SSM6N15AFULF	SSM6N15AFU,LF	SOT-363	N-Channel	30	100mA	.23	.182	.167	.135
757-SSM6N48FURF	SSM6N48FU,RF	SOT-363	N-Channel	30	100mA	.42	.342	.306	.247
757-SSM3K15FSTE85LF	SSM3K15FSTE85LF	SSM-3	N-Channel	30	100mA	.28	.246	.193	.161
757-SSM6N15FETE85L,F	SSM6N15FE(TE85L,F)	SOT-563	N-Channel	30	0.1A	.44	.375	.30	.235
757-SSM6N702FUTE85LF	SSM6N7002FUTE85LF	USM-5	N-Channel	30	1A	.16	.128	.109	.10
757-SSM3K116TU(TE85L	SSM3K116TU(TE85L)	UFM-3	N-Channel	30	2.2A	.31	.246	.214	.193
757-SSM6K202FETE85LF	SSM6K202FE(TE85L,F)	SOT-563	N-Channel	30	2.3A	.42	.336	.287	.254
757-SSM3K124TU(TE85L	SSM3K124TU(TE85L)	UFM-3	N-Channel	30	2.4A	.31	.246	.214	.193
757-SSM3K119TU(TE85L	SSM3K119TU(TE85L)	UFM-3	N-Channel	30	2.5A	.31	.246	.214	.193
757-SSM3K329RLF	SSM3K329R,LF	SOT-23F	N-Channel	30	3.5A	.34	.278	.25	.202
757-SSM3K333RLF	SSM3K333R,LF	SOT-23F	N-Channel	30	6A	.42	.342	.306	.247
757-SSM3K7002FUT5LF	SSM3K7002FUT5LF	USM-3	N-Channel	60	200mA	.13	.064	.054	.054
757-2SK2962(TE6,F,M)	2SK2962(TE6,F,M)	TO-92 MOD	N-Channel	100	1A	.59	.471	.407	.353

TOSHIBA Leading Innovation >>> SWITCHING MOSFETS

PRODUCT NEW

For quantities greater than listed, call for quote.

MOUSER STOCK NO.	Toshiba Part No.	Package Type	Type	Voltage (V)	Average Current	Price Each 1	10	100	250
757-TPCA8128LQCM	TPCA8128,LQ(CM	SOP-8	P-Channel	-30	-34A	1.37	1.29	1.14	1.01
757-TPCF8201TE85LFM	TPCF8201(TE85L,F,M	VS-8	N-Channel	20	3A	.56	.471	.439	.439
757-SSM3K17SULF	SSM3K17SU,LF	SC-70	N-Channel	50	1A	.11	.096	.086	.079
757-TPCA8010-HTE12LQ	TPCA8010-H(TE12LQM	SOP-8	N-Channel	200	5.5A	1.29	1.04	.89	.785
757-TK12J60UF	TK12J60U(F)	TO-3P(N)	N-Channel	600	12A	3.24	2.59	2.20	1.95
757-TK15J60UF	TK15J60U(F)	TO-3P(N)	N-Channel	600	15A	3.79	3.04	2.58	2.28
757-TK20J60UF	TK20J60U(F)	TO-3P(N)	N-Channel	600	20A	5.22	4.17	3.55	3.12

TOSHIBA Leading Innovation >>> N-CHANNEL IGBT (INSULATED GATE BIPOLAR TRANSISTOR MOSFETS)

For quantities greater than listed, call for quote.

MOUSER STOCK NO.	Toshiba Part No.	Package Type	Type	Voltage (V)	Average Current	Price Each 1	10	100	250
757-GT30J121(Q)	GT30J121(Q)	TO-3	N-Channel	2.0	0.05	7.83	6.27	5.33	4.71
757-GT50J121(Q)	GT50J121(Q)	TO-3	N-Channel	2.0	0.05	10.27	8.22	6.99	6.16
757-GT50J325(Q)	GT50J325(Q)	TO-3P	N-Channel	2.0	.05μs	12.98	10.38	8.83	7.79
757-GT60N321(Q)	GT60N321(Q)	TO-3	N-Channel	2.3	0.4	12.73	10.19	7.64	7.13
757-GT15Q102(Q)	GT15Q102(Q)	TO-3	N-Channel	2.7	0.32	-	-	-	-
757-GT25Q301(Q)	GT25Q301(Q)	TO-3P	N-Channel	2.7	0.32	13.65	10.92	9.29	8.20

TOSHIBA Leading Innovation >>> JFETS

For quantities greater than listed, call for quote.

MOUSER STOCK NO.	Toshiba Part No.	Package Type	Type	Voltage (V)	Average Current	Price Each 1	10	100	250
757-2SK170BLF	2SK170BLF	TO-92	N-Channel	-40	10	.86	.685	.589	.514
757-2SK170GRF	2SK170-GR(F)	TO-92	N-Channel	-40	10	1.14	1.03	.877	.76

TOSHIBA Leading Innovation >>> FIELD EFFECT TRANSISTOR N-CHANNEL MOS TYPE

PRODUCT NEW

For quantities greater than listed, call for quote.

MOUSER STOCK NO.	Toshiba Part No.	Package Type	Type	Voltage (V)	Average Current	Price Each 1	10	100	250
757-SSM6J501NULF	SSM6J501NU,LF	UDFN-6	P-Channel	-20	-20	.64	.599	.535	.492
757-SSM6N7002BFULF	SSM6N7002BFU,LF	SSM-3	N-Channel	60	60	.13	.12	.107	.098
757-TK10A60D(Q,M)	TK10A60D(STA4,Q,M)	TO-220SIS	N-Channel	600	0.15	1.71	1.37	1.13	.957

© Copyright 2013 Mouser Electronics
© Copyright 2013 Mouser Electronics

VISHAY Power MOSFETs

Products may be RoHS compliant. Check mouser.com for RoHS status.

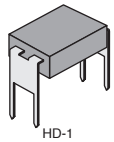
HD-1

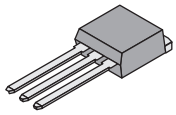
TO-251AA (IPAK)


TO-220AB

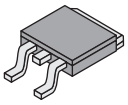
TO-252AA (DPAK)

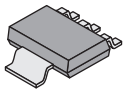
SOT-223


TO-220FULLPAK

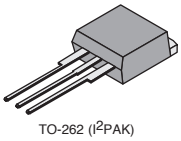
TO-262 (I^2PAK)

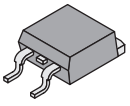
TO-263 (D^2PAK)


TO-247AC

P-CHANNEL MOSFETS (SINGLE CONFIGURATION)

♦ **Surface Mount Device**

For quantities greater than listed, call for quote.

MOUSER STOCK NO.	Vishay Part No.	Package	V_{DS} (Max)(V)	I_D (Max)(A)	I_{DM} (Max)(A)	R_{DS}(on) Max (Ω) @ V_{GS}=-10V	P_D (Max)(W)	Price Each 1	10	100	250	500
844-IRFD9010PBF	IRFD9010PBF	HD-1	-50	-1.1	- - - - -	- - - - -	- - - - -	1.25	.995	.877	.77	.674
♦ 844-IRFR9010PBF	IRFR9010PBF	TO-252AA	-50	-5.3	-21	0.500	25	1.09	.867	.795	.749	.476
844-IRFU9010PBF	IRFU9010PBF	TO-251AA	-50	-5.3	- - - - -	- - - - -	- - - - -	1.65	1.32	1.14	1.01	.888
844-IRF9Z20PBF	IRF9Z20PBF	TO-220AB	-50	-9.7	- - - - -	- - - - -	- - - - -	1.71	1.38	1.32	1.11	.953
♦ 844-IRFR9020PBF	IRFR9020PBF	TO-252AA	-50	-9.9	-40	0.26	42	1.46	1.31	1.18	1.10	1.04
844-IRF9Z30PBF	IRF9Z30PBF	TO-220AB	-50	-18	- - - - -	- - - - -	- - - - -	1.99	1.59	1.43	1.27	1.11
844-IRFD9014PBF	IRFU9010PBF	HD-1	-60	-1.1	-8.8	0.50	1.3	.97	.749	.653	.567	.482
844-IRFD9024PBF	IRFD9024PBF	HD-1	-60	-1.6	-13	0.28	1.3	1.66	1.33	1.04	.953	.867
844-IRFD9020PBF	IRFD9020PBF	HD-1	-60	-1.6	- - - - -	- - - - -	- - - - -	1.39	1.12	.963	.852	.753
♦ 844-IRFL9014PBF	IRFL9014PBF	SOT-223	-60	-1.8	-14	0.50	3.1	.67	.642	.61	.556	.514
♦ 844-IRFR9014PBF	IRFR9014PBF	TO-252AA	-60	-5.1	-20	0.50	25	.79	.752	.655	.57	.486
844-IRFU9014PBF	IRFU9014PBF	TO-251AA	-60	-5.1	-20	0.50	25	1.42	1.11	.995	.877	.77
844-IRFI9Z14GPBF	IRFI9Z14GPBF	TO-220 FullPAK	-60	-5.3	-21	0.50	27	2.40	2.09	1.79	1.34	1.17
844-IRF9Z10PBF	IRF9Z10PBF	TO-220AB	-60	-6.7	-27	0.50	43	1.75	1.40	1.22	1.07	.953
844-IRF9Z14PBF	IRF9Z14PBF	TO-220AB	-60	-6.7	-27	0.50	43	.98	.781	.685	.599	.524
844-IRF9Z14LPBF	IRF9Z14LPBF	TO-262	-60	-6.7	-27	0.50	3.7	1.64	1.35	1.34	1.05	.942
♦ 844-IRF9Z14SPBF	IRF9Z14SPBF	TO-263	-60	-6.7	-27	0.50	3.7	1.38	.749	.653	.605	.572
844-IRFI9Z24GPBF	IRFI9Z24GPBF	TO-220 FullPAK	-60	-8.5	-34	0.28	37	2.94	2.57	2.20	1.65	1.42
♦ 844-IRFR9024PBF	IRFR9024PBF	TO-252AA	-60	-8.8	-35	0.28	42	1.05	1.04	.945	.941	.88
844-IRFU9024PBF	IRFU9024PBF	TO-251AA	-60	-8.8	-35	0.28	42	1.27	1.04	.912	.80	.707
844-IRFU9020PBF	IRFU9020PBF	TO-251AA	-60	-8.8	-40	0.28	40	2.09	1.82	1.56	1.17	1.02
844-IRF9Z24PBF	IRF9Z24PBF	TO-220AB	-60	-11	-44	0.28	60	1.66	1.31	1.16	1.02	.899
844-IRFI9Z34GPBF	IRFI9Z34GPBF	TO-220 FullPAK	-60	-12	-48	0.14	42	3.22	2.59	2.33	1.92	1.59
♦ 844-IRF9Z34SPBF	IRF9Z34SPBF	TO-263	-60	-18	-72	0.14	88	1.95	1.53	1.38	1.20	1.07
844-IRF9Z34PBF	IRF9Z34PBF	TO-220AB	-60	-18	-72	0.14	88	1.57	1.25	1.09	.963	.845
844-IRFD9110PBF	IRFD9110PBF	HD-1	-100	-0.7	-5.6	1.20	1.3	.92	.706	.621	.535	.46
844-IRFD9120PBF	IRFD9120PBF	HD-1	-100	-1.0	-8.0	0.60	1.3	.98	.788	.685	.583	.524
♦ 844-IRFL9110PBF	IRFL9110PBF	SOT-223	-100	-1.1	-8.8	1.20	3.1	.67	.631	.606	.583	.567
♦ 844-IRFR9110PBF	IRFR9110PBF	TO-252AA	-100	-3.1	-12	1.20	25	.78	.77	.697	.691	.679
844-IRFU9110PBF	IRFU9110PBF	TO-251AA	-100	-3.1	-12	1.20	25	1.14	.974	.867	.813	.768
844-IRF9510PBF	IRF9510PBF	TO-220AB	-100	-4.0	-16	1.20	43	.97	.749	.653	.567	.482
844-IRFI9520GPBF	IRFI9520GPBF	TO-220 FullPAK	-100	-5.2	-21	0.60	37	2.19	1.81	1.63	1.44	1.25
♦ 844-IRFR9120PBF	IRFR9120PBF	TO-252AA	-100	-5.6	-22	0.60	42	.91	.899	.803	.781	.76
844-IRFU9120PBF	IRFU9120PBF	TO-251AA	-100	-5.6	-22	0.60	42	1.95	1.70	1.46	1.09	.951
844-IRF9520PBF	IRF9520PBF	TO-220AB	-100	-6.8	-27	0.60	60	.98	.781	.685	.599	.524
♦ 844-IRF9520SPBF	IRF9520SPBF	TO-263	-100	-6.8	-27	0.60	60	1.65	1.47	1.29	1.21	1.16
844-IRFI9530GPBF	IRFI9530GPBF	TO-220 FullPAK	-100	-7.7	-31	0.30	42	1.83	1.47	1.32	1.18	1.03
♦ 844-IRFI9540GPBF	IRFI9540GPBF	TO-220 FullPAK	-100	-11	-44	0.20	48	3.89	3.12	2.85	2.35	2.01
844-IRF9530SPBF	IRF8530SPBF	TO-263	-100	-12	-48	0.30	88	3.09	2.69	2.29	1.71	1.44
844-IRF9530PBF	IRF9530PBF	TO-220AB	-100	-12	-48	0.30	88	1.57	1.25	1.09	.963	.845
♦ 844-IRF9540PBF	IRF9540PBF	TO-220AB	-100	-19	-72	0.20	150	1.84	1.47	1.28	1.12	.995
844-IRF9540SPBF	IRF9540SPBF	TO-263	-100	-19	-72	0.20	150	2.64	2.03	1.85	1.66	1.43
844-IRFP9140PBF	IRFP9140PBF	TO-247AC	-100	-21	-84	0.20	180	2.62	2.11	1.89	1.69	1.48
844-IRFD9210PBF	IRFD9210PBF	HD-1	-200	-0.4	-3.2	3.00	1.0	1.18	1.08	1.01	.91	.856
844-IRFD9220PBF	IRFD9220PBF	HD-1	-200	-0.56	-4.5	1.50	1.0	3.05	2.41	1.97	1.74	1.56
♦ 844-IRF9610PBF	IRF9610PBF	TO-220AB	-200	-1.8	-7.0	3.00	20	1.54	1.23	1.07	.942	.835
♦ 844-IRF9610SPBF	IRF9610SPBF	TO-263	-200	-1.8	-7.0	3.00	20	1.48	1.33	1.19	1.11	1.05
844-IRFR9210PBF	IRFR9210PBF	TO-252AA	-200	-1.9	-7.6	3.00	25	.85	.835	.758	.692	.633
844-IRFU9210PBF	IRFU9210PBF	TO-251AA	-200	-1.9	-7.6	3.00	25	1.78	1.43	1.28	1.14	.995
844-IRFI9610GPBF	IRFI9610GPBF	TO-220 FullPAK	-200	-2.0	-8.0	3.00	27	2.30	2.01	1.72	1.28	1.11
♦ 844-IRFI9620GPBF	IRFI9620GPBF	TO-220 FullPAK	-200	-3.0	-12	1.50	30	2.74	2.40	2.05	1.54	1.33
844-IRF9620SPBF	IRF9620SPBF	TO-263	-200	-3.5	-14	1.50	40	1.42	1.29	1.17	1.04	.931
♦ 844-IRF9620PBF	IRF9620PBF	TO-220AB	-200	-3.5	-14	1.50	40	1.43	1.14	.995	.877	.77
844-IRFR9220PBF	IRFR9220PBF	TO-252AA	-200	-3.6	-14	1.5	42	.96	.899	.837	.789	.728
844-IRFI9630GPBF	IRFI9630GPBF	TO-220 FullPAK	-200	-4.3	-17	0.80	35	1.81	1.46	1.33	1.25	1.19
♦ 844-IRFI9640GPBF	IRFI9640GPBF	TO-220 FullPAK	-200	-6.1	-24	0.50	40	3.56	2.86	2.60	2.16	1.84
844-IRF9630SPBF	IRF9630SPBF	TO-263	-200	-6.5	-26	0.80	74	2.42	2.19	1.98	1.75	1.40
844-IRF9630PBF	IRF9630PBF	TO-220AB	-200	-6.5	-26	0.80	74	1.25	.995	.877	.77	.674
♦ 844-IRF9640PBF	IRF9640PBF	TO-220AB	-200	-11	-44	0.50	125	1.74	1.39	1.22	1.07	.942
844-IRF9640SPBF	IRF9640SPBF	TO-263	-200	-11	-44	0.50	125	3.18	2.78	2.38	1.78	1.49
♦ 844-IRFP9240PBF	IRFP9240PBF	TO-247AC	-200	-12	-48	0.50	150	2.86	2.30	2.07	1.84	1.61
844-IRFR9214PBF	IRFR9214PBF	TO-252AA	-250	-2.7	-11	3.00	50	1.02	.984	.98	.918	.827
844-IRFU9214PBF	IRFU9214PBF	TO-251AA	-250	-2.7	-11	3.00	50	1.66	1.21	1.08	.963	.835
♦ 844-IRFI9634GPBF	IRFI9634GPBF	TO-220 FullPAK	-250	4.1	-16	1.00	35	2.39	2.12	1.71	1.59	1.49
844-IRFR9310PBF	IRFR9310PBF	TO-252AA	-400	-1.8	-7.2	7.00	50	1.24	1.07	.941	.825	.748
844-IRFU9310PBF	IRFU9310PBF	TO-251AA	-400	-1.8	-7.2	7.00	50	1.67	1.34	1.21	1.06	.931

© Copyright 2013 Mouser Electronics
© Copyright 2013 Mouser Electronics

VISHAY Power MOSFETs

Products may be RoHS compliant. Check mouser.com for RoHS status.

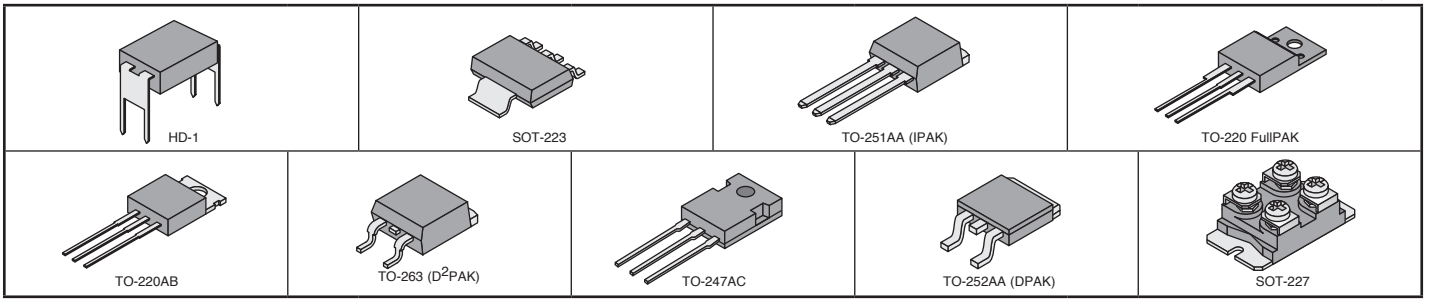

♦ Surface Mount Device

N-CHANNEL MOSFETS (SINGLE CONFIGURATION)

For quantities greater than listed, call for quote.

MOUSER STOCK NO.	Vishay Part No.	Package	V_{DS} (Max)(V)	I_D (Max)(A)	I_{DM} (Max)(A)	R_{DS}(on) Max (Ω) @ V_{GS}=-10V	P_D (Max)(W)	Price Each 1	10	100	250	500
844-IRFD010PBF	IRFD010PBF	HD-1	50	1.7	-----	-----	1.0	1.61	1.11	.942	.867	.792
844-IRFD020PBF	IRFD020PBF	HD-1	50	2.4	-----	0.100	1.0	3.18	2.78	2.38	1.78	1.49
844-IRFU020PBF	IRFU020PBF	TO-251AA	50	15	-----	-----	1.0	1.18	1.06	.942	.888	.835
844-IRFZ20PBF	IRFZ20PBF	TO-220AB	50	17	-----	0.100	40	1.68	1.34	1.18	1.03	.91
844-IRFZ30PBF	IRFZ30PBF	TO-220AB	50	30	-----	0.050	-----	1.68	1.35	1.21	1.08	.942
844-IRFZ40PBF	IRFZ40PBF	TO-220AB	50	50	-----	-----	-----	2.11	1.69	1.52	1.36	1.19
844-IRFD014PBF	IRFD014PBF	HD-1	60	1.7	14	0.200	1.3	.97	.749	.653	.567	.482
844-IRFD024PBF	IRFD024PBF	HD-1	60	2.5	20	0.100	1.3	1.07	.685	.678	.673	.668
♦ 844-IRFL014PBF	IRFL014PBF	SOT-223	60	2.7	22	0.200	3.1	.64	.599	.587	.532	.476
♦ 844-IRLR014PBF	IRLR014PBF	TO-252AA	60	7.7	31	0.200 @ 5V	25	1.12	.888	.824	.763	.715
♦ 844-IRFR014PBF	IRFR014PBF	TO-252AA	60	7.7	31	0.200	25	.78	.77	.696	.673	.654
844-IRFU014PBF	IRFU014PBF	TO-251AA	60	7.7	31	0.200	25	1.27	1.02	.888	.781	.685
844-IRFIZ14GPBF	IRFIZ14GPBF	TO-220 FullPAK	60	8.0	32	0.200	27	1.77	1.40	1.22	1.07	.942
♦ 844-IRLZ14SPBF	IRLZ14SPBF	TO-252AA	60	10	40	0.200 @ 5V	43	1.10	.995	.888	.835	.783
844-IRFZ10PBF	IRFZ10PBF	TO-220AB	60	10	40	0.200	43	1.80	1.43	1.20	1.06	.888
844-IRFZ14PBF	IRFZ14PBF	TO-220AB	60	10	40	0.200	43	.98	.781	.685	.599	.524
♦ 844-IRFZ14SPBF	IRFZ14SPBF	TO-263	60	10	40	0.200	43	3.14	2.50	2.09	1.84	1.55
844-IRFIZ24GPBF	IRFIZ24GPBF	TO-220 FullPAK	60	14	56	0.100	37	1.92	1.54	1.38	1.10	.926
844-IRFR024PBF	IRFR024PBF	TO-252AA	60	14	56	0.100	42	.86	.706	.663	.61	.567
844-IRFU024PBF	IRFU024PBF	TO-251AA	60	14	56	0.100	42	1.74	1.40	1.26	1.11	.974
♦ 844-IRFR020PBF	IRFR020PBF	TO-252AA	60	14	56	0.100	42	1.28	1.14	1.03	.963	.899
844-IRFZ24PBF	IRFZ24PBF	TO-220AB	60	17	-----	0.100	3.7	1.25	.995	.877	.77	.674
844-IRFIZ34GPBF	IRFIZ34GPBF	TO-220 FullPAK	60	20	80	0.050	42	2.26	1.82	1.64	1.46	1.31
844-IRFIZ48GPBF	IRFIZ48GPBF	TO-220 FullPAK	60	37	37	0.018	50	3.15	2.48	2.40	1.97	1.70
844-IRFZ34PBF	IRFZ34PBF	TO-220AB	60	30	120	0.050	88	1.62	1.28	1.12	.991	.875
844-IRFIZ44GPBF	IRFIZ44GPBF	TO-220 FullPAK	60	30	120	0.028	48	3.22	2.81	2.41	1.81	1.56
844-IRFZ44PBF	IRFZ44PBF	TO-220AB	60	50	200	0.028	150	1.74	1.39	1.22	1.07	.942
844-IRFZ44RPBF	IRFZ44RPBF	TO-220AB	60	50	200	0.028	150	2.18	1.75	1.58	1.40	1.23
♦ 844-IRFZ48RSPBF	IRFZ48RSPBF	TO-263	60	50	290	0.018	190	4.17	3.47	2.91	2.35	2.13
844-IRFZ48RPBF	IRFZ48RPBF	TO-220AB	60	50	290	0.018	190	3.42	2.99	2.56	1.92	1.66
844-IRFP048RPBF	IRFP048RPBF	TO-247AC	60	70	290	0.018	190	5.01	3.91	3.84	3.27	2.92
844-IRFP048PBF	IRFP048PBF	TO-247AC	60	70	290	0.018	190	3.80	3.05	2.78	2.50	2.25
844-IRFP054PBF	IRFP054PBF	TO-247AC	60	70	360	0.014	230	3.21	2.96	2.71	2.55	2.43
844-IRFP064PBF	IRFP064PBF	TO-247AC	60	70	520	0.009	300	4.27	3.42	3.11	2.81	2.53
844-IRFD110PBF	IRFD110PBF	HD-1	100	1.0	8.0	0.540	1.3	.81	.633	.551	.479	.409
844-IRFD120PBF	IRFD120PBF	HD-1	100	1.3	10	0.270	1.3	1.03	.792	.685	.599	.514
844-IRFD123PBF	IRFD123PBF	HD-1	100	1.3	10	0.270	1.3	1.48	1.20	1.03	.899	.792
♦ 844-IRFL110PBF	IRFL110PBF	SOT-223	100	1.5	12	0.540	3.1	.51	.482	.46	.417	.36
♦ 844-IRFR110PBF	IRFR110PBF	TO-252AA	100	4.3	17	0.540	25	.70	.674	.61	.578	.546
844-IRFU110PBF	IRFU110PBF	TO-251AA	100	4.3	17	0.540	25	.94	.749	.653	.567	.503
844-IRFI510GPBF	IRFI510GPBF	TO-220 FullPAK	100	4.5	18	0.540	27	1.90	1.53	1.38	1.23	1.07
844-IRF510PBF	IRF510PBF	TO-220AB	100	5.6	20	0.540	43	1.03	.792	.685	.599	.514
♦ 844-IRF510SPBF	IRF510SPBF	TO-252AA	100	5.6	20	0.540	43	.74	.676	.639	.599	.562
844-IRFI520GPBF	IRFI520GPBF	TO-220 FullPAK	100	7.2	29	0.270	29	1.77	1.50	1.33	.995	.856
♦ 844-IRFR120PBF	IRFR120PBF	TO-252AA	100	7.7	31	0.270	42	.94	.749	.653	.577	.509
844-IRFU120PBF	IRFU120PBF	TO-251AA	100	7.7	31	0.270	42	.97	.749	.653	.567	.482
844-IRF520PBF	IRF520PBF	TO-220AB	100	9.2	37	0.270	60	1.03	.792	.685	.599	.514
844-IRFI530GPBF	IRFI530GPBF	TO-220 FullPAK	100	9.7	39	0.160	43	1.46	1.31	1.18	1.10	1.03
844-IRF530PBF	IRF530PBF	TO-220AB	100	14	56	0.160	88	1.07	.856	.749	.653	.578
♦ 844-IRF530SPBF	IRF530SPBF	TO-263	100	14	56	0.160	88	1.95	1.53	1.38	1.20	1.07
844-IRFI540GPBF	IRFI540GPBF	TO-220 FullPAK	100	17	68	0.077	48	2.81	2.27	2.04	1.81	1.58
844-IRF540PBF	IRF540PBF	TO-220AB	100	28	110	0.077	150	1.84	1.47	1.28	1.12	.995
♦ 844-IRF540SPBF	IRF540SPBF	TO-263	100	28	110	0.077	150	2.00	1.90	1.02	.952	.899
844-IRFP140PBF	IRFP140PBF	TO-247AC	100	31	120	0.077	180	3.58	2.88	2.62	2.36	2.12
844-IRFP150PBF	IRFP150PBF	TO-247AC	100	41	160	0.055	230	3.40	2.73	2.49	2.25	2.01
844-FB180SA10P	FB180SA10P	SOT-227	100	180	720	0.0065	480	41.39	38.78	34.98	29.90	26.34
844-IRFD210PBF	IRFD210PBF	HD-1	200	0.6	4.8	1.500	1.0	.98	.788	.685	.599	.524
844-IRFD220PBF	IRFD220PBF	HD-1	200	0.8	6.4	0.800	1.0	1.07	.781	.546	.492	.46
♦ 844-IRFL210PBF	IRFL210PBF	SOT-223	200	0.96	7.7	1.500	3.1	.66	.46	.396	.353	.321
♦ 844-IRFR210PBF	IRFR210PBF	TO-252AA	200	2.6	10	1.500	25	.95	.803	.599	.578	.546
844-IRFU210PBF	IRFU210PBF	TO-251AA	200	2.6	10	1.500	25	1.28	.888	.881	.815	.698
844-IRF610PBF	IRF610PBF	TO-220AB	200	3.3	10	1.500	36	.72	.556	.482	.417	.353
♦ 844-IRF610SPBF	IRF610SPBF	TO-263	200	3.3	10	1.500	36	1.83	1.52	1.18	1.10	1.07
844-IRFI620GPBF	IRFI620GPBF	TO-220 FullPAK	200	4.1	16	0.800	30	1.77	1.38	1.36	1.10	.947
844-IRFR220PBF	IRFR220PBF	TO-252AA	200	4.8	19	0.800	42	1.13	.899	.832	.776	.73
844-IRFU220PBF	IRFU220PBF	TO-251AA	200	4.8	19	0.800	42	1.77	1.41	1.18	1.04	.871
844-IRF620PBF	IRF620PBF	TO-220AB	200	5.2	18	0.800	50	1.03	.792	.685	.599	.514
♦ 844-IRF620SPBF	IRF620SPBF	TO-263	200	5.2	18	0.800	50	1.41	1.31	1.19	1.12	.942
844-IRFI630GPBF	IRFI630GPBF	TO-220 FullPAK	200	5.9	24	0.400	35	2.34	1.88	1.70	1.51	1.32
844-IRF630PBF	IRF630PBF	TO-220AB	200	9.0	36	0.400	74	1.17	.931	.813	.717	.631
♦ 844-IRF630SPBF	IRF630SPBF	TO-263	200	9.0	36	0.400	74	1.87	1.72	1.04	.963	.913

© Copyright 2013 Mouser Electronics
© Copyright 2013 Mouser Electronics

VISHAY Power MOSFETs

Products may be RoHS compliant. Check mouser.com for RoHS status.

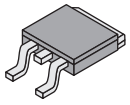
TO-252AA (DPAK)

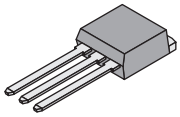
TO-251AA (IPAK)


TO-220AB

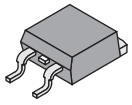
TO-263 (D^2PAK)


TO-220FullPAK

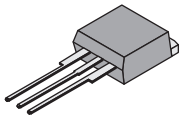
TO-262 (I^2PAK)


TO-247AC

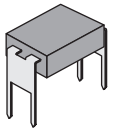
HD-1

N-CHANNEL MOSFETS (SINGLE CONFIGURATION) (CONT.)

♦Surface Mount Device

For quantities greater than listed, call for quote.

MOUSER STOCK NO.	Vishay Part No.	Package	V_{DS} (Max)(V)	I_D (Max)(A)	I_{DM} (Max)(A)	R_{DS}(on) Max (Ω) @ V_{GS}=-10V	P_D (Max)(W)	Price Each 1	10	100	250	500
844-IRFI640GPBF	IRFI640GPBF	TO-220 FullPAK	200	9.8	39	0.180	40	1.99	1.59	1.43	1.27	1.11
844-IRF640PBF	IRF640PBF	TO-220AB	200	18	72	0.180	125	2.18	2.10	1.96	1.79	1.63
♦ 844-IRF640SPBF	IRF640SPBF	TO-263	200	18	72	0.180	3.1	1.74	1.40	.942	.888	.835
844-IRFP240PBF	IRFP240PBF	TO-247AC	200	20	80	0.180	150	2.34	1.88	1.70	1.51	1.32
844-IRFP250PBF	IRFP250PBF	TO-247AC	200	30	120	0.085	190	3.16	2.53	2.30	2.08	1.86
844-IRFP260PBF	IRFP260PBF	TO-247AC	200	46	180	0.055	280	5.20	4.17	3.80	3.43	3.08
844-IRFD224PBF	IRFD224PBF	HD-1	250	0.63	5.0	1.100	1.0	1.62	1.19	1.01	.931	.851
♦ 844-IRFL214PBF	IRFL214PBF	SOT-223	250	0.79	6.3	2.000	3.1	1.20	.91	.877	.819	.76
844-IRFI614GPBF	IRFI614GPBF	TO-220 FullPAK	250	2.1	8.4	2.000	23	1.71	1.50	1.28	.963	.835
♦ 844-IRFR214PBF	IRFR214PBF	TO-252AA	250	2.2	8.8	2.000	25	1.90	1.68	1.43	1.35	1.31
844-IRFU214PBF	IRFU214PBF	TO-251AA	250	2.2	8.8	2.000	25	1.27	1.07	1.01	.942	.792
844-IRF614PBF	IRF614PBF	TO-220AB	250	2.7	8.0	2.000	36	1.54	1.28	1.19	.994	.852
♦ 844-IRFR224PBF	IRFR224PBF	TO-252AA	250	3.8	15	1.100	42	.97	.888	.792	.706	.642
844-IRFU224PBF	IRFU224PBF	TO-251AA	250	3.8	15	1.100	42	1.43	1.38	1.20	1.06	.89
844-IRF624PBF	IRF624PBF	TO-220AB	250	4.4	14	1.100	50	1.99	1.73	1.49	1.11	.931
♦ 844-IRF624SPBF	IRF624SPBF	TO-263	250	4.4	14	1.100	50	2.25	1.81	1.63	1.44	1.26
844-IRFI634GPBF	IRFI634GPBF	TO-220 FullPAK	250	5.6	22	0.450	35	2.58	2.25	1.93	1.44	1.25
844-IRFI644GPBF	IRFI644GPBF	TO-220 FullPAK	250	7.9	32	0.280	40	2.34	1.88	1.70	1.51	1.32
844-IRF634PBF	IRF634PBF	TO-220AB	250	8.1	32	0.450	74	2.09	1.82	1.56	1.17	.977
♦ 844-IRF634SPBF	IRF634SPBF	TO-263	250	8.1	32	0.450	74	1.74	1.54	1.23	1.16	1.08
844-IRF644PBF	IRF644PBF	TO-220AB	250	14	56	0.280	125	1.48	1.18	1.03	.899	.803
♦ 844-IRF644SPBF	IRF644SPBF	TO-263	250	14	56	0.280	125	1.93	1.88	1.68	1.57	1.48
844-IRFP244PBF	IRFP244PBF	TO-247AC	250	15	60	0.280	150	4.38	3.51	3.20	2.89	2.59
844-IRFP254PBF	IRFP254PBF	TO-247AC	250	23	92	0.140	190	3.37	2.71	2.46	2.23	1.99
844-IRFP264PBF	IRFP264PBF	TO-247AC	250	38	150	0.075	280	4.52	3.63	3.31	2.97	2.68
844-IRFD310PBF	IRFD310PBF	HD-1	400	0.35	2.8	3.600	1.0	1.88	1.38	1.21	1.07	.942
844-IRFD420PBF	IRFD420PBF	HD-1	400	0.37	3.0	3.000	1.0	2.05	1.61	1.44	1.26	1.10
844-IRFD320PBF	IRFD320PBF	HD-1	400	0.49	3.9	1.800	1.0	1.28	1.18	1.09	.984	.92
♦ 844-IRFR310PBF	IRFR310PBF	TO-252AA	400	1.7	6.0	3.600	25	1.13	1.04	.855	.797	.775
844-IRFU310PBF	IRFU310PBF	TO-251AA	400	1.7	6.0	3.600	25	1.67	1.21	1.11	1.01	.851
844-IRF710PBF	IRF710PBF	TO-220AB	400	2.0	6.0	3.600	36	.97	.749	.653	.567	.482
♦ 844-IRF710SPBF	IRF710SPBF	TO-263	400	2.0	6.0	3.600	36	1.28	1.02	.677	.635	.615
844-IRFI720GPBF	IRFI720GPBF	TO-220 FullPAK	400	2.6	10	1.800	30	2.74	2.39	2.04	1.53	1.33
♦ 844-IRFR320PBF	IRFR320PBF	TO-252AA	400	3.1	12	1.800	42	.98	.974	.874	.852	.795
844-IRFU320PBF	IRFU320PBF	TO-251AA	400	3.1	12	1.800	42	1.20	.952	.835	.738	.642
844-IRF720PBF	IRF720PBF	TO-220AB	400	3.3	13	1.800	50	.98	.781	.685	.599	.524
♦ 844-IRF720SPBF	IRF720SPBF	TO-263	400	3.3	13	1.800	50	2.14	1.85	1.52	1.34	1.21
844-IRFI730GPBF	IRFI730GPBF	TO-220 FullPAK	400	3.7	15	1.000	35	2.39	2.09	1.79	1.34	1.16
844-IRFI740GPBF	IRFI740GPBF	TO-220 FullPAK	400	5.4	22	0.550	40	2.62	2.11	1.89	1.69	1.48
844-IRF730PBF	IRF730PBF	TO-220AB	400	5.5	22	1.000	74	1.35	1.07	.931	.824	.728
844-IRF730APBF	IRF730APBF	TO-220AB	400	5.5	22	1.000	74	1.11	1.05	1.01	.91	.835
844-IRF730ALPBF	IRF730ALPBF	TO-262	400	5.5	22	1.000	74	1.74	1.55	1.39	1.31	1.23
♦ 844-IRF730ASPBF	IRF730ASPBF	TO-263	400	5.5	22	1.000	74	2.57	2.17	1.78	1.58	1.42
844-IRF740PBF	IRF740PBF	TO-220AB	400	10	40	0.550	125	1.74	1.39	1.22	1.07	.942
♦ 844-IRF740ASPBF	IRF740ASPBF	TO-263	400	10	40	0.550	3.1	2.66	2.11	1.93	1.81	1.68
♦ 844-IRF740SPBF	IRF740SPBF	TO-263	400	10	40	0.550	125	2.23	1.79	1.61	1.43	1.25
844-IRF740APBF	IRF740APBF	TO-220AB	400	10	40	0.550	125	2.42	1.95	1.75	1.56	1.36
844-IRF740ALPBF	IRF740ALPBF	TO-262	400	10	40	0.550	3.1	2.93	2.36	2.13	1.89	1.59
844-IRFP340PBF	IRFP340PBF	TO-247AC	400	11	44	0.550	150	5.97	4.96	4.17	3.66	3.28
844-IRFP350PBF	IRFP350PBF	TO-247AC	400	16	64	0.300	190	3.05	2.44	2.23	2.01	1.80
844-IRFP360PBF	IRFP360PBF	TO-247AC	400	23	92	0.200	280	4.06	3.25	2.96	2.68	2.40
844-IRFI820GPBF	IRFI820GPBF	TO-220 FullPAK	500	2.1	8.4	3.000	30	2.13	1.78	1.26	1.14	1.04
♦ 844-IRFR420PBF	IRFR420PBF	TO-252AA	500	2.4	8.0	3.000	42	.93	.92	.831	.817	.761
844-IRFU420PBF	IRFU420PBF	TO-251AA	500	2.4	8.0	3.000	42	1.00	.899	.792	.77	.717
844-IRF820PBF	IRF820PBF	TO-220AB	500	2.5	8.0	3.000	50	1.07	.856	.749	.653	.578
♦ 844-IRF820SPBF	IRF820SPBF	TO-263	500	2.5	8.0	3.000	50	1.08	1.01	.931	.877	.792
844-IRF820APBF	IRF820APBF	TO-220AB	500	2.5	10	3.000	50	1.86	1.50	1.35	1.20	1.05
844-IRF820ALPBF	IRF820ALPBF	TO-262	500	2.5	10	3.000	50	1.35	1.11	1.01	.942	.877
♦ 844-IRF820ASPBF	IRF820ASPBF	TO-263	500	2.5	10	3.000	50	1.82	1.46	1.27	1.11	.962
844-IRFI830GPBF	IRFI830GPBF	TO-220 FullPAK	500	3.1	12	1.500	35	1.92	1.54	1.38	1.23	1.07
♦ 844-IRFR420APBF	IRFR420APBF	TO-252AA	500	3.3	10	3.000	83	1.16	1.06	.942	.888	.835
844-IRFU420APBF	IRFU420APBF	TO-251AA	500	3.3	10	3.000	83	1.69	1.21	1.09	.982	.845
844-IRF830PBF	IRF830PBF	TO-220AB	500	4.5	18	1.500	74	1.21	.963	.845	.738	.653
♦ 844-IRF830SPBF	IRF830SPBF	TO-263	500	4.5	18	1.500	74	1.50	1.41	1.29	1.21	1.12
844-IRFI840GPBF	IRFI840GPBF	TO-220 FullPAK	500	4.6	18	0.850	40	2.39	1.92	1.72	1.53	1.34
844-IRF830APBF	IRF830APBF	TO-220AB	500	5.0	20	1.400	74	1.35	1.07	.931	.824	.728
844-IRF830ALPBF	IRF830ALPBF	TO-262	500	5.0	20	1.400	3.1	2.04	1.86	1.67	1.49	1.34

© Copyright 2013 Mouser Electronics
© Copyright 2013 Mouser Electronics

VISHAY Power MOSFETs

Products may be RoHS compliant. Check mouser.com for RoHS status.


TO-220 FullPAK


TO-220AB

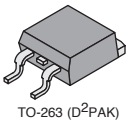
TO-263 (D^2PAK)

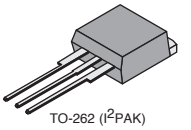
TO-262 (I^2PAK)


TO-247AC


TO-273AA

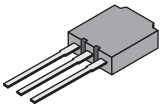
SUPER-247

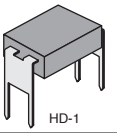
HD-1

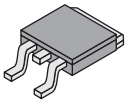
TO-252AA (DPAK)

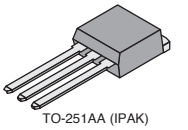
TO-251AA (IPAK)

N-CHANNEL MOSFETS (SINGLE CONFIGURATION) (CONT.)

◆Surface Mount Device

For quantities greater than listed, call for quote.

MOUSER STOCK NO.	Vishay Part No.	Package	V_{DS} (Max)(V)	I_D (Max)(A)	I_{DM} (Max)(A)	R_{DS}(on) Max (Ω) @ V_{GS}=-10V	P_D (Max)(W)	Price Each 1	10	100	250	500
◆ 844-IRF830ASPBF	IRF830ASPBF	TO-263	500	5.0	20	1.400	3.1	1.74	1.40	1.26	1.12	.984
844-IRFIB7N50APBF	IRFIB7N50APBF	TO-220 FullPAK	500	6.6	44	0.520	60	2.78	2.24	2.01	1.79	1.56
844-IRF840PBF	IRF840PBF	TO-220AB	500	8.0	32	0.850	125	1.66	1.33	1.16	1.02	.899
◆ 844-IRF840SPBF	IRF840SPBF	TO-263	500	8.0	32	0.850	125	1.67	1.34	1.21	1.07	.942
844-IRF840APBF	IRF840APBF	TO-220AB	500	8.0	32	0.850	125	1.66	1.33	1.16	1.02	.899
844-IRF840ALPBF	IRF840ALPBF	TO-262	500	8.0	32	0.850	125	2.39	2.11	1.88	1.77	1.66
◆ 844-IRF840ASPBF	IRF840ASPBF	TO-263	500	8.0	32	0.950	125	1.99	1.73	1.54	1.50	1.41
844-IRFP440PBF	IRFP440PBF	TO-247AC	500	8.8	35	0.850	150	2.97	2.40	2.16	1.92	1.68
844-IRFB11N50APBF	IRFB11N50APBF	TO-220AB	500	11	44	0.520	170	1.90	1.53	1.38	1.23	1.07
◆ 844-IRFS11N50APBF	IRFS11N50APBF	TO-263	500	11	44	0.520	170	1.98	1.87	1.70	1.59	1.54
844-IRFP448PBF	IRFP448PBF	TO-247AC	500	11	44	0.600	180	6.42	5.35	4.49	3.75	3.22
844-IRFP450PBF	IRFP450PBF	TO-247AC	500	14	56	0.400	190	3.14	2.53	2.27	2.02	1.77
844-IRFP450APBF	IRFP450APBF	TO-247AC	500	14	56	0.400	190	3.12	2.50	2.28	2.05	1.84
844-IRFB13N50APBF	IRFB13N50APBF	TO-220AB	500	14	56	0.450	250	3.77	3.02	2.75	2.48	2.23
844-IRFB17N50LPBF	IRFB17N50LPBF	TO-220AB	500	16	64	0.320	220	6.47	5.20	4.73	3.93	3.43
844-IRFP17N50LPBF	IRFP17N50LPBF	TO-247AC	500	16	64	0.320	220	6.28	5.04	4.59	4.14	3.79
844-IRFB18N50KPBF	IRFB18N50KPBF	TO-220AB	500	17	68	0.290	220	4.67	3.75	3.40	3.07	2.76
844-IRFB20N50KPBF	IRFB20N50KPBF	TO-220AB	500	20	80	0.250	280	5.63	4.53	4.12	3.64	3.30
844-IRFP460PBF	IRFP460PBF	TO-247AC	500	20	80	0.270	280	3.77	3.02	2.75	2.48	2.23
844-IRFP460APBF	IRFP460APBF	TO-247AC	500	20	80	0.270	280	3.98	3.20	2.91	2.62	2.35
844-IRFP22N50APBF	IRFP22N50APBF	TO-247AC	500	22	88	0.230	277	4.38	3.51	3.20	2.89	2.59
844-IRFP23N50LPBF	IRFP23N50LPBF	TO-247AC	500	23	92	0.235	370	7.65	6.26	5.65	5.19	4.73
844-IRFP31N50LPBF	IRFP31N50LPBF	TO-247AC	500	31	124	0.180	460	6.82	5.47	4.99	4.49	4.03
844-IRFP32N50KPBF	IRFP32N50KPBF	TO-247AC	500	32	130	0.160	460	7.23	5.93	5.35	4.91	4.48
844-IRFPS37N50APBF	IRFPS37N50APBF	SUPER-247	500	36	144	0.130	446	8.20	6.71	6.06	5.56	5.07
844-IRFPS40N50LPBF	IRFPS40N50LPBF	SUPER-247	500	46	180	0.100	540	12.74	10.44	9.43	8.66	7.79
844-IRFPS43N50KPBF	IRFPS43N50KPBF	SUPER-247	500	47	190	0.090	540	12.03	10.11	9.29	8.47	7.93
844-IRFDC20PBF	IRFDC20PBF	HD-1	600	0.32	2.6	4.400	1.0	2.05	1.79	1.71	1.43	1.17
◆ 844-IRFR1N60APBF	IRFR1N60APBF	TO-252AA	600	1.4	5.6	7.000	36	.77	.76	.69	.668	.648
844-IRFIBC20GPBF	IRFIBC20GPBF	TO-220 FullPAK	600	1.7	6.8	4.400	30	3.02	2.63	2.26	1.69	1.47
◆ 844-IRFRC20PBF	IRFRC20PBF	TO-252AA	600	2.0	8.0	4.400	42	1.35	1.13	1.04	.977	.916
844-IRFUC20PBF	IRFUC20PBF	TO-251AA	600	2.0	8.0	4.400	42	2.91	2.55	2.18	1.64	1.36
844-IRFBC20PBF	IRFBC20PBF	TO-220AB	600	2.2	8.0	4.400	50	1.07	.859	.752	.66	.583
844-IRFBC20LPBF	IRFBC20LPBF	TO-262	600	2.2	8.0	4.400	3.1	3.21	2.80	2.41	1.81	1.53
◆ 844-IRFBC20SPBF	IRFBC20SPBF	TO-263	600	2.2	8.0	4.400	50	2.21	1.94	1.74	1.63	1.56
844-IRFIBC30GPBF	IRFIBC30GPBF	TO-220 FullPAK	600	2.5	10	2.200	35	3.11	2.50	2.28	1.88	1.61
844-IRFIBC40GPBF	IRFIBC40GPBF	TO-220 FullPAK	600	3.5	14	1.200	40	3.66	2.93	2.68	2.41	2.10
844-IRFBC30PBF	IRFBC30PBF	TO-220AB	600	3.6	14	2.200	74	1.48	1.18	1.03	.899	.803
844-IRFBC30LPBF	IRFBC30LPBF	TO-262	600	3.6	14	2.200	3.1	3.53	2.93	2.46	1.99	1.79
◆ 844-IRFBC30SPBF	IRFBC30SPBF	TO-263	600	3.6	14	2.200	3.1	3.53	2.93	2.46	1.99	1.79
844-IRFBC30APBF	IRFBC30APBF	TO-220AB	600	3.6	14	2.200	74	2.82	1.93	1.90	1.64	1.38
844-IRFBC30ALPBF	IRFBC30ALPBF	TO-262	600	3.6	14	2.200	74	1.89	1.52	1.37	1.09	.915
◆ 844-IRFBC30ASPBF	IRFBC30ASPBF	TO-263	600	3.6	14	2.200	74	2.34	1.85	1.70	1.58	.868
844-IRFIB6N60APBF	IRFIB6N60APBF	TO-220 FullPAK	600	5.5	37	0.750	60	2.76	2.34	2.01	1.93	1.87
844-IRFBC40PBF	IRFBC40PBF	TO-220AB	600	6.2	25	1.200	125	1.83	1.47	1.32	1.18	1.03
844-IRFBC40LPBF	IRFBC40LPBF	TO-262	600	6.2	25	1.200	3.1	5.14	4.27	3.58	2.90	2.60
844-IRFBC40APBF	IRFBC40APBF	TO-220AB	600	6.2	25	1.200	125	1.99	1.59	1.43	1.27	1.11
844-IRFPC40PBF	IRFPBC40PBF	TO-247AC	600	6.8	27	1.200	150	2.76	2.68	2.62	2.56	2.48
844-IRFB9N60APBF	IRFB9N60APBF	TO-220AB	600	9.2	37	0.750	170	2.70	2.17	1.95	1.73	1.52
844-IRFSL9N60APBF	IRFSL9N60APBF	TO-262	600	9.2	37	0.750	170	3.07	2.46	2.24	2.02	1.81
◆ 844-IRFS9N60APBF	IRFS9N60APBF	TO-263	600	9.2	37	0.750	170	2.30	2.19	2.00	1.87	1.74
844-IRFPC50APBF	IRFPC50APBF	TO-247AC	600	11	44	0.580	180	3.37	3.23	3.16	3.11	3.01
844-IRFPC50PBF	IRFPC50PBF	TO-247AC	600	11	44	0.600	180	7.18	5.26	5.05	4.38	3.92
844-IRFPC60PBF	IRFPC60PBF	TO-247AC	600	16	64	0.400	280	8.17	6.25	3.76	3.48	3.41
844-IRFP21N60LPBF	IRFP21N60LPBF	TO-247AC	600	21	84	0.320	330	7.92	6.48	5.85	5.14	4.60
844-IRFP22N60KPBF	IRFP22N60KPBF	TO-247AC	600	22	88	0.280	370	9.39	8.35	6.82	5.94	5.22
844-IRFP26N60LPBF	IRFP26N60LPBF	TO-247AC	600	26	100	0.250	470	10.66	8.73	7.89	6.96	6.42
844-IRFP27N60KPBF	IRFP27N60KPBF	TO-247AC	600	27	110	0.220	500	8.00	6.56	5.92	5.44	4.95
844-IRFPS38N60LPBF	IRFPS38N60LPBF	SUPER-247	600	38	150	0.150	540	18.41	15.00	13.73	12.27	10.41
844-IRFPS40N60KPBF	IRFPS40N60KPBF	SUPER-247	600	40	160	0.130	570	16.60	13.95	12.82	11.68	10.94
844-IRFIB5N65APBF	IRFIB5N65APBF	TO-220 FullPAK	650	5.1	21	0.930	60	3.66	2.93	2.68	2.41	2.16
844-IRFB9N65APBF	IRFB9N65APBF	TO-220AB	650	8.5	21	0.930	167	3.06	2.46	2.24	1.88	1.61
844-IRFIBE20GPBF	IRFIBE20GPBF	TO-220 FullPAK	800	1.4	5.6	6.500	30	3.25	2.85	2.44	1.83	1.57
844-IRFBE20PBF	IRFBE20PBF	TO-220AB	800	1.8	7.2	6.500	54	1.14	.91	.792	.696	.61
844-IRFIBE30GPBF	IRFIBE30GPBF	TO-220 FullPAK	800	2.1	8.4	3.000	35	2.62	2.11	1.89	1.69	1.48
844-IRFBE30PBF	IRFBE30PBF	TO-220AB	800	4.1	16	3.000	125	1.70	1.37	1.23	1.09	.952
844-IRFBE30LPBF	IRFBE30LPBF	TO-262	800	4.1	16	3.000	125	3.04	2.45	2.20	1.96	1.71
◆ 844-IRFBE30SPBF	IRFBE30SPBF	TO-263	800	4.1	16	3.000	125	3.42	2.75	2.50	2.26	2.02
844-IRFPE30PBF	IRFPE30PBF	TO-247AC	800	4.1	16	3.000	125	4.71	4.58	3.77	3.43	3.24
844-IRFPE40PBF	IRFPE40PBF	TO-247AC	800	5.4	22	2.000	150	7.51	6.26	5.25	4.25	3.63

© Copyright 2013 Mouser Electronics
© Copyright 2013 Mouser Electronics

VISHAY Power MOSFETs

Products may be RoHS compliant. Check mouser.com for RoHS status.

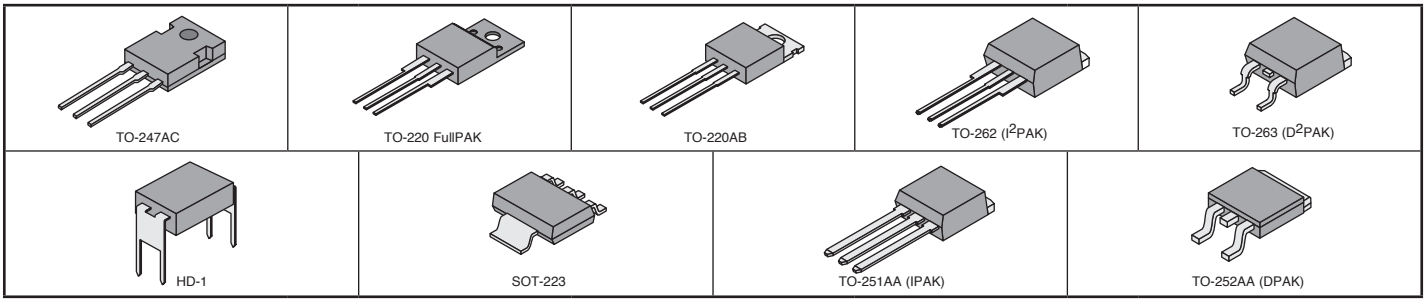

N-CHANNEL MOSFETS (SINGLE CONFIGURATION) (CONT.)

♦ Surface Mount Device

For quantities greater than listed, call for quote.

MOUSER STOCK NO.	Vishay Part No.	Package	V_{DS} (Max)(V)	I_D (Max)(A)	I_{DM} (Max)(A)	R_{DS}(on) Max (Ω) @ V_{GS}=-10V	P_D (Max)(W)	Price Each 1	10	100	250	500
844-IRFPE50PBF	IRFPE50PBF	TO-247AC	800	7.8	31	1.200	190	3.87	3.10	2.84	2.56	2.29
844-IRFIBF20GPBF	IRFIBF20GPBF	TO-220 FullPAK	900	1.2	4.8	8.000	30	3.42	2.99	2.56	1.92	1.66
844-IRFBF20PBF	IRFBF20PBF	TO-220AB	900	1.7	6.8	8.000	54	1.83	1.47	1.32	1.18	1.03
844-IRFBF20LPBF	IRFBF20LPBF	TO-262	900	1.7	6.8	8.000	3.1	2.30	1.89	1.87	1.47	1.32
♦ 844-IRFBF20SPBF	IRFBF20SPBF	TO-263	900	1.7	6.8	8.000	3.1	1.70	1.35	1.23	1.16	1.09
844-IRFIBF30GPBF	IRFIBF30GPBF	TO-220 FullPAK	900	1.9	7.6	3.700	35	3.89	3.12	2.85	2.55	2.28
844-IRFBF30PBF	IRFBF30PBF	TO-220AB	900	3.6	14	3.700	125	2.18	1.75	1.58	1.40	1.23
844-IRFPF30PBF	IRFPF30PBF	TO-247AC	900	3.6	14	3.700	125	5.28	4.24	3.85	3.20	2.73
844-IRFPF40PBF	IRFPF40PBF	TO-247AC	900	4.7	19	2.500	150	4.30	3.53	3.30	2.77	2.41
844-IRFPF50PBF	IRFPF50PBF	TO-247AC	900	6.7	27	1.600	190	5.52	4.43	4.03	3.64	3.26
844-IRFBG20PBF	IRFBG20PBF	TO-220AB	1000	1.4	5.6	11.000	54	1.57	1.25	1.09	.963	.845
844-IRFBG30PBF	IRFBG30PBF	TO-220AB	1000	3.1	12	5.000	125	1.95	1.56	1.40	1.25	1.09
844-IRFPG30PBF	IRFPG30PBF	TO-247AC	1000	3.1	12	5.000	125	6.03	5.03	4.22	3.41	2.89
844-IRFPG40PBF	IRFPG40PBF	TO-247AC	1000	4.3	17	3.500	150	6.58	5.48	4.60	3.72	3.18
844-IRFPG50PBF	IRFPG50PBF	TO-247AC	1000	6.1	24	2.000	190	4.70	3.77	3.43	3.10	2.78

N-CHANNEL MOSFETS (SINGLE CONFIGURATION) - ULTRA LOW GATE CHARGE

For quantities greater than listed, call for quote.

MOUSER STOCK NO.	Vishay Part No.	Package	V_{DS} (Max)(V)	I_D (Max)(A)	I_{DM} (Max)(A)	R_{DS}(on) Max (Ω) @ V_{GS}=-10V	P_D (Max)(W)	Price Each 1	10	100	250	500
844-IRFI740GLCPBF	IRFI740GLCPBF	TO-220 FullPAK	400	5.7	23	0.550	40	4.49	3.73	3.14	2.54	2.32
844-IRF740LCPBF	IRF740LCPBF	TO-220AB	400	10	32	0.55	125	3.50	2.91	2.44	1.98	1.81
844-IRFP350LCPBF	IRFP350LCPBF	TO-247AC	400	16	64	0.30	190	6.96	5.69	5.14	4.72	4.30
844-IRFP360LCPBF	IRFP360LCPBF	TO-247AC	400	23	91	0.200	280	4.06	3.75	3.43	3.10	2.78
844-IRFI840GLCPBF	IRFI840GLCPBF	TO-220 FullPAK	500	4.5	18	0.85	40	2.62	2.11	1.89	1.69	1.48
844-IRF840LCPBF	IRF840LCPBF	TO-220AB	500	8.0	28	0.85	125	1.67	1.34	1.21	1.07	.942
844-IRF840LCLPBF	IRF840LCLPBF	TO-262	500	8.0	28	0.85	3.1	2.57	2.10	1.92	1.71	1.57
844-IRFP450LCPBF	IRFP450LCPBF	TO-247AC	500	14	56	0.40	190	8.20	7.28	5.76	5.15	4.56
844-IRFP460LCPBF	IRFP460LCPBF	TO-247AC	500	20	80	0.27	280	4.30	3.46	3.15	2.84	2.55
844-IRFPC50LCPBF	IRFPC50LCPBF	TO-247AC	600	11	44	0.60	190	7.22	6.42	5.08	4.49	4.02
844-IRFPC60LCPBF	IRFPC60LCPBF	TO-247AC	600	16	64	0.40	280	5.89	4.72	4.30	3.88	3.48
844-IRFBC40LCPBF	IRFBC40LCPBF	TO-220AB	900	6.2	25	1.200	125	5.07	4.22	3.54	2.87	2.63

N-CHANNEL LOGIC LEVEL MOSFETS (SINGLE CONFIGURATION)

For quantities greater than listed, call for quote.

MOUSER STOCK NO.	Vishay Part No.	Package	V_{DS} (Max)(V)	I_D (Max)(A)	I_{DM} (Max)(A)	R_{DS}(on) Max (Ω) @ V_{GS}=10V	R_{DS}(on) Max (Ω) @ V_{GS}=4.5V	P_D (Max)(W)	Price Each 1	10	100	250	500
844-IRLD014PBF	IRLD014PBF	HD-1	60	1.7	14	0.200	0.280	1.3	.98	.788	.685	.599	.524
844-IRLD024PBF	IRLD024PBF	HD-1	60	2.5	20	0.100	0.140	1.3	1.07	.859	.749	.653	.578
♦ 844-IRLL014PBF	IRLL014PBF	SOT-223	60	2.7	22	0.200	0.280	3.1	.77	.589	.52	.453	.385
844-IRLU014PBF	IRLU014PBF	TO-251AA	60	7.7	31	0.200	0.280	25	1.50	1.20	1.05	.92	.792
844-IRLIZ14GPBF	IRLIZ14GPBF	TO-220 FullPAK	60	8.0	32	0.200	0.280	27	1.89	1.52	1.37	1.19	.993
844-IRLZ14PBF	IRLZ14PBF	TO-220AB	60	10	40	0.200	0.280	43	.97	.749	.653	.567	.482
♦ 844-IRLR024PBF	IRLR024PBF	TO-252AA	60	14	56	0.100	0.140	42	1.08	.867	.792	.738	.622
844-IRLU024PBF	IRLU024PBF	TO-251AA	60	14	56	0.100	0.140	42	1.88	1.65	1.41	1.06	.883
844-IRLZ24LPBF	IRLZ24LPBF	TO-262	60	17	68	0.100	0.140	60	1.82	1.58	1.36	1.12	.974
844-IRLZ24PBF	IRLZ24PBF	TO-220AB	60	17	68	0.100	0.140	60	1.31	1.04	.912	.80	.707
844-IRLIZ34GPBF	IRLIZ34GPBF	TO-220 FullPAK	60	20	80	0.050	0.070	42	2.94	2.57	2.20	1.65	1.42
844-IRLIZ44GPBF	IRLIZ44GPBF	TO-220 FullPAK	60	30	120	0.028	0.039	48	3.08	2.47	2.25	2.02	1.81
844-IRLZ34PBF	IRLZ34PBF	TO-220AB	60	30	110	0.050	0.070	88	2.40	2.09	1.79	1.34	1.11
844-IRLD110PBF	IRLD110PBF	HD-1	100	1.0	8.0	0.540	0.760	1.3	.94	.749	.653	.567	.503
844-IRLD120PBF	IRLD120PBF	HD-1	100	1.3	10	0.270	0.380	1.3	.81	.633	.551	.479	.409
♦ 844-IRLL110PBF	IRLL110PBF	SOT-223	100	1.5	12	0.540	0.760	3.1	.61	.556	.485	.422	.36
♦ 844-IRLR110PBF	IRLR110PBF	TO-252AA	100	4.3	17	0.540	0.760	25	.73	.706	.657	.60	.548
844-IRL510PBF	IRL510PBF	TO-220AB	100	5.6	18	0.540	0.760	43	1.31	1.04	.91	.792	.706
844-IRLI520GPBF	IRLI520GPBF	TO-220 FullPAK	100	7.2	29	0.270	0.380	37	2.23	1.94	1.66	1.24	1.08
♦ 844-IRLR120PBF	IRLR120PBF	TO-252AA	100	7.7	31	0.270	0.380	42	1.66	1.37	1.25	1.18	1.10
844-IRLU120PBF	IRLU120PBF	TO-251AA	100	7.7	31	0.270	0.380	42	1.10	1.02	.888	.835	.783
844-IRL520PBF	IRL520PBF	TO-220AB	100	9.2	36	0.270	0.380	60	1.12	.888	.781	.685	.599
♦ 844-IRL520LPBF	IRL520LPBF	TO-252AA	100	9.2	36	0.270	0.380	60	2.00	1.59	1.33	1.17	.988
844-IRL530PBF	IRL530PBF	TO-220AB	100	15	60	0.160	0.220	88	1.39	1.10	.963	.845	.749
♦ 844-IRL540SPBF	IRL540SPBF	TO-263	100	28	110	0.077	0.110	150	2.34	2.07	1.85	1.73	1.63
844-IRL540PBF	IRL540PBF	TO-220AB	100	28	110	0.077	0.110	150	1.90	1.53	1.38	1.23	1.07
844-IRL620PBF	IRL620PBF	TO-220AB	200	5.2	21	0.800	1.000	50	1.37	1.23	1.10	1.03	.963
♦ 844-IRL620SPBF	IRL620SPBF	TO-263	200	5.2	21	0.800 @ 10V	1.000	50	1.63	1.46	1.31	1.22	1.14
♦ 844-IRLI630GPBF	IRLI630GPBF	TO-220 FullPAK	200	6.2	25	0.400	0.500	35	3.08	2.69	2.30	1.72	1.49
844-IRL630PBF	IRL630PBF	TO-220AB	200	9.0	36	0.400	0.500	74	2.60	2.27	1.95	1.61	1.39
844-IRL630SPBF	IRL630SPBF	TO-263	200	9.0	36	0.400	0.500	74	2.81	2.26	2.03	1.81	1.57
♦ 844-IRLI640GPBF	IRLI640GPBF	TO-220 FullPAK	200	9.9	40	0.180	0.270	40	3.08	2.47	2.25	2.03	1.82
844-IRL640PBF	IRL640PBF	TO-220AB	200	17	68	0.180	0.270	125	2.61	2.10	1.88	1.68	1.47
844-IRL640SPBF	IRL640SPBF	TO-263	200	17	68	0.180	0.270	125	1.90	1.88	1.68	1.66	1.63

© Copyright 2013 Mouser Electronics
© Copyright 2013 Mouser Electronics

SILICONIX MOSFETs

RoHS Compliant **This product is RoHS compliant.**

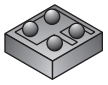
MicroFoot

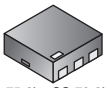
SC-75-6L, SC-70-6L, PowerPAK SC-75-6L, PowerPAK SC-70-6L


SO-8

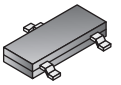
SOT-23, TO-236


SOT-323

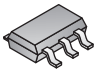
SOT-363, SC-70

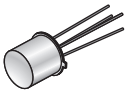
TO-72

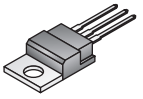
TO-220AB


TO-263

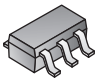
TSOP-6


TSSOP-8


PowerPAK 1212-8

P-CHANNEL MOSFETS (SINGLE CONFIGURATION)

◆Surface Mount Device

For quantities greater than listed, call for quote.

MOUSER STOCK NO.	Siliconix Part No.	Package	V_{DS} (Max)(V)	I_D (Max)(A)	I_{DM} (Max)(A)	R_{DS}(on) Max (Ω) @ V_{GS}=10V	V_{GS}=4.5V	V_{GS}=2.5V	V_{GS}=1.8V	P_D (Max) (W)	Price Each 1	100	500	1000
◆ 781-SI1307EDL-E3	SI1307EDL-T1-E3	SOT-323	-12	±0.91	±3	-----	0.2900	0.4350	0.5800	0.34	.54	.318	.235	.183
◆ 781-SI2301BDS-E3	SI2301BDS-T1-E3	SOT-23	-20	-2.4	-10	-----	0.100	0.150	-----	0.7	.61	.289	.182	.161
◆ 781-SI9433BDY-T1-E3	SI9433BDY-T1-E3	SO-8	-20	-6.2	-20	-----	0.040	0.06 @ 2.7V	-----	1.3	1.54	1.06	.773	.549
◆ 781-SI9434BDY-T1-E3	SI9434BDY-T1-E3	SO-8	-20	-6.3	-20	-----	0.040	0.055	-----	2.5	1.56	.942	.873	.673
◆ 781-SI4463BDY-T1-E3	SI4463BDY-T1-E3	SO-8	-20	-13.7	-50	0.011	0.014	0.020	-----	1.5	1.56	1.10	.856	.674
◆ 781-SI2303BDS-E3	SI2303BDS-T1-E3	SOT-23	-30	-1.64	-10	0.200	0.380	-----	-----	0.7	.54	.318	.235	.183
◆ 781-SI4435DDY-GE3	SI4435DDY-T1-GE3	SO-8	-30	-11.4	-50	0.024	0.035	-----	-----	5	.79	.535	.385	.31
781-SUP75P03-07-E3	SUP75P03-07-E3	TO-220AB	-30	±75	-240	0.0070	0.0100	-----	-----	187	2.41	2.04	1.93	1.83
781-SUP65P04-15-E3	SUP65P04-15-E3	TO-220AB	-40	-65	-240	0.015	0.023	-----	-----	120	2.48	2.02	1.90	1.86
◆ 781-SUM110P04-05-E3	SUM110P04-05-E3	TO-263	-40	-110	240	0.005	-----	-----	-----	375	5.49	4.02	2.56	2.44
781-SUP75P05-08-E3	SUP75P05-08-E3	TO-220AB	-55	-75	-240	0.0080	0.0130	-----	-----	250	7.25	6.11	5.57	5.41
◆ 781-SI2309CDS-GE3	SI2309CDS-T1-GE3	SOT-23	-60	-1.6	-8	-1.6	-1.4	-----	-----	1.7	.27	.235	.203	.198
781-3N163-E3	3N163-E3	TO-72	-70	-30	-----	250 @ 20V	-----	-----	-----	0.375	28.87	23.68	21.90	21.14

P-CHANNEL MOSFETS (DUAL CONFIGURATION)

For quantities greater than listed, call for quote.

◆ 781-SI6963BDQ-E3	SI6963BDQ-T1-E3	TSSOP-8	-20	-3.9	-30	-----	0.045	0.080	-----	0.83	1.06	.856	.803	.728
◆ 781-SI9933CDY-T1-GE3	SI9933CDY-T1-GE3	SO-8	-20	-4	-20	-----	0.058	0.094	-----	3.1	.75	.514	.375	.30
◆ 781-SI4963BDY-E3	SI4963BDY-T1-E3	SO-8	-20	-6.5	-40	-----	0.032	0.050	-----	1.1	1.32	.931	.717	.567
◆ 781-SI4948BEY-T1-E3	SI4948BEY-T1-E3	SO-8	-60	-7.1	-25	0.120	0.150	-----	-----	1.4	1.54	1.06	.773	.549

P-CHANNEL LITTLEFOOT PLUS™ TRENCHFET® MOSFETS (SINGLE CONFIGURATION)

For quantities greater than listed, call for quote.

◆ 781-SIB437EDKT-GE3	SI4823DY-T1-GE3	SO-8	-20	-4.1	-15	-----	0.108	0.175	-----	2.8	.59	.396	.332	.257
◆ 781-SIA811ADJ-GE3	SIA811ADJ-T1-GE3	SC-70-6L	-20	-4.5	-8.0	-----	0.116	0.155	0.205	6.5	.28	.225	.198	.193
◆ 781-SI4621DY-T1-E3	SI4621DY-T1-E3	SO-8	-20	6.2	-25	0.054	0.094	-----	-----	3.1	1.02	.674	.492	.385

P-CHANNEL TRENCHFET® MOSFETS (SINGLE CONFIGURATION)

NEW PRODUCT

For quantities greater than listed, call for quote.

◆ 781-SI1405DL-E3	SI1405DL-T1-E3	SOT-363	-8	±1.8	±5	-----	0.1250	0.1600	0.2100	0.568	.70	.417	.31	.214
◆ 781-SI8805EDB-T2-E1	SI8805EDB-T2-E1	MicroFoot	-8	-3.1	-15	-----	.068	0.088	------	0.9	.47	.321	.268	.214
◆ 781-SI2305DS-E3	SI2305DS-E3	SOT-23	-8	±3.5	±12	-----	0.0520	0.0710	0.1080	3.5	.67	.396	.289	.225
◆ 781-SIB417EDK-T1-GE3	SIB417EDK-T1-GE3	SC-75-6L	-8	-9	-15	-----	0.0580	0.0800	0.1000	13	1.24	.838	.693	.549
◆ 781-SIB437EDKT-GE3	SIB437EDKT-T1-GE3	SC-75-6	-8	-9	-25	-----	0.034	-----	0.063	13	.59	.396	.332	.257
◆ 781-SI8429DB-E1	SI8429DB-T1-E1	MicroFoot	-8	-11.7	-25	-----	0.0350	0.0420	0.0520	6.25	1.22	.835	.61	.53
◆ 781-SIA417DJ-T1-GE3	SIA417DJ-T1-GE3	SC-70-6L	-8	-12	-30	-----	0.0230	0.0310	0.0400	19	.98	.674	.492	.385
◆ 781-SIA427DJ-T1-GE3	SIA427DJ-T1-GE3	PowerPAK SC-70-6L	-8	-12	-50	-----	0.016	-----	0.026	3.5	.73	.428	.31	.235
◆ 781-SI1307DL-E3	SI1307DL-T1-E3	SOT-323	-12	±0.91	±3	-----	0.2900	0.4350	0.5800	0.34	.72	.419	.343	.266
◆ 781-SI1417EDH-E3	SI1417EDH-T1-E3	SOT-363	-12	-3.3	-8	-----	0.0850	0.1150	0.1600	1.56	.71	.482	.353	.278
◆ 781-SI2315BDS-E3	SI2315BDS-T1-E3	SOT-23	-12	-3.85	-12	-----	0.0500	0.0650	0.1000	0.75	.64	.342	.235	.212
◆ 781-SI1401EDH-T1-GE3	SI1401EDH-T1-GE3	SC-70-6	-12	-4	-25	-----	0.034	0.046	0.07	2.8	.52	.30	.225	.171
◆ 781-SI3447BDV-E3	SI3447BDV-T1-E3	TSOP-6	-12	-6	-20	-----	0.0400	0.0530	0.0720	1.1	.71	.482	.353	.278
◆ 781-SI3473DV-T1-E3	SI3473DV-T1-E3	TSOP-6	-12	-7.9	-20	-----	0.0230	0.0290	0.0410	2.0	1.18	.835	.642	.503
◆ 781-SI6467BDQ-E3	SI6467BDQ-T1-E3	TSSOP-8	-12	-8	-30	-----	0.0125	0.0155	0.0200	1.05	1.66	1.17	.91	.717
◆ 781-SI3477DV-T1-GE3	SI3477DV-T1-GE3	TSOP-6	-12	-8	-40	-----	0.0175	0.023	0.033	4.2	.89	.599	.428	.342
◆ 781-SIB455EDK-T1-GE3	SIB455EDK-T1-GE3	SC-75-6L	-12	-9	-25	-----	0.0270	0.0390	0.0690	13	.73	.428	.324	.251
◆ 781-SIB488DK-T1-GE3	SIB488DK-T1-GE3	PowerPAK SC-75-6L	-12	-9	-35	-----	0.02	0.024	0.029	13	.64	.375	.269	.214
◆ 781-SIA413DJ-T1-GE3	SIA413DJ-T1-GE3	SC-70-6L	-12	-12	-40	-----	0.0290	0.0340	0.0440	19	1.10	.77	.599	.471
◆ 78-SIA447DJ-T1-GE3	SIA447DJ-T1-GE3	SC-70	-12	-12	-50	-----	0.0135	0.0194	0.0344	19	.51	.353	.257	.203
◆ 781-TP0101K-T1-E3	TP0101K-T1-E3	SOT-23	-20	-0.58	-2.0	-----	0.6500	0.8500	-----	0.35	.71	.424	.315	.244
◆ 781-SI1303DL-E3	SI1303DL-T1-E3	SOT-323	-20	-0.72	-2.5	-----	0.4300	0.7000	-----	0.34	.54	.288	.199	.148
◆ 781-SI1403BDL-T1-E3	SI1403BDL-T1-E3	SOT-363	-20	-1.5	-5.0	-----	0.1500	0.2650	-----	0.625	.64	.346	.24	.178
◆ 781-SI1469DH-T1-E3	SI1469DH-T1-E3	SOT-363	-20	-2.7	-8.0	0.0800	0.1000	0.1550	-----	2.78	.70	.417	.31	.235
◆ 781-SI1413EDH-E3	SI1413EDH-T1-E3	SOT-363	-20	-2.9	-8.0	-----	0.1150	0.1550	0.2200	1.56	.57	.332	.246	.195
◆ 781-SI3441BDV-T1-E3	SI3441BDV-T1-E3	TSOP-6	-20	-2.9	-16	-----	0.0900	0.1300	-----	0.86	.57	.332	.246	.195
◆ 781-SI1467DH-T1-GE3	SI1467DH-T1-GE3	SOT-363	-20	-3	-8	-----	0.09	0.115	0.15	2.78	.79	.535	.385	.30
◆ 781-SI2351DS-E3	SI2351DS-T1-E3	SOT-23	-20	-3	-10	-----	0.1150	0.2050	-----	2.1	.57	.332	.246	.195
◆ 781-SI1441EDH-T1-GE3	SI1441EDH-T1-GE3	SC-70-6	-20	-4	-25	-----	0.041	0.054	0.1	2.8	.57	.338	.251	.195
◆ 781-SI2377EDS-T1-GE3	SI2377EDS-T1-GE3	TO-236	-20	-4.4	-20	-----	0.061	0.08	0.11	1.8	.55	.321	.235	.182
◆ 781-SI2323DS-T1-E3	SI2323DS-T1-E3	SOT-23	-20	-4.7	-20	-----	0.0390	0.0520	0.0680	0.75	.78	.46	.342	.268
◆ 781-SI3443BDV-E3	SI3443BDV-T1-E3	TSOP-6	-20	-4.7	-20	-----	0.0600	0.1000	-----	1.1	.70	.417	.31	.214
◆ 781-SI7703EDN-GE3	SI7703EDN-T1-GE3	PowerPAK 1212-8	-20	-4.3	-20	-----	0.048	0.068	0.09	2.8	1.71	1.21	.942	.738
◆ 781-SI3433BDV-E3	SI3433BDV-T1-E3	TSOP-6	-20	-5.6	-20	-----	0.0420	0.0570	0.0800	1.1	.73	.492	.364	.289
◆ 781-SI2323CDS-T1-GE3	SI2323CDS-T1-GE3	TO-236	-20	-6	-20	-----	0.0390	0.05	0.063	2.5	.89	.599	.428	.342
◆ 781-SI3469DV-T1-E3	SI3469DV-T1-E3	TSOP-6	-20	-6.7	-25	0.0300	0.0510	-----	-----	1.14	.70	.417	.31	.30
◆ 781-SI9424BDY-T1-E3	SI9424BDY-T1-E3	SO-8	-20	-7.1	-30	-----	0.0250	0.0330	-----	1.25	1.55	1.26	1.19	.49
◆ 781-SI6463BDQ-E3	SI6463BDQ-T1-E3	TSSOP-8	-20	-7.4	-30	-----	0.0150	0.0200	0.0270	1.05	1.22	.856	.663	.524
◆ 781-SI3493BDV-T1-E3	SI3493BDV-T1-E3	TSOP-6	-20	-8	-25	-----	0.0275	0.0340	0.0450	2.97	.81	.546	.407	.321
◆ 781-SIB411DK-GE3	SIB411DK-T1-GE3	SC-75-6L	-20	-9	-15	-----	0.0660	0.0940	0.1300	13	.85	.567	.417	.332
◆ 781-SIA443DJ-T1-GE3	SIA443DJ-T1-GE3	SC-70-6L	-20	-9	-20	-----	0.0450	0.0630	0.0880	15	.42	.364	.351	.338
◆ 781-SIB433EDK-T1-GE3	SIB433EDK-T1-GE3	PowerPAK SC-75-6L	-20	-9	-20	-----	0.0580	0.077	0.105	13	.66	.385	.289	.214
◆ 781-SIB457EDK-GE3	SIB457EDK-T1-GE3	SC-75-6L	-20	-9	-25	-----	0.0350	0.0490	0.0720	13	.27	.214	.203	.182
◆ 781-SI8445DB-E1	SI8445DB-T2-E1	MicroFoot	-20	-9.8	-10	-----	0.0840	0.1000	0.1200	11.4	1.07	.76	.514	.396
◆ 781-SI4403BDY-E3	SI4403BDY-T1-E3	SO-8	-20	-9.9	-30	-----	0.0170	0.0230	0.0320	1.35	1.07	.728	.524	.417

© Copyright 2013 Mouser Electronics

© Copyright 2013 Mouser Electronics

SILICONIX MOSFETs

RoHS Compliant **This product is RoHS compliant.**

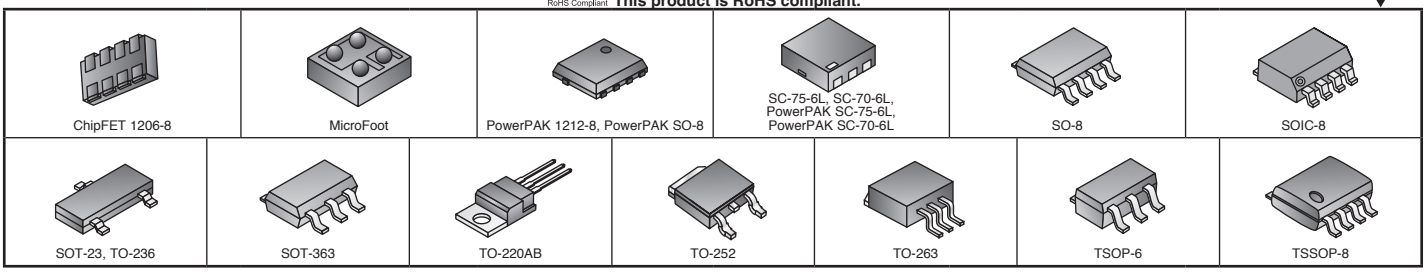

P-CHANNEL TRENCHFET® MOSFETS (SINGLE CONFIGURATION) (CONT.)

◆ Surface Mount Device

For quantities greater than listed, call for quote.

MOUSER STOCK NO.	Siliconix Part No.	Package	V_{DS} (Max)(V)	I_D (Max)(A)	I_{DM} (Max)(A)	R_{DS}(on) Max (Ω) @ V_{GS}=10V	V_{GS}=4.5V	V_{GS}=2.5V	V_{GS}=1.8V	P_D (Max) (W)	Price Each 1	100	500	1000
◆ 781-SIA411DJ-T1-GE3	SIA411DJ-T1-GE3	SC-70-6L	-20	-12	-20	- - - - -	0.0300	0.0410	0.0560	19	1.08	.738	.541	.43
◆ 78-SIA461DJ-T1-GE3	SIA461DJ-T1-GE3	SC-70-6L	-20	-12	-20	- - - - -	0.033	0.042	0.055	17.9	.54	.31	.235	.182
◆ 781-SIA419DJ-T1-GE3	SIA419DJ-T1-GE3	SC-70-6L	-20	-12	-30	- - - - -	0.0300	0.0390	0.0510	19	1.07	.728	.535	.417
◆ 781-SIA415DJ-T1-GE3	SIA415DJ-T1-GE3	SC-70-6L	-20	-12	-30	- - - - -	0.0350	0.0510	- - - - -	19	1.06	.749	.578	.449
◆ 781-SIA429DJT-T1-GE3	SIA429DJT-T1-GE3	PowerPAK SC-70-6L	-20	-12	-30	- - - - -	0.0205	0.027	0.036	19	.62	.418	.347	.274
◆ 781-SIA433EDJ-GE3	SIA433EDJ-T1-GE3	PowerPAK SC-70-6L	-20	-12	-50	- - - - -	0.018	.026	.065	19	.82	.559	.424	.337
◆ 78-SIA445EDJ-T1-GE3	SIA445EDJ-T1-GE3	SC-70-6L	-20	-12	-50	- - - - -	0.0165	0.03	- - - - -	19	.65	.46	.364	.278
◆ 781-SI4421DY-T1-E3	SI4421DY-T1-E3	SO-8	-20	-14	-40	- - - - -	0.0070	0.0085	0.0110	1.5	1.88	1.32	1.02	.867
◆ 781-SI4423DY-T1-E3	SI4423DY-T1-E3	SO-8	-20	-14	-50	- - - - -	0.0075	0.0090	0.0115	1.5	2.51	1.75	1.36	1.14
◆ 781-SUD45P03-10-E3	SUD45P03-10-E3	TO-252	-20	-15	-100	0.0100	0.0180	- - - - -	- - - - -	70	2.46	2.27	2.21	1.97
◆ 781-SI8499DB-T2-E1	SI8499DB-T2-E1	MicroFoot	-20	-16	-20	- - - - -	0.0320	0.0460	0.1200	13	.86	.482	.384	.303
◆ 781-SI7485DP-E3	SI7485DP-T1-E3	PowerPAK SO-8	-20	-20	-50	- - - - -	0.0073	0.0090	0.0130	5.0	3.36	2.35	1.82	1.53
◆ 781-SIS407DN-T1-GE3	SIS407DN-T1-GE3	PowerPAK 1212-8	-20	-25	-40	- - - - -	0.0095	0.0138	0.0195	33	1.17	.824	.631	.492
◆ 781-SI7615DN-GE3	SI7615DN-T1-GE3	PowerPAK 1212-8	-20	-35	-80	0.0039	0.0055	0.0098	- - - - -	52	1.56	1.10	.856	.674
◆ 781-SI7629DN-T1-GE3	SI7629DN-T1-GE3	PowerPAK 1212-8	-20	-35	-80	0.0046	0.0062	0.0117	- - - - -	52	1.29	.91	.706	.546
◆ 781-SI7141DP-T1-GE3	SI7141DP-T1-GE3	PowerPAK SO-8	-20	-60	-100	0.0019	0.003	- - - - -	- - - - -	104	2.78	1.94	1.50	1.26
◆ 781-SI7633DP-GE3	SI7633DP-T1-GE3	PowerPAK SO-8	-20	-60	-100	0.0033	0.0055	- - - - -	- - - - -	104	2.02	1.41	1.09	.92
◆ 781-SI7137DP-GE3	SI7137DP-T1-GE3	PowerPAK SO-8	-20	-60	-100	0.00195	0.0025	0.0039	- - - - -	104	3.32	2.17	1.81	1.38
◆ 781-TP0202K-T1-E3	TP0202K-T1-E3	SOT-23	-30	-0.385	-0.75	1.4000	3.5000	- - - - -	- - - - -	0.35	.78	.46	.342	.268
◆ 781-SI1433DH-T1-E3	SI1433DH-T1-E3	SOT-363	-30	-2.2	-8.0	0.1500	0.2600	- - - - -	- - - - -	1.45	.78	.46	.342	.268
◆ 781-SI1471DH-T1-E3	SI1471DH-T1-E3	SOT-363	-30	-2.7	-8.0	0.1000	0.1200	0.1750	- - - - -	2.78	.77	.503	.375	.289
◆ 781-SI1473DH-T1-GE3	SI1473DH-T1-GE3	SOT-363	-30	-2.7	-8	0.1	0.145	- - - - -	- - - - -	2.78	.74	.503	.364	.289
◆ 781-SI2307BDS-E3	SI2307BDS-T1-E3	SOT-23	-30	-3.2	-12	0.0780	0.1300	- - - - -	- - - - -	0.75	.58	.342	.257	.235
◆ 781-SI3455ADV-E3	SI3455ADV-T1-E3	TSOP-6	-30	-3.5	-20	0.1000	0.1700	- - - - -	- - - - -	1.14	.70	.417	.31	.235
◆ 781-SI2343DS-T1-E3	SI2343DS-T1-E3	SOT-23	-30	-4	-15	0.0530	0.0860	- - - - -	- - - - -	1.25	.70	.417	.31	.235
◆ 781-SI3457BDV-E3	SI3457BDV-T1-E3	TSOP-6	-30	-5	-20	0.0540	0.1000	- - - - -	- - - - -	1.14	.60	.356	.257	.204
◆ 781-SI2343CDS-T1-GE3	SI2343CDS-T1-GE3	TO-236	-30	-5.9	-25	0.045	0.075	- - - - -	- - - - -	2.5	.78	.46	.342	.257
◆ 781-SI5435BDC-T1-E3	SI5435BDC-T1-E3	ChipFET 1206-8	-30	-5.9	-30	0.0450	0.0800	- - - - -	- - - - -	2.5	1.18	.835	.642	.503
◆ 781-SI6435ADQ-E3	SI6435ADQ-T1-E3	TSSOP-8	-30	±5.5	±30	0.0300	0.0550	- - - - -	- - - - -	1.05	1.87	1.33	1.03	.803
◆ 781-SI9435BDY-T1-E3	SI9435BDY-T1-E3	SO-8	-30	-5.7	-30	0.0420	0.0700	- - - - -	- - - - -	1.3	1.10	.751	.549	.389
◆ 781-SI3483DV-T1-E3	SI3483DV-T1-E3	TSOP-6	-30	-6.2	-25	0.035	0.053	- - - - -	- - - - -	2.0	1.24	.877	.685	.538
◆ 781-SI6415DQ-E3	SI6415DQ-T1-E3	TSSOP-8	-30	±6.5	±30	0.0190	0.0300	- - - - -	- - - - -	1.5	1.89	1.35	1.05	.824
◆ 781-SI4431BDY-E3	SI4431BDY-T1-E3	SO-8	-30	-7.5	-30	0.0300	0.0500	- - - - -	- - - - -	1.5	1.01	.598	.503	.396
◆ 78-SI8487DB-T1-E1	SI8487DB-T1-E1	MicroFoot-4	-30	-7.7	-25	-7.7	-7.3	-6.4	- - - - -	2.7	.47	.332	.268	.246
◆ 781-SIB415DK-T1-GE3	SIB415DK-T1-GE3	SC-75-6L	-30	-9	-15	0.0870	0.1580	- - - - -	- - - - -	13	.90	.61	.439	.353
◆ 781-SI7409ADN-T1-E3	SI7409ADN-T1-T3	PowerPAK 1212-8	-30	-11	-40	- - - - -	0.0190	0.0310	- - - - -	3.8	2.54	2.19	2.01	1.53
◆ 781-SI4425BDY-E3	SI4425BDY-T1-E3	SO-8	-30	-11.4	-50	0.0120	0.0190	- - - - -	- - - - -	1.5	2.36	1.65	1.27	1.07
◆ 781-SIA421DJ-T1-GE3	SIA421DJ-T1-GE3	SC-70-6L	-30	-12	-35	0.0350	0.0560	- - - - -	- - - - -	19	1.18	.838	.652	.511
◆ 78-SI5429DU-T1-GE3	SI5429DU-T1-GE3	PowerPak-8	-30	-12	-50	0.015	0.022	- - - - -	- - - - -	31	.85	.578	.417	.332
◆ 781-SI4427BDY-E3	SI4427BDY-T1-E3	SO-8	-30	-12.6	-50	0.0105	0.0125	0.0195	- - - - -	1.5	2.21	1.54	1.10	.821
◆ 78-SI8497DB-T2-E1	SI8497DB-T2-E1	MicroFoot-6	-30	-13	-20	-	-13	-11	- - - - -	13	.41	.289	.225	.214
◆ 781-SI4483EDY-T1-E3	SI4483EDY-T1-E3	SO-8	-30	-14	-50	0.0085	0.0140	- - - - -	- - - - -	3.0	1.75	1.24	.963	.76
◆ 781-SI4413ADY-T1-E3	SI4413ADY-T1-E3	SO-8	-30	-15	-50	0.0075	0.0110	- - - - -	- - - - -	3.0	2.02	1.41	1.09	.92
◆ 781-SI7459DP-T1-E3	SI7459DP-T1-E3	PowerPAK SO-8	-30	-22	-60	0.0068	- - - - -	- - - - -	- - - - -	5.4	3.23	2.36	1.88	1.61
◆ 781-SI7483ADP-T1-E3	SI7483ADP-T1-E3	PowerPAK SO-8	-30	-24	-60	0.0057	0.0095	- - - - -	- - - - -	5.4	3.36	2.35	2.08	1.84
◆ 781-SI4459ADY-T1-GE3	SI4459ADY-T1-GE3	SO-8	-30	-29	-70	0.0050	0.00755	- - - - -	- - - - -	7.8	1.51	1.07	.824	.655
◆ 781-SI7129DN-GE3	SI7129DN-T1-GE3	PowerPAK 1212-8	-30	-35	-60	0.0114	0.0200	- - - - -	- - - - -	52.1	1.31	.884	.732	.579
◆ 781-SI7143DP-T1-GE3	SI7143DP-T1-GE3	PowerPAK SO-8	-30	-35	-60	0.01	0.0186	- - - - -	- - - - -	35.7	1.62	1.14	.877	.696
◆ 781-SI7625DN-T1-GE3	SI7625DN-T1-GE3	PowerPAK 1212-8	-30	-35	-80	0.0070	0.0110	- - - - -	- - - - -	52	1.32	.931	.728	.567
◆ 781-SI4497DY-T1-GE3	SI4497DY-T1-GE3	SOIC-8	-30	-36	-70	0.0033	0.0046	- - - - -	- - - - -	7.8	2.25	1.55	1.21	1.02
◆ 781-SI7139DP-T1-GE3	SI7139DP-T1-GE3	PowerPAK SO-8	-30	-40	-70	0.0055	0.009	- - - - -	- - - - -	48	1.80	1.27	.984	.77
◆ 781-SI7145DP-GE3	SI7145DP-T1-GE3	PowerPAK SO-8	-30	-60	-100	0.0026	0.00375	- - - - -	- - - - -	104	2.77	1.94	1.50	1.26
◆ 781-SI7135DP-T1-GE3	SI7135DP-T1-GE3	PowerPAK SO-8	-30	-60	-100	0.0039	0.0062	- - - - -	- - - - -	104.0	2.70	1.88	1.35	1.23
◆ 781-SI2319CDS-T1-GE3	SI2319CDS-T1-GE3	TO-236	-40	-4.4	-20	0.077	0.108	- - - - -	- - - - -	2.5	.73	.428	.31	.235
◆ 781-SI4401BDY-T1-E3	SI4401BDY-T1-E3	SO-8	-40	-10.5	-50	0.0140	0.0210	- - - - -	- - - - -	1.5	1.89	1.35	1.05	.824
◆ 781-SI4401DDY-T1-GE3	SI4401DDY-T1-GE3	SO-8	-40	-16.1	-50	0.015	0.022	- - - - -	- - - - -	6.3	1.03	.696	.503	.396
◆ 781-SI7463DP-T1-E3	SI7463DP-T1-E3	PowerPAK SO-8	-40	-18.6	-60	0.0092	0.0140	- - - - -	- - - - -	5.4	2.96	2.07	1.61	1.35
◆ 781-SUD50P04-08-GE3	SUD50P04-08-GE3	TO-252	-40	-50	-100	0.0081	0.0117	- - - - -	- - - - -	73.5	1.74	1.23	.952	.749
◆ 781-SUD50P04-09L-E3	SUD50P04-09L-E3	TO-252	-40	-50	-100	0.0094	0.0145	- - - - -	- - - - -	136	3.30	2.21	1.84	1.46
◆ 781-SUD50P04-15-E3	SUD50P04-15-E3	TO-252	-40	-50	-150	0.0150	0.0230	- - - - -	- - - - -	100	4.35	2.94	2.43	1.93
◆ 781-TP0610K-E3	TP0610K-T1-E3	SOT-23	-60	-0.185	-0.8	6.000	10.000	- - - - -	- - - - -	0.35	.47	.25	.193	.171
◆ 781-SQ2361EES-T1-GE3	SQ2361EES-T1-GE3	SOT-23	-60	-2.5	-10	0.15	0.2	- - - - -	- - - - -	2	.41	.364	.289	.257
◆ 781-SI9407BDY-T1-GE3	SI9407BDY-T1-GE3	SO-8	-60	-4.7	-20	0.1200	0.1500	- - - - -	- - - - -	3.2	1.63	1.11	.813	.578
◆ 781-SI7465DP-T1-E3	SI7465DP-T1-E3	PowerPAK SO-8	-60	-5	-25	0.0640	0.0800	- - - - -	- - - - -	3.5	1.54	1.09	.845	.663
◆ 781-SI7415DN-T1-E3	SI7415DN-T1-E3	PowerPAK 1212-8	-60	-5.7	-30	0.0650	0.1100	- - - - -	- - - - -	1.5	1.56	1.10	.856	.674
◆ 781-SUM55P06-19L-E3	SUM55P06-19L-E3	TO-263	-60	-55	-150	0.0190	0.0250	- - - - -	- - - - -	125	3.56	2.48	1.59	1.47
◆ 781-SUP90P06-09L-E3	SUP90P06-09L-E3	TO-220AB	-60	-90	-200	0.0093	0.0118	- - - - -	- - - - -	250	4.11	3.46	3.16	3.06
◆ 781-SI2337DS-E3	SI2337DS-T1-E3	SOT-23	-80	-2.2	-7	0.2700	- - - - -	- - - - -	- - - - -	2.5	1.18	.835	.642	.503
◆ 781-SI7469DP-T1-E3	SI7469DP-T1-E3	PowerPAK SO-8	-80	-28	-40	0.0250	0.0290	- - - - -	- - - - -	83	2.87	2.00	1.55	1.31
◆ 781-SUM110P08-11L-E3	SUM110P08-11L-E3	TO-263	-80	110	-120	0.0111	- - - - -	- - - - -	- - - - -	375	5.20	3.81	2.60	2.42
◆ 781-SI7489DP-E3	SI7489DP-T1-E3	PowerPAK SO-8	-100	-28	-40	0.0410	0.0470	- - - - -	- - - - -	83	3.22	2.25	1.74	1.47

P-CHANNEL TRENCHFET® MOSFETS (DUAL CONFIGURATION)

For quantities greater than listed, call for quote.

◆ 781-SI1905DL-E3	SI1905DL-T1-E3	SOT-363	-8	±0.60	±1.0	- - - - -	0.600	0.850	1.200	0.27	.57	.332	.246	.195
◆ 781-SI1917EDH-E3	SI1917EDH-T1-E3	SOT-363	-12	-1.15	-3.0	- - - - -	0.370	0.575	0.800	0.57	1.48	.993	.822	.651
◆ 781-SIA913DJ-T1-GE3	SIA913DJ-T1-GE3	SC-70-6L	-12	-4.5	-10	- - - - -	0.070	0.100	0.140	6.5	1.08	.738	.541	.43
◆ 781-SIA975DJ-T1-GE3	SIA975DJ-T1-GE3	SC-70-6L	-12	-4.5	-15	- - - - -	0.0410	0.0600	0.1100	7.8	.75	.503	.364	.289
◆ 781-SI6913DQ-T1-E3	SI6913DQ-T1-E3	TSSOP-8	-12	-5.8	-30	- - - - -	0.021	0.028	0.037	1.14	3.10	2.07	1.69	1.28
◆ 781-SI4931DY-T1-E3	SI4931DY-T1-E3	SO-8	-12	-8.9	-30	- - - - -	0.018	0.022	0.028	1.1	1.07	.76	.589	.487

© Copyright 2013 Mouser Electronics
© Copyright 2013 Mouser Electronics

SILICONIX MOSFETs

RoHS Compliant **This product is RoHS compliant.**

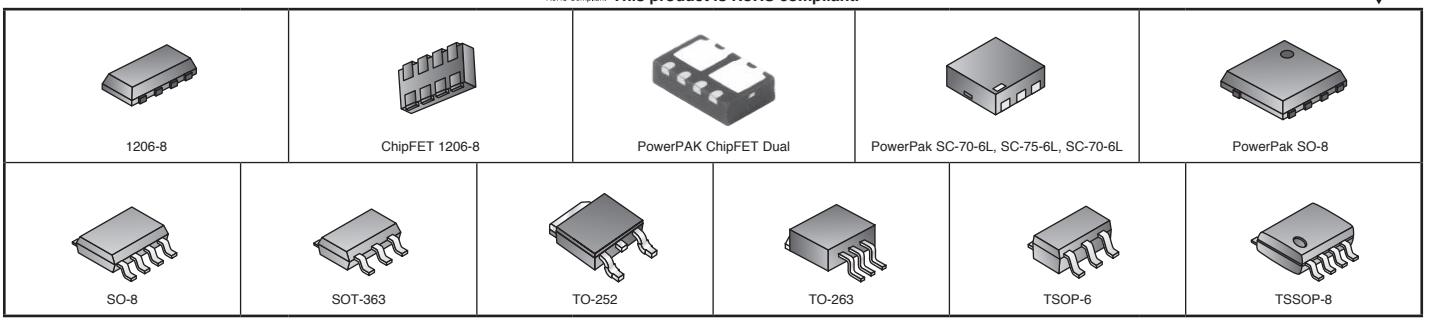

♦ Surface Mount Device

P-CHANNEL TRENCHFET® MOSFETS (DUAL CONFIGURATION) (CONT.)

For quantities greater than listed, call for quote.

MOUSER STOCK NO.	Siliconix Part No.	Package	V_{DS} (Max) (V)	I_D (Max) (A)	I_{DM} (Max) (A)	R_{DS}(on) Max (Ω) @ V_{GS}=10V	V_{GS}=4.5V	V_{GS}=2.5V	V_{GS}=1.8V	P_D (Max) (W)	Price Each 1	100	500	1000
♦ 781-SI1903DL-E3	SI1903DL-T1-E3	SOT-363	-20	±0.44	±1.0	- - - - -	0.995	1.180	- - - - -	0.27	.57	.338	.251	.195
♦ 781-SI1913DH-T1-E3	SI1913DH-T1-E3	SOT-363	-20	-1.0	-3.0	- - - - -	0.490	0.750	1.100	0.74	.57	.338	.251	.195
♦ 781-SI1913EDH-E3	SI1913EDH-T1-E3	SOT-363	-20	-1.0	-3.0	- - - - -	0.490	0.750	1.100	0.74	.80	.642	.621	.559
♦ 781-SI1967DH-T1-GE3	SI1967DH-T1-GE3	SOT-363	-20	-1.3	-3	- - - - -	0.49	0.64	0.79	1.25	.52	.30	.225	.171
♦ 781-SIB911DK-T1-GE3	SIB911DK-T1-GE3	SC-75-6L	-20	-2.6	-5.0	- - - - -	0.295	0.420	0.560	3.1	.80	.546	.40	.318
♦ 781-SI3951DV-T1-E3	SI3951DV-T1-E3	TSOP-6	-20	-2.7	-10	- - - - -	0.115	0.205	- - - - -	2.0	.57	.332	.246	.195
♦ 781-SI5903DC-E3	SI5903DC-T1-E3	1206-8	-20	±2.9	±10	- - - - -	0.155	0.260	- - - - -	2.1	1.27	.899	.696	.546
♦ 781-SIA911ADJ-GE3	SIA911ADJ-T1-GE3	SC-70-6L	-20	-4.5	-8.0	- - - - -	0.116	0.155	0.205	6.5	.55	.372	.308	.244
♦ 781-SIA921EDJ-GE3	SIA921EDJ-T1-GE3	SC-70-6L	-20	-4.5	-15	- - - - -	0.059	0.098	- - - - -	7.8	.47	.289	.278	.246
♦ 781-SIA923EDJ-T1-GE3	SIA923EDJ-T1-GE3	PowerPAK SC-70-6	-20	-4.5	-15	- - - - -	0.044	0.057	0.075	1.9	.77	.514	.375	.289
♦ 781-SI6981DQ-T1-E3	SI6981DQ-T1-E3	TSSOP-8	-20	-4.8	-30	- - - - -	0.031	0.041	0.058	1.14	1.75	1.24	.963	.76
♦ 781-SI5999EDU-T1-GE3	SI5999EDU-T1-GE3	PowerPAK ChipFET Dual	-20	-6	-20	- - - - -	0.059	0.096	- - - - -	10.4	.70	.471	.342	.268
♦ 781-SI4943BDY-E3	SI4943BDY-T1-E3	SO-8	-20	-8.4	-30	0.019	0.031	- - - - -	- - - - -	2.0	2.51	1.75	1.36	1.14
♦ 781-SI4947ADY-T1-E3	SI4947ADY-T1-E3	SO-8	-30	-3.9	-20	0.080	0.135	- - - - -	- - - - -	1.2	1.07	.728	.524	.417
♦ 781-SI6993DQ-E3	SI6993DQ-T1-E3	TSSOP-8	-30	-4.7	-30	0.031	0.048	- - - - -	- - - - -	0.83	2.02	1.41	1.09	.92
♦ 781-SI4953ADY-T1-E3	SI4953ADY-T1-E3	SO-8	-30	-4.9	-30	0.053	0.090	- - - - -	- - - - -	1.1	1.02	.696	.503	.396
♦ 781-SI4925BDY-T1-E3	SI4925BDY-T1-E3	SO-8	-30	-7.1	-40	0.025	0.041	- - - - -	- - - - -	1.1	1.27	.899	.696	.546
♦ 781-SI4973DY-T1-E3	SI4973DY-T1-E3	SO-8	-30	-7.6	-30	0.023	0.029 @ 6V	- - - - -	- - - - -	2.0	4.00	2.38	1.66	1.23
♦ 781-SI7945DP-T1-E3	SI7945DP-T1-E3	SO-8	-30	-10.9	-30	0.020	0.031	- - - - -	- - - - -	3.5	3.22	2.25	1.74	1.39
♦ 781-SI7997DP-T1-GE3	SI7997DP-T1-GE3	PowerPAK SO-8	-30	-60	-100	0.0055	0.0078	- - - - -	- - - - -	46	2.65	1.84	1.42	1.20

P-CHANNEL LOGIC LEVEL TRENCHFET® MOSFETS (SINGLE CONFIGURATION)

For quantities greater than listed, call for quote.

MOUSER STOCK NO.	Siliconix Part No.	Package	V_{DS} (Max)(V)	I_D (Max)(A)	I_{DM} (Max)(A)	R_{DS}(on) Max (Ω) @ V_{GS}=10V	V_{GS}=4.5V	V_{GS}=2.5V	V_{GS}=1.8V	P_D (Max) (W)	Price Each 1	100	500	1000
♦ 781-SUD50P04-13L-E3	SUD50P04-13L-E3	TO-252	-40	-60	-100	0.0130	0.0220	- - - - -	- - - - -	93.7	3.02	2.03	1.68	1.34
♦ 781-SUD08P06-155L-E3	SUD08P06-155L-E3	TO-252	-60	-8.4	-18	0.1550	0.2800	- - - - -	- - - - -	25	.85	.578	.417	.337
♦ 781-SUM110P06-07L-E3	SUM110P06-07L-E3	TO-263	-60	-110	-240	0.0069	0.0138	- - - - -	- - - - -	375	3.26	2.39	1.63	1.55

N & P-CHANNEL MOSFETS (DUAL CONFIGURATION)

For quantities greater than listed, call for quote.

MOUSER STOCK NO.	Siliconix Part No.	Package	V_{DS} (Max)(V)	I_D (Max)(A)	I_{DM} (Max)(A)	R_{DS}(on) Max (Ω) @ V_{GS}=10V	V_{GS}=4.5V	V_{GS}=2.5V	V_{GS}=1.8V	P_D (Max) (W)	Price Each 1	100	500	1000
♦ 781-SI3850ADV-T1-E3	SI3850ADV-T1-E3	TSOP-6	+20/-20	+1.4/-0.96	+3.5/-2.0	-----/-----	0.300/0.640	-----/-----	-----/-----	1.08/1.08	.71	.482	.353	.278

N & P-CHANNEL TRENCHFET® MOSFETS (DUAL CONFIGURATION)

For quantities greater than listed, call for quote.

MOUSER STOCK NO.	Siliconix Part No.	Package	V_{DS} (Max)(V)	I_D (Max)(A)	I_{DM} (Max)(A)	R_{DS}(on) Max (Ω) @ V_{GS}=10V	V_{GS}=4.5V	V_{GS}=2.5V	V_{GS}=1.8V	P_D (Max) (W)	Price Each 1	100	500	1000
♦ 781-SIA511DJ-T1-GE3	SIA511DJ-T1-GE3	SC-70-6L	+12/-12	+4.5/-4.5	+20/-10	-----/-----	0.040/0.070	0.048/0.100	0.063/0.140	6.5/6.5	1.08	.738	.599	.471
♦ 781-SIA533EDJ-T1-GE3	SIA533EDJ-T1-GE3	PowerPAK SC-70-6	+12/-12	+4.5/-4.5	+20/-15	-----/-----	0.034/0.059	.04/.081	.05/.115	7.8/7.8	.78	.46	.342	.257
♦ 781-SI7540DP-T1-E3	SI7540DP-T1-E3	SO-8	+12/-12	+11.8/-8.9	20/20	-----/-----	0.017/0.032	0.025/0.053	-----/-----	1.4/1.4	2.11	1.47	1.13	.963
♦ 781-SI1555DL-E3	SI1555DL-T1-E3	SOT-363	+20/-8.0	+0.70/-0.60	+1.0/-1.0	-----/-----	0.385/0.600	0.630/0.850	-----/1.200	0.27/0.27	.61	.325	.225	.167
♦ 781-SI1551DL-E3	SI1551DL-T1-E3	SOT-363	+20/-20	+0.30/-0.44	+0.60/-1.0	-----/-----	1.900/0.995	4.200/1.800	-----/-----	0.27/0.27	.64	.346	.24	.178
♦ 781-SI1553DL-E3	SI1553DL-T1-E3	SOT-363	+20/-20	±0.7/±0.44	±1.0/±1.0	-----/-----	0.385/0.995	0.630/1.800	-----/-----	0.27/0.27	.54	.318	.235	.183
♦ 781-SI1563DH-T1-E3	SI1563DH-T1-E3	SOT-363	+20/-20	+1.28/-1.0	+4.0/-3.0	-----/-----	0.280/0.490	0.360/0.750	0.450/1.100	0.57/0.57	.63	.375	.282	.219
♦ 781-SI3585DV-E3	SI3585DV-T1-E3	TSOP-6	+20/-20	+2.4/-1.8	+8.0/-7.0	-----/-----	0.125/0.200	0.200/0.340	-----/-----	0.83/0.83	.74	.439	.321	.246
♦ 781-SI3588DV-E3	SI3588DV-T1-E3	TSOP-6	+20/-20	+3.0/-2.2	±8.0/±8.0	-----/-----	0.080/0.145	0.100/0.200	0.128/0.300	0.83/0.83	1.07	.76	.589	.46
♦ 781-SI5515CDC-T1-GE3	SI5515CDC-T1-GE3	ChipFET 1206-8	+20/-20	+4/-4	+20/-10	-----/-----	.036/.1	.041/.12	.05/.156	3.1/3.1	.97	.663	.482	.375
♦ 781-SI5513CDC-T1-GE3	SI5513CDC-T1-GE3	ChipFET 1206-8	+20/-20	+4/-3.7	+10/-8	-----/-----	.055/.15	.085/.255	-----/-----	3.1/3.1	.78	.46	.342	.257
♦ 781-SI6562DQ-E3	SI6562DQ-T1-E3	TSSOP-8	+20/-20	±4.5/±3.5	±30/±30	-----/-----	0.030/0.050	0.040/0.085	-----/-----	1.0/1.0	1.66	1.17	.91	.717
♦ 781-SIA519EDJ-T1-GE3	SIA519EDJ-T1-GE3	PowerPAK SC-70-6 Dual	+20/-20	+4.5/-4.5	+15/-15	-----/-----	.04/.09	.065/.137	-----/-----	7.8/7.8	.78	.46	.342	.257
♦ 781-SI4500BDY-E3	SI4500BDY-T1-E3	SO-8	+20/-20	+9.1/-5.3	+30/-20	-----/-----	0.020/0.060	0.030/0.100	-----/-----	1.3/1.3	1.27	.899	.701	.55
♦ 781-SI4511DY-T1-E3	SI4511DY-T1-E3	SO-8	+20/-20	+9.6/-6.2	+40/-40	0.0145/-----	0.017/0.033	-----/0.050	-----/-----	1.1/1.1	1.95	1.33	.976	.693
♦ 781-SI1539DL-E3	SI1539DL-T1-E3	SOT-363	+30/-30	+0.63/-0.45	+1.0/+1.0	0.480/0.940	0.700/1.700	-----/-----	-----/-----	0.27/0.27	.57	.338	.251	.195
♦ 781-SI3552DV-E3	SI3552DV-T1-E3	TSOP-6	+30/-30	+2.5/-1.8	+1.05/-1.05	0.105/0.200	0.175/0.360	-----/-----	-----/-----	1.15/1.15	.98	.674	.492	.385
♦ 781-SI5504DC-E3	SI5504DC-T1-E3	1206-8	+30/-30	±3.9/±2.8	±10/±10	0.085/0.165	0.143/0.290	-----/-----	-----/-----	0.90/0.90	2.32	1.62	1.25	1.06
♦ 781-SI6544BDQ-E3	SI6544BDQ-T1-E3	TSSOP-8	+30/-30	+4.3/-3.8	+20/-20	0.032/0.043	0.046/0.073	-----/-----	-----/-----	0.83/0.83	1.26	1.02	.96	.869
♦ 781-SI4532ADY-T1-E3	SI4532ADY-T1-E3	SO-8	+30/-30	+4.9/-3.9	+20/+20	0.053/0.080	0.075/0.135	-----/-----	-----/-----	1.13/1.2	.84	.696	.674	.421
♦ 781-SI4542DY-T1-E3	SI4542DY-T1-E3	SO-8	+30/-30	+6.9/-6.1	+40/-40	0.025/0.032	0.035/0.045	-----/-----	-----/-----	2.0/2.0	3.62	3.02	2.92	1.82
♦ 781-SI4564DY-T1-GE3	SI4564DY-T1-GE3	SO-8	+40/-40	+10/-9.2	+40/-40	.0175/.021	.02/.028	-----/-----	-----/-----	3.1/3.2	1.62	1.14	.888	.696
♦ 781-SI4559ADY-T1-GE3	SI4559ADY-T1-GE3	SO-8	+60/-60	±45/±3.1	±30/±30	0.025/0.032	0.35/0.045	-----/-----	-----/-----	2.4/2.4	1.62	1.14	.888	.696

© Copyright 2013 Mouser Electronics
© Copyright 2013 Mouser Electronics

SILICONIX MOSFETs

VISHAY

RoHS Compliant **This product is RoHS compliant.**

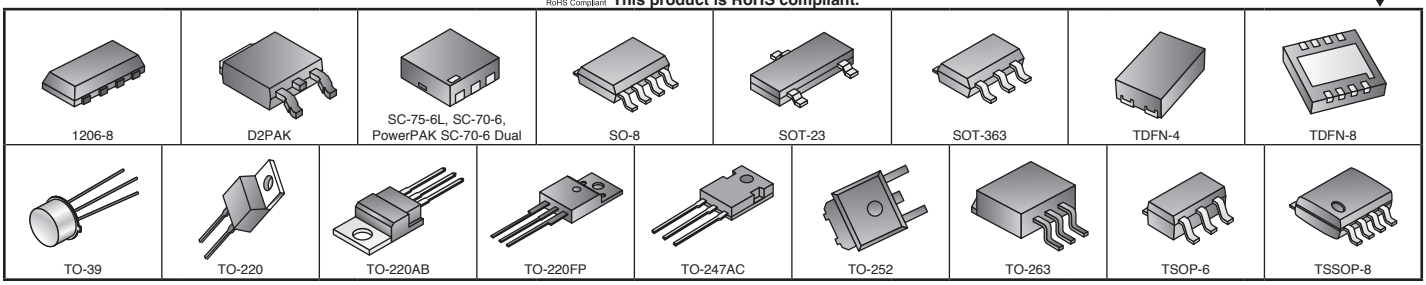

N AND P-CHANNEL TRENCHFET® LOAD SWITCH WITH LEVEL SHIFT (DUAL CONFIGURATION)

♦ Surface Mount Device

For quantities greater than listed, call for quote.

MOUSER STOCK NO.	Siliconix Part No.	Package	V_{DS} (Max)(V)	I_D (Max)(A)	I_{DM} (Max)(A)	R_{DS}(on) Max (Ω) @ V_{GS}=10V	V_{GS}=4.5V	V_{GS}=2.5V	P_D (Max)(W)	Price Each 1	100	500	1000
♦ 781-SIP32413DNP-GE4	SIP32413DNP-T1-GE4	TDFN-8	1.1 to 5.5	2.4	3	- - - - -	0.062	- - - - -	0.655	.98	.674	.492	.385
♦ 781-SIP32414DNP-GE4	SIP32414DNP-T1-GE4	TDFN-8	1.1 to 5.5	2.4	3	- - - - -	0.062	- - - - -	0.655	.98	.674	.492	.385
♦ 781-SIP32411DNP-GE4	SIP32411DNP-T1-GE4	TDFN-4	1.1 to 5.5	2.4	3	- - - - -	0.062	- - - - -	0.324	.65	.462	.36	.353
♦ 781-SIP32411DR-GE3	SIP32411DR-T1-GE3	SC-70-6	1.1 to 5.5	1.8	2.2	- - - - -	0.101	- - - - -	0.23	.98	.674	.492	.385
♦ 781-SIP32431DNP3-GE4	SIP32431DNP3-T1GE4	TDFN-4	1.1 to 5.5	1.4	3	- - - - -	0.105	- - - - -	0.324	.90	.61	.439	.353
♦ 781-SIP32431DR3-GE3	SIP32431DR3-T1GE3	SC-70-6	1.1 to 5.5	1.2	3	- - - - -	0.147	- - - - -	0.25	.49	.342	.268	.24
♦ 781-SI3861BDV-T1-E3	SI3861BDV-T1-E3	TSOP-6	4.5 to 20	±2.3	±4.0	0.075	0.12	0.145	0.83	.88	.589	.428	.342

N-CHANNEL MOSFETS (SINGLE CONFIGURATION)

For quantities greater than listed, call for quote.

♦ 781-SI2302CDS-T1-GE3	SI2302CDS-T1-GE3	SOT-23	20	2.4	10	- - - - -	0.060	0.115	0.7	.54	.288	.199	.148
♦ 781-SI3442BDV-E3	SI3442BDV-T1-E3	TSOP-6	20	4.2	20	- - - - -	0.057	0.090	1.67	.70	.417	.31	.214
♦ 781-SI2304BDS-T1-E3	SI2304BDS-T1-E3	SOT-23	30	3.2	10	0.070	0.105	- - - - -	0.75	.62	.289	.174	.172
♦ 781-SUD40N04-10A-E3	SUD40N04-10A-E3	TO-252	40	40	100	0.010	0.014	- - - - -	71	3.28	2.23	1.84	1.46
♦ 781-2N7002-T1-E3	2N7002-T1-E3	SOT-23	60	0.115	0.8	7.500	7.5 @ 5V	- - - - -	0.2	.21	.182	.137	.116
♦ 781-2N7002E-T1-E3	2N7002E-T1-E3	SOT-23	60	0.24	0.13	3.000	4.000	- - - - -	0.35	.21	.182	.137	.116
♦ 781-SUP60N06-12P-E3	SUP60N06-12P-E3	TO-220AB	60	60	80	0.012	- - - - -	- - - - -	3.25	3.53	2.48	2.12	1.41
781-2N6660-E3	2N6660-E3	TO-39	60	1.1	3.0	1.300	- - - - -	- - - - -	6.25	42.81	26.05	23.97	23.54
♦ 781-SI2328DS-E3	SI2328DS-T1-E3	SOT-23	100	1.5	6.0	0.250	- - - - -	- - - - -	0.73	.73	.492	.364	.29
♦ 781-SI3430DV-E3	SI3430DV-T1-E3	TSOP-6	100	2.4	8.0	0.170	0.185 @ 6V	- - - - -	1.14	1.07	.76	.589	.46
♦ 781-SI4102DY-GE3	SI4102DY-GE3	SO-8	100	6.9	30	0.034	0.040 @ 6V	- - - - -	1.8	1.18	.835	.642	.535
♦ 781-SI4102DY-GE3	SI4102DY-GE3	SO-8	100	7.9	40	0.025	0.028 @ 6V	- - - - -	1.8	1.18	.835	.642	.535
♦ 781-SI7430DP-T1-E3	SI7430DP-T1-E3	SO-8	150	26	50	0.045	0.047 @ 5V	- - - - -	64	4.62	3.38	2.70	2.31
♦ 781-TN2404K-T1-E3	TN2404K-T1-E3	SOT-23	240	0.2	0.8	4.000	4.000	6.000	0.36	.96	.655	.476	.382
781-SIHF16N50C-E3	SIHF16N50C-E3	TO-220	500	16	40	0.38	- - - - -	- - - - -	38	7.45	6.02	4.88	3.91
♦ 781-SIHB16N50C-E3	SIHB16N50C-E3	TO-263	500	16	40	0.38	- - - - -	- - - - -	38	7.45	6.02	4.88	3.91
781-SIHP12N50C-E3	SIHP12N50C-E3	TO-220AB	500	12	28	0.555	- - - - -	- - - - -	208	8.99	6.49	4.42	3.76
781-SIHG20N50C-E3	SIHG20N50C-E3	TO-247	560	20	80	- - - - -	- - - - -	- - - - -	292	3.26	2.39	1.93	1.63
781-SIHP18N50C-E3	SIHP18N50C-E3	TO-220AB	560	18	72	- - - - -	- - - - -	- - - - -	223	3.05	2.21	1.72	1.42
781-SIHG47N60S-E3	SIHG47N60S-E3	TO247AC	600	47	140	0.07	- - - - -	- - - - -	417	9.02	7.42	6.22	5.41
781-SIHF12N60E-E3	SIHF12N60E-E3	TO-220FP	600	12	27	0.32	- - - - -	- - - - -	147	3.17	2.19	1.75	1.56
781-SIHP12N60E-E3	SIHP12N60E-E3	TO-220AB	600	12	27	0.38	- - - - -	- - - - -	147	2.79	2.09	1.63	1.35
781-SIHP15N60E-E3	SIHP15N60E-E3	TO-220AB	600	15	39	0.23	- - - - -	- - - - -	180	3.18	2.32	1.87	1.58
781-SIHF15N60E-E3	SIHF15N60E-E3	TO-220	600	15	39	0.28	- - - - -	- - - - -	180	3.33	2.43	1.97	1.66
781-SIHP22N60E-E3	SiHP22N60E-E3	TO-220AB	600	21	56	0.15	- - - - -	- - - - -	227	4.34	3.18	2.57	2.17
781-SIHF22N60E-E3	SiHF22N60E-E3	TO-220FP	600	21	56	0.15	- - - - -	- - - - -	227	4.34	3.18	2.57	2.17
781-SIHG22N60E-E3	SiHG22N60E-E3	TO247AC	600	21	56	0.15	- - - - -	- - - - -	227	4.79	3.51	2.84	2.40
♦ 781-SIHB22N60E-GE3	SiHB22N60E-GE3	D2PAK	600	21	56	0.15	- - - - -	- - - - -	227	4.49	3.28	2.66	2.25
781-SIHP30N60E-E3	SiHP30N60E-E3	TO-220AB	600	29	65	0.104	- - - - -	- - - - -	250	6.44	4.71	3.81	3.22
781-SIHF30N60E-E3	SiHF30N60E-E3	TO-220FB	600	29	65	0.104	- - - - -	- - - - -	250	6.59	4.83	3.91	3.30
78-SIHG30N60E-GE3	SiHG30N60E-GE3	TO-247AC	600	29	65	0.104	- - - - -	- - - - -	250	7.63	5.56	4.31	3.56
♦ 78-SIHB30N60E-GE3	SiHB30N60E-E3	D2PAK	600	29	65	0.104	- - - - -	- - - - -	250	6.47	4.73	3.83	3.23
781-SIHG47N60E-E3	SiHG47N60E-E3	TO-247AC	600	47	145	0.053	- - - - -	- - - - -	357	10.43	7.71	6.46	5.63
781-SIHP24N65E-E3	SiHP24N65E-E3	TO-220AB	650	24	70	0.12	- - - - -	- - - - -	250	6.14	4.49	3.64	3.07
♦ 781-SIHB24N65E-E3	SiHB24N65E-E3	D2PAK	650	24	70	0.12	- - - - -	- - - - -	250	6.44	4.71	3.81	3.22
♦ 781-SIHB22N60S-E3	SIHB22N60S-E3	TO-263	650	22	65	- - - - -	- - - - -	- - - - -	250	3.00	2.41	2.29	2.21
781-SIHF22N60S-E3	SIHF22N60S-E3	TO-220 FullPAK	650	22	65	- - - - -	- - - - -	- - - - -	250	3.00	2.41	2.29	2.21
781-SIHG22N60S-E3	SIHG22N60S-E3	TO-247	650	22	65	- - - - -	- - - - -	- - - - -	250	4.29	3.14	2.54	2.14
781-SIHP22N60S-E3	SIHP22N60S-E3	TO-220AB	650	22	65	- - - - -	- - - - -	- - - - -	250	3.89	2.85	2.30	1.94

N-CHANNEL MOSFETS (DUAL CONFIGURATION)

For quantities greater than listed, call for quote.

♦ 781-SI6925ADQ-E3	SI6925ADQ-T1-E3	TSSOP-8	20	3.9	30	- - - - -	0.045	0.065	1.13	1.66	1.11	.924	.732
♦ 781-SI6954ADQ-E3	SI6954ADQ-T1-E3	TSSOP-8	30	3.4	20	0.053	0.075	- - - - -	0.83	.85	.578	.417	.332
♦ 781-SI6928DQ-E3	SI6928DQ-T1-E3	TSSOP-8	30	±4.0	±20	0.035	0.050	- - - - -	1.0	2.02	1.41	1.09	.92
♦ 781-SI9936BDY-T1-E3	SI9936BDY-T1-E3	SO-8	30	6.0/4.8	40	0.035	0.052	- - - - -	2.0	1.04	.845	.797	.621

N-CHANNEL D SERIES POWER MOSFETS

For quantities greater than listed, call for quote.

MOUSER STOCK NO.	Siliconix Part No.	Package	V_{DS} (Max)(V)	I_D (Max)(A)	I_{DM} (Max)(A)	R_{DS}(on) Max (Ω)	@ V_{GS} (V)	P_D (Max)	Price Each 1	100	500	1000
78-SIHG25N40D-GE3	SIHG25N40D-GE3	TO-247 AC	400	25	78	0.17	10	278	4.02	2.69	2.25	2.13
78-SIHP25N40D-GE3	SIHP25N40D-GE3	TO-220	400	25	78	0.17	10	278	3.31	2.21	1.85	1.77
78-SIHU3N50D-GE3	SIHU3N50D-GE3	TO-251	500	3	5.5	3.2	10	104	.81	.578	.449	.417
♦ 78-SIHD3N50D-GE3	SIHD3N50D-GE3	TO-252	500	3	5.5	3.2	10	104	.85	.589	.471	.439
♦ 78-SIHD5N50D-GE3	SIHD5N50D-GE3	TO-252	500	5.3	10	1.5	10	104	1.13	.792	.631	.589
78-SIHP5N50D-GE3	SIHP5N50D-GE3	TO-220	500	5.3	10	1.5	10	104	1.24	.867	.696	.642
78-SIHU5N50D-GE3	SIHU5N50D-GE3	TO-251	500	5.3	10	1.5	10	104	1.12	.781	.621	.578
78-SIHF5N50D-E3	SIHF5N50D-E3	TO-220	500	5.3	10	1.5	10	30	1.87	1.31	1.02	.77
78-SIHP8N50D-GE3	SIHP8N50D-GE3	TO-220	500	8.7	18	0.85	10	156	1.58	1.11	.877	.813
78-SIHF8N50D-E3	SIHF8N50D-E3	TO-220	500	8.7	18	0.85	10	33	2.28	1.59	1.23	.942
78-IRFP460BPBF	IRFP460BPBF	TO-247 AC	500	20	62	0.25	10	0.278	4.30	2.88	2.41	2.29
78-SIHG460B-GE3	SIHG460B-GE3	TO-247 AC	500	20	62	0.25	10	0.278	4.30	2.88	2.41	2.29
78-SIHG17N60D-GE3	SIHG17N60D-GE3	TO-247 AC	600	17	48	0.34	10	277.8	4.27	2.85	2.39	2.27

N-CHANNEL E SERIES POWER MOSFETS

For quantities greater than listed, call for quote.

♦ 78-SIHB30N60E-GE3	SiHB30N60E-GE3	TO-263	600	29	65	0.125	10	250	6.47	4.73	3.83	3.23
♦ 78-SIHG73N60E-GE3	SiHG73N60E-GE3	TO-247AC	650	73	236	0.039	10	520	12.16	10.38	9.33	8.97
78-SIHB12N60E-GE3	SiHB12N60E-GE3	D2PAK-3	600	12	27	0.38	10	147	1.70	1.25	1.16	1.11
♦ 78-SIHB24N65E-GE3	SiHB24N65E-GE3	TO-263	650	24	70	0.145	10	250	6.32	4.62	3.75	3.16

© Copyright 2013 Mouser Electronics
© Copyright 2013 Mouser Electronics

SILICONIX MOSFETs

RoHS Compliant **This product is RoHS compliant.**

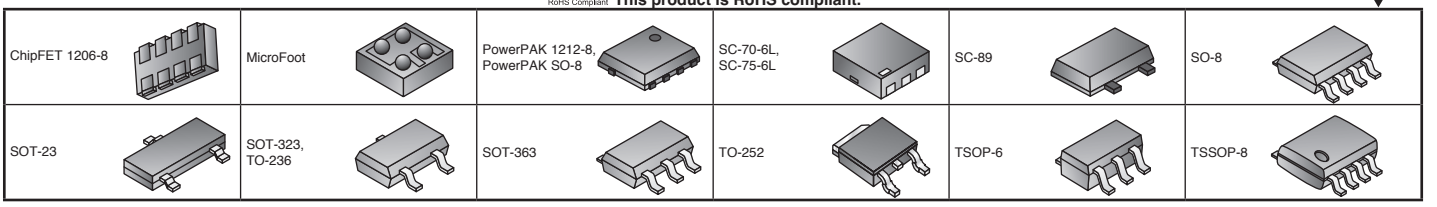

N-CHANNEL THUNDERFET MOSFETS

NEW PRODUCT

For quantities greater than listed, call for quote.

MOUSER STOCK NO.	Siliconix Part No.	Package	V_{DS} (Max)(V)	I_D (Max)(A)	I_{DM} (Max)(A)	R_{DS}(on) Max (Ω)	R_{DS}(on) Max @ V_{GS}(V)	P_D (Max)	Price Each 1	100	500	1000
78-SIS892DN-T1-GE3	SIS892DN-T1-GE3	PowerPAK 1212-8	100	30	50	0.029	10	52	1.23	1.02	.856	.754
78-SIR826DP-T1-GE3	SIR826DP-T1-GE3	PowerPAK SO-8	80	60	100	0.0048	10	104	1.66	1.55	1.47	1.42
78-SIR876ADP-T1-GE3	SIR876ADP-T1-GE3	PowerPAK SO-8	100	40	80	0.0108	10	62.5	1.71	1.21	.952	.888
78-SIR882DP-T1-GE3	SIR882DP-T1-GE3	PowerPAK SO-8	100	60	80	0.0087	10	83	3.04	2.12	1.64	1.38
78-SIR882ADP-T1-GE3	SIR882ADP-T1-GE3	PowerPAK SO-8	100	60	80	0.0087	10	83	1.73	1.63	1.53	1.37
78-SIR878DP-T1-GE3	SIR878DP-T1-GE3	PowerPAK SO-8	100	40	80	0.014	10	44.5	2.53	1.77	1.37	1.16
781-SIR846DP-GE3	SIR846DP-T1-GE3	PowerPAK SO-8	100	60	100	0.0078	10	104	2.82	2.12	1.64	1.38
78-SIR878ADP-T1-GE3	SIR878ADP-T1-GE3	PowerPAK SO-8	100	40	80	0.014	10	44.5	2.26	1.56	1.25	1.11
78-SIR870ADP-T1-GE3	SIR870ADP-T1-GE3	PowerPAK SO-8	100	60	100	0.0066	10	104	2.34	1.63	1.31	1.16

N-CHANNEL LITTLEFOOT PLUS™ TRENCHFET® MOSFETS (DUAL CONFIGURATION)

♦ Surface Mount Device

For quantities greater than listed, call for quote.

MOUSER STOCK NO.	Siliconix Part No.	Package	V_{DS} (Max)(V)	I_D (Max)(A)	I_{DM} (Max)(A)	R_{DS}(on) Max (Ω) @ V_{GS}=10V	R_{DS}(on) Max (Ω) @ V_{GS}=4.5V	P_D (Max) (W)	Price Each 1	100	500	1000
♦ 781-SI4818DY-T1-E3	SI4818DY-T1-E3	SO-8	30	6.3/9.5	30/40	0.022/0.0155	0.030/0.0205	1.0/1.25	3.53	2.12	1.97	1.55
♦ 781-SI7872DP-T1-E3	SI7872DP-T1-E3	PowerPAK SO-8	30	10	30	0.022/0.022	0.030/0.028	1.4	1.62	1.14	.888	.738

N-CHANNEL TRENCHFET® MOSFETS (SINGLE CONFIGURATION)

NEW PRODUCT

For quantities greater than listed, call for quote.

MOUSER STOCK NO.	Siliconix Part No.	Package	V_{DS} (Max)(V)	I_D (Max)(A)	I_{DM} (Max)(A)	R_{DS}(on) Max (Ω) @ V_{GS}=10V	V_{GS}=4.5V	V_{GS}=2.5V	V_{GS}=1.8V	P_D (Max) (W)	Price Each 1	100	500	1000
♦ 781-SI8802DB-T2-E1	SI8802DB-T2-E1	MicroFoot	8	3.5	15	-	3.5	3.3	3.1	.90	.41	.278	.225	.182
♦ 781-SIA414DJ-T1-GE3	SIA414DJ-T1-GE3	SC-70-6L	8	12	40	- - - - -	0.0110	0.0130	0.0160	19	1.10	.77	.599	.471
♦ 78-SIA436DJ-T1-GE3	SIA436DJ-T1-GE3	SC-70-6L	8	12	50		0.0094	0.0105	0.0125	19	.65	.46	.364	.278
♦ 781-SI8424DB-T1-E1	SI8424DB-T1-E1	MicroFoot	8	12	20	- - - - -	0.0310	0.0330	0.0350	6.25	1.22	.835	.61	.53
♦ 781-SI4866DY-T1-E3	SI4866DY-T1-E3	SO-8	12	17	±50	- - - - -	0.0055	0.0080	- - - - -	3	4.08	2.70	2.45	1.81
♦ 781-SIS452DN-T1-GE3	SIS452DN-T1-GE3	PowerPAK 1212-8	12	35	100	0.00325	0.0048	- - - - -	- - - - -	52	1.53	1.08	.835	.653
♦ 781-SIR494DP-GE3	SIR494DP-T1-GE3	PowerPAK SO-8	12	60	100	0.0012	0.0017	- - - - -	- - - - -	104	2.44	1.70	1.32	1.11
♦ 781-TN0201K-T1-E3	TN0201K-T1-E3	SOT-23	20	0.42	0.8	1.0000	1.4000	- - - - -	- - - - -	0.35	.57	.332	.251	.195
♦ 781-TN0200K-T1-E3	TN0200K-T1-E3	SOT-23	20	0.73	4.0	- - - - -	0.4000	0.5000	- - - - -	0.35	.24	.218	.182	.163
♦ 781-SI1400DL-E3	SI1400DL-T1-E3	SOT-363	20	1.7	5.0	- - - - -	0.1500	0.2350	- - - - -	0.625	.60	.353	.257	.204
♦ 781-SI8800EDB-T2-E1	SI8800EDB-T2-E1	MicroFoot	20	2.8	15	- - - - -	0.0800	0.0900	0.1050	0.9	.59	.342	.259	.204
♦ 781-SI2302CDS-T1-GE3	SI2302CDS-T1-GE3	SOT-23	20	2.9	10	- - - - -	0.0570	0.0750	- - - - -	0.86	.54	.288	.199	.148
♦ 781-SI1410EDH-E3	SI1410EDH-T1-E3	SOT-363	20	3.7	8.0	- - - - -	0.0700	0.0800	0.1000	1.56	.70	.417	.31	.214
♦ 781-SI1406DH-T1-E3	SI1406DH-T1-E3	SOT-363	20	3.9	10	- - - - -	0.0650	0.0750	0.0960	1.56	.61	.289	.167	.129
♦ 781-SI2314EDS-E3	SI2314EDS-T1-E3	SOT-23	20	4.9	15	- - - - -	0.0330	0.0400	0.0510	1.25	.76	.514	.375	.30
♦ 781-SI2312BDS-T1-GE3	SI2312BDS-T1-GE3	SOT-23	20	5	15	- - - - -	0.0310	0.0370	0.0470	1.25	.69	.428	.342	.268
♦ 781-SI2312CDS-T1-GE3	SI2312CDS-T1-GE3	SOT-23	20	6	20	- - - - -	0.0318	0.0356	0.0414	2.1	.55	.321	.235	.182
♦ 781-SI3446ADV-E3	SI3446ADV-T1-E3	TSOP-6	20	6	20	- - - - -	0.0370	0.0650	- - - - -	3.2	.71	.482	.353	.278
♦ 781-SI3434DV-E3	SI3434DV-T1-E3	TSOP-6	20	6.1	30	- - - - -	0.0340	0.0500	- - - - -	2.0	.81	.546	.407	.321
♦ 781-SI8402DB-E1	SI8402DB-T1-E1	MicroFoot	20	7.3	30	- - - - -	0.0370	0.0390	0.0430	2.77	1.87	1.33	1.03	.803
♦ 781-SI5404BDC-T1-E3	SI5404BDC-T1-E3	ChipFET 1206-8	20	7.5	20	- - - - -	0.0280	0.0390	- - - - -	2.5	1.22	.835	.61	.53
♦ 781-SI2312BDS-E3	SI2312BDS-T1-E3	SOT-23	20	7.5	15	- - - - -	0.0310	0.0370	0.047 @ 2.4V	0.75	.69	.367	.254	.188
♦ 781-SI3460DDV-T1-GE3	SI3460DDV-T1-GE3	TSOP-6	20	7.9	20	- - - - -	0.028	0.032	0.038	2.7	.52	.30	.225	.171
♦ 781-SI3460BDV-E3	SI3460BDV-T1-E3	TSOP-6	20	8.0	20	- - - - -	0.0270	0.0320	0.0400	3.5	1.02	.69	.506	.402
♦ 781-SI4466DY-T1-E3	SI4466DY-T1-E3	SO-8	20	13.5	50	- - - - -	0.0090	0.0130	- - - - -	1.5	1.89	1.35	1.05	.824
♦ 781-SI7106DN-T1-E3	SI7106DN-T1-E3	PowerPAK 1212-8	20	19.5	60	- - - - -	0.0062	0.0098	- - - - -	1.5	1.36	.963	.749	.722
♦ 781-SIR484DP-T1-GE3	SIR484DP-T1-GE3	PowerPAK SO-8	20	20	50	0.0083	0.0115	- - - - -	- - - - -	29.8	1.14	.75	.626	.477
♦ 781-SI7110DN-T1-E3	SI7110DN-T1-E3	PowerPAK 1212-8	20	21.1	60	0.0053	0.0078	- - - - -	- - - - -	1.5	1.80	1.27	.995	.781
♦ 781-SI7108DN-T1-E3	SI7108DN-T1-E3	PowerPAK 1212-8	20	22	60	0.0049	0.0061	- - - - -	- - - - -	3.8	1.95	1.38	1.07	.845
♦ 781-SI4378DY-T1-E3	SI4378DY-T1-E3	SO-8	20	25	70	- - - - -	0.0027	0.0042	- - - - -	3.5	2.15	1.50	1.17	.984
♦ 781-SUD50N02-06P-E3	SUD50N02-06P-E3	TO-252	20	26	100	0.0060	0.0095	- - - - -	- - - - -	6.8	1.70	1.37	1.29	1.26
♦ 781-SIR424DP-GE3	SIR424DP-T1-GE3	PowerPAK SO-8	20	30	70	0.0055	0.0074	- - - - -	- - - - -	41.7	.60	.488	.459	.422
♦ 781-SIS410DN-T1-GE3	SIS410DN-T1-GE3	PowerPAK 1212-8	20	35	60	0.0048	0.0063	- - - - -	- - - - -	5.2	.70	.567	.535	.514
♦ 781-SIR410DP-T1-GE3	SIR410DP-T1-GE3	PowerPAK SO-8	20	35	60	0.0048	0.0063	- - - - -	- - - - -	36	.70	.561	.526	.514
♦ 781-SIR496DP-T1-GE3	SIR496DP-T1-GE3	PowerPAK SO-8	20	35	70	0.0042	0.0058	- - - - -	- - - - -	27.7	1.42	1.01	.781	.61
♦ 781-SIS426DN-T1-GE3	SIS426DN-T1-GE3	PowerPAK 1212-8	20	35	70	0.0042	0.0058	- - - - -	- - - - -	52	1.79	1.26	.984	.77
♦ 781-SIS454DN-T1-GE3	SIS454DN-T1-GE3	PowerPAK 1212-8	20	35	100	0.0037	0.0054	- - - - -	- - - - -	52	1.17	.824	.631	.492
♦ 781-SI7866ADP-T1-E3	SI7866ADP-T1-E3	PowerPAK SO-8	20	40	70	0.0024	0.0030	- - - - -	- - - - -	83	2.69	1.87	1.46	1.22
♦ 781-SI7868ADP-E3	SI7868ADP-T1-E3	PowerPAK SO-8	20	40	70	0.00225	0.00275	- - - - -	- - - - -	83	3.64	2.94	2.77	2.57
♦ 781-SI4136DY-T1-GE3	SI4136DY-T1-GE3	SO-8	20	46	70	0.0020	0.0025	- - - - -	- - - - -	7.8	1.56	1.10	.856	.674
♦ 781-SIR890DP-T1-GE3	SIR890DP-T1-GE3	PowerPAK SO-8	20	50	70	0.0029	0.0040	- - - - -	- - - - -	50	3.41	2.38	1.84	1.55
♦ 781-SIR800DP-T1-GE3	SIR800DP-T1-GE3	PowerPAK SO-8	20	50	80	0.0023	0.0026	0.0034	- - - - -	69	1.96	1.37	1.06	.888
♦ 781-SIR866DP-T1-GE3	SIR866DP-T1-GE3	PowerPAK SO-8	20	60	80	0.0019	0.00255	- - - - -	- - - - -	83	3.22	2.25	1.74	1.47
♦ 781-SIE874DF-T1-GE3	SIE874DF-T1-GE3	PolarPAK	20	60	100	0.00117	0.0016	- - - - -	- - - - -	125	3.03	2.11	1.63	1.37
♦ 781-SIR440DP-T1-GE3	SIR440DP-T1-GE3	PowerPAK SO-8	20	60	100	0.00155	0.0020	- - - - -	- - - - -	104	2.44	1.70	1.32	1.11
♦ 781-SIS436DN-GE3	SIS436DN-T1-GE3	PowerPAK 1212-8	25	16	32	0.0105	0.013	- - - - -	- - - - -	27.7	.47	.392	.365	.331
♦ 781-SIR412DP-T1-GE3	SIR412DP-T1-GE3	PowerPAK SO-8	25	20	50	0.012	0.015	- - - - -	- - - - -	15.6	.96	.642	.524	.417
♦ 781-SIR850DP-T1-GE3	SIR850DP-T1-GE3	PowerPAK SO-8	25	30	70	0.0070	0.0090	- - - - -	- - - - -	41.7	1.31	.92	.717	.556
♦ 781-SIS430DN-T1-GE3	SIS430DN-T1-GE3	PowerPAK 1212-8	25	35	60	0.0051	0.0069	- - - - -	- - - - -	52	.70	.567	.535	.514
♦ 781-SIR436DP-T1-GE3	SIR436DP-T1-GE3	PowerPAK SO-8	25	40	80	0.0046	0.0062	- - - - -	- - - - -	50	.82	.667	.639	.569
♦ 781-SIR892DP-T1-GE3	SIR892DP-T1-GE3	PowerPAK SO-8	25	50	70	0.0032	0.0042	- - - - -	- - - - -	50	2.90	2.02	1.56	1.32
♦ 781-SIR438DP-T1-GE3	SIR438DP-T1-GE3	PowerPAK SO-8	25	60	80	0.0018	0.0023	- - - - -	- - - - -	83	1.41	1.13	1.08	1.05
♦ 781-SIR476DP-T1-GE3	SIR476DP-T1-GE3	PowerPAK SO-8	25	60	100	0.0017	0.0021	- - - - -	- - - - -	104	2.40	1.67	1.29	1.09
♦ 781-SI1302DL-E3	SI1302DL-T1-E3	SOT-323	30	0.64	1.5	0.48000	0.70000	- - - - -	- - - - -	0.31	.57	.335	.24	.178
♦ 781-SI1304BDL-E3	SI1304BDL-T1-E3	SC-70-6L	30	0.90	4	- - - - -	0.2700	0.3850	- - - - -	0.37	.49	.297	.225	.167
♦ 781-SI1426DH-T1-E3	SI1426DH-T1-E3	SOT-363	30	3.6	10	0.0750	0.1150	- - - - -	- - - - -	1.0	.73	.482	.375	.289
♦ 781-SI2300DS-T1-GE3	SI2300DS-T1-GE3	TO-236	30	3.6	15	- - - - -	0.068	0.085	- - - - -	1.7	.52	.30	.225	.171
♦ 781-SI2306BDS-E3	SI2306BDS-T1-E3	SOT-23	30	4.0	20	0.0470	0.0650	- - - - -	- - - - -	0.075	.79	.476	.353	.268

© Copyright 2013 Mouser Electronics

© Copyright 2013 Mouser Electronics

SILICONIX MOSFETs

RoHS Compliant **This product is RoHS compliant.**

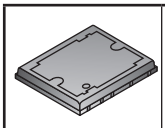
PolarPak

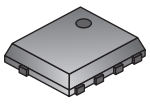
PowerPAK 1212-8, PowerPAK SO-8

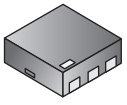
PowerPAK SC-70-6L, PowerPAK SC-75-6L


SO-8

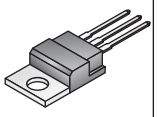
TO-220AB

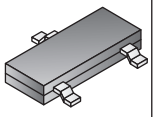
TO-236

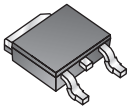
TO-252

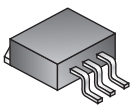
TO-263

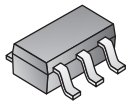
TSOP-6

N-CHANNEL TRENCHFET® MOSFETS (SINGLE CONFIGURATION) (CONT.)

♦ Surface Mount Device

For quantities greater than listed, call for quote.

MOUSER STOCK NO.	Siliconix Part No.	Package	V_{DS} (Max) (V)	I_D (Max) (A)	I_{DM} (Max) (A)	R_{DS}(on) Max (Ω) @ V_{GS}=10V	V_{GS}=4.5V	V_{GS}=2.5V	V_{GS}=1.8V	P_D (Max) (W)	Price Each 1	100	500	1000
♦ 781-SI3454ADV-E3	SI3454ADV-T1-E3	TSOP-6	30	4.5	20	0.0600	0.0850	- - - - -	- - - - -	1.14	.70	.417	.31	.235
♦ 781-SI2336DS-T1-GE3	SI2336DS-T1-GE3	TO-236	30	5.2	20	- - - - -	0.042	0.046	0.052	1.8	.47	.31	.235	.182
♦ 781-SI3424DV-E3	SI3424DV-T1-E3	TSOP-6	30	6.7	30	0.0280	0.0380	- - - - -	- - - - -	1.14	1.71	1.21	.942	.738
♦ 781-SIB408DK-GE3	SIB408DK-T1-GE3	PowerPAK SC-75-6L	30	7.0	20	0.0400	0.0500	- - - - -	- - - - -	13	.64	.375	.294	.235
♦ 781-SI4346DY-T1-E3	SI4346DY-T1-E3	SO-8	30	8.0	30	0.0230	0.0250	0.0360	- - - - -	2.5	.79	.535	.385	.353
♦ 781-SI9410BDY-T1-E3	SI9410BDY-T1-E3	SO-8	30	8.1	30	0.0240	0.0330	- - - - -	- - - - -	1.5	1.68	1.02	.745	.529
♦ 781-SIB410DK-T1-GE3	SIB410DK-T1-GE3	PowerPAK SC-75-6L	30	9	20	- - - - -	0.042	0.046	0.052	13	.64	.375	.269	.214
♦ 781-SI4800BDY-E3	SI4800BDY-T1-E3	SO-8	30	9	40	0.0185	0.0300	- - - - -	- - - - -	1.3	.81	.546	.407	.326
♦ 781-SI7804DN-T1-E3	SI7804DN-T1-E3	PowerPAK 1212-8	30	10	40	0.0185	0.0300	- - - - -	- - - - -	1.5	2.88	1.88	1.57	1.20
♦ 781-SI4410BDY-E3	SI4410BDY-T1-E3	SO-8	30	10	50	0.0135	0.0200	- - - - -	- - - - -	1.4	.81	.696	.663	.642
♦ 781-SI4128DY-T1-GE3	SI4128DY-T1-GE3	SO-8	30	10.9	30	0.0240	0.0300	- - - - -	- - - - -	5.0	.72	.428	.364	.321
♦ 781-SI4890DY-T1-E3	SI4890DY-T1-E3	SO-8	30	±11	±50	0.0120	0.0200	- - - - -	- - - - -	2.5	3.55	2.47	1.78	1.32
♦ 78-SIA418DJ-T1-GE3	SIA418DJ-T1-GE3	SC-70-6L	30	12	40	0.018	0.022	- - - - -	- - - - -	19	.54	.31	.235	.182
♦ 781-SI4178DY-T1-GE3	SI4178DY-T1-GE3	SO-8	30	12	40	0.021	0.033	- - - - -	- - - - -	5	.74	.503	.364	.289
♦ 781-SIA444DJT-T1-GE3	SIA444DJT-T1-GE3	PowerPAK SC-70-6L	30	12	40	0.017	0.022	- - - - -	- - - -	19	.81	.482	.375	.30
♦ 781-SIS478DN-T1-GE3	SIS478DN-T1-GE3	PowerPAK 1212-8	30	12	40	0.02	0.03	- - - - -	- - - - -	15.6	.70	.471	.342	.268
♦ 781-SIS412DN-T1-GE3	SIS412DN-T1-GE3	PowerPAK 1212-8	30	12	30	0.0240	0.0300	- - - - -	- - - - -	15.6	.70	.471	.342	.268
♦ 781-SI4894BDY-E3	SI4894BDY-T1-E3	SO-8	30	12	40	0.0110	0.0160	- - - - -	- - - - -	1.4	1.74	1.06	.773	.549
♦ 781-SI4880DY-T1-E3	SI4880DY-T1-E3	SO-8	30	±13	±50	0.0085	0.0140	- - - - -	- - - - -	2.5	3.84	2.19	2.11	1.61
♦ 781-SI4420BDY-T1-E3	SI4420BDY-T1-E3	SO-8	30	13.5	50	0.0085	0.0110	- - - - -	- - - - -	1.4	.85	.578	.424	.422
♦ 781-SI4134DY-T1-GE3	SI4134DY-T1-GE3	SO-8	30	14	32	0.0140	0.0175	- - - - -	- - - - -	5.0	.90	.535	.428	.375
♦ 781-SI7806ADN-T1-E3	SI7806ADN-T1-E3	PowerPAK 1212-8	30	14	40	0.0110	0.0160	- - - - -	- - - - -	1.5	1.71	1.21	.942	.738
♦ 781-SI4384DY-T1-E3	SI4384DY-T1-E3	SO-8	30	15	±50	0.0085	0.0125	- - - - -	- - - - -	1.47	1.22	.856	.663	.524
♦ 781-SI4172DY-T1-GE3	SI4172DY-T1-GE3	SO-8	30	15	50	0.0120	0.0150	- - - - -	- - - - -	4.5	.98	.586	.54	.396
♦ 781-SI7716ADN-T1-GE3	SI7716ADN-T1-GE3	PowerPAK 1212-8	30	16	32	0.0135	0.0165	- - - - -	- - - - -	27.7	1.07	.76	.589	.46
♦ 781-SI4386DY-T1-E3	SI4386DY-T1-E3	SO-8	30	16	±50	0.0058	0.0078	- - - - -	- - - - -	3.1	1.22	.856	.663	.61
♦ 781-SI4888DY-T1-E3	SI4888DY-T1-E3	SO-8	30	16	±50	0.0070	0.0100	- - - - -	- - - - -	1.6	4.39	2.50	2.41	1.82
♦ 781-SI4874BDY-T1-E3	SI4874BDY-T1-E3	SO-8	30	16	±50	0.0070	0.0085	- - - - -	- - - - -	1.6	1.22	.856	.749	.722
♦ 781-SI4174DY-T1-GE3	SI4174DY-T1-GE3	SO-8	30	17	50	0.0095	0.0130	- - - - -	- - - - -	5.0	1.03	.613	.565	.471
♦ 781-SUD50N03-12P-E3	SUD50N03-12P-E3	TO-252	30	17.5	40	0.0120	0.0175	- - - - -	- - - - -	46.8	.86	.694	.655	.642
♦ 781-SI7860DP-T1-E3	SI7860DP-T1-E3	PowerPAK SO-8	30	18	±50	0.0080	0.0110	- - - - -	- - - - -	1.8	1.59	1.31	1.25	1.21
♦ 781-SI4686DY-T1-E3	SI4686DY-T1-E3	SO-8	30	18.2	50	0.0078	0.0110	- - - - -	- - - - -	5.2	1.22	.856	.663	.524
♦ 781-SI7114DN-T1-E3	SI7114DN-T1-E3	PowerPAK 1212-8	30	18.3	60	0.0075	0.0100	- - - - -	- - - - -	3.8	2.70	1.88	1.46	1.23
♦ 781-SI7386DP-T1-E3	SI7386DP-T1-E3	PowerPAK SO-8	30	19	±50	0.0070	0.0095	- - - - -	- - - - -	5.0	1.41	.995	.781	.61
♦ 781-SI7388DP-T1-E3	SI7388DP-T1-E3	PowerPAK SO-8	30	19	±50	0.0070	0.0100	- - - - -	- - - - -	1.9	4.26	2.77	2.32	1.77
♦ 781-SI4162DY-T1-GE3	SI4162DY-T1-GE3	SO-8	30	19.3	70	0.0079	0.0100	- - - - -	- - - - -	5.0	.54	.455	.439	.417
♦ 781-SIS414DN-T1-GE3	SIS414DN-T1-GE3	PowerPAK 1212-8	30	20	50	- - - - -	0.016	0.02	- - - - -	31	.97	.663	.482	.375
♦ 781-SIR474DP-T1-GE3	SIR474DP-T1-GE3	PowerPAK SO-8	30	20	50	0.0095	0.0120	- - - - -	- - - - -	29.8	1.16	.77	.642	.514
♦ 781-SIR472DP-T1-GE3	SIR472DP-T1-GE3	PowerPAK SO-8	30	20	50	0.0120	0.0150	- - - - -	- - - - -	29.8	.94	.642	.471	.375
♦ 781-SI4430BDY-T1-E3	SI4430BDY-T1-E3	SO-8	30	20	±60	0.0045	0.0060	- - - - -	- - - - -	1.6	1.80	1.27	.995	.781
♦ 78-SIRA14DP-T1-GE3	SIRA14DP-T1-GE3	PowerPAK SO-8	30	20	80	0.00551	0.0085	- - - - -	- - - - -	15.6	.82	.563	.413	.328
♦ 781-SI4442DY-T1-E3	SI4442DY-T1-E3	SO-8	30	22	60	0.0045	0.0050	0.0075	- - - - -	1.6	2.45	2.09	1.97	1.93
♦ 781-SI4168DY-T1-GE3	SI4168DY-T1-GE3	SO-8	30	24	70	0.0057	0.0076	- - - - -	- - - - -	5.7	1.57	.95	.696	.61
♦ 781-SI7892BDP-T1-E3	SI7892BDP-T1-E3	PowerPAK SO-8	30	25	60	0.0042	0.0057	- - - - -	- - - - -	5.0	1.85	1.31	1.02	.803
♦ 781-SI4368DY-T1-E3	SI4368DY-T1-E3	SO-8	30	25	70	0.0032	0.0036	- - - - -	- - - - -	1.6	1.95	1.36	1.05	.888
♦ 78-SIRA12DP-T1-GE3	SIRA12DP-T1-GE3	PowerPAK SO-8	30	25	80	0.0043	0.006	- - - - -	- - - - -	31	1.67	1.01	.747	.579
♦ 78-SISA12DN-T1-GE3	SISA12DN-T1-GE3	PowerPAK 1212-8	30	25	80	0.0043	0.006	- - - - -	- - - - -	28	1.06	.738	.578	.482
♦ 781-SI4160DY-T1-GE3	SI4160DY-T1-GE3	SO-8	30	25.4	70	0.0049	0.0063	- - - - -	- - - - -	5.7	.88	.687	.664	.653
♦ 781-SI7636DP-T1-E3	SI7636DP-T1-E3	PowerPAK SO-8	30	28	60	0.0040	0.0048	- - - - -	- - - - -	5.2	1.80	1.27	.995	.781
♦ 781-SI4842BDY-E3	SI4842BDY-T1-E3	SO-8	30	28	60	0.0042	0.0057	- - - - -	- - - - -	6.25	3.38	2.01	1.85	1.50
♦ 781-SI4164DY-T1-GE3	SI4164DY-T1-GE3	SO-8	30	30	70	0.0032	0.0039	- - - - -	- - - - -	6.0	1.56	1.10	.856	.674
♦ 781-SI7336ADP-T1-E3	SI7336ADP-T1-E3	PowerPAK SO-8	30	30	70	0.0030	0.0040	- - - - -	- - - - -	5.4	1.75	1.24	.968	.899
♦ 781-SIR462DP-T1-GE3	SIR462DP-T1-GE3	PowerPAK SO-8	30	30	70	0.0079	0.0100	- - - - -	- - - - -	41.7	1.38	.974	.76	.599
♦ 78-SIRA10DP-T1-GE3	SIRA10DP-T1-GE3	PowerPAK SO-8	30	30	80	0.0037	0.005	- - - - -	- - - - -	40	1.12	.781	.61	.514
♦ 78-SISA10DN-T1-GE3	SISA10DN-T1-GE3	PowerPAK 1212-8	30	30	80	0.0037	0.005	- - - - -	- - - - -	39	1.12	.781	.61	.514
♦ 781-SI7686DP-T1-E3	SI7686DP-T1-E3	PowerPAK SO-8	30	35	50	0.0095	0.0140	- - - - -	- - - - -	37.9	1.10	.888	.835	.76
♦ 781-SI7114ADN-T1-GE3	SI7114ADN-T1-GE3	PowerPAK 1212-8	30	35	60	0.0075	0.0098	- - - - -	- - - - -	39	.97	.69	.535	.424
♦ 781-SI7718DN-T1-GE3	SI7718DN-T1-GE3	PowerPAK 1212-8	30	35	70	0.0060	0.0082	- - - - -	- - - - -	52	1.28	.899	.706	.546
♦ 781-SI7784DP-T1-GE3	SI7784DP-T1-GE3	PowerPAK SO-8	30	35	70	0.0060	0.0082	- - - - -	- - - - -	27.7	1.27	.899	.696	.546
♦ 781-SIS456DN-T1-GE3	SIS456DN-T1-GE3	PowerPAK 1212-8	30	35	100	0.0051	0.0068	- - - - -	- - - - -	52	1.17	.824	.631	.492
♦ 781-SI4438DY-E3	SI4438DY-T1-E3	SO-8	30	36	70	0.0027	0.0040	- - - - -	- - - - -	7.8	3.41	2.10	1.87	1.61
♦ 78-SIS322DNT-T1-GE3	SIS322DNT-T1-GE3	PowerPAK 1212-8	30	38.3	70	0.0075	0.012	- - - - -	- - - - -	19.8	.54	.368	.27	.215
♦ 78-SISA18DN-T1-GE3	SISA18DN-T1-GE3	PowerPAK 1212-8	30	38.3	70	0.0075	0.012	- - - - -	- - - - -	19.8	.70	.476	.35	.278
♦ 78-SISA04DN-T1-GE3	SISA04DN-T1-GE3	PowerPAK 1212-8	30	40	80	0.00215	0.0031	- - - - -	- - - - -	52	.79	.653	.61	.556
♦ 78-SIRA04DP-T1-GE3	SIRA04DP-T1-GE3	PowerPAK SO-8	30	40	80	0.00215	0.0031	- - - - -	- - - - -	27.7	1.54	1.09	.845	.663
♦ 78-SIRA06DP-T1-GE3	SIRA06DP-T1-GE3	PowerPAK SO-8	30	40	80	0.0025	0.0035	- - - - -	- - - - -	27.7	1.38	1.04	.76	.599
♦ 78-SIS476DN-T1-GE3	SIS476DN-T1-GE3	PowerPAK SO-8	30	40	80	0.0025	0.0035	- - - - -	- - - - -	52	1.38	1.04	.76	.599
♦ 781-SI4126DY-T1-GE3	SI4126DY-T1-GE3	SO-8	30	49	70	0.00275	0.0034	- - - - -	- - - - -	7.8	3.00	2.10	1.50	1.11
♦ 781-SI7880ADP-E3	SI7880ADP-T1-E3	PowerPAK SO-8	30	40	70	0.0030	0.0040	- - - - -	- - - - -	83	3.35	2.71	2.55	2.36
♦ 781-SIR166DP-T1-GE3	SIR166DP-T1-GE3	PowerPAK SO-8	30	40	70	0.0032	0.004	- - - - -	- - - - -	48	1.74	1.23	.952	.749
♦ 781-SIR466DP-T1-GE3	SIR466DP-T1-GE3	PowerPAK SO-8	30	40	70	0.0035	0.0051	- - - - -	- - - - -	54	1.38	.974	.76	.599
♦ 781-SIR460DP-T1-GE3	SIR460DP-T1-GE3	PowerPAK SO-8	30	40	70	0.0047	0.0061	- - - - -	- - - - -	48	1.38	.974	.76	.599
♦ 781-SIR468DP-T1-GE3	SIR468DP-T1-GE3	PowerPAK SO-8	30	40	70	0.0047	0.0076	- - - - -	- - - - -	50	1.54	1.09	.845	.663
♦ 781-SIR864DP-T1-GE3	SIR864DP-T1-GE3	PowerPAK SO-8	30	40	70	0.0036	0.0045	- - - - -	- - - - -	54	.70	.561	.526	.514
♦ 781-SIR464DP-T1-GE3	SIR464DP-T1-GE3	PowerPAK SO-8	30	50	70	0.0031	0.0038	- - - - -	- - - - -	69	1.67	1.18	.92	.717
♦ 781-SUD50N03-11-E3	SUD50N03-11-E3	TO-252	30	50	100	0.0110	0.0170	- - - - -	- - - - -	62.5	2.07	1.67	1.57	1.55
781-SUP50N03-5M1PGE3	SUP50N03-5M1P-GE3	TO-220AB	30	50	100	0.0051	0.0063	- - - - -	- - - - -	59.5	1.72	1.20	.931	.738
♦ 78-SIRA02DP-T1-GE3	SIRA02DP-T1-GE3	PowerPAK SO-8	30	50	100	0.002	0.0027	- - - - -	- - - - -	50	2.11	1.49	1.16	.974
♦ 781-SI7658ADP-T1-GE3	SI7658ADP-T1-GE3	PowerPAK SO-8	30	60	80	0.0022	0.0028	- - - - -	- - - - -	83	3.37	2.47	1.96	1.68
♦ 781-SI7192DP-T1-GE3	SI7192DP-T1-GE3	PowerPAK SO-8	30	60	100	0.0019	0.00225	- - - - -	- - - - -	104	3.66	2.68	2.13	1.83
♦ 78-SIR812DP-T1-GE3	SIR812DP-T1-GE3	PowerPAK SO-8	30	60	100	0.00145	0.00165	- - - - -	- - - - -	104	1.93	1.36	1.06	.835
♦ 78-SIRA00DP-T1-GE3	SIRA00DP-T1-GE3	PowerPAK SO-8	30	60	120	0.001	0.00135	- - - - -	- - - - -	104	2.53	1.77	1.37	1.16
♦ 781-SUP70N03-09BP-E3	SUP70N03-09BP-E3	TO-220AB	30	70	200	0.0090	0.0130	- - - - -	- - - - -	93	1.85	1.50	1.41	1.39
♦ 781-SUP85N03-04P-E3	SUP85N03-04P-E3	TO-220AB	30	85	240	0.0043	0.0070	- - - - -	- - - - -	166	2.84	2.46	2.24	2.17
♦ 781-SUD50N03-06AP-E3	SUD50N03-06AP-E3	TO-252	30	90	100	0.0057	0.0078	- - - - -	- - - - -	83	1.10	.89	.845	.824
♦ 781-SUD42N03-3M9PGE3	SUD42N03-3M9P-GE3	TO-252	30	107	120	0.0039	0.0045	- - - - -	- - - - -	73.5	1.83	1.24	1.03	.813
											1	100	400	800
♦ 781-SUM110N03-04P-E3	SUM110N03-04P-E3	TO-263	30	110	300	0.0042	0.0065	- - - - -	- - - - -	120	8.15	5.35	2.91	2.84

© Copyright 2013 Mouser Electronics
© Copyright 2013 Mouser Electronics

SILICONIX MOSFETs

RoHS Compliant **This product is RoHS compliant.**

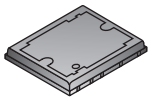
PolarPAK


PowerPAK 1212-8, PowerPAK SO-8


SO-8

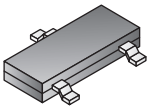
SOT-23

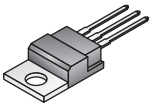
TO-220AB


TO-220 FullPAK

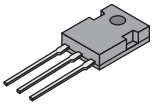
TO-247


TO-252


TO-263

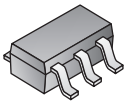
TSOP-6

N-CHANNEL TRENCHFET® MOSFETS (SINGLE CONFIGURATION) (CONT.)

♦ Surface Mount Device

For quantities greater than listed, call for quote.

MOUSER STOCK NO.	Siliconix Part No.	Package	V_{DS} (Max)(V)	I_D (Max)(A)	I_{DM} (Max)(A)	R_{DS}(on) Max (Ω) @ V_{GS}=10V	R_{DS}(on) Max (Ω) @ V_{GS}=4.5V	P_D (Max)(W)	Price Each 1	100	500	1000
♦ 781-SI2318CDS-T1-GE3	SI2318CDS-T1-GE3	SOT-23	40	5.6	20	0.042	0.051	2.1	.45	.264	.216	.168
♦ 781-SI7116DN-T1-E3	SI7116DN-T1-E3	PowerPAK 1212-8	40	16.4	60	0.0078	0.0100	3.8	2.46	1.72	1.34	1.12
♦ 781-SI4456DY-T1-E3	SI4456DY-T1-E3	SO-8	40	33	70	0.0038	0.0045	7.8	2.69	1.87	1.46	1.22
♦ 781-SI4154DY-GE3	SI4154DY-T1-GE3	SO-8	40	36	70	0.0033	0.0039	7.8	1.93	1.23	.952	.738
♦ 781-SIR422DP-T1-GE3	SIR422DP-T1-GE3	PowerPAK SO-8	40	40	70	0.0066	0.008	34.7	1.46	.963	.728	.578
♦ 781-SIR414DP-GE3	SIR414DP-T1-GE3	PowerPAK SO-8	40	50	70	0.0028	0.0032	83	1.96	1.36	1.05	.888
♦ 781-SIR416DP-GE3	SIR416DP-T1-GE3	PowerPAK SO-8	40	50	70	0.0038	0.0042	69	.88	.706	.663	.653
♦ 781-SI7884BDP-T1-GE3	SI7884BP-T1-GE3	PowerPAK SO-8	40	58	50	0.0062	0.0073	46	1.95	1.38	1.07	.845
♦ 781-SIR470DP-T1-GE3	SIR470DP-T1-GE3	PowerPAK SO-8	40	60	100	0.0023	0.00265	104	3.41	2.38	1.84	1.55
♦ 781-SIR640DP-T1-GE3	SIR640DP-T1-GE3	PowerPAK SO-8	40	60	100	0.0017	0.0022	104	2.44	1.70	1.32	1.11
781-SUP85N04-03-E3	SUP85N04-03-E3	TO-220AB	40	85	240	0.0035	0.0053	250	3.41	2.86	2.60	2.54
♦ 781-SUM110N042M3LE3	SUM110N04-2M3L-E3	TO-263	40	110	440	0.0023	0.003	3.75	8.56	6.64	5.70	5.15
♦ 781-SQM120N041M7LGE3	SQM120N04-1M7L-GE3	TO-263	40	120	480	0.0017	0.002	375	3.39	3.06	2.44	2.17
♦ 781-2N7002K-E3	2N7002K-T1-E3	SOT-23	60	0.3	0.8	2.0000	4.0000	0.35	.46	.235	.161	.118
♦ 781-SI2308BDS-T1-GE3	SI2308BDS-T1-GE3	SOT-23	60	2.3	8	0.1560	0.1920	1.66	.56	.338	.251	.195
♦ 781-SQ7414EN-T1-E3	SQ7414EN-T1-E3	PowerPAK 1212-8	60	5.6	30	0.0250	- - - - -	1.5	1.69	1.52	1.21	1.08
♦ 781-SI4850EY-T1-E3	SI4850EY-T1-E3	SO-8	60	8.5	40	0.0220	0.0310	1.7	1.80	1.27	.995	.781
♦ 781-SI7414DN-E3	SI7414DN-T1-E3	PowerPAK 1212-8	60	8.7	30	0.0250	0.0360	3.8	1.51	1.07	.824	.655
♦ 781-SI7120DN-T1-E3	SI7120DN-T1-E3	PowerPAK 1212-8	60	10	40	0.0190	0.0280	3.8	2.38	1.66	1.28	1.08
♦ 781-SI7850DP-E3	SI7850DP-T1-E3	PowerPAK SO-8	60	10.3	40	0.0220	0.0310	1.8	1.95	1.38	1.07	.845
♦ 781-SUD23N06-31-GE3	SUD23N06-31-GE3	TO-252	60	15	30	0.0060	0.0900	37	1.13	.803	.621	.492
♦ 781-SI7370DP-T1-E3	SI7370DP-T1-E3	PowerPAK SO-8	60	15.8	50	0.0110	0.013 @ 6V	1.9	2.19	1.53	1.19	.995
♦ 781-SI7460DP-T1-E3	SI7460DP-T1-E3	PowerPAK SO-8	60	18	40	0.0096	0.012	5.4	2.60	1.73	1.43	1.06
♦ 781-SI7478DP-T1-E3	SI7478DP-T1-E3	PowerPAK SO-8	60	20	60	0.0075	0.0088	5.4	2.56	1.79	1.38	1.17
♦ 781-SUD50N06-09L-E3	SUD50N06-09L-E3	TO-252	60	50	100	0.0093	0.0122	136	5.00	3.37	2.78	2.20
♦ 781-SIR662DP-T1-GE3	SIR662DP-T1-GE3	PowerPAK SO-8	60	60	100	0.0027	0.0035	104	2.97	2.01	1.67	1.32
♦ 781-SIE876DF-GE3	SIE876DF-T1-GE3	PolarPAK	60	110	60	0.0061	- - - - -	125	2.34	1.88	1.79	1.71
♦ 781-SUM110N063M4LE3	SUM110N06-3M4L-E3	TO-263	60	110	440	0.0034	0.0041	3.75	4.03	2.95	2.01	1.98
♦ 781-SI7148DP-T1-E3	SI7148DP-T1-E3	PowerPAK SO-8	75	28	60	0.0110	0.0145	96	2.19	1.53	1.40	1.39
♦ 781-SUM90N08-4M8P-E3	SUM90N08-4M8P-E3	TO-263	75	90	240	0.0048	0.006 @ 8V	300	3.46	2.53	1.72	1.68
♦ 781-SI4110DY-T1-GE3	SI4110DY-T1-GE3	SO-8	80	6	40	0.0350	0.04 @ 6V	2.5	2.29	1.59	1.23	1.04
♦ 781-SI7852DP-E3	SI7852DP-T1-E3	PowerPAK SO-8	80	12.5	7.6	0.0165	0.022 @ 6V	1.9	2.25	1.56	1.34	1.31
♦ 78-SIS468DN-T1-GE3	SIS468DN-T1-GE3	PowerPAK 1212-8	80	30	60	0.0195	0.021	52	1.54	1.09	.845	.663
♦ 781-SUD40N08-16-E3	SUD40N08-16-E3	TO-252	80	40	60	0.0160	- - - - -	136	1.89	1.74	1.66	1.61
♦ 78-SIJ482DP-T1-GE3	SIJ482DP-T1-GE3	PowerPAK SO-8L	80	60	100	0.0062	0.0095	69.4	2.35	1.66	1.29	1.03
♦ 781-SIR880DP-T1-GE3	SIR880DP-T1-GE3	PowerPAK SO-8	80	60	100	0.0059	0.0085	104	3.28	2.30	1.78	1.51
♦ 781-SI4100DY-E3	SI4100DY-T1-E3	SO-8	100	6.8	20	0.0510	0.069 @ 6V	6.0	1.36	.963	.749	.589
♦ 781-SI7454DP-E3	SI7454DP-T1-E3	PowerPAK SO-8	100	7.8	30	0.0340	0.04 @ 6V	4.8	1.95	1.38	1.07	.995
♦ 781-SI7456DP-E3	SI7456DP-T1-E3	PowerPAK SO-8	100	9.3	40	0.0250	0.028 @ 6V	1.6	1.88	1.32	1.02	.856
♦ 78-SI4190ADY-T1-GE3	SI4190ADY-T1-GE3	SO-8	100	18.4	70	0.0088	0.012	6	1.87	1.31	1.02	.856
♦ 781-SI4190DY-T1-GE3	SI4190DY-T1-GE3	SO-8	100	20	70	0.0088	0.012	7.8	2.62	2.07	1.48	1.13
♦ 781-SIR804DP-T1-GE3	SIR804DP-T1-GE3	PowerPAK SO-8	100	20.8	100	0.0072	0.0103	6.25	3.42	2.39	1.85	1.55
♦ 781-SUD40N10-25-E3	SUD40N10-25-E3	TO-252	100	40	70	0.0250	0.0280	136	2.15	1.93	1.82	1.78
♦ 781-SUM40N10-30-E3	SUM40N10-30-E3	TO-263	100	40	75	0.0300	0.034 @ 6V	107	1.57	1.39	1.35	1.32
♦ 781-SIR876DP-T1-GE3	SIR876DP-T1-GE3	PowerPAK SO-8	100	40	80	0.0108	0.0145	62.5	2.78	1.94	1.50	1.26
♦ 781-SIR870DP-T1-GE3	SIR870DP-T1-GE3	PowerPAK SO-8	100	60	100	0.006	0.0078	104	2.81	1.95	1.56	1.39
♦ 78-SIR846ADP-T1-GE3	SIR846ADP-T1-GE3	SO-8	100	60	100	0.0078	-	83	2.75	1.93	1.49	1.26
♦ 781-SUM60N10-17-E3	SUM60N10-17-E3	TO-263	100	60	100	0.0165	0.019 @ 6V	150	2.91	2.03	1.31	1.27
781-SUP85N10-10-E3	SUP85N10-10-E3	TO-220AB	100	85	240	0.0105	0.0012	250	5.85	5.35	4.21	4.08
♦ 781-SUM110N10-09-E3	SUM110N10-09-E3	TO-263	100	110	440	0.0095	- - - - -	375	4.86	4.13	4.00	3.88
♦ 781-SI3440DV-E3	SI3440DV-T1-E3	TSOP-6	150	1.5	6.0	0.3750	0.4000	2.0	1.46	1.03	.803	.631
♦ 781-SI4848DY-T1-E3	SI4848DY-T1-E3	SO-8	150	3.7	25	0.0850	0.095 @ 6V	1.5	1.25	1.07	.856	.674
♦ 781-SI7898DP-T1-E3	SI7898DP-T1-E3	SO-8	150	4.8	25	0.0850	0.095 @ 6V	1.9	2.07	1.43	1.11	.942
♦ 781-SI7846DP-E3	SI7846DP-T1-E3	PowerPAK SO-8	150	6.7	50	0.0500	- - - - -	5.2	2.19	1.53	1.19	.995
♦ 781-SI4472DY-T1-E3	SI4472DY-T1-E3	SO-8	150	7.7	50	0.0450	0.047 @ 8V	5.9	3.14	2.19	1.70	1.43
♦ 781-SUD15N15-95-E3	SUD15N15-95-E3	TO-252	150	15	25	0.0950	0.1 @ 6V	62	2.77	2.15	1.67	1.03
♦ 781-SUM23N15-73-E3	SUM23N15-73-E3	TO-263	150	23	35	0.0730	0.077 @ 6V	100	2.95	2.54	2.46	2.39
♦ 781-SUD25N15-52-E3	SUD25N15-52-E3	TO-252	150	25	50	0.0520	0.06 @ 6V	136	3.16	2.13	1.77	1.39
♦ 781-SUM40N15-38-E3	SUM40N15-38-E3	TO-263	150	40	80	0.0380	0.042 @ 6V	166	3.05	2.13	1.37	1.28
♦ 781-SUM85N15-19-E3	SUM85N15-19-E3	TO-263	150	85	180	0.0190	- - - - -	375	7.33	4.50	4.35	4.22
781-SUP85N15-21-E3	SUP85N15-21-E3	TO-220AB	150	85	180	0.0210	- - - - -	300	4.00	3.35	3.06	2.97
♦ 781-SI4462DY-T1-E3	SI4462DY-T1-E3	SO-8	200	1.5	5.0	0.4800	0.51 @ 6V	2.5	1.36	.963	.749	.589
♦ 781-SI4464DY-T1-E3	SI4464DY-T1-E3	SO-8	200	2.2	8.0	0.2400	0.26 @ 6V	1.5	1.22	.856	.671	.528
♦ 781-SI7820DN-T1-E3	SI7820DN-T1-E3	PowerPAK 1212-8	200	2.6	10	0.2400	0.25 @ 6V	3.8	1.51	1.07	.824	.653
♦ 781-SI4490DY-T1-E3	SI4490DY-T1-E3	SO-8	200	4.0	40	0.0800	0.09 @ 6V	1.56	1.97	1.38	1.07	.899
♦ 781-SI7462DP-T1-E3	SI7462DP-T1-E3	PowerPAK SO-8	200	4.1	12	0.1300	0.142 @ 6V	4.8	2.36	1.65	1.27	1.10
♦ 781-SI7450DP-E3	SI7450DP-T1-E3	PowerPAK SO-8	200	5.3	40	0.0800	0.09 @ 6V	5.2	2.60	1.82	1.40	1.19
♦ 781-SUM09N20-270-E3	SUM09N20-270-E3	TO-263	200	9.0	10	0.2700	0.3 @ 6V	60	3.23	2.12	1.93	1.16
♦ 781-SUD19N20-90-E3	SUD19N20-90-E3	TO-252	200	19	40	0.0900	0.105 @ 6V	136	3.32	2.31	1.80	1.51
♦ 781-SUM65N20-30-E3	SUM65N20-30-E3	TO-263	200	65	140	0.0300	- - - - -	375	4.19	3.07	2.09	2.02
♦ 781-SI7434DP-T1-E3	SI7434DP-T1-E3	PowerPAK SO-8	250	3.8	40	0.1550	0.162 @ 6V	5.2	3.14	2.19	1.70	1.43
♦ 781-SUD17N25-165-E3	SUD17N25-165-E3	TO-252	250	17	20	0.1650	- - - - -	136	2.56	1.98	1.53	.948
♦ 781-SUM45N25-58-E3	SUM45N25-58-E3	TO-263	250	45	90	0.0580	0.062 @ 6V	3.75	3.84	2.81	1.92	1.86

© Copyright 2013 Mouser Electronics

© Copyright 2013 Mouser Electronics

SILICONIX MOSFETs

RoHS Compliant **This product is RoHS compliant.**

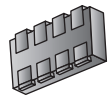
ChipFET 1206-8


PowerPAIR 6x3.7

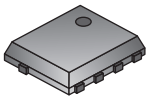
PowerPAK 1212-8, PowerPAK SO-8

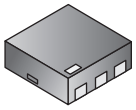
PowerPAK SC-70-6 Dual, SC-70-6L


SO-8

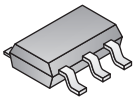
SOT-363


TO-252, TO-263

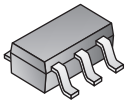
TSOP-6


TSSOP-8

N-CHANNEL TRENCHFET® MOSFETS (DUAL CONFIGURATION)

PRODUCT NEW

♦ Surface Mount Device

For quantities greater than listed, call for quote.

MOUSER STOCK NO.	Siliconix Part No.	Package	V_{DS} (Max)(V)	I_D (Max)(A)	I_{DM} (Max)(A)	R_{DS}(on) Max (Ω) @ V_{GS}=10V	V_{GS}=4.5V	V_{GS}=2.5V	V_{GS}=1.8V	P_D (Max) (W)	Price Each 1	100	500	1000
♦ 781-SIA910EDJ-T1-GE3	SIA910EDJ-T1-GE3	PowerPAK SC-70-6 Dual	12	4.5	20	- - - - -	0.028	0.033	0.042	7.8	.70	.471	.342	.268
♦ 781-SIA912DJ-T1-GE3	SIA912DJ-T1-GE3	SC-70-6L	12	4.5	20	- - - - -	0.0400	0.0480	0.0630	6.5	1.10	.77	.599	.471
♦ 781-SI7940DP-T1-E3	SI7940DP-T1-E3	PowerPAK SO-8	12	11.8	20	- - - - -	0.0170	0.0250	- - - - -	1.4	1.21	.98	.922	.899
♦ 781-SI1902DL-E3	SI1902DL-T1-E3	SOT-363	20	0.7	1.0	- - - - -	0.3850	0.6300	- - - - -	0.27	.54	.318	.235	.183
♦ 781-SI1912EDH-E3	SI1912EDH-T1-E3	SOT-363	20	1.28	4.0	- - - - -	0.2800	0.3600	0.4500	0.57	.63	.375	.278	.214
♦ 781-SI1958DH-T1-E3	SI1958DH-T1-E3	SOT-363	20	1.3	4.0	- - - - -	0.2050	0.3400	- - - - -	1.25	.74	.439	.321	.246
♦ 781-SI3900DV-E3	SI3900DV-T1-E3	TSOP-6	20	2.4	8.0	- - - - -	0.1250	0.2000	- - - - -	1.15	.85	.503	.375	.345
♦ 781-SI6926ADQ-T1-E3	SI6926ADQ-T1-E3	TSSOP-8	20	4.5	20	- - - - -	0.0300	0.0350	0.0430	1.0	.93	.631	.46	.364
♦ 781-SIA914DJ-T1-GE3	SIA914DJ-T1-GE3	SC-70-6L	20	4.5	20	- - - - -	0.0530	0.0630	0.0770	6.5	1.10	.78	.607	.476
♦ 781-SI5908DC-T1-E3	SI5908DC-T1-E3	ChipFET 1206-8	20	5.9	20	- - - - -	0.0400	0.0450	0.0520	2.1	1.63	1.16	.899	.706
♦ 781-SI7904BDN-T1-E3	SI7904BDN-T1-E3	PowerPAK 1212-8	20	6.0	20	- - - - -	0.0300	0.0360	0.0450	17.8	.91	.738	.694	.626
♦ 781-SI6968BEDQ-E3	SI6968BEDQ-T1-E3	TSSOP-8	20	6.5	30	- - - - -	0.0220	0.0300	- - - - -	1.5	.80	.653	.613	.556
♦ 781-SIZ710DT-T1-GE3	SIZ710DT-T1-GE3	PowerPAIR 6X3.7	20	16/35	70/100	.0068/.0033	.009/.0043	- - - - -	- - - - -	27/48	1.84	1.21	.92	.728
♦ 781-SI4204DY-T1-GE3	SI4204DY-T1-GE3	SO-8	20	19.8	50	0.0046	0.006	- - - - -	- - - - -	3.25	2.28	1.58	1.22	1.03
♦ 781-SIZ728DT-T1-GE3	SIZ728DT-T1-GE3	PowerPAIR	25	14.2/23	70/100	16/35	16/35	- - - - -	- - - - -	2.5/3	1.85	1.22	.92	.728
♦ 781-SI6924AEDQ-T1-E3	SI6924AEDQ-T1-E3	TSSOP-8	28	4.6	20	- - - - -	0.0330	0.0420	- - - - -	1.3	2.29	1.56	1.25	.954
♦ 781-SI1900DL-E3	SI1900DL-T1-E3	SOT-363	30	0.63	1.0	0.4800	0.7000	- - - - -	- - - - -	0.27	.45	.385	.31	.278
♦ 781-SI3932DV-T1-GE3	SI3932DV-T1-GE3	TSOP-6	30	3.7	15	0.058	0.073	- - - - -	- - - - -	1.4	.70	.471	.342	.268
♦ 781-SI5902DC-E3	SI5902DC-T1-E3	ChipFET 1206-8	30	±3.9	±10	0.0850	0.1430	- - - - -	- - - - -	2.1	1.32	.931	.717	.578
♦ 781-SI4936ADY-T1-E3	SI4936ADY-T1-E3	SO-8	30	5.9	±30	0.0360	0.0530	- - - - -	- - - - -	1.1	1.28	.91	.706	.519
♦ 781-SI4936BDY-T1-E3	SI4936BDY-T1-E3	SO-8	30	6.9	30	0.0350	0.0510	- - - - -	- - - - -	2.8	.96	.653	.471	.375
♦ 781-SI4920DY-T1-E3	SI4920DY-T1-E3	SO-8	30	±6.9	±40	0.0250	0.0350	- - - - -	- - - - -	2.0	1.58	1.27	1.20	1.14
♦ 781-SI4804BDY-E3	SI4804BDY-T1-E3	SO-8	30	7.5	30	0.0220	0.0300	- - - - -	- - - - -	1.1	1.13	.77	.556	.449
♦ 781-SI4922BDY-T1-E3	SI4922BDY-T1-E3	SO-8	30	8.0	35	0.0135	0.0145	0.0180	- - - - -	3.1	1.56	1.10	.856	.674
♦ 781-SIR770DP-T1-GE3	SIR770DP-T1-GE3	PowerPAK SO-8	30	8	35	0.021	0.025	- - - - -	- - - - -	17.8	1.46	.963	.728	.578
♦ 781-SI4330DY-T1-E3	SI4330DY-T1-E3	SO-8	30	8.7	±30	0.0165	0.0220	- - - - -	- - - - -	2.0	1.56	1.10	.856	.674
♦ 781-SIZ300DT-T1-GE3	SIZ300DT-T1-GE3	PowerPAIR	30	9.8/14.9	30/40	.024/.011	.032/.0165	- - - - -	- - - - -	16.7	.72	.589	.546	.503
♦ 781-SI4944DY-T1-E3	SI4944DY-T1-E3	SO-8	30	12.2	30	0.0095	0.0160	- - - - -	- - - - -	2.3	1.88	1.32	1.28	1.24
♦ 781-SIZ730DT-T1-GE3	SIZ730DT-T1-GE3	PowerPAIR 6X3.7	30	16/35	70/100	.0093/.0039	.013/.0053	- - - - -	- - - - -	27/48	1.03	.76	.696	.674
♦ 781-SIZ790DT-T1-GE3	SIZ790DT-T1-GE3	PowerPAIR	30	16/35	70/100	16/35	16/35	- - - - -	- - - - -	27/48	1.03	.76	.696	.674
♦ 78-SIZ916DT-T1-GE3	SIZ916DT-T1-GE3	PowerPAIR 6x5	30	16/40	80/100	.0064/.0013	.01/.0075	- - - - -	- - - - -	22.7/100	2.63	1.80	1.32	1.05
♦ 78-SIZ918DT-T1-GE3	SIZ918DT-T1-GE3	PowerPAIR 6 x 5	30	28	50/100	.012/.0037	.0145/.0045	- - - - -	- - - - -	100	1.47	1.04	.803	.631
♦ 781-SIZ910DT-T1-GE3	SIZ910DT-T1-GE3	PowerPAIR	30	40	100/120	40	40	- - - - -	- - - - -	48/100	2.72	1.79	1.36	1.07
♦ 781-SI4910DY-T1-E3	SI4910DY-T1-E3	SO-8	40	6.0	20	0.0270	0.0320	- - - - -	- - - - -	3.1	1.05	.845	.806	.678
♦ 781-SI7222DN-T1-E3	SI7222DN-T1-E3	PowerPAK 1212-8	40	6.0	24	0.0420	0.0470	- - - - -	- - - - -	17.8	3.54	2.47	1.92	1.62
♦ 781-SI4942DY-T1-E3	SI4942DY-T1-E3	SO-8	40	7.4	30	0.0210	0.0280	- - - - -	- - - - -	2.1	2.32	2.03	1.89	1.82
♦ 781-SI7288DP-T1-GE3	SI7288DP-T1-GE3	PowerPAK SO-8	40	20	50	0.019	0.022	- - - - -	- - - - -	15.6	1.77	1.23	.963	.749
♦ 781-SI9945BDY-GE3	SI9945BDY-T1-GE3	SO-8	60	±3.7	25	0.0800	0.1000	- - - - -	- - - - -	2.4	1.02	.912	.823	.706
♦ 781-SI7220DN-T1-E3	SI7220DN-T1-E3	PowerPAK 1212-8	60	4.8	20	0.0600	0.0750	- - - - -	- - - - -	2.6	3.97	2.84	2.27	1.93
♦ 781-SI4900DY-E3	SI4900DY-T1-E3	SO-8	60	5.3	20	0.0580	0.0720	- - - - -	- - - - -	3.1	1.47	1.04	.803	.631
♦ 781-SI4946BEY-E3	SI4946BEY-T1-E3	SO-8	60	6.5	30	0.0410	0.0520	- - - - -	- - - - -	3.7	1.99	1.38	.992	.857
♦ 781-SI7960DP-T1-E3	SI7960DP-T1-E3	PowerPAK SO-8	60	9.7	40	0.0210	0.0250	- - - - -	- - - - -	3.5	3.56	2.48	1.93	1.63
♦ 781-SI7922DN-T1-E3	SI7922DN-T1-E3	PowerPAK 1212-8	100	2.5	10	0.1950	0.230 @ 6V	- - - - -	- - - - -	2.6	2.14	1.49	1.16	.974
♦ 781-SI7942DP-E3	SI7942DP-T1-E3	PowerPAK SO-8	100	5.9	20	0.0490	0.060 @ 6V	- - - - -	- - - - -	3.5	2.91	2.03	1.57	1.33

N-CHANNEL SKYFET® MOSFETS (SINGLE CONFIGURATION)

For quantities greater than listed, call for quote.

MOUSER STOCK NO.	Siliconix Part No.	Package	V_{DS} (Max)(V)	I_D (Max)(A)	I_{DM} (Max)(A)	R_{DS}(on) Max (Ω) @ V_{GS}=10V	V_{GS}=4.5V	V_{GS}=2.5V	V_{GS}=1.8V	P_D (Max) (W)	Price Each 1	100	500	1000
♦ 781-SI7774DP-T1-GE3	SI7774DP-T1-GE3	PowerPAK SO-8	30	60	80	0.0038	0.0047	- - - - -	- - - - -	48	1.98	1.37	1.06	.888

N-CHANNEL WFET™ MOSFETS (SINGLE CONFIGURATION)

For quantities greater than listed, call for quote.

MOUSER STOCK NO.	Siliconix Part No.	Package	V_{DS} (Max)(V)	I_D (Max)(A)	I_{DM} (Max)(A)	R_{DS}(on) Max (Ω) @ V_{GS}=10V	V_{GS}=4.5V	V_{GS}=2.5V	V_{GS}=1.8V	P_D (Max) (W)	Price Each 1	100	500	1000
♦ 781-SI7430DP-T1-E3	SI7430DP-T1-E3	PowerPAK SO-8	150	26	50	0.0450	0.047 @ 8V	- - - - -	- - - - -	64	4.62	3.38	2.70	2.31

N-CHANNEL LOGIC LEVEL MOSFETS (SINGLE CONFIGURATION)

For quantities greater than listed, call for quote.

MOUSER STOCK NO.	Siliconix Part No.	Package	V_{DS} (Max)(V)	I_D (Max)(A)	I_{DM} (Max)(A)	R_{DS}(on) Max (Ω) @ V_{GS}=10V	V_{GS}=4.5V	V_{GS}=2.5V	V_{GS}=1.8V	P_D (Max) (W)	Price Each 1	100	500	1000
♦ 781-SUM70N04-07L-E3	SUM70N04-07L-E3	TO-263	40	70	120	0.0074	0.0110	- - - - -	- - - - -	100	3.75	3.46	2.65	2.14
♦ 781-SUM110N05-06L-E3	SUM110N05-06L-E3	TO-263	55	110	240	0.0060	0.0085	- - - - -	- - - - -	158	5.24	3.94	2.78	2.57
♦ 781-SUD23N06-31L-E3	SUD23N06-31L-E3	TO-252	60	25	30	0.0350	0.0450	- - - - -	- - - - -	50	1.83	1.24	1.03	.813
♦ 781-SUM50N06-16L-E3	SUM50N06-16L-E3	TO-263	60	50	100	0.0160	0.0220	- - - - -	- - - - -	93	2.92	2.04	1.21	1.16
♦ 781-SUM75N06-09L-E3	SUM75N06-09L-E3	TO-263	90	90	160	0.0093	0.0135	- - - - -	- - - - -	125	3.03	2.20	1.71	1.66
♦ 781-SUD06N10-225L-E3	SUD06N10-225L-E3	TO-252	100	6.5	8.0	0.2000	0.2250	- - - - -	- - - - -	20	1.56	1.10	.856	.674

© Copyright 2013 Mouser Electronics
© Copyright 2013 Mouser Electronics

BOURNS Thyristor Surge Protectors

BOURNS®

RoHS Compliant This product is RoHS compliant.

BOURNS TISP THYRISTOR OVERVOLTAGE PROTECTORS

Continuing to provide the most complete solutions to your circuit protection needs, Bourns recently introduced the TISP® line of products. The TISP® products are specially designed to provide protection for telecommunications equipment in instances where high voltages occur as a result of lightning strikes, power line crosses or a/c power surges. Coupled with Bourns' Mulifuse® PPTC overcurrent protectors and Bourns, Line Protection Networks, the TISP® products offer telecom customers a more comprehensive total protection product line.

Bidirectional Thyristor Surge Protector

This TISP® device series protects central office, access and customer premise equipment against overvoltages on the telecom line. These devices are housed in a through-hole DO-92 package (TO-92 package with cropped center leg).

For quantities greater than listed, call for quote.

MOUSER STOCK NO.		Fig.	V_{DRM} (V) Standoff Voltage	$V_{(BO)}$ (V) Protect. Voltage	Delta Capacitance	Ratings for Lighting Surge Standards		Price Each			
Mfr.	Mfr. Part No.					IEC 61000-4-5 8/20 µs(A)	GR-1089-CORE 10/1000 µs(A)	1	50	100	500
652	TISP4P015L1NR-S	A	8	15	2	30	18	.66	.535	.482	.428
652	TISP4P020L1NR-S	A	12	20	3	30	18	.66	.535	.482	.428
652	TISP4P025L1NR-S	A	16	25	3	30	18	.66	.535	.482	.428
652	TISP4P035L1NR-S	A	24	35	2	30	18	.66	.535	.482	.428

SMALL-OUTLINE PACKAGES

Quad-Forward-Conducting Buffered P-Gate Thyristor

Independent Overvoltage Protection for Two SLICs in Short Loop Applications:

- Wide 0V to -90V Programming Range
- Low 5mA max. Gate Triggering Current
- High 150mA min. (85°C) Holding Current
- Specified 1.2/50 and 0.5/700 Limiting Voltage
- Full -40°C to 85°C Temperature Range

For quantities greater than listed, call for quote.

MOUSER STOCK NO.		Fig.	$V_{(BO)}$ (V) Protect. Voltage	I_{PPSM} Ratings for Lighting Surge Standards				Price Each			
Mfr.	Mfr. Part No.			GR-1089-CORE 2/10 µs (A)	ANSI C62.41 8/20 µs (A)	ITU-T K.20/21 5/310 µs (A)	GR-1089-CORE 10/1000 µs (A)	1	50	100	500
652	TISP61089DR-S	B	0 to -75	120	No Value	40	30	1.66	.92	.792	.696
652	TISP61089QDR-S	B	0 to -64	120	No Value	40	30	.95	.899	.856	.792
652	TISP6NTP2CDR-S	B	0 to -150	90	No Value	40	25	2.18	1.31	1.10	.963
652	TISP8200MDR-S	B	0 to -90	210	No Value	70	45	1.54	1.23	1.12	.942
652	TISP8201MDR-S	B	0 to +90	210	No Value	70	45	1.54	1.23	1.12	.942

Dual Forward-Conducting P-Gate and N-Gate Thyristor Programmable Overvoltage Protectors

For quantities greater than listed, call for quote.

MOUSER STOCK NO.		Fig.	$V_{(BO)}$ (V) Protect. Voltage	I_{PPSM} Ratings for Lighting Surge Standards				Price Each			
Mfr.	Mfr. Part No.			GR-1089-CORE 2/10 µs (A)	ANSI C62.41 8/20 µs (A)	ITU-T K.20/21 5/310 µs (A)	GR-1089-CORE 10/1000 µs (A)	1	50	100	500
652	TISP61089ADR-S	B	0 to -120	120	- - -	40	30	1.66	.92	.792	.696
652	TISP61089BDR-S	B	0 to -170	120	- - -	40	30	1.66	.92	.792	.696
652	TISP61089HDMR-S	B	0 to -170	- - -	150	100	- - -	3.69	2.21	2.00	1.78
652	TISP61089QBDR-S	B	-20 to -155	120	- - -	40	30	1.66	.91	.781	.696
652	TISP8200HDMR-S	B	0 to -70	500	- - -	150	100	4.92	4.31	4.00	3.69
652	TISP8201HDMR-S	B	0 to 70	500	- - -	150	100	2.77	2.53	2.28	2.10

SURFACE MOUNT PACKAGES

Very Low Voltage Bidirectional Thyristor Overvoltage Protectors

For quantities greater than listed, call for quote.

MOUSER STOCK NO.		Fig.	V_{DRM} (V) Standoff Voltage	$V_{(BO)}$ (V) Protect. Voltage	I_H (mA) Holding Current	I_{PPSM} Ratings for Lighting Surge Standards				Price Each			
Mfr.	Mfr. Part No.					GR-1089-CORE 2/10 µs (A)	TIA/EIA-IS-968 10/560 µs (A)	ITU-T K.20/21 5/310 µs (A)	GR-1089-CORE 10/1000 µs (A)	1	50	100	500
652	TISP4015H1BJR-S	C1	8	15	50	500	125	150	100	.49	.385	.364	.321
652	TISP4040H1BJR-S	C1	25	40	50	500	125	150	100	.49	.385	.364	.321

Forward-Conducting Unidirectional Thyristor Overvoltage Protectors

For quantities greater than listed, call for quote.

MOUSER STOCK NO.		Fig.	V_{DRM} (V) Standoff Voltage	$V_{(BO)}$ (V) Protect. Voltage	I_{PPSM} Ratings for Lighting Surge Standards					Price Each			
Mfr.	Mfr. Part No.				GR-1089-CORE 2/10 µs (A)	ANSI C62.41 8/20 µs (A)	TIA/EIA-IS-968 10/560 µs (A)	ITU-T K.20/21 5/310 µs (A)	GR-1089-CORE 10/1000 µs (A)	1	50	100	500
652	TISP5070H3BJR-S	C2	-58	-70	500	300	160	200	100	.62	.482	.46	.417
652	TISP5080H3BJR-S	C2	-65	-80	500	300	160	200	100	.62	.482	.46	.417

Bidirectional Thyristor Overvoltage Protectors

PRODUCT NEW

For quantities greater than listed, call for quote.

MOUSER STOCK NO.		Fig.	V_{DRM} (V) Standoff Voltage	$V_{(BO)}$ (V) Protect. Voltage	I_H (mA) Holding Current	I_{PPSM} Ratings for Lighting Surge Standards				Price Each			
Mfr.	Mfr. Part No.					GR-1089-CORE 2/10 µs (A)	TIA/EIA-IS-968 10/560 µs (A)	ITU-T K.20/21 5/310 µs (A)	GR-1089-CORE 10/1000 µs (A)	1	50	100	500
652	TISP4125H3BJR-S	C1	100	125	150	500	160	200	100	.62	.482	.46	.417
652	TISP4145M3BJR-S	C1	120	145	150	300	100	100	50	.71	.535	.471	.396
652	TISP4C115H3BJR-S	C1	90	115	150	500	100	150	100	1.05	.535	.471	.396
652	TISP4C290H3BJR-S	C1	220	150	150	500	100	150	100	1.05	.535	.471	.396
652	TISP4C350H3BJR-S	C1	275	150	150	500	100	150	100	1.05	.535	.471	.396
652	TISP4S040L1BJR-S	C1	25	40	50	- - -	- - -	- - -	30	.73	.642	.578	.535
652	TISP4S040M1BJR-S	C1	25	40	50	- - -	- - -	- - -	50	.96	.856	.77	.706
652	TISP4S077M3BJR-S	C1	58	77	150	- - -	- - -	- - -	50	.96	.856	.77	.706
652	TISP4S088M3BJR-S	C1	65	88	150	- - -	- - -	- - -	50	.96	.856	.77	.706
652	TISP4S098M3BJR-S	C1	75	98	150	- - -	- - -	- - -	50	.96	.856	.77	.706
652	TISP4S160M3BJR-S	C1	120	160	150	- - -	- - -	- - -	50	.96	.856	.77	.706
652	TISP4S180M3BJR-S	C1	140	180	150	- - -	- - -	- - -	50	.96	.856	.77	.706
652	TISP4S240M3BJR-S	C1	180	240	150	- - -	- - -	- - -	50	.96	.856	.77	.706
652	TISP4S260M3BJR-S	C1	190	260	150	- - -	- - -	- - -	50	.96	.856	.77	.706
652	TISP4S300M3BJR-S	C1	220	300	150	- - -	- - -	- - -	50	.96	.856	.77	.706
652	TISP4S350M3BJR-S	C1	275	350	150	- - -	- - -	- - -	50	.96	.856	.77	.706
652	TISP4S350T3BJR-S	C1	275	350	150	- - -	- - -	- - -	80	.87	.77	.696	.631
652	TISP4S400M3BJR-S	C1	300	400	150	- - -	- - -	- - -	50	.96	.856	.77	.706

DIMENSIONS: mm (in.)

A

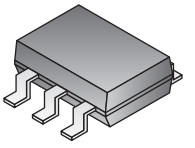

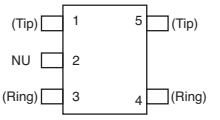

B

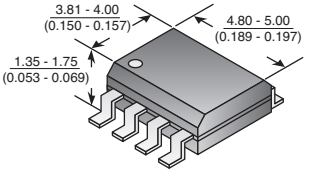

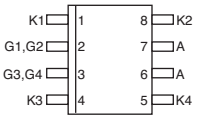

NOTES:

A. Leads are within 0.25 (0.010) radius of true position at maximum material condition.
B. Body dimensions do not include mold flash or protrusion.
C. Mold flash or protrusion shall not exceed 0.15 (0.006).
D. Lead tips to be planar within ±0.051 (0.002).

C

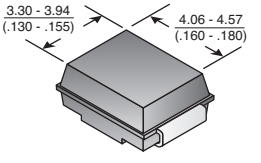

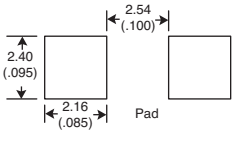

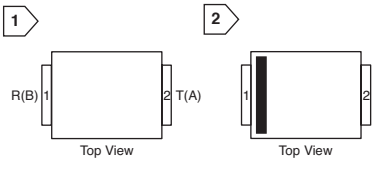

© Copyright 2013 Mouser Electronics

© Copyright 2013 Mouser Electronics

LITTELFUSE SIDACtor®, Triacs, and SCRs

Littelfuse

RoHS Compliant **This product is RoHS compliant.**

MICROCAPACITANCE (MC) SC SIDACTOR DEVICES

These DO-214AA SCMC SIDACtor devices are intended for applications sensitive to load values. Typically, high speed connections, such as xDSL and T1/E1, require a lower capacitance. CO values for the MicroCapacitance device are 40 percent lower than a standard SC part.

For quantities greater than listed, call for quote.

MOUSER STOCK NO.	Littelfuse Part No.	Package	Volts			Idrm	Is	It	Ih	Price Each			Reel	Price Per
			Vdrm	Vs	Vt	Uamps	mAmps	Amps	mAmps	1	10	50	Qty.	Piece
576-P0080SCMCLRP	P0080SCMCLRP	DO-214AA	6	25	4	5	800	2.2	50	**1.53**	**1.28**	**1.22**	2500	**.843**
576-P0300SCMCLRP	P0300SCMCLRP	DO-214AA	25	40	4	5	800	2.2	50	**1.53**	**1.28**	**1.22**	2500	**.843**
576-P0640SCMCLRP	P0640SCMCLRP	DO-214AA	58	77	4	5	800	2.2	150	**1.53**	**1.28**	**1.22**	2500	**.843**
576-P0900SCMCLRP	P0900SCMCLRP	DO-214AA	75	98	4	5	800	2.2	150	**1.21**	**1.08**	**1.02**	2500	**.84**
576-P1800SCMCLRP	P1800SCMCLRP	DO-214AA	170	220	4	5	800	2.2	150	**1.53**	**1.28**	**1.22**	2500	**.843**
576-P3100SCMCLRP	P3100SCMCLRP	DO-214AA	275	350	4	5	800	2.2	150	**1.53**	**1.28**	**1.22**	2500	**.843**

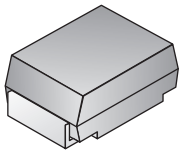

DO-214AA

HIGH SURGE CURRENT (D-RATED) SIDACTOR DEVICES

DO-214AA SIDACtor solid state protection devices with a D surge rating protect telecommunications equipment located in hostile environments. Surge ratings are twice that of a device with a C surge rating.

For quantities greater than listed, call for quote.

MOUSER STOCK NO.	Littelfuse Part No.	Package	Volts			Idrm	Is	It	Ih	Price Each			Reel	Price Per
			Vdrm	Vs	Vt	Uamps	mAmps	Amps	mAmps	1	10	50	Qty.	Piece
576-P0080SDLRP	P0080SDLRP	DO-214AA	6	25	4	5	800	2	50	**1.13**	**1.07**	**1.04**	2500	**.993**
576-P0640SDLRP	P0640SDLRP	DO-214AA	58	77	4	5	800	2.2	50	**1.13**	**1.07**	**1.04**	2500	**.993**
576-P0720SDLRP	P0720SDLRP	DO-214AA	65	88	4	5	800	2.2	50	**1.18**	**1.16**	**1.13**	2500	**1.01**
576-P3100SDLRP	P3100SDLRP	DO-214AA	275	350	4	5	800	2.2	50	**1.13**	**1.07**	**1.04**	2500	**.993**
576-P3500SDLRP	P3500SDLRP	DO-214AA	320	400	4	5	800	2.2	50	**1.71**	**1.44**	**1.37**	2500	**.958**

SIDACTOR PROTECTION THYRISTORS - FIXED VOLTAGE ENHANCED SINGLE PORT SERIES

The MS-012 packaged fixed voltage enhanced single port series are SIDACtor devices designed to protect sensitive SLICs (subscriber line interface circuits) from damaging overvoltage transients.

- Single port protection in one package
- Low voltage overshoot
- Does not degrade with use
- Pin-to-pin SO-8 compatible footprint

For quantities greater than listed, call for quote.

MOUSER STOCK NO.	Littelfuse Part No.	Package	Volts		Ih	Is	It Amps	Price Each			Reel	Price Per
			Vdrm	Vs	mAmps	mAmps		1	50	100	Qty.	Piece
576-P0641DF-1E	P0641DF-1E	MS-012	58	77	150	800	1	**.90**	**.845**	**.813**	2500	**.738**
576-P1701DF-1E	P1701DF-1E	MS-012	160	200	150	800	1	**.92**	**.867**	**.821**	2500	**.686**

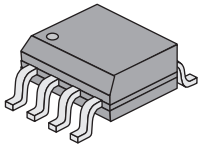

MS-012

SENSITIVE TRIACS

L01 EV Series, 1A

- Static dv/dt >20 Volts/µsec
- Thru hole and surface mount packages
- Blocking voltage capability: up to 800V
- Surge Capability: >10Amps

For quantities greater than listed, call for quote.

MOUSER STOCK NO.	Littelfuse Part No.	Package	Voltage (V)	I gt (mA)	V gt	IH Max	dv/dt (s)	dv/dt (c)	T gt µs	Price Each		
										1	10	100
576-L0103MERP	L0103MERP	TO-92	600	3-5	1.3	7	10	0.5	2	**.35**	**.348**	**.294**
576-L0103MTRP	L0103MTRP	SOT-223	600	3-5	1.3	7	10	0.5	2	**.40**	**.393**	**.341**
576-L0103NERP	L0103NERP	TO-92	800	3-5	1.3	7	10	0.5	2	**.39**	**.375**	**.32**
576-L0103NTRP	L0103NTRP	SOT-223	800	3-5	1.3	7	10	0.5	2	**.43**	**.423**	**.367**
576-L0107MERP	L0107MERP	TO-92	600	5-7	1.3	10	20	1	2	**.35**	**.348**	**.294**
576-L0107MTRP	L0107MTRP	SOT-223	600	5-7	1.3	10	20	1	2	**.40**	**.393**	**.341**
576-L0109MERP	L0109MERP	TO-92	600	10	1.3	10	50	2	2	**.35**	**.348**	**.294**
576-L0109MTRP	L0109MTRP	SOT-223	600	10	1.3	10	50	2	2	**.40**	**.393**	**.341**
576-L0109NTRP	L0109NTRP	SOT-223	800	10	1.3	10	50	2	2	**.43**	**.423**	**.367**

LX8 EV Series, 0.8A

- Blocking voltage capability: up to 600V
- Surge Capability: >9.5Amps
- Static dv/dt >10 Volts/µsec
- Thru hole and surface mount packages

For quantities greater than listed, call for quote.

MOUSER STOCK NO.	Littelfuse Part No.	Package	Voltage (V)	I gt (mA)	V gt	IH Max	dv/dt (s)	dv/dt (c)	T gt µs	Price Each		
										1	10	100
576-LX803MERP	LX803MERP	TO-92	600	3-5	1.3	5	10	1.5	2	**.25**	**.235**	**.225**
576-LX803MTRP	LX803MTRP	SOT-223	600	3-5	1.3	5	10	1.5	2	**.84**	**.674**	**.334**
576-LX807DERP	LX807DERP	TO-92	400	5-7	1.3	5	10	1.5	2	**.23**	**.214**	**.203**
576-LX807DTRP	LX807DTRP	SOT-223	400	5-7	1.3	5	10	1.5	2	**.27**	**.257**	**.246**
576-LX807MERP	LX807MERP	TO-92	600	5-7	1.3	5	10	1.5	2	**.25**	**.235**	**.225**
576-LX807MTRP	LX807MTRP	SOT-223	600	5-7	1.3	5	10	1.5	2	**.44**	**.385**	**.334**

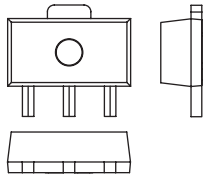

SOT-89

SENSITIVE SCRS

Sx02xS EV Series, 1.5A

- Blocking voltage capability: up to 600V
- Surge Capability: >15Amps
- High dv/dt noise immunity
- Improved turn-off time (Tq): <35µsec.
- Thru hole and surface mount packages

For quantities greater than listed, call for quote.

MOUSER STOCK NO.	Littelfuse Part No.	Package	Voltage (V)	Gate Sensitivity	V gt	IH Max	dv/dt (s)	T q µs	T gt µs	Price Each		
										1	10	100
576-S402ESRP	S402ESRP	TO-92	400	200µa	0.8	5	25	35	3	**.55**	**.471**	**.417**
576-S602ESRP	S602ESRP	TO-92	600	200µa	0.8	5	25	35	3	**.47**	**.439**	**.385**
576-S602TSRP	S602TSRP	SOT-223	600	200µa	0.8	5	25	35	3	**.75**	**.599**	**.514**

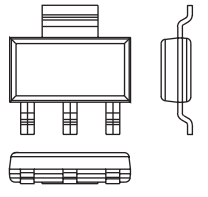

SOT-223

SxX8xSx EV Series, 0.8A

- Blocking voltage capability: up to 800V
- Surge Capability: >10Amps
- High dv/dt noise immunity
- Sensitive gate or direct microprocessor interface
- Thru hole and surface mount packages
- ROHS compliant

For quantities greater than listed, call for quote.

MOUSER STOCK NO.	Littelfuse Part No.	Package	Voltage (V)	Gate Sensitivity	V gt	IH Max	dv/dt (s)	T q µs	T gt µs	Price Each		
										1	10	100
576-S6X8BSRP	S6X8BSRP	SOT-89	600	200µa	0.8	5	75	25	2	**.55**	**.471**	**.417**
576-S6X8ES1RP	S6X8ES1RP	TO-92	600	5µa	0.8	5	75	30	2	**.31**	**.289**	**.257**
576-S6X8ES2RP	S6X8ES2RP	TO-92	600	50µa	0.8	5	75	25	2	**.31**	**.289**	**.257**
576-S4X8ES	S4X8ES	TO-92	400	200µa	0.8	5	75	25	2	**.23**	**.214**	**.203**
576-S4X8ESAP	S4X8ESAP	TO-92	400	200µa	0.8	5	75	25	2	**.23**	**.214**	**.203**
576-S4X8ESRP	S4X8ESRP	TO-92	400	200µa	0.8	5	75	25	2	**.23**	**.214**	**.203**
576-S6X8ES	S6X8ES	TO-92	600	200µa	0.8	5	75	25	2	**.31**	**.289**	**.257**
576-S6X8TS1RP	S6X8TS1RP	SOT-223	600	5µa	0.8	5	75	30	2	**.38**	**.342**	**.30**
576-S6X8TS2RP	S6X8TS2RP	SOT-223	600	50µa	0.8	5	75	25	2	**.38**	**.342**	**.30**
576-S6X8TSRP	S6X8TSRP	SOT-223	600	200µa	0.8	5	75	25	2	**.38**	**.342**	**.30**
576-S8X8ES1RP	S8X8ES1RP	TO-92	800	5µa	0.8	5	75	30	2	**.38**	**.342**	**.30**
576-S8X8ES2RP	S8X8ES2RP	TO-92	800	50µa	0.8	5	75	25	2	**.38**	**.342**	**.30**
576-S8X8ESRP	S8X8ESRP	TO-92	800	200µa	0.8	5	75	25	2	**.38**	**.342**	**.30**
576-S8X8TS1RP	S8X8TS1RP	SOT-223	800	5µa	0.8	5	75	30	2	**.55**	**.471**	**.417**
576-S8X8TS2RP	S8X8TS2RP	SOT-223	800	50µa	0.8	5	75	25	2	**.55**	**.471**	**.417**
576-S8X8TSRP	S8X8TSRP	SOT-223	800	200µa	0.8	5	75	25	2	**.55**	**.471**	**.417**



TO-92

© Copyright 2013 Mouser Electronics

© Copyright 2013 Mouser Electronics

LITTELFUSE SIDACtors® and SIDACS

Littelfuse

RoHS Compliant This product is RoHS compliant.

SIDACtors® DEVICES

DO-214AA SIDACtor solid state protection devices protect telecommunications equipment such as; modems, line cards, and CPE (telephones, answering machines, and fax machines).

PRODUCT NEW

For quantities greater than listed, call for quote.

MOUSER STOCK NO.	Littelfuse Part No.	Package	Volts			Idrm	Is	It	Ih	Price Each			Price Per Reel	
			Vdrm	Vs	Vt	Uamps	mAmps	Amps	mAmps	1	10	50	Qty.	Each
576-P0080SALRP	P0080SALRP	DO-214AA	6	25	4	5	800	2.2	50	1.13	.963	.92	2500	.628
576-P0080SBLRP	P0080SBLRP	DO-214AA	6	25	4	5	800	2.2	50	1.26	1.05	.963	2500	.686
576-P0080SCLRP	P0080SCLRP	DO-214AA	6	25	4	5	800	2.2	50	1.38	1.17	1.11	2500	.764
576-P0220SALRP	P0220SALRP	DO-214AA	15	32	4	5	800	2.2	50	1.13	.963	.92	2500	.648
576-P0300SALRP	P0300SALRP	DO-214AA	25	40	4	5	800	2.2	50	1.13	.963	.92	2500	.628
576-P0300SAMCLRP	P0300SAMCLRP	DO-214AA	25	40	4	5	800	2.2	50	1.28	1.08	1.02	2500	.752
576-P0300SBLRP	P0300SBLRP	DO-214AA	25	40	4	5	800	2.2	50	1.26	1.05	.963	2500	.686
576-P0640SALRP	P0640SALRP	DO-214AA	58	77	4	5	800	2.2	150	1.13	.963	.92	2500	.628
576-P0640SCLRP	P0640SCLRP	DO-214AA	58	77	4	5	800	2.2	150	1.38	1.17	1.11	2500	.764
576-P0720SALRP	P0720SALRP	DO-214AA	65	88	4	5	800	2.2	150	1.13	.963	.92	2500	.628
576-P0720SBLRP	P0720SBLRP	DO-214AA	65	88	4	5	800	2.2	150	1.26	1.05	.963	2500	.71
576-P0720SCLRP	P0720SCLRP	DO-214AA	65	88	4	5	800	2.2	150	1.38	1.17	1.11	2500	.764
576-P0900SALRP	P0900SALRP	DO-214AA	75	98	4	5	800	2.2	150	1.13	.963	.92	2500	.628
576-P0900SBLRP	P0900SBLRP	DO-214AA	75	98	4	5	800	2.2	150	1.26	1.05	.963	2500	.71
576-P0900SCLRP	P0900SCLRP	DO-214AA	75	98	4	5	800	2.2	150	1.38	1.17	1.11	2500	.764
576-P1100SALRP	P1100SALRP	DO-214AA	90	130	4	5	800	2.2	150	1.13	.963	.92	2500	.628
576-P1100SCLRP	P1100SCLRP	DO-214AA	90	130	4	5	800	2.2	150	1.38	1.17	1.11	2500	.764
576-P1300SALRP	P1300SALRP	DO-214AA	120	160	4	5	800	2.2	150	.74	.697	.679	2500	.626
576-P1300SBLRP	P1300SBLRP	DO-214AA	120	160	4	5	800	2.2	150	.80	.761	.738	2500	.684
576-P1300SCLRP	P1300SCLRP	DO-214AA	120	160	4	5	800	2.2	150	1.38	1.17	1.11	2500	.764
576-P1500SALRP	P1500SALRP	DO-214AA	140	180	4	5	800	2.2	150	1.13	.963	.92	2500	.628
576-P1500SCLRP	P1500SCLRP	DO-214AA	140	180	4	5	800	2.2	150	1.38	1.17	1.11	2500	.764
576-P1800SALRP	P1800SALRP	DO-214AA	170	220	4	5	800	2.2	150	1.13	.963	.92	2500	.628
576-P1800SCLRP	P1800SCLRP	DO-214AA	170	220	4	5	800	2.2	150	1.38	1.17	1.11	2500	.764
576-P2300SALRP	P2300SALRP	DO-214AA	190	260	4	5	800	2.2	150	1.13	.963	.92	2500	.628
576-P2300SBLRP	P2300SBLRP	DO-214AA	190	260	4	5	800	2.2	150	1.26	1.05	.963	2500	.686
576-P2300SCLRP	P2300SCLRP	DO-214AA	190	260	4	5	800	2.2	150	1.38	1.17	1.11	2500	.764
576-P2600SALRP	P2600SALRP	DO-214AA	220	300	4	5	800	2.2	150	1.13	.963	.92	2500	.628
576-P2600SBLRP	P2600SBLRP	DO-214AA	220	300	4	5	800	2.2	150	1.26	1.05	.963	2500	.686
576-P2600SCLRP	P2600SCLRP	DO-214AA	220	300	4	5	800	2.2	150	1.38	1.17	1.11	2500	.764
576-P3100SALRP	P3100SALRP	DO-214AA	275	350	4	5	800	2.2	150	1.13	.963	.92	2500	.628
576-P3100S1ALRP	P3100S1ALRP	DO-214AC	275	350	4	5	800	2.2	150	1.13	.963	.92	5000	.595
576-P3100SBLRP	P3100SBLRP	DO-214AA	275	350	4	5	800	2.2	150	1.26	1.05	.963	2500	.686
576-P3100SCLRP	P3100SCLRP	DO-214AA	275	350	4	5	800	2.2	150	1.38	1.17	1.11	2500	.764
576-P3500SALRP	P3500SALRP	DO-214AA	320	400	4	5	800	2.2	150	1.13	.963	.92	2500	.628
576-P3500SBLRP	P3500SBLRP	DO-214AA	320	400	4	5	800	2.2	150	1.26	1.05	.963	2500	.686
576-P3500SCLRP	P3500SCLRP	DO-214AA	320	400	4	5	800	2.2	150	1.38	1.17	1.11	2500	.764

SEP BIASED SIDACtors®

- Small footprint (QFN)
- Teccor branded SIDACtor Technology
- Chip scale package (CSP) sizing
- Bidirectional transient voltage protection
- Wide range of ratings

For quantities greater than listed, call for quote.

MOUSER STOCK NO.	Littelfuse Part No.	Package	Dimensions: mm	Volts Min.	Volts Max.	Ih Min.	Is	It @ Vt	Price Each			Price Per Reel	
									1	10	50	Qty.	Each
576-SEP0080Q38CB	SEP0080Q38CB	QFN	5X6X1.5	6	25	50	800	2.2	2.96	2.50	2.36	4000	1.55
576-SEP0900Q38CB	SEP0900Q38CB	QFN	5X6X1.5	75	98	150	800	2.2	2.96	2.50	2.36	4000	1.55

Q2L SERIES SIDACtors®

- Small footprint (QFN)
- Teccor branded SIDACtor Technology
- Chip scale package (CSP) sizing
- Bidirectional transient voltage protection
- Wide range of ratings

For quantities greater than listed, call for quote.

MOUSER STOCK NO.	Littelfuse Part No.	Package	Dimensions: mm	Volts Min.	Volts Max.	Rating	Ih Min.	Is mAmps	IT Amps	Price Each			Price Per Reel	
										1	10	100	Qty.	Each
Q2L Series (A & B-rated) SIDACtor Devices														
576-P0080Q12ALRP	P0080Q12ALRP	QFN	3X3	6	25	A	50	800	2.2	1.28	1.04	.813	5000	.55
576-P0080Q12BLRP	P0080Q12BLRP	QFN	3X3	6	25	B	50	800	2.2	.92	.875	.829	5000	.725
576-P3500Q12BLRP	P3500Q12BLRP	QFN	3X3	320	400	B	150	800	2.2	1.40	1.13	.931	5000	.603
Q2L Series (C-rated) SIDACtor Devices														
576-P0080Q22CLRP	P0080Q22CLRP	QFN	3.3X3.3	6	25	C	50	800	2.2	1.59	1.34	1.21	5000	.832
576-P1500Q22CLRP	P1500Q22CLRP	QFN	3.3X3.3	140	180	C	150	800	2.2	1.59	1.34	1.21	5000	.832

SIDACS

◆Surface Mount Device

For quantities greater than listed, call for quote.

MOUSER STOCK NO.	Pkg.	IT(RMS)	VDRM	VBO (V)		IDRM	IBO Max.	IH (mA)		VTM (V)	ITSM (A)		RS (kΩ)	Price Each		
Mfr. Mfr. Part No.		(Amps)	(Volts)	Min.	Max.	Max.(μA)	(μA)	Typ.	Max.	Max.	60Hz	50Hz	Min.	1	10	100
576—K0900E70	TO-92	1	±70	79	97	5	10	60	150	1.5	20	16.7	0.1	1.06	.803	.642
576—K0900G	DO-15X	1	±70	79	97	5	10	60	150	1.5	20	16.7	0.1	.90	.756	.624
◆ 576—K0900SRP	DO-214	1	±70	79	97	5	10	60	150	1.5	20	16.7	0.1	.96	.824	.706
576—K1050E70	TO-92	1	±90	95	113	5	10	60	150	1.5	20	16.7	0.1	1.06	.803	.642
576—K1050G	DO-15X	1	±90	95	113	5	10	60	150	1.5	20	16.7	0.1	.90	.756	.624
◆ 576—K1050SRP	DO-214	1	±90	95	113	5	10	60	150	1.5	20	16.7	0.1	.96	.824	.706
576—K1100E70	TO-92	1	±90	104	118	5	10	60	150	1.5	20	16.7	0.1	1.06	.803	.642
576—K1100G	DO-15X	1	±90	104	118	5	10	60	150	1.5	20	16.7	0.1	.90	.756	.624
576—K1200E70	TO-92	1	±90	110	125	5	10	60	150	1.5	20	16.7	0.1	1.06	.803	.642
576—K1200G	DO-15X	1	±90	110	125	5	10	60	150	1.5	20	16.7	0.1	.90	.756	.624
576—K1300E70	TO-92	1	±90	120	138	5	10	60	150	1.5	20	16.7	0.1	1.06	.803	.642
576—K1400E70	TO-92	1	±90	130	146	5	10	60	150	1.5	20	16.7	0.1	.90	.756	.624
576—K1500G	DO-15X	1	±90	140	170	5	10	60	150	1.5	20	16.7	0.1	.92	.781	.706
◆ 576—K1500SRP	DO-214	1	±90	140	170	5	10	60	150	1.5	20	16.7	0.1	1.02	.877	.781
576—K2000E70	TO-92	1	±180	190	215	5	10	60	150	1.5	20	16.7	0.1	1.02	.877	.781
576—K2000G	DO-15X	1	±180	190	215	5	10	60	150	1.5	20	16.7	0.1	1.09	.918	.758
◆ 576—K2000SRP	DO-214	1	±180	190	215	5	10	60	150	1.5	20	16.7	0.1	.66	.642	.629
576—K2200E70	TO-92	1	±180	205	230	5	10	60	150	1.5	20	16.7	0.1	1.02	.877	.781
◆ 576—K2200SRP	DO-214	1	±180	205	230	5	10	60	150	1.5	20	16.7	0.1	.66	.642	.629
576—K2500E70	TO-92	1	±200	240	280	5	10	60	150	1.5	20	16.7	0.1	1.09	.918	.758
576—K2500G	DO-15X	1	±200	240	280	5	10	60	150	1.5	20	16.7	0.1	1.23	.989	.835

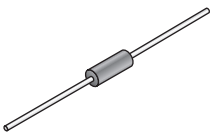

DO-15X / DO-214AA

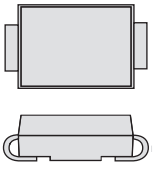

DO-214AA

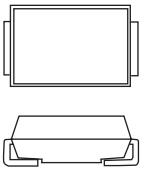

DO-214AC

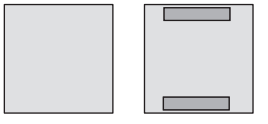

QFN 3x3 / QFN 3.3x3.3

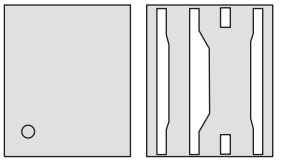

QFN 5x6x1.5

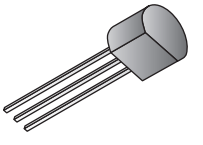

TO-92

© Copyright 2013 Mouser Electronics

© Copyright 2013 Mouser Electronics

LITTELFUSE Teccor® Thyristors

RoHS Compliant **This product is RoHS compliant.**

SCRs

For quantities greater than listed, call for quote.

MOUSER STOCK NO.	Littelfuse Part No.	Pkg.	IT(RMS)	VDRM	I_{DRM}@VDRM (mA) @25°C	I_{DRM}@VDRM (mA) @125°C	Max Gate Trigger Current (µA)	V_{TM} (V)	Non-Repetitive Surge Current (A)	di/dt @110°C (A/µs)	T_{GT} (µs)	T_q (µs)	Price Each 1	10	100
576-S6008R	S6008R	TO-220	8	600	0.01	0.5	15000	1.6	100	100	2	35	1.79	1.44	1.20
576-S6008L	S6008L	TO-220	8	600	0.01	0.5	15000	1.6	100	100	2	35	1.46	1.37	1.21
576-S6015L	S6015L	TO-220	15	600	0.01	1	30000	1.6	225	125	2	35	2.03	1.93	1.48
576-S6025L	S6025L	TO-220	25	600	0.01	2	35000	1.6	350	150	2	35	2.31	2.16	1.92
576-S6055R	S6055R	TO-220	55	600	0.01	2	40000	1.8	650	175	2.5	35	4.28	3.71	3.24
576-S8040R	S8040R	TO-220	40	800	0.02	3	40000	1.8	520	175	2.5	35	3.77	3.52	3.11
576-S8055R	S8055R	TO-220	55	800	0.02	3	40000	1.8	650	175	2.5	35	3.51	3.40	2.89
576-S601E	S601E	TO-92	1	600	0.01	0.5	10000	1.6	30	50	2	35	.95	.835	.717
576-S6006L	S6006L	TP-220	6	600	0.01	0.5	15000	1.6	100	100	2	35	1.66	1.46	1.19
576-S6010L	S6010L	TO-220	10	600	0.01	0.5	15000	1.6	100	100	2	35	1.65	1.56	1.49
576-S8010L	S8010L	TO-220	10	800	0.02	1	15000	1.6	100	100	2	35	2.03	1.93	1.48
576-S6020L	S6020L	TO-220	20	600	0.01	1	30000	1.6	300	125	2	35	1.98	1.85	1.64
576-S8020L	S8020L	TO-220	20	800	0.02	2	30000	1.6	300	125	2	35	2.10	1.96	1.73
576-S8035K	S8035K	TO-218	35	800	0.02	3	40000	1.8	500	150	2	35	4.30	4.23	4.17
576-S8015L	S8015L	TO-220	15	800	0.02	2	30000	1.6	225	125	2	35	1.85	1.73	1.54

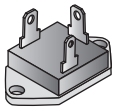

TO-3

TRIACS

♦ Surface Mount

For quantities greater than listed, call for quote.

MOUSER STOCK NO.	Pkg.	IT (RMS)	VDRM	IGT (mA) Max. Q1	Q2	Q3	Typ. Q4	IDRM Max. (mA) TC=25°C	TC=100°C	TC=125°C	VTM (V) TC=25°C	VGT (V) TC=25°C	Watts PGM	PG(AV)	Price Each 1	10	100
Mfr. Mfr. Part No.		Amps	Volts														
576—Q401E3	TO-92	1	400	10	10	10	25	0.02	0.5	1	1.6	2	10	0.2	1.07	.942	.824
♦ 576—Q4004D3RP	TO-252	4	400	10	10	10	25	0.05	0.5	2	1.6	2	15	0.3	1.46	1.23	1.07
576—Q4004L3	TO-220	4	400	10	10	10	25	0.05	0.5	2	1.6	2	15	0.3	1.44	1.40	1.19
576—Q4004L4	TO-220	4	400	25	25	25	50	0.05	0.5	2	1.6	2.5	15	0.3	1.38	1.34	1.13
576—Q6004L4	TO-220	4	600	25	25	25	50	0.05	0.5	2	1.6	2.5	15	0.3	1.63	1.57	1.34
576—Q4006L4	TO-220	6	400	25	25	25	50	0.05	0.5	2	1.6	2.5	18	0.5	1.57	1.52	1.28
576—Q6006L5	TO-220	6	600	50	50	50	75	0.05	0.5	2	1.6	2.5	18	0.5	1.79	1.73	1.47
576—Q6006R5	TO-220	6	600	50	50	50	75	0.05	0.5	2	1.6	2.5	18	0.5	1.63	1.57	1.34
576—Q4008L4	TO-220	8	400	25	25	25	50	0.05	0.5	2	1.6	2.5	20	0.5	2.00	1.82	1.53
576—Q4008R4	TO-220	8	400	25	25	25	50	0.05	0.5	2	1.6	2.5	20	0.5	1.57	1.52	1.28
576—Q6008L5	TO-220	8	600	50	50	50	75	0.05	0.5	2	1.6	2.5	20	0.5	2.19	1.85	1.56
576—Q6008R5	TO-220	8	600	50	50	50	75	0.05	0.5	2	1.6	2.5	20	0.5	2.01	1.82	1.55
576—Q4010L5	TO-220	10	400	50	50	50	75	0.05	0.5	2	1.6	2.5	20	0.5	1.98	1.89	1.61
576—Q4010R5	TO-220	10	400	50	50	50	75	0.05	0.5	2	1.6	2.5	20	0.5	2.00	1.82	1.53
576—Q6010L5	TO-220	10	600	50	50	50	75	0.05	0.5	2	1.6	2.5	20	0.5	2.33	2.14	1.92
576—Q6010R5	TO-220	10	600	50	50	50	75	0.05	0.5	2	1.6	2.5	20	0.5	2.03	1.97	1.66
576—Q8010L5	TO-220	10	800	50	50	50	75	0.1	0.5	2	1.6	2.5	20	0.5	2.55	2.47	2.09
576—Q4015L5	TO-220	15	400	50	50	50	-	0.05	0.5	2	1.6	2.5	20	0.5	2.53	2.26	2.14
576—Q4015R5	TO-220	15	400	50	50	50	-	0.05	0.5	2	1.6	2.5	20	0.5	2.21	2.03	1.77
576—Q6015L5	TO-220	15	600	50	50	50	-	0.05	0.5	2	1.6	2.5	20	0.5	2.87	2.73	2.35
576—Q6015R5	TO-220	15	600	50	50	50	-	0.05	0.5	2	1.6	2.5	20	0.5	2.80	2.57	2.24
576—Q8015L5	TO-220	15	800	50	50	50	-	0.1	1	3	1.6	2.5	20	0.5	3.07	2.97	2.51
♦ 576—Q4025N5RP	TO-263	25	400	50	50	50	-	0.1	1	3	1.8	2.5	20	0.5	3.42	2.86	2.42
576—Q4025R5	TO-220	25	400	50	50	50	-	0.1	1	3	1.8	2.5	20	0.5	2.87	2.73	2.35
♦ 576—Q4025R5	TO-263	25	600	50	50	50	-	0.1	1	3	1.8	2.5	20	0.5	2.87	2.73	2.35
576—Q6025P5	TO-3	25	600	50	50	50		0.1	0	5	1.4	0.2	20	0.5	9.97	8.97	7.37
576—Q6025R5	TO-220	25	600	50	50	50	-	0.1	1	3	1.8	2.5	20	0.5	3.21	3.04	2.57
576—Q6035P5	TO-3	35	600	50	50	50	120	0.1	5	3	1.5	2.75	20	0.5	12.12	10.90	8.97

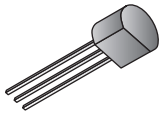

TO-92

ALTERNISTOR TRIACS

For quantities greater than listed, call for quote.

MOUSER STOCK NO.	Pkg.	IT (RMS) (Amps)	VDRM (Volts)	IGT (mA) (Max.) Q1	Q2	Q3	IDRM Max. (mA) TC=25°C	TC=100°C	TC=125°C	VTM (V) (TC=25°C)	VGT (V) (TC=25°C)	Watts PGM	PG(AV)	Price Each 1	10
Mfr. Mfr. Part No.															
576—Q4025K6	TO-218	25	400	80	80	80	0.05	0.5	2	1.8	2.5	20	0.5	5.52	5.28
576—Q6025K6	TO-218	25	600	80	80	80	0.05	0.5	2	1.8	2.5	20	0.5	5.39	5.13
576—Q6040K7	TO-218	40	600	100	100	100	0.2	2	5	1.8	2.5	40	0.8	9.32	8.62
576—Q6006LH4	TO-220	6	600	35	35	35	0.01	0.5	2	1.6	1.3	18	0.5	1.98	1.89
576—Q4012LH5	TO-220	12	400	50	50	50	0.01	0.5	2	1.6	1.3	20	0.5	2.26	2.10
576—Q8016LH4	TO-220	16	800	35	35	35	0.1	1	3	1.6	2	20	0.5	3.21	3.04
576—Q4025L6	TO-220	25	400	80	80	80	0.05	0.5	2	1.8	2.5	20	0.5	3.64	3.32
576—Q6025L6	TO-220	25	600	80	80	80	0.05	0.5	2	1.8	2.5	20	0.5	3.91	3.57
576—Q6025R6	TO-220	25	600	80	80	80	0.05	0.5	2	1.8	2.5	20	0.5	3.64	3.32
576—Q8025L6	TO-220	25	800	80	80	80	0.1	1	3	1.8	2.5	20	0.5	4.58	4.26
576—Q4030LH5	TO-220	30	400	50	50	50	0.05	0	2	1.4	2	20	0.5	3.91	3.57
576—Q4040J7	TO-218X	40	400	100	100	100	0.2	2	5	1.8	2.5	40	0.8	9.31	7.79



TO-218X

SENSITIVE TRIACS

For quantities greater than listed, call for quote.

MOUSER STOCK NO.	Pkg.	IT (RMS) (Amps)	VDRM (Volts)	IGT (mA) Max. Q1	Q2	Q3	Q4	IDRM Max. (mA) TC=25°C	TC=110°C	VTM (V) (TC=25°C)	VGT (V) (TC=25°C)	Watts PGM	PG(AV)	ITSM (Amps) (60/50Hz)	Price Each 1	10
Mfr. Mfr. Part No.																
576—L601E3	TO-92	1	600	3	3	3	3	0.01	0.1	1.6	2	10	0.2	20/16.7	1.44	1.23
576—L4004L3	TO-220	4	400	3	3	3	3	0.01	0.2	1.6	2	15	0.3	40/33	1.66	1.62
576—L6004L3	TO-220	4	600	3	3	3	3	0.01	0.2	1.6	2	15	0.3	40/33	2.12	2.01
576—L6008L6	TO-220	8	600	5	5	5	10	0.02	0.5	1.6	2	18	0.4	80/65	2.21	2.03



TO-220

QUADRACS

For quantities greater than listed, call for quote.

MOUSER STOCK NO.	Pkg.	IT (RMS) (Amps)	VDRM (Volts)	IDRM Max. (mA) (TC=X°C) 25°C	100°C	125°C	VTM (V) (TC=25°C)	ΔVBO (V) (TC=25°C)	VBO (V) Min.	Max.	ΔV ±(V) (Min.)	IBO (µA) (Max.)	CT (µF) (Max.)	ITSM (Amps) (60/50Hz)	Price Each 1	10
Mfr. Mfr. Part No.																
576—Q4004LT	TO-220	4	400	0.05	0.5	2	1.6	3	33	43	5	25	0.1	55/46	1.89	1.65
576—Q6004LT	TO-220	4	600	0.05	0.5	2	1.6	3	33	43	5	25	0.1	55/46	2.19	1.85
576—Q4006LT	TO-220	6	400	0.05	0.5	2	1.6	3	33	43	5	25	0.1	80/65	1.79	1.73
576—Q6006LT	TO-220	6	600	0.05	0.5	2	1.6	3	33	43	5	25	0.1	80/65	2.12	2.05
576—Q4006LTH	TO-220	6	400	0.05	0.5	2	1.6	3	33	43	5	25	0.1	80/65	1.67	1.61
576—Q4008LT	TO-220	8	400	0.05	0.5	2	1.6	3	33	43	5	25	0.1	100/83	2.12	1.88
576—Q6008LT	TO-220	8	600	0.05	0.5	2	1.6	3	33	43	5	25	0.1	100/83	2.30	2.24
576—Q4008LTH	TO-220	8	400	0.05	0.5	2	1.6	3	33	43	5	25	0.1	100/83	2.26	2.10
576—Q6008LTH	TO-220	8	600	0.05	0.5	2	1.6	3	33	43	5	25	0.1	100/83	2.36	2.29
576—Q4010LT	TO-220	10	400	0.05	0.5	2	1.6	3	33	43	5	25	0.1	120/100	2.12	2.05
576—Q6010LT	TO-220	10	600	0.05	0.5	2	1.6	3	33	43	5	25	0.1	120/100	3.06	2.61
576—Q4010LTH	TO-220	10	400	0.05	0.5	2	1.6	3	33	43	5	25	0.1	120/100	1.93	1.88
576—Q4015LT	TO-220	15	400	0.05	0.5	2	1.6	3	33	43	5	25	0.1	200/167	2.73	2.49
576—Q6015LT	TO-220	15	600	0.05	0.5	2	1.6	3	33	43	5	25	0.1	200/167	2.86	2.77
576—Q4015LTH	TO-220	15	400	0.05	0.5	2	1.6	3	33	43	5	25	0.1	200/167	3.06	2.61
576—Q6015LTH	TO-220	15	600	0.05	0.5	2	1.6	3	33	43	5	25	0.1	200/167	3.18	2.97

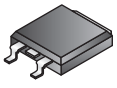

TO-252 / TO-263

© Copyright 2013 Mouser Electronics

© Copyright 2013 Mouser Electronics

ON SEMICONDUCTOR Thyristors and Circuit Protection

ON Semiconductor®

RoHS Compliant This product is RoHS compliant.

THYRISTORS

Silicon

For quantities greater than listed, call for quote.

MOUSER STOCK NO.	ON Semiconductor Part No.	Package	IT(RMS) Max (A)	VDRM Min (V)	ITSM Max (A)	IGT Max (mA)	VGT Max (V)	Price Each 1	25	100	500
863-2N5061RLRAG	2N5061RLRAG	TO-92	0.8	-	10	0.2	0.8	.33	.235	.189	.156
863-2N6404G	2N6404G	TO-220 3	16	-	160	30	1.5	1.64	1.31	1.14	.892
863-MCR100-6G	MCR100-6G	TO-92	0.8	-	10	0.2	0.8	.31	.235	.156	.128
863-MCR12DSMT4G	MCR12DSMT4G	DPAK 4	12	600	100	0.2	1	.95	.76	.666	.518
863-MCR22-6RLRAG	MCR22-6-RLRAG	TO-92	1.5	400	15	0.2	0.8	.47	.31	.246	.169
863-MCR22-8RL1G	MCR22-8RL1G	TO-92	1.5	600	15	0.2	0.8	.52	.353	.278	.19
863-MCR69-3G	MCR69-3G	TO-220 3	25	-	300	30	1.5	1.07	.995	.922	.841
863-MCR8SNG	MCR8SNG	TO-220 3	8	800	80	0.2	1	1.14	.92	.799	.622

Programmable Unijunction Transistors

For quantities greater than listed, call for quote.

MOUSER STOCK NO.	ON Semiconductor Part No.	Package	IGAO Max (μA)	IP Max (μA)	VT (V) Min	VT (V) Max	IV Max (μA)	Price Each 1	25	100	500
863-2N6027G	2N6027G	TO-92	0.01	2	0.2	1.6	50	.40	.278	.20	.165
863-2N6028G	2N6028G	TO-92	0.01	0.15	0.2	0.6	25	.40	.278	.20	.165

Silicon Control Rectifiers

For quantities greater than listed, call for quote.

MOUSER STOCK NO.	ON Semiconductor Part No.	Package	IT(RMS) Max (A)	VDRM Min (V)	ITSM Max (A)	IGT Max (mA)	VGT Max (V)	Price Each 1	25	100	500
863-C106BG	C106BG	TO-225	4	200	20	0.2	0.8	.75	.578	.477	.35
863-2N6507TG	2N6507TG	TO-220	25	400	300	30	1.5	1.46	1.32	1.01	.892
863-C106D1G	C106D1G	TO-225	4	400	20	0.2	0.8	.75	.578	.477	.35
863-C106DG	C106DG	TO-225	4	400	20	0.2	0.8	.75	.578	.477	.35
863-MCR25DG	MCR25DG	TO-220	25	400	300	30	1	1.57	1.42	1.09	.965
863-MCR8SDG	MCR8SDG	TO-220	8	400	80	0.2	1	1.02	.912	.616	.524
863-C106MG	C106MG	TO-225	4	600	20	0.2	0.8	.75	.578	.477	.35
863-MCR12NG	MCR12NG	DPAK	12	800	100	20	1	1.06	.845	.671	.57
863-MCR8SNG	MCR8SNG	TO-220	8	800	80	0.2	1	1.14	.92	.799	.622

SIDACs

NEW PRODUCT

For quantities greater than listed, call for quote.

MOUSER STOCK NO.	ON Semiconductor Part No.	Package	IT(RMS) Max (A)	V(BO) Min.	V(BO) Max	Price Each 1	25	100	500
863-MKP3V120G	MKP3V120G	Axial Lead	1	110	130	1.05	.944	.815	.728
863-MKP3V120RLG	MKP3V120RLG	Axial Lead	1	110	130	1.05	.944	.815	.728
863-NP1500SCT3G	NP1500SCT3G	SMB-2	2.2	-	180	.78	.61	.53	.393

TRIACS

NEW PRODUCT

For quantities greater than listed, call for quote.

MOUSER STOCK NO.	ON Semiconductor Part No.	Package.	IT(RMS) Max (A)	VDRM Min (V)	ITSM Max (A)	Type	Price Each 1	25	100	500
863-MAC97A4G	MAC97A4G	TO-92	0.6	200	8	Sensitive Gate Triac	.26	.225	.177	.146
863-MAC08BT1G	MAC08BT1G	SOT-223	0.8	200	8	Sensitive Gate Triac	.52	.455	.328	.278
863-2N6071BTG	2N6071BTG	TO-225	4	200	30	Sensitive Gate Triac	.70	.601	.424	.356
863-2N6073BG	2N6073BG	TO-225	4	400	30	Sensitive Gate Triac	.60	.46	.406	.345
863-2N6075AG	2N6075AG	TO-225	4	600	30	Sensitive Gate Triac	.43	.361	.318	.287
863-MAC4DHMT4G	MAC4DHMT4G	DPAK	4	600	40	Sensitive Gate Triac	.70	.617	.465	.399
863-MAC228A6G	MAC228A6G	TO-220AB	8	400	80	Sensitive Gate Triac	1.27	1.08	.856	.728
863-MAC8DG	MAC8DG	TO-220AB	8	400	80	Triac	1.38	1.10	.969	.754
863-T2800DG	T2800DG	TO-220AB	8	400	100	Triac	1.72	1.34	1.08	.929
863-2N6344G	2N6344G	TO-220AB	8	600	100	Triac	1.86	1.49	1.29	1.01
863-MAC8SMG	MAC8SMG	TO-220AB	8	600	70	Sensitive Gate Triac	1.18	.942	.821	.639
863-MAC228A8G	MAC228A8G	TO-220AB	8	600	80	Sensitive Gate Triac	1.38	1.08	.856	.728
863-MAC8MG	MAC8MG	TO-220AB	8	600	80	Triac	1.38	1.10	.969	.754
863-MAC8SNG	MAC8SNG	TO-220AB	8	800	70	Sensitive Gate Triac	1.09	.984	.877	.615
863-MAC228A10G	MAC228A10G	TO-220AB	8	800	80	Sensitive Gate Triac	1.27	1.16	.885	.784
863-MAC8NG	MAC8NG	TO-220AB	8	800	80	Triac	1.08	.845	.671	.57
863-BTA08-800BW3G	BTA08-800BW3G	TO-220AB	8	800	90	Triac	.96	.95	.744	.498
863-BTA08-800CW3LFG	BTA08-800CW3LFG	TO-220AB	8	800	90	Triac	1.73	1.38	1.21	.944
863-2N6348AG	2N6348AG	TO-220AB	12	600	100	Triac	1.65	1.49	1.14	1.01
863-MAC12MG	MAC12MG	TO-220AB	12	600	100	Triac	.88	.781	.642	.546
863-BTA12-600BW3G	BTA12-600BW3G	TO-220AB	12	600	105	Triac	1.25	1.23	.97	.651
863-2N6349AG	2N6349AG	TO-220AB	12	800	100	Triac	1.65	1.49	1.14	1.01
863-BTA12-800BW3G	BTA12-800BW3G	TO-220AB	12	800	105	Triac	1.25	1.23	.97	.651
863-BTB12-800BW3G	BTB12-800BW3G	TO-220AB	12	800	120	Triac	1.20	.952	.837	.651
863-MAC15A6G	MAC15A6G	TO-220AB	15	400	150	Triac	1.63	1.37	1.02	.887
863-MAC15A8G	MAC15A8G	TO-220AB	15	600	150	Triac	1.63	1.37	1.02	.887
863-MAC15A10G	MAC15A10G	TO-220AB	15	800	150	Triac	1.49	1.29	1.02	.871
863-MAC16DG	MAC16DG	TO-220AB	16	400	150	Triac	1.36	1.09	.954	.743
863-MAC16MG	MAC16MG	TO-220AB	16	600	150	Triac	1.29	1.01	.803	.683
863-BTA16-600SW3G	BTA16-600SW3G	TO-220-3	16	600	170	Triac	1.79	1.44	1.29	1.01
863-MAC16NG	MAC16NG	TO-220AB	16	800	150	Triac	1.51	1.27	.91	.774
863-BTA16-800SW3G	BTA16-800SW3G	TO-220-3	16	800	170	Triac	1.79	1.44	1.29	1.01

CIRCUIT PROTECTION

For quantities greater than listed, call for quote.

MOUSER STOCK NO.	ON Semiconductor Part No.	Package	V(BR) Typ (V)	VRWM Max (V)	IR Max (μAmps)	R Typ (Ω)	C Typ (pF)	Price Each 1	25	100	500
Audio Filters											
863-NUF2114MNT1G	NUF2114MNT1G	DFN-8	15.7	12	0.1	8.4	60	.77	.599	.599	.523
Dataline Filters											
863-NZF220DFT1G	NZF220DFT1G	SOT-353	7	3	1	100	22	.41	.301	.301	.244
USB Filters											
863-NUF2101MT1G	NUF2101MT1G	TSOP-6	7	5.25	0.1	30	55	.55	.346	.346	.254
863-NUF2221W1T2G	NUF2221W1T2G	SC-88	6.8	5.25	0.1	22	42	.63	.398	.398	.292
Dataline Filters											
863-NUF4010MUT2G	NUF4010MUT2G	UDFN-8	7	5	0.1	100	7	.92	.589	.589	.475
863-NUF6010MUT2G	NUF6010MUT2G	UDFN-12	6.8	5	0.1	100	7	.55	.346	.346	.254
863-NUF6410MNT1G	NUF6410MNT1G	DFN-12	6.8	5	0.1	100	7	.76	.515	.515	.381

ESD

For quantities greater than listed, call for quote.

MOUSER STOCK NO.	ON Semiconductor Part No.	Package	V(BR) Min (V)	V(BR) Max (V)	VRWM Max (V)	IR Max (μAmps)	Price Each 1	25	100	500
Bidirectional										
863-NUP4301MR6T1G	NUP4301MR6T1G	SC-74	70	- - -	- - -	2.5	.40	.326	.192	.158
863-NUP1301ML3T1G	NUP1301ML3T1G	SOT-23	70	2.5	- - -	- - -	.43	.257	.203	.122
863-NUP2301MW6T1G	NUP2301MW6T1G	SOT-363	70	2.5	- - -	- - -	.49	.375	.311	.228
Unidirectional										
863-NUP4103FCT1G	NUP4103FCT1G	Flip Chip-5	6	8	5.5	0.1	.32	.257	.235	.203

© Copyright 2013 Mouser Electronics
© Copyright 2013 Mouser Electronics

STMICROELECTRONICS Triacs and Alternistors

RoHS Compliant **This product is RoHS compliant.**

life.augmented


ISOWATT220AB

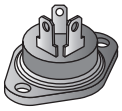
RD91

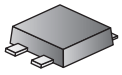
SMBFlat-3L

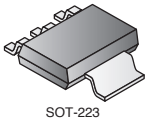
SOT-223

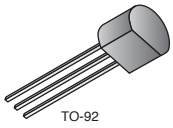
TO-92

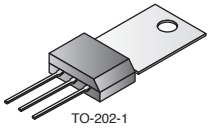
TO-202-1

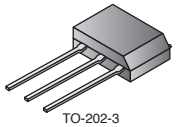
TO-202-3

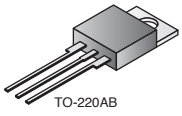
TO-220AB

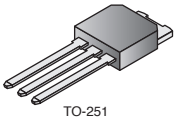
TO-251

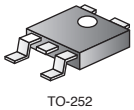
TO-252

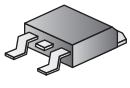
TO-263

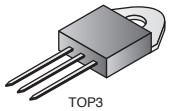
TOP3

NON-SENSITIVE GATE TRIACS

(DC Gate Trigger Voltage @ 25°C Max.: 1.5V)

Package Type: I = Isolated Case, N = Non-Isolated Case

◆ Surface Mount Device

For quantities greater than listed, call for quote.

MOUSER STOCK NO.	STM Part No.	Case Type	Pkg. Type	$I_{T^{RMS}}$ Max. (A)	V_{DRM} Min. (V)	I_{GT} Max. (mA)	I_{DRM} @ 25°C Max. (mA)	V_{TM} @ 25°C Max. (V)	P_G (AV) (W)	tgt Typ. (µSec)	Price Each 1	10	100
511-BTA10-400C	BTA10-400CRG	TO-220AB	I	10.0	400	25	0.01	1.50	1.0	2.0	1.32	1.17	1.08
511-BTA10-400B	BTA10-400BRG	TO-220AB	I	10.0	400	50	0.01	1.50	1.0	2.0	1.69	1.50	1.18
511-BTA10-600B	BTA10-600BRG	TO-220AB	I	10.0	600	50	0.01	1.50	1.0	2.0	1.19	1.05	.97
511-BTA40-600B	BTA40-600B	RD91	I	40.0	600	50	0.005	1.55	1.0	2.5	5.41	5.24	5.09
511-BTA40-800B	BTA40-800B	RD91	I	40.0	800	50	0.005	1.55	1.0	2.5	9.38	8.44	6.93
511-BTA41-600B	BTA41-600BRG	TOP3	I	40.0	600	50	0.005	1.55	1.0	2.0	4.59	4.39	4.31
511-BTA41-700B	BTA41-700BRG	TOP3	I	40.0	700	50	0.005	1.55	1.0	-----	6.78	5.55	5.02

SENSITIVE GATE TRIACS

(DC Gate Trigger Voltage @ 25°C Max.: 1.5V)

Package Type: I = Isolated Case, N = Non-Isolated Case

PRODUCT NEW

◆ Surface Mount Device

For quantities greater than listed, call for quote.

MOUSER STOCK NO.	STM Part No.	Case Type	Pkg. Type	$I_{T^{RMS}}$ Max. (A)	V_{DRM} Min. (V)	I_{GT} Max. (mA)	I_{DRM} @ 25°C Max. (mA)	V_{TM} @ 25°C Max. (V)	P_G (AV) (W)	tgt Typ. (µSec)	Price Each 1	10	100
511-Z0103MA	Z0103MA 1AA2	TO-92	N	0.8	600	3	0.01	1.50	0.1	2.0	.39	.343	.317
511-Z00607MA	Z00607MA 1BA2	TO-92	N	0.8	600	5	0.01	1.50	0.1	2.0	.35	.31	.253
511-Z00607MA5BL2	Z00607MA 5BL2	TO-92	N	0.8	600	5	0.01	1.50	0.1	2.0	.66	.482	.416
◆ 511-Z0103MUF	Z0103MUF	SMBFlat-3L	N	1.0	600	3	0.005	1.60	1.0	2.0	.90	.792	.639
◆ 511-Z0103MN	Z0103MN 5AA4	SOT-223	N	1.0	600	5	0.01	1.80	0.1	2.0	1.02	.781	.503
◆ 511-Z0107MUF	Z0107MUF	SMBFlat-3L	N	1.0	600	5	0.005	1.60	1.0	2.0	.90	.792	.639
◆ 511-Z0107MN6AA4	Z0107MN6AA4	SOT-223	N	1.0	600	5	0.5	1.6	1.0	-----	.52	.471	.439
◆ 511-Z0109MUF	Z0109MUF	SMBFlat-3L	N	1.0	600	10	0.005	1.60	1.0	2.0	.90	.792	.639
511-Z0402MF	Z0402MF 1AA2	TO-202-3	N	4.0	600	3	0.005	2.00	0.2	2.0	.97	.749	.655
511-Z0409NF-1AA2	Z0409NF 1AA2	TO-202-3	N	4.0	800	10	0.005	2.00	0.2	2.0	.81	.621	.546
511-BTA06-600S	BTA06-600SRG	TO-220AB	I	6.0	600	10	0.01	1.65	1.0	2.0	.74	.728	.674
◆ 511-TS1220-600B-TR	TS1220-600B-TR	TO-252	N	12.0	600	0.2	0.005	1.60	1.0	---	1.09	.963	.835

LOGIC LEVEL TRIACS

(DC Gate Trigger Voltage @ 25°C Max.: 1.5V)

Package Type: I = Isolated Case, N = Non-Isolated Case

PRODUCT NEW

◆ Surface Mount Device

For quantities greater than listed, call for quote.

MOUSER STOCK NO.	STM Part No.	Case Type	Pkg. Type	$I_{T^{RMS}}$ Max. (A)	V_{DRM} Min. (V)	I_{GT} Max. (mA)	I_{DRM} @ 25°C Max. (mA)	V_{TM} @ 25°C Max. (V)	P_G (AV) (W)	tgt Typ. (µSec)	Price Each 1	10	100
◆ 511-Z0109MN	Z0109MA 5AA4	SOT-223	N	0.8	600	10	0.01	1.50	0.1	2.0	1.07	.824	.719
511-Z0405DE	Z0405DE 1AA2	TO-202-1	N	4.0	400	5	0.005	2.00	0.2	2.0	.93	.749	.66
◆ 511-T405-600B	T405-600B	TO-252	N	4.0	600	5	0.01	1.75	1.0	2.0	1.11	.995	.796
511-T410-600H	T410-600H	TO-251	N	4.0	600	10	0.005	1.75	1.0	2.0	1.10	.877	.77
511-T410-600T	T410-600T	TO-220AB	N	4.0	600	10	0.01	1.75	1.0	2.0	.69	.61	.569
511-BTA06-600TW	BTA06-600TWRG	TO-220AB	I	6.0	600	5	0.005	1.55	1.0	2.0	1.38	1.10	.964
511-BTA06-600SW	BTA06-600SWRG	TO-220AB	I	6.0	600	10	0.005	1.55	1.0	---	1.38	1.10	.964
511-BTA06-800TWRG	BTA06-800TWRG	TO-220AB	I	6.0	800	5	0.005	1.55	1.0	2.0	1.41	.963	.934
511-BTA08-600SW	BTA08-600SWRG	TO-220AB	I	8.0	600	10	0.01	1.75	1.0	2.0	1.51	1.21	1.06
511-BTA16-600SW	BTA16-600SWRG	TO-220AB	I	16.0	600	10	0.005	1.55	1.0	2.0	1.17	1.12	1.09
511-BTB16-800SWRG	BTB16-800SWRG	TO-220AB	N	16.0	800	10	0.005	1.55	1.0	2.0	1.57	1.25	1.09
511-T1610T-8I	T1610T-8I	TO-220AB	I	16.0	600	0.5	0.01	1.55	1.0	2.0	2.55	2.05	1.85
511-T1625T-8I	T1625T-8I	TO-220AB	I	25.0	600	0.5	0.05	1.55	1.0	2.0	3.81	3.05	2.78

SNUBBERLESS TRIACS

(DC Gate Trigger Voltage @ 25°C Max.: 1.5V)

Package Type: I = Isolated Case N = Non-Isolated Case

PRODUCT NEW

◆ Surface Mount Device

For quantities greater than listed, call for quote.

MOUSER STOCK NO.	STM Part No.	Case Type	Pkg. Type	$I_{T^{RMS}}$ Max. (A)	V_{DRM} Min. (V)	I_{GT} Max. (mA)	I_{DRM} @ 25°C Max. (mA)	V_{TM} @ 25°C Max. (V)	P_G (AV) (W)	tgt Typ. (µSec)	Price Each 1	10	100
511-BTB04-600SL	BTB04-600SL	TO-220AB	N	4.0	600	10	0.005	1.5	0.5	-----	.33	.321	.311
◆ 511-T435-600B	T435-600B	TO-252	N	4.0	600	35	0.01	1.75	1.0	2.0	.94	.835	.675
511-T435-600T	T435-600T	TO-220AB	N	4.0	600	35	0.005	1.56	1.0	-----	1.03	.877	.715
511-T43560W	T435-600W	ISOWATT220AB	I	4.0	600	35	0.005	1.56	1.0	-----	1.32	1.05	.917
◆ 511-T435-800B-TR	T435-800B-TR	TO-252	N	4.0	800	35	0.005	1.50	1.0	2.0	1.14	.92	.82
511-BTA06-400C	BTA06-400CRG	TO-220AB	I	6.0	400	25	0.01	1.65	1.0	2.0	1.05	.931	.865
511-BTA06-600C	BTA06-600CRG	TO-220AB	I	6.0	600	25	0.01	1.65	1.0	2.0	1.46	1.16	1.02
511-BTA06-600CW	BTA06-600CWRG	TO-220AB	I	6.0	600	35	0.005	1.55	1.0	2.0	1.38	1.10	.964
511-BTA06-600B	BTA06-600BRG	TO-220AB	I	6.0	600	50	0.01	1.65	1.0	2.0	1.41	1.12	.898
511-BTB06-800TWRG	BTB06-800TWRG	TO-220AB	N	6.0	600	50	0.005	1.55	1.0	-----	1.07	.899	.836
511-BTB08-400C	BTB08-400CRG	TO-220AB	N	8.0	400	25	0.01	1.75	1.0	2.0	.65	.631	.613
511-BTA08-400B	BTA08-400BRG	TO-220AB	I	8.0	400	50	0.01	1.75	1.0	2.0	1.05	.621	.601
◆ 511-T810-600G-TR	T810-600G-TR	TO-263	N	8.0	600	10	0.005	1.50	1.0	2.0	1.86	1.49	.899
511-BTA08-600C	BTA08-600CRG	TO-220AB	I	8.0	600	25	0.01	1.75	1.0	2.0	1.03	.91	.843
◆ 511-T835-600G	T835-600G	TO-263	N	8.0	600	35	0.005	1.50	1.0	2.0	1.74	1.47	1.26
511-BTA08-600CW	BTA08-600CWRG	TO-220AB	I	8.0	600	35	0.005	1.55	1.0	2.0	1.29	1.21	1.06
◆ 511-T835-600B-TR	T835-600B-TR	TO-252	N	8.0	600	50	0.005	1.55	1.0	-----	.95	.91	.631
◆ 511-T835-600G-TR	T835-600G-TR	TO-263	N	8.0	600	35	0.005	1.55	1.0	2.0	.97	.867	.801
511-BTB08-600B	BTB08-600BRG	TO-220AB	N	8.0	600	50	0.01	1.75	1.0	2.0	1.36	1.08	.951
511-BTA08-600BW	BTA08-600BWRG	TO-220AB	I	8.0	600	50	0.01	1.75	1.0	2.0	1.05	.931	.865
511-BTB08-600BW	BTB08-600BWRG	TO-220AB	N	8.0	600	50	0.005	1.55	1.0	2.0	1.20	1.08	.951
◆ 511-T835-800B-TR	T835-800B-TR	TO-252	N	8.0	800	35	0.005	1.55	1.0	2.0	1.04	1.02	.944
511-BTA10-600BW	BTA10-600BW	TO-220AB	I	10.0	600	50	0.01	1.65	1.0	2.0	1.63	1.29	1.13
511-BTB10-600BW	BTB10-600BWRG	TO-220AB	N	10.0	600	50	0.005	1.55	1.0	2.0	1.41	1.25	.991
◆ 511-T1235-600G	T1235-600G	TO-263	N	12.0	600	35	0.005	1.50	1.0	2.0	1.43	1.32	1.16
◆ 511-T1235H-6G-TR	T1235H-6G-TR	TO-263	N	12.0	600	35	0.005	1.50	1.0	-----	1.94	1.56	1.40
511-BTA12-600CW	BTA12-600CWRG	TO-220AB	I	12.0	600	35	0.005	1.55	1.0	-----	1.70	1.36	1.19
511-BTA12-600B	BTA12-600BRG	TO-220AB	I	12.0	600	50	0.01	1.50	1.0	2.0	.87	.845	.774
511-BTA12-600BW	BTA12-600BWRG	TO-220AB	I	12.0	600	50	0.01	1.60	1.0	2.0	1.35	1.28	1.20
511-BTB12-600BW	BTB12-600BWRG	TO-220AB	N	12.0	600	50	0.005	1.55	1.0	2.0	.97	.871	.801
511-BTA12-700B	BTA12-700BRG	TO-220AB	I	12.0	700	50	0.01	1.50	1.0	2.0	.97	.946	.861
511-BTA12-800CWRG	BTA12-800CWRG	TO-220AB	I	12.0	800	35	0.005	1.55	1.0	2.0	1.65	1.32	1.16
◆ 511-T1235-800G	T1235-800G-TR	TO-263	N	12.0	800	35	0.005	1.50	1.0	2.0	1.67	1.33	1.16
511-BTA12-800BW	BTA12-800BWRG	TO-220AB	I	12.0	800	50	0.01	1.60	1.0	2.0	1.81	1.44	1.26
511-BTA16-400B	BTA16-400BRG	TO-220AB	I	16.0	400	50	0.01	1.60	1.0	2.0	1.80	1.59	1.07

© Copyright 2013 Mouser Electronics

© Copyright 2013 Mouser Electronics

STMICROELECTRONICS Alternistors, SCRs and Trigger Diodes

Products may be RoHS compliant. Check mouser.com for RoHS status.

life.augmented

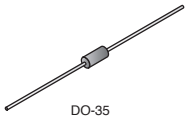
DO-35


MiniMELF

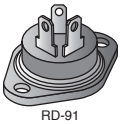
RD-91

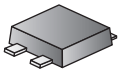
SMBFlat-3L

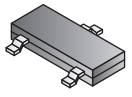
SOT-23-3L

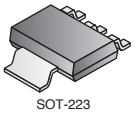
SOT-223


TOP3, TO-3P

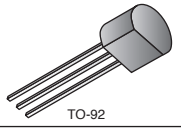
TO-92

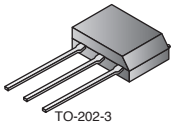
TO-202-3

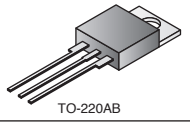
TO-220AB


TO-220FPAB

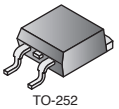
TO-252

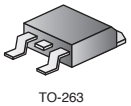
TO-263

SNUBBERLESS TRIACS (CONT.)

(DC Gate Trigger Voltage @ 25°C Max.: 1.5V)

Package Type: I = Isolated, Case N = Non-Isolated Case

◆ Surface Mount Device

For quantities greater than listed, call for quote.

MOUSER STOCK NO.	STM Part No.	Case Type	Pkg. Type	I_{T}^{RMS} Max. (A)	V^{DRM} Min. (V)	I_{GT} Max. (mA)	I^{DRM} @ 25°C Max. (mA)	V_{TM} @ 25°C Max. (V)	P_{G} (AV) (W)	tgt Typ. (µSec)	Price Each 1	10	100
511-T1620T-8I	T1620T-8I	TO-220AB	I	16.0	600	20	0.005	1.55	1.0	2.0	3.31	2.66	2.41
511-T1635T-8I	T1635T-8I	TO-220AB	I	16.0	600	35	0.005	1.55	1.0	2.0	3.15	2.53	2.30
◆ 511-T1635-600G-TR	T1635-600G-TR	TO-263	N	16.0	600	35	0.005	1.55	1.0	2.0	2.66	2.15	1.42
511-BTA16-600CW	BTA16-600CWRG	TO-220AB	I	16.0	600	35	0.01	1.60	1.0	2.0	1.32	1.18	1.08
511-BTA16-600B	BTA16-600BRG	TO-220AB	I	16.0	600	50	0.01	1.60	1.0	2.0	1.52	1.36	1.25
511-BTA16-600BW	BTA16-600BWRG	TO-220AB	I	16.0	600	50	0.01	1.60	1.0	2.0	1.26	1.12	1.03
511-BTB16-600BW	BTB16-600BWRG	TO-220AB	N	16.0	600	50	0.01	1.60	1.0	2.0	1.13	1.01	.928
◆ 511-T1650-600G-TR	T1650-600G-TR	TO-263	N	16.0	600	50	0.005	1.50	1.0	-----	3.07	2.62	2.14
511-BTA16-700BW	BTA16-700BWRG	TO-220AB	I	16.0	700	50	0.01	1.50	1.0	2.0	1.67	1.35	1.21
511-BTA16-800CW	BTA16-800CWRG	TO-220AB	I	16.0	800	35	0.01	1.50	1.0	2.0	1.88	1.51	1.36
511-BTA20-600CW	BTA20-600CWRG	TO-220AB	I	20.0	600	35	0.01	1.50	1.0	2.0	1.65	1.59	1.50
511-BTA25-600B	BTA25-600B	TO-220AB	I	25.0	600	50	0.005	1.55	1.0	2.0	6.03	5.38	4.95
511-BTA26-600B	BTA26-600BRG	TOP3	I	25.0	600	50	0.01	1.70	1.0	2.5	7.08	5.68	5.18
511-BTB24-600B	BTB24-600BRG	TO-220AB	N	25.0	600	50	0.01	1.80	1.0	2.5	1.78	1.58	1.46
511-BTA24-600BW	BTA24-600BWRG	TO-220AB	I	25.0	600	50	0.005	1.55	1.0	2.0	1.23	1.19	1.04
511-BTA26-600BW	BTA26-600BWRG	TOP3	I	25.0	600	50	0.005	1.55	1.0	-----	4.72	3.79	3.45
511-BTB24-600BW	BTB24-600BWRG	TO-220AB	N	25.0	600	50	0.005	1.55	1.0	2.0	1.75	1.56	1.43
511-BTA25-700B	BTA25-700B	RD-91	I	25.0	700	50	0.005	1.55	1.0	-----	6.01	5.36	4.93
◆ 511-T2535-800G	T2535-800G	TO-263	N	25.0	800	35	0.005	1.50	1.0	2.0	1.44	1.42	1.40
511-BTA24-800CW	BTA24-800CWRG	TO-220AB	I	25.0	800	35	0.005	1.55	1.0	2.0	2.89	2.32	2.09
511-BTA26-800CW	BTA26-800CWRG	TOP3	I	25.0	800	35	0.005	1.55	1.0	2.5	4.72	3.79	3.21
511-BTA24-800BWRG	BTA24-800BWRG	TO-220AB	I	25.0	800	50	0.01	1.55	1.0	2.5	1.40	1.36	1.35
511-BTB24-800BW	BTB24-800BWRG	TO-220AB	N	25.0	800	50	0.005	1.55	1.0	2.0	1.56	1.51	1.38
511-T3035H-6T	T3035H-6T	TO-220AB	N	30.0	600	35	0.01	1.55	1.0	-----	3.62	2.90	2.64
511-T3050H-6I	T3050H-6I	TO-220AB	I	30.0	600	50	0.01	1.55	1.0	-----	3.94	3.16	2.88
511-BTB41-600B	BTB41-600BRG	TOP3	N	41.0	600	50	0.005	1.55	1.0	-----	8.43	6.90	6.23

AUTOMATIC VOLTAGE SWITCH (SMPS <200W)

For quantities greater than listed, call for quote.

MOUSER STOCK NO.	STM Part No.	Case Type	Pkg. Type	I_{T}^{RMS} Max. (A)	V^{DRM} Min. (V)	V^{SS} Min/Max (V)	I^{DRM} @ 25°C Max. (mA)	V_{TM} @ 25°C Max. (V)	I^{TSM} (A)	Supply Current (Max)(mA)	Price Each 1	10	100
511-AVS08CB	AVS08CB	TO-220AB	N	5	±500	-12/0.5	0.01	1.65	70	25	2.88	2.41	2.09

NON-SENSITIVE GATE SCRs

(DC Gate Trigger Voltage @ 25°C Max.: 1.5V)

Package Type: I = Isolated, Case N = Non-Isolated Case

◆ Surface Mount Device

For quantities greater than listed, call for quote.

MOUSER STOCK NO.	STM Part No.	Case Type	Pkg. Type	I_{T}^{RMS} Max. (A)	V^{DRM} Min. (V)	I_{GT} Max. (mA)	I^{DRM} @ 25°C Max. (mA)	V_{TM} @ 25°C Max. (V)	P_{G} (AV) (W)	tgt Typ. (µSec)	Price Each 1	10	100
511-TYN606	TYN606RG	TO-220AB	N	6.0	600	15	0.01	1.60	1.0	2.0	.72	.685	.653
511-TYN608	TYN608RG	TO-220AB	N	8.0	600	15	0.01	1.80	1.0	2.0	.72	.685	.653
511-TYN610	TYN610RG	TO-220AB	N	10.0	600	15	0.01	1.60	1.0	2.0	.87	.835	.813
◆ 511-TN1215-600G-TR	TN1215-600G-TR	TO-263	N	12.0	600	0.2	0.005	1.60	1.0	-----	1.38	1.27	1.08
511-TYN412	TYN412RG	TO-220AB	N	12.0	400	15	0.01	1.60	1.0	2.0	1.19	1.12	1.05
511-TYN612	TYN612RG	TO-220AB	N	12.0	600	15	0.01	1.60	1.0	2.0	1.14	1.02	.835
511-TYN612M	TYN612MRG	TO-220AB	N	12.0	600	1.5	0.005	1.60	1.0	2.0	.86	.835	.77
511-TYN612MFP	TYN612MFP	TO-220FPAB	I	12.0	600	1.5	0.005	1.60	1.0	2.0	.72	.685	.653
511-TYN1012	TYN1012RG	TO-220AB	N	12.0	1000	0.2	0.005	1.60	1.0	-----	1.75	1.55	1.32
511-TYN616	TYN616RG	TO-220AB	N	16.0	600	25	0.01	1.60	1.0	2.0	.89	.792	.672
511-TYN816	TYN816RG	TO-220AB	N	16.0	800	25	0.01	1.60	1.0	2.0	.74	.674	.631
511-TYN225	TYN225RG	TO-220AB	N	25.0	200	40	0.01	1.60	-----	2.0	1.62	1.42	1.12
511-TYN825	TYN825RG	TO-220AB	N	25.0	800	40	0.01	1.60	1.0	2.0	2.89	2.41	1.94
511-BTW68-1200	BTW68-1200RG	TO-3P	I	30.0	1200	50	0.020	2.1	1.0	2.0	5.87	5.62	4.68
511-TYN640	TYN640RG	TO-220AB	N	40.0	600	35	0.005	1.60	1.0	2.0	2.44	1.97	1.78
511-BTW69-200	BTW69-200RG	TO-3P	I	50.0	200	80	0.020	1.90	1.0	2.0	5.33	5.09	4.24
511-BTW69-600	BTW69-600	TO-3P	I	50.0	600	80	0.020	1.90	1.0	2.0	5.82	4.68	4.26
511-BTW69-1200	BTW69-1200	TO-3P	I	50.0	1200	80	0.020	1.90	1.0	2.0	7.90	6.90	6.23

SENSITIVE GATE SCRs

(DC Gate Trigger Voltage @ 25°C Max.: 1.5V)

Package Type: I = Isolated Case, N = Non-Isolated Case

NEW PRODUCT

◆ Surface Mount Device

For quantities greater than listed, call for quote.

MOUSER STOCK NO.	STM Part No.	Case Type	Pkg. Type	I_{T}^{RMS} Max. (A)	V^{DRM} Min. (V)	I_{GT} Max. (mA)	I^{DRM} @ 25°C Max. (mA)	V_{TM} @ 25°C Max. (V)	P_{G} (AV) (W)	tgt Typ. (µSec)	Price Each 1	10	100
◆ 511-P0102BL	P0102BL 5AA4	SOT-23-3L	N	0.25	200	0.2	0.001	1.70	0.02	-----	.62	.556	.471
◆ 511-P0102DN	P0102DN 5AA4	SOT-223	N	0.8	400	0.2	0.001	1.95	0.1	0.1	.67	.599	.482
511-XL0840	XL0840	TO-92	N	0.8	400	0.2	0.001	1.95	0.1	-----	.59	.449	.315
511-P0102DA	P0102DA 1AA3	TO-92	N	0.8	400	0.2	0.001	1.93	0.1	0.5	.20	.193	.182
◆ 511-P0111MN-5AA4	P0111MN 5AA4	SOT-223	N	0.8	600	0.025	0.01	1.95	0.1	-----	1.06	.813	.658
511-X00619MN5AL2	X00619MN5AL2	TO-92	N	0.8	600	0.3	0.01	1.35	0.1	----	.65	.61	.484
511-X0202MA	X0202MA 1BA2	TO-92	N	1.25	600	0.2	0.005	1.45	0.2	0.5	.47	.439	.349
511-X0202MA2BL2	X0202MA 2BL2	TO-92	N	1.25	600	0.2	0.005	1.45	0.2	-----	.64	.612	.482
◆ 511-X0202NUF	X0202NUF	SMBFlat-3L	N	1.25	800	0.2	0.005	1.45	0.2	0.5	.89	.792	.659
◆ 511-X0202MN	X0202MN 5BA4	SOT-223	N	1.4	600	0.2	0.005	1.50	0.2	0.5	.76	.728	.556
511-X0402MF0AA2	X0402MF 0AA2	TO-202-3	N	4.0	600	0.2	0.005	1.80	0.2	2.0	.51	.482	.382
511-X0402NF	X0402NF 1AA2	TO-202-3	N	4.0	800	0.2	0.005	1.80	0.2	2.0	.90	.781	.67
◆ 511-TS820-600B-TR	TS820-600B-TR	TO-252	N	8.0	600	0.2	0.005	1.6	1.0	-----	1.21	.963	.846
511-TS820-600T	TS820-600T	TO-220AB	N	8.0	600	0.2	0.005	1.60	1.0	0.5	1.26	1.19	1.04

TRIGGER DIODES

◆ Surface Mount Device

For quantities greater than listed, call for quote.

MOUSER STOCK NO.	STM Part No.	Case Type	$V^{(BO)}$ (V) Min.	Typ.	Max.	$V^{(BO)}$ Semetry (V) Min.	Dynamic Breakover Voltage (V) Min.	$I^{(BO)}$ Max. (µA)	I_{TRM} Max. (A)	Price Each 1	10	100
511-DB3	DB3	DO-35	28	32	36	3	5	10	2	.52	.30	.247
◆ 511-TMMDB3	TMMDB3	MiniMELF	28	32	36	3	5	50	2	.61	.439	.383
511-DB4	DB4	DO-35	35	40	45	5	5	10	2	.27	.257	.25

© Copyright 2013 Mouser Electronics

© Copyright 2013 Mouser Electronics

AVX Discrete TVS Chip Diodes

TRANSIENT SUPPRESSION DIODES GENERAL PURPOSE

The SMAJ, SMBJ and SMCJ Series are a popular format of general purpose transient voltage suppression diodes. They are based on low leakage, high reliability, but low cost glass passivated chip rectifier technology.

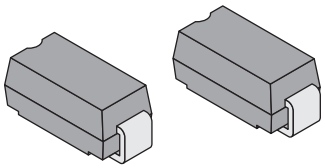

Features:
- Glass passivated chip
- Low leakage
- Excellent clamping capability
- Very fast response time
- Halogen Free
- Lead-Free Terminations

Applications:
- Consumer
- Industrial
- Telecom
- Computer

DIMENSIONS: mm

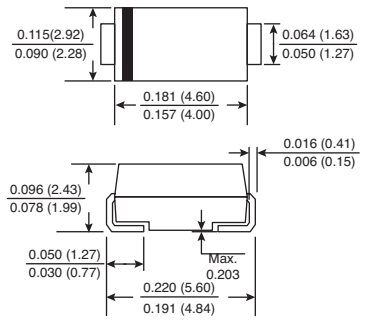

SMA/DO-214AC

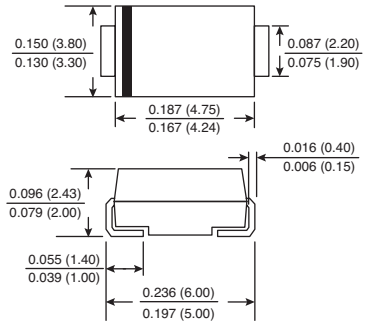

SMB/DO-214AA

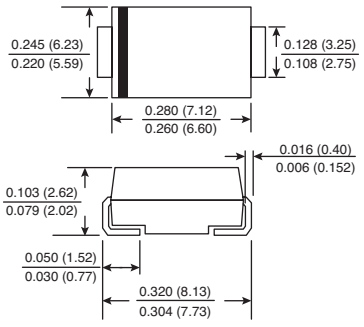

SMC/DO-214AB

SMAJ Series

For quantities greater than listed, call for quote.

MOUSER STOCK NO.	AVX Part No.	Device Type	Breakdown VBR (Volts)		VRWM (Volts)	VRSM (Volts)	Price Each				Reel Qty.	Price Per Piece
			Min.	Max.			1	100	500	1000		
400 Watt												
581-SMAJ5.0A	SMAJ5.0A	U	6.4	7.00	5	9.2	.43	.31	.225	.203	7500	.171
581-SMAJ5.0CA	SMAJ5.0CA	B	6.4	7.00	5	9.2	.46	.332	.246	.225	7500	.193
581-SMAJ12A	SMAJ12A	U	13.3	14.7	12	19.9	.43	.31	.225	.203	7500	.171
581-SMAJ12CA	SMAJ12CA	B	13.3	14.7	12	19.9	.46	.332	.246	.225	7500	.193
581-SMAJ18CA	SMAJ18CA	B	20	22.1	18	29.2	.46	.332	.246	.225	7500	.193
581-SMAJ26CA	SMAJ26CA	B	28.9	31.9	26	42.1	.46	.332	.246	.225	7500	.193
581-SMAJ90A	SMAJ90A	U	100	111	90	146	.43	.31	.225	.203	7500	.171
581-SMAJ90CA	SMAJ90CA	B	100	111	90	146	.46	.332	.246	.225	7500	.193
581-SMAJ140CA	SMAJ140CA	B	155	171	140	227	.46	.332	.246	.225	7500	.193
581-SMAJ220CA	SMAJ220CA	B	246	272	220	356	.88	.631	.46	.417	7500	.364

SMBJ Series

For quantities greater than listed, call for quote.

MOUSER STOCK NO.	AVX Part No.	Device Type	Breakdown VBR (Volts)		VRWM (Volts)	VRSM (Volts)	Price Each				Reel Qty.	Price Per Piece
			Min.	Max.			1	100	500	1000		
600 Watt												
581-SMBJ5.0A	SMBJ5.0A	U	6.40	7.00	5	9.2	.48	.342	.257	.225	3000	.193
581-SMBJ5.0CA	SMBJ5.0CA	B	6.40	7.00	5	9.2	.54	.375	.278	.257	3000	.214
581-SMBJ12A	SMBJ12A	U	13.3	14.7	12	19.9	.54	.385	.278	.257	3000	.214
581-SMBJ12CA	SMBJ12CA	B	13.3	14.7	12	19.9	.63	.449	.332	.30	3000	.257
581-SMBJ18A	SMBJ18A	U	20.0	22.1	18	29.2	.54	.385	.278	.257	3000	.214
581-SMBJ18CA	SMBJ18CA	B	20.0	22.1	18	29.2	.63	.449	.332	.30	3000	.257
581-SMBJ26A	SMBJ26A	U	28.9	31.9	26	42.1	.54	.385	.278	.257	3000	.214
581-SMBJ26CA	SMBJ26CA	B	28.9	31.9	26	42.1	.63	.449	.332	.30	3000	.257
581-SMBJ90A	SMBJ90A	U	100	111	90	146	.54	.385	.278	.257	3000	.214
581-SMBJ90CA	SMBJ90CA	B	100	111	90	146	.63	.449	.332	.30	3000	.257
581-SMBJ140A	SMBJ140A	U	155	171	140	227	.54	.385	.278	.257	3000	.214
581-SMBJ140CA	SMBJ140CA	B	155	171	140	227	.63	.449	.332	.30	3000	.257
581-SMBJ220CA	SMBJ220CA	B	246	272	220	356	.94	.674	.492	.449	3000	.385

SMCJ Series

For quantities greater than listed, call for quote.

MOUSER STOCK NO.	AVX Part No.	Device Type	Breakdown VBR (Volts)		VRWM (Volts)	VRSM (Volts)	Price Each				Reel Qty.	Price Per Piece
			Min.	Max.			1	100	500	1000		
400 Watt												
581-SMCJ5.0A	SMCJ5.0A	U	6.40	7.00	5	9.2	1.03	.728	.535	.482	3000	.417
581-SMCJ5.0CA	SMCJ5.0CA	B	6.40	7.00	5	9.2	1.31	.931	.685	.621	3000	.524
581-SMCJ12A	SMCJ12A	U	13.30	14.7	12	19.9	1.19	.845	.621	.567	3000	.482
581-SMCJ12CA	SMCJ12CA	B	13.30	14.7	12	19.9	1.29	.92	.674	.61	3000	.524
581-SMCJ18A	SMCJ18A	U	20.00	22.1	18	29.2	1.19	.845	.621	.567	3000	.482
581-SMCJ18CA	SMCJ18CA	B	20.00	22.1	18	29.2	1.29	.92	.674	.61	3000	.524
581-SMCJ90A	SMCJ90A	U	100	111	90	146	1.19	.845	.621	.567	3000	.482
581-SMCJ90CA	SMCJ90CA	B	100	111	90	146	1.29	.92	.674	.61	3000	.524
581-SMCJ140A	SMCJ140A	U	155	171	140	227	1.19	.845	.621	.567	3000	.482
581-SMCJ140CA	SMCJ140CA	B	155	171	140	227	1.34	.952	.706	.631	3000	.546
581-SMCJ220CA	SMCJ220CA	B	246	272	220	356	1.86	1.33	.984	.888	3000	.76

© Copyright 2013 Mouser Electronics
© Copyright 2013 Mouser Electronics

BOURNS TVS Diodes and Arrays

BOURNS®

RoHS Compliant This product is RoHS compliant.

STEERING/TVS DIODE ARRAYS

A 

B 

C 

D 

1

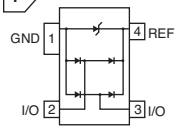

Features:
- Lead free as standard
- ESD protection >25kV
- Protects Vcc and two data lines
- IEC 61000-4-2 (ESD)
- IEC 61000-4-4 (EFT)

Applications:
- Ethernet-10/100/ 1000 Base T
- Firewire and USB
- Portable electronics
- Video/graphic cards

2

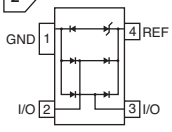

Features:
- Lead free as standard
- ESD protection
- Protects two lines
- IEC 61000-4-2 (ESD)
- IEC 61000-4-4 (EFT)

Applications:
- Ethernet-10/100/ 1000 Base T
- Firewire and USB
- Portable electronics
- Video/graphic cards

3

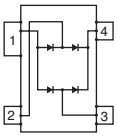

Features:
- Lead free as standard
- ESD protection
- Protects two lines
- Low capacitance 3pF
- IEC 61000-4-2
- Low leakage current <1μA

Applications:
- Cell phones
- Desktops
- Laptops & Notebooks
- Portable electronics

4

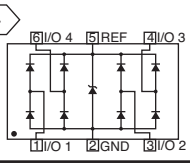

Features:
- Lead free device
- Protects 4 lines
- ESD protection
- Low capacitance 3.5pF
- IEC 61000-4-2
- IEC 61000-4-4

Applications:
- Ethernet-10/100/ 1000 Base T
- Cellular phones
- Video/graphic cards
- USB 2.0 interface
- DVI interface

5

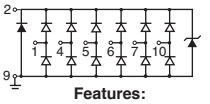

Features:
- Low Capacitance - 3.0pF
- ESD protection
- Vcc + six I/O data lines

Applications:
- USB 3.0
- HDMI 1.4
- High speed port protection
- Portable electronics

6

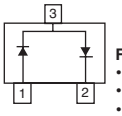

Features:
- High-speed switching
- Surge withstand
- Lead Free

Applications:
- Personal Digital Assistants (PDAs)
- Mobile phones and accessories
- Memory card protection
- SIM card port protection
- Portable electronics

For quantities greater than listed, call for quote.

MOUSER STOCK NO.	Bourns Part No.	Fig.	Working Voltage	Cap pF	Leakage Current	Data Lines	Package Type	Price Each 1	100	500	1500	Reel Qty.	Price Per Piece
652-CD143A-SR05	CD143A-SR05	A1	10	5	5	2	S0T143	1.28	.599	.524	.514	3000	.449
652-CD143A-SR05LC	CD143A-SR05LC	A1	5	10	5	2	SOT143	.93	.599	.524	.514	3000	.449
652-CD143A-SR12	CD143A-SR12	A1	10	1	12	2	S0T143	1.28	.599	.524	.514	3000	.449
652-CD143A-SR2.8	CD143A-SR2.8	A2	4.5	1	2.8	-	S0T143	1.28	.599	.524	.514	3000	.449
652-CD143A-SR3.3	CD143A-SR3.3	A2	4.5	1	3.3	-	S0T143	1.28	.599	.524	.514	3000	.449
652-CD143A-SR70	CD143A-SR70	A3	3	1	-	2	S0T143	1.28	.599	.524	.514	3000	.449
652-CDSOT23-SRV05-4	CDSOT23-SRV05-4	B4	3.5	5	5	-	SOT23	1.16	.781	.738	.696	3000	.674
652-CDDFN10-0506N	CDDFN10-0506N	C5	6	0.25	2.5	6	DFN-10	1.50	1.12	.936	.843	3000	.749
652-CDSOT23-S2004	CDSOT23-S2004	D6	240	5	100	-	SOT23	.21	.161	.134	.121	3000	.107

STEERING TVS DIODE ARRAY SERIES - BIDIRECTIONAL

A 

B 

C 

D 

E 

1

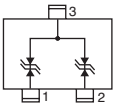

Features:
- Lead free as standard
- Low clamping voltage
- Bidirectional ESD protection
- Protects 2 lines
- IEC 61000-4-2 (ESD)
- IEC 61000-4-4 (EFT)

Applications:
- Computer interface protection
- Microprocessor protection
- Power lines on PCB protection
- Control signal lines protection
- Latchup protection

2

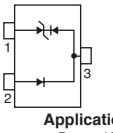

Features:
- Low capacitance-2.5pF
- ESD protection
- Surge protection
- IEC 61000-4-2 (ESD)
- IEC 61000-4-4 (EFT)
- IEC 61000-4-5 (Surge)

Applications:
- Personal Digital Assistants (PDAs)
- Mobile phones & accessories
- Memory card protection
- SIM card port protection
- Portable electronics

3

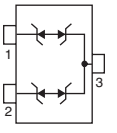

Features:
- Working peak reverse voltage 7V or 12V
- ESD protection >40kV
- Surge protection
- IEC 61000-4-2 (ESD)
- IEC 61000-4-4 (EFT)
- IEC 61000-4-5 (Surge)

Applications:
- Wireless systems
- Network protection
- Portable electronics

4

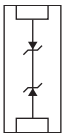

Features:
- Bidirectional TVS 3.3V
- Low capacitance-23pF
- ESD protection >25kV
- Fits 0402 footprint
- IEC 61000-4-2 (ESD)
- IEC 61000-4-4 (EFT)
- IEC 61000-4-5 (Surge)

Applications:
- Computers and peripherals
- Communication systems
- Audio & video equipment
- Portable instrumention

5

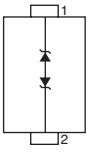

Features:
- Bidirectional TVS 3.3V
- Low capacitance-23pF
- ESD protection >25kV
- Fits 0402 footprint
- IEC 61000-4-2 (ESD)
- IEC 61000-4-4 (EFT)
- IEC61000-4-5 (Surge)

Applications:
- Computers and peripherals
- Communication systems
- Audio and Video equipment
- Portable instrumentation

6



Features:
- Lead free as standard
- Low capacitance-15pF
- ESD protection
- Surge protection

Applications:
- Personal Digital Assistants (PDAs)
- Mobile phones & accessories
- Memory card protection
- SIM card port protection
- Portable electronics

7

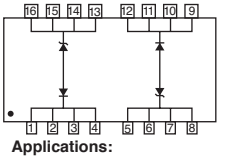

Features:
- Lead free as standard
- Telcordia GR1089 (intra-Building)
- ESD protection >40kV
- Protects 1 line
- Low clamping voltage
- Bidirectional configuration

Applications:
- T1/E1 line cards
- ISDN telecom equipment
- XDSL, USB, SCSI and ethernet interfaces
- Data and bus lines for FCC Part 68 applications

For quantities greater than listed, call for quote.

MOUSER STOCK NO.	Bourns Part No.	Fig.	Working Voltage	Cap pF	Leakage Current	Data Lines	Package Type	Price Each 1	100	500	1000	Reel Qty.	Price Per Piece
652-CDSOT23-0502B	CDSOT23-0502B	A1	15	2.5	5	2	SOT23	.52	.375	.342	.30	3000	.268
652-CDSOT23-SLVU2.8	CDSOT23-SLVU2.8	A2	2.5	1	2.8	-	SOT23	1.16	.845	.738	.696	3000	.674
652-CDSOT23-SM712	CDSOT23-SM712	A3	75	1	7.5/13.3	-	SOT23	1.16	.845	.738	.696	3000	.674
652-CDDFN2-T5.0C	CDDFN2-T5.0C	B4	23	0.5	5	-	DFN-2	.30	.214	.193	.171	5000	.161
652-CDDFN2-T3.3LC	CDDFN2-T3.3LC	B4	3.3	13	0.1	-	DFN-2	.39	.314	.289	.241	3000	.217
652-CDDFN2-T5.0LC	CDDFN2-T5.0LC	B4	5	15	2	-	DFN-2	.39	.314	.289	.241	3000	.217
652-CDDFN2-T12C	CDDFN2-T12C	B4	12	12	2	-	DFN-2	.34	.278	.257	.214	5000	.193
652-CDDFN2-T24C	CDDFN2-T24C	B4	24	10	2	-	DFN-2	.34	.278	.257	.214	5000	.193
652-CDSOD323-T03SC	CDSOD323-T03SC	C5	200	125	3.3	-	SOD323	.60	.428	.385	.342	3000	.31
652-CDSOD323-T05SC	CDSOD323-T05SC	C5	175	10	5	-	SOD323	.60	.428	.385	.31	3000	.30
652-CDSOD323-T05LC	CDSOD323-T05LC	C5	0.6	5	5	-	SOD323	.82	.589	.535	.471	3000	.428
652-CD0603-T05C	CD0603-T05C	D6	15	2	5	-	0603	.30	.278	.246	.225	4000	.203
652-CD1005-T05C	CD1005-T05C	D6	15	2	5	-	1005	.27	.246	.214	.203	4000	.182
652-CDWBS16-PLC01-6	CDWBS16-PLC01-6	E7	6	25	6	1	SOIC16	4.17	3.42	2.99	-	1000	2.61

© Copyright 2013 Mouser Electronics

© Copyright 2013 Mouser Electronics

BOURNS TVS Diodes and Arrays

BOURNS®

RoHS Compliant This product is RoHS compliant.

SMD TVS DIODE ARRAYS

Bourns Chip Diodes conform to JEDEC standards, are easy to handle with standard pick and place equipment and their flat configuration minimizes roll away.

- IEC 61000-4-4 (EFT)
- IEC 61000-4-2 (ESD)

RoHS Compliant

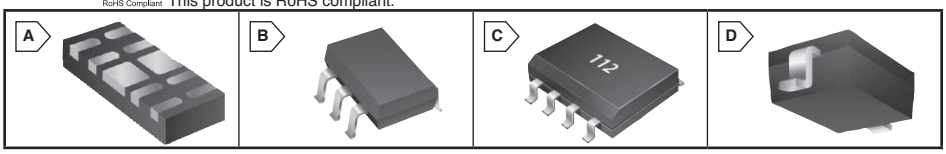

Schematics

1

Applications:
- HDMI 1.3
- Digital Visual Interface (DVI)
- USB 2.0 up to 480 Mb/s
- IEEE 1394 up to 3.2Gb/s
- Portable electronics

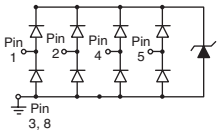

2

Applications:
- HDMI 1.3
- PDAs and notebooks
- Consumer electronics
- Display port interface
- USB 2.0 up to 480Mb/s

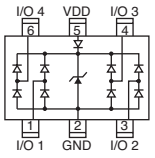

3

Applications:
- Computer notebooks
- Cellular phones
- Personal Digital Assistants (PDAs)
- Video equipment

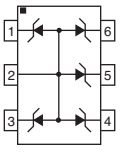

4

Applications:
- Personal Digital Assistants (PDAs)
- Notebook and PC computers
- Memory card protection
- SIM card port protection
- Portable electronics

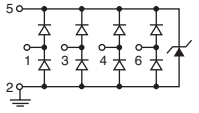

5

Applications:
- Personal Digital Assistants (PDAs)
- Mobile Phones and Accessories
- Portable electronics
- ADSL/VDSL cards

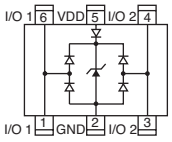

6

Applications:
- High speed data ports
- Mobile phones and Accessories
- Video/graphics cards
- Set top boxes
- Communication systems

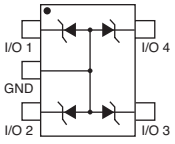

7

Features:
- Telecordia GR1089 (Intra-Building)
- ESD protection >40kV

Applications:
- T1/E1 line cards
- ISDN U-Interface and S/T Interface
- xDSL
- Ethernet-10/100 Base T

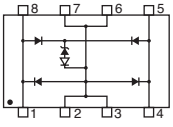

8

Features:
- Telecordia GR1089 (intra-Building)
- ESD protection >40kV

Applications:
- T1/E1 and T3/E3 line cards
- ISDN U-Interface and S/T Interface
- xDSL
- Ethernet-10/100 Base T

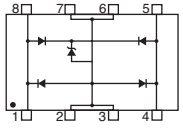

9

Features:
- Protects up to 4 I/O ports
- Surge protection
- ESD protection

Applications:
- Ethernet-10/100/1000 Base T
- Personal digital assistant
- LAN devices
- Instrumentation

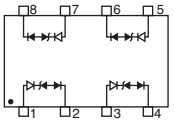

10

Features:
- Protects up to 4 I/O ports
- ESD protection > 40kV

Applications:
- Ethernet-10/100 Base T
- Computer I/O ports SCSI, Firewire and USB
- Set-top box protection
- Video cards

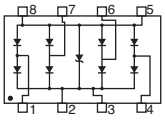

11

Features:
- Protects up to 4 I/O ports
- ESD protection

Applications:
- Ethernet-10/100/1000 Base T
- Personal digital assistant
- Handheld electronics
- Cellular phones
- Video cards

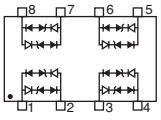

12

Features:
- Protects up to 4 I/O ports
- ESD protection >40kV

Applications:
- Ethernet-10/100 Base T
- Computer I/O ports-SCSI, Firewire and USB
- Set-top box protection
- Video cards

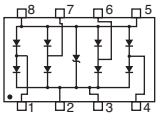

13

Features:
- Protects 1 line or 1 I/O port
- ESD protection >40kV
- Low capacitance ~3 pF typical
- Replaces 0805 MLV devices

Applications:
- Cell phones
- PDAs and notebooks
- Digital cameras
- MP3 players and GPS
- USB interface

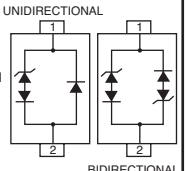

MOUSER STOCK NO.	Fig.	Cap pF	Working Voltage	Polarity	Package Type	Price Each 1	100	500	1000	Reel Quantity	Price Per Piece
652-CDDFN10-0524P	A1	0.5	6	Unidirectional	DFN-10	1.32	.942	.867	.824	3000	.608
652-CDSOT236-0504LC	B2	0.55	6	Bidirectional	SOT23-6	1.69	1.21	1.08	.963	3000	.867
652-CDSOT236-0504C	B3	1	6	Bidirectional	SOT23-6	1.69	1.21	1.08	.963	3000	.867
652-CDSC706-0504C	B4	1.3	6	Bidirectional	SC70-6L	1.32	.942	.845	.749	3000	.674
652-CDSOT563-0502	B5	2	5	Unidirectional	SOT563	1.00	.717	.599	.46	3000	.428
652-CDSOT353-T05	B6	1	5	Unidirectional	SOT353	.72	.514	.46	.407	3000	.364
652-CDNBS08PLC03-3.3	C7	8	3	Unidirectional	NBS08	2.89	2.09	1.86	1.82	2500	1.73
652-CDNBS08-PLC03-6	C8	6	6	Unidirectional	SOIC8	2.14	1.73	1.68	1.66	2500	1.63
652-CDNBS08SLVU2.8-4	C9	6	2.8	Unidirectional	SOIC8	2.18	1.10	.984	.931	2500	.899
652-CDNBS08SLVU2.8-8	C10	6	2.8	Unidirectional	SOIC8	3.85	2.09	1.86	1.84	2500	1.80
652-CDNBS08-SRDA05-4	C11	15	3.3	Unidirectional	SOIC8	2.18	1.05	.984	.931	2500	.899
652-CDNBS08SRDA3.3-4	C12	15	5	Unidirectional	SOIC8	2.18	1.05	.984	.931	2500	.899
652-CDSOD323-T03C	D13	3	3.3	Bidirectional	SOD-323	.62	.471	.428	.407	3000	.385
652-CDSOD323-T05	D13	3	5.0	Unidirectional	SOD-323	.59	.449	.407	.385	3000	.364
652-CDSOD323-T05C	D13	3	5.0	Bidirectional	SOD-323	.62	.471	.428	.407	3000	.385
652-CDSOD323-T08	D13	3	8.0	Unidirectional	SOD-323	.59	.449	.407	.385	3000	.364
652-CDSOD323-T08C	D13	3	8.0	Bidirectional	SOD-323	.62	.471	.428	.407	3000	.385
652-CDSOD323-T12C	D13	3	12.0	Bidirectional	SOD-323	.62	.471	.428	.407	3000	.385
652-CDSOD323T12CDSL	D13	3	12	Bidirectional	SOD-323	.62	.471	.428	.407	3000	.321
652-CDSOD323-T15	D13	3	15.0	Unidirectional	SOD-323	.59	.449	.407	.385	3000	.364
652-CDSOD323-T15C	D13	3	15.0	Bidirectional	SOD-323	.62	.471	.428	.407	3000	.385
652-CDSOD323-T18	D13	3	18.0	Unidirectional	SOD-323	.59	.449	.407	.385	3000	.364
652-CDSOD323-T18C	D13	3	18.0	Bidirectional	SOD-323	.62	.471	.428	.407	3000	.385
652-CDSOD323-T24	D13	3	24.0	Unidirectional	SOD-323	.59	.449	.407	.385	3000	.364
652-CDSOD323-T24C	D13	3	24.0	Bidirectional	SOD-323	.62	.471	.428	.407	3000	.385
652-CDSOD323T24CDSL	D13	3	24	Bidirectional	SOD-323	.62	.471	.428	.407	3000	.321

PTVS SERIES HIGH CURRENT TVS DIODES

Features:
- Low clamping voltage under surge
- 1 Channel

Applications:
- AC line protection
- High power DC bus protection

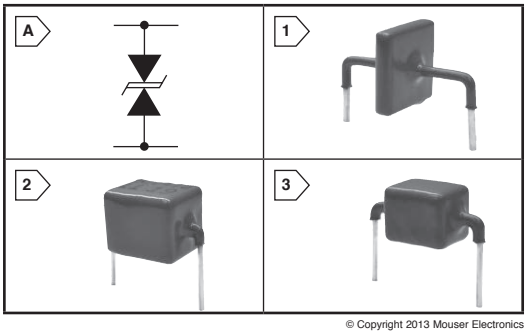

MOUSER STOCK NO.	Fig.	Cap pF	Working Voltage	Polarity	Package Type	Price Each 1	10	50	100	500
652-PTVS3-380C	A1	0.7nF	380	Bidirectional	3	53.50	49.49	45.48	42.13	38.79
652-PTVS3-430C	A1	0.6nF	430	Bidirectional	3	53.50	49.49	45.48	42.13	38.79
652-PTVS6-380C	A1	1.1nF	380	Bidirectional	6	96.30	89.08	81.86	75.83	69.82
652-PTVS6-430C	A1	1nF	430	Bidirectional	6	96.30	89.08	81.86	75.83	69.82
652-PTVS10-058C	A2	11.7nF	58	Bidirectional	10	37.45	34.64	31.83	29.49	27.15
652-PTVS10-076C	A2	8.6nF	76	Bidirectional	10	38.52	35.63	32.74	30.33	27.93
652-PTVS10-170C	A3	4nF	170	Bidirectional	10	96.30	89.08	81.86	75.83	69.82
652-PTVS10-320C	A3	2.7nF	320	Bidirectional	10	171.20	158.36	145.52	134.82	124.12
652-PTVS10-380C	A3	2nF	380	Bidirectional	10	171.20	158.36	145.52	134.82	124.12
652-PTVS10-470C	A3	1.7nF	470	Bidirectional	10	171.20	158.36	145.52	134.82	124.12

© Copyright 2013 Mouser Electronics

© Copyright 2013 Mouser Electronics

BOURNS High Speed Protectors

BOURNS®

RoHS Compliant This product is RoHS compliant.

DUAL TRANSIENT CURRENT SUPPRESSORS TCS-DL SERIES

Features:
- High-speed performance
- Superior overcurrent protection
- Bidirectional



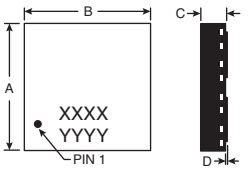

DIMENSIONS: mm (in.)				
	A (Max.)	B (Max.)	C (Max.)	D (Max.)
652-TCS-DL004-250-WH	4.10 (.161)	2.60 (.102)	.90 (.035)	.05 (.002)
652-TCS-DL004-500-WH	4.10 (.161)	3.6 (.142)	.90 (.035)	.05 (.002)
652-TCS-DL004-750-WH	4.10 (.161)	4.6 (.181)	.90 (.035)	.05 (.002)

For quantities greater than listed, call for quote.

MOUSER STOCK NO.		V_{imp} (V)	I Trigger Max (mA)	RON (Ω)	Price Each			Reel Qty.
Mfr.	Mfr. Part No.				1	500	1000	3000
652	TCS-DL004-250-WH	40	500	3.0	1.19	.546	.471	.449
652	TCS-DL004-500-WH	40	1000	1.8	1.35	.685	.663	.663
652	TCS-DL004-750-WH	40	1500	1.3	1.41	.92	.877	.856

DIMENSIONS: mm (in.)

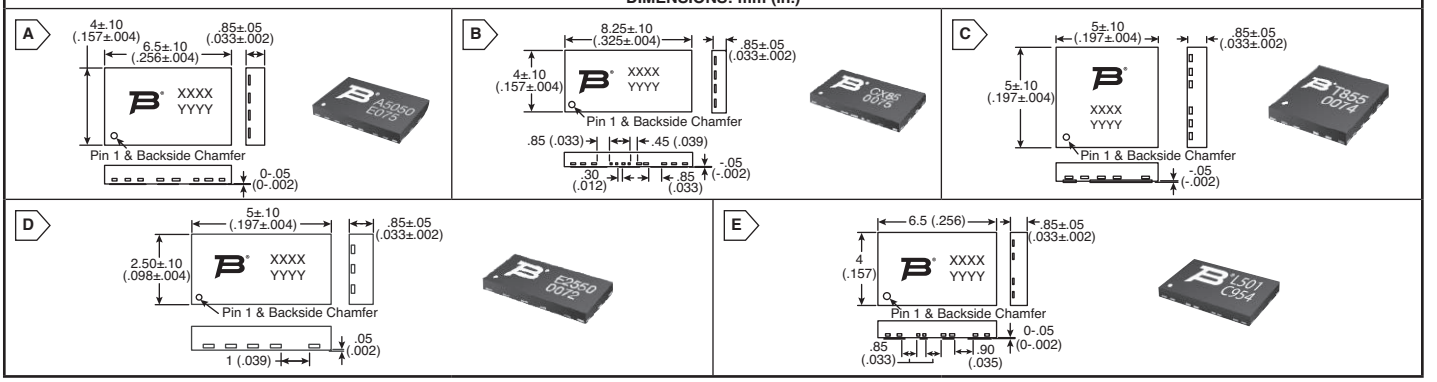

TBU™ HIGH SPEED PROTECTORS CA, CK, DT, KE, PK AND PL SERIES

Features:
- Operating Temperature Range CA and CX series: -40°C to +125°C
- Operating Temperature Range PK and PL series: -55°C to +125°C
- Storage Temperature Range: -65°C to +150°C
- Overcurrent and overvoltage protection

Applications: CA, CX, DT and KE Series:
- Protection modules and dongles
- Process control equipment
- Test and measurement equipment
- Voice/VDSL cards - CA and CX series
- General electronics
- Ethernet ports - DT series
- Set top lox LNB ports - KE series

Applications: PK and PL Series:
- SLIC protection
- Cable and DSL
- MDU/MTU modems
- ONT
- Voice/VDSL cards

CA Series

For quantities greater than listed, call for quote.

MOUSER STOCK NO.		Fig.	V_{imp} (V)	V_{rms} (V)	RTBU Max. (Ω)	Price Each			Reel Qty.
Mfr.	Mfr. Part No.					1	500	1500	3000
652	TBU-CA025-050-WH	A	250	100	15.3	1.65	1.08	.977	.883
652	TBU-CA025-100-WH	A	250	100	8.2	1.65	1.08	.977	.883
652	TBU-CA025-200-WH	A	250	100	4.8	1.65	1.08	.977	.883
652	TBU-CA025-300-WH	A	250	100	3.8	1.65	1.08	.977	.883
652	TBU-CA025-500-WH	A	250	100	3.0	1.65	1.08	.977	.883
652	TBU-CA040-050-WH	A	400	200	16.5	1.65	1.08	.977	.883
652	TBU-CA040-100-WH	A	400	200	9.4	1.65	1.08	.977	.883
652	TBU-CA040-200-WH	A	400	200	6.0	1.65	1.08	.977	.883
652	TBU-CA040-300-WH	A	400	200	5.0	1.65	1.08	.977	.883
652	TBU-CA040-500-WH	A	400	200	4.2	1.65	1.08	.977	.883
652	TBU-CA050-050-WH	A	500	250	18.0	1.65	1.08	.977	.883
652	TBU-CA050-100-WH	A	500	250	10.9	1.65	1.08	.977	.883
652	TBU-CA050-200-WH	A	500	250	7.5	1.65	1.08	.977	.883
652	TBU-CA050-300-WH	A	500	250	6.5	1.65	1.08	.977	.883
652	TBU-CA050-500-WH	A	500	250	5.7	1.65	1.08	.977	.883
652	TBU-CA065-050-WH	A	650	300	20.3	1.65	1.08	.977	.883
652	TBU-CA065-100-WH	A	650	300	13.2	1.65	1.08	.977	.883
652	TBU-CA065-200-WH	A	650	300	9.8	1.65	1.08	.977	.883
652	TBU-CA065-300-WH	A	650	300	8.8	1.65	1.08	.977	.883
652	TBU-CA065-500-WH	A	650	300	8.0	1.65	1.08	.977	.883
652	TBU-CA085-050-WH	A	850	425	24.5	1.65	1.08	.977	.883
652	TBU-CA085-100-WH	A	850	425	17.4	1.65	1.08	.977	.883
652	TBU-CA085-200-WH	A	850	425	14.0	1.65	1.08	.977	.883
652	TBU-CA085-300-WH	A	850	425	13.0	1.65	1.08	.977	.883
652	TBU-CA085-500-WH	A	850	425	12.2	1.65	1.08	.977	.883

CX Series

For quantities greater than listed, call for quote.

MOUSER STOCK NO.		Fig.	V_{imp} (V)	V_{rms} (V)	RTBU Max. (Ω)	Price Each			Reel Qty.
Mfr.	Mfr. Part No.					1	500	1500	3000
652	TBU-CX050-VTC-WH	B	500	250	5.7	1.95	1.28	1.14	1.04
652	TBU-CX065-VTC-WH	B	650	300	8.0	1.95	1.28	1.14	1.04
652	TBU-CX085-VTC-WH	B	850	425	13.0	1.95	1.28	1.14	1.04

DT Series

For quantities greater than listed, call for quote.

MOUSER STOCK NO.		Fig.	V_{imp} (V)	V_{rms} (V)	RTBU Max. (Ω)	Price Each			Reel Qty.
Mfr.	Mfr. Part No.					1	500	1500	3000
652	TBU-DT065-100-WH	C	650	300	10	1.80	1.19	1.07	.963
652	TBU-DT065-200-WH	C	650	300	6.6	1.80	1.19	1.07	.963
652	TBU-DT065-300-WH	C	650	300	5.6	1.80	1.19	1.07	.963
652	TBU-DT085-100-WH	C	850	425	12.1	1.80	1.19	1.07	.963
652	TBU-DT085-200-WH	C	850	425	8.7	1.80	1.19	1.07	.963

DT Series (Cont.)

For quantities greater than listed, call for quote.

MOUSER STOCK NO.		Fig.	V_{imp} (V)	V_{rms} (V)	RTBU Max. (Ω)	Price Each			Reel Qty.
Mfr.	Mfr. Part No.					1	500	1500	3000
652	TBU-DT085-300-WH	C	850	425	7.7	1.80	1.19	1.07	.963
652	TBU-DT065-500-WH	C	650	300	4.8	1.80	1.19	1.07	.963
652	TBU-DT085-500-WH	C	850	425	6.9	2.18	2.09	1.59	1.44

KE Series

For quantities greater than listed, call for quote.

MOUSER STOCK NO.		Fig.	V_{imp} (V)	V_{rms} (V)	RTBU Max. (Ω)	Price Each			Reel Qty.
Mfr.	Mfr. Part No.					1	500	1500	3000
652	TBU-KE025-050-WH	D	250	100	14.6	1.12	.728	.637	.572
652	TBU-KE025-100-WH	D	250	100	7.5	1.12	.728	.637	.572
652	TBU-KE025-200-WH	D	250	100	4.1	1.12	.728	.637	.572
652	TBU-KE025-300-WH	D	250	100	3.1	1.12	.728	.637	.572
652	TBU-KE025-500-WH	D	250	100	2.3	1.12	.728	.637	.572
652	TBU-KE040-050-WH	D	400	200	14.6	1.02	.91	.813	.749
652	TBU-KE040-100-WH	D	400	200	8.1	1.12	.728	.637	.572
652	TBU-KE040-200-WH	D	400	200	4.7	1.12	.728	.637	.572
652	TBU-KE040-300-WH	D	400	200	3.7	1.02	.91	.813	.749
652	TBU-KE040-500-WH	D	400	200	2.9	1.02	.91	.813	.749
652	TBU-KE050-050-WH	D	500	250	16	1.12	.728	.637	.572
652	TBU-KE050-100-WH	D	500	250	8.9	1.12	.728	.637	.572
652	TBU-KE050-200-WH	D	500	250	5.5	1.12	.728	.637	.572
652	TBU-KE050-300-WH	D	500	250	4.5	1.12	.728	.637	.572
652	TBU-KE050-500-WH	D	500	250	3.6	1.12	.728	.637	.572

PK Series

For quantities greater than listed, call for quote.

MOUSER STOCK NO.		Fig.	V_{imp} (V)	V_{rms} (V)	RTBU Max. (Ω)	Price Each			Reel Qty.
Mfr.	Mfr. Part No.					1	500	1500	3000
652	TBU-PK075-100-WH	E	750	400	90	1.58	1.05	.941	.851
652	TBU-PK085-100-WH	E	850	425	90	1.58	1.05	.941	.851

PL Series

For quantities greater than listed, call for quote.

MOUSER STOCK NO.		Fig.	V_{imp} (V)	V_{rms} (V)	RTBU Max. (Ω)	Price Each			Reel Qty.
Mfr.	Mfr. Part No.					1	500	1500	3000
652	TBU-PL050-100-WH	E	500	300	55	1.33	.856	.749	.674
652	TBU-PL050-200-WH	E	500	300	55	1.33	.856	.749	.674
652	TBU-PL060-100-WH	E	600	350	55	1.50	.963	.842	.758
652	TBU-PL060-200-WH	E	600	350	55	1.50	.963	.842	.758
652	TBU-PL075-100-WH	E	750	400	55	1.58	1.05	.941	.851
652	TBU-PL075-200-WH	E	750	400	55	1.58	1.05	.941	.851
652	TBU-PL085-100-WH	E	850	425	55	1.58	1.05	.941	.851
652	TBU-PL085-200-WH	E	850	425	55	1.58	1.05	.941	.851

© Copyright 2013 Mouser Electronics
© Copyright 2013 Mouser Electronics

RoHS Compliant This product is RoHS compliant.

TBU™ P500-G AND P850-G PROTECTORS

Features:
- Formerly FulTec brand
- Extremely high speed performance
- Blocks high voltages and currents
- Two TBU™ protectors in one small package
- Simple, superior circuit protection
- Minimal PCB area
- RoHS compliant, UL recognized

Applications:
- POTS linecards
- VoIP equipment
- Voice adn data combo linecards
- ONU, ONT
- Gateways
- Cable and DSL modems

Pad Designation							
Pad #	1 & 1A	2	3 & 3A	4 & 4A	5	6 & 6A
Apply:	Tip In	NC	Tip Out	Ring Out	NC	Ring In

	DIMENSIONS: mm (in.)												
	A	B	C	D	E	F	G	H	J	K	L	M	N
P500-G	3.40	5.90	0.80	0.000	1.15	1.05	-	1.10	0.375	0.70	-	0.70	0.375
Min.	(.139)	(.232)	(.031)	(.000)	(.045)	(.041)	-	(.043)	(.015)	(.028)	-	(.028)	(.015)
Typ.	4.00	6.00	0.85	0.025	1.25	1.15	-	1.20	0.425	0.75	-	0.75	0.425
	(.157)	(.236)	(.033)	(.001)	(.049)	(.045)	-	(.047)	(.017)	(.030)	-	(.030)	(.017)
Max.	4.10	6.10	0.90	0.050	1.35	1.25	-	1.30	0.475	0.80	-	0.80	0.475
	(.161)	(.240)	(.035)	(.002)	(.053)	(.049)	-	(.051)	(.019)	(.031)	-	(.031)	(.018)
P850-G	3.40	8.15	0.80	0.000	1.15	1.05	0.725	1.10	0.375	0.25	0.70	0.70	0.375
Min.	(.139)	(.321)	(.031)	(.000)	(.045)	(.041)	(.029)	(.043)	(.015)	(.010)	(.028)	(.028)	(.015)
Typ.	4.00	8.25	0.85	0.025	1.25	1.15	0.825	1.20	0.425	0.30	0.75	0.75	0.425
	(.157)	(.325)	(.033)	(.001)	(.049)	(.045)	(.032)	(.047)	(.017)	(.012)	(.030)	(.030)	(.017)
Max.	4.10	8.35	0.90	0.050	1.35	1.25	0.925	1.30	0.475	0.35	0.80	0.80	0.475
	(.161)	(.329)	(.035)	(.002)	(.053)	(.049)	(.036)	(.051)	(.019)	(.014)	(.031)	(.031)	(.018)

NC=Solder to PCB; do not make electrical connection, do not connect to ground

RoHS Compliant

P500-Gxxx

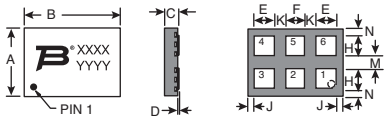

Top View Side View Bottom View

P850-Gxxx

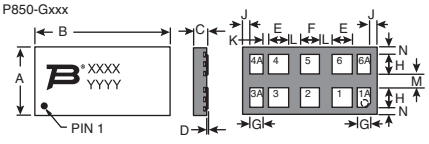

For quantities greater than listed, call for quote.

MOUSER STOCK NO.	Bourns Part No.	Vimp (V)	Iop (max) (mA)	Iout (max) (mA)	Price Each 1	25	50	100	Reel Qty.	Price Per Piece
652-P500-G120-WH	P500-G120-WH	500	100	200	**1.42**	**.867**	**.792**	**.653**	3000	**.514**
652-P500-G200-WH	P500-G200-WH	500	200	400	**1.42**	**.867**	**.792**	**.653**	3000	**.514**
652-P850-G120-WH	P850-G120-WH	850	100	200	**1.39**	**1.18**	**1.12**	**1.01**	3000	**.707**
652-P850-G200-WH	P850-G200-WH	850	200	400	**1.39**	**1.18**	**1.12**	**1.01**	3000	**.707**

TBU™ P650-U AND P850-U PROTECTORS

Features:
- Formerly FulTec brand
- Extremely high speed perform.
- Blocks high voltages & currents
- Low insertion loss
- Two TBU™ protectors in one small package
- Very high bandwidth; GHz compatible
- RoHS compliant, UL recognized

Applications:
- Mb Ethernet port protection
- Gb Ethernet port protection
- Isolated and floating interfaces

Pad Designation						
Pad #	1	2	3	4	5	6
Apply:	In1	NC	Out1	Out2	NC	In2

	DIMENSIONS: mm (in.)												
	A	B	C	D	E	F	G	H	J	K	L	N	P	Q
Min.	6.15	7.65	0.80	0.000	0.50	1.20	4.20	2.45	0.20	0.45	0.65	0.20	0.70	3.20
	(.242)	(.301)	(.031)	(.000)	(.020)	(.047)	(.165)	(.096)	(.008)	(.018)	(.026)	(.008)	(.028)	(.126)
Typ.	6.25	7.75	0.85	0.025	0.55	1.25	4.25	2.50	0.25	0.50	0.70	0.25	0.75	3.25
	(.246)	(.305)	(.033)	(.001)	(.022)	(.049)	(1.67)	(.098)	(.010)	(.020)	(.028)	(.010)	(.030)	(.128)
Max.	6.35	7.85	0.90	0.050	0.60	1.30	4.30	2.55	0.30	0.55	0.75	0.30	0.80	3.30
	(.250)	(.309)	(.035)	(.002)	(.024)	(.051)	(.169)	(.100)	(.012)	(.022)	(.030)	(.012)	(.031)	(.130)

NC=Solder to PCB; do not make electrical connection, do not connect to ground

RoHS Compliant

Top View Side View Bottom View

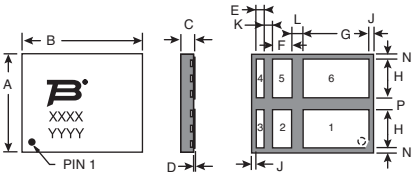

For quantities greater than listed, call for quote.

MOUSER STOCK NO.	Bourns Part No.	Vimp (V)	Iop (max) (mA)	Iout (max) (mA)	Price Each 1	25	50	100	Reel Qty.	Price Per Piece
652-P650-U180-WH	P650-U180-WH	650	180	360	**1.77**	**1.46**	**1.41**	**1.28**	3000	**.947**
652-P650-U260-WH	P650-U260-WH	650	260	520	**1.77**	**1.46**	**1.41**	**1.28**	3000	**.947**
652-P850-U180-WH	P850-U180-WH	850	180	360	**2.21**	**1.53**	**1.31**	**1.12**	3000	**.91**
652-P850-U260-WH	P850-U260-WH	850	260	520	**1.96**	**1.53**	**1.31**	**1.10**	3000	**.877**

TBU™ C650 AND C850 PROTECTORS

Features:
- Formerly FulTec brand
- Extremely high speed performance
- Blocks high voltages and currents
- Very high bandwidth; GHz compatible
- Small package, minimal PCB area
- Simple, superior circuit protection
- RoHS compliant, UL recognized

Applications:
- Combo voice/ xDSL linecards
- Voice linecards
- MDF, primary protection modules
- Process control equipment
- Test and measurement equipment
- General electronics

	DIMENSIONS: mm (in.)									
	A	B	C	D	E	F	H	J	K	N
Min.	3.90	8.15	0.80	0.000	2.55	1.10	3.45	0.20	0.65	0.20
	(.154)	(.321)	(.031)	(.000)	(.100)	(.043)	(.136)	(.008)	(.026)	(.008)
Typ.	4.00	8.25	0.85	0.025	2.60	1.15	3.50	0.25	0.70	0.25
	(.157)	(.325)	(.033)	(.001)	(.102)	(.045)	(.138)	(.010)	(.028)	(.010)
Max.	4.10	8.35	0.90	0.050	2.65	1.20	3.55	0.30	0.75	0.30
	(.161)	(.329)	(.035)	(.002)	(.104)	(.047)	(.140)	(.012)	(.030)	(.012)

RoHS Compliant

NC=Solder to PCB; do not make electrical connection, do not connect to ground

Pad Designation			
Pad #	1	2	3
Apply:	In/Out	NC	In/Out

Top View Side View Bottom View

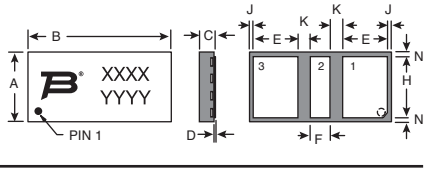

For quantities greater than listed, call for quote.

MOUSER STOCK NO.	Bourns Part No.	Vimp (V)	Iop (max) (mA)	Iout (max) (mA)	Price Each 1	25	50	100	Reel Qty.	Price Per Piece
652-C650-100-WH	C650-100-WH	650	100	200	**1.65**	**1.39**	**1.32**	**1.20**	6000	**.824**
652-C650-180-WH	C650-180-WH	650	180	360	**1.65**	**1.39**	**1.32**	**1.20**	6000	**.824**
652-C650-260-WH	C650-260-WH	650	260	520	**1.65**	**1.39**	**1.32**	**1.20**	6000	**.824**
652-C850-180-WH	C850-180-WH	850	180	360	**1.71**	**1.42**	**1.37**	**1.24**	3000	**.915**
652-C850-260-WH	C850-260-WH	850	260	520	**1.71**	**1.42**	**1.37**	**1.24**	3000	**.915**

TBU™ P40-G PROTECTOR

Features:
- Formerly FulTec brand
- Extremely high speed performance
- Low impedance
- Very high bandwidth; GHz compatible
- Simple, superior circuit protection
- RoHS compliant, UL recognized

Applications:
- xDSL (ADSL, VDSL, VDSL2)
- High Data Rate Interface IC protection (LVDS, HDMI, etc.)
- Indestrial sensors and controls
- General electronics

Pad Designation						
Pad #	1	2	3	4	5	6
Apply:	In1	NC	Out1	Out2	NC	In2

	DIMENSIONS: mm (in.)											
	A	B	C	D	E	F	G	H	J	K	M	N
Min.	3.90	3.90	0.80	0.000	2.55	0.20	0.75	1.40	0.10	0.25	0.55	0.20
	(.154)	(.154)	(.031)	(.000)	(.100)	(.008)	(.030)	(.055)	(.004)	(.010)	(.022)	(.008)
Typ.	4.00	4.00	0.85	0.025	2.60	0.25	0.80	1.45	0.15	0.30	0.60	0.25
	(.157)	(.157)	(.033)	(.001)	(.102)	(.010)	(.031)	(.057)	(.006)	(.012)	(.024)	(.010)
Max.	4.10	4.10	0.90	0.050	2.65	0.30	0.85	1.50	0.20	0.35	0.65	0.30
	(.161)	(.161)	(.035)	(.002)	(.104)	(.012)	(.033)	(.059)	(.008)	(.014)	(.026)	(.012)

NC=Solder to PCB; do not make electrical connection, do not connect to ground

RoHS Compliant

Top View Side View Bottom View

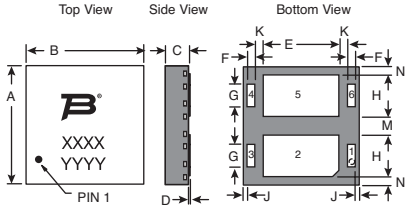

For quantities greater than listed, call for quote.

MOUSER STOCK NO.	Bourns Part No.	Vimp (V)	Iop (max) (mA)	Iout (max) (mA)	Price Each 1	25	50	100	Reel Qty.	Price Per Piece
652-P40-G240-WH	P40-G240-WH	40	240	480	**1.56**	**.995**	**.899**	**.749**	3000	**.589**

© Copyright 2013 Mouser Electronics

© Copyright 2013 Mouser Electronics

BOURNS Discrete TVS Chip Diodes

BOURNS®

RoHS Compliant **This product is RoHS compliant.**

Bourns has released a new series of ESD/EFT/Surge Protection products for general applications.
These Transient Voltage Suppressor Diodes for surge and ESD protection applications are available in compact chip package size formats.
The following compact chip packages are available: DO-214AC (SMA), DO-214AA (SMB), and DO-214AB (SMC).

Specifications:

- Operating Temp. Range: -55°C to +150°C
- Storage Temp. Range: -55°C to +175°C

Applications:

- IEC 61000-4-2 ESD (Min. Level 4)
- IED 61000-4-4 EFT
- IED 61000-4-5 Surge

RoHS Compliant

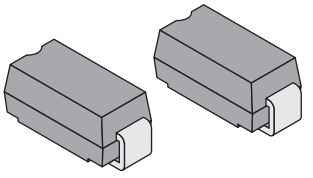

Features:

- Standoff Voltage: 5.0 to 170 volts
- Easy to handle

Device Type	
U	Unidirectional
B	Bidirectional

Part Number Pricing						
Type	**1**	**100**	**500**	**1000**	Reel Qty.	**Price Each**
SMAJ-A	**.35**	**.193**	**.161**	**.134**	5000	**.102**
SMAJ-CA	**.36**	**.203**	**.171**	**.139**	5000	**.107**
SMBJ-A	**.35**	**.193**	**.161**	**.134**	3000	**.102**

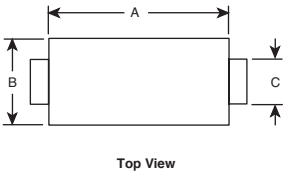

Top View

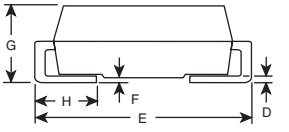

Side View

SMAJ SERIES

MOUSER, STOCK NO.	Bourns Part No.	Device Type	Breakdown V_{BR} (Volts) Min.	Breakdown V_{BR} (Volts) Max.	V_{RWM} (Volts)	V_{RSM} (Volts)
652-SMAJ5.0A	SMAJ5.0A	U	6.40	7.00	5	9.2
652-SMAJ6.0A	SMAJ6.0A	U	6.67	7.37	6	10.3
652-SMAJ6.5A	SMAJ6.5A	U	7.22	7.98	6.5	11.2
652-SMAJ7.0A	SMAJ7.0A	U	7.78	8.60	7	12.0
652-SMAJ7.5A	SMAJ7.5A	U	8.33	9.21	7.5	12.9
652-SMAJ8.0A	SMAJ8.0A	U	8.89	9.83	8	13.6
652-SMAJ8.5A	SMAJ8.5A	U	9.44	10.40	8.5	14.4
652-SMAJ9.0A	SMAJ9.0A	U	10.00	11.10	9	15.4
652-SMAJ10A	SMAJ10A	U	11.1	12.3	10	17.0
652-SMAJ11A	SMAJ11A	U	12.2	13.2	11	18.2
652-SMAJ12A	SMAJ12A	U	13.3	14.7	12	19.9
652-SMAJ13A	SMAJ13A	U	14.4	15.9	13	24.2
652-SMAJ14A	SMAJ14A	U	15.6	17.2	14	23.2
652-SMAJ15A	SMAJ15A	U	16.7	18.5	15	24.4
652-SMAJ16A	SMAJ16A	U	17.8	19.7	16	26.0
652-SMAJ17A	SMAJ17A	U	18.9	20.9	17	27.6
652-SMAJ18A	SMAJ18A	U	20.0	22.1	18	29.2
652-SMAJ20A	SMAJ20A	U	22.2	24.5	20	32.4
652-SMAJ22A	SMAJ22A	U	24.4	26.9	22	35.5
652-SMAJ24A	SMAJ24A	U	26.7	29.5	24	38.9
652-SMAJ26A	SMAJ26A	U	28.9	31.9	26	42.1
652-SMAJ28A	SMAJ28A	U	31.1	34.4	28	45.4
652-SMAJ30A	SMAJ30A	U	33.3	36.8	30	48.4
652-SMAJ33A	SMAJ33A	U	36.7	40.6	33	53.3
652-SMAJ36A	SMAJ36A	U	40	44.2	36	58.1
652-SMAJ40A	SMAJ40A	U	44.4	49.1	40	64.5
652-SMAJ43A	SMAJ43A	U	47.8	52.8	43	69.4
652-SMAJ45A	SMAJ45A	U	50	55.3	45	72.7
652-SMAJ48A	SMAJ48A	U	53.3	58.9	48	77.4
652-SMAJ51A	SMAJ51A	U	56.7	62.7	51	82.4
652-SMAJ54A	SMAJ54A	U	60	66.3	54	87.1
652-SMAJ58A	SMAJ58A	U	64.4	71.2	58	93.6
652-SMAJ60A	SMAJ60A	U	66.7	73.7	60	96.8
652-SMAJ64A	SMAJ64A	U	71.1	78.6	64	103
652-SMAJ70A	SMAJ70A	U	77.8	86.0	70	113
652-SMAJ75A	SMAJ75A	U	83.3	92.1	75	121
652-SMAJ78A	SMAJ78A	U	86.7	95.8	78	126
652-SMAJ85A	SMAJ85A	U	94.4	104	85	137
652-SMAJ90A	SMAJ90A	U	100	111	90	146
652-SMAJ100A	SMAJ100A	U	111	123	100	162
652-SMAJ110A	SMAJ110A	U	122	135	110	177
652-SMAJ120A	SMAJ120A	U	133	147	120	193
652-SMAJ130A	SMAJ130A	U	144	159	130	209
652-SMAJ150A	SMAJ150A	U	167	185	150	243
652-SMAJ160A	SMAJ160A	U	178	197	160	259
652-SMAJ170A	SMAJ170A	U	189	209	170	275
652-SMAJ5.0CA	SMAJ5.0CA	B	6.40	7.00	5.0	9.2
652-SMAJ6.0CA	SMAJ6.0CA	B	6.67	7.37	6.0	10.3
652-SMAJ6.5CA	SMAJ6.5CA	B	7.22	7.98	6.5	11.2
652-SMAJ7.0CA	SMAJ7.0CA	B	7.78	8.60	7.0	12.0
652-SMAJ7.5CA	SMAJ7.5CA	B	8.33	9.21	7.5	12.9
652-SMAJ8.0CA	SMAJ8.0CA	B	8.89	9.83	8.0	13.6
652-SMAJ8.5CA	SMAJ8.5CA	B	9.44	10.4	8.5	14.4
652-SMAJ9.0CA	SMAJ9.0CA	B	10.0	11.1	9.0	15.4
652-SMAJ10CA	SMAJ10CA	B	11.1	12.3	10	17.0
652-SMAJ11CA	SMAJ11CA	B	12.2	13.2	11	18.2
652-SMAJ12CA	SMAJ12CA	B	13.3	14.7	12	19.9
652-SMAJ13CA	SMAJ13CA	B	14.4	15.9	13	21.5
652-SMAJ14CA	SMAJ14CA	B	15.6	17.2	14	23.2
652-SMAJ15CA	SMAJ15CA	B	16.7	18.5	15	24.4
652-SMAJ16CA	SMAJ16CA	B	17.8	19.7	16	26.0
652-SMAJ17CA	SMAJ17CA	B	18.9	20.9	17	27.6
652-SMAJ18CA	SMAJ18CA	B	20.0	22.1	18	29.2
652-SMAJ20CA	SMAJ20CA	B	22.2	24.5	20	32.4
652-SMAJ22CA	SMAJ22CA	B	24.4	26.9	22	35.5
652-SMAJ24CA	SMAJ24CA	B	26.7	29.5	24	38.9
652-SMAJ26CA	SMAJ26CA	B	28.9	31.9	26	42.1
652-SMAJ28CA	SMAJ28CA	B	31.1	34.4	28	45.4

SMAJ SERIES (CONT.)

MOUSER STOCK NO.	Bourns Part No.	Device Type	Breakdown V_{BR} (Volts) Min.	Breakdown V_{BR} (Volts) Max.	V_{RWM} (Volts)	V_{RSM} (Volts)
652-SMAJ30CA	SMAJ30CA	B	33.3	36.8	30	48.4
652-SMAJ33CA	SMAJ33CA	B	36.7	40.6	33	53.3
652-SMAJ36CA	SMAJ36CA	B	40	44.2	36	58.1
652-SMAJ40CA	SMAJ40CA	B	44.4	49.1	40	64.5
652-SMAJ43CA	SMAJ43CA	B	47.8	52.8	43	69.4
652-SMAJ45CA	SMAJ45CA	B	50	55.3	45	72.7
652-SMAJ48CA	SMAJ48CA	B	53.3	58.9	48	77.4
652-SMAJ51CA	SMAJ51CA	B	56.7	62.7	51	82.4
652-SMAJ54CA	SMAJ54CA	B	60	66.3	54	87.1
652-SMAJ58CA	SMAJ58CA	B	64.4	71.2	58	93.6
652-SMAJ60CA	SMAJ60CA	B	66.7	73.7	60	96.8
652-SMAJ64CA	SMAJ64CA	B	71.1	78.6	64	103
652-SMAJ70CA	SMAJ70CA	B	77.8	86.0	70	113
652-SMAJ75CA	SMAJ75CA	B	83.3	92.1	75	121
652-SMAJ78CA	SMAJ78CA	B	86.7	95.8	78	126
652-SMAJ85CA	SMAJ85CA	B	94.4	104	85	137
652-SMAJ90CA	SMAJ90CA	B	100	111	90	146
652-SMAJ100CA	SMAJ100CA	B	111	123	100	162
652-SMAJ110CA	SMAJ110CA	B	122	135	110	177
652-SMAJ120CA	SMAJ120CA	B	133	147	120	193
652-SMAJ130CA	SMAJ130CA	B	144	159	130	209
652-SMAJ150CA	SMAJ150CA	B	167	185	150	243
652-SMAJ160CA	SMAJ160CA	B	178	197	160	259
652-SMAJ170CA	SMAJ170CA	B	189	209	170	275

SMBJ SERIES

MOUSER STOCK NO.	Bourns Part No.	Device Type	Breakdown V_{BR} (Volts) Min.	Breakdown V_{BR} (Volts) Max.	V_{RWM} (Volts)	V_{RSM} (Volts)
652-SMBJ5.0A	SMBJ5.0A	U	6.40	7.25	5.0	9.2
652-SMBJ6.0A	SMBJ6.0A	U	6.67	7.67	6.0	10.3
652-SMBJ6.5A	SMBJ6.5A	U	7.22	8.30	6.5	11.2
652-SMBJ7.0A	SMBJ7.0A	U	7.78	8.95	7.0	12.0
652-SMBJ7.5A	SMBJ7.5A	U	8.33	9.58	7.5	12.9
652-SMBJ8.0A	SMBJ8.0A	U	8.89	10.2	8.0	13.6
652-SMBJ8.5A	SMBJ8.5A	U	9.44	10.8	8.5	14.4
652-SMBJ9.0A	SMBJ9.0A	U	10.0	11.5	9.0	15.4
652-SMBJ10A	SMBJ10A	U	11.1	12.8	10	17.0
652-SMBJ11A	SMBJ11A	U	12.2	14.4	11	18.2
652-SMBJ12A	SMBJ12A	U	13.3	15.3	12	19.9
652-SMBJ13A	SMBJ13A	U	14.4	16.5	13	21.5
652-SMBJ14A	SMBJ14A	U	15.6	17.9	14	23.2
652-SMBJ15A	SMBJ15A	U	16.7	19.2	15	24.4
652-SMBJ16A	SMBJ16A	U	17.8	20.5	16	26.0
652-SMBJ17A	SMBJ17A	U	18.9	21.7	17	27.6
652-SMBJ18A	SMBJ18A	U	20.0	23.3	18	29.2
652-SMBJ20A	SMBJ20A	U	22.2	25.5	20	32.4
652-SMBJ22A	SMBJ22A	U	24.4	28.0	22	35.5
652-SMBJ24A	SMBJ24A	U	26.7	30.7	24	38.9
652-SMBJ26A	SMBJ26A	U	28.9	32.2	26	42.1
652-SMBJ28A	SMBJ28A	U	31.1	35.8	28	45.4
652-SMBJ30A	SMBJ30A	U	33.3	38.3	30	48.4
652-SMBJ33A	SMBJ33A	U	36.7	42.2	33	53.3
652-SMBJ36A	SMBJ36A	U	40	46.0	36	58.1
652-SMBJ40A	SMBJ40A	U	44.4	51.1	40	64.5
652-SMBJ43A	SMBJ43A	U	47.8	54.9	43	69.4
652-SMBJ45A	SMBJ45A	U	50	57.5	45	72.7
652-SMBJ48A	SMBJ48A	U	53.3	61.3	48	77.4
652-SMBJ51A	SMBJ51A	U	56.7	65.2	51	82.4
652-SMBJ54A	SMBJ54A	U	60	69	54	87.1
652-SMBJ58A	SMBJ58A	U	64.4	74.6	58	93.6
652-SMBJ60A	SMBJ60A	U	66.7	76.7	60	96.8
652-SMBJ64A	SMBJ64A	U	71.1	81.8	64	103
652-SMBJ70A	SMBJ70A	U	77.8	89.5	70	113
652-SMBJ75A	SMBJ75A	U	83.3	95.8	75	121
652-SMBJ78A	SMBJ78A	U	86.7	99.7	78	126
652-SMBJ85A	SMBJ85A	U	94.4	109	85	137

SMAJ DIMENSIONS: (mm)	
Dimension	SMA (DO-214AC)
A	4.06 - 4.57
B	2.29 - 2.92
C	1.27 - 1.63
D	0.15 - 0.31
E	4.83 - 5.59
F	0.05 - 0.20
G	2.01 - 2.62
H	0.76 - 1.52

SMBJ DIMENSIONS: (mm)	
Dimension	SMB (DO-214AA)
A	4.06 - 4.57
B	3.30 - 3.94
C	1.96 - 2.21
D	0.15 - 0.31
E	5.21 - 5.59
F	0.05 - 0.20
G	2.01 - 2.62
H	0.76 - 1.52

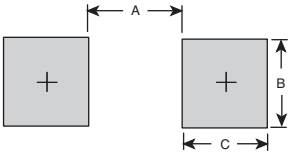

Recommended Footprint

SMAJ DIMENSIONS: (mm)	
Dimension	SMA (DO-214AC)
A (max.)	2.7
B (min.)	2.1
C (min.)	1.27

SMBJ DIMENSIONS: (mm)	
Dimension	SMA (DO-214AA)
A (max.)	2.69
B (min.)	2.1
C (min.)	1.27

© Copyright 2013 Mouser Electronics

© Copyright 2013 Mouser Electronics

BOURNS Discrete TVS Chip Diodes

BOURNS®

RoHS Compliant **This product is RoHS compliant.**

Bourns has released a new series of ESD/EFT/Surge Protection products for general applications. These Transient Voltage Suppressor Diodes for surge and ESD protection applications are available in compact chip package size formats. The following compact chip packages are available: DO-214AC (SMA), DO-214AA (SMB), and DO-214AB (SMC).

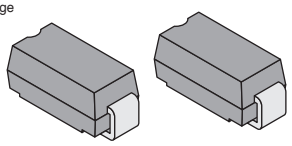

Specifications:

- Operating Temp. Range: -55°C to +150°C
- Storage Temp. Range: -55°C to +175°C

Applications:

- IEC 61000-4-2 ESD (Min. Level 4)
- IED 61000-4-4 EFT
- IED 61000-4-5 Surge

RoHS Compliant

Features:

- Standoff Voltage: 5.0 to 170 volts
- Easy to handle

Device Type	
U	Unidirectional
B	Bidirectional

Part Number Pricing						
Type	1	100	500	1000	Reel Qty.	Price Each
SMBJ-A	.35	.193	.161	.134	3000	.102
SMBJ-CA	.36	.203	.171	.139	3000	.107
SMCJ-A	.66	.278	.24	.226	3000	.202
SMCJ-CA	.75	.31	.268	.253	3000	.225
SMLJ-A	1.06	.771	.685	.539	3000	.496

SMBJ SERIES (CONT.)

MOUSER, STOCK NO.	Bourns Part No.	Device Type	Breakdown V_{BR} (Volts)		V_{RWM} (Volts)	V_{RSM} (Volts)
			Min.	Max.		
652-SMBJ90A	SMBJ90A	U	100	116	90	146
652-SMBJ100A	SMBJ100A	U	111	128	100	162
652-SMBJ110A	SMBJ110A	U	122	140	110	177
652-SMBJ120A	SMBJ120A	U	133	153	120	193
652-SMBJ130A	SMBJ130A	U	144	165	130	209
652-SMBJ150A	SMBJ150A	U	167	192	150	243
652-SMBJ160A	SMBJ160A	U	178	205	160	259
652-SMBJ170A	SMBJ170A	U	189	218	170	275
652-SMBJ5.0CA	SMBJ5.0CA	B	6.40	7.25	5.0	9.2
652-SMBJ6.0CA	SMBJ6.0CA	B	6.67	7.67	6.0	10.3
652-SMBJ6.5CA	SMBJ6.5CA	B	7.22	8.30	6.5	11.2
652-SMBJ7.0CA	SMBJ7.0CA	B	7.78	8.95	7.0	12.0
652-SMBJ7.5CA	SMBJ7.5CA	B	8.33	9.58	7.5	12.9
652-SMBJ8.0CA	SMBJ8.0CA	B	8.89	10.2	8.0	13.6
652-SMBJ8.5CA	SMBJ8.5CA	B	9.44	10.8	8.5	14.4
652-SMBJ9.0CA	SMBJ9.0CA	B	10.0	11.5	9.0	15.4
652-SMBJ10CA	SMBJ10CA	B	11.1	12.8	10	17.0
652-SMBJ11CA	SMBJ11CA	B	12.2	14.4	11	18.2
652-SMBJ12CA	SMBJ12CA	B	13.3	15.3	12	19.9
652-SMBJ13CA	SMBJ13CA	B	14.4	16.5	13	21.5
652-SMBJ14CA	SMBJ14CA	B	15.6	17.9	14	23.2
652-SMBJ15CA	SMBJ15CA	B	16.7	19.2	15	24.4
652-SMBJ16CA	SMBJ16CA	B	17.8	20.5	16	26.0
652-SMBJ17CA	SMBJ17CA	B	18.9	21.7	17	27.6
652-SMBJ18CA	SMBJ18CA	B	20.0	23.3	18	29.2
652-SMBJ20CA	SMBJ20CA	B	22.2	25.5	20	32.4
652-SMBJ22CA	SMBJ22CA	B	24.4	28.0	22	35.5
652-SMBJ24CA	SMBJ24CA	B	26.7	30.7	24	38.9
652-SMBJ26CA	SMBJ26CA	B	28.9	32.2	26	42.1
652-SMBJ28CA	SMBJ28CA	B	31.1	35.8	28	45.4
652-SMBJ30CA	SMBJ30CA	B	33.3	38.3	30	48.4
652-SMBJ33CA	SMBJ33CA	B	36.7	42.2	33	53.3
652-SMBJ36CA	SMBJ36CA	B	40	46.0	36	58.1
652-SMBJ40CA	SMBJ40CA	B	44.4	51.1	40	64.5
652-SMBJ43CA	SMBJ43CA	B	47.8	54.9	43	69.4
652-SMBJ45CA	SMBJ45CA	B	50	57.5	45	72.7
652-SMBJ48CA	SMBJ48CA	B	53.3	61.3	48	77.4
652-SMBJ51CA	SMBJ51CA	B	56.7	65.2	51	82.4
652-SMBJ54CA	SMBJ54CA	B	60	69	54	87.1
652-SMBJ58CA	SMBJ58CA	B	64.4	74.6	58	93.6
652-SMBJ60CA	SMBJ60CA	B	66.7	76.7	60	96.8
652-SMBJ64CA	SMBJ64CA	B	71.1	81.8	64	103
652-SMBJ70CA	SMBJ70CA	B	77.8	89.5	70	113
652-SMBJ75CA	SMBJ75CA	B	83.3	95.8	75	121
652-SMBJ78CA	SMBJ78CA	B	86.7	99.7	78	126
652-SMBJ85CA	SMBJ85CA	B	94.4	109	85	137
652-SMBJ90CA	SMBJ90CA	B	100	116	90	146
652-SMBJ100CA	SMBJ100CA	B	111	128	100	162
652-SMBJ110CA	SMBJ110CA	B	122	140	110	177
652-SMBJ120CA	SMBJ120CA	B	133	153	120	193
652-SMBJ130CA	SMBJ130CA	B	144	165	130	209
652-SMBJ150CA	SMBJ150CA	B	167	192	150	243
652-SMBJ160CA	SMBJ160CA	B	178	205	160	259
652-SMBJ170CA	SMBJ170CA	B	189	218	170	275

SMCJ SERIES

652-SMCJ5.0A	SMCJ5.0A	U	6.4	7.23	5	9.2
652-SMCJ6.0A	SMCJ6.0A	U	6.67	7.67	6	10.3
652-SMCJ6.5A	SMCJ6.5A	U	7.22	8.3	6.5	11.2
652-SMCJ7.0A	SMCJ7.0A	U	7.78	8.95	7	12
652-SMCJ7.5A	SMCJ7.5A	U	8.33	9.58	7.5	12.9
652-SMCJ8.0A	SMCJ8.0A	U	8.89	10.2	8	13.6
652-SMCJ8.5A	SMCJ8.5A	U	9.44	10.8	8.5	14.4
652-SMCJ9.0A	SMCJ9.0A	U	10	11.5	9	15.4
652-SMCJ10A	SMCJ10A	U	11.1	12.8	10	17
652-SMCJ12A	SMCJ12A	U	13.3	15.3	12	19.9
652-SMCJ13A	SMCJ13A	U	14.4	16.5	13	21.5
652-SMCJ14A	SMCJ14A	U	15.6	17.9	14	23.2
652-SMCJ15A	SMCJ15A	U	16.7	19.2	15	24.4
652-SMCJ16A	SMCJ16A	U	17.8	20.5	16	26
652-SMCJ17A	SMCJ17A	U	18.9	21.7	17	27.6
652-SMCJ18A	SMCJ18A	U	20	23.3	18	29.2
652-SMCJ20A	SMCJ20A	U	22.2	25.5	20	32.4
652-SMCJ22A	SMCJ22A	U	24.4	28	22	35.5
652-SMCJ24A	SMCJ24A	U	26.7	30.7	24	38.9
652-SMCJ26A	SMCJ26A	U	28.9	32.2	26	42.1
652-SMCJ28A	SMCJ28A	U	31.1	35.8	28	45.4
652-SMCJ30A	SMCJ30A	U	33.3	38.3	30	48.4

SMCJ SERIES (CONT.)

MOUSER STOCK NO.	Bourns Part No.	Device Type	Breakdown V_{BR} (Volts)		V_{RWM} (Volts)	V_{RSM} (Volts)
			Min.	Max.		
652-SMCJ33A	SMCJ33A	U	36.7	42.2	33	53.3
652-SMCJ36A	SMCJ36A	U	40	46	36	58.1
652-SMCJ40A	SMCJ40A	U	44.4	51.1	40	64.5
652-SMCJ43A	SMCJ43A	U	47.8	54.9	43	69.4
652-SMCJ45A	SMCJ45A	U	50	57.5	45	72.7
652-SMCJ48A	SMCJ48A	U	53.3	61.3	48	77.4
652-SMCJ51A	SMCJ51A	U	56.7	65.2	51	82.4
652-SMCJ54A	SMCJ54A	U	60	69	54	87.1
652-SMCJ58A	SMCJ58A	U	64.4	74.6	58	93.6
652-SMCJ60A	SMCJ60A	U	66.7	76.7	60	96.8
652-SMCJ64A	SMCJ64A	U	71.1	81.8	64	103
652-SMCJ70A	SMCJ70A	U	77.8	89.5	70	113
652-SMCJ75A	SMCJ75A	U	83.3	95.8	75	121
652-SMCJ78A	SMCJ78A	U	86.7	99.7	78	126
652-SMCJ85A	SMCJ85A	U	94.4	108.2	85	137
652-SMCJ90A	SMCJ90A	U	100	115.5	90	146
652-SMCJ100A	SMCJ100A	U	111	128	100	162
652-SMCJ110A	SMCJ110A	U	122	140	110	177
652-SMCJ120A	SMCJ120A	U	133	153	120	193
652-SMCJ130A	SMCJ130A	U	144	165	130	209
652-SMCJ150A	SMCJ150A	U	167	192	150	243
652-SMCJ160A	SMCJ160A	U	178	205	160	259
652-SMCJ170A	SMCJ170A	U	189	217.5	170	275
652-SMCJ5.0CA	SMCJ5.0CA	B	6.4	7.23	5	9.2
652-SMCJ6.0CA	SMCJ6.0CA	B	6.67	7.67	6	10.3
652-SMCJ6.5CA	SMCJ6.5CA	B	7.22	8.3	6.5	11.2
652-SMCJ7.0CA	SMCJ7.0CA	B	7.78	8.95	7	12
652-SMCJ7.5CA	SMCJ7.5CA	B	8.33	9.58	7.5	12.9
652-SMCJ8.0CA	SMCJ8.0CA	B	8.89	10.2	8	13.6
652-SMCJ8.5CA	SMCJ8.5CA	B	9.44	10.8	8.5	14.4
652-SMCJ9.0CA	SMCJ9.0CA	B	10	11.5	9	15.4
652-SMCJ10CA	SMCJ10CA	B	11.1	12.8	10	17
652-SMCJ11CA	SMCJ11CA	B	12.2	14.4	11	18.2
652-SMCJ12CA	SMCJ12CA	B	13.3	15.3	12	19.9
652-SMCJ13CA	SMCJ13CA	B	14.4	16.5	13	21.5
652-SMCJ14CA	SMCJ14CA	B	15.6	17.9	14	23.2
652-SMCJ15CA	SMCJ15CA	B	16.7	19.2	15	24.4
652-SMCJ16CA	SMCJ16CA	B	17.8	20.5	16	26
652-SMCJ17CA	SMCJ17CA	B	18.9	21.7	17	27.6
652-SMCJ18CA	SMCJ18CA	B	20	23.3	18	29.2
652-SMCJ20CA	SMCJ20CA	B	22.2	25.5	20	32.4
652-SMCJ22CA	SMCJ22CA	B	24.4	28	22	35.5
652-SMCJ24CA	SMCJ24CA	B	26.7	30.7	24	38.9
652-SMCJ26CA	SMCJ26CA	B	28.9	32.2	26	42.1
652-SMCJ28CA	SMCJ28CA	B	31.1	35.8	28	45.4
652-SMCJ30CA	SMCJ30CA	B	33.3	38.3	30	48.4
652-SMCJ33CA	SMCJ33CA	B	36.7	42.2	33	53.3
652-SMCJ36CA	SMCJ36CA	B	40	46	36	58.1
652-SMCJ40CA	SMCJ40CA	B	44.4	51.1	40	64.5
652-SMCJ43CA	SMCJ43CA	B	47.8	54.9	43	69.4
652-SMCJ45CA	SMCJ45CA	B	50	57.5	45	72.7
652-SMCJ48CA	SMCJ48CA	B	53.3	61.3	48	77.4
652-SMCJ51CA	SMCJ51CA	B	56.7	65.2	51	82.4
652-SMCJ54CA	SMCJ54CA	B	60	69	54	87.1
652-SMCJ58CA	SMCJ58CA	B	64.4	74.6	58	93.6
652-SMCJ60CA	SMCJ60CA	B	66.7	76.7	60	96.8
652-SMCJ64CA	SMCJ64CA	B	71.1	81.8	64	103
652-SMCJ70CA	SMCJ70CA	B	77.8	89.5	70	113
652-SMCJ75CA	SMCJ75CA	B	83.3	95.8	75	121
652-SMCJ78CA	SMCJ78CA	B	86.7	99.7	78	126
652-SMCJ85CA	SMCJ85CA	B	94.4	108.2	85	137
652-SMCJ90CA	SMCJ90CA	B	100	115.5	90	146
652-SMCJ100CA	SMCJ100CA	B	111	128	100	162
652-SMCJ110CA	SMCJ110CA	B	122	140	110	177
652-SMCJ120CA	SMCJ120CA	B	133	153	120	193
652-SMCJ130CA	SMCJ130CA	B	144	165	130	209
652-SMCJ150CA	SMCJ150CA	B	167	192	150	243
652-SMCJ160CA	SMCJ160CA	B	178	205	160	259
652-SMCJ170CA	SMCJ170CA	B	189	217.5	170	275

SMLJ SERIES

NEW PRODUCT

MOUSER STOCK NO.	Bourns Part No.	Device Type	Breakdown V_{BR} (Volts)		V_{RWM} (Volts)	V_{RSM} (Volts)
			Min.	Max.		
652-SMLJ20A	SMLJ20A	U	22.2	24.5	20	32.4

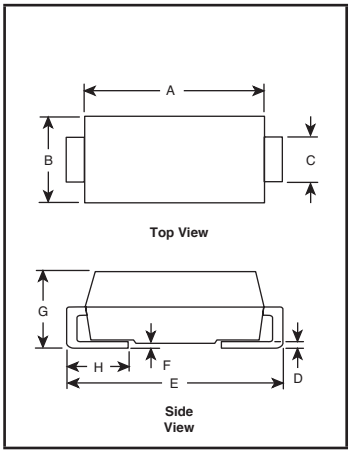

SMBJ DIMENSIONS: mm	
Dimension	SMB (DO-214AA)
A	4.06 - 4.57
B	3.30 - 3.94
C	1.96 - 2.21
D	0.15 - 0.31
E	5.21 - 5.59
F	0.05 - 0.20
G	2.01 - 2.62
H	0.76 - 1.52

SMCJ DIMENSIONS: mm	
Dimension	SMB (DO-214AB)
A	6.60 - 7.11
B	5.59 - 6.22
C	2.92 - 3.18
D	0.15 - 0.31
E	7.75 - 8.13
F	0.05 - 0.20
G	2.01 - 2.62
H	0.76 - 1.52

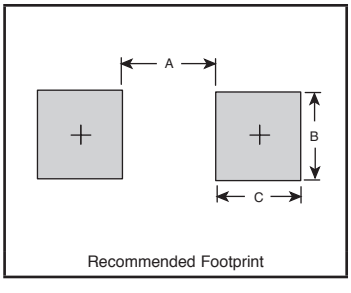

Recommended Footprint

SMBJ DIMENSIONS: mm	
Dimension	SMA (DO-214AC)
A (max.)	2.69
B (min.)	2.1
C (min.)	1.27

SMCJ DIMENSIONS: mm	
Dimension	SMA (DO-214AA)
A (max.)	4.69
B (min.)	3.07
C (min.)	1.52

SMLJ DIMENSIONS: mm	
Dimension	SMC (DO-214AB)
A (max.)	4.69
B (min.)	3.07
C (min.)	1.52

© Copyright 2013 Mouser Electronics

BOURNS Eval Boards and Portnote Design Kits

BOURNS®

TBU DESIGN KITS

NEW PRODUCT

MOUSER STOCK NO.	Description	Price Each	
		1	2
652-TBU-LAB1	SLIC Protection 16 part numbers, 105 total parts	42.80	39.59
652-TBU-LAB2	Bidirectional Port Solution 26 part numbers, 155 total parts	107.00	101.65
652-TBU-LAB3	Unidirectional Port Solution 18 part numbers, 115 total parts	64.20	60.99



RS-485 PORT PROTECTION EVALUATION BOARDS

NEW PRODUCT

MOUSER STOCK NO.	Dimensions	Price Each		
		1	5	10
652-RS-485EVALBOARD1	45 x 21 x 12	21.40	20.33	19.80
652-RS-485EVALBOARD2	50 x 25 x 1.2	21.40	20.33	19.80



Eval Board 1



Eval Board 2

PORTNOTE SOLUTION DESIGN KITS

NEW PRODUCT

The Bourns PortNote ™ Solutions Circuit Protection Design Kits are organized and focused on the protection of ports and their variations, rather than on product types. PortNote Kits are available for datacom, audio, video, and telecom solutions. Each kit contains enough Bourns product to build five of the PortNote Solution circuits.

In addition, each Bourns PortNote™ Solutions Circuit Protection Design Kit provides a simple, single page with essential information to provide an effective solution known to work in most typical applications. Information provided includes objectives, part numbers, compliance, schematic, and much more.



For quantities greater than listed, call for quote.

MOUSER STOCK NO.	Bourns Part No.	Description	Qty.	Part Numbers (Mfr.)	Price Each	
					1	5
652-PN-DESIGNKIT-1	PN-DESIGNKIT-1	Components Kit Ethernet ESD	2	CDSOT236-0504C, PT61020L	17.98	15.84
652-PN-DESIGNKIT-3	PN-DESIGNKIT-3	Components Kit USB 2.0	2	MF-NSMF075-2, CG0603MLC-05LE	17.98	15.84
652-PN-DESIGNKIT-5	PN-DESIGNKIT-5	Component Kit VHF/UHF Coax ESD	2	CG0402MLU-12G, CS160808-68NK	17.98	15.84
652-PN-DESIGNKIT-7	PN-DESIGNKIT-7	Component Kit RJ11 GR1089-CORE	3	TISP8200HDMR-S, TISP8201HDMR-S, B1250T	17.98	15.84
652-PN-DESIGNKIT-8	PN-DESIGNKIT-8	Component Kit RJ11 Fax/Modem	3	TISP4350T3BJR-S, B1250T, CD2320-B1600	17.98	15.84
652-PN-DESIGNKIT-10	PN-DESIGNKIT-10	Component Kit ISDN	2	TISP4145M3BJR-S, MF-RXO18/250-0	17.98	15.84
652-PN-DESIGNKIT-11	PN-DESIGNKIT-11	Component Kit HDMI 1.3 ESD & OC	3	CDDFN10-0524P, CDSOT236-0504LC, MF-FSMF020X-2	17.98	15.84
652-PN-DESIGNKIT-12	PN-DESIGNKIT-12	Component Kit HDMI 1.4 ESD & OC	2	CG0402MLU-05G, MF-NSMF020X-2	17.98	15.84
652-PN-DESIGNKIT-15	PN-DESIGNKIT-15	Component Kit Input Port Surge Protection LVDS	6	TBU-CA085-200-WH, 2031-42T-SM-RPLF, CDSOT23-S2004	17.98	15.84
652-PN-DESIGNKIT-16	PN-DESIGNKIT-16	Component Kit Output Port Surge Protection LVDS	6	TBU-CA085-200-WH, 2031-42T-SM-RPLF, CDSOT23-S2004	17.98	15.84
652-PN-DESIGNKIT-18	PN-DESIGNKIT-18	Component Kit ITU-T Solution VDSL2 Line Side Protection	2	TBU-CA050-500-WH, 2031-15T-SM-RPLF	17.98	15.84
652-PN-DESIGNKIT-19	PN-DESIGNKIT-19	Component Kit ITU-T Solution VDSL2 Line Side Protection (pots)	5	TBU-PL085-200-WH, TBU-CA085-500-WH, 2020-42T-C4LF, B1250T	17.98	15.84
652-PN-DESIGNKIT-20	PN-DESIGNKIT-20	Component Kit GR-1089 Core Intra-building Solution Negative Battery Voltage SLIC Protection	3	TBU-PL060-200-WH, MOV-10D201K	17.98	15.84
652-PN-DESIGNKIT-22	PN-DESIGNKIT-22	Component Kit Serial Port - ESD/EFT/Surge Protection RS-485	5	TBU-CA065-300-WH MOV-10D201K, CDSOT23-SM712	17.98	15.84
652-PN-DESIGNKIT-25	PN-DESIGNKIT-25	Component Kit Firewire/ iLink Protection IEEE 1394B	5	MF-SM150/33-2, CG0603MLU-05E	17.98	15.84
652-PN-DESIGNKIT-26	PN-DESIGNKIT-26	Component Kit Surge Protection CAN-bus	6	TBU-CA065-100-WH, MOV-10D201K CDSOT23-T12LC	17.98	15.84
652-PN-DESIGNKIT-27	PN-DESIGNKIT-27	Component Kit Coaxial Port HD-SDI/SDI	3	TBU-CA065-100-WH, 2031-23T-SM-RPLF CDSOD323-T05LC	17.98	15.84
652-PN-DESIGNKIT-28	PN-DESIGNKIT-28	Component Kit Data & Power Protection SATA HDD Interface	3	MF-MSMF075/24-2, SMBJ5.0A, CDDFN10-0524P	17.98	15.84
652-PN-DESIGNKIT-29	PN-DESIGNKIT-29	Component Kit PWM/Power LED PWM Dimmer	3	MF-MSMF110/16-2, CDSOT23-T12C	17.98	15.84
652-PN-DESIGNKIT-30	PN-DESIGNKIT-30	Component Kit Overcurrent and ESD Protection Li-ion Battery Controller Protection	4	MF-SVS210-0, CG0603MLA-5.5ME	17.98	15.84
652-PN-DESIGNKIT-31	PN-DESIGNKIT-31	Component Kit ESD & Overcurrent Protection Display Port 1.2	4	CDDFN10-0524P, CDSOT236-0504LC MF-PSMF075X-2	17.98	15.84
652-PN-DESIGNKIT-32	PN-DESIGNKIT-32	Component Kit USB 3.0 - ESD & Overcurrent Protection	2	MF-NSMF200-2, CDDFN10-0506N	17.98	15.84
652-PN-DESIGNKIT-33	PN-DESIGNKIT-33	Component Kit Overcurrent and ESD Protection Li-ion Battery Controller Protection	3	MF-SVS210-0, CDDFN10-0524P, CDSOD323-T05SC	17.98	15.84
652-PN-DESIGNKIT-34	PN-DESIGNKIT-34	Component Kit Overcurrent and ESD Protection Display Port 1.2	5	CDSOT236-0504LC, CDNBS04-B08200, SMBJ58A, SM51108EL	17.98	15.84
652-PN-DESIGNKIT-35	PN-DESIGNKIT-35	Component Kit USB 3.0 - ESD & Overcurrent Protection	3	MF-NSMF200-2, CDSOT236-0504C, SM51108EL	17.98	15.84
652-PN-DESIGNKIT-36	PN-DESIGNKIT-36	Component Kit ITU-T Solution VDSL Driver Side Protection	3	2038-110-SM-RPLF, TISP4P015L1NR-S, CD143A-SR70	17.98	15.84
652-PN-DESIGNKIT-37	PN-DESIGNKIT-37	Component Kit Satellite Receiver RF Input	2	2035-09-SM-RPLF, SMLJ20A	17.98	15.84
652-PN-DESIGNKIT-38	PN-DESIGNKIT-38	Component Kit ITU-T Solution Negative Battery Voltage SLIC Protection	3	TBU-PL075-100-WH, MOV-10D361K	17.98	15.84
652-PN-DESIGNKIT-39	PN-DESIGNKIT-39	Component Kit ITU-T Solution SLIC Protection	2	TISP9110LDMR-S, CMF-SDP50A-2	17.98	15.84
652-PN-DESIGNKIT-40	PN-DESIGNKIT-40	Component Kit GR-1089 Core Inter-building Solution T1/E1 Protection	10	TBU-DT085-200-WH, TISP4015L1BJR-S, 2020-42T-C2FLF, B1250T	17.98	15.84

© Copyright 2013 Mouser Electronics
© Copyright 2013 Mouser Electronics

CMD HDMI PORT PROTECTION AND INTERFACE DEVICES

- 0.05pF matching capacitance between the TMDS intra-pair
- Matched 0.5mm trace spacing (TSSOP)
- Simplified layout for HDMI connectors
- Level shifting/isolation circuitry

For quantities greater than listed, call for quote.

MOUSER STOCK NO.	ON Semiconductor Part No.	Package	ESD Protection (IEC)	Channel Clamp Voltage	Dynamic Resistance (Ω)	Price Each 1	25	100	250
Reciever Port Protection (CM2030 Series) • Backdrive protection									
748-CM2030-A0TR	CM2030-A0TR	TSSOP-38	±8kV (min)	-2 to +11	0.9 to 1.2	1.82	1.47	1.32	1.18
Reciever Port Protection (CM2031 Series) • Backdrive protection									
748-CM2031-A0TR	CM2031-A0TR	TSSOP-38	±8kV (min)	-2 to +11	0.9 to 1.4	1.82	1.47	1.32	1.18
Transmitter Port Protection (CM2020 Series) • Overcurrent output protection									
748-CM2020-00TR	CM2020-00TR	TSSOP-38	±8kV (min)	- - - -	- - - -	1.43	1.29	1.13	.994

CMD IEEE 1284 PARALLEL PORT ESD/EMI/TERMINATION NETWORK: PACS SERIES

- 17 EMI filters
- 17 terminators with choice of resistor values

For quantities greater than listed, call for quote.

MOUSER STOCK NO.	ON Semiconductor Part No.	Package	ESD Protection (IEC)	Value (Ω)	Temperature Range Storage	Operating	Price Each 1	10	50	100
748-PACSZ1284-02QR	PACSZ1284-02QR	QSOP-28	±30kV	4.7K	-40~+150°C	-40~+85°C	1.12	1.03	.936	.842

CMD UPSTREAM USB PORT TERMINATORS: PACU SERIES

- Compact SC70 or SOT23 package saves board space and lowers manufacturing costs compared to discrete solutions
- One upstream USB port terminator, EMI filter and transient overvoltage protector in a single surface mount package

For quantities greater than listed, call for quote.

MOUSER STOCK NO.	ON Semiconductor Part No.	Package	ESD Protection (IEC)	Value (Ω)	Temperature Range Storage	Operating	Price Each 1	50	100	500
748-PACUSB-U3R	PACUSB-U3R	SC70-6	±15kV	22	-65~+150°C	-40~+85°C	.39	.353	.321	.289
748-PACUSB-U2R	PACUSB-U2R	SC70-6	±15kV	33	-65~+150°C	-40~+85°C	.51	.471	.428	.385
748-PACUSB-U3Y6R	PACUSB-U3Y6R	SOT23-6	±15kV	22	-65~+150°C	-40~+85°C	.43	.385	.356	.321

CMD EMI FILTER FOR T-FLASH/MICROSD

- Two channels of EMI filters
- Supports AC signals, ideal for audio applications

For quantities greater than listed, call for quote.

MOUSER STOCK NO.	ON Semiconductor Part No.	Package	ESD Protection (IEC)	Channel Clamp Voltage	Price Each 1	25	100	250
748-CM1624-08DE	CM1624-08DE	uDFN-16	±15kV	-0.4 to 9	.74	.567	.467	.406

CMD VGA PORT COMPANION CIRCUITS

- Includes ESD protection, level-shifting, buffering and sync impedance matching
- 7 channels of ESD protection
- Bi-directional level shifting N-channel FETs provided for DDC_CLK and DDC_DATA channels

For quantities greater than listed, call for quote.

MOUSER STOCK NO.	ON Semiconductor Part No.	Package	ESD Protection (IEC)	R out (Ω)	Temperature Range Storage	Operating	Price Each 1	10	50	100
CM2009 Series										
748-CM2009-02QR	CM2009-02QR	QSOP-16	±8kV	15	-40~+85°C	-40~+85°C	.93	.77	.722	.552
748-CM2009-00QR	CM2009-00QR	QSOP-16	±8kV	65	-40~+85°C	-40~+85°C	1.02	.91	.817	.771
PACVGA200 Series										
748-PACVGA200QR	PACVGA200QR	QSOP-24	±8kV	75	-65~+150°C	-0~+70°C	1.63	1.29	1.12	.993

CMD VGA PORT COMPANION CIRCUIT FOR MONITOR: CM2006 SERIES

- 2 channels of ESD protection (CM1263-02SE)
- 6 channels of ESD protection (CM1263)
- 0.85pF loading capacitance per channel typical (CM1263-02SE)
- 1pF loading capacitance per channel typical (CM1263)

For quantities greater than listed, call for quote.

MOUSER STOCK NO.	ON Semiconductor Part No.	Package	ESD Protection (IEC)	R out (Ω)	Temperature Range Storage	Operating	Price Each 1	10	50	100
748-CM2006-02QR	CM2006-02QR	QSOP-16	±8kV	- - -	-65~+150°C	-40~+85°C	.96	.867	.773	.739

CMD DUAL INPUT SMARTOR™ POWER SWITCH: CMPWR025 SERIES

- Implements logical "Input VCC1 OR Input VCC2"
- Integrated low impedance switches (0.2ø TYP)
- Operating supply range from 2.8V to 5.5V
- Provides up to 600mA output current
- Glitch-free output during supply switching transitions
- Low operating supply current of 20ìA (TYP)
- User-selectable hysteresis for supply selection

For quantities greater than listed, call for quote.

MOUSER STOCK NO.	ON Semiconductor Part No.	Package	ESD Protection (IEC)	R out (Ω)	Temperature Range Storage	Operating	Price Each 1	10	50	100
748-CMPWR025R	CMPWR025R	MSOP-8	±2000V	- - -	-65~+150°C	- - -	2.41	2.20	2.01	1.80

CMD HEADSET SPEAKER EMI FILTER

- Two channels of EMI filters
- Supports AC signals, ideal for audio applications

For quantities greater than listed, call for quote.

MOUSER STOCK NO.	ON Semiconductor Part No.	Package	ESD Protection (IEC)	Channel Clamp Voltage	Price Each 1	25	100	250
748-CSPEMI201AG	CSPEMI201AG	CSP-5	±8kV (min)	-19 to +15	.52	.455	.379	.328

TSSOP-38

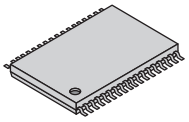

QSOP-16

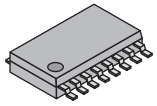

QSOP-24

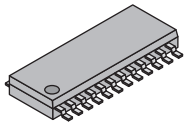

QSOP-28

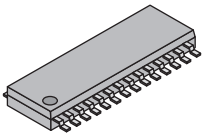

SC70-6



SOT23-6

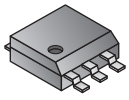

uDFN-16

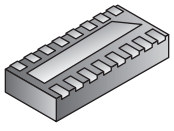

CSP-5

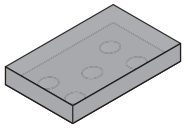

MSOP-8

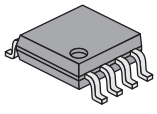

© Copyright 2013 Mouser Electronics

© Copyright 2013 Mouser Electronics

ESD Protection Arrays, ESD Protectors and EMI Filters

ON Semiconductor®

RoHS Compliant This product is RoHS compliant.

LOW CAPACITANCE ESD ARRAYS

- Minimal capacitance change with temperature and voltage
- Storage Temperature Range -40°C to +150°C

PRODUCT NEW

For quantities greater than listed, call for quote.

MOUSER STOCK NO.	On Semi Part No.	Package	ESD Protection (IEC)	Channels	Channel Input Capacitance (Max)(pF)	Price Each 1	10	50	100
CM1216 Series									
748-CM1216-06MR	CM1216-06MR	MSOP-8	±15kV	6	2	1.03	.942	.856	.77
748-CM1216-08MR	CM1216-08MR	MSOP-10	±15kV	8	2	1.12	1.03	.942	.845
CM1241 Series									
748-CM1241-04D4	CM1241-04D4	WDFN-8	±8kV, ±15kV	4	1.5, 53	.72	-	.674	.535
ESDR0524 Series						1	25	100	250
863-ESDR0524PMUTAG	ESDR0524PMUTAG	UDFN10	±8kV	4	0.3	.39	.364	.342	.331

6 CHANNEL ESD PROTECTION ARRAY

Features:
- Six channels of ESD protection
- Low loading capacitance (3pF typical)
- Low leakage current is ideal for battery-powered devices
- Storage Temperature Range -65°C to +150°C
- Operating Temperature Range -40°C to +85°C

For quantities greater than listed, call for quote.

MOUSER STOCK NO.	On Semi Part No.	Package	ESD Protection (IEC)	ESD Protection (HBM)	Channels	Channel Input Capacitance (Max) (pF)	Price Each 1	10	50	100
748-PACDN006MR	PACDN006MR	MSOP-8	±8kV	±15kV	6	5	.88	.767	.679	.513

LOW CAPACITANCE ESD PROTECTION ARRAYS WITH BACKDRIVE PROTECTION: CM1223 SERIES

For quantities greater than listed, call for quote.

MOUSER STOCK NO.	On Semi Part No.	Package	ESD Protection (IEC)	Channels	Channel Input Capacitance (Max)(pF)	Price Each 1	50	100	500
748-CM1223-02SR	CM1223-02SR	SOT-143-4	±15kV	2	1.5	.55	.503	.46	.407

PICOGUARD XS™ ESD CLAMP ARRAY FOR HIGH SPEED DATA LINE PROTECTION

Features:
- ESD protection for 4 pairs of differential channels to IEC61000-4-2 Level 4 at ±8kV contact discharge
- Pass-through impedance matched clamp architecture
- Flow-through routing for high-speed signal integrity
- 100Ω matched impedance for each paired differential channel

For quantities greater than listed, call for quote.

MOUSER STOCK NO.	On Semi Part No.	Package	ESD Protection (IEC)	Channels	Voltage Relative to GND (Max)(V)	Price Each 1	50	100	500
748-CM1233-08DE	CM1233-08DE	TDFN-16	±8kV	4	5.5	1.12	1.01	.899	.859
748-CM1235-08DE	CM1235-08DE	TDFN-16	±8kV	4	5.5	.98	.888	.797	.756
748-CM1236-08DE	CM1236-08DE	TDFN-16	±8kV	4	5.5	1.12	1.01	.895	.856

SINGLE CHANNEL ESD PROTECTION

PRODUCT NEW

For quantities greater than listed, call for quote.

MOUSER STOCK NO.	On Semi Part No.	Package	ESD Protection (IEC)	Clamp Voltage (V)	Breakdown Voltage (V)	Capacitance Max. (pF)	Price Each 1	50	100	500
863-CM1242-07CP	CM1242-07CP	WLCSP-2	±17kV	±9.8	7.6	5.8	.13	-	-	.106

EMI FILTERS WITH INTEGRATED ESD PROTECTION

Applications:
- Wireless Handsets
- EMI Filtering for LCD and Camera Data Lines
- EMI Filtering and Protection for I/O Ports and Keypads

PRODUCT NEW

For quantities greater than listed, call for quote.

MOUSER STOCK NO.	On Semi Part No.	Package	ESD Protection (IEC)	Channels	Line Capacitance (Typ)(pF)	Resistance (Ω)	Price Each 1	50	100	250
863-EMI4182MTTAG	EMI4182MTTAG	WDFN-10	±15kV	2	0.9	8.00	.54	-	.428	.375
863-EMI7204MUTAG	EMI7204MUTAG	uDFN-8	±16	4	24.2	10	.28	.246	.223	.195
863-EMI7206MUTAG	EMI7206MUTAG	uDFN-12	±16	6	24.2	10	.32	.31	.289	.278
863-EMI7208MUTAG	EMI7208MUTAG	uDFN-16	±16	8	24.2	10	.70	.537	.468	.404

EMI FILTER ARRAYS WITH ESD PROTECTION

- Four, six, and eight channels of EMI filtering with integrated ESD protection
- Pi-style EMI filters in a capacitor-inductor-capacitor (C-L-C) network
- Pi-style EMI filters in a capacitor-resistor-capacitor (C-R-C) network
- Increased robustness against vertical impacts during manufacturing process
- Storage Temperature Range -65°C to +150°C
- Operating Temperature Range -40°C to +85°C

For quantities greater than listed, call for quote.

MOUSER STOCK NO.	On Semi Part No.	Package	ESD Protection (IEC)	ESD Protection (HBM)	Channels	Pkg Size (mm)	Attenuation (dB)	Price Each 1	50	100	500
CM1460 Series											
748-CM1460-06DE	CM1460-06DE	TDFN-12	±15kV	±30kV	6	3x1.35	35	.80	.663	.535	.505
CM1690 Series											
748-CM1690-04DE	CM1690-04DE	uDFN-8	±15kV	±30kV	4	1.7x1.35	35	1.03	.856	.77	.685
CM1461 Series											
748-CM1461-08DE	CM1461-08DE	TDFN-16	±15kV	±30kV	8	4x1.6	20	.79	.621	.537	.398
CM1430, CM1431 Series											
748-CM1431-06DE	CM1431-06DE	TDFN-12	±15kV	±30kV	6	2.5x1.35	35	.62	.524	.417	.401
748-CM1430-06DE	CM1430-06DE	TDFN-12	±15kV	±30kV	6	2.5x1.35	20	.66	.567	.499	.447
CM1693 Series											
748-CM1693-04DE	CM1693-04DE	uDFN-12	±18kV	-	4	2.5x1.35	35	.64	.503	.437	.323
863-CM1693-08DE	CM1693-08DE	uDFN-12	±18kV	-	8	2.5x1.35	35	.84	.642	.561	.323

MSOP-8



SOIC-8



MSOP-10

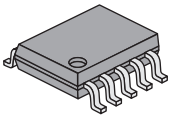

SOT143-4

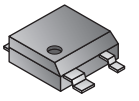

TDFN-12

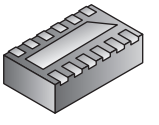

TDFN-16

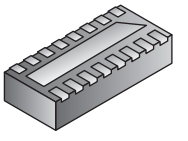

uDFN-8

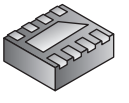

uDFN-10

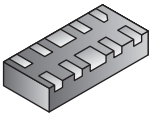

uDFN-12

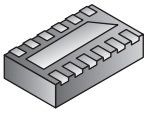

uDFN-16

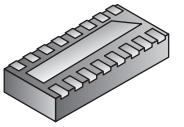

© Copyright 2013 Mouser Electronics

© Copyright 2013 Mouser Electronics

CMD LOW CAPACITANCE ESD PROTECTION ARRAYS

CM1213 Series

- 1, 2, 4, 6 and 8 channels of ESD protection
- Low channel input capacitance of 1.0pF typical
- Minimal capacitance change with temperature and voltage
- Channel input capacitance matching of 0.02pF typical is ideal for differential signals
- Mutual capacitance between signal pin and adjacent signal pin - 0.11pF typical
- Zener diode protects supply rail and eliminates the need for external by-pass capacitors
- Each I/O pin can withstand over 1000 ESD strikes
- Storage Temperature Range -65°C to +150°C
- Operating Temperature Range -40°C to +85°C

For quantities greater than listed, call for quote.

MOUSER STOCK NO.	ON Semiconductor Part No.	Package	ESD Protection (IEC)	Channels	Price Each			
					1	10	50	100
748-CM1213A-01SO	CM1213A-01SO	SOT23-3	±15kV	1	.62	.524	.458	.416
748-CM1213A-02SR	CM1213A-02SR	SOT143	±15kV	2	.60	.503	.403	.378
748-CM1213A-02SO	CM1213A-02SO	SC-74	±15kV	2	.54	.465	.408	.294
748-CM1213A-04MR	CM1213-04MR	MSOP-10	±15kV	4	.71	.589	.535	.471
748-CM1213A-04SO	CM1213-04SO	SOT23-6	±15kV	4	.74	.651	.576	.434
748-CM1213-08MR	CM1213-08MR	MSOP-10	±15kV	8	.84	.77	.696	.631

CMD TRANSIENT VOLTAGE SUPPRESSORS/ESD PROTECTORS: CM1218, CM1219 SERIES

- Low I/O capacitance at 4pF typical (CM1219)
- Low I/O capacitance at 7pF typical (CM1218)
- Two, three, four or five channels of ESD protection
- Each I/O pin can withstand over 1000 ESD strikes
- In-system ESD protection to ±8kV contact discharge, per the IEC 61000-4-2 international standard
- Compact SMT package saves board space and facilitates layout in space-critical applications
- Storage Temperature Range -65°C to +150°C
- Operating Temperature Range -40°C to +85°C

For quantities greater than listed, call for quote.

MOUSER STOCK NO.	ON Semiconductor Part No.	Package	ESD Protection (IEC)	Channels	Price Each			
					1	50	100	500
748-CM1218-04SE	CM1218-04SE	SOT-553-5	±15kV	4	.26	.193	.171	.163
748-CM1218-05SE	CM1218-05SE	SOT-563-6	±15kV	5	.29	.214	.193	.183

CMD TRANSIENT VOLTAGE SUPPRESSORS/ESD PROTECTORS

- Two, three, four, five, or six transient voltage suppressors (CM1248)
- In-system ESD protection to ±20kV contact discharge, per the IEC 61000-4-2 international standard
- Compact SMT package saves board space and facilitates layout in space-critical applications
- Low I/O capacitance at 10pF at 0V
- Each I/O pin can withstand over 1000 ESD strikes
- Storage Temperature Range -65°C to +150°C
- Operating Temperature Range -40°C to +85°C

For quantities greater than listed, call for quote.

MOUSER STOCK NO.	ON Semiconductor Part No.	Package	ESD Protection (IEC)	Channels	Price Each			
					1	50	100	500
CM1248 Series								
748-CM1248-08DE	CM1248-08DE	uDFN-8 + DAP	±20kV	- - -	.48	.396	.372	.324
PACDN04 Series								
748-PACDN044YB5R	PACDN044YB5R	SC70-5	±20kV	- - -	1.12	1.03	.936	.842
748-PACDN042Y3R	PACDN042Y3R	SOT23-3	±20kV	- - -	.30	.255	.192	.161

CMD PICOGUARD AC SIGNAL ESD PROTECTORS: CM1214 SERIES

- Single channel ESD protection for an AC signal up to ±5V for 0.25W transmit power
- Connect two channels in series for signals up to +10V (1W transmit power)
- Sub-1pF loading capacitance
- Minimal variation with voltage and temperature
- Can withstand over 1000 ESD strikes at 8kV
- Storage Temperature Range -65°C to +150°C
- Operating Temperature Range -40°C to +85°C

For quantities greater than listed, call for quote.

MOUSER STOCK NO.	ON Semiconductor Part No.	Package	ESD Protection (IEC)	Channels	Price Each			
					1	50	100	500
748-CM1214A-01SO	CM1214-01SO	SOT23-3	±8kV	- - -	.58	.482	.428	.385
748-CM1214A-02MR	CM1214-02MR	MSOP-8	±8kV	- - -	.61	.457	.408	.387

CMD LOW CAPACITANCE ESD PROTECTION FOR HIGH-SPEED SERIAL INTERFACES: CM1263 SERIES

- 2 channels of ESD protection (CM1263-02SE)
- 6 channels of ESD protection (CM1263-06DE)
- 0.85 pF loading capacitance per channel typical (CM1263-02SE)
- 1pF loading capacitance per channel typical (CM1263-06DE)
- Storage Temperature Range -65°C to +150°C
- Operating Temperature Range -40°C to +85°C

For quantities greater than listed, call for quote.

MOUSER STOCK NO.	ON Semiconductor Part No.	Package	ESD Protection (IEC)	Channels	Price Each			
					1	50	100	500
748-CM1263-02SE	CM1263-02SE	SOT-553-5	±15kV	2	.59	.535	.492	.449
748-CM1263-06DE	CM1263-06DE	uDFN-12	±15kV	6	1.06	.888	.803	.714

MSOP-8



MSOP-10



SOIC-8



SOT143-4

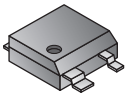

SOT23-3

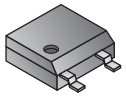

SOT23-5

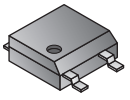

SOT23-6

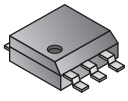

SC70-5



SOT-553-5

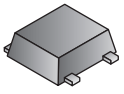

SOT-563-6



uDFN-8



uDFN-12

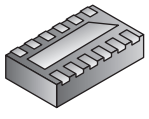

© Copyright 2013 Mouser Electronics

© Copyright 2013 Mouser Electronics

FAIRCHILD TVS

Products may be RoHS compliant. Check mouser.com for RoHS status.

FAIRCHILD SEMICONDUCTOR

TRANSIENT VOLTAGE SUPPRESSORS

FAIRCHILD SEMICONDUCTOR

♦ Surface Mount Device



For quantities greater than listed, call for quote.

MOUSER STOCK NO.	Fairchild Part No.	Package	Configuration	Vrwm	Vbr Breakdown		Test Condition It	Vc Max Clamping Voltage at Ippm	Ipp Max Peak Pulse Surge Current	Ir Max Reverse Leakage at Vrwm	Pppm	Price Each			
					Min.	Max.						1	25	100	250
512-SA5V0CA	SA5V0CA	DO-15	Bi-Directional	5V	6.4V	7V	10mA	9.2V	54.3A	1200µA	500W	.32	.30	.235	.208
♦ 512-SMBJ5V0CA	SMBJ5V0CA	SMB	Bi-Directional	5V	6.4V	7V	10mA	9.2V	65.2A	1600µA	600W	.67	.439	.364	.303
♦ 512-SMCJ6V5CA	SMCJ6V5CA	SMC-2	Bi-Directional	6.5V	7.22V	7.98V	10mA	11.2V	133.9A	1000µA	1500W	.88	.824	.596	.503
♦ 512-SMBJ12CA	SMBJ12CA	SMB	Bi-Directional	12V	13.3V	14.7V	1mA	19.9V	30.2A	5µA	600W	.43	.361	.294	.244
♦ 512-SMCJ12CA	SMCJ12CA	SMC-2	Bi-Directional	12V	13.3V	14.7V	1mA	19.9V	75.3A	5µA	1500W	.71	.621	.476	.414
♦ 512-SMCJ14CA	SMCJ14CA	SMC-2	Bi-Directional	14V	15.6V	17.2V	1mA	23.2V	64.7A	5µA	1500W	.48	.434	.355	.307
♦ 512-SMBJ15CA	SMBJ15CA	SMB-2	Bi-Directional	15V	16.7V	18.5V	1mA	24.4V	24.6A	5µA	600W	.59	.385	.31	.257
512-P6KE20CA	P6KE20CA	DO-15	Bi-Directional	17.1V	19V	21V	1mA	27.7V	22A	5µA	600W	.43	.352	.304	.272
512-SA18CA	SA18CA	DO-15	Bi-Directional	18V	20V	22.1V	1mA	29.2V	17.2A	1µA	500W	.27	.225	.163	.143
♦ 512-SMBJ20CA	SMBJ20CA	SMB	Bi-Directional	20V	22.2V	24.5V	1mA	32.4V	18.5A	5µA	600W	.31	.289	.203	.172
♦ 512-SMBJ24CA	SMBJ24CA	SMB	Bi-Directional	24V	26.7V	29.5V	1mA	38.9V	15.4A	5µA	600W	.34	.30	.213	.181
♦ 512-SMCJ24CA	SMCJ24CA	SMC-2	Bi-Directional	24V	26.7V	29.5V	1mA	38.9V	38.6A	5µA	1500W	.77	.621	.443	.396
♦ 512-FR014H5JZ	FR014H5JZ	MLP-6	Reverse Bias	34V	28.5V	31.2V	1mA	34V	0.8A	10µA	320W	.81	.631	.55	.477
♦ 512-SMCJ28CA	SMCJ28CA	SMC	Bi-Directional	28V	31.1V	34.4V	1mA	45.4V	33A	5µA	1500W	.56	.503	.456	.373
♦ 512-SMBJ28CA	SMBJ28CA	SMB-2	Bi-Directional	28V	31.1V	34.4V	1mA	45.4V	13.2A	5µA	600W	.59	.385	.317	.264
512-SA30CA	SA30CA	DO-15	Bi-Directional	30V	33.3V	36.8V	1mA	48.4V	10.3A	1µA	500W	.27	.257	.19	.168
♦ 512-SMBJ30CA	SMBJ30CA	SMB-2	Bi-Directional	30V	33.3V	36.8V	1mA	48.4V	12.4A	5µA	600W	.33	.289	.203	.172
♦ 512-SMBJ33CA	SMBJ33CA	SMB-2	Bi-Directional	33V	36.7V	40.6V	1mA	53.3V	11.3A	5µA	600W	.43	.361	.294	.244
512-SA33CA	SA33CA	DO-15	Bi-Directional	33V	36.7V	40.6V	1mA	53.3V	9.4A	1µA	500W	.26	.225	.19	.168
♦ 512-SMCJ36CA	SMCJ36CA	SMC-2	Bi-Directional	36V	40V	44.2V	1mA	58.1V	25.8A	5µA	1500W	.59	.428	.332	.271
512-P6KE62CA	P6KE62CA	DO-15	Bi-Directional	53V	58.9V	65.1V	1mA	85V	7.1A	5µA	600W	.35	.332	.268	.225
♦ 512-SMBJ58CA	SMBJ58CA	SMB	Bi-Directional	58V	64.4V	71.2V	1mA	93.6V	6.4A	5µA	600W	.55	.364	.293	.243
♦ 512-SMCJ78CA	SMCJ78CA	SMC-2	Bi-Directional	78V	86.7V	95.8V	1mA	126V	11.9A	5µA	1500W	.64	.599	.434	.364
♦ 512-SMBJ100CA	SMBJ100CA	SMB-2	Bi-Directional	100V	111V	123V	1mA	162V	3.7A	5µA	600W	.55	.428	.293	.243
♦ 512-SMCJ170CA	SMCJ170CA	SMC-2	Bi-Directional	170V	189V	209V	1mA	275V	5.5A	5µA	1500W	.70	.653	.53	.446
512-P6KE250CA	P6KE250CA	DO-15	Bi-Directional	214V	237V	263V	1mA	344V	1.8A	5µA	600W	.39	.353	.303	.254
512-P6KE300CA	P6KE300CA	DO-15	Bi-Directional	256V	285V	315V	1mA	414V	1.5A	5µA	600W	.48	.449	.386	.325
512-P6KE350CA	P6KE350CA	DO-15	Bi-Directional	300V	332V	368V	1mA	482V	1.3A	5µA	600W	.49	.46	.394	.334
512-1V5KE440CA	1V5KE440CA	DO-201AE	Bi-Directional	376V	418V	462V	1mA	602V	2.6A	5µA	1500W	1.02	.942	.721	.623
♦ 512-SMBJ5V0A	SMBJ5V0A	SMB	Uni-Directional	5V	6.4V	7V	10mA	9.2V	65.2A	800µA	600W	.51	.332	.268	.225
512-P6KE6V8A	P6KE6V8A	DO-15	Uni-Directional	5.8V	6.45V	7.14V	10mA	10.5V	57.1A	1000µA	600W	.54	.375	.321	.278
♦ 512-SMBJ6V0A	SMBJ6V0A	SMB	Uni-Directional	6V	6.67V	7.37V	10mA	10.3V	58.3A	800µA	600W	.30	.289	.204	.169
♦ 512-SMBJ10A	SMBJ10A	SMB	Uni-Directional	10V	11.1V	12.8V	1mA	17V	35.3A	5µA	600W	.23	.203	.181	.149
♦ 512-SMBJ12A	SMBJ12A	SMB	Uni-Directional	12V	13.3V	14.7V	1mA	19.9V	30.2A	5µA	600W	.64	.375	.303	.218
♦ 512-SMCJ12A	SMCJ12A	SMC	Uni-Directional	12V	13.3V	14.7V	1mA	19.9V	75.3A	5µA	1500W	.51	.43	.371	.332
♦ 512-SMCJ13A	SMCJ13A	SMC-2	Uni-Directional	13V	14.4V	15.9V	1mA	21.5V	69.8A	5µA	1500W	.47	.46	.393	.328
♦ 512-SMBJ14A	SMBJ14A	SMB	Uni-Directional	14V	15.6V	17.2V	1mA	23.2V	25.9A	5µA	600W	.21	.214	.163	.142
♦ 512-SMBJ15A	SMBJ15A	SMB	Uni-Directional	15V	16.7V	18.5V	1mA	24.4V	24.6A	5µA	600W	.64	.375	.30	.214
♦ 512-SMBJ16A	SMBJ16A	SMB	Uni-Directional	16V	17.8V	19.7V	1mA	26V	23.1A	5µA	600W	.24	.193	.163	.125
♦ 512-SMBJ17A	SMBJ17A	SMB	Uni-Directional	17V	18.9V	20.9V	1mA	27.6V	21.7A	5µA	600W	.59	.417	.274	.20
♦ 512-SMBJ18A	SMBJ18A	SMB	Uni-Directional	18V	20V	22.1V	1mA	29.2V	20.5A	5µA	600W	.59	.417	.274	.20
♦ 512-SMCJ18A	SMCJ18A	SMC	Uni-Directional	18V	20V	22.1V	1mA	29.2V	51.4A	5µA	1500W	.64	.428	.371	.331
512-P6KE22A	P6KE22A	DO-15	Uni-Directional	18.8V	20.9V	23.1V	1mA	30.6V	20A	5µA	600W	.34	.278	.239	.194
♦ 512-SMBJ20A	SMBJ20A	SMB	Uni-Directional	20V	22.2V	24.5V	1mA	32.4V	18.5A	5µA	600W	.21	.214	.163	.142
512-P6KE24A	P6KE24A	DO-15	Uni-Directional	20.5V	22.8V	25.2V	1mA	33.2V	18.1A	5µA	600W	.31	.246	.213	.172
♦ 512-SMCJ22A	SMCJ22A	SMC	Uni-Directional	22V	24.4V	26.9V	1mA	35.5V	42.3A	5µA	1500W	.52	.492	.357	.30
♦ 512-SMCJ24A	SMCJ24A	SMC	Uni-Directional	24V	26.7V	29.5V	1mA	38.9V	38.6A	5µA	1500W	.64	.514	.371	.331
512-P6KE30A	P6KE30A	DO-15	Uni-Directional	25.6V	28.5V	31.5V	1mA	41.4V	14.5A	5µA	600W	.30	.246	.213	.172
♦ 512-SMBJ26A	SMBJ26A	SMB	Uni-Directional	26V	28.9V	31.9V	1mA	42.1V	14.3A	5µA	600W	.21	.203	.163	.142
512-P6KE33A	P6KE33A	DO-15	Uni-Directional	28.2V	31.4V	34.7V	1mA	45.7V	13.2A	5µA	600W	.57	.449	.308	.255
♦ 512-SMCJ33A	SMCJ33A	SMC-2	Uni-Directional	33V	36.7V	40.6V	1mA	53.3V	28.1A	5µA	1500W	.73	.514	.428	.375
♦ 512-SMBJ36A	SMBJ36A	SMB	Uni-Directional	36V	40V	44.2V	1mA	58.1V	10.3A	5µA	600W	.64	.375	.30	.214
♦ 512-SMCJ36A	SMCJ36A	SMC	Uni-Directional	36V	40V	44.2V	1mA	58.1V	25.8A	5µA	1500W	.51	.43	.371	.332
512-SA40A	SA40A	DO-15	Uni-Directional	40V	44.4V	49.1V	1mA	64.5V	7.8A	1µA	500W	.25	.225	.162	.14
♦ 512-SMBJ40A	SMBJ40A	SMB	Uni-Directional	40V	44.4V	49.1V	1mA	64.5V	9.3A	5µA	600W	.24	.193	.163	.125
♦ 512-SMBJ48A	SMBJ48A	SMB-2	Uni-Directional	48V	53.3V	58.9V	1mA	77.4V	7.8A	5µA	600W	.27	.225	.163	.142
♦ 512-SMBJ51A	SMBJ51A	SMB	Uni-Directional	51V	56.7V	62.7V	1mA	82.4V	7.3A	5µA	600W	.59	.417	.274	.20
512-P6KE62A	P6KE62A	DO-15	Uni-Directional	53V	58.9V	65.1V	1mA	85V	7.1A	5µA	600W	.30	.257	.224	.181
♦ 512-SMCJ54A	SMCJ54A	SMC-2	Uni-Directional	54V	60V	66.3V	1mA	87.1V	17.2A	5µA	1500W	.56	.514	.375	.314
♦ 512-SMCJ70A	SMCJ70A	SMC-2	Uni-Directional	70V	77.8V	86V	1mA	113V	13.3A	5µA	1500W	.51	.43	.371	.332
♦ 512-SMCJ75A	SMCJ75A	SMC-2	Uni-Directional	75V	83.3V	92.1V	1mA	121V	12.4A	5µA	1500W	.61	.492	.352	.315
♦ 512-SMBJ75A	SMBJ75A	SMB	Uni-Directional	75V	83.3V	92.1V	1mA	121V	5A	5µA	600W	.20	.182	.163	.142
♦ 512-SMBJ150A	SMBJ150A	SMB	Uni-Directional	150V	167V	185V	1mA	243V	2.5A	5µA	600W	.59	.417	.274	.20
512-P6KE180A	P6KE180A	DO-15	Uni-Directional	154V	171V	189V	1mA	246V	2.4A	5µA	600W	.32	.257	.224	.181
♦ 512-SMCJ170A	SMCJ170A	SMC	Uni-Directional	170V	189V	209V	1mA	275V	5.5A	5µA	1500W	.55	.449	.388	.347
512-P6KE200A	P6KE200A	DO-15	Uni-Directional	171V	190V	210V	1mA	274V	2.2A	5µA	600W	.57	.375	.308	.255
512-P6KE250A	P6KE250A	DO-15	Uni-Directional	214V	237V	263V	1mA	344V	1.8A	5µA	600W	.30	.246	.213	.172
512-P6KE350A	P6KE350A	DO-15	Uni-Directional	300V	332V	368V	1mA	482V	1.3A	5µA	600W	.42	.349	.301	.269
512-P6KE440A	P6KE440A	DO-15	Uni-Directional	376V	418V	462V	1mA	602V	1A	5µA	600W	.40	.375	.315	.265

© Copyright 2013 Mouser Electronics

© Copyright 2013 Mouser Electronics

LITTELFUSE Silicon Protection Arrays

LITTELFUSE SILICON PROTECTION ARRAYS

RoHS Compliant **This product is RoHS compliant.**

Features:

- Low Capacitance
- ESD Protection
- EFT Protection
- Low Leakage Current
- Small Packaging

General Purpose ESD Protection

PRODUCT NEW

For quantities greater than listed, call for quote.

MOUSER STOCK NO.	Littelfuse Part No.	Package	V_{ESD} (kV)	Channels	IPP	V_{rwm} (V)	I Leakage (μA)	C_{TYP} (pF)	Price Each 1	Price Each 10	Price Each 100	Reel Qty	Price Per Piece
SP050xBA SPA™ Series													
576-SP0502BAHTG	SP0502BAHTG	SOT-23-3	30	2	-	5.5	0.1	30	.79	.717	.567	3000	.268
576-SP0504BAHTG	SP0504BAHTG	SOT-23-6	30	4	-	5.5	0.1	30	1.12	1.01	.792	3000	.385
576-SP0504BAJTG	SP0504BAJTG	SC-70-5	30	4	-	5.5	0.1	30	1.10	.995	.792	3000	.404
576-SP0505BAHTG	SP0505BAHTG	SOT-23-6	30	5	-	5.5	0.1	30	1.08	.984	.781	3000	.398
576-SP0505BAJTG	SP0505BAJTG	SC-70-6	30	5	-	5.5	0.1	30	1.23	1.12	.888	3000	.453
576-SP0506BAATG	SP0506BAATG	MSOP-8	30	6	-	5.5	0.1	30	1.71	1.54	1.23	4000	.624
SP720 SPA™ Series													
576-SP720ABG	SP720ABG	SOIC-16	4	14	2	30	0.02	3	3.32	2.96	2.43	-	-
576-SP720APP	SP720APP	SOIC-16	4	14	2	30	0.02	3	3.32	2.96	2.43	-	-
576-SP721ABG	SP721ABG	SOIC-8	4	6	2	30	0.02	3	2.57	2.46	1.82	-	-
576-SP721APP	SP721APP	PDIP-8	4	6	2	30	0.02	3	2.68	2.46	1.82	-	-
576-SP723ABG	SP723ABG	SOIC-8	8	6	4	30	0.02	5	3.06	2.73	2.24	-	-
SP1000 SPA™ Series													
576-SP1001-02JTG	SP1001-02JTG	SC-70-3	15	2	2	5.5	0.5	8	.38	.348	.289	3000	.14
576-SP1001-04JTG	SP1001-04JTG	SC-70-5	15	4	2	5.5	0.5	8	.54	.492	.407	3000	.193
576-SP1001-04XTG	SP1001-04XTG	SOT-553	15	4	2	5.5	0.5	8	.50	.46	.385	5000	.171
576-SP1001-05JTG	SP1001-05JTG	SC-70-6	15	5	2	5.5	0.5	8	.66	.61	.482	3000	.23
576-SP1001-05XTG	SP1001-05XTG	SOT-563	15	5	2	5.5	0.5	8	.70	.621	.492	5000	.216
576-SP1002-01JTG	SP1002-01JTG	SC-70-3	8	1	2	6	0.5	5	.48	.396	.268	3000	.118
576-SP1002-02JTG	SP1002-02JTG	SC-70-5	8	2	2	6	0.5	5	.43	.375	.289	3000	.157
576-SP1003-01DTG	SP1003-01DTG	SOD-723	30	1	7	5	0.1	30	.38	.348	.289	8000	.118
576-SP1003-01ETG	SP1003-01ETG	SOD-882	30	1	7	5	0.1	30	.48	.396	.268	8000	.096
576-SP1004-04VTG	SP1004-04VTG	SOT-953	8	4	2	6	0.1	5	.60	.546	.46	8000	.203
576-SP1005-01ETG	SP1005-01ETG	SOD-882	30	1	10	6	0.1	30	.47	.274	.218	3000	.089
576-SP1005-01WTG	SP1005-01WTG	0201(FC)	30	1	10	6	0.1	30	.43	.364	.246	10000	.079
576-SP1006-01UTG	SP1006-01UTG	μDFN-2	30	1	5	6	0.1	25	.43	.364	.246	10000	.079
576-SP1007-01ETG	SP1007-01ETG	SOD-882	8	1	2	6	0.1	5	.47	.274	.218	3000	.089
576-SP1007-01WTG	SP1007-01WTG	0201(FC)	8	1	2	6	0.1	5	.43	.364	.246	10000	.079
576-SP1008-01WTG	SP1008-01WTG	0201(FC)	15	1	2.5	6	0.1	6	.50	.292	.232	10000	.079
576-SP1010-04UTG	SP1010-04UTG	μDFN-6	8	4	1	6	1	3.5	.51	.471	.397	3000	.187
576-SP1011-04UTG	SP1011-04UTG	μDFN-6	15	4	2	6	1	7	.60	.546	.46	3000	.219

Low Capacitance ESD Protection

PRODUCT NEW

For quantities greater than listed, call for quote.

MOUSER STOCK NO.	Littelfuse Part No.	Package	V_{ESD} (kV)	Channels	IPP	V_{rwm} (V)	I Leakage (μA)	C_{TYP} (pF)	Price Each 1	Price Each 10	Price Each 100	Reel Qty	Price Per Piece
SP3000 SPA™ Series													
576-SP3001-04JTG	SP3001-04JTG	SC-70-6	8	4	2.5	6	0.5	0.65	.84	.738	.589	3000	.278
576-SP3002-04HTG	SP3002-04HTG	SOT-23-6	12	4	4.5	6	0.5	0.85	.78	.706	.556	3000	.268
576-SP3002-04JTG	SP3002-04JTG	SC-70-6	12	4	4.5	6	0.5	0.85	.80	.728	.578	3000	.278
576-SP3002-04UTG	SP3002-04UTG	μDFN-6	12	4	4.5	6	0.5	0.85	.84	.738	.589	3000	.278
576-SP3003-02JTG	SP3003-02JTG	SC-70-5	8	2	2.5	6	0.5	0.65	1.00	.91	.76	3000	.363
576-SP3003-02XTG	SP3003-02XTG	SOT-553	8	2	2.5	6	0.5	0.65	1.08	.984	.781	5000	.378
576-SP3003-04ATG	SP3003-04ATG	MSOP-10	8	4	2.5	6	0.5	0.65	1.68	1.53	1.21	4000	.618
576-SP3003-04JTG	SP3003-04JTG	SC-70-6	8	4	2.5	6	0.5	0.65	.84	.738	.589	3000	.278
576-SP3003-04XTG	SP3003-04XTG	SOT-563	8	4	2.5	6	0.5	0.65	.86	.749	.599	5000	.271
576-SP3003-08ATG	SP3003-08ATG	MSOP-10	8	8	2.5	6	0.5	0.65	1.28	1.17	.932	4000	.473
576-SP3010-04UTG	SP3010-04UTG	μDFN-10	8	4	3	6	0.5	0.45	.96	.877	.738	3000	.371
576-SP3011-06UTG	SP3011-06UTG	μDFN-14	8	6	3	6	0.5	0.4	1.21	1.09	.867	3000	.449
576-SP3012-04UTG	SP3012-04UTG	μDFN-10	12	4	4	5	1.5	0.5	.80	.738	.621	3000	.31
576-SP3012-06UTG	SP3012-06UTG	μDFN-14	12	4	4	5	1.5	0.5	1.06	.856	.771	3000	.469
576-SP3021-01ETG	SP3021-01ETG	SOD882	8	1	2.0	5.0	1	0.5	.54	.417	.289	3000	.125
576-SP3031-01ETG	SP3031-01ETG	SOD882	10	1	5.0	5.0	1	0.8	.50	.385	.268	3000	.117

Lightning Surge Protection

PRODUCT NEW

For quantities greater than listed, call for quote.

MOUSER STOCK NO.	Littelfuse Part No.	Package	V_{ESD} (kV)	Channels	IPP	V_{rwm} (V)	I Leakage (μA)	C_{TYP} (pF)	Price Each 1	Price Each 10	Price Each 100	Reel Qty	Price Per Piece
SP3050 SPA™ Series													
576-SP3050-04HTG	SP3050-04HTG	SOT-23-6	20	4	10	6	0.5	2.0	1.04	.92	.728	3000	.404
SP03 SPA™ Series													
576-SP03-3.3BTG	SP03-3.3BTG	SOIC-8	30	2	150	3.3	1	16	2.62	2.25	1.83	2500	1.01
576-SP03-6BTG	SP03-6BTG	SOIC-8	30	2	150	6	25	16	2.25	1.93	1.57	2500	.867
SP03A-3.3A SPA™ Series													
576-SP03A-3.3BTG	SP03A-3.3BTG	SOIC-8	30	2	150	3.3	1	9	2.62	2.25	1.83	2500	1.01
SP4060 SPA™ Series													
576-SP4060-08ATG	SP4060-08ATG	MSOP-10	30	8	20	2.5	1	4.4	.94	.847	.674	3000	.509
SPLV2.8-4 SPA™ Series													
576-SPLV2.8-4BTG	SPLV2.8-4BTG	SOIC-8	30	4	40	2.8	1	3.8	1.92	1.77	1.32	3000	.977
576-SPLV2.8HTG	SPLV2.8HTG	SOT-23-3	30	1	40	2.8	1	3.8	1.18	1.07	.845	3000	.439
SP4040 SPA™ Series													
576-SP4040-02BTG	SP4040-02BTG	SOIC-8	30	2	20	3.3	1	5	2.10	1.80	1.47	2500	.803
SP4061 SPA™ Series													
576-SP4061-04UTG	SP4061-04UTG	μDFN-10	30	4	20	2.5	0.5	3.5	1.46	1.34	1.06	3000	.535
SP4062 SPA™ Series													
576-SP4062-04UTG	SP4062-04UTG	μDFN-10	30	4	20	3.3	0.5	3.5	1.38	1.27	1.01	3000	.503
SR70 SPA™ Series													
576-SR70-02CTG	SR70-02CTG	SOT143	30	2	40	70	5	2	2.18	1.86	1.25	3000	.508

ESD and EMI Filter Devices

For quantities greater than listed, call for quote.

MOUSER STOCK NO.	Littelfuse Part No.	Package	V_{ESD} (kV)	Channels	Polarity	V_{rwm} (V)	I Leakage (μA)	C_{TYP} (pF)	Price Each 1	Price Each 10	Price Each 100	Reel Qty	Price Per Piece
SP6001 SPA™ Series													
576-SP6001-04UTG-1	SP6001-04UTG-1	μDFN-8	30	4	-	6	1	12	.89	.824	.687	3000	.325
576-SP6001-06UTG-1	SP6001-06UTG-1	μDFN-12	30	6	-	6	1	12	1.10	.899	.856	3000	.404
SP6002 SPA™ Series													
576-SP6002-04UTG-1	SP6002-04UTG-1	μDFN-8	30	4	-	6	1	15	.89	.824	.687	3000	.325
576-SP6002-06UTG-1	SP6002-06UTG-1	μDFN-12	30	6	-	6	1	15	1.10	.899	.856	3000	.404

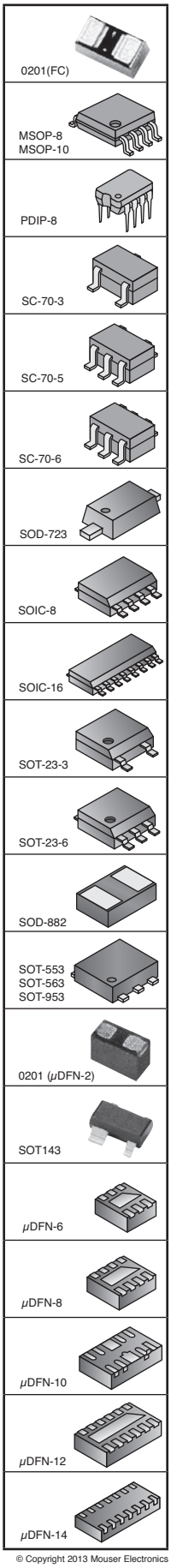

© Copyright 2013 Mouser Electronics

© Copyright 2013 Mouser Electronics

LITTELFUSE TVS Diodes

RoHS Compliant **This product is RoHS compliant.**

DIMENSIONS: mm					
Series	A	B	C	D	E
1.5KE	25.4 Min.	9.5/7.2	25.4 Min.	ø1.07/0.96	ø5.3/4.8
5KP	25.4 Min.	9.1/8.6	25.4 Min.	ø1.32/1.22	ø9.1/8.6
P6KE	25.4 Min.	7.6/5.8	25.4 Min.	ø3.6/2.6	ø0.86/0.71

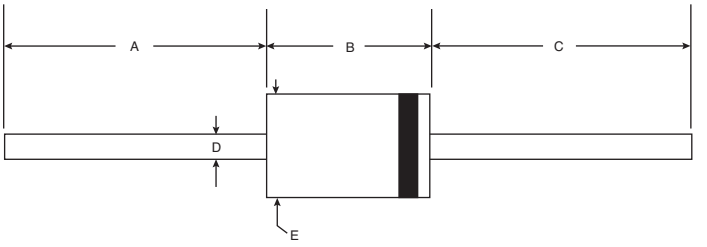

1.5KE SERIES

- 1500 Watt

For quantities greater than listed, call for quote.

MOUSER STOCK NO.	Mfr. Part No.	Reverse Standoff (V_R)	Breakdown Voltage VBR (Volts) @ IT Min.	Max.	(mA)	Polarity	Price Each 1	10	100	250
576—1.5KE9.1		7.37	8.19	10	1	Unidirectional	.69	.61	.484	.422
576—1.5KE10		8.1	9	11	1	Unidirectional	.69	.61	.484	.422
576—1.5KE11		8.92	9.9	12.1	1	Unidirectional	.69	.61	.484	.422
576—1.5KE12		9.72	10.8	13.2	1	Unidirectional	.69	.61	.484	.422
576—1.5KE15		12.1	13.5	16.5	1	Unidirectional	.69	.61	.484	.422
576—1.5KE15C		12.1	13.5	16.5	1	Bidirectional	.40	.385	.366	.346
576—1.5KE16		12.9	14.4	17.6	1	Unidirectional	.69	.61	.484	.422
576—1.5KE18		14.5	16.2	19.8	1	Unidirectional	.69	.61	.484	.422
576—1.5KE22		17.8	19.8	24.2	1	Unidirectional	.69	.61	.484	.422
576—1.5KE24		19.4	21.6	26.4	1	Unidirectional	.69	.61	.484	.422
576—1.5KE27		21.8	24.3	29.7	1	Unidirectional	.69	.61	.484	.422
576—1.5KE30		24.3	27	33	1	Unidirectional	.69	.61	.484	.422
576—1.5KE33		26.8	29.7	36.3	1	Unidirectional	.69	.61	.484	.422
576—1.5KE36		29.1	32.4	39.6	1	Unidirectional	.69	.61	.484	.422
576—1.5KE39		31.6	35.1	42.9	1	Unidirectional	.69	.61	.484	.422
576—1.5KE43		34.8	38.7	47.3	1	Unidirectional	.69	.61	.484	.422
576—1.5KE47		38.1	42.3	51.7	1	Unidirectional	.69	.61	.484	.422

For quantities greater than listed, call for quote.

MOUSER STOCK NO.	Mfr. Part No.	Reverse Standoff (V_R)	Breakdown Voltage VBR (Volts) @ IT Min.	Max.	(mA)	Polarity	Price Each 1	10	100	250
576—1.5KE51		41.3	45.9	56.1	1	Unidirectional	.69	.61	.484	.422
576—1.5KE56		45.4	50.4	61.6	1	Unidirectional	.69	.61	.484	.422
576—1.5KE62		50.2	55.8	68.2	1	Unidirectional	.69	.61	.484	.422
576—1.5KE68		55.1	61.2	74.8	1	Unidirectional	.69	.61	.484	.422
576—1.5KE75		60.7	67.5	82.5	1	Unidirectional	.69	.61	.484	.422
576—1.5KE82		66.4	73.8	90.2	1	Unidirectional	.69	.61	.484	.422
576—1.5KE91		73.7	81.9	100	1	Unidirectional	.69	.61	.484	.422
576—1.5KE100		81	90	110	1	Unidirectional	.69	.61	.484	.422
576—1.5KE130C		105	117	143	1	Bidirectional	.93	.867	.724	.633
576—1.5KE170		138	153	187	1	Unidirectional	.69	.61	.484	.422
576—1.5KE180		146	162	198	1	Unidirectional	.69	.61	.484	.422
576—1.5KE200		162	180	220	1	Unidirectional	.69	.61	.484	.422
576—1.5KE220		175	198	242	1	Unidirectional	.58	.524	.503	.471
576—1.5KE250		202	225	275	1	Unidirectional	.58	.524	.503	.471
576—1.5KE300		243	270	330	1	Unidirectional	.58	.524	.503	.471
576—1.5KE350		284	315	385	1	Unidirectional	.58	.524	.503	.471
576—1.5KE440A		376	418	462	1	Unidirectional	.89	.813	.685	.589

5KP SERIES

- 5000 Watt

For quantities greater than listed, call for quote.

MOUSER STOCK NO.	Mfr. Part No.	Reverse Standoff (V_R)	Breakdown Voltage VBR (Volts) @ IT Min.	Max.	(mA)	Polarity	Price Each 1	10	100	250
576—5KP6.0		6	6.67	8.15	50	Unidirectional	3.12	2.66	2.20	1.97
576—5KP7.5		7.5	8.33	10.2	5	Unidirectional	3.12	2.66	2.20	1.97
576—5KP10		10	11.1	13.6	5	Unidirectional	3.12	2.66	2.20	1.97
576—5KP13		13	14.4	17.6	5	Unidirectional	3.12	2.66	2.20	1.97
576—5KP14		14	15.6	19.1	5	Unidirectional	3.12	2.66	2.20	1.97
576—5KP15		15	16.7	20.4	5	Unidirectional	3.12	2.66	2.20	1.97
576—5KP18		18	20	24.4	5	Unidirectional	3.12	2.66	2.20	1.97
576—5KP22		22	24.4	29.8	5	Unidirectional	3.12	2.66	2.20	1.97
576—5KP26A		26	28.9	35.3	5	Unidirectional	3.27	2.80	2.29	2.05
576—5KP28		28	31.1	39	5	Unidirectional	3.12	2.66	2.20	1.97
576—5KP33		33	36.7	44.9	5	Unidirectional	3.12	2.66	2.20	1.97

For quantities greater than listed, call for quote.

MOUSER STOCK NO.	Mfr. Part No.	Reverse Standoff (V_R)	Breakdown Voltage VBR (Volts) @ IT Min.	Max.	(mA)	Polarity	Price Each 1	10	100	250
576—5KP36		36	40	48.9	5	Unidirectional	3.12	2.66	2.20	1.97
576—5KP40		40	44.4	54.3	5	Unidirectional	3.12	2.66	2.20	1.97
576—5KP45		45	50	61.1	5	Unidirectional	3.12	2.66	2.20	1.97
576—5KP48		48	53.3	65.2	5	Unidirectional	3.12	2.66	2.20	1.97
576—5KP58		58	64.4	78.7	5	Unidirectional	3.12	2.66	2.20	1.97
576—5KP64		64	71	86.9	5	Unidirectional	3.12	2.66	2.20	1.97
576—5KP70		70	77	95.1	5	Unidirectional	3.12	2.66	2.20	1.97
576—5KP78		78	86.7	106	5	Unidirectional	3.12	2.66	2.20	1.97
576—5KP90		90	100	122	5	Unidirectional	3.12	2.66	2.20	1.97
576—5KP110A		110	122	149	5	Unidirectional	3.27	2.80	2.29	2.05

P6KE SERIES

- 6000 Watt

For quantities greater than listed, call for quote.

MOUSER STOCK NO.	Mfr. Part No.	Reverse Standoff (V_R)	Breakdown Voltage VBR (Volts) @ IT Min.	Max.	(mA)	Polarity	Price Each 1	10	100	250
576—P6KE7.5		6.05	6.75	8.25	10	Unidirectional	.36	.345	.29	.258
576—P6KE8.2		6.63	7.38	9.02	10	Unidirectional	.36	.345	.29	.258
576—P6KE9.1		7.37	8.19	10	1	Unidirectional	.36	.345	.29	.258
576—P6KE10		8.1	9	11	1	Unidirectional	.36	.345	.29	.258
576—P6KE11		8.92	9.9	12.1	1	Unidirectional	.36	.345	.29	.258
576—P6KE12		9.72	10.8	13.2	1	Unidirectional	.36	.345	.29	.258
576—P6KE16		12.9	14.4	17.6	1	Unidirectional	.36	.345	.29	.258
576—P6KE18		14.5	16.2	19.8	1	Unidirectional	.36	.345	.29	.258
576—P6KE24		19.4	21.6	26.4	1	Unidirectional	.36	.345	.29	.258
576—P6KE30		24.3	27	33	1	Unidirectional	.36	.345	.29	.258
576—P6KE30A		25.6	28.5	31.5	1	Unidirectional	.41	.364	.30	.268
576—P6KE33		26.8	29.7	36.3	1	Unidirectional	.36	.345	.29	.258
576—P6KE36		29.1	32.4	39.6	1	Unidirectional	.36	.345	.29	.258
576—P6KE39		31.6	35.1	42.9	1	Unidirectional	.36	.345	.29	.258
576—P6KE43		34.8	38.7	47.3	1	Unidirectional	.36	.345	.29	.258
576—P6KE47		38.1	42.3	51.7	1	Unidirectional	.36	.345	.29	.258

For quantities greater than listed, call for quote.

MOUSER STOCK NO.	Mfr. Part No.	Reverse Standoff (V_R)	Breakdown Voltage VBR (Volts) @ IT Min.	Max.	(mA)	Polarity	Price Each 1	10	100	250
576—P6KE51		41.3	45.9	56.1	1	Unidirectional	.36	.345	.29	.258
576—P6KE56		45.4	50.4	61.6	1	Unidirectional	.36	.345	.29	.258
576—P6KE62		50.2	55.8	68.2	1	Unidirectional	.36	.345	.29	.258
576—P6KE68		55.1	61.2	74.8	1	Unidirectional	.36	.345	.29	.258
576—P6KE75		60.7	67.5	82.5	1	Unidirectional	.36	.345	.29	.258
576—P6KE82		66.4	73.8	90.2	1	Unidirectional	.36	.345	.29	.258
576—P6KE91		73.7	81.9	100	1	Unidirectional	.36	.345	.29	.258
576—P6KE110		89.2	99	121	1	Unidirectional	.36	.345	.29	.258
576—P6KE120		97.2	108	132	1	Unidirectional	.36	.345	.29	.258
576—P6KE130		105	117	143	1	Unidirectional	.36	.345	.29	.258
576—P6KE160		130	144	176	1	Unidirectional	.36	.345	.29	.258
576—P6KE170		138	153	187	1	Unidirectional	.36	.345	.29	.258
576—P6KE180		146	162	198	1	Unidirectional	.36	.345	.29	.258
576—P6KE250		202	225	275	1	Unidirectional	.51	.483	.408	.362
576—P6KE300		243	270	330	1	Unidirectional	.51	.483	.408	.362
576—P6KE350		284	315	385	1	Unidirectional	.51	.483	.408	.362

© Copyright 2013 Mouser Electronics
© Copyright 2013 Mouser Electronics

LITTELFUSE TVS Diodes

RoHS Compliant **This product is RoHS compliant.**

SMA6L SERIES LOW PROFILE

Applications:
- Ultra-slim NB
- Hard Disk Drive
- Telecom Equipments
- Battery Chargers
- Industrial Equipments
- Switch Mode Power Supply

Specifications:
- Operating temperature range:-65°C to +150°C



NEW! TECHNOLOGY

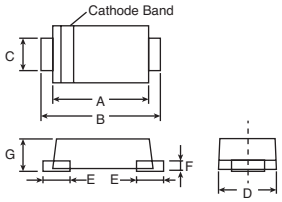

DIMENSIONS:	Inches		Millimeters	
	Min	Max	Min	Max
A	0.156	0.181	3.950	4.600
B	0.189	0.220	4.800	5.600
C	0.049	0.069	1.250	1.750
D	0.088	0.116	2.250	2.950
E	0.030	0.059	0.750	1.500
F	0.005	0.010	0.125	0.250
G	0.035	0.043	0.900	1.100

For quantities greater than listed, call for quote.

MOUSER STOCK NO.	Littelfuse Part No.	Reverse Standoff (VR)	Breakdown Voltage VBR (Volts) @ IT Min.	Breakdown Voltage VBR (Volts) @ IT Max.	Test Current IT (mA)	Max. Clamping Volt VC @ IPP	Max. Peak Pulse Current IPP (A)	Max. Reverse Leakage IR @ VR (μA)	Price Each 1	10	100	250
576-SMA6L9.0A	SMA6L9.0A	9	10	11.1	1	15.4	39.0	10	.47	.384	.361	.32
576-SMA6L10A	SMA6L10A	10	11.1	12.3	1	17.0	35.3	5	.47	.384	.361	.32
576-SMA6L11A	SMA6L11A	11	12.2	13.5	1	18.2	33.0	1	.47	.384	.361	.32
576-SMA6L12A	SMA6L12A	12	13.3	14.7	1	19.9	30.2	1	.47	.384	.361	.32
576-SMA6L13A	SMA6L13A	13	14.4	15.9	1	21.5	28.0	1	.47	.384	.361	.32
576-SMA6L14A	SMA6L14A	14	15.6	17.2	1	23.2	25.9	1	.47	.384	.361	.32
576-SMA6L15A	SMA6L15A	15	16.7	18.5	1	24.4	24.6	1	.47	.384	.361	.32

SMF SERIES LOW PROFILE

Applications:
- Hard disk drives
- Portable devices
- Business machines
- Cell phones

Specifications:
- Operating temp. range:-55°C to +150°C

PRODUCT NEW

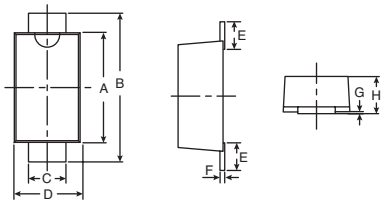

DIMENSIONS:	Inches		Millimeters	
	Min	Max	Min	Max
A	0.0984	0.1142	2.50	2.90
B	0.1339	0.1535	3.40	3.90
C	0.0275	0.0472	0.70	1.20
D	0.0591	0.0787	1.50	2.00
E	0.0138	0.0354	0.35	0.90
F	0.0020	0.0102	0.05	0.26
G	0.0000	0.0039	0.00	0.10
H	0.0374	0.0433	0.95	1.10

For quantities greater than listed, call for quote.

MOUSER STOCK NO.	Littelfuse Part No.	Reverse Standoff (VR)	Breakdown Voltage VBR (Volts) @ IT Min.	Breakdown Voltage VBR (Volts) @ IT Max.	Test Current IT (mA)	Max. Clamping Volt VC @ IPP	Max. Peak Pulse Current IPP (A)	Max. Reverse Leakage IR @ VR (μA)	Price Each 1	10	100	250
576-SMF5.0A	SMF5.0A	5.0	6.4	7	10	9.2	21.7	400	.28	.246	.214	.187
576-SMF6.0A	SMF6.0A	6.0	6.67	7.37	10	10.3	19.4	400	.28	.246	.214	.187
576-SMF6.5A	SMF6.5A	6.5	7.22	7.98	10	11.2	17.9	250	.28	.246	.214	.187
576-SMF7.0A	SMF7.0A	7.0	7.78	8.6	10	12	16.7	100	.28	.246	.214	.187
576-SMF7.5A	SMF7.5A	7.5	8.33	9.21	1	12.9	15.5	50	.28	.246	.214	.187
576-SMF8.0A	SMF8.0A	8.0	8.89	9.83	1	13.6	14.7	25	.28	.246	.214	.187
576-SMF8.5A	SMF8.5A	8.5	9.44	10.4	1	14.4	13.9	10	.28	.246	.214	.187
576-SMF9.0A	SMF9.0A	9.0	10.0	11.1	1	15.4	13	5	.28	.246	.214	.187
576-SMF10A	SMF10A	10	11.1	12.3	1	17	11.8	2.5	.28	.246	.214	.187
576-SMF11A	SMF11A	11	12.2	13.5	1	18.2	11	2.5	.28	.246	.214	.187
576-SMF12A	SMF12A	12	13.3	14.7	1	19.9	10.1	2.5	.28	.246	.214	.187

DIMENSIONS: mm (in.)

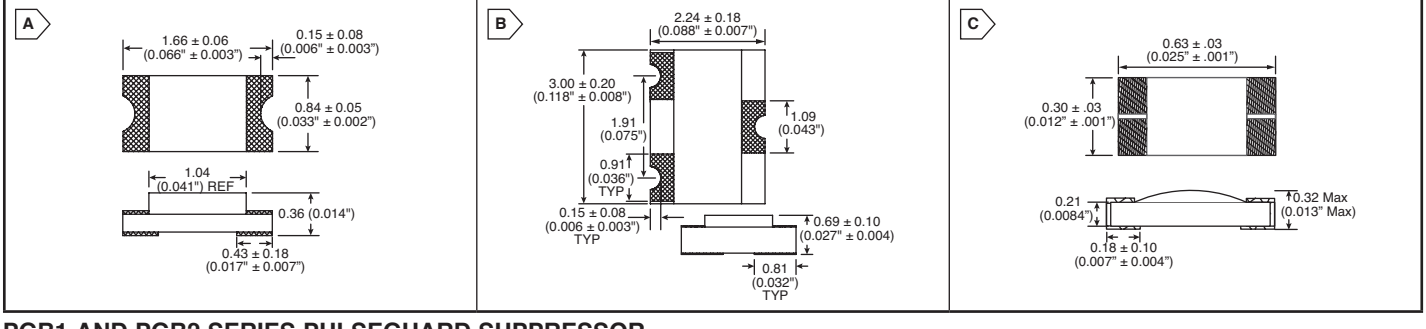

PGB1 AND PGB2 SERIES PULSEGUARD SUPPRESSOR

Features:
- Ultra-low capacitance
- Low leak current
- Fast response time
- Withstands multiple EDS strikes

PRODUCT NEW

✻ Halogen Free

For quantities greater than listed, call for quote.

MOUSER STOCK NO.	Littelfuse Part No.	Fig.	Package/Case	ESD Capability	Clamping Voltage	Reverse Standoff Voltage (Typ)	Lines Protected	Price Each 1	10	100
PGB1 Series										
576-PGB1010603MR	PGB1010603MR	A	0603	8kV-15kV	150V	24VDC	1	.33	.321	.30
576-PGB1010603NR	PGB1010603NR	A	0603	8kV-15kV	150V	24VDC	1	.32	.31	.289
✻ 576-PGB1010603MRHF	PGB1010603MRHF	A	0603	8kV-15kV	150V	24VDC	1	.33	.321	.30
576-PGB102ST23WR	PGB102ST23WR	B	SOT23	8kV-15kV	150V	24VDC	2	.57	.546	.503
✻ 576-PGB102ST23WRHF	PGB102ST23WRHF	B	SOT23	8kV-15kV	150V	24VDC	2	.57	.546	.503
PGB2 Series										
576-PGB2010201KR	PGB2010201KR	C	0201	8kV-15kV	55V	12VDC	1	.33	.321	.30

1KSMBJ SERIES

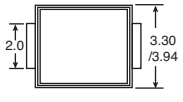

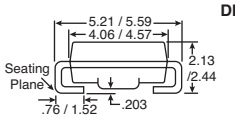

DIMENSIONS: mm

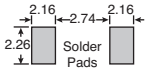

For quantities greater than listed, call for quote.

MOUSER STOCK NO.	Littelfuse Part No.	Device Code	Reverse Standoff (VR)	Breakdown Voltage VBR (Volts) @ IT Min.	Breakdown Voltage VBR (Volts) @ IT Max.	Breakdown Voltage VBR (Volts) @ IT (mA)	Max. Reverse Leakage IR @ VR	Max. Clamping Voltage VC @ IPP	Max. Peak Pulse Current	Price Each 1	25	100	250
576-1KSMBJ15	1KSMBJ15	N10Q	12.1	13.5	16.5	1	5	22	45	.76	.631	.546	.471
576-1KSMBJ30	1KSMBJ30	O10E	24.3	27	33	1	5	43.5	22.9	.62	.563	.483	.412

© Copyright 2013 Mouser Electronics

© Copyright 2013 Mouser Electronics

LITTELFUSE TVS Diodes and LED Protection

RoHS Compliant **This product is RoHS compliant.**

LITTELFUSE AK3 SERIES

NEW PRODUCT

For quantities greater than listed, call for quote.

MOUSER STOCK NO.	Littelfuse Part No.	Standoff Voltage (V_{so}) Volts	Max. Reverse Leakage (I_R) @ V_{so} μA	Reverse Breakdown Voltage (V_{BR}) @ I_T		Test Current I_T	Max. Clamping Voltage VCL @ I_{PP} Peak Pulse Current (I_{PP}) (Note 1)		Max. Temp Coefficient OF V_{BR}	Max. Capacitance 0 Bias 10kHz	Price Each			
				Min. Volts	Max Volts	(mA)	V_{CL} Volts	I_{PP} Amps	(%/°C)	(nF)	1	10	100	250
576-AK3-030C	AK3 - 030C	30	20	32	37	10	90	3000	0.1	11	14.98	13.61	11.70	10.85
576-AK3-058C	AK3 - 058C	58	20	64	70	10	110	3000	0.1	6	21.40	19.45	16.71	15.50
576-AK3-066C	AK3 - 066C	66	20	72	80	10	120	3000	0.1	6	23.54	21.40	18.38	17.06
576-AK3-076C	AK3 - 076C	76	20	85	95	10	140	3000	0.1	6	23.54	21.40	18.38	17.06
576-AK3-380C	AK3 - 380C	380	20	401	443	10	520	3000	0.1	2	70.62	64.20	55.17	51.17
576-AK3-430C	AK3 - 430C	430	20	440	490	10	625	3000	0.1	2	74.90	68.08	58.51	54.27

DIMENSIONS: mm

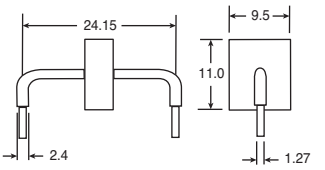

LITTELFUSE SA SERIES

DIMENSIONS: mm

For quantities greater than listed, call for quote.

MOUSER STOCK NO.	Littelfuse Part No.	Reverse Standoff (VR)	Breakdown VBR (Volts) @ IT			Max. Reverse Leakage IR @ VR	Max. Clamping Voltage VC @ IPP	Max. Peak Pulse Current	Max. Voltage Temp.	Price Each			
			Min.	Max.	(mA)					1	10	100	250
576-SA6.0C	SA6.0C	6	6.67	8.15	10	600	11.4	43.9	5	.44	.396	.339	.304
576-SA8.0C	SA8.0C	8	8.89	10.9	1	25	15	33.3	7	.44	.396	.339	.304
576-SA8.5C	SA8.5C	8.5	9.44	11.5	1	10	15.9	31.4	8	.44	.396	.339	.304
576-SA9.0C	SA9.0C	9	10	12.2	1	5	16.9	29.5	9	.44	.396	.339	.304
576-SA12C	SA12C	12	13.3	16.3	1	3	22	22.7	12	.44	.396	.339	.304
576-SA14C	SA14C	14	15.6	19.1	1	3	25.8	19.4	14	.44	.396	.339	.304
576-SA15C	SA15C	15	16.7	20.4	1	3	26.9	18.8	16	.44	.396	.339	.304
576-SA16C	SA16C	16	17.8	21.8	1	3	28.8	17.6	19	.44	.396	.339	.304
576-SA22C	SA22C	22	24.4	29.8	1	3	39.4	12.7	28	.44	.396	.339	.304
576-SA24C	SA24C	24	26.7	32.6	1	3	43	11.6	31	.44	.396	.339	.304
576-SA28	SA28	28	31.1	38	1	3	50	9.9	35	.40	.36	.308	.276
576-SA30C	SA30C	30	33.3	40.7	1	3	53.5	9.3	39	.44	.396	.339	.304
576-SA40C	SA40C	40	44.4	54.3	1	3	71.4	7	51	.44	.396	.339	.304
576-SA43C	SA43C	43	47.8	58.4	1	3	76.7	6.5	55	.44	.396	.339	.304
576-SA48C	SA48C	48	53.3	65.1	1	3	85.5	5.8	63	.44	.396	.339	.304
576-SA54	SA54	54	60	73.3	1	3	96.3	5.2	71	.40	.36	.308	.276
576-SA58C	SA58C	58	64.4	78.7	1	3	103	4.9	78	.44	.396	.339	.304
576-SA75C	SA75C	75	83	102	1	3	134	3.7	101	.44	.396	.339	.304
576-SA78C	SA78C	78	86	106	1	3	139	3.6	105	.44	.396	.339	.304
576-SA110C	SA110C	110	122	149	1	3	196	2.6	148	.44	.396	.339	.304
576-SA120C	SA120C	120	133	163	1	3	214	2.3	162	.44	.396	.339	.304
576-SA170C	SA170C	170	189	231	1	3	304	1.6	230	.44	.396	.339	.304

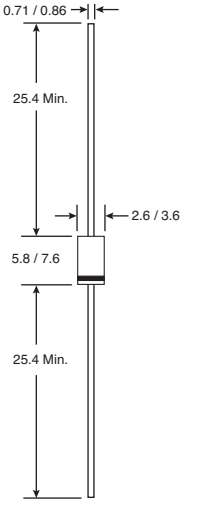

LITTELFUSE SMBJ SERIES

DIMENSIONS: mm

For quantities greater than listed, call for quote.

MOUSER STOCK NO.	Littelfuse Part No.	Type	Device Code	Reverse Standoff (VR)	Breakdown VBR (Volts) @ IT		Max. Reverse Leakage IR @ VR	Max. Clamping Voltage VC @ IPP	Max. Peak Pulse Current	Price Each			
					Min.	(mA)				1	25	100	250
576-SMBJ10A	SMBJ10A	Uni-Polar	KX	10	11.1	1	5	17	35.3	.44	.396	.332	.294
576-SMBJ15	SMBJ15	Uni-Polar	LL	15	16.7	1	5	26.9	22.3	.40	.372	.314	.279
576-SMBJ13C	SMBJ13C	Bi-Polar	BF	13	14.4	1	5	23.8	25.2	.46	.428	.353	.31
576-SMBJ24C	SMBJ24C	Bi-Polar	BY	24	26.7	1	5	43	14	.46	.428	.353	.31
576-SMBJ26C	SMBJ26C	Bi-Polar	CD	26	28.9	1	5	46.6	12.4	.46	.428	.353	.31
576-SMBJ28C	SMBJ28C	Bi-Polar	CF	28	31.1	1	5	50	12	.46	.428	.353	.31
576-SMBJ48C	SMBJ48C	Bi-Polar	CW	48	53.3	1	5	85.5	7	.46	.428	.353	.31
576-SMBJ51C	SMBJ51C	Bi-Polar	CY	51	56.7	1	5	91.1	6.6	.46	.428	.353	.31
576-SMBJ58C	SMBJ58C	Bi-Polar	DF	58	64.4	1	5	103	5.8	.46	.428	.353	.31
576-SMBJ100A	SMBJ100A	Uni-Polar	NZ	100	111	1	5	162	3.7	.44	.396	.332	.294
576-SMBJ100CA	SMBJ100CA	Bi-Polar	DZ	100	111	1	5	162	3.7	.48	.428	.364	.321
576-SMBJ110C	SMBJ110C	Bi-Polar	ED	110	122	1	5	196	3	.46	.428	.353	.31

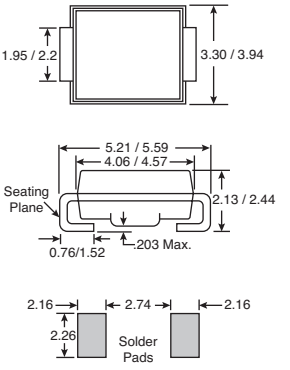

LITTELFUSE PLED SERIES

Features:
- Fast Switching
- Automatically resets after power cycle
- Various voltage options to protect multiple LEDs in a string
- Available in low profile, small footprint QFN and standard DO214AA packages
- Compatible with PWM dimming speeds of up to 30KHz

Specifications:
- Reverse Battery/Power Protection
- Open LED bypass from 500mA-1000mA
- Ideal for MR16, PAR type lamps
- Low on-state voltage

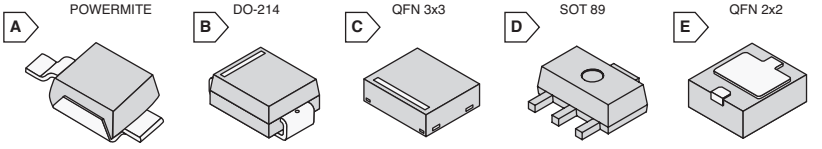

For quantities greater than listed, call for quote.

MOUSER STOCK NO.	Littelfuse Part No.	Fig.	VBR Breakdown Volts		IH mAmps (Min.)	IS mAmps (Max.)	IT @ VT Amps (Max.)	VT @ IT = Volts (Max.)	Critical rate of rise dV/dt Volts (Max.)	Price Each			
			Min.	Max.						1	10	100	500
576-PLED6M	PLED6M	A	5.5	7.5	12	70	1.2	1.2	250V/μS	.72	.524	.449	.33
576-PLED6S	PLED6S	B	6	16	5	100	1	1.2	250V/μS	.55	.459	.411	.342
576-PLED6Q12	PLED6Q12	C	6	16	5	100	1	1.2	250V/μS	.88	.773	.595	.441
576-PLED9S	PLED9S	B	9	18	5	100	1	1.2	250V/μS	.55	.459	.411	.342
576-PLED9Q12	PLED9Q12	C	9	18	5	100	1	1.2	250V/μS	.88	.773	.595	.441
576-PLED13S	PLED13S	B	13	26	5	100	1	1.2	250V/μS	.55	.459	.411	.353
576-PLED13Q12	PLED13Q12	C	13	26	5	100	1	1.2	250V/μS	.88	.773	.595	.441
576-PLED18S	PLED18S	B	18	33	5	100	1	1.2	250V/μS	.60	.504	.455	.356
576-PLED18Q12	PLED18Q12	C	18	33	5	100	1	1.2	250V/μS	.88	.773	.595	.441
576-PLED5HT	PLED5HT	D	4.6	5.2	n/a	20	0.7	1.8	150V/μs	.77	.653	.489	.36
576-PLED5Q12	PLED5Q12	E	4.6	5.2	n/a	20	0.5	1.3	150V/μs	.43	.36	.332	.256

© Copyright 2013 Mouser Electronics
© Copyright 2013 Mouser Electronics

NXP Surge Protection Devices

RoHS Compliant **This product is RoHS compliant.**

CAN BUS ESD PROTECTION

Features:
- Due to the integrated diode structure only one small SOT-23 package is needed to protect two CAN bus lines
- Max. peak pulse power (PPP):
  PESD1CAN = 200W at tp = 8/20ms
  PESD2CAN = 230W at tp = 8/20ms
- Low clamping voltage (VCL):
  PESD1CAN = 40V at IPP = 1A
  PESD2CAN = 41V at IPP = 5A
- Ultra low leakage current: IRM < 1nA
- ESD protection:
  PESD1CAN = up to 23kV
  PESD2CAN = up to 30kV
- IEC 61000-4-2, level 4 (ESD)
- IEC 61000-4-5 (surge)

Applications:
- CAN bus protection
- Automotive applications

◆Surface Mount Device

For quantities greater than listed, call for quote.

MOUSER STOCK NO.	NXP Part No.	Package	No. of Lines Protected	V_{RWM} (Max.)(V)	I_{RM} (Max.) (nA)	V_{CL} (Typ./Max.)(V)	V_{CL} @ I_{PP} (A)	V_{BR} (Min./Max.) (V)	C_D (Typ./Max.) (pF)	Price Each 1	25	100	250
◆ 771-PESD1CAN-T/R	PESD1CAN,215	SOT-23	2	24	50	----/40	1	25.4/30.3	11/17	.42	.34	.271	.198
◆ 771-PESD2CAN-T/R	PESD2CAN,215	SOT-23	2	24	10	----/34	1	26.2/30.3	25/30	.44	.357	.285	.208

DUAL USB INTEGRATED ESD PROTECTION

Features:
- ESD IEC 61000-4-2 level 4, ±8kV contact discharge compliant protection
- Four pairs of ultra-low input capacitance (1pF typ.) ESD rail-to-rail protection diodes
- Low voltage clamping due to integrated Zener diode
- IEC 61000-4-5 15A Lightning (8/20ms)

Applications:
General-purpose downstream ESD protection for high frequency analog signal ports and high-speed serial data transmission ports in:
- Cellular and PCS mobile handsets
- PC-/notebook USB 2.0/IEEE1394 ports
- DVI interfaces
- Cordless telephones
- Wireless data (WAN/LAN) systems
- PDAs
- HDMI

◆Surface Mount Device

For quantities greater than listed, call for quote.

MOUSER STOCK NO.	NXP Part No.	Package	No. of Lines Protected	V_{RWM} (Max.)(V)	I_{RM} (Max.) (nA)	$I_{L(n)}$ (Max.) (nA)	$I_{L(n)}$ @ V (V)	$V_{BR(Zener)}$ (Min./Max.) (V)	C_D (Typ./Max.) (pF)	Price Each 1	25	100	250
◆ 771-IP4220CZ6-T/R	IP4220CZ6,125	SO-6	4	5.5	0.1	100	3	6/9	40/----	.47	.33	.281	.202

EMI FILTERS AND ESD PROTECTION

- IEC 61000-4-2; Level 4 (ESD)

◆Surface Mount Device

For quantities greater than listed, call for quote.

MOUSER STOCK NO.	NXP Part No.	Package	No. of Lines Protected	V_{RWM} (Max.)(V)	I_{RM} (Max.) (μA)	V_{CL} (Typ./Max.)(V)	V_{CL} @ I_{PP} (A)	V_{BR} (Min./Max.) (V)	C_D (Typ./Max.) (pF)	Price Each 1	25	100	250
◆ 771-IP3048CX5135	IP3048CX5,135	WLCSP-5	2	5	1	1000	3	6.0/10	190/----	.30	.279	.263	.25
◆ 771-IP3088CX5135	IP3088CX5,135	WLCSP-5	2	5.6	0.1	1000	3.5	5.8/10	65/----	.18	.168	.157	.15
◆ 771-IP3088CX10135	IP3088CX10,135	WLCSP-10	4	5.6	0.1	1000	3.5	5.8/10	65/----	.34	.318	.30	.285
◆ 771-IP3088CX15135	IP3088CX15,135	WLCSP-15	6	5.6	0.1	1000	3.5	5.8/10	65/----	.86	.779	.682	.598
◆ 771-IP3088CX20135	IP3088CX20,135	WLCSP-25	8	5.6	0.1	1000	3.5	5.8/10	65/----	1.00	.899	.786	.69
◆ 771-IP4041CX25LFP13	IP4041CX25/LF/P,13	WLCSP-25	10	5.5	0.025	25	3	6.0/15	50	.35	.324	.306	.29

FLEXRAY BUS ESD PROTECTION

Features:
- Due to the integrated diode structure only one small SOT-23 package is needed to protect two FlexRay bus lines
- Max. peak pulse power: PPP = 200W at tp = 8/20ms
- Low clamping voltage: VCL = 40V at IPP = 1Ae
- Ultra low leakage current: IRM < 1nA
- Typ. diode capacitance matching: DCd/Cd = 0.1%
- ESD protection up to 23kV
- IEC 61000-4-2, level 4 (ESD)
- IEC 61000-4-5 (surge); IPP = 3A at tp = 8/20μs

Applications:
- FlexRay bus protection
- Automotive applications

◆Surface Mount Device

For quantities greater than listed, call for quote.

MOUSER STOCK NO.	NXP Part No.	Package	No. of Lines Protected	V_{RWM} (Max.)(V)	I_{RM} (Max.) (μA)	V_{CL} (Typ./Max.)(V)	V_{CL} @ I_{PP} (A)	V_{BR} (Min./Max.) (V)	C_D (Typ./Max.) (pF)	Price Each 1	25	100	250
◆ 771-PESD1FLEX215	PESD1FLEX,215	SOT-23	2	24	0.05	----/40	1	25.4/30.3	0.1/----	.39	.316	.251	.184

LOCAL INTERCONNECT NETWORK (LIN) ESD PROTECTION

Features:
- ESD protection of one automotive LIN-bus line
- Asymmetrical diode configuration ensures an optimized protection against ElectroMagnetic Interferences (EMI) of a LIN Electronic Control Unit (ECU)
- Max. peak pulse power: PPP = 160W at tp = 8/20μs
- Low clamping voltage: VCL = 40V at IPP = 1A
- Ultra low leakage current: IRM < 1nA
- ESD protection up to 23kV
- IEC 61000-4-2, level 4 (ESD)
- IEC 61000-4-5 (surge); IPP = 3A at tp = 8/20μs
- AEC-Q101 qualified

Applications:
- LIN-bus protection
- Automotive applications

◆Surface Mount Device

For quantities greater than listed, call for quote.

MOUSER STOCK NO.	NXP Part No.	Package	No. of Lines Protected	V_{RWM} (Max.)(V)	I_{RM} (Max.) (μA)	V_{CL} (Max.) (V)	V_{CL} @ I_{PP} (A)	V_{BR} (Min./Max.) (V)	C_D (Typ./Max.) (pF)	Price Each 1	25	100	250
◆ 771-PESD1LIN-T/R	PESD1LIN,115	SOD-323	1	15	0.05	25	1	17.1/20.3	13/17	.35	.30	.244	.202
			1	24	0.05	40	1	25.4/30.3	13/17				

LOW CAPACITANCE ESD PROTECTION DIODES

- IEC 61000-4-2; Level 4 (ESD)

◆Surface Mount Device

For quantities greater than listed, call for quote.

MOUSER STOCK NO.	NXP Part No.	Package	No. of Lines Protected	V_{RWM} (Max.)(V)	I_{RM} (Max.) (μA)	V_{CL} (Max.) (V)	V_{CL} @ I_{PP} (A)	V_{BR} (Min./Max.) (V)	C_D (Typ./Max.) (pF)	Price Each 1	25	100	250
◆ 771-PESD3V3L1UA115	PESD3V3L1UA,115	SOD-323	1	3.3	0.3	----/8	1	5.3/6.0	34/40	.09	.086	.081	.077
◆ 771-PESD5V0S1BA-T/R	PESD5V0S1BA,115	SOD-323	1	5	0.1	----/10	1	5.5/9.5	35/45	.11	.106	.10	.094
◆ 771-PESD5V0S1BB-T/R	PESD5V0S1BB,115	SOD-523	1	5	0.1	----/10	1	5.5/9.5	35/45	.44	.357	.285	.208
◆ 771-PESD5V0L1BA-T/R	PESD5V0L1BA,115	SOD-323	1	5	1	----/10	1	7.0/8.2	75/----	.44	.357	.285	.208
◆ 771-PESD12VL1BA-T/R	PESD12VL1BA,115	SOD-323	1	12	0.05	----/20	1	14.2/16.7	19/----	.43	.352	.28	.204
◆ 771-PESD15VL1BA-T/R	PESD15VL1BA,115	SOD-323	1	15	0.05	----/25	1	17.1/20.3	16/----	.44	.357	.285	.208
◆ 771-PESD24VL1BA-T/R	PESD24VL1BA,115	SOD-323	1	24	0.05	----/40	1	25.4/30.3	11/----	.44	.357	.285	.208
◆ 771-PESD5V0L2UU115	PESD5V0L2UU,115	SOT-323	2	5	0.09	----/13	5.5	5.8/6.6	19/23	.09	.086	.081	.077
◆ 771-PESD5V0S2BT-T/R	PESD5V0S2BT,215	SOT-23	2	5	0.1	----/10	1	5.5/9.5	35/45	.40	.348	.297	.258
◆ 771-PESD5V0L2BT-T/R	PESD5V0L2BT,215	SOT-23	2	5	1	----/10	1	7.0/8.2	75/----	.43	.38	.324	.282
◆ 771-PESD6V0L2UU115	PESD6V0L2UU,115	SOT-323	2	6	0.018	----/13.5	5.5	6.4/7.2	17/20	.09	.086	.081	.077
◆ 771-PESD12VL2BT-T/R	PESD12VL2BT,215	SOT-23	2	12	0.05	----/20	1	14.2/16.7	19/----	.47	.409	.35	.304
◆ 771-PESD15VL2BT-T/R	PESD15VL2BT,215	SOT-23	2	15	0.05	----/25	1	17.1/20.3	16/----	.47	.409	.35	.304
◆ 771-PESD24VL2BT-T/R	PESD24VL2BT,215	SOT-23	2	24	0.05	----/40	1	25.4/30.3	11/----	.46	.402	.345	.299
◆ 771-PESD3V3L4UG-T/R	PESD3V3L4UG,115	SOT-353	4	3.3	0.3	----/8	1	5.32/5.88	22/28	.43	.38	.324	.282
◆ 771-PESD5V0L4UG-T/R	PESD5V0L4UG,115	SOT-353	4	5	0.025	----/10	1	6.46/7.14	16/19	.51	.447	.382	.332
◆ 771-PESD3V3L5UFT/R	PESD3V3L5UF,115	SOT-886	5	3.3	0.3	----/10	1	5.3/5.9	22/28	.42	.365	.311	.271
◆ 771-PESD3V3L5UY-T/R	PESD3V3L5UY,115	SOT-363	5	3.3	0.3	----/10	1	5.3/5.9	22/28	.57	.50	.427	.371
◆ 771-PESD5V0L5UY-T/R	PESD5V0L5UY,115	SOT-363	5	5	0.025	----/10	1	6.4/7.2	16/19	.58	.505	.431	.375
◆ 771-IP4309CX9135	IP4309CX9,135	WLCSP-9	8	5.5	0.05	----/----	----	6.0/11	----/1.3	.56	.511	.482	.458

© Copyright 2013 Mouser Electronics
© Copyright 2013 Mouser Electronics

NXP Surge Protection Devices

RoHS Compliant **This product is RoHS compliant.**

STANDARD ESD PROTECTION DIODES

• IEC 61000-4-2; Level 4 (ESD)

◆Surface Mount Device

For quantities greater than listed, call for quote.

MOUSER STOCK NO.	NXP Part No.	Package	No. of Lines Protected	V_{RWM} (Max.)(V)	I_{RM} (Max.) (µA)	V_{CL} (Max.) (V)	V_{CL} @ I_{PP} (A)	V_{BR} (Min./Max.) (V)	C_D (Typ./Max.) (pF)	Price Each 1	25	100	250
◆ 771-PESD5V0S1UB115	PESD5V0S1UB,115	SOD-523	1	5	1	----/9	1	6.4/7.2	152/200	.08	.075	.071	.066
◆ 771-PESD12VS1UB115	PESD12VS1UB,115	SOD-523	1	12	0.05	----/19	1	14.7/15.3	38/75	.14	.118	.103	.085
◆ 771-PESD15VS1UB115	PESD15VS1UB,115	SOD-523	1	15	0.05	----/23	1	17.6/18.4	32/70	.08	.075	.071	.066
◆ 771-PESD24VS1UB-T/R	PESD24VS1UB,115	SOD-523	1	24	0.05	----/36	1	26.5/27.5	23/50	.08	.075	.071	.066
◆ 771-PESD3V3S2UAT-T/R	PESD3V3S2UAT,215	SOT-23	2	3.3	2	----/7	1	5.2/6.0	207/300	.44	.357	.285	.208
◆ 771-PESD3V3S2UQT/R	PESD3V3S2UQ,115	SOT-663	2	3.3	3	----/8	1	5.2/6.0	200/275	.44	.357	.285	.208
◆ 771-PESD5V0S2UQT/R	PESD5V0S2UQ,115	SOT-663	2	5	0.3	----/9	1	6.4/7.2	150/215	.44	.357	.285	.208
◆ 771-PESD12VS2UT-T/R	PESD12VS2UT,215	SOT-23	2	12	1	----/19	1	14.7/15.3	38/75	.44	.357	.285	.208
◆ 771-PESD12VS2UQ115	PESD12VS2UQ,115	SOT-663	2	12	0.03	----/19	1	14.7/15.3	38/100	.44	.357	.285	.208
◆ 771-PESD15VS2UT-T/R	PESD15VS2UT,215	SOT-23	2	15	1	----/23	1	17.6/18.4	32/70	.44	.357	.285	.208
◆ 771-PESD24VS2UT-T/R	PESD24VS2UT,215	SOT-23	2	24	1	----/36	1	26.5/27.5	23/50	.44	.357	.285	.208
◆ 771-PESD3V3S4UDT/R	PESD3V3S4UD,115	SOT-457	4	3.3	0.8	----/8	1	5.3/5.9	215/300	.17	.163	.153	.146
◆ 771-PESD5V0S4UD115	PESD5V0S4UD,115	SOT-457	4	5	0.2	----/8	1	6.4/7.2	165/220	.17	.163	.153	.146
◆ 771-PESD5V0S5UD115	PESD5V0S5UD,115	SOT-457	5	5	0.2	----/8	1	6.4/7.2	165/220	.58	.505	.431	.375

ULTRA LOW CAPACITANCE ESD PROTECTION DIODES

• IEC 61000-4-2; Level 4 (ESD)

◆Surface Mount Device

For quantities greater than listed, call for quote.

MOUSER STOCK NO.	NXP Part No.	Package	No. of Lines Protected	V_{RWM} (Max.)(V)	I_{RM} (Max.) (µA)	V_{CL} (Max.) (V)	V_{CL} @ I_{PP} (A)	V_{BR} (Min./Max.) (V)	C_D (Typ./Max.) (pF)	Price Each 1	25	100	250
◆ 771-PESD3V3U1UA-T/R	PESD3V3U1UA,115	SOD-323	1	3.3	0.1	----/----	----	4.5/6.8	2.6/3.1	.44	.357	.285	.208
◆ 771-PESD3V3U1UB-T/R	PESD3V3U1UB,115	SOD-523	1	3.3	0.1	----/----	----	4.5/6.8	2.6/3.1	.44	.357	.285	.208
◆ 771-PESD5V0U1BA115	PESD5V0U1BA,115	SOD-323	1	5	0.1	----/----	----	5.5/9.5	2.9/3.5	.46	.385	.332	.263
◆ 771-PESD5V0X1BL-T/R	PESD5V0X1BL,315	SOD-882	1	5	0.1	----/----	----	6.0/9.5	0.9/1.3	.51	.455	.388	.337
◆ 771-PESD5V0U1UA-T/R	PESD5V0U1UA,115	SOD-323	1	5	0.1	----/----	----	5.8/8.8	2.0/2.6	.43	.352	.28	.204
◆ 771-PESD5V0U1UT-T/R	PESD5V0U1UT,215	SOT-23	1	5	1	----/12	1	7.0/8.2	0.6/1.5	.44	.357	.285	.208
◆ 771-IP4386CX4/P315	IP4386CX4/P,315	WLCSP-4	1	14	----	----/20	1	16/----	160/----	.62	.544	.464	.403
◆ 771-PESD16VX1UL315	PESD16VX1UL,315	SOD-882	1	16	0.1	34/----	0.9	17.5/30	0.83/0.98	.65	.576	.502	.438
◆ 771-NUP1301215	NUP1301,215	SOT-23	1	80	0.03	----/----	----	100/----	0.6/0.75	.06	.061	.059	.056
◆ 771-PESD5V0U2BM,315	PESD5V0U2BM,315	SOT-883	2	5	0.1	----/----	----	5.5/9.5	2.9/3.5	.47	.399	.326	.271
◆ 771-PESD5V0U2BTT/R	PESD5V0U2BT,215	SOT-23	2	5	0.1	----/----	----	5.5/9.5	2.9/3.5	.40	.328	.269	.223
◆ 771-PRTR5V0U2X-T/R	PRTR5V0U2X,215	SOT-143B	2	5.5	0.1	----/----	----	6.0/9.0	16/----	.51	.447	.382	.332
◆ 771-PRTR5V0U4D-T/R	PRTR5V0U4D,125	TSOP-6	4	5.5	0.1	----/----	----	6.0/9.0	40/----	.47	.398	.324	.269
◆ 771-IP4233CZ6125	IP4233CZ6,125	TSSOP-6	4	----	0.1	----/----	----	6.0/9.5	1.0/1.2	.11	.106	.10	.094
◆ 771-IP4343CX5/P135	IP4343CX5/P,135	WLCSP-5	4	5.5	0.1	----/----	----	14/----	18/20	.11	.10	.094	.089

TRANSIENT VOLTAGE SUPPRESSORS

◆Surface Mount Device

PRODUCT NEW

For quantities greater than listed, call for quote.

MOUSER STOCK NO.	NXP Part No.	Package	V_{BR} (V) Min.	V_{BR} (V) Max.	I_R (mA)	V_{RWM} (Max.)(V)	I_{RM} @ V_{RWM} (µA) Typ.	I_{RM} @ V_{RWM} (µA) Max.	V_{CL} Max. (V)	V_{CL} I_{PPM} (A)	Price Each 1	25	100	250
400W														
◆ 771-PTVS10VS1UTR115	PTVS10VS1UTR,115	SOD-123	11.10	12.30	1	10	0.005	2.5	17.0	23.5	.44	.385	.334	.289
◆ 771-PTVS11VS1UTR115	PTVS11VS1UTR,115	SOD-123	12.20	13.50	1	11	0.005	2.5	18.2	22.0	.44	.385	.334	.289
◆ 771-PTVS12VS1UTR115	PTVS12VS1UTR,115	SOD-123	13.30	14.70	1	12	0.001	0.1	19.9	20.1	.44	.385	.334	.289
◆ 771-PTVS15VS1UTR115	PTVS15VS1UTR,115	SOD-123	16.70	18.50	1	15	0.001	0.1	24.4	16.4	.44	.385	.334	.289
◆ 771-PTVS20VS1UTR115	PTVS20VS1UTR,115	SOD-123	22.20	24.50	1	20	0.001	0.1	32.4	12.3	.44	.385	.334	.289
◆ 771-PTVS22VS1UTR115	PTVS22VS1UTR,115	SOD-123	24.40	26.90	1	22	0.001	0.1	35.5	11.3	.44	.385	.334	.289
◆ 771-PTVS26VS1UTR115	PTVS26VS1UTR,115	SOD-123	28.90	31.90	1	26	0.001	0.1	42.1	9.5	.44	.385	.334	.289
◆ 771-PTVS36VS1UTR115	PTVS36VS1UTR,115	SOD-123	40.00	44.20	1	36	0.001	0.1	58.1	6.9	.44	.385	.334	.289
◆ 771-PTVS48VS1UTR115	PTVS48VS1UTR,115	SOD-123	53.30	58.90	1	48	0.001	0.1	77.4	5.2	.44	.385	.334	.289
◆ 771-PTVS60VS1UTR115	PTVS60VS1UTR,115	SOD-123	66.70	73.70	1	60	0.001	0.1	96.8	4.1	.44	.385	.334	.289
600W														
◆ 771-PTVS5V0P1UP115	PTVS5V0P1UP,115	SOD-128	6.40	7.00	10	5.0	5	400	9.2	65.2	.19	.183	.172	.164
◆ 771-PTVS6V0P1UP115	PTVS6V0P1UP,115	SOD-128	6.67	7.37	10	6.0	5	400	10.3	58.3	.19	.183	.172	.164
◆ 771-PTVS6V5P1UP115	PTVS6V5P1UP,115	SOD-128	7.22	7.98	10	6.5	5	250	11.2	53.6	.19	.183	.172	.164
◆ 771-PTVS7V0P1UP115	PTVS7V0P1UP,115	SOD-128	7.78	8.60	10	7.0	3	100	12.0	50.0	.44	.389	.334	.289
◆ 771-PTVS7V5P1UP115	PTVS7V5P1UP,115	SOD-128	8.33	9.21	1	7.5	0.2	50	12.9	46.5	.44	.389	.334	.289
◆ 771-PTVS8V0P1UP115	PTVS8V0P1UP,115	SOD-128	8.89	9.83	1	8.0	0.03	25	13.6	44.1	.44	.389	.334	.289
◆ 771-PTVS8V5P1UP115	PTVS8V5P1UP,115	SOD-128	9.44	10.40	1	8.5	0.01	10	14.4	41.7	.44	.389	.334	.289
◆ 771-PTVS9V0P1UP115	PTVS9V0P1UP,115	SOD-128	10.00	11.10	1	9.0	0.005	5	15.4	39.0	.44	.389	.334	.289
◆ 771-PTVS10VP1UP115	PTVS10VP1UP,115	SOD-128	11.10	12.30	1	10.0	0.005	2.5	17.0	35.3	.19	.183	.172	.164
◆ 771-PTVS11VP1UP115	PTVS11VP1UP,115	SOD-128	12.20	13.50	1	11.0	0.005	2.5	18.2	33.0	.44	.389	.334	.289
◆ 771-PTVS12VP1UP115	PTVS12VP1UP,115	SOD-128	13.30	14.70	1	12.0	0.005	2.5	19.9	30.2	.44	.389	.334	.289
◆ 771-PTVS13VP1UP115	PTVS13VP1UP,115	SOD-128	14.40	15.90	1	13.0	0.001	0.1	21.5	27.9	.44	.389	.334	.289
◆ 771-PTVS14VP1UP115	PTVS14VP1UP,115	SOD-128	15.60	17.20	1	14.0	0.001	0.1	23.2	25.9	.19	.183	.172	.164
◆ 771-PTVS15VP1UP115	PTVS15VP1UP,115	SOD-128	16.70	18.50	1	15.0	0.001	0.1	24.4	24.6	.44	.389	.334	.289
◆ 771-PTVS16VP1UP115	PTVS16VP1UP,115	SOD-128	17.80	19.70	1	16.0	0.001	0.1	26.0	23.1	.44	.389	.334	.289
◆ 771-PTVS17VP1UP115	PTVS17VP1UP,115	SOD-128	18.90	20.90	1	17.0	0.001	0.1	27.6	21.7	.44	.389	.334	.289
◆ 771-PTVS18VP1UP115	PTVS18VP1UP,115	SOD-128	20.00	22.10	1	18.0	0.001	0.1	29.2	20.5	.19	.183	.172	.164
◆ 771-PTVS20VP1UP115	PTVS20VP1UP,115	SOD-128	22.20	23.35	1	20.0	0.001	0.1	32.4	18.5	.44	.389	.334	.289
◆ 771-PTVS22VP1UP115	PTVS22VP1UP,115	SOD-128	24.40	26.90	1	22.0	0.001	0.1	35.5	16.9	.19	.183	.172	.164
◆ 771-PTVS24VP1UP115	PTVS24VP1UP,115	SOD-128	26.70	29.50	1	24.0	0.001	0.1	38.9	15.4	.19	.183	.172	.164
◆ 771-PTVS26VP1UP115	PTVS26VP1UP,115	SOD-128	28.90	31.90	1	26.0	0.001	0.1	42.1	14.3	.19	.183	.172	.164
◆ 771-PTVS28VP1UP115	PTVS28VP1UP,115	SOD-128	31.10	34.40	1	28.0	0.001	0.1	45.4	13.2	.19	.183	.172	.164
◆ 771-PTVS30VP1UP115	PTVS30VP1UP,115	SOD-128	33.30	36.80	1	30.0	0.001	0.1	48.4	12.4	.19	.183	.172	.164
◆ 771-PTVS33VP1UP115	PTVS33VP1UP,115	SOD-128	36.70	40.60	1	33.0	0.001	0.1	58.4	10.3	.19	.183	.172	.164
◆ 771-PTVS36VP1UP115	PTVS36VP1UP,115	SOD-128	40.00	44.20	1	36.0	0.001	0.1	58.1	10.3	.19	.183	.172	.164
◆ 771-PTVS40VP1UP115	PTVS40VP1UP,115	SOD-128	44.40	49.10	1	40.0	0.001	0.1	64.5	9.3	.19	.183	.172	.164
◆ 771-PTVS43VP1UP115	PTVS43VP1UP,115	SOD-128	47.80	52.80	1	43.0	0.001	0.1	69.4	8.6	.44	.389	.334	.289
◆ 771-PTVS45VP1UP115	PTVS45VP1UP,115	SOD-128	50.00	55.30	1	45.0	0.001	0.1	72.7	8.3	.44	.389	.334	.289
◆ 771-PTVS48VP1UP115	PTVS48VP1UP,115	SOD-128	53.30	58.90	1	48.0	0.001	0.1	77.4	7.8	.19	.183	.172	.164
◆ 771-PTVS51VP1UP115	PTVS51VP1UP,115	SOD-128	56.70	62.70	1	51.0	0.001	0.1	82.4	7.3	.19	.183	.172	.164
◆ 771-PTVS54VP1UP115	PTVS54VP1UP,115	SOD-128	60.00	66.30	1	54.0	0.001	0.1	87.1	6.9	.19	.183	.172	.164
◆ 771-PTVS58VP1UP115	PTVS58VP1UP,115	SOD-128	64.40	71.20	1	58.0	0.001	0.1	93.6	6.4	.19	.183	.172	.164
◆ 771-PTVS60VP1UP115	PTVS60VP1UP,115	SOD-128	66.70	73.70	1	60.0	0.001	0.1	96.8	6.2	.19	.183	.172	.164

© Copyright 2013 Mouser Electronics
© Copyright 2013 Mouser Electronics

ON SEMICONDUCTOR Transient Voltage Suppressors

UNIDIRECTIONAL

RoHS Compliant This product is RoHS compliant.

NEW PRODUCT

For quantities greater than listed, call for quote.

MOUSER STOCK NO.	ON Semiconductor Part No.	Package	V(BR) Typ. (V)	PPK Max. (W)	VRWM Max. (V)	IR Max. (μA)	VC Max. (V)	Price Each 1	25	100	500
863-ESD1014MUTAG	ESD1014MUTAG	UDFN-10	5.3	450	3.3	5	6.2	1.33	1.06	.93	.723
863-NUP3112UPMUTAG	NUP3112UPMUTAG	UDFN	5.5	-	4	1	-	.42	.407	.392	.349
863-ESD7004MUTAG	ESD7004MUTAG	UDFN-10	5.5	-	5	1	10	.49	.375	.311	.228
863-NZQA5V6AXV5T1G	NZQA5V6AXV5T1G	SOT-553	5.6	20	3	1	13	.31	.29	.231	.188
863-NZQA5V6XV5T1G	NZQA5V6XV5T1G	SOT-553	5.6	100	3	1	10.5	.35	.306	.201	.166
863-MMQA5V6T1G	MMQA5V6T1G	SC-74	5.6	150	-	2	8	.38	.311	.183	.151
863-ESDR0502NMUTBG	ESDR0502NMUTBG	UDFN-6	6	100	5.5	1	8KV	.27	.235	.215	.174
863-NUP4114HMR6T1G	NUP4114HMR6T1G	TSOP	6	-	5	1	12.1	.46	.449	.43	.384
863-NUP2114UPXV5T1G	NUP2114UPXV5T1G	SOT-553	6	-	5	1	9.1	.19	.182	.178	.158
863-NUP4114UPXV6T1G	NUP4114UPXV6T1G	SOT-563	6	-	5	1	11.2	.50	.492	.47	.419
863-SMDA05CDR2G	SMDA05CDR2G	SOIC-8	6	300	5	20	11	2.00	1.79	1.61	1.25
863-ESDR0524SMUTAG	ESDR0524SMUTAG	UDFN-10	6	-	5	1	15	.34	.328	.317	.289
863-1N5908G	1N5908Ga	Mosorb	6	1500	5	300	8.5	.50	.471	.281	.273
863-1N6373G	1N6373G	Mosorb	6	1500	5	300	9.4	.50	.502	.261	.253
863-NZQA6V8XV5T1G	NZQA6V8XV5T1G	SOT-553	6.46	100	4.3	0.1	12.5	.35	.306	.201	.166
863-SA5.0AG	SA5.0AG	Mosorb MINI	6.7	500	5	600	9.2	.38	.30	.212	.177
863-1SMB5.0AT3G	1SMB5.0AT3G	SMB	6.7	600	5	800	9.2	.38	.322	.212	.175
863-SD05T1G	SD05T1G	SOD-323	6.75	350	5	10	14.5	.31	.254	.149	.123
863-NSQA6V8AW5T2G	NSQA6V8AW5T2G	SOT-353	6.8	20	5	1	13	.28	.257	.19	.15
863-MMQA6V8T1G	MMQA6V8T1G	SC-74	6.8	150	-	0.5	9.8	.38	.311	.183	.151
863-P6SMB6.8AT3G	P6SMB6.8AT3G	SMB	6.8	600	5.8	1000	10.5	.40	.34	.224	.185
863-P6KE6.8AG	P6KE6.8AG	Surmetic 40	6.8	600	5.8	1000	10.5	.35	.321	.22	.181
863-1.5KE6.8AG	1.5KE6.8AG	Mosorb	6.8	1500	5.8	1000	10.5	.40	.385	.34	.286
863-1N6267AG	1N6267AG	Mosorb	6.8	1500	5.8	1000	10.5	.58	.502	.354	.297
863-1SMB6.0AT3G	1SMB6.0AT3G	SMB	7.02	600	6	800	10.3	.38	.322	.212	.175
863-ESD9X7.0ST5G	ESD9X7.0ST5G	SOD-923	7.5	0.15	7	0.1	25	.16	.15	.148	.133
863-1SMB6.5AT3G	1SMB6.5AT3G	SMB	7.6	600	6.5	500	11.2	.38	.322	.212	.175
863-1SMB7.0AT3G	1SMB7.0AT3G	SMB	8.19	600	7	200	12	.38	.322	.212	.175
863-P6KE10AG	P6KE10AG	Surmetic 40	10	600	8.55	10	14.5	.35	.321	.22	.181
863-1SMB9.0AT3G	1SMB9.0AT3G	SMB	10.55	600	9	50	15.4	.38	.322	.212	.175
863-1SMB10AT3G	1SMB10AT3G	SMB	11.7	600	10	5	17	.40	.32	.212	.174
863-NSQA12VAW5T2G	NSQA12VAW5T2G	SOT-353	12	20	9	0.05	23	.26	.225	.199	.171
863-P6SMB13AT3G	P6SMB13AT3G	SMB	13	600	11.1	5	18.2	.40	.34	.224	.185
863-ESD9X12ST5G	ESD9X12ST5G	SOD-923	13.5	140	12	1	23.7	.31	.221	.106	.09
863-SA12AG	SA12AG	Mosorb MINI	14	500	12	1	19.9	.38	.304	.212	.177
863-1SMB12AT3G	1SMB12AT3G	SMB	14	600	12	50	19.9	.38	.322	.212	.175
863-P6SMB15AT3G	P6SMB15AT3G	SMB	15	600	12.8	5	21.2	.40	.34	.224	.185
863-P6KE15AG	P6KE15AG	Surmetic 40	15	600	12.8	5	21.2	.44	.333	.22	.181
863-1SMB13AT3G	1SMB13AT3G	SMB	15.15	600	13	5	21.5	.38	.322	.212	.175
863-P6SMB16AT3G	P6SMB16AT3G	SMB	16	600	13.6	5	22.5	.40	.34	.224	.185
863-1.5KE16AG	1.5KE16AG	Mosorb	16	1500	13.6	5	22.5	.58	.482	.34	.286
863-SA15AG	SA15AG	Mosorb MINI	17.6	500	15	1	24.4	.38	.304	.212	.177
863-1SMB15AT3G	1SMB15AT3G	SMB	17.6	600	15	5	24.4	.38	.322	.212	.175
863-1N6377G	1N6377G	Mosorb	17.6	1500	15	2	25	.58	.502	.354	.297
863-P6KE18AG	P6KE18AG	Surmetic 40	18	600	15.3	5	25.2	.32	.292	.22	.181
863-1.5KE18AG	1.5KE18AG	Mosorb	18	1500	15.3	5	25.2	.58	.482	.34	.286
863-1N6277AG	1N6277AG	Mosorb	18	1500	15.3	5	25.2	.50	.502	.281	.273
863-1SMB16AT3G	1SMB16AT3G	SMB	19.7	600	16	50	26	.38	.322	.212	.175
863-1SMB18AT3G	1SMB18AT3G	SMB	21.05	600	18	5	29.2	.38	.322	.212	.175
863-1SMB20AT3G	1SMB20AT3G	SMB	23.35	600	20	5	32.4	.38	.322	.212	.175
863-1SMB22AT3G	1SMB22AT3G	SMB	25.65	600	22	50	35.5	.38	.322	.212	.175
863-P6SMB27AT3G	P6SMB27AT3G	SMB	27	600	23.1	5	37.5	.40	.34	.224	.185
863-1SMB24AT3G	1SMB24AT3G	SMB	28.1	600	24	5	38.9	.38	.322	.212	.175
863-P6SMB30AT3G	P6SMB30AT3G	SMB	30	600	25.6	5	41.4	.40	.34	.224	.185
863-1N6282AG	1N6282AG	Mosorb	30	1500	25.6	5	41.4	.58	.502	.354	.297
863-1SMB26AT3G	1SMB26AT3G	SMB	30.4	600	26	5	42.1	.38	.322	.212	.175
863-1SMB28AT3G	1SMB28AT3G	SMB	32.75	600	28	5	45.4	.38	.322	.212	.175
863-P6SMB33AT3G	P6SMB33AT3G	SMB	33	600	28.2	5	45.7	.40	.34	.224	.185
863-1.5KE33AG	1.5KE33AG	Mosorb	33	1500	28.2	5	45.7	.58	.482	.34	.286
863-1N6283AG	1N6283AG	Mosorb	33	1500	28.2	5	45.7	.58	.502	.354	.297
863-1SMB30AT3G	1SMB30AT3G	SMB	35.05	600	30	5	48.4	.38	.322	.212	.175
863-P6SMB36AT3G	P6SMB36AT3G	SMB	36	600	30.8	5	49.9	.40	.34	.224	.185
863-P6KE36AG	P6KE36AG	Surmetic 40	36	600	30.8	5	49.9	.44	.321	.22	.181
863-1.5KE36AG	1.5KE36AG	Mosorb	36	1500	30.8	50	49.9	.57	.482	.34	.286
863-1N6284AG	1N6284AG	Mosorb	36	1500	30.8	50	49.9	.42	.404	.321	.297
863-1SMB33AT3G	1SMB33AT3G	SMB	38.65	600	33	5	53.3	.38	.322	.212	.175
863-P6SMB39AT3G	P6SMB39AT3G	SMB	39	600	33.3	5	53.9	.40	.34	.224	.185
863-P6KE39AG	P6KE39AG	Surmetic 40	39	600	33.3	5	53.9	.44	.321	.22	.181
863-1N6285AG	1N6285AG	Mosorb	39	1500	33.3	5	53.9	.58	.428	.354	.297
863-1SMB36AT3G	1SMB36AT3G	SMB	42.1	600	36	5	58.1	.38	.322	.212	.175
863-1N6380G	1N6380G	Mosorb	42.4	1500	36	2	65.2	.58	.502	.354	.297
863-1N6286AG	1N6286AG	Mosorb	43	1500	36.8	5	59.3	.31	.302	.292	.284
863-1SMB40AT3G	1SMB40AT3G	SMB	46.75	600	40	5	64.5	.38	.322	.212	.175
863-1SMB43AT3G	1SMB43AT3G	SMB	50.3	600	43	5	69.4	.38	.322	.212	.175
863-P6SMB51AT3G	P6SMB51AT3G	SMB	51	600	43.6	50	70.1	.40	.34	.224	.185
863-P6KE51AG	P6KE51AG	Surmetic 40	51	600	43.6	5	70.1	.32	.292	.22	.181
863-1N6288AG	1N6288AG	Mosorb	51	1500	43.6	5	70.1	.59	.502	.354	.297
863-1SMB51AT3G	1SMB51AT3G	SMB	59.7	600	51	5	82.4	.38	.322	.212	.175
863-P6SMB62AT3G	P6SMB62AT3G	SMB	62	600	53	50	85	.40	.34	.224	.185
863-1SMB54AT3G	1SMB54AT3G	SMB	63.15	600	54	5	87.1	.38	.322	.212	.175
863-1SMB58AT3G	1SMB58AT3G	SMB	67.8	600	58	5	93.6	.38	.322	.212	.175
863-P6SMB68AT3G	P6SMB68AT3G	SMB	68	600	58.1	5	92	.40	.34	.224	.185
863-1SMB60AT3G	1SMB60AT3G	SMB	70.2	600	60	50	96.8	.38	.322	.212	.175
863-1SMB70AT3G	1SMB70AT3G	SMB	81.9	600	70	5	113	.38	.322	.212	.175
863-P6SMB150AT3G	P6SMB150AT3G	SMB	150	600	128	5	207	.40	.35	.253	.214
863-P6SMB160AT3G	P6SMB160AT3G	SMB	160	600	136	5	219	.40	.35	.253	.214
863-P6SMB180AT3G	P6SMB180AT3G	SMB	180	600	154	50	246	.40	.35	.253	.214
863-1SMB170AT3G	1SMB170AT3G	SMB	199	600	170	5	275	.40	.35	.253	.214
863-P6SMB200AT3G	P6SMB200AT3G	SMB	200	600	171	50	274	.40	.35	.253	.214
863-P6KE200AG	P6KE200AG	Surmetic 40	200	600	171	5	274	.42	.342	.243	.202

BIDIRECTIONAL

For quantities greater than listed, call for quote.

MOUSER STOCK NO.	ON Semiconductor Part No.	Package	V(BR) Typ. (V)	PPK Max. (W)	VRWM Max. (V)	IR Max. (μA)	VC Max. (V)	Price Each 1	25	100	500
863-ESD11B5.0ST5G	ESD11B5.0ST5G	DSN2	5.8	-	5	1	10	.20	.161	.139	.096
863-SD12CT1G	SD12CT1G	SOD-323	13.3	350	12	1	19	.46	.31	.242	.166



SOT-553

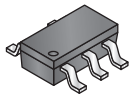

SC-74

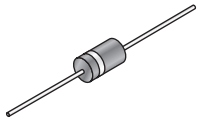

Mosorb

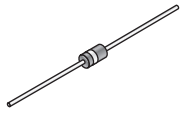

Mosorb MINI

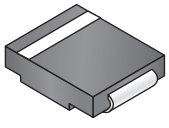

SMB

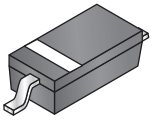

SOD-323

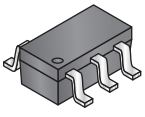

SOT-353

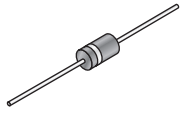

Surmetic 40

© Copyright 2013 Mouser Electronics

© Copyright 2013 Mouser Electronics

STMICROELECTRONICS Surge Protection Devices

Products may be RoHS compliant. Check mouser.com for RoHS status.

life.augmented

◆Surface Mount Devices

LOW-CAPACITANCE TRANSIENT-SURGE ARRESTORS

The ETP01 series is a low-capacitance TRISIL transient-surge arrestor designed to protect high data-rate communication networks. The planar technology used combines a high surge capability to comply with Telcordia GR-1089 intrabuilding and ITU-T K20/21 standards, and low capacitance to avoid distortion of high-speed signals such as with Ethernet.

For quantities greater than listed, call for quote.

MOUSER STOCK NO.	STM Part No.	Package	I_{TMS}	I_{RM}@V_{RM} (Min.)	I_{RM}@V_{RM} (Max.)	V_{BO} (Max)	Operating Temperature	Price Each 1	10	100	250
◆ 511-ETP01-1621RL	ETP01-1621RL	SO-8	8A	3.3V	16V	25V	-40 to +150	2.28	1.88	1.62	1.46
◆ 511-ETP01-2821RL	ETP01-2821RL	SO-8	8A	3.3V	28V	36V	-40 to +150	2.39	1.93	1.67	1.50

ESD SUPPRESSORS

PRODUCT NEW

RoHS Compliant

For quantities greater than listed, call for quote.

MOUSER STOCK NO.	STM Part No.	Package	ESD Capability	Breakdown Volt. (Min./Typ./Max.)	Capacitance Volt. (Typ./Max.)	Reverse Current (IR)(Min.)(mA)	Lines Protected	Price Each 1	10	100	250
◆ 511-ESDA12-1K	ESDA12-1K	SOD-523	30kV	12.0/13.0/-----	-----/150	1.0	1	.48	.375	.30	.256
◆ 511-ESDA14V2BP6	ESDA14V2BP6	SOT-666	8kV-15kV	14.2/-----/18.0	25/-----	1.0	5	.54	.514	.353	.31
◆ 511-ESDA14V2L	ESDA14V2L	SOT-23-3	8kV-15kV	14.2/-----/15.8	90/-----	1.0	2	.56	.439	.38	.33
◆ 511-ESDA14V2-1BF3	ESDA14V2-1BF3	FlipChip-2	8kV-15kV	14.2/-----/18.0	-----/-----	1.0	1	.43	.332	.25	.178
◆ 511-ESDA14V2SC6	ESDA14V2SC6	SOT-23-6L	8kV-15kV	14.2/-----/15.8	100/----	1.0	4	.67	.589	.439	.385
◆ 511-ESDA18-1K	ESDA18-1K	SOD-523	30kV	18.0/19.0/-----	-----/105	1.0	1	.48	.375	.30	.256
◆ 511-ESDA25B1-TR	ESDA25B1RL	SO-8	8kV-15kV	25.0/-----/30.0	15/-----	1.0	6	.92	.706	.61	.578
◆ 511-ESDA25L	ESDA25L	SOT-23-3	8kV-15kV	25.0/-----/30.0	50/-----	1.0	2	.32	.278	.225	.214
◆ 511-ESDA25SC6	ESDA25SC6	SOT-23-6L	8kV-25kV	25.0/-----/30.0	80/-----	1.0	4	1.22	.706	.61	.578
◆ 511-ESDA5V3L	ESDA5V3L	SOT-23-3	8kV-15kV	5.3/-----/5.9	220/-----	1.0	2	.54	.439	.342	.31
◆ 511-ESDA5V3SC6	ESDA5V3SC6	SOT-23-6L	8kV-25kV	5.3/-----/5.9	280/-----	1.0	4	.51	.482	.416	.353
◆ 511-ESDA6V1-4BC6	ESDA6V1-4BC6	SOT-23-6L	8kV-15kV	6.1/-----/8.0	45/-----	1.0	4	.48	.364	.31	.278
◆ 511-ESDA6V1-5SC6	ESDA6V1-5SC6	SOT-23-6L	8kV-15kV	6.1/-----/7.2	50/-----	1.0	5	.97	.77	.663	.578
◆ 511-ESDA6V1-5W6	ESDA6V1-5W6	SOT-323-6L	8kV-25kV	6.1/-----/7.2	50/-----	1.0	5	1.06	.835	.736	.645
◆ 511-ESDA6V1BC6	ESDA6V1BC6	SOT-23-6L	8kV-15kV	6.1/-----/8.0	20/-----	1.0	4	.57	.503	.439	.417
◆ 511-ESDA6V1L	ESDA6V1L	SOT-23-3	8kV-15kV	6.1/-----/7.2	50/-----	1.0	2	.39	.332	.257	.235
◆ 511-ESDA6V1SC6	ESDA6V1SC6	SOT-23-6L	8kV-15kV	6.1/-----/7.2	190/-----	1.0	4	.56	.492	.428	.375
◆ 511-ESDA6V1U1	ESDA6V1U1	SO-8	8kV-15kV	6.1/-----/7.2	100/-----	1.0	6	1.12	.984	.835	.717
◆ 511-ESDA6V1U1-TR	ESDA6V1U1RL	SO-8	8kV-15kV	6.1/-----/7.2	100/-----	1.0	6	1.05	.813	.589	.535
◆ 511-ESDA6V1W5	ESDA6V1W5	SOT-323-5L	8kV-25kV	25.0/-----/30.0	30/-----	1.0	5	.54	.439	.342	.31
◆ 511-ESDA8V2-1J	ESDA8V2-1J	SOT-323	8kV-15kV	8.2/-----/-----	210/250	1.0	1	.65	.578	.503	.482
◆ 511-ESDALC5-1BM2	ESDALC5-1BM2	SOD-882	8kV-15kV	11/13/-----	-----/-----	0.05	1	.54	.514	.471	.428
◆ 511-ESDALC6V1-1M2	ESDALC6V1-1M2	SOD-882	8kV-15kV	6.1/-----/7.2	22/-----	1.0	1	.19	.171	.149	.129
◆ 511-ESDALC6V1P5	ESDALC6V1P5	SOT-665	8kV-15kV	6.1/-----/7.2	7.5/-----	1.0	4	.51	.482	.416	.353
◆ 511-ESDALC6V1P6	ESDALC6V1P6	SOT-666IP	8kV-15kV	6.1/-----/7.2	7.5/-----	1.0	4	.56	.492	.428	.375
◆ 511-ESDALC6V1W5	ESDALC6V1W5	SOT-323-5L	8kV-25kV	6.1/-----/7.2	7.5/-----	1.0	4	.54	.439	.342	.31
◆ 511-ESDALC6V1-5P6	ESDALC6V1-5P6	SOT-666	8kV-15kV	6.1/-----/7.2	12/15	1.0	5	.64	.546	.46	.396
◆ 511-ESDAULC63BP6	ESDAULC6-3BP6	SOT-666	8kV-15kV	6.0/-----/9.2	1.0/1.25	1.0	3	.72	.642	.546	.524
◆ 511-ESDAULC6-8F3	ESDAULC6-8F3	FlipChip-9	8kV-15kV	6.0/-----/10.0	-----/1.2	1.0	8	1.84	1.49	1.34	1.19
◆ 511-ESDAVLC6-1BF4	ESDAVLC6-1BF4	FlipChip-0201	8kV-15kV	6/-----/10	4/7	-----	1	.52	.386	.331	.287
◆ 511-ESDAVLC8-1BM2	ESDAVLC8-1BM2	SOD-882	8kV-15kV	14.5/17.0/-----	-----/-----	0.05	1	.51	.482	.416	.353
◆ 511-ESDCAN24-2BLY	ESDCAN24-2BLY	SOT-23-3	30kV	27/-----/32	-----/30	1.0	2	.58	.425	.364	.316
◆ 511-ESDLIN1524BJ	ESDLIN1524BJ	SOD-323	10kV-23kV	25.4/27.8/30.3	16/20	5.0	1	.82	.738	.631	.61
◆ 511-USB6B1	USB6B1	SO-8	8kV-15kV	6.0/-----/-----	15/----	1.0	2	.74	.674	.631	.61
◆ 511-USB6B1RL	USB6B1RL	SO-8	8kV-15kV	6.0/-----/-----	15/----	1.0	2	.97	.856	.749	.706
◆ 511-USBDF01W5	USBDF01W5	SOT-323-5L	8kV-15kV	6.0/-----/-----	-----/-----	1.0	2	.77	.653	.556	.482
◆ 511-USBLC6-2P6	USBLC6-2P6	SOT-666	8kV-15kV	6.0/-----/-----	1.2/1.7	1.0	2	.72	.631	.546	.524
◆ 511-USBLC6-2SC6	USBLC6-2SC6	SOT-23-6L	8kV-15kV	6.0/-----/-----	1.2/1.7	1.0	2	.72	.631	.546	.524
◆ 511-USBLC6-4SC6	USBLC6-4SC6	SOT-23-6L	8kV-15kV	6.0/-----/-----	1.85/2.7	1.0	4	1.18	1.02	.877	.835
◆ 511-USBP01-5M8	USBP01-5M8	uQFN-8L	8kV-15kV	32/35/-----	0.2/-----	1.0	5	1.08	.863	.754	.662
◆ 511-USBUF01P6	USBUF01P6	SOT-666IP	8kV-15kV	6.0/-----/10.0	47/----	1.0	2	.80	.717	.599	.524
◆ 511-USBUF01W6	USBUF01W6	SOT-323-6L	8kV-15kV	6.0/-----/10.0	47/----	1.0	1	1.08	.963	.835	.749
◆ 511-USBUF02W6	USBUF02W6	SOT-323-6L	8kV-15kV	6.0/-----/10.0	47/----	1.0	1	.88	.813	.749	.653
◆ 511-USBULC6-2M6	USBULC6-2M6	µQFN-6L	8kV-15kV	6.0/-----/-----	0.65/0.85	1.0	2	.97	.856	.749	.706
◆ 511-USBULC6-3F3	USBULC6-3F3	FlipChip-4	8kV	6.0/-----/-----	-----/3.0	1.0	3	1.08	.856	.754	.661

ESD PROTECTION FOR INTERNAL DISPLAYPORT™

For quantities greater than listed, call for quote.

MOUSER STOCK NO.	STM Part No.	Package	ESD Capability	Breakdown Volt. (Min./Typ./Max.)	ΔCI/O-GND (Typ./Max.)(pF)	Leakage Current (IR) (Min.)(mA)	Operating Temperature (°C)	Price Each 1	10	100	250
◆ 511-DPIULC6-6DJL	DPIULC6-6DJL	DFN-18	8kV-15kV	6.0/-----/-----	0.05/0.12	100	-40 to +125	1.72	1.47	1.26	1.13

ESD PROTECTION IC FOR RINGING SLICS

The LCP12 has been developed to protect SLICs operating on both negative and positive battery supplies, as well as high voltage SLICs. It provides crowbar mode protection for both TIP and RING lines.

For quantities greater than listed, call for quote.

MOUSER STOCK NO.	STM Part No.	Package	Firing Voltage Range (V)	Peak Pulse Current (A) 10/1000µs	Gate Triggering Current (mA)	Holding Current (Min.) (mA)	Price Each 1	10	100	250
◆ 511-LCP12-150B1RL	LCP12-150B1RL	SO-8	-120 to +120	45	5	150	2.92	2.43	2.12	1.88
◆ 511-LCP1521SRL	LCP1521SRL	SO-8	-175	30	2.5	150	.84	.706	.61	.578

ESD PROTECTION AND SIGNAL BOOSTER FOR HDMI INTERFACES

RoHS Compliant

PRODUCT NEW

For quantities greater than listed, call for quote.

MOUSER STOCK NO.	STM Part No.	Package	Pkg Size (mm)	ESD Capability	Overcurrent Protection (V)	Pitch	Operating Temperature (°C)	Price Each 1	10	100	250
◆ 511-HDMI2C1-5DIJ	HDMI2C1-5DIJ	QFN-16	5 x 4	8kV	5	500µm	-40 to +85	2.21	1.79	1.61	1.42

ESD PROTECTION AND CONTROL-LINE TERMINATION FOR HDMI INTERFACES

For quantities greater than listed, call for quote.

MOUSER STOCK NO.	STM Part No.	Package	Breakdown Voltage	Capacitance	Peak Pulse Current	Lines Protected	Price Each 1	10	100	250
◆ 511-HDMIULC6-2P6	HDMIULC6-2P6	SOT-666	6V	0.5pF	15kV	2	1.06	.835	.736	.645
◆ 511-HDMIULC6-4SC6	HDMIULC6-4SC6	SOT-23	6V	0.5pF	15kV	4	1.28	1.12	.963	.931

ULTRA LOW CAPACITANCE ESD PROTECTION

PRODUCT NEW

For quantities greater than listed, call for quote.

MOUSER STOCK NO.	STM Part No.	Package	Channel Lines	V_{CL}@ I_{PP} 1A (Max.)(V)	V_{BR} (V)(Min.)	V_{BR} @ I_R(mA)	I_{RM} @ V_{RM} (µA)(Max.)	I_{RM} @ V_{RM} (V)(Max.)	Max. Junction Temp.	Capacitance (Max.)(pF)	Price Each 1	10	100	250
◆ 511-DVIULC6-2M6	DVIULC6-2M6	µQFN-6	2	12	6	1	0.5	5	125°C	0.6	1.33	1.09	.962	.843
◆ 511-DVIULC6-4SC6	DVIULC6-4SC6	SOT-23-6L	4	12	6	1	0.5	5	125°C	0.6	1.33	1.17	.995	.942
◆ 511-ESDALC6V1-1BU2	ESDALC6V1-1BU2	ST-0201	5	----	6.1	1	0.1	3	125°C	5.0	.65	.556	.416	.362
◆ 511-ESDARF03-1BF3	ESDARF03-1BF3	FlipChip-4	1	----	6	1	0.1	3	125°C	0.6	.61	.503	.428	.375
◆ 511-ESDAULC6-1U2	ESDAULC6-1U2	ST-0201	1	13	6	1	0.1	3	150°C	0.8	.63	.463	.396	.345

© Copyright 2013 Mouser Electronics

© Copyright 2013 Mouser Electronics

STMICROELECTRONICS Surge Protection Devices

life.augmented

Products may be RoHS compliant. Check mouser.com for RoHS status.

ULTRA LOW CAPACITANCE ESD PROTECTION

◆Surface Mount Devices

For quantities greater than listed, call for quote.

MOUSER STOCK NO. Mfr.	MOUSER STOCK NO. Mfr. Part No.	Package	Channel Lines	V_{CL} @ I_{PP} 1A (Max.)(V)	V_{BR} (V)(Min.)	V_{BR} @ I_R(mA)	Price Each 1	10	100	250
◆	511—HSP061-2M6	µQFN-6L	2	18	6	1	.79	.696	.535	.467
◆	511—HSP061-2N4	µQFN-4L	2	18	6	1	.71	.621	.475	.414
◆	511—HSP061-2P6	SOT-666	2	18	6	1	.75	.653	.505	.441
	511—HSP061-8M16	µQFN-16L	8	14	6	1	1.44	1.20	1.05	.921
◆	511—HSP062-2M6	µQFN-6L	2	18	6	1	.79	.696	.535	.467
◆	511—HSP062-2P6	SOT-666	2	18	6	1	.71	.621	.475	.414

TRISIL™ TRANSIENT VOLTAGE SUPPRESSOR FOR SLIC PROTECTION

For quantities greater than listed, call for quote.

MOUSER STOCK NO.	STM Part No.	Package	I_{PP} (A) (Max.)	I_{TSM} (A)	VGN (Max.) (V)	I_{GT} (Max.) (mA)	I_H (Min.) (mA)	Price Each 1	10	100	250
511-LCP1521SRL	LCP1521SRL	SO-8	30	18	-175	5	150	.84	.706	.61	.578
511-LCDP1521SRL	LCDP1521SRL	SO-8	25	5	-175	5	150	1.77	1.51	1.31	1.25

TRISIL™ CROWBAR TYPE PROTECTION DIODES

◆Surface Mount Devices

For quantities greater than listed, call for quote.

MOUSER STOCK NO.	STM Part No.	Package	V_{BR} @ I_R (V) (Min.)	V_{BR} @ I_R (mA) (Min.)	V_{BO} @ I_{BO} (V) (Min.)	V_{BO} @ I_{BO} (mA) (Min.)	Price Each 1	10	100	250
◆ 511-SMP75-8	SMP75-8	DO-214AA	8	0.05	15	800	1.26	1.09	.92	.835
◆ 511-SMP100LC-8	SMP100LC-8	DO-214AA	8	0.05	15	800	1.26	1.02	.717	.674
◆ 511-SMP100LC-35	SMP100LC-35	DO-214AA	35	0.05	55	800	1.02	.824	.663	.589
◆ 511-SMP80MC-270	SMP80MC-270	DO-214AA	270	0.005	345	800	.80	.717	.546	.482
◆ 511-SMP100LC-270	SMP100LC-270	DO-214AA	270	0.05	335	800	.57	.503	.439	.417
511-TPA270	TPA270	DO-15	270	0.05	360	300	.93	.717	.624	.544

TRISIL™ ASD OVERVOLTAGE ESD PROTECTION

◆Surface Mount Devices

For quantities greater than listed, call for quote.

MOUSER STOCK NO.	STM Part No.	Package	I_{PP} (A) (Max.)	I_{TSM} (A)	t_p (ms)	Voltage Switching-On (V)	Price Each 1	10	100	250
◆ 511-CLP30-200B1RL	CLP30-200B1RL	SO-8	40	8.5	10	290	3.09	2.55	2.32	2.10

EMI FILTER AND ESD PROTECTION

◆Surface Mount Devices • IEC61000-4-2

For quantities greater than listed, call for quote.

MOUSER STOCK NO.	STM Part No.	V_{BR} Min. (V)	V_{BR} Max. (V)	V_{BR} @ I_R (mA)	I_{RM} (nA)	I_{RM} @ V_{RM}	Price Each 1	10	100	250
IPAD™ For Displays, Cameras and Keypads										
◆ 511-ECMF04-4AMX12	ECMF04-4AMX12	6	----	1	100	1.5	1.16	.92	.809	.709
IPAD™ For Memory and SIM Cards										
◆ 511-EMIF06-MSD02C3	EMIF06-MSD02C3	14	----	1	1000	3	1.39	1.10	.97	.851
◆ 511-EMIF06-MSD02N16	EMIF06-MSD02N16	5	8	1	200	3	2.79	2.26	2.03	1.80
IPAD™ For Micro-SD Cards										
◆ 511-EMIF06-MSD03F3	EMIF06-MSD03F3	14	---	1	100	3	.61	.546	.442	.383
511-EMIF06-MSD04F3	EMIF06-MSD04F3	14	16	----	1000	3	.69	.599	.535	.449
IPAD™ For PS/2 Mouse or Keyboard Ports										
◆ 511-KBMF01SC6	KBMF01SC6	6	----	1	10000	5	1.58	1.44	1.18	1.04
IPAD™ For USB Interfaces										
◆ 511-ECMF02-2AMX6	ECMF02-2AMX6	6	----	1	100	1.5	.97	.749	.654	.569
◆ 511-EMIF02-USB04F3	EMIF02-USB04F3	7	----	1	100	3	.86	.663	.58	.503
◆ 511-USBDF02W5	USBDF02W5	6	----	1	----	----	1.03	.91	.792	.76

Signal Conditioning

◆Surface Mount Devices • IEC61000-4-2 Level 4

MOUSER STOCK NO.	STM Part No.	Package	Pkg Size (mm)	ESD Capability	Impedance (Ω)	Frequency Range (MHz)	Insertion Loss (dB)	Coupling Factor	High Directivity (dB)	Operating Temprature	Price Each 1	10	100	250
◆ 511-CPL-WB-01D3	CPL-WB-01D3	FlipChip-6	1.0x1.3	8kV to 15kV	50	824-2170	>20	26	20	-30 to +85	.71	.546	.475	.414
511-CPL-WB-00C2	CPL-WB-00C2	FlipChip-6	1.2x1.7	8kV to 15kV	50	824-2170	>20	34	25	-30 to +85	1.82	1.57	1.23	1.08
511-CPL-WB-00D3	CPL-WB-00D3	FlipChip-6	1.0x1.3	8kV to 15kV	50	824-2170	>20	34	25	-30 to +85	.73	.556	.482	.417
511-DCPL-WB-00D3	DCPL-WB-00D3	FlipChip-8	1.44x1.67	8kV to 15kV	50	824-2170	>20	34	>20	-30 to +85	.97	.749	.654	.569

TRANSIL™ DIODE ARRAYS

◆Surface Mount Devices • IEC61000-4-2

For quantities greater than listed, call for quote.

MOUSER STOCK NO.	STM Part No.	Package	V_{BR} @ I_R (V) (Min.)	V_{BR} @ I_R (mA) (Min.)	V_{CL} @ I_{PP} (V) Typ.	V_{CL} @ I_{PP} (mA) (Min.)	I_{RM} @ V_{RM} (µA) (Max.)	I_{RM} @ V_{RM} (V) (Max.)	Capacitance (Max.)(pF)	Price Each 1	10	100	250
◆ 511-HSP061-4NY8	HSP061-4NY8	µQFN-8L	6	1.00	18	3	0.001	3	0.8	.46	.407	.353	.332
◆ 511-ITA6V1U1-TR	ITA6V1U1RL	SO-8	6.51	1.00	10	10	10	5	1500	1.77	1.51	1.31	1.25
◆ 511-ITA10B1	ITA10B1	SO-8	10	1.00	25	1	4	15	570	2.30	2.08	1.67	1.49
◆ 511-ITA18B1	ITA18B1	SO-8	18	1.00	10	10	10	5	750	2.30	1.39	1.12	1.08

OVERVOLTAGE PROTECTION DEVICES

◆Surface Mount Devices

For quantities greater than listed, call for quote.

MOUSER STOCK NO.	STM Part No.	Package	Input Voltage (V)	ICC Operating Current (Typ)	Overvoltage Threshold (V)	Undervoltage Threshold (V)	Operating Temp Range (°C)	Price Each 1	10	100	250
◆ 511-STBP110CVDJ6F	STBP110CVDJ6F	TDFN-8	28	140	5.90	3.25	-40 to +85	1.03	.821	.717	.629
◆ 511-STBP110ETDJ6F	STBP110ETDJ6F	TDFN-8	28	140	6.40	2.70	-40 to +85	1.03	.821	.717	.629
◆ 511-STBP110GTDJ6F	STBP110GTDJ6F	TDFN-8	28	140	7.20	2.70	-40 to +85	1.03	.821	.717	.629

© Copyright 2013 Mouser Electronics
© Copyright 2013 Mouser Electronics

STMICROELECTRONICS Surge Protection Devices

Products may be RoHS compliant. Check mouser.com for RoHS status.

life.augmented

OVERVOLTAGE PROTECTED AC SWITCHES

◆Surface Mount Devices

For quantities greater than listed, call for quote.

MOUSER STOCK NO.	STM Part No.	Package	I_H (Max.)(mA)	V_{DRM} (Max.)(V)	V_{RMM} (Max.)(V)	I_{TSM} (Max.)(A)	V_{PP} (Max.)(kV)	Price Each 1	10	100	250
◆ 511-ACST210-8B	ACST210-8B	TO-252	10	800	800	8.4	2	1.32	1.05	.917	.805
◆ 511-ACST410-8BTR	ACST410-8BTR	TO-252	20	800	800	32	2	1.83	1.46	1.27	1.11
511-ACST610-8R	ACST610-8R	TO-251	25	800	800	47	2	2.27	1.82	1.64	1.46
511-ACST830-8FP	ACST830-8FP	TO-220FPAB	30	800	800	80	2	2.75	2.21	1.99	1.72
511-ACST1010-7FP	ACST1010-7FP	TO-220FPAB	30	700	700	10	2	2.72	2.19	1.97	1.75
511-ACST1035-7FP	ACST1035-7FP	TO-220FPAB	30	700	700	10	2	2.72	2.19	1.97	1.75

LED BYPASS PROTECTION

◆Surface Mount Devices

PRODUCT NEW

For quantities greater than listed, call for quote.

MOUSER STOCK NO.	Package	VPP (Max) (kV)	IH (Max.) (mA)	IRM (Max) (nA)	VBO (Max.) (V)	IF (A)	Operating Temperature Range (°C)	Price Each 1	10	100	250
◆ 511-LBP01-0803SC5	SOT-23-5L	30	200	100	15	0.35	-55 to 150	.84	.647	.565	.492
◆✻ 511-LBP01-0810B	DO-214AA	30	200	100	15	1	-55 to 150	.92	.716	.624	.544

TRANSIL™ TRANSIENT VOLTAGE SUPPRESSORS

SM15TY Series 1500 Watt

• Package: DO-214AB

PRODUCT NEW

◆Surface Mount Devices ✻Bidirectional

For quantities greater than listed, call for quote.

MOUSER STOCK NO.	VBR @ IR Min. (Typ.)	Max. (V)	(mA)	IRM @ VRM Max. (uA)	(V)	VCL Max. (V)	Price Each 1	10	100	250
◆ 511-SM15T18AY	17.1	18.9	1	0.2	15.3	25.2	1.58	1.26	1.10	.97
◆ 511-SM15T27AY	25.7	28.4	1	0.2	23.1	48.3	1.58	1.26	1.10	.97
◆ 511-SM15T30AY	28.5	31.5	1	0.2	25.6	53.5	1.58	1.26	1.10	.97
◆ 511-SM15T47AY	44.7	49.4	1	0.2	40.2	84.0	1.82	1.44	1.26	1.11
◆✻ 511-SM15T18CAY	17.1	18.9	1	0.2	15.3	25.2	1.69	1.35	1.18	1.03
◆✻ 511-SM15T22CAY	20.9	23.1	1	0.2	18.8	30.6	1.66	1.34	1.21	1.07
◆✻ 511-SM15T24CAY	22.8	25.2	1	0.2	20.5	42.8	1.66	1.34	1.21	1.07
◆✻ 511-SM15T27CAY	25.7	28.4	1	0.2	23.1	48.3	1.66	1.34	1.21	1.07
◆✻ 511-SM15T30CAY	28.5	31.5	1	0.2	25.6	53.5	1.69	1.35	1.18	1.03
◆✻ 511-SM15T33CAY	31.4	34.7	1	0.2	28.2	59.0	1.69	1.35	1.18	1.03
◆✻ 511-SM15T36CAY	34.2	37.8	1	0.2	30.8	64.3	1.66	1.34	1.21	1.07
◆✻ 511-SM15T39CAY	37.1	41.0	1	0.2	33.3	69.7	1.69	1.35	1.18	1.03
◆✻ 511-SM15T47CAY	44.7	49.4	1	0.2	40.2	84.0	1.66	1.34	1.21	1.07
◆✻ 511-SM15T75CAY	71.3	78.8	1	0.2	64.1	134.0	1.54	1.23	1.08	.945

SM2T Series 200 Watt

• Package: DO-214AA

◆Surface Mount Devices

For quantities greater than listed, call for quote.

MOUSER STOCK NO.	VBR @ IR Min. (Typ.)	Max. (V)	(mA)	VRWM (V)	IRSM Max. (A)	VRSM Max. (V)	Price Each 1	10	100	250
◆ 511-SM2T6V8A	6.4	----	10	5	19.6	9.2	.48	.364	.31	.278

SM4TY Series 400 Watt

• Package: DO-214AC

◆Surface Mount Devices ✻Bidirectional

For quantities greater than listed, call for quote.

MOUSER STOCK NO.	VBR @ IR Min. (Typ.)	Max. (V)	(mA)	IRM @ VRM Max. (uA)	(V)	VCL Max. (V)	Price Each 1	10	100	250
◆ 511-SM4T7V6AY	7.2	8.0	10	20.0	6.5	14.5	.63	.463	.396	.345
◆ 511-SM4T33AY	31.1	34.3	1	0.2	28.0	45.4	.96	.75	.654	.57
◆✻ 511-SM4T23CAY	22.2	24.6	1	0.2	20.0	42.8	1.01	.783	.684	.596
◆✻ 511-SM4T30CAY	28.9	31.9	1	0.2	26.0	53.5	1.01	.783	.684	.596
◆✻ 511-SM4T35CAY	33.3	36.9	1	0.2	30.0	64.3	1.01	.783	.684	.596
◆✻ 511-SM4T39CAY	36.7	40.5	1	0.2	33.0	69.7	1.01	.783	.684	.596

SMM4 Series 400 Watt

• Package: DO-222AA

◆Surface Mount Devices

For quantities greater than listed, call for quote.

MOUSER STOCK NO.	VBR @ IR Min. (Typ.)	Max. (V)	(mA)	IRM @ VRM Max. (uA)	(V)	VCL Max. (V)	Price Each 1	10	100	250
◆ 511-SMM4F12AVCL	13	14	1	0.2	12	14.3	.43	.321	.203	.182

SM6TY Series 600 Watt

• Package: DO-214AA

◆Surface Mount Devices ✻Bidirectional

For quantities greater than listed, call for quote.

MOUSER STOCK NO.	VBR @ IR Min. (Typ.)	Max. (V)	(mA)	IRM @ VRM Max. (uA)	(V)	VCL Max. (V)	Price Each 1	10	100	250
◆ 511-SM6T10AY	9.5	10.5	1	20.0	8.6	18.6	.76	.564	.483	.418
◆ 511-SM6T18AY	17.1	18.9	1	0.2	15.3	32.5	1.08	.838	.731	.638
◆ 511-SM6T33AY	31.4	34.7	1	0.2	28.2	59.0	1.08	.838	.731	.638
◆ 511-SM6T36AY	34.2	37.8	1	0.2	30.8	64.3	1.08	.838	.731	.638
◆ 511-SM6T42AY	40.0	44.2	1	0.2	36.0	76.0	.76	.564	.483	.418
◆ 511-SM6T47AY	44.4	49.0	1	0.2	40.0	84.0	.66	.49	.419	.364

SM6TY Series 600 Watt (Cont.)

• Package: DO-214AA

◆Surface Mount Devices ✻Bidirectional

For quantities greater than listed, call for quote.

MOUSER STOCK NO.	VBR @ IR Min. (Typ.)	Max. (V)	(mA)	IRM @ VRM Max. (uA)	(V)	VCL Max. (V)	Price Each 1	10	100	250
◆ 511-SM6T68CAY	64.6	68.0	1	0.2	58.1	121.0	1.06	.842	.736	.646
◆✻ 511-SM6T24CAY	22.8	25.2	1	0.2	20.5	42.8	1.12	.895	.781	.687
◆✻ 511-SM6T30CAY	28.5	31.5	1	0.2	25.6	53.5	1.06	.842	.736	.646
◆✻ 511-SM6T33CAY	31.4	34.7	1	0.2	28.2	59.0	1.06	.842	.736	.646
◆✻ 511-SM6T36CAY	34.2	37.8	1	0.2	30.8	64.3	1.06	.842	.736	.646
◆✻ 511-SM6T39CAY	37.1	39.0	1	0.2	33.3	69.7	1.06	.842	.736	.646

SM6T Series 600 Watt

• Package: DO-214AA

◆Surface Mount Devices ✻Bidirectional

For quantities greater than listed, call for quote.

MOUSER STOCK NO.	VBR @ IR Min. (Typ.)	Max. (V)	(mA)	VRWM (V)	IRSM Max. (A)	VRSM Max. (V)	Price Each 1	10	100	250
◆ 511-SM6T6V8A	6.45	7.14	10	5.80	57.00	10.5	.28	.257	.214	.171
◆ 511-SM6T15A	14.30	15.8	1	12.80	28.00	21.2	.28	.257	.214	.171
◆ 511-SM6T18A	17.10	18.90	1	15.30	24.00	25.2	.28	.257	.214	.171
◆ 511-SM6T22A	20.90	23.10	1	18.80	20.00	30.6	.28	.257	.214	.171
◆ 511-SM6T27A	25.70	28.40	1	23.10	18.00	37.5	.28	.257	.214	.171
◆ 511-SM6T30A	28.50	31.50	1	25.60	14.50	41.5	.28	.257	.214	.171
◆ 511-SM6T33A	31.40	34.70	1	28.20	13.10	45.7	.28	.257	.214	.171
◆ 511-SM6T36A	34.20	37.80	1	30.80	12.00	49.9	.28	.257	.214	.171
◆ 511-SM6T39A	37.10	41.00	1	33.30	11.10	53.9	.28	.257	.214	.171
◆ 511-SM6T68A	64.60	71.40	1	58.10	6.50	92.0	.28	.257	.214	.171
◆ 511-SM6T150A	143.00	158.00	1	128.00	2.90	207.0	.28	.257	.214	.171
◆ 511-SM6T200A	190.00	210.00	1	171.00	2.20	274.0	.28	.257	.214	.171
◆✻ 511-SM6T6V8CA	6.45	7.14	10	5.80	57.00	10.5	.43	.364	.278	.235
◆✻ 511-SM6T7V5CA	7.13	7.88	10	6.40	53.00	11.3	.43	.364	.278	.235
◆✻ 511-SM6T18CA	17.10	18.90	1	15.30	24.00	25.2	.43	.364	.278	.235
◆✻ 511-SM6T22CA	20.90	23.10	1	18.80	20.00	30.6	.43	.364	.278	.235
◆✻ 511-SM6T30CA	28.50	31.50	1	25.60	14.50	41.5	.43	.364	.278	.235
◆✻ 511-SM6T33CA	31.40	34.70	1	28.20	13.10	45.7	.43	.364	.278	.235
◆✻ 511-SM6T36CA	34.20	37.80	1	30.80	12.00	49.9	.43	.364	.278	.235
◆✻ 511-SM6T39CA	37.10	41.00	1	33.30	11.10	53.9	.43	.364	.278	.235
◆✻ 511-SM6T68CA	64.60	71.40	1	58.10	6.50	92.0	.43	.364	.278	.235

SMA6TY Series 600 Watt

• Package: DO-214AC

◆Surface Mount Devices ✻Bidirectional

For quantities greater than listed, call for quote.

MOUSER STOCK NO.	VBR @ IR Min. (Typ.)	Max. (V)	(mA)	IRM @ VRM Max. (uA)	(V)	VCL Max. (V)	Price Each 1	10	100	250
◆ 511-SMA6T6V7AY	6.4	7.1	10.0	20.0	5.0	13.4	.69	.532	.463	.404
◆ 511-SMA6T7V6AY	7.2	8.0	10.0	20.0	6.5	14.5	.69	.532	.463	.404
◆ 511-SMA6T12AY	11.4	12.6	1.0	0.2	12.0	21.7	.69	.532	.463	.404
◆ 511-SMA6T15AY	14.3	15.8	1.0	0.2	12.8	27.2	.69	.532	.463	.404
◆ 511-SMA6T18AY	17.1	18.9	1.0	0.2	15.3	32.3	.69	.532	.463	.404
◆ 511-SMA6T30AY	28.5	31.5	1.0	0.2	25.6	53.5	1.04	.832	.728	.639
◆ 511-SMA6T33AY	31.4	34.7	1.0	0.2	28.2	59.0	1.04	.832	.728	.639
◆✻ 511-SMA6T6V7CAY	6.4	7.1	10.0	20.0	5.0	13.4	.75	.583	.508	.443
◆✻ 511-SMA6T12CAY	11.4	12.6	1.0	0.2	12.0	21.7	.75	.583	.508	.443
◆✻ 511-SMA6T18CAY	17.1	18.9	1.0	0.2	15.3	32.3	.75	.583	.508	.443
◆✻ 511-SMA6T24CAY	22.8	25.2	1.0	0.2	20.5	42.8	1.12	.895	.781	.687
◆✻ 511-SMA6T39CAY	37.1	41.0	1.0	0.2	33.3	69.7	1.12	.895	.781	.687

© Copyright 2013 Mouser Electronics

© Copyright 2013 Mouser Electronics

TRANSIL™ TRANSIENT VOLTAGE SUPPRESSORS (CONT.)

SMAJ Series 400 Watt

• Package: DO-214AC

◆Surface Mount Devices ✻Bidirectional

For quantities greater than listed, call for quote.

	MOUSER STOCK NO.	VBR @ IR Min. (Typ.)	VBR @ IR Max. (V)	VBR @ IR (mA)	VRWM (V)	IRSM Max. (A)	VRSM Max. (V)	Price Each 1	10	100	250
◆	511-SMAJ5.0A	6.4	6.74	10	5	43.5	9.2	.44	.342	.286	.214
◆	511-SMAJ6.0A-TR	6.7	7.05	10	6	38.8	10.3	.44	.342	.286	.214
◆	511-SMAJ15A-TR	16.7	17.6	1	15	16.4	24.4	.44	.342	.286	.214
◆	511-SMAJ30A-TR	33.3	35.1	1	30	8.3	48.4	.63	.503	.343	.285
◆	511-SMAJ33A-TR	36.7	38.6	1	33	7.5	53.3	.44	.342	.286	.214
◆	511-SMAJ58A-TR	64.4	67.8	1	58	4.3	93.6	.44	.342	.286	.214
◆✻	511-SMAJ5.0CA	6.4	6.74	10	5	43.5	9.2	.28	.257	.214	.171
◆✻	511-SMAJ12CA	13.3	14.0	1	12	20.1	19.9	.28	.257	.214	.171
◆✻	511-SMAJ15CA	16.7	17.6	1	15	16.4	24.4	.28	.257	.214	.171
◆✻	511-SMAJ18CA-TR	20.0	21.1	1	18	13.7	29.2	.28	.257	.214	.171
◆✻	511-SMAJ30CA-TR	33.3	35.1	1	30	8.3	48.4	.58	.31	.257	.214
◆✻	511-SMAJ33CA	36.7	38.6	1	33	7.5	53.3	.28	.257	.214	.171
◆✻	511-SMAJ40CA	44.4	46.7	1	40	6.2	64.5	.28	.257	.214	.171

SMLVT Series Low Voltage 600 Watt

• Package: DO-214AA

◆Surface Mount Devices

For quantities greater than listed, call for quote.

	MOUSER STOCK NO.	VBR @ IR Min. (Typ.)	VBR @ IR Max. (V)	VBR @ IR (mA)	IRM @ VRM Max. (uA)	IRM @ VRM (V)	VCL Max. (V)	Price Each 1	10	100	250
◆	511-SMLVT3V3	4.1	----	1	200	3.3	7.3	.78	.599	.526	.458

SMBJ Series 600 Watt

• Package: DO-214AA

◆Surface Mount Device ✻Bidirectional

For quantities greater than listed, call for quote.

	MOUSER STOCK NO.	VBR @ IR Min. (Typ.)	VBR @ IR Max. (V)	VBR @ IR (mA)	VRWM (V)	IRSM Max. (A)	VRSM Max. (V)	Price Each 1	10	100	250
◆	511-SMBJ5.0A	6.40	6.74	10	5.00	68.00	9.2	.28	.257	.214	.171
◆	511-SMBJ12A	13.30	14.70	1	12.00	31.00	19.9	.28	.257	.214	.171
◆✻	511-SMBJ5.0CA	6.40	6.74	10	5.00	68.00	9.2	.41	.342	.257	.214
◆✻	511-SMBJ12CA	13.30	14.70	1	12.00	31.00	19.9	.41	.342	.257	.214
◆	511-SMBJ15A	16.70	17.60	1	15.00	25.10	24.4	.28	.257	.214	.171
◆	511-SMBJ24A	26.70	28.10	1	24.00	16.00	38.9	.28	.257	.214	.171
◆	511-SMBJ28A-TR	31.10	32.70	1	28.00	13.80	45.4	.28	.257	.214	.171
◆	511-SMBJ30A	33.30	35.10	1	30.00	13.00	48.4	.28	.257	.214	.171
◆✻	511-SMBJ15CA	16.70	17.60	1	15.00	25.10	24.4	.41	.342	.257	.214
◆✻	511-SMBJ18CA	20.00	22.10	1	18.00	21.50	29.0	.41	.342	.257	.214
◆✻	511-SMBJ24CA	26.70	28.10	1	24.00	16.00	38.9	.43	.364	.278	.235
◆✻	511-SMBJ30CA	33.30	35.10	1	30.00	13.00	48.4	.43	.364	.278	.235
◆✻	511-SMBJ58CA	64.40	67.80	1	58.00	40.00	4.3	.41	.342	.257	.214

SMA6J Series 600 Watt

• Package: DO-214AC

◆Surface Mount Devices ✻Bidirectional

For quantities greater than listed, call for quote.

	MOUSER STOCK NO.	VBR @ IR Min. (Typ.)	VBR @ IR Max. (V)	VBR @ IR (mA)	VRWM (V)	IRSM Max. (A)	VRSM Max. (V)	Price Each 1	10	100	250
◆	511-SMA6J5.0A-TR	6.40	7.07	10	5.00	68.00	9.1	.25	.214	.182	.171
◆	511-SMA6J24A-TR	26.7	29.5	1	24.00	16.00	37.8	.24	.214	.182	.171
◆	511-SMA6J33A-TR	36.7	40.6	1	33.00	11.80	51.9	.24	.214	.182	.171
◆✻	511-SMA6J12CA-TR	13.30	14.70	1	12.00	31.00	18.8	.45	.385	.30	.268
◆✻	511-SMA6J24CA-TR	26.7	29.5	1	24.00	16.00	37.8	.45	.385	.30	.268

P6KE Series 600 Watt

• Package: DO-15

◆Surface Mount Devices ✻Bidirectional

For quantities greater than listed, call for quote.

	MOUSER STOCK NO.	VBR @ IR Min. (Typ.)	VBR @ IR Max. (V)	VBR @ IR (mA)	VRWM (V)	IRSM Max. (A)	VRSM Max. (V)	Price Each 1	10	100	250
◆	511-P6KE6V8A	6.45	7.14	10	5.80	57.00	10.5	.31	.278	.246	.225
◆	511-P6KE10A	9.50	10.50	1	8.55	41.00	14.5	.31	.278	.235	.225
◆	511-P6KE15A	14.30	15.80	1	12.80	28.00	21.2	.38	.321	.246	.225
◆	511-P6KE18A	17.10	18.90	1	15.30	24.00	25.2	.31	.278	.246	.225
◆	511-P6KE27A	25.70	28.40	1	23.10	16.00	37.5	.31	.278	.246	.225
◆	511-P6KE30A	28.50	31.50	1	25.60	14.50	41.5	.31	.278	.246	.225
◆	511-P6KE36A	34.20	37.80	1	30.80	12.00	49.9	.31	.278	.246	.225
◆	511-P6KE39A	37.10	41.00	1	33.30	11.10	53.9	.31	.278	.246	.225
◆	511-P6KE150A	143.00	158.00	1	128.00	2.90	207	.38	.321	.246	.225
◆	511-P6KE200A	190.00	210.00	1	171.00	2.20	274	.40	.268	.214	.203
◆✻	511-P6KE6V8CA	6.45	7.14	10	5.80	57.00	10.5	.43	.375	.332	.289
◆✻	511-P6KE12CA	11.40	12.60	1	10.20	36.00	16.7	.42	.30	.257	.214
◆✻	511-P6KE18CA	17.10	18.90	1	15.30	24.00	25.2	.47	.342	.30	.257
◆✻	511-P6KE27CA	25.70	28.40	1	23.10	16.00	37.5	.31	.278	.246	.225
◆✻	511-P6KE33CA	31.40	34.70	1	28.20	13.10	45.7	.42	.30	.257	.214
◆✻	511-P6KE36CA	34.20	37.80	1	30.80	12.00	49.9	.48	.407	.31	.246
◆✻	511-P6KE39CA	37.10	41.00	1	33.30	11.10	53.9	.42	.30	.257	.214
◆✻	511-P6KE150CA	143.00	158.00	1	128.00	2.90	207	.31	.278	.246	.225

SMCJ Series 1500 Watt

• Package: DO-214AB

◆Surface Mount Devices ✻Bidirectional

For quantities greater than listed, call for quote.

	MOUSER STOCK NO.	VBR @ IR Min. (Typ.)	VBR @ IR Max. (V)	VBR @ IR (mA)	VRWM (V)	IRSM Max. (A)	VRSM Max. (V)	Price Each 1	10	100	250
◆	511-SMCJ5.0A-TR	6.40	6.74	10	5	171.00	9.2	.69	.599	.492	.428
◆	511-SMCJ15A-TR	16.70	17.60	1	15.00	64.00	24.4	.69	.599	.492	.428
◆✻	511-SMCJ15CA-TR	16.70	17.60	1	15.00	64.00	24.4	.69	.599	.492	.428

SM15T Series 1500 Watt

• Package: DO-214AB

◆Surface Mount Devices ✻Bidirectional

For quantities greater than listed, call for quote.

	MOUSER STOCK NO.	VBR @ IR Min. (Typ.)	VBR @ IR Max. (V)	VBR @ IR (mA)	VRWM (V)	IRSM Max. (A)	VRSM Max. (V)	Price Each 1	10	100	250
◆	511-SM15T6V8A	6.45	7.14	10	5.80	143.00	10.5	.45	.407	.342	.332
◆	511-SM15T15A	14.30	15.80	1	12.80	71.00	21.2	.45	.407	.342	.332
◆	511-SM15T18A	17.10	18.90	1	15.30	59.50	25.2	.45	.407	.342	.332
◆	511-SM15T27A	25.70	28.40	1	23.10	40.00	37.5	.60	.535	.428	.375
◆	511-SM15T33A	31.40	34.70	1	28.20	33.00	45.7	.45	.407	.342	.332
◆	511-SM15T36A	34.20	37.80	1	30.80	30.00	49.9	.60	.556	.428	.385
◆	511-SM15T39A	37.10	41.00	1	33.30	28.00	53.9	.86	.76	.653	.599
◆	511-SM15T68A	64.60	71.40	1	58.10	16.30	92.0	.45	.407	.342	.332
◆	511-SM15T100A	95.00	105.00	1	85.50	11.00	137.0	.60	.556	.428	.385
◆	511-SM15T200A	190.00	210.00	1	171.00	5.50	274.0	.60	.556	.428	.385
◆✻	511-SM15T10CA	9.50	10.50	1	8.55	103.00	14.5	.60	.556	.428	.385
◆✻	511-SM15T15CA	14.30	15.80	1	12.80	71.00	21.2	.60	.556	.428	.385
◆✻	511-SM15T24CA	22.80	25.20	1	20.50	45.00	33.2	.45	.407	.342	.332
◆✻	511-SM15T33CA	31.40	34.70	1	28.20	33.00	45.7	.60	.556	.428	.385
◆✻	511-SM15T36CA	34.20	37.80	1	30.80	30.00	49.9	.60	.556	.428	.385
◆✻	511-SM15T39CA	37.10	41.00	1	33.30	28.00	53.9	.45	.407	.342	.332
◆✻	511-SM15T68CA	64.60	71.40	1	58.10	16.30	92.0	.51	.449	.396	.375
◆✻	511-SM15T100CA	95.00	105.00	1	85.50	11.00	137.0	.60	.556	.428	.385
◆✻	511-SM15T200CA	190.00	210.00	1	171.00	5.50	274.0	.60	.535	.428	.375
◆✻	511-SM15T220CA	209.00	231.00	1	188.00	4.60	328.0	.58	.535	.428	.385

1.5KE Series 1500 Watt

• Package: DO-201

✻Bidirectional

For quantities greater than listed, call for quote.

	MOUSER STOCK NO.	VBR @ IR Min. (Typ.)	VBR @ IR Max. (V)	VBR @ IR (mA)	VRWM (V)	IRSM Max. (A)	VRSM Max. (V)	Price Each 1	10	100	250
	511-1.5KE15A	14.30	15.80	1	12.80	71.00	21.2	.58	.46	.385	.353
	511-1.5KE18A	17.10	18.90	1	15.30	59.50	25.2	.58	.46	.385	.353
	511-1.5KE22A	20.90	23.10	1	18.80	49.00	30.6	.58	.46	.385	.353
	511-1.5KE30A	28.50	31.50	1	25.60	36.00	41.5	.58	.46	.385	.353
	511-1.5KE33A	31.40	34.70	1	28.20	33.00	45.7	.58	.46	.385	.353
	511-1.5KE36A	34.20	37.80	1	30.80	30.00	49.9	.58	.46	.385	.353
	511-1.5KE39A	37.10	41.00	1	33.30	28.00	53.9	.58	.46	.385	.353
	511-1.5KE47A	44.70	49.40	1	40.20	23.20	64.8	.64	.535	.449	.385
	511-1.5KE68A	64.60	71.40	1	58.10	16.30	92.0	.64	.535	.449	.385
	511-1.5KE100A	95.00	105.00	1	85.50	11.00	137.0	.58	.428	.342	.31
	511-1.5KE150A	143.00	158.00	1	128.00	7.20	207.0	.58	.46	.385	.353
	511-1.5KE200A	190.00	210.00	1	171.00	5.50	274.0	.56	.524	.439	.385
	511-1.5KE220A	209.00	231.00	1	188.00	4.60	328.0	.58	.46	.385	.353
	511-1.5KE300A	285.00	315.00	1	256.00	5.00	414.0	.60	.514	.428	.385
	511-1.5KE400A	380.00	420.00	1	342.00	4.00	548.0	.54	.449	.396	.375
✻	511-1.5KE6V8CA	6.45	7.14	10	5.80	143.00	10.5	.56	.492	.428	.375
✻	511-1.5KE12CA	11.40	12.60	1	10.20	90.00	16.7	.48	.428	.342	.31
✻	511-1.5KE15CA	14.30	15.80	1	12.80	71.00	21.2	.48	.428	.342	.31
✻	511-1.5KE18CA	17.10	18.90	1	15.30	59.50	25.2	.48	.428	.342	.31
✻	511-1.5KE24CA	22.80	25.20	1	20.50	45.00	33.2	.60	.482	.407	.342
✻	511-1.5KE30CA	28.50	31.50	1	25.60	36.00	41.5	.59	.492	.375	.31
✻	511-1.5KE33CA	31.40	34.70	1	28.20	33.00	45.7	.70	.621	.524	.471
✻	511-1.5KE36CA	34.20	37.80	1	30.80	30.00	49.9	.60	.514	.417	.364
✻	511-1.5KE39CA	37.10	41.00	1	33.30	28.00	53.9	.64	.535	.449	.385
✻	511-1.5KE62CA	58.90	65.10	1	53.00	17.70	85.0	.70	.621	.524	.471
✻	511-1.5KE68CA	64.60	71.40	1	58.10	16.30	92.0	.66	.556	.46	.396
✻	511-1.5KE100CA	114.00	126.00	1	102.00	9.10	165.0	.58	.428	.342	.31
✻	511-1.5KE150CA	143.00	158.00	1	128.00	7.20	207.0	.60	.482	.407	.342
✻	511-1.5KE180CA	171.00	189.00	1	154.00	6.10	246.0	.45	.428	.342	.31
✻	511-1.5KE200CA	190.00	210.00	1	171.00	5.50	274.0	.60	.482	.407	.342
✻	511-1.5KE220CA	209.00	231.00	1	188.00	4.60	328.0	.55	.482	.407	.342
✻	511-1.5KE300CA	285.00	315.00	1	256.00	5.00	414.0	.66	.556	.46	.396
✻	511-1.5KE400CA	380.00	420.00	1	342.00	4.00	548.0	.97	.792	.696	.614

1.5KE Series 1500 Watt

• Package: R-6

✻Bidirectional

For quantities greater than listed, call for quote.

	MOUSER STOCK NO.	VBR @ IR Min. (Typ.)	VBR @ IR Max. (V)	VBR @ IR (mA)	VRWM (V)	IRSM Max. (A)	VRSM Max. (V)	Price Each 1	10	100	250
	511-BZW50-180-TR	200.00	---	1	180.00	16.00	322.0	2.87	2.31	2.08	1.85
✻	511-BZW50-27B	30.00	---	1	27.00	103.00	48.3	2.28	2.16	1.96	1.77
✻	511-BZW50-39B	43.30	---	1	39.00	72.00	69.4	2.28	2.16	1.96	1.77
✻	511-BZW50-47B	52.00	---	1	47.00	60.10	83.2	2.28	2.16	1.96	1.77
✻	511-BZW50-100B	111.00	---	1	100.00	28.00	179.0	2.28	2.16	1.96	1.77

© Copyright 2013 Mouser Electronics

TEXAS INSTRUMENTS Surge Protection Devices

RoHS Compliant This product is RoHS compliant.

♦ Surface Mount Device

EMI FILTERS

For quantities greater than listed, call for quote.

MOUSER STOCK NO.	Texas Instruments Part No.	Package	No. Of Channels	VBR @ II (V) (Min.)	VBR @ II (mA) Min.)	ESD Protection	Resistance (Typ.)(Ω)	Capacitance (Typ.)(pF)	Primary Use	Price Each 1	25	100	250
♦ 595-TPD2F702YFKR	TPD2F702YFKR	DSBGA-5	2	±14	1	15kV-30kV	15	5000	Audio Headphone	.58	.526	.445	.393
♦ 595-TPD3F303DPVR	TPD3F303DPVR	USON-8	3	6	1	15kV	100	20	SIM Interface	.90	.809	.708	.622
♦ 595-TPD3F303DQDR	TPD3F303DQDR	WSON-8	3	6	1	15kV	100	20	SIM Interface	.90	.809	.708	.622
♦ 595-TPD6F002DSVR	TPD6F002DSVR	SON-12	6	6	0.01	15kV-30kV	100	17	LCD Display	.79	.718	.608	.535

FIREWIRE ESD CLAMP WITH LIVE-INSERTION DETECTION

For quantities greater than listed, call for quote.

MOUSER STOCK NO.	Texas Instruments Part No.	Package	No. Of Channels	VBR @ II (V) (Min.)	VBR @ II (mA) Min.)	ESD Protection	Dynamic Resistance (Typ.)(Ω)	Capacitance (Typ.)(pF)	Current Consumption (Max.)(μA)	Price Each 1	25	100	250
♦ 595-TPD4S1394DQLR	TPD4S1394DQLR	SON-8	4	4.2	1	6kV-15kV	1	1.5	200	.76	.685	.603	.53

HDMI PORT ESD SOLUTIONS

NEW PRODUCT

For quantities greater than listed, call for quote.

MOUSER STOCK NO.	Texas Instruments Part No.	Package	No. Of Channels	VBR @ II (V) (Min.)	VBR @ II (mA) Min.)	ESD Protection	Leakage Current (Max.)(nA)	IO Capacitance (Typ.)(pF)	Operating Temperature (°C)	Price Each 1	25	100	250
♦ 595-TPD8S009DSMR	TPD8S009DSMR	SON-15	8	9	1	8kV-9kV	10	0.8	-40 to 85	1.33	1.06	.716	.702
♦ 595-TPD12S016PWR	TPD12S016PWR	TSSOP-24	12	6.5	9	2kV-15kV	-	0.05	-40 to 85	1.56	1.25	.846	.829
♦ 595-TPD12S520DBTR	TPD12S520DBTR	TSSOP-38	12	9	-	2kV-8kV	0.05	0.9	-40 to 85	1.06	.847	.572	.562
♦ 595-TPD12S521DBTR	TPD12S521DBTR	TSSOP-38	12	9	-	2kV-8kV	10	0.8	-40 to 85	1.13	.905	.612	.599
♦ 595-TPD12S015AYFFR	TPD12S015AYFFR	DSBGA-28	12	9	1	2.5kV-15kV	2500	1.3	-40 to 85	1.93	1.54	1.04	1.02
Development Tool													
♦ 595-TPD12S016PWREVM	TPD12S016PWREVM	"TPD12S016 is a single-chip HDMI interface device with auto-direction sensing I2C voltage level shift buffers, load switch, and integrated high-speed ESD protection clamps"								55.73	-	-	-

HIGH-SPEED DIFFERENTIAL INTERFACE ESD SOLUTIONS

NEW PRODUCT

For quantities greater than listed, call for quote.

♦ 595-TPD2E009DBZR	TPD2E009DBZR	SOT-23-3	2	7	1	8kV	10	0.7	-40 to 85	.56	.494	.411	.361
595-TPD4EUSB30DQAR	TPD4EUSB30DQAR	SOT-DRT	4	7	1	8kV	10	0.8	-40 to 85	.79	.718	.608	.535
♦ 595-TPD4S009DBVR	TPD4S009DBVR	SOT-23-6	4	9	1	8kV-9kV	10	0.8	-40 to 85	.93	.852	.72	.635

HIGH-SPEED DATA INTERFACE ESD SOLUTIONS

NEW PRODUCT

For quantities greater than listed, call for quote.

♦ 595-TPD2E001DRLR	TPD2E001DRLR	SOT-5	2	11	10	8kV-15kV	1	1.5	-40 to 85	.56	.494	.411	.361
♦ 595-TPD2E001DRLRG4	TPD2E001DRLRG4	SOT-5	2	11	10	8kV-15kV	1	1.5	-40 to 85	.56	.494	.411	.361
♦ 595-TPD2E001DRYR	TPD2E001DRYR	SON-6	2	11	10	8kV-15kV	1	1.5	-40 to 85	.62	.552	.459	.402
♦ 595-TPD2E001DZDR	TPD2E001DZDR	SOP-4	2	11	10	8kV-15kV	1	1.5	-40 to 85	.59	.54	.457	.402
595-TPD2E007DCKR	TPD2E007DCKR	SC-70	2	14	10	8kV-15kV	50	15	-40 to 85	.48	.385	.26	.255
♦ 595-TPD3E001DRLR	TPD3E001DRLR	SOT-5	3	11	10	8kV-15kV	1	1.5	-40 to 85	.40	.348	.289	.254
♦ 595-TPD3E001DRYR	TPD3E001DRYR	SON-6	3	11	10	8kV-15kV	1	1.5	-40 to 85	.49	.432	.36	.316
595-TPD4E001DPKT	TPD4E001DPKT	USON-6	4	11	10	8kV-15kV	1.5	1.5	-40 to 85	.48	.425	.353	.309
♦ 595-TPD4E001DRLR	TPD4E001DRLR	SOT-5	4	11	10	8kV-15kV	1.5	1.5	-40 to 85	.44	.386	.321	.281
♦ 595-TPD4E001DRLRG4	TPD4E001DRLRG4	SOT-5	4	11	10	8kV-15kV	1.5	1.5	-40 to 85	.44	.386	.321	.281
♦ 595-TPD4E001DRSR	TPD4E001DRSR	QFN-6	4	11	10	8kV-15kV	1.5	1.5	-40 to 85	.55	.479	.398	.349
♦ 595-TPD4E002DRLR	TPD4E002DRLR	SOT-5	4	6.1	1	15kV	100	11	-40 to 85	.45	.379	.30	.248
♦ 595-TPD4E004DRYR	TPD4E004DRYR	SON-6	4	6	10	8kV-15kV	1	1.6	-40 to 85	.57	.502	.417	.366
♦ 595-TPD6E001RSER	TPD6E001RSER	UQFN-10	6	11	10	8kV-15kV	1	1.5	-40 to 85	.52	.463	.385	.338
♦ 595-TPD6E001RSFR	TPD6E001RSFR	WQFN-12	6	11	10	8kV-15kV	1	1.5	-40 to 85	.52	.463	.385	.338
♦ 595-TPD6E004RSER	TPD6E004RSER	UQFN-8	6	6	10	8kV-15kV	1	1.6	-40 to 85	.60	.547	.462	.408

SUPER-SPEED (6 GBPS) USB 3.0 INTERFACE ESD SOLUTIONS

For quantities greater than listed, call for quote.

MOUSER STOCK NO.	Texas Instruments Part No.	Package	No. Of Channels	VBR @ II (V) (Min.)	VBR @ II (mA) Min.)	ESD Protection	Leakage Current (Max.)(nA)	IO Capacitance (Typ.)(pF)	Operating Temperature (°C)	Price Each 1	25	100	250
♦ 595-TPD2EUSB30ADRTR	TPD2EUSB30ADRTR	SOT-3	2	4.5	1	8kV-9kV	10	0.7	-40 to 85	.56	.494	.411	.361
♦ 595-TPD2EUSB30DRTR	TPD2EUSB30DRTR	SOT-3	2	7	1	8kV-9kV	10	0.7	-40 to 85	.56	.494	.411	.361

USB TRANSIENT VOLTAGE SUPPRESSORS

For quantities greater than listed, call for quote.

MOUSER STOCK NO.	Texas Instruments Part No.	Package	No. Of Channels	VBR @ II (V) (Min.)	VBR @ II (mA) Min.)	ESD Protection	Leakage Current (Max.)(nA)	Capacitance (Typ.)(pF)	Supply Voltage (Max.)(V)	Price Each 1	25	100	250
♦ 595-SN65220DBVR	SN65220DBVR	SOT-23-6	2	7	1	2kV-15kV	1	35	3.3	.91	.83	.703	.62
♦ 595-SN65220DBVT	SN65220DBVT	SOT-23-6	2	7	1	2kV-15kV	1	35	3.3	.92	.837	.732	.642
♦ 595-SN65220DBVTG4	SN65220DBVTG4	SOT-23-6	2	7	1	2kV-15kV	1	35	3.3	.92	.837	.732	.642
♦ 595-SN65220YZBR	SN65220YZBR	DSBGA-4	2	7	1	2kV-15kV	1	35	3.3	.81	.745	.63	.555
♦ 595-SN65220YZBT	SN65220YZBT	DSBGA-4	2	7	1	2kV-15kV	1	35	3.3	.85	.761	.667	.584
♦ 595-SN65240P	SN65240P	PDIP-8	4	7	1	2kV-15kV	1	35	3.3	1.39	1.26	1.10	.968
♦ 595-SN65240PW	SN65240PW	TSSOP-8	4	7	1	2kV-15kV	1	35	3.3	1.39	1.26	1.10	.968
♦ 595-SN65240PWR	SN65240PWR	TSSOP-8	4	7	1	2kV-15kV	1	35	3.3	1.17	1.05	.92	.808
♦ 595-SN75240P	SN75240P	PDIP-8	4	7	1	2kV-15kV	1	35	3.3	1.39	1.26	1.10	.968
♦ 595-SN75240PW	SN75240PW	TSSOP-8	4	7	1	2kV-15kV	1	35	3.3	1.39	1.26	1.10	.968
♦ 595-SN75240PWG4	SN75240PWG4	TSSOP-8	4	7	1	2kV-15kV	1	35	3.3	1.39	1.26	1.10	.968
♦ 595-SN75240PWR	SN75240PWR	TSSOP-8	4	7	1	2kV-15kV	1	35	3.3	1.17	1.05	.92	.808

USB PORT ESD SOLUTION

NEW PRODUCT

For quantities greater than listed, call for quote.

MOUSER STOCK NO.	Texas Instruments Part No.	Package	No. Of Channels	VBR @ II (V) (Min.)	VBR @ II (mA) Min.)	ESD Protection	Leakage Current (Max.)(nA)	IO Capacitance (Typ.)(pF)	Differential Capacitance (Typ.)(pF)	Price Each 1	25	100	250
♦ 595-TPD1E10B06DPYR	TPD1E10B06DPYR	X2SON-2	1	6	1	30kV-30kV	100	12	10	.25	.207	.165	.12
♦ 595-TPD1E10B09DPYR	TPD1E10B09DPYR	X2SON-2	1	9.5	1	20kV-20kV	100	10	10	.25	.207	.165	.12
♦ 595-TPD4S014DSQR	TPD4S014DSQR	SON-10	4	6	1	2kV-15kV	1000	1.5	0.03	1.33	1.06	.716	.702

VGA PORT ESD SOLUTION W/LEVEL SHIFTER & MATCHING IMPEDANCE

For quantities greater than listed, call for quote.

MOUSER STOCK NO.	Texas Instruments Part No.	Package	No. Of Channels	VBR @ II (V) (Min.)	VBR @ II (mA) Min.)	ESD Protection	Leakage Current (Max.)(nA)	IO Capacitance (Typ.)(pF)	Supply Voltage (Max.)(V)	Price Each 1	25	100	250
♦ 595-TPD7S019-15DBQR	TPD7S019-15DBQR	SSOP-16	7	9	1	8kV-9kV	10	2.5	5.5	.72	.649	.55	.484

LCD/OLED DISPLAY BIAS SOLUTION

NEW PRODUCT

For quantities greater than listed, call for quote.

MOUSER STOCK NO.	Texas Instruments Part No.	Package	No. Of Channels	VGH (V)	VHL (V)	Analog Volt. AV/DD Max. (V)	Operating Temp. (°C)	Price Each 1	25	100
595-TPS65198RUYT	TPS65198RUYT	QFN-28	13	15	-3	20	-40 to +85	2.91	2.62	2.39

© Copyright 2013 Mouser Electronics
© Copyright 2013 Mouser Electronics

VISHAY ESD Protection Devices

RoHS Compliant **This product is RoHS compliant.**

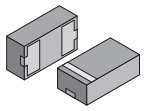
LLP1006-2L

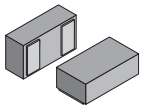
0603

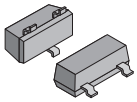
SOT-23

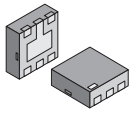
LLP75-6A

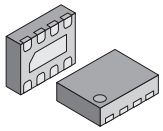
LLP1713-9L

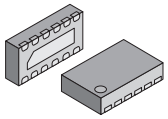
LLP2513-13L

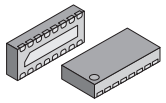
LLP3313-17L

◆Surface Mount Device

ESD protection diodes combined with an EMI filer network serve as a discrete but stong "bodyguard" against these hazards. Protection devices such as very fast Zener and Avalanche diodes draw a very low leakage current when placed in front of sensitive electronic gates. But above the defined voltage working range, any transient voltage that approaches the breakdown voltage will be short-circuited by the diodes so it cannot reach the gate.

BIDIRECTIONAL ASYMMETRICAL (BiAs) SINGLE-LINE ESD PROTECTION DEVICES

For quantities greater than listed, call for quote.

MOUSER STOCK NO.	Siliconix Part No.	Package	V_{RWM} (V)	V_{BR} @ It=1mA (V)(Min.)	I_R @V_{RWM} (μA)(Max.)	V_C (Max.) I_{PP}=1.0A (V)	V_C (Max.) @I_{PPM} (V)	I_{PPM} tp=8/20μS (A)	ESD Protection (IEC)	Price Each 1	100	500	1000
◆78-VESD03A1B-HD1	VESD03A1B-HD1-GS08	LLP1006-2L	3.3	5	0.5	7.5	9	3.5	±30kV	.11	.088	.08	.067
◆78-VESD05A1A-HD1	VESD05A1A-HD1-GS08	LLP1006-2L	5	6	1	8.5	12	16	±30kV	.51	.241	.139	.108
◆78-VESD05A1B-HD1	VESD05A1B-HD1-GS08	LLP1006-2L	5	6	0.1	9.5	11	3	±30kV	.51	.241	.139	.108
◆78-VESD12A1C-HD1	VESD12A1C-HD1-GS08	LLP1006-2L	12	13.5	0.1	17	23	4	±30kV	.51	.241	.139	.108

LOW CAPACITANCE BIDIRECTIONAL ASYMMETRICAL (BiAs) SINGLE-LINE ESD PROTECTION DEVICE

Features:
- Low leakage current: <0.1 μA
- Low load capacitance: C_D = 8.0pF
- AEC Q101 qualified (VCUT0714A-HD1-GS08 only)

For quantities greater than listed, call for quote.

◆78-VCUT0714A-HD1	VCUT0714A-HD1-GS08	LLP1006-2L	14	14.5	0.1	13	17	5	±30kV	.60	.257	.146	.111

LOW CAPACITANCE BIDIRECTIONAL SYMMETRICAL (BiSy) SINGLE-LINE ESD PROTECTION DEVICES

Features:
- Low leakage current: <0.1 uA
- Low load capacitance: C_D = 18pF
- AEC Q101 qualified
- Soldering can be checked by standard vision inspection. No X-ray required.

NEW PRODUCT

For quantities greater than listed, call for quote.

◆78-VCUT0505B-HD1	VCUT0505B-HD1-GS08	LLP1006-2L	5	7	0.1	12	- - -	3.5	±25kV	.60	.257	.146	.111
◆78-VCUT05D1-SD0-G408	VCUT05D1-SD0-G4-08	0603	5.5	6.5	0.1	10	13	6	±30kV	.35	.214	.15	.086

LOW CAPACITANCE UNIDIRECTIONAL (UNI) ESD PROTECTION DIODES FOR HIGH-SPEED DATA INTERFACES

Features:
- Small package for use in portable devices
- High temperature soldering guaranteed: 260°C/10 sec. at teminals
- Low capacitance for multiple uses

Key Applications:
- High speed data lines
- Cellular handsets
- USB port protection
- LAN equipment
- Peripherals

For quantities greater than listed, call for quote.

◆78-GL05T	GL05T-GS08	SOT-23	5	6	20	9.8	11	17	±15kV	.51	.241	.139	.108
◆78-GL12T	GL12T-GS08	SOT-23	12	13.3	1	19	24	12	±15kV	.15	.107	.096	.087
◆78-GL15T	GL15T-GS08	SOT-23	15	16.7	1	24	33	10	±15kV	.55	.241	.21	.108
◆78-GL24T	GL24T-GS08	SOT-23	24	26.7	1	43	55	5	±15kV	.15	.107	.096	.087

LOW CAPACITANCE BIDIRECTIONAL UNIVERSAL SYMMETRICAL (BUS) SINGLE-LINE ESD PROTECTION DEVICES

Features:
- Low leakage current: < 0.1 μA
- Low load capacitance: CD = 8.0pF
- AEC Q101 qualified
- Soldering can be checked by standard vision inspection. No x-ray required.

Key Applications:
- Mobile communication (mobile phones)
- Mobile consumer (MP3)
- HDMI applications
- Mobile computing

For quantities greater than listed, call for quote.

◆78-VBUS051BD-HD1	VBUS051BD-HD1-GS08	LLP1006-2L	5	6.9	0.1	16	-----	3	±15kV	.51	.241	.139	.108
◆78-VBUS05L1-DD1-G-08	VBUS05L1-DD1-G-08	LLP1006-2L	5.5	7	0.05	14	17	2	±15kV	.17	.144	.119	.107

LOW CAPACITANCE BIDIRECTIONAL TWO-LINE ESD PROTECTION DEVICES

Features:
- AEC Q101 qualified

For quantities greater than listed, call for quote.

◆78-GSOT03C	GSOT03C-GS08	SOT-23	3.3	4	100	7.5	12.3	30	±30kV	.54	.251	.146	.112
◆78-GSOT04C	GSOT04C-GS08	SOT-23	4	5	20	9	14.3	30	±30kV	.46	.203	.158	.087
◆78-GSOT05C	GSOT05C-GS08	SOT-23	5	6	10	8.7	16	30	±30kV	.54	.251	.146	.112
◆78-GSOT08C	GSOT08C-GS08	SOT-23	8	9	5	13	19.2	18	±30kV	.54	.251	.146	.112
◆78-GSOT12C	GSOT12C-GS08	SOT-23	12	13.5	1	18.7	26	12	±30kV	.57	.268	.158	.12
◆78-GSOT15C	GSOT15C-GS08	SOT-23	15	16.5	1	23.5	28.8	8	±30kV	.12	.104	.101	.087
◆78-GSOT24C	GSOT24C-GS08	SOT-23	24	27	1	41	47	5	±30kV	.12	.104	.095	.091
◆78-GSOT36C	GSOT36C-GS08	SOT-23	36	39	1	60	71	3.5	±30kV	.54	.251	.146	.112

BIDIRECTIONAL ASYMMETRICAL (BiAs) ESD PROTECTION EMI FILTERS

Features:
- Ultra compact packages
- Low leakage current
- EMI filter and ESD Protection

For quantities greater than listed, call for quote.

MOUSER STOCK NO.	Siliconix Part No.	Package	Chan.	V_{RWM} (V)	V_{BR} @ It=1mA (V)(Min.)	I_R @V_{RWM} (μA)(Max.)	Clamping Voltage Pos. (V)(Max.)	Clamping Voltage Neg. (V)(Min.)	I_{PPM} tp=8/20μS (A)	ESD Protection (IEC)	Price Each 1	100	500	1000
◆78-VEMI255A-HS3	VEMI255A-HS3-GS08	LLP75-6A	2	5	6	1	7.8	-1.0	4	±30kV	.43	.257	.19	.139
◆78-VEMI45AB-HNH	VEMI45AB-HNH-GS08	LLP1713-9L	4	5	6	1	7.0	-1.0	4	±25kV	.29	.246	.203	.166
◆78-VEMI45AC-HNH	VEMI45AC-HNH-GS08	LLP1713-9L	4	5	6	1	7.0	-1.0	2	±12kV	.29	.246	.203	.166
◆78-VEMI65AC-HCI	VEMI65AC-HCI-GS08	LLP2513-13L	6	5	6	1	7.0	-1.0	2	±12kV	.71	.514	.433	.28
◆78-VEMI85AA-HGK	VEMI85AA-HGK-GS08	LLP3313-17L	8	5	6	1	7.0	-1.0	4	±30kV	.85	.578	.433	.337
◆78-VEMI85AC-HGK	VEMI85AC-HGK-GS08	LLP3313-17L	8	5	6	1	7.0	-1.4	2	±12kV	.85	.578	.424	.337

© Copyright 2013 Mouser Electronics
© Copyright 2013 Mouser Electronics

VISHAY ESD Protection Devices

RoHS Compliant **This product is RoHS compliant.**

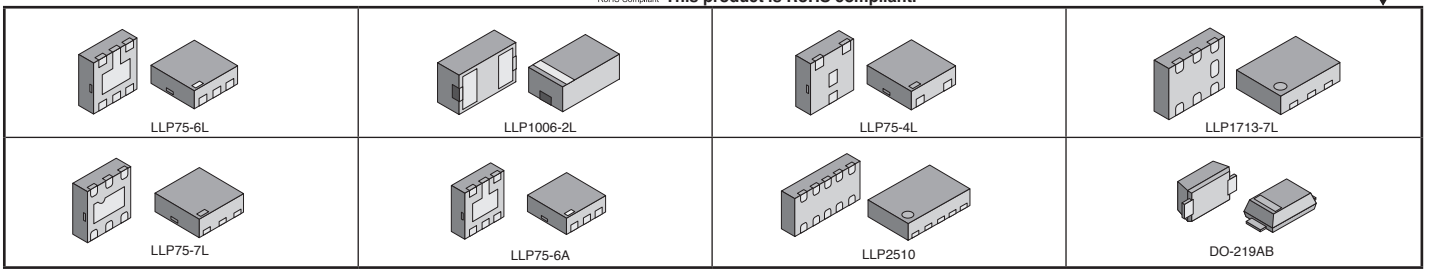

VISHAY ESD PROTECTION DIODE ARRAYS

♦ **Surface Mount Device**

Bidirectional Asymmetrical (BiAs) ESD Protection Diode Arrays

Features:
- Low leakage current: <0.1μA
- Low load capacitance: C_D = 6pF
- Soldering can be checked by standard vision inspection. No X-ray required.

For quantities greater than listed, call for quote.

MOUSER STOCK NO.	Vishay Part No.	Package	Lines	V_{RWM} (V)	V_{BR} @ It=1mA (V)(Min.)	I_R @V_{RWM} (uA)(Max.)	V_C @I_{PPM} (Max.) (V)	I_{PPM} tp=8/20uS (A)	ESD Protection (IEC)	Price Each 1	100	500	1000
♦ 78-VESD09A4A-HSF	VESD09A4A-HSF-GS08	LLP75-6L	4	9	13	0.1	23	1.5	±10kV	.75	.364	.253	.162

Bidirectional Symmetrical (BiSy) ESD Protection Array

NEW PRODUCT

For quantities greater than listed, call for quote.

MOUSER STOCK NO.	Vishay Part No.	Package	Lines	V_{RWM} (V)	V_{BR} @ It=1mA (V)(Min.)	I_R @V_{RWM} (uA)(Max.)	V_C @I_{PPM} (Max.) (V)	I_{PPM} tp=8/20uS (A)	ESD Protection (IEC)	Price Each 1	100	500	1000
♦ 78-VCUT07B1-HD1	VCUT07B1-HD1-G4-08	LLP1006-2L	1	7	7.3	0.1	12	4	±30kV	.44	.182	.107	.086

Bidirectional Universal Symmetrical (BUS) ESD Protection Diode Arrays

Key Applications:
- ESD protection for USB, HDMI, display ports, eSATA, and 1394/Firewall applications in HDTVs and mobile electronics, including portable gaming systems, MP3 players and cell phones.

NEW PRODUCT

For quantities greater than listed, call for quote.

MOUSER STOCK NO.	Vishay Part No.	Package	Lines	V_{RWM} (V)	V_{BR} @ It=1mA (V)(Min.)	I_R @V_{RWM} (uA)(Max.)	V_C @I_{PPM} (Max.) (V)	I_{PPM} tp=8/20uS (A)	ESD Protection (IEC)	Price Each 1	100	500	1000
♦ 78-VBUS052BD-HTF	VBUS052BD-HTF-GS08	LLP75-4L	2	5	6.9	0.1	16	3	±15kV	.54	.323	.253	.186
♦ 78-VBUS052CD-FAH	VBUS052CD-FAH-GS08	LLP1713-7L	2	5	6.9	0.1	18	3.5	±15kV	.60	.396	.335	.201
♦ 78-VBUS053AZ-HAF	VBUS053AZ-HAF-GS08	LLP75-7L	3	5.5	6.5	0.085	18	3	±30kV	.82	.546	.455	.353
♦ 78-VBUS053CZ-HAF-G08	VBUS053CZ-HAF-G-08	LLP75-7L	3	5.5	6.5	0.1	18	3	±15kV	.98	.653	.546	.385
♦ 78-VBUS054B-HS3	VBUS054B-HS3-GS08	LLP75-6A	4	5	6.3	0.1	15	3	±15kV	.75	.514	.377	.30
♦ 78-VBUS054CV-HS3	VBUS054CV-HS3-GS08	LLP75-6A	4	5	7	0.1	22	11	±30kV	.82	.546	.457	.364
♦ 78-VBUS54ED-FBL-G408	VBUS54ED-FBL-G4-08	LLP2510	4	5.5	6.9	0.1	12.5	2	±15kV	1.09	.728	.61	.428

Bidirectional ESD Protection Diode Arrays

For quantities greater than listed, call for quote.

MOUSER STOCK NO.	Vishay Part No.	Package	Lines	V_{RWM} (V)	V_{BR} @ It=1mA (V)(Min.)	I_R @V_{RWM} (uA)(Max.)	V_C @I_{PPM} (Max.) (V)	I_{PPM} tp=8/20uS (A)	ESD Protection (IEC)	Price Each 1	100	500	1000
♦ 78-VBUS052BD-HTF	VBUS052BD-HTF-GS08	LLP75-4L	2	5	6.9	0.1	16	3	±15kV	.54	.323	.253	.186
♦ 78-VBUS052CD-FAH	VBUS052CD-FAH-GS08	LLP1713-7L	2	5	6.9	0.1	18	3.5	±15kV	.60	.396	.335	.201
♦ 78-VBUS053AZ-HAF	VBUS053AZ-HAF-GS08	LLP75-7L	3	5.5	6.5	0.085	18	3	±30kV	.82	.546	.455	.353
♦ 78-VBUS054B-HS3	VBUS054B-HS3-GS08	LLP75-6A	4	5	6.3	0.1	15	3	±15kV	.75	.514	.377	.30
♦ 78-VBUS054CV-HS3	VBUS054CV-HS3-GS08	LLP75-6A	4	5	7	0.1	22	11	±30kV	.82	.546	.457	.364

BIDIRECTIONAL ASYMMETRICAL (BIAS) ESD ZENER DIODES

Features:
- Low profile package
- Optimized for LAN protection applications
- Ideal for ESD and EFT protection of data lines
- Low incremental surge resistance, excellent clamping capability
- 200W peak pulse power capability with a 10/1000uS waveform, repetition rate (duty cycle): 0.01%
- Very fast response time
- AEC Q101 qualified

For quantities greater than listed, call for quote.

MOUSER STOCK NO.	Vishay Part No.	Package	V_{BR} (Min.) (V)	V_{BR} @ I_T (mA)	V_{WM} (V)	I_D (Max.) (μA)	I_{PPM} (A)	V_C @ I_{PPM} (V)	C_J @V_R=UV (pF)(Typ.)	Price Each 1	100	500	1000
♦ 78-SMF5V0A	SMF5V0A-GS08	DO-219AB	6.10	10	5.0	400	21.7	9.2	1030	.43	.289	.204	.152
♦ 78-SMF6V0A	SMF6V0A-GS08	DO-219AB	6.67	10	6.0	400	19.4	10.3	1010	.51	.257	.212	.168
♦ 78-SMF6V5A	SMF6V5A-GS08	DO-219AB	7.22	10	6.5	250	17.9	11.2	850	.43	.246	.203	.15
♦ 78-SMF7V0A	SMF7V0A-GS08	DO-219AB	7.78	10	7.0	100	16.7	12.0	750	.43	.246	.203	.15
♦ 78-SMF10A	SMF10A-GS08	DO-219AB	11.1	1.0	10	2.5	11.8	17.0	570	.59	.317	.219	.168
♦ 78-SMF12A	SMF12A-GS08	DO-219AB	13.3	1.0	12	2.5	10.1	19.9	440	.43	.246	.203	.15
♦ 78-SMF15A	SMF15A-GS08	DO-219AB	16.7	1.0	15	1.0	8.2	24.4	350	.43	.289	.204	.152
♦ 78-SMF18A	SMF18A-GS08	DO-219AB	20.0	1.0	18	1.0	5.8	29.2	305	.55	.295	.212	.168
♦ 78-SMF24A	SMF24A-GS08	DO-219AB	26.7	1.0	24	1.0	5.1	38.9	240	.60	.32	.221	.168
♦ 78-SMF26A	SMF26A-GS08	DO-219AB	28.9	1.0	26	1.0	4.8	42.1	225	.51	.257	.212	.168
♦ 78-SMF30A	SMF30A-GS08	DO-219AB	33.3	1.0	30	1.0	4.1	48.4	205	.51	.257	.212	.168
♦ 78-SMF33A	SMF33A-GS08	DO-219AB	36.7	1.0	33	1.0	3.8	53.3	190	.43	.246	.203	.15
♦ 78-SMF36A	SMF36A-GS08	DO-219AB	40.0	1.0	36	1.0	3.4	58.1	180	.60	.32	.221	.168
♦ 78-SMF40A	SMF40A-GS08	DO-219AB	44.4	1.0	40	1.0	3.1	64.5	165	.51	.257	.212	.168
♦ 78-SMF48A	SMF48A-GS08	DO-219AB	53.3	1.0	48	1.0	2.6	77.4	150	.51	.257	.212	.168
♦ 78-SMF51A	SMF51A-GS08	DO-219AB	56.7	1.0	51	1.0	2.4	82.4	145	.43	.246	.203	.15

© Copyright 2013 Mouser Electronics
© Copyright 2013 Mouser Electronics

VISHAY Transient Voltage Suppressors

RoHS Compliant **This product is RoHS compliant.**

DIMENSIONS: in (mm)

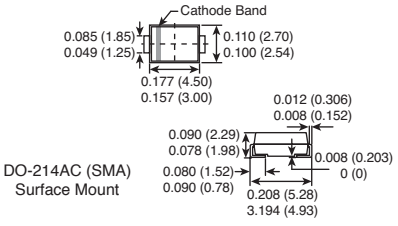

DO-214AC (SMA) Surface Mount

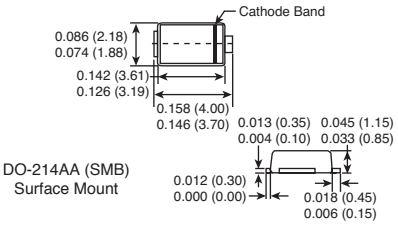

DO-214AA (SMB) Surface Mount

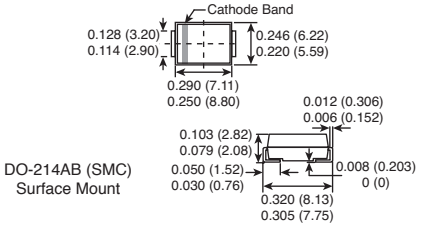

DO-214AB (SMC) Surface Mount

For quantities greater than listed, call for quote.

Series	Type	Voltage Rating	Price Each 1	100	500	1000
SMAJ	Unidirectional	5.0 - 170	.31	.214	.15	.139
SMAJ	Bidirectional	5.0 - 170	.16	.11	.083	.081
SMAJ	Unidirectional	530 - 550	.70	.514	.375	.268
SMBJ	Unidirectional	3.3 - 8.0	.74	.503	.293	.268
SMBJ	Bidirectional	5.0 - 8.0	.60	.32	.164	.148
SMBJ	Unidirectional	8.5 - 11	.54	.29	.149	.134
SMBJ	Bidirectional	8.5 - 11	.60	.32	.164	.148
SMBJ	Unidirectional	12 - 188	.54	.29	.149	.134
SMBJ	Bidirectional	12 - 188	.60	.32	.164	.148

For quantities greater than listed, call for quote.

Series	Type	Voltage Rating	Price Each 1	100	500	1000
SM6T	Unidirectional	6.8 - 7.5	.52	.235	.149	.122
SM6T	Bidirectional	6.8 - 7.5	.64	.342	.278	.233
SM6T	Unidirectional	12 - 220	.24	.203	.182	.151
SM6T	Bidirectional	12 - 220	.64	.342	.278	.233
SMCJ	Unidirectional	5.0 - 8.0	.78	.524	.385	.357
SMCJ	Bidirectional	5.0 - 8.0	.78	.556	.375	.289
SMCJ	Unidirectional	8.5 - 17	.79	.535	.398	.351
SMCJ	Bidirectional	8.5 - 17	.70	.482	.353	.268

SMAJ SERIES 400 WATT

MOUSER STOCK NO. Unidirectional Mfr.	Unidirectional Mfr. Part No.	Bidirectional Mfr.	Bidirectional Mfr. Part No.	Package	VBR @ It (V) Min.	(V) Max.	(mA)	VRWM (V)	IRSM (A) Max.	VRSM (V) Max.
625	SMAJ5.0A-E3	625	SMAJ5.0CA-E3	DO-214AC	6.40	7.07	10	5.00	43.5	9.2
625	SMAJ6.0A-E3	625	SMAJ6.0CA-E3	DO-214AC	6.67	7.37	10	6.00	38.8	10.3
625	SMAJ6.5A-E3	625	SMAJ6.5CA-E3	DO-214AC	7.22	7.98	10	6.50	35.7	11.2
625	SMAJ7.0A-E3	625	SMAJ7.0CA-E3	DO-214AC	7.78	8.60	10	7.00	33.3	12.0
625	SMAJ7.5A-E3	- - - - - - - - - - - - - -		DO-214AC	8.33	9.21	1	7.50	31.0	12.9
625	SMAJ8.0A-E3	625	SMAJ8.0CA-E3	DO-214AC	8.89	9.83	1	8.00	29.4	13.6
625	SMAJ8.5A-E3	625	SMAJ8.5CA-E3	DO-214AC	9.44	10.40	1	8.50	27.8	14.4
625	SMAJ9.0A-E3	625	SMAJ9.0CA-E3	DO-214AC	10.00	11.10	1	9.00	26.0	15.4
625	SMAJ10A-E3	625	SMAJ10CA-E3	DO-214AC	11.10	12.30	1	11.00	23.5	17.0
625	SMAJ12A-E3	625	SMAJ12CA-E3	DO-214AC	13.30	14.70	1	12.00	20.1	19.9
625	SMAJ13A-E3	625	SMAJ13CA-E3	DO-214AC	14.40	15.90	1	13.00	18.6	21.5
625	SMAJ15A-E3	625	SMAJ15CA-E3	DO-214AC	16.70	18.50	1	15.00	16.4	24.4
625	SMAJ16A-E3	625	SMAJ16CA-E3	DO-214AC	17.80	19.70	1	16.00	15.4	26.0
625	SMAJ18A-E3	625	SMAJ18CA-E3	DO-214AC	20.00	22.10	1	18.00	13.7	29.2
625	SMAJ20A-E3	625	SMAJ20CA-E3	DO-214AC	22.20	24.50	1	20.00	12.3	32.4
625	SMAJ22A-E3	625	SMAJ22CA-E3	DO-214AC	24.40	26.90	1	22.00	11.3	35.5
625	SMAJ24A-E3	625	SMAJ24CA-E3	DO-214AC	26.70	29.50	1	24.00	10.3	38.9
625	SMAJ26A-E3	625	SMAJ26CA-E3	DO-214AC	28.90	31.90	1	26.00	9.5	42.1
625	SMAJ28A-E3	625	SMAJ28CA-E3	DO-214AC	31.10	34.40	1	28.00	8.8	45.4
625	SMAJ30A-E3	625	SMAJ30CA-E3	DO-214AC	33.30	36.80	1	30.00	8.3	48.4
625	SMAJ33A-E3	625	SMAJ33CA-E3	DO-214AC	36.70	40.60	1	33.00	7.5	53.3
625	SMAJ36A-E3	625	SMAJ36CA-E3	DO-214AC	40.00	44.20	1	36.00	6.9	58.1
625	SMAJ40A-E3	625	SMAJ40CA-E3	DO-214AC	44.40	49.10	1	40.00	6.2	64.5
625	SMAJ48A-E3	625	SMAJ48CA-E3	DO-214AC	53.30	58.90	1	48.00	5.2	77.4
625	SMAJ51A-E3	625	SMAJ51CA-E3	DO-214AC	56.70	62.70	1	51.00	4.9	82.4
625	SMAJ54A-E3	625	SMAJ54CA-E3	DO-214AC	60.00	66.30	1	54.00	4.6	87.1
625	SMAJ58A-E3	625	SMAJ58CA-E3	DO-214AC	64.40	71.20	1	58.00	4.3	93.6
625	SMAJ60A-E3	625	SMAJ60CA-E3	DO-214AC	66.70	73.70	1	60.00	4.1	96.8
625	SMAJ70A-E3	625	SMAJ70CA-E3	DO-214AC	77.80	86.00	1	70.00	3.5	113.0
625	SMAJ75A-E3	625	SMAJ75CA-E3	DO-214AC	83.30	92.10	1	75.00	3.3	121.0
625	SMAJ100A-E3	625	SMAJ100CA-E3	DO-214AC	111.00	123.00	1	100.00	1.9	162.0
625	SMAJ150A-E3	625	SMAJ150CA-E3	DO-214AC	167.00	185.00	1	150.00	1.2	243.0
625	SMAJ170A-E3	625	SMAJ170CA-E3	DO-214AC	189.00	209.00	1	170.00	1.09	275.0
625	SMAJ530-E3	- - - - - - - - - - - - - -		DO-214AC	530.00	-----	0.1	447.00	-----	-----
625	SMAJ550-E3	- - - - - - - - - - - - - -		DO-214AC	550.00	-----	0.1	495.00	-----	-----

SMBJ SERIES 600 WATT

MOUSER STOCK NO. Unidirectional Mfr.	Unidirectional Mfr. Part No.	Bidirectional Mfr.	Bidirectional Mfr. Part No.	Package	VBR @ It (V) Min.	(V) Max.	(mA)	VRWM (V)	IRSM (A) Max.	VRSM (V) Max.
625	SMBJ3V3-E3	- - - - - - - - - - - - - -		DO-214AA	4.10	-----	1	3.30	7.3	10.3
625	SMBJ5.0A-E3	625	SMBJ5.0CA-E3	DO-214AA	6.40	7.07	10	5.00	65.2	9.2
625	SMBJ6.0A-E3	625	SMBJ6.0CA-E3	DO-214AA	6.67	7.37	10	6.00	58.3	10.3
625	SMBJ6.5A-E3	625	SMBJ6.5CA-E3	DO-214AA	7.22	7.98	10	6.50	53.6	11.2
625	SMBJ7.0A-E3	625	SMBJ7.0CA-E3	DO-214AA	7.78	8.60	10	7.00	50.0	12.0
625	SMBJ7.5A-E3	625	SMBJ7.5CA-E3	DO-214AA	8.33	9.21	1	7.50	46.5	12.9
625	SMBJ8.0A-E3	625	SMBJ8.0CA-E3	DO-214AA	8.89	9.83	1	8.00	44.1	13.6
625	SMBJ8.5A-E3	625	SMBJ8.5CA-E3	DO-214AA	9.44	10.40	1	8.50	41.7	14.4
625	SMBJ9.0A-E3	625	SMBJ9.0CA-E3	DO-214AA	10.00	11.10	1	9.00	39.0	15.4
625	SMBJ10A-E3	625	SMBJ10CA-E3	DO-214AA	11.10	12.30	1	10.00	35.3	17.0
625	SMBJ11A-E3	625	SMBJ11CA-E3	DO-214AA	12.2	13.5	1	11.00	33.0	18.2
625	SMBJ12A-E3	625	SMBJ12CA-E3	DO-214AA	13.30	14.70	1	12.00	30.2	19.9
625	SMBJ13A-E3	625	SMBJ13CA-E3	DO-214AA	14.40	15.90	1	13.00	27.9	21.5
625	SMBJ14A-E3	625	SMBJ14CA-E3	DO-214AA	15.60	17.20	1	14.00	25.9	23.2
625	SMBJ15A-E3	625	SMBJ15CA-E3	DO-214AA	16.70	18.50	1	15.00	24.6	24.4
625	SMBJ16A-E3	625	SMBJ16CA-E3	DO-214AA	17.80	19.70	1	16.00	23.1	26.0
625	SMBJ17A-E3	625	SMBJ17CA-E3	DO-214AA	18.90	20.90	1	17.00	21.7	27.6
625	SMBJ18A-E3	625	SMBJ18CA-E3	DO-214AA	20.00	22.10	1	18.00	20.5	29.2
625	SMBJ24A-E3	625	SMBJ24CA-E3	DO-214AA	26.70	29.50	1	24.00	15.4	38.9
625	SMBJ26A-E3	625	SMBJ26CA-E3	DO-214AA	28.90	31.90	1	26.00	14.3	42.1

SMBJ SERIES 600 WATT (CONT.)

MOUSER STOCK NO. Unidirectional Mfr.	Unidirectional Mfr. Part No.	Bidirectional Mfr.	Bidirectional Mfr. Part No.	Package	VBR @ It (V) Min.	(V) Max.	(mA)	VRWM (V)	IRSM (A) Max.	VRSM (V) Max.
625	SMBJ28A-E3	625	SMBJ28CA-E3	DO-214AA	31.10	34.40	1	28.00	13.2	45.4
625	SMBJ30A-E3	625	SMBJ30CA-E3	DO-214AA	33.30	36.80	1	30.00	12.4	48.4
625	SMBJ33A-E3	625	SMBJ33CA-E3	DO-214AA	36.70	40.60	1	33.00	11.3	53.3
625	SMBJ36A-E3	625	SMBJ36CA-E3	DO-214AA	40.00	44.20	1	36.00	10.3	58.1
625	SMBJ40A-E3	625	SMBJ40CA-E3	DO-214AA	44.40	49.10	1	40.00	9.3	64.5
625	SMBJ43A-E3	625	SMBJ43CA-E3	DO-214AA	47.80	52.80	1	43.00	8.6	69.4
625	SMBJ45A-E3	625	SMBJ45CA-E3	DO-214AA	50.00	55.30	1	45.00	8.3	72.7
625	SMBJ48A-E3	625	SMBJ48CA-E3	DO-214AA	53.30	58.90	1	48.00	7.8	77.4
625	SMBJ51A-E3	625	SMBJ51CA-E3	DO-214AA	56.70	62.70	1	51.00	7.3	82.4
625	SMBJ54A-E3	- - - - - - - - - - - - - -		DO-214AA	60.00	66.30	1	54.00	6.9	87.1
625	SMBJ58A-E3	625	SMBJ58CA-E3	DO-214AA	64.40	71.20	1	58.00	6.4	93.6
625	SMBJ60A-E3	625	SMBJ60CA-E3	DO-214AA	66.70	73.70	1	60.00	6.2	96.8
625	SMBJ64A-E3	625	SMBJ64CA-E3	DO-214AA	71.10	78.60	1	64.00	5.8	103.0
625	SMBJ70A-E3	625	SMBJ70CA-E3	DO-214AA	77.80	86.00	1	70.00	5.3	113.0
625	SMBJ75A-E3	625	SMBJ75CA-E3	DO-214AA	83.30	92.10	1	75.00	5.0	121.0
625	SMBJ78A-E3	625	SMBJ78CA-E3	DO-214AA	86.70	95.80	1	78.00	4.8	126.0
625	SMBJ85A-E3	625	SMBJ85CA-E3	DO-214AA	94.40	104.00	1	85.00	4.4	137.0
625	SMBJ100A-E3	625	SMBJ100CA-E3	DO-214AA	111.00	123.00	1	100.00	3.7	162.0
625	SMBJ120A-E3	625	SMBJ120CA-E3	DO-214AA	133.00	147.00	1	120.00	3.1	193.0
625	SMBJ150A-E3	625	SMBJ150CA-E3	DO-214AA	167.00	185.00	1	150.00	2.5	243.0
625	SMBJ160A-E3	625	SMBJ160CA-E3	DO-214AA	178.00	197.00	1	160.00	2.3	259.0
625	SMBJ170A-E3	625	SMBJ170CA-E3	DO-214AA	189.00	209.00	1	170.00	2.2	275.0
625	SMBJ188A-E3	625	SMBJ188CA-E3	DO-214AA	209.00	231.00	1	188.00	2.0	328.0

SM6T SERIES 600 WATT

MOUSER STOCK NO. Unidirectional Mfr.	Unidirectional Mfr. Part No.	Bidirectional Mfr.	Bidirectional Mfr. Part No.	Package	VBR @ It (V) Min.	(V) Max.	(mA)	VRWM (V)	IRSM (A) Max.	VRSM (V) Max.
625	SM6T6V8A-E3	625	SM6T68CA-E3	DO-214AA	6.45	7.14	10	5.80	57.0	10.5
625	SM6T15A-E3	625	SM6T15CA-E3	DO-214AA	14.30	15.80	1	12.80	28.0	21.2
625	SM6T18A-E3	625	SM6T18CA-E3	DO-214AA	17.10	18.90	1	15.30	24.0	25.2
- - - - - - - - - - - - - -		625	SM6T24CA-E3	DO-214AA	22.80	25.20	1	20.50	18.0	33.2
625	SM6T27A-E3	- - - - - - - - - - - - - -		DO-214AA	25.70	28.40	1	23.10	16.0	37.5
- - - - - - - - - - - - - -		625	SM6T33CA-E3	DO-214AA	31.40	34.70	1	28.20	13.1	45.7
625	SM6T39A-E3	625	SM6T39CA-E3	DO-214AA	37.10	41.00	1	33.30	11.1	53.9
625	SM6T150A-E3	625	SM6T150CA-E3	DO-214AA	143.00	158.00	1	128.00	2.9	207.0
625	SM6T200A-E3	625	SM6T200CA-E3	DO-214AA	190.00	210.00	1	171.00	2.2	274.0
625	SM6T220A-E3	625	SM6T220CA-E3	DO-214AA	209.00	231.00	1	188.00	2.0	328.0

SMCJ SERIES 1500 WATT

MOUSER STOCK NO. Unidirectional Mfr.	Unidirectional Mfr. Part No.	Bidirectional Mfr.	Bidirectional Mfr. Part No.	Package	VBR @ It (V) Min.	(V) Max.	(mA)	VRWM (V)	IRSM (A) Max.	VRSM (V) Max.
625	SMCJ5.0A-E3	625	SMCJ5.0CA-E3	DO-214AB	6.40	7.07	10	5.00	163.0	9.2
625	SMCJ6.0A-E3	- - - - - - - - - - - - - -		DO-214AB	6.67	7.37	10	6.00	145.6	10.3
625	SMCJ6.5A-E3	625	SMCJ6.5CA-E3	DO-214AB	7.22	7.98	10	6.50	133.9	11.2
- - - - - - - - - - - - - -		625	SMCJ7.0CA-E3	DO-214AB	7.78	8.60	10	7.00	125.0	12.0
625	SMCJ8.0A-E3	625	SMCJ8.0CA-E3	DO-214AB	8.89	9.83	1	8.00	110.3	13.6
625	SMCJ8.5A-E3	625	SMCJ8.5CA-E3	DO-214AB	9.44	10.40	1	8.50	104.2	14.4
625	SMCJ9.0A-E3	625	SMCJ9.0CA-E3	DO-214AB	10.00	11.10	1	9.00	97.4	15.4
625	SMCJ10A-E3	625	SMCJ10CA-E3	DO-214AB	11.10	12.30	1	10.00	88.2	17.0
625	SMCJ12A-E3	625	SMCJ12CA-E3	DO-214AB	13.30	14.70	1	12.00	75.4	19.9
625	SMCJ13A-E3	625	SMCJ13CA-E3	DO-214AB	14.40	15.90	1	13.00	69.8	21.5
625	SMCJ14A-E3	625	SMCJ14CA-E3	DO-214AB	15.60	17.20	1	14.00	64.7	23.2
625	SMCJ15A-E3	625	SMCJ15CA-E3	DO-214AB	16.70	18.50	1	15.00	61.5	24.4
625	SMCJ16A-E3	625	SMCJ16CA-E3	DO-214AB	17.80	19.70	1	16.00	57.7	26.0

© Copyright 2013 Mouser Electronics
© Copyright 2013 Mouser Electronics

VISHAY Transient Voltage Suppressors

RoHS Compliant **This product is RoHS compliant.**

DIMENSIONS: in. (mm)

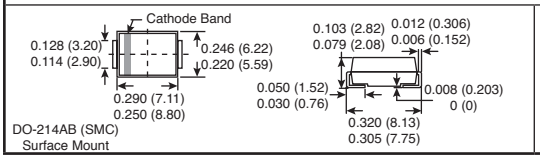

DO-214AB (SMC)
Surface Mount

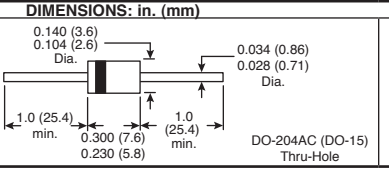

DO-204AC (DO-15)
Thru-Hole

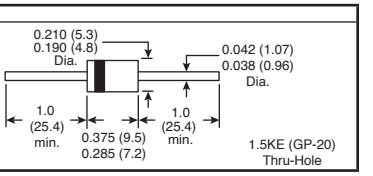

1.5KE (GP-20)
Thru-Hole

For quantities greater than listed, call for quote.

Series	Type	Voltage Range	Price Each			
			1	100	500	1000
SMCJ	Unidirectional	18 - 20	.78	.524	.369	.325
SMCJ	Bidirectional	18 - 20	.78	.556	.375	.289
SMCJ	Unidirectional	22 - 26	.78	.524	.369	.325
SMCJ	Bidirectional	22 - 26	.78	.556	.375	.289
SMCJ	Unidirectional	30 - 188	.79	.524	.37	.357
SMCJ	Bidirectional	30 - 188	.78	.556	.375	.289
SM15T	Unidirectional	10 - 22	.65	.556	.50	.41
SM15T	Bidirectional	10 - 22	.38	.316	.276	.272
SM15T	Unidirectional	24 - 68	.54	.463	.416	.341
SM15T	Bidirectional	24 - 68	.46	.385	.337	.333
SA	Unidirectional	5.0 - 75	.36	.321	.291	.238
SA	Bidirectional	5.0 - 75	.44	.375	.34	.278
SAC	Unidirectional	5.0 - 10	.44	.375	.341	.289
SAC	Unidirectional	12 - 50	.44	.375	.341	.289

VISHAY SMCJ SERIES 1500 WATT (CONT.)

MOUSER STOCK NO.				Package	VBR @ It			VRWM	IRSM	VRSM
Unidirectional		Bidirectional			(V)	(V)	(mA)	(V)	(A)	(V)
Mfr.	Mfr. Part No.	Mfr.	Mfr. Part No.		Min.	Max.			Max.	Max.
625	SMCJ18A-E3	625	SMCJ18CA-E3	DO-214AB	20.00	22.10	1	18.00	51.4	29.2
625	SMCJ20A-E3	625	SMCJ20CA-E3	DO-214AB	22.20	24.50	1	20.00	46.3	32.4
625	SMCJ22A-E3	625	SMCJ22CA-E3	DO-214AB	24.40	26.90	1	22.00	42.3	35.5
625	SMCJ24A-E3	625	SMCJ24CA-E3	DO-214AB	26.70	29.50	1	24.00	38.6	38.9
625	SMCJ26A-E3	625	SMCJ26CA-E3	DO-214AB	28.90	31.90	1	26.00	35.6	42.1
625	SMCJ30A-E3	625	SMCJ30CA-E3	DO-214AB	33.30	36.80	1	30.00	31.0	48.4
625	SMCJ33A-E3	625	SMCJ33CA-E3	DO-214AB	36.70	40.60	1	33.00	28.1	53.3
625	SMCJ36A-E3	625	SMCJ36CA-E3	DO-214AB	40.00	44.20	1	36.00	25.8	58.1
625	SMCJ40A-E3	625	SMCJ40CA-E3	DO-214AB	44.40	49.10	1	40.00	23.3	64.5
625	SMCJ28A-E3	625	SMCJ28CA-E3	DO-214AB	31.10	34.40	1	28.00	33.0	45.4
625	SMCJ43A-E3	625	SMCJ43CA-E3	DO-214AB	47.80	52.80	1	43.00	21.6	69.4
625	SMCJ45A-E3	625	SMCJ45CA-E3	DO-214AB	50.00	55.30	1	45.00	20.6	72.7
625	SMCJ48A-E3	625	SMCJ48CA-E3	DO-214AB	53.30	58.90	1	48.00	19.4	77.4
625	SMCJ51A-E3	625	SMCJ51CA-E3	DO-214AB	56.70	62.70	1	51.00	18.2	82.4
625	SMCJ54A-E3	625	SMCJ54CA-E3	DO-214AB	60.00	66.30	1	54.00	17.2	87.1
625	SMCJ58A-E3	625	SMCJ58CA-E3	DO-214AB	64.40	71.20	1	58.00	16.0	93.0
625	SMCJ60A-E3	625	SMCJ60CA-E3	DO-214AB	66.70	73.70	1	60.00	15.5	96.0
625	SMCJ70A-E3	625	SMCJ70CA-E3	DO-214AB	77.80	86.00	1	70.00	13.3	113.0
625	SMCJ75A-E3	625	SMCJ75CA-E3	DO-214AB	83.30	92.10	1	75.00	12.4	121.0
625	SMCJ78A-E3	625	SMCJ78CA-E3	DO-214AB	86.70	95.80	1	78.00	11.9	126.0
625	SMCJ85A-E3	625	SMCJ85CA-E3	DO-214AB	94.40	104.00	1	85.00	10.9	137.0
625	SMCJ100A-E3	625	SMCJ100CA-E3	DO-214AB	111.00	123.00	1	100.00	9.3	162.0
625	SMCJ110A-E3	625	SMCJ110CA-E3	DO-214AB	122.00	135.00	1	110.00	8.5	177.0
625	SMCJ120A-E3	625	SMCJ120CA-E3	DO-214AB	133.00	147.00	1	120.00	7.8	193.0
625	SMCJ130A-E3	625	SMCJ130CA-E3	DO-214AB	144.00	159.00	1	130.00	7.2	209.0
625	SMCJ150A-E3	625	SMCJ150CA-E3	DO-214AB	167.00	185.00	1	150.00	6.2	243.0
625	SMCJ188A-E3	625	SMCJ188CA-E3	DO-214AB	209.00	231.00	1	188.00	4.6	328.0

VISHAY SM15T SERIES 1500 WATT

625 SM15T10A-E3	625 SM15T10CA-E3	DO-214AB	9.50	10.50	1	8.55	103.0	14.5
625 SM15T12A-E3	625 SM15T12CA-E3	DO-214AB	11.40	12.60	1	10.20	90.0	16.7
625 SM15T15A-E3	625 SM15T15CA-E3	DO-214AB	14.30	15.80	1	12.80	71.0	21.2
625 SM15T18A-E3	625 SM15T18CA-E3	DO-214AB	17.10	18.90	1	15.30	59.5	25.2
625 SM15T22A-E3	625 SM15T22CA-E3	DO-214AB	20.90	23.10	1	18.80	49.0	30.6
625 SM15T24A-E3	625 SM15T24CA-E3	DO-214AB	22.80	25.20	1	20.50	45.0	33.2
625 SM15T27A-E3	625 SM15T27CA-E3	DO-214AB	25.70	28.40	1	23.10	40.0	37.5
625 SM15T30A-E3	625 SM15T30CA-E3	DO-214AB	28.50	31.50	1	25.60	36.0	41.5
625 SM15T33A-E3	625 SM15T33CA-E3	DO-214AB	31.40	34.70	1	28.20	33.0	45.7
625 SM15T36A-E3	625 SM15T36CA-E3	DO-214AB	34.20	37.80	1	30.80	30.0	49.9
625 SM15T39A-E3	625 SM15T39CA-E3	DO-214AB	37.10	41.00	1	33.30	28.0	53.9
625 SM15T68A-E3	625 SM15T68CA-E3	DO-214AB	64.60	71.40	1	58.10	16.3	92.0

VISHAY SA SERIES 500 WATT

625 SA5.0A-E3/54	625 SA5.0CA-E3/54	DO-204AC	6.40	7.00	10	5.00	54.3	9.2
625 SA6.5A-E3/54	625 SA6.5CA-E3/54	DO-204AC	7.22	7.98	10	6.50	44.70	11.2
625 SA10A-E3/54	625 SA10CA-E3/54	DO-204AC	11.10	12.30	1	10.00	29.4	17.0
625 SA12A-E3/54	625 SA12CA-E3/54	DO-204AC	13.30	14.70	1	12.00	25.1	19.9
625 SA13A-E3/54	625 SA13CA-E3/54	DO-204AC	14.40	15.90	1	13.00	23.3	21.5
625 SA15A-E3/54	625 SA15CA-E3/54	DO-204AC	16.70	18.50	1	15.00	20.5	24.4
625 SA20A-E3/54	625 SA20CA-E3/54	DO-204AC	22.20	24.50	1	20.00	15.4	32.4
625 SA24A-E3/54	625 SA24CA-E3/54	DO-204AC	26.70	29.50	1	24.00	12.9	38.9
625 SA28A-E3/54	625 SA28CA-E3/54	DO-204AC	31.10	34.40	1	28.00	11.0	45.4
625 SA30A-E3/54	625 SA30CA-E3/54	DO-204AC	33.30	36.80	1	30.00	10.0	48.4
625 SA36A-E3/54	625 SA36CA-E3/54	DO-204AC	40.00	44.20	1	36.00	8.6	58.1

VISHAY SAC SERIES 500 WATT (LOW CAPACITANCE)

625 SAC5.0-E3/54	----------	DO-204AC	7.60	300.00	10.0	44.0	75.0	100
625 SAC6.0-E3/54	----------	DO-204AC	7.90	300.00	11.2	41.0	75.0	100
625 SAC7.0-E3/54	----------	DO-204AC	8.33	300.00	12.6	38.0	75.0	100
625 SAC8.5-E3/54	----------	DO-204AC	9.44	50.00	14.0	34.0	75.0	100
625 SAC10-E3/54	----------	DO-204AC	11.10	5.00	16.3	29.0	75.0	100
625 SAC12-E3/54	----------	DO-204AC	13.30	5.00	19.0	25.0	75.0	100
625 SAC18-E3/54	----------	DO-204AC	20.00	5.00	28.8	15.0	75.0	100
625 SAC22-E3/54	----------	DO-204AC	24.40	5.00	35.4	14.0	75.0	100
625 SAC26-E3/54	----------	DO-204AC	28.90	5.00	42.3	11.1	75.0	100
625 SAC30-E3/54	----------	DO-204AC	33.30	5.00	48.6	10.0	75.0	100
625 SAC36-E3/54	----------	DO-204AC	40.00	5.00	60.0	8.6	75.0	100

© Copyright 2013 Mouser Electronics

For quantities greater than listed, call for quote.

Series	Type	Voltage Range	Price Each			
			1	100	500	1000
P6KE	Unidirectional	6.8 - 9.1	.36	.31	.278	.22
P6KE	Bidirectional	6.8 - 9.1	.46	.375	.346	.274
P6KE	Unidirectional	10 - 22	.36	.31	.278	.22
P6KE	Bidirectional	10 - 22	.46	.375	.346	.274
P6KE	Unidirectional	24 - 220	.36	.31	.278	.22
P6KE	Bidirectional	24 - 220	.46	.375	.346	.274
1.5KE	Unidirectional	6.8 - 9.1	.61	.514	.385	.268
1.5KE	Bidirectional	6.8 - 9.1	.70	.482	.353	.257
1.5KE	Unidirectional	10 - 22	.61	.514	.385	.268
1.5KE	Bidirectional	10 - 22	.42	.357	.306	.255
1.5KE	Unidirectional	24 - 220	.61	.514	.385	.268
1.5KE	Bidirectional	24 - 220	.76	.514	.375	.278
1.5KE	Unidirectional	300	1.26	.899	.696	.642
1.5KE	Bidirectional	300	1.01	.674	.514	.492
1.5KE	Unidirectional	440	1.26	.899	.696	.642
1.5KE	Bidirectional	440	2.44	2.04	1.70	1.47

VISHAY SAC SERIES 500 WATT (LOW CAPACITANCE) (CONT.)

MOUSER STOCK NO.				Package	VBR @ It			VRWM	IRSM	VRSM
Unidirectional		Bidirectional			(V)	(V)	(mA)	(V)	(A)	(V)
Mfr.	Mfr. Part No.	Mfr.	Mfr. Part No.		Min.	Max.			Max.	Max.
625	SAC45-E3/54	----------		DO-204AC	50.00	5.00	77.0	6.8	150	200
625	SAC50-E3/54	----------		DO-204AC	55.50	5.00	88.0	5.8	150.0	200

VISHAY P6KE SERIES 600 WATT

625 P6KE6.8A-E3	625 P6KE6.8CA-E3	DO-204AC	6.45	7.14	10	5.80	57.4	10.5
625 P6KE7.5A-E3	625 P6KE7.5CA-E3	DO-204AC	7.13	7.88	1	6.40	53.1	11.3
625 P6KE8.2A-E3	625 P6KE8.2CA-E3	DO-204AC	7.79	8.61	1	7.02	49.6	12.1
625 P6KE9.1A-E3	625 P6KE9.1CA-E3	DO-204AC	8.65	9.55	1	7.78	44.8	13.4
625 P6KE10A-E3	625 P6KE10CA-E3	DO-204AC	9.50	10.50	1	8.55	41.4	14.5
625 P6KE12A-E3	625 P6KE12CA-E3	DO-204AC	11.40	12.60	1	10.20	35.9	16.7
625 P6KE13A-E3	625 P6KE13CA-E3	DO-204AC	12.40	13.70	1	11.10	33.0	18.2
625 P6KE15A-E3	625 P6KE15CA-E3	DO-204AC	14.30	15.80	1	12.80	28.3	21.2
625 P6KE16A-E3	625 P6KE16CA-E3	DO-204AC	15.20	16.80	1	13.60	26.7	22.5
625 P6KE18A-E3	625 P6KE18CA-E3	DO-204AC	17.10	18.90	1	15.30	23.8	25.2
625 P6KE20A-E3	625 P6KE20CA-E3	DO-204AC	19.00	21.00	1	17.10	21.7	27.7
625 P6KE22A-E3	625 P6KE22CA-E3	DO-204AC	20.90	23.10	1	18.80	19.6	30.6
625 P6KE24A-E3	625 P6KE24CA-E3	DO-204AC	22.80	25.20	1	20.50	18.1	33.2
625 P6KE27A-E3	625 P6KE27CA-E3	DO-204AC	25.70	28.40	1	23.10	16.0	37.5
625 P6KE30A-E3	625 P6KE30CA-E3	DO-204AC	28.50	31.50	1	25.60	14.5	41.4
625 P6KE33A-E3	625 P6KE33CA-E3	DO-204AC	31.40	34.70	1	26.20	13.1	45.7
625 P6KE36A-E3	625 P6KE36CA-E3	DO-204AC	34.20	37.80	1	30.80	12.0	49.9
625 P6KE39A-E3	625 P6KE39CA-E3	DO-204AC	37.10	41.00	1	33.30	11.1	53.9
625 P6KE47A-E3	625 P6KE47CA-E3	DO-204AC	44.70	49.40	1	40.20	9.3	64.8
625 P6KE51A-E3	625 P6KE51CA-E3	DO-204AC	48.50	53.60	1	43.60	8.6	70.1
625 P6KE68A-E3	625 P6KE68CA-E3	DO-204AC	64.60	71.40	1	58.10	6.5	92.0
625 P6KE100A-E3	625 P6KE100CA-E3	DO-204AC	95.00	105.00	1	85.50	4.4	137.0
625 P6KE150A-E3	625 P6KE150CA-E3	DO-204AC	143.00	158.00	1	128.00	2.9	207.0
625 P6KE200A-E3	625 P6KE200CA-E3	DO-204AC	190.00	210.00	1	171.00	2.2	274.0
625 P6KE220A-E3	625 P6KE220CA-E3	DO-204AC	209.00	231.00	1	185.00	1.8	328.0

VISHAY 1.5KE SERIES 1500 WATT

625 1.5KE6.8A-E3	625 1.5KE6.8CA-E3	GP-20	6.45	7.14	10	5.80	143.0	10.5
625 1.5KE7.5A-E3	625 1.5KE7.5CA-E3	GP-20	7.13	7.88	10	6.40	133.0	11.3
625 1.5KE8.2A-E3	625 1.5KE8.2CA-E3	GP-20	7.79	8.61	10	7.02	124.0	12.1
625 1.5KE9.1A-E3	625 1.5KE9.1CA-E3	GP-20	8.65	9.55	1	7.78	112.0	13.4
625 1.5KE10A-E3	625 1.5KE10CA-E3	GP-20	9.50	10.50	1	8.55	103.0	14.5
625 1.5KE12A-E3	625 1.5KE12CA-E3	GP-20	11.40	12.60	1	10.20	89.9	16.7
625 1.5KE13A-E3	625 1.5KE13CA-E3	GP-20	12.40	13.70	1	11.10	82.4	18.2
625 1.5KE15A-E3	625 1.5KE15CA-E3	GP-20	14.30	15.80	1	12.80	70.8	21.2
625 1.5KE16A-E3	625 1.5KE16CA-E3	GP-20	15.20	16.80	1	13.60	66.7	22.5
625 1.5KE18A-E3	625 1.5KE18CA-E3	GP-20	17.10	18.90	1	15.30	59.5	26.2
625 1.5KE20A-E3	625 1.5KE20CA-E3	GP-20	19.00	21.00	1	17.10	54.2	27.7
625 1.5KE22A-E3	625 1.5KE22CA-E3	GP-20	20.90	23.10	1	18.80	49.0	30.6
625 1.5KE24A-E3	625 1.5KE24CA-E3	GP-20	22.80	25.20	1	20.50	45.2	33.2
625 1.5KE27A-E3	625 1.5KE27CA-E3	GP-20	25.70	28.40	1	23.10	40.0	37.5
625 1.5KE30A-E3	625 1.5KE30CA-E3	GP-20	28.50	31.50	1	25.60	36.2	41.4
625 1.5KE33A-E3	625 1.5KE33CA-E3	GP-20	31.40	34.70	1	28.20	32.8	45.7
625 1.5KE36A-E3	625 1.5KE36CA-E3	GP-20	34.20	37.80	1	30.80	30.1	49.9
625 1.5KE39A-E3	625 1.5KE39CA-E3	GP-20	37.10	41.00	1	33.30	27.8	53.9
625 1.5KE43A-E3	625 1.5KE43CA-E3	GP-20	40.90	45.20	1	36.80	25.3	59.3
625 1.5KE51A-E3	625 1.5KE51CA-E3	GP-20	48.50	53.60	1	43.60	21.4	70.1
625 1.5KE56A-E3	625 1.5KE56CA-E3	GP-20	50.40	61.80	1	45.40	18.6	80.5
625 1.5KE62A-E3	625 1.5KE62CA-E3	GP-20	58.90	65.10	1	53.00	17.6	85.0
625 1.5KE68A-E3	625 1.5KE68CA-E3	GP-20	64.60	71.40	1	58.10	16.3	92.0
625 1.5KE75A-E3	625 1.5KE75CA-E3	GP-20	67.50	82.50	1	60.70	13.9	109.0
625 1.5KE91A-E3	625 1.5KE91CA-E3	GP-20	86.50	95.50	1	77.80	12.0	125.0
625 1.5KE100A-E3	625 1.5KE100CA-E3	GP-20	95.00	105.00	1	85.50	10.9	137.0
625 1.5KE120A-E3	625 1.5KE120CA-E3	GP-20	114.00	126.00	1	102.00	9.1	165.0
625 1.5KE150A-E3	625 1.5KE150CA-E3	GP-20	143.00	158.00	1	128.00	7.2	207.0
625 1.5KE160A-E3	625 1.5KE160CA-E3	GP-20	144.00	176.00	1	130.00	6.5	230.0
625 1.5KE180A-E3	625 1.5KE180CA-E3	GP-20	171.00	189.00	1	154.00	6.1	246.0
625 1.5KE200A-E3	625 1.5KE200CA-E3	GP-20	190.00	210.00	1	171.00	5.5	274.0
625 1.5KE220A-E3	625 1.5KE220CA-E3	GP-20	209.00	231.00	1	185.00	4.6	328.0
625 1.5KE300A-E3	625 1.5KE300CA-E3	GP-20	285.00	315.00	1	256.00	3.6	414.0
625 1.5KE440A-E3	625 1.5KE440CA-E3	GP-20	396.00	484.00	1	356.00	2.4	631.0

© Copyright 2013 Mouser Electronics



Stay **current.**

The Bourns product line offers the most comprehensive line of circuit protection technology and solutions in the industry today. As a leading global manufacturer and supplier of circuit protection, engineering, design and support, Bourns is committed to providing today's businesses the right protection level for the innovations of tomorrow.

When it comes to an ever-expanding selection of the newest products and technologies, Mouser delivers with no minimums, same-day shipping and the clear speed-to-market advantage design engineers demand. Plus, we back it all with unsurpassed support. Get your hands on what's next from Mouser.

To learn more, visit www.mouser.com/bourns

Passives & Circuit Protection

Pages 717-1294



TBU® High-Speed Protectors (TBU-CA)
Page 692



Dual Transient Current Suppressors (TCS-DL)
Page 692



Fast Acting GDTs (2030)
Page 731



MF-RM Series PTC Resettable Fuses
Page 745



Power TVS Diodes
Page 691



SRN Series Semi-Shielded Power Inductors
Page 1205



AMS22S Non-Contacting Analog Rotary Position Sensor
mouser.com/bournsams22s/



PWR263S-35 Series Power Resistors
Page 782

Sponsored By

MOUSER ELECTRONICS

BOURNS®

The Newest Products for Your Newest Designs®

Mouser and Mouser Electronics are registered trademarks of Mouser Electronics, Inc. Other products, logos, and company names mentioned herein, may be trademarks of their respective owners.

Circuit Protection

See Previous Pages for Sidactors, TVSs, and Thyristors.

VARISTORS
AVX . . . 719-721
Bourns . . . 722
EPCOS . . . 723-725
Littelfuse . . . 726-728
Panasonic . . . 723
Murata . . . 729
Vishay/BC Components . . . 730

GAS DISCHARGE TUBES
Bourns . . . 731
Littelfuse . . . 732

THERMAL PROTECTION
AVX . . . 733
EPCOS . . . 734-736
GE Sensing/Thermometrics . . . 737
Honeywell . . . 742
Murata . . . 738-740
Semitec . . . 741
Vishay . . . 742-744

RESETTABLE FUSES
Bourns . . . 745
Littelfuse . . . 746-747
TE Connectivity . . . 748-751

FUSES & FUSE HOLDERS
AEM . . . 752
Bourns . . . 753
Cooper Bussmann . . . 754-759
Eagle Plastic Devices . . . 760
Keystone . . . 761
Littelfuse . . . 762-771
Schurter . . . 772-773

Resistors

NETWORKS AND ARRAYS
Bourns . . . 774
Caddock . . . 775
CTS . . . 776
KOA Speer . . . 777
Panasonic . . . 778-779
Vishay/Thin Film . . . 780-781
Vishay/Sfernice . . . 781

CURRENT SENSE
Bourns . . . 782
IRC/TTe . . . 783-784
KOA Speer . . . 785
Ohmite . . . 786-787
Caddock . . . 787
Panasonic . . . 788
Susumu . . . 789-790
Vishay/Dale . . . 791-793
Vishay Foil Resistors . . . 794

SURFACE MOUNT
KOA Speer . . . 795-797
Panasonic . . . 798-801
Susumu . . . 802-804
Vishay/Dale . . . 805-807
Vishay/Draloric . . . 806
Vishay/Sfernice . . . 806, 808
Vishay/Techno . . . 806, 808
Vishay/ThinFilm . . . 806, 808
Welwyn . . . 809
Yageo . . . 810-811

LEADED
IRC/TTe . . . 812
Kamaya . . . 813
KOA Speer . . . 813-814
Vishay/BC Components . . . 817
Vishay/Dale . . . 815-816, 818
Vishay Foil Resistors . . . 819
Vishay/Sfernice . . . 818
Welwyn . . . 820

POWER (SURFACE MOUNT AND LEADED)
Arcol . . . 821-822
AVX . . . 823
Bourns . . . 823
Caddock . . . 824-825
Ohmite . . . 825, 826-835
Vishay/Dale . . . 836-837, 839
Vishay/Sfernice . . . 838-839
Welwyn . . . 840-841

Potentiometers

RHEOSTATS
Bourns . . . 842
Ohmite . . . 842

PRECISION POTENTIOMETERS AND DIALS
Bourns . . . 843
ETI Systems . . . 844-847
Vishay/Sfernice . . . 848

POTENTIOMETERS
Alpha . . . 849-853
ALPS . . . 854-855
Bourns . . . 856-859
Honeywell . . . 860-862
Piher . . . 863
Vishay/Spectrol . . . 863
Vishay/Sfernice . . . 864

SINGLE-TURN TRIMMERS
Bourns . . . 865-869
Murata . . . 870-871
Piher . . . 872-873
Vishay/Sfernice . . . 874-875
Vishay/Spectrol . . . 875

MULTI-TURN TRIMMERS
BI Technologies/TTe . . . 876
Bourns . . . 877-879
Vishay/Sfernice . . . 880-881
Vishay/Spectrol . . . 881

Capacitors

ALUMINUM SURFACE MOUNT
Cornell Dubilier . . . 882
Lelon . . . 883-888
Nichicon . . . 889-894
Panasonic . . . 895-898
United ChemiCon . . . 899-900
Vishay/BC Components . . . 901

ALUMINUM POLYMER
KEMET . . . 902
Nichicon . . . 903-907
Panasonic . . . 908
United ChemiCon . . . 909-910

ALUMINUM CAN TYPE
Cornell Dubilier . . . 911-914
Cornell Dubilier/Mallory . . . 915
EPCOS . . . 916-917
KEMET . . . 918-919
Nichicon . . . 920
United ChemiCon . . . 921-922
Vishay/BC Components . . . 923
Vishay/Sprague . . . 924

SUPERCAPACITORS
AVX . . . 925
Cellergy . . . 926
IOXUS . . . 927
Powerstor/Cooper Bussmann . . . 933
Maxwell Technologies . . . 928-929
Murata . . . 930
Nichicon . . . 931
Panasonic . . . 932
Taiyo Yuden . . . 925

ALUMINUM LEADED
KEMET . . . 934
Lelon . . . 935-938
Nichicon . . . 939-945
Panasonic . . . 946-951
United ChemiCon . . . 952-953
Vishay/BC Components . . . 954
Vishay/Sprague . . . 955-957

FLEXIBLE TERMINATION, SMD
AVX . . . 958-959
KEMET . . . 960-964
Syfer/CMP . . . 965
TDK . . . 966
Vishay/Vitramon . . . 967

CERAMIC SURFACE MOUNT
AVX . . . 971-984
DLI . . . 985
KEMET . . . 986-997
Murata . . . 968-969, 998-1013
Novacap/CMP . . . 1014-1015
Syfer/CMP . . . 1016-1017
Taiyo Yuden . . . 1018-1021
TDK . . . 970, 1022-1039
Vishay . . . 1040-1042

SILICON CAPACITORS, SMD
IPDiA . . . 1043

CERAMIC LEADED
AVX . . . 1044-1046
KEMET . . . 1047-1051
Murata . . . 1052-1053
TDK . . . 1054-1059
Vishay . . . 1060-1061

FILM CAPACITORS
AVX . . . 1062
Cornell Dubilier . . . 1063-1064
Cornell Dubilier/Mallory . . . 1064, 1072
EPCOS . . . 1065-1069
KEMET . . . 1070-1071, 1073
Panasonic . . . 1074-1078
Vishay/Roederstein . . . 1079-1080
Vishay/Sprague . . . 1081
Wima . . . 1082-1087

MICA CAPACITORS
Cornell Dubilier . . . 1088-1090

TANTALUM SURFACE MOUNT
AVX . . . 1091-1100
KEMET . . . 1101-1110
Nichicon . . . 1111
Vishay/Sprague . . . 1112-1118

TANTALUM LEADED
AVX . . . 1119
KEMET . . . 1120-1122
Vishay/Sprague . . . 1123-1124

WET TANTALUM
AVX . . . 1125
Vishay/Sprague . . . 1126

TRIMMERS
Murata . . . 1127
Sprague Goodman . . . 1128
Voltronics/CMP . . . 1129

Frequency Control (Crystals, Oscillators, Resonators, SAW Filters)

Abracon . . . 1130-1141
AVX/Kyocera . . . 1142-1144
Citizen . . . 1145-1146
Crystek . . . 1147-1148
CTS . . . 1149-1151
ECS . . . 1152-1156
EPCOS . . . 1157-1158
Epson Toyocom . . . 1159-1161
FOX . . . 1162-1164
Murata . . . 1165-1166
Pletronics . . . 1167
RFM . . . 1168
TriQuint Semiconductor . . . 1169
TXC . . . 1170-1174
Vectron . . . 1175

Inductors, EMI/RFI Suppression, Signal Conditioning

EMI SUPPRESSION
Bourns . . . 1176
FairRite . . . 1176, 1177
FerriShield/Leader Tech . . . 1178-1179
Gore . . . 1180
Laird Technologies . . . 1181-1184
Murata . . . 1185-189
Panasonic . . . 1176
Schaffner . . . 1190
Spectrum ASP . . . 1191
Syfer/CMP . . . 1192-1193
Taiyo Yuden . . . 1194
TDK . . . 1195
Tusonix . . . 1196-1197
Wurth . . . 1198-1200

INDUCTORS
AVX . . . 1201-1202
BI Technologies . . . 1203
Bourns . . . 1204-1214
Coiltronics/Cooper Bussmann . . . 1215-1223
EPCOS . . . 1224-1226
Fastron . . . 1230
ICE Components . . . 1227-1229
Murata . . . 1231-1236
Murata Power Solutions . . . 1237-1240
Panasonic . . . 1241-1251
Pulse . . . 1252-1253
Sumida . . . 1254-1257
Taiyo Yuden . . . 1258-1264
TDK . . . 1265-1269
Triad . . . 1270
Vishay/Dale . . . 1271-1273
Wurth Electronics . . . 1274-1286

SIGNAL CONDITIONING
Murata . . . 1287-1288
Taiyo Yuden . . . 1289-1290
TDK . . . 1291-1292
Vishay . . . 1293
Walsin . . . 1293-1294

AVX Ceramic Transient Voltage Suppressors

Products may be RoHS compliant. Check mouser.com for RoHS status.

MAV SERIES MINIATURE AC VARISTORS

Features:

- 110 Pk-Pk @ 125kHz capability
- AEC Q200 qualified
- ESD rated to 25kV (HBM ESD Level 6)
- EMI/RFI attenuation in off state

DIMENSIONS: mm (in.)

	L	W	T	BW	BL	P
MAV0010	1.60 ± 0.15	0.80 ± 0.15	0.90 Max	N/A	0.35 ± 0.15	N/A
MAV0020	1.00 ± 0.15	1.37 ± 0.15	0.66 Max	0.36 ± 0.10	0.20 ± 0.10	0.64 REF
MAV0040	1.00±0.10	0.50±0.10	0.60 Max	N/A	0.25±0.15	N/A

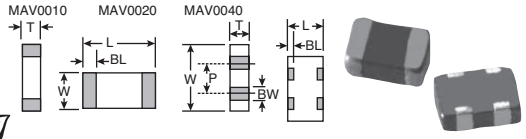

NEW PRODUCT

RoHS Compliant

For quantities greater than listed, call for quote.

MOUSER STOCK NO.	AVX Part No.	Case Size	Working Voltage (DC)	Working Voltage (AC)	Breakdown Voltage (V@1mADC)	Clamping Voltage (V@IVC)	Max Leakage Current Rating (μA)	Transient Energy (J)	Cap (pF) max	Number of Elements	Price Each 1	25	100	500	Reel Qty.	Price Per Piece
581-MAV0040WP	MAV0040WP	0402	70	52	120 ±15%	225	10	0.02	6	1	.49	.30	.225	.182	1000	.15
581-MAV0020	MAV0020DP	0405	70	52	120±15%	225	10	0.02	8	2	.49	.30	.225	.182	1000	.15
581-MAV0010	MAV0010DP	0603	70	52	120±15%	225	10	0.015	22	1	.30	.225	.168	.143	1000	.086

TRANSFEED™ MULTILAYER CERAMIC TRANSIENT VOLTAGE SUPPRESSORS

LEAD-FREE

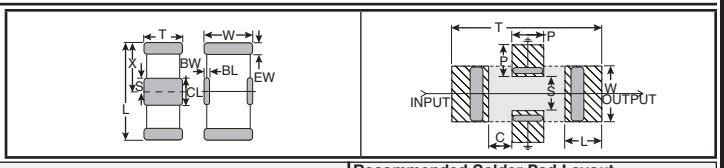

DIMENSIONS: mm (in.)

Size	L	W	T	BW	BL	EW	X	S	Recommended Solder Pad Layout T	P	S	W	L	C
0805	2.01 ± 0.20 (0.079 ± 0.008)	1.25 ± 0.20 (0.049 ± 0.008)	1.143 Max. (0.045 Max.)	0.46 ± 0.10 (0.018 ± 0.004)	0.18 ± 0.25 -0.08 (0.007 ± 0.010 -0.003)	0.25 ± 0.13 (0.010 ± 0.005)	1.02 ± 0.10 (0.040 ± 0.004)	0.23 ± 0.05 (0.009 ± 0.002)	3.45 (0.136)	0.51 (0.020)	0.76 (0.030)	1.27 (0.050)	1.02 (0.040)	0.46 (0.018)

For quantities greater than listed, call for quote.

MOUSER STOCK NO.	AVX Part No.	Working Voltage (DC)	Working Voltage (AC)	Breakdown Voltage (V@ImA$_{DC}$)	Clamping Voltage (V@I$_{VC}$)	Max. Leakage Current (μA)	Transient Energy Rating Joules (J)	Peak Current Rating (A)	Typical Cap (pF)	DC Resistance	Max. Feedthru Current	Price Each 1	50	100	500	Reel Qty.	Price Per Piece
581-V2F105A150Y2EDP	V2F105A150Y2EDP	5.6	4	8.5+20%	18	35	0.1	30	800	0.20	0.75	.47	.428	.353	.338	1000	.325
581-V2F105C150Y1FDP	V2F105C150Y1FDP	5.6	4	8.5+20%	18	35	0.3	120	25000	0.15	1	.73	.61	.535	.514	1000	.492
581-V2F109A200Y2EDP	V2F109A200Y2EDP	9	6.4	12.7+15%	22	25	0.1	30	575	0.20	0.75	.47	.428	.353	.338	1000	.325
581-V2F109C200Y1FDP	V2F109C200Y1FDP	9	6.4	12.7+15%	22	25	0.3	120	1800	0.15	1	.73	.61	.535	.514	1000	.492
581-V2F114A300Y2EDP	V2F114A300Y2EDP	14	10	18.5+12%	32	15	0.1	30	300	0.20	0.75	.47	.428	.353	.338	1000	.325
581-V2F114C300Y1FDP	V2F114C300Y1FDP	14	10	18.5+12%	32	15	0.3	120	900	0.15	1	.73	.61	.535	.514	1000	.492
581-V2F118A400Y2EDP	V2F118A400Y2EDP	18	13	25.5+10%	42	10	0.1	3	200	0.20	0.75	.47	.428	.353	.338	1000	.325
581-V2F118C400Y1FDP	V2F118C400Y1FDP	18	13	25.5+10%	42	10	0.3	120	500	0.15	1	.73	.61	.535	.514	1000	.492
581-V2F118X500Y3DDP	V2F118X500Y3DDP	18	13	25.5+10%	50	10	0.05	20	75	0.25	0.5	.47	.428	.353	.338	1000	.325
581-V3F418A400Y3GDP	V3F418A400Y3GDP	18.0	13.0	25.5±10%	42	10	0.10	20	150	0.200	0.30	1.56	1.33	1.08	.963	1000	.867
581-V3F418X500Y3GDP	V3F418X500Y3GDP	18.0	13.0	25.5±10%	50	10	0.05	15	65	0.25	0.20	.94	.844	.698	.669	1000	.642

MULTIGUARD™ MULTILAYER CERAMIC TRANSIENT VOLTAGE SUPPRESSION ARRAYS

LEAD-FREE

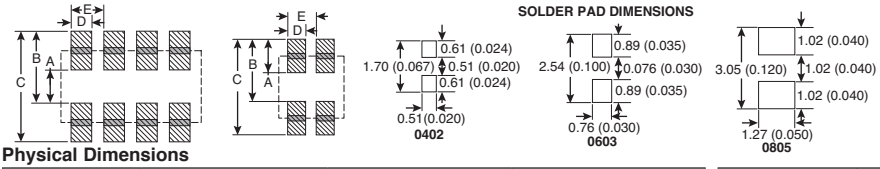

DIMENSIONS: mm (in.)

4-Element Arrays

	A	B	C	D	E
0612	0.89 (0.035)	1.65 (0.065)	2.54 (0.100)	0.46 (0.018)	0.76 (0.030)

2-Element Arrays

	A	B	C	D	E
0405	0.46 (0.018)	0.74 (0.100)	1.20 (0.047)	0.38 (0.015)	0.64 (0.025)
0508	0.89 (0.035)	1.27 (0.050)	2.16 (0.085)	0.46 (0.018)	0.76 (0.030)

Physical Dimensions

	0402 Discrete	0603 Discrete	0805 Discrete
Length	1.00±0.10 (0.040±0.004)	1.60±0.15 (0.063±0.006)	2.01±0.20 (0.079±0.008)
Width	0.50±0.10 (0.020±0.004)	0.80±0.15 (0.032±0.006)	1.25±0.20 (0.049±0.008)
Thickness	0.60 Max. (0.024 Max.)	0.90 Max. (0.035 Max.)	1.02 Max. (0.040 Max.)
Term Band Width	0.25±0.15(0.010±0.006)	0.35±0.15 (0.014±0.006)	0.71 Max. (0.028 Max.)

	0405 Array	0508 Array	0612 Array
Length	1.00±0.15 (0.039±0.006)	1.25±0.20 (0.049±0.008)	1.60±0.20 (0.063±0.008)
Width	1.37±0.15 (0.054±0.006)	2.01±0.20 (0.079±0.008)	3.20±0.20 (0.126±0.008)
Thickness	0.66 Max. (0.026 Max.)	1.02 Max. (0.040 Max.)	1.22 Max. (0.048 Max.)
Term Band Width	0.36±0.10 (0.014±0.004)	0.41±0.10 (0.016±0.004)	0.41±0.10 (0.016±0.004

For quantities greater than listed, call for quote.

MOUSER STOCK NO.	AVX Part No.	Chip Size	Working Voltage (DC)	Working Voltage (AC)	Breakdown Voltage (V@ImA$_{DC}$)	Clamping Voltage (V@I$_{VC}$)	Max. Leakage Current (μA)	Transient Energy Rating (J, 10x1000μS)	Peak Current Rating (A)	Typical Cap (pF)	Number of Elements	Price Each 1	50	100	500	Reel Qty.	Price Per Piece
581-MG042S05X150DP	MG042S05X150DP	0405	5.6	4	8.5	18	35	0.05	15	300	2	.77	.674	.546	.492	1000	.439
581-MG052S05A150DP	MG052S05A150DP	0508	5.6	4	8.5+20%	18	35	0.1	30	825	2	1.75	1.63	1.36	1.22	1000	1.08
581-MG064S05A150DP	MG064S05A150DP	0612	5.6	4	8.5+20%	18	35	0.1	30	825	4	1.48	1.28	1.25	1.03	1000	.931
581-MG052S09A200DP	MG052S09A200DP	0508	9	6.4	12.7+15%	22	25	0.1	30	550	2	1.98	1.66	1.34	1.23	1000	1.07
581-MG064L18X500DP	MG064L18X500DP	0612	9	6.4	12.7+15%	22	25	0.1	30	550	4	2.41	1.98	1.41	1.05	1000	.888
581-MG052S14A300DP	MG052S14A300DP	0508	14	10	19.5+12%	32	15	0.1	30	425	2	1.98	1.66	1.34	1.23	1000	1.07
581-MG064S09A200DP	MG064S09A200DP	0612	14	10	19.5+12%	32	15	0.1	30	425	4	1.48	1.28	1.25	1.03	1000	.696
581-MG042L18V500DP	MG042L18V500DP	0405	18	14	N/A	50	10	0.2	15	40	2	.71	.653	.546	.482	1000	.428
581-MG052S18A400DP	MG052S18A400DP	0508	18	14	25.5+10%	42	10	0.1	30	225	2	.93	.803	.706	.642	1000	.589
581-MG052L18X500DP	MG052L18X500DP	0508	18	14	N/A	50	10	0.1	20	50	2	1.05	.974	.813	.728	1000	.653
581-MG064S14A300DP	MG064S14A300DP	0612	18	14	25.5+10%	42	10	0.05	15	120	4	1.48	1.28	1.25	1.03	1000	.696
581-MG064S18A400DP	MG064S18A400DP	0612	18	14	N/A	50	10	0.1	20	75	4	1.48	1.28	1.25	1.03	1000	.696

ULTRAGUARD SERIES

ESD Protection for Low Leakage Requirements

For quantities greater than listed, call for quote.

MOUSER STOCK NO.	AVX Part No.	Chip Size	Working Voltage (DC)	Working Voltage (AC)	Typical Cap (pF)	Freq	Number of Elements	Price Each 1	50	100	500	Reel Qty.	Price Per Piece
581-VCUG040030L1WP	VCUG040030L1WP	0402	3	2.3	175	M	1	.42	.375	.289	.235	10000	.159
581-MGUG060030L4DP	MGUG060030L4DP	0603	3	2.3	425	M	4	1.86	1.72	1.43	1.28	1000	1.14
581-MGUG040050L2DP	MGUG040050L2DP	0402	5	3.5	40	M	2	.71	.653	.546	.482	1000	.428
581-MGUG050050L2DP	MGUG050050L2DP	0508	5	3.5	425	M	2	.79	.749	.728	.546	1000	.482
581-VCUG060050L1DP	VCUG060050L1DP	0603	5	3.5	550	K	1	.34	.31	.235	.193	1000	.131
581-VCUG080050L1DP	VCUG080050L1DP	0805	5	3.5	750	K	1	.33	.289	.233	.19	1000	.152
581-VCUG060100L1DP	VCUG060100L1DP	0603	10	7.1	250	K	1	.34	.31	.235	.193	1000	.131
581-MGUG060100L4DP	MGUG060100L4DP	0612	10	7.1	225	M	4	2.26	1.54	1.33	1.24	1000	1.12
581-VCUG040150L1WP	VCUG040150L1WP	0402	15	11	40	M	1	.35	.289	.248	.203	10000	.137
581-MGUG040150L2DP	MGUG040150L2DP	0405	15	11	50	M	2	.77	.514	.449	.417	1000	.385
581-MGUG060150L4DP	MGUG060150L4DP	0603	15	11	75	M	4	1.74	1.64	1.59	1.20	1000	1.07
581-VCUG080150L1DP	VCUG080150L1DP	0805	15	11	120	K	1	.34	.31	.235	.193	1000	.131

© Copyright 2013 Mouser Electronics
© Copyright 2013 Mouser Electronics

AVX Ceramic Transient Voltage Varistors and Suppressors

RoHS Compliant This product is RoHS compliant.

150°C RADIAL LEADED HIGH TEMPERATURE AUTOMOTIVE MULTILAYER VARISTORS

Features:

- AEC Q200 Qualified
- ESD rated to 25kV (HBM ESD Level 6)
- EMI/RFI attenuation in off state
- Excellent current and energy handling

For quantities greater than listed, call for quote.

MOUSER STOCK NO.	Fig.	Working Voltage		Breakdown Voltage	Clamping Voltage	Transient Energy Rating	Peak Current Rating	Max. Leakage Current	Jump Start	Cap.	Price Each			
Mfr. Mfr. Part No.		DC	AC	(V@ImADC)	(V@IVC)						1	100	500	1000
581—VR15AT18A650R	A	18	13	41 ± 10%	67	0.1	30	10	29	90	.86	.46	.353	.321

AUTOMOTIVE STATICGUARD VARISTORS

The StaticGuard Automotive Series are low capacitance versions of the TransGuard and are designed for general ESD protection of CMOS, Bi-Polar, and SiGe based systems. The low capacitance makes these products suitable for use in high speed data transmission lines.

PRODUCT NEW

Size (EIA)	DIMENSIONS: mm (in.)			
	Length (L)	Width (W)	Max. Thickness (T)	Land Length (t)/BL
0402	1.00±0.10(0.040±0.004)	0.50±0.10(0.020±0.004)	0.60 (0.024)	0.25±0.15(0.010±0.006)
0603	1.60±0.15(0.063±0.006)	0.80±0.15(0.031±0.006)	1.60 (0.063)	0.35±0.15(0.014±0.006)
0805	2.01±0.20(0.079±0.008)	1.25±0.20(0.049±0.008)	1.02 (0.040)	0.71 max.(0.028 max.)
1206	3.20±0.20(0.126±0.008)	1.60±0.20(0.063±0.008)	1.02 (0.040)	0.94 max.(0.037 max.)
1210	3.20±0.20(0.126±0.008)	2.49±0.20(0.098±0.008)	1.70 (0.067)	0.14 max.(0.045 max.)

For quantities greater than listed, call for quote.

MOUSER STOCK NO.	Fig.	Case Size	Working Voltage		Clamping Voltage	Test Current for Vc	Max. Leakage Current	Transient Energy Rating	Peak Current Rating	Typ. Cap.	Price Each			Reel Qty.	Price Per Piece
Mfr. Mfr. Part No.			DC	AC							1	100	500		
581—VCAS04LC18V500WP	B	402	18	14	50	1	10	0.02	15	40	.61	.353	.242	10000	.135
581—VCAS06LC18X500DP	B	603	18	14	50	1	10	0.05	30	50	.56	.321	.225	1000	.161
581—VCAS08LC18A500DP	B	805	18	14	50	1	10	0.1	30	80	.64	.385	.278	1000	.171

AUTOMOTIVE ANTENNAGUARD VARISTORS

The AntennaGuardAutomotive Series are ultra-low capacitance versions of the TransGuardand are designed for use in RF and other capacitive sensitive circuits. These low capacitance values have low insertion loss, low leakage current and unsurpassed reliability compared to diode options. All Automotive Series products from AVX are designed to the highest reliability and AEC Q200 qualified.

PRODUCT NEW

For quantities greater than listed, call for quote.

MOUSER STOCK NO.	Fig.	Case Size	Working Voltage		Max. Leakage Current	Typical Cap. Ip	Elements	Jump Start	Price Each			Reel Qty.	Price Per Piece
Mfr. Mfr. Part No.			DC	AC					1	100	500		
581—VCAS04AG183R0Y	B	402	18	14	0.1	3	1	27.5	.63	.375	.268	1000	.214
581—VCAS06AG18120Y	B	603	18	14	0.1	12	1	27.5	.54	.31	.214	1000	.182
581—VCAS06AG183R0Y	B	603	18	14	0.1	3	1	27.5	.54	.31	.214	1000	.182

TRANSGUARD AUTOMOTIVE SERIES - MULTILAYER VARISTORS

Features:

- High Reliability
- Bi-Directional protection
- High Current Handling
- AEC Q200 Qualified
- EMI/RFI attenuation
- Multi-strike capability
- Sub 1nS response to ESD strike
- High Energy Absorption (Load Dump)

For quantities greater than listed, call for quote.

MOUSER STOCK NO.	Fig.	Case Size	Working Voltage		VB	VC	Test Current for VC	ET	IP	Freq.	Cap. (pF)	Price Each			Reel Qty.	Price Per Piece
Mfr. Mfr. Part No.			DC	AC								1	100	500		
581—VCAS060316B400DP	B	0603	16	11	25.5±10%	42	1	0.2	30	K	150	.95	.551	.377	1000	.318
581—VCAS060318A400DP	B	0603	18	13	25.5±10%	42	1	0.1	30	K	150	.95	.551	.377	1000	.318
581—VCAS060326A580DP	B	0603	26	18	34.5±10%	60	1	0.1	30	K	155	.95	.551	.377	1000	.318
581—VCAS060330A650DP	B	0603	30	21	41.0±10%	67	1	0.1	30	K	125	.95	.551	.377	1000	.318
581—VCAS080518A400DP	B	0805	18	13	25.5±10%	42	1	0.1	30	K	225	.98	.567	.388	1000	.327
581—VCAS080518C400DP	B	0805	18	13	25.5±10%	42	1	0.3	120	K	550	1.48	.852	.582	1000	.492
581—VCAS080526A580DP	B	0805	26	18	34.5±10%	60	1	0.1	30	K	120	.98	.567	.388	1000	.327
581—VCAS080526C580DP	B	0805	26	18	34.5±10%	60	1	0.3	100	K	250	1.48	.852	.582	1000	.492
581—VCAS080530A650DP	B	0805	30	21	41.0±10%	67	1	0.1	30	M	90	.98	.567	.388	1000	.327
581—VCAS080530C650DP	B	0805	30	21	41.0±10%	67	1	0.3	30	K	250	1.48	.852	.582	1000	.492
581—VCAS080538C770DP	B	0805	38	30	47.0±10%	77	1	0.3	80	K	200	1.48	.852	.582	1000	.492
581—VCAS120616K380DP	B	1206	16	11	22.0±10%	38	1	0.6	200	K	930	1.88	1.36	1.23	1000	.723
581—VCAS120618A400DP	B	1206	18	13	25.5±10%	42	1	0.1	30	K	350	1.88	1.36	1.23	1000	.723
581—VCAS120618D400DP	B	1206	18	13	25.5±10%	42	1	0.4	150	K	900	1.09	.835	.696	1000	.396
581—VCAS120618E380DP	B	1206	18	13	22.0±10%	38	1	0.5	200	K	950	2.46	1.78	1.61	1000	.944
581—VCAS120626D580DP	B	1206	26	18	34.5±10%	60	1	0.4	120	K	500	1.88	1.36	1.23	1000	.723
581—VCAS120630D650DP	B	1206	30	21	41.0±10%	67	1	0.4	120	K	400	1.88	1.36	1.23	1000	.723
581—VCAS120642L800DP	B	1206	42	32	51.0±10%	80	1	0.8	180	K	600	1.88	1.36	1.23	1000	.723
581—VCAS120648D101DP	B	1206	48	34	62.0±10%	100	1	0.4	100	K	225	1.88	1.36	1.23	1000	.723
581—VCAS120656F111DP	B	1206	56	40	68.0±10%	110	1	0.7	100	K	180	1.88	1.36	1.23	1000	.723
581—VCAS121016J390DP	B	1210	16	11	25.5±10%	42	5	1.5	500	K	3100	1.12	.781	.706	1000	.556
581—VCAS121018J390DP	B	1210	18	13	25.5±10%	42	5	1.5	500	K	3100	1.12	.781	.706	1000	.556
581—VCAS121026H560DP	B	1210	26	18	34.5±10%	60	5	1.2	300	K	2150	1.12	.781	.706	1000	.556
581—VCAS121030H620DP	B	1210	30	21	41.0±10%	67	5	1.2	280	K	1850	1.12	.781	.706	1000	.556
581—VCAS121048H101DP	B	1210	48	34	62.0±10%	100	1	1.2	250	K	500	1.12	.781	.706	1000	.556
581—VCAS121085S151DP	B	1210	85	60	100.0±10%	150	1	2.0	250	K	275	1.12	.781	.706	1000	.556

MULTILAYER BI-DIRECTIONAL TRANSIENT VOLTAGE SUPPRESSORS

The Controlled Capacitance TransGuard is an application specific bi-directional transient voltage suppressor developed for use in mixed signal environments. The Controlled Cap MLV has three purposes: 1). Reduce emissions from a high speed ASIC, 2) prevent induced E fields from conducting into the IC, and 3) clamp transcient voltages.

For quantities greater than listed, call for quote.

MOUSER STOCK NO.	Fig.	Case Size	Working Voltage		Breakdown Voltage	Clamping Voltage	Max. Leakage Current	Transient Energy Rating	Peak Current Rating	Typical Cap. (pF)	Cap. Tol.	Price Each			Reel Qty.	Price Per Piece
Mfr. Mfr. Part No.			DC	AC	(V@ImADC)	(V@IVC)						1	100	500		
581—VCAC060322A47NRP	C	0603	22	17	32.5±25%	50	10	0.1	30	47	30%	.32	.225	.184	4000	.138
581—VCAC060326C82MRP	C	0603	26	20	36.0±15%	67	10	0.3	30	82	20%	.32	.228	.186	4000	.14

STATICGUARD SERIES MULTILAYER CERAMIC TRANSIENT VOLTAGE SUPPRESSORS

The StatidGuard MLV Transient Voltage Suppressors provid ESD protection for CMOS, Bi Polar and SiGe based systems. Typical ESD failure voltage for CMOS and/or Bi Polar is ≥ 200V.15kV ESD pulse (air discharge) per IEC 1000-4-2, Level 4, generates < 20 millijoules of energy. The AVX StaticGuard MLV Transient Voltage Suppressors offer low capacitance (<200pF) for high-speed data transmission and offer low leakage current (IL) for battery operated equipment.

For quantities greater than listed, call for quote.

MOUSER STOCK NO.	Fig.	Case Size	Working Voltage		Clamping Voltage	Test Current for Vc	Max. Leakage Current	Transient Energy Rating	Peak Current Rating	Typical Cap. (pF)	Elecments	Price Each			Reel Qty.	Price Per Piece
Mfr. Mfr. Part No.			DC	AC	(V@IVC)							1	100	500		
VC Series																
581—VC12LC18A500RP	D	1206	18	14	50	1	10	10	30	200	1	.40	.278	.265	4000	.224
VA Series																
581—VA10LC18A500DL	D	Axial	18	14	50	1	10	10	30	200	1	.35	.289	.278	1000	.266
581—VA10LC18A500RL	D	Axial	18	14	50	1	10	10	30	200	1	.35	.289	.278	3000	.25

A

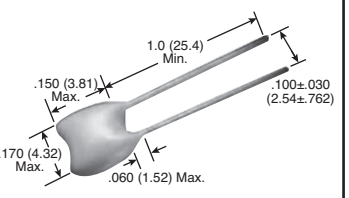

DIMENSIONS: in. (mm)

B

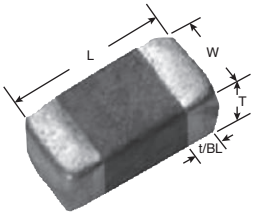

C

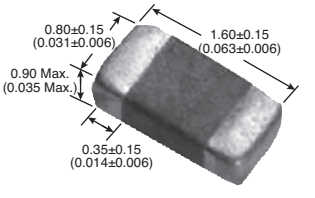

DIMENSIONS: mm (in.)

D



© Copyright 2013 Mouser Electronics

© Copyright 2013 Mouser Electronics

TRANSGUARD™ SURFACE MOUNT CERAMIC TRANSIENT VOLTAGE SUPPRESSORS

Features:

- Ni/Sn Alloy(Plated)
- Operation temp: -55°C to +125°C
- Meets IEC 1000 -4 specifications
- All standard surface mount TransGuard chips are unmarked

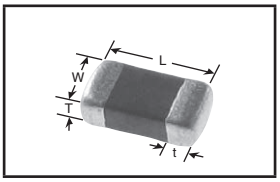

DIMENSIONS: mm (in.)				
Size	L	W	T	t
0201	.60±.03(.024±.001)	.30±.011(.024±.001)	.33(.013)	.15±.006(.024±.001)
0402	1.00±.10(.040±.004)	.50±.020(.024±.001)	.6(.024)	25±.010(.024±.001)
0603	1.60±.15(.063±.006)	.80±.031(.024±.001)	.9(.035)	.35±.014(.024±.001)
0805	2.01±.20(.079±.008)	1.25±.049(.024±.001)	1.02(.04)	71 max(.028 max.)
1206	3.20±.20(.126±.008)	1.60±.063(.024±.001)	1.02(.04)	.71 max(.028 max.)
1210	3.20±.20(.126±.008)	2.49±.098(.126±.008)	1.70(.067)	.71 max(.028 max.)

For quantities greater than listed, call for quote.

MOUSER STOCK NO. Mfr.	Mfr. Part No.	Case Size	V_W(DC)	V_W(AC)	V_B	V_C	I_{VC}	I_L	E_T	I_P	Cap. (pF)	Freq.	Price Each 1	100	500	Reel Qty.	Price Per Piece
581—	VC020103V101WP	0201	3.5	2	4.76-8.84	14	1	50	0.02	10	100	-	.09	.062	.051	10000	.034
581—	VC020103V121WP	0201	3.5	2	4.76-8.84	14	1	50	0.02	10	125	-	.09	.062	.051	10000	.034
581—	VC020103V151WP	0201	3.5	2.0	4.76-8.84	14	1	50	0.02	10	150	-	.09	.062	.051	10000	.034
581—	VC020105V101WP	0201	5.6	4.0	6.4-9.6	17	1	50	0.02	4	100	-	.09	.062	.051	10000	.034
581—	VC020105T150WP	0201	5.6	4	10-15.6	35	1	5	0.01	1	15	-	.09	.062	.051	10000	.034
581—	VC020105T330WP	0201	5.6	4	10-15.6	35	1	5	0.01	1	33	-	.09	.062	.051	10000	.034
581—	VC020105T500WP	0201	5.6	4	10-15.6	35	1	50	0.01	5	50	-	.09	.062	.051	10000	.034
581—	VC020105T101WP	0201	5.6	4	10-15.6	35	1	50	0.01	5	100	-	.09	.062	.051	10000	.034
581—	VC020107V101WP	0201	7	5.6	9.6-14.4	20	1	50	0.02	5	100	-	.09	.062	.051	10000	.034
581—	VC020116T150WP	0201	16	11	21.7-29.3	45	1	50	0.01	1	15	-	.09	.062	.051	10000	.043
581—	VC040205X150WP	0402	5.6	4	8.5±20%	18	1	35	0.05	20	175	M	.67	.31	.235	10000	.187
581—	VC040209X200WP	0402	9	6.4	12.7±15%	22	1	25	0.05	20	175	M	.34	.235	.193	10000	.187
581—	VC040214X300WP	0402	14	10	18.5±12%	32	1	15	0.05	20	100	M	.34	.235	.193	10000	.187
581—	VC040218X400WP	0402	18	13	25.5±10%	42	1	10	0.05	20	65	M	.34	.235	.193	10000	.187
581—	VC060303A100DP	0603	3.3	2.3	5.0±20%	12	1	100	0.1	30	1450	K	.33	.257	.235	1000	.161
581—	VC060305A150DP	0603	5.6	4	8.5±20%	18	1	35	0.01	30	750	K	.50	.342	.289	1000	.194
581—	VC060309A200DP	0603	9	6.4	12.7±15%	22	1	25	0.1	30	550	K	.30	.257	.235	1000	.161
581—	VC060314A300DP	0603	14	10	18.5±12%	32	1	15	0.1	30	350	K	.30	.257	.235	1000	.161
581—	VC060318A400DP	0603	18	13	25.5±10%	42	1	10	0.1	30	150	K	.30	.257	.235	1000	.161
581—	VC060330A650DP	0603	30	21	41.0±10%	67	1	10	0.1	30	125	K	.30	.257	.235	1000	.183
581—	VC080503A100DP	0805	3.3	2.3	5.0±20%	12	1	100	0.1	40	1400	K	.42	.257	.20	1000	.188
581—	VC080503C100DP	0805	3.3	2.3	5.0±20%	12	1	100	0.3	120	5000	K	.46	.332	.278	1000	.257
581—	VC080505A150DP	0805	5.6	4	8.5±20%	18	1	35	0.1	40	1100	K	.42	.278	.235	1000	.159
581—	VC080505C150DP	0805	5.6	4	8.5±20%	18	1	35	0.3	120	3000	K	.46	.332	.278	1000	.257
581—	VC080509A200DP	0805	9	6.4	12.7±15%	22	1	25	0.1	40	750	K	.42	.257	.20	1000	.188
581—	VC080512A250DP	0805	12	8.5	16±15%	27	1	25	0.1	40	525	K	.42	.257	.20	1000	.188
581—	VC080514A300DP	0805	14	10	18.5±12%	32	1	15	0.1	40	325	K	.42	.257	.20	1000	.188
581—	VC080514C300DP	0805	14	10	18.5±12%	32	1	15	0.3	120	900	K	.46	.332	.278	1000	.257
581—	VC080518A400DP	0805	18	13	25.5±10%	42	1	10	0.1	30	225	K	.42	.257	.20	1000	.188
581—	VC080518C400DP	0805	18	13	25.5±10%	42	1	10	0.3	100	550	K	.46	.332	.278	1000	.257
581—	VC080526A580DP	0805	26	18	34.5±10%	60	1	10	0.1	30	120	K	.42	.257	.20	1000	.188
581—	VC080526C580DP	0805	26	18	34.5±10%	60	1	10	0.3	100	250	K	.46	.332	.278	1000	.257
581—	VC080530A650DP	0805	30	21	41.0±10%	67	1	10	0.1	30	90	M	.42	.257	.20	1000	.188
581—	VC120603A100DP	1206	3.3	2.3	5.0±20%	12	1	100	0.1	40	1250	K	.39	.342	.321	1000	.217
581—	VC120603D100DP	1206	3.3	2.3	5.0±20%	12	1	35	0.4	150	4700	K	.75	.524	.428	1000	.407
581—	VC120605A150DP	1206	5.6	4	8.5±20%	18	1	35	0.1	40	1200	K	.39	.342	.321	1000	.217
581—	VC120605D150DP	1206	5.6	4	8.5±20%	18	1	35	0.1	150	3000	K	.75	.524	.428	1000	.407
581—	VC120614A300DP	1206	14	10	18.5±12%	32	1	15	0.01	40	600	K	.39	.342	.321	1000	.217
581—	VC120614D300DP	1206	14	10	18.5±12%	32	1	15	0.4	150	1050	K	.75	.524	.428	1000	.289
581—	VC120618A400DP	1206	18	13	25.5±10%	42	1	10	0.1	30	350	K	.39	.342	.321	1000	.217
581—	VC120618D400DP	1206	18	13	25.5±10%	42	1	10	0.4	150	900	K	.75	.524	.428	1000	.407
581—	VC120626D580DP	1206	26	18	34.5±10%	60	1	10	0.4	120	500	K	.75	.524	.428	1000	.407
581—	VC120630D650DP	1206	30	21	41.0±10%	67	1	10	0.4	120	400	K	.54	.375	.335	1000	.321
581—	VC120648D101DP	1206	48	34	62.0±10%	100	1	10	0.4	100	225	K	.75	.524	.471	1000	.439
581—	VC121030G620DP	1210	30	21	41.0±10%	67	5	10	0.9	220	1750	K	.74	.663	.589	1000	.514
581—	VC121030H620DP	1210	30	21	41.0±10%	67	5	10	1.2	280	1850	K	.74	.663	.578	1000	.433
581—	VC121048G101DP	1210	48	34	62.0±10%	100	5	10	0.9	220	450	K	.71	.621	.589	1000	.567
581—	VC121048H101DP	1210	48	34	62.0±10%	100	5	10	1.2	250	500	K	1.18	.91	.738	1000	.439
581—	VC121060J121DP	1210	60	42	76.0±10%	120	5	10	1.5	250	400	K	1.02	.706	.621	1000	.433
581—	VJ13MC0600KBA	1210	60	42	76.0±10%	126	10	25	1.5	250	600	K	.77	.621	.503	2000	.353

AVX MINIATURE CAN BUS VARISTOR

PRODUCT NEW

The CAN BUS and FlexRay varistor is a zinc oxide (ZnO) based ceramic semiconductor device with non- linear voltage-current characteristics (bi-directional) similar to back-to-back Zener diodes and an EMC capacitor in parallel (see equivalent circuit model). They have the added advantage of greater current and energy handling capabilities as well as EMI/RFI attenuation. Devices are fabricated by a ceramic sintering process that yields a structure of conductive ZnO grains surrounded by electrically insulating barriers, creating varistor like behavior.

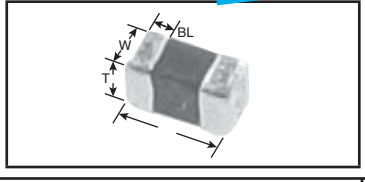

DIMENSIONS: mm (in.)				
Size	L	W	T	BL
0402	1.00±0.10 (0.040±0.004)	0.50±0.10 (0.020±0.004)	0.60 max (0.024 max)	0.25±0.15 (0.010±0.006)
0405	1.00±0.15 (0.039±0.006)	1.37±0.15 (0.054±0.006)	0.66 max (0.026 max)	0.36±0.10 (0.014±0.004)
0612	1.60±0.20 (0.063±0.008)	3.20±0.20 (0.126±0.008)	1.22 max (0.048 max)	0.41±0.10 (0.016±0.010)

For quantities greater than listed, call for quote.

MOUSER STOCK NO. Mfr.	Mfr. Part No.	Case Size	V_B	I_L	E_T	I_P	Cap.	Elements	Price Each 1	100	500	Reel Qty.	Price Per Piece
581—	CAN0005WP	0402	33	2	0.015	4	37	1	.27	.193	.171	10000	.134
581—	CAN0002DP	0405	70	2	0.015	4	22	2	.65	.482	.428	1000	.385
581—	CAN0004DP	0612	100	2	0.015	4	22	4	.98	.738	.663	1000	.589
581—	FLX0005WP	0402	26	5	0.02	4	17	1	.57	.375	.257	4000	.175

MULTILAYER CERAMIC TRANSIENT VOLTAGE SUPPRESORS

ESD Protection for any Circuit Sensitive to Capacitance

Features:

- High Reliability
- Capacitance: <1pF
- Bi-Directional protection
- Fastest response time to ESD strikes
- Multi-strike capability
- Low insertion loss
- Low profile 0402 case size

DIMENSIONS: mm (in.)				
Size	L	W	T	t
0402	1.00±0.10 (0.040±0.004)	0.50±0.10 (0.020±0.004)	0.35 (0.014)	0.25±0.15 (0.010±0.006)

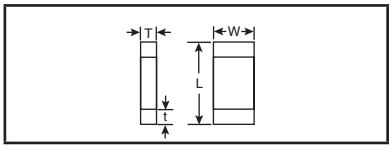

For quantities greater than listed, call for quote.

MOUSER STOCK NO. Mfr.	Mfr. Part No.	V_W (DC)	V_B	I_L	t	Tol. (%)	Price Each 1	100	500	Reel Qty.	Price Per Piece
581—	VCH4AG150R4MATWA	<15	135	<100nA	0.47 max	20	.12	.083	.068	10000	.046

HIGH TEMP. AUTOMOTIVE MULTILAYER VARISTORS

Designed for underhood application

Features:

- Rated at 150°C
- AEC Q200 qualified
- ESD rating to 25kV contact
- EMI/RFI attenuation in off state
- Excellent current and energy handling

Specifications:

- V_W (DC): ≤18
- V_W (AC): ≤14

DIMENSIONS: mm (in.)				
Size	L	W	T	BL
0402	1.00±0.15 (0.039±0.006)	1.37±0.15 (0.054±0.006)	0.66 max (0.026 max)	0.20±0.10 (0.008±0.004)
0405	1.60±0.15 (0.063±0.006)	0.80±0.15 (0.032±0.006)	0.90 max (0.035 max)	0.35±0.15 (0.014±0.006)
0603	1.60±0.15 (0.063±0.006)	0.80±0.15 (0.032±0.006)	0.90 max (0.035 max)	0.35±0.15 (0.014±0.006)
0612	1.60±0.20 (0.063±0.008)	3.20±0.20 (0.126±0.008)	1.22 (0.048 max)	0.18 (0.008)

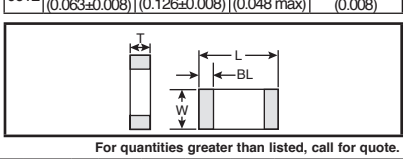

For quantities greater than listed, call for quote.

MOUSER STOCK NO. Mfr.	Mfr. Part No.	Case Size	V_B	I_L	E_T	I_P	Cap.	Price Each 1	100	500	Reel Qty.	Price Per Piece
581—	CANAT02DP	0405	70	10	0.015	4	22	.47	.332	.268	1000	.246
581—	CANAT01DP	0603	120	10	0.015	4	22	.31	.215	.175	1000	.161
581—	CANAT04DP	0612	100	10	0.015	4	22	.97	.717	.61	1000	.514
581—	VCAT6AG1812YAT1A	0603	-	10	-	-	121	.42	.235	.214	4000	.171

© Copyright 2013 Mouser Electronics

© Copyright 2013 Mouser Electronics

BOURNS Metal Oxide Varistors

BOURNS®

RoHS Compliant **This product is RoHS compliant.**

DIMENSIONS: mm

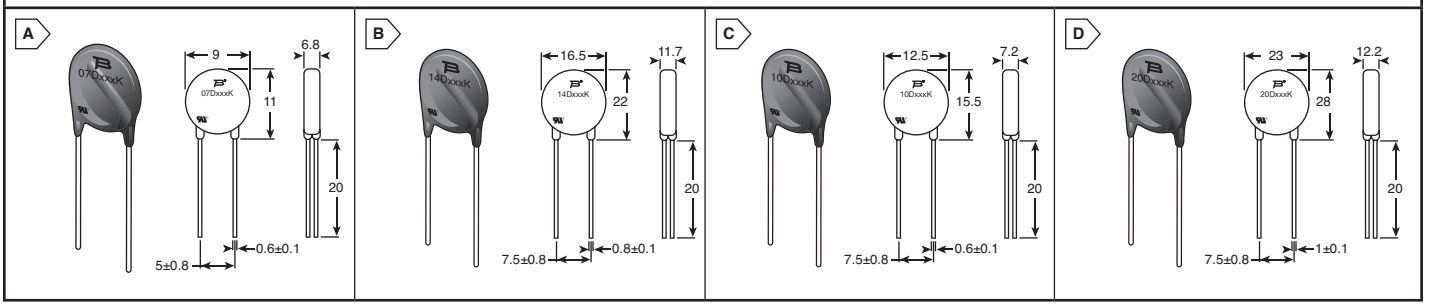

BOURNS METAL OXIDE VARISTORS

The Bourns® MOV product portfolio offers 7 mm and 10 mm radial leaded varistor devices which protect against overvoltage transients such as lightning, power contact, and power induction. The metal oxide varistors offer a choice of varistor voltages from 18 V to 820 V and Vrms voltages from 11 V to 510 V. The devices have high current handling, high energy absorption capability and fast response times to protect against transient faults up to rated limits.

Common Features:
- High voltage rating
- High current rating
- Bidirectional
- Surge protection
- Fast response time
- Available in Tape and Reel

Common Specifications:
- Operating Temperature Range: -40°C to +85°C
- Storage Temperature Range: -40°C to +125°C
- Voltage Tolerance: 10%

Common Applications:
- Power supplies
- Power systems
- Line voltage
- Telecom systems
- White goods / appliances

Specifications:
MOV-07DxxxK Series
- Rated Wattage: 0.25W

MOV-10DxxxK Series
- Rated Wattage: 0.40W

MOV-14DxxxK Series
- Rated Wattage: 0.60W

MOV-20DxxxK Series
- Rated Wattage: 1.00W

MOV-07DXXXK Series

RoHS Compliant

For quantities greater than listed, call for quote.

MOUSER STOCK NO.	Bourns Part No.	Fig.	Cap. (pF)	Volts	Price Each 1	100	500	1000
652-MOV-07D821K	MOV-07D821K	A	60	820	.14	.086	.08	.074
652-MOV-07D751K	MOV-07D751K	A	70	750	.14	.086	.08	.074
652-MOV-07D781K	MOV-07D781K	A	70	780	.14	.086	.08	.074
652-MOV-07D681K	MOV-07D681K	A	75	680	.14	.086	.08	.074
652-MOV-07D621K	MOV-07D621K	A	80	620	.14	.086	.08	.074
652-MOV-07D561K	MOV-07D561K	A	90	560	.14	.086	.08	.074
652-MOV-07D511K	MOV-07D511K	A	100	510	.14	.086	.08	.074
652-MOV-07D471K	MOV-07D471K	A	105	470	.14	.086	.08	.074
652-MOV-07D431K	MOV-07D431K	A	115	430	.14	.086	.08	.074
652-MOV-07D391K	MOV-07D391K	A	130	390	.14	.086	.08	.074
652-MOV-07D361K	MOV-07D361K	A	140	360	.14	.086	.08	.074
652-MOV-07D331K	MOV-07D331K	A	150	330	.14	.086	.08	.074
652-MOV-07D301K	MOV-07D301K	A	165	300	.14	.086	.08	.074
652-MOV-07D271K	MOV-07D271K	A	185	270	.14	.086	.08	.074
652-MOV-07D241K	MOV-07D241K	A	210	240	.14	.086	.08	.074
652-MOV-07D221K	MOV-07D221K	A	230	220	.14	.086	.08	.074
652-MOV-07D101K	MOV-07D101K	A	250	100	.14	.086	.08	.074
652-MOV-07D181K	MOV-07D181K	A	280	180	.14	.086	.08	.074
652-MOV-07D151K	MOV-07D151K	A	330	150	.14	.086	.08	.074
652-MOV-07D121K	MOV-07D121K	A	420	120	.14	.086	.08	.074
652-MOV-07D820K	MOV-07D820K	A	600	82	.14	.086	.08	.074
652-MOV-07D680K	MOV-07D680K	A	740	68	.14	.086	.08	.074
652-MOV-07D560K	MOV-07D560K	A	890	56	.14	.086	.08	.074
652-MOV-07D470K	MOV-07D470K	A	1100	47	.14	.086	.08	.074
652-MOV-07D330K	MOV-07D330K	A	1250	33	.14	.086	.08	.074
652-MOV-07D390K	MOV-07D390K	A	1300	39	.14	.086	.08	.074
652-MOV-07D270K	MOV-07D270K	A	1800	27	.14	.086	.08	.074
652-MOV-07D220K	MOV-07D220K	A	2300	22	.14	.086	.08	.074
652-MOV-07D180K	MOV-07D180K	A	2800	18	.14	.086	.08	.074

MOV-10DXXXK Series

RoHS Compliant

For quantities greater than listed, call for quote.

MOUSER STOCK NO.	Bourns Part No.	Fig.	Cap. (pF)	Volts	Price Each 1	100	500	1000
652-MOV-10D821K	MOV-10D821K	C	110	820	.19	.125	.114	.10
652-MOV-10D751K	MOV-10D751K	C	130	750	.19	.125	.114	.094
652-MOV-10D781K	MOV-10D781K	C	130	780	.19	.125	.114	.10
652-MOV-10D681K	MOV-10D681K	C	150	680	.19	.125	.114	.094
652-MOV-10D621K	MOV-10D621K	C	160	620	.19	.125	.114	.094
652-MOV-10D561K	MOV-10D561K	C	180	560	.19	.125	.114	.094
652-MOV-10D511K	MOV-10D511K	C	200	510	.19	.125	.114	.094
652-MOV-10D471K	MOV-10D471K	C	210	470	.19	.125	.114	.094
652-MOV-10D431K	MOV-10D431K	C	230	430	.19	.125	.114	.094
652-MOV-10D820K	MOV-10D820K	C	250	82	.19	.125	.114	.094
652-MOV-10D391K	MOV-10D391K	C	260	390	.19	.125	.114	.094
652-MOV-10D361K	MOV-10D361K	C	280	360	.19	.125	.114	.094
652-MOV-10D331K	MOV-10D331K	C	300	330	.19	.125	.114	.094
652-MOV-10D301K	MOV-10D301K	C	330	300	.19	.125	.114	.094
652-MOV-10D271K	MOV-10D271K	C	370	270	.19	.125	.114	.094
652-MOV-10D241K	MOV-10D241K	C	420	240	.19	.125	.114	.094
652-MOV-10D221K	MOV-10D221K	C	450	220	.19	.125	.114	.094
652-MOV-10D101K	MOV-10D101K	C	500	100	.19	.125	.114	.094
652-MOV-10D181K	MOV-10D181K	C	560	180	.19	.125	.114	.094
652-MOV-10D151K	MOV-10D151K	C	670	150	.19	.125	.114	.094
652-MOV-10D121K	MOV-10D121K	C	830	120	.19	.125	.114	.094
652-MOV-10D680K	MOV-10D680K	C	1250	68	.19	.125	.114	.094
652-MOV-10D560K	MOV-10D560K	C	1800	56	.19	.125	.114	.094
652-MOV-10D470K	MOV-10D470K	C	2100	47	.19	.125	.114	.094
652-MOV-10D390K	MOV-10D390K	C	2400	39	.19	.125	.114	.094
652-MOV-10D330K	MOV-10D330K	C	3000	33	.19	.125	.114	.094
652-MOV-10D270K	MOV-10D270K	C	3700	27	.19	.125	.114	.094
652-MOV-10D220K	MOV-10D220K	C	4250	22	.19	.125	.114	.094
652-MOV-10D180K	MOV-10D180K	C	5600	18	.25	.161	.139	.128

MOV-14DXXXK Series

PRODUCT NEW

RoHS Compliant

For quantities greater than listed, call for quote.

MOUSER STOCK NO.	Bourns Part No.	Fig.	Cap. (pF)	Volts	Price Each 1	100	500	1000
652-MOV-07D201K	MOV-07D201K	B	250	200	.10	.086	.08	.074
652-MOV-10D201K	MOV-10D201K	B	250	200	.15	.125	.114	.094
652-MOV-14D911K	MOV-14D911K	B	220	910	.49	.278	.246	.225
652-MOV-14D821K	MOV-14D821K	B	240	820	.49	.278	.246	.225
652-MOV-14D681K	MOV-14D681K	B	290	680	.49	.278	.246	.225
652-MOV-14D621K	MOV-14D621K	B	320	620	.49	.278	.246	.225
652-MOV-14D511K	MOV-14D511K	B	390	510	.30	.171	.15	.139
652-MOV-14D471K	MOV-14D471K	B	430	470	.30	.171	.15	.139
652-MOV-14D431K	MOV-14D431K	B	460	430	.30	.171	.15	.139
652-MOV-14D391K	MOV-14D391K	B	510	390	.30	.171	.15	.139
652-MOV-14D361K	MOV-14D361K	B	560	360	.30	.171	.15	.139
652-MOV-14D271K	MOV-14D271K	B	740	270	.30	.171	.15	.139
652-MOV-14D241K	MOV-14D241K	B	830	240	.30	.171	.15	.139
652-MOV-14D201K	MOV-14D201K	B	1000	200	.30	.171	.15	.139
652-MOV-14D181K	MOV-14D181K	B	1100	180	.30	.171	.15	.139
652-MOV-14D680K	MOV-14D680K	B	2900	68	.30	.171	.15	.139
652-MOV-14D470K	MOV-14D470K	B	4300	47	.30	.171	.15	.139
652-MOV-14D220K	MOV-14D220K	B	9100	22	.30	.171	.15	.139

MOV-20DXXXK Series

PRODUCT NEW

RoHS Compliant

For quantities greater than listed, call for quote.

MOUSER STOCK NO.	Bourns Part No.	Fig.	Cap. (pF)	Volts	Price Each 1	100	500	1000
652-MOV-20D911K	MOV-20D911K	D	220	910	.94	.599	.535	.482
652-MOV-20D821K	MOV-20D821K	D	240	820	.94	.599	.535	.482
652-MOV-20D681K	MOV-20D681K	D	290	680	.75	.428	.385	.342
652-MOV-20D621K	MOV-20D621K	D	320	620	.75	.428	.385	.342
652-MOV-20D511K	MOV-20D511K	D	390	510	.75	.428	.385	.342
652-MOV-20D471K	MOV-20D471K	D	430	470	.75	.428	.385	.342
652-MOV-20D431K	MOV-20D431K	D	460	430	.75	.428	.385	.342
652-MOV-20D391K	MOV-20D391K	D	510	390	.75	.428	.385	.342
652-MOV-20D361K	MOV-20D361K	D	560	360	.55	.31	.278	.246
652-MOV-20D271K	MOV-20D271K	D	740	270	.55	.31	.278	.246
652-MOV-20D241K	MOV-20D241K	D	830	240	.55	.31	.278	.246
652-MOV-20D201K	MOV-20D201K	D	1000	200	.55	.31	.278	.246
652-MOV-20D181K	MOV-20D181K	D	1100	180	.55	.31	.278	.246
652-MOV-20D680K	MOV-20D680K	D	2900	68	.55	.31	.278	.246
652-MOV-20D470K	MOV-20D470K	D	4300	47	.55	.31	.278	.246
652-MOV-20D220K	MOV-20D220K	D	9100	22	.55	.31	.278	.246

© Copyright 2013 Mouser Electronics

© Copyright 2013 Mouser Electronics

Metal Oxide and Leaded Varistors

RoHS Compliant **This product is RoHS compliant.**

PANASONIC ZRZ-VS34C SERIES TRANSIENT SURGE ABSORBERS

Features:

- Operating temp. range: -40˚C to 85˚C
- Storage temp. range: -40˚C to 125˚C
- Very large surge withstand capability in a compact size of 36x47mm
- Fast response to steep impulse voltage
- Low clamping voltage for better surge protection
- No follow-on current

Applications:

- Power Supply Circuits
- Automatic Control Devices for power distribution lines
- Office Automation
- Factory Automation
- Telecommunications
- Industrial
- Traffic and Railroad Systems
- Switchboard
- PV Inverters

Benefits:

- Keep equipment size small
- Helps protect circuits from surges and transients

DIMENSIONS: mm



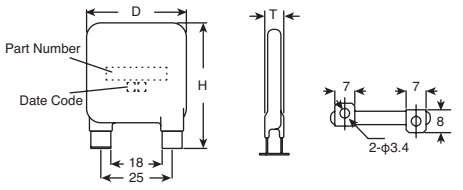

Part Number	D max.	H max.	T max.
ERZVS34C201	36	47	9.0
ERZVS34C241	36	47	9.2
ERZVS34C271	36	47	9.5
ERZVS34C361	36	47	10.4
ERZVS34C431	36	47	11.1
ERZVS34C471	36	47	11.3
ERZVS34C511	36	47	9.7
ERZVS34C621	36	47	9.7
ERZVS34C751	36	47	10.5
ERZVS34C821	36	47	11.0
ERZVS34C951	36	47	11.5

NEW PRODUCT

RoHS Compliant

For quantities greater than listed, call for quote.

MOUSER STOCK NO.	Panasonic Part No.	Varistor Voltage	Maximum Allowable Voltage		Maximum Clamping Voltage	Voltage Protection Level	Nominal Discharge Current	Maximum Discharge Current	Price Each		
		V1mA (V)	Acrms (V)	DC (V)	V250 A	UP(V) (at in)	In (8/20 μs)	Imax (8/20 μs)	1	5	10
667-ERZ-VS34C201	ERZ-VS34C201	200(185 to 225)	130	170	340	800	20kA	40kA	135.89	102.96	89.99
667-ERZ-VS34C241	ERZ-VS34C241	240(216 to 264)	150	200	395	900	20kA	40kA	135.89	102.96	89.99
667-ERZ-VS34C271	ERZ-VS34C271	270(247 to 303)	175	225	455	1000	20kA	40kA	135.89	102.96	89.99
667-ERZ-VS34C361	ERZ-VS34C361	360(324 to 396)	230	300	595	1200	20kA	40kA	135.89	102.96	89.99
667-ERZ-VS34C431	ERZ-VS34C431	430(387 to 473)	275	350	710	1500	20kA	40kA	135.89	102.96	89.99
667-ERZ-VS34C471	ERZ-VS34C471	470(423 to 517)	300	385	775	1500	20kA	40kA	135.89	102.96	89.99
667-ERZ-VS34C511	ERZ-VS34C511	510(459 to 561)	320	415	845	1500	20kA	40kA	135.89	102.96	89.99
667-ERZ-VS34C621	ERZ-VS34C621	620(558 to 682)	385	505	1025	2000	20kA	40kA	135.89	102.96	89.99
667-ERZ-VS34C751	ERZ-VS34C751	750(675 to 825)	460	615	1240	2500	20kA	40kA	135.89	102.96	89.99
667-ERZ-VS34C821	ERZ-VS34C821	820(738 to 902)	510	670	1355	2500	20kA	40kA	135.89	102.96	89.99
667-ERZ-VS34C951	ERZ-VS34C951	950(855 to 1045)	575	765	1570	3000	20kA	40kA	135.89	102.96	89.99

EPCOS B722* LEADED VARISTORS, STANDARD SERIES

Features:

- Wide operating voltage range 11 to 1100 Vrms
- High surge current ratings up to 8kA
- No derating up to 85°C
- Pspice models

Approvals:

- UL
- CSA (all types ≥K115)
- SEV
- VDE
- CECC
- CQC
- IEC



NEW PRODUCT

RoHS Compliant

For quantities greater than listed, call for quote.

MOUSER STOCK NO.	Epcos Part No.	Vrms (V)	Vdc (V)	Vcmax (V)	Imax (Amps 8/20 μs)	Wmax (Joules 2mS)	Ic (Amps)	Ctyp pF @ 1KHz	Pmax (Watts)	Price Each			
										1	50	100	500
871-B72205S110K101	B72205S0110K101	11	14	36	100	0.3	1.0	1750	0.10	.35	.337	.318	.289
871-B72207S110K101	B72207S0110K101	11	14	36	250	0.8	2.5	2750	0.02	.30	.257	.215	.157
871-B72210S110K101	B72210S0110K101	11	14	36	500	1.7	5.0	6250	0.05	.61	.417	.385	.35
871-B72220S110K101	B72220S0110K101	11	14	36	2000	10.0	20.0	23000	0.20	1.09	.877	.782	.544
871-B72205S140K101	B72205S0140K101	14	18	43	100	0.4	1.0	1450	0.01	.35	.337	.318	.289
871-B72207S140K101	B72207S0140K101	14	18	43	250	0.9	2.5	2300	0.02	.25	.218	.182	.133
871-B72210S140K101	B72210S0140K101	14	18	43	500	2.0	5.0	5200	0.05	.50	.482	.455	.409
871-B72214S140K101	B72214S0140K101	14	18	43	1000	4.0	10.0	9950	0.10	.50	.382	.363	.285
871-B72220S140K101	B72220S0140K101	14	18	43	2000	12.0	20.0	19000	0.20	1.28	.984	.92	.64
871-B72205S170K101	B72205S0170K101	17	22	53	100	0.5	1.0	1200	0.01	.36	.25	.229	.208
871-B72207S170K101	B72207S0170K101	17	22	53	250	1.1	2.5	1900	0.02	.25	.209	.182	.146
871-B72214S170K101	B72214S0170K101	17	22	53	1000	5.0	5.0	8200	0.10	.50	.409	.363	.30
871-B72205S200K101	B72205S0200K101	20	26	65	100	0.6	1.0	980	0.01	.35	.337	.318	.289
871-B72207S200K101	B72207S0200K101	20	26	65	250	1.3	2.5	1600	0.02	.28	.245	.199	.146
871-B72210S200K101	B72210S0200K101	20	26	65	500	3.1	5.0	3650	0.05	.50	.482	.455	.409
871-B72214S200K101	B72214S0200K101	20	26	65	1000	6.0	10.0	6800	0.10	.50	.382	.363	.285
871-B72220S200K101	B72220S0200K101	20	26	65	2000	18.0	20.0	13000	0.20	1.09	.856	.782	.544
871-B72205S250K101	B72205S0250K101	25	31	77	100	0.7	1.0	850	0.01	.40	.375	.353	.321
871-B72207S250K101	B72207S0250K101	25	31	77	250	1.6	2.5	1400	0.02	.25	.209	.182	.146
871-B72210S250K101	B72210S0250K101	25	31	77	500	3.7	5.0	3200	0.05	.50	.482	.455	.409
871-B72214S250K101	B72214S0250K101	25	31	77	1000	7.0	10.0	5850	0.10	.50	.409	.363	.30
871-B72220S250K101	B72220S0250K101	25	31	77	2000	22.0	20.0	11100	0.20	1.09	.856	.782	.544
871-B72205S300K101	B72205S0300K101	30	38	93	100	0.9	1.0	720	0.01	.35	.337	.318	.289
871-B72207S300K101	B72207S0300K101	30	38	93	250	2.0	2.5	1200	0.02	.25	.218	.182	.133
871-B72210S300K101	B72210S0300K101	30	38	93	500	4.4	5.0	2750	0.05	.50	.482	.455	.409
871-B72214S300K101	B72214S0300K101	30	38	93	1000	9.0	10.0	4950	0.10	.50	.382	.363	.285
871-B72205S350K101	B72205S0350K101	35	45	110	100	1.1	1.0	620	0.01	.35	.337	.318	.289
871-B72207S350K101	B72207S0350K101	35	45	110	250	2.5	2.5	1050	0.02	.25	.218	.182	.133
871-B72210S350K101	B72210S0350K101	35	45	110	500	5.4	5.0	2400	0.05	.50	.482	.455	.409
871-B72214S350K101	B72214S0350K101	35	45	110	1000	10.0	10.0	4200	0.10	.50	.409	.363	.30
871-B72205S400K101	B72205S0400K101	40	56	135	100	1.3	1.0	520	0.01	.35	.337	.318	.289
871-B72207S400K101	B72207S0400K101	40	56	135	250	3.0	2.5	900	0.02	.30	.246	.214	.171
871-B72210S400K101	B72210S0400K101	40	56	135	500	6.4	5.0	2100	0.05	.50	.482	.455	.409
871-B72220S400K101	B72220S0400K101	40	56	135	2000	37.0	20.0	6750	0.20	1.09	.856	.782	.544
871-B72205S500K101	B72205S0500K101	50	65	135	400	1.8	5.0	300	0.10	.40	.375	.353	.321
871-B72207S500K101	B72207S0500K101	50	65	135	1200	4.2	10.0	530	0.25	.25	.209	.182	.146
871-B72210S500K101	B72210S0500K101	50	65	135	2500	8.4	25.0	950	0.40	.60	.567	.535	.482
871-B72214S500K101	B72214S0500K101	50	65	135	4500	15.0	50.0	1800	0.60	.50	.409	.363	.30
871-B72220S500K101	B72220S0500K101	50	65	135	6500	27.0	100.0	3800	1.00	1.09	.856	.782	.544

© Copyright 2013 Mouser Electronics

© Copyright 2013 Mouser Electronics

EPCOS Leaded Varistors

RoHS Compliant This product is RoHS compliant.

B722* LEADED VARISTORS, STANDARD SERIES (CONT.)

Features:

- Wide operating voltage range 11 to 1100Vrms
- High surge current ratings up to 8kA
- No derating up to 85°C
- Pspice models

Approvals:

- UL
- CSA (all types ≥K115)
- SEV
- VDE
- CECC
- CQC
- IEC



RoHS Compliant

For quantities greater than listed, call for quote.

MOUSER STOCK NO.	Epcos Part No.	Vrms (V)	Vdc (V)	Vcmax (V)	Imax (Amps 8/20 μs)	Wmax (Joules 2mS)	Ic (Amps)	Ctyp pF @ 1KHz	Pmax (Watts)	Price Each 1	50	100	500
871-B72207S600K101	B72207S0600K101	60	85	165	1200	4.8	10.0	480	0.25	.25	.209	.182	.146
871-B72210S600K101	B72210S0600K101	60	85	165	2500	10.0	25.0	870	0.40	.50	.482	.455	.409
871-B72214S600K101	B72214S0600K101	60	85	165	4500	17.0	50.0	1650	0.60	.50	.409	.363	.30
871-B72220S600K101	B72220S0600K101	60	85	165	6500	33.0	100.0	3600	1.00	1.28	1.01	.92	.64
871-B72210S750K101	B72210S0750K101	75	100	200	2500	12.0	25.0	720	0.40	.50	.482	.455	.409
871-B72214S750K101	B72214S0750K101	75	100	200	4500	20.0	50.0	1370	0.60	.69	.463	.431	.392
871-B72220S750K101	B72220S0750K101	75	100	200	6500	40.0	100.0	2900	1.00	1.19	.92	.85	.591
871-B72207S950K101	B72207S0950K101	95	125	250	1200	7.6	10.0	260	0.25	.25	.209	.182	.146
871-B72210S950K101	B72210S0950K101	95	125	250	2500	15.0	25.0	530	0.40	.50	.482	.455	.409
871-B72214S950K101	B72214S0950K101	95	125	250	4500	25.0	50.0	870	0.60	.50	.409	.363	.30
871-B72220S950K101	B72220S0950K101	95	125	250	6500	50.0	100.0	1830	1.00	1.09	.856	.782	.544
871-B72210S111K101	B72210S0111K101	115	150	300	2500	18.0	25.0	445	0.40	.60	.567	.535	.482
871-B72214S111K101	B72214S0111K101	115	150	300	4500	30.0	50.0	730	0.60	.50	.409	.363	.30
871-B72205S131K101	B72205S0131K101	130	170	340	400	4.2	5.0	100	0.10	.35	.337	.318	.289
871-B72207S131K101	B72207S0131K101	130	170	340	1200	9.5	10.0	200	0.25	.25	.218	.182	.133
871-B72214S131K101	B72214S0131K101	130	170	340	4500	34.0	50.0	650	0.60	.50	.382	.363	.285
871-B72220S131K101	B72220S0131K101	130	170	340	8000	74.0	100.0	1340	1.00	1.09	.856	.782	.544
871-B72210S141K101	B72210S0141K101	140	180	360	2500	22.0	25.0	370	0.40	.50	.482	.455	.409
871-B72214S141K101	B72214S0141K101	140	180	360	4500	36.0	50.0	610	0.60	.50	.382	.363	.285
871-B72220S141K101	B72220S0141K101	140	180	360	8000	78.0	100.0	1240	1.00	1.09	.856	.782	.544
871-B72205S151K101	B72205S0151K101	150	200	395	400	4.9	5.0	90	0.10	.35	.337	.318	.289
871-B72207S0151K101	B72207S0151K101	150	200	395	1200	11.0	10.0	170	0.25	.25	.20	.182	.146
871-B72210S151K101	B72210S0151K101	150	200	395	2500	24.0	25.0	350	0.40	.50	.482	.455	.409
871-B72214S151K101	B72214S0151K101	150	200	395	4500	40.0	50.0	570	0.60	.50	.382	.363	.285
871-B72220S151K101	B72220S0151K101	150	200	395	8000	85.0	100.0	1160	1.00	1.09	.856	.782	.544
871-B72207S171K101	B72207S0171K101	175	225	455	1200	13.0	10.0	150	0.25	.25	.209	.182	.146
871-B72214S171K101	B72214S0171K101	175	225	455	4500	46.0	50.0	490	0.60	.50	.382	.363	.285
871-B72220S171K101	B72220S0171K101	175	225	455	8000	98.0	100.0	1000	1.00	1.09	.856	.782	.544
871-B72207S231K101	B72207S0231K101	230	300	595	1200	17.0	10.0	115	0.25	.25	.209	.182	.146
871-B72210S231K101	B72210S0231K101	230	300	595	2500	36.0	25.0	230	0.40	.60	.567	.535	.482
871-B72214S231K101	B72214S0231K101	230	300	595	4500	60.0	50.0	380	0.60	.50	.382	.363	.285
871-B72220S231K101	B72220S0231K101	230	300	595	8000	130.0	100.0	760	1.00	1.00	.781	.719	.50
871-B72205S251K101	B72205S0251K101	250	320	650	400	8.2	5.0	55	0.10	.35	.337	.318	.289
871-B72207S251K101	B72207S0251K101	250	320	650	1200	19.0	10.0	105	0.25	.23	.20	.167	.122
871-B72210S251K101	B72210S0251K101	250	320	650	2500	38.0	25.0	215	0.40	.50	.482	.455	.409
871-B72214S251K101	B72214S0251K101	250	320	650	4500	65.0	50.0	350	0.60	.50	.382	.363	.285
871-B72220S251K101	B72220S0251K101	250	320	650	8000	140.0	100.0	700	1.00	1.09	.856	.782	.544
871-B72205S271K101	B72205S0271K101	275	350	710	400	8.6	5.0	50	0.10	.35	.337	.318	.289
871-B72207S271K101	B72207S0271K101	275	350	710	1200	21.0	10.0	95	0.25	.25	.218	.182	.133
871-B72210S271K101	B72210S0271K101	275	350	710	2500	43.0	25.0	195	0.40	.50	.482	.455	.409
871-B72220S271K101	B72220S0271K101	275	350	710	8000	151.0	100.0	630	1.00	1.09	.856	.782	.544
871-B72207S0271K111	B72207S0271K111	275	350	710	1200	151.0	100.0	110	1.00	.39	.332	.274	.203
871-B72210S0271K551	B72210S0271K551	275	350	710	2500	151.0	100.0	220	1.00	.31	.273	.231	.217
871-B72214S0271K151	B72214S0271K151	275	350	710	4500	151.0	100.0	440	1.00	.67	.582	.354	.30
871-B72205S301K101	B72205S0301K101	300	385	775	400	9.6	5.0	45	0.10	.35	.337	.318	.289
871-B72207S301K101	B72207S0301K101	300	385	775	1200	23.0	10.0	90	0.25	.30	.246	.214	.171
871-B72210S301K101	B72210S0301K101	300	385	775	2500	47.0	25.0	180	0.40	.50	.482	.455	.409
871-B72214S301K101	B72214S0301K101	300	385	775	4500	76.0	50.0	300	0.60	.50	.382	.363	.285
871-B72220S301K101	B72220S0301K101	300	385	775	8000	173.0	100.0	580	1.00	1.09	.856	.782	.544
871-B72210S321K101	B72210S0321K101	320	420	840	2500	50.0	25.0	170	0.40	.50	.482	.455	.409
871-B72214S321K101	B72214S0321K101	320	420	840	4500	84.0	50.0	280	0.60	.50	.375	.363	.285
871-B72220S321K101	B72220S0321K101	320	420	840	8000	184.0	100.0	540	1.00	1.09	.856	.782	.544
871-B72205S381K101	B72205S0381K101	385	505	1025	400	13.0	5.0	40	0.10	.35	.337	.318	.289
871-B72207S0381K101	B72207S0381K101	385	505	1025	1200	28.0	10.0	75	0.25	.25	.209	.182	.146
871-B72210S381K101	B72210S0381K101	385	505	1025	2500	40.0	25.0	150	0.40	.60	.482	.427	.353
871-B72220S381K101	B72220S0381K101	385	505	1025	8000	150.0	100.0	450	1.00	1.20	.936	.855	.595
871-B72214S0381K501	B72214S0381K501	385	505	1025	4500	150.0	100.0	315	1.00	.67	.518	.478	.434
871-B72205S421K101	B72205S0421K101	420	560	1120	400	14.0	5.0	35	0.10	.39	.376	.356	.318
871-B72207S421K101	B72207S0421K101	420	560	1120	1200	32.0	10.0	65	0.25	.41	.391	.372	.327
871-B72210S421K101	B72210S0421K101	420	560	1120	2500	45.0	25.0	135	0.40	.56	.536	.509	.455
871-B72214S421K101	B72214S0421K101	420	560	1120	4500	90.0	50.0	220	0.60	1.02	.452	.417	.353
871-B72205S461K101	B72205S0461K101	460	615	1240	400	18.0	5.0	30	0.10	.39	.376	.356	.318
871-B72210S461K101	B72210S0461K101	460	615	1240	2500	50.0	10.0	120	0.40	.56	.536	.509	.455
871-B72214S461K101	B72214S0461K101	460	615	1240	4500	100.0	50.0	200	0.60	.86	.706	.61	.546
871-B72220S461K101	B72220S0461K101	460	615	1240	8000	195.0	100.0	380	1.00	1.47	1.16	1.05	.728
871-B72214S0511K101	B72214S0511K101	510	670	1355	4500	110.0	50.0	180	0.60	1.27	1.09	.91	.637
871-B72220S511K101	B72220S0511K101	510	670	1355	6500	190.0	100.0	340	1.00	1.94	1.80	1.75	1.47
871-B72214S0551K101	B72214S0551K101	550	745	1500	4500	120.0	50.0	170	0.60	1.27	1.09	.91	.637
871-B72220S551K101	B72220S0551K101	550	745	1500	6500	210.0	100.0	320	1.00	1.78	1.65	1.61	1.35
871-B72220S621K101	B72220S0621K101	625	825	1650	6500	230.0	100.0	280	1.00	1.78	1.65	1.61	1.35

© Copyright 2013 Mouser Electronics
© Copyright 2013 Mouser Electronics

EPCOS CeraDiodes, Gas Discharge Tubes, and Varistors

Products may be RoHS compliant. Check mouser.com for RoHS status.

RELIABLE ESD PROTECTION

CeraDiodes are ceramic semiconductors optimized specifically for high performance in ESD applications. They have a non-linear voltage/current characteristic for effectively suppressing extremely fast voltage transients and offer superior parametric stability over the complete operating range of -40°C to +85°C.
CeraDiodes are bi-directional devices. A single CeraDiode connected from signal/data line to ground routes both positive and negative ESD transitions safely to the ground plane. This technique eliminates the need to route ESD charge into the power plane, possibly damaging nearby integrated circuits. CeraDiodes for high-speed lines exhibits a very low capacitance designed for maximum ESD protection combined with minimal signal distortion.

Features:
- Bi-directional ESD protection to IEC 61000-4-2 (level 4)
- Suitable for uni- and bi-directional lines
- Bi-directional ESD protection in a two-pin line
- Routes all ESD events, both positive and negative, safely to ground
- USB 2.0 compliant
- Extremely fast response time < 0.5ns
- Lead-free nickel barrier terminations suitable for lead-free soldering
- RoHS-compatible

Applications:
- Interfaces (e.g. audio and video, USB, IEEE 1394, Ethernet, DVI)
- EDP products (e.g. desktop and notebook computers)
- Peripherals (e.g. printers, memory cards, etc.)
- Portable handheld products (e.g. PDA)
- Mobile communication
- Consumer products (Flat TVs, set top boxes, MP3 players, digital cameras, etc.)
- Liquid crystal displays (LCD)/monitors

Note:
CeraDiodes are not suitable for switching applications or for voltage stabilization, where static power disspation is required.

RoHS Compliant

For quantities greater than listed, call for quote.

MOUSER STOCK NO.	Epcos Part No.	Fig.	Series / Type	Case Size	Working Voltage (VDC Max.)	Peak Pulse @ 8/20 µs		Price Each			
						Current (A)	Power (W)	1	50	100	1000
Standard Single Line CeraDiodes											
871-B72590D50A60	B72590D50A60	A	CDS2C05GTA	0402	5.6	10	320	.78	.61	.321	.15
871-B72590D150A60	B72590D150A60	A	CDS2C15GTA	0402	15	10	670	.17	.15	.139	.107
871-B72500D50A60	B72500D50A60	A	CDS3C05GTA	0603	5.6	30	1000	.58	.396	.277	.142
871-B72500D90A60	B72500D90A60	A	CDS3C09GTA	0603	9	30	1600	.58	.46	.278	.128
871-B72500D150A60	B72500D150A60	A	CDS3C15GTA	0603	15	30	2000	.58	.396	.278	.128
871-B72570D120A60	B72570D120A60	A	CDS4C12GTA	1003	12	20	1000	.72	.535	.342	.171
High Speed Single Line CeraDiodes											
871-B72590D160H60	B72590D160H60	A	CDS2C16GTH	0402	16	65	290	.78	.589	.321	.15
871-B72500D160H60	B72500D160H60	A	CDS3C16GTH	0603	16	65	290	.60	.428	.289	.139
871-B72500D300H60	B72500D300H60	A	CDS3C30GTH	0603	30	50	120	.57	.407	.268	.139
Arrays											
871-B72735D50H62	B72735D50H62	B	CDA6C05GTH	1012	3	5.6	195	.57	.535	.503	.342
871-B72724D160H62	B72724D160H62	C	CDA5C16GTH	0612	4	16	350	.42	.30	.271	.217

2-POLE GAS DISCHARGE TUBES

Features:
- Standard size
- High current rating
- Very fast response time
- Stable performance over life
- Very low capacitance
- High insulation resistance
- RoHS-compatible

Applications:
- Modem
- XDSL-splitter
- Data lines
- Tuner
- Antenna

For quantities greater than listed, call for quote.

MOUSER STOCK NO.	Epcos Part No.	Fig.	DC Sparkover Voltage	Impulse Sparkover Voltage		Arc Voltage @ 1 Amp	Single Impulse Discharge Current (KA/820µs)	Dim.: mm (LxD)	Price Each				
				100volts /µs	1000volts /µs				1	10	25	50	100
871-EC75X	B88069X0180S102	D	75	500	700	12	10	6x8	1.25	1.04	.995	.888	.835
871-A81-C90X	B88069X1380S102	D	90	500	600	10	25	6x8	2.05	1.61	1.35	1.23	1.18
871-EC90X	B88069X0720S102	D	90	500	600	12	10	6x8	1.51	1.25	1.10	1.06	1.01
871-M51-A90X	B88069X5010C102	D	90	550	600	15	10	5x5	5.86	3.91	3.55	3.23	2.91
871-EC230X	B88069X0660S102	D	230	550	700	12	10	6x8	1.51	1.25	1.12	1.06	1.01
871-M51-A230X	B88069X2930C102	D	230	550	650	15	10	5x5	1.70	1.41	1.37	1.33	1.13
871-A81-A230X	B88069X2250S102	D	230	500	650	15	20	6x8	2.05	1.71	1.61	1.51	1.37
871-EC350X	B88069X0810S102	D	350	800	900	12	10	6x8	1.51	1.25	1.12	1.06	1.01
871-N81-A350X	B88069X4920S102A2	D	350	700	900	15	10	6x8	1.80	1.50	1.37	1.29	1.23
871-A71-H10X	B88069X3820S102	D	1000	1300	1400	20	10	7.9x8	2.02	1.68	1.59	1.44	1.35
871-A71-H25X	B88069X2190S102	D	2500	3900	4000	20	2.5	7.9x8	2.02	1.68	1.59	1.44	1.35
871-A71-A45X	B88069X2590S102	D	4500	5800	6000	20	2.5	7.9x8	2.02	1.68	1.59	1.44	1.35
871-L71-A270X	B88069X2030S102	D	230 ~ 338	500	550	22	5	7.9x8	3.11	2.59	2.50	2.43	2.08
871-L71-A470X	B88069X2010S102	D	400 ~ 588	700	800	22	5	7.9x8	3.11	2.59	2.50	2.43	2.08
871-L71-A800X	B88069X2040S102	D	680 ~ 1000	1100	1200	22	5	7.9x8	3.11	2.59	2.50	2.43	2.08

3-POLE GAS DISCHARGE TUBES

Features:
- Standard size
- Fast response time
- Very high current rating
- Stable performance over life
- Very low capacitance
- High insulation resistance
- RoHS-compatible

Applications:
- Line protection
- Station protection
- Base stations

For quantities greater than listed, call for quote.

MOUSER STOCK NO.	Epcos Part No.	Fig.	DC Sparkover Voltage	Impulse Sparkover Voltage		Arc Voltage @ 1 Amp	Single Impulse Discharge Current (KA/820µs)	Dim.: mm (LxD)	Price Each				
				100volts /µs	1000volts /µs				1	10	25	50	100
871-T83-A90X	B88069X8300B502	E	90	400	450	10	10	10x8	2.18	1.82	1.59	1.53	1.44
871-T83-A230X	B88069X8740B502	E	230	400	500	10	25	10x8	2.18	1.82	1.75	1.53	1.44
871-T61-C350X	B88069X7700B102	E	400	800	900	35	20	11.5x8.3	3.85	3.21	3.00	2.84	2.57

ADVANCED THERMOFUSE VARISTORS

Features:
- Overvoltage protection with integrated thermal fuse
- Suitable for use in industrial and household appliance applications

For quantities greater than listed, call for quote.

MOUSER STOCK NO.	Epcos Part No.	Fig.	AC Operating Voltage (Max VAC)	DC Operating Voltage (Max VDC)	Surge Current 8/20µs (A)	Energy Absorption (2ms)	Average Power Dissipation (W)	Price Each				
								1	25	100	250	500
871-ETFV14K130E2	ETFV14K130E2	F	130	170	6000	50	0.6	1.82	1.37	1.08	.926	.819
871-ETFV14K150E2	ETFV14K150E2	F	150	200	6000	60	0.6	1.82	1.37	1.08	.926	.819
871-ETFV14K175E2	ETFV14K175E2	F	175	225	6000	70	0.6	1.82	1.37	1.08	.926	.819
871-ETFV14K275E2	ETFV14K275E2	F	275	350	6000	110	0.6	1.82	1.37	1.08	.926	.819
871-ETFV14K320E2	ETFV14K320E2	F	320	420	6000	136	0.6	1.82	1.37	1.08	.926	.819
871-ETFV14K420E2	ETFV14K420E2	F	420	560	6000	136	0.6	1.82	1.37	1.08	.926	.819
871-ETFV20K130E2	ETFV20K130E2	G	130	170	10000	100	1	2.17	1.56	1.34	1.26	1.23
871-ETFV20K150E2	ETFV20K150E2	G	150	200	10000	120	1	2.17	1.56	1.34	1.26	1.23
871-ETFV20K175E2	ETFV20K175E2	G	175	225	10000	135	1	2.17	1.56	1.34	1.14	1.03
871-ETFV20K275E2	ETFV20K275E2	G	275	350	10000	215	1	2.17	1.56	1.34	1.26	1.23
871-ETFV20K320E2	ETFV20K320E2	G	320	420	10000	273	1	2.17	1.56	1.34	1.26	1.23
871-ETFV20K420E2	ETFV20K420E2	G	420	560	10000	273	1	2.17	1.56	1.34	1.14	1.03
871-ETFV25K130E4	ETFV25K130E4	H	130	170	20000	185	1	3.26	2.34	2.01	1.71	1.54
871-ETFV25K150E4	ETFV25K150E4	H	150	200	20000	215	1	3.26	2.34	2.01	1.83	1.78
871-ETFV25K275E4	ETFV25K275E4	H	275	350	20000	375	1	3.26	2.34	2.01	1.83	1.78
871-ETFV25K320E4	ETFV25K320E4	H	320	420	20000	445	1	3.26	2.34	2.01	1.83	1.78
871-ETFV25K420E4	ETFV25K420E4	H	420	560	20000	700	1	3.26	2.34	2.01	1.83	1.78

DIMENSIONS: mm

A
P1 = GND
P2 = 1/0 Line
Due to the symmetrical configuration, no marking information is needed. P1 and P2 can be interchanged.

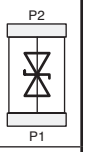

B

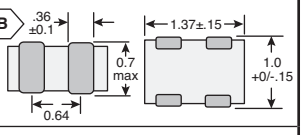

C
P1 = I/O Line 1
P2 = GND
P3 = I/O Line 2
P4 = I/O Line 3
P5 = VDC
P6 = I/O Line 4
Due to the symmetrical configuration, no marking information is needed. P2 and P5 can be interchanged.

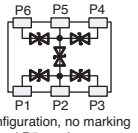

D

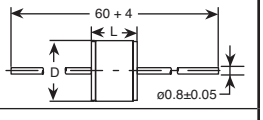

E

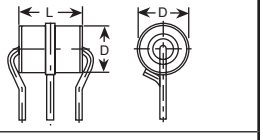

F

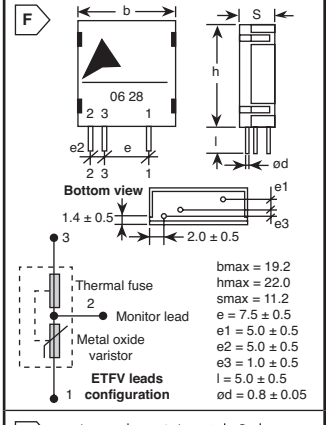

bmax = 19.2
hmax = 22.0
smax = 11.2
e = 7.5 ± 0.5
e1 = 5.0 ± 0.5
e2 = 5.0 ± 0.5
e3 = 1.0 ± 0.5
l = 5.0 ± 0.5
ød = 0.8 ± 0.05

G

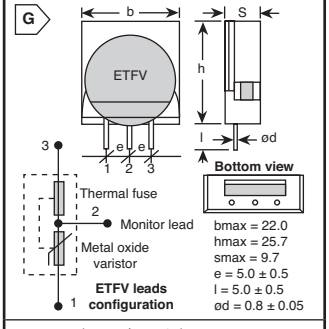

bmax = 22.0
hmax = 25.7
smax = 9.7
e = 5.0 ± 0.5
l = 5.0 ± 0.5
ød = 0.8 ± 0.05

H

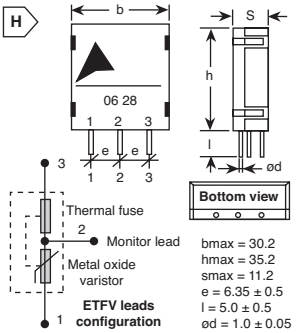

bmax = 30.2
hmax = 35.2
smax = 11.2
e = 6.35 ± 0.5
l = 5.0 ± 0.5
ød = 1.0 ± 0.05

© Copyright 2013 Mouser Electronics

LITTELFUSE Varistors - SMD

RoHS Compliant This product is RoHS compliant.

Littelfuse SURFACE MOUNT ML SERIES VARISTORS

The ML Series family of Transient Voltage Surge Suppressions devices is based on the Littelfuse Multilayer fabrication technology. These components are designed to suppress a variety of transient events, including those specified in IEC 61000-4-2 or other standards used for Electromagnetic Compliance (EMC). The ML Series is typically applied to protect integrated circuits and other components at the circuit board level.

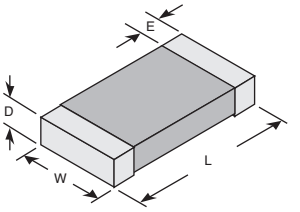

Features:

- Leadless Chip Size: 0402, 0603, 0805, 1206 and 1210
- Multilayer Ceramic Construction Technology
- Operating Temperature Range: -55°C to +125°C
- Operating Voltage Range: V_M(DC) = 3.5V to 120V

Applications:

- Suppression of inductive switching or other transient events such as EFT
- Provides on-board transient voltage protection for ICs and transistors
- Used to help achieve electromagnetic compliance of end products
- Replace larger surface mount TVS Zeners in many applications

Chip Dimensions	1210		1206		0805		0603		0402		0201	
	in.	mm	in.	mm	in.	mm	in.	mm	in.	mm	in.	mm
D Max.	0.113	2.87	0.071	1.8	0.043	1.1	0.04	1	0.024	0.6	0.014	0.35
E	0.02±0.01	0.5±0.25	0.02±0.01	0.5±0.25	0.02±0.01	0.5±0.25	0.15±0.008	0.4±0.2	0.01±0.006	0.25±0.15	0.008±0.004	0.20±0.10
L	0.125±0.012	3.2±0.3	0.125±0.012	3.2±0.3	0.079±0.008	2.01±0.2	0.063±0.006	1.6±0.15	0.039±0.004	1±0.1	0.024±0.002	0.60±0.05
W	0.1±0.012	2.54±0.3	0.06±0.011	1.6±0.28	0.049±0.008	1.25±0.2	0.032±0.06	0.8±0.15	0.02±0.004	0.5±0.1	0.012±0.002	0.30±0.05

For quantities greater than listed, call for quote.

MOUSER STOCK NO.		Package Size	Maximum Ratings (125°C)						Specifications (25°C)			Price Each			Reel Qty	Price Per Piece
			Max. Cont. Working Voltage		Max. Non-repetitive Surge Curr. (8/20μs)	Max. Non-repetitive Surge Engy. (10/1000μs)	Max. Clamping Voltage (8/20μs)		Norm. Volt. @ 1mADC Test Current		Typical Capacitance @ f=1MHz					
Mfr.	Mfr. Part No.		V_M (DC)	V_M (AC)	I_{TM}	W_{TM}	V_C		$V_{N(DG)}$ Min.	$V_{N(DG)}$ Max.	C	1	10	100		
			Volts	Volts	Amps	Joules	Volts	Amps	Volts	Volts	pF					
576	V3.5MLA0603H	0603	3.5	2.5	30	0.1	13	1	3.7	7	1270	.35	.314	.302	2500	.225
576	V3.5MLA0805LH	0805	3.5	2.5	40	0.1	13	1	3.7	7	1380	.39	.358	.347	2500	.262
576	V3.5MLA1206H	1206	3.5	2.5	100	0.3	13	1	3.7	7	6000	.74	.696	.669	2500	.449
576	V3.5MLA0805H	0805	3.5	2.5	120	0.3	13	1	3.7	7	2530	.39	.358	.347	2500	.262
576	V5.5MLA020133NR	0201	5.5	4	1	-	28	-	8	14	33	.13	.119	.118	15000	.088
576	V5.5MLA020147NR	0201	5.5	4	1	-	26	-	8	14	47	.13	.119	.118	15000	.088
576	V5.5MLA020164NR	0201	5.5	4	1	-	26	-	8	14	64	.13	.119	.118	15000	.088
576	V5.5MLA0402NR	0402	5.5	4	20	0.05	21	1	7.1	10.8	220	.24	.219	.209	10000	.139
576	V5.5MLA0603H	0603	5.5	4	30	0.1	17.5	1	7.1	9.3	500	.35	.314	.302	2500	.225
576	V5.5MLA0805LH	0805	5.5	4	40	0.1	17.5	1	7.1	9.3	990	.72	.626	.482	2500	.262
576	V5.5MLA0805LNH	0805	5.5	4	40	0.1	17.5	1	7.1	9.3	990	.39	.364	.348	2500	.262
576	V5.5MLA0805H	0805	5.5	4	120	0.3	17.5	1	7.1	9.3	1840	.39	.358	.347	2500	.262
576	V5.5MLA1206H	1206	5.5	4	150	0.4	17.5	1	7.1	9.3	3500	.74	.696	.669	2500	.46
576	V5.5MLA1206NH	1206	5.5	4	150	0.4	17.5	1	7.1	9.3	3500	.74	.696	.669	2500	.46
576	V9MLA0402LNH	0402	9	6.5	4	0.02	35	1	11	16	33	.20	.196	.185	10000	.12
576	V9MLA0603H	0603	9	6.5	30	0.1	25.5	1	11	16	490	.35	.314	.302	2500	.229
576	V9MLA0603NH	0603	9	6.5	30	0.1	25.5	1	11	16	490	.32	.31	.30	2500	.228
576	V9MLA0805LH	0805	9	6.5	40	0.1	25.5	1	11	16	520	.39	.358	.347	2500	.262
576	V12MLA0805LNH	0805	12	9	40	0.1	29	1	14	18.5	410	.39	.364	.348	2500	.262
576	V12MLA0805LH	0805	12	9	40	0.1	29	1	14	18.5	410	.36	.358	.347	2500	.317
576	V14MLA0603H	0603	14	10	30	0.1	34.5	1	15.9	21.5	180	.32	.278	.268	2500	.203
576	V14MLA0603NH	0603	14	10	30	0.1	34.5	1	15.9	21.5	180	.28	.274	.265	2500	.201
576	V14MLA0805LNH	0805	14	10	40	0.1	32	1	15.9	20.3	320	.39	.364	.348	2500	.262
576	V14MLA0805LH	0805	14	10	40	0.1	32	1	15.9	20.3	320	.39	.358	.347	2500	.262
576	V14MLA1206H	1206	14	10	150	0.4	32	1	15.9	20.3	1400	.74	.696	.669	2500	.46
576	V14MLA1206NH	1206	14	10	150	0.4	32	1	15.9	20.3	1400	.74	.696	.669	2500	.46
576	V18MLA0402NH	0402	18	14	20	0.05	50	1	22	28	40	.24	.219	.209	10000	.139
576	V18MLA0603H	0603	18	14	30	0.1	50	1	22	28	120	.32	.278	.268	2500	.203
576	V18MLA0805LH	0805	18	14	40	0.1	44	1	22	28	290	.35	.321	.31	2500	.235
576	V18MLA0805LNH	0805	18	14	40	0.1	44	1	22	28	290	.34	.325	.31	2500	.234
576	V18MLA0805H	0805	18	14	120	0.3	44	1	22	28	520	.35	.321	.31	2500	.235
576	V18MLA1206H	1206	18	14	150	0.4	44	1	22	28	1270	.72	.681	.653	2500	.486
576	V18MLA1210H	1210	18	14	500	2.5	44	2.5	22	28	1440	1.67	1.52	1.46	2000	1.67
576	V26MLA0603H	0603	26	20	30	0.1	60	1	31	38	110	.32	.278	.268	2500	.203
576	V26MLA0805LH	0805	26	20	40	0.1	60	1	29.5	38.5	140	.35	.321	.31	2500	.235
576	V26MLA0805H	0805	26	20	100	0.3	60	1	29.5	38.5	220	.35	.321	.31	2500	.235
576	V26MLA1206H	1206	26	20	150	0.6	60	1	29.5	38.5	600	.74	.698	.668	2500	.453
576	V26MLA1206NH	1206	26	20	150	0.6	60	1	29.5	38.5	600	.74	.696	.669	2500	.449
576	V26MLA1210A	1210	26	20	300	1.2	60	2.5	29.5	38.5	1040	.91	.863	.832	2000	.571
576	V26MLA1210H	1210	26	20	300	1.2	60	2.5	29.5	38.5	1040	.91	.863	.832	2000	.571
576	V30MLA0603H	0603	30	25	30	0.1	74	1	37	46	90	.32	.278	.268	2500	.203
576	V30MLA0805LH	0805	30	25	30	0.1	72	1	37	46	90	.35	.321	.31	2500	.235
576	V30MLA1210H	1210	30	25	280	1.2	68	2.5	35	43	1820	.91	.863	.832	2000	.571
576	V33MLA1206NH	1206	33	26	180	0.8	75	1	38	49	500	.74	.696	.669	2500	.46
576	V42MLA1206H	1206	42	30	180	0.8	92	1	46	60	425	.74	.698	.668	2500	.453
576	V42MLA1206NH	1206	42	30	180	0.8	92	1	46	60	425	.74	.696	.669	2500	.46
576	V48MLA1210H	1210	48	40	250	1.2	105	2.5	54.5	66.5	520	.91	.863	.832	2000	.571
576	V56MLA1206H	1206	56	40	180	1	120	1	61	77	180	.74	.703	.668	2500	.453
576	V60MLA1210H	1210	60	50	250	1.5	130	2.5	67	83	440	.91	.863	.832	2000	.571
576	V68MLA1206H	1206	68	50	180	1	140	1	76	90	100	.74	.698	.668	2500	.453
576	V68MLA1206NH	1206	68	50	180	1	140	1	76	90	100	.74	.696	.669	2500	.449
576	V85MLA1210H	1210	85	67	250	2.5	180	2.5	95	115	260	.91	.863	.832	2000	.571
576	V85MLA1210NH	1210	85	67	250	2.5	180	2.5	95	115	260	.84	.792	.749	2000	.578
576	V120MLA1210H	1210	120	107	125	2	260	2.5	135	165	80	.91	.863	.832	2000	.571

© Copyright 2013 Mouser Electronics

© Copyright 2013 Mouser Electronics

LITTELFUSE Metal Oxide Varistors

RoHS Compliant This product is RoHS compliant.

LITTELFUSE THERMALLY PROTECTED VARISTORS

NEW PRODUCT

For quantities greater than listed, call for quote.

MOUSER STOCK NO.	Mfr. Part No.	Package	Case	ACV Max.	DCV Max.	Current Surge	Varistor Voltage	Price Each 1	10	100
SMOV25S Series										
576—SMOV25S151MP		25mm Square	5 Leaded	150	200	20kA	264	**9.30**	**8.91**	**8.56**
SMOV34S Series										
576—SMOV34S151MP		34mm Square	5 Leaded	150	200	40kA	268	**20.93**	**20.06**	**19.26**
TCMOV34S Series										
576—TCMOV34S151MP		34mm Square	5 Leaded	150	200	50kA	268	**25.57**	**24.51**	**23.54**
576—TCMOV34S271MP		34mm Square	5 Leaded	275	350	50kA	473	**27.91**	**26.75**	**25.68**
576—TCMOV34S421MP		34mm Square	5 Leaded	420	560	50kA	748	**30.23**	**28.98**	**27.82**
TMOV34S Series										
576—TMOV34S151EP		34mm Square	2 Leaded	150	200	40kA	268	**20.13**	**19.29**	**18.52**

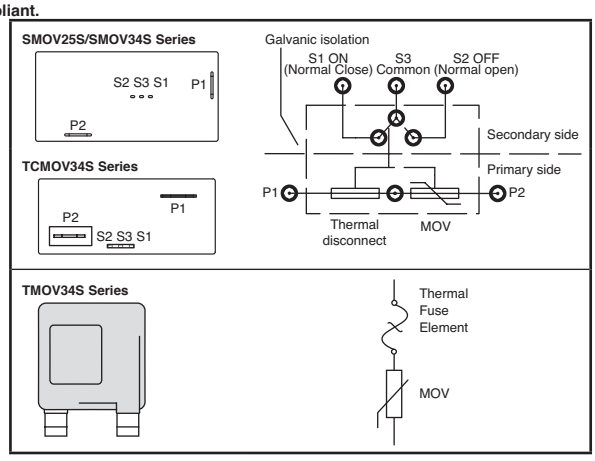

LITTELFUSE METAL OXIDE VARISTORS

LA Series ZA Series

For quantities greater than listed, call for quote.

MOUSER STOCK NO.	Mfr. Part No.	Model Size Disc Dia. (mm)	Device Model Number Brand	Maximum Ratings (85°C) Continuous RMS Voltage	DC Voltage	Transient Energy (10/1000μs)	Peak Cur. (8/20μs)	Specifications (25°C) V_{NOM} Varistor Peak Voltage Max. @ 1mA DC	Max. @ 1mA AC	Max. Clamping Voltage (8 x 20μs) V_C	I_P	Typical Capacitance @ f=1MHz (pF)	Price Each 1	10	100	250
LA Series																
576—V130LA1P		7	P1301	130	175	11	1200	184	255	390	10	180	**.20**	**.193**	**.182**	**.171**
576—V130LA2P		7	P1302	130	175	11	1200	184	228	340	10	180	**.20**	**.193**	**.182**	**.171**
576—V130LA5P		10	P1305	130	175	20	2500	184	228	340	25	450	**.28**	**.262**	**.249**	**.235**
576—V130LA10AP		14	P130L10	130	175	38	4500	184	228	340	50	1000	**.64**	**.566**	**.435**	**.379**
576—V130LA20AP		20	P130L20	130	175	70	6500	184	228	340	100	1900	**.57**	**.524**	**.503**	**.482**
576—V130LA20BP		20	P130L20B	130	175	70	6500	184	220	325	100	1900	**.57**	**.524**	**.503**	**.482**
576—V140LA5P		10	P1405	140	180	22	2500	198	242	360	25	400	**.28**	**.262**	**.249**	**.235**
576—V140LA10AP		14	P140L10	140	180	42	4500	198	242	360	50	900	**.64**	**.566**	**.435**	**.379**
576—V150LA1P		7	P1501	150	200	13	1200	212	284	430	10	150	**.20**	**.193**	**.182**	**.171**
576—V150LA2P		7	P1502	150	200	13	1200	212	268	395	10	150	**.20**	**.193**	**.182**	**.171**
576—V150LA5P		10	P1505	150	200	25	2500	212	268	395	25	360	**.28**	**.262**	**.249**	**.235**
576—V150LA10AP		14	P150L10	150	200	45	4500	212	268	395	50	800	**.64**	**.566**	**.435**	**.379**
576—V150LA20AP		20	P150L20	150	200	80	6500	212	268	395	100	1600	**.57**	**.524**	**.503**	**.482**
576—V150LA20BP		20	P150L20B	150	200	80	6500	212	243	360	100	1600	**.57**	**.524**	**.503**	**.482**
576—V250LA10P		10	P250L	250	330	40	2500	354	429	650	25	220	**.28**	**.262**	**.249**	**.235**
576—V275LA2P		7	P2752	275	369	23	1200	389	515	775	10	80	**.20**	**.193**	**.182**	**.171**
576—V275LA40AP		20	P275L40	275	369	140	6500	389	473	710	100	900	**.57**	**.524**	**.503**	**.482**
576—V275LA40BP		20	P275L40B	275	369	140	6500	389	453	680	100	900	**.57**	**.524**	**.503**	**.482**
576—V320LA20AP		14	P320L20	320	420	80	4500	462	565	850	50	380	**.64**	**.566**	**.435**	**.379**
576—V320LA40BP		20	P320L40	320	420	150	6500	462	540	810	100	750	**.57**	**.524**	**.503**	**.482**
576—V420LA20AP		14	P420L20	420	560	90	4500	610	748	1120	50	300	**.64**	**.566**	**.435**	**.379**
576—V420LA40BP		20	P420L40	420	560	160	6500	610	720	1060	100	600	**.67**	**.621**	**.599**	**.567**
576—V480LA40AP		14	P480L40	480	640	105	4500	670	825	1240	50	270	**.49**	**.449**	**.441**	**.415**
576—V480LA80BP		20	P480L80	480	640	180	6500	670	790	1160	100	550	**.77**	**.722**	**.696**	**.653**
576—V510LA40AP		14	P510L40	510	675	110	4500	735	910	1350	50	250	**.77**	**.722**	**.696**	**.653**
576—V510LA80BP		20	P510L80	510	675	190	6500	735	860	1280	100	500	**1.42**	**1.32**	**.984**	**.877**
576—V575LA40AP		14	P575L40	575	730	120	4500	805	1000	1500	50	220	**.77**	**.722**	**.696**	**.653**
576—V575LA80BP		20	P575L80	575	730	220	6500	805	960	1410	100	450	**1.29**	**1.21**	**1.17**	**1.09**
576—V1000LA160BP		20	P1000L160	1000	1200	360	6500	1425	1600	2420	100	250	**2.46**	**2.29**	**2.20**	**2.08**
ZA Series																
576—V8ZA05P		5	PZ08	4	5.5	0.1	50	6	11	30	1	2000	**.31**	**.289**	**.268**	**.257**
576—V8ZA1P		7	P08Z1	4	5.5	0.4	100	6	11	22	2.5	4190	**.31**	**.289**	**.268**	**.257**
576—V8ZA2P		10	P08Z2	4	5.5	0.8	250	6	11	20	5	7000	**.28**	**.262**	**.249**	**.235**
576—V12ZA05P		5	PZ12	6	8	0.14	50	9	16	37	1	1700	**.31**	**.289**	**.268**	**.257**
576—V12ZA2P		10	P12Z2	6	8	1.2	250	9	16	30	5	6100	**.28**	**.262**	**.249**	**.235**
576—V18ZA05P		5	PZ18	10	14	0.17	100	14.4	21.6	36	1	1400	**.28**	**.262**	**.249**	**.235**
576—V18ZA1P		7	P18Z1	10	14	0.8	250	14.4	21.6	36	2.5	2700	**.28**	**.262**	**.249**	**.235**
576—V18ZA2P		10	P18Z2	10	14	1.5	500	14.4	21.6	36	5	5300	**.28**	**.262**	**.249**	**.235**
576—V18ZA3P		14	P18Z3	10	14	3.5	1000	14.4	21.6	36	10	18870	**.36**	**.338**	**.325**	**.306**
576—V18ZA40P		20	P18Z40	10	14	80	2000	14.4	21.6	37	20	22000	**.57**	**.524**	**.503**	**.482**
576—V22ZA05P		5	PZ22	14	18	0.2	100	18.7	26	43	1	1220	**.20**	**.193**	**.182**	**.171**
576—V22ZA1P		7	P22Z1	14	18	0.9	250	18.7	26	43	2.5	2375	**.20**	**.193**	**.182**	**.171**
576—V22ZA2P		10	P22Z2	14	18	2	500	18.7	26	43	5	4500	**.28**	**.262**	**.249**	**.235**
576—V22ZA3P		14	P22Z3	14	18	4	1000	18.7	26	43	10	14730	**.46**	**.428**	**.407**	**.385**
576—V24ZA50P		20	P24Z50	14	18	100	2000	19.2	26	43	20	18000	**.57**	**.524**	**.503**	**.482**
576—V27ZA05P		5	PZ27	17	22	0.25	100	23	31.1	53	1	920	**.20**	**.193**	**.182**	**.171**
576—V47ZA20P		20	P47Z20	30	38	23	2000	42	52	93	20	11000	**.57**	**.524**	**.503**	**.482**
576—V47ZA7P		14	P47Z7	30	38	8.8	1000	42	52	93	10	6270	**.64**	**.566**	**.435**	**.379**
576—V47ZA3P		10	P47Z3	30	38	4.5	500	42	52	93	5	2590	**.28**	**.262**	**.249**	**.235**
576—V56ZA2P		7	P56Z2	35	45	2.3	250	50	62	110	2.5	1035	**.20**	**.193**	**.182**	**.171**
576—V56ZA8P		14	P56Z8	35	45	10	1000	50	62	110	10	4840	**.64**	**.566**	**.435**	**.379**
576—V68ZA2P		7	P68Z2	40	56	3	250	61	75	135	2.5	910	**.20**	**.193**	**.182**	**.171**
576—V68ZA3P		10	P68Z3	40	56	6.5	500	61	75	135	5	1850	**.28**	**.262**	**.249**	**.235**
576—V68ZA10P		14	P68Z10	40	56	13	1000	61	75	135	10	3870	**.64**	**.566**	**.435**	**.379**
576—V82ZA4P		10	P82Z4	50	68	8	2500	73	91	135	25	1485	**.64**	**.566**	**.435**	**.379**
576—V82ZA12P		14	P82Z12	50	68	15	4500	73	91	145	50	3380	**.46**	**.428**	**.407**	**.385**
576—V100ZA3P		5	PZ100	60	81	2.5	400	90	117	165	5	600	**.20**	**.193**	**.182**	**.171**
576—V100ZA15P		14	P100Z15	60	81	20	4500	90	110	175	50	2900	**.64**	**.566**	**.435**	**.379**
576—V150ZA20P		20	P150Z20	95	127	45	6500	135	165	250	100	3500	**.57**	**.524**	**.503**	**.482**
576—V180ZA1P		7	P180Z	115	153	10	1200	162	198	300	10	320	**.20**	**.193**	**.182**	**.171**
576—V180ZA5P		10	P180Z5	115	153	18	2500	162	198	300	25	465	**.28**	**.266**	**.253**	**.241**
576—V180ZA10P		14	P180Z10	115	153	35	4500	162	198	300	50	1190	**.64**	**.566**	**.435**	**.379**
576—V220ZA05P		5	PZ220	140	180	6	400	198	253	360	5	95	**.39**	**.364**	**.348**	**.332**
576—V330ZA05P		5	PZ330	210	275	9	400	297	380	540	5	70	**.39**	**.364**	**.348**	**.332**
576—V390ZA05P		5	PZ390	250	330	10	400	351	449	650	5	80	**.39**	**.364**	**.348**	**.332**

© Copyright 2013 Mouser Electronics

© Copyright 2013 Mouser Electronics

LITTELFUSE Metal Oxide Varistors

RoHS Compliant This product is RoHS compliant.

SM7 SERIES VARISTORS

Features:
- Electrical equivalent to leaded types LA/ZA series
- AC Voltage rating 275V to 510VAC rms
- No De-Rating up to 85°C ambient
- Good solderability



For quantities greater than listed, call for quote.

MOUSER STOCK NO.		Continuous	Maximum Clamping Voltage	Typical Capacitance	Price Each			
Mfr.	Mfr. Part No.	V_{RMS} (V)	8/20 μS (V)	f = 1MHz (pF)	1	10	100	250
576	V275SM7	275	710	80	**1.48**	**1.40**	**1.33**	**1.23**
576	V300SM7	300	775	70	**1.48**	**1.40**	**1.33**	**1.23**
576	V320SM7	320	850	65	**1.48**	**1.40**	**1.33**	**1.23**
576	V385SM7	385	1025	60	**1.64**	**1.55**	**1.47**	**1.37**
576	V420SM7	420	1120	55	**1.64**	**1.55**	**1.47**	**1.37**
576	V460SM7	460	1190	55	**1.82**	**1.72**	**1.63**	**1.52**
576	V480SM7	480	1240	50	**1.82**	**1.72**	**1.63**	**1.52**
576	V510SM7	510	1200	45	**2.04**	**1.94**	**1.83**	**1.70**

SM20 SERIES VARISTORS

Features:
- DC Voltage Rating 26VDC
- AC Voltage rating 175 - 320AC
- No De-Rating up to 85°C ambient
- Low voltage devices specified for automotive load dump energy.



For quantities greater than listed, call for quote.

MOUSER STOCK NO.		Continuous	Maximum Clamping Voltage	Typical Capacitance	Price Each			
Mfr.	Mfr. Part No.	V_{RMS} (V)	8/20 μS (V)	f = 1MHz (pF)	1	10	100	250
576	V26SM20	20	63	12000	**4.38**	**4.18**	**3.89**	**3.57**
576	V175SM20	175	455	1400	**2.64**	**2.49**	**2.35**	**2.28**
576	V230SM20	230	595	1100	**2.64**	**2.49**	**2.35**	**2.28**
576	V250SM20	250	650	1000	**2.64**	**2.49**	**2.35**	**2.28**
576	V320SM20	320	810	750	**3.60**	**3.39**	**3.21**	**3.10**

LITTELFUSE UltraMOV™ SERIES

For quantities greater than listed, call for quote.

MOUSER STOCK NO.		Model Size Disc Dia. (mm)	Device Model Number Branding	Maximum Rating (85°C)					Specifications (25°C)					Price Each			
				Continuous		Transient			Varistor Voltage at 1mA DC Test Current		Maximum Clamping Voltage 8/20 μs		Typical Capacitance				
				RMS Volts	DC Volts	Energy 2ms	Peak Current 8/20 μs										
Mfr.	Mfr. Part No.			$V_{M\ (AC)}$	$V_{M\ (DC)}$	W_{TM}	I_{TM} 1 x Pulse	I_{TM} 2 x Pulse	V_{NOM} Min	V_{NOM} Max	V_C	I_{PK}	f = 1MHz	1	10	100	250
				(V)	(V)	(J)	(A)	(A)	(V)	(V)	(V)	(A)	(pF)				
576	V07E130P	07	7V130	130	170	12.5	1750	1200	184	226	340	10	180	**.20**	**.193**	**.182**	**.171**
576	V14E130P	14	14V130	130	170	50	6000	4500	184	226	340	50	1000	**.36**	**.338**	**.325**	**.306**
576	V20E130P	20	20V130	130	170	100	10000	6500	184	226	340	100	1900	**.57**	**.524**	**.503**	**.482**
576	V07E150P	07	7V150	150	200	15	1750	1200	216	264	395	10	150	**.20**	**.193**	**.182**	**.171**
576	V14E150P	14	14V150	150	200	60	6000	4500	216	264	395	50	800	**.36**	**.338**	**.325**	**.306**
576	V20E150P	20	20V150	150	200	120	10000	6500	216	264	395	100	1600	**.57**	**.524**	**.503**	**.482**
576	V07E250P	07	7V250	250	320	25	1750	1200	351	429	650	10	90	**.20**	**.193**	**.182**	**.171**
576	V14E250P	14	14V250	250	320	100	6000	4500	351	429	650	50	500	**.36**	**.338**	**.325**	**.306**
576	V20E250P	20	20V250	250	320	170	10000	6500	351	429	650	100	1000	**.57**	**.524**	**.503**	**.482**
576	V10E300P	10	10V300	300	385	60	3500	2500	423	517	775	25	180	**.61**	**.503**	**.375**	**.326**
576	V14E300P	14	14V300	300	385	125	6000	4500	423	517	775	50	400	**.36**	**.338**	**.325**	**.306**
576	V20E300P	20	20V300	300	385	250	10000	6500	423	517	775	100	800	**.57**	**.524**	**.503**	**.482**
576	V20E320P	20	20V320	320	420	273	10000	6500	459	561	840	100	750	**.57**	**.524**	**.503**	**.482**
576	V20E385P	20	20V385	385	505	300	10000	6500	558	682	1025	100	700	**.57**	**.524**	**.503**	**.482**
576	V14E420P	14	14V420	420	560	160	6000	4500	612	748	1120	50	300	**.36**	**.338**	**.325**	**.306**
576	V20E440P	20	20V440	440	585	340	10000	6500	643	787	1180	100	500	**.64**	**.599**	**.578**	**.535**
576	V20E510P	20	20V510	510	670	325	10000	6500	738	902	1355	100	350	**.77**	**.722**	**.696**	**.653**

LITTELFUSE TMOV, iTMOV SERIES

For quantities greater than listed, call for quote.

MOUSER STOCK NO.		Model Size Disc Dia. (mm)	Device Model Number Branding	Maximum Rating (85°C)					Specifications (25°C)					Price Each			
				Continuous		Transient			Varistor Voltage at 1mA DC Test Current		Maximum Clamping Voltage 8/20 μs		Typical Capacitance				
				RMS Volts	Suppressed Vol. Rating	Energy 2ms	Peak Current 8/20 μs										
Mfr.	Mfr. Part No.			$V_{M\ (AC)}$	UL 1449 Table 60.1	W_{TM}	I_{TM} 1 x Pulse	I_{TM} 2 x Pulse	V_{NOM} Min	V_{NOM} Max	V_C	I_{PK}	f = 1MHz	1	10	100	250
				(V)	(V)	(J)	(A)	(A)	(V)	(V)	(V)	(A)	C (pF)				
TMOV																	
576	TMOV14RP150E	14	P4T150E	150	500	60	6000	4500	216	264	295	50	800	**1.93**	**1.67**	**1.31**	**1.17**
576	TMOV14RP250E	14	P4T250E	250	800	100	6000	4500	351	429	650	50	500	**1.93**	**1.67**	**1.31**	**1.17**
576	TMOV14RP275E	14	P4T275M	275	900	110	6000	4500	387	473	710	50	450	**1.93**	**1.67**	**1.31**	**1.17**
576	TMOV14RP320E	14	P4T320E	320	900	136	6000	4500	459	561	840	50	380	**1.93**	**1.67**	**1.31**	**1.17**
576	TMOV20RP130E	20	P2T130E	130	400	100	10000	6500	184	226	340	100	1900	**1.66**	**1.57**	**1.50**	**1.41**
576	TMOV20RP140E	20	P2T140E	140	400	110	10000	6500	200	240	360	100	1750	**1.66**	**1.57**	**1.50**	**1.41**
576	TMOV20RP150E	20	P2T150E	150	400	120	10000	6500	216	264	395	100	1600	**1.66**	**1.57**	**1.50**	**1.41**
576	TMOV20RP320E	20	P2T320E	320	900	270	10000	6500	459	561	840	100	750	**1.66**	**1.57**	**1.50**	**1.41**
576	TMOV20RP510E	20	P2T510E	510	--	325	10000	6500	738	902	1355	100	350	**2.49**	**2.27**	**1.67**	**1.52**
576	TMOV20RP625E	20	P2T625E	625	--	400	10000	6500	900	1100	1650	100	250	**2.55**	**2.42**	**1.77**	**1.54**
iTMOV																	
576	TMOV14RP175M	14	P4T175M	175	700	70	6000	4500	243	297	455	50	700	**2.03**	**1.92**	**1.48**	**1.34**
576	TMOV14RP300M	14	P4T300M	300	900	125	6000	4500	423	517	775	50	400	**2.03**	**1.92**	**1.48**	**1.34**
576	TMOV20RP115M	20	P2T115M	115	300	52	10000	6500	162	198	300	100	2400	**1.77**	**1.67**	**1.59**	**1.50**
576	TMOV20RP130M	20	P2T130M	130	400	100	10000	6500	184	226	340	100	1900	**1.77**	**1.67**	**1.59**	**1.50**
576	TMOV20RP275M	20	P2T275M	275	700	190	10000	6500	387	473	710	100	900	**1.77**	**1.67**	**1.59**	**1.50**
576	TMOV20RP320M	20	P2T320M	320	900	270	10000	6500	459	561	840	100	750	**1.77**	**1.67**	**1.59**	**1.50**
576	TMOV20RP420M	20	P2T420M	420	1200	320	10000	6500	612	748	1120	100	600	**2.49**	**2.27**	**1.67**	**1.52**
576	TMOV20RP510M	20	P2T510M	510	--	325	10000	6500	738	902	1355	100	350	**2.55**	**2.34**	**1.80**	**1.55**

© Copyright 2013 Mouser Electronics
© Copyright 2013 Mouser Electronics

MURATA ESD Suppressors

LXES SILICON SERIES

The Murata LXES series consist of ceramic and silicon based ESD Suppressors designed to meet the requirements of high-speed data transmission environments and comply with IEC 61000-4-2 Level 4 (8kV Contact and 15kV Air Discharge). Both versions feature a fast response time of <1ns, high suppression levels, high repetition durability, and low to ultra-low capacitance.

Features:
- Operating temperature range: - 40°C to +85°C
- Ultra low capacitors (0.05pF) for ceramic version
- Capacitance as low as 0.25pF for silicon version
- Bi-directional (see G8 below)
- IEC 61000-4-2 Level 4
- Fast response time (<1ns)

Applications:
- High speed data lines
- HDMI 1.3
- USB 3.0, USB 2.0
- IEEE 1394b
- Computers and peripherals
- Cell Phones
- A/V Equipment, STB, DVD, HDTV
- Antenna Ports

Electrical:
- Rated voltage: 15V
- Contact discharge: 8kV
- Air discharge: 15kV
- Trigger voltage: 350V typ.
- Clamping voltage: 40V typ.
- Leakage Current: <1μA typ.
- ESD Pulse Withstand: >1000 pulses

A



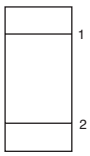

1,2: I/O OR GND

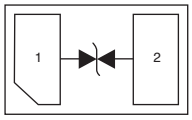

B





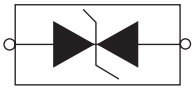

✻ USB 3.0

C



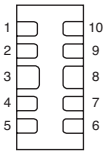

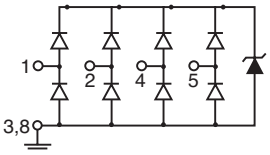

No.	Terminal Name
(1)	Line-1
(2)	Line-2
(3)	GND
(4)	Line-3
(5)	Line-4
(6)	NC
(7)	NC
(8)	GND
(9)	NC
(10)	NC

D



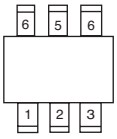

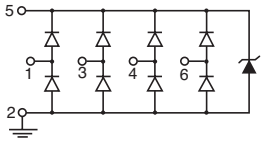

No.	Terminal Name
1	I/O 1
2	GND
3	I/O 2
4	I/O 3
5	VDD
6	I/O 4

E



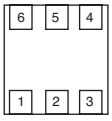

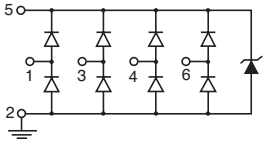

No.	Terminal Name
(1)	I/O 1
(2)	GND
(3)	I/O 2
(4)	I/O 3
(5)	VDD
(6)	I/O 4

F



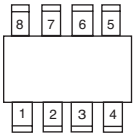

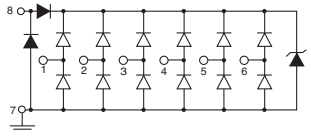

No.	Terminal Name
(1)	I/O 1
(2)	I/O 2
(3)	I/O 3
(4)	I/O 4
(5)	I/O 5
(6)	I/O 6
(7)	GND
(8)	VDD

For quantities greater than listed, call for quote.

MOUSER STOCK NO.	Murata Part No.	Fig.	Number of Channels	Cap. (pF)	Operating Voltage	L x W (mm)	T (mm max.)	Price Each 1	Price Each 100	Price Each 500	Price Each 1000	Reel Qty	Price Per Piece
81-LXES1UBBB1-008	LXES1UBBB1-008	A	1	0.5	6	1.0x0.6	0.6	.54	.207	.187	.172	3000	.122
✻ 81-LXES15AAA1-100	LXES15AAA1-100	B	1	0.05	15	1.0x0.5	0.33	.28	.119	.078	.07	10000	.051
81-LXES2TBBB4-028	LXES2TBBB4-028	C	4	0.5	5.5	2.5x1.0	0.6	1.18	.522	.47	.428	3000	.303
81-LXES2SBAA4-016	LXES2SBAA4-016	D	4	0.55	5.5	2.9x2.8	1.45	.92	.38	.343	.315	3000	.219
81-LXES2SBBB4-026	LXES2SBBB4-026	D	4	1.0	5.5	2.9x2.8	1.45	.63	.245	.221	.204	3000	.146
81-LXES1TBAA4-005	LXES1TBAA4-005	E	4	1.3	5.5	1.6x1.6	0.6	1.13	.471	.426	.389	3000	.272
81-LXES4XBAA6-027	LXES4XBAA6-027	F	6	0.25	5.5	4.9x3.0	1.1	1.18	.522	.47	.428	3000	.303

© Copyright 2013 Mouser Electronics
© Copyright 2013 Mouser Electronics

VISHAY BC COMPONENTS Radial Leaded Metal Oxide Varistors

RoHS Compliant **This product is RoHS compliant.**

VISHAY 2381 59x xxxx SERIES

The varistors consist of a disc of ceramic material with two tinned solid copper leads.

They are coated with a layer of epoxy, which provides electrical, mechanical, and climactic protection. The encapsulation is resistant to all cleaning solvents in accordance with "IEC 60068-2-45".

Features:
- Zinc oxide disc, epoxy coated
- Non-flammable
- Lead Free

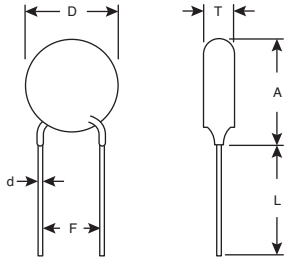

LEAD-FREE RoHS Compliant

DIMENSIONS: mm

Model	D (max.)	A (max.)	A_0 (max.)	L (min.)	T (max.)	T (min.)	ød	F
2381 592	7.0	9.0	11.0	27.0	6	4.1	0.6 ±.05	5 ±0.6/-0.1
2381 593	9.0	11.0	13.0	27.0	6	4.1	0.6 ±.05	5 ±0.6/-0.1
2381 594	13.5	15.5	18.0	17.0	7	4.4	0.8 ±.05	7.5 ±0.8
2381 595	17.0	19.0	23.0	16.0	7	4.4	0.8 ±.05	7.5 ±0.8

For quantities greater than listed, call for quote.

MOUSER STOCK NO.	Vishay Part No.	Max. Cont. Voltage		Voltage @ 1mA (V)	Max. Volt. @ Current		Max. Energy (J)	Max. Non Rep. Transient	Typical Capacitance (pF)	Price Each				
		RMS (V)	DC (V)		V (V)	I (A)				1	25	50	100	500
594-2381-592-53006	VDRS05A030BSE	30	38	47	96	1	1.1	100	700	.43	.342	.278	.246	.235
594-2381-592-53506	VDRS05A035BSE	35	45	56	123	1	1.4	100	560	.46	.375	.30	.268	.257
594-2381-592-54006	VDRS05A040BSE	40	56	68	145	1	1.6	100	460	.46	.375	.30	.268	.257
594-2381-592-55006	VDRS05C050BSE	50	65	82	145	5	2.6	400	370	.46	.375	.30	.268	.257
594-2381-592-56006	VDRS05C060BSE	60	85	100	165	5	2.9	400	290	.48	.428	.364	.332	.268
594-2381-592-57506	VDRS05C075BSE	75	100	120	190	5	3.4	400	240	.48	.428	.366	.333	.266
594-2381-592-51316	VDRS05C130BSE	130	170	205	310	5	5.5	400	130	.48	.428	.364	.332	.268
594-2381-592-51416	VDRS05C140BSE	140	180	220	350	5	6.3	400	120	.48	.428	.364	.332	.268
594-2381-592-51516	VDRS05C150BSE	150	200	240	395	5	7.1	400	110	.48	.428	.364	.332	.268
594-2381-592-51716	VDRS05C175BSE	175	225	275	410	5	7.3	400	90	.48	.428	.364	.332	.268
594-2381-592-52516	VDRS05C250BSE	250	320	390	600	5	11	400	60	.48	.428	.364	.332	.268
594-2381-592-52716	VDRS05C275BSE	275	350	430	695	5	12	400	55	.48	.428	.366	.333	.266
594-2381-592-53816	VDRS05C385BSE	385	505	620	1000	5	18	400	40	.48	.428	.366	.333	.266
594-2381-592-54616	VDRS05C460BSE	460	615	750	1200	5	21	400	30	.48	.428	.364	.332	.268
594-2381-593-53006	VDRS07B030BSE	30	38	47	93	2.5	3.6	250	1600	.47	.417	.364	.332	.278
594-2381-593-53506	VDRS07B035BSE	35	45	56	115	2.5	4.4	250	1300	.47	.417	.364	.332	.278
594-2381-593-54006	VDRS07B040BSE	40	56	68	135	2.5	5.2	250	1000	.47	.417	.364	.332	.278
594-2381-593-55006	VDRS07H050BSE	50	65	82	140	10	7	1200	900	.47	.417	.364	.332	.278
594-2381-593-57506	VDRS07H075BSE	75	100	120	200	10	10	1200	130	.42	.372	.326	.296	.25
594-2381-593-51316	VDRS07H130BSE	130	170	205	340	10	17	1200	320	.42	.372	.326	.296	.25
594-2381-593-51416	VDRS07H140BSE	140	180	220	370	10	21	1200	290	.42	.372	.326	.296	.25
594-2381-593-51516	VDRS07H150BSE	150	200	240	400	10	20	1200	270	.42	.372	.326	.296	.25
594-2381-593-51716	VDRS07H175BSE	175	225	275	455	10	23	1200	230	.42	.372	.326	.296	.25
594-2381-593-52316	VDRS07H230BSE	230	300	360	600	10	30	1200	170	.42	.372	.326	.296	.25
594-2381-593-52716	VDRS07H275BSE	275	350	430	710	10	36	1200	140	.42	.372	.326	.296	.25
594-2381-593-53016	VDRS07H300BSE	300	385	470	800	10	40	1200	130	.42	.372	.326	.296	.25
594-2381-593-53216	VDRS07H320BSE	320	420	510	850	10	44	1200	120	.42	.372	.326	.296	.25
594-2381-593-53816	VDRS07H385BSE	385	505	620	1025	10	51	1200	95	.42	.372	.326	.296	.25
594-2381-593-54616	VDRS07H460BSE	460	615	750	1240	10	63	1200	75	.42	.372	.326	.296	.25
594-2381-594-53006	VDRS10D030BSE	30	38	47	93	5	9.2	500	2700	.71	.61	.535	.514	.396
594-2381-594-53506	VDRS10D035BSE	35	45	56	110	5	11	500	2200	.71	.61	.535	.508	.398
594-2381-594-54006	VDRS10D040BSE	40	56	68	130	5	13	500	1800	.78	.599	.492	.439	.396
594-2381-594-55006	VDRS10P050BSE	50	65	82	140	25	12	2500	1500	.71	.61	.535	.514	.396
594-2381-594-56006	VDRS10P060BSE	60	85	100	165	25	15	2500	1200	.69	.546	.441	.411	.38
594-2381-594-51316	VDRS10P130BSE	130	170	205	340	25	30	2500	580	.69	.546	.439	.407	.385
594-2381-594-51416	VDRS10P140BSE	140	180	220	370	25	33	2500	540	.71	.61	.535	.514	.396
594-2381-594-51516	VDRS10P150BSE	150	200	240	400	25	36	2500	490	.57	.492	.398	.356	.316
594-2381-594-51716	VDRS10P175BSE	175	225	275	455	25	41	2500	430	.71	.61	.535	.514	.396
594-2381-594-52316	VDRS10P230BSE	230	300	360	600	25	54	2500	320	.71	.61	.535	.514	.396
594-2381-594-52516	VDRS10P250BSE	250	320	390	650	25	58	2500	300	.71	.61	.535	.514	.396
594-2381-594-52716	VDRS10P275BSE	275	350	430	710	25	63	2500	270	.69	.546	.439	.407	.385
594-2381-594-53016	VDRS10P300BSE	300	385	470	800	25	71	2500	240	.71	.61	.535	.514	.396
594-2381-594-53216	VDRS10P320BSE	320	420	510	850	25	77	2500	220	.71	.61	.535	.514	.396
594-2381-594-53816	VDRS10P385BSE	385	505	620	1025	25	67	2500	180	.71	.61	.535	.514	.396
594-2381-594-54216	VDRS10P420BSE	420	560	680	1120	25	73	2500	165	.71	.61	.535	.508	.398
594-2381-594-54616	VDRS10P460BSE	460	615	750	1240	25	82	2500	150	.77	.663	.583	.553	.433
594-2381-594-55116	VDRS10P510BSE	510	670	820	1355	25	89	2500	135	.86	.738	.642	.61	.482
594-2381-594-55516	VDRS10P550BSE	550	745	910	1500	25	98	2500	120	.77	.663	.589	.556	.439
594-2381-595-53006	VDRS14G030BSE	30	38	47	90	10	12	1000	6000	1.00	.867	.749	.717	.567
594-2381-595-53506	VDRS14G035BSE	35	45	56	105	10	14	1000	4800	1.00	.867	.749	.717	.567
594-2381-595-54006	VDRS14G040BSE	40	56	68	130	10	17	1000	3800	1.00	.867	.749	.717	.567
594-2381-595-55006	VDRS14T050BSE	50	65	82	140	50	21	4500	3100	1.00	.867	.749	.717	.567
594-2381-595-51316	VDRS14T130BSE	130	170	205	340	50	56	4500	1050	1.00	.867	.749	.717	.567
594-2381-595-51416	VDRS14T140BSE	140	180	220	370	50	57	4500	950	1.00	.867	.749	.717	.567
594-2381-595-51516	VDRS14T150BSE	150	200	240	400	50	59	4500	850	1.00	.867	.749	.717	.567
594-2381-595-51716	VDRS14T175BSE	175	225	275	455	50	67	4500	750	1.00	.867	.749	.717	.567
594-2381-595-52316	VDRS14T230BSE	230	300	360	600	50	88	4500	540	1.00	.867	.749	.717	.567
594-2381-595-52516	VDRS14T250BSE	250	320	390	650	50	96	4500	480	1.00	.867	.749	.717	.567
594-2381-595-52716	VDRS14T275BSE	275	350	430	710	50	104	4500	440	1.00	.867	.749	.717	.567
594-2381-595-53016	VDRS14T300BSE	300	385	470	800	50	117	4500	400	1.00	.867	.749	.717	.567
594-2381-595-53216	VDRS14T320BSE	320	420	510	850	50	120	4500	370	1.00	.867	.749	.717	.567
594-2381-595-53816	VDRS14T385BSE	385	505	620	1025	50	110	4500	280	1.00	.867	.749	.717	.567
594-2381-595-54616	VDRS14T460BSE	460	615	750	1240	50	135	4500	225	1.08	.938	.828	.782	.626
594-2381-595-55116	VDRS14T510BSE	510	670	820	1355	50	145	4500	220	1.08	.938	.828	.782	.626
594-2381-595-55516	VDRS14T550BSE	550	745	910	1500	50	160	4500	180	1.08	.938	.828	.782	.626

© Copyright 2013 Mouser Electronics

© Copyright 2013 Mouser Electronics

DIMENSIONS: mm (in.)

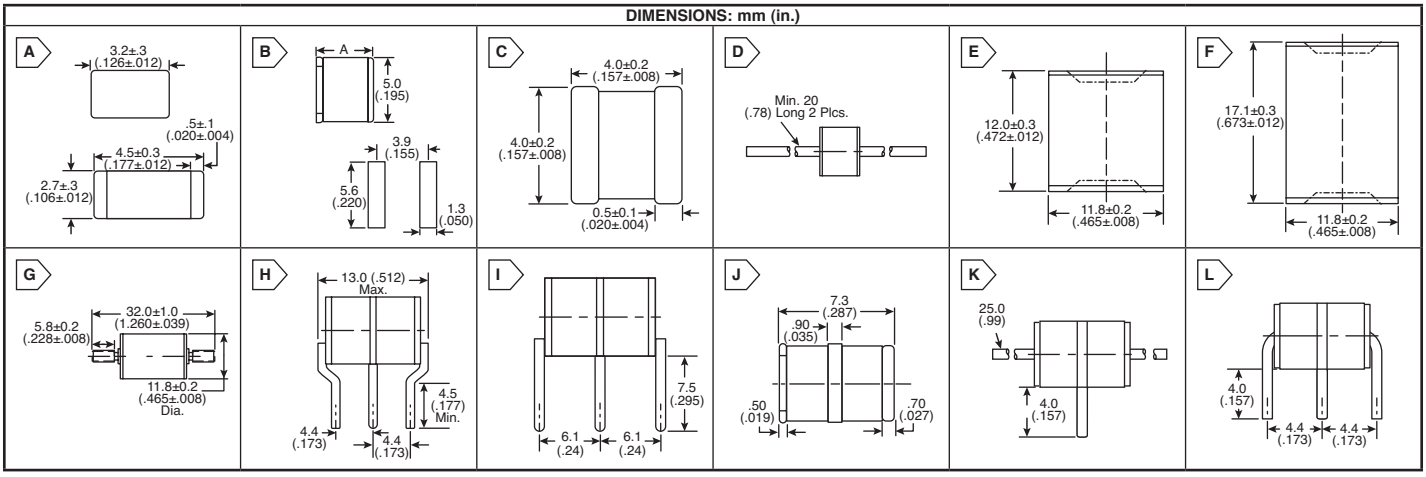

2051 SERIES GDT SURGE PROTECTORS

Features:
- High insulation resistance
- UL Recognition pending

Applications:
- MDC/PCI modems
- Splitters, Telecom CPE, Datacom

RoHS Compliant

For quantities greater than listed, call for quote.

MOUSER STOCK NO.		Fig.	DC Sparkover @100V/s	Impulse Sparkover 100V/us	Price Each		
Mfr.	Mfr. Part No.				1	50	100
652	2051-09-SM-RPLF	A	90	500	1.41	.824	.706
652	2051-15-SM-RPLF	A	150	500	1.41	.824	.706
652	2051-20-SM-RPLF	A	200	500	1.41	.824	.706
652	2051-23-SM-RPLF	A	230	500	1.41	.824	.706
652	2051-30-SM-RPLF	A	300	600	1.41	.824	.706
652	2051-35-SM-RPLF	A	350	650	1.41	.824	.706
652	2051-40-SM-RPLF	A	400	750	1.41	.824	.706
652	2051-42-SM-RPLF	A	420	750	1.41	.824	.706
652	2051-47-SM-RPLF	A	470	800	1.41	.824	.706
652	2051-60-SM-RPLF	A	600	950	1.41	.824	.706

2031T SERIES 2-POLE GDTS

Features:
- Designed to operate with TBU® devices
- UL Recognition pending
- Fast acting

Applications:
- Telecommunications
- Industrial electronics
- Avionics

For quantities greater than listed, call for quote.

MOUSER STOCK NO.		Fig.	DC Sparkover @100V/s	Impulse Break-down Voltage @ 5000 V/µs	Price Each		
Mfr.	Mfr. Part No.				1	50	100
652	2031-15T-SM-RPLF	B	60	500V	1.38	1.16	1.04
652	2031-15T-SMLF	B	60	500V	1.32	.984	.877
652	2031-23T-SM-RPLF	B	185	650V	1.38	1.16	1.04
652	2031-23T-SMLF	B	185	650V	1.32	.984	.877
652	2031-42T-SM-RPLF	B	360	850V	1.38	1.16	1.04
652	2031-42T-SMLF	B	360	850V	1.32	.984	.877

2035 SERIES PRECISION GDT SURGE PROTECTORS

Features:
- High surge current rating
- Low capacitance and insertion loss
- Stable breakdown throughout life
- UL recognition pending

For quantities greater than listed, call for quote.

MOUSER STOCK NO.		Fig.	DC Sparkover @100V/s	Impulse Sparkover 100V/us	Price Each		
Mfr.	Mfr. Part No.				1	50	100
652	2035-09-SM	B	90	350	1.33	1.08	.995
652	2035-15-SM	B	150	400	1.33	1.08	.995
652	2035-23-SM	B	230	450	1.33	1.08	.995
652	2035-25-SM	B	250	475	1.33	1.08	.995
652	2035-30-SM	B	300	525	1.33	1.08	.995
652	2035-35-SM	B	350	600	1.33	1.08	.995
652	2035-40-SM	B	400	650	1.33	1.08	.995
652	2035-42-SM	B	420	675	1.33	1.08	.995
652	2035-60-SM	B	600	950	1.33	1.08	.995

2087/2089 SERIES HIGH VOLTAGE MINIATURE 2-POLE GDTS

Features:
- High insulation resistance
- UL recognized

Applications:
- Industrial/Consumer electronics
- Telecommunications

For quantities greater than listed, call for quote.

MOUSER STOCK NO.		Fig.	DC Sparkover @100V/s	Impulse Sparkover 100V/us	Price Each		
Mfr.	Mfr. Part No.				1	50	100
652	2087-80-SM-RPLF	C	800	1300	.96	.803	.728
652	2087-120-SM-RPLF	C	1200	1700	.96	.803	.728
652	2087-150-SM-RPLF	C	1500	2000	.96	.803	.728
652	2089-160-BLF	D	1600	2400	1.12	.942	.845
652	2089-250-BLF	D	2500	3300	1.12	.942	.845
652	2089-360-BLF	D	3600	4400	1.12	.942	.845

2093/2095 SERIES HIGH VOLTAGE 2-POLE GDTS

Features:
- High insulation resistance
- UL recognized

Applications:
- Industrial/Consumer electronics
- Telecommunications

For quantities greater than listed, call for quote.

MOUSER STOCK NO.		Fig.	DC Sparkover @100V/s	Impulse Sparkover 100V/us	Price Each		
Mfr.	Mfr. Part No.				1	50	100
652	2093-120-SM-RPLF	C	1200	1700	1.25	1.05	.942
652	2093-250-SM-RPLF	C	2500	3100	1.25	1.05	.942
652	2093-270-SM-RPLF	C	2700	3300	1.25	1.05	.942
652	2095-80-BLF	D	800	1100	1.41	1.18	1.06
652	2095-160-BLF	D	1600	2300	1.41	1.18	1.06
652	2095-250-BLF	D	2500	3500	1.41	1.18	1.06
652	2095-270-BLF	D	2700	3600	1.41	1.18	1.06
652	2095-350-BLF	D	3500	4900	1.41	1.18	1.06

2061/2063 SERIES HIGH CURRENT 2-POLE GDTS

Features:
- 60kA/100kA surge rating
- High power handling
- Low leakage

Applications:
- Telecommunications equipment
- Industrial equipment/eletronics

For quantities greater than listed, call for quote.

MOUSER STOCK NO.		Fig.	DC Sparkover @100V/s	Impulse Sparkover 100V/us	Price Each		
Mfr.	Mfr. Part No.				1	50	100
652	2061-23-ALF	E	230	600	12.35	10.12	7.88
652	2061-35-ALF	E	350	800	12.35	10.12	7.88
652	2061-42-ALF	E	420	900	12.35	10.12	7.88
652	2061-47-ALF	E	470	900	12.35	10.12	7.88
652	2061-60-ALF	E	600	1100	12.35	10.12	7.88
652	2063-23-ALF	F	230	600	13.46	11.04	8.58
652	2063-35-ALF	F	350	800	13.46	11.04	8.58
652	2063-47-ALF	F	470	900	13.46	11.04	8.58
652	2063-60-ALF	F	600	1100	13.46	11.04	8.58
652	2063-80-ALF	F	800	1300	13.46	11.04	8.58

2035/2037 SERIES MINIATURE 2-POLE GDTS

Features:
- UL recognized
- High surge current rating
- Stable breakdown throughout life

Applications:
- Telecommunications
- Industrial, Commercial, and Consumer Electronics
- Automotive, aircraft, military electronics

For quantities greater than listed, call for quote.

MOUSER STOCK NO.		Fig.	DC Sparkover @100V/s	Impulse Breakdown Voltage Volts @ 1000 V/µs	Price Each		
Mfr.	Mfr. Part No.				1	50	100
652	2035-09-B	D	90	550	1.33	1.04	.803
652	2035-15-B	D	150	550	1.33	1.04	.888
652	2035-35-B	D	350	750	1.33	1.04	.888
652	2037-15-B	D	150	550	1.53	1.32	1.10
652	2037-35-B	D	350	750	1.53	1.32	1.10

2097 SERIES HIGH VOLTAGE 2-POLE GDTS

Features:
- High power rating
- High voltage range

Applications:
- Telecommunications electronics
- Industrial equipment/eletronics

For quantities greater than listed, call for quote.

MOUSER STOCK NO.		Fig.	DC Sparkover @ 100V/s	Impulse Sparkover 100V/us	Price Each		
Mfr.	Mfr. Part No.				1	50	100
652	2097-100-DLF	G	1000	1500	15.24	14.49	12.19
652	2097-160-DLF	G	1600	2300	15.24	14.49	12.19
652	2097-220-DLF	G	2200	2700	15.24	14.49	12.19

2020/2026 SERIES 3-POLE GDTS

Features:
- Balanced TRIGARD®
- UL recognized
- Stable breakdown throughout life

Applications:
- Telecommunications
- Industrial, Consumer and Commercial electronics
- Automotive, aircraft, military electronics

For quantities greater than listed, call for quote.

MOUSER STOCK NO.		Fig.	DC Sparkover @100V/s	Single Impulse Discharge Current (kA) 8/20µs	Price Each		
Mfr.	Mfr. Part No.				1	50	100
652	2020-15T-C2LF	H	60	5	3.46	2.09	2.00
652	2020-23T-C2LF	H	180	5	2.36	1.58	1.48
652	2020-42T-C2LF	H	360	5	2.35	1.58	1.48
652	2020-42T-C2FLF	H	360	10	2.71	2.32	2.12
652	2026-15-C2	I	150	40	2.72	2.14	1.84
652	2026-35-C2	I	350	40	2.77	2.14	1.84
652	2020-42T-C4LF	I	360	10	2.71	2.32	2.12

2030/2036 SERIES MINIATURE 3-POLE GDTS

Features:
- UL recognized
- Stable breakdown throughout life

Applications:
- Telecommunications
- Industrial, Consumer and Commercial electronics
- Automotive, aircraft, military electronics

For quantities greater than listed, call for quote.

MOUSER STOCK NO.		Fig.	DC Sparkover @100V/s	Impulse Sparkover 100V/us	Price Each		
Mfr.	Mfr. Part No.				1	50	100
652	2030-23T-SM-RPLF	J	185	4	2.61	1.69	1.44
652	2030-42T-SM-RPLF	J	360	4	3.18	2.39	2.12
652	2036-09-B	K	90	20	2.78	2.26	2.09
652	2036-15-B	K	150	20	2.78	2.26	2.09
652	2036-35-C2	L	350	20	2.77	2.14	1.84

© Copyright 2013 Mouser Electronics

© Copyright 2013 Mouser Electronics

LITTELFUSE Greentube™ Gas Plasma Arresters

(High Performance Beta Range)

RoHS Compliant **This product is RoHS compliant.**

LITTELFUSE SG SERIES

Features:

- RoHS Compliant
- GHz working frequency
- Excellent stability on multiple pulse duty cycle
- Excellent response to fast rising transients
- Ultra low insertion loss
- 1-2KA surge capability tested with 8/20µS pulse
- Low capcitance
- UL recognized

DIMENSIONS: mm

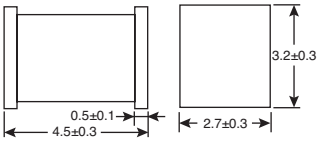

RoHS Compliant



2 Electrode GDT Graphical Symbol

For quantities greater than listed, call for quote.

MOUSER STOCK NO.	Littelfuse Part No.	Type	DC Voltage (V)	DC Breakover Voltage Min-Max @ 100V/sec (V)	Max Dynamic Breakover Voltage @100/us (V)	Alternating Discharge Current (A)	Max Repetitive Impulse Discharge Current (kA)	Capacitance (pF)	DC Holdover Voltage (V)	Price Each 1	10	100	250
576-SG75	SG75	4.5x3.2x2.7mm	75	52-98	500	2	2	1	135	1.58	1.46	1.19	1.03
576-SG90	SG90	4.5x3.2x2.7mm	90	63-117	500	2	2	1	135	1.58	1.46	1.19	1.03
576-SG150	SG150	4.5x3.2x2.7mm	150	105-195	500	2	2	1	135	1.58	1.46	1.19	1.03
576-SG230	SG230	4.5x3.2x2.7mm	230	172-288	650	2	1	1	135	1.58	1.46	1.19	1.03
576-SG300	SG300	4.5x3.2x2.7mm	300	225-375	700	2	1	1	135	1.58	1.46	1.19	1.03
576-SG300Q	SG300Q	4.5x3.2x2.7mm	300	210-390	580	-	1	1	135	1.58	1.46	1.19	1.03
576-SG350	SG350	4.5x3.2x2.7mm	350	263-437	750	2	1	0.8	135	1.58	1.46	1.19	1.03
576-SG350Q	SG350Q	4.5x3.2x2.7mm	350	263-437	600	-	1	0.8	135	1.58	1.46	1.19	1.03
576-SG400	SG400	4.5x3.2x2.7mm	400	300-500	800	2	1	0.8	135	1.58	1.46	1.19	1.03
576-SG420	SG420	4.5x3.2x2.7mm	420	315-525	800	2	1	1	135	1.58	1.46	1.19	1.03
576-SG420Q	SG420Q	4.5x3.2x2.7mm	420	315-525	650	-	1	1	135	1.58	1.46	1.19	1.03

LITTELFUSE SL1002 SURFACE MOUNT SERIES

Features:

- RoHS compliant
- Ultra Low Insertion Loss
- Surface mountable
- 5KA surge capability tested with 8/20µS pulse as defined by IEC 61000-4-5
- Excellent response to fast rising transients
- Can be used to meet Telcordia GR1089 without series resistance
- 10/700 6KV capability, as per ITUT k.21, enhanced test level
- 2000 Amp 2/10µS surge rating
- Meets FCC part 68 10/160µs waveform, 200A test and 10/560µs waveform 100A test

Mechanical Specifications:

- Weight: 0.63g (0.022 oz.)
- Materials: Electrode Base: Nickel Iron Alloy
- Electrode Plating: Bright Sn
- Body: Ceramic
- Device Marking: 'LF' logo, Voltage and date code

Applications:

- Broadband equipment
- ADSL equipment
- XDSL equipment
- Satellite and CATV equipment
- General telecom equipment

DIMENSIONS: mm

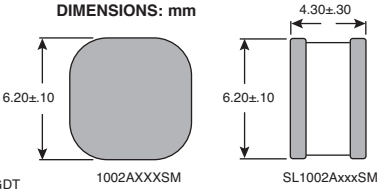

RoHS Compliant



2 Electrode GDT Graphical Symbol

For quantities greater than listed, call for quote.

MOUSER STOCK NO.	DC Voltage @ 100V/sec (V)	Max Dynamic Breakover Voltage @ 100V/µs (Vbr)	Max Dynamic Breakover Voltage @ 1kV/µs (Vbr)	Max Repetitive Impulse Discharge Current (kA)	Max Single Impulse Discharge Current (A)	Max Leakage Current (nA)	Max Capacitance (pF)	Holdover Voltage (V)	Nominal On-State Voltage @ 1A	Price Each 1	10	100	250
576-SL1002A090SM	90	360	700	5	2	100	1.2	50	20	1.21	1.13	1.08	.91
576-SL1002A230SM	230	400	500	5	2	100	1.2	135	20	1.21	1.13	1.08	.91
576-SL1002A350SM	350	500	600	5	2	100	1.2	135	20	1.21	1.13	1.08	.91
576-SL1002A600SM	600	800	900	5	2	100	1.2	135	20	1.21	1.13	1.08	.91

LITTELFUSE SL1003 SERIES

Features:

- RoHS compliant
- Low insertion loss
- Surface mountable
- 5KA surge capability tested with 8/20µS pulse as defined by IEC 61000-4-5
- GHz working frequency
- Excellent response to fast rising transients
- Can be used to meet Telcordia GR1089 without series resistance
- 10/700 6KV capability, as per ITUT k.21, enhanced test level
- 2000 Amp 2/10µS surge rating

Applications:

- Broadband equipment
- ADSL equipment
- XDSL equipment
- Satellite and CATV equipment
- General telecom equipment

RoHS Compliant

DIMENSIONS: mm

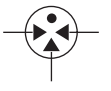

3 Electrode GDT Graphical Symbol

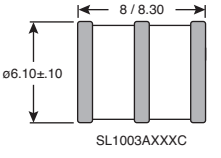

For quantities greater than listed, call for quote.

MOUSER STOCK NO.	Type	DC Voltage @ 100V/sec (V)	Max Dynamic Breakover Voltage @ 100V/µs (Vbr)	Max Dynamic Breakover Voltage @ 1kV/µs (Vbr)	Max Repetitive Impulse Discharge Current (kA)	Insulation Resistance (Ω)	Alternating Discharge Current (A)	Max Capacitance (pF)	Holdover Voltage (V)	Nominal On-State Voltage @ 1A (V)	Price Each 1	10	100	250
576-SL1003A090C	Core	90	600	700	5	1x109 @50V	5	1.2	50	20	3.95	3.79	3.60	3.37
576-SL1003A090R	Radial	90	600	700	5	1x109 @50V	5	1.2	50	20	1.92	1.85	1.72	1.63
576-SL1003A090SM	SMD	90	600	700	5	1x109 @50V	5	1.2	50	20	3.69	3.51	3.33	3.16
576-SL1003A230C	Core	230	350	500	5	1x109 @100V	5	1.2	135	20	3.95	3.79	3.60	3.41
576-SL1003A230R	Radial	230	350	500	5	1x109 @100V	5	1.2	135	20	1.92	1.85	1.72	1.63
576-SL1003A230SM	SMD	230	350	500	5	1x109 @100V	5	1.2	135	20	3.69	3.51	3.33	3.16
576-SL1003A350C	Core	350	500	700	5	1x109 @100V	5	1.2	135	20	3.95	3.79	3.60	3.37
576-SL1003A350SM	SMD	350	500	700	5	1x109 @100V	5	1.2	135	20	3.69	3.51	3.33	3.16
576-SL1003A400C	Core	400	550	800	5	1x109 @100V	5	1.2	135	20	3.95	3.79	3.60	3.37
576-SL1003A400R	Radial	400	550	800	5	1x109 @100V	5	1.2	135	20	1.92	1.85	1.72	1.63
576-SL1003A400SM	SMD	400	550	800	5	1x109 @100V	5	1.2	135	20	3.69	3.51	3.33	3.16

LITTELFUSE SL0902A SURFACE MOUNT SERIES - BROADBAND OPTIMIZED™

Features:

- 2.5KA surge capability tested with 8/20mS pulse as defined by IEC 100-4-5
- Excellent stability on multiple pulse duty cycle
- Excellent response to fast rising transients
- Surface mountable
- GHz working frequency

Applications:

- Broadband equipment.
- ADSL equipment, Incl. ADSL2+
- XDSL equipment
- Satellite and CATV equipment
- General telecom equipment

RoHS Compliant



2 Electrode GDT Graphical Symbol

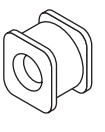

SL0902AXXXSM

DIMENSIONS: mm

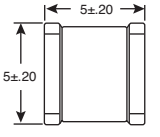

Typical capacitance (pF) measured at bias voltages of 0 to 35 vs

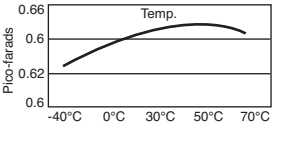

For quantities greater than listed, call for quote.

MOUSER STOCK NO.	Holdover Voltage (V)	DC Breakover Voltage @2kV/sec (V)	Max Dynamic Breakover Voltage @100/µs (V)	Max Dynamic Breakover Voltage @1kV/µs (V)	Alternating Discharge Current (A)	Impulse Discharge Current (kA)	Insulation Resistance (Ω)	Max Capacitance (pF)	Price Each 1	10	100	250
576-SL0902A090SM	50	72-108	400	600	2.5	2.5	1000M	1.5	2.27	2.11	1.92	1.58
576-SL0902A230SM	135	184-276	400	500	2.5	2.5	1000M	1.5	2.27	2.11	1.92	1.58
576-SL0902A420SM	135	350-504	675	800	2.5	2.5	1000M	1.5	2.27	2.11	1.92	1.58

© Copyright 2013 Mouser Electronics

© Copyright 2013 Mouser Electronics

AVX Fuses, Filters, and Thermistors

RoHS Compliant **This product is RoHS compliant.**

A KYOCERA GROUP COMPANY

AVX LOW CURRENT LGA ACCU-GUARD® THIN FILM FUSES

The Accu-Guard®series of fuses is based on thin-film technology which allows precise control of the component electrical and physical characteristics that is not possible with standard fuse technologies. The Accu-Guard Low Current series encompasses the lowest current ratings in 0603 package.

NEW PRODUCT

For quantities greater than listed, call for quote.

MOUSER STOCK NO.	AVX Part No.	Fig.	Case Size	Current Rating (A)	Resistance @0.1 x IRATED Ω (max.)	Voltage Drop @ IRATED mV (max.)	Fusing Current (within 5sec)A	Pre-Arc I²t @10X IRATED A²-sec (typ)	Color Code	Price Each 1	100	500	1000	Reel Qty.	Price Per Piece
581-F0603G0R05FNTR	F0603G0R05FNTR	A	0603	0.050	3.4	250	0.125	2 x 10^{-6}	Blue	1.34	.749	.589	.503	3000	.428
581-F0603G0R06FNTR	F0603G0R06FNTR	A	0603	0.062	2.5	280	0.155	2 x 10-6	Yellow	1.34	.749	.589	.503	3000	.428
581-F0603G0R07FNTR	F0603G0R07FNTR	A	0603	0.075	2.0	280	0.1875	4 x 10-6	Brown	1.34	.749	.589	.503	3000	.428
581-F0603G0R10FNTR	F0603G0R10FNTR	A	0603	0.100	2.4	300	0.250	4 x 10^{-6}	Red	1.34	.749	.589	.503	3000	.428
581-F0603G0R12FNTR	F0603G0R12FNTR	A	0603	0.125	1.6	250	0.312	1 x 10^{-6}	White	1.34	.749	.589	.503	3000	.428
581-F0603G0R15FNTR	F0603G0R15FNTR	A	0603	0.150	1.2	220	0.375	2 x 10-5	Green	1.34	.749	.589	.503	3000	.428
581-F0603G0R20FNTR	F0603G0R20FNTR	A	0603	0.200	0.8	210	0.500	4 x 10^{-6}	Pink	1.34	.749	.589	.503	3000	.428

AVX ACCU-GUARD® II - LOW CURRENT MINIATURE SIZE THIN-FILM FUSE

Features:
- Accurate Current Rating
- Fast Acting
- Operating Temperature: -55°C to +125°C
- Rated voltage: 32V

Applications:
- Computers
- Battery Chargers
- LCD Screens
- Digital Cameras

For quantities greater than listed, call for quote.

MOUSER STOCK NO.	AVX Part No.	Fig.	Case Size	Current Rating (A)	Resistance @0.1 x IRATED Ω (max.)	Voltage Drop @ IRATED mV (max.)	Fusing Current (within 5sec)A	Pre-Arc I²t @10X IRATED A²-sec (typ)	Color Code	Price Each 1	100	500	1000	Reel Qty.	Price Per Piece
581-F0402G0R05FNTR	F0402G0R05FNTR	B	0402	0.050	3.4	250	0.125	2 x 10-6	Blue	1.28	.845	.696	.535	5000	.449
581-F0402G0R06FNTR	F0402G0R06FNTR	B	0402	0.062	2.8	280	0.155	2 x 10-6	Yellow	1.28	.77	.578	.526	5000	.353
581-F0402G0R07FNTR	F0402G0R07FNTR	B	0402	0.075	2.0	280	0.1875	4 x 10-6	Brown	1.28	.845	.696	.535	5000	.449
581-F0402G0R10FNTR	F0402G0R10FNTR	B	0402	0.100	2.4	300	0.250	7 x 10-6	Red	1.28	.845	.696	.535	5000	.449
581-F0402G0R12FNTR	F0402G0R12FNTR	B	0402	0.125	1.6	250	0.312	1 x 10-5	White	1.28	.845	.696	.535	5000	.449
581-F0402G0R15FNTR	F0402G0R15FNTR	B	0402	0.150	1.2	220	0.375	2 x 10-5	Green	1.28	.845	.696	.546	5000	.449
581-F0402G0R20FNTR	F0402G0R20FNTR	B	0402	0.200	0.8	210	0.500	4 x 10-5	Pink	1.28	.845	.696	.546	5000	.449

AVX ACCU-GUARD® II - SMD THIN-FILM FUSE

Features:
- Accurate Current Rating
- Fast Acting
- Operating Temperature: -55°C to +125°C
- Rated Voltage: 32V

Applications:
- LCD Screens
- SCSI Interface
- Digital Cameras
- Video Cameras

LEAD-FREE

For quantities greater than listed, call for quote.

MOUSER STOCK NO.	Fig.	Case Size	Current Rating (A)	Price Each 1	100	1000
581-F0402E0R25FSTR	C	0402	0.25	.34	.262	.171
581-F0402E0R50FSTR	C	0402	0.50	.34	.262	.171
581-F0402E0R75FSTR	C	0402	0.75	.34	.262	.171
581-F0402E1R00FSTR	C	0402	1.00	.34	.262	.171
581-F0402E1R50FSTR	C	0402	1.50	.34	.262	.171
581-F0402E2R00FSTR	C	0402	2.00	.34	.262	.171
581-F0603E0R25FSTR	C	0603	0.25	.42	.289	.212
581-F0603E0R37FSTR	C	0603	0.375	.42	.289	.188
581-F0603E0R50FSTR	C	0603	0.50	.42	.289	.212
581-F0603E0R75FSTR	C	0603	0.75	.42	.289	.212
581-F0603E1R00FSTR	C	0603	1.00	.42	.289	.212
581-F0603E1R25FSTR	C	0603	1.25	.42	.289	.212
581-F0603E1R50FSTR	C	0603	1.50	.42	.289	.212
581-F0603E1R75FSTR	C	0603	1.75	.42	.289	.212
581-F0603E2R00FSTR	C	0603	2.00	.42	.289	.212
581-F0603E2R50FSTR	C	0603	2.50	.42	.289	.212

For quantities greater than listed, call for quote.

MOUSER STOCK NO.	Fig.	Case Size	Current Rating (A)	Price Each 1	100	1000
581-F0603E3R00FSTR	C	0603	3.00	.42	.289	.212
581-F0805B0R25FWTR	C	0805	0.25	.56	.353	.235
581-F0805B0R50FWTR	C	0805	0.50	.56	.353	.235
581-F0805B0R75FSTR	C	0805	0.75	.56	.353	.235
581-F0805B0R75FWTR	C	0805	0.75	.56	.353	.235
581-F0805B1R00FSTR	C	0805	1.00	.56	.353	.235
581-F0805B1R00FWTR	C	0805	1.00	.56	.353	.235
581-F0805B1R50FSTR	C	0805	1.50	.56	.353	.235
581-F0805B2R00FSTR	C	0805	2.00	.56	.353	.235
581-F0805B2R50FWTR	C	0805	2.50	.56	.353	.235
581-F1206B0R50FWTR	C	1206	0.50	.86	.535	.364
581-F1206B1R00FSTR	C	1206	1.00	.86	.535	.364
581-F1206B1R00FWTR	C	1206	1.00	.86	.535	.364
581-F1206B1R50FSTR	C	1206	1.50	.86	.535	.364
581-F1206B3R00FWTR	C	1206	3.00	.86	.535	.364

AVX THIN-FILM LOW PASS FILTERS

Features:
- Miniature size
- Operating Temperature: -40°C to +85°C
- Rugged construction

Applications:
- GPS
- Wireless LAN's

For quantities greater than listed, call for quote.

MOUSER STOCK NO.	AVX Part No.	Fig.	Case Size	Frequency (MHz)	Price Each 1	100	1000	Reel Qty.	Price Per Piece
581-LP0402N3500ANTR	LP0402N3500ANTR	D	0402	3500	.52	.364	.321	5000	.289
581-LP0402N5200ANTR	LP0402N5200ANTR	D	0402	5200	.52	.364	.321	5000	.289
581-LP0603A0902ANTR	LP0603A0902ANTR	D	0603	902	1.17	.931	.621	3000	.556
581-LP0603A0947ANTR	LP0603A0947ANTR	D	0603	947	1.17	.931	.621	3000	.535
581-LP0603A0950ANTR	LP0603A0950ANTR	D	0603	950	1.40	1.12	.749	3000	.717
581-LP0603A1747ANTR	LP0603A1747ANTR	D	0603	1747	1.17	.931	.621	3000	.535
581-LP0603A1880ANTR	LP0603A1880ANTR	D	0603	1880	1.17	.931	.621	3000	.535
581-LP0603A1950ANTR	LP0603A1950ANTR	D	0603	1950	1.17	.931	.621	3000	.535
581-LP0603A2140ANTR	LP0603A2140ANTR	D	0603	2140	1.17	.931	.621	3000	.535
581-LP0603A2442ANTR	LP0603A2442ANTR	D	0603	2442	1.17	.931	.621	3000	.535
581-LP0603N3500ANTR	LP0603N3500ANTR	D	0603	3500	1.40	1.12	.749	3000	.717
581-LP0603N5200ANTR	LP0603N5200ANTR	D	0603	5200	1.40	1.12	.749	3000	.717
581-LP0603N5500ANTR	LP0603N5500ANTR	D	0603	5500	1.40	1.12	.749	3000	.717

AVX NTC SMD THERMISTORS

Features:
- Operating Temperature: -55°C to +150°C

Applications:
- LCD Compensation
- Battery Packs

LEAD-FREE

For quantities greater than listed, call for quote.

MOUSER STOCK NO.	AVX Part No.	Fig.	Case Size	Rn at 25°C (Ω)	Tolerance ±	Price Each 1	100	500	1000	Reel Qty.	Price Per Piece
581-NC12KC0220JBB	NC12KC0220JBB	E	0805	22	5%	.66	.449	.332	.278	4000	.246
581-NC12KC0470JBB	NC12KC0470JBB	E	0805	47	5%	.71	.492	.375	.321	4000	.289
581-NC12KC0560JBB	NC12KC0560JBB	E	0805	56	5%	.66	.449	.332	.278	4000	.246
581-NC12KC0680JBB	NC12KC0680JBB	E	0805	68	5%	.66	.449	.332	.278	4000	.246
581-NC12KC0820JBB	NC12KC0820JBB	E	0805	82	5%	.66	.449	.332	.278	4000	.246
581-NC12KC0101JBB	NC12KC0101JBB	E	0805	100	5%	.66	.449	.332	.278	4000	.246
581-NC12MC0121JBB	NC12MC0121JBB	E	0805	120	5%	.50	.332	.289	.268	4000	.246
581-NC12MC0181KBB	NC12MC0181KBB	E	0805	180	10%	.50	.332	.246	.214	4000	.193
581-NC12MC0221JBB	NC12MC0221JBB	E	0805	220	5%	.50	.332	.289	.268	4000	.246
581-NC12MC0331KBB	NC12MC0331KBB	E	0805	330	10%	.50	.332	.246	.214	4000	.193
581-NC12MC0471JBB	NC12MC0471JBB	E	0805	470	5%	.32	.268	.235	.214	4000	.171
581-NC12MC0102JBB	NC12MC0102JBB	E	0805	1K	5%	.50	.332	.246	.214	4000	.193
581-NC12MC0152KBB	NC12MC0152KBB	E	0805	1.5K	10%	.54	.364	.278	.246	4000	.225
581-NC12MC0222KBB	NC12MC0222KBB	E	0805	2.2K	10%	.24	.214	.182	.15	4000	.139
581-NC12MC0272JBB	NC12MC0272JBB	E	0805	2.7K	5%	.50	.332	.268	.246	4000	.214
581-NC12MC0332KBB	NC12MC0332KBB	E	0805	3.3K	10%	.50	.332	.246	.214	4000	.193
581-NC12M00223KBB	NC12M00223KBB	E	0805	22K	10%	.50	.332	.246	.214	4000	.193
581-NC12N00473KBB	NC12N00473KBB	E	0805	47K	10%	.42	.278	.214	.171	4000	.161
581-NC12N00563KBB	NC12N00563KBB	E	0805	56K	10%	.42	.278	.214	.171	4000	.161

DIMENSIONS: mm (in.)

A

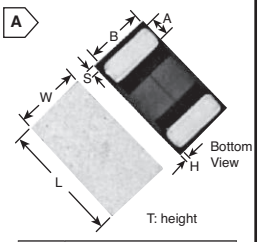

L	1.6±.10 (.063±.004)
W	.81±.10 (.032±.004)
T	.61±.10 (.024±.004)
A	.23±.05 (.009±.002)
B	.66±.05 (.026±.002)
S, H	.10±.05 (.004±.002)

B

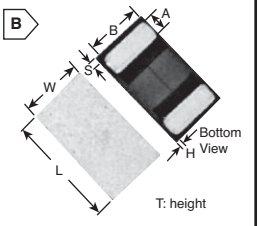

L	1.00±.05 (.039±.002)
W	.58±.04 (.023±.002)
T	.35±.05 (.014±.002)
A	.20±.05 (.008±.002)
B	.48±.05 (.019±.002)
S, H	.05±.05 (.002±.002)

C

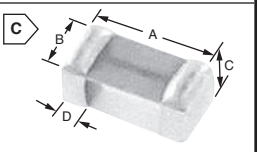

F0402E	
A	1.00±0.10 (0.039±0.004)
B	0.55±0.07 (.022±.003)
C	0.40±0.10 (0.016±0.004)
D	0.20±0.10 (0.008±0.004)
F0603E	
A	1.60±0.10 (.063±.004)
B	0.81±0.10 (.032±.004)
C	0.63±0.10 (.025±.004)
D	0.35±0.15 (.014±006)
F0805B	
A	2.1±0.2 (0.083±0.008)
B	1.27±0.1 (0.050±0.004)
C	0.90±0.2 (0.035±0.008)
D	0.30±0.15 (0.012±0.006)
F1206B	
A	3.1±0.2 (0.122±0.008)
B	1.6±0.1 (0.063±0.004)
C	1.2±0.2 (0.047±0.008)
D	0.43±0.25 (0.017±0.010)

D

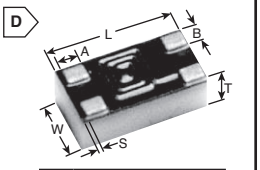

LP0402	
L	1.00±.05 (.040±.002)
W	.58±.04 (.023±.002)
T	.35±.05 (.014±.002)
A	.20±.06 (.008±.002)
B	.18±.05 (.007±.002)
S	.05±.05 (.002±.002)
LP0603	
L	1.60±.10 (.063±.004)
W	.84±.10 (.033±.004)
T	.60±.10 (.024±.004)
A	.25±.05 (.010±.002)
B	.20±.05 (.008±.002)
S	.05±.05 (.002±.002)

E

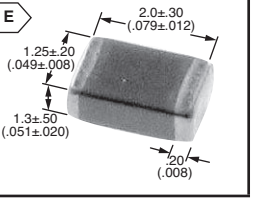

© Copyright 2013 Mouser Electronics

EPCOS NTC Thermistors

TEMPERATURE MEASUREMENT THRU-HOLE NTCS, LEAD SPACE 2.5MM

Features:
- Rugged design, epoxy resin encapsulation
- Leads: copper-clad Fe wire, tinned
- UL approval (E69802)

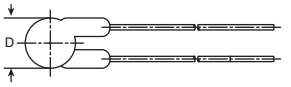

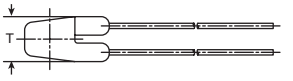

For quantities greater than listed, call for quote.

MOUSER STOCK NO.	Epcos Part No.	R_{25} (Ω)	Max Power (mW)	$B_{25/100}$ (K)	Resistance Tolerance	Dissipation Factor (mW/K)	Diameter (mm)	Thickness (mm)	Price Each 1	50	100	500
871-B57871S103F1	B57871S103F1	10000	60	3460	±1%	3.8	2.5	2.5	1.53	1.22	1.16	1.10
871-B57891M102J	B57891M102J	1000	200	3930	±5%	3.5	3.5	3.5	.48	.385	.373	.355
871-B57891M152J	B57891M152J	1500	200	3560	±5%	3.5	3.5	3.5	.49	.385	.373	.355
871-B57891M222J	B57891M222J	2200	200	3900	±5%	3.5	3.5	3.5	.48	.385	.373	.355
871-B57891M332J	B57891M332J	3300	200	3980	±5%	3.5	3.5	3.5	.49	.385	.373	.355
871-B57891M472J	B57891M472J	4700	200	3980	±5%	3.5	3.5	3.5	.48	.385	.373	.355
871-B57891M682J	B57891M682J	6800	200	3980	±5%	3.5	3.5	3.5	.49	.385	.373	.355
871-B57891M103J	B57891M103J	10000	200	3950	±5%	3.5	3.5	3.5	.48	.385	.373	.355
871-B57891M153J	B57891M153J	15000	200	4100	±5%	3.5	3.5	3.5	.48	.385	.373	.355
871-B57891M223J	B57891M223J	22000	200	4300	±5%	3.5	3.5	3.5	.49	.385	.373	.355
871-B57891M333J	B57891M333J	33000	200	4300	±5%	3.5	3.5	3.5	.48	.385	.373	.355
871-B57891M104J	B57891M104J	100000	200	4450	±5%	3.5	3.5	3.5	.48	.385	.373	.355
871-B57891M154J	B57891M154J	150000	200	4600	±5%	3.5	3.5	3.5	.49	.385	.373	.355
871-B57891M224J	B57891M224J	220000	200	4600	±5%	3.5	3.5	3.5	.49	.385	.373	.355
871-B57891M474J	B57891M474J	470000	200	5000	±5%	3.5	3.5	3.5	.48	.385	.373	.355
871-B57891S502F8	B57891S502F8	5000	200	3980	±1%	4	4.5	4.5	1.22	.974	.931	.887
871-B57891S103F8	B57891S103F8	10000	200	3950	±1%	4	4.5	4.5	1.50	.974	.931	.887
871-B57891S104F8	B57891S104F8	100000	200	4450	±1%	4	4.5	4.5	1.22	.974	.931	.887

TEMPERATURE MEASUREMENT AND COMPENSATION THERMISTORS GLASS ENCAPSULATED SENSORS

Features:
- Glass-encapsulated, heat-resistive and highly stable
- For temperature measurement up to 300˚C
- Fast response
- Lead: dumet wires (copper-clad FeNi)

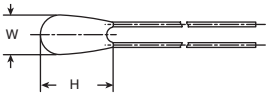

For quantities greater than listed, call for quote.

MOUSER STOCK NO.	Epcos Part No.	R_{25} (Ω)	$B_{25/50}$ (K)	$B_{25/85}$ (K)	$B_{25/100}$ (K)	Dissipation Factor (mW/K)	Height (mm)	Width (mm)	Price Each 1	50	100	500
871-B57540G502F	B57540G502F	5000	3480	3450	3497	0.4	1.4	0.8	2.87	2.29	2.18	2.08
871-B57540G103F	B57540G103F	10000	3480	3450	3497	0.4	1.4	0.8	2.87	2.29	2.18	2.08
871-B57540G303F	B57540G303F	30000	3992	3970	4006	0.4	1.4	0.8	2.87	2.29	2.18	2.08
871-B57540G104F	B57540G104F	100000	4066	4036	4085	0.4	1.4	0.8	3.75	3.46	3.12	2.81
871-B57550G502F	B57550G502F	5000	3480	3450	3497	0.75	2.2	1.3	2.51	2.01	1.92	1.82
871-B57550G103F	B57550G103F	10000	3480	3450	3497	0.75	2.2	1.3	2.63	2.13	2.03	1.93
871-B57550G303F	B57550G303F	30000	3992	3970	4006	0.75	2.2	1.3	2.51	2.01	1.92	1.82
871-B57550G503F	B57550G503F	50000	3992	3970	4006	0.75	2.2	1.3	2.51	2.01	1.92	1.82
871-B57560G502F	B57560G502F	5000	3480	3450	3497	1.3	4.1	2.3	2.58	2.07	1.97	1.87

TEMPERATURE MEASUREMENT SMDS WITH NICKEL BARRIER TERMINATION

Features:
- Multilayer SMD NTC with inner electrodes
- Excellent long-term ageing stability in high-temperature and high-humidity environment
- Superior resistance stability during soldering (change <1%)

DIMENSIONS: mm

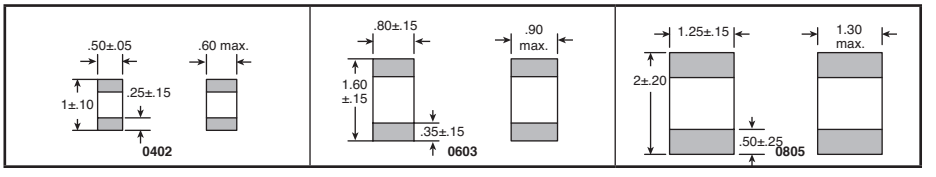

For quantities greater than listed, call for quote.

MOUSER STOCK NO.	Epcos Part No.	R_{25} (Ω)	$B_{25/50}$ (K)	$B_{25/85}$ (K)	$B_{25/100}$ (K)	Dissipation Factor (mW/K)	Price Each 1	25	100	1000	Reel Quantity	Price per Piece
0402 Case Size												
871-B57221V2103J60	B57221V2103J60	10000	3940	3980	4000	2.5	.27	.214	.188	.138	10000	.128
0603 Case Size												
871-B57311V2221K60	B57311V2221K60	220	3500	3540	3550	3	.31	.19	.188	.153	4000	.122
871-B57321V2103J60	B57321V2103J60	10000	3940	3980	4000	3	.49	.342	.203	.182	4000	.15
0805 Case Size												
871-B57411V2221J62	B57411V2221J62	220	3500	3540	3550	3.5	.50	.427	.303	.241	3000	.199
871-B57411V2331J62	B57411V2331J62	330	3500	3540	3550	3.5	.49	.417	.30	.235	3000	.193
871-B57421V2103J62	B57421V2103J62	10000	3940	3980	4000	3.5	.50	.428	.30	.235	4000	.193

TEMPERATURE MEASUREMENT PROBE ASSEMBLIES

Features:
- Air sensor for air conditioning (not for use in evaporator)
- Thermistor with epoxy resin encapsulation
- PVC-insulated wires (black) with tinned ends, AWG 26, Tmax=105˚C

DIMENSIONS: mm

For quantities greater than listed, call for quote.

MOUSER STOCK NO.	Epcos Part No.	R_{25} (Ω)	Max Power (mW)	$B_{25/100}$ (K)	Resistance Tolerance	Dissipation Factor (mW/K)	Price Each 1	25	100	200
M500										
871-B57500M103A5	B57500M103A5	10000	60	3988	±3%	3	2.78	2.57	2.43	2.28
M703							1	50	100	500
871-B57703M502G40	B57703M502G40	5000	150	3988	±2%	3	2.87	2.29	2.18	2.08
871-B57703M103G40	B57703M103G40	10000	150	3988	±2%	3	2.85	2.18	2.00	1.92

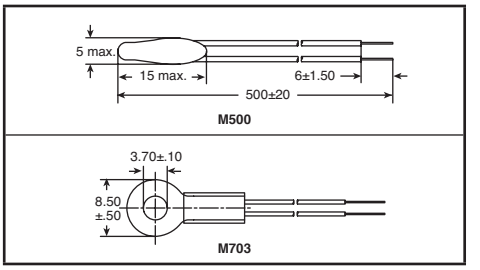

© Copyright 2013 Mouser Electronics

© Copyright 2013 Mouser Electronics

INRUSH CURRENT LIMITERS

Features:
- Usable in series connections up to 265V rms
- Coated thermistor disk
- Small size
- UL Approval (E69802)

Available in Reels

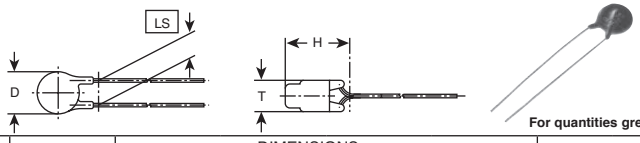

For quantities greater than listed, call for quote.

MOUSER STOCK NO.	Epcos Part No.	R_{25} (Ω)	Imax (A)	$B_{25/100}$ (K)	DIMENSIONS: mm				Price Each			
					øD	T	H	LS	1	50	100	500
871-B57153S479M	B57153S479M	4.7	3.0	2800	8.5	6	13	5	.47	.375	.36	.342
871-B57153S100M	B57153S100M	10	2.0	2800	8.5	6	13	5	.47	.375	.36	.342
871-B57153S150M	B57153S150M	15	1.8	2900	8.5	6	13	5	.47	.375	.36	.342
871-B57153S330M	B57153S330M	33	1.3	3000	8.5	6	13	5	.47	.375	.36	.342
871-B57211P0100M301	B57211P0100M301	40	5	330	13	20	6	7.5	1.01	.777	.706	.642
871-Bt57211P0120M301	B57211P0120M301	50	5	330	13	20	6	7.5	1.01	.777	.706	.642
871-B57211P0160M301	B57211P0160M301	100	4	330	13	20	6	7.5	.96	.751	.683	.621
871-B57211P0200M301	B57211P0200M301	120	4	330	13	20	6	7.5	.96	.751	.683	.621
871-B57211P0250M301	B57211P0250M301	160	3	330	13	20	6	7.5	.96	.751	.683	.621
871-B57211P0409M301	B57211P0409M301	200	3	330	13	20	6	7.5	.96	.751	.683	.621
871-B57211P0509M301	B57211P0509M301	250	2.5	330	13	20	6	7.5	.96	.751	.683	.621
871-B57213P0309M301	B57213P0309M301	3	7	470	14.5	7	22	7.5	1.14	.859	.80	.728
871-B57213P0409M301	B57213P0409M301	4	6	470	14.5	7	22	7.5	1.11	.855	.777	.706
871-B57213P0509M301	B57213P0509M301	5	6	470	14.5	7	22	7.5	1.11	.855	.777	.706
871-B57235S509M	B57235S509M	5	4.2	2800	9.5	6	14	5	.58	.471	.449	.424
871-B57235S609M	B57235S609M	6	4.0	2800	9.5	6	14	5	.59	.471	.449	.424
871-B57235S809M	B57235S809M	8	3.5	2900	9.5	6	14	5	.59	.471	.449	.427
871-B57235S100M	B57235S100M	10	3.0	2900	9.5	6	14	5	.89	.683	.621	.564
871-B57236S509M	B57236S509M	5	4.5	2800	11.5	6	16	5	.79	.738	.706	.663
871-B57236S100M	B57236S100M	10	3.5	2900	11.5	6	16	5	.50	.439	.416	.386
871-B57236S160M	B57236S160M	16	2.9	2965	11.5	6	16	5	.79	.738	.706	.663
871-B57236S200M	B57236S200M	20	2.8	3065	11.5	6	16	5	.79	.738	.706	.663
871-B57236S250M	B57236S250M	25	2.5	3065	11.5	6	16	5	.79	.738	.706	.663
871-B57236S500M	B57236S500M	50	1.9	3165	11.5	6	16	5	.79	.738	.706	.663
871-B57237S109M	B57237S109M	1.0	9.0	2700	15	7	22	7.5	.96	.867	.824	.813
871-B57237S229M	B57237S229M	2.2	7.0	2800	15	7	22	7.5	.96	.867	.824	.813
871-B57237S259M	B57237S259M	2.5	6.5	2800	15	7	22	7.5	.96	.867	.824	.813
871-B57237S479M	B57237S479M	4.7	5.1	2900	15	7	22	7.5	.96	.867	.824	.813
871-B57237S509M	B57237S509M	5.0	5.0	2900	15	7	22	7.5	.96	.867	.824	.813
871-B57237S100M	B57237S100M	10	3.7	3060	15	7	22	7.5	.96	.867	.824	.813
871-B57237S150M	B57237S150M	15	3.0	3000	15	7	22	7.5	.96	.867	.824	.813
871-B57237S220M	B57237S220M	22	2.8	3300	15	7	22	7.5	.96	.867	.824	.813
871-B57237S330M	B57237S330M	33	2.5	3300	15	7	22	7.5	.96	.867	.824	.813
871-B57238S259M	B57238S259M	2.5	8.4	2800	16	7	23	7.5	1.01	.877	.856	.845
871-B57238S479M	B57238S479M	4.7	6.6	2965	16	7	23	7.5	1.01	.877	.856	.845
871-B57238S509M	B57238S509M	5	6.4	2965	16	7	23	7.5	1.01	.877	.856	.845
871-B57238S100M	B57238S100M	10	5.0	3065	16	7	23	7.5	1.01	.877	.856	.845
871-B57238S150M	B57238S150M	15	4.4	3165	16	7	23	7.5	1.01	.877	.856	.845
871-B57238S160M	B57238S160M	16	4.0	3165	16	7	23	7.5	1.18	1.05	1.01	.984
871-B57238S220M	B57238S220M	22	4.0	3265	16	7	23	7.5	1.01	.877	.856	.845
871-B57238S250M	B57238S250M	25	3.4	3265	16	7	23	7.5	1.18	1.05	1.01	.984
871-B57364S109M	B57364S109M	1	16	2800	21	7	28	7.5	2.07	1.66	1.58	1.51
871-B57364S259M	B57364S259M	2.5	11	2900	21	7	28	7.5	2.07	1.66	1.58	1.51
871-B57364S509M	B57364S509M	5	8.5	3060	21	7	28	7.5	2.07	1.66	1.58	1.51
871-B57364S100M	B57364S100M	10	7.5	3300	21	7	28	7.5	2.07	1.66	1.58	1.51

MOUSER STOCK NO.	Epcos Part No.	R_{25} (Ω)	Imax(A)	$B_{25/100}$ (K)	DIMENSIONS: mm				Reel Quantity	Price Per Piece
					øD	T	H	LS		
871-B57211P0100M351	B57211P0100M351	40	5	330	13	20	6	7.5	500	1.05
871-B57211P0120M351	B57211P0120M351	50	5	330	13	20	6	7.5	500	1.05
871-B57211P0160M351	B57211P0160M351	100	4	330	13	20	6	7.5	500	1.05
871-B57211P0200M351	B57211P0200M351	120	4	330	13	20	6	7.5	500	1.05
871-B57211P0250M351	B57211P0250M351	160	3	330	13	20	6	7.5	500	1.05
871-B57211P0409M351	B57211P0409M351	200	3	330	13	20	6	7.5	500	1.05
871-B57211P0509M351	B57211P0509M351	250	2.5	330	13	20	6	7.5	500	1.04
871-B57213P0309M351	B57213P0309M351	30	7	470	14.5	7	22	7.5	500	1.08
871-B57213P0409M351	B57213P0409M351	40	6	470	14.5	7	22	7.5	500	1.08
871-B57213P0509M351	B57213P0509M351	50	6	470	14.5	7	22	7.5	500	1.08

MOUSER STOCK NO.	Epcos Part No.	R_{25} (Ω)	Max Power (mW)	$B_{25/100}$ (K)	DIMENSIONS: mm				Price Each			
					øD	T	H	LS	1	25	100	500
871-B57464S109M	B57464S109M	1	20	2800	26	7	31	7.5	5.75	4.38	3.48	3.31

TEMPERATURE MEASUREMENT MINIATURE SENSORS WITH BENDABLE WIRE LEADS

Features:
- Fast response
- High measuring accuracy
- Epoxy resin encapsulation
- PTFE-insulated leads of silver-plated nickel wire, AWG 30
- UL approval (E69802)

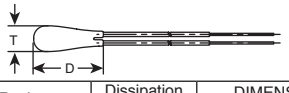

For quantities greater than listed, call for quote.

MOUSER STOCK NO.	Epcos Part No.	R_{25} (Ω)	Max Power (mW)	$B_{25/100}$ (K)	Resistance Tolerance	Dissipation Factor (mW/K)	DIMENSIONS: mm		Price Each			
							øD	T	1	50	100	500
871-B57861S202F40	B57861S202F40	2000	60	3560	±1%	1.5	6.5	2.41	1.22	1.20	1.17	1.12
871-B57861S302F40	B57861S302F40	3000	60	3988	±1%	1.5	6.5	2.41	1.22	1.20	1.17	1.12
871-B57861S502F40	B57861S502F40	5000	60	3988	±1%	1.5	6.5	2.41	1.22	1.20	1.17	1.12
871-B57861S103F40	B57861S103F40	10000	60	3988	±1%	1.5	6.5	2.41	1.22	1.20	1.17	1.12
871-B57861S303F40	B57861S303F40	30000	60	3964	±1%	1.5	6.5	2.41	1.22	1.20	1.17	1.12
871-B57861S503F40	B57861S503F40	50000	60	3760	±1%	1.5	6.5	2.41	1.22	1.20	1.17	1.12
871-B57861S104F40	B57861S104F40	100000	60	4540	±1%	1.5	6.5	2.41	1.22	1.20	1.17	1.12
871-B57862S103F40	B57862S103F40	10000	60	3988	±1%	1.7	7.5	2.8	2.58	2.07	1.97	1.87
871-B57862S502F40	B57862S502F40	5000	60	3988	±1%	1.7	7.5	2.8	2.58	2.07	1.97	1.87
871-B57863S302F40	B57863S302F40	3000	60	3988	±1%	1.5	6.5	2.41	2.24	1.79	1.70	1.62
871-B57863S502F40	B57863S502F40	5000	60	3988	±1%	1.5	6.5	2.41	2.24	1.79	1.70	1.62
871-B57863S103F40	B57863S103F40	10000	60	3988	±1%	1.5	6.5	2.41	2.24	1.79	1.70	1.62
871-B57863S303F40	B57863S303F40	30000	60	3964	±1%	1.5	6.5	2.41	2.24	1.79	1.70	1.62

© Copyright 2013 Mouser Electronics
© Copyright 2013 Mouser Electronics

EPCOS PTC Thermistors

RoHS Compliant **This page of product is compliant.**

PTC SMD THERMISTORS

The new superior series of EPCOS SMD PTC thermistors for limit temperature measurement are available in case sizes 0402, 0603 and 0805. Compared to the standard series, these components employ a more homogenous ceramic material, which enables them to exhibit excellent performance in reliability tests and be reflow and wave-soldered at temperatures of up to 280 °C. They have been qualified based on AEC-Q200 Rev-C and satisfy the rigorous requirements for use in automotive electronics applications involving frequent and rapid temperature changes.

PTC thermistors are ceramic components whose electrical resistance rapidly increased when a certain temperature is exceeded. This material property is used in countless applications in today's electrical and electronic engineering, for example as resettable fuses against current overload or as sensors that detect local overheating. Here the focus is on PTC Thermistors that are designed for over heat sensing.



Features:
- Qualification based on AEC-Q200 rev. C
- Suitable for reflow and wave soldering (up to 280°C)
- Fast and reliable response
- UL Approval to UL 1434 expected 2010

Specifications:
- Max. Operating Voltage: 32
- Operating Temperature Range: -40°C to +125°C
- Wide range of temperatures between 70°C and 145°C in steps of 10K

Applications:
- DC/DC converters
- Notebooks
- Home appliances
- Dimmers
- Electronics ballasts
- Automotive electronics
- Over-temperature protection of power components

Packaging		
Case Code	Packaging	Min. Qty.
0402	Cardboard Tape	10000
0603	Cardboard Tape	4000
0805	Blister Tape	4000

DIMENSIONS: mm

Case Size 0402

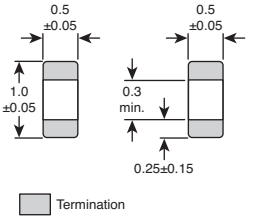

Solder Pad:

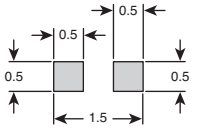

Case Size 0603

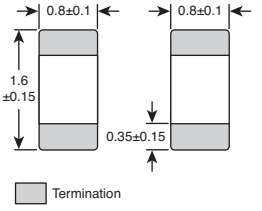

Solder Pad:

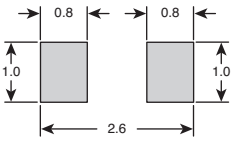

Case Size 0805

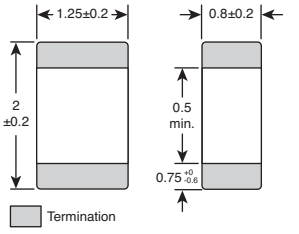

Solder Pad:

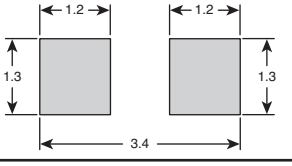

For quantities greater than listed, call for quote.

MOUSER STOCK NO.	Epcos Part No.	Case Size	R25 (Ω)	Resistance Tol.	Max. Power (mW)	Response Temp. (°C)	Price Each 1	50	100	500	Reel Qty.	Price Per Piece
871-B59421A0075A062	B59421A0075A062	0402	470	50%	2	75 to 135	1.42	1.09	.819	.615	10000	.38
871-B59421A0085A062	B59421A0085A062	0402	470	50%	2	75 to 135	1.42	1.09	.819	.615	10000	.38
871-B59421A0095A062	B59421A0095A062	0402	470	50%	2	75 to 135	1.42	1.09	.819	.615	10000	.38
871-B59421A0105A062	B59421A0105A062	0402	470	50%	2	75 to 135	1.42	1.09	.819	.615	10000	.38
871-B59421A0115A062	B59421A0115A062	0402	470	50%	2	75 to 135	1.42	1.09	.819	.615	10000	.38
871-B59421A0125A062	B59421A0125A062	0402	470	50%	2	75 to 135	1.42	1.09	.819	.615	10000	.38
871-B59421A0135A062	B59421A0135A062	0402	470	50%	2	75 to 135	1.42	1.09	.819	.615	10000	.38
871-B59641A0085A062	B59641A0085A062	0603	470	50%	4	75 to 145	1.48	1.13	.842	.638	4000	.399
871-B59641A0095A062	B59641A0095A062	0603	470	50%	4	75 to 145	1.48	1.13	.842	.638	4000	.399
871-B59641A0105A062	B59641A0105A062	0603	470	50%	4	75 to 145	1.48	1.13	.842	.638	4000	.399
871-B59641A0115A062	B59641A0115A062	0603	470	50%	4	75 to 145	1.48	1.13	.842	.638	4000	.399
871-B59641A0125A062	B59641A0125A062	0603	470	50%	4	75 to 145	1.48	1.13	.842	.638	4000	.399
871-B59641A0135A062	B59641A0135A062	0603	470	50%	4	75 to 145	1.48	1.13	.842	.638	4000	.399
871-B59641A0145A062	B59641A0145A062	0603	470	50%	4	75 to 145	1.48	1.13	.842	.638	4000	.399
871-B59721A0070A062	B59721A0070A062	0805	680	50%	6	70 to 130	1.82	1.40	1.12	.827	4000	.489
871-B59721A0080A062	B59721A0080A062	0805	680	50%	6	70 to 130	1.82	1.40	1.12	.827	4000	.489
871-B59721A0090A062	B59721A0090A062	0805	680	50%	6	70 to 130	1.82	1.40	1.12	.827	4000	.489
871-B59721A0100A062	B59721A0100A062	0805	680	50%	6	70 to 130	1.82	1.40	1.12	.827	4000	.489
871-B59721A0110A062	B59721A0110A062	0805	680	50%	6	70 to 130	1.82	1.40	1.12	.827	4000	.489
871-B59721A0120A062	B59721A0120A062	0805	680	50%	6	70 to 130	1.44	.888	.708	.578	4000	.389
871-B59721A0130A062	B59721A0130A062	0805	680	50%	6	70 to 130	1.82	1.40	1.12	.827	4000	.489

PTC SMD THERMISTORS FOR THERMAL MANAGEMENT IN LED DRIVER CIRCUITS

Features:
- Fast and reliable response
- Suitable for reflow soldering only
- Compliant to RoHS directive 2002/95/EC
- UL approval to UL1434 for B59601A* and B59604* (file number E69802)
- Lead-free tinned terminations

Specifications:
- Max. Operating Voltage: 32V DC
- Operating Temperature Range: -40°C to +125°C

Applications:
- DC/DC converters
- Home appliances
- Dimmers
- Electronic ballasts
- Over-temperature protection of power components
- Secondary protection of battery packs
- SMPS
- Notebooks

DIMENSIONS: mm

Case Size 0603

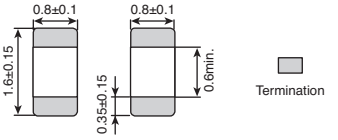

Solder Pad:

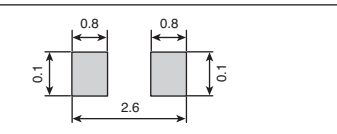

For quantities greater than listed, call for quote.

MOUSER STOCK NO.	Epcos Part No.	Case Size	R25 (Ω)	Resistance Tol.	Max. Power (mW)	Response Temp. (°C)	Price Each 1	50	100	500	Reel Qty.	Price Per Piece
871-B59603A0055A062	B59603A0055A062	0603	470	15%	4	55	1.03	.696	.627	.598	4000	.422
871-B59603A0085A062	B59603A0085A062	0603	470	15%	4	85	1.03	.696	.627	.598	4000	.422
871-B59603A0105A062	B59603A0105A062	0603	470	15%	4	105	1.03	.696	.627	.598	4000	.422
871-B59602A0055B062	B59602A0055B062	0603	110	15%	4	70	1.00	.663	.607	.578	4000	.408

© Copyright 2013 Mouser Electronics
© Copyright 2013 Mouser Electronics

NTC THERMISTORS

NTC (Negative Temperature Coefficient) thermistors decrease in resistance as temperature increases. The maximum operating temperature is 150°C. Zero-power resistance values at 25°C range from 10Ω to 250KΩ; other values available upon request.

✻Resistance tolerance is ±10%, except where denoted by an asterisk which is ±20%

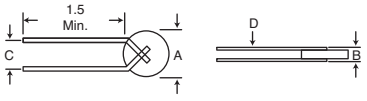

DIMENSIONS: in.

For quantities greater than listed, call for quote.

MOUSER STOCK NO.	GE Part No.	Ohms (Ω)	A (in.)	B (in.)	C (in.)	D (AWG)	Price Each 1	Price Each 10
✻ 527-1004-100	RL1004-65.6-59-D1	100	.110	.120	.100	26	1.50	1.42
527-1003-500	RL1003-312-73-D1	500	.110	.110	.100	26	1.47	1.40
527-1007-1K	RL1007-624-73-D1	1K	.110	.150	.100	26	1.47	1.40
527-1003-3K	RL1003-1746-97-D1	3K	.110	.110	.100	26	1.47	1.40
527-1004-5K	RL1004-2910-97-D1	5K	.110	.120	.100	26	1.47	1.40
527-1009-10K	RL1009-5820-97-D1	10K	.110	.170	.100	26	1.47	1.40
527-1005-10K	RL1005-5744-103-D1	10K	.110	.130	.100	26	1.47	1.40
527-1007-25K	RL1007-13.8K-120-D1	25K	.110	.150	.100	26	1.09	1.03
527-1003-50K	RL1003-26.7K-140-D1	50K	.110	.110	.100	26	1.58	1.51
527-1006-100K	RL1006-53.4K-140-D1	100K	.110	.140	.100	26	1.58	1.51
527-1004-200K	RL1004-104.7K155-D1	200K	.110	.120	.100	26	1.58	1.51

For quantities greater than listed, call for quote.

MOUSER STOCK NO.	GE Part No.	Ohms (Ω)	A (in.)	B (in.)	C (in.)	D (AWG)	Price Each 1	Price Each 10
✻ 527-2004-25	RL2004-16.4-59-D1	25	.220	.130	.156	24	1.06	.96
✻ 527-2007-50	RL2007-32.8-59-D1	50	.220	.160	.156	24	1.06	.96
527-2003-100	RL2003-62.4-73-D1	100	.220	.120	.156	24	1.01	.927
527-2006-200	RL2006-125-73-D1	200	.220	.150	.156	24	1.01	.927
527-2004-1K	RL2004-582-97-D1	1K	.220	.130	.156	24	1.01	.928
527-2007-2K	RL2007-1164-97-D1	2K	.220	.160	.156	24	1.12	1.06
527-2006-5K	RL2006-2753-120-D1	5K	.220	.150	.156	24	2.58	2.46
527-2006-25K	RL2006-13.3K-140-D1	25K	.220	.150	.156	24	1.16	1.01
527-2008-100K	RL2008-52.3K-155-D1	100K	.220	.170	.156	24	1.16	1.01
527-3504-50	RL3504-31.2-73-D1	50	.370	.130	.250	24	1.06	.96
527-3005-1K	RL3005-574-103-D1	1K	.320	.140	.250	24	1.06	.96

INRUSH CURRENT LIMITERS

Limiters protect against extremely high peak inrush current, especially in AC/DC switching power supplies. These NTC thermistors effectively control surge currents because the thermal time constant of the current limiter is longer than the electrical time constant (RC) of the thermistor and the capacitor.

Also available, by special order, with kinked leads.

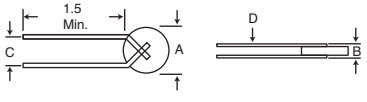

DIMENSIONS: in.

For quantities greater than listed, call for quote.

MOUSER STOCK NO.	GE Part No.	Ohms (Ω)	Amps	A Max. (in.)	B Max. (in.)	C Ref. (in.)	D (AWG)	Price Each 1	Price Each 10	Price Each 100
527-CL30	CL30	2.5	8	.77	.22	.328	18	1.42	1.26	.963
527-CL40	CL40	5	6	.77	.22	.328	18	1.49	1.42	1.36
527-CL50	CL50	7	5	.77	.26	.328	18	1.51	1.35	.938
527-CL60	CL60	10	5	.77	.22	.328	18	1.51	1.35	.938
527-CL70	CL70	16	4	.77	.22	.328	18	1.51	1.35	.938
527-CL80	CL80	47	3	.77	.22	.328	18	1.51	1.35	.938
527-CL90	CL90	120	2	.93	.22	.328	18	1.87	1.68	1.16

For quantities greater than listed, call for quote.

MOUSER STOCK NO.	GE Part No.	Ohms (Ω)	Amps	A Max. (in.)	B Max. (in.)	C Ref. (in.)	D (AWG)	Price Each 1	Price Each 10	Price Each 100
527-CL110	CL110	10	3.2	.40	.17	.250	24	1.33	1.19	.819
527-CL120	CL120	10	1.7	.40	.17	.250	24	1.33	1.19	.819
527-CL130	CL130	50	1.6	.45	.17	.250	24	1.33	1.19	.819
527-CL140	CL140	50	1.1	.45	.17	.250	24	1.33	1.19	.819
527-CL150	CL150	5	4.7	.55	.18	.328	22	1.36	1.22	.84
527-CL160	CL160	5	2.8	.55	.18	.328	22	2.03	1.34	1.03
527-CL180	CL180	16	1.7	.55	.18	.328	22	1.48	1.29	1.11
527-CL190	CL190	25	2.4	.55	.18	.328	22	1.36	1.22	.84
527-CL200	CL200	25	1.7	.55	.18	.328	22	1.75	1.56	1.07
527-CL210	CL210	30	1.5	.40	.20	.250	24	.89	.785	.676

MINIATURE SENSORS 1°C ACCURACY

Features:
- Temperature accuracy: ±1°C @ 25°C
- Dissipation constant: 1.4mW/°C
- Time constant: 15 sec.
- Operating range: -50°C to +150°C



DIMENSIONS: in.

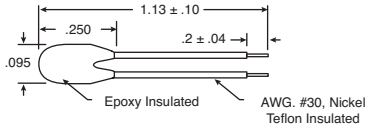

For quantities greater than listed, call for quote.

MOUSER STOCK NO.	GE Part No.	GE Type (RL0503)	Material	Ohms (Ω) @ 25°C	Temperature Coef. %/°C @ 25°C	Price Each 1	Price Each 10	Price Each 25	Price Each 100
527-0503-2K	RL0503-1248-73-MS	1248-73-MS	MS73	2K	-3.83	1.66	1.57	1.50	1.42
527-0503-5K	RL0503-2890-95-MS	2890-95-MS	MS95	5K	-4.43	1.66	1.57	1.50	1.42
527-0503-10K	RL0503-5820-97-MS	5820-97-MS	MS97	10K	-4.40	1.66	1.57	1.50	1.42
527-0503-30K	RL0503-17.56K-96-MS	17.56K-96-MS	MS96	30K	-4.32	1.66	1.57	1.50	1.42
527-0503-50K	RL0503-27.53K-120-MS	27.53K-120-MS	MS120	50K	-4.84	1.66	1.57	1.50	1.42
527-0503-100K	RL0503-55.36K-122-MS	55.36K-122-MS	MS122	100K	-4.78	1.66	1.57	1.50	1.42

GLASS ENCAPSULATED

Features:
- For reel taping "R" suffix
- Nickel leads for welding
- Other resistancesin the range 25Ω to 5Ω
- Other tolerances, tolerances at other temperatures
- Alternative lead lengths, lead materials
- Can be expanded to 572°F (300°C) with nickel leads
- Standard resistance tolerance: ±10% @ 77°F (25°C)
- Time constant: 7 seconds
- Operating range: -58°F to 400°F (-50°C to 204°C)

For quantities greater than listed, call for quote.

MOUSER STOCK NO.	GE Part No.	Material System	Beta 25/85	Ohms (Ω) @ 25°C	Dissipation Constant	Price Each 1	Price Each 10	Price Each 25	Price Each 100
527-AL3006-1M	AL03006-535K-145-G1	GE14.5	4661	1M	3.0mW/K	2.72	1.77	1.61	1.35
527-AL3006-100K	AL03006-58.2K-97-G1	GE9.7B	3952	100K	3.0mW/K	2.72	1.77	1.61	1.35
527-AL03006-5818	AL03006-5818-97-G1	GE9.7A	3992	10K	3.0mW/K	2.72	1.77	1.61	1.35

© Copyright 2013 Mouser Electronics

© Copyright 2013 Mouser Electronics

MURATA NTC and PTC Thermistors

RoHS Compliant **This product is RoHS compliant.**

muRata
Innovator in Electronics

MURATA NTC THERMISTORS, TEMPERATURE SENSOR THERMO STRING TYPE

Features:
- High accuracy/highly sensitive temp. sensing made possible by small size and high accuracy
- Compatible with 0402 (EIA) size thermistor
- Excellent long time aging stability
- Flexibility and wide variety of lengths (25mm to 150mm)

DIMENSIONS: mm

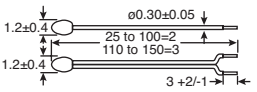

For quantities greater than listed, call for quote.

MOUSER STOCK NO.	Murata Part No.	Res. (Ω)	Res. Tol.	B-Constant	Operating Current (mA)	Typ. Dissipation Constant (mW/°C)	Price Each 1	50	100	500
81-NXFT15XH103FA2B25	NXFT15XH103FA2B025	10K	±1%	3380K	0.12	1.5	.93	.587	.457	.392
81-NXFT15XH103FA2B50	NXFT15XH103FA2B050	10K	±1%	3380K	0.12	1.5	1.12	.706	.61	.471
81-NXFT15XH103FA2B00	NXFT15XH103FA2B100	10K	±1%	3380K	0.12	1.5	1.12	.706	.61	.471
81-NXFT15WF104FA2B25	NXFT15WF104FA2B025	100K	±1%	4250K	0.04	1.5	.93	.587	.457	.392
81-NXFT15WF104FA2B50	NXFT15WF104FA2B050	100K	±1%	4250K	0.04	1.5	.93	.587	.457	.392
81-NXFT15WF104FA2B00	NXFT15WF104FA2B100	100K	±1%	4250K	0.04	1.5	1.12	.706	.61	.471

MURATA NTC CHIP THERMISTORS FOR TEMPERATURE COMPENSATION

Features:
- Excellent solderability and high stability in environment
- Excellent long time aging stability
- Operating Temperature: -40°C to +125°C

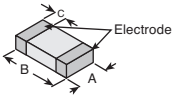

For quantities greater than listed, call for quote.

MOUSER STOCK NO.	Murata Part No.	Case Size	Res. (Ω)	Res. Tol.	B-Constant	Operating Current (mA)	Typ. Dissipation Constant (mW/°C)	DIMENSIONS: mm A	B	C	Price Each 1	50	100	500
81-NCP03XH682J05RL	NCP03XH682J05RL	0201	6.8K	5%	3380K	0.38	1.0	0.30±0.03	0.60±0.03	0.15±0.05	.50	.30	.236	.151
81-NCP03XH103J05RL	NCP03XH103J05RL	0201	10K	5%	3380K	0.31	1.0	0.30±0.03	0.60±0.03	0.15±0.05	.36	.196	.128	.118
81-NCP03XH223J05RL	NCP03XH223J05RL	0201	22K	5%	3380K	0.21	1.0	0.30±0.03	0.60±0.03	0.15±0.05	.38	.201	.133	.121
81-NCP03WB473J05RL	NCP03WB473J05RL	0201	47K	5%	4050K	0.14	1.0	0.30±0.03	0.60±0.03	0.15±0.05	.38	.201	.133	.121
81-NCP03WF104J05RL	NCP03WF104J05RL	0201	100K	5%	4250K	0.10	1.0	0.30±0.03	0.60±0.03	0.15±0.05	.36	.196	.128	.118
81-NCP15XM472J03RC	NCP15XM472J03RC	0402	4.7K	5%	3500K	0.46	1.0	0.5±0.05	1.0±0.05	0.25±0.10	.28	.117	.079	.07
81-NCP15XH103J03RC	NCP15XH103J03RC	0402	10K	5%	3380K	0.31	1.0	0.5±0.05	1.0±0.05	0.25±0.10	.28	.117	.079	.07
81-NCP15XV103J03RC	NCP15XV103J03RC	0402	10K	5%	3900K	0.31	1.0	0.5±0.05	1.0±0.05	0.25±0.10	.42	.246	.173	.10
81-NCP15WB473J03RC	NCP15WB473J03RC	0402	47K	5%	4050K	0.14	1.0	0.5±0.05	1.0±0.05	0.25±0.10	.28	.117	.079	.07
81-NCP15WF104J03RC	NCP15WF104J03RC	0402	100K	5%	4250K	0.10	1.0	0.5±0.05	1.0±0.05	0.25±0.10	.28	.116	.097	.07
81-NCP18XM472J03RB	NCP18XM472J03RB	0603	4.7K	5%	3500K	0.46	1.0	0.8±0.15	1.6±0.15	0.2 to 0.6	.34	.184	.121	.11
81-NCP18XH103J03RB	NCP18XH103J03RB	0603	10K	5%	3380K	0.31	1.0	0.8±0.15	1.6±0.15	0.2 to 0.6	.21	.183	.151	.11
81-NCP18XV103J03RB	NCP18XV103J03RB	0603	10K	5%	3900K	0.31	1.0	0.8±0.15	1.6±0.15	0.2 to 0.6	.39	.204	.135	.123
81-NCP18XW153J03RB	NCP18XW153J03RB	0603	15K	5%	3950K	0.25	1.0	0.8±0.15	1.6±0.15	0.2 to 0.6	.39	.204	.135	.123
81-NCP18WB473J03RB	NCP18WB473J03RB	0603	47K	5%	4050K	0.14	1.0	0.8±0.15	1.6±0.15	0.2 to 0.6	.34	.184	.121	.11
81-NCP18WF104J03RB	NCP18WF104J03RB	0603	100K	5%	4250K	0.10	1.0	0.8±0.15	1.6±0.15	0.2 to 0.6	.17	.161	.133	.108
81-NCP21XM472J03RA	NCP21XM472J03RA	0805	4.7K	5%	3500K	0.65	2.0	1.25±0.2	2.0±0.2	0.2 to 0.7	.47	.253	.167	.152
81-NCP21XV103J03RA	NCP21XV103J03RA	0805	10K	5%	3900K	0.44	2.0	1.25±0.2	2.0±0.2	0.2 to 0.7	.47	.253	.167	.152
81-NCP21WB473J03RA	NCP21WB473J03RA	0805	47K	5%	4050K	0.20	2.0	1.25±0.2	2.0±0.2	0.2 to 0.7	.47	.253	.167	.152
81-NCP21WF104J03RA	NCP21WF104J03RA	0805	100K	5%	4250K	0.14	2.0	1.25±0.2	2.0±0.2	0.2 to 0.7	.47	.253	.167	.152

MURATA POSISTOR® THROUGH-HOLE THERMISTORS

Features:
- Resistance tol.: ±10%
- Narrow current range
- Quick operating time
- Restores the original low resistance value automatically once the overload is removed
- Non-contact design leads to long life and no noise

DIMENSIONS: mm

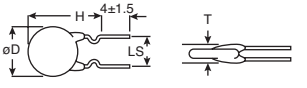

For quantities greater than listed, call for quote.

MOUSER STOCK NO.	Murata Part No.	Res. (Ω)	Volt. (max)	Non-Operating Current (mA)	Trip Current (mA)	Max Current (mA)	DIMENSIONS: mm øD	T	H	LS	Price Each 1	50	100	500
81-PTGL12AS0R8K2B	PTGL12AS0R8K2B51B0	0.8	30	685	1352	7000	11.5	3.5	16.5	5.0	1.87	1.27	.981	.835
81-PTGL09AS1R2K2B	PTGL09AS1R2K2B51B0	1.2	30	556	1097	6000	9.3	3.5	14.3	5.0	1.18	.804	.617	.525
81-PTGL12AS1R2K3B	PTGL12AS1R2K3B51B0	1.2	51	592	1168	5000	11.5	3.5	16.5	5.0	1.86	1.27	.977	.83
81-PTGL07AS1R8K2B	PTGL07AS1R8K2B51B0	1.8	30	420	829	5000	7.3	3.5	12.3	5.0	.97	.615	.478	.41
81-PTGL09AS2R2K3B	PTGL09AS2R2K3B51B0	2.2	51	412	814	4000	9.3	3.5	14.3	5.0	1.17	.797	.613	.521
81-PTGL12AS2R2K4B	PTGL12AS2R2K4B51B0	2.2	60	439	867	5000	11.5	3.5	16.5	5.0	1.85	1.26	.973	.826
81-PTGL07AS2R7K2B	PTGL07AS2R7K2B51B0	2.7	30	336	663	4500	7.3	3.5	12.3	5.0	.65	.407	.35	.332
81-PTGL07AS3R3K3B	PTGL07AS3R3K3B51B0	3.3	51	307	606	3000	7.3	3.5	12.3	5.0	.65	.407	.391	.378
81-PTGL09AS3R3K4B	PTGL09AS3R3K4B51B0	3.3	60	333	656	4000	9.3	3.5	14.3	5.0	1.02	.642	.553	.453
81-PTGL05AS3R9K2B	PTGL05AS3R9K2B51B0	3.9	30	269	530	3500	5.5	3.5	10.5	5.0	1.22	1.09	.487	.386
81-PTGL07AS5R6K4N	PTGL07AS5R6K4N51B0	5.6	60	186	368	7	7.3	7.3	12.3	5.0	.65	.408	.35	.277
81-PTGL07AS5R6K4B	PTGL07AS5R6K4B51B0	5.6	60	229	452	7	7.3	7.3	12.3	5.0	.65	.408	.35	.277
81-PTGL12AS4R7K6B	PTGL12AS4R7K6B51B0	4.7	140	310	613	3500	11.5	4.5	16.5	5.0	2.14	1.61	1.47	1.34
81-PTGL05AS6R8K3B	PTGL05AS6R8K3B51B0	6.8	51	197	388	1500	5.5	3.5	10.5	5.0	.62	.385	.334	.264
81-PTGL04AS100K2B	PTGL04AS100K2B51B0	10	30	167	330	2000	4.5	3.5	9.5	5.0	1.11	.696	.463	.419
81-PTGL04AS100K2N	PTGL04AS100K2N51B0	10	30	122	240	1500	4.5	3.5	9.5	5.0	1.10	.692	.461	.417
81-PTGL04AS100K3B	PTGL04AS100K3B51B0	10	51	168	332	4	4.5	4.5	9.5	5.0	1.11	.696	.463	.419
81-PTGL05AS100K4B	PTGL05AS100K4B51B0	10	60	170	335	5	5.5	5.5	10.5	5.0	1.31	.817	.545	.493
81-PTGL09AS120K6B	PTGL09AS120K6B51B0	12	140	192	380	2000	9.3	4.5	14.3	5.0	1.37	.934	.718	.611
81-PTGL07AS150K6B	PTGL07AS150K6B51B0	15	140	148	292	1500	7.3	4.5	12.3	5.0	1.03	.704	.541	.46
81-PTGL04AS220K4B	PTGL04AS220K4B51B0	22	60	115	226	1000	4.5	3.5	9.5	5.0	1.19	.744	.492	.448
81-PTGL04AS220K4N	PTGL04AS220K4N51B0	22	60	88	175	1000	4.5	3.5	9.5	5.0	1.21	.754	.503	.455
81-PTGL04AS560K6B	PTGL04AS560K6B51B0	56	140	74	147	500	5.5	4.5	10.5	5.0	.59	.496	.459	.379

MURATA POSISTOR® PTC CHIP THERMISTORS CIRCUIT PROTECTION FOR OVERCURRENT PROTECTION

Features :
- Rapid operation to protect the circuit in an overcurrent condition abnormality such as a short circuit. By removing the overcurrent condition, these products automatically return to the initial condition and can be used repeatedly
- Stable resistance after operation due to ceramic PTC
- 0603 SMD type for reflow soldering
- Lead is not contained in the terminations
- Operating temperature: -10°C to +60°C

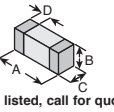

For quantities greater than listed, call for quote.

MOUSER STOCK NO.	Murata Part No.	Case Size	Res. (Ω)	Volt. Max.	Non-Operating Current (mA)	Trip Current (mA)	Max Current (mA)	Curie Point	DIMENSIONS: mm A	B	C	D	Price Each 1	50	100	500
81-PRG18BC2R2MM1RB	PRG18BC2R2MM1RB	0603	2.2	12	220	600	5000	90°C	1.6±0.15	0.8±0.15	0.8±0.15	0.1 to 0.6	.96	.642	.514	.375
81-PRG18BC3R3MM1RB	PRG18BC3R3MM1RB	0603	3.3	16	180	480	4500	90°C	1.6±0.15	0.8±0.15	0.8±0.15	0.1 to 0.6	.96	.642	.514	.375
81-PRG18BC4R7MM1RB	PRG18BC4R7MM1RB	0603	4.7	20	155	400	5000	90°C	1.6±0.15	0.8±0.15	0.8±0.15	0.1 to 0.6	.96	.642	.514	.375
81-PRG18BC6R8MM1RB	PRG18BC6R8MM1RB	0603	6.8	20	120	320	3500	90°C	1.6±0.15	0.8±0.15	0.8±0.15	0.1 to 0.6	.96	.642	.514	.375
81-PRG18BC1R0MM1RB	PRG18BC1R0MM1RB	0603	1	6	330	850	7500	90°C	1.6±0.15	0.8±0.15	0.8±0.15	0.1 to 0.6	.96	.642	.514	.375
81-PRG18BB330MS1RB	PRG18BB330MS1RB	0603	33	24	36	85	900	100°C	1.6±0.15	0.8±0.15	0.8±0.15	0.1 to 0.6	1.19	.519	.415	.341
81-PRG18BB330MB1RB	PRG18BB330MB1RB	0603	33	24	25	85	900	100°C	1.6±0.15	0.8±0.15	0.8±0.15	0.1 to 0.6	.73	.458	.305	.276
81-PRG18BB470MB1RB	PRG18BB470MB1RB	0603	47	24	20	75	630	100°C	1.6±0.15	0.8±0.15	0.8±0.15	0.1 to 0.6	.73	.458	.305	.276
81-PRG18BB470MS1RB	PRG18BB470MS1RB	0603	47	24	29	61	630	100°C	1.6±0.15	0.8±0.15	0.8±0.15	0.1 to 0.6	1.19	.519	.415	.341
81-PRG18BB101MS1RB	PRG18BB101MS1RB	0603	100	6	21	55	300	100°C	1.6±0.15	0.8±0.15	0.8±0.15	0.1 to 0.6	1.19	.519	.415	.372
81-PRG18BB101MB1RB	PRG18BB101MB1RB	0603	100	24	15	55	300	100°C	1.6±0.15	0.8±0.15	0.8±0.15	0.1 to 0.6	.73	.458	.305	.276
81-PRG18BB221MB1RB	PRG18BB221MB1RB	0603	220	24	10	35	130	100°C	1.6±0.15	0.8±0.15	0.8±0.15	0.1 to 0.6	.73	.458	.305	.276
81-PRG18BB221MS1RB	PRG18BB221MS1RB	0603	220	24	14	35	130	100°C	1.6±0.15	0.8±0.15	0.8±0.15	0.1 to 0.6	1.19	.519	.415	.341
81-PRG18BB471MS1RB	PRG18BB471MS1RB	0603	470	24	10	25	60	100°C	1.6±0.15	0.8±0.15	0.8±0.15	0.1 to 0.6	1.19	.519	.415	.341
81-PRG18BB471MB1RB	PRG18BB471MB1RB	0603	470	24	7	25	60	100°C	1.6±0.15	0.8±0.15	0.8±0.15	0.1 to 0.6	.73	.458	.305	.276

© Copyright 2013 Mouser Electronics
© Copyright 2013 Mouser Electronics

muRata
Innovator in Electronics

MURATA POSISTOR® PTC CHIP THERMISTORS CIRCUIT PROTECTION FOR OVERCURRENT PROTECTION (CONT.)

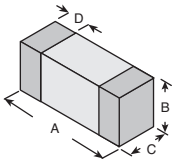

Features :

- Rapid operation to protect the circuit in an overcurrent condition abnormality such as a short circuit. By removing the overcurrent condition, these products automatically return to the initial condition and can be used repeatedly
- Stable resistance after operation due to ceramic PTC
- 0603 SMD type for reflow soldering
- Lead is not contained in the terminations
- Operating temperature: -10°C to +60°C

For quantities greater than listed, call for quote.

MOUSER STOCK NO.	Murata Part No.	Case Size	Res. (Ω)	Volt. (Max.)	Non-Operating Current (mA)	Trip Current (mA)	Max. Current (mA)	Curie Point	DIMENSIONS: mm				Price Each			
									A	B	C	D	1	50	100	500
81-PRG21BC0R2MM1RA	PRG21BC0R2MM1RA	0805	0.2	6	500	2000	10000	90°C	2.0±0.2	1.25±0.2	0.9±0.2	0.2 min	1.20	.824	.691	.557
81-PRG21BC0R6MM1RA	PRG21BC0R6MM1RA	0805	0.6	6	285	1100	10	90°C	2.0±0.2	1.25±0.2	0.9±0.2	0.2 min	1.20	.824	.691	.557
81-PRG21BC2R2MM1RA	PRG21BC2R2MM1RA	0805	2.2	16	150	600	6.5	90°C	2.0±0.2	1.25±0.2	0.9±0.2	0.2 min	1.20	.824	.691	.557
81-PRG21BC3R3MM1RA	PRG21BC3R3MM1RA	0805	3.3	20	120	480	6.0	90°C	2.0±0.2	1.25±0.2	0.9±0.2	0.2 min	1.20	.824	.691	.557
81-PRG21BC4R7MM1RA	PRG21BC4R7MM1RA	0805	4.7	20	100	400	5000	90°C	2.0±0.2	1.25±0.2	0.9±0.2	0.2 min	1.20	.824	.691	.557
81-PRG21BC6R8MM1RA	PRG21BC6R8MM1RA	0805	6.8	20	80	320	3500	90°C	2.0±0.2	1.25±0.2	0.9±0.2	0.2 min	1.20	.824	.691	.557
81-PRG21BC1R0MM1RA	PRG21BC1R0MM1RA	0805	1	12	220	850	10	90°C	2.0±0.2	1.25±0.2	0.9±0.2	0.2 min	1.20	.824	.691	.557
81-PRG21BB150MB1RK	PRG21BB150MB1RK	0805	15	20	40	140	1600	100°C	2.0±0.2	1.25±0.2	0.9±0.2	0.2 min	.96	.606	.471	.403
81-PRG21BB220MB1RK	PRG21BB220MB1RK	0805	22	20	30	110	1100	100°C	2.0±0.2	1.25±0.2	0.9±0.2	0.2 min	1.26	.877	.774	.628

DIMENSIONS: in (mm)

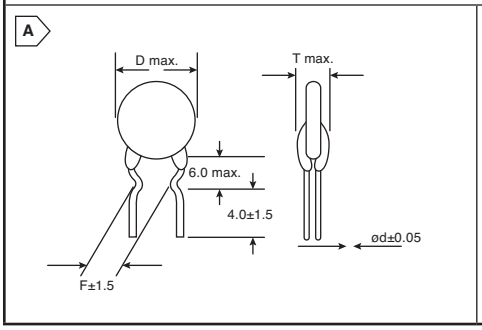

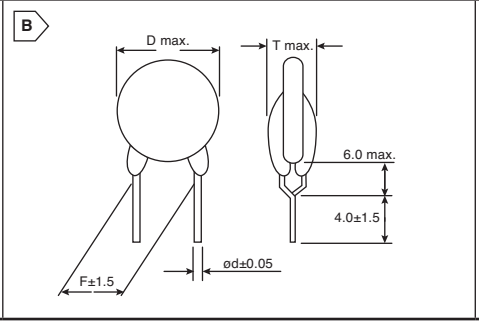

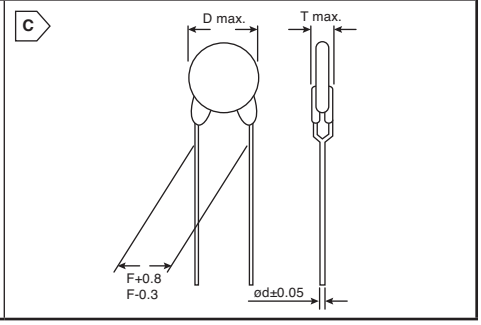

MURATA POSISTOR® FOR OVERCURRENT PROTECTION

PTGL Series

The Murata PTC Thermistors - POSISTOR® - are Positive Temperature Coefficient Thermistors. The PTC Thermistors resistance rises sharply when its temperature exceeds a specific temperature. These characteristics make Murata PTC POSISTORs ideal for circuit protection in a variety of applications, such as temperature sensor and temperature compensation, and for current control in common household appliances, humidifiers, facsimile, copies, dryers of all kinds, refrigerators, freezers and air conditioners.

For quantities greater than listed, call for quote.

MOUSER STOCK NO.	Murata Part No.	Fig.	Max. Voltage	Non-Operating Current (mA)	Trip Current (mA)	Max. Current (A)	Res. (Ω)	Curie Point (°C)	D	T	LS	LD	Price Each			
													1	50	100	500
81-PTGL07BD100N2B5A0	PTGL07BD100N2B51A0	A	24	80	320	2.0	10±30%	80	7.4	4.0	5.0	0.6	1.23	.842	.647	.55
81-PTGL07BD6R8N2B51B	PTGL07BD6R8N2B51B0	A	24	90	370	2.0	6.8±30%	80	7.4	4.0	5.0	0.6	1.22	.836	.723	.547
81-PTGL12AR1R2H2B51B	PTGL12AR1R2H2B51B0	A	30	520	1420	4.3	1.2±25%	120	12.0	4.0	5.0	0.6	1.40	.961	.831	.628
81-PTGL13AR0R8H2B71B	PTGL13AR0R8H2B71B0	A	30	680	1900	5.5	0.8±25%	120	13.5	4.0	7.5	0.6	1.96	1.34	1.16	.872
81-PTGL07BD220N3B51B	PTGL07BD220N3B51B0	A	32	45	200	1.5	22±30%	80	7.4	4.0	5.0	0.6	1.26	.859	.744	.562
81-PTGL07BD150N3B51B	PTGL07BD150N3B51B0	A	32	60	240	1.5	15±30%	80	7.4	4.0	5.0	0.6	1.21	.824	.633	.539
81-PTGL07AR220M3P51B	PTGL07AR220M3P51B0	A	56	90	240	1.0	22±20%	120	7.4	4.0	5.0	0.6	1.22	.83	.718	.542
81-PTGL07AR8R2M3P51B	PTGL07AR8R2M3P51B0	A	56	130	350	1.0	8.2±20%	120	7.4	4.0	5.0	0.6	1.26	.859	.661	.562
81-PTGL09AR150M3B51B	PTGL09AR150M3B51B0	A	56	150	400	1.2	15±20%	120	9.5	4.0	5.0	0.6	1.47	1.00	.868	.655
81-PTGL10AR3R9M3P51B	PTGL10AR3R9M3P51B0	A	56	210	550	2.0	3.9±20%	120	10.5	4.0	5.0	0.6	1.80	1.23	1.06	.803
81-PTGL09AR4R7M3B51B	PTGL09AR4R7M3B51B0	A	56	270	700	2.0	4.7±20%	120	9.5	4.0	5.0	0.6	1.35	.919	.707	.601
81-PTGL10AR3R9M3B51B	PTGL10AR3R9M3B51B0	A	56	300	800	2.0	3.9±20%	120	10.5	4.0	5.0	0.6	1.79	1.22	1.06	.798
81-PTGL14AR3R3M3B71B	PTGL14AR3R3M3B71B0	A	56	380	980	2.5	3.3±20%	120	14.5	4.0	7.5	0.6	2.13	1.51	1.32	1.00
81-PTGL05AR550H4P51B	PTGL05AR550H4P51B0	A	80	50	135	0.7	55±25%	120	5.5	4.5	5.0	0.6	1.11	.759	.657	.496
81-PTGL07AR250H4B51A	PTGL07AR250H4B51A0	A	80	110	300	1.0	25±25%	120	7.4	4.5	5.0	0.6	1.20	.80	.773	.503
81-PTGL12AR5R6H4B71B	PTGL12AR5R6H4B71B0	A	80	270	760	4.3	5.6±25%	120	12.0	4.5	7.5	0.6	1.71	1.17	1.01	.764
81-PTGL13AR3R7H4B71B	PTGL13AR3R7H4B71B0	A	80	310	860	5.5	3.7±25%	120	13.5	4.5	7.5	0.6	1.85	1.31	1.14	.869
81-PTGL07AR750M7B52B	PTGL07AR750M7B52B0	B	125	65	165	0.3	75±20%	120	8.0	6.0	5.0	0.6	1.46	.99	.857	.647
81-PTGL09AR470M6B52B	PTGL09AR470M6B52B0	B	125	90	230	0.5	47±20%	120	10.0	5.5	5.0	0.6	1.54	1.05	.807	.686
81-PTGL09AR220M6B52B	PTGL09AR220M6B52B0	B	125	135	340	0.8	22±20%	120	10.0	5.5	5.0	0.6	1.26	.859	.744	.562
81-PTGL14AR100M6B72B	PTGL14AR100M6B72B0	B	125	220	550	1.2	10±20%	120	15.0	5.5	7.5	0.6	2.42	1.70	1.27	1.13
81-PTGL18AR6R8M6B72B	PTGL18AR6R8M6B72B0	B	125	300	750	1.4	6.8±20%	120	18.5	5.5	7.5	0.6	3.41	2.41	2.11	1.61
81-PTGL18AR4R7M6B72B	PTGL18AR4R7M6B72B0	B	125	360	900	1.7	4.7±20%	120	18.5	5.5	7.5	0.6	3.61	2.54	1.90	1.69
81-PTGL18AR3R3M6B72B	PTGL18AR3R3M6B72B0	B	125	420	1050	2.0	3.3±20%	120	18.5	5.5	7.5	0.6	3.82	2.70	2.35	1.80
81-PTGL09AR220M6C61B	PTGL09AR220M6C61B0	A	140	140	330	1.0	22±20%	120	9.6	6.0	6.5	0.65	1.39	.949	.821	.621
81-PTGL07AS150K6B5A0	PTGL07AS150K6B51A0	A	140	170	400	1.0	15±20%	120	11.6	6.0	6.5	0.65	1.17	.947	.678	.495
81-PTGL13AR6R8M6C01B	PTGL13AR6R8M6C01B0	A	140	290	670	1.0	6.8±20%	120	14.0	6.0	10.0	0.65	2.41	1.70	1.27	1.13
81-PTGL16AR5R6M6C010	PTGL16AR5R6M6C01B0	A	140	340	780	2.0	5.6±20%	120	17.0	6.0	10.0	0.65	3.42	2.42	1.81	1.61
81-PTGL07BB220N0B52A	PTGL07BB220N0B52A0	C	250	90	300	0.5	22±30%	100	8.0	6.0	5.0	0.6	1.21	.754	.503	.455
81-PTGL10BB120N0P520	PTGL10BB120N0P52A0	C	250	90	300	0.6	12±30%	100	11.0	6.0	5.0	0.6	.76	.721	.575	.462
81-PTGL09AR390N0B52A	PTGL09AR390N0B52A0	C	250	100	280	0.6	39±30%	120	10.0	6.0	5.0	0.6	1.40	.992	.863	.701
81-PTGL05AR181M9N51B	PTGL05AR181M9N51B0	A	265	29	70	0.3	180±20%	120	6.5	6.5	5.0	0.5	1.38	.943	.816	.616
81-PTGL05AR121M9N51B	PTGL05AR121M9N51B0	A	265	35	85	0.3	120±20%	120	6.5	6.5	5.0	0.5	1.14	.782	.677	.511
81-PTGL07AR820M9A51B	PTGL07AR820M9A51B0	A	265	60	150	0.5	82±20%	120	8.2	6.5	5.0	0.5	1.54	1.06	.812	.69
81-PTGL07AR560M9A51B	PTGL07AR560M9A51B0	A	265	80	190	0.8	56±20%	120	8.2	6.5	5.0	0.5	1.12	.765	.589	.50
81-PTGL09AR390M9C61B	PTGL09AR390M9C61B0	A	265	100	240	1.2	39±20%	120	10.0	6.5	6.5	0.65	1.13	.777	.672	.508
81-PTGL12AR270M9C01B	PTGL12AR270M9C01B0	A	265	150	360	1.5	27±20%	120	14.0	6.5	10.0	0.65	2.35	1.66	1.46	1.10
81-PTGL14AR180M9C01B	PTGL14AR180M9C01B0	A	265	180	440	1.8	18±20%	120	15.7	6.5	10.0	0.65	2.76	1.95	1.47	1.29
81-PTGL05AR151H8P52B	PTGL05AR151H8P52B0	B	265	28	78	0.2	150±25%	120	6.0	6.0	5.0	0.6	1.14	.782	.677	.511
81-PTGL07AR650H8B52B	PTGL07AR650H8B52B0	B	265	68	190	1.0	65±25%	120	8.0	6.0	5.0	0.6	1.44	.987	.854	.645
81-PTGL07AR450H8B52B	PTGL07AR450H8B52B0	B	265	80	220	1.0	45±25%	120	8.0	6.0	5.0	0.6	1.24	.849	.734	.554
81-PTGL09AR250H8B52B	PTGL09AR250H8B52B0	B	265	118	330	1.0	25±25%	120	10.0	6.0	5.0	0.6	1.16	.789	.607	.516
81-PTGL12AR150H8B72B	PTGL12AR150H8B72B0	B	265	165	460	1.5	15±25%	120	12.5	6.0	7.5	0.6	1.88	1.33	1.17	.887
81-PTGL13AR100H8B72B	PTGL13AR100H8B72B0	B	265	200	560	2.2	10±25%	120	14.0	6.0	7.5	0.6	2.04	1.44	1.26	.963
81-PTGL18AR6R0H8B72B	PTGL18AR6R0H8B72B0	B	265	300	830	4.1	6.0±25%	120	18.5	6.0	7.5	0.6	3.50	2.47	1.85	1.65

© Copyright 2013 Mouser Electronics
© Copyright 2013 Mouser Electronics

MURATA PTC Thermistors

RoHS Compliant This product is RoHS compliant.

muRata Innovator in Electronics

MURATA POSISTOR® CIRCUIT PROTECTION FOR OVERHEAT SENSING CHIP TYPE

PRF Series

This chip PTC thermistor is reflow soldering SMD type for overheat sensing for power transistors, power diodes and power ICs in hybrid circuits.

Features:
- SMD type is helpful for miniaturizing circuits because of its small size and light weight.
- Excellent thermal response due to small size.
- Solid state construction provides excellent mechanical vibration and impact resistance.
- Contactless operation provides noiseless operation.

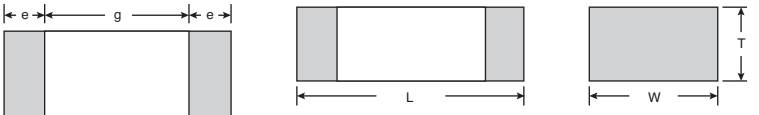

Part No.	DIMENSIONS: mm				
	L	W	T	e	g
PRF18_RB	1.6±0.15	0.8±0.15	0.8±0.15	0.1 to 0.6	-
PRF21_RA	2.0±0.2	1.25±0.2	0.9±0.2	0.2 min	0.5 min.

For quantities greater than listed, call for quote.

MOUSER STOCK NO.	Murata Part No.	Case Size	Res. (Ω)	Voltage Max.	Curie Point	Price Each 1	50	100	500
81-PRF18BE471QB1RB	PRF18BE471QB1RB	0603	470	32	70°C	.72	.446	.296	.269
81-PRF18BD471QB1RB	PRF18BD471QB1RB	0603	470	32	80°C	.69	.427	.285	.258
81-PRF18BB471QB1RB	PRF18BB471QB1RB	0603	470	32	100°C	.69	.427	.285	.258
81-PRF18BA471QB1RB	PRF18BA471QB1RB	0603	470	32	110°C	.88	.567	.46	.328
81-PRF18AR471QB5RB	PRF18AR471QB5RB	0603	470	32	120°C	.66	.416	.277	.251
81-PRF18AS471QB5RB	PRF18AS471QB5RB	0603	470	32	130°C	.88	.567	.46	.328
81-PRF18BA471QB5RB	PRF18BA471QB5RB	0603	470	32	110°C	.88	.567	.46	.328
81-PRF18BB471QB5RB	PRF18BB471QB5RB	0603	470	32	100°C	.88	.567	.46	.328
81-PRF18BD471QB5RB	PRF18BD471QB5RB	0603	470	32	80°C	.66	.416	.277	.251
81-PRF18BE471QB5RB	PRF18BE471QB5RB	0603	470	32	70°C	.88	.567	.46	.328
81-PRF18BF471QB5RB	PRF18BF471QB5RB	0603	470	32	60°C	.88	.567	.46	.328
81-PRF18BG471QB5RB	PRF18BG471QB5RB	0603	470	32	50°C	.88	.567	.46	.328
81-PRF21BB471QB1RA	PRF21BB471QB1RA	0805	470	32	100°C	.93	.663	.526	.426
81-PRF21AR471QB5RA	PRF21AR471QB5RA	0805	470	32	120°C	.92	.621	.503	.406
81-PRF21AS471QB5RA	PRF21AS471QB5RA	0805	470	32	130°C	.92	.621	.503	.406
81-PRF21BA471QB5RA	PRF21BA471QB5RA	0805	470	32	110°C	.92	.621	.503	.406
81-PRF21BB471QB5RA	PRF21BB471QB5RA	0805	470	32	100°C	.92	.621	.503	.406
81-PRF21BC471QB5RA	PRF21BC471QB5RA	0805	470	32	90°C	.92	.621	.503	.406
81-PRF21BD471QB5RA	PRF21BD471QB5RA	0805	470	32	80°C	.92	.621	.503	.406
81-PRF21BE471QB5RA	PRF21BE471QB5RA	0805	470	32	70°C	.92	.621	.503	.406

MURATA POSISTOR® CIRCUIT PROTECTION FOR OVERHEAT SENSING LEAD TYPE AND LUG-TERMINAL

PTFL and PTFM Series

PTFM Series has been developed for protecting power overheating and also for sensing the temperature of other components which may be overheated. The "POSISTOR" offers excellent temperature sensing ability, exhibiting a steep change in electrical resistivity near the temperature setting. PTFL series is suitable for use as an air temperature sensor.

Features:
- PTFM Series is a screw-fixing type and PTFL Series is a lead type, providing ease of mounting.
- Compact and light design as well as excellent thermal response.
- Solid-state construction withstands mechanical vibration and impact sufficiently.
- Contactless operation provides a prolonged service life, yet permits noiseless operation.
- The operating point of "POSISTOR" is set on the steepest point along the resistance-temperature characteristic curve, thus performing the overheat protective operation securely.
- PTFM Series and PTFL Series have the same temperature characteristic, providing a selection depending on the mounting method.

DIMENSIONS: mm

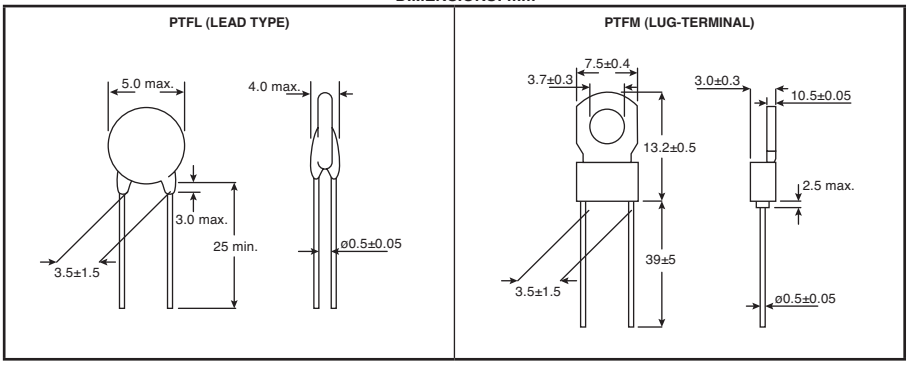

For quantities greater than listed, call for quote.

MOUSER STOCK NO.	Murata Part No.	Case Size	Res. (Ω)	Voltage Max.	Curie Point	Price Each 1	50	100	500
PTFL Series									
81-PTFL04BG222Q2N34B	PTFL04BG222Q2N34B0	4	220	16	50°C	.93	.585	.455	.389
81-PTFL04BE222Q2N34B	PTFL04BE222Q2N34B0	4	220	16	70°C	.93	.585	.455	.389
81-PTFL04BD222Q2N34B	PTFL04BD222Q2N34B0	4	220	16	80°C	.93	.585	.455	.389
81-PTFL04BD222Q2N51A	PTFL04BD222Q2N51A0	4	220	16	80°C	.93	.585	.455	.389
81-PTFL04BC222Q2N34B	PTFL04BC222Q2N34B0	4	220	16	90°C	.93	.585	.455	.389
81-PTFL04BH471Q2N34B	PTFL04BH471Q2N34B0	4	470	16	40°C	.93	.585	.455	.389
81-PTFL04BG471Q2N34B	PTFL04BG471Q2N34B0	4	470	16	50°C	.92	.586	.50	.391
81-PTFL04BF471Q2N34B	PTFL04BF471Q2N34B0	4	470	16	60°C	.93	.585	.455	.389
81-PTFL04BD471Q2N34B	PTFL04BD471Q2N34B0	4	470	16	80°C	.93	.585	.455	.389
81-PTFL04BC471Q2N34B	PTFL04BC471Q2N34B0	4	470	16	90°C	.93	.585	.455	.389
81-PTFL04BB471Q2N34B	PTFL04BB471Q2N34B0	4	470	16	100°C	.93	.585	.455	.389
PTFM Series									
81-PTFM04BC471Q2N34B	PTFM04BC471Q2N34B0	4	15	16	90°C	1.34	.912	.702	.596
81-PTFM04BH471Q2N34B	PTFM04BH471Q2N34B0	4	470	16	40°C	1.34	.912	.702	.596
81-PTFM04BG471Q2N34B	PTFM04BG471Q2N34B0	4	470	16	50°C	1.34	.912	.79	.596
81-PTFM04BF471Q2N34B	PTFM04BF471Q2N34B0	4	470	16	60°C	1.34	.912	.702	.596
81-PTFM04BE471Q2N34B	PTFM04BE471Q2N34B0	4	470	16	70°C	1.34	.912	.702	.596
81-PTFM04BD471Q2N34B	PTFM04BD471Q2N34B0	4	470	16	80°C	1.12	1.08	1.06	1.04
81-PTFM04BB471Q2N34B	PTFM04BB471Q2N34B0	4	470	16	100°C	1.34	.912	.702	.596
81-PTFM04BH222Q2N34B	PTFM04BH222Q2N34B0	4	2200	16	40°C	1.34	.912	.79	.596
81-PTFM04BF222Q2N34B	PTFM04BF222Q2N34B0	4	2200	16	60°C	1.34	.912	.79	.596
81-PTFM04BC222Q2N34B	PTFM04BC222Q2N34B0	4	2200	16	90°C	1.34	.912	.702	.596
81-PTFM04BE222Q2N34B	PTFM04BE222Q2N34B0	4	2.2K	16	70°C	1.34	.912	.702	.596
81-PTFM04BD222Q2N34B	PTFM04BD222Q2N34B0	4	2.2K	16	80°C	1.34	.912	.702	.596
81-PTFM04BB222Q2N34B	PTFM04BB222Q2N34B0	4	2.2K	16	100°C	1.34	.912	.702	.596

© Copyright 2013 Mouser Electronics
© Copyright 2013 Mouser Electronics

SEMITEC NTC Thermistors

RoHS Compliant **This product is RoHS compliant.**

KT SERIES SMD CHIP TYPE

KT Thermistors can be face-bonded to act as thermal compensators for ICs and they are manufactured in sizes down to 1 square mm, they can be used to detect temperature with relatively small time constants.

Features:

- High reliability
- Tolerance: 1%, 2%, 3%
- Operating temperature range: -40°C to +125°C

DIMENSIONS: mm					
EIAJ	EIA	L	W	T	L_1
1005	0402	1.00±0.15	0.50±0.10	0.6max.	0.15~0.30
1608	0603	1.60±0.15	0.80±0.15	0.95max.	0.20~0.50

For quantities greater than listed, call for quote.

MOUSER STOCK NO.	Semitec Part No.	Fig.	EIA	R25 *1 (Ω)	B Value *2	Dissipation Factor (mW/°C) Approx.	Thermal Time Constant*3 Approx.	Rated Maximum Power Dissipation (@ 25°C)(mW)	Tol. %	Price Each 1	Price Each 100	Price Each 500	Reel Qty.	Price Per Piece
954-103KT1005T-1P	103KT1005T-1P	A	0402	10K	3435K	0.7	2.2	3.5	1	2.36	1.58	1.27	10000	.321
954-503KT1005T-1P	503KT1005T-1P	A	0402	10K	3435K	0.7	2.2	3.5	1	2.36	1.58	1.27	10000	.321
954-104KT1005T-1P	104KT1005T-1P	A	0402	10K	3435K	0.7	2.2	3.5	1	2.36	1.58	1.27	10000	.321
954-103KT1608T-1P	103KT1608T-1P	A	0603	10K	3435K	0.9	5.0	4.5	1	2.34	1.56	1.25	4000	.268
954-103KT1005T-2P	103KT1005T-2P	A	0402	10K	3435K	0.7	2.2	3.5	2	2.36	1.58	1.27	10000	.321
954-503KT1005T-2P	503KT1005T-2P	A	0402	10K	3435K	0.7	2.2	3.5	2	2.36	1.58	1.27	10000	.321
954-104KT1005T-2P	104KT1005T-2P	A	0402	10K	3435K	0.7	2.2	3.5	2	2.36	1.58	1.27	10000	.321
954-103KT1608T-2P	103KT1608T-2P	A	0603	10K	3435K	0.9	5.0	4.5	2	2.34	1.56	1.25	4000	.268
954-103KT1005T-3P	103KT1005T-3P	A	0402	10K	3435K	0.7	2.2	3.5	3	2.31	1.54	1.23	10000	.321
954-503KT1005T-3P	503KT1005T-3P	A	0402	10K	3435K	0.7	2.2	3.5	3	2.31	1.54	1.23	10000	.321
954-104KT1005T-3P	104KT1005T-3P	A	0402	10K	3435K	0.7	2.2	3.5	3	2.31	1.54	1.23	10000	.321
954-103KT1608T-3P	103KT1608T-3P	A	0603	10K	3435K	0.9	5.0	4.5	3	2.34	1.56	1.25	4000	.268
954-503KT1608T-1P	503KT1608T-1P	A	0603	50K	4055K	0.9	5.0	4.5	1	2.34	1.56	1.25	4000	.268
954-503KT1608T-2P	503KT1608T-2P	A	0603	50K	4055K	0.9	5.0	4.5	2	2.34	1.56	1.25	4000	.268
954-503KT1608T-3P	503KT1608T-3P	A	0603	50K	4055K	0.9	5.0	4.5	3	2.34	1.56	1.25	4000	.268
954-104KT1608T-1P	104KT1608T-1P	A	0603	100K	4390K	0.9	5.0	4.5	1	2.34	1.56	1.25	4000	.268
954-104KT1608T-2P	104KT1608T-2P	A	0603	100K	4390K	0.9	5.0	4.5	2	2.34	1.56	1.25	4000	.268
954-104KT1608T-3P	104KT1608T-3P	A	0603	100K	4390K	0.9	5.0	4.5	3	2.34	1.56	1.25	4000	.268

JT SERIES ULTRA THIN

Features:

- Ultra thinness of 500μm
- Superior electrical insulation
- Tolerance: 1%
- Operating temperature range: -50°C to +125°C

DIMENSIONS: mm			
Shape	A	Shape	A
025	25±1	075	75±1
050	50±1	100	100±1

For quantities greater than listed, call for quote.

MOUSER STOCK NO.	Semitec Part No.	Fig.	R25 *1 (Ω)	B value *2	Dissipation Factor (mW/°C) Approx.	Thermal Time Constant*3 Approx.	Rated Maximum Power Dissipation (@ 25°C)(mW)	Price Each 1	Price Each 100	Price Each 500
954-103JT-025	103JT-025	B	10K	3435K	0.7	5	3.5	1.20	.91	.61
954-103JT-050	103JT-050	B	10K	3435K	0.7	5	3.5	2.43	1.80	.593
954-103JT-075	103JT-075	B	10K	3435K	0.7	5	3.5	3.34	2.46	1.06
954-103JT-100	103JT-100	B	10K	3435K	0.7	5	3.5	4.13	3.02	1.52

AP SERIES

Features:

- Super high-precision
- Tolerance: 0.5%
- Operating temp. range: -60°C to +150°C
- High accuracy
- High resistance to heat

Applications:

- Portable devices
- Thermometer
- Temperature detecting
- Measurement equipment

For quantities greater than listed, call for quote.

MOUSER STOCK NO.	Semitec Part No.	Fig.	R25 *1 (Ω)	B value *2	Dissipation Factor (mW/°C) Approx.	Thermal Time Constant*3 Approx.	Rated Maximum Power Dissipation (@ 25°C)(mW)	Price Each 1	Price Each 100	Price Each 500
954-202AP-2	202AP-2	C	2K	3976K	1.2	15	6	2.43	1.80	.655
954-232AP-2	232AP-2	C	2.252K	3976K	1.2	15	6	2.43	1.80	.655
954-502AP-2	502AP-2	C	5K	3976K	1.2	15	6	2.43	1.80	.655
954-103AP-2	103AP-2	C	10K	3435K	1.2	15	6	2.43	1.80	.655
954-103AP-2-A	103AP-2-A	C	10K	3976K	1.2	15	6	2.43	1.80	.655
954-203AP-2	203AP-2	C	20K	3976K	1.2	15	6	2.43	1.80	.655
954-503AP-2	503AP-2	C	50K	4220K	1.2	15	6	2.43	1.80	.655
954-104AP-2	104AP-2	C	100K	4261K	1.2	15	6	2.43	1.80	.655
954-204AP-2	204AP-2	C	200K	4470K	1.2	15	6	2.43	1.80	.655

ET SERIES

Features:

- Fast response time
- High reliability
- Tolerance: 1%, 2%, 3%
- Operating temp. range: -40°C to +100°C

Applications:

- Medical equipment
- Thermometers

For quantities greater than listed, call for quote.

MOUSER STOCK NO.	Semitec Part No.	Fig.	R25 *1 (Ω)	B value *2	Dissipation Factor (mW/°C) Approx.	Thermal Time Constant*3 Approx.	Rated Maximum Power Dissipation (@ 25°C)(mW)	Price Each 1	Price Each 100	Price Each 500
954-402ET-1	402ET-1	D	4K	3100K	0.7	3.2	3.5	2.41	1.79	.706
954-103ET-1	103ET-1	D	10K	3250K	0.7	3.2	3.5	2.41	1.79	.706
954-303ET-1	303ET-1	D	30K	3760K	0.7	3.2	3.5	2.41	1.79	.706
954-403ET-1	403ET-1	D	40K	3525K	0.7	3.2	3.5	2.41	1.79	.706
954-413ET-1	413ET-1	D	41K	3435K	0.7	3.2	3.5	2.41	1.79	.706
954-503ET-1	503ET-1	D	50K	4055K	0.7	3.2	3.5	2.41	1.79	.706
954-593ET-1	593ET-1	D	59K	3617K	0.7	3.2	3.5	2.41	1.79	.706
954-833ET-1	833ET-1	D	83K	4013K	0.7	3.2	3.5	2.41	1.79	.706
954-104ET-1	104ET-1	D	100K	4132K	0.7	3.2	3.5	2.41	1.79	.706
954-224ET-1	224ET-1	D	226K	4021K	0.7	3.2	3.5	2.41	1.79	.706
954-234ET-1	234ET-1	D	232K	4274K	0.7	3.2	3.5	2.41	1.79	.706
954-402ET-2	402ET-2	E	4K	3100K	0.7	3.4	3.5	2.41	1.71	.667
954-103ET-2	103ET-2	E	10K	3250K	0.7	3.4	3.5	2.28	1.63	.594
954-103ETB	103ETB	E	10K	3435K	0.7	3.4	3.5	1.21	.883	.686
954-303ET-2	303ET-2	E	30K	3760K	0.7	3.4	3.5	2.28	1.63	.63
954-403ET-2	403ET-2	E	40K	3525K	0.7	3.4	3.5	2.28	1.63	.63
954-413ET-2	413ET-2	E	41K	3435K	0.7	3.4	3.5	2.28	1.63	.63
954-503ET-2	503ET-2	E	41K	4055K	0.7	3.4	3.5	2.28	1.63	.63
954-593ET-2	593ET-2	E	59K	3617K	0.7	3.4	3.5	2.28	1.63	.63
954-833ET-2	833ET-2	E	83K	4013K	0.7	3.4	3.5	2.28	1.63	.63
954-104ET-2	104ET-2	E	100K	4132K	0.7	3.4	3.5	2.28	1.63	.63
954-224ET-2	224ET-2	E	226K	4021K	0.7	3.4	3.5	2.28	1.63	.63
954-234ET-2	234ET-2	E	232K	4274K	0.7	3.4	3.5	2.28	1.63	.63

AT SERIES HIGH PRECISION

Features:

- Extremely small B-value tolerance and resistance
- High accuracy
- Tolerance: 1%
- Operating temp. range: -50°C to +110°C

For quantities greater than listed, call for quote.

MOUSER STOCK NO.	Semitec Part No.	Fig.	R25 *1 (Ω)	B value *2	Dissipation Factor (mW/°C) Approx.	Thermal Time Constant*3 Approx.	Rated Maximum Power Dissipation (@ 25°C)(mW)	Color Code	Price Each 1	Price Each 100	Price Each 500
954-102AT-2	102AT-2	F	1K	3100K	2	15	10	Black	3.00	2.21	1.18
954-202AT-2	202AT-2	F	2K	3182K	2	15	10	Red	2.41	1.79	1.05
954-502AT-2	502AT-2	F	5K	3324K	2	15	10	Yellow	2.41	1.79	.765
954-103AT-2	103AT-2	F	10K	3435K	2	15	10	White	2.41	1.79	.706
954-203AT-2	203AT-2	F	20K	4013K	2	15	10	-	2.41	1.79	.765
954-104AT-2	104AT-2	F	100K	4665K	2	15	10	-	2.43	1.80	.771
954-103AT-11	103AT-11	G	10K	3435K	3	75	13	-	3.18	2.11	1.52
954-103AT-5-FT	103AT-5-FT	H	10K	3435K	3	75	13	-	2.02	1.47	1.11
954-103AT-4-10228	103AT-4-10228	I	10K	3435K	2	10	10	-	2.38	1.28	.701
954-103AT-4-70261	103AT-4-70261	I	10K	3435K	2	10	10	-	1.21	.883	.684
954-103AT-4-70316	103AT-4-70316	I	10K	3435K	2	10	10	-	2.43	1.80	.713
954-103AT-4-70374	103AT-4-70374	I	10K	3435K	2	10	10	-	1.21	.883	.679
954-103AT-4-70378	103AT-4-70378	I	10K	3435K	2	10	10	-	2.38	1.28	.688
954-103AT-4-80025	103AT-4-80025	I	10K	3435K	2	10	10	-	1.21	.883	.682

DIMENSIONS: mm

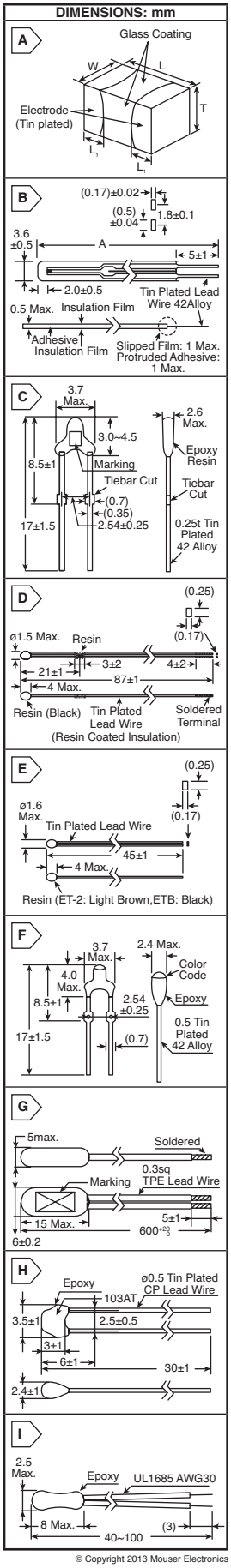

© Copyright 2013 Mouser Electronics

NEW SUPPLIER
Thermal Protection
Semitec
NEW SUPPLIER
NEW SUPPLIER

Thermistors

Honeywell HONEYWELL NTC THERMISTORS

Features:

- Resistance temperature curve interchangeability
- Accuracy
- High stability
- Long life
- Cost effective
- Small size
- Epoxy coated

For quantities greater than listed, call for quote.

MOUSER STOCK NO.	Honeywell Part No.	Fig.	R25 (Ω)	Tolerance	B-Constant	Diameter (mm)	Lead Length (mm)	Price Each 1	10	50
785-192-102DEW-A01	192-102DEW-A01	A	1K	±1.0°C (1.8°F)	3348	2.413	38.1	5.20	4.48	3.97
785-192-103LET-A01	192-103LET-A01	A	10K	±0.2°C (0.36°F)	3974	2.413	38.1	4.25	2.82	2.64
785-192-103LEW-A01	192-103LEW-A01	A	10K	±1.0°C (1.8°F)	3974	2.413	38.1	2.85	2.57	2.24
785-192-104QET-A01	192-104QET-A01	A	100K	±0.2°C (0.36°F)	4261	2.413	38.1	3.40	2.93	2.60
785-192-222LET-A01	192-222LET-A01	A	2.252	±0.2°C (0.36°F)	3974	2.413	38.1	4.54	3.91	3.47
785-192-302LET-A01	192-302LET-A01	A	3K	±0.2°C (0.36°F)	3974	2.413	38.1	3.40	2.93	2.60
785-192-303KET-A01	192-303KET-A01	A	30K	±1.0°C (1.8°F)	3943	2.413	38.1	7.55	6.51	5.77
785-192-502LET-A01	192-502LET-A01	A	5K	±0.2°C (0.36°F)	3974	2.413	38.1	3.87	3.34	2.95
785-192-503QET-A01	192-503QET-A01	A	50K	±0.2°C (0.36°F)	4261	2.413	38.1	5.09	4.39	3.88

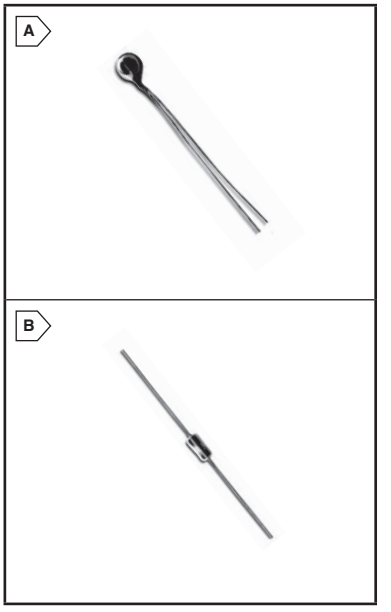

Honeywell HONEYWELL GLASS ENCAPSULATED CHIP THERMISTORS

Features:

- Cost effective
- Rugged DO-35 glass encapsulation
- High temperature capability
- Available on tape and reel

For quantities greater than listed, call for quote.

MOUSER STOCK NO.	Honeywell Part No.	Fig.	R25 (Ω)	Tolerance	B-Constant	Diameter (mm)	Lead Length (mm)	Price Each 1	10	50
785-135-103FAG-J01	135-103FAG-J01	B	10K	±10.0%	3468	2	28.6	4.12	2.00	1.81
785-135-103LAF-J01	135-103LAF-J01	B	10K	±5.0%	3974	2	28.6	1.80	1.54	1.46
785-135-103LAG-J01	135-103LAG-J01	B	10K	±10.0%	3974	2	28.6	1.39	.677	.611
785-135-104LAG-J01	135-104LAG-J01	B	100K	±10.0%	3974	2	28.6	2.40	1.37	1.26
785-135-105QAG-J01	135-105QAG-J01	B	1M	±10.0%	4261	2	28.6	1.26	1.08	.969
785-135-204QAG-J01	135-204QAG-J01	B	200K	±10.0%	4261	2	28.6	2.41	1.18	1.08
785-135-503LAF-J01	135-503LAF-J01	B	50K	±5.0%	3974	2	28.6	2.89	2.49	2.20
785-135-503LAG-J01	135-503LAG-J01	B	50K	±10.0%	3974	2	28.6	2.33	2.11	2.08
785-135-503LFW-J01	135-503LFW-J01	B	50K	±1.0%	--	2	28.6	7.01	6.51	6.00
785-135-504QAG-J01	135-504QAG-J01	B	5M	±10.0%	4261	2	28.6	.74	.664	.621

VISHAY / DALE NTC THERMISTORS

DIMENSIONS: in. (mm)

M, C, T Series NTC Coated Thermistors

Models M, C, and T are conformally coated, leaded thermistors for standard PC board mounting or assembly probes. The coating is baked-on phenolic for durability and long-term stability. Models M and C have tinned solid copper leads.

Features :

- Small size
- Wide resistance range
- Model T has solid nickel wires with Teflon® insulation to provide isolation when assembled in metal probes or housings

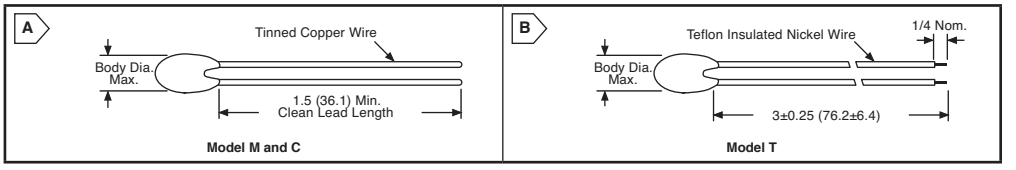

For quantities greater than listed, call for quote.

MOUSER STOCK NO.	Vishay Part No.	Fig.	Resistance (Ω)	Tolerance ± @ 25°C	Curve Number	Lead Type	Wire Size	Price Each 1	10	100	500
71-01C1001JP	01C1001JP	A	1K	5%	1	C	AWG 28	1.90	1.71	1.35	1.07
71-01C2001JP	01C2001JP	A	2K	5%	1	C	AWG 28	1.90	1.71	1.35	1.07
71-01C3001FP	01C3001FP	A	3K	1%	1	C	AWG 28	1.90	1.72	1.19	.984
71-01C3001JP	01C3001JP	A	3K	5%	1	C	AWG 28	1.90	1.71	1.35	1.07
71-01C5001JP	01C5001JP	A	5K	5%	1	C	AWG 28	1.90	1.71	1.35	1.07
71-01C1002FP	01C1002FP	A	10K	1%	1	C	AWG 28	1.48	1.19	.952	.877
71-01C1002JP	01C1002JP	A	10K	5%	1	C	AWG 28	1.90	1.71	1.35	1.07
71-08C1002JP	08C1002JP	A	10K	5%	8	C	AWG 28	1.90	1.71	1.35	1.07
71-07C3002JP	07C3002JP	A	30K	5%	7	C	AWG 28	1.90	1.71	1.35	1.07
71-07C5002JP	07C5002JP	A	50K	5%	7	C	AWG 28	1.54	1.33	1.04	.963
71-07C1003FP	07C1003FP	A	100K	1%	7	C	AWG 28	1.90	1.72	1.35	.984
71-01M5001JP	01M5001JP	A	5K	5%	1	M	AWG 30	1.90	1.71	1.35	1.07
71-09M1002FP	09M1002FP	A	10K	1%	9	M	AWG 30	1.48	1.19	.952	.877
71-01M1002FP	01M1002FP	A	10K	1%	1	M	AWG 30	1.90	1.72	1.35	.984
71-08M3002JP	08M3002JP	A	30K	5%	8	M	AWG 30	1.90	1.71	1.35	1.07
71-08M5002JP	08M5002JP	A	50K	5%	8	M	AWG 30	1.90	1.71	1.35	1.07
71-07M1003JP	07M1003JP	A	100K	5%	7	M	AWG 30	1.90	1.71	1.35	1.07
71-08M1003JP	08M1003JP	A	100K	5%	8	M	AWG 30	1.90	1.71	1.35	1.07
71-01T1001FP	01T1001FP	B	1K	1%	1	T	AWG 30	2.14	1.97	1.93	1.54
71-01T1002FP	01T1002FP	B	10K	1%	1	T	AWG 30	2.14	1.97	1.93	1.54
71-01T5001JP	01T5001JP	B	5K	5%	1	T	AWG 30	3.12	2.69	2.11	1.95
71-01T1002JP	01T1002JP	B	10K	5%	1	T	AWG 30	2.27	1.95	1.53	1.41
71-04T1003FP	04T1003FP	B	100K	1%	4	T	AWG 30	2.14	1.97	1.93	1.54

VISHAY / DALE NTHS SERIES NTC SURFACE MOUNT CHIP THERMISTORS

DIMENSIONS: in. (mm)

Features :

- Solderable terminations
- Wraparound terminations
- Allows design flexibility for use with hybrid circuitry
- High density monolithic construction
- Standard EIA E6 values
- Fully glass coated

For quantities greater than listed, call for quote.

MOUSER STOCK NO.	Vishay Part No.	Resistance (Ω)	Tolerance ± @ 25°C	Curve Number	Price Each 1	10	100	500
71-NTHS0402N2N1002JE	NTHS0402N02N1002JE	10K	5%	2	1.07	.931	.728	.599
71-NTHS0603N3N2001JE	NTHS0603N03N2001JE	2K	5%	3	1.07	.931	.728	.599
71-NTHS0603N2N1002JE	NTHS0603N02N1002JE	10K	5%	2	1.07	.931	.728	.599
71-NTHS0603N1N1003JE	NTHS0603N01N1003JE	100K	5%	1	1.07	.931	.728	.599
71-NTHS0805N2N1002JE	NTHS0805N02N1002JE	10K	5%	2	1.07	.931	.728	.599
71-NTHS1012N1N1002JE	NTHS1012N01N1002JE	10K	5%	1	1.13	.975	.77	.638
71-NTHS1012N4N1003JE	NTHS1012N04N1003JE	100K	5%	4	1.13	.975	.77	.638
71-NTHS1206N3N1001JE	NTHS1206N03N1001JE	1K	5%	3	1.20	1.05	.824	.674
71-NTHS1206N2N5001JE	NTHS1206N02N5001JE	5K	5%	2	1.20	1.05	.824	.674
71-NTHS1206N1N1002JE	NTHS1206N01N1002JE	10K	5%	1	1.20	1.05	.824	.674
71-NTHS1206N2N1002JE	NTHS1206N02N1002JE	10K	5%	2	1.20	1.05	.824	.674
71-NTHS1206N1N4702JE	NTHS1206N01N4702JE	47K	5%	1	1.20	1.05	.824	.674
71-NTHS1206N1N5002JE	NTHS1206N01N5002JE	50K	5%	1	1.20	1.05	.824	.674
71-NTHS1206N1N1003KE	NTHS1206N01N1003KE	100K	10%	1	1.16	1.01	.794	.649

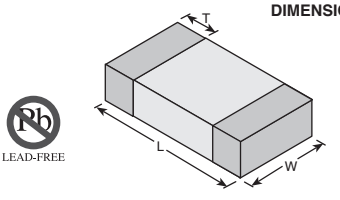

Part Number	L	W	T
NTHS-0402	0.040 ± 0.004 (1.016 ± 0.102)	0.22 ± 0.006 (0.508 ± 0.051)	0.010 ± 0.004 (0.25 ± 0.102)
NTHS-0603	0.063 ± 0.008 (1.6 ± 0.20)	0.031 ± 0.008 (0.80 ± 0.20)	0.010 ± 0.006 (0.25 ± 0.15)
NTHS-0805	0.079 ± 0.008 (2.00 ± 0.20)	0.049 ± 0.008 (1.25 ± 0.20)	0.012 ± 0.006 (0.30 ± 0.15)
NTHS-1012	0.098 ± 0.008 (2.50 ± 0.20)	0.126 ± 0.008 (3.20 ± 0.20)	0.018 ± 0.008 (0.46 ± 0.20)
NTHS-1206	0.126 ± 0.008 (3.20 ± 0.20)	0.063 ± 0.008 (1.60 ± 0.20)	0.018 ± 0.008 (0.46 ± 0.20)

© Copyright 2013 Mouser Electronics

© Copyright 2013 Mouser Electronics

RoHS Compliant This product is RoHS compliant.

VISHAY DALE TFPTL SERIES RADIAL LINEAR PTC THERMISTORS

Features:
- Nickel thin film PTC element
- High stability over the entire temperature range
- cUL recognized component: File E148885
- Epoxy coated UL 94 V-0 approved

Applications:
- Temperature measurement
- Sensing, Compensation
- Typical end products

NEW PRODUCT

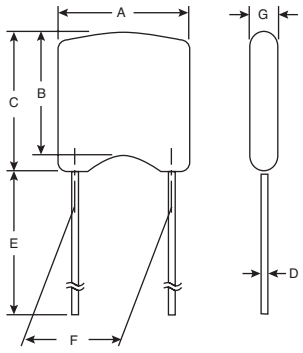

DIMENSIONS: mm							
Model	A	B	C	D	E	F	G
TFPTL10	3.6	3.5	5.0	0.5±10%	25 Min.	2.5±0.8	2.2
TFPTL15	4.0	3.8	5.2	0.5±10%	25 Min.	2.5±0.8	2.4

For quantities greater than listed, call for quote.

MOUSER STOCK NO.	Vishay Part No.	Case Size	Value (Ω)	Power Rating (mW)	Tol.	Price Each 1	10	100	500
71-TFPTL10L1000FL2B	TFPTL10L1000FL2B	10	100R	75	1	1.20	1.06	.867	.693
71-TFPTL10L4700FL2B	TFPTL10L4700FL2B	10	470R	75	1	1.20	1.06	.867	.693
71-TFPTL10L1001FL2B	TFPTL10L1001FL2B	10	1K	75	1	1.20	1.06	.867	.693
71-TFPTL15L2200FL2B	TFPTL15L2200FL2B	15	220R	100	1	1.20	1.12	.92	.732
71-TFPTL15L1501FL2B	TFPTL15L1501FL2B	15	1.5K	100	1	1.20	1.12	.92	.732
71-TFPTL15L3901FL2B	TFPTL15L3901FL2B	15	3.9K	100	1	1.20	1.12	.92	.732
71-TFPTL15L5001FL2B	TFPTL15L5001FL2B	15	5K	100	1	1.20	1.12	.92	.732

VISHAY DALE TFPT SERIES LINEAR PTC THERMISTORS

Features:
- Solderable wraparound terminations
- Alumina substrate base with PTC thin film element
- Operating temperature: -55°C to + 125°C
- TCR Tolerance ppm °C is ±400

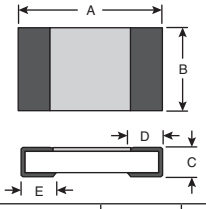

DIMENSIONS: in. (mm)					
Model	A	B	C	D	E
TFPT0805	0.079±0.006 (2.60±0.15)	0.049±0.006 (1.25±0.15)	0.020±0.006 (0.50±0.15)	0.016±0.010 (0.40±0.25)	0.016±0.010 (0.40±0.25)
TFPT1206	0.126±0.006 (3.20±0.15)	0.063±0.006 (1.60±0.15)	0.022±0.006 (0.56±0.15)	0.020±0.010 (0.50±0.25)	0.020±0.010 (0.50±0.25)

For quantities greater than listed, call for quote.

MOUSER STOCK NO.	Vishay Part No.	Case Size	Value (Ω)	Tol.	Max. Working Voltage RCWV	Power Rating (mW)	Price Each 1	50	100	500	1000	Reel Qty.	Price Per Piece
71-TFPT0805L1001FV	TFPT0805L1001FV	0805	1K	1	40	100	1.82	1.61	1.42	1.20	.776	5000	.749
71-TFPT0805L1501FV	TFPT0805L1501FV	0805	1.5K	1	40	100	1.82	1.61	1.42	1.20	.776	5000	.749
71-TFPT0805L3901FV	TFPT0805L3901FV	0805	3.9K	1	40	100	1.82	1.61	1.42	1.20	.776	5000	.749
71-TFPT1206L5601FV	TFPT1206L5601FV	1206	5.6K	1	50	125	1.82	1.61	1.42	1.20	.931	5000	.877
71-TFPT1206L1002FV	TFPT1206L1002FV	1206	10K	1	50	125	1.82	1.61	1.42	1.20	.776	5000	.749

VISHAY BC COMPONENTS 2322 675 2XXXX SERIES TEMPERATURE SENSING PTCS

Features:
- Suitable for reflow and wave soldering
- Contact surfaces are made of Ag, Ni and an external layer of Sn
- Operating temperature range at maximum voltage: -25°C to Tn + 15°C
- Resistance at 25°C: 470Ω±50%
- Maximum voltage: 25V(dc or rms)

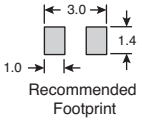

Recommended Footprint

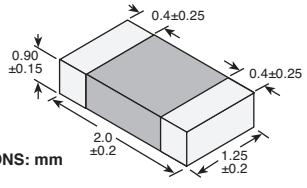

DIMENSIONS: mm

For quantities greater than listed, call for quote.

MOUSER STOCK NO.	Vishay Part No.	Tn (°C)	Rmax @ Tn -5°C	Rmin @ Tn +5°C	Rmin @ Tn +15°C	Price Each 1	50	100	500	1000	Reel Qty.	Price Per Piece
594-2381-675-20707	PTCSS12T071DTE	70	4700	4700	15000	.90	.792	.652	.597	.534	4000	.317
594-2381-675-20907	PTCSS12T091DTE	90	4700	4700	15000	.90	.792	.653	.599	.535	4000	.321
594-2381-675-21007	PTCSS12T101DTE	100	4700	4700	15000	.90	.792	.653	.599	.535	4000	.321
594-2381-675-21307	PTCSS12T131DTE	130	4700	4700	15000	.90	.792	.652	.597	.534	4000	.317
594-2381-675-21407	PTCSS12T141DTE	140	4700	4700	15000	.90	.792	.652	.597	.534	4000	.317

VISHAY BC COMPONENTS 2322 661 97XXX SERIES PTC THERMISTORS FOR OVERLOAD PROTECTION

Features:
- Ideal for pick-and-place circuit assembly
- Low mounting height
- Suitable for reflow soldering
- Small ceramic diameter for faster response
- Low heat transfer to substrate
- Flat terminations for stable positioning and good solderability

Applications:
- Telecom
  - Set top box
  - Modems
  - Central office switching (C.O.)
  - Subscriber terminal equipment (T.E.)
  - Cable TV communications

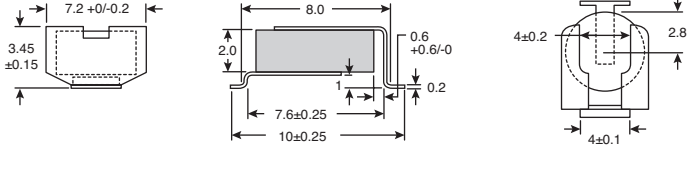

DIMENSIONS: mm

NOTES:
1. These types pass "ITU-T K20/21" telecommunication protection recommendation.

For quantities greater than listed, call for quote.

MOUSER STOCK NO.	Vishay Part No.	R25 (Ω)	R25 (%)	Voltage Max. (V)	I_{nt} @ 25°C	I_{nt} @ 70°C	I_t @ 25°C	Max. Trip-Time t_t (s)	Max. Trip-Time @I_t (mA)	Price Each 1	25	50	100	Reel Qty.	Price Per Piece
594-2381-661-97002	232266197002	40	25	265	80	50	130	2.5	500	1.61	1.42	1.16	1.09	1500	.744
594-2381-661-97012	232266197012	10(1)	20	245	165	100	270	3	1000	1.61	1.42	1.16	1.09	1500	.744
594-2381-661-97016	232266197016	10(1)	20	245	165	100	270	3	1000	1.61	1.42	1.16	1.09	1500	.744

© Copyright 2013 Mouser Electronics
© Copyright 2013 Mouser Electronics

VISHAY BC COMPONENTS NTC Thermistors

RoHS Compliant **This product is RoHS compliant.**

NTCCALUG02A SERIES, AUTOMOTIVE GRADE

Features:
- Low thermal gradient due to the use of nickel conductor and low profile closed ring tongue

Specifications:
- Operating temperature range: -55°C to 125°C

Applications:
- Computer equipment
- Power electronics, heat-sink temperature control
- Consumer appliances
- Industrial equipment

PRODUCT NEW



DIMENSIONS: mm

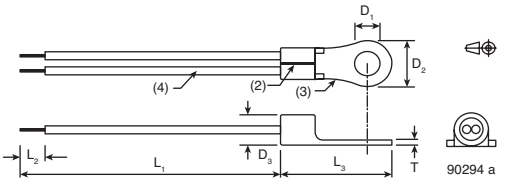

L_1	L_2	$ØD_1$	$ØD_2$	$ØD_3$	L_3	T
45±3	6±1	3.7	8.5	4.1	16.8	0.8

For quantities greater than listed, call for quote.

MOUSER STOCK NO.	Vishay Part No.	R25 (kΩ)	R25 (%)	B25/85 Value (K)	B25/85 Tol. (%)	Price Each 1	50	100	500
594-NTCALUG02A472G	NTCALUG02A472G	4.7	± 2	3984	± 0.5	1.27	.813	.728	.674
594-NTCALUG02A472F	NTCALUG02A472F	4.7	± 1	3984	± 0.5	1.49	.974	.863	.807
594-NTCALUG02A502G	NTCALUG02A502G	5	± 2	3984	± 0.5	1.27	.813	.728	.674
594-NTCALUG02A103G	NTCALUG02A103G	10	± 2	3984	± 0.5	1.27	.813	.728	.674
594-NTCALUG02A103F	NTCALUG02A103F	10	± 1	3984	± 0.5	1.49	.974	.863	.807

NTCALUG03 SERIES, MIN LUGS WITH CONNECTORS

Features:
- Fast time response for suface applications compared to industry standard NTC lug sensors.
- Reduces thermal gradient, due to the use of small dimensions and nickel conductor, allowing for an accurate surface temperature measurement
- The sensor is not suitable for being permanently in contact with water or liquids
- Small size connector and small lug ring tongue terminal, allowing for temperature sensing at locations where only limited space is available.
- Connector ZHR-2 (optional)

Specifications:
- Operating temperature range: -40°C to 125°C

Applciations:
- Computer equipment
- MOSFETS, IC's, Power Electronics, heatsink temperature control, LED emitter heat-sink control
- Consumer appliances
- Industrial equipment
- Automotive equipment

Description:
- Minature insulated chip thermistor with a negative temperature coefficient in accordance with IEC 60539
  The device has no marking

Mounting
- The sensor can be mounted by means of a screw
  For stud size, metric 2mm M2/American stud #1 or #2
- The end wire can be soldered, welded or crimped to a connector
- Optional connector for Wire-to-Wire or Wire-to-Board connections

PRODUCT NEW



DIMENSIONS: mm

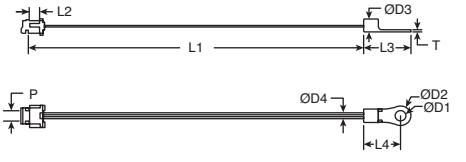

L_1	L_2	L_3	L_4	L_1+L_3 (item without connector)	$ØD_1$	$ØD_1$	$ØD_1$	$ØD_1$	T	Pitch P
70±5	4±1	11.5±0.3	8.8±0.3	81.5±5	2.2±0.3	5.5±0.3	3.4±0.3	.35±0.1	.8±0.1	1.5±0.3

For quantities greater than listed, call for quote.

MOUSER STOCK NO.	Vishay Part No.	R25 (kΩ)	R25 (%)	B25/85 Value (K)	B25/85 Tol. (%)	Price Each 1	50	100	500
594-NTCALUG03A103HC	NTCALUG03A103HC	10	± 3	3984	0.5	1.59	1.04	.926	.865
594-NTCALUG03A103GC	NTCALUG03A103GC	10	± 2	3984	0.5	1.74	1.13	1.01	.942
594-NTCALUG03A123HC	NTCALUG03A123HC	12	± 3	3740	1.5	1.59	1.04	.926	.865
594-NTCALUG03A473HC	NTCALUG03A473HC	47	± 3	3740	1.5	1.59	1.04	.926	.865
594-NTCALUG02A103F	NTCALUG02A103F	10	± 1	3984	± 0.5	1.49	.974	.863	.807

VISHAY BC COMPONENTS - NTC THERMISTORS, ACCURACY LINE

NTCLE - (Historical number 2322/pb version or 2381pbF 640 6XXXX) - Series

Applications:
- Temperature sensing and control

Features:
- Accuracy over a wide temperature range
- High stability over a long life
- Excellent price/performance ratio
- Component in accordance to RoHS 2002/95/EC and WEEE 2002/96/EC

Specifications:
- Operating temperature range
  at zero dissipation, continuously: -40°C to 125°C
  at zero dissipation, for short periods: 0°C to 55°C
- Tolerance on $B_{25/85}$ -value: ±0.5% to ±3%
- Storage temperature range: -25°C to +40°C
- Maximum relative humidity: 80%

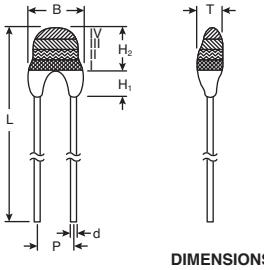

DIMENSIONS: mm

Code Number 2381 640	B_{max}	d	H_2 min.	H_2 max.	H_2 max	L	P	T_{max}
6.338 to 6.221	5.0	0.6 ±0.06	1.0	4.0	6.0	24 ±1.5	2.54	4.0
6.331 to 6.474	3.3 ±0.5	0.6 ±0.06	-	2.0 ±1.0	6.0	24 ±1.5	2.54	3.0

NOTE 1: Dependent upon R_{25}-tolerance, the band IV is colored as follows:
- for R_{25} ±3%, Orange
- for R_{25} ±5%, Gold

For quantities greater than listed, call for quote.

MOUSER STOCK NO.	Vishay Part No.	Vishay Historical pb No.	R_{25} (Ω)	R_{25} Tolerance	Color Code (see drawing and note 1) I	II	III	Price Each 1	50	100	500
594-2381-640-63339	NTCLE100E3339JB0	2322-640-63339/NTCLE100CL339JB0	33	5%	orange	orange	black	.42	.257	.235	.214
594-2381-640-63682	NTCLE100E3682JB0	2322-640-63682/NTCLE100CL682JB0	6.8K	5%	blue	grey	red	.42	.257	.235	.214
594-2381-640-63103	NTCLE100E3103JB0	2322-64063103/NTCLE100CL103JB0	10K	5%	brown	black	orange	.38	.235	.211	.203

© Copyright 2013 Mouser Electronics
© Copyright 2013 Mouser Electronics

RoHS Compliant This product is RoHS compliant.

LED SHUNT PROTECTORS

Features:
- Fast Switching
- Automatic Reset
- RoHS Compliant
- Suitable for industrial lighting environments

Applications:
- LED Streetlights
- LCD Backlighting
- Display Lighting
- Intrinsically Safe Lighting

NEW! TECHNOLOGY

For quantities greater than listed, call for quote.

MOUSER STOCK NO.	Bourns Part No.	Fig.	Off-State (V)	V_T (Max.) (V)	I_{DRM} (μA)	$V_{(BO)}$ (Max.) (V)	Price Each 1	100	500
SMB Package (DO-214AC)									
652-LSP0600AJR-S	LSP0600AJR-S	A	6	1.2	10	16	.67	.537	.471
652-LSP0900AJR-S	LSP0900AJR-S	A	9	1.2	10	18	.70	.55	.483
652-LSP1300AJR-S	LSP1300AJR-S	A	13	1.2	10	26	.80	.69	.576
652-LSP1800AJR-S	LSP1800AJR-S	A	18	1.2	10	33	.73	.577	.506
SMB Package (DO-214AA)									
652-LSP0600BJR-S	LSP0600BJR-S	A	6	1.2	10	16	.79	.674	.674
652-LSP0900BJR-S	LSP0900BJR-S	A	9	1.2	10	18	.80	.696	.696
652-LSP1300BJR-S	LSP1300BJR-S	A	13	1.2	10	26	.82	.706	.706
652-LSP1800BJR-S	LSP1800BJR-S	A	18	1.2	10	33	.85	.728	.728

PTC RESETTABLE FUSES

MF-LSMF Series

NEW PRODUCT

For quantities greater than listed, call for quote.

MOUSER STOCK NO.	Bourns Part No.	Fig.	Max. Volt.	I Max. Amps	Rated Current Amps @ 23°C Hold	Trip	Initial Resistance Ω @ 23°C (Max.)	DIMENSIONS: mm (Max.) A	B	C	Price Each 1	100	500
652-MF-LSMF185/33X-2	MF-LSMF185/33X-2	B	33	40	1.85	3.70	0.15	7.98	5.44	1.60	.49	.417	.353
652-MF-LSMF260X-2	MF-LSMF260X-2	B	24	20	2.60	5.20	0.075	7.98	5.44	1.60	.49	.417	.353
652-MF-LSMF300X-2	MF-LSMF300X-2	B	6	40	3.00	5.00	0.048	7.98	5.44	0.85	.49	.417	.353
652-MF-LSMF300/24X-2	MF-LSMF300/24X-2	B	24	20	3.00	5.20	0.075	7.98	5.44	1.60	.60	.514	.428

MF-PSMF Series

For quantities greater than listed, call for quote.

652-MF-PSMF075X-2	MF-PSMF075X-2	B	6	40	0.75	1.50	0.35	2.30	1.50	1.25	.39	.241	.217

MF-R Series

For quantities greater than listed, call for quote.

652-MFR010-LF	MF-R010-99	C	60	40	0.1	0.2	4.50	7.39	12.70	5.08	.26	.219	.185
652-MFR017-LF	MF-R017-99	C	60	40	0.17	0.34	3.2	7.39	12.70	5.08	.44	.364	.31
652-MFR020-LF	MF-R020-99	C	60	40	0.2	0.4	2.84	7.39	12.70	5.08	.45	.385	.332
652-MFR025-LF	MF-R025-99	C	60	40	0.25	0.5	1.95	7.39	12.70	5.08	.45	.385	.332
652-MFR030-LF	MF-R030-99	C	60	40	0.3	0.6	1.36	7.39	13.39	5.08	.26	.219	.185
652-MFR040-LF	MF-R040-99	C	60	40	0.4	0.8	0.86	7.39	13.69	5.08	.49	.417	.353
652-MFR050-LF	MF-R050-99	C	60	40	0.5	1.00	0.77	7.90	13.69	5.08	.49	.417	.353
652-MFR065-LF	MF-R065-99	C	60	40	0.65	1.30	0.48	9.70	15.19	5.08	.49	.417	.353
652-MFR075-LF	MF-R075-99	C	60	40	0.75	1.50	0.4	10.39	16.00	5.08	.30	.251	.212
652-MFR090-LF	MF-R090-99	C	60	40	0.9	1.80	0.31	11.71	16.69	5.08	.44	.375	.31
652-MFR110-LF	MF-R110-99	C	30	40	1.10	2.20	0.18	8.89	14.00	5.08	.44	.375	.31
652-MFR135-LF	MF-R135-99	C	30	40	1.35	2.70	0.115	8.89	18.90	5.08	.44	.375	.31
652-MFR160-LF	MF-R160-99	C	30	40	1.60	3.20	0.105	10.19	16.79	5.08	.49	.417	.353
652-MFR185-LF	MF-R185-99	C	30	40	1.85	3.70	0.07	11.99	18.39	5.08	.33	.289	.239
652-MFR250-0-010-LF	MF-R250-0-10-99	D	30	40	2.50	5.00	0.048	11.99	18.29	5.08	.55	.46	.385
652-MFR300-LF	MF-R300-99	D	30	40	3.00	6.00	0.05	11.99	18.29	5.08	.42	.342	.289
652-MFR400-LF	MF-R400-99	D	30	40	4.00	8.00	0.03	14.40	24.79	5.08	.50	.417	.332
652-MFR500-LF	MF-R500-99	D	30	40	5.00	10.00	0.03	17.40	24.89	10.16	.64	.535	.449
652-MFR600-LF	MF-R600-99	D	30	40	6.00	12.00	0.02	19.30	31.90	10.16	.57	.471	.364
652-MFR700-LF	MF-R700-99	D	30	40	7.00	14.00	0.02	22.10	29.79	10.16	.58	.482	.385
652-MFR800-LF	MF-R800-99	D	30	40	8.00	16.00	0.02	24.21	32.89	10.16	.60	.503	.407
652-MFR900-LF	MF-R900-99	D	30	40	9.00	18.00	0.01	24.21	32.89	10.16	.76	.642	.535

MF-RX Series

For quantities greater than listed, call for quote.

652-MFRX110-LF	MF-RX110-99	E	60	40	1.10	2.20	0.25	13.00	18.01	5.08	.96	.599	.482
652-MFRX135-LF	MF-RX135-99	E	60	40	1.35	2.70	0.19	14.50	19.61	5.08	.73	.46	.375
652-MFRX185-LF	MF-RX185-99	E	60	40	1.85	3.70	0.12	17.81	22.89	5.08	1.07	.749	.663
652-MFRX300-LF	MF-RX300-99	E	60	40	3.00	6.00	0.06	24.89	29.97	10.16	.89	.61	.546
652-MFRX375-LF	MF-RX375-99	E	60	40	3.75	7.50	0.05	28.45	33.53	10.16	.39	.364	.289

CMF-SDP Series

For quantities greater than listed, call for quote.

652-CMF-SDP50A-2	CMF-SDP50A-2	F	230	2.50	0.09	0.19	0.5	8.90	10.20	2.40	1.33	.829	-

MF-RM Series

For quantities greater than listed, call for quote.

652-MF-RM005/240-2	MF-RM005/240-2	G	240	1.0	0.05	0.12	18.50	8.3	12.9	5.1	.73	.46	.407
652-MF-RM008/240-2	MF-RM008/240-2	G	240	1.2	0.08	0.19	7.40	8.3	12.9	5.1	.73	.46	.407
652-MF-RM012/240-2	MF-RM012/240-2	G	240	1.2	0.12	0.30	3.00	8.3	12.9	5.1	.73	.46	.407
652-MF-RM016/240-2	MF-RM016/240-2	G	240	2.0	0.16	0.37	2.50	9.9	13.8	5.1	.73	.46	.407
652-MF-RM025/240-2	MF-RM025/240-2	H	240	3.5	0.25	0.56	1.30	10.0	20.0	5.1	.77	.482	.439
652-MF-RM033/240-2	MF-RM033/240-2	H	240	4.5	0.33	0.74	0.77	11.4	20.0	5.1	.81	.514	.46
652-MF-RM040/240-2	MF-RM040/240-2	H	240	5.5	0.40	0.90	0.60	11.5	20.9	5.1	.86	.535	.482
652-MF-RM055/240-2	MF-RM055/240-2	H	240	7.0	0.55	1.25	0.45	14.0	22.4	5.1	.86	.535	.482

MF-SD Series

For quantities greater than listed, call for quote.

652-MF-SD013/250-2	MF-SD013/250-2	F	60	40	0.13	0.26	7.0	8.90	10.20	2.40	1.87	.92	.824

MF-SM Series

For quantities greater than listed, call for quote.

652-MFSM050-2-LF	MF-SM050-2-99	I	60	40	0.5	1.00	1.40	7.98	3.18	5.44	.50	.428	.332
652-MFSM075-2-LF	MF-SM075-2-99	I	30	80	0.75	1.50	1.00	7.98	3.18	5.44	.50	.428	.332
652-MFSM100-2-LF	MF-SM100-2-99	I	30	80	1.10	2.20	0.48	7.98	3.00	5.44	.50	.428	.332
652-MFSM125-2-LF	MF-SM125-2-99	I	15	100	1.25	2.50	0.25	7.98	3.00	5.44	.50	.428	.364
652-MFSM150-2-LF	MF-SM150-2-99	I	15	100	1.50	3.00	0.25	9.50	3.00	6.71	.60	.375	.337
652-MFSM200-2-LF	MF-SM200-2-99	I	15	100	2.00	4.00	0.125	9.50	3.00	6.71	.55	.46	.364
652-MFSM250-2-LF	MF-SM250-2-99	I	15	100	2.50	5.00	0.085	9.50	3.00	6.71	.64	.401	.361
652-MFSM260-2-LF	MF-SM260-2-99	I	6	100	2.60	5.20	0.075	7.98	3.00	5.44	.50	.428	.332

DIMENSIONS: mm

A



B

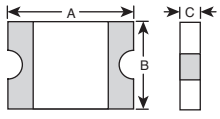

C

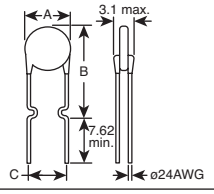

D

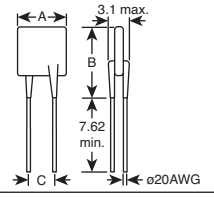

E

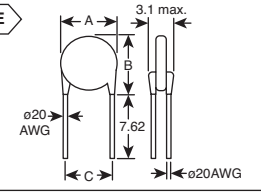

F

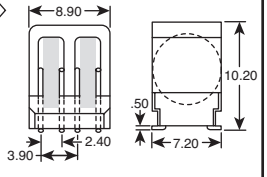

G

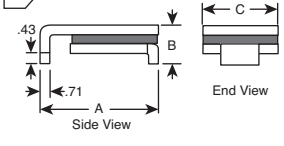

H

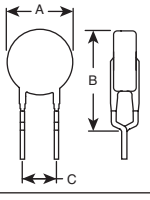

I

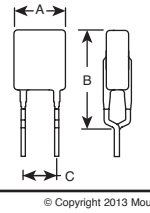

© Copyright 2013 Mouser Electronics

© Copyright 2013 Mouser Electronics

LITTELFUSE Polyfuse® PTCs

Littelfuse®

RoHS Compliant **This product is RoHS compliant.**

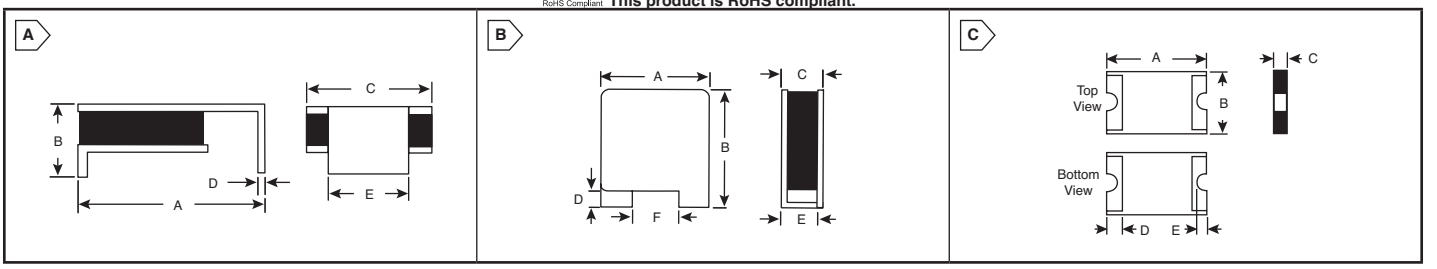

250 Series Features:
- Halogen free
- Low resistance
- Compatible with telecom standards
- Helps meet ITU K.20, K.21/Telcordia standards

0603L, 0805L, 1206L, 1210L, & 1812L Series Features:
- Halogen free
- Fast response to fault currents
- Compact design; saves board space
- Low resistance

2920L Series Features:
- Halogen free
- Fast response to fault currents
- High voltage
- Low profile

LoRho™ Series Features:
- Halogen free
- Fast response to fault currents
- Ultra-Low Internal Resistance
- Very Low profile

RoHS Compliant

NEW PRODUCT

For quantities greater than listed, call for quote.

MOUSER STOCK NO.		Fig.	Current Rating @ 20°C					Max. Time to Trip		Resistance		DIMENSIONS: mm					Price Each			
Mfr.	Mfr. Part No.		I_{hold} (A)	I_{trip} (A)	V_{max} (Vdc)	I_{max} (A)	Max Watts	Current (A)	Time (Sec)	R_{min} (Ω)	$R1_{max}$ (Ω)	A (Max)	B (Max)	C (Max)	D (Max)	E (Max)	1	10	100	250
250S Series Surface Mount Resettable PTCs																				
576—	250S130DR	A	0.13	0.26	250/60	3	1.2	1	4	4	20	9.4	3.7	7.4	0.4	3.8	1.04	.877	.813	.663
576—	250S130-RADR	A	0.13	0.26	250/60	3	1.2	1	4	6.5	15	9.4	3.7	7.4	0.4	3.8	1.04	.877	.813	.663
576—	250S130-RBDR	A	0.13	0.26	250/60	3	1.2	1	4	9	20	9.4	3.7	7.4	0.4	3.8	1.04	.877	.813	.663
576—	250S130VDR	B	0.13	0.26	250/60	3	1.2	1	4	4	20	6.1	6.9	3.2	1.0	1.9	1.04	.877	.813	.663
LoRho™ Series Resettable PTCs																				
576—	0603L050SLYR	C	0.50	1.00	6	50	0.6	8.00	0.10	0.070	0.350	1.80	1.00	0.75	0.50	0.40	1.77	1.62	1.48	1.18
576—	0603L075SLYR	C	0.75	1.50	6	50	0.6	8.00	0.20	0.050	0.250	1.80	1.00	0.75	0.50	0.40	1.77	1.62	1.48	1.18
576—	0603L100SLYR	C	1.00	1.80	6	50	0.6	8.00	0.30	0.040	0.210	1.80	1.00	0.75	0.50	0.40	1.77	1.62	1.48	1.18
576—	0603L150SLYR	C	1.50	3.00	6	50	0.6	8.00	0.50	0.007	0.080	1.80	1.00	1.00	0.50	0.40	1.77	1.62	1.48	1.18
576—	0805L075SLYR	C	0.75	1.50	6	50	0.6	8.00	0.20	0.040	0.160	2.20	1.50	0.75	0.55	0.45	2.20	2.02	1.70	1.51
576—	0805L110SLYR	C	1.10	1.80	6	50	0.6	8.00	0.30	0.030	0.130	2.20	1.50	0.75	0.55	0.45	2.20	2.02	1.70	1.52
576—	0805L150SLYR	C	1.50	3.00	6	50	0.6	8.00	0.50	0.015	0.065	2.20	1.50	0.75	0.55	0.45	2.20	2.02	1.70	1.51
576—	1206L110SLYR	C	1.10	2.20	6	50	0.8	8.00	0.30	0.015	0.100	3.40	1.80	0.75	0.75	0.45	2.20	2.02	1.70	1.51
576—	1206L150SLYR	C	1.50	3.90	6	50	0.8	8.00	0.30	0.010	0.065	3.40	1.80	0.70	0.75	0.45	2.20	2.02	1.70	1.51
576—	1206L300SLWR	C	3.00	6.00	6	50	0.8	8.00	4.00	0.003	0.020	3.40	1.80	1.00	0.75	0.45	2.60	2.39	2.01	1.79
576—	1206L350SLWR	C	3.50	7.00	6	50	0.8	8.00	5.00	0.003	0.018	3.40	1.80	1.00	0.75	0.45	2.60	2.39	2.01	1.79
576—	1206L380SLWR	C	3.80	8.00	6	50	0.8	8.00	5.00	0.002	0.016	3.40	1.80	1.00	0.75	0.45	2.60	2.39	2.01	1.79
576—	1210L200SLYR	C	2.00	4.00	6	50	0.8	8.00	3.00	0.005	0.024	3.43	2.80	0.70	0.75	0.50	2.60	2.39	2.01	1.79
576—	1210L350SLWR	C	3.50	7.00	6	50	0.8	17.5	2.00	0.003	0.018	3.43	2.8	1.00	0.75	0.50	2.60	2.39	2.01	1.79
576—	1210L380SLYR	C	3.80	8.00	6	50	1.0	8.00	5.00	0.002	0.016	3.43	2.8	0.65	0.75	0.50	2.60	2.39	2.01	1.79
576—	1812L190SLPR	C	1.90	4.90	6	50	1.0	9.50	4.50	0.003	0.025	4.73	3.41	0.70	1.20	0.65	4.49	4.13	3.47	3.08
576—	1812L350SLPR	C	3.50	8.10	6	50	1.0	17.5	2.00	0.003	0.020	4.73	3.41	0.70	1.20	0.65	2.60	2.39	2.01	1.79
0603L Series Resettable PTCs																				
576—	0603L010YR	C	0.10	0.30	15	40	0.5	0.50	1.00	0.900	6.000	1.80	1.00	0.75	0.50	0.40	2.78	2.56	2.14	1.79
576—	0603L020YR	C	0.20	0.50	9	40	0.5	1.00	0.60	0.550	3.500	1.80	1.00	0.75	0.50	0.40	2.78	2.56	2.14	1.79
576—	0603L025YR	C	0.25	0.55	9	40	0.5	8.00	0.08	0.500	3.000	1.80	1.00	0.75	0.50	0.40	2.78	2.56	2.14	1.79
576—	0603L035YR	C	0.35	0.75	6	40	0.5	8.00	0.10	0.200	1.000	1.80	1.00	1.55	0.50	0.40	2.78	2.56	2.14	1.79
0805L Series Resettable PTCs																				
576—	0805L010	C	0.10	0.30	15	100	0.5	0.50	1.50	1.000	6.000	2.20	1.50	1.00	0.55	0.45	2.48	2.27	1.85	1.54
576—	0805L020YR	C	0.20	0.50	9	100	0.5	8.00	0.02	0.650	3.500	2.20	1.50	1.00	0.55	0.45	2.48	2.27	1.85	1.54
576—	0805L035	C	0.35	0.75	6	100	0.5	8.00	0.10	0.250	1.200	2.20	1.50	0.75	0.55	0.45	2.48	2.27	1.85	1.54
576—	0805L050	C	0.50	1.00	6	100	0.5	8.00	0.10	0.150	0.850	2.20	1.50	1.25	0.55	0.45	2.85	2.59	2.29	1.86
576—	0805L075WR	C	0.75	1.50	6	40	0.6	8.00	0.20	0.090	0.350	2.20	1.50	1.25	0.55	0.45	2.85	2.59	2.29	1.86
576—	0805L100	C	1.0	1.95	6	40	0.6	8.00	0.30	0.060	0.210	2.20	1.50	1.80	0.55	0.45	2.99	2.70	2.34	2.10
1206L Series Resettable PTCs																				
576—	1206L012WR	C	0.125	0.29	30	100	0.6	1.00	0.20	1.500	6.00	3.5	1.8	1.45	0.75	0.45	.48	.439	.321	.289
576—	1206L016WR	C	0.16	0.37	30	100	0.6	1.00	0.30	1.200	4.50	3.5	1.8	1.45	0.75	0.45	.48	.439	.321	.289
576—	1206L020YR	C	0.20	0.42	24	100	0.6	8.00	0.10	0.650	2.60	3.5	1.8	1	0.75	0.45	.48	.439	.321	.289
576—	1206L025YR	C	0.25	0.50	16	100	0.6	8.00	0.08	0.550	2.30	3.5	1.8	1	0.75	0.45	.48	.439	.321	.289
576—	1206L035YR	C	0.35	0.75	6	100	0.6	8.00	0.10	0.300	1.20	3.5	1.8	0.75	0.75	0.45	.48	.439	.321	.289
576—	1206L035/16YR	C	0.35	0.75	16	100	0.6	8.00	0.10	0.300	1.20	3.5	1.8	0.75	0.75	0.45	.48	.439	.321	.289
576—	1206L050YR	C	0.50	1.00	6	100	0.6	8.00	0.10	0.150	0.70	3.5	1.8	0.75	0.75	0.45	.48	.439	.321	.289
576—	1206L050/15YR	C	0.50	1.00	15	100	0.6	8.00	0.10	0.150	0.75	3.5	1.8	0.75	0.75	0.45	.48	.439	.321	.289
576—	1206L075/13.2WR	C	0.75	1.50	13.2	100	0.6	8.00	0.20	0.090	0.35	3.5	1.8	1.25	0.75	0.45	.34	.332	.305	.294
576—	1206L075THYR	C	0.75	1.50	8	100	0.6	8.00	0.20	0.090	0.29	3.5	1.8	0.75	0.75	0.45	.48	.439	.321	.289
576—	1206L110THYR	C	1.10	2.20	8	100	0.8	8.00	0.10	0.040	0.18	3.4	1.8	0.6	0.75	0.45	.57	.514	.434	.375
576—	1206L150THWR	C	1.50	3.00	6	100	0.8	8.00	0.30	0.040	0.12	3.4	1.8	1	0.75	0.45	.57	.514	.434	.375
576—	1206L175PR	C	1.75	3.50	6	100	0.8	8.00	0.50	0.020	0.09	3.4	1.8	1.8	0.75	0.45	.48	.46	.439	.407
576—	1206L200PR	C	2.00	3.50	6	100	0.8	8.00	1.50	0.018	0.08	3.4	1.8	1.6	0.75	0.45	.59	.546	.471	.391
1210L Series Resettable PTCs																				
576—	1210L050	C	0.05	0.15	30	10	0.60	0.25	1.50	3.600	50.00	3.43	2.80	1.25	0.75	0.5	.54	.514	.434	.385
576—	1210L010	C	0.10	0.30	30	10	0.60	0.50	1.50	1.600	15.00	3.43	2.80	1.25	0.75	0.5	.54	.514	.434	.385
576—	1210L020WR	C	0.20	0.40	30	10	0.60	8.00	0.02	0.800	5.000	3.43	2.80	1.00	0.75	0.5	.54	.514	.434	.385
576—	1210L035	C	0.35	0.70	6	100	0.60	8.00	0.20	0.320	1.300	3.43	2.80	0.85	0.75	0.5	.54	.514	.434	.385
576—	1210L050	C	0.50	1.00	13.2	100	0.60	8.00	0.05	0.250	0.900	3.43	2.80	0.85	0.75	0.5	.54	.514	.434	.385
576—	1210L110THYR	C	1.10	2.20	8	100	0.60	8.00	0.10	0.060	0.210	3.43	2.80	0.71	0.75	0.5	.54	.514	.439	.407
576—	1210L150THWR	C	1.50	3.00	6	100	0.80	8.00	0.30	0.040	0.110	3.43	2.80	1.07	0.75	0.5	.54	.514	.434	.385
576—	1210L175WR	C	1.75	3.50	6	100	0.80	8.00	0.60	0.020	0.080	3.43	2.80	1.00	0.75	0.5	.94	.824	.733	.621
576—	1210L200PR	C	2.00	4.00	6	100	0.80	8.00	1.00	0.015	0.070	3.43	2.80	1.60	0.75	0.5	.94	.824	.733	.621
1812L Series Resettable PTCs																				
576—	1812L050PR	C	0.50	1.00	15	100	0.8	8.00	0.15	0.150	1.000	4.73	3.41	0.75	1.2	0.5	.47	.428	.375	.289
576—	1812L075PR	C	0.75	1.50	13.2	100	0.8	8.00	0.20	0.100	0.450	4.73	3.41	0.75	1.2	0.5	.34	.326	.305	.289
576—	1812L110PRT	C	1.10	2.20	6	100	0.8	8.00	0.30	0.040	0.210	4.73	3.41	0.71	1.2	0.5	.43	.385	.31	.268
576—	1812L125DR	C	1.25	2.50	15	100	0.8	8.00	0.40	0.050	0.250	4.73	3.41	1.25	1.2	0.5	.54	.482	.396	.342
576—	1812L150ZR	C	1.50	3.00	8	100	0.8	8.00	0.30	0.040	0.110	4.73	3.41	0.71	1.2	0.65	.34	.326	.305	.289
576—	1812L160PR	C	1.60	2.80	8	100	0.8	8.00	1.00	0.030	0.100	4.73	3.41	0.75	1.2	0.65	.47	.428	.375	.289
576—	1812L200THPR	C	2.00	3.50	8	100	0.8	8.00	2.00	0.020	0.070	4.73	3.41	0.6	1.2	0.5	.63	.578	.482	.428
576—	1812L260THDR	C	2.60	5.00	8	100	0.8	8.00	2.50	0.015	0.047	4.73	3.41	1.0	1.2	0.5	.63	.578	.482	.428
2920L Series Resettable PTCs																				
576—	2920L050	C	0.50	1.00	60	10	1.50	2.50	4.00	0.350	1.400	7.98	5.44	1.25	2.5	2	.62	.556	.471	.417
576—	2920L150	C	1.50	3.00	33	40	1.50	8.00	2.00	0.080	0.230	7.98	5.44	1.25	2.5	2	.62	.556	.471	.417
576—	2920L185	C	1.85	3.70	33	40	1.50	8.00	2.50	0.065	0.150	7.98	5.44	1.25	2.5	2	.73	.663	.61	.546
576—	2920L200/24DR	C	2.00	4.00	24	40	1.50	8.00	5.00	0.050	0.125	7.98	5.44	1.25	2.5	2	.86	.77	.69	.599
576—	2920L300/15DR	C	3.00	5.00	15	40	1.50	8.00	20.00	0.015	0.048	7.98	5.44	1.25	2.5	2	.86	.77	.69	.599

© Copyright 2013 Mouser Electronics

© Copyright 2013 Mouser Electronics

LITTELFUSE Polyfuse® PTCs

RoHS Compliant **This product is RoHS compliant.**

For quantities greater than listed, call for quote.

MOUSER STOCK NO.		Fig.	Current Rating @ 20°C					Max. Time to Trip		Resistance (Ω)		DIMENSIONS: mm (Max)					Price Each			
Mfr.	Mfr. Part No.		Ihold (A)	Itrip (A)	Vmax (Vdc)	Imax (A)	Max Watts	Current (A)	Time (Sec)	Rmin	R1max	A	B	C	D	E	1	10	100	250
USBR Series - For USB Applications																				
576—	06R075BPR	A	0.75	1.30	6	40	0.3	8.00	0.4	0.100	0.230	6.9	11.4	5.1	7.6	3	.20	.193	.188	.173
576—	06R120BPR	A	1.20	2.00	6	40	0.6	8.00	0.5	0.065	0.140	6.9	11.7	5.1	7.6	3	.32	.31	.294	.278
576—	06R155BPR	A	1.55	2.70	6	40	0.6	7.75	2.2	0.040	0.100	6.9	11.7	5.1	7.6	3	.26	.246	.235	.219
576—	16R090BPR	B	0.90	1.80	16	40	0.6	8.00	1.2	0.070	0.180	7.4	12.2	5.1	7.6	3	.39	.369	.353	.332
576—	16R110BPR	B	1.10	2.20	16	40	0.7	8.00	2.3	0.050	0.140	7.4	14.2	5.1	7.6	3	.46	.417	.332	.31
576—	16R135BPR	B	1.35	2.70	16	40	0.8	8.00	4.5	0.040	0.120	8.9	13.5	5.1	7.6	3	.38	.358	.342	.321
576—	16R185BPR	B	1.85	3.70	16	40	1.0	8.00	10.0	0.030	0.090	10.2	15.7	5.1	7.6	3	.54	.492	.412	.348
576—	16R250BPR	B	2.50	5.00	16	40	1.2	8.00	40.0	0.020	0.060	11.4	18.3	5.1	7.6	3	.54	.492	.412	.348
16R Series - For USB Protection																				
576—	16R250GPR	B	2.5	4.7	16	100	1.0	12.5	5.0	0.0220	0.0530	8.90	12.80	5.1	3.2	3	.40	.375	.353	.332
576—	16R300GPR	C	3.0	5.1	16	100	2.3	15.0	1.0	0.0380	0.0975	7.10	11.00	5.1	7.6	3	.56	.514	.471	.433
576—	16R400GPR	C	4.0	6.8	16	100	2.4	20.0	1.7	0.0210	0.0600	8.90	12.80	5.1	7.6	3	.46	.428	.417	.396
576—	16R500GPR	C	5.0	8.5	16	100	2.6	25.0	2.0	0.0150	0.0340	10.40	14.30	5.1	7.6	3	.49	.471	.449	.428
576—	16R600GPR	C	6.0	10.2	16	100	2.8	30.0	3.3	0.0100	0.0280	10.70	17.10	5.1	7.6	3	.51	.492	.471	.439
576—	16R700GMR	C	7.0	11.9	16	100	3.0	35.0	3.5	0.0077	0.0200	11.20	19.70	5.1	7.6	3	.55	.514	.492	.46
576—	16R800GMR	C	8.0	13.6	16	100	3.0	40.0	5.0	0.0056	0.0175	12.70	20.90	5.1	7.6	3	.75	.685	.535	.471
576—	16R900GMR	C	9.0	15.3	16	100	3.3	45.0	5.5	0.0047	0.0135	14.00	21.70	5.1	7.6	3	.75	.685	.535	.471
576—	16R1000GMR	C	10.0	17.0	16	100	3.6	50.0	6.0	0.0040	0.0102	16.50	25.20	5.1	7.6	3	.62	.589	.567	.535
576—	16R1100GMR	C	11.0	18.7	16	100	3.7	55.0	7.0	0.0037	0.0089	17.50	26.00	5.1	7.6	3	.64	.61	.589	.556
576—	16R1200GH	C	12.0	20.4	16	100	4.2	60.0	7.5	0.0033	0.0086	17.50	28.00	10.2	7.6	3.50	.88	.792	.663	.567
576—	16R1400GH	C	14.0	23.8	16	100	4.6	70.0	9.0	0.0026	0.0064	23.50	27.90	10.2	7.6	3.50	1.19	1.09	.823	.732
30R Series - For Low Voltage Applications																				
576—	30R090UPR	B	0.90	1.80	30	40	0.6	4.50	5.90	0.070	0.220	7.40	12.20	5.10	7.60	3	.54	.482	.396	.337
576—	30R110UPR	B	1.10	2.20	30	40	0.7	5.50	6.60	0.050	0.170	7.40	14.20	5.10	7.60	3	.55	.492	.396	.342
576—	30R135UPR	B	1.35	2.70	30	40	0.8	6.75	7.30	0.040	0.130	8.90	13.50	5.10	7.60	3	.48	.439	.353	.30
576—	30R160UPR	B	1.60	3.20	30	40	0.9	8.00	8.00	0.030	0.110	8.90	15.20	5.10	7.60	3	.36	.342	.321	.31
576—	30R185UPR	B	1.85	3.70	30	40	1.0	9.25	8.70	0.030	0.090	10.20	15.70	5.10	7.60	3	.54	.482	.401	.342
576—	30R250UPR	B	2.50	5.00	30	40	1.2	12.50	10.30	0.020	0.070	11.40	18.30	5.10	7.60	3	.54	.492	.412	.348
576—	30R300UPR	B	3.00	6.00	30	40	2.0	15.00	10.80	0.020	0.080	11.40	19.20	5.10	7.60	3	.67	.61	.519	.449
576—	30R400UMR	B	4.00	8.00	30	40	2.5	20.00	12.70	0.010	0.050	14.00	22.00	5.10	7.60	3	.64	.578	.498	.439
576—	30R500UMR	B	5.00	10.00	30	40	3.0	25.00	14.50	0.010	0.050	14.00	25.60	10.20	7.60	3	.69	.61	.492	.439
576—	30R600UMR	B	6.00	12.00	30	40	3.5	30.00	16.00	0.005	0.040	16.50	26.80	10.20	7.60	3	.75	.674	.578	.503
576—	30R700UMR	B	7.00	14.00	30	40	3.8	35.00	17.50	0.005	0.030	19.10	28.60	10.20	7.60	3	.72	.649	.525	.449
576—	30R800UH	B	8.00	16.00	30	40	4.0	40.00	18.80	0.005	0.020	21.60	31.10	10.20	7.60	3	.64	.631	.492	.449
576—	30R900UMR	B	9.00	18.00	30	40	4.2	40.00	20.00	0.005	0.020	24.10	31.60	10.20	7.60	3	.79	.715	.578	.493
60R Series - For Overcurrent Protection																				
576—	60R010XU	A	0.10	0.20	60	40	0.38	0.50	4.00	2.500	7.500	7.4	12.7	5.1	7.6	3.1	.45	.407	.31	.268
576—	60R010XPR	A	0.10	0.20	60	40	0.38	0.50	4.00	2.500	7.500	7.4	12.7	5.1	7.6	3.1	.34	.322	.316	.308
576—	60R017XPR	A	0.17	0.34	60	40	0.48	0.85	3.00	3.300	8.000	7.4	12.7	5.1	7.6	3.1	.38	.347	.285	.263
576—	60R020XU	A	0.20	0.40	60	40	0.41	1.00	2.20	1.830	4.400	7.4	11.7	5.1	7.6	3.1	.40	.353	.289	.264
576—	60R020XPR	A	0.20	0.40	60	40	0.41	1.00	2.20	1.830	4.400	7.4	11.7	5.1	7.6	3.1	.40	.353	.289	.268
576—	060R0025U	A	0.25	0.50	60	40	0.45	1.25	2.50	1.250	3.000	7.4	12.7	5.1	7.6	3.1	.40	.364	.262	.246
576—	60R025XPR	A	0.25	0.50	60	40	0.45	1.25	2.50	1.250	3.000	7.4	12.7	5.1	7.6	3.1	.39	.352	.289	.268
576—	60R030XPR	A	0.30	0.60	60	40	0.49	1.50	3.00	0.880	2.100	7.4	12.7	5.1	7.6	3.1	.32	.31	.289	.273
576—	60R040XPR	A	0.40	0.80	60	40	0.56	2.00	3.80	0.550	1.290	7.6	13.5	5.1	7.6	3.1	.42	.383	.315	.291
576—	60R050XU	A	0.50	1.00	60	40	0.77	2.50	4.00	0.500	1.170	7.9	13.7	5.1	7.6	3.1	.43	.385	.289	.262
576—	60R050XPR	A	0.50	1.00	60	40	0.77	2.50	4.00	0.500	1.170	7.9	13.7	5.1	7.6	3.1	.35	.332	.321	.30
576—	60R065XU	A	0.65	1.30	60	40	0.88	3.25	5.30	0.310	0.720	9.4	14.5	5.1	7.6	3.1	.44	.407	.289	.278
576—	60R065XPR	A	0.65	1.30	60	40	0.88	3.25	5.30	0.310	0.720	9.4	14.5	5.1	7.6	3.1	.43	.385	.332	.30
576—	60R075XU	A	0.75	1.50	60	40	0.92	3.75	6.30	0.250	0.600	10.2	15	5.1	7.6	3.1	.34	.326	.305	.289
576—	60R075XPR	A	0.75	1.50	60	40	0.92	3.75	6.30	0.250	0.600	10.2	15	5.1	7.6	3.1	.46	.417	.332	.31
576—	60R090XU	A	0.90	1.80	60	40	0.99	4.50	7.20	0.200	0.470	11.2	15.8	5.1	7.6	3.1	.34	.321	.31	.289
576—	60R090XPR	A	0.90	1.80	60	40	0.99	4.50	7.20	0.200	0.470	11.2	15.8	5.1	7.6	3.1	.49	.46	.417	.364
576—	60R110XU	A	1.10	2.20	60	40	1.50	5.50	8.20	0.150	0.380	13	18.2	5.1	7.6	3.1	.43	.385	.332	.30
576—	60R110XMR	A	1.10	2.20	60	40	1.50	5.50	8.20	0.150	0.380	13	18.2	5.1	7.6	3.1	.48	.439	.417	.385
576—	60R135	A	1.35	2.70	60	40	1.70	6.75	9.60	0.120	0.300	13.58	19.8	5.1	7.6	3.1	.43	.385	.332	.30
576—	60R135XMR	A	1.35	2.70	60	40	1.70	6.75	9.60	0.120	0.300	13.58	19.8	5.1	7.6	3.1	.46	.419	.345	.319
576—	60R160XF	A	1.60	3.20	60	40	1.90	8.00	11.40	0.090	0.220	15.36	21.6	5.1	7.6	3.1	.48	.439	.417	.385
576—	60R160XMR	A	1.60	3.20	60	40	1.90	8.00	11.40	0.090	0.220	15.36	21.6	5.1	7.6	3.1	.40	.375	.353	.332
576—	60R185XF	A	1.85	3.70	60	40	2.10	9.25	12.60	0.080	0.190	16.76	23	5.1	7.6	3.1	.49	.439	.353	.321
576—	60R185XMR	A	1.85	3.70	60	40	2.10	9.25	12.60	0.080	0.190	16.76	23	5.1	7.6	3.1	.38	.353	.342	.321
576—	60R250XF	A	2.50	5.00	60	40	2.50	12.50	15.60	0.050	0.130	19.93	26.2	10.2	7.6	3.1	.50	.449	.396	.353
576—	60R250XMR	A	2.50	5.00	60	40	2.50	12.50	15.60	0.050	0.130	19.93	26.2	10.2	7.6	3.1	.67	.61	.492	.435
576—	60R300XF	A	3.00	6.00	60	40	2.80	15.00	19.80	0.040	0.100	23.11	29.3	10.2	7.6	3.1	.47	.449	.428	.407
576—	60R375	A	3.75	7.50	60	40	3.20	18.75	24.00	0.030	0.080	26.3	31.1	10.2	7.6	3.1	.62	.556	.503	.428
72R Series - For Overcurrent Protection																				
576—	72R020XPR	A	0.20	0.40	72	40	0.41	1.00	2.20	1.830	4.400	7.4	11.7	5.1	7.6	3.1	.40	.353	.289	.268
576—	72R025XPR	A	0.25	0.50	72	40	0.45	1.25	2.50	1.250	3.000	7.4	12.7	5.1	7.6	3.1	.40	.364	.289	.268
576—	72R030XPR	A	0.30	0.60	72	40	0.49	1.50	3.00	0.880	2.100	7.4	12.7	5.1	7.6	3.1	.32	.31	.289	.273
576—	72R040XPR	A	0.40	0.80	72	40	0.56	2.00	3.80	0.550	1.290	7.6	13.5	5.1	7.6	3.1	.42	.375	.30	.268
576—	72R050XPR	A	0.50	1.00	72	40	0.77	2.50	4.00	0.500	1.170	7.9	13.7	5.1	7.6	3.1	.35	.332	.321	.30
576—	72R065XPR	A	0.65	1.30	72	40	0.88	3.25	5.30	0.310	0.720	9.4	14.5	5.1	7.6	3.1	.43	.385	.332	.30
576—	72R075XPR	A	0.75	1.50	72	40	0.92	3.75	6.30	0.250	0.600	10.2	15.2	5.1	7.6	3.1	.46	.417	.332	.31
576—	72R090XPR	A	0.90	1.80	72	40	0.99	4.50	7.20	0.200	0.470	11.2	15.8	5.1	7.6	3.1	.49	.46	.417	.364
576—	72R110XMR	A	1.10	2.20	72	40	1.50	5.50	8.20	0.150	0.380	13.0	18.2	5.1	7.6	3.1	.48	.439	.417	.385
576—	72R135XMR	A	1.35	2.70	72	40	1.70	6.75	9.60	0.120	0.300	13.58	19.8	5.1	7.6	3.1	.39	.364	.342	.326
576—	72R160XMR	A	1.60	3.20	72	40	1.90	8.00	11.40	0.090	0.220	15.36	21.6	5.1	7.6	3.1	.40	.375	.353	.332
576—	72R185XMR	A	1.85	3.70	72	40	2.10	9.25	12.60	0.080	0.190	16.76	23.0	5.1	7.6	3.1	.38	.353	.342	.321
576—	72R250XMR	A	2.50	5.00	72	40	2.50	12.50	15.60	0.050	0.130	19.93	26.2	10.2	7.6	3.1	.46	.439	.417	.396
576—	72R300XMR	A	3.00	6.00	72	40	2.80	15.00	19.80	0.040	0.100	23.11	29.3	10.2	7.6	3.1	.50	.471	.449	.417
576—	72R375XH	A	3.75	7.50	72	40	3.20	18.75	24.00	0.030	0.080	26.3	31.1	10.2	7.6	3.1	.62	.556	.503	.428
250R Series - For Telecom Applications																				
576—	250R080ZR	D	0.08	0.16	250/60	3	1	0.35	3	14	22	5.8	9.9	4.6	4.7	5.1	.75	.685	.535	.471
576—	250R120ZR	E	0.12	0.24	250/60	3	1	1	1.5	4	8	6.5	11	3.8	4.7	5.1	.75	.674	.578	.524
576—	250R145ZR	E	0.145	0.29	250/60	3	1	1	2.5	3	6	6.5	11	4.6	4.7	5.1	.75	.674	.578	.524
576—	250R180MR	D	0.18	0.65	250/60	10	1.8	1	21	0.8	2.2	9.5	12	4.6	4.7	5.1	.75	.674	.578	.524
600R Series - For Telecom Applications																				
576—	600R150ZR	F	0.15	0.30	600/60	3	1.00	1	4.0	6	17	9	12.5	4.6	4.7	5.1	1.01	.91	.738	.642
576—	600R160UR	F	0.16	0.32	600/60	3	1.00	1	10	4	18	16	12.6	6	4.7	5.1	1.01	.91	.738	.642

A

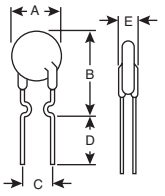

B

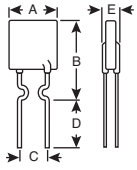

C

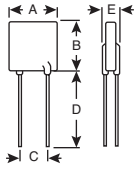

D

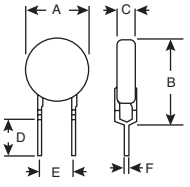

E

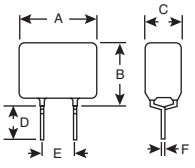

F

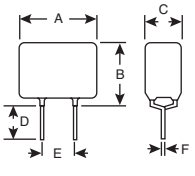

Resettable Fuses

Littelfuse

© Copyright 2013 Mouser Electronics

© Copyright 2013 Mouser Electronics

TE PolySwitch Resettable Fuses

Authorized Distributor

DIMENSIONS: mm (in.)

A

RGE300–RGE1400

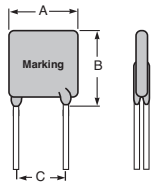

Lead size
RGE300-RGE1100
Ø 0.81 (0.032)
20AWG

Lead size
RGE1400
Ø 1.0 (0.04)
18AWG

B

RUE090-RUE250

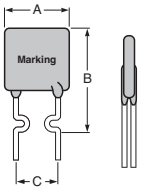

Lead size
RUE090-250
Ø 0.51 (0.20)
24AWG

RUE300-RUE900

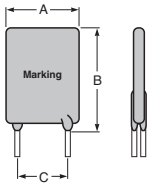

Lead size
RUE300-900
Ø 0.81 (0.032)
20AWG

C

RXE010–RXE090

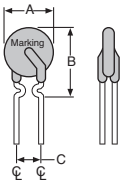

Lead size
RXE010-090
Ø 0.51 (0.020)
24AWG

RXE110–RXE375

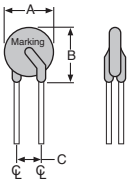

Lead size
RXE110-375
Ø 0.81 (0.032)
20AWG

TE Connectivity resettable fuses utilize a polymer based, positive temperature coefficient (PTC) material to protect electrical circuits against overcurrent conditions. In normal operations, the PTC has many conductive paths and a very low resistance. In overcurrent conditions, the temperature of the polymer material rises. This dramatically reduces the conductive paths resulting in an immediate rise in resistance. In this condition the device provides circuit protection by significantly limiting the flow of current. Once the cause of the initial overcurrent condition is eliminated, the PTC cools down and RESETS to a low resistance value permitting the normal current to resume.

RGE SERIES

This product line can be used in a wide variety of automotive, computer and general electronics applications.
The RGE devices feature high current carrying capability (up to 14 amps) in a small package with fast trip times.

For quantities greater than listed, call for quote.

MOUSER STOCK NO.	Fig.	Max Volt.	Current Rating @ 20°C			RMin Initial (Ohms)	DIMENSIONS: mm (in.)			Price Each			
			Hold	Trip	Max		A	B	C	1	100	500	1000
650-RGEF300	A	16V	3.00	5.10	100	0.038	7.1 (0.28)	11 (0.43)	5.8 (0.23)	.45	.428	.30	.268
650-RGEF500	A	16V	5.00	8.50	100	0.015	10.4 (0.41)	14.3 (0.56)	5.8 (0.23)	.55	.494	.385	.332
650-RGEF600	A	16V	6.00	10.20	100	0.01	10.7 (0.42)	17.1 (0.67)	5.8 (0.23)	.62	.514	.396	.342
650-RGEF700	A	16V	7.00	11.90	100	0.0077	11.2 (0.44)	19.7 (0.78)	5.8 (0.23)	.45	.429	.411	.404
650-RGEF900	A	16V	9.00	15.30	100	0.0047	14 (0.55)	21.7 (0.85)	5.8 (0.23)	.71	.589	.469	.396
650-RGEF1100	A	16V	11.00	18.70	100	0.0037	17.5 (0.69)	26 (1.02)	5.8 (0.23)	.77	.663	.535	.468
650-RGEF1400	A	16V	14.00	23.80	100	0.0026	23.5 (9.25)	27.9 (1.10)	10.9 (0.43)	.77	.724	.648	.642

RUE SERIES

These devices are designed to be used in a wide variety of general electronics applications.
RUE devices complement the RXE line by providing a smaller form factor with lower resistance and higher hold current capability (up to 9 amps).

For quantities greater than listed, call for quote.

MOUSER STOCK NO.	Fig.	Max Volt.	Current Rating @ 20°C			RMin Initial (Ohms)	DIMENSIONS: mm (in.)			Price Each			
			Hold	Trip	Max		A	B	C	1	100	500	1000
650-RUEF090	B	30V	0.90	1.80	100	0.070	7.4 (0.29)	12.2 (0.48)	5.8 (0.23)	.38	.321	.259	.23
650-RUEF110	B	30V	1.10	2.20	100	0.070	7.4 (0.29)	14.2 (0.56)	5.8 (0.23)	.38	.332	.268	.225
650-RUEF135	B	30V	1.35	2.70	100	0.040	8.9 (0.35)	13.5 (0.53)	5.8 (0.23)	.40	.321	.271	.236
650-RUEF160	B	30V	1.60	3.20	100	0.030	8.9 (0.35)	15.2 (0.60)	5.8 (0.23)	.42	.342	.277	.235
650-RUEF185	B	30V	1.85	3.70	100	0.030	10.2 (0.40)	15.7 (0.62)	5.8 (0.23)	.43	.353	.278	.244
650-RUEF250	B	30V	2.50	5.00	100	0.020	11.4 (0.45)	18.3 (0.72)	5.8 (0.23)	.45	.364	.268	.255
650-RUEF300	B	30V	3.00	6.00	100	0.020	11.4 (0.45)	16.5 (0.65)	5.8 (0.23)	.46	.396	.31	.273
650-RUEF400	B	30V	4.00	8.00	100	0.010	14.0 (0.55)	19.3 (0.76)	5.8 (0.23)	.50	.439	.332	.302
650-RUEF500	B	30V	5.00	10.00	100	0.010	14.0 (0.55)	24.1 (0.95)	10.9 (0.43)	.55	.503	.367	.355
650-RUEF600	B	30V	6.00	12.00	100	0.005	16.5 (0.65)	24.1 (0.95)	10.9 (0.43)	.59	.535	.40	.387
650-RUEF700	B	30V	7.00	14.00	100	0.005	19.1 (0.75)	25.9 (1.02)	10.9 (0.43)	.60	.556	.422	.418
650-RUEF800	B	30V	8.00	16.00	100	0.005	21.6 (0.85)	28.4 (1.12)	10.9 (0.43)	.76	.61	.471	.434
650-RUEF900	B	30V	9.00	18.00	100	0.005	24.1 (0.95)	29.0 (1.14)	10.9 (0.43)	.69	.631	.464	.46

RXE SERIES

These products function as a general-purpose line of resettable fuses and are well suited for power supplies, alarm systems, speakers, motors, and many other applications.
Products range in hold currents from 0.10 amps to 3.75 amps and complement our RUE devices by providing a higher voltage rating.

For quantities greater than listed, call for quote.

MOUSER STOCK NO.	Fig.	Max Volt.	Current Rating @ 20°C			RMin Initial (Ohms)	DIMENSIONS: mm (in.)			Price Each			
			Hold	Trip	Max		A	B	C	1	100	500	1000
650-RXEF005	C	60V	0.05	0.10	40	20.00	8.0 (0.32)	8.3 (3.30)	5.8 (0.23)	.35	.31	.238	.21
650-RXEF010	C	60V	0.10	0.20	40	2.50	7.4 (0.29)	11.6 (0.46)	5.8 (0.23)	.34	.278	.227	.199
650-RXEF017	C	60V	0.17	0.34	40	3.30	7.4 (0.29)	12.7 (0.50)	5.8 (0.23)	.34	.289	.229	.197
650-RXEF020	C	72V	0.20	0.40	40	1.83	7.4 (0.29)	11.7 (0.46)	5.8 (0.23)	.35	.278	.238	.207
650-RXEF025	C	72V	0.25	0.50	40	1.25	7.4 (0.29)	12.7 (0.50)	5.8 (0.23)	.36	.31	.238	.208
650-RXEF030	C	72V	0.30	0.60	40	0.88	7.4 (0.29)	12.7 (0.50)	5.8 (0.23)	.35	.289	.238	.213
650-RXEF040	C	72V	0.40	0.80	40	0.55	7.6 (0.30)	13.5 (0.53)	5.8 (0.23)	.40	.321	.259	.228
650-RXEF050	C	72V	0.50	1.00	40	0.50	7.9 (0.31)	13.7 (0.54)	5.8 (0.23)	.40	.353	.259	.235
650-RXEF065	C	72V	0.65	1.30	40	0.31	9.4 (0.37)	14.5 (0.57)	5.8 (0.23)	.35	.30	.238	.204
650-RXEF075	C	72V	0.75	1.50	40	0.25	10.2 (0.40)	15.2 (0.60)	5.8 (0.23)	.40	.332	.258	.223
650-RXEF090	C	72V	0.90	1.80	40	0.20	11.2 (0.44)	15.8 (0.62)	5.8 (0.23)	.41	.321	.271	.246
650-RXEF110	C	72V	1.10	2.20	40	0.15	12.8 (0.50)	17.5 (0.69)	5.8 (0.23)	.41	.332	.281	.247
650-RXEF135	C	72V	1.35	2.70	40	0.12	14.5 (0.57)	19.1 (0.75)	5.8 (0.23)	.43	.342	.292	.257
650-RXEF160	C	72V	1.60	3.20	40	0.09	16.3 (0.64)	20.8 (0.82)	5.8 (0.23)	.44	.353	.292	.275
650-RXEF185	C	72V	1.85	3.70	40	0.08	17.5 (0.69)	22.4 (0.88)	5.8 (0.23)	.47	.375	.314	.284
650-RXEF250	C	72V	2.50	5.00	40	0.05	20.8 (0.82)	25.4 (1.00)	10.9 (0.43)	.52	.417	.356	.35
650-RXEF300	C	72V	3.00	6.00	40	0.04	23.9 (0.94)	28.6 (1.13)	10.9 (0.43)	.57	.449	.379	.375
650-RXEF375	C	72V	3.75	7.50	40	0.03	27.2 (1.07)	31.8 (1.25)	10.9 (0.43)	.78	.621	.503	.454

© Copyright 2013 Mouser Electronics

© Copyright 2013 Mouser Electronics

TE PolySwitch Resettable Fuses

RoHS Compliant **This product is RoHS compliant.**

TE connectivity Authorized Distributor

NANOSMD SERIES

Features:

- Qualified per AEC-Q200 specification
- RoHS compliant and halogen free
- Products meet applicable automotive industry standards
- Fast time-to-trip
- Low resistance

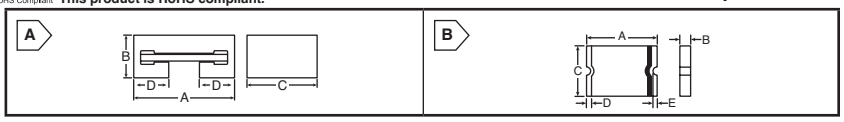

For quantities greater than listed, call for quote.

MOUSER STOCK NO. / Mfr. Part No.	Fig.	Max. Volt	Max. Current	Hold Current	Trip Current	Time to Trip (sec. @ A)	DIMENSIONS: mm A	B	C	D	E	Resistance Ω Min.	Max.	Price Each 1	10	100	500
650—NANOC050F/13.2-2	A	13.2	100	0.5	1.1	.10 @ 8.0	3.4	0.74	1.80	0.75	- -	0.20	0.75	.36	.332	.248	.233
650—NANOSMDC110F-2	A	6	100	1.1	2.2	.10 @ 8.0	3.4	0.68	1.80	0.75	- -	0.07	0.2	.40	.332	.248	.226
650—NANOSMDC150F-2	B	6	100	1.5	3	.30 @ 8.0	3.4	0.89	1.80	0.75	- -	0.04	0.11	.34	.326	.262	.226

MICROSMD SERIES

For quantities greater than listed, call for quote.

MOUSER STOCK NO. / Mfr. Part No.	Fig.	Max. Volt	Max. Current	Hold Current	Trip Current	Time to Trip (sec. @ A)	DIMENSIONS: mm A	B	C	D	E	Resistance Ω Min.	Max.	Price Each 1	100	500	1000
650—MICROSMD005F-2	B	30	10	0.05	0.15	1.5 @ .25	3.43	0.85	2.8	0.75	- -	3.60	50.0	.38	.363	.31	.268
650—MICROSMD010F-2	B	30	10	0.1	0.25	1.0 @ .50	3.43	0.85	2.8	0.75	- -	2.10	15.0	.39	.372	.259	.25
650—MICROSMD035F-2	B	6	40	0.35	0.75	.20 @ 8.0	3.43	0.62	2.8	0.75	- -	0.32	1.30	.39	.372	.257	.248
650—MICROSMD050F-2	B	13.2	40	0.5	1	.05 @ 8.0	3.43	0.62	2.8	0.75	- -	0.25	0.90	.39	.372	.257	.25
650—MICROSMD075F-2	B	8	40	0.75	1.5	.10 @ 8.0	3.43	0.62	2.8	0.75	- -	0.11	0.40	.44	.385	.259	.258
650—MICROSMD110F-2	B	6	40	1.10	2.2	.2 @ 8.0	3.43	0.48	2.8	0.75	- -	0.07	0.21	.39	.372	.30	.278
650—MICROSMD150F-2	B	6	40	1.5	3	1.0 @ 5.0	3.43	1.22	2.8	0.75	- -	0.04	0.11	.44	.375	.31	.268

MINISMD SERIES

Cross-Reference Chart	
TE miniSMD	Polytronics SMD 1812
	Bourns MF-MSMD
	Littelfuse 1812L

MOUSER STOCK NO. / Mfr. Part No.	Fig.	Max. Volt	Max. Current	Hold Current	Trip Current	Time to Trip (sec. @ A)	DIMENSIONS: mm A	B	C	D	E	Resistance Ω Min.	Max.	Price Each 1	100	500	1000
650—MINISMDC014F-2	B	60	10	.14	.28	.008 @ 8.0	4.73	0.89	3.41	0.95	- -	1.50	6.00	.33	.268	.203	.183
650—MINISMDC020F-2	B	30	10	.20	.40	.02 @ 8.0	4.73	0.89	3.41	0.95	- -	0.60	3.30	.36	.325	.248	.223
650—MINISMDC050F-2	B	24	100	.50	1.00	.15 @ 8.0	4.73	0.62	3.41	0.95	- -	.15	1.00	.33	.275	.214	.185
650—MINISMDC075F-2	B	13.2	100	.75	1.50	.2 @ 8.0	4.73	0.62	3.41	0.95	- -	.11	.45	.33	.268	.214	.185
650—MINISMDC110F-2	B	8	100	1.10	2.20	.30 @ 8.0	4.73	3.41	0.62	0.30	0.50	.04	.21	.31	.246	.205	.18
650—MINISMDC150F-2	B	6	100	1.50	3.00	.50 @ 8.0	4.73	0.48	3.41	0.95	- -	.04	.11	.39	.342	.259	.231
650—MINISMDC200F-2	B	8	100	2.00	4.00	5.0 @ 8.0	4.73	1.22	3.41	0.95	- -	.02	.07	.43	.353	.277	.239

TE SRP SERIES

Raychem's SRP Series offers the lowest resistance in ohm value when it comes to choosing a PolySwitch Resettable Device for your battery protection needs. The SRP can handle up to 30 volts DC with a trip rating of 7.6 amps.

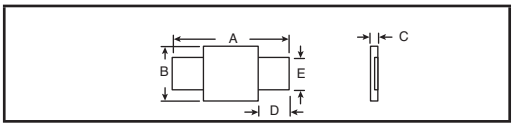

Applications:

- Mobile phone battery packs
- Cordless phone battery packs
- Computer and PDA battery packs
- Camcorder battery packs

For quantities greater than listed, call for quote.

MOUSER STOCK NO. / Mfr. Part No.	VMax. Interrupt	Max. Current	Hold Current	Trip Current	Time to Trip (sec. @ A)	DIMENSIONS: mm A	B	C	D	E	Resistance Ω Min.	Max.	Price Each 1	10	100	500
650—SRP120F	15	100	1.2	2.7	5.0 @ 6.0	22.1	1.0	5.2	7.5	7.5	0.085	0.16	.51	.492	.407	.346
650—SRP175F	15	100	1.75	3.8	5.0 @ 8.75	23.1	1.0	5.2	7.5	5.5	0.05	0.09	.59	.546	.492	.346
650—SRP200F	30	100	2	4.4	4.0 @ 10.0	23.4	1.1	11.0	7.6	7.6	0.03	0.06	.51	.492	.407	.375
650—SRP420F	30	100	4.2	7.6	6.0 @ 20.0	32.4	1.1	13.6	7.5	7.5	0.012	0.024	.62	.589	.546	.407

TE TR AND TS SERIES POLYSWITCH TELECOM AND NETWORK RESETTABLE FUSES

Features:

- Resettable overcurrent protection
- Fast time to trip
- Low parasitic capacitance / flat impedance with frequency

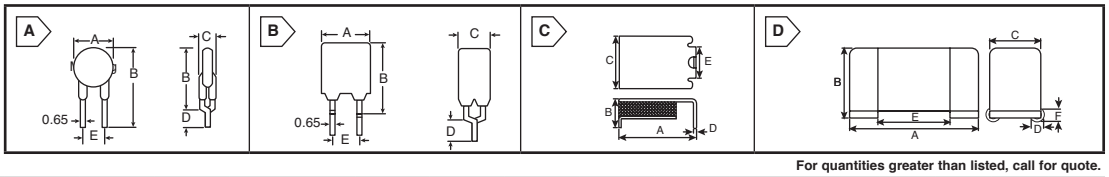

For quantities greater than listed, call for quote.

MOUSER STOCK NO. / Mfr. Part No.	Fig.	VMax. Interrupt	Max. Current	Hold Current	Trip Current	Time to Trip (sec. @ A)	DIMENSIONS: mm A	B	C	D	E	Resistance Ω Min.	Max.	Price Each 1	10	100	500
650—TRF250-080U	A	250	3	0.08	0.16	.35 @ 3.00	4.8	9.1	3.8	4.7	5.0	14.0	20.0	.61	.567	.449	.379
650—TRF250-120	B	250	3	0.12	0.24	1.00 @ 1.50	6.5	11.0	4.6	4.7	5.0	4.0	8.0	.66	.589	.556	.439
650—TRF250-145	B	250	3	0.145	0.29	1.00 @ 2.50	6.5	11.0	4.6	4.7	5.0	3.0	6.0	.66	.61	.546	.428
650—TRF250-180	A	250	10	0.18	0.65	3.00 @ 0.50	9.0	12.0	3.8	4.7	5.0	8.0	22.0	.64	.556	.502	.428
650—TRF600-150	B	600	3	0.15	0.3	1.00 @ 5.00	13.5	12.6	6.0	4.7	5.0	6.0	12.0	.89	.845	.77	.642
650—TRF600-160	B	600	3	0.16	0.32	1.00 @ 7.00	16.0	12.6	6.0	4.7	5.0	4.0	10.0	1.02	1.00	.877	.691
650—TS250-130F-2	C	250	3	0.13	0.23	1.00 @ .90	9.4	3.4	7.4	0.3	3.8	6.5	12.0	.80	.717	.642	.535
650—TS600-170F-2	D	600	3	0.17	0.4	1.00 @ 10.00	19.4	12.3	8.3	2.4	10.4	4.0	9.0	1.25	1.16	1.05	.91

TE SMD SERIES

Features:

- Voltage rating from 6V to 60V
- Agency recognition: UL,CSA,TUV
- Industry's fastest time to trip
- Industry's lowest-resistance device

Applications:

- AC adapter input power
- LNB (Low Noise Block)
- Signal - data communication ≤30V
- IEEE 1394 Power Provider

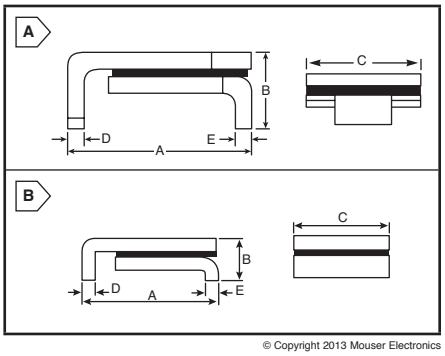

MOUSER STOCK NO. / Mfr. Part No.	Fig.	Max. Volt	Max. Current	Hold Current	Trip Current	Time to Trip (sec. @ A)	DIMENSIONS: mm A	B	C	D	E	Resistance Ω Min.	Max.	Price Each 1	100	500	1000
650—SMD030F-2	A	60	10	0.3	0.6	3.0 @ 1.5	7.98	3.18	5.44	0.71	0.71	1.2	4.80	.50	.396	.335	.32
650—SMD075F-2	A	30	40	0.75	1.5	0.3 @ 8.0	7.98	3.18	5.44	0.71	0.71	0.35	1.00	.50	.471	.364	.353
650—SMD100F-2	A	30	40	1.1	2.2	0.5 @ 8.0	7.98	3	5.44	0.71	0.71	0.12	0.48	.50	.396	.335	.316
650—SMD100F-2018-2	B	15	40	1.1	2.2	0.5 @ 8.0	5.44	1.78	4.93	0.36	0.36	0.1	0.4	.50	.396	.335	.324
650—SMD150F-2	A	15	40	1.5	3	5 @ 8.0	9.40	3	6.71	0.71	0.71	0.06	0.25	.50	.471	.364	.353
650—SMD150F/33-2	A	33	40	1.5	3	5 @ 8.0	9.40	3	6.71	0.71	0.71	0.080	0.230	.50	.396	.356	.35
650—SMDH160	A	16	70	1.6	3.2	15 @ 8.0	9.40	3	6.71	0.71	0.71	0.05	0.15	.63	.589	.546	.399
650—SMD200F-2	A	15	40	2	4	12 @ 8.0	9.40	3	6.71	0.71	0.71	0.05	0.125	.52	.471	.364	.353
650—SMD250F-2	A	15	40	2.5	5	25 @ 8.0	9.40	3	6.71	0.71	0.71	0.035	0.085	.50	.482	.375	.353
650—SMD260F-2	A	6	40	2.6	5.2	20 @ 8.0	7.98	3	5.44	0.71	0.71	0.025	0.075	.50	.396	.356	.332
650—SMD300F-2	A	6	40	3	6	35 @ 8.0	7.98	3	5.44	0.71	0.71	0.015	0.048	.50	.396	.375	.332
650—SMD185F-2	A	33	40	1.8	3.6	5 @ 8.0	9.40	3	6.71	0.71	0.71	0.065	0.165	.56	.449	.379	.372

© Copyright 2013 Mouser Electronics

© Copyright 2013 Mouser Electronics

TE PolySwitch Resettable Fuses

Products may be RoHS compliant.
Check mouser.com for RoHS status.

TE connectivity Authorized Distributor

NANOSMD AUTOMOTIVE SERIES

For quantities greater than listed, call for quote.

MOUSER STOCK NO.	Mfr. Part No.	Max. Volt	Max. Current	Hold Current	Trip Current	Time to Trip (sec. @ A)	DIMENSIONS: mm A	B	C	D	E	Resistance Ω Min.	Max.	Price Each 1	10	100	500
650—NANOASMDC012F-2		48	10	0.12	0.39	.20 @ 1.0	3.40	1.00	1.80	0.75	0.076	1.4	6.5	.60	.46	.407	.375
650—NANOASMDC016F-2		48	10	0.16	0.45	.30 @ 1.0	3.40	1.00	1.80	0.75	0.076	1.1	5.0	.60	.46	.407	.375
650—NANOASMDC020F-2		24	100	0.2	0.42	.10 @ 8.0	3.40	1.00	1.80	0.75	0.076	0.65	3.1	.60	.46	.407	.375

MICROSMD AUTOMOTIVE SERIES

650—MICROASMD005F-2		30	10	0.05	0.15	1.5 @ .25	3.43	0.85	2.80	0.75	0.076	3.6	50	.69	.535	.471	.428
650—MICROASMD010F-2		30	10	0.1	0.25	1.0 @ .50	3.43	0.85	2.80	0.75	0.076	2.1	15	.69	.535	.471	.428

MINISMD AUTOMOTIVE SERIES

650—MINIASMDC014F-2		60	10	0.14	0.28	.008 @ 8.0	4.73	0.89	3.41	0.95	0.20	1.5	6.0	.62	.482	.428	.385
650—MINIASMDC020F-2		30	10	0.2	0.4	.02 @ 8.0	4.73	0.89	3.41	0.95	0.20	0.6	3.3	.62	.482	.428	.385
650—MINIASMDC110F/24		24	20	1.1	2.2	.50 @ 8.0	4.83	1.46	3.41	0.95	0.20	0.06	0.18	.79	.61	.546	.492
650—MINIASMDC150F/24		24	20	1.5	3	1.5 @ 8.0	4.83	1.94	3.41	0.95	0.20	0.04	0.12	.79	.61	.546	.492
650—MINIASMDC075F/24		24	40	0.75	1.5	.30 @ 8.0	4.83	1.46	3.41	0.95	0.20	0.09	0.29	.79	.61	.546	.492
650—MINIASMDC050F-2		24	100	0.5	1.0	.15 @ 8.0	4.73	0.62	3.41	0.95	0.20	0.15	1.0	.62	.482	.428	.385
650—MINIASMDC110F/16		16	100	1.1	2.2	.30 @ 8.0	4.83	0.48	3.41	0.95	0.20	0.06	0.18	.69	.535	.471	.428
650—MINIASMDC125F/16		16	100	1.25	2.5	.40 @ 8.0	4.83	0.48	3.41	0.95	0.20	0.05	0.14	.69	.535	.471	.428
650—MINIASMDC260F/16		16	100	2.6	5	5.0 @ 8.0	4.83	1.52	3.41	0.95	0.20	0.015	0.05	.86	.663	.589	.535

POLYSWITCH FEMTOSMDC DEVICE

Features:
- Voltage rating up to 9V
- Fast time-to-trip
- Halogen Free
- 0603 Package

Applications:
- High frequency data ports
- Storage Devices
- Portable electronics
- Multimedia devices
- Gaming machines
- Mobile phones
- Automotive Peripherals

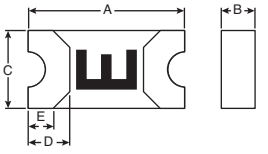

DIMENSIONS: mm (in.)

	MIN	MAX
A	1.40 (0.055)	1.80 (0.071)
B	0.35 (0.013)	0.75 (0.030)
C	0.60 (0.023)	1.00 (0.039)
D	0.10 (0.004)	0.50 (0.020)
E	0.075 (0.003)	- - - - -

For quantities greater than listed, call for quote.

MOUSER STOCK NO.	I_H (A)	I_T (A)	Vmax (VDC)	Imax (A)	$P_D$max (W)	(A)	(A)	(s)	Rmin (Ω)	R_1max (Ω)	Price Each 1	10	100	250
650-FEMTOSMDC016F	0.16	0.40	9	40	0.50	1.00	0.10	1.00	4.20		.45	.412	.375	.373

POLYMER ESD PROTECTOR

Features:
- Storage and Operating Temperature: -40°C - +85°C
- ESD Pulse Withstand: 100 pulses min., 500 pulses typ. (tested per IEC 61000-4-2, level 4, contact method)
- ESD Voltage Capability (tested per IEC 6100-4-2)
- Contact Discharge Mode: 8kV typ., 15kV max.
- Air Discharge Mode: 15kV typ., 25kV max.

Applications:
- Cellular Phones
- Antennas
- Portable Devices
- Printer Ports
- High Speed Ethernet
- DVI and HDMI Interfaces
- USB 2.0 and IEEE 1394 Interfaces

DIMENSIONS: mm (in.)

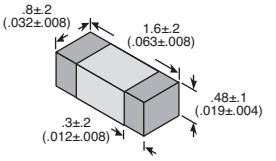

For quantities greater than listed, call for quote.

MOUSER STOCK NO.	Continuous Maximum Operating Voltage	Typical IEC Trigger Voltage	Typical IEC Clamping Voltage after 30ns	Typical TLP Trigger Voltage	Typical TLP Clamping Voltage after 30ns	Typical TLP Clamping Voltage after 60ns	Typical Capacitance @ 1 MHz, 1Vrms	Typical Leakage Current @ 6VDC	Maximum Leakage Current @ 6VDC	Price Each 1	10	100	500
	VDC (V)	VT(IEC) (V)	VC(IEC) (V)	VC(TLP) (V)	VC(TLP 30) (V)	VC(TLP 60) (V)	Cp (pF)	IL(Typ) (μA)	IL(MAX) (μA)				
650-PESD0603-240	14	350	30	320	75	65	0.25	<0.001	0.01	.17	.15	.147	.114

FAST ACTING SMD CHIP FUSES

DIMENSIONS: mm (in.)

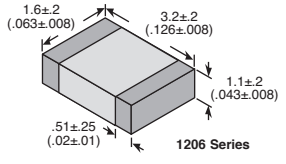

Agency Approvals:
- UL File# E197536

Features:
- Small size with high current ratings
- Excellent temperature stability
- High reliability and resilience
- Strong arc suppression characteristics

Specifications:
- Monolithic, multilayer design
- Lead-free construction
- High temperature performance
- -55°C to +125°C operating range

1206 Series (3216mm)

For quantities greater than listed, call for quote.

MOUSER STOCK NO.	TE Part No.	Rated Current (A)	Voltage (V)	Price Each 1	10	100	500
650-1206SFF050F/63	1206SFF050F/63	0.50	63	.43	.342	.31	.289
650-1206SFF075F/63	1206SFF075F/63	0.75	63	.43	.342	.31	.289
650-1206SFF100F/63	1206SFF100F/63	1.00	63	.33	.326	.31	.235
650-1206SFF150F/63	1206SFF150F/63	1.50	63	.40	.353	.321	.281
650-1206SFF175F/63	1206SFF175F/63	1.75	63	.43	.342	.31	.281
650-1206SFF200F/63	1206SFF200F/63	2.00	32	.35	.347	.31	.235
650-1206SFF250F/32	1206SFF250F/32	2.50	32	.43	.342	.31	.281
650-1206SFF300F/32	1206SFF300F/32	3.00	32	.35	.31	.278	.235
650-1206SFF400F/32	1206SFF400F/32	4.00	32	.39	.342	.321	.278
650-1206SFF500F/32	1206SFF500F/32	5.00	24	.35	.347	.332	.235
650-1206SFF600F/24	1206SFF600F/24	6.00	24	.43	.342	.31	.289
650-1206SFF700F/24	1206SFF700F/24	7.00	24	.43	.342	.31	.289
650-1206SFF800F/24	1206SFF800F/24	8.00	24	.43	.342	.31	.289

VERY FAST ACTING SMD CHIP FUSES

NEW PRODUCT

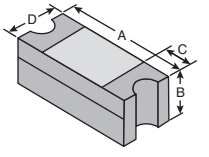

	DIMENSIONS: mm Min.	Max.
A	5.95 (0.234)	6.25 (0.246)
B	1.96 (0.077)	2.36 (0.093)
C	0.97 (0.038)	1.73 (0.068)
D	2.34 (0.092)	2.64 (0.104)

Features:
- Very fast acting at 200% overload current level
- Excellent inrush current withstanding capability
- High reliability and resilience
- Strong arc suppression characteristics
- Copper terminal with nickel and tin plated

Applications:
- Industrial equipment
- LCD/PDP TV
- Backlight inverter
- Power supplies
- Telecom system
- Networking
- Game systems
- White goods
- Automotive

Style 2410 (6125)

For quantities greater than listed, call for quote.

MOUSER STOCK NO.	TE Part No.	Rated Current (A)	Voltage Rating (V) AC	DC	Price Each 1	10	100	Reel Qty.	Price Per Piece
650-2410SFV050FM1252	2410SFV0.50FM/125-2	0.50	250	125	.90	.824	.663	2000	.417
650-2410SFV063FM1252	2410SFV0.63FM/125-2	0.63	250	125	.90	.824	.663	2000	.417
650-2410SFV075FM1252	2410SFV0.75FM/125-2	0.75	250	125	.90	.824	.663	2000	.417
650-2410SFV100FM1252	2410SFV1.00FM/125-2	1.00	250	125	.90	.824	.663	2000	.417
650-2410SFV125FM1252	2410SFV1.25FM/125-2	1.25	250	125	.90	.824	.663	2000	.385
650-2410SFV150FM1252	2410SFV1.50FM/125-2	1.50	125	125	.90	.824	.663	2000	.385
650-2410SFV200FM1252	2410SFV2.00FM/125-2	2.00	125	125	.90	.824	.663	2000	.385
650-2410SFV250FM1252	2410SFV2.50FM/125-2	2.50	125	125	.80	.736	.599	2000	.385
650-2410SFV300FM1252	2410SFV3.00FM/125-2	3.00	125	125	.80	.736	.599	2000	.385
650-2410SFV315FM1252	2410SFV3.15FM/125-2	3.15	125	125	.80	.736	.599	2000	.385
650-2410SFV350FM1252	2410SFV3.50FM/125-2	3.50	125	125	.80	.736	.599	2000	.385
650-2410SFV400FM1252	2410SFV4.00FM/125-2	4.00	125	125	.80	.736	.599	2000	.385
650-2410SFV500FM1252	2410SFV5.00FM/125-2	5.00	125	125	.80	.736	.599	2000	.385
650-2410SFV630FM1252	2410SFV6.30FM/125-2	6.30	125	125	.80	.736	.599	2000	.385
650-2410SFV700FM1252	2410SFV7.00FM/125-2	7.00	125	125	.80	.736	.599	2000	.385
650-2410SFV800FM1252	2410SFV8.00FM/125-2	8.00	125	125	.80	.736	.599	2000	.385
650-2410SFV120FM0652	2410SFV12.0FM/065-2	12.0	65	65	.80	.736	.599	2000	.396
650-2410SFV150FM0652	2410SFV15.0FM/065-2	15.0	65	65	.80	.736	.599	2000	.385
650-2410SFV200FM0652	2410SFV20.0FM/065-2	20.0	65	65	.80	.736	.599	2000	.385

© Copyright 2013 Mouser Electronics
© Copyright 2013 Mouser Electronics

TE ESD Protectors and SMD Chip Fuses

Products may be RoHS compliant. Check mouser.com for RoHS status.

TE connectivity Authorized Distributor

METAL HYBRID PPTC (MHP-TA) DEVICES WITH THERMAL ACTIVATION

Low Current Contact rating: DC9V/12A (6000 cycles)
High Current Contact rating: DC9V/25A (6000 cycles)
Low Current Max. breaking current: DC5V/40A (100 cycles)
High Current Max. breaking current: DC5V/80A (100 cycles)

PRODUCT NEW

For quantities greater than listed, call for quote.

MOUSER STOCK NO.	TE Part No.	Fig.	Rating Normal	Operating Temp.		Reset Temp.		Ref. Resistance		Price Each			
				Min.	Max.	Min.	ΔT	Typ.	Max.	1	100	500	1000
Low Current													
650-MHP-TA6-9-72	MHP-TA6-9-72	A	72°C	67°C	77°C	≥40°C	≥7°C	10mΩ	15mΩ	**1.18**	**.995**	**.856**	**.77**
650-MHP-TA6-9-77	MHP-TA6-9-77	A	77°C	72°C	82°C	≥40°C	≥10°C	10mΩ	15mΩ	**1.18**	**.995**	**.856**	**.77**
650-MHP-TA6-9-82	MHP-TA6-9-82	A	82°C	77°C	87°C	≥40°C	≥10°C	10mΩ	15mΩ	**1.23**	**1.04**	**.888**	**.803**
650-MHP-TA6-9-85	MHP-TA6-9-85	A	85°C	80°C	90°C	≥40°C	≥10°C	10mΩ	15mΩ	**1.23**	**1.04**	**.888**	**.803**
High Current													
650-MHP-TA15-9-72	MHP-TA15-9-72	A	72°C	67°C	77°C	≥40°C	≥7°C	2.5mΩ	5.0mΩ	**1.23**	**1.04**	**.888**	**.803**
650-MHP-TA15-9-77	MHP-TA15-9-77	A	77°C	72°C	82°C	≥40°C	≥10°C	2.5mΩ	5.0mΩ	**1.23**	**1.04**	**.888**	**.803**
650-MHP-TA15-9-82	MHP-TA15-9-82	A	82°C	77°C	87°C	≥40°C	≥10°C	2.5mΩ	5.0mΩ	**1.28**	**1.09**	**.931**	**.835**
650-MHP-TA15-9-85	MHP-TA15-9-85	A	85°C	80°C	90°C	≥40°C	≥10°C	2.5mΩ	5.0mΩ	**1.28**	**1.09**	**.931**	**.835**
650-MHP-TA15-9-90	MHP-TA15-9-90	A	90°C	85°C	95°C	≥40°C	≥10°C	2.5mΩ	5.0mΩ	**1.28**	**1.09**	**.931**	**.835**

METAL HYBRID PPTC (MHP) DEVICES

Features:

- 30A hold current
- Rated at 36VDC, 100A max.
- Low device resistance (< 2mOhm) compared to other breaker devices
- Able to withstand heavy vibration and impact
- Device allows easy mounting between 18650 cells

NEW! TECHNOLOGY

A (mm)		B (mm)		C (mm)		D (mm)		E (mm)		F (mm)	
min	max	min	max	min	max	min	max	min	max	min	max
25.8	26.2	9.2	9.6	5.1	5.5	32.8	33.6	6.8	7.2	0.9	1.1

For quantities greater than listed, call for quote.

MOUSER STOCK NO.	TE Part No.	Fig.	Current Trip Limits IHOLD@25°C	ITRIP @25°C	Operating Volt. VMAX	100A@25°C	Time to Trip 60A@25°C	RTyp (mOhms)	Price Each			
									1	25	100	250
650-MHP30-36-T	MHP30-36-T	B	30A	50A	36VDC	4.5±1.5sec.	17±10sec.	16	**6.47**	**4.90**	**4.28**	**3.92**

REFLOWABLE THERMAL PROTECTION (RTP) DEVICE

Features:

- Opens at temperature below critical thermal threshold
- Compatible with up to 3 Pb-free solder reflow processes with peak temperatures up to 260°C
- Low series resistance
- DC interrupt voltage capable
- Robust design for harsh environment tested per stringent qualification specification
- RoHS compliant, lead and halogen free

Applications:

- Helps provide protection against thermal runaway for power FETs and other components if failure occurs in applications such as automotive HVAC, ABS, power steering, DC/DC converters, PTC heaters, etc. or IT servers, telecom power, converters, etc.
- Other DC thermal protection

NEW! TECHNOLOGY

For quantities greater than listed, call for quote.

MOUSER STOCK NO.	TE Part No.	Fig.	Rated Current	Volts (VDC)	Description	Functioning Temp.	Holding Temp.	Max. Temp.	Price Each			
									1	25	100	250
650-RTP140R060S-2	RTP140R060S-2	C	40A	250	Low temp 40°C to +105°C	23°±3°C	217°C	260°C	**2.32**	**2.10**	**1.90**	**1.74**
650-RTP140R060SD-2	RTP140R060SD-2	C	100A	32	Low temp 40°C to +105°C	23°±3°C	217°C	260°C	**2.32**	**2.10**	**1.90**	**1.74**
650-RTP200R060SA-2	RTP200R060SA-2	C	100A	32	Low resistance 55°C to +175°C	23°±3°C	217°C	260°C	**2.60**	**2.15**	**2.10**	**1.74**

SILICON ESD

The Silicon ESD (SESD) protection devices help protect electronic circuits against damage from electrostatic discharge (ESD) events

Features:

- Small size SESD protection diodes for high speed signals
- Halogen Free
- Low-breakdown voltage < 5.8V
- Capable of withstanding numerous ESD strikes
- Low capacitance and insertion loss
- 5V Working Reverse Voltage

Applications:

- USB 2.0/3.0, HDMI 1.3/1.4, and Displayport
- Mobile phones and portable electronics
- Low-voltage antenna ports
- Applications requiring high ESD performance in a small package

PRODUCT NEW

For quantities greater than listed, call for quote.

MOUSER STOCK NO.	TE Part No.	Fig.	Package Size	ESD Withstand		Breakdown Voltage (min) Vbr@t = 1mA	Input Capacitance		Price Each		
				Contact	Air		Typ.- (pF)	Max. (pF)	1	10	100
650-SESD0201X1BN0010	SESD0201X1BN-0010-098	D	0201	20kV	20kV	-9.8/-9.8	0.10	0.12	**.40**	**.353**	**.321**
650-SESD0201X1UN0020	SESD0201X1UN-0020-090	D	0201	20kV	20kV	+9.00/-0.80	0.20	0.22	**.34**	**.30**	**.278**
650-SESD0402X1BN0010	SESD0402X1BN-0010-098	D	0402	20kV	20kV	-9.8/-9.8	0.10	0.12	**.38**	**.332**	**.30**
650-SESD0402X1UN0020	SESD0402X1UN-0020-090	D	0402	20kV	20kV	+9.00/-0.80	0.20	0.22	**.32**	**.278**	**.257**
650-SESD0402Q2UG0020	SESD0402Q2UG-0020-090	D	0402	20kV	20kV	+9.00/-0.80	0.20	0.22	**.54**	**.471**	**.428**
650-SESD0802Q4UG0020	SESD0802Q4UG-0020-090	D	0802	20kV	20kV	+9.00/-0.80	0.20	0.22	**.77**	**.685**	**.621**
650-SESD1004Q4UG0020	SESD1004Q4UG-0020-090	D	1004	20kV	20kV	+9.00/-0.80	0.20	0.22	**.75**	**.663**	**.599**
650-SESD1103Q6UG0020	SESD1103Q6UG-0020-090	D	1103	20kV	20kV	+9.00/-0.80	0.20	0.22	**1.17**	**1.04**	**.939**

CHIP SESD

Features:

- Small size SESD protection diodes for high speed signals
- Low leakage current and input capacitance
- Halogen Free
- Capable of withstanding numerous ESD strikes
- 5V Working Reverse Voltage

Applications:

- USB 2.0 and computer 1/0 ports
- Mobile phones and portable electronics
- Digital cameras and camcorders
- Applications requiring high ESD performance in a small package

For quantities greater than listed, call for quote.

MOUSER STOCK NO.	TE Part No.	Fig.	Package Size	ESD Withstand		Breakdown Voltage (min) Vbr @ t = 1mA	Input Capacitance		Price Each		
				Contact (kV)	Air (kV)		Typ. (pF)	Max. (pF)	1	10	100
650-SESD0201P1BN0400	SESD0201P1BN-0400-090	E	0201	±10	±16	9V	4.0	5.0	**.34**	**.309**	**.28**
650-SESD0402P1BN0450	SESD0402P1BN-0450-090	E	0402	±10	±16	9V	4.5	5.5	**.26**	**.225**	**.171**

DIMENSIONS: mm

A

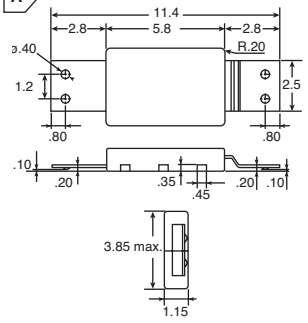

B

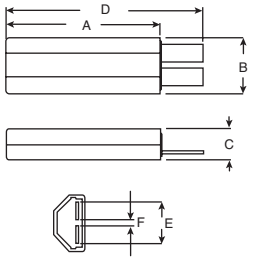

C



D



E

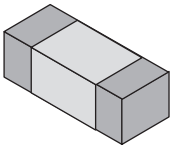

Resetable Fuses

TE Connectivity

© Copyright 2013 Mouser Electronics

© Copyright 2013 Mouser Electronics

AEM Fuses and ESD Devices

RoHS Compliant **This product is RoHS compliant.**

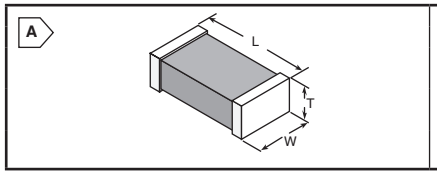

Size	DIMENSIONS: in. (mm)		
	L	W	T
0402	0.039±0.004 (1.00±0.10)	0.020±0.004 (0.51±0.10)	0.020±0.004 (0.51±0.10)
0508	0.078±0.008 (2.00±0.20)	0.049±0.008 (1.25±0.20)	0.003±0.006 (0.75±0.15)
0603	0.063±0.006 (1.60±0.15)	0.031±0.006 (0.80±0.15)	0.031±0.006 (0.80±0.15)

GCDIODE™ ESD SUPPRESSORS

Features:

- Low clamping voltage
  - BT Series: 50V
  - CT Series: 30V
- Trigger clamping voltage
  - BT Series: 500V
  - CT Series: 300V
- Ultra low capacitance
- Low leakage current
- Fast response time
- Bi-Directional flip-chip design
- Glass ceramic monolithic structure

PRODUCT NEW

For quantities greater than listed, call for quote.

MOUSER STOCK NO.	AEM Part No.	Fig.	Volts (V)	Value (pF)	Price Each 1	25	50
637-ES0402V014BT	ES0402V014BT	A	14	0.25	.24	.214	.193
637-ES0603V014BT	ES0603V014BT	A	14	0.25	.20	.182	.161
637-ES0402V014CT	ES0402V014CT	A	14	0.25	.24	.214	.193
637-ES0603V014CT	ES0603V014CT	A	14	0.25	.20	.182	.161

DIMENSIONS: in. (mm)

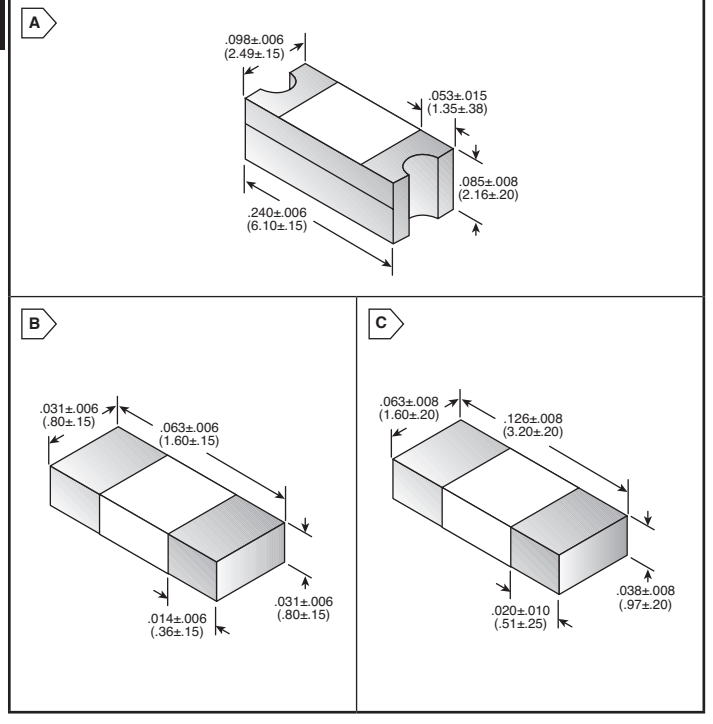

AIRMATRIX™ 2410 FAST ACTING SMD FUSES

Features:

- High inrush current withstanding capability
- Very fast acting at 200% overload current level
- Fiberglass enforced epoxy fuse body
- Copper or copper alloy composite fuse link
- Copper termination with nickel and tin plating
- Operating temp: -55°C to 125°C (with de-rating)

For quantities greater than listed, call for quote.

MOUSER STOCK NO.	AEM Part No.	Fig.	Amp (A)	Volts (V)	Price Each 1	25	50
637-AF2-0.50V125TM	AF2-0.50V125TM	A	0.5	125	.40	.353	.321
637-AF2-0.63V125TM	AF2-0.63V125TM	A	0.63	125	.40	.353	.321
637-AF2-0.75V125TM	AF2-0.75V125TM	A	0.75	125	.40	.353	.321
637-AF2-1.00V125TM	AF2-1.00V125TM	A	1.0	125	.40	.353	.321
637-AF2-1.25V125TM	AF2-1.25V125TM	A	1.25	125	.40	.353	.321
637-AF2-1.50V125TM	AF2-1.50V125TM	A	1.5	125	.40	.353	.321
637-AF2-2.00V125TM	AF2-2.00V125TM	A	2.0	125	.41	.364	.332
637-AF2-2.50V125TM	AF2-2.50V125TM	A	2.5	125	.41	.364	.332
637-AF2-3.00V125TM	AF2-3.00V125TM	A	3.0	125	.41	.364	.332
637-AF2-3.15V125TM	AF2-3.15V125TM	A	3.15	125	.41	.364	.332
637-AF2-3.50V125TM	AF2-3.50V125TM	A	3.5	125	.41	.364	.332
637-AF2-4.00V125TM	AF2-4.00V125TM	A	4.0	125	.41	.364	.332
637-AF2-5.00V125TM	AF2-5.00V125TM	A	5.0	125	.41	.364	.332
637-AF2-6.30V125TM	AF2-6.30V125TM	A	6.3	125	.41	.364	.332
637-AF2-7.00V125TM	AF2-7.00V125TM	A	7.0	125	.41	.364	.332
637-AF2-8.00V125TM	AF2-8.00V125TM	A	8.0	125	.41	.364	.332
637-AF2-10.0V125TM	AF2-10.0V125TM	A	10.0	125	.41	.364	.332
637-AF2-12.0V065TM	AF2-12.0V065TM	A	12.0	65	.41	.364	.332
637-AF2-15.0V065TM	AF2-15.0V065TM	A	15.0	65	.41	.364	.332
637-AF2-20.0V065TM	AF2-20.0V065TM	A	20.0	65	.41	.364	.332

© Copyright 2013 Mouser Electronics

ESD-EMI SERIES SURFACE MOUNT VARISTORS

Features:

- ESD Protection and perfect filter performance
- Low leakage current
- Low Leakage inductance and fast response time
- Working Volts: 5V

For quantities greater than listed, call for quote.

MOUSER STOCK NO.	AEM Part No.	Fig.	Clamp Volts (V)	Value (pF)	Freq. (MHz)	Price Each 1	25	50
637-MVF0508-100M	MVF0508L4V005F100M	B	55	57.5	100	.39	.31	.268
637-MVF0508-200M	MVF0508L4V005F200M	B	65	30	200	.34	.278	.235
637-MVF0508-300M	MVF0508L4V005F300M	B	80	15	300	.34	.278	.235

SLOW BLOW SURFACE MOUNT FUSES

Features:

- Superior pulse tolerance capability
- Multilayer ceramic monolithic structure with silver fusing element
- Standard EIA0603/EIAJ1608 Size
- Standard EIA1206/EIAJ3216 Size
- Silver termination with nickel and tin plating, providing excellent solderability
- Operating temperature: -55°C to 125°C (with de-rating)

For quantities greater than listed, call for quote.

MOUSER STOCK NO.	AEM Part No.	Fig.	Amp (A)	Volts (V)	Price Each 1	25	50
SolidMatrix® 0603							
637-F0603SB1000V032	F0603SB1000V032T	B	1.0	32	.46	.417	.375
637-F0603SB1500V032	F0603SB1500V032T	B	1.5	32	.46	.417	.375
637-F0603SB2000V032	F0603SB2000V032T	B	2.0	32	.46	.417	.375
637-F0603SB2500V032	F0603SB2500V032T	B	2.5	32	.46	.417	.375
637-F0603SB3000V032	F0603SB3000V032T	B	3.0	32	.46	.417	.375
637-F0603SB3500V032	F0603SB3500V032T	B	3.5	32	.46	.417	.375
637-F0603SB4000V032	F0603SB4000V032T	B	4.0	32	.46	.417	.375
637-F0603SB4500V032	F0603SB4500V032T	B	4.5	32	.46	.417	.375
637-F0603SB5000V032	F0603SB5000V032T	B	5.0	32	.46	.417	.375
SolidMatrix® 1206							
637-F1206SB1000V063	F1206SB1000V063T	C	1.0	63	.51	.46	.439
637-F1206SB1250V063	F1206SB1250V063T	C	1.25	63	.51	.46	.439
637-F1206SB1500V063	F1206SB1500V063T	C	1.5	63	.51	.46	.439
637-F1206SB2000V063	F1206SB2000V063T	C	2.0	63	.51	.46	.439
637-F1206SB2500V032	F1206SB2500V032T	C	2.5	32	.51	.46	.439
637-F1206SB3000V032	F1206SB3000V032T	C	3.0	32	.51	.46	.439
637-F1206SB3500V032	F1206SB3500V032T	C	3.5	32	.56	.535	.514
637-F1206SB4000V032	F1206SB4000V032T	C	4.0	32	.56	.535	.514
637-F1206SB4500V032	F1206SB4500V032T	C	4.5	32	.56	.535	.514
637-F1206SB5000V032	F1206SB5000V032T	C	5.0	32	.56	.535	.514
637-F1206SB5500V024	F1206SB5500V024T	C	5.5	24	.56	.535	.514
637-F1206SB6000V024	F1206SB6000V024T	C	6.0	24	.56	.535	.514
637-F1206SB7000V024	F1206SB7000V024T	C	7.0	24	.56	.535	.514
637-F1206SB8000V024	F1206SB8000V024T	C	8.0	24	.56	.535	.514

HIGH INRUSH CURRENT SURFACE MOUNT FUSES

Features:

- High inrush current withstanding capability
- Multilayer ceramic monolithic structure with silver fusing element
- Standard EIA0603/EIAJ1608 Size
- Standard EIA1206/EIAJ3216 Size
- Silver termination with nickel and tin plating, providing excellent solderability
- Operating temperature: -55°C to 125°C (with de-rating)

For quantities greater than listed, call for quote.

MOUSER STOCK NO.	AEM Part No.	Fig.	Amp (A)	Volts (V)	Price Each 1	25	50
SolidMatrix® 0603							
637-F0603HI1000V032	F0603HI1000V032T	B	1.0	32	.34	.31	.278
637-F0603HI1500V032	F0603HI1500V032T	B	1.5	32	.34	.31	.278
637-F0603HI2000V032	F0603HI2000V032T	B	2.0	32	.34	.31	.278
637-F0603HI2500V032	F0603HI2500V032T	B	2.5	32	.34	.31	.278
637-F0603HI3000V032	F0603HI3000V032T	B	3.0	32	.34	.31	.278
637-F0603HI3500V032	F0603HI3500V032T	B	3.5	32	.34	.31	.278
637-F0603HI4000V032	F0603HI4000V032T	B	4.0	32	.34	.31	.278
637-F0603HI4500V032	F0603HI4500V032T	B	4.5	32	.34	.31	.278
637-F0603HI5000V032	F0603HI5000V032T	B	5.0	32	.34	.31	.278
SolidMatrix® 1206							
637-F1206HI1000V063	F1206HI1000V063T	C	1.0	63	.38	.342	.31
637-F1206HI1500V063	F1206HI1500V063T	C	1.5	63	.38	.342	.31
637-F1206HI2000V063	F1206HI2000V063T	C	2.0	63	.38	.342	.31
637-F1206HI2500V032	F1206HI2500V032T	C	2.5	32	.38	.342	.31
637-F1206HI3000V032	F1206HI3000V032T	C	3.0	32	.38	.342	.31
637-F1206HI3500V032	F1206HI3500V032T	C	3.5	32	.38	.342	.31
637-F1206HI4000V032	F1206HI4000V032T	C	4.0	32	.38	.342	.31
637-F1206HI4500V032	F1206HI4500V032T	C	4.5	32	.38	.342	.31
637-F1206HI5000V032	F1206HI5000V032T	C	5.0	32	.38	.342	.31

© Copyright 2013 Mouser Electronics

BOURNS Fast Acting and Slow Blow Fuses

BOURNS

BOURNS SINGLE BLOW SMD FUSES

RoHS Compliant **This product is RoHS compliant.**

Features:
- Single blow fuse for over current protection
- UL certified
- Surface mount packaging for automated assembly
- Halogen free

Applications:
- Portable memory
- LCD monitors
- Disk drives
- PDAs
- Digital cameras
- DVDs
- Cell phones
- Industrial controllers

Case Size	DIMENSIONS: mm L	W	H	a
0402	1.0±0.1	0.52±0.05	0.35±0.05	0.25±0.1
0603	1.6±0.1	0.8±0.1	0.45±0.1	0.35±0.2
1206	3.2±0.1	1.55±0.1	0.6±0.1	0.5±0.2

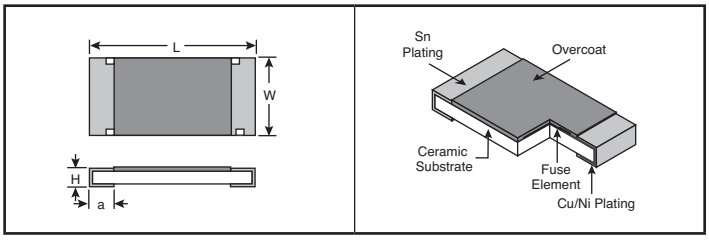

Fast Acting Fuses

For quantities greater than listed, call for quote.

MOUSER STOCK NO.	Bourns Part No.	Rated Current (A)	Rated Voltage (V)	Price Each 1	10	100	250	Reel Qty.	Price Per Piece
0402 Package Size									
652-SF-0402F050-2	SF-0402F050-2	0.50	24	.73	.46	.342	.31	10000	.268
652-SF-0402F075-2	SF-0402F075-2	0.75	24	.73	.46	.342	.31	10000	.268
652-SF-0402F080-2	SF-0402F080-2	0.80	24	.73	.46	.342	.31	10000	.268
652-SF-0402F100-2	SF-0402F100-2	1	24	.73	.46	.342	.31	10000	.268
652-SF-0402F125-2	SF-0402F125-2	1.25	24	.73	.46	.342	.31	10000	.268
652-SF-0402F150-2	SF-0402F150-2	1.50	24	.73	.46	.342	.31	10000	.268
652-SF-0402F160-2	SF-0402F160-2	1.60	24	.73	.46	.342	.31	10000	.268
652-SF-0402F200-2	SF-0402F200-2	2	24	.73	.46	.342	.31	10000	.268
652-SF-0402F250-2	SF-0402F250-2	2.50	24	.73	.46	.342	.31	10000	.268
652-SF-0402F300-2	SF-0402F300-2	3	24	.73	.46	.342	.31	10000	.268
652-SF-0402F315-2	SF-0402F315-2	3.15	24	.73	.46	.342	.31	10000	.268
652-SF-0402F400-2	SF-0402F400-2	4	24	.73	.46	.342	.31	10000	.268
0603 Package Size									
652-SF-0603F050-2	SF-0603F050-2	0.50	50	.61	.385	.289	.268	5000	.235
652-SF-0603F063-2	SF-0603F063-2	0.63	32	.61	.385	.289	.268	5000	.235
652-SF-0603F080-2	SF-0603F080-2	0.80	32	.61	.385	.289	.268	5000	.235
652-SF-0603F100-2	SF-0603F100-2	1	32	.61	.385	.289	.268	5000	.235
652-SF-0603F125-2	SF-0603F125-2	1.25	32	.61	.385	.289	.268	5000	.235
652-SF-0603F150-2	SF-0603F150-2	1.50	32	.61	.385	.289	.268	5000	.235
652-SF-0603F160-2	SF-0603F160-2	1.60	32	.61	.385	.289	.268	5000	.235
652-SF-0603F200-2	SF-0603F200-2	2	32	.61	.385	.289	.268	5000	.235
652-SF-0603F250-2	SF-0603F250-2	2.50	24	.61	.385	.289	.268	5000	.235
652-SF-0603F300-2	SF-0603F300-2	3	24	.61	.385	.289	.268	5000	.235
652-SF-0603F315-2	SF-0603F315-2	3.15	24	.61	.385	.289	.268	5000	.235
652-SF-0603F400-2	SF-0603F400-2	4	32	.61	.385	.289	.268	5000	.235
652-SF-0603F500-2	SF-0603F500-2	5	32	.61	.385	.289	.268	5000	.235
1206 Package Size									
652-SF-1206F050-2	SF-1206F050-2	0.50	63	.70	.428	.321	.30	5000	.257
652-SF-1206F080-2	SF-1206F080-2	0.80	63	.70	.428	.321	.30	5000	.257
652-SF-1206F100-2	SF-1206F100-2	1	63	.70	.428	.321	.30	5000	.257
652-SF-1206F125-2	SF-1206F125-2	1.25	63	.70	.428	.321	.30	5000	.257
652-SF-1206F150-2	SF-1206F150-2	1.50	63	.70	.428	.321	.30	5000	.257
652-SF-1206F200-2	SF-1206F200-2	2	63	.70	.428	.321	.30	5000	.257
652-SF-1206F250-2	SF-1206F250-2	2.50	32	.70	.428	.321	.30	5000	.257
652-SF-1206F300-2	SF-1206F300-2	3	32	.86	.492	.353	.321	5000	.259
652-SF-1206F400-2	SF-1206F400-2	4	24	.70	.428	.364	.332	5000	.278
652-SF-1206F500-2	SF-1206F500-2	5	24	.85	.503	.353	.321	5000	.259
652-SF-1206F700-2	SF-1206F700-2	7	24	.70	.428	.321	.30	5000	.257

Slow Blow Fuses

For quantities greater than listed, call for quote.

MOUSER STOCK NO.	Bourns Part No.	Rated Current (A)	Rated Voltage (V)	Price Each 1	10	100	250	Reel Qty.	Price Per Piece
0402 Package Size									
652-SF-0402S050-2	SF-0402S050-2	0.50	24	.75	.482	.364	.332	10000	.289
652-SF-0402S080-2	SF-0402S080-2	0.80	24	.75	.482	.364	.332	10000	.289
652-SF-0402S125-2	SF-0402S125-2	1.25	24	.75	.482	.364	.332	10000	.289
652-SF-0402S150-2	SF-0402S150-2	1.50	24	.75	.482	.364	.332	10000	.289
652-SF-0402S160-2	SF-0402S160-2	1.60	24	.75	.482	.364	.332	10000	.289
652-SF-0402S200-2	SF-0402S200-2	2	24	.75	.482	.364	.332	10000	.289
652-SF-0402S250-2	SF-0402S250-2	2.50	24	.75	.482	.364	.332	10000	.289
652-SF-0402S300-2	SF-0402S300-2	3	24	.75	.482	.364	.332	10000	.289
652-SF-0402S315-2	SF-0402S315-2	3.15	24	.75	.482	.364	.332	10000	.289
652-SF-0402S400-2	SF-0402S400-2	4	24	.75	.482	.364	.332	10000	.289
0603 Package Size									
652-SF-0603S050-2	SF-0603S050-2	0.50	50	.65	.407	.30	.278	5000	.246
652-SF-0603S063-2	SF-0603S063-2	0.63	32	.65	.407	.30	.278	5000	.246
652-SF-0603S080-2	SF-0603S080-2	0.80	32	.65	.407	.30	.278	5000	.246
652-SF-0603S100-2	SF-0603S100-2	1	32	.65	.407	.30	.278	5000	.246
652-SF-0603S125-2	SF-0603S125-2	1.25	32	.65	.407	.30	.278	5000	.246
652-SF-0603S150-2	SF-0603S150-2	1.50	32	.65	.407	.30	.278	5000	.246
652-SF-0603S160-2	SF-0603S160-2	1.60	32	.65	.407	.30	.278	5000	.246
652-SF-0603S200-2	SF-0603S200-2	2	32	.65	.407	.30	.278	5000	.246
652-SF-0603S250-2	SF-0603S250-2	2.50	32	.65	.407	.30	.278	5000	.246
652-SF-0603S300-2	SF-0603S300-2	3	32	.65	.407	.30	.278	5000	.246
652-SF-0603S315-2	SF-0603S315-2	3.15	32	.65	.407	.30	.278	5000	.246
652-SF-0603S400-2	SF-0603S400-2	4	32	.65	.407	.30	.278	5000	.246
652-SF-0603S500-2	SF-0603S500-2	5	32	.65	.407	.30	.278	5000	.246
1206 Package Size									
652-SF-1206S050-2	SF-1206S050-2	0.50	63	.73	.46	.342	.31	5000	.278
652-SF-1206S080-2	SF-1206S080-2	0.80	63	.73	.46	.342	.31	5000	.278
652-SF-1206S100-2	SF-1206S100-2	1	63	.73	.46	.342	.31	5000	.278
652-SF-1206S125-2	SF-1206S125-2	1.25	63	.73	.46	.342	.31	5000	.278
652-SF-1206S150-2	SF-1206S150-2	1.50	63	.73	.46	.342	.31	5000	.278
652-SF-1206S200-2	SF-1206S200-2	2	63	.73	.46	.342	.31	5000	.278
652-SF-1206S250-2	SF-1206S250-2	2.50	32	.73	.46	.439	.428	5000	.289
652-SF-1206S300-2	SF-1206S300-2	3	32	.73	.46	.342	.31	5000	.278
652-SF-1206S400-2	SF-1206S400-2	4	24	.73	.46	.342	.31	5000	.278
652-SF-1206S500-2	SF-1206S500-2	5	24	.73	.46	.342	.31	5000	.278
652-SF-1206S700-2	SF-1206S700-2	7	24	.73	.46	.342	.31	5000	.278

BOURNS TELEFUSE™ SMD POWER CROSS PROTECTION FUSES

Features:
- For use in telecommunication circuit applications requiring low current protection with high surge tolerance
- Overcurrent protection to Telcordia GR-1089-CORE Issue 4 (B1250T only) and UL 1950/60950
- Bourns® TISP® products are recommended for the overvoltage section of the circuit

DIMENSIONS: mm

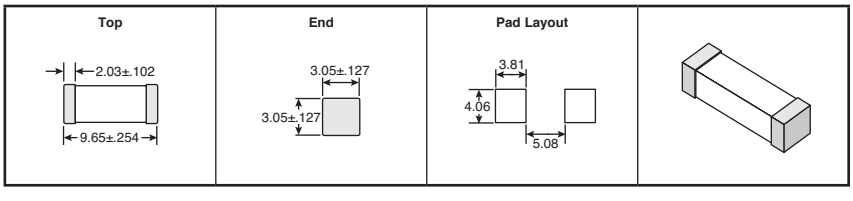

For quantities greater than listed, call for quote.

MOUSER STOCK NO.	Bourns Part No.	Ampere Rating (A)	Voltage Rating (VRMS)	Price Each 1	25	100	200	Reel Quantity	Price Per Piece
652-B0500T	B0500T	0.5	600	.75	.696	.589	.567	2000	.428
652-B1250T	B1250T	1.25	600	.75	.696	.589	.567	2000	.428
652-B2000T	B2000T	2	600	.75	.696	.589	.567	2000	.428

© Copyright 2013 Mouser Electronics
© Copyright 2013 Mouser Electronics

COOPER BUSSMANN SMD Fuses

RoHS Compliant **This product is RoHS compliant.**

COOPER Bussmann

3216FF SERIES FAST-ACTING CHIP™ FUSES

Features:
- Protects against harmful overcurrents in secondary applications
- High inrush withstand capability
- Wire-in-Air performance
- Compatible with leaded and lead-free reflow and wave solder
- 1206 Package

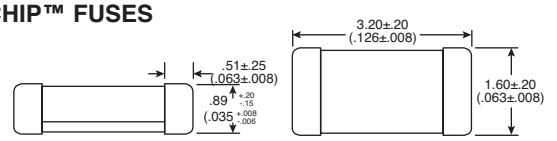

DIMENSIONS: mm (in.)

For quantities greater than listed, call for quote.

MOUSER STOCK NO. Mfr.	Mfr. Part No.	Amp (A)	Voltage VAC	Rating VDV	Price Each 1	10	100	500	Reel Qty	Price Per Piece
504—	TR/3216FF1-R	1	32	63	.61	.575	.547	.515	3000	.371
504—	TR/3216FF1.5-R	1.5	32	63	.61	.575	.547	.515	3000	.371
504—	TR/3216FF2-R	2	32	63	.61	.575	.547	.515	3000	.371
504—	TR/3216FF3-R	3	32	63	.61	.575	.547	.515	3000	.351
504—	TR/3216FF4-R	4	32	32	.61	.575	.547	.515	3000	.371
504—	TR/3216FF5-R	5	32	32	.61	.575	.547	.515	3000	.371
504—	3216FF15-R	15	24	24	.84	.794	.756	.712	3000	.514
504—	3216FF20-R	20	24	24	.84	.794	.756	.728	3000	.60

3216TDF SERIES TIME DELAY CHIP™ FUSES

Features:
- Surface mount fuse, fast acting
- Rapid interruption of excessive current
- Compatible with reflow and wave solder
- Excellent environmental integrity
- Ampere rating marked and oriented facing up in carrier
- Solder-free design provides excellent temperature cycling characteristics
- Heat and shock tolerant
- 1206 Package

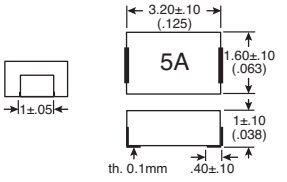

DIMENSIONS: mm (in.)

For quantities greater than listed, call for quote.

MOUSER STOCK NO. Mfr.	Mfr. Part No.	Amp (A)	Voltage VAC	Rating VDV	Price Each 1	10	100	500	Reel Qty	Price Per Piece
504—	3216TD6.3-R	6.3	32	32	.82	.783	.738	.705	2500	.569
504—	3216TD7-R	7	32	32	.82	.783	.738	.705	2500	.569
504—	3216TD10-R	10	32	32	1.24	1.18	1.11	1.06	2500	.854
504—	3216TD12-R	12	32	32	1.24	1.18	1.11	1.06	2500	.854

CHIP™ FUSES 0603FA SERIES, FAST-ACTING

Features:
- Rapid interruption of excessive current
- Compatible with reflow and wave solder
- Rugged ceramic and glass construction
- Excellent environmental integrity
- One time positive disconnect
- Compatible with lead free solders and higher temperature profiles

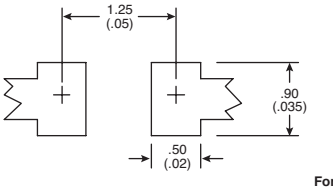

Land Pattern

DIMENSIONS: mm (in.)

For quantities greater than listed, call for quote.

MOUSER STOCK NO. Mfr.	Mfr. Part No.	Current Rating	Voltage Rating DC	Interrupting Rating	DC Cold Res (ohms)	Melting 12t Typ.	Voltage Drop Type	Price Each 1	25	50	100	Reel Qty	Price Per Piece
504—	TR/0603FA500-R	500mA	32V	50A	1.025	0.00193	0.6	.56	.49	.45	.43	5000	.353
504—	TR/0603FA1-R	1A	32V	50A	0.15	0.0025	0.211	.56	.49	.45	.43	5000	.353
504—	TR/0603FA1.5-R	1.5A	32V	35A	0.086	0.0319	0.138	.54	.514	.48	.458	5000	.341
504—	TR/0603FA2-R	2A	32V	35A	0.051	0.0491	0.116	.54	.514	.48	.458	5000	.341
504—	TR/0603FA2.5-R	2.5A	24V	35A	0.037	0.0625	0.113	.54	.514	.48	.458	5000	.341
504—	TR/0603FA3-R	3A	24V	35A	0.028	0.0699	0.11	.54	.514	.48	.458	5000	.341
504—	TR/0603FA4-R	4A	24V	35A	0.017	0.243	0.097	.54	.514	.48	.458	5000	.341
504—	TR/0603FA5-R	5A	24V	35A	0.011	0.695	0.09	.54	.514	.48	.458	5000	.341

BRICK™ FUSES 6125TD SERIES, TIME-DELAY

Features:
- Time Delay surface mount fuse
- Complies with EIA-IS-722 Standard
- Solder Immersion Compatible

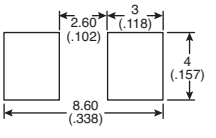

Land Pattern

DIMENSIONS: mm (in.)

For quantities greater than listed, call for quote.

MOUSER STOCK NO. Mfr.	Mfr. Part No.	Current Rating	Voltage AC	Rating DC	Interrupting Rating 125VAC	72VDC	32VDC	DC Cold Res. mΩ Typ.	Melting I2t (A2 sec)	Price Each 1	25	50	100	Reel Qty	Price Per Piece
504—	TR1/6125TD500-R	500mA	125V	60V	50A	50A	0.4025	0.716	.716	1.13	.988	.906	.858	1000	.66
504—	TR1/6125TD1-R	1A	125V	60V	50A	50A	0.168	2.88	2.88	1.13	.988	.906	.858	1000	.66
504—	TR1/6125TD1.5-R	1.5A	125V	60V	50A	50A	0.063	2.35	2.35	1.13	.988	.906	.858	1000	.66
504—	TR1/6125TD2-R	2A	125V	60V	50A	50A	0.048	9.45	9.45	1.13	.988	.906	.858	1000	.66
504—	TR1/6125TD2.5-R	2.5A	125V	60V	50A	50A	0.035	16.2	16.2	1.13	.988	.906	.858	1000	.66
504—	TR1/6125TD3-R	3A	125V	60V	50A	50A	0.0263	15.3	15.3	1.13	.988	.906	.858	1000	.66
504—	TR1/6125TD3.5-R	3.5A	125V	60V	50A	50A	0.0195	14.5	14.5	1.13	.988	.906	.858	1000	.66
504—	TR1/6125TD4-R	4A	125V	60V	50A	50A	0.0185	38.8	38.8	1.13	.988	.906	.858	1000	.66
504—	TR1/6125TD5-R	5A	125V	60V	50A	50A	0.0133	34.4	34.4	1.13	.988	.906	.858	1000	.66
504—	TR1/6125TD7-R	7A	125V	60V	50A	50A	0.0087	90.2	90.2	1.13	.988	.906	.858	1000	.66

© Copyright 2013 Mouser Electronics
© Copyright 2013 Mouser Electronics

PVCF SERIES FAST-ACTING LOW-PEAK CUBEFUSE

NEW! TECHNOLOGY



Features:
- Fast-acting protection specifically designed for low-fault current conditions that occur in PV systems
- Finger-safe feature minimizes exposure to live parts, reducing hazard to personnel
- UL 2579 Listed for use in 600Vdc photovoltaic systems
- Demonstrated performance in extreme temperature cycling conditions, ranging from -40°C through 90°C
- Integral use with the CUBEFuse holder minimizes panel space by up to 70%
- Ampacity rejecting holders help prevent overfusing

For quantities greater than listed, call for quote.

MOUSER STOCK NO.		Current Rating (Amps)	Volt. Rating (Vdc)	Price Each			
Mfr.	Mfr. Part No.			1	3	6	12
504	PVCF1RN	1	600	29.78	27.91	26.03	24.91
504	PVCF3RN	3	600	29.78	27.91	26.03	24.91
504	PVCF6RN	6	600	29.78	27.91	26.03	24.91
504	PVCF10RN	10	600	29.78	27.91	26.03	24.91
504	PVCF15RN	15	600	29.78	27.91	26.03	24.91
504	PVCF20RN	20	600	29.78	27.91	26.03	24.91
504	PVCF25RN	25	600	29.78	27.91	26.03	24.91
504	PVCF30RN	30	600	29.78	27.91	26.03	24.91
504	PVCF35RN	35	600	50.77	47.58	44.38	42.47
504	PVCF40RN	40	600	50.77	47.58	44.38	42.47
504	PVCF45RN	45	600	50.77	47.58	44.38	42.47
504	PVCF50RN	50	600	50.77	47.58	44.38	42.47
504	PVCF60RN	60	600	50.77	47.58	44.38	42.47
504	PVCF70RN	70	600	104.81	98.22	91.62	87.67
504	PVCF80RN	80	600	104.81	98.22	91.62	87.67
504	PVCF90RN	90	600	104.81	98.22	91.62	87.67
504	PVCF100RN	100	600	104.81	98.22	91.62	87.67

FUSE HOLDERS FOR LOW-PEAK CUBEFUSE



For quantities greater than listed, call for quote.

MOUSER STOCK NO.		Description	Price Each			
Mfr.	Mfr. Part No.		1	25	50	100
504	TCFH60N	Holds any 1-60A CUBEFuse	16.24	15.75	15.28	14.82
504	TCFH100N	Holds any 1-100A CUBEFuse	20.31	19.70	19.10	18.53

PV SERIES FUSE LINKS FOR SOLAR PANEL APPLICATIONS

A range of fuse links in a 10x38mm package specifically designed for the protection and isolation of photovoltaic strings. The fuse links are capable of interrupting low overcurrents associated with faulted PV (reverse current, multi-array fault) strings arrays.



For quantities greater than listed, call for quote.

MOUSER STOCK NO.		Current Rating (Amps)	Energy Intefrals I2t (A2s)		Price Each				
Mfr.	Mfr. Part No.		Pre-Arcing	Total at 1000V	1	10	100	500	1000
504	PV-1A10F	1	0.15	0.4	32.08	26.53	21.22	19.71	19.35
504	PV-2A10F	2	1.2	3.4	32.08	26.53	21.22	19.71	19.35
504	PV-3A10F	3	4	11	32.08	26.53	21.22	19.71	19.35
504	PV-4A10F	4	9.5	26	32.08	26.53	21.22	19.71	19.35
504	PV-5A10F	5	19	50	32.08	26.53	21.22	19.71	19.35
504	PV-6A10F	6	30	90	32.08	26.53	21.22	19.71	19.35
504	PV-8A10F	8	3	32	32.08	26.53	21.22	19.71	19.35
504	PV-10A10F	10	7	70	33.67	27.86	22.29	20.69	20.44
504	PV-12A10F	12	12	120	35.38	29.29	23.42	21.87	21.57
504	PV-15A10F	15	22	220	37.13	30.72	24.58	22.82	22.54
504	PV-15A10-1P	15	22	220	39.13	32.37	25.89	24.04	23.54
504	PV-15A10-2P	15	22	220	39.37	32.56	26.04	24.18	23.70
504	PV-15A10-T	15	22	220	39.50	32.67	26.14	24.27	23.68

Accessories

For quantities greater than listed, call for quote.

MOUSER STOCK NO.	Bussmann Part No.	Description	Price Each				
			1	25	50	100	500
504-1A3400-09	BK/1A3400-09	Modular Fuse Holder	.77	.651	.572	.535	.449
504-BM6031PQ	BM6031PQ	Fuse Block	10.73	9.92	9.14	8.59	8.13

CC12H SERIES HIGH I2T SIZE 1206 CHIP™ FUSES

DIMENSIONS: mm

Features:
- Footprint SMD fuse
- High inrush withstand capacity
- Excellent temperature and cycling characteristics
- Halogen free
- Compatible with solder reflow and wave solder



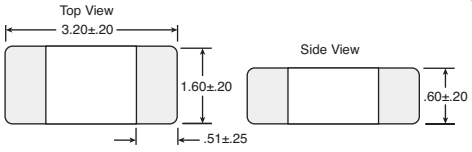

For quantities greater than listed, call for quote.

MOUSER STOCK NO.		Amp Rating (A)	Volt. Rating (Vdc)	Price Each				Reel Qty.	Price Per Piece
Mfr.	Mfr. Part No.			1	10	100	500		
504	CC12H1A-TR	1	63	1.12	1.02	.872	.674	3000	.411
504	CC12H1.5A-TR	1.5	63	1.12	1.02	.872	.674	3000	.411
504	CC12H2A-TR	2	63	1.12	1.02	.872	.674	3000	.411
504	CC12H2.5A-TR	2.5	63	1.12	1.02	.872	.674	3000	.411
504	CC12H3A-TR	3	63	1.12	1.02	.872	.674	3000	.411
504	CC12H3.5A-TR	3.5	63	1.12	1.02	.872	.674	3000	.411
504	CC12H4A-TR	4	63	1.12	1.02	.872	.674	3000	.411
504	CC12H4.5A-TR	4.5	32	1.12	1.02	.872	.674	3000	.411
504	CC12H5A-TR	5	32	1.12	1.02	.872	.674	3000	.411

CC06H SERIES HIGH I2T SIZE 0603 CHIP™ FUSES

DIMENSIONS: mm

Features:
- Halogen Free
- High inrush withstand capacity
- Fast-acting performance
- Ampacity alpha mark on fuse for easy identification
- Standard termination design for easy solderability
- Excellent environmental integrity



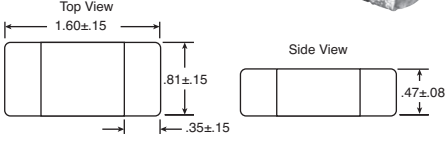

For quantities greater than listed, call for quote.

MOUSER STOCK NO.		Amp Rating (A)	Volt. Rating (Vdc)	Price Each				Reel Qty.	Price Per Piece
Mfr.	Mfr. Part No.			1	10	100	500		
504	CC06H1A-TR	1	32	1.08	.997	.838	.649	5000	.395
504	CC06H1.5A-TR	1.5	32	1.08	.997	.838	.649	5000	.395
504	CC06H2A-TR	2	32	1.08	.997	.838	.649	5000	.395
504	CC06H2.5A-TR	2.5	32	1.08	.997	.838	.649	5000	.395
504	CC06H3A-TR	3	32	1.08	.997	.838	.649	5000	.395
504	CC06H3.5A-TR	3.5	32	1.08	.997	.838	.649	5000	.395
504	CC06H4A-TR	4	32	1.08	.997	.838	.649	5000	.395
504	CC06H5A-TR	5	32	1.08	.997	.838	.649	5000	.395

3216FF SERIES FAST-ACTING CHIP™ FUSES

DIMENSIONS: mm

Features:
- Fast-acting SMD fuse
- Ratings up to 30 amps
- Excellent temperature and cycling characteristics
- Compatible with reflow and wave solder



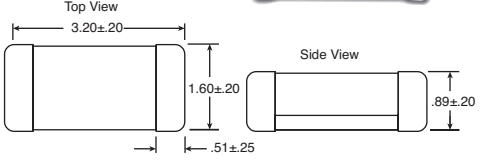

For quantities greater than listed, call for quote.

MOUSER STOCK NO.		Amp Rating (A)	Volt. Rating Vdc	Price Each				Reel Qty.	Price Per Piece
Mfr.	Mfr. Part No.			1	10	100	500		
504	TR-3216FF25-R	25	24	1.07	.963	.91	.856	3000	.749
504	TR-3216FF30-R	30	24	1.07	.963	.91	.856	3000	.749

© Copyright 2013 Mouser Electronics

© Copyright 2013 Mouser Electronics

COOPER BUSSMANN Fuses

RoHS Compliant This product is RoHS compliant.

SS-5H SERIES SUBMINIATURE TIME DELAY FUSES

Features:
- Plastic cap and base, flammability UL 94V0 for additional protection
- Protects against harmful overcurrents in primary and secondary applications
- Small rectangular-leaded design minimizes PCB space
- Solderability to save cost for additional mounting components
- High frequency vibration: MIL-STD-202F, Method 201A
- Halogen-free

NEW PRODUCT

DIMENSIONS: mm (in.)

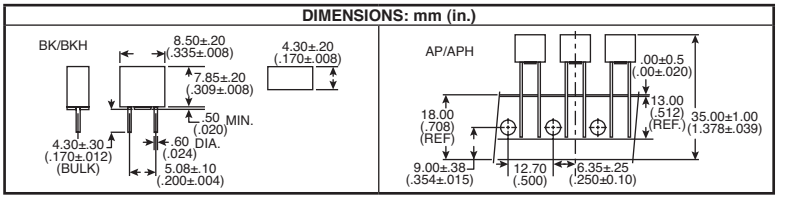

For quantities greater than listed, call for quote.

MOUSER STOCK NO.		Amp	Volt	Price Each		
Mfr.	Mfr. Part No.	(A)	(V)	1	10	100
504	SS-5H-1A-AP	1	250	.30	.289	.278
504	SS-5H-1A-APH	1	300	.33	.316	.30
504	SS-5H-1A-BK	1	250	.54	.513	.492
504	SS-5H-1A-BKH	1	300	.60	.579	.556
504	SS-5H-1.25A-AP	1.25	250	.30	.289	.278
504	SS-5H-1.25A-APH	1.25	300	.33	.316	.30
504	SS-5H-1.25A-BK	1.25	250	.54	.513	.492
504	SS-5H-1.25A-BKH	1.25	300	.60	.579	.556
504	SS-5H-1.6A-APH	1.3	300	.33	.316	.30
504	SS-5H-1.6A-AP	1.6	250	.30	.289	.278
504	SS-5H-1.6A-BK	1.6	250	.54	.513	.492
504	SS-5H-1.6A-BKH	1.6	300	.60	.579	.556

For quantities greater than listed, call for quote.

MOUSER STOCK NO.		Amp	Volt	Price Each		
Mfr.	Mfr. Part No.	(A)	(V)	1	10	100
504	SS-5H-2A-AP	2	250	.30	.289	.278
504	SS-5H-2A-APH	2	300	.33	.316	.30
504	SS-5H-2A-BK	2	250	.54	.513	.492
504	SS-5H-2A-BKH	2	300	.60	.579	.556
504	SS-5H-2.5A-AP	2.5	250	.30	.289	.278
504	SS-5H-2.5A-APH	2.5	300	.33	.316	.30
504	SS-5H-2.5A-BK	2.5	250	.54	.513	.492
504	SS-5H-2.5A-BKH	2.5	300	.60	.579	.556
504	SS-5H-3.15A-AP	3.15	250	.30	.289	.278
504	SS-5H-3.15A-APH	3.15	300	.33	.316	.30
504	SS-5H-3.15A-BK	3.15	250	.54	.513	.492
504	SS-5H-3.15A-BKH	3.15	300	.60	.579	.556

For quantities greater than listed, call for quote.

MOUSER STOCK NO.		Amp	Volt	Price Each		
Mfr.	Mfr. Part No.	(A)	(V)	1	10	100
504	SS-5H-4A-AP	4	250	.30	.289	.278
504	SS-5H-4A-APH	4	300	.33	.316	.30
504	SS-5H-4A-BK	4	250	.54	.513	.492
504	SS-5H-4A-BKH	4	300	.67	.646	.621
504	SS-5H-5A-AP	5	250	.33	.316	.30
504	SS-5H-5A-APH	5	300	.34	.334	.321
504	SS-5H-5A-BK	5	250	.60	.579	.556
504	SS-5H-5A-BKH	5	300	.67	.646	.621
504	SS-5H-6-3A-APH	6.3	300	.34	.334	.321
504	SS-5H-6.3A-AP	6.3	250	.33	.316	.30
504	SS-5H-6-3A-BKH	6.3	300	.60	.579	.556
504	SS-5H-6.3A-BK	6.3	250	.60	.579	.556

TCP™ SERIES TELECOM CIRCUIT PROTECTOR

Features:
- Allows compliance with telecom regulatory standards including Bellcore GR 1089, UL 1950/60950, and FCC part 68. Application circuit testing is recommended

Specifications:
- Voltage Rating AC: 250V
- Interrupting Rating @ 250VAC: 50A
- Max. Total Clearing: 100 A2s

MOUSER STOCK NO.	Bussmann Part No.	Rating 600VAC	DC Cold Min.	Resistance Typ.	(Ω) Max.	Typical Melting 12t	Typical Voltage Drop	Price Each 1	Price Each 10	Price Each 100	Reel Qty.	Price Per Piece
TCP1.25A Series												
504-TCP1.25-R	TR2/TCP1.25-R	60A	0.07	0.09	0.11	22.2 A2s	150mV	1.48	1.35	1.13	2500	.542
TCP2A Series												
504-TR2/TCP2-R	TR2/TCP2-R	60A	0.05	0.075	0.1	30 A2s	205mV	1.48	1.35	1.13	2500	.542
TCP500MA Series												
504-TCP500-R	TR2/TCP500-R	40A	0.42	0.53	0.64	1.3 A2s	471mV	1.48	1.35	1.13	2500	.542

Land Pattern - DIMENSIONS: mm (in.)

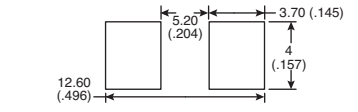

PRINTED CIRCUIT BOARD FUSES (PC-TRON® SERIES)

Features:
- Radial Leaded Fast Acting Thru-Hole Fuse
- Ideal for high voltage DC applications
- Available in different lead configurations
- Available in different lead configurations
- DC Min: 300

Mounting Socket Features:
- Designed for use with printed circuit board fuses (PC-Tron Series)

For quantities greater than listed, call for quote.

Printed Circuit Board Fuses					
MOUSER STOCK NO.		Amp	Volt	Price Each		
Mfr.	Mfr. Part No.	(A)	(V)	1	25	50
504	TR/PCC-1/2-R	.5	250	3.98	3.78	3.58
504	TR/PCB-1/2-R	.5	250	2.40	2.02	1.82
504	TR/PCC-1-R	1	250	3.98	3.78	3.58
504	TR/PCB-1-R	1	250	2.40	2.02	1.82
504	TR/PCC-1-1/2-R	1.5	250	3.98	3.78	3.58
504	TR/PCB-2-R	2	250	2.40	2.02	1.82
504	TR/PCC-3-R	3	250	3.85	3.76	3.58
504	TR/PCB-3-R	3	250	2.40	2.02	1.82
504	TR/PCD-5-R	5	125	4.98	4.48	3.98
504	BK/PCE-5-R	5	125	2.40	2.02	1.82
Printed Circuit Board Mounting Socket						
504	PCS	-	-	.95	.939	.915

DIMENSIONS: mm (in.)

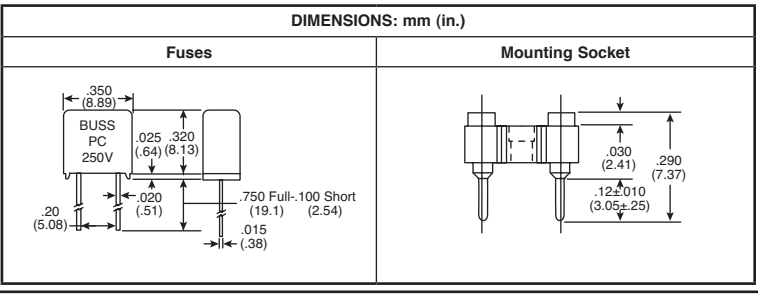

SUBMINIATURE SR-5 AND SR-5F SERIES OF FUSES

- Accepted for primary and secondary overcurrent protection
- Compatiable with leaded & lead-free relow and wave solder
- Base/Cap is Nylon #66, UL 94V0
- Pines are tin plated copper
- Place directly into PCB or plug into BK/PCS holder
- Radial leaded thru-hole fuse

RoHS Compliant

For quantities greater than listed, call for quote.

MOUSER STOCK NO.		Amp	Volt	Price Each				Reel	Price Per
Mfr.	Mfr. Part No.	(A)	(V)	1	25	50	100	Qty.	Piece
SR-5 Series Time Lag Fuses									
504	SR-5-1.6A-AP	1.6	250	.62	.592	.567	.536	1000	.465
504	SR-5-100MA-AP	0.1	250	1.49	1.29	1.17	1.09	1000	.968
504	SR-5-125MA-AP	0.125	250	1.49	1.29	1.17	1.09	1000	.968
504	SR-5-160MA-AP	0.16	250	1.49	1.29	1.17	1.09	1000	.968
504	SR-5-1A-AP	1.0	250	.62	.592	.567	.536	1000	.465
504	SR-5-2.5A-AP	2.5	250	.62	.592	.567	.536	1000	.465
504	SR-5-200MA-AP	0.2	250	1.49	1.29	1.17	1.09	1000	.968
504	SR-5-250MA-AP	0.25	250	.62	.592	.567	.536	1000	.465
504	SR-5-2A-AP	2.0	250	.62	.592	.567	.536	1000	.465
504	SR-5-3.15A-AP	3.15	250	.62	.592	.567	.536	1000	.465
504	SR-5-315MA-AP	0.315	250	.62	.592	.567	.536	1000	.465
504	SR-5-40MA-AP	0.04	250	1.49	1.29	1.17	1.09	1000	.968
504	SR-5-4A-AP	4.0	250	.62	.592	.567	.536	1000	.465
504	SR-5-500MA-AP	0.5	250	.62	.592	.567	.536	1000	.465
504	SR-5-50MA-AP	0.05	250	1.49	1.29	1.17	1.09	1000	.968
504	SR-5-5A-AP	5.0	250	.62	.592	.567	.536	1000	.465
504	SR-5-630MA-AP	0.63	250	.62	.592	.567	.536	1000	.465
504	SR-5-63MA-AP	0.063	250	1.49	1.29	1.17	1.09	1000	.968
504	SR-5-800MA-AP	0.8	250	.62	.592	.567	.536	1000	.465
SR-5F Series Fast Acting Fuses									
504	SR-5F-800MA-AP	0.8	250	1.25	1.10	1.01	.959	1000	.796
504	SR-5F-1A-AP	1	250	1.25	1.10	1.01	.959	1000	.796
504	SR-5F-1.6A-AP	1.6	250	1.25	1.10	1.01	.959	1000	.796
504	SR-5F-2A-AP	2	250	1.25	1.10	1.01	.959	1000	.796
504	SR-5F-2.5A-AP	2.5	250	1.25	1.10	1.01	.959	1000	.796
504	SR-5F-3.15A-AP	3.15	250	1.25	1.10	1.01	.959	1000	.796
504	SR-5F-4A-AP	4	250	1.25	1.10	1.01	.959	1000	.796
504	SR-5F-5A-AP	5	250	1.25	1.10	1.01	.959	1000	.796
504	SR-5F-6.3A-AP	6.3	125	1.25	1.10	1.01	.959	1000	.796
504	SR-5F-7A-AP	7	125	1.25	1.10	1.01	.959	1000	.796
504	SR-5F-8A-AP	8	125	1.25	1.10	1.01	.959	1000	.796
504	SR-5F-10A-AP	10	125	1.25	1.10	1.01	.959	1000	.796

For quantities greater than listed, call for quote.

MOUSER STOCK NO.		Amp	Volt	Price Each			
Mfr.	Mfr. Part No.	(A)	(V)	1	25	50	100
SR-5 Series Time Lag Fuses							
504	SR-5-1.6A-BK	1.6	250	2.09	1.83	1.65	1.53
504	SR-5-100MA-BK	0.1	250	2.93	2.57	2.31	2.15
504	SR-5-125MA-BK	0.125	250	2.93	2.57	2.31	2.15
504	SR-5-160MA-BK	0.16	250	2.93	2.57	2.31	2.15
504	SR-5-1A-BK	1.0	250	2.09	1.83	1.65	1.53
504	SR-5-2.5A-BK	2.5	250	2.09	1.83	1.65	1.53
504	SR-5-200MA-BK	0.2	250	2.93	2.57	2.31	2.15
504	SR-5-250MA-BK	0.25	250	2.09	1.83	1.65	1.53
504	SR-5-2A-BK	2.0	250	2.09	1.83	1.65	1.53
504	SR-5-3.15A-BK	3.15	250	2.09	1.83	1.65	1.53
504	SR-5-315MA-BK	0.315	250	2.09	1.83	1.65	1.53
504	SR-5-40MA-BK	0.04	250	2.93	2.57	2.31	2.15
504	SR-5-4A-BK	4.0	250	2.09	1.83	1.65	1.53
504	SR-5-500MA-BK	0.5	250	2.09	1.83	1.65	1.53
504	SR-5-50MA-BK	0.05	250	2.93	2.57	2.31	2.15
504	SR-5-5A-BK	5.0	250	2.09	1.83	1.65	1.53
504	SR-5-630MA-BK	0.63	250	2.09	1.83	1.65	1.53
504	SR-5-63MA-BK	0.063	250	2.93	2.57	2.31	2.15
504	SR-5-800MA-BK	0.8	250	2.09	1.83	1.65	1.53
SR-5F Series Fast Acting Fuses							
504	SR-5F-800MA-BK	0.8	250	1.67	1.47	1.35	1.28
504	SR-5F-1A-BK	1	250	1.67	1.47	1.35	1.28
504	SR-5F-1.6A-BK	1.6	250	1.67	1.47	1.35	1.28
504	SR-5F-2A-BK	2	250	1.67	1.47	1.35	1.28
504	SR-5F-2.5A-BK	2.5	250	1.67	1.47	1.35	1.28
504	SR-5F-3.15A-BK	3.15	250	1.67	1.47	1.35	1.28
504	SR-5F-4A-BK	4	250	1.67	1.47	1.35	1.28
504	SR-5F-5A-BK	5	250	1.67	1.47	1.35	1.28
504	SR-5F-6.3A-BK	6.3	125	1.67	1.47	1.35	1.28
504	SR-5F-7A-BK	7	125	1.67	1.47	1.35	1.28
504	SR-5F-8A-BK	8	125	1.67	1.47	1.35	1.28
504	SR-5F-10A-BK	10	125	1.67	1.47	1.35	1.28

DIMENSIONS: mm

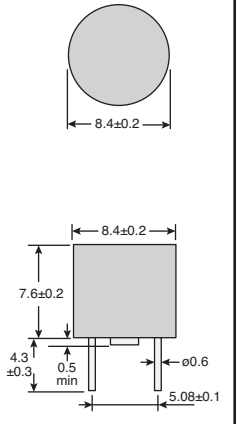

© Copyright 2013 Mouser Electronics

COOPER BUSSMANN Fuses

Products may be RoHS compliant. Check mouser.com for RoHS status.

All are UL Approved except where noted by an asterisk.

† Not UL Approved or Recognized

DIMENSIONS: mm

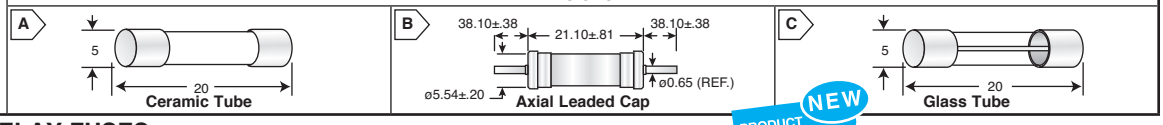

PRODUCT NEW

S505H SERIES TIME DELAY FUSES

For quantities greater than listed, call for quote.

MOUSER STOCK NO.	Fig.	Amp	Volt	Price Each		
Mfr. Mfr. Part No.		(A)	(V)	1	25	50
504—BK1-S505H-1-R	A	1	250	1.17	1.12	1.10
504—BK1-S505H-1-25-R	A	1.25	250	1.17	1.12	1.10
504—BK1-S505H-1-6-R	A	1.6	250	1.17	1.12	1.10
504—BK1-S505H-2-R	A	2	250	1.17	1.12	1.10
504—BK1-S505H-2-5-R	A	2.5	250	1.17	1.12	1.10
504—BK1-S505H-3-15-R	A	3.15	250	1.17	1.12	1.10
504—BK1-S505H-4-R	A	4	250	1.17	1.12	1.10
504—BK1-S505H-5-R	A	5	250	1.17	1.12	1.10
504—BK1-S505H-6-3-R	A	6.3	250	1.17	1.12	1.10
504—BK1-S505H-8-R	A	8	250	1.55	1.49	1.46
504—BK1-S505H-10-R	A	10	250	1.55	1.49	1.46
504—BK1-S505H-500-R	A	500mA	250	1.17	1.12	1.10
504—BK1-S505H-800-R	A	800mA	250	1.17	1.12	1.10
504—BK-S505H-V-1-R	B	1	250	3.21	3.05	2.88
504—BK-S505H-V-1-25R	B	1.25	250	3.21	3.05	2.88
504—BK-S505H-V-1-6-R	B	1.6	250	3.21	3.05	2.88
504—BK-S505H-V-2-R	B	2	250	3.21	3.05	2.88
504—BK-S505H-V-2-5-R	B	2.5	250	3.21	3.05	2.88
504—BK-S505H-V-3-15R	B	3.15	250	3.21	3.05	2.88
504—BK-S505H-V-4-R	B	4	250	3.21	3.05	2.88
504—BK-S505H-V-5-R	B	5	250	3.21	3.05	2.88
504—BK-S505H-V-6-3-R	B	6.3	250	3.21	3.05	2.88
504—BK-S505H-V-8-R	B	8	250	4.26	4.08	3.84
504—BK-S505H-V-10-R	B	10	250	4.26	3.98	3.78
504—BK-S505H-V-500-R	B	500mA	250	3.21	3.05	2.88
504—BK-S505H-V-800-R	B	800mA	250	3.21	3.05	2.88

5MM X 20MM FUSES

GDA Series Fast-Acting/High Breaking Fuses

For quantities greater than listed, call for quote.

MOUSER STOCK NO.	Fig.	Amp	Volt	Price Each		
Mfr. Mfr. Part No.		(A)	(V)	1	25	50
504—GDA-50MA	A	.05	250	2.24	2.18	2.13
504—GDA-100MA	A	.1	250	3.94	3.85	3.81
504—GDA-160MA	A	.16	250	3.85	3.82	3.78
504—GDA-200MA	A	.2	250	3.85	3.82	3.78
504—GDA-250MA	A	.25	250	3.85	3.82	3.78
504—GDA-315MA	A	.315	250	3.91	3.69	3.52
504—GDA-500MA	A	0.5	250	1.58	1.50	1.43
504—GDA-630MA	A	.63	250	1.58	1.50	1.43
504—GDA-800MA	A	.8	250	3.81	3.73	3.67
504—GDA-1A	A	1	250	1.58	1.50	1.43
504—GDA-1.25A	A	1.25	250	3.81	3.73	3.67
504—GDA-1.6A	A	1.6	250	3.81	3.73	3.67
504—GDA-2A	A	2	250	1.58	1.50	1.43
504—GDA-2.5A	A	2.5	250	1.58	1.50	1.43
504—GDA-3.15A	A	3.15	250	1.58	1.50	1.43
504—GDA-4A	A	4	250	1.58	1.50	1.43
504—GDA-5A	A	5	250	1.58	1.50	1.43
504—GDA-6.3A	A	6.3	250	1.58	1.50	1.43

GDB Series Fast-Acting/Low Breaking Fuses

For quantities greater than listed, call for quote.

MOUSER STOCK NO.	Fig.	Amp	Volt	Price Each		
Mfr. Mfr. Part No.		(A)	(V)	1	25	50
504—GDB-80MA	C	.08	250	1.72	1.65	1.54
504—GDB-100MA	C	.1	250	1.72	1.65	1.54
504—GDB-125MA	C	.125	250	3.95	3.60	3.00
504—GDB-160MA	C	.16	250	.97	.937	.877
504—GDB-315MA	C	.315	250	.97	.937	.877
504—GDB-400MA	C	.4	250	.97	.937	.877
504—GDB-500MA	C	.5	250	.23	.215	.201
504—BK/S500-630-R	C	.63	250	.26	.246	.243
504—GDB-800MA	C	.8	250	.23	.215	.201
504—GDB-1A	C	1	250	.23	.215	.201
504—GDB-1.25A	C	1.25	250	.23	.215	.201
504—GDB-2A	C	2	250	.23	.215	.201
504—GDB-2.5A	C	2.5	250	.23	.215	.201
504—GDB-3.15A	C	3.15	250	.23	.215	.201
504—GDB-4A	C	4	250	.23	.215	.201
504—GDB-5A	C	5	250	.23	.215	.201
504—GDB-6.3A	C	6.3	250	.23	.215	.201
504—GDB-10	C	10	250	1.11	1.07	.998

GMC Series Medium Time-Delay Fuses

For quantities greater than listed, call for quote.

MOUSER STOCK NO.	Fig.	Amp	Volt	Price Each		
Mfr. Mfr. Part No.		(A)	(V)	1	25	50
504—GMC-125MA	C	1/8	250	7.02	6.60	6.42
504—GMC-1/4	C	1/4	250	3.99	3.94	3.89
504—GMC-1/2	C	1/2	250	2.65	2.54	2.50
504—GMC-3/4	C	3/4	250	2.65	2.54	2.50
504—GMC-8/10	C	8/10	250	1.51	1.40	1.27
504—GMC-1	C	1	250	2.65	2.54	2.50
504—GMC-2	C	2	250	2.65	2.54	2.50
504—GMC-2-1/2	C	2 1/2	250	2.65	2.54	2.50
504—GMC-3	C	3	250	2.65	2.54	2.50
504—GMC-3.15	C	3-15/100	250	2.65	2.54	2.50
504—GMC-3-1/2	C	3 1/2	125	1.51	1.40	1.27
504—GMC-4	C	4	125	2.65	2.54	2.50
504—GMC-5	C	5	125	2.65	2.54	2.50
504—GMC-6	C	6	125	2.65	2.54	2.50
504—GMC-7	C	7	125	2.65	2.54	2.50
✻ 504—GMC-8	C	8	125	2.65	2.54	2.50
✻ 504—GMC-10	C	10	125	2.65	2.54	2.50

GDC Series Time-Delay/Low Breaking Fuses

For quantities greater than listed, call for quote.

MOUSER STOCK NO.	Fig.	Amp	Volt	Price Each		
Mfr. Mfr. Part No.		(A)	(V)	1	25	50
504—GDC-V-50MA	C	.05	250	4.98	4.56	4.14
504—GDC-63MA	C	.063	250	7.99	7.76	7.54
504—GDC-100MA	C	.1	250	4.95	4.87	4.82
504—GDC-V-100MA	C	0.1	250	6.47	6.29	6.12
504—GDC-125MA	C	.125	250	5.17	5.10	5.03
504—GDC-V-160MA	C	0.16	250	6.47	6.29	6.12
504—GDC-200MA	C	.2	250	4.95	4.87	4.82
504—GDC-250MA	C	.25	250	4.95	4.87	4.82
504—GDC-500MA	C	.5	250	.87	.816	.775
504—GDC-630MA	C	.63	250	.87	.816	.775
504—GDC-800MA	C	.8	250	.87	.816	.775
504—GDC-1A	C	1	250	.87	.816	.775
504—GDC-1.25A	C	1.25	250	.87	.816	.775
504—GDC-1.6A	C	1.6	250	.87	.816	.775
504—GDC-2A	C	2	250	.87	.816	.775
504—GDC-2.5A	C	2.5	250	.87	.816	.775
504—GDC-3.15A	C	3.15	250	.87	.816	.775
504—GDC-4A	C	4	250	.87	.816	.775
504—GDC-5A	C	5	250	.87	.816	.775
504—GDC-6.3A	C	6.3	250	.87	.816	.775

GMA Series Fast-Acting Fuses

- RoHS Compliant
- Recommended for new designs

MOUSER STOCK NO.	Fig.	Amp	Volt	Price Each		
Mfr. Mfr. Part No.		(A)	(V)	1	25	50
504—BK/GMA-1-R	C	1	250	.38	.31	.278
504—BK/GMA-1.25-R	C	1.25	250	.34	.322	.293
504—BK/GMA-1.5-R	C	1.5	250	.34	.322	.293
504—BK/GMA-1.6-R	C	1.6	250	.34	.322	.293
504—BK/GMA-2-R	C	2	250	.38	.31	.278
504—BK/GMA-2.5-R	C	2.5	250	.34	.322	.293
504—BK/GMA-3-R	C	3	250	.38	.31	.278
504—BK/GMA-3.15-R	C	3.15	125	.34	.322	.293
504—BK/GMA-3.5-R	C	3.5	125	.34	.322	.293
504—BK/GMA-4-R	C	4	125	.34	.322	.293
504—BK/GMA-5-R	C	5	125	.34	.322	.293
504—BK/GMA-6-R	C	6	125	.34	.322	.293
504—BK/GMA-7-R	C	7	125	.34	.322	.293
504—BK/GMA-8-R	C	8	125	.34	.322	.293
504—BK/GMA-10-R	C	10	125	.38	.31	.278
504—BK/GMA-63-R	C	63mA	250	1.69	1.56	1.42
504—BK/GMA-100-R	C	100mA	250	.78	.715	.649
504—BK/GMA-125-R	C	125mA	250	.78	.715	.649
504—BK/GMA-200-R	C	200mA	250	.78	.715	.649
504—BK/GMA-250-R	C	250mA	250	.78	.715	.649
504—BK/GMA-300-R	C	300mA	250	.78	.715	.649
504—BK/GMA-500-R	C	500mA	250	.46	.385	.35
504—BK/GMA-750-R	C	750mA	250	.46	.396	.353
504—BK/GMA-800-R	C	800mA	250	.46	.396	.353

GMD Series Time-Delay/Low Breaking Fuses

For quantities greater than listed, call for quote.

MOUSER STOCK NO.	Fig.	Amp	Volt	Price Each		
Mfr. Mfr. Part No.		(A)	(V)	1	25	50
504—GMD-125MA	C	0.125	250	8.24	7.58	7.37
504—GMD-150MA	C	0.15	250	8.24	7.58	7.37
504—GMD-200MA	C	0.2	250	3.92	3.60	3.50
504—GMD-250MA	C	0.25	250	4.75	4.67	4.59
504—GMD-300	C	0.3	250	3.92	3.60	3.50
504—GMD-315MA	C	0.315	250	4.75	4.67	4.59
504—GMD-400MA	C	0.4	250	3.92	3.60	3.50
504—GMD-500MA	C	0.5	250	2.79	2.72	2.69
504—GMD-600MA	C	0.6	250	2.77	2.71	2.66
504—GMD-630MA	C	0.63	250	2.77	2.71	2.66
504—GMD-750MA	C	0.75	250	2.77	2.71	2.66
504—GMD-800MA	C	0.8	250	2.77	2.71	2.66
504—GMD-1A	C	1	250	2.77	2.57	2.45
504—GMD-1.2A	C	1.2	250	2.77	2.71	2.66
504—GMD-1.25A	C	1.25	250	2.77	2.71	2.66
504—GMD-1.5A	C	1.5	250	2.79	2.72	2.69
504—GMD-1.6A	C	1.6	250	2.79	2.72	2.69
504—GMD-2A	C	2	250	2.79	2.72	2.69
504—GMD-2.5A	C	2.5	250	2.79	2.72	2.69
504—GMD-3A	C	3	250	2.79	2.72	2.69

S50X SERIES FAST ACTING/TIME DELAY FUSES

MOUSER STOCK NO.	Fig.	Amp	Volt	Price Each		
Mfr. Mfr. Part No.		(A)	(V)	1	25	50
S500 Series - Fast Acting, Glass Tube						
504—BK/S500-250-R	C	0.25	250	.85	.798	.789
504—BK/S500-315-R	C	0.315	250	.85	.798	.789
504—BK/S500-500-R	C	0.5	250	.26	.246	.243
504—BK/S500-630-R	C	0.63	250	.26	.246	.243
504—BK/S500-800-R	C	0.8	250	.26	.246	.243
504—BK/S500-1-R	C	1	250	.26	.246	.243
504—BK/S500-1.25-R	C	1.25	250	.26	.246	.243
504—BK/S500-1.6-R	C	16	250	.26	.246	.243
504—BK/S500-2-R	C	2	250	.26	.246	.243
504—BK/S500-2.5-R	C	2.5	250	.26	.246	.243
504—BK/S500-3.15-R	C	3.15	250	.26	.246	.243
504—BK/S500-4-R	C	4	250	.26	.246	.243
504—BK/S500-5-R	C	5	250	.26	.246	.243
504—BK/S500-8-R	C	8	250	.97	.912	.847
504—BK/S500-10-R	C	10	250	.97	.912	.847
S501 Series - Fast Acting, Ceramic Tube						
504—BK/S501-500-R	A	0.5	250	1.56	1.32	1.20
504—BK/S501-2-R	A	2	250	1.56	1.32	1.20
504—BK/S501-3.15-R	A	3.5	250	1.56	1.32	1.20
504—BK/S501-4-R	A	4	250	1.56	1.32	1.20
504—BK/S501-5-R	A	5	250	1.56	1.32	1.20
504—BK/S501-6.3-R	A	6.3	250	1.56	1.32	1.20

MOUSER STOCK NO.	Fig.	Amp	Volt	Price Each		
Mfr. Mfr. Part No.		(A)	(V)	1	25	50
S505 Series - Time Delay, Ceramic Tube						
504—BK/S505-1-R	A	1	250	1.54	1.38	1.23
504—BK/S505-1.25-R	A	1.25	250	1.54	1.38	1.23
504—BK/S505-2.5-R	A	2.5	250	1.54	1.38	1.23
504—BK/S505-6.3-R	A	6.3	250	1.51	1.32	1.13
504—BK/S505-8-R	A	8	250	1.94	1.72	1.53
504—BK/S505-10-R	A	10	250	1.94	1.72	1.53
S506 Series - Time Delay, Glass Tube						
504—BK/S506-50-R	C	50	250	3.22	2.89	2.55
504—BK/S506-100-R	C	100	250	1.09	1.06	1.02
504—BK/S506-250-R	C	0.25	250	1.09	1.06	1.02
504—BK/S506-500-R	C	0.5	250	.78	.763	.734
504—BK/S506-630-R	C	0.63	250	.78	.763	.734
504—BK/S506-800-R	C	0.8	250	.78	.763	.734
504—BK/S506-1-R	C	1	250	.78	.763	.734
504—BK/S506-1.25-R	C	1.25	250	.78	.763	.734
504—BK/S506-1.6-R	C	1.6	250	.78	.763	.734
504—BK/S506-2-R	C	2	250	.78	.763	.734
504—BK/S506-2.5-R	C	2.5	250	.78	.763	.734
504—BK/S506-3.15-R	C	3.15	250	.78	.763	.734
504—BK/S506-4-R	C	4	250	.78	.763	.734
504—BK/S506-5-R	C	5	250	.78	.763	.734
504—BK/S506-6.3-R	C	6.3	250	.78	.763	.734

© Copyright 2013 Mouser Electronics

© Copyright 2013 Mouser Electronics

COOPER BUSSMANN Fuses

Products may be RoHS compliant. Check mouser.com for RoHS status.

COOPER Bussmann

DIMENSIONS: in.

All are UL Approved except where noted by an asterisk.

† Not UL Approved or Recognized

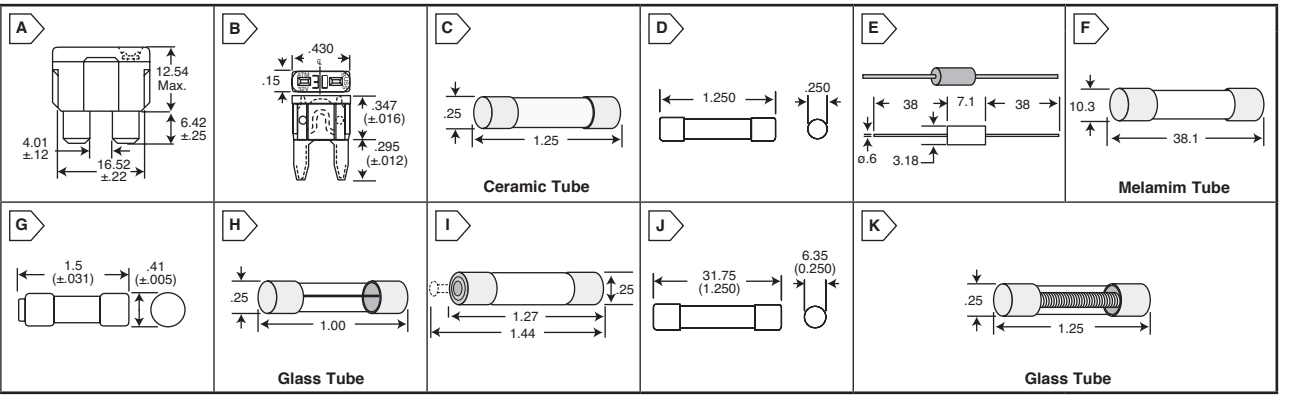

ATC SERIES FUSES

Blade Type, Fast-Acting Fuses

RoHS Compliant

For quantities greater than listed, call for quote.

MOUSER STOCK NO.	Fig.	Amp (A)	Volt (V)	Color	Price Each 1	25	50
504-ATC-1	A	1	32	Black	1.85	1.73	1.66
504-ATC-2	A	2	32	Gray	1.85	1.73	1.66
504-ATC-3	A	3	32	Violet	.62	.584	.56
504-ATC-4	A	4	32	Pink	.62	.584	.56
504-ATC-5	A	5	32	Tan	.62	.584	.56
504-ATC-7-1/2	A	7.5	32	Brown	.62	.584	.56
504-ATC-10	A	10	32	Red	.62	.584	.56
504-ATC-15	A	15	32	Blue	.62	.584	.56
504-ATC-20	A	20	32	Yellow	.62	.584	.56
504-ATC-25	A	25	32	Clear	.62	.584	.56
504-ATC-30	A	30	32	Green	.62	.584	.56
504-ATC-35	A	35	32	Blue/Green	1.00	.923	.878
504-ATC-40	A	40	32	Amber	.62	.584	.56

ATM SERIES FUSES

Blade Type, Fast-Acting Fuses

RoHS Compliant

For quantities greater than listed, call for quote.

MOUSER STOCK NO.	Fig.	Amp (A)	Volt (V)	Color	Price Each 1	25	50
504-ATM-2	B	2	32	Gray	.74	.656	.598
504-ATM-3	B	3	32	Violet	.92	.82	.747
504-ATM-4	B	4	32	Pink	.74	.656	.598
504-ATM-5	B	5	32	Tan	.74	.656	.598
504-ATM-10	B	10	32	Red	.74	.656	.598
504-ATM-15	B	15	32	Blue	.74	.656	.598
504-ATM-20	B	20	32	Yellow	.74	.656	.598
504-ATM-25	B	25	32	Clear	.74	.656	.598
504-ATM-30	B	30	32	Green	.74	.656	.598

1/4" X 1-1/4" FUSES

ABC Series Fast-Acting Fuses

RoHS Compliant

For quantities greater than listed, call for quote.

MOUSER STOCK NO.	Fig.	Amp (A)	Volt (V)	Price Each 1	25	50
504-ABC-2	C	2	250	2.63	2.56	2.50
504-ABC-3	C	3	250	2.63	2.56	2.50
504-ABC-5	C	5	250	2.63	2.56	2.49
504-ABC-6	C	6	250	1.31	1.20	.897
504-ABC-8	C	8	250	1.31	1.20	.897
504-ABC-10	C	10	250	.95	.781	.663
504-ABC-12	C	12	250	.95	.781	.663
504-ABC-15	C	15	250	.96	.899	.888
* 504-ABC-20	C	20	250	3.63	3.54	3.50
* 504-ABC-25	C	25	125	3.63	3.54	3.50
† 504-ABC-30	C	30	125	3.64	3.56	3.50
504-AGC-175/1000-R	D	0.175	250	4.22	4.00	3.71
504-BK/AGC-1/16-R	D	1/16	250	8.92	7.33	6.38
504-BK/AGC-1/10-R	D	1/10	250	2.89	2.71	2.50
504-BK/AGC-3/10-R	D	3/10	250	1.32	1.23	1.12
504-BK/AGC-1/8-R	D	1/8	250	1.40	1.32	1.22
504-BK/AGC-1/4-R	D	1/4	250	.41	.387	.358
504-BK/AGC-1/2-R	D	1/2	250	.63	.597	.55
504-BK/AGC-3/4-R	D	3/4	250	.63	.597	.553
504-BK/AGC-1-R	D	1	250	.36	.348	.323
504-BK/AGC-1-1/2-R	D	1	250	.36	.348	.323
504-BK/AGC-1-1/4-R	D	1 1/4	250	.36	.348	.323
504-BK/AGC-1-6/10-R	D	1 6/10	250	.36	.348	.323
504-BK/AGC-2-R	D	2	250	.36	.348	.323
504-BK/AGC-2-1/2-R	D	2	250	.36	.348	.323
504-BK/AGC-3-R	D	3	250	.36	.348	.323
504-BK/AGC-3-1/2-R	D	3 1/2	250	.41	.387	.358
504-BK/AGC-4-R	D	4	250	.62	.583	.54
504-BK/AGC-5-R	D	5	250	.58	.55	.509

1/4" X 1-1/4" FUSES (CONT.)

AGC Series Fast-Acting Fuses

For quantities greater than listed, call for quote.

MOUSER STOCK NO.	Fig.	Amp (A)	Volt (V)	Price Each 1	25	50
504-BK/AGC-6-R	D	6	250	.58	.55	.509
504-BK/AGC-7-R	D	7	250	.58	.55	.509
504-BK/AGC-7-1/2-R	D	7 1/2	250	.74	.674	.642
504-BK/AGC-8-R	D	8	250	.69	.646	.599
504-BK/AGC-10-R	D	10	250	.69	.646	.599
504-AGC-12-R	D	12	32	.41	.387	.358
504-BK/AGC-15-R	D	15	32	.41	.387	.358
504-BK/AGC-20-R	D	20	32	.41	.387	.358
504-BK/AGC-25-R	D	25	32	.41	.387	.358
504-BK/AGC-30-R	D	30	32	.41	.387	.358

MCRW SERIES FUSES

Fast-Acting Axial Lead Fuses

RoHS Compliant

* Hermetically sealed

For quantities greater than listed, call for quote.

MOUSER STOCK NO.	Fig.	Amp (A)	Volt (V)	Price Each 1	25	50
* 504-MCRW-125MA	E	1/8	125	.54	.43	.386
* 504-MCRW-250MA	E	1/4	125	.54	.43	.386
* 504-MCRW-500MA	E	1/2	125	.54	.43	.386
* 504-MCRW-1A	E	1	125	.54	.43	.386
* 504-MCRW-1-1/2A	E	1 1/2	125	.54	.43	.386
* 504-MCRW-2A	E	2	125	.54	.43	.386
* 504-MCRW-3A	E	3	125	.54	.43	.386
* 504-MCRW-4A	E	4	125	.54	.43	.386
* 504-MCRW-5A	E	5	125	.54	.43	.386
* 504-MCRW-10A	E	10	125	.54	.43	.386

13/32" X 1 1/2" FUSES

KTK-R Series Limitron® Fast-Acting Midget Fuses

RoHS Compliant

For quantities greater than listed, call for quote.

MOUSER STOCK NO.	Fig.	Amp (A)	Volt (V)	Price Each 1	25	50
504-KTK3	F	3	600	21.20	18.03	16.22
504-KTK-5	F	5	600	21.20	18.03	16.22
504-KTK-15	F	15	600	21.20	18.03	16.22
504-KTK-25	F	25	600	23.12	18.71	16.92
504-KTK-30	F	30	600	23.12	18.71	16.92

KTK-R Series Limitron® Fast-Acting Fuses

RoHS Compliant

For quantities greater than listed, call for quote.

MOUSER STOCK NO.	Fig.	Amp (A)	Volt (V)	Price Each 1	25	50
504-KTK-R-1/4	G	0.25	600	33.19	30.68	29.04
504-KTK-R-1	G	1	600	20.34	20.27	18.31
504-KTK-R-2	G	2	600	20.34	20.27	18.31
504-KTK-R-10	G	10	600	20.34	20.27	18.31
504-KTK-R-15	G	15	600	20.34	20.27	18.31

1/4" X 1" FUSES

AGX Series Fast-Acting Fuses

For quantities greater than listed, call for quote.

MOUSER STOCK NO.	Fig.	Amp (A)	Volt (V)	Price Each 1	25	50
504-AGX-3/8	H	3/8	250	1.35	1.32	1.25
504-AGX-1/4	H	1/4	250	2.28	1.93	1.75
504-AGX-1/2	H	1/2	250	.95	.911	.862
504-AGX-1	H	1	250	.55	.524	.498
504-AGX1-1/2	H	1 1/2	250	.55	.524	.498
504-AGX-2	H	2	250	.55	.524	.498
504-AGX-3	H	3	250	.55	.524	.498

1/4" X 1" FUSES (CONT.)

AGX Series Fast-Acting Fuses

For quantities greater than listed, call for quote.

MOUSER STOCK NO.	Fig.	Amp (A)	Volt (V)	Price Each 1	25	50
504-AGX-4	H	4	250	.40	.379	.36
504-AGX-5	H	5	250	.40	.379	.36
504-AGX10	H	10	32	.40	.379	.36
504-AGX-15	H	15	32	.38	.364	.345
504-AGX-20	H	20	32	2.69	2.19	2.03

1/4" X 1-1/4" FUSES

GLD Series Fast-Acting, Pin Indicating/Non Timing Delay Fuses

For quantities greater than listed, call for quote.

MOUSER STOCK NO.	Fig.	Amp (A)	Volt (V)	Price Each 1	25	50
504-GLD-1-1/2	I	1 1/2	125	10.49	9.74	9.44
504-GLD-3	I	3	125	8.78	8.56	8.27
504-GLD-4	I	4	125	16.30	15.92	15.56
504-GLD-5	I	5	125	8.78	8.56	8.27
504-GLD-15	I	15	125	11.72	11.44	11.18

MDA Series Time-Delay Fuses

RoHS Compliant

For quantities greater than listed, call for quote.

MOUSER STOCK NO.	Fig.	Amp (A)	Volt (V)	Price Each 1	25	50
504-BK/MDA-1/4-R	J	1/4	250	2.08	2.01	1.98
504-BK/MDA-1/2-R	J	1/2	250	2.08	2.01	1.98
504-BK/MDA-1-R	J	1	250	2.08	2.01	1.98
504-BK/MDA-2-R	J	2	250	1.49	1.36	1.06
504-BK/MDA-3-R	J	3	250	2.08	2.01	1.98
504-BK/MDA-4-R	J	4	250	2.08	2.01	1.98
504-BK/MDA-5-R	J	5	250	2.08	2.01	1.98
504-BK/MDA-6-R	J	6	250	2.08	2.01	1.98
504-BK/MDA-6-1/4-R	J	6 1/4	250	2.08	2.01	1.98
504-BK/MDA-8-R	J	8	250	2.08	2.01	1.98
504-BK/MDA-10-R	J	10	250	2.08	2.01	1.98
504-BK/MDA-15-R	J	15	250	2.08	2.01	1.98
504-BK/MDA-20-R	J	20	250	2.08	2.01	1.98
504-BK/MDA-25-R	J	25	250	2.08	2.01	1.98
504-BK/MDA-30-R	J	30	250	2.08	2.01	1.98

MDL Series Time-Delay Fuses

For quantities greater than listed, call for quote.

MOUSER STOCK NO.	Fig.	Amp (A)	Volt (V)	Price Each 1	25	50
† 504-MDL-1/10	K	1/10	250	2.17	2.08	2.02
504-MDL-1/8	K	1/8	250	2.17	2.08	2.02
504-MDL-1/4	K	1/4	250	3.94	3.69	3.47
504-MDL-3/10	K	3/10	250	3.94	3.69	3.47
504-MDL-1/2	K	1/2	250	2.78	2.60	2.45
504-MDL-3/4	K	3/4	250	2.85	2.68	2.51
504-MDL-1	K	1	250	2.78	2.60	2.45
504-MDL-1-1/4	K	1 1/4	250	2.85	2.68	2.51
504-MDL-1-1/2	K	1 1/2	250	2.78	2.60	2.45
504-MDL-2	K	2	250	2.72	2.55	2.40
504-MDL-2-1/2	K	2 1/2	250	2.85	2.68	2.51
504-MDL-3	K	3	250	2.78	2.60	2.45
504-MDL-4	K	4	250	2.85	2.68	2.51
504-MDL-5	K	5	250	2.78	2.60	2.45
504-MDL-6	K	6	250	2.85	2.68	2.51
504-MDL-6-1/4	K	6 1/4	250	2.85	2.68	2.51
504-MDL-7	K	7	250	2.85	2.68	2.51
504-MDL-8	K	8	250	2.85	2.68	2.51
* 504-MDL-10	K	10	32	4.15	3.87	3.63
* 504-MDL-15	K	15	32	4.15	3.87	3.63
* 504-MDL-20	K	20	32	4.15	3.87	3.63

© Copyright 2013 Mouser Electronics

© Copyright 2013 Mouser Electronics

COOPER BUSSMANN Fuse Holders, Clips, and Blocks

COOPER Bussmann

DIMENSIONS: in.

Products may be RoHS compliant. Check mouser.com for RoHS status.

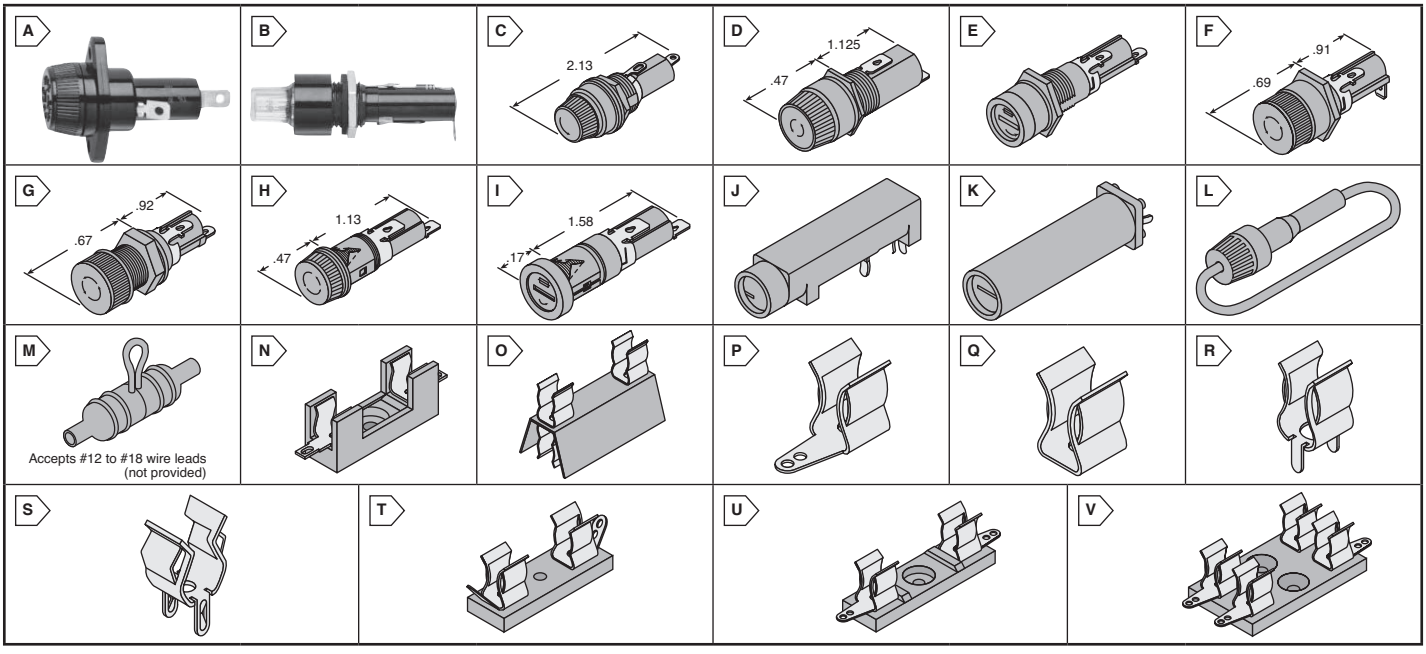

STANDARD PANEL MOUNT FUSE HOLDERS

E14853 47235

Solder Terminals

For quantities greater than listed, call for quote.

MOUSER STOCK NO.	Fig	Mounting Position/Type	Profile	Current Rating	Fuse Size (In)	Price Each 1	25	50	100
504-HPF	A	Front/Hex Nut	Std.	30A@600V	13/32 x 1-5/16 to 1-1/2	9.58	9.37	9.17	8.80
504-HPF-C	A	Front/Hex Nut	Std.	30A@600V	13/32 x 1-5/16 to 1-1/2	9.58	9.37	9.17	8.80
504-HPF-L	A	Front/Hex Nut	Std.	5A@600V	13/32 x 1-5/16 to 1-1/2	23.54	23.06	22.52	21.61
504-HJM	B	Front/Hex Nut	Low	5A@125V	1/4 x 1	5.95	5.64	5.34	5.06
504-BK/HKP-CC-R	C	Rear Hex Nut	Low	20A@250V	1/4 x 1-1/4	4.22	3.82	3.42	3.12
504-BK/HKP-HH-R	C	Rear Hex Nut	Std.	15A@250V	1/4 x 1-1/4	5.32	4.49	4.09	3.68
504-BK/HKP-R	C	Rear Hex Nut	Std.	30A@250V	1/4 x 1-1/4	4.22	3.82	3.42	3.12

PANEL MOUNT FUSE HOLDERS

- Flammability rating: UL 94V-0
- Temperature range: -55°C to 85°C

E14853 47235

Standard (for 1/4" x 1 1/4" Fuses)

For quantities greater than listed, call for quote.

MOUSER STOCK NO.	Fig.	Mounting Position/Type	Profile	Current Rating	Rear Terminal	Price Each 1	25	50	100
504-HTB-22I	D	Rear Hex Nut	Low	15A @ 250V	3/16" Straight	7.49	7.28	6.61	6.45
504-HTB-24I	D	Rear Hex Nut	Low	15A @ 250V	3/16" Rt.Angle	7.49	7.28	6.61	6.45
504-HTB-26I	D	Rear Hex Nut	Low	20A @ 250V	1/4" Straight	6.42	6.18	5.87	5.66
504-HTB-28I	D	Rear Hex Nut	Low	20A @ 250V	1/4" Rt.Angle	6.42	6.18	5.87	5.66
504-HTB-32I	E	Rear Hex Nut	Low	15A @ 250V	3/16" Straight	3.76	3.18	2.89	2.60
504-HTB-34I	E	Rear Hex Nut	Low	15A @ 250V	3/16" Rt.Angle	7.49	7.28	6.61	6.45
504-HTB-36I	E	Rear Hex Nut	Low	20A @ 250V	1/4" Straight	6.42	6.18	5.87	5.66
504-HTB-42I	F	Rear Hex Nut	High	15A @ 250V	3/16" Straight	5.61	5.44	5.23	5.04
504-HTB-44I	F	Rear Hex Nut	High	15A @ 250V	3/16" Rt.Angle	5.48	5.35	5.23	5.04
504-HTB-46I	F	Rear Hex Nut	High	20A @ 250V	1/4" Straight	3.27	3.01	2.82	2.78
504-HTB-48I	F	Rear Hex Nut	High	20A @ 250V	1/4" Rt.Angle	3.27	3.01	2.82	2.78
504-HTB-54I	E	Rear Hex Nut	High	15A @ 250V	3/16" Rt.Angle	3.77	3.61	3.53	3.47
504-BK/HTB-56I-R	E	Rear Hex Nut	High	20A @ 250V	1/4" Straight	4.11	3.47	3.16	2.84
504-HTB-58I	E	Rear Hex Nut	High	20A @ 250V	1/4" Rt.Angle	4.02	3.97	3.94	3.70
504-HTB-62I	G	Front Hex Nut	High	15A @ 250V	3/16" Straight	6.44	6.30	6.17	6.03
504-HTB-64I	G	Front Hex Nut	High	15A @ 250V	3/16" Rt.Angle	4.48	4.30	4.21	4.13
504-HTB-66I	G	Front Hex Nut	High	20A @ 250V	1/4" Straight	6.46	6.30	6.10	6.03
504-HTB-82I	H	Front Snap-In	Low	15A @ 250V	3/16" Straight	4.02	3.85	3.78	3.70
504-HTB-86I	H	Front Snap-In	Low	20A @ 250V	1/4" Straight	6.05	5.82	5.74	5.66
504-HTB-88I	H	Front Snap-In	Low	20A @ 250V	1/4" Rt.Angle	4.04	3.84	3.39	2.95
504-HTB-92I	I	Front Snap-In	Low	15A @ 250V	3/16" Straight	4.02	3.85	3.78	3.70
504-HTB-98I	I	Front Snap-In	Low	20A @ 250V	1/4" Rt.Angle	5.39	5.17	5.06	4.96

Miniature (for 5mm x 20mm Fuses)

For quantities greater than listed, call for quote.

MOUSER STOCK NO.	Fig.	Mounting Position/Type	Profile	Current Rating	Rear Terminal	Price Each 1	25	50	100
504-HTB-22M	F	Rear Hex Nut	High	16A @ 250V	3/16" Straight	6.42	6.18	5.87	5.66
504-HTB-26M	D	Rear Hex Nut	Low	16A @ 250V	1/4" Straight	6.09	5.84	5.75	5.67
504-HTB-28M	D	Rear Hex Nut	Low	16A @ 250V	1/4" Rt.Angle	6.06	5.96	5.78	5.66
504-HTB-32M	E	Rear Hex Nut	Low	15A @ 250V	3/16" Straight	6.42	6.18	5.87	5.66
504-BK/HTB-36M-R	E	Rear Hex Nut	Low	16A @ 250V	1/4" Straight	4.18	3.85	3.75	3.69
504-HTB-38M	E	Rear Hex Nut	Low	16A @ 250V	1/4" Rt.Angle	5.61	5.44	5.23	5.04
504-HTB-42M	F	Rear Hex Nut	High	15A @ 250V	3/16" Straight	5.48	5.35	5.23	5.04
504-HTB-46M	F	Rear Hex Nut	High	16A @ 250V	1/4" Straight	6.23	5.81	5.51	5.37
504-HTB-56M	E	Rear Hex Nut	High	16A @ 250V	1/4" Straight	6.06	5.96	5.78	5.66
504-HTB-62M	G	Front Hex Nut	High	15A @ 250V	3/16" Straight	6.42	6.18	5.87	5.66
504-HTB-82M	H	Front Snap-In	Low	15A @ 250V	3/16" Straight	3.71	3.56	3.49	3.42

FUSE HOLDERS AND CLIPS

PCB Fuse Holders

E14853

- "Kicked" terminals for optimum wave soldering
- Anti-wicking terminals

For quantities greater than listed, call for quote.

MOUSER STOCK NO.	Fig	Fuse Size (In)	Current Rating	Price Each 1	25	50	100
504-BK/HBH-I-R	J	1/4 x 1-1/4	12a @ 250v	2.94	2.85	2.72	2.55
504-HBV-I	K	1/4 x 1-1/4	12A @ 250V	7.75	7.61	7.45	7.29
504-HBH-M	J	5mm x 20mm	12A @ 250V	8.91	8.73	8.56	8.47
504-HBV-M	K	5mm x 20mm	12A @ 250V	8.38	8.09	7.73	7.24

In-Line Fuse Holders

*Leads not supplied

For quantities greater than listed, call for quote.

MOUSER STOCK NO.	Fig	Fuse Size (In)	Lead Lth. (in.)	Price Each 1	25	50	100
504-BK/HRK-R	L	1/4 x 7/8 to 1/4 x 1-1/4	- - -	6.09	5.15	4.68	4.21
504-HMJ	L	1 1/4 fuses 20A inc.	8	5.48	5.21	4.92	4.69
504-BK/HFA-R	M	1/4 x 1-1/4 waterproof	- - -	25.54	23.29	21.06	19.65
504-HFB	M	1/4 x 1 1/4 waterproof	- - -	9.63	9.41	9.27	9.13

Fuse Blocks

- 1/4" x 1 1/4" fuse size
- Spring-bronze clips
- Anti-pivot barrier
- Totally sealed base

For quantities greater than listed, call for quote.

MOUSER STOCK NO.	Fig	Description	Price Each 1	25	50	100
504-S-8001-1	N	Solder terminal	1.02	.979	.926	.904
504-S-8101-1	N	3/16 quick connect	.98	.933	.878	.829
504-S82022	N	For 1/4 x 1-1/4	3.78	3.75	3.71	3.66

FUSE CLIPS AND BLOCKS

Twin Clips

E14853A

Makes it unnecessary to replace blown pigtail fuse by cutting or soldering. Twin-clips snap on the blown fuse.

For quantities greater than listed, call for quote.

MOUSER STOCK NO.	Fig	Fuse Size (In)	Price Each 1	25	50	100
504-3434	O	5/8 to 1 1/4 long; insulated	5.38	5.11	4.85	4.57

Fuse Clips - Spring Bronze

For quantities greater than listed, call for quote.

MOUSER STOCK NO.	Fig	Description	Price Each 1	25	50	100
504-5678-14	P	1/4" solder terminal	.20	.196	.183	.175
504-5682-41	Q	1/4" screw mount	.15	.142	.134	.127
504-1A1119-10	R	1/4" PC mount with stop	.28	.257	.251	.246
504-1A1907-06	R	For 1/4" Diameter	.17	.157	.153	.15
504-1A3399-10	S	5mm PC mount with stop	.20	.193	.187	.182
504-1A3400-09	R	For 13/32" Diameter	.77	.651	.572	.535

Fuse Clips - Silver Plated

- Molded bakelite base
- Beryllium copper solder terminal

For quantities greater than listed, call for quote.

MOUSER STOCK NO.	Fig	Description	Current Rating	Price Each 1	25	50	100
504-3828-1	T	1" fuse size	30A @ 250	4.95	4.67	4.33	4.11
504-4405	U	1 1/4" fuse size	30A @ 250	6.03	5.69	5.29	4.96
504-4408	V	1 1/4" fuse size	30A @ 250	13.40	12.60	11.68	10.89

© Copyright 2013 Mouser Electronics

EAGLE PLASTIC DEVICES Panel Mount & In-line Fuse Holders

RoHS Compliant This product is RoHS compliant.

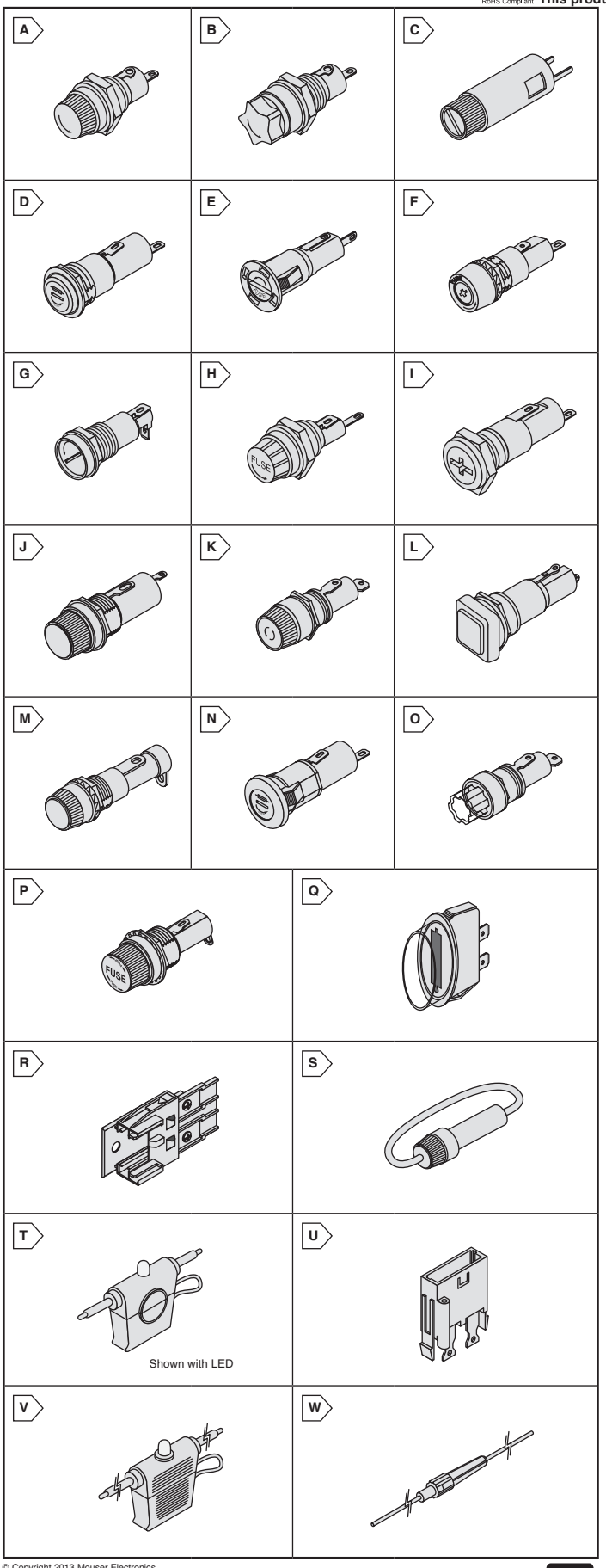

EAGLE PLASTIC DEVICES PANEL MOUNT FUSE HOLDERS

RoHS Compliant

Fuse Size: 5mm x 20mm

RoHS Compliant

For quantities greater than listed, call for quote.

MOUSER STOCK NO.	Fig.	Rating	Terminal Type	Price Each			
				1	100	500	1000
441-R3-12-GRX	A	10A/250VAC	.156" Solder	1.81	1.53	1.38	1.32
441-R26-GRX	B	3A/250VAC	.156" Solder	1.58	1.32	1.20	1.09
441-R324-GR	C	10A/250VAC	.428" PC	1.43	1.31	1.17	1.07
441-R344B-GR	D	15A/250VAC	.187" Faston	1.73	1.44	1.31	1.19
441-R354-GR	E	6.3A/250VAC	.109" Solder	1.39	1.16	1.05	.952
441-R371-GR	F	10A/250VAC	.118" Solder	1.42	1.19	1.08	.984

Fuse Size: 5.2mm x 20mm

RoHS Compliant

For quantities greater than listed, call for quote.

MOUSER STOCK NO.	Fig.	Rating	Terminal Type	Price Each			
				1	100	500	1000
441-R311-GRX	G	10A/250VAC	.156" Solder	1.89	1.57	1.43	1.31
441-R357-GRX	H	10A/250VAC	.187" Faston	1.35	1.12	1.02	.92
441-0201-GR	G	10A/250VAC	.187" Faston	2.96	2.08	1.88	1.73

Fuse Size: 6.35mm x 30mm or x 31.8mm

RoHS Compliant

For quantities greater than listed, call for quote.

MOUSER STOCK NO.	Fig.	Rating	Terminal Type	Price Each			
				1	100	500	1000
441-R361A-GRX	I	10A/250VAC	.250" Faston	2.55	2.12	1.93	1.75

Fuse Size: 6.4mm x 30mm or (1/4" x 1 1/4")

RoHS Compliant

◆Glass Tube Fuse

For quantities greater than listed, call for quote.

MOUSER STOCK NO.	Fig.	Rating	Terminal Type	Price Each			
				1	100	500	1000
441-R3-13-GRX	J	10A/250VAC	.187" Faston	2.14	1.71	1.55	1.41
441-R314A-GRX	K	10A/250VAC	.230" Solder	1.87	1.77	1.63	1.46
441-R314C-GRX	K	10A/250VAC	.250" Faston	1.87	1.77	1.63	1.46
441-R321AB-GRX	L	10A/250VAC	.148" Solder	1.52	1.25	1.12	1.02
441-R321AR-GRX	L	10A/250VAC	.148" Solder	1.52	1.25	1.12	1.02
441-R321AW-GRX	L	10A/250VAC	.148" Solder	1.52	1.25	1.12	1.02
441-R328-GRX	M	15A/250VAC	.187" Faston	1.54	1.27	1.17	1.06
441-R344A-GR	D	15A/250VAC	.187" Faston	1.39	1.16	1.05	.952
441-R349A-GR	N	10A/250VAC	.187" Faston	1.39	1.16	1.05	.952
441-R353-GRX	I	15A/250VAC	.250" Faston	1.88	1.57	1.43	1.31
◆ 441-R363B-L2-GRX	O	20A/32VDC	.250" Faston	8.09	6.74	6.13	5.57
◆ 441-R363B-L5-GRX	O	20A/250VAC	.250" Faston	10.55	8.78	7.98	7.25
441-R374-RD-GR	P	10A/250VAC	.187" Faston	1.88	1.57	1.43	1.31
441-R374-GRN-GR	P	10A/250VAC	.187" Faston	1.88	1.57	1.43	1.31

RoHS Compliant

Blade Fuse

For quantities greater than listed, call for quote.

MOUSER STOCK NO.	Fig.	Rating	Terminal Type	Price Each			
				1	100	500	1000
441-R367-GR	Q	30A/12-24VDC	.250" Faston	1.88	1.57	1.43	1.31
441-R372-GR	R	60A/12-32VDC	Screw	4.41	3.67	3.34	3.04

EAGLE PLASTIC DEVICES IN-LINE FUSE HOLDERS

RoHS Compliant

For quantities greater than listed, call for quote.

MOUSER STOCK NO.	Fig.	Description	Lead Length (In.)	Price Each			
				1	100	500	1000
441-R332A-GR	S	5.2 x 20mm black with red leads	7.9	1.61	1.46	1.29	1.20
441-R332B-GR	S	1/4"x1 1/4" black with red leads	7.9	1.61	1.46	1.29	1.20
441-R347A-GR	T	ATC Blade type, 30A/32VDC, 12AWG	10.2	2.63	2.19	1.99	1.81
441-R347B-GR	T	ATC Blade type, 20A/32VDC, 14AWG	10.2	2.39	1.99	1.81	1.65
441-R347C-GR	T	ATC Blade type, 15A/32VDC, 16AWG	10.2	2.86	2.39	2.16	1.97
441-R347D-GR	T	ATC Blade type, 10A/32VDC, 18AWG	10.2	2.07	1.72	1.56	1.42
441-R352-GR	U	AMT Max-blade type, 20A/24VDC	10.2	1.00	.76	.696	.631
441-R359A-GR	T	Blade type, 30A/24VDC, 12AWG w/LED	10.2	3.56	2.97	2.70	2.45
441-R359B-GR	T	Blade type, 20A/24VDC, 14AWG w/LED	10.2	3.84	3.22	2.92	2.65
441-R359C-GR	T	Blade type, 15A/24VDC, 16AWG w/LED	10.2	3.84	3.22	2.92	2.65
441-R359D-GR	T	Blade type, 10A/24VDC, 18AWG w/LED	10.2	3.84	3.22	2.92	2.65
441-R360A-GR	V	Mini blade type, 30A/24VDC, 12AWG w/LED	11	4.15	3.46	3.15	2.86
441-R360B-GR	V	Mini blade type, 20A/24VDC, 14AWG w/LED	11	4.93	4.11	3.73	3.40
441-R360C-GR	V	Mini blade type, 15A/24VDC, 16AWG w/LED	11	4.06	3.38	3.07	2.79
441-R360D-GR	V	Mini blade type, 10A/24VDC, 18AWG w/LED	11	4.74	3.95	3.58	3.26
441-R364-GR	W	10A/250VAC, 16AWG	5.5	1.83	1.52	1.38	1.25

© Copyright 2013 Mouser Electronics

© Copyright 2013 Mouser Electronics

KEYSTONE Fuse Holders, Fuse Clips and Blocks

RoHS Compliant **This product is RoHS compliant.**

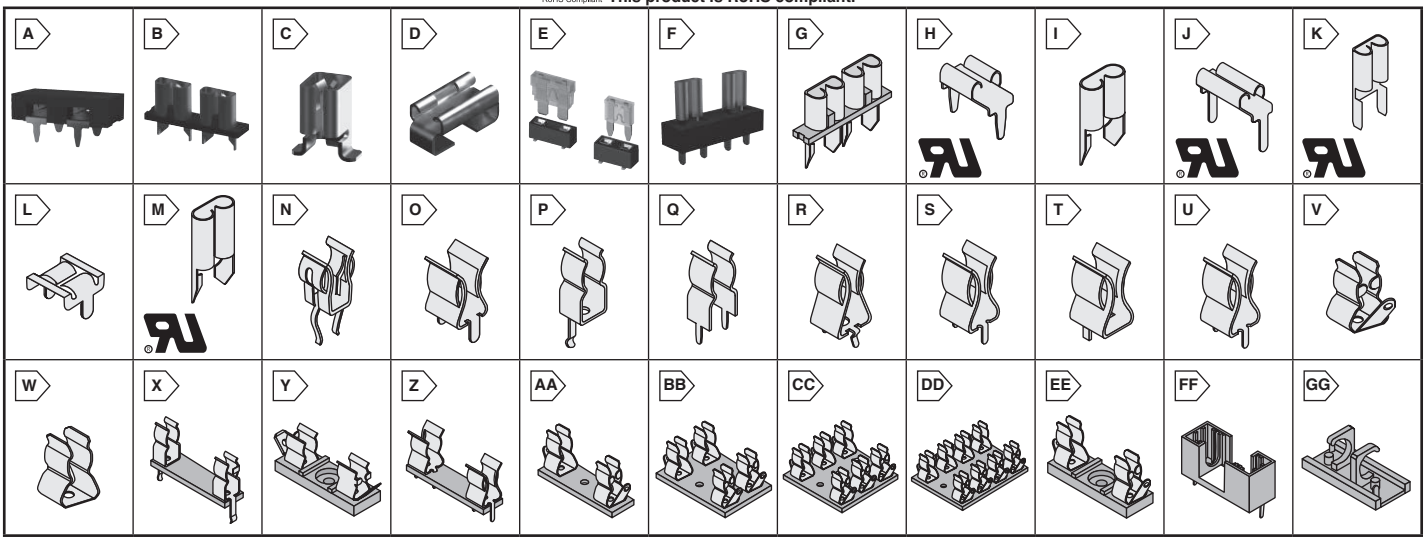

BLADE FUSE HOLDERS AND CLIPS

- Thru hole PC mountable, maintains position during wave soldering
- Fuse holder fully insulates clips to protect fuse from shorting

For quantities greater than listed, call for quote.

MOUSER STOCK NO.	Keystone Part No.	Fig.	Mount Type	Fuse Size	Description	Price Each			
						1	100	500	1000
534-3550-2	3550-2	A	Horizontal	ATO, ATC series	Standard "auto" blade fuse holder	1.02	.92	.85	.756
534-3549-2	3549-2	-	Horizontal	297/299 series, ATM series	Mini "auto" blade fuse holder	.99	.858	.773	.687
534-3522-3	3522-3	B	Vertical	ATO, ATC series	Standard "auto" blade fuse holder	1.10	.991	.949	.817
534-3563	3563	-	Vertical	MIN, ATM series	Mini SMT "auto" blade fuse clip	.34	.241	.156	.127
534-3586	3586	C	Vertical	Mini: MIN, ATM series STD: ATO, ATC series Low profile: 891, ATM-LP series	Mini/standard/low profile SMT "auto" blade fuse clip	.26	.184	.142	.127
534-3569	3569	D	Horizontal	MIN, ATM series	Mini SMT "auto" blade fuse clip	.50	.382	.34	.312
534-3588	3588	E	Vertical	MIN, ATM series	Mini SMT "auto" blade fuse holder	1.25	.974	.807	.736
534-3587	3587	E	Vertical	STD: ATO, ATC series Low profile: 891, ATM-LP series	Standard/low profile SMT "auto" blade fuse holder, 2 in 1	1.20	.974	.807	.736
534-3557-2	3557-2	-	Vertical	STD: ATO, ATC series Low profile: 891, ATM-LP series	Standard/low profile THM "auto" blade fuse holder, 2 in 1	1.30	1.16	1.03	.92
534-3568	3568	-	Vertical	MIN, ATM series	Mini THM "auto" blade fuse holder	1.20	1.13	.847	.773
534-3544-2	3544-2	F	Vertical	MIN, ATM series	Mini "auto" blade fuse holder	1.10	.623	.566	.496

FUSE HOLDERS AND CLIPS

PC Fuse Holders and Clips

- Auto blade holders and clips are compatible with Littelfuse
  .205" x .025" standard and .110" x .032" mini blade fuses, suitable for 15 amp applications
  .312" x .032" maxi blade fuses, suitable for 30 amp applications

For quantities greater than listed, call for quote.

534-3522-2	3522-2	G	Vertical	.205" x .025"	Standard blade fuse holder	1.05	.595	.552	.496
534-3550	3550	H	Horizontal	.205" x .025"	Standard blade horiz. clip	.75	.489	.425	.35
534-3546	3546	H	Horizontal	.205" x .020"	Standard blade horiz. clip	.75	.489	.425	.265
534-3522	3522	I	Vertical	.205" x .025"	Standard blade vertical clip	.28	.142	.099	.085
534-3544-2	3544-2	G	Vertical	.110" x .032"	Mini blade fuse holder	1.10	.623	.566	.496
534-3549	3549	J	Horizontal	.110" x .032"	Mini blade horizontal clip	.72	.425	.34	.255
534-3545	3545	J	Horizontal	.110" x .020"	Mini blade horizontal clip	.72	.446	.388	.297
534-3544	3544	K	Vertical	.110" x .032"	Mini blade vertical clip	.38	.283	.17	.144
534-3547	3547	H	Horizontal	.250" x .032"	Standard blade horiz. clip	.79	.453	.368	.255
534-3564	3564	L	Vertical	.110" x .032"	Mini blade vertical clip	.33	.177	.154	.137
534-3534	3534	K	Vertical	.110" x .020"	Mini blade vertical clip	.27	.193	.149	.119
534-3555	3555	M	Vertical	.312" x .032"	Maxi blade vertical clip	.21	.156	.147	.132

PC Fuse Clips

- Snap-fit and press fit designs for wave soldering
- Economical and easy to assemble
- Rivet mount design
- Low profile space saving design
- Low contact resistance
- Rivet mount design with solder lugs

For quantities greater than listed, call for quote.

534-3521	3521	N	Press	5mm	.016" Tinned brass	.23	.133	.119	.103
534-3517	3517	O	Press	5mm	.02" Tinned brass	.30	.241	.17	.15
534-3520	3520	P	Rivet	5mm	.016" Tinned brass	.27	.152	.113	.099
534-3519	3519	Q	Press	5mm	.016" Tinned brass	.18	.127	.099	.085
534-3513	3513	R	Snap-In	1/4"	.02" Tinned brass	.33	.269	.198	.17
534-3529	3529	S	Press	1/4"	.02" Tinned brass	.38	.312	.227	.198
534-3530	3530	T	Press	1/4"	.02" Tinned brass	.20	.156	.142	.127
534-3515	3515	U	Snap-In	1/4"	.02" Tinned brass	.26	.181	.171	.14
534-3535	3535	V	Rivet	1/4"	.02" Tinned brass	.41	.241	.221	.161
534-3531	3531	W	Rivet	1/4"	.02" Tinned brass	.26	.17	.132	.118

MOLDED BASE FUSE BLOCKS

For quantities greater than listed, call for quote.

MOUSER STOCK NO.	Keystone Part No.	Fig.	No. of Fuses	Fuse Size	Description	Price Each			
						1	100	500	1000
534-3527	3527	X	1	5mm x 20mm	Snap-fit PCB fuse holder	1.49	1.13	.92	.821
534-4243	4243	Y	1	1/4" x 1 1/4"	Fuse holder with .250" quick disc.	3.96	2.70	2.25	1.71
534-4245	4245	Z	1	1/4" x 1 1/4"	PCB fuse holder	2.11	1.88	1.40	1.20
534-3536	3536	AA	1	1/4" x 1 1/4"	Fuse holder for 1 fuse	2.04	1.59	1.33	1.14
534-3537	3537	BB	2	1/4" x 1 1/4"	Fuse holder for 2 fuses	3.47	3.21	2.32	1.85
534-3538	3538	CC	3	1/4" x 1 1/4"	Fuse holder for 3 fuses	4.73	3.94	3.36	2.79
534-3539	3539	DD	4	1/4" x 1 1/4"	Fuse holder for 4 fuses	5.35	3.71	3.46	3.12
534-3523	3523	EE	1	1/4" x 1 1/4"	Fuse holder UL 94V-0	2.17	1.77	1.38	1.20
534-4527	4527	FF	1	5mm x 20mm	Low profile pcb fuse holder	.95	.708	.53	.338
534-4527C	4527C	GG	N/A	----	Cover for 534-4527	.23	.212	.184	.142

© Copyright 2013 Mouser Electronics
© Copyright 2013 Mouser Electronics

LITTELFUSE NANO²® Fuses

RoHS Compliant This product is RoHS compliant.

NANO²® SMD FUSES



Specifications:
- Operating temperature: -55°C to +125°C

PRODUCT NEW

For quantities greater than listed, call for quote.

MOUSER STOCK NO.	Littelfuse Part No.	Amp (A)	Volts (V)	Price Each 1	10	100	250
443 Series - NANO²® Time Lag Fuses							
576-0443.500DR	0443.500DR	.5	250	1.73	1.65	1.33	1.20
576-0443.750DR	0443.750DR	.75	250	1.73	1.65	1.33	1.20
576-0443001.DR	0443001.DR	1	250	1.73	1.65	1.33	1.20
576-0443002.DR	0443002.DR	2	250	1.73	1.65	1.33	1.20
576-0443003.DR	0443003.DR	3	250	1.73	1.65	1.33	1.20
576-0443004.DR	0443004.DR	4	250	1.73	1.65	1.33	1.20
576-0443005.DR	0443005.DR	5	250	1.73	1.65	1.33	1.20
576-044301.5DR	044301.5DR	1.5	250	1.73	1.65	1.33	1.20
576-044302.5DR	044302.5DR	2.5	250	1.73	1.65	1.33	1.20
448 Series - NANO²® Very Fast-Acting Fuses							
576-0448.062MR	0448.062MR	.062	125	1.78	1.62	1.54	1.47
576-0448.080MR	0448.080MR	.08	125	1.78	1.62	1.54	1.47
576-0448.100MR	0448.100MR	.1	125	1.78	1.62	1.54	1.47
576-0448.125MR	0448.125MR	.125	125	1.78	1.62	1.54	1.47
576-0448.200MR	0448.200MR	.2	125	1.72	1.59	1.51	1.43
576-0448.250MR	0448.250MR	.25	125	.77	.717	.693	.648
576-0448.315MR	0448.315MR	.315	125	.77	.717	.693	.648
576-0448.400MR	0448.400MR	.4	125	.77	.717	.693	.648
576-0448.500MR	0448.500MR	.5	125	.77	.717	.693	.648
576-0448.750MR	0448.750MR	.75	125	.77	.717	.693	.648
576-0448001.MR	0448001.MR	1	125	.77	.717	.693	.648
576-04481.25MR	04481.25MR	1.25	125	.77	.717	.693	.648
576-044801.5MR	044801.5MR	1.5	125	.77	.717	.693	.648
576-044801.6MR	044801.6MR	1.6	125	.77	.717	.693	.648
576-0448002.MR	0448002.MR	2	125	.77	.717	.693	.648
576-044802.5MR	044802.5MR	2.5	125	.77	.717	.693	.648
576-0448003.MR	0448003.MR	3	125	.77	.717	.693	.648
576-04483.15MR	04483.15MR	3.15	125	.77	.717	.693	.648
576-0448004.MR	0448004.MR	4	125	.77	.717	.693	.648
576-0448005.MR	0448005.MR	5	125	.77	.717	.693	.648
576-044806.3MR	044806.3MR	6.3	125	.77	.717	.693	.648
576-0448007.MR	0448007.MR	7	125	.77	.717	.693	.648
576-0448008.MR	0448008.MR	8	125	.77	.717	.693	.648
576-0448010.MR	0448010.MR	10	125	1.24	1.13	1.06	1.03
576-0448012.MR	0448012.MR	12	65	1.24	1.13	1.06	1.03
576-0448015.MR	0448015.MR	15	65	1.24	1.13	1.06	1.03
449 Series - NANO²® SLO-BLO® Fuses							
576-0449.500MR	0449.500MR	.5	125	1.04	.984	.936	.891
576-0449.750MR	0449.750MR	.75	125	1.04	.984	.936	.891
576-0449001.MR	0449001.MR	1	125	1.04	.984	.936	.891
576-044901.5MR	044901.5MR	1.5	125	1.04	.984	.936	.891
576-0449002.MR	0449002.MR	2	125	1.04	.984	.936	.891
576-044902.5MR	044902.5MR	2.5	125	1.04	.984	.936	.891
576-0449003.MR	0449003.MR	3	125	1.04	.984	.936	.891
576-044903.5MR	044903.5MR	3.5	125	1.04	.984	.936	.891
576-0449004.MR	0449004.MR	4	125	1.04	.984	.936	.891
576-0449005.MR	0449005.MR	5	125	1.04	.984	.936	.891
451 Series - NANO²® Very Fast Acting Fuses							
576-0451.062MRL	0451.062MRL	.062	125	2.35	2.00	1.69	1.61
576-0451.125MRL	0451.125MRL	.125	125	2.35	2.00	1.69	1.61
576-0451.200MRL	0451.200MRL	.2	125	1.84	1.72	1.66	1.57
576-0451.250MRL	0451.250MRL	.25	125	1.01	.974	.856	.792
576-0451.315MRL	0451.315MRL	.315	125	1.01	.974	.856	.792
576-0451.375MRL	0451.375MRL	.375	125	1.01	.974	.856	.792
576-0451.400MRL	0451.400MRL	.4	125	1.01	.974	.856	.792
576-0451.630MRL	0451.630MRL	.63	125	1.01	.974	.856	.792
576-0451.750MRL	0451.750MRL	.75	125	1.01	.974	.856	.792
576-0451.800MRL	0451.800MRL	.8	125	1.01	.974	.856	.792
576-0451001.MRL	0451001.MRL	1	125	1.01	.974	.856	.792
576-04511.25MRL	04511.25MRL	1.25	125	1.38	1.26	1.06	.91
576-045101.5MRL	045101.5MRL	1.5	125	1.01	.974	.856	.792
576-045101.6MRL	045101.6MRL	1.6	125	1.01	.974	.856	.792
576-0451002.MRL	0451002.MRL	2	125	1.01	.974	.856	.792
576-045102.5MRL	045102.5MRL	2.5	125	1.01	.974	.856	.792
576-0451003.MRL	0451003.MRL	3	125	1.01	.974	.856	.792
576-04513.15MRL	04513.15MRL	3.15	125	1.01	.974	.856	.792
576-045103.5MRL	045103.5MRL	3.5	125	1.01	.974	.856	.792
576-0451004.MRL	0451004.MRL	4	125	1.01	.974	.856	.792
576-0451005.MRL	0451005.MRL	5	125	1.01	.974	.856	.792
576-045106.3MRL	045106.3MRL	6.3	125	1.01	.974	.856	.792
576-0451007.MRL	0451007.MRL	7	125	1.01	.974	.856	.792
576-0451008.MRL	0451008.MRL	8	125	1.01	.974	.856	.792
576-0451010.MRL	0451010.MRL	10	125	1.63	1.55	1.36	1.24
576-0451012.MRL	0451012.MRL	12	65	1.63	1.55	1.36	1.24
576-0451015.MRL	0451015.MRL	15	65	1.63	1.55	1.36	1.24
452 Series - NANO²® SLO-BLO® Fuses							
576-0452.375MRL	0452.375MRL	.375	125	1.42	1.31	1.16	1.05
576-0452.500MRL	0452.500MRL	.5	125	1.25	1.19	.995	.92
576-0452.750MRL	0452.750MRL	.75	125	1.25	1.19	.995	.92
576-0452001.MRL	0452001.MRL	1	125	1.25	1.19	.995	.92
576-045201.5MRL	045201.5MRL	1.5	125	1.25	1.19	.995	.92
576-0452002.MRL	0452002.MRL	2	125	1.25	1.19	.995	.92
576-045202.5MRL	045202.5MRL	2.5	125	1.25	1.19	.995	.92
576-0452003.MRL	0452003.MRL	3	125	1.25	1.19	.995	.92
576-045203.5MRL	045203.5MRL	3.5	125	1.25	1.19	.995	.92
576-0452004.MRL	0452004.MRL	4	125	1.25	1.19	.995	.92
576-0452005.MRL	0452005.MRL	5	125	1.42	1.31	1.16	1.05
576-0452007.MRL	0452007.MRL	7	72	1.51	1.43	1.37	1.31

For quantities greater than listed, call for quote.

MOUSER STOCK NO.	Littelfuse Part No.	Amp (A)	Volts (V)	Price Each 1	10	100	250
453 Series - NANO²® Very Fast-Acting Fuses							
576-0453.062MR	0453.062MR	.062	125	1.95	1.86	1.82	1.78
576-0453.080MR	0453.080MR	.08	125	1.95	1.86	1.82	1.78
576-0453.100MR	0453.100MR	.1	125	1.95	1.86	1.82	1.78
576-0453.125MR	0453.125MR	.125	125	1.95	1.86	1.82	1.78
576-0453.160MR	0453.160MR	.16	125	1.92	1.85	1.81	1.77
576-0453.200MR	0453.200MR	.2	125	1.92	1.85	1.81	1.77
576-0453.250MR	0453.250MR	.25	125	1.07	.995	.867	.76
576-0453.315MR	0453.315MR	.315	125	1.07	.995	.867	.696
576-0453.375MR	0453.375MR	.375	125	1.07	.995	.867	.696
576-0453.400MR	0453.400MR	.4	125	1.07	.995	.867	.696
576-0453.500MR	0453.500MR	.5	125	1.07	.995	.867	.696
576-0453.630MR	0453.630MR	.63	125	1.07	.995	.867	.76
576-0453.750MR	0453.750MR	.75	125	1.07	.995	.867	.696
576-0453.800MR	0453.800MR	.8	125	1.07	.995	.867	.696
576-0453001.MR	0453001.MR	1	125	1.07	.995	.867	.696
576-04531.25MR	04531.25MR	1.25	125	1.07	.995	.867	.76
576-045301.5MR	045301.5MR	1.5	125	1.07	.995	.867	.696
576-045301.6MR	045301.6MR	1.6	125	1.07	.995	.867	.696
576-0453002.MR	0453002.MR	2	125	1.07	.995	.867	.696
576-045302.5MR	045302.5MR	2.5	125	1.07	.995	.867	.696
576-0453003.MR	0453003.MR	3	125	1.07	.995	.867	.696
576-04533.15MR	04533.15MR	3.15	125	1.07	.995	.867	.696
576-045303.5MR	045303.5MR	3.5	125	1.07	.995	.867	.696
576-0453004.MR	0453004.MR	4	125	1.07	.995	.867	.696
576-0453005.MR	0453005.MR	5	125	1.07	.995	.867	.696
576-045306.3MR	045306.3MR	6.3	125	1.07	.995	.867	.696
576-0453007.MR	0453007.MR	7	125	1.07	.995	.867	.696
576-0453008.MR	0453008.MR	8	125	1.07	.995	.867	.696
576-0453010.MR	0453010.MR	10	125	1.71	1.63	1.39	1.28
576-0453012.MR	0453012.MR	12	65	1.71	1.63	1.39	1.28
576-0453015.MR	0453015.MR	15	65	1.71	1.63	1.39	1.28
454 Series - NANO²® SLO-BLO® Fuses							
576-0454.375MR	0454.375MR	.375	125	1.33	1.23	1.09	1.03
576-0454.500MR	0454.500MR	.5	125	1.33	1.23	1.09	1.03
576-0454.750MR	0454.750MR	.75	125	1.33	1.23	1.09	1.03
576-0454001.MR	0454001.MR	1	125	1.33	1.23	1.09	1.03
576-045401.5MR	045401.5MR	1.5	125	1.33	1.23	1.09	1.03
576-0454002.MR	0454002.MR	2	125	1.33	1.23	1.09	1.03
576-045402.5MR	045402.5MR	2.5	125	1.33	1.23	1.09	1.03
576-0454003.MR	0454003.MR	3	125	1.33	1.23	1.09	1.03
576-045403.5MR	045403.5MR	3.5	125	1.33	1.23	1.09	1.03
576-0454004.MR	0454004.MR	4	125	1.33	1.23	1.09	1.03
576-0454005.MR	0454005.MR	5	125	1.33	1.23	1.09	1.03
576-0454007.MR	0454007.MR	7	72	1.28	1.18	1.07	.963
576-0454008.MR	0454008.MR	8	72	1.69	1.56	1.38	1.32
576-0454012.MR	0454012.MR	12	72	1.69	1.56	1.38	1.32
456 Series - NANO²® High Current Fuses							
576-0456020.ER	0456020.ER	20	125	4.34	4.03	3.48	3.19
576-0456025.ER	0456025.ER	25	125	4.94	4.55	3.93	3.61
576-0456030.ER	0456030.ER	30	125	4.01	3.71	3.25	2.95
576-0456040.DR	0456040.DR	40	60	5.03	4.65	4.11	3.80
458 Series - NANO²® 1206 Inrush Withstanding Fuse							
576-0458001.DR	0458001.DR	1	75	1.23	1.13	.995	.899
576-04581.25DR	04581.25DR	1.25	75	1.12	1.04	.856	.781
576-045801.5DR	045801.5DR	1.5	75	1.12	1.04	.856	.781
576-045801.6DR	045801.6DR	1.6	75	1.12	1.04	.856	.781
576-0458002.DR	0458002.DR	2	75	1.12	1.04	.856	.781
576-045802.5DR	045802.5DR	2.5	75	1.12	1.04	.856	.781
576-0458003.DR	0458003.DR	3	75	1.12	1.04	.856	.781
576-04583.15DR	04583.15DR	3.15	75	1.12	1.04	.856	.781
576-0458004.DR	0458004.DR	4	75	1.12	1.04	.856	.781
576-0458005.DR	0458005.DR	5	75	1.12	1.04	.856	.781
576-045806.3DR	045806.3DR	6.3	75	1.12	1.04	.856	.781
576-0458007.DR	0458007.DR	7	63	1.12	1.04	.856	.781
576-0458008.DR	0458008.DR	8	63	1.12	1.04	.856	.781
576-0458010.DR	0458010.DR	10	63	1.92	1.79	1.56	1.41
461 Series - NANO²® TELELINK® Surge Tolerant Fuses							
576-0461.500ER	0461.500ER	.5	600	1.07	1.02	.981	.926
576-04611.25ER	04611.25ER	1.25	600	1.07	1.02	.981	.926
576-0461002.ER	0461002.ER	2	600	1.07	1.02	.981	.926
464 Series - NANO²® UMF Fast Acting							
576-0464.500DR	0464.500DR	.5	250	.80	.76	.729	.682
576-0464001.DR	0464001.DR	1	250	.80	.76	.729	.682
576-0464002.DR	0464002.DR	2	250	.80	.76	.729	.682
576-046402.5DR	046402.5DR	2.5	250	.80	.76	.729	.682
576-04643.15DR	04643.15DR	3.15	250	.80	.76	.729	.682
576-0464004.DR	0464004.DR	4	250	.80	.76	.729	.682
576-0464005.DR	0464005.DR	5	250	.80	.76	.729	.682
576-046406.3DR	046406.3DR	6.3	250	.80	.76	.729	.682

© Copyright 2013 Mouser Electronics

© Copyright 2013 Mouser Electronics

LITTELFUSE SMD Fuses

RoHS Compliant **This product is RoHS compliant.**

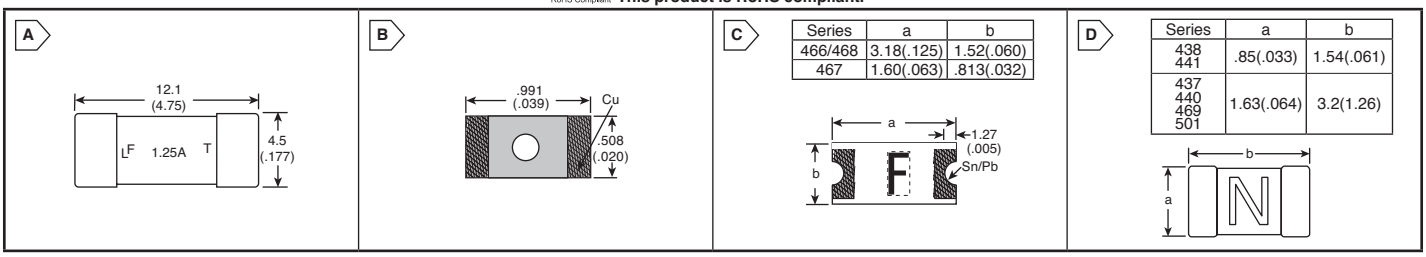

C	Series	a	b
	466/468	3.18(.125)	1.52(.060)
	467	1.60(.063)	.813(.032)

D	Series	a	b
	438 441	.85(.033)	1.54(.061)
	437 440 469 501	1.63(.064)	3.2(1.26)

DIMENSIONS: mm (in.)

NANO²® SMD FUSES (CONT.)

PRODUCT NEW

For quantities greater than listed, call for quote.

MOUSER STOCK NO.	Littelfuse Part No.	Fig.	Amp (A)	Volts (V)	Price Each 1	50	100	500
465 Series - NANO²® UMF Time Lag Fuses								
576-0465001.DR	0465001.DR	A	1	250	1.52	1.41	1.24	1.13
576-04651.25DR	04651.25DR	A	1.25	250	1.52	1.41	1.24	1.13
576-0465002.DR	0465002.DR	A	2	250	1.52	1.41	1.24	1.13
576-046502.5DR	046502.5DR	A	2.5	250	1.52	1.41	1.24	1.13
576-04653.15DR	04653.15DR	A	3.15	250	1.52	1.41	1.24	1.13
576-0465004.DR	0465004.DR	A	4	250	1.52	1.41	1.24	1.13
576-0465005.DR	0465005.DR	A	5	250	1.52	1.41	1.24	1.13
576-0465006.3DR	0465006.3DR	A	6.3	250	1.52	1.41	1.24	1.13
485 Series - NANO²® Fast Acting Fuses								
576-0485.500DR	0485.500DR	A	0.5	600	3.71	3.17	2.97	2.74
576-0485001.DR	0485001.DR	A	1	600	3.71	3.17	2.97	2.74
576-048501.5DR	048501.5DR	A	1.5	600	3.71	3.17	2.97	2.74
576-0485002.DR	0485002.DR	A	2	600	3.71	3.17	2.97	2.74
576-048502.5DR	048502.5DR	A	2.5	600	3.71	3.17	2.97	2.74
576-04853.15DR	04853.15DR	A	3.15	600	3.71	3.17	2.97	2.74

THIN FILM SMD FUSES

PRODUCT NEW

Features:

- High Reliability Thin Film Technology
- Offers Lower Resistance
- Faster opening times
- Low Profile

For quantities greater than listed, call for quote.

MOUSER STOCK NO.	Littelfuse Part No.	Fig.	Amp (A)	Volts (V)	Price Each 1	50	100	500
435 Series SLIMLINE™ 0402 Very Fast-Acting Fuses								
576-0435.250KR	0435.250KR	B	.25	32	1.04	.899	.845	.684
576-0435.375KR	0435.375KR	B	.375	32	1.04	.942	.845	.756
576-0435.500KR	0435.500KR	B	.5	32	1.04	.899	.845	.684
576-0435.750KR	0435.750KR	B	.75	32	1.04	.899	.845	.684
576-0435001.KR	0435001.KR	B	1	32	1.04	.942	.845	.756
576-043501.5KR	043501.5KR	B	1.5	32	1.04	.899	.845	.684
576-0435002.KR	0435002.KR	B	2	32	1.04	.899	.845	.684
576-043502.5KR	043502.5KR	B	2.5	32	1.04	.899	.845	.684
576-0435003.KR	0435003.KR	B	3	32	1.04	.899	.845	.684
576-043503.5KR	043503.5KR	B	3.5	32	1.04	.899	.845	.684
576-0435004.KR	0435004.KR	B	4	32	1.04	.899	.845	.684
576-0435005.KR	0435005.KR	B	5	32	1.04	.899	.845	.684
466 Series SLIMLINE™ 1206 Very Fast-Acting Fuses								
576-0466.125NR	0466.125NR	C	.125	125	.56	.516	.494	.46
576-0466.200NR	0466.200NR	C	.2	125	.70	.621	.556	.503
576-0466.250NR	0466.250NR	C	.25	125	.70	.621	.556	.503
576-0466.375NR	0466.375NR	C	.375	125	.70	.621	.556	.503
576-0466.500NR	0466.500NR	C	.5	63	.56	.516	.494	.46
576-0466.750NR	0466.750NR	C	.75	63	.56	.516	.494	.46
576-0466001.NR	0466001.NR	C	1	63	.70	.621	.556	.503
576-04661.25NR	04661.25NR	C	1.25	63	.56	.516	.494	.46
576-046601.5NR	046601.5NR	C	1.5	63	.70	.621	.556	.503
576-04661.75NR	04661.75NR	C	1.75	63	.70	.621	.556	.503
576-0466002.NR	0466002.NR	C	2	63	.56	.516	.494	.46
576-046602.5NR	046602.5NR	C	2.5	32	.56	.516	.494	.46
576-0466003.NR	0466003.NR	C	3	32	.56	.516	.494	.46
576-0466004.NR	0466004.NR	C	4	32	.70	.589	.556	.46
576-0466005.NR	0466005.NR	C	5	32	.56	.516	.494	.46
467 Series 0603 Very Fast-Acting Fuses								
576-0467.250NR	0467.250NR	C	.25	32	.88	.803	.696	.631
576-0467.375NR	0467.375NR	C	.375	32	.88	.803	.696	.631
576-0467.500NR	0467.500NR	C	.5	32	.88	.749	.696	.578
576-0467.750NR	0467.750NR	C	.75	32	.88	.803	.696	.631
576-0467001.NR	0467001.NR	C	1	32	.88	.749	.696	.578
576-04671.25NR	04671.25NR	C	1.25	32	.88	.803	.696	.631
576-046701.5NR	046701.5NR	C	1.5	32	.88	.749	.696	.578
576-04671.75NR	04671.75NR	C	1.75	32	.88	.803	.696	.631
576-0467002.NR	0467002.NR	C	2	32	.88	.749	.696	.578
576-046702.5NR	046702.5NR	C	2.5	32	.88	.803	.696	.631
576-0467003.NR	0467003.NR	C	3	32	.88	.749	.696	.578
576-046703.5NR	046703.5NR	C	3.5	32	.88	.803	.696	.631
576-0467004.NR	0467004.NR	C	4	32	.88	.803	.696	.631
576-0467005.NR	0467005.NR	C	5	32	.88	.749	.696	.578
468 Series SLIMLINE™ 1206 SLO-BLO® Fuses								
576-0468.500NR	0468.500NR	C	.5	63	1.04	.942	.845	.756
576-0468001.NR	0468001.NR	C	1	63	1.04	.942	.845	.756
576-046801.5NR	046801.5NR	C	1.5	63	1.04	.942	.845	.756
576-0468002.NR	0468002.NR	C	2	63	1.04	.942	.845	.756
576-0468003.NR	0468003.NR	C	3	63	1.04	.942	.845	.756

CERAMIC SMD FUSES

Features:

- Excellent Temperature Stability
- Excellent Performance Stability

PRODUCT NEW

For quantities greater than listed, call for quote.

MOUSER STOCK NO.	Littelfuse Part No.	Fig.	Amp (A)	Volts (V)	Price Each 1	50	100	500
437 Series 1206 High Temperature Very Fast-Acting Ceramic Fuses								
576-0437.250WR	0437.250WR	D	.25	125	.86	.781	.696	.61
576-0437.375WR	0437.375WR	D	.375	125	.86	.781	.696	.61
576-0437.500WR	0437.500WR	D	.5	63	.86	.781	.696	.61
576-0437.750WR	0437.750WR	D	.75	63	.86	.781	.696	.61
576-0437001.WR	0437001.WR	D	1	63	.86	.781	.696	.61
576-04371.25WR	04371.25WR	D	1.25	63	.86	.781	.696	.61
576-043701.5WR	043701.5WR	D	1.5	63	.86	.781	.696	.61
576-04371.75WR	04371.75WR	D	1.75	63	.86	.781	.696	.61
576-0437002.WR	0437002.WR	D	2	63	.86	.781	.696	.61
576-043702.5WR	043702.5WR	D	2.5	32	.86	.781	.696	.61
576-0437003.WR	0437003.WR	D	3	32	.86	.781	.696	.61
576-043703.5WR	043703.5WR	D	3.5	32	.86	.781	.696	.61
576-0437004.WR	0437004.WR	D	4	32	.86	.781	.696	.61
576-0437005.WR	0437005.WR	D	5	32	.86	.781	.696	.61
576-0437007.WR	0437007.WR	D	7	32	.86	.781	.696	.61
576-0437008.WR	0437008.WR	D	8	32	.86	.781	.696	.61
438 Series 0603 High Temperature Very Fast-Acting Ceramic Fuses								
576-0438.250WR	0438.250WR	D	.25	32	1.05	.942	.835	.76
576-0438.375WR	0438.375WR	D	.375	32	.80	.756	.732	.645
576-0438.500WR	0438.500WR	D	.5	32	1.05	.942	.835	.76
576-0438.750WR	0438.750WR	D	.75	32	.80	.756	.732	.645
576-0438001.WR	0438001.WR	D	1	32	1.05	.942	.835	.76
576-04381.75WR	04381.75WR	D	1.75	32	.80	.756	.732	.645
576-0438002.WR	0438002.WR	D	2	32	1.05	.942	.835	.76
576-043802.5WR	043802.5WR	D	2.5	32	.80	.756	.732	.645
576-0438003.WR	0438003.WR	D	3	32	1.05	.942	.835	.76
576-043803.5WR	043803.5WR	D	3.5	32	.80	.756	.732	.645
576-0438004.WR	0438004.WR	D	4	32	1.05	.942	.835	.76
576-0438005.WR	0438005.WR	D	5	32	1.05	.942	.835	.76
576-0438006.WR	0438006.WR	D	6	24	1.05	.942	.835	.76
440 Series 1206 High I2T Fuses								
576-0440.250WR	0440.250WR	D	.25	125	.82	.76	.674	.556
576-0440.375WR	0440.375WR	D	.375	125	.67	.638	.624	.556
576-0440.500WR	0440.500WR	D	.5	63	.82	.76	.674	.556
576-0440.750WR	0440.750WR	D	.75	63	.67	.638	.624	.556
576-0440001.WR	0440001.WR	D	1	50	.67	.638	.624	.556
576-04401.25WR	04401.25WR	D	1.25	50	.82	.76	.674	.556
576-044001.5WR	044001.5WR	D	1.5	50	.82	.76	.674	.556
576-04401.75WR	04401.75WR	D	1.75	32	.69	.658	.644	.567
576-0440002.WR	0440002.WR	D	2	32	.69	.658	.644	.567
576-044002.5WR	044002.5WR	D	2.5	32	.69	.658	.644	.567
576-0440003.WR	0440003.WR	D	3	32	.69	.658	.644	.567
576-044003.5WR	044003.5WR	D	3.5	32	.69	.658	.644	.567
576-0440004.WR	0440004.WR	D	4	32	.69	.658	.644	.567
576-0440005.WR	0440005.WR	D	5	32	.69	.658	.644	.567
576-0440007.WR	0440007.WR	D	7	32	.69	.658	.644	.567
576-0440008.WR	0440008.WR	D	8	32	.69	.658	.644	.567
441 Series - 0603 High I2T Fuses								
576-0441002.WR	0441002.WR	D	1.25	32	1.04	.963	.856	.792
576-0441003.WR	0441003.WR	D	1.5	32	1.04	.963	.856	.792
576-0441004.WR	0441004.WR	D	1.75	32	1.04	.963	.856	.792
576-0441005.WR	0441005.WR	D	2	32	1.04	.963	.856	.792
576-0441006.WR	0441006.WR	D	2.5	32	1.04	.963	.856	.792
576-044102.5WR	044102.5WR	D	3.5	32	1.04	.963	.856	.792
576-044103.5WR	044103.5WR	D	4	32	1.04	.963	.856	.792
469 Series - 1206 SLO-BLO® Fuses								
576-0469004.WR	0469004.WR	D	4	32	.71	.631	.578	.482
576-0469005.WR	0469005.WR	D	5	32	.71	.631	.578	.482
576-0469006.WR	0469006.WR	D	6	24	.71	.631	.578	.482
576-0469007.WR	0469007.WR	D	7	24	.71	.631	.578	.482
576-0469008.WR	0469008.WR	D	8	24	.71	.631	.578	.482
501 Series High Current 1206 Fast Acting Fuses								
576-0501010.WR	0501010.WR	D	10	32	.86	.781	.696	.61
576-0501012.WR	0501012.WR	D	12	32	.86	.781	.61	.567
576-0501015.WR	0501015.WR	D	15	32	.86	.781	.696	.61
576-0501020.WR	0501020.WR	D	20	32	.86	.781	.696	.61

© Copyright 2013 Mouser Electronics

© Copyright 2013 Mouser Electronics

LITTELFUSE Fuses

RoHS Compliant **This product is RoHS compliant.**

DIMENSIONS: mm (in.)

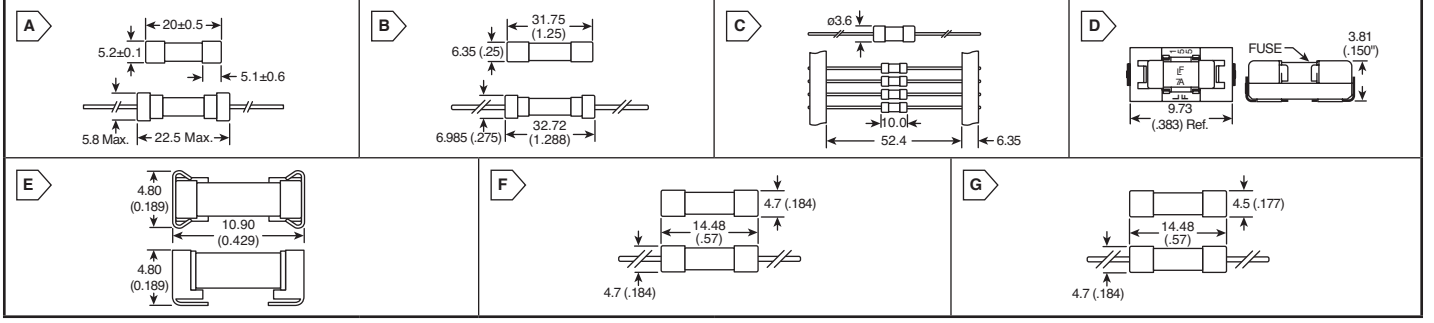

AXIAL LEAD AND CARTRIDGE FUSES

For quantities greater than listed, call for quote.

MOUSER STOCK NO.	Littelfuse Part No.	Fig.	Amp (A)	Volts (V)	Price Each 1	10	100	250
233 Series Medium-Acting Fuses								
576-023302.5MXP	023302.5MXP	A	2.5	125	.76	.706	.578	.535
576-0233006.MXP	0233006.MXP	A	6	125	.76	.706	.578	.535
234 Series Medium-Acting Fuses								
576-02341.25MXP	02341.25MXP	A	1.25	250	.82	.77	.631	.589
576-023402.5MXP	023402.5MXP	A	2.5	250	.82	.77	.631	.589
576-0234003.MXP	0234003.MXP	A	3	250	.82	.77	.631	.589
576-02343.15MXP	02343.15MXP	A	3.15	250	.82	.77	.631	.589
505 Series Fast-Acting Fuses								
576-0505010.MXP	0505010.MXP	B	10	450	3.78	3.35	2.68	2.38
576-0505012.MXP	0505012.MXP	B	12	450	3.78	3.35	2.68	2.38
576-0505015.MXP	0505015.MXP	B	15	500	3.73	3.49	2.89	2.64
576-0505016.MXP	0505016.MXP	B	16	500	3.55	2.78	2.72	2.51
576-0505020.MXP	0505020.MXP	B	20	500	3.55	2.78	2.72	2.51
576-0505025.MXP	0505025.MXP	B	25	500	4.31	4.07	3.38	3.10
576-0505030.MXP	0505030.MXP	B	30	500	4.31	4.07	3.38	3.10
576-0505030.MXEP	0505030.MXEP	B	30	500	5.74	5.47	4.14	3.68
874 Series Fast-Acting Fuses								
576-0874.100MXEP	0874.100MXEP	C	.100	250	1.81	1.77	1.71	1.68
576-0874.200MXEP	0874.200MXEP	C	.200	250	1.81	1.77	1.71	1.68
576-0874.250MXEP	0874.250MXEP	C	.250	250	1.81	1.77	1.71	1.68
576-0874.400MXEP	0874.400MXEP	C	.400	250	1.81	1.77	1.71	1.68
576-0874.500MXEP	0874.500MXEP	C	.500	250	1.38	1.34	1.32	1.29
576-0874.600MXEP	0874.600MXEP	C	.600	250	1.38	1.34	1.32	1.29
576-0874.750MXEP	0874.750MXEP	C	.750	250	1.38	1.34	1.32	1.29
576-0874001.MXEP	0874001.MXEP	C	1	250	1.28	1.25	1.23	1.21
576-0874004.MXEP	0874004.MXEP	C	4	250	1.28	1.25	1.23	1.21
576-0874005.MXEP	0874005.MXEP	C	5	250	1.28	1.25	1.23	1.21
576-0874006.MXEP	0874006.MXEP	C	6	250	1.28	1.25	1.23	1.21
576-0874007.MXEP	0874007.MXEP	C	7	250	1.28	1.25	1.23	1.21
576-0874008.MXEP	0874008.MXEP	C	8	250	1.28	1.25	1.23	1.21
576-087401.5MXEP	087401.5MXEP	C	1.5	250	1.28	1.25	1.23	1.21
576-087402.5MXEP	087402.5MXEP	C	2.5	250	1.28	1.25	1.23	1.21
576-087406.3MXEP	087406.3MXEP	C	6.3	250	1.28	1.25	1.23	1.21
576-08743.15MXEP	08743.15MXEP	C	3.15	250	1.28	1.25	1.23	1.21
576-0874010.MXEP	0874010.MXEP	C	10	250	1.28	1.25	1.23	1.21
576-0874002.MXEP	0874002.MXEP	C	2	250	1.28	1.25	1.23	1.21
876 Series Fast-Acting Fuses								
576-0876002.MXEP	0876002.MXEP	C	2	250	.55	.514	.492	.46
576-0876004.MXEP	0876004.MXEP	C	4	250	.55	.514	.492	.46
576-0876005.MXEP	0876005.MXEP	C	5	250	.55	.514	.492	.46
576-087601.6MXEP	087601.6MXEP	C	1.6	250	.55	.514	.492	.46
576-0876.125MXEP	0876.125MXEP	C	.125	250	1.00	.942	.899	.845
576-0876.160MXEP	0876.160MXEP	C	.160	250	1.00	.942	.899	.845
576-0876.250MXEP	0876.250MXEP	C	.250	250	1.00	.942	.899	.845
576-0876.630MXEP	0876.630MXEP	C	.630	250	.55	.514	.492	.46

875 AND 877 SERIES SLO-BLO PIGTAIL FUSES

Features:

- Slo-Blo ceramic body fuse in compact package
- 3.6x10mm size axial
- Lead format

For quantities greater than listed, call for quote.

MOUSER STOCK NO.	Littelfuse Part No.	Fig.	Amp (A)	Volts (V)	Price Each 1	10	100	250
875 Series								
576-0875.100MXEP	0875.100MXEP	C	.1	250	2.39	2.25	1.86	1.69
576-0875.125MXEP	0875.125MXEP	C	.125	250	2.39	2.25	1.86	1.69
576-0875.200MXEP	0875.200MXEP	C	.2	250	2.39	2.25	1.86	1.69
576-0875.250MXEP	0875.250MXEP	C	.25	250	2.39	2.25	1.86	1.69
576-0875.300MXEP	0875.300MXEP	C	.3	250	2.39	2.25	1.86	1.69
576-0875.400MXEP	0875.400MXEP	C	.4	250	2.39	2.25	1.86	1.69
576-0875.500MXEP	0875.500MXEP	C	.5	250	1.94	1.79	1.47	1.36
576-0875.600MXEP	0875.600MXEP	C	.6	250	1.94	1.79	1.47	1.36
576-0875.800MXEP	0875.800MXEP	C	.8	250	1.94	1.79	1.47	1.36
576-0875001.MXEP	0875001.MXEP	C	1	250	1.81	1.68	1.41	1.27
576-087501.5MXEP	087501.5MXEP	C	1.5	250	1.81	1.68	1.41	1.27
576-087501.6MXEP	087501.6MXEP	C	1.6	250	1.81	1.68	1.41	1.27
576-0875002.MXEP	0875002.MXEP	C	2	250	1.81	1.68	1.41	1.27
576-087502.5MXEP	087502.5MXEP	C	2.5	250	1.81	1.68	1.41	1.27
576-0875003.MXEP	0875003.MXEP	C	3	250	1.81	1.68	1.41	1.27
576-0875004.MXEP	0875004.MXEP	C	4	250	1.81	1.68	1.41	1.27
576-0875005.MXEP	0875005.MXEP	C	5	250	1.81	1.68	1.41	1.27
877 Series								
576-0877002.MXEP	0877002.MXEP	C	2	250	1.28	1.22	.963	.877
576-08773.15MXEP	08773.15MXEP	C	3.15	250	1.28	1.22	.963	.877
576-0877004.MXEP	0877004.MXEP	C	4	250	1.28	1.22	.963	.877
576-087706.3MXEP	087706.3MXEP	C	6.3	250	1.28	1.22	.963	.877

© Copyright 2013 Mouser Electronics

SMF OMNI-BLOK® FUSE HOLDER WITH FUSES

For quantities greater than listed, call for quote.

MOUSER STOCK NO.	Littelfuse Part No.	Fig.	Amp (A)	Volts (V)	Price Each 1	10	100	250
154 Series-Very Fast Acting Fuses								
576-0154.062DR	0154.062DR	D	.062	125	2.74	2.57	2.25	2.03
576-0154.125DR	0154.125DR	D	.125	125	2.74	2.57	2.25	2.03
576-0154.250DR	0154.250DR	D	.25	125	2.60	2.41	2.16	1.93
576-0154.500DR	0154.500DR	D	.5	125	2.60	2.41	2.16	1.93
576-0154.750DR	0154.750DR	D	.75	125	2.25	1.82	1.77	1.61
576-0154001.DR	0154001.DR	D	1	125	2.25	2.09	1.77	1.61
576-0154015.DR	0154015.DR	D	1.5	125	2.25	2.09	1.77	1.61
576-0154002.DR	0154002.DR	D	2	125	1.71	1.65	1.55	1.48
576-0154025.DR	0154025.DR	D	2.5	125	1.71	1.65	1.55	1.48
576-0154003.DR	0154003.DR	D	3	125	2.25	2.09	1.77	1.61
576-0154035.DR	0154035.DR	D	3.5	125	2.25	2.09	1.77	1.61
576-0154004.DR	0154004.DR	D	4	125	1.71	1.65	1.55	1.48
576-0154005.DR	0154005.DR	D	5	125	2.25	2.09	1.77	1.61
576-0154063.DR	015406.3DR	D	6.3	125	2.25	2.09	1.77	1.61
576-0154007.DR	0154007.DR	D	7	125	2.25	2.09	1.77	1.61
576-0154008.DR	0154008.DR	D	8	125	1.71	1.65	1.55	1.48
576-0154010.DR	0154010.DR	D	10	125	1.85	1.75	1.66	1.57
154T Series- SLO-BLO® Fuses								
576-0154.375DRT	0154.375DRT	D	.375	125	3.25	3.02	2.89	2.49
576-0154.500DRT	0154.500DRT	D	.5	125	3.25	3.02	2.89	2.49
576-0154.750DRT	0154.750DRT	D	.75	125	2.24	2.12	2.00	1.90
576-0154001.DRT	0154001.DRT	D	1	125	2.24	2.12	2.00	1.90
576-0154015.DRT	0154015.DRT	D	1.5	125	2.24	2.12	2.00	1.90
576-0154002.DRT	0154002.DRT	D	2	125	2.24	2.12	2.00	1.90
576-0154025.DRT	0154025.DRT	D	2.5	125	2.24	2.12	2.00	1.90
576-0154003.DRT	0154003.DRT	D	3	125	2.24	2.12	2.00	1.90
576-0154035.DRT	0154035.DRT	D	3.5	125	2.84	2.71	2.25	2.03
576-0154004.DRT	0154004.DRT	D	4	125	2.24	2.12	2.00	1.90
576-0154005.DRT	0154005.DRT	D	5	125	2.24	2.12	2.00	1.90

160 SERIES - FUSE AND CLIP ASSEMBLY

Features:

- Come supplied with Littelfuse 443 Series Time-Lag 250V Nano2® Fuse

For quantities greater than listed, call for quote.

MOUSER STOCK NO.	Littelfuse Part No.	Fig.	Amp (A)	Volts (V)	Price Each 1	10	100	250
576-0160.500MR	0160.500MR	E	.5	250	2.41	2.27	2.16	2.04
576-0160.750MR	0160.750MR	E	.75	250	2.41	2.27	2.16	2.04
576-0160001.MR	0160001.MR	E	1	250	2.41	2.27	2.16	2.04
576-0160002.MR	0160002.MR	E	2	250	2.41	2.27	2.16	2.04
576-0160003.MR	0160003.MR	E	3	250	2.41	2.27	2.16	2.04
576-0160004.MR	0160004.MR	E	4	250	2.41	2.27	2.16	2.04
576-0160005.MR	0160005.MR	E	5	250	2.41	2.27	2.16	2.04
576-016001.5MR	016001.5MR	E	1.5	250	2.41	2.27	2.16	2.04
576-016002.5MR	016002.5MR	E	2.5	250	2.41	2.27	2.16	2.04
576-016003.5MR	016003.5MR	E	3.5	250	2.41	2.27	2.16	2.04

208 SERIES 2AG, FAST-ACTING FUSES

For quantities greater than listed, call for quote.

MOUSER STOCK NO.	Littelfuse Part No.	Fig.	Amp (A)	Volts (V)	Price Each 1	10	100	250
576-0208002.MXEP	0208002.MXEP	F	2	350	.44	.417	.401	.38
576-0208003.MXEP	0208003.MXEP	F	3	350	.44	.417	.401	.38
576-0208004.MXEP	0208004.MXEP	F	4	350	.44	.417	.401	.38
576-0208005.MXEP	0208005.MXEP	F	5	350	.44	.417	.401	.38
576-0208007.MXEP	0208007.MXEP	F	7	350	.44	.417	.401	.38

209 SERIES 2AG, SLO-BLO (TIME-LAG) FUSES

For quantities greater than listed, call for quote.

MOUSER STOCK NO.	Littelfuse Part No.	Fig.	Amp (A)	Volts (V)	Price Each 1	10	100	250
576-0209.500MXEP	0209.500MXEP	G	.5	350	.62	.601	.57	.545
576-0209.750MXEP	0209.750MXEP	G	.75	350	.62	.594	.571	.54
576-0209001.MXEP	0209001.MXEP	G	1	350	.62	.594	.571	.54

© Copyright 2013 Mouser Electronics

LITTELFUSE Wickmann® Subminiature Fuses

RoHS Compliant This product is RoHS compliant.

TR5® SUBMINIATURE FUSES

370 Series - Quick Acting

For quantities greater than listed, call for quote.

Short Leads MOUSER STOCK NO. Mfr.	Short Leads MOUSER STOCK NO. Mfr. Part No.	Long Leads MOUSER STOCK NO. Mfr.	Long Leads MOUSER STOCK NO. Mfr. Part No.	Amp (A)	Volts (V)	Price Each 1	10	100	250
576	3700050000	576	37000500000	0.05	250	4.28	4.11	3.71	3.40
576	3700063000	- - -		0.06	250	4.28	4.11	3.71	3.40
576	3700100000	576	37001000000	0.10	250	1.27	1.19	1.16	1.03
576	3700125000	576	37001250000	0.125	250	1.27	1.19	1.16	1.03
576	3700160000	576	37001600000	0.16	250	1.27	1.19	1.16	1.03
576	3700200000	576	37002000000	0.20	250	1.27	1.19	1.16	1.03
576	3700250000	576	37002500000	0.25	250	1.27	1.19	1.16	1.03
576	3700315000	576	37003150000	0.315	250	1.27	1.19	1.16	1.03
576	3700400000	576	37004000000	0.40	250	1.27	1.19	1.16	1.03
576	3700500000	576	37005000000	0.50	250	1.27	1.19	1.16	1.03
576	3700630000	576	37006300000	0.63	250	1.27	1.19	1.16	1.03
576	3700800000	576	37008000000	0.80	250	1.27	1.19	1.16	1.03
576	3701100000	576	37011000000	1.00	250	1.27	1.19	1.16	1.03
576	3701125000	576	37011250000	1.25	250	1.27	1.19	1.16	1.03
576	3701160000	576	37011600000	1.60	250	1.27	1.19	1.16	1.03
576	3701200000	576	37012000000	2.00	250	1.27	1.19	1.16	1.03
576	3701250000	576	37012500000	2.50	250	1.27	1.19	1.16	1.03
576	3701315000	576	37013150000	3.15	250	1.27	1.19	1.16	1.03
576	3701400000	576	37014000000	4.00	250	1.27	1.19	1.16	1.03
576	3701500000	576	37015000000	5.00	250	1.27	1.19	1.16	1.03
576	3701630000	576	37016300000	6.30	250	1.27	1.19	1.16	1.03

372 Series - Time Lag

For quantities greater than listed, call for quote.

Short Leads MOUSER STOCK NO. Mfr.	Short Leads MOUSER STOCK NO. Mfr. Part No.	Long Leads MOUSER STOCK NO. Mfr.	Long Leads MOUSER STOCK NO. Mfr. Part No.	Amp (A)	Volts (V)	Price Each 1	10	100	250
576	37200400001	576	37200400431	0.04	250	.80	.76	.631	.599
576	37200500001	576	37200500001	0.05	250	.67	.653	.642	.621
576	37201000431	576	37201000431	0.10	250	.71	.653	.535	.492
576	3720160000	576	37201600001	0.16	250	.71	.653	.535	.492
576	3720200000	576	37202000001	0.20	250	.71	.653	.535	.492
576	3720250000	576	37202500001	0.25	250	.71	.653	.535	.492
576	3720315000	576	37203150001	0.315	250	.61	.578	.492	.439
576	3720400000	576	37204000001	0.40	250	.61	.578	.492	.439
576	37205000431	576	37205000001	0.50	250	.61	.578	.492	.439
576	3720800000	576	37208000000	0.80	250	.61	.578	.492	.439
576	37211000001	576	37211000001	1.00	250	.46	.444	.423	.401
576	3721125000	- - -		1.25	250	.61	.578	.492	.439
576	37211600411	576	37211600001	1.60	250	.59	.546	.449	.412
576	3721200000	576	37212000001	2.00	250	.61	.578	.492	.439
576	3721250000	576	37212500001	2.50	250	.61	.578	.492	.439
576	3721315000	576	37213150001	3.15	250	.61	.578	.492	.439
576	3721400000	576	37214000001	4.00	250	.61	.578	.492	.439
576	3721500000	576	37215000001	5.00	250	.61	.578	.492	.439
576	3721630000	576	37216300001	6.30	250	.61	.578	.492	.439

373 Series - Quick Acting

For quantities greater than listed, call for quote.

Short Leads MOUSER STOCK NO. Mfr.	Short Leads MOUSER STOCK NO. Mfr. Part No.	Long Leads MOUSER STOCK NO. Mfr.	Long Leads MOUSER STOCK NO. Mfr. Part No.	Amp (A)	Volts (V)	Price Each 1	10	100	250
576	3730050000	576	37300500000	0.05	250	2.97	2.79	2.69	2.53
576	3730063000	- - -		0.06	250	2.97	2.79	2.69	2.53
576	3730100000	576	37301000000	0.10	250	.69	.653	.626	.589
576	3730160000	576	37301600000	0.16	250	.69	.653	.626	.589
576	3730250000	576	37302500000	0.25	250	.69	.653	.626	.589
576	3730400000	576	37304000000	0.40	250	.69	.653	.626	.589
576	3730500000	576	37305000000	0.50	250	.69	.653	.626	.589
576	3731100000	576	37311000000	1.00	250	.69	.653	.626	.589
576	3731125000	576	37311250000	1.25	250	.69	.653	.626	.589
576	3731160000	576	37311600000	1.60	250	.69	.653	.626	.589
576	3731200000	576	37312000000	2.00	250	.69	.653	.626	.589
576	3731250000	576	37312500000	2.50	250	.69	.653	.626	.589
576	3731315000	576	37313150000	3.15	250	.69	.653	.626	.589
576	3731400000	576	37314000000	4.00	250	.69	.653	.626	.589
576	3731500000	576	37315000000	5.00	250	.69	.653	.626	.589
576	3731630000	576	37316300000	6.30	250	.69	.653	.626	.589
576	3732100000	576	37321000000	10.00	250	.69	.653	.626	.589

374 Series - Time Lag

For quantities greater than listed, call for quote.

Short Leads MOUSER STOCK NO. Mfr.	Short Leads MOUSER STOCK NO. Mfr. Part No.	Long Leads MOUSER STOCK NO. Mfr.	Long Leads MOUSER STOCK NO. Mfr. Part No.	Amp (A)	Volts (V)	Price Each 1	10	100	250
576	3740050000	576	37400500000	0.05	250	1.05	.982	.944	.857
- - -		576	37400630000	0.06	250	1.01	.952	.931	.915
576	3740080000	576	37400800000	0.08	250	1.01	.952	.931	.915
576	3740100000	576	37401000000	0.10	250	1.01	.952	.931	.915
576	3740125000	576	37401250000	0.125	250	.84	.792	.754	.712
576	3740160000	576	37401600000	0.16	250	.84	.792	.754	.712
576	3740200000	576	37402000000	0.20	250	.84	.792	.754	.712
576	3740250000	576	37402500000	0.25	250	.76	.722	.69	.653
576	3740315000	576	37403150000	0.315	250	.76	.722	.69	.653

382 Series - Time Lag

For quantities greater than listed, call for quote.

Short Leads MOUSER STOCK NO. Mfr.	Short Leads MOUSER STOCK NO. Mfr. Part No.	Long Leads MOUSER STOCK NO. Mfr.	Long Leads MOUSER STOCK NO. Mfr. Part No.	Amp (A)	Volts (V)	Price Each 1	10	100	250
576	38221000410	576	38221000000	10.00	250	.61	.589	.556	.524
576	3821100000	576	38211000000	1.00	250	.60	.578	.54	.519
576	3821125000	576	38211250000	1.25	250	.60	.578	.54	.519
576	3821160000	576	38211600000	1.60	250	.60	.578	.54	.519
576	3821200000	576	38212000000	2.00	250	.60	.578	.54	.519
576	3821250000	576	38212500000	2.50	250	.60	.578	.54	.519
576	3821315000	576	38213150000	3.15	250	.60	.578	.54	.519
576	3821400000	576	38214000000	4.00	250	.60	.578	.54	.519
576	38215000430	576	38215000000	5.00	250	.60	.578	.54	.519
576	38216300430	576	3821630000	6.30	250	.60	.578	.54	.519

TE5® SUBMINIATURE FUSES

392 Series - Time Lag

For quantities greater than listed, call for quote.

Short Leads MOUSER STOCK NO. Mfr.	Short Leads MOUSER STOCK NO. Mfr. Part No.	Long Leads MOUSER STOCK NO. Mfr.	Long Leads MOUSER STOCK NO. Mfr. Part No.	Amp (A)	Volts (V)	Price Each 1	10	100	250
576	39208000440	576	3920800000	0.80	250	.58	.546	.514	.492
576	39211000440	576	3921100000	1.00	250	.58	.546	.514	.492
576	39211250440	576	3921125000	1.25	250	.58	.546	.514	.492
576	39211600440	576	3921160000	1.60	250	.58	.546	.514	.492
576	39212000440	576	3921200000	2.00	250	.58	.546	.514	.492
576	39212500440	576	3921250000	2.50	250	.58	.546	.514	.492
576	39212500440	576	3921315000	3.15	250	.58	.546	.514	.492
576	39214000440	576	3921400000	4.00	250	.58	.546	.514	.492

395 Series - Quick Acting

For quantities greater than listed, call for quote.

Short Leads MOUSER STOCK NO. Mfr.	Short Leads MOUSER STOCK NO. Mfr. Part No.	Long Leads MOUSER STOCK NO. Mfr.	Long Leads MOUSER STOCK NO. Mfr. Part No.	Amp (A)	Volts (V)	Price Each 1	10	100	250
576	39501000440	576	3950100000	0.10	125	.81	.749	.621	.567
576	39501250440	576	3950125000	0.125	125	.81	.749	.621	.567
576	39501600440	576	3950160000	0.16	125	.81	.749	.621	.567
576	39502000440	576	3950200000	0.20	125	.81	.749	.621	.567
576	39502500440	576	3950250000	0.25	125	.81	.749	.621	.567
576	39503150440	576	3950315000	0.315	125	.81	.749	.621	.567
576	39504000440	576	3950400000	0.40	125	.81	.749	.621	.567
576	39505000440	576	3950500000	0.50	125	.81	.749	.621	.567
576	39506300440	576	3950630000	0.63	125	.81	.749	.621	.567
576	39511000440	576	3951100000	1.00	125	.81	.749	.621	.567
576	39511250440	576	3951125000	1.25	125	.81	.749	.621	.567
576	39511600440	576	3951160000	1.60	125	.81	.749	.621	.567
576	39512000440	576	3951200000	2.00	125	.81	.749	.621	.567
576	39512500440	576	3951250000	2.50	125	.81	.749	.621	.567
576	39513150440	576	3951315000	3.15	125	.81	.749	.621	.567
576	39514000440	576	3951400000	4.00	125	.81	.749	.621	.567
576	39515000440	576	3951500000	5.00	125	.81	.749	.621	.567
576	39516300440	576	3951630000	6.30	125	.81	.749	.621	.567

396 Series - Time Lag

For quantities greater than listed, call for quote.

Short Leads MOUSER STOCK NO. Mfr.	Short Leads MOUSER STOCK NO. Mfr. Part No.	Long Leads MOUSER STOCK NO. Mfr.	Long Leads MOUSER STOCK NO. Mfr. Part No.	Amp (A)	Volts (V)	Price Each 1	10	100	250
576	39600500440	576	3960050000	0.05	125	1.04	.995	.942	.91
576	39600630440	576	3960063000	0.06	125	1.16	1.07	.888	.813
576	39601000440	576	3960100000	0.10	125	1.04	.952	.803	.717
576	39601250440	576	3960125000	0.125	125	1.04	.952	.803	.717
576	39601600440	576	3960160000	0.16	125	1.04	.952	.803	.717
576	39602000440	576	3960200000	0.20	125	.87	.792	.653	.599
576	39602500440	576	3960250000	0.25	125	.87	.792	.653	.599
576	39603150440	576	3960315000	0.315	125	.87	.792	.653	.599
576	39604000440	576	3960400000	0.40	125	.87	.792	.653	.599
576	39605000440	576	3960500000	0.50	125	.87	.792	.653	.599
576	39606300440	576	3960630000	0.63	125	.87	.792	.653	.599
576	39608000440	576	3960800000	0.80	125	.87	.792	.653	.599
576	39611000440	576	3961100000	1.00	125	.87	.792	.653	.599
576	39611250440	576	3961125000	1.25	125	.87	.792	.653	.599
576	39611600440	576	3961160000	1.60	125	.87	.792	.653	.599
576	39612000440	576	3961200000	2.00	125	.87	.792	.653	.599
576	39612500440	576	3961250000	2.50	125	.87	.792	.653	.599
576	39613150440	576	3961315000	3.15	125	.87	.792	.653	.599
576	39614000440	576	3961400000	4.00	125	.87	.792	.653	.599
576	39615000440	576	3961500000	5.00	125	.87	.792	.653	.599
576	39616300440	576	3961630000	6.30	125	.87	.792	.653	.599

804 Series - Time Lag

For quantities greater than listed, call for quote.

Short Leads MOUSER STOCK NO. Mfr.	Short Leads MOUSER STOCK NO. Mfr. Part No.	Long Leads MOUSER STOCK NO. Mfr.	Long Leads MOUSER STOCK NO. Mfr. Part No.	Amp (A)	Volts (V)	Price Each 1	10	100	250
576	80411000000	576	80411000440	1.00	250	1.87	1.79	1.68	1.61
576	80411600000	- - -		1.60	250	1.87	1.79	1.68	1.61
576	80413150000	576	80413150440	3.15	250	1.87	1.79	1.68	1.61
576	80416300000	576	80416300440	6.30	250	1.87	1.79	1.68	1.61

TE7® SUBMINIATURE FUSES

807 Series - Time Lag

NEW PRODUCT

For quantities greater than listed, call for quote.

Short Leads MOUSER STOCK NO. Mfr.	Short Leads MOUSER STOCK NO. Mfr. Part No.	Long Leads MOUSER STOCK NO. Mfr.	Long Leads MOUSER STOCK NO. Mfr. Part No.	Amp (A)	Volts (V)	Price Each 1	10	100	250
- - -		576	80711000000	1	300	2.91	2.35	2.12	1.88
- - -		576	80714000000	4	300	2.91	2.35	2.12	1.88
- - -		576	80715000000	5	300	2.91	2.35	2.12	1.88
- - -		576	80716300000	6.3	300	2.91	2.35	2.12	1.88

© Copyright 2013 Mouser Electronics

LITTELFUSE Fuses

RoHS Compliant This product is RoHS compliant.

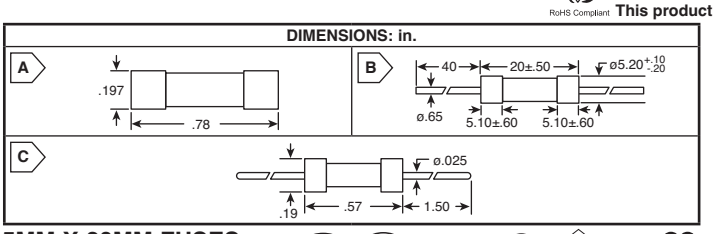

5MM X 20MM FUSES

For quantities greater than listed, call for quote.

MOUSER STOCK NO.	Littelfuse Part No.	Fig.	Amp (A)	Volts (V)	Price Each 1	10	100	250
215 Series-SLO-BLO® Fuses								
576-0215.200HXP	0215.200HXP	A	0.2	250	1.36	1.26	1.04	.952
576-0215.500HXP	0215.500HXP	A	0.5	250	1.36	1.26	1.04	.952
576-0215001.HXP	0215001.HXP	A	1	250	1.17	1.11	1.05	.942
576-02151.25HXP	02151.25HXP	A	1.25	250	1.35	1.26	1.14	.942
576-021501.6HXP	021501.6HXP	A	1.6	250	1.35	1.26	1.14	.942
576-0215002.HXP	0215002.HXP	A	2	250	1.17	1.11	1.05	.942
576-021502.5HXP	021502.5HXP	A	2.5	250	1.35	1.26	1.14	.942
576-02153.15HXP	02153.15HXP	A	3.15	250	1.17	1.11	1.05	.942
576-0215004.HXP	0215004.HXP	A	4	250	1.17	1.11	1.05	.942
576-0215005.HXP	0215005.HXP	A	5	250	1.17	1.11	1.05	.942
576-021506.3HXP	021506.3HXP	A	6.3	250	1.17	1.11	1.05	.942
576-0215008.HXP	0215008.HXP	A	8	250	1.17	1.11	1.05	.942
576-0215010.HXP	0215010.HXP	A	10	250	1.17	1.11	1.05	.942

For quantities greater than listed, call for quote.

215SP Series-Time-Lag, SLO-BLO® Fuses • 1500 amp interrupting rating								
576-0215001.MXESPP	0215001.MXESPP	B	1	250	.49	.471	.449	.428
576-02151.25MXESPP	02151.25MXESPP	B	1.25	250	.49	.471	.449	.428
576-021501.6MXESPP	021501.6MXESPP	B	1.6	250	.49	.471	.449	.428
576-0215002.MXESPP	0215002.MXESPP	B	2	250	.49	.471	.449	.428
576-021502.5MXESPP	021502.5MXESPP	B	2.5	250	.49	.474	.449	.431
576-02153.15MXESPP	02153.15MXESPP	B	3.15	250	.49	.471	.449	.428
576-0215004.MXESPP	0215004.MXESPP	B	4	250	.49	.471	.449	.428
576-0215005.MXESPP	0215005.MXESPP	B	5	250	.49	.471	.449	.428
576-021506.3MXESPP	021506.3MXESPP	B	6.3	250	.49	.471	.449	.428
576-0215008.MXESPP	0215008.MXESPP	B	8	250	.59	.578	.546	.524

For quantities greater than listed, call for quote.

216 Series Fast Acting Fuses • 1500 amp interrupting rating								
576-0216.050HXP	0216.050HXP	A	0.05	250	1.44	1.38	1.31	1.24
576-0216.100HXP	0216.100HXP	A	0.1	250	1.36	1.26	1.04	.952
576-0216.125HXP	0216.125HXP	A	0.125	250	1.36	1.26	1.04	.952
576-0216.200HXP	0216.200HXP	A	0.2	250	1.36	1.26	1.04	.952
576-0216.250HXP	0216.250HXP	A	0.25	250	1.36	1.26	1.04	.952
576-0216.315HXP	0216.315HXP	A	0.315	250	1.36	1.26	1.04	.952
576-0216.500HXP	0216.500HXP	A	0.5	250	1.36	1.26	1.04	.952
576-0216.630HXP	0216.630HXP	A	0.63	250	1.36	1.26	1.04	.952
576-0216001.HXP	0216001.HXP	A	1	250	1.21	1.13	.942	.856
576-021601.6HXP	021601.6HXP	A	1.6	250	1.21	1.13	.942	.856
576-0216002.HXP	0216002.HXP	A	2	250	1.21	1.13	.942	.856
576-021602.5HXP	021602.5HXP	A	2.5	250	1.21	1.13	.942	.856
576-02163.15HXP	02163.15HXP	A	3.15	250	1.21	1.13	.942	.856
576-0216004.HXP	0216004.HXP	A	4	250	1.21	1.13	.942	.856
576-0216005.HXP	0216005.HXP	A	5	250	1.21	1.13	.942	.856
576-021606.3HXP	021606.3HXP	A	6.3	250	1.21	1.13	.942	.856
576-0216008.HXP	0216008.HXP	A	8	250	1.21	1.13	.942	.856
576-0216010.HXP	0216010.HXP	A	10	250	1.21	1.13	.942	.856
217 Series Fast Acting Fuses • 35 amp interrupting rating								
576-0217.032HXP	0217.032HXP	A	0.032	250	1.61	1.52	1.25	1.14
576-0217.063HXP	0217.063HXP	A	0.063	250	1.61	1.52	1.25	1.18
576-0217.100HXP	0217.100HXP	A	0.1	250	.95	.888	.728	.663
576-0217.125HXP	0217.125HXP	A	0.125	250	1.19	1.09	.821	.73
576-0217.200HXP	0217.200HXP	A	0.2	250	.95	.888	.728	.663
576-0217.250HXP	0217.250HXP	A	0.25	250	.95	.888	.728	.663
576-0217.400HXP	0217.400HXP	A	0.4	250	.34	.31	.225	.193
576-0217.500HXP	0217.500HXP	A	0.5	250	.24	.225	.214	.193
576-0217.630HXP	0217.630HXP	A	0.63	250	.34	.31	.225	.193
576-0217.800HXP	0217.800HXP	A	0.8	250	.34	.31	.225	.193
576-0217001.HXP	0217001.HXP	A	1	250	.24	.225	.214	.193
576-02171.25HXP	02171.25HXP	A	1.25	250	.24	.225	.214	.193
576-021701.6HXP	021701.6HXP	A	1.6	250	.34	.31	.225	.193
576-0217002.HXP	0217002.HXP	A	2	250	.24	.225	.214	.193
576-021702.5HXP	021702.5HXP	A	2.5	250	.24	.225	.214	.193
576-02173.15HXP	02173.15HXP	A	3.15	250	.24	.225	.214	.193
576-0217004.HXP	0217004.HXP	A	4	250	.24	.225	.214	.193
576-0217005.HXP	0217005.HXP	A	5	250	.24	.225	.214	.193
576-021706.3HXP	021706.3HXP	A	6.3	250	.24	.225	.214	.193
576-0217008.HXP	0217008.HXP	A	8	250	.24	.225	.214	.193
576-0217010.HXP	0217010.HXP	A	10	250	.24	.225	.214	.193
218 Series SLO-BLO® Fuses • 35 amp interrupting rating								
576-0218.032HXP	0218.032HXP	A	0.032	250	2.19	2.03	1.68	1.54
576-0218.050HXP	0218.050HXP	A	0.05	250	2.19	2.03	1.68	1.54

© Copyright 2013 Mouser Electronics

5MM X 20MM FUSES (CONT.)

For quantities greater than listed, call for quote.

MOUSER STOCK NO.	Littelfuse Part No.	Fig.	Amp (A)	Volts (V)	Price Each 1	10	100	250
218 Series SLO-BLO® Fuses • 35 amp interrupting rating (cont.)								
576-0218.063HXP	0218.063HXP	A	0.063	250	2.19	2.03	1.68	1.54
576-0218.100HXP	0218.100HXP	A	0.1	250	1.26	1.18	.984	.93
576-0218.125HXP	0218.125HXP	A	0.125	250	1.26	1.18	.984	.93
576-0218.160HXP	0218.160HXP	A	0.16	250	1.26	1.18	.963	.888
576-0218.200HXP	0218.200HXP	A	0.2	250	1.26	1.18	.984	.93
576-0218.250HXP	0218.250HXP	A	0.25	250	1.26	1.18	.984	.93
576-0218.315HXP	0218.315HXP	A	0.315	250	1.26	1.18	.984	.93
576-0218.400HXP	0218.400HXP	A	0.4	250	1.26	1.18	.963	.888
576-0218.500HXP	0218.500HXP	A	0.5	250	.74	.706	.674	.621
576-0218.630HXP	0218.630HXP	A	0.63	250	.87	.813	.674	.621
576-0218.800HXP	0218.800HXP	A	0.8	250	.87	.813	.674	.621
576-0218001.HXP	0218001.HXP	A	1	250	.87	.813	.674	.621
576-02181.25HXP	02181.25HXP	A	1.25	250	.74	.706	.674	.621
576-021801.6HXP	021801.6HXP	A	1.6	250	.87	.813	.674	.621
576-0218002.HXP	0218002.HXP	A	2	250	.87	.813	.674	.621
576-021802.5HXP	021802.5HXP	A	2.5	250	.74	.706	.674	.621
576-02183.15HXP	02183.15HXP	A	3.15	250	.74	.706	.674	.621
576-0218004.HXP	0218004.HXP	A	4	250	.87	.813	.674	.621
576-0218005.HXP	0218005.HXP	A	5	250	.87	.813	.674	.621
576-021806.3HXP	021806.3HXP	A	6.3	250	.74	.706	.674	.621
576-0218008.HXP	0218008.HXP	A	8	250	1.12	1.07	1.04	.952
576-0218010.HXP	0218010.HXP	A	10	250	1.36	1.26	1.16	.952
576-0218015.HXP	0218015.HXP	A	15	250	1.36	1.26	1.16	.952

For quantities greater than listed, call for quote.

235 Series Fast-Acting Fuses								
576-0235.100HXP	0235.100HXP	A	0.1	250	.75	.717	.599	.566
576-0235.200HXP	0235.200HXP	A	0.2	250	.75	.717	.599	.566
576-0235.250HXP	0235.250HXP	A	0.25	250	.75	.717	.599	.566
576-0235.300HXP	0235.300HXP	A	0.3	250	.75	.717	.599	.566
576-0235.500HXP	0235.500HXP	A	0.5	250	.42	.385	.322	.307
576-0235.600HXP	0235.600HXP	A	0.6	250	.42	.385	.322	.307
576-0235.700HXP	0235.700HXP	A	0.7	250	.42	.385	.322	.307
576-0235.800HXP	0235.800HXP	A	0.8	250	.42	.385	.322	.307
576-0235001.HXP	0235001.HXP	A	1	250	.30	.277	.262	.25
576-023501.6HXP	023501.6HXP	A	1.6	250	.30	.277	.262	.25
576-0235002.HXP	0235002.HXP	A	2	250	.30	.277	.262	.25
576-023502.5HXP	023502.5HXP	A	2.5	250	.30	.277	.262	.25
576-0235003.HXP	0235003.HXP	A	3	250	.30	.277	.262	.25
576-0235004.HXP	0235004.HXP	A	4	125	.30	.277	.262	.25
576-0235005.HXP	0235005.HXP	A	5	125	.30	.277	.262	.25
576-0235006.HXP	0235006.HXP	A	6	125	.30	.277	.262	.25

For quantities greater than listed, call for quote.

239 Series Slo-Blo® Fuses								
576-0239.200HXP	0239.200HXP	A	0.2	250	1.07	1.01	.824	.76
576-0239.250HXP	0239.250HXP	A	0.25	250	1.07	1.01	.824	.76
576-0239.300HXP	0239.300HXP	A	0.3	250	1.07	1.01	.824	.76
576-0239.400HXP	0239.400HXP	A	0.4	250	.82	.77	.631	.589
576-0239.500HXP	0239.500HXP	A	0.5	250	.82	.77	.631	.589
576-0239.600HXP	0239.600HXP	A	0.6	250	.82	.77	.631	.589
576-0239.750HXP	0239.750HXP	A	0.75	250	.82	.77	.631	.589
576-0239.800HXP	0239.800HXP	A	0.8	250	.82	.77	.631	.589
576-0239001.HXP	0239001.HXP	A	1	250	.82	.77	.631	.589
576-02391.25HXP	02391.25HXP	A	1.25	250	.82	.77	.631	.589
576-023901.6HXP	023901.6HXP	A	1.6	250	.82	.77	.631	.589
576-0239002.HXP	0239002.HXP	A	2	250	.82	.77	.631	.589
576-023902.5HXP	023902.5HXP	A	2.5	250	.82	.77	.631	.589
576-0239003.HXP	0239003.HXP	A	3	250	.82	.77	.631	.589
576-0239004.HXP	0239004.HXP	A	4	125	.82	.77	.631	.589
576-0239005.HXP	0239005.HXP	A	5	125	.82	.77	.631	.589

For quantities greater than listed, call for quote.

477 Series Slo-Blo Fuses								
576-0477001.MXEP	0477001.MXEP	B	1	400	1.89	1.83	1.81	1.61
576-0477001.MXP	0477001.MXP	A	1	400	1.31	1.24	.995	.91
576-0477002.MXP	0477002.MXP	A	2	400	1.31	1.24	.995	.91
576-0477005.MXP	0477005.MXP	A	5	400	1.31	1.24	.995	.91
576-0477008.MXP	0477008.MXP	A	8	400	1.49	1.40	1.17	1.05
576-04773.15MXP	04773.15MXP	A	3.15	400	1.31	1.24	.995	.91

2AG FUSES

For quantities greater than listed, call for quote.

MOUSER STOCK NO.	Littelfuse Part No.	Fig.	Amp (A)	Volts (V)	Price Each 1	10	100	250
224 Series (Axial Lead) Fast-Acting Fuses								
576-0224.375HXP	0224.375HXP	C	0.375	250	.78	.728	.599	.546
576-0224.500HXP	0224.500HXP	C	0.5	250	.78	.728	.599	.546
576-0224.750HXP	0224.750HXP	C	0.75	250	.78	.728	.599	.546
576-0224001.HXP	0224001.HXP	C	1	250	.78	.706	.599	.546
576-022401.5HXP	022401.5HXP	C	1.5	250	.78	.706	.599	.546
576-0224002.HXP	0224002.HXP	C	2	250	.78	.706	.599	.546
576-0224003.HXP	0224003.HXP	C	3	250	.78	.728	.599	.546
576-0224005.HXUP	0224005.HXUP	C	5	125	.78	.706	.599	.546
576-0224008.HXUP	0224008.HXUP	C	8	125	.78	.728	.599	.546
576-0224010.HXUP	0224010.HXUP	C	10	125	.78	.706	.599	.546

© Copyright 2013 Mouser Electronics

DIMENSIONS: mm (in.)

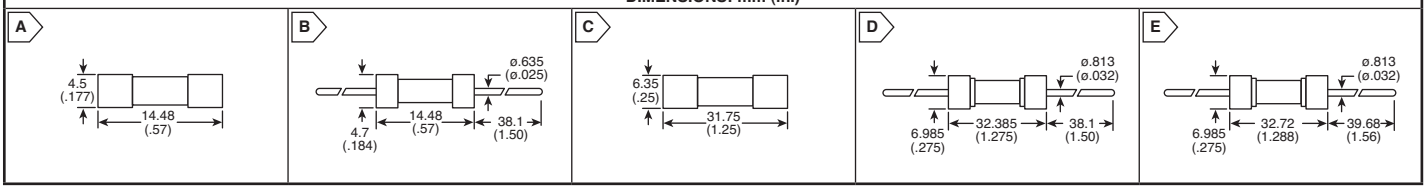

LITTELFUSE 2AG FUSES (CONT.)

225 Series Fast-Acting Fuses

For quantities greater than listed, call for quote.

MOUSER STOCK NO.	Littelfuse Part No.	Fig.	Amp (A)	Volts (V)	Price Each 1	10	100	250
576-0225.500HXP	0225.500HXP	A	0.5	250	.52	.482	.407	.364
576-0225.750HXP	0225.750HXP	A	0.75	250	.52	.482	.407	.364
576-0225001.HXP	0225001.HXP	A	1	250	.52	.482	.407	.364
576-022501.5HXP	022501.5HXP	A	1.5	250	.52	.482	.407	.364
576-0225002.HXP	0225002.HXP	A	2	250	.52	.482	.407	.364
576-022502.5HXP	022502.5HXP	A	2.5	250	.52	.482	.407	.364
576-0225003.HXP	0225003.HXP	A	3	250	.52	.482	.407	.364
576-022503.5HXP	022503.5HXP	A	3.5	250	.52	.482	.407	.364
576-0225004.HXUP	0225004.HXUP	A	4	125	.52	.492	.417	.375
576-0225005.HXUP	0225005.HXUP	A	5	125	.52	.492	.417	.375
576-0225006.HXUP	0225006.HXUP	A	6	125	.52	.492	.417	.375
576-0225007.HXUP	0225007.HXUP	A	7	125	.52	.492	.417	.375
576-0225008.HXUP	0225008.HXUP	A	8	125	.52	.492	.417	.375
576-0225010.HXUP	0225010.HXUP	A	10	125	.52	.492	.417	.375

229 Series Slo-Blo® Fuses

For quantities greater than listed, call for quote.

MOUSER STOCK NO.	Littelfuse Part No.	Fig.	Amp (A)	Volts (V)	Price Each 1	10	100	250
576-0229.250HXP	0229.250HXP	A	0.25	250	.62	.567	.46	.428
576-0229.375HXP	0229.375HXP	A	0.375	250	.62	.567	.46	.428
576-0229.500HXP	0229.500HXP	A	0.5	250	.62	.567	.46	.428
576-0229001.HXP	0229001.HXP	A	1	250	.62	.567	.46	.428
576-02291.25HXP	02291.25HXP	A	1.25	250	.62	.567	.46	.428
576-022901.5HXP	022901.5HXP	A	1.5	250	.62	.567	.46	.428
576-0229002.HXP	0229002.HXP	A	2	250	.62	.567	.46	.428
576-0229003.HXP	0229003.HXP	A	3	250	.62	.567	.46	.428
576-022903.5HXP	022903.5HXP	A	3.5	250	.62	.567	.46	.428
576-0229004.HXP	0229004.HXP	A	4	125	.62	.567	.46	.428
576-0229005.HXP	0229005.HXP	A	5	125	.62	.567	.46	.428
576-0229007.HXP	0229007.HXP	A	7	125	.62	.567	.46	.428

230 Series (Axial Lead) Slo-Blo® Fuses

✻ Indicating Fuse

For quantities greater than listed, call for quote.

MOUSER STOCK NO.	Littelfuse Part No.	Fig.	Amp (A)	Volts (V)	Price Each 1	10	100	250
576-0230.250HXP	0230.250HXP	B	0.25	250	.88	.749	.663	.61
✻ 576-0230.250HXSP	0230.250HXSP	B	0.25	250	1.10	1.04	.984	.915
576-0230.375HXP	0230.375HXP	B	0.375	250	.88	.749	.663	.61
576-0230.500HXP	0230.500HXP	B	0.5	250	.88	.749	.663	.61
576-0230.600HXP	0230.600HXP	B	0.6	250	.88	.749	.663	.61
576-0230001.HXP	0230001.HXP	B	1	250	.88	.749	.663	.61
576-02301.25HXP	02301.25HXP	B	1.25	250	.88	.749	.663	.61
576-023001.5HXP	023001.5HXP	B	1.5	250	.88	.749	.663	.61
576-0230002.HXP	0230002.HXP	B	2	250	.88	.749	.663	.61
✻ 576-0230002.HXSP	0230002.HXSP	B	2	250	1.10	1.04	.984	.915
576-023002.5HXP	023002.5HXP	B	2.5	250	.88	.749	.663	.61
576-0230003.HXP	0230003.HXP	B	3	250	.88	.749	.663	.61
576-023003.5HXP	023003.5HXP	B	3.5	250	.88	.749	.663	.61
576-0230004.HXP	0230004.HXP	B	4	125	.88	.749	.663	.61
576-0230005.HXP	0230005.HXP	B	5	125	.88	.749	.663	.61
✻ 576-0230005.HXSP	0230005.HXSP	B	5	125	1.10	1.04	.984	.915
576-0230006.DRT2P	0230006.DRT2P	B	6	125	1.07	.995	.867	.792
576-0230007.HXP	0230007.HXP	B	7	125	.88	.749	.663	.61
✻ 576-0230007.HXSP	0230007.HXSP	B	7	125	1.10	1.04	.984	.915

LITTELFUSE 3AG FUSES

312 Series Fast-Acting Fuses

For quantities greater than listed, call for quote.

MOUSER STOCK NO.	Littelfuse Part No.	Fig.	Amp (A)	Volts (V)	Price Each 1	10	100	250
576-0312.062HXP	0312.062HXP	C	0.062	250	1.86	1.73	1.43	1.32
576-0312.100HXP	0312.100HXP	C	0.1	250	1.86	1.73	1.43	1.32
576-0312.125HXP	0312.125HXP	C	0.125	250	1.07	.899	.824	.76
576-0312.175HXP	0312.175HXP	C	0.175	250	1.07	.899	.824	.76
576-0312.187HXP	0312.187HXP	C	0.187	250	1.07	.899	.824	.76
576-0312.200HXP	0312.200HXP	C	0.2	250	1.07	.899	.824	.76
576-0312.250HXP	0312.250HXP	C	0.25	250	1.07	.899	.824	.76
576-0312.300HXP	0312.300HXP	C	0.3	250	1.07	.899	.824	.76
576-0312.375HXP	0312.375HXP	C	0.375	250	.31	.289	.246	.225
576-0312.500HXP	0312.500HXP	C	0.5	250	.31	.289	.246	.225
576-0312.600HXP	0312.600HXP	C	0.6	250	.31	.289	.246	.225
576-0312.750HXP	0312.750HXP	C	0.75	250	.31	.289	.246	.225
576-0312001.HXP	0312001.HXP	C	1	250	.31	.289	.246	.225
576-03121.25HXP	03121.25HXP	C	1.25	250	.31	.289	.246	.225
576-031201.5HXP	031201.5HXP	C	1.5	250	.31	.289	.246	.225
576-0312002.HXP	0312002.HXP	C	2	250	.31	.289	.246	.225
576-031202.5HXP	031202.5HXP	C	2.5	250	.31	.289	.246	.225
576-0312003.HXP	0312003.HXP	C	3	250	.31	.289	.246	.225
576-0312004.HXP	0312004.HXP	C	4	250	.31	.289	.246	.225
576-0312005.HXP	0312005.HXP	C	5	250	.31	.289	.246	.225
576-0312006.HXP	0312006.HXP	C	6	250	.31	.289	.246	.225
576-0312007.HXP	0312007.HXP	C	7	250	.31	.289	.246	.225
576-0312008.HXP	0312008.HXP	C	8	250	.31	.289	.246	.225
576-0312010.HXP	0312010.HXP	C	10	250	.31	.289	.246	.225

LITTELFUSE 3AG FUSES (CONT.)

313 Series Slo-Blo® Fuses

For quantities greater than listed, call for quote.

MOUSER STOCK NO.	Littelfuse Part No.	Fig.	Amp (A)	Volts (V)	Price Each 1	10	100	250
576-0313.031HXP	0313.031HXP	C	0.031	250	4.12	3.58	3.21	2.75
576-0313.040HXP	0313.040HXP	C	0.04	250	4.12	3.58	3.21	2.75
576-0313.062HXP	0313.062HXP	C	0.062	250	1.98	1.86	1.51	1.39
576-0313.100HXP	0313.100HXP	C	0.1	250	1.98	1.86	1.51	1.39
576-0313.125HXP	0313.125HXP	C	0.125	250	1.98	1.86	1.51	1.39
576-0313.150HXP	0313.150HXP	C	0.15	250	1.98	1.86	1.51	1.39
576-0313.187HXP	0313.187HXP	C	0.187	250	1.13	1.07	.867	.813
576-0313.200HXP	0313.200HXP	C	0.2	250	1.13	1.07	.867	.813
576-0313.250HXP	0313.250HXP	C	0.25	250	1.13	1.07	.867	.813
576-0313.300HXP	0313.300HXP	C	0.3	250	1.13	1.07	.867	.813
576-0313.375HXP	0313.375HXP	C	0.375	250	1.13	1.07	.867	.813
576-0313.400HXP	0313.400HXP	C	0.4	250	1.13	1.07	.867	.813
576-0313.700HXP	0313.700HXP	C	0.7	250	.88	.749	.663	.61
576-0313.750HXP	0313.750HXP	C	0.75	250	.88	.749	.663	.61
576-0313.800HXP	0313.800HXP	C	0.8	250	.88	.749	.663	.61
576-0313001.HXP	0313001.HXP	C	1	250	.88	.749	.663	.61
576-031301.2HXP	031301.2HXP	C	1.2	250	.88	.749	.663	.61
576-03131.25HXP	03131.25HXP	C	1.25	250	.88	.749	.663	.61
576-031301.5HXP	031301.5HXP	C	1.5	250	.88	.749	.663	.61
576-031301.6HXP	031301.6HXP	C	1.6	250	.88	.749	.663	.61
576-0313002.HXP	0313002.HXP	C	2	250	.88	.749	.663	.61
576-031302.5HXP	031302.5HXP	C	2.5	250	.88	.749	.663	.61
576-0313003.HXP	0313003.HXP	C	3	250	.88	.749	.663	.61
576-031303.2HXP	031303.2HXP	C	3.2	250	.88	.749	.663	.61
576-0313004.HXP	0313004.HXP	C	4	250	1.00	.931	.803	.728
576-0313005.HXP	0313005.HXP	C	5	250	1.00	.931	.803	.728
576-03136.25HXP	03136.25HXP	C	6.25	250	1.00	.931	.803	.728
576-031306.3HXP	031306.3HXP	C	6.3	250	1.00	.931	.803	.728
576-0313007.HXP	0313007.HXP	C	7	250	1.00	.931	.803	.728
576-0313008.HXP	0313008.HXP	C	8	250	1.00	.931	.803	.728
576-0313010.HXP	0313010.HXP	C	10	32	1.00	.931	.803	.728
576-0313012.HXP	0313012.HXP	C	12	32	1.00	.931	.803	.728
576-0313015.HXP	0313015.HXP	C	15	32	1.00	.931	.803	.728
576-0313020.HXP	0313020.HXP	C	20	32	1.26	1.18	.984	.93
576-0313025.HXP	0313025.HXP	C	25	32	1.26	1.18	.963	.888
576-0313030.HXP	0313030.HXP	C	30	32	1.26	1.18	.963	.888

315 Series Slo-Blo® Fuses

For quantities greater than listed, call for quote.

MOUSER STOCK NO.	Littelfuse Part No.	Fig.	Amp (A)	Volts (V)	Price Each 1	10	100	250
576-0315.500HXP	0315.500HXP	D	0.5	250	1.37	1.29	1.01	.952
576-0315001.HXP	0315001.HXP	D	1	250	1.37	1.29	1.01	.952
576-031501.5HXP	031501.5HXP	D	1.5	250	1.37	1.29	1.01	.952
576-0315002.HXP	0315002.HXP	D	2	250	1.37	1.29	1.01	.952
576-0315003.HXP	0315003.HXP	D	3	250	1.37	1.29	1.01	.952
576-0315005.HXP	0315005.HXP	D	5	250	1.37	1.29	1.01	.952
576-0315008.HXP	0315008.HXP	D	8	250	1.37	1.29	1.01	.952
576-0315010.HXP	0315010.HXP	D	10	32	1.37	1.29	1.01	.952
576-0315015.HXP	0315015.HXP	D	15	32	1.37	1.29	1.01	.952

318 Series Fast-Acting Fuses

For quantities greater than listed, call for quote.

MOUSER STOCK NO.	Littelfuse Part No.	Fig.	Amp (A)	Volts (V)	Price Each 1	10	100	250
576-0318.062HXP	0318.062HXP	E	0.062	250	1.49	1.41	1.34	1.28
576-0318001.HXP	0318001.HXP	E	1	250	.65	.624	.591	.567
576-0318005.HXP	0318005.HXP	E	5	250	.65	.624	.591	.567
576-0318007.HXP	0318007.HXP	E	7	250	.65	.624	.591	.567
576-0318008.HXP	0318008.HXP	E	8	250	.65	.624	.591	.567
576-0318010.HXP	0318010.HXP	E	10	250	.65	.624	.591	.567

LITTELFUSE 3AB CERAMIC FUSES

314 Series Fast-Acting Ceramic

For quantities greater than listed, call for quote.

MOUSER STOCK NO.	Littelfuse Part No.	Fig.	Amp (A)	Volts (V)	Price Each 1	10	100	250
576-0314.500HXP	0314.500HXP	C	0.5	250	.86	.77	.642	.589
576-0314.750HXP	0314.750HXP	C	0.75	250	.86	.77	.642	.589
576-0314001.HXP	0314001.HXP	C	1	250	.86	.77	.642	.589
576-0314002.HXP	0314002.HXP	C	2	250	.86	.77	.642	.589
576-0314003.HXP	0314003.HXP	C	3	250	.86	.77	.642	.589
576-0314004.HXP	0314004.HXP	C	4	250	.86	.77	.642	.589
576-0314005.HXP	0314005.HXP	C	5	250	.86	.77	.642	.589
576-0314006.HXP	0314006.HXP	C	6	250	.86	.77	.642	.589
576-0314007.HXP	0314007.HXP	C	7	250	.86	.77	.642	.589
576-0314008.HXP	0314008.HXP	C	8	250	.86	.77	.642	.589
576-0314010.HXP	0314010.HXP	C	10	250	.86	.77	.642	.589
576-0314012.HXP	0314012.HXP	C	12	250	.86	.77	.642	.589
576-0314020.HXP	0314020.HXP	C	20	250	1.25	1.18	.963	.877
576-0314025.HXP	0314025.HXP	C	25	250	1.25	1.18	.963	.877
576-0314030.HXP	0314030.HXP	C	30	250	1.25	1.18	.963	.877

© Copyright 2013 Mouser Electronics

© Copyright 2013 Mouser Electronics











3AB CERAMIC FUSES (CONT.)

For quantities greater than listed, call for quote.

MOUSER STOCK NO.	Littelfuse Part No.	Fig.	Amp (A)	Volts (V)	Price Each 1	10	100	250
322 Series Very Fast-Acting Fuses								
576-0322020.HXP	0322020.HXP	A	20	65	5.24	4.82	4.17	3.57
576-0322030.HXP	0322030.HXP	A	30	65	5.35	5.23	5.13	4.55
324 Series Fast-Acting Fuses								
576-0324010.HXP	0324010.HXP	A	10	250	1.29	1.22	1.17	1.10
576-0324012.HXP	0324012.HXP	A	12	250	1.29	1.22	1.17	1.10
576-0324015.HXP	0324015.HXP	A	15	250	1.29	1.22	1.17	1.10
576-0324020.HXP	0324020.HXP	A	20	250	1.69	1.58	1.52	1.44
576-0324025.HXP	0324025.HXP	A	25	250	1.69	1.58	1.52	1.44
576-0324030.HXP	0324030.HXP	A	30	250	1.69	1.58	1.52	1.44
325 Series Slo-Blo® Fuses								
576-0325010.HXP	0325010.HXP	A	10	250	1.85	1.75	1.66	1.57
576-0325015.HXP	0325015.HXP	A	15	250	1.85	1.75	1.66	1.57
576-0325020.HXP	0325020.HXP	A	30	250	1.85	1.75	1.66	1.57
576-0325030.HXP	0325030.HXP	A	20	250	1.85	1.75	1.66	1.57
326 Series Slo-Blo® Ceramic Fuses								
576-0326.010HXP	0326.010HXP	A	0.01	250	3.16	3.00	2.82	2.69
576-0326.031HXP	0326.031HXP	A	0.031	250	3.16	3.00	2.82	2.69
576-0326.100HXP	0326.100HXP	A	0.1	250	3.16	3.00	2.82	2.69
576-0326.250HXP	0326.250HXP	A	0.25	250	1.57	1.47	1.21	1.09
576-0326.375HXP	0326.375HXP	A	0.375	250	1.57	1.47	1.21	1.09
576-0326.500HXP	0326.500HXP	A	0.5	250	1.57	1.47	1.21	1.09
576-0326.750HXP	0326.750HXP	A	0.75	250	1.57	1.47	1.21	1.09
576-0326.800HXP	0326.800HXP	A	0.8	250	1.57	1.47	1.21	1.09
576-0326001.HXP	0326001.HXP	A	1	250	1.57	1.47	1.21	1.09
576-032601.5HXP	032601.5HXP	A	1.5	250	1.57	1.47	1.21	1.09
576-0326002.HXP	0326002.HXP	A	2	250	1.57	1.47	1.21	1.09
576-032602.5HXP	032602.5HXP	A	2.5	250	1.57	1.47	1.21	1.09
576-0326003.HXP	0326003.HXP	A	3	250	1.57	1.47	1.21	1.09
576-0326004.HXP	0326004.HXP	A	4	250	1.57	1.47	1.21	1.09
576-0326005.HXP	0326005.HXP	A	5	250	1.57	1.47	1.21	1.09
576-03266.25HXP	03266.25HXP	A	6.25	250	1.57	1.47	1.21	1.09
576-0326007.HXP	0326007.HXP	A	7	250	1.57	1.47	1.21	1.09
576-0326008.HXP	0326008.HXP	A	8	250	1.57	1.47	1.21	1.09
576-0326010.HXP	0326010.HXP	A	10	250	1.57	1.47	1.21	1.09
576-0326012.HXP	0326012.HXP	A	12	250	1.57	1.47	1.21	1.09
576-0326015.HXP	0326015.HXP	A	15	250	1.57	1.47	1.21	1.09
576-0326020.HXP	0326020.HXP	A	20	250	1.57	1.47	1.21	1.09
576-0326025.HXP	0326025.HXP	A	25	250	1.57	1.47	1.21	1.09
576-0326030.HXP	0326030.HXP	A	30	250	1.57	1.47	1.21	1.09
506 Series Fast-Acting Fuses								
576-0506015.MXP	0506015.MXP	A	15	600	5.89	5.19	4.28	3.81
576-0506016.MXP	0506016.MXP	A	16	600	5.89	5.19	4.28	3.81
576-0506020.MXP	0506020.MXP	A	20	600	5.89	5.19	4.28	3.81

Features (508 Series):

- Superior Interrupting rating of 10,000 Amperes
- Compact form with or without axial leads

PRODUCT NEW

Applications:

- Used as supplementary protection in appliance or utilization equipment to provide individual protection for components or internal circuits

For quantities greater than listed, call for quote.

MOUSER STOCK NO.	Littelfuse Part No.	Fig.	Amp (A)	Volts (V)	Price Each 1	10	100	250
508 Series High Voltage Fuses								
576-0508.315MXEP	0508.315MXEP	A	0.315	1	9.54	8.24	6.93	6.16
576-0508.500MXEP	0508.500MXEP	A	0.5	1	9.54	8.24	6.93	6.16
576-0508001.MXEP	0508001.MXEP	A	1	1	9.54	8.24	6.93	6.16
576-0508001.MXP	0508001.MXP	A	1	1	8.41	7.52	5.97	5.31

SPF SOLAR FUSES 1000 VOLT

For quantities greater than listed, call for quote.

MOUSER STOCK NO.	Littelfuse Part No.	Fig.	Amp (A)	Price Each 1	10	100	250
576-0SPF001.T	0SPF001.T	B	1	33.34	26.53	21.22	20.46
576-0SPF003.T	0SPF003.T	B	3	33.34	26.53	21.22	20.46
576-0SPF005.T	0SPF005.T	B	5	33.34	26.53	21.22	20.46
576-0SPF006.T	0SPF006.T	B	6	33.34	26.53	21.22	20.46
576-0SPF008.T	0SPF008.T	B	8	33.34	26.51	21.21	20.45
576-0SPF010.T	0SPF010.T	B	10	35.01	27.86	22.28	21.49
576-0SPF015.T	0SPF015.T	B	15	43.15	41.23	39.30	38.68
576-0SPF020.T	0SPF020.T	B	20	35.01	27.86	22.28	21.49
576-0SPF025.T	0SPF025.T	B	25	35.01	27.86	22.28	21.49
576-0SPF030.T	0SPF030.T	B	30	35.01	27.86	22.28	21.49
LPHV Series - Fuseholder							
576-LPHV0001Z	LPHV0001Z	C	30	26.08	20.74	16.60	16.00
576-LPHV0003Z	LPHV0003Z	C	30	84.11	80.36	71.13	67.90
576-LPHV0004Z	LPHV0004Z	C	30	106.69	103.35	94.84	90.08

SPFR SERIES SOLAR FUSES

For quantities greater than listed, call for quote.

MOUSER STOCK NO.	Littelfuse Part No.	Fig.	Amp (A)	Price Each 1	10	100	250
576-SPFR250.X	SPFR250.X	D	250	559.83	532.73	482.77	416.78
576-SPFR300.X	SPFR300.X	D	300	503.00	478.65	445.12	406.32
576-SPFR350.X	SPFR350.X	D	350	503.00	478.65	445.12	406.32
576-SPFR400.X	SPFR400.X	D	400	559.83	532.73	482.77	416.78
SPFR Series - Solar Fuseholder							
576-SPFRHD4001ST	SPFRHD4001ST	-	400	428.52	354.64	285.68	274.25

SPFJ SERIES 1000 VOLT

For quantities greater than listed, call for quote.

MOUSER STOCK NO.	Littelfuse Part No.	Fig.	Amp (A)	Price Each 1	10	100	250
576-SPFJ125.X	SPFJ125.X	D	125	275.84	229.87	183.89	177.32
576-SPFJ160.X	SPFJ160.X	D	160	275.84	229.87	183.89	177.32
576-SPFJ200.X	SPFJ200.X	D	200	275.84	229.87	183.89	177.32
576-SPFJ250.X	SPFJ250.X	D	250	553.56	461.31	369.04	355.86
576-SPFJ300.X	SPFJ300.X	D	300	553.56	461.31	369.04	355.86
576-SPFJ350.X	SPFJ350.X	D	350	553.56	461.31	369.04	355.86
576-SPFJ400.X	SPFJ400.X	D	400	553.56	461.31	369.04	355.86
576-SPFJ450.X	SPFJ450.X	D	450	872.16	721.78	581.44	558.18
SPFJ Series - Solar Fuseholder							
576-LFJ102001C	LFJ102001C	E	200	234.81	223.63	212.45	201.27
576-LFJ104001C	LFJ104001C	E	400	428.16	407.78	387.39	366.99
576-LFJ104501C	LFJ104501C	E	450	700.02	666.70	633.38	600.01

KLK SERIES MIDGET AC FAST ACTING FUSES 600 VOLTS

QPL

For quantities greater than listed, call for quote.

MOUSER STOCK NO.	Littelfuse Part No.	Fig.	Amp (A)	Price Each 1	10	100	250
576-0KLK001.T	0KLK001.T	-	1	29.53	27.26	22.26	20.45
576-0KLK002.T	0KLK002.T	-	2	29.53	27.26	22.26	20.45
576-0KLK005.T	0KLK005.T	-	5	29.53	27.26	22.26	20.45
576-0KLK010.T	0KLK010.T	-	10	29.53	27.26	22.26	20.45
576-0KLK015.T	0KLK015.T	-	15	29.53	27.26	22.26	20.45
576-0KLK020.T	0KLK020.T	-	20	29.52	27.02	22.71	21.00
576-0KLK025.T	0KLK025.T	-	25	29.52	27.02	22.71	21.00
576-0KLK030.T	0KLK030.T	-	30	29.52	27.02	22.71	21.00

FLQ SERIES MIDGET AC SLO-BLO FUSES 500 VOLTS

For quantities greater than listed, call for quote.

MOUSER STOCK NO.	Littelfuse Part No.	Fig.	Amp (A)	Price Each 1	10	100	250
576-0FLQ001.T	0FLQ001.T	-	1	26.86	23.50	18.79	18.12
576-0FLQ015.T	0FLQ015.T	-	15	26.88	23.52	18.80	18.14
576-0FLQ020.T	0FLQ020.T	-	20	26.88	23.52	18.80	18.14
576-0FLQ025.T	0FLQ025.T	-	25	26.88	23.52	18.80	18.14

KLKD SERIES MIDGET AC/DC FAST ACTING FUSES 600 VOLTS

QPL

For quantities greater than listed, call for quote.

MOUSER STOCK NO.	Littelfuse Part No.	Fig.	Amp (A)	Price Each 1	10	100	250
576-KLKD.300T	KLKD.300T	-	0.3	30.86	30.08	24.52	23.17
576-KLKD001.T	KLKD001.T	-	1	27.26	23.84	19.07	18.39
576-KLKD005.T	KLKD005.T	-	5	27.26	23.84	19.07	18.39
576-KLKD008.T	KLKD008.T	-	8	27.26	23.84	18.55	18.39
576-KLKD010.T	KLKD010.T	-	10	27.26	23.84	19.07	18.39
576-KLKD015.T	KLKD015.T	-	15	27.26	23.84	19.07	18.39
576-KLKD020.T	KLKD020.T	-	20	29.47	25.78	20.62	19.88

KLDR CLASS CC TIME-DELAY FUSES FOR TRANSFORMERS 600/300V (AC/DC)

For quantities greater than listed, call for quote.

MOUSER STOCK NO.	Littelfuse Part No.	Fig.	Amp (A)	Price Each 1	10	100	250
576-KLDR.100T	KLDR.100T	-	0.1	35.62	33.87	32.11	31.18
576-KLDR.200T	KLDR.200T	-	0.2	34.83	34.09	28.61	27.16
576-KLDR.300T	KLDR.300T	-	0.3	41.53	40.65	34.11	32.38
576-KLDR.500T	KLDR.500T	-	0.5	40.59	38.58	36.58	36.20
576-KLDR001.T	KLDR001.T	-	1	29.23	25.56	20.45	19.72
576-KLDR002.T	KLDR002.T	-	2	29.87	26.13	20.90	20.16
576-KLDR005.T	KLDR005.T	-	5	29.87	26.13	20.90	20.16
576-KLDR01.5T	KLDR01.5T	-	1.5	33.46	31.81	30.16	29.84
576-KLDR010.T	KLDR010.T	-	10	31.46	27.52	22.02	21.23
576-KLDR015.T	KLDR015.T	-	15	29.70	25.98	20.78	20.03
576-KLDR020.T	KLDR020.T	-	20	35.89	33.92	27.65	26.12
576-KLDR025.T	KLDR025.T	-	25	35.89	33.92	27.65	26.12
576-KLDR030.T	KLDR030.T	-	30	35.89	33.92	27.65	26.12
576-KLDR2.25T	KLDR2.25T	-	2.25	41.93	40.70	38.59	36.57

FLM SERIES MIDGET AC TIME DELAY FUSES 250 VOLTS

For quantities greater than listed, call for quote.

MOUSER STOCK NO.	Littelfuse Part No.	Fig.	Amp (A)	Price Each 1	10	100	250
576-0FLM002.T	0FLM002.T	-	2	12.13	11.12	9.26	8.21
576-0FLM010.T	0FLM010.T	-	10	12.13	11.12	9.26	8.21
576-0FLM015.T	0FLM015.T	-	15	12.13	11.12	9.26	8.21
576-0FLM020.T	0FLM020.T	-	20	10.83	9.51	8.78	8.24
576-0FLM030.T	0FLM030.T	-	30	10.83	9.51	8.78	8.24

© Copyright 2013 Mouser Electronics

© Copyright 2013 Mouser Electronics

251L SERIES PICO® II FAST-ACTING SUBMINIATURE FUSES, AXIAL LEAD

QPL

For quantities greater than listed, call for quote.

MOUSER STOCK NO.	Littelfuse Part No.	Fig.	Amp (A)	Volts (V)	Price Each 1	10	100	250
576-0251.062MXL	0251.062MXL	A	0.062	125	1.16	.963	.803	.717
576-0251.125MXL	0251.125MXL	A	0.125	125	.64	.589	.492	.449
576-0251.250MXL	0251.250MXL	A	0.25	125	.64	.589	.492	.449
576-0251.375MXL	0251.375MXL	A	0.375	125	.64	.589	.492	.449
576-0251.500MAT1L	0251.500MAT1L	A	0.5	125	.63	.603	.514	.458
576-0251.750MAT1L	0251.750MAT1L	A	0.75	125	.63	.603	.514	.458
576-0251001.MXL	0251001.MXL	A	1	125	.54	.503	.428	.38
576-0251.25MXL	02511.25MXL	A	1.25	125	.58	.544	.463	.411
576-025101.5MXL	025101.5MXL	A	1.5	125	.54	.503	.428	.38
576-0251002.MXL	0251002.MXL	A	2	125	.54	.503	.428	.38
576-025102.5MXL	025102.5MXL	A	2.5	125	.54	.503	.428	.38
576-0251003.MXL	0251003.MXL	A	3	125	.54	.503	.428	.38
576-025103.5MXL	025103.5MXL	A	3.5	125	.54	.503	.428	.38
✻ 576-0251004.MRT1L	0251004.MRT1L	A	4	125	.63	.603	.514	.458
576-0251005.MXL	0251005.MXL	A	5	125	.54	.503	.428	.38
576-0251007.MXL	0251007.MXL	A	7	125	.54	.503	.428	.38
576-0251010.MXL	0251010.MXL	A	10	125	.54	.503	.428	.38
✻ 576-0251012.MRT1L	0251012.MRT1L	A	12	32	.70	.674	.639	.603
✻ 576-0251015.MRT1L	0251015.MRT1L	A	15	32	.70	.674	.639	.603

✻ Tape and Reel

263 SERIES PICO® II VERY FAST-ACTING SUBMINIATURE FUSES

For quantities greater than listed, call for quote.

MOUSER STOCK NO.	Littelfuse Part No.	Fig.	Amp (A)	Volts (V)	Price Each 1	10	100	250
576-0263.062MXL	0263.062MXL	B	0.062	250	2.24	2.08	1.74	1.68
576-0263.125MXL	0263.125MXL	B	0.125	250	2.26	2.09	1.56	1.39
576-0263.250MXL	0263.250MXL	B	0.25	250	1.84	1.67	1.37	1.25
576-0263.375MXL	0263.375MXL	B	0.375	250	1.84	1.67	1.37	1.25
576-0263.500MXL	0263.500MXL	B	0.5	250	2.26	2.09	1.56	1.39
576-0263.750MXL	0263.750MXL	B	0.75	250	1.51	1.41	1.16	1.06
576-0263001.MXL	0263001.MXL	B	1	250	1.51	1.41	1.16	1.06
576-026301.5MXL	026301.5MXL	B	1.5	250	1.51	1.41	1.16	1.06
576-0263002.MXL	0263002.MXL	B	2	250	1.51	1.41	1.16	1.06
576-026302.5MXL	026302.5MXL	B	2.5	250	1.51	1.41	1.16	1.06
576-0263003.MXL	0263003.MXL	B	3	250	1.51	1.41	1.16	1.06
576-026303.5MXL	026303.5MXL	B	3.5	250	1.51	1.41	1.16	1.06
576-0263004.MXL	0263004.MXL	B	4	250	1.51	1.41	1.16	1.06
576-0263005.MXL	0263005.MXL	B	5	250	1.51	1.41	1.16	1.06

473 SERIES PICO® II SLO-BLO SUBMINIATURE FUSES

For quantities greater than listed, call for quote.

MOUSER STOCK NO.	Littelfuse Part No.	Fig.	Amp (A)	Volts (V)	Price Each 1	10	100	250
✻ 576-0473.375MRT1L	0473.375MRT1L	A	0.375	125	1.35	1.28	1.22	1.16
✻ 576-0473.500MRT1L	0473.500MRT1L	A	0.5	125	1.35	1.28	1.22	1.16
✻ 576-0473.750MRT1L	0473.750MRT1L	A	0.75	125	1.35	1.28	1.22	1.16
✻ 576-0473001.MRT1L	0473001.MRT1L	A	1	125	1.35	1.28	1.22	1.16
✻ 576-047301.5MRT1L	047301.5MRT1L	A	1.5	125	1.35	1.28	1.22	1.16
✻ 576-0473002.MRT1L	0473002.MRT1L	A	2	125	1.35	1.28	1.22	1.16
✻ 576-04732.25MRT1L	04732.25MRT1L	A	2.25	125	1.35	1.28	1.22	1.16
✻ 576-047302.5MRT1L	047302.5MRT1L	A	2.5	125	1.35	1.28	1.22	1.16
✻ 576-0473003.MRT1L	0473003.MRT1L	A	3	125	1.35	1.28	1.22	1.16
✻ 576-047303.5MRT1L	047303.5MRT1L	A	3.5	125	1.35	1.28	1.22	1.16
✻ 576-0473004.MRT1L	0473004.MRT1L	A	4	125	1.35	1.28	1.22	1.16
✻ 576-0473005.MRT1L	0473005.MRT1L	A	5	125	1.35	1.28	1.22	1.16
✻ 576-0473007.MRT1L	0473007.MRT1L	A	7	125	1.35	1.28	1.22	1.16

✻ Tape and Reel

273 SERIES MICRO™ FUSE VERY FAST-ACTING SUBMINIATURE FUSES

QPL

Developed originally for the U.S. Space Program, MICRO fuse provides reliability in a compact design.

For quantities greater than listed, call for quote.

MOUSER STOCK NO.	Littelfuse Part No.	Fig.	Amp (A)	Volts (V)	Price Each 1	10	100	250
576-0273.031V	0273.031V	C	0.031	125	27.45	26.10	24.76	23.41
576-0273.050H	0273.050H	C	0.05	125	5.32	4.94	4.25	3.93
576-0273.062V	0273.062V	C	0.062	125	7.31	6.94	6.59	6.23
576-0273.125H	0273.125H	C	0.125	125	5.24	4.82	4.17	3.57
576-0273.250H	0273.250H	C	0.25	125	5.24	4.82	4.17	3.57
576-0273.500H	0273.500H	C	0.5	125	5.24	4.82	4.17	3.57
576-0273001.H	0273001.H	C	1	125	5.24	4.82	4.17	3.57
576-027301.5H	027301.5H	C	1.5	125	5.24	4.82	4.17	3.57
576-0273002.H	0273002.H	C	2	125	5.24	4.82	4.17	3.57
576-0273003.H	0273003.H	C	3	125	5.24	4.82	4.17	3.57
576-0273004.H	0273004.H	C	4	125	5.24	4.82	4.17	3.57
576-0273005.H	0273005.H	C	5	125	5.24	4.82	4.17	3.57

257 SERIES AUTOFUSE ATO® FAST-ACTING BLADE FUSES

Designed and originated by Littelfuse for the automotive industry, the ATO® fuse has become the original equipment circuit protection standard for foreign and domestic automobiles and trucks. Readily identifiable and easily replaced, this fuse can be specified for a variety of low voltage electronic applications. The ATO® series is rated to 85°C ambient.

For quantities greater than listed, call for quote.

MOUSER STOCK NO.	Littelfuse Part No.	Fig.	Amp (A)	Volts (V)	Price Each 1	10	100	250
576-0287020.PXCN	0287020.PXCN	D	20	32	.18	.158	.154	.15
576-0287030.PXCN	0287030.PXCN	D	30	32	.18	.158	.154	.15

DIMENSIONS: mm (in.)

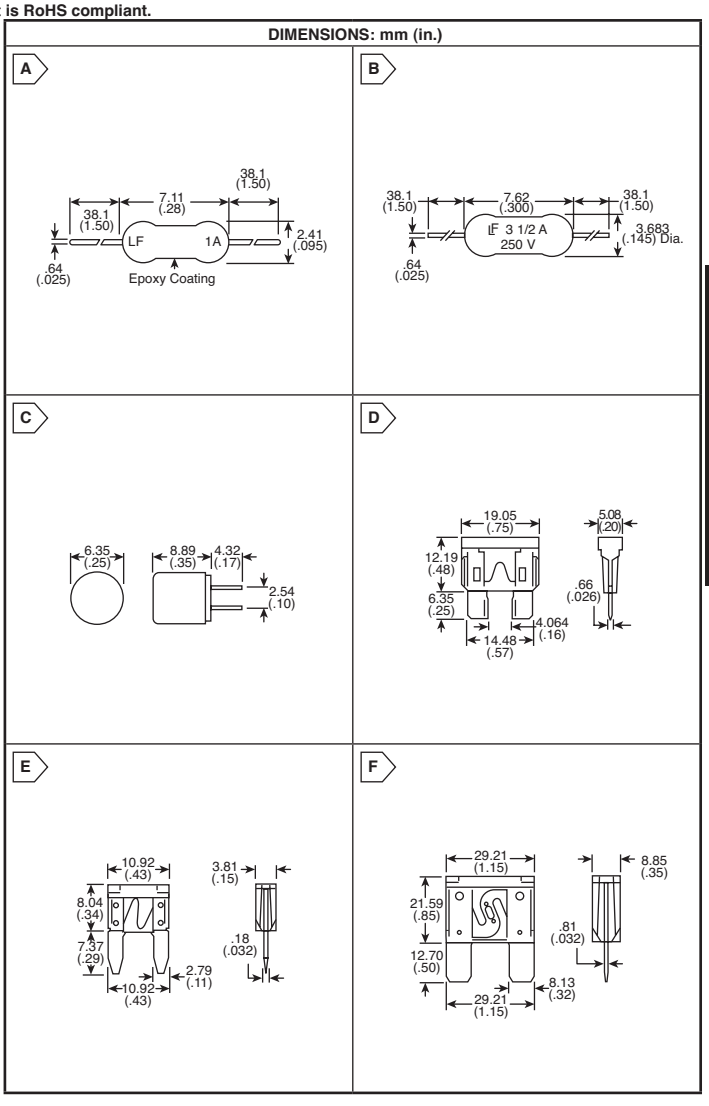

297 SERIES AUTOFUSE MINI® FAST-ACTING

The MINI® fuse has become the industry standard blade fuse for engine compartment locations requiring a 125°C temperature rating.

- Materials: plastic body, silver plated terminals
- Voltage rating: 32V

For quantities greater than listed, call for quote.

MOUSER STOCK NO.	Littelfuse Part No.	Fig.	Amp (A)	Volts (V)	Price Each 1	10	100	250
576-0297002.WXNV	0297002.WXNV	E	2	32	.50	.465	.428	.366
576-0297003.WXNV	0297003.WXNV	E	3	32	.58	.563	.531	.505
576-0297004.WXNV	0297004.WXNV	E	4	32	.58	.563	.531	.505
576-0297005.WXNV	0297005.WXNV	E	5	32	.58	.563	.531	.505
576-029707.5WXNV	029707.5WXNV	E	7.5	32	.58	.563	.531	.505
576-0297010.WXNV	0297010.WXNV	E	10	32	.58	.563	.531	.505
576-0297015.WXNV	0297015.WXNV	E	15	32	.58	.563	.531	.505
576-0297020.WXNV	0297020.WXNV	E	20	32	.58	.563	.531	.505
576-0297025.WXNV	0297025.WXNV	E	25	32	.58	.563	.531	.505
576-0297030.WXNV	0297030.WXNV	E	30	32	.58	.563	.531	.505

299 SERIES MAXI® SLO-BLO® AUTOMOTIVE BLADE FUSES

Designed and originated by Littelfuse for the automotive industry, the MAXI® fuse has become the original equipment circuit protection standard for foreign and domestic automobiles and trucks. The MAXI® series is rated to 125°C ambient.

For quantities greater than listed, call for quote.

MOUSER STOCK NO.	Littelfuse Part No.	Fig.	Amp (A)	Volts (V)	Price Each 1	10	100	250
576-0299020.ZXNV	0299020.ZXNV	F	20	32	1.73	1.64	1.35	1.18
576-0299025.ZXNV	0299025.ZXNV	F	25	32	1.73	1.64	1.35	1.18
576-0299030.ZXNV	0299030.ZXNV	F	30	32	1.73	1.64	1.35	1.18
576-0299035.ZXNV	0299035.ZXNV	F	35	32	1.73	1.64	1.35	1.18
576-0299040.ZXNV	0299040.ZXNV	F	40	32	1.73	1.64	1.35	1.18
576-0299050.ZXNV	0299050.ZXNV	F	50	32	1.73	1.64	1.35	1.18
576-0299060.ZXNV	0299060.ZXNV	F	60	32	1.73	1.64	1.35	1.18
576-0299080.ZXNV	0299080.ZXNV	F	80	32	3.16	2.94	2.42	2.24

© Copyright 2013 Mouser Electronics

© Copyright 2013 Mouser Electronics

LITTELFUSE Fuse Holders

RoHS Compliant **This page of product is compliant.**

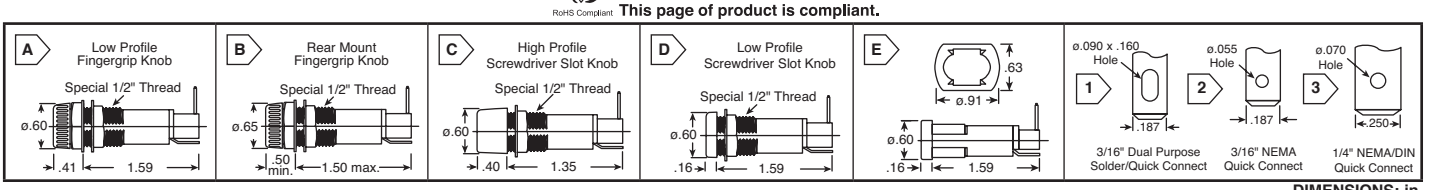

DIMENSIONS: in.

LITTELFUSE INTERNATIONAL SHOCK-SAFE FUSE HOLDERS

For 5mm x 20mm Fuses, Right Angle Terminals

For quantities greater than listed, call for quote.

MOUSER STOCK NO.	Littelfuse Part No.	Fig.	Terminal Type	Size	Price Each 1	10	100	250
576-03455LF1H	03455LF1H	A	1	3/16"	3.00	2.87	2.53	2.16
576-03455LF3H	03455LF3H	A	2	3/16"	2.89	2.78	2.71	2.55
576-03455LF7H	03455LF7H	A	3	1/4"	2.89	2.78	2.71	2.55
576-03455RF1H	03455RF1H	B	1	3/16"	2.89	2.78	2.71	2.55
576-03455RF3H	03455RF3H	B	2	3/16"	3.16	3.12	2.85	2.68
576-03455RF7H	03455RF7H	B	3	1/4"	3.16	3.00	2.85	2.68
576-03455HS1H	03455HS1H	C	1	3//16"	3.00	2.87	2.53	2.16
576-03455HS3H	03455HS3H	C	2	3/16"	2.89	2.78	2.71	2.55
576-03455HS7H	03455HS7H	C	3	1/4"	2.89	2.78	2.71	2.55
576-03455LS1H	03455LS1H	D	1	3/16"	3.00	2.87	2.53	2.16
576-03455LS3H	03455LS3H	D	2	3/16"	2.89	2.78	2.71	2.55
576-03455LS7H	03455LS7H	D	3	1/4"	2.89	2.78	2.71	2.55

For 3ag Fuses, Right Angle Terminals

For quantities greater than listed, call for quote.

MOUSER STOCK NO.	Littelfuse Part No.	Fig.	Terminal Type	Size	Price Each 1	10	100	250
576-03453LF1H	03453LF1H	A	1	3/16"	3.22	3.06	2.25	2.02
576-03453LF3H	03453LF3H	A	2	3/16"	2.66	2.53	2.40	2.26
576-03453LF7H	03453LF7H	A	3	1/4"	2.66	2.53	2.40	2.26
576-03453RF1H	03453RF1H	B	1	3/16"	2.66	2.53	2.40	2.26
576-03453RF3H	03453RF3H	B	2	3/16"	2.82	2.69	2.55	2.40
576-03453RF7H	03453RF7H	B	3	1/4"	2.82	2.69	2.55	2.40
576-03453HS1H	03455HS1H	C	1	3/16"	3.22	3.06	2.25	2.02
576-03453HS3H	03455HS3H	C	2	3/16"	2.66	2.53	2.40	2.26
576-03453HS7H	03455HS7H	C	3	1/4"	2.66	2.53	2.40	2.26
576-03453LS1H	03453LS1H	D	1	3/16"	3.22	3.06	2.25	2.02
576-03453LS3H	03453LS3H	D	2	3/16"	2.66	2.53	2.40	2.26
576-03453LS7H	03453LS7H	D	3	1/4"	2.66	2.53	2.40	2.26
576-03453QS3H	03453QS3H	E	2	3/16"	2.82	2.69	2.55	2.40
576-03453QS7H	03453QS7H	E	3	1/4"	2.82	2.69	2.55	2.40

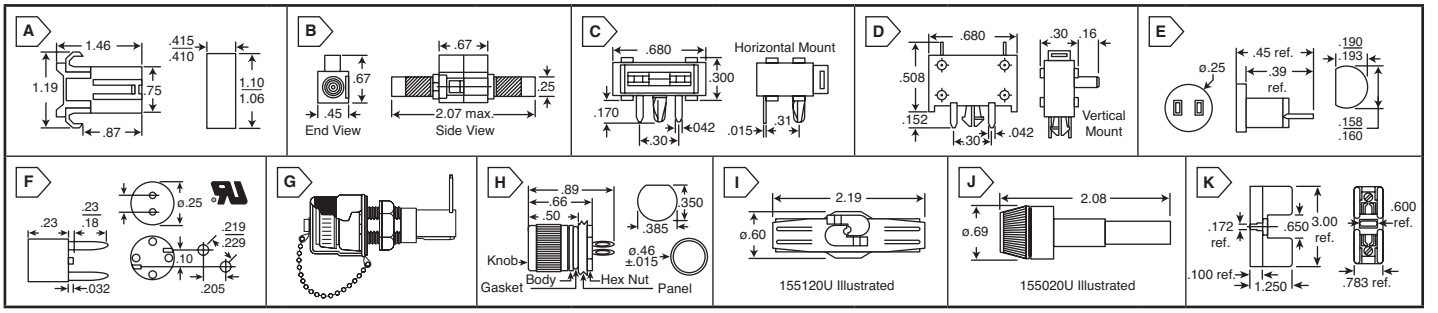

DIMENSIONS: in.

LITTELFUSE FUSE HOLDERS

In-Line Fuseholder for ATO® Fuses

- Ambient temperature: -40°C to +85°C
- Body: Black thermoplastic
- Terminals: Brass, tin plated, snap into body

For quantities greater than listed, call for quote.

MOUSER STOCK NO.	Littelfuse Part No.	Fig.	Description	Price Each 1	10	100	250
576-01550300Z	01550300Z	A	8" 14AWG Wire	4.24	3.95	3.02	2.65
576-01550400Z	01550400Z	A	8" 10AWG Wire	2.73	2.53	1.96	1.81

In-Line Easy Crimp Fuseholder for Mini Fuses

- Ambient temperature: -40°C to +105°C
- Body: Black thermoplastic
- Terminals: Copper alloy, tin plated

576-01530002H	01530002H	B	Accepts 16-22AWG Stranded	1.63	1.49	1.19	1.01
576-01530003H	01530003H	B	Accepts 10-14AWG Stranded	1.03	.974	.936	.881

PC Board Mount Fuse Holders for Mini Fuses

- Ambient Temperature -40°C to +85°C
- Body: Black Thermoplastic, Terminals: Copper Alloy, Tin Plated
- Compatibility: Standard 0.62" PCB Thickness

576-01530007Z	01530007Z	C	Horizontal Mount	2.78	2.60	1.94	1.83
576-01530009Z	01530009Z	D	Stackable Vertical Mount	3.06	2.84	2.15	1.97

Micro Fuse/PICO II 281 Series PCB Fuse Holder

- Ambient Temperature -40°C to +100°C
- Terminals: Silver plated, Copper Alloy

576-02810001H	02810001H	E	Blk Thermoplastic Chassis Mt	1.72	1.64	1.55	1.47
576-02810005H	02810005H	F	White Thermoplastic, PCB Mt	2.30	2.10	1.73	1.64
576-02810007H	02810007H	-	Wht Thermoplstic, R/A, PCB Mt	2.30	2.10	1.55	1.46

Panel Mount RF Shielded/Watertight Holders for 3AG Fuses

576-03400267Z	0340267Z	G	3AG Mil	34.40	32.68	30.97	29.08
576-03400312Z	0340312Z	G	Shock Safe	25.61	24.33	23.05	21.76
576-03400313Z	0340313Z	G	Shock Safe	25.61	22.41	17.92	17.28

RF Shielded 282 Series Micro Fuse Holder

- Housing, Knob, and Hardware: Aluminum, untreated
- Chromate finish for RF shielding
- Panel thickness (max): .093

For quantities greater than listed, call for quote.

MOUSER STOCK NO.	Littelfuse Part No.	Fig.	Description	Price Each 1	10	100	250
576-02820001Z	02820001Z	H	Front Panel Mount	12.79	12.16	11.52	10.84
576-02820002Z	02820002Z	H	Rear Panel Mount	12.79	12.16	11.52	10.84

Twist-Lock In-Line Fuse Holder

- Body: Black Thermoplastic
- Ambient Temperature: -40°C to +75°C
- 155120 for 3AG type fuse, 155100 comes with 2 different springs for SFE sized fuses

576-01500215Z	015002157	I	Twist-Lock in Line	4.25	3.81	3.45	3.05
576-01550120ZXU	01550120ZXU	I	Rivets for up to 14AWG Wire	.89	.813	.613	.546
576-01550100Z	01550100Z	I	8" Loop 14AWG Red Insl.Wire	2.81	2.60	1.90	1.80

Heavy-Duty Bayonet Knob In-Line Fuse Holder

- Body: Black Thermoplastic
- Ambient Temperature: -40°C to +125°C
- 155020 for 3AG type fuse, 155145 comes with 2 different springs for SFE sized fuses

576-01550020ZXU	01550020ZXU	J	Rivets for up to 14AWG Wire	1.29	1.23	1.17	1.10
576-01500145Z	01500145Z	J	15" Loop14AWG Red Insl.Wire	2.80	2.66	2.53	2.38

Fuse Blocks for Midget Series Fuses

- Fits .406" x 1.5" (10.31mm x 38.1mm)
- 600 Volt Rating
- Interlocking features allow multiple pole capability
- Max. Wire Size: Box lug #6cu, screw #10cu

576-L60030M1C	L60030M1C	K	Box Lug, 1 Pole, 30A	19.04	18.09	17.15	16.14
576-L60030M2C	L60030M2C	K	Box Lug, 2 Poles, 30A	39.61	37.67	35.73	33.60
576-L60030M3C	L60030M3C	K	Box Lug, 3 Poles, 30A	53.13	50.51	47.90	45.06
576-L60030M1SQ	L60030M1SQ	K	Screw Term, 1 Pole, 20A	8.29	7.89	7.48	7.03
576-L60030M3SQ	L60030M3SQ	K	Screw Term, 2 Poles, 20A	13.45	13.03	11.70	11.20

LITTELFUSE LPHV SERIES 1000DC POWER-SAFE "DEAD FRONT" HOLDERS

DIMENSIONS: in.

- 1000VDC rating when used with Littelfuse SPF or FLU fuse series
- Compact design
- Mountable on 35mm Din Rail

For quantities greater than listed, call for quote.

MOUSER STOCK NO.	Littelfuse Part No.	No. of Poles	Amp Rating	Voltage Rating	Price Each 1	10	100	250
576-LPHV0001Z	LPHV0001Z	1	30	1000VDC	26.08	20.74	16.60	16.00
576-LPHV0003Z	LPHV0003Z	3	30	1000VDC	84.11	80.36	71.13	67.90
576-LPHV0004Z	LPHV0004Z	4	30	1000VDC	106.69	103.35	94.84	90.08

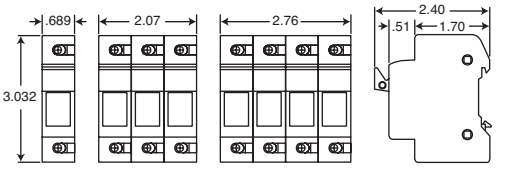

© Copyright 2013 Mouser Electronics

© Copyright 2013 Mouser Electronics

LITTELFUSE Fuse Clips, Holders and Blocks

Products may be RoHS compliant. Check mouser.com for RoHS status.

DIMENSIONS: mm (in.)

A

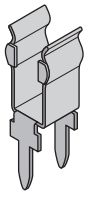

B

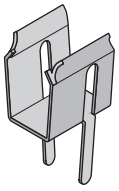

C

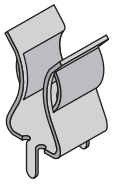

D

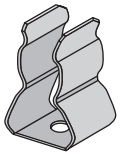

E

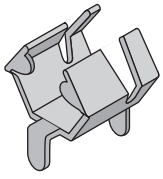

F

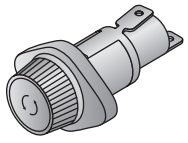

G

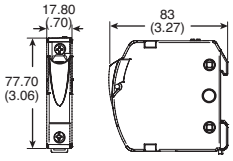

FUSE CLIPS

PRODUCT NEW

RoHS Compliant

For quantities greater than listed, call for quote.

MOUSER STOCK NO.	Littelfuse Part No.	Fig.	Mount Method	Fuse Type	Fuse Mounting	Price Each			
						1	10	100	250
576-01000020Z	01000020Z	A	PC	5x20	Cartridge	.38	.36	.338	.326
576-01000054Z	01000054Z	A	PC	5x20mm	Cartridge	.21	.203	.193	.182
576-01010001Z	01010001Z	A	Rivet/Eyelet	3AG/3AB	Cartridge	.15	.141	.136	.129
576-01000058M	01000058M	B	PC	3AG/3AB	Axial/Radial	.18	.171	.166	.161
576-01020071Z	01020071Z	C	PC	3AG/3AB	Cartridge	.13	.123	.118	.107
576-01220083Z	01220083Z	C	PC	3AG/3AB	Cartridge	.48	.449	.437	.415
576-01220088Z	01220088Z	C	PC	3AG/3AB	Cartridge	.48	.449	.437	.415
576-01250001Z	01250001Z	D	PC	3AG/3AB	Cartridge	4.80	4.52	4.02	3.24
576-01020080H	01020080H	E	Rivet/Eyelet	NEC	Cartridge	.17	.161	.151	.146
576-01270001Z	01270001Z	E	Rivet/Eyelet	NEC	Cartridge	3.56	3.42	3.22	3.10

571 SERIES PANEL MOUNT FUSE HOLDERS

Specifications:
- 4000V dielectric strength
- Black Thermoplastic
- Fuse Diameter 13/32"
- Rejection Feature

RoHS Compliant

For quantities greater than listed, call for quote.

MOUSER STOCK NO.	Littelfuse Part No.	Fig.	Type	Amp Rating	Voltage Rating	Fuse Mounting	Price Each			
							1	10	100	250
576-05710007L	571007	F	Standard	30	600	1 13/32" - 1 1/2"	22.29	20.99	20.11	18.91
576-05710007LXP	571007P	F	Watertight	30	600	1 13/32" - 1 1/2"	27.40	24.73	22.21	18.91
576-05710008L	571008	F	Standard	30	600	1 13/32" - 1 1/2"	26.23	24.70	23.65	22.23
576-05710027L	571027	F	Standard	20	600	1 5/18" - 1 3/8"	26.54	25.24	23.94	22.52
576-05710027LXP	571027P	F	Watertight	20	600	1 5/18" - 1 3/8"	26.12	24.80	23.49	22.17
576-057100CCL	5710CC	F	Standard	30	600	1 1/2"	21.29	20.23	19.20	18.05
576-057100CCLXP	5710CCP	F	Watertight	30	600	1 1/2"	22.68	21.51	20.38	19.13

UP-LINK CLASS CC AND MIDGET FUSE HOLDERS

Specifications:
- Cost effective solution for remote blown fuse indication
- Easily integrates with an existing PLC or system
- Data is not shared with a 3rd party

For quantities greater than listed, call for quote.

MOUSER STOCK NO.	Littelfuse Part No.	Fig.	No. of Poles	Amp Rating	Voltage Rating	Price Each			
						1	10	100	250
576-LINK001C.Z	LINK001C.Z	G	1	30	600 VDC	41.48	38.09	35.13	34.08
576-LINK003C.Z	LINK003C.Z	G	3	30	600 VDC	129.83	119.73	111.85	107.70
576-LINK001M.Z	LINK001M.Z	G	4	30	600 VDC	34.68	31.84	29.89	28.99

© Copyright 2013 Mouser Electronics
© Copyright 2013 Mouser Electronics

SCHURTER High Breaking Fuses

SCHURTER ELECTRONIC COMPONENTS

RoHS Compliant This product is RoHS compliant.

DIMENSIONS: mm

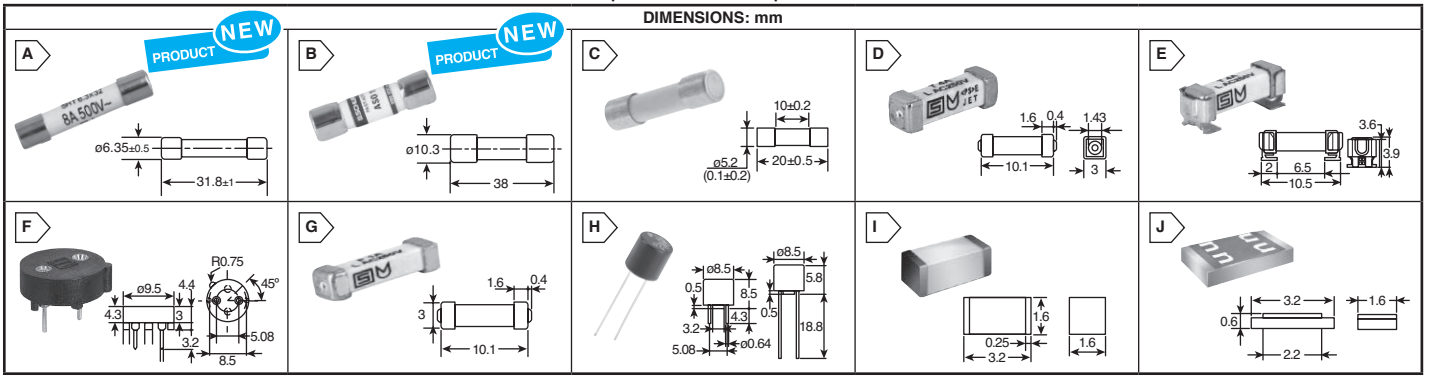

SHT HIGH BREAKING CAPACITY 6.3X32MM FUSES

- Breaking Capacity: 1500A

For quantities greater than listed, call for quote.

MOUSER STOCK NO.	Schurter Part No.	Fig.	Amp (A)	Volt (V)	Price Each 1	50	100	500
693-8020.5011	8020.5011	A	1	500	.78	.621	.567	.449
693-8020.5012	8020.5012	A	1.25	500	.78	.621	.567	.449
693-8020.5013	8020.5013	A	1.6	500	.78	.621	.567	.449
693-8020.5014	8020.5014	A	2	500	.78	.621	.567	.449
693-8020.5015	8020.5015	A	2.5	500	.78	.621	.567	.449
693-8020.5016	8020.5016	A	3.15	500	.78	.621	.567	.449
693-8020.5017	8020.5017	A	4	500	.78	.621	.567	.449
693-8020.5018	8020.5018	A	5	500	.78	.621	.567	.449
693-8020.5019	8020.5019	A	6.3	500	.78	.621	.567	.449
693-8020.5020	8020.5020	A	8	500	.78	.621	.567	.449

ASO FAST ACTING MIDGET 10.3X38MM FUSES

- Rated Voltage: 1000 VDC

For quantities greater than listed, call for quote.

MOUSER STOCK NO.	Schurter Part No.	Fig.	Amp (A)	Volt (V)	Price Each 1	50	100	500
693-0090.0002	0090.0002	B	2	1000	12.83	11.66	10.72	9.87
693-0090.0003	0090.0003	B	3	1000	12.83	11.66	10.72	9.87
693-0090.0004	0090.0004	B	4	1000	12.83	11.66	10.72	9.87
693-0090.0005	0090.0005	B	5	1000	12.83	11.66	10.72	9.87
693-0090.0006	0090.0006	B	6	1000	12.83	11.66	10.72	9.87
693-0090.0012	0090.0012	B	12	1000	12.83	11.66	10.72	9.87
693-0090.0015	0090.0015	B	15	1000	12.82	11.65	10.72	9.85
693-0090.0020	0090.0020	B	20	1000	12.83	11.66	10.72	9.87
693-0090.0025	0090.0025	B	25	1000	12.82	11.65	10.72	9.85
693-0090.0030	0090.0030	B	30	1000	12.83	11.66	10.72	9.87

SPT HIGH BREAKING CAPACITY TIME-DELAY 5X20MM

- 300VDC
- Breaking Capacity: 500-1500A ✻ No Leads

For quantities greater than listed, call for quote.

MOUSER STOCK NO.	Schurter Part No.	Fig.	Amp (A)	Volt (V)	Price Each 1	50	100	500
693-0001.2501	0001.2501	C	0.5	250	1.48	1.26	1.22	1.05
693-0001.2502	0001.2502	C	0.63	250	1.50	1.41	1.35	1.19
693-0001.2503	0001.2503	C	0.8	250	2.38	2.00	1.53	1.16
693-0001.2504	0001.2504	C	1	250	.41	.353	.332	.30
693-0001.2505	0001.2505	C	1.25	250	.41	.353	.332	.30
693-0001.2506	0001.2506	C	1.6	250	.52	.46	.353	.278
693-0001.2507	0001.2507	C	2	250	.41	.362	.339	.306
693-0001.2508	0001.2508	C	2.5	250	.52	.46	.353	.278
693-0001.2509	0001.2509	C	3.15	250	.41	.353	.332	.30
693-0001.2510	0001.2510	C	4	250	.41	.353	.332	.30
693-0001.2511	0001.2511	C	5	250	.41	.353	.332	.30
693-0001.2512	0001.2512	C	6.3	250	.41	.353	.332	.30
✻ 693-0001.2513	0001.2513	C	8	250	.40	.362	.318	.274
693-0001.2514	0001.2514	C	10	250	.41	.396	.375	.353
693-0001.2515	0001.2515	C	12.5	250	.38	.332	.31	.278
693-0001.2516	0001.2516	C	16	250	.41	.396	.375	.353

SPT SMD HIGH BREAKING CAPACITY TIME DELAY 5X20MM FUSES

- Breaking Capacity: 500-1500A
- Gold plated

For quantities greater than listed, call for quote.

693-0001.2704.11	0001.2704.11	C	1	250	1.20	1.09	1.01	.924
693-0001.2705.11	0001.2705.11	C	1.25	250	1.20	1.09	1.01	.924
693-0001.2706.11	0001.2706.11	C	1.6	250	1.25	1.13	1.06	.969
693-0001.2707.11	0001.2707.11	C	2	250	1.11	1.02	.943	.861
693-0001.2708.11	0001.2708.11	C	2.5	250	1.20	1.09	1.01	.924
693-0001.2709.11	0001.2709.11	C	3.15	250	1.25	1.13	1.06	.969
693-0001.2710.11	0001.2710.11	C	4	250	1.25	1.13	1.06	.969
693-0001.2711.11	0001.2711.11	C	5	250	1.20	1.09	1.01	.924
693-0001.2712.11	0001.2712.11	C	6.3	250	1.11	1.02	.943	.861
693-0001.2713.11	0001.2713.11	C	8	250	1.07	.976	.899	.822
693-0001.2714.11	0001.2714.11	C	10	250	1.11	1.02	.943	.861
693-0001.2715.11	0001.2715.11	C	12.5	250	1.54	.976	.899	.758
693-0001.2716.11	0001.2716.11	C	16	250	1.68	1.42	1.09	.826
693-0001.2514	0001.2514	C	10	250	.41	.396	.375	.353
693-0001.2515	0001.2515	C	12.5	250	.38	.332	.31	.278
693-0001.2516	0001.2516	C	16	250	.41	.396	.375	.353

UMT 250 UNIVERSAL MODULAR 3X10.1MM FUSES

- 277VAC
- Breaking Capacity: 200A
- Tin plated terminals (Holder not included.)

For quantities greater than listed, call for quote.

693-3403.0155.11	3403.0155.11	D	0.08	250	.82	.749	.693	.64
693-3403.0156.11	3403.0156.11	D	0.1	250	1.03	.984	.939	.891
693-3403.0157.11	3403.0157.11	D	0.125	250	1.03	.984	.939	.891
693-3403.0158.11	3403.0158.11	D	0.16	250	1.03	.984	.939	.891

UMT 250 UNIVERSAL MODULAR 3X10.1MM FUSES (CONT.)

- 277VAC
- Breaking Capacity: 200A
- Tin plated terminals (Holder not included.)

For quantities greater than listed, call for quote.

MOUSER STOCK NO.	Schurter Part No.	Fig.	Amp (A)	Volt (V)	Price Each 1	50	100	500
693-3403.0159.11	3403.0159.11	D	0.2	250	1.03	.984	.939	.891
693-3403.0160.11	3403.0160.11	D	0.25	250	.92	.877	.835	.792
693-3403.0161.11	3403.0161.11	D	0.315	250	1.03	.984	.939	.891
693-3403.0163.11	3403.0163.11	D	0.5	250	.82	.749	.686	.609
693-3403.0164.11	3403.0164.11	D	0.63	250	.82	.749	.686	.609
693-3403.0166.11	3403.0166.11	D	1	250	.75	.685	.64	.585
693-3403.0167.11	3403.0167.11	D	1.25	250	.84	.767	.703	.624
693-3403.0168.11	3403.0168.11	D	1.6	250	.94	.866	.791	.702
693-3403.0169.11	3403.0169.11	D	2	250	.84	.767	.703	.624
693-3403.0170.11	3403.0170.11	D	2.5	250	.94	.866	.791	.702
693-3403.0171.11	3403.0171.11	D	3.15	250	.92	.845	.771	.685
693-3403.0172.11	3403.0172.11	D	4	250	.82	.749	.686	.609
693-3403.0173.11	3403.0173.11	D	5	250	.93	.85	.781	.714
693-3403.0174.11	3403.0174.11	D	6.3	250	.91	.829	.763	.697
693-3403.0175.11	3403.0175.11	D	8	250	.91	.829	.763	.697
693-3403.0176.11	3403.0176.11	D	10	250	.91	.829	.763	.697

UMZ 250 UNIVERSAL MODULAR FUSES IN HOLDERS

- Breaking Capacity: 200A
- Fuse and the clip are fully independently approved to UL & VDE

For quantities greater than listed, call for quote.

693-3404.2417.11	3404.2417.11	E	1.25	250	1.55	1.41	1.31	1.20
693-3404.2418.11	3404.2418.11	E	1.6	250	1.51	1.38	1.25	1.16
693-3404.2419.11	3404.2419.11	E	2	250	1.48	1.35	1.23	1.13
693-3404.2421.11	3404.2421.11	E	3.15	250	1.55	1.41	1.31	1.20

FMS 250 FUSEHOLDERS FOR MICRO-SIZE FUSES

For quantities greater than listed, call for quote.

MOUSER STOCK NO.	Schurter Part No.	Fig.	Amp (A)	Volt (V)	Price Each 1	100	500	1000
693-0031.7601	0031.7601	F	6.3A	250	.54	.492	.449	.407

UMF 250 SMT FAST ACTING FUSES

- Rated Voltage: 250 VAC, 125 VDC

For quantities greater than listed, call for quote.

MOUSER STOCK NO.	Schurter Part No.	Fig.	Amp (A)	Volt (V)	Price Each 1	50	100	500
693-3405.0163.11	3405.0163.11	G	0.5	250	.84	.767	.713	.658
693-3405.0163.24	3405.0163.24	G	0.5	250	.82	.749	.696	.642
693-3405.0166.11	3405.0166.11	G	1	250	.82	.749	.696	.642
693-3405.0166.24	3405.0166.24	G	1	250	.84	.767	.713	.658
693-3405.0172.11	3405.0172.11	G	4	250	.84	.767	.713	.658
693-3405.0172.24	3405.0172.24	G	4	250	.84	.767	.713	.658
693-3405.0175.11	3405.0175.11	G	8	250	.84	.767	.713	.658
693-3405.0175.24	3405.0175.24	G	8	250	.84	.767	.713	.658
693-3405.0176.11	3405.0176.11	G	10	250	.82	.749	.696	.642
693-3405.0176.24	3405.0176.24	G	10	250	.84	.767	.713	.658

MXT 250 HIGH BREAKING CAPACITY TIME DELAY FUSES

- Breaking Capacity: 100A

For quantities greater than listed, call for quote.

693-0034.6915	0034.6915	H	1	250	.75	.69	.657	.602
693-0034.6918	0034.6918	H	2	250	.82	.749	.722	.639
693-0034.6920	0034.6920	H	3.15	250	.75	.69	.657	.602
693-0034.6921	0034.6921	H	4	250	.74	.674	.642	.599
693-0034.6922	0034.6922	H	5	250	.75	.69	.657	.602
693-0034.6923	0034.6923	H	6.3	250	.74	.674	.642	.589
693-0034.6925	0034.6925	H	10	250	.84	.767	.738	.652

MGA 1206 SUPER QUICK ACTING FUSES

- 32-125VDC, 125VDC
- Hermetically sealed
- Breaking Capacity: 50A AC, 300A DC

For quantities greater than listed, call for quote.

693-3410.0021.01	3410.0021.01	I	0.2	125	2.82	2.54	2.32	1.86
693-3410.0031.01	3410.0031.01	I	1	125	2.19	1.97	1.77	1.55
693-3410.0035.01	3410.0035.01	I	2	125	2.51	2.26	2.07	1.66
693-3410.0037.01	3410.0037.01	I	3	125	2.46	2.21	1.98	1.62
693-3410.0141.01	3410.0141.01	I	5	32	2.51	2.26	2.07	1.66

UST 1206 SLOW BLOW FUSES

- Breaking Capacity: 63A

For quantities greater than listed, call for quote.

693-3413.0326.22	3413.0326.22	J	7	63	.46	.439	.417	.396
693-3413.0327.22	3413.0327.22	J	8	63	.46	.439	.417	.396
693-3413.0328.22	3413.0328.22	J	10	63	.65	.503	.46	.417
693-3413.0329.22	3413.0329.22	J	12	63	.46	.417	.385	.353
693-3413.0330.22	3413.0330.22	J	15	63	.46	.417	.385	.353
693-3413.0331.22	3413.0331.22	J	20	32	.58	.524	.482	.439
693-3413.0332.22	3413.0332.22	J	25	32	.58	.524	.482	.439

© Copyright 2013 Mouser Electronics

© Copyright 2013 Mouser Electronics



FUL, FUA, FUP HIGH CURRENT FUSEHOLDERS

500VAC, 16A

For quantities greater than listed, call for quote.

MOUSER STOCK NO.	Schurter Part No.	Fig.	Terminals	Price Each 1	50	100	500
693-0031.2307	0031.2307	A	solder	11.34	8.51	7.64	5.77
693-0031.2308	0031.2308	A	quick-connenct	9.30	7.10	6.44	5.09
693-0031.2303	0031.2303	A	solder	6.90	6.27	5.76	4.93
693-0031.2304	0031.2304	A	quick-connenct	5.59	5.07	4.65	4.54
693-0031.2550	0031.2550	B	PCB vertical	5.72	5.20	4.79	4.40
✻ 693-0031.2560	0031.2560	B	PCB vertical	9.75	8.86	8.13	7.68
† 693-0031.2570	0031.2570	B	PCB vertical	11.17	10.17	9.36	8.60
693-0031.2500	0031.2500	C	PCB horizontal	5.72	5.20	4.79	4.40
✻ 693-0031.2510	0031.2510	C	PCB horizontal	15.72	11.31	10.68	9.43
† 693-0031.2520	0031.2520	C	PCB horizontal	12.86	11.70	10.77	9.90

✻Complete with 5x20mm IP 40 carrier. † Complete with 6.3x32mm IP 40 carrier.

CARRIERS FOR FUL, FUA, FUP FUSEHOLDERS

500VAC, 30A

For quantities greater than listed, call for quote.

MOUSER STOCK NO.	Schurter Part No.	Fig.	Fuse Size	IP	Price Each 1	50	100	500
693-0031.2321	0031.2321	D	1/4x1-1/4"	40	5.38	4.40	4.03	3.93
✻ 693-0031.2322	0031.2322	E	5x20mm	67	5.63	5.17	4.76	4.69
693-0031.2323	0031.2323	D	5x20mm	40	6.44	5.80	5.62	4.50

✻For FUL SERIES only.

FIZ HIGH CURRENT 5X20MM FUSEHOLDERS

250VAC, 16A

For quantities greater than listed, call for quote.

MOUSER STOCK NO.	Schurter Part No.	Fig.	Terminals	Price Each 1	50	100	500
693-0031.2203	0031.2203	F	solder	20.31	15.17	13.62	10.29
693-0031.2207	0031.2207	F	quick-connenct	14.68	13.54	12.44	11.45
693-0031.2201	0031.2201	F	solder	23.50	17.52	15.77	11.91
693-0031.2205	0031.2205	F	quick-connenct	11.49	10.83	10.34	10.08

OGD 5X20MM FUSEHOLDERS

500VAC, 10A

For quantities greater than listed, call for quote.

MOUSER STOCK NO.	Schurter Part No.	Fig.	Terminals	Price Each 1	50	100	500
693-0031.8231	0031.8231	G	thru-hole	1.18	.877	.824	.728
693-0031.8241	0031.8241	H	SMD	1.21	1.14	1.06	.931

OG DUAL SIZE PCB MOUNT FUSE CLIPS

600VAC, 10A

For quantities greater than listed, call for quote.

MOUSER STOCK NO.	Schurter Part No.	Fig.	Terminals	Price Each 1	50	100	500
✻ 693-0751.0099	0751.0099	I	tin-plated bronze	.42	.385	.364	.332
✻ 693-0751.0100	0751.0100	I	tin-plated brass	.43	.396	.348	.328
693-0751.0141	0751.0141	I	tin-plated bronze	.87	.661	.567	.431
693-0751.0142	0751.0142	I	tin-plated brass	.65	.503	.448	.333

✻With "kicked terminals."

© Copyright 2013 Mouser Electronics

FPG1 5X20MM FUSEHOLDERS

250VAC, 10A

For quantities greater than listed, call for quote.

MOUSER STOCK NO.	Schurter Part No.	Fig.	Carrier Style	Terminals	Price Each 1	50	100	500
693-3101.0010	3101.0010	J	slotted	solder	2.21	1.73	1.66	1.58
693-3101.0210	3101.0210	J	slotted	quick-connenct	4.24	3.85	3.53	3.26
693-3101.0015	3101.0015	K	fingergrip	solder	2.62	2.25	2.13	1.95
693-3101.0215	3101.0215	K	fingergrip	quick-connenct	2.25	2.03	1.87	1.72
693-3101.0110	3101.0110	L	slotted	solder	4.15	3.69	3.32	3.14
693-3101.0310	3101.0310	L	slotted	quick-connenct	4.50	4.10	3.72	3.38
693-3101.0115	3101.0115	M	fingergrip	solder	3.67	2.87	2.74	2.64
693-3101.0315	3101.0315	M	fingergrip	quick-connenct	4.50	3.38	3.11	2.75

FPG4, 5 AND 7 - 5X20MM FUSEHOLDERS

250VAC, 10A

For quantities greater than listed, call for quote.

MOUSER STOCK NO.	Schurter Part No.	Fig.	Carrier Style	Terminals	Price Each 1	50	100	500
693-3101.0040	3101.0040	N	slotted	thru-hole	2.21	1.73	1.66	1.58
693-3101.0045	3101.0045	O	fingergrip	thru-hole	2.33	2.00	1.89	1.73
693-3101.0050	3101.0050	P	slotted	thru-hole	2.32	1.82	1.73	1.62
693-3101.0055	3101.0055	Q	fingergrip	thru-hole	2.21	1.73	1.66	1.58
693-3101.0070	3101.0070	R	slotted	SMD	2.55	2.09	1.92	1.66
693-3101.0075	3101.0075	S	fingergrip	SMD	3.27	2.35	2.21	1.95

FBS 5X20MM FUSEHOLDERS

250VAC, 10A

For quantities greater than listed, call for quote.

MOUSER STOCK NO.	Schurter Part No.	Fig.	Carrier Style	Terminals	Price Each 1	50	100	500
693-0031.3901	0031.3901	T	slotted	solder	3.77	3.39	3.08	2.34
693-0031.3903	0031.3903	T	slotted	quick-connect	3.32	3.02	2.78	2.56
693-0031.3911	0031.3911	U	fingergrip	solder	2.96	2.68	2.43	2.23
693-0031.3913	0031.3913	U	fingergrip	quick-connect	2.94	2.68	2.46	2.26
693-0031.3981	0031.3981	V	slotted	PCB	3.11	2.80	2.55	2.15
693-0031.3991	0031.3991	W	fingergrip	PCB	5.05	3.73	3.38	2.54

OGN FUSEHOLDERS FOR 5X20MM FUSES

250VAC, 10A

For quantities greater than listed, call for quote.

MOUSER STOCK NO.	Schurter Part No.	Fig.		Terminals	Price Each 1	50	100	500
693-0031.8201	0031.8201	X	22.5	thru-hole	.69	.492	.46	.411
693-0031.8211	0031.8211	X	25	thru-hole	.73	.572	.517	.393
693-0031.8221	0031.8221	Y	17	SMD	1.20	.871	.791	.584

OG 5X20MM PCB MOUNT FUSE CLIPS

250VAC, 6.3A

For quantities greater than listed, call for quote.

MOUSER STOCK NO.	Schurter Part No.	Fig.	Carrier Style	Terminals	Price Each 1	50	100	500
693-0751.0052	0751.0052	Z	straight	bronze	.18	.161	.152	.126
693-0751.0062	0751.0062	Z	straight	brass	.11	.096	.089	.077
693-0751.0110	0751.0110	AA	kicked	bronze	.13	.107	.096	.086

CSO HEAVY DUTY FUSE CLIPS

1500VAC, 32A

NEW PRODUCT

For quantities greater than listed, call for quote.

MOUSER STOCK NO.	Schurter Part No.	Fig.	Terminals	Price Each 1	50	100	500
693-0751.0500	0751.0500	BB	rivet, screw	1.03	.933	.874	.77
693-0751.0501	0751.0501	BB	rivet, screw	1.00	.91	.845	.749
693-0751.0505	0751.0505	CC	thru-hole	1.03	.933	.874	.77
693-0751.0506	0751.0506	CC	thru-hole	1.00	.91	.845	.749

© Copyright 2013 Mouser Electronics

BOURNS Chip Resistor Arrays

BOURNS

RoHS Compliant This product is RoHS compliant.

BOURNS CONCAVE AND CONVEX TERMINATION CHIP RESISTOR ARRAYS, LEAD FREE

Features:
- Lead free version
- Concave and convex termination style
- Resistance tolerance ±5 %
- Suitable for most types of soldering processes

RoHS Compliant

Specifications:
- Operating temperature range: -55°C to +125°C

CAT10, CAY10:
- Package power rating @ 70°C: 125 mW (J4), 63 mW (J2)
- CAT 10: insulated resistors in 0804 size package
- CAY 10: 2/4 isolated resistors in 0404/0804 size package

CAT16, CAY16:
- Power rating per resistor: 62 mW
- Number of elements (isolated): 4 (J4LF), 2 (J2LF)

J2 Package



J4 Package

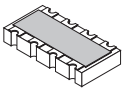

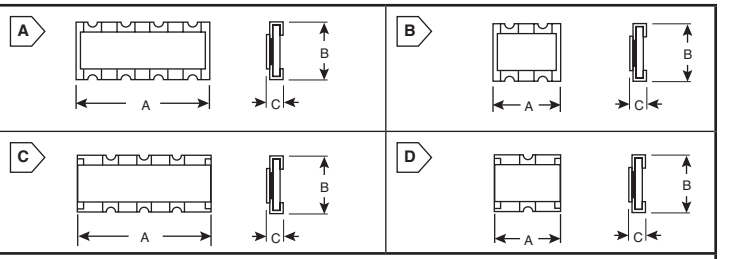

Circuit Schematics

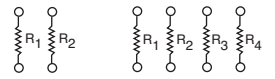

DIMENSIONS: mm (in.)

Model	A	B	C
CAT10-J4	2.0±0.10 (.079±.004)	1.0±0.10 (.039±.004)	0.4±0.15 (.015±.006)
CAY10-J4	2.0±0.10 (.079±.004)	1.0±0.10 (.040±.004)	0.35±0.10 (.014±.004)
CAT10-J2	1.00±0.10 (.040±.004)	1.0±0.10 (.040±.004)	0.35±0.10 (.014±.004)
CAT16-J4	3.20±0.20 (.126±.008)	1.60±0.20 (.063±.008)	0.50±0.10 (.020±.004)
CAY16-J4	3.20±0.20 (.126±.008)	1.60±0.20 (.063±.008)	0.50±0.10 (.020±.004)
CAT16-J2	1.60±0.15 (.032±.002)	1.60±0.15 (.063±.006)	0.60±0.15 (.024±.006)
CAY16-J2	1.60±0.15 (.063±.006)	1.60±0.15 (.063±.006)	0.50±0.10 (.020±.004)

For quantities greater than listed, call for quote.

MOUSER STOCK NO.	Fig.	Value (Ω)	No. of Resistors	Element Size	Price Each 1	100	500	1000	5000	10000
CAT 10 Series Concave Termination Chip Resistor Arrays										
652-CAT10-000J4LF	A	0	4	0804	.12	.096	.093	.088	.075	.07
652-CAT10-5R1J4LF	A	5.1	4	0804	.54	.31	.155	.121	.09	.082
652-CAT10-100J4LF	A	10	4	0804	.12	.096	.093	.088	.075	.07
652-CAT10-180J4LF	A	18	4	0804	.12	.096	.093	.088	.075	.07
652-CAT10-220J4LF	A	22	4	0804	.12	.096	.093	.088	.075	.07
652-CAT10-240J4LF	A	24	4	0804	.12	.096	.093	.088	.075	.07
652-CAT10-330J4LF	A	33	4	0804	.12	.096	.093	.088	.075	.07
652-CAT10-470J4LF	A	47	4	0804	.12	.096	.093	.088	.075	.07
652-CAT10-510J4LF	A	51	4	0804	.12	.096	.093	.088	.075	.07
652-CAT10-103J4LF	A	10K	4	0804	.12	.096	.093	.088	.075	.07
652-CAT10-104J4LF	A	100K	4	0804	.12	.096	.093	.088	.075	.07
CAT16 Series Concave Termination Chip Resistor Arrays										
652-CAT16-000J4LF	A	0	4	1206	.09	.071	.06	.057	.015	.013
652-CAT16-3R0J4LF	A	3	4	1206	.45	.169	.112	.107	.078	.067
652-CAT16-100J2LF	B	10	2	0606	.13	.054	.043	.029	.021	.018
652-CAT16-100J4LF	A	10	4	1206	.09	.071	.06	.057	.015	.013
652-CAT16-220J4LF	A	22	4	1206	.09	.071	.06	.057	.015	.013
652-CAT16-220J2LF	B	22	2	0606	.13	.054	.043	.029	.021	.018
652-CAT16-270J4LF	A	27	4	1206	.09	.071	.06	.057	.015	.013
652-CAT16-330J4LF	A	33	4	1206	.09	.071	.06	.057	.015	.013
652-CAT16-470J4LF	A	47	4	1206	.09	.071	.06	.057	.015	.013
652-CAT16-510J4LF	A	51	4	1206	.09	.071	.06	.057	.015	.013
652-CAT16-560J4LF	A	56	4	1206	.09	.071	.06	.057	.015	.013
652-CAT16-680J4LF	A	68	4	1206	.09	.071	.06	.057	.015	.013
652-CAT16-750J4LF	A	75	4	1206	.09	.071	.06	.057	.015	.013
652-CAT16-101J4LF	A	100	4	1206	.09	.071	.06	.057	.015	.013
652-CAT16-151J4LF	A	150	4	1206	.09	.071	.06	.057	.015	.013
652-CAT16-221J4LF	A	220	4	1206	.09	.071	.06	.057	.015	.013
652-CAT16-271J4LF	A	270	4	1206	.09	.071	.06	.057	.015	.013
652-CAT16-331J4LF	A	330	4	1206	.09	.071	.06	.057	.015	.013
652-CAT16-431J4LF	A	430	4	1206	.09	.071	.06	.057	.015	.013
652-CAT16-471J4LF	A	470	4	1206	.09	.071	.06	.057	.015	.013
652-CAT16-102J4LF	A	1K	4	1206	.09	.071	.06	.057	.015	.013
652-CAT16-152J4LF	A	1.5K	4	1206	.09	.071	.06	.057	.015	.013
652-CAT16-222J4LF	A	2.2K	4	1206	.09	.071	.06	.057	.015	.013
652-CAT16-272J4LF	A	2.7K	4	1206	.09	.071	.06	.057	.015	.013
652-CAT16-332J4LF	A	3.3K	4	1206	.09	.071	.06	.057	.015	.013
652-CAT16-472J4LF	A	4.7K	4	1206	.09	.071	.06	.057	.015	.013
652-CAT16-822J4LF	A	8.2K	4	1206	.09	.071	.06	.057	.015	.013
652-CAT16-103J4LF	A	10K	4	1206	.09	.071	.06	.057	.015	.013
652-CAT16-203J4LF	A	20K	4	1206	.09	.071	.06	.057	.015	.013
652-CAT16-223J4LF	A	22K	4	1206	.09	.071	.06	.057	.015	.013
652-CAT16-473J4LF	A	47K	4	1206	.09	.071	.06	.057	.015	.013
652-CAT16-104J4LF	A	100K	4	1206	.09	.071	.06	.057	.015	.013
652-CAT16-474J4LF	A	470K	4	1206	.09	.071	.06	.057	.015	.013
652-CAT16-105J4LF	A	1M	4	1206	.09	.071	.06	.057	.015	.013
CAY10 Series Convex Termination Chip Resistor Arrays										
652-CAY10-000J4LF	C	0	4	0804	.17	.155	.133	.124	.096	.086
652-CAY10-3R0J2LF	D	3	2	0404	.15	.054	.043	.032	.024	.02
652-CAY10-100J4LF	C	10	4	0804	.17	.155	.133	.124	.096	.086
652-CAY10-180J2LF	D	18	2	0404	.15	.054	.043	.032	.024	.02
652-CAY10-220J2LF	D	22	2	0404	.15	.054	.043	.032	.024	.02
652-CAY10-220J4LF	C	22	4	0804	.17	.155	.133	.124	.096	.086
652-CAY10-270J4LF	C	27	4	0804	.17	.155	.133	.124	.096	.086
652-CAY10-330J4LF	C	33	4	0804	.17	.155	.133	.124	.096	.086
652-CAY10-430J4LF	C	43	4	0804	.17	.155	.133	.124	.096	.086
652-CAY10-470J4LF	C	47	4	0804	.17	.155	.133	.124	.096	.086
652-CAY10-560J4LF	C	56	4	0804	.17	.155	.133	.124	.096	.086
652-CAY10-101J4LF	C	100	4	0804	.17	.155	.133	.124	.096	.086
652-CAY10-331J4LF	C	330	4	0804	.17	.155	.133	.124	.096	.086

© Copyright 2013 Mouser Electronics

For quantities greater than listed, call for quote.

MOUSER STOCK NO.	Fig.	Value (Ω)	No. of Resistors	Element Size	Price Each 1	100	500	1000	5000	10000
CAY10 Series Convex Termination Chip Resistor Arrays (Cont.)										
652-CAY10-471J4LF	C	470	4	0804	.17	.155	.133	.124	.096	.086
652-CAY10-102J4LF	C	1K	4	0804	.17	.155	.133	.124	.096	.086
652-CAY10-222J4LF	C	2.2K	4	0804	.17	.155	.133	.124	.096	.086
652-CAY10-332J4LF	C	3.3K	4	0804	.17	.155	.133	.124	.096	.086
652-CAY10-472J4LF	C	4.7K	4	0804	.17	.155	.133	.124	.096	.086
652-CAY10-822J4LF	C	8.2K	4	0804	.17	.155	.133	.124	.096	.086
652-CAY10-103J4LF	C	10K	4	0804	.17	.155	.133	.124	.096	.086
652-CAY10-473J4LF	C	47K	4	0804	.17	.155	.133	.124	.096	.086
652-CAY10-104J4LF	C	100K	4	0804	.17	.155	.133	.124	.096	.086
CAY16 Series Convex Termination Chip Resistor Arrays										
652-CAY16-000J4LF	C	0	4	1206	.09	.052	.045	.042	.015	.013
652-CAY16-100J4LF	C	10	4	1206	.09	.052	.045	.042	.015	.013
652-CAY16-150J4LF	C	15	4	1206	.09	.052	.045	.042	.015	.013
652-CAY16-220J2LF	D	22	2	0606	.09	.032	.021	.018	.015	.013
652-CAY16-220J4LF	C	22	4	1206	.09	.052	.045	.042	.015	.013
652-CAY16-240J4LF	C	24	4	1206	.09	.052	.045	.042	.015	.013
652-CAY16-270J4LF	C	27	4	1206	.09	.052	.045	.042	.015	.013
652-CAY16-330J4LF	C	33	4	1206	.09	.052	.045	.042	.015	.013
652-CAY16-390J4LF	C	39	4	1206	.09	.052	.045	.042	.015	.013
652-CAY16-470J4LF	C	47	4	1206	.09	.052	.045	.042	.015	.013
652-CAY16-510J4LF	C	51	4	1206	.09	.052	.045	.042	.015	.013
652-CAY16-560J4LF	C	56	4	1206	.09	.052	.045	.042	.015	.013
652-CAY16-680J4LF	C	68	4	1206	.09	.052	.045	.042	.015	.013
652-CAY16-820J4LF	C	82	4	1206	.09	.052	.045	.042	.015	.013
652-CAY16-101J4LF	C	100	4	1206	.09	.052	.045	.042	.015	.013
652-CAY16-121J4LF	C	120	4	1206	.09	.052	.045	.042	.015	.013
652-CAY16-151J4LF	C	150	4	1206	.09	.052	.045	.042	.015	.013
652-CAY16-181J4LF	C	180	4	1206	.09	.052	.045	.042	.015	.013
652-CAY16-221J4LF	C	220	4	1206	.09	.052	.045	.042	.015	.013
652-CAY16-271J4LF	C	270	4	1206	.09	.052	.045	.042	.015	.013
652-CAY16-331J4LF	C	330	4	1206	.09	.052	.045	.042	.015	.013
652-CAY16-391J4LF	C	390	4	1206	.09	.052	.045	.042	.015	.013
652-CAY16-471J4LF	C	470	4	1206	.09	.052	.045	.042	.015	.013
652-CAY16-561J4LF	C	560	4	1206	.09	.052	.045	.042	.015	.013
652-CAY16-102J4LF	C	1K	4	1206	.09	.052	.045	.042	.015	.013
652-CAY16-122J4LF	C	1.2K	4	1206	.09	.052	.045	.042	.015	.013
652-CAY16-152J4LF	C	1.5K	4	1206	.09	.052	.045	.042	.015	.013
652-CAY16-222J4LF	C	2.2K	4	1206	.09	.052	.045	.042	.015	.013
652-CAY16-272J4LF	C	2.7K	4	1206	.09	.052	.045	.042	.015	.013
652-CAY16-332J4LF	C	3.3K	4	1206	.09	.052	.045	.042	.015	.013
652-CAY16-472J4LF	C	4.7K	4	1206	.09	.052	.045	.042	.015	.013
652-CAY16-562J4LF	C	5.6K	4	1206	.09	.052	.045	.042	.015	.013
652-CAY16-682J4LF	C	6.8K	4	1206	.09	.052	.045	.042	.015	.013
652-CAY16-822J4LF	C	8.2K	4	1206	.09	.052	.045	.042	.015	.013
652-CAY16-103J4LF	C	10K	4	1206	.09	.052	.045	.042	.015	.013
652-CAY16-123J4LF	C	12K	4	1206	.09	.052	.045	.042	.015	.013
652-CAY16-153J4LF	C	15K	4	1206	.09	.052	.045	.042	.015	.013
652-CAY16-223J4LF	C	22K	4	1206	.09	.052	.045	.042	.015	.013
652-CAY16-333J4LF	C	33K	4	1206	.09	.052	.045	.042	.015	.013
652-CAY16-473J4LF	C	47K	4	1206	.09	.052	.045	.042	.015	.013
652-CAY16-563J4LF	C	56K	4	1206	.09	.052	.045	.042	.015	.013
652-CAY16-823J4LF	C	82K	4	1206	.09	.052	.045	.042	.015	.013
652-CAY16-104J4LF	C	100K	4	1206	.09	.052	.045	.042	.015	.013
652-CAY16-124J4LF	C	120K	4	1206	.09	.052	.045	.042	.015	.013
652-CAY16-154J4LF	C	150K	4	1206	.09	.052	.045	.042	.015	.013
652-CAY16-224J4LF	C	220K	4	1206	.09	.052	.045	.042	.015	.013
652-CAY16-474J4LF	C	470K	4	1206	.09	.052	.045	.042	.015	.013
652-CAY16-684J4LF	C	680K	4	1206	.09	.052	.045	.042	.015	.013
652-CAY16-105J4LF	C	1M	4	1206	.09	.052	.045	.042	.015	.013

© Copyright 2013 Mouser Electronics

CADDOCK USF300 SERIES: ULTRA-PRECISION LOW TEMPERATURE COEFFICIENT FILM RESISTORS

DIMENSIONS: in. (mm)

Features:
- Outstanding Long Term Stability
- Thermally Efficient Ceramic Sandwich Construction
- Voltage Coefficient: USF371, USF370 9 Meg and higher, 0.02 ppm/Volt (max.)
- Operating Temperature Range: -40°C to +85°C

RoHS Compliant

USF340

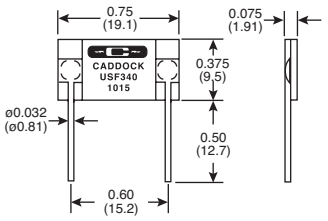

USF370, USF371

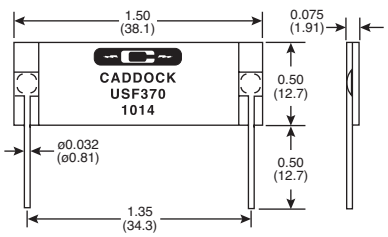

For quantities greater than listed, call for quote.

MOUSER STOCK NO.	Caddock Part No.	Resistance	Tolerance (%)	Temperature Coefficient	Max. Continuous Voltage Rating	Power Rating (+85°C)	Price Each 1	10	25
684-USF340-10K	USF340-10.0K-0.01%-5ppm	10.0K	0.01%	5ppm°C	Sqrt (P*R)	0.33 W	12.49	10.70	9.98
684-USF340-100K	USF340-100K-0.01%-5ppm	100K	0.01%	5ppm°C	Sqrt (P*R)	0.33 W	13.94	11.94	11.14
684-USF340-1M	USF340-1.00M-0.01%-5ppm	1.00M	0.01%	5ppm°C	300 Volts	0.33 W	20.73	17.75	16.57
684-USF340-10M	USF340-10.0M-0.01%-5ppm	10.0M	0.01%	5ppm°C	300 Volts	0.33 W	20.73	17.75	16.57
684-USF370-1M	USF370-1.00M-0.01%-5ppm	1.00M	0.01%	5ppm°C	Sqrt (P*R)	0.75 W	28.00	24.01	22.40
684-USF370-2M	USF370-2.00M-0.01%-5ppm	2.00M	0.01%	5ppm°C	Sqrt (P*R)	0.75 W	34.88	29.91	27.92
684-USF370-5M	USF370-5.00M-0.01%-5ppm	5.00M	0.01%	5ppm°C	1400 Volts	0.75 W	37.20	31.89	29.75
684-USF370-9.90M	USF370-9.90M-0.01%-5ppm	9.90M	0.01%	5ppm°C	1400 Volts	0.75 W	37.20	31.89	29.75
684-USF370-9.99M	USF370-9.99M-0.01%-5ppm	9.99M	0.01%	5ppm°C	1400 Volts	0.75 W	37.20	31.89	29.75
684-USF370-10M	USF370-10.0M-0.01%-5ppm	10.0M	0.01%	5ppm°C	1400 Volts	0.75 W	37.20	34.08	31.08
684-USF371-20M	USF371-20.0M-0.01%-5ppm	20.0M	0.01%	5ppm°C	2500 Volts	0.75 W	40.84	35.02	32.67

CADDOCK 1776 SERIES: PRECISION DECADE RESISTOR VOLTAGE DIVIDER NETWORKS

DIMENSIONS: in. (mm)

Features:
- Outstanding Long Term Stability
- Voltage Division Ratios: 10:1, 100:1, 1,000:1, 10,000:1
- Operating Temperature Range: -40°C to +85°C

Note 1: Lead Form Detail provides interference in the circuit board hole to achieve a vertical mount of the device. Recommended circuit board hole is nominally 0.039 inch (1.00mm).

RoHS Compliant

1776-C681

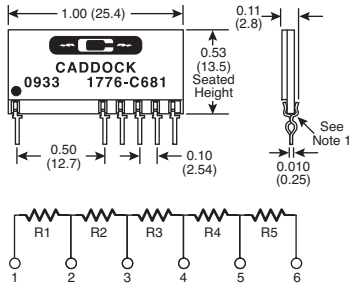

1776-C481

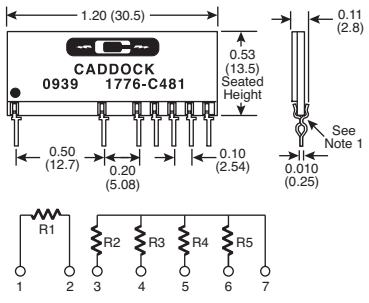

For quantities greater than listed, call for quote.

MOUSER STOCK NO.	Caddock Part No.	R1	R2	R3	R4	R5	Ratio Tolerance	Ratio Temperature Coefficient	Max. Continuous Voltage Rating	Price Each 1	10	25
684-1776-C681	1776-C681	9 M	900K	90K	9K	1K	0.05%	10ppm°C	1200 Volts	14.58	12.50	11.65
684-1776-C481	1776-C481	10 M	1.1111M	101.01K	10.01K	1.0001K	0.05%	10ppm°C	1200 Volts	15.73	13.48	12.58

CADDOCK HVD5 SERIES: ULTRA-PRECISION VOLTAGE DIVIDERS

DIMENSIONS: in. (mm)

Features:
- Outstanding Long Term Stability
- Ratio Voltage Coefficient: 0.02 ppm/Volt
- Operating Temperature Range: -40°C to +85°C

Note 1: Lead Form Detail provides interference in the circuit board hole to achieve a vertical mount of the device. Recommended circuit board hole is nominally 0.039 inch (1.00mm).

RoHS Compliant

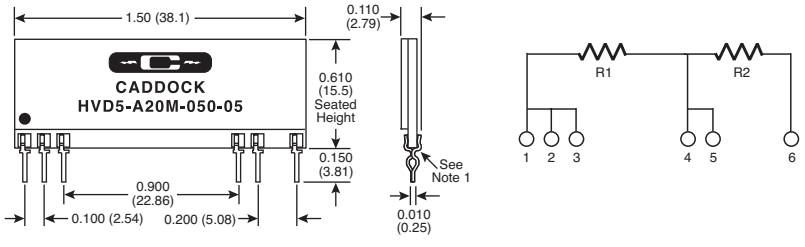

For quantities greater than listed, call for quote.

MOUSER STOCK NO.	Caddock Part No.	R1	R2	Divider Ratio	Ratio Tolerance	Ratio Temperature Coefficient	Max. Continuous Voltage Rating	Price Each 1	10	25
684-HVD5-A20M	HVD5-A20M-050-05	19.98 M	20K	1,000:1	0.05%	5ppm°C	2500 Volts	42.40	36.37	33.92
684-HVD5-B20M	HVD5-B20M-050-05	19.8 M	200K	100:1	0.05%	5ppm°C	2500 Volts	42.40	36.37	33.92

© Copyright 2013 Mouser Electronics
© Copyright 2013 Mouser Electronics

CTS Resistors and Arrays

SERIES 73MX CURRENT SENSING RESISTORS - METAL PLATE

Features:

- Very Low Resistance
- Suitable for Current Limiting, Current Detection, Motor Control, Power Supply and Hard Disk Drives
- High Precision and Excellent Accuracy for Current Detection
- Good Electrical Characteristics
- Nickel Barrier Solder-Coated Pads [e3]
- Reflow capable per JEDEC J-STD-020, 260°C maximum
- Tape and Reel Packaging
- Surface Mount Package

NEW PRODUCT

For quantities greater than listed call for quote.

MOUSER STOCK NO.	CTS Part No.	Fig.	Resistor Value	Rated Wattage (Watts)	Tolerance	Price Each 1	10	100	500
73M1									
774-73M1R003F	73M1R003F	A	0.003Ω	1	±2%	1.13	.792	.482	.353
774-73M1R007F	73M1R007F	A	0.007Ω	1	±2%	1.13	.792	.482	.353
774-73M1R009F	73M1R009F	A	0.009Ω	1	±2%	1.13	.792	.482	.353
774-73M1R010F	73M1R010F	A	0.010Ω	1	±2%	.39	.328	.263	.216
774-73M1R100F	73M1R100F	A	0.100Ω	1	±2%	.39	.328	.263	.216
73M2									
774-73M2R005F	73M2R005F	A	0.005Ω	2	±1%	1.10	1.02	.781	.653
774-73M2R009F	73M2R009F	A	0.009Ω	2	±1%	1.10	1.02	.781	.653
774-73M2R010F	73M2R010F	A	0.010Ω	2	±1%	.85	.708	.567	.468
774-73M2R030F	73M2R030F	A	0.030Ω	2	±1%	.85	.708	.567	.468

A



Dimesions: mm	L	W	T	A	B	C
73M1	6.2±0.3	3.1±0.2	1.0±0.2	2.5±0.2	0.8±0.2	1.2±0.3
73M2	6.4±0.3	3.5±0.2	1.2 Max.	3.2±0.2	---	1.0±0.2

CTS provides customers with platform-based engineered components and modules and related products utilizing our expertise in RF design filtering frequency control electromechanical ceramic and ball-grid array technologies and our knowledge of customer applications.

CTS CHIP RESISTOR ARRAYS

Features:

- Thick film technology
- High density packaging
- Leadless surface mount construction
- Tape and reel packaging
- Solder coated nickel barrier pads
- Operating temperature range: -55°C to +125°C

RoHS Compliant

For quantities greater than listed call for quote.

MOUSER STOCK NO.	Value	Suffix	Fig.	No. of Resistors	No. of Pads	Price Each 1	50	100
Convex Term								
774-740X043	Code	JP	A	2	4	.13	.09	.077
774-741X043	Code	JP	A	2	4	.03	.014	.012
774-741X083	Code	JP	A	4	8	.03	.014	.012
774-746X101	Code	JP	A	8	10	.13	.09	.077
774-741X163	Code	JP	A	8	16	.67	.282	.228
Concave Term								
774-742C043	Code	JP	B	2	4	.03	.016	.014
774-743C043	Code	JP	B	2	4	.12	.089	.079
774-744C043	Code	JP	B	2	4	.16	.095	.083
774-741C083	Code	JP	B	4	8	.03	.019	.017
774-742C083	Code	JP	B	4	8	.03	.014	.012
774-743C083	Code	JP	B	4	8	.13	.096	.086
774-744C083	Code	JP	B	4	8	.13	.103	.092
774-745C101	Code	JP	B	8	10	.24	.177	.173
774-742C163	Code	JP	B	8	16	.16	.129	.11

A — Covex Termination - Type X

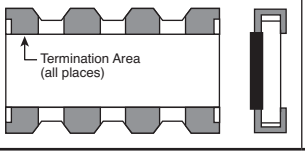

B — Concave Termination - Type C

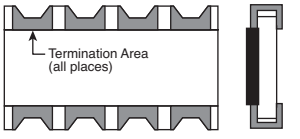

Standard Resistor Values and Codes

Ohms	Code	Ohms	Code	Ohms	Code	Ohms	Code	Ohms	Code
0	000X	82	820	820K	821	10K	103	120K	124
10	100	100	101	1K	102	12K	123	150K	154
12	120	110	111	1.2K	122	15K	153	180K	184
15	150	120	121	1.5K	152	18K	183	220K	224
18	180	150	151	1.8K	182	22K	223	270K	274
22	220	180	181	2.2K	222	27K	273	330K	334
27	270	220	221	2.7K	272	33K	333	390K	394
33	330	270	271	3.3K	332	39K	393	470K	474
39	390	330	331	3.9K	392	47K	473	510K	514
47	470	390	391	4.7K	472	51K	513	560K	564
51	510	470	471	5.1K	512	56K	563	680K	684
56	560	510	511	5.6K	562	68K	683	820K	824
68	680	560	561	6.8K	682	82K	823	1M	105
75	750	680	681	8.2K	822	100K	104		

∗Note: Series 745 33Ω to 470KΩ Series 746 33Ω to 100KΩ

ClearONE RT SERIES BGA TERMINATORS

Designed with a ceramic substrate this device minimizes channel capacitance a primary cause of reduced system performance. In addition the BGA package eases routing design saving the designer many hours of printed circuit layout.

Compact PCI Features:

- Ultra low I/O coupling
- Slim BGA package
- 10 Ω Trimmed resistance to 5%
- 1% Resistor tolerance

DDR SDRAM Features:

- Compliant to JEDEC std. 8-9A
- Excellent high frequency performance
- Slim BGA package
- Low channel capacitance

For quantities greater than listed call for quote.

MOUSER STOCK NO.	CTS Part No.	Fig.	Bits	Value (Ω) R1	R2	Array Size	Pitch (mm)	Price Each 1	10	100	500
Compact PCI											
774-RT1201B7TR7	RT1201B7TR7	A	32	10	-	4 x 16	1.00	3.09	2.84	2.58	2.07
DDR SDRAM											
774-RT1404B7TR7	RT1404B7TR7	B	18	25	-	4 x 9	1.00	2.17	1.99	1.81	1.44
774-RT1400B7TR7	RT1400B7TR7	C	18	50	25	3 x 9	1.00	2.10	1.93	1.74	1.40
774-RT1402B7TR7	RT1402B7TR7	D	18	50	-	3 x 9	1.00	1.93	1.77	1.61	1.28

A

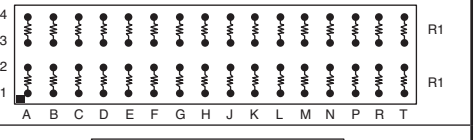

B

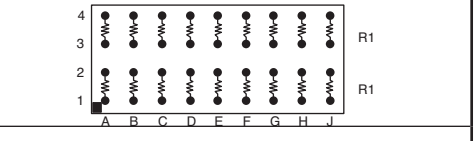

C

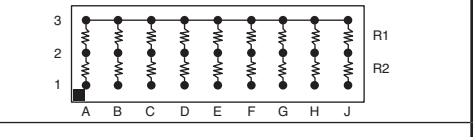

D

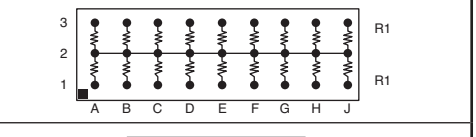

E

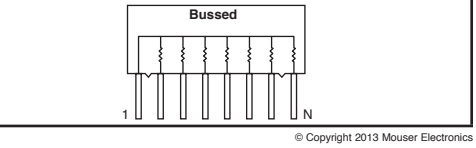

CTS THRU HOLE SIP RESISTOR NETWORKS

Compact PCI Features:

- High-reliabilty cermet resistors
- Space saving over individual resistors
- 2.54mm / .100in. pin spacing
- Operating temperature: -55°C to +125°C

RoHS Compliant

For quantities greater than listed call for quote.

MOUSER STOCK NO.	CTS Part No.	Fig.	Value (Ω)	Tolerance	No. of Pins	Price Each 1	10	100	500
774-770101103P	770101103P	E	10K	2%	10	.72	.632	.50	.282
774-770101472P	770101472P	E	4.7K	2%	10	.85	.745	.587	.49

© Copyright 2013 Mouser Electronics

© Copyright 2013 Mouser Electronics

KOA 0402, 0603, 0805, 1206 - 5% SMD Resistor Array

RoHS Compliant This product is RoHS compliant.

KOA SPEER 5% CONCAVE TERMINATION RESISTOR ARRAYS

Features:
- Manufactured to type RK73 standards
- Less board space than individual chips
- Isolated resistor elements
- Marking: Marked with resistance value
- Tolerance: 5%
- Operating temperature range: -55°C to +150°C

RoHS Compliant

Circuit Schematic

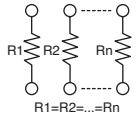

R1=R2=...=Rn
(n=2, 4 or 8)

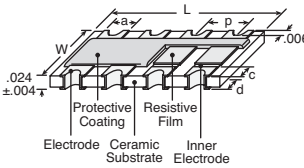

Size Code	DIMENSIONS: in. (mm)					
	L	W	C	d	a	p (ref.)
1J2	.063±.006 (1.6±0.15)	.063±.006 (1.6±0.15)	.012±.006 (0.3±0.15)	.016±.006 (0.4±0.15)	.020±.006 (0.5±0.15)	.031 (0.8)
1J4	.126±.008 (3.2±0.2)					
1J8	.252±.008 (6.4±0.2)					

Size Code	DIMENSIONS: in. (mm)					
	L	W	C	d	a	p (ref.)
2A2	0.1±.008 (2.54±0.2)	.079±.008 (2.0±0.2)	.016±.008 (0.4±0.2)	.022±.006 (.055±0.15)	.031 (0.8)	.050 (1.27)
2A4	0.2±.008 (5.08±0.2)					
2A8	0.4±.008 (10.16±0.2)					
2B2	0.1±.008 (2.54±0.2)	.126±.008 (3.2±0.2)	.020±.012 (0.5±0.3)			
2B4	0.2±.008 (5.08±0.2)					
2B8	0.4±.008 (10.16±0.2)					

MOUSER STOCK NO.	Value (Ω)	No. of Resistors	Element Size	No. of Leads	Price Each 1	100	500	1000	Reel Qty.	Price Per Piece
660-CN1J2TTD100J	10	2	603	4	.08	.062	.047	.039	5000	.031
660-CN1J2TTD330J	33	2	603	4	.08	.062	.047	.039	5000	.031
660-CN1J2TTD331J	330	2	603	4	.08	.062	.047	.039	5000	.031
660-CN1J2TTD104J	100K	2	603	4	.08	.062	.047	.039	5000	.031
660-CN1J4TTD100J	10	4	603	8	.08	.034	.028	.021	5000	.015
660-CN1J4TTD150J	15	4	603	8	.08	.034	.028	.021	5000	.015
660-CN1J4TTD200J	20	4	603	8	.08	.034	.028	.021	5000	.015
660-CN1J4TTD220J	22	4	603	8	.08	.034	.028	.021	5000	.015
660-CN1J4TTD240J	24	4	603	8	.08	.034	.028	.021	5000	.015
660-CN1J4TTD270J	27	4	603	8	.08	.034	.028	.021	5000	.015
660-CN1J4TTD330J	33	4	603	8	.08	.034	.028	.021	5000	.015
660-CN1J4TTD390J	39	4	603	8	.08	.034	.028	.021	5000	.015
660-CN1J4TTD470J	47	4	603	8	.08	.034	.028	.021	5000	.015
660-CN1J4TTD510J	51	4	603	8	.08	.034	.028	.021	5000	.015
660-CN1J4TTD560J	56	4	603	8	.08	.034	.028	.021	5000	.015
660-CN1J4TTD680J	68	4	603	8	.08	.034	.028	.021	5000	.015
660-CN1J4TTD750J	75	4	603	8	.08	.034	.028	.021	5000	.015
660-CN1J4TTD820J	82	4	603	8	.08	.034	.028	.021	5000	.015
660-CN1J4TTD101J	100	4	603	8	.08	.034	.028	.021	5000	.015
660-CN1J4TTD151J	150	4	603	8	.08	.034	.028	.021	5000	.015
660-CN1J4TTD221J	220	4	603	8	.08	.034	.028	.021	5000	.015
660-CN1J4TTD331J	330	4	603	8	.08	.034	.028	.021	5000	.015
660-CN1J4TTD471J	470	4	603	8	.08	.034	.028	.021	5000	.015
660-CN1J4TTD561J	560	4	603	8	.08	.034	.028	.021	5000	.015
660-CN1J4TTD681J	680	4	603	8	.08	.034	.028	.021	5000	.015
660-CN1J4TTD102J	1K	4	603	8	.08	.034	.028	.021	5000	.015
660-CN1J4TTD222J	2.2K	4	603	8	.08	.034	.028	.021	5000	.015
660-CN1J4TTD272J	2.7K	4	603	8	.08	.034	.028	.021	5000	.015
660-CN1J4TTD332J	3.3K	4	603	8	.08	.034	.028	.021	5000	.015
660-CN1J4TTD472J	4.7K	4	603	8	.08	.034	.028	.021	5000	.015
660-CN1J4TTD562J	5.6K	4	603	8	.08	.034	.028	.021	5000	.015
660-CN1J4TTD103J	10K	4	603	8	.08	.034	.028	.021	5000	.015
660-CN1J4TTD153J	15K	4	603	8	.08	.034	.028	.021	5000	.015
660-CN1J4TTD203J	20K	4	603	8	.08	.034	.028	.021	5000	.015

MOUSER STOCK NO.	Value (Ω)	No. of Resistors	Element Size	No. of Leads	Price Each 1	100	500	1000	Reel Qty.	Price Per Piece
660-CN1J4TTD223J	22K	4	603	8	.08	.034	.028	.021	5000	.015
660-CN1J4TTD333J	33K	4	603	8	.08	.034	.028	.021	5000	.015
660-CN1J4TTD473J	47K	4	603	8	.08	.034	.028	.021	5000	.015
660-CN1J4TTD104J	100K	4	603	8	.08	.034	.028	.021	5000	.015
660-CN1J4TTD105J	1M	4	603	8	.08	.034	.028	.021	5000	.015
660-CN1J8TTE220J	22	8	603	16	.40	.31	.235	.193	4000	.161
660-CN1J8TTE330J	33	8	603	16	.40	.31	.235	.193	4000	.161
660-CN1J8TTE470J	47	8	603	16	.40	.31	.235	.193	4000	.161
660-CN1J8TTE510J	51	8	603	16	.40	.31	.235	.193	4000	.161
660-CN1J8TTE101J	100	8	603	16	.40	.31	.235	.193	4000	.161
660-CN1J8TTE221J	220	8	603	16	.40	.31	.235	.193	4000	.161
660-CN1J8TTE331J	330	8	603	16	.40	.31	.235	.193	4000	.161
660-CN1J8TTE471J	470	8	603	16	.40	.31	.235	.193	4000	.161
660-CN1J8TTE102J	1K	8	603	16	.40	.31	.235	.193	4000	.161
660-CN1J8TTE472J	4.7K	8	603	16	.40	.31	.235	.193	4000	.161
660-CN1J8TTE103J	10K	8	603	16	.40	.31	.235	.193	4000	.161
660-CN1J8TTE104J	100K	8	603	16	.40	.31	.235	.193	4000	.161
660-CN2A4TTE220J	22	4	805	8	.17	.139	.128	.096	4000	.067
660-CN2A4TTE330J	33	4	805	8	.17	.139	.128	.096	4000	.067
660-CN2A4TTE101J	100	4	805	8	.17	.139	.128	.096	4000	.067
660-CN2A4TTE471J	470	4	805	8	.17	.139	.128	.096	4000	.067
660-CN2A4TTE102J	1K	4	805	8	.17	.139	.128	.096	4000	.067
660-CN2A4TTE472J	4.7K	4	805	8	.17	.139	.128	.096	4000	.067
660-CN2A4TTE103J	10K	4	805	8	.17	.139	.128	.096	4000	.067
660-CN2B4TTE220J	22	4	1206	8	.16	.128	.096	.086	4000	.08
660-CN2B4TTE330J	33	4	1206	8	.16	.128	.096	.086	4000	.08
660-CN2B4TTE101J	100	4	1206	8	.16	.128	.096	.086	4000	.08
660-CN2B4TTE331J	330	4	1206	8	.16	.128	.096	.086	4000	.08
660-CN2B4TTE103J	10K	4	1206	8	.16	.128	.096	.086	4000	.08
660-CN2B4TTE222J	2.2K	4	1206	8	.16	.128	.096	.086	4000	.08
660-CN2B4TTE472J	4.7K	4	1206	8	.16	.128	.096	.086	4000	.08
660-CN2B4TTE473J	47K	4	1206	8	.16	.128	.096	.086	4000	.08
660-CN2B4TTE104J	100K	4	1206	8	.16	.128	.096	.086	4000	.08

KOA SPEER 5% CONVEX TERMINATION RESISTOR ARRAYS

Features:
- Manufactured to type RK73 standards
- Less board space than individual chips
- Isolated resistor elements
- Convex terminators with square corners
  Marking: Body color black
  1E no marking
  1J white three-digit marking

RoHS Compliant

Specifications:
- TCR: ±200
- Power Rating: 63mW
- Resistance Tolerance: 5%
- Operating Temperature Range: -55°C to +125°C

Circuit Schematic

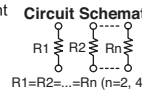

R1=R2=...=Rn (n=2, 4 or 8)

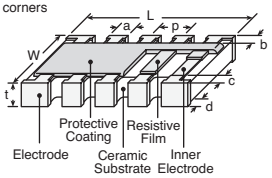

Size Code	DIMENSIONS: in. (mm)							
	L	W	C	d	t	a (ref.)	b (ref.)	p (ref.)
1E2K	.039±.004 (1.0±0.1)	.039±.004 (1.0±0.1)	.006±.004 (0.15±0.1)	.011±.006 (0.3±0.16)	.014 (0.35)	.014±.004 (.035±0.1)	.007±.002 (0.17±0.05)	.026±.004 (0.67±0.1)
1E4K	.079±.004 (2.0±0.1)			0.10±.004 (0.25±0.1)		0.12±.004 (0.3±0.1)	.006±.004 (0.15±0.1)	.020 (0.5)
1J2K	.063±.006 (1.6±0.15)	.063±.006 (1.6±0.15)	.012±.008 (0.3±0.2)	.010±.004 (0.25±0.1)	.020 (0.5)	.020 (0.5)	.012 (0.3)	0.31 (0.8)
1J4K	.126±.006 (3.2±0.15)							

MOUSER STOCK NO.	Value (Ω)	No. of Resistors	Element Size	No. of Leads	Price Each 1	100	500	1000	Reel Qty.	Price Per Piece
660-CN1E2KTTD100J	10	2	402	4	.09	.054	.043	.037	10000	.021
660-CN1E2KTTD220J	22	2	402	4	.09	.054	.043	.037	10000	.021
660-CN1E2KTTD240J	24	2	402	4	.09	.054	.043	.037	10000	.021
660-CN1E2KTTD330J	33	2	402	4	.09	.054	.043	.037	10000	.021
660-CN1E2KTTD390J	39	2	402	4	.09	.054	.043	.037	10000	.021
660-CN1E2KTTD430J	43	2	402	4	.09	.054	.043	.037	10000	.021
660-CN1E2KTTD510J	51	2	402	4	.09	.054	.043	.037	10000	.021
660-CN1E2KTTD560J	56	2	402	4	.09	.054	.043	.037	10000	.021
660-CN1E2KTTD820J	82	2	402	4	.09	.054	.043	.037	10000	.021
660-CN1E2KTTD101J	100	2	402	4	.09	.054	.043	.037	10000	.021
660-CN1E2KTTD111J	110	2	402	4	.09	.054	.043	.037	10000	.021
660-CN1E2KTTD161J	160	2	402	4	.09	.054	.043	.037	10000	.021
660-CN1E2KTTD181J	180	2	402	4	.09	.054	.043	.037	10000	.021
660-CN1E2KTTD201J	200	2	402	4	.09	.054	.043	.037	10000	.021
660-CN1E2KTTD271J	270	2	402	4	.09	.054	.043	.037	10000	.021
660-CN1E2KTTD511J	510	2	402	4	.09	.054	.043	.037	10000	.021
660-CN1E2KTTD102J	1K	2	402	4	.09	.054	.043	.037	10000	.021
660-CN1E2KTTD202J	2K	2	402	4	.09	.054	.043	.037	10000	.021
660-CN1E2KTTD392J	3.9K	2	402	4	.09	.054	.043	.037	10000	.021
660-CN1E2KTTD432J	4.3K	2	402	4	.09	.054	.043	.037	10000	.021
660-CN1E2KTTD472J	4.7K	2	402	4	.09	.054	.043	.037	10000	.021
660-CN1E2KTTD103J	10K	2	402	4	.09	.054	.043	.037	10000	.021
660-CN1E2KTTD104J	100K	2	402	4	.09	.054	.043	.037	10000	.021
660-CN1E4KTTD100J	10	4	402	8	.09	.064	.054	.043	10000	.028
660-CN1E4KTTD220J	22	4	402	8	.09	.064	.054	.043	10000	.028
660-CN1E4KTTD240J	24	4	402	8	.09	.064	.054	.043	10000	.028
660-CN1E4KTTD270J	27	4	402	8	.09	.064	.054	.043	10000	.028
660-CN1E4KTTD330J	33	4	402	8	.09	.064	.054	.043	10000	.028
660-CN1E4KTTD390J	39	4	402	8	.09	.064	.054	.043	10000	.028

MOUSER STOCK NO.	Value (Ω)	No. of Resistors	Element Size	No. of Leads	Price Each 1	100	500	1000	Reel Qty.	Price Per Piece
660-CN1E4KTTD470J	47	4	402	8	.09	.064	.054	.043	10000	.028
660-CN1E4KTTD510J	51	4	402	8	.09	.064	.054	.043	10000	.028
660-CN1E4KTTD560J	56	4	402	8	.09	.064	.054	.043	10000	.028
660-CN1E4KTTD620J	62	4	402	8	.09	.064	.054	.043	10000	.028
660-CN1E4KTTD680J	68	4	402	8	.09	.064	.054	.043	10000	.028
660-CN1E4KTTD101J	100	4	402	8	.09	.064	.054	.043	10000	.028
660-CN1E4KTTD121J	120	4	402	8	.09	.064	.054	.043	10000	.028
660-CN1E4KTTD221J	220	4	402	8	.09	.064	.054	.043	10000	.028
660-CN1E4KTTD241J	240	4	402	8	.09	.064	.054	.043	10000	.028
660-CN1E4KTTD331J	330	4	402	8	.09	.064	.054	.043	10000	.028
660-CN1E4KTTD102J	1K	4	402	8	.09	.064	.054	.043	10000	.028
660-CN1E4KTTD222J	2.2K	4	402	8	.09	.064	.054	.043	10000	.028
660-CN1E4KTTD272J	2.7K	4	402	8	.09	.064	.054	.043	10000	.028
660-CN1E4KTTD472J	4.7K	4	402	8	.09	.064	.054	.043	10000	.028
660-CN1E4KTTD822J	8.2K	4	402	8	.09	.064	.054	.043	10000	.028
660-CN1E4KTTD103J	10K	4	402	8	.09	.064	.054	.043	10000	.028
660-CN1E4KTTD473J	47K	4	402	8	.09	.064	.054	.043	10000	.028
660-CN1E4KTTD104J	100K	4	402	8	.09	.064	.054	.043	10000	.028
660-CN1J4KTTD100J	10	4	603	8	.08	.034	.028	.021	5000	.015
660-CN1J4KTTD150J	15	4	603	8	.08	.034	.028	.021	5000	.015
660-CN1J4KTTD300J	30	4	603	8	.08	.034	.028	.021	5000	.015
660-CN1J4KTTD330J	33	4	603	8	.08	.034	.028	.021	5000	.015
660-CN1J4KTTD201J	200	4	603	8	.08	.034	.028	.021	5000	.015
660-CN1J4KTTD431J	430	4	603	8	.08	.034	.028	.021	5000	.015
660-CN1J4KTTD681J	680	4	603	8	.08	.034	.028	.021	5000	.015
660-CN1J4KTTD102J	1K	4	603	8	.08	.034	.028	.021	5000	.015
660-CN1J4KTTD472J	4.7K	4	603	8	.08	.034	.028	.021	5000	.015
660-CN1J4KTTD562J	5.6K	4	603	8	.08	.034	.028	.021	5000	.015
660-CN1J4KTTD103J	10K	4	603	8	.08	.034	.028	.021	10000	.014

© Copyright 2013 Mouser Electronics
© Copyright 2013 Mouser Electronics

PANASONIC Chip Resistor Arrays

Panasonic

RoHS Compliant This product is RoHS compliant.

PANASONIC THICK FILM CONVEX AND CONCAVE TERMINATION CHIP RESISTOR ARRAYS

Features:

- Operating Temperature Range: -55°C to +125°C
- High density
- Improvement of placement efficiency
- Tolerance: 5%

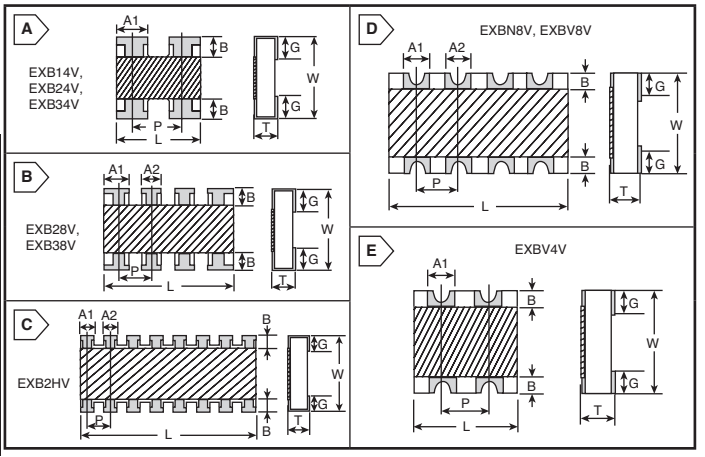

Type (inches)	DIMENSIONS: mm							
	L	W	T	A1	A2	B	P	G
EXB14V (0201x2)	0.80±0.10	0.60±0.10	0.35±0.10	0.35±0.10	- - -	0.15±0.10	0.50	0.15±0.10
EXB24V (0402x2)	1.00±0.10	1.00±0.10	0.35±0.10	0.40±0.10	- - -	0.18±0.10	0.65	0.25±0.10
EXB28V (0402x4)	2.00±0.10	1.00±0.10	0.35±0.10	0.45±0.10	0.35±0.10	0.20±0.10	0.50	0.25±0.10
EXB2HV (0402x8)	3.80±0.10	1.60±0.10	0.45±0.10	0.35±0.10	0.35±0.10	0.30±0.10	0.50	0.30±0.10
EXB24V (0603x2)	1.60±0.20	1.60±0.15	0.50±0.10	0.65±0.15	- - -	0.30±0.20	0.80	0.30±0.20
EXB38V (0603x4)	3.20±0.20	1.60±0.15	0.50±0.10	0.65±0.15	0.45±0.15	0.30±0.20	0.80	0.35±0.20
EXBN8V (0402x4)	2.00±0.10	1.00±0.10	0.45±0.10	0.30±0.10	0.30±0.10	0.20±0.15	0.50	0.30±0.15
EXBV4V (0603x2)	1.60 +0.20 −0.10	1.60 +0.20 −0.10	0.60±0.10	0.60±0.10	- - -	0.30±0.15	0.80	0.45±0.15
EXBV8V (0603x4)	3.20 +0.20 −0.10	1.60 +0.20 −0.10	0.60±0.10	0.60±0.10	0.60±0.10	0.30±0.15	0.80	0.45±0.15

For quantities greater than listed, call for quote.

MOUSER STOCK NO.	Panasonic Part No.	Fig.	Value (Ω)	No. of Terminals	No. of Resistors	Price Each 1	100	500
EXB1 Series Convex Termination Chip Resistor Arrays - 0201 Case Size								
667-EXB-14V100JX	EXB-14V100JX	A	10	4	2	.26	.089	.062
667-EXB-14V330JX	EXB-14V330JX	A	33	4	2	.26	.089	.062
667-EXB-14V470JX	EXB-14V470JX	A	47	4	2	.26	.089	.062
667-EXB-14V680JX	EXB-14V680JX	A	68	4	2	.26	.089	.062
667-EXB-14V221JX	EXB-14V221JX	A	220	4	2	.26	.089	.062
667-EXB-14V331JX	EXB-14V331JX	A	330	4	2	.26	.089	.062
667-EXB-14V471JX	EXB-14V471JX	A	470	4	2	.26	.089	.062
667-EXB-14V681JX	EXB-14V681JX	A	680	4	2	.26	.089	.062
667-EXB-14V222JX	EXB-14V222JX	A	2.2K	4	2	.26	.089	.062
667-EXB-14V332JX	EXB-14V332JX	A	3.3K	4	2	.26	.089	.062
667-EXB-14V472JX	EXB-14V472JX	A	4.7K	4	2	.26	.089	.062
667-EXB-14V682JX	EXB-14V682JX	A	6.8K	4	2	.26	.089	.062
667-EXB-14V223JX	EXB-14V223JX	A	22K	4	2	.26	.089	.062
667-EXB-14V333JX	EXB-14V333JX	A	33K	4	2	.26	.089	.062
667-EXB-14V473JX	EXB-14V473JX	A	47K	4	2	.26	.089	.062
667-EXB-14V683JX	EXB-14V683JX	A	68K	4	2	.26	.089	.062
667-EXB-14V104JX	EXB-14V104JX	A	100K	4	2	.26	.089	.062
667-EXB-14V224JX	EXB-14V224JX	A	220K	4	2	.26	.089	.062
667-EXB-14V334JX	EXB-14V334JX	A	330K	4	2	.26	.089	.062
667-EXB-14V474JX	EXB-14V474JX	A	470K	4	2	.26	.089	.062
667-EXB-14V684JX	EXB-14V684JX	A	680K	4	2	.26	.089	.062
667-EXB-14V105JX	EXB-14V105JX	A	1M	4	2	.26	.089	.062
EXB2 Series Convex Termination Chip Resistor Arrays - 0402 Case Size								
667-EXB-24V1R0JX	EXB-24V1R0JX	A	1	4	2	.10	.033	.024
667-EXB-24V2R2JX	EXB-24V2R2JX	A	2.2	4	2	.10	.033	.024
667-EXB-24V3R3JX	EXB-24V3R3JX	A	3.3	4	2	.10	.033	.024
667-EXB-24V4R7JX	EXB-24V4R7JX	A	4.7	4	2	.10	.033	.024
667-EXB-24V6R8JX	EXB-24V6R8JX	A	6.8	4	2	.10	.033	.024
667-EXB-24V220JX	EXB-24V220JX	A	22	4	2	.10	.033	.024
667-EXB-24V680JX	EXB-24V680JX	A	68	4	2	.10	.033	.024
667-EXB-24V271JX	EXB-24V271JX	A	270	4	2	.10	.033	.024
667-EXB-24V331JX	EXB-24V331JX	A	330	4	2	.10	.033	.024
667-EXB-24V471JX	EXB-24V471JX	A	470	4	2	.10	.033	.024
667-EXB-24V681JX	EXB-24V681JX	A	680	4	2	.10	.033	.024
667-EXB-24V102JX	EXB-24V102JX	A	1K	4	2	.10	.033	.024
667-EXB-24V272JX	EXB-24V272JX	A	2.7K	4	2	.10	.033	.024
667-EXB-24V472JX	EXB-24V472JX	A	4.7K	4	2	.10	.033	.024
667-EXB-24V682JX	EXB-24V682JX	A	6.8K	4	2	.10	.033	.024
667-EXB-24V223JX	EXB-24V223JX	A	22K	4	2	.10	.033	.024
667-EXB-24V273JX	EXB-24V273JX	A	27K	4	2	.10	.033	.024
667-EXB-24V333JX	EXB-24V333JX	A	33K	4	2	.10	.033	.024
667-EXB-24V683JX	EXB-24V683JX	A	68K	4	2	.10	.033	.024
667-EXB-24V104JX	EXB-24V104JX	A	100K	4	2	.10	.033	.024
667-EXB-24V224JX	EXB-24V224JX	A	220K	4	2	.10	.033	.024
667-EXB-24V274JX	EXB-24V274JX	A	270K	4	2	.10	.033	.024
667-EXB-24V334JX	EXB-24V334JX	A	330K	4	2	.10	.033	.024
667-EXB-24V684JX	EXB-24V684JX	A	680K	4	2	.10	.033	.024
667-EXB-24V105JX	EXB-24V105JX	A	1M	4	2	.10	.033	.024
667-EXB-28VR000X	EXB-28VR000X	B	0	8	4	.09	.031	.021
667-EXB-28V1R0JX	EXB-28V1R0JX	B	1	8	4	.09	.031	.021
667-EXB-28V2R2JX	EXB-28V2R2JX	B	2.2	8	4	.09	.031	.021
667-EXB-28V3R3JX	EXB-28V3R3JX	B	3.3	8	4	.09	.031	.021

For quantities greater than listed, call for quote.

MOUSER STOCK NO.	Panasonic Part No.	Fig.	Value (Ω)	No. of Terminals	No. of Resistors	Price Each 1	100	500
EXB2 Series Convex Termination Chip Resistor Arrays - 0402 Case Size (Cont.)								
667-EXB-28V6R8JX	EXB-28V6R8JX	B	6.8	8	4	.09	.031	.021
667-EXB-28V101JX	EXB-28V101JX	B	100	8	4	.09	.031	.021
667-EXB-28V221JX	EXB-28V221JX	B	220	8	4	.09	.031	.021
667-EXB-28V681JX	EXB-28V681JX	B	680	8	4	.09	.031	.021
667-EXB-28V472JX	EXB-28V472JX	B	4.7K	8	4	.09	.031	.021
667-EXB-28V223JX	EXB-28V223JX	B	22K	8	4	.09	.031	.021
667-EXB-28V273JX	EXB-28V273JX	B	27K	8	4	.09	.031	.021
667-EXB-28V683JX	EXB-28V683JX	B	68K	8	4	.09	.031	.021
667-EXB-28V104JX	EXB-28V104JX	B	100K	8	4	.09	.031	.021
667-EXB-28V224JX	EXB-28V224JX	B	220K	8	4	.09	.031	.021
667-EXB-28V274JX	EXB-28V274JX	B	270K	8	4	.09	.031	.021
667-EXB-28V334JX	EXB-28V334JX	B	330K	8	4	.09	.031	.021
667-EXB-28V684JX	EXB-28V684JX	B	680K	8	4	.09	.031	.021
667-EXB-2HV2R2JV	EXB-2HV2R2JV	C	2.2	16	8	.38	.126	.086
667-EXB-2HV3R3JV	EXB-2HV3R3JV	C	3.3	16	8	.38	.126	.086
667-EXB-2HV4R7JV	EXB-2HV4R7JV	C	4.7	16	8	.38	.126	.086
667-EXB-2HV6R8JV	EXB-2HV6R8JV	C	6.8	16	8	.38	.126	.086
667-EXB-2HV472JV	EXB-2HV472JV	C	4.7K	16	8	.38	.126	.086
667-EXB-2HV223JV	EXB-2HV223JV	C	22K	16	8	.38	.126	.086
667-EXB-2HV333JV	EXB-2HV333JV	C	33K	16	8	.38	.126	.086
667-EXB-2HV224JV	EXB-2HV224JV	C	220K	16	8	.38	.126	.086
667-EXB-2HV474JV	EXB-2HV474JV	C	470K	16	8	.38	.126	.086
667-EXB-2HV684JV	EXB-2HV684JV	C	680K	16	8	.38	.126	.086
667-EXB-2HV105JV	EXB-2HV105JV	C	1M	16	8	.38	.126	.086
EXB3 Series Convex Termination Chip Resistor Arrays - 0603 Case Size								
667-EXB-34V1R0JV	EXB-34V1R0JV	A	1	4	2	.10	.034	.024
667-EXB-34V2R2JV	EXB-34V2R2JV	A	2.2	4	2	.10	.034	.024
667-EXB-34V3R3JV	EXB-34V3R3JV	A	3.3	4	2	.10	.034	.024
667-EXB-34V4R7JV	EXB-34V4R7JV	A	4.7	4	2	.10	.034	.024
667-EXB-34V6R8JV	EXB-34V6R8JV	A	6.8	4	2	.10	.034	.024
667-EXB-34V100JV	EXB-34V100JV	A	10	4	2	.10	.034	.024
667-EXB-34V680JV	EXB-34V680JV	A	68	4	2	.10	.034	.024
667-EXB-34V331JV	EXB-34V331JV	A	330	4	2	.10	.034	.024
667-EXB-34V102JV	EXB-34V102JV	A	1K	4	2	.10	.034	.024
667-EXB-34V682JV	EXB-34V682JV	A	6.8K	4	2	.10	.034	.024
667-EXB-34V223JV	EXB-34V223JV	A	22K	4	2	.10	.034	.024
667-EXB-34V683JV	EXB-34V683JV	A	68K	4	2	.10	.034	.024
667-EXB-34V224JV	EXB-34V224JV	A	220K	4	2	.10	.034	.024
667-EXB-34V334JV	EXB-34V334JV	A	330K	4	2	.10	.034	.024
667-EXB-34V474JV	EXB-34V474JV	A	470K	4	2	.10	.034	.024
667-EXB-34V684JV	EXB-34V684JV	A	680K	4	2	.10	.034	.024
667-EXB-34V105JV	EXB-34V105JV	A	1M	4	2	.10	.034	.024
667-EXB-38V1R0JV	EXB-38V1R0JV	B	1	8	4	.08	.017	.012
667-EXB-38V2R2JV	EXB-38V2R2JV	B	2.2	8	4	.08	.017	.012
667-EXB-38V3R3JV	EXB-38V3R3JV	B	3.3	8	4	.08	.017	.012
667-EXB-38V6R8JV	EXB-38V6R8JV	B	6.8	8	4	.08	.017	.012
667-EXB-38V680JV	EXB-38V680JV	B	68	8	4	.08	.017	.012
667-EXB-38V471JV	EXB-38V471JV	B	470	8	4	.08	.017	.012
667-EXB-38V684JV	EXB-38V684JV	B	680K	8	4	.08	.017	.012
667-EXB-38V105JV	EXB-38V105JV	B	1M	8	4	.08	.017	.012
EXBN Series Concave Termination Chip Resistor Arrays - 0402 Case Size								
667-EXB-N8V1R0JX	EXB-N8V1R0JX	D	1	8	4	.08	.024	.016
667-EXB-N8V2R2JX	EXB-N8V2R2JX	D	2.2	8	4	.08	.024	.016
667-EXB-N8V3R3JX	EXB-N8V3R3JX	D	3.3	8	4	.08	.024	.016
667-EXB-N8V220JX	EXB-N8V220JX	D	22	8	4	.08	.024	.016
667-EXB-N8V470JX	EXB-N8V470JX	D	47	8	4	.08	.024	.016
667-EXB-N8V680JX	EXB-N8V680JX	D	68	8	4	.08	.024	.016
667-EXB-N8V471JX	EXB-N8V471JX	D	470	8	4	.08	.024	.016
667-EXB-N8V681JX	EXB-N8V681JX	D	680	8	4	.08	.024	.016
667-EXB-N8V102JX	EXB-N8V102JX	D	1K	8	4	.08	.024	.016
667-EXB-N8V332JX	EXB-N8V332JX	D	3.3K	8	4	.08	.024	.016
667-EXB-N8V472JX	EXB-N8V472JX	D	4.7K	8	4	.08	.024	.016
667-EXB-N8V682JX	EXB-N8V682JX	D	6.8K	8	4	.08	.024	.016
667-EXB-N8V103JX	EXB-N8V103JX	D	10K	8	4	.08	.024	.016
667-EXB-N8V223JX	EXB-N8V223JX	D	22K	8	4	.08	.024	.016
667-EXB-N8V333JX	EXB-N8V333JX	D	33K	8	4	.08	.024	.016
667-EXB-N8V104JX	EXB-N8V104JX	D	100K	8	4	.08	.024	.016
667-EXB-N8V224JX	EXB-N8V224JX	D	220K	8	4	.08	.024	.016
667-EXB-N8V334JX	EXB-N8V334JX	D	330K	8	4	.08	.024	.016
667-EXB-N8V474JX	EXB-N8V474JX	D	470K	8	4	.08	.024	.016
667-EXB-N8V684JX	EXB-N8V684JX	D	680K	8	4	.08	.024	.016
667-EXB-N8V105JX	EXB-N8V105JX	D	1M	8	4	.08	.024	.016
EXBV Series Concave Termination Chip Resistor Arrays - 0603 Case Size								
667-EXB-V4V1R0JV	EXB-V4V1R0JV	E	1	4	2	.08	.026	.018
667-EXB-V4V2R2JV	EXB-V4V2R2JV	E	2.2	4	2	.08	.026	.018
667-EXB-V4V3R3JV	EXB-V4V3R3JV	E	3.3	4	2	.08	.026	.018
667-EXB-V4V4R7JV	EXB-V4V4R7JV	E	4.7	4	2	.08	.026	.018
667-EXB-V4V6R8JV	EXB-V4V6R8JV	E	6.8	4	2	.08	.026	.018
667-EXB-V4V100JV	EXB-V4V100JV	E	10	4	2	.08	.026	.018
667-EXB-V4V220JV	EXB-V4V220JV	E	22	4	2	.08	.026	.018
667-EXB-V4V470JV	EXB-V4V470JV	E	47	4	2	.08	.026	.018
667-EXB-V4V680JV	EXB-V4V680JV	E	68	4	2	.08	.026	.018
667-EXB-V4V681JV	EXB-V4V681JV	E	680	4	2	.08	.026	.018
667-EXB-V4V332JV	EXB-V4V332JV	E	3.3K	4	2	.08	.026	.018
667-EXB-V4V682JV	EXB-V4V682JV	E	6.8K	4	2	.08	.026	.018
667-EXB-V4V333JV	EXB-V4V333JV	E	33K	4	2	.08	.026	.018
667-EXB-V4V473JV	EXB-V4V473JV	E	47K	4	2	.08	.026	.018
667-EXB-V4V683JV	EXB-V4V683JV	E	68K	4	2	.08	.026	.018
667-EXB-V4V224JV	EXB-V4V224JV	E	220K	4	2	.08	.026	.018
667-EXB-V4V474JV	EXB-V4V474JV	E	470K	4	2	.08	.026	.018
667-EXB-V4V684JV	EXB-V4V684JV	E	680K	4	2	.08	.026	.018
667-EXB-V8V1R0JV	EXB-V8V1R0JV	D	1	8	4	.09	.03	.021
667-EXB-V8V2R2JV	EXB-V8V2R2JV	D	2.2	8	4	.09	.03	.021
667-EXB-V8V3R3JV	EXB-V8V3R3JV	D	3.3	8	4	.09	.03	.021
667-EXB-V8V4R7JV	EXB-V8V4R7JV	D	4.7	8	4	.09	.03	.021
667-EXB-V8V6R8JV	EXB-V8V6R8JV	D	6.8	8	4	.09	.03	.021
667-EXB-V8V334JV	EXB-V8V334JV	D	330K	8	4	.09	.03	.021
667-EXB-V8V684JV	EXB-V8V684JV	D	680K	8	4	.09	.03	.021

© Copyright 2013 Mouser Electronics
© Copyright 2013 Mouser Electronics

RoHS Compliant This product is RoHS compliant.

PANASONIC EXB18V SERIES THICK FILM FLAT TERMINATION CHIP RESISTOR ARRAYS

DIMENSIONS: mm

Features:

- Operating Temperature Range: -55°C to +125°C
- High density
- Improvement of placement efficiency
- Tolerance: 5%
- 0201 Case Size
- 4 Resistor/8 Terminal

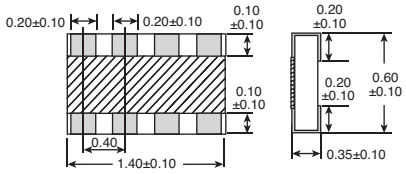

For quantities greater than listed, call for quote.

MOUSER STOCK NO.	Panasonic Part No.	Value (Ω)	Price Each 1	100	500
667-EXB-18VR000X	EXB-18VR000X	0	.44	.152	.106
667-EXB-18V100JX	EXB-18V100JX	10	.44	.152	.106
667-EXB-18V220JX	EXB-18V220JX	22	.44	.152	.106
667-EXB-18V330JX	EXB-18V330JX	33	.44	.152	.106
667-EXB-18V470JX	EXB-18V470JX	47	.44	.152	.106
667-EXB-18V680JX	EXB-18V680JX	68	.44	.152	.106
667-EXB-18V101JX	EXB-18V101JX	100	.44	.152	.106
667-EXB-18V221JX	EXB-18V221JX	220	.44	.152	.106
667-EXB-18V331JX	EXB-18V331JX	330	.44	.152	.106
667-EXB-18V471JX	EXB-18V471JX	470	.44	.152	.106
667-EXB-18V681JX	EXB-18V681JX	680	.44	.152	.106
667-EXB-18V102JX	EXB-18V102JX	1K	.44	.152	.106
667-EXB-18V332JX	EXB-18V332JX	3.3K	.44	.152	.106
667-EXB-18V472JX	EXB-18V472JX	4.7K	.44	.152	.106
667-EXB-18V682JX	EXB-18V682JX	6.8K	.44	.152	.106
667-EXB-18V103JX	EXB-18V103JX	10K	.44	.152	.106

For quantities greater than listed, call for quote.

MOUSER STOCK NO.	Panasonic Part No.	Value (Ω)	Price Each 1	100	500
667-EXB-18V223JX	EXB-18V223JX	22K	.44	.152	.106
667-EXB-18V333JX	EXB-18V333JX	33K	.44	.152	.106
667-EXB-18V473JX	EXB-18V473JX	47K	.44	.152	.106
667-EXB-18V683JX	EXB-18V683JX	68K	.44	.152	.106
667-EXB-18V104JX	EXB-18V104JX	100K	.44	.152	.106
667-EXB-18V224JX	EXB-18V224JX	220K	.44	.152	.106
667-EXB-18V334JX	EXB-18V334JX	330K	.44	.152	.106
667-EXB-18V474JX	EXB-18V474JX	470K	.44	.152	.106
667-EXB-18V684JX	EXB-18V684JX	680K	.44	.152	.106
667-EXB-18V105JX	EXB-18V105JX	1M	.44	.152	.106

PANASONIC THICK FILM CHIP RESISTOR NETWORKS

Features:

- High density placing for digital signal circuits. Bussed 8 or 15 resistors for pull up/down circuits. EXBD: 3.2mm, 1.6mm, 0.55mm, 0.635mm pitch. Available direct placing on the bus line by means of half pitch spacing without through-holes on PWB. ("High density placing" is shown below)
- High speed mounting using conventional placing machine
- Operating Temperature Range: -55°C to +125°C
- Tolerance: 5%

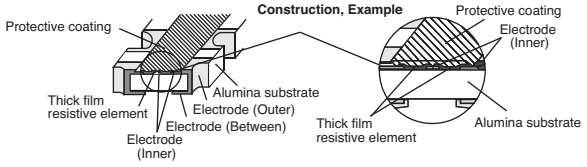

DIMENSIONS: mm

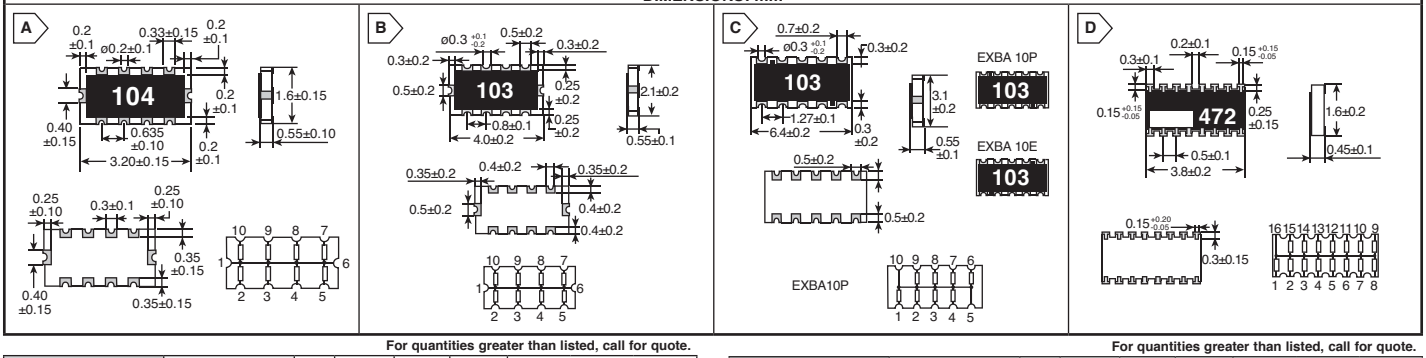

For quantities greater than listed, call for quote.

MOUSER STOCK NO.	Panasonic Part No.	Fig.	Value (Ω)	No. of Terminals	No. of Resistors	Price Each 1	100	500
EXBD Series - 1206 Case Size								
667-EXB-D10C470J	EXB-D10C470J	A	47	10	8	.80	.291	.20
667-EXB-D10C680J	EXB-D10C680J	A	68	10	8	.80	.291	.20
667-EXB-D10C101J	EXB-D10C101J	A	100	10	8	.80	.291	.20
667-EXB-D10C331J	EXB-D10C331J	A	330	10	8	.80	.291	.20
667-EXB-D10C471J	EXB-D10C471J	A	470	10	8	.80	.291	.20
667-EXB-D10C681J	EXB-D10C681J	A	680	10	8	.80	.291	.20
667-EXB-D10C682J	EXB-D10C682J	A	6.8K	10	8	.80	.291	.20
667-EXB-D10C223J	EXB-D10C223J	A	22K	10	8	.80	.291	.20
667-EXB-D10C333J	EXB-D10C333J	A	33K	10	8	.80	.291	.20
667-EXB-D10C683J	EXB-D10C683J	A	68K	10	8	.80	.291	.20
667-EXB-D10C104J	EXB-D10C104J	A	100K	10	8	.80	.291	.20
667-EXB-D10C224J	EXB-D10C224J	A	220K	10	8	.80	.291	.20
667-EXB-D10C334J	EXB-D10C334J	A	330K	10	8	.80	.291	.20
667-EXB-D10C474J	EXB-D10C474J	A	470K	10	8	.80	.291	.20
667-EXB-D10C684J	EXB-D10C684J	A	680K	10	8	.80	.291	.20
667-EXB-D10C105J	EXB-D10C105J	A	1M	10	8	.80	.291	.20
EXBE Series - 1608 Case Size								
667-EXB-E10C470J	EXB-E10C470J	B	47	10	8	.93	.325	.227
667-EXB-E10C680J	EXB-E10C680J	B	68	10	8	.93	.325	.227
667-EXB-E10C101J	EXB-E10C101J	B	100	10	8	.93	.325	.227
667-EXB-E10C221J	EXB-E10C221J	B	220	10	8	.93	.325	.227
667-EXB-E10C471J	EXB-E10C471J	B	470	10	8	.93	.325	.227
667-EXB-E10C681J	EXB-E10C681J	B	680	10	8	.93	.325	.227
667-EXB-E10C102J	EXB-E10C102J	B	1K	10	8	.93	.325	.227
667-EXB-E10C222J	EXB-E10C222J	B	2.2K	10	8	.93	.325	.227
667-EXB-E10C682J	EXB-E10C682J	B	6.8K	10	8	.93	.325	.227
667-EXB-E10C223J	EXB-E10C223J	B	22K	10	8	.93	.325	.227
667-EXB-E10C333J	EXB-E10C333J	B	33K	10	8	.93	.325	.227
667-EXB-E10C473J	EXB-E10C473J	B	47K	10	8	.93	.325	.227
667-EXB-E10C683J	EXB-E10C683J	B	68K	10	8	.93	.325	.227
667-EXB-E10C224J	EXB-E10C224J	B	220K	10	8	.93	.325	.227
667-EXB-E10C334J	EXB-E10C334J	B	330K	10	8	.93	.325	.227
667-EXB-E10C474J	EXB-E10C474J	B	470K	10	8	.93	.325	.227
667-EXB-E10C684J	EXB-E10C684J	B	680K	10	8	.93	.325	.227
667-EXB-E10C105J	EXB-E10C105J	B	1M	10	8	.93	.325	.227
EXBA Series - 2512 Case Size								
667-EXB-A10P470J	EXB-A10P470J	C	47	10	8	1.21	.423	.294
667-EXB-A10P680J	EXB-A10P680J	C	68	10	8	1.21	.423	.294

For quantities greater than listed, call for quote.

MOUSER STOCK NO.	Panasonic Part No.	Fig.	Value (Ω)	No. of Terminals	No. of Resistors	Price Each 1	100	500
EXBA Series - 2512 Case Size (Cont.)								
667-EXB-A10P101J	EXB-A10P101J	C	100	10	8	1.21	.423	.294
667-EXB-A10P221J	EXB-A10P221J	C	220	10	8	1.21	.423	.294
667-EXB-A10P331J	EXB-A10P331J	C	330	10	8	1.21	.423	.294
667-EXB-A10P681J	EXB-A10P681J	C	680	10	8	1.21	.423	.294
667-EXB-A10P102J	EXB-A10P102J	C	1K	10	8	1.21	.423	.294
667-EXB-A10P222J	EXB-A10P222J	C	2.2K	10	8	1.21	.423	.294
667-EXB-A10P332J	EXB-A10P332J	C	3.3K	10	8	1.21	.423	.294
667-EXB-A10P682J	EXB-A10P682J	C	6.8K	10	8	1.21	.423	.294
667-EXB-A10P223J	EXB-A10P223J	C	22K	10	8	1.21	.423	.294
667-EXB-A10P333J	EXB-A10P333J	C	33K	10	8	1.21	.423	.294
667-EXB-A10P683J	EXB-A10P683J	C	68K	10	8	1.21	.423	.294
667-EXB-A10P104J	EXB-A10P104J	C	100K	10	8	1.21	.423	.294
667-EXB-A10P224J	EXB-A10P224J	C	220K	10	8	1.21	.423	.294
667-EXB-A10P334J	EXB-A10P334J	C	330K	10	8	1.21	.423	.294
667-EXB-A10P474J	EXB-A10P474J	C	470K	10	8	1.21	.423	.294
667-EXB-A10P684J	EXB-A10P684J	C	680K	10	8	1.21	.423	.294
667-EXB-A10P105J	EXB-A10P105J	C	1M	10	8	1.21	.423	.294
EXBQ Series - 1506 Case Size								
667-EXB-Q16P101J	EXB-Q16P101J	D	100	16	15	1.23	.697	.485
667-EXB-Q16P221J	EXB-Q16P221J	D	220	16	15	1.23	.697	.485
667-EXB-Q16P331J	EXB-Q16P331J	D	330	16	15	1.23	.697	.485
667-EXB-Q16P471J	EXB-Q16P471J	D	470	16	15	1.23	.697	.485
667-EXB-Q16P681J	EXB-Q16P681J	D	680	16	15	1.23	.697	.485
667-EXB-Q16P102J	EXB-Q16P102J	D	1K	16	15	1.23	.697	.485
667-EXB-Q16P222J	EXB-Q16P222J	D	2.2K	16	15	1.23	.697	.485
667-EXB-Q16P332J	EXB-Q16P332J	D	3.3K	16	15	1.23	.697	.485
667-EXB-Q16P472J	EXB-Q16P472J	D	4.7K	16	15	1.23	.697	.485
667-EXB-Q16P682J	EXB-Q16P682J	D	6.8K	16	15	1.23	.697	.485
667-EXB-Q16P103J	EXB-Q16P103J	D	10K	16	15	1.23	.697	.485
667-EXB-Q16P223J	EXB-Q16P223J	D	22K	16	15	1.23	.697	.485
667-EXB-Q16P333J	EXB-Q16P333J	D	33K	16	15	1.23	.697	.485
667-EXB-Q16P473J	EXB-Q16P473J	D	47K	16	15	1.23	.697	.485
667-EXB-Q16P683J	EXB-Q16P683J	D	68K	16	15	1.23	.697	.485
667-EXB-Q16P104J	EXB-Q16P104J	D	100K	16	15	1.23	.697	.485
667-EXB-Q16P224J	EXB-Q16P224J	D	220K	16	15	1.23	.697	.485
667-EXB-Q16P334J	EXB-Q16P334J	D	330K	16	15	1.23	.697	.485
667-EXB-Q16P474J	EXB-Q16P474J	D	470K	16	15	1.23	.697	.485

© Copyright 2013 Mouser Electronics

© Copyright 2013 Mouser Electronics

VSSR AND VSOR SERIES- DUAL IN-LINE RESISTOR NETWORKS - THIN FILM NITRIDE ON SILICON

Features:
- Surface mount compatible
- TCR-Absolute: -55°C to +125°C
- Choice of package sizes: VTSR (TSSOP) JEDEC MC-153, VSSR (SSOP or QSOP) JEDEC MS-137, VSOR (SOIC narrow) JEDEC MS-012
- Moisture sensitivity level 1 (per IPC/JEDEC STD-20C)

Application for Resistors with one Pin Common/Bussed:
- MOS/ROM Pull-up/Pull-down
- TTL Input Pull-down
- Open Collector Pull-up
- Digital Pulse Squaring
- TTL Unused Gate Pull-up
- Power Driven Pull-up
- High Speed Parallels Pull-up

Applications for Isolated Resistors:
- Power Driven Pull-up
- LED Current Limiting
- Powergate Pull-up
- ECL Output Pull-down
- Line Termination
- TTL Input Pull-down

RoHS Compliant

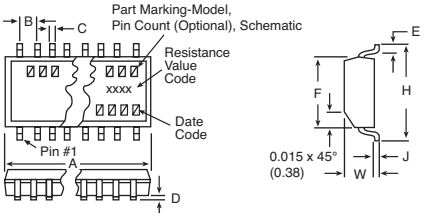

Model	A			B	C	D	E	F	H	J	W
	16 Pin	20 Pin	24 Pin	(Ref.)	(Ref.)		(Typ.)			(Ref.)	
VSSR-xxxx (In.)	0.193 ± 0.004	0.341 ± 0 .003	0.341 ± 0.003	0.025	0.01	0.006	0.025	0.154 ± 0.003	0.236 ± 0 .008	0.01	0.064 ± 0.005
VSSR-xxxx (mm)	4.90 ± 0.10	8.66 ± 0.08	8.66 ± 0.08	0.64	0.25	0.15	0.64	3.91 ± 0.08	5.99 ± 0.20	0.25	1.63 ± 0.13
VSOR-xxxx (In.)	0.390 ± 0.010	NA	NA	0.05	0.016	0.008	0.03	0.152 ± 0.003	0.236 ± 0.005	0.008	0.064 ± 0.005
VSOR-xxxx (mm)	9.91 ± 0.25	NA	NA	1.27	0.41	0.2	0.76	3.86 ± 0.08	5.99 ± 0.13	0.2	1.63 ± 0.13

For quantities greater than listed, call for quote.

MOUSER STOCK NO.	Vishay Part No.	Fig.	No. of Pins	Value Ω	Tolerance	Price Each 1	25	50	100
71-VSOR1601102JT	VSOR1601102JT	A	16	1K	5%	3.37	2.38	2.14	1.93
71-VSOR1601472JT	VSOR1601472JT	A	16	4.7K	5%	3.37	2.38	2.14	1.93
71-VSOR1601103JT	VSOR1601103JT	A	16	10K	5%	3.37	2.38	2.14	1.93
71-VSOR1603103GT	VSOR1603103GT	B	16	10K	2%	2.39	1.92	1.62	1.41
71-VSSR1601472JT	VSSR1601472JT	A	16	4.7K	5%	1.85	1.53	1.28	1.14
71-VSSR1601103JT	VSSR1601103JT	A	16	10K	5%	1.85	1.53	1.28	1.14
71-VSSR1603100JT	VSSR1603100JT	B	16	10	5%	2.65	2.15	1.79	1.64
71-VSSR1603330JT	VSSR1603330JT	B	16	33	5%	2.65	2.15	1.79	1.64
71-VSSR1603102JT	VSSR1603102JT	B	16	1K	5%	1.85	1.53	1.28	1.14
71-VSSR1603472JT	VSSR1603472JT	B	16	4.7K	5%	1.85	1.53	1.28	1.14
71-VSSR1603103JT	VSSR1603103JT	B	16	10K	5%	1.85	1.53	1.28	1.14
71-VSSR2001472JT	VSSR2001472JT	A	20	4.7K	5%	2.39	1.81	1.54	1.41
71-VSSR2001103GT	VSSR2001103GT	A	20	10K	2%	2.65	2.15	1.79	1.64
71-VSSR2001103JT	VSSR2001103JT	A	20	10K	5%	2.39	1.81	1.54	1.41
71-VSSR2401102JT	VSSR2401102JT	A	24	1K	5%	2.39	1.81	1.54	1.41
71-VSSR2401103JT	VSSR2401103JT	A	24	10K	5%	2.39	1.81	1.54	1.41

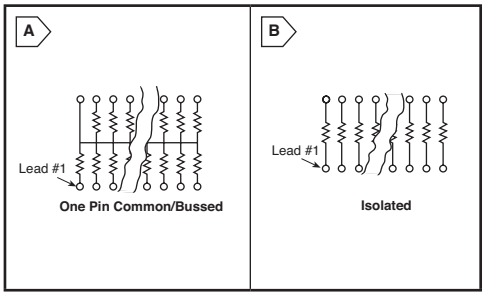

VSORC AND VSSRC SERIES-T-FILTER AND TERMINATION RESISTOR/CAPACITOR NETWORKS - THIN FILM NITRIDE ON SILICON

RoHS Compliant

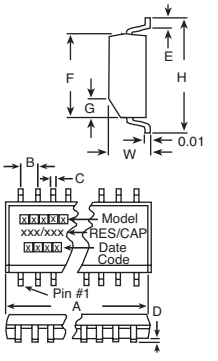

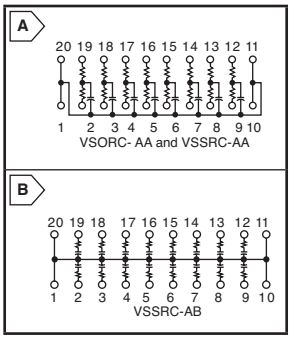

Model	A	B (Ref.)	C (Ref.)	D	E (Typ.)	F	G	H	J (Ref.)	W
VSSRC20-AB (In.)	.344 Max.	.025	.01	.006	.025	.154±.003	.015 x 45°	.236 ±.008	.01	.064 ±.005
VSSRC20-AB (mm)	8.74 Max.	.64	.25	.15	.64	3.9	.38	6.0 ±.20	.25	1.60
VSORC20-AB (In.)	.500 ±.010	.05	.016	.008	.03	.293 ±.003	.025 x 45°	.406 ±.005	.01	.100 ±.005
VSORC20-AB (mm)	12.7 ±.25	1.27	.41	.20	.76	7.44	0.64	10.31	.25	2.59

For quantities greater than listed, call for quote.

MOUSER STOCK NO.	Vishay Part No.	Fig.	No. of Pins	Value Ω	Tolerance	Price Each 1	25	50	100
71-VSORC20250K/500M	VSORC20AA250K/500M	A	20	25Ω/50pF	20%	5.34	4.30	3.45	3.25
71-VSSRC20470K/330M	VSSRC20AB470K/330M	B	20	47Ω/33pF	20%	4.62	3.87	3.27	2.88

MPM SERIES - MOLDED, SOT-23 RESISTOR NETWORKS / DIVIDERS

Specifications:
- TCR: Tracking ± 2ppm/°C (typical) Absolute ± 25ppm/°C
- Tolerance: Ratio ± 0.5% to ± 0.01% Absolute ± 1.0% to ± 0.05%
- Power Rating: Resistor 100mW; Package 200mW
- Working Voltage: 100 Volts Max.
- Operating Temperature Range: - 55°C to + 125°C
- Shelf Life Stability (Ratio): 50ppm Max., 1 year @ + 25°C

RoHS Compliant

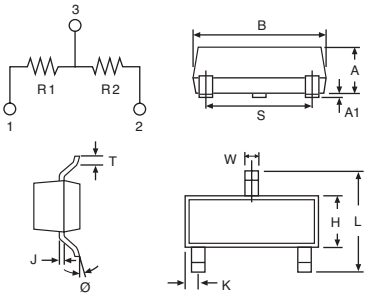

For quantities greater than listed, call for quote.

MOUSER STOCK NO.	Vishay Part No.	Value Ω R1	R2	Ratio R2:R1	Tolerance	Ratio Tol.	Price Each 1	10	25	50	100
Networks											
71-MPMT1001FW	MPMT1001FWS	1K	1K	1:1	1%	0.5%	11.07	9.53	7.46	6.87	6.60
71-MPMT2001AT	MPMT2001AT5	2K	2K	1:1	0.1%	0.1%	5.30	4.67	3.96	3.53	3.18
71-MPMT2001BW	MPMT2001BWS	2K	2K	1:1	0.1%	0.1%	3.52	3.03	2.36	2.18	2.10
71-MPMT5001AW	MPMT5001AWS	5K	5K	1:1	0.1%	0.1%	4.59	3.93	3.14	2.88	2.72
71-MPMT1002AT5	MPMT1002AT5	10K	10K	1:1	0.1%	0.1%	6.93	6.07	5.20	4.68	4.15
71-MPMT1002BW	MPMT1002BWS	10K	10K	1:1	0.1%	0.1%	4.59	3.93	3.14	2.88	2.72
71-MPMT1002DW	MPMT1002DWS	10K	10K	1:1	0.5%	0.1%	8.93	7.69	6.02	5.54	5.33
71-MPMT2002AT	MPMT2002AT5	20K	20K	1:1	0.1%	0.1%	4.59	3.93	3.14	2.88	2.72
Dividers											
71-MPMT1001/1002AW	MPMT1001/1002AWS	1K	10K	10:1	0.1%	0.1%	12.11	10.60	9.08	8.17	7.27
71-MPMT1001/2002AW	MPMT1001/2002AWS	1K	20K	20:1	0.1%	0.1%	11.49	9.90	7.74	7.13	6.85
71-MPMT1001/5002CW	MPMT1001/5002CWS	1K	50K	50:1	0.25%	0.1%	23.71	21.35	18.97	16.61	14.23
71-MPMT1001/1003AW	MPMT1001/1003AWS	1K	100K	100:1	0.1%	0.1%	23.71	21.35	18.97	16.61	14.23
71-MPMT2001/1002AW	MPMT2001/1002AWS	2K	10K	5:1	0.1%	0.1%	12.11	10.60	9.08	8.17	7.27
71-MPMT5001/1002BT	MPMT5001/1002BT5	5K	10K	2:1	0.1%	0.1%	5.31	4.57	3.57	3.30	3.17
71-MPMT5001/1002DW	MPMT5001/1002DWS	5K	10K	2:1	0.5%	0.1%	8.93	7.69	6.02	5.54	5.33
71-MPMT5001/1002FW	MPMT5001/1002FWS	5K	10K	2:1	1%	0.5%	8.56	7.36	5.77	5.31	5.09

DIMENSIONS: in. (mm)	Minimum		Maximum	
	in.	(mm)	in.	(mm)
A	0.031	(0.79)	0.04	(1.02)
A1	0.001	(0.02)	0.004	(0.1)
B	0.105	(2.67)	0.12	(3.05)
S	0.071	(1.8)	0.079	(2)
W	0.015	(0.38)	0.021	(0.54)
L	0.083	(2.1)	0.098	(2.5)
H	0.047	(1.2)	0.055	(1.4)
T	0.005	(0.13)	0.01	(0.25)
J	0.0035	(0.089)	0.0059	(0.15)
K	0.017	(0.44)	0.022	(0.55)
Ø	0	(0)	8°	(8°)

© Copyright 2013 Mouser Electronics
© Copyright 2013 Mouser Electronics

VISHAY High Precision Resistor Network and Arrays

VISHAY/THIN FILM HTRN, ORN AND ORNA SERIES - DUAL-IN-LINE HIGH TEMPERATURE/ HIGH PRECISION RESISTOR NETWORKS & DIVIDERS

Common Features:
- Low temperature coefficient (± 25 ppm/°C)
- 0.068" (1.73 mm) maximum seated height
- Rugged molded case construction with no internal solder
- Standard 8 pin JEDEC MS-012 footprint
- Halogen-free



Divider Schematic	Network Schematic
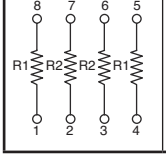	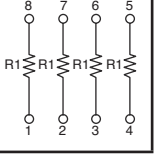

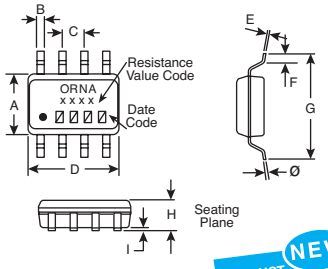

DIMENSIONS		
	in.	mm
A	0.157	3.99
B	0.0165±0.0025	0.4±0.06
C	0.050	1.27
D	0.195 Max.	4.93
E	0.008±0.001	0.20±0.03
F	0.028±0.001	0.71±0.02
G	0.239±0.005	6.07±0.13
H	0.068 Max.	1.73
I	0.008±0.002	0.22±0.06
Ø	2° to 6°	

RoHS Compliant

LEAD-FREE

Resistor Networks

PRODUCT NEW

For quantities greater than listed, call for quote.

MOUSER STOCK NO.	Vishay Part No.	Value Ω R1	Value Ω R2	Ratio Tolerance	Price Each 1	10	25	50	100
71-HTRN2-1T5	HTRN2-1T5	10K	5K	2:1	8.16	7.60	6.75	6.53	6.32
71-HTRN4-1T5	HTRN4-1T5	4K	1K	4:1	8.16	7.61	6.75	6.61	6.32
71-HTRN5-1T5	HTRN5-1T5	10K	2K	5:1	8.16	7.60	6.75	6.53	6.32
71-HTRN10-1T5	HTRN10-1T5	10K	1K	10:1	8.16	7.60	6.75	6.53	6.32
71-HTRN20-1T5	HTRN20-1T5	20K	1K	20:1	8.16	7.60	6.75	6.53	6.32
71-HTRN25-1T5	HTRN25-1T5	25K	1K	25:1	9.03	7.81	7.47	7.17	7.00
71-HTRN50-1T5	HTRN50-1T5	50K	1K	50:1	9.37	8.67	7.75	7.49	7.27
71-HTRN100-1T5	HTRN100-1T5	100K	1K	100:1	9.90	9.20	8.19	8.03	7.67

For quantities greater than listed, call for quote.

MOUSER STOCK NO.	Vishay Part No.	Value Ω	Tolerance	Ratio Tolerance	Price Each 1	10	25	50	100
71-ORNTA1001AUF	ORNTA1001AUF	1K	0.1%	0.1%	15.25	13.86	12.20	9.27	7.94
71-ORNTA1001FUF	ORNTA1001FUF	1K	1%	0.5%	3.51	2.82	2.26	2.08	1.96
71-ORNTA1001ZUF	ORNTA1001ZUF	1K	0.1%	0.025%	6.78	5.74	4.70	4.17	3.76
71-ORNTA1002AUF	ORNTA1002AUF	10K	0.1%	0.1%	15.25	13.86	12.20	9.27	7.94
71-ORNTA1002BUF	ORNTA1002BUF	10K	0.1%	0.1%	6.53	6.32	6.10	5.91	5.32
71-ORNTA1002ZUF	ORNTA1002ZUF	10K	0.1%	0.025%	7.31	6.74	6.21	5.99	5.96
71-ORNTA1003ZUF	ORNTA1003ZUF	100K	0.1%	0.025%	7.31	6.74	6.21	5.99	5.96
71-ORNTA2001AUF	ORNTA2001AUF	2K	0.1%	0.1%	8.61	8.24	7.92	7.01	5.93
71-ORNTA2002BUF	ORNTA2002BUF	20K	0.1%	0.1%	6.53	6.32	6.10	5.91	5.32
71-ORNTA2002ZUF	ORNTA2002ZUF	20K	0.1%	0.025%	7.31	6.74	6.21	5.99	5.96
71-ORNTA5000AUF	ORNTA5000AUF	500	0.1%	0.1%	8.61	8.24	7.92	7.01	5.93
71-ORNTA5001DUF	ORNTA5001DUF	5K	0.5%	0.1%	6.70	6.42	6.17	5.48	4.63
71-ORNTA5001ZUF	ORNTA5001ZUF	5K	0.1%	0.025%	7.31	6.74	6.21	5.99	5.96
71-ORNTA5002AUF	ORNTA5002AUF	50K	0.1%	0.1%	15.25	13.86	12.20	9.27	7.94

Dividers

For quantities greater than listed, call for quote.

MOUSER STOCK NO.	Vishay Part No.	Value Ω R1	Value Ω R2	Ratio Tolerance	Price Each 1	10	25	50	100
71-ORNTA2-1UF	ORNTA2-1UF	10K	5K	2:1	10.39	9.23	8.51	7.86	7.22
71-ORNTA5-1UF	ORNTA5-1UF	10K	2K	5:1	10.39	8.46	7.79	7.21	6.62
71-ORNTA10-1UF	ORNTA10-1UF	10K	1K	10:1	10.39	8.46	7.79	7.21	6.62
71-ORNTA50-1UF	ORNTA50-1UF	50K	1K	50:1	10.39	8.82	8.38	7.43	6.28
71-ORNTA100-1UF	ORNTA100-1UF	100K	1K	100:1	15.91	12.82	10.25	9.42	8.87

VISHAY/THIN FILM MOLDED DUAL-IN-LINE RESISTOR NETWORK NOMCA SERIES PRECISION AUTOMOTIVE

Features:
- Rugged molded case construction
- Excellent long term ratio stability
- Low TCR tracking ± 5ppm/°C
- AEC-Q200 qualified
- Tolerance: 0.1%
- Ratio Tolerance: 0.05%

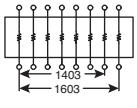

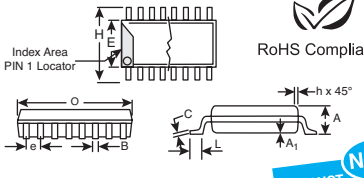

RoHS Compliant

DIM	14 in.	14 mm	16 in.	16 mm
H	0.235	5.969	0.235	5.969
E	0.154	3.911	0.154	3.910
O	0.340	8.363	0.390	9.906
A	0.063	1.600	0.063	1.600
e	0.050	1.270	0.050	1.270
B	0.015	0.381	0.015	0.381
C	0.008	0.203	0.008	0.203
L	0.025	0.635	0.025	0.635
A1	0.006	0.152	0.006	0.152
h	0.015	0.381	0.015	0.381

PRODUCT NEW

For quantities greater than listed, call for quote.

MOUSER STOCK NO.	Vishay Part No.	No. of Pins	Value (Ω)	Price Each 1	10	25	50	100
71-NOMCA14031001ATS	NOMCA14031001ATS	14	1K	7.31	6.25	4.99	4.58	4.32
71-NOMCA14032001ATS	NOMCA14032001ATS	14	2K	7.31	6.25	4.99	4.58	4.32
71-NOMCA14035001ATS	NOMCA14035001ATS	14	5K	7.31	6.25	4.99	4.58	4.32
71-NOMCA14031002ATS	NOMCA14031002ATS	14	10K	7.31	6.25	4.99	4.58	4.32
71-NOMCA14032002ATS	NOMCA14032002ATS	14	20K	7.31	6.25	4.99	4.58	4.32
71-NOMCA14035002ATS	NOMCA14035002ATS	14	50K	7.31	6.25	4.99	4.58	4.32

MOUSER STOCK NO.	Vishay Part No.	No. of Pins	Value (Ω)	Price Each 1	10	25	50	100
71-NOMCA16031001ATS	NOMCA16031001ATS	16	1K	7.65	6.55	5.22	4.79	4.54
71-NOMCA16032001ATS	NOMCA16032001ATS	16	2K	7.65	6.55	5.22	4.79	4.54
71-NOMCA16035001ATS	NOMCA16035001ATS	16	5K	7.65	6.55	5.22	4.79	4.54
71-NOMCA16031002ATS	NOMCA16031002ATS	16	10K	7.65	6.55	5.22	4.79	4.54
71-NOMCA16032002ATS	NOMCA16032002ATS	16	20K	7.65	6.55	5.22	4.79	4.54
71-NOMCA16035002ATS	NOMCA16035002ATS	16	50K	7.65	6.55	5.22	4.79	4.54

VISHAY/SFERNICE PRA 100, 182 SERIES HIGH PRECISION RESISTOR ARRAYS

Features:
- 100mW Resistor
- Packaged in waffle - Tape and reel available
- High stability passivated nichrome resistive layer 0.02% on ratio 1000h at Pn at 70°C
- Tight TCR (10 ppm/°C) and TCR tracking (to 1ppm/°C)
- Very low noise <35dB and voltage coefficient <.01ppm/V
- Ratio tolerance from .1% to .01% (R≥20R)
- Pre-tinned terminations over nickel barrier
- Also available: One common point N Resistor
- Absolute Tolerance: .1%
- Ratio Tolerance: .05%

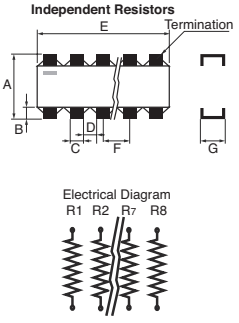

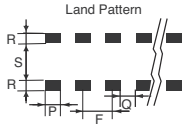

RoHS Compliant

MOUSER STOCK NO.	Vishay Part No.	Value Ω	Price Each 1	25	50	100
71-PRA100I2-1KBWN	PRA100I2-1KBWN	1K	11.34	9.14	7.32	6.73
71-PRA100I2-5KBWN	PRA100I2-5KBWN	5K	11.34	9.14	7.32	6.73
71-PRA100I2-10KBWN	PRA100I2-10KBWN	10K	11.34	9.14	7.32	6.73
71-PRA100I2-50KBWN	PRA100I2-50KBWN	50K	11.34	9.14	7.32	6.73
71-PRA100I2-100KBWN	PRA100I2-100KBWN	100K	11.34	9.14	7.32	6.73
71-PRA100I4-1KBWN	PRA100I4-1KBWN	1K	20.05	16.15	12.93	11.90
71-PRA100I4-5KBWN	PRA100I4-5KBWN	5K	20.05	16.15	12.93	11.90
71-PRA100I4-10KBWN	PRA100I4-10KBWN	10K	20.05	16.15	12.93	11.90
71-PRA100I4-50KBWN	PRA100I4-50KBWN	50K	20.05	16.15	12.93	11.90
71-PRA100I4-100KBWN	PRA100I4-100KBWN	100K	20.05	16.15	12.93	11.90
71-PRA182I2-1KBWN	PRA182I2-1KBWN	1K	15.24	12.26	9.82	9.04
71-PRA182I2-10KBWN	PRA182I2-10KBWN	10K	15.24	12.26	9.82	9.04
71-PRA182I2-100KBWN	PRA182I2-100KBWN	100K	15.24	12.26	9.82	9.04
71-PRA182I4-1KBWN	PRA182I4-1KBWN	1K	25.68	20.54	18.15	15.47
71-PRA182I4-10KBWN	PRA182I4-10KBWN	10K	25.68	20.54	18.15	15.47

DIM	PRA 100 mm	PRA 100 mil	PRA 182 mm	PRA 182 mil
A	1.6 +.2/-.1	63	3 +.2/-.1	118
B	.4 ±.2	16	.4 ±.2	16
C	.65 ±.15	25.5	1.3 +.35/-.15	51
D	.25	10	.25	10
E	E=(NXF)±.2mm		E=(NXF)±8mil	
F	1	40	1.82	72
G	.38 +.02/-0	15	.38 +.2/-0	15
P	.7	227.5	1.52	59.8
Q	.3	12	.3	12
R	1	40	1	40
S	.6	23.5	1.8	70.8

© Copyright 2013 Mouser Electronics

BOURNS High Power Current Sense Chip Resistors

BOURNS®

PWR263 SERIES POWER RESISTORS

Bourns® PWR263 Series is a TO263 DPAK style power resistor. Manufactured using thick film on alumina ceramic technology, it is used in current measurement, snubber, bleeder and discharge circuits.

Specifications:
- Power rating @ 25°C case temp.: 20W
- TCR 0.5Ω<R<130.0KΩ: ±100 PPM/°C
- Inductance: 0.1μH max.
- Operating voltage: √P*R with a max. of 250V
- Insulation resistance: 10GΩ
- Operating temp.: -55°C to 155°C

Applications:
- Power supplies
- Motor drives
- Test and measurement
- Rectifiers

Features:
- DPAK Housing
- Low inductance
- Resistor eletrically isolated from backplate
- High power rating
- Compatible with lead free solder reflow temps
- RoHS Compliant

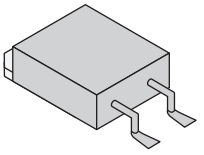

RoHS Compliant

DIMENSIONS: mm (in.)

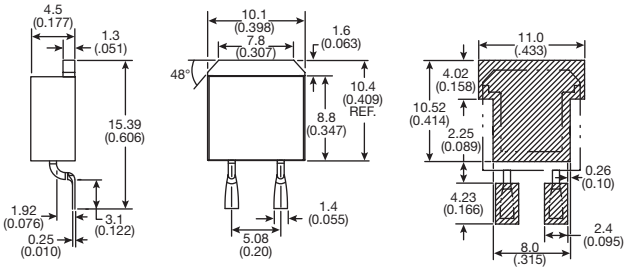

PRODUCT NEW

For quantities greater than listed, call for quote.

MOUSER STOCK NO.		Power	Tol.	Value (ohms)	Price Each			
Mfr.	Mfr. Part No.				1	50	100	500
652—	PWR263S-20-R500F	20	1%	0.5	6.00	4.69	3.82	3.60
652—	PWR263S-20-R500J	20	5%	0.5	4.94	3.86	3.15	2.96
652—	PWR263S-20-R750F	20	1%	0.75	6.00	4.69	3.82	3.60
652—	PWR263S-20-R750J	20	5%	0.75	4.94	3.86	3.15	2.96
652—	PWR263S-20-1R00F	20	1%	1.0	6.00	4.69	3.82	3.60
652—	PWR263S-20-1R00J	20	5%	1.0	4.94	3.86	3.15	2.96
652—	PWR263S-20-1R50F	20	1%	1.5	6.00	4.69	3.85	3.63
652—	PWR263S-20-1R50J	20	5%	1.5	4.94	3.86	3.15	2.96
652—	PWR263S-20-2R00F	20	1%	2.0	6.00	4.69	3.89	3.63
652—	PWR263S-20-2R00J	20	5%	2.0	4.94	3.86	3.15	2.96
652—	PWR263S-20-2R50F	20	1%	2.5	6.00	4.69	3.82	3.60
652—	PWR263S-20-2R50J	20	5%	2.5	4.12	3.22	2.62	2.47
652—	PWR263S-20-3R00F	20	1%	3.0	6.00	4.69	3.89	3.63
652—	PWR263S-20-3R00J	20	5%	3.0	4.94	3.86	3.15	2.96
652—	PWR263S-20-3R30F	20	1%	3.3	6.00	4.69	3.82	3.60
652—	PWR263S-20-3R30J	20	5%	3.3	4.94	3.86	3.15	2.96
652—	PWR263S-20-4R70F	20	1%	4.7	6.00	4.69	3.82	3.60
652—	PWR263S-20-4R70J	20	5%	4.7	4.94	3.86	3.15	2.96
652—	PWR263S-20-5R60F	20	1%	5.6	5.01	3.91	3.18	3.00
652—	PWR263S-20-5R60J	20	5%	5.6	4.12	3.22	2.62	2.47
652—	PWR263S-20-7R50F	20	1%	7.5	5.01	3.91	3.18	3.00
652—	PWR263S-20-7R50J	20	5%	7.5	4.12	3.22	2.62	2.47
652—	PWR263S-20-10R0F	20	1%	10	5.01	3.91	3.18	3.00
652—	PWR263S-20-10R0J	20	5%	10	4.12	3.22	2.62	2.47
652—	PWR263S-20-12R0F	20	1%	12	5.01	3.91	3.18	3.00
652—	PWR263S-20-12R0J	20	5%	12	4.12	3.22	2.62	2.47
652—	PWR263S-20-15R0F	20	1%	15	5.01	3.91	3.18	3.00
652—	PWR263S-20-15R0J	20	5%	15	4.12	3.22	2.62	2.47
652—	PWR263S-20-20R0F	20	1%	20	5.01	3.91	3.18	3.00
652—	PWR263S-20-20R0J	20	5%	20	4.12	3.22	2.62	2.47
652—	PWR263S-20-27R0F	20	1%	27	5.01	3.91	3.18	3.00
652—	PWR263S-20-27R0J	20	5%	27	4.12	3.22	2.62	2.47
652—	PWR263S-20-30R0F	20	1%	30	5.01	3.91	3.18	3.00
652—	PWR263S-20-30R0J	20	5%	30	4.12	3.22	2.62	2.47
652—	PWR263S-20-33R0F	20	1%	33	5.01	3.91	3.18	3.00
652—	PWR263S-20-33R0J	20	5%	33	4.12	3.22	2.62	2.47
652—	PWR263S-20-47R0F	20	1%	47	5.01	3.91	3.18	3.00
652—	PWR263S-20-47R0J	20	5%	47	4.12	3.22	2.62	2.47
652—	PWR263S-20-56R0F	20	1%	56	5.01	3.91	3.18	3.00
652—	PWR263S-20-56R0J	20	5%	56	4.12	3.22	2.62	2.47
652—	PWR263S-20-75R0F	20	1%	75	5.01	3.91	3.18	3.00
652—	PWR263S-20-75R0J	20	5%	75	4.12	3.22	2.62	2.47
652—	PWR263S-20-1000F	20	1%	100	5.01	3.91	3.18	3.00
652—	PWR263S-20-1000J	20	5%	100	4.12	3.22	2.62	2.47
652—	PWR263S-20-3300F	20	1%	330	5.01	3.91	3.18	3.00
652—	PWR263S-20-3300J	20	5%	330	4.12	3.22	2.62	2.47
652—	PWR263S-20-4700F	20	1%	470	5.01	3.91	3.18	3.00
652—	PWR263S-20-4700J	20	5%	470	4.12	3.22	2.62	2.47
652—	PWR263S-20-1001F	20	1%	1K	5.01	3.91	3.18	3.00
652—	PWR263S-20-1001J	20	5%	1K	4.12	3.22	2.62	2.47

For quantities greater than listed, call for quote.

MOUSER STOCK NO.		Power	Tol.	Value (ohms)	Price Each			
Mfr.	Mfr. Part No.				1	50	100	500
652—	PWR263S-20-3301F	20	1%	3.3K	5.01	3.91	3.18	3.00
652—	PWR263S-20-3301J	20	5%	3.3K	4.12	3.22	2.62	2.47
652—	PWR263S-20-1002F	20	1%	10K	5.01	3.91	3.18	3.00
652—	PWR263S-20-1002J	20	5%	10K	4.12	3.22	2.62	2.47
652—	PWR263S-20-3002F	20	1%	30K	5.01	3.91	3.18	3.00
652—	PWR263S-20-3002J	20	5%	30K	4.12	3.22	2.62	2.47
652—	PWR263S-20-1003F	20	1%	100K	5.01	3.91	3.18	3.00
652—	PWR263S-20-1003J	20	5%	100K	4.12	3.22	2.62	2.47
652—	PWR263S-20-1303F	20	1%	130K	5.01	3.91	3.18	3.00
652—	PWR263S-20-1303J	20	5%	130K	4.12	3.22	2.62	2.47
652—	PWR263S35R270F	35	1%	0.27	3.58	3.20	2.94	2.49
652—	PWR263S35R500F	35	1%	0.5	3.58	3.20	2.94	2.49
652—	PWR263S351R50F	35	1%	1.5	3.58	3.20	2.94	2.49
652—	PWR263S352R50F	35	1%	2.5	3.58	3.20	2.94	2.49
652—	PWR263S353R30F	35	1%	3.3	3.58	3.20	2.94	2.49
652—	PWR263S354R70F	35	1%	4.7	3.58	3.20	2.94	2.49
652—	PWR263S355R60F	35	1%	5.6	2.43	2.13	2.00	1.69
652—	PWR263S357R50F	35	1%	7.5	2.43	2.13	2.00	1.69
652—	PWR263S358R20F	35	1%	8.2	2.43	2.13	2.00	1.69
652—	PWR263S351R00F	35	1%	1	3.58	3.20	2.94	2.49
652—	PWR263S352R00F	35	1%	2	3.58	3.20	2.94	2.49
652—	PWR263S353R00F	35	1%	3	3.58	3.20	2.94	2.49
652—	PWR263S-35-4R00F	35	1%	4	3.58	3.20	2.94	2.49
652—	PWR263S355R00F	35	1%	5	2.43	2.13	2.00	1.69
652—	PWR263S3510R0F	35	1%	10	2.43	2.13	2.00	1.69
652—	PWR263S3512R0F	35	1%	12	2.43	2.13	2.00	1.69
652—	PWR263S3515R0F	35	1%	15	2.43	2.16	1.99	1.69
652—	PWR263S3520R0F	35	1%	20	2.43	2.13	2.00	1.69
652—	PWR263S3527R0F	35	1%	27	2.43	2.13	2.00	1.69
652—	PWR263S3530R0F	35	1%	30	2.43	2.13	2.00	1.69
652—	PWR263S3533R0F	35	1%	33	2.43	2.13	2.00	1.69
652—	PWR263S-35-40R0F	35	1%	40	2.43	1.99	1.83	1.68
652—	PWR263S3547R0F	35	1%	47	2.43	2.13	2.00	1.69
652—	PWR263S3550R0F	35	1%	50	2.43	2.13	2.00	1.69
652—	PWR263S3556R0F	35	1%	56	2.43	2.13	2.00	1.69
652—	PWR263S3575R0F	35	1%	75	2.43	2.13	2.00	1.69
652—	PWR263S351000F	35	1%	100	2.43	2.13	2.00	1.69
652—	PWR263S-35-1200F	35	1%	120	2.43	2.00	1.83	1.69
652—	PWR263S-35-2000F	35	1%	200	2.43	1.99	1.83	1.68
652—	PWR263S-35-2500F	35	1%	250	2.44	1.99	1.83	1.69
652—	PWR263S-35-3000F	35	1%	300	2.43	1.99	1.83	1.68
652—	PWR263S353300F	35	1%	330	2.43	2.13	2.00	1.69
652—	PWR263S354700F	35	1%	470	2.43	2.13	2.00	1.69
652—	PWR263S35R750F	35	1%	0.75	3.58	3.20	2.94	2.49
652—	PWR263S353301F	35	1%	3.3K	2.43	2.13	2.00	1.69
652—	PWR263S351001F	35	1%	1K	2.43	2.13	2.00	1.69
652—	PWR263S351002F	35	1%	10K	2.43	2.13	2.00	1.69
652—	PWR263S353002F	35	1%	30K	2.43	2.13	2.00	1.69
652—	PWR263S351303F	35	1%	130K	2.43	2.13	2.00	1.69
652—	PWR263S3540R0J	35	5%	40	2.31	2.13	1.89	1.61

PWR 2615 SERIES SMD WIREWOUND RESISTORS

Features:
- High power
- Low temperature coefficient
- Operating Temperature Range: -55°C to +275°C

Applications:
- Power supplies
- Motor drives
- Electricity metering

RoHS Compliant

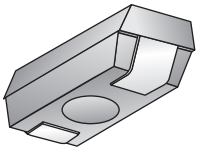

DIMENSIONS: mm (in.)

PWR2615

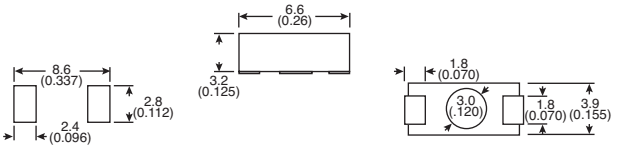

For quantities greater than listed, call for quote.

MOUSER STOCK NO.		Ω	Tol.	Power	Price Each				
Mfr.	Mfr. Part No.	Value	%	Watts	1	25	50	100	200
PWR2615 Series									
652—	PWR2615WR010F	0.01	1%	1W	1.58	1.38	1.17	1.06	.963
652—	PWR2615WR100F	0.1	1%	1W	1.58	1.38	1.17	1.06	.963
652—	PWR2615W1R00F	1	1%	1W	1.46	1.27	1.08	.984	.888
652—	PWR2615W10R0F	10	1%	1W	1.46	1.27	1.08	.984	.888
652—	PWR2615W1000F	100	1%	1W	1.46	1.27	1.08	.984	.888
652—	PWR2615W1001F	1K	1%	1W	1.46	1.27	1.08	.984	.888

© Copyright 2013 Mouser Electronics

© Copyright 2013 Mouser Electronics

OAR SERIES OPEN AIR SENSE RESISTORS

Features:
- Welded Construction
- Flameproof
- Inductance Less than 10nH
- Solderable Copper Leads (60/40)

Operating Characteristics:
- Load Life @ 25°C (1000 hrs): 1% Max.
- Moisture No Load (1000 hrs): 1% Max.
- Temp. Cycle @ -40°C & +125°C (1000 cyc): 1% Max.

Specifications:
- Tolerance: ±5%
- Resistance Wire TCR ±20ppm/°C

Feedback:
- Low Inductance
- Surge and Pulse

RoHS Compliant

For quantities greater than listed, call for quote.

MOUSER STOCK NO.	IRC Part No.	Resist. (Ω)	Power Rating (@ 85°)	Price Each 1	10	100	250	1000
66-OAR1R005JLF	OAR1R005JLF	0.005	1W	.60	.567	.524	.492	.417
66-OAR1R010JLF	OAR1R010JLF	0.010	1W	.64	.599	.567	.524	.439
66-OAR1R015JLF	OAR1R015JLF	0.015	1W	.64	.599	.567	.524	.439
66-OAR1R020JLF	OAR1R020JLF	0.020	1W	.64	.599	.567	.524	.439
66-OAR1R040JLF	OAR1R040JLF	0.040	1W	.64	.599	.567	.524	.439
66-OAR1R050JLF	OAR1R050JLF	0.050	1W	.64	.599	.567	.524	.439
66-OAR1R070JLF	OAR1R070JLF	0.070	1W	.64	.599	.567	.524	.439
66-OAR1R080JLF	OAR1R080JLF	0.080	1W	.64	.599	.567	.524	.439
66-OAR1R100JLF	OAR1R100JLF	0.100	1W	.65	.613	.581	.537	.449
66-OAR3R005JLF	OAR3R005JLF	0.005	3W	.84	.781	.728	.674	.567
66-OAR3R010JLF	OAR3R010JLF	0.010	3W	.73	.685	.642	.589	.503
66-OAR3R015JLF	OAR3R015JLF	0.015	3W	.79	.76	.696	.674	.556
66-OAR3R020JLF	OAR3R020JLF	0.020	3W	.73	.685	.642	.589	.503
66-OAR3R030JLF	OAR3R030JLF	0.030	3W	1.53	1.43	1.31	.974	.567
66-OAR3R040JLF	OAR3R040JLF	0.040	3W	1.44	1.36	1.23	.92	.535
66-OAR3R050JLF	OAR3R050JLF	0.050	3W	.80	.781	.77	.696	.535
66-OAR3R070JLF	OAR3R070JLF	0.070	3W	1.44	1.36	1.23	.92	.535
66-OAR3R080JLF	OAR3R080JLF	0.080	3W	1.44	1.36	1.23	.92	.535
66-OAR3R100JLF	OAR3R100JLF	0.100	3W	.80	.781	.77	.696	.535
66-OAR5R005JLF	OAR5R005JLF	0.005	5W	1.02	.952	.888	.824	.696
66-OAR5R010JLF	OAR5R010JLF	0.010	5W	1.02	.952	.888	.824	.696
66-OAR5R015JLF	OAR5R015JLF	0.015	5W	1.02	.952	.888	.824	.696
66-OAR5R020JLF	OAR5R020JLF	0.020	5W	1.02	.952	.888	.824	.696
66-OAR5R030JLF	OAR5R030JLF	0.030	5W	1.02	.952	.888	.824	.696
66-OAR5R040JLF	OAR5R040JLF	0.040	5W	1.02	.952	.888	.824	.696
66-OAR5R050JLF	OAR5R050JLF	0.050	5W	1.02	.952	.888	.824	.696

Note:
Contact factory for:
1. Variations of "A" dimension
2. Different lead diameter

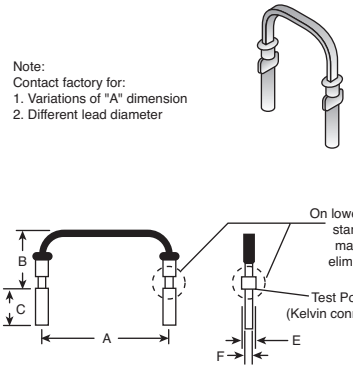

DIMENSIONS: in. (mm)					
Type	A	B	C	E	F
OAR-1	0.450+0.040/-0.020 (11.43+1.020/-0.508)	0.200±0.100 (5.08±2.54)	0.125±0.030 (3.18±0.762)	0.065+0.010/-0.005 (1.65+0.254/-0.127)	0.040±0.002 (1.02±0.051)
OAR-3	0.600+0.040/-0.020 (15.24+1.020/-0.508)	0.600max. (15.3max.)	0.125±0.030 (3.18±0.762)	0.065+0.010/-0.005 (1.65+0.254/-0.127)	0.040±0.002 (1.02±0.051)
OAR-5	0.800+0.040/-0.020 (20.32+1.020/-0.508)	0.35max. (8.9max.)	25±0.030 (3.18±0.762)	0.065+0.010/-0.005 (1.65+0.254/-0.127)	0.040±0.002 (1.02±0.051)

OAR-XP SERIES - 1% OPEN AIR SENSE RESISTORS

Features:
- Superior Thermal Expansion Cycling
- Extended power surface mount current sense resistor
- Open air design provides cooler operation
- Unique form factor provides TCE compliant termination
- Zero Ω Jumper available

Specifications:
- Power Rating: 5 Watts
- Resistance Values: 2mΩ to 50mΩ
- Inductance: <10nH
- Tolerance: ±1% or ±5% (0.002Ω - 5% only)

RoHS Compliant

For quantities greater than listed, call for quote.

MOUSER STOCK NO.	IRC Part No.	Value (Ω)	Price Each 1	10	100	400	1200
66-OARSXPR001FLF	OARSXPR001FLF	0.0010	1.40	1.26	.995	.813	.717
66-OARSXPR002FLF	OARSXPR002FLF	0.0020	1.40	1.36	1.08	.816	.725
66-OARSXPR0025FLF	OARSXPR0025FLF	0.0025	1.40	1.26	.995	.813	.717
66-OARSXPR005FLF	OARSXPR005FLF	0.0050	1.40	1.36	1.08	.816	.725
66-OARSXPR010FLF	OARSXPR010FLF	0.0100	1.17	1.08	.856	.696	.621
66-OARSXPR020FLF	OARSXPR020FLF	0.0200	1.17	1.08	.856	.696	.621
66-OARSXPR025FLF	OARSXPR025FLF	0.0250	1.17	1.08	.856	.696	.621

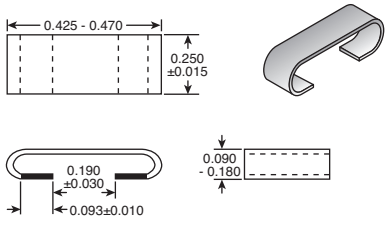

DIMENSIONS: mm

OARS SERIES - OPEN AIR SENSE RESISTORS

Features:
- Superior Thermal Expansion Cycling
- Inductance ≤ 10nH
- Lead Flexible for Thermal Expansion

Operating Characteristics:
- Load Life @ 70°C (1000 hrs): 1% D Max.
- Moisture No Load (1000 hrs): 1% D Max.
- Temperature Cycle @ -40°C & +125°C (1000 cyc): 1% Max.

Specifications:
- Tolerance: ±1%, ±5%
- Resistance Wire TCR ±20ppm/°C
- 50V Continuous Pulse Rating/Rated Voltage

RoHS Compliant

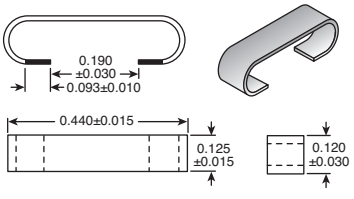

DIMENSIONS: mm

For quantities greater than listed, call for quote.

MOUSER STOCK NO.	IRC Part No.	Resist. (Ω)	Tol.	Power Rating (Watts)	Price Each 1	25	100	500	1900
66-OARS1R003JLF	OARS1R003JLF	.003	5%	1W @ 85°C	.87	.696	.589	.503	.439
66-OARS1R005JLF	OARS1R005JLF	.005	5%	1W @ 85°C	.88	.685	.589	.503	.439
66-OARS1R010JLF	OARS1R010JLF	.010	5%	1W @ 85°C	.76	.589	.503	.428	.375
66-OARS1R015JLF	OARS1R015JLF	.015	5%	1W @ 85°C	.76	.589	.503	.428	.375
66-OARS1R020JLF	OARS1R020JLF	.020	5%	1W @ 85°C	.76	.589	.503	.428	.375
66-OARS1R030JLF	OARS1R030JLF	.030	5%	1W @ 85°C	.76	.589	.503	.428	.375
66-OARS1R040JLF	OARS1R040JLF	.040	5%	1W @ 85°C	.76	.589	.503	.428	.375
66-OARS1R050JLF	OARS1R050JLF	.050	5%	1W @ 85°C	.75	.589	.503	.428	.375
66-OARS3R002JLF	OARS3R002JLF	.002	5%	3W @ 85°C	1.07	.984	.92	.813	.696
66-OARS3R003FLF	OARS3R003FLF	.003	1%	3W @ 85°C	1.07	.931	.792	.642	.567
66-OARS3R004FLF	OARS3R004FLF	.004	1%	3W @ 85°C	1.07	.931	.792	.642	.567
66-OARS3R005FLF	OARS3R005FLF	.005	1%	3W @ 85°C	1.07	.931	.792	.642	.567
66-OARS3R010FLF	OARS3R010FLF	.010	1%	3W @ 85°C	.55	.524	.503	.482	.46
66-OARS3R015FLF	OARS3R015FLF	.015	1%	3W @ 85°C	1.07	.931	.792	.642	.567

LRZ SERIES - ULTRA LOW RESISTANCE SMD JUMPER RESISTORS

Specifications:
- High Current Rating
- Less than 0.003Ω Resistance
- Copper on Alumina construction
- Very Low Inductance
- Available in 1206, 2010, and 2512 chip sizes

RoHS Compliant

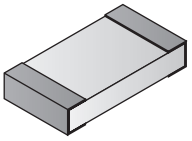

For quantities greater than listed, call for quote.

MOUSER STOCK NO.	IRC Part No.	Value (Ω)	Size	Price Each 1	10	100	250
66-LRZ1206-0LF	LRC-LRZ1206-LF-R000	0	1206	1.08	1.04	.91	.792
66-LRZ2010-0LF	LRC-LRZ2010-LF-R000	0	2010	1.11	1.02	.952	.77
66-LRZ2512-0LF	LRC-LRZ2512-LF-R000	0	2512	1.50	1.39	1.27	.835

© Copyright 2013 Mouser Electronics

© Copyright 2013 Mouser Electronics

ULR SERIES - 1% SMD METAL ELEMENT CURRENT SENSING RESISTORS

Features:

- Designed for current sense circuits in power electronics systems
- Power Ratings: 1W to 3W in 2512 chip size
- Resistance Range: 0.5mΩ to 10mΩ
- Low TCR and inductance
- Higher wattage devices feature PCB clearance gap to maximize thermal performance
- Tolerance: ±1%

RoHS Compliant

For quantities greater than listed, call for quote.

MOUSER STOCK NO.	IRC Part No.	Value (Ω)	Price Each 1	25	50	100	500	1000
1 Watt								
66-ULRB1R0005FLFSLT	ULRB12512R0005FLFSLT	0.0005	.78	.621	.556	.449	.396	.353
66-ULRB1R001FLFSLT	ULRB12512R001FLFSLT	0.001	.78	.621	.556	.449	.396	.353
66-ULRB1R0025FLFSLT	ULRB12512R0025FLFSLT	0.0025	.78	.621	.556	.449	.396	.353
66-ULRB1R003FLFSLT	ULRB12512R003FLFSLT	0.003	.78	.621	.556	.449	.396	.353
66-ULRB1R004FLFSLT	ULRB12512R004FLFSLT	0.004	.78	.621	.556	.449	.396	.353
66-ULRB1R005FLFSLT	ULRB12512R005FLFSLT	0.005	.52	.417	.375	.30	.268	.235
66-ULRB1R006FLFSLT	ULRB12512R006FLFSLT	0.006	.52	.417	.375	.30	.268	.235
66-ULRB1R007FLFSLT	ULRB12512R007FLFSLT	0.007	.52	.417	.375	.30	.268	.235
66-ULRB1R0075FLFSLT	ULRB12512R0075FLFSLT	0.0075	.62	.524	.428	.385	.342	.31
2 Watt								
66-ULRB2R0005FLFSLT	ULRB22512R0005FLFSLT	0.0005	.64	.514	.46	.364	.332	.289
66-ULRB2R001FLFSLT	ULRB22512R001FLFSLT	0.001	.94	.749	.674	.546	.482	.428
66-ULRB2R0015FLFSLT	ULRB22512R0015FLFSLT	0.0015	.64	.514	.46	.364	.332	.289
66-ULRB2R002FLFSLT	ULRB22512R002FLFSLT	0.002	.77	.621	.556	.439	.407	.353
66-ULRG2R007FLFSLT	ULRG22512R007FLFSLT	0.007	.64	.514	.46	.364	.332	.289
66-ULRG2R008FLFSLT	ULRG22512R008FLFSLT	0.008	.64	.514	.46	.364	.332	.289
66-ULRG2R010FLFSLT	ULRG22512R010FLFSLT	0.01	.81	.685	.556	.503	.449	.396
2.5 Watt								
66-ULRG25R0035FLFSLT	ULRG252512R0035FLFSLT	0.0035	.64	.514	.46	.364	.332	.289
66-ULRG25R004FLFSLT	ULRG252512R004FLFSLT	0.004	.64	.514	.46	.439	.417	.407
66-ULRG25R005FLFSLT	ULRG252512R005FLFSLT	0.005	.64	.514	.46	.439	.417	.407
66-ULRG25R006FLFSLT	ULRG252512R006FLFSLT	0.006	.64	.514	.46	.364	.332	.289
3 Watt								
66-ULRG3R0005FLFSLT	ULRG32512R0005FLFSLT	0.0005	.64	.514	.482	.46	.428	.407
66-ULRG3R001FLFSLT	ULRG32512R001FLFSLT	0.001	.96	.77	.685	.546	.492	.428
66-ULRG3R002FLFSLT	ULRG32512R002FLFSLT	0.002	.93	.792	.653	.578	.514	.46
66-ULRG3R0025FLFSLT	ULRG32512R0025FLFSLT	0.0025	.64	.514	.46	.364	.332	.289
66-ULRG3R003FLFSLT	ULRG32512R003FLFSLT	0.003	.64	.514	.46	.364	.332	.289

DIMENSIONS: mm

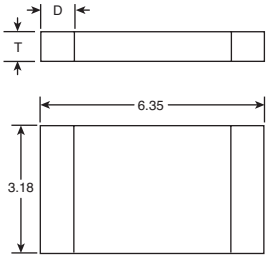

Recommended Solder Pad Layout

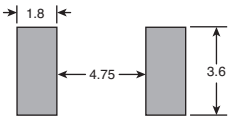

2-wire pad layout

Coating	Resistance Value (mΩ)	DIMENSIONS: mm T	D
Green	0.5	0.60±0.20	2.68±0.25
	0.75		2.48±0.25
	1 - 1.5		1.43±0.25
	2 - 3		1.18±0.25
	4		2.18±0.25
	5 - 6		1.93±0.25
	7		1.43±0.25
	8 - 20		1.18±0.25
Black	0.5	1.40±0.20	1.43±0.38
	0.75	1.0±0.20	
	1	0.80±0.20	
	1.5	0.65±0.20	
	2	0.50±0.20	
	2.5	1.0±0.20	
	3	0.70±0.20	
	4	0.60±0.20	
	5 - 6	0.50±0.20	
	6.5	0.45±0.20	
	7	0.45±0.20	

LR SERIES - 1% SMD CURRENT SENSE RESISTORS

Features:

- Resistance values down to .003ohms
- Leach resistant solder-plated cooper wrap-around termination
- Low inductance-less than 0.2nH

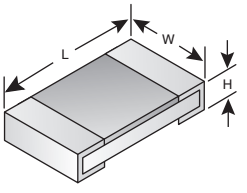

RoHS Compliant

DIMENSIONS: in. Size	L	W	H
1206	.126 ± .012	.064 ± .008	.024 ± .004
2010	.206 ± .015	.104 ± .010	.029 ± .004
2512	.256 ± .015	.128 ± .010	.029 ± .004

MOUSER STOCK NO. Mfr.	Mfr. Part Number	Ω Value	Watt	Case Size	Tol.	Price Each 1	100	500	1000
66	LRF1206-LF-R012-F	0.012	1/2	1206	1%	.64	.556	.492	.364
66	LRF1206-LF-R015-F	0.015	1/2	1206	1%	.61	.514	.417	.375
66	LRF1206-LF-R020-F	0.02	1/2	1206	1%	.64	.556	.492	.364
66	LRF1206-LF-R025-F	0.025	1/2	1206	1%	.64	.556	.492	.364
66	LR1206-LF-R030-F	0.03	1/2	1206	1%	.44	.333	.307	.28
66	LR1206-LF-R033-F	0.033	1/2	1206	1%	.44	.333	.307	.28
66	LR1206-LF-R040-F	0.04	1/2	1206	1%	.44	.333	.307	.28
66	LR1206-LF-R050-F	0.05	1/2	1206	1%	.56	.471	.385	.342
66	LR1206-LF-R060-F	0.06	1/2	1206	1%	.44	.333	.307	.28
66	LR1206-LF-R080-F	0.08	1/2	1206	1%	.52	.439	.403	.289
66	LR1206-LF-R100-F	0.1	1/2	1206	1%	.45	.338	.309	.281
66	LR1206-LF-R150-F	0.15	1/2	1206	1%	.45	.338	.309	.281
66	LRF2010-LF-R010-F	0.01	1	2010	1%	.78	.663	.546	.482
66	LRF2010-LF-R012-F	0.012	1	2010	1%	.73	.621	.556	.407
66	LRF2010-LF-R015-F	0.015	1	2010	1%	.73	.621	.556	.407
66	LRF2010-LF-R018-F	0.018	1	2010	1%	.73	.621	.556	.407
66	LRF2010-LF-R020-F	0.02	1	2010	1%	.73	.621	.556	.407
66	LRF2010-LF-R025-F	0.025	1	2010	1%	.73	.621	.556	.407
66	LR2010-LF-R030-F	0.03	1	2010	1%	.58	.482	.428	.30
66	LR2010-LF-R033-F	0.033	1	2010	1%	.58	.482	.428	.30
66	LR2010-LF-R035-F	0.035	1	2010	1%	.78	.546	.492	.417
66	LR2010-LF-R040-F	0.04	1	2010	1%	.58	.482	.428	.30
66	LR2010-LF-R050-F	0.05	1	2010	1%	.76	.631	.561	.393
66	LR2010-LF-R058-F	0.058	1	2010	1%	.58	.482	.428	.30
66	LR2010-LF-R068-F	0.068	1	2010	1%	.64	.535	.471	.332
66	LR2010-LF-R075-F	0.075	1	2010	1%	.58	.482	.428	.30
66	LR2010-LF-R100-F	0.1	1	2010	1%	.58	.482	.428	.30
66	LR2010-LF-R120-F	0.12	1	2010	1%	.60	.503	.449	.31
66	LR2010-LF-R150-F	0.15	1	2010	1%	.58	.482	.428	.30
66	LR2010-LF-R180-F	0.18	1	2010	1%	.58	.482	.428	.30
66	LR2010-LF-R200-F	0.2	1	2010	1%	.58	.482	.428	.30
66	LR2010-LF-R250-F	0.25	1	2010	1%	.58	.482	.428	.30
66	LR2010-LF-R270-F	0.27	1	2010	1%	.58	.482	.428	.30
66	LR2010-LF-R300-F	0.3	1	2010	1%	.58	.482	.428	.30
66	LR2010-LF-R470-F	0.47	1	2010	1%	.58	.482	.428	.30
66	LR2010-LF-R500-F	0.5	1	2010	1%	.76	.631	.561	.396
66	LRF2512-LF-R010-F	0.01	2	2512	1%	.75	.642	.567	.417
66	LRF2512-LF-R012-F	0.012	2	2512	1%	.75	.642	.567	.417
66	LRF2512-LF-R015-F	0.015	2	2512	1%	.75	.642	.567	.417
66	LRF2512-LF-R020-F	0.02	2	2512	1%	.75	.642	.567	.417
66	LRF2512-LF-R024-F	0.024	2	2512	1%	.75	.642	.567	.417
66	LRF2512-LF-R025-F	0.025	2	2512	1%	.75	.642	.567	.417
66	LR2512-LF-R027-F	0.027	2	2512	1%	.62	.471	.428	.385
66	LR2512-LF-R030-F	0.03	2	2512	1%	.62	.471	.428	.385
66	LR2512-LF-R040-F	0.04	2	2512	1%	.62	.471	.428	.385
66	LR2512-LF-R050-F	0.05	2	2512	1%	.73	.621	.503	.449
66	LR2512-LF-R056-F	0.056	2	2512	1%	.62	.471	.428	.385
66	LR2512-LF-R062-F	0.062	2	2512	1%	.62	.471	.428	.385
66	LR2512-LF-R068-F	0.068	2	2512	1%	.62	.471	.428	.385
66	LR2512-LF-R075-F	0.075	2	2512	1%	.62	.471	.428	.385
66	LR2512-LF-R080-F	0.08	2	2512	1%	.62	.471	.428	.385
66	LR2512-LF-R100-F	0.1	2	2512	1%	.59	.439	.396	.364
66	LR2512-LF-R120-F	0.12	2	2512	1%	.59	.439	.396	.364
66	LR2512-LF-R140-F	0.14	2	2512	1%	.59	.439	.396	.364
66	LR2512-LF-R150-F	0.15	2	2512	1%	.87	.642	.578	.535
66	LR2512-LF-R200-F	0.2	2	2512	1%	.59	.439	.396	.364
66	LR2512-LF-R220-F	0.22	2	2512	1%	.59	.439	.396	.364
66	LR2512-LF-R330-F	0.33	2	2512	1%	.71	.599	.492	.439
66	LR2512-LF-R470-F	0.47	2	2512	1%	.59	.439	.396	.364
66	LR2512-LF-R500-F	0.5	2	2512	1%	.59	.439	.396	.364

© Copyright 2013 Mouser Electronics

© Copyright 2013 Mouser Electronics

KOA SMD Lo-Ohm Current Sense Resistors

RoHS Compliant **This product is RoHS compliant.**

KOA SPEER ELECTRONICS, INC.

SR73 SERIES - THICK FILM 0201, 0402, 0603, 0805, 1206, 1210, 2010, 2512

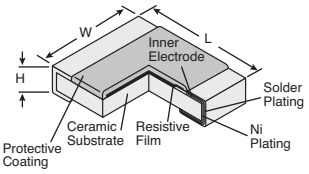

Features:

- RuO_2 thick film resistor element
- Anti-leaching nickel barrier terminations
- Meets or exceeds EIA 575, EIA PDP-100, MIL-R-55342F
- Marking: Three or four-digits on indigo protective coat
  No marking. 1E size, 1H, black protective coat

✻ Not all values available in all sizes.

Type	DIMENSIONS: in. (mm)		
	L	W	H
0201	.024 (0.6)	.012 (0.3)	.009 (0.23)
0402	.039 (1.0)	.02 (0.5)	.014 (0.35)
0603	.063 (1.6)	.031 (0.8)	.018 (0.45)
0805	.079 (2.0)	.049 (1.25)	.02 (0.5)
1206	.126 (3.2)	.063 (1.6)	.024 (0.6)
1210	.126 (3.2)	.102 (2.6)	.024 (0.6)
2010	.197 (5.0)	.098 (2.5)	.024 (0.6)
2512	.248 (6.3)	.122 (3.1)	.024 (0.6)

✻Insert **Value Code** from Table of Values

Size	MOUSER STOCK NO.	Value	Suffix	Value Range (Ω)	Tol. (%)	TCR (ppm/°C)	Price Each 1	Price Each 100	Price Each 1000	Reel Qty	Price Per Piece
0201	660-SR731HTTC	Code	J	0.47 - 0.82	1%	400	.43	.332	.289	10000	.214
		Code	F	1.0 - 10	5%	400	.46	.353	.31	10000	.225
0402	660-SR731ETTP	Code	F	0.1-0.118	1%	500	.46	.353	.31	10000	.225
		Code	F	0.2-0.464	1%	250	.46	.353	.31	10000	.225
		Code	F	0.51-10	1%	200	.46	.353	.31	10000	.225
0603	660-SR731JTTD	Code	F	0.1-1.0	1%	250	.46	.353	.31	5000	.257
0805	660-SR732ATTE	Code	J	30m-91m	5%	200	1.19	.556	.482	4000	.375
		Code	F	0.1-0.464	1%	100	.46	.353	.31	4000	.268
		Code	F	0.475-10	1%	100	.32	.235	.171	4000	.118
1206	660-SR732BTTE	Code	J	30m-91m	5%	200	1.19	.556	.482	4000	.375
		Code	F	0.1-10	1%	100	.46	.353	.31	4000	.268
1210	660-SR732ETTE	Code	J	24m-43m	5%	200	.85	.653	.621	4000	.471
		Code	F	0.1-0.464	1%	100	.62	.524	.407	4000	.375
		Code	F	0.475-10	1%	100	.43	.332	.289	4000	.246
2010	660-SR732HTTE	Code	J	33m-82m	5%	200	.94	.781	.728	4000	.589
		Code	F	0.1-0.464	1%	100	.73	.578	.556	4000	.46
		Code	F	0.475-10	1%	100	.55	.46	.428	4000	.342
2512	660-SR733ATTE	Code	J	39m-82m	5%	200	1.08	.91	.856	4000	.663
		Code	F	0.1-10	1%	100	.95	.792	.738	4000	.631

TABLE OF VALUES

Value (Ω)	Value Code ✻	Value (Ω)	Value Code ✻	Value (Ω)	Value Code ✻	Value (Ω)	Value Code ✻	Value (Ω)	Value Code ✻	Value (Ω)	Value Code ✻	Value (Ω)	Value Code ✻	Value (Ω)	Value Code ✻	Value (Ω)	Value Code ✻	Value (Ω)	Value Code ✻	Value (Ω)	Value Code ✻
0.024	24L	0.116	R116	0.196	R196	0.309	R309	0.47	R47	0.715	R715	1.13	1R13	1.78	1R78	2.8	2R80	4.3	4R30	6.49	6R49
0.027	27L	0.118	R118	0.2	R200	0.16	R316	0.475	R475	0.732	R732	1.15	1R15	1.8	1R80	2.87	2R87	4.32	4R32	6.65	6R65
0.03	30L	0.121	R121	0.205	R205	0.324	R324	0.487	R487	0.75	R750	1.16	1R16	1.82	1R82	2.94	2R94	4.42	4R42	6.8	6R80
0.033	33L	0.124	R124	0.21	R210	0.33	R330	0.499	R499	0.768	R768	1.18	1R18	1.87	1R87	3	3R00	4.53	4R53	6.81	6R81
0.036	36L	0.127	R127	0.215	R215	0.332	R332	0.51	R51	0.787	R787	1.2	1R20	1.91	1R91	3.01	3R01	4.64	4R64	6.98	6R98
0.039	39L	0.13	R130	0.218	R218	0.34	R340	0.511	R511	0.806	R806	1.21	1R21	1.96	1R96	3.09	3R09	4.7	4R70	7.15	7R15
0.043	43L	0.133	R133	0.22	R220	0.348	R348	0.523	R523	0.82	R82	1.24	1R24	2	2R00	3.16	3R16	4.75	4R75	7.32	7R32
0.047	47L	0.137	R137	0.221	R221	0.357	R357	0.536	R536	0.825	R825	1.27	1R27	2.05	2R05	3.24	3R24	4.87	4R87	7.5	7R50
0.051	51L	0.1	R140	0.226	R226	0.36	R360	0.549	R549	0.845	R845	1.3	1R30	2.1	2R10	3.3	3R30	4.99	4R99	7.68	7R68
0.056	56L	0.143	R143	0.232	R232	0.365	R365	0.56	R560	0.866	R866	1.33	1R33	2.15	2R15	3.32	3R32	5.1	5R10	7.87	7R87
0.062	62L	0.147	R147	0.237	R237	0.374	R374	0.562	R562	0.887	R887	1.37	1R37	2.18	2R18	3.4	3R40	5.11	5R11	8.06	8R06
0.068	68L	0.15	R150	0.24	R240	0.383	R383	0.576	R576	0.909	R909	1.4	1R40	2.2	2R20	3.48	3R48	5.23	5R23	8.2	8R20
0.075	75L	0.154	R154	0.243	R243	0.39	R390	0.59	R590	0.91	R910	1.43	1R43	2.21	2R21	3.57	3R57	5.36	5R36	8.25	8R25
0.082	82L	0.158	R158	0.255	R255	0.392	R392	0.604	R604	0.931	R931	1.47	1R47	2.26	2R26	3.6	3R60	5.49	5R49	8.45	8R45
0.091	91L	0.162	R162	0.261	R261	0.402	R402	0.619	R619	0.953	R953	1.5	1R50	2.32	2R32	3.65	3R65	5.6	5R60	8.66	8R66
0.1	R100	0.165	R165	0.27	R270	0.412	R412	0.62	R62	0.976	R976	1.54	1R54	2.37	2R37	3.74	3R74	5.62	5R62	8.87	8R87
0.102	R102	0.169	R169	0.274	R274	0.422	R422	0.634	R634	1	1R00	1.58	1R58	2.4	2R40	3.83	3R83	5.76	5R76	9.09	9R09
0.105	R105	0.174	R174	0.28	R280	0.43	R430	0.649	R649	1.02	1R02	1.6	1R60	2.43	2R43	3.9	3R90	5.9	5R90	9.1	9R10
0.107	R107	0.178	R178	0.287	R287	0.432	R432	0.665	R665	1.05	1R05	1.62	1R62	2.55	2R55	3.92	3R92	6.04	6R04	9.31	9R31
0.11	R110	0.182	R182	0.294	R294	0.442	R442	0.68	R680	1.07	1R07	1.65	1R65	2.61	2R61	4.02	4R02	6.19	6R19	9.53	9R53
0.112	R112	0.187	R187	0.3	R300	0.453	R453	0.681	R681	1.1	1R10	1.69	1R69	2.7	2R70	4.12	4R12	6.2	6R20	9.76	9R76
0.113	R113	0.191	R191	0.301	R301	0.464	R464	0.698	R698	1.12	1R12	1.74	1R74	2.74	2R74	4.22	4R22	6.34	6R34	10	10R0
0.115	R115																				

SL AND TSL SERIES RESISTORS

Features:

- Surface mount type
- Flameproof UL94-V-O molded polymer case
- Excellent dimension accuracy, mountability and shock resistance
- Suitable for flow, reflow and hand soldering
- Resistance Tolerance: 1%
- Operating Temperature Range: -55°C to +180°C
- 1000 Piece Reels

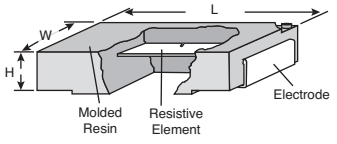

✻ Not all values available in all sizes. Insert **Value Code** from Table of Values.

MOUSER STOCK NO.	Value Range	Price Each 1	Price Each 25	Price Each 100	Reel 1000	Reel 2000
660-SL1TTE-Code	5m-1.0	.71	.61	.514	.471	.417
660-SL2TTE-Code	5m-.357	1.08	.942	.792	.728	.653
660-SL3TTE-Code	5.1m-.357	1.44	1.28	1.12	1.07	1.02
		1	25	100	3000	6000
660-TSL1TTE-Code	5m-1.0	.96	.942	.91	.835	.803

Size Code	DIMENSIONS: in. (mm) L	W	H
SL1	.248 ± .012 (6.3 ± .30)	1.22 ± .008 (3.1 ± .20)	.075 ± .008 (1.9 ± .20)
SL2	.453 ± .012 (11.5 ± .30)	.276 ± .008 (7 ± .20)	.098 ± .008 (2.5 ± .20)
SL3	.453 ± .012 (11.5 ± .30)	.276 ± .008 (7 ± .20)	.098 ± .008 (2.5 ± .20)
TSL	.248 ± .012 (6.3 ± .30)	1.22 ± .008 (3.1 ± .20)	.039 ± .008 (1 ± .20)

TABLE OF VALUES

Value (Ω)	Value Code ✻	Value (Ω)	Value Code ✻	Value (Ω)	Value Code ✻	Value (Ω)	Value Code ✻	Value (Ω)	Value Code ✻
5.1m	5L10F	12.1m	12L1F	39.2m	39L2F	0.1	R100F	0.357	R357F
5.62m	5L62F	13m	13L0F	40.2m	40L2F	0.11	R110F	0.392	R392F
6.04m	6L04F	15m	15L0F	43.2m	43L2F	0.121	R121F	0.432	R432F
6.19m	6L19F	16.2m	16L2F	47.5m	47L5F	0.13	R130F	0.475	R475F
6.8m	6L80F	17.8m	17L8F	50m	50L0F	0.15	R150F	0.51	R510F
7.50m	7L50F	20.0m	20L0F	51.0m	51L0F	0.162	R162F	0.562	R562F
8.00m	8L00F	22.1m	22L1F	56.2m	56L2F	0.221	R221F	0.619	R619F
8.25m	8L25F	23.7m	23L7F	61.9m	61L9F	0.237	R237F	0.68	R680F
9.09m	9L09F	24.3m	24L3F	68.0m	68L0F	0.243	R243F	0.75	R750F
10m	10L0F	26.7m	26L7F	75.0m	75L0F	0.267	R267F	0.825	R825F
11m	11L0F	30.1m	30L1F	82.5m	82L5F	0.301	R301F	0.909	R909F
12m	12L0F	33.2m	33L2F	90.9m	90L9F	0.332	R332F	1	1R00F
		35.7m	35L7F						

TLR AND UR73 SERIES RESISTORS

Features for TLR:

- Metal plate current sensing
- Metal alloy, superior corrosion and heat resistance
- Applications include current sensing, voltage division and pulse applications
- Ultra low resistance (1mΩ-20mΩ)
- Marking: Black body color with marking (3A and 2B only) (3AW: 1mΩ only)

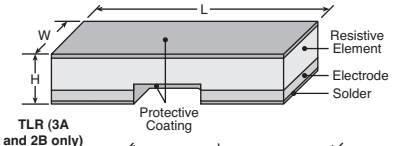

TLR (3A and 2B only)

Features for UR73:

- Very low resistance, high precision reliability
- Suitable for reflow and flow soldering
- Utilization of thick film
- Low T.C.R. achieved (±100 ppm/°C)
- Marking: Indigo body color with white marking

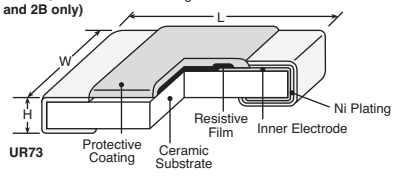

UR73

Size Code	DIMENSIONS: in. (mm) L	W	H
TLR Series			
TLR3A	.25±.01 (6.35±.25)	.125±.01 (3.18±.25)	.024±.01 (.62±.25)
TLR2B	.126±.008 (3.2±.20)	.063±.008 (1.6±.20)	.024±.008 (.60±.20)
TLR2H	.20±.008 (5±.20)	.10±.008 (2.5±.20)	.024±.008 (.60±.20)
TLR3AW	.25±.01 (6.35±.25)	.125±.01 (3.18±.25)	.024±.01 (.62±.25)
UR73 Series			
2A	.079±.008 (2±.02)	.049±.008 (1.25±.20)	.02±.004 (.05±.10)
2B	.126±.008 (3.2±.20)	.063±.008 (1.6±.02)	.024±.004 (.06±.10)

✻Insert **Value Code** from Table of Values

MOUSER STOCK NO.	Power Rating	Price Each 1	Price Each 100	Price Each 1000	Reel 5000
660-UR732ATTD-Code	0.25W	.77	.621	.385	.31
660-UR732BTTD-Code	0.25W	.77	.621	.385	.31
660-TLR2BD-Code	0.5W	.87	.674	.578	.482
		1	100	1000	4000
660-TLR2HD-Code	1W	.92	.76	.717	.556
		1	100	1000	5000
660-TLR3ADTE-Code	1W	1.01	.696	.514	.428
660-TLR3AWD-Code	1W	1.13	.674	.599	.567

✻ Not all values available in all sizes.

TABLE OF VALUES

Value (Ω)	Value Code ✻	Value (Ω)	Value Code ✻
TLR Series		UR73 Series	
1m	1L00F	33m	33LF
2m	2L00F	36m	36LF
3m	3L00F	39m	39LF
4m	4L00F	43m	43LF
5m	5L00F	47m	47LF
6m	6L00F	51m	51LF
7m	7L00F	56m	56LF
8m	8L00F	62m	62LF
9m	9L00F	68m	68LF
10m	10L0F	75m	75LF
11m	11L0F	82m	82LF
12m	12L0F	91m	91LF
13m	13L0F	0.1	R10F
15m	15L0F		
16m	16L0F		
18m	18L0F		
20m	20L0F		

© Copyright 2013 Mouser Electronics

© Copyright 2013 Mouser Electronics

OHMITE Current Sense Resistors

RoHS Compliant This product is RoHS compliant.

OHMITE FCSL SERIES METAL FOIL CURRENT SENSE RESISTORS

DIMENSIONS: mm

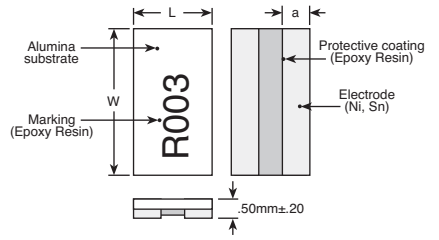

Series	Resistance Range	Tol.	TCR (ppm/°C)	Dim: (in.±0.008/mm±0.20) L	W	a
FCSL64	1mΩ	±5%	±150	0.122/3.1	0.248/6.3	0.047/1.2
	2mΩ	±2%	±100			0.020/0.5
	3mΩ ~ 50mΩ	±1%	±50			0.020/0.5
FCSL76	1mΩ	±5%	±150	0.15/3.8	0.3/7.6	0.053/1.35
	2mΩ	±2%	±100			0.024/0.6
	3mΩ ~ 50mΩ	±1%	±50			0.024/0.6
FCSL90	1mΩ	±5%	±150	0.177/4.5	0.35/8.9	0.063/1.6
	2mΩ	±2%	±100			0.028/0.7
	3mΩ ~ 50mΩ	±1%	±50			0.028/0.7
FCSL110	1mΩ	±5%	±150	0.197/5.0	0.43/11.0	0.071/1.8
	2mΩ	±2%	±100			0.031/0.8
	3mΩ ~ 100mΩ	±1%	±50			0.031/0.8

Features:
- Foil Construction ensures a very stable TCR
- Designed for automatic insertion
- High heat resistant use
- Low heat electromotive use

Specifications:
- Temperature range: -55°C to 155°C
- Max temperature for rated power: 70°C

RoHS Compliant

For quantities greater than listed, call for quote.

MOUSER STOCK NO.	Ohmite Part No.	Value (Ω)	Tolerance Value	Price Each 1	50	100	500	1000
2 Watt								
588-FCSL64R010FER	FCSL64R010FER	0.01	1%	.80	.717	.642	.514	.46
588-FCSL64R025FER	FCSL64R025FER	0.025	1%	.80	.717	.642	.514	.46
588-FCSL64R050FER	FCSL64R050FER	0.05	1%	.80	.717	.642	.514	.46
588-FCSL64R002GER	FCSL64R002GER	0.002	2%	.80	.717	.642	.514	.46
588-FCSL64R001JER	FCSL64R001JER	0.001	5%	.80	.717	.642	.514	.46
3 Watt								
588-FCSL76R010FER	FCSL76R010FER	0.01	1%	1.02	.91	.803	.642	.578
588-FCSL76R025FER	FCSL76R025FER	0.025	1%	1.02	.91	.803	.642	.578
588-FCSL76R050FER	FCSL76R050FER	0.05	1%	1.02	.91	.803	.642	.578
588-FCSL76R002GER	FCSL76R002GER	0.002	2%	1.02	.91	.803	.642	.578
588-FCSL76R001JER	FCSL76R001JER	0.001	5%	1.02	.91	.803	.642	.578
4 Watt								
588-FCSL90R010FER	FCSL90R010FER	0.01	1%	1.28	1.14	1.02	.813	.728
588-FCSL90R025FER	FCSL90R025FER	0.025	1%	1.28	1.14	1.02	.813	.728
588-FCSL90R050FER	FCSL90R050FER	0.05	1%	1.28	1.14	1.02	.813	.728
588-FCSL90R002GER	FCSL90R002GER	0.002	2%	1.28	1.14	1.02	.813	.728
588-FCSL90R001JER	FCSL90R001JER	0.001	5%	1.28	1.14	1.02	.813	.728
5 Watt								
588-FCSL110R001JER	FCSL110R001JER	0.001	5%	1.90	1.69	1.51	1.20	1.12
588-FCSL110R002GER	FCSL110R002GER	0.002	2%	1.90	1.69	1.51	1.20	1.12
588-FCSL110R005FER	FCSL110R005FER	0.005	1%	1.90	1.69	1.51	1.20	1.12
588-FCSL110R010FER	FCSL110R010FER	0.010	1%	1.90	1.69	1.51	1.20	1.12
588-FCSL110R025FER	FCSL110R025FER	0.025	1%	1.90	1.69	1.51	1.20	1.12
588-FCSL110R050FER	FCSL110R050FER	0.050	1%	1.90	1.69	1.51	1.20	1.12

OHMITE FC4L SERIES FOUR TERMINAL CURRENT SENSE METAL FOIL RESISTORS

NEW PRODUCT

DIMENSIONS: mm

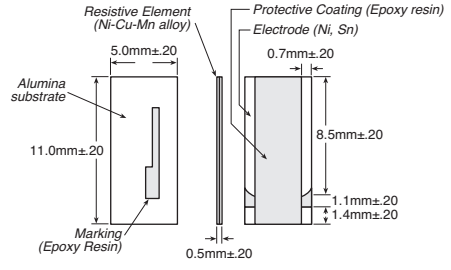

Features:
- Foil Construction ensures a very stable TCR (Temperature Coefficient of Resistance)
- Designed for automatic insertion
- Industry standard sizes
- High heat resistant use
- Low heat electromotive use
- Color: white (top) and green (bottom)

Specifications:
- Power Rating: 2W and 5W
- Temperature range: -55°C to 155°C
- Max. temperature for rated power: 70°C

RoHS Compliant

For quantities greater than listed, call for quote.

MOUSER STOCK NO.	Ohmite Part No.	Value (Ω)	Tolerance Value	Price Each 1	50	100	500	1000
2 Watt								
588-FC4L64R001JER	FC4L64R001JER	0.001	5%	1.02	.898	.84	.782	.771
588-FC4L64R002GER	FC4L64R002GER	0.002	2%	1.02	.898	.84	.782	.771
588-FC4L64R005FER	FC4L64R005FER	0.005	1%	1.02	.898	.84	.782	.771
588-FC4L64R010FER	FC4L64R010FER	0.01	1%	1.02	.898	.84	.782	.771
588-FC4L64R025FER	FC4L64R025FER	0.025	1%	1.02	.898	.84	.782	.771
588-FC4L64R050FER	FC4L64R050FER	0.05	1%	1.02	.898	.84	.782	.771
5 Watt								
588-FC4L110R001JER	FC4L110R001JER	0.001	5%	2.07	1.83	1.71	1.59	1.57
588-FC4L110R002GER	FC4L110R002GER	0.002	2%	2.07	1.83	1.71	1.59	1.57
588-FC4L110R005FER	FC4L110R005FER	0.005	1%	2.07	1.83	1.71	1.59	1.57
588-FC4L110R010FER	FC4L110R010FER	0.01	1%	2.07	1.83	1.71	1.59	1.57
588-FC4L110R025FER	FC4L110R025FER	0.025	1%	2.07	1.83	1.71	1.59	1.57
588-FC4L110R050FER	FC4L110R050FER	0.05	1%	2.07	1.83	1.71	1.59	1.57

OHMITE MCS SERIES METAL ELEMENT CURRENT SENSE RESISTORS

Features:
- NiCu or MnCu resistive alloy; material TCR ±10ppm/°K
- Marking epoxy UL-94-V0 conformal
- 96% alumina substrate thermo dissipation protective layer
- Superior temperature coefficient characteristics; resistance vs. temp change from 25°C to 125°C within 10ppm/°C ~ 50ppm/°C
- Low inductance, low thermo EMF (<50μV/°C)

RoHS Compliant

Applications:
- Industrial/power electronics: power supply, DC/DC converter, AC/DC converter, motor controller, automotive electronics
- Battery charger, PC, PDA, 3C products, telecommunications, instruments, white goods

Size	L	W	a	N	L2	O	Solder Thickness (μm/w)
MCS1632	0.126/3.20	0.063/1.60	0.020/0.50	0.059/1.50	0.039/1.00	0.079/2.00	35/0.5, 105/1.0
MCS3264	0.252/6.40	0.126/3.20	0.040/1.00	0.079/2.00	0.165/4.20	0.150/3.80	35/1.0, 105/2.0

DIMENSIONS: mm

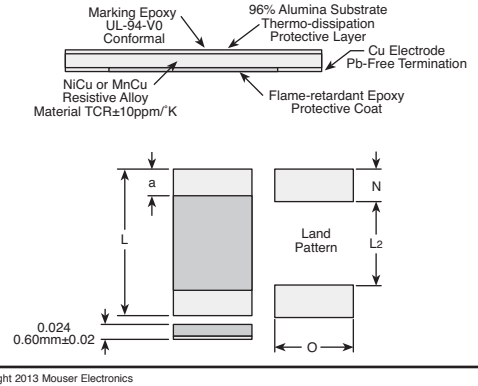

For quantities greater than listed, call for quote.

MOUSER STOCK NO.	Ohmite Part No.	Value (Ω)	Tolerance Value	Price Each 1	50	100	500	1000	Reel Qty.	Price Per Piece
1 Watt										
588-MCS1632R005FER	MCS1632R005FER	0.005	1%	.38	.332	.30	.235	.225	500	.214
588-MCS1632R010FER	MCS1632R010FER	0.01	1%	.38	.332	.30	.235	.225	500	.214
588-MCS1632R015FER	MCS1632R015FER	0.015	1%	.38	.332	.30	.235	.225	500	.214
588-MCS1632R020FER	MCS1632R020FER	0.02	1%	.38	.332	.30	.235	.225	500	.214
588-MCS1632R025FER	MCS1632R025FER	0.025	1%	.38	.332	.30	.235	.225	500	.214
588-MCS1632R030FER	MCS1632R030FER	0.03	1%	.38	.332	.30	.235	.225	500	.214
588-MCS1632R050FER	MCS1632R050FER	0.05	1%	.38	.332	.30	.235	.225	500	.214
2 Watt										
588-MCS3264R005FER	MCS3264R005FER	0.005	1%	.43	.385	.342	.321	.30	400	.278
588-MCS3264R010FER	MCS3264R010FER	0.01	1%	.43	.385	.342	.321	.30	400	.278
588-MCS3264R015FER	MCS3264R015FER	0.015	1%	.43	.385	.342	.321	.30	400	.278
588-MCS3264R020FER	MCS3264R020FER	0.02	1%	.43	.385	.342	.321	.30	400	.278
588-MCS3264R025FER	MCS3264R025FER	0.025	1%	.43	.385	.342	.321	.30	400	.278
588-MCS3264R030FER	MCS3264R030FER	0.03	1%	.43	.385	.342	.321	.30	400	.278
588-MCS3264R050FER	MCS3264R050FER	0.05	1%	.43	.385	.342	.321	.30	400	.278

© Copyright 2013 Mouser Electronics

Current Sense Resistors

OHMITE 14A SERIES AXIAL CURRENT SENSE RESISTORS

Features:
- Ideal for current sensing applications
- 1% Tolerance standard
- Fixed resistance measuring point
- Low inductance

Specifications:
- Terminals: Solder-plated copper terminals or copper clad steel depending on ohmic value
- TCR: Varies from +150°C to +1100ppm/°C based on resistance value
- Temperature range: -55°C to 275°C

DIMENSIONS: mm

RoHS Compliant

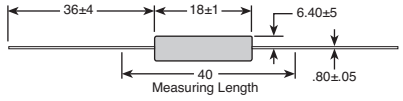

For quantities greater than listed, call for quote.

MOUSER STOCK NO.	Ohmite Part No.	Value (Ω)	Price Each 1	50	100	500	1000
588-14AFR004E	14AFR004E	0.004	2.12	1.21	1.07	.963	.91
588-14AFR005E	14AFR005E	0.005	2.12	1.21	1.07	.963	.91
588-14AFR008E	14AFR008E	0.008	2.12	1.21	1.07	.963	.91
588-14AFR010E	14AFR010E	0.010	2.12	1.21	1.07	.963	.91
588-14AFR015E	14AFR015E	0.015	2.12	1.21	1.07	.963	.91
588-14AFR022E	14AFR022E	0.022	2.12	1.21	1.07	.963	.91
588-14AFR033E	14AFR033E	0.033	2.12	1.21	1.07	.963	.91
588-14AFR047E	14AFR047E	0.047	2.12	1.21	1.07	.963	.91
588-14AFR051E	14AFR051E	0.051	2.12	1.21	1.07	.963	.91

Series	Wattage	Ohms	Dimensions: mm Length	Dia.	M	Lead
14A	4	0.004-0.051	0.709/18	0.252/6.40	1.575/40	0.031/0.80

OHMITE FOUR TERMINAL CURRENT SENSE RESISTORS

Specifications:
- Resistance Range: 0.001ø - 0.05ø
- Operating Temperature Range: -40~+125°C
- Rated Ambient Temperature: +70°C
- Resistance Tolerance: 1% standard. 0.5% available
- Temperature Coefficient: 50ppm and 100ppm standard
- Terminals: 100% matte tin

Features:
- Designed for automatic insertion
- Industry standard sizes
- High-precision kelvin connect capability in a small package
- Working temp. range -55°C ~ 200°C

DIMENSIONS: mm

RoHS Compliant

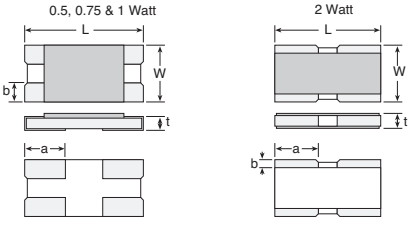

Series	Case Size	Voltage Rating	DIMENSIONS: mm L	W	a	b	T (max.)
LVK12	(1206)	1.6±0.2	3.2±0.2	0.5±0.15	1±0.2	0.55±0.2	0.5±0.15
LVK20	(2010)	2.5±0.2	5±0.2	0.5±0.15	1.7±0.2	0.9±0.2	0.5±0.15
LVK24	(2412)	3.2±0.2	6.4±0.2	0.5±0.15	2.1±0.2	1.2±0.2	0.5±0.15
LVK25	(1224)	3.2±0.2	6.4±0.2	0.5±0.2	2.7±0.2	0.4±0.2	0.5±0.2

.5 Watt

For quantities greater than listed, call for quote.

MOUSER STOCK NO.	Ohmite Part No.	Value (Ω)	Price Each 1	25	50	100	500	1000
588-LVK12R010FER	LVK12R010FER	0.010	.48	.46	.439	.385	.31	.278
588-LVK12R012FER	LVK12R012FER	0.012	.48	.46	.439	.385	.31	.278
588-LVK12R020FER	LVK12R020FER	0.020	.48	.46	.439	.385	.31	.278
588-LVK12R024FER	LVK12R024FER	0.024	.48	.46	.439	.385	.31	.278
588-LVK12R030FER	LVK12R030FER	0.030	.48	.46	.439	.385	.31	.278
588-LVK12R047FER	LVK12R047FER	0.047	.48	.46	.439	.385	.31	.278
588-LVK12R050FER	LVK12R050FER	0.050	.48	.46	.439	.385	.31	.278

.75 Watt

For quantities greater than listed, call for quote.

MOUSER STOCK NO.	Ohmite Part No.	Value (Ω)	Price Each 1	25	50	100	500	1000
588-LVK20R010FER	LVK20R010FER	0.010	.86	.781	.696	.621	.492	.482
588-LVK20R015FER	LVK20R015FER	0.015	.86	.781	.696	.621	.492	.482
588-LVK20R020FER	LVK20R020FER	0.020	.86	.781	.696	.621	.492	.482
588-LVK20R027FER	LVK20R027FER	0.027	.86	.781	.696	.621	.492	.482
588-LVK20R030FER	LVK20R030FER	0.030	.86	.781	.696	.621	.492	.482
588-LVK20R039FER	LVK20R039FER	0.039	.86	.781	.696	.621	.492	.482
588-LVK20R050FER	LVK20R050FER	0.050	.86	.781	.696	.621	.492	.482

1 Watt

For quantities greater than listed, call for quote.

MOUSER STOCK NO.	Ohmite Part No.	Value (Ω)	Price Each 1	25	50	100	500	1000
588-LVK24R010FER	LVK24R010FER	0.010	1.10	1.05	.984	.877	.706	.61
588-LVK24R012FER	LVK24R012FER	0.012	1.10	1.05	.984	.877	.706	.61
588-LVK24R015FER	LVK24R015FER	0.015	1.10	1.05	.984	.877	.706	.61
588-LVK24R020FER	LVK24R020FER	0.020	1.10	1.05	.984	.877	.706	.61
588-LVK24R030FER	LVK24R030FER	0.030	1.10	1.05	.984	.877	.706	.61
588-LVK24R039FER	LVK24R039FER	0.039	1.10	1.05	.984	.877	.706	.61
588-LVK24R047FER	LVK24R047FER	0.047	1.10	1.05	.984	.877	.706	.61
588-LVK24R050FER	LVK24R050FER	0.050	1.10	1.05	.984	.877	.706	.61

2 Watt

For quantities greater than listed, call for quote.

MOUSER STOCK NO.	Ohmite Part No.	Value (Ω)	Price Each 1	25	50	100	500	1000
588-LVK25R001FER	LVK25R001FER	0.001	1.58	1.50	1.41	1.26	1.01	.888
588-LVK25R002FER	LVK25R002FER	0.002	1.58	1.50	1.41	1.26	1.01	.888
588-LVK25R003FER	LVK25R003FER	0.003	1.58	1.50	1.41	1.26	1.01	.888
588-LVK25R005FER	LVK25R005FER	0.005	1.58	1.50	1.41	1.26	1.01	.888
588-LVK25R010FER	LVK25R010FER	0.010	1.58	1.50	1.41	1.26	1.01	.888

CADDOCK SR SERIES: PRECISION CURRENT SENSE RESISTORS - 1 WATT AND 2 WATT

Features:
- Non-Inductive Design.
- Kelvin (4 wire) Leads
- Excellent Long Term Stability
- Compact Footprint
- Values as low as 0.008Ω ±1%

Specifications:
- Power Rating: SR10: 1W at +70°C, SR20:2 Watts at +70°C (See Dearting Curve)
- Temp. Coeff. -15°C to +105°C, ref. +25°C
  0.10Ω to 1.00Ω: -50 to +100ppm/°C
  0.025Ω to 0.075Ω: 0 to +150ppm/°C
  0.008Ω to 0.020Ω: 0 to +200ppm/°C

RoHS Compliant

DIMENSIONS: in. (mm)

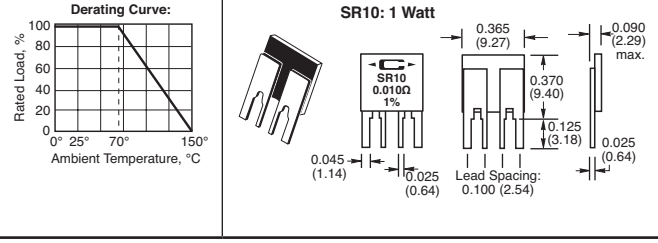

Model: SR10

For quantities greater than listed, call for quote.

MOUSER STOCK NO.	Caddock Part No.	Ohm Range (Ω)	Tol. ±	Price Each 1	10	25	50
684-SR10-0.008	SR10-0.008-1%	0.008	1%	4.85	3.88	3.58	3.41
684-SR10-0.01	SR10-0.010-1%	0.010	1%	4.85	3.88	3.58	3.41
684-SR10-0.02	SR10-0.020-1%	0.020	1%	4.19	3.36	3.10	2.93
684-SR10-0.05	SR10-0.050-1%	0.050	1%	4.19	3.36	3.10	2.93
684-SR10-0.1	SR10-0.10-1%	0.10	1%	4.19	3.36	3.10	2.93
684-SR10-0.2	SR10-0.20-1%	0.20	1%	4.19	3.36	3.10	2.93
684-SR10-0.5	SR10-0.50-1%	0.50	1%	4.19	3.36	3.10	2.93
684-SR10-1.0	SR10-1.00-1%	1.00	1%	4.19	3.36	3.10	2.93

Model: SR20

For quantities greater than listed, call for quote.

MOUSER STOCK NO.	Caddock Part No.	Ohm Range (Ω)	Tol. ±	Price Each 1	10	25	50
684-SR20-0.008	SR20-0.008-1%	0.008	1%	7.33	5.84	5.40	5.13
684-SR20-0.01	SR20-0.010-1%	0.010	1%	7.33	5.84	5.40	5.13
684-SR20-0.02	SR20-0.020-1%	0.020	1%	6.36	5.07	4.70	4.45
684-SR20-0.05	SR20-0.050-1%	0.050	1%	6.36	5.07	4.70	4.45
684-SR20-0.1	SR20-0.10-1%	0.10	1%	6.36	5.07	4.70	4.45
684-SR20-0.2	SR20-0.20-1%	0.20	1%	6.36	5.07	4.70	4.45
684-SR20-0.5	SR20-0.50-1%	0.50	1%	6.36	5.07	4.70	4.45
684-SR20-1.0	SR20-1.00-1%	1.00	1%	6.36	5.81	5.52	5.30

© Copyright 2013 Mouser Electronics
© Copyright 2013 Mouser Electronics

PANASONIC Current Sense Resistors

Panasonic

RoHS Compliant **This product is RoHS compliant.**

ERJ-L SERIES

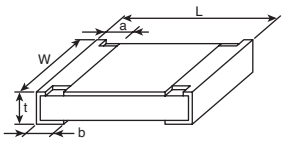

Type (in.)	DIMENSIONS: (mm) L	W	a	b	c	Mass(lb) (g/1000pcs.)
ERJL03 (0603)	1.60 (±0.15)	0.80 (0.15±0.05)	0.30 (±0.20)	0.30 (±0.15)	0.45 (±0.10)	2
ERJL06 (0805)	2.00 (±0.20)	1.25 (±0.15)	0.40 (±0.20)	0.40 (±0.20)	0.60 (±0.10)	4
ERJL08 (1206)	3.20 (0.05±0.20)	1.60 (0.05±0.15)	0.50 (±0.20)	0.50 (±0.20)	0.60 (±0.10)	10
ERJL12 (1812)	4.50 (±0.20)	3.20 (±0.20)	0.50 (±0.20)	0.50 (±0.20)	0.60 (±0.10)	27
ERJL14 (1210)	3.20 (±0.20)	2.50 (±0.20)	0.50 (±0.20)	0.50 (±0.20)	0.60 (±0.10)	16
ERJL1D (2010)	5.00 (±0.20)	2.50 (±0.20)	0.60 (±0.20)	0.60 (±0.20)	0.60 (±0.10)	27
ERJL1W (2512)	6.40 (±0.20)	3.20 (±0.20)	0.65 (±0.20)	1.30 (±0.20)	1.10 (±0.10)	79

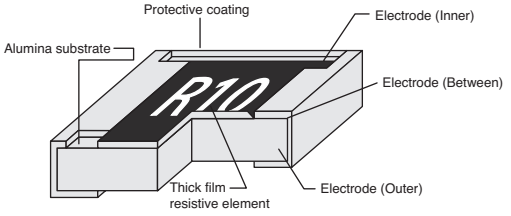

Power Derating Curve
For resistors operated in ambient temperatures above 85°C, power rating shall be derated in accordance with the figure on the right.

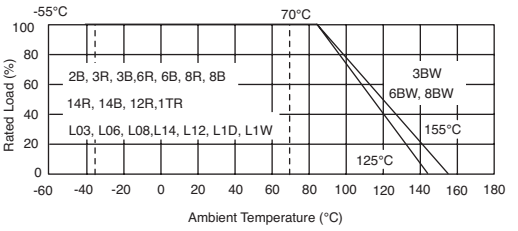

Recommended Soldering Conditions:
- Reflow soldering shall be performed a maximun of two times
- Please contact us for additional information when used in conditions other than those specified
- Please measure the temperature of the terminals and study every kind of solder and printed circuit board for solerability before actual use

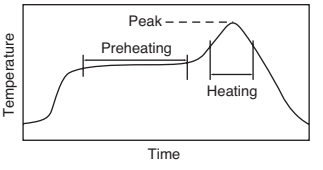

For soldering (Example: Sn/Pb)	Temperature	Time
Preheating	140°C to 160°C	60s to 120s
Main heating	Above 200°C	30s to 40s
Peak	235°C±5°C	max. 10s

For lead-free soldering (Example: Sn/Ag/Cu)	Temperature	Time
Preheating	150°C to 180°C	60s to 120s
Main heating	Above 230°C	30s to 40s
Peak	max. 260°C	max. 10s

- Recommended soldering conditions for flow

	For soldering		For lead-free soldering	
	Temperature	Time	Temperature	Time
Preheating	140°C to 180°C	60s to 120s	150°C to 180°C	60s to 120s
Soldering	245°C ± 5°C	20s to 30s	max. 260°C	max. 10s

ERJ-M1W SERIES

Features:
- Low resistance values and high precision (1mΩ to 20mΩ)
- Stable resistance not influenced by measurement position
- High heat emission
- Low profile, strong body
- Inductance less than 1.0nH for the metal plate structure

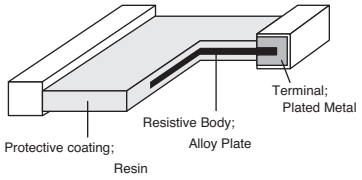

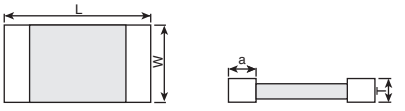

Type	Part No. (in.)	DIMENSIONS: (mm) L	W	T	a	Mass(lb) (g/1000pcs.)
S Type	ERJM1WS (2512)	6.40 (±0.25)	3.25 (±0.25)	0.80 (±0.30)	1.00 (±0.25)	70
T Type	ERJM1WT (2512)	6.40 (±0.40)	0.30 (±0.25)	0.80 (±0.30)	2.10 (±0.30)	90

Recommended Land Pattern

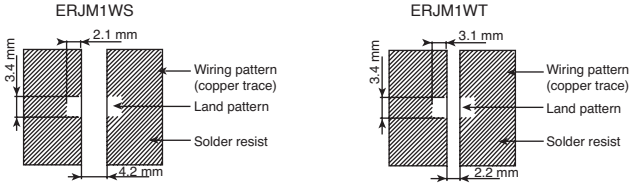

DIMENSIONS: (mm)

TABLE OF STOCKED VALUES

Case Size	Value (mΩ)	Code	Case Size	Value (mΩ)	Code	Case Size	Value (mΩ)	Code	Value (mΩ)	Code
1206	75	75M	1812	33	33M	2512	1	1M0	12	12M
1206	100	10C	1812	39	39M	2512	1.5	1M5	15	15M
1210	100	10C	1812	47	47M	2512	2	2M0	16	16M
1210	22	22M	1812	50	50M	2512	2.5	2M5	20	20M
1210	33	33M	2010	47	47M	2512	3	3M0	47	47M
1210	39	39M	2010	75	75M	2512	4	4M0	50	50M
1210	47	47M	2010	100	10C	2512	5	5M0	100	10C
1210	50	50M				2512	6	6M0		
1212	20	20M				2512	8	8M0		
1212	22	22M				2512	10	10M		

For quantities greater than listed, call for quote.

Size	MOUSER STOCK NO.	Value	Suffix	Panasonic Part No.	Value (mΩ)	Power Rating @85°C	Tolerance	T.C.R. (ppm/°C)	Price Each 1	100	500	Reel Qty.	Price Per Piece
0603	667-ERJ-L03KF	Code	V	ERJ-L03KF-Code-V	47-100	1/10W	±1%	±200	.34	.147	.118	5000	.093
0805	667-ERJ-L06KF	Code	V	ERJ-L06KF-Code-V	47-100	1/8W	±1%	±100	.59	.218	.151	5000	.111
1206	667-ERJ-L08KF	Code	V	ERJ-L08KF-Code-V	47-100	1/4W	±1%	±100	.90	.347	.249	5000	.123
1210	667-ERJ-L14KF	Code	U	ERJ-L14KF-Code-U	0.1-50	0.25	±1%	±300	.84	.322	.232	5000	.114
1812	667-ERJ-L12KF	Code	U	ERJ-L12KF-Code-U	20-50	0.5	±1%	±300	1.37	.637	.473	5000	.236
2010	667-ERJ-L1DKF	Code	U	ERJ-L1DKF-Code-U	47-100	0.5	±1%	±100	1.37	.637	.473	5000	.236
2010	667-ERJ-L1DUF	Code	U	ERJ-L1DUF-Code-U	75	0.5	±1%	±100	1.37	.637	.473	5000	.236
2512	667-ERJ-L1WKJ	Code	U	ERJ-L1WKJ-Code-U	0.1-50	1	±5%	±100	1.02	.691	.508	3000	.268
2512	667-ERJ-M1WTF	Code	U	ERJ-M1WTF-Code-U	1-1.5	1W	±1%	350±100	1.04	.482	.357	3000	.205
2512	667-ERJ-M1WSF	Code	U	ERJ-M1WSF-Code-U	3.0-4.0	1W	±1%	±350	1.00	.443	.315	3000	.196
2512	667-ERJ-M1WSF	Code	U	ERJ-M1WSF-Code-U	5.0-20	1W	±1%	±350	1.00	.30	.225	3000	.157
2512	667-ERJ-M1WSJ	Code	U	ERJ-M1WSJ-Code-U	10-20	1	±5%	±100	1.04	.556	.407	3000	.257

© Copyright 2013 Mouser Electronics
© Copyright 2013 Mouser Electronics

SUSUMU Current Sensing Chip Resistors

RoHS Compliant **This product is RoHS compliant.**

SSM SUSUMU
THIN FILM TECHNOLOGY
Thin Film Specialist and Innovator

KRL SERIES

This new series will extend the resistance range from the existing RL/PRL series down to 1mΩ. The KRL series has also improved TCR to as low as +/-50ppm/oC. The new KRL series are targeted for the latest improved amplifiers that control small amounts of current and are sensitive to small changes of voltage. KRL series will make the current sensing resolution significantly higher than before.



Features:

- No hot Spots
- Low ESL (low noise)
- Low TCR 50ppm
- High operating temperature up to 170˚C
- Face down mounting offers accurate sensing and higher reliability (no cracking issues)

Short-Side Terminal

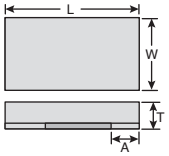

Dimensions: (mm)	KRL3264
L	6.3 ± 0.20
W	3.1 ± 0.20
T	0.5 ± 0.20
A (5.0~7.0mΩ)	1.90 ± 0.20
A (8.0mΩ~)	1.0 ± 0.20

Long-Side Terminal

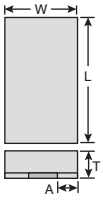

Dimensions: (mm)	KRL3216	KRL7638
L	3.2 ± 0.20	7.6 ± 0.20
W	1.6 ± 0.20	3.8 ± 0.20
T	0.5 ± 0.20	0.5 ± 0.20
A (1mΩ)	0.6 ± 0.20	1.35 ± 0.20
A (2mΩ)	0.4 ± 0.20	0.6 ± 0.20
A (3mΩ~)	0.3 ± 0.20	0.6 ± 0.20

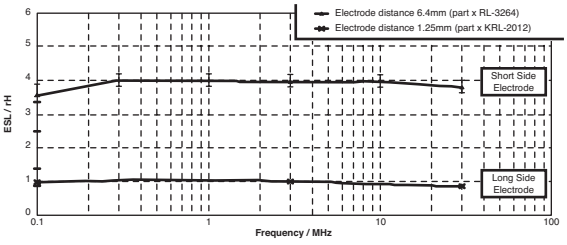

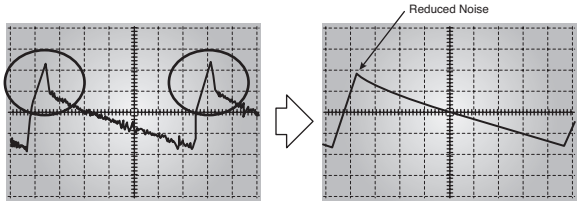

Picture 1 with Short Side Terminal

Picture 2 with Long Side Terminal

MOUSER STOCK NO.	Susumu Part No.	Case Size	Value (Ω)	Tolerance ± (%)	Temp. Coeff. (ppm)	Price Each 1	Price Each 10	Price Each 100	Reel Quantity	Price Per Piece
1 Watt										
754-KRL3216CR001J-T1	KRL3216-C-R001-J-T1	1206	1M	5	150	.96	.868	.572	1000	.225
754-KRL3216CR002G-T1	KRL3216-C-R002-G-T1	1206	2M	2	100	.96	.868	.572	1000	.225
754-KRL3216CR003F-T1	KRL3216-C-R003-F-T1	1206	3M	1	50	.81	.749	.642	1000	.225
754-KRL3216CR004F-T1	KRL3216-C-R004-F-T1	1206	4M	1	50	.81	.749	.642	1000	.225
754-KRL3264CR005G-T1	KRL3264-C-R005-G-T1	2512	5M	2	100	.96	.868	.572	1000	.225
754-KRL3264CR006G-T1	KRL3264-C-R006-G-T1	2512	6M	2	100	.96	.868	.572	1000	.225
754-KRL3264CR007G-T1	KRL3264-C-R007-G-T1	2512	7M	2	100	.96	.868	.572	1000	.225
754-KRL3264CR008G-T1	KRL3264-C-R008-G-T1	2512	8M	2	100	.96	.868	.572	1000	.225
754-KRL3264CR009G-T1	KRL3264-C-R009-G-T1	2512	9M	2	100	.96	.868	.572	1000	.225
754-KRL3264CR010F-T1	KRL3264-C-R010-F-T1	2512	10M	1	50	.81	.749	.642	1000	.225
754-KRL3264CR011F-T1	KRL3264-C-R011-F-T1	2512	11M	1	50	.81	.749	.642	1000	.225
754-KRL3264CR012F-T1	KRL3264-C-R012-F-T1	2512	12M	1	50	.81	.749	.642	1000	.225
754-KRL3264CR013F-T1	KRL3264-C-R013-F-T1	2512	13M	1	50	.81	.749	.642	1000	.225
754-KRL3264CR015F-T1	KRL3264-C-R015-F-T1	2512	15M	1	50	.81	.749	.642	1000	.225
754-KRL3264CR016F-T1	KRL3264-C-R016-F-T1	2512	16M	1	50	.81	.749	.642	1000	.225
754-KRL3264CR018F-T1	KRL3264-C-R018-F-T1	2512	18M	1	50	.81	.749	.642	1000	.225
754-KRL3264CR020F-T1	KRL3264-C-R020-F-T1	2512	20M	1	50	.81	.749	.642	1000	.225
754-KRL3264CR022F-T1	KRL3264-C-R022-F-T1	2512	22M	1	50	.81	.749	.642	1000	.225
754-KRL3264CR024F-T1	KRL3264-C-R024-F-T1	2512	24M	1	50	.81	.749	.642	1000	.225
754-KRL3264CR027F-T1	KRL3264-C-R027-F-T1	2512	27M	1	50	.81	.749	.642	1000	.225
754-KRL3264CR030F-T1	KRL3264-C-R030-F-T1	2512	30M	1	50	.81	.749	.642	1000	.225
754-KRL3264CR033F-T1	KRL3264-C-R033-F-T1	2512	33M	1	50	.81	.749	.642	1000	.225
754-KRL3264CR036F-T1	KRL3264-C-R036-F-T1	2512	36M	1	50	.81	.749	.642	1000	.225
754-KRL3264CR039F-T1	KRL3264-C-R039-F-T1	2512	39M	1	50	.81	.749	.642	1000	.225
754-KRL3264CR043F-T1	KRL3264-C-R043-F-T1	2512	43M	1	50	.81	.749	.642	1000	.225
754-KRL3264CR047F-T1	KRL3264-C-R047-F-T1	2512	47M	1	50	.81	.749	.642	1000	.225
754-KRL3264CR050F-T1	KRL3264-C-R050-F-T1	2512	50M	1	50	.81	.749	.642	1000	.225
754-KRL3264CR051F-T1	KRL3264-C-R051-F-T1	2512	51M	1	50	.81	.749	.642	1000	.225
754-KRL3264CR056F-T1	KRL3264-C-R056-F-T1	2512	56M	1	50	.81	.749	.642	1000	.225
754-KRL3264CR062F-T1	KRL3264-C-R062-F-T1	2512	62M	1	50	.81	.749	.642	1000	.225
754-KRL3264CR068F-T1	KRL3264-C-R068-F-T1	2512	68M	1	50	.81	.749	.642	1000	.225
754-KRL3264CR075F-T1	KRL3264-C-R075-F-T1	2512	75M	1	50	.81	.749	.642	1000	.225
754-KRL3264CR082F-T1	KRL3264-C-R082-F-T1	2512	82M	1	50	.81	.749	.642	1000	.225
754-KRL3264CR091F-T1	KRL3264-C-R091-F-T1	2512	91M	1	50	.81	.749	.642	1000	.225
754-KRL3264CR100F-T1	KRL3264-C-R100-F-T1	2512	100M	1	50	.81	.749	.642	1000	.225
3 Watts										
754-KRL7638CR001J-T1	KRL7638-C-R001-J-T1	3015	1M	5	150	1.52	1.39	1.07	1000	.642
754-KRL7638CR003F-T1	KRL7638-C-R003-F-T1	3015	3M	1	50	1.44	1.28	1.18	1000	.642
754-KRL7638CR004F-T1	KRL7638-C-R004-F-T1	3015	4M	1	50	1.44	1.28	1.18	1000	.642
754-KRL7638CR005F-T1	KRL7638-C-R005-F-T1	3015	5M	1	100	1.44	1.28	1.18	1000	.642
754-KRL7638CR006F-T1	KRL7638-C-R006-F-T1	3015	6M	1	100	1.44	1.28	1.18	1000	.642
754-KRL7638CR007F-T1	KRL7638-C-R007-F-T1	3015	7M	1	100	1.44	1.28	1.18	1000	.642
754-KRL7638CR008F-T1	KRL7638-C-R008-F-T1	3015	8M	1	100	1.44	1.28	1.18	1000	.642
754-KRL7638CR009F-T1	KRL7638-C-R009-F-T1	3015	9M	1	100	1.44	1.28	1.18	1000	.642
754-KRL7638CR010F-T1	KRL7638-C-R010-F-T1	3015	10M	1	50	1.44	1.28	1.18	1000	.642
754-KRL7638CR015F-T1	KRL7638-C-R015-F-T1	3015	15M	1	50	1.44	1.28	1.18	1000	.642
754-KRL7638CR018F-T1	KRL7638-C-R018-F-T1	3015	18M	1	50	1.44	1.28	1.18	1000	.642
754-KRL7638CR022F-T1	KRL7638-C-R022-F-T1	3015	22M	1	50	1.44	1.28	1.18	1000	.642
754-KRL7638CR027F-T1	KRL7638-C-R027-F-T1	3015	27M	1	50	1.44	1.28	1.18	1000	.642
754-KRL7638CR033F-T1	KRL7638-C-R033-F-T1	3015	33M	1	50	1.44	1.28	1.18	1000	.642
754-KRL7638CR050F-T1	KRL7638-C-R050-F-T1	3015	50M	1	50	1.44	1.28	1.18	1000	.642

© Copyright 2013 Mouser Electronics

© Copyright 2013 Mouser Electronics

SUSUMU Low ESL Current Sensing Chip Resistors

SUSUMU
THIN FILM TECHNOLOGY
Thin Film Specialist and Innovator

PRL SERIES

Current sensing low resistance chip resistors have become indispensable components for the power management of mobile and other devices. The requirements for such resistors used to be tight tolerance, small TCR, high power, and small size; however, as signal processing speed and switching frequency have increased, parasitic noise for these components has become a significant issue.

The PRL series, Susumu's long side terminal current sensor chip resistors, has shorter and wider resistive elements compared to their conventional short side terminal counterparts. Due to this reason, they have much less parasitic inductance (ESL), hence, less noise (see Figure 1). Figure 2 shows the pulse shape with a longer side terminal chip (Picture 2) versus a shorter side terminal ship. The reduction of noise in the longer side terminal chip is demonstrated in pulse shape.

Features:
- Power/Size: 0.33W/0603, 0.66W/0805, 1W/1206, 2W/2512
- No hot spots (smallest size for required wattage)
- Long side termination style
- Low ESL – (<1nH, typical 0.5nH) low noise supplying ripple-free signals
- Low TCR (50ppm) and tight resistance tolerance (1%)

Figure 1

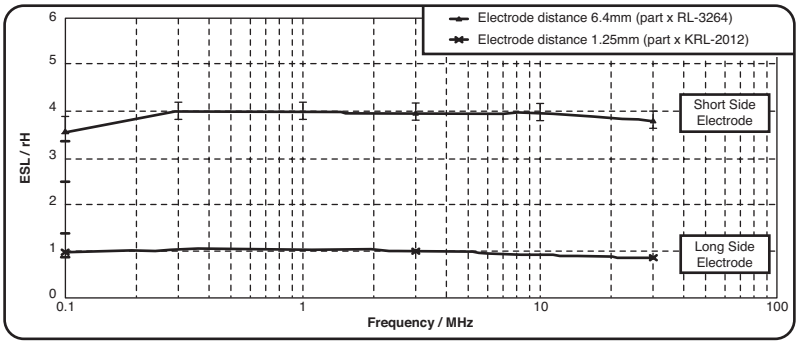

Figure 2

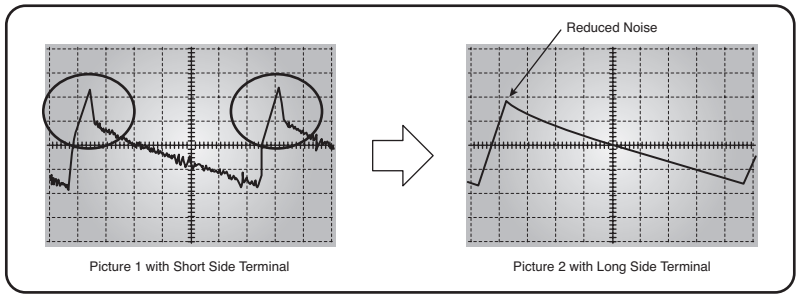

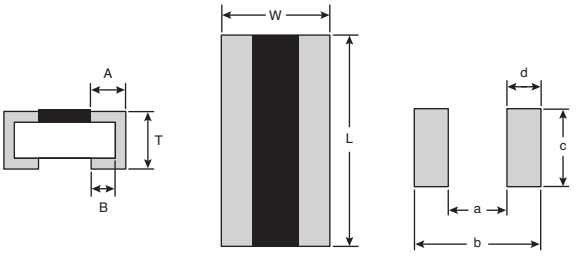

DIMENSIONS: (in.)	PRL0816 (0603)	PRL1220 (0805)	PRL1632 (1206)	PRL3264 (2512)
L	1.6±0.2	2.0±0.2	3.2±0.2	6.4±0.2
W	0.8±0.2	1.25±0.2	1.6±0.2	3.2±0.2
B	0.2±0.1	0.35±0.15	0.45±0.15	0.9±0.15
T	0.4±0.1	0.5±0.1	0.5±0.1	0.5±0.1

Series	a	b	c	d
PRL0816	0.4	- -	2	1
PRL1220	0.55	- -	2.5	1.2
PRL1632	0.7	- -	4	1.4
PRL3264	1.6	- -	7.5	2

✻Insert **Value Code** from Table of Stocked Values

For quantities greater than listed, call for quote.

Size	MOUSER STOCK NO.			Susumu Part No.	Resistance (ohms)	Tolerance	Power Rating	Temperature Coefficient	Price Each		
		Value	Suffix						1	10	100
0603	754-PRL0816-	Code	-FT1	PRL0816-Code-F-T1	11m-16m	1%	0.33Watt (1/3Watt)	0PPM/C to + 350PPM/C	.40	.375	.364
0603	754-PRL0816-	Code	-FT1	PRL0816-Code-F-T1	20m-27m	1%	0.33Watt (1/3Watt)	0PPM/C to + 200PPM/C	.40	.375	.364
0603	754-PRL0816-	Code	-FT1	PRL0816-Code-F-T1	30m-68m	1%	0.33Watt (1/3Watt)	±100PPM/C	..40	.375	.364
0603	754-PRL0816-	Code	-FT1	PRL0816-Code-F-T1	75m-100m	1%	0.33Watt (1/3Watt)	±50PPMC	.40	.375	.364
0603	754-PRL0816-	Code	-FT1	PRL0816-Code-F-T1	10m	1%	0.33Watt (1/3Watt)	0PPM/C to + 350PP/C	.40	.375	.364
0805	754-PRL1220-	Code	-FT1	PRL1220-Code-F-T1	10m-18m	1%	0.67Watt (2/3Watt)	0PPM/C to + 200PP/C	.41	.385	.375
0805	754-PRL1220-	Code	-FT1	PRL1220-Code-F-T1	20m-51m	1%	0.67Watt (2/3Watt)	±100PPM/C	.41	.385	.375
0805	754-PRL1220-	Code	-FT1	PRL1220-Code-F-T1	56m-100m	1%	0.67Watt (2/3Watt)	±50PPM/C	.41	.385	.375
1206	754-PRL1632-	Code	-FT1	PRL1632-Code-F-T1	5m-9m	1%	1Watt	0PPM/C to + 350PPM/C	.81	.749	.642
1206	754-PRL1632-	Code	-FT1	PRL1632-Code-F-T1	10m-18m	1%	1Watt	0PPM/C to + 200PPM/C	.81	.749	.642
1206	754-PRL1632-	Code	-FT1	PRL1632-Code-F-T1	20m-51m	1%	1Watt	±100PPM/C	.81	.749	.642
1206	754-PRL1632-	Code	-FT1	PRL1632-Code-F-T1	56m-100m	1%	1Watt	±50PPM/C	.81	.749	.642
2512	754-PRL3264-	Code	-FT1	PRL3264-Code-F-T1	10m-18m	1%	2Watts	0PPM/C to + 200PPM/C	1.39	1.18	1.07
2512	754-PRL3264-	Code	-FT1	PRL3264-Code-F-T1	20m-51m	1%	2Watts	±100PPM/C	1.39	1.18	1.07
2512	754-PRL3264-	Code	-FT1	PRL3264-Code-F-T1	56m-100m	1%	2Watts	±50PPM/C	1.39	1.18	1.07

TABLE OF STOCKED VALUES

Value	Value Code ✻	Case Sizes				Value	Value Code ✻	Case Sizes				Value	Value Code ✻	Case Sizes			
		0603	0805	1206	2512			0603	0805	1206	2512			0603	0805	1206	2512
5m	R005			X		18m	R018		X	X	X	47m	R047	X	X	X	X
6m	R006			X		20m	R020	X	X	X	X	50m	R050	X	X	X	X
7m	R007			X		22m	R022	X	X		X	51m	R051	X		X	X
8m	R008			X		24m	R024		X	X		56m	R056	X	X	X	X
9m	R009			X		25m	R025	X			X	62m	R062	X	X	X	X
10m	R010	X	X	X	X	27m	R027	X	X	X	X	68m	R068	X	X	X	X
11m	R011	X	X	X	X	30m	R030	X	X	X	X	75m	R075	X	X	X	X
12m	R012	X	X	X		33m	R033	X	X	X		82m	R082	X	X	X	X
13m	R013	X	X	X	X	36m	R036	X		X	X	91m	R091	X	X	X	
15m	R015	X	X	X		39m	R039	X	X	X	X	100m	R100	X	X	X	X
16m	R016		X	X		43m	R043		X	X	X						

© Copyright 2013 Mouser Electronics
© Copyright 2013 Mouser Electronics

WSL SERIES

Features:
- Ideal for all types of current sensing, voltage division and pulse applications including switching and linear power supplies, instruments, and power amplifiers.
- Solid metal Nickel-Chrome or Manganese-Copper alloy resistive element with low TCR (<20ppm/°C)
- Solderable terminations
- Very low inductance 0.5nH to 5nH
- Low thermal EMF

LEAD-FREE

RoHS Compliant

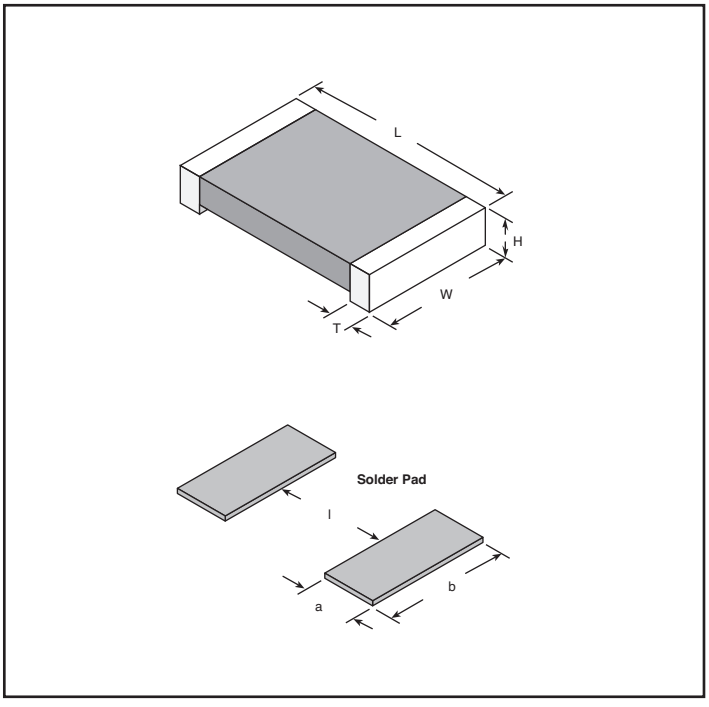

Series Type	Resistance Range (Ω)	DIMENSIONS: in. (mm)						
		L	W	H	T	a	b	i
WSL0603	1.01-0.1	0.060±0.010 (1.52±0.254)	0.030±0.010 (0.76±0.254)	0.013±0.005 (0.330±0.127)	0.015±0.010 (0.381±0.254)	0.040 (1.01)	0.040 (1.01)	0.020 (0.50)
WSL0805	0.01-0.2	0.080±0.010 (2.03±0.254)	0.050±0.010 (1.27±0.254)	0.013±0.005 (0.330±0.127)	0.015±0.010 (0.381±0.254)	0.040 (1.01)	0.050 (1.27)	0.020 (0.50)
WSL1206	0.001-0.0019	0.126±0.010 (3.20±0.254)	0.063±0.010 (1.60±0.254)	0.025±0.010 (0.635±0.254)	0.041±0.010 (1.04±0.254)	0.062 (1.57)	0.070 (1.78)	0.030 (1.40)
	0.002-0.0059	0.126±0.010 (3.20±0.254)	0.063±0.010 (1.60±0.254)	0.025±0.010 (0.635±0.254)	0.025±0.010 (0.635±0.254)	0.062 (1.57)	0.070 (1.78)	0.030 (1.40)
	0.006-0.20	0.126±0.010 (3.20±0.254)	0.063±0.010 (1.60±0.254)	0.025±0.010 (0.635±0.254)	0.020±0.010 (0.508±0.254)	0.062 (1.57)	0.070 (1.78)	0.030 (1.40)
WSL2010	0.001-0.0069	0.200±0.010 (5.08±0.254)	0.100±0.010 (2.54±0.254)	0.025±0.010 (0.635±0.254)	0.058±0.010 (1.47±0.254)	0.093 (2.36)	0.120 (3.05)	0.055 (1.40)
	0.007-0.05	0.200±0.010 (5.08±0.254)	0.100±0.010 (2.54±0.254)	0.025±0.010 (0.635±0.254)	0.020±0.010 (0.508±0.254)	0.055 (1.40)	0.120 (3.05)	0.130 (3.30)
WSL2512	0.001-0.0049	0.250±0.010 (6.35±0.254)	0.125±0.010 (3.18±0.254)	0.025±0.010 (0.635±0.254)	0.087±0.010 (2.21±0.254)	0.120 (3.05)	0.145 (3.68)	0.050 (1.27)
	0.005-0.0069	0.250±0.010 (6.35±0.254)	0.125±0.010 (3.18±0.254)	0.025±0.010 (0.635±0.254)	0.047±0.010 (1.19±0.254)	0.083 (2.11)	0.145 (3.68)	0.125 (3.18)
	0.007-0.5	0.250±0.010 (6.35±0.254)	0.125±0.010 (3.18±0.254)	0.025±0.010 (0.635±0.254)	0.030±0.010 (0.762±0.254)	0.065 (1.65)	0.145 (3.68)	0.160 (4.06)

WSL0603, 1/10 Watt

For quantities greater than listed, call for quote.

MOUSER STOCK NO.	Vishay Part No.	Value (Ω)	Price Each 1	100	500	1000	5000
71-WSL0603R0100FEA	WSL0603R0100FEA	0.01	.96	.702	.478	.426	.342
71-WSL0603R0150FEA	WSL0603R0150FEA	0.015	.96	.702	.478	.426	.342
71-WSL0603R0160FEA	WSL0603R0160FEA	0.016	.96	.702	.478	.426	.342
71-WSL0603R0180FEA	WSL0603R0180FEA	0.018	.96	.702	.478	.426	.342
71-WSL0603R0200FEA	WSL0603R0200FEA	0.02	.96	.702	.478	.426	.342
71-WSL0603R0220FEA	WSL0603R0220FEA	0.022	.96	.702	.478	.426	.342
71-WSL0603R0250FEA	WSL0603R0250FEA	0.025	.96	.702	.478	.426	.342
71-WSL0603R0300FEA	WSL0603R0300FEA	0.03	.96	.702	.478	.426	.342
71-WSL0603R0330FEA	WSL0603R0330FEA	0.033	.96	.702	.478	.426	.342
71-WSL0603R0500FEA	WSL0603R0500FEA	0.05	.96	.702	.478	.426	.342
71-WSL0603R0510FEA	WSL0603R0510FEA	0.051	.96	.702	.478	.426	.342
71-WSL0603R1000FEA	WSL0603R1000FEA	0.1	.77	.576	.393	.35	.274

WSL0805, 1/8 Watt

For quantities greater than listed, call for quote.

MOUSER STOCK NO.	Vishay Part No.	Value (Ω)	Price Each 1	100	500	1000	5000
71-WSL0805R0500FEA	WSL0805R0500FEA	0.05	.96	.702	.478	.426	.342
71-WSL0805R0800FEA	WSL0805R0800FEA	0.08	.77	.576	.393	.35	.274
71-WSL0805R1000FEA	WSL0805R1000FEA	0.1	.77	.576	.393	.35	.274
71-WSL0805R1500FEA	WSL0805R1500FEA	0.15	.59	.407	.30	.285	.274

WSL1206, 1/4 Watt

For quantities greater than listed, call for quote.

MOUSER STOCK NO.	Vishay Part No.	Value (Ω)	Price Each 1	100	500	1000	4000
71-WSL1206R0100FEA	WSL1206R0100FEA	0.01	1.20	.791	.539	.479	.377
71-WSL1206R0150FEA	WSL1206R0150FEA	0.015	.80	.535	.428	.375	.364
71-WSL1206R0200FEA	WSL1206R0200FEA	0.02	1.20	.791	.539	.479	.377
71-WSL1206R0250FEA	WSL1206R0250FEA	0.025	1.20	.791	.539	.479	.377
71-WSL1206R0300FEA	WSL1206R0300FEA	0.03	1.20	.791	.539	.479	.377
71-WSL1206R0330FEA	WSL1206R0330FEA	0.033	1.20	.791	.539	.479	.377
71-WSL1206R0400FEA	WSL1206R0400FEA	0.04	1.20	.791	.539	.479	.377
71-WSL1206R0470FEA	WSL1206R0470FEA	0.047	1.20	.899	.791	.599	.539
71-WSL1206R0500FEA	WSL1206R0500FEA	0.05	1.20	.791	.539	.479	.377
71-WSL1206R0600FEA	WSL1206R0600FEA	0.06	1.20	.791	.539	.479	.377
71-WSL1206R0650FEA	WSL1206R0650FEA	0.065	1.20	.791	.539	.479	.377
71-WSL1206R0680FEA	WSL1206R0680FEA	0.068	1.20	.791	.539	.479	.377
71-WSL1206R0800FEA	WSL1206R0800FEA	0.08	.87	.647	.442	.393	.308
71-WSL1206R1000FEA	WSL1206R1000FEA	0.1	.87	.647	.442	.393	.308
71-WSL1206R1500FEA	WSL1206R1500FEA	0.15	.87	.647	.442	.393	.308
71-WSL1206R2000FEA	WSL1206R2000FEA	0.2	.87	.647	.442	.393	.308
71-WSL1206R2500FEA	WSL1206R2500FEA	0.25	.87	.647	.442	.393	.308

WSL2010, 1/2 Watt

For quantities greater than listed, call for quote.

MOUSER STOCK NO.	Vishay Part No.	Value (Ω)	Price Each 1	100	500	1000	4000
71-WSL20104L000FEA	WSL20104L000FEA	0.004	2.05	1.35	.924	.822	.651
71-WSL20105L000FEA	WSL20105L000FEA	0.005	1.95	1.29	.883	.786	.616
71-WSL20107L000FEA	WSL20107L000FEA	0.007	1.95	1.29	.883	.786	.616
71-WSL2010R0100FEA	WSL2010R0100FEA	0.01	1.22	.897	.611	.544	.428
71-WSL2010R0150FEA	WSL2010R0150FEA	0.015	1.22	.897	.611	.544	.428
71-WSL2010R0200FEA	WSL2010R0200FEA	0.02	1.22	.897	.611	.544	.428
71-WSL2010R0250FEA	WSL2010R0250FEA	0.025	1.22	.897	.611	.544	.428
71-WSL2010R0300FEA	WSL2010R0300FEA	0.03	1.22	.897	.611	.544	.428
71-WSL2010R0330FEA	WSL2010R0330FEA	0.033	1.22	.897	.611	.544	.428
71-WSL2010R0400FEA	WSL2010R0400FEA	0.04	1.22	.897	.611	.544	.428
71-WSL2010R0500FEA	WSL2010R0500FEA	0.05	1.22	.897	.611	.544	.428
71-WSL2010R1000FEA	WSL2010R1000FEA	0.1	1.14	.755	.515	.458	.36
71-WSL2010R1200FEA	WSL2010R1200FEA	0.12	1.14	.755	.515	.458	.36
71-WSL2010R1500FEA	WSL2010R1500FEA	0.15	1.02	.755	.515	.459	.36
71-WSL2010R1800FEA	WSL2010R1800FEA	0.18	1.14	.755	.515	.458	.36
71-WSL2010R2000FEA	WSL2010R2000FEA	0.2	1.14	.755	.515	.458	.36
71-WSL2010R2200FEA	WSL2010R2200FEA	0.22	1.14	.755	.515	.458	.36
71-WSL2010R2500FEA	WSL2010R2500FEA	0.25	1.14	.755	.515	.458	.36
71-WSL2010R3000FEA	WSL2010R3000FEA	0.3	1.14	.755	.515	.458	.36
71-WSL2010R3320FEA	WSL2010R3320FEA	0.332	1.14	.755	.515	.458	.36
71-WSL2010R4000FEA	WSL2010R4000FEA	0.4	1.14	.755	.515	.458	.36
71-WSL2010R4700FEA	WSL2010R4700FEA	0.47	1.14	.755	.515	.458	.36
71-WSL2010R5000FEA	WSL2010R5000FEA	0.5	1.14	.755	.515	.458	.36

WSL2512, 1 Watt

For quantities greater than listed, call for quote.

MOUSER STOCK NO.	Vishay Part No.	Value (Ω)	Price Each 1	100	500	1000	2000
71-WSL25123L000FEA	WSL25123L000FEA	0.003	1.36	.942	.749	.663	.653
71-WSL25124L000FEA	WSL25124L000FEA	0.004	2.11	1.39	.948	.843	.685
71-WSL25125L000FEA	WSL25125L000FEA	0.005	2.00	1.32	.90	.80	.653
71-WSL25126L000FEA	WSL25126L000FEA	0.006	2.00	1.32	.90	.80	.653
71-WSL25127L000FEA	WSL25127L000FEA	0.007	2.00	1.32	.90	.80	.653
71-WSL2512R0100FEA	WSL2512R0100FEA	0.01	1.10	.812	.554	.493	.449
71-WSL2512R0120FEA	WSL2512R0120FEA	0.012	.80	.621	.482	.428	.417
71-WSL2512R0150FEA	WSL2512R0150FEA	0.015	.87	.599	.482	.428	.417
71-WSL2512R0200FEA	WSL2512R0200FEA	0.02	1.10	.812	.554	.493	.449
71-WSL2512R0220FEA	WSL2512R0220FEA	0.022	1.36	1.06	.803	.706	.685
71-WSL2512R0240FEA	WSL2512R0240FEA	0.024	1.10	.812	.554	.493	.449
71-WSL2512R0250FEA	WSL2512R0250FEA	0.025	.87	.599	.482	.428	.417
71-WSL2512R0300FEA	WSL2512R0300FEA	0.03	1.10	.812	.554	.493	.449
71-WSL2512R0330FEA	WSL2512R0330FEA	0.033	1.36	.897	.611	.544	.449
71-WSL2512R0400FEA	WSL2512R0400FEA	0.04	1.10	.812	.554	.493	.449
71-WSL2512R0500FEA	WSL2512R0500FEA	0.05	.87	.599	.482	.428	.417
71-WSL2512R0560FEA	WSL2512R0560FEA	0.056	1.10	.812	.554	.493	.449
71-WSL2512R0620FEA	WSL2512R0620FEA	0.062	1.10	.812	.554	.493	.449
71-WSL2512R0680FEA	WSL2512R0680FEA	0.068	1.10	.812	.554	.493	.449
71-WSL2512R0750FEA	WSL2512R0750FEA	0.075	1.20	.791	.539	.479	.396
71-WSL2512R0800FEA	WSL2512R0800FEA	0.08	.77	.535	.428	.375	.364
71-WSL2512R1000FEA	WSL2512R1000FEA	0.1	1.20	.791	.539	.479	.396
71-WSL2512R1500FEA	WSL2512R1500FEA	0.15	1.20	.791	.539	.479	.396
71-WSL2512R2000FEA	WSL2512R2000FEA	0.2	1.20	.791	.539	.479	.377
71-WSL2512R2500FEA	WSL2512R2500FEA	0.25	1.20	.791	.539	.479	.396
71-WSL2512R3000FEA	WSL2512R3000FEA	0.3	1.20	.791	.539	.479	.396
71-WSL2512R3300FEA	WSL2512R3300FEA	0.33	1.20	.791	.539	.479	.396
71-WSL2512R4000FEA	WSL2512R4000FEA	0.4	1.20	.791	.539	.479	.396
71-WSL2512R4700FEA	WSL2512R4700FEA	0.47	1.20	.791	.539	.479	.396
71-WSL2512R5000FEA	WSL2512R5000FEA	0.5	1.20	.791	.539	.479	.377

© Copyright 2013 Mouser Electronics
© Copyright 2013 Mouser Electronics

VISHAY/DALE Power Metal Strip® Resistors

RoHS Compliant This product is RoHS compliant.

WSLP - 0603, 0805 AND 1206 SERIES - HIGH POWER, LOW VALUE, SMD

DIMENSIONS: in. (mm)

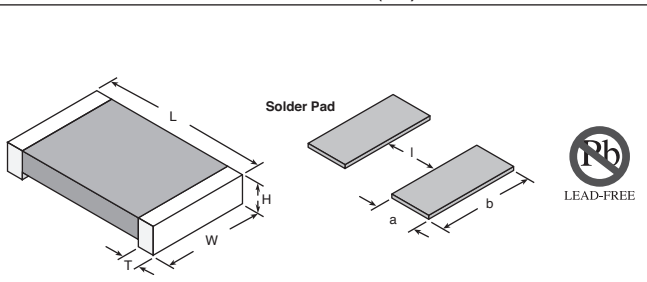

Model	Resistance Range (Ω)	DIMENSIONS: in. (mm)				Solder Pad Dimensions: in. (mm)		
		L	W	H	T	a	b	l
WSLP0603	0.01 to 0.1	.060±.010 (1.52±.254)	.030±.010 (.76±.254)	.013±.010 (.330±.254)	.015±.010 (.381±.254)	.040 (1.02)	.040 (1.02)	.020 (.50)
WSLP0805	0.01 to 0.05	.080±.010 (2.03±.254)	.050±.010 (1.27±.254)	.013±.010 (.330±.254)	.015±.010 (.381±.254)	.040 (1.02)	.050 (1.27)	.020 (.50)
WSLP1206	0.001 to 0.0019	.126±.010 (3.20±0.254)	.063±.010 (1.60±.254)	.025±.010 (.635±.254)	.041±.010 (1.04±.254)	.062 (1.57)	.070 (1.78)	.030 (.76)
	0.002 to 0.0059				.025±.010 (.635±.254)			
	0.006 to 0.075				.020±.010 (.508±.254)			

Features:
- Ideal for all types of current sensing and pulse applications including switching and linear power supplies, instruments, power amplifiers and shunts
- Proprietary processing technique produces extremely low resistance values (down to 0.001Ω)
- Solid metal nickel-chrome or manganese-copper alloy resistive element with low TCR (<20ppm/°C)
- Excellent frequency response to 50MHz
- Very high power to foot print size ratio
- Very low inductance (0.5nH to 5nH)
- Low thermal EMF (<3μV/°C)
- All welded construction

For quantities greater than listed, call for quote.

MOUSER STOCK NO.	Vishay Part No.	Value (Ω)	Price Each 1	100	500	1000
0.4 Watt: WSLP0603 Series						
71-WSLP0603R0100FEA	WSLP0603R0100FEA	0.01	.87	.647	.442	.439
71-WSLP0603R0150FEA	WSLP0603R0150FEA	0.015	.87	.647	.442	.439
71-WSLP0603R0160FEA	WSLP0603R0160FEA	0.016	.87	.647	.442	.439
71-WSLP0603R0180FEA	WSLP0603R0180FEA	0.018	.87	.647	.442	.439
71-WSLP0603R0200FEA	WSLP0603R0200FEA	0.02	.87	.647	.442	.439
71-WSLP0603R0220FEA	WSLP0603R0220FEA	0.022	.87	.647	.442	.439
71-WSLP0603R0250FEA	WSLP0603R0250FEA	0.025	.87	.647	.442	.439
71-WSLP0603R0300FEA	WSLP0603R0300FEA	0.03	.87	.647	.442	.439
71-WSLP0603R0330FEA	WSLP0603R0330FEA	0.033	.87	.647	.442	.439
71-WSLP0603R0400FEA	WSLP0603R0400FEA	0.04	.87	.647	.442	.439
71-WSLP0603R0470FEA	WSLP0603R0470FEA	0.047	.87	.647	.442	.439
71-WSLP0603R0500FEA	WSLP0603R0500FEA	0.05	.87	.647	.442	.439
71-WSLP0603R0510FEA	WSLP0603R0510FEA	0.051	.87	.647	.442	.439
71-WSLP0603R0600FEA	WSLP0603R0600FEA	0.06	.87	.647	.442	.439
71-WSLP0603R0680FEA	WSLP0603R0680FEA	0.068	.87	.647	.442	.439
71-WSLP0603R0750FEA	WSLP0603R0750FEA	0.075	.87	.647	.442	.439
71-WSLP0603R0800FEA	WSLP0603R0800FEA	0.08	.87	.647	.442	.439
71-WSLP0603R0900FEA	WSLP0603R0900FEA	0.09	.87	.647	.442	.439
71-WSLP0603R1000FEA	WSLP0603R1000FEA	0.1	.87	.647	.442	.439
1/2 Watt: WSLP0805 Series						
71-WSLP0805R0100FEA	WSLP0805R0100FEA	0.01	.87	.647	.442	.439
71-WSLP0805R0120FEA	WSLP0805R0120FEA	0.012	.87	.647	.442	.439
71-WSLP0805R0150FEA	WSLP0805R0150FEA	0.015	.87	.647	.442	.439
71-WSLP0805R0160FEA	WSLP0805R0160FEA	0.016	.87	.647	.442	.439
71-WSLP0805R0180FEA	WSLP0805R0180FEA	0.018	.87	.647	.442	.439
71-WSLP0805R0200FEA	WSLP0805R0200FEA	0.02	.87	.647	.442	.439
71-WSLP0805R0220FEA	WSLP0805R0220FEA	0.022	.87	.647	.442	.439
71-WSLP0805R0240FEA	WSLP0805R0240FEA	0.024	.87	.647	.442	.439
71-WSLP0805R0250FEA	WSLP0805R0250FEA	0.025	.87	.647	.442	.439
71-WSLP0805R0270FEA	WSLP0805R0270FEA	0.027	.87	.647	.442	.439
71-WSLP0805R0300FEA	WSLP0805R0300FEA	0.03	.87	.647	.442	.439
71-WSLP0805R0330FEA	WSLP0805R0330FEA	0.033	.87	.647	.442	.439
71-WSLP0805R0350FEA	WSLP0805R0350FEA	0.035	.87	.647	.442	.439
71-WSLP0805R0400FEA	WSLP0805R0400FEA	0.04	.87	.647	.442	.439
71-WSLP0805R0470FEA	WSLP0805R0470FEA	0.047	.87	.647	.442	.439
71-WSLP0805R0500FEA	WSLP0805R0500FEA	0.05	.87	.647	.442	.439
1 Watt: WSLP1206 Series						
71-WSLP1206-0.005-E3	WSLP12065L000FEB	0.005	1.65	1.06	.803	.706
71-WSLP1206-0.01-E3	WSLP1206R0100FEB	0.01	.94	.61	.572	.556
71-WSLP1206-0.015-E3	WSLP1206R0150FEB	0.015	.94	.61	.572	.556
71-WSLP1206-0.02-E3	WSLP1206R0200FEB	0.02	.94	.61	.572	.556
71-WSLP1206-0.03-E3	WSLP1206R0300FEB	0.03	.94	.61	.572	.556
71-WSLP1206-0.05-E3	WSLP1206R0500FEB	0.05	.94	.61	.572	.556

© Copyright 2013 Mouser Electronics

WSLT-2512 SERIES - 1 WATT, HIGH TEMPERATURE, LOW VALUE, SMD

DIMENSIONS: in. (mm)

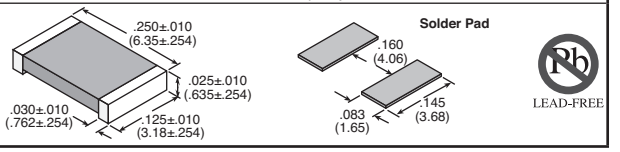

Features:
- Proprietary processing technique produces extremely low resistance values
- Solid metal nickel-chrome alloy resistive element with low TCR (<20ppm/°C)
- Very low inductance (<5nH)
- Low thermal EMF (<3μV/°C)

For quantities greater than listed, call for quote.

MOUSER STOCK NO.	Vishay Part No.	Value (Ω)	Price Each 1	100	500	1000
71-WSLT2512-0.01-E3	WSLT2512R0100FEB	0.01	1.31	.845	.642	.53
71-WSLT2512-0.015-E3	WSLT2512R0150FEB	0.015	1.31	.845	.642	.53
71-WSLT2512-0.02-E3	WSLT2512R0200FEB	0.02	1.31	.845	.642	.53
71-WSLT2512-0.05-E3	WSLT2512R0500FEB	0.05	1.31	.845	.642	.53
71-WSLT2512-0.1-E3	WSLT2512R1000FEB	0.1	1.19	.77	.578	.492
71-WSLT2512-0.2-E3	WSLT2512R2000FEB	0.2	1.19	.77	.578	.492
71-WSLT2512-0.5-E3	WSLT2512R5000FEB	0.5	1.19	.77	.578	.492

WSL3637 SERIES - 3 WATT, LOW VALUE, 4-TERMINAL, SMD

DIMENSIONS: in. (mm)

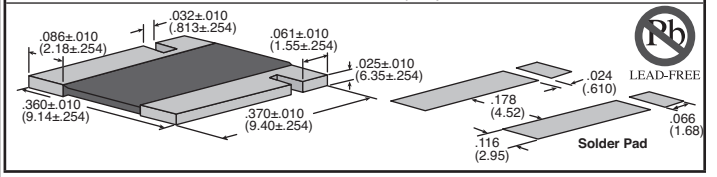

Features:
- 4-Terminal design allows for 0.5% resistance tolerance down to 0.003Ω
- Ideal for all types of current sensing, voltage division, pulse applications including switching, linear power supplies, instruments and power amplifiers
- Standard 1% tolerance (0.5% is available)
- Solid metal nickel-chrome alloy resistive element
- All welded construction
- Solderable terminations

For quantities greater than listed, call for quote.

MOUSER STOCK NO.	Vishay Part No.	Value (Ω)	Price Each 1	100	500	1000
71-WSL3637-0.003-E3	WSL36373L000FEB	0.003	2.43	1.59	1.09	.972
71-WSL3637-0.004-E3	WSL36374L000FEB	0.004	2.43	1.59	1.09	.972
71-WSL3637-0.005-E3	WSL36375L000FEB	0.005	2.13	1.67	1.25	1.08
71-WSL3637-0.006-E3	WSL36376L000FEB	0.006	2.13	1.67	1.25	1.08
71-WSL3637-0.007-E3	WSL36377L000FEB	0.007	2.13	1.67	1.25	1.08
71-WSL3637-0.008-E3	WSL36378L000FEB	0.008	2.13	1.67	1.25	1.08
71-WSL3637-0.01-E3	WSL3637R0100FEB	0.01	2.05	1.35	.924	.822

WSL3921 AND WSL5931 SERIES - LOW VALUE, SMD

DIMENSIONS: in. (mm)

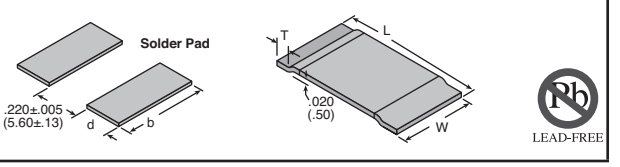

Series Type	DIMENSIONS: in. (mm) L	W	T	Solder Pad d	b
WSL3921	0.394±0.010 (10.0±0.254)	0.205±0.010 (5.20±0.254)	0.080±0.010 (2.00±0.254)	.0106±0.010 (2.70±0.254)	0.244±0.010 (6.20±0.254)
WSL5931	0.591±0.010 (15.0±0.254)	0.305±0.010 (7.75±0.254)	0.157±0.010 (4.00±0.254)	.0205±0.010 (5.20±0.254)	0.244±0.010 (8.75±0.254)

Features:
- Ideal for all types of current sensing, voltage division, pulse applications, switching and linear power supplies, instruments and power amplifiers
- Solid metal iron-chrome or manganese-cooper alloy resistive element
- Standard 1% tolerance (5% is available)
- 100% lead (Pb)-free and RoHS compliant
- Proprietary processing technique produces extremely low resistance values
- Very low inductance 0.5nH to 5nH
- All welded construction

For quantities greater than listed, call for quote.

MOUSER STOCK NO.	Vishay Part No.	Value (Ω)	Price Each 1	100	500	1000
3 Watt: WSL3921 Series						
71-WSL3921-0.0003-E3	WSL3921L3000FEB	0.0003	2.43	1.59	1.09	.972
71-WSL3921-0.0005-E3	WSL3921L5000FEB	0.0005	2.43	1.59	1.09	.972
71-WSL3921-0.001-E3	WSL39211L000FEB	0.001	2.43	1.59	1.09	.972
71-WSL3921-0.002-E3	WSL39212L000FEB	0.002	2.43	1.59	1.09	.972
71-WSL3921-0.003-E3	WSL39213L000FEB	0.003	2.43	1.59	1.09	.972
71-WSL3921-0.004-E3	WSL39214L000FEB	0.004	2.43	1.59	1.09	.972
5 Watt: WSL5931 Series						
71-WSL5931-0.0002-E3	WSL5931L2000FEB	0.0002	3.50	2.30	1.57	1.49
71-WSL5931-0.0003-E3	WSL5931L3000FEB	0.0003	3.50	2.30	1.57	1.49
71-WSL5931-0.0005-E3	WSL5931L5000FEB	0.0005	3.50	2.30	1.57	1.49
71-WSL5931-0.001-E3	WSL59311L000FEB	0.001	3.50	2.30	1.57	1.49
71-WSL5931-0.002-E3	WSL59312L000FEB	0.002	3.50	2.30	1.57	1.49
71-WSL5931-0.003-E3	WSL59313L000FEB	0.003	3.50	2.30	1.57	1.49

© Copyright 2013 Mouser Electronics

VISHAY/DALE Current Sensing SMD Resistors

RCWE AND RCWL SERIES - THICK FILM - CHIP RESISTORS

Features:
- Extremely low resistance values (0.01Ω to 0.976Ω)
- Halogen-free according to IEC 61249-2-21
- Suitable for current sensing and shunts
- Metal glaze on high quality ceramic
- Protective overglaze

Specifications:
- Resistance Tolerance: ±1%, ±5%
- Operating Temp. Range: -55°C to +155°C
- Cut tape and reels available

RoHS Compliant



RCWE SERIES

For quantities greater than listed, call for quote.

MOUSER STOCK NO.	Vishay Part No.	Value Ω	Price Each 1	50	100	500	Reel Qty.	Price Per Piece
0402 Case Size - 1/8 Watt 100ppm								
71-RCWE0402R200FKEA	RCWE0402R200FKEA	.20	2.14	.981	.564	.492	10000	.347
71-RCWE0402R300FKEA	RCWE0402R300FKEA	.30	2.14	.981	.564	.492	10000	.347
71-RCWE0402R220FKEA	RCWE0402R220FKEA	.22	2.14	.981	.564	.492	10000	.347
71-RCWE0402R240FKEA	RCWE0402R240FKEA	.24	2.14	.981	.564	.492	10000	.347
71-RCWE0402R270FKEA	RCWE0402R270FKEA	.27	2.14	.981	.564	.492	10000	.347
71-RCWE0402R330FKEA	RCWE0402R330FKEA	.33	2.14	.981	.564	.492	10000	.347
71-RCWE0402R360FKEA	RCWE0402R360FKEA	.36	2.14	.981	.564	.342	10000	.273
71-RCWE0402R390FKEA	RCWE0402R390FKEA	.39	2.14	.981	.564	.492	10000	.347
71-RCWE0402R430FKEA	RCWE0402R430FKEA	.43	2.14	.981	.564	.492	10000	.347
71-RCWE0402R470FKEA	RCWE0402R470FKEA	.47	2.14	.981	.564	.492	10000	.347
71-RCWE0402R510FKEA	RCWE0402R510FKEA	.51	2.14	.981	.564	.492	10000	.347
71-RCWE0402R560FKEA	RCWE0402R560FKEA	.56	2.14	.981	.564	.492	10000	.347
71-RCWE0402R620FKEA	RCWE0402R620FKEA	.62	2.14	.981	.564	.492	10000	.347
71-RCWE0402R680FKEA	RCWE0402R680FKEA	.68	2.14	.981	.564	.492	10000	.347
71-RCWE0402R750FKEA	RCWE0402R750FKEA	.75	2.14	.981	.564	.492	10000	.347
71-RCWE0402R820FKEA	RCWE0402R820FKEA	.82	2.14	.981	.564	.342	10000	.273
71-RCWE0402R910FKEA	RCWE0402R910FKEA	.91	2.14	.981	.564	.492	10000	.347
0402 Case Size - 1/8 Watt 200ppm								
71-RCWE0402R110FNEA	RCWE0402R110FNEA	.11	2.14	.981	.564	.342	10000	.273
71-RCWE0402R120FNEA	RCWE0402R120FNEA	.12	2.14	.981	.564	.492	10000	.347
71-RCWE0402R130FNEA	RCWE0402R130FNEA	.13	2.14	.981	.564	.492	10000	.347
71-RCWE0402R150FNEA	RCWE0402R150FNEA	.15	2.14	.981	.564	.492	10000	.347
71-RCWE0402R160FNEA	RCWE0402R160FNEA	.16	2.14	.981	.564	.492	10000	.347
71-RCWE0402R180FNEA	RCWE0402R180FNEA	.18	2.14	.981	.564	.492	10000	.347
0603 Case Size - 1/5 Watt 100ppm								
71-RCWE0603R200FKEA	RCWE0603R200FKEA	.20	2.14	.981	.564	.492	5000	.358
71-RCWE0603R300FKEA	RCWE0603R300FKEA	.30	2.14	.981	.564	.492	5000	.358
71-RCWE0603R110FKEA	RCWE0603R110FKEA	.11	2.14	.981	.564	.492	5000	.358
71-RCWE0603R120FKEA	RCWE0603R120FKEA	.12	2.14	.981	.564	.492	5000	.358
71-RCWE0603R130FKEA	RCWE0603R130FKEA	.13	2.14	.981	.564	.492	5000	.358
71-RCWE0603R150FKEA	RCWE0603R150FKEA	.15	2.14	.981	.564	.492	5000	.358
71-RCWE0603R160FKEA	RCWE0603R160FKEA	.16	2.14	.981	.564	.492	5000	.358
71-RCWE0603R180FKEA	RCWE0603R180FKEA	.18	2.14	.981	.564	.492	5000	.358
71-RCWE0603R220FKEA	RCWE0603R220FKEA	.22	2.14	.981	.564	.492	5000	.385
71-RCWE0603R240FKEA	RCWE0603R240FKEA	.24	2.14	.981	.564	.492	5000	.358
71-RCWE0603R270FKEA	RCWE0603R270FKEA	.27	2.14	.981	.564	.492	5000	.358
71-RCWE0603R330FKEA	RCWE0603R330FKEA	.33	2.14	.981	.564	.492	5000	.358
71-RCWE0603R360FKEA	RCWE0603R360FKEA	.36	2.14	.981	.564	.492	5000	.358
71-RCWE0603R390FKEA	RCWE0603R390FKEA	.39	2.14	.981	.564	.492	5000	.358
71-RCWE0603R430FKEA	RCWE0603R430FKEA	.43	2.14	.981	.564	.492	5000	.358
71-RCWE0603R470FKEA	RCWE0603R470FKEA	.47	2.14	.981	.564	.492	5000	.358
71-RCWE0603R510FKEA	RCWE0603R510FKEA	.51	2.14	.981	.564	.492	5000	.358
71-RCWE0603R560FKEA	RCWE0603R560FKEA	.56	2.14	.981	.564	.492	5000	.358
71-RCWE0603R620FKEA	RCWE0603R620FKEA	.62	2.14	.981	.564	.492	5000	.358
71-RCWE0603R680FKEA	RCWE0603R680FKEA	.68	2.14	.981	.564	.492	5000	.358
71-RCWE0603R750FKEA	RCWE0603R750FKEA	.75	2.14	.981	.564	.492	5000	.358
71-RCWE0603R820FKEA	RCWE0603R820FKEA	.82	2.14	.981	.564	.492	5000	.358
71-RCWE0603R910FKEA	RCWE0603R910FKEA	.91	2.14	.981	.564	.492	5000	.358
0805 Case Size - 1/4 Watt 100ppm								
71-RCWE0805R300FKEA	RCWE0805R300FKEA	.30	2.14	.981	.564	.492	5000	.358
71-RCWE0805R220FKEA	RCWE0805R220FKEA	.22	2.14	.981	.564	.492	5000	.358
71-RCWE0805R240FKEA	RCWE0805R240FKEA	.24	2.14	.981	.564	.492	5000	.358
71-RCWE0805R270FKEA	RCWE0805R270FKEA	.27	2.14	.981	.564	.492	5000	.358
71-RCWE0805R330FKEA	RCWE0805R330FKEA	.33	2.14	.981	.564	.492	5000	.358
71-RCWE0805R360FKEA	RCWE0805R360FKEA	.36	2.14	.981	.564	.492	5000	.358
71-RCWE0805R390FKEA	RCWE0805R390FKEA	.39	2.14	.981	.564	.492	5000	.385
71-RCWE0805R430FKEA	RCWE0805R430FKEA	.43	2.14	.981	.564	.492	5000	.358
71-RCWE0805R470FKEA	RCWE0805R470FKEA	.47	2.14	.981	.564	.492	5000	.358
71-RCWE0805R510FKEA	RCWE0805R510FKEA	.51	2.14	.981	.564	.492	5000	.358
71-RCWE0805R560FKEA	RCWE0805R560FKEA	.56	2.14	.981	.564	.492	5000	.358
71-RCWE0805R620FKEA	RCWE0805R620FKEA	.62	2.14	.981	.564	.492	5000	.358
71-RCWE0805R680FKEA	RCWE0805R680FKEA	.68	2.14	.981	.564	.492	5000	.358
71-RCWE0805R750FKEA	RCWE0805R750FKEA	.75	2.14	.981	.564	.492	5000	.358
71-RCWE0805R820FKEA	RCWE0805R820FKEA	.82	2.14	.981	.564	.492	5000	.358
71-RCWE0805R910FKEA	RCWE0805R910FKEA	.91	2.14	.981	.564	.492	5000	.358
1206 Case Size - 1/2 Watt 100ppm								
71-RCWE1206R300FKEA	RCWE1206R300FKEA	.30	1.95	1.02	.589	.471	5000	.398
71-RCWE1206R220FKEA	RCWE1206R220FKEA	.22	1.95	1.02	.589	.471	5000	.398
71-RCWE1206R240FKEA	RCWE1206R240FKEA	.24	1.95	1.02	.589	.471	5000	.398
71-RCWE1206R270FKEA	RCWE1206R270FKEA	.27	1.95	1.02	.589	.471	5000	.398
71-RCWE1206R330FKEA	RCWE1206R330FKEA	.33	1.95	1.02	.589	.471	5000	.398
71-RCWE1206R360FKEA	RCWE1206R360FKEA	.36	1.95	1.02	.589	.471	5000	.398
71-RCWE1206R390FKEA	RCWE1206R390FKEA	.39	1.95	1.02	.589	.471	5000	.398

For quantities greater than listed, call for quote.

MOUSER STOCK NO.	Vishay Part No.	Value Ω	Price Each 1	50	100	500	Reel Qty.	Price Per Piece
1206 Case Size (Cont.) - 1/2 Watt 100ppm								
71-RCWE1206R430FKEA	RCWE1206R430FKEA	.43	1.95	1.02	.589	.471	5000	.398
71-RCWE1206R470FKEA	RCWE1206R470FKEA	.47	1.95	1.02	.589	.471	5000	.398
71-RCWE1206R510FKEA	RCWE1206R510FKEA	.51	1.95	1.02	.589	.471	5000	.398
71-RCWE1206R560FKEA	RCWE1206R560FKEA	.56	1.95	1.02	.589	.471	5000	.398
71-RCWE1206R620FKEA	RCWE1206R620FKEA	.62	1.95	1.02	.589	.471	5000	.398
71-RCWE1206R680FKEA	RCWE1206R680FKEA	.68	1.95	1.02	.589	.471	5000	.398
71-RCWE1206R750FKEA	RCWE1206R750FKEA	.75	1.95	1.02	.589	.471	5000	.398
71-RCWE1206R820FKEA	RCWE1206R820FKEA	.82	1.95	1.02	.589	.471	5000	.398
71-RCWE1206R910FKEA	RCWE1206R910FKEA	.91	1.95	1.02	.589	.471	5000	.398
1210 Case Size - 1 Watt 100ppm								
71-RCWE1210R300FKEA	RCWE1210R300FKEA	.30	1.95	1.02	.589	.471	5000	.398
71-RCWE1210R220FKEA	RCWE1210R220FKEA	.22	1.95	1.02	.589	.471	5000	.398
71-RCWE1210R240FKEA	RCWE1210R240FKEA	.24	1.95	1.02	.589	.471	5000	.398
71-RCWE1210R270FKEA	RCWE1210R270FKEA	.27	1.95	1.02	.589	.471	5000	.398
71-RCWE1210R330FKEA	RCWE1210R330FKEA	.33	1.95	1.02	.589	.471	5000	.398
71-RCWE1210R360FKEA	RCWE1210R360FKEA	.36	1.95	1.02	.589	.471	5000	.398
71-RCWE1210R390FKEA	RCWE1210R390FKEA	.39	1.95	1.02	.589	.471	5000	.398
71-RCWE1210R430FKEA	RCWE1210R430FKEA	.43	1.95	1.02	.589	.471	5000	.398
71-RCWE1210R470FKEA	RCWE1210R470FKEA	.47	1.95	1.02	.589	.471	5000	.398
71-RCWE1210R510FKEA	RCWE1210R510FKEA	.51	1.95	1.02	.589	.471	5000	.398
71-RCWE1210R560FKEA	RCWE1210R560FKEA	.56	1.95	1.02	.589	.471	5000	.398
71-RCWE1210R620FKEA	RCWE1210R620FKEA	.62	1.95	1.02	.589	.471	5000	.398
71-RCWE1210R680FKEA	RCWE1210R680FKEA	.68	1.95	1.02	.589	.471	5000	.398
71-RCWE1210R750FKEA	RCWE1210R750FKEA	.75	1.95	1.02	.589	.471	5000	.398
71-RCWE1210R820FKEA	RCWE1210R820FKEA	.82	1.95	1.02	.589	.471	5000	.398
71-RCWE1210R910FKEA	RCWE1210R910FKEA	.91	1.95	1.02	.589	.471	5000	.398
2010 Case Size - 1 Watt 100ppm								
71-RCWE2010R510FKEA	RCWE2010R510FKEA	.51	1.98	1.06	.599	.482	4000	.391
71-RCWE2010R560FKEA	RCWE2010R560FKEA	.56	1.98	1.06	.599	.482	4000	.391
71-RCWE2010R620FKEA	RCWE2010R620FKEA	.62	1.98	1.06	.599	.482	4000	.391
71-RCWE2010R680FKEA	RCWE2010R680FKEA	.68	1.98	1.06	.599	.482	4000	.391
71-RCWE2010R750FKEA	RCWE2010R750FKEA	.75	1.98	1.06	.599	.482	4000	.391
71-RCWE2010R820FKEA	RCWE2010R820FKEA	.82	1.98	1.06	.599	.482	4000	.391
71-RCWE2010R910FKEA	RCWE2010R910FKEA	.91	1.98	1.06	.599	.482	4000	.391
2512 Case Size - 2 Watts 100ppm								
71-RCWE2512R510FKEA	RCWE2512R510FKEA	.51	1.98	1.06	.599	.482	2000	.391
71-RCWE2512R560FKEA	RCWE2512R560FKEA	.56	1.98	1.06	.599	.482	2000	.391
71-RCWE2512R620FKEA	RCWE2512R620FKEA	.62	1.98	1.06	.599	.482	2000	.391
71-RCWE2512R680FKEA	RCWE2512R680FKEA	.68	.45	.31	.278	.246	2000	.214
71-RCWE2512R750FKEA	RCWE2512R750FKEA	.75	1.98	1.06	.599	.482	2000	.391
71-RCWE2512R820FKEA	RCWE2512R820FKEA	.82	1.98	1.06	.61	.482	2000	.391
71-RCWE2512R910FKEA	RCWE2512R910FKEA	.91	1.98	1.06	.599	.482	2000	.391

RCWL SERIES

For quantities greater than listed, call for quote.

MOUSER STOCK NO.	Vishay Part No.	Value Ω	Price Each 1	50	100	500	Reel Qty.	Price Per Piece
0402 Case Size - 1/16 Watt 400ppm								
71-RCWL0402R470JQEA	RCWL0402R470JQEA	.47	1.55	.783	.449	.396	10000	.275
71-RCWL0402R510JQEA	RCWL0402R510JQEA	.51	1.55	.783	.449	.396	10000	.172
71-RCWL0402R560JQEA	RCWL0402R560JQEA	.56	1.55	.783	.449	.396	10000	.275
71-RCWL0402R620JQEA	RCWL0402R620JQEA	.62	1.55	.783	.449	.396	10000	.275
71-RCWL0402R680JQEA	RCWL0402R680JQEA	.68	1.55	.783	.449	.396	10000	.275
71-RCWL0402R750JQEA	RCWL0402R750JQEA	.75	1.55	.783	.449	.396	10000	.275
71-RCWL0402R820JQEA	RCWL0402R820JQEA	.82	1.55	.783	.449	.396	10000	.275
71-RCWL0402R910JQEA	RCWL0402R910JQEA	.91	1.55	.783	.449	.396	10000	.275
0402 Case Size - 1/16 Watt 600ppm								
71-RCWL0402R300JTEA	RCWL0402R300JTEA	.30	1.55	.783	.449	.396	10000	.275
71-RCWL0402R220JTEA	RCWL0402R220JTEA	.22	1.55	.783	.449	.396	10000	.275
71-RCWL0402R240JTEA	RCWL0402R240JTEA	.24	1.55	.783	.449	.396	10000	.275
71-RCWL0402R270JTEA	RCWL0402R270JTEA	.27	1.55	.783	.449	.396	10000	.275
71-RCWL0402R330JTEA	RCWL0402R330JTEA	.33	1.55	.783	.449	.396	10000	.172
71-RCWL0402R360JTEA	RCWL0402R360JTEA	.36	1.55	.783	.449	.396	10000	.275
71-RCWL0402R390JTEA	RCWL0402R390JTEA	.39	1.55	.783	.449	.396	10000	.275
71-RCWL0402R430JTEA	RCWL0402R430JTEA	.43	1.55	.783	.449	.396	10000	.275
0603 Case Size - 1/10 Watt 200ppm								
71-RCWL0603R470JNEA	RCWL0603R470JNEA	.47	1.55	.783	.449	.396	5000	.305
71-RCWL0603R510JNEA	RCWL0603R510JNEA	.51	1.55	.783	.449	.396	5000	.305
71-RCWL0603R560JNEA	RCWL0603R560JNEA	.56	1.55	.783	.449	.396	5000	.305
71-RCWL0603R620JNEA	RCWL0603R620JNEA	.62	1.55	.783	.449	.396	5000	.305
71-RCWL0603R680JNEA	RCWL0603R680JNEA	.68	1.55	.783	.449	.396	5000	.305
71-RCWL0603R750JNEA	RCWL0603R750JNEA	.75	1.55	.783	.449	.396	5000	.305

© Copyright 2013 Mouser Electronics
© Copyright 2013 Mouser Electronics

VISHAY PRECISION GROUP Current Sensing SMD Resistors

VISHAY PRECISION GROUP

VCS1625 AND VCS1625Z SERIES CURRENT SENSING SMD RESISTORS

Features:
- Operating Temperature: - 55˚C to + 125˚C
- Excellent load life stability
- Non inductive, non capacitive design
- Non hot spot design
- Tolerance: 0.01%, 0.1%, 1% avaliable
- Temperature Coefficient: 2PPM

Applications:
- High precision instrumentation
- Current Sensing applications
- Applications that require superior frequency stability
- Medical



VCS1625 High Precision Bulk Metal Foil SMD

For quantities greater than listed, call for quote.

MOUSER STOCK NO.	Vishay Part No.	Value Ω	Price Each 1	Price Each 5
1625 CASE SIZE - 0.5 Watt				
71-VCS16250R0100FST	Y08500R01000F9R	0.01	22.08	21.55
71-VCS16250R1000FST	Y08500R10000F9R	0.1	18.76	18.30
71-VCS16251R0000BST	Y08501R00000B9R	1	19.53	16.85

VCS1625Z Ultra High Precision Z-Foil SMD

For quantities greater than listed, call for quote.

MOUSER STOCK NO.	Vishay Part No.	Value Ω	Price Each 1	Price Each 5
1625Z CASE SIZE - 0.5 Watt				
71-VCS1625Z0R5000FSW	Y16070R50000F9W	0.5	14.33	12.73
71-VCS1625Z2R0000TSW	Y16072R00000T9W	2	23.15	18.28

CSM SERIES - HIGH PRECISION POWER METAL STRIP RESISTOR

Features:
- Operating Temperature: - 55˚C to + 125˚C
- Excellent load life stability
- Solderable terminations
- Tolerance: 0.1%, 0.5%, 1% avaliable
- Temperature Coefficient: 15PPM and 25PPM





CSM2512

For quantities greater than listed, call for quote.

MOUSER STOCK NO.	Vishay Part No.	Value Ω	Price Each 1	Price Each 5
2512 CASE SIZE - 1 Watt				
71-CSM25120R0050BST	Y14870R00500B9R	0.005	5.54	5.42
71-CSM25120R0100BST	Y14870R01000B9R	0.01	11.07	10.81
71-CSM25120R0500BST	Y14870R05000B9R	0.05	7.19	6.47
71-CSM25120R1000BST	Y14870R10000B9R	0.1	7.19	6.44

CSM3637

For quantities greater than listed, call for quote.

MOUSER STOCK NO.	Vishay Part No.	Value Ω	Price Each 1	Price Each 5
3637 CASE SIZE - 3 Watt				
71-CSM36370R0010DST	Y14880R00100D9R	0.001	13.21	12.89
71-CSM36370R0020BST	Y14880R00200B9R	0.002	11.38	10.12
71-CSM36370R0050BST	Y14880R00500B9R	0.005	12.66	11.64
71-CSM36370R0050FST	Y14880R00500F9R	0.005	12.82	12.51

VFCP SERIES - ULTRA HIGH PRECISION Z-FOIL FLIP CHIP RESISTOR

Features:
- Operating Temperature: - 55˚C to + 125˚C
- Temperature Coefficient: 0.2PPM
- Excellent load life stability
- Tolerance: .01%
- Low noise
- TCR 0.05ppml ºC



VFCP0805

For quantities greater than listed, call for quote.

MOUSER STOCK NO.	Vishay Part No.	Value Ω	Price Each 1	Price Each 5
0805 CASE SIZE - 100 mWatt				
71-VFCP08051K0000TST	Y16291K00000T9R	1K	11.16	10.26

VFCP1506

For quantities greater than listed, call for quote.

MOUSER STOCK NO.	Vishay Part No.	Value Ω	Price Each 1	Price Each 5
1506 CASE SIZE 100 mWatt				
71-VFCP150620K000TST	Y163120K0000T9R	20	13.54	13.05

VSMP SERIES - ULTRA HIGH PRECISION FOIL WRAPAROUND SMD CHIP RESISTOR

Features:
- Operating Temperature: - 55˚C to + 125˚C
- Excellent load life stability
- Non hot spot design
- Extremely low TCR
- Tolerance: .01%

Applications:
- High precision instrumentation
- Laboratory, industrial and medical
- Audio
- Down hole instrumentation
- Communication



VSMP0805

For quantities greater than listed, call for quote.

MOUSER STOCK NO.	Vishay Part No.	Value Ω	Price Each 1	Price Each 5
0603 Case Size - 100 mWatt				
71-VSMP06033K0000TST	Y16363K00000T9R	3K	31.24	24.24

VSMP0805

For quantities greater than listed, call for quote.

0805 Case Size - 750 mWatt				
71-VSMP0805350R00TST	Y1624350R000T9R	350	15.78	12.31
71-VSMP08051K0000TST	Y16241K00000T9R	1K	14.61	12.84
71-VSMP08055K0000TST	Y16245K00000T9R	5K	15.71	14.45

VSMP1206

For quantities greater than listed, call for quote.

MOUSER STOCK NO.	Vishay Part No.	Value Ω	Price Each 1	Price Each 5
0603 Case Size - 750 mWatt				
71-VSMP1206100R00QST	Y1625100R000Q9R	100	14.34	11.13
71-VSMP12061K0000TST	Y16251K00000T9 R	1K	10.94	9.84
71-VSMP120610K000TST	Y162510K0000T9R	10K	16.64	12.95
71-VSMP120620K000TBT	Y162520K0000T0R	20K	15.73	15.24

SMR1DZ/SMR3DZ 0.01% ULTRA HIGH PRECISION Z-FOIL MOLDED SMD RESISTOR

Features:
- Operating Temperature: - 55˚C to + 125˚C
- Excellent load life stability
- Power Rating: to 600mW at 70°C
- Matched sets with TCR tracking are available upon request

Applications:
- Precision Amplifiers
- Medical
- Industrial
- Audio
- Automatic Test Equipment
- High Precision Instrumentation



For quantities greater than listed, call for quote.

MOUSER STOCK NO.	Vishay Part No.	Value Ω	Price Each 1	Price Each 5
71-SMR1DZ10R000BST	Y174510R0000B9R	10	14.23	11.74
71-SMR1DZ50R000TST	Y174550R0000T9R	50	15.19	14.18
71-SMR1DZ1K0000TST	Y17451K00000T9R	1K	16.85	13.24
71-SMR1DZ5K0000TST	Y17455K00000T9R	5K	16.85	13.24
71-SMR1DZ10K000TST	Y174510K0000T9R	10K	16.47	13.73
71-SMR1DZ20K000TST	Y174520K0000T9R	20K	18.14	14.19

© Copyright 2013 Mouser Electronics

For quantities greater than listed, call for quote.

MOUSER STOCK NO.	Vishay Part No.	Value Ω	Price Each 1	Price Each 5
71-SMR3DZ100R00TST	Y1746100R000T9R	100	18.24	16.10
71-SMR3DZ1K0000TST	Y17461K00000T9R	1K	20.04	16.10
71-SMR3DZ5K0000TST	Y17465K00000T9R	5K	20.04	16.10
71-SMR3DZ10K000TST	Y174610K0000T9R	10K	20.04	16.10

© Copyright 2013 Mouser Electronics

KOA SMD Resistors

RoHS Compliant **This product is RoHS compliant.**

KOA SPEER ELECTRONICS, INC.

HV73 SERIES FLAT CHIP RESISTORS FOR HIGH VOLTAGE

Features:

- Superior to RK73 series in maximum working voltage
- Marking: 1J: No marking, black protective coating 2A ~ 3A: White three-digit marking on black protective coating
- Products with lead-free terminations meet EU RoHS requirements. EU RoHS regulation is not intended for Pb-glass contained in electrode, resistor element and glass.

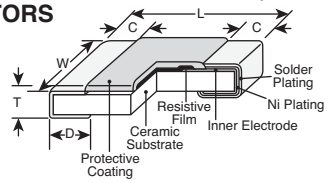

Type	DIMENSIONS: in. (mm)				
	L	W	C	D	T
1J	.063±.008 (1.6±0.2)	.031±.004 (0.8±0.1)	.012±.004 (0.3±0.1)	.012±.004 (0.3±0.1)	.018±.004 (0.45±0.1)
2A	.079±.008 (2.0±0.2)	.049±.004 (1.25±0.1)	.016±.008 (0.4±0.2)	.012 +.008/-.004 (0.3 +0.2/-0.1)	.02±.004 (0.5±0.1)
2B	.126±.008 (3.2±0.2)	.063±.008 (1.6±0.2)	.02±.012 (0.5±0.3)	.016 +.008/-.004 (0.4 +0.2/-0.1)	.024±.004 (0.6±0.1)
2H	.197±.008 (5.0±0.2)	.098±.008 (2.5±0.2)	.02±.012 (0.5±0.3)	.016 +.008/-.004 (0.4 +0.2/-0.1)	.024±.004 (0.6±0.1)
3A	.248±.008 (6.3±0.2)	.122±.008 (3.1±0.2)	.02±.012 (0.5±0.3)	.016 +.008/-.004 (0.4 +0.2/-0.1)	.024±.004 (0.6±0.1)

For quantities greater than listed, call for quote.

MOUSER STOCK NO.	KOA Part No.	Value (Ω)	Tol.	Price Each 1	100	500	Real Qty.	Price Per Piece
0603 Case Size, 1/10 Watt								
660-HV731JTTD104J	HV731JTTD104J	100K	±5%	.35	.205	.162	5000	.12
660-HV731JTTD2003F	HV731JTTD2003F	200K	±1%	.43	.246	.194	5000	.144

For quantities greater than listed, call for quote.

MOUSER STOCK NO.	KOA Part No.	Value (Ω)	Tol.	Price Each 1	100	500	Real Qty.	Price Per Piece
0603 Case Size, 1/10 Watt (Cont.)								
660-HV731JTTD105J	HV731JTTD105J	1M	±5%	.35	.205	.162	5000	.12
660-HV731JTTD106J	HV731JTTD106J	10M	±5%	.35	.205	.162	5000	.12
0805 Case Size, 1/8 Watt								
660-HV732ATTD104J	HV732ATTD104J	100K	±5%	.35	.205	.162	5000	.12
660-HV732ATTD1004F	HV732ATTD1004F	1M	±1%	.43	.246	.194	5000	.15
660-HV732ATTD105J	HV732ATTD105J	1M	±5%	.35	.205	.162	5000	.12
1206 Case Size, 1/4 Watt								
660-HV732BTTD104J	HV732BTTD104J	100K	±5%	.35	.205	.162	5000	.12
660-HV732BTTD4703F	HV732BTTD4703F	470K	±1%	.56	.246	.193	5000	.141
660-HV732BTTD1804F	HV732BTTD1804F	1.8M	±1%	.56	.246	.193	5000	.141
660-HV732BTTD116J	HV732BTTD116J	11M	±5%	.61	.30	.182	5000	.137
2010 Case Size, 1/2 Watt								
660-HV732HTTE104J	HV732HTTE104J	100K	±5%	.67	.391	.307	4000	.211
660-HV732HTTE2403F	HV732HTTE2403F	240K	±1%	1.39	.533	.417	4000	.306
660-HV732HTTE1004F	HV732HTTE1004F	1M	±1%	.92	.535	.421	4000	.296
660-HV732HTTE105J	HV732HTTE105J	1M	±5%	.67	.391	.307	4000	.211
660-HV732HTTE475J	HV732HTTE475J	4.7M	±5%	.88	.389	.305	4000	.224
660-HV732HTTE106J	HV732HTTE106J	10M	±5%	.67	.391	.307	4000	.211
2010 Case Size, 1/2 Watt								
660-HV733ATTE1003F	HV733ATTE1003F	100K	±1%	1.09	.549	.521	4000	.424
660-HV733ATTE1004F	HV733ATTE1004F	1M	±1%	1.09	.549	.521	4000	.424
660-HV733ATTE105J	HV733ATTE105J	1M	±5%	.75	.431	.34	4000	.233
660-HV733ATTE106J	HV733ATTE106J	10M	±5%	.75	.431	.34	4000	.223

SG73 SERIES SURGE CURRENT THICK FILM CHIP RESISTORS

Features:

- Superior to RK73B/RK73H series in surge dielectric withstanding voltage
- Products with lead-free terminations meet EU RoHS requirements. EU RoHS regulation is not intended for Pb-glass contained in electrode, resistor element and glass

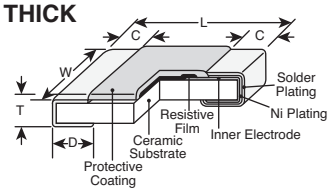

Type	DIMENSIONS: in. (mm)				
	L	W	C	D	T
SG73P1E	.039 +.004/-.002 (1.0 +0.1/-0.05)	.02±.002 (0.5±0.05)	.006±.004 (0.15±0.1)	.010 +.002/-.004 (0.25 +0.05/-0.1)	.014±.002 (0.35±0.05)
SG73P1J	.063±.008 (1.6±0.2)	.031±.004 (0.8±0.1)	.012±.004 (0.3±0.1)	.012±.004 (0.3±0.1)	.018±.004 (0.45±0.1)
SG73P2A	.079±.008 (2.0±0.2)	.049±.004 (1.25±0.1)	.012 +.008/-.004 (0.3 +0.2/-0.1)	.012 +.008/-.004 (0.3 +0.2/-0.1)	.02±.004 (0.5±0.1)
SG732B	.126±.008 (3.2±0.2)	.063±.008 (1.6±0.2)	.02±.012 (0.5±0.3)	.016 +.008/-.004 (0.4 +0.2/-0.1)	.024±.004 (0.6±0.1)
SG73P2B	.126±.008 (3.2±0.2)	.063±.008 (1.6±0.2)	.016 +.008/-.004 (0.4 +0.2/-0.1)	.016 +.008/-.004 (0.4 +0.2/-0.1)	.024±.004 (0.6±0.1)
SG73P2E	.126±.008 (3.2±0.2)	.102±.008 (2.6±0.2)	.016 +.008/-.004 (0.4 +0.2/-0.1)	.016 +.008/-.004 (0.4 +0.2/-0.1)	.024±.004 (0.6±0.1)

For quantities greater than listed, call for quote.

MOUSER STOCK NO.	KOA Part No.	Value (Ω)	Tol.	Price Each 1	100	500	Real Qty.	Price Per Piece
0402 Case Size, 1/8 Watt								
660-SG73P1ETTP10R0F	SG73P1ETTP10R0F	10	±1%	.23	.158	.142	10000	.111
660-SG73P1ETTP1000F	SG73P1ETTP1000F	100	±1%	.23	.185	.18	10000	.164
660-SG73P1ETTP1001F	SG73P1ETTP1001F	1K	±1%	.23	.185	.18	10000	.164
660-SG73P1ETTP1002F	SG73P1ETTP1002F	10K	±1%	.23	.158	.142	10000	.111

For quantities greater than listed, call for quote.

MOUSER STOCK NO.	KOA Part No.	Value (Ω)	Tol.	Price Each 1	100	500	Real Qty.	Price Per Piece
0402 Case Size, 1/8 Watt (Cont.)								
660-SG73P1ETTP1003F	SG73P1ETTP1003F	100K	±1%	.23	.185	.18	10000	.164
660-SG73P1ETTP1004F	SG73P1ETTP1004F	1M	±1%	.23	.185	.18	10000	.164
0603 Case Size, 1/5 Watt								
660-SG73P1JTTD10R0F	SG73P1JTTD10R0F	10	±1%	.13	.094	.083	5000	.059
660-SG73P1JTTD1000F	SG73P1JTTD1000F	100	±1%	.13	.094	.083	5000	.059
660-SG73P1JTTD1001F	SG73P1JTTD1001F	1K	±1%	.13	.094	.083	5000	.059
660-SG73P1JTTD1003F	SG73P1JTTD1003F	100K	±1%	.13	.094	.083	5000	.059
0805 Case Size, 1/4 Watt								
660-SG73P2ATTD1000F	SG73P2ATTD1000F	100	±1%	.13	.094	.083	5000	.059
660-SG73P2ATTD2000F	SG73P2ATTD2000F	200	±1%	.13	.094	.083	5000	.059
660-SG73P2ATTD1001F	SG73P2ATTD1001F	1K	±1%	.13	.094	.083	5000	.059
660-SG73P2ATTD1002F	SG73P2ATTD1002F	10K	±1%	.13	.094	.083	5000	.059
660-SG73P2ATTD1003F	SG73P2ATTD1003F	100K	±1%	.13	.094	.083	5000	.059
1206 Case Size, 1/4 Watt								
660-SG732BTTD1R0K	SG732BTTD1R0K	1	±10%	.36	.246	.203	5000	.147
1206 Case Size, 1/3 Watt								
660-SG73P2BTTD4R70F	SG73P2BTTD4R70F	4.7	±1%	.18	.126	.105	5000	.059
660-SG73P2BTTD10R0F	SG73P2BTTD10R0F	10	±1%	.18	.126	.105	5000	.059
660-SG73P2BTTD2002F	SG73P2BTTD2002F	20K	±1%	.19	.179	.171	5000	.164
660-SG73P2BTTD4702F	SG73P2BTTD4702F	47K	±1%	.18	.126	.105	5000	.059
660-SG73P2BTTD1003F	SG73P2BTTD1003F	100K	±1%	.18	.126	.105	5000	.059
660-SG73P2BTTD1004F	SG73P2BTTD1004F	1M	±1%	.18	.126	.105	5000	.059
1210 Case Size, 1/2 Watt								
660-SG73P2ETTD10R0F	SG73P2ETTD10R0F	10	±1%	.24	.157	.143	5000	.104
660-SG73P2ETTD1000F	SG73P2ETTD1000F	100	±1%	.24	.157	.143	5000	.104
660-SG73P2ETTD1001F	SG73P2ETTD1001F	1K	±1%	.24	.157	.143	5000	.104
660-SG73P2ETTD1002F	SG73P2ETTD1002F	10K	±1%	.24	.157	.143	5000	.104
660-SG73P2ETTD1003F	SG73P2ETTD1003F	100K	±1%	.24	.157	.143	5000	.104
660-SG73P2ETTD1004F	SG73P2ETTD1004F	1M	±1%	.24	.157	.143	5000	.104

WK73 SERIES WIDE TERMINAL TYPE FLAT CHIP RESISTORS

Features:

- Flat chip resistors of wide terminal type
- High reliability and performance with T.C.R. ±100 x 10-6/K, resistance tolerance ±1%
- Marking: Black protective coat
- Products with lead-free terminations meet EU RoHS requirements. EU RoHS regulation is not intended for Pb-glass contained in electrode, resistor element and glass.

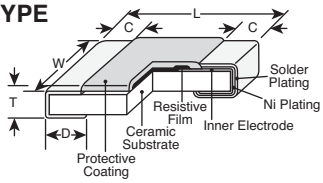

Type	DIMENSIONS: in. (mm)				
	L	W	C	D	T
SG73P1E	.039 +.004/-.002 (1.0 +0.1/-0.05)	.02±.002 (0.5±0.05)	.006±.004 (0.15±0.1)	.010 +.002/-.004 (0.25 +0.05/-.1)	.014±.002 (0.35±0.05)
SG73P1J	.063±.008 (1.6±0.2)	.031±.004 (0.8±0.1)	.012±.004 (0.3±0.1)	.012±.004 (0.3±0.1)	.018±.004 (0.45±0.1)
SG73P2A	.079±.008 (2.0±0.2)	.049±.004 (1.25±0.1)	.012+.008/-.004 (0.3 +0.2/-0.1)	.012 +.008/-.004 (0.3 +0.2/-0.1)	.02±.004 (0.5±0.1)
SG732B	.126±.008 (3.2±0.2)	.063±.008 (1.6±0.2)	.02±.012 (0.5±0.3)	.016 +.008/-.004 (0.4 +0.2/-0.1)	.024±.004 (0.6±0.1)
SG73P2B	.126±.008 (3.2±0.2)	.063±.008 (1.6±0.2)	.016 +.008/-.004 (0.4 +0.2/-0.1)	.016 +.008/-.004 (0.4 +0.2/-0.1)	.024±.004 (0.6±0.1)
SG73P2E	.126±.008 (3.2±0.2)	.102±.008 (2.6±0.2)	.016 +.008/-.004 (0.4 +0.2/-0.1)	.016 +.008/-.004 (0.4 +0.2/-0.1)	.024±.004 (0.6±0.1)

For quantities greater than listed, call for quote.

MOUSER STOCK NO.	KOA Part No.	Value (Ω)	Tol.	Price Each 1	100	500	Real Qty.	Price Per Piece
0612 Size, 3/4 Watt								
660-WK73S2BTTD1R00F	WK73S2BTTD1R00F	1	±1%	.43	.216	.205	5000	.196
660-WK73S2BTTD2R00F	WK73S2BTTD2R00F	2	±1%	.43	.216	.205	5000	.196
660-WK73S2BTTD3R00F	WK73S2BTTD3R00F	3	±1%	.43	.216	.205	5000	.196
660-WK73R2BTTD10R0F	WK73R2BTTD10R0F	10	±1%	.21	.107	.096	5000	.057
660-WK73R2BTTD20R0F	WK73R2BTTD20R0F	20	±1%	.21	.107	.096	5000	.057
660-WK73R2BTTD1000F	WK73R2BTTD1000F	100	±1%	.21	.107	.096	5000	.057

For quantities greater than listed, call for quote.

MOUSER STOCK NO.	KOA Part No.	Value (Ω)	Tol.	Price Each 1	100	500	Real Qty.	Price Per Piece
0612 Size, 3/4 Watt (Cont.)								
660-WK73R2BTTD1001F	WK73R2BTTD1001F	1K	±1%	.21	.107	.096	5000	.057
660-WK73R2BTTD2001F	WK73R2BTTD2001F	2K	±1%	.21	.107	.096	5000	.057
660-WK73R2BTTD1002F	WK73R2BTTD1002F	10K	±1%	.21	.107	.096	5000	.057
660-WK73R2BTTD2002F	WK73R2BTTD2002F	20K	±1%	.21	.107	.096	5000	.057
660-WK73R2BTTD1003F	WK73R2BTTD1003F	100K	±1%	.21	.107	.096	5000	.057
1020 Size, 1 Watt								
660-WK73S2HTTE1R00F	WK73S2HTTE1R00F	1	±1%	.54	.265	.259	4000	.199
660-WK73S2HTTE2R00F	WK73S2HTTE2R00F	2	±1%	.54	.265	.259	4000	.199
660-WK73S2HTTE3R00F	WK73S2HTTE3R00F	3	±1%	.54	.265	.259	4000	.199
660-WK73R2HTTE10R0F	WK73R2HTTE10R0F	10	±1%	.34	.175	.167	4000	.134
660-WK73R2HTTE20R0F	WK73R2HTTE20R0F	20	±1%	.34	.175	.167	4000	.134
660-WK73R2HTTE1000F	WK73R2HTTE1000F	100	±1%	.34	.175	.167	4000	.151
660-WK73R2HTTE1001F	WK73R2HTTE1001F	1K	±1%	.34	.175	.167	4000	.151
660-WK73R2HTTE2001F	WK73R2HTTE2001F	2K	±1%	.34	.175	.167	4000	.134
660-WK73R2HTTE1002F	WK73R2HTTE1002F	10K	±1%	.34	.175	.167	4000	.151
660-WK73R2HTTE2002F	WK73R2HTTE2002F	20K	±1%	.34	.175	.167	4000	.134
660-WK73R2HTTE1003F	WK73R2HTTE1003F	100K	±1%	.34	.175	.167	4000	.134
660-WK73R2HTTE2003F	WK73R2HTTE2003F	200K	±1%	.34	.175	.167	4000	.134
660-WK73R2HTTE1004F	WK73R2HTTE1004F	1M	±1%	.34	.175	.167	4000	.134
1218 Size, 1 Watt								
660-WK73S2JTTE1R00F	WK73S2JTTE1R00F	1	±1%	.54	.265	.254	4000	.227
1225 Size, 1.5 Watt								
660-WK73S3ATTE1R00F	WK73S3ATTE1R00F	1	±1%	1.20	.674	.642	4000	.409
660-WK73S3ATTE2R00F	WK73S3ATTE2R00F	2	±1%	1.20	.674	.642	4000	.409
660-WK73S3ATTE3R00F	WK73S3ATTE3R00F	3	±1%	1.20	.674	.642	4000	.409
660-WK73R3ATTE10R0F	WK73R3ATTE10R0F	10	±1%	.94	.514	.492	4000	.281
660-WK73R3ATTE20R0F	WK73R3ATTE20R0F	20	±1%	.94	.514	.492	4000	.281
660-WK73R3ATTE1000F	WK73R3ATTE1000F	100	±1%	.94	.514	.492	4000	.281
660-WK73R3ATTE1001F	WK73R3ATTE1001F	1K	±1%	.94	.514	.492	4000	.281
660-WK73R3ATTE2001F	WK73R3ATTE2001F	2K	±1%	.94	.514	.492	4000	.281
660-WK73R3ATTE2002F	WK73R3ATTE2002F	20K	±1%	.94	.514	.492	4000	.281
660-WK73R3ATTE1003F	WK73R3ATTE1003F	100K	±1%	.94	.514	.492	4000	.281
660-WK73R3ATTE2003F	WK73R3ATTE2003F	200K	±1%	.94	.514	.492	4000	.281
660-WK73R3ATTE1004F	WK73R3ATTE1004F	1M	±1%	.94	.514	.492	4000	.281

© Copyright 2013 Mouser Electronics

© Copyright 2013 Mouser Electronics

KOA 0402, 0603, 0805, 1206, 1210, 2010 & 2512 - 1% Resistors

KOA SPEER ELECTRONICS, INC.

RK73H SERIES - THICK FILM

RoHS Compliant **This product is RoHS compliant.**

Features:

- RuO2 thick film resistor element
- Anti-leaching nickel barrier terminations
- Also available with epoxy bondable palladium silver terminations in 2A and 2B sizes
- Meets or exceeds EIA 575, EIAJ RC 2690A, EIA PDP-100, MIL-R-55342F
- Marking: Four-digit black on blue protective coat
  No marking on 1H and 1E size
  Three-digit on 1J size, E-24 values only
- Operating temperature: -55°C to +155°C
- TCR (ppm/°C) max = ±100ppm



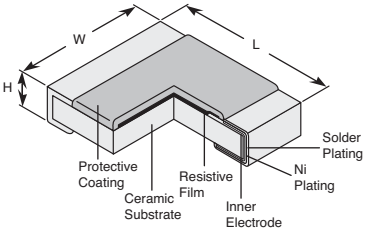

SMD Resistors

KOA Speer

✻ Not all values available in all sizes. Insert **Value Code** from Table of Values.

Size	MOUSER STOCK NO.	Value	Price Each 1	Price Each 100	Price Each 1000	Reel Quantity	Reel Price Per Piece
0402	660-RK73H1ETTP	Code	.09	.021	.016	10000	.009
0603	660-RK73H1JTTD	Code	.09	.021	.016	5000	.009
0805	660-RK73H2ATTD	Code	.10	.032	.026	5000	.013
1206	660-RK73H2BTTD	Code	.09	.041	.027	5000	.016
1210	660-RK73H2ETTD	Code	.27	.107	.064	5000	.055
2010	660-RK73H2HTTE	Code	.19	.139	.086	4000	.075
2512	660-RK73H3ATTE	Code	.43	.321	.30	4000	.278

Available in various tolerances, case sizes, and 10PPM and 50PPM.
Contact a Mouser Sales Representative for more information.

Type (Inch Size Code)	Power Rating	DIMENSIONS: mm L	W	H
0402	1/16W	1	0.5±0.05	0.35±0.05
0603	1/10W	1.6±0.2	0.8±0.1	0.45±0.1
0805	1/8W	2.0±0.2	1.25±0.1	0.5±0.1
1206	1/4W	3.2±0.2	1.6±0.2	0.6±0.1
1210	1/3W	3.2±0.2	2.6±0.2	0.6±0.1
2010	3/4W	5.0±0.2	2.5±0.2	0.6±0.1
2512	1W	6.3±0.2	3.1±0.2	0.6±0.1

TABLE OF VALUES

Value (Ω)	Value Code ✻	Value (Ω)	Value Code ✻	Value (Ω)	Value Code ✻	Value (Ω)	Value Code ✻	Value (Ω)	Value Code ✻	Value (Ω)	Value Code ✻	Value (Ω)	Value Code ✻	Value (Ω)	Value Code ✻
10	10R0F	43.2	43R2F	187	1870F	806	8060F	3.48K	3481F	15K	1502F	66.5K	6652F	280K	2803F
10.2	10R2F	44.2	44R2F	191	1910F	825	8250F	3.57K	3571F	15.4K	1542F	68.1K	6812F	287K	2873F
10.5	10R5F	45.3	45R3F	196	1960F	845	8450F	3.65K	3651F	15.8K	1582F	69.8K	6982F	294K	2943F
10.7	10R7F	46.4	46R4F	200	2000F	866	8660F	3.74K	3741F	16.2K	1622F	71.5K	7152F	301K	3013F
11	11R0F	47.5	47R5F	205	2050F	887	8870F	3.83K	3831F	16.5K	1652F	73.2K	7322F	309K	3093F
11.3	11R3F	48.7	48R7F	210	2100F	909	9090F	3.92K	3921F	16.9K	1692F	75K	7502F	316K	3163F
11.5	11R5F	49.9	49R9F	215	2150F	931	9310F	4.02K	4021F	17.4K	1742F	76.8K	7682F	324K	3243F
11.8	11R8F	51.1	51R1F	221	2210F	953	9530F	4.12K	4121F	17.8K	1782F	78.7K	7872F	332K	3323F
12.1	12R1F	52.3	52R3F	226	2260F	976	9760F	4.22K	4221F	18.2K	1822F	80.6K	8062F	340K	3403F
12.4	12R4F	53.6	53R6F	232	2320F	1K	1001F	4.32K	4321F	18.7K	1872F	82.5K	8252F	348K	3483F
12.7	12R7F	54.9	54R9F	237	2370F	1.02K	1021F	4.42K	4421F	19.1K	1912F	84.5K	8452F	357K	3573F
13	13R0F	56.2	56R2F	243	2430F	1.05K	1051F	4.53K	4531F	19.6K	1962F	86.6K	8662F	365K	3653F
13.3	13R3F	57.6	57R6F	249	2490F	1.07K	1071F	4.64K	4641F	20K	2002F	88.7K	8872F	374K	3743F
13.7	13R7F	59	59R0F	255	2550F	1.1K	1101F	4.75K	4751F	20.5K	2052F	90.9K	9092F	383K	3833F
14	14R0F	60.4	60R4F	261	2610F	1.13K	1131F	4.87K	4871F	21K	2102F	93.1K	9312F	392K	3923F
14.3	14R3F	61.9	61R9F	267	2670F	1.15K	1151F	4.99K	4991F	21.5K	2152F	95.3K	9532F	402K	4023F
14.7	14R7F	63.4	63R4F	274	2740F	1.18K	1181F	5.11K	5111F	22.1K	2212F	97.6K	9762F	412K	4123F
15	15R0F	64.9	64R9F	280	2800F	1.21K	1211F	5.23K	5231F	22.6K	2262F	100K	1003F	422K	4223F
15.4	15R4F	66.5	66R5F	287	2870F	1.24K	1241F	5.36K	5361F	23.2K	2322F	102K	1023F	432K	4323F
15.8	15R8F	68.1	68R1F	294	2940F	1.27K	1271F	5.49K	5491F	23.7K	2372F	105K	1053F	442K	4423F
16.2	16R2F	69.8	69R8F	301	3010F	1.3K	1301F	5.62K	5621F	24.3K	2432F	107K	1073F	453K	4533F
16.5	16R5F	71.5	71R5F	309	3090F	1.33K	1331F	5.76K	5761F	24.9K	2492F	110K	1103F	464K	4643F
16.9	16R9F	73.2	73R2F	316	3160F	1.37K	1371F	5.9K	5901F	25.5K	2552F	113K	1133F	475K	4753F
17.4	17R4F	75	75R0F	324	3240F	1.4K	1401F	6.04K	6041F	26.1K	2612F	115K	1153F	487K	4873F
17.8	17R8F	76.8	76R8F	332	3320F	1.43K	1431F	6.19K	6191F	26.7K	2672F	118K	1183F	499K	4993F
18.2	18R2F	78.7	78R7F	340	3400F	1.47K	1471F	6.34K	6341F	27.4K	2742F	121K	1213F	511K	5113F
18.7	18R7F	80.6	80R6F	348	3480F	1.5K	1501F	6.49K	6491F	28.7K	2872F	124K	1243F	523K	5233F
19.1	19R1F	82.5	82R5F	357	3570F	1.54K	1541F	6.65K	6651F	28K	2802F	127K	1273F	536K	5363F
19.6	19R6F	84.5	84R5F	365	3650F	1.58K	1581F	6.81K	6811F	29.4K	2942F	130K	1303F	549K	5493F
20	20R0F	86.6	86R6F	374	3740F	1.62K	1621F	6.98K	6981F	30.1K	3012F	133K	1333F	562K	5623F
20.5	20R5F	88.7	88R7F	383	3830F	1.65K	1651F	7.15K	7151F	30.9K	3092F	137K	1373F	576K	5763F
21	21R0F	90.9	90R9F	392	3920F	1.69K	1691F	7.32K	7321F	31.6K	3162F	140K	1403F	590K	5903F
21.5	21R5F	93.1	93R1F	402	4020F	1.74K	1741F	7.5K	7501F	32.4K	3242F	143K	1433F	604K	6043F
22.1	22R1F	95.3	95R3F	412	4120F	1.78K	1781F	7.68K	7681F	33.2K	3322F	147K	1473F	619K	6193F
22.6	22R6F	97.6	97R6F	422	4220F	1.82K	1821F	7.87K	7871F	34K	3402F	150K	1503F	634K	6343F
23.2	23R2F	100	1000F	432	4320F	1.87K	1871F	8.06K	8061F	34.8K	3482F	150K	1503F	649K	6493F
23.7	23R7F	102	1020F	442	4420F	1.91K	1911F	8.25K	8251F	35.7K	3572F	154K	1543F	665K	6653F
24.3	24R3F	105	1050F	453	4530F	1.96K	1961F	8.45K	8451F	36.5K	3652F	158K	1583F	681K	6813F
24.9	24R9F	107	1070F	464	4640F	2K	2001F	8.66K	8661F	37.4K	3742F	162K	1623F	698K	6983F
25.5	25R5F	110	1100F	475	4750F	2.05K	2051F	8.87K	8871F	38.3K	3832F	165K	1653F	715K	7153F
26.1	26R1F	113	1130F	487	4870F	2.1K	2101F	9.09K	9091F	39.2K	3922F	169K	1693F	732K	7323F
26.7	26R7F	115	1150F	499	4990F	2.15K	2151F	9.31K	9311F	40.2K	4022F	174K	1743F	768K	7683F
27.4	27R4F	118	1180F	511	5110F	2.21K	2211F	9.53K	9531F	41.2K	4122F	178K	1783F	787K	7873F
28	28R0F	121	1210F	523	5230F	2.26K	2261F	9.76K	9761F	42.2K	4222F	182K	1823F	806K	8063F
28.7	28R7F	124	1240F	536	5360F	2.32K	2321F	10K	1002F	43.2K	4322F	187K	1873F	825K	8253F
29.4	29R4F	127	1270F	549	5490F	2.37K	2371F	10.2K	1022F	44.2K	4422F	191K	1913F	845K	8453F
30.1	30R1F	130	1300F	562	5620F	2.43K	2431F	10.5K	1052F	45.3K	4532F	196K	1963F	866K	8663F
30.9	30R9F	133	1330F	576	5760F	2.49K	2491F	10.7K	1072F	46.4K	4642F	200K	2003F	887K	8873F
31.6	31R6F	137	1370F	590	5900F	2.55K	2551F	11K	1102F	47.5K	4752F	205K	2053F	909K	9093F
32.4	32R4F	140	1400F	604	6040F	2.61K	2611F	11.3K	1132F	48.7K	4872F	210K	2103F	931K	9313F
33.2	33R2F	143	1430F	619	6190F	2.67K	2671F	11.5K	1152F	49.9K	4992F	215K	2153F	953K	9533F
34	34R0F	147	1470F	634	6340F	2.74K	2741F	11.8K	1182F	51.1K	5112F	221K	2213F	976K	9763F
34.8	34R8F	150	1500F	649	6490F	2.87K	2871F	12.1K	1212F	52.3K	5232F	226K	2263F	1M	1004F
35.7	35R7F	154	1540F	665	6650F	2.8K	2801F	12.4K	1242F	54.9K	5492F	232K	2323F	3.65M	3654F
36.5	36R5F	158	1580F	681	6810F	2.94K	2941F	12.7K	1272F	56.2K	5622F	237K	2373F		
37.4	37R4F	162	1620F	698	6980F	3.01K	3011F	13K	1302F	57.6K	5762F	243K	2433F		
38.3	38R3F	165	1650F	715	7150F	3.09K	3091F	13.3K	1332F	59K	5902F	249K	2493F		
39.2	39R2F	169	1690F	732	7320F	3.16K	3161F	13.7K	1372F	60.4K	6042F	255K	2553F		
40.2	40R2F	174	1740F	750	7500F	3.24K	3241F	14K	1402F	61.9K	6192F	261K	2613F		
41.2	41R2F	178	1780F	768	7680F	3.32K	3321F	14.3K	1432F	63.4K	6342F	267K	2673F		
42.2	42R2F	182	1820F	787	7870F	3.4K	3401F	14.7K	1472F	64.9K	6492F	274K	2743F		

© Copyright 2013 Mouser Electronics

© Copyright 2013 Mouser Electronics

KOA 0603, 0805, 1206 - 0.1% 25ppm Resistors

KOA SPEER ELECTRONICS, INC.

RN73 SERIES - THIN FILM

RoHS Compliant **This product is RoHS compliant.**

Features:
- Nickel chromium thin film resistor element
- Anti-leaching nickel barrier terminations
- Meets or exceeds EIA 576, MIL-R-55342F
- Marking: Four-digit, distinctive color identifiers (Only E-24 values are marked on 1J)
- TCR: 25ppm
- Tolerance: 0.1%

RoHS Compliant

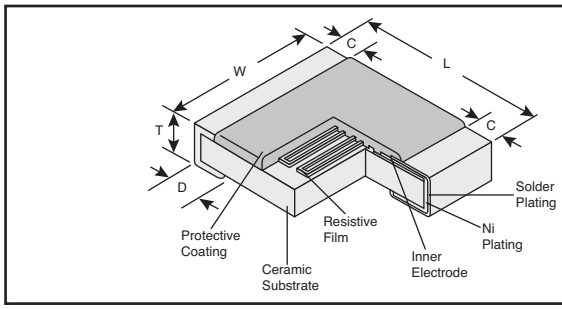

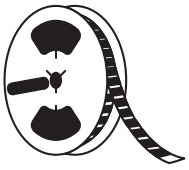

SMD Resistors

KOA Speer

✻Insert **Value Code** from Table of Stocked Values

Size	MOUSER STOCK NO.	Value		Price Each					
				1	100	1000	Reel Quantity		
							5000	10000	25000
0402	660-RN731ETTP	Code	B25	.54	.342	.321	.30	.278	.203
0603	660-RN731JTTD	Code	B25	.54	.342	.321	.30	.278	.203
0805	660-RN732ATTD	Code	B25	.54	.428	.235	.233	.231	.219
1206	660-RN732BTTD	Code	B25	.54	.385	.332	.31	.289	.268

Available in various tolerances, case sizes, and 10PPM and 50PPM.
Contact a Mouser Sales Representative for more information.

Type (Inch Size Code)	Power Rating	DIMENSIONS: in.				
		L	W	C	D	T
0402	1/16 W	.039±.004	.02±.002	.008±.004	.01±.004	.014±.002
0603	1/16 W	.063±.008	031±.004	012±.004	.012±.004	.018±.004
0805	1/10 W	.079±.008	.049±.004	.016±.008	.012 +.008/ -.004	.02±.004
1206	1/8 W	.126±.008	.063±.008	.02±.012	.016 +.008/ -.004	.024±.004

TABLE OF STOCKED VALUES

Value	Value Code ✻	Case Size 0402	0603	0603	0805
56.2	56R2			X	
71.5	71R5			X	
73.2	73R2			X	
75	75R0			X	X
79.6	79R0				X
82.5	82R5			X	
100	1000	X	X	X	X
102	1020				X
104	1040				X
110	1100				X
115	1150				X
121	1210				X
124	1240				X
127	1270				X
140	1400			X	
147	1470				X
150	1500			X	X
178	1780				X
182	1820			X	
196	1960		X	X	
200	2000		X	X	X
205	2050		X		
215	2150				X
249	2490			X	X
287	2870			X	
300	3000				X
301	3010		X		X
332	3320			X	
383	3830				X
388	3880			X	
390	3900			X	
392	3920			X	
402	4020				X
412	4120			X	
432	4320			X	
442	4420			X	
499	4990	X	X	X	X
511	5110				X
560	5600			X	
590	5900				X
604	6040			X	
619	6190			X	
750	7500			X	
787	7870			X	
825	8250		X	X	X
845	8450				X
887	870			X	
900	9000				X
953	9530	X	X		
1k	1001	X	X	X	X
1.02k	1021				X
1.13K	1131				
1.15K	1151			X	
1.12K	1201				
1.21K	1211			X	
1.24K	1241		X	X	X
1.3K	1301				X
1.4K	1401			X	
1.5K	1501	X	X	X	X
1.62K	1621		X		X
1.69K	1691	X	X		X
1.78K	1781			X	X
1.87K	1871			X	X
1.96K	1961		X	X	
2K	2001	X	X	X	X
2.05K	2051			X	X
2.15K	2151				X
2.26K	2261			X	
2.32K	2321			X	X
2.34K	2341				X
2.49K	2491		X	X	X
2.55K	2551				X
2.61K	2611		X		
2.67K	2671		X	X	X
2.74K	2741		X	X	X
2.8K	2801			X	X
2.84K	2841			X	
2.87K	2871		X	X	
2.94K	2941			X	
3K	3001			X	X
3.01K	3011			X	X
3.12K	3121			X	
3.16K	3161				X
3.32K	3321	X	X		
3.48K	3481				X
3.65K	3651				X
3.74K	3741		X	X	
3.83K	3831			X	
3.88K	3881		X		
3.92K	3921			X	
4K	4001				X
4.02K	4021		X		
4.12K	4121			X	
4.17K	4171				X
4.37K	4371		X		
4.42K	4421			X	
4.48K	4481				X
4.53K	4531			X	
4.64K	4641				X
4.7K	4701			X	
4.75K	4751	X	X	X	
4.87K	4871		X	X	X
4.99K	4991	X	X	X	X
5K	5001				X
5.11K	5111			X	X
5.23K	5231	X	X		
5.36K	5361			X	X
5.42K	5421				X
5.49K	5491				X
5.62K	5621				X
5.76K	5761			X	
6K	6001				X
6.04K	6041	X	X	X	X
6.19K	6191			X	X
6.2K	6201			X	
6.26K	6261			X	
6.34K	6341				X
6.49K	6491		X		
6.57K	6571				X
6.81K	6811			X	X
6.98K	6981			X	
7.15K	7151				X
7.41K	7411				X
7.5K	7501		X	X	X
7.68K	7681			X	
7.77K	7771				X
7.87K	7871			X	
8.06K	8061			X	X
8.25K	8251			X	
8.66K	8661			X	X
8.87K	8871			X	
9.09K	9091			X	X
9.2K	9201		X		
9.31K	9311			X	X
9.42K	9421				X
9.53K	9531				X
9.76K	9761				X
9.88K	9881		X		
10K	1002	X	X	X	X
10.1K	1012			X	
10.2K	1022		X		X
10.4K	1042		X		
10.5K	1052			X	
10.7K	1072	X		X	
10.9K	1092			X	
11K	1102				X
11.1K	1112				X
11.3K	1132		X	X	X
11.5K	1152			X	
11.7K	1172				X
11.8K	1182			X	X
12K	1202	X	X		
12.1K	1212	X	X	X	X
12.3K	1232		X	X	X
12.4K	1242				X
12.7K	1272		X	X	
13K	1302		X	X	X
13.3K	1332		X	X	
13.5K	1352				X
13.7K	1372			X	X
14K	1402		X		
14.3K	1432			X	X
14.7K	1472	X	X	X	X
15K	1502		X		X
15.4K	1542	X	X	X	X
16K	1602		X	X	
16.2K	1622		X		X
16.5K	1652		X		X
16.9K	1692		X		
17.2K	1722	X	X	X	
17.4K	1742		X	X	
17.8K	1782		X	X	
18K	1802		X	X	
18.2K	1822			X	X
18.7K	1872		X	X	
19K	1902		X		X
19.6K	1962		X		X
20K	2002		X		X
20.5K	2052		X		X
21.3K	2132		X		X
21.5K	2152		X		X
21.8K	2182		X		X
22.1K	2212		X		X
22.6K	2262		X		X
23.2K	2322		X		X
23.7K	2372		X		X
24.3K	2432		X		X
24.9K	2492		X		X
25.5K	2552		X		X
26.1K	2612		X		X
26.7K	2672		X		X
27.4K	2742		X		X
28K	2802		X		X
28.7K	2872		X		X
29.4K	2942		X		X
30K	3002		X		X
30.1K	3012		X		X
30.9K	3092		X		X
31.6K	3162		X		X
33.2K	3322		X		X
34K	3402		X		X
34.8K	3482			X	X
36.5K	3652				
38.3K	3832				X
39.2K	3922				X
40K	4002				X
40.2K	4022			X	X
42.2K	4222				X
43.2K	4322				X
44.2K	4422				X
45.3K	4532				X
47K	4702				X
47.5K	4752			X	
48.7K	4872				X
49.9K	4992			X	X
50K	5002				X
51.1K	5112				X
52.3K	5232				X
53.6K	5362				X
56.2K	5622				X
57.6K	5762				X
59K	5902				X
60.4K	6042				X
61.9K	6192				X
62K	6202				X
63.4K	6342				X
66.5K	6652				X
68.1K	6812				X
73.2K	7322				X
75K	7502				X
76.8K	7682				X
78.7K	7872				X
79.6K	7962				X
82.5K	8252				X
84.5K	8452				X
86.6K	8662				X
89.8K	8982				X
90K	9002				X
90.9K	9092				X
95.3K	9532				X
97.6K	9762				X
100K	1003			X	X
102K	1023				X
110K	1103				X
118K	1183				X
200K	2003				X
332K	3323				X
392K	3923				X
402K	4023				X
499K	4993				X
1M	1004				X

© Copyright 2013 Mouser Electronics

© Copyright 2013 Mouser Electronics

ERJA1 AND ERJB1 SERIES
WIDE TERMINAL TYPE

Features:
- Small size and lightweight
- High reliability: Metal glaze thick film resistive element and three layers of electrodes
- Low Resistance Value
- Suitable for both reflow and flow soldering
- Operating Temperature Range: -55°C to +125°C

Applications:
- Automotive electronics circuits including ECUs (electrical control unit), anti-lock breaking systems and air-bag systems
- Current sensing for power supply circuits in a variety of equipment

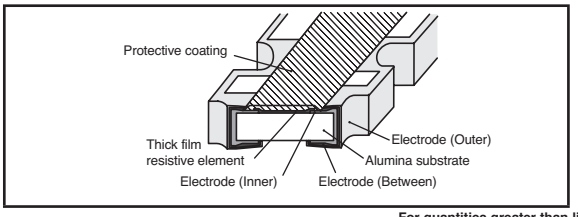

DIMENSIONS: mm

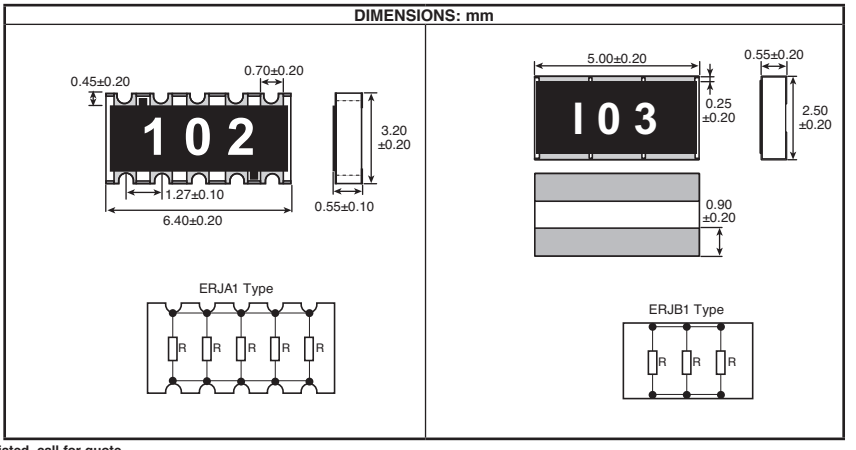

For quantities greater than listed, call for quote.

MOUSER STOCK NO.	Panasonic Part No.	Value (Ω)	Power Rating (W)	Price Each 1	Price Each 100	Price Each 500	Reel Qty.	Price Per Piece
ERJA1 - 1225 Case Size								
667-ERJ-A1CJR01U	ERJ-A1CJR01U	0.01	1.33	1.53	.658	.529	4000	.447
667-ERJ-A1CJR015U	ERJ-A1CJR015U	0.015	1.33	1.53	.658	.529	4000	.447
667-ERJ-A1CJR018U	ERJ-A1CJR018U	0.018	1.33	1.53	.658	.529	4000	.447
667-ERJ-A1CJR022U	ERJ-A1CJR022U	0.022	1.33	1.53	.658	.529	4000	.419
667-ERJ-A1CJR027U	ERJ-A1CJR027U	0.027	1.33	1.53	.658	.529	4000	.447
667-ERJ-A1CJR033U	ERJ-A1CJR033U	0.033	1.33	1.53	.658	.529	4000	.447
667-ERJ-A1CJR039U	ERJ-A1CJR039U	0.039	1.33	1.53	.658	.529	4000	.447
667-ERJ-A1CJR047U	ERJ-A1CJR047U	0.047	1.33	1.53	.658	.529	4000	.447
667-ERJ-A1CJR056U	ERJ-A1CJR056U	0.056	1.33	1.53	.658	.529	4000	.447
667-ERJ-A1CJR062U	ERJ-A1CJR062U	0.062	1.33	.87	.723	.659	4000	.386
667-ERJ-A1CJR068U	ERJ-A1CJR068U	0.068	1.33	1.53	.658	.529	4000	.447
667-ERJ-A1CJR082U	ERJ-A1CJR082U	0.082	1.33	1.53	.658	.529	4000	.447
667-ERJ-A1CJR10U	ERJ-A1CJR10U	0.10	1.33	1.53	.658	.529	4000	.447
667-ERJ-A1CJR11U	ERJ-A1CJR11U	0.11	1.33	1.53	.658	.529	4000	.447
667-ERJ-A1CJR12U	ERJ-A1CJR12U	0.12	1.33	1.53	.658	.529	4000	.447
667-ERJ-A1CJR13U	ERJ-A1CJR13U	0.13	1.33	1.53	.658	.529	4000	.447
667-ERJ-A1CJR15U	ERJ-A1CJR15U	0.15	1.33	1.53	.658	.529	4000	.447
667-ERJ-A1CJR16U	ERJ-A1CJR16U	0.16	1.33	1.53	.658	.529	4000	.447
667-ERJ-A1CJR18U	ERJ-A1CJR18U	0.18	1.33	1.53	.658	.529	4000	.447
667-ERJ-A1CJR20U	ERJ-A1CJR20U	0.20	1.33	1.53	.658	.529	4000	.447
667-ERJ-A1BJR22U	ERJ-A1BJR22U	0.22	1.33	1.26	.542	.435	4000	.369
667-ERJ-A1BJR24U	ERJ-A1BJR24U	0.24	1.33	1.26	.542	.435	4000	.369
667-ERJ-A1BJR27U	ERJ-A1BJR27U	0.27	1.33	1.26	.542	.435	4000	.369
667-ERJ-A1BJR30U	ERJ-A1BJR30U	0.30	1.33	1.26	.542	.435	4000	.369
667-ERJ-A1BJR33U	ERJ-A1BJR33U	0.33	1.33	1.26	.542	.435	4000	.369
667-ERJ-A1BJR36U	ERJ-A1BJR36U	0.36	1.33	1.26	.542	.435	4000	.369
667-ERJ-A1BJR39U	ERJ-A1BJR39U	0.39	1.33	1.26	.542	.435	4000	.369
667-ERJ-A1BJR43U	ERJ-A1BJR43U	0.43	1.33	1.26	.542	.435	4000	.369
667-ERJ-A1BJR47U	ERJ-A1BJR47U	0.47	1.33	1.26	.542	.435	4000	.369
667-ERJ-A1BJR51U	ERJ-A1BJR51U	0.51	1.33	1.26	.542	.435	4000	.369
667-ERJ-A1BJR56U	ERJ-A1BJR56U	0.56	1.33	1.26	.542	.435	4000	.369
667-ERJ-A1BJR62U	ERJ-A1BJR62U	0.62	1.33	1.26	.542	.435	4000	.369
667-ERJ-A1BJR68U	ERJ-A1BJR68U	0.68	1.33	1.26	.542	.435	4000	.369
667-ERJ-A1BJR75U	ERJ-A1BJR75U	0.75	1.33	1.26	.542	.435	4000	.369
667-ERJ-A1BJR82U	ERJ-A1BJR82U	0.82	1.33	1.26	.542	.435	4000	.369
667-ERJ-A1BJR91U	ERJ-A1BJR91U	0.91	1.33	1.26	.542	.435	4000	.369
667-ERJ-A1BJ1R0U	ERJ-A1BJ1R0U	1	1.33	1.26	.542	.435	4000	.369
667-ERJ-A1BJ1R1U	ERJ-A1BJ1R1U	1.1	1.33	1.26	.542	.435	4000	.369
667-ERJ-A1BJ1R2U	ERJ-A1BJ1R2U	1.2	1.33	1.26	.542	.435	4000	.369
667-ERJ-A1BJ1R3U	ERJ-A1BJ1R3U	1.3	1.33	1.26	.542	.435	4000	.369
667-ERJ-A1BJ1R5U	ERJ-A1BJ1R5U	1.5	1.33	1.26	.542	.435	4000	.369
667-ERJ-A1BJ1R6U	ERJ-A1BJ1R6U	1.6	1.33	1.26	.542	.435	4000	.369
667-ERJ-A1BJ1R8U	ERJ-A1BJ1R8U	1.8	1.33	1.26	.542	.435	4000	.369
667-ERJ-A1BJ2R0U	ERJ-A1BJ2R0U	2	1.33	1.26	.542	.435	4000	.369
667-ERJ-A1BJ2R2U	ERJ-A1BJ2R2U	2.2	1.33	1.26	.542	.435	4000	.369
667-ERJ-A1BJ2R4U	ERJ-A1BJ2R4U	2.4	1.33	1.26	.542	.435	4000	.369
667-ERJ-A1BJ2R7U	ERJ-A1BJ2R7U	2.7	1.33	1.26	.542	.435	4000	.369
667-ERJ-A1BJ3R0U	ERJ-A1BJ3R0U	3	1.33	1.26	.542	.435	4000	.369
667-ERJ-A1BJ3R3U	ERJ-A1BJ3R3U	3.3	1.33	1.26	.542	.435	4000	.369
667-ERJ-A1BJ3R6U	ERJ-A1BJ3R6U	3.6	1.33	1.26	.542	.435	4000	.369
667-ERJ-A1BJ3R9U	ERJ-A1BJ3R9U	3.9	1.33	1.26	.542	.435	4000	.369
667-ERJ-A1BJ4R3U	ERJ-A1BJ4R3U	4.3	1.33	1.26	.542	.435	4000	.369
667-ERJ-A1BJ4R7U	ERJ-A1BJ4R7U	4.7	1.33	1.26	.542	.435	4000	.369
667-ERJ-A1BJ5R1U	ERJ-A1BJ5R1U	5.1	1.33	1.26	.542	.435	4000	.369
667-ERJ-A1BJ5R6U	ERJ-A1BJ5R6U	5.6	1.33	1.26	.542	.435	4000	.369
667-ERJ-A1BJ6R2U	ERJ-A1BJ6R2U	6.2	1.33	1.26	.542	.435	4000	.369
667-ERJ-A1BJ6R8U	ERJ-A1BJ6R8U	6.8	1.33	1.26	.542	.435	4000	.369
667-ERJ-A1BJ7R5U	ERJ-A1BJ7R5U	7.5	1.33	1.26	.542	.435	4000	.369
667-ERJ-A1BJ8R2U	ERJ-A1BJ8R2U	8.2	1.33	1.26	.542	.435	4000	.369
667-ERJ-A1BJ9R1U	ERJ-A1BJ9R1U	9.1	1.33	1.26	.542	.435	4000	.369
667-ERJ-A1AJ100U	ERJ-A1AJ100U	10	1.33	1.07	.46	.369	4000	.314
667-ERJ-A1AJ471U	ERJ-A1AJ471U	470	1.33	1.07	.46	.369	4000	.314
ERJB1 - 2010 Case Size								
667-ERJ-B1CJR01U	ERJ-B1CJR01U	0.01	1	.95	.41	.33	5000	.261
667-ERJ-B1CJR012U	ERJ-B1CJR012U	0.012	1	.95	.41	.33	5000	.261
667-ERJ-B1CJR015U	ERJ-B1CJR015U	0.015	1	.95	.41	.33	5000	.261
667-ERJ-B1CJR018U	ERJ-B1CJR018U	0.018	1	.95	.41	.33	5000	.261
667-ERJ-B1CJR022U	ERJ-B1CJR022U	0.022	1	.95	.41	.33	5000	.261
667-ERJ-B1CJR027U	ERJ-B1CJR027U	0.027	1	.95	.41	.33	5000	.261

© Copyright 2013 Mouser Electronics

For quantities greater than listed, call for quote.

MOUSER STOCK NO.	Panasonic Part No.	Value (Ω)	Power Rating (W)	Price Each 1	Price Each 100	Price Each 500	Reel Qty.	Price Per Piece
ERJB1 - 2010 Case Size (Cont.)								
667-ERJ-B1CJR033U	ERJ-B1CJR033U	0.033	1	.95	.41	.33	5000	.261
667-ERJ-B1CJR039U	ERJ-B1CJR039U	0.039	1	.95	.41	.33	5000	.261
667-ERJ-B1CJR047U	ERJ-B1CJR047U	0.047	1	.95	.41	.33	5000	.261
667-ERJ-B1CJR056U	ERJ-B1CJR056U	0.056	1	.95	.41	.33	5000	.261
667-ERJ-B1CJR062U	ERJ-B1CJR062U	0.062	1	.95	.41	.33	5000	.261
667-ERJ-B1CJR068U	ERJ-B1CJR068U	0.068	1	.95	.41	.33	5000	.261
667-ERJ-B1CJR082U	ERJ-B1CJR082U	0.082	1	.95	.41	.33	5000	.261
667-ERJ-B1CJR10U	ERJ-B1CJR10U	0.10	1	.95	.41	.33	5000	.261
667-ERJ-B1CJR11U	ERJ-B1CJR11U	0.11	1	.95	.41	.33	5000	.261
667-ERJ-B1CJR12U	ERJ-B1CJR12U	0.12	1	.95	.41	.33	5000	.261
667-ERJ-B1CJR13U	ERJ-B1CJR13U	0.13	1	.95	.41	.33	5000	.261
667-ERJ-B1CJR15U	ERJ-B1CJR15U	0.15	1	.95	.41	.33	5000	.261
667-ERJ-B1CJR16U	ERJ-B1CJR16U	0.16	1	.95	.41	.33	5000	.261
667-ERJ-B1CJR18U	ERJ-B1CJR18U	0.18	1	.95	.41	.33	5000	.261
667-ERJ-B1CJR20U	ERJ-B1CJR20U	0.20	1	.95	.41	.33	5000	.261
667-ERJ-B1BJR22U	ERJ-B1BJR22U	0.22	1	.77	.316	.266	5000	.208
667-ERJ-B1BJR24U	ERJ-B1BJR24U	0.24	1	.77	.316	.266	5000	.208
667-ERJ-B1BJR27U	ERJ-B1BJR27U	0.27	1	.77	.316	.266	5000	.208
667-ERJ-B1BJR30U	ERJ-B1BJR30U	0.30	1	.77	.316	.266	5000	.208
667-ERJ-B1BJR33U	ERJ-B1BJR33U	0.33	1	.77	.316	.266	5000	.208
667-ERJ-B1BJR36U	ERJ-B1BJR36U	0.36	1	.77	.316	.266	5000	.208
667-ERJ-B1BJR39U	ERJ-B1BJR39U	0.39	1	.77	.316	.266	5000	.208
667-ERJ-B1BJR43U	ERJ-B1BJR43U	0.43	1	.77	.316	.266	5000	.208
667-ERJ-B1BJR47U	ERJ-B1BJR47U	0.47	1	.77	.316	.266	5000	.208
667-ERJ-B1BJR51U	ERJ-B1BJR51U	0.51	1	.77	.316	.266	5000	.208
667-ERJ-B1BJR56U	ERJ-B1BJR56U	0.56	1	.77	.316	.266	5000	.208
667-ERJ-B1BJR62U	ERJ-B1BJR62U	0.62	1	.77	.316	.266	5000	.208
667-ERJ-B1BJR68U	ERJ-B1BJR68U	0.68	1	.77	.316	.266	5000	.208
667-ERJ-B1BJR75U	ERJ-B1BJR75U	0.75	1	.77	.316	.266	5000	.208
667-ERJ-B1BJR82U	ERJ-B1BJR82U	0.82	1	.77	.316	.266	5000	.208
667-ERJ-B1BJR91U	ERJ-B1BJR91U	0.91	1	.77	.316	.266	5000	.208
667-ERJ-B1BJ1R0U	ERJ-B1BJ1R0U	1	1	.77	.316	.266	5000	.208
667-ERJ-B1BJ1R1U	ERJ-B1BJ1R1U	1.1	1	.77	.316	.266	5000	.208
667-ERJ-B1BJ1R2U	ERJ-B1BJ1R2U	1.2	1	.77	.316	.266	5000	.208
667-ERJ-B1BJ1R3U	ERJ-B1BJ1R3U	1.3	1	.77	.316	.266	5000	.208
667-ERJ-B1BJ1R5U	ERJ-B1BJ1R5U	1.5	1	.77	.316	.266	5000	.208
667-ERJ-B1BJ1R6U	ERJ-B1BJ1R6U	1.6	1	.77	.316	.266	5000	.208
667-ERJ-B1BJ1R8U	ERJ-B1BJ1R8U	1.8	1	.77	.316	.266	5000	.208
667-ERJ-B1BJ2R0U	ERJ-B1BJ2R0U	2	1	.77	.316	.266	5000	.208
667-ERJ-B1BJ2R2U	ERJ-B1BJ2R2U	2.2	1	.77	.316	.266	5000	.208
667-ERJ-B1BJ2R4U	ERJ-B1BJ2R4U	2.4	1	.77	.316	.266	5000	.208
667-ERJ-B1BJ2R7U	ERJ-B1BJ2R7U	2.7	1	.77	.316	.266	5000	.208
667-ERJ-B1BJ3R0U	ERJ-B1BJ3R0U	3	1	.77	.316	.266	5000	.208
667-ERJ-B1BJ3R3U	ERJ-B1BJ3R3U	3.3	1	.77	.316	.266	5000	.208
667-ERJ-B1BJ3R6U	ERJ-B1BJ3R6U	3.6	1	.77	.316	.266	5000	.208
667-ERJ-B1BJ3R9U	ERJ-B1BJ3R9U	3.9	1	.77	.316	.266	5000	.208
667-ERJ-B1BJ4R3U	ERJ-B1BJ4R3U	4.3	1	.77	.316	.266	5000	.208
667-ERJ-B1BJ4R7U	ERJ-B1BJ4R7U	4.7	1	.77	.316	.266	5000	.208
667-ERJ-B1BJ5R1U	ERJ-B1BJ5R1U	5.1	1	.77	.316	.266	5000	.208
667-ERJ-B1BJ5R6U	ERJ-B1BJ5R6U	5.6	1	.77	.316	.266	5000	.208
667-ERJ-B1BJ6R2U	ERJ-B1BJ6R2U	6.2	1	.77	.316	.266	5000	.208
667-ERJ-B1BJ6R8U	ERJ-B1BJ6R8U	6.8	1	.77	.316	.266	5000	.208
667-ERJ-B1BJ7R5U	ERJ-B1BJ7R5U	7.5	1	.77	.316	.266	5000	.208
667-ERJ-B1BJ8R2U	ERJ-B1BJ8R2U	8.2	1	.77	.316	.266	5000	.208
667-ERJ-B1BJ9R1U	ERJ-B1BJ9R1U	9.1	1	.77	.316	.266	5000	.208
667-ERJ-B1AJ100U	ERJ-B1AJ100U	10	1	1.11	.494	.351	5000	.175
667-ERJ-B1AJ390U	ERJ-B1AJ390U	39	1	1.11	.494	.351	5000	.175
667-ERJ-B1AJ101U	ERJ-B1AJ101U	100	1	1.11	.494	.351	5000	.175
667-ERJ-B1AJ181U	ERJ-B1AJ181U	180	1	1.11	.494	.351	5000	.175
667-ERJ-B1AJ221U	ERJ-B1AJ221U	220	1	1.11	.494	.351	5000	.175
667-ERJ-B1AJ271U	ERJ-B1AJ271U	270	1	1.11	.494	.351	5000	.175
667-ERJ-B1AJ391U	ERJ-B1AJ391U	390	1	1.11	.494	.351	5000	.175
667-ERJ-B1AJ471U	ERJ-B1AJ471U	470	1	1.11	.494	.351	5000	.175
667-ERJ-B1AJ102U	ERJ-B1AJ102U	1.0K	1	1.11	.494	.351	5000	.175
667-ERJ-B1AJ122U	ERJ-B1AJ122U	1.2K	1	1.11	.494	.351	5000	.175
667-ERJ-B1AJ272U	ERJ-B1AJ272U	2.7K	1	1.11	.494	.351	5000	.175
667-ERJ-B1AJ103U	ERJ-B1AJ103U	10K	1	1.11	.494	.351	5000	.175

© Copyright 2013 Mouser Electronics

ERJ SERIES LOW RESISTANCE TYPE

Features:
- Small size and lightweight
- High reliability: Metal glaze thick film resistive element and three layers of electrodes
- Low Resistance Value
- Suitable for both reflow and flow soldering
- Operating Temperature Range: -55°C to +125°C

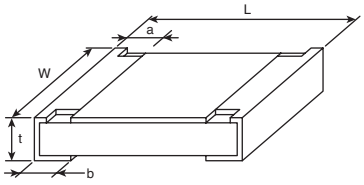

Type (in. size)	DIMENSIONS: mm				
	L	W	a	b	t
ERJ3R (0603)	1.60±0.15	0.80 +0.15/-0.05	0.30±0.20	0.30±0.15	0.45±0.10
ERJ6B (0805)	2.00±0.20	1.25±0.10	0.40±0.20	0.40±0.20	0.60±0.10
ERJ8B (1206)	3.20 +0.05/-0.20	1.60 +0.05/-0.15	0.50±0.20	0.50±0.20	0.60±0.10
ERJ14B (1210)	3.20±0.20	2.50±0.20	0.50±0.20	0.50±0.20	0.60±0.10

MOUSER STOCK NO.	Panasonic Part No.	Value (Ω)	Power Rating (Watts)	Case Size	Price Each			Reel Quantity	Price Per Piece
					1	100	500		
ERJ3R									
667-ERJ-3RSFR12V	ERJ-3RSFR12V	0.12	0.1	0603	.11	.047	.037	5000	.03
667-ERJ-3RSFR15V	ERJ-3RSFR15V	0.15	0.1	0603	.11	.047	.037	5000	.03
667-ERJ-3RQFR22V	ERJ-3RQFR22V	0.22	0.1	0603	.08	.032	.022	5000	.017
667-ERJ-3RQJR22V	ERJ-3RQJR22V	0.22	0.1	0603	.30	.088	.048	5000	.018
667-ERJ-3RQFR27V	ERJ-3RQFR27V	0.27	0.1	0603	.08	.032	.022	5000	.017
667-ERJ-3RQFR33V	ERJ-3RQFR33V	0.33	0.1	0603	.08	.032	.022	5000	.018
667-ERJ-3RQFR68V	ERJ-3RQFR68V	0.68	0.1	0603	.08	.032	.022	5000	.017
667-ERJ-3RQF1R5V	ERJ-3RQF1R5V	1.5	0.1	0603	.08	.032	.022	5000	.017
667-ERJ-3RQF3R9V	ERJ-3RQF3R9V	3.9	0.1	0603	.08	.032	.022	5000	.017
667-ERJ-3RQF5R6V	ERJ-3RQF5R6V	5.6	0.1	0603	.08	.032	.022	5000	.017
667-ERJ-3RQF6R8V	ERJ-3RQF6R8V	6.8	0.1	0603	.08	.032	.022	5000	.017
667-ERJ-3RQF8R2V	ERJ-3RQF8R2V	8.2	0.1	0603	.08	.032	.022	5000	.017
ERJ6B									
667-ERJ-6BWFR010V	ERJ-6BWFR010V	0.010	0.33	0805	.78	.335	.27	5000	.213
667-ERJ-6BWFR015V	ERJ-6BWFR015V	0.015	0.33	0805	.78	.335	.27	5000	.213
667-ERJ-6BWFR020V	ERJ-6BWFR020V	0.020	0.33	0805	.78	.335	.27	5000	.213
667-ERJ-6BWFR022V	ERJ-6BWFR022V	0.022	0.33	0805	.78	.335	.27	5000	.213
667-ERJ-6BWFR030V	ERJ-6BWFR030V	0.030	0.33	0805	.78	.335	.27	5000	.213
667-ERJ-6BWFR033V	ERJ-6BWFR033V	0.033	0.33	0805	.78	.335	.27	5000	.213
667-ERJ-6BWFR039V	ERJ-6BWFR039V	0.039	0.33	0805	.78	.335	.27	5000	.213
667-ERJ-6BWFR047V	ERJ-6BWFR047V	0.047	0.33	0805	.78	.335	.27	5000	.213
667-ERJ-6BSFR12V	ERJ-6BSFR12V	0.12	0.25	0805	.85	.27	.214	5000	.087
667-ERJ-6BSFR15V	ERJ-6BSFR15V	0.15	0.25	0805	.85	.27	.214	5000	.087
667-ERJ-6BQFR22V	ERJ-6BQFR22V	0.22	0.25	0805	.66	.211	.167	5000	.067
667-ERJ-6BQFR27V	ERJ-6BQFR27V	0.27	0.25	0805	.66	.211	.167	5000	.067
667-ERJ-6BQFR33V	ERJ-6BQFR33V	0.33	0.25	0805	.66	.211	.167	5000	.067
667-ERJ-6BQFR56V	ERJ-6BQFR56V	0.56	0.25	0805	.66	.211	.167	5000	.067
667-ERJ-6BQFR68V	ERJ-6BQFR68V	0.68	0.25	0805	.66	.211	.167	5000	.067
667-ERJ-6BQFR82V	ERJ-6BQFR82V	0.82	0.25	0805	.66	.211	.167	5000	.067
667-ERJ-6BQF1R2V	ERJ-6BQF1R2V	1.2	0.25	0805	.66	.211	.167	5000	.067
667-ERJ-6BQF1R5V	ERJ-6BQF1R5V	1.5	0.25	0805	.66	.211	.167	5000	.067
667-ERJ-6BQF1R8V	ERJ-6BQF1R8V	1.8	0.25	0805	.66	.211	.167	5000	.067
667-ERJ-6BQF2R7V	ERJ-6BQF2R7V	2.7	0.25	0805	.66	.211	.167	5000	.067
667-ERJ-6BQF3R3V	ERJ-6BQF3R3V	3.3	0.25	0805	.66	.211	.167	5000	.067
667-ERJ-6BQF3R9V	ERJ-6BQF3R9V	3.9	0.25	0805	.66	.211	.167	5000	.067
667-ERJ-6BQF4R7V	ERJ-6BQF4R7V	4.7	0.25	0805	.66	.211	.167	5000	.067
667-ERJ-6BQF5R6V	ERJ-6BQF5R6V	5.6	0.25	0805	.66	.211	.167	5000	.067
667-ERJ-6BQF6R8V	ERJ-6BQF6R8V	6.8	0.25	0805	.66	.211	.167	5000	.067
ERJ8B									
667-ERJ-8BWFR010V	ERJ-8BWFR010V	0.01	0.5	1206	.82	.34	.287	5000	.225
667-ERJ-8BWFR015V	ERJ-8BWFR015V	0.015	0.5	1206	.82	.34	.287	5000	.225
667-ERJ-8BWFR018V	ERJ-8BWFR018V	0.015	0.5	1206	.82	.34	.287	5000	.225
667-ERJ-8BWFR022V	ERJ-8BWFR022V	0.022	0.5	1206	.82	.34	.287	5000	.225
667-ERJ-8BWFR027V	ERJ-8BWFR027V	0.027	0.5	1206	.82	.34	.287	5000	.225
667-ERJ-8BWFR036V	ERJ-8BWFR036V	0.036	0.5	1206	.82	.34	.287	5000	.225
667-ERJ-8BWFR039V	ERJ-8BWFR039V	0.039	0.5	1206	.82	.34	.287	5000	.225
667-ERJ-8BWFR043V	ERJ-8BWFR043V	0.043	0.5	1206	.82	.34	.287	5000	.225
667-ERJ-8BWFR047V	ERJ-8BWFR047V	0.047	0.5	1206	.82	.34	.287	5000	.225
667-ERJ-8BWFR056V	ERJ-8BWFR056V	0.056	0.5	1206	.82	.34	.287	5000	.225
667-ERJ-8BWFR062V	ERJ-8BWFR062V	0.062	0.5	1206	.82	.34	.287	5000	.225
667-ERJ-8BWFR068V	ERJ-8BWFR068V	0.068	0.5	1206	.82	.34	.287	5000	.225
667-ERJ-8BWFR075V	ERJ-8BWFR075V	0.075	0.5	1206	.82	.34	.287	5000	.225
667-ERJ-8BWFR082V	ERJ-8BWFR082V	0.082	0.5	1206	.82	.34	.287	5000	.225
667-ERJ-8BWFR100V	ERJ-8BWFR100V	0.10	0.5	1206	.82	.34	.287	5000	.225
667-ERJ-8BWFR033V	ERJ-8BWFR033V	0.33	0.5	1206	.82	.34	.287	5000	.225
667-ERJ-8BSFR12V	ERJ-8BSFR12V	0.12	0.33	1206	.70	.285	.202	5000	.103
667-ERJ-8BSFR15V	ERJ-8BSFR15V	0.15	0.33	1206	.70	.285	.202	5000	.103
667-ERJ-8BSFR18V	ERJ-8BSFR18V	0.18	0.33	1206	.70	.285	.202	5000	.103
ERJ14B									
667-ERJ-14BQFR22U	ERJ-14BQFR22U	0.22	0.5	1210	.96	.43	.306	5000	.155
667-ERJ-14BQFR27U	ERJ-14BQFR27U	0.27	0.5	1210	.96	.43	.306	5000	.155
667-ERJ-14BQFR33U	ERJ-14BQFR33U	0.33	0.5	1210	.96	.43	.306	5000	.155
667-ERJ-14BQFR39U	ERJ-14BQFR39U	0.39	0.5	1210	.96	.43	.306	5000	.155
667-ERJ-14BQF1R5U	ERJ-14BQF1R5U	1.5	0.5	1210	1.01	.386	.278	5000	.137
667-ERJ-14BQF1R8U	ERJ-14BQF1R8U	1.8	0.5	1210	1.01	.386	.278	5000	.137
667-ERJ-14BQF2R2U	ERJ-14BQF2R2U	2.2	0.5	1210	1.01	.386	.278	5000	.137
667-ERJ-14BQF4R7U	ERJ-14BQF4R7U	4.7	0.5	1210	1.01	.386	.278	5000	.137
667-ERJ-14BQF5R6U	ERJ-14BQF5R6U	5.6	0.5	1210	1.01	.386	.278	5000	.137
667-ERJ-14BQF6R8U	ERJ-14BQF6R8U	6.8	0.5	1210	1.01	.386	.278	5000	.137
667-ERJ-14BSFR10U	ERJ-14BSFR10U	0.10	0.5	1210	1.61	1.09	.869	5000	.353
667-ERJ-14BSFR12U	ERJ-14BSFR12U	0.12	0.5	1210	1.61	1.09	.869	5000	.353
667-ERJ-14BSFR15U	ERJ-14BSFR15U	0.15	0.5	1210	1.61	1.09	.869	5000	.353
667-ERJ-14BSFR18U	ERJ-14BSFR18U	0.18	0.5	1210	1.61	1.09	.869	5000	.353
667-ERJ-14BQFR47U	ERJ-14BQFR47U	0.47	0.5	1210	.96	.43	.306	5000	.155
667-ERJ-14BQFR56U	ERJ-14BQFR56U	0.56	0.5	1210	.96	.43	.306	5000	.155
667-ERJ-14BQFR68U	ERJ-14BQFR68U	0.68	0.5	1210	.96	.43	.306	5000	.155

© Copyright 2013 Mouser Electronics

© Copyright 2013 Mouser Electronics

Type (Case Size)	DIMENSIONS: mm					Power Rating (Watts)
	L	W	a	b	t	
ERJ-T06 (0805)	2.00±0.20	1.25±0.10	0.25±0.20	0.40±0.20	0.60±0.10	0.25
ERJ-T08 (1206)	3.20 +0.05/-0.20	1.60 +0.05/-0.15	0.40±0.20	0.50±0.20	0.60±0.10	0.33
ERJ-T14 (1210)	3.20±0.20	2.50±0.20	0.35±0.20	0.50±0.20	0.60±0.10	0.5
ERJ-TRQF (2512)	6.40±0.20	3.20±0.20	0.65±0.20	0.60±0.20	0.60±0.10	1
ERJ-XGNJ (1005)	3.20±0.20	2.50±0.20	0.50±0.20	0.50±0.20	0.60±0.10	0.031

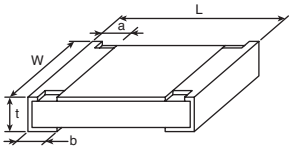

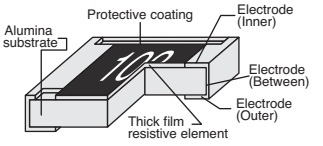

ERJ-T06, ERJ-T08, ERJ-T14, ERJ-1TRQF, AND ERJ-XGNJ SERIES THICK FILM CHIP RESISTORS

Features:
- High reliability: Metal glaze thick film resistive element and three layers of electrodes
- Suitable for both reflow and flow soldering

For quantities greater than listed, call for quote.

MOUSER STOCK NO.	Panasonic Part No.	Value (Ω)	Price Each 1	Price Each 100	Price Each 500	Reel Qty.	Price Per Piece
0805 Case Size - ERJ-T06 Series							
667-ERJ-T06J1R0V	ERJ-T06J1R0V	1	.35	.108	.059	5000	.024
667-ERJ-T06J1R2V	ERJ-T06J1R2V	1.2	.35	.108	.059	5000	.024
667-ERJ-T06J1R5V	ERJ-T06J1R5V	1.5	.35	.108	.059	5000	.024
667-ERJ-T06J1R8V	ERJ-T06J1R8V	1.8	.35	.108	.059	5000	.024
667-ERJ-T06J3R9V	ERJ-T06J3R9V	3.9	.35	.108	.059	5000	.024
667-ERJ-T06J4R7V	ERJ-T06J4R7V	4.7	.35	.108	.059	5000	.024
667-ERJ-T06J6R8V	ERJ-T06J6R8V	6.8	.35	.108	.059	5000	.024
667-ERJ-T06J8R2V	ERJ-T06J8R2V	8.2	.35	.108	.059	5000	.024
667-ERJ-T06J100V	ERJ-T06J100V	10	.35	.108	.059	5000	.024
667-ERJ-T06J150V	ERJ-T06J150V	15	.35	.108	.059	5000	.024
667-ERJ-T06J180V	ERJ-T06J180V	18	.35	.108	.059	5000	.024
667-ERJ-T06J220V	ERJ-T06J220V	22	.35	.108	.059	5000	.024
667-ERJ-T06J560V	ERJ-T06J560V	56	.35	.108	.059	5000	.024
667-ERJ-T06J820V	ERJ-T06J820V	82	.35	.108	.059	5000	.024
667-ERJ-T06J181V	ERJ-T06J181V	180	.35	.108	.059	5000	.024
667-ERJ-T06J331V	ERJ-T06J331V	330	.35	.108	.059	5000	.024
667-ERJ-T06J391V	ERJ-T06J391V	390	.35	.108	.059	5000	.024
667-ERJ-T06J471V	ERJ-T06J471V	470	.35	.108	.059	5000	.024
667-ERJ-T06J681V	ERJ-T06J681V	680	.35	.108	.059	5000	.024
667-ERJ-T06J102V	ERJ-T06J102V	1.0K	.35	.108	.059	5000	.024
667-ERJ-T06J122V	ERJ-T06J122V	1.2K	.35	.108	.059	5000	.024
667-ERJ-T06J152V	ERJ-T06J152V	1.5K	.35	.108	.059	5000	.024
667-ERJ-T06J182V	ERJ-T06J182V	1.8K	.35	.108	.059	5000	.024
667-ERJ-T06J272V	ERJ-T06J272V	2.7K	.35	.108	.059	5000	.024
667-ERJ-T06J332V	ERJ-T06J332V	3.3K	.35	.108	.059	5000	.024
667-ERJ-T06J562V	ERJ-T06J562V	5.6K	.35	.108	.059	5000	.024
667-ERJ-T06J822V	ERJ-T06J822V	8.2K	.35	.108	.059	5000	.024
667-ERJ-T06J273V	ERJ-T06J273V	27K	.35	.108	.059	5000	.024
667-ERJ-T06J683V	ERJ-T06J683V	68K	.35	.108	.059	5000	.024
667-ERJ-T06J474V	ERJ-T06J474V	470K	.35	.108	.059	5000	.024
667-ERJ-T06J684V	ERJ-T06J684V	680K	.35	.108	.059	5000	.024
667-ERJ-T06J105V	ERJ-T06J105V	1M	.35	.108	.059	5000	.024
1206 Case Size - ERJ-T08 Series							
667-ERJ-T08J1R0V	ERJ-T08J1R0V	1	.09	.037	.03	5000	.024
667-ERJ-T08J1R2V	ERJ-T08J1R2V	1.2	.09	.037	.03	5000	.024
667-ERJ-T08J1R5V	ERJ-T08J1R5V	1.5	.09	.037	.03	5000	.024
667-ERJ-T08J1R8V	ERJ-T08J1R8V	1.8	.09	.037	.03	5000	.024
667-ERJ-T08J2R7V	ERJ-T08J2R7V	2.7	.09	.037	.03	5000	.024
667-ERJ-T08J3R3V	ERJ-T08J3R3V	3.3	.09	.037	.03	5000	.024
667-ERJ-T08J3R9V	ERJ-T08J3R9V	3.9	.09	.037	.03	5000	.024
667-ERJ-T08J4R7V	ERJ-T08J4R7V	4.7	.09	.037	.03	5000	.024
667-ERJ-T08J5R6V	ERJ-T08J5R6V	5.6	.09	.037	.03	5000	.024
667-ERJ-T08J6R8V	ERJ-T08J6R8V	6.8	.09	.037	.03	5000	.024
667-ERJ-T08J120V	ERJ-T08J120V	12	.09	.037	.03	5000	.024
667-ERJ-T08J220V	ERJ-T08J220V	22	.09	.037	.03	5000	.024
667-ERJ-T08J270V	ERJ-T08J270V	27	.09	.037	.03	5000	.024
667-ERJ-T08J330V	ERJ-T08J330V	33	.09	.037	.03	5000	.024
667-ERJ-T08J390V	ERJ-T08J390V	39	.09	.037	.03	5000	.024
667-ERJ-T08J560V	ERJ-T08J560V	56	.09	.037	.03	5000	.024
667-ERJ-T08J101V	ERJ-T08J101V	100	.09	.037	.03	5000	.024
667-ERJ-T08J181V	ERJ-T08J181V	180	.09	.037	.03	5000	.024
667-ERJ-T08J331V	ERJ-T08J331V	330	.09	.037	.03	5000	.024
667-ERJ-T08J391V	ERJ-T08J391V	390	.09	.037	.03	5000	.024
667-ERJ-T08J471V	ERJ-T08J471V	470	.09	.037	.03	5000	.024
667-ERJ-T08J561V	ERJ-T08J561V	560	.09	.037	.03	5000	.024
667-ERJ-T08J122V	ERJ-T08J122V	1.2K	.09	.037	.03	5000	.024
667-ERJ-T08J152V	ERJ-T08J152V	1.5K	.09	.037	.03	5000	.024
667-ERJ-T08J222V	ERJ-T08J222V	2.2K	.09	.037	.03	5000	.024
667-ERJ-T08J272V	ERJ-T08J272V	2.7K	.09	.037	.03	5000	.024
667-ERJ-T08J472V	ERJ-T08J472V	4.7K	.09	.037	.03	5000	.024
667-ERJ-T08J562V	ERJ-T08J562V	5.6K	.09	.037	.03	5000	.024
667-ERJ-T08J103V	ERJ-T08J103V	10K	.09	.037	.03	5000	.024
667-ERJ-T08J223V	ERJ-T08J223V	22K	.09	.037	.03	5000	.024
667-ERJ-T08J273V	ERJ-T08J273V	27K	.09	.037	.03	5000	.024

For quantities greater than listed, call for quote.

MOUSER STOCK NO.	Panasonic Part No.	Value (Ω)	Price Each 1	Price Each 100	Price Each 500	Reel Qty.	Price Per Piece
1206 Case Size - ERJ-T08 Series (Cont.)							
667-ERJ-T08J333V	ERJ-T08J333V	33K	.09	.037	.03	5000	.024
667-ERJ-T08J473V	ERJ-T08J473V	47K	.09	.037	.03	5000	.024
667-ERJ-T08J474V	ERJ-T08J474V	470K	.09	.037	.03	5000	.024
667-ERJ-T08J105V	ERJ-T08J105V	1M	.09	.037	.03	5000	.024
1210 Case Size - ERJ-T14 Series							
667-ERJ-T14J1R0U	ERJ-T14J1R0U	1	.46	.144	.085	5000	.039
667-ERJ-T14J1R5U	ERJ-T14J1R5U	1.5	.46	.144	.085	5000	.039
667-ERJ-T14J2R2U	ERJ-T14J2R2U	2.2	.46	.144	.085	5000	.039
667-ERJ-T14J3R9U	ERJ-T14J3R9U	3.9	.46	.144	.085	5000	.039
667-ERJ-T14J4R7U	ERJ-T14J4R7U	4.7	.46	.144	.085	5000	.039
667-ERJ-T14J6R8U	ERJ-T14J6R8U	6.8	.46	.144	.085	5000	.039
2512 Case Size - ERJ-1TRQF Series							
667-ERJ-1TRQFR22U	ERJ-1TRQFR22U	0.22	.71	.305	.245	4000	.208
667-ERJ-1TRQFR27U	ERJ-1TRQFR27U	0.27	.71	.305	.245	4000	.208
667-ERJ-1TRQFR33U	ERJ-1TRQFR33U	0.33	.71	.305	.245	4000	.208
667-ERJ-1TRQFR39U	ERJ-1TRQFR39U	0.39	.71	.305	.245	4000	.208
667-ERJ-1TRQFR47U	ERJ-1TRQFR47U	0.47	.71	.305	.245	4000	.208
667-ERJ-1TRQFR56U	ERJ-1TRQFR56U	0.56	.71	.305	.245	4000	.208
667-ERJ-1TRQFR68U	ERJ-1TRQFR68U	0.68	.90	.386	.31	4000	.262
667-ERJ-1TRQFR82U	ERJ-1TRQFR82U	0.82	.71	.305	.245	4000	.208
667-ERJ-1TRQF1R0U	ERJ-1TRQF1R0U	1	.71	.305	.245	4000	.208
667-ERJ-1TRQF1R2U	ERJ-1TRQF1R2U	1.2	.71	.305	.245	4000	.208
667-ERJ-1TRQF1R5U	ERJ-1TRQF1R5U	1.5	.71	.305	.245	4000	.208
667-ERJ-1TRQF1R8U	ERJ-1TRQF1R8U	1.8	.71	.305	.245	4000	.208
667-ERJ-1TRQF2R2U	ERJ-1TRQF2R2U	2.2	.71	.305	.245	4000	.208
667-ERJ-1TRQF2R7U	ERJ-1TRQF2R7U	2.7	.71	.305	.245	4000	.208
667-ERJ-1TRQF3R3U	ERJ-1TRQF3R3U	3.3	.71	.305	.245	4000	.208
667-ERJ-1TRQF3R9U	ERJ-1TRQF3R9U	3.9	.71	.305	.245	4000	.208
667-ERJ-1TRQF4R7U	ERJ-1TRQF4R7U	4.7	.71	.305	.245	4000	.208
667-ERJ-1TRQF5R6U	ERJ-1TRQF5R6U	5.6	.71	.305	.245	4000	.208
667-ERJ-1TRQF6R8U	ERJ-1TRQF6R8U	6.8	.71	.305	.245	4000	.208
667-ERJ-1TRQF8R2U	ERJ-1TRQF8R2U	8.2	.71	.305	.245	4000	.208
1005 Case Size - ERJ-XGNJ Series							
667-ERJ-XGNJ100Y	ERJ-XGNJ100Y	10	.38	.126	.10	20000	.035
667-ERJ-XGNJ220Y	ERJ-XGNJ220Y	22	.38	.126	.10	20000	.035
667-ERJ-XGNJ330Y	ERJ-XGNJ330Y	33	.38	.126	.10	20000	.035
667-ERJ-XGNJ470Y	ERJ-XGNJ470Y	47	.38	.126	.10	20000	.035
667-ERJ-XGNJ560Y	ERJ-XGNJ560Y	56	.38	.126	.10	20000	.035
667-ERJ-XGNJ750Y	ERJ-XGNJ750Y	75	.38	.126	.10	20000	.035
667-ERJ-XGNJ101Y	ERJ-XGNJ101Y	100	.38	.126	.10	20000	.035
667-ERJ-XGNJ221Y	ERJ-XGNJ221Y	220	.38	.126	.10	20000	.035
667-ERJ-XGNJ331Y	ERJ-XGNJ331Y	330	.38	.126	.10	20000	.035
667-ERJ-XGNJ471Y	ERJ-XGNJ471Y	470	.38	.126	.10	20000	.035
667-ERJ-XGNJ561Y	ERJ-XGNJ561Y	560	.38	.126	.10	20000	.035
667-ERJ-XGNJ751Y	ERJ-XGNJ751Y	750	.38	.126	.10	20000	.035
667-ERJ-XGNJ102Y	ERJ-XGNJ102Y	1.0K	.38	.126	.10	20000	.035
667-ERJ-XGNJ222Y	ERJ-XGNJ222Y	2.2K	.38	.126	.10	20000	.035
667-ERJ-XGNJ332Y	ERJ-XGNJ332Y	3.3K	.38	.126	.10	20000	.035
667-ERJ-XGNJ472Y	ERJ-XGNJ472Y	4.7K	.38	.126	.10	20000	.035
667-ERJ-XGNJ562Y	ERJ-XGNJ562Y	5.6K	.38	.126	.10	20000	.035
667-ERJ-XGNJ752Y	ERJ-XGNJ752Y	7.5K	.38	.126	.10	20000	.035
667-ERJ-XGNJ103Y	ERJ-XGNJ103Y	10K	.38	.126	.10	20000	.035
667-ERJ-XGNJ223Y	ERJ-XGNJ223Y	22K	.38	.126	.10	20000	.035
667-ERJ-XGNJ333Y	ERJ-XGNJ333Y	33K	.38	.126	.10	20000	.035
667-ERJ-XGNJ473Y	ERJ-XGNJ473Y	47K	.38	.126	.10	20000	.035
667-ERJ-XGNJ563Y	ERJ-XGNJ563Y	56K	.38	.126	.10	20000	.035
667-ERJ-XGNJ753Y	ERJ-XGNJ753Y	75K	.38	.126	.10	20000	.035
667-ERJ-XGNJ104Y	ERJ-XGNJ104Y	100K	.38	.126	.10	20000	.035
667-ERJ-XGNJ224Y	ERJ-XGNJ224Y	220K	.38	.126	.10	20000	.035
667-ERJ-XGNJ334Y	ERJ-XGNJ334Y	330K	.38	.126	.10	20000	.035
667-ERJ-XGNJ474Y	ERJ-XGNJ474Y	470K	.38	.126	.10	20000	.035
667-ERJ-XGNJ564Y	ERJ-XGNJ564Y	560K	.38	.126	.10	20000	.035
667-ERJ-XGNJ754Y	ERJ-XGNJ754Y	750K	.38	.126	.10	20000	.035
667-ERJ-XGNJ105Y	ERJ-XGNJ105Y	1M	.38	.126	.10	20000	.035

© Copyright 2013 Mouser Electronics

© Copyright 2013 Mouser Electronics

PANASONIC Thin Film Resistors

Panasonic

RoHS Compliant **This product is RoHS compliant.**

Features:
- High reliability: Stable at high temperature and humidity (85°C 85% RH rated load, Category temperature range: -55°C to +155°C)
- High accuracy: Small resistance tolerance and Temperature Coefficient of Resistance
- High performance: Low current noise, excellent non-linearity
- Reference Standard: IEC 60115-8, JIS C 5201-8, EIAJ RC-2133A



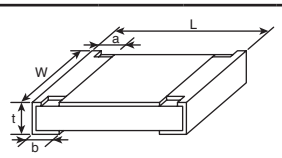

Type (in.)	DIMENSIONS: (mm)					Mass(lb) (g/1000pcs.)
	L	W	a	b	t	
ERA2A (0402)	1.00 (±0.10)	0.50 (0.10±0.05)	0.15 (±0.10)	0.25 (±0.10)	0.35 (±0.05)	0.6
ERA3A (0603)	1.60 (±0.20)	0.80 (±0.20)	0.30 (±0.20)	0.30 (±0.20)	0.45 (±0.10)	2
ERA6A (0805)	2.00 (±0.20)	1.25 (±0.10)	0.40 (±0.25)	0.40 (±0.25)	0.50 (±0.10)	4
ERA8A (1206)	3.20 (±0.20)	1.60 (±0.10)	0.50 (±0.25)	0.50 (±0.25)	0.60 (±0.10)	4

Power Derating Curve:

For resistors operated in ambient temperatures above 85°C, power rating shall be derated in accordance with the figure on the right.

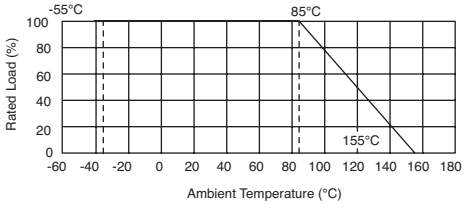

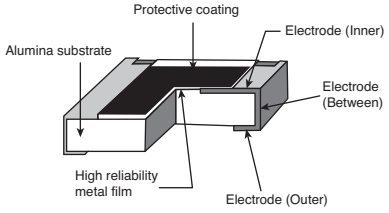

Recommended Soldering Conditions:

- Reflow soldering shall be performed a maximum of two times
- Please contact us for additional information when used in conditions other than those specified
- Please measure the temperature of the terminals and study every kind of solder and printed circuit board for solerability before actual use

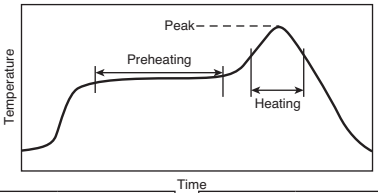

For Soldering (Example: Sn/Pb)		
	Temperature	Time
Preheating	140°C to 160°C	60s to 120s
Main heating	Above 200°C	30s to 40s
Peak	235°C±5°C	max. 10s

For Lead-Free Soldering (Example:Sn/Ag/Cu)		
	Temperature	Time
Preheating	150°C to 180°C	60s to 120s
Main heating	Above 230°C	30s to 40s
Peak	max. 260°C	max. 10s

- Recommended soldering conditions for flow

	For Soldering		For Lead-Free Soldering	
	Temperature	Time	Temperature	Time
Preheating	140°C to 180°C	60s to 120s	150°C to 180°C	60s to 120s
Soldering	245°C ± 5°C	20s to 30s	max. 260°C	max. 10s

0.1% 25PPM THIN FILM CHIP RESISTORS

TABLE OF STOCKED VALUES

Value (Ω)	Code	Value (Ω)	Code	Value (Ω)	Code	Value (Ω)	Code	Value (Ω)	Code	Value (Ω)	Code	Value (Ω)	Code	Value (Ω)	Code	Value (Ω)	Code	Value (Ω)	Code	Value (Ω)	Code
10	100	56	560	180	181	475	4750	1.21K	1211	3.9K	392	10K	103	27.4K	2742	75K	753	205K	2053	619K	6193
11	110	56.2	56R2	182	1820	499	4990	1.3K	132	3.92K	3921	10.2K	1022	30K	303	76.8K	7682	220K	224	620K	624
12	120	61.9	61R9	200	201	510	511	1.37K	1371	4.3K	432	11K	113	30.1K	3012	82K	823	221K	2213	562K	5623
13	130	62	620	205	2050	511	5110	1.5K	152	4.32K	4321	11.5K	1152	33K	333	82.5K	8252	240K	244	680K	684
15	150	68	680	221	2210	560	561	1.54K	1541	4.7K	472	12K	123	33.2K	3322	90.9K	9092	243K	2433	681K	6813
16	160	68.1	68R1	240	241	562	5620	1.6K	162	4.75K	4751	12.1K	1212	36K	363	91K	913	270K	274	715K	7153
18	180	82	820	249	2490	619	6190	1.82K	1821	4.99K	4991	13K	133	39K	393	100K	104	274K	2743	750K	754
20	200	82.5	82R5	270	271	680	681	2.0K	202	5.11K	5111	13.3K	1332	39.2K	3922	102K	1023	300K	304	820K	824
22	220	90.9	90R9	274	2740	681	6810	2.05K	2051	5.6K	562	15.4K	1542	43.2K	4322	110K	114	301K	3013	825K	8253
24	240	91	910	300	301	750	751	2.2K	222	5.62K	5621	16K	163	47K	473	113K	1133	330K	334	909K	9093
30	300	100	101	301	3010	768	7680	2.21K	2211	6.19K	6191	16.5K	1652	47.5K	4752	121K	1213	332K	3323	910K	914
33	330	110	111	330	331	820	821	2.4K	242	6.2K	622	18K	183	49.9K	4992	130K	134	390K	394	1M	105
36	360	115	1150	332	3320	825	8250	2.49K	2491	6.8K	682	18.2K	1822	51K	513	133K	1333	392K	3923		
39	390	120	121	360	361	909	9090	2.7K	272	6.81K	6811	20K	203	51.1K	5112	150K	154	430K	434		
43	430	121	1210	365	3650	910	911	2.74K	2741	7.5K	752	20.5K	2052	56K	563	154K	1543	470K	474		
47	470	130	131	390	391	1.0K	102	3.0K	302	7.68K	7681	22K	223	56.2K	5622	160K	164	475K	4753		
47.5	47R5	133	1330	392	3920	1.02K	1021	3.01K	3011	8.2K	822	22.1K	2212	61.9K	6192	162K	1623	499K	4993		
49.9	49R9	150	151	430	431	1.1K	112	3.3K	332	8.25K	8251	24K	243	62K	623	180K	184	510K	514		
51	510	160	161	432	4320	1.15K	1151	3.32K	3321	9.09K	9091	24.3K	2432	68K	683	182K	1823	511K	5113		
51.1	51R1	165	1650	470	471	1.2K	122	3.6K	362	9.1K	912	27K	273	68.1K	6812	200K	204	560K	564		

PRODUCT NEW

For quantities greater than listed, call for quote.

Size	MOUSER STOCK NO.			Panasonic Part No.	Value Range	Power Rating @85°C	RCWV (max Vdc)	Max. Overload Voltage (Vdc)	Tolerance	T.C.R. (ppm/°C)	Price Each				Reel Quantity	Price Per Piece
		Value	Suffix								1	100	500	1000		
0402	667-ERA-2AEB-	Code-	X	ERA-2AEB-Code-X	47-100K E24	0.063	25	50	±0.1%	25	.64	.219	.148	.11	10000	.061
0603	667-ERA-3AEB-	Code-	V	ERA-3AEB-Code-V	47-330K E24	0.10	75	150	±0.1%	25	.55	.171	.101	.077	5000	.044
0805	667-ERA-6AEB-	Code-	V	ERA-6AEB-Code-V	47-1M E24	0.125	100	200	±0.1%	25	.55	.171	.101	.077	5000	.044
1206	667-ERA-8AEB-	Code-	V	ERA-8AEB-Code-V	47-1M E24	0.25	150	300	±0.1%	25	1.85	.617	.358	.277	5000	.158

0.05% 10PPM THIN FILM CHIP RESISTORS

TABLE OF STOCKED VALUES

Value (Ω)	Code	Value (Ω)	Code	Value (Ω)	Code	Value (Ω)	Code	Value (Ω)	Code	Value (Ω)	Code	Value (Ω)	Code	Value (Ω)	Code	Value (Ω)	Code
1.2K	122	2.2K	222	3.9K	392	5.6K	562	1K	102	15K	153	27K	273	47K	473	68K	683
1.5K	152	2.7K	272	4.7K	472	6.8K	682	10K	103	18K	183	33K	333	51K	513	82K	823
1.8K	182	3.3K	332	5.1K	512	8.5K	822	12K	123	22K	223	39K	393	56K	563	100K	104

PRODUCT NEW

For quantities greater than listed, call for quote.

Size	MOUSER STOCK NO.			Panasonic Part No.	Value Range	Power Rating @85°C	RCWV (max Vdc)	Max. Overload Voltage (Vdc)	Tolerance	T.C.R. (ppm/°C)	Price Each				Reel Quantity	Price Per Piece
		Value	Suffix								1	100	500	1000		
0603	667-ERA-3ARW-	Code-	V	ERA-3ARW-Code-V	1.2K-100K	0.10	75	150	0.05%	10	3.28	1.09	.636	.492	5000	.281
0805	667-ERA-6ARW-	Code-	V	ERA-6ARW-Code-V	1.2K-100K	0.125	100	200	0.05%	10	3.62	1.20	.70	.542	5000	.31

© Copyright 2013 Mouser Electronics
© Copyright 2013 Mouser Electronics

SUSUMU Ultra-Precision Metal Film Chip Resistors

SSM THIN FILM TECHNOLOGY SUSUMU
Thin Film Specialist and Innovator

RG SERIES

Features:
- High Reliability and Excellent Stability at different environmental conditions
- Low noise, THIN FILM(NiCr) construction
- EIA Standard case size (0402, 0603, 0805, 1206)
- RoHS Compliance and 100% Lead-Free (Matte Sn termination finished)

Applications:
- Automotive
- Test and Measurement
- Optical and Telecommunication
- Medical and Industrial Equipment

Specifications:
- Tolerance: ±0.1%
- Temperature Coefficient: 25ppm

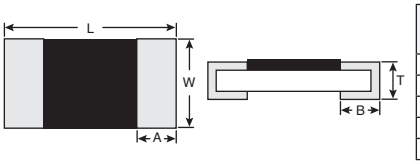

DIMENSIONS: (in.)	RG1608 (0603)	RG2012 (0805)	RG3216 (1206)
L	1.6±.02	2.0±0.2	3.2±0.2
W	0.8±0.2	1.25±0.2	1.6±0.2
A	0.3±0.2	0.4±0.2	0.5±0.25
B	0.3±0.2	0.4±0.2	0.5±0.2
T	0.4±0.1	0.4±0.1	0.4±0.1

0603 Size, 1/10 Watt

MOUSER STOCK NO.	Susumu Part No.	Value Ω	Price Each 1	10	100	500	Reel Qty.	Price Per Piece
754-RG1608P-510-BT5	RG1608P-510-B-T5	51	.44	.321	.177	.107	5000	.062
754-RG1608P-620-BT5	RG1608P-620-B-T5	62	.44	.321	.177	.107	5000	.062
754-RG1608P-680-BT5	RG1608P-680-B-T5	68	.44	.321	.177	.107	5000	.062
754-RG1608P-750-BT5	RG1608P-750-B-T5	75	.44	.321	.177	.107	5000	.062
754-RG1608P-111-BT5	RG1608P-111-B-T5	110	.44	.321	.177	.107	5000	.062
754-RG1608P-121-BT5	RG1608P-121-B-T5	120	.44	.321	.177	.107	5000	.062
754-RG1608P-1330-BT5	RG1608P-1330-B-T5	133	.44	.321	.177	.107	5000	.062
754-RG1608P-151-BT5	RG1608P-151-B-T5	150	.44	.321	.177	.107	5000	.062
754-RG1608P-161-BT5	RG1608P-161-B-T5	160	.44	.321	.177	.107	5000	.062
754-RG1608P-181-BT5	RG1608P-181-B-T5	180	.44	.321	.177	.107	5000	.062
754-RG1608P-221-BT5	RG1608P-221-B-T5	220	.44	.321	.177	.107	5000	.062
754-RG1608P-2210-BT5	RG1608P-2210-B-T5	221	.44	.321	.177	.107	5000	.062
754-RG1608P-241-BT5	RG1608P-241-B-T5	240	.44	.321	.177	.107	5000	.062
754-RG1608P-271-BT5	RG1608P-271-B-T5	270	.44	.321	.177	.107	5000	.062
754-RG1608P-301-BT5	RG1608P-301-B-T5	300	.44	.321	.177	.107	5000	.062
754-RG1608P-3010-BT5	RG1608P-3010-B-T5	301	.44	.321	.177	.107	5000	.062
754-RG1608P-331-BT5	RG1608P-331-B-T5	330	.44	.321	.177	.107	5000	.062
754-RG1608P-361-BT5	RG1608P-361-B-T5	360	.44	.321	.177	.107	5000	.062
754-RG1608P-391-BT5	RG1608P-391-B-T5	390	.44	.321	.177	.107	5000	.062
754-RG1608P-431-BT5	RG1608P-431-B-T5	430	.44	.321	.177	.107	5000	.062
754-RG1608P-4530-BT5	RG1608P-4530-B-T5	453	.44	.321	.177	.107	5000	.062
754-RG1608P-511-BT5	RG1608P-511-B-T5	510	.44	.321	.177	.107	5000	.062
754-RG1608P-5230-BT5	RG1608P-5230-B-T5	523	.44	.321	.177	.107	5000	.062
754-RG1608P-561-BT5	RG1608P-561-B-T5	560	.44	.321	.177	.107	5000	.062
754-RG1608P-5620-BT5	RG1608P-5620-B-T5	562	.44	.321	.177	.107	5000	.062
754-RG1608P-621-BT5	RG1608P-621-B-T5	620	.44	.321	.177	.107	5000	.062
754-RG1608P-681-BT5	RG1608P-681-B-T5	680	.44	.321	.177	.107	5000	.062
754-RG1608P-751-BT5	RG1608P-751-B-T5	750	.44	.321	.177	.107	5000	.062
754-RG1608P-821-BT5	RG1608P-821-B-T5	820	.44	.321	.177	.107	5000	.062
754-RG1608P-1151-BT5	RG1608P-1151-B-T5	1.15K	.44	.321	.177	.107	5000	.062
754-RG1608P-1181-BT5	RG1608P-1181-B-T5	1.18K	.44	.321	.177	.107	5000	.062
754-RG1608P-122-BT5	RG1608P-122-B-T5	1.2K	.44	.321	.177	.107	5000	.062
754-RG1608P-1581-BT5	RG1608P-1581-B-T5	1.58K	.44	.321	.177	.107	5000	.062
754-RG1608P-162-BT5	RG1608P-162-B-T5	1.6K	.44	.321	.177	.107	5000	.062
754-RG1608P-1691-BT5	RG1608P-1691-B-T5	1.69K	.44	.321	.177	.107	5000	.062
754-RG1608P-1821-BT5	RG1608P-1821-B-T5	1.82K	.44	.321	.177	.107	5000	.062
754-RG1608P-2151-BT5	RG1608P-2151-B-T5	2.15K	.44	.321	.177	.107	5000	.062
754-RG1608P-2211-BT5	RG1608P-2211-B-T5	2.21K	.44	.321	.177	.107	5000	.062
754-RG1608P-2371-BT5	RG1608P-2371-B-T5	2.37K	.44	.321	.177	.107	5000	.062
754-RG1608P-242-BT5	RG1608P-242-B-T5	2.4K	.44	.321	.177	.107	5000	.062
754-RG1608P-2431-BT5	RG1608P-2431-B-T5	2.43K	.44	.321	.177	.107	5000	.062
754-RG1608P-2551-BT5	RG1608P-2551-B-T5	2.55K	.44	.321	.177	.107	5000	.062
754-RG1608P-2611-BT5	RG1608P-2611-B-T5	2.61K	.44	.321	.177	.107	5000	.062
754-RG1608P-2671-BT5	RG1608P-2671-B-T5	2.67K	.44	.321	.177	.107	5000	.062
754-RG1608P-272-BT5	RG1608P-272-B-T5	2.7K	.44	.321	.177	.107	5000	.062
754-RG1608P-3401-BT5	RG1608P-3401-B-T5	3.40K	.44	.321	.177	.107	5000	.062
754-RG1608P-3481-BT5	RG1608P-3481-B-T5	3.48K	.44	.321	.177	.107	5000	.062
754-RG1608P-3571-BT5	RG1608P-3571-B-T5	3.57K	.44	.321	.177	.107	5000	.062
754-RG1608P-362-BT5	RG1608P-362-B-T5	3.6K	.44	.321	.177	.107	5000	.062
754-RG1608P-3651-BT5	RG1608P-3651-B-T5	3.65K	.44	.321	.177	.107	5000	.062

0603 Size, 1/10 Watt (Cont.)

MOUSER STOCK NO.	Susumu Part No.	Value Ω	Price Each 1	10	100	500	Reel Qty.	Price Per Piece
754-RG1608P-3741-BT5	RG1608P-3741-B-T5	3.74K	.44	.321	.177	.107	5000	.062
754-RG1608P-392-BT5	RG1608P-392-B-T5	3.9K	.44	.321	.177	.107	5000	.062
754-RG1608P-432-BT5	RG1608P-432-B-T5	4.3K	.44	.321	.177	.107	5000	.062
754-RG1608P-4871-BT5	RG1608P-4871-B-T5	4.87K	.44	.321	.177	.107	5000	.062
754-RG1608P-512-BT5	RG1608P-512-B-T5	5.1K	.44	.321	.177	.107	5000	.062
754-RG1608P-562-BT5	RG1608P-562-B-T5	5.6K	.44	.321	.177	.107	5000	.062
754-RG1608P-622-BT5	RG1608P-622-B-T5	6.2K	.44	.321	.177	.107	5000	.062
754-RG1608P-6811-BT5	RG1608P-6811-B-T5	6.81K	.44	.321	.177	.107	5000	.062
754-RG1608P-7871-BT5	RG1608P-7871-B-T5	7.87K	.44	.321	.177	.107	5000	.062
754-RG1608P-8871-BT5	RG1608P-8871-B-T5	8.87K	.44	.321	.177	.107	5000	.062
754-RG1608P-912-BT5	RG1608P-912-B-T5	9.1K	.44	.321	.177	.107	5000	.062
754-RG1608P-9531-BT5	RG1608P-9531-B-T5	9.53K	.44	.321	.177	.107	5000	.062
754-RG1608P-9761-BT5	RG1608P-9761-B-T5	9.76K	.44	.321	.177	.107	5000	.062
754-RG1608P-113-BT5	RG1608P-113-B-T5	11K	.44	.321	.177	.107	5000	.062
754-RG1608P-163-BT5	RG1608P-163-B-T5	16K	.44	.321	.177	.107	5000	.062
754-RG1608P-1742-BT5	RG1608P-1742-B-T5	17.4K	.44	.321	.177	.107	5000	.062
754-RG1608P-183-BT5	RG1608P-183-B-T5	18K	.44	.321	.177	.107	5000	.062
754-RG1608P-243-BT5	RG1608P-243-B-T5	24K	.44	.321	.177	.107	5000	.062
754-RG1608P-2552-BT5	RG1608P-2552-B-T5	25.5K	.44	.321	.177	.107	5000	.062
754-RG1608P-273-BT5	RG1608P-273-B-T5	27K	.44	.321	.177	.107	5000	.062
754-RG1608P-333-BT5	RG1608P-333-B-T5	33K	.44	.321	.177	.107	5000	.062
754-RG1608P-3482-BT5	RG1608P-3482-B-T5	34.8K	.44	.321	.177	.107	5000	.062
754-RG1608P-363-BT5	RG1608P-363-B-T5	36K	.44	.321	.177	.107	5000	.062
754-RG1608P-3832-BT5	RG1608P-3832-B-T5	38.3K	.44	.321	.177	.107	5000	.062
754-RG1608P-393-BT5	RG1608P-393-B-T5	39K	.44	.321	.177	.107	5000	.062
754-RG1608P-3922-BT5	RG1608P-3922-B-T5	39.2K	.44	.321	.177	.107	5000	.062
754-RG1608P-4121-BT5	RG1608P-4121-B-T5	41.2K	.44	.321	.177	.107	5000	.062
754-RG1608P-433-BT5	RG1608P-433-B-T5	43K	.44	.321	.177	.107	5000	.062
754-RG1608P-513-BT5	RG1608P-513-B-T5	51K	.44	.321	.177	.107	5000	.062
754-RG1608P-5112-BT5	RG1608P-5112-B-T5	51.1K	.44	.321	.177	.107	5000	.062
754-RG1608P-5362-BT5	RG1608P-5362-B-T5	53.6K	.44	.321	.177	.107	5000	.062
754-RG1608P-5622-BT5	RG1608P-5622-B-T5	56.2K	.44	.321	.177	.107	5000	.062
754-RG1608P-5762-BT5	RG1608P-5762-B-T5	57.6K	.44	.321	.177	.107	5000	.062
754-RG1608P-6042-BT5	RG1608P-6042-B-T5	60.4K	.44	.321	.177	.107	5000	.062
754-RG1608P-683-BT5	RG1608P-683-B-T5	68K	.44	.321	.177	.107	5000	.062
754-RG1608P-6812-BT5	RG1608P-6812-B-T5	68.1K	.44	.321	.177	.107	5000	.062
754-RG1608P-7322-BT5	RG1608P-7322-B-T5	73.2K	.44	.321	.177	.107	5000	.062
754-RG1608P-823-BT5	RG1608P-823-B-T5	82K	.44	.321	.177	.107	5000	.062
754-RG1608P-8452-BT5	RG1608P-8452-B-T5	84.5K	.44	.321	.177	.107	5000	.062
754-RG1608P-913-BT5	RG1608P-913-B-T5	91K	.44	.321	.177	.107	5000	.062
754-RG1608P-1053-BT5	RG1608P-1053-B-T5	105K	.44	.321	.177	.107	5000	.062
754-RG1608P-114-BT5	RG1608P-114-B-T5	110K	.44	.321	.177	.107	5000	.062
754-RG1608P-124-BT5	RG1608P-124-B-T5	120K	.44	.321	.177	.107	5000	.062
754-RG1608P-1243-BT5	RG1608P-1243-B-T5	124K	.44	.321	.177	.107	5000	.062
754-RG1608P-134-BT5	RG1608P-134-B-T5	130K	.44	.321	.177	.107	5000	.062
754-RG1608P-224-BT5	RG1608P-224-B-T5	220K	.44	.321	.177	.107	5000	.062
754-RG1608P-2213-BT5	RG1608P-2213-B-T5	221K	.44	.321	.177	.107	5000	.062
754-RG1608P-244-BT5	RG1608P-244-B-T5	240K	.44	.321	.177	.107	5000	.062
754-RG1608P-274-BT5	RG1608P-274-B-T5	270K	.44	.321	.177	.107	5000	.062

0805 Size, 1/8 Watt

MOUSER STOCK NO.	Susumu Part No.	Value Ω	Price Each 1	10	100	500	Reel Qty.	Price Per Piece
754-RG2012P-71R5-BT5	RG2012P-71R5-B-T5	71.5	.44	.321	.177	.107	5000	.062
754-RG2012P-750-BT5	RG2012P-750-B-T5	75	.44	.321	.177	.107	5000	.062
754-RG2012P-910-BT5	RG2012P-910-B-T5	91	.44	.321	.177	.107	5000	.062
754-RG2012P-1400-BT5	RG2012P-1400-B-T5	140	.44	.321	.177	.107	5000	.062
754-RG2012P-181-BT5	RG2012P-181-B-T5	180	.44	.321	.177	.107	5000	.062
754-RG2012P-221-BT5	RG2012P-221-B-T5	220	.44	.321	.177	.107	5000	.062
754-RG2012P-241-BT5	RG2012P-241-B-T5	240	.44	.321	.177	.107	5000	.062
754-RG2012P-3160-BT5	RG2012P-3160-B-T5	316	.44	.321	.177	.107	5000	.062
754-RG2012P-331-BT5	RG2012P-331-B-T5	330	.44	.321	.177	.107	5000	.062
754-RG2012P-361-BT5	RG2012P-361-B-T5	360	.44	.321	.177	.107	5000	.062
754-RG2012P-391-BT5	RG2012P-391-B-T5	390	.44	.321	.177	.107	5000	.062
754-RG2012P-3920-BT5	RG2012P-3920-B-T5	392	.44	.321	.177	.107	5000	.062
754-RG2012P-431-BT5	RG2012P-431-B-T5	430	.44	.321	.177	.107	5000	.062
754-RG2012P-4530-BT5	RG2012P-4530-B-T5	453	.44	.321	.177	.107	5000	.062
754-RG2012P-5110-BT5	RG2012P-5110-B-T5	511	.44	.321	.177	.107	5000	.062
754-RG2012P-561-BT5	RG2012P-561-B-T5	560	.44	.321	.177	.107	5000	.062
754-RG2012P-621-BT5	RG2012P-621-B-T5	620	.44	.321	.177	.107	5000	.062
754-RG2012P-681-BT5	RG2012P-681-B-T5	680	.44	.321	.177	.107	5000	.062
754-RG2012P-6980-BT5	RG2012P-6980-B-T5	698	.44	.321	.177	.107	5000	.062
754-RG2012P-7320-BT5	RG2012P-7320-B-T5	732	.44	.321	.177	.107	5000	.062

0805 Size, 1/8 Watt (Cont.)

MOUSER STOCK NO.	Susumu Part No.	Value Ω	Price Each 1	10	100	500	Reel Qty.	Price Per Piece
754-RG2012P-162-BT5	RG2012P-162-B-T5	1.6K	.44	.321	.177	.107	5000	.062
754-RG2012P-1691-BT5	RG2012P-1691-B-T5	1.69K	.44	.321	.177	.107	5000	.062
754-RG2012P-182-BT5	RG2012P-182-B-T5	1.8K	.44	.321	.177	.107	5000	.062
754-RG2012P-1871-BT5	RG2012P-1871-B-T5	1.87K	.44	.321	.177	.107	5000	.062
754-RG2012P-2211-BT5	RG2012P-2211-B-T5	2.21K	.44	.321	.177	.107	5000	.062
754-RG2012P-272-BT5	RG2012P-272-B-T5	2.7K	.44	.321	.177	.107	5000	.062
754-RG2012P-2941-BT5	RG2012P-2941-B-T5	2.94K	.44	.321	.177	.107	5000	.062
754-RG2012P-3091-BT5	RG2012P-3091-B-T5	3.09K	.44	.321	.177	.107	5000	.062
754-RG2012P-3571-BT5	RG2012P-3571-B-T5	3.57K	.44	.321	.177	.107	5000	.062
754-RG2012P-3741-BT5	RG2012P-3741-B-T5	3.74K	.44	.321	.177	.107	5000	.062
754-RG2012P-392-BT5	RG2012P-392-B-T5	3.9K	.44	.321	.177	.107	5000	.062
754-RG2012P-432-BT5	RG2012P-432-B-T5	4.3K	.44	.321	.177	.107	5000	.062
754-RG2012P-512-BT5	RG2012P-512-B-T5	5.1K	.44	.321	.177	.107	5000	.062
754-RG2012P-562-BT5	RG2012P-562-B-T5	5.6K	.44	.321	.177	.107	5000	.062
754-RG2012P-5761-BT5	RG2012P-5761-B-T5	5.76K	.44	.321	.177	.107	5000	.062
754-RG2012P-622-BT5	RG2012P-622-B-T5	6.2K	.44	.321	.177	.107	5000	.062
754-RG2012P-6491-BT5	RG2012P-6491-B-T5	6.49K	.44	.321	.177	.107	5000	.062
754-RG2012P-682-BT5	RG2012P-682-B-T5	6.8K	.44	.321	.177	.107	5000	.062
754-RG2012P-822-BT5	RG2012P-822-B-T5	8.2K	.44	.321	.177	.107	5000	.062

© Copyright 2013 Mouser Electronics
© Copyright 2013 Mouser Electronics

SUSUMU Ultra-Precision Metal Film Chip Resistors

SSM THIN FILM TECHNOLOGY SUSUMU
Thin Film Specialist and Innovator

RG SERIES (CONT.)

Features:
- High Reliability and Excellent Stability at different environmental conditions
- Low noise, THIN FILM(NiCr) construction
- EIA Standard case size (0402, 0603, 0805, 1206)
- RoHS Compliance and 100% Lead-Free (Matte Sn termination finished)

Applications:
- Automotive
- Test & Measurement
- Optical & Telecommunication
- Medical and Industrial Equipment

Specifications:
- Tolerance: ±0.1%
- Temperature Coefficient: 25ppm

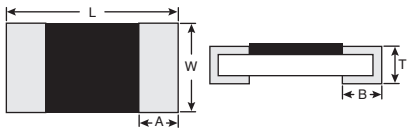

DIMENSIONS: (in.)	RG1608 (0603)	RG2012 (0805)	RG3216 (1206)
L	1.6±.02	2.0±0.2	3.2±0.2
W	0.8±0.2	1.25±0.2	1.6±0.2
A	0.3±0.2	0.4±0.2	0.5±0.25
B	0.3±0.2	0.4±0.2	0.5±0.2
T	0.4±0.1	0.4±0.1	0.4±0.1

0805 Size, 1/8 Watt

MOUSER STOCK NO.	Susumu Part No.	Value Ω	Price Each 1	10	100	500	Reel Qty.	Price Per Piece
754-RG2012P-8450-BT5	RG2012P-8450-B-T5	845	.44	.321	.177	.107	5000	.062
754-RG2012P-132-BT5	RG2012P-132-B-T5	1.3K	.44	.321	.177	.107	5000	.062
754-RG2012P-1371-BT5	RG2012P-1371-B-T5	1.37K	.44	.321	.177	.107	5000	.062
754-RG2012P-163-BT5	RG2012P-163-B-T5	16K	.44	.321	.177	.107	5000	.062
754-RG2012P-183-BT5	RG2012P-183-B-T5	18K	.44	.321	.177	.107	5000	.062
754-RG2012P-243-BT5	RG2012P-243-B-T5	24K	.44	.321	.177	.107	5000	.062
754-RG2012P-2672-BT5	RG2012P-2672-B-T5	26.7K	.44	.321	.177	.107	5000	.062
754-RG2012P-2872-BT5	RG2012P-2872-B-T5	28.7K	.44	.321	.177	.107	5000	.062
754-RG2012P-333-BT5	RG2012P-333-B-T5	33K	.44	.321	.177	.107	5000	.062
754-RG2012P-3482-BT5	RG2012P-3482-B-T5	34.8K	.44	.321	.177	.107	5000	.062
754-RG2012P-363-BT5	RG2012P-363-B-T5	36K	.44	.321	.177	.107	5000	.062
754-RG2012P-3832-BT5	RG2012P-3832-B-T5	38.3K	.44	.321	.177	.107	5000	.062
754-RG2012P-393-BT5	RG2012P-393-B-T5	39K	.44	.321	.177	.107	5000	.062
754-RG2012P-3922-BT5	RG2012P-3922-B-T5	39.2K	.44	.321	.177	.107	5000	.062
754-RG2012P-4642-BT5	RG2012P-4642-B-T5	46.4K	.44	.321	.177	.107	5000	.062
754-RG2012P-4872-BT5	RG2012P-4872-B-T5	48.7K	.44	.321	.177	.107	5000	.062
754-RG2012P-513-BT5	RG2012P-513-B-T5	51K	.44	.321	.177	.107	5000	.062
754-RG2012P-5112-BT5	RG2012P-5112-B-T5	51.1K	.44	.321	.177	.107	5000	.062
754-RG2012P-563-BT5	RG2012P-563-B-T5	56K	.44	.321	.177	.107	5000	.062
754-RG2012P-623-BT5	RG2012P-623-B-T5	62K	.44	.321	.177	.107	5000	.062
754-RG2012P-6492-BT5	RG2012P-6492-B-T5	64.9K	.44	.321	.177	.107	5000	.062
754-RG2012P-683-BT5	RG2012P-683-B-T5	68K	.44	.321	.177	.107	5000	.062

0805 Size, 1/8 Watt (Cont.)

MOUSER STOCK NO.	Susumu Part No.	Value Ω	Price Each 1	10	100	500	Reel Qty.	Price Per Piece
754-RG2012P-823-BT5	RG2012P-823-B-T5	82K	.44	.321	.177	.107	5000	.062
754-RG2012P-912-BT5	RG2012P-912-B-T5	9.1K	.44	.321	.177	.107	5000	.062
754-RG2012P-1132-BT5	RG2012P-1132-B-T5	11.3K	.44	.321	.177	.107	5000	.062
754-RG2012P-8252-BT5	RG2012P-8252-B-T5	82.5K	.44	.321	.177	.107	5000	.062
754-RG2012P-913-BT5	RG2012P-913-B-T5	91K	.44	.321	.177	.107	5000	.062
754-RG2012P-114-BT5	RG2012P-114-B-T5	110K	.44	.321	.177	.107	5000	.062
754-RG2012P-1153-BT5	RG2012P-1153-B-T5	115K	.44	.321	.177	.107	5000	.062
754-RG2012P-1243-BT5	RG2012P-1243-B-T5	124K	.44	.321	.177	.107	5000	.062
754-RG2012P-1693-BT5	RG2012P-1693-B-T5	169K	.44	.321	.177	.107	5000	.062
754-RG2012P-1823-BT5	RG2012P-1823-B-T5	182K	.44	.321	.177	.107	5000	.062
754-RG2012P-1963-BT5	RG2012P-1963-B-T5	196K	.44	.321	.177	.107	5000	.062
754-RG2012P-244-BT5	RG2012P-244-B-T5	240K	.44	.321	.177	.107	5000	.062
754-RG2012P-274-BT5	RG2012P-274-B-T5	270K	.44	.321	.177	.107	5000	.062
754-RG2012P-364-BT5	RG2012P-364-B-T5	360K	.44	.321	.177	.107	5000	.062
754-RG2012P-394-BT5	RG2012P-394-B-T5	390K	.44	.321	.177	.107	5000	.062
754-RG2012P-434-BT5	RG2012P-434-B-T5	430K	.44	.321	.177	.107	5000	.062
754-RG2012P-474-BT5	RG2012P-474-B-T5	470K	.44	.321	.177	.107	5000	.062
754-RG2012P-564-BT5	RG2012P-564-B-T5	560K	.44	.321	.177	.107	5000	.062
754-RG2012P-624-BT5	RG2012P-624-B-T5	620K	.44	.321	.177	.107	5000	.062
754-RG2012P-684-BT5	RG2012P-684-B-T5	680K	.44	.321	.177	.107	5000	.062
754-RG2012P-914-BT5	RG2012P-914-B-T5	910K	.44	.321	.177	.107	5000	.062

1206 Size, 1/4 Watt

MOUSER STOCK NO.	Susumu Part No.	Value Ω	Price Each 1	10	100	500	Reel Qty.	Price Per Piece
754-RG3216P-49R9-BT5	RG3216P-49R9-B-T5	49.9	1.06	.974	.524	.289	5000	.129
754-RG3216P-68R0-BT5	RG3216P-68R0-B-T5	68	1.06	.974	.524	.289	5000	.129
754-RG3216P-75R0-BT5	RG3216P-75R0-B-T5	75	1.06	.974	.524	.289	5000	.129
754-RG3216P-82R0-BT5	RG3216P-82R0-B-T5	82	1.06	.974	.524	.289	5000	.129
754-RG3216P-91R0-BT5	RG3216P-91R0-B-T5	91	1.06	.974	.524	.289	5000	.129
754-RG3216P-1000-BT5	RG3216P-1000-B-T5	100	.62	.535	.396	.289	5000	.161
754-RG3216P-1100-BT5	RG3216P-1100-B-T5	110	1.06	.974	.524	.289	5000	.129
754-RG3216P-1200-BT5	RG3216P-1200-B-T5	120	1.06	.974	.524	.289	5000	.129
754-RG3216P-1500-BT5	RG3216P-1500-B-T5	150	1.06	.974	.524	.289	5000	.129
754-RG3216P-2000-BT5	RG3216P-2000-B-T5	200	1.06	.974	.524	.289	5000	.129
754-RG3216P-2200-BT5	RG3216P-2200-B-T5	220	1.06	.974	.524	.289	5000	.129
754-RG3216P-2400-BT5	RG3216P-2400-B-T5	240	1.06	.974	.524	.289	5000	.129
754-RG3216P-2490-BT5	RG3216P-2490-B-T5	249	1.06	.974	.524	.289	5000	.129
754-RG3216P-2700-BT5	RG3216P-2700-B-T5	270	1.06	.974	.524	.289	5000	.129
754-RG3216P-4700-BT5	RG3216P-4700-B-T5	470	1.06	.974	.524	.289	5000	.129
754-RG3216P-4990-BT5	RG3216P-4990-B-T5	499	1.06	.974	.524	.289	5000	.129
754-RG3216P-6800-BT5	RG3216P-6800-B-T5	680	1.06	.974	.524	.289	5000	.129
754-RG3216P-7500-BT5	RG3216P-7500-B-T5	750	1.06	.974	.524	.289	5000	.129
754-RG3216P-8060-BT5	RG3216P-8060-B-T5	806	1.06	.974	.524	.289	5000	.129
754-RG3216P-1001-BT5	RG3216P-1001-B-T5	1K	1.06	.974	.524	.289	5000	.129
754-RG3216P-1601-BT5	RG3216P-1601-B-T5	1.6K	1.06	.974	.524	.289	5000	.129
754-RG3216P-2001-BT5	RG3216P-2001-B-T5	2K	1.06	.974	.524	.289	5000	.129
754-RG3216P-2201-BT5	RG3216P-2201-B-T5	2.2K	1.06	.974	.524	.289	5000	.129
754-RG3216P-2401-BT5	RG3216P-2401-B-T5	2.4K	1.06	.974	.524	.289	5000	.129
754-RG3216P-4301-BT5	RG3216P-4301-B-T5	4.3K	1.06	.974	.524	.289	5000	.129
754-RG3216P-4701-BT5	RG3216P-4701-B-T5	4.7K	1.06	.974	.524	.289	5000	.129
754-RG3216P-4991-BT5	RG3216P-4991-B-T5	4.99K	1.06	.974	.524	.289	5000	.129
754-RG3216P-5101-BT5	RG3216P-5101-B-T5	5.1K	1.06	.974	.524	.289	5000	.129
754-RG3216P-6491-BT5	RG3216P-6491-B-T5	6.49K	1.06	.974	.524	.289	5000	.129
754-RG3216P-9101-BT5	RG3216P-9101-B-T5	9.1K	1.06	.974	.524	.289	5000	.129
754-RG3216P-1002-BT5	RG3216P-1002-B-T5	10K	1.06	.974	.524	.289	5000	.129
754-RG3216P-1103-BT5	RG3216P-1103-B-T5	11K	1.06	.974	.524	.289	5000	.129
754-RG3216P-1202-BT5	RG3216P-1202-B-T5	12K	1.06	.974	.524	.289	5000	.129
754-RG3216P-1502-BT5	RG3216P-1502-B-T5	15K	1.06	.974	.524	.289	5000	.129

1206 Size, 1/4 Watt (Cont.)

MOUSER STOCK NO.	Susumu Part No.	Value Ω	Price Each 1	10	100	500	Reel Qty.	Price Per Piece
754-RG3216P-1802-BT5	RG3216P-1802-B-T5	18K	1.06	.974	.524	.289	5000	.129
754-RG3216P-2002-BT5	RG3216P-2002-B-T5	20K	1.06	.974	.524	.289	5000	.129
754-RG3216P-2202-BT5	RG3216P-2202-B-T5	22K	1.06	.974	.524	.289	5000	.129
754-RG3216P-2402-BT5	RG3216P-2402-B-T5	24K	1.06	.974	.524	.289	5000	.129
754-RG3216P-2492-BT5	RG3216P-2492-B-T5	24.9K	1.06	.974	.524	.289	5000	.129
754-RG3216P-2702-BT5	RG3216P-2702-B-T5	27K	1.06	.974	.524	.289	5000	.129
754-RG3216P-2742-BT5	RG3216P-2742-B-T5	27.4K	1.06	.974	.524	.289	5000	.129
754-RG3216P-3002-BT5	RG3216P-3002-B-T5	30K	1.06	.974	.524	.289	5000	.129
754-RG3216P-3602-BT5	RG3216P-3602-B-T5	36K	1.06	.974	.524	.289	5000	.129
754-RG3216P-4302-BT5	RG3216P-4302-B-T5	43K	1.06	.974	.524	.289	5000	.129
754-RG3216P-4532-BT5	RG3216P-4532-B-T5	45.3K	1.06	.974	.524	.289	5000	.129
754-RG3216P-4702-BT5	RG3216P-4702-B-T5	47K	.62	.535	.396	.289	5000	.161
754-RG3216P-4992-BT5	RG3216P-4992-B-T5	49.9K	1.06	.974	.524	.289	5000	.129
754-RG3216P-1003-BT5	RG3216P-1003-B-T5	100K	1.06	.974	.524	.289	5000	.129
754-RG3216P-1403-BT5	RG3216P-1403-B-T5	140K	1.06	.974	.524	.289	5000	.129
754-RG3216P-1503-BT5	RG3216P-1503-B-T5	150K	1.06	.974	.524	.289	5000	.129
754-RG3216P-1693-BT5	RG3216P-1693-B-T5	169K	1.06	.974	.524	.289	5000	.129
754-RG3216P-1783-BT5	RG3216P-1783-B-T5	178K	1.06	.974	.524	.289	5000	.129
754-RG3216P-1803-BT5	RG3216P-1803-B-T5	180K	1.06	.974	.524	.289	5000	.129
754-RG3216P-2003-BT5	RG3216P-2003-B-T5	200K	1.06	.974	.524	.289	5000	.129
754-RG3216P-2103-BT5	RG3216P-2103-B-T5	210K	1.06	.974	.524	.289	5000	.129
754-RG3216P-2203-BT5	RG3216P-2203-B-T5	220K	1.06	.974	.524	.289	5000	.129
754-RG3216P-2493-BT5	RG3216P-2493-B-T5	249K	1.06	.974	.524	.289	5000	.129
754-RG3216P-2703-BT5	RG3216P-2703-B-T5	270K	1.06	.974	.524	.289	5000	.129
754-RG3216P-2803-BT5	RG3216P-2803-B-T5	280K	1.06	.974	.524	.289	5000	.129
754-RG3216P-3003-BT5	RG3216P-3003-B-T5	300K	1.06	.974	.524	.289	5000	.129
754-RG3216P-3303-BT5	RG3216P-3303-B-T5	330K	1.06	.974	.524	.289	5000	.129
754-RG3216P-3323-BT5	RG3216P-3323-B-T5	332K	1.06	.974	.524	.289	5000	.129
754-RG3216P-4703-BT5	RG3216P-4703-B-T5	470K	1.06	.974	.524	.289	5000	.129
754-RG3216P-4993-BT5	RG3216P-4993-B-T5	499K	1.06	.974	.524	.289	5000	.129
754-RG3216P-5103-BT5	RG3216P-5103-B-T5	510K	1.06	.974	.524	.289	5000	.129
754-RG3216P-5603-BT5	RG3216P-5603-B-T5	560K	1.06	.974	.524	.289	5000	.129
754-RG3216P-7503-BT5	RG3216P-7503-B-T5	750K	1.06	.974	.524	.289	5000	.129
754-RG3216P-1004-BT5	RG3216P-1004-B-T5	1M	1.06	.974	.524	.289	5000	.129

THERMO-VARIABLE CHIP ATTENUATORS

Specifications:
- Impedance: 50 Ω
- Tolerance: 0.5dB
- Frequency Range: DC to 3 GHz
- Power Rating: 63mW
- Operating Temperature Range: -40 to +100°C

For quantities greater than listed, call for quote.

MOUSER STOCK NO.	Susumu Part No.	Maximum Attenuation (dB)	Temp. Coeff. of Attenuation (dB/dB*°C)	Price Each 1	10	25	100
754-PXV1220S-1DBN1-T	PXV1220S-1DBN1-T02	1	0.0119	16.52	15.02	13.89	13.14
754-PXV1220S-1DBN2-T	PXV1220S-1DBN2-T02	1	0.0088	16.52	15.02	13.89	13.14
754-PXV1220S-1DBN3-T	PXV1220S-1DBN3-T02	1	0.0062	16.52	15.02	13.89	13.14
754-PXV1220S-2DBN1-T	PXV1220S-2DBN1-T02	2	0.0119	16.52	15.02	13.89	13.14
754-PXV1220S-2DBN2-T	PXV1220S-2DBN2-T02	2	0.0088	16.52	15.02	13.89	13.14
754-PXV1220S-2DBN3-T	PXV1220S-2DBN3-T02	2	0.0062	16.52	15.02	13.89	13.14
754-PXV1220S-3DBN1-T	PXV1220S-3DBN1-T02	3	0.0119	16.52	15.02	13.89	13.14
754-PXV1220S-3DBN2-T	PXV1220S-3DBN2-T02	3	0.0088	16.52	15.02	13.89	13.14
754-PXV1220S-3DBN3-T	PXV1220S-3DBN3-T02	3	0.0062	16.52	15.02	13.89	13.14
754-PXV1220S-4DBN1-T	PXV1220S-4DBN1-T02	4	0.0119	16.52	15.02	13.89	13.14
754-PXV1220S-4DBN2-T	PXV1220S-4DBN2-T02	4	0.0088	16.52	15.02	13.89	13.14

For quantities greater than listed, call for quote.

MOUSER STOCK NO.	Susumu Part No.	Maximum Attenuation (dB)	Temp. Coeff. of Attenuation (dB/dB*°C)	Price Each 1	10	25	100
754-PXV1220S-4DBN3-T	PXV1220S-4DBN3-T02	4	0.0062	16.52	15.02	13.89	13.14
754-PXV1220S-5DBN1-T	PXV1220S-5DBN1-T02	5	0.0119	16.52	15.02	13.89	13.14
754-PXV1220S-5DBN2-T	PXV1220S-5DBN2-T02	5	0.0088	16.52	15.02	13.89	13.14
754-PXV1220S-5DBN3-T	PXV1220S-5DBN3-T02	5	0.0062	16.52	15.02	13.89	13.14
754-PXV1220S-6DBN1-T	PXV1220S-6DBN1-T02	6	0.0119	16.52	15.02	13.89	13.14
754-PXV1220S-6DBN2-T	PXV1220S-6DBN2-T02	6	0.0088	16.52	15.02	13.89	13.14
754-PXV1220S-6DBN3-T	PXV1220S-6DBN3-T02	6	0.0062	16.52	15.02	13.89	13.14
754-PXV1220S-7DBN1-T	PXV1220S-7DBN1-T02	7	0.0119	16.52	15.02	13.89	13.14
754-PXV1220S-7DBN2-T	PXV1220S-7DBN2-T02	7	0.0088	16.52	15.02	13.89	13.14
754-PXV1220S-7DBN3-T	PXV1220S-7DBN3-T02	7	0.0062	16.52	15.02	13.89	13.14

THICK FILM SMD JUMPER RESISTOR

For quantities greater than listed, call for quote.

MOUSER STOCK NO.	Susumu Part No.	Case Size	Value (Ω)	Rated Maximum Current (A)	Price Each 1	50	100	500	Reel Qty.	Price Per Piece
754-YJP-1608-R001	YJP-1608-R001	0603	0	10	.21	.168	.153	.139	5000	.121

© Copyright 2013 Mouser Electronics
© Copyright 2013 Mouser Electronics

SUSUMU Thin Film Chip Resistors

SSM THIN FILM TECHNOLOGY SUSUMU
Thin Film Specialist and Innovator

RG SERIES

Susumu's proprietary NiCr based alloy exhibits excellent TCR Characteristics as compared to other resistive materials such as tantalum nitride. Despite the belief that NiCr thin film has reliability issues, especially in humid environment, Susumu has developed technologies to apply an inorganic passivation that acts as a hermetic seal, and our ultimate thin-film resistors, RG series, far exceed thick film resistor reliability, reaching 0.01fit (=10 parts per trillion) RG series thin-film chip resistors boast high precision, near zero TCR and unprecedented reliability with all the benefits of thin film resistors!

Susumu's typical resistive thin film is 20-200nm thick whereas thick film resistors can be up to 50um thick Moreover, thin film is deposited using molecular processes such as sputtering and plasma enhanced chemical vapor deposition, whereas thick film is made of screen printed metal particles suspended in polymer. This fundamental difference results in the clear advantage of thin film resistors in performance. Susumu's thin film resistors has better high frequency characteristics (no skin effect: resistance change due to high frequency), low noise due to the evenness of thin film, and high resistance accuracy due to precise trimming of the thin film. The RG series combines the merit of such thin film performance with robustness and reliability that exceed thick film resistors.

Features:
- Various standard sizes: 0402, 0603, 0805
- Operating Temperature Range: -55ºC to +155ºC (100% power at 85ºC)
- Tolerance/TCR: 0.02%/5ppm, 0.05%/10ppm, 0.1%/25ppm
- Superior reliability: less than 0.1% drift after 10000 hours of high temp.exposure (155ºC) or high temp/humidity bias (85ºC/85%RH)
- Can be used in 3 different power ratings (low, regular, and high) based on customer needs

Environmental Tolerance:
- Sulfur resistant
- High Operating temperature
- Dust/oil/chemical resistance
- Vibration resistant

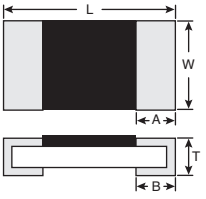

DIMENSIONS: (in.)	RG1005 (0402)	RG1608 (0603)	RG2012 (0805)
L	1.0±0.05	1.6±0.2	2.0±0.2
W	0.5±0.05	0.8±0.2	1.25±0.2
A	0.2±0.10	0.3±0.2	0.4±0.2
B	0.25±0.05	0.3±0.2	0.4±0.2
T	0.35±0.05	0.4±0.1	0.4±0.1

Current Noise Comparison

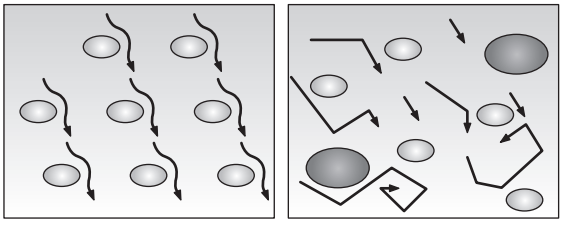

Electrons move smoothly without much dispersion that creates noise.

Electrons move randomly creating noise.

Power Derating Curve

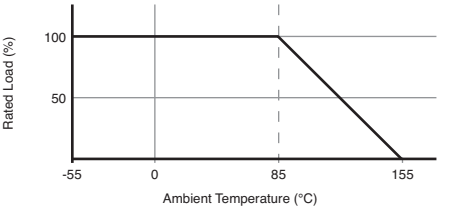

Table 1: Power and Reliability (Reliability depends on the power rating customers choose.)

Item	Test Method	Drift Limits for Power Rating			(Typical)
		Low	Regular	High	
Short Time Overload	Applied Voltage: 2.5 rate voltage or 2max. operating voltage which ever is less test duration: 5 seconds	±0.05%	±0.05%	±0.25%	±0.01%
Load Life	Test Teperature: 85°C; Applied Voltage: rated voltage; Test Period: Repeat 1000 cycles as follows- 90min./30min. off cylcled	±0.1%	±0.25%	±0.5%	±0.01%
Moisture Load Life	Test Condition: 85°C 85%RH; Applied Power: 1/10 rated power; Test Period: Repeat 1000 cycles as follows- 90min./30min. off cycled	±0.05%	±0.25%	±0.5%	±0.05%
Temperature Cycle	Repeat 1000 cycles as follows- -55°C (30min.)/Room Temp. (2min.)/+125°C (30min./Room Temp. (2min.)	0.1%			0.1%
Hi Temp Exposure	+155°C for 1000 hours with no load				0.1%

✻Insert **Value Code** from Table of Stocked Values

For quantities greater than listed, call for quote.

Size	MOUSER STOCK NO.			Susumu Part No.	Resistance (ohms)	Tolerance	Power Rating (See Table 1 for Reliability for Each Power Rating)			Temperature Coefficient	Price Each		
		Value	Suffix				Low	Regular	High		1	10	100
0402	754-RG1005P-	Code	-B-T5	RG1005P-Code-B-T5	49.9-100K	0.1%	0.0312W (1/32W)	0.0625W (1/16W)	0.125W (1/8W)	±25PPM/ºC	.64	.577	.288
0603	754-RG1608P-	Code	-B-T5	RG1608P-Code-B-T5	47-332K	0.1%	0.0625W (1/16W)	0.125W (1/8W)	0.166W (1/6W)	±25PPM/ºC	.45	.438	.218
0805	754-RG2012P-	Code	-B-T5	RG2012P-Code-B-T5	47-332K	0.1%	0.0625W (1/16W)	0.125W (1/8W)	0.166W (1/6W)	±25PPM/ºC	.44	.321	.177
0603	754-RG1608V-	Code	-P-T1	RG1608V-Code-P-T1	100-1.5K	0.02%	0.0625W (1/16W)	0.125W (1/8W)	0.166W (1/6W)	±5PPM/ºC	3.30	3.03	2.43
0805	754-RG2012V-	Code	-P-T1	RG2012V-Code-P-T1	100-10K	0.02%	0.1W (1/10W)	0.125W (1/8W)	0.25W (1/4W)	±5PPM/ºC	3.37	3.11	2.48

TABLE OF STOCKED VALUES

Value	Value Code ✻	Case Size 0402	0603	0805
47	470		X	X
49.9	49R9	X		
51	510		X	X
75	750		X	
100	101	X	X	X
110	111			X
120	121		X	X
124	1240			X
150	151			X
180	181		X	
200	201	X	X	X
220	221			X
249	2490	X	X	X
270	271		X	
300	301	X		X
330	331			X
374	3740			X
402	4020		X	
470	471		X	X
475	4750		X	X
499	4990	X	X	X
510	511		X	X
604	6040		X	
649	6490			X
750	751			X
820	821		X	X
953	9530			X
1K	102	X	X	X
1.02K	1021			X
1.05K	1051		X	X
1.07K	1071		X	
1.1K	112		X	X
1.2K	122	X	X	X
1.21K	1211		X	X
1.24K	1241		X	
1.3K	132		X	
1.33K	1331			X
1.4K	1401		X	
1.5K	152		X	X
1.54K	1541		X	X
1.62K	1621			X
1.65K	1651		X	
1.8K	182			X
1.82K	1821			X
1.91K	1911		X	
2K	202	X	X	X
2.05K	2051			X
2.2K	222		X	X
2.32K	2321		X	X
2.4K	242			X
2.49K	2491	X	X	X
2.55K	2551			X
2.61K	2611			X
2.74K	2741			X
2.87K	2871		X	X
3K	302	X	X	X
3.01K	3011			X
3.16K	3161	X		
3.24K	3241		X	
3.3K	332	X		X
3.32K	3321		X	X
3.92K	3921		X	X
4.02K	4021		X	X
4.22K	4221			X
4.3K	432		X	
4.32K	4321		X	X
4.64K	4641		X	
4.7K	472		X	X
4.75K	4751		X	X
4.99K	4991	X	X	X
5.1K	512		X	X
5.6K	562			X
5.62K	5621		X	
5.9K	5901		X	X
6.04K	6041		X	X
6.19K	6191		X	
6.2K	622			X
7.15K	7151		X	X
7.5K	752		X	X
7.87K	7871			X
8.06K	8061		X	
8.25K	8251		X	X
8.45K	8451		X	
8.66K	8661			X
8.87K	8871			X
9.09K	9091		X	X
9.31K	9311		X	
9.53K	9531			X
10K	103	X	X	X
10.2K	1022		X	X
10.5K	1052	X	X	X
10.7K	1072		X	
11K	113		X	X
12K	123		X	X
12.1K	1212		X	X
12.4K	1242	X	X	
12.7K	1272		X	
13K	133		X	X
13.7K	1372		X	
14.3K	1432			X
14.7K	1472		X	
15K	153		X	X
15.4K	1542		X	X
16.2K	1622			X
16.5K	1652		X	X
17.8K	1782			X
18.7K	1872		X	
19.1K	1912			X
20K	203	X	X	X
21K	2102			X
22K	223	X	X	X
22.1K	2212		X	X
23.2K	2322		X	X
24K	243			X
24.3K	2432			X
25.5K	2552			X
26.1K	2612	X		
27K	273		X	X
27.4K	2742		X	X
30K	303		X	X
30.1K	3012		X	X
31.6K	3162		X	X
32.4K	3242		X	
33.2K	3322		X	X
35.7K	3572		X	
36K	363	X		
39K	393		X	
40.2K	4022	X	X	X
41.1K	4122		X	
42.2K	4222		X	
43.2K	4322		X	
45.3K	4532			X
47K	473			X
47.5K	4752		X	X
49.9K	4992	X	X	X
51K	513		X	
54.6K	5362			X
56.2K	5622			X
60.4K	6042			X
66.5K	6652			X
68K	683			X
75K	753		X	X
76.8K	7682		X	
80.6K	8062		X	X
86.6K	8662		X	X
88.7K	8872			X
90.9K	9092		X	X
931K	9312		X	
100K	104	X	X	X
102K	1023		X	X
107K	1073			X
113K	1133		X	
120K	124			X
127K	1273		X	
130K	134			X
140K	1403		X	X
150K	154		X	X
154K	1543			X
162K	1623			X
169K	1693			X
174K	1743			X
180K	184		X	X
191K	1913			X
200K	204		X	X
220K	224			X
226K	2263		X	
232K	2323		X	
240K	244		X	
249K	2493		X	X
270K	274		X	
300K	304			X
301K	3013			X
330K	334			X
332K	3323			
390K	394			X
470K	474			X
499K	4993			X
510K	514			X
750K	754			X
820K	824			X
1M	105			X

© Copyright 2013 Mouser Electronics

© Copyright 2013 Mouser Electronics

Example of how to build part numbers:			
Catalog Part No.	**Vishay Part No.**	**Code**	**Value (Ω)**
CRCW0201__FKED	CRCW0201100RFKED	100R	100
CRCW0201__FKED	CRCW02011K20FKED	1K20	1.2K
CRCW0603__FKEA	CRCW06031R33FKEA	1R33	1.33
CRCW2512__FKEG	CRCW25121M00FKEG	1M00	1M



CRCW SERIES - 5% THICK FILM SMD RESISTORS

Features:
- Temperature Coefficient: ±200ppm
- Cut Tape and Reels available
- Industry standard sizes

For quantities greater than listed, call for quote.

Case Size	Vishay Part No.	Value Range (Ω)	Power Rating (W)	Resistance Tolerance (%)	Operating Temperature	Price Each			Reel Qty.	Price Per Piece
						1	100	1000		
0201	CRCW0201__JNED	10-1M	1/20	5	-55°C to +155°C	.20	.063	.043	10000	.029
0402	CRCW0402__JNED	1-10M	1/16	5	-55°C to +155°C	.08	.025	.016	10000	.005
0603	CRCW0603__JNEA	1-10M	1/10	5	-55°C to +155°C	.08	.025	.016	5000	.009
0805	CRCW0805__JNEA	1-10M	1/8	5	-55°C to +155°C	.08	.021	.017	5000	.005
1206	CRCW1206__JNEA	1-10M	1/4	5	-55°C to +155°C	.10	.03	.02	5000	.01
1210	CRCW1210__JNEA	1-10M	1/2	5	-55°C to +155°C	.28	.086	.059	5000	.048
2010	CRCW2010__JNEF	1-10M	1/2	5	-55°C to +155°C	.35	.107	.074	4000	.064
2512	CRCW2512__JNEG	1-10M	1	5	-55°C to +155°C	.42	.132	.09	2000	.08

CRCW SERIES - 1% THICK FILM SMD RESISTORS

Features:
- Temperature Coefficient: ±100ppm
- Cut Tape and Reels available
- Industry standard sizes

For quantities greater than listed, call for quote.

Case Size	Vishay Part No.	Value Range (Ω)	Power Rating (W)	Resistance Tolerance (%)	Operating Temperature	Price Each			Reel Qty.	Price Per Piece
						1	100	1000		
0201	CRCW0201__FKED	10-1M	1/20	1	-55°C to +155°C	.21	.087	.059	10000	.043
0402	CRCW0402__FKED	1-10M	1/16	1	-55°C to +155°C	.09	.027	.016	10000	.005
0603	CRCW0603__FKEA	1-10M	1/10	1	-55°C to +155°C	.09	.027	.016	5000	.006
0805	CRCW0805__FKEA	1-10M	1/8	1	-55°C to +155°C	.09	.029	.019	5000	.009
1206	CRCW1206__FKEA	1-10M	1/4	1	-55°C to +155°C	.11	.033	.022	5000	.011
1210	CRCW1210__FKEA	1-10M	1/2	1	-55°C to +155°C	.21	.087	.059	5000	.055
2010	CRCW2010__FKEF	1-10M	1/2	1	-55°C to +155°C	.353	.107	.074	4000	.064
2512	CRCW2512__FKEG	1-10M	1	1	-55°C to +155°C	.417	.132	.090	2000	.075

CRCW SERIES - THICK FILM SMD ZERO OHM RESISTORS

Features:
- Rmax.: 50 mΩ at 70°C = 1.0 amp
- Cut Tape and Reels available
- Industry standard sizes

For quantities greater than listed, call for quote.

Case Size	Vishay Part No.	Power Rating (W)	Operating Temperature	Price Each			Reel Qty.	Price Per Piece
				1	100	1000		
0201	CRCW02010000Z0ED	1/20	-55°C to +155°C	.20	.063	.043	10000	.029
0402	CRCW04020000Z0ED	1/16	-55°C to +155°C	.11	.025	.016	10000	.003
0603	CRCW06030000Z0EA	1/10	-55°C to +155°C	.11	.025	.016	5000	.004
0805	CRCW08050000Z0EA	1/8	-55°C to +155°C	.02	-	.01	5000	.004
1206	CRCW12060000Z0EA	1/4	-55°C to +155°C	.10	.03	.02	5000	.01
1210	CRCW12100000Z0EA	1/2	-55°C to +155°C	.11	.086	.059	5000	.048
2010	CRCW20100000Z0EF	1/2	-55°C to +155°C	.35	.107	.074	4000	.064
2512	CRCW25120000Z0EG	1	-55°C to +155°C	.42	.132	.09	2000	.08

CRCW-HP SERIES - 1% THICK FILM SMD RESISTORS, HIGH POWER

Features:
- Temperature Coefficient: ±100ppm
- Cut Tape and Reels available
- Industry standard sizes

NEW PRODUCT

For quantities greater than listed, call for quote.

Case Size	Vishay Part No.	Value Range (Ω)	Power Rating (W)	Resistance Tolerance (%)	Operating Temperature	Price Each			Reel Qty.	Price Per Piece
						1	100	1000		
0402	CRCW0402__FKEDHP	1	1/8	1	-55°C to +155°C	.23	.07	.047	10000	.03
0402	CRCW0402__FKEDHP	10-10M	1/8	1	-55°C to +155°C	.20	.06	.04	10000	.026
0603	CRCW0603__FKEAHP	1-10M	1/4	1	-55°C to +155°C	.30	-	.064	5000	.05
0805	CRCW0805__FKEAHP	1	1/3	1	-55°C to +155°C	.48	-	.102	5000	.093
0805	CRCW0805__FKEAHP	10-10M	1/3	1	-55°C to +155°C	.31	-	.066	5000	.056
1206	CRCW1206__FKEAHP	1	1/2	1	-55°C to +155°C	.69	-	.146	5000	.138
1206	CRCW1206__FKEAHP	10-220, 470, 680-100K, 1M	1/2	1	-55°C to +155°C	.55	-	.114	5000	.107
1206	CRCW1206__FKEAHP	243, 487, 249K	1/2	1	-55°C to +155°C	.12	-	.071	5000	.064
1210	CRCW1210__FKEAHP	1-1.1	3/4	1	-55°C to +155°C	.38	.268	.246	5000	.216
1210	CRCW1210__FKEAHP	5.6-1K, 1.2K-2K, 4.7K, 4.99K-10K, 15K-20K, 47K-100K, 1M	3/4	1	-55°C to +155°C	.19	.139	.128	5000	.112
1210	CRCW1210__FKEAHP	1K, 2.2K, 4.7K, 10K, 22K, 100K-470K	3/4	1	-55°C to +155°C	.18	.128	.118	5000	.104
2010	CRCW2010__FKEFHP	1-3.3	1	1	-55°C to +155°C	1.64	.501	.347	4000	.338
2010	CRCW2010__FKEFHP	10-100K	1	1	-55°C to +155°C	1.38	.423	.293	4000	.285
2512	CRCW2512__FKEGHP	1-33	1.5	1	-55°C to +155°C	2.35	.728	.492	2000	.49
2512	CRCW2512__FKEGHP	4.7	1.5	1	-55°C to +155°C	.55	.376	.334	2000	.301
2512	CRCW2512__FKEGHP	10-13, 30.1-10K	1.5	1	-55°C to +155°C	2.20	.682	.465	2000	.464
2512	CRCW2512__FKEGHP	30	1.5	1	-55°C to +155°C	.50	.352	.312	2000	.281

© Copyright 2013 Mouser Electronics
© Copyright 2013 Mouser Electronics

VISHAY SMD Resistors

VISHAY/TECHNO CRHV SERIES - 1% THICK FILM SMD RESISTORS, HIGH VOLTAGE

Features:
- Resistance Tolerance: 1%
- Operating Temperature: -55°C to +150°C
- Termination: 3-sided wrap around
- Cut Tape and Reels available
- Industry standard sizes
- Additional sizes and values available



For quantities greater than listed, call for quote.

Case Size	Vishay Part No.	Value Range (Ω)	Power Rating (W)	Price Each 1	Price Each 10	Price Each 100	Reel Qty.	Price Per Piece
1206	CRHV1206AF__FKE	10M - 1G	3/10 Watt	2.40	2.18	1.92	500	1.72
2010	CRHV2010AF__FKE	10M - 33M	1/2 Watt	2.79	2.56	2.24	500	2.01
2512	CRHV2512AF__FKE	15M - 1G	1 Watt	3.49	3.14	2.78	500	2.50

VISHAY/DRALORIC RCL e3 SERIES - 1% REVERSE GOEMETRY SMD RESISTORS

Features:
- Resistance Tolerance: 1%
- Operating Temperature: -55°C to +155°C
- Temperature Coefficient: ±100ppm
- Cut Tape and Reels available
- Industry standard sizes



For quantities greater than listed, call for quote.

Case Size	Vishay Part No.	Value Range (Ω)	Power Rating (W)	Price Each 1	Price Each 100	Price Each 1000	Reel Qty.	Price Per Piece
0612	RCL0612__JNEA	1 - 1M	1/2 Watt	.52	.235	.095	5000	.047
1218	RCL1218__JNEK	1 - 1M	1 Watt	.96	.439	.193	4000	.114
1225	RCL1225__JNEG	1 - 100K	2 Watt	.46	.289	.228	2000	.22

VISHAY/DALE TNPU SERIES - 0.1% THIN FILM SMD RESISTORS, AUTOMOTIVE GRADE

Features:
- Resistance Tolerance: 0.1%
- Operating Temperature: -55°C to +150°C
- Temperature Coefficient: ±10ppm
- AEC-Q200 Qualified
- Cut Tape and Reels available
- Industry standard sizes



For quantities greater than listed, call for quote.

Case Size	Vishay Part No.	Value Range (Ω)	Power Rating (W)	Price Each 1	Price Each 10	Price Each 100	Reel Qty.	Price Per Piece
0603	TNPU0603__BZEN00	100 - 100K	1/10 Watt	2.57	2.20	1.83	1000	1.18
0805	TNPU0805__BZEN00	100 - 332K	1/8 Watt	2.62	2.25	1.87	1000	1.20
1206	TNPU1206__BZEN00	100 - 511K	1/4 Watt	3.51	3.01	2.50	1000	1.61

VISHAY/DALE TNPW SERIES - 0.1% THIN FILM SMD RESISTORS, AUTOMOTIVE GRADE

Features:
- Resistance Tolerance: 0.1%
- Operating Temperature: -55°C to +125°C
- Temperature Coefficient: ±25ppm
- AEC-Q200 Qualified
- Cut Tape and Reels available
- Industry standard sizes



For quantities greater than listed, call for quote.

Case Size	Value Range (Ω)	Cut Tape or 1K Reel: Vishay Part No.	Price Each 1	Price Each 100	Price Each 1000	5K Reels: Vishay Part No.	Price Per Piece 5000	Price Per Piece 10000	Price Per Piece 25000
0402	274 - 100K	TNPW0402__BEED	.56	.471	.308	- - - - - - - - - - - - -	-	-	-
0603	10 - 332K	TNPW0603__BEEN	.87	.599	.482	TNPW0603__BEEA	.306	.276	.238
0805	10 - 1M	TNPW0805__BEEN	.91	.803	.589	TNPW0805__BEEA	.364	.33	.248
1206	10 - 2.2M	TNPW1206__BEEN	.91	.849	.615	TNPW1206__BEEA	.339	.306	.23

VISHAY/THIN FILM PHP SERIES - 0.1% THIN FILM WRAPAROUND SMD RESISTORS, HIGH POWER

Features:
- Resistance Tolerance: 0.1%
- Operating Temperature: -55°C to +125°C
- Temperature Coefficient: ±25ppm
- Cut Tape and Reels available
- Industry standard sizes



For quantities greater than listed, call for quote.

Case Size	Vishay Part No.	Value Range (Ω)	Power Rating (W)	Price Each 1	Price Each 10	Price Each 50	Reel Qty.	Price Per Piece
1206	PHP01206E__BST5	10 - 20K	1 Watt	2.58	2.36	2.01	500	1.57
2512	PHP02512E__BST5	10 - 20K	2.5 Watt	7.03	6.52	5.55	500	3.19

VISHAY/THIN FILM PNM SERIES - 0.1% THIN FILM WRAPAROUND SMD RESISTORS, AUTOMOTIVE GRADE

Features:
- Resistance Tolerance: 0.1%
- Operating Temperature: -55°C to +150°C
- Temperature Coefficient: ±10ppm
- AEC-Q200 Qualified
- Cut Tape and Reels available
- Industry standard sizes



For quantities greater than listed, call for quote.

Case Size	Vishay Part No.	Value Range (Ω)	Power Rating (W)	Price Each 1	Price Each 10	Price Each 50	Reel Qty.	Price Per Piece
0603	PNM0603E__BST5	2K - 50K	.150 Watt	2.70	2.25	2.23	500	1.12
0805	PNM0805E__BST5	1K - 100K	.200 Watt	1.50	1.26	1.14	500	.61
1206	PNM1206E__BST5	1K - 1M	.400 Watt	1.84	1.55	1.40	500	.749

VISHAY/THIN FILM PLT SERIES - 0.05% THIN FILM WRAPAROUND SMD RESISTORS, PRECISION LOW TCR

Features:
- Resistance Tolerance: 0.05%
- Operating Temperature: -55°C to +125°C
- Temperature Coefficient: ±5ppm
- Cut Tape and Reels available
- Industry standard sizes



For quantities greater than listed, call for quote.

Case Size	Vishay Part No.	Value Range (Ω)	Power Rating (W)	Price Each 1	Price Each 10	Price Each 50	Reel Qty.	Price Per Piece
0603	PLT0603Z__AST5	250 - 25K	.150 Watt	5.70	4.64	4.14	500	2.25
0805	PLT0805Z__AST5	500 - 50K	.250 Watt	5.51	4.38	4.09	500	2.33
1206	PLT1206Z__AST5	500 - 100K	.400 Watt	6.31	5.40	4.58	500	2.51

VISHAY/SFERNICE PHT SERIES - THIN FILM WRAPAROUND SMD RESISTORS, HIGH TEMPERATURE

Features:
- Resistance Tolerance: 0.1%
- Operating Temperature: -55°C to +215°C
- Temperature Coefficient: ±10-15ppm
- Cut Tape and Reels available
- Industry standard sizes



For quantities greater than listed, call for quote.

Case Size	Vishay Part No.	Value Range (Ω)	Power Rating (W)	Price Each 1	Price Each 10	Price Each 50	Reel Qty.	Price Per Piece
0603	PHT0603Y__BGT	10K	0.0125 Watt	12.89	11.73	10.44	100	7.12
0805	PHT0805Y__BGT	100 - 500K	0.05 Watt	10.68	9.75	8.65	100	5.89
1206	PHT1206Y__BGT	1K - 1M	0.033 Watt	11.22	10.25	9.08	100	6.18
2010	PHT2010Y__BGT	3M	0.1 Watt	16.51	14.85	11.22	100	9.41

© Copyright 2013 Mouser Electronics

© Copyright 2013 Mouser Electronics

VISHAY/DALE WSC SERIES - 1/2, 1, 2, AND 3 WATT, LEAD FREE - 1% SMD W/W RESISTORS - PRECISION POWER

Features:
- Wrap around terminations
- High power ratings
- All welded construction
- Superior surge capability
- Molded encapsulation
- Tolerance 1% standard
- Available in non-inductive styles with Aryton-Perry winding (WSN in lieu of WSC)
- Cut Tape or Full Reels available

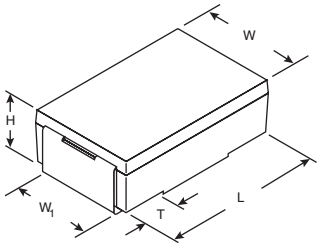

Model	DIMENSIONS: mm (in.)				
	L	H	T	W	W_1
WSC01/2	5.08±0.508 (0.2±0.02)	2.44±0.381 (0.096±0.015)	1.02±0.254 (0.04±0.01)	3.18±0.127 (0.125±0.005)	1.27±0.254 (0.05±0.01)
WSC2515	6.35±0.508 (0.25±0.02)	2.79±0.381 (0.11±0.015)	1.14±0.254 (0.045±0.01)	3.81±0.127 (0.15±0.005)	2.49±0.127 (0.098±0.005)
WSC0002	11.3±0.813 (0.445±0.032)	4.11±0.381 (0.162±0.015)	2.54±0.254 (0.1±0.01)	6.98±0.127 (0.275±0.005)	5.46±0.127 (0.215±0.005)
WSC4527	11.56±0.508 (0.455±0.02)	4.24±0.254 (0.167±0.01)	2.54±0.254 (0.1±0.01)	6.98±0.127 (0.275±0.005)	5.46±0.127 (0.215±0.005)
WSC6927	17.53±0.813 (0.69±0.032)	7.11±0.381 (0.28±0.015)	2.54±0.254 (0.1±0.01)	6.98±0.127 (0.275±0.005)	5.46±0.381 (0.215±0.015)

RoHS Compliant

LEAD-FREE

WSC01/2 Size, 1/2 Watt

For quantities greater than listed, call for quote.

MOUSER STOCK NO.	Vishay Part No.	Value Ω	Price Each 1	100	500	1000
71-WSC01/2-1-E3	WSC01/21R000FEB	1.0	2.59	1.51	1.04	.933
71-WSC01/2-2-E3	WSC01/22R000FEB	2.0	2.59	1.51	1.04	.933

WSC2515 Size, 1 Watt

For quantities greater than listed, call for quote.

MOUSER STOCK NO.	Vishay Part No.	Value Ω	Price Each 1	100	500	1000
71-WSC2515-0.5-E3	WSC2515R5000FEB	0.5	2.75	2.24	2.02	1.09
71-WSC2515-1-E3	WSC25151R000FEB	1.0	2.05	1.35	.92	.813
71-WSC2515-2-E3	WSC25152R000FEB	2.0	2.05	1.35	.92	.813
71-WSC2515-5-E3	WSC25155R000FEB	5.0	2.05	1.35	.92	.813
71-WSC2515-10-E3	WSC251510R00FEB	10	2.05	1.35	.92	.813
71-WSC2515-50-E3	WSC251550R00FEB	50	2.75	2.24	2.02	1.09
71-WSC2515-100-E3	WSC2515100R0FEB	100	2.64	1.18	1.05	.942

WSC4527 Size, 2 Watt

For quantities greater than listed, call for quote.

MOUSER STOCK NO.	Vishay Part No.	Value Ω	Price Each 1	100	500	1000
71-WSC4527-1-E3	WSC45271R000FEB	1.0	2.75	2.24	2.02	1.09
71-WSC4527-2-E3	WSC45272R000FEB	2.0	2.05	1.35	.92	.813
71-WSC4527-5-E3	WSC45275R000FEB	5.0	2.05	1.35	.92	.813
71-WSC4527-10-E3	WSC452710R00FEB	10	2.05	1.35	.92	.813
71-WSC4527-20-E3	WSC452720R00FEB	20	2.05	1.35	.92	.813
71-WSC4527-50-E3	WSC452750R00FEB	50	3.02	2.34	2.19	1.20
71-WSC4527-100-E3	WSC4527100R0FEB	100	3.02	2.34	2.19	1.20
71-WSC4527-400-E3	WSC4527400R0FEB	400	3.02	2.34	2.19	1.20
71-WSC4527-1K-E3	WSC45271K000FEB	1K	4.09	3.26	2.99	1.63
71-WSC4527-2K-E3	WSC45272K000FEB	2K	4.09	3.26	2.99	1.63

WSC6927 Size, 3 Watt

For quantities greater than listed, call for quote.

MOUSER STOCK NO.	Vishay Part No.	Value Ω	Price Each 1	100	500	1000
71-WSC6927-0.5-E3	WSC6927R5000FEA	0.5	4.52	2.97	2.25	1.99
71-WSC6927-1-E3	WSC69271R000FEA	1.0	4.52	2.97	2.25	1.99
71-WSC6927-10-E3	WSC692710R00FEA	10	3.98	2.62	1.98	1.77
71-WSC6927-1K-E3	WSC69271K000FEA	1K	3.98	2.62	1.98	1.74

VISHAY/DALE 4527 - WSR SERIES, 2 WATT, 3 WATT AND 5 WATT - 1% SMD POWER METAL STRIP® RESISTORS - LOW VALUE

Features:
- Ideal for current sensing, voltage division and pulse applications including switching, linear power supplies, and power amplifiers
- Molded high temperature encapsulation
- Very low inductance 0.5nH to 5nH
- Proprietary technique produces extremely low resistance values
- Excellent frequency response
- Low thermal EMF
- Tolerance 1% standard
- Case size: 4527
- Cut Tape or Full Reels available

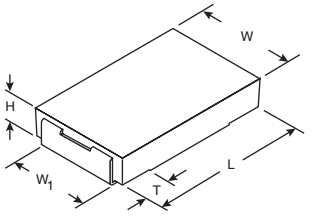

LEAD-FREE

RoHS Compliant

Model	Power Rating @ 70°	DIMENSIONS: mm (in.) L	H	T	W	W_1
WSR2	2Watt	11.56±0.813 (0.455±0.032)	2.41±0.127 (0.095±0.005)	2.54±0.254 (0.1±0.01)	6.98±0.127 (0.275±0.005)	5.46±0.127 (0.215±0.005)
WSR3	3Watt					
WSR5	5Watt					

For quantities greater than listed, call for quote.

MOUSER STOCK NO.	Vishay Part No.	Value Ω	Price Each 1	100	500	1000
2 Watt						
71-WSR25L000FEA	WSR25L000FEA	.005	2.48	1.64	1.11	.984
71-WSR27L000FEA	WSR27L000FEA	.007	2.48	1.64	1.11	.984
71-WSR2R0100FEA	WSR2R0100FEA	.01	2.05	1.35	.923	.813
71-WSR2R0150FEA	WSR2R0150FEA	.015	2.05	1.35	.92	.813
71-WSR2R0200FEA	WSR2R0200FEA	.02	2.05	1.35	.923	.813
71-WSR2R0250FEA	WSR2R0250FEA	.025	2.05	1.35	.924	.813
71-WSR2R0330FEA	WSR2R0330FEA	.033	2.05	1.35	.923	.813
71-WSR2R1000FEA	WSR2R1000FEA	.10	1.36	.897	.611	.602
71-WSR2R2000FEA	WSR2R2000FEA	.20	1.07	.791	.539	.535
71-WSR2R5000FEA	WSR2R5000FEA	.50	1.36	.897	.611	.602
71-WSR2R7500FEA	WSR2R7500FEA	.75	1.36	.897	.611	.602
71-WSR21R000FEA	WSR21R000FEA	1.00	1.36	.897	.611	.602

For quantities greater than listed, call for quote.

MOUSER STOCK NO.	Vishay Part No.	Value Ω	Price Each 1	100	500	1000
3 Watt						
71-WSR3R0100FEA	WSR3R0100FEA	.01	2.11	1.39	.942	.835
71-WSR3R0200FEA	WSR3R0200FEA	.02	2.11	1.39	.948	.835
71-WSR3R1000FEA	WSR3R1000FEA	.10	1.41	.932	.546	.471
71-WSR3R2000FEA	WSR3R2000FEA	.20	.91	.631	.503	.482
5 Watt						
71-WSR5R0100FEA	WSR5R0100FEA	0.01	4.35	2.87	1.96	1.73
71-WSR5R0150FEA	WSR5R0150FEA	0.015	2.50	1.73	1.39	1.23
71-WSR5R0200FEA	WSR5R0200FEA	0.02	4.35	2.87	1.96	1.73
71-WSR5R0470FEA	WSR5R0470FEA	0.047	4.35	2.87	1.96	1.73
71-WSR5R0500FEA	WSR5R0500FEA	0.05	4.35	2.87	1.96	1.73
71-WSR5R1000FEA	WSR5R1000FEA	0.1	3.93	2.59	1.77	1.56
71-WSR5R1500FEA	WSR5R1500FEA	0.15	3.93	2.59	1.77	1.56
71-WSR5R2000FEA	WSR5R2000FEA	0.25	3.93	2.59	1.77	1.56
71-WSR5R3000FEA	WSR5R3000FEA	0.3	3.93	2.59	1.77	1.56

© Copyright 2013 Mouser Electronics

© Copyright 2013 Mouser Electronics

VISHAY SMD Resistors

VISHAY/TECHNO CRHV SERIES - HIGH VOLTAGE THICK FILM CHIP RESISTORS

Features:
- High voltage up to 3000V
- Outstanding stability < 0.5%
- Flow solderable
- Automatic placement capability
- Suitable for solderable, epoxy bondable or wire bondable applications

RoHS Compliant

MOUSER STOCK NO.	Vishay Part No.	Value (Ω)	Tolerance	PPM	Price Each 1	50	100	250
71-CRHV1206AF10M0FKE	CRHV1206AF10M0FKET	10M	1%	100	2.40	2.00	1.92	1.81
71-CRHV1206AF15M0JKE	CRHV1206AF15M0JKET	15M	5%	100	2.31	1.94	1.85	1.75
71-CRHV1206AF20M0FKE	CRHV1206AF20M0FKET	20M	1%	100	2.40	2.00	1.92	1.81
71-CRHV1206AF50M0FNE	CRHV1206AF50M0FNET	50M	1%	200	2.42	2.02	1.93	1.83
71-CRHV1206AF51M0FKE	CRHV1206AF51M0FKET	51M	1%	100	2.40	2.00	1.92	1.81
71-CRHV1206AF80M0FKE	CRHV1206AF80M0FKET	80M	1%	100	2.40	2.00	1.92	1.81
71-CRHV1206AF82M0JNE	CRHV1206AF82M0JNET	82M	5%	200	2.31	1.94	1.85	1.75
71-CRHV1206AF100MFKE	CRHV1206AF100MFKET	100M	1%	100	2.40	2.00	1.92	1.81
71-CRHV1206AF200MJNE	CRHV1206AF200MJNET	200M	5%	200	2.36	1.98	1.89	1.79
71-CRHV1206AF400MJNE	CRHV1206AF400MJNET	400M	5%	200	2.39	2.14	1.90	1.71
71-CRHV1206AF1G00FKE	CRHV1206AF1G00FKET	1G	1%	100	2.40	2.00	1.92	1.81
71-CRHV2010AF10M0FKE	CRHV2010AF10M0FKET	10M	1%	100	2.79	2.34	2.24	2.11
71-CRHV2010AF12M0FKE	CRHV2010AF12M0FKET	12M	1%	100	2.79	2.34	2.24	2.11
71-CRHV2010AF20M0FKE	CRHV2010AF20M0FKET	20M	1%	100	2.79	2.34	2.24	2.11
71-CRHV2010AF30M0FKE	CRHV2010AF30M0FKET	30M	1%	100	2.79	2.34	2.24	2.11
71-CRHV2010AF33M0FKE	CRHV2010AF33M0FKET	33M	1%	100	2.79	2.34	2.24	2.11
71-CRHV2010AF1G00JNE	CRHV2010AF1G00JNET	1G	1%	200	2.79	2.34	2.24	2.11
71-CRHV2512AF12M0FKE	CRHV2512AF12M0FKET	12M	1%	100	3.49	2.92	2.78	2.64
71-CRHV2512AF15M0FKE	CRHV2512AF15M0FKET	15M	1%	100	3.49	2.92	2.78	2.64
71-CRHV2512AF27M0FKE	CRHV2512AF27M0FKET	27M	1%	100	3.49	2.92	2.78	2.64
71-CRHV2512AF33M0FKE	CRHV2512AF33M0FKET	33M	1%	100	3.49	2.92	2.78	2.64
71-CRHV2512AF50M0FKE	CRHV2512AF50M0FKET	50M	1%	100	3.49	2.92	2.78	2.64
71-CRHV2512AF51M0FKE	CRHV2512AF51M0FKET	51M	1%	100	3.49	2.92	2.78	2.64
71-CRHV2512AF100MFKE	CRHV2512AF100MFKET	100M	1%	100	3.49	2.92	2.78	2.64
71-CRHV2512AF500MFKE	CRHV2512AF500MFKET	500M	1%	100	3.49	2.92	2.78	2.64
71-CRHV2512AF1G00FKE	CRHV2512AF1G00FKET	1G	1%	100	3.49	2.92	2.78	2.64

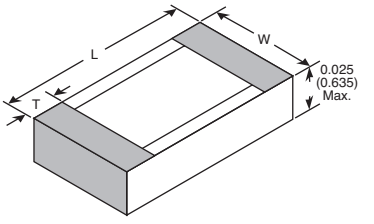

Case Size	DIMENSIONS: in. (mm) Length (L) ±0.006 (0.152)	Width (W) ±0.006 (0.152)	Thickness (T) ±0.002 (0.051)
1206	0.125	0.063	0.025
2010	0.200	0.100	0.025
2512	0.250	0.126	0.025

VISHAY/THIN FILM FC SERIES - HIGH FREQUENCY UP TO 20GHZ CHIP RESISTORS

Features:
- Excellent frequency response to 30GHz
- Edge trimmed block resistors
- Alumina substrate high purity (99.6%)
- Tolerance 0.1%
- Ohmic range (10Ω - 1000Ω are available for quote)
- Termination solder, ribbon or wire bondable
- TCR 25ppm/°C)

Applications:
- Low noise emplifiers
- Attenuation
- Line termination applications in fixed telcom and military/aero space system
- Precision voltage dividers
- High speed routers

LEAD-FREE RoHS Compliant

MOUSER STOCK NO.	Vishay Part No.	Value (Ω)	Power Rating Watts	Chip Termination	Price Each 1	25	50	100
71-FC0402E50R0BTBWS	FC0402E50R0BTBWS	50	50mW	Flip Chip	8.16	8.03	7.63	7.33
71-FC0402E50R0BSWS	FC0402E50R0BSWS	50	50mW	Wrap	8.16	8.03	7.63	7.33
71-FC0402E1000BBWS	FC0402E1000BBWS	100	50mW	Wrap	8.16	8.03	7.63	7.33
71-FC0402E1000BTBWS	FC0402E1000BTBWS	100	50mW	Flip Chip	8.16	8.03	7.63	7.33
71-FC0603E50R0BTBWS	FC0603E50R0BTBWS	50	125mW	Flip Chip	8.16	8.03	7.63	7.33
71-FC0603E50R0BSWS	FC0603E50R0BSWS	50	125mW	Wrap	8.16	8.03	7.63	7.33
71-FC0603E1000BSWS	FC0603E1000BSWS	100	125mW	Wrap	8.16	8.03	7.63	7.33
71-FC0603E1000BTBWS	FC0603E1000BTBWS	100	125mW	Flip Chip	8.16	8.03	7.63	7.33

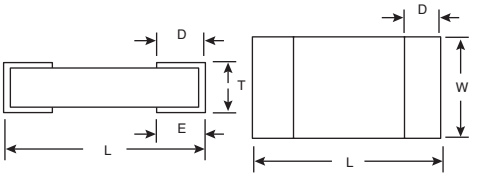

Case Size	DIMENSIONS: in. (mm) Length	Width W (±0.05)	Thickness	Top Pad D (±0.005)	Bottom Pad E (±0.005)
0402	0.040±0.003 (1.016±0.076)	0.020 (0.508)	0.015 (0.381)	0.012 (0.305)	0.015 (0.381)
0603	0.064±0.006 (1.626±0.153)	0.032 (0.813)	0.015 (0.381)	0.012 (0.305)	0.015 (0.381)

VISHAY/SFERNICE P SERIES - HIGH PRECISION WRAPAROUND THIN FILM CHIP RESISTORS

Features:
- Load Life Stability at ±70°C for 2000 hours: .1% under Pn/.05% under Pd
- Low Temperature Coefficient: ±10ppm/°C
- Very Low Noise <35dB and Voltage Coefficient <.01ppm/V
- Resistance Range: 10Ω to 50MΩ depending on size
- Tolerances to ±.1%
- In Lot Tracking ≤5ppm/°C
- Termination: tin/silver (tin/lead available)
- Short Circuits (Jumpers) r<50mR, I<2A

RoHS Compliant

MOUSER STOCK NO.	Vishay Part No.	Value (Ω)	Power Rating Pn	Power Rating Pd	Limiting Element Voltage (V)	Price Each 1	25	50	100
71-P0603Y1001BN	P0603Y1001BN	1K	125	50	50	13.38	10.76	8.61	7.91
71-P0603Y2001BN	P0603Y2001BN	2K	125	50	50	13.39	10.77	8.62	7.92
71-P0603Y1002BN	P0603Y1002BN	10K	125	50	50	10.20	8.23	6.58	6.05
71-P0603Y1003BN	P0603Y1003BN	100K	125	50	50	10.20	8.23	6.58	6.05
71-P0805Y1001BN	P0805Y1001BN	1K	200	100	50	13.39	10.77	8.62	7.92
71-P0805Y2001BN	P0805Y2001BN	2K	200	100	50	10.20	8.23	6.58	6.05
71-P0805Y1002BN	P0805Y1002BN	10K	200	100	50	10.20	8.23	6.58	6.05
71-P0805Y1003BN	P0805Y1003BN	100K	200	100	50	10.20	8.23	6.58	6.05
71-P1206Y1001BN	P1206Y1001BN	1K	330	150	75	14.49	11.66	9.32	8.55
71-P1206Y1002BN	P1206Y1002BN	10K	330	150	75	14.49	11.66	9.32	8.55
71-P1206Y2002BN	P1206Y2002BN	20K	330	150	75	14.49	11.66	9.32	8.55
71-P1206Y1003BN	P1206Y1003BN	100K	330	150	75	14.49	11.66	9.32	8.55
71-P1206Y1004BN	P1206Y1004BN	1M	330	150	75	18.99	15.29	12.23	11.24

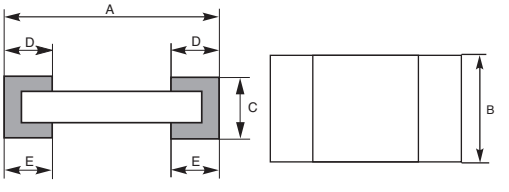

Case Size	DIMENSIONS: mm (in.) A Tol. ±.152 (.006)	B Tol. ±.127 (.005)	C Tol. ±.127 (.005)	D/E Tol. ±.13 (.005)
0603	1.52 (.06)	.75 (.03)	.5 (.02)	.38 (.015)
0805	1.91 (.075)	1.27 (.05)	.5 (.02)	.38 (.015)
1206	3.06 (.120)	1.60 (.063)	.5 (.02)	.38 (.015)

VISHAY/SFERNICE CH SERIES - THIN FILM MICROWAVE RESISTORS

Features:
- Small size, down to 20 by 16mils available
- Edged trimmed block resistors
- Pure alumina substrate (99.5%)
- Small internal reactance (LC down to 1x10-24@20GHz)
- Tolerance: 1%, 2%, 5%, 10% available
- TCR: 100 ppm/°C in (-55°C, +155°C) temperature range
- Ohmic Range: 10Ω to 500Ω

RoHS Compliant

MOUSER STOCK NO.	Vishay Part No.	Value (Ω)	Power Rating Pn (mW)	Limiting Element Voltage (V)	Price Each 1	25	50	100
71-CH0402-10RJN	CH0402-10RJN	10	50	37	5.22	4.78	4.57	4.27
71-CH0402-50RJN	CH0402-50RJN	50	50	37	4.11	3.77	3.60	3.36
71-CH0402-100RJN	CH0402-100RJN	100	50	37	4.71	4.28	3.85	3.62
71-CH0402-250RJN	CH0402-250RJN	250	50	37	4.30	3.95	3.86	3.43
71-CH0603-50RJN	CH0603-50RJN	50	125	50	5.22	4.71	4.60	4.09
71-CH0603-75RJN	CH0603-75RJN	75	125	50	6.83	6.26	5.98	5.60
71-CH0603-100RJN	CH0603-100RJN	100	125	50	6.82	6.25	5.57	4.72
71-CH0603-250RJN	CH0603-250RJN	250	125	50	4.90	4.48	4.28	4.00

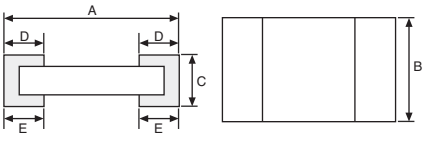

Case Size	DIMENSIONS: mm (in.) A Tol. ±.1 (.004)	B Tol. ±.1 (.004)	C Tol. ±.127 (.005)	D/E Tol. ±.13 (.005)
0402	1 (.04)	.6 (.023)	.5 (.02)	.38 (.015)
0603	1.52 (.06)	.75 (.03)	.5 (.02)	.38 (.015)

© Copyright 2013 Mouser Electronics
© Copyright 2013 Mouser Electronics

WELWYN PWC SERIES PULSE RESISTORS

Features:
- Excellent pulse withstand performance
- Improved working voltage
- Improved power rating

RoHS Compliant

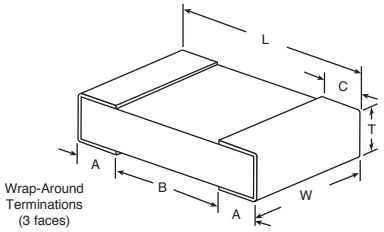

DIMENSIONS: mm							Weight (g)
Case Size	L	W	T Max.	A	B Min.	C	
2010	5.1±0.3	2.5±0.2	0.8	0.6±0.3	3.0	0.6±0.25	0.036
2512	6.5±0.3	3.2±0.2	0.8	0.6±0.3	4.4	0.6±0.25	0.055

2010 Case Size, 0.75 Watt

For quantities greater than listed, call for quote.

MOUSER STOCK NO.	Welwyn Part No.	Value (Ω)	Tol. %	Price Each 1	100	500	Reel Qty.	Price Per Piece
756-PWC2010-10RJI	PWC2010-10RJI	10	5	.45	.354	.341	3000	.339
756-PWC2010-15RJI	PWC2010-15RJI	15	5	.45	.354	.341	3000	.339
756-PWC2010-22RJI	PWC2010-22RJI	22	5	.45	.354	.341	3000	.339
756-PWC2010-33RJI	PWC2010-33RJI	33	5	.45	.354	.341	3000	.339
756-PWC2010-47RJI	PWC2010-47RJI	47	5	.45	.354	.341	3000	.339
756-PWC2010-68RJI	PWC2010-68RJI	68	5	.45	.354	.341	3000	.339
756-PWC2010-100RJI	PWC2010-100RJI	100	5	.45	.354	.341	3000	.339
756-PWC2010-150RJI	PWC2010-150RJI	150	5	.45	.354	.341	3000	.339
756-PWC2010-220RJI	PWC2010-220RJI	220	5	.45	.354	.341	3000	.339
756-PWC2010-470RJI	PWC2010-470RJI	470	5	.45	.354	.341	3000	.339
756-PWC2010-680RJI	PWC2010-680RJI	680	5	.45	.354	.341	3000	.339
756-PWC2010-1K0JI	PWC2010-1K0JI	1K	5	.45	.354	.341	3000	.339
756-PWC2010-1K5JI	PWC2010-1K5JI	1.5K	5	.45	.354	.341	3000	.339
756-PWC2010-4K7JI	PWC2010-4K7JI	4.7K	5	.45	.354	.341	3000	.339
756-PWC2010-6K8JI	PWC2010-6K8JI	6.8K	5	.45	.354	.341	3000	.339
756-PWC2010-10KJI	PWC2010-10KJI	10	5	.45	.354	.341	3000	.339
756-PWC2010-22KJI	PWC2010-22KJI	22K	5	.45	.354	.341	3000	.339
756-PWC2010-33KJI	PWC2010-33KJI	33K	5	.45	.354	.341	3000	.339
756-PWC2010-47KJI	PWC2010-47KJI	47K	5	.45	.354	.341	3000	.339
756-PWC2010-100KJI	PWC2010-100KJI	100K	5	.45	.354	.341	3000	.339

2512 Case Size, 1.5 Watt

For quantities greater than listed, call for quote.

MOUSER STOCK NO.	Welwyn Part No.	Value (Ω)	Tol. %	Price Each 1	100	450	Reel Qty.	Price Per Piece
756-PWC2512-10RJI	PWC2512-10RJI	10	5	.51	.398	.385	1800	.36
756-PWC2512-15RJI	PWC2512-15RJI	15	5	.51	.398	.385	1800	.36
756-PWC2512-22RJI	PWC2512-22RJI	22	5	.51	.398	.385	1800	.36
756-PWC2512-33RJI	PWC2512-33RJI	33	5	.51	.398	.385	1800	.36
756-PWC2512-47RJI	PWC2512-47RJI	47	5	.51	.398	.385	1800	.36
756-PWC2512-68RJI	PWC2512-68RJI	68	5	.51	.398	.385	1800	.36
756-PWC2512-100RJI	PWC2512-100RJI	100	5	.51	.398	.385	1800	.36
756-PWC2512-150RJI	PWC2512-150RJI	150	5	.51	.398	.385	1800	.36
756-PWC2512-220RJI	PWC2512-220RJI	220	5	.51	.398	.385	1800	.36
756-PWC2512-330RJI	PWC2512-330RJI	330	5	.51	.398	.385	1800	.36
756-PWC2512-470RJI	PWC2512-470RJI	470	5	.51	.398	.385	1800	.36
756-PWC2512-680RJI	PWC2512-680RJI	680	5	.51	.398	.385	1800	.36
756-PWC2512-1K0JI	PWC2512-1K0JI	1K	5	.51	.398	.385	1800	.36
756-PWC2512-1K5JI	PWC2512-1K5JI	1.5K	5	.51	.398	.385	1800	.36
756-PWC2512-2K2JI	PWC2512-2K2JI	2.2K	5	.51	.398	.385	1800	.36
756-PWC2512-3K3JI	PWC2512-3K3JI	3.3K	5	.51	.398	.385	1800	.36
756-PWC2512-4K7JI	PWC2512-4K7JI	4.7K	5	.51	.398	.385	1800	.36
756-PWC2512-6K8JI	PWC2512-6K8JI	6.8K	5	.51	.398	.385	1800	.36
756-PWC2512-10KJI	PWC2512-10KJI	10	5	.51	.398	.385	1800	.36
756-PWC2512-15KJI	PWC2512-15KJI	15K	5	.51	.398	.385	1800	.36
756-PWC2512-22KJI	PWC2512-22KJI	22K	5	.51	.398	.385	1800	.36
756-PWC2512-33KJI	PWC2512-33KJI	33K	5	.51	.398	.385	1800	.36
756-PWC2512-47KJI	PWC2512-47KJI	47K	5	.51	.398	.385	1800	.36
756-PWC2512-68KJI	PWC2512-68KJI	68K	5	.51	.398	.385	1800	.36
756-PWC2512-100KJI	PWC2512-100KJI	100K	5	.51	.398	.385	1800	.36

WELWYN DSC SERIES DOUBLE-SIDED CHIP RESISTORS

DIMENSIONS: mm

Features:
- Two parallel resistance elements in a single chip
- Excellent pulse withstand performance
- Laser trimmed up to 0.5% tolerance
- Enhanced working voltage
- Enhanced power rating
- Weight (g): 0.055

RoHS Compliant

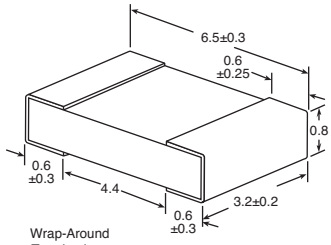

2512 Case Size, 1.5 Watt

For quantities greater than listed, call for quote.

MOUSER STOCK NO.	Welwyn Part No.	Value (Ω)	Tol. %	Price Each 1	100	450	Reel Qty.	Price Per Piece
756-DSC2512-10RJT18	DSC2512-10RJT18	10	5	1.61	1.06	1.03	1800	1.02
756-DSC2512-15RJT18	DSC2512-15RJT18	15	5	1.61	1.06	1.03	1800	1.02
756-DSC2512-22RJT18	DSC2512-22RJT18	22	5	1.61	1.06	1.03	1800	1.02
756-DSC2512-33RJT18	DSC2512-33RJT18	33	5	1.61	1.06	1.03	1800	1.02
756-DSC2512-47RJT18	DSC2512-47RJT18	47	5	1.61	1.06	1.03	1800	1.02
756-DSC2512-68RJT18	DSC2512-68RJT18	68	5	1.61	1.06	1.03	1800	1.02
756-DSC2512-100RJT18	DSC2512-100RJT18	100	5	1.61	1.06	1.03	1800	1.02
756-DSC2512-150RJT18	DSC2512-150RJT18	150	5	1.61	1.06	1.03	1800	1.02
756-DSC2512-220RJT18	DSC2512-220RJT18	220	5	1.61	1.06	1.03	1800	1.02
756-DSC2512-330RJT18	DSC2512-330RJT18	330	5	1.61	1.06	1.03	1800	1.02
756-DSC2512-470RJT18	DSC2512-470RJT18	470	5	1.61	1.06	1.03	1800	1.02
756-DSC2512-680RJT18	DSC2512-680RJT18	680	5	1.61	1.06	1.03	1800	1.02
756-DSC2512-1K0JT18	DSC2512-1K0JT18	1K	5	1.61	1.06	1.03	1800	1.02
756-DSC2512-1K5JT18	DSC2512-1K5JT18	1.5K	5	1.61	1.06	1.03	1800	1.02
756-DSC2512-4K7JT18	DSC2512-4K7JT18	4.7K	5	1.61	1.06	1.03	1800	1.02
756-DSC2512-6K8JT18	DSC2512-6K8JT18	6.8K	5	1.61	1.06	1.03	1800	1.02
756-DSC2512-10KJT18	DSC2512-10KJT18	10K	5	1.61	1.06	1.03	1800	1.02
756-DSC2512-15KJT18	DSC2512-15KJT18	15K	5	1.61	1.06	1.03	1800	1.02
756-DSC2512-22KJT18	DSC2512-22KJT18	22K	5	1.61	1.06	1.03	1800	1.02
756-DSC2512-33KJT18	DSC2512-33KJT18	33K	5	1.61	1.06	1.03	1800	1.02
756-DSC2512-47KJT18	DSC2512-47KJT18	47K	5	1.61	1.06	1.03	1800	1.02
756-DSC2512-68KJT18	DSC2512-68KJT18	68K	5	1.61	1.06	1.03	1800	1.02
756-DSC2512-100KJT18	DSC2512-100KJT18	100K	5	1.61	1.06	1.03	1800	1.02

WELWYN HVC SERIES HIGH VOLTAGE CHIPS

DIMENSIONS: mm

Features:
- Continuous voltages up to 3kV
- Overload voltages up to 4kV
- Values up to 100M
- Robust thick film construction
- Weight (g): 0.055

RoHS Compliant

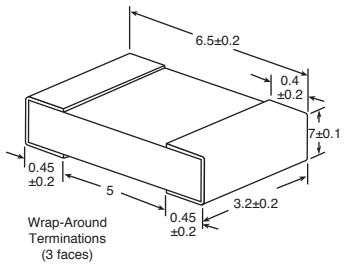

2512 Case Size, 1 Watt

For quantities greater than listed, call for quote.

MOUSER STOCK NO.	Welwyn Part No.	Value (Ω)	Tol. %	Price Each 1	100	450	Reel Qty.	Price Per Piece
756-HVC2512-100KFT18	HVC2512-100KFT18	100K	1	.85	.801	.784	1800	.739
756-HVC2512-150KFT18	HVC2512-150KFT18	150K	1	.85	.801	.784	1800	.739
756-HVC2512-220KFT18	HVC2512-220KFT18	220K	1	.85	.801	.784	1800	.739
756-HVC2512-330KFT18	HVC2512-330KFT18	330K	1	.85	.801	.784	1800	.739
756-HVC2512-470KFT18	HVC2512-470KFT18	470K	1	.85	.801	.784	1800	.739
756-HVC2512-680KFT18	HVC2512-680KFT18	680K	1	.85	.801	.784	1800	.739
756-HVC2512-1M0FT18	HVC2512-1M0FT18	1M	1	.85	.801	.784	1800	.739
756-HVC2512-2M0FT18	HVC2512-2M0FT18	2M	1	.85	.801	.784	1800	.739
756-HVC2512-3M0FT18	HVC2512-3M0FT18	3M	1	.85	.801	.784	1800	.739
756-HVC2512-4M0FT18	HVC2512-4M0FT18	4M	1	.84	.792	.781	1800	.738
756-HVC2512-6M0T18	HVC2512-6M0T18	6M	1	.84	.792	.781	1800	.738
756-HVC2512-8M0FT18	HVC2512-8M0FT18	8M	1	.84	.792	.781	1800	.738
756-HVC2512-10MFT18	HVC2512-10MFT18	10M	1	.85	.801	.784	1800	.739
756-HVC2512-30MJT18	HVC2512-30MJT18	30M	5	.84	.794	.778	1800	.733
756-HVC2512-40MJT18	HVC2512-40MJT18	40M	5	.81	.765	.749	1800	.706
756-HVC2512-100MFT18	HVC2512-100MFT18	100M	5	1.74	1.08	.974	1800	.835

© Copyright 2013 Mouser Electronics

© Copyright 2013 Mouser Electronics

YAGEO Surface Mount Chip Resistors

YAGEO
Innovative Service Around the Globe

AC SERIES THICK FILM CHIP RESISTORS AUTOMOTIVE GRADE

Features:
- Superior Resistance against sulfur containing atmosphere
- High component and equipment reliability
- Halogen free epoxy

Applications:
- All general purpose applications
- Car electronics, industrial application

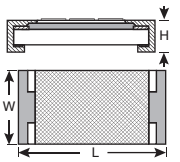

DIMENSIONS:			
Type	L (mm)	W (mm)	H (mm)
AC0402	1.00 ± 0.05	0.50 ± 0.05	0.32 ± 0.05
AC0603	1.60 ± 0.10	0.80 ± 0.10	0.45 ± 0.10
AC0805	2.00 ± 0.10	1.25 ± 0.10	0.50 ± 0.10
AC1206	3.10 ± 0.10	1.60 ± 0.10	0.55 ± 0.10

MOUSER STOCK NO.	Yageo Part No.	Value (Ω)	Tol. %	Price Each 1	50	100	1000
0402 Size, 1/16 Watt							
603-AC0402FR-0743RL	AC0402FR-0743RL	43	1	.11	.015	.005	.003
603-AC0402FR-071KL	AC0402FR-071KL	1K	1	.11	.015	.009	.004
603-AC0402JR-074K7L	AC0402JR-074K7L	4.7K	5	.11	.01	.007	.003
603-AC0402JR-076K8L	AC0402JR-076K8L	6.8K	5	.11	.01	.007	.003
603-AC0402JR-0715KL	AC0402JR-0715KL	15K	5	.11	.01	.007	.003
603-AC0402JR-0733KL	AC0402JR-0733KL	33K	5	.11	.01	.007	.003
603-AC0402FR-0739K2L	AC0402FR-0739K2L	39.2K	1	.11	.015	.005	.003
603-AC0402FR-07180KL	AC0402FR-07180KL	180K	1	.11	.015	.005	.003
603-AC0402FR-07220KL	AC0402FR-07220KL	220K	1	.11	.015	.005	.003
603-AC0402FR-07270KL	AC0402FR-07270KL	270K	1	.11	.015	.005	.003
603-AC0402JR-070RL	AC0402JR-070RL	0	5	.11	.01	.007	.003
603-AC0402FR-07360KL	AC0402FR-07360KL	360K	1	.11	.015	.005	.003
0603 Size, 1/10 Watt							
603-AC0603FR-0710RL	AC0603FR-0710RL	10	1	.11	.015	.005	.003
603-AC0603FR-0747RL	AC0603FR-0747RL	47	1	.11	.015	.005	.003
603-AC0603FR-0749K9L	AC0603FR-0749K9L	49.9	1	.11	.015	.005	.003
603-AC0603FR-07470RL	AC0603FR-07470RL	470	1	.11	.015	.005	.003
603-AC0603JR-07680RL	AC0603JR-07680RL	680	5	.11	.01	.007	.003
603-AC0603FR-071KL	AC0603FR-071KL	1K	1	.11	.015	.005	.003
603-AC0603FR-071K5L	AC0603FR-071K5L	1.5K	1	.11	.015	.005	.003
603-AC0603FR-071K8L	AC0603FR-071K8L	1.8K	1	.11	.015	.005	.003
603-AC0603FR-072K2L	AC0603FR-072K2L	2.2K	1	.11	.015	.005	.003
603-AC0603FR-0710KL	AC0603FR-0710KL	10K	1	.11	.015	.005	.003
603-AC0603FR-0710KL	AC0603FR-0710KL	10K	1	.11	.015	.005	.003
603-AC0603JR-0710KL	AC0603JR-0710KL	10K	5	.11	.01	.007	.003
603-AC0603JR-0715KL	AC0603JR-0715KL	15K	5	.11	.01	.007	.003
603-AC0603FR-0722KL	AC0603FR-0722KL	22K	1	.11	.015	.005	.003

MOUSER STOCK NO.	Yageo Part No.	Value (Ω)	Tol. %	Price Each 1	50	100	1000
0603 Size, 1/10 Watt (Cont.)							
603-AC0603FR-07100KL	AC0603FR-07100KL	100K	1	.11	.015	.005	.003
603-AC0603JR-07100KL	AC0603JR-07100KL	100K	5	.11	.01	.007	.003
603-AC0603FR-07130KL	AC0603FR-07130KL	130K	1	.11	.015	.005	.003
603-AC0603FR-07180KL	AC0603FR-07180KL	180K	1	.11	.015	.005	.003
603-AC0603FR-07324KL	AC0603FR-07324KL	324K	1	.11	.015	.005	.003
603-AC0603FR-07560KL	AC0603FR-07560KL	560K	1	.11	.015	.005	.003
603-AC0603FR-071ML	AC0603FR-071ML	1M	1	.11	.015	.005	.003
603-AC0603JR-071ML	AC0603JR-071ML	1M	5	.11	.01	.007	.003
603-AC0603FR-070RL	AC0603FR-070RL	0	1	.11	.015	.005	.003
603-AC0603JR-070RL	AC0603JR-070RL	0	5	.11	.01	.007	.003
0805 Size, 1/8 Watt							
603-AC0805JR-071R8L	AC0805JR-071R8L	1.8	5	.11	.019	.007	.005
603-AC0805JR-07150RL	AC0805JR-07150RL	150	5	.11	.019	.014	.005
603-AC0805JR-075K1L	AC0805JR-075K1L	5.1K	5	.11	.019	.007	.005
603-AC0805FR-0710KL	AC0805FR-0710KL	10K	5	.11	.027	.01	.006
1206 Size, 1/4 Watt							
603-AC1206FR-0710RL	AC1206FR-0710RL	10	1	.11	.043	.016	.011
603-AC1206FR-0760R4L	AC1206FR-0760R4L	60.4	1	.11	.043	.016	.011
603-AC1206FR-07150RL	AC1206FR-07150RL	150	1	.11	.043	.016	.011
603-AC1206JR-07560RL	AC1206JR-07560RL	560	5	.11	.037	.014	.01
603-AC1206JR-071K8L	AC1206JR-071K8L	1.8K	5	.11	.037	.014	.01
603-AC1206JR-072K7L	AC1206JR-072K7L	2.7K	5	.11	.037	.014	.01
603-AC1206JR-073KL	AC1206JR-073KL	3K	5	.11	.037	.014	.01
603-AC1206FR-0751KL	AC1206FR-0751KL	51K	1	.11	.043	.016	.011
603-AC1206FR-07100KL	AC1206FR-07100KL	100K	1	.11	.043	.016	.011
603-AC1206JR-070RL	AC1206JR-070RL	0	5	.11	.037	.014	.01

AF SERIES ANTI-SULFURATED CHIP RESISTORS

Features:
- Reduces environmentally hazardous waste
- High component and equipment reliability
- Halogen free product and production

Applications:
- Environments exposed to high levels of contamination such as industrial control systems
- Car electronics, sensors, electric instrumentation

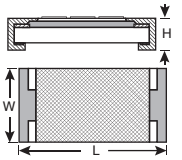

DIMENSIONS:			
Type	L (mm)	W (mm)	H (mm)
AF0603	1.60 ± 0.10	0.80 ± 0.10	0.45 ± 0.10
AF0805	2.00 ± 0.10	1.25 ± 0.10	0.50 ± 0.10
AF1206	3.10 ± 0.10	1.60 ± 0.10	0.55 ± 0.10

MOUSER STOCK NO.	Yageo Part No.	Value (Ω)	Tol. %	Price Each 1	50	100	1000
0603 Size, 1/10 Watt							
603-AF0603FR-0720RL	AF0603FR-0720RL	20	1	.11	.065	.022	.016
603-AF0603FR-0756RL	AF0603FR-0756RL	56	1	.11	.065	.022	.016
603-AF0603FR-07100RL	AF0603FR-07100RL	100	1	.11	.065	.022	.016
603-AF0603FR-07130RL	AF0603FR-07130RL	130	1	.11	.065	.022	.016
603-AF0603FR-07330RL	AF0603FR-07330RL	330	1	.11	.065	.022	.016
603-AF0603FR-07332RL	AF0603FR-07332RL	332	1	.11	.065	.022	.016
603-AF0603FR-07470RL	AF0603FR-07470RL	470	1	.11	.065	.022	.016
603-AF0603FR-07820RL	AF0603FR-07820RL	820	1	.11	.065	.022	.016
603-AF0603FR-072K2L	AF0603FR-072K2L	2.2K	1	.11	.065	.022	.016
603-AF0603FR-073K9L	AF0603FR-073K9L	3.9K	1	.11	.065	.022	.016
603-AF0603FR-074K32L	AF0603FR-074K32L	4.32K	1	.11	.065	.022	.016
603-AF0603FR-075K6L	AF0603FR-075K6L	5.6K	1	.11	.065	.022	.016
603-AF0603FR-076K8L	AF0603FR-076K8L	6.8K	1	.11	.065	.022	.016
603-AF0603FR-0710KL	AF0603FR-0710KL	10K	1	.11	.065	.022	.016
603-AF0603FR-0712KL	AF0603FR-0712KL	12K	1	.11	.065	.022	.016
603-AF0603FR-0718KL	AF0603FR-0718KL	18K	1	.11	.065	.022	.016
603-AF0603FR-0722KL	AF0603FR-0722KL	22K	1	.11	.065	.022	.016

MOUSER STOCK NO.	Yageo Part No.	Value (Ω)	Tol. %	Price Each 1	50	100	1000
0603 Size, 1/10 Watt (Cont.)							
603-AF0603FR-0733KL	AF0603FR-0733KL	33K	1	.11	.065	.022	.016
603-AF0603FR-0747KL	AF0603FR-0747KL	47K	1	.11	.065	.022	.016
603-AF0603FR-0768KL	AF0603FR-0768KL	68K	1	.11	.065	.022	.016
603-AF0603FR-07120KL	AF0603FR-07120KL	120K	1	.11	.065	.022	.016
603-AF0603FR-07127KL	AF0603FR-07127KL	127K	1	.11	.065	.022	.016
603-AF0603FR-07180KL	AF0603FR-07180KL	180K	1	.11	.065	.022	.016
603-AF0603FR-07330KL	AF0603FR-07330KL	330K	1	.11	.065	.022	.016
603-AF0603FR-07390KL	AF0603FR-07390KL	390K	1	.11	.065	.022	.016
603-AF0603FR-071ML	AF0603FR-071ML	1M	1	.11	.065	.022	.016
603-AF0603FR-071ML	AF0603FR-071ML	1M	1	.11	.065	.022	.016
0805 Size, 1/8 Watt							
603-AF0805FR-07100RL	AF0805FR-07100RL	100	1	.11	.077	.041	.029
603-AF0805FR-073K3L	AF0805FR-073K3L	3.3K	1	.11	.077	.041	.029
1206 Size, 1/4 Watt							
603-AF1206FR-0782RL	AF1206FR-0782RL	82	1	.11	.09	.06	.043
603-AF1206FR-07680RL	AF1206FR-07680RL	680	1	.11	.09	.06	.043

SR SERIES SURGE CHIP RESISTORS

Features:
- Superior to SR series in pulse withstanding voltage and surge withstanding voltage

Applications:
- Telecommunications
- Power supplies

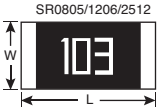

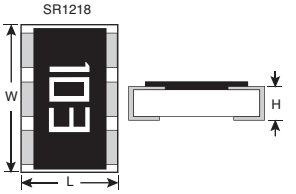

DIMENSIONS:			
Type	L (mm)	W (mm)	H (mm)
SR0805	2.00 ± 0.10	1.25 ± 0.10	0.50 ± 0.10
SR1206	3.10 ± 0.10	1.60 ± 0.10	0.55 ± 0.10
SR1218	3.10 ± 0.10	4.60 ± 0.10	0.55 ± 0.10
SR2512	6.35 ± 0.10	3.10 ± 0.15	0.55 ± 0.10

MOUSER STOCK NO.	Yageo Part No.	Value (Ω)	Tol. %	Price Each 1	50	100	1000
0805 Size, 1/8 Watt							
603-SR0805JR-0710KL	SR0805JR-0710KL	10K	5	.23	.205	.171	.157
1206 Size, 1/4 Watt							
603-SR1206JR-072R2L	SR1206JR-072R2L	2.2	5	.18	.142	.117	.09
603-SR1206JR-073R3L	SR1206JR-073R3L	3.3	5	.18	.142	.117	.09
603-SR1206JR-073R9L	SR1206JR-073R9L	3.9	5	.18	.142	.117	.09
603-SR1206JR-074R7L	SR1206JR-074R7L	4.7	5	.18	.142	.117	.09
603-SR1206JR-0710RL	SR1206JR-0710RL	10	5	.18	.142	.117	.09
603-SR1206JR-0712RL	SR1206JR-0712RL	12	5	.18	.142	.117	.09
603-SR1206JR-0715RL	SR1206JR-0715RL	15	5	.18	.142	.117	.09
603-SR1206JR-0722RL	SR1206JR-0722RL	22	5	.18	.142	.117	.09
603-SR1206JR-0727RL	SR1206JR-0727RL	27	5	.18	.142	.117	.056
603-SR1206JR-0733RL	SR1206JR-0733RL	33	5	.18	.142	.117	.09
603-SR1206JR-0736RL	SR1206JR-0736RL	36	5	.18	.142	.117	.09
603-SR1206JR-0747RL	SR1206JR-0747RL	47	5	.18	.142	.117	.09
603-SR1206JR-0756RL	SR1206JR-0756RL	56	5	.18	.142	.117	.09
603-SR1206JR-076R8L	SR1206JR-076R8L	76.8	5	.18	.142	.117	.09

MOUSER STOCK NO.	Yageo Part No.	Value (Ω)	Tol. %	Price Each 1	50	100	1000
1206 Size, 1/4 Watt (Cont.)							
603-SR1206JR-07100RL	SR1206JR-07100RL	100	5	.18	.142	.117	.09
603-SR1206JR-07150RL	SR1206JR-07150RL	150	5	.18	.142	.117	.09
603-SR1206JR-0768RL	SR1206JR-0768RL	768	5	.18	.142	.117	.09
603-SR1206JR-0782RL	SR1206JR-0782RL	782	5	.18	.142	.117	.09
603-SR1206JR-071KL	SR1206JR-071KL	1K	5	.18	.142	.117	.09
603-SR1206JR-072KL	SR1206JR-072KL	2K	5	.18	.142	.117	.09
603-SR1206JR-075K1L	SR1206JR-075K1L	5.1K	5	.18	.142	.117	.09
603-SR1206JR-0710KL	SR1206JR-0710KL	10K	5	.18	.142	.117	.09
603-SR1206JR-0751KL	SR1206JR-0751KL	51K	5	.18	.142	.117	.09
1218 Size, 1 Watt							
603-SR1218KK-071RL	SR1218KK-071RL	1	10	.76	.685	.57	.526
603-SR1218KK-073R3L	SR1218KK-073R3L	3.3	10	.76	.685	.57	.526
2512 Size, 1 Watt							
603-SR2512MK-071R1L	SR2512MK-071R1L	1.1	20	.59	.534	.444	.41
603-SR2512KK-0722RL	SR2512KK-0722RL	22	10	.59	.534	.444	.41

© Copyright 2013 Mouser Electronics
© Copyright 2013 Mouser Electronics

YAGEO Surface Mount Chip Resistors

YAGEO
Innovative Service Around the Globe

RL SERIES LOW OHMIC CHIP RESISTORS

Features:
- Halogen Free Epoxy
- Reducing environmentally hazardous wastes
- High component and equipment reliability
- Saving of PCB space
- None forbidden-materials used in products/production

Applications:
- Converters
- Printer equipment
- Server board
- Telecom
- Consumer

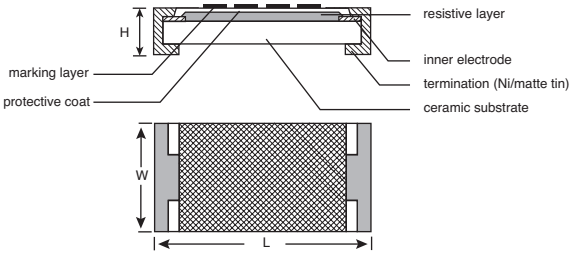

DIMENSIONS:			
Type	L (mm)	W (mm)	H (mm)
RL0402	1.00 ± 0.05	0.50 ± 0.05	0.35 ± 0.05
RL0603	1.60 ± 0.10	0.80 ± 0.10	0.45 ± 0.10
RL0805	2.00 ± 0.10	1.25 ± 0.10	0.50 ± 0.10
RL1206	3.10 ± 0.10	1.60 ± 0.10	0.55 ± 0.10
RL1210	3.10 ± 0.10	2.60 ± 0.15	0.55 ± 0.10
RL2512	6.35 ± 0.10	3.20 ± 0.15	0.55 ± 0.10

For quantities greater than listed, call for quote.

MOUSER STOCK NO.	Yageo Part No.	Value (Ω)	Price Each 1	50	100	1000
0402 Size, 1/16 Watt						
603-RL0402FR070R402L	RL0402FR-070R402L	0.402	.41	.219	.175	.162
603-RL0402FR070R499L	RL0402FR-070R499L	0.499	.41	.219	.175	.162
603-RL0402FR070R1L	RL0402FR-070R1L	0.1	.29	.224	.203	.185
603-RL0402JR070R1L	RL0402JR-070R1L	0.1	.41	.219	.175	.162
603-RL0402JR070R33L	RL0402JR-070R33L	0.1	.13	.097	.089	.08
603-RL0402FR070R5L	RL0402FR-070R5L	0.5	.41	.219	.175	.162
603-RL0402FR070R51L	RL0402FR-070R51L	0.51	.11	.077	.07	.063
0603 Size, 1/10 Watt						
603-RL0603FR070R402L	RL0603FR-070R402L	0.402	.29	.158	.126	.117
603-RL0603FR070R499L	RL0603FR-070R499L	0.499	.29	.158	.126	.117
603-RL0603JR070R1L	RL0603JR-070R1L	0.1	.16	.127	.116	.105
603-RL0603JR070R22L	RL0603JR-070R22L	0.22	.11	.063	.058	.052
603-RL0603FR070R27L	RL0603FR-070R27L	0.27	.29	.158	.126	.117
603-RL0603FR070R4L	RL0603FR-070R4L	0.4	.29	.158	.126	.117
603-RL0603JR070R47L	RL0603JR-070R47L	0.47	.11	.063	.058	.052
603-RL0603FR070R5L	RL0603FR-070R5L	0.5	.29	.158	.126	.117
0805 Size, 1/8 Watt						
603-RL0805FR070R1L	RL0805FR-070R1L	0.1	.30	.233	.212	.193
603-RL0805FR7W0R1L	RL0805FR-7W0R1L	0.1	.43	.332	.302	.274
603-RL0805JR070R1L	RL0805JR-070R1L	0.1	.18	.139	.126	.114
603-RL0805FR070R2L	RL0805FR-070R2L	0.2	.18	.139	.126	.114
603-RL0805FR070R22L	RL0805FR-070R22L	0.22	.18	.139	.126	.114
603-RL0805JR070R22L	RL0805JR-070R22L	0.22	.11	.068	.062	.057
603-RL0805FR7W0R5L	RL0805FR-7W0R5L	0.5	.23	.175	.159	.144
603-RL0805JR070R47L	RL0805JR-070R47L	0.47	.11	.068	.062	.047
1206 Size, 1/4 Watt						
603-RL1206FR070R015L	RL1206FR-070R015L	0.015	.34	.261	.238	.216
603-RL1206FR070R01L	RL1206FR-070R01L	0.01	.90	.599	.353	.216

For quantities greater than listed, call for quote.

MOUSER STOCK NO.	Yageo Part No.	Value (Ω)	Price Each 1	50	100	1000
1206 Size, 1/4 Watt (Cont.)						
603-RL1206FR070R02L	RL1206FR-070R02L	0.02	.34	.261	.238	.216
603-RL1206FR070R1L	RL1206FR-070R1L	0.1	.58	.309	.247	.228
603-RL1206JR070R1L	RL1206JR-070R1L	0.1	.21	.164	.149	.101
603-RL1206FR070R12L	RL1206FR-070R12L	0.12	.16	.121	.11	.101
603-RL1206JR070R15L	RL1206JR-070R15L	0.15	.21	.116	.093	.086
603-RL1206FR070R2L	RL1206FR-070R2L	0.2	.16	.121	.11	.101
603-RL1206FR070R22L	RL1206FR-070R22L	0.22	.16	.121	.11	.101
603-RL1206FR070R33L	RL1206FR-070R33L	0.33	.16	.121	.11	.101
603-RL1206FR070R4L	RL1206FR-070R4L	0.4	.16	.121	.11	.101
603-RL1206JR070R47L	RL1206JR-070R47L	0.47	.21	.116	.093	.086
603-RL1206FR070R5L	RL1206FR-070R5L	0.5	.16	.121	.11	.101
603-RL1206JR070R51L	RL1206JR-070R51L	0.51	.11	.057	.045	.042
1210 Size, 1/2 Watt						
603-RL1210FR070R02L	RL1210FR-070R02L	0.02	.44	.337	.306	.278
603-RL1210FR070R1L	RL1210FR-070R1L	0.1	.32	.243	.22	.20
603-RL1210JR070R1L	RL1210JR-070R1L	0.1	.48	.262	.21	.193
603-RL1210FR070R2L	RL1210FR-070R2L	0.2	.26	.196	.178	.162
603-RL1210FR070R5L	RL1210FR-070R5L	0.5	.26	.196	.178	.162
603-RL1210FR070R82L	RL1210FR-070R82L	0.82	.41	.219	.175	.162
2512 Size, 1 Watt						
603-RL252FK070R015L	RL2512FK-070R015L	0.015	.57	.439	.399	.363
603-RL252FK070R01L	RL2512FK-070R01L	0.01	1.36	.91	.631	.358
603-RL252FK070R05L	RL2512FK-070R05L	0.05	.57	.439	.399	.363
603-RL252FK070R1L	RL2512FK-070R1L	0.1	.97	.522	.417	.385
603-RL252JK070R2L	RL2512JK-070R2L	0.2	.27	.204	.186	.169
603-RL252FK070R33L	RL2512FK-070R33L	0.33	.55	.296	.238	.218
603-RL252JK070R47L	RL2512JK-070R47L	0.47	.27	.204	.186	.169

RV SERIES HIGH VOLTAGE CHIP RESISTORS

Features:
- Halogen Free Epoxy

Applications:
- Converters
- Printer equipment
- Battery charger
- Computer
- Automotive industry
- Power supply

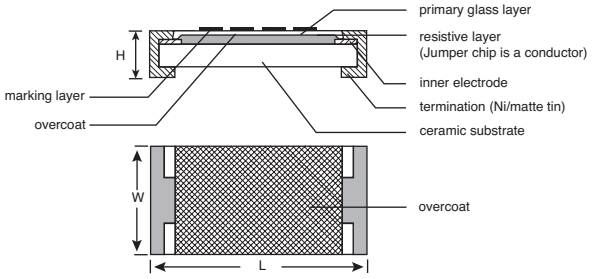

DIMENSIONS:			
Type	L (mm)	W (mm)	H (mm)
RV0805	2.00 ± 0.10	1.25 ± 0.10	0.50 ± 0.10
RV1206	3.10 ± 0.10	1.60 ± 0.10	0.55 ± 0.10

For quantities greater than listed, call for quote.

MOUSER STOCK NO.	Yageo Part No.	Value (Ω)	Price Each 1	50	100	1000
0805 Size, 1/8 Watt						
603-RV0805FR-07255KL	RV0805FR-07255KL	255K	.45	.411	.342	.316
603-RV0805JR-07300KL	RV0805JR-07300KL	300K	.12	.092	.08	.061
603-RV0805FR-07301KL	RV0805FR-07301KL	301K	.45	.411	.342	.316
603-RV0805FR-07499KL	RV0805FR-07499KL	499K	.45	.411	.342	.316
603-RV0805FR-07619KL	RV0805FR-07619KL	619K	.45	.411	.342	.316
603-RV0805FR-07665KL	RV0805FR-07665KL	665K	.45	.411	.342	.316
603-RV0805FR-07750KL	RV0805FR-07750KL	750K	.45	.411	.342	.316
603-RV0805FR-071ML	RV0805FR-071ML	1M	.45	.411	.342	.316
603-RV0805JR-071ML	RV0805JR-071ML	1M	.12	.092	.08	.061
603-RV0805FR-071M2L	RV0805FR-071M2L	1.2M	.45	.411	.342	.316
603-RV0805FR-071M5L	RV0805FR-071M5L	1.5M	.45	.411	.342	.316
603-RV0805FR-071M62L	RV0805FR-071M62L	1.62M	.45	.411	.342	.316
603-RV0805FR-071M8L	RV0805FR-071M8L	1.8M	.45	.411	.342	.316
1206 Size, 1/4 Watt						
603-RV1206FR-07150KL	RV1206FR-07150KL	150K	.13	.101	.089	.067
603-RV1206JR-07180KL	RV1206JR-07180KL	180K	.30	.276	.23	.212
603-RV1206FR-07200KL	RV1206FR-07200KL	200K	.13	.101	.089	.067
603-RV1206JR-07220KL	RV1206JR-07220KL	220K	.30	.276	.23	.212
603-RV1206FR-07316KL	RV1206FR-07316KL	316K	.13	.101	.089	.067
603-RV1206JR-07360KL	RV1206JR-07360KL	360K	.30	.276	.23	.212
603-RV1206JR-07390KL	RV1206JR-07390KL	390K	.30	.276	.23	.212
603-RV1206FR-07392KL	RV1206FR-07392KL	392K	.13	.101	.089	.067
603-RV1206FR-07470KL	RV1206FR-07470KL	470K	.13	.101	.089	.067
603-RV1206JR-07470KL	RV1206JR-07470KL	470K	.30	.276	.23	.212
603-RV1206FR-07499KL	RV1206FR-07499KL	499K	.13	.101	.089	.067
603-RV1206FR-07510KL	RV1206FR-07510KL	510K	.13	.101	.089	.067

For quantities greater than listed, call for quote.

MOUSER STOCK NO.	Yageo Part No.	Value (Ω)	Price Each 1	50	100	1000
1206 Size, 1/4 Watt (Cont.)						
603-RV1206FR-07549KL	RV1206FR-07549KL	549K	.13	.101	.089	.067
603-RV1206FR-07560KL	RV1206FR-07560KL	560K	.13	.101	.089	.067
603-RV1206FR-07590KL	RV1206FR-07590KL	590K	.13	.101	.089	.067
603-RV1206JR-07620KL	RV1206JR-07620KL	620K	.30	.276	.23	.212
603-RV1206FR-07681KL	RV1206FR-07681KL	681K	.13	.101	.089	.067
603-RV1206JR-07750KL	RV1206JR-07750KL	750K	.30	.276	.23	.212
603-RV1206FR-07825KL	RV1206FR-07825KL	825K	.13	.101	.089	.067
603-RV1206JR-07910KL	RV1206JR-07910KL	910K	.30	.276	.23	.212
603-RV1206FR-071ML	RV1206FR-071ML	1M	.13	.101	.089	.067
603-RV1206JR-071ML	RV1206JR-071ML	1M	.30	.276	.23	.212
603-RV1206FR-071M3L	RV1206FR-071M3L	1.3M	.13	.101	.089	.067
603-RV1206JR-071M5L	RV1206JR-071M5L	1.5M	.30	.276	.23	.212
603-RV1206FR-071M62L	RV1206FR-071M62L	1.62M	.13	.101	.089	.067
603-RV1206FR-071M8L	RV1206FR-071M8L	1.8M	.13	.101	.089	.067
603-RV1206JR-071M8L	RV1206JR-071M8L	1.8M	.30	.276	.23	.212
603-RV1206FR-072ML	RV1206FR-072ML	2M	.13	.101	.089	.067
603-RV1206FR-072M26L	RV1206FR-072M26L	2.26M	.13	.101	.089	.067
603-RV1206FR-073ML	RV1206FR-073ML	3M	.13	.101	.089	.067
603-RV1206JR-073M3L	RV1206JR-073M3L	3.3M	.30	.276	.23	.212
603-RV1206JR-075M6L	RV1206JR-075M6L	5.6M	.30	.276	.23	.212
603-RV1206JR-076M8L	RV1206JR-076M8L	6.8M	.30	.276	.23	.212
603-RV1206JR-079M1L	RV1206JR-079M1L	9.1M	.30	.276	.23	.212
603-RV1206JR-0710ML	RV1206JR-0710ML	10M	.30	.276	.23	.212
603-RV1206JR-0722ML	RV1206JR-0722ML	22M	.30	.276	.23	.212
603-RV1206JR-0727ML	RV1206JR-0727ML	27M	.30	.276	.23	.212

© Copyright 2013 Mouser Electronics
© Copyright 2013 Mouser Electronics

PFC SERIES TANFILM 0.1% 25 PPM SMD THIN FILM RESISTORS

Features:

- Available in 0603, 0805, 1206
- Passivated TaNFilm element
- Wrap-around termination
- Temperature Coefficient = 25ppm
- Tolerance= 0.1%
- Leach resistant nickel barrier termination

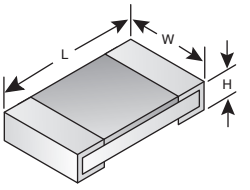

RoHS Compliant

Size	MOUSER STOCK NO.	IRC Part No.	Range of Values in (Ω) See Table	Price Each 1	50	100	500
✻0603	66-PFC06LF-Value-B	PFC06C-value-B	10(Ω) to 100K	1.04	1.01	.963	.931
✻0805	66-PFC08LF-Value-B	PFC08C-value-B	10(Ω) to 267K	1.04	1.01	.963	.931
1206	66-PFC12LF-Value-B	PFC12C-value-B	10(Ω) to 1Meg	1.10	1.07	1.01	.984

DIMENSIONS: in.				
Size	Watt	L	W	H
0603	.1	.063±.004	.031±.004	.020±.004
0805	.25	.081±.005	.050±.005	.020±.006
1206	.33	.126±.006	.063±.005	.024±.004

TABLE OF STOCKED VALUES ✻ Values not available in all sizes

10	20	42.2	84.5	140	221	365	590	931	1.5K	2.37K	3.74K	5.9K	9.31K	14.7K	23.2K	37.4K	61.9K	105K	165K	261K	412K	649K
10.2	20.5	43.2	86.6	143	226	374	604	953	1.54K	2.43K	3.83K	6.04K	9.53K	15K	23.7K	38.3K	63.4K	107K	169K	267K	422K	665K
10.5	21.5	44.2	88.7	147	232	383	619	1.0K	1.58K	2.49K	3.92K	6.19K	9.76K	15.4K	24.3K	39.2K	64.9K	110K	174K	274K	432K	681K
10.7	22.1	45.3	90.9	150	237	392	634	1.02K	1.62K	2.55K	4.02K	6.34K	10K	15.8K	24.9K	40.2K	66.5K	113K	178K	280K	442K	698K
11	23.7	47.5	93.1	154	243	402	649	1.05K	1.65K	2.61K	4.12K	6.49K	10.2K	16.2K	25.5K	42.2K	68.1K	115K	182K	287K	453K	715K
11.3	24.3	48.7	95.3	158	249	422	665	1.07K	1.69K	2.67K	4.2K	6.65K	10.5K	16.5K	26.1K	43.2K	69.8K	118K	187K	294K	464K	732K
11.5	24.9	49.9	97.6	162	255	432	681	1.1K	1.74K	2.74K	4.32K	6.81K	10.7K	16.9K	26.7K	44.2K	71.5K	121K	191K	301K	475K	750K
12.1	26.7	51.1	100	165	261	442	698	1.13K	1.78K	2.8K	4.42K	6.98K	11K	17.4K	27.4K	45.3K	73.2K	124K	196K	309K	487K	768K
13	28	53.6	102	169	267	453	715	1.15K	1.82K	2.87K	4.53K	7.15K	11.3K	17.8K	28K	46.4K	75K	127K	200K	316K	499K	787K
13.3	30.1	54.9	105	174	274	464	732	1.18K	1.87K	2.94K	4.64K	7.32K	11.5K	18.2K	29.4K	47.5K	78.7K	130K	205K	324K	511K	806K
13.7	30.9	57.6	107	178	287	475	750	1.21K	1.91K	3.01K	4.75K	7.5K	11.8K	18.7K	30.1K	48.7K	80.6K	133K	210K	332K	523K	825K
14.3	31.6	59	110	182	301	487	768	1.24K	1.96K	3.09K	4.87K	7.68K	12.1K	19.1K	30.9K	49.9K	82.5K	137K	215K	340K	536K	845K
14.7	32.4	60.4	113	187	309	499	787	1.27K	2.0K	3.16K	4.99K	7.87K	12.4K	19.6K	31.6K	51.1K	86.6K	140K	221K	348K	549K	866K
15	33.2	61.9	115	191	316	511	806	1.3K	2.05K	3.24K	5.11K	8.06K	12.7K	20K	32.4K	53.6K	88.7K	143K	226K	357K	562K	887K
15.4	36.5	64.9	121	196	324	523	825	1.33K	2.1K	3.32K	5.23K	8.25K	13K	20.5K	33.2K	54.9K	90.9K	147K	232K	365K	576K	909K
15.8	37.4	69.8	124	200	332	536	845	1.37K	2.15K	3.4K	5.36K	8.45K	13.3K	21K	34K	56.2K	93.1K	150K	237K	374K	590K	931K
16.9	38.3	71.5	127	205	340	549	866	1.4K	2.21K	3.48K	5.49K	8.66K	13.7K	21.5K	34.8K	57.6K	97.6K	154K	243K	383K	604K	953K
18.2	39.2	75	130	210	348	562	887	1.43K	2.26K	3.57K	5.62K	8.87K	14K	22.1K	35.7K	59K	100K	158K	249K	392K	619K	976K
18.7	40.2	78.7	133	215	357	576	909	1.47K	2.32K	3.65K	5.76K	9.09K	14.3K	22.6K	36.5K	60.4K	102K	162K	255K	402K	634K	1.0M
19.8	41.2	82.5	137																		

HSF-1 SERIES 10% SMD SURGE RESISTORS

Specifications:

- Size Code: F
- Industry Footprint: 2512
- Maximum Power Rating: 1W @ 70°C
- Working Wattage: 350
- Tolerance: ±10%
- TCR (ppm/°C): ±50, ±100

Features:

- Up to triple the surge rating of the rugged CHP1
- Replaces costly surface-mount wirewound resistors
- 150°C maximum operating temperature
- 1 Watt power rating

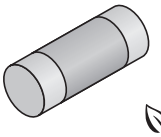

RoHS Compliant

For quantities greater than listed, call for quote.

MOUSER STOCK NO.	IRC Part No.	Value (Ω)	Price Each 1	10	100	250	500	Reel 1000
66-HSF11006R80K7LF	HSF11006R80K7LF	6.8	.45	.439	.428	.396	.375	.321
66-HSF110027R0K7LF	HSF110027R0K7LF	27	.45	.439	.428	.396	.375	.321
66-HSF110068R0K7LF	HSF110068R0K7LF	68	.51	.428	.353	.31	.278	.257
66-HSF11002700K7LF	HSF11002700K7LF	270	.51	.428	.353	.31	.278	.257

RC55 SERIES - 0.1% METAL FILM RESISTORS - 1/4 WATT

Features:

- Tolerance: 0.1%
- Temperature Coefficient: 25ppm
- Power Rating: 70°C, 1/4W
- Power Rating: 70°C, 1/4W

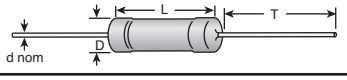

RoHS Compliant

MOUSER STOCK NO.	Range of Values in (Ω) See Table	Price Each 1	50	100	500	DIMENSIONS: mm L max	D max	T min	d nom
66-RC55LF-D-Value	10(Ω) - 249K	5.11	4.85	4.52	4.45	7.2	2.5	30	0.6
66-RC55LF-D-Value	255K -1M	1.41	1.18	1.05	.91	7.2	2.5	30	0.6

TABLE OF STOCKED VALUES

10	21.5	38.3	68.1	113	187	324	536	866	1.37K	2.26K	3.65K	6.04K	9.76K	15.8K	24.9K	39.2K	61.9K	100K	169K	287K	487K	887K
10.2	22.1	39.2	69.8	115	196	332	549	887	1.4K	2.32K	3.74K	6.19K	10K	16.2K	25.5K	40.2K	63.4K	102K	174K	294K	499K	909K
10.5	23.7	40.2	71.5	118	200	340	562	909	1.47K	2.37K	3.83K	6.34K	10.2K	16.5K	26.1K	41.2K	64.9K	105K	178K	301K	511K	931K
10.7	24.3	42.2	73.2	121	205	348	576	931	1.5K	2.43K	3.92K	6.49K	10.5K	16.9K	26.7K	42.2K	66.5K	107K	182K	309K	536K	953K
11	24.9	43.2	75	124	210	357	590	953	1.54K	2.49K	4.02K	6.65K	10.7K	17.4K	27.4K	43.2K	68.1K	110K	187K	316K	549K	1.0M
11.8	25.5	44.2	80.6	127	215	365	604	976	1.58K	2.55K	4.12K	6.81K	11K	17.8K	28K	44.2K	69.8K	113K	191K	324K	576K	
12.7	26.1	46.4	82.5	130	221	383	619	1.0K	1.62K	2.61K	4.2K	6.98K	11.3K	18.2K	28.7K	45.3K	71.5K	115K	200K	332K	604K	
13	26.7	47.5	84.5	133	226	392	634	1.02K	1.65K	2.67K	4.32K	7.15K	11.5K	18.7K	29.4K	46.4K	75K	118K	205K	340K	649K	
14	27.4	49.9	86.6	140	232	402	649	1.05K	1.69K	2.8K	4.42K	7.32K	11.8K	19.1K	30.1K	47.5K	76.8K	121K	210K	348K	665K	
14.3	28	51.1	88.7	143	237	412	665	1.07K	1.74K	2.87K	4.64K	7.5K	12.1K	19.6K	30.9K	48.7K	78.7K	124K	215K	357K	681K	
15	28.7	52.3	90.9	147	243	422	681	1.1K	1.78K	2.94K	4.75K	7.68K	12.4K	20K	31.6K	49.9K	80.6K	127K	221K	365K	715K	
15.4	29.4	54.9	93.1	150	249	432	698	1.13K	1.82K	3.01K	4.87K	7.87K	13K	20.5K	32.4K	51.1K	82.5K	130K	226K	374K	732K	
15.8	30.1	56.2	95.3	154	255	442	715	1.15K	1.87K	3.09K	4.99K	8.06K	13.3K	21K	33.2K	52.3K	84.5K	133K	232K	392K	750K	
16.9	30.9	59	97.6	158	261	464	732	1.18K	1.91K	3.16K	5.11K	8.25K	13.7K	21.5K	34K	53.6K	86.6K	137K	243K	402K	768K	
17.4	32.4	60.4	100	162	267	475	750	1.21K	1.96K	3.24K	5.23K	8.45K	14K	22.1K	34.8K	54.9K	88.7K	140K	249K	422K	787K	
19.8	33.2	61.9	102	165	274	487	787	1.24K	2.0K	3.32K	5.36K	8.66K	14.3K	22.6K	35.7K	56.2K	90.9K	147K	255K	442K	806K	
20	34	63.4	105	169	301	499	806	1.27K	2.05K	3.4K	5.49K	8.87K	14.7K	23.2K	36.5K	57.6K	93.1K	150K	261K	453K	825K	
20.5	34.8	64.9	107	178	309	511	825	1.3K	2.1K	3.48K	5.62K	9.09K	15K	23.7K	37.4K	59K	95.3K	154K	267K	464K	845K	
21	37.4	66.5	110	182	316	523	845	1.33K	2.21K	3.57K	5.9K	9.31K	15.4K	24.3K	38.3K	60.4K	97.6K	165K	274K	475K	866K	

GS-3 SERIES 5% THICK FILM METAL GLAZE RESISTORS - 3 WATT

Features:

- High Surge Strength
- Effective as carbon Composition Replacement

Specifications:

- Power Rating: 3W @ 25°C
- Tolerance: 5%
- Leads: Tin-lead electroplated copper
- TCR: ±100(T0) ppm/°C
- Voltage Rating: 1000V Max.

RoHS Compliant

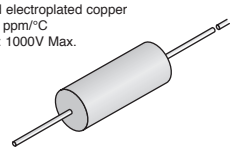

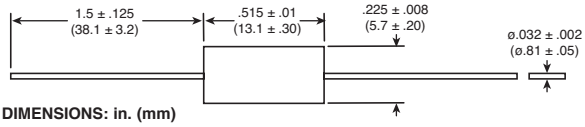

DIMENSIONS: in. (mm)

MOUSER STOCK NO.	IRC Part No.	Value (Ω)	Price Each 1	10	100	250	500	Reel Qty.	Priece Per Piece
66-GS310010R0JLF	GS3-100-10R0-J-LF	10	.84	.706	.578	.514	.46	1000	.407
66-GS310022R0JLF	GS3-100-22R0-J-LF	22	.67	.647	.624	.565	.506	1000	.471
66-GS310047R0JLF	GS3-100-47R0-J-LF	47	.67	.647	.624	.565	.506	1000	.471
66-GS31001000JLF	GS3-100-1000-J-LF	100	.96	.845	.653	.578	.449	1000	.417
66-GS31001500JLF	GS3-100-1500-J-LF	150	.62	.589	.567	.514	.46	1000	.428
66-GS31002700JLF	GS3-100-2700-J-LF	270	.96	.845	.653	.578	.449	1000	.417
66-GS31004700JLF	GS3-100-4700-J-LF	470	.96	.845	.653	.578	.449	1000	.417
66-GS31005600JLF	GS3-100-5600-J-LF	560	.71	.674	.653	.589	.535	1000	.492
66-GS31006800JLF	GS3-100-6800-J-LF	680	.62	.589	.567	.514	.46	1000	.428
66-GS31001001JLF	GS3-100-1001-J-LF	1K	.96	.845	.653	.578	.449	1000	.417
66-GS31002701JLF	GS3-100-2701-J-LF	2.7K	.96	.845	.653	.578	.449	1000	.417
66-GS31003301JLF	GS3-100-3301-J-LF	3.3K	.67	.647	.624	.565	.506	1000	.471
66-GS31004701JLF	GS3-100-4701-J-LF	4.7K	.62	.589	.567	.514	.46	1000	.428
66-GS31007501JLF	GS3-100-7501-J-LF	7.5K	.84	.706	.578	.514	.46	1000	.407
66-GS31008201JLF	GS3-100-8201-J-LF	8.2K	.96	.845	.653	.578	.449	1000	.417
66-GS31001002JLF	GS3-100-1002-J-LF	10K	.96	.845	.653	.578	.449	1000	.417
66-GS31002402JLF	GS3-100-2402-J-LF	24K	.62	.589	.567	.514	.46	1000	.428
66-GS31001003JLF	GS3-100-1003-J-LF	100K	.55	.503	.46	.417	.364	1000	.342
66-GS31003303JLF	GS3-100-3303-J-LF	330K	.96	.845	.653	.578	.449	1000	.417
66-GS31001004JLF	GS3-100-1004-J-LF	1M	.72	.706	.674	.61	.546	1000	.503

© Copyright 2013 Mouser Electronics

© Copyright 2013 Mouser Electronics

Leaded Resistors

KAMAYA FIXED CARBON COMPOSITION RESISTORS - RC SERIES

Features:

- Improved pulse endurance characteristics compared to carbon-film devices
- Predictable and reliable performance

RoHS Compliant

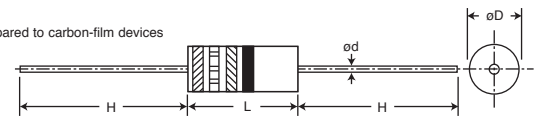

ORDERING INFORMATION

RC	1/4	102	J	B
Type	Power Rating	Rated Resistance	Tol.	Packaging
RC	1/4: 0.25W 1/2: 0.5W 1: 1W	E24, 12, 6 Series e.g.: 2R2=2.2Ω 102=1kΩ	J: ±5% K: ±10%	B: Bulk

For quantities greater than listed, call for quote.

MOUSER STOCK NO.	Value Range	Tolerance	DIMENSIONS: mm				Price Each				
Value			L	øD	H	ød	1	100	200	500	1000
791-RC1/4- Code KB	1.0	±10%	6.3	2.4	30	0.6	.35	.203	.169	.141	.124
791-RC1/4- Code JB	2.2-5.6M	±5%	6.3	2.4	30	0.6	.31	.175	.147	.122	.107
791-RC1/2- Code KB	1.0	±10%	9.5	3.6	28	0.7	.39	.223	.185	.154	.136
791-RC1/2- Code JB	2.2-910K	±5%	9.5	3.6	28	0.7	.39	.223	.185	.154	.136
791-RC1/2- Code JB	1M-22M	±5%	9.5	3.6	28	0.7	.43	.245	.204	.17	.15
791-RC1- Code KB	2.2-1M	±10%	14.3	5.7	26	0.9	2.36	1.35	1.12	.941	.828

TABLE OF STOCKED VALUES

Value	Code	Value	Code	Value	Code	Value	Code	Value	Code	Value	Code	Value	Code	Value	Code	Value	Code	Value	Code
1.0	1R0	10	100	56	560	300	301	1.5K	152	7.5K	752	39K	393	220K	224	1.1M	115	5.6M	565
2.2	2R2	11	110	62	620	330	331	1.6K	162	8.2K	822	43K	433	240K	244	1.2M	125	6.2M	625
2.4	2R4	12	120	68	680	360	361	1.8K	182	9.1K	912	47K	473	270K	274	1.3M	135	6.8M	685
2.7	2R7	13	130	75	750	390	391	2K	202	10K	103	51K	513	300K	304	1.5M	155	7.5M	755
3	3R0	15	150	82	820	430	431	2.2K	222	11K	113	56K	563	330K	334	1.6M	165	8.2M	825
3.3	3R3	16	160	91	910	470	471	2.4K	242	12K	123	62K	623	360K	364	1.8M	185	9.1M	915
3.6	3R6	18	180	100	101	510	511	2.7K	272	13K	133	75K	753	390K	394	2.0M	205	10M	106
3.9	3R9	20	200	110	111	560	561	3K	302	15K	153	82K	823	430K	434	2.2M	225	11M	116
4.3	4R3	22	220	120	121	620	621	3.3K	332	16K	163	91K	913	470K	474	2.4M	245	12M	126
4.7	4R7	24	240	130	131	680	681	3.6K	362	18K	183	100K	104	510K	514	2.7M	275	13M	136
5.1	5R1	27	270	150	151	750	751	3.9K	392	20K	203	110K	114	560K	564	3.0M	305	15M	156
5.6	5R6	30	300	160	161	820	821	4.3K	432	22K	223	120K	124	620K	624	3.3M	335	16M	166
6.2	6R2	33	330	180	181	910	911	4.7K	472	24K	243	130K	134	680K	684	3.6M	365	18M	186
6.8	6R8	39	390	200	201	1K	102	5.1K	512	27K	273	150K	154	750K	754	3.9M	395	20M	206
7.5	7R5	43	430	220	221	1.1K	112	5.6K	562	30K	303	160K	164	820K	824	4.3M	435	22M	226
8.2	8R2	47	470	240	241	1.2K	122	6.2K	622	33K	333	180K	184	910K	914	4.7M	475		
9.1	9R1	51	510	270	271	1.3K	132	6.8K	682	36K	363	200K	204	1.0M	105	5.1M	515		

KOA SPEER 5% CARBON FILM RESISTORS - 1/4W, 1/2W

KOA SPEER ELECTRONICS, INC.

Features:

- Suitable for automatic machine insertion
- Marking: Beige body color with color-coded bands on CF
- Smaller size body

RoHS Compliant

ORDERING INFORMATION: In a continual effort to support their customer base on a global environment, KOA Corporation is adopting a new global part numbering system.

CF	1/4	CL	T52	R	103	J
Type	Power Rating	Termination Material	Taping & Forming	Packaging	Nominal Resistance	Tol.
CF	1/4: 0.25W 1/2: 0.5W	C: Sn Cu	Axial: T52	R: Reel	2 significant figures + 1 multiplier "R" indicates decimal on value <10Ω	J: ±5%

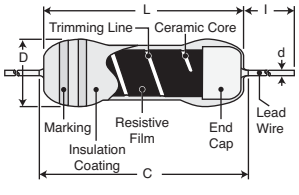

Type	DIMENSIONS: in. (mm)				
	L	C (max.)	D	d (nom.)	I
CF1/4	.240±.02 (6.1±0.5)	.280 (7.1)	.091±.012 (2.3±0.3)	.024 (0.6)	1.18±.12 (30.0±3.0)
CF1/2	.335 (8.5)	.365 (9.27)	.118±.02 (3.0±0.5)	.028 (0.7)	

For quantities greater than listed, call for quote.

KOA Series	Value Range	Watts	BULK PACKAGING						TAPE AND REEL					
			MOUSER STOCK NO.	Value	Price Each 1	100	500	1000	MOUSER STOCK NO.	Value	Reel Quantity	Price Each 5000	10000	50000
CF1/4C	0.5-0.68	1/4	660-CF1/4C	Code	.16	.096	.086	.054	660-CF1/4CT52R	Code	5000	.064	.06	.058
CF1/4C	1.0-5.1M	1/4	660-CF1/4C	Code	.29	.096	.032	.021	660-CF1/4CT52R	Code	5000	.019	.018	.016
CF1/4C	5.6M-10M	1/4	660-CF1/4C	Code	.34	.118	.036	.022	660-CF1/4CT52R	Code	5000	.043	.019	.012
CF1/4C	11M-22M	1/4	660-CF1/4C	Code	.34	.054	.045	.039	660-CF1/4CT52R	Code	5000	.021	.019	.017
					Price Each 1	100	500	1000				Price Each 4000	8000	20000
CF1/2C	0.5-0.68	1/2	660-CF1/2C	Code	.20	.171	.128	.086	660-CF1/2CT52R	Code	4000	.083	.054	.043
CF1/2C	1.0-5.1M	1/2	660-CF1/2C	Code	.34	.054	.032	.027	660-CF1/2CT52R	Code	4000	.021	.019	.016
CF1/2C	5.6M-10M	1/2	660-CF1/2C	Code	.34	.171	.128	.027	660-CF1/2CT52R	Code	4000	.027	.021	.016
CF1/2C	11M-22M	1/2	660-CF1/2C	Code	.36	.257	.161	.128	660-CF1/2CT52R	Code	4000	.128	.075	.059

TABLE OF STOCKED VALUES

Value	Code	Value	Code	Value	Code	Value	Code	Value	Code	Value	Code	Value	Code	Value	Code	Value	Code	Value	Code
0.5	R50J	4.7	4R7J	27	270J	150	151J	750	751J	3.9K	392J	20K	203J	100K	104J	510K	514J	3M	305J
0.68	R68J	5.1	5R1J	30	300J	160	161J	820	821J	4.3K	432J	22K	223J	110K	114J	560K	564J	3.3M	335J
1.0	1R0J	5.6	5R6J	33	330J	180	181J	910	911J	4.7K	472J	24K	243J	120K	124J	620K	624J	3.6M	365J
1.1	1R1J	6.2	6R2J	36	360J	200	201J	1K	102J	5.1K	512J	27K	273J	130K	134J	680K	684J	3.9M	395J
1.2	1R2J	6.8	6R8J	39	390J	220	221J	1.1K	112J	5.6K	562J	30K	303J	150K	154J	750K	754J	4.3M	435J
1.3	1R3J	7.5	7R5J	43	430J	240	241J	1.2K	122J	6.2K	622J	33K	333J	160K	164J	820K	824J	4.7M	475J
1.5	1R5J	8.2	8R2J	47	470J	270	271J	1.3K	132J	6.8K	682J	36K	363J	180K	184J	910K	914J	5.1M	515J
1.6	1R6J	9.1	9R1J	51	510J	300	301J	1.5K	152J	7.5K	752J	39K	393J	200K	204J	1M	105J	5.6M	565J
1.8	1R8J	10	100J	56	560J	330	331J	1.6K	162J	8.2K	822J	43K	433J	220K	224J	1.1M	115J	6.2M	625J
2.0	2R0J	11	110J	62	620J	360	361J	1.8K	182J	9.1K	912J	47K	473J	240K	244J	1.2M	125J	6.8M	685J
2.2	2R2J	12	120J	68	680J	390	391J	2K	202J	10K	103J	51K	513J	270K	274J	1.3M	135J	7.5M	755J
2.4	2R4J	13	130J	75	750J	430	431J	2.2K	222J	11K	113J	56K	563J	300K	304J	1.5M	155J	8.2M	825J
2.7	2R7J	15	150J	82	820J	470	471J	2.4K	242J	12K	123J	62K	623J	330K	334J	1.6M	165J	9.1M	915J
3.0	3R0J	16	160J	91	910J	510	511J	2.7K	272J	13K	133J	68K	683J	360K	364J	2M	205J	10M	106J
3.3	3R3J	18	180J	100	101J	560	561J	3K	302J	15K	153J	75K	753J	390K	394J	2.2M	225J	11M	116J
3.6	3R6J	20	200J	110	111J	620	621J	3.3K	332J	16K	163J	82K	823J	430K	434J	2.4M	245J	18M	186J
3.9	3R9J	22	220J	120	121J	680	681J	3.6K	362J	18K	183J	91K	913J	470K	474J	2.7M	275J	22M	226J
4.3	4R3J	24	240J	130	131J														

© Copyright 2013 Mouser Electronics

© Copyright 2013 Mouser Electronics

KOA SPEER 1% Metal Film Resistors - 1/4, 1/2 Watt

RoHS Compliant **This product is RoHS compliant.**

KOA SPEER ELECTRONICS, INC.

Features:
- Units meet or exceed the requirements of MIL-R-10509
- Suitable for automatic machine insertion
- Marking: Blue-gray body color with color-coded bands



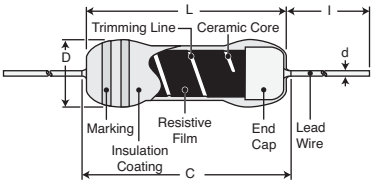

ORDERING INFORMATION

Type	DIMENSIONS: in. (mm)				
	L	C (max.)	D	d (nom.)	l
MF1/4	.248 (6.3)	.280 (7.1)	.091±.012 (2.3±0.3)	.024±.002 (0.6±0.05)	1.18±.118 (30.0±3.0)
MF1/2	.374 (9.5)	.437 (11.1)	.138±.016 3.5±0.4)		

Leaded Resistors

KOA Speer

ORDERING INFORMATION

In a continual effort to support their customer base on a global environment, KOA Corporation is adopting a new global part numbering system.

MF	1/4	D	C	T52	R	1002	F
Type	**Power Rating**	**T.C.R.**	**Termination Material**	**Taping and Forming**	**Packaging**	**Nominal Resistance**	**Tolerance**
MF	1/4: 0.25W 1/2: 0.5W	C±50 D:±100	C: SnCu	T52	R: Reel	3 significant figures + 1 multiplier "R" indicates decimal on value<10Ω.	F:±1.0%

RoHS Compliant

1/4 Watt

KOA Series	Toler.	TCR	Value Range	BULK PACKAGING						TAPE AND REEL					
				MOUSER STOCK NO.		Price Each				MOUSER STOCK NO.		Reel Quantity	Price Each		
					Value	1	100	500	1000		Value		5000	10000	50000
MF1/4CC	1%	50	1-49.9	660-MF1/4CC	code	.35	.278	.257	.236	660-MF1/4CCT52R	code	5000	.096	.092	.077
MF1/4CC	1%	50	51.1-2.21M	660-MF1/4CC	code	.15	.128	.108	.088	660-MF1/4CCT52R	code	5000	.067	.047	.025
MF1/4DC	1%	100	10-2.21M	660-MF1/4DC	code	.06	.043	.032	.03	660-MF1/4DCT52R	code	5000	.021	.016	.009

1/2 Watt

KOA Series	Toler.	TCR	Value Range	BULK PACKAGING						TAPE AND REEL					
				MOUSER STOCK NO.		Price Each				MOUSER STOCK NO.		Reel Quantity	Price Each		
					Value	1	100	500	1000		Value		4000	8000	12000
MF1/2CC	1%	50	1-49.9	660-MF1/2CC	code	.35	.278	.257	.236	660-MF1/2CCT52R	code	4000	.118	.096	.092
MF1/2CC	1%	50	51.1-2.21M	660-MF1/2CC	code	.19	.161	.151	.144	660-MF1/2CCT52R	code	4000	.138	.119	.107
MF1/2DC	1%	100	10-2.21M	660-MF1/2DC	code	.17	.15	.118	.113	660-MF1/2DCT52R	code	4000	.08	.067	.057

TABLE OF STOCKED VALUES

Value	Code	Value	Code	Value	Code	Value	Code	Value	Code	Value	Code	Value	Code
1	1R00F	499	4990F	2.37K	2371F	6.81K	6811F	18.2K	1822F	51.1K	5112F	200K	2003F
2	2R00F	511	5110F	2.43K	2431F	6.98K	6981F	18.7K	1872F	52.3K	5232F	205K	2053F
10	10R0F	562	5620F	2.49K	2491F	7.15K	7151F	19.1K	1912F	56.2K	5622F	210K	2103F
20	20R0F	604	6040F	2.67K	2671F	7.32K	7321F	19.6K	1962F	59K	5902F	221K	2213F
22.1	22R1F	619	6190F	2.74K	2741F	7.5K	7501F	20K	2002F	60.4K	6042F	226K	2263F
24.3	24R3F	665	6650F	2.8K	2801F	7.68K	7681F	20.5K	2052F	61.9K	6192F	249K	2493F
30.1	30R1F	680	6800F	2.87K	2871F	7.87K	7871F	21.5K	2152F	63.4K	6342F	261K	2613F
33.2	33R2F	681	6810F	2.94K	2941F	8.06K	8061F	22.1K	2212F	66.5K	6652F	267K	2673F
39.2	39R2F	698	6980F	3.01K	3011F	8.25K	8251F	22.6K	2262F	68.1K	6812F	274K	2743F
47	47R0F	732	7320F	3.24K	3241F	8.45K	8451F	23.7K	2372F	69.8K	6982F	280K	2803F
47.5	47R5F	750	7500F	3.32K	3321F	8.66K	8661F	24.3K	2432F	71.5K	7152F	294K	2943F
49.9	49R9F	768	7680F	3.4K	3401F	9.09K	9091F	24.9K	2492F	75K	7502F	301K	3013F
51.1	51R1F	806	8060F	3.48K	3481F	9.31K	9311F	25.5K	2552F	76.8K	7682F	332K	3323F
61.9	61R9F	825	8250F	3.57K	3571F	9.53K	9531F	26.1K	2612F	80.6K	8062F	392K	3923F
68.1	68R1F	887	8870F	3.65K	3651F	10K	1002F	26.7K	2672F	82.5K	8252F	464K	4643F
75	75R0F	909	9090F	3.74K	3741F	10.2K	1022F	27.4K	2742F	84.5K	8452F	470K	4703F
82.5	82R5F	953	9530F	3.83K	3831F	10.5K	1052F	28K	2802F	86.6K	8662F	475K	4753F
100	1000F	976	9760F	3.92K	3921F	10.7K	1072F	28.7K	2872F	88.7K	8872F	499K	4993F
121	1210F	1K	1001F	4.02K	4021F	11K	1102F	30.1K	3012F	90.9K	9092F	511K	5113F
130	1300F	1.1K	1101F	4.22K	4221F	11.3K	1132F	30.9K	3092F	93.1K	9312F	562K	5623F
150	1500F	1.21K	1211F	4.42K	4421F	11.5K	1152F	31.6K	3162F	100K	1003F	681K	6813F
182	1820F	1.3K	1301F	4.53K	4531F	12K	1202F	32.4K	3242F	102K	1023F	1M	1004F
200	2000F	1.33K	1331F	4.64K	4641F	12.1K	1212F	33.2K	3322F	110K	1103F	1.5M	1504F
221	2210F	1.47K	1471F	4.7K	4701F	12.4K	1242F	34K	3402F	115K	1153F	1.82M	1824F
237	2370F	1.5K	1501F	4.75K	4751F	12.7K	1272F	35.7K	3572F	121K	1213F	2M	2004F
249	2490F	1.58K	1581F	4.87K	4871F	13K	1302F	36.5K	3652F	124K	1243F	2.21M	2214F
261	2610F	1.78K	1781F	4.99K	4991F	13.3K	1332F	37.4K	3742F	127K	1273F		
274	2740F	1.82K	1821F	5.1K	5101F	14K	1402F	38.3K	3832F	130K	1303F		
287	2870F	1.87K	1871F	5.11K	5111F	14.3K	1432F	39.2K	3922F	133K	1333F		
301	3010F	1.96K	1961F	5.36K	5361F	15K	1502F	40.2K	4022F	143K	1433F		
332	3320F	2K	2001F	5.49K	5491F	15.4K	1542F	42.2K	4222F	147K	1473F		
348	3480F	2.05K	2051F	5.62K	5621F	15.8K	1582F	43.2K	4322F	150K	1503F		
385	3850F	2.1K	2101F	5.76K	5761F	16.2K	1622F	45.3K	4532F	158K	1583F		
392	3920F	2.15K	2151F	5.9K	5901F	16.9K	1692F	46.4K	4642F	162K	1623F		
464	4640F	2.2K	2201F	6.19K	6191F	17.4K	1742F	47K	4702F	169K	1693F		
470	4700F	2.21K	2211F	6.49K	6491F	17.8K	1782F	47.5K	4752F	178K	1783F		
475	4750F	2.32K	2321F	6.65K	6651F	18K	1802F	49.9K	4992F	182K	1823F		

© Copyright 2013 Mouser Electronics

© Copyright 2013 Mouser Electronics

VISHAY CMF Metal Film Resistors

RoHS Compliant **This product is RoHS compliant.**

CMF55 AND CMF60 METAL FILM RESISTORS

Features:

- Small size - conformal coated
- Flame retardant epoxy coating
- Controlled temperature coefficient
- Excellent high frequency characteristics
- Exceptionally low noise; typically 0.10μV/V
- Low voltage coefficient to ± 5ppm/Volt
- Lead (Pb)-Free version is RoHS Compliant
- Other TCs available upon request

DIMENSIONS: in. (mm)				
Model	A	B	C (Max.)	D
CMF55	0.240±0.020 (6.10±0.51)	0.090±0.008 (2.29±0.20)	0.278 (7.06)	0.025±0.002 (0.64±0.05)
CMF60	0.344±0.031 (8.74±0.79)	0.145±0.015 (3.68±0.38)	0.425 (10.80)	0.025±0.002 (0.64±0.05)

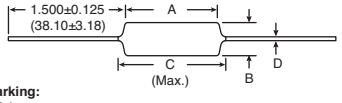

Marking:
- Value
- Decade and Tolerance
- Date Code

(Alternate parts may be MIL marked)

LEAD-FREE

RoHS Compliant

For quantities greater than listed, call for quote.

MOUSER STOCK NO.	Vishay Part No.	Value Ω	Price Each 1	25	100	500
CMF55 = 1/4 Watt Rated to 1/2 Watt 50ppm 1%						
71-CMF5510R000FHEK	CMF5510R000FHEK	10	.23	.215	.193	.168
71-CMF5515R000FHEK	CMF5515R000FHEK	15	.79	.589	.315	.212
71-CMF5520R000FHEK	CMF5520R000FHEK	20	.79	.589	.315	.212
71-CMF5530R100FHEK	CMF5530R100FHEK	30.1	.79	.589	.315	.212
71-CMF5533R200FHEK	CMF5533R200FHEK	33.2	.23	.215	.193	.168
71-CMF5547R500FHEK	CMF5547R500FHEK	47.5	.23	.215	.193	.168
71-CMF5549R900FHEK	CMF5549R900FHEK	49.9	.79	.589	.315	.212
71-CMF5551R100FHEK	CMF5551R100FHEK	51.1	.79	.589	.315	.212
71-CMF5575R000FHEK	CMF5575R000FHEK	75	.79	.589	.315	.212
71-CMF55100R00FHEK	CMF55100R00FHEK	100	.25	.203	.141	.123
71-CMF55121R00FHEK	CMF55121R00FHEK	121	.79	.589	.315	.212
71-CMF55150R00FHEK	CMF55150R00FHEK	150	.23	.215	.193	.168
71-CMF55182R00FHEK	CMF55182R00FHEK	182	.23	.215	.193	.168
71-CMF55200R00FHEK	CMF55200R00FHEK	200	.79	.589	.315	.212
71-CMF55220R00FHEK	CMF55220R00FHEK	220	.15	.123	.086	.075
71-CMF55221R00FHEK	CMF55221R00FHEK	221	.79	.589	.315	.212
71-CMF55249R00FHEK	CMF55249R00FHEK	249	.79	.589	.315	.212
71-CMF55274R00FHEK	CMF55274R00FHEK	274	.79	.589	.315	.212
71-CMF55301R00FHEK	CMF55301R00FHEK	301	.79	.589	.315	.212
71-CMF55330R00FHEK	CMF55330R00FHEK	330	.79	.589	.315	.212
71-CMF55332R00FHEK	CMF55332R00FHEK	332	.23	.215	.193	.168
71-CMF55365R00FHEK	CMF55365R00FHEK	365	.79	.589	.315	.212
71-CMF55392R00FHEK	CMF55392R00FHEK	392	.79	.589	.315	.212
71-CMF55402R00FHEK	CMF55402R00FHEK	402	.23	.215	.193	.168
71-CMF55475R00FHEK	CMF55475R00FHEK	475	.79	.589	.315	.212
71-CMF55499R00FHEK	CMF55499R00FHEK	499	.79	.589	.315	.212
71-CMF55511R00FHEK	CMF55511R00FHEK	511	.79	.589	.315	.212
71-CMF55562R00FHEK	CMF55562R00FHEK	562	.79	.589	.315	.212
71-CMF55604R00FHEK	CMF55604R00FHEK	604	.79	.589	.315	.212
71-CMF55681R00FHEK	CMF55681R00FHEK	681	.79	.589	.315	.212
71-CMF55825R00FHEK	CMF55825R00FHEK	825	.79	.589	.315	.212
71-CMF55909R00FHEK	CMF55909R00FHEK	909	.79	.589	.315	.212
71-CMF551K0000FHEK	CMF551K0000FHEK	1K	.15	.123	.086	.075
71-CMF551K2100FHEK	CMF551K2100FHEK	1.21K	.79	.589	.315	.212
71-CMF551K3000FHEK	CMF551K3000FHEK	1.3K	.79	.589	.315	.212
71-CMF551K5000FHEK	CMF551K5000FHEK	1.5K	.79	.589	.315	.212
71-CMF551K6200FHEK	CMF551K6200FHEK	1.62K	.79	.589	.315	.212
71-CMF551K8200FHEK	CMF551K8200FHEK	1.82K	.79	.589	.315	.212
71-CMF552K0000FHEK	CMF552K0000FHEK	2K	.79	.589	.315	.212
71-CMF552K2000FHEK	CMF552K2000FHEK	2.2K	.79	.589	.315	.212
71-CMF552K2100FHEK	CMF552K2100FHEK	2.21K	.79	.589	.315	.212
71-CMF552K3700FHEK	CMF552K3700FHEK	2.37K	.79	.589	.315	.212
71-CMF552K4900FHEK	CMF552K4900FHEK	2.49K	.79	.589	.315	.212
71-CMF552K7400FHEK	CMF552K7400FHEK	2.74K	.79	.589	.315	.212
71-CMF553K0100FHEK	CMF553K0100FHEK	3.01K	.23	.215	.193	.168
71-CMF553K2400FHEK	CMF553K2400FHEK	3.24K	.79	.589	.315	.212
71-CMF553K3200FHEK	CMF553K3200FHEK	3.32K	.79	.589	.315	.212
71-CMF553K9200FHEK	CMF553K9200FHEK	3.92K	.79	.589	.315	.212
71-CMF554K0200FHEK	CMF554K0200FHEK	4.02K	.79	.589	.315	.212
71-CMF554K3200FHEK	CMF554K3200FHEK	4.32K	.79	.589	.315	.212
71-CMF554K7000FHEK	CMF554K7000FHEK	4.7K	.79	.589	.315	.212
71-CMF554K7500FHEK	CMF554K7500FHEK	4.75K	.79	.589	.315	.212
71-CMF554K9900FHEK	CMF554K9900FHEK	4.99K	.79	.589	.315	.212
71-CMF555K1100FHEK	CMF555K1100FHEK	5.11K	.79	.589	.315	.212
71-CMF556K0400FHEK	CMF556K0400FHEK	6.04K	.79	.589	.315	.212
71-CMF556K8100FHEK	CMF556K8100FHEK	6.81K	.23	.215	.193	.168
71-CMF557K5000FHEK	CMF557K5000FHEK	7.5K	.23	.215	.193	.168
71-CMF558K0600FHEK	CMF558K0600FHEK	8.06K	.79	.589	.315	.212
71-CMF558K2500FHEK	CMF558K2500FHEK	8.25K	.79	.589	.315	.212
71-CMF558K6600FHEK	CMF558K6600FHEK	8.66K	.79	.589	.315	.212
71-CMF5510K000FHEK	CMF5510K000FHEK	10K	.79	.589	.315	.212
71-CMF5510K500FHEK	CMF5510K500FHEK	10.5K	.79	.589	.315	.212
71-CMF5511K000FHEK	CMF5511K000FHEK	11K	.79	.589	.315	.212
71-CMF5512K100FHEK	CMF5512K100FHEK	12.1K	.79	.589	.315	.212
71-CMF5515K000FHEK	CMF5515K000FHEK	15K	.79	.589	.315	.212
71-CMF5517K400FHEK	CMF5517K400FHEK	17.4K	.79	.589	.315	.212
71-CMF5518K200FHEK	CMF5518K200FHEK	18.2K	.23	.215	.193	.168
71-CMF5520K000FHEK	CMF5520K000FHEK	20K	.79	.589	.315	.212
71-CMF5522K100FHEK	CMF5522K100FHEK	22.1K	.23	.215	.193	.168
71-CMF5524K900FHEK	CMF5524K900FHEK	24.9K	.79	.589	.315	.212
71-CMF5530K100FHEK	CMF5530K100FHEK	30.1K	.79	.589	.315	.212
71-CMF5533K200FHEK	CMF5533K200FHEK	33.2K	.79	.589	.315	.212
71-CMF5547K000FHEK	CMF5547K000FHEK	47K	.79	.589	.315	.212
71-CMF5540K200FHEK	CMF5540K200FHEK	40.2K	.79	.589	.315	.212
71-CMF5547K500FHEK	CMF5547K500FHEK	47.5K	.79	.589	.315	.212
71-CMF5549K900FHEK	CMF5549K900FHEK	49.9K	.79	.589	.315	.212
71-CMF5551K100FHEK	CMF5551K100FHEK	51.1K	.79	.589	.315	.212
71-CMF5590K900FHEK	CMF5590K900FHEK	90.9K	.79	.589	.315	.212
71-CMF55100K00FHEK	CMF55100K00FHEK	100K	.25	.203	.141	.123

MOUSER STOCK NO.	Vishay Part No.	Value Ω	Price Each 1	25	100	500
CMF55 = 1/4 Watt Rated to 1/2 Watt 50ppm 1% (Cont.)						
71-CMF55110K00FHEK	CMF55110K00FHEK	110K	.79	.589	.315	.212
71-CMF55121K00FHEK	CMF55121K00FHEK	121K	.79	.589	.315	.212
71-CMF55150K00FHEK	CMF55150K00FHEK	150K	.79	.589	.315	.212
71-CMF55200K00FHEK	CMF55200K00FHEK	200K	.79	.589	.315	.212
71-CMF55221K00FHEK	CMF55221K00FHEK	221K	.79	.589	.315	.212
71-CMF55249K00FHEK	CMF55249K00FHEK	249K	.79	.589	.315	.212
71-CMF55301K00FHEK	CMF55301K00FHEK	301K	.79	.589	.315	.212
71-CMF55475K00FHEK	CMF55475K00FHEK	475K	.23	.215	.193	.168
71-CMF55499K00FHEK	CMF55499K00FHEK	499K	.79	.589	.315	.212
71-CMF551M0000FHEK	CMF551M0000FHEK	1M	.82	.503	.325	.218
71-CMF5510M000FHEK	CMF5510M000FHEK	10M	2.08	1.75	1.44	1.28
CMF60 = 1/2 Watt Rated to 1 Watt 50ppm 1%						
71-CMF6010R000FHEK	CMF6010R000FHEK	10	.26	.214	.171	.15
71-CMF6020R000FHEK	CMF6020R000FHEK	20	.26	.214	.171	.15
71-CMF6022R100FHEK	CMF6022R100FHEK	22.1	.26	.214	.171	.15
71-CMF6024R900FHEK	CMF6024R900FHEK	24.9	.26	.214	.171	.15
71-CMF6030R100FHEK	CMF6030R100FHEK	30	.26	.214	.171	.15
71-CMF6033R200FHEK	CMF6033R200FHEK	33.2	.26	.214	.171	.15
71-CMF6039R200FHEK	CMF6039R200FHEK	39.2	.26	.214	.171	.15
71-CMF6047R500FHEK	CMF6047R500FHEK	47.5	.26	.214	.171	.15
71-CMF6049R900FHEK	CMF6049R900FHEK	49.9	.26	.214	.171	.15
71-CMF6056R200FHEK	CMF6056R200FHEK	56.2	.26	.214	.171	.15
71-CMF6075R000FHEK	CMF6075R000FHEK	75	.26	.214	.171	.15
71-CMF60100R00FHEK	CMF60100R00FHEK	100	.26	.214	.171	.15
71-CMF60121R00FHEK	CMF60121R00FHEK	121	.26	.214	.171	.15
71-CMF60150R00FHEK	CMF60150R00FHEK	150	.26	.214	.171	.15
71-CMF60182R00FHEK	CMF60182R00FHEK	182	.26	.214	.171	.15
71-CMF60200R00FHEK	CMF60200R00FHEK	200	.26	.214	.171	.15
71-CMF60221R00FHEK	CMF60221R00FHEK	221	.26	.214	.171	.15
71-CMF60301R00FHEK	CMF60301R00FHEK	301	.26	.214	.171	.15
71-CMF60332R00FHEK	CMF60332R00FHEK	332	.26	.214	.171	.15
71-CMF60392R00FHEK	CMF60392R00FHEK	392	.26	.214	.171	.15
71-CMF60402R00FHEK	CMF60402R00FHEK	402	.26	.214	.171	.15
71-CMF60475R00FHEK	CMF60475R00FHEK	475	.26	.214	.171	.15
71-CMF60499R00FHEK	CMF60499R00FHEK	499	.26	.214	.171	.15
71-CMF60511R00FHEK	CMF60511R00FHEK	511	.26	.214	.171	.15
71-CMF60562R00FHEK	CMF60562R00FHEK	562	.26	.214	.171	.15
71-CMF60681R00FHEK	CMF60681R00FHEK	681	.26	.214	.171	.15
71-CMF60750R00FHEK	CMF60750R00FHEK	750	.26	.214	.171	.15
71-CMF60825R00FHEK	CMF60825R00FHEK	825	.26	.214	.171	.15
71-CMF601K0000FHEK	CMF601K0000FHEK	1K	.26	.214	.171	.15
71-CMF601K1000FHEK	CMF601K1000FHEK	1.1K	.26	.214	.171	.15
71-CMF601K2100FHEK	CMF601K2100FHEK	1.21K	.26	.214	.171	.15
71-CMF601K5000FHEK	CMF601K5000FHEK	1.5K	.26	.214	.171	.15
71-CMF601K8200FHEK	CMF601K8200FHEK	1.82K	.26	.214	.171	.15
71-CMF602K0000FHEK	CMF602K0000FHEK	2K	.26	.214	.171	.15
71-CMF602K2100FHEK	CMF602K2100FHEK	2.21K	.26	.214	.171	.15
71-CMF603K0100FHEK	CMF603K0100FHEK	3.01K	.26	.214	.171	.15
71-CMF603K3200FHEK	CMF603K3200FHEK	3.32K	.26	.214	.171	.15
71-CMF603K9200FHEK	CMF603K9200FHEK	3.92K	.26	.214	.171	.15
71-CMF604K0200FHEK	CMF604K0200FHEK	4.02K	.26	.214	.171	.15
71-CMF604K7500FHEK	CMF604K7500FHEK	4.75K	.26	.214	.171	.15
71-CMF605K1100FHEK	CMF605K1100FHEK	5.11K	.26	.214	.171	.15
71-CMF605K6200FHEK	CMF605K6200FHEK	5.62K	.26	.214	.171	.15
71-CMF606K8100FHEK	CMF606K8100FHEK	6.81K	.26	.214	.171	.15
71-CMF607K5000FHEK	CMF607K5000FHEK	7.5K	.26	.214	.171	.15
71-CMF608K0600FHEK	CMF608K0600FHEK	8.06K	.26	.214	.171	.15
71-CMF608K2500FHEK	CMF608K2500FHEK	8.25K	.26	.214	.171	.15
71-CMF609K0900FHEK	CMF609K0900FHEK	9.09K	.26	.214	.171	.15
71-CMF6010K000FHEK	CMF6010K000FHEK	10K	.26	.214	.171	.15
71-CMF6012K100FHEK	CMF6012K100FHEK	12.1K	.26	.214	.171	.15
71-CMF6015K000FHEK	CMF6015K000FHEK	15K	.26	.214	.171	.15
71-CMF6020K000FHEK	CMF6020K000FHEK	20K	.26	.214	.171	.15
71-CMF6022K100FHEK	CMF6022K100FHEK	22.1K	.26	.214	.171	.15
71-CMF6030K100FHEK	CMF6030K100FHEK	30.1K	.26	.214	.171	.15
71-CMF6033K200FHEK	CMF6033K200FHEK	33.2K	.26	.214	.171	.15
71-CMF6047K500FHEK	CMF6047K500FHEK	47.5K	.26	.214	.171	.15
71-CMF6049K900FHEK	CMF6049K900FHEK	49.9K	.26	.214	.171	.15
71-CMF6051K100FHEK	CMF6051K100FHEK	51.1K	.26	.214	.171	.15
71-CMF6056K200FHEK	CMF6056K200FHEK	56.2K	.26	.214	.171	.15
71-CMF6068K100FHEK	CMF6068K100FHEK	68.1K	.26	.214	.171	.15
71-CMF60100K00FHEK	CMF60100K00FHEK	100K	.32	.30	.293	.257
71-CMF60150K00FHEK	CMF60150K00FHEK	150K	.26	.214	.171	.15
71-CMF60200K00FHEK	CMF60200K00FHEK	200K	.26	.214	.171	.15
71-CMF60221K00FHEK	CMF60221K00FHEK	221K	.26	.214	.171	.15
71-CMF60470K00FHEK	CMF60470K00FHEK	470K	.32	.30	.293	.257
71-CMF60475K00FHEK	CMF60475K00FHEK	475K	.26	.214	.171	.15
71-CMF60511K00FHEK	CMF60511K00FHEK	511K	.26	.214	.171	.15
71-CMF601M0000FHEK	CMF601M0000FHEK	1M	.32	.30	.293	.257

© Copyright 2013 Mouser Electronics

VISHAY/DALE Metal Film Resistors

VISHAY/DALE TYPE PTF SERIES - .1% METAL FILM RESISTORS, PRECISION, ULTRA-HIGH STABILITY

Features:
- Extremely low temperature coefficient of resistance
- Very low noise and voltage coefficient
- Very good high frequency characteristics
- Can replace wirewound bobbins
- Proprietary epoxy coating provides superior moisture protection

DIMENSIONS: in. (mm)

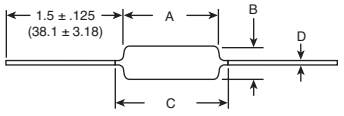

Model	A	B	C	D
PTF56	0.250±0.031 (3.81±0.51)	0.091±0.009 (2.31±0.23)	0.300 (7.62)	0.025 (0.64)
PTF65	0.375±0.062 (9.53±1.57)	0.145±0.016 (3.68±0.41)	0.475 (12.07)	0.025 (0.64)

For quantities greater than listed, call for quote.

MOUSER STOCK NO.	Vishay Part No.	Value	TCR (ppm/°C)	Tol. ± %	Price Each 1	25	50	100
PTF56, 1/8 Watt @ 85°C - Limiting Element Voltage Max. 300								
71-PTF5649R900BYBF	PTF5649R900BYBF	49.9	10	0.10	1.88	1.78	1.71	1.67
71-PTF5650R000BYBF	PTF5650R000BYBF	50	10	0.10	1.88	1.78	1.71	1.67
71-PTF56100R00BXBF	PTF56100R00BXBF	100	15	0.10	2.31	2.11	1.87	1.78
71-PTF56100R00BYBF	PTF56100R00BYBF	100	10	0.10	1.88	1.78	1.71	1.67
71-PTF56200R00AYBF	PTF56200R00AYBF	200	10	0.05	2.72	2.46	2.33	2.24
71-PTF56200R00BYBF	PTF56200R00BYBF	200	10	0.10	1.88	1.78	1.71	1.67
71-PTF56250R00BYBF	PTF56250R00BYBF	250	10	0.10	1.88	1.78	1.71	1.67
71-PTF56500R00BYBF	PTF56500R00BYBF	500	10	0.10	2.42	2.20	1.96	1.86
71-PTF561K0000BYBF	PTF561K0000BYBF	1K	10	0.10	2.42	2.20	1.96	1.86
71-PTF561K0000BZBF	PTF561K0000BZBF	1K	5	0.10	3.12	2.66	2.30	2.08
71-PTF562K0000BYBF	PTF562K0000BYBF	2K	10	0.10	1.32	1.20	1.07	1.01
71-PTF563K0000BYBF	PTF563K0000BYBF	3K	10	0.10	1.20	1.06	.974	.931
71-PTF563K8800BZBF	PTF563K8800BZBF	3.88K	5	0.10	2.10	1.92	1.70	1.62
71-PTF564K9900BYBF	PTF564K9900BYBF	4.99K	10	0.10	1.20	1.06	.974	.931

For quantities greater than listed, call for quote.

MOUSER STOCK NO.	Vishay Part No.	Value	TCR (ppm/°C)	Tol. ± %	Price Each 1	25	50	100
PTF56, 1/8 Watt @ 85°C - Limiting Element Voltage Max. 300 (Cont.)								
71-PTF565K0000BYBF	PTF565K0000BYBF	5K	10	0.10	1.20	1.06	.974	.931
71-PTF565K0000BZBF	PTF565K0000BZBF	5K	5	0.10	1.67	1.57	1.51	1.48
71-PTF567K5000BYBF	PTF567K5000BYBF	7.5K	10	0.10	1.20	1.06	.974	.931
71-PTF5610K000BXBF	PTF5610K000BXBF	10K	15	0.10	1.28	1.17	1.04	.988
71-PTF5610K000BYBF	PTF5610K000BYBF	10K	10	0.10	.65	.621	.567	.524
71-PTF5610K000BZBF	PTF5610K000BZBF	10K	5	0.10	1.67	1.57	1.51	1.48
71-PTF5611K000BYBF	PTF5611K000BYBF	11K	10	0.10	1.32	1.20	1.07	1.01
71-PTF5615K000BYBF	PTF5615K000BYBF	15K	10	0.10	1.32	1.20	1.07	1.01
71-PTF5620K000BYBF	PTF5620K000BYBF	20K	10	0.10	.65	.621	.567	.524
71-PTF5620K000BZBF	PTF5620K000BZBF	20K	5	0.10	1.67	1.57	1.51	1.48
71-PTF5624K900BYBF	PTF5624K900BYBF	24.9K	10	0.10	1.32	1.20	1.07	1.01
71-PTF5650K000BZBF	PTF5650K000BZBF	50K	5	0.10	1.67	1.57	1.51	1.48
71-PTF56100K00BYBF	PTF56100K00BYBF	100K	10	0.10	1.20	1.06	.974	.931
71-PTF56100K00BZBF	PTF56100K00BZBF	100K	5	0.10	1.67	1.57	1.51	1.48
71-PTF56200K00BZBF	PTF56200K00BZBF	200K	5	0.10	2.51	2.41	2.29	2.17
71-PTF56249K00BYBF	PTF56249K00BYBF	249K	10	0.10	3.00	2.73	2.43	2.30
71-PTF56249K00BZBF	PTF56249K00BZBF	249K	5	0.10	4.50	3.76	3.56	2.96
71-PTF56300K00BZBF	PTF56300K00BZBF	300K	5	0.10	4.50	3.76	3.56	2.96
71-PTF56499K00BZBF	PTF56499K00BZBF	499K	5	0.10	4.50	3.76	3.56	2.96
PTF65, 1/4 Watt @ 85°C - Limiting Element Voltage Max. 500								
71-PTF6550R000BYBF	PTF6550R000BYBF	50	10	0.10	1.79	1.68	1.63	1.59
71-PTF65100R00BYBF	PTF65100R00BYBF	100	10	0.10	2.31	2.11	1.87	1.78
71-PTF65120R00BYBF	PTF65120R00BYBF	120	10	0.10	1.79	1.68	1.63	1.59
71-PTF65250R00AYBF	PTF65250R00AYBF	250	10	0.05	1.93	1.65	1.61	1.55
71-PTF65400R00AZBF	PTF65400R00AZBF	400	5	0.05	4.03	3.79	3.28	3.12
71-PTF651K0000BYBF	PTF651K0000BYBF	1K	10	0.10	2.31	2.11	1.87	1.78
71-PTF6510K000BZBF	PTF6510K000BZBF	10K	5	0.10	2.35	2.14	1.90	1.81
71-PTF65100K00BYBF	PTF65100K00BYBF	100K	10	0.10	1.79	1.68	1.63	1.59
71-PTF651M0000BYBF	PTF651M0000BYBF	1M	10	0.10	1.56	1.47	1.27	1.21
71-PTF651M0000BXBF	PTF651M0000BXBF	1M	15	0.10	1.90	1.79	1.71	1.67

VISHAY/DALE TYPE RN SERIES - 1% METAL FILM RESISTORS - 1/8, 1/4 AND 1/2 WATT

Features:
- Very low noise
- Very low voltage coefficient
- Excellent high frequency characteristics
- Meets MIL-R-10509
- Flame retardant epoxy coating

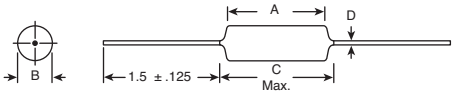

DIMENSIONS: in.				
Series	A	B	C	D
RN55D	.240±.020	.090±.008	.278	.025±.002
RN55D	.334±.031	.145±.015	.425	.025±.002
RN55D	.562±.031	.180±.015	.687	.025±.002

RN55D, 1/8W

MOUSER STOCK NO.	Range of Values (Ω)	Price Each 1	50	100	500	1000
71-RN55D-F-Value	10-1M	.11	.081	.075	.052	Call

RN60D, 1/4W

71-RN60D-F-Value	10-1M	.12	.107	.097	.079	Call

RN65D, 1/2W

71-RN65D-F-Value	10-1.0M	.28	.246	.235	.193	Call

For additional values call your Mouser representative or buy on-line at mouser.com

TABLE OF STOCKED VALUES

RN55D-F 1/8 Watt						RN60D-F 1/4 Watt			RN65D-F 1/2 Watt		
10	243	909	4.75K	15K	249K	10	750	15K	10	6.81K	221K
15	249	1K	4.99K	18.2K	301K	20	825	20K	100	10K	301K
20	267	1.21K	5.11K	20K	475K	24.9	1K	22.1K	200	15K	475K
22.1	274	1.5K	5.62K	22.1K	499K	49.9	1.1K	33.2K	221	20K	499K
27.4	301	1.82K	6.04K	27.4K	1M	75	1.21K	49.9K	332	22.1K	1M
33.2	332	2K	6.19K	30.1K		100	1.5K	100K	475	33.2K	
47.5	392	2.21K	6.81K	33.2K		121	1.82K	150K	681	39.2K	
49.9	402	2.37K	7.5K	47.5K		150	2K	200K	825	47.5K	
56.2	432	2.49K	8.06K	49.9K		200	2.21K	221K	1K	49.9K	
75	475	2.74K	8.25K	51.1K		221	2.74K	499K	1.5K	56.2K	
90.9	499	3.01K	9.09K	75K		243	3.01K	1M	1.82K	68.1K	
100	511	3.32K	10K	80.6K		249	4.99K		2.21K	100K	
150	562	3.65K	11K	82.5K		301	5.62K		3.32K	110K	
182	681	3.92K	12.5K	100K		332	6.81K		4.75K	121K	
200	750	4.02K	13K	150K		475	10K		4.99K	150K	
221	825	4.32K	13.3K	200K		499	12.1K		5.62K	182K	

VISHAY/DALE METAL FILM RESISTORS - 1/4, 1/2, 3/4 AND 1 WATT ±1% TOLERANCE

Type CCF55, CCF60 Series

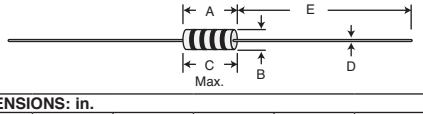

DIMENSIONS: in.					
Model	A	B	C	D	E
CCF-55	.240±.020	.090±.008	.265	.025±.002	1.100±.040
CCF-60	.334±.031	.139±.009	.400	.025±.002	1.000±.040

Features:
- ±100PPM/°C temperature coefficient
- Superior electrical performance
- Flame retardant epoxy conformal coating
- Standard 5 band color code marking for ease of identification after mounting
- Tape and reel packaging

Specifications:
- Power Rating: CCF55=1/4 and 1/2 watt
  CCF60=1/2, 3/4 and 1 watt
- Insulation Resistance:10,000MΩ
- Operating Temperature:-65°C to +165°C

For quantities greater than listed, call for quote.

MOUSER STOCK NO.	Range of Values (Ω)	Price Each 1	100	1000	2000	5000
71-CCF55-Value	10-2.49M	.182	.096	.073	.065	.061
71-CCF60-Value	10-1M	.11	.08	.064	.054	.043

TABLE OF STOCKED VALUES

10	75	340	866	2.49K	7.5K	20K	75K	274K
15	82.5	392	1K	2.8K	7.68K	22.1K	82.5K	301K
16.2	100	402	1.07K	3.16K	8.25K	27.4K	90.9K	332K
20	105	422	1.1K	3.32K	8.45K	30.1K	100K	392K
22.1	120	432	1.21K	4.32K	8.87K	33.2K	110K	475K
24.9	121	475	1.3K	4.53K	10K	39.2K	121K	499K
27.4	150	499	1.33K	4.75K	10.2K	40.2K	133K	1M
30.1	200	510	1.5K	4.99K	11K	47.5K	137K	1.5M
39.2	220	562	1.62K	5.11K	12.1K	49.9K	150K	2M
47.5	221	604	1.82K	5.62K	13K	51.1K	162K	2.21M
49.9	243	619	2K	6.04K	14K	56.2K	200K	2.49M
51.1	249	681	2.15K	6.19K	15K	68.1K	221K	
60.4	301	750	2.21K	6.81K	16.2K	68.1K	249K	
73.2	332	825	2.43K	7.15K	18.2K	71.5K	267K	

MODEL FRJ-50 ZERO OHM JUMPER RESISTOR

Features:
- Provides low resistance circuit interconnections
- Flame retardant coating
- Compatible with automatic insertion equipment

Specifications:
- Resistance: 0.01Ω max.
- Insulation Resistance: Dry 10,000MΩ; Wet 100MΩ
- Lead Material: Tin-plated copper (max. 98% tin)

DIMENSIONS: in. (mm)

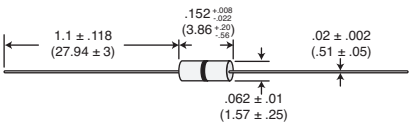

For quantities greater than listed, call for quote.

MOUSER STOCK NO.	Vishay Part No.	Termination	Price Each 1	10	50	100	1000	2000	5000
71-FRJ-50-0	FRJ50R36	Tin/Lead	.16	.107	.086	.064	.03	.03	.015
71-FRJ50-0-E3	FRJ50E36	Lead Free	.16	.107	.086	.064	.03	.03	.015

© Copyright 2013 Mouser Electronics

© Copyright 2013 Mouser Electronics

PR01/PR02/PR03 SERIES POWER METAL FILM RESISTORS

Features:
- High power in small packages
- Defined interruption behavior
- Non flammable

Specifications:
- Resistance tolerance: ±5%
- Operating temperature: -55°C to +155°C
- Temperature coefficient: ±250ppm

Applications:
- Telecommunication
- Consumer
- White goods
- Industrial electronics
- Switch mode power supplies
- Line protection
- All general purpose power applications

For quantities greater than listed, call for quote.

Reel Qty.	Type	Power Rating	MOUSER STOCK NO.		Price Each						
				Value ✻	1	100	500	1000	5000	10000	25000
5000	PR01	1W	594-5073NW	Code	.171	.086	.060	.043	.024	.022	.022
5000	PR02	2W	594-5083NW	Code	.11	.066	.057	.052	.048	.046	.045
500	PR03	3W	594-5093NW	Code	.49	.31	.126	.114	.107	.105	.104

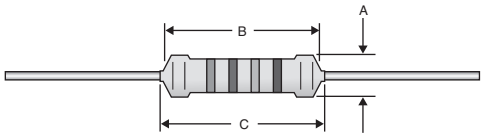

DIMENSIONS: mm (in.)			
Type	øA Max.	B Max.	C Max.
PR01	2.5 (0.1)	6.5 (0.26)	8.5 (0.33)
PR02	3.9 (0.15)	10.0 (0.39)	12.0 (0.47)
PR03	5.2 (0.2)	16.7 (0.66)	19.5 (0.77)

✻ Insert **Value Code** from Table of Stocked Values.

TABLE OF STOCKED VALUES

Value (Ω)	Value Code ✻	Power Rating 1W	3W	5W	Value (Ω)	Value Code ✻	Power Rating 1W	3W	5W	Value (Ω)	Value Code ✻	Power Rating 1W	3W	5W	Value (Ω)	Value Code ✻	Power Rating 1W	3W	5W	Value (Ω)	Value Code ✻	Power Rating 1W	3W	5W
1	1R000J	X	X		16	16R00J	X	X	X	270	270R0J	X	X	X	4.3K	4K300J	X	X	X	68K	68K00J	X	X	X
1.1	1R100J	X	X		18	18R00J	X	X	X	300	300R0J	X	X	X	4.7K	4K700J	X	X	X	75K	75K00J	X	X	X
1.2	1R200J	X	X		20	20R00J	X	X	X	330	330R0J	X	X	X	5.1K	5K100J	X	X	X	82K	82K00J	X	X	X
1.3	1R300J	X	X		22	22R00J	X	X	X	360	360R0J	X	X	X	5.6K	5K600J	X	X	X	91K	91K00J	X	X	X
1.5	1R500J	X	X		24	24R00J	X	X	X	390	390R0J	X	X	X	6.2K	6K200J	X	X	X	100K	100K0J	X	X	X
1.6	1R600J	X	X		27	27R00J	X	X	X	430	430R0J	X	X	X	6.8K	6K800J	X	X	X	110K	110K0J	X	X	X
1.8	1R800J	X	X		30	30R00J	X	X	X	470	470R0J	X	X	X	7.5K	7K500J	X	X	X	120K	120K0J	X	X	X
2	2R000J	X	X		33	33R00J	X	X	X	510	510R0J	X	X	X	8.2K	8K200J	X	X	X	130K	130K0J	X	X	X
2.2	2R200J	X	X		36	36R00J	X	X	X	560	560R0J	X	X	X	9.1K	9K100J	X	X	X	150K	150K0J	X	X	X
2.4	2R400J	X	X		39	39R00J	X	X	X	620	620R0J	X	X	X	10K	10K00J	X	X	X	160K	160K0J	X	X	X
2.7	2R700J	X	X		43	43R00J	X	X	X	680	680R0J	X	X	X	11K	11K00J	X	X	X	180K	180K0J	X	X	X
3	3R000J	X	X		47	47R00J	X	X	X	750	750R0J	X	X	X	12K	12K00J	X	X	X	200K	200K0J	X	X	X
3.3	3R300J	X	X		51	51R00J	X	X	X	820	820R0J	X	X	X	13K	13K00J	X	X	X	220K	220K0J	X	X	X
3.6	3R600J	X	X		56	56R00J	X	X	X	910	910R0J	X	X	X	15K	15K00J	X	X	X	240K	240K0J	X	X	X
3.9	3R900J	X	X		62	62R00J	X	X	X	1K	1K000J	X	X	X	16K	16K00J	X	X	X	270K	270K0J	X	X	X
4.3	4R300J	X	X		68	68R00J	X	X	X	1.1K	1K100J	X	X	X	18K	18K00J	X	X	X	300K	300K0J	X	X	X
4.7	4R700J	X	X		75	75R00J	X	X	X	1.2K	1K200J	X	X	X	20K	20K00J	X	X	X	330K	330K0J	X	X	X
5.1	5R100J	X	X		82	82R00J	X	X	X	1.3K	1K300J	X	X	X	22K	22K00J	X	X	X	360K	360K0J	X	X	X
5.6	5R600J	X	X		91	91R00J	X	X	X	1.5K	1K500J	X	X	X	24K	24K00J	X	X	X	390K	390K0J	X	X	X
6.2	6R200J	X	X		100	100R0J	X	X	X	1.6K	1K600J	X	X	X	27K	27K00J	X	X	X	430K	430K0J	X	X	X
6.8	6R800J	X	X		110	110R0J	X	X	X	1.8K	1K800J	X	X	X	30K	30K00J	X	X	X	470K	470K0J	X	X	X
7.5	7R500J	X	X		120	120R0J	X	X	X	2K	2K000J	X	X	X	33K	33K00J	X	X	X	510K	510K0J	X	X	X
8.2	8R200J	X	X		130	130R0J	X	X	X	2.2K	2K200J	X	X	X	36K	36K00J	X	X	X	560K	560K0J	X	X	X
9.1	9R100J	X	X		150	150R0J	X	X	X	2.4K	2K400J	X	X	X	39K	39K00J	X	X	X	620K	620K0J	X	X	X
10	10R00J	X	X	X	160	160R0J	X	X	X	2.7K	2K700J	X	X	X	43K	43K00J	X	X	X	680K	680K0J	X	X	X
11	11R00J	X	X	X	180	180R0J	X	X	X	3K	3K000J	X	X	X	47K	47K00J	X	X	X	750K	750K0J	X	X	X
12	12R00J	X	X	X	200	200R0J	X	X	X	3.3K	3K300J	X	X	X	51K	51K00J	X	X	X	820K	820K0J	X	X	X
13	13R00J	X	X	X	220	220R0J	X	X	X	3.6K	3K600J	X	X	X	56K	56K00J	X	X	X	910K	910K0J	X	X	X
15	15R00J	X	X	X	240	240R0J	X	X	X	3.9K	3K900J	X	X	X	62K	62K00J	X	X	X	1M	1M000J	X	X	X

AC01/AC03/AC05 SERIES CEMENT COATED WIREWOUND RESISTORS

Features:
- All welded construction
- Ceramic core
- High power dissipation in small volume
- High pulse load handling capabilities
- Non-flammable cement coating
- Tinned copper-clad iron leads

Specifications:
- Resistance tolerance: ±5%

For quantities greater than listed, call for quote.

Reel Qty.	Type	MOUSER STOCK NO.		Range of Values (Ω)	Price Each						
			Value ✻		1	50	100	500	1000	2000	5000
1000	1W	594-AC01W	Code	0.1-0.75	.46	.428	.31	.235	.214	.193	.174
1000	1W	594-AC01W	Code	1.0-10	.46	.428	.31	.235	.214	.193	.174
1000	1W	594-AC01W	Code	12-2.4K	.44	.364	.31	.235	.171	.155	.15
500	3W	594-AC03W	Code	0.1-0.75	.55	.46	.375	.321	.30	.289	.268
500	3W	594-AC03W	Code	1.0-20	.41	.342	.278	.182	.174	.166	.161
500	3W	594-AC03W	Code	22-5K	.43	.364	.30	.182	.174	.166	.161
500	5W	594-AC05W	Code	0.1-0.75	.65	.547	.46	.273	.246	.225	.221
500	5W	594-AC05W	Code	1.0-39	.54	.439	.364	.343	.278	.274	.236
500	5W	594-AC05W	Code	43-1K	.49	.417	.342	.214	.203	.194	.187
500	5W	594-AC05W	Code	1.1K-10K	.49	.417	.342	.289	.278	.257	.235

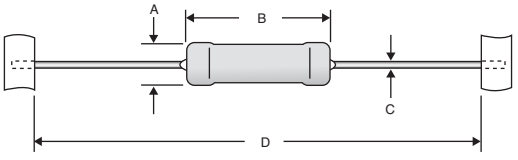

DIMENSIONS: mm (in.)				
Type	A Max.	B Max.	C	D Min.
AC01	4.3 (0.169)	11 (0.433)	0.8±0.03 (0.031±0.001)	63 (2.480)
AC03	4.8 (0.189)	13 (0.512)		63 (2.480)
AC05	7.5 (0.295)	18 (0.709)		63 (2.480)

✻ Insert **Value Code** from Table of Stocked Values.

TABLE OF STOCKED VALUES

Value (Ω)	Value Code ✻	Power Rating 1W	3W	5W	Value (Ω)	Value Code ✻	Power Rating 1W	3W	5W	Value (Ω)	Value Code ✻	Power Rating 1W	3W	5W	Value (Ω)	Value Code ✻	Power Rating 1W	3W	5W	Value (Ω)	Value Code ✻	Power Rating 1W	3W	5W
0.1	0R100J	x	x	x	7.5	7R500J	x	x	x	56	56R00J	x	x	x	430	430R0J	x	x	x	2.4K	2K400J	x	x	x
0.13	0R130J	x	x	x	10	10R00J	x	x	x	68	68R00J	x	x	x	470	470R0J	x	x	x	2.7K	2K700J		x	x
0.15	0R150J	x	x	x	12	12R00J	x	x	x	75	75R00J	x	x	x	500	500R0J	x	x	x	3K	3K000J		x	x
0.2	0R200J	x	x	x	15	15R00J	x	x	x	82	82R00J	x	x	x	560	560R0J	x	x	x	3.3K	3K300J		x	x
0.24	0R240J	x	x	x	18	18R00J	x	x	x	100	100R0J	x	x	x	620	620R0J	x	x	x	3.6K	3K600J			x
0.3	0R300J	x	x	x	20	20R00J	x	x	x	120	120R0J	x	x	x	680	680R0J	x	x	x	3.9K	3K900J		x	x
0.33	0R330J	x	x	x	22	22R00J	x	x	x	150	150R0J	x	x	x	750	750R0J	x	x	x	4.3K	4K300J		x	x
0.47	0R470J	x	x	x	24	24R00J	x	x	x	180	180R0J	x	x	x	820	820R0J	x	x	x	4.7K	4K700J		x	x
0.5	0R500J	x	x	x	27	27R00J	x	x	x	200	200R0J	x	x	x	910	910R0J	x	x	x	5K	5K000J		x	
0.75	0R750J	x	x	x	30	30R00J	x	x	x	220	220R0J	x	x	x	1K	1K000J	x	x	x	5.6K	5K600J			x
1	1R000J	x	x	x	33	33R00J	x	x	x	240	240R0J	x	x	x	1.1K	1K100J	x	x	x	6.2K	6K200J			x
1.5	1R500J	x	x	x	36	36R00J	x	x	x	270	270R0J	x	x	x	1.2K	1K200J	x	x	x	6.8K	6K800J			x
2	2R000J	x	x	x	39	39R00J	x	x	x	300	300R0J	x	x	x	1.5K	1K500J	x	x	x	7.5K	7K500J			x
3	3R000J	x	x	x	43	43R00J	x	x	x	330	330R0J	x	x	x	1.8K	1K800J	x	x	x	8.2K	8K200J			x
3.9	3R900J	x	x	x	47	47R00J	x	x	x	360	360R0J	x	x	x	2K	2K000J	x	x	x	9.1K	9K100J			x
4.7	4R700J	x	x	x	50	50R00J	x	x	x	390	390R0J	x	x	x	2.2K	2K200J	x	x	x	10K	10K00J			x
5	5R000J	x	x	x																				

© Copyright 2013 Mouser Electronics
© Copyright 2013 Mouser Electronics

VISHAY Wirewound Resistors

VISHAY/DALE - TYPE LVR LOW VALUE - 1% - 1, 3 AND 5 WATT

Specifications:
- Resistance tolerance: ±1%
- Temperature coefficient: -55°C to +125°C, referenced to +25°C
- Short time overload: 5sec. @ 5 times rated power
- Meets MIL-R-49465, Type RLV

TABLE OF STOCKED VALUES		
0.005	0.03	0.1
0.01	0.04	0.15
0.015	0.05	0.2
0.02	0.07	0.25
0.025	0.08	✻0.3

✻Available in LVR5 only.

DIMENSIONS: in.			
Series	A±.010	B±.010	C±.002
LVR-1	.427	.115	.02
LVR-3	.560	.205	.032
LVR-5	.925	.330	.040

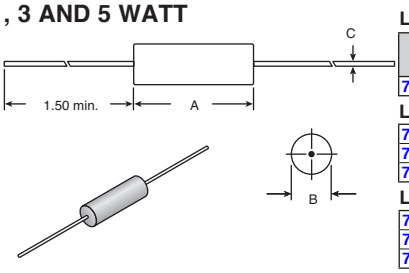

LVR1, 1 Watt - 1% For quantities greater than listed, call for quote.

MOUSER STOCK NO.	Value Range	Price Each 1	10	25	50
71-LVR1-Value	0.01-0.1	1.40	1.25	1.21	1.18

LVR3, 3 Watts - 1% For quantities greater than listed, call for quote.

71-LVR3-Value	0.005	1.62	1.44	1.39	1.35
71-LVR3-Value	0.01-0.08	1.50	1.36	1.32	1.21
71-LVR3-Value	0.1-0.2	1.50	1.36	1.32	1.21

LVR5, 5 Watts - 1% For quantities greater than listed, call for quote.

71-LVR5-Value	0.005	1.62	1.44	1.39	1.35
71-LVR5-Value	0.01-0.08	2.17	1.97	1.92	1.75
71-LVR5-Value	0.1-0.3	1.62	1.44	1.39	1.35

VISHAY/DALE - TYPE RS SILICONE COATED - HIGH TEMP - 1, 3 AND 5 WATT

Features:
- Complete welded construction
- Meets applicable requirements of MIL-R-26

Specifications:
- Resistance tolerance: ±1%
- Dielectric strength: 1000VAC
- Insulation resistance: 1000MΩ

✻Available in RS5 only

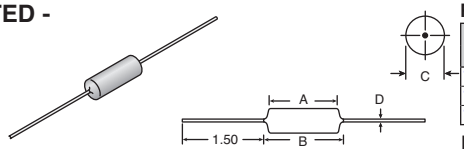

TABLE OF STOCKED VALUES										
0.1	1.0	15	50	150	350	700	2.0K	4.5K	8.2K	20K
0.13	1.2	18	56	180	390	800	2.2K	4.7K	9.0K	22K
0.15	1.5	20	68	200	400	820	2.5K	5.0K	10K	22.5K
0.2	2.0	22	75	220	450	900	2.7K	5.6K	11K	25K ✻
0.25	3.0	25	82	225	470	1.0K	3.0K	6.0K	12K	40K ✻
0.3	4.0	27	100	250	500	1.2K	3.3K	6.8K	12.5K	50K ✻
0.33	5.0	30	110	270	560	1.25K	3.5K	7.0K	15K	68K ✻
0.5	7.5	33	120	300	600	1.5K	3.9K	7.5K	16K	75K ✻
0.75	10	47	125	330	620	1.8K	4.0K	8.0K	18K	

DIMENSIONS: in.				
Series	A	B	C	D
RS1A	.406	.39	.094	.02
RS2B	.560	.622	.187	.032
RS5	.875	1.00	.312	.040

Cross Reference Chart	
Dale	Clarostat
RS2B	SC3D
RS5	SC5E

RS1A, 1 Watt - 1% For quantities greater than listed, call for quote.

MOUSER STOCK NO.	Value Range	Price Each 1	10	25	50
71-RS1A-Value	0.1-0.75	1.61	1.59	1.58	1.57
71-RS1A-Value	1.0-1.0K	1.62	1.54	1.48	1.32
71-RS1A-Value	1.2K-2.7K	1.82	1.47	1.39	1.36

RS2B, 3 Watts - 1% For quantities greater than listed, call for quote.

71-RS2B-Value	0.1-0.75	2.17	1.75	1.67	1.63
71-RS2B-Value	1.0-1.0K	1.00	.897	.856	.837
71-RS2B-Value	1.2K-10K	2.14	2.00	1.82	1.54
71-RS2B-Value	11K-22.5K	3.06	2.48	2.35	2.30

RS5, 5 Watts - 1% For quantities greater than listed, call for quote.

71-RS5-Value	0.1-0.75	2.71	2.61	2.09	1.84
71-RS5-Value	1.0-1.0K	2.30	2.04	1.86	1.84
71-RS5-Value	1.2K-10K	1.82	1.47	1.39	1.36
71-RS5-Value	11K-25K	2.71	2.61	2.09	1.84
71-RS5-Value	40K-50K	3.15	2.68	2.53	2.33
71-RS5-Value	68K-75K	3.67	2.97	2.82	2.75

VISHAY/DALE - TYPE CW SILICONE COATED - 5%, 10% WIREWOUND RESISTORS - 3 AND 5 WATT

Features:
- High temperature
- Complete welded construction
- Excellent stability in operation
- High power/size ratio

Specifications:
- Resistance tolerance: <1Ω=±10%, ≥1Ω=±5%
- Temp. coefficient: ±90PPM/°C below 1Ω
  ±50PPM/°C 1Ω-7.5Ω
  ±30PPM/°C 10Ω-25KΩ
- Dielectric strength: 1000VAC min.

✻Available in CW5 only

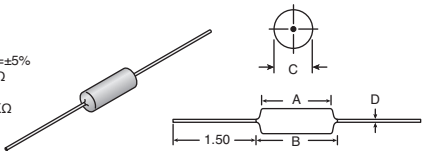

TABLE OF STOCKED VALUES									
0.1	0.75	12	39	150	400	1.1K	3.5K	8.0K	✻20K
0.13	1.0	15	47	180	450	1.2K	3.9K	8.2K	✻22K
0.15	1.5	18	50	200	470	1.5K	4.0K	9.0K	✻25K
0.2	2.0	20	56	220	500	1.8K	4.5K	10K	
✻0.22	2.7	22	68	225	560	2.0K	4.7K	11K	
0.25	3.0	25	✻75	250	600	2.2K	5.0K	12K	
0.27	4.0	27	82	270	680	2.5K	5.6K	12.5K	
0.3	5.0	30	100	300	750	2.7K	6.0K	15K	
0.33	7.5	33	120	330	900	3.0K	6.8K	✻16K	
0.5	10	35	125	390	1.0K	3.3K	7.5K	✻18K	

† Vitreous Coated

Cross Reference Chart	
Dale	Clarostat
CW2B	† VC3D
CW5	† VC5E

DIMENSIONS: in.				
Series	A	B	C	D
CW2B	.562	.622	.188	.032
CW5	.872	1.00	.312	.040

CW2B, 3 Watts For quantities greater than listed, call for quote.

MOUSER STOCK NO.	Value Range	Tol.	Price Each 1	10	25	50
71-CW2B-Value	0.1-0.75	10%	.69	.63	.613	.597
71-CW2B-J-Value	0.1-0.75	5%	1.39	1.28	1.12	1.03
71-CW2B-Value	1.0-1.0K	5%	.49	.445	.428	.414
71-CW2B-Value	1.1K-3.0K	5%	1.21	1.11	1.08	1.06
71-CW2B-Value	3.3K-10K	5%	1.39	1.27	1.24	1.21
71-CW2B-Value	12K-15K	5%	1.39	1.27	1.24	1.21

CW5, 5 Watts For quantities greater than listed, call for quote.

71-CW5-Value	0.1-0.75	10%	.84	.768	.677	.618
71-CW5-J-Value	0.1-0.75	5%	1.52	1.42	1.37	1.33
71-CW5-Value	1.0-1.0K	5%	.69	.626	.599	.582
71-CW5-Value	1.1K-10K	5%	1.06	.98	.863	.788
71-CW5-Value	11K-20K	5%	1.21	1.11	1.08	1.06
71-CW5-Value	22K-25K	5%	1.21	1.11	.985	.90

VISHAY/SFERNICE - RWM SERIES - CONFORMAL VITREOUS ENAMEL - 5% WIREWOUND POWER RESISTORS - 3 WATT

Features:
- High Dissipation
- Fire Proof
- All Welded Construction
- Reliable in AC or DC applications
- High Reliability Level
- Low ohmic values

Specifications:
- Operating Temperature: -55°C to +200°C
- Temperature Coefficient: +75ppm/°C typical
- Dielectric Withstanding Voltage: 500VRMS - one minute - 10mA

DIMENSIONS: mm
- Tolerance: 5% Standard
- Power Rating: 3 Watts

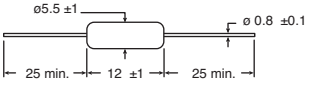

For quantities greater than listed, call for quote.

MOUSER STOCK NO.	Vishay Part No.	Value	Price Each 1	100	500	1000	5000
72-RWM410-R1-5	RWM410-R1-5-TR	0.1	.75	.621	.495	.458	.431
72-RWM410-R12-5	RWM410-R12-5-TR	0.12	.70	.655	.576	.531	.475
72-RWM410-R15-5	RWM410-R15-5-TR	0.15	.75	.621	.495	.458	.431
72-RWM410-R22-5	RWM410-R22-5-TR	0.22	.75	.621	.496	.462	.428
72-RWM410-R27-5	RWM410-R27-5-TR	0.27	.67	.565	.458	.421	.397
72-RWM410-R33-5	RWM410-R33-5-TR	0.33	.75	.621	.496	.462	.428
72-RWM410-R39-5	RWM410-R39-5-TR	0.39	.80	.644	.531	.486	.462
72-RWM410-R47-5	RWM410-R47-5-TR	0.47	.63	.586	.53	.468	.421
72-RWM410-1-5	RWM410-1-5-TR	1	.64	.535	.438	.401	.379
72-RWM410-1R5-5	RWM410-1R5-5-TR	1.5	.63	.559	.467	.411	.364
72-RWM410-2R2-5	RWM410-2R2-5-TR	2.2	.64	.535	.438	.401	.379
72-RWM410-3R3-5	RWM410-3R3-5-TR	3.3	.58	.467	.389	.365	.342
72-RWM410-4R7-5	RWM410-4R7-5-TR	4.7	.70	.559	.445	.411	.387
72-RWM410-6R2-5	RWM410-6R2-5-TR	6.2	.58	.467	.387	.364	.342
72-RWM410-8R2-5	RWM410-8R2-5-TR	8.2	.58	.467	.389	.365	.342
72-RWM410-10-5	RWM410-10-5-TR	10	.64	.535	.435	.398	.376
72-RWM410-15-5	RWM410-15-5-TR	15	.70	.627	.548	.49	.445
72-RWM410-22-5	RWM410-22-5-TR	22	.55	.514	.467	.411	.364
72-RWM410-27-5	RWM410-27-5-TR	27	.63	.559	.467	.411	.364
72-RWM410-39-5	RWM410-39-5-TR	39	.70	.559	.452	.415	.389
72-RWM410-47-5	RWM410-47-5-TR	47	.50	.474	.445	.411	.364
72-RWM410-56-5	RWM410-56-5-TR	56	.64	.535	.398	.377	.33

For quantities greater than listed, call for quote.

MOUSER STOCK NO.	Vishay Part No.	Value	Price Each 1	100	500	1000	5000
72-RWM410-68-5	RWM410-68-5-TR	68	.61	.569	.50	.452	.401
72-RWM410-100-5	RWM410-100-5-TR	100	.70	.559	.445	.411	.387
72-RWM410-150-5	RWM410-150-5-TR	150	.58	.467	.386	.362	.335
72-RWM410-180-5	RWM410-180-5-TR	180	.61	.569	.50	.452	.401
72-RWM410-220-5	RWM410-220-5-TR	220	.69	.548	.438	.415	.389
72-RWM410-270-5	RWM410-270-5-TR	270	.70	.559	.456	.411	.387
72-RWM410-330-5	RWM410-330-5-TR	330	.61	.569	.501	.456	.398
72-RWM410-390-5	RWM410-390-5-TR	390	.61	.569	.50	.452	.401
72-RWM410-470-5	RWM410-470-5-TR	470	.70	.559	.452	.415	.389
72-RWM410-560-5	RWM410-560-5-TR	560	.59	.467	.398	.362	.335
72-RWM410-680-5	RWM410-680-5-TR	680	.70	.559	.445	.411	.387
72-RWM410-1K-5	RWM410-1K-5-TR	1K	.64	.535	.432	.398	.377
72-RWM410-1K2-5	RWM410-1K2-5-TR	1.2K	.61	.569	.501	.456	.398
72-RWM410-1K5-5	RWM410-1K5-5-TR	1.5K	.70	.559	.456	.411	.387
72-RWM410-1K8-5	RWM410-1K8-5-TR	1.8K	.55	.514	.463	.415	.365
72-RWM410-2K2-5	RWM410-2K2-5-TR	2.2K	.61	.569	.501	.456	.398
72-RWM410-3K3-5	RWM410-3K3-5-TR	3.3K	.90	.825	.712	.655	.576
72-RWM410-3K9-5	RWM410-3K9-5-TR	3.9K	.90	.825	.723	.667	.576
72-RWM410-4K7-5	RWM410-4K7-5-TR	4.7K	.98	.814	.652	.603	.567
72-RWM410-5K6-5	RWM410-5K6-5-TR	5.6K	.95	.78	.633	.576	.531
72-RWM410-6K8-5	RWM410-6K8-5-TR	6.8K	1.02	.932	.841	.751	.683
72-RWM410-10K-5	RWM410-10K-5-TR	10K	1.14	1.06	.91	.83	.728

© Copyright 2013 Mouser Electronics
© Copyright 2013 Mouser Electronics

VAR SERIES - 0.01% ULTRA HIGH PRECISION Z-FOIL AUDIO RESISTOR 4 WATT

Features:
- Operating temperature: - 55˚C to + 125˚C
- Minimizes noise and distortion in the signal path.
- The Z-Foil chip in the VAR has been especially treated to increase load life stability.
- Non-inductive, non-capacitive design



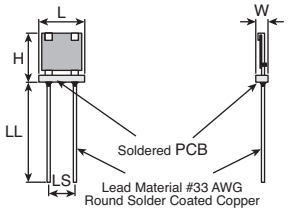

DIMENSIONS: in. (mm)		
	INCHES	MILLIMETERS
W	0.080 max.	2.03 max.
L	0.250 max.	6.35 max.
H	0.310 max.	7.87 max.
LL	1.000 ± 0.125	25.4 ± 3.18
LS	0.150 ± 0.005	3.81 ± 0.13

For quantities greater than listed, call for quote.

MOUSER STOCK NO.	Vishay Part No.	Value Ω	Price Each 1	Price Each 5
71-VART100R000TB	Y0706100R000T9L	100	14.51	13.05
71-VART1K00000TB	Y07061K00000T9L	1K	15.20	12.19
71-VART10K0000TB	Y070610K0000T9L	10K	15.20	12.19

VPR221 SERIES 0.01% PRECISION FOIL POWER RESISTORS 8 WATT

Features:
- Operating temperature: - 55˚C to + 125˚C
- Bulk Metal® Foil Technology
- 4 lead Kelvin connect device
- High stability
- Low TCR



DIMENSIONS: in. (mm)

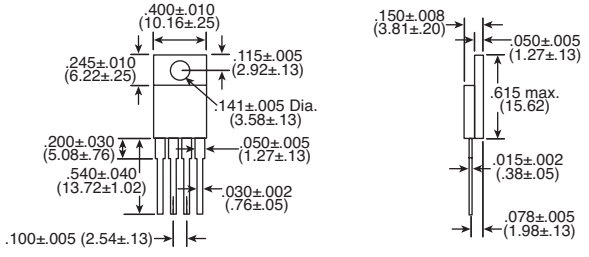

For quantities greater than listed, call for quote.

MOUSER STOCK NO.	Vishay Part No.	Value Ω	Price Each 1	Price Each 5
71-VPR221T1R0000FB	Y09261R00000F9L	1	20.94	19.42
71-VPR221T10R000TB	Y092610R0000T9L	10	22.54	20.54

Z201 SERIES 0.1% AND .005% ULTRA HIGH PRECISION Z-FOIL RESISTOR WITH TCR 6 WATT

Features:
- Operating Temperature: - 55˚C to + 125˚C
- Non-inductive, non-capacitive design
- Drop in replacement for S102C/K
- 0.150" Lead space
- Tolerance: .01 and .005%

Applications:
- Precision amplifiers, high precision instrumentation, medical and automatic test equipment.
- Laboratory, audio
- Down-hole (high temperature)



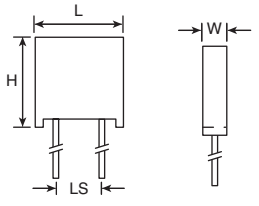

DIMENSIONS: in. (mm)		
	INCHES	MILLIMETERS
W	0.105 ± 0.010	2.67 ± 0.25
L	0.300 ± 0.010	7.62 ± 0.25
H	0.326 ± 0.010	8.28 ± 0.25
LS	0.200 ± 0.005	5.08 ± 0.13

For quantities greater than listed, call for quote.

MOUSER STOCK NO.	Vishay Part No.	Value Ω	Price Each 1	Price Each 5
71-Z201T100R00VB	Y1453100R000V9L	100	29.05	26.08
71-Z201T1K0000TB	Y14531K00000T9L	1K	20.78	19.54
71-Z201T10K000VB	Y145310K0000V9L	10K	25.59	22.75

For quantities greater than listed, call for quote.

MOUSER STOCK NO.	Vishay Part No.	Value Ω	Price Each 1	Price Each 5
71-Z201T500R00VB	Y1453500R000V9L	500	29.05	26.08
71-Z201T5K0000VB	Y14535K00000V9L	5K	28.01	27.73
71-Z201T20K000VB	Y145320K0000V9L	20K	29.00	27.41

S SERIES 0.01% HIGH PRECISION THROUGH HOLE FOIL RESISTOR 6 WATT

Features:
- Operating Temperature: - 55˚C to + 125˚C
- Excellent load life stability
- Tight tolerance
- Fast response time
- Low current noise
- Low thermal EMF



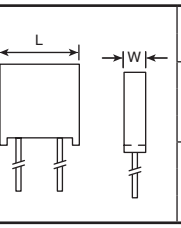

Model Number	Maximum Working Voltage	DIMENSIONS: in. (mm) INCHES	DIMENSIONS: in. (mm) MILLIMETERS
(S102J)(2)	300	W: 0.105 ± 0.010	W: 2.67 ± 0.025
		L: 0.300 ± 0.010	L: 7.62 ± 0.025
		H: 0.326 ± 0.010	H: 8.28 ± 0.025
S102K	300	W: 0.105 ± 0.010	W: 2.67 ± 0.025
		L: 0.300 ± 0.010	L: 7.62 ± 0.025
		H: 0.326 ± 0.010	H: 8.28 ± 0.025

For quantities greater than listed, call for quote.

MOUSER STOCK NO.	Vishay Part No.	Value Ω	Price Each 1	Price Each 5
71-S102JT100R00TB	Y0785100R000T9L	100	14.69	12.85
71-S102JT1K0000TB	Y07851K00000T9L	1K	15.94	13.00
71-S102KT1K0000TB	Y00621K00000T9L	1K	16.69	15.65
71-S102JT10K000TB	Y078510K0000T9L	10K	16.32	15.01
71-S102KT10K000TB	Y006210K0000T9L	10K	16.69	15.65

For quantities greater than listed, call for quote.

MOUSER STOCK NO.	Vishay Part No.	Value Ω	Price Each 1	Price Each 5
71-S102CT120R00TB	Y0007120R000T9L	120	14.02	12.99
71-S102CT350R00TB	Y0007350R000T9L	350	14.51	13.05
71-S102JT500R00TB	Y0785500R000T9L	500	14.51	14.02
71-S102KT100K00TB	Y0062100K000T9L	100K	24.42	21.71

© Copyright 2013 Mouser Electronics
© Copyright 2013 Mouser Electronics

WELWYN Metal Film Resistors

TT electronics
Welwyn Components

WELWYN EMC SERIES METAL FILM RESISTORS

Features:

- UL 1412 recognized ✻
- Failsafe 240V mains fusing
- Good pulse handling capability
- Small size for power rating
- UL94-V0 flameproof protection

RoHS Compliant

✻Values 22R and above. UL file number E234469.

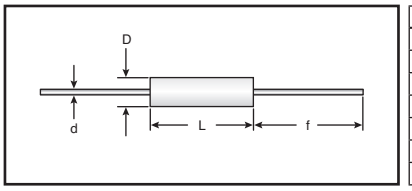

Electrical Data		EMC2
Power Rating at 70°C	Watts	2
Resistance Range	Ohms	4R7-68R
TCR (25°C to 75°C)	ppm/°C	100
Isolation Voltage	Volts	500
Standard Values		E12
Thermal Impedance	°C/Watt	82
Ambient Temperature Range	°C	-55 to +155

DIMENSIONS: mm							Weight: g
Type	L Max.	D Max.	f Min.	d Nom.	PCB Mount Centres	Min. Bend Radius	Nom.
EMC2	10	4	27	0.8	18.4	1.2	0.55

EMC2 Series - Pulse Withstanding Fusible Flameproof Metal Film Resistors

For quantities greater than listed, call for quote.

MOUSER STOCK NO.	Welwyn Part No.	Value (ohm)	Tolerance	Power Rating @ 70c (Watts)	Price Each 1	25	100	1000
756-EMC2-4R7K	EMC2-4R7K	4.7	10%	2	.15	.113	.095	.076
756-EMC2-6R8K	EMC2-6R8K	6.8	10%	2	.15	.113	.095	.076
756-EMC2-8R2K	EMC2-8R2K	8.2	10%	2	.15	.113	.095	.076
756-EMC2-10R0K	EMC2-10R0K	10	10%	2	.15	.114	.095	.074
756-EMC2-15R0K	EMC2-15R0K	15	10%	2	.15	.114	.095	.074
756-EMC2-22R0K	EMC2-22R0K	22	10%	2	.15	.114	.095	.074
756-EMC2-27R0K	EMC2-27R0K	27	10%	2	.15	.114	.095	.074
756-EMC2-33R0K	EMC2-33R0K	33	10%	2	.15	.114	.095	.074
756-EMC2-47R0K	EMC2-47R0K	47	10%	2	.15	.114	.095	.074
756-EMC2-68R0K	EMC2-68R0K	68	10%	2	.15	.107	.106	.075

WELWYN PRECISION METAL FILM RESISTORS

Features:

- CECC released products with low
- TCRs over a wide resistance range
- Resistance tolerance down to 0.05%
- Express delivery available
- Low noise and negligible voltage coefficient
- Screened parts available for critical applications

RoHS Compliant

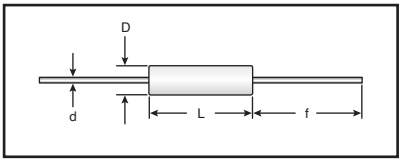

Electric Data

Commercial		RC5 5
Power rating at 70°C	watts	0.25
Resistance range	ohm	2R49 to 2M
Limiting element voltage	volts	350
Isolation voltage	volts	500
TCR (20 to +70°C) & codes	ppm/°C	5(V), 10(T), 15(Y), & 25(D)
Resistance tolerance	%	0.05(W), 0.1(B), & 0.25(C)

DIMENSIONS: mm							Weight: g
Type	L Max.	D Max.	f Min.	d Nom.	PCB Mount Centres	Min. Bend Radius	Nom.
RC55	7.2	2.5	30	0.6	10.2	0.6	0.24

For quantities greater than listed, call for quote.

MOUSER STOCK NO.	Welwyn Part No.	Value (ohm)	Tol. (%)	Price Each 1	10	100	250
756-RC55Y-6K04BI	RC55Y-6K04BI	6.04	0.1	2.08	1.65	1.46	1.06
756-RC55Y-51R1BI	RC55Y-51R1BI	51.1	0.1	3.84	3.46	2.76	1.92
756-RC55Y-75RBI	RC55Y-75RBI	75	0.1	3.84	3.46	2.76	1.92
756-RC55Y-100RBI	RC55Y-100RBI	100	0.1	2.08	1.65	1.46	1.06
756-RC55Y-105RBI	RC55Y-105RBI	105	0.1	2.08	1.65	1.46	1.06
756-RC55Y-121RBI	RC55Y-121RBI	121	0.1	2.08	1.65	1.46	1.06
756-RC55Y-124RBI	RC55Y-124RBI	124	0.1	2.08	1.65	1.46	1.06
756-RC55Y-150RBI	RC55Y-150RBI	150	0.1	2.08	1.65	1.46	1.06
756-RC55Y-182RBI	RC55Y-182RBI	182	0.1	2.08	1.65	1.46	1.06
756-RC55Y-200RBI	RC55Y-200RBI	200	0.1	2.08	1.65	1.46	1.06
756-RC55Y-232RBI	RC55Y-232RBI	232	0.1	2.08	1.65	1.46	1.06
756-RC55Y-249RBI	RC55Y-249RBI	249	0.1	2.08	1.65	1.46	1.06
756-RC55Y-332RBI	RC55Y-332RBI	332	0.1	2.08	1.65	1.46	1.06
756-RC55Y-499RBI	RC55Y-499RBI	499	0.1	2.08	1.65	1.46	1.06
756-RC55Y-511RBI	RC55Y-511RBI	511	0.1	2.08	1.65	1.46	1.06
756-RC55Y-1K0BI	RC55Y-1K0BI	1K	0.1	2.08	1.65	1.46	1.06
756-RC55Y-1K02BI	RC55Y-1K02BI	1.02K	0.1	2.08	1.65	1.46	1.06
756-RC55Y-1K05BI	RC55Y-1K05BI	1.05K	0.1	2.08	1.65	1.46	1.06
756-RC55Y-1K1BI	RC55Y-1K1BI	1.1K	0.1	2.08	1.65	1.46	1.06
756-RC55Y-1K21BI	RC55Y-1K21BI	1.21K	0.1	2.08	1.65	1.46	1.06
756-RC55Y-1K24BI	RC55Y-1K24BI	1.24K	0.1	2.08	1.65	1.46	1.06
756-RC55Y-1K3BI	RC55Y-1K3BI	1.3K	0.1	2.08	1.65	1.46	1.06
756-RC55Y-1K4BI	RC55Y-1K4BI	1.4K	0.1	2.08	1.65	1.46	1.06
756-RC55Y-1K5BI	RC55Y-1K5BI	1.5K	0.1	2.08	1.65	1.46	1.06
756-RC55Y-1K82BI	RC55Y-1K82BI	1.82K	0.1	2.08	1.65	1.46	1.06
756-RC55Y-2K0BI	RC55Y-2K0BI	2K	0.1	2.08	1.65	1.46	1.06
756-RC55Y-2K21BI	RC55Y-2K21BI	2.21K	0.1	2.08	1.65	1.46	1.06
756-RC55Y-2K49BI	RC55Y-2K49BI	2.49K	0.1	2.08	1.65	1.46	1.06
756-RC55Y-2K67BI	RC55Y-2K67BI	2.67K	0.1	2.08	1.65	1.46	1.06
756-RC55Y-3K01BI	RC55Y-3K01BI	3.01K	0.1	2.08	1.65	1.46	1.06
756-RC55Y-3K16BI	RC55Y-3K16BI	3.16K	0.1	2.08	1.65	1.46	1.06
756-RC55Y-3K32BI	RC55Y-3K32BI	3.32K	0.1	2.08	1.65	1.46	1.06
756-RC55Y-3K65BI	RC55Y-3K65BI	3.65K	0.1	2.08	1.65	1.46	1.06
756-RC55Y-4K02BI	RC55Y-4K02BI	4.02K	0.1	2.08	1.65	1.46	1.06
756-RC55Y-4K32BI	RC55Y-4K32BI	4.32K	0.1	2.08	1.65	1.46	1.06
756-RC55Y-4K64BI	RC55Y-4K64BI	4.64K	0.1	2.08	1.65	1.46	1.06
756-RC55Y-4K75BI	RC55Y-4K75BI	4.75K	0.1	2.08	1.65	1.46	1.06
756-RC55Y-5K62BI	RC55Y-5K62BI	5.62K	0.1	2.08	1.65	1.46	1.06
756-RC55Y-5K11BI	RC55Y-5K11BI	5.11K	0.1	2.08	1.65	1.46	1.06
756-RC55Y-7K15BI	RC55Y-7K15BI	7.15K	0.1	2.08	1.65	1.46	1.06
756-RC55Y-7K5BI	RC55Y-7K5BI	7.5K	0.1	2.08	1.65	1.46	1.06
756-RC55Y-8K25BI	RC55Y-8K25BI	8.25K	0.1	2.08	1.65	1.46	1.06
756-RC55Y-9K09BI	RC55Y-9K09BI	9.09K	0.1	2.08	1.65	1.46	1.06
756-RC55Y-9K76BI	RC55Y-9K76BI	9.76K	0.1	2.08	1.65	1.46	1.06
756-RC55Y-10KBI	RC55Y-10KBI	10K	0.1	2.08	1.65	1.46	1.06
756-RC55Y-10K2BI	RC55Y-10K2BI	10.2K	0.1	2.08	1.65	1.46	1.06
756-RC55Y-10K7BI	RC55Y-10K7BI	10.7K	0.1	2.08	1.65	1.46	1.06

For quantities greater than listed, call for quote.

MOUSER STOCK NO.	Welwyn Part No.	Value (ohm)	Tol. (%)	Price Each 1	10	100	250
756-RC55Y-11KBI	RC55Y-11KBI	11K	0.1	2.08	1.65	1.46	1.06
756-RC55Y-12K1BI	RC55Y-12K1BI	12.1K	0.1	2.08	1.65	1.46	1.06
756-RC55Y-14KBI	RC55Y-14KBI	14K	0.1	2.08	1.65	1.46	1.06
756-RC55Y-14K7BI	RC55Y-14K7BI	14.7K	0.1	2.08	1.65	1.46	1.06
756-RC55Y-15KBI	RC55Y-15KBI	15K	0.1	2.08	1.65	1.46	1.06
756-RC55Y-16K2BI	RC55Y-16K2BI	16.2K	0.1	2.08	1.65	1.46	1.06
756-RC55Y-16K5BI	RC55Y-16K5BI	16.5K	0.1	2.08	1.65	1.46	1.06
756-RC55Y-16K9BI	RC55Y-16K9BI	16.9K	0.1	2.08	1.65	1.46	1.06
756-RC55Y-20KBI	RC55Y-20KBI	20K	0.1	2.08	1.65	1.46	1.06
756-RC55Y-20K5BI	RC55Y-20K5BI	20.5K	0.1	2.08	1.65	1.46	1.06
756-RC55Y-22K1BI	RC55Y-22K1BI	22.1K	0.1	2.08	1.65	1.46	1.06
756-RC55Y-24K9BI	RC55Y-24K9BI	24.9K	0.1	2.08	1.65	1.46	1.06
756-RC55Y-27K4BI	RC55Y-27K4BI	27.4K	0.1	2.08	1.65	1.46	1.06
756-RC55Y-28KBI	RC55Y-28KBI	28K	0.1	2.08	1.65	1.46	1.06
756-RC55Y-30K1BI	RC55Y-30K1BI	30.1K	0.1	2.08	1.65	1.46	1.06
756-RC55Y-33K2BI	RC55Y-33K2BI	33.2K	0.1	2.08	1.65	1.46	1.06
756-RC55Y-34KBI	RC55Y-34KBI	34K	0.1	2.08	1.65	1.46	1.06
756-RC55Y-39K2BI	RC55Y-39K2BI	39.2K	0.1	2.08	1.65	1.46	1.06
756-RC55Y-40K2BI	RC55Y-40K2BI	40.2K	0.1	2.08	1.65	1.46	1.06
756-RC55Y-47K5BI	RC55Y-47K5BI	47.5K	0.1	2.08	1.65	1.46	1.06
756-RC55Y-48K7BI	RC55Y-48K7BI	48.7K	0.1	2.08	1.65	1.46	1.06
756-RC55Y-49K9BI	RC55Y-49K9BI	49.9K	0.1	2.08	1.65	1.46	1.06
756-RC55Y-51K1BI	RC55Y-51K1BI	51.1K	0.1	2.08	1.65	1.46	1.06
756-RC55Y-59KBI	RC55Y-59KBI	59K	0.1	2.08	1.65	1.46	1.06
756-RC55Y-61K9BI	RC55Y-61K9BI	61.9K	0.1	2.08	1.65	1.46	1.06
756-RC55Y-75KBI	RC55Y-75KBI	75K	0.1	2.08	1.65	1.46	1.06
756-RC55Y-80K6BI	RC55Y-80K6BI	80.6K	0.1	2.08	1.65	1.46	1.06
756-RC55Y-82K5BI	RC55Y-82K5BI	82.5K	0.1	2.08	1.65	1.46	1.06
756-RC55Y-100KBI	RC55Y-100KBI	100K	0.1	2.08	1.65	1.46	1.06
756-RC55Y-121KBI	RC55Y-121KBI	121K	0.1	2.08	1.65	1.46	1.06
756-RC55Y-150KBI	RC55Y-150KBI	150K	0.1	2.08	1.65	1.46	1.06
756-RC55Y-200KBI	RC55Y-200KBI	200K	0.1	2.08	1.65	1.46	1.06
756-RC55Y-221KBI	RC55Y-221KBI	221K	0.1	2.08	1.65	1.46	1.06
756-RC55Y-237KBI	RC55Y-237KBI	237K	0.1	2.08	1.65	1.46	1.06
756-RC55Y-243KBI	RC55Y-243KBI	243K	0.1	2.08	1.65	1.46	1.06
756-RC55Y-249KBI	RC55Y-249KBI	249K	0.1	2.08	1.65	1.46	1.06
756-RC55Y-255KBI	RC55Y-255KBI	255K	0.1	2.08	1.65	1.46	1.06
756-RC55Y-301KBI	RC55Y-301KBI	301K	0.1	2.08	1.65	1.46	1.06
756-RC55Y-332KBI	RC55Y-332KBI	332K	0.1	2.08	1.65	1.46	1.06
756-RC55Y-392KBI	RC55Y-392KBI	392K	0.1	3.84	3.46	2.76	1.92
756-RC55Y-432KBI	RC55Y-432KBI	432K	0.1	3.84	3.46	2.76	1.92
756-RC55Y-475KBI	RC55Y-475KBI	475K	0.1	3.84	3.46	2.76	1.92
756-RC55Y-562KBI	RC55Y-562KBI	562K	0.1	3.84	3.46	2.76	1.92
756-RC55Y-681KBI	RC55Y-681KBI	681K	0.1	3.84	3.46	2.76	1.92
756-RC55Y-750KBI	RC55Y-750KBI	750K	0.1	3.84	3.46	2.76	1.92
756-RC55Y-909KBI	RC55Y-909KBI	909K	0.1	3.84	3.46	2.76	1.92
756-RC55Y-1M0BI	RC55Y-1M0BI	1M	0.1	3.84	3.46	2.76	1.92

© Copyright 2013 Mouser Electronics
© Copyright 2013 Mouser Electronics

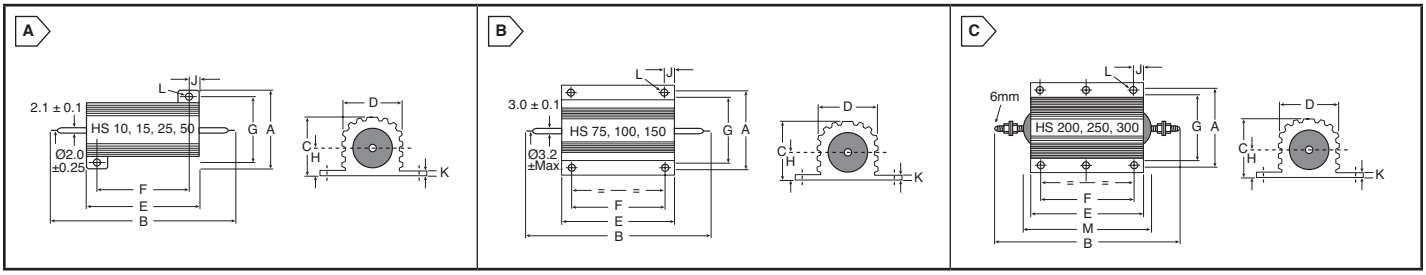

ARCOL ALUMINUM HOUSED WIREWOUND POWER RESISTORS - 10W TO 300W

† 200 ~ 300 Watts is ± .45

Arcol Type	Fig.	DIMENSIONS: mm											
		A Max.	B Max.	C Max.	D Max.	E Max.	F ± 0.3	G ± 0.3	H Max.	J Max.	K Max.	L ± 0.25 †	M Max.
HS10	A	16.5	30.0	8.8	8.5	15.9	11.3	12.4	4.5	2.4	1.8	2.4	- - -
HS15	A	21.0	36.5	11.0	11.2	19.9	14.3	15.9	5.5	2.8	1.8	2.4	- - -
HS25	A	28.0	51.0	14.6	14.0	27.3	18.3	19.8	7.3	4.7	2.6	3.2	- - -
HS50	A	29.7	72.5	14.8	14.2	49.1	39.7	21.4	8.5	5.2	2.6	3.2	- - -
HS75	B	47.5	72.0	24.1	27.3	48.7	29.0	37.0	11.8	10.4	3.7	4.4	- - -
HS100	B	47.5	88.0	24.1	27.3	65.2	35.0	37.0	11.8	15.4	3.7	4.4	- - -
HS150	B	47.5	121.0	24.1	27.3	97.7	58.0	37.0	11.8	20.4	3.7	4.4	- - -
HS200	C	72.5	145.7	41.8	45.5	89.7	70.0	57.2	20.0	10.4	5.5	5.1	103.4
HS250	C	72.5	167.0	41.8	45.5	109.7	89.0	57.2	20.0	10.4	5.5	5.1	122.4
HS300	C	72.5	184.4	41.8	45.5	127.7	104.0	59.0	20.0	10.4	5.5	6.6	141.4

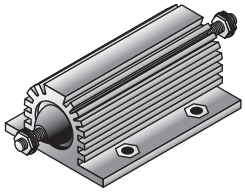

Table of Values in Ω						
0.1	0.68	4.0	22	68	470	3.3K
0.15	0.82	4.7	25	75	500	4.7K
0.22	1.0	5.0	27	100	560	5K
0.27	1.5	8.0	30	120	680	10K
0.33	2.0	7.5	33	150	1K	20K
0.47	2.2	10	40	200	1.5K	25K
0.5	2.7	15	47	220	2K	50K
0.51	3.0	16	50	250	2.2K	
0.56	3.3	20	56	330	3K	

Features:

- Anodized aluminum housing ensures good humidity seal
- Designed for chassis or heat-sink mounting for maximum heat dissipation
- Terminations are silver plated
- Solder, cable, threaded, or fast-on terminations
- High level voltage protection
- Standard terminations: 10-150 watt solder terminations; 200-300 watt threaded terminations
- Non-standard ohmic values available

Specifications:

- Insulation resistance: 10GΩ
- Dielectric strength: 1000VAC peak (10-15W); 2500VAC (25-50W); 5000VAC (100-300W)
- Resistant element: copper-nickel alloy, or nickel chrome alloy
- Housing: anodized aluminum
- Core material: ceramic steatite
- Low inductance and special terminations available
- NHS - Low inductance series
- ISO 9001 (1994)
- Transfer molding process insures a good humidity seal and permanent compression fit of the concentric resistive element

Heat Dissipation:
While the use of proprietary heat sinks with lower thermal resistance is acceptable, uprating is not recommended. For maximum heat transfer it is recommended that a heat sink compound be applied between the resistor base and heat sink/chassis mounting surface. It is essential that the maximum hot spot temperature of 200°C is not exceeded and therefore the resistor must be mounted on a heat sink of correct thermal resistance for the power being dissipated.

Maximum Overload:
Please consult the factory for assistance concerning your particular overload application.

© Copyright 2013 Mouser Electronics

Inductive Series

- Tolerance: 1% (1Ω or higher); 5% (less than 1Ω)

LEAD-FREE RoHS Compliant

For quantities greater than listed, call for quote.

MOUSER STOCK NO.	Fig.	Wattage Rating (Heat Sink Mounted)	Stocked Values (Ω)	Price Each 1	10	25	50
284-HS10-Value	A	10 Watt 5%	0.1-0.82	3.25	2.76	2.65	2.25
284-HS10-(Value)F	A	10 Watt 1%	1.0-5K	2.47	2.33	2.19	2.04
284-HS15-Value	A	15 Watt 5%	0.1-0.82	3.20	2.57	2.10	1.75
284-HS15-(Value)F	A	15 Watt 1%	1.0-2K	2.48	2.25	2.08	1.92
			3K-5K	2.62	2.40	2.19	1.99
284-HS25-Value	A	25 Watt 5%	0.1-0.82	3.58	3.24	2.56	2.16
284-HS25-(Value)F	A	25 Watt 1%	1.0-2K	3.05	2.69	2.33	2.13
			3K-25K	3.22	2.86	2.50	2.34
284-HS50-Value	A	50 Watt 5%	0.1-0.82	5.03	4.61	4.26	3.76
284-HS50-(Value)F	A	50 Watt 1%	1.0-5K	3.41	3.35	3.10	2.79
			10K-50K	3.65	3.53	3.27	2.94
284-HS75-Value	B	75 Watt 5%	0.1, 0.47, 0.5	13.00	12.35	11.73	11.15
284-HS75-(Value)F	B	75 Watt 1%	1.0-220	12.74	12.10	11.49	10.91
			330-1K	12.87	12.22	11.62	11.03
284-HS100-Value	B	100 Watt 5%	0.1-0.82	13.74	11.62	9.51	8.45
284-HS100-(Value)F	B	100 Watt 1%	1.0-330	13.08	12.84	11.90	10.71
			470-50K	14.39	14.13	13.09	11.78
284-HS150-Value	B	150 Watt 5%	0.1, 0.47, 0.5	16.09	15.29	14.52	13.79
284-HS150-(Value)F	B	150 Watt 1%	1.0-680	16.90	16.05	15.25	14.49
			1K	18.25	17.34	16.48	15.64
284-HS200-(Value)F	C	200 Watt 1%	1.0-680	48.80	44.37	40.34	36.67
			1K-5K	49.77	45.24	41.13	37.39
			10K	50.29	49.22	47.08	44.94
284-HS250-(Value)F	C	250 Watt 1%	1.0-680	55.16	50.13	45.58	41.44
			1K-10K	55.73	50.65	46.05	41.87
284-HS300-(Value)F	C	300 Watt 1%	1.0-1K	65.62	59.66	54.24	49.31
			1.5K-10K	66.28	60.25	54.77	49.80

Non-Inductive Series

- Tolerance: 1% (1Ω or higher); 5% (less than 1Ω)

LEAD-FREE RoHS Compliant

For quantities greater than listed, call for quote.

MOUSER STOCK NO.	Fig.	Wattage Rating (Heat Sink Mounted)	Stocked Values (Ω)	Price Each 1	10	25	50
284-NHS100-(Value)F	C	100 Watt 1%	2.0, 4.0, 8.0, 16, 50	27.45	23.73	21.95	20.57
284-NHS200-(Value)F	C	200 Watt 1%	2.0, 4.0, 8.0, 16, 50	59.43	53.48	47.97	44.54
284-NHS300-(Value)F	C	300 Watt 1%	2.0, 4.0, 8.0, 16, 50	90.15	81.13	72.80	65.41

© Copyright 2013 Mouser Electronics

ARCOL Power Resistors

ARCOL CURRENT SENSE CHIP RESISTORS - 8 WATT

Features:
- 8 Watt power rating
- Non-inductive design
- Low profile surface mount package
- Excellent pulse/surge performance

Specifications:
- Power Dissipation: 8 Watts (with 700 micron PCB thermal pad)
- Values: .0005, .001, .002, .005 Ohms
- Operating Temperature: -55°C to 175°C
- Tolerance: ± 1%
- Marking: 3 digits of resistance value and tolerance code F (1%)
- TCR: ± 50ppm/°C (Measured ± 30ppm/°C)
- Current: 90A (at 1MΩ), Max. Current: 126A (2.5 sec one time)
- Series Inductance: 5nH

RoHS Compliant

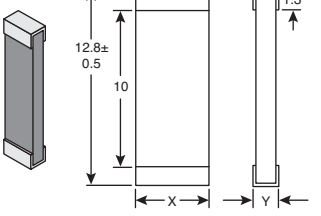

For quantities greater than listed, call for quote.

MOUSER STOCK NO.	Arcol Part No.	Value (Ω)	Price Each 1	25	50	100
284-AP5025.0005F	AP5025 R0005 F	.0005	4.88	4.58	4.01	3.58
284-AP5025.001F	AP5025 R001 F	.001	4.88	4.58	4.01	3.68
284-AP5025.002F	AP5025 R002 F	.002	4.88	4.58	4.01	3.68

DIMENSIONS: mm

Part No.	X	Y
AP5025 R0005F	7.8	2.5
AP5025 R001F	4.5	1.5
AP5025 R002F	4.5	1.5

ARCOL FPA SERIES - THICK FILM POWER RESISTORS

100 Watt

Features:
- ISOTOP/SOT227 semiconductor style package
- 100W dissipation in a small footprint
- Very low inductance
- Direct heatsink mounting - 0.85°C/W
- Due to a Non-Inductive design these elements are ideally suited for high frequency and pulse load applications

Specifications:
- TCR: 250ppm
- Power rating at 25°C: 100W
- Max working voltage: 1kV
- Working temperature range: -55°C to +155°C
- Non-Heatsink mounted rating: 2.5W

DIMENSIONS: mm

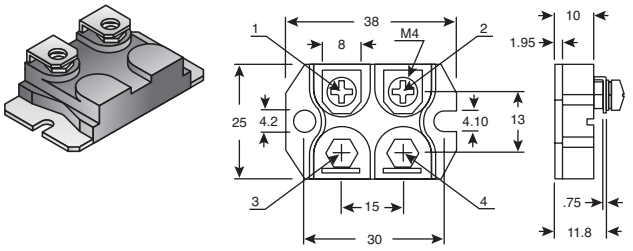

Value Table					
2.0	6.8	22	100	470	3.3K
2.2	8.0	33	150	680	4.7K
3.3	10	47	220	1K	6.8K
4.0	15	50	300	1.5K	10K
4.7	16	68	330	2.2K	22K

RoHS Compliant

LEAD-FREE

For quantities greater than listed, call for quote.

MOUSER STOCK NO.	Price Each 1	10	25	50
284-FPA100-Value	35.70	33.91	32.12	30.93

250 Watt

Features:
- High Power/Volume Ratio
- Direct heat sink mounting
- Due to a Non-Inductive design these elements are ideally suited for high frequency applications

Specifications:
- Power rating: 250W (heat sink at 100ºC)
- Temperature coefficient: 100ppm/ºC
- Max working voltage: 5000V
- Working temperature: -55ºC to +155ºC
- Dielectric strength: 7000V/12kV

DIMENSIONS: mm

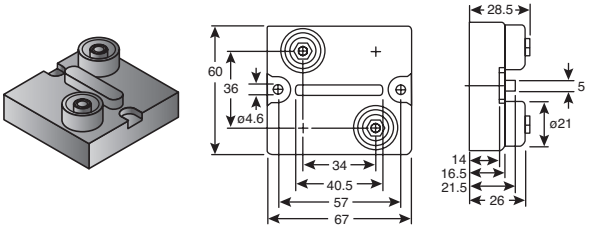

Value Table				
1.0	4.0	10.0	50.0	470.0
2.2	4.7	22.0	100.0	1K
3.3	5.0	47.0	330.0	10K

RoHS Compliant

LEAD-FREE

For quantities greater than listed, call for quote.

MOUSER STOCK NO.	Price Each 1	10	25	50
284-FPA250-Value	93.11	88.46	84.03	79.83

ARCOL ACS SERIES - AXIAL SILICON COATED RESISTORS - 5 WATT (3 WATT PACKAGE)

Features:
- 5 watt resistor is the size of a generic 3 watt resistor
- Inductive type resistors
- Tape and Reel: 1000 per Reel

Specifications:
- Resistance tolerance: < than 1Ω (10%)
  1Ω and > (5%)
- Temperature range: -55ºC to +350ºC
- Temperature coefficient: <1Ω (90ppm/ºC)
  1Ω to 10Ω (50ppm/ºC)
  >10Ω (20ppm/ºC)
- Insulation resistance: 1000MΩ Min.
- Dielectric withstand voltage: 500VAC

RoHS Compliant

LEAD-FREE

DIMENSIONS: mm

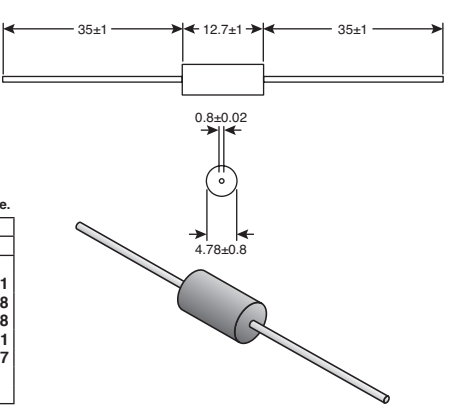

Value Table					
0.1	0.6	3.9	47	470	4.7K
0.12	0.68	4.7	56	560	5.6K
0.15	0.7	5.6	68	680	6.8K
0.2	0.8	6.8	82	820	8.2K
0.22	0.82	8.2	100	1K	10K
0.3	0.9	10	120	1.2K	12K
0.33	1.0	12	150	1.5K	15K
0.39	1.2	15	180	1.8K	18K
0.4	1.5	18	220	2.2K	22K
0.47	2.2	22	270	2.7K	
0.5	2.7	27	330	3.3K	
0.56	3.3	33	390	3.9K	

For quantities greater than listed, call for quote.

MOUSER STOCK NO.	Ranges of Values	Price Each 1	25	100	250
284-ACS5SW-Value	0.1 - 0.9	1.61	1.44	1.31	1.17
284-ACS5SW-Value	1 - 8.2	1.07	.963	.867	.781
284-ACS5SW-Value	10 - 82	1.02	.92	.824	.738
284-ACS5SW-Value	100 - 820	1.02	.92	.824	.738
284-ACS5SW-Value	1K - 2.7K	1.07	.963	.867	.781
284-ACS5SW-Value	3.3K - 6.8K	1.18	1.06	.952	.867
284-ACS5SW-Value	8.2K - 12K	1.61	1.44	1.31	1.17
284-ACS5SW-Value	15K - 22K	1.71	1.54	1.39	1.25

© Copyright 2013 Mouser Electronics

© Copyright 2013 Mouser Electronics

Power Resistors

RoHS Compliant **This product is RoHS compliant.**

AVX RP SERIES, HIGH POWER RESISTORS AND TERMINATIONS

The RP Series of high power resistive products was designed to expand AVX's existing product offering for resistors, attenuators and terminations. AVX's offering now includes high power resistor series - chip (RP3 series), surface mount chip (RP4, RP5 series), flange mount chip (RP6 series), and leaded chip (RP7 series).

Features:
- Thin Film (Sputter) Technology
- 4W to 250W Aluminum Nitride (BeO Free)
- 400W/800W (BeO)
- RF Designs: DC-18 GHz matched and mismatched designs available
- Cu Flanges, Ni plated Ag plated for Non- Magnetic applications
- Parallel Gap Welded leads



For quantities greater than listed, call for quote.

MOUSER STOCK NO.	AVX Part No.	Value (Ω)	Tol. (%)	Power (Watts)	Price Each 1	50	100	500
581-RP42010R0100GTTR	RP42010R0100GTTR	100	±2	10	3.21	2.94	2.68	2.41
581-RP42010R0050GTTR	RP42010R0050GTTR	50	±2	10	3.21	2.94	2.68	2.41
581-RP43725R0100GTTR	RP43725R0100GTTR	100	±2	30	6.90	6.32	5.76	5.18
581-RP43737R0100GTTR	RP43737R0100GTTR	100	±2	40	10.49	9.95	7.77	4.96
581-RP43737R0050GTTR	RP43737R0050GTTR	50	±2	40	10.49	9.95	7.77	4.96
581-RP60300R0100JNBK	RP60300R0100JNBK	100	±5	20	5.16	4.85	4.76	4.62
581-RP60515R0100JNBK	RP60515R0100JNBK	100	±5	60	6.85	6.43	6.33	6.13
581-RP60800R0100JNBK	RP60800R0100JNBK	100	±5	100	8.91	8.37	8.24	7.98
581-RP60870R0100JNBK	RP60870R0100JNBK	100	±5	150	9.11	8.55	8.42	8.16
581-RP60975R0100JNBK	RP60975R0100JNBK	100	±5	250	9.38	8.82	8.68	8.41
581-RP92010T0050GTTR	RP92010T0050GTTR	50	±2	10	3.21	2.94	2.68	2.14
581-RP92525T0050GTTR	RP92525T0050GTTR	50	±2	20	6.10	5.60	5.08	3.86
581-RP93725T0050GTTR	RP93725T0050GTTR	50	±2	30	6.90	6.32	5.76	4.37
581-RP93737T0050GTTR	RP93737T0050GTTR	50	±2	40	10.49	9.95	9.04	4.96
581-RPA0300T0050JNBK	RPA0300T0050JNBK	50	±5	20	5.63	5.29	5.20	5.04

BOURNS PWR220T-20 SERIES POWER RESISTORS

Features:
- TO-220 housing
- Low inductance
- Resistor electrically isolated from the backplate

Specifications:
- Operating Temp. Range: -55°C to +155°C
- Inductance: 0.1μH maximum
- Power rating: 20 watts
- Tolerance: ±1%

Applications:
- Power supplies
- Motor drives
- Rectifiers

DIMENSIONS: mm (in.)

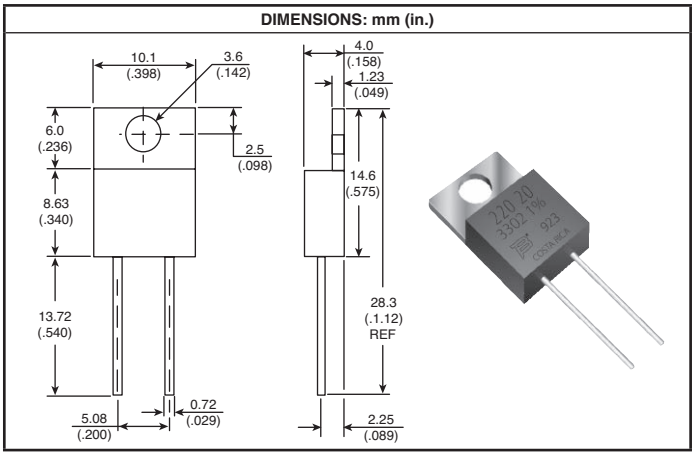

For quantities greater than listed, call for quote.

MOUSER STOCK NO.	Bourns Part No.	Value (Ω)	Price Each 1	10	50	100	500
652-PWR220T-20-R100F	PWR220T-20-R100F	0.1	4.21	3.82	3.28	2.68	2.51
652-PWR220T-20-R500F	PWR220T-20-R500F	0.5	4.21	3.82	3.28	2.68	2.51
652-PWR220T-20-R750F	PWR220T-20-R750F	0.75	4.21	3.82	3.28	2.68	2.51
652-PWR220T-20-1R00F	PWR220T-20-1R00F	1	4.21	3.82	3.28	2.68	2.51
652-PWR220T-20-1R50F	PWR220T-20-1R50F	1.5	4.21	3.82	3.28	2.68	2.51
652-PWR220T-20-2R00F	PWR220T-20-2R00F	2	4.21	3.82	3.28	2.68	2.51
652-PWR220T-20-2R50F	PWR220T-20-2R50F	2.5	4.21	3.82	3.28	2.68	2.51
652-PWR220T-20-3R00F	PWR220T-20-3R00F	3	4.21	3.82	3.28	2.68	2.51
652-PWR220T-20-3R30F	PWR220T-20-3R30F	3.3	4.21	3.82	3.28	2.68	2.51
652-PWR220T-20-4R70F	PWR220T-20-4R70F	4.7	4.21	3.82	3.28	2.68	2.51
652-PWR220T-20-5R60F	PWR220T-20-5R60F	5.6	3.83	3.48	2.99	2.43	2.29
652-PWR220T-20-7R50F	PWR220T-20-7R50F	7.5	3.83	3.48	2.99	2.43	2.29
652-PWR220T-20-10R0F	PWR220T-20-10R0F	10	3.83	3.48	2.99	2.43	2.29
652-PWR220T-20-47R0F	PWR220T-20-47R0F	47	3.83	3.48	2.99	2.43	2.29
652-PWR220T-20-50R0F	PWR220T-20-50R0F	56	3.83	3.48	2.99	2.43	2.29
652-PWR220T-20-75R0F	PWR220T-20-75R0F	75	3.83	3.48	2.99	2.43	2.29
652-PWR220T-20-1000F	PWR220T-20-1000F	100	3.83	3.48	2.99	2.43	2.29
652-PWR220T-20-3300F	PWR220T-20-3300F	330	3.83	3.48	2.99	2.43	2.29
652-PWR220T-20-4700F	PWR220T-20-4700F	470	3.83	3.48	2.99	2.43	2.29
652-PWR220T-20-1001F	PWR220T-20-1001F	1000	3.83	3.48	2.99	2.43	2.29

BOURNS PWR221T-30 SERIES POWER RESISTORS

Features:
- TO-220 housing
- Low inductance
- Ceramic backplane

Specifications:
- Operating Temp. Range: -55°C to +150°C
- Inductance: 0.1μH maximum
- Power rating: 30 watts

Applications:
- Power supplies
- Motor drives
- Rectifiers

DIMENSIONS: mm (in.)

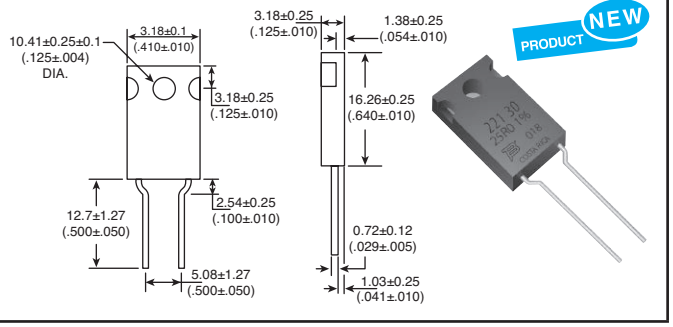

For quantities greater than listed, call for quote.

MOUSER STOCK NO.	Bourns Part No.	Value (Ω)	Tol.	Price Each 1	10	50	100	500
652-PWR221T-30-R050J	PWR221T-30-R050J	0.05	5%	2.78	2.18	1.93	1.71	1.54
652-PWR221T-30-R033J	PWR221T-30-R033J	0.033	5%	2.78	2.35	1.93	1.71	1.54
652-PWR221T-30-R020J	PWR221T-30-R020J	0.02	5%	2.78	2.35	1.93	1.71	1.54
652-PWR221T-30-R030J	PWR221T-30-R030J	0.03	5%	2.78	2.35	1.93	1.71	1.54
652-PWR221T-30-R033J	PWR221T-30-R050J	0.05	5%	2.78	2.35	1.93	1.71	1.54
652-PWR221T-30-R100F	PWR221T-30-R100F	0.1	1%	2.78	2.35	1.93	1.71	1.54
652-PWR221T-30-R100J	PWR221T-30-R100J	0.1	5%	2.78	2.35	1.93	1.71	1.54
652-PWR221T-30-R200F	PWR221T-30-R200F	0.2	1%	2.95	2.49	2.04	1.82	1.64
652-PWR221T-30-R300F	PWR221T-30-R300F	0.3	1%	2.95	2.49	2.04	1.82	1.64
652-PWR221T-30-R400F	PWR221T-30-R400F	0.4	1%	2.95	2.49	2.04	1.82	1.64

For quantities greater than listed, call for quote.

MOUSER STOCK NO.	Bourns Part No.	Value (Ω)	Tol.	Price Each 1	10	50	100	500
652-PWR221T-30-R500F	PWR221T-30-R500F	0.5	1%	3.14	2.65	2.17	1.93	1.73
652-PWR221T-30-R150F	PWR221T-30-R150F	0.15	1%	3.12	2.64	2.16	1.93	1.73
652-PWR221T-30-R250F	PWR221T-30-R250F	0.25	1%	2.95	2.49	2.04	1.82	1.64
652-PWR221T-30-R330F	PWR221T-30-R330F	0.33	1%	2.95	2.49	2.04	1.82	1.64
652-PWR221T-30-1R00F	PWR221T-30-1R00F	1	1%	2.78	2.35	1.93	1.71	1.54
652-PWR221T-30-1R00J	PWR221T-30-1R00J	1	5%	2.78	2.35	1.93	1.71	1.54
652-PWR221T-30-2R00F	PWR221T-30-2R00F	2	1%	3.14	2.65	2.17	1.93	1.73
652-PWR221T-30-2R20F	PWR221T-30-2R20F	2.2	1%	2.78	2.35	1.93	1.71	1.54
652-PWR221T-30-2R20J	PWR221T-30-2R20J	2.2	5%	2.78	2.35	1.93	1.71	1.54
652-PWR221T-30-2R50F	PWR221T-30-2R50F	2.5	1%	3.14	2.65	2.17	1.93	1.73
652-PWR221T-30-4R70F	PWR221T-30-4R70F	4.7	1%	2.78	2.35	1.93	1.71	1.54
652-PWR221T-30-4R70J	PWR221T-30-4R70J	4.7	5%	2.78	2.35	1.93	1.71	1.54
652-PWR221T-30-5R00F	PWR221T-30-5R00F	5	1%	2.78	2.35	1.58	1.34	1.34
652-PWR221T-30-5R00J	PWR221T-30-5R00J	5	5%	2.78	2.35	1.93	1.71	1.54
652-PWR221T-30-8R00F	PWR221T-30-8R00F	8	1%	2.95	2.49	2.04	1.82	1.64
652-PWR221T-30-8R20F	PWR221T-30-8R20F	8.2	1%	2.78	2.35	1.58	1.34	1.34
652-PWR221T-30-8R20J	PWR221T-30-8R20J	8.2	5%	2.78	2.35	1.93	1.71	1.54
652-PWR221T-30-10R0F	PWR221T-30-10R0F	10	1%	2.78	2.35	1.58	1.34	1.34
652-PWR221T-30-10R0J	PWR221T-30-10R0J	10	5%	2.78	2.35	1.93	1.71	1.54
652-PWR221T-30-25R0F	PWR221T-30-25R0F	25	1%	2.95	2.49	2.04	1.82	1.64
652-PWR221T-30-47R0F	PWR221T-30-47R0F	47	1%	2.78	2.35	1.58	1.34	1.34
652-PWR221T-30-47R0J	PWR221T-30-47R0J	47	5%	2.78	2.35	1.93	1.71	1.54
652-PWR221T-30-50R0F	PWR221T-30-50R0F	50	1%	2.78	2.35	1.58	1.34	1.34
652-PWR221T-30-56R0F	PWR221T-30-56R0F	56	1%	2.95	2.49	2.04	1.82	1.64
652-PWR221T-30-75R0F	PWR221T-30-75R0F	75	1%	2.95	2.49	2.04	1.82	1.64
652-PWR221T-30-1000F	PWR221T-30-1000F	100	1%	2.95	2.49	2.04	1.82	1.64
652-PWR221T-30-1200F	PWR221T-30-1200F	120	1%	2.95	2.49	2.04	1.82	1.64
652-PWR221T-30-5600F	PWR221T-30-5600F	560	1%	2.95	2.49	2.04	1.82	1.64
652-PWR221T-30-1501F	PWR221T-30-1501F	1500	1%	2.95	2.49	2.04	1.82	1.64
652-PWR221T-30-7501F	PWR221T-30-7501F	7500	1%	2.95	2.49	2.04	1.82	1.64
652-PWR221T-30-5001F	PWR221T-30-5001F	5K	1%	2.95	2.49	2.04	1.82	1.64
652-PWR221T-30-1002F	PWR221T-30-1002F	10K	1%	2.78	2.35	1.58	1.34	1.34
652-PWR221T-30-1002J	PWR221T-30-1002J	10K	5%	2.78	2.35	1.93	1.71	1.54
652-PWR221T-30-3002F	PWR221T-30-3002F	30K	1%	2.95	2.49	2.04	1.82	1.64
652-PWR221T-30-4002F	PWR221T-30-4002F	40K	1%	2.95	2.49	2.04	1.82	1.64

© Copyright 2013 Mouser Electronics

CADDOCK 15W-100W Power Film Resistors

DIMENSIONS: in. (mm)

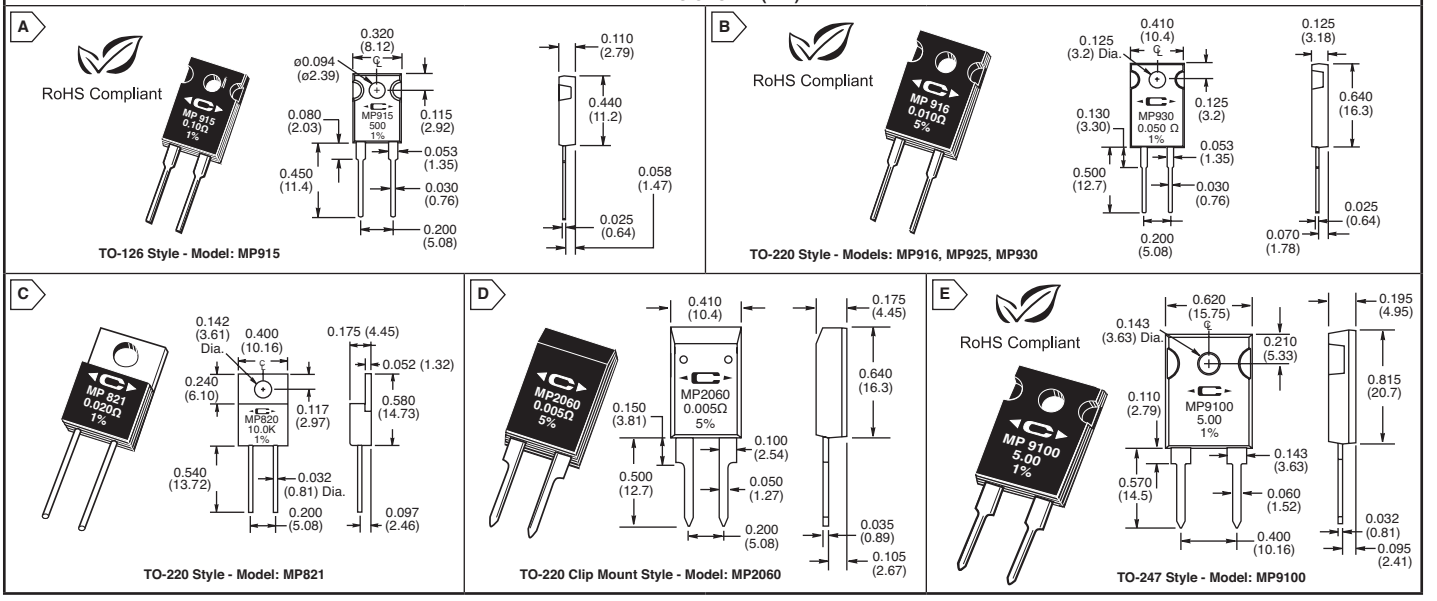

MP SERIES

Non-Inductive, Heat Sink Mount TO-126, TO-220 and TO-247 Packages

Features:

- Non-Inductive Design, Ideal for Power Switching Circuits, Snubbers, RF Applications: 50Ω performance up to 500MHz
- Values as low as 0.005Ω ideal for Current Sensing in Power Supplies, Motor Controls, and Battery Charging Circuits
- Resistor Element Electrically Isolated from the Ceramic Heat Dissipating Mounting Surface (1500V ACrms)
- 1% Tolerance for most resistance values

✻ Power Ratings are based on +25°C Case Temp.:

The case temp. is used to establish the max. applied power, see Derating Curve. The case temp. measurement is made with a thermocouple contacting the bottom mounting surface of the package (center of heat dissipating ceramic), the device mounted on the heat sink with thermal grease. See Mounting Note.

Without a Heat Sink:

When in free air at +25°C the MP Series have the following power ratings:
MP915: 1.25W MP916, MP925, MP930: 2.25W; MP2060: 2.5W MP9100: 3.5W

Mounting Note:

Mount on a smooth, clean, and flat heat sink surface with a thermal interface material such as thermal grease. The entire exposed ceramic area must be in contact with the heat sink. For additional technical information please refer to the Caddock Applications Notes for the MP Series available online at www.caddock.com.

Screw Mounting:

The use of a compression washer (Belleville type) is recommended. The compression washer must provide a force of 150 to 300lbs. Recommended mounting torque is 6in-lbs. Maximum mounting torque to avoid damage to the package is 8in-lbs.

Clip Mounting:

Recommended Clip Force is 8 to 35lbs applied to the center of the package. The clip should be smooth to avoid any point concentrations of pressure.

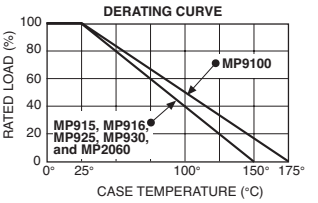

Table of Stocked Values in (Ω)				
0.005	0.2	10	100	5K
0.01	0.5	20	200	10K
0.02	1	25	500	20K
0.05	2	50	1K	50K
0.1	5	75	2K	100K

Temperature Coefficient:

MP915, MP916, MP925, MP930:

- ΔR taken at +150°C, ref to +25°C
  0.50Ω to 100K: -20 to +80ppm/°C
  0.050Ω to 0.49Ω: 0 to +200ppm/°C
  0.020Ω to 0.049Ω: 0 to +300ppm/°C
  0.010Ω to 0.019Ω: 0 to +500ppm/°C

MP821, MP820:

- ΔR taken at +175°C, ref to +25°C
  5.00Ω to 10K: -20 to +50ppm/°C
  0.50Ω to 4.99Ω: -20 to +80ppm/°C
  0.050Ω to 0.49Ω: 0 to +200ppm/°C
  0.020Ω to 0.049Ω: 0 to +300ppm/°C

MP2060:

- ΔR taken at +150°C, ref to +25°C
  0.50Ω to 100K: -20 to +80ppm/°C
  0.050Ω to 0.49Ω: 0 to +100ppm/°C
  0.015Ω to 0.049Ω: 0 to +200ppm/°C
  0.005Ω to 0.014Ω: 0 to +300ppm/°C

MP9100:

- ΔR taken at +175°C, ref to +25°C
  0.50Ω to 100Ω: -20 to +80ppm/°C
  0.050Ω to 0.49Ω: 0 to +150ppm/°C

For quantities greater than listed, call for quote.

MOUSER STOCK NO.	Caddock Part No.	Case Style	Fig.	Power ✻ Rating	Thermal Res. (Film to Case)	Max. Operating Voltage ACrms	Ohm Range (See Table of Stocked Values)	Tol.	Price Each 1	10	25	50
684-MP915-Value	MP915-Value-Tol.	TO-126	A	15W	8.33°C/W	Power Limited	0.02	5%	5.34	4.27	3.95	3.72
		TO-126	A	15W	8.33°C/W	Power Limited	0.05	1%	5.34	4.27	3.95	3.72
		TO-126	A	15W	8.33°C/W	Power Limited	0.1 to 0.5	1%	3.94	3.15	2.90	2.75
		TO-126	A	15W	8.33°C/W	200V	1 to 5	1%	3.71	2.97	2.74	2.60
		TO-126	A	15W	8.33°C/W	200V	10 to 1K	1%	3.39	2.65	2.45	2.31
684-MP916-Value	MP916-Value-Tol.	TO-220	B	16W	7.81°C/W	Power Limited	0.01	5%	8.29	6.62	6.13	5.79
684-MP821-Value	MP821-Value-Tol.	TO-220	C	20W	7.5°C/W	Power Limited	0.02 to 0.05	1%	10.97	8.76	8.11	7.67
		TO-220	C	20W	7.5°C/W	Power Limited	0.1 to 0.5	1%	10.38	8.29	7.67	7.25
		TO-220	C	20W	7.5°C/W	300V	1.0 to 5	1%	8.37	6.69	6.20	5.85
684-MP820-Value	MP820-Value-Tol.	TO-220	C	20W	7.5°C/W	300V	10 to 10K	1%	6.90	5.49	5.09	4.83
684-MP850-Value	MP850-Value-Tol.	TO-220	B	50W	2.5°C/W	300	0.50	1%	14.40	12.80	11.20	10.24
684-MP850-Value	MP850-Value-Tol.	TO-220	B	50W	2.5°C/W	300	2 to 5	1%	10.29	9.16	8.01	7.31
684-MP850-Value	MP850-Value-Tol.	TO-220	B	50W	2.5°C/W	300	10 to 1K	1%	9.19	8.17	7.14	6.53
684-MP925-Value	MP925-Value-Tol.	TO-220	B	25W	5.0°C/W	500V	5K to 100K	1%	4.23	3.38	3.12	2.95
684-MP930-Value	MP930-Value-Tol.	TO-220	B	30W	4.17°C/W	Power Limited	0.02	5%	6.84	5.47	5.04	4.78
		TO-220	B	30W	4.17°C/W	Power Limited	0.05	1%	6.84	5.47	5.04	4.78
		TO-220	B	30W	4.17°C/W	Power Limited	0.1 to 0.5	1%	4.95	3.97	3.67	3.47
		TO-220	B	30W	4.17°C/W	250V	1 to 5	1%	4.72	3.78	3.49	3.32
		TO-220	B	30W	4.17°C/W	250V	10 to 2K	1%	4.25	3.40	3.14	2.99
684-MP2060-Value	MP2060-Value-Tol.	TO-220 Clip	D	18W	6.94°C/W	Power Limited	0.005	5%	11.51	9.20	8.51	8.05
		TO-220 Clip	D	36W	3.47°C/W	Power Limited	0.01	2%	11.28	9.01	8.34	7.88
		TO-220 Clip	D	60W	2.08°C/W	Power Limited	0.02 to 0.05	1%	11.28	9.01	8.34	7.88
		TO-220 Clip	D	60W	2.08°C/W	Power Limited	0.1 to 0.5	1%	10.05	8.03	7.43	7.03
		TO-220 Clip	D	60W	2.08°C/W	250V	1 to 5	1%	8.60	6.88	6.37	6.01
		TO-220 Clip	D	60W	2.08°C/W	250V	10 to 1K	1%	7.18	5.74	5.30	5.03
684-MP9100-Value	MP9100-Value-Tol.	TO-247	E	100W	1.50°C/W	Power Limited	0.05	1%	14.94	11.94	11.03	10.46
		TO-247	E	100W	1.50°C/W	Power Limited	0.1 to 0.5	1%	14.20	11.40	10.52	9.95
		TO-247	E	100W	1.50°C/W	Power Limited	1 to 5	1%	13.11	10.50	9.70	9.18
		TO-247	E	100W	1.50°C/W	Power Limited	10 to 20	1%	12.03	9.62	8.90	8.42
		TO-247	E	100W	1.50°C/W	Power Limited	25 to 100	1%	10.94	8.52	8.08	7.64

© Copyright 2013 Mouser Electronics
© Copyright 2013 Mouser Electronics

Power Resistors

CADDOCK MP725 D-PAK STYLE POWER FILM RESISTORS

DIMENSIONS: in. (mm)

RoHS Compliant

Features:

- Non-Inductive Design
- Values as Low as 0.020Ω
- Resistor Electrically Isolated from Heat Sink

Specifications:

- Power Rating: 25W at +25°C Case Temp. (see Derating Note for Power Rating)
- Temp. Coeff. ΔR taken at +150°C, ref to +25°C
  0.50Ω to 1.00 KΩ: -20 to +80ppm/°C
  0.050Ω to 0.49Ω: 0 to +200ppm/°C
  0.020Ω to 0.049Ω: 0 to +300ppm/°C

✻Derating Note: The case temperature is to be used for purposes of establishing the maximum applied power. See Derating Curve. The case temperature measurement is made on the metal mounting tab against the molded body. Derate appropriately for the ambient temperature range, the thermal resistance of the mounting surface, and the temperature limitations of the adjacent materials (such as glass epoxy). The Thermal Resistance (film to case) is 5.00°C/W. For additional technical information refer to the Applications Note at www.caddock.com. Power dissipation is 2.5 watts, at an ambient temperature of 25°C, when mounted on a standard pcb (ex. FR-4 or G-10) with double sided copper board (2 ounce) 1 inch X 1 inch X .063 inch (thick).

Soldering Note: The case temperature of the MP725 should not exceed +219°C during reflow soldering or any other soldering process. See the applications note at **caddock.com** for more information.

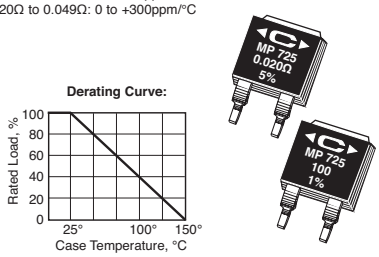

Derating Curve:

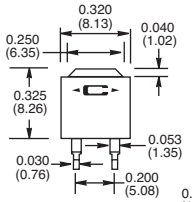

Mechanical Outline

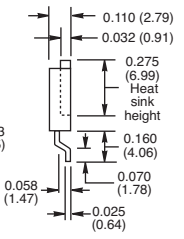

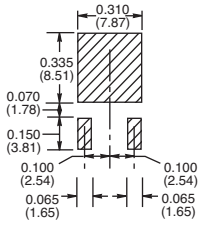

Solderable Contact Area

For quantities greater than listed, call for quote.

Table of Values in (Ω)		
0.02	2	75
0.05	5	100
0.1	10	200
0.2	20	500
0.5	25	1K
1	50	

MOUSER STOCK NO.	Caddock Part No.	Case Style	✻Power Rating	Thermal Res. (Film to Case)	Max. Operating Voltage ACrms	Ohm Range (See Table of Stocked Values)	Tol. ±	Price Each 1	10	25	50
684-MP725-Value	MP725-Value-Tol.	D-Pak Style	25W	5.0°C/W	Power Limited	0.02	5%	8.25	6.59	6.10	5.77
		D-Pak Style	25W	5.0°C/W	Power Limited	0.05	1%	8.25	6.59	6.10	5.77
		D-Pak Style	25W	5.0°C/W	Power Limited	0.1 to 0.5	1%	6.10	4.86	4.50	4.07
		D-Pak Style	25W	5.0°C/W	200V	1 to 5	1%	5.65	4.52	4.17	3.97
		D-Pak Style	25W	5.0°C/W	200V	10 to 1K	1%	5.17	4.11	3.81	3.61

CADDOCK MK132V/ MK632V SERIES POWER FILM RESISTORS

Features:

- Non-Inductive Design
- Values from 1Ω to 100MΩ
- Compact Footprint
- Can replace many RN Type Resistors

Specifications:

- Power: 0.75W at +125°C
- Voltage: 400V at +125°C
- Temp. Coeff. -15°C to +105°C, ref. +25°C
  5Ωto 5MΩ: ±50ppm/°C
  10MΩ to 100MΩ: ±80ppm/°C
  1Ω to 2Ω: ±200ppm/°C

Table of Values in (Ω)			
1	200	50K	10M
2	500	100K	20M
5	1K	200K	50M
10	2K	500K	100M
20	5K	1M	
50	10K	2M	
100	20K	5M	



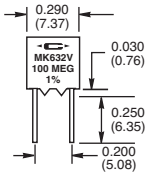

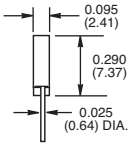

Derating Curve:

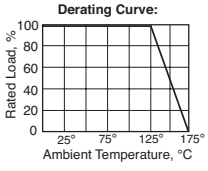

DIMENSIONS: in. (mm)

For quantities greater than listed, call for quote.

MOUSER STOCK NO.	Ohm Range (See Table of Stocked Values)	Tol. ±	Price Each 1	10	25	50
684-MK132V-Value	1 to 20	1%	7.88	6.29	5.83	5.51
	50	1%	4.98	3.98	3.69	3.48
	100 to 50K	1%	4.11	3.30	3.04	2.87
	100K to 500K	1%	4.98	3.98	3.69	3.48
	1M to 5M	1%	6.42	5.11	4.73	4.49
684-MK632V-Value	10M	1%	6.82	5.45	5.03	4.76
	20M to 100M	1%	8.21	6.57	6.08	5.75

CADDOCK TN130V SERIES POWER FILM RESISTORS

Features:

- Non-Inductive Design
- Values from 1KΩ to 1MΩ
- Compact Footprint

Specifications:

- Power Rating: 0.30W at +70°C
- Voltage Rating: 200V at +70°C
- Temp. Coeff. ± 10ppm/°C
  ΔR taken at 0°C and +70°C, ref. to +25°C

DIMENSIONS: in. (mm)



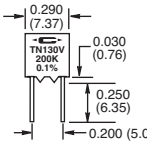

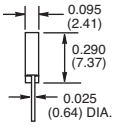

Derating Curve:

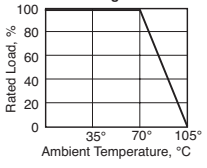

For quantities greater than listed, call for quote.

MOUSER STOCK NO.	Caddock Part No.	Price Each 1	25	50	100
684-TN130V-1K	TN130V-1K-0.1%-10ppm	8.72	6.97	6.44	6.10
684-TN130V-2K	TN130V-2K-0.1%-10ppm	8.72	6.97	6.44	6.10
684-TN130V-5K	TN130V-5K-0.1%-10ppm	8.72	6.97	6.44	6.10
684-TN130V-10K	TN130V-10K-0.1%-10ppm	8.72	6.97	6.44	6.10
684-TN130V-20K	TN130V-20K-0.1%-10ppm	8.72	6.97	6.44	6.10
684-TN130V-50K	TN130V-50K-0.1%-10ppm	8.72	6.97	6.44	6.10
684-TN130V-100K	TN130V-100K-0.1%-10ppm	10.07	8.05	7.45	7.05
684-TN130V-200K	TN130V-200K-0.1%-10ppm	11.29	9.06	8.38	7.92
684-TN130V-500K	TN130V-500K-0.1%-10ppm	13.05	10.44	9.66	9.15
684-TN130V-1M	TN130V-1Meg-0.1%-10ppm	14.81	11.84	10.94	10.36

OHMITE HVF SERIES HIGH VOLTAGE FLIP CHIP RESISTORS

Specifications:

- Resistance Tolerance: ±1% (✻ = ±5%)
- Temperature Coefficient: ±100ppm std.
- Coating: Silicone
- Solder Pad Material: Silver (PdAg)

Features:

- High voltage up to 3,000 volts
- Industry standard sizes
- Working temperature range -55°C to 200°C
- Designed for automatic insertion

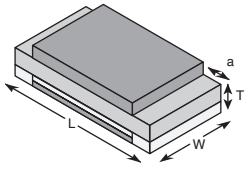

RoHS Compliant

Series	Power Rating (mW)	Voltage Rating	DIMENSIONS: in. L ±0.008	W ±0.008	a ±0.008	T (max.)	Reel Qty.
HVF1206	300	1,500	0.128	0.063	0.018	0.028	5000
HVF2512	1000	3,000	0.252	0.126	0.026	0.032	4000

3K Volt

MOUSER STOCK NO.	Ohmite Part Number	Value (Ω)	Price Each 1	10	100	250	500	1000
588-HVF2512T2502FE	HVF2512T2502FE	25K	4.24	3.97	3.08	2.47	2.43	2.40
588-HVF2512T5002FE	HVF2512T5002FE	50K	4.24	3.97	3.08	2.47	2.43	2.40
588-HVF2512T7502FE	HVF2512T7502FE	75K	4.24	3.97	3.23	2.59	2.54	2.50
588-HVF2512T1003FE	HVF2512T1003FE	100K	4.24	3.97	3.23	2.59	2.54	2.50
588-HVF2512T2503FE	HVF2512T2503FE	250K	4.24	3.97	3.23	2.59	2.54	2.50
588-HVF2512T5003FE	HVF2512T5003FE	500K	4.24	3.97	3.23	2.59	2.54	2.50
588-HVF2512T1004FE	HVF2512T1004FE	1000K	4.24	3.97	3.23	2.59	2.54	2.50
588-HVF2512T1504FE	HVF2512T1504FE	1500K	4.24	3.97	3.23	2.59	2.54	2.50
588-HVF2512T2004FE	HVF2512T2004FE	2000K	4.24	3.97	3.23	2.59	2.54	2.50
588-HVF2512T2504FE	HVF2512T2504FE	2500K	4.24	3.97	3.23	2.59	2.54	2.50
588-HVF2512T5004FE	HVF2512T5004FE	5000K	4.24	3.97	3.23	2.59	2.54	2.50
588-HVF2512T7504FE	HVF2512T7504FE	7500K	4.24	3.97	3.23	2.59	2.54	2.50
588-HVF2512T1007FE	HVF2512T1007FE	1G	4.24	3.97	3.23	2.59	2.54	2.50
588-HVF2512T5007FE	HVF2512T5007FE	5G	4.24	3.97	3.23	2.59	2.54	2.50

1.5K Volt

For quantities greater than listed, call for quote.

MOUSER STOCK NO.	Ohmite Part Number	Value (Ω)	Price Each 1	10	100	250	500	1000
588-HVF1206T2502FE	HVF1206T2502FE	25K	4.12	3.85	3.04	2.73	2.44	2.35
588-HVF1206T5002FE	HVF1206T5002FE	50K	4.12	3.85	3.04	2.73	2.43	2.35
588-HVF1206T7502FE	HVF1206T7502FE	75K	4.12	3.85	3.04	2.73	2.44	2.35
588-HVF1206T1003FE	HVF1206T1003FE	100K	4.12	3.85	3.04	2.73	2.44	2.35
588-HVF1206T2503FE	HVF1206T2503FE	250K	4.12	3.85	3.04	2.73	2.43	2.35
588-HVF1206T5003FE	HVF1206T5003FE	500K	4.12	3.85	3.04	2.73	2.43	2.35
588-HVF1206T1004FE	HVF1206T1004FE	1000K	4.12	3.85	3.04	2.73	2.44	2.35
588-HVF1206T1504FE	HVF1206T1504FE	1500K	4.12	3.85	3.04	2.73	2.44	2.35
588-HVF1206T2004FE	HVF1206T2004FE	2000K	4.12	3.85	3.04	2.73	2.44	2.35
588-HVF1206T2504FE	HVF1206T2504FE	2500K	4.12	3.85	3.04	2.73	2.43	2.35
588-HVF1206T5004FE	HVF1206T5004FE	5000K	4.12	3.85	3.04	2.73	2.44	2.35
588-HVF1206T7504FE	HVF1206T7504FE	7500K	4.12	3.85	3.04	2.73	2.43	2.35
588-HVF1206T1007JE	HVF1206T1007JE	1G✻	4.12	3.85	3.04	2.73	2.44	2.35
588-HVF1206T1008JE	HVF1206T1008JE	10G✻	4.12	3.85	3.04	2.73	2.44	2.35

© Copyright 2013 Mouser Electronics

© Copyright 2013 Mouser Electronics

OHMITE Power Resistors

OHMITE RW SERIES 5% SMD WIREWOUND POWER RESISTORS - 1, 1.5, 2 AND 3.5 WATT

These low value surface mount power resistors are ideal for current sensing applications and reduce the amount of space required by traditional power resistors. They offer higher power levels than conventional chip resistors. The body is molded with UL94V0 material rated at 205°C continuous. Flexible J-bend terminations reduce solder joint breakage due to thermal expansion and vibration.

Specifications:
- Tolerance: 5%
- Dielectric strength: 1000V
- Flexible J-bend terminations
- Temperature Coefficient: ±90ppm/°C

Wattage	DIMENSIONS: in.		
	L	H	W
1	.246	.136	.136
1.5	.394	.159	.159
2	.407	.222	.226
3	.625	.226	.273
3.5	.811	.273	.273

Now Available On Reels

RoHS Compliant

A

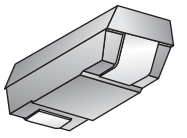

Standard Pedestal Mount

B

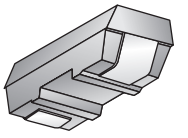

Recessed-base Mount

MOUSER STOCK NO. (Bulk)	Ohmite Part No.	Fig.	Value (Ω)	Maximum Voltage (V)	Price Each 1	50	100	250	MOUSER STOCK NO. (Reel)	Reel Qty	Price Per Piece
0.6 Watt											
588-RW0S6BBR010FE	RW0S6BBR010FE	A	0.010	50	1.55	1.48	1.41	1.34	588-RW0S6BBR010FET	2500	.92
588-RW0S6BBR020FE	RW0S6BBR020FE	A	0.020	50	1.55	1.48	1.41	1.34	588-RW0S6BBR020FET	2500	.92
588-RW0S6BBR030FE	RW0S6BBR030FE	A	0.030	50	1.55	1.48	1.41	1.34	-----	-	-
588-RW0S6BBR050FE	RW0S6BBR050FE	A	0.050	50	1.55	1.48	1.41	1.34	-----	-	-
588-RW0S6BBR100FE	RW0S6BBR100FE	A	0.100	50	1.55	1.48	1.41	1.34	588-RW0S6BBR100FET	2500	.92
588-RW0S6BBR470FE	RW0S6BBR470FE	A	0.470	50	1.55	1.48	1.41	1.34	-----	-	-
588-RW0S6BBR750FE	RW0S6BBR750FE	A	0.750	50	1.55	1.48	1.41	1.34	-----	-	-
588-RW0S6BB1R00FE	RW0S6BB1R00FE	A	1.000	50	1.55	1.48	1.41	1.34	588-RW0S6BB1R00FET	2500	.92
588-RW0S6BB2R00FE	RW0S6BB2R00FE	A	2.000	50	1.55	1.48	1.41	1.34	588-RW0S6BB2R00FET	2500	.92
588-RW0S6BB5R00FE	RW0S6BB5R00FE	A	5.000	50	1.55	1.48	1.41	1.34	588-RW0S6BB5R00FET	2500	.92
588-RW0S6BB10R0FE	RW0S6BB10R0FE	A	10.000	50	1.55	1.48	1.41	1.34	588-RW0S6BB10R0FET	2500	.92
1 Watt											
588-RW1S0BAR010JE	RW1S0BAR010JE	A	0.010	50	2.19	2.05	1.92	1.77	588-RW1S0BAR010JET	2000	1.53
588-RW1S0BAR025JE	RW1S0BAR025JE	A	0.025	50	2.19	2.05	1.92	1.77	588-RW1S0BAR025JET	2000	1.53
588-RW1S0BAR050JE	RW1S0BAR050JE	A	0.050	50	2.19	2.05	1.92	1.77	-----	2000	-
588-RW1S0BAR100JE	RW1S0BAR100JE	A	0.100	50	2.65	2.49	2.31	2.14	588-RW1S0BAR100JET	2000	1.85
588-RW1S0BAR300JE	RW1S0BAR300JE	A	0.300	50	2.65	2.49	2.31	2.14	-----	-	-
588-RW1S0BAR470JE	RW1S0BAR470JE	A	0.470	50	2.65	2.49	2.31	2.14	588-RW1S0BAR470JET	2000	1.85
588-RW1S0BA1R00JE	RW1S0BA1R00JE	A	1.000	50	2.65	2.49	2.31	2.14	-----	-	-
1.5 Watts											
588-RW1S5CAR005JE	RW1S5CAR005JE	A	0.005	75	1.94	1.82	1.68	1.56	588-RW1S5CAR005JET	1500	1.35
588-RW1S5CAR010JE	RW1S5CAR010JE	A	0.010	75	1.94	1.82	1.68	1.56	-----	-	-
588-RW1S5CAR100JE	RW1S5CAR100JE	A	0.100	75	2.55	2.38	2.21	2.05	-----	-	-
588-RW1S5CAR150JE	RW1S5CAR150JE	A	0.150	75	2.55	2.38	2.21	2.05	588-RW1S5CAR150JET	1500	1.78
588-RW1S5CA1R00JE	RW1S5CA1R00JE	A	1.000	75	2.55	2.38	2.21	2.05	-----	-	-
2 Watts											
588-RW2S0CBR005JE	RW2S0CBR005JE	A	0.005	100	2.02	1.87	1.67	1.56	588-RW2S0CBR005JET	1000	1.34
588-RW2S0CBR010JE	RW2S0CBR010JE	A	0.010	100	2.02	1.87	1.67	1.56	588-RW2S0CBR010JET	1000	1.34
588-RW2S0CBR020JE	RW2S0CBR020JE	A	0.020	100	2.02	1.87	1.67	1.56	588-RW2S0CBR020JET	1000	1.34
588-RW2S0CBR050JE	RW2S0CBR050JE	A	0.050	100	2.02	1.87	1.67	1.56	588-RW2S0CBR050JET	1000	1.34
588-RW2S0CBR500JE	RW2S0CBR500JE	A	0.500	100	2.43	2.28	2.12	1.96	588-RW2S0CBR500JET	1000	1.70
588-RW2S0CBR200JE	RW2S0CBR200JE	A	0.200	100	2.43	2.28	2.12	1.96	588-RW2S0CBR200JET	1000	1.69
588-RW2S0CB1R00JE	RW2S0CB1R00JE	A	1.000	100	2.43	2.28	2.12	1.96	588-RW2S0CB1R00JET	1000	1.70
3 Watts											
588-RW3R0DBR005JE	RW3R0DBR005JE	A	0.005	200	2.29	2.15	2.00	1.85	-----	-	-
588-RW3R0DBR010JE	RW3R0DBR010JE	A	0.010	200	2.29	2.15	2.00	1.85	-----	-	-
588-RW3R0DBR015JE	RW3R0DBR015JE	A	0.015	200	2.29	2.15	2.00	1.85	588-RW3R0DBR015JET	1000	2.27
588-RW3R0DBR036JE	RW3R0DBR036JE	A	0.036	200	2.29	2.15	2.00	1.85	-----	-	-
588-RW3R0DBR050JE	RW3R0DBR050JE	A	0.050	200	2.29	2.15	2.00	1.85	588-RW3R0DBR050JET	1000	2.27
588-RW3R0DBR100JE	RW3R0DBR100JE	A	0.100	200	2.59	2.43	2.26	2.09	588-RW3R0DBR100JET	1000	1.81
588-RW3R0DB1R00JE	RW3R0DB1R00JE	A	1.000	200	3.73	3.40	2.97	2.72	588-RW3R0DB1R00JET	1000	1.81
3.5 Watts											
588-RW3R5EAR010JE	RW3R5EAR010JE	B	0.010	350	2.43	2.28	2.12	1.95	588-RW3R5EAR010JET	750	1.70
588-RW3R5EAR025JE	RW3R5EAR025JE	B	0.025	350	2.43	2.28	2.12	1.95	588-RW3R5EAR025JET	750	1.70
588-RW3R5EAR050JE	RW3R5EAR050JE	B	0.050	350	2.43	2.28	2.12	1.95	588-RW3R5EAR050JET	750	1.70
588-RW3R5EAR100JE	RW3R5EAR100JE	B	0.100	350	2.73	2.45	2.27	2.12	588-RW3R5EAR100JET	750	1.81
588-RW3R5EAR200JE	RW3R5EAR200JE	B	0.200	350	2.73	2.45	2.27	2.12	588-RW3R5EAR200JET	750	1.81
588-RW3R5EA1R00JE	RW3R5EA1R00JE	B	1.000	350	2.73	2.45	2.27	2.12	588-RW3R5EA1R00JET	750	1.81
588-RW3R5EA7R50JE	RW3R5EA7R50JE	B	7.500	350	2.73	2.45	2.27	2.12	588-RW3R5EA7R50JET	750	1.81
588-RW3R5EA47R0JE	RW3R5EA47R0JE	B	47.000	350	2.73	2.45	2.27	2.12	588-RW3R5EA47R0JET	750	1.81

OHMITE TDH35P SERIES SMD DPAK POWER RESISTOR - 35 WATT

Features:
- TO220 style package configuration for surface mounting applications
- Molded case for environmental protection
- Resistor element is electrically insulated from the metal heat sink tab

Specifications:
- Resistance tolerance: 5%
- Maximum operating voltage: 350V
- Dielectric strength: 1800VAC
- Power rating: 35W @ 25°C
- Operating temperature range: -55°C to +150°C
- Derating(thermal resistance): 0.23W/°K(4.28°K/W)

Applications:
- Switching power supplies
- Snubbers
- High frequency
- Voltage regulation
- Low energy pulse loading

RoHS Compliant

Value	Code	Value	Code	Value	Code
0.1	R100JE	5.0	5R00JE	100	100RJE
0.15	R150JE	7.5	7R50JE	150	150RJE
0.47	R470JE	10	10R0JE	300	300RJE
0.75	R750JE	15	15R0JE	500	500RJE
1.0	1R00JE	20	20R0JE	1000	1K00JE
2.0	2R00JE	25	25R0JE	5000	5K00JE
3.0	3R00JE	47	47R0JE		

DIMENSIONS: in.

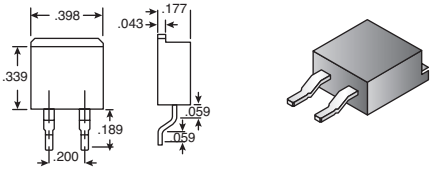

✻Insert **Value Code** from Table of Stocked Values.

For quantities greater than listed, call for quote.

MOUSER STOCK NO.		Value Range (Ω)	Price Each 1	25	100	250
	✻Value					
588-TDH35P	Code	0.1-0.15	11.13	10.11	7.67	7.04
588-TDH35P	Code	0.47	9.07	6.98	6.41	5.81
588-TDH35P	Code	0.75-7.5	8.69	7.45	6.17	5.50
588-TDH35P	Code	10-5K	8.24	6.97	5.64	5.21

© Copyright 2013 Mouser Electronics

© Copyright 2013 Mouser Electronics

OHMITE Power Resistors

RoHS Compliant **This product is RoHS compliant.**

OHMITE TK/TN SERIES: THIN AND THICK FILM

Materials:
- Resistive element: Thick or thin film chip resistor
- Leads: Tin plated copper (100Sn)
- Heatsink plate: Black anodized aluminum
- Case: Ryton

Applications:
- Frequency Conversion
- High Frequency Balancing
- Snubber/Bleeder
- Power Supplies
- Industrial Controls
- Automotive Steering
- Pre-load/Damping
- Current Sense

DIMENSIONS: in.

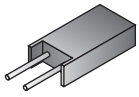

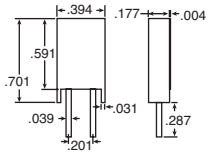

RoHS Compliant

Bracket for TK/TN Series

MOUSER STOCK NO.	Price Each
588-6200	.87

For quantities greater than listed, call for quote.

MOUSER STOCK NO.	✻value	Value Range (Ω)	Tol.	Price Each 1	10	25	50	100
Thin Film - 15 Watts								
588-TN15P	Code	4-7.5K	1%	4.67	4.15	3.53	3.33	3.12
588-TN15P	Code	10-10K	2%	4.67	4.15	3.53	3.33	3.12
Thick Film - 20 Watts								
588-TK20P	Code	0.03-10K	5%	5.21	4.67	4.39	4.04	3.60

✻ Insert **Value Code** from Table of Stocked Values.

Thin Film - 15 Watts/1% Tolerance

Value	Code	Value	Code	Value	Code	Value	Code
4.0	4R00FE	40	40R0FE	400	400RFE	4000	4K00FE
5.0	5R00FE	50	50R0FE	500	500RFE	5000	5K00FE
7.5	7R50FE	75	75R0FE	750	750RFE	7500	7K50FE
30	30R0FE	300	300RFE	3000	3K00FE		

Thin Film - 15 Watts/2% Tolerance

Value	Code	Value	Code	Value	Code	Value	Code
10	10R0GE	100	100RGE	1000	1K00GE	10000	10K0GE

Thick Film - 20 Watts/5% Tolerance

Value	Code	Value	Code	Value	Code	Value	Code
0.040	R040JE	0.75	R750JE	40	40R0JE	750	750RJE
0.050	R050JE	1.0	1R00JE	50	50R0JE	1000	1K00JE
0.075	R075JE	3.0	3R00JE	75	75R0JE	3000	3K00JE
0.100	R100JE	4.0	4R00JE	100	100RJE	4000	4K00JE
0.30	R300JE	5.0	5R00JE	300	300RJE	5000	5K00JE
0.40	R400JE	7.5	7R50JE	400	400RJE	7500	7K50JE
0.50	R500JE	10	10R0JE	500	500RJE	10000	10K0JE

OHMITE TAH20P SERIES: 20 WATT

Features:
- High pulse tolerant design
- Non-Inductive design
- Resistor package is electrically isolated from heat sink
- Ready for use with snap-on style heat sinks

Specifications:
- Resistance tolerance: 5%
- Maximum operating voltage: 350V
- Dielectric strength: 1800VAC
- Power rating: 20W @ 25°C
- Operating temperature range: -55°C to +175°C

Applications:
- Frequency conversion
- High Frequency balancing
- Snubbers

Value	Code	Value	Code	Value	Code
0.1	0.10-E	15	15-E	150	150-E
0.51	.51-E	33	33-E	470	470-E
1.0	1.0-E	47	47-E	1000	1K-E
1.5	1.5-E	75	75-E	10000	10K-E
10	10-E	100	100-E		

DIMENSIONS: in.

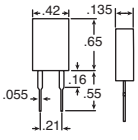

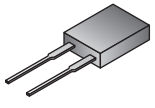

RoHS Compliant

✻ Insert **Value Code** from Table of Stocked Values. **For quantities greater than listed, call for quote.**

MOUSER STOCK NO.	✻value	Value Range (Ω)	Price Each 1	25	100	250
588-TAH20P-	Code	0.1-0.51	9.15	7.70	7.32	6.21
588-TAH20P-	Code	1.0-10K	7.33	6.54	5.84	4.96

OHMITE TBH25P SERIES: 25 WATT

Features:
- Non-Inductive design
- Low Thermal Resistance
- Economically priced
- Designed for applications that require immediate heat sinkable power.

Specifications:
- Resistance tolerance: 5%
- Maximum operating voltage: 350V
- Dielectric strength: 1000VDC
- Power rating: 25W @ 25°C
- Operating temperature range: -55°C to +150°C

Applications:
- Power supplies
- Industrial Controls
- Automotive Steering
- Snubber/Bleeder
- Pre-Load/Damping

Value	Code	Value	Code	Value	Code
2.0	2R00JE	33	33R0JE	240	240RJE
3.9	3R90JE	47	47R0JE	330	330RJE
7.5	7R50JE	75	75R0JE	470	470RJE
10	10R0JE	100	100RJE	1000	1K00JE
15	15R0JE	150	150RJE	1500	1K50JE
24	24R0JE				

DIMENSIONS: in.

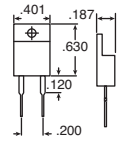

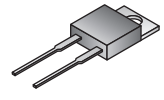

RoHS Compliant

✻ Insert **Value Code** from Table of Stocked Values. **For quantities greater than listed, call for quote.**

MOUSER STOCK NO.	✻value	Value Range (Ω)	Price Each 1	25	100	250
588-TBH25P	Code	2.0-15	6.51	5.82	5.20	4.52
588-TBH25P	Code	24-1.5K	6.35	5.57	5.08	4.30

OHMITE TCH35P SERIES: 35 WATT

Features:
- Non-Inductive design
- Single screw mounting simplifies heat sink attachment
- Resistance element is electrically insulated from metal heat sink mounting tab

Specifications:
- Resistance tolerance: 5%
- Maximum operating voltage: 350V
- Dielectric strength: 1800VAC
- Power rating: 35W @ 25°C
- Operating temperature range: -55°C to +150°C

Applications:
- Switching power supplies
- Snubbers
- High frequency
- Voltage regulation
- Low energy pulse loading

Value	Code	Value	Code	Value	Code	Value	Code
0.1	0.1E	1.5	1.5E	33	33E	240	240E
0.24	0.24E	2.4	2.4E	39	39E	330	330E
0.33	0.33E	3.3	3.3E	47	47E	390	390E
0.39	0.39E	3.9	3.9E	51	51E	470	470E
0.47	0.47E	4.7	4.7E	75	75E	510	510E
0.51	0.51E	5.1	5.1E	100	100E	750	750E
0.75	0.75E	7.5	7.5E	150	150E	1K	1KE
1.0	1.0E	24	24E				

DIMENSIONS: in.

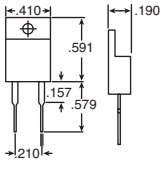



RoHS Compliant

✻Insert **Value Code** from Table of Stocked Values. **For quantities greater than listed, call for quote.**

MOUSER STOCK NO.	✻value	Value Range (Ω)	Price Each 1	25	100	250
588-TBH25P	Code	2.0-15	6.51	5.82	5.20	4.52
588-TBH25P	Code	24-1.5K	6.35	5.57	5.08	4.30

© Copyright 2013 Mouser Electronics

© Copyright 2013 Mouser Electronics

OHMITE Power Resistors

OHMITE TEH70 SERIES - TO-247 PACKAGE

Features:
- 70 watt power rating at 25°C case temperature
- Non-inductive performance
- Low thermal resistance

Specifications:
- Materials: Resistor: thick film on alumina
  Lead: solder coated phosphor bronze
  Solder: 100% sn

DIMENSIONS: in. (mm)

P Style

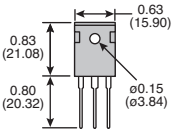

M Style

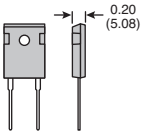

For quantities greater than listed, call for quote.

MOUSER STOCK NO.	Ohmite Part No.	Value (Ω)	Tolerance	Price Each 1	25	50	100
588-TEH70P2R00JE	TEH70P2R00JE	2	5%	12.36	10.86	10.00	9.89
588-TEH70P3R00JE	TEH70P3R00JE	3	5%	12.36	10.86	10.00	9.89
588-TEH70P4R00JE	TEH70P4R00JE	4	5%	12.36	10.86	10.00	9.89
588-TEH70P10R0JE	TEH70P10R0JE	10	5%	12.36	10.86	10.00	9.89
588-TEH70P15R0JE	TEH70P15R0JE	15	5%	12.36	10.86	10.00	9.89
588-TEH70P20R0JE	TEH70P20R0JE	20	5%	12.36	10.86	10.00	9.89
588-TEH70P47R0JE	TEH70P47R0JE	47	5%	12.36	10.86	10.00	9.89
588-TEH70P68R0JE	TEH70P68R0JE	68	5%	12.36	10.86	10.00	9.89
588-TEH70P100RJE	TEH70P100RJE	100	5%	12.36	10.86	10.00	9.89
588-TEH70P470RJE	TEH70P470RJE	470	5%	12.36	10.86	10.00	9.89
588-TEH70P750RJE	TEH70P750RJE	750	5%	12.36	10.86	10.00	9.89
588-TEH70P1K00JE	TEH70P1K00JE	1K	5%	12.36	10.86	10.00	9.89
588-TEH70P1K50JE	TEH70P1K50JE	1.5K	5%	12.36	10.86	10.00	9.89
588-TEH70P2K00JE	TEH70P2K00JE	2K	5%	12.36	10.86	10.00	9.89
588-TEH70P5K00JE	TEH70P5K00JE	5K	5%	12.36	10.86	10.00	9.89
588-TEH70P7K50JE	TEH70P7K50JE	7.5K	5%	12.36	10.86	10.00	9.89
588-TEH70M2R00JE	TEH70M2R00JE	2	5%	12.98	11.15	10.79	10.38
588-TEH70M3R00JE	TEH70M3R00JE	3	5%	12.98	11.15	10.79	10.38

For quantities greater than listed, call for quote.

MOUSER STOCK NO.	Ohmite Part No.	Value (Ω)	Tolerance	Price Each 1	25	50	100
588-TEH70M5R00JE	TEH70M5R00JE	5	5%	12.98	11.15	10.79	10.38
588-TEH70M7R50JE	TEH70M7R50JE	7.5	5%	12.98	11.15	10.79	10.38
588-TEH70M10R0JE	TEH70M10R0JE	10	5%	12.98	11.15	10.79	10.38
588-TEH70M15R0JE	TEH70M15R0JE	15	5%	12.98	11.15	10.79	10.38
588-TEH70M33R0JE	TEH70M33R0JE	33	5%	12.98	11.15	10.79	10.38
588-TEH70M39R0JE	TEH70M39R0JE	39	5%	12.98	11.15	10.79	10.38
588-TEH70M47R0JE	TEH70M47R0JE	47	5%	12.98	11.15	10.79	10.38
588-TEH70M68R0JE	TEH70M68R0JE	68	5%	12.98	11.15	10.79	10.38
588-TEH70M75R0JE	TEH70M75R0JE	75	5%	12.98	11.15	10.79	10.38
588-TEH70M100RJE	TEH70M100RJE	100	5%	12.98	11.15	10.79	10.38
588-TEH70M150RJE	TEH70M150RJE	150	5%	12.98	11.15	10.79	10.38
588-TEH70M270RJE	TEH70M270RJE	270	5%	12.98	11.15	10.79	10.38
588-TEH70M470RJE	TEH70M470RJE	470	5%	12.98	11.15	10.79	10.38
588-TEH70M680RJE	TEH70M680RJE	680	5%	12.98	11.15	10.79	10.38
588-TEH70M1K00JE	TEH70M1K00JE	1K	5%	12.98	11.15	10.79	10.38
588-TEH70M1K50JE	TEH70M1K50JE	1.5K	5%	12.98	11.15	10.79	10.38
588-TEH70M10K0JE	TEH70M10K0JE	10K	5%	12.98	11.15	10.79	10.38
588-TEH70M5K00JE	TEH70M5K00JE	5K	5%	12.98	11.15	10.79	10.38

OHMITE TEH100 SERIES - TO-247 PACKAGE

Features:
- 100 watt power rating at 25°C case temperature
- Non-inductive performance
- Low thermal resistance
- A totally molded housing for environmental protection
- Resistor package totally insulated from heat sink

Specifications:
- Materials: Resistor: thick film on alumina
  Case: high temperature plastic
  Lead Material: Tinned Copper
- Installation, max torque: 0.9Nm using an M3 screw and a compression washer

DIMENSIONS: in. (mm)

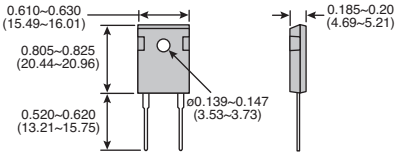

For quantities greater than listed, call for quote.

MOUSER STOCK NO.	Ohmite Part No.	Value (Ω)	Tolerance	Price Each 1	25	50	100
588-TEH100M1R00FE	TEH100M1R00FE	1	1%	10.67	9.50	8.54	7.59
588-TEH100M2R00FE	TEH100M2R00FE	2	1%	10.67	9.50	8.54	7.59
588-TEH100M2R50FE	TEH100M2R50FE	2.5	1%	10.67	9.50	8.54	7.59
588-TEH100M3R00FE	TEH100M3R00FE	3	1%	10.67	9.50	8.54	7.59
588-TEH100M5R00FE	TEH100M5R00FE	5	1%	10.67	9.50	8.54	7.59
588-TEH100M7R50FE	TEH100M7R50FE	7.5	1%	10.67	9.50	8.54	7.59
588-TEH100M10R0FE	TEH100M10R0FE	10	1%	10.67	9.50	8.54	7.59
588-TEH100M15R0FE	TEH100M15R0FE	15	1%	10.67	9.50	8.54	7.59
588-TEH100M20R0FE	TEH100M20R0FE	20	1%	10.67	9.50	8.54	7.59
588-TEH100M25R0FE	TEH100M25R0FE	25	1%	10.67	9.50	8.54	7.59
588-TEH100M50R0FE	TEH100M50R0FE	50	1%	10.67	9.50	8.54	7.59
588-TEH100M100RFE	TEH100M100RFE	100	1%	10.67	9.50	8.54	7.59
588-TEH100MR050JE	TEH100MR050JE	0.05	5%	12.16	11.52	10.26	8.68
588-TEH100MR075JE	TEH100MR075JE	0.075	5%	12.16	11.52	10.26	8.68
588-TEH100MR100JE	TEH100MR100JE	0.1	5%	12.16	11.52	10.26	8.68
588-TEH100MR200JE	TEH100MR200JE	0.2	5%	12.16	11.52	10.26	8.68

For quantities greater than listed, call for quote.

MOUSER STOCK NO.	Ohmite Part No.	Value (Ω)	Tolerance	Price Each 1	25	50	100
588-TEH100MR500JE	TEH100MR500JE	0.5	5%	12.16	11.52	10.26	8.68
588-TEH100M1R00JE	TEH100M1R00JE	1	5%	10.56	9.43	8.51	7.54
588-TEH100M2R00JE	TEH100M2R00JE	2	5%	10.56	9.43	8.51	7.54
588-TEH100M2R50JE	TEH100M2R50JE	2.5	5%	10.56	9.43	8.51	7.54
588-TEH100M3R00JE	TEH100M3R00JE	3	5%	10.56	9.43	8.51	7.54
588-TEH100M5R00JE	TEH100M5R00JE	5	5%	10.56	9.43	8.51	7.54
588-TEH100M7R50JE	TEH100M7R50JE	7.5	5%	10.56	9.43	8.51	7.54
588-TEH100M10R0JE	TEH100M10R0JE	10	5%	10.56	9.43	8.51	7.54
588-TEH100M15R0JE	TEH100M15R0JE	15	5%	10.56	9.43	8.51	7.54
588-TEH100M20R0JE	TEH100M20R0JE	20	5%	10.56	9.43	8.51	7.54
588-TEH100M24R0JE	TEH100M24R0JE	24	5%	10.56	9.43	8.51	7.54
588-TEH100M50R0JE	TEH100M50R0JE	50	5%	10.56	9.43	8.51	7.54
588-TEH100M100RJE	TEH100M100RJE	100	5%	10.56	9.43	8.51	7.54
588-TEH100M470RJE	TEH100M470RJE	470	5%	10.56	9.43	8.51	7.54
588-TEH100M750RJE	TEH100M750RJE	750	5%	10.56	9.43	8.51	7.54
588-TEH100M1K00JE	TEH100M1K00JE	1K	5%	10.56	9.43	8.51	7.54

OHMITE TFS SERIES SURGE CAPABLE THICK FILM RESISTORS

Features:
- Ideal for medical surge protection applications
- Ideal to replace standard carbon composition resistors

Materials:
- Resistive Element: Thick Film
- Encapsulation: Screen Printed Glass
- Temperature Coefficient: 100ppm/°C
- Operating Temperature: -55°C to +200°C
- Test: VDE 0750 (Pulse Duration 10msec)

RoHS Compliant

DIMENSIONS: mm

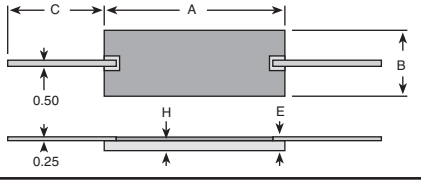

Type	DIMENSIONS: mm A	B	C	H	E
TFSA	9	5.5	10	0.7	1.1
TFSC	13	5.5	10	0.7	1.1
TFSE	21	10.5	10	0.9	1.3

For quantities greater than listed, call for quote.

MOUSER STOCK NO.	Ohmite Part No.	Value (Ω)	U (KV)	Power (W)	Energy (J)	Price Each 1	10	25	50	100
588-TFSA4K70JE	TFSA4K70JE	4.7K	3	0.5	6	3.77	3.54	3.35	3.26	3.18
588-TFSA27K0JE	TFSA27K0JE	27K	3	0.5	6	3.77	3.54	3.35	3.26	3.18
588-TFSA75K0JE	TFSA75K0JE	75K	3	0.5	6	3.77	3.54	3.35	3.26	3.18
588-TFSC270RJE	TFSC270RJE	270	4	0.75	11	3.93	3.80	3.64	3.47	3.33
588-TFSC680RJE	TFSC680RJE	680	4	0.75	11	3.75	3.62	3.47	3.31	3.17
588-TFSC1K50JE	TFSC1K50JE	1.5K	4	0.75	11	3.93	3.80	3.64	3.47	3.33
588-TFSC4K70JE	TFSC4K70JE	4.7K	4	0.75	11	3.93	3.80	3.64	3.47	3.33
588-TFSC27K0JE	TFSC27K0JE	27K	4	0.75	11	3.93	3.80	3.64	3.47	3.33
588-TFSC51K0JE	TFSC51K0JE	51K	4	0.75	11	3.93	3.80	3.64	3.47	3.33
588-TFSC100KJE	TFSC100KJE	100K	4	0.75	11	3.93	3.80	3.64	3.47	3.33
588-TFSE470RJE	TFSE470RJE	470	7	1.5	44	5.26	5.01	4.82	4.65	4.52
588-TFSE680RJE	TFSE680RJE	680	7	1.5	44	5.26	5.01	4.82	4.65	4.52
588-TFSE2K70JE	TFSE2K70JE	2.7K	7	1.5	44	5.26	5.01	4.82	4.65	4.52
588-TFSE6K80JE	TFSE6K80JE	6.8K	7	1.5	44	5.26	5.01	4.82	4.65	4.52
588-TFSE27K0JE	TFSE27K0JE	27K	7	1.5	44	5.26	5.01	4.82	4.65	4.52
588-TFSE75K0JE	TFSE75K0JE	75K	7	1.5	44	5.26	5.01	4.82	4.65	4.52

© Copyright 2013 Mouser Electronics

© Copyright 2013 Mouser Electronics

OHMITE Power Resistors

OHMITE - A SERIES PULSEATER® - 10% CERAMIC COMPOSITION RESISTORS - 2 WATT

Features:
- High surge energy
- Non-inductive
- Small size

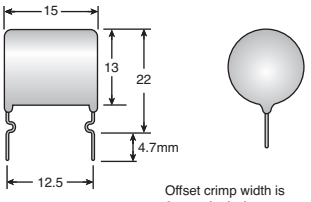

2 Watts

For quantities greater than listed, call for quote.

MOUSER STOCK NO.	Ohmite Part No.	Value (Ω)	Price Each 1	10	50	100
588-AV33GKE	AV33GKE	3.3	15.02	13.15	9.77	9.63
588-AV47GKE	AV47GKE	4.7	15.02	13.15	9.77	9.63
588-AV100KE	AV100KE	10	15.02	13.15	9.77	9.63
588-AV150KE	AV150KE	15	15.02	13.15	9.77	9.63
588-AV220KE	AV220KE	22	15.02	13.15	9.77	9.63
588-AV390KE	AV390KE	39	15.02	13.15	9.77	9.63

OHMITE - OX/OY SERIES - 10% CERAMIC COMPOSITION RESISTORS - 1 AND 2 WATT

Features:
- Replaces 1 and 2 watt carbon composition resistors
- Meets high energy density demands
- High peak power

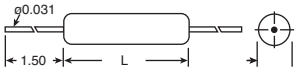

✻ Available in OY series only

Table of Values for OX and OY Series in (Ω)

3.3	22	47	220	820	3.3K	12K	27K	100K
10	27	68	330	1K	4.7K	15K	33K	✻220K
12	33	100	470	1.5K	5.6K	18K	47K	✻1M
15	39	150	680	2.2K	10K	22K	68K	

RoHS Compliant

For quantities greater than listed, call for quote.

MOUSER STOCK NO.	Range of Values (Ω)	Dielectric Withstanding	DIMENSIONS: in. L	øD	Price Each 1	100	1000
OX, 1 Watt							
588-OX-Value-E	3.3~100K	500	0.748	0.217	.97	.78	.638
OY, 2 Watts							
588-OY-Value-E	3.3~100	700	0.886	0.276	1.41	1.13	.932
588-OY-Value-E	150~100K	700	0.886	0.276	1.34	1.07	.88
588-OY-Value-E	220K~1M	700	0.886	0.276	1.55	1.23	1.01

OHMITE - 10 SERIES LO-MITE MOLDED SILICONE - 1% WIRE ELEMENT RESISTORS - 2, 3 AND 5 WATT

Specifications:
- Overload: 5 times rated wattage for 5 seconds
- Dielectric withstanding voltage: 1000V^{RMS} for 3W and 5W; 500V^{RMS} for 2W
- Temperature range: -55°C to 275°C

Wattage	DIMENSIONS: in. L	øD	Lead Gauge
2	.416	.094	20
3	.570	.205	20
5	.935	.330	18

RoHS Compliant

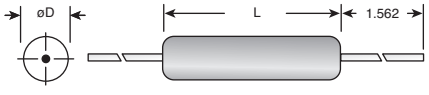

Features:
- Ideal for current sensing application
- Low inductance (non-inductive below .25Ω)

2 Watts

For quantities greater than listed, call for quote.

MOUSER STOCK NO.	Value (Ω)	Price Each 1	10	100	250	500	1000
588-12FR005E	0.005	1.85	1.65	1.48	1.38	1.34	1.31
588-12FR010E	0.010	1.85	1.65	1.48	1.38	1.34	1.31
588-12FR020E	0.020	1.85	1.65	1.48	1.38	1.34	1.31
588-12FR025E	0.025	1.84	1.64	1.46	1.38	1.34	1.31
588-12FR050E	0.050	1.72	1.55	1.38	1.29	1.23	1.18
588-12FR080E	0.080	1.85	1.65	1.48	1.38	1.34	1.31
588-12FR100E	0.100	1.85	1.69	1.50	1.40	1.38	1.36

3 Watts

For quantities greater than listed, call for quote.

MOUSER STOCK NO.	Value (Ω)	Price Each 1	10	100	250	500	1000
588-13FR005E	0.005	1.84	1.64	1.46	1.38	1.34	1.31
588-13FR010E	0.010	1.72	1.55	1.38	1.29	1.23	1.18
588-13FR020E	0.020	1.66	1.49	1.32	1.23	1.17	1.12
588-13FR025E	0.025	1.66	1.49	1.32	1.23	1.17	1.12
588-13FR050E	0.050	1.64	1.47	1.29	1.22	1.14	1.12
588-13FR070E	0.070	1.84	1.64	1.46	1.38	1.34	1.31
588-13FR080E	0.080	1.84	1.64	1.46	1.38	1.34	1.31
588-13FR100E	0.100	1.84	1.64	1.46	1.38	1.34	1.31
588-13FR150E	0.150	1.84	1.64	1.46	1.38	1.34	1.31
588-13FR200E	0.200	1.84	1.64	1.46	1.38	1.34	1.31

5 Watts

For quantities greater than listed, call for quote.

MOUSER STOCK NO.	Value (Ω)	Price Each 1	10	100	250	500	1000
588-15FR005E	0.005	2.19	1.98	1.74	1.64	1.61	1.56
588-15FR010E	0.010	2.11	1.89	1.68	1.57	1.52	1.47
588-15FR020E	0.020	2.11	1.89	1.68	1.57	1.52	1.47
588-15FR025E	0.025	2.11	1.89	1.68	1.57	1.52	1.47
588-15FR050E	0.050	2.07	1.86	1.65	1.54	1.50	1.44
588-15FR080E	0.080	2.03	1.83	1.63	1.52	1.48	1.44
588-15FR100E	0.100	2.03	1.83	1.63	1.52	1.48	1.44
588-15FR200E	0.200	2.03	1.83	1.63	1.52	1.48	1.44
588-15FR250E	0.250	2.03	1.83	1.63	1.52	1.48	1.44

OHMITE - 30 SERIES - 5% HIGH ENERGY WIRE WOUND RESISTORS - 3, 5 AND 10 WATT

Ohmite Manufacturing's family of High Energy Wirewound Resistors employ special winding techniques to maximize the effective joule rating of each resistor. Ohmite High Energy Wirewounds are hand wound in order to maintain the tightest possible pitch (space between windings) and thereby maximize the mass of the resistive element

3 Watts

For quantities greater than listed, call for quote.

MOUSER STOCK NO.	Ohmite Part No.	Value (Ω)	Price Each 1	10	50	100
588-33J1R0E	33J1R0E	1	1.33	1.09	1.02	.974
588-33J5R0E	33J5R0E	5	1.33	1.09	1.02	.974
588-33J10RE	33J10RE	10	1.33	1.09	1.02	.974
588-33J15RE	33J15RE	15	1.33	1.09	1.02	.974
588-33J20RE	33J20RE	20	1.33	1.09	1.02	.974
588-33J25RE	33J25RE	25	1.33	1.09	1.02	.974
588-33J30RE	33J30RE	30	1.33	1.09	1.02	.974
588-33J50RE	33J50RE	50	1.33	1.09	1.02	.974
588-33J100E	33J100E	100	1.33	1.09	1.02	.974

5 Watts

588-35J1R5E	35J1R5E	1.5	1.47	1.20	1.13	1.07
588-35J2R5E	35J2R5E	2.5	1.47	1.20	1.13	1.07
588-35J7R5E	35J7R5E	7.5	1.47	1.20	1.13	1.07
588-35J12RE	35J12RE	12	1.47	1.20	1.13	1.07
588-35J18RE	35J18RE	18	1.47	1.20	1.13	1.07
588-35J22RE	35J22RE	22	1.47	1.20	1.13	1.07
588-35J36RE	35J36RE	36	1.47	1.20	1.13	1.07
588-35J47RE	35J47RE	47	1.47	1.20	1.13	1.07
588-35J75RE	35J75RE	75	1.47	1.20	1.13	1.07

© Copyright 2013 Mouser Electronics

RoHS Compliant

Wattage	VAC	DIMENSIONS: in. A	B	Lead Gauge
3	200	0.593	0.218	20
5	460	1.000	0.343	18
10	1000	1.842	0.406	18

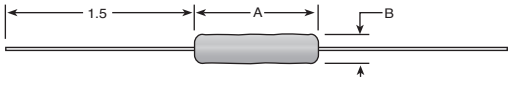

10 Watts

For quantities greater than listed, call for quote.

MOUSER STOCK NO.	Ohmite Part No.	Value (Ω)	Price Each 1	10	50	100
588-30J2R0E	30J2R0E	2	1.90	1.56	1.48	1.39
588-30J4R7E	30J4R7E	4.7	1.90	1.56	1.48	1.39
588-30J6R8E	30J6R8E	6.8	2.01	1.93	1.87	1.63
588-30J15RE	30J15RE	15	1.90	1.56	1.48	1.39
588-30J27RE	30J27RE	27	1.90	1.56	1.48	1.39
588-30J33RE	30J33RE	33	1.90	1.56	1.48	1.39
588-30J50RE	30J50RE	50	2.01	1.93	1.87	1.63
588-30J82RE	30J82RE	82	1.90	1.56	1.48	1.39
588-30J100E	30J100E	100	1.90	1.56	1.48	1.39
588-30J150E	30J150E	150	1.90	1.56	1.48	1.39

© Copyright 2013 Mouser Electronics

OHMITE Power Resistors

OHMITE - HVC SERIES - THICK FILM HIGH-VALUE HIGH-VOLTAGE WRAPAROUND CHIP

Features:
- Low temperature and voltage dependency
- Suitable for high vacuum applications - no organics
- Contact areas: Nickel-barrier/matt tin
- Wraparound terminals

Electrical:
- Operating Temperature: -55°C to +155°C

RoHS Compliant



Size	Power Rating (mW)	DIMENSIONS: mm			
		L	W	T	a
0805	125	2.00 +.15/-.05	1.25 +.15/-.05	0.40 +.15/-.05	0.3 +.2/-.1
1206	250	3.20 +.15/-.05	1.50 +.2/-.05	0.40 +.15/-.05	0.3 +.2/-.1
2512	1000	6.30 +.15/-.05	3.50 +.2/-.05	0.60 +.15/-.05	0.9±.2

For quantities greater than listed, call for quote.

MOUSER STOCK NO.	Ohmite Part No.	Value (Ω)	Power	Tol.	Temp. Coef.	Price Each				
						1	25	50	100	500
588-HVC0805T1004JET	HVC0805T1004JET	1M	125	5%	100ppm	1.02	.995	.963	.91	.803
588-HVC0805T5004JET	HVC0805T5004JET	5M	125	5%	100ppm	1.02	.995	.963	.91	.803
588-HVC0805T1005JET	HVC0805T1005JET	10M	125	5%	100ppm	1.13	1.11	1.08	1.06	.984
588-HVC0805T5005JET	HVC0805T5005JET	50M	125	5%	100ppm	1.13	1.11	1.08	1.06	.984
588-HVC0805T1006JET	HVC0805T1006JET	100M	125	5%	100ppm	1.13	1.11	1.08	1.06	.984
588-HVC0805Z5006JET	HVC0805Z5006JET	500M	125	5%	250ppm	3.77	3.73	3.68	3.64	3.17
588-HVC0805Z1007JET	HVC0805Z1007JET	1G	125	5%	250ppm	6.74	6.58	6.37	6.05	5.38
588-HVC0805Z1008KET	HVC0805Z1008KET	10G	125	10%	250ppm	6.60	6.43	6.31	5.94	5.24
588-HVC1206T1004JET	HVC1206T1004JET	1M	250	5%	100ppm	.79	.781	.77	.749	.663
588-HVC1206T5004JET	HVC1206T5004JET	5M	250	5%	100ppm	.79	.781	.77	.749	.663
588-HVC1206T1005JET	HVC1206T1005JET	10M	250	5%	100ppm	1.09	1.04	.995	.942	.888
588-HVC1206T5005JET	HVC1206T5005JET	50M	250	5%	100ppm	1.09	1.04	.995	.942	.888
588-HVC1206T1006JET	HVC1206T1006JET	100M	250	5%	100ppm	1.09	1.04	.995	.942	.888
588-HVC1206Z5006JET	HVC1206Z5006JET	500M	250	5%	250ppm	3.36	3.30	3.23	3.03	2.85
588-HVC1206Z1007JET	HVC1206Z1007JET	1G	250	5%	250ppm	5.92	5.78	5.67	5.39	4.80
588-HVC1206Z1008KET	HVC1206Z1008KET	10G	250	10%	250ppm	5.83	5.62	5.46	5.16	4.69
588-HVC2512T1004JET	HVC2512T1004JET	1M	1000	5%	100ppm	2.50	2.43	2.35	2.19	1.92
588-HVC2512T5004JET	HVC2512T5004JET	5M	1000	5%	100ppm	2.50	2.43	2.35	2.19	1.92
588-HVC2512T1005JET	HVC2512T1005JET	10M	1000	5%	100ppm	2.50	2.43	2.35	2.19	1.92
588-HVC2512T5005JET	HVC2512T5005JET	50M	1000	5%	100ppm	2.50	2.42	2.35	2.19	1.92
588-HVC2512T1006JET	HVC2512T1006JET	100M	1000	5%	100ppm	2.50	2.43	2.35	2.19	1.92
588-HVC2512Z5006JET	HVC2512Z5006JET	500M	1000	5%	250ppm	5.83	5.62	5.46	5.16	4.69
588-HVC2512Z1007JET	HVC2512Z1007JET	1G	1000	5%	250ppm	6.74	6.66	6.57	6.49	6.26

OHMITE - 40 SERIES - 1% SILICONE COATED WIREWOUND - 1, 3 AND 5 WATT

Features:
- Welded construction
- Silicone coating and molding

Specifications:
- Resistance tolerance: ±1%
- Dielectric strength:1000V
- Insulation resistance: 1000MΩ
- Temperature coefficient: 1-3W, 50ppm/5W, 20ppm

Cross Reference Chart

Ohmite	Clarostat	Huntington
41F	SC1A	ALSR-1
43F	SC3D	ALSR-3
45F	SC5E	ALSR-5

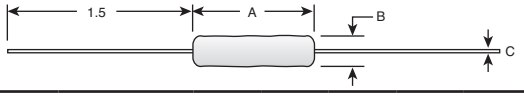

Table of Values in (Ω)

0.1	0.5	5.0	22	50	150	330	750	3K	8K
0.13	0.75	7.5	25	56	180	350	1K	3.9K	10K
0.15	1.0	10	27	68	200	470	1.2K	4K	15K
0.2	1.5	12	30	75	220	500	1.5K	4.7K	20K
0.25	2.0	15	33	82	250	560	2K	5K	25K
0.3	3.0	18	39	100	270	600	2.2K	6.8K	
0.33	4.0	20	40	120	300	680	2.5K	7.5K	

RoHS Compliant

RoHS Compliant Codes

Code	Value (Ω)	Code	Value (ohm)	Code	Value (Ω)	Code	Value (Ω)	Code	Value (Ω)
R10E	0.1	22RE	22	150E	150	750E	750	6K8E	6.8K
R15E	0.15	25RE	25	180E	180	800E	800	7K5E	7.5K
R30E	0.3	27RE	27	200E	200	820E	820	8K0E	8K
R50E	0.5	30RE	30	220E	220	900E	900	10KE	10K
R75E	0.75	33RE	33	225E	225	1K0E	1K	15KE	15K
1R0E	1	35RE	35	250E	250	1K1E	1.1K	20KE	20K
1R5E	1.5	39RE	39	270E	270	1K2E	1.2K	25KE	25K
2R0E	2	40RE	40	300E	300	1K5E	1.5K		
2R2E	2.2	47RE	47	330E	330	1K8E	1.8K		
3R0E	3	50RE	50	350E	350	2K0E	2K		
4R0E	4	56RE	56	390E	390	2K2E	2.2K		
5R0E	5	62RE	62	400E	400	2K5E	2.5K		
7R5E	7.5	68RE	68	450E	450	2K7E	2.7K		
10RE	10	75RE	75	470E	470	3K0E	3K		
12RE	12	82RE	82	500E	500	3K9E	3.9K		
15RE	15	100E	100	560E	560	4K0E	4K		
18RE	18	120E	120	600E	600	4K7E	4.7K		
R20E	20	125E	125	680E	680	5K0E	5K		

For quantities greater than listed, call for quote.

MOUSER STOCK NO.	Range of Values (Ω)	DIMENSIONS: in. max.			Price Each			
		A	B	C	1	25	100	250
1 Watt								
588-41F-Value	0.1-0.75	.44	.13	24Ga.	2.82	2.62	2.13	1.93
588-41F-Value	1.0-7.5	.44	.13	24Ga.	3.48	3.38	2.62	2.51
588-41F-Value	10- 82	.44	.13	24Ga.	2.38	2.14	1.78	1.54
588-41F-Value	100-470	.44	.13	24Ga.	2.81	2.38	2.11	1.83
588-41F-Value	500-900	.44	.13	24Ga.	2.92	2.49	2.19	1.89
588-41F-Value	1K-1.5K	.44	.13	24Ga.	3.34	3.01	2.49	2.15
588-41F-Value	2K-3K	.44	.13	24Ga.	4.00	3.41	3.02	2.61
3 Watt								
588-43F-Value	0.1-0.75	.59	.22	20Ga.	2.28	1.96	1.70	1.48
588-43F-Value	1.0-7.5	.59	.22	20Ga.	2.25	2.14	1.66	1.61
588-43F-Value	10- 82	.59	.22	20Ga.	1.27	1.13	.974	.824
588-43F-Value	100-750	.59	.22	20Ga.	1.28	1.10	.963	.835
588-43F-Value	1K-1.5K	.59	.22	20Ga.	1.56	1.36	1.17	1.02
588-43F-Value	2K-2.5K	.59	.22	20Ga.	1.95	1.75	1.48	1.25
588-43F-Value	3K-4.7K	.59	.22	20Ga.	2.10	1.85	1.61	1.36
588-43F-Value	5K-6.8K	.59	.22	20Ga.	2.97	2.85	2.61	2.54
588-43F-Value	7.5K-10K	.59	.22	20Ga.	2.92	2.49	2.19	1.89
5 Watt								
588-45F-Value	0.1-0.75	.94	.34	18Ga.	2.16	1.90	1.65	1.39
588-45F-Value	1.0-7.5	.94	.34	18Ga.	1.69	1.52	1.22	1.09
588-45F-Value	10- 82	.94	.34	18Ga.	1.56	1.36	1.17	1.02
588-45F-Value	100-750	.94	.34	18Ga.	1.27	1.13	.974	.824
588-45F-Value	1K-2.5K	.94	.34	18Ga.	1.64	1.48	1.18	1.05
588-45F-Value	3K-6.8K	.94	.34	18Ga.	2.00	1.71	1.42	1.31
588-45F-Value	7.5K-8K	.94	.34	18Ga.	2.50	2.25	1.86	1.63
588-45F-Value	10K-15K	.94	.34	18Ga.	2.66	2.33	2.00	1.73
588-45F-Value	20K-25K	.94	.34	18Ga.	4.21	4.07	3.10	3.00

© Copyright 2013 Mouser Electronics

For quantities greater than listed, call for quote.

MOUSER STOCK NO.	Range of Values (Ω)	DIMENSIONS: in. max.			Price Each			
		A	B	C	1	25	100	250
1 Watt								
588-41F-Value	0.1-0.75	.44	.13	24Ga.	2.82	2.62	2.13	1.93
588-41F-Value	1.0-7.5	.44	.13	24Ga.	3.48	3.38	2.62	2.51
588-41F-Value	10-82	.44	.13	24Ga.	2.38	2.14	1.78	1.54
588-41F-Value	100-470	.44	.13	24Ga.	2.81	2.38	2.11	1.83
588-41F-Value	500-900	.44	.13	24Ga.	2.92	2.49	2.19	1.89
588-41F-Value	1K-1.5K	.44	.13	24Ga.	3.34	3.01	2.49	2.15
588-41F-Value	2K-3K	.44	.13	24Ga.	4.00	3.41	3.02	2.61
3 Watt								
588-43F-Value	0.1-0.75	.59	.22	20Ga.	2.28	1.96	1.70	1.48
588-43F-Value	1.0-7.5	.59	.22	20Ga.	2.25	2.14	1.66	1.61
588-43F-Value	10- 82	.59	.22	20Ga.	1.27	1.13	.974	.824
588-43F-Value	100-750	.59	.22	20Ga.	1.28	1.10	.963	.835
588-43F-Value	1K-1.5K	.59	.22	20Ga.	1.56	1.36	1.17	1.02
588-43F-Value	2K-2.5K	.59	.22	20Ga.	1.95	1.75	1.48	1.25
588-43F-Value	3K-4.7K	.59	.22	20Ga.	2.10	1.85	1.61	1.36
588-43F-Value	5K-6.8K	.59	.22	20Ga.	2.97	2.85	2.61	2.54
588-43F-Value	7.5K-10K	.59	.22	20Ga.	2.92	2.49	2.19	1.89
5 Watt								
588-45F-Value	0.1-0.75	.94	.34	18Ga.	2.16	1.90	1.65	1.39
588-45F-Value	1.0-7.5	.94	.34	18Ga.	1.69	1.52	1.22	1.09
588-45F-Value	10-82	.94	.34	18Ga.	1.56	1.36	1.17	1.02
588-45F-Value	100-750	.94	.34	18Ga.	1.27	1.13	.974	.824
588-45F-Value	1K-2.5K	.94	.34	18Ga.	1.64	1.48	1.18	1.05
588-45F-Value	3K-6.8K	.94	.34	18Ga.	2.00	1.71	1.42	1.31
588-45F-Value	7.5K-8K	.94	.34	18Ga.	2.50	2.25	1.86	1.63
588-45F-Value	10K-15K	.94	.34	18Ga.	2.66	2.33	2.00	1.73
588-45F-Value	20K-25K	.94	.34	18Ga.	4.21	4.07	3.10	3.00

© Copyright 2013 Mouser Electronics

OHMITE Power Resistors

OHMITE - MINI-MOX SERIES - 1% METAL OXIDE AXIAL HIGH VOLTAGE RESISTORS

Features:
- Wide resistance ranges
- Silicone or epoxy coating
- Metal oxide resistive element
- Works well in precision circuits

Specifications:
- Resistance Tolerance: 1%
- Voltage Rating: 1KV to 5KV
- Power Rating: .5W to 1W @ 25°C
- Operating Temperature Range: -55°C to +220°C

Applications:
- Avionics
- Medical electronics
- High gain feedback applications
- Current pulse limiters
- Vacuum and space application

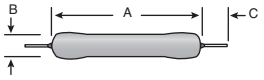

RoHS Compliant

For quantities greater than listed, call for quote.

MOUSER STOCK NO.	Ohmite Part No.	Value (Ω)	Power	Tol. %	Dimensions: in.			Lead Dia. (IN)	Price Each				
					A	B	C		1	10	50	100	250
500V													
588-MOX-200001005FE	MOX-200001005FE	10M	0.25W	1%	0.26	0.09	1.3	0.02	3.38	2.78	2.73	1.70	1.57
588-MOX-200002505FE	MOX-200002505FE	25M	0.25W	1%	0.26	0.09	1.3	0.02	3.60	3.05	2.73	1.70	1.57
588-MOX-200005005FE	MOX-200005005FE	50M	0.25W	1%	0.26	0.09	1.3	0.02	3.68	2.60	1.98	1.69	1.64
588-MOX-200001006FE	MOX-200001006FE	100M	0.25W	1%	0.26	0.09	1.3	0.02	5.90	5.10	3.18	2.40	2.18
588-MOX-200001005JE	MOX-200001005JE	10M	0.25W	5%	0.26	0.09	1.3	0.02	2.33	1.97	1.26	1.13	1.04
588-MOX-200002505JE	MOX-200002505JE	25M	0.25W	5%	0.26	0.09	1.3	0.02	2.55	1.80	1.37	1.18	1.13
588-MOX-200005005JE	MOX-200005005JE	50M	0.25W	5%	0.26	0.09	1.3	0.02	6.94	4.89	3.72	3.19	3.08
588-MOX-200001006JE	MOX-200001006JE	100M	0.25W	5%	0.26	0.09	1.3	0.02	2.33	1.97	1.26	1.13	1.04
588-MOX-200001007JE	MOX-200001007JE	1000M	0.25W	5%	0.26	0.09	1.3	0.02	7.47	6.46	5.08	3.47	3.11
1KV													
588-MOX-300001004FE	MOX-300001004FE	1M	0.50W	1%	0.354	0.13	1.3	0.03	4.04	3.56	2.59	2.40	2.19
588-MOX-300002004FE	MOX-300002004FE	2M	0.50W	1%	0.354	0.13	1.3	0.03	3.84	3.39	2.45	2.28	2.09
588-MOX-300005004FE	MOX-300005004FE	5M	0.50W	1%	0.354	0.13	1.3	0.03	4.03	2.85	2.16	1.86	1.79
588-MOX-300001505FE	MOX-300001505FE	15M	0.50W	1%	0.354	0.13	1.3	0.03	3.84	3.39	2.45	2.28	2.09
588-MOX-300002505FE	MOX-300002505FE	25M	0.50W	1%	0.354	0.13	1.3	0.03	4.72	3.33	2.54	2.17	2.10
588-MOX-300005005FE	MOX-300005005FE	50M	0.50W	1%	0.354	0.13	1.3	0.03	4.76	3.36	2.54	2.10	2.08
588-MOX-300001506FE	MOX-300001506FE	150M	0.50W	1%	0.354	0.13	1.3	0.03	4.76	3.36	2.54	2.10	2.08
588-MOX-300002506FE	MOX-300002506FE	250M	0.50W	1%	0.354	0.13	1.3	0.03	4.72	3.33	2.54	2.17	2.10
2.5KV													
588-MOX-400235004F-E	MOX-400235004FE	5M	0.75W	1%	0.58	0.165	1.5	0.02	5.50	3.58	2.70	2.57	2.40
588-MOX-400232505F-E	MOX-400232505FE	25M	0.75W	1%	0.58	0.165	1.5	0.02	6.83	5.46	5.33	5.19	4.33
588-MOX-400235005F-E	MOX-400235005FE	50M	0.75W	1%	0.58	0.165	1.5	0.02	6.69	6.02	5.35	4.82	4.70
588-MOX-400231506F-E	MOX-400231506FE	150M	0.75W	1%	0.58	0.165	1.5	0.02	8.88	6.29	4.83	4.15	4.00
588-MOX-400232006F-E	MOX-400232006FE	200M	0.75W	1%	0.58	0.165	1.5	0.02	6.47	4.57	3.48	2.99	2.88
588-MOX-400235006F-E	MOX-400235006FE	500M	0.75W	1%	0.58	0.165	1.5	0.02	6.83	5.46	5.33	5.19	4.33
5KV													
588-MOX750232505FE	MOX-750232505FE	25M	1.00W	1%	0.88	0.165	1.5	0.02	7.33	6.67	6.21	5.97	4.98
588-MOX750237505FE	MOX-750237505FE	75M	1.00W	1%	0.88	0.165	1.5	0.02	7.33	6.67	6.21	5.97	4.98
588-MOX750232506FE	MOX-750232506FE	250M	1.00W	1%	0.88	0.165	1.5	0.02	5.94	4.19	3.19	2.74	2.63
588-MOX750231007FE	MOX-750231007FE	1000M	1.00W	1%	0.88	0.165	1.5	0.02	10.11	5.84	4.61	4.32	4.11

OHMITE - SLIM-MOX SERIES - 1% METAL OXIDE PLANAR RESISTORS 1/2 WATT - 2.5 WATT

Features:
- High dielectric and low out gassing epoxy coating
- Low resistor noise
- Non Inductive

Specifications:
- Resistance Tolerance: 1%
- Voltage Rating: 1KV to 20KV
- Power Rating Range: .5W to 2.5 watts @ 25°C
- Operating Temperature Range: -55°C to +110°C

Applications:
- High Voltage Power Supplies
- Medical Instrumentation
- Current pulse limiters
- Ionization Chambers

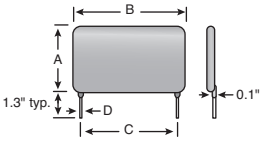

RoHS Compliant

For quantities greater than listed, call for quote.

MOUSER STOCK NO.	Ohmite Part No.	Value (Ω)	Power @ 25°C	Dimensions: in.				Price Each				
				A	B	C	D	1	10	50	100	250
2KV												
588-SM101031003FE	SM101031003FE	100K	0.5W	0.34	0.33	0.2	0.025	4.06	3.45	2.93	1.86	1.77
588-SM101031004FE	SM101031004FE	1M	0.5W	0.34	0.33	0.2	0.025	6.47	6.38	4.77	3.33	3.07
588-SM101031504FE	SM101031504FE	1.5M	0.5W	0.34	0.33	0.2	0.025	6.21	4.12	3.69	3.26	3.00
588-SM101035004FE	SM101035004FE	5M	0.5W	0.34	0.33	0.2	0.025	4.49	3.52	3.42	3.32	2.73
588-SM101031505FE	SM101031505FE	15M	0.5W	0.34	0.33	0.2	0.025	4.38	3.84	3.15	2.38	2.19
588-SM101035005FE	SM101035005FE	50M	0.5W	0.34	0.33	0.2	0.025	4.25	3.61	3.07	1.95	1.85
7.5KV												
588-SM103031004FE	SM103031004FE	1M	1.25W	0.34	0.83	0.6	0.032	6.47	6.38	4.77	3.33	3.07
588-SM103035004FE	SM103035004FE	5M	1.25W	0.34	0.83	0.6	0.032	4.17	4.11	4.03	3.99	3.32
588-SM103032005FE	SM103032005FE	20M	1.25W	0.34	0.83	0.6	0.032	6.67	6.57	4.92	3.42	3.17
588-SM103031006FE	SM103031006FE	100M	1.25W	0.34	0.83	0.6	0.032	6.44	6.38	4.99	3.33	3.07
588-SM103031506FE	SM103031506FE	150M	1.25W	0.34	0.83	0.6	0.032	4.15	3.53	3.00	1.90	1.81
15KV												
588-SM106031004FE	SM106031004FE	1M	2.0W	0.34	1.58	1.4	0.032	4.06	3.45	2.93	2.66	1.77
588-SM106032004FE	SM106032004FE	2M	2.0W	0.34	1.58	1.4	0.032	4.49	3.52	3.38	3.28	2.73
588-SM106031006FE	SM106031006FE	100M	2.0W	0.34	1.58	1.4	0.032	4.59	3.91	3.32	2.11	2.00
588-SM106032006FE	SM106032006FE	200M	2.0W	0.34	1.58	1.4	0.032	4.49	3.52	3.38	3.28	2.73
588-SM106031007FE	SM106031007FE	1000M	2.0W	0.34	1.58	1.4	0.032	4.49	3.52	3.42	3.32	2.73
20KV												
588-SM108031003FE	SM108031003FE	100K	2.5W	0.34	2.08	1.9	0.032	4.17	4.11	4.03	3.99	3.32
588-SM108035003FE	SM108035003FE	500K	2.5W	0.34	2.08	1.9	0.032	6.44	5.40	4.63	3.09	2.78
588-SM108031004FE	SM108031004FE	1M	2.5W	0.34	2.08	1.9	0.032	5.32	4.52	3.84	2.44	2.31
588-SM108035004FE	SM108035004FE	5M	2.5W	0.34	2.08	1.9	0.032	6.44	5.40	4.63	3.14	3.08
588-SM108032005FE	SM108032005FE	20M	2.5W	0.34	2.08	1.9	0.032	5.40	4.16	3.69	2.91	2.63
588-SM108037505FE	SM108037505FE	75M	2.5W	0.34	2.08	1.9	0.032	5.32	4.52	3.84	2.44	2.31
588-SM108031506FE	SM108031506FE	150M	2.5W	0.34	2.08	1.9	0.032	4.17	4.11	4.03	3.99	3.32
588-SM108031507FE	SM108031507FE	1500M	2.5W	0.34	2.08	1.9	0.032	5.32	4.52	3.84	2.44	2.31

© Copyright 2013 Mouser Electronics
© Copyright 2013 Mouser Electronics

OHMITE Power Resistors

OHMITE 20 SERIES AXIAL LEAD WIREWOUND 5% VITREOUS ENAMEL COATED RESISTORS - 3, 5 AND 10 WATT

Features:
- Enamel coating
- Welded terminations
- Low temperature coefficient

RoHS Compliant

Specifications:
- Resistance tolerance: ±5%
- Temperature coefficient 0.1 to 7.5Ω: ±50 ppm
  10Ω and over: ±30 ppm
- For units below 1Ω, add 15% to body diameter, 10% to body length

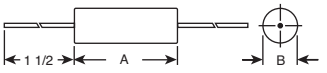

DIMENSIONS: in.

❊ All values not available in all sizes

Table of Values 20 Series in (Ω)

Value	Value Code	Value	Value Code	Value	Value Code	Value	Value Code
0.1	R10E	27	27RE	330	330E	2.7K	2K7E
0.13	R13E	30	30RE	350	350E	3K	3K0E
0.15	R15E	33	33RE	390	390E	3.3K	3K3E
0.2	R20E	35	35RE	400	400E	3.5K	3K5E
0.3	R30E	39	39RE	450	450E	3.9K	3K9E
0.33	R33E	40	40RE	470	470E	4K	4K0E
0.5	R50E	47	47RE	500	500E	4.5K	4K5E
0.75	R75E	50	50RE	560	560E	4.7K	4K7E
1	1R0E	56	56RE	600	600E	5K	5K0E
1.5	1R5E	68	68RE	680	680E	6K	6K0E
2	2R0E	75	75RE	750	750E	6.8K	6K8E
3	3R0E	82	82RE	800	800E	7K	7K0E
4	4R0E	100	100E	820	820E	7.5K	7K5E
5	5R0E	120	120E	900	900E	8K	8K0E
7.5	7R5E	125	125E	1K	1K0E	9K	9K0E
10	10RE	150	150E	1.1K	1K1E	10K	10KE
12	12RE	180	180E	1.2K	1K2E	12K	12KE
15	15RE	200	200E	1.5K	1K5E	15K	15KE
18	18RE	220	220E	1.8K	1K8E	20K	20KE
20	20RE	225	225E	2K	2K0E	22K	22KE
22	22RE	250	250E	2.2K	2K2E	25K	25KE
25	25RE	300	300E	2.5K	2K5E		

3 Watts

For quantities greater than listed, call for quote.

MOUSER STOCK NO.	Range of Values (Ω)	Dimensions: in. A	Dimensions: in. B	Price Each 1	50	100	250
588-23J-Code	0.1-0.33	0.5	0.22	2.23	1.89	1.66	1.44
588-23J-Code	0.5-7.5	0.5	0.22	1.56	1.32	1.18	.995
588-23J-Code	10-82	0.5	0.22	1.53	1.32	1.18	.995
588-23J-Code	100-450	0.5	0.22	1.24	1.05	.931	.803
588-23J-Code	470-900	0.5	0.22	1.36	1.14	1.01	.877
588-23J-Code	1K-4.7K	0.5	0.22	1.71	1.48	1.31	1.19
588-23J-Code	5K-7K	0.5	0.22	2.36	2.00	1.77	1.53
588-23J-Code	7.5K-10K	0.5	0.22	2.76	2.35	2.08	1.80

5 Watts

For quantities greater than listed, call for quote.

MOUSER STOCK NO.	Range of Values (Ω)	Dimensions: in. A	Dimensions: in. B	Price Each 1	50	100	250
588-25J-Code	0.1-0.33	0.5	0.22	1.94	1.65	1.46	1.25
588-25J-Code	0.5-7.5	0.5	0.22	1.94	1.65	1.46	1.25
588-25J-Code	10-82	0.5	0.22	1.71	1.48	1.31	1.19
588-25J-Code	100-450	0.5	0.22	1.49	1.26	1.10	.974
588-25J-Code	470-900	0.5	0.22	1.49	1.26	1.10	.974
588-25J-Code	1K-4.7K	0.5	0.22	2.02	1.72	1.52	1.32
588-25J-Code	5K-7K	0.5	0.22	2.55	2.17	1.90	1.66
588-25J-Code	7.5K-10K	0.5	0.22	2.55	2.17	1.90	1.66

10 Watts

For quantities greater than listed, call for quote.

MOUSER STOCK NO.	Range of Values (Ω)	Dimensions: in. A	Dimensions: in. B	Price Each 1	50	100	250
588-20J-Code	0.1-7.5	1.84	0.35	2.40	2.02	1.80	1.54
588-20J-Code	10-82	1.84	0.35	2.18	1.84	1.63	1.41
588-20J-Code	100-900	1.84	0.35	1.97	1.67	1.48	1.27
588-20J-Code	1K-2.5K	1.84	0.35	2.38	2.00	1.78	1.53
588-20J-Code	3K-4.7K	1.84	0.35	2.71	2.30	2.02	1.75
588-20J-Code	5K-9K	1.84	0.35	3.08	2.60	2.32	1.99
588-20J-Code	10K-20K	1.84	0.35	3.52	2.99	2.63	2.26
588-20J-Code	25K	1.84	0.35	3.97	3.37	2.99	2.57

OHMITE - 90 SERIES - 5% VITREOUS ENAMEL MOLDED WIREWOUND - 3 1/4, 5, AND 11 WATT

Features:
- Molded construction provides consistent shape and size (permits mounting in clips which extends power rating)
- Flame resistant lead free vitreous enamel coating
- All welded construction
- Ready for use with snap-on style heat sinks

Specifications:
- Resistance tolerance: 5%
- Overload:
  3 and 5 watts: 5 times rated wattage for 5 seconds
  11 watts: 10 times rated wattage for 5 seconds
- Dielectric withstanding voltage: 1000VAC

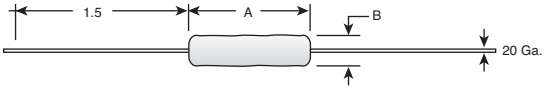

DIMENSIONS: in.

RoHS Compliant

For quantities greater than listed, call for quote.

MOUSER STOCK NO.	Ohmite Part No.	Value (Ω)	Dimensions: in. A	Dimensions: in. B	Price Each 1	25	100	250	500
3 1/4 Watt									
588-93J1R0E	93J1R0E	1.0	.56	.23	2.62	2.36	2.20	2.08	1.98
588-93J2R0E	93J2R0E	2.0	.56	.23	2.62	2.36	2.20	2.08	1.98
588-93J5R0E	93J5R0E	5.0	.56	.23	2.62	2.36	2.20	2.08	1.98
588-93J10RE	93J10RE	10	.56	.23	2.12	2.01	1.64	1.61	1.51
588-93J50RE	93J50RE	50	.56	.23	2.12	2.01	1.64	1.61	1.51
588-93J100E	93J100E	100	.56	.23	2.12	2.01	1.64	1.61	1.51
588-93J200E	93J200E	200	.56	.23	2.12	2.01	1.64	1.61	1.51
588-93J500E	93J500E	500	.56	.23	2.79	2.40	2.25	2.12	2.03
588-93J750E	93J750E	750	.56	.23	2.79	2.40	2.25	2.12	2.03
588-93J1K0E	93J1K0E	1K	.56	.23	3.21	3.02	2.62	2.54	2.48
588-93J2K0E	93J2K0E	2K	.56	.23	3.21	3.02	2.62	2.54	2.48
588-93J5K0E	93J5K0E	5K	.56	.23	4.63	4.19	4.01	3.86	3.71
588-93J10KE	93J10KE	10K	.56	.23	4.63	4.19	4.01	3.86	3.71
5 Watt									
588-95J1R0E	95J1R0E	1.0	.95	.23	4.21	4.09	3.14	3.03	2.91
588-95J2R0E	95J2R0E	2.0	.95	.23	3.14	2.96	2.58	2.49	2.44
588-95J5R0E	95J5R0E	5	.95	.23	4.21	4.09	3.14	3.03	2.91
588-95J10RE	95J10RE	10	.95	.23	3.36	3.24	2.59	2.49	2.41
588-95J33RE	95J33RE	33	.95	.23	2.92	2.72	2.59	2.49	2.41
588-95J50RE	95J50RE	50	.95	.23	3.69	3.58	2.74	2.66	2.57
588-95J100E	95J100E	100	.95	.23	2.79	2.57	2.46	2.38	2.28
588-95J200E	95J200E	200	.95	.23	2.92	2.72	2.59	2.49	2.41
588-95J500E	95J500E	500	.95	.23	3.40	3.20	3.01	2.90	2.78
588-95J600E	95J600E	600	.95	.23	3.40	3.20	3.01	2.90	2.78

For quantities greater than listed, call for quote.

MOUSER STOCK NO.	Ohmite Part No.	Value (Ω)	Dimensions: in. A	Dimensions: in. B	Price Each 1	25	100	250	500
5 Watt (Cont.)									
588-95J750E	95J750E	750	.95	.23	3.40	3.20	3.01	2.90	2.78
588-95J1K0E	95J1K0E	1K	.95	.23	3.63	3.38	3.22	3.10	2.99
588-95J2K0E	95J2K0E	2K	.95	.23	3.63	3.38	3.22	3.10	2.99
588-95J5K0E	95J5K0E	5K	.95	.23	7.25	7.14	5.46	5.29	5.11
588-95J10KE	95J10KE	10K	.95	.23	7.25	7.14	5.46	5.29	5.11
588-95J15KE	95J15KE	15K	.95	.23	7.25	7.14	5.46	5.29	5.11
588-95J20KE	95J20KE	20K	.95	.23	6.86	6.38	6.09	5.86	5.64
11 Watt									
588-90J1R0E	90J1R0E	1.0	1.80	.34	5.74	4.89	4.55	4.27	4.13
588-90J2R7E	90J2R7E	2.7	1.80	.34	5.74	4.89	4.55	4.27	4.13
588-90J3R9E	90J3R9E	3.9	1.80	.34	3.98	3.65	3.28	3.15	3.03
588-90J5R0E	90J5R0E	5.0	1.80	.34	4.89	4.77	3.65	3.54	3.42
588-90J7R5E	90J7R5E	7.5	1.80	.34	3.98	3.65	3.28	3.15	3.03
588-90J10RE	90J10RE	10	1.80	.34	5.56	4.27	3.82	3.60	3.48
588-90J20RE	90J20RE	20	1.80	.34	3.98	3.65	3.28	3.15	3.03
588-90J47RE	90J47RE	47	1.80	.34	3.98	3.65	3.28	3.15	3.03
588-90J50RE	90J50RE	50	1.80	.34	3.98	3.65	3.28	3.15	3.03
588-90J100E	90J100E	100	1.80	.34	3.98	3.65	3.28	3.15	3.03
588-90J120E	90J120E	120	1.80	.34	3.98	3.65	3.28	3.15	3.03
588-90J2K0E	90J2K0E	2K	1.80	.34	5.21	4.55	4.15	3.97	3.84
588-90J5K0E	90J5K0E	5K	1.80	.34	6.59	6.17	4.95	4.87	4.60
588-90J20KE	90J20KE	20K	1.80	.34	7.76	6.84	6.46	6.25	5.89
588-90J27KE	90J27KE	27K	1.80	.34	7.76	6.84	6.46	6.25	5.89
588-90J50KE	90J50KE	50K	1.80	.34	7.76	6.84	6.46	6.25	5.89

RESISTOR MOUNTING CLIPS

Features:
- Prevents severe vibration or mechanical shock to resistor
- Increase resistor wattage up to 100% when mounted on a metal surface
- Holes in clip base permit fastening to chassis with machine screws, eyelets or rivets

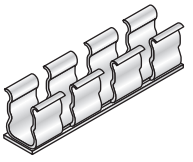

RoHS Compliant

For quantities greater than listed, call for quote.

MOUSER STOCK NO.	Mounting Clip For	Dimensions: in. Length	Dimensions: in. Width	Dimensions: in. Height	Price Each 1	10	100
588-5904E	93J series	.50	.26	.319	2.10	1.96	1.77
588-5906E	95J series	.90	.24	.284	1.67	1.56	1.41
588-5908E	90J series	1.75	.33	.377	1.44	1.29	1.16

© Copyright 2013 Mouser Electronics

© Copyright 2013 Mouser Electronics

OHMITE Power Resistors

OHMITE FIXED VITREOUS ENAMEL POWER RESISTORS - 8 WATT TO 225 WATT

Cross Reference Chart

Ohmite	Clarostat	Huntington
B8J	VPR5F	FVTS-5
B12J	VPR10F	FVTS-10
L25J	VP25K	FVT-25
L50J	VP50K	FVT-50
L100J	VK100N	FVT-100
L225J	VK200W	FVT-200

Features:

- Welded terminals
- Excellent heat dissipation
- Vitreous enamel coated

Conversion Table

Value	Value Code	Value	Value Code	Value	Value Code	Value	Value Code
1	1R0E	75	75RE	750	750E	7.5K	7K5E
2	2R0E	100	100E	1K	1K0E	8K	8K0E
3	3R0E	125	125E	1.5K	1K5E	10K	10KE
4	4R0E	150	150E	2K	2K0E	15K	15KE
5	5R0E	200	200E	2.5K	2K5E	20K	20KE
7.5	7R5E	250	250E	3K	3K0E	25K	25KE
10	10RE	300	300E	3.5K	3K5E	40K	40KE
25	25RE	400	400E	4K	4K0E	50K	50KE
35	35RE	450	450E	5K	5K0E	100K	100KE
50	50RE	500	500E	6K	6K0E		

200 Series Lug and Lead Fixed Resistors

Specifications:

- Resistance tolerance: > 1Ω: ±10%
  < 1Ω: ±5%
- Temperature coefficient: < 5: ±260
  > 5: ±400

RoHS Compliant

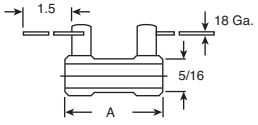

DIMENSIONS: in.

8 Watts (Uses bracket 588-5)

For quantities greater than listed, call for quote.

MOUSER STOCK NO.	Range of Values (Ω)	Dim.: in. A	Price Each 1	25	100	250
588-B8J-Code	1, 2, 4 ,5	1	3.75	3.36	2.99	2.62
588-B8J-Code	10, 75, 100, 200, 250, 500	1	3.60	3.23	2.87	2.64
588-B8J-Code	1K, 1.5K	1	3.91	3.08	2.66	2.59
588-B8J-Code	3K, 5K	1	3.41	3.08	2.73	2.38
588-B8J-Code	10K, 15K	1	3.70	3.35	2.95	2.60
588-B8J-Code	20K	1	6.00	5.04	4.47	4.21

12 Watts (Uses bracket 588-5)

For quantities greater than listed, call for quote.

MOUSER STOCK NO.	Range of Values (Ω)	Dim.: in. A	Price Each 1	25	100	250
588-B12J-Code	2, 3, 5	1 3/4	3.60	3.23	2.87	2.64
588-B12J-Code	10, 35, 50, 75, 100, 200, 250, 400	1 3/4	3.20	2.87	2.56	2.23
588-B12J-Code	1K, 1.5K	1 3/4	3.47	3.11	2.77	2.42
588-B12J-Code	2K, 3K, 3.5K	1 3/4	4.17	3.77	3.32	2.92
588-B12J-Code	5K	1 3/4	3.75	3.36	2.99	2.62
588-B12J-Code	10K, 15K	1 3/4	3.84	3.43	3.07	2.68
588-B12J-Code	20K, 25K	1 3/4	3.97	3.56	3.18	2.77
588-B12J-Code	50K	1 3/4	5.00	4.50	4.00	3.84

20 Watts (Uses bracket 588-7)

For quantities greater than listed, call for quote.

MOUSER STOCK NO.	Range of Values (Ω)	Dim.: in. A	Price Each 1	25	100	250
588-B20J-Code	1, 2, 5, 7.5, 10, 15, 25, 50	2	4.55	4.08	3.64	3.18
588-B20J-Code	100, 250, 500, 1K, 1.5K, 2K	2	4.22	3.78	3.37	3.07
588-B20J-Code	5K, 6K, 10K	2	4.75	4.26	3.79	3.33
588-B20J-Code	15K, 20K, 25K	2	5.25	4.73	4.22	4.06

270 Series Fixed Resistors

Specifications:

- Resistance tolerance: ±5%
- Temperature coefficient: 1 to 20Ω, ±400ppm
  above 20Ω, ±260ppm

RoHS Compliant

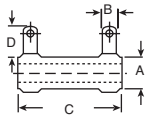

For quantities greater than listed, call for quote.

MOUSER STOCK NO.	Range of Values (Ω)	Dimensions: in. A	B	C	D	Price Each 1	25	100
L25J, 25 Watts Uses Bracket 588-9								
588-L25J-Code	1	9/16	1/4	2	9/16	5.87	5.00	4.11
588-L25J-Code	2, 3, 4, 5	9/16	1/4	2	9/16	6.05	5.14	4.24
588-L25J-Code	10, 25, 50, 75, 100, 150, 250, 750	9/16	1/4	2	9/16	5.75	4.87	4.01
588-L25J-Code	1K, 2K, 2.5K, 3K, 3.5K, 4K	9/16	1/4	2	9/16	6.03	5.13	4.23
588-L25J-Code	5K	9/16	1/4	2	9/16	6.11	5.18	4.27
588-L25J-Code	10K, 12K, 15K, 20K, 25K	9/16	1/4	2	9/16	7.32	6.22	5.11
588-L25J-Code	50K	9/16	1/4	2	9/16	7.86	6.70	5.51
588-L25J-Code	100K	9/16	1/4	2	9/16	8.39	7.13	5.86
L50J, 50 Watts Uses Bracket 588-9								
588-L50J-Code	1	9/16	1/4	4	9/16	9.07	7.70	6.36
588-L50J-Code	2, 4, 5	9/16	1/4	4	9/16	8.49	7.22	5.95
588-L50J-Code	10, 25, 50, 75, 100, 200, 250,500, 1K, 1.5K, 2.5K, 3K, 4K , 5K, 7.5K	9/16	1/4	4	9/16	8.32	7.07	5.83
588-L50J-Code	10K, 20K	9/16	1/4	4	9/16	8.82	7.49	6.16
588-L50J-Code	25K, 50K	9/16	1/4	4	9/16	12.50	10.63	8.74
588-L50J-Code	100K	9/16	1/4	4	9/16	12.78	10.85	8.92
L100J, 100 Watts Uses Bracket 588-12								
588-L100J-Code	1, 2	3/4	1/4	6 1/2	9/16	12.47	10.60	9.77
588-L100J-Code	3, 4, 5	3/4	1/4	6 1/2	9/16	11.10	10.19	9.00
588-L100J-Code	10, 25, 50, 75	3/4	1/4	6 1/2	9/16	11.36	9.65	8.53
588-L100J-Code	100, 250, 500, 750	3/4	1/4	6 1/2	9/16	11.11	9.44	8.32
588-L100J-Code	1K, 2.5K, 5K	3/4	1/4	6 1/2	9/16	10.67	9.07	8.01
588-L100J-Code	10K, 15K, 20K, 25K	3/4	1/4	6 1/2	9/16	10.71	9.35	8.26
588-L100J-Code	50K	3/4	1/4	6 1/2	9/16	13.63	11.59	10.23
588-L100J-Code	100K	3/4	1/4	6 1/2	9/16	16.20	13.78	12.16
L225J, 225 Watts Uses Bracket 588-18								
588-L225J-Code	2	1 1/8	5/16	10 1/2	5/8	36.71	32.78	30.33
588-L225J-Code	4, 5	1 1/8	5/16	10 1/2	5/8	20.50	18.46	16.40
588-L225J-Code	10, 25, 50, 100	1 1/8	5/16	10 1/2	5/8	17.79	16.02	14.23
588-L225J-Code	150, 250, 500, 750	1 1/8	5/16	10 1/2	5/8	16.97	15.29	13.58
588-L225J-Code	1K, 1.5K, 2K, 2.5K, 3K, 5K	1 1/8	5/16	10 1/2	5/8	16.40	14.77	13.12
588-L225J-Code	10K, 15K, 20K, 25K	1 1/8	5/16	10 1/2	5/8	17.03	15.33	13.63
588-L225J-Code	50K	1 1/8	5/16	10 1/2	5/8	22.40	21.05	18.70
588-L225J-Code	100K	1 1/8	5/16	10 1/2	5/8	19.94	17.93	15.94

OHMITE 210 SERIES ADJUSTABLE VITREOUS ENAMEL POWER RESISTORS - 12 WATT TO 225 WATT

Specifications:

- Resistance tolerance: ±10%
- Temperature coefficient: ±260ppm
- Vitreous enamel coated

Cross Reference Chart

Ohmite	Clarostat	Huntington
D12K	VP10FA	AVT-12
D25K	VP25KA	AVT-25
D50K	VP50KA	AVT-50
D100K	VK100NA	AVT-100
D225K	VK200WA	AVT-200

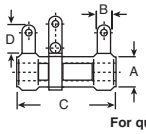

DIMENSIONS: in.

Series	A	B	C	D
D12K	5/16	3/16	1 3/4	7/16
D25K	9/16	1/4	2	9/16
D50K	9/16	1/4	4	9/16
D100K	3/4	1/4	6 1/2	9/16
D225K	1 1/8	5/16	10 1/2	5/8

For quantities greater than listed, call for quote.

MOUSER STOCK NO.	Range of Values (Ω)	Price Each 1	25	100
D12K, 12 Watts Uses Bracket 588-5				
588-D12K-Value	1.0, 2.0, 3.0, 5.0	12.81	11.73	11.15
588-D12K-Value	10, 15, 20, 25, 50, 75, 100, 150, 200	12.95	12.29	10.41
588-D12K-Value	250, 500, 750	10.94	9.30	8.88
588-D12K-Value	1K, 1.5K, 2K, 2.5K, 3.5K	13.73	12.73	12.11
588-D12K-Value	5K, 10K	13.87	12.68	12.07
D25K, 25 Watts Uses Bracket 588-9				
588-D25K-Value	1.0, 2.0	12.62	11.67	11.14
588-D25K-Value	3.0, 5.0, 10, 15, 20, 25, 50, 75, 100, 150, 200, 250, 500	14.55	11.51	9.87
588-D25K-Value	750, 1K, 1.5K, 2K, 2.5K, 3.5K	12.24	11.52	11.16
588-D25K-Value	5K, 10K	13.90	12.71	12.11
588-D25K-Value	25K	14.36	12.91	11.49

For quantities greater than listed, call for quote.

MOUSER STOCK NO.	Range of Values (Ω)	Price Each 1	25	100
D50K, 50 Watts Uses Bracket 588-9				
588-D50K-Value	1.0, 2.0, 3.0	16.90	14.37	12.91
588-D50K-Value	5.0	20.90	18.80	16.71
588-D50K-Value	10, 25, 50,	16.92	15.92	15.44
588-D50K-Value	100, 250, 500, 750	16.92	15.92	15.44
588-D50K-Value	1K, 2K, 2.5K,	15.89	13.49	12.87
588-D50K-Value	5K, 10K, 25K	19.47	17.55	15.57
D100K, 100 Watts Uses Bracket 588-12				
588-D100K-Value	1.0	26.09	23.05	21.50
588-D100K-Value	2.0, 3.0, 5.0, 10	24.67	22.43	20.94
588-D100K-Value	25, 50, 100, 250, 500	20.43	18.55	16.86
588-D100K-Value	1K, 1.5K, 2.5K,	20.43	18.55	16.86
588-D100K-Value	10K, 25K	20.26	18.32	17.14
D225K, 225 Watts Uses Bracket 588-18		1	10	25
588-D225K-Value	1.0	55.53	50.77	44.43
588-D225K-Value	2.0, 3.0	47.19	43.06	37.14
588-D225K-Value	5.0	48.57	42.51	36.42
588-D225K-Value	10, 25, 50	38.64	38.13	36.69
588-D225K-Value	100, 250, 500, 1K, 10K	36.54	31.96	27.41

RESISTOR MOUNTING BRACKETS

For quantities greater than listed, call for quote.

MOUSER STOCK NO.	May Be Used With These Resistors	Price Each 1	10
588-5E	B8J, B12J, D12K	.43	.396
588-7-E	B20J	.49	.396
588-9E	L25J, L50J, D25K, D50K	.95	.639

Requires 2 brackets per resistor.

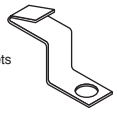

For quantities greater than listed, call for quote.

MOUSER STOCK NO.	May Be Used With These Resistors	Price Each 1	10
588-12-E	L100J, D100K	.92	.824
588-18-E	L255J, D252K	2.17	1.44

© Copyright 2013 Mouser Electronics

© Copyright 2013 Mouser Electronics

OHMITE Resistors and Shunts

OHMITE G SERIES CAPACITOR DISCHARGE RESISTORS

Specifications:
- Temperature Range: -55°C to 200°C
- Terminal Strength: >25N
- Derating: 25°C to 350°C, Linearly
- TCR: ±100 ppm/°C
- Tolerance: ±5%. ±1% available

Features:
- High Power Dissipation up to 13W @25°C
- Specially Designed to meet Repetitive Pulse Loading
- Corrosion Resistant Terminals for long life
- Superior Vibration Resistance
- IEC 115-1 Reference Standard

RoHS Compliant

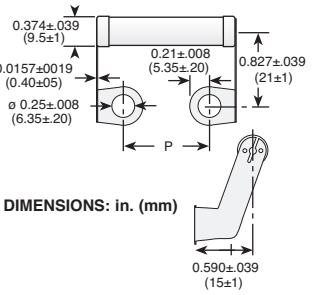

DIMENSIONS: in. (mm)

Dimensions "P": in. (mm)	
GW10	0.866 (22.0)
GW13	1.252 (31.8)

10 Watts

For quantities greater than listed, call for quote.

MOUSER STOCK NO.	Ohmite Part No.	Value (Ω)	Price Each 1	10	100
588-GW10J1K00E	GW10J1K00E	1K	5.18	4.60	4.28
588-GW10J2K50E	GW10J2K50E	2.5K	5.18	4.60	4.28
588-GW10J5K00E	GW10J5K00E	5K	5.18	4.60	4.28
588-GW10J7K50E	GW10J7K50E	7.5K	5.18	4.60	4.28
588-GW10J10K0E	GW10J10K0E	10K	5.18	4.60	4.28
588-GW10J15K0E	GW10J15K0E	15K	5.18	4.60	4.28
588-GW10J20K0E	GW10J20K0E	20K	5.24	4.67	4.19
588-GW10J25K0E	GW10J25K0E	25K	5.24	4.67	4.19
588-GW10J40K0E	GW10J40K0E	40K	5.33	4.73	4.26
588-GW10J50K0E	GW10J50K0E	50K	5.44	4.84	4.35
588-GW10J75K0E	GW10J75K0E	75K	6.02	5.35	4.82

13 Watts

For quantities greater than listed, call for quote.

MOUSER STOCK NO.	Ohmite Part No.	Value (Ω)	Price Each 1	10	100
588-GW13J1K00E	GW13J1K00E	1K	4.79	4.58	4.37
588-GW13J2K50E	GW13J2K50E	2.5K	4.79	4.58	4.37
588-GW13J5K00E	GW13J5K00E	5K	4.79	4.58	4.37
588-GW13J7K50E	GW13J7K50E	7.5K	4.79	4.58	4.37
588-GW13J10K0E	GW13J10K0E	10K	4.79	4.58	4.37
588-GW13J15K0E	GW13J15K0E	15K	4.79	4.58	4.37
588-GW13J20K0E	GW13J20K0E	20K	4.89	4.34	3.91
588-GW13J25K0E	GW13J25K0E	25K	4.89	4.34	3.91
588-GW13J40K0E	GW13J40K0E	40K	5.44	4.84	4.35
588-GW13J50K0E	GW13J50K0E	50K	5.04	4.47	4.02
588-GW13J75K0E	GW13J75K0E	75K	5.94	5.83	4.45

OHMITE TAP SERIES HEAT SINKABLE PLANAR RESISTORS

The Ohmite TAP series delivers 600, 800, and 1000 watts of reliable power to a variety of power conditioning, power transmission and power control applications.
Designed for use in liquid or air cooled heat sink systems. applications include: power supplies, robotics, power conditioning, power distribution, and other power designs.

DIMENSIONS: in.

A

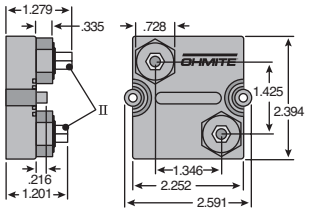

- Dielectric Strength: Up to 12KV
- Special design for low inductive and capacitance values
- Easy termination to contacts with M5 screws
- Operating temperature range: -55°C to +150°C
- Max Working Voltage: 5000V
- Temperature Coefficient: ±150ppm

B

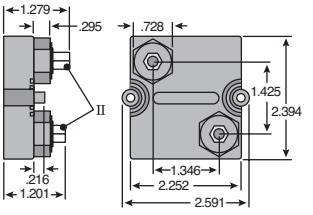

- Low inductance
- Electric support is high alumina content ceramic metallized on the bottom for ideal heat transfer and optimum discharge
- Easy load connecting with M4 or M5 screws (not included)
- Max Working Voltage: 5000V
- Temperature Coefficient: ±150ppm

C

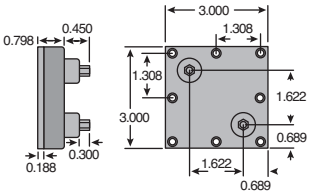

- Power Rating: 1000W or 2000W @ 85°C mounting plate
- High Energy Rating
- Low Inductance
- High Dielectric strength (6KV)
- Resistor element electrically isolated
- Small footprint
- Max Working Voltage: 2000V
- Temperature Coefficient: ±250ppm

For quantities greater than listed, call for quote.

MOUSER STOCK NO.	Ohmite Part No.	Fig.	Value (Ω)	Price Each 1	10	25
600 Watt						
588-TAP600K2R0E	TAP600K2R0E	A	2.0	134.06	104.31	95.63
588-TAP600K3R0E	TAP600K3R0E	A	3.0	134.06	104.31	95.63
588-TAP600K100E	TAP600K100E	A	100	134.06	104.31	95.63
800 Watt						
588-TAP800K1R0E	TAP800K1R0E	B	1	141.49	128.99	121.85
588-TAP800K5R0E	TAP800K5R0E	B	5	141.49	128.99	121.85
588-TAP800K10RE	TAP800K10RE	B	10	141.49	128.99	121.85
588-TAP800K15RE	TAP800K15RE	B	15	141.49	128.99	121.85
588-TAP800K50RE	TAP800K50RE	B	50	141.49	128.99	121.85
588-TAP800K100E	TAP800K100E	B	100	141.49	128.99	121.85
588-TAP800K220E	TAP800K220E	B	220	141.49	128.99	121.85
588-TAP800K390E	TAP800K390E	B	390	141.49	128.99	121.85
588-TAP800K680E	TAP800K680E	B	680	141.49	128.99	121.85
588-TAP800K1K0E	TAP800K1K0E	B	1K	141.49	128.99	121.85
588-TAP800K2K7E	TAP800K2K7E	B	2.7K	141.49	128.99	121.85
588-TAP800K5K0E	TAP800K5K0E	B	5K	141.49	128.99	121.85
588-TAP800K10KE	TAP800K10KE	B	10K	190.14	179.25	171.33
1000 Watt						
588-TA1K0PH2R50KE	TA1K0PH2R50KE	C	2.5	186.76	158.73	140.05
588-TA1K0PH8R00KE	TA1K0PH8R00KE	C	8.0	186.76	158.73	140.05

For quantities greater than listed, call for quote.

MOUSER STOCK NO.	Ohmite Part No.	Fig.	Value (Ω)	Price Each 1	10	25
1000 Watt (Cont.)						
588-TA1K0PH10R0KE	TA1K0PH10R0KE	C	10	186.76	158.73	140.05
588-TA1K0PH15R0KE	TA1K0PH15R0KE	C	15	186.76	158.73	140.05
588-TA1K0PH25R0KE	TA1K0PH25R0KE	C	25	186.76	158.73	140.05
588-TA1K0PH30R0KE	TA1K0PH30R0KE	C	30	186.76	158.73	140.05
588-TA1K0PH50R0KE	TA1K0PH50R0KE	C	50	186.76	158.73	140.05
2000 Watt						
588-TA2K0PHR50KE	TA2K0PHR50KE	C	0.5	237.97	214.16	190.31
588-TA2K0PH1R0KE	TA2K0PH1R0KE	C	1	237.97	214.16	190.31
588-TA2K0PH2R5KE	TA2K0PH2R5KE	C	2.5	237.97	214.16	190.31
588-TA2K0PH5R0KE	TA2K0PH5R0KE	C	5	237.97	214.16	190.31
588-TA2K0PH7R5KE	TA2K0PH7R5KE	C	7.5	237.97	214.16	190.31
588-TA2K0PH10RKE	TA2K0PH10RKE	C	10	237.97	214.16	190.31
588-TA2K0PH15RKE	TA2K0PH15RKE	C	15	237.97	214.16	190.31
588-TA2K0PH25RKE	TA2K0PH25RKE	C	25	237.97	214.16	190.31
588-TA2K0PH50RKE	TA2K0PH50RKE	C	50	237.97	214.16	190.31
588-TA2K0PH100KE	TA2K0PH100KE	C	100	237.97	214.16	190.31
588-TA2K0PH250KE	TA2K0PH250KE	C	250	237.97	214.16	190.31
588-TA2K0PH500KE	TA2K0PH500KE	C	500	237.97	214.16	190.31
588-TA2K0PH750KE	TA2K0PH750KE	C	750	237.97	214.16	190.31
588-TA2K0PH1K0KE	TA2K0PH1K0KE	C	1000	237.97	214.16	190.31

OHMITE RESISTOR KITS

Ohmite Cabinet Product Assortments conveniently house some of our most popular products in sturdy, wall-mountable steel cabinets.

DIMENSIONS: mm

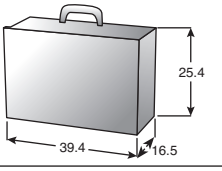

RoHS Compliant

MOUSER STOCK NO.	Ohmite Part No.	Range of Values (Ω)	Description	Series	Price Each
588-CAB-SMDMETFL	CAB-SMDMETFL	0.001-0.05	SMD metal foil current sense resistor kit, as low as 0.001Ohms, 1 Watt to 5 Watts, in steel cabinet	MCS, FCSL	258.91
588-CAB-10AXLCS	CAB-10AXLCS	0.004-0.05	Axial leaded current sense resistor kit, as low as 0.004Ohms, 1 Watt to 5 Watts, in steel cabinet	10, 14AFR	322.40
588-CAB-LVK	CAB-LVK	0.001-0.05	4 terminal SMD, thick film current sense resistor kit, as low as 0.001Ohms, 0.5 Watt to 2 Watts, in steel cabinet	LVK	288.08
588-CAB-TBHHS	CAB-TBHHS	0.05-2000	TO-220 power resistor kit, with heatsinks, 0.05Ohms to 2000Ohms, in steel cabinet	TBH, W, E	337.31
588-CAB-TCHHS	CAB-TCHHS	0.05-2000	TO-220 power resistor kit, with heatsinks, 0.05Ohms to 2000Ohms, in steel cabinet	TCH, W, E	366.48
588-CAB-TDHHS	CAB-TDHHS	0.1-1000	TO-263 SMD power resistor kit, with DA and DV yype heatsinks, 0.1Ohms to 1000Ohms, in steel cabinet	TDG, DA, DV	423.00
588-CAB-HS1	CAB-HS1	-	Contains a range of heatsinks for use with TO-220, TO-247, TO-263 package type resistors, in steel cabinet	E,W,F,R,D,M	237.03
588-CAB-20	CAB-20	-	Empty steel cabinet, with 20 vials and 3 blank templates to fill in contents of each drawer	-	145.86

© Copyright 2013 Mouser Electronics
© Copyright 2013 Mouser Electronics

OHMITE Power Resistors

WFH SERIES ALUMINUM HOUSED WIREWOUND RESISTORS - 160 TO 330 WATT

Using Ohmite's flat-core winding technology, WFH wirewound resistors are housed in flat aluminum extrusions that support attachment of a heat sink. Allowing close mounting of heat-sensitive components to save pc-board space, the devices offer superior thermal-transfer characteristics compared with standard aluminum-housed wirewounds.

RoHS Compliant

For quantities greater than listed, call for quote.

MOUSER STOCK NO.	Ohmite Part No.	Value (Ω)	Tol.	Price Each 1	5	10	25
160 Watt							
588-WFH160LR47KE	WFH160LR47KE	0.47	10%	38.47	35.26	33.85	32.55
588-WFH160L10RKE	WFH160L10RKE	10	10%	38.47	35.26	33.85	32.55
588-WFH160L27RJE	WFH160L27RJE	27	5%	36.67	33.61	32.27	31.03
588-WFH160L50RJE	WFH160L50RJE	50	5%	36.67	33.61	32.27	31.03
588-WFH160L100JE	WFH160L100JE	100	5%	36.67	33.61	32.27	31.03
588-WFH160L250JE	WFH160L250JE	250	5%	36.67	33.61	32.27	31.03
588-WFH160L5K0JE	WFH160L5K0JE	5K	5%	38.47	35.26	33.85	32.55
588-WFH160L10KJE	WFH160L10KJE	10K	5%	38.47	35.26	33.85	32.55
230 Watt							
588-WFH230L1R0KE	WFH230L1R0KE	1	10%	48.10	46.96	44.83	43.07
588-WFH230L5R0KE	WFH230L5R0KE	5	10%	48.10	46.96	44.83	43.07
588-WFH230L10RKE	WFH230L10RKE	10	10%	48.10	46.96	44.83	43.07
588-WFH230L50RJE	WFH230L50RJE	50	5%	47.35	43.40	41.67	40.06
588-WFH230L100JE	WFH230L100JE	100	5%	47.35	43.40	41.67	40.06
588-WFH230L150JE	WFH230L150JE	150	5%	47.35	43.40	41.67	40.06
588-WFH230L1K0JE	WFH230L1K0JE	1K	5%	48.10	46.96	44.83	43.07
330 Watt							
588-WFH330L1R0KE	WFH330L1R0KE	1	10%	59.31	55.04	52.17	51.11
588-WFH330L10RKE	WFH330L10RKE	10	10%	59.31	55.04	52.17	51.11
588-WFH330L100JE	WFH330L100JE	100	5%	51.98	50.18	48.15	46.93
588-WFH330L150JE	WFH330L150JE	150	5%	51.98	50.18	48.15	46.93
588-WFH330L250JE	WFH330L250JE	250	5%	51.98	50.18	48.15	46.93

Features:
- Solder, Cable and "Fast-On" Termination
- More resistors in one profile possible

Type	DIMENSIONS: mm A	B
WFH160	140	80
WFH230	210	2x80
WFH330	280	2x100

Specifications:
- Power Rating: 12-300W
- Temperature Coefficient: normal 50ppm-150ppm
- Working Voltage: 1200VAC
- Insulation: Silicone Rubber and Mica

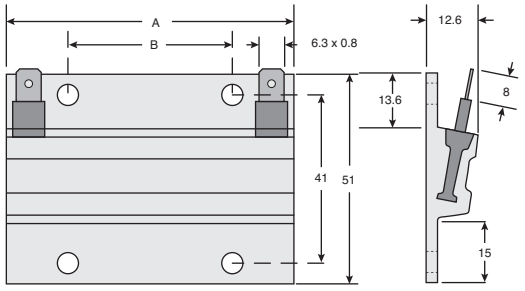

DIMENSIONS: mm

S SERIES HIGH CURRENT SHUNTS

- 100-1000A ratings
- 0.5% accuracy class
- T, L and DIN type brass terminals
- Manganin (6J13) plate resistive element construction

NEW PRODUCT

MOUSER STOCK NO.	Ohmite Part No.	Fig.	Terminal Type	Rated Current	Voltage (mV)	Price Each 1	10	25	50
588-SHD1-100C075DE	SHD1-100C075DE	A	DIN	100	75	16.18	14.56	13.75	12.95
588-SHT1-200C075DE	SHT1-200C075DE	B	T	200	75	18.87	16.99	16.04	15.10
588-SHT1-500C075DE	SHT1-500C075DE	C	T	500	75	28.99	26.09	24.65	23.20
588-SHL1-1K0C075DE	SHL1-1K0C075DE	D	L	1000	75	118.31	106.48	100.56	94.64

DIMENSIONS: in. (mm)

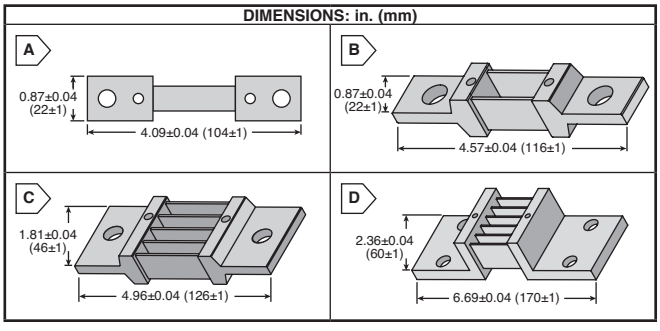

SH SERIES PRECISION METAL-CLAD SHUNTS

Precision metal clad resistors designed in four-terminal technique, are distinguished by high load capacity as well as excellent accuracy. Isolated voltage and current connections making them suitable for very precise current measurements. The simple four port Kelvin design ensures easy installation on large current bus bars. Units have a low inductance, heavy copper terminals. The main application is battery manufacturing test jig.

Type	DIMENSIONS: mm L1	L2	L3
SH2	146	165	225
SH3	196	215	275

RoHS Compliant

Specifications:
- Temp. Range: -55°C ~ +110°C
- Insulation Resist.: 100MΩ min.
- Dielectric Withstanding Voltage: AC 500V for 1 minute
- Rated Voltage: 100mV
- Tolerance: ± 0.5%
- Temp. Coefficient: Max. 30ppm/°C [20°C and 60°C]

Applications:
- Battery testing
- Current detection in precise power sources
- Constant current sources
- Constant electronic loads
- Industrial power conversion circuits
- HEVs
- Fuel cells

MOUSER STOCK NO.	Ohmite Part No.	Rated Current (A)	Resistance (mΩ)	Price Each 1	5	10
588-SH2-100R0010DE	SH2-100R0010DE	100	1.0000	203.30	190.46	172.81
588-SH2-150R0006DE	SH2-150R0006DE	150	0.6666	219.56	213.47	182.97
588-SH2-200R0005DE	SH2-200R0005DE	200	0.5000	219.56	213.47	182.97
588-SH3-250R0004DE	SH3-250R0004DE	250	0.4000	265.79	258.41	221.49
588-SH3-300R0003DE	SH3-300R0003DE	300	0.3333	265.79	258.41	221.49

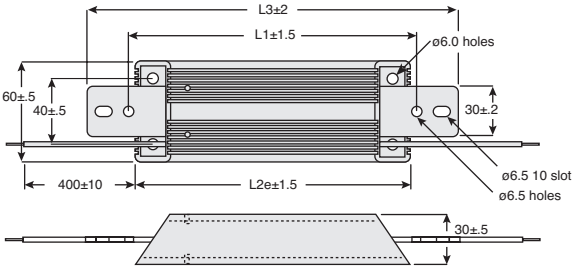

DIMENSIONS: mm

TGHG SERIES PRECISION METAL-CLAD SHUNTS

The TGHG Series uses state of the art technology to provide highly reliable, non-inductive performance. This resistor is ideal for many current monitoring and controls applications.

Features:
- Resistance values beginning at 0.5mΩ
- Non Inductive
- Four terminal Kelvin connection
- SOT 227 Package
- Four terminals to isolate measurement path from current flow path
- Accuracy in a high power package

Type	DIMENSIONS: mm L1	L2	L3
SH2	146	165	225
SH3	196	215	275

DIMENSIONS: mm

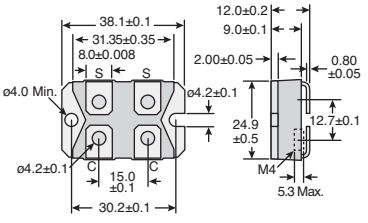

MOUSER STOCK NO.	Ohmite Part No.	Value (Ω)	Price Each 1	10	25
588-TGHGCR0005FE	TGHGCR0005FE	0.00050	29.11	26.47	24.50
588-TGHGCR0010FE	TGHGCR0010FE	0.00100	29.11	26.47	24.50
588-TGHGCR0020FE	TGHGCR0020FE	0.00200	29.11	26.47	24.50
588-TGHGCR0050FE	TGHGCR0050FE	0.00500	29.11	26.47	24.50
588-TGHGCR0100FE	TGHGCR0100FE	0.01000	29.11	26.47	24.50
588-TGHGCR0150FE	TGHGCR0150FE	0.01500	29.11	26.47	24.50
588-TGHGCR0200FE	TGHGCR0200FE	0.02000	29.11	26.47	24.50
588-TGHGCR0250FE	TGHGCR0250FE	0.02500	39.48	35.90	31.03
588-TGHGCR0500FE	TGHGCR0500FE	0.05000	39.48	35.90	31.03
588-TGHGCR0750FE	TGHGCR0750FE	0.07500	39.48	35.90	31.03
588-TGHGCR1000FE	TGHGCR1000FE	0.10000	39.48	35.90	31.03

© Copyright 2013 Mouser Electronics
© Copyright 2013 Mouser Electronics

VISHAY/DALE Power Resistors

VISHAY/DALE CP SERIES WIREWOUND/METAL OXIDE, COMMERCIAL POWER RESISTORS - 5 AND 10 WATT

Features:
- Wirewound Resistance range 0.1-100Ω
- Metal oxide resistance range 101-50KΩ
- High performance for low cost
- High power to size ratio
- Ceramic cases are available with circuit board stand-offs
- Special inorganic potting compound and ceramic case provide high thermal conductivity in a fireproof package

Specifications:
- Humidity Performance: 75°C, 90%-100% RH, 240 hours

RoHS Compliant

Standard Electrical Specifications			
Global Model	Power Rating $P_{40°C}$ W	Resistance Range (Ω) ±10% Standard, ±5% Available	Weight (Typical) g
		Wirewound / Metal Oxide	
P0005	5	0.1-100 / 101-50K	4.8
CP0010	10	0.1-100 / 101-50K	9.5

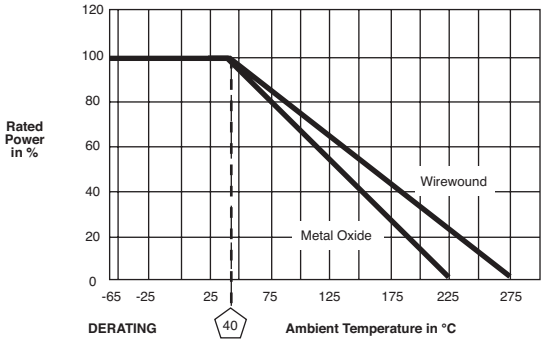

Technical Specifications		
Parameter	Unit	Characteristic
Wirewound		
Temperature Coefficient	ppm/°C	±400
Short Time Overload	-	5x rated power for 5sec.
Operating Temperature Range	°C	-65/+275
Metal Oxide		
Temperature Coefficient	ppm/°C	±400
Short Time Overload	-	5x rated power for 5sec.
Operating Temperature Range	°C	-65/+275

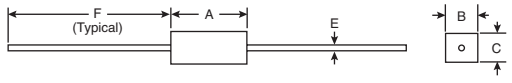

Global Model	DIMENSIONS: in. (mm)						
	A ±0.031 (.0794)	B ±0.031 (.0794)	C ±0.031 (.0794)	E ±0.001(0.025)		F	
				Wirewound	Metal Oxide	Wirewound ±0.125 (3.175)	Metal Oxide (Min.)
CP0005	0.875 (22.22)	0.394 (10)	0.354 (9)	0.031 (0.8)	0.031 (0.8)	1.378 (35)	1.378 (35)
CP0010	1.89 (48)	0.394 (10)	0.354 (9)	0.031 (0.8)	0.031 (0.8)	1.378 (35)	1.378 (35)

For quantities greater than listed, call for quote.

MOUSER STOCK NO.	Vishay Part No.	Value (Ω)	Tol. (%)	Price Each 1	25	50	100
CP5, 5 Watt							
71-CP0005R1000JE14	CP0005R1000JE14	0.1	5	.95	.738	.663	.599
71-CP0005R2200JE14	CP0005R2200JE14	0.22	5	.95	.738	.663	.599
71-CP0005R3300JE14	CP0005R3300JE14	0.33	5	.95	.738	.663	.599
71-CP00054R700JE14	CP00054R700JE14	4.7	5	.95	.738	.663	.599
71-CP00055R000JE14	CP00055R000JE14	5	5	.95	.738	.663	.599
71-CP000510R00JE14	CP000510R00JE14	10	5	.95	.738	.663	.599
71-CP000515R00JE14	CP000515R00JE14	15	5	.95	.738	.663	.599
71-CP000550R00JE14	CP000550R00JE14	50	5	.95	.738	.663	.599
71-CP0005100R0JE14	CP0005100R0JE14	100	5	.95	.738	.663	.599
71-CP0005220R0JE14	CP0005220R0JE14	220	5	.95	.738	.663	.599
71-CP0005470R0JE14	CP0005470R0JE14	470	5	.95	.738	.663	.599
71-CP0005500R0JE14	CP0005500R0JE14	500	5	.95	.738	.663	.599
71-CP00051K000JE14	CP00051K000JE14	1K	5	.95	.738	.663	.599
CP10, 10 Watt							
71-CP0010R2200JE14	CP0010R2200JE14	0.22	5	.95	.738	.663	.599
71-CP00101R000JE14	CP00101R000JE14	1	5	.95	.738	.663	.599
71-CP00105R000JE14	CP00105R000JE14	5	5	.95	.738	.663	.599
71-CP001010R00JE14	CP001010R00JE14	10	5	.95	.738	.663	.599
71-CP0010500R0JE14	CP0010500R0JE14	500	5	.95	.738	.663	.599

VISHAY/DALE FP SERIES INDUSTRIAL FLAMEPROOF METAL FILM RESISTORS - 1/2, 1 AND 2 WATT

Features:
- Small physical size
- Low cost
- Can withstand overloads up to 100 times rated power without any trace of flame
- Exceptional frequency characteristics
- Especially suited for circuitry where functions, environments, and duty cycles demand power resistors
- Electroplated tin-lead solder finish leads and tighter tolerances available

Specifications:
- Temperature Coefficient (ppm/°C): 150

RoHS Compliant

Spec Codes		
Global Model	SPEC	Description
FP01/2	5605	Color banded, 4 or 5 bands depending on tolerance
FP0001	6200	Color banded, 4 bands
	6201	Color banded, 5 bands
FP0002	9251	Alphanumeric marking

Standard Electrical Specifications						
Global Model	Historical Model	Power Rating $P_{25°C}$ W	$P_{40°C}$ W	$P_{70°C}$ W	Voltage Rating	Resistance Range (Ω)
FP01/2	FP1/2	-	-	0.5	350	10-1M
FP0001	FP1	-	-	1	500	10-1M
FP0002	FP2	3.5	3	2	500	9-1.5M

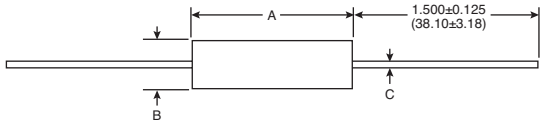

Global Model	DIMENSIONS: in. (mm)		
	A	B	C
FP01/2	0.360±0.020 (9.14±0.51)	0.138 +0.012/-0.023 (3.51 +0.31/-0.58)	0.032±0.002 (0.81±0.05)
FP0001	0.560±0.031 (14.22±0.79)	0.190 +0.007/-0.015 (4.83 +0.18/-0.38)	0.032±0.002 (0.81±0.05)
FP0002	0.687±0.031 (17.45±0.79)	0.300±0.020 (7.62±0.51)	0.032±0.002 (0.81±0.05)

For quantities greater than listed, call for quote.

MOUSER STOCK NO.	Vishay Part No.	Value (Ω)	Tol. (%)	Price Each 1	25	50	100
FP1/2, 1/2 Watt							
71-FP01/210R0G5605EK	FP01\210R0G5605EK	10	2	.33	.30	.284	.268
71-FP01/247R0G5605EK	FP01\247R0G5605EK	47	2	.33	.30	.284	.268
71-FP01/2270RG5605EK	FP01\2270RG5605EK	270	2	.33	.30	.284	.268
71-FP01/2470RG5605EK	FP01\2470RG5605EK	470	2	.33	.30	.284	.268
71-FP01/2560RG5605EK	FP01\2560RG5605EK	560	2	.33	.30	.284	.268
71-FP01/21K00G5605EK	FP01\21K00G5605EK	1K	2	.33	.30	.284	.268
71-FP01/239K0G5605EK	FP01\239K0G5605EK	39K	2	.33	.30	.284	.268
71-FP01/268K0G5605EK	FP01\268K0G5605EK	68K	2	.33	.30	.284	.268
71-FP01/21M00G5605EK	FP01\21M00G5605EK	1M	2	.33	.30	.284	.268
FP1, 1 Watt							
71-FP0001220RJ6200EK	FP0001220RJ6200EK	220	5	1.61	1.42	1.35	1.28
71-FP0001470RG6200EK	FP0001470RG6200EK	470	2	1.61	1.42	1.35	1.28
71-FP00011K00F6201EK	FP00011K00F6201EK	1K	1	1.61	1.49	1.43	1.36
71-FP00011K50F6201EK	FP00011K50F6201EK	1.5K	1	1.61	1.49	1.43	1.36
71-FP00011K50J6200EK	FP00011K50J6200EK	1.5K	5	1.61	1.42	1.35	1.28
71-FP00013K90G6200EK	FP00013K90G6200EK	3.9K	2	1.61	1.42	1.35	1.28
71-FP000122K0F6201EK	FP000122K0F6201EK	22K	1	1.61	1.49	1.43	1.36
71-FP000147K0G6200EK	FP000147K0G6200EK	47K	2	1.61	1.42	1.35	1.28
71-FP000168K0G6200EK	FP000168K0G6200EK	68K	2	1.61	1.42	1.35	1.28
71-FP0001350KF6201EK	FP0001350KF6201EK	350K	1	1.61	1.49	1.43	1.36
71-FP0001390KG6200EK	FP0001390KG6200EK	390K	2	1.61	1.42	1.35	1.28
FP2, 2 Watt							
71-FP000233R0J9251EK	FP000233R0J9251EK	33	5	2.42	2.26	2.17	2.11
71-FP000256R0J9251EK	FP000256R0J9251EK	56	5	3.96	3.72	2.58	2.19
71-FP00021K00F9251EK	FP00021K00F9251EK	1K	1	7.81	7.32	5.09	4.33
71-FP00028K20F9251EK	FP00028K20F9251EK	8.2K	1	2.46	2.36	2.29	2.23
71-FP000210K0F9251EK	FP000210K0F9251EK	10K	1	2.46	2.36	2.29	2.23
71-FP000215K0J9251EK	FP000215K0J9251EK	15K	5	2.42	2.26	2.17	2.11
71-FP0002100KF9251EK	FP0002100KF9251EK	100K	1	2.46	2.36	2.29	2.23

© Copyright 2013 Mouser Electronics
© Copyright 2013 Mouser Electronics

VISHAY/DALE Metal Film Resistors - 1, 2 and 3 Watt

CPF SERIES

Features:

- High power rating, small size
- Flameproof, high temperature coating
- Special filming and coating processes
- Excellent high frequency characteristics
- Low noise
- Low voltage coefficient
- Marking: Print marked-DALE, Model, Resistance value, Tolerance/Temperature Coefficient, Date Code

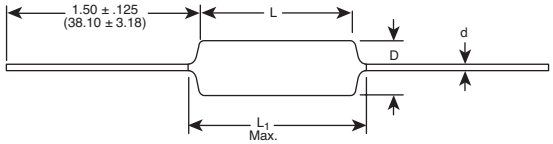

RoHS Compliant

LEAD-FREE

Technical Specifications

Parameter	Unit	CPF1	CPF2	CPF3
Rated Dissipation at 70°C	W	1	2	3
Limiting Element Voltage	V	250	350	500
Insulation Voltage	V-	900	900	900
Thermal Resistance	K/W	85	60	50
Insulation Resistance	Ω	10^{10}	10^{10}	10^{10}
Category Temperature Range	°C	-65°C/+230°C	-65°C/+230°C	-65°C/+230°C

Global Model	DIMENSIONS: in. (mm)			
	L	D	L_1 (max.)	d
CPF1	0.240 ± 0.020 (6.10 ± 0.51)	0.090 ± 0.008 (2.29 ± 0.20)	0.310 (7.87)	0.025 ± 0.002 (0.64 ± 0.05)
CPF2	0.33 ± 0.031 (8.74 ± 0.79)	0.145 ± 0.015 (3.68 ± 0.38)	0.425 (10.80)	0.032 ± 0.002 (0.81 ± 0.05)
CPF3	0.555 ± 0.041 (14.10 ± 1.04)	0.180 ± 0.015 (4.57 ± .381)	0.650 (16.51)	0.032 ± 0.002 (0.81 ± 0.05)

1 Watt

For quantities greater than listed, call for quote.

MOUSER STOCK NO.	Vishay Part No.	Value (Ω)	PPM	Price Each 1	25	50	100
CPF1, 1 Watt							
71-CPF1R50000FLE14	CPF1R50000FLE14	0.50	150	1.14	.952	.867	.792
71-CPF1R51000FLE14	CPF1R51000FLE14	0.51	150	1.14	.952	.867	.792
71-CPF11R0000FKE14	CPF11R0000FKE14	1.0	100	.84	.749	.717	.674
71-CPF12R0000FKE14	CPF12R0000FKE14	2.0	100	.84	.749	.717	.674
71-CPF14R7500FKE14	CPF14R7500FKE14	4.75	100	.84	.749	.717	.674
71-CPF15R0000FEE14	CPF15R0000FEE14	5.0	25	.52	.462	.386	.353
71-CPF15R0000FHE14	CPF15R0000FHE14	5.0	50	.75	.663	.482	.449
71-CPF16R2000FKE14	CPF16R2000FKE14	6.2	100	.60	.514	.449	.385
71-CPF110R000FHE14	CPF110R000FHE14	10	50	.75	.663	.482	.449
71-CPF110R000FKE14	CPF110R000FKE14	10	100	.60	.514	.449	.385
71-CPF116R000FKE14	CPF116R000FKE14	16	100	.60	.514	.449	.385
71-CPF133R000FKE14	CPF133R000FKE14	33	100	.60	.514	.449	.385
71-CPF150R000FEE14	CPF150R000FEE14	50	25	.52	.462	.386	.353
71-CPF175R000FHE14	CPF175R000FHE14	75	50	.75	.663	.482	.449
71-CPF182R000FKE14	CPF182R000FKE14	82	100	.60	.514	.449	.385
71-CPF1100R00FKE14	CPF1100R00FKE14	100	100	.60	.514	.449	.385
71-CPF1150R00FKE14	CPF1150R00FKE14	150	100	.60	.514	.449	.385
71-CPF1250R00FHE14	CPF1250R00FHE14	250	50	.75	.663	.482	.449
71-CPF1470R00FKE14	CPF1470R00FKE14	470	100	.60	.514	.449	.385
71-CPF1500R00FKE14	CPF1500R00FKE14	500	100	.60	.514	.449	.385
71-CPF11K0000FKE14	CPF11K0000FKE14	1K	100	.60	.514	.449	.385
71-CPF12K2100FKE14	CPF12K2100FKE14	2.21K	100	.60	.514	.449	.385
71-CPF14K7500FKE14	CPF14K7500FKE14	4.75K	100	.60	.514	.449	.385
71-CPF110K000FKE14	CPF110K000FKE14	10K	100	.60	.514	.449	.385
71-CPF115K000FEE14	CPF115K000FEE14	15K	25	.52	.462	.386	.353
71-CPF133K000FKE14	CPF133K000FKE14	33K	100	.60	.514	.449	.385
71-CPF1100K00FEE14	CPF1100K00FEE14	100K	25	.52	.462	.386	.353
71-CPF1100K00FHE14	CPF1100K00FHE14	100K	50	.75	.663	.482	.449

2 Watt

For quantities greater than listed, call for quote.

MOUSER STOCK NO.	Vishay Part No.	Value (Ω)	PPM	Price Each 1	25	50	100
CPF2, 2 Watt							
71-CPF2R50000FLE14	CPF2R50000FLE14	0.50	150	1.16	.995	.899	.835
71-CPF2R68000FLE14	CPF2R68000FLE14	0.68	150	1.16	.995	.899	.835
71-CPF21R0000FKE14	CPF21R0000FKE14	1.0	100	1.11	.856	.76	.696
71-CPF210R000FHE14	CPF210R000FHE14	10	50	.66	.642	.621	.61
71-CPF210R000FKE14	CPF210R000FKE14	10	100	.52	.462	.386	.353
71-CPF212R000FKE14	CPF212R000FKE14	12	100	.52	.462	.386	.353
71-CPF215R000FKE14	CPF215R000FKE14	15	100	.52	.462	.386	.353
71-CPF220R000FKE14	CPF220R000FKE14	20	100	.52	.462	.386	.353
71-CPF249R900FKE14	CPF249R900FKE14	49.9	100	.52	.462	.386	.353
71-CPF251R100FKE14	CPF251R100FKE14	51.1	100	.52	.462	.386	.353
71-CPF282R000FKE14	CPF282R000FKE14	82	100	.52	.462	.386	.353
71-CPF2100R00FKE14	CPF2100R00FKE14	100	100	.52	.462	.386	.353
71-CPF2150R00FKE14	CPF2150R00FKE14	150	100	.52	.462	.386	.353
71-CPF2200R00FKE14	CPF2200R00FKE14	200	100	.52	.462	.386	.353

2 Watt (Cont.)

For quantities greater than listed, call for quote.

MOUSER STOCK NO.	Vishay Part No.	Value (Ω)	PPM	Price Each 1	25	50	100
CPF2, 2 Watt (Cont.)							
71-CPF2470R00FKE14	CPF2470R00FKE14	470	100	.52	.462	.386	.353
71-CPF2499R00FKE14	CPF2499R00FKE14	499	100	.52	.462	.386	.353
71-CPF2680R00FKE14	CPF2680R00FKE14	680	100	.52	.462	.386	.353
71-CPF21K0000FKE14	CPF21K0000FKE14	1K	100	.52	.462	.386	.353
71-CPF21K5000FKE14	CPF21K5000FKE14	1.5K	100	.52	.462	.386	.353
71-CPF21K8000FKE14	CPF21K8000FKE14	1.8K	100	.52	.462	.386	.353
71-CPF22K2000FKE14	CPF22K2000FKE14	2.2K	100	.52	.462	.386	.353
71-CPF22K7000FKE14	CPF22K7000FKE14	2.7K	100	.52	.462	.386	.353
71-CPF23K3000FKE14	CPF23K3000FKE14	3.3K	100	.52	.462	.386	.353
71-CPF24K7000FKE14	CPF24K7000FKE14	4.7K	100	.52	.462	.386	.353
71-CPF25K1100FKE14	CPF25K1100FKE14	5.11K	100	.52	.462	.386	.353
71-CPF210K000FKE14	CPF210K000FKE14	10K	100	.52	.462	.386	.353
71-CPF212K000FKE14	CPF212K000FKE14	12K	100	.52	.462	.386	.353
71-CPF218K000FKE14	CPF218K000FKE14	18K	100	.52	.462	.386	.353
71-CPF222K000FKE14	CPF222K000FKE14	22K	100	.52	.462	.386	.353
71-CPF247K000FKE14	CPF247K000FKE14	47K	100	.52	.462	.386	.353
71-CPF249K900FKE14	CPF249K900FKE14	49.9K	100	.52	.462	.386	.353
71-CPF256K000FKE14	CPF256K000FKE14	56K	100	.52	.462	.386	.353
71-CPF2100K00FKE14	CPF2100K00FKE14	100K	100	.52	.462	.386	.353
71-CPF2150K00FKE14	CPF2150K00FKE14	150K	100	.52	.462	.386	.353

3 Watt

For quantities greater than listed, call for quote.

MOUSER STOCK NO.	Vishay Part No.	Value (Ω)	PPM	Price Each 1	25	50	100
CPF3, 3 Watt							
71-CPF31R0000FKE14	CPF31R0000FKE14	1.0	100	1.27	1.07	.91	.899
71-CPF31R5000FKE14	CPF31R5000FKE14	1.5	100	1.27	1.07	.91	.899
71-CPF38R2000FHE14	CPF38R2000FHE14	8.2	50	1.27	1.07	.91	.899
71-CPF310R000FKE14	CPF310R000FKE14	10	100	1.11	.856	.76	.696
71-CPF315R000FKE14	CPF315R000FKE14	15	100	1.11	.856	.76	.696
71-CPF322R000FKE14	CPF322R000FKE14	22	100	1.11	.856	.76	.696
71-CPF351R000FKE14	CPF351R000FKE14	51	100	1.11	.856	.76	.696
71-CPF3100R00FKE14	CPF3100R00FKE14	100	100	1.11	.856	.76	.696
71-CPF3200R00FKE14	CPF3200R00FKE14	200	100	1.11	.856	.76	.696
71-CPF3249R00FKE14	CPF3249R00FKE14	249	100	1.11	.856	.76	.696
71-CPF3270R00FKE14	CPF3270R00FKE14	270	100	1.11	.856	.76	.696
71-CPF3470R00FKE14	CPF3470R00FKE14	470	100	1.11	.856	.76	.696
71-CPF3499R00FKE14	CPF3499R00FKE14	499	100	1.11	.856	.76	.696
71-CPF3820R00FKE14	CPF3820R00FKE14	820	100	1.11	.856	.76	.696
71-CPF31K0000FKE14	CPF31K0000FKE14	1K	100	1.11	.856	.76	.696
71-CPF310K000FKE14	CPF310K000FKE14	10K	100	1.11	.856	.76	.696
71-CPF320K000FKE14	CPF320K000FKE14	20K	100	1.11	.856	.76	.696
71-CPF347K000FKE14	CPF347K000FKE14	47K	100	1.11	.856	.76	.696
71-CPF3100K00FKE14	CPF3100K00FKE14	100K	50	1.11	.856	.76	.696
71-CPF3100K00FHE14	CPF3100K00FHE14	100K	100	1.27	1.07	.91	.899
71-CPF3120K00FKE14	CPF3120K00FKE14	120K	100	1.11	.856	.76	.696

© Copyright 2013 Mouser Electronics

© Copyright 2013 Mouser Electronics

VISHAY/SFERNICE Power Resistors

VISHAY/SFERNICE LTO SERIES, 30 & 50 WATT THICK FILM POWER RESISTORS - TO-220 PKG. STYLE

LEAD-FREE RoHS Compliant

Features:
- 30 Watt at 25°C case temperature heatsink mounted
- Direct mounting ceramic on heatsink
- Broad resistance range: R010 to 550K
- Non Inductive
- TO-220 package: Compact and easy to mount
- Isolated case

Electrical Specifications:
- Resistance Range: 0.010Ω to 550KΩ
- Tolerances (Standard): 5%
- Limiting Element Voltage: 250V

LTO series are the extension of RTO types.

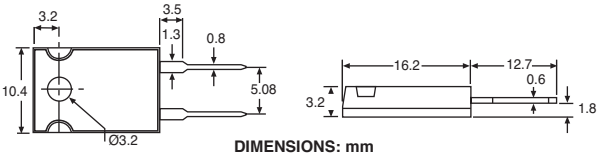

DIMENSIONS: mm

30 Watt

For quantities greater than listed, call for quote.

MOUSER STOCK NO.	Vishay Part No.	OHMIC Range	Price Each 1	10	25	50
72-LTO030FR0100JTE3	LTO030FR0100JTE3	.01	6.63	6.22	5.56	5.11
72-LTO030FR0150JTE3	LTO030FR0150JTE3	.015	6.63	6.22	5.56	5.11
72-LTO030FR0220JTE3	LTO030FR0220JTE3	.022	6.63	6.22	5.56	5.11
72-LTO030FR0470JTE3	LTO030FR0470JTE3	.047	5.99	5.41	4.94	4.60
72-LTO030FR0500JTE3	LTO030FR0500JTE3	.05	6.59	5.95	5.54	5.06
72-LTO030FR0680JTE3	LTO030FR0680JTE3	.068	5.99	5.41	4.94	4.60
72-LTO030FR1000JTE3	LTO030FR1000JTE3	0.1	5.99	5.41	4.94	4.60
72-LTO030FR4700JTE3	LTO030FR4700JTE3	0.47	4.99	4.50	4.17	3.83
72-LTO030F1R000JTE3	LTO030F1R000JTE3	1.0	4.99	4.50	4.17	3.83
72-LTO030F2R200JTE3	LTO030F2R200JTE3	2.2	4.99	4.50	4.17	3.83
72-LTO030F4R700JTE3	LTO030F4R700JTE3	4.7	4.99	4.50	4.17	3.83
72-LTO030F5R000JTE3	LTO030F5R000JTE3	5.0	5.40	4.93	4.76	4.19
72-LTO030F10R00JTE3	LTO030F10R00JTE3	10	4.99	4.50	4.17	3.83
72-LTO030F15R00JTE3	LTO030F15R00JTE3	15	4.99	4.50	4.17	3.83
72-LTO030F22R00JTE3	LTO030F22R00JTE3	22	4.46	4.07	3.93	3.47
72-LTO030F47R00JTE3	LTO030F47R00JTE3	47	4.99	4.50	4.17	3.83
72-LTO030F100R0JTE3	LTO030F100R0JTE3	100	4.99	4.50	4.17	3.83
72-LTO030F10000JTE3	LTO030F10000JTE3	1K	4.99	4.50	4.17	3.83
72-LTO030F10001JTE3	LTO030F10001JTE3	10K	4.99	4.50	4.17	3.83

50 Watt

For quantities greater than listed, call for quote.

MOUSER STOCK NO.	Vishay Part No.	OHMIC Range	Price Each 1	10	25	50
72-LTO050FR0100JTE3	LTO050FR0100JTE3	.01	8.09	7.58	6.96	6.23
72-LTO050FR0220JTE3	LTO050FR0220JTE3	.022	8.09	7.58	6.96	6.23
72-LTO050FR0470JTE3	LTO050FR0470JTE3	.047	6.74	6.31	5.78	5.19
72-LTO050FR0500JTE3	LTO050FR0500JTE3	.05	7.42	6.94	6.42	5.71
72-LTO050FR0680JTE3	LTO050FR0680JTE3	.068	6.74	6.31	5.78	5.19
72-LTO050FR1000JTE3	LTO050FR1000JTE3	0.1	6.74	6.31	5.78	5.19
72-LTO050FR4700JTE3	LTO050FR4700JTE3	0.5	6.09	5.49	5.35	4.68
72-LTO050F1R000JTE3	LTO050F1R000JTE3	1.0	6.09	5.49	5.35	4.68
72-LTO050F2R200JTE3	LTO050F2R200JTE3	2.2	6.09	5.49	5.35	4.68
72-LTO050F4R700JTE3	LTO050F4R700JTE3	4.7	6.09	5.49	5.35	4.68
72-LTO050F5R000JTE3	LTO050F5R000JTE3	5.0	6.58	6.00	5.80	5.10
72-LTO050F10R00JTE3	LTO050F10R00JTE3	10	6.09	5.49	5.35	4.68
72-LTO050F22R00JTE3	LTO050F22R00JTE3	22	6.09	5.49	5.35	4.68
72-LTO050F47R00JTE3	LTO050F47R00JTE3	47	6.09	5.49	5.35	4.68
72-LTO050F100R0JTE3	LTO050F100R0JTE3	100	6.09	5.49	5.35	4.68
72-LTO050F10000JTE3	LTO050F10000JTE3	1K	6.09	5.49	5.35	4.68
72-LTO050F10001JTE3	LTO050F10001JTE3	10K	6.09	5.49	5.35	4.68

VISHAY/SFERNICE LTO SERIES, 100 WATT THICK FILM POWER RESISTORS - TO-247 PKG. STYLE

Features:
- 100 Watt at 25°C case temperature heatsink mounted
- Direct mounting ceramic on heatsink
- Broad resistance range: R015 to 1M
- Non Inductive
- TO-247 package: Compact and easy to mount

Electrical Specifications:
- Resistance Range: 0.015Ω to 1MΩ
- Tolerances (Standard): 5%
- Limiting Element Voltage: 375V

LTO series are the extension of RTO types.

LEAD-FREE RoHS Compliant

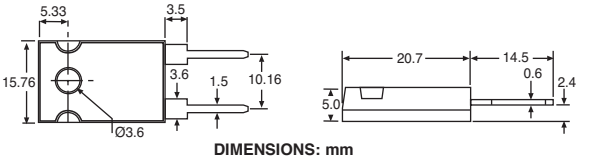

DIMENSIONS: mm

For quantities greater than listed, call for quote.

MOUSER STOCK NO.	Vishay Part No.	OHMIC Range	Price Each 1	10	25	50
72-LTO100FR0150JTE3	LTO100FR0150JTE3	.015	12.98	11.79	10.70	9.14
72-LTO100FR0220JTE3	LTO100FR0220JTE3	.022	12.98	11.79	10.70	10.54
72-LTO100FR0470JTE3	LTO100FR0470JTE3	.047	11.32	10.61	9.63	8.72
72-LTO100FR0500JTE3	LTO100FR0500JTE3	.05	12.45	11.67	10.70	9.60
72-LTO100FR1000JTE3	LTO100FR1000JTE3	0.10	11.32	10.61	9.63	8.72
72-LTO100F1R000JTE3	LTO100F1R000JTE3	1.0	11.06	10.09	9.75	8.58

For quantities greater than listed, call for quote.

MOUSER STOCK NO.	Vishay Part No.	OHMIC Range	Price Each 1	10	25	50
72-LTO100F4R700JTE3	LTO100F4R700JTE3	4.7	11.06	10.09	9.75	8.58
72-LTO100F10R00JTE3	LTO100F10R00JTE3	10	11.06	10.09	9.75	8.58
72-LTO100F15R00JTE3	LTO100F15R00JTE3	15	11.06	10.09	9.75	8.58
72-LTO100F100R0JTE3	LTO100F100R0JTE3	100	11.06	10.09	9.75	8.58
72-LTO100F10000JTE3	LTO100F10000JTE3	1K	11.06	10.09	9.75	8.58
72-LTO100F10001JTE3	LTO100F10001JTE3	10K	11.06	10.09	9.75	8.58

VISHAY/SFERNICE RTO SERIES, 20 WATT 5% THICK FILM POWER RESISTORS - TO-220 PKG. STYLE

Features:
- 20 Watt at 25°C Heatsink Mounted
- High Power Dissipation to size ratio
- Negligible Inductance
- TO-220 Package
- Flat version for surface mount is available - RTOC

Specifications:
- Operating Temperature: -55°C to +155°C
- Inductance: ≤0.1 μH
- Tolerance: 5% Standard
- Dielectric Withstanding Voltage: 2000VRMS

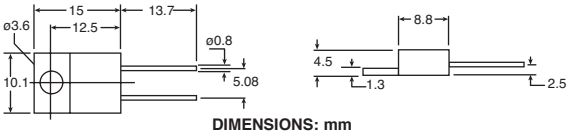

DIMENSIONS: mm

For quantities greater than listed, call for quote.

MOUSER STOCK NO.	Vishay Part No.	Value (Ω)	Price Each 1	25	50	100	200
72-RTO20F-R05-5	RTO020FR0500JT	0.05	8.35	7.38	6.37	5.62	5.56
72-RTO20F-R1-5	RTO020FR1000JT	0.1	7.19	6.53	5.54	4.79	4.34
72-RTO20F-R5-5	RTO020FR5000JT	0.5	6.96	6.15	5.31	4.69	4.60
72-RTO20F-1-5	RTO020F1R000JT	1	6.49	5.54	4.99	4.37	3.75
72-RTO20F-2-5	RTO020F2R000JT	2	6.49	5.54	4.99	4.37	3.75
72-RTO20F-5-5	RTO020F5R000JT	5	6.96	6.15	5.31	4.69	4.60
72-RTO20F-10-5	RTO020F10R00JT	10	6.96	6.64	6.35	6.05	5.44
72-RTO20F-20-5	RTO020F20R00JT	20	6.49	5.54	4.99	4.37	3.75
72-RTO20F-50-5	RTO020F50R00JT	50	6.96	6.15	5.31	4.69	4.60

For quantities greater than listed, call for quote.

MOUSER STOCK NO.	Vishay Part No.	Value (Ω)	Price Each 1	25	50	100	200
72-RTO20F-100-5	RTO020F100R0JT	100	6.49	5.54	4.99	4.37	3.75
72-RTO20F-200-5	RTO020F200R0JT	200	6.49	5.54	4.99	4.37	3.75
72-RTO20F-500-5	RTO020F500R0JT	500	6.96	6.15	5.31	4.69	4.60
72-RTO20F-1K-5	RTO020F10000JT	1K	6.49	5.54	4.99	4.37	3.75
72-RTO20F-2K-5	RTO020F20000JT	2K	6.49	5.54	4.99	4.37	3.75
72-RTO20F-5K-5	RTO020F50000JT	5K	6.96	6.15	5.31	4.69	4.60
72-RTO20F-50K-5	RTO020F50001JT	50K	6.96	6.15	5.31	4.69	4.60
72-RTO20F-100K-5	RTO020F10002JT	100K	6.49	5.54	4.99	4.37	3.75
72-RTO20F-500K-5	RTO020F50002JT	500K	6.96	6.15	5.31	4.69	4.60
72-RTO20F-1M-5	RTO020F10003JT	1M	6.49	5.54	4.99	4.37	3.75

© Copyright 2013 Mouser Electronics
© Copyright 2013 Mouser Electronics

VISHAY/SFERNICE LPS SERIES 5% THICK FILM RESISTORS

Features:

- Non-inductive
- Easy mounting
- Low thermal radiation of the case
- Resistive Element: Thick Film
- Wide resistance range: 0.3Ω 900kΩ E24 series

Electrical Specifications:

- Temperature Coefficient: ±500ppm/°C
- Limiting Element Voltage: 5kV
- Operating Temperature Range: -55°C to +120°C
- Critical Resistance: 83.33kΩ

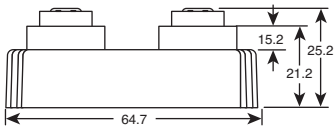

DIMENSIONS: mm

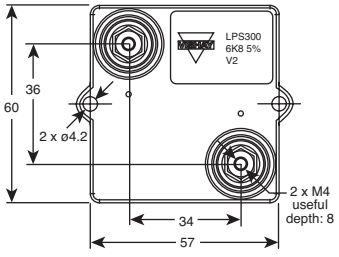

For quantities greater than listed, call for quote.

MOUSER STOCK NO.	Vishay Part No.	Value (Ω)	Price Each 1	5	25	100
300 Watt						
72-LPS0300H1R00JB	LPS0300H1R00JB	1	55.67	51.36	46.14	41.36
72-LPS0300H4R70JB	LPS0300H4R70JB	4.7	55.67	51.36	46.14	41.36
72-LPS0300H10R0JB	LPS0300H10R0JB	10	55.67	51.36	46.14	41.36
72-LPS0300H47R0JB	LPS0300H47R0JB	47	55.67	51.36	46.14	41.36
72-LPS0300H1000JB	LPS0300H1000JB	100	55.67	51.36	46.14	41.36
72-LPS0300H4700JB	LPS0300H4700JB	470	55.67	51.36	46.14	41.36
600 Watt						
72-LPS0600H1R00JB	LPS0600H1R00JB	1	79.28	70.19	61.05	58.88
72-LPS0600H4R70JB	LPS0600H4R70JB	4.7	79.28	70.19	61.05	58.88
72-LPS0600H10R0JB	LPS0600H10R0JB	10	79.28	70.19	61.05	58.88
72-LPS0600H47R0JB	LPS0600H47R0JB	47	79.28	70.19	61.05	58.88
72-LPS0600H1000JB	LPS0600H1000JB	100	79.28	70.19	61.05	58.88
72-LPS0600H4700JB	LPS0600H4700JB	470	79.28	70.19	61.05	58.88
800 Watt						
72-LPS0800H1R00JB	LPS0800H1R00JB	1	121.52	117.70	102.98	94.64
72-LPS0800H4R70JB	LPS0800H4R70JB	4.7	121.52	117.70	102.98	94.64
72-LPS0800H10R0JB	LPS0800H10R0JB	10	121.52	117.70	102.98	94.64
72-LPS0800H47R0JB	LPS0800H47R0JB	47	121.52	117.70	102.98	94.64
72-LPS0800H1000JB	LPS0800H1000JB	100	121.52	117.70	102.98	94.64
72-LPS0800H4700JB	LPS0800H4700JB	470	121.52	117.70	102.98	94.64
1100 Watt						
72-LPS1100H1R00JB	LPS1100H1R00JB	1	222.52	214.49	191.68	173.83
72-LPS1100H4R70JB	LPS1100H4R70JB	4.7	222.52	214.49	191.68	173.83
72-LPS1100H10R0JB	LPS1100H10R0JB	10	222.52	214.49	191.68	173.83
72-LPS1100H47R0JB	LPS1100H47R0JB	47	222.52	214.49	191.68	173.83
72-LPS1100H1000JB	LPS1100H1000JB	100	222.52	214.49	191.68	173.83
72-LPS1100H4700JB	LPS1100H4700JB	470	222.52	214.49	191.68	173.83

VISHAY/SFERNICE D2TO SERIES 1% SMD THICK FILM POWER RESISTORS

Features:

- AEC-Q200 qualified
- Non-inductive
- TO-263 package style
- Resistor isolated from metal tab
- Case Temperature: 20W at 25°C
- Solder reflow secure at 270°C/10s

Specifications:

- Voltage: 250
- Operating Temperature Range: -55°C to 155°C



RoHS Compliant

For quantities greater than listed, call for quote.

MOUSER STOCK NO.	Vishay Part No.	Value (Ω)	Price Each 1	10	25	50
Style O020 - 20 Watt						
72-D2TO020CR0100FTE3	D2TO020CR0100FTE3	0.01	21.05	20.59	20.13	18.30
72-D2TO020CR0470FTE3	D2TO020CR0470FTE3	0.047	17.54	17.15	16.78	15.25
72-D2TO020CR0680FTE3	D2TO020CR0680FTE3	0.068	17.54	17.15	16.78	15.25
72-D2TO020CR1000FTE3	D2TO020CR1000FTE3	0.1	17.54	17.15	16.78	15.25
72-D2TO020CR4700FTE3	D2TO020CR4700FTE3	0.47	14.56	12.58	11.70	10.74
72-D2TO020C1R000FTE3	D2TO020C1R000FTE3	1	14.56	12.58	11.70	10.74
72-D2TO020C4R700FTE3	D2TO020C4R700FTE3	4.7	14.56	12.58	11.70	10.74
72-D2TO020C5R000FTE3	D2TO020C5R000FTE3	5	15.37	13.96	12.40	10.82
72-D2TO020C10R00FTE3	D2TO020C10R00FTE3	10	13.88	12.70	11.28	9.83
72-D2TO020C15R00FTE3	D2TO020C15R00FTE3	15	13.88	12.70	11.28	9.83
72-D2TO020C22R00FTE3	D2TO020C22R00FTE3	22	14.56	12.58	11.70	10.74
72-D2TO020C100R0FTE3	D2TO020C100R0FTE3	100	14.56	12.58	11.70	10.74
Style O035 - 35 Watt						
72-D2TO035CR1000FTE3	D2TO035CR1000FTE3	0.1	17.69	16.08	14.19	13.05
72-D2TO035C2R200FTE3	D2TO035C2R200FTE3	2.2	16.10	15.10	13.76	12.40
72-D2TO035C5R000FTE3	D2TO035C5R000FTE3	5	17.72	16.61	15.13	13.64
72-D2TO035C10R00FTE3	D2TO035C10R00FTE3	10	16.10	15.10	13.76	12.40
72-D2TO035C22R00FTE3	D2TO035C22R00FTE3	22	16.10	15.10	13.76	12.40
72-D2TO035C47R00FTE3	D2TO035C47R00FTE3	47	16.10	15.10	13.76	12.40

VISHAY/DALE HL SERIES SILICONE 5% WIREWOUND RESISTORS

Electrical Specifications:

- Resistance tolerance: ±5%
- Temperature coefficient: ±50PPM/°C, 1Ω to 9.9Ω ±30PPM/°C, 10Ω and above

Material Specifications:

- Core: Steatite. Chemically inert, will withstand severe thermal shock and is impervious to moisture

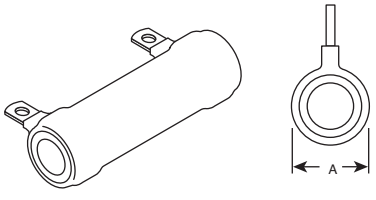

DIMENSIONS: in.

Series	A (Max.)	Core Dimensions Length ±1/16	O.D.	ID ±1/32	Terminal Setback	Standard Terminal Designation
HL-25	11/16	2	9/16	5/16	- - -	06
HL-50	11/16	4	9/16	5/16	3/32	06
HL-100	29/32	6 1/2	3/4	1/2	1/8	06
HL-225	1 5/16	10 1/2	1 1/8	3/4	7/32	07

TABLE OF STOCKED VALUES

1.0	15	150	750	10K
2.0	20	200	1.0K	15K
3.0	25	220	2.0K	20K
4.0	30	250	2.5K	25K
5.0	50	300	3.0K	50K
7.5	75	400	5.0K	100
10	100	500	7.5K	150K

MOUSER STOCK NO.	Range of Values (Ω)	Price Each 1	10	25	50	100+
HL25, 25 Watts						
71-HL25-06Z-Value	1.0-5.0K	2.54	2.30	2.07	2.04	Call for Quote
71-HL25-06Z-Value	7.5K-10K	2.94	2.68	2.41	2.29	
71-HL25-06Z-Value	15K-25K	4.00	3.64	3.27	3.05	
71-HL25-06Z-Value	50K-100K	6.83	6.21	5.59	5.23	
HL50, 50 Watts						
71-HL50-06Z-Value	1.0-1.0K	4.00	3.64	3.62	3.09	Call for Quote
71-HL50-06Z-Value	2.0K-15K	4.03	3.66	3.30	3.08	
71-HL50-06Z-Value	20K-25K	4.30	3.91	3.51	3.38	
71-HL50-06Z-Value	50K-100K	5.99	5.03	4.53	4.27	
HL100, 100 Watts						
71-HL100-06Z-Value	1.0-1.0K	7.65	6.96	6.26	5.89	Call for Quote
71-HL100-06Z-Value	2.0K-25K	8.00	7.28	6.55	6.21	
71-HL100-06Z-Value	50K	8.77	7.97	7.17	6.82	
71-HL100-06Z-Value	100K	10.18	9.19	8.39	7.97	
HL225, 225 Watts						
71-HL225-07Z-Value	1.0-50K	13.80	12.54	11.29	10.70	Call
71-HL225-07Z-Value	100K-150K	19.30	17.44	15.91	15.12	

VISHAY/DALE HL SERIES MOUNTING BRACKETS

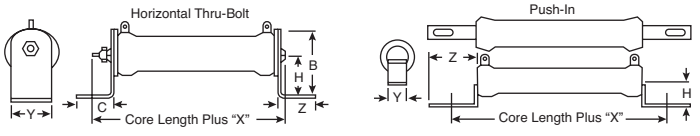

RoHS Compliant

Horizontal Thru-Bolt — **DIMENSIONS: in. (mm)**

Bracket Type	X	H	Y	Z	Mounting Slot	C	B
101	1.063 (26.99)	0.500 (12.70)	0.859 (21.83)	1.000 (25.40)	0.219 x 0.438 (5.56 x 11.11)	0.750 (19.05)	1.375 (34.93)
102	1.063 (26.99)	0.750 (19.05)	0.859 (21.83)	1.250 (31.75)	0.219 x 0.438 (5.56 x 11.11)	0.750 (19.05)	1.750 (44.45)
103	1.063 (26.99)	1.250 (31.75)	1.000 (25.40)	1.500 (38.10)	0.281 x 0.563 (7.14 x 14.29)	0.875 (22.23)	2.125 (53.98)

Push-In — **DIMENSIONS: in. (mm)**

Bracket Type	X	H	Y	Z	Hole (DIA)
203E29	0.625 (15.88)	0.672 (17.07)	0.250 (6.35)	0.469 (11.91)	0.161 (4.09)
205E29	0.813 (20.64)	1.391 (35.32)	0.500 (12.70)	0.688 (17.46)	0.196 x 0.260 (4.98 x 6.60)
206E29	0.719 (18.26)	0.969 (24.61)	0.375 (9.53)	0.625 (15.88)	0.196 x 0.260 (4.98 x 6.60)

MOUSER STOCK NO.	Mounting Hardware for	Price Each 1	10	20	50
Horizontal Thru-Bolt Bracket					
71-BRACKET101025E29	25 Watt	1.70	1.38	1.08	1.04
71-BRACKET101050E29	50 Watt	2.46	2.27	2.21	1.97
71-BRACKET102100E29	100 Watt	2.88	2.33	1.84	1.75
71-BRACKET103225E29	225 Watt	5.20	4.19	3.35	3.08
Push-In Bracket					
71-BRACKET203E29	25/50 Watt	.51	.417	.332	.31
71-BRACKET206E29	100 Watt	.71	.567	.449	.417
71-BRACKET205E29	225 Watt	.73	.621	.503	.449

© Copyright 2013 Mouser Electronics

© Copyright 2013 Mouser Electronics

WELWYN Vitreous Enamelled Wirewound Resistors

TT electronics
Welwyn Components

W20 SERIES

Features:
- CECC approved
- Suitable for harsh environments
- Impervious lead free vitreous enamel coating
- Overload characteristics ideal for protection circuits
- High stability and reliability
- High power dissipation for size

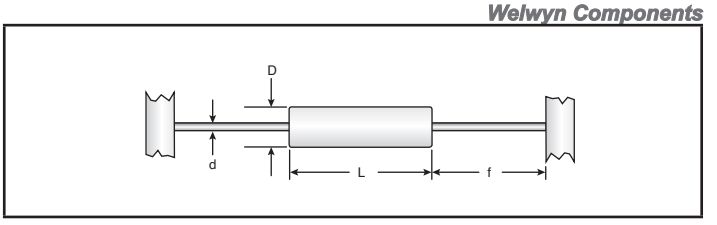

Electrical Data

Commercial			W21	W22	W23	W24
Power Rating at 25°C		Watts	3.0	7.0	10.0	14.0
Resistance Range at	1% tolerance	Ohms	1R to 10K	1R to 22K	1R to 60K	1R to 100K
	2% tolerance	Ohms	0R5 to 10K	0R5 to 22K	1R to 60K	1R to 100K
	5% tolerance	Ohms	0R1 to 10K	0R1 to 22K	0R15 to 60K	0R2 to 100K
TCR (-55° to 200°C)		pp/°C	Typically: <+-75		Maximum: +-200	

Physical Data

Dimensions (mm) & Weight (g)					
Type	L max	D max	f min	d nom	Wt. nom
W21	12.7	5.6	22.75	0.8	1
W22	22.0	8.0	23.1	0.8	2
W23	38.0	8.0	-	0.8	3.5
W24	53.5	8.0	-	0.8	5

RoHS Compliant

W21 Series, 3 Watts

For quantities greater than listed, call for quote.

MOUSER STOCK NO.	Welwyn Part No.	Value (ohm)	Tol. (%)	Price Each 1	10	100	250	500
756-W21-R10JI	W21-R10JI	0.1	5	.65	.572	.509	.482	.474
756-W21-R15JI	W21-R15JI	0.15	5	.65	.572	.509	.482	.474
756-W21-R22JI	W21-R22JI	0.22	5	.65	.572	.509	.482	.474
756-W21-R33JI	W21-R33JI	0.33	5	.65	.572	.509	.482	.474
756-W21-R47JI	W21-R47JI	0.47	5	.65	.572	.509	.482	.474
756-W21-R68JI	W21-R68JI	0.68	5	.65	.572	.509	.482	.474
756-W21-1R0JI	W21-1R0JI	1	5	.65	.572	.509	.482	.474
756-W21-1R5JI	W21-1R5JI	1.5	5	.50	.483	.409	.38	.377
756-W21-2R2JI	W21-2R2JI	2.2	5	.50	.483	.409	.38	.377
756-W21-3R3JI	W21-3R3JI	3.3	5	.50	.483	.409	.38	.377
756-W21-4R7JI	W21-4R7JI	4.7	5	.50	.483	.409	.38	.377
756-W21-6R8JI	W21-6R8JI	6.8	5	.50	.483	.409	.38	.377
756-W21-10RJI	W21-10RJI	10	5	.97	.942	.886	.799	.725
756-W21-15RJI	W21-15RJI	15	5	.50	.483	.409	.38	.377
756-W21-22RJI	W21-22RJI	22	5	.50	.483	.409	.38	.377
756-W21-33RJI	W21-33RJI	33	5	.50	.483	.409	.38	.377
756-W21-47RJI	W21-47RJI	47	5	.50	.483	.409	.38	.377
756-W21-68RJI	W21-68RJI	68	5	.50	.483	.409	.38	.377
756-W21-100RJI	W21-100RJI	100	5	.50	.483	.409	.38	.377
756-W21-150RJI	W21-150RJI	150	5	.50	.483	.409	.38	.377
756-W21-220RJI	W21-220RJI	220	5	.50	.483	.409	.38	.377
756-W21-330RJI	W21-330RJI	330	5	.50	.483	.409	.38	.377
756-W21-470RJI	W21-470RJI	470	5	.50	.483	.409	.38	.377
756-W21-680RJI	W21-680RJI	680	5	.50	.483	.409	.38	.377
756-W21-1K0JI	W21-1K0JI	1K	5	.50	.483	.409	.38	.377
756-W21-1K5JI	W21-1K5JI	1.5K	5	.65	.629	.533	.495	.49
756-W21-2K2JI	W21-2K2JI	2.2K	5	.67	.596	.531	.502	.494
756-W21-3K3JI	W21-3K3JI	3.3K	5	.67	.596	.531	.502	.494
756-W21-4K7JI	W21-4K7JI	4.7K	5	.82	.753	.669	.632	.602
756-W21-6K8JI	W21-6K8JI	6.8K	5	.82	.753	.669	.632	.602
756-W21-10KJI	W21-10KJI	10K	5	.82	.753	.669	.632	.602

RoHS Compliant

W22 Series, 7 Watts

For quantities greater than listed, call for quote.

MOUSER STOCK NO.	Welwyn Part No.	Value (ohm)	Tol. (%)	Price Each 1	10	100	250	500
756-W22-R10JI	W22-R10JI	0.1	5	.94	.809	.704	.676	.662
756-W22-R15JI	W22-R15JI	0.15	5	.94	.809	.704	.676	.662
756-W22-R22JI	W22-R22JI	0.22	5	.94	.809	.704	.676	.662
756-W22-R33JI	W22-R33JI	0.33	5	.94	.809	.704	.676	.662
756-W22-R47JI	W22-R47JI	0.47	5	.94	.809	.704	.676	.662
756-W22-R68JI	W22-R68JI	0.68	5	.94	.809	.704	.676	.662
756-W22-1R0JI	W22-1R0JI	1	5	.94	.809	.704	.676	.662
756-W22-1R5JI	W22-1R5JI	1.5	5	.94	.809	.704	.676	.662
756-W22-2R2JI	W22-2R2JI	2.2	5	.94	.809	.704	.676	.662
756-W22-3R3JI	W22-3R3JI	3.3	5	.95	.859	.723	.678	.617
756-W22-4R7JI	W22-4R7JI	4.7	5	.95	.859	.723	.678	.617
756-W22-6R8JI	W22-6R8JI	6.8	5	.95	.859	.723	.678	.617
756-W22-10RJI	W22-10RJI	10	5	.95	.859	.723	.678	.617
756-W22-15RJI	W22-15RJI	15	5	.95	.859	.723	.678	.617
756-W22-22RJI	W22-22RJI	22	5	.95	.859	.723	.678	.617
756-W22-33RJI	W22-33RJI	33	5	.95	.859	.723	.678	.617
756-W22-47RJI	W22-47RJI	47	5	.95	.859	.723	.678	.617
756-W22-68RJI	W22-68RJI	68	5	.95	.859	.723	.678	.617
756-W22-100RJI	W22-100RJI	100	5	.95	.859	.723	.678	.617
756-W22-150RJI	W22-150RJI	150	5	.95	.859	.723	.678	.617
756-W22-220RJI	W22-220RJI	220	5	.95	.859	.723	.678	.617

RoHS Compliant

W22 Series, 7 Watts (Cont.)

For quantities greater than listed, call for quote.

MOUSER STOCK NO.	Welwyn Part No.	Value (ohm)	Tol. (%)	Price Each 1	10	100	250	500
756-W22-330RJI	W22-330RJI	330	5	.95	.859	.723	.678	.617
756-W22-470RJI	W22-470RJI	470	5	.95	.859	.723	.678	.617
756-W22-680RJI	W22-680RJI	680	5	.95	.859	.723	.678	.617
756-W22-1K0JI	W22-1K0JI	1K	5	.95	.859	.723	.678	.617
756-W22-1K5JI	W22-1K5JI	1.5K	5	.95	.859	.723	.678	.617
756-W22-2K2JI	W22-2K2JI	2.2K	5	.90	.796	.658	.631	.601
756-W22-3K3JI	W22-3K3JI	3.3K	5	.90	.796	.658	.642	.631
756-W22-4K7JI	W22-4K7JI	4.7K	5	.90	.796	.658	.642	.631
756-W22-6K8JI	W22-6K8JI	6.8K	5	.90	.796	.658	.642	.631
756-W22-10KJI	W22-10KJI	10K	5	.90	.796	.658	.642	.631
756-W22-330RJI	W22-330RJI	330	5	.95	.859	.723	.678	.617
756-W22-470RJI	W22-470RJI	470	5	.95	.859	.723	.678	.617
756-W22-680RJI	W22-680RJI	680	5	.95	.859	.723	.678	.617
756-W22-1K0JI	W22-1K0JI	1K	5	.95	.859	.723	.678	.617
756-W22-1K5JI	W22-1K5JI	1.5K	5	.95	.859	.723	.678	.617
756-W22-2K2JI	W22-2K2JI	2.2K	5	.90	.796	.658	.631	.601
756-W22-3K3JI	W22-3K3JI	3.3K	5	.90	.796	.658	.642	.631
756-W22-4K7JI	W22-4K7JI	4.7K	5	.90	.796	.658	.642	.631
756-W22-6K8JI	W22-6K8JI	6.8K	5	.90	.796	.658	.642	.631
756-W22-10KJI	W22-10KJI	10K	5	.90	.796	.658	.642	.631

RoHS Compliant

W23 Series, 11 Watts

For quantities greater than listed, call for quote.

MOUSER STOCK NO.	Welwyn Part No.	Value (ohm)	Tol. (%)	Price Each 1	10	100	250	500
756-W23-4R7JI	W23-4R7JI	4.7	5	1.83	1.74	1.44	1.43	1.36
756-W23-10RJI	W23-10RJI	10	5	1.83	1.74	1.44	1.43	1.36
756-W23-15RJI	W23-15RJI	15	5	1.83	1.74	1.44	1.43	1.36
756-W23-22RJI	W23-22RJI	22	5	1.83	1.74	1.44	1.43	1.36
756-W23-68RJI	W23-68RJI	68	5	1.83	1.74	1.44	1.43	1.36
756-W23-100RJI	W23-100RJI	100	5	1.83	1.74	1.44	1.43	1.36
756-W23-150RJI	W23-150RJI	150	5	1.83	1.74	1.44	1.43	1.36
756-W23-330RJI	W23-330RJI	330	5	1.83	1.74	1.44	1.43	1.36
756-W23-1K0JI	W23-1K0JI	1K	5	1.83	1.74	1.44	1.43	1.36
756-W23-4K7JI	W23-4K7JI	4.7K	5	1.83	1.74	1.44	1.43	1.36
756-W23-10KJI	W23-10KJI	10K	5	2.19	2.11	1.75	1.73	1.64
756-W23-22KJI	W23-22KJI	22K	5	2.19	2.11	1.75	1.73	1.64
756-W23-47KJI	W23-47KJI	47K	5	2.50	2.40	2.00	1.97	1.87

RoHS Compliant

W24 Series, 14 Watts

For quantities greater than listed, call for quote.

MOUSER STOCK NO.	Welwyn Part No.	Value (ohm)	Tol. (%)	Price Each 1	10	100	250	500
756-W24-10RJI	W24-10RJI	10	5	2.15	2.05	1.71	1.68	1.61
756-W24-22RJI	W24-22RJI	22	5	2.15	2.05	1.71	1.68	1.61
756-W24-47RJI	W24-47RJI	47	5	2.15	2.05	1.71	1.68	1.61
756-W24-1K0JI	W24-1K0JI	1K	5	2.15	2.05	1.71	1.68	1.61
756-W24-2K2JI	W24-2K2JI	2.2K	5	2.15	2.05	1.71	1.68	1.61
756-W24-4K7JI	W24-4K7JI	4.7K	5	2.15	2.05	1.71	1.68	1.61
756-W24-10KJI	W24-10KJI	10	5	2.68	2.55	2.13	2.10	1.98
756-W24-47KJI	W24-47KJI	47K	5	3.06	2.91	2.44	2.40	2.27
756-W24-68KJI	W24-68KJI	68K	5	3.06	2.91	2.44	2.40	2.27
756-W24-100KJI	W24-100KJI	100K	5	3.05	2.90	2.44	2.39	2.27

© Copyright 2013 Mouser Electronics

© Copyright 2013 Mouser Electronics

WELWYN Wirewound Resistors

WELWYN ULW SERIES WIREWOUND RESISTORS

Features:
- UL 1412 recognized fusible resistor ✻
- Failsafe mains fusing at 120/240Vrms
- Inrush and surge withstanding
- UL94V-0 flameproof coating
- SMD leadform option available
- RoHS Compliant

✻ UL file number E234469.

RoHS Compliant

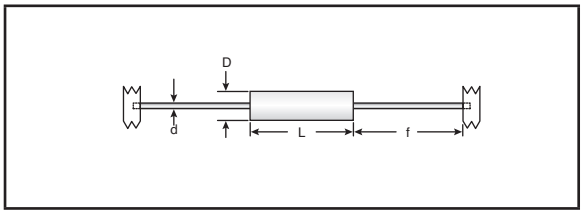

Physical Data

Dimensions (mm) and Weight (g)							
Type	L max	D max	f min	d nom	PCB Mount Centres	Min bend radius	Wt. nom
ULW2	9.0	3.6	19.8		12.7		0.5
ULW3	14.5	5.4	24.6	0.8	20.3	1.2	1.1

Electrical Data

		ULW2	ULW3
Power Rating at 25°C	Watts	2	3
5 Second Overload Rating at 25°C	Watts	10	15
Resistance Range	Ohms	22 to 100	10 to 100
TCR	ppm/°C	±200	
Isolation Voltage	Volts	250	350
UL Recognized Standard Values	Ohms	22, 33, 47, 68, 100	10, 22, 27, 33, 47, 68, 100
Thermal Impedance	°C/Watt	110	82
Ambient Temperature Range	°C	-55 to +155	

For quantities greater than listed, call for quote.

MOUSER STOCK NO.	Welwyn Part No.	Value (ohm)	Tol.	Price Each 1	10	100	250
ULW2 Series							
756-ULW2-22R0JA25	ULW2-22R0JA25	22	5%	.21	.178	.153	.147
756-ULW2-33R0JA25	ULW2-33R0JA25	33	5%	.21	.178	.153	.147
756-ULW2-47R0JA25	ULW2-47R0JA25	47	5%	.21	.178	.153	.147
756-ULW2-68R0JA25	ULW2-68R0JA25	68	5%	.21	.178	.153	.147
756-ULW2-100R0JA25	ULW2-100R0JA25	100	5%	.21	.178	.153	.147
ULW3 Series							
756-ULW3-10R0JA1	ULW3-10R0JA1	10	5%	.27	.236	.193	.183
756-ULW3-22R0JA1	ULW3-22R0JA1	22	5%	.27	.236	.193	.183
756-ULW3-27R0JA1	ULW3-27R0JA1	27	5%	.27	.236	.193	.183
756-ULW3-33R0JA1	ULW3-33R0JA1	33	5%	.27	.236	.193	.183
756-ULW3-47R0JA1	ULW3-47R0JA1	47	5%	.27	.236	.193	.183
756-ULW3-68R0JA1	ULW3-68R0JA1	68	5%	.27	.236	.193	.183
756-ULW3-100R0JA1	ULW3-100R0JA1	100	5%	.27	.236	.193	.183

WELWYN ALUMINIUM HOUSED WIREWOUND RESISTORS

Features:
- High power dissipation up to 50W
- All welded construction
- Suitable for severe environments
- Designed for excellent thermal conductivity to heatsink
- RoHS compliant

RoHS Compliant

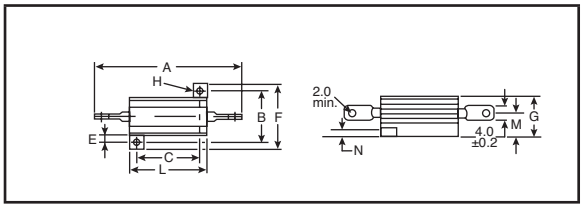

Physical Data

Dimensions (mm) & Weight (g) WH5-50												
Type	A	B	C	E	F	G	H	L	M	N	Dt	Wt.
	Max	±0.3	±0.3	Min	Max	Max	Dia±0.2	Max	±0.5	Max	Min	Nom
WH5	30	12.4	11.3	1.9	17	9	2.4	17.0	4.3	1.8	2.5	3.6
WH10	36.5	15.9	14.3	1.9	21	11	2.4	21.0	5.2	2.2	2.9	5.6
WH25	51	19.8	18.3	2.8	28	15	3.3	29.0	7.2	2.6	4.3	13
WH50	72.5	21.4	39.7	2.8	30	16	3.3	51.0	7.9	2.6	5.1	29

For quantities greater than listed, call for quote.

MOUSER STOCK NO.	Welwyn Part No.	Value (Ω)	Tol. %	Price Each 1	10	100	250
WH5 Series, 10 Watts							
756-WH5-4R7JI	WH5-4R7JI	4.7	5	1.89	1.83	1.67	1.64
756-WH5-10RJI	WH5-10RJI	10	5	1.89	1.83	1.67	1.64
756-WH5-22RJI	WH5-22RJI	22	5	1.89	1.83	1.67	1.64
756-WH5-27RJI	WH5-27RJI	27	5	1.89	1.83	1.67	1.64
756-WH5-33RJI	WH5-33RJI	33	5	1.89	1.83	1.67	1.64
756-WH5-68RJI	WH5-68RJI	68	5	1.89	1.83	1.67	1.64
756-WH5-100RJI	WH5-100RJI	100	5	1.89	1.83	1.67	1.64
756-WH5-120RJI	WH5-120RJI	120	5	1.89	1.83	1.67	1.64
756-WH5-330RJI	WH5-330RJI	330	5	1.89	1.83	1.67	1.64
WH10 Series, 15 Watts							
756-WH10-10RJI	WH10-10RJI	10	5	2.40	2.27	1.90	1.86
756-WH10-100RJI	WH10-100RJI	100	5	2.40	2.27	1.90	1.86
WH25 Series, 25 Watts							
756-WH25-R10JI	WH25-R10JI	0.1	5	2.60	2.47	2.07	2.02
756-WH25-R33JI	WH25-R33JI	0.33	5	2.60	2.47	2.07	2.02
756-WH25-1R0JI	WH25-1R0JI	1	5	2.60	2.47	2.07	2.02
756-WH25-1R5JI	WH25-1R5JI	1.5	5	2.60	2.47	2.07	2.02
756-WH25-2R0JI	WH25-2R0JI	2	5	2.60	2.47	2.07	2.02
756-WH25-2R2JI	WH25-2R2JI	2.2	5	2.60	2.47	2.07	2.02
756-WH25-3R9JI	WH25-3R9JI	3.9	5	2.60	2.47	2.07	2.02
756-WH25-4R7JI	WH25-4R7JI	4.7	5	2.60	2.47	2.07	2.02
756-WH25-8K2JI	WH25-8K2JI	8.2	5	2.90	2.79	2.60	2.59
756-WH25-10RJI	WH25-10RJI	10	5	2.60	2.47	2.07	2.02
756-WH25-12RJI	WH25-12RJI	12	5	2.60	2.47	2.07	2.02
756-WH25-15RJI	WH25-15RJI	15	5	2.60	2.47	2.07	2.02
756-WH25-18RJI	WH25-18RJI	18	5	2.60	2.47	2.07	2.02
756-WH25-22RJI	WH25-22RJI	22	5	2.60	2.47	2.07	2.02
756-WH25-24RJI	WH25-24RJI	24	5	2.60	2.47	2.07	2.02
756-WH25-27RJI	WH25-27RJI	27	5	2.60	2.47	2.07	2.02
756-WH25-39RJI	WH25-39RJI	39	5	2.60	2.47	2.07	2.02
756-WH25-47RJI	WH25-47RJI	47	5	2.60	2.47	2.07	2.02
756-WH25-56RJI	WH25-56RJI	56	5	2.60	2.47	2.07	2.02
756-WH25-68RJI	WH25-68RJI	68	5	2.60	2.47	2.07	2.02
756-WH25-100RJI	WH25-100RJI	100	5	2.60	2.47	2.07	2.02
756-WH25-220RJI	WH25-220RJI	220	5	2.60	2.47	2.07	2.02
756-WH25-470RJI	WH25-470RJI	470	5	2.60	2.47	2.07	2.02
756-WH25-10KJI	WH25-10KJI	10K	5	2.90	2.79	2.60	2.59

For quantities greater than listed, call for quote.

MOUSER STOCK NO.	Welwyn Part No.	Value (Ω)	Tol. %	Price Each 1	10	100	250
WH25 Series, 25 Watts (Cont.)							
756-WH25-1K0JI	WH25-1K0JI	1K	5	2.60	2.47	2.07	2.02
756-WH25-2K2JI	WH25-2K2JI	2.2K	5	2.60	2.47	2.07	2.02
756-WH25-3K9JI	WH25-3K9JI	3.9K	5	2.60	2.47	2.07	2.02
756-WH25-4K7JI	WH25-4K7JI	4.7K	5	2.60	2.47	2.07	2.02
756-WH5-330RJI	WH5-330RJI	330	5	1.89	1.83	1.67	1.64
WH50 Series, 50 Watts							
756-WH50-R68JI	WH50-R68JI	0.68	5	4.55	4.38	3.87	3.84
756-WH50-1R0JI	WH50-1R0JI	1	5	4.55	4.38	3.87	3.84
756-WH50-2R0JI	WH50-2R0JI	2	5	4.55	4.38	3.87	3.84
756-WH50-2R2JI	WH50-2R2JI	2.2	5	4.55	4.38	3.87	3.84
756-WH50-4R7JI	WH50-4R7JI	4.7	5	4.55	4.38	3.87	3.84
756-WH50-5R0JI	WH50-5R0JI	5	5	6.85	5.80	4.74	4.22
756-WH50-5R6JI	WH50-5R6JI	5.6	5	4.55	4.38	3.87	3.84
756-WH50-6R8JI	WH50-6R8JI	6.8	5	4.55	4.38	3.87	3.84
756-WH50-10RJI	WH50-10RJI	10	5	4.55	4.38	3.87	3.84
756-WH50-12RJI	WH50-12RJI	12	5	4.55	4.38	3.87	3.84
756-WH50-15RJI	WH50-15RJI	15	5	4.55	4.38	3.87	3.84
756-WH50-18RJI	WH50-18RJI	18	5	3.00	2.89	2.56	2.54
756-WH50-20RJI	WH50-20RJI	20	5	3.00	2.89	2.56	2.54
756-WH50-22RJI	WH50-22RJI	22	5	3.00	2.89	2.56	2.54
756-WH50-24RJI	WH50-24RJI	24	5	3.00	2.89	2.56	2.54
756-WH50-27RJI	WH50-27RJI	27	5	3.00	2.89	2.56	2.54
756-WH50-30RJI	WH50-30RJI	30	5	3.00	2.89	2.56	2.54
756-WH50-33RJI	WH50-33RJI	33	5	3.00	2.89	2.56	2.54
756-WH50-47RJI	WH50-47RJI	47	5	3.00	2.89	2.56	2.54
756-WH50-50RJI	WH50-50RJI	50	5	5.11	4.32	3.54	3.15
756-WH50-100RJI	WH50-100RJI	100	5	3.00	2.89	2.56	2.54
756-WH50-150RJI	WH50-150RJI	150	5	3.00	2.89	2.56	2.54
756-WH50-180RJI	WH50-180RJI	180	5	3.00	2.89	2.56	2.54
756-WH50-220RJI	WH50-220RJI	220	5	3.00	2.89	2.56	2.54
756-WH50-270RJI	WH50-270RJI	270	5	3.00	2.89	2.56	2.54
756-WH50-1K2JI	WH50-1K2JI	1.2K	5	3.00	2.89	2.56	2.54
756-WH50-10KJI	WH50-10KJI	10K	5	3.00	2.89	2.56	2.54
756-WH50-16KJI	WH50-16KJI	16K	5	3.00	2.89	2.56	2.54
756-WH50-1K0JI	WH50-1K0JI	1K	5	3.00	2.89	2.56	2.54
756-WH50-2K2JI	WH50-2K2JI	2.2K	5	3.00	2.89	2.56	2.54
756-WH50-22KJI	WH50-22KJI	22K	5	4.55	4.38	3.87	3.84

© Copyright 2013 Mouser Electronics
© Copyright 2013 Mouser Electronics

Power Wirewound Rheostats, Precision Potentiometers, and Dials

RoHS Compliant **This product is RoHS compliant.**

OHMITE POWER WIREWOUND RHEOSTATS

Series	Watts	Ohmic Range	DIMENSIONS: in. A	B	C	D	Shaft Torque	Rotation (± 5°)
RES	12.5	1.0-15K	.125	.875	.625	.688	1-6 oz. in.	300
RHS	25	1.0-25K	.250	1.560	.875	1.375	.25-.5 lb.in.	300
RJS	50	.05-50K	.250	2.310	.875	1.375	.25-2 lb.in.	300
RKS	100	.05-50K	.250	3.125	.875	1.750	.5-2 lb. in.	300
RLS	150	.05-50K	.250	4.000	.875	2.000	.5-3 lb. in.	300

DIMENSIONS: in.

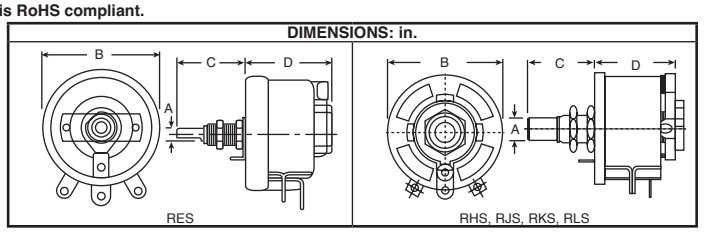

For quantities greater than listed, call for quote.

MOUSER STOCK NO.	Ohmite Part No.	Value (Ω)	Price Each 1	10	50	100
RES Series, 12.5 Watts						
588-RES6R0E	RES6R0E	6	31.05	27.97	22.66	21.55
588-RES8R0E	RES8R0E	8	31.05	27.97	22.66	21.55
588-RES10RE	RES10RE	10	29.45	26.48	20.61	20.33
588-RES25RE	RES25RE	25	29.45	26.48	20.61	20.33
588-RES50RE	RES50RE	50	29.45	26.48	20.61	20.33
588-RES75RE	RES75RE	75	29.45	26.48	20.61	20.33
588-RES100E	RES100E	100	29.45	26.48	20.61	20.33
588-RES125E	RES125E	125	29.45	26.48	20.61	20.33
588-RES250E	RES250E	250	29.45	26.48	20.61	20.33
588-RES350E	RES350E	350	29.45	26.48	20.61	20.33
588-RES1K0E	RES1K0E	1K	27.81	25.83	21.18	20.30
588-RES1K5E	RES1K5E	1.5K	27.81	25.83	21.18	20.30
RHS Series, 25 Watts						
588-RHS1R0E	RHS1R0E	1	34.60	31.15	27.70	24.24
588-RHS2R0E	RHS2R0E	2	34.60	31.15	27.70	24.24
588-RHS3R0E	RHS3R0E	3	34.60	31.15	27.70	24.24
588-RHS6R0E	RHS6R0E	6	34.60	31.15	27.70	24.24
588-RHS8R0E	RHS8R0E	8	34.60	31.15	27.70	24.24
588-RHS10RE	RHS10RE	10	33.08	29.77	26.45	23.13
588-RHS15RE	RHS15RE	15	33.08	29.77	26.45	23.13
588-RHS25RE	RHS25RE	25	33.08	29.77	26.45	23.13
588-RHS50RE	RHS50RE	50	33.08	29.77	26.45	23.13
588-RHS75RE	RHS75RE	75	33.08	29.77	26.45	23.13
588-RHS100E	RHS100E	100	33.08	29.77	26.45	23.13
588-RHS125E	RHS125E	125	33.08	29.77	26.45	23.13
588-RHS175E	RHS175E	175	33.08	29.77	26.45	23.13
588-RHS250E	RHS250E	250	33.08	29.77	26.45	23.13
588-RHS350E	RHS350E	350	33.08	29.77	26.45	23.13
588-RHS500E	RHS500E	500	33.08	29.77	26.45	23.13
588-RHS750E	RHS750E	750	33.08	29.77	26.45	23.13
588-RHS1K0E	RHS1K0E	1K	34.22	30.79	27.38	23.97
588-RHS2K5E	RHS2K5E	2.5K	34.22	30.79	27.38	23.97

For quantities greater than listed, call for quote.

MOUSER STOCK NO.	Ohmite Part No.	Value (Ω)	Price Each 1	10	50	100
RHS Series, 25 Watts (Cont.)						
588-RHS3K5E	RHS3K5E	3.5K	34.22	30.79	27.38	23.97
588-RHS5K0E	RHS5K0E	5K	34.22	30.79	27.38	23.97
588-RHS10KE	RHS10KE	10K	37.12	33.39	29.70	25.97
588-RHS25KE	RHS25KE	25K	39.59	35.57	34.38	32.72
RJS Series, 50 Watts						
588-RJSR50E	RJSR50E	0.5	52.52	47.25	42.01	36.75
588-RJS1R0E	RJS1R0E	1	46.89	42.20	37.51	32.81
588-RJS6R0E	RJS6R0E	6	46.89	42.20	37.51	32.81
588-RJS35RE	RJS35RE	35	41.02	36.92	32.81	28.70
588-RJS50RE	RJS50RE	50	41.02	36.92	32.81	28.70
588-RJS125E	RJS125E	125	41.02	36.92	32.81	28.70
588-RJS150E	RJS150E	150	41.02	36.92	32.81	28.70
588-RJS225E	RJS225E	225	39.41	35.47	31.53	27.57
588-RJS500E	RJS500E	500	39.41	35.47	31.53	27.57
588-RJS1K0E	RJS1K0E	1K	43.09	38.79	34.46	30.16
588-RJS5K0E	RJS5K0E	5K	43.09	38.79	34.46	30.16
588-RJS10KE	RJS10KE	10K	43.09	38.79	34.46	30.16
RKS Series, 100 Watts						
588-RKS2R0E	RKS2R0E	2	72.40	69.44	63.49	57.39
588-RKS5R0E	RKS5R0E	5	72.40	69.44	63.49	57.39
588-RKS10RE	RKS10RE	10	58.65	53.85	52.19	50.88
588-RKS25RE	RKS25RE	25	58.65	53.85	52.19	50.88
588-RKS100E	RKS100E	100	58.65	53.85	52.19	50.88
588-RKS500E	RKS500E	500	58.65	53.85	52.19	50.88
588-RKS5K0E	RKS5K0E	5K	65.85	62.36	60.99	56.91
RLS Series, 150 Watts						
588-RLS5R0E	RLS5R0E	5	95.91	91.97	90.62	90.42
588-RLS50RE	RLS50RE	50	76.49	72.92	67.09	65.00
588-RLS100E	RLS100E	100	76.49	72.92	67.09	64.90
588-RLS250E	RLS250E	250	76.49	72.92	67.09	67.07

OHMITE KNOBS AND DIALS FOR POWER WIREWOUND RHEOSTATS

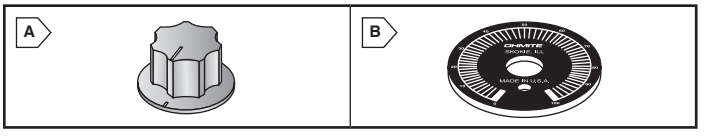

For quantities greater than listed, call for quote.

MOUSER STOCK NO.	Fig.	Type	Fits Ohmite Series	Knob Dia. (in.)	Dial Dia. (in.)	Price Each 1	10
588-5150E	A	Knob	RHS, RJS, RKS, RLS	1 1/2	2 3/16	9.56	6.68
588-5151E	A	Knob	RES	3/4	1 1/4	6.90	4.86
588-5000E	B	Dial	RHS, RJS, RKS, RLS	1 1/2	2 3/16	2.21	1.77
588-5007E	B	Dial	RES	3/4	1 1/4	2.21	1.77

BOURNS 6639 SERIES - CONDUCTIVE PLASTIC, PRECISION POTENTIOMETERS

Features:
- Essentially infinite resolution
- Excellent rotational life
- High quality, rugged construction
- General purpose applications

Specifications:
- Resistance tolerance: ±15%
- Power rating: 1.0W
- Mechanical angle: continuous

✻ Non-standard features available

For quantities greater than listed, call for quote.

MOUSER STOCK NO. Mfr.	Mfr. Part No.	Fig.	Value (μF)	Price Each 1	10	25	50	100
652	6639S-1-102	A	1K	12.26	11.92	11.60	9.94	9.07
652	6639S-1-202	A	2K	14.78	13.77	13.38	13.04	12.04
652	6639S-1-502	A	5K	12.26	12.13	11.60	9.94	9.07
652	6639S-1-103	A	10K	12.26	12.13	11.60	9.94	9.07
652	6639S-1-203	A	20K	14.78	13.77	13.38	13.04	12.04

BOURNS 6539 SERIES - CONDUCTIVE PLASTIC, PRECISION POTENTIOMETERS

Features:
- Essentially infinite resolution
- Excellent rotational life
- High quality, rugged construction
- Servo mount
- General purpose applications

Specifications:
- Resistance tolerance: ±15%
- Power rating: 1.0W
- Mechanical angle: continuous

✻ Non-standard features available

For quantities greater than listed, call for quote.

MOUSER STOCK NO. Mfr.	Mfr. Part No.	Fig.	Value (μF)	Price Each 1	2	5	10	25	50
652	6539S-1-102	B	1k	39.08	38.20	37.49	36.43	32.50	30.14
652	6539S-1-502	B	5k	39.08	38.20	37.49	36.43	32.50	30.14
652	6539S-1-103	B	10k	39.08	38.20	37.49	36.43	32.50	30.14

BOURNS TURNS-COUNTING DIALS

Specifications:
- Mount directly to potentiometer shaft
- No backlash
- Excellent readability
- Locking brake

For quantities greater than listed, call for quote.

MOUSER STOCK NO. Mfr.	Mfr. Part No.	Fig.	No. of Turns	Body Dia.: in.	Body Finish	Fits shaft Dia.: in.	Price Each 1	5	10	25	50	100
652	H-22-6A	C	0 to 15	0.874	Chrome	0.25	9.26	9.17	9.06	8.81	8.34	7.86
652	H-22-6A-B	C	0 to 15	0.874	Black	0.25	12.51	11.43	10.56	9.62	8.50	8.06
652	H-23-6A	C	0 to 15	0.874	Polished Chrome	0.25	12.51	11.43	10.56	9.62	8.50	8.06
652	H-22-3A	C	0 to 15	0.874	Satin Chrome	0.12	12.51	11.43	10.56	9.62	8.50	8.06
652	H-46-6A	D	0 to 20	1.811	Chrome	0.25	18.31	18.05	17.61	17.40	16.48	15.57

DIMENSIONS: in.

A

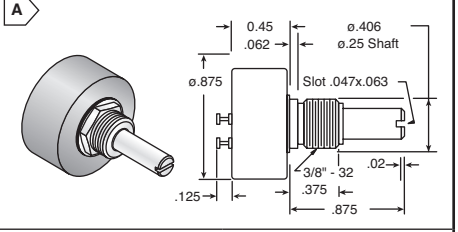

B

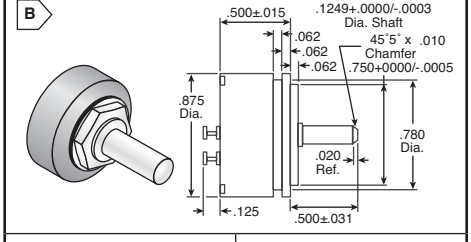

C

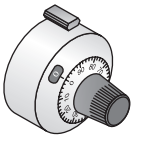

D



© Copyright 2013 Mouser Electronics

© Copyright 2013 Mouser Electronics

BOURNS 3540/3541 SERIES 10-TURN/WIREWOUND/PRECISION

DIMENSIONS: mm

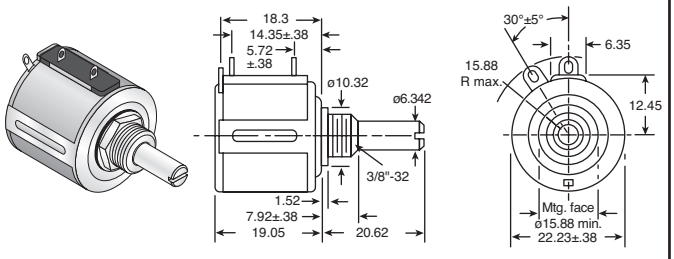

Tolerances Except Where Noted, Decimals=.xx=±.25;.xxx=±.13

Specifications for 3540 Wirewound:
- Standard resistance range: 100-100KΩ
- Resistance tolerance: ±5%
- Power rating: 70°C - 2W; 125°C - 0W
- Temperature range: -40°C to +125°C
- Temperature coefficient: ±50ppm/°C

Specifications for 3541 Hybritron:
- Standard resistance range: 1K-100KΩ
- Resistance tolerance: ±10%
- Power rating: 70°C - 2W; 125°C - 0W
- Temperature range: -40°C to +125°C
- Temperature coefficient: ±100ppm/°C

RoHS Compliant

For quantities greater than listed, call for quote.

MOUSER STOCK NO.		Value (Ω)	Resolution	Price Each				
Mfr.	Mfr. Part No.			1	5	10	25	50
652	3540S-1-101L	100	0.042	19.39	18.92	18.59	17.67	15.79
652	3540S-1-201L	200	0.042	19.39	18.92	18.59	17.67	15.79
652	3540S-1-501L	500	0.031	19.39	18.92	18.59	17.67	15.79
652	3540S-1-102L	1K	0.027	19.11	18.73	18.59	17.67	15.79
652	3540S-1-202L	2K	0.021	19.11	18.73	18.59	17.67	15.79
652	3540S-1-502L	5K	0.021	19.11	18.73	18.59	17.67	15.79
652	3540S-1-103L	10K	0.019	19.11	18.73	18.59	17.67	15.79
652	3540S-1-203L	20K	0.014	19.39	18.92	18.59	17.67	15.79
652	3540S-1-503L	50K	0.011	21.57	21.12	20.67	19.65	17.57
652	3540S-1-104L	100K	0.008	23.58	23.41	21.80	20.80	19.24

For quantities greater than listed, call for quote.

MOUSER STOCK NO.		Value (Ω)	Price Each				
Mfr.	Mfr. Part No.		1	5	10	25	50
652	3541H-1-102L	1K	41.00	39.83	39.09	37.33	33.41
652	3541H-1-502L	5K	41.00	39.83	39.09	37.33	33.41
652	3541H-1-103L	10K	37.75	36.68	35.77	35.10	33.41

BOURNS 3590 SERIES 10 TURN PRECISION POTENTIOMETER

DIMENSIONS: mm

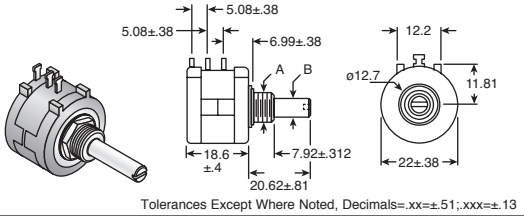

Tolerances Except Where Noted, Decimals=.xx=±.51;.xxx=±.13

Specifications:
- Resistance tolerance: ±5%
- Power rating: 2 Watts

Features:
- Plastic or metal shaft and bushings
- Wirewound
- Solder lugs

RoHS Compliant

For quantities greater than listed, call for quote.

MOUSER STOCK NO.		Value (Ω)	Resolution (%)	Price Each					
Mfr.	Mfr. Part No.			1	5	10	25	50	100
Plastic Bushing and Shaft									
652	3590S-1-102L	1K	0.029	9.11	8.70	8.42	7.83	7.61	7.38
652	3590S-1-202L	2K	0.023	9.11	8.70	8.42	7.83	7.61	7.38
652	3590S-1-502L	5K	0.025	10.58	9.87	9.51	8.99	8.68	7.92
652	3590S-1-103L	10K	0.020	9.11	8.70	8.42	7.83	7.61	7.38
652	3590S-1-203L	20K	0.019	10.58	9.87	9.51	8.99	8.68	7.92
652	3590S-1-503L	50K	0.013	12.95	11.91	11.49	10.51	10.49	9.58
652	3590S-1-104L	100K	0.009	13.87	12.85	12.28	11.98	11.66	11.21
Metal Bushing and Shaft									
652	3590S-2-501L	500	0.029	9.11	8.70	8.42	7.83	7.61	7.38
652	3590S-2-102L	1K	0.029	10.58	9.87	9.51	8.99	8.68	7.92
652	3590S-2-202L	2K	0.023	9.11	8.70	8.42	7.83	7.61	7.38
652	3590S-2-502L	5K	0.025	9.11	8.70	8.42	7.83	7.61	7.38
652	3590S-2-103L	10K	0.020	9.11	8.70	8.42	7.83	7.61	7.38
652	3590S-2-203L	20K	0.019	10.58	9.87	9.51	8.99	8.68	7.92
652	3590S-2-503L	50K	0.013	10.99	10.58	10.18	9.47	9.30	8.93
652	3590S-2-104L	100K	0.009	11.79	11.34	10.91	10.15	9.98	9.74

BOURNS 3400 SERIES 10-TURN WIREWOUND/PRECISION

DIMENSIONS: mm

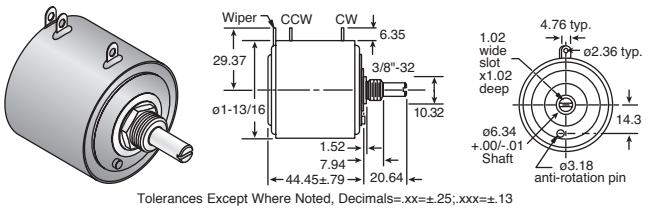

Tolerances Except Where Noted, Decimals=.xx=±.25;.xxx=±.13

Features:
- Bushing mount
- Excellent wiper stability
- High stop strength
- Sealable

Specifications:
- Resistance tolerance: ±3%
- Power rating: 5W

RoHS Compliant

For quantities greater than listed, call for quote.

MOUSER STOCK NO.		Value (Ω)	Price Each				
Mfr.	Mfr. Part No.		1	5	10	25	50
652	3400S-1-102L	1K	131.14	128.85	128.01	119.26	110.51
652	3400S-1-103L	10K	137.69	136.39	134.41	125.23	116.05

BOURNS 3500 SERIES 10-TURN/WIREWOUND/PRECISION

DIMENSIONS: mm

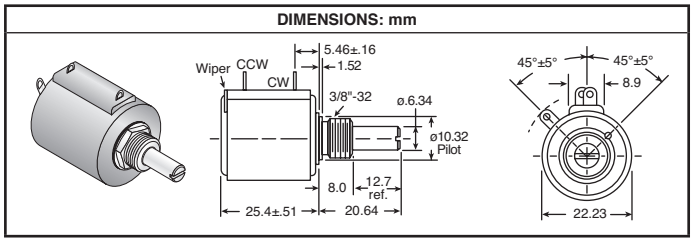

Features:
- Bushing mount
- Sealable
- Gangable

Specifications:
- Resistance tolerance: ±3%
- Power rating: 70°C - 2W; 125°C - 0W
- Temperature range: -65°C to +125°C
- Temperature coefficient: ±50ppm/°C
- Shaft Length: 13/16 Metal Bushing

RoHS Compliant

For quantities greater than listed, call for quote.

MOUSER STOCK NO.		Value (Ω)	Resolution	Price Each				
Mfr.	Mfr. Part No.			1	5	10	25	50
652	3500S-2-102L	1K	0.03	37.93	35.68	35.10	30.64	28.10
652	3500S-2-502L	5K	0.018	46.05	41.37	39.16	37.31	37.09
652	3500S-2-103L	10K	0.019	46.05	41.37	39.16	37.31	37.09

BOURNS 3543/3545 SERIES/WIREWOUND/PRECISION

DIMENSIONS: mm

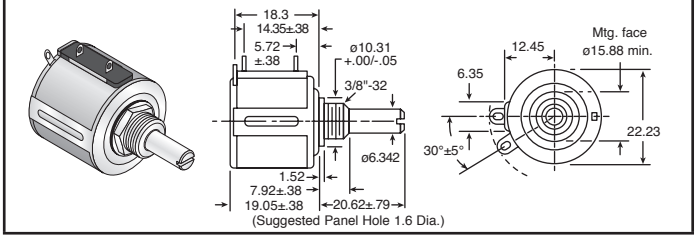

Specifications for 3543 3-Turn:
- Standard resistance range: 20-50KΩ
- Resistance tolerance: ±5%
- Power rating: 70°C-1W; 125°C - 0W
- Temperature range: -55°C to +125°C
- Temperature coefficient: ±50ppm/°C

Specifications for 3545 5-Turn:
- Standard resistance range: 50-50KΩ
- Resistance tolerance: ±5%
- Power rating: 70°C-1.5W; 125°C-0W
- Temperature range: -55°C to +125°C
- Temperature coefficient: ±50ppm/°C

RoHS Compliant

For quantities greater than listed, call for quote.

MOUSER STOCK NO.		Value (Ω)	Resolution	Price Each				
Mfr.	Mfr. Part No.			1	5	10	25	50
3-Turn								
652	3543S-1-102L	1K	0.077	26.45	24.90	24.48	22.78	22.15
652	3543S-1-202L	2K	0.062	26.24	24.90	24.48	21.89	20.01
652	3543S-1-502L	5K	0.047	24.21	23.41	22.74	22.07	21.40
652	3543S-1-103L	10K	0.040	26.45	24.90	24.48	22.78	22.15
5-Turn								
652	3545S-1-102L	1K	0.043	32.05	30.99	30.11	28.25	26.14
652	3545S-1-502L	5K	0.038	24.89	24.06	23.38	22.69	21.61
652	3545S-1-103L	10K	0.029	24.90	24.06	23.38	22.69	22.01

© Copyright 2013 Mouser Electronics

ETI SYSTEMS Precision and Membrane Potentiometers

RoHS Compliant **This product is RoHS compliant.**

MEMBRANE POTENTIOMETERS

Features:
- Thickness: 0.7mm (Standard), 1.7mm (Magnetic), and 0.7mm (Hybrid)
- Linear and rotary (incl. multi-turn) designs are possible
- Excellent accuracy and linearity
- Life cycle: between 1 and 20 million operations
- Temperature ranges: up to +125°C (257°F)
- NEMA 4 sealed (IP 42) - Up to IP 67I NEMA 4X possible upon request
- Non-contact (magnetic) version with excellent product features available
- All products can be fully customized with a short lead time

PRODUCT NEW

RoHS Compliant

For quantities greater than listed, call for quote.

MOUSER STOCK NO.	ETI Systems Part No.	Fig.	Value (Ohms)	Resistance Tol.	Operating Voltage	Price Each 1	10	25	50
Standard Shaft Length: 50mm									
882-SL67600162	SL67600162	A	2.5K	30%	5-30V	20.00	18.95	17.88	15.89
Standard Shaft Length: 100mm									
882-SL67600163	SL67600163	B	2.5K	30%	5-30V	22.33	21.16	19.96	17.66
Standard Shaft Length: 250mm									
882-SL67600164	SL67600164	C	2.5K	30%	5-30V	26.31	24.89	23.51	20.77
Magnet Linear Foil/Foil Shaft Length: 100mm									
882-ML67600166	ML67600166	D	10	30%	5-30V	34.83	33.01	31.12	26.46
Hybrid Linear Foil/FoilI Shaft Length: 100mm									
882-HL67600165	HL67600165	E	2.5	30%	5-30V	31.49	29.82	28.14	24.89
Standard Linear FR4 Shaft Length: 100mm									
882-FSL65400127	FSL65400127	F	10	30%	5-30V	49.20	46.61	44.02	38.84
Standard Rotary Foil/Foil Shaft Length: 8mm									
882-SR67600167	SR67600167	G	2.5K	30%	5-30V	18.64	17.67	16.68	14.71
882-SR67600168	SR67600168	G	2.5K	30%	5-30V	18.64	17.67	16.68	14.71
882-SR67600169	SR67600169	G	2.5K	30%	5-30V	18.64	17.67	16.68	14.71

Accessories

PRODUCT NEW

RoHS Compliant

For quantities greater than listed, call for quote.

MOUSER STOCK NO.	ETI Systems Part No.	Fig.	Description	Price Each 1	5	10
882-WS1-3N	WS1-3N	H	Wiper 1-3N for Standard	6.86	6.73	6.49
882-WS2-6N	WS2-6N	H	Wiper 2-6N for Hybrid	6.86	6.73	6.49
882-MD44-N52	MD44-N52	I	Magnet	6.86	6.73	6.49



RV4 SERIES POTENTIOMETERS

Mechanical Specifications:
- Mechanical rotation: 314°
- Operating torque: 1 oz/in. to 6 oz/in.
- Rotational life: 25,000 cycles

Environmental Specifications:
- Operating temperature: -65ºC to +125ºC
- Resistance to soldering heat: 350ºC for 5 seconds
- Load life: 1000 hours at 70ºC



RoHS Compliant

For quantities greater than listed, call for quote.

MOUSER STOCK NO.	ETI Systems Part No.	Fig.	Value (Ohms)	Resistance Tol.	Operating Voltage	Price Each 1	10	25	50
882-RV4LAYSA502A	RV4LAYSA502A	A	5K	10%	500V	14.69	13.35	11.70	10.69
882-RV4LAYSA103A	RV4LAYSA103A	A	10K	10%	500V	14.69	13.35	11.70	10.69
882-RV4LAYSA503A	RV4LAYSA503A	A	50K	10%	500V	14.69	13.35	11.70	10.69
882-RV4NAYSD101A	RV4NAYSD101A	B	100	10%	500V	14.04	12.75	11.16	10.20
882-RV4NAYSD501A	RV4NAYSD501A	B	500	10%	500V	14.04	12.75	11.16	10.20
882-RV4NAYSD102A	RV4NAYSD102A	B	1K	10%	500V	14.04	12.75	11.16	10.20
882-RV4NAYSD252A	RV4NAYSD252A	B	2.5K	10%	500V	14.04	12.75	11.16	10.20
882-RV4NAYSD502A	RV4NAYSD502A	B	5K	10%	500V	14.04	12.75	11.16	10.20
882-RV4NAYSD103A	RV4NAYSD103A	B	10K	10%	500V	14.04	12.75	11.16	10.20
882-RV4NAYSD503A	RV4NAYSD503A	B	50K	10%	500V	14.04	12.75	11.16	10.20
882-RV4NAYSD104A	RV4NAYSD104A	B	100K	10%	500V	14.04	12.75	11.16	10.20
882-RV4NAYSD105A	RV4NAYSD105A	B	1M	10%	500V	14.04	12.75	11.16	10.20
882-RV4NAYSJ102A	RV4NAYSJ102A	C	1K	10%	500V	14.04	12.75	11.16	10.20
882-RV4NAYSJ502A	RV4NAYSJ502A	C	5K	10%	500V	14.04	12.75	11.16	10.20
882-RV4NAYSJ103A	RV4NAYSJ103A	C	10K	10%	500V	14.04	12.75	11.16	10.20

RV6 SERIES POTENTIOMETERS

Mechanical Specifications:
- Mechanical rotation: 295°
- Operating torque: 5oz/in. to 6oz/in.
- Rotational life: 25,000 cycles

Environmental Specifications:
- Operating temperature: -65ºC to +125ºC
- Resistance to soldering heat: 350ºC for 5 seconds
- Load life: 1000 hours at 70ºC



RoHS Compliant

For quantities greater than listed, call for quote.

MOUSER STOCK NO.	ETI Systems Part No.	Fig.	Value (Ohms)	Resistance Tol.	Operating Voltage	Price Each 1	10	25	50
882-RV6LAYSA102A	RV6LAYSA102A	D	1K	10%	350V	16.70	15.19	13.29	12.16
882-RV6LAYSA502A	RV6LAYSA502A	D	5K	10%	350V	16.70	15.19	13.29	12.16
882-RV6LAYSA103A	RV6LAYSA103A	D	10K	10%	350V	16.70	15.19	13.29	12.16
882-RV6NAYSD102A	RV6NAYSD102A	E	1K	10%	350V	15.18	13.80	12.07	11.04
882-RV6NAYSD502A	RV6NAYSD502A	E	5K	10%	350V	15.18	13.80	12.07	11.04
882-RV6NAYSD103A	RV6NAYSD103A	E	10K	10%	350V	15.18	13.80	12.07	11.04

DIMENSIONS: in.

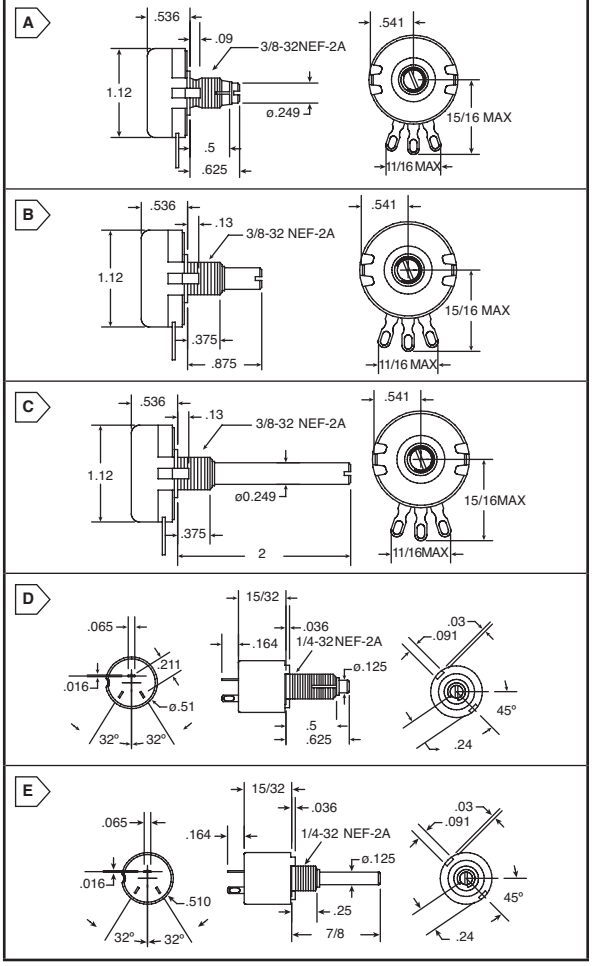

© Copyright 2013 Mouser Electronics

© Copyright 2013 Mouser Electronics

ETI SYSTEMS High Precision Single Turn Potentiometers

RoHS Compliant **This product is RoHS compliant.**

SP22E / SW22E SERIES

SP22E Series: Conductive Plastic

- Life Expectancy: 10 million turns
- Resistance Tolerance: ±15% standard (±10% available)
- Linearity Tolerance: ±1.5% standard (±1% available)
- Operating temp.: -55°C to +125°C (105°C sustained)
- Power Rating: 1 Watt
- Electrical Angle: 320°± 5°
- Mechanical Angle: 320°± 5°

For quantities greater than listed, call for quote.

MOUSER STOCK NO.	ETI Systems Part No.	Fig.	Ohms	Price Each		
				1	5	10
882-SP22E-1K	SP22E-1K	A	1K	20.58	18.83	16.42
882-SP22E-2K	SP22E-2K	A	2K	20.58	18.83	16.42
882-SP22E-5K	SP22E-5K	A	5K	20.58	18.83	16.42
882-SP22E-10K	SP22E-10K	A	10K	20.58	18.83	16.42

SW22E Series: Wirewound

- Life Expectancy: 500,000 turns
- Resistance Tolerance: ±3% standard (±1.0% available)
- Linearity Tolerance: ±0.5% standard (±0.25% available)
- Power Rating: 0.5 Watt

For quantities greater than listed, call for quote.

MOUSER STOCK NO.	ETI Systems Part No.	Fig.	Ohms	Price Each		
				1	5	10
882-SW22E-1K	SW22E-1K	A	1K	36.71	32.64	27.70
882-SW22E-5K	SW22E-5K	A	5K	36.71	32.64	27.70
882-SW22E-10K	SW22E-10K	A	10K	36.71	32.64	27.70

SP22G / SP22GS SERIES

- Conductive Plastic Element, Solderable Double Turret Terminals
- Operating Temperature: -55°C to +125°C (105°C sustained)
- Resistance Tolerance: ±10% standard (±5% available)
- Linearity: ±1.0% standard (up to ±0.25% available)
- Life Expectancy: 10 million turns
- Power Rating: 1 Watt
- Electrical Angle: 340°± 5°
- Mechanical Angle: 360°

SP22G Series: Conductive Plastic

- Brass Bushing, 1/4" Dia. Stainless Steel Shaft

For quantities greater than listed, call for quote.

MOUSER STOCK NO.	ETI Systems Part No.	Fig.	Ohms	Price Each		
				1	5	10
882-SP22G-1K	SP22G-1K	B	1K	21.82	19.99	17.42
882-SP22G-2K	SP22G-2K	B	2K	23.17	21.21	18.51
882-SP22G-5K	SP22G-5K	B	5K	21.82	19.99	17.42
882-SP22G-10K	SP22G-10K	B	10K	21.82	19.99	17.42

SP22GS Series: Servo Mount, Conductive Plastic

- 1/8" Dia. Stainless Steel Shaft, Ball Bearing

For quantities greater than listed, call for quote.

MOUSER STOCK NO.	ETI Systems Part No.	Fig.	Ohms	Price Each		
				1	5	10
882-SP22GS-1K	SP22GS-1K	C	1K	61.20	55.07	48.95
882-SP22GS-5K	SP22GS-5K	C	5K	61.20	55.07	48.95
882-SP22GS-10K	SP22GS-10K	C	10K	61.20	55.07	48.95

PRECISION TURN COUNTING DIALS / POT COMBINATIONS

DW22 Series: Digital

- Uses ETI Systems Potentiometer MW22B
- Resistance Range: 100 to 100KΩ
- Resistance Tolerance: ±5% standard
- Linearity Tolerance: ±0.25% standard
- Power Rating: 2 Watts
- Counts 10 turns (000 to 999 counts)
- Over the Center Lock
- Diameter -1 1/16", Extension from Panel -1.24"
- Operating Temperature: -30°C to +85°C

For quantities greater than listed, call for quote.

MOUSER STOCK NO.	ETI Systems Part No.	Fig.	Ohms	Price Each		
				1	5	10
882-DW22-10-100	DW22-10-100	D	100	102.76	94.43	86.15
882-DW22-10-1K	DW22-10-1K	D	1K	102.76	94.43	86.15
882-DW22-10-2K	DW22-10-2K	D	2K	102.76	94.43	86.15
882-DW22-10-5K	DW22-10-5K	D	5K	102.76	94.43	86.15
882-DW22-10-10K	DW22-10-10K	D	10K	98.73	90.71	82.76

DC22 Series: With Lock

- Resistance Tolerance: ±5%
- Power Rating: 2 Watts
- Operating Temperature: -30°C to +85°C
- Temp Coefficient: ±20ppm/°C
- Counts up to 10 turns (000-999)

For quantities greater than listed, call for quote.

882-DC22-10-1K	DC22-10-1K	E	1K	77.23	70.96	64.75
882-DC22-10-2K	DC22-10-2K	E	2K	77.23	70.96	64.75
882-DC22-10-5K	DC22-10-5K	E	5K	77.23	70.96	64.75
882-DC22-10-10K	DC22-10-10K	E	10K	77.23	70.96	64.75

CONCENTRIC TURN COUNTING DIALS

MF46 Series: Counts 20 Turns

- 100 Dial Gradations for Exceptional Setability
- Aluminum Housing, Black Nylon Knob
- Over the Center Lock Available
- Diameter -1 13/16", Extension from Panel -1"

For quantities greater than listed, call for quote.

MOUSER STOCK NO.	ETI Systems Part No.	Fig.	Ohms	Price Each		
				1	5	10
882-MF46L-1/4	MF46L-1/4	F	Satin	69.10	57.56	53.28

MG Series: Counts 20 Turns

- One Piece Mounting
- Over the Center Lock Available
- Diameter -7/8", Extension from Panel -1.0"
- Maximum Panel Thickness -1/4"

For quantities greater than listed, call for quote.

882-MGA22L-1/4	MGA22L-1/4	G	Black	30.62	26.28	23.75
882-MG22L-1/4	MG22L-1/4	G	Satin	28.80	24.73	22.34

MB Series: Counts 10 Turns

- Over the Center Lock Available
- Diameter -1", Extension from Panel -1.06"
- Panel Thickness -1/16" to 1/8"

For quantities greater than listed, call for quote.

882-MB25L-1/4	MB25L-1/4	H	Satin	43.26	39.06	36.07
882-MBA25L-1/4	MBA25L-1/4	H	Black	47.21	42.63	39.35

DB Series: Counts 10 Turns

- Counts up to 10 turns (000-999)
- Over the Center Lock Standard
- Height -1-3/4", Width -1", Extension from Panel -1"

For quantities greater than listed, call for quote.

882-DB10SL-1/4	DB10SL-1/4	I	Satin	102.20	91.98	83.50

DIMENSIONS: in.

A

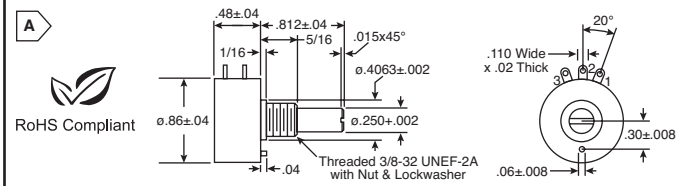

B

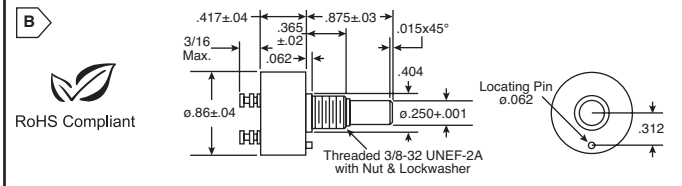

C

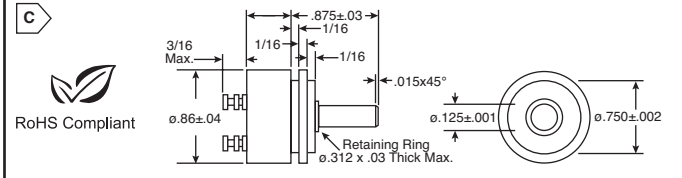

D

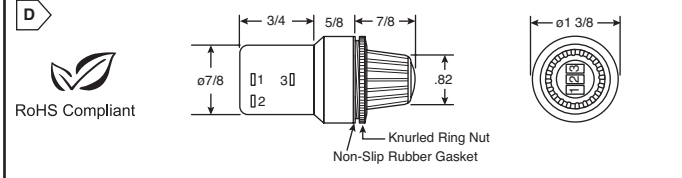

E

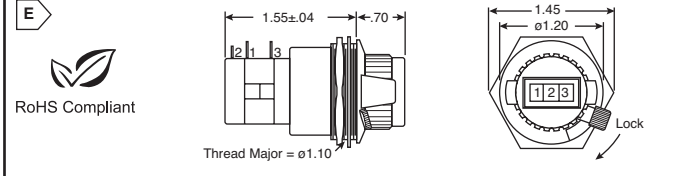

F

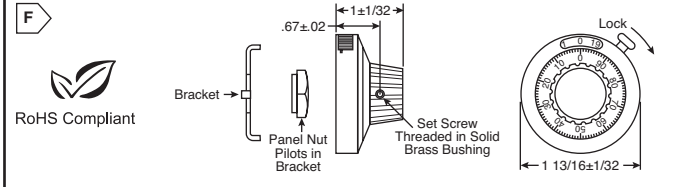

G

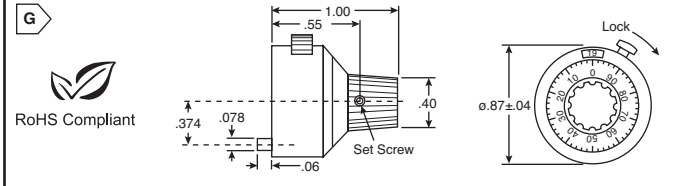

H

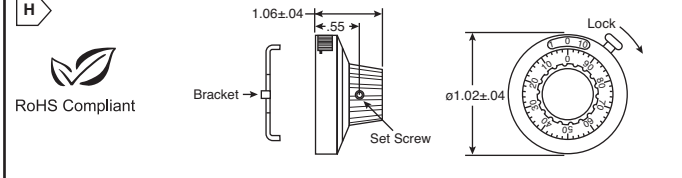

I

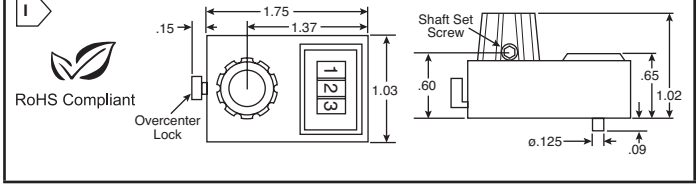

© Copyright 2013 Mouser Electronics

© Copyright 2013 Mouser Electronics

ETI SYSTEMS Precision Multi-Turn Potentiometers

RoHS Compliant **This product is RoHS compliant.**

MW22B SERIES: MULTI-TURN WIREWOUND POTENTIOMETERS

Specifications:
- Wirewound Element: High Temperature Thermo Plastic Housing
- Life Expectancy: 1 million turns
- Resistance Tolerance: ±5% Standard (±1% special order)
- Linearity Tolerance: ±0.25% Standard (±0.1% special order)
- Torque: 0.7oz. in. max.

Applications:
- Medical Equipment (non-life support)
- Test and Lab Equipment
- Industrial Applications

For quantities greater than listed, call for quote.

MOUSER STOCK NO.	ETI Systems Part No.	Fig.	Ohms	Power Rating (Watts)	Price Each 1	5	10
3 Turn							
882-MW22B-3-100	MW22B-3-100	A	100	1	15.90	14.93	12.88
882-MW22B-3-200	MW22B-3-200	A	200	1	15.90	14.93	12.88
882-MW22B-3-500	MW22B-3-500	A	500	1	15.90	14.93	12.88
882-MW22B-3-1K	MW22B-3-1K	A	1K	1	15.90	14.93	12.88
882-MW22B-3-2K	MW22B-3-2K	A	2K	1	15.90	14.93	12.88
882-MW22B-3-5K	MW22B-3-5K	A	5K	1	15.90	14.93	12.88
882-MW22B-3-10K	MW22B-3-10K	A	10K	1	15.90	14.93	12.88
882-MW22B-3-20K	MW22B-3-20K	A	20K	1	22.48	21.15	18.58
5 Turn							
882-MW22B-5-5K	MW22B-5-5K	A	5K	1	15.90	14.93	12.88
882-MW22B-5-10K	MW22B-5-10K	A	10K	1	15.90	14.93	12.88
10 Turn							
882-MW22B-10-100	MW22B-10-100	A	100	2	13.28	12.44	10.75
882-MW22B-10-500	MW22B-10-500	A	500	2	13.28	12.44	10.75
882-MW22B-10-1K	MW22B-10-1K	A	1K	2	13.28	12.44	10.75
882-MW22B-10-2K	MW22B-10-2K	A	2K	2	13.28	12.44	10.75
882-MW22B-10-5K	MW22B-10-5K	A	5K	2	13.28	12.44	10.75
882-MW22B-10-10K	MW22B-10-10K	A	10K	2	13.28	12.44	10.75
882-MW22B-10-20K	MW22B-10-20K	A	20K	2	13.28	12.44	10.75
882-MW22B-10-50K	MW22B-10-50K	A	50K	2	16.51	15.49	14.06
882-MW22B-10-100K	MW22B-10-100K	A	100K	2	16.51	15.49	14.06

MH22B SERIES: HYBRID MULTI-TURN WIREWOUND POTENTIOMETERS

Specifications:
- Wirewound Element: High Temperature Thermo Plastic Housing
- Life Expectancy: 10 million turns
- Resistance Tolerance: ±10% Standard (±5% special order)
- Linearity Tolerance: ±0.25% Standard (±0.1% special order)
- Torque: 0.7oz. in. max.

Applications:
- Medical Equipment (non-life support)
- Test and Lab Equipment
- Industrial Applications

For quantities greater than listed, call for quote.

MOUSER STOCK NO.	ETI Systems Part No.	Fig.	Ohms	Power Rating (Watts)	Price Each 1	5	10
3 Turn							
882-MH22B-3-5K	MH22B-3-5K	A	5K	1	92.63	87.69	80.60
10 Turn							
882-MH22B-10-1K	MH22B-10-1K	A	1K	2	103.33	93.54	85.45
882-MH22B-10-2K	MH22B-10-2K	A	2K	2	106.00	95.96	87.65
882-MH22B-10-5K	MH22B-10-5K	A	5K	2	106.00	95.96	87.65
882-MH22B-10-10K	MH22B-10-10K	A	10K	2	106.00	95.96	87.65

MW20B SERIES: WIREWOUND POTENTIOMETERS

Specifications:
- Wirewound Element: High Impact Housing
- Life Expectancy: 2 million turns
- Resistance Tolerance: ±3% Standard (±1% special order)
- Linearity Tolerance: ±0.2% Standard (±0.1% special order)
- Torque: 0.7oz. in. max.

Applications:
- Medical Equipment (non-life support)
- Test and Lab Equipment
- Robotics Applications

For quantities greater than listed, call for quote.

MOUSER STOCK NO.	ETI Systems Part No.	Fig.	Ohms	Power Rating (Watts)	Price Each 1	5	10
10 Turn							
882-MW20B-10-500	MW20B-10-500	B	500	2	80.64	75.96	66.84
882-MW20B-10-5K	MW20B-10-5K	B	5K	2	80.64	75.96	66.84
882-MW20B-10-10K	MW20B-10-10K	B	10K	2	80.64	75.96	66.84

MR46B SERIES: HIGHEST PRECISION WIREWOUND POTENTIOMETERS

Specifications:
- Wirewound Element: Aluminum Anodized Housing and Servo Lid
- Stainless Steel Shaft, Silver Plated Terminals, Bushing Bearings
- Life Expectancy: 2 million turns
- Resistance Tolerance: ±3% Standard (±1% special order)
- Linearity Tolerance: ±0.3% Standard (±0.1% special order)
- Rotational Torque: 28oz. in.

Applications:
- Robotics
- Heavy Equipment
- Industrial Applications

For quantities greater than listed, call for quote.

MOUSER STOCK NO.	ETI Systems Part No.	Fig.	Ohms	Power Rating (Watts)	Price Each 1	5	10
10 Turn							
882-MR46B-10-100	MR46B-10-100	C	100	5	134.95	131.46	115.55
882-MR46B-10-5K	MR46B-10-5K	C	5K	5	134.95	131.46	115.55
882-MR46B-10-10K	MR46B-10-10K	C	10K	5	134.95	131.46	115.55
882-MR46B-10-100K	MR46B-10-100K	C	100K	5	137.70	131.70	115.32

SMR SERIES: WIREWOUND SWITCHPOTS

Specifications:
- Wirewound Element: Aluminum Anodized Housing and Servo Lid
- Snap Action Switches at each end of travel
- Switches isolated from pot circuit
- Stainless Steel Shaft, Silver Plated Terminals, Bushing Bearings
- Life Expectancy: 2 million turns
- Resistance Tolerance: ±3% Standard (±1% special order)
- Linearity Tolerance: ±0.3% Standard (±0.1% special order)
- Rotational Torque: 28oz. in.

Applications:
- Robotics
- Heavy Equipment
- Industrial Applications

For quantities greater than listed, call for quote.

MOUSER STOCK NO.	ETI Systems Part No.	Fig.	Ohms	Power Rating (Watts)	Price Each 1	5	10
10 Turn							
882-SMR46B-10-1-5K	SMR46B-10-1-5K	D	5K	5	198.70	187.68	160.04
882-SMR46B-10-1-10K	SMR46B-10-1-10K	D	10K	5	198.70	187.68	160.04

DIMENSIONS: in.

A

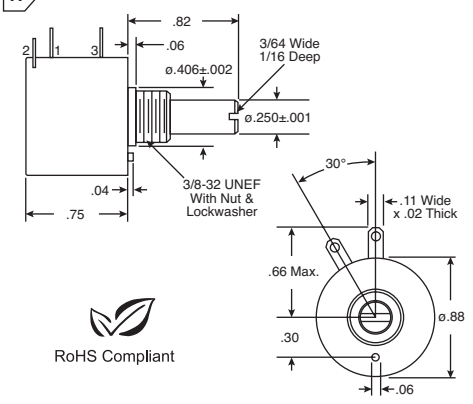

B

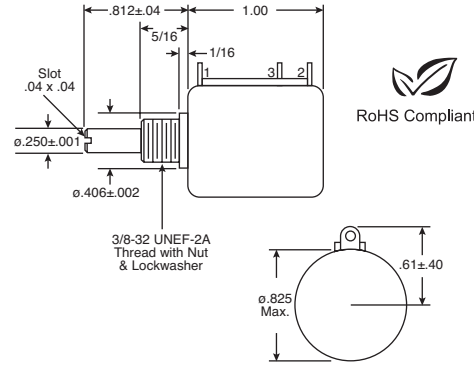

C

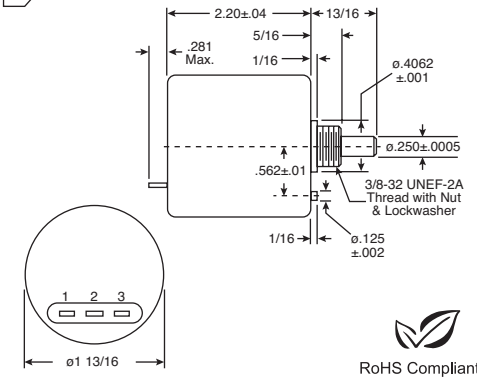

D

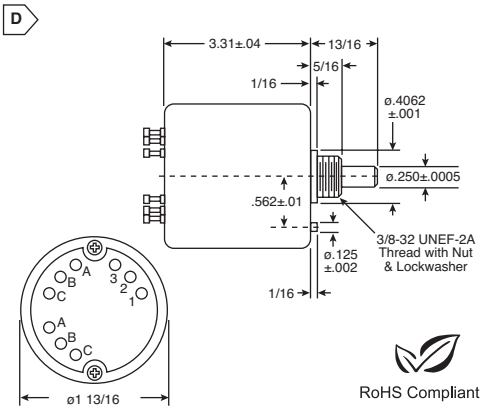

© Copyright 2013 Mouser Electronics

ETI SYSTEMS Linear Potentiometers and Joysticks

RoHS Compliant **This product is RoHS compliant.**

CONDUCTIVE PLASTIC PRECISION LINEAR MOTION POTENTIOMETERS

LCP12 Series

- Black Anodized Aluminum Body, Stainless Steel Shaft, Gold Plated Terminals
- Life Expectancy: 20 million strokes
- Resistance Tolerance: ±20% (±10% Available)
- Electrical Stroke: 1" to 4"
- Friction: 1.8 oz.

For quantities greater than listed, call for quote.

MOUSER STOCK NO.	ETI Systems Part No.	Fig.	Ohms	Shaft Type	Stroke (mm)	Linearity (Ind.)	Power Rating	Dimensions: in.		Price Each		
								A	B	1	5	10
882-LCP12S-12-10K	LCP12S-12-10K	A	10K	Spring Return	12	±1.5%	0.2W	1.50	1.26	126.73	116.97	109.43
882-LCP12B-25-5K	LCP12B-25-5K	A	5K	#5-40 Thread	25	±1.0%	0.4W	2.00	1.77	132.33	125.59	117.49
882-LCP12S-25-1K	LCP12S-25-1K	A	1K	Spring Return	25	±1.0%	0.4W	2.00	1.77	153.96	141.11	134.41
882-LCP12S-25-10K	LCP12S-25-10K	A	10K	Spring Return	25	±1.0%	0.4W	2.00	1.77	153.96	141.11	134.41
882-LCP12A-50-5K	LCP12A-50-5K	A	5K	#4-40 Thread	50	±0.7%	0.7W	3.00	2.75	162.36	153.90	143.99
882-LCP12A-50-10K	LCP12A-50-10K	A	10K	#4-40 Thread	50	±0.7%	0.7W	3.00	2.75	162.36	153.90	143.99
882-LCP12B-50-5K	LCP12B-50-5K	A	5K	#5-40 Thread	50	±0.7%	0.7W	3.00	2.75	162.36	153.90	143.99
882-LCP12B-50-10K	LCP12B-50-10K	A	10K	#5-40 Thread	50	±0.7%	0.7W	3.00	2.75	162.36	153.90	143.99
882-LCP12S-50-10K	LCP12S-50-10K	A	10K	Spring Return	50	±0.7%	0.7W	3.00	2.75	188.54	179.51	168.41
882-LCP12S-100-10K	LCP12S-100-10K	A	10K	Spring Return	100	±0.5%	1.2W	5.00	4.76	223.48	211.64	205.78

LCP8 Series

- Life Expectancy: 20 million strokes
- Electrical Stroke: 0.433-0.500 inches
- Resistance Tolerance: ±15% (±10% Available)
- Friction: 30 grams

For quantities greater than listed, call for quote.

MOUSER STOCK NO.	ETI Systems Part No.	Fig.	Ohms	Shaft Type	Stroke (mm)	Linearity (Ind.)	Power Rating	Dimensions: in.		Price Each		
								A	B	1	5	10
882-LCP8P-10-5K	LCP8P-10-5K	B	5K	Plain	10	±2.0%	0.2W	1.259	1.00	57.62	51.81	47.50
882-LCP8P-10-10K	LCP8P-10-10K	B	10K	Plain	10	±2.0%	0.2W	1.259	1.00	57.62	51.81	47.50
882-LCP8S-10-5K	LCP8S-10-5K	B	5K	Spring Return	10	±2.0%	0.2W	1.259	1.00	76.69	71.41	67.31
882-LCP8S-10-10K	LCP8S-10-10K	B	10K	Spring Return	10	±2.0%	0.2W	1.259	1.00	76.69	71.41	67.31
882-LCP8T-10-10K	LCP8T-10-10K	B	10K	#2-56 Thread UNC-2A	10	±2.0%	0.2W	1.259	1.00	76.69	71.41	67.31

LCPL SERIES: OPEN FRAME LINEAR POTENTIOMETERS

- Conductive Plastic Element
- Open Frame with Moveable Contact Slider
- Anodized Aluminum Housing, Gold Plated Brass Terminals
- Life Expectancy: 10 million strokes
- Resistance Tolerance: ±20% (±10% Available)
- Electrical Stroke: 7.874" to 39.567"

For quantities greater than listed, call for quote.

MOUSER STOCK NO.	ETI Systems Part No.	Fig.	Ohms	Linearity (Independent)	Power Rating	Stroke (mm)	Dimensions: in.		Price Each		
							A	B	1	5	10
882-LCPL200-5K	LCPL200-5K	C	5K	±0.5%	2.0 Watts	200	9.843	13.780	171.71	163.85	151.59
882-LCPL300-10K	LCPL300-10K	C	10K	±0.5%	2.5 Watts	300	9.450	13.386	253.46	235.59	218.62

DIMENSIONS: in.

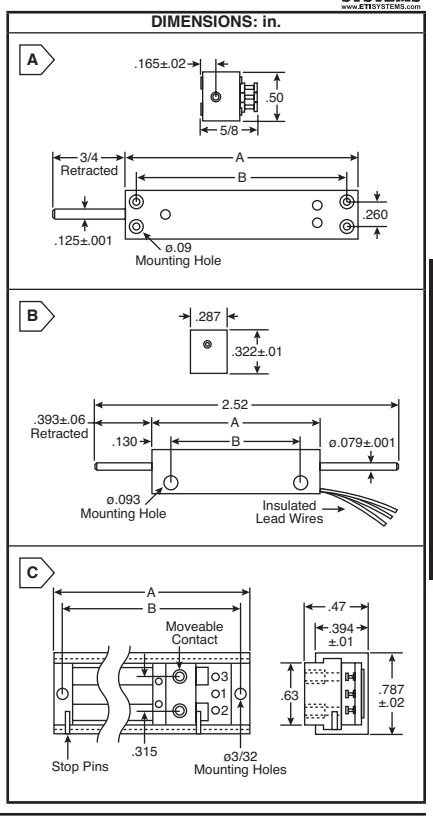

DIMENSIONS: in.

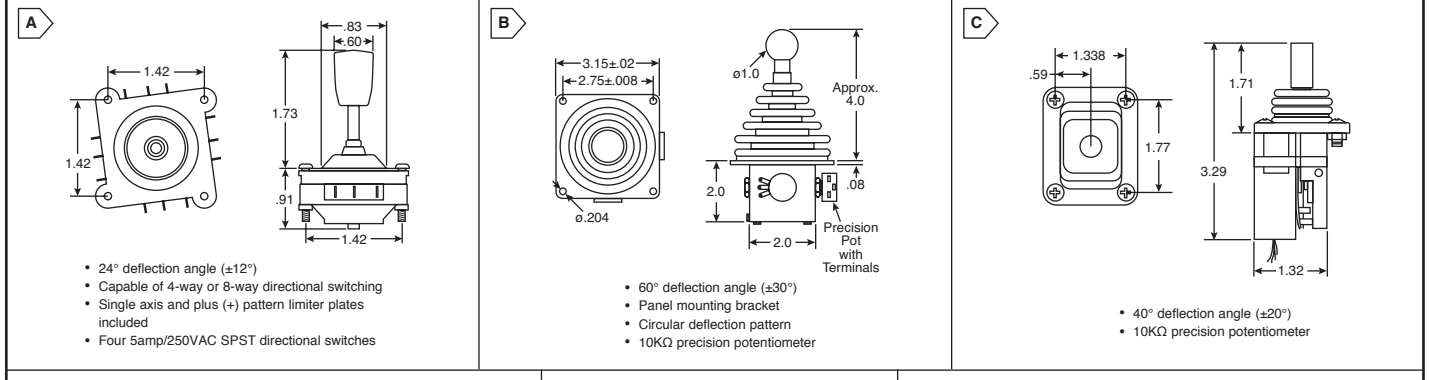

- 24° deflection angle (±12°)
- Capable of 4-way or 8-way directional switching
- Single axis and plus (+) pattern limiter plates included
- Four 5amp/250VAC SPST directional switches

- 60° deflection angle (±30°)
- Panel mounting bracket
- Circular deflection pattern
- 10KΩ precision potentiometer

- 40° deflection angle (±20°)
- 10KΩ precision potentiometer

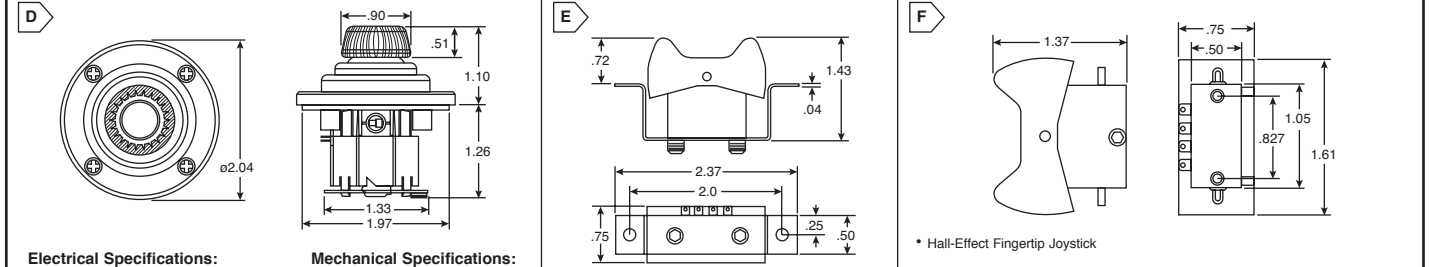

Electrical Specifications:
- Current consumption: approx. 6mA
- Applied Voltage 5VDC ±10%
- 0.5V to 4.5V output
- Linearity (independent): ±3.0%
- Lever Electrical Angle X, Y Axis: 30° Max.
- Lever Electrical Angle Z Axis: 60° Max.

Mechanical Specifications:
- 30° deflection angle (±15°)
- Z axis twist knob (±30°)
- IP54 Rating
- Housing material: High temp. thermoplastic

- IP54 rating
- 30° deflection angle (±15°)
- 10KΩ precision potentiometer
- Fingertip Joystick

- Hall-Effect Fingertip Joystick

Electrical Specifications:
- Current consumption: approx. 7mA
- Applied Voltage 5VDC ±10%
- 0.5V to 4.5V output
- Linearity (independent): ±3.0%
- Lever Electrical Angle: 30° Max.

Mechanical Specifications:
- IP65 Rating
- ±15° from center deflection angle
- Life expectancy: 5 million operations
- Housing material: High temp. thermoplastic

HIGH PRECISION JOYSTICK CONTROLS

For quantities greater than listed, call for quote.

MOUSER STOCK NO.	ETI Systems Part No.	Fig.	Description	Price Each		
				1	5	10
882-J1-00105	J1-00105	A	Two Axis	37.95	35.74	33.93
882-J50-CR20-S	J50-CR20-SMB	B	Two Axis	632.15	613.18	594.21
882-J3L-IA10-SB	J3L-IA10-SB	C	Wide Angle Single Axis	154.51	140.34	135.28

For quantities greater than listed, call for quote.

MOUSER STOCK NO.	ETI Systems Part No.	Fig.	Description	Price Each		
				1	5	10
882-J30H-XYZ-B	J30H-XYZ-B	D	Triple Axis Hall-Effect	244.47	222.90	213.22
882-J3R-I-10K	J3R-I-10K	E	Rocker Pot Single Axis	132.52	123.68	114.85
882-J3R-IT-10K	J3R-IT-10K	E	Rocker Pot Single Axis	161.33	146.13	141.07
882-J3RH-S-1	J3RH-S-1	F	Rocker Pot Hall-Effect	148.92	134.08	126.60

© Copyright 2013 Mouser Electronics

© Copyright 2013 Mouser Electronics

VISHAY/SFERNICE Precision Potentiometers

MODEL 830 THREE TURN WIREWOUND

Electrical Specifications:
- Tolerance: ±3%, 200Ω ≤ Rt ≤ 150KΩ
- Power rating: 3W @ 40°C derating to 0W @ 125°C
- Electrical travel: 1,080°+4°-0°

Physical Specifications:
- Temperature: -55°C to +125°C
- Rotational Life: 500,000 shaft revolutions
- Ganging: 2 sections max.
- 3 turn 3 watts

DIMENSIONS: in.

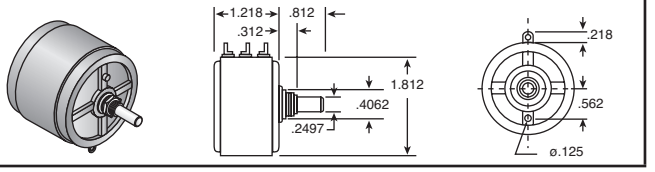

For quantities greater than listed, call for quote.

MOUSER STOCK NO.	Value Range (Ω)	Resistance %	Temp. Coeff. PPM/°C	Price Each 1	5	10
594-830-1102	1K	0.050	110	108.93	101.67	91.49
594-830-1202	2K	0.047	20	108.93	101.67	91.49
594-830-1502	5K	0.035	20	108.93	101.67	91.49
594-830-1103	10K	0.029	20	108.93	101.67	91.49
594-830-1203	20K	0.024	20	133.01	127.24	116.01
594-830-1503	50K	0.017	20	133.01	127.24	116.01

MODEL 860 TEN TURN WIREWOUND

Physical Specifications:
- Temperature: -55°C to +125°C
- Rotational Life: 500,000 shaft revolutions
- Ganging: 2 sections max.

Electrical Specifications:
- Tolerance: ±3%, 200Ω ≤ Rt ≤ 500KΩ
- Power rating: 8W @ 40°C derating to 0W @ 125°C
- Electrical travel: 3,600°+4°-0°

Price Each 1	5	10	20
142.33	127.79	117.00	106.73

Value (Ω)	MOUSER STOCK NO.
500	594-860-1501
1K	594-860-1102
5K	594-860-1502
10K	594-860-1103

DIMENSIONS: in.

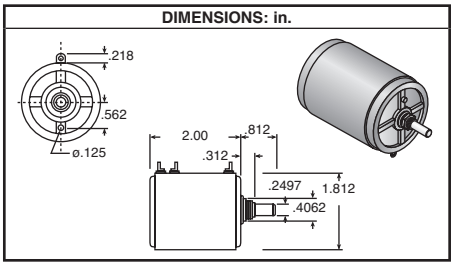

MODEL 162 1/2" TEN TURN PRECISION WIREWOUND

Specifications:
- Body (LxD): 1.00" x 0.50"
- Shaft (LxD): .687" x .0935"
- Power rating: 2.0W @ 40°C derated to 0W @ 125°C
- Linearity: ±0.3%
- Resistance tolerance: ±5%
- Temperature coefficient: ±20ppm/°C
- Temperature range: -55°C to + 125°C
- Electrical rotation: 3600° +15° - 0°

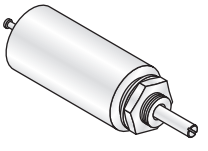

For quantities greater than listed, call for quote.

MOUSER STOCK NO.	Value Range (Ω)	VPrice Each 1	5	10
594-16211102	1K	257.87	237.53	217.53
594-16211103	10K	257.87	237.53	217.53
594-16211104	100K	257.87	237.53	217.53

MODEL 140 1/2" SINGLE-TURN PRECISION WIREWOUND

Specifications:
- Body (LxD): .305" x .500"
- Shaft (LxD): .70" x 0.1248"
- Power rating: 2.0W @ 40°C derated to 0W @ 125°C
- Linearity: ±1.0%
- Resistance tolerance: ±5%
- Temperature coefficient: ±20ppm/°C
- Temperature range: -55°C to +125°C
- Electrical rotation: 320° ±5°

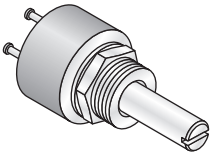

For quantities greater than listed, call for quote.

MOUSER STOCK NO.	Value Range (Ω)	Price Each 1	5	10	20
594-14000102	1K	65.10	59.16	54.45	49.51
594-14000502	5K	65.10	59.16	54.45	49.51
594-14000103	10K	65.10	59.16	54.45	49.51
594-14000203	20K	75.76	69.42	63.09	57.32

MODEL 657 5/8" SEALED SINGLE-TURN PRECISION CONDUCTIVE PLASTIC ON ALUMINA SUBSTRATE

DIMENSIONS: in.

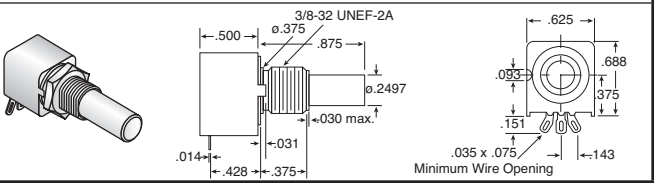

Mechanical Specifications:
- Rotation: 250° ±2°
- Stop strength: 10 in-lb. max.

Electrical Specifications:
- Tolerance: standard ±20%
- Linearity: ±5%
- Rotation: 240° ±4°
- Power rating: 1.0W @ 85°C

Environmental:
- Rotational life: 1 million cycles
- Operating temperature: -40°C to +125°C

Features:
- Conductive plastic on alumina substrate
- Sealed

Price Each 1	5	10	20
17.42	15.94	14.39	13.11

Value (Ω)	MOUSER STOCK NO.
1K	594-657-0-0-102
2K	594-657-0-0-202
5K	594-657-0-0-502
10K	594-657-0-0-103
20K	594-657-0-0-203
50K	594-657-0-0-503
100K	594-657-0-0-104

MODEL 357 7/8" SINGLE TURN CONDUCTIVE PLASTIC

Specifications:
- Plain and slotted shaft available
- Power rating: 1.0 W @ 70°C derated to 0 W @ 125°C
- Linearity: ±2%
- Tolerance: ±20°
- Rotation: 360° continuous
- Nut and washer included

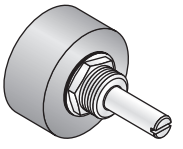

Price Each 1	5	10	20
17.90	16.48	16.11	14.31

Value (Ω)	MOUSER STOCK NO.
1K	594-357-00-102
2K	594-357-00-202
5K	594-357-00-502
10K	594-357-00-103

MODEL 157 PRECISION - SINGLE TURN INDUSTRIAL POTENTIOMETER

Specifications:
- Power rating: 1.0 W @ 40°C derated to 0 W @ 125°C
- Resistance tolerance: ±20°
- Temperature coefficient: ±600ppm/°C
- Electrical rotation: 340° ±4°
- Rugged one piece metal housing
- No mechanical stops
- Nut and washer included on bushing mount

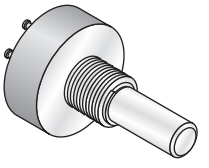

Price Each 1	5	10	20
23.66	22.13	20.67	18.63

Value (Ω)	MOUSER STOCK NO.
1K	594-15711102
2K	594-15711202
5K	594-15711502
10K	594-15711103
20K	594-15711203
50K	594-15711503

MODEL 534/536 7/8" TEN TURN PRECISION WIREWOUND

Specifications:
- Power rating at 70°C 2.0W linearity to 0W @ 125°C
- Tolerance: ±5%
- Temperature coefficient: ±20ppm/°C
- Temperature range: -55°C to +125°C
- Linearity: 534 Series ±25%
  536 Series ±20%

Features:
- High power rating
- Rugged integrated construction
- Superior stop strength

DIMENSIONS: in.

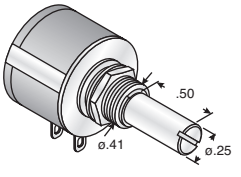

Metal Shaft

For quantities greater than listed, call for quote.

MOUSER STOCK NO.	Value Range (Ω)	Price Each 1	5	10
594-53411101	100	15.84	14.88	13.30
594-53411201	200	15.81	14.86	13.28
594-53411501	500	15.84	14.88	13.30
594-53411102	1K	15.84	14.88	13.30
594-53411202	2K	15.84	14.88	13.30
594-53411502	5K	15.84	14.88	13.30
594-53411103	10K	15.84	14.88	13.30
594-53411203	20K	15.84	14.88	13.30
594-53411-503	50K	21.41	20.12	17.98
594-53411104	100K	24.64	22.64	20.69

Plastic Shaft

594-53611101	100	12.50	12.19	11.87
594-53611201	200	12.50	12.19	11.87
594-53611501	500	12.50	12.19	11.87
594-53611102	1K	12.50	12.19	11.87
594-53611202	2K	12.50	12.19	11.87
594-53611502	5K	12.50	12.19	11.87
594-53611103	10K	12.50	12.19	11.87
594-53611203	20K	12.50	12.19	11.87
594-53611503	50K	23.17	21.26	19.28
594-53611104	100K	25.79	23.70	21.45

PRECISION DIALS METAL SHAFT

Features:
- Satin chrome finish
- Large, easy to read numbers
- Positive brake action
- Shaft bore is .250"

For quantities greater than listed, call for quote.

MOUSER STOCK NO.	Vishay Part No.	Fig.	No. of Turns	Minor Scale	Size (in.) W	H	Price Each 1	5	10	20
594-11111	011-1-11	A	10	1/50	1.0	.826	20.76	20.11	19.45	18.16
594-18111	018-1-11	A	15	1/50	.875	.875	11.38	11.02	10.67	9.96
594-21111	021-1-11	A	15	1/100	1.81	1.0	21.68	20.99	20.32	18.96
594-15111	015-1-11	B	10	1/100	1.0	1.75	24.18	23.42	22.67	21.15

A

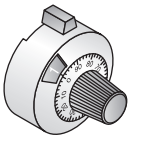

B



© Copyright 2013 Mouser Electronics

© Copyright 2013 Mouser Electronics

ALPHA Rotary and Slide Potentiometers

ALPHA

RoHS Compliant **This product is RoHS compliant.**

ALPHA 16MM PC MOUNT LINEAR TAPER WITH SWITCH

Features:
- Rated voltage: 200VDC
- Rated wattage: 0.2W
- Insulation resistance: >100MΩ
- Breakdown voltage: 1000VAC for 1 minute
- Switch contact resistance: <100mΩ
- Switch rating: 250VAC, 10A
- Tolerance: <1M: ±20%, ≥1M: ±30%
- Rotational life: 100,000 cycles
- Switch life: 10,000 operations
- Rotation angle: 270°±5°
- Switch circuit: SPST
- "D" shaft (nylon)

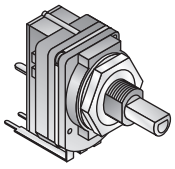

DIMENSIONS: in.

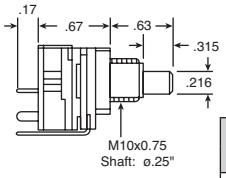

RoHS Compliant

For quantities greater than listed, call for quote.

MOUSER STOCK NO.	Values (Ω)	Price Each		
		1	10	100
310-1600F-Value	5K, 10K, 50K, 500K	2.97	2.48	2.24

ALPHA SLIDE POTENTIOMETERS

KNOBS FOR SLIDE POTENTIOMETERS	
This is a cross reference to show which knob will fit on which slide potentiometer.	
Potentiometer Part No.	Knob Part No.
312-9000-value 312-9100-value	450-3051, 450-3052, 450-SL4514, & 450-SL5512
312-9301-value 312-9401-value	450-3051, 450-3052, 450-SL4514, & 450-SL5512
312-9201-value 312-9302-value	450-3051, 450-3052, 450-SL4514, & 450-SL5512
The following potentiometers do not require a knob: 312-319AF-value, 312-619AF-value, 312-319BF-value 312-619BF-value, & 312-9500F-value	

DIMENSIONS: mm

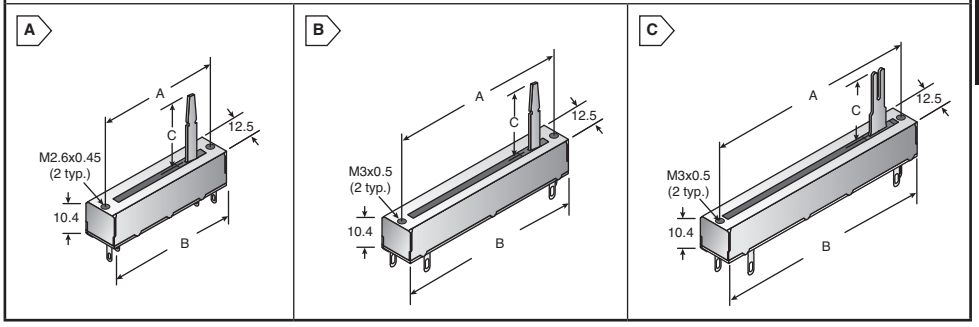

All slide potentiometers contain quality carbon composition elements for long life and noise-free operation.

For quantities greater than listed, call for quote.

MOUSER STOCK NO.	Fig.	Stock Values (Ω) Other Values Available on Request	Watts	Insulation Resistance @ 500VDC	Withstanding Voltage For 1 Minute	Lever Travel	Dimensions (mm.)			Price Each			
							A	B	C	1	10	100	500
Audio Taper													
312-9000F-Value	A	1K, 5K, 10K, 50K, 100K	0.1	50MΩ	300VAC	30	45	50.2	20	1.44	1.16	1.05	.942
Linear Taper													
312-9100F-Value	A	500, 1K, 5K, 10K, 25K, 50K, 100K	0.2	50MΩ	300VAC	30	45	50.2	20	1.88	1.52	1.39	1.23
312-9201F-Value	B	1K, 5K, 10K, 20K, 100K, 500K, 1M	0.25	100MΩ	500VAC	45	65	73	20	2.03	1.63	1.48	1.33
312-9302F-Value	B	1K, 2K, 5K, 10K, 25K, 50K, 100K, 250K, 500K, 1M	0.5	100MΩ	500VAC	60	80	88	20	2.47	2.07	1.89	1.70
312-9301F-Value	C	1K, 2K, 5K, 10K, 50K, 100K	0.5	100MΩ	500VAC	60	80	88	15	2.47	2.07	1.89	1.70

ALPHA SLIDE POTENTIOMETERS WITH COLOR INDICATOR

RoHS Compliant

DIMENSIONS: mm

- Watts: .2W
- Slide noise: less than 47mV
- Temperature range: -10°C to +70°C
- PC pins

Stock Items:
White indicator-no knob required
Travel length: 30mm and 60mm
Lever length: 10mm

Options available subject to minimum order requirements:
Indicator colors: black, red, green, orange
Travel length: 20mm and 45mm
Lever length: 15mm and 20mm

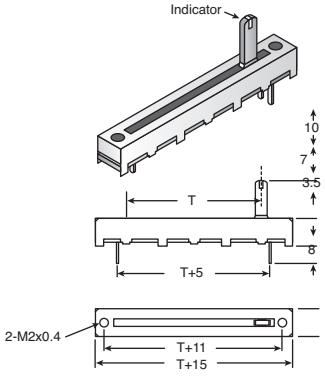

For quantities greater than listed, call for quote.

MOUSER STOCK NO.	Values (Ω)	T (Travel)	Max. Working Voltage	Withstanding Voltage For 1 Minute	Insulation Resistance @ 500VDC	Price Each			
						1	10	100	500
Audio Taper									
312-219AF-Value	5K, 10K, 50K, 100K	20mm	200VDC	300VAC	50MΩ	1.77	1.53	1.37	1.11
312-319AF-Value	5K, 10K, 50K, 100K	30mm	200VDC	300VAC	50MΩ	1.88	1.54	1.41	1.18
312-619AF-Value	5K, 10K, 50K, 100K	60mm	200VDC	300VAC	50MΩ	2.25	1.74	1.58	1.42
Linear Taper									
312-219BF-Value	1K, 5K, 10K, 50K, 100K	20mm	200VDC	300VAC	50MΩ	1.77	1.53	1.37	1.11
312-319BF-Value	1K, 5K, 10K, 50K, 100K	30mm	200VDC	300VAC	50MΩ	1.88	1.54	1.41	1.18
312-619BF-Value	1K, 5K, 10K, 50K, 100K	60mm	200VDC	300VAC	50MΩ	2.25	1.74	1.58	1.42

© Copyright 2013 Mouser Electronics

© Copyright 2013 Mouser Electronics

ALPHA Illuminated Slide and Rotary Potentiometers

ALPHA

RoHS Compliant **This product is RoHS compliant.**

ALPHA SLIDE POTENTIOMETERS WITH LED

Specifications:

- Tolerance: ±20%
- Slide Life: 15,000 Cycles
- Rated Voltage: 200V
- Rated Wattage: 20mm-0.1, 30mm & 45mm-0.2
- Insulation resistance: 100MΩ @ 250VDC
- Breakdown voltage: 300VAC for 1 minute
- Linear Taper
- Center Detent
- No knob required
- Lever length: 15mm
- Slide travel: 20mm, 30mm and 45mm
- LED's available in Red, Green and Amber

RoHS Compliant

For quantities greater than listed, call for quote.

MOUSER STOCK NO.	Alpha Part No.	Fig.	Lever Travel (T)	Value (Ω)	LED Color	Price Each 1	10	100	500
312-2045F-R5K	RA2045F-20R-15LC-B5K-C	A	20mm	5K	Red	2.97	2.56	2.19	1.83
312-2045F-G5K	RA2045F-20G-15LC-B5K-C	A	20mm	5K	Green	2.97	2.56	2.19	1.83
312-2045F-A5K	RA2045F-20A-15LC-B5K-C	A	20mm	5K	Amber	2.97	2.56	2.19	1.83
312-2045F-R10K	RA2045F-20R-15LC-B10K-C	A	20mm	10K	Red	2.97	2.56	2.19	1.83
312-2045F-G10K	RA2045F-20G-15LC-B10K-C	A	20mm	10K	Green	2.97	2.56	2.19	1.83
312-2045F-A10K	RA2045F-20A-15LC-B10K-C	A	20mm	10K	Amber	2.97	2.56	2.19	1.83
312-2045F-R50K	RA2045F-20R-15LC-B50K-C	A	20mm	50K	Red	2.97	2.56	2.19	1.83
312-2045F-G50K	RA2045F-20G-15LC-B50K-C	A	20mm	50K	Green	2.97	2.56	2.19	1.83
312-2045F-A50K	RA2045F-20A-15LC-B50K-C	A	20mm	50K	Amber	2.97	2.56	2.19	1.83
312-2045F-R100K	RA2045F-20R-15LC-B100K-C	A	20mm	100K	Red	2.97	2.56	2.19	1.83
312-2045F-G100K	RA2045F-20G-15LC-B100K-C	A	20mm	100K	Green	2.97	2.56	2.19	1.83
312-2045F-A100K	RA2045F-20A-15LC-B100K-C	A	20mm	100K	Amber	2.97	2.56	2.19	1.83
312-3045F-R5K	RA3045F-20R-15LC-B5K-C	A	30mm	5K	Red	2.51	2.17	1.87	1.56
312-3045F-G5K	RA3045F-20G-15LC-B5K-C	A	30mm	5K	Green	2.51	2.17	1.87	1.56
312-3045F-A5K	RA3045F-20A-15LC-B5K-C	A	30mm	5K	Amber	2.51	2.17	1.87	1.56
312-3045F-R10K	RA3045F-20R-15LC-B10K-C	A	30mm	10K	Red	2.51	2.17	1.87	1.56
312-3045F-G10K	RA3045F-20G-15LC-B10K-C	A	30mm	10K	Green	2.51	2.17	1.87	1.56
312-3045F-A10K	RA3045F-20A-15LC-B10K-C	A	30mm	10K	Amber	2.51	2.17	1.87	1.56
312-3045F-R50K	RA3045F-20R-15LC-B50K-C	A	30mm	50K	Red	2.51	2.17	1.87	1.56
312-3045F-G50K	RA3045F-20G-15LC-B50K-C	A	30mm	50K	Green	2.51	2.17	1.87	1.56
312-3045F-A50K	RA3045F-20A-15LC-B50K-C	A	30mm	50K	Amber	2.51	2.17	1.87	1.56
312-3045F-R100K	RA3045F-20R-15LC-B100K-C	A	30mm	100K	Red	2.51	2.17	1.87	1.56
312-3045F-G100K	RA3045F-20G-15LC-B100K-C	A	30mm	100K	Green	2.51	2.17	1.87	1.56
312-3045F-A100K	RA3045F-20A-15LC-B100K-C	A	30mm	100K	Amber	2.51	2.17	1.87	1.56
312-4545F-R5K	RA4545F-20R-15LC-B5K-C	A	45mm	5K	Red	2.57	2.23	1.93	1.61
312-4545F-G5K	RA4545F-20G-15LC-B5K-C	A	45mm	5K	Green	2.57	2.23	1.93	1.61
312-4545F-A5K	RA4545F-20A-15LC-B5K-C	A	45mm	5K	Amber	2.57	2.23	1.93	1.61
312-4545F-R10K	RA4545F-20R-15LC-B10K-C	A	45mm	10K	Red	2.57	2.23	1.93	1.61
312-4545F-G10K	RA4545F-20G-15LC-B10K-C	A	45mm	10K	Green	2.57	2.23	1.93	1.61
312-4545F-A10K	RA4545F-20A-15LC-B10K-C	A	45mm	10K	Amber	2.57	2.23	1.93	1.61
312-4545F-R50K	RA4545F-20R-15LC-B50K-C	A	45mm	50K	Red	2.57	2.23	1.93	1.61
312-4545F-G50K	RA4545F-20G-15LC-B50K-C	A	45mm	50K	Green	2.57	2.23	1.93	1.61
312-4545F-A50K	RA4545F-20A-15LC-B50K-C	A	45mm	50K	Amber	2.57	2.23	1.93	1.61
312-4545F-R100K	RA4545F-20R-15LC-B100K-C	A	45mm	100K	Red	2.57	2.23	1.93	1.61
312-4545F-G100K	RA4545F-20G-15LC-B100K-C	A	45mm	100K	Green	2.57	2.23	1.93	1.61
312-4545F-A100K	RA4545F-20A-15LC-B100K-C	A	45mm	100K	Amber	2.57	2.23	1.93	1.61

ALPHA 14MM CLEAR SHAFT POTENTIOMETERS

Features:

- Clear plastic shaft in which a LED can be placed in the bottom to illuminate the shaft
- Any color T1 (3mm) size LED can be used

Specifications:

- Tolerance: ±20%
- Rated Wattage: 0.05
- Rated Voltage: 50V AC
- Rotational Life: 15,000 Cycles
- Rotation torque: 20 to 200g/cm
- Insulation resistance: 100MΩ @ 250VDC
- Breakdown voltage: 300VAC for 1 minute

Applications:

- Video
- Computers
- Audio equipment
- Communications

RoHS Compliant

Clear Shaft Single Rotary Panel Mount Potentiometer

For quantities greater than listed, call for quote.

MOUSER STOCK NO.	Alpha Part No.	Fig.	Taper	Value (Ω)	L (mm)	Price Each 1	50	100	500
313-1400F-5K	RV141F-40E3-18BL-B5K	B	Linear	5K	18	2.18	1.93	1.67	1.41
313-1400F-10K	RV141F-40E3-18BL-B10K	B	Linear	10K	18	2.18	1.93	1.67	1.41
313-1400F-20K	RV141F-40E3-18BL-B20K	B	Linear	20K	18	2.18	1.93	1.67	1.41
313-1400F-50K	RV141F-40E3-18BL-B50K	B	Linear	50K	18	2.18	1.93	1.67	1.41
313-1400F-100K	RV141F-40E3-18BL-B100K	B	Linear	100K	18	2.18	1.93	1.67	1.41

Clear Shaft Single Rotary Potentiometer

For quantities greater than listed, call for quote.

MOUSER STOCK NO.	Alpha Part No.	Fig.	Taper	Value (Ω)	L (mm)	Price Each 1	50	100	500
313-1410F-5K	RV141F-40-20BL-B5K	C	Linear	5K	13.7	2.10	1.84	1.61	1.36
313-1410F-10K	RV141F-40-20BL-B10K	C	Linear	10K	13.7	2.10	1.84	1.61	1.36
313-1410F-20K	RV141F-40-20BL-B20K	C	Linear	20K	13.7	2.10	1.84	1.61	1.36
313-1410F-50K	RV141F-40-20BL-B50K	C	Linear	50K	13.7	2.10	1.84	1.61	1.36
313-1410F-100K	RV141F-40-20BL-B100K	C	Linear	100K	13.7	2.10	1.84	1.61	1.36

Clear Shaft Dual Rotary Potentiometer

For quantities greater than listed, call for quote.

MOUSER STOCK NO.	Alpha Part No.	Fig.	Taper	Value (Ω)	L (mm)	Price Each 1	50	100	500
313-1415F-5K	RV142F-40-20BL-A5K	D	Audio	5K	13.7	2.55	2.25	1.95	1.65
313-1415F-10K	RV142F-40-20BL-A10K	D	Audio	10K	13.7	2.55	2.25	1.95	1.65
313-1415F-20K	RV142F-40-20BL-A20K	D	Audio	20K	13.7	2.55	2.25	1.95	1.65
313-1415F-50K	RV142F-40-20BL-A50K	D	Audio	50K	13.7	2.55	2.25	1.95	1.65
313-1415F-100K	RV142F-40-20BL-A100K	D	Audio	100K	13.7	2.55	2.25	1.95	1.65
313-1420F-5K	RV142F-40-35BL-A5K	D	Audio	5K	28.5	2.55	2.25	1.95	1.65
313-1420F-10K	RV142F-40-35BL-A10K	D	Audio	10K	28.5	2.55	2.25	1.95	1.65
313-1420F-20K	RV142F-40-35BL-A20K	D	Audio	20K	28.5	2.55	2.25	1.95	1.65
313-1420F-50K	RV142F-40-35BL-A50K	D	Audio	50K	28.5	2.55	2.25	1.95	1.65
313-1420F-100K	RV142F-40-35BL-A100K	D	Audio	100K	28.5	2.55	2.25	1.95	1.65

DIMENSIONS: mm

A

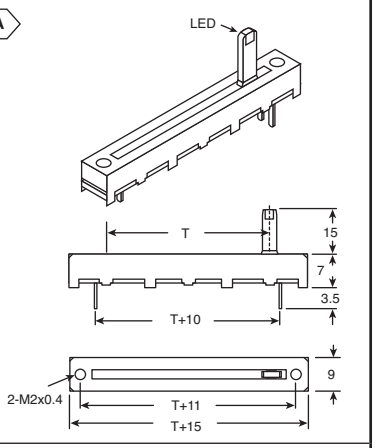

B

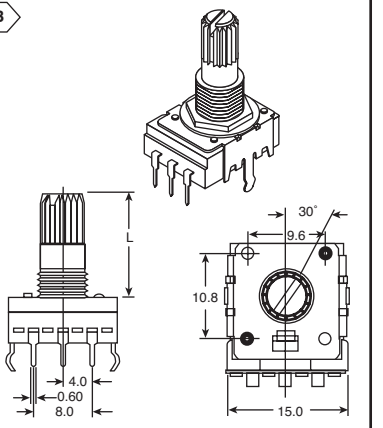

C

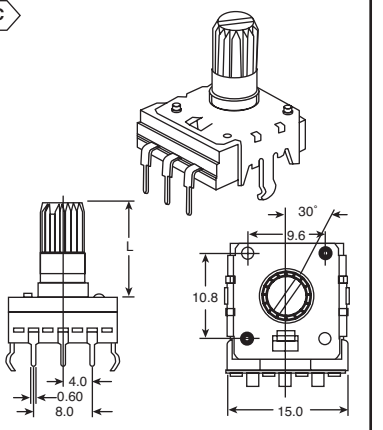

D

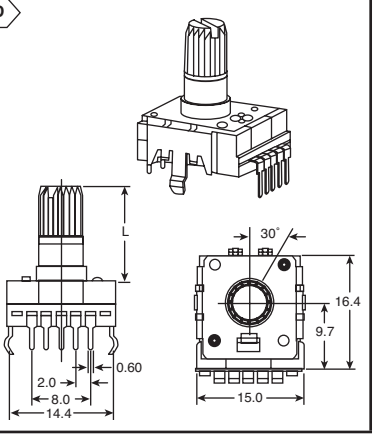

© Copyright 2013 Mouser Electronics

© Copyright 2013 Mouser Electronics

ALPHA PC Mount, Snap-in and Thumbwheel Potentiometers

ALPHA

- Knobs for rotary potentiometers on this page are found in the electromechanical section.

7MM PC MOUNT POTENTIOMETERS

ALPHA

Specifications:

- Rated voltage: 100VAC
- Rated wattage: 0.05W
- Insulation resistance: 100MΩ @250 VDC
- Breakdown voltage: 300VAC for 1 minute
- Rotation angle: 300°±10°
- Rotation Torque: 10 to 150g/cm
- Rotational life: 15,000 cycles

RoHS Compliant

DIMENSIONS: mm

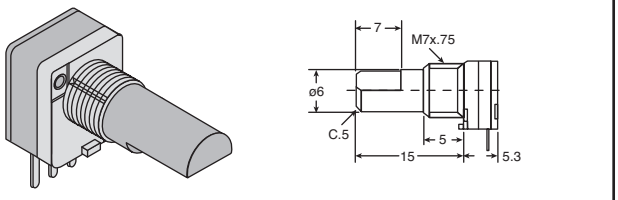

For quantities greater than listed, call for quote.

MOUSER STOCK NO.	Taper	Value (Ω)	Price Each 1	50	100	500
311-701AF-Value	Audio	5K, 10K, 50K, 100K	3.16	2.93	2.62	2.00
311-701BF-Value	Linear	5K, 10K, 50K	3.16	2.93	2.62	2.00

9MM PC MOUNT LINEAR TAPER POTENTIOMETERS

ALPHA

Electrical Specifications:

- Rated wattage: 0.05W
- Rated voltage: 50VAC

Mechanical Specifications:

- Rotation angle: 300°±5°
- Rotation torque: 20 to 250g/cm
- Tolerance: ±20%
- Insulation resistance: >100MΩ @ 250VDC
- Breakdown voltage: 300VAC for 1 minute

RoHS Compliant

DIMENSIONS: in.

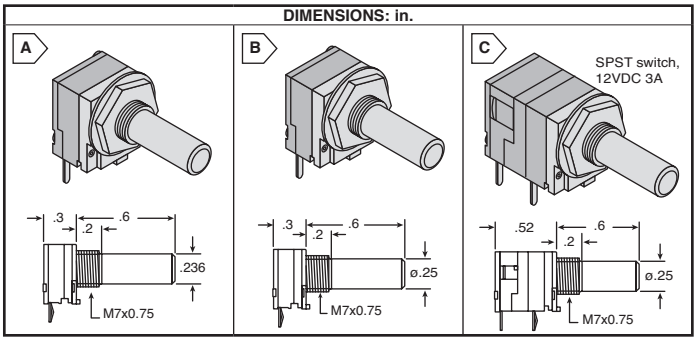

For quantities greater than listed, call for quote.

MOUSER STOCK NO.	Fig.	Value (Ω)	Price Each 1	10	100	500
311-1901F-Value	A	1K, 5K, 10K, 50K, 100K	3.75	3.07	2.85	2.55
311-1902F-Value	B	1K, 5K, 10K, 50K, 100K	3.75	3.07	2.85	2.55
311-1903F-Value	C	1K, 5K, 10K, 50K, 100K	5.78	5.20	4.62	3.23

10MM SUBMINIATURE THUMBWHEEL PC MOUNT POTENTIOMETERS

ALPHA

Specifications:

- Power rating: .03W
- Rotation angle: 270° ±5°
- Linear taper
- Complete with knob
- Rotation torque: 10-100gf-cm
- Rotation life: 10,000 cycles
- Resistance tolerance: <1M: ±20%, ≥1M: ±30%

RoHS Compliant

DIMENSIONS: in.

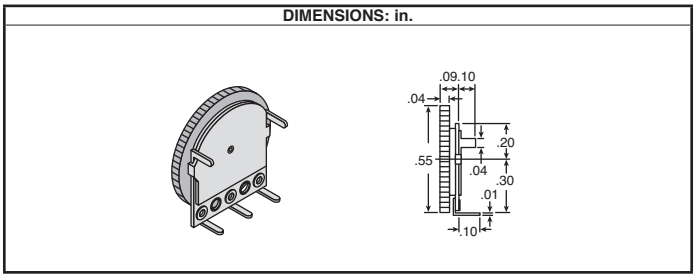

For quantities greater than listed, call for quote.

MOUSER STOCK NO.	Value (Ω)	Price Each 1	10	100	500
312-1001F-Value	1K, 5K, 10K, 50K, 100K, 500K, 1M	1.50	1.13	.995	.963

9MM SNAP-IN POTENTIOMETERS

ALPHA

Specifications:

- Rated voltage: 50VAC
- Rated wattage: 0.1W
- Tolerance: <1M: ±20%, ≥1M: ±30%
- Rotation angle: 280°±5°
- Rotational life: 10,000 cycles

RoHS Compliant

DIMENSIONS: in.

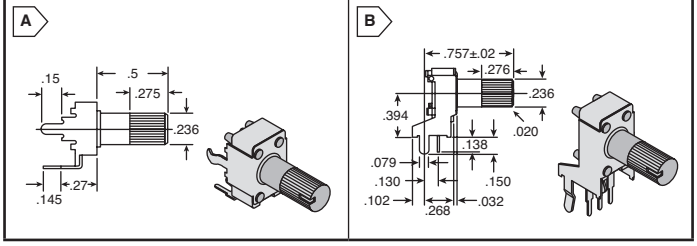

For quantities greater than listed, call for quote.

MOUSER STOCK NO.	Fig.	Taper	Value (Ω)	Price Each 1	10	100	500
Vertical Mount							
317-2080F-Value	A	Audio	1K, 2K, 5K, 10K	1.19	.995	.931	.845
317-2090F-Value	A	Linear	50K, 100K, 500K, 1M	1.19	.995	.931	.845
Horizontal Mount							
317-2081F-Value	B	Audio	1K, 2K, 5K, 10K	1.19	.995	.931	.845
317-2091F-Value	B	Linear	50K, 100K, 500K, 1M	1.19	.995	.931	.845

11MM SNAP-IN VERTICAL MOUNT POTENTIOMETERS

ALPHA

Specifications:

- Rated voltage: 150V linear 100V audio
- Rated wattage: 0.08W linear 0.04W audio
- Tolerance: < 1M ± 20% ≥ 1M ± 30%
- Rotational angle: 300° ± 5°
- Rotational life: 10,000 cycles

RoHS Compliant

DIMENSIONS: mm

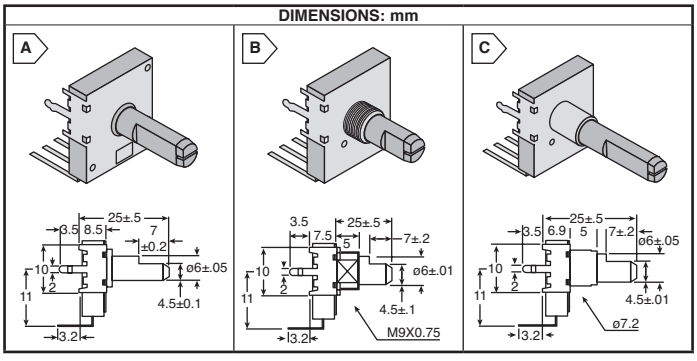

For quantities greater than listed, call for quote.

MOUSER STOCK NO.	Fig.	Taper	Value (Ω)	Price Each 1	10	100	500
317-2200F-Value	A	Linear	1K, 2K, 5K, 10K, 50K, 100K, 500K, 1M	2.68	1.79	1.63	1.48
317-2201F-Value	B	Linear		2.88	1.92	1.74	1.59
317-2202F-Value	C	Linear		2.88	1.92	1.74	1.59
317-2100F-Value	A	Audio		2.68	1.79	1.63	1.48
317-2101F-Value	B	Audio		2.88	1.92	1.74	1.59
317-2102F-Value	C	Audio		2.88	1.92	1.74	1.59

12MM MINIATURE THUMBWHEEL POTENTIOMETERS WITH 25MM KNOB

ALPHA

Specifications:

- Resistance tolerance: ±20%
- Switch contact rating: 12VDC-1A

RoHS Compliant

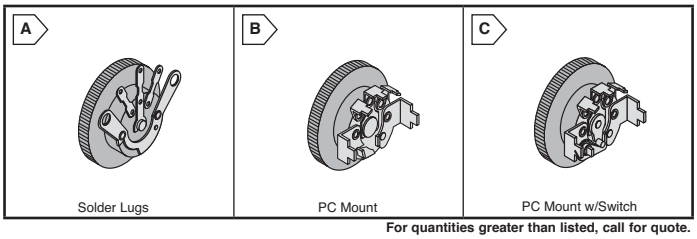

For quantities greater than listed, call for quote.

MOUSER STOCK NO.	Fig.	Value (Ω)	Max. Voltage	Watts	Price Each 1	10	100	500
Audio Taper								
311-1201F-Value	A	1K, 10K, 100K, 500K	100V	.04W	1.69	1.35	1.23	1.10
311-1202F-Value	B	5K, 10K, 50K, 100K, 500K	100V	.04W	1.69	1.35	1.23	1.10
311-1204F-Value	C	1K, 5K, 10K, 50K, 500K	100V	.04W	1.87	1.50	1.32	1.17
Linear Taper								
311-1205F-Value	A	10K, 100K	150V	.08W	1.79	1.51	1.32	1.22
311-1206F-Value	B	1K, 5K, 10K, 100K	150V	.08W	1.69	1.35	1.23	1.10

© Copyright 2013 Mouser Electronics
© Copyright 2013 Mouser Electronics

ALPHA 12mm Potentiometers

RoHS Compliant This product is RoHS compliant.

ALPHA

DIMENSIONS: mm

One hex nut and one washer are included with each potentiometer.

If needed, additional hardware is available.

Knobs are found in the knob pages of the electromechanical section.

Other shaft styles available upon request.

A

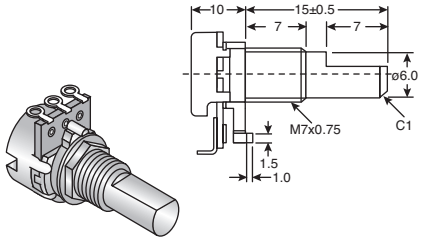

B

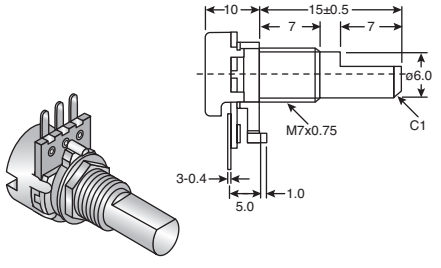

C

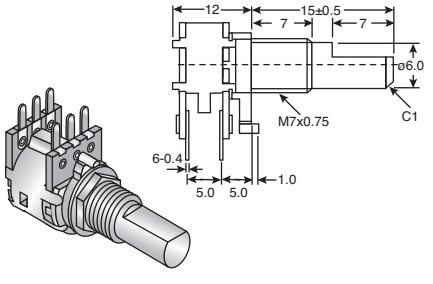

D

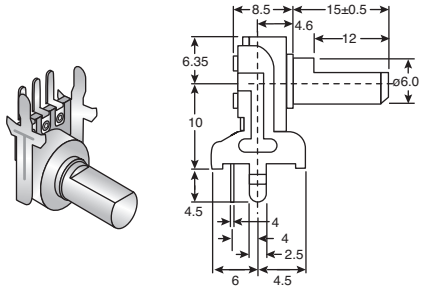

ALPHA SINGLE POT SOLDER LUG

RoHS Compliant

Features:

- Rotation Angle: ±300°
- Rated Wattage: Linear Taper 0.08W; Audio Tapers 0.04W
- Rated Voltage: Linear 150V; Audio 100V
- Rotation Life: 15,000 Cycles
- Terminations: Solder Lugs
- Flat / "D" Shaft: 6.0mm diameter

For quantities greater than listed, call for quote.

MOUSER STOCK NO.	Alpha Stock No.	Fig.	Taper	Value (Ω)	Price Each			
					1	10	100	500
313-1200F-1K	RV120F-10-15F-A1K	A	Audio	1K	2.31	1.71	1.42	1.27
313-1200F-5K	RV120F-10-15F-A5K	A	Audio	5K	2.31	1.71	1.42	1.27
313-1200F-10K	RV120F-10-15F-A10K	A	Audio	10K	2.31	1.71	1.42	1.27
313-1200F-50K	RV120F-10-15F-A50K	A	Audio	50K	2.31	1.71	1.42	1.27
313-1200F-100K	RV120F-10-15F-A100K	A	Audio	100K	2.31	1.71	1.42	1.27
313-1200F-500K	RV120F-10-15F-A500K	A	Audio	500K	2.31	1.71	1.42	1.27
313-1200F-1M	RV120F-10-15F-A1M	A	Audio	1M	2.31	1.71	1.42	1.27
313-1210F-1K	RV120F-10-15F-B1K	A	Linear	1K	2.31	1.71	1.42	1.27
313-1210F-5K	RV120F-10-15F-B5K	A	Linear	5K	2.31	1.71	1.42	1.27
313-1210F-10K	RV120F-10-15F-B10K	A	Linear	10K	2.31	1.71	1.42	1.27
313-1210F-50K	RV120F-10-15F-B50K	A	Linear	50K	2.31	1.71	1.42	1.27
313-1210F-100K	RV120F-10-15F-B100K	A	Linear	100K	2.31	1.71	1.42	1.27
313-1210F-500K	RV120F-10-15F-B500K	A	Linear	500K	2.31	1.71	1.42	1.27
313-1210F-1M	RV120F-10-15F-B1M	A	Linear	1M	2.31	1.71	1.42	1.27

ALPHA SINGLE POT PC MOUNT

RoHS Compliant

Features:

- Rotation Angle: ±300°
- Rated Wattage: Linear Taper 0.08W; Audio Tapers 0.04W
- Rated Voltage: Linear 150V; Audio 100V
- Rotation Life: 15,000 Cycles
- Terminations: PC Mount
- Flat/"D" Shaft: 6.0mm diameter

For quantities greater than listed, call for quote.

MOUSER STOCK NO.	Alpha Stock No.	Fig.	Taper	Value (Ω)	Price Each			
					1	10	100	500
313-1220F-1K	RV120F-20-15F-A1K	B	Audio	1K	2.31	1.71	1.42	1.27
313-1220F-5K	RV120F-20-15F-A5K	B	Audio	5K	2.31	1.71	1.42	1.27
313-1220F-10K	RV120F-20-15F-A10K	B	Audio	10K	2.31	1.71	1.42	1.27
313-1220F-50K	RV120F-20-15F-A50K	B	Audio	50K	2.31	1.71	1.42	1.27
313-1220F-100K	RV120F-20-15F-A100K	B	Audio	100K	2.31	1.71	1.42	1.27
313-1220F-500K	RV120F-20-15F-A500K	B	Audio	500K	2.31	1.71	1.42	1.27
313-1220F-1M	RV120F-20-15F-A1M	B	Audio	1M	2.31	1.71	1.42	1.27
313-1230F-1K	RV120F-20-15F-B1K	B	Linear	1K	2.31	1.71	1.42	1.27
313-1230F-5K	RV120F-20-15F-B5K	B	Linear	5K	2.31	1.71	1.42	1.27
313-1230F-10K	RV120F-20-15F-B10K	B	Linear	10K	2.31	1.71	1.42	1.27
313-1230F-50K	RV120F-20-15F-B50K	B	Linear	50K	2.31	1.71	1.42	1.27
313-1230F-100K	RV120F-20-15F-B100K	B	Linear	100K	2.31	1.71	1.42	1.27
313-1230F-500K	RV120F-20-15F-B500K	B	Linear	500K	2.31	1.71	1.42	1.27
313-1230F-1M	RV120F-20-15F-B1M	B	Linear	1M	2.31	1.71	1.42	1.27

ALPHA DUAL POT PC MOUNT

RoHS Compliant

Features:

- Rotation Angle: ±300°
- Rated Wattage: Linear Taper 0.08W; Audio Tapers 0.04W
- Rated Voltage: Linear 150V; Audio 100V
- Rotation Life: 15,000 Cycles
- Terminations: PC Mount
- Flat/"D" Shaft: 6.0mm diameter

For quantities greater than listed, call for quote.

MOUSER STOCK NO.	Alpha Stock No.	Fig.	Taper	Value (Ω)	Price Each			
					1	10	100	500
313-1240F-1K	RV122F-20-15F-A1K	C	Audio	1K	3.38	2.33	2.12	1.93
313-1240F-5K	RV122F-20-15F-A5K	C	Audio	5K	3.38	2.33	2.12	1.93
313-1240F-10K	RV122F-20-15F-A10K	C	Audio	10K	3.38	2.33	2.12	1.93
313-1240F-50K	RV122F-20-15F-A50K	C	Audio	50K	3.38	2.33	2.12	1.93
313-1240F-100K	RV122F-20-15F-A100K	C	Audio	100K	3.38	2.33	2.12	1.93
313-1240F-500K	RV122F-20-15F-A500K	C	Audio	500K	3.38	2.33	2.12	1.93
313-1240F-1M	RV122F-20-15F-A1M	C	Audio	1M	3.38	2.33	2.12	1.93
313-1250F-1K	RV122F-20-15F-B1K	C	Linear	1K	3.38	2.33	2.12	1.93
313-1250F-5K	RV122F-20-15F-B5K	C	Linear	5K	3.38	2.33	2.12	1.93
313-1250F-10K	RV122F-20-15F-B10K	C	Linear	10K	3.38	2.33	2.12	1.93
313-1250F-50K	RV122F-20-15F-B50K	C	Linear	50K	3.38	2.33	2.12	1.93
313-1250F-100K	RV122F-20-15F-B100K	C	Linear	100K	3.38	2.33	2.12	1.93
313-1250F-500K	RV122F-20-15F-B500K	C	Linear	500K	3.38	2.33	2.12	1.93
313-1250F-1M	RV122F-20-15F-B1M	C	Linear	1M	3.38	2.33	2.12	1.93

ALPHA PLASTIC SHAFT SINGLE POT PC MOUNT

RoHS Compliant

Features:

- Rotation Angle: ±300°
- Rated Wattage: Linear Taper 0.08W; Audio Tapers 0.04W
- Rated Voltage: Linear 150V; Audio 100V
- Rotation Life: 15,000 Cycles
- Terminations: PC Mount
- Flat/"D" Shaft: 6.0mm diameter

For quantities greater than listed, call for quote.

MOUSER STOCK NO.	Alpha Stock No.	Fig.	Taper	Value (Ω)	Price Each			
					1	10	100	500
313-1280F-1K	RV120DF-20-15A-A1K	D	Audio	1K	2.21	1.54	1.27	1.17
313-1280F-5K	RV120DF-20-15A-A5K	D	Audio	5K	2.21	1.54	1.27	1.17
313-1280F-10K	RV120DF-20-15A-A10K	D	Audio	10K	2.21	1.54	1.27	1.17
313-1280F-50K	RV120DF-20-15A-A50K	D	Audio	50K	2.21	1.54	1.27	1.17
313-1280F-100K	RV120DF-20-15A-A100K	D	Audio	100K	2.21	1.54	1.27	1.17
313-1280F-500K	RV120DF-20-15A-A500K	D	Audio	500K	2.21	1.54	1.27	1.17
313-1280F-1M	RV120DF-20-15A-A1M	D	Audio	1M	2.21	1.54	1.27	1.17
313-1285F-1K	RV120DF-20-15A-B1K	D	Linear	1K	2.21	1.54	1.27	1.17
313-1285F-5K	RV120DF-20-15A-B5K	D	Linear	5K	2.21	1.54	1.27	1.17
313-1285F-10K	RV120DF-20-15A-B10K	D	Linear	10K	2.21	1.54	1.27	1.17
313-1285F-50K	RV120DF-20-15A-B50K	D	Linear	50K	2.21	1.54	1.27	1.17
313-1285F-100K	RV120DF-20-15A-B100K	D	Linear	100K	2.21	1.54	1.27	1.17
313-1285F-500K	RV120DF-20-15A-B500K	D	Linear	500K	2.21	1.54	1.27	1.17
313-1285F-1M	RV120DF-20-15A-B1M	D	Linear	1M	2.21	1.54	1.27	1.17

© Copyright 2013 Mouser Electronics

© Copyright 2013 Mouser Electronics

ALPHA Miniature Potentiometers

ALPHA

RoHS Compliant **This product is RoHS compliant.**

ALPHA 16MM MINIATURE CARBON COMPOSITION

- Rated voltage: 200VDC linear; 150V audio
- Rotation angle: 300°±5°
- Insulation resistance: >100MΩ
- Breakdown voltage: 500VAC for 1 minute
- Tolerance: <1M: ±20%, ≥1M: ±30%

Each supplied with one hex nut and one flat washer

RoHS Compliant

DIMENSIONS: in

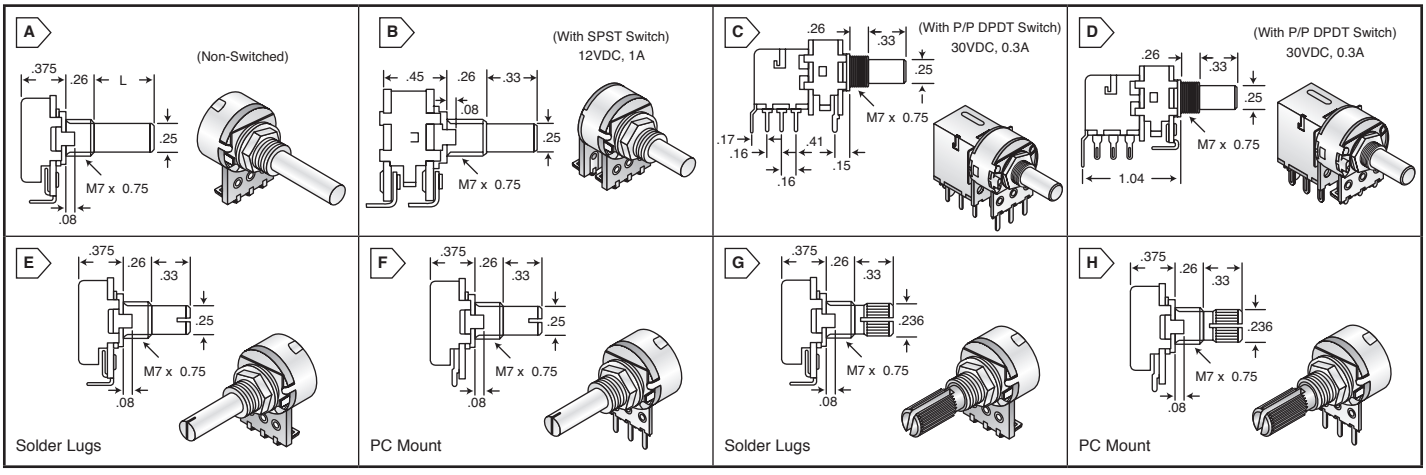

Linear & Audio Taper

- Shaft (L): .53"
- Linear Taper: 0.125 Watts
- Audio Taper: 0.6 Watts

MOUSER STOCK NO.		Fig.	Value (Ω)
Linear	Audio		
31JN301-F	31JA301-F	A	1K
31JN302-F	31JA302-F	A	2K
31JN305-F	31JA305-F	A	5K
31JN401-F	31JA401-F	A	10K
31JN405-F	31JA405-F	A	50K
31JN501-F	31JA501-F	A	100K
31JN505-F	31JA505-F	A	500K
31JN601-F	31JA601-F	A	1MEG

Price Each			
1	10	100	500
1.48	1.23	1.11	.91

Linear Taper

0.125 Watts; Shaft (L): .33"

For quantities greater than listed, call for quote.

MOUSER STOCK NO.	Fig.	Description	Value (Ω)	Price Each			
				1	10	100	500
313-1000F-Value	A	- - -	1K, 2K, 5K, 10K, 25K, 50K, 100K, 250K, 500K, & 1M	1.48	1.23	1.13	1.04
313-2000F-Value	A	Center Detent	1K, 2K, 5K, 10K, 25K, 50K, 100K, 250K, 500K, & 1M	1.80	1.49	1.36	1.23
313-3000F-Value	A	11 detent positions	1K, 2K, 5K, 10K, 25K, 50K, 100K, 250K, 500K, & 1M	2.11	1.81	1.65	1.49
313-1100F-Value	B	With SPST switch	1K, 5K, 10K, 50K, 100K, 500K, & 1M	2.54	2.11	1.92	1.74
313-1600F-Value	C	With DPDT switch	1K, 10K, 50K, & 100K	4.43	3.69	3.36	3.05
313-1601F-Value	D	With DPDT switch	1K, 5K, 10K, 50K, 100K, 250K, & 500K	4.43	3.69	3.36	3.05

Audio Taper

0.6 Watts; Shaft (L): .33"

For quantities greater than listed, call for quote.

313-1500F-Value	E	Screwdriver Shaft, Solder Lug	1K, 2K, 5K, 10K, 25K, 50K, 100K, 250K, 500K, & 1M	1.61	1.36	1.17	1.07
313-1510F-Value	F	Screwdriver Shaft, PC Mount	1K, 2K, 5K, 10K, 25K, 50K, 100K, 250K, 500K, & 1M	1.61	1.36	1.17	1.07
313-1520F-Value	G	Knurled Shaft, Solder Lugs	1K, 2K, 5K, 10K, 25K, 50K, 100K, 250K, 500K, & 1M	1.61	1.36	1.17	1.07
313-1530F-Value	H	Knurled Shaft, PC Mount	1K, 2K, 5K, 10K, 25K, 50K, 100K, 250K, 500K, & 1M	1.61	1.36	1.17	1.07
313-4000F-Value	A	Round Shaft, Solder Lugs, 11 Detents	10K, 50K, 100K, & 1M	2.11	1.81	1.65	1.49

Reverse Audio Taper

0.6 Watts; Shaft (L): .33"

For quantities greater than listed, call for quote.

313-1560F-Value	E	Screwdriver Shaft, Solder Lug	1K, 2K, 5K, 10K, 25K, 50K, 100K, 250K, 500K, & 1M	1.61	1.36	1.17	1.07
313-1540F-Value	F	Screwdriver Shaft, PC Mount	1K, 2K, 5K, 10K, 25K, 50K, 100K, 250K, 500K, & 1M	1.61	1.36	1.17	1.07
313-1570F-Value	G	Knurled Shaft, Solder Lug	1K, 2K, 5K, 10K, 25K, 50K, 100K, 250K, 500K, & 1M	1.61	1.36	1.17	1.07
313-1550F-Value	H	Knurled Shaft, PC Mount	1K, 2K, 5K, 10K, 25K, 50K, 100K, 250K, 500K, & 1M	1.61	1.36	1.17	1.07

DIMENSIONS: in.

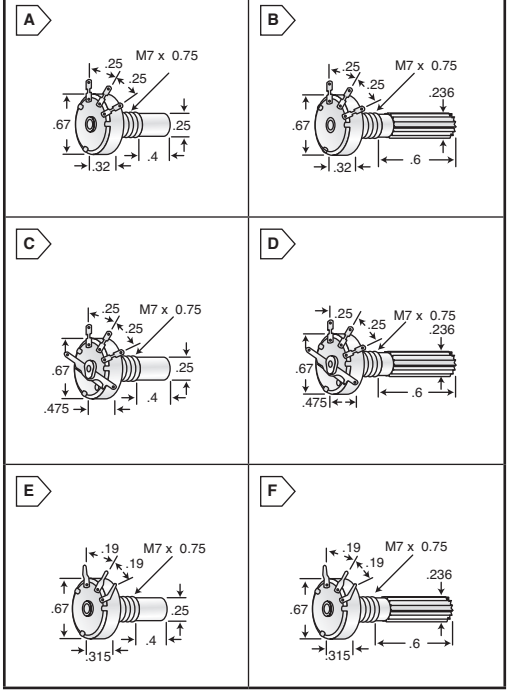

ALPHA 17MM MINIATURE CARBON COMPOSITION

Potentiometers have aluminum shafts, bushings, body is plated steel with bakelite rear plate. Contacts and terminals are silver plated brass. Each is supplied with one hex nut and one flat washer. Tolerance: ±20%

RoHS Compliant

Linear Taper

- Rated: 0.1W

For quantities greater than listed, call for quote.

MOUSER STOCK NO.	Fig.	Value (Ω)	Price Each			
			1	10	100	500
31CN205-F	A	500	1.73	1.44	1.35	1.22
31CN301-F	A	1K	1.61	1.34	1.25	1.13
31CN302-F	A	2K	1.61	1.34	1.25	1.13
31CN305-F	A	5K	1.61	1.34	1.25	1.13
31CN401-F	A	10K	1.61	1.34	1.25	1.13
31CN405-F	A	50K	1.61	1.34	1.25	1.13
31CN501-F	A	100K	1.61	1.34	1.25	1.13
31CN505-F	A	500K	1.61	1.34	1.25	1.13
31CN601-F	A	1 MEG	1.73	1.44	1.35	1.22
31CN602-F	A	2 MEG	1.73	1.44	1.35	1.22
31CR205-F	B	500	1.61	1.34	1.25	1.13
31CR301-F	B	1K	1.61	1.34	1.25	1.13
31CR305-F	B	5K	1.61	1.34	1.25	1.13
31CR401-F	B	10K	1.61	1.34	1.25	1.13
31CR405-F	B	50K	1.61	1.34	1.25	1.13
31CR501-F	B	100K	1.61	1.34	1.25	1.13
31CR505-F	B	500K	1.61	1.34	1.25	1.13

Linear Taper with Switch

- Rated: 0.1W

For quantities greater than listed, call for quote.

MOUSER STOCK NO.	Fig.	Value (Ω)	Price Each			
			1	10	100	500
31CQ301-F	C	1K	2.25	1.80	1.46	1.24
31CQ305-F	C	5K	2.25	1.80	1.46	1.24
31CQ401-F	C	10K	2.25	1.80	1.46	1.24
31CQ405-F	C	50K	2.25	1.80	1.46	1.24
31CQ501-F	C	100K	2.25	1.80	1.46	1.24
31CQ505-F	C	500K	2.25	1.80	1.46	1.24
31CQ601-F	C	1 MEG	2.41	1.93	1.56	1.34

Audio Taper with Switch

- Rated: .05W

For quantities greater than listed, call for quote.

MOUSER STOCK NO.	Fig.	Value (Ω)	Price Each			
			1	10	100	500
31CC301-F	C	1K	2.25	1.80	1.46	1.24
31CC401-F	C	10K	2.25	1.80	1.46	1.24
31CC501-F	C	100K	2.25	1.80	1.46	1.24
31CB301F	D	1K	2.25	1.80	1.46	1.24
31CB305F	D	5K	2.25	1.80	1.46	1.24
31CB401F	D	10K	2.25	1.80	1.46	1.24
31CB501F	D	100K	2.25	1.80	1.46	1.24

Linear Taper PC Mount

- Rated: 0.1W

For quantities greater than listed, call for quote.

MOUSER STOCK NO.	Fig.	Value (Ω)	Price Each			
			1	10	100	500
31CW205F	E	500	1.73	1.44	1.35	1.22
31CW301F	E	1K	1.61	1.34	1.25	1.13
31CW305F	E	5K	1.61	1.34	1.25	1.13
31CW401F	E	10K	1.61	1.34	1.25	1.13
31CW405F	E	50K	1.61	1.34	1.25	1.13
31CW501F	E	100K	1.61	1.34	1.25	1.13
31CW505F	E	500K	1.61	1.34	1.25	1.13
31CW601F	E	1 MEG	1.73	1.44	1.35	1.22
31CA205F	F	500	1.61	1.34	1.25	1.13
31CA301F	F	1K	1.61	1.34	1.25	1.13
31CA305F	F	5K	1.61	1.34	1.25	1.13
31CA401F	F	10K	1.61	1.34	1.25	1.13
31CA405F	F	50K	1.61	1.34	1.25	1.13
31CA501F	F	100K	1.61	1.34	1.25	1.13

© Copyright 2013 Mouser Electronics

© Copyright 2013 Mouser Electronics

ALPS Metal Shaft Potentiometers

ALPS 9MM SIZE METAL SHAFT SNAP-IN POTENTIOMETERS

RK09L Series

Features:
- Shaft Type: Flat



For quantities greater than listed, call for quote.

MOUSER STOCK NO.		Length of Shaft	Total Resistance	Resistance Taper	Price Each			
Mfr.	Mfr. Part No.				1	25	50	100
Single-Unit Horizontal								
688	RK09L1120A2S	15mm	10kΩ	15A	.96	.888	.803	.642
Single-Unit Vertical								
688	RK09L1140A5P	15mm	50kΩ	1B	3.32	2.73	2.51	2.14
688	RK09L114001T	20mm	10kΩ	1B	1.14	1.05	.952	.76
688	RK09L1140A65	25mm	5kΩ	1B	1.05	.963	.888	.706
Dual-Unit Horizontal								
688	RK09L12B0A31	15mm	50kΩ	15A	1.71	1.55	1.34	1.18
Dual-Unit Vertical								
688	RK09L12D0A1T	20mm	10kΩ	15A	1.20	1.09	.995	.792

ALPS 9MM SIZE METAL SHAFT MULTI-GANGED POTENTIOMETERS

RK097/RK098 Series



For quantities greater than listed, call for quote.

MOUSER STOCK NO.		Length of Shaft	Total Resistance	Resistance Taper	Price Each			
Mfr.	Mfr. Part No.				1	25	50	100
Single-Unit Horizontal								
688	RK097111080J	15mm	10kΩ	15A	1.86	1.58	1.38	1.29
688	RK0971110909	15mm	20kΩ	1B	1.35	1.24	1.12	.899
688	RK097111050B	15mm	50kΩ	15A	1.35	1.24	1.12	.899
688	RK0971110D7Z	15mm	50kΩ	1B	1.42	1.31	1.19	.952
688	RK097111020N	15mm	50kΩ	1B	1.35	1.24	1.12	.899
688	RK0971110D88	20mm	10kΩ	1B	1.89	1.62	1.40	1.32
688	RK097111091M	25mm	10kΩ	15A	2.05	1.74	1.52	1.43
688	RK0971110D57	25mm	10kΩ	1B	2.07	1.75	1.53	1.43
688	RK0971111Z0P	15mm	20kΩ	15A	2.31	2.12	1.93	1.54
688	RK09711110AL	20mm	10kΩ	15A	3.41	3.06	2.87	2.77
688	RK09711110EL	20mm	10kΩ	1B	2.56	2.17	1.97	1.69
688	RK097111202P	25mm	10kΩ	15A	4.80	4.30	4.03	3.89
688	RK097111202Q	25mm	10kΩ	1B	4.22	3.58	3.12	2.93
688	RK0971114D0B	15mm	10kΩ	3B	3.52	3.16	2.95	2.85
688	RK0971214Z06	20mm	10kΩ	1B	3.88	3.31	2.88	2.70
688	RK0971224Z01	20mm	10kΩ	15A	4.22	3.57	3.11	3.00
688	RK0971114Z07	20mm	10kΩ	1B	3.35	2.86	2.48	2.33
688	RK097111T065	25mm	10kΩ	1B	2.75	2.34	2.04	1.92
688	RK097111T064	25mm	100kΩ	15A	3.15	2.81	2.63	2.55
688	RK097111TD2M	25mm	10kΩ	1B	2.84	2.43	2.10	1.98
Dual-Unit Horizontal								
688	RK09712200MC	15mm	10kΩ	15A	1.93	1.77	1.61	1.28
688	RK09712200MY	15mm	10kΩ	3B	1.93	1.77	1.61	1.28
688	RK0971221Z05	15mm	10kΩ	3B	3.00	2.75	2.49	2.00
688	RK097121TD57	25mm	10kΩ	1B	5.09	4.41	3.71	3.26
688	RK097122T017	25mm	10kΩ	15A	3.87	3.47	3.24	3.14

© Copyright 2013 Mouser Electronics

ALPS 27MM SIZE METAL SHAFT POTENTIOMETERS

RK27 Series

Features:
- Shaft Types: Flat and Slotted



For quantities greater than listed, call for quote.

MOUSER STOCK NO.		Length of Shaft	Total Resistance	Resistance Taper	Price Each			
Mfr.	Mfr. Part No.				1	25	50	100
Single-Unit Horizontal								
688	RK271111001T	25mm	100kΩ	15A	7.40	6.74	6.07	5.39
688	RK2711120026	25mm	100kΩ	15A	7.84	7.13	6.41	5.70
Dual-Unit Horizontal								
688	RK27112A00AK	20mm	100kΩ	15A	12.53	11.38	10.25	9.11
688	RK27112A00CC	25mm	100kΩ	15A	12.53	11.38	10.25	9.11
688	RK27112A0A16	20mm	100kΩ	15A	12.53	11.38	10.25	9.11

ALPS 16MM SIZE METAL SHAFT POTENTIOMETERS

RK163 Series

Features:
- Shaft Types: Flat and Knurled



For quantities greater than listed, call for quote.

MOUSER STOCK NO.		Length of Shaft	Total Resistance	Resistance Taper	Price Each			
Mfr.	Mfr. Part No.				1	25	50	100
Single-Unit Horizontal								
688	RK1631110TBK	15mm	10kΩ	1B	1.73	1.59	1.44	1.16
688	RK1631110TT3	20mm	10kΩ	15A	1.73	1.59	1.44	1.16
688	RK1631110TNP	20mm	10kΩ	1B	1.73	1.59	1.44	1.16
Dual-Unit Horizontal								
688	RK1631210AX9	15mm	10kΩ	1B	2.77	2.54	2.31	1.85
688	RK16312A0B85	20mm	10kΩ	15A	2.85	2.61	2.38	1.89

ALPS 9MM SIZE INSULATED SHAFT LONG-LIFE POTENTIOMETER

Features:
- Shaft Types: Flat



For quantities greater than listed, call for quote.

MOUSER STOCK NO.		Length of Shaft	Total Resistance	Resistance Taper	Price Each			
Mfr.	Mfr. Part No.				1	25	50	100
Single-Unit Horizontal								
688	RK09Y11L0001	15mm	10kΩ	15A	.65	.599	.546	.439

ALPS 16MM/27MM SIZE MOTOR-DRIVEN SINGLE UNIT POTENTIOMETERS

Features:
- Shaft Types: Flat



For quantities greater than listed, call for quote.

MOUSER STOCK NO.		Length of Shaft	Total Resistance	Resistance Taper	Price Each			
Mfr.	Mfr. Part No.				1	25	50	100
688	RK16812MG099	25mm	100k	3B	8.56	7.49	6.69	6.05

© Copyright 2013 Mouser Electronics

ALPS 9MM SNAP-IN INSULATED SHAFT POTENTIOMETERS

DIMENSIONS: mm

Features:
- Thanks to its structure eliminating openings, the dust proofing capacity and flux resistance have been improved
- 9.8mm outline size is ideal for high-density set design.

Applications:
Suitable for various control applications with audio products, visual products, electronic musical instruments.

Cross Reference	
ALPS	Panasonic
RK09	EVU

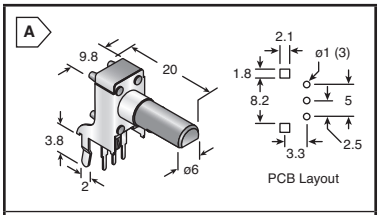

For quantities greater than listed, call for quote.

MOUSER STOCK NO.	Alps Part No.	Value Ohm	Fig.	Taper	Detent	Bushing	Mount	Price Each 1	25	100	500	1000
688-RK09D1110C0R	RK09D1110C0R	50K	A	Linear	W/O	Metal	Horizontal	1.58	1.28	1.01	.599	.428
688-RK09D1130009	RK09D1130009	10K	B	Linear	Center	W/O	Vertical	1.58	1.28	1.01	.599	.428
688-RK09D113000D	RK09D113000D	50K	C	Linear	Center	Metal	Vertical	1.63	1.31	1.03	.621	.439
688-RK09D113000F	RK09D113000F	10K	C	Linear	Center	Metal	Vertical	1.63	1.31	1.03	.621	.439
688-RK09D113000K	RK09D113000K	50K	B	Linear	Center	W/O	Vertical	1.58	1.28	1.01	.599	.428
688-RK09D1130A1N	RK09D1130A1N	10K	C	Linear	W/O	Metal	Vertical	1.58	1.28	1.01	.599	.428

ALPS 12MM SNAP-IN INSULATED SHAFT POTENTIOMETERS

- Enhanced structural design has improved cross talk and gang error characteristics.
- R-shaped shaft end point prevents catching when inserting the knob.
- Solder bridges can hardly appear thanks to terminal configuration.

Cross Reference	
ALPS	Panasonic
RK12	EVJ

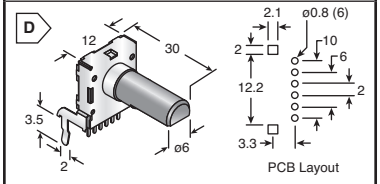

For quantities greater than listed, call for quote.

MOUSER STOCK NO.	Alps Part No.	Value Ohm	Fig.	Taper	Detent	Bushing	Mount	Price Each 1	25	100	500	1000
688-RK12L1210C0H	RK12L1210C0H	10K	D	Audio	W/O	Metal	Horizontal	2.28	2.00	1.64	1.01	.696
688-RK12L1210C0K	RK12L1210C0K	20K	D	Audio	W/O	Metal	Horizontal	2.28	2.00	1.64	1.01	.696
688-RK12L1210C1K	RK12L1210C1K	10K	D	Linear	Center	Metal	Horizontal	2.49	2.19	1.80	1.10	.76
688-RK12L1210C1M	RK12L1210C1M	20K	D	Linear	Center	Metal	Horizontal	2.49	2.19	1.80	1.10	.76
688-RK12L1210C1N	RK12L1210C1N	50K	D	Linear	Center	Metal	Horizontal	2.49	2.19	1.80	1.10	.76
688-RK12L1230007	RK12L1230007	20K	E	Fader	Center	W/O	Vertical	2.71	2.39	1.95	1.20	.824
688-RK12L123000E	RK12L123000E	50K	E	Linear	Center	W/O	Vertical	2.71	2.39	1.95	1.20	.824
688-RK12L123000G	RK12L123000G	10K	E	Linear	Center	W/O	Vertical	2.71	2.39	1.95	1.20	.824
688-RK12L1230C03	RK12L1230C03	10K	E	Fader	Center	W/O	Vertical	2.71	2.39	1.95	1.20	.824
688-RK12L1230C1T	RK12L1230C1T	20K	E	Linear	Center	W/O	Vertical	2.71	2.39	1.95	1.20	.824
688-RK12L1230C36	RK12L1230C36	5K	E	Linear	Center	W/O	Vertical	2.71	2.39	1.95	1.20	.824
688-RK12L12C0A0A	RK12L12C0A0A	20K	E	Audio	W/O	W/O	Vertical	2.89	2.59	1.83	1.09	.779
688-RK12L12C0A0G	RK12L12C0A0G	10K	E	Audio	W/O	W/O	Vertical	2.62	2.35	1.66	.995	.706
688-RK12L12C0A0H	RK12L12C0A0H	50K	E	Audio	W/O	W/O	Vertical	2.62	2.35	1.66	.995	.706
688-RK12L12C0C0P	RK12L12C0C0P	5K	E	Audio	W/O	W/O	Vertical	2.62	2.35	1.66	.995	.706

DIMENSIONS: mm

A

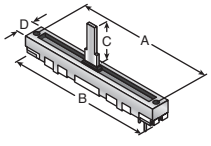

- Solderable with auto dipping.
- Available with a wide variety of detents.

B

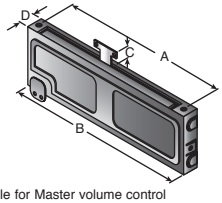

- Suitable for Master volume control in high-grade audio equipment, fader for studio mixers, etc.

C

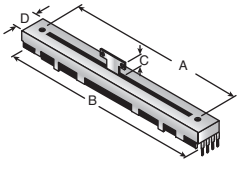

- Excellent operational feel by less lever wobble.
- Allows the maximum attenuation of 110dB.

D

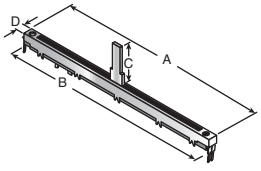

- Soft, comfortable feel and improved operability.
- Allows maximum attenuation of 110dB.

ALPS SLIDE OPERATION POTENTIOMETERS

For quantities greater than listed, call for quote.

MOUSER STOCK NO.	Alps Part No.	Panasonic Cross Reference	Fig.	Value Ohm	Taper	Dimensions: mm A	B	C	D	Travel	Unit	Style	Price Each 1	25	50	100	200
688-RS45111A6A08	RS45111A6A08	EWA-P12C15B14	A	10K	Linear	56	60	15	8	45	Single	Std	2.94	2.41	2.00	1.77	1.62
688-RS45112A6A05	RS45112A6A05	EWA-P30C15A14	A	10K	Linear	56	60	15	8	45	Dual	Std	3.75	3.00	2.46	2.25	1.90
688-RS45112A600J	RS45112A600J	- - - - - - - - -	A	10K	Audio	56	60	15	8	45	Dual	Std	3.75	3.00	2.46	2.25	1.90
688-RS60112A600N	RS60112A600N	EWA-Q30C15A14	A	10K	Audio	71	75	15	9	60	Dual	Std	4.28	3.42	2.84	2.57	2.42
688-RS60112A600U	RS60112A600U	- - - - - - - - -	A	20K	Audio	71	75	15	9	60	Dual	Std	4.28	3.42	2.84	2.57	2.42
688-RS6011YA6009	RS6011YA6009	EWA-Q12C15B14	A	10K	Linear	71	75	15	9	60	Single	Std	3.53	2.84	2.35	2.14	1.88
688-RSA0K12A9001	RSA0K12A9001	EVB-JYBP08	B	10K	10% Audio	120	132.6	8.2	13.9	100	Dual	Rail	39.59	36.38	33.17	31.03	26.75
688-RSA0N1119A02	RSA0N1119A02	EVA-JQLR15B14	C	10K	Linear	120	128	8.2	16	100	Single	Thin	9.10	7.28	5.99	5.46	5.35
688-RS60N1219A04	RS60N1219A04	EVB-NADR15A14	C	10K	Audio	80	88	8.2	16	60	Dual	Thin	8.56	6.69	5.67	5.14	5.08
688-RSA0N11S9005	RSA0N11S9005	EVA-NF4R15A14	C	10K	Audio	120	132.6	8.2	13.9	100	Single	Mono	8.56	6.69	5.67	5.14	5.08
688-RSA0N11S9A08	RSA0N11S9A08	EVA-NF4R15D14	C	10K	10% Audio	120	128	8.25	8.4	100	Single	Mono	8.56	6.69	5.67	5.14	5.08
688-RS60N11S6A04	RS60N11S6A04	EVA-NE3R15B14	D	10K	Linear	80	88	14	4	60	Single	Mono	8.56	6.69	5.67	5.14	5.08

© Copyright 2013 Mouser Electronics

© Copyright 2013 Mouser Electronics

BOURNS Guitar Potentiometers

RoHS Compliant This product is RoHS compliant.

96 SERIES 5/8" SQUARE SEALED SINGLE-TURN PANEL CONTROLS

PRODUCT NEW

For quantities greater than listed, call for quote.

MOUSER STOCK NO.	Bourns Part No.	Fig.	Value (KΩ)	Taper	Rotational Life	Terminal Configuration	Price Each 1	50	100
652-96A1D-G28-S15L	96A1D-G28-S15L	A	10	Audio	100,000	Pin	19.52	17.89	16.26
652-96A1D-G28-S23L	96A1D-G28-S23L	A	500	Audio	100,000	Pin	19.52	17.89	16.26
652-96A1D-G28-S25L	96A1D-G28-S25L	A	1M	Audio	100,000	Pin	19.52	17.89	16.26
652-96A1D-G28-E13L	96A1D-G28-E13L	A	5	Linear	100,000	Pin	19.52	17.89	16.26
652-96A1D-G28-E17L	96A1D-G28-E17L	A	25	Linear	100,000	Pin	19.52	17.89	16.26
652-96A1D-G28-E22L	96A1D-G28-E22L	A	250	Linear	100,000	Pin	19.52	17.89	16.26

For quantities greater than listed, call for quote.

MOUSER STOCK NO.	Bourns Part No.	Type	Each Kit Contains 6 Pieces	Price Each 1	50
652-H-1203	H-1203	Model 96 Premium Amplifer Potentiometer Design Kit	1 each of the following: Audio - 10k, 500k, 1M Linear - 5k, 25k, 250k	89.24	71.39

82 SERIES GUITAR POTENTIOMETERS

Specifications:
- Power Rating (Voltage limited by power dissipation or 350VAC, whichever is less): +70˚C/.25 Watt
- Operating Temperature Range: -40˚C to +125˚C
- Standard Resistance Tolerance: 10%
- ✻Long Bushing

Features:
- Conductive Polymer Element
- Very Low Noise
- Single-Turn
- Standard Audio Taper

Applications:
- Electric guitars
- Bass guitars

For quantities greater than listed, call for quote.

MOUSER STOCK NO.	Bourns Part No.	Fig.	Value (KΩ)	Taper	Rotational Life	Terminal Configuration	Shaft Type	Price Each 1	5	10
652-82A1DZ28BA0/254L	82A1D-Z28-BA0/254L	B	250	Audio	100k cycles	J-hooks	Knurled	18.10	17.64	17.26
652-82A1DZ28BA0/255L	82A1D-Z28-BA0/255L	B	250	Audio	100k cycles	J-hooks	Knurled	18.10	17.64	17.26
652-82A1DA24BA0/187L	82A1D-A24-BA0/187L	B	250	Audio	100k cycles	J-hooks	Plain	18.10	17.64	17.26
652-82Z1DZ33BA0/753L	82Z1D-Z33-BA0/753L	B	250	Audio	100k cycles	J-hooks	✻Knurled	25.28	24.08	22.88
652-82A1DA24BA0/186L	82A1D-A24-BA0/186L	B	500	Audio	100k cycles	J-hooks	Plain	18.10	17.64	17.26
652-82Z1DZ33BA0/754L	82Z1D-Z33-BA0/754L	B	500	Audio	100k cycles	J-hooks	✻Knurled	25.28	24.08	22.88

95 SERIES GUITAR POTENTIOMETERS

Specifications:
- Contact Resistance Variation: 1% max.
- Power Rating: 0.25W
- Moisture Resistance: ±20% TRS
- IP Rating: IP 40
- Standard Resistance Tolerance: 20%

Features:
- Knurled or plain metal shaft
- Conductive polymer element
- Very low noise
- Single-turn
- 250k and 500k audio taper available
- RoHS compliant

For quantities greater than listed, call for quote.

MOUSER STOCK NO.	Bourns Part No.	Fig.	Value (KΩ)	Taper	Rotational Life	Terminal Configuration	Shaft Type	Price Each 1	5	10
652-95A1DZ28EA0300L	95A1D-Z28-EA0/300L	C	250	Audio	100k cycles	Solder Lugs	Knurled	15.45	13.59	12.47
652-95A1DZ28EA0301L	95A1D-Z28-EA0/301L	D	250	Audio	100k cycles	Solder Lugs	Plain	9.14	7.46	6.89
652-95A1DZ28EA0302L	95A1D-Z28-EA0/302L	C	500	Audio	100k cycles	Solder Lugs	Knurled	15.45	13.59	12.47
652-95A1DZ28EA0303L	95A1D-Z28-EA0/303L	D	500	Audio	100k cycles	Solder Lugs	Plain	9.14	7.46	6.89

PDB181-GTR SERIES - 17MM GUITAR POTENTIOMETERS

Specifications:
- Operating Temperature Range: -10˚C to +50˚C
- Resistance Range: 10K to 1M ohms
- Standard Resistance Tolerance: 1%

Features:
- Carbon element
- Compact size
- Dual gang option

For quantities greater than listed, call for quote.

MOUSER STOCK NO.	Bourns Part No.	Fig.	Value (KΩ)	Taper	Rotational Life	Terminal Configuration	Shaft Type	Price Each 1	10	50
652-PDB181GTR02254A2	PDB181-GTR02-254A2	E	250	Audio	15k cycles	Solder lugs	Plain	2.10	1.95	1.78
652-PDB181GTR02504A2	PDB181-GTR02-504A2	E	500	Audio	15k cycles	Solder lugs	Plain	2.10	1.95	1.80

PDB182-GTRB SERIES - 17MM BLEND-BALANCE GUITAR POTENTIOMETERS

Specifications:
- Taper: Linear audio
- Standard Resistance Tolerance: ±20%
- Operating Temperature: -10˚C to +50˚C
- Power Rating- Dual Section: 0.06 watt
- Max. Operating Voltage Audio: 150V
- Sliding Noise: 47mV Max.

Features:
- Carbon element
- Plain or knurled shaft option
- Metal bushing/metal shaft
- Center detent standard
- Rear solder lugs or PC pins
- 250K and 500K stadnrd resistance values
- Standard M and N taper
- RoHS Compliant

For quantities greater than listed, call for quote.

MOUSER STOCK NO.	Bourns Part No.	Fig.	Value Ω	Taper	Rotational LIfe	Terminal Configuration	Shaft Type	Price Each 1	25	100
652-PDB182GTRB1254MN	PDB182-GTRB1-254MN	F	250K	Audio	15,000	Solder Lugs	Knurled	3.20	2.77	2.30
652-PDB182GTRB1504MN	PDB182-GTRB1-504MN	F	500K	Audio	15,000	Solder Lugs	Knurled	3.20	2.77	2.30
652-PDB182GTRB2254MN	PDB182-GTRB2-254MN	F	250K	Audio	15,000	Solder Lugs	Plain	2.97	2.73	2.14
652-PDB182GTRB2504MN	PDB182-GTRB2-504MN	F	500K	Audio	15,000	Solder Lugs	Plain	2.97	2.73	2.14

PDB183-GTR SERIES - 17MM GUITAR POTENTIOMETERS W/ PUSH-PULL SWITCH

Specifications:
- Taper: Linear audio
- Standard Resistance Tolerance: ±20%
- Operating Temperature: -10˚C to +50˚C
- Power Rating- Linear: 0.2 watt
  Audio: 0.1 watt
- Max. Operating Voltage-Linear: 200V
  Audio: 150V
- Sliding Noise: 47mV Max.

Features:
- Split knurled or plain shaft options
- DPDT push-pull switch
- Metal bushing and shaft
- Carbon element
- Audio taper options
- RoHS Compliant

For quantities greater than listed, call for quote.

MOUSER STOCK NO.	Bourns Part No.	Fig.	Value Ω	Taper	Rotational LIfe	Terminal Configuration	Shaft Type	Price Each 1	25	100
652-PDB183GTR21254A2	PDB183-GTR21-254A2	G	250K	Audio	15,000	Solder Lugs	Knurled	6.68	6.24	4.45
652-PDB183GTR21504A2	PDB183-GTR21-504A2	G	500K	Audio	15,000	Solder Lugs	Knurled	6.68	6.24	4.45
652-PDB183GTR22254A2	PDB183-GTR22-254A2	G	250K	Audio	15,000	Solder Lugs	Plain	6.68	6.24	4.45
652-PDB183GTR22504A2	PDB183-GTR22-504A2	G	500K	Audio	15,000	Solder Lugs	Plain	6.68	6.24	4.45

DIMENSIONS: in.

A
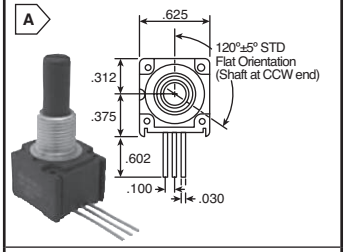

B
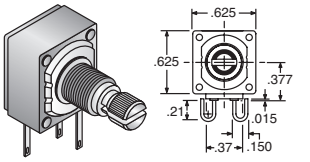

C
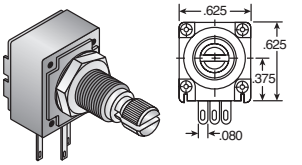

D
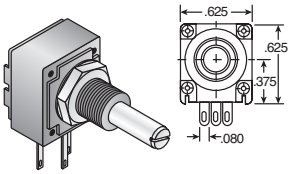

E
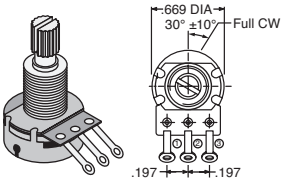

F
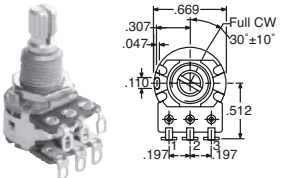

G
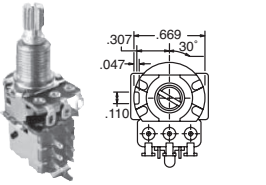

© Copyright 2013 Mouser Electronics

© Copyright 2013 Mouser Electronics

BOURNS Guitar Potentiometers and Kits

BOURNS®

RoHS Compliant **This product is RoHS compliant.**

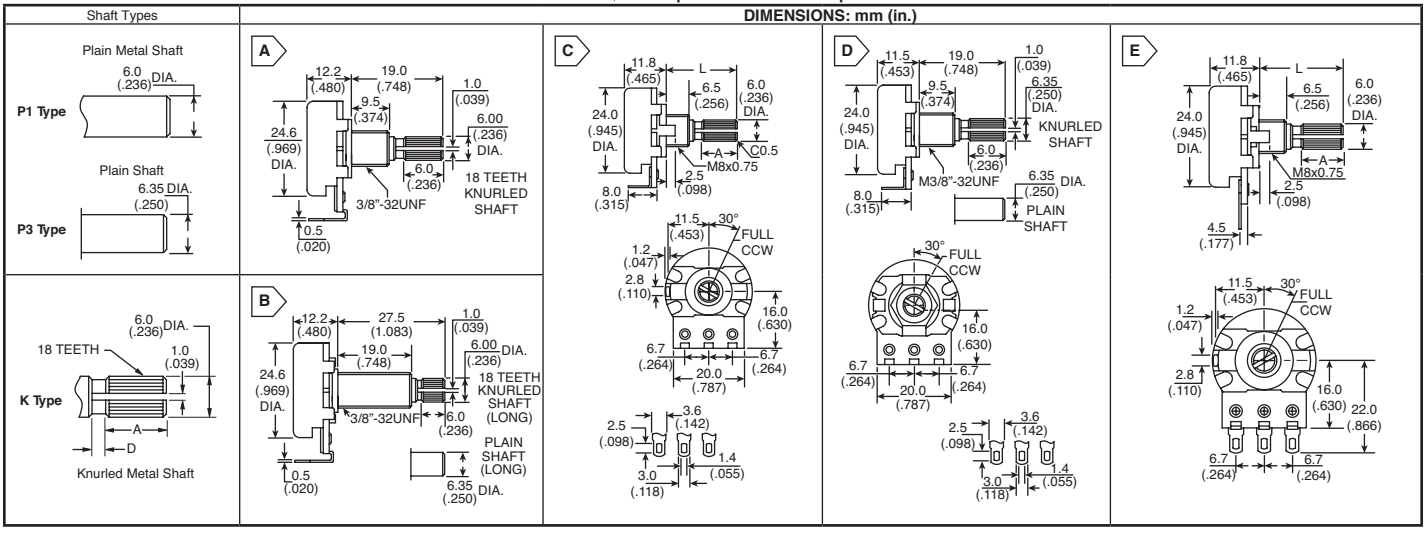

PDB241-GNL SERIES NO-LOAD GUITAR POTENTIOMETERS

Specifications:
- Taper: Linear
- Standard Resistance Tolerance: ±20%
- Operating Temperature: -10°C to +70°C
- Power Rating: 0.25W
- Maximum Operating Voltage: 250V
- Rotational Noise: 150mV max.
- Mechanical Angle: 300° ±5°
- Rotational Torque: 10 - 45 g-cm typical
- Hardware: Two flat washers and two mounting nuts supplied per potentiometer

Features:
- Carbon element
- Plain or knurled shaft option
- Metal bushing/shaft
- Rear solder lugs
- Detent at "no-load" position

NEW PRODUCT

For quantities greater than listed, call for quote.

MOUSER STOCK NO.	Bourns Part No.	Fig.	Value (Ω)	Taper	Rotational Life	Terminal Configuration	Shaft Type	Price Each 1	25	100	1000
652-PDB241GNL01254B0	PDB241-GNL01-254B0	A	250K	Linear	15,000	Solder Lugs	P1	3.28	3.08	2.46	2.28
652-PDB241GNL01504B0	PDB241-GNL01-504B0	A	500K	Linear	15,000	Solder Lugs	P1	3.28	3.08	2.28	2.13
652-PDB241GNL02254B0	PDB241-GNL02-254B0	A	250K	Linear	15,000	Solder Lugs	P1	3.15	2.95	2.18	2.04
652-PDB241GNL03254B0	PDB241-GNL03-254B0	B	250K	Linear	15,000	Solder Lugs	P1	3.65	3.42	2.54	2.36
652-PDB241GNL03504B0	PDB241-GNL03-504B0	B	500K	Linear	15,000	Solder Lugs	P1	3.65	3.42	2.54	2.36

PDB241-GTR SERIES - 24MM GUITAR POTENTIOMETERS

Specifications:
- Taper: Audio
- Standard Resistance Tolerance: ±20%
- Operating Temperature: -10°C to +70°C
- Power Rating: 0.25W
- Maximum Operating Voltage: 250V
- Rotational Noise: 150mV max.
- Mechanical Angle: 300° ±5°
- Rotational Torque: 29 g-cm typical
- Hardware: One flat washer and mounting nut supplied per potentiometer with bushing

Features:
- Low torque
- Carbon element
- Plain or Knurled shaft option
- ESD wave washer
- Metal bushing
- Metal shaft
- Rear solder lugs

For quantities greater than listed, call for quote.

MOUSER STOCK NO.	Bourns Part No.	Fig.	Value (Ω)	Taper	Rotational Life	Terminal Configuration	Shaft Type	Price Each 1	25	100	1000
652-PDB241GTR01254A2	PDB241-GTR01-254A2	C	250K	Audio	15,000	Solder Lugs	K	3.08	2.69	2.38	1.94
652-PDB241GTR01504A2	PDB241-GTR01-504A2	C	500K	Audio	15,000	Solder Lugs	K	3.08	2.69	2.38	1.94
652-PDB241GTR03254A2	PDB241-GTR03-254A2	C	250K	Audio	15,000	Solder Lugs	K	4.49	4.17	3.85	3.53
652-PDB241GTR03504A2	PDB241-GTR03-504A2	C	500K	Audio	15,000	Solder Lugs	K	4.49	4.17	3.85	3.53
652-PDB241GTR02254A2	PDB241-GTR02-254A2	D	250K	Audio	15,000	Solder Lugs	P	2.62	2.30	2.03	1.75
652-PDB241GTR02504A2	PDB241-GTR02-504A2	D	500K	Audio	15,000	Solder Lugs	P	2.62	2.30	2.03	1.75

PDB24 SERIES - 24MM ROTARY POTENTIOMETERS

Specifications:
- Taper: Linear, Audio
- Standard Resistance Tolerance: ±20%
- Operating Temperature: -10°C to +70°C
- Power Rating:
  Linear: 0.5W
  Audio: 0.25W
- Maximum Operating Voltage
  Linear: 500V
  Audio: 250V
- Rotational Noise: 150mV max.
- Mechanical Angle: 300°±5°
- Rotational Torque: 20 to 200g-cm
- Hardware: one flat washer and mounting nut supplied per potentiometer with bushing

Features:
- High rotational life
- Metal shaft styles
- Carbon element
- Center detent option
- Wide range of resistance tapers
- No Detent

Applications:
- Electric guitars
- Sound processing equipment
- Guitar and sound system amplifiers
- Appliances
- Various commercial applications

For quantities greater than listed, call for quote.

MOUSER STOCK NO.	Bourns Part No.	Fig.	Value (Ω)	Taper	Rotational Life	Terminal Configuration	Shaft Type	Price Each 1	25	100	1000
652-PDB241E420K103B0	PDB241-E420K-103B0	C	10K	Linear	15,000	Rear	K	2.11	1.74	1.49	1.34
652-PDB241E420K254A2	PDB241-E420K-254A2	C	250K	Audio	15,000	Rear	K	1.87	1.64	1.44	1.18
652-PDB241E420K254B0	PDB241-E420K-254B0	C	250K	Linear	15,000	Rear	K	1.87	1.64	1.44	1.18
652-PDB241E420K504A2	PDB241-E420K-504A2	C	500K	Audio	15,000	Rear	K	1.87	1.64	1.44	1.18
652-PDB241E420K504B0	PDB241-E420K-504B0	C	500K	Linear	15,000	Rear	K	1.87	1.64	1.44	1.18
652-PDB241E420P103B0	PDB241-E420P-103B0	C	10K	Linear	15,000	Rear	P	1.87	1.64	1.44	1.18
652-PDB241E420P254A2	PDB241-E420P-254A2	C	250K	Audio	15,000	Rear	P	1.87	1.64	1.44	1.18
652-PDB241E420P254B0	PDB241-E420P-254B0	C	250K	Linear	15,000	Rear	P	1.87	1.64	1.44	1.18
652-PDB241E420P504A2	PDB241-E420P-504A2	C	500K	Audio	15,000	Rear	P	1.87	1.64	1.44	1.18
652-PDB241E420P504B0	PDB241-E420P-504B0	C	500K	Linear	15,000	Rear	P	1.88	1.74	1.49	1.27
652-PDB241S420K103B0	PDB241-S420K-103B0	E	10K	Linear	15,000	Down	K	1.87	1.64	1.44	1.18
652-PDB241S420K254A2	PDB241-S420K-254A2	E	250K	Audio	15,000	Down	K	1.88	1.74	1.49	1.27
652-PDB241S420K504A2	PDB241-S420K-504A2	E	500K	Audio	15,000	Down	K	1.88	1.74	1.49	1.27
652-PDB241S420P103B0	PDB241-S420P-103B0	E	10K	Linear	15,000	Down	P	1.87	1.64	1.44	1.18
652-PDB241S420P254A2	PDB241-S420P-254A2	E	250K	Audio	15,000	Down	P	1.88	1.74	1.49	1.27
652-PDB241S420P504A2	PDB241-S420P-504A2	E	500K	Audio	15,000	Down	P	1.88	1.74	1.49	1.27
652-PDB242E420K254A2	PDB242-E420K-254A2	C	250K	Audio	500,000	Rear	K	2.87	2.65	2.26	1.93
652-PDB242E420K504A2	PDB242-E420K-504A2	C	500K	Audio	500,000	Rear	K	2.87	2.65	2.26	1.93

BOURNS GUITAR POTENTIOMETER DESIGN KITS

Bourns® Sensors and Controls Product Line is proud to announce the release of three new Guitar Potentiometer Design Kits. Each kit has a variety of popular part numbers from their vast portfolio of guitar potentiometers. The kits are great for guitar designers and suitable for guitar technician service kits as well. Please contact Mouser for full list of part numbers in each kit.

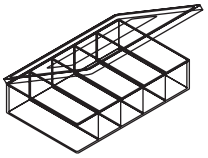

For quantities greater than listed, call for quote.

MOUSER STOCK NO.	Bourns Part No.	Type	Each Kit Contains 24 Pieces	Price Each
652-H-1201	H-1201	Stand. Guitar Pots	12pcs: PDB241 Series; 12pcs: PDA241 Series	44.75
652-H-1202	H-1202	Stand. Mini-Guitar Pots	8pcs: PDB181 Series; 8pcs: PDB182 Series; 8pcs: PDB183 Series	51.36

© Copyright 2013 Mouser Electronics

© Copyright 2013 Mouser Electronics

BOURNS Panel Controls

RoHS Compliant This product is RoHS compliant.

PSM SERIES MOTORIZED SLIDE POTENTIOMETERS

Characteristics:
- Standard Resistance Tolerance: ±20%
- Power Rating-Audio:.25 Watt
- Operating Temperature Range: -10˚C to +55˚C
- Rated Voltage: 10 VDC
- Operating Voltage Supply: 6 to 11 VDC
- Starting Current: 800 mA max.
- Starting Force @ 10 VDC: 20 gf
- Lever Speed @ 10 VDC: 20mm/.1 sec.

Features:
- Long life carbon element
- Assortment of resistance tapers
- 100mm travel length
- Touch sense lever
- PC terminals or snap-in connector option

RoHS Compliant

For quantities greater than listed, call for quote.

MOUSER STOCK NO.	Bourns Part No.	Fig.	Taper	Value (Ω)	Price Each 1	50	100	500
PC								
652-PSM01081A103B2	PSM01-081A-103B2	A	Linear	250	23.33	21.77	19.44	16.22
Snap-In								
652-PSM01082A103B2	PSM01-082A-103B2	A	Linear	250	32.59	30.42	27.17	24.49

PTL SERIES SLIDE POTENTIOMETERS WITH LED

Specifications:
- Resistance Tolerance: ±20%
- End Resistance: 30Ω max.
- Power Rating - Linear: 0.2W
- Operational Life: 15,000 cycles
- Temperature Range: -10°C ~ 55°C
- Linear Taper

Features:
- 60mm length of travel
- Carbon Element
- Red, Orange and Green LED
- Center Detent

Applications:
- Mixing consoles
- Drum machines
- Keyboards and synthesizers
- Equalizers

RoHS Compliant

For quantities greater than listed, call for quote.

MOUSER STOCK NO.	Bourns Part No.	Fig.	Value (Ω)	LED Color	Price Each 1	50	100	500
652-PTL60-15R1-102B2	PTL60-15R1-102B2	B	1K	Red	2.82	2.47	2.12	1.77
652-PTL60-15O1-102B2	PTL60-15O1-102B2	B	1K	Orange	2.82	2.47	2.12	1.77
652-PTL60-15G1-102B2	PTL60-15G1-102B2	B	1K	Green	2.82	2.47	2.12	1.77
652-PTL60-15R1-502B2	PTL60-15R1-502B2	B	5K	Red	2.82	2.47	2.12	1.77
652-PTL60-15O1-502B2	PTL60-15O1-502B2	B	5K	Orange	2.82	2.47	2.12	1.77
652-PTL60-15G1-502B2	PTL60-15G1-502B2	B	5K	Green	2.82	2.47	2.12	1.77
652-PTL60-15R1-103B2	PTL60-15R1-103B2	B	10K	Red	2.82	2.47	2.12	1.77
652-PTL60-15O1-103B2	PTL60-15O1-103B2	B	10K	Orange	2.82	2.47	2.12	1.77
652-PTL60-15G1-103B2	PTL60-15G1-103B2	B	10K	Green	2.21	1.75	1.61	1.35
652-PTL60-15R1-503B2	PTL60-15R1-503B2	B	50K	Red	2.82	2.47	2.12	1.77
652-PTL60-15O1-503B2	PTL60-15O1-503B2	B	50K	Orange	2.82	2.47	2.12	1.77
652-PTL60-15G1-503B2	PTL60-15G1-503B2	B	50K	Green	2.82	2.47	2.12	1.77
652-PTL60-15R1-104B2	PTL60-15R1-104B2	B	100K	Red	2.82	2.47	2.12	1.77
652-PTL60-15O1-104B2	PTL60-15O1-104B2	B	100K	Orange	2.82	2.47	2.12	1.77
652-PTL60-15G1-104B2	PTL60-15G1-104B2	B	100K	Green	2.82	2.47	2.12	1.77

PTA SERIES LOW PROFILE SLIDE POTENTIOMETERS

Specifications:
- Resistance Tolerance: ±20%
- Operational Life: 15,000 cycles
- Temperature Range: -10°C ~ 55°C
- Linear Taper

Features:
- Carbon element
- Single and dual gang elements
- 15-60mm travel
- Metal housing
- Dust cover and center detent option

PRODUCT NEW

RoHS Compliant

Applications:
- Audio/TV Sets
- Car radio
- Amplifiers, mixers, drum machines, synthesizers
- PCs, monitors
- Appliances

For quantities greater than listed, call for quote.

MOUSER STOCK NO.	Bourns Part No.	Fig.	Value (Ω)	Gang Elements	Price Each 1	50	100	500
652-PTA4543215DPA504	PTA4543-2015DPA504	C	500000	Single	1.28	1.09	.99	.891

PTE SERIES LOW PROFILE SLIDE POTENTIOMETERS

Specifications:
- Resistance Tolerance: ±20%
- End Resistance: 2Ω max.
- Operational Life: 100,000 cycles
- Temperature Range: -10°C ~ 55°C
- Linear Taper

Features:
- 60mm length of travel
- Carbon Element
- Single and Dual gang elements
- Tracking error within ±2dB

Applications:
- Mixing consoles
- Drum machines
- Keyboards and synthesizers
- Equalizers

RoHS Compliant

For quantities greater than listed, call for quote.

MOUSER STOCK NO.	Bourns Part No.	Fig.	Value (Ω)	Gang Elements	Price Each 1	50	100	500
652-PTE60-151B-102B2	PTE60-151B-102B2	D	1K	Single	8.13	5.60	5.03	3.92
652-PTE60-152B-102B2	PTE60-152B-102B2	D	1K	Dual	8.13	5.60	5.03	3.92
652-PTE60-151B-502B2	PTE60-151B-502B2	D	5K	Single	8.13	5.60	5.03	3.92
652-PTE60-152B-502B2	PTE60-152B-502B2	D	5K	Dual	8.13	5.60	5.03	3.92
652-PTE60-151B-103B2	PTE60-151B-103B2	D	10K	Single	6.91	5.48	4.99	3.92
652-PTE60-152B-103B2	PTE60-152B-103B2	D	10K	Dual	8.13	5.60	5.03	3.92
652-PTE60-151B-503B2	PTE60-151B-503B2	D	50K	Single	8.13	5.60	5.03	3.92
652-PTE60-152B-503B2	PTE60-152B-503B2	D	50K	Dual	6.91	5.48	4.99	3.92
652-PTE60-151B-104B2	PTE60-151B-104B2	D	100K	Single	8.13	5.60	5.03	3.92
652-PTE60-152B-104B2	PTE60-152B-104B2	D	100K	Dual	8.13	5.60	5.03	3.92

PTF SERIES LONG LIFE SLIDE POTENTIOMETERS

Specifications:
- Resistance Tolerance: ±20%
- End Resistance: 1Ω max.
- Operational Life: 100,000 cycles
- Temperature Range: -10°C ~ 55°C
- Linear Taper

Features:
- 100mm length of travel
- Carbon Element
- Single and Dual gang elements
- Tracking error within ±2dB

Applications:
- Mixing consoles
- Drum machines
- Keyboards and synthesizers
- Equalizers

RoHS Compliant

For quantities greater than listed, call for quote.

MOUSER STOCK NO.	Bourns Part No.	Fig.	Value (Ω)	Price Each 1	50	100	500
652-PTF01-152A-102B2	PTF01-152A-102B2	E	1K	5.91	5.25	4.60	3.53
652-PTF01-152A-502B2	PTF01-152A-502B2	E	5K	5.91	5.25	4.60	3.53
652-PTF01-152A-103B2	PTF01-152A-103B2	E	10K	6.10	5.46	4.80	3.77
652-PTF01-152A-503B2	PTF01-152A-503B2	E	50K	5.91	5.25	4.60	3.53
652-PTF01-152A-104B2	PTF01-152A-104B2	E	100K	5.91	5.25	4.60	3.53

DIMENSIONS: in.

A

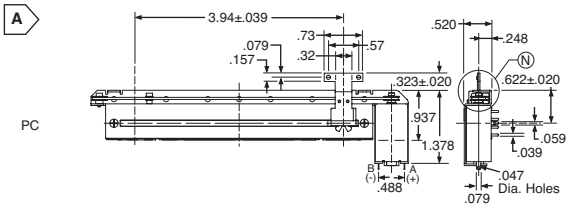

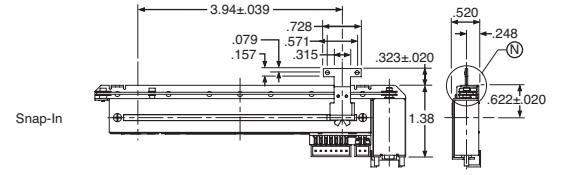

B

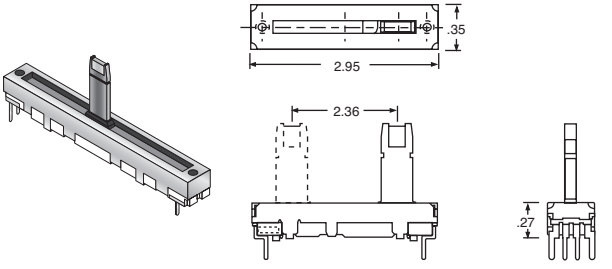

C

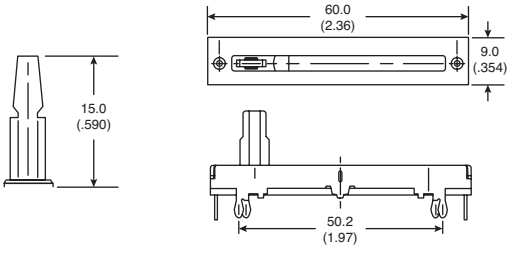

D

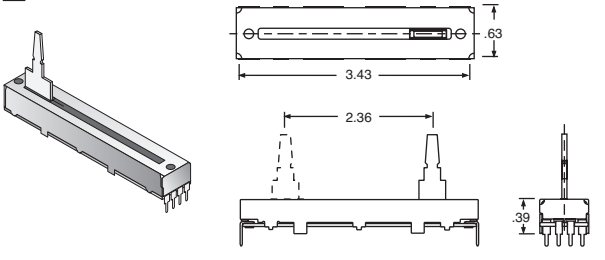

E

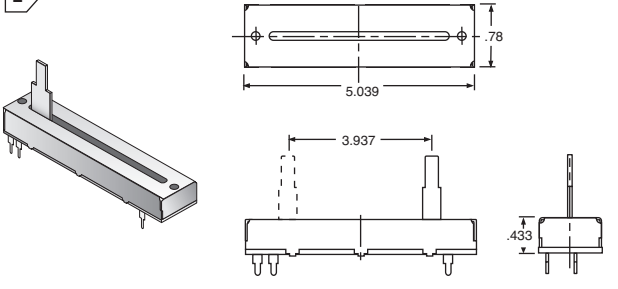

© Copyright 2013 Mouser Electronics

© Copyright 2013 Mouser Electronics

BOURNS PRS11S SERIES 11MM SMD PANEL CONTROL

Specifications:

- Operating temp. : -10°C to +70°C
- Power rating: audio 0.025 watts
- Rotational life: 15,000 cycles

Features:

- Carbon element
- Infrared or hot air reflow compatible

PRODUCT NEW

RoHS Compliant

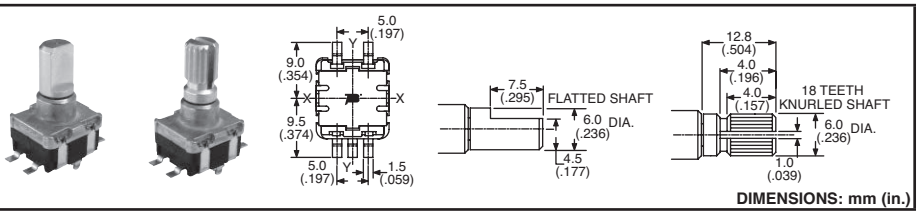

DIMENSIONS: mm (in.)

For quantities greater than listed, call for quote.

MOUSER STOCK NO.	Bourns Part No.	Value (Ω)	Shaft Type	Shaft Length (mm)	Price Each 1	10	50	100	500
652-PRS11SN20F503B1	PRS11S-N20F-503B1	50K	Flatted	20	3.97	3.52	3.06	2.56	2.04
652-PRS11SN20F503B1	PRS11S-N20K-503B1	50K	Knurled	20	3.97	3.52	3.06	2.56	2.04
652-PRS11SN20K103B1	PRS11S-N20K-103B1	10K	Knurled	20	4.31	3.82	3.33	2.77	2.21

BOURNS 51/53 SERIES 1/2" PANEL CONTROL

Specifications:

- Power Rating: 0.5W (CP) 1.0W (cermet)
- Rotational Life (No Load): 50K cycles (CP) 25K cycles (cermet)
- Temperature Coefficient: ±1000 PPM/°C (CP) ±150 PPM/°C (cermet)
- Operating Temperature: +1°C to +125°C

Features:

- Metal bushing and shaft
- Conductive plastic or cermet elements available
- Single turn
- Sealed to IP65
- Nut and washer included

RoHS Compliant

PRODUCT NEW

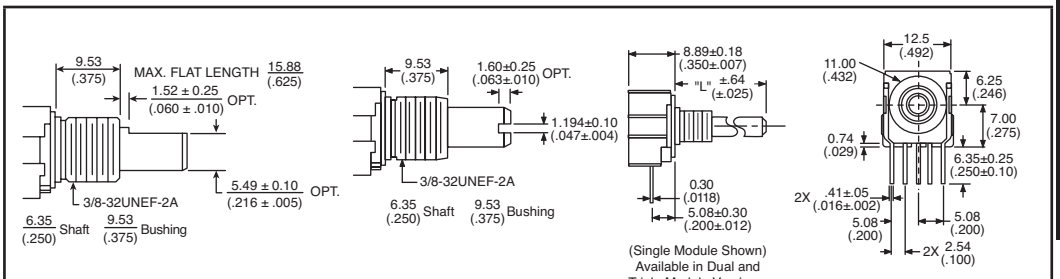

DIMENSIONS: mm (in.)

For quantities greater than listed, call for quote.

MOUSER STOCK NO.	Bourns Part No.	Taper Type	Taper Tolerance	Element Type	Value (Ω)	Price Each 1	5	10	25	50	100
652-53ABDA28B25/B25L	53ABD-A28-B25/B25L	Linear	20%	CP	1M	15.92	13.27	11.94	10.61	9.56	9.02
652-51AAA-B24-A10L	51AAA-B24-A10L	Linear	10%	Cermet	1K	6.72	6.51	6.38	6.16	5.90	5.61
652-51AAA-B24-A13L	51AAA-B24-A13L	Linear	10%	Cermet	5K	7.65	7.25	6.94	6.44	6.27	6.11
652-51AAA-B28-A15L	51AAA-B28-A15L	Linear	10%	Cermet	10K	7.65	7.25	6.94	6.44	6.27	6.11
652-51AAA-B28-A18L	51AAA-B28-A18L	Linear	10%	Cermet	50K	6.72	6.51	6.38	6.16	5.90	5.61
652-51AAA-B24-B10L	51AAA-B24-B10L	Linear	20%	CP	1K	6.72	6.51	6.38	6.16	5.90	5.61
652-51AAA-B24-B13L	51AAA-B24-B13L	Linear	20%	CP	5K	6.72	6.51	6.38	6.16	5.90	5.61
652-51AAA-B28-B15L	51AAA-B28-B15L	Linear	20%	CP	10K	7.65	7.25	6.94	6.44	6.27	6.11
652-51AAA-B24-B18L	51AAA-B24-B18L	Linear	20%	CP	50K	6.72	6.51	6.38	6.16	5.90	5.61
652-51AAA-B24-D10L	51AAA-B24-D10L	Audio	20%	CP	1K	6.72	6.51	6.38	6.16	5.90	5.61
652-51AAA-B28-D15L	51AAA-B28-D15L	Audio	20%	CP	10K	7.76	7.35	7.04	6.53	6.39	6.18
652-51AAA-B28-D18L	51AAA-B28-D18L	Audio	20%	CP	50K	7.76	7.35	7.04	6.53	6.39	6.18

BOURNS PC SERIES "SLIMLINE" 22MM PANEL CONTROL

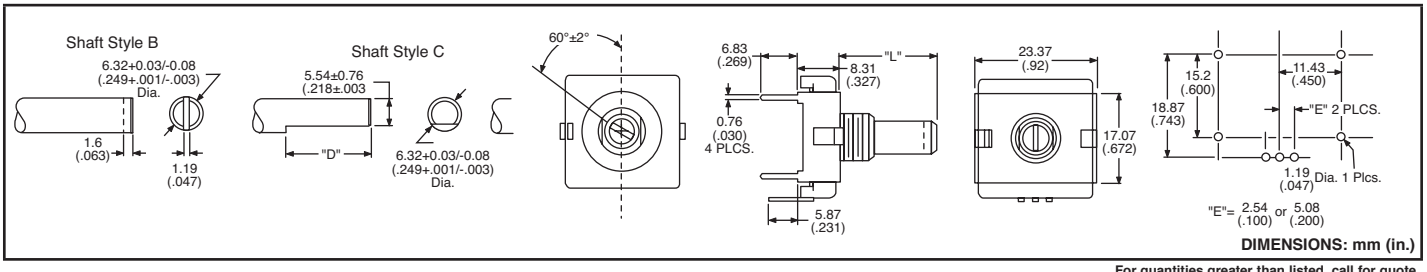

DIMENSIONS: mm (in.)

For quantities greater than listed, call for quote.

Specifications:

- Power Rating: 0.75W
- Rotational Life:50K cycles
- Resistance Tolerance: ±20%
- Operating Temperature: +1°C to +125°C

Features:

- Space saving low profile design
- Plastic shaft and bushing
- Mounting bracket
- Long life

RoHS Compliant

MOUSER STOCK NO.	Bourns Part No.	Shaft Type	Value (Ω)	Price Each 1	5	10	25	50	100
652-PCW1JC24BAB502L	PCW1J-C24-BAB502L	Flatted	5K	5.51	5.37	5.09	4.78	4.34	3.98
652-PCW1JC24BAB103L	PCW1J-C24-BAB103L	Flatted	10K	5.44	5.28	5.01	4.60	4.14	3.86
652-PCW1JC24BAB503L	PCW1J-C24-BAB503L	Flatted	50K	5.51	5.37	5.09	4.78	4.34	3.98
652-PCW1JC24BAB104L	PCW1J-C24-BAB104L	Flatted	100K	5.51	5.37	5.09	4.78	4.34	3.98
652-PCW1JB24BAB502L	PCW1J-B24-BAB502L	Slotted	5K	5.44	5.28	5.01	4.60	4.14	3.86
652-PCW1JB24-BAB103L	PCW1J-B24-BAB103L	Slotted	10K	5.44	5.28	5.01	4.60	4.14	3.86
652-PCW1JB24-BAB503L	PCW1J-B24-BAB503L	Slotted	50K	5.51	5.14	4.88	4.78	4.34	3.98
652-PCW1JB24BAB104L	PCW1J-B24-BAB104L	Slotted	100K	5.44	5.28	5.01	4.60	4.14	3.86

BOURNS 3852 SERIES 3/4" PANEL CONTROL

Specifications:

- Tolerance: ±10%
- Power rating: 2 Watts @ +70°C
- Operating temperature: -1°C to +125°C
- Rotational life: 50,000 cycles

Features:

- Single-turn
- Linear taper
- Cermet element
- Nut and washer included
- Minimal depth package

RoHS Compliant

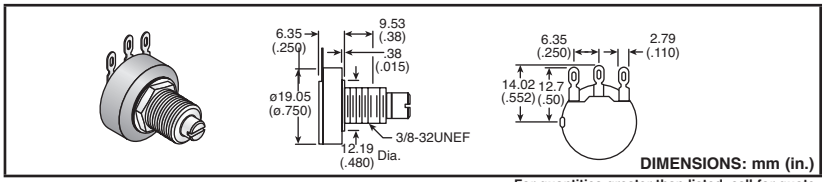

DIMENSIONS: mm (in.)

For quantities greater than listed, call for quote.

MOUSER STOCK NO.	Bourns Part No.	Value (Ω)	Shaft Diameter (in.)	Shaft Length (in.)	Price Each 1	5	10	25	50	100	200
652-3852A-162-102AL	3852A-162-102AL	1K	1/4	1/2	10.10	9.42	8.86	7.85	6.43	5.44	5.05
652-3852A-162-502AL	3852A-162-502AL	5K	1/4	1/2	10.10	9.42	8.86	7.85	6.43	5.44	5.05
652-3852A-162-103AL	3852A-162-103AL	10K	1/4	1/2	10.10	9.42	8.86	7.85	6.43	5.44	5.05
652-3852A-162-503AL	3852A-162-503AL	50K	1/4	1/2	10.79	10.59	10.22	9.97	8.19	6.91	6.43
652-3852A-162-104AL	3852A-162-104AL	100K	1/4	1/2	10.79	10.59	10.22	9.97	8.19	6.91	6.43
652-3852A-282-102AL	3852A-282-102AL	1K	1/4	7/8	10.10	9.42	8.86	7.85	6.43	5.44	5.05
652-3852A-282-502AL	3852A-282-502AL	5K	1/4	7/8	10.10	9.42	8.95	7.85	6.43	5.44	5.05
652-3852A-282-103AL	3852A-282-103AL	10K	1/4	7/8	10.10	9.42	8.86	7.85	6.43	5.44	5.05
652-3852A-282-503AL	3852A-282-503AL	50K	1/4	7/8	10.79	10.59	10.22	9.97	8.19	6.91	6.43
652-3852A-282-104AL	3852A-282-104AL	100K	1/4	7/8	10.10	9.42	8.86	7.85	6.43	5.44	5.05

© Copyright 2013 Mouser Electronics

© Copyright 2013 Mouser Electronics

HONEYWELL Potentiometers

Honeywell

53 SERIES INDUSTRIAL POTENTIOMETERS

The 53 Series is an economical potentiometer made with a rugged construction. It offers a 2 watt power rating and the benefits of a conductive plastic element.

Features:

- Robust nickel-plated brass shaft and bushings
- Conductive plastic element
- Linear taper
- 25,000 cycle rotational life
- Bushing Thread: 9.53mm (.375in.)x32 NEF-2A
- Power Rating: 2W

	Shaft Length
C1	50.80mm
C2	15.88mm
C3	22.23mm



✻ Photo is for reference only

Applications:

- Manual controls (throttle, joystick)
- Electric vehicles
- Personal mobility
- Off-road vehicles
- Welding and heating
- Telecommunications

✻✻ Includes bushing † Accepts rotary switch

For quantities greater than listed, call for quote.

MOUSER STOCK NO.	Honeywell Part No.	Value (Ω)	Linearity (%)	Tol. (%)	✻✻Shaft Length mm	Price Each 1	10	50
785-53C250	53C250	50	±5	±10	15.88	8.70	7.28	6.76
785-53C350	53C350	50	±5	±10	22.23	8.70	7.28	6.76
785-53C1100	53C1100	100	±5	±10	50.80	10.79	9.73	9.57
785-53C2100	53C2100	100	±5	±10	15.88	8.49	7.09	6.60
785-53C3100	53C3100	100	±5	±10	22.23	8.70	7.28	6.76
785-53C3150	53C3150	150	±5	±10	22.23	11.00	9.92	9.76
785-53C2250	53C2250	250	±5	±10	15.88	12.39	11.17	10.99
785-53C3250	53C3250	250	±5	±10	22.23	8.70	7.28	6.76
785-53C2500	53C2500	500	±5	±10	15.88	8.70	7.28	6.76
785-53C3500	53C3500	500	±5	±10	22.23	8.70	7.28	6.76
785-53C11K	53C11K	1K	±5	±10	50.80	10.21	9.51	8.19
785-53C21K	53C21K	1K	±5	±10	15.88	8.70	7.28	6.76
785-53C31K	53C31K	1K	±5	±10	22.23	8.70	7.28	6.76
785-53C31500	53C31500	1.5K	±5	±10	22.23	8.70	7.28	6.76
785-53C12K	53C12K	2K	±5	±10	50.80	10.41	9.39	9.23
785-53C32K	53C32K	2K	±5	±10	22.23	8.70	7.28	6.76
785-53C12500	53C12500	2.5K	±5	±10	50.80	11.14	10.38	8.92
785-53C22500	53C22500	2.5K	±5	±10	15.88	8.50	7.77	6.94
785-53C32500	53C32500	2.5K	±5	±10	22.23	8.70	7.28	6.76
785-53C15K	53C15K	5K	±5	±10	50.80	9.07	7.60	7.25
785-53C25K	53C25K	5K	±5	±10	15.88	8.92	8.15	7.29
785-53C35K	53C35K	5K	±5	±10	22.23	9.14	8.77	7.37
785-53C110K	53C110K	10K	±5	±10	50.80	11.05	10.27	8.82
† 785-53C1SW10K	53C1SW10K	10K	±5	±10	50.80	11.14	10.38	8.92
785-53C210K	53C210K	10K	±5	±10	15.88	8.70	7.28	6.76
785-53C310K	53C310K	10K	±5	±10	22.23	8.70	7.28	6.76
785-53C315K	53C315K	15K	±5	±10	22.23	8.21	6.86	6.38
785-53C320K	53C320K	20K	±5	±10	22.23	8.70	7.28	6.76
785-53C125K	53C125K	25K	±5	±10	50.80	10.11	9.12	8.97
785-53C225K	53C225K	25K	±5	±10	15.88	11.94	10.76	10.59
785-53C325K	53C325K	25K	±5	±10	22.23	8.70	7.28	6.76
785-53C150K	53C150K	50K	±5	±10	50.80	10.33	9.31	9.17
785-53C250K	53C250K	50K	±5	±10	15.88	8.70	7.28	6.76
785-53C350K	53C350K	50K	±5	±10	22.23	8.70	7.28	6.76
785-53C375K	53C375K	75K	±5	±10	22.23	10.48	9.45	9.29
785-53C1100K	53C1100K	100K	±5	±10	50.80	10.00	9.02	8.87
785-53C2100K	53C2100K	100K	±5	±10	15.88	8.70	7.28	6.76
785-53C3100K	53C3100K	100K	±5	±10	22.23	8.70	7.28	6.76
785-53C2150K	53C2150K	150K	±5	±10	15.88	12.42	11.20	11.02
785-53C3150K	53C3150K	150K	±5	±10	22.23	8.70	7.28	6.76
785-53C3200K	53C3200K	200K	±5	±10	22.23	8.70	7.28	6.76
785-53C1250K	53C1250K	250K	±5	±10	50.80	10.00	9.02	8.87
785-53C2250K	53C2250K	250K	±5	±10	15.88	12.16	10.96	10.79
785-53C3250K	53C3250K	250K	±5	±10	22.23	8.70	7.28	6.76
785-53C2500K	53C2500K	500K	±5	±10	15.88	12.26	11.05	10.87
785-53C3500K	53C3500K	500K	±5	±10	22.23	8.70	7.28	6.76
785-53C21MEG	53C21MEG	1M	±5	±10	15.88	12.04	10.85	10.68
785-53C31MEG	53C31MEG	1M	±5	±10	22.23	9.26	8.77	7.37
785-53C22MEG	53C22MEG	2M	±5	±20	15.88	8.50	7.77	6.94
785-53C35MEG	53C35MEG	5M	±5	±20	22.23	9.21	8.77	7.37

RA30 SERIES INDUSTRIAL POTENTIOMETERS

The RA30 Series is a military qualified potentiometer made in accordance to MIL-R-19 specifications. It offers a 4 watt power rating and a wirewound element.

Features:

- Robust nickel-plated brass shaft and bushings
- Wirewound element
- Linear taper
- Very stable over the operating temperature
- Meets MIL-R-19 standards
- Bushing Thread: 9.53mm (.375in.)x32 NEF-2A
- Power Rating: 4W

RoHS Compliant



✻Photo is for reference only

Applications:

- Manual controls
- Welding and heating

✻✻ Includes bushing

For quantities greater than listed, call for quote.

MOUSER STOCK NO.	Honeywell Part No.	Value (Ω)	Linearity (%)	Tol. (%)	✻✻Shaft Length mm	Price Each 1	10	50
785-RA30NASD101A	RA30NASD101A	100	±5	±10	22.23	71.47	66.58	57.27
785-RA30NASD102A	RA30NASD102A	1K	±5	±10	22.23	81.58	67.57	62.13
785-RA30NASD502A	RA30NASD502A	5K	±5	±10	22.23	76.47	68.82	61.85
785-RA30NASD103A	RA30NASD103A	10K	±5	±10	22.23	71.47	66.58	57.27

© Copyright 2013 Mouser Electronics

58 SERIES INDUSTRIAL POTENTIOMETERS

The 58 Series is a 4 watt potentiometer made with a wirewound element. It offers a rugged metal construction and a linear taper.

Features:

- Robust nickel-plated brass shaft and bushings
- Wirewound element
- Linear taper
- Very stable over the operating temperature
- Bushing Thread: 9.53mm (.375in.)x32 NEF-2A
- Power Rating: 4W



RoHS Compliant

✻ Photo is for reference only

Applications:

- Manual controls
- Welding and heating

✻✻ Includes bushing

For quantities greater than listed, call for quote.

MOUSER STOCK NO.	Honeywell Part No.	Value (Ω)	Linearity (%)	Tol. (%)	✻✻Shaft Length mm	Price Each 1	10	50
785-58C12K	58C12K	2K	±2	±5	50.80	83.56	77.84	66.97

380 SERIES INDUSTRIAL POTENTIOMETERS

The 380 Series is a robust 2 watt potentiometer that offers the advantages of a conductive plastic element and a 100,000 cycle rotational life.

Features:

- Robust nickel-plated brass shaft and bushings
- Conductive plastic element
- Linear taper
- 100,000 cycle rotational life
- Bushing Thread: 9.53mm (.375in.)x32 NEF-2A
- Power Rating: 2W

Applications:

- Manual controls
- Medical equipment
- Telecommunications

RoHS Compliant



✻Photo is for reference only

✻✻ Includes bushing

For quantities greater than listed, call for quote.

MOUSER STOCK NO.	Honeywell Part No.	Value (Ω)	Linearity (%)	Tol. (%)	✻✻Shaft Length mm	Price Each 1	10	50
785-380C3100	380C3100	100	±5	±10	22.22	12.93	10.81	10.06
785-380C1250	380C1250	250	±5	±10	50.80	14.76	12.75	11.28
785-380C1500	380C1500	500	±5	±10	50.80	13.45	11.25	10.46
785-380C3500	380C3500	500	±5	±10	22.22	12.94	10.81	10.06
785-380C11000	380C11000	1K	±5	±10	50.80	13.45	11.25	10.46
785-380C21000	380C21000	1K	±5	±10	15.87	16.17	13.51	12.57
785-380C31000	380C31000	1K	±5	±10	22.22	12.94	10.81	10.06
785-380C12500	380C12500	2.5K	±5	±10	50.80	13.45	11.25	10.46
785-380C32500	380C32500	2.5K	±5	±10	22.22	12.94	10.81	10.06
785-380C15000	380C15000	5K	±5	±10	50.80	13.45	11.24	10.45
785-380C25000	380C25000	5K	±5	±10	15.87	16.17	13.51	12.57
785-380C35000	380C35000	5K	±5	±10	22.22	12.94	10.81	10.06
785-380C110K	380C110K	10K	±5	±10	50.80	13.45	11.25	10.46
785-380C310K	380C310K	10K	±5	±10	22.22	12.94	10.81	10.06
785-380C325K	380C325K	25K	±5	±10	22.22	12.94	10.81	10.06
785-380C350K	380C350K	50K	±5	±10	22.22	12.93	10.81	10.06
785-380C1100K	380C1100K	100K	±5	±10	50.80	13.45	11.25	10.46
785-380C3100K	380C3100K	100K	±5	±10	22.22	12.94	10.81	10.06
785-380C3500K	380C3500K	500K	±5	±10	22.22	14.18	12.25	10.83
785-380C31MEG	380C31MEG	1M	±5	±10	22.22	12.94	10.81	10.06

381 SERIES INDUSTRIAL POTENTIOMETERS

The 381 Series is a 1 watt potentiometer with a conductive plastic element and a metal housing.

Features:

- Conductive plastic element
- Linear taper
- Solder lug terminals
- Locking style bushing
- Rugged construction: Metal case and nickel-plated brass shaft and bushings
- Bushing Thread: 6.35mm (.25in.)x32 NEF-2A
- Power Rating: 1W

Applications:

- Manual controls
- Welding and heating
- Telecommunications

RoHS Compliant



✻Photo is for reference only

✻✻ Includes bushing † Accepts rotary switch

For quantities greater than listed, call for quote.

MOUSER STOCK NO.	Honeywell Part No.	Value (Ω)	Linearity (%)	Tol. (%)	✻✻Shaft Length mm	Price Each 1	10	50
785-381N100	381N100	100	±5	±10	19.05	29.10	23.14	20.75
785-381N250	381N250	250	±5	±10	19.05	28.95	22.60	20.27
785-381N1000	381N1000	1K	±5	±10	19.05	27.09	21.54	19.31
785-381L5K	381L5K	5K	±5	±10	11.12	22.33	19.31	17.08
785-381N5K	381N5K	5K	±5	±10	19.05	19.48	14.91	13.19
785-381L10K	381L10K	10K	±5	±10	11.12	20.20	16.88	16.09
785-381N10K	381N10K	10K	±5	±10	19.05	19.35	14.80	13.10
† 785-381NS10K	381NS10K	10K	±5	±10	19.05	44.82	35.65	31.96
785-381L25K	381L25K	25K	±5	±10	11.12	28.38	24.54	21.70
785-381N25K	381N25K	25K	±5	±10	19.05	29.11	23.15	20.76
785-381N100K	381N100K	100K	±5	±10	19.05	29.10	23.14	20.75

© Copyright 2013 Mouser Electronics

RoHS Compliant This product is RoHS compliant.

J SERIES CARBON COMPOSITION POTENTIOMETERS

Features:

- Carbon Potentiometer
- Series: J
- Track Resistance: 100kohm
- Resistance Tolerance: +/-10%
- Power Rating: 2W
- Operating Temperature Range: -55°C to +120°C
- Adjustment Type: Knob
- Linearity %: 5%
- Resistance Max: 100kohm
- RoHS Compliant: Yes
- Bushing Thread: 9.53mm (is included in shaft length) (.375in.)x32 NEF-2A
- Power Rating: 2.25W



RoHS Compliant

For quantities greater than listed, call for quote.

MOUSER STOCK NO.	Honeywell Part No.	Value (Ω)	Linearity (%)	Tol. (%)	Shaft Length: mm	Price Each		
						1	10	50
785-JA1N056S251UA	JA1N056S251UA	250	±5	±10	22.22	55.93	45.31	40.06
785-JA1N056S501UA	JA1N056S501UA	500	±5	±10	22.22	50.64	42.33	39.40
785-JA1N056S102UA	JA1N056S102UA	1K	±5	±10	22.22	50.64	42.33	39.40
785-JA1N056S502UA	JA1N056S502UA	5K	±5	±10	22.22	50.14	45.21	44.46
785-JA1N056S103UA	JA1N056S103UA	10K	±5	±10	22.22	50.64	42.33	39.40
785-JA1N056S203UA	JA1N056S203UA	20K	±5	±10	22.22	55.93	45.31	40.06
785-JA1N056S253UA	JA1N056S253UA	25K	±5	±10	22.22	50.14	45.21	44.46

43 SERIES INDUSTRIAL POTENTIOMETERS

The 43 Series is a 2 watt potentiometer made with a wirewound element. It offers a rugged metal construction and a linear taper.

Features:

- Wirewound element
- Linear taper
- Very stable over the operating temperature
- Robust nickel-plated brass shaft and bushings
- Bushing Thread: 9.53mm (.375in.)x32 NEF-2A (is included in shaft length)
- Power Rating: 2W

Applications:

- Manual controls
- Welding and heating



RoHS Compliant

For quantities greater than listed, call for quote.

MOUSER STOCK NO.	Honeywell Part No.	Value (Ω)	Linearity (%)	Tol. (%)	Shaft Length: mm	Price Each		
						1	10	50
785-43C11000	43C11000	1K	±2	±5	50.80	61.42	57.21	49.22
785-43C110K	43C110K	10K	±2	±5	50.80	61.42	57.21	49.22

RA20 SERIES INDUSTRIAL POTENTIOMETERS

The RA20 Series is a military qualified potentiometer made in accordance to MIL-R-19 specifications. It offers a 2 watt power rating and a wirewound element.

Features:

- Robust nickel-plated brass shaft and bushings
- Wirewound element
- Linear taper
- Very stable over the operating temperature
- Locking style bushing
- Meets MIL-R-19 standards
- Bushing Thread: 9.53mm (is included in shaft length) (.375in.)x32 NEF-2A
- Power Rating: 2W

Applications:

- Manual controls
- Welding and heating



RoHS Compliant

For quantities greater than listed, call for quote.

MOUSER STOCK NO.	Honeywell Part No.	Value (Ω)	Linearity (%)	Tol. (%)	Shaft Length: mm	Price Each		
						1	10	50
785-RA20NASD102A	RA20NASD102A	1K	±5	±10	22.23	60.53	56.40	48.51
785-RA20NASD502A	RA20NASD502A	5K	±5	±10	22.23	60.53	56.40	48.51
785-RA20LASB103A	RA20LASB103A	10K	±5	±10	15.88	67.83	56.19	51.66
785-RA20NASD103A	RA20NASD103A	10K	±5	±10	22.23	60.53	56.40	48.51

73 SERIES PRECISION POTENTIOMETERS

The RA30 Series is a military qualified potentiometer made in accordance to MIL-R-19 specifications. It offers a 2 watt power rating and a wirewound element.

Features:

- Plastic shaft and bustings (for parts with a "B")
- Robust nickel-plated brass shaft and bushings (for parts with an "A")
- Wirewound element
- Linear taper
- 10-turn construction
- Bushing Thread: 9.53mm (.375 in.) x 32 NEF-2A (is included in shaft length)
- Power Rating: 2W

Applications:

- Manual controls
- Welding and heating



RoHS Compliant

For quantities greater than listed, call for quote.

MOUSER STOCK NO.	Honeywell Part No.	Value (Ω)	Linearity (%)	Tol. (%)	Shaft Length: mm	Price Each		
						1	10	50
785-73JA100	73JA100	100	±.25	±5	20.62	37.97	31.74	29.53
785-73JA200	73JA200	200	±.25	±5	20.62	39.60	37.51	30.81
785-73JA500	73JA500	500	±.25	±5	20.62	39.60	37.51	30.81
785-73JB500	73JB500	500	±.25	±5	22.23	33.74	31.96	26.63
785-73JA1K	73JA1K	1K	±.25	±5	22.23	37.97	31.74	29.53
785-73JA2K	73JA2K	2K	±.25	±5	20.62	37.97	31.74	29.53
785-73JA5K	73JA5K	5K	±.25	±5	20.62	30.46	28.84	23.70
785-73JB5K	73JB5K	5K	±.25	±5	20.62	32.36	27.05	25.17
785-73JA10K	73JA10K	10K	±.25	±5	20.62	27.84	25.74	23.65
785-73JB10K	73JB10K	10K	±.25	±5	20.62	32.36	27.05	25.17
785-73JA20K	73JA20K	20K	±.25	±5	20.62	37.97	31.74	29.53
785-73JB20K	73JB20K	20K	±.25	±5	20.62	34.41	32.56	26.74
785-73JA25K	73JA25K	25K	±.25	±5	20.62	37.97	31.74	29.53
785-73JA50K	73JA50K	50K	±.25	±5	20.62	52.68	49.90	41.52

392 SERIES INDUSTRIAL POTENTIOMETERS

The 392 Series is a 1/2 watt potentiometer with a conductive plastic element and a molded housing. It offers an internal shaft seal for moisture protection and PC style terminals.

Features:

- Compact - 12.7mm (0.5 in.) diameter
- Conductive plastic element
- Linear taper
- Plastic shaft and bustings (for parts with a "B")
- Robust nickel-plated brass shaft and bushings (for parts with an "A")
- PC terminals
- Power Rating: 0.5W

Applications:

- Manual controls
- Medical Equipment
- Telecommunications



RoHS Compliant

For quantities greater than listed, call for quote.

MOUSER STOCK NO.	Honeywell Part No.	Value (Ω)	Linearity (%)	Tol. (%)	Shaft Length: mm	Price Each		
						1	10	50
785-392JB100	392JB100	100	±5	±10	22.22	7.49	6.75	6.64
785-392JB250	392JB250	250	±5	±10	22.22	8.34	6.14	5.80
785-392JB500	392JB500	500	±5	±10	22.22	10.44	7.30	6.13
785-392JA1K	392JA1K	1K	±5	±10	22.22	8.43	7.05	6.56
785-392JB1K	392JB1K	1K	±5	±10	22.22	7.50	6.76	6.66
785-392JB2500	392JB2500	2.5K	±5	±10	22.22	7.49	6.75	6.64
785-392JA5K	392JA5K	5K	±5	±10	22.22	8.08	6.75	6.28
785-392JB5K	392JB5K	5K	±5	±10	22.22	7.50	6.76	6.66
785-392JA10K	392JA10K	10K	±5	±10	22.22	8.43	7.05	6.56
785-392JB10K	392JB10K	10K	±5	±10	22.22	7.49	6.75	6.64
785-392JA25K	392JA25K	25K	±5	±10	22.22	8.08	6.75	6.28
785-392JB25K	392JB25K	25K	±5	±10	22.22	7.49	6.75	6.64
785-392JA50K	392JA50K	50K	±5	±10	22.22	8.43	7.05	6.56
785-392JB50K	392JB50K	50K	±5	±10	22.22	7.49	6.75	6.64
785-392JA100K	392JA100K	100K	±5	±10	22.22	8.85	8.41	6.92
785-392JB100K	392JB100K	100K	±5	±10	22.22	7.50	6.76	6.66
785-392JA250K	392JA250K	250K	±5	±10	22.22	8.43	7.05	6.56
785-392JB250K	392JB250K	250K	±5	±10	22.22	15.11	10.57	8.86
785-392JB500K	392JB500K	500K	±5	±10	22.22	9.29	8.38	8.24
785-392JA1MEG	392JA1MEG	1M	±5	±20	22.22	8.96	8.47	8.00
785-392JB1MEG	392JB1MEG	1M	±5	±20	22.22	8.34	6.14	5.80

585 SERIES COMMERCIAL POTENTIOMETER

The 585 Series is a low cost potentiometer for voltage divider applications. It offers PC terminals and compact size.

Features:

- Compact - 9.0mm (0.354 in.) x 19.05mm (.75 in.) (.276 in.) (is included in shaft length)
- Low cost
- Carbon element
- Linear taper
- Horizontal mount
- Metal shaft and bushings
- Dual section controlled by one shaft
- PC terminals
- Bushing Thread: .97mm
- Power Rating: 0.05W

Applications:

- Manual controls (throttle, joystick)
- Welding and heating
- Telecommunications



RoHS Compliant

For quantities greater than listed, call for quote.

MOUSER STOCK NO.	Honeywell Part No.	Value (Ω)	Linearity (%)	Tol. (%)	Shaft Length: mm	Price Each		
						1	10	50
785-585SX4Q25F102SP	585SX4Q25F102SP	1K	±5	±20	19.05	2.73	2.12	1.96

© Copyright 2013 Mouser Electronics

© Copyright 2013 Mouser Electronics

HONEYWELL Potentiometers

Honeywell

RoHS Compliant This product is RoHS compliant.

574 SERIES COMMERCIAL POTENTIOMETERS

The 574 Series is a low cost potentiometer with the benefits of a conductive plastic element. It is made with a thermoplastic housing and shaft and includes a bracket for vertical PC mounting.

Features:
- All plastic construction
- Conductive plastic element
- Linear taper
- Metric bushing
- Low profile
- Vertical mounting with support bracket
- Bushing thread: 9.53mm (.375 in.) x 32 NEF-2A
- Power Rating: 0.5W

Applications:
- Manual controls (throttle, joystick)
- Welding and heating
- Telecommunications

RoHS Compliant



For quantities greater than listed, call for quote.

MOUSER STOCK NO.	Honeywell Part No.	Value (Ω)	Linearity (%)	Tol. (%)	Shaft Length: mm	Price Each 1	10	50
Flatted								
785-574SX1M48F103SD	574SX1M48F103SD	10K	±5	±20	22.22	4.68	3.94	3.39
785-574SX1M48F503SD	574SX1M48F503SD	50K	±5	±20	19.05	4.24	3.82	3.76
785-574SX1M48F104SD	574SX1M48F104SD	100K	±5	±20	19.05	7.75	6.99	6.86
Slotted								
785-574SX1M48S103SD	574SX1M48S103SD	10K	±5	±20	19.05	4.37	3.65	3.39
785-574SX1M48S503SD	574SX1M48S503SD	50K	±5	±20	19.05	5.81	5.24	5.16
785-574SX1M48S104SD	574SX1M48S104SD	100K	±5	±20	19.05	8.95	5.49	5.07

575 SERIES COMMERCIAL POTENTIOMETERS

The 575 Series is a low cost potentiometer with the benefits of a conductive plastic element. It is panel mounted and the housing and shaft are made from thermoplastic material.

Features:
- All plastic construction
- Conductive plastic element
- Linear taper
- Solder hook terminals
- Bushing thread: 9.53mm (.375 in.) x 32 NEF-2A
- Power Rating: 0.5W

Applications:
- Manual controls (throttle, joystick)
- Welding and heating
- Telecommunications

RoHS Compliant



For quantities greater than listed, call for quote.

MOUSER STOCK NO.	Honeywell Part No.	Value (Ω)	Linearity (%)	Tol. (%)	Shaft Length: mm	Price Each 1	10	50
Flatted								
785-575SX1A48F102SS	575SX1A48F102SS	1K	±5	±20	19.05	3.14	2.61	2.44
785-575SX1A48F103SS	575SX1A48F103SS	10K	±5	±20	19.05	2.73	2.28	2.12
785-575SX1A48F503SS	575SX1A48F503SS	50K	±5	±20	19.05	3.84	3.47	3.41
Slotted								
785-575SX1A48S102SS	575SX1A48S102SS	1K	±5	±20	19.05	6.35	5.72	5.63
785-575SX1A48S103SS	575SX1A48S103SS	10K	±5	±20	19.05	2.76	2.31	2.14
785-575SX1A48S503SS	575SX1A48S503SS	50K	±5	±20	19.05	3.96	3.56	3.51

308 SERIES INDUSTRIAL POTENTIOMETERS

The 308 Series is a low cost, conductive plastic, potentiometer. It offers a 1/2 watt power rating and a metal shaft and bushing.

Features:
- Compact- 12.7mm (0.5 in.) modular size
- Robust- nickel-plated brass shaft and bushings
- Conductive plastic element
- Linear taper
- Solder hook terminals
- Bushing thread: 6.35mm (.25 in.) x 32 NEF-2A
- Power Rating: 0.5W

Applications:
- Manual controls
- Medical equipment
- Telecommunications

RoHS Compliant



✻ Terminal is PC

For quantities greater than listed, call for quote.

MOUSER STOCK NO.	Honeywell Part No.	Value (Ω)	Linearity (%)	Tol. (%)	Shaft Length: mm	Price Each 1	10	50
785-308N100	308N100	100	±5	±10	19.05	8.36	7.53	7.40
785-308N500	308N500	500	±5	±10	19.05	14.10	12.71	12.51
785-308N1K	308N1K	1K	±5	±10	19.05	14.10	12.71	12.51
✻ 785-308NPC1K	308NPC1K	1K	±5	±10	19.05	8.90	7.77	7.16

308 SERIES INDUSTRIAL POTENTIOMETERS (CONT.)

The 308 Series is a low cost, conductive plastic, potentiometer. It offers a 1/2 watt power rating and a metal shaft and bushing.

Features:
- Compact- 12.7mm (0.5 in.) modular size
- Robust- nickel-plated brass shaft and bushings
- Conductive plastic element
- Linear taper
- Solder hook terminals
- Bushing thread: 6.35mm (.25 in.) x 32 NEF-2A
- Power Rating: 0.5W

Applications:
- Manual controls
- Medical equipment
- Telecommunications

RoHS Compliant



✻ Terminal is PC

For quantities greater than listed, call for quote.

MOUSER STOCK NO.	Honeywell Part No.	Value (Ω)	Linearity (%)	Tol. (%)	Shaft Length: mm	Price Each 1	10	50
785-308N2500	308N2500	2.5K	±5	±10	19.05	8.44	7.05	6.56
785-308N5K	308N5K	5K	±5	±10	19.05	8.04	7.24	7.13
✻ 785-308NPC5K	308NPC5K	5K	±5	±10	19.05	14.31	12.89	12.69
785-308N10K	308N10K	10K	±5	±10	19.05	8.63	7.07	6.24
✻ 785-308NPC10K	308NPC10K	10K	±5	±10	19.05	8.41	7.34	6.77
785-308N25K	308N25K	25K	±5	±10	19.05	14.10	12.71	12.50
✻ 785-308NPC25K	308NPC25K	25K	±5	±10	19.05	8.14	7.47	6.89
785-308N50K	308N50K	50K	±5	±10	19.05	14.10	12.71	12.51
✻ 785-308NPC50K	308NPC50K	50K	±5	±10	19.05	14.30	12.89	12.68
785-308N100K	308N100K	100K	±5	±10	19.05	8.36	7.53	7.40
✻ 785-308NPC100K	308NPC100K	100K	±5	±10	19.05	8.44	7.06	6.57
785-308N250K	308N250K	250K	±5	±10	19.05	8.36	7.53	7.40
785-308N500K	308N500K	500K	±5	±10	19.05	14.04	12.66	12.45
✻ 785-308NPC500K	308NPC500K	500K	±5	±10	19.05	14.30	12.89	12.68
785-308N1MEG	308N1MEG	1M	±5	±20	19.05	8.36	7.53	7.40
785-308N2.5MEG	308N2.5MEG	2.5M	±5	±20	19.05	14.52	13.08	12.87
785-308N5MEG	308N5MEG	5M	±5	±20	19.05	8.36	7.53	7.40

309 SERIES INDUSTRIAL POTENTIOMETERS

The 309 Series is a low cost potentiometer that offers the temperature stability of a cermet element and a 1 watt power rating in a compact body.

Features:
- Compact- 12.7mm (0.5 in.) modular size
- Robust- nickel-plated brass shaft and bushings
- Cerment element
- Linear taper
- Very stable over the operating temperature
- PC terminals
- Bushing thread: 6.35mm (.25 in.) x 32 NEF-2A
- Power Rating: 1W

RoHS Compliant



Applications:
- Manual controls
- Medical equipment
- Telecommunications

For quantities greater than listed, call for quote.

MOUSER STOCK NO.	Honeywell Part No.	Value (Ω)	Linearity (%)	Tol. (%)	Shaft Length: mm	Price Each 1	10	50
785-309NPC100	309NPC100	100	±5	±10	19.05	15.25	14.28	13.50
785-309NPC1K	309NPC1K	1K	±5	±10	19.05	14.63	13.19	12.97
785-309NPC5K	309NPC5K	5K	±5	±10	19.05	14.97	14.01	13.25
785-309NPC10K	309NPC10K	10K	±5	±10	19.05	10.02	8.37	7.79
785-309NPC50K	309NPC50K	50K	±5	±10	19.05	17.70	15.95	15.70
785-309NPC500K	309NPC500K	500K	±5	±10	19.05	17.58	16.45	15.56

62 SERIES LINEAR TAPER POTENTIOMETERS

Features:
- Wirewound resistor
- Series: 62
- Track resistance: 1kΩ
- Resistance tolerance: ±10%
- Power rating: 2W
- Resistor element material: Wirewound
- Temperature coefficient: ±20ppm
- Adjustment type: Knob
- No. of turns: 10
- Resistance max.: 1kΩ
- Bushing thread: 9.53mm (.375 in.) x 32 NEF-2A
- Power Rating: 2W

RoHS Compliant



For quantities greater than listed, call for quote.

MOUSER STOCK NO.	Honeywell Part No.	Value (Ω)	Linearity (%)	Tol. (%)	Shaft Length: mm	Price Each 1	10	50
785-62JA2K	62JA2K	2K	±5	±10	23.81	243.28	209.60	192.62
785-62JA5K	62JA5K	5K	±5	±10	23.81	197.94	184.40	158.64
785-62JA25K	62JA25K	25K	±5	±10	23.81	273.35	254.66	219.08
785-62JA100K	62JA100K	100K	±5	±10	23.81	234.44	218.41	187.89

© Copyright 2013 Mouser Electronics
© Copyright 2013 Mouser Electronics

Single-Turn Potentiometers

VISHAY Spectrol 148-149 SERIES 1/2" SQUARE SINGLE-TURN

General Specifications:
- Temperature: -20°C to +125°C
- PCB pins
- Electrical travel: 270°

149 Series:
- Cermet element
- Rational life: 50,000
- Power rating: 1W @ 85°C, derating to 0W @ 150°C

148 Series:
- Conductive plastic element
- Rational life: 100,000
- Power rating: 0.5W at 70°C, derating to 0W @ 125°C

For quantities greater than listed, call for quote.

MOUSER STOCK NO.	Vishay Part No.	Fig	Value (Ω)	Tol. ±%	Price Each 1	10	25	50	100
Conductive Plastic Shaft Dia.: 1/4", Shaft Length: 7/8"									
594-148-7102	14810FAGJSX10102KA	A	1K	10	18.34	14.77	12.36	11.87	11.56
594-148-7103	14810FAGJSX10103KA	A	10K	10	18.34	14.77	12.36	11.87	11.56
594-148-7104	14810FAGJSX10104KA	A	100K	10	18.34	14.77	12.36	11.87	11.56
Conductive Plastic Shaft Dia.: 1/8", Shaft Length: 3/4"									
594-148-1502	14810AABHSX10502KA	A	5K	10	16.17	13.03	10.92	10.48	10.19
594-148-1103	14810AABHSX10103KA	A	10K	10	16.17	13.03	10.92	10.48	10.19
594-148-1503	14810AABHSX10503KA	A	50K	10	16.17	13.03	10.92	10.48	10.19
594-148-1104	14810AABHSX10104KA	A	100K	10	16.17	13.03	10.92	10.48	10.19
594-148-1105	14810AABHSX10105MA	A	1M	20	16.17	13.03	10.92	10.48	10.19
Cermet Shaft Dia.: 1/4", Shaft Length: 7/8"									
594-149-7102	14910FAGJSX10102KA	B	1K	10	17.89	14.41	11.98	11.50	11.18
594-149-7502	14910FAGJSX10502KA	B	5K	10	11.61	10.68	10.44	9.29	8.77
594-149-7103	14910FAGJSX10103KA	B	10K	10	12.36	11.37	11.13	9.89	8.90
594-149-7503	14910FAGJSX10503KA	B	50K	10	17.89	14.41	11.98	11.50	11.18
594-149-7104	14910FAGJSX10104KA	B	100K	10	17.89	14.41	11.98	11.50	11.18
Cermet Shaft Dia.: 1/8", Shaft Length: 3/4"									
594-149-1102	14910AABHSX10102KA	A	1K	10	15.61	12.57	10.54	10.09	9.83
594-149-1502	14910AABHSX10502KA	A	5K	10	15.61	12.57	10.54	10.09	9.83
594-149-1103	14910AABHSX10103KA	A	10K	10	15.61	12.57	10.54	10.09	9.83
594-149-1503	14910AABHSX10503KA	A	50K	10	15.61	12.57	10.54	10.09	9.83
594-149-1104	14910AABHSX10104KA	A	100K	10	15.61	12.57	10.54	10.09	9.83

VISHAY Spectrol 248-249 SERIES 1/2" SQUARE SINGLE-TURN

General Specifications:
- Temperature: -55°C to +125°C
- Rotational life: 50,000
- PCB Pins
- Electrical travel: 265° ±5°

Conductive Plastic:
- Power rating: 0.5W @ 70°C, derating to 0W @ 125°C

Cermet:
- Power rating: 1W @ 70°C, derating to 0W @ 125°C

For quantities greater than listed, call for quote.

MOUSER STOCK NO.	Vishay Part No.	Fig	Value (Ω)	Tolerance ±%	Price Each 1	10	25	50	100
Conductive Plastic 1/8" Shaft Dia.									
594-248-1102	248-8-08-102	C	1K	20	13.74	11.12	8.85	8.14	7.67
594-248-1502	248-8-08-502	C	5K	20	13.74	11.12	8.85	8.14	7.67
594-248-1103	248-8-08-103	C	10K	20	13.74	11.12	8.85	8.14	7.67
594-248-1503	248-8-08-503	C	50K	20	10.61	9.77	9.56	8.50	7.64
594-248-1104	248-8-08-104	C	100K	20	13.74	11.12	8.85	8.14	7.67
Cermet 1/4" Shaft Dia.									
594-249-7102	249-9-10-102	D	1K	10	13.74	11.12	8.85	8.14	7.67
594-249-7502	249-9-10-502	D	5K	10	13.74	11.12	8.85	8.14	7.67
594-249-7103	249-9-10-103	D	10K	10	13.74	11.12	8.85	8.14	7.67
594-249-7503	249-9-10-503	D	50K	10	13.74	11.12	8.85	8.14	7.67
594-249-7104	249-9-10-104	D	100K	10	13.74	11.12	8.85	8.14	7.67

DIMENSIONS: in.

A

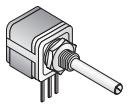

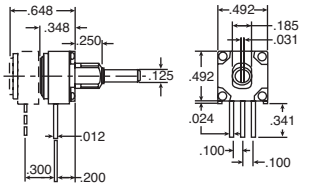

B

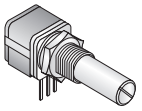

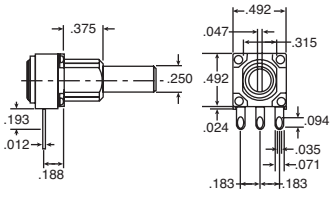

C

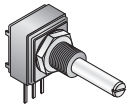

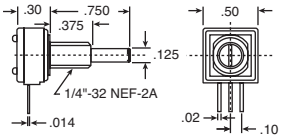

D

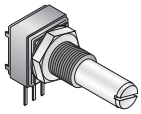

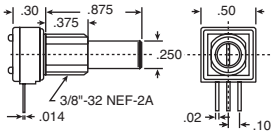

PIHER 16MM CARBON SINGLE-TURN POTENTIOMETERS

PC16 Series

A completely insulated potentiometer. Made of autoextinguishable plastic UL94V-0. This modular design, which allows up to four potentiometers and a switch on a common shaft, is available in custom configurations by special order. Call any Mouser service representative for details.

Specifications:
- Tolerance: ±20%
- Nominal power (40°C): 0.25W
- Nominal voltage: 500V
- Temperature range: -25°C to +70°C
- Linear taper
- Mechanical angle of rotation: 300°±5°
- Electrical angle of rotation: 280°±20°
- Switch contact rating: 1A @ 250V
- Solder lug terminals

For quantities greater than listed, call for quote.

MOUSER STOCK NO.	Piher Part No.	Fig	Price Each 1	25	50
531-PC16SC-1K	PC16SH07CP06102A2020TA	A	1.78	1.71	1.56
531-PC16SC-10K	PC16SH07CP06103A2020TA	A	4.71	4.24	3.77
531-PC16SC-100K	PC16SH07CP06104A2020TA	A	1.99	1.92	1.74
531-PC16SC1A-10K	PC16SH07CP06103A2020CTA	B	5.02	4.80	4.41
531-PC16SC1A-100K	PC16SH07CP06104A2020CTA	B	4.42	4.24	3.88
531-PC16SC1A-500K	PC16SH07CP06504A2020CTA	B	4.42	4.24	3.88
531-PC16DC-1K	PC16DH07CP06102A2020TA	C	4.19	4.02	3.69
531-PC16DC-10K	PC16DH07CP06103A2020TA	C	4.54	4.35	3.99
531-PC16DC-100K	PC16DH07CP06104A2020TA	C	4.19	4.02	3.69
531-PC16DC-500K	PC16DH07CP06504A2020TA	C	3.40	3.26	3.00

DIMENSIONS: mm

A

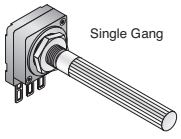

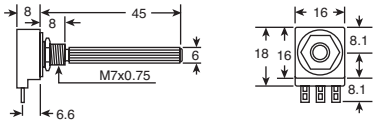

B

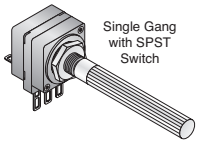

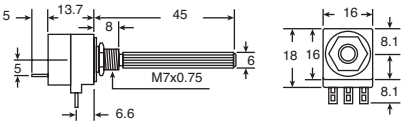

C

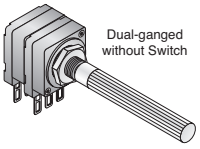

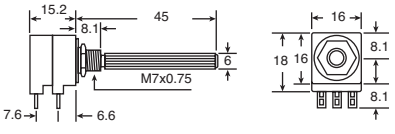

© Copyright 2013 Mouser Electronics

© Copyright 2013 Mouser Electronics

VISHAY/SFERNICE Potentiometers

VISHAY/SFERNICE SUBMERSIBLE TO 100 FEET (30M) CERMET POTENTIOMETER, SERIES P13SM



Specifications:
- Electrical travel: 270° ±10°
- Resistance range - Linear: 22Ω - 10MΩ, Logarithmic: 1kΩ - 2.2MΩ
- Power rating - Linear: 0.75W at 70°C, Logarithmic: 1.5W at 70°C
- Standard tolerance: 20%

Features:
- High power rating 1.5W at 70°C
- Stainless steel shaft and bushing to endure sea salt water immersion
- Fully sealed IP68 on panel
- Tight temperature coefficient (75ppm/°C typical)

NEW! TECHNOLOGY

RoHS Compliant

For quantities greater than listed, call for quote.

MOUSER STOCK NO.	Vishay Part No.	Fig.	Resist. Values (Ω)	Shaft Length (L)(mm)	Price Each 1	5	10	20
72-P13SMNFGS472MA	P13SMNFGS472MA	A	4.7	16	47.39	45.01	42.65	39.39
72-P13SMNFGS471MA	P13SMNFGS471MA	A	470	16	47.39	45.01	42.65	39.39
72-P13SMNFLS471MA	P13SMNFLS471MA	A	470	25	47.39	45.01	42.65	39.39
72-P13SMNFRS471MA	P13SMNFRS471MA	A	470	50	47.39	45.01	42.65	39.39
72-P13SMNFGS102MA	P13SMNFGS102MA	A	1K	16	47.39	45.01	42.65	39.39
72-P13SMNFLS102MA	P13SMNFLS102MA	A	1K	25	47.39	45.01	42.65	39.39
72-P13SMNFRS102MA	P13SMNFRS102MA	A	1K	50	47.39	45.01	42.65	39.39
72-P13SMNFLS472MA	P13SMNFLS472MA	A	4.7K	25	47.39	45.01	42.65	39.39
72-P13SMNFRS472MA	P13SMNFRS472MA	A	4.7K	50	47.39	45.01	42.65	39.39
72-P13SMNFGS103MA	P13SMNFGS103MA	A	10K	16	47.39	45.01	42.65	39.39
72-P13SMNFLS103MA	P13SMNFLS103MA	A	10K	25	47.39	45.01	42.65	39.39
72-P13SMNFRS103MA	P13SMNFRS103MA	A	10K	50	47.39	45.01	42.65	39.39
72-P13SMNFGS473MA	P13SMNFGS473MA	A	47K	16	47.39	45.01	42.65	39.39
72-P13SMNFLS473MA	P13SMNFLS473MA	A	47K	25	47.39	45.01	42.65	39.39
72-P13SMNFRS473MA	P13SMNFRS473MA	A	47K	50	47.39	45.01	42.65	39.39

VISHAY/SFERNICE FULLY SEALED CONTAINER CERMET POTENTIOMETER, SERIES PE30

Specifications:
- Electrical travel: 270° ±10°
- Resistance range - Linear: 22Ω - 10MΩ
  Logarithmic: 100Ω - 2.2MΩ
- Power rating - Linear: 3W at 70°C
  Logarithmic: 1.5W at 70°C
- Standard tolerance: 20%



Features:
- 3W at 70°C
- Low temperature coefficient (100ppm/°C typical)
- Full sealing
- Mechanical strength
- Use of faston 2.86 connections
- Tests according to CECC 41 000
- Military and proessional grade

For quantities greater than listed, call for quote.

MOUSER STOCK NO.	Vishay Part No.	Fig.	Resist. Values (Ω)	Shaft Length (L)(mm)	Price Each 1	5	10	20
72-PE30L0FG102MAB	PE30L0FG102MAB	B	1K	16	21.12	20.06	19.00	17.55
72-PE30L0FL102MAB	PE30L0FL102MAB	B	1K	25	21.12	20.06	19.00	17.55
72-PE30L0FL102MAB	PE30L0FL102MAB	B	1K	25	21.12	20.06	19.00	17.55
72-PE30L0FL472MAB	PE30L0FL472MAB	B	4.7K	25	21.12	20.06	19.00	17.55
72-PE30L0FL103MAB	PE30L0FL103MAB	B	10K	25	21.12	20.06	19.00	17.55

VISHAY/SFERNICE KNOB POTENTIOMETERS, MODEL P16S/P16/PA16

Features:
- High dielectric strength: 2500VRMS
- Fully sealed and panel sealed
- Cerment or conductive plastic



P16S



P16, PA16

PRODUCT NEW

RoHS Compliant

For quantities greater than listed, call for quote.

MOUSER STOCK NO.	Vishay Part No.	Fig.	Resistance Values (Ω)	Max. Power @ +40°C (W)	Maximum Current Through Wiper Im(mW)	Price Each 1	25	50	100
P16S Series with Switch									
72-P16SNP101MAB15	P16SNP101MAB15	C	100	1	100	11.98	11.68	9.29	9.15
72-P16SNP471MAB15	P16SNP471MAB15	C	470	1	46.1	11.98	11.68	9.29	9.15
72-P16SNP102MAB15	P16SNP102MAB15	C	1K	0.5	31.6	11.98	11.68	9.29	9.15
72-P16SNP472MAB15	P16SNP472MAB15	C	4.7K	0.5	14.58	11.98	11.68	9.29	9.15
72-P16SNP103MAB15	P16SNP103MAB15	C	10K	0.5	10	11.98	11.68	9.29	9.15
72-P16SNP223MAB15	P16SNP223MAB15	C	22K	0.5	6.74	11.98	11.68	9.29	9.15
72-P16SNP473MAB15	P16SNP473MAB15	C	47K	0.5	4.61	11.98	11.68	9.29	9.15
72-P16SNP104MAB15	P16SNP104MAB15	C	100K	0.5	3.16	11.98	11.68	9.29	9.15
P16 Series									
72-P16NP101MAB15	P16NP101MAB15	D	100	1	100	12.20	10.60	9.39	7.75
72-P16NP471MAB15	P16NP471MAB15	D	470	1	46.1	12.20	10.60	9.39	7.75
72-P16NP102MAB15	P16NP102MAB15	D	1K	.5	31.6	12.20	10.60	9.39	7.75
72-P16NP222MAB15	P16NP222MAB15	D	2.2K	.5	21.32	12.56	10.96	9.67	8.37
72-P16NP472MAB15	P16NP472MAB15	D	4.7K	.5	14.58	12.56	11.13	9.67	8.37
72-P16NP103MAB15	P16NP103MAB15	D	10K	.5	10	12.20	10.60	9.39	7.75
72-P16NP223MAB15	P16NP223MAB15	D	22K	.5	6.74	12.20	10.60	9.39	7.75
72-P16NP473MAB15	P16NP473MAB15	D	47K	.5	4.61	12.20	10.60	9.39	7.75
72-P16NP104MAB15	P16NP104MAB15	D	100K	.5	3.16	14.09	12.96	12.68	11.27
72-P16NP474MAB15	P16NP474MAB15	D	470K	.26	0.75	12.20	10.60	9.39	7.75
72-P16NP105MAB15	P16NP105MAB15	D	1M	.12	0.35	12.56	11.19	9.67	8.37
PA16 Series For Audio Applications									
72-PA16NP102MAB15	PA16NP102MAB15	D	1K	.5	22.4	22.21	17.89	14.30	13.12
72-PA16NP103MAB15	PA16NP103MAB15	D	10K	.5	7.07	25.10	20.21	16.15	14.83
72-PA16NP223MAB15	PA16NP223MAB15	D	22K	.5	4.77	22.21	17.89	14.30	13.12
72-PA16NP473MAB15	PA16NP473MAB15	D	47K	.5	3.26	22.21	17.89	14.30	13.12
72-PA16NP104MAB15	PA16NP104MAB15	D	100K	.5	2.24	22.21	17.89	14.30	13.12
72-PA16NP474MAB15	PA16NP474MAB15	D	470K	.26	0.74	22.21	17.89	14.30	13.12

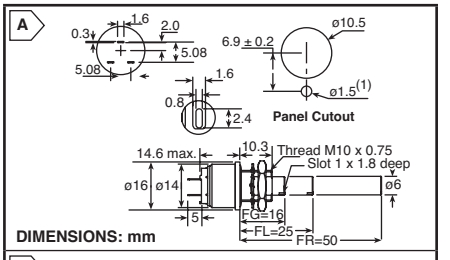

VISHAY/SFERNICE 9MM GANG TO MULTI-GANG POTENTIOMETER, P9A SERIES - CONDUCTIVE PLASTIC

Electrical Specifications:
- Electrical travel: 270°±10°
- Resistance range - linear: 1KΩ - 1MΩ
  Non-linear: 2KΩ - 500KΩ
- Standard tolerance: ±20%, On Request: ±10%
- Power rating at 70°C - Linear: .1W
  Non-Linear: .05W
  Multiple assem. Linear: .05W/module
  Multiple assem. Non-Linear: .025W/module

Features:
- Conductive plastic element made for excellent quality
- Professional audio and video applications
- Shaft: Dia: 6mm, Length: 20mm slotted
- Ultra compact (Extra miniature module size)
- Multiple assemblies (up to seven modules)
- Shaft and panel sealed option
- Center mechanical detent fully integrated in option
- Center tap option
- Custom designs available on request



RoHS Compliant

For quantities greater than listed, call for quote.

MOUSER STOCK NO.	Vishay Part No.	Fig.	Resistance Values (Ω)	Price Each 1	25	50	100
Single Gang Conductive Plastic Linear							
72-P9A1RFISX1BB2102M	P9A1RFISX1BB2102MA	E	1K	3.89	3.55	3.43	2.99
72-P9A1RFISX1BB2103M	P9A1RFISX1BB2103MA	E	10K	7.48	6.88	6.60	5.78
Dual Gang Conductive Plastic Linear							
72-P9A2RFISX1BB2102M	P9A2RFISX1BB2102MA	E	1K/1K	10.37	9.53	9.33	8.29
72-P9A2RFISX1BB2103M	P9A2RFISX1BB2103MA	E	10K/10K	11.00	10.12	9.91	8.81
72-P9A2RFISX1BB2503M	P9A2RFISX1BB2503MA	E	50K/50K	10.37	9.53	9.33	8.29

© Copyright 2013 Mouser Electronics

© Copyright 2013 Mouser Electronics

BOURNS Trimmer Potentiometers

BOURNS®

RoHS Compliant This product is RoHS compliant.

BOURNS 3364 SERIES 4MM SMD SINGLE TURN CERMET TRIMMING POTENTIOMETER

Features:
- Industrial / open frame
- Cross slot rotor designs suitable for automatic adjustment equipment
- Supplied in 12mm embossed tape, compatible with automatic pick-and-place assembly equipment
- Recommended for reflow solder processing only
- Lead free terminals

Electrical Characteristics:
- Resistance tolerance: ±25% standard
- Contact resistance Variation: 5% max.
- Resolution: Infinite
- Adjustment angle: 260°±20°

Environmental Characteristics:
- Power rating (50VDC max.): 70°C: 0.2W
- Temperature range: -40°C to +125°C
- Temperature coefficient: ±250ppm/°C

RoHS Compliant

For quantities greater than listed, call for quote.

MOUSER STOCK NO.	Bourns Part No.	Value (Ω)	Price Each 1	25	100	Reel Qty.	Price Per Piece 1000	2000	5000
652-3364X-1-101E	3364X-1-101E	100	1.05	.899	.696	1000	.396	.353	.321
652-3364X-1-201E	3364X-1-201E	200	1.11	.959	.742	1000	.422	.377	.342
652-3364X-1-501E	3364X-1-501E	500	1.11	.959	.742	1000	.422	.377	.342
652-3364X-1-102E	3364X-1-102E	1K	1.11	.963	.738	1000	.417	.375	.342
652-3364X-1-202E	3364X-1-202E	2K	1.11	.963	.738	1000	.417	.375	.342
652-3364X-1-502E	3364X-1-502E	5K	1.11	.963	.738	1000	.417	.375	.342
652-3364X-1-103E	3364X-1-103E	10K	1.05	.899	.696	1000	.396	.353	.321
652-3364X-1-203E	3364X-1-203E	20K	1.11	.959	.742	1000	.422	.377	.342
652-3364X-1-503E	3364X-1-503E	50K	1.05	.899	.696	1000	.396	.353	.321
652-3364X-1-104E	3364X-1-104E	100K	1.11	.959	.742	1000	.422	.377	.342
652-3364W-1-101E	3364W-1-101E	100	.62	.57	.399	1000	.331	.308	.274
652-3364W-1-201E	3364W-1-201E	200	1.05	.899	.696	1000	.396	.353	.321
652-3364W-1-501E	3364W-1-501E	500	1.05	.899	.696	1000	.396	.353	.321
652-3364W-1-102E	3364W-1-102E	1K	1.11	.959	.742	1000	.422	.377	.342
652-3364W-1-202E	3364W-1-202E	2K	1.11	.959	.742	1000	.422	.377	.342
652-3364W-1-502E	3364W-1-502E	5K	1.11	.959	.742	1000	.422	.377	.342
652-3364W-1-103E	3364W-1-103E	10K	1.11	.959	.742	1000	.422	.377	.342
652-3364W-1-203E	3364W-1-203E	20K	1.11	.959	.742	1000	.422	.377	.342
652-3364W-1-503E	3364W-1-503E	50K	1.11	.959	.742	1000	.422	.377	.342
652-3364W-1-104E	3364W-1-104E	100K	1.11	.959	.742	1000	.422	.377	.342

DIMENSIONS: mm

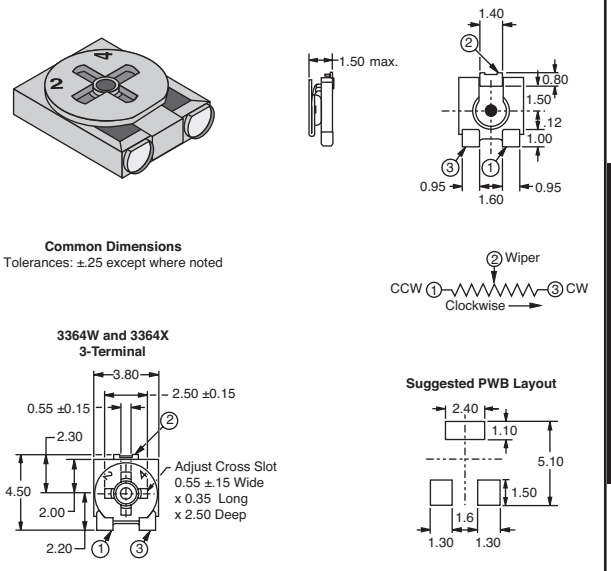

BOURNS 3306 SERIES 6MM ROUND SINGLE TURN CERMET TRIMMING POTENTIOMETER

Features:
- Industrial / open frame
- Cross slot adjustment options
- Horizontal and vertical mounting styles
- Dust resistant/splash resistant covers
- PC board stand-offs and retention feature
- Front and top adjust styles
- Lead free terminals

Electrical Characteristics:
- Resistance tolerance: ±30% standard
- Absolute min. resistance: 1% max. (≤2K=30Ω)
- Contact resistance variation: .3% max.
- Resolution: Essentially infinite
- Adjustment angle: 215° nominal

Environmental Characteristics:
- Power rating (100 Volts max.): 70°C: 0.3W
- Temperature range: -30°C to +100°C
- Temperature coefficient: ±250ppm/°C
- Load life: 1000 hours 0.3W @ 70°C

RoHS Compliant

For quantities greater than listed, call for quote.

MOUSER STOCK NO.	Bourns Part No.	Value (Ω)	Price Each 1	25	100	500	1000	2000	5000
652-3306W-1-101	3306W-1-101	100	.86	.642	.606	.338	.299	.29	.281
652-3306W-1-201	3306W-1-201	200	.86	.642	.606	.338	.299	.29	.281
652-3306W-1-501	3306W-1-501	500	.86	.642	.606	.338	.299	.29	.281
652-3306W-1-102	3306W-1-102	1K	.86	.642	.606	.338	.299	.29	.281
652-3306W-1-202	3306W-1-202	2K	.86	.642	.606	.338	.299	.29	.281
652-3306W-1-502	3306W-1-502	5K	.76	.567	.535	.30	.264	.257	.249
652-3306W-1-103	3306W-1-103	10K	.76	.567	.535	.30	.264	.257	.249
652-3306W-1-203	3306W-1-203	20K	.86	.642	.606	.338	.299	.29	.281
652-3306W-1-253	3306W-1-253	25K	.86	.642	.606	.338	.299	.29	.281
652-3306W-1-503	3306W-1-503	50K	.76	.567	.535	.30	.264	.257	.249
652-3306W-1-104	3306W-1-104	100K	.86	.642	.606	.338	.299	.29	.281
652-3306K-1-101	3306K-1-101	100	.86	.642	.61	.342	.30	.289	.278
652-3306K-1-201	3306K-1-201	200	.86	.642	.61	.342	.30	.289	.278
652-3306K-1-501	3306K-1-501	500	.86	.642	.606	.338	.299	.29	.281
652-3306K-1-102	3306K-1-102	1K	.86	.642	.606	.338	.299	.29	.281
652-3306K-1-202	3306K-1-202	2K	.86	.642	.606	.338	.299	.29	.281
652-3306K-1-502	3306K-1-502	5K	.86	.642	.606	.338	.299	.29	.281
652-3306K-1-103	3306K-1-103	10K	.86	.642	.606	.338	.299	.29	.281
652-3306K-1-203	3306K-1-203	20K	.86	.642	.61	.342	.30	.289	.278
652-3306K-1-253	3306K-1-253	25K	.86	.642	.61	.342	.30	.289	.278
652-3306K-1-503	3306K-1-503	50K	.86	.642	.606	.338	.299	.29	.281
652-3306K-1-104	3306K-1-104	100K	.86	.642	.606	.338	.299	.29	.281
652-3306P-1-101	3306P-1-101	100	.86	.642	.606	.338	.299	.29	.281
652-3306P-1-201	3306P-1-201	200	.86	.642	.61	.342	.30	.289	.278
652-3306P-1-501	3306P-1-501	500	.86	.642	.606	.338	.299	.29	.281
652-3306P-1-102	3306P-1-102	1K	.76	.567	.535	.30	.264	.257	.249
652-3306P-1-202	3306P-1-202	2K	.76	.567	.535	.30	.264	.257	.249
652-3306P-1-502	3306P-1-502	5K	.76	.567	.535	.30	.264	.257	.249
652-3306P-1-103	3306P-1-103	10K	.86	.642	.606	.338	.299	.29	.281
652-3306P-1-203	3306P-1-203	20K	.76	.567	.535	.30	.264	.257	.249
652-3306P-1-253	3306P-1-253	25K	.51	.411	.363	.303	.221	.214	.195
652-3306P-1-503	3306P-1-503	50K	.86	.642	.606	.338	.299	.29	.281
652-3306P-1-104	3306P-1-104	100K	.86	.642	.606	.338	.299	.29	.281
652-3306F-1-101	3306F-1-101	100	.76	.567	.535	.30	.264	.257	.249
652-3306F-1-201	3306F-1-201	200	.86	.642	.606	.338	.299	.29	.281
652-3306F-1-501	3306F-1-501	500	.86	.642	.606	.338	.299	.29	.281
652-3306F-1-102	3306F-1-102	1K	.76	.567	.535	.30	.264	.257	.249
652-3306F-1-202	3306F-1-202	2K	.86	.642	.606	.338	.299	.29	.281
652-3306F-1-502	3306F-1-502	5K	.86	.642	.606	.338	.299	.29	.281
652-3306F-1-103	3306F-1-103	10K	.76	.567	.535	.30	.264	.257	.249
652-3306F-1-203	3306F-1-203	20K	.76	.567	.535	.30	.264	.257	.249
652-3306F-1-253	3306F-1-253	25K	.46	.428	.321	.268	.196	.189	.172
652-3306F-1-503	3306F-1-503	50K	.76	.567	.535	.30	.264	.257	.249
652-3306F-1-104	3306F-1-104	100K	.76	.567	.535	.30	.264	.257	.249

DIMENSIONS: mm

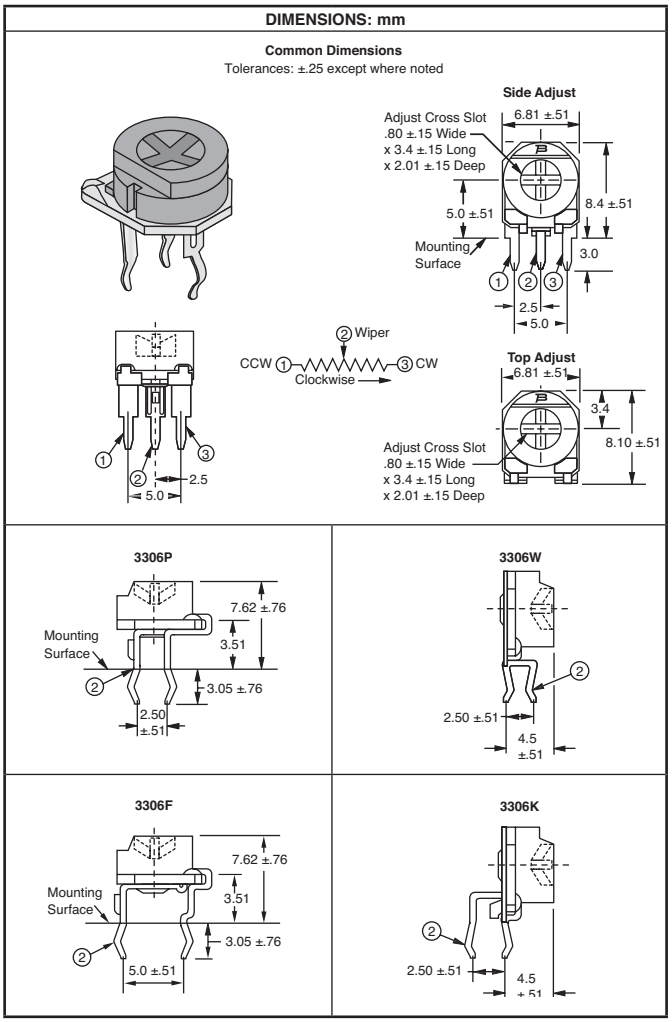

© Copyright 2013 Mouser Electronics

BOURNS Trimmer Potentiometers

BOURNS®

RoHS Compliant This product is RoHS compliant.

BOURNS 3309W & 3309P SERIES 9MM ROUND SINGLE TURN CERMET TRIMMING POTENTIOMETERS

Features:
- Cermet industrial / open frame
- Top and single side (front) adjust
- Cross slot designs
- Horizontal and vertical mounting styles
- Dust resistant/splash resistant covers
- PC board stand-offs and retention feature
- RoHS compliant

Electrical Characteristics:
- Resistance tolerance: ±25% standard
- Absolute min. resistance: 2% max. (≤2K=30Ω)
- Contact resistance variation: .3% max.
- Resolution: Essentially infinite
- Adjustment angle: 235° nominal

Environmental Characteristics:
- Power rating (250V max.): 70°C: 0.5W
- Temperature range: -25°C to +100°C
- Temperature coefficient: ±250ppm/°C
- Load life: 1000 hours 0.5W @ 70°C (5%)

RoHS Compliant

For quantities greater than listed, call for quote.

MOUSER STOCK NO.	Bourns Part No.	Value (Ω)	Style (Adjust)	Price Each 1	50	100	200	500	1000	2000
652-3309W-1-101	3309W-1-101	100	Front	.91	.685	.639	.433	.365	.319	.296
652-3309W-1-201	3309W-1-201	200	Front	.91	.685	.639	.433	.365	.319	.296
652-3309W-1-501	3309W-1-501	500	Front	.91	.685	.639	.433	.365	.319	.296
652-3309W-1-102	3309W-1-102	1K	Front	.91	.685	.639	.433	.365	.319	.296
652-3309W-1-202	3309W-1-202	2K	Front	.91	.685	.639	.433	.365	.319	.296
652-3309W-1-502	3309W-1-502	5K	Front	.91	.685	.639	.433	.365	.319	.296
652-3309W-1-103	3309W-1-103	10K	Front	.91	.685	.639	.433	.365	.319	.296
652-3309W-1-203	3309W-1-203	20K	Front	.91	.685	.642	.439	.364	.321	.30
652-3309W-1-253	3309W-1-253	25K	Front	.64	.616	.593	.502	.433	.399	.342
652-3309W-1-503	3309W-1-503	50K	Front	.91	.685	.639	.433	.365	.319	.296
652-3309W-1-104	3309W-1-104	100K	Front	.91	.685	.639	.433	.365	.319	.296
652-3309P-1-101	3309P-1-101	100	Top	.91	.685	.639	.433	.365	.319	.296
652-3309P-1-201	3309P-1-201	200	Top	.91	.685	.639	.433	.365	.319	.296
652-3309P-1-501	3309P-1-501	500	Top	.91	.685	.639	.433	.365	.319	.296
652-3309P-1-102	3309P-1-102	1K	Top	.91	.685	.639	.433	.365	.319	.296
652-3309P-1-202	3309P-1-202	2K	Top	.91	.685	.639	.433	.365	.319	.296
652-3309P-1-502	3309P-1-502	5K	Top	.86	.642	.599	.407	.342	.30	.278
652-3309P-1-103	3309P-1-103	10K	Top	.91	.685	.639	.433	.365	.319	.296
652-3309P-1-203	3309P-1-203	20K	Top	.91	.685	.639	.433	.365	.319	.296
652-3309P-1-253	3309P-1-253	25K	Top	.64	.616	.593	.502	.433	.399	.342
652-3309P-1-503	3309P-1-503	50K	Top	.91	.685	.639	.433	.365	.319	.296
652-3309P-1-104	3309P-1-104	100K	Top	.91	.685	.639	.433	.365	.319	.296

DIMENSIONS: mm

3309W-1

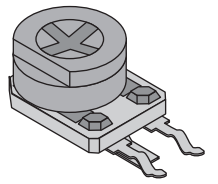

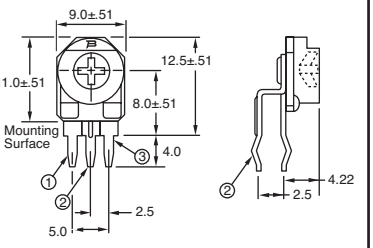

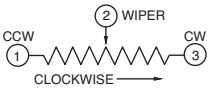

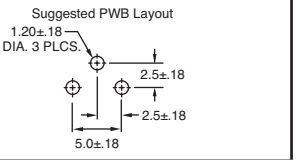

3309P-1

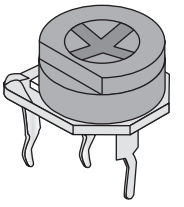

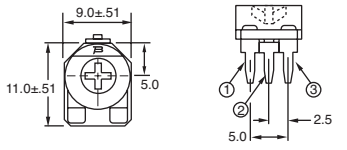

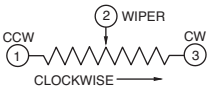

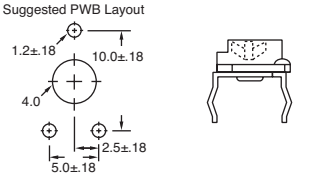

BOURNS 3319W & 3319P SERIES 9MM ROUND SINGLE TURN CARBON TRIMMING POTENTIOMETERS

Features:
- Carbon commercial / open frame
- Both sides adjust
- Cross slot adjustment designs
- Horizontal and vertical mounting styles
- Dust resistant/splash resistant covers
- PC board stand-offs and retention feature
- RoHS compliant

Electrical Characteristics:
- Resistance tolerance: ±25% standard
- End resistance: 2% max. (≤2k=30Ω)
- Contact resistance variation: 3% max.
- Resolution: Infinite
- Adjustment angle: 235° nominal

Environmental Characteristics:
- Power rating (200V max.): 70°C: 0.2W
- Temperature range: -25°C to +100°C
- Temperature coefficient: ±1000ppm/°C
- Load life: 1000 hours 0.2W @ 70°C

RoHS Compliant

For quantities greater than listed, call for quote.

MOUSER STOCK NO.	Bourns Part No.	Value (Ω)	Style (Adjust)	Price Each 1	50	100	200	500	1000	2000
652-3319W-1-101	3319W-1-101	100	Side	.52	.341	.294	.259	.235	.195	.19
652-3319W-1-201	3319W-1-201	200	Side	.52	.341	.294	.259	.235	.195	.19
652-3319W-1-501	3319W-1-501	500	Side	.52	.341	.294	.259	.235	.195	.19
652-3319W-1-102	3319W-1-102	1K	Side	.52	.341	.294	.259	.235	.195	.19
652-3319W-1-202	3319W-1-202	2K	Side	.52	.342	.30	.259	.235	.195	.19
652-3319W-1-502	3319W-1-502	5K	Side	.52	.341	.294	.259	.235	.195	.19
652-3319W-1-103	3319W-1-103	10K	Side	.52	.341	.294	.259	.235	.195	.19
652-3319W-1-203	3319W-1-203	20K	Side	.52	.341	.294	.259	.235	.195	.19
652-3319W-1-503	3319W-1-503	50K	Side	.52	.342	.30	.259	.235	.195	.19
652-3319W-1-104	3319W-1-104	100K	Side	.52	.341	.294	.259	.235	.195	.19
652-3319P-1-101	3319P-1-101	100	Top	.52	.341	.294	.259	.235	.195	.184
652-3319P-1-201	3319P-1-201	200	Top	.52	.341	.294	.259	.235	.195	.184
652-3319P-1-501	3319P-1-501	500	Top	.52	.341	.294	.259	.235	.195	.184
652-3319P-1-102	3319P-1-102	1K	Top	.52	.341	.294	.259	.235	.195	.184
652-3319P-1-202	3319P-1-202	2K	Top	.52	.341	.294	.259	.235	.195	.184
652-3319P-1-502	3319P-1-502	5K	Top	.48	.31	.268	.235	.214	.178	.168
652-3319P-1-103	3319P-1-103	10K	Top	.48	.31	.268	.235	.214	.178	.168
652-3319P-1-203	3319P-1-203	20K	Top	.52	.341	.294	.259	.235	.195	.184
652-3319P-1-503	3319P-1-503	50K	Top	.52	.341	.294	.259	.235	.195	.184
652-3319P-1-104	3319P-1-104	100K	Top	.52	.341	.294	.259	.235	.195	.184

DIMENSIONS: mm

3319W-1

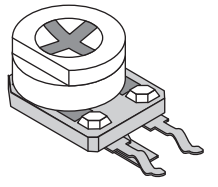

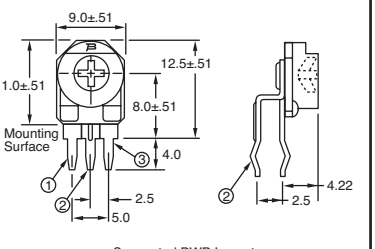

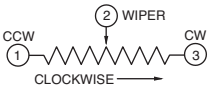

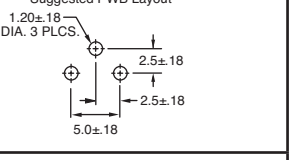

3319P-1

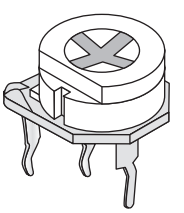

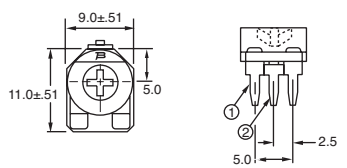

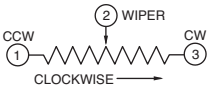

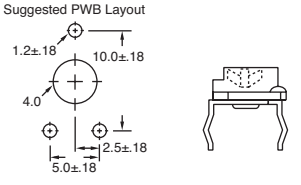

© Copyright 2013 Mouser Electronics

© Copyright 2013 Mouser Electronics

BOURNS Single-Turn Trimmer Potentiometers

RoHS Compliant This product is RoHS compliant.

3329 SERIES 1/4" SINGLE TURN ROUND / INDUSTRIAL / SEALED

DIMENSIONS: mm

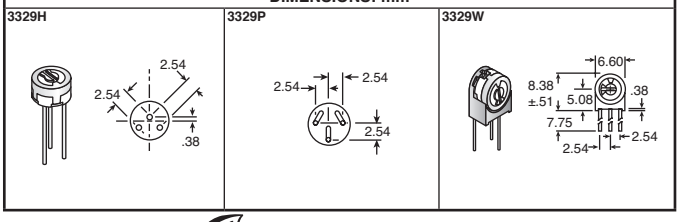

RoHS Compliant

Specifications:
- Resistance tolerance: ±10% std.
- Power rating: 85°C - 0.50W; 150°C - 0W
- Temperature range: -55°C to +150°C
- Temperature coefficient: ±100ppm/°C

For quantities greater than listed, call for quote.

Series No.	Price Each					
	1	10	50	100	500	1000
3329H, 3329P	3.53	3.15	2.74	2.25	1.87	1.58
3329W	3.36	3.05	2.62	2.08	1.95	1.82

Value (Ω)	3329H Series	3329P Series	3329W Series
	MOUSER STOCK NO.		
50	652-3329H-1-500LF	652-3329P-1-500LF	652-3329W-1-500LF
100	652-3329H-1-101LF	652-3329P-1-101LF	652-3329W-1-101LF
200	652-3329H-1-201LF	652-3329P-1-201LF	652-3329W-1-201LF
500	652-3329H-1-501LF	652-3329P-1-501LF	652-3329W-1-501LF
1K	652-3329H-1-102LF	652-3329P-1-102LF	652-3329W-1-102LF
2K	652-3329H-1-202LF	652-3329P-1-202LF	652-3329W-1-202LF
5K	652-3329H-1-502LF	652-3329P-1-502LF	652-3329W-1-502LF
10K	652-3329H-1-103LF	652-3329P-1-103LF	652-3329W-1-103LF
20K	652-3329H-1-203LF	652-3329P-1-203LF	652-3329W-1-203LF
25K	652-3329H-1-253LF	652-3329P-1-253LF	652-3329W-1-253LF
50K	652-3329H-1-503LF	652-3329P-1-503LF	652-3329W-1-503LF
100K	652-3329H-1-104LF	652-3329P-1-104LF	652-3329W-1-104LF
200K	652-3329H-1-204LF	652-3329P-1-204LF	652-3329W-1-204LF
500K	652-3329H-1-504LF	652-3329P-1-504LF	652-3329W-1-504LF
1M	652-3329H-1-105LF	652-3329P-1-105LF	652-3329W-1-105LF

3361 SERIES 1/4" SQUARE/ CERMET/ SEALED

DIMENSIONS: mm

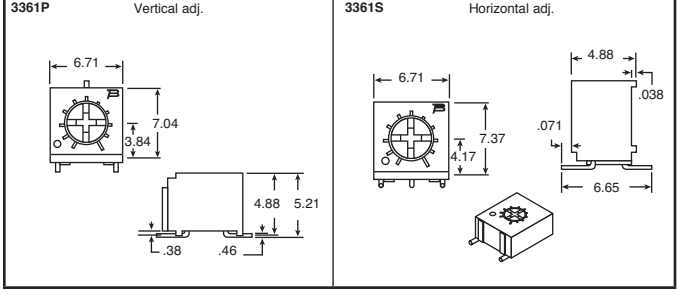

Features:
- Surface mount / single turn / industrial / sealed
- Miniature package
- Rotor designed for automatic machine adjust interface
- Withstands harsh environments and immersion
- Compatible with surface mount manufacturing processes

Specification:
- Resistance tolerance: ±10% std. (tighter tolerance available)
- Power rating: (300V max.) 70°C - 0.50W; 125°C - 0W
- Temp. range: -55°C to +125°C
- Temp. coefficient: ±100ppm/°C
- Rotational life: 200 cycles

RoHS Compliant

Series No.	Reel Qty.	Price Each					
		1	50	100	500	750	+2000
3361P	750	1.09	.942	.91	.781	.696	.631
3361S	500	1.09	.942	.91	.781	-	.631

Value (Ω)	3361P	3361S
	MOUSER STOCK NO.	
100	652-3361P-1-101GLF	652-3361S-1-101GLF
200	652-3361P-1-201GLF	652-3361S-1-201GLF
500	652-3361P-1-501GLF	652-3361S-1-501GLF
1K	652-3361P-1-102GLF	652-3361S-1-102GLF
2K	652-3361P-1-202GLF	652-3361S-1-202GLF
5K	652-3361P-1-502GLF	652-3361S-1-502GLF
10K	652-3361P-1-103GLF	652-3361S-1-103GLF
20K	652-3361P-1-203GLF	652-3361S-1-203GLF
25K	652-3361P-1-253GLF	652-3361S-1-253GLF
50K	652-3361P-1-503GLF	652-3361S-1-503GLF
100K	652-3361P-1-104GLF	652-3361S-1-104GLF

3352 SERIES 3/8" SINGLE TURN ROUND / CERMET / OPEN FRAME / TRIMMER

DIMENSIONS: mm

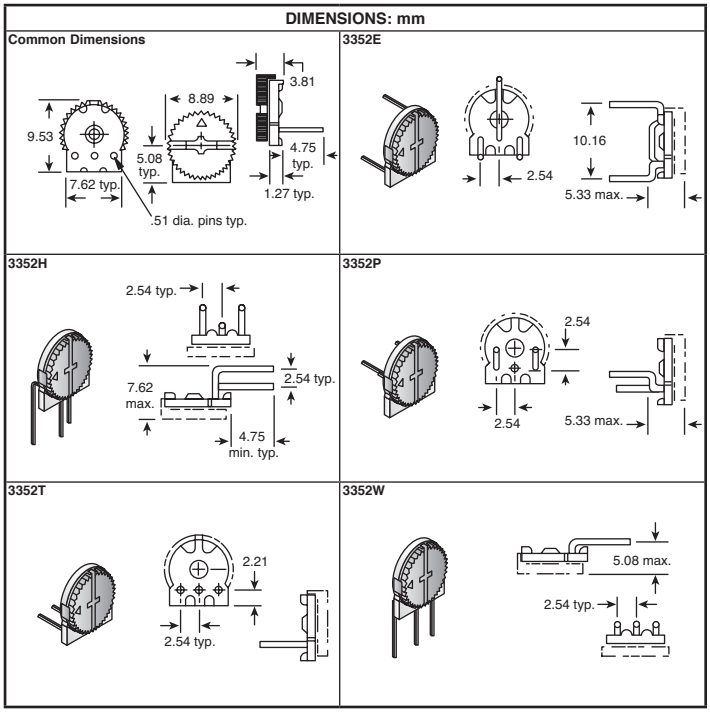

Features:
- Stable cermet element offers infinite resolution
- Very low profile
- Thumb and screwdriver adjustment

RoHS Compliant

Specifications:
- Resistance tolerance: ±20% std.
- Power rating: 85°C - 0.50W; 125°C - 0W
- Temperature range: -55°C to +125°C
- Temperature coefficient: ±100ppm/°C 2K and up; ±150ppm/°C below 2K

Series No.	Price Each						
	1	10	50	100	500	1000	+2000
3352E	1.66	1.49	1.29	1.06	.89	.751	Call for Quote
3352H	1.33	1.20	1.04	.845	.792	.749	
3352P	1.33	1.20	1.04	.845	.792	.749	
3352T	1.66	1.49	1.29	1.06	.89	.751	
3352W	1.66	1.49	1.29	1.06	.89	.751	

Value (Ω)	3352T Series	3352W Series	3352P Series
	MOUSER STOCK NO.		
50	652-3352E-1-500LF	652-3352H-1-500LF	652-3352P-1-500LF
100	652-3352E-1-101LF	652-3352H-1-101LF	652-3352P-1-101LF
200	652-3352E-1-201LF	652-3352H-1-201LF	652-3352P-1-201LF
500	652-3352E-1-501LF	652-3352H-1-501LF	652-3352P-1-501LF
1K	652-3352E-1-102LF	652-3352H-1-102LF	652-3352P-1-102LF
2K	652-3352E-1-202LF	652-3352H-1-202LF	652-3352P-1-202LF
5K	652-3352E-1-502LF	652-3352H-1-502LF	652-3352P-1-502LF
10K	652-3352E-1-103LF	652-3352H-1-103LF	652-3352P-1-103LF
20K	652-3352E-1-203LF	652-3352H-1-203LF	652-3352P-1-203LF
50K	652-3352E-1-503LF	652-3352H-1-503LF	652-3352P-1-503LF
100K	652-3352E-1-104LF	652-3352H-1-104LF	652-3352P-1-104LF
200K	652-3352E-1-204LF	652-3352H-1-204LF	652-3352P-1-204LF
500K	652-3352E-1-504LF	652-3352H-1-504LF	652-3352P-1-504LF
1M	652-3352E-1-105LF	652-3352H-1-105LF	652-3352P-1-105LF
2M	652-3352E-1-205LF	652-3352H-1-205LF	652-3352P-1-205LF

Value (Ω)	3352T Series	3352W Series
	MOUSER STOCK NO.	
50	652-3352T-1-500LF	652-3352W-1-500LF
100	652-3352T-1-101LF	652-3352W-1-101LF
200	652-3352T-1-201LF	652-3352W-1-201LF
500	652-3352T-1-501LF	652-3352W-1-501LF
1K	652-3352T-1-102LF	652-3352W-1-102LF
2K	652-3352T-1-202LF	652-3352W-1-202LF
5K	652-3352T-1-502LF	652-3352W-1-502LF
10K	652-3352T-1-103LF	652-3352W-1-103LF
20K	652-3352T-1-203LF	652-3352W-1-203LF
50K	652-3352T-1-503LF	652-3352W-1-503LF
100K	652-3352T-1-104LF	652-3352W-1-104LF
200K	652-3352T-1-204LF	652-3352W-1-204LF
500K	652-3352T-1-504LF	652-3352W-1-504LF
1M	652-3352T-1-105LF	652-3352W-1-105LF
2M	652-3352T-1-205LF	652-3352W-1-205LF

© Copyright 2013 Mouser Electronics

© Copyright 2013 Mouser Electronics

BOURNS Single-Turn Trimmer Potentiometers

BOURNS®

RoHS Compliant This product is RoHS compliant.

BOURNS 3362 SERIES 1/4" SQUARE/ INDUSTRIAL/ SEALED

DIMENSIONS: mm

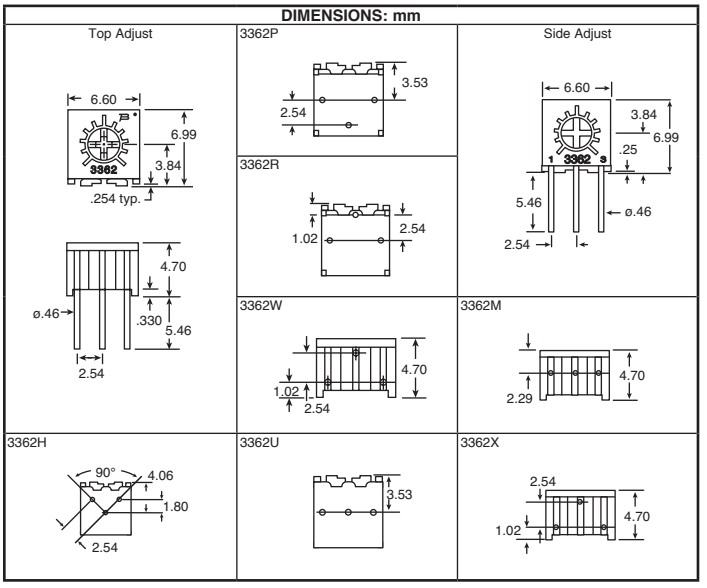

Features:

- Single turn / cermet / industrial / sealed
- Miniature package
- Rotor designed for automatic machine adjust interface
- Withstands harsh environments and immersion cleaning processes
- Available on tape and reel packaging

Specification:

- Resistance tolerance: ±10% std. (tighter tolerance available)
- Power rating: (300V max.) 70°C - 0.50W; 125°C - 0W
- Temperature range: -55°C to +125°C
- Temperature coefficient: ±100ppm/°C
- Rotational life: 200 cycles
- Seal test: 85°C fluorinert
- Marking: resistance code, terminal numbers, manufacturer's model number, style, and date code.

RoHS Compliant



Series No.	Price Each						
	1	10	50	100	500	1000	+2000
3362H	1.09	.995	.867	.76	.594	.501	Call for Quote
3362M	1.09	.995	.867	.76	.594	.501	
3362P	1.09	.995	.867	.76	.594	.501	
3362R	1.09	.995	.867	.76	.594	.501	
3362U	1.09	.995	.867	.76	.594	.501	
3362W	1.09	.995	.867	.76	.594	.501	
3362X	1.09	.995	.867	.76	.594	.501	

Value (Ω)	3362P Series	3362R Series	3362W Series
	MOUSER STOCK NO.		
100	652-3362P-1-101LF	652-3362R-1-101LF	652-3362W-1-101LF
200	652-3362P-1-201LF	652-3362R-1-201LF	652-3362W-1-201LF
500	652-3362P-1-501LF	652-3362R-1-501LF	652-3362W-1-501LF
1K	652-3362P-1-102LF	652-3362R-1-102LF	652-3362W-1-102LF
2K	652-3362P-1-202LF	652-3362R-1-202LF	652-3362W-1-202LF
5K	652-3362P-1-502LF	652-3362R-1-502LF	652-3362W-1-502LF
10K	652-3362P-1-103LF	652-3362R-1-103LF	652-3362W-1-103LF
20K	652-3362P-1-203LF	652-3362R-1-203LF	652-3362W-1-203LF
25K	652-3362P-1-253LF	652-3362R-1-253LF	652-3362W-1-253LF
50K	652-3362P-1-503LF	652-3362R-1-503LF	652-3362W-1-503LF
100K	652-3362P-1-104LF	652-3362R-1-104LF	652-3362W-1-104LF

Value (Ω)	3362H Series	3362M Series
	MOUSER STOCK NO.	
100	652-3362H-1-101LF	652-3362M-1-101LF
200	652-3362H-1-201LF	652-3362M-1-201LF
500	652-3362H-1-501LF	652-3362M-1-501LF
1K	652-3362H-1-102LF	652-3362M-1-102LF
2K	652-3362H-1-202LF	652-3362M-1-202LF
5K	652-3362H-1-502LF	652-3362M-1-502LF
10K	652-3362H-1-103LF	652-3362M-1-103LF
20K	652-3362H-1-203LF	652-3362M-1-203LF
25K	652-3362H-1-253LF	652-3362M-1-253LF
50K	652-3362H-1-503LF	652-3362M-1-503LF
100K	652-3362H-1-104LF	652-3362M-1-104LF

Value (Ω)	3362U Series	3362X Series
	MOUSER STOCK NO.	
100	652-3362U-1-101LF	652-3362X-1-101LF
200	652-3362U-1-201LF	652-3362X-1-201LF
500	652-3362U-1-501LF	652-3362X-1-501LF
1K	652-3362U-1-102LF	652-3362X-1-102LF
2K	652-3362U-1-202LF	652-3362X-1-202LF
5K	652-3362U-1-502LF	652-3362X-1-502LF
10K	652-3362U-1-103LF	652-3362X-1-103LF
20K	652-3362U-1-203LF	652-3362X-1-203LF
25K	652-3362U-1-253LF	652-3362X-1-253LF
50K	652-3362U-1-503LF	652-3362X-1-503LF
100K	652-3362U-1-104LF	652-3362X-1-104LF

© Copyright 2013 Mouser Electronics

BOURNS 3386 SERIES 3/8" SQUARE/ INDUSTRIAL/ SEALED

DIMENSIONS: mm

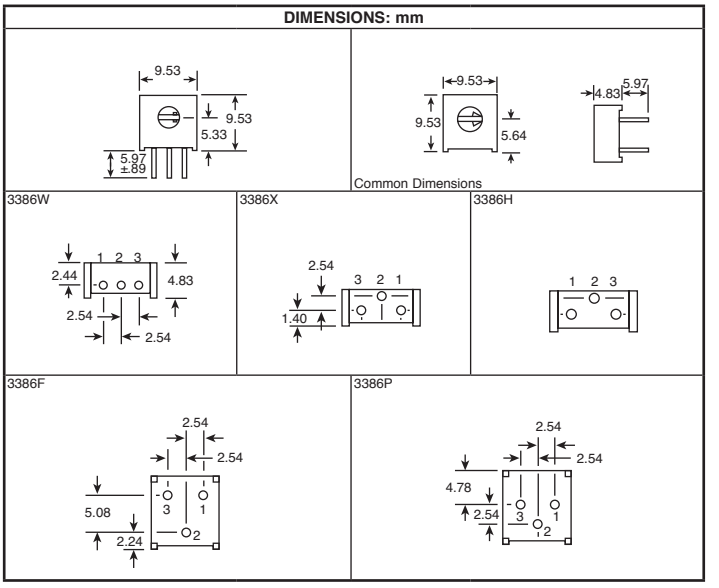

Features:

- Single turn / cermet / industrial / sealed
- Available on tape and reel
- Available with a knob for finger adjust
- Available with extended shaft
- Available with cross-slot rotor
- Top and side adjust types (F, P, H, W, X, most popular)

Specifications:

- Resistance tolerance: ±10% std. (tighter tolerance available)
- Absolute minimum resistance: 2 Ω max.
- Power rating: (300 volts max.) 85°C - 0.5 watt; 125°C - 0 watt
- Temperature range: -55°C to +125°C
- Temperature coefficient: ±100ppm/°C
- Rotational life: 200 cycles

RoHS Compliant

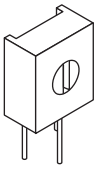

Series No.	Price Each						
	1	10	50	100	500	1000	+2000
3386W	1.39	1.25	1.09	.902	.752	.633	Call for Quote
3386F	1.39	1.25	1.09	.902	.752	.633	
3386H	1.39	1.25	1.09	.902	.752	.633	
3386P	1.39	1.25	1.09	.902	.752	.633	
3386X	1.39	1.25	1.09	.902	.752	.633	

Value (Ω)	3386W Series	3386F Series	3386H Series
	MOUSER STOCK NO.		
50	652-3386W-1-500LF	652-3386F-1-500LF	652-3386H-1-500LF
100	652-3386W-1-101LF	652-3386F-1-101LF	652-3386H-1-101LF
200	652-3386W-1-201LF	652-3386F-1-201LF	652-3386H-1-201LF
500	652-3386W-1-501LF	652-3386F-1-501LF	652-3386H-1-501LF
1K	652-3386W-1-102LF	652-3386F-1-102LF	652-3386H-1-102LF
2K	652-3386W-1-202LF	652-3386F-1-202LF	652-3386H-1-202LF
5K	652-3386W-1-502LF	652-3386F-1-502LF	652-3386H-1-502LF
10K	652-3386W-1-103LF	652-3386F-1-103LF	652-3386H-1-103LF
20K	652-3386W-1-203LF	652-3386F-1-203LF	652-3386H-1-203LF
25K	652-3386W-1-253LF	652-3386F-1-253LF	652-3386H-1-253LF
50K	652-3386W-1-503LF	652-3386F-1-503LF	652-3386H-1-503LF
100K	652-3386W-1-104LF	652-3386F-1-104LF	652-3386H-1-104LF
200K	652-3386W-1-204LF	652-3386F-1-204LF	652-3386H-1-204LF
250K	652-3386W-1-254LF	652-3386F-1-254LF	652-3386H-1-254LF
500K	652-3386W-1-504LF	652-3386F-1-504LF	652-3386H-1-504LF
1M	652-3386W-1-105LF	652-3386F-1-105LF	652-3386H-1-105LF
2M	652-3386W-1-205LF	652-3386F-1-205LF	652-3386H-1-205LF

Value (Ω)	3386P Series	3386X Series
	MOUSER STOCK NO.	
50	652-3386P-1-500LF	652-3386X-1-500LF
100	652-3386P-1-101LF	652-3386X-1-101LF
200	652-3386P-1-201LF	652-3386X-1-201LF
500	652-3386P-1-501LF	652-3386X-1-501LF
1K	652-3386P-1-102LF	652-3386X-1-102LF
2K	652-3386P-1-202LF	652-3386X-1-202LF
5K	652-3386P-1-502LF	652-3386X-1-502LF
10K	652-3386P-1-103LF	652-3386X-1-103LF
20K	652-3386P-1-203LF	652-3386X-1-203LF
25K	652-3386P-1-253LF	652-3386X-1-253LF
50K	652-3386P-1-503LF	652-3386X-1-503LF
100K	652-3386P-1-104LF	652-3386X-1-104LF
200K	652-3386P-1-204LF	652-3386X-1-204LF
250K	652-3386P-1-254LF	652-3386X-1-254LF
500K	652-3386P-1-504LF	652-3386X-1-504LF
1M	652-3386P-1-105LF	652-3386X-1-105LF
2M	652-3386P-1-205LF	652-3386X-1-205LF

© Copyright 2013 Mouser Electronics

BOURNS 3313 SERIES 3MM SQUARE/CERMET/SEALED

Features:
- Surface mount single-turn
- Compatible with surface mount manufacturing processes
- Rotor stop for "in-circuit" adjustment
- 100 cycle rotational and seal life
- Patent #5043695 assembly for seal integrity
- Plastic housing for RF applications

Specifications:
- Resistance tolerance: ±20% standard
- Power rating: (200 volts max.)
  70°C @ 0.125W
  125°C @ 0W
- Temperature coefficient:
  ≤100Ω ±150ppm/°C
  ≥100Ω ± 100ppm/°C
- Rotational life: 100 cycles TRS ± 3%
- Operating temp. range: -55°C to +125°C

RoHS Compliant

Vertical Adjust

For quantities greater than listed, call for quote.

MOUSER STOCK NO.	Bourns Part No.	Value	Figure	Price Each							
				1	25	50	100	250	500	1000	2000
652-3313J-1-101E	3313J-1-101E	100	3313J	1.93	1.61	1.53	1.48	1.28	1.21	.963	.952
652-3313J-1-201E	3313J-1-201E	200	3313J	1.93	1.61	1.53	1.48	1.28	1.21	.963	.952
652-3313J-1-501E	3313J-1-501E	500	3313J	1.93	1.61	1.53	1.48	1.28	1.21	.963	.952
652-3313J-1-102E	3313J-1-102E	1K	3313J	1.93	1.61	1.53	1.48	1.28	1.21	.963	.952
652-3313J-1-202E	3313J-1-202E	2K	3313J	1.93	1.61	1.53	1.48	1.28	1.21	.963	.952
652-3313J-1-502E	3313J-1-502E	5K	3313J	1.93	1.61	1.53	1.48	1.28	1.21	.963	.952
652-3313J-1-103E	3313J-1-103E	10K	3313J	1.93	1.61	1.53	1.48	1.28	1.21	.963	.952
652-3313J-1-203E	3313J-1-203E	20K	3313J	1.93	1.61	1.53	1.48	1.28	1.21	.963	.952
652-3313J-1-503E	3313J-1-503E	50K	3313J	1.93	1.61	1.53	1.48	1.28	1.21	.963	.952
652-3313J-1-104E	3313J-1-104E	100K	3313J	1.93	1.61	1.53	1.48	1.28	1.21	.963	.952

Horizontal Adjust

For quantities greater than listed, call for quote.

MOUSER STOCK NO.	Bourns Part No.	Value	Figure	Price Each							
				1	50	100	200	400	600	800	1200
652-3313S-1-101E	3313S-1-101E	100	3313S	2.12	1.77	1.62	1.31	1.20	1.09	1.04	.984
652-3313S-1-201E	3313S-1-201E	200	3313S	2.12	1.77	1.62	1.26	1.20	1.09	1.04	.984
652-3313S-1-501E	3313S-1-501E	500	3313S	2.12	1.77	1.62	1.31	1.14	1.09	1.04	.984
652-3313S-1-102E	3313S-1-102E	1K	3313S	2.12	1.77	1.62	1.31	1.20	1.09	1.04	.984
652-3313S-1-202E	3313S-1-202E	2K	3313S	2.12	1.77	1.62	1.31	1.14	1.09	1.04	.984
652-3313S-1-502E	3313S-1-502E	5K	3313S	2.12	1.77	1.62	1.31	1.09	1.09	1.04	.984
652-3313S-1-103E	3313S-1-103E	10K	3313S	2.12	1.77	1.62	1.31	1.20	1.09	1.04	.984
652-3313S-1-203E	3313S-1-203E	20K	3313S	2.12	1.77	1.62	1.31	1.20	1.09	1.04	.984
652-3313S-1-503E	3313S-1-503E	50K	3313S	2.12	1.77	1.62	1.31	1.14	1.09	1.04	.984
652-3313S-1-104E	3313S-1-104E	100K	3313S	2.12	1.77	1.62	1.31	1.20	1.09	1.04	.984

DIMENSIONS: mm

3313J

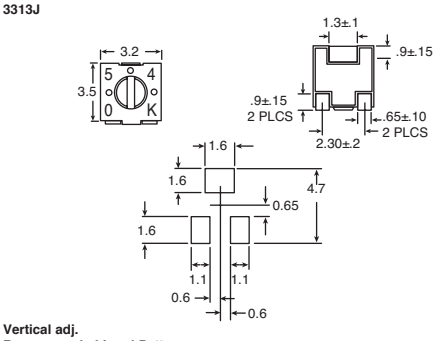

Vertical adj.
Recommended Land Pattern

3312S

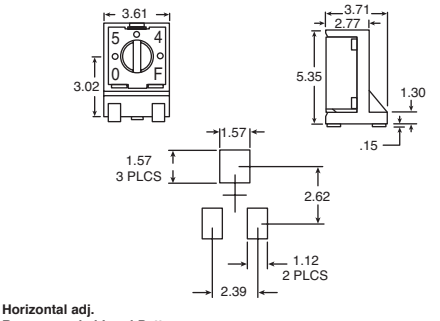

Horizontal adj.
Recommended Land Pattern

BOURNS 3314 SERIES 4MM SQUARE/SMD/CERMET/SEALED

Features:
- Single turn / industrial
- Compatible with surface mount manufacturing processes
- Compatible with popular vacuum pick-and-place equipment

Specifications:
- Resistance tolerance: ±20% standard
- Temperature range: -55°C to +125°C
- Temp. coefficient: ±100ppm/°C
- Mechanical angle: 240° nominal
- Torque: 180g-cm typical
- Stop strength: 300g-cm typical
- Marking: Manufacturer's code, resistance code, and date code
- Wiper: Positioned at 50% nominal

RoHS Compliant

For quantities greater than listed, call for quote.

MOUSER STOCK NO.	Bourns Part No.	Value	Figure	Price Each					
				1	100	200	500	1000	2000
652-3314J-1-101E	3314J-1-101E	100	3314J	1.47	1.13	.995	.95	.80	.792
652-3314J-1-201E	3314J-1-201E	200	3314J	1.61	1.33	1.19	1.04	.963	.867
652-3314J-1-501E	3314J-1-501E	500	3314J	1.47	1.13	.995	.95	.80	.792
652-3314J-1-102E	3314J-1-102E	1K	3314J	1.47	1.13	.995	.95	.80	.792
652-3314J-1-202E	3314J-1-202E	2K	3314J	1.47	1.13	.995	.95	.80	.792
652-3314J-1-502E	3314J-1-502E	5K	3314J	1.47	1.13	.995	.95	.80	.792
652-3314J-1-103E	3314J-1-103E	10K	3314J	1.47	1.13	.995	.95	.80	.792
652-3314J-1-203E	3314J-1-203E	20K	3314J	1.47	1.13	.995	.95	.80	.792
652-3314J-1-503E	3314J-1-503E	50K	3314J	1.61	1.33	1.19	1.04	.963	.867
652-3314J-1-104E	3314J-1-104E	100K	3314J	1.61	1.33	1.19	1.04	.963	.867
652-3314G-1-101E	3314G-1-101E	100	3314G	2.09	1.67	1.41	1.05	.963	.91
652-3314G-1-201E	3314G-1-201E	200	3314G	2.09	1.67	1.41	1.05	.963	.91
652-3314G-1-501E	3314G-1-501E	500	3314G	2.09	1.67	1.42	1.05	.963	.91
652-3314G-1-102E	3314G-1-102E	1K	3314G	2.09	1.67	1.41	1.05	.963	.91
652-3314G-1-202E	3314G-1-202E	2K	3314G	2.09	1.67	1.41	1.05	.963	.91
652-3314G-1-502E	3314G-1-502E	5K	3314G	2.09	1.67	1.42	1.05	.963	.91
652-3314G-1-103E	3314G-1-103E	10K	3314G	2.09	1.67	1.41	1.05	.963	.91
652-3314G-1-203E	3314G-1-203E	20K	3314G	2.09	1.67	1.41	1.05	.963	.91
652-3314G-1-503E	3314G-1-503E	50K	3314G	2.09	1.67	1.42	1.05	.963	.91
652-3314G-1-104E	3314G-1-104E	100K	3314G	2.09	1.67	1.41	1.05	.963	.91
652-3314Z-1-101E	3314Z-1-101E	100	3314Z	2.30	1.83	1.31	1.16	1.06	1.02
652-3314Z-1-201E	3314Z-1-201E	200	3314Z	2.30	1.83	1.31	1.16	1.06	1.02
652-3314Z-1-501E	3314Z-1-501E	500	3314Z	2.30	1.83	1.31	1.16	1.06	1.02
652-3314Z-1-102E	3314Z-1-102E	1K	3314Z	2.30	1.83	1.31	1.16	1.06	1.02
652-3314Z-1-202E	3314Z-1-202E	2K	3314Z	2.30	1.83	1.31	1.16	1.06	1.02
652-3314Z-1-502E	3314Z-1-502E	5K	3314Z	2.30	1.83	1.31	1.16	1.06	1.02
652-3314Z-1-103E	3314Z-1-103E	10K	3314Z	2.30	1.83	1.31	1.16	1.06	1.02
652-3314Z-1-203E	3314Z-1-203E	20K	3314Z	2.30	1.83	1.31	1.16	1.06	1.02
652-3314Z-1-104E	3314Z-1-104E	100K	3314Z	2.30	1.83	1.31	1.16	1.06	1.02
652-3314S-1-101E	3314S-1-101E	100	3314S	2.30	1.83	1.31	1.16	1.06	.974
652-3314S-1-201E	3314S-1-201E	200	3314S	2.30	1.83	1.31	1.16	1.06	.974
652-3314S-1-501E	3314S-1-501E	500	3314S	2.30	1.83	1.31	1.16	1.07	.984
652-3314S-1-102E	3314S-1-102E	1K	3314S	2.30	1.83	1.31	1.16	1.06	.974
652-3314S-1-202E	3314S-1-202E	2K	3314S	2.30	1.83	1.31	1.16	1.07	.984
652-3314S-1-502E	3314S-1-502E	5K	3314S	2.30	1.83	1.31	1.16	1.06	.974
652-3314S-1-103E	3314S-1-103E	10K	3314S	2.30	1.83	1.31	1.16	1.07	.984
652-3314S-1-203E	3314S-1-203E	20K	3314S	2.30	1.83	1.31	1.16	1.06	.974
652-3314S-1-503E	3314S-1-503E	50K	3314S	2.30	1.83	1.31	1.16	1.06	.974
652-3314S-1-104E	3314S-1-104E	100K	3314S	2.30	1.83	1.31	1.16	1.06	.974

DIMENSIONS: mm

3314J

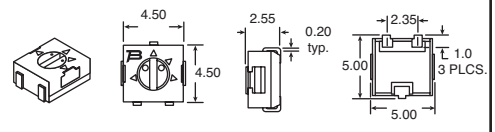

3314G

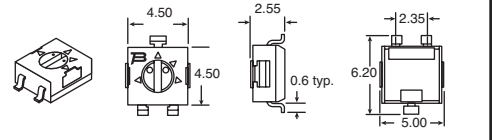

3314Z

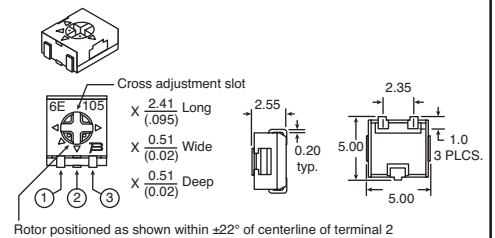

Rotor positioned as shown within ±22° of centerline of terminal 2

3314S

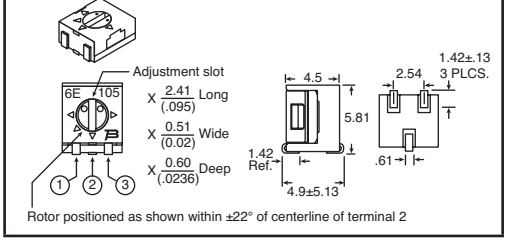

Rotor positioned as shown within ±22° of centerline of terminal 2

© Copyright 2013 Mouser Electronics

MURATA Trimmer Potentiometers

RoHS Compliant **This product is RoHS compliant.**

2MM SMD OPEN TYPE TRIMMER POTENTIOMETERS

- Ultra-small and thin external dimensions
- Cross-shaped driver slot allows for in-process automatic adjustment and it provides superior adjustability.
- Au plated termination achieves a high density PCB mounting.
- Two-piece parts construction achieves low cost and excellent quality.
- Lead Free

For quantities greater than listed, call for quote.

MOUSER STOCK NO.	Murata Part No.	Fig.	Value (Ω)	Power Rating (W)	Soldering Method	TCR (ppm / °C)	Price Each 1	50	100	500
81-PVA2A101A01R00	PVA2A101A01R00	A	100	0.1	Reflow / Soldering Iron	±250	.54	.306	.207	.187
81-PVA2A151A01R00	PVA2A151A01R00	A	150	0.1	Reflow / Soldering Iron	±250	.76	.482	.36	.23
81-PVA2A221A01R00	PVA2A221A01R00	A	220	0.1	Reflow / Soldering Iron	±250	.79	.506	.382	.244
81-PVA2A331A01R00	PVA2A331A01R00	A	330	0.1	Reflow / Soldering Iron	±250	.76	.482	.36	.23
81-PVA2A471A01R00	PVA2A471A01R00	A	470	0.1	Reflow / Soldering Iron	±250	.79	.506	.382	.244
81-PVA2A681A01R00	PVA2A681A01R00	A	680	0.1	Reflow / Soldering Iron	±250	.76	.482	.36	.23
81-PVA2A102A01R00	PVA2A102A01R00	A	1K	0.1	Reflow / Soldering Iron	±250	.54	.306	.207	.187
81-PVA2A152A01R00	PVA2A152A01R00	A	1.5K	0.1	Reflow / Soldering Iron	±250	.72	.428	.342	.218
81-PVA2A222A01R00	PVA2A222A01R00	A	2.2K	0.1	Reflow / Soldering Iron	±250	.79	.506	.382	.244
81-PVA2A332A01R00	PVA2A332A01R00	A	3.3K	0.1	Reflow / Soldering Iron	±250	.76	.482	.36	.23
81-PVA2A472A01R00	PVA2A472A01R00	A	4.7K	0.1	Reflow / Soldering Iron	±250	.54	.306	.207	.187
81-PVA2A682A01R00	PVA2A682A01R00	A	6.8K	0.1	Reflow / Soldering Iron	±250	.76	.482	.36	.23
81-PVA2A103A01R00	PVA2A103A01R00	A	10K	0.1	Reflow / Soldering Iron	±250	.54	.306	.207	.187
81-PVA2A153A01R00	PVA2A153A01R00	A	15K	0.1	Reflow / Soldering Iron	±250	.76	.482	.36	.23
81-PVA2A223A01R00	PVA2A223A01R00	A	22K	0.1	Reflow / Soldering Iron	±250	.54	.306	.207	.187
81-PVA2A473A01R00	PVA2A473A01R00	A	47K	0.1	Reflow / Soldering Iron	±250	.54	.306	.207	.187
81-PVA2A683A01R00	PVA2A683A01R00	A	68K	0.1	Reflow / Soldering Iron	±250	.76	.482	.36	.23
81-PVA2A104A01R00	PVA2A104A01R00	A	100K	0.1	Reflow / Soldering Iron	±250	.54	.306	.207	.187
81-PVA2A154A01R00	PVA2A154A01R00	A	150K	0.1	Reflow / Soldering Iron	±250	.76	.482	.36	.23
81-PVA2A224A01R00	PVA2A224A01R00	A	220K	0.1	Reflow / Soldering Iron	±250	.54	.306	.207	.187
81-PVA2A334A01R00	PVA2A334A01R00	A	330K	0.1	Reflow / Soldering Iron	±250	.76	.482	.36	.23
81-PVA2A474A01R00	PVA2A474A01R00	A	470K	0.1	Reflow / Soldering Iron	±250	.79	.506	.382	.244
81-PVA2A684A01R00	PVA2A684A01R00	A	680K	0.1	Reflow / Soldering Iron	±250	.76	.482	.36	.23
81-PVA2A105A01R00	PVA2A105A01R00	A	1000K	0.1	Reflow / Soldering Iron	±250	.79	.506	.382	.244
81-PVA2A155A01R00	PVA2A155A01R00	A	1500K	0.1	Reflow / Soldering Iron	±250	.76	.482	.36	.23
81-PVA2A225A01R00	PVA2A225A01R00	A	2200K	0.1	Reflow / Soldering Iron	±250	.79	.506	.382	.244
81-PVZ2A471C04R00	PVZ2A471C04R00	B	470	0.1	Reflow	±500	.18	.142	.134	.124
81-PVZ2A681C04R00	PVZ2A681C04R00	B	680	0.1	Reflow	±500	.24	.182	.171	.156
81-PVZ2A102C04R00	PVZ2A102C04R00	B	1K	0.1	Reflow	±500	.24	.182	.171	.156
81-PVZ2A152C04R00	PVZ2A152C04R00	B	1.5K	0.1	Reflow	±500	.18	.142	.134	.124
81-PVZ2A222C04R00	PVZ2A222C04R00	B	2.2K	0.1	Reflow	±500	.24	.182	.171	.156
81-PVZ2A332C04R00	PVZ2A332C04R00	B	3.3K	0.1	Reflow	±500	.24	.182	.171	.156
81-PVZ2A472C04R00	PVZ2A472C04R00	B	4.7K	0.1	Reflow	±500	.24	.182	.171	.156
81-PVZ2A682C04R00	PVZ2A682C04R00	B	6.8K	0.1	Reflow	±500	.18	.142	.134	.124
81-PVZ2A103C04R00	PVZ2A103C04R00	B	10K	0.1	Reflow	±500	.24	.182	.171	.156
81-PVZ2A153C04R00	PVZ2A153C04R00	B	15K	0.1	Reflow	±500	.18	.142	.134	.124
81-PVZ2A223C04R00	PVZ2A223C04R00	B	22K	0.1	Reflow	±500	.24	.182	.171	.156
81-PVZ2A333C04R00	PVZ2A333C04R00	B	33K	0.1	Reflow	±500	.24	.182	.171	.156
81-PVZ2A473C04R00	PVZ2A473C04R00	B	47K	0.1	Reflow	±500	.24	.182	.171	.156
81-PVZ2A683C04R00	PVZ2A683C04R00	B	68K	0.1	Reflow	±500	.18	.142	.134	.124
81-PVZ2A104C04R00	PVZ2A104C04R00	B	100K	0.1	Reflow	±500	.24	.182	.171	.156
81-PVZ2A224C04R00	PVZ2A224C04R00	B	220K	0.1	Reflow	±500	.24	.182	.171	.156
81-PVZ2A334C04R00	PVZ2A334C04R00	B	330K	0.1	Reflow	±500	.24	.182	.171	.156
81-PVZ2A474C04R00	PVZ2A474C04R00	B	470K	0.1	Reflow	±500	.24	.182	.171	.156
81-PVZ2A684C04R00	PVZ2A684C04R00	B	680K	0.1	Reflow	±500	.20	.156	.148	.137
81-PVZ2A105C04R00	PVZ2A105C04R00	B	1000K	0.1	Reflow	±500	.24	.182	.171	.156
81-PVZ2A155C04R00	PVZ2A155C04R00	B	1500K	0.1	Reflow	±500	.18	.142	.134	.124

3MM SMD SEALED TRIMMER POTENTIOMETERS

- Excellent solderability characteristics are achieved via special plating techniques on each termination.
- Specially designed substrate prevents wicking of flux onto the top of the part body.
- Funnel shaped adjustment slot allows for in-process automatic adjustment.
- Enlarged bottom termination enhance soldering strength while reducing the necessary land area required promoting high-density PCB mounting.
- Lead Free

For quantities greater than listed, call for quote.

81-PVG3A200C01R00	PVG3A200C01R00	C	20	0.25	Reflow	±150	1.56	1.12	.751	.673
81-PVG3A500C01R00	PVG3A500C01R00	C	50	0.25	Reflow	±150	1.55	1.08	1.03	.844
81-PVG3A101C01R00	PVG3A101C01R00	C	100	0.25	Reflow	±150	1.56	1.12	.751	.673
81-PVG3A201C01R00	PVG3A201C01R00	C	200	0.25	Reflow	±150	1.56	1.12	.751	.673
81-PVG3A501C01R00	PVG3A501C01R00	C	500	0.25	Reflow	±150	1.55	1.08	1.03	.844
81-PVG3A102C01R00	PVG3A102C01R00	C	1K	0.25	Reflow	±150	1.82	1.25	1.20	.983
81-PVG3A202C01R00	PVG3A202C01R00	C	2K	0.25	Reflow	±150	1.56	1.12	.751	.673
81-PVG3A502C01R00	PVG3A502C01R00	C	5K	0.25	Reflow	±150	1.55	1.08	1.03	.844
81-PVG3A103C01R00	PVG3A103C01R00	C	10K	0.25	Reflow	±150	1.56	1.12	.751	.673
81-PVG3A203C01R00	PVG3A203C01R00	C	20K	0.25	Reflow	±150	1.56	1.12	.751	.673
81-PVG3A503C01R00	PVG3A503C01R00	C	50K	0.25	Reflow	±150	1.56	1.12	.751	.673
81-PVG3A104C01R00	PVG3A104C01R00	C	100K	0.25	Reflow	±150	1.56	1.12	.751	.673
81-PVG3A204C01R00	PVG3A204C01R00	C	200K	0.25	Reflow	±150	1.56	1.12	.751	.673
81-PVG3A504C01B00	PVG3A504C01B00	C	500K	0.25	Reflow	±150	1.70	1.08	1.01	.861
81-PVG3A105C01R00	PVG3A105C01R00	C	1000K	0.25	Reflow	±150	1.55	1.08	1.03	.844
81-PVG3A205C01R00	PVG3A205C01R00	C	2000K	0.25	Reflow	±150	1.56	1.12	.751	.673

3MM SMD OPEN TRIMMER POTENTIOMETERS

- Excellent solderability characteristics are achieved via special plating techniques on each termination
- Specially designed substrate prevents wicking of flux onto the top of the part body
- Funnel shaped adjustment slot allows for in-process automatic adjustment
- Enlarged bottom termination enhance soldering strength while reducing the necessary land area required promoting high-density PCB mounting
- Lead free

For quantities greater than listed, call for quote.

81-PVZ3A221C01R00	PVZ3A221C01R00	D	220	0.1	Reflow	±500	.19	.17	.165	.098
81-PVZ3A331C01R00	PVZ3A331C01R00	D	330	0.1	Reflow	±500	.16	.147	.138	.116
81-PVZ3A471C01R00	PVZ3A471C01R00	D	470	0.1	Reflow	±500	.17	.161	.15	.093
81-PVZ3A681C01R00	PVZ3A681C01R00	D	680	0.1	Reflow	±500	.16	.147	.138	.116
81-PVZ3A102C01R00	PVZ3A102C01R00	D	1K	0.1	Reflow	±500	.47	.272	.17	.113
81-PVZ3A152C01R00	PVZ3A152C01R00	D	1.5K	0.1	Reflow	±500	.16	.147	.138	.116
81-PVZ3A222C01R00	PVZ3A222C01R00	D	2.2K	0.1	Reflow	±500	.17	.161	.15	.093
81-PVZ3A332C01R00	PVZ3A332C01R00	D	3.3K	0.1	Reflow	±500	.16	.147	.138	.116
81-PVZ3A472C01R00	PVZ3A472C01R00	D	4.7K	0.1	Reflow	±500	.16	.158	.149	.092
81-PVZ3A682C01R00	PVZ3A682C01R00	D	6.8K	0.1	Reflow	±500	.16	.147	.138	.116
81-PVZ3A103C01R00	PVZ3A103C01R00	D	10K	0.1	Reflow	±500	.47	.272	.17	.113
81-PVZ3A223C01R00	PVZ3A223C01R00	D	22K	0.1	Reflow	±500	.16	.147	.138	.116
81-PVZ3A333C01R00	PVZ3A333C01R00	D	33K	0.1	Reflow	±500	.16	.147	.138	.116
81-PVZ3A473C01R00	PVZ3A473C01R00	D	47K	0.1	Reflow	±500	.16	.158	.149	.092
81-PVZ3A683C01R00	PVZ3A683C01R00	D	68K	0.1	Reflow	±500	.16	.147	.138	.116
81-PVZ3A104C01R00	PVZ3A104C01R00	D	100K	0.1	Reflow	±500	.47	.272	.17	.113
81-PVZ3A224C01R00	PVZ3A224C01R00	D	220K	0.1	Reflow	±500	.17	.161	.15	.093
81-PVZ3A474C01R00	PVZ3A474C01R00	D	470K	0.1	Reflow	±500	.14	.128	.121	.086
81-PVZ3A684C01R00	PVZ3A684C01R00	D	680K	0.1	Reflow	±500	.14	.128	.121	.086
81-PVZ3A105C01R00	PVZ3A105C01R00	D	1000K	0.1	Reflow	±500	.47	.272	.17	.113
81-PVZ3A155C01R00	PVZ3A155C01R00	D	1500K	0.1	Reflow	±500	.14	.128	.121	.086
81-PVZ3A225C01R00	PVZ3A225C01R00	D	2200K	0.1	Reflow	±500	.17	.161	.15	.093

DIMENSIONS: mm

A

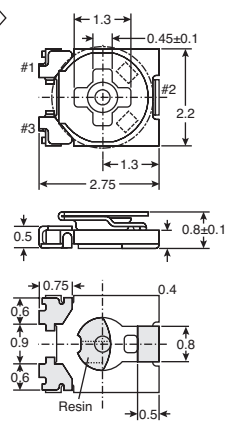

B

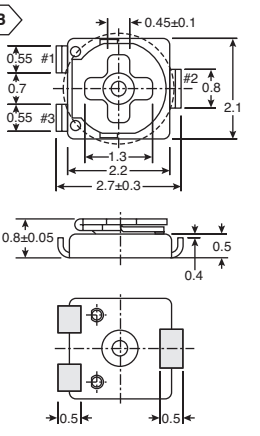

C

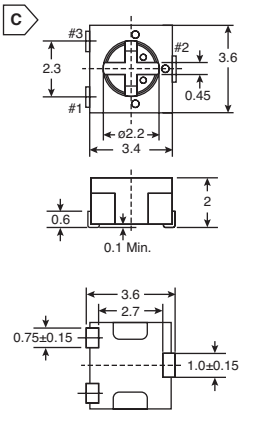

D

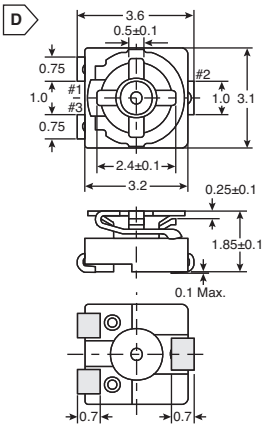

© Copyright 2013 Mouser Electronics

© Copyright 2013 Mouser Electronics

MURATA Trimmer Potentiometers and Angle Sensors

muRata Innovator in Electronics

RoHS Compliant **This product is RoHS compliant.**

SMD MULTI-TURN TRIMMER POTENTIOMETERS, 12 TURNS CERMET

Features:
- 12 turn high resolution cermet
- Compatible with ultrasonic cleaning
- Clutch mechanism to prevent excessive wiper rotation

For quantities greater than listed, call for quote.

MOUSER STOCK NO.	Murata Part No.	Fig.	Value Ω	Power Rating (W)	Soldering Method	TCR (ppm / °C)	Price Each 1	50	100	500
81-PV37P200C01B00	PV37P200C01B00	A	20	0.25	Flow / Soldering Iron	±150	2.53	1.79	1.34	1.04
81-PV37P500C01B00	PV37P500C01B00	A	50	0.25	Flow / Soldering Iron	±150	2.53	1.79	1.34	1.04
81-PV37P101C01B00	PV37P101C01B00	A	100	0.25	Flow / Soldering Iron	±150	2.53	1.79	1.34	1.04
81-PV37P201C01B00	PV37P201C01B00	A	200	0.25	Flow / Soldering Iron	±150	2.53	1.79	1.34	1.04
81-PV37P501C01B00	PV37P501C01B00	A	500	0.25	Flow / Soldering Iron	±150	2.53	1.79	1.34	1.04
81-PV37P102C01B00	PV37P102C01B00	A	1K	0.25	Flow / Soldering Iron	±150	2.53	1.79	1.34	1.04
81-PV37P202C01B00	PV37P202C01B00	A	2K	0.25	Flow / Soldering Iron	±150	2.51	1.78	1.54	1.11
81-PV37P502C01B00	PV37P502C01B00	A	5K	0.25	Flow / Soldering Iron	±150	2.53	1.79	1.34	1.04
81-PV37P103C01B00	PV37P103C01B00	A	10K	0.25	Flow / Soldering Iron	±150	2.53	1.79	1.34	1.04
81-PV37P203C01B00	PV37P203C01B00	A	20K	0.25	Flow / Soldering Iron	±150	2.53	1.79	1.34	1.04
81-PV37P253C01B00	PV37P253C01B00	A	25K	0.25	Flow / Soldering Iron	±150	3.16	2.15	1.87	1.54
81-PV37P503C01B00	PV37P503C01B00	A	50K	0.25	Flow / Soldering Iron	±150	2.51	1.78	1.54	1.11
81-PV37P104C01B00	PV37P104C01B00	A	100K	0.25	Flow / Soldering Iron	±150	2.53	1.79	1.34	1.04
81-PV37P204C01B00	PV37P204C01B00	A	200K	0.25	Flow / Soldering Iron	±150	2.53	1.79	1.34	1.04
81-PV37P504C01B00	PV37P504C01B00	A	500K	0.25	Flow / Soldering Iron	±150	2.53	1.79	1.34	1.04
81-PV37P105C01B00	PV37P105C01B00	A	1000K	0.25	Flow / Soldering Iron	±150	2.53	1.79	1.34	1.04
81-PV37P205C01B00	PV37P205C01B00	A	2000K	0.25	Flow / Soldering Iron	±150	1.92	1.31	1.13	.936
81-PV37W200C01B00	PV37W200C01B00	B	20	0.25	Flow / Soldering Iron	±150	2.53	1.79	1.34	1.19
81-PV37W500C01B00	PV37W500C01B00	B	50	0.25	Flow / Soldering Iron	±150	2.53	1.79	1.34	1.19
81-PV37W101C01B00	PV37W101C01B00	B	100	0.25	Flow / Soldering Iron	±150	2.53	1.79	1.34	1.19
81-PV37W201C01B00	PV37W201C01B00	B	200	0.25	Flow / Soldering Iron	±150	2.53	1.79	1.34	1.19
81-PV37W501C01B00	PV37W501C01B00	B	500	0.25	Flow / Soldering Iron	±150	2.53	1.79	1.34	1.19
81-PV37W102C01B00	PV37W102C01B00	B	1K	0.25	Flow / Soldering Iron	±150	2.53	1.79	1.34	1.19
81-PV37W202C01B00	PV37W202C01B00	B	2K	0.25	Flow / Soldering Iron	±150	2.53	1.79	1.34	1.19
81-PV37W502C01B00	PV37W502C01B00	B	5K	0.25	Flow / Soldering Iron	±150	2.51	1.78	1.54	1.29
81-PV37W103C01B00	PV37W103C01B00	B	10K	0.25	Flow / Soldering Iron	±150	2.53	1.79	1.34	1.19
81-PV37W203C01B00	PV37W203C01B00	B	20K	0.25	Flow / Soldering Iron	±150	2.53	1.79	1.34	1.19
81-PV37W104C01B00	PV37W104C01B00	B	100K	0.25	Flow / Soldering Iron	±150	2.53	1.79	1.34	1.19
81-PV37W204C01B00	PV37W204C01B00	B	200K	0.25	Flow / Soldering Iron	±150	2.51	1.78	1.54	1.29
81-PV37W254C01B00	PV37W254C01B00	B	250K	0.25	Flow / Soldering Iron	±150	2.00	1.71	1.23	1.20
81-PV37W504C01B00	PV37W504C01B00	B	500K	0.25	Flow / Soldering Iron	±150	2.53	1.79	1.34	1.19
81-PV37W105C01B00	PV37W105C01B00	B	1000K	0.25	Flow / Soldering Iron	±150	2.53	1.79	1.34	1.19
81-PV37W205C01B00	PV37W205C01B00	B	2000K	0.25	Flow / Soldering Iron	±150	1.86	1.32	1.13	1.03
81-PV37X200C01B00	PV37X200C01B00	C	20	0.25	Flow / Soldering Iron	±150	2.53	1.79	1.34	1.19
81-PV37X500C01B00	PV37X500C01B00	C	50	0.25	Flow / Soldering Iron	±150	2.53	1.79	1.34	1.19
81-PV37X101C01B00	PV37X101C01B00	C	100	0.25	Flow / Soldering Iron	±150	2.53	1.79	1.34	1.19
81-PV37X201C01B00	PV37X201C01B00	C	200	0.25	Flow / Soldering Iron	±150	2.53	1.79	1.34	1.19
81-PV37X501C01B00	PV37X501C01B00	C	500	0.25	Flow / Soldering Iron	±150	2.53	1.79	1.34	1.19
81-PV37X102C01B00	PV37X102C01B00	C	1K	0.25	Flow / Soldering Iron	±150	2.53	1.79	1.34	1.19
81-PV37X202C01B00	PV37X202C01B00	C	2K	0.25	Flow / Soldering Iron	±150	2.53	1.79	1.34	1.19
81-PV37X502C01B00	PV37X502C01B00	C	5K	0.25	Flow / Soldering Iron	±150	2.53	1.79	1.34	1.19
81-PV37X103C01B00	PV37X103C01B00	C	10K	0.25	Flow / Soldering Iron	±150	2.53	1.79	1.34	1.19
81-PV37X203C01B00	PV37X203C01B00	C	20K	0.25	Flow / Soldering Iron	±150	2.51	1.78	1.54	1.29
81-PV37X253C01B00	PV37X253C01B00	C	25K	0.25	Flow / Soldering Iron	±150	1.92	1.42	1.13	1.03
81-PV37X503C01B00	PV37X503C01B00	C	50K	0.25	Flow / Soldering Iron	±150	2.53	1.79	1.34	1.19
81-PV37X104C01B00	PV37X104C01B00	C	100K	0.25	Flow / Soldering Iron	±150	2.53	1.79	1.34	1.19
81-PV37X204C01B00	PV37X204C01B00	C	200K	0.25	Flow / Soldering Iron	±150	2.53	1.79	1.34	1.19
81-PV37X254C01B00	PV37X254C01B00	C	250K	0.25	Flow / Soldering Iron	±150	2.08	1.59	1.44	1.32
81-PV37X504C01B00	PV37X504C01B00	C	500K	0.25	Flow / Soldering Iron	±150	2.53	1.79	1.34	1.19
81-PV37X105C01B00	PV37X105C01B00	C	1000K	0.25	Flow / Soldering Iron	±150	2.53	1.79	1.34	1.19
81-PV37X205C01B00	PV37X205C01B00	C	2000K	0.25	Flow / Soldering Iron	±150	1.92	1.31	1.13	1.03
81-PV37Y200C01B00	PV37Y200C01B00	D	20	0.25	Flow / Soldering Iron	±150	1.86	1.32	1.13	.936
81-PV37Y500C01B00	PV37Y500C01B00	D	50	0.25	Flow / Soldering Iron	±150	2.84	2.00	1.50	1.33
81-PV37Y101C01B00	PV37Y101C01B00	D	100	0.25	Flow / Soldering Iron	±150	1.86	1.32	1.14	.936
81-PV37Y201C01B00	PV37Y201C01B00	D	200	0.25	Flow / Soldering Iron	±150	2.33	1.65	1.43	1.18
81-PV37Y501C01B00	PV37Y501C01B00	D	500	0.25	Flow / Soldering Iron	±150	2.63	2.02	1.84	1.67
81-PV37Y102C01B00	PV37Y102C01B00	D	1K	0.25	Flow / Soldering Iron	±150	2.63	2.02	1.84	1.67
81-PV37Y253C01B00	PV37Y253C01B00	D	25K	0.25	Flow / Soldering Iron	±150	2.08	1.47	1.31	1.22
81-PV37Y503C01B00	PV37Y503C01B00	D	50K	0.25	Flow / Soldering Iron	±150	2.63	2.02	1.84	1.67
81-PV37Y104C01B00	PV37Y104C01B00	D	100K	0.25	Flow / Soldering Iron	±150	2.84	1.99	1.74	1.33
81-PV37Y204C01B00	PV37Y204C01B00	D	200K	0.25	Flow / Soldering Iron	±150	1.92	1.50	1.13	1.03
81-PV37Y254C01B00	PV37Y254C01B00	D	250K	0.25	Flow / Soldering Iron	±150	3.20	2.18	1.89	1.71
81-PV37Y504C01B00	PV37Y504C01B00	D	500K	0.25	Flow / Soldering Iron	±150	2.47	1.74	1.50	1.24
81-PV37Y205C01B00	PV37Y205C01B00	D	2000K	0.25	Flow / Soldering Iron	±150	2.00	1.71	1.23	1.20

12MM ANGLE SENSOR DUST PROOF POTENTIOMETERS

Features:
- Dust-proof construction protects the interior from dust, which maintains stable characteristics
- Compliant to high peak temperature lead free soldering
- Excellent resistance materials and high reliability wiper achieves 1M cycles
- "D" formation thru-hole rotor enables selection of any kind of gear shape
- Ultra-thin size (2.1mm height)
- Au plated terminals without lead

For quantities greater than listed, call for quote.

MOUSER STOCK NO.	Murata Part No.	Fig.	Value Ω	Linearity (%)	Angle of Rotation	Mount	TCR (ppm / °C)	Price Each 1	50	100	500
81-SV01A103AEA01B00	SV01A103AEA01B00	E	10K	±2	333 1/3°	SMD	±500	1.77	1.54	1.35	1.03
81-SV01L103AEA11T00	SV01L103AEA11T00	F	10K	±2	333 1/3°	Through - Hole	±500	1.81	1.57	1.38	1.36

DIMENSIONS: mm

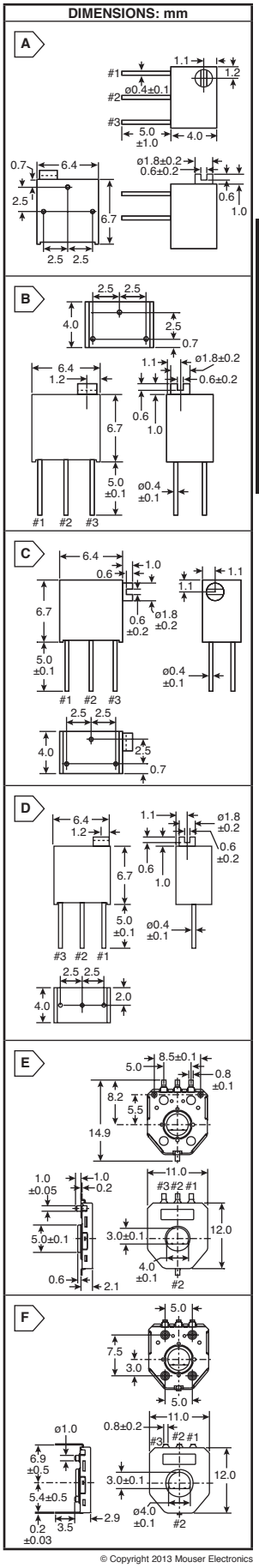

© Copyright 2013 Mouser Electronics

PIHER Trimmer Potentiometers

PIHER

PIHER 6MM CARBON TRIMMERS

DIMENSIONS: mm

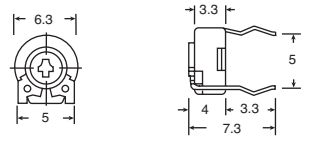

Features:
- Carbon resistive element
- Dust proof enclosure
- Polyester substrate

Features Upon Request:
- Wiper positioned at 50% or fully clockwise
- Supplied in magazines for automatic insertion
- Long life model PT-6...E (10,000 cycles)
- Without crimping model PT-6...SC
- Housing available in self extinguishable plastic (VL94V0)

Specifications:
- Power rating: 0.1W
- Linear taper
- Temperature range: -25°C to +70°C
- Mechanical rotation: 235°±10°
- Electrical rotation: 200°±20°
- Tolerance: ±20%

For quantities greater than listed, call for quote.

Price Each			
1	100	500	1000
.27	.235	.225	.214

Also available in vertical mount, horizontal adjust.

MOUSER STOCK NO.	Piher Part No.
Horizontal Mount/Vertical Adjust	
531-PT6KV-500	PT6KV-501A2020
531-PT6KV-1K	PT6KV-102A2020
531-PT6KV-2K	PT6KV-202A2020
531-PT6KV-2.5K	PT6KV-252A2020
531-PT6KV-5K	PT6KV-502A2020
531-PT6KV-10K	PT6KV-103A2020
531-PT6KV-20K	PT6KV-203A2020
531-PT6KV-25K	PT6KV-253A2020
531-PT6KV-47K	PT6KV-473A2020
531-PT6KV-50K	PT6KV-503A2020
531-PT6KV-100K	PT6KV-104A2020
531-PT6KV-500K	PT6KV-504A2020
531-PT6KV-1M	PT6KV-105A2020

PIHER 6MM CARBON POTENTIOMETERS

Specifications:
- Mechanical rotation angle: 280° ± 10°
- Torque: 0.2 to 3 Ncm. (0.28 to 4.2 in-oz)
- Tolerance: 100Ω ≤ Rn ≤ 1MΩ ±30
- Nominal power: 50°C (122°F): 0.1W
- Operating temperature: -25°C +70°C (-13°F +158°F)
- Electrical rotation angle: 245° ± 25°
- Stop Torque: >7.5 Ncm. (10.5 in-oz)
- Max. Voltage: 100VDC
- Taper: linear
- Equivalent noise resistance: ≤ 5%
- End resistance: ≤ 2% Rn (10Ω min.)

Features:
- Carbon resistive element
- Polyester substrate
- Over-moulding manufacturing technique
- Available as SMD
- Embossed tape (for SMD), tape on reel, ammopack and magazine packaging for automatic insertion and bulk for manual assembly
- Wiper positioned at 50%
- Both sides cross slot easy adjustment
- Accidental rotor movement protected
- Traceability insured through date code marking
- Assembly method: Stand up, lay down

For quantities greater than listed, call for quote.

Price Each			
1	100	500	1000
.27	.235	.225	.214

DIMENSIONS: mm

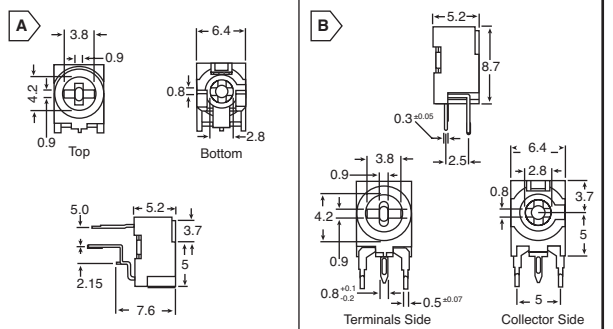

MOUSER STOCK NO.	Piher Part No.	Fig.	Mounting Method	Terminal Style
531-N6-L50T0C-1K	N6-L50T0C-102	A	laydown	5.0mm
531-N6-L50T0C-10K	N6-L50T0C-103	A	laydown	5.0mm
531-N6-L50T0C-100K	N6-L50T0C-104	A	laydown	5.0mm
531-N6-L50T0C-1M	N6-L50T0C-105	A	laydown	5.0mm
531-N6-S25T0C-1K	N6-S25T0C-102	B	standup	2.5mm
531-N6-S25T0C-10K	N6-S25T0C-103	B	standup	2.5mm
531-N6-S25T0C-100K	N6-S25T0C-104	B	standup	2.5mm
531-N6-S25T0C-1M	N6-S25T0C-105	B	standup	2.5mm

PIHER 10MM CARBON TRIMMERS

Specifications:
- Power rating: 0.15W
- Temperature range: -25°C to +70°C
- Linear taper
- Electrical rotation: 220°±20°
- Mechanical rotation: 235°±10°
- 10,000 rotation life cycle
- Tolerance: 100Ω~1mΩ ±20%; 2mΩ~5mΩ ±30%

Features:
- Carbon resistive element
- Dust proof enclosure
- Polyester substrate

For quantities greater than listed, call for quote.

Price Each				
1	100	500	1000	2000
.49	.385	.364	.342	.31

MOUSER STOCK NO.	Piher Part No.	Fig.
Horizontal Mount/Vertical Adjust		
531-PT10V-100	PT10LV10-101A2020	A
531-PT10V-200	PT10LV10-201A2020	A
531-PT10V-250	PT10LV10-251A2020	A
531-PT10V-500	PT10LV10-501A2020	A
531-PT10V-1K	PT10LV10-102A2020	A
531-PT10V-2K	PT10LV10-202A2020	A
531-PT10V-2.5K	PT10LV10-252A2020	A
531-PT10V-5K	PT10LV10-502A2020	A
531-PT10V-10K	PT10LV10-103A2020	A
531-PT10V-20K	PT10LV10-203A2020	A
531-PT10V-22K	PT10V10-223A2020	A
531-PT10V-25K	PT10LV10-253A2020	A
531-PT10V-50K	PT10LV10-503A2020	A
531-PT10V-100K	PT10LV10-104A2020	A
531-PT10V-200K	PT10LV10-204A2020	A
531-PT10V-250K	PT10LV10-254A2020	A
531-PT10V-500K	PT10LV10-504A2020	A
531-PT10V-1M	PT10LV10-105A2020	A
531-PT10V-2M	PT10LV10-205A3030	A
531-PT10V-2.5M	PT10LV10-252A3030	A
531-PT10V-5M	PT10LV10-505A3030	A
Vertical Mount/Horizontal Adjust		
531-PT10H-100	PT10LH01-101A2020	B
531-PT10H-200	PT10LH01-201A2020	B
531-PT10H-250	PT10LH01-251A2020	B
531-PT10H-500	PT10LH01-501A2020	B
531-PT10H-1K	PT10LH01-102A2020	B
531-PT10H-2K	PT10LH01-202A2020	B
531-PT10H-2.5K	PT10LH01-252A2020	B
531-PT10H-5K	PT10LH01-502A2020	B
531-PT10H-10K	PT10LH01-103A2020	B
531-PT10H-20K	PT10LH01-203A2020	B
531-PT10H-22K	PT10LH01-223A2020	B
531-PT10H-25K	PT10LH01-253A2020	B
531-PT10H-50K	PT10LH01-503A2020	B
531-PT10H-100K	PT10LH01-104A2020	B
531-PT10H-200K	PT10LH01-204A2020	B
531-PT10H-220K	PT10LH01-224A2020	B
531-PT10H-250K	PT10LH01-254A2020	B
531-PT10H-500K	PT10LH01-504A2020	B
531-PT10H-1M	PT10LH01-105A2020	B
531-PT10H-2M	PT10LH01-205A3030	B
531-PT10H-2.5M	PT10LH01-255A3030	B
531-PT10H-5M	PT10LH01-505A3030	B

MOUSER STOCK NO.	Piher Part No.	Fig.
Horizontal Mount/Vertical Adjust		
531-PT10MV-100	PT10MV10-101A2020	C
531-PT10MV-250	PT10MV10-251A2020	C
531-PT10MV-500	PT10MV10-501A2020	C
531-PT10MV-1K	PT10MV10-102A2020	C
531-PT10MV-2K	PT10MV10-202A2020	C
531-PT10MV-2.5K	PT10MV10-252A2020	C
531-PT10MV-5K	PT10MV10-502A2020	C
531-PT10MV-10K	PT10MV10-103A2020	C
531-PT10MV-20K	PT10MV10-203A2020	C
531-PT10MV-22K	PT10MV10-223A2020	C
531-PT10MV-25K	PT10MV10-253A2020	C
531-PT10MV-50K	PT10MV10-503A2020	C
531-PT10MV100K	PT10MV10-104A2020	C
531-PT10MV-200K	PT10MV10-204A2020	C
531-PT10MV-220K	PT10MV10-224A2020	C
531-PT10MV-500K	PT10MV10-504A2020	C
531-PT10MV-1M	PT10MV10-105A2020	C
531-PT10MV-2M	PT10MV10-205A3030	C
531-PT10MV-2.5M	PT10MV10-255A3030	C
531-PT10MV-5M	PT10MV10-505A3030	C
Vertical Mount/Horizontal Adjust		
531-PT10MH-100	PT10MH01-101A2020	D
531-PT10MH-200	PT10MH01-201A2020	D
531-PT10MH-250	PT10MH01-251A2020	D
531-PT10MH-500	PT10MH01-501A2020	D
531-PT10MH-1K	PT10MH01-102A2020	D
531-PT10MH-2K	PT10MH01-202A2020	D
531-PT10MH-2.5K	PT10MH01-252A2020	D
531-PT10MH-5K	PT10MH01-502A2020-PM	D
531-PT10MH-10K	PT10MH01-103A2020	D
531-PT10MH-20K	PT10MH01-203A2020	D
531-PT10MH-22K	PT10MH01-223A2020	D
531-PT10MH-50K	PT10MH01-503A2020	D
531-PT10MH-100K	PT10MH01-104A2020	D
531-PT10MH-220K	PT10MH01-224A2020	D
531-PT10MH-250K	PT10MH01-254A2020	D
531-PT10MH-500K	PT10MH01-504A2020	D
531-PT10MH-1M	PT10MH01-105A2020	D
531-PT10MH-5M	PT10MH01-505A3030	D

DIMENSIONS: mm

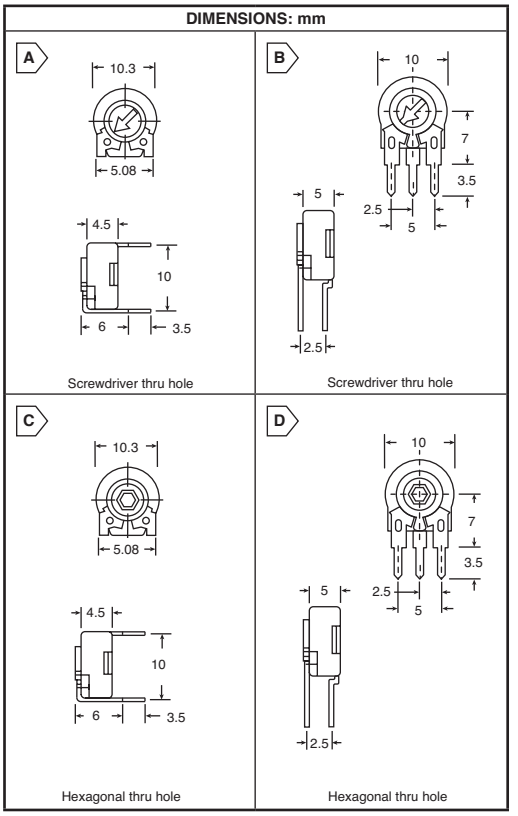

© Copyright 2013 Mouser Electronics

© Copyright 2013 Mouser Electronics

PIHER 10MM CERMET TRIMMERS

Specifications:
- Power rating: 0.33W
- Temperature range: -40°C to +90°C
- Mechanical rotation: 235°±5°
- Electrical rotation: 220°±20°
- Linear taper
- Tolerance: ±20%

Features:
- Cermet resistive element
- Dust proof enclosure
- Plastic material according to UL94V-0
- Alumina substrate

Available upon Request:
- Wiper positioned at 50% or fully clockwise
- Supplied in magazines for automatic insertion
- Long life model for low cost control potentiometers applications
- Self extinguishable plastic UL 94V-0
- Cut track option
- Special tapers
- Mechanical detents
- Low and extra low torque versions
- Special switch option

For quantities greater than listed, call for quote.

Price Each				
1	100	500	1000	2000
.91	.781	.728	.685	.653

DIMENSIONS: mm

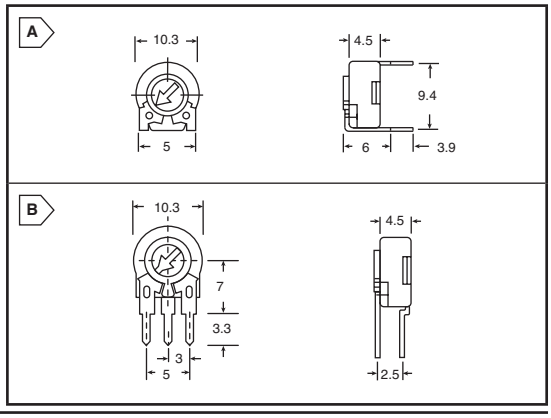

MOUSER STOCK NO.	Piher Part No.	Fig.
Horizontal Mount/Vertical Adjust		
531-PTC10V-100	PTC10LV10-101A2020	A
531-PTC10V-200	PTC10LV10-201A2020	A
531-PTC10V-500	PTC10LV10-501A2020	A
531-PTC10V-1K	PTC10LV10-102A202	A
531-PTC10V-2K	PTC10LV10-202A2020	A
531-PTC10V-2.5K	PTC10LV10-252A2020	A
531-PTC10V-5K	PTC10LV10-502A2020	A
531-PTC10V-10K	PTC10LV10-103A2020	A
531-PTC10V-20K	PTC10LV10-203A2020	A
531-PTC10V-50K	PTC10LV10-503A2020	A
531-PTC10V-100K	PTC10LV10-104A2020	A
531-PTC10V-200K	PTC10LV10-204A2020	A
531-PTC10V-250K	PTC10LV10-254A2020	A
531-PTC10V-500K	PTC10LV10-504A2020	A

MOUSER STOCK NO.	Piher Part No.	Fig.
Vertical Mount/Horizontal Adjust		
531-PTC10H-100	PTC10LH01-101A2020	B
531-PTC10H-200	PTC10LH01-201A2020	B
531-PTC10H-500	PTC10LH01-501A2020	B
531-PTC10H-1K	PTC10LH01-102A2020	B
531-PTC10H-2K	PTC10LH01-202A2020	B
531-PTC10H-2.5K	PTC10LH01-252A2020	B
531-PTC10H-5K	PTC10LH01-502A2020	B
531-PTC10H-10K	PTC10LH01-103A2020	B
531-PTC10H-20K	PTC10LH01-203A2020	B
531-PTC10H-25K	PTC10LH01-253A2020	B
531-PTC10H-50K	PTC10LH01-503A2020	B
531-PTC10H-100K	PTC10LH01-104A2020	B
531-PTC10H-200K	PTC10LH01-204A202	B
531-PTC10H-250K	PTC10LH01-254A2020	B
531-PTC10H-500K	PTC10LH01-504A2020	B

PIHER 15MM CARBON TRIMMERS

Specifications:
- Temperature range: -25°C to +70°C (-13°F + 158°F)
- Residual resistance: ≤3% Rn (3Ω min.)
- Tolerance: 100Ω~1mΩ ±20% 2mΩ~5mΩ ±30%
- Voltage max.: 250VDC (lin) 125VDC (no lin)
- Nominal power: 50°C (122°F), 0.25W (lin) 0.12W (no lin)
- Power rating: 0.25W
- Taper: Linear
- Electrical rotation: 250° ±20°
- Mechanical rotation: 265° to ±5°

Available upon Request:
- Supplied in magazines for automatic insertion
- Wiper positioned at 50% or fully clockwise
- Long life model for low cost control potentiometers applications
- Self extinguishable plastic UL 94V-0
- Cut track option
- Special tapers
- Mechanical detents

Features:
- Carbon resistive element
- Dust proof enclosure
- Polyester substrate

For quantities greater than listed, call for quote.

Price Each				
1	100	500	1000	2000
.54	.439	.407	.364	.353

DIMENSIONS: mm

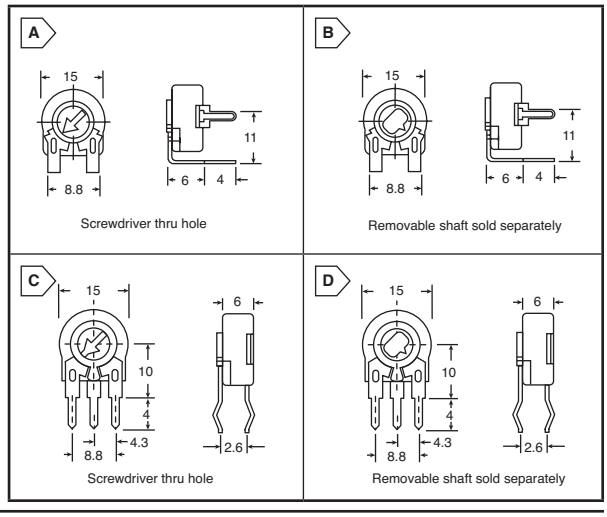

MOUSER STOCK NO.	Piher Part No.	Fig.
Horizontal Mount/Vertical Adjust		
531-PT15D-100	PT15LV18-101A2020	A
531-PT15D-200	PT15LV18-201A2020	A
531-PT15D-250	PT15LV18-251A2020	A
531-PT15D-500	PT15LV18-501A2020	A
531-PT15D-1K	PT15LV18-102A2020	A
531-PT15D-2K	PT15LV18-202A2020	A
531-PT15D-2.5K	PT15LV18-252A2020	A
531-PT15D-5K	PT15LV18-502A2020	A
531-PT15D-10K	PT15LV18-103A2020	A
531-PT15D-20K	PT15LV18-203A2020	A
531-PT15D-25K	PT15LV18-253A2020	A
531-PT15D-50K	PT15LV18-503A2020	A
531-PT15D-100K	PT15LV18-104A2020	A
531-PT15D-200K	PT15LV18-204A2020	A
531-PT15D-250K	PT15LV18-254A2020	A
531-PT15D-500K	PT15LV18-504A2020	A
531-PT15D-1M	PT15LV18-105A2020	A
531-PT15D-2M	PT15LV18-205A3030	A
531-PT15D-2.5M	PT15LV18-255A3030	A
531-PT15D-5M	PT15LV18-505A3030	A
531-PT15NV-10K	PT15NV18-103A2020	B
531-PT15NV-25K	PT15NV18-253A2020	B
531-PT15NV-50K	PT15NV18-503A2020	B
531-PT15NV-100K	PT15NV18-104A2020	B

MOUSER STOCK NO.	Piher Part No.	Fig.
Vertical Mount/Horizontal Adjust		
531-PT15B-100	PT15LH06-101A2020	C
531-PT15B-200	PT15LH06-201A2020	C
531-PT15B-250	PT15LH06-251A2020	C
531-PT15B-500	PT15LH06-501A2020	C
531-PT15B-1K	PT15LH06-102A2020	C
531-PT15B-2K	PT15LH06-202A2020	C
531-PT15B-2.5K	PT15LH06-252A2020	C
531-PT15B-5K	PT15LH06-502A2020	C
531-PT15B-10K	PT15LH06-103A2020	C
531-PT15B-20K	PT15LH06-203A2020	C
531-PT15B-25K	PT15LH06-253A2020	C
531-PT15B-50K	PT15LH06-503A2020	C
531-PT15B-100K	PT15LH06-104A2020	C
531-PT15B-200K	PT15LH06-204A2020	C
531-PT15B-250K	PT15LH06-254A2020	C
531-PT15B-500K	PT15LH06-504A2020	C
531-PT15B-1M	PT15LH06-105A2020	C
531-PT15B-2M	PT15LH06-205A3030	C
531-PT15B-2.5M	PT15LH06-255A3030	C
531-PT15B-5M	PT15LH06-505A3030	C
531-PT15NH-10K	PT15NH06-103A2020	D
531-PT15NH-1K	PT15NH06-102A2020	D
531-PT15NH-2M	PT15NH06-205A3030	D
531-PT15NH-50K	PT15NH06-503A2020	D

PIHER 15MM CERMET TRIMMERS

Specifications:
- Mechanical rotation angle: 265° ± 5°
- Electrical rotation angle: 250° ± 20°
- Torque: 0.5 to 2.5Ncm. (0.7 to 3.4 in-oz)
- Stop torque: > 10Ncm. (>14 in-oz)
- Tolerance: 100Ω < Rn < 1M Ω = ±20
- Max. voltage: 250VDC (lin) 125VDC (no lin)
- Nominal Power: 70°C (158°F) 0.50W (lin) 0.25W (no lin)
- Taper: Linear
- Residual resistance: ≤5.10 Rn (2Ω min.)
- Equivalent noise resistance: ≤ 3% Rn (3Ω min.)
- Operating temperature: -40°C + 90°C (-40°F + 194°F)

Features:
- Cermet resistive element
- Dust proof enclosure
- Plastic material according to UL94V-0
- Alumina substrate

Available upon Request:
- Wiper positioned at 50% or fully clockwise
- Long life model for low cost control pot. applications
- Supplied in magazines for automatic insertion
- Low torque option
- Available as SPDT switch
- Special tapers
- Mechanical detents

DIMENSIONS: mm

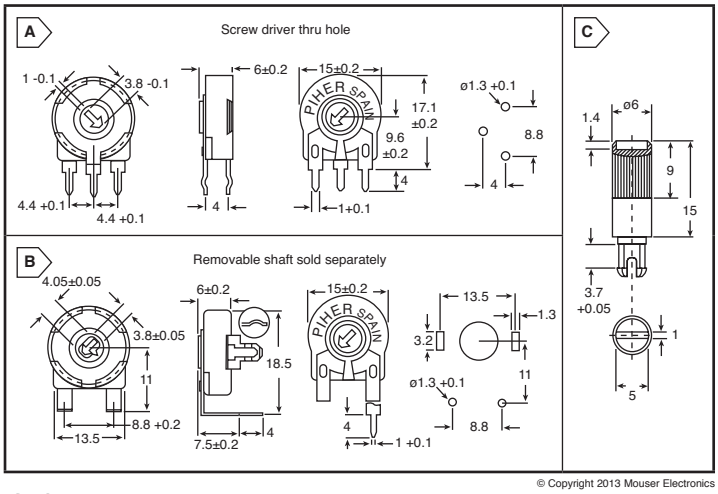

For quantities greater than listed, call for quote.

MOUSER STOCK NO.	Piher Part No.	Fig.	Price Each				
			1	25	50	100	200
531-PTC15LH06-250	PTC15LH06-251A2020	A	1.29	1.25	1.23	1.22	1.19
531-PTC15NV18-1K	PTC15NV18-102A2020	B	1.29	1.25	1.23	1.22	1.19
Shaft							
531-5219CR	XEJPL5219CR	C	.41	.364	.321	.30	.277

© Copyright 2013 Mouser Electronics

© Copyright 2013 Mouser Electronics

VISHAY/SFERNICE Single-Turn, SMD, Cermet Trimmers

RoHS Compliant This product is RoHS compliant.

VISHAY/SFERNICE TS3Y SERIES 3MM SINGLE TURN, SEALED CERMET TRIMMERS

Specifications:
- Electrical travel: 220°
- Resistance range: 20Ω to 2MΩ
- Tolerance standard: ±20%
- Power rating: 0.125W @ 70°C
- Temp. coefficient (max.): ± 150 ppm/°C

Features:
- Small size for optimum packing density
- Suitable for both manual and automatic operation

Table of Values (Ω)				
20	1K	10K	100K	2M
50	2K	20K	500K	
100	5K	50K	1M	

LEAD-FREE RoHS Compliant

MOUSER STOCK NO.	Fig.
72-TS3YJ-(Value Code)	A

For quantities greater than listed, call for quote.

Price Each			
1	50	100	500
1.79	1.43	1.16	1.07

VISHAY/SFERNICE TS4Y SERIES 4MM SQUARE, SINGLE TURN, SMD, SEALED CERMET TRIMMERS

Specifications:
- Mechanical angle: 240° (1 turn)
- Resistive range: 100Ω to 500KΩ
- Tolerance: ±20% standard
- Temperature coefficient: ±100ppm/°C
- Power rating: (300V max.) 0.25W @ + 70°C, 0W @ + 125°C
- Adjustment angle: 210° nominal

Features:
- Fully sealed to withstand board washing
- Compatible with surface mount manufacturing processes
- Compatible with popular vacuum pick-and-place equipment
- J-hook and gull-wing configurations

Table of Values (Ω)				
100	1K	5K	20K	100K
200	2K	10K	50K	500K

LEAD-FREE RoHS Compliant

MOUSER STOCK NO.	Fig.
72-TS4YJ-(Value Code)	B
72-TS4YL-(Value Code)	C

For quantities greater than listed, call for quote.

Price Each			
1	50	100	500
1.37	1.11	.895	.815

VISHAY/SFERNICE TS53Y SERIES MINIATURE, 5MM SINGLE TURN, SMD, SEALED CERMET TRIMMERS

Specifications:
- Electrical travel: 220° ± 15°
- Tolerance standard: ± 20%
- Power rating: linear 0.25W @ 70°C
- Mechanical travel: 270° ± 10°
- Temperature range: -55°C to +125°C
- Resistive range: 100Ω to 1MΩ

Features:
- For PCB version see T53Y series
- Wide ohmic range (10Ω to 1 MΩ)
- Small size for optimum packing density
- Suitable for both manual or automatic operation

Table of Values (Ω)				
100	1K	10K	100K	1M
200	2K	20K	200K	
500	5K	50K	500K	

LEAD-FREE RoHS Compliant

MOUSER STOCK NO.	Fig.
72-TS53YJ-(Value Code)	D
72-TS53YL-(Value Code)	E

For quantities greater than listed, call for quote.

Price Each			
1	50	100	500
1.50	1.19	.97	.893

DIMENSIONS: mm

A

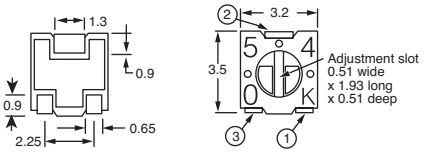

B

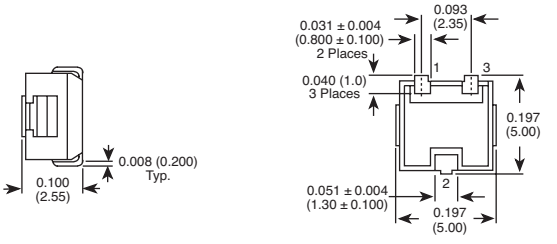

C

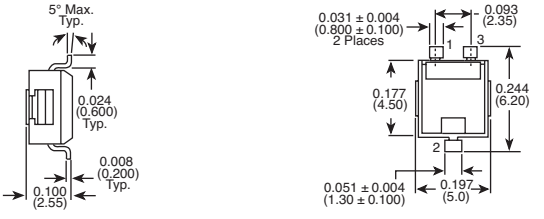

D

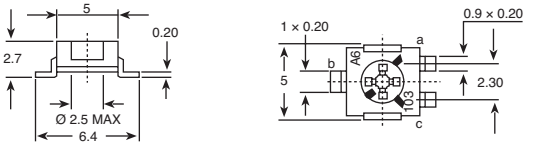

E

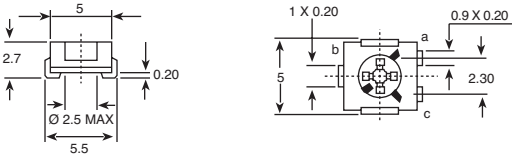

© Copyright 2013 Mouser Electronics

© Copyright 2013 Mouser Electronics

VISHAY/SFERNICE Single-Turn Trimmers

VISHAY/SFERNICE 1/4" SINGLE-TURN, SQUARE, CERMET TRIMMERS

Specifications:
- Tolerance: ±10%
- Operating temperature range: -55°C to +125°C
- Rated voltage: 250VD
- Rotation: 250° ± 15°
- Power rating: .5W @ 100°C
- Temperature coefficient: ±70ppm/°C
- Rotation life: 200 cycles

Features:
- Withstands harsh environments and immersion cleaning processes

RoHS Compliant

- Will be renamed T73

MOUSER STOCK NO.	Fig.
72-T70YP-Value	A
72-T70YB-Value	B
72-T70YE-Value	B
72-T70XH-Value	C

Table of Values (Ω)				
100	1K	10K	50K	500K
200	2K	20K	100K	1M
500	5K	25K	200K	

For quantities greater than listed, call for quote.

Price Each			
1	25	50	100
.86	.684	.562	.516

VISHAY/SPECTROL/SFERNICE 3/8" (10MM) SINGLE-TURN, SQUARE, CERMET TRIMMERS

Specifications:
- Tolerance: ±10%
- Oper. temp. range: -55°C to +125°C
- Replacing Sfernice T20 Series

Features:
- Flame retardant housing to UL rated V0
- "O" Ring seal for solvent and Aqueous washing
- Rotation life: 200 cycles
- High temp soldered terminations

RoHS Compliant

Value (Ω)	Value Code	Value (Ω)	Value Code
100	101	25K	253
200	201	50K	503
500	501	100K	104
1K	102	200K	204
2K	202	250K	254
5K	502	500K	504
10K	103	1M	105
20K	203	2M	205

MOUSER STOCK NO.	Fig.
594-63P(value code)	D
594-63X(value code)	E
594-63M(value code)	F
594-63S(value code)	G

For quantities greater than listed, call for quote.

Price Each			
1	25	50	100
4.71	4.61	4.58	3.73

VISHAY/SPECTROL /SFERNICE 3/8" SINGLE-TURN CERMET TRIMMERS WITH KNOBS

Specifications:
- Tolerance: ±10%
- Coefficient of resistance: ±100ppm/°C
- Rating: 0.5W @ 70°C, derated linearly to 0W @125°C
- Rated voltage: 250VDC
- Rotation: 250° ± 15°
- Power rating: .5W @ +85°C

Features:
- Sealed for cleaning in common solvents
- Contact resistance variation: 2% or 2Ω, whichever is greater
- Electrical travel: 270°

Knobs

MOUSER STOCK NO.	Fig.	Value	Price Each					
			1	25	50	100	200	500
594-63P102T7	H	1K	2.89	2.66	2.41	2.20	2.09	Call for Qoute
594-63P202T7	H	2K	2.65	2.44	2.39	2.13	2.01	
594-63P502T7	H	5K	4.61	4.02	3.34	3.10	2.85	
594-63P103T7	H	10K	2.66	2.45	2.40	2.13	1.92	
594-63P203T7	H	20K	4.61	4.02	3.34	3.10	2.85	
594-63P503T7	H	50K	4.61	4.02	3.34	3.10	2.85	
594-63P104T7	H	100K	4.21	3.66	3.05	2.42	2.36	

Thumbwheel

MOUSER STOCK NO.	Fig.	Value	Price Each					
			1	25	50	100	200	500
594-63P102T4	I	1K	4.61	4.02	3.34	3.10	2.85	Call for Qoute
594-63P502T4	I	5K	4.61	4.02	3.34	3.10	2.85	
594-63P103T4	I	10K	4.61	4.02	3.34	3.10	2.85	
594-63P203T4	I	20K	4.61	4.02	3.34	3.10	2.85	
594-63P503T4	I	50K	4.61	4.02	3.34	3.10	2.85	
594-63P104T4	I	100K	4.61	4.02	3.34	3.10	2.85	

RoHS Compliant

VISHAY/SFERNICE 1/4" SINGLE-TURN, ROUND, CERMET TRIMMERS

Specifications:
- Tolerance: ±10%
- Oper. temp. range: -55°C to +150°C
- Rotational life: 200 cycles
- Power rating: .5W @ +85°C
- Low temperature coefficient

Features:
- Fully sealed to withstand board washing

RoHS Compliant

MOUSER STOCK NO.	Fig.
72-T7RYB-Value	J
72-T7RYA-Value	K

Table of Values (Ω)				
50	500	5K	50K	500K
100	1K	10K	100K	1M
200	2K	20K	200K	

For quantities greater than listed, call for quote.

Price Each			
1	25	50	100
3.10	2.59	2.34	2.08

DIMENSIONS: mm

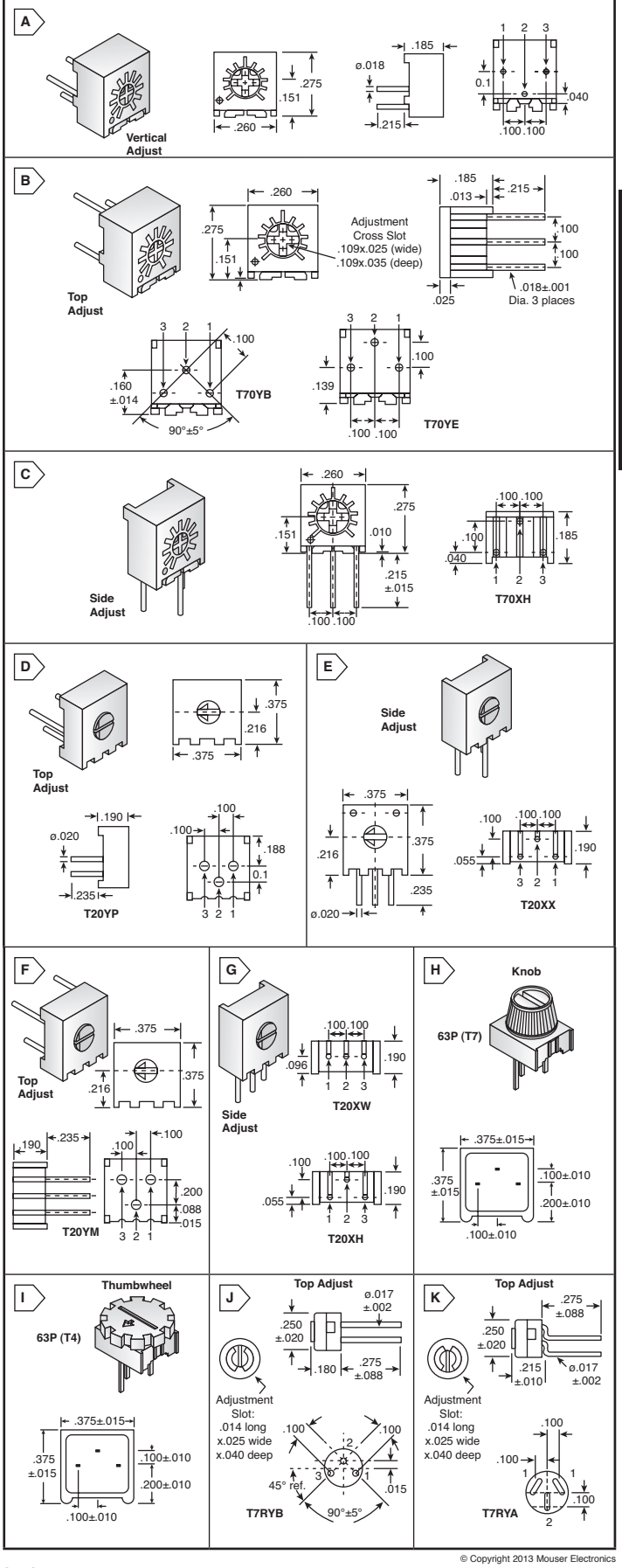

© Copyright 2013 Mouser Electronics

© Copyright 2013 Mouser Electronics

BI TECHNOLOGIES Multi/Single Turn Trimmers and Pots

TT electronics
BI Technologies

DIMENSIONS: mm

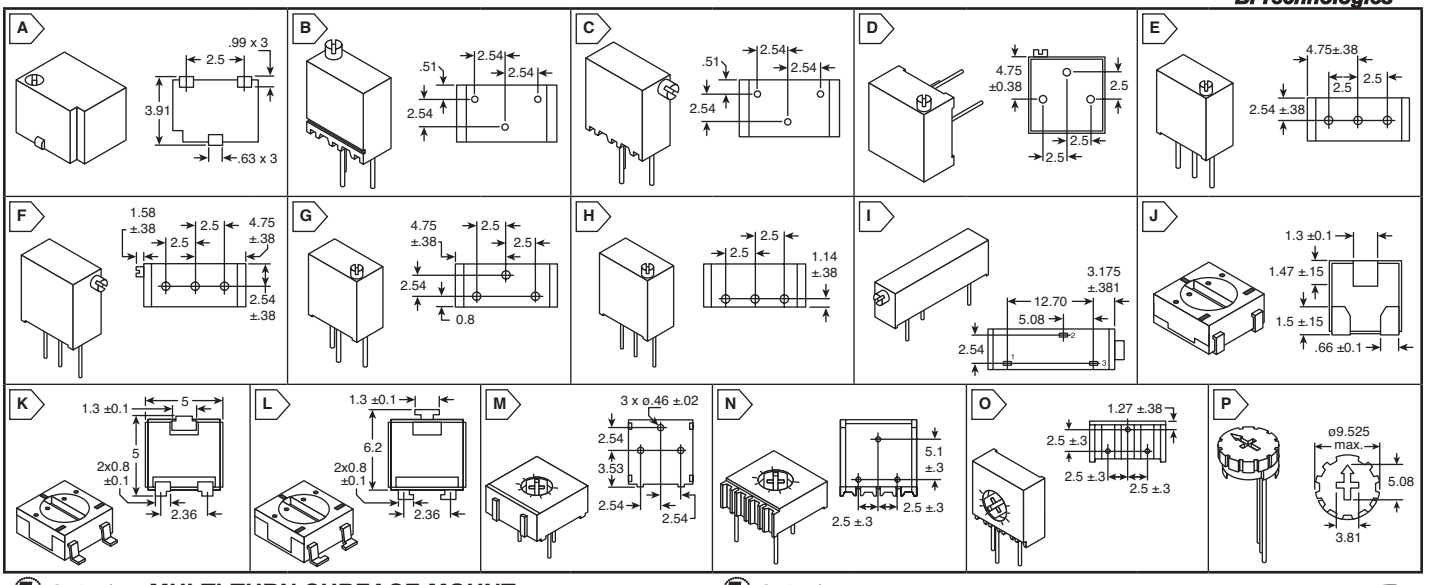

Multi-Turn Trimmers

BI Technologies

MULTI-TURN SURFACE MOUNT CERMET TRIMMER

4mm Model 44

RoHS Compliant

- Actual electrical travel, turns, nominal: 9
- Operating temperature: -65°C to +150°C
- Power rating: 0.25W
- Tolerance: 10%

For quantities greater than listed, call for quote.

MOUSER STOCK NO.	Fig.	Values (Ω)	Price Each 1	25	50	100
858-44WR-VALUE-LF	A	10, 20, 50, 100, 200, 500,1K, 2K, 5K, 10K, 20K, 25K, 50K, 100K, 200K, 250K, 500K, 1M, 2M	3.43	2.87	2.46	2.15

MULTI-TURN THRU-HOLE CERMET TRIMMER

RoHS Compliant

- Actual electrical travel, turns, nominal: 12
- Mechanical stops: clutch action, both ends
- Tolerance: 10%

1/4" Sq. Model 64

- Power rating: .25W
- Operating temperature: -65° to +150°C

858-64WR-VALUE-LF	B	10, 20, 50, 100, 200, 500, 1K,	1.86	1.68	1.39	1.25
858-64XR-VALUE-LF	C	2K, 5K, 10K, 20K, 25K, 50K, 100K, 200K, 250K, 500K, 1M	1.86	1.68	1.39	1.25

3/8" Sq. Model 67

- Power rating: 0.50W
- Operating temperature: -55° to +125°C

858-67PR-VALUE-LF	D	10, 20, 50, 100, 200, 500, 1K,	1.19	1.09	.888	.792
858-67WR-VALUE-LF	E	2K, 5K, 10K, 20K, 25K, 50K,	1.19	1.09	.888	.792
858-67XR-VALUE-LF	F	100K, 200K, 250K, 500K,	1.19	1.09	.888	.792
858-67YR-VALUE-LF	G	1M, 2M	1.19	1.09	.888	.792

3/8" Sq. Model 68

- Power rating: 0.50W
- Operating temperature: -55° to +125°C

858-68WR-VALUE-LF	H	10, 20, 50, 100, 200, 500, 1K, 2K, 5K, 10K, 20K, 25K, 50K, 100K, 200K, 250K, 500K, 1M, 2M	1.44	1.32	1.08	.963

3/4" Rectangular Model 89

- Power Rating: 0.75W
- Operating temperature: -55° to +125°C

858-89PR-VALUE-LF	I	10, 20, 50, 100, 200, 500, 1K, 2K, 5K, 10K, 20K, 25K, 50K, 100K, 200K, 250K, 500K, 1M, 2M	2.60	2.16	1.85	1.63

SINGLE-TURN SURFACE MOUNT CERMET TRIMMER

3mm Model 22

RoHS Compliant

- Actual electrical travel, nominal: 220°
- Mechanical stops: solid
- Power rating: .125W
- Tolerance: 20%
- Operating temperature: -55°C to +125°C

For quantities greater than listed, call for quote.

MOUSER STOCK NO.	Fig.	Values (Ω)	Price Each 1	25	50	100
858-22AR-VALUE-LFTR	J	10, 50, 100, 200, 500, 1K, 2K, 5K, 10K, 20K, 50K, 100K, 200K, 500K, 1M, 2M	1.75	1.47	1.25	1.10

4mm Sq. Model 23

- Actual electrical travel, nominal: 210°
- Mechanical stops: solid
- Power rating: 0.25W
- Tolerance: 20%
- Operating temperature: -55°C to +125°C

858-23AR-VALUE-LFTR	K	10, 50, 100, 200, 500, 1K, 2K,	1.34	1.12	1.06	.942
858-23BR-VALUE-LFTR	L	5K, 10K, 20K, 50K, 100K, 200K, 500K, 1M, 2M	1.75	1.47	1.25	1.10

SINGLE-TURN THRU-HOLE CERMET TRIMMER

1/4" Sq. Model 25

RoHS Compliant

- Actual electrical travel, nominal: 210°
- Mechanical stops: solid
- Power rating: 0.50W
- Tolerance: 10%
- Operating temperature: -55°C to +125°C

858-25PR-VALUE-LF	M	10, 20, 50, 100, 200, 500, 1K, 2K, 5K, 10K, 20K, 50K, 100K, 200K, 500K, 1M, 2M	1.33	1.10	.952	.835

3/8" Sq. Model 72

- Actual electrical travel, nominal: 244°
- Mechanical stops: solid
- Power rating: 0.50W
- Tolerance: 10%
- Operating temperature: -55°C to +125°C

858-72PMR-VALUE-LF	N	10, 20, 50, 100, 200, 500, 1K, 2K,	2.00	1.67	1.43	1.25
858-72PR-VALUE-LF	N	5K, 10K, 20K, 25K, 50K, 100K,	2.00	1.67	1.43	1.25
858-72XR-VALUE-LF	O	200K, 250K, 500K, 1M, 2M	1.93	1.61	1.38	1.21

3/8" Dia. Model 91

- Actual electrical travel, nominal: 174°
- Mechanical stops: solid
- Power rating: 0.50W
- Tolerance: 20%
- Operating temperature: -55°C to +125°C

858-91AR-VALUE-LF	P	10, 20, 50, 100, 200, 500, 1K, 2K, 5K, 10K, 20K, 25K, 50K, 100K, 200K, 250K, 500K, 1M, 2M	1.52	1.37	1.25	1.13

PRECISION POTENTIOMETERS

7/8" 10-Turn Wirewound

- Operating Temperature: 125°C max.
- Power Rating: 2W
- Tolerance: 5%

RoHS Compliant

For quantities greater than listed, call for quote.

MOUSER STOCK NO.	Fig.	Values (Ω)	Price Each 1	5	10
858-7286RVALUELF	A	100, 200, 500, 1K, 2K, 5K, 10K, 20K, 50K, 100K	25.47	21.83	19.10

1-13/16" 10-Turn Wirewound

- Operating Temperature: 85°C max.
- Power Rating: 5W
- Tolerance: 5%

858-AR-VALUE	B	10, 25, 50, 100, 200, 500, 1K, 2K, 5K, 10K, 20K, 50K, 100K, 200K, 300K, 500K	71.63	68.98	55.70

Turns Counting Dials

For quantities greater than listed, call for quote.

MOUSER STOCK NO.	Fig.	Finish	Turns	Price Each 1	5	10
858-2606	C	Satin Chrome	20	28.09	25.86	23.98
858-RB	D	Satin Chrome	15	57.27	46.61	42.65

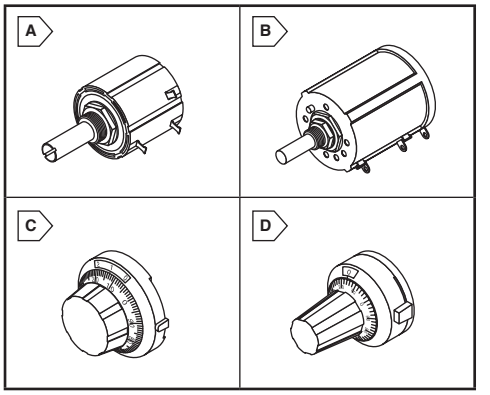

© Copyright 2013 Mouser Electronics

© Copyright 2013 Mouser Electronics

BOURNS Multi-Turn Cermet Trimmer Potentiometers

RoHS Compliant This product is RoHS compliant.

3296 SERIES 3/8" SQUARE / 25 TURN / SEALED

RoHS Compliant

Features:
- 5 terminal styles
- Chevron seal design

Specifications:
- Resistance tolerance: ±10% standard
- Power rating: 70°C - 0.5W; 125°C - 0W
- Temperature range: -55°C to +150°C
- Temperature coefficient: ±100ppm/°C

For quantities greater than listed, call for quote.

Series No.	Price Each					
	1	10	50	100	500	1000
3296P, 3296Z	2.89	2.62	2.25	1.83	1.72	1.61
3296W, X, Y	2.68	2.43	2.09	1.69	1.59	1.49

Value (Ω)	3296P Series	3296W Series	3296X Series	3296Y Series	3296Z Series
	MOUSER STOCK NO.				
10	652-3296P-1-100LF	652-3296W-1-100LF	652-3296X-1-100LF	652-3296Y-1-100LF	652-3296Z-1-100LF
20	652-3296P-1-200LF	652-3296W-1-200LF	652-3296X-1-200LF	652-3296Y-1-200LF	652-3296Z-1-200LF
50	652-3296P-1-500LF	652-3296W-1-500LF	652-3296X-1-500LF	652-3296Y-1-500LF	652-3296Z-1-500LF
100	652-3296P-1-101LF	652-3296W-1-101LF	652-3296X-1-101LF	652-3296Y-1-101LF	652-3296Z-1-101LF
200	652-3296P-1-201LF	652-3296W-1-201LF	652-3296X-1-201LF	652-3296Y-1-201LF	652-3296Z-1-201LF
500	652-3296P-1-501LF	652-3296W-1-501LF	652-3296X-1-501LF	652-3296Y-1-501LF	652-3296Z-1-501LF
1K	652-3296P-1-102LF	652-3296W-1-102LF	652-3296X-1-102LF	652-3296Y-1-102LF	652-3296Z-1-102LF
2K	652-3296P-1-202LF	652-3296W-1-202LF	652-3296X-1-202LF	652-3296Y-1-202LF	652-3296Z-1-202LF
5K	652-3296P-1-502LF	652-3296W-1-502LF	652-3296X-1-502LF	652-3296Y-1-502LF	652-3296Z-1-502LF
10K	652-3296P-1-103LF	652-3296W-1-103LF	652-3296X-1-103LF	652-3296Y-1-103LF	652-3296Z-1-103LF
20K	652-3296P-1-203LF	652-3296W-1-203LF	652-3296X-1-203LF	652-3296Y-1-203LF	652-3296Z-1-203LF
25K	652-3296P-1-253LF	652-3296W-1-253LF	652-3296X-1-253LF	652-3296Y-1-253LF	652-3296Z-1-253LF
50K	652-3296P-1-503LF	652-3296W-1-503LF	652-3296X-1-503LF	652-3296Y-1-503LF	652-3296Z-1-503LF
100K	652-3296P-1-104LF	652-3296W-1-104LF	652-3296X-1-104LF	652-3296Y-1-104LF	652-3296Z-1-104LF
200K	652-3296P-1-204LF	652-3296W-1-204LF	652-3296X-1-204LF	652-3296Y-1-204LF	652-3296Z-1-204LF
250K	652-3296P-1-254LF	652-3296W-1-254LF	652-3296X-1-254LF	652-3296Y-1-254LF	652-3296Z-1-254LF
500K	652-3296P-1-504LF	652-3296W-1-504LF	652-3296X-1-504LF	652-3296Y-1-504LF	652-3296Z-1-504LF
1M	652-3296P-1-105LF	652-3296W-1-105LF	652-3296X-1-105LF	652-3296Y-1-105LF	652-3296Z-1-105LF
2M	652-3296P-1-205LF	652-3296W-1-205LF	652-3296X-1-205LF	652-3296Y-1-205LF	652-3296Z-1-205LF

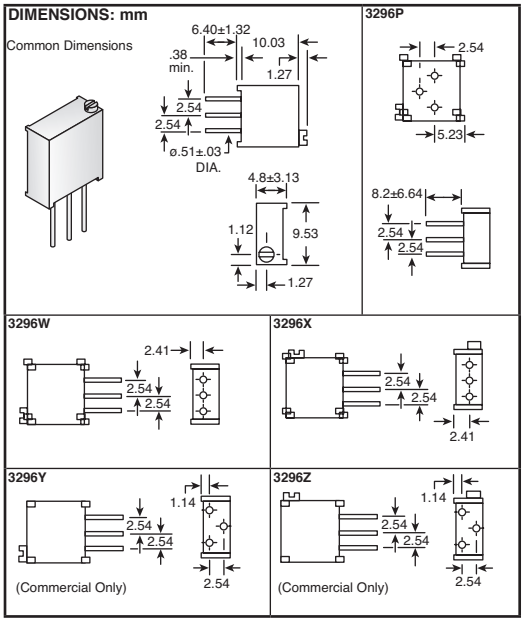

3006 SERIES 3/4" RECTANGULAR / 15 TURN / SEALED

Specifications:
- Resistance tolerance: ±10% standard
- Power rating: 70°C - 0.75W; 125°C - 0W
- Temperature range: -55°C to +125°C
- Temperature coefficient: ±100ppm/°C

Features:
- Low PC board profile - only 1/4" high

RoHS Compliant

For quantities greater than listed, call for quote.

Series No.	Price Each					
	1	10	50	100	500	1000
3006P	1.57	1.39	1.21	.997	.831	.824
3006W, 3006Y	2.51	2.25	1.96	1.61	1.34	1.13

Value (Ω)	3006P Series	3006W Series	3006Y Series
	MOUSER STOCK NO.		
100	652-3006P-1-101-LF	652-3006W-1-101-LF	652-3006Y-1-101-LF
200	652-3006P-1-201-LF	652-3006W-1-201-LF	652-3006Y-1-201-LF
500	652-3006P-1-501-LF	652-3006W-1-501-LF	652-3006Y-1-501-LF
1K	652-3006P-1-102-LF	652-3006W-1-102-LF	652-3006Y-1-102-LF
2K	652-3006P-1-202-LF	652-3006W-1-202-LF	652-3006Y-1-202-LF
5K	652-3006P-1-502-LF	652-3006W-1-502-LF	652-3006Y-1-502-LF
10K	652-3006P-1-103-LF	652-3006W-1-103-LF	652-3006Y-1-103-LF
20K	652-3006P-1-203-LF	652-3006W-1-203-LF	652-3006Y-1-203-LF
25K	652-3006P-1-253-LF	652-3006W-1-253-LF	652-3006Y-1-253-LF
50K	652-3006P-1-503-LF	652-3006W-1-503-LF	652-3006Y-1-503-LF
100K	652-3006P-1-104-LF	652-3006W-1-104-LF	652-3006Y-1-104-LF
200K	652-3006P-1-204-LF	652-3006W-1-204-LF	652-3006Y-1-204-LF
250K	652-3006P-1-254-LF	652-3006W-1-254-LF	652-3006Y-1-254-LF
500K	652-3006P-1-504-LF	652-3006W-1-504-LF	652-3006Y-1-504-LF
1M	652-3006P-1-105-LF	652-3006W-1-105-LF	652-3006Y-1-105-LF

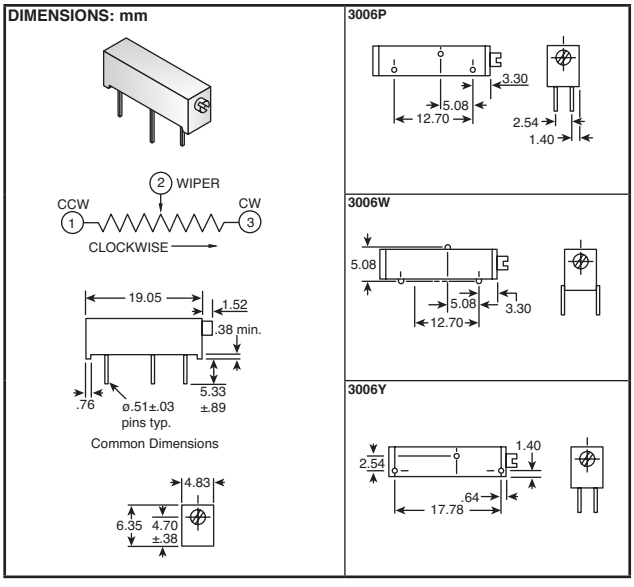

3059 SERIES 1-1/4" RECTANGULAR / 22 TURN / SEALED

Specifications:
- Resistance tolerance: ±10% standard
- Power rating: 70°C - 1.0W; 150°C - 0W 400V max.
- Temperature range: -55°C to +150°C
- Temperature coefficient: ±100ppm/°C

RoHS Compliant

For quantities greater than listed, call for quote.

Series No.	Price Each					
	1	25	50	100	500	1000
3059P, 3059Y	6.94	5.78	5.39	4.39	4.12	3.84

DIMENSIONS: mm

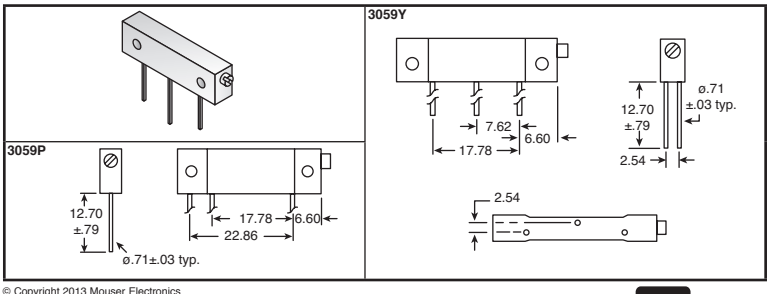

Value (Ω)	3059P Series	3059Y Series
	MOUSER STOCK NO.	
100	652-3059P-1-101LF	652-3059Y-1-101LF
200	652-3059P-1-201LF	652-3059Y-1-201LF
500	652-3059P-1-501LF	652-3059Y-1-501LF
1K	652-3059P-1-102LF	652-3059Y-1-102LF
2K	652-3059P-1-202LF	652-3059Y-1-202LF
5K	652-3059P-1-502LF	652-3059Y-1-502LF
10K	652-3059P-1-103LF	652-3059Y-1-103LF
20K	652-3059P-1-203LF	652-3059Y-1-203LF
50K	652-3059P-1-503LF	652-3059Y-1-503LF
100K	652-3059P-1-104LF	652-3059Y-1-104LF
200K	652-3059P-1-204LF	652-3059Y-1-204LF
500K	652-3059P-1-504LF	652-3059Y-1-504LF
1M	652-3059P-1-105LF	652-3059Y-1-105LF

© Copyright 2013 Mouser Electronics

BOURNS Multi-Turn Cermet Trimmer Potentiometers

RoHS Compliant This product is RoHS compliant.

3266 SERIES 1/4" SQUARE/ 12 TURN/ SEALED

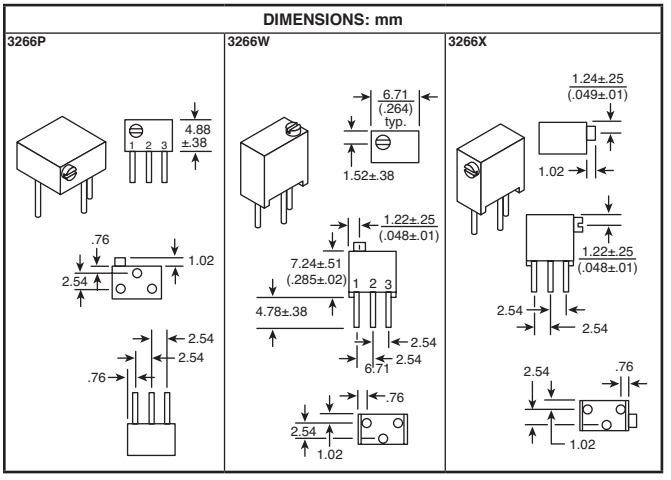

Specifications:

- Resistance tolerance: ±10% std.
- Power rating: 70°C - 0.25W; 150°C - 0W
- Temperature range: -55°C to +150°C
- Temperature coefficient: ±100ppm/°C

RoHS Compliant

For quantities greater than listed, call for quote.

Series No.	Price Each					
	1	10	50	100	500	1000
3266P,3266W, 3266X	4.84	4.31	3.76	3.08	2.57	2.16

Value (Ω)	3266P Series	3266W Series	3266X Series
	MOUSER STOCK NO.		
50	652-3266P-1-500LF	652-3266W-1-500LF	652-3266X-1-500LF
100	652-3266P-1-101LF	652-3266W-1-101LF	652-3266X-1-101LF
200	652-3266P-1-201LF	652-3266W-1-201LF	652-3266X-1-201LF
500	652-3266P-1-501LF	652-3266W-1-501LF	652-3266X-1-501LF
1K	652-3266P-1-102LF	652-3266W-1-102LF	652-3266X-1-102LF
2K	652-3266P-1-202LF	652-3266W-1-202LF	652-3266X-1-202LF
5K	652-3266P-1-502LF	652-3266W-1-502LF	652-3266X-1-502LF
10K	652-3266P-1-103LF	652-3266W-1-103LF	652-3266X-1-103LF
20K	652-3266P-1-203LF	652-3266W-1-203LF	652-3266X-1-203LF
25K	652-3266P-1-253LF	652-3266W-1-253LF	652-3266X-1-253LF
50K	652-3266P-1-503LF	652-3266W-1-503LF	652-3266X-1-503LF
100K	652-3266P-1-104LF	652-3266W-1-104LF	652-3266X-1-104LF
200K	652-3266P-1-204LF	652-3266W-1-204LF	652-3266X-1-204LF
500K	652-3266P-1-504LF	652-3266W-1-504LF	652-3266X-1-504LF
1M	652-3266P-1-105LF	652-3266W-1-105LF	652-3266X-1-105LF

3262 SERIES 1/4" SQUARE/ 12 TURN/ SEALED

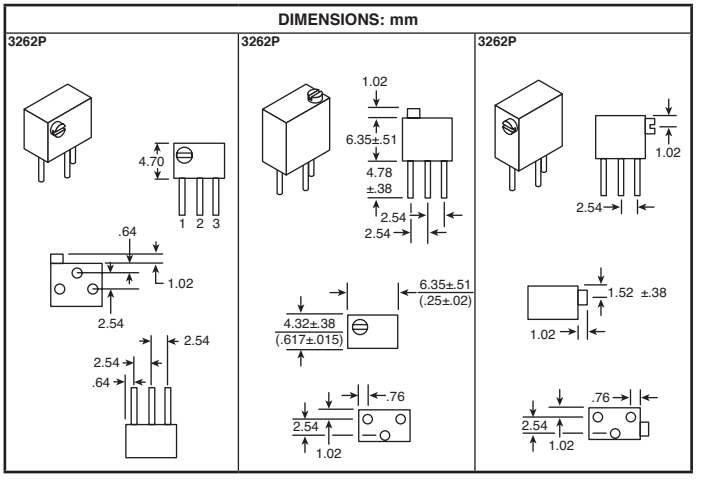

Specifications:

- Resistance tolerance: ±10% std.
- Power rating: 85°C - 0.25W; 150°C - 0W
- Temperature range: -65°C to +150°C
- Temperature coefficient: ±100ppm/°C

Features:

- Listed on the QPL for style RJ26 per MIL-R-22097 and RJR26 per High-Rel MIL-R-39035
- Patent #4427966 drive mechanism

RoHS Compliant

For quantities greater than listed, call for quote.

Series No.	Price Each			
	1	10	50	100
3262P, 3262W, 3262X	15.30	13.91	11.96	9.68

Value (Ω)	3262P Series	3262W Series	3262X Series
	MOUSER STOCK NO.		
100	652-3262P-1-101LF	652-3262W-1-101LF	652-3262X-1-101LF
200	652-3262P-1-201LF	652-3262W-1-201LF	652-3262X-1-201LF
500	652-3262P-1-501LF	652-3262W-1-501LF	652-3262X-1-501LF
1K	652-3262P-1-102LF	652-3262W-1-102LF	652-3262X-1-102LF
2K	652-3262P-1-202LF	652-3262W-1-202LF	652-3262X-1-202LF
5K	652-3262P-1-502LF	652-3262W-1-502LF	652-3262X-1-502LF
10K	652-3262P-1-103LF	652-3262W-1-103LF	652-3262X-1-103LF
20K	652-3262P-1-203LF	652-3262W-1-203LF	652-3262X-1-203LF
25K	652-3262P-1-253LF	652-3262W-1-253LF	652-3262X-1-253LF
50K	652-3262P-1-503LF	652-3262W-1-503LF	652-3262X-1-503LF
100K	652-3262P-1-104LF	652-3262W-1-104LF	652-3262X-1-104LF
200K	652-3262P-1-204LF	652-3262W-1-204LF	652-3262X-1-204LF
250K	652-3262P-1-254LF	652-3262W-1-254LF	652-3262X-1-254LF
500K	652-3262P-1-504LF	652-3262W-1-504LF	652-3262X-1-504LF

3299 SERIES 3/8" SQUARE/ 25 TURN/ SEALED

RoHS Compliant

Specifications:

- Resistance tolerance: ±10% std.
- Power rating: 70°C - 0.5W; 125°C - 0W
- Temperature range: -55°C to +125°C
- Temperature coefficient: ±100ppm/°C

For quantities greater than listed, call for quote.

Series No.	Price Each				
	1	10	50	100	500
3299P, 3299Z	3.05	2.72	2.36	1.95	1.62
3299W, X, Y	3.05	2.72	2.36	1.95	1.62

Value (Ω)	3299P Series	3299W Series	3299X Series	3299Y Series	3299Z Series
	MOUSER STOCK NO.				
10	652-3299P-1-100LF	652-3299W-1-100LF	652-3299X-1-100LF	652-3299Y-1-100LF	652-3299Z-1-100LF
20	652-3299P-1-200LF	652-3299W-1-200LF	652-3299X-1-200LF	652-3299Y-1-200LF	652-3299Z-1-200LF
50	652-3299P-1-500LF	652-3299W-1-500LF	652-3299X-1-500LF	652-3299Y-1-500LF	652-3299Z-1-500LF
100	652-3299P-1-101LF	652-3299W-1-101LF	652-3299X-1-101LF	652-3299Y-1-101LF	652-3299Z-1-101LF
200	652-3299P-1-201LF	652-3299W-1-201LF	652-3299X-1-201LF	652-3299Y-1-201LF	652-3299Z-1-201LF
500	652-3299P-1-501LF	652-3299W-1-501LF	652-3299X-1-501LF	652-3299Y-1-501LF	652-3299Z-1-501LF
1K	652-3299P-1-102LF	652-3299W-1-102LF	652-3299X-1-102LF	652-3299Y-1-102LF	652-3299Z-1-102LF
2K	652-3299P-1-202LF	652-3299W-1-202LF	652-3299X-1-202LF	652-3299Y-1-202LF	652-3299Z-1-202LF
5K	652-3299P-1-502LF	652-3299W-1-502LF	652-3299X-1-502LF	652-3299Y-1-502LF	652-3299Z-1-502LF
10K	652-3299P-1-103LF	652-3299W-1-103LF	652-3299X-1-103LF	652-3299Y-1-103LF	652-3299Z-1-103LF
20K	652-3299P-1-203LF	652-3299W-1-203LF	652-3299X-1-203LF	652-3299Y-1-203LF	652-3299Z-1-203LF
25K	652-3299P-1-253LF	652-3299W-1-253LF	652-3299X-1-253LF	652-3299Y-1-253LF	652-3299Z-1-253LF
50K	652-3299P-1-503LF	652-3299W-1-503LF	652-3299X-1-503LF	652-3299Y-1-503LF	652-3299Z-1-503LF
100K	652-3299P-1-104LF	652-3299W-1-104LF	652-3299X-1-104LF	652-3299Y-1-104LF	652-3299Z-1-104LF
200K	652-3299P-1-204LF	652-3299W-1-204LF	652-3299X-1-204LF	652-3299Y-1-204LF	652-3299Z-1-204LF
250K	652-3299P-1-254LF	652-3299W-1-254LF	652-3299X-1-254LF	652-3299Y-1-254LF	652-3299Z-1-254LF
500K	652-3299P-1-504LF	652-3299W-1-504LF	652-3299X-1-504LF	652-3299Y-1-504LF	652-3299Z-1-504LF
1M	652-3299P-1-105LF	652-3299W-1-105LF	652-3299X-1-105LF	652-3299Y-1-105LF	652-3299Z-1-105LF
2M	652-3299P-1-205LF	652-3299W-1-205LF	652-3299X-1-205LF	652-3299Y-1-205LF	652-3299Z-1-205LF

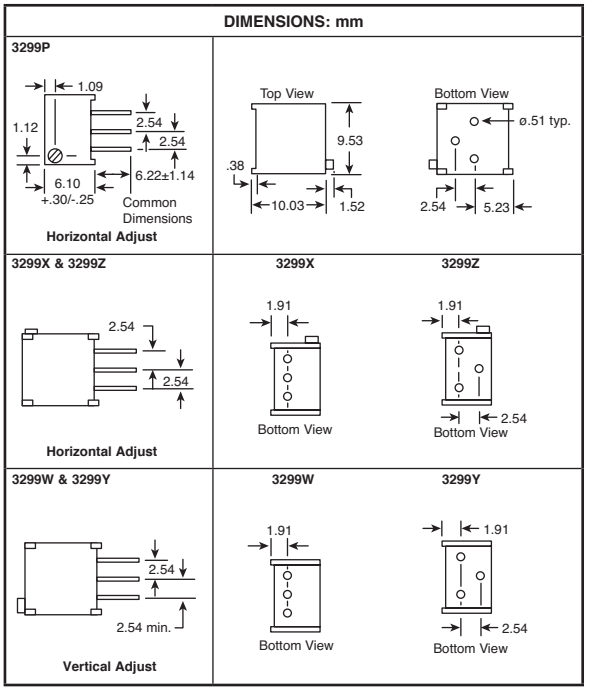

© Copyright 2013 Mouser Electronics

© Copyright 2013 Mouser Electronics

BOURNS Multi-Turn Cermet Trimmer Potentiometers

RoHS Compliant This product is RoHS compliant.

BOURNS 3223 SERIES 3MM SMD TRIMMING POTENTIOMETER

DIMENSIONS: mm

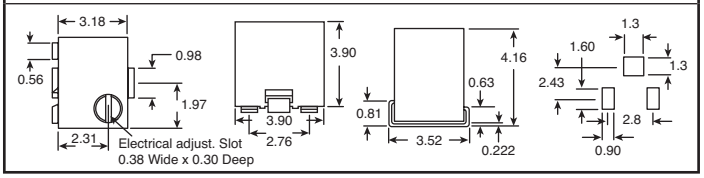

Features:

- Square / Multiturn / Cermet / Industrial / Sealed
- Sealed to withstand board wash processing
- Pick and place centering design for automated placement compatibility
- Flush adjustment screw
- Meets EIA/EIAJ/IPC/VECI SMD standard trimmer footprint
- Top Adjust

Specifications:

- Resistance tolerance: ±20% std.
- Power rating: 200V max.: 70°C=0.125W
- Temperature range: -65°C to +150°C
- Temperature coefficient: ±100ppm/°C
- Humidity: MIL-STD-202 Method 106, TRS ±3%; IR 10 MΩ

RoHS Compliant

For quantities greater than listed, call for quote.

MOUSER STOCK NO.	Bourns Part No.	Value (Ω)	Price Each 1	10	50	100	200	500
652-3223W-1-100E	3223W-1-100E	10	4.12	3.53	3.35	3.06	2.46	1.92
652-3223W-1-200E	3223W-1-200E	20	4.12	3.53	3.35	3.06	2.46	1.92
652-3223W-1-500E	3223W-1-500E	50	4.12	3.53	3.35	3.06	2.46	1.92
652-3223W-1-101E	3223W-1-101E	100	4.12	3.53	3.35	3.06	2.46	1.92
652-3223W-1-201E	3223W-1-201E	200	4.12	3.53	3.35	3.06	2.46	1.92
652-3223W-1-501E	3223W-1-501E	500	4.12	3.53	3.35	3.06	2.46	1.92
652-3223W-1-102E	3223W-1-102E	1K	4.12	3.53	3.35	3.06	2.46	1.92
652-3223W-1-202E	3223W-1-202E	2K	4.12	3.53	3.35	3.06	2.46	1.92
652-3223W-1-502E	3223W-1-502E	5K	4.12	3.53	3.35	3.06	2.46	1.92
652-3223W-1-103E	3223W-1-103E	10K	4.12	3.53	3.35	3.06	2.46	1.92
652-3223W-1-203E	3223W-1-203E	20K	4.12	3.53	3.35	3.06	2.46	1.92
652-3223W-1-503E	3223W-1-503E	50K	4.12	3.53	3.35	3.06	2.46	1.92
652-3223W-1-104E	3223W-1-104E	100K	4.12	3.53	3.35	3.06	2.46	1.92
652-3223W-1-204E	3223W-1-204E	200K	4.12	3.53	3.35	3.06	2.46	1.92
652-3223W-1-504E	3223W-1-504E	500K	4.12	3.53	3.35	3.06	2.46	1.92
652-3223W-1-105E	3223W-1-105E	1M	4.12	3.53	3.35	3.06	2.46	1.92
652-3223W-1-205E	3223W-1-205E	2M	4.12	3.53	3.35	3.06	2.46	1.92
Adjustment Tool								
652-H-92-1	H-92-1	---	1.87	1.70	1.67	1.39	1.28	1.19

BOURNS 3214 SERIES 4MM SQUARE SMD/5 TURN/SEALED

DIMENSIONS: mm

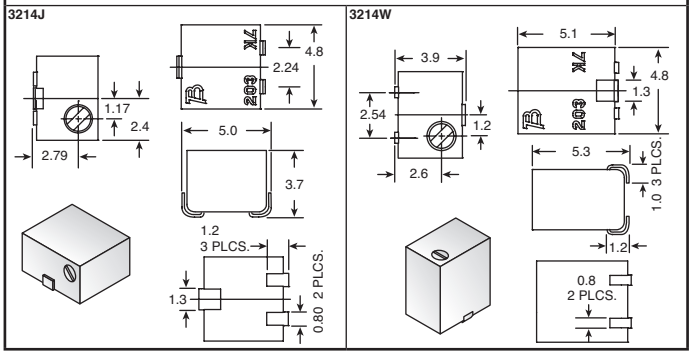

Specifications:

- Resistance tolerance: ±10% std.
- Power rating: 85°C - 0.25W; 150°C - 0W
- Temperature range: -65°C to +150°C
- Temperature coefficient: ±100ppm/°C

RoHS Compliant

For quantities greater than listed, call for quote.

Series No.	Price Each 1	50	100	500
3214J, 3214W	3.42	2.65	2.44	1.82
Adjustment Tool				
652-H91	1.65	1.19	1.14	1.06

Value (Ω)	3269W Series	3269X Series
	MOUSER STOCK NO.	
100	652-3214J-1-101E	652-3214W-1-101E
200	652-3214J-1-201E	652-3214W-1-201E
500	652-3214J-1-501E	652-3214W-1-501E
1K	652-3214J-1-102E	652-3214W-1-102E
2K	652-3214J-1-202E	652-3214W-1-202E
5K	652-3214J-1-502E	652-3214W-1-502E
10K	652-3214J-1-103E	652-3214W-1-103E
20K	652-3214J-1-203E	652-3214W-1-203E
50K	652-3214J-1-503E	652-3214W-1-503E
100K	652-3214J-1-104E	652-3214W-1-104E

BOURNS 3224 SERIES 4MM SQUARE/SMD/11 TURN/SEALED

DIMENSIONS: mm

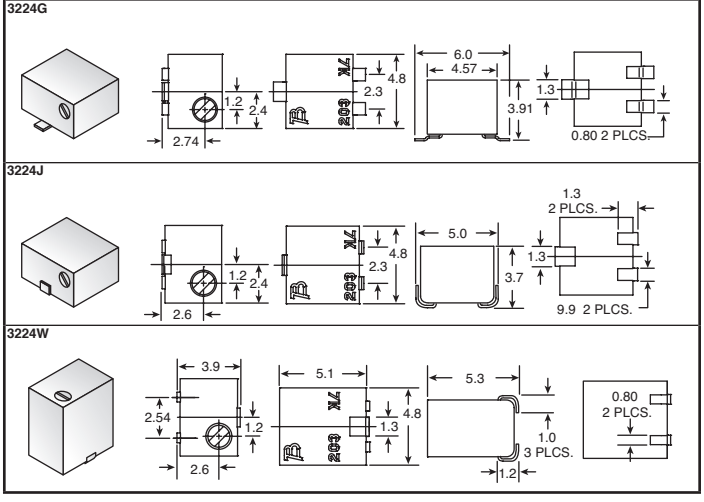

Specifications:

- Resistance tolerance: ±10% std.
- Power rating: 85°C - 0.25W; 150°C - 0W
- Temperature range: -65°C to +150°C
- Temperature coefficient: ±100ppm/°C

RoHS Compliant

For quantities greater than listed, call for quote.

Series No.	Price Each 1	50	100	500
3224G, J, W	5.59	4.33	4.14	2.59
Adjustment Tool				
652-H91	1.65	1.19	1.14	1.06

Value (Ω)	3224G Series	3224J Series	3224W Series
	MOUSER STOCK NO.		
100	652-3224G-1-101E	652-3224J-1-101E	652-3224W-1-101E
500	652-3224G-1-501E	652-3224J-1-501E	652-3224W-1-501E
1K	652-3224G-1-102E	652-3224J-1-102E	652-3224W-1-102E
2K	652-3224G-1-202E	652-3224J-1-202E	652-3224W-1-202E
5K	652-3224G-1-502E	652-3224J-1-502E	652-3224W-1-502E
10K	652-3224G-1-103E	652-3224J-1-103E	652-3224W-1-103E
20K	652-3224G-1-203E	652-3224J-1-203E	652-3224W-1-203E
50K	652-3224G-1-503E	652-3224J-1-503E	652-3224W-1-503E
100K	652-3224G-1-104E	652-3224J-1-104E	652-3224W-1-104E

BOURNS 3269 SERIES 1/4" SQUARE/SMD/12 TURN/SEALED

DIMENSIONS: mm

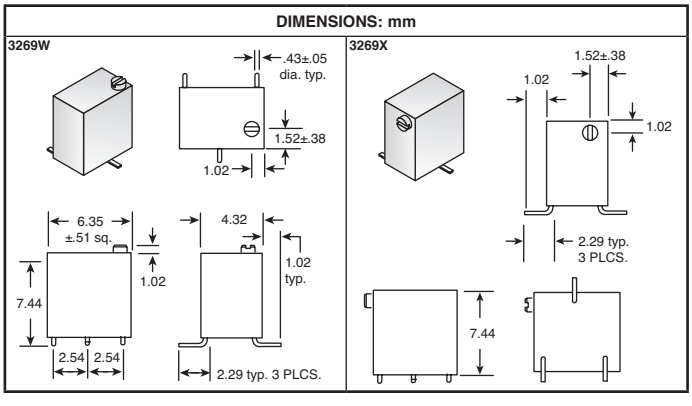

Specifications:

- Resistance tolerance: ±10% std.
- Power rating: 85°C - 0.25W; 150°C - 0W
- Temperature range: -65°C to +150°C
- Temperature coefficient: ±100ppm/°C

RoHS Compliant

For quantities greater than listed, call for quote.

Series No.	Price Each 1	50	100	500
3269W, 3269X	4.74	3.70	2.96	2.78
Adjustment Tool				
652-H-90	1.65	1.19	1.14	1.06

Value (Ω)	3269W Series	3269X Series
	MOUSER STOCK NO.	
50	652-3269W-1-500LF	652-3269X-1-500LF
100	652-3269W-1-101LF	652-3269X-1-101LF
200	652-3269W-1-201LF	652-3269X-1-201LF
500	652-3269W-1-501LF	652-3269X-1-501LF
1K	652-3269W-1-102LF	652-3269X-1-102LF
2K	652-3269W-1-202LF	652-3269X-1-202LF
5K	652-3269W-1-502LF	652-3269X-1-502LF
10K	652-3269W-1-103LF	652-3269X-1-103LF
20K	652-3269W-1-203LF	652-3269X-1-203LF
50K	652-3269W-1-503LF	652-3269X-1-503LF
100K	652-3269W-1-104LF	652-3269X-1-104LF
200K	652-3269W-1-204LF	652-3269X-1-204LF
500K	652-3269W-1-504LF	652-3269X-1-504LF
1M	652-3269W-1-105LF	652-3269X-1-105LF

© Copyright 2013 Mouser Electronics

VISHAY/SFERNICE Multi-Turn Trimmers

SFERNICE T63 SERIES: 1/4" 15-TURN, SQUARE, CERMET TRIMMERS

Specifications:

- Tolerance: ±10%
- Oper. temp. range: -55°C to +155°C
- Rated voltage: 250VD
- Rotation: 15 turns ±5
- Power rating: .25W @ 85°C
- Temperature coefficient: ±70ppm/°C
- Screwdriver slot: .02" x .02"

For quantities greater than listed, call for quote.

MOUSER STOCK NO.	Fig	Table of Values (Ω)	Price Each 1	25	50	100	200
72-T63YB-Value	A	10, 20, 50, 100, 200, 500, 1K, 2K, 5K, 10K, 20K, 25K, 50K, 100K, 200K, 250K, 500K, 1M	3.36	2.80	2.24	2.02	1.95
72-T63XB-Value	B		3.82	3.08	2.46	2.25	2.12
72-T63ZB-Value	C		3.98	3.21	2.57	2.35	2.21

SFERNICE TS63 SERIES: 1/4" 13-TURN SMD, SQUARE, CERMET TRIMMERS

Specifications:

- Tolerance: ±10%
- Oper. temp. range: -55°C to +155°C
- Rated voltage: 250VD
- Rotation: 13 turns ±2
- Power rating: .25W @ 85°C
- Temperature coefficient: ±100ppm/°C, 10Ω-50Ω 0/+200ppm
- Screwdriver slot: .02" x .02"

♦ **Surface Mount Device**

For quantities greater than listed, call for quote.

MOUSER STOCK NO.	Fig	Table of Values (Ω)	Price Each 1	25	50	100	200
♦ 72-TS63Y-Value	D	10, 20, 50, 100, 200, 500, 1K, 2K, 5K, 10K, 20K, 25K, 50K, 100K, 200K, 250K, 500K, 1M, 2M	4.18	3.35	2.68	2.45	2.32

SFERNICE T18 SERIES: 3/4" 15-TURN, RECTANGULAR, HORIZONTAL ADJUST, CERMET TRIMMERS

Specifications:

- Tolerance: ±10%
- Oper. temp. range: -55°C to +155°C
- Rated voltage: 250VDC
- Rotation: 15 turns ±1
- Power rating: .75W @ 70°C
- Temperature coefficient: ±70ppm/°C
- Screwdriver slot: .024" x .024"

For quantities greater than listed, call for quote.

MOUSER STOCK NO.	Fig	Table of Values (Ω)	Price Each 1	25	50	100	200
72-T18-Value	E	100, 200, 500, 1K, 2K, 5K, 10K, 20K, 25K, 50K, 100K, 200K, 500K, 1M, 2M	1.34	1.07	.87	.804	.749

SFERNICE T93 SERIES: 3/8" 19-TURN, SQUARE, CERMET TRIMMERS

Specifications:

- Tolerance: ±10%
- Rated voltage: 250VDC
- Operating temperature range: -55°C to +155°C
- Rotation: 19 turns ±2
- Power rating: .50W @ 85°C
- Temperature coefficient: ±70ppm/°C
- Screwdriver slot: .024" x .024"

For quantities greater than listed, call for quote.

MOUSER STOCK NO.	Fig	Table of Values (Ω)	Price Each 1	25	50	100	200
72-T93XA-Value	F	10, 20, 50, 100, 200, 500, 1K, 2K, 5K, 10K, 20K, 25K, 50K, 100K, 200K, 250K, 500K, 1M, 2M	1.66	1.33	1.07	.981	.927
72-T93XB-Value	G		1.50	1.20	.967	.886	.83
72-T93YA-Value	H		1.70	1.36	1.10	1.01	.96
72-T93YB-Value	I		1.50	1.20	.967	.886	.83

SFERNICE T93 SERIES: 3/8" 19-TURN, SQUARE TRIMMER KITS

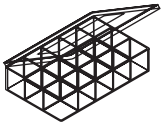

RoHS Compliant

LEAD-FREE

MOUSER STOCK NO.	Kit Contains 90 Pieces	Price Each
370-T93XA-KIT	10 each: 1K, 5K, 10K; 5 each: 10, 50, 100, 500, 2K, 20K, 50K, 100K, 200K, 500K, 1M, 2M	106.95
370-T93YB-KIT		106.95
370-T93Z-KIT		106.95

DIMENSIONS: in.

A

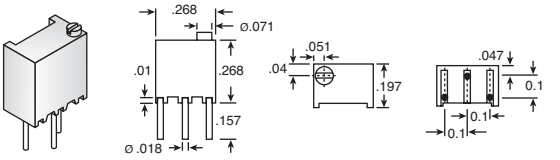

B

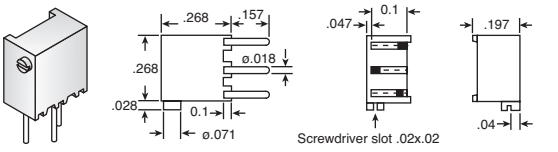

C

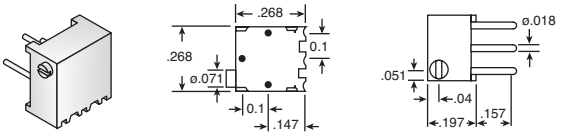

D

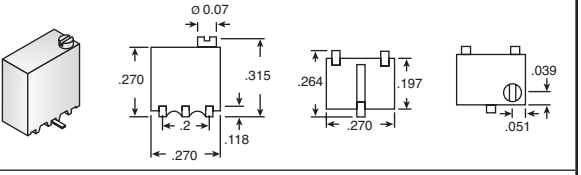

E

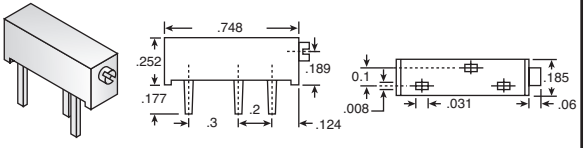

F

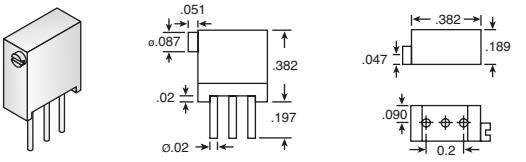

G

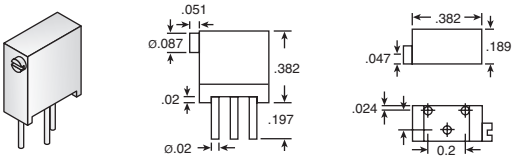

H

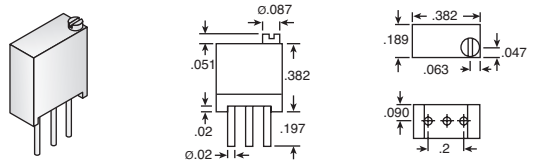

I

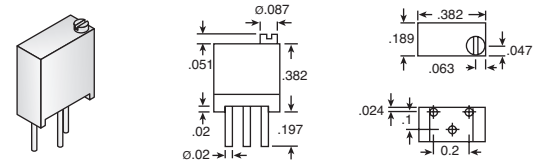

© Copyright 2013 Mouser Electronics

© Copyright 2013 Mouser Electronics

VISHAY Multi-Turn Trimmers

VISHAY / SFERNICE MODEL TSM 43, 4MM, SMD, CERMET TRIMMERS

Features:
- Sealed to withstand board wash processing
- Pick and place centering design
- 4mm design meets EIA SMD standard trimmer footprint
- Top and side adjust styles
- Temperature coefficient: ±100ppm/°C

Specifications:
- Tolerance: ±10%
- Oper. temp. range: -65°C to +150°C
- Rotation cycling: 200 cycles
- Power rating: .25W @ +85°C
- Temperature coefficient: ±100ppm/°C

Table of Values (Ω)			
101	501	202	103
201	102	502	503

For quantities greater than listed, call for quote.

MOUSER STOCK NO.	Fig.	Price Each 1	25	50	100
72-TSM4YJ-Value-KR05	A	4.44	4.02	3.61	3.22
72-TSM4ZJ-Value-KR10	B				

DIMENSIONS: in.

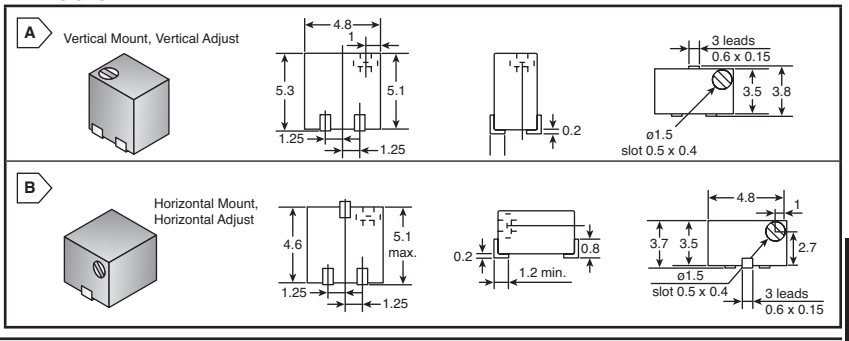

VISHAY / SPECTROL MODEL 64 3/8" (10MM) 25-TURN CERMET TRIMMERS

Specifications:
- Trimmer size 3/8"x 3/8"x 3/16"
- Tolerance: ±10%
- Rating: 0.5W @ 70°C, derated linearly to 0W @ 125°C
- Contact resistance variation: 2% Rn or 2Ω
- 25 turns nominal
- Pure Sn. leads

RoHS Compliant

Features:
- Sealed for cleaning in common solvents
- Easy adjustment and stability

For quantities greater than listed, call for quote.

Price Each 1	25	50	100	200
1.90	1.71	1.52	1.37	1.29

DIMENSIONS: in.

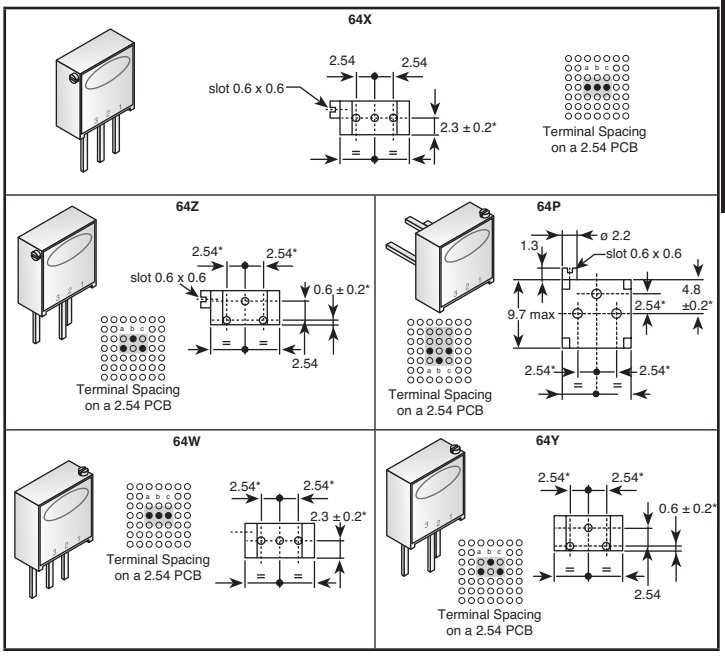

Value (Ω)	64X Series	64Z Series	64P Series	64W Series	64Y Series
	MOUSER STOCK NO.				
10	- - -	- - -	- - -	- - -	594-64Y100
20	- - -	- - -	- - -	594-64W200	594-64Y200
50	- - -	- - -	594-64P500	594-64W500	594-64Y500
100	594-64X101	594-64Z101	594-64P101	594-64W101	594-64Y101
200	594-64X201	594-64Z201	594-64P201	594-64W201	594-64Y201
500	594-64X501	594-64Z501	594-64P501	594-64W501	594-64Y501
1K	594-64X102	594-64Z102	594-64P102	594-64W102	594-64Y102
2K	594-64X202	594-64Z202	594-64P202	594-64W202	594-64Y202
5K	594-64X502	594-64Z502	594-64P502	594-64W502	594-64Y502
10K	594-64X103	594-64Z103	594-64P103	594-64W103	594-64Y103
20K	594-64X203	594-64Z203	594-64P203	594-64W203	594-64Y203
25K	594-64X253	- - -	- - -	594-64W253	594-64Y253
50K	594-64X503	594-64Z503	594-64P503	594-64W503	594-64Y503
100K	594-64X104	594-64Z104	594-64P104	594-64W104	594-64Y104
200K	594-64X204	- - -	- - -	594-64W204	594-64Y204
250K	594-64X254	- - -	- - -	594-64W254	594-64Y254
500K	594-64X504	- - -	- - -	594-64W504	594-64Y504
1M	594-64X105	- - -	- - -	594-64W105	594-64Y105
2M	594-64X205	- - -	- - -	594-64W205	594-64Y205

VISHAY / SPECTROL MODEL 43P 3/4" 20 TURN CERMET TRIMMERS

Specifications:
- Coefficient of resistance: ±100ppm/°C
- Rating: 0.5W @ 70°C, derated linearly to 0W @ 125°C
- Maximum voltage: ≤ 400V
- Temperature range: -55°C to + 125°C
- Contact resistance variation: 3% or 3Ω, whichever is greater

Features:
- Unique "T" slider block design
- Easy adjustment and stability

For quantities greater than listed, call for quote.

MOUSER STOCK NO.	Vishay Part No.	Fig.	Value Ω	Insulation Resistance (MΩ)	Tol. %	Price Each 1	25	50	100	200
594-43P100	043P100	A	10	1000	±10	1.63	1.57	1.54	1.37	1.23
594-43P200	043P200	A	20	1000	±10	1.63	1.46	1.29	1.17	1.10
594-43P500	043P500	A	50	1000	±10	1.63	1.46	1.29	1.17	1.10
594-43P101	043P101	A	100	1000	±10	1.63	1.46	1.29	1.17	1.10
594-43P201	043P201	A	200	1000	±10	1.63	1.46	1.29	1.17	1.10
594-43P501	043P501	A	500	1000	±10	1.63	1.50	1.47	1.31	1.17
594-43P102	043P102	A	1K	1000	±10	1.63	1.50	1.47	1.31	1.17
594-43P202	043P202	A	2K	1000	±10	1.63	1.46	1.29	1.17	1.10
594-43P252	043P252	A	2.5K	1000	±10	1.63	1.46	1.29	1.17	1.10
594-43P502	043P502	A	5K	1000	±10	1.63	1.50	1.47	1.31	1.17
594-43P103	043P103	A	10K	1000	±10	1.63	1.46	1.29	1.17	1.10
594-43P203	043P203	A	20K	1000	±10	1.63	1.46	1.29	1.17	1.10
594-43P253	043P253	A	25K	1000	±10	1.63	1.46	1.29	1.17	1.10
594-43P503	043P503	A	50K	1000	±10	1.54	1.51	1.43	1.37	1.23
594-43P104	043P104	A	100K	1000	±10	1.63	1.46	1.29	1.17	1.10
594-43P204	043P204	A	200K	1000	±10	1.63	1.46	1.29	1.17	1.10
594-43P504	043P504	A	500K	1000	±10	1.78	1.63	1.59	1.41	1.27
594-43P105	043P105	A	1M	1000	±10	1.63	1.46	1.29	1.17	1.10
594-43P205	043P205	A	2M	1000	±10	1.63	1.46	1.29	1.17	1.10
Adapters										
594-610	006-1-0	B		Without shaft		4.82	4.43	4.33	3.85	3.47
594-611	006-1-1	C		With flush shaft		6.43	5.87	5.77	5.11	4.61
594-612	006-1-2	C		With .57" shaft		7.69	7.03	6.91	6.12	5.53
594-613	006-1-3	C		With .875" shaft		8.51	7.73	7.55	6.81	6.07

DIMENSIONS: in.

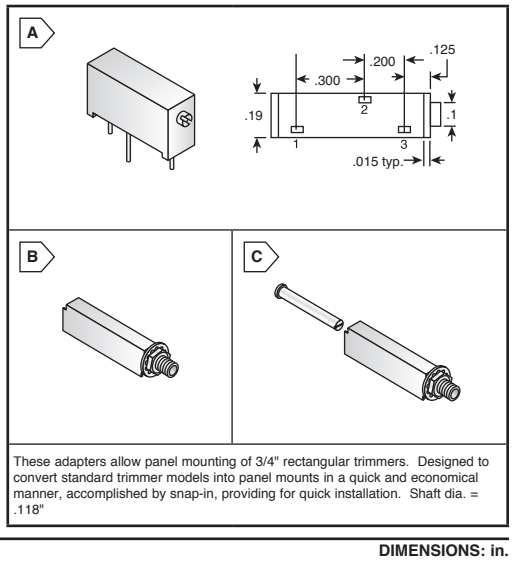

These adapters allow panel mounting of 3/4" rectangular trimmers. Designed to convert standard trimmer models into panel mounts in a quick and economical manner, accomplished by snap-in, providing for quick installation. Shaft dia. = .118"

VISHAY / SPECTROL TRIMMER ADJUSTMENT TOOL

Features:
- Extended as well as recessed blade for critical adjustments
- Designed to adjust trimmer potentiometers of all sizes
- Made of glass filled nylon with corrosion resistant stainless steel blades

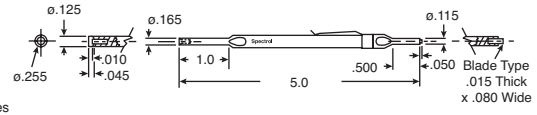

DIMENSIONS: in.

For quantities greater than listed, call for quote.

MOUSER STOCK NO.	Price Each 1	25	100	250
594-8T000	2.09	1.98	1.93	1.82

© Copyright 2013 Mouser Electronics

© Copyright 2013 Mouser Electronics

CORNELL DUBILIER Aluminum Electrolytic Capacitors

CDE CORNELL DUBILIER

RoHS Compliant **This product is RoHS compliant.**

AVE SERIES 85°C ALUMINUM ELECTROLYTICS - GENERAL PURPOSE

Type AVE capacitors are a great value for filter and bypass applications not requiring wide temperature performance or high ripple current. Their vertical cylindrical cases facilitate automatic mounting and reflow soldering and offer a significant savings over tantalum capacitors. Low inductance.

RoHS Compliant

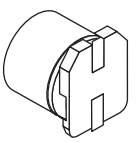

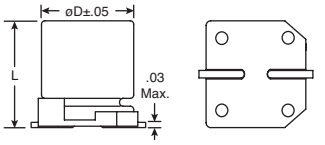



For quantities greater than listed, call for quote.

MOUSER STOCK NO.	CDE Part No.	Value (µF)	Voltage	Operating Temperature	Capacitance Range	Capacitance Tolerance	Case Size (DxL) (mm)	Price Each 1	Price Each 50	Price Each 100	Reel Qty	Price Per Piece
598-AVE104M50B12T-F	AVE104M50B12T-F	0.1	50	-40°C to +85°C	0.1µF to 1500µF	±20% @ 120Hz	4 x 5.3	.13	.116	.104	2000	.059
598-AVE224M50B12T-F	AVE224M50B12T-F	0.22	50	-40°C to +85°C	0.1µF to 1500µF	±20% @ 120Hz	4 x 5.3	.13	.116	.104	2000	.059
598-AVE474M50B12T-F	AVE474M50B12T-F	0.47	50	-40°C to +85°C	0.1µF to 1500µF	±20% @ 120Hz	4 x 5.3	.13	.116	.104	2000	.059
598-AVE105M50B12T-F	AVE105M50B12T-F	1	50	-40°C to +85°C	0.1µF to 1500µF	±20% @ 120Hz	4 x 5.3	.13	.116	.104	2000	.059
598-AVE225M50B12T-F	AVE225M50B12T-F	2.2	50	-40°C to +85°C	0.1µF to 1500µF	±20% @ 120Hz	4 x 5.3	.13	.116	.104	2000	.059
598-AVE335M50B12T-F	AVE335M50B12T-F	3.3	50	-40°C to +85°C	0.1µF to 1500µF	±20% @ 120Hz	4 x 5.3	.13	.116	.104	2000	.059
598-AVE475M25B12T-F	AVE475M25B12T-F	4.7	25	-40°C to +85°C	0.1µF to 1500µF	±20% @ 120Hz	4 x 5.3	.13	.116	.104	2000	.059
598-AVE475M35B12T-F	AVE475M35B12T-F	4.7	35	-40°C to +85°C	0.1µF to 1500µF	±20% @ 120Hz	4 x 5.3	.13	.116	.104	2000	.059
598-AVE106M16A12T-F	AVE106M16A12T-F	10	16	-40°C to +85°C	0.1µF to 1500µF	±20% @ 120Hz	3 x 5.3	.15	.141	.116	2000	.071
598-AVE106M16B12T-F	AVE106M16B12T-F	10	16	-40°C to +85°C	0.1µF to 1500µF	±20% @ 120Hz	4 x 5.3	.13	.116	.104	2000	.059
598-AVE106M25C12T-F	AVE106M25C12T-F	10	25	-40°C to +85°C	0.1µF to 1500µF	±20% @ 120Hz	5 x 5.3	.11	.083	.08	1000	.059
598-AVE106M35C12T-F	AVE106M35C12T-F	10	35	-40°C to +85°C	0.1µF to 1500µF	±20% @ 120Hz	5 x 5.3	.11	.083	.08	1000	.058
598-AVE226M06B12T-F	AVE226M06B12T-F	22	6.3	-40°C to +85°C	0.1µF to 1500µF	±20% @ 120Hz	4 x 5.3	.13	.116	.104	2000	.059
598-AVE226M10C12T-F	AVE226M10C12T-F	22	10	-40°C to +85°C	0.1µF to 1500µF	±20% @ 120Hz	5 x 5.3	.11	.105	.091	1000	.066
598-AVE226M16C12T-F	AVE226M16C12T-F	22	16	-40°C to +85°C	0.1µF to 1500µF	±20% @ 120Hz	5 x 5.3	.11	.083	.08	1000	.059
598-AVE226M25D16T-F	AVE226M25D16T-F	22	25	-40°C to +85°C	0.1µF to 1500µF	±20% @ 120Hz	6.3 x 5.3	.11	.105	.091	1000	.066
598-AVE226M35D16T-F	AVE226M35D16T-F	22	35	-40°C to +85°C	0.1µF to 1500µF	±20% @ 120Hz	6.3 x 5.3	.11	.105	.091	1000	.066
598-AVE336M16D16T-F	AVE336M16D16T-F	33	16	-40°C to +85°C	0.1µF to 1500µF	±20% @ 120Hz	6.3 x 5.3	.13	.117	.097	1000	.071
598-AVE476M16D16T-F	AVE476M16D16T-F	47	16	-40°C to +85°C	0.1µF to 1500µF	±20% @ 120Hz	6.3 x 5.3	.11	.105	.091	1000	.066
598-AVE476M25E16T-F	AVE476M25E16T-F	47	25	-40°C to +85°C	0.1µF to 1500µF	±20% @ 120Hz	8 x 6.5	.24	.213	.174	1000	.102
598-AVE107M06D16T-F	AVE107M06D16T-F	100	6.3	-40°C to +85°C	0.1µF to 1500µF	±20% @ 120Hz	6.3 x 5.3	.11	.105	.091	1000	.066
598-AVE107M16E16T-F	AVE107M16E16T-F	100	16	-40°C to +85°C	0.1µF to 1500µF	±20% @ 120Hz	8 x 6.5	.24	.213	.174	1000	.102
598-AVE107M25E16T-F	AVE107M25E16T-F	100	25	-40°C to +85°C	0.1µF to 1500µF	±20% @ 120Hz	8 x 6.5	.24	.213	.174	1000	.102
598-AVE107M25X16T-F	AVE107M25X16T-F	100	25	-40°C to +85°C	0.1µF to 1500µF	±20% @ 120Hz	6.3 x 7.7	.14	.129	.104	1000	.075
598-AVE107M35F24T-F	AVE107M35F24T-F	100	35	-40°C to +85°C	0.1µF to 1500µF	±20% @ 120Hz	8 x 10	.38	.321	.262	500	.209
598-AVE227M10E16T-F	AVE227M10E16T-F	220	10	-40°C to +85°C	0.1µF to 1500µF	±20% @ 120Hz	8 x 6.5	.24	.213	.174	1000	.102
598-AVE227M25F24T-F	AVE227M25F24T-F	220	25	-40°C to +85°C	0.1µF to 1500µF	±20% @ 120Hz	8 x 10	.38	.321	.262	500	.209
598-AVE337M10F24T-F	AVE337M10F24T-F	330	10	-40°C to +85°C	0.1µF to 1500µF	±20% @ 120Hz	8 x 10	.30	.257	.224	500	.164
598-AVE337M16F24T-F	AVE337M16F24T-F	330	16	-40°C to +85°C	0.1µF to 1500µF	±20% @ 120Hz	8 x 10	.30	.257	.224	500	.164
598-AVE337M25G24T-F	AVE337M25G24T-F	330	25	-40°C to +85°C	0.1µF to 1500µF	±20% @ 120Hz	10 x 10	.52	.469	.397	500	.291
598-AVE477M10G24T-F	AVE477M10G24T-F	470	10	-40°C to +85°C	0.1µF to 1500µF	±20% @ 120Hz	10 x 10	.52	.469	.397	500	.291
598-AVE477M16G24T-F	AVE477M16G24T-F	470	16	-40°C to +85°C	0.1µF to 1500µF	±20% @ 120Hz	10 x 10	.42	.375	.318	500	.232
598-AVE108M10G24T-F	AVE108M10G24T-F	1000	10	-40°C to +85°C	0.1µF to 1500µF	±20% @ 120Hz	10 x 10	.59	.482	.391	500	.312

AVEK SERIES 105°C ALUMINUM ELECTROLYTICS - VERY LONG LIFE (5000 HOURS)

Type AVEK Capacitors are rated for 5000 hours at 105ºC with low impedance characteristics. They are ideal for high density PC board packaging. The Type AVEK offers a low in-place-cost for a high quality performer. The vertical cylindrical cases facilitate automatic mounting and reflow soldering into the same footprint of like-rated tantalum capacitors except without the need for voltage derating. Type AVEK is RoHS compliant.

RoHS Compliant

For quantities greater than listed, call for quote.

MOUSER STOCK NO.	CDE Part No.	Value (µF)	Voltage	Operating Temperature	Capacitance Range	Capacitance Tolerance	Case Size (DxL) (mm)	Price Each 1	Price Each 50	Price Each 100	Reel Qty	Price Per Piece
598-AVEK336M50F24T-F	AVEK336M50F24T-F	33	50	-55°C to +105°C	0.1µF to 470µF	±20% @ 120Hz	8 x 10	.43	.354	.322	500	.235
598-AVEK476M35F24T-F	AVEK476M35F24T-F	47	35	-55°C to +105°C	0.1µF to 470µF	±20% @ 120Hz	8 x 10	.33	.304	.25	500	.182
598-AVEK476M50F24T-F	AVEK476M50F24T-F	47	50	-55°C to +105°C	0.1µF to 470µF	±20% @ 120Hz	8 x 10	.38	.317	.273	500	.199
598-AVEK107M10F24T-F	AVEK107M10F24T-F	100	10	-55°C to +105°C	0.1µF to 470µF	±20% @ 120Hz	8 x 10	.38	.323	.287	500	.214
598-AVEK107M16F24T-F	AVEK107M16F24T-F	100	16	-55°C to +105°C	0.1µF to 470µF	±20% @ 120Hz	8 x 10	.34	.295	.255	500	.186
598-AVEK107M25F24T-F	AVEK107M25F24T-F	100	25	-55°C to +105°C	0.1µF to 470µF	±20% @ 120Hz	8 x 10	.33	.304	.25	500	.182
598-AVEK107M35G24T-F	AVEK107M35G24T-F	100	35	-55°C to +105°C	0.1µF to 470µF	±20% @ 120Hz	10 x 10	.47	.41	.36	500	.262
598-AVEK227M10F24T-F	AVEK227M10F24T-F	220	10	-55°C to +105°C	0.1µF to 470µF	±20% @ 120Hz	8 x 10	.32	.281	.247	500	.181
598-AVEK227M16F24T-F	AVEK227M16F24T-F	220	16	-55°C to +105°C	0.1µF to 470µF	±20% @ 120Hz	8 x 10	.47	.354	.306	500	.225
598-AVEK337M10G24T-F	AVEK337M10G24T-F	330	10	-55°C to +105°C	0.1µF to 470µF	±20% @ 120Hz	10 x 10	.57	.49	.43	500	.315

AVES SERIES 105°C ALUMINUM ELECTROLYTICS - LOW PROFILE

Type AVES Capacitors are rated for 1000 hours at 105ºC with low impedance characteristics. They are ideal for high density PC board packaging. The Type AVES offers a low in-place-cost for a high quality performer. The vertical cylindrical cases facilitate automatic mounting and reflow soldering into the same footprint of like-rated tantalum capacitors except without the need for voltage derating. Type AVES is RoHS compliant.

RoHS Compliant

For quantities greater than listed, call for quote.

MOUSER STOCK NO.	CDE Part No.	Value (µF)	Voltage	Operating Temperature	Capacitance Range	Capacitance Tolerance	Case Size (DxL) (mm)	Price Each 1	Price Each 50	Price Each 100	Reel Qty	Price Per Piece
598-AVES335M50B12T-F	AVES335M50B12T-F	3.3	50	-55°C to +105°C	0.1µF to 100µF	±20% @ 120Hz	4 x 5.3	.24	.198	.193	2000	.088
598-AVES106M10B12T-F	AVES106M10B12T-F	10	10	-55°C to +105°C	0.1µF to 100µF	±20% @ 120Hz	4 x 5.3	.16	.139	.128	2000	.059
598-AVES106M16B12T-F	AVES106M16B12T-F	10	16	-55°C to +105°C	0.1µF to 100µF	±20% @ 120Hz	4 x 5.3	.19	.165	.159	2000	.073
598-AVES106M35C12T-F	AVES106M35C12T-F	10	35	-55°C to +105°C	0.1µF to 100µF	±20% @ 120Hz	5 x 5.3	.23	.201	.177	1000	.094
598-AVES226M35D16T-F	AVES226M35D16T-F	22	35	-55°C to +105°C	0.1µF to 100µF	±20% @ 120Hz	6.3 x 5.3	.28	.255	.227	1000	.128
598-AVES476M16D16T-F	AVES476M16D16T-F	47	16	-55°C to +105°C	0.1µF to 100µF	±20% @ 120Hz	6.3 x 5.3	.23	.201	.189	1000	.107

AVEZ SERIES 105°C ALUMINUM ELECTROLYTICS - LOW IMPEDANCE

Type AVEZ Capacitors are rated for 1000 hours at 105ºC with low impedance characteristics. They are ideal for high density PC board packaging. The Type AVEZ offers a low in-place-cost for a high quality performer. The vertical cylindrical cases facilitate automatic mounting and reflow soldering into the same footprint of like-rated tantalum capacitors except without the need for voltage derating. Type AVEZ is RoHS compliant.

RoHS Compliant

For quantities greater than listed, call for quote.

MOUSER STOCK NO.	CDE Part No.	Value (µF)	Voltage	Operating Temperature	Capacitance Range	Capacitance Tolerance	Case Size (DxL) (mm)	Price Each 1	Price Each 50	Price Each 100	Reel Qty	Price Per Piece
598-AVEZ336M50X16T-F	AVEZ336M50X16T-F	33	50	-55°C to +105°C	0.1µF to 220µF	±20% @ 120Hz	6.3 x 7.7	.31	.28	.257	1000	.143
598-AVEZ476M35X16T-F	AVEZ476M35X16T-F	47	35	-55°C to +105°C	0.1µF to 220µF	±20% @ 120Hz	6.3 x 7.7	.27	.233	.215	1000	.12
598-AVEZ107M16D16T-F	AVEZ107M16D16T-F	100	16	-55°C to +105°C	0.1µF to 220µF	±20% @ 120Hz	6.3 x 5.3	.24	.212	.187	1000	.107

© Copyright 2013 Mouser Electronics

© Copyright 2013 Mouser Electronics

LELON SMD Aluminum Electrolytic Capacitors

RoHS Compliant **This product is RoHS compliant.**

VE 85°C SMD SERIES

Specifications:

- Operating Temperature Range: -40°C to +85°C
- Voltage Range: 4V ~ 100V
- Capacitance Tolerance: ±20% @ 120Hz, 20°C
- Endurance: 2000 hours @ 85°C

Features:

- Designed for surface mounting on high density PC board
- V-Chip type large capacitance capacitors

Application Note:

- A higher voltage capacitor may be used in a lower voltage application
- Parts are available on reels

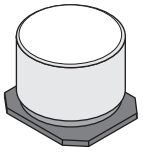

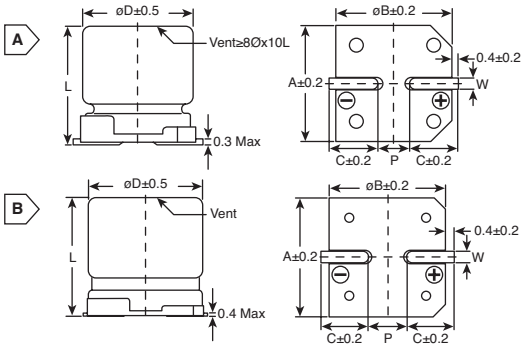

DIMENSIONS: mm							
ØD	L	A	B	C	W	P±0.2	Fig.
3	5.3±0.2	3.3	3.3	1.5	0.45 ~ 0.75	0.8	A
4	5.3±0.2	4.3	4.3	2.0	0.5 ~ 0.8	1.0	A
5	5.3±0.2	5.3	5.3	2.3	0.5 ~ 0.8	1.5	A
6.3	5.3±0.2	6.6	6.6	2.7	0.5 ~ 0.8	2.0	A
6.3	7.7±0.3	6.6	6.6	2.7	0.5 ~ 0.8	2.0	A
8	10±0.5	8.4	8.4	3.0	0.7 ~ 1.1	3.1	A
8	10.3±0.5	8.4	8.4	3.0	0.7 ~ 1.1	3.1	A
10	10±0.5	10.4	10.4	3.3	0.7 ~ 1.1	4.7	A
10	10.3±0.5	10.4	10.4	3.3	0.7 ~ 1.1	4.7	A
12.5	13.5±0.5	13.0	13.0	4.8	1.1 ~ 1.4	4.4	B
12.5	16±0.5	13.0	13.0	4.8	1.1 ~ 1.4	4.4	B
16	16.5±0.5	17.0	17.0	5.8	1.1 ~ 1.4	6.4	B

For quantities greater than listed, call for quote.

MOUSER STOCK NO.	Lelon Part No.	Fig.	Value (uF)	Case Size (DxL mm)	Ripple Current	Price Each 1	100	500
4 Volts								
140-VE220M0GTR0305	VE-220M0GTR-0305	A	22	3 x 5.3	14	.23	.147	.106
140-VE330M0GTR0405	VE-330M0GTR-0405	A	33	4 x 5.3	31	.13	.093	.066
140-VE470M0GTR0405	VE-470M0GTR-0405	A	47	4 x 5.3	34	.13	.093	.066
140-VE680M0GTR0505	VE-680M0GTR-0505	A	68	5 x 5.3	58	.16	.107	.08
140-VE101M0GTR0505	VE-101M0GTR-0505	A	100	5 x 5.3	58	1.06	.642	.524
140-VE221M0GTR0605	VE-221M0GTR-0605	A	220	6.3 x 5.3	89	.18	.12	.093
140-VE221M0GTR0607	VE-221M0GTR-0607	A	220	6.3 x 7.7	124	.19	.134	.107
140-VE331M0GTR0607	VE-331M0GTR-0607	A	330	6.3 x 7.7	124	.19	.134	.107
140-VE471M0GTR0810	VE-471M0GTR-0810	A	470	8 x 10	252	.38	.254	.187
6.3 Volts								
140-VE100M0JTR0305	VE-100M0JTR-0305	A	10	3 x 5.3	16	.19	.159	.106
140-VE220M0JTR0405	VE-220M0JTR-0405	A	22	4 x 5.3	26	.12	.093	.066
140-VE330M0JTR0405	VE-330M0JTR-0405	A	33	4 x 5.3	31	.12	.093	.066
140-VE470M0JTR0405	VE-470M0JTR-0405	A	47	4 x 5.3	37	.12	.093	.066
140-VE470M0JTR0505	VE-470M0JTR-0505	A	47	5 x 5.3	50	.14	.107	.08
140-VE680M0JTR0505	VE-680M0JTR-0505	A	68	5 x 5.3	58	.14	.107	.08
140-VE101M0JTR0605	VE-101M0JTR-0605	A	100	6.3 x 5.3	89	.16	.12	.093
140-VE221M0JTR0605	VE-221M0JTR-0605	A	220	6.3 x 5.3	89	.17	.134	.093
140-VE221M0JTR0607	VE-221M0JTR-0607	A	220	6.3 x 7.7	124	.18	.147	.107
140-VE331M0JTR0607	VE-331M0JTR-0607	A	330	6.3 x 7.7	124	.19	.147	.107
140-VE471M0JTR0810	VE-471M0JTR-0810	A	470	8 x 10	290	.34	.268	.187
140-VE102M0JTR1010	VE-102M0JTR-1010	A	1000	10 x 10	430	.40	.30	.214
140-VE222M0JTR1313	VE-222M0JTR-1313	B	2200	12.5 x 13.5	890	.98	.749	.535
140-VE332M0JTR1316	VE-332M0JTR-1316	B	3300	12.5 x 16	1000	1.04	.789	.562
140-VE472M0JTR1616	VE-472M0JTR-1616	B	4700	16 x 16.5	1400	1.57	1.20	.855
10 Volts								
140-VE4R7M1ATR0305	VE-4R7M1ATR-0305	A	4.7	3 x 5.3	14	.23	.147	.106
140-VE100M1ATR0405	VE-100M1ATR-0405	A	10	4 x 5.3	26	.13	.093	.066
140-VE220M1ATR0505	VE-220M1ATR-0505	A	22	5 x 5.3	44	.16	.107	.08
140-VE330M1ATR0405	VE-330M1ATR-0405	A	33	4 x 5.3	31	.13	.093	.066
140-VE330M1ATR0505	VE-330M1ATR-0505	A	33	5 x 5.3	55	.16	.107	.08
140-VE470M1ATR0605	VE-470M1ATR-0605	A	47	6.3 x 5.3	75	.18	.12	.093
140-VE680M1ATR0505	VE-680M1ATR-0505	A	68	5 x 5.3	58	.16	.107	.08
140-VE680M1ATR0605	VE-680M1ATR-0605	A	68	6.3 x 5.3	89	.18	.12	.093
140-VE101M1ATR0605	VE-101M1ATR-0605	A	100	6.3 x 5.3	89	.18	.12	.093
140-VE221M1ATR0607	VE-221M1ATR-0607	A	220	6.3 x 7.7	124	.19	.134	.107
140-VE221M1ATR0810	VE-221M1ATR-0810	A	220	8 x 10	270	.38	.254	.187
140-VE331M1ATR0810	VE-331M1ATR-0810	A	330	8 x 10	290	.38	.254	.187
140-VE471M1ATR1010	VE-471M1ATR-1010	A	470	10 x 10	400	.54	.361	.268
140-VE102M1ATR1010	VE-102M1ATR-1010	A	1000	10 x 10	430	.54	.361	.268
140-VE222M1ATR1313	VE-222M1ATR-1313	B	2200	12.5 x 13.5	890	1.10	.735	.548
140-VE332M1ATR1616	VE-332M1ATR-1616	B	3300	16 x 16.5	1300	1.69	1.13	.855
140-VE472M1ATR1616	VE-472M1ATR-1616	B	4700	16. x 16.5	1400	1.82	1.21	.91
16 Volts								
140-VE4R7M1CTR0305	VE-4R7M1CTR-0305	A	4.7	3 x 5.3	14	.23	.147	.106
140-VE100M1CTR0405	VE-100M1CTR-0405	A	10	4 x 5.3	26	.13	.093	.066
140-VE220M1CTR0405	VE-220M1CTR-0405	A	22	4 x 5.3	30	.13	.093	.066
140-VE220M1CTR0505	VE-220M1CTR-0505	A	22	5 x 5.3	44	.16	.107	.08
140-VE330M1CTR0505	VE-330M1CTR-0505	A	33	5 x 5.3	55	.16	.107	.08
140-VE470M1CTR0505	VE-470M1CTR-0505	A	47	5 x 5.3	55	.16	.107	.08
140-VE470M1CTR0605	VE-470M1CTR-0605	A	47	6.3 x 5.3	75	.18	.12	.093
140-VE680M1CTR0605	VE-680M1CTR-0605	A	68	6.3 x 5.3	89	.18	.12	.093
140-VE101M1CTR0605	VE-101M1CTR-0605	A	100	6.3 x 5.3	89	.18	.12	.093
140-VE221M1CTR0607	VE-221M1CTR-0607	A	220	6.3 x 7.7	109	.21	.147	.107
140-VE221M1CTR0810	VE-221M1CTR-0810	A	220	8 x 10	270	.38	.254	.187
140-VE331M1CTR0810	VE-331M1CTR-0810	A	330	8 x 10	290	.40	.268	.20
140-VE471M1CTR1010	VE-471M1CTR-1010	A	470	10 x 10	400	.54	.361	.268
140-VE102M1CTR1313	VE-102M1CTR-1313	B	1000	12.5 x 13.5	750	1.04	.696	.521
140-VE222M1CTR1616	VE-222M1CTR-1616	B	2200	16 x 16.5	1100	.90	.624	.48
140-VE332M1CTR1616	VE-332M1CTR-1616	B	3300	16 x 16.5	1300	1.87	1.25	.936
25 Volts								
140-VE3R3M1ETR0305	VE-3R3M1ETR-0305	A	3.3	3 x 5.3	14	.23	.147	.106
140-VE4R7M1ETR0405	VE-4R7M1ETR-0405	A	4.7	4 x 5.3	26	.13	.093	.066
140-VE100M1ETR0505	VE-100M1ETR-0505	A	10	5 x 5.3	44	.16	.107	.08
140-VE220M1ETR0505	VE-220M1ETR-0505	A	22	5 x 5.3	47	.16	.107	.08
140-VE330M1ETR0505	VE-330M1ETR-0505	A	33	5 x 5.3	55	.16	.107	.08
140-VE330M1ETR0605	VE-330M1ETR-0605	A	33	6.3 x 5.3	67	.18	.12	.093

© Copyright 2013 Mouser Electronics

For quantities greater than listed, call for quote.

MOUSER STOCK NO.	Lelon Part No.	Fig.	Value (uF)	Case Size (DxL mm)	Ripple Current	Price Each 1	100	500
25 Volts (Cont.)								
140-VE470M1ETR0605	VE-470M1ETR-0605	A	47	6.3 x 5.3	75	.18	.12	.093
140-VE680M1ETR0607	VE-680M1ETR-0607	A	68	6.3 x 7.7	109	.19	.134	.107
140-VE101M1ETR0607	VE-101M1ETR-0607	A	100	6.3 x 7.7	109	1.06	.642	.524
140-VE221M1ETR0810	VE-221M1ETR-0810	A	220	8 x 10	270	.40	.268	.20
140-VE331M1ETR1010	VE-331M1ETR-1010	A	330	10 x 10	400	.55	.373	.28
140-VE471M1ETR1010	VE-471M1ETR-1010	A	470	10 x 10	400	.59	.401	.294
140-VE102M1ETR1313	VE-102M1ETR-1313	B	1000	12.5 x 13.5	750	1.11	.748	.561
140-VE222M1ETR1616	VE-222M1ETR-1616	B	2200	16 x 16.5	1100	1.85	1.24	.936
35 Volts								
140-VE3R3M1VTR0305	VE-3R3M1VTR-0305	A	3.3	3 x 5.3	14	.23	.147	.106
140-VE4R7M1VTR0405	VE-4R7M1VTR-0405	A	4.7	4 x 5.3	26	.13	.093	.066
140-VE100M1VTR0505	VE-100M1VTR-0505	A	10	5 x 5.3	44	.16	.107	.08
140-VE220M1VTR0505	VE-220M1VTR-0505	A	22	5 x 5.3	47	.16	.107	.08
140-VE220M1VTR0605	VE-220M1VTR-0605	A	22	6.3 x 5.3	59	.18	.12	.093
140-VE330M1VTR0605	VE-330M1VTR-0605	A	33	6.3 x 5.3	67	.18	.12	.093
140-VE470M1VTR0607	VE-470M1VTR-0607	A	47	6.3 x 7.7	98	.19	.134	.107
140-VE680M1VTR0607	VE-680M1VTR-0607	A	68	6.3 x 7.7	109	.21	.147	.107
140-VE101M1VTR0810	VE-101M1VTR-0810	A	100	8 x 10	252	.39	.254	.187
140-VE221M1VTR0810	VE-221M1VTR-0810	A	220	8 x 10	270	.44	.293	.227
140-VE221M1VTR1010	VE-221M1VTR-1010	A	220	10 x 10	370	.55	.361	.268
140-VE331M1VTR1010	VE-331M1VTR-1010	A	330	10 x 10.3	400	.90	.624	.48
140-VE471M1VTR1313	VE-471M1VTR-1313	B	470	12.5 x 13.5	750	1.08	.735	.548
140-VE102M1VTR1616	VE-102M1VTR-1616	B	1000	16 x 16.5	1100	1.71	1.14	.856
50 Volts								
140-VE0R1M1HTR0405	VE-0R1M1HTR-0405	A	0.1	4 x 5.3	3	.13	.093	.066
140-VER22M1HTR0405	VE-R22M1HTR-0405	A	0.22	4 x 5.3	5	.13	.093	.066
140-VER33M1HTR0405	VE-R33M1HTR-0405	A	0.33	4 x 5.3	6	.13	.093	.066
140-VER47M1HTR0405	VE-R47M1HTR-0405	A	0.47	4 x 5.3	7	.13	.093	.066
140-VE010M1HTR0405	VE-010M1HTR-0405	A	1	4 x 5.3	10	.13	.093	.066
140-VE2R2M1HTR0405	VE-2R2M1HTR-0405	A	2.2	4 x 5.3	14	.13	.093	.066
140-VE3R3M1HTR0405	VE-3R3M1HTR-0405	A	3.3	4 x 5.3	17	.13	.093	.066
140-VE4R7M1HTR0405	VE-4R7M1HTR-0405	A	4.7	4 x 5.3	20	.14	.093	.066
140-VE100M1HTR0505	VE-100M1HTR-0505	A	10	5 x 5.3	35	.16	.107	.08
140-VE220M1HTR0605	VE-220M1HTR-0605	A	22	6.3 x 5.3	50	.18	.12	.093
140-VE330M1HTR0607	VE-330M1HTR-0607	A	33	6.3 x 7.7	75	.19	.134	.107
140-VE470M1HTR0607	VE-470M1HTR-0607	A	47	6.3 x 7.7	75	.21	.147	.107
140-VE680M1HTR0810	VE-680M1HTR-0810	A	68	8 x 10	190	.39	.254	.187
140-VE101M1HTR0810	VE-101M1HTR-0810	A	100	8 x 10	190	.41	.28	.20
140-VE221M1HTR1010	VE-221M1HTR-1010	A	220	10 x 10	320	.63	.427	.32
140-VE331M1HTR1313	VE-331M1HTR-1313	B	330	12.5 x 13.5	600	1.08	.722	.535
140-VE471M1HTR1316	VE-471M1HTR-1316	B	470	12.5 x 16	740	1.18	.789	.589
63 Volts								
140-VE0R1M1JTR0405	VE-0R1M1JTR-0405	A	0.1	4 x 5.3	2	.13	.093	.066
140-VER22M1JTR0405	VE-R22M1JTR-0405	A	0.22	4 x 5.3	3	.13	.093	.066
140-VER33M1JTR0405	VE-R33M1JTR-0405	A	0.33	4 x 5.3	4	.13	.093	.066
140-VER47M1JTR0405	VE-R47M1JTR-0405	A	0.47	4 x 5.3	5	.13	.093	.066
140-VE010M1JTR0405	VE-010M1JTR-0405	A	1	4 x 5.3	8	.13	.093	.066
140-VE2R2M1JTR0405	VE-2R2M1JTR-0405	A	2.2	4 x 5.3	12	.13	.093	.066
140-VE3R3M1JTR0505	VE-3R3M1JTR-0505	A	3.3	5 x 5.3	22	.16	.107	.08
140-VE4R7M1JTR0505	VE-4R7M1JTR-0505	A	4.7	5 x 5.3	25	.16	.107	.08
140-VE220M1JTR0810	VE-220M1JTR-0810	A	22	8 x 10	139	.38	.254	.187
140-VE330M1JTR0810	VE-330M1JTR-0810	A	33	8 x 10	139	.39	.254	.187
140-VE470M1JTR1010	VE-470M1JTR-1010	A	47	10 x 10	200	.54	.361	.268
140-VE680M1JTR1010	VE-680M1JTR-1010	A	68	10 x 10	226	.56	.375	.28
140-VE101M1JTR1010	VE-101M1JTR-1010	A	100	10 x 10	226	.56	.375	.28
140-VE221M1JTR1313	VE-221M1JTR-1313	B	220	12.5 x 13.5	500	1.08	.735	.548
140-VE331M1JTR1316	VE-331M1JTR-1316	B	330	12.5 x 16	600	1.22	.828	.614
140-VE471M1JTR1616	VE-471M1JTR-1616	B	470	16 x 16.5	850	1.82	1.21	.91
100 Volts								
140-VE100M2ATR0810	VE-100M2ATR-0810	A	10	8 x 10	90	.46	.321	.161
140-VE220M2ATR0810	VE-220M2ATR-0810	A	22	8 x 10	90	.49	.334	.173
140-VE330M2ATR1010	VE-330M2ATR-1010	A	33	10 x 10	120	.69	.486	.34
140-VE470M2ATR1010	VE-470M2ATR-1010	A	47	10 x 10	120	.90	.624	.48
140-VE680M2ATR1313	VE-680M2ATR-1313	B	68	12.5 x 13.5	380	1.32	.922	.468
140-VE101M2ATR1313	VE-101M2ATR-1313	B	100	12.5 x 13.5	440	1.42	.985	.508
140-VE221M2ATR1616	VE-221M2ATR-1616	B	220	16 x 16.5	600	2.35	1.63	.842

© Copyright 2013 Mouser Electronics

LELON SMD Aluminum Electrolytic Capacitors

VZH 105°C ULTRA LOW IMPEDANCE SERIES

RoHS Compliant **This product is RoHS compliant.**

Specifications:
- Operating Temperature Range:
  6.3 ~ 63V: - 55°C to + 105°C
  80 ~ 100V: - 40°C to + 105°C
- Voltage Range: 6.3V ~ 100V
- Capacitance Tolerance: ± 20% @120Hz, 20°C
- Endurance: 2000 to 5000 hours @ 105°C
- Leakage Current: 0.01CV or 3μA whichever is greater after 2 minutes of rated voltage(at 20°C)

Features:
- Designed for surface mounting on high density PC board
- Ultra Low Impedance
- Large capacitance V-Chip Capacitor

Application Note:
- A higher voltage capacitor may be used in a lower voltage application
- Parts Available on Reels



RoHS Compliant

For quantities greater than listed, call for quote.

MOUSER STOCK NO.	Lelon Part No.	Value (uF)	Case Size (DxL mm)	Impedance (Ω) 100KHz, 20˚C	Ripple (mA/ms)	Price Each 1	100	500
6.3 Volts								
140-VZH220M0JTR0406	VZH-220M0JTR-0406	22	4 x 5.7	1.35	80	.30	.201	.173
140-VZH330M0JTR0406	VZH-330M0JTR-0406	33	4 x 5.7	1.35	80	.30	.201	.173
140-VZH470M0JTR0506	VZH-470M0JTR-0506	47	5 x 5.7	.80	150	.34	.227	.20
140-VZH101M0JTR0606	VZH-101M0JTR-0606	100	6.3 x 5.7	.44	230	.40	.268	.227
140-VZH151M0JTR0606	VZH-151M0JTR-0606	150	6.3 x 5.7	.44	230	.40	.268	.227
140-VZH221M0JTR0607	VZH-221M0JTR-0607	220	6.3 x 7.7	.36	280	.42	.293	.254
140-VZH331M0JTR0810	VZH-331M0JTR-0810	330	8 x 10	.17	450	.77	.521	.455
140-VZH471M0JTR0810	VZH-471M0JTR-0810	470	8 x 10	.17	450	.81	.548	.48
140-VZH681M0JTR0810	VZH-681M0JTR-0810	680	8 x 10.3	.17	450	.86	.575	.494
140-VZH102M0JTR0810	VZH-102M0JTR-0810	1000	8 x 10.3	.17	450	.90	.601	.534
140-VZH152M0JTR1010	VZH-152M0JTR-1010	1500	10 x 10.3	.09	670	1.23	.815	.722
140-VZH222M0JTR1313	VZH-222M0JTR-1313	2200	12.5 x 13.5	.07	820	2.20	1.47	1.28
140-VZH332M0JTR1316	VZH-332M0JTR-1316	3300	12.5 x 16	.06	950	2.40	1.59	1.40
140-VZH472M0JTR1616	VZH-472M0JTR-1616	4700	16 x 16.5	.054	1260	3.49	2.32	2.03
10 Volts								
140-VZH220M1ATR0406	VZH-220M1ATR-0406	22	4 x 5.7	1.35	80	.23	.173	.093
140-VZH330M1ATR0506	VZH-330M1ATR-0506	33	5 x 5.7	.8	150	.25	.20	.106
140-VZH470M1ATR0606	VZH-470M1ATR-0606	47	6.3 x 5.7	.44	230	.29	.241	.12
140-VZH101M1ATR0606	VZH-101M1ATR-0606	100	6.3 x 5.7	.44	230	.29	.241	.12
140-VZH151M1ATR0606	VZH-151M1ATR-0606	150	6.3 x 5.7	.44	230	.30	.241	.12
140-VZH221M1ATR0607	VZH-221M1ATR-0607	220	6.3 x 7.7	.36	280	.31	.254	.12
140-VZH331M1ATR0810	VZH-331M1ATR-0810	330	8 x 10	.17	450	.57	.468	.227
140-VZH471M1ATR0810	VZH-471M1ATR-0810	470	8 x 10	.17	450	.60	.48	.24
140-VZH681M1ATR1010	VZH-681M1ATR-1010	680	10 x 10	.09	670	.81	.655	.321
140-VZH102M1ATR1010	VZH-102M1ATR-1010	1000	10 x 10	.09	670	1.02	.781	.674
140-VZH152M1ATR1313	VZH-152M1ATR-1313	1500	12.5 x 13.5	.07	820	1.62	1.29	.641
140-VZH222M1ATR1316	VZH-222M1ATR-1316	2200	12.5 x 16	.06	950	1.02	.781	.674
140-VZH332M1ATR1616	VZH-332M1ATR-1616	3300	16 x 16.5	.054	1260	2.55	2.04	1.02
140-VZH472M1ATR1616	VZH-472M1ATR-1616	4700	16 x 16.5	.054	1260	2.80	2.25	1.12
16 Volts								
140-VZH100M1CTR0406	VZH-100M1CTR-0406	10	4 x 5.7	1.35	80	.23	.173	.093
140-VZH220M1CTR0506	VZH-220M1CTR-0506	22	5 x 5.7	.80	150	.25	.20	.106
140-VZH330M1CTR0606	VZH-330M1CTR-0606	33	6.3 x 5.7	.44	230	.29	.241	.12
140-VZH470M1CTR0606	VZH-470M1CTR-0606	47	6.3 x 5.7	.44	230	.29	.241	.12
140-VZH101M1CTR0606	VZH-101M1CTR-0606	100	6.3 x 5.7	.44	230	.30	.24	.12
140-VZH151M1CTR0607	VZH-151M1CTR-0607	150	6.3 x 7.7	.36	280	.32	.254	.134
140-VZH221M1CTR0607	VZH-221M1CTR-0607	220	6.3 x 7.7	.36	280	.33	.266	.133
140-VZH331M1CTR0810	VZH-331M1CTR-0810	330	8 x 10	.17	450	.60	.48	.24
140-VZH471M1CTR0810	VZH-471M1CTR-0810	470	8 x 10	.17	450	.65	.521	.268
140-VZH471M1CTR1010	VZH-471M1CTR-1010	470	10 x 10	.09	670	.81	.655	.321
140-VZH681M1CTR1010	VZH-681M1CTR-1010	680	10 x 10.3	.09	670	.84	.682	.334
140-VZH102M1CTR1313	VZH-102M1CTR-1313	1000	12.5 x 13.5	.07	820	1.56	1.25	.628
140-VZH152M1CTR1316	VZH-152M1CTR-1316	1500	12.5 x 16	.06	950	1.74	1.40	.694
140-VZH222M1CTR1616	VZH-222M1CTR-1616	2200	16 x 16.5	.054	1260	2.44	1.96	.976
140-VZH332M1CTR1616	VZH-332M1CTR-1616	3300	16 x 16.5	.054	1260	2.87	2.30	1.14
25 Volts								
140-VZH100M1ETR0406	VZH-100M1ETR-0406	10	4 x 5.7	1.35	80	.25	.187	.147
140-VZH220M1ETR0506	VZH-220M1ETR-0506	22	5 x 5.7	.80	150	.29	.213	.173
140-VZH330M1ETR0606	VZH-330M1ETR-0606	33	6.3 x 5.7	.44	230	.33	.241	.20
140-VZH470M1ETR0606	VZH-470M1ETR-0606	47	6.3 x 5.7	.44	230	.33	.241	.20
140-VZH101M1ETR0607	VZH-101M1ETR-0607	100	6.3 x 7.7	.36	280	.35	.266	.213
140-VZH151M1ETR0810	VZH-151M1ETR-0810	150	8 x 10	.17	450	.65	.482	.401
140-VZH221M1ETR0810	VZH-221M1ETR-0810	220	8 x 10	.17	450	.67	.494	.414
140-VZH331M1ETR0810	VZH-331M1ETR-0810	330	8 x 10.3	.17	450	.76	.548	.454
140-VZH471M1ETR1010	VZH-471M1ETR-1010	470	10 x 10	.09	670	1.00	.722	.601
140-VZH681M1ETR1313	VZH-681M1ETR-1313	680	12.5 x 13.5	.07	820	1.86	1.35	1.11
140-VZH102M1ETR1316	VZH-102M1ETR-1316	1000	12.5 x 16	.06	950	2.04	1.47	1.23
140-VZH152M1ETR1616	VZH-152M1ETR-1616	1500	16 x 16.5	.054	1260	3.01	2.16	1.80
140-VZH222M1ETR1616	VZH-222M1ETR-1616	2200	16 x 16.5	.054	1260	3.61	2.59	2.16
35 Volts								
140-VZH4R7M1VTR0406	VZH-4R7M1VTR-0406	4.7	4 x 5.7	1.35	80	.23	.173	.093
140-VZH100M1VTR0506	VZH-100M1VTR-0506	10	5 x 5.7	.80	150	.25	.20	.106
140-VZH220M1VTR0606	VZH-220M1VTR-0606	22	6.3 x 5.7	.44	230	.29	.241	.12
140-VZH330M1VTR0606	VZH-330M1VTR-0606	33	6.3 x 5.7	.44	230	.30	.241	.134
140-VZH470M1VTR0606	VZH-470M1VTR-0606	47	6.3 x 5.7	.44	230	.30	.241	.134
140-VZH101M1VTR0810	VZH-101M1VTR-0810	100	8 x 10	.17	450	.60	.48	.254
140-VZH151M1VTR0810	VZH-151M1VTR-0810	150	8 x 10	.17	450	.62	.494	.266
140-VZH221M1VTR1010	VZH-221M1VTR-1010	220	10 x 10	.09	670	.84	.682	.361
140-VZH331M1VTR1313	VZH-331M1VTR-1313	330	12.5 x 13.5	.07	820	1.62	1.29	.682
140-VZH471M1VTR1316	VZH-471M1VTR-1316	470	12.5 x 16	.06	950	1.72	1.37	.722
140-VZH681M1VTR1316	VZH-681M1VTR-1316	680	12.5 x 16	.06	950	1.88	1.51	.789
140-VZH102M1VTR1616	VZH-102M1VTR-1616	1000	16 x 16.5	.054	1260	2.74	2.19	1.14

Lead Spacing and Diameter **Unit:mm**

øD	L	A	B	C	W	P±0.2	Fig. No.
4	5.7±0.3	4.3	4.3	2.0	0.5~0.8	1.0	1
5	5.7±0.3	5.3	5.3	2.3	0.5~0.8	1.5	1
6.3	5.7±0.3	6.6	6.6	2.7	0.5~0.8	2.0	1
6.3	7.7±0.3	6.6	6.6	2.7	0.5~0.8	3.1	1
8	10±0.5	8.4	8.4	3.0	0.7~1.1	3.1	1
8	10.3±0.5	8.4	8.4	3.0	0.7~1.1	4.7	1
10	10±0.5	10.4	10.4	3.3	0.7~1.1	4.7	1
10	10.3±0.5	10.4	10.4	3.3	0.7~1.1	4.7	1
12.5	13.5±0.5	13.0	13.0	4.8	1.1~1.4	4.4	2
12.5	16±0.5	13.0	13.0	4.8	1.1~1.4	4.4	2
16	16.5±0.5	17.0	17.0	5.8	1.1~1.4	6.4	2

1

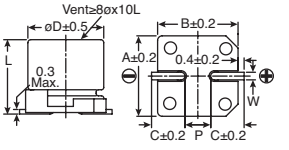

2

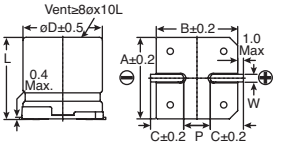

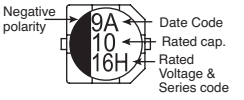

øD ≤ 6.3mm

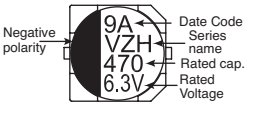

øD = 8~10mm

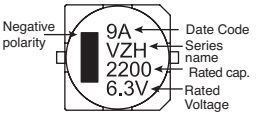

øD ≥ 12.5mm

© Copyright 2013 Mouser Electronics

© Copyright 2013 Mouser Electronics

LELON SMD Aluminum Electrolytic Capacitors

RoHS Compliant This product is RoHS compliant.

VZH 105°C ULTRA LOW IMPEDANCE SERIES (CONT.)

Specifications:
- Operating Temperature Range: 6.3 ~ 63V: - 55°C to + 105°C; 80 ~ 100V: - 40°C to + 105°C
- Voltage Range: 6.3V ~ 100V
- Capacitance Tolerance: ± 20% @120Hz, 20°C
- Endurance: 2000 to 5000 hours @ 105°C
- Leakage Current: 0.01CV or 3μA whichever is greater after 2 minutes of rated voltage (at 20°C)

Features:
- Designed for surface mounting on high density PC board
- Ultra Low Impedance
- Large capacitance V-Chip Capacitor

Application Note:
- A higher voltage capacitor may be used in a lower voltage application
- Parts Available on Reels

RoHS Compliant



For quantities greater than listed, call for quote.

MOUSER STOCK NO.	Lelon Part No.	Value (uF)	Case Size (DxL mm)	Impedance (Ω) 100KHz, 20˚C	Ripple (mA/rms)	Price Each 1	100	500
50 Volts								
140-VZH010M1HTR0406	VZH-010M1HTR-0406	1	4 x 5.7	2.9	60	.23	.173	.093
140-VZH2R2M1HTR0406	VZH-2R2M1HTR-0406	2.2	4 x 5.7	2.9	60	.23	.173	.093
140-VZH3R3M1HTR0406	VZH-3R3M1HTR-0406	3.3	4 x 5.7	2.9	60	.23	.173	.093
140-VZH4R7M1HTR0506	VZH-4R7M1HTR-0506	4.7	5 x 5.7	1.52	85	.25	.20	.106
140-VZH100M1HTR0606	VZH-100M1HTR-0606	10	6.3 x 5.7	.88	165	.29	.241	.12
140-VZH220M1HTR0606	VZH-220M1HTR-0606	22	6.3 x 5.7	.88	165	.29	.241	.12
140-VZH330M1HTR0607	VZH-330M1HTR-0607	33	6.3 x 7.7	.68	185	.31	.254	.133
140-VZH470M1HTR0607	VZH-470M1HTR-0607	47	6.3 x 7.7	.68	185	.33	.268	.147
140-VZH680M1HTR0810	VZH-680M1HTR-0810	68	8 x 10	.34	369	.60	.48	.254
140-VZH101M1HTR0810	VZH-101M1HTR-0810	100	8 x 10	.34	369	.62	.494	.268
140-VZH101M1HTR1010	VZH-101M1HTR-1010	100	10 x 10	.18	553	.92	.706	.524
140-VZH151M1HTR1010	VZH-151M1HTR-1010	150	10 x 10.3	.18	553	.88	.708	.373
140-VZH221M1HTR1010	VZH-221M1HTR-1010	220	10 x 10.3	.18	553	.98	.789	.414
140-VZH331M1HTR1313	VZH-331M1HTR-1313	330	12.5 x 13.5	12	630	1.78	1.42	.749
140-VZH471M1HTR1616	VZH-471M1HTR-1616	470	16 x 16.5	.073	1000	2.58	2.07	1.08
140-VZH681M1HTR1616	VZH-681M1HTR-1616	680	16 x 16.5	.073	1000	2.75	2.18	1.16
63 Volts								
140-VZH4R7M1JTR0506	VZH-4R7M1JTR-0506	4.7	5 x 5.7	1.9	70	.25	.20	.106
140-VZH100M1JTR0606	VZH-100M1JTR-0606	10	6.3 x 5.7	1.2	130	.29	.241	.12
140-VZH220M1JTR0607	VZH-220M1JTR-0607	22	6.3 x 7.7	.90	150	.33	.266	.133
140-VZH330M1JTR0810	VZH-330M1JTR-0810	33	8 x 10	.50	280	.60	.48	.254
140-VZH470M1JTR0810	VZH-470M1JTR-0810	47	8 x 10	.50	280	.60	.48	.254
140-VZH101M1JTR1010	VZH-101M1JTR-1010	100	10 x 10	.25	450	.91	.722	.387
140-VZH151M1JTR1313	VZH-151M1JTR-1313	150	12.5 x 13.5	.15	700	1.57	1.26	.669
140-VZH221M1JTR1313	VZH-221M1JTR-1313	220	12.5 x 13.5	.15	700	1.70	1.37	.721
140-VZH331M1JTR1616	VZH-331M1JTR-1616	330	16 x 16.5	.082	900	2.69	2.15	1.13
140-VZH471M1JTR1616	VZH-471M1JTR-1616	470	16 x 16.5	.082	900	2.75	2.18	1.16
80 Volts								
140-VZH470M1KTR1010	VZH-470M1KTR-1010	47	10 x 10	.70	200	.91	.642	.321
140-VZH101M1KTR1010	VZH-101M1KTR-1010	100	10 x 10.3	.70	200	.97	.696	.348
140-VZH151M1KTR1313	VZH-151M1KTR-1313	150	12.5 x 13.5	.32	450	1.62	1.13	.575
140-VZH221M1KTR1316	VZH-221M1KTR-1316	220	12.5 x 16	.26	550	1.78	1.25	.628
140-VZH331M1KTR1616	VZH-331M1KTR-1616	330	16 x 16.5	.17	650	2.75	1.94	.976
100 Volts								
140-VZH470M2ATR1010	VZH-470M2ATR-1010	47	10 x 10	.70	200	.86	.414	.361
140-VZH101M2ATR1313	VZH-101M2ATR-1313	100	12.5 x 13.5	.32	450	1.55	.749	.655
140-VZH151M2ATR1316	VZH-151M2ATR-1316	150	12.5 x 16	.26	550	2.17	1.06	.922

Lead Spacing and Diameter **Unit:mm**

øD	L	A	B	C	W	P±0.2	Fig. No.
4	5.7±0.3	4.3	4.3	2.0	0.5~0.8	1.0	1
5	5.7±0.3	5.3	5.3	2.3	0.5~0.8	1.5	1
6.3	5.7±0.3	6.6	6.6	2.7	0.5~0.8	2.0	1
6.3	7.7±0.3	6.6	6.6	2.7	0.5~0.8	3.1	1
8	10±0.5	8.4	8.4	3.0	0.7~1.1	3.1	1
8	10.3±0.5	8.4	8.4	3.0	0.7~1.1	4.7	1
10	10±0.5	10.4	10.4	3.3	0.7~1.1	4.7	1
10	10.3±0.5	10.4	10.4	3.3	0.7~1.1	4.7	1
12.5	13.5±0.5	13.0	13.0	4.8	1.1~1.4	4.4	2
12.5	16±0.5	13.0	13.0	4.8	1.1~1.4	4.4	2
16	16.5±0.5	17.0	17.0	5.8	1.1~1.4	6.4	2

1

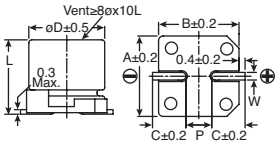

2

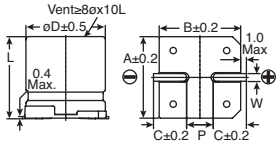

VES 105°C 5.5MM SMD SERIES

Specifications:
- Operating Temperature Range: - 55°C to + 105°C
- Voltage Range: 6.3V ~ 50V
- Capacitance Tolerance: ± 20% @120Hz, 20°C
- Endurance: 1000 hours @ 105°C
- Leakage Current: 0.01CV or 3μA whichever is greater after 2 minutes of rated voltage (at 20°C)

Features:
- Designed for surface mounting on high density PC board
- Vertical Chip type with 5.5mm height

Application Note:
- A higher voltage capacitor may be used in a lower voltage application
- Parts Available on Reels

RoHS Compliant



For quantities greater than listed, call for quote.

MOUSER STOCK NO.	Lelon Part No.	Voltage (DC)	Voltage (DC)	Case Size (DxL mm)	Ripple Current	Price Each 1	100	500	1000
140-VES220M0JTR0405	VES-220M0JTR-0405	6.3	22	4 x 5.3	21	.92	.644	.498	.384
140-VES330M0JTR0505	VES-330M0JTR-0505	6.3	33	5 x 5.3	30	.24	.173	.147	.088
140-VES470M0JTR0505	VES-470M0JTR-0505	6.3	47	5 x 5.3	36	.25	.173	.147	.09
140-VES101M0JTR0605	VES-101M0JTR-0605	6.3	100	6.3 x 5.3	61	.28	.187	.161	.098
140-VES100M1ATR0405	VES-100M1ATR-0405	10	10	4 x 5.3	15	.21	.147	.12	.077
140-VES220M1ATR0505	VES-220M1ATR-0505	10	22	5 x 5.3	25	.25	.173	.147	.09
140-VES330M1ATR0505	VES-330M1ATR-0505	10	33	5 x 5.3	31	.25	.173	.147	.09
140-VES470M1ATR0605	VES-470M1ATR-0605	10	47	6.3 x 5.3	43	.28	.20	.161	.103
140-VES101M1ATR0605	VES-101M1ATR-0605	10	100	6.3 x 5.3	65	.29	.20	.173	.104
140-VES100M1CTR0405	VES-100M1CTR-0405	16	10	4 x 5.3	16	.18	.093	.08	.061
140-VES220M1CTR0505	VES-220M1CTR-0505	16	22	5 x 5.3	28	.23	.106	.093	.072
140-VES330M1CTR0605	VES-330M1CTR-0605	16	33	6.3 x 5.3	40	.25	.12	.107	.082
140-VES470M1CTR0605	VES-470M1CTR-0605	16	47	6.3 x 5.3	47	.25	.12	.107	.082
140-VES101M1CTR0605	VES-101M1CTR-0605	16	100	6.3 x 5.3	70	.27	.134	.107	.087
140-VES4R7M1ETR0405	VES-4R7M1ETR-0405	25	4.7	4 x 5.3	12	.21	.147	.12	.077
140-VES100M1ETR0505	VES-100M1ETR-0505	25	10	5 x 5.3	21	.24	.173	.147	.088
140-VES220M1ETR0605	VES-220M1ETR-0605	25	22	6.3 x 5.3	36	.28	.20	.161	.103
140-VES330M1ETR0605	VES-330M1ETR-0605	25	33	6.3 x 5.3	44	.29	.20	.173	.104
140-VES470M1ETR0605	VES-470M1ETR-0605	25	47	6.3 x 5.3	60	.30	.20	.173	.108
140-VES4R7M1VTR0405	VES-4R7M1VTR-0405	35	4.7	4 x 5.3	14	.17	.107	.08	.065
140-VES100M1VTR0505	VES-100M1VTR-0505	35	10	5 x 5.3	23	.19	.134	.093	.075
140-VES220M1VTR0605	VES-220M1VTR-0605	35	22	6.3 x 5.3	50	.24	.147	.12	.088
140-VES0R1M1HTR0405	VES-0R1M1HTR-0405	50	.1	4 x 5.3	2	.18	.147	.12	.093
140-VESR22M1HTR0405	VES-R22M1HTR-0405	50	.22	4 x 5.3	3	.18	.147	.12	.093
140-VESR33M1HTR0405	VES-R33M1HTR-0405	50	.33	4 x 5.3	4	.18	.147	.12	.093
140-VESR47M1HTR0405	VES-R47M1HTR-0405	50	.47	4 x 5.3	5	.18	.147	.12	.093
140-VES010M1HTR0405	VES-010M1HTR-0405	50	1.0	4 x 5.3	7	.18	.147	.12	.093
140-VES2R2M1HTR0405	VES-2R2M1HTR-0405	50	2.2	4 x 5.3	10	.18	.147	.12	.093
140-VES3R3M1HTR0405	VES-3R3M1HTR-0405	50	3.3	4 x 5.3	12	.18	.147	.12	.093
140-VES4R7M1HTR0405	VES-4R7M1HTR-0405	50	4.7	4 x 5.3	17	.18	.147	.12	.093
140-VES100M1HTR0605	VES-100M1HTR-0605	50	10	6.3 x 5.3	26	.25	.20	.161	.126
140-VES220M1HTR0605	VES-220M1HTR-0605	50	22	6.3 x 5.3	51	.25	.20	.161	.128

Lead Spacing and Diameter **Unit:mm**

øD	L	A	B	C	W	P±0.2
4	5.3±0.2	4.3	4.3	2.0	0.5~0.8	1.0
5	5.3±0.2	5.3	5.3	2.3	0.5~0.8	1.5
6.3	5.3±0.2	6.6	6.6	2.7	0.5~0.8	2.0

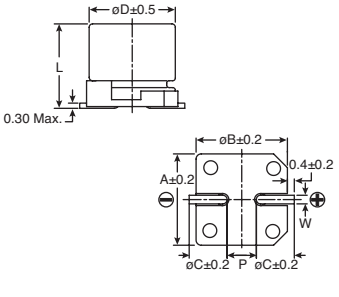

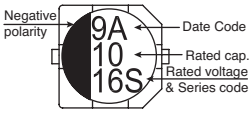

© Copyright 2013 Mouser Electronics

LELON SMD Aluminum Electrolytic Capacitors

RoHS Compliant **This product is RoHS compliant.**

VLV 105°C SMD ANTI-VIBRATION SERIES

Specifications:

- Operating Temperature Range: 55°C to 105°C
- Voltage Range: 6.3V ~ 100V
- Capacitance Tolerance: ±20% @ 120Hz, 20°C
- Endurance: 5000 hours @ 105°C

Features:

- 12.5 ~ 16φ, 105°C, 5,000 hours assured
- Suitable for automotive application
- Peak acceleration: 50G
- RoHS Compliance

RoHS Compliant

For quantities greater than listed, call for quote.

MOUSER STOCK NO.	Lelon Part No.	Value (μF)	Case Size	Impedance (Ω) 100KHz, 20°C	Ripple Current	Price Each 1	100	500
6.3 Volts								
140-VLV222M0JTRG1313	VLV222M0JTRG1313	2200	12.5 x 13.5	.066	850	2.39	1.59	1.19
140-VLV332M0JTRG1316	VLV332M0JTRG1316	3300	12.5 x 16	.058	950	2.29	1.53	1.14
140-VLV472M0JTRG1616	VLV472M0JTRG1616	4700	16 x 16.5	.052	1300	2.96	1.98	1.48
10 Volts								
140-VLV152M1ATRG1313	VLV152M1ATRG1313	1500	12.5 x 13.5	.066	850	2.39	1.59	1.19
140-VLV222M1ATRG1316	VLV222M1ATRG1316	2200	12.5 x 16	.058	950	2.51	1.68	1.26
140-VLV332M1ATRG1616	VLV332M1ATRG1616	3300	16 x 16.5	.052	1300	2.96	1.98	1.49
140-VLV472M1ATRG1616	VLV472M1ATRG1616	4700	16 x 16.5	.052	1300	3.28	2.19	1.65
16 Volts								
140-VLV102M1CTRG1313	VLV102M1CTRG1313	1000	12.5 x 13.5	.066	850	2.40	1.59	1.20
140-VLV152M1CTRG1316	VLV152M1CTRG1316	1500	12.5 x 16	.058	950	2.55	1.70	1.27
140-VLV222M1CTRG1616	VLV222M1CTRG1616	2200	16 x 16.5	.052	1300	2.99	1.99	1.50
140-VLV332M1CTRG1616	VLV332M1CTRG1616	3300	16 x 16.5	.052	1300	3.32	2.20	1.66
25 Volts								
140-VLV681M1ETRG1313	VLV681M1ETRG1313	680	12.5 x 13.5	.066	850	2.46	1.64	1.23
140-VLV102M1ETRG1316	VLV102M1ETRG1316	1000	12.5 x 16	.058	950	2.64	1.77	1.32
140-VLV152M1ETRG1616	VLV152M1ETRG1616	1500	16 x 16.5	.052	1300	2.04	1.37	1.03
140-VLV222M1ETRG1616	VLV222M1ETRG1616	2200	16 x 16.5	.052	1300	3.37	2.25	1.69
35 Volts								
140-VLV331M1VTRG1313	VLV331M1VTRG1313	330	12.5 x 13.5	.066	850	2.43	1.62	1.21
140-VLV471M1VTRG1316	VLV471M1VTRG1316	470	12.5 x 16	.058	950	2.58	1.71	1.28
140-VLV681M1VTRG1316	VLV681M1VTRG1316	680	12.5 x 16	.058	950	2.73	1.82	1.36
140-VLV102M1VTRG1616	VLV102M1VTRG1616	1000	16 x 16.5	.052	1300	3.20	2.14	1.61
50 Volts								
140-VLV331M1HTRG1313	VLV331M1HTRG1313	330	12.5 x 13.5	.110	700	2.36	1.57	1.19
140-VLV471M1HTRG1616	VLV471M1HTRG1616	470	16 x 16.5	.070	1100	3.08	2.05	1.54
140-VLV681M1HTRG1616	VLV681M1HTRG1616	680	16 x 16.5	.070	1100	3.30	2.19	1.65
63 Volts								
140-VLV151M1JTRG1313	VLV151M1JTRG1313	150	12.5 x 13.5	.140	700	2.44	1.63	1.22
140-VLV221M1JTRG1313	VLV221M1JTRG1313	220	12.5 x 13.5	.140	700	2.50	1.67	1.25
140-VLV331M1JTRG1616	VLV331M1JTRG1616	330	16 x 16.5	.080	900	3.08	2.05	1.54
140-VLV471M1JTRG1616	VLV471M1JTRG1616	470	16 x 16.5	.080	900	3.26	2.17	1.63
80 Volts								
140-VLV151M1KTRG1313	VLV151M1KTRG1313	150	12.5 x 13.5	.320	450	2.60	1.73	1.31
140-VLV221M1KTRG1316	VLV221M1KTRG1316	220	12.5 x 16	.260	550	2.84	1.88	1.41
140-VLV331M1KTRG1616	VLV331M1KTRG1616	330	16 x 16.5	.170	650	3.47	2.31	1.73
100 Volts								
140-VLV101M2ATRG1313	VLV101M2ATRG1313	100	12.5 x 13.5	.320	450	2.62	1.74	1.31
140-VLV151M2ATRG1316	VLV151M2ATRG1316	150	12.5 x 16	.260	550	2.89	1.93	1.44
140-VLV221M2ATRG1616	VLV221M2ATRG1616	220	16 x 16.5	.170	650	3.52	2.34	1.75

DIMENSIONS: mm

DIAGRAM OF DIMENSIONS

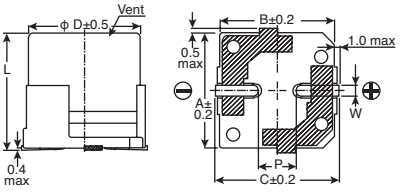

MARKING

φ D ≥ 12.5mm

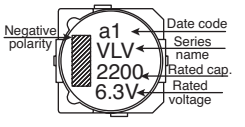

φD	L	A	B	C	W	P ± 0.2
12.5	13.5 ± 0.5	13.0	13.4	15.4	1.1 ~ 1.4	4.4
12.5	16 ± 0.5	13.0	13.4	15.4	1.1 ~ 1.4	4.4
16	16.5 ± 0.5	16.5	16.9	18.9	1.1 ~ 1.4	6.4

VLW 125°C SMD ANTI-VIBRATION SERIES

Specifications:

- Operating Temperature Range: 40°C to 125°C
- Voltage Range: 10V ~ 50V
- Capacitance Tolerance: ±20% @ 120Hz, 20°C
- Endurance: 2000 hours @ 125°C

Features:

- 12.5 ~ 16φ, 125°C, 2,000 hours assured
- Suitable for automotive application
- Peak acceleration: 50G
- RoHS Compliance

RoHS Compliant

For quantities greater than listed, call for quote.

MOUSER STOCK NO.	Lelon Part No.	Value (μF)	Case Size	Ripple Current	Price Each 1	100	500
10 Volts							
140-VLW471M1ATRG1313	VLW471M1ATRG1313	470	12.5 x 13.5	500	2.29	1.51	.77
140-VLW681M1ATRG1313	VLW681M1ATRG1313	680	12.5 x 13.5	500	2.30	1.52	.77
140-VLW102M1ATRG1316	VLW102M1ATRG1316	1000	12.5 x 16	600	2.40	1.58	.803
140-VLW152M1ATRG1316	VLW152M1ATRG1316	1500	12.5 x 16	600	2.46	1.63	.835
140-VLW222M1ATRG1616	VLW222M1ATRG1616	2200	16 x 16.5	680	2.92	1.93	.984
16 Volts							
140-VLW331M1CTRG1313	VLW331M1CTRG1313	330	12.5 x 13.5	500	2.29	1.51	.77
140-VLW471M1CTRG1313	VLW471M1CTRG1313	470	12.5 x 13.5	500	2.34	1.54	.792
140-VLW681M1CTRG1313	VLW681M1CTRG1313	680	12.5 x 13.5	500	2.40	1.58	.803
140-VLW102M1CTRG1316	VLW102M1CTRG1316	1000	12.5 x 16	600	2.57	1.70	.867
140-VLW152M1CTRG1616	VLW152M1CTRG1616	1500	16 x 16.5	680	3.09	2.04	1.04
25 Volts							
140-VLW331M1ETRG1313	VLW331M1ETRG1313	330	12.5 x 13.5	500	2.29	1.52	.77
140-VLW471M1ETRG1313	VLW471M1ETRG1313	470	12.5 x 13.5	500	2.42	1.59	.813
140-VLW681M1ETRG1316	VLW681M1ETRG1316	680	12.5 x 16	600	2.60	1.71	.877
140-VLW102M1ETRG1616	VLW102M1ETRG1616	1000	16 x 16.5	680	3.15	2.08	1.06
35 Volts							
140-VLW221M1VTRG1313	VLW221M1VTRG1313	220	12.5 x 13.5	380	2.34	1.55	.792
140-VLW331M1VTRG1616	VLW331M1VTRG1616	330	16 x 16.5	680	2.95	1.95	.995
140-VLW471M1VTRG1616	VLW471M1VTRG1616	470	16 x 16.5	680	3.01	1.98	1.02
140-VLW681M1VTRG1616	VLW681M1VTRG1616	680	16 x 16.5	680	3.17	2.09	1.07
50 Volts							
140-VLW101M1HTRG1313	VLW101M1HTRG1313	100	12.5 x 13.5	380	2.17	1.10	.824
140-VLW221M1HTRG1316	VLW221M1HTRG1316	220	12.5 x 16	430	2.35	1.20	.899
140-VLW331M1HTRG1616	VLW331M1HTRG1616	330	16 x 16.5	680	2.88	1.46	1.10
140-VLW471M1HTRG1616	VLW471M1HTRG1616	470	16 x 16.5	680	3.00	1.52	1.14

DIMENSIONS: mm

DIAGRAM OF DIMENSIONS

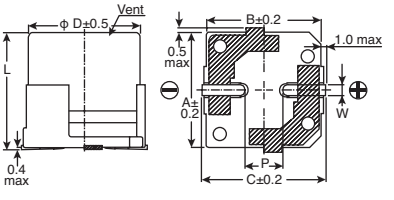

MARKING

φ D ≥ 12.5mm

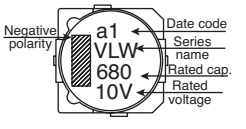

φD	L	A	B	C	W	P ± 0.2
5	5.7 ± 0.3	5.3	5.3	6.1	0.5 ~ 0.8	1.5
6.3	5.7 ± 0.3	6.6	6.6	7.4	0.5 ~ 0.8	2.0
8	10 ± 0.5	8.4	8.4	9.2	0.7 ~ 1.1	3.1

© Copyright 2013 Mouser Electronics

© Copyright 2013 Mouser Electronics

LELON SMD Aluminum Electrolytic Capacitors

RoHS Compliant **This product is RoHS compliant.**

VZS 105°C SMD SERIES

Specifications:

- Operating Temperature Range: 55°C to 105°C
- Voltage Range: 6.3V ~ 35V

RoHS Compliant

Features:

- 5 ~ 8φ, 105°C, 2,000 hours assured
- Low impedance 30 ~ 50% less than VZH series
- Large capacitance with ultra low impedance capacitors
- Designed for surface mounting on high density PC board
- RoHS Compliance

Lead Spacing and Diameter						
φD	L	A	B	C	W	P ± 0.2
5	5.7 ± 0.3	5.3	5.3	6.1	0.5 ~ 0.8	1.5
6.3	5.7 ± 0.3	6.6	6.6	7.4	0.5 ~ 0.8	2.0
8	10 ± 0.5	8.4	8.4	9.2	0.7 ~ 1.1	3.1

DIMENSIONS: mm

DIAGRAM OF DIMENSIONS

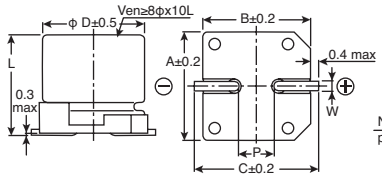

MARKING

φ D ≤ 6.3mm

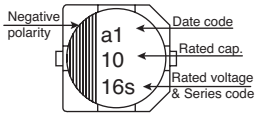

φ D = 8mm

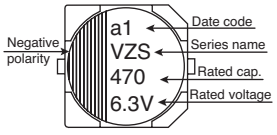

For quantities greater than listed, call for quote.

MOUSER STOCK NO.	Lelon Part No.	Value (μF)	Case Size	Impedance (Ω) 100KHz, 20°C	Price Each 1	100	500
6.3 Volts							
140-VZS470M0JTR0506	VZS470M0JTR-0506	47	5 x 5.7	.36	.27	.193	.161
140-VZS101M0JTR0506	VZS101M0JTR-0506	100	5 x 5.7	.36	.26	.193	.161
140-VZS101M0JTR0606	VZS101M0JTR-0606	100	6.3 x 5.7	.26	.32	.235	.193
140-VZS151M0JTR0506	VZS151M0JTR-0506	150	5 x 5.7	.36	.27	.193	.161
140-VZS221M0JTR0606	VZS221M0JTR-0606	220	6.3 x 5.7	.26	.32	.235	.193
140-VZS331M0JTR0606	VZS331M0JTR-0606	330	6.3 x 5.7	.26	.33	.257	.203
140-VZS471M0JTR0810	VZS471M0JTR-0810	470	8 x 10	.08	.63	.471	.375
140-VZS681M0JTR0810	VZS681M0JTR-0810	680	8 x 10	.08	.64	.482	.385
10 Volts							
140-VZS330M1ATR0506	VZS330M1ATR-0506	33	5 x 5.7	.36	.27	.193	.161
140-VZS101M1ATR0506	VZS101M1ATR-0506	100	5 x 5.7	.36	.27	.193	.161
140-VZS151M1ATR0606	VZS151M1ATR-0606	150	6.3 x 5.7	.26	.32	.235	.193
140-VZS221M1ATR0606	VZS221M1ATR-0606	220	6.3 x 5.7	.26	.33	.257	.203
140-VZS331M1ATR0810	VZS331M1ATR-0810	330	8 x 10	.08	.64	.482	.385
140-VZS471M1ATR0810	VZS471M1ATR-0810	470	8 x 10	.08	.64	.482	.385
140-VZS681M1ATR0810	VZS681M1ATR-0810	680	8 x 10	.08	.69	.514	.407
16 Volts							
140-VZS220M1CTR0506	VZS220M1CTR-0506	22	5 x 5.7	.36	.27	.193	.161
140-VZS470M1CTR0506	VZS470M1CTR-0506	47	5 x 5.7	.36	.27	.193	.161
140-VZS470M1CTR0606	VZS470M1CTR-0606	47	6.3 x 5.7	.26	.31	.235	.193
140-VZS680M1CTR0506	VZS680M1CTR-0506	68	5 x 5.7	.36	.27	.203	.161
140-VZS680M1CTR0606	VZS680M1CTR-0606	68	6.3 x 5.7	.26	.33	.257	.203
140-VZS101M1CTR0606	VZS101M1CTR-0606	100	6.3 x 5.7	.26	.32	.235	.193
140-VZS151M1CTR0606	VZS151M1CTR-0606	150	6.3 x 5.7	.26	.32	.246	.193

For quantities greater than listed, call for quote.

MOUSER STOCK NO.	Lelon Part No.	Value (μF)	Case Size	Impedance (Ω) 100KHz, 20°C	Price Each 1	100	500
16 Volts (Cont.)							
140-VZS221M1CTR0810	VZS221M1CTR-0810	220	8 x 10	.08	.71	.524	.417
140-VZS331M1CTR0810	VZS331M1CTR-0810	330	8 x 10	.08	.63	.482	.385
140-VZS471M1CTR0810	VZS471M1CTR-0810	470	8 x 10	.08	.69	.514	.407
25 Volts							
140-VZS220M1ETR0506	VZS220M1ETR-0506	22	5 x 5.7	.36	.27	.203	.161
140-VZS330M1ETR0506	VZS330M1ETR-0506	33	5 x 5.7	.36	.27	.193	.161
140-VZS330M1ETR0606	VZS330M1ETR-0606	33	6.3 x 5.7	.26	.32	.235	.193
140-VZS470M1ETR0506	VZS470M1ETR-0506	47	5 x 5.7	.36	.27	.203	.161
140-VZS470M1ETR0606	VZS470M1ETR-0606	47	6.3 x 5.7	.26	.31	.235	.193
140-VZS680M1ETR0606	VZS680M1ETR-0606	68	6.3 x 5.7	.26	.32	.235	.193
140-VZS101M1ETR0606	VZS101M1ETR-0606	100	6.3 x 5.7	.26	.33	.257	.203
140-VZS151M1ETR0810	VZS151M1ETR-0810	150	8 x 10	.08	.63	.471	.385
140-VZS221M1ETR0810	VZS221M1ETR-0810	220	8 x 10	.08	.65	.482	.385
140-VZS331M1ETR0810	VZS331M1ETR-0810	330	8 x 10	.08	.70	.524	.417
35 Volts							
140-VZS220M1VTR0506	VZS220M1VTR-0506	22	5 x 5.7	.36	.27	.203	.161
140-VZS330M1VTR0506	VZS330M1VTR-0506	33	5 x 5.7	.36	.28	.214	.171
140-VZS330M1VTR0606	VZS330M1VTR-0606	33	6.3 x 5.7	.26	.32	.235	.193
140-VZS470M1VTR0606	VZS470M1VTR-0606	47	6.3 x 5.7	.26	.32	.246	.193
140-VZS680M1VTR0606	VZS680M1VTR-0606	68	6.3 x 5.7	.26	.34	.257	.203
140-VZS101M1VTR0810	VZS101M1VTR-0810	100	8 x 10	.08	.64	.482	.385
140-VZS151M1VTR0810	VZS151M1VTR-0810	150	8 x 10	.08	.66	.492	.396
140-VZS221M1VTR0810	VZS221M1VTR-0810	220	8 x 10	.08	.72	.546	.428

VUA 125°C SMD SERIES

Specifications:

- Operating Temperature Range: 40°C to 125°C
- Voltage Range: 10V ~ 35V
- Capacitance Tolerance: ±20% @ 120Hz, 20°C

Features:

- 6.3 ~ 18φ, 125°C, 1,000 ~ 2,000 hours assured
- Chip type high temperature range, for +125°C use
- For automobile modules and other high temperature applications
- RoHS Compliance

RoHS Compliant

For quantities greater than listed, call for quote.

MOUSER STOCK NO.	Lelon Part No.	Fig.	Value (μF)	Case Size	Ripple Current	Price Each 1	100	500
10 Volts								
140-VUA680M1ATR0606	VUA680M1ATR-0606	A	68	6.3 x 5.7	50	.35	.246	.171
140-VUA101M1ATR0806	VUA101M1ATR-0806	A	100	8 x 6.5	75	.60	.428	.289
140-VUA221M1ATR0810	VUA221M1ATR-0810	A	220	8 x 10	130	.74	.524	.353
140-VUA331M1ATR0810	VUA331M1ATR-0810	A	330	8 x 10	130	.75	.535	.353
140-VUA471M1ATR1313	VUA471M1ATR-1313	B	470	12.5 x 13.5	480	2.02	1.44	.974
140-VUA681M1ATR1316	VUA681M1ATR-1316	B	680	12.5 x 16	480	2.26	1.61	1.08
140-VUA102M1ATR1316	VUA102M1ATR-1316	B	1000	12.5 x 16	585	2.25	1.61	1.08
16 Volts								
140-VUA330M1CTR0606	VUA330M1CTR-0606	A	33	6.3 x 5.7	50	.39	.278	.182
140-VUA470M1CTR0607	VUA470M1CTR-0607	A	47	6.3 x 7.7	70	.42	.30	.203
140-VUA680M1CTR0806	VUA680M1CTR-0806	A	68	8 x 6.5	75	.61	.439	.289
140-VUA101M1CTR0806	VUA101M1CTR-0806	A	100	8 x 6.5	75	.63	.449	.31
140-VUA221M1CTR1010	VUA221M1CTR-1010	A	220	10 x 10	180	1.01	.717	.482
140-VUA331M1CTR1313	VUA331M1CTR-1313	B	330	12.5 x 13.5	80	2.03	1.44	.974
140-VUA471M1CTR1313	VUA471M1CTR-1313	B	470	12.5 x 13.5	480	2.09	1.49	1.01
140-VUA681M1CTR1616	VUA681M1CTR-1616	B	680	16 x 16.5	480	3.48	2.47	1.67
25 Volts								
140-VUA330M1ETR0606	VUA330M1ETR-0606	A	33	6.3 x 5.7	50	.40	.278	.193
140-VUA470M1ETR0607	VUA470M1ETR-0607	A	47	6.3 x 7.7	70	.43	.31	.203
140-VUA680M1ETR0806	VUA680M1ETR-0806	A	68	8 x 6.5	75	.64	.46	.31
140-VUA101M1ETR0810	VUA101M1ETR-0810	A	100	8 x 10	130	.76	.535	.364
140-VUA221M1ETR1010	VUA221M1ETR-1010	A	220	10 x 10	180	1.09	.781	.524
140-VUA331M1ETR1313	VUA331M1ETR-1313	B	330	12.5 x 13.5	480	2.13	1.52	1.03
140-VUA471M1ETR1616	VUA471M1ETR-1616	B	470	16 x 16.5	480	3.54	2.53	1.70
35 Volts								
140-VUA220M1VTR0606	VUA220M1VTR-0606	A	22	6.3 x 5.7	50	.40	.289	.193
140-VUA330M1VTR0607	VUA330M1VTR-0607	A	33	6.3 x 7.7	70	.44	.31	.214
140-VUA470M1VTR0806	VUA470M1VTR-0806	A	47	8 x 6.5	75	.64	.46	.31
140-VUA680M1VTR0810	VUA680M1VTR-0810	A	68	8 x 10	130	.76	.546	.364
140-VUA101M1VTR1010	VUA101M1VTR-1010	A	100	10 x 10	180	1.04	.738	.503
140-VUA221M1VTR1313	VUA221M1VTR-1313	B	220	12.5 x 13.5	357	2.14	1.53	1.04
140-VUA331M1VTR1616	VUA331M1VTR-1616	B	330	16 x 16.5	650	3.60	2.56	1.73
140-VUA471M1VTR1616	VUA471M1VTR-1616	B	470	16 x 16.5	650	3.83	2.73	1.84

DIMENSIONS: mm

DIAGRAM OF DIMENSIONS

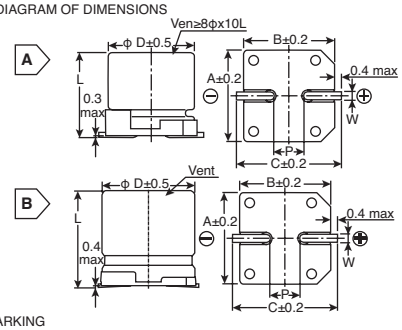

MARKING

φ D = 6.3mm

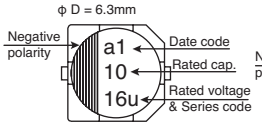

φ D = 8 ~ 10mm

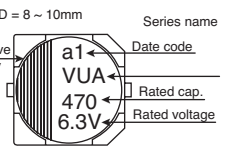

φ D ≥ 12.5mm

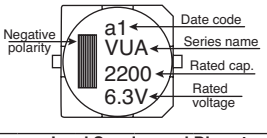

Lead Spacing and Diameter							
φD	L	A	B	C	W	P ± 0.2	Fig.
6.3	5.7 ± 0.3	6.6	6.6	7.4	.05 ~ 0.8	2.0	A
6.3	7.7 ± 0.3	6.6	6.6	7.4	0.5 ~ 0.8	2.0	A
8	6.5 ± 0.3	8.4	8.4	9.2	0.5 ~ 0.8	2.3	A
8	10 ± 0.5	8.4	8.4	9.2	0.7 ~ 1.1	3.1	A
10	10 ± 0.5	10.4	10.4	11.2	0.7 ~ 1.1	4.7	A
12.5	13.5 ± 0.5	13.0	13.0	15.0	1.1 ~ 1.4	4.4	B
12.5	16 ± 0.5	13.0	13.0	15.0	1.1 ~ 1.4	4.4	B
16	16.5 ± 0.5	17.0	17.0	19.0	1.1 ~ 1.4	6.4	B
18	16.5 ± 0.5	19.0	19.0	21.0	1.1 ~ 1.4	6.4	B

© Copyright 2013 Mouser Electronics

© Copyright 2013 Mouser Electronics

LELON SMD Aluminum Electrolytic Capacitors

RoHS Compliant **This product is RoHS compliant.**

VEJ 105°C SMD SERIES

Features:

- Designed for surface mounting on a high density PC board
- Applicable for auto insertion machines
- RoHS Compliant

Specifications:

- Operating temperature range: -55°C to +105°C
- Voltage range: 6.3V ~ 450V
- Capacitance tolerance: ±20% @120Hz, 20°C
- Endurance: 2,000 hours @ 105°C

Application Note:

- A higher voltage capacitor may be used in a lower voltage application
- Parts available on reels

RoHS Compliant

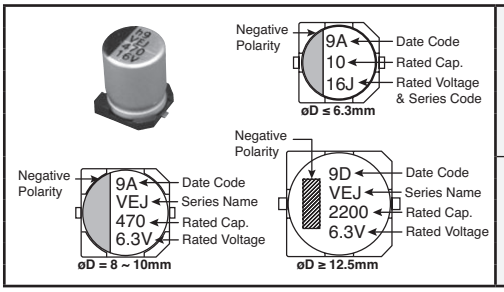

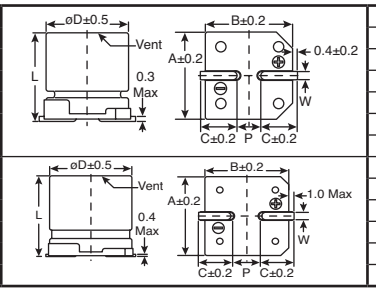

DIMENSIONS: mm							
øD	L	A	B	C	W	P±0.2	Fig. No.
4	5.7±0.3	4.3	4.3	2.0	0.5 ~ 0.8	1.0	1
5	5.7±0.3	5.3	5.3	2.3	0.5 ~ 0.8	1.5	1
6.3	5.7±0.3	6.6	6.6	2.7	0.5 ~ 0.8	2.0	1
6.3	7.7±0.3	6.6	6.6	2.7	0.5 ~ 0.8	2.0	1
8	10±0.5	8.4	8.4	3.0	0.7 ~ 1.1	3.1	1
10	10±0.5	10.4	10.4	3.3	0.7 ~ 1.1	4.7	1
10	10.3±0.5	10.4	10.4	3.3	0.7 ~ 1.1	4.7	1
12.5	13.5±0.5	13.0	13.0	4.8	1.1 ~ 1.4	4.4	2
12.5	16±0.5	13.0	13.0	4.8	1.1 ~ 1.4	4.4	2
16	16.5±0.5	17.0	17.0	5.8	1.1 ~ 1.4	6.4	2
18	16.5±0.5	19.0	19.0	6.8	1.1 ~ 1.4	6.4	2

For quantities greater than listed, call for quote.

MOUSER STOCK NO.	Lelon Part No.	Value (µF)	Case Size D x L (mm)	Ripple (mA)	Price Each 1	100	500
6.3 Volts							
140-VEJ220M0JTR0406	VEJ-220M0JTR-0406	22	4 x 5.7	22	.17	.12	.093
140-VEJ330M0JTR0506	VEJ-330M0JTR-0506	33	5 x 5.7	34	.19	.134	.107
140-VEJ470M0JTR0506	VEJ-470M0JTR-0506	47	5 x 5.7	38	.19	.133	.106
140-VEJ101M0JTR0606	VEJ-101M0JTR-0606	100	6.3 x 5.7	69	.23	.147	.134
140-VEJ221M0JTR0607	VEJ-221M0JTR-0607	220	6.3 x 7.7	120	.25	.173	.147
140-VEJ331M0JTR0810	VEJ-331M0JTR-0810	330	8 x 10	290	.44	.294	.254
140-VEJ471M0JTR0810	VEJ-471M0JTR-0810	470	8 x 10	320	.57	.387	.334
140-VEJ102M0JTR1010	VEJ-102M0JTR-1010	1000	10 x 10	410	.59	.387	.334
140-VEJ222M0JTR1313	VEJ-222M0JTR-1313	2200	12.5 x 13.5	680	1.20	.803	.696
140-VEJ332M0JTR1316	VEJ-332M0JTR-1316	3300	12.5 x 16	850	1.61	1.07	.922
140-VEJ472M0JTR1616	VEJ-472M0JTR-1616	4700	16 x 16.5	1000	2.04	1.36	1.18
140-VEJ682M0JTR1816	VEJ-682M0JTR-1816	6800	18 x 16.5	1290	3.21	2.14	1.84
10 Volts							
140-VEJ220M1ATR0406	VEJ-220M1ATR-0406	22	4 x 5.7	22	.28	.187	.134
140-VEJ330M1ATR0506	VEJ-330M1ATR-0506	33	5 x 5.7	34	.28	.187	.134
140-VEJ470M1ATR0506	VEJ-470M1ATR-0506	47	5 x 5.7	38	.30	.214	.147
140-VEJ101M1ATR0606	VEJ-101M1ATR-0606	100	6.3 x 5.7	69	.33	.227	.161
140-VEJ221M1ATR0607	VEJ-221M1ATR-0607	220	6.3 x 7.7	120	.32	.214	.161
140-VEJ331M1ATR0810	VEJ-331M1ATR-0810	330	8 x 10	290	.86	.575	.414
140-VEJ471M1ATR0810	VEJ-471M1ATR-0810	470	8 x 10	320	.86	.575	.414
140-VEJ102M1ATR1010	VEJ-102M1ATR-1010	1000	10 x 10.3	410	.86	.575	.414
140-VEJ222M1ATR1313	VEJ-222M1ATR-1313	2200	12.5 x 13.5	680	1.89	1.29	.922
140-VEJ332M1ATR1616	VEJ-332M1ATR-1616	3300	16 x 16.5	950	2.81	1.92	1.36
140-VEJ472M1ATR1616	VEJ-472M1ATR-1616	4700	16 x 16.5	1000	3.19	2.17	1.53
16 Volts							
140-VEJ100M1CTR0406	VEJ-100M1CTR-0406	10	4 x 5.7	20	.17	.12	.093
140-VEJ220M1CTR0506	VEJ-220M1CTR-0506	22	5 x 5.7	30	.19	.134	.107
140-VEJ330M1CTR0506	VEJ-330M1CTR-0506	33	5 x 5.7	34	.21	.134	.107
140-VEJ470M1CTR0606	VEJ-470M1CTR-0606	47	6.3 x 5.7	48	.23	.147	.12
140-VEJ101M1CTR0606	VEJ-101M1CTR-0606	100	6.3 x 5.7	69	.24	.161	.12
140-VEJ221M1CTR0607	VEJ-221M1CTR-0607	220	6.3 x 7.7	12	.28	.187	.147
140-VEJ331M1CTR0810	VEJ-331M1CTR-0810	330	8 x 10	290	.48	.307	.241
140-VEJ471M1CTR1010	VEJ-471M1CTR-1010	470	10 x 10	380	.62	.414	.32
140-VEJ102M1CTR1313	VEJ-102M1CTR-1313	1000	12.5 x 13.5	510	1.36	.891	.697
140-VEJ222M1CTR1616	VEJ-222M1CTR-1616	2200	16 x 16.5	900	2.07	1.35	1.04
140-VEJ332M1CTR1616	VEJ-332M1CTR-1616	3300	16 x 16.5	950	2.41	1.56	1.21
25 Volts							
140-VEJ4R7M1ETR0406	VEJ-4R7M1ETR-0406	4.7	4 x 5.7	17	.17	.12	.093
140-VEJ100M1ETR0406	VEJ-100M1ETR-0406	10	4 x 5.7	20	.18	.12	.093
140-VEJ220M1ETR0506	VEJ-220M1ETR-0506	22	5 x 5.7	30	.21	.134	.107
140-VEJ330M1ETR0606	VEJ-330M1ETR-0606	33	6.3 x 5.7	46	.23	.147	.12
140-VEJ470M1ETR0606	VEJ-470M1ETR-0606	47	6.3 x 5.7	48	.23	.147	.12
140-VEJ101M1ETR0607	VEJ-101M1ETR-0607	100	6.3 x 7.7	100	.25	.161	.12
140-VEJ221M1ETR0810	VEJ-221M1ETR-0810	220	8 x 10	270	.49	.321	.254
140-VEJ331M1ETR0810	VEJ-331M1ETR-0810	330	8 x 10	290	.51	.334	.268
140-VEJ471M1ETR1010	VEJ-471M1ETR-1010	470	10 x 10	380	.64	.414	.321
140-VEJ102M1ETR1316	VEJ-102M1ETR-1316	1000	12.5 x 16	550	1.63	1.06	.829
140-VEJ222M1ETR1616	VEJ-222M1ETR-1616	2200	16 x 16.5	900	2.81	1.83	1.42
35 Volts							
140-VEJ4R7M1VTR0406	VEJ-4R7M1VTR-0406	4.7	4 x 5.7	17	.17	.12	.093
140-VEJ100M1VTR0506	VEJ-100M1VTR-0506	10	5 x 5.7	27	.96	.706	.583
140-VEJ220M1VTR0606	VEJ-220M1VTR-0606	22	6.3 x 5.7	44	.23	.147	.12
140-VEJ330M1VTR0606	VEJ-330M1VTR-0606	33	6.3 x 5.7	46	.27	.173	.134
140-VEJ470M1VTR0607	VEJ-470M1VTR-0607	47	6.3 x 7.7	80	.27	.173	.134
140-VEJ101M1VTR0810	VEJ-101M1VTR-0810	100	8 x 10	240	.44	.294	.227
140-VEJ221M1VTR0810	VEJ-221M1VTR-0810	220	8 x 10	270	.54	.348	.268
140-VEJ331M1VTR1010	VEJ-331M1VTR-1010	330	10 x 10	370	.74	.494	.387
140-VEJ471M1VTR1313	VEJ-471M1VTR-1313	470	12.5 x 13.5	520	1.38	.896	.694
140-VEJ102M1VTR1616	VEJ-102M1VTR-1616	1000	16 x 16.5	800	2.27	1.47	1.14

© Copyright 2013 Mouser Electronics

For quantities greater than listed, call for quote.

MOUSER STOCK NO.	Lelon Part No.	Value (µF)	Case Size D x L (mm)	Ripple (mA)	Price Each 1	100	500
50 Volts							
140-VEJR22M1HTR0406	VEJ-R22M1HTR-0406	0.22	4 x 5.7	3	.17	.12	.093
140-VEJR33M1HTR0406	VEJ-R33M1HTR-0406	0.33	4 x 5.7	4	.17	.12	.093
140-VEJR47M1HTR0406	VEJ-R47M1HTR-0406	0.47	4 x 5.7	5	.17	.12	.093
140-VEJ010M1HTR0406	VEJ-010M1HTR-0406	1	4 x 5.7	8	.17	.12	.093
140-VEJ2R2M1HTR0406	VEJ-2R2M1HTR-0406	2.2	4 x 5.7	12	.17	.12	.093
140-VEJ3R3M1HTR0406	VEJ-3R3M1HTR-0406	3.3	4 x 5.7	14	.17	.12	.093
140-VEJ4R7M1HTR0506	VEJ-4R7M1HTR-0506	4.7	5 x 5.7	20	.19	.133	.106
140-VEJ100M1HTR0606	VEJ-100M1HTR-0606	10	6.3 x 5.7	32	.23	.147	.12
140-VEJ220M1HTR0606	VEJ-220M1HTR-0606	22	6.3 x 5.7	38	.25	.161	.12
140-VEJ330M1HTR0607	VEJ-330M1HTR-0607	33	6.3 x 7.7	65	.27	.173	.134
140-VEJ470M1HTR0607	VEJ-470M1HTR-0607	47	6.3 x 7.7	70	.96	.706	.583
140-VEJ101M1HTR0810	VEJ-101M1HTR-0810	100	8 x 10	210	.49	.321	.254
140-VEJ221M1HTR1010	VEJ-221M1HTR-1010	220	10 x 10.3	330	.78	.507	.40
140-VEJ331M1HTR1313	VEJ-331M1HTR-1313	330	12.5 x 13.5	490	1.49	.962	.762
140-VEJ471M1HTR1316	VEJ-471M1HTR-1316	470	12.5 x 16	550	1.80	1.16	.908
63 Volts							
140-VEJR47M1JTR0406	VEJ-R47M1JTR-0406	0.47	4 x 5.7	5	.18	.12	.093
140-VEJ010M1JTR0406	VEJ-010M1JTR-0406	1	4 x 5.7	8	.18	.12	.093
140-VEJ2R2M1JTR0406	VEJ-2R2M1JTR-0406	2.2	4 x 5.7	12	.18	.12	.093
140-VEJ3R3M1JTR0506	VEJ-3R3M1JTR-0506	3.3	5 x 5.7	17	.19	.134	.107
140-VEJ4R7M1JTR0606	VEJ-4R7M1JTR-0606	4.7	6.3 x 5.7	22	.23	.147	.12
140-VEJ100M1JTR0606	VEJ-100M1JTR-0606	10	6.3 x 5.7	32	.24	.161	.12
140-VEJ220M1JTR0607	VEJ-220M1JTR-0607	22	6.3 x 7.7	58	.28	.173	.134
140-VEJ330M1JTR0810	VEJ-330M1JTR-0810	33	8 x 10	140	.44	.28	.227
140-VEJ470M1JTR0810	VEJ-470M1JTR-0810	47	8 x 10	170	.49	.32	.254
140-VEJ101M1JTR1010	VEJ-101M1JTR-1010	100	10 x 10.3	310	.71	.455	.361
140-VEJ221M1JTR1313	VEJ-221M1JTR-1313	220	12.5 x 13.5	470	1.36	.883	.696
140-VEJ331M1JTR1616	VEJ-331M1JTR-1616	330	16 x 16.5	650	2.07	1.34	1.06
140-VEJ471M1JTR1616	VEJ-471M1JTR-1616	470	16 x 16.5	700	2.27	1.47	1.14
100 Volts							
140-VEJ220M2ATR1010	VEJ-220M2ATR-0810	22	8 x 10	100	.77	.625	.533
140-VEJ330M2ATR1010	VEJ-330M2ATR-1010	33	10 x 10	150	.70	.468	.401
140-VEJ470M2ATR1313	VEJ-470M2ATR-1313	47	12.5 x 13.5	250	1.32	.883	.762
140-VEJ101M2ATR1313	VEJ-101M2ATR-1313	100	12.5 x 13.5	380	1.46	.976	.842
140-VEJ221M2ATR1616	VEJ-221M2ATR-1616	220	16 x 16.5	450	2.60	1.73	1.50
160 Volts							
140-VEJ330M2CTR1313	VEJ-330M2CTR-1313	33	12.5 x 13.5	95	1.29	.869	.749
140-VEJ470M2CTR1616	VEJ-470M2CTR-1616	47	16 x 16	240	2.16	1.43	1.24
140-VEJ101M2CTR1616	VEJ-101M2CTR-1616	100	16 x 16.5	250	2.42	1.62	1.39
200 Volts							
140-VEJ100M2DTR1313	VEJ-100M2DTR-1313	10	12.5 x 13.5	80	1.25	.842	.722
140-VEJ220M2DTR1316	VEJ-220M2DTR-1316	22	12.5 x 16	110	1.47	.976	.842
140-VEJ330M2DTR1316	VEJ-330M2DTR-1316	33	12.5 x 16	120	1.52	1.02	.869
140-VEJ470M2DTR1616	VEJ-470M2DTR-1616	47	16 x 16.5	220	2.20	1.47	1.26
250 Volts							
140-VEJ3R3M2ETR1313	VEJ-3R3M2ETR-1313	3.3	12.5 x 13.5	60	1.26	.855	.735
140-VEJ4R7M2ETR1313	VEJ-4R7M2ETR-1313	4.7	12.5 x 13.5	65	1.29	.869	.749
140-VEJ100M2ETR1313	VEJ-100M2ETR-1313	10	12.5 x 13.5	70	1.32	.882	.762
140-VEJ220M2ETR1313	VEJ-220M2ETR-1313	22	12.5 x 13.5	105	1.44	.963	.829
140-VEJ330M2ETR1616	VEJ-330M2ETR-1616	33	16 x 16.5	180	2.30	1.53	1.32
140-VEJ470M2ETR1616	VEJ-470M2ETR-1616	47	16 x 16.5	220	2.47	1.64	1.42
400 Volts							
140-VEJ4R7M2GTR1313	VEJ-4R7M2GTR-1313	4.7	12.5 x 13.5	45	1.32	.883	.762
140-VEJ100M2GTR1313	VEJ-100M2GTR-1313	10	12.5 x 13.5	50	1.51	1.00	.869
140-VEJ220M2GTR1616	VEJ-220M2GTR-1616	22	16 x 16.5	85	2.71	1.80	1.56
450 Volts							
140-VEJ3R3M2WTR1313	VEJ-3R3M2WTR-1313	3.3	12.5 x 13.5	40	1.32	.883	.762
140-VEJ4R7M2WTR1313	VEJ-4R7M2WTR-1313	4.7	12.5 x 13.5	45	1.48	.99	.856
140-VEJ100M2WTR1316	VEJ-100M2WTR-1316	10	12.5 x 16	75	1.73	1.16	1.00
140-VEJ220M2WTR1616	VEJ-220M2WTR-1616	22	16 x 16.5	85	2.97	1.99	1.72

© Copyright 2013 Mouser Electronics

NICHICON Aluminum Electrolytic Capacitors

nichicon

RoHS Compliant This product is RoHS compliant.

CB SERIES CHIP TYPE, LONG LIFE ASSURANCE

Specifications:

- Operating temperature range: -25°C ~ +105°C
- Voltage range: 6.3V to 50V
- Capacitance range: 0.1μF to 1000μF
- Capacitance tolerance: ±20% at 120Hz/20°C
- Leakage current: After 2 minutes application of rated voltage, leakage current is not more than 0.03 CV or 4 (μA), whichever is greater
- Endurance: 7000 hours at 105°C

For quantities greater than listed, call for quote.

MOUSER STOCK NO.	Nichicon Part No.	Fig.	Value (μF)	Case Size DxL (mm)	Price Each 1	Price Each 100	Reel Quantity	Price Per Piece
6.3 Volts								
647-UCB0J220MCL1GS	UCB0J220MCL1GS	A	22	4x7	.29	.172	1500	.14
647-UCB0J470MCL1GS	UCB0J470MCL1GS	A	47	5x7	.32	.20	1000	.172
647-UCB0J101MCL1GS	UCB0J101MCL1GS	A	100	6.3x7	.40	.23	1000	.193
647-UCB0J221MCL1GS	UCB0J221MCL1GS	A	220	6.3x8.7	.43	.259	800	.216
647-UCB0J331MNL1GS	UCB0J331MNL1GS	B	330	8x10	.62	.363	500	.307
647-UCB0J102MNL1GS	UCB0J102MNL1GS	B	1000	10x10	.65	.387	500	.328
10 Volts								
647-UCB1A330MCL1GS	UCB1A330MCL1GS	A	33	5x7	.32	.20	1000	.172
647-UCB1A221MNL1GS	UCB1A221MNL1GS	B	220	8x10	.62	.363	500	.307
16 Volts								
647-UCB1C100MCL1GS	UCB1C100MCL1GS	A	10	4x7	.29	.172	1500	.14
647-UCB1C220MCL1GS	UCB1C220MCL1GS	A	22	5x7	.32	.20	1000	.172
647-UCB1C470MCL1GS	UCB1C470MCL1GS	A	47	6.3x 7	.40	.23	1000	.193
647-UCB1C101MCL1GS	UCB1C101MCL1GS	A	100	6.3x8.7	.43	.259	800	.216
647-UCB1C471MNL1GS	UCB1C471MNL1GS	B	470	10x10	.65	.387	500	.328
25 Volts								
647-UCB1E330MCL1GS	UCB1E330MCL1GS	A	33	6.3x7	.40	.23	1000	.193
647-UCB1E470MCL1GS	UCB1E470MCL1GS	A	47	6.3x8.7	.43	.259	800	.216
647-UCB1E101MNL1GS	UCB1E101MNL1GS	B	100	8x10	.62	.363	500	.307
35 Volts								
647-UCB1V0R1MCL1GS	UCB1V0R1MCL1GS	A	0.1	4x7	.29	.114	1500	.105
647-UCB1VR33MCL1GS	UCB1VR33MCL1GS	A	0.33	4x7	.29	.172	1500	.14
647-UCB1V2R2MCL1GS	UCB1V2R2MCL1GS	A	2.2	4x7	.29	.182	1500	.14
647-UCB1V3R3MCL1GS	UCB1V3R3MCL1GS	A	3.3	4x7	.29	.172	1500	.14
647-UCB1V4R7MCL1GS	UCB1V4R7MCL1GS	A	4.7	4x7	.29	.172	1500	.14
647-UCB1V010MCL1GS	UCB1V010MCL1GS	A	1	4x7	.29	.172	1500	.14
647-UCB1V100MCL1GS	UCB1V100MCL1GS	A	10	5x7	.32	.20	1000	.172
647-UCB1V220MCL1GS	UCB1V220MCL1GS	A	22	6.3x7	.40	.23	1000	.193
647-UCB1V330MCL1GS	UCB1V330MCL1GS	A	33	6.3x8.7	.43	.259	800	.216
50 Volts								
647-UCB1H330MNL1GS	UCB1H330MNL1GS	B	33	8x10	.62	.363	500	.307
647-UCB1H470MNL1GS	UCB1H470MNL1GS	B	47	8x10	.62	.363	500	.307
647-UCB1H101MNL1GS	UCB1H101MNL1GS	B	100	10x10	.65	.387	500	.328



A

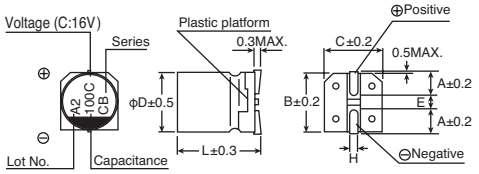

B

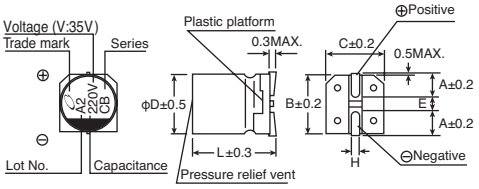

UB SERIES CHIP TYPE, 125°C HIGH RELIABILITY

Specifications:

- Operating temperature range: -40°C ~ +125°C
- Voltage range: 10V to 400V
- Capacitance range: 1μF to 330μF
- Capacitance tolerance: ±20% at 120Hz/20°C
- Endurance: 2000 hours (1000 hours for 8 x 6) at 125°C

For quantities greater than listed, call for quote.

MOUSER STOCK NO.	Nichicon Part No.	Fig.	Value (μF)	Case Size DxL (mm)	Price Each 1	Price Each 100	Reel Quantity	Price Per Piece
10 Volts								
647-UUB1A101MCL1GS	UUB1A101MCL1GS	C	100	8x6.2	.86	.435	1000	.424
647-UUB1A221MNL1GS	UUB1A221MNL1GS	D	220	8x10	.89	.46	500	.449
647-UUB1A331MNL1GS	UUB1A331MNL1GS	D	330	10x10	.91	.472	500	.462
16 Volts								
647-UUB1C101MNL1GS	UUB1C101MNL1GS	D	100	10x16	.92	.475	500	.464
647-UUB1C221MNL1GS	UUB1C221MNL1GS	D	220	12.5x20	.91	.472	500	.462
25 Volts								
647-UUB1E470MCL1GS	UUB1E470MCL1GS	C	47	8x6.2	.86	.438	1000	.425
647-UUB1E101MNL1GS	UUB1E101MNL1GS	D	100	8x10	.88	.458	500	.446
647-UUB1E221MNL1GS	UUB1E221MNL1GS	D	220	10x10	.96	.50	500	.488
50 Volts								
647-UUB1H100MCL1GS	UUB1H100MCL1GS	C	10	8x6.2	.86	.433	1000	.422
647-UUB1H330MNL1GS	UUB1H330MNL1GS	D	33	8x10	.92	.475	500	.464
647-UUB1H470MNL1GS	UUB1H470MNL1GS	D	47	10x10	.93	.483	500	.472
35 Volts								
647-UUB1V330MCL1GS	UUB1V330MCL1GS	C	33	8x6.2	.86	.437	1000	.424
647-UUB1V470MNL1GS	UUB1V470MNL1GS	D	47	8x10	.88	.459	500	.448
647-UUB1V101MNL1GS	UUB1V101MNL1GS	D	100	10x10	.92	.479	500	.468
160 Volts								
647-UUB2C6R8MNL1GS	UUB2C6R8MNL1GS	D	6.8	8x10	.82	.689	500	.548
647-UUB2C100MNL1GS	UUB2C100MNL1GS	D	10	10x10	.69	.568	500	.452
200 Volts								
647-UUB2D4R7MNL1GS	UUB2D4R7MNL1GS	D	4.7	8x10	.82	.689	500	.548
647-UUB2D6R8MNL1GS	UUB2D6R8MNL1GS	D	6.8	10x10	.85	.701	500	.557
647-UUB2D100MNL1GS	UUB2D100MNL1GS	D	10	10x10	.85	.701	500	.557
250 Volts								
647-UUB2E3R3MNL1GS	UUB2E3R3MNL1GS	D	3.3	8x10	.82	.689	500	.548
647-UUB2E4R7MNL1GS	UUB2E4R7MNL1GS	D	4.7	10x10	.82	.689	500	.548
400 Volts								
647-UUB2G010MNL1GS	UUB2G010MNL1GS	D	1.0	8x10	.93	.774	500	.613
647-UUB2G1R8MNL1GS	UUB2G1R8MNL1GS	D	1.8	8x10	.93	.774	500	.613
647-UUB2G2R2MNL1GS	UUB2G2R2MNL1GS	D	2.2	10x10	.97	.803	500	.637
647-UUB2G3R3MNL1GS	UUB2G3R3MNL1GS	D	3.3	10x10	.97	.803	500	.637



C

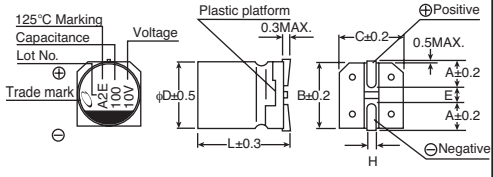

D

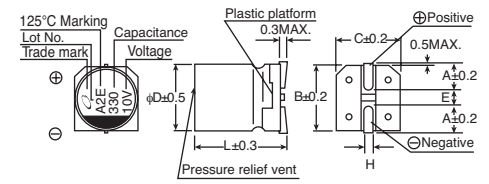

© Copyright 2013 Mouser Electronics

© Copyright 2013 Mouser Electronics

NICHICON Aluminum Electrolytic Capacitors

nichicon

RoHS Compliant **This product is RoHS compliant.**

CZ SERIES CHIP TYPE, HIGH RELIABILITY

Features:

- Low temperature ESR specification
- Temperature range for +125°C use
- Added ESR specification after the test at -40°C
- Applicable to automatic mounting machine fed with carrier tape

Specifications:

- Category Temperature Range: -40°C to +125°C
- Rated Voltage Range: 10V to 35V
- Rated Capacitance Range: 47µF to 470µF
- Capacitance Tolerance: ±20% at 120Hz, 20°C

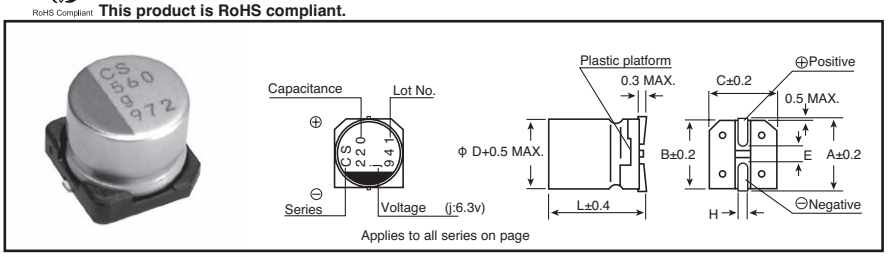

Applies to all series on page

For quantities greater than listed, call for quote.

MOUSER STOCK NO.	Nichicon Part No.	Value (µF)	Case Size D x L (mm)	Leakage Current (µA)	ESR (mΩ) (at 100kHz 20°C)	Rated Ripple (mArms)	Price Each 1	100	500	1000
10 Volts										
647-UCZ1A221MCL1GS	UCZ1A221MCL1GS	220	8 x 10	3	0.20	270	1.59	1.18	.615	.53
647-UCZ1A331MCL6GS	UCZ1A331MCL6GS	330	8 x 10	3	0.20	270	1.68	1.25	.655	.564
647-UCZ1A331MCL1GS	UCZ1A331MCL1GS	330	10 x 10	2	0.15	500	1.68	1.25	.655	.564
647-UCZ1A471MCL1GS	UCZ1A471MCL1GS	470	10 x 10	2	0.15	500	1.68	1.25	.655	.564
16 Volts										
647-UCZ1C101MCL6GS	UCZ1C101MCL6GS	100	6.3 x 7.7	5	0.45	197	1.59	1.18	.615	.53
647-UCZ1C101MCL1GS	UCZ1C101MCL1GS	100	8 x 10	3	0.20	270	1.59	1.18	.615	.53
647-UCZ1C221MCL1GS	UCZ1C221MCL1GS	220	8 x 10	3	0.20	270	1.68	1.25	.655	.564
647-UCZ1C331MCL1GS	UCZ1C331MCL1GS	330	10 x 10	2	0.15	500	1.68	1.25	.655	.564
647-UCZ1C471MCL1GS	UCZ1C471MCL1GS	470	10 x 10	2	0.15	500	1.68	1.25	.655	.564
25 Volts										
647-UCZ1E101MCL1GS	UCZ1E101MCL1GS	100	8 x 10	3	0.20	270	1.59	1.18	.615	.53
647-UCZ1E221MCL1GS	UCZ1E221MCL1GS	220	10 x 10	2	0.15	500	1.68	1.25	.655	.564
647-UCZ1E331MCL1GS	UCZ1E331MCL1GS	330	10 x 10	2	0.15	500	1.68	1.25	.655	.564
35 Volts										
647-UCZ1V470MCL6GS	UCZ1V470MCL6GS	47	6.3 x 7.7	5	0.45	197	1.53	1.13	.593	.509
647-UCZ1V470MCL1GS	UCZ1V470MCL1GS	47	8 x 10	3	0.20	270	1.53	1.13	.593	.509
647-UCZ1V680MCL1GS	UCZ1V680MCL1GS	68	8 x 10	3	0.20	270	1.53	1.13	.593	.509
647-UCZ1V101MCL1GS	UCZ1V101MCL1GS	100	8 x 10	3	0.20	270	1.68	1.25	.655	.564
647-UCZ1V221MCL1GS	UCZ1V221MCL1GS	220	10 x 10	2	0.15	500	1.68	1.25	.655	.564

CS SERIES CHIP TYPE, LONG LIFE ASSURANCE

Features:

- Load life of 5000 hours at 105°C SMD type: lead free reflow soldering condition at 260°C peak correspondence

Specifications:

- Category Temperature Range: -55°C to +105°C
- Rated Voltage Range: 4V to 16V
- Rated Capacitance Range: 22µF to 560µF
- Capacitance Tolerance: ±20% at 120Hz, 20°C

For quantities greater than listed, call for quote.

2.5 Volts										
647-PCS0G151MCL1GS	PCS0G151MCL1GS	150	5 x 6	120	25	2200	1.70	1.12	.921	.511
647-PCS0G331MCL1GS	PCS0G331MCL1GS	330	6.3 x 6	264	20	2800	1.83	1.21	.992	.551
647-PCS0G331MCL9GS	PCS0G331MCL9GS	330	8 x 7	264	22	3200	2.15	1.41	1.17	.649
647-PCS0G561MCL1GS	PCS0G561MCL1GS	560	8 x 7	448	18	3600	2.04	1.34	1.10	.616
6.3 Volts										
647-PCS0J470MCL1GS	PCS0J470MCL1GS	47	5 x 6	100	35	1600	1.68	1.10	.906	.504
647-PCS0J101MCL1GS	PCS0J101MCL1GS	100	5 x 6	126	25	2400	1.70	1.12	.92	.511
647-PCS0J101MCL9GS	PCS0J101MCL9GS	100	6.3 x 6	126	22	2800	1.96	1.29	1.07	.593
647-PCS0J121MCL9GS	PCS0J121MCL9GS	121	6.3 x 6	151	22	2800	2.00	1.32	1.08	.603
647-PCS0J221MCL1GS	PCS0J221MCL1GS	220	6.3 x 6	277	20	2800	1.81	1.19	.973	.541
647-PCS0J221MCL9GS	PCS0J221MCL9GS	220	8 x 7	277	22	3200	2.25	1.48	1.21	.675
647-PCS0J391MCL1GS	PCS0J391MCL1GS	390	8 x 7	491	22	3200	2.08	1.35	1.11	.623
10 Volts										
647-PCS1A330MCL1GS	PCS1A330MCL1GS	33	5 x 6	100	40	1300	1.69	1.11	.916	.509
647-PCS1A560MCL9GS	PCS1A560MCL9GS	56	6.3 x 6	112	27	2300	1.96	1.29	1.07	.593
647-PCS1A680MCL1GS	PCS1A680MCL1GS	68	5 x 6	136	30	2100	1.70	1.12	.92	.511
647-PCS1A121MCL1GS	PCS1A121MCL1GS	120	6.3 x 6	240	27	2300	1.81	1.19	.976	.542
647-PCS1A151MCL9GS	PCS1A151MCL9GS	150	8 x 7	300	30	2600	2.15	1.40	1.16	.646
647-PCS1A271MCL1GS	PCS1A271MCL1GS	270	8 x 7	540	22	3200	2.04	1.34	1.10	.615
16 Volts										
647-PCS1C220MCL1GS	PCS1C220MCL1GS	22	5 x 6	100	45	1100	1.92	1.25	1.04	.577
647-PCS1C390MCL1GS	PCS1C390MCL1GS	39	5 x 6	125	35	2000	1.70	1.12	.92	.511
647-PCS1C390MCL9GS	PCS1C390MCL9GS	39	6.3 x 6	125	30	2200	1.95	1.27	1.05	.585
647-PCS1C680MCL1GS	PCS1C680MCL1GS	68	6.3 x 6	218	30	2200	1.79	1.18	.972	.54
647-PCS1C820MCL9GS	PCS1C820MCL9GS	82	8 x 7	262	28	2800	2.19	1.42	1.19	.659
647-PCS1C121MCL1GS	PCS1C121MCL1GS	120	8 x 7	384	28	2800	2.03	1.34	1.09	.612

CK SERIES CHIP TYPE, ULTRA LOW ESR

Features:

- Ultra low ESR
- Higher Capacitance
- High ripple current
- Load life of 2000 hours at 105°C
- SMD type: lead free reflow soldering condition at 260°C peak correspondence

Specifications:

- Category Temperature Range: -55°C to +105°C
- Rated Voltage Range: 2.5V to 6.3V
- Rated Capacitance Range: 220µF to 2200µF

For quantities greater than listed, call for quote.

2.5 Volts										
647-PCK0E391MCO1GS	PCK0E391MCO1GS	390	6.3 x 6	293	10	3900	1.82	1.19	.978	.545
647-PCK0E561MCO1GS	PCK0E561MCO1GS	560	8 x 7	420	9	4500	1.96	1.29	1.07	.593
647-PCK0E681MCO1GS	PCK0E681MCO1GS	680	8 x 7	510	9	4500	2.01	1.32	1.09	.607
647-PCK0E122MCO1GS	PCK0E122MCO1GS	1200	10 x 8	900	9	5000	2.97	1.96	1.01	.895
647-PCK0E222MCO1GS	PCK0E222MCO1GS	2200	10 x 10	1650	8	6000	2.80	2.04	1.09	.959
4 Volts										
647-PCK0G331MCO1GS	PCK0G331MCO1GS	330	6.3 x 6	396	10	3900	1.82	1.20	.982	.546
647-PCK0G471MCO1GS	PCK0G471MCO1GS	470	8 x 7	564	9	4500	1.98	1.29	1.07	.593
647-PCK0G561MCO1GS	PCK0G561MCO1GS	560	8 x 7	672	9	4500	2.03	1.34	1.10	.613
647-PCK0G102MCO1GS	PCK0G102MCO1GS	1000	10 x 8	1200	9	5000	3.03	1.99	1.03	.907
647-PCK0G182MCO1GS	PCK0G182MCO1GS	1800	10 x 10	2160	8	6000	2.85	2.08	1.11	.975
6.3 Volts										
647-PCK0J221MCO1GS	PCK0J221MCO1GS	220	6.3 x 6	416	10	3900	1.81	1.19	.973	.541
647-PCK0J331MCO1GS	PCK0J331MCO1GS	330	8 x 7	624	9	4500	1.95	1.27	1.03	.586
647-PCK0J391MCO1GS	PCK0J391MCO1GS	390	8 x 7	737	9	4500	1.99	1.31	1.07	.596
647-PCK0J821MCO1GS	PCK0J821MCO1GS	820	10 x 8	1550	9	5000	2.99	1.96	1.02	.897
647-PCK0J152MCO1GS	PCK0J152MCO1GS	1500	10 x 10	2835	8	6000	2.80	2.04	1.09	.959

© Copyright 2013 Mouser Electronics

© Copyright 2013 Mouser Electronics

NICHICON Aluminum Electrolytic Capacitors

nichicon

RoHS Compliant **This product is RoHS compliant.**

UBC 150°C HIGH TEMPERATURE SMD SERIES

Specifications:

- Operating Temperature Range: -40°C to +150°C (ø8 to 10), -55°C to +150°C (ø12.5 to 18)
- Voltage Range: 10 to 50V
- Tolerance: ±20% at 120Hz, 20°C
- Endurance: 1000 hours at 150°C



DIMENSIONS: mm					
øD	8	10	12.5	16	18
A	2.9	3.2	4.8	5.4	6.4
B	8.3	10.3	13.6	17.1	19.1
C	8.3	10.3	13.6	17.1	19.1
E	3.1	4.5	4.0	6.3	6.3
H	1.1 ~ 1.5	1.1 ~ 1.5	1.0 ~ 1.4	1.0 ~ 1.4	1.0 ~ 1.4

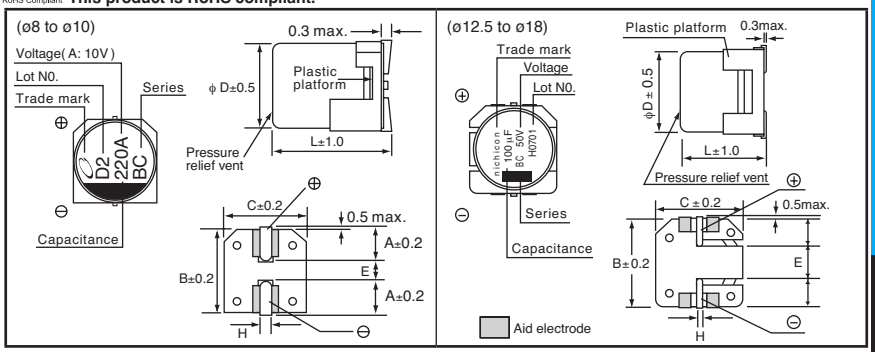

For quantities greater than listed, call for quote.

MOUSER STOCK NO.	Nichicon Part No.	Value (μF)	Case Size D x L (mm)	Price Each 1	Price Each 100	Reel Qty.	Price Per Piece
10 Volt							
647-UBC1A221MNS1GS	UBC1A221MNS1GS	220	8 x 10	1.11	.583	500	.442
647-UBC1A331MNS1GS	UBC1A331MNS1GS	330	10 x 10	1.26	.661	500	.502
647-UBC1A681MNS1MS	UBC1A681MNS1MS	680	12.5 x 13.5	2.74	1.41	200	1.22
647-UBC1A102MNS1MS	UBC1A102MNS1MS	1000	12.5 x 13.5	2.74	1.41	200	1.22
647-UBC1A222MNS1MS	UBC1A222MNS1MS	2200	18 x 21.5	4.42	2.28	150	2.01
647-UBC1A332MNS1MS	UBC1A332MNS1MS	3300	18 x 21.5	4.42	2.28	150	2.01
16 Volt							
647-UBC1C101MNS1GS	UBC1C101MNS1GS	100	8 x 10	1.11	.583	500	.442
647-UBC1C221MNS1GS	UBC1C221MNS1GS	220	10 x 10	1.26	.661	500	.502
647-UBC1C471MNS1MS	UBC1C471MNS1MS	470	12.5 x 13.5	2.74	1.41	200	1.22
647-UBC1C681MNS1MS	UBC1C681MNS1MS	680	12.5 x 13.5	2.74	1.41	200	1.22
647-UBC1C222MNS1MS	UBC1C222MNS1MS	2200	18 x 21.5	4.42	2.28	150	2.01
25 Volt							
647-UBC1E101MNS1GS	UBC1E101MNS1GS	100	10 x 10	1.11	.583	500	.442
647-UBC1E331MNS1MS	UBC1E331MNS1MS	330	12.5 x 13.5	2.74	1.41	200	1.22
647-UBC1E471MNS1MS	UBC1E471MNS1MS	470	12.5 x 13.5	2.74	1.41	200	1.22

For quantities greater than listed, call for quote.

MOUSER STOCK NO.	Nichicon Part No.	Value (μF)	Case Size D x L (mm)	Price Each 1	Price Each 100	Reel Qty.	Price Per Piece
25 Volt (Cont.)							
647-UBC1E102MNS1MS	UBC1E102MNS1MS	1000	16 x 21.5	3.58	1.84	150	1.64
35 Volt							
647-UBC1V470MNS1GS	UBC1V470MNS1GS	47	8 x 10	1.11	.583	500	.442
647-UBC1V101MNS1GS	UBC1V101MNS1GS	100	10 x 10	1.26	.661	500	.502
647-UBC1V221MNS1MS	UBC1V221MNS1MS	220	12.5 x 13.5	2.74	1.41	200	1.22
647-UBC1V331MNS1MS	UBC1V331MNS1MS	330	12.5 x 13.5	2.74	1.41	200	1.22
647-UBC1V681MNS1MS	UBC1V681MNS1MS	680	16 x 21.5	3.58	1.84	150	1.64
647-UBC1V102MNS1MS	UBC1V102MNS1MS	1000	18 x 21.5	4.42	2.28	150	2.01
50 Volt							
647-UBC1H330MNS1GS	UBC1H330MNS1GS	33	8 x 10	1.11	.583	500	.442
647-UBC1H470MNS1GS	UBC1H470MNS1GS	47	10 x 10	1.26	.661	500	.502
647-UBC1H101MNS1MS	UBC1H101MNS1MS	100	12.5 x 13.5	2.74	1.41	200	1.22
647-UBC1H331MNS1MS	UBC1H331MNS1MS	330	16 x 21.5	3.58	1.84	150	1.64
647-UBC1H471MNS1MS	UBC1H471MNS1MS	470	16 x 21.5	3.58	1.84	150	1.64
647-UBC1H681MNS1MS	UBC1H681MNS1MS	680	18 x 21.5	4.75	2.45	150	2.16

UUA 105°C LONG LIFE SMD SERIES

Specifications:

- Operating Temperature Range: -55°C to +105°C
- Voltage Range: 6.3 to 50V
- Tolerance: ±20% at 120Hz, 20°C
- Endurance: 5000 hours (3000 hours for øD=4, 5 and 6.3) at 105°C



DIMENSIONS: mm						
øDxL	4.5 x 5.8	5 x 5.8	6.3 x 5.8	6.3 x 7.7	8 x 10	10 x 10
A	1.8	2.1	2.1	2.1	2.9	3.2
B	4.3	5.3	6.6	6.6	8.3	10.3
C	4.3	5.3	6.6	6.6	8.3	10.3
E	1.0	1.3	2.2	2.2	3.1	4.5
L	5.8	5.8	5.8	7.7	10	10
H	0.5 ~ 0.8	0.5 ~ 0.8	0.5 ~ 0.8	0.5 ~ 0.8	0.8 ~ 1.1	0.8 ~ 1.1

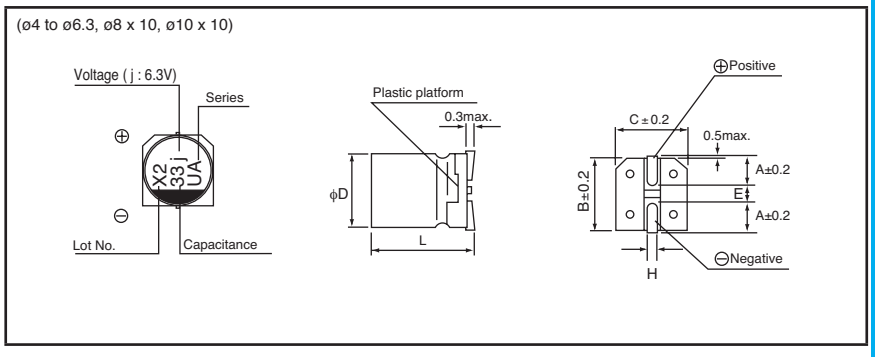

For quantities greater than listed, call for quote.

MOUSER STOCK NO.	Nichicon Part No.	Value (μF)	Case Size D x L (mm)	Price Each 1	Price Each 100	Reel Qty.	Price Per Piece
6.3 Volt							
647-UUA0J220MCL1GS	UUA0J220MCL1GS	22	4 x 5.8	.35	.248	2000	.195
647-UUA0J330MCL1GS	UUA0J330MCL1GS	33	5 x 5.8	.30	.25	1000	.159
647-UUA0J470MCL1GS	UUA0J470MCL1GS	47	5 x 5.8	.32	.253	1000	.168
647-UUA0J101MCL1GS	UUA0J101MCL1GS	100	6.3 X 5.8	.34	.256	1000	.178
647-UUA0J221MCL1GS	UUA0J221MCL1GS	220	6.3 x 7.7	.38	.25	900	.224
647-UUA0J331MNL1GS	UUA0J331MNL1GS	330	8 x 10	.75	.435	500	.288
647-UUA0J471MNL1GS	UUA0J471MNL1GS	470	10 x 10	.81	.465	500	.307
10 Volt							
647-UUA1A220MCL1GS	UUA1A220MCL1GS	22	5 x 5.8	.30	.25	1000	.159
647-UUA1A330MCL1GS	UUA1A330MCL1GS	33	5 x 5.8	.30	.25	1000	.159
647-UUA1A470MCL1GS	UUA1A470MCL1GS	47	6.3 x 5.8	.35	.261	1000	.184
647-UUA1A101MCL1GS	UUA1A101MCL1GS	100	6.3 x 7.7	.48	.356	900	.284
647-UUA1A221MNL1GS	UUA1A221MNL1GS	220	8 x 10	.77	.446	500	.295
647-UUA1A331MNL1GS	UUA1A331MNL1GS	330	10 x 10	.81	.465	500	.307
647-UUA1A471MNL1GS	UUA1A471MNL1GS	470	10 x 10	.81	.465	500	.307
16 Volt							
647-UUA1C100MCL1GS	UUA1C100MCL1GS	10	4 x 5.8	.19	.157	2000	.118
647-UUA1C220MCL1GS	UUA1C220MCL1GS	22	5 x 5.8	.30	.25	1000	.159
647-UUA1C330MCL1GS	UUA1C330MCL1GS	33	6.3 x 5.8	.35	.261	1000	.184
647-UUA1C470MCL1GS	UUA1C470MCL1GS	47	6.3 X 5.8	.42	.263	1000	.221
647-UUA1C101MCL1GS	UUA1C101MCL1GS	100	6.3 x 7.7	.46	.277	900	.264
647-UUA1C221MNL1GS	UUA1C221MNL1GS	220	10 x 10	.75	.434	500	.287
647-UUA1C331MNL1GS	UUA1C331MNL1GS	330	10 x 10	.81	.465	500	.307
647-UUA1C471MNL1GS	UUA1C471MNL1GS	470	10 x 10	.81	.465	500	.307
25 Volt							
647-UUA1E100MCL1GS	UUA1E100MCL1GS	10	5 x 5.8	.30	.25	1000	.159
647-UUA1E220MCL1GS	UUA1E220MCL1GS	22	6.3 x 5.8	.35	.261	1000	.184

For quantities greater than listed, call for quote.

MOUSER STOCK NO.	Nichicon Part No.	Value (μF)	Case Size D x L (mm)	Price Each 1	Price Each 100	Reel Qty.	Price Per Piece
25 Volt (Cont.)							
647-UUA1E330MCL1GS	UUA1E330MCL1GS	33	6.3 x 5.8	.35	.261	1000	.184
647-UUA1E470MCL1GS	UUA1E470MCL1GS	47	6.3 x 7.7	.48	.383	900	.342
647-UUA1E101MNL1GS	UUA1E101MNL1GS	100	8 x 10	.76	.446	500	.295
647-UUA1E221MNL1GS	UUA1E221MNL1GS	220	10 x 10	.97	.554	500	.365
35 Volt							
647-UUA1V4R7MCL1GS	UUA1V4R7MCL1GS	4.7	4 x 5.8	.27	.194	2000	.151
647-UUA1V100MCL1GS	UUA1V100MCL1GS	10	5 x 5.8	.30	.25	2000	.152
647-UUA1V220MCL1GS	UUA1V220MCL1GS	22	6.3 x 5.8	.34	.248	1000	.158
647-UUA1V330MCL1GS	UUA1V330MCL1GS	33	6.3 x 7.7	.47	.33	900	.277
647-UUA1V470MNL1GS	UUA1V470MNL1GS	47	8 x 10	.69	.395	500	.26
647-UUA1V101MNL1GS	UUA1V101MNL1GS	100	10 x 10	.86	.491	500	.323
647-UUA1V221MNL1GS	UUA1V221MNL1GS	220	10 x 10	.96	.548	500	.362
50 Volt							
647-UUA1H0R1MCL1GS	UUA1H0R1MCL1GS	0.1	4 x 5.8	.27	.197	2000	.157
647-UUA1HR22MCL1GS	UUA1HR22MCL1GS	0.22	4 x 5.8	.27	.197	2000	.157
647-UUA1HR33MCL1GS	UUA1HR33MCL1GS	0.33	4 x 5.8	.27	.197	2000	.157
647-UUA1HR47MCL1GS	UUA1HR47MCL1GS	0.47	4 x 5.8	.27	.197	2000	.157
647-UUA1H010MCL1GS	UUA1H010MCL1GS	1	4 x 5.8	.27	.197	2000	.157
647-UUA1H2R2MCL1GS	UUA1H2R2MCL1GS	2.2	4. x 5.8	.27	.196	2000	.156
647-UUA1H3R3MCL1GS	UUA1H3R3MCL1GS	3.3	4 x 5.8	.32	.24	2000	.159
647-UUA1H4R7MCL1GS	UUA1H4R7MCL1GS	4.7	5 x 5.8	.30	.25	1000	.159
647-UUA1H100MCL1GS	UUA1H100MCL1GS	10	6.3 X 5.8	.35	.261	1000	.184
647-UUA1H220MCL1GS	UUA1H220MCL1GS	22	6.3 x 7.7	.38	.25	900	.224
647-UUA1H330MNL1GS	UUA1H330MNL1GS	33	8 x 10	.77	.446	500	.295
647-UUA1H470MNL1GS	UUA1H470MNL1GS	47	8 x 10	.77	.448	500	.295
647-UUA1H101MNL1GS	UUA1H101MNL1GS	100	10 x 10	.89	.515	500	.34

© Copyright 2013 Mouser Electronics

© Copyright 2013 Mouser Electronics

NICHICON Aluminum Electrolytic Capacitors

nichicon

RoHS Compliant This product is RoHS compliant.

UCD 105°C LOW IMPEDANCE SMD SERIES

Specifications:

- Operating Temperature Range: -55C° to +105C°
- Voltage Range: 6.3 to 100V
- Tolerance: ±20% at 120Hz, 20C°
- Leakage Current: After 2 minutes' application of rated voltage, leakage current is not more than 0.01CV or 3(μA), whichever is greater
- Endurance: 5000 hours (2000 hours for L<10mm: 50V or less, and for L≤10mm: 63V or more) at 105C°

RoHS Compliant

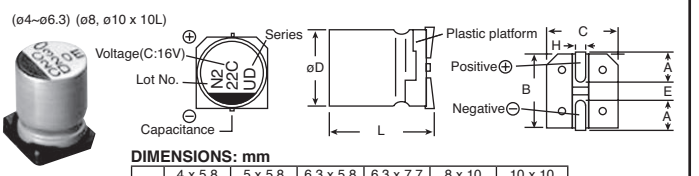

DIMENSIONS: mm

	4 x 5.8	5 x 5.8	6.3 x 5.8	6.3 x 7.7	8 x 10	10 x 10
A	1.8	2.1	2.4	2.4	2.9	3.2
B	4.3	5.3	6.6	6.6	8.3	10.3
C	4.3	5.3	6.6	6.6	8.3	10.3
E	1.0	1.3	2.2	2.2	3.1	4.5
L	5.8	5.8	5.8	7.7	10	10
H	0.5 ~ 0.8	0.5 ~ 0.8	0.5 ~ 0.8	0.5 ~ 0.8	0.8 ~ 1.1	0.8 ~ 1.1

For quantities greater than listed, call for quote.

MOUSER STOCK NO.	Nichicon Part No.	Value (μF)	Case Size D x L (mm)	Price Each 1	Price Each 100	Reel Qty.	Price Per Piece
6.3 Volt							
647-UCD0J270MCL1GS	UCD0J270MCL1GS	27	4 x 5.8	.19	.104	2000	.077
647-UCD0J330MCL1GS	UCD0J330MCL1GS	33	5 x 5.8	.19	.104	1000	.077
647-UCD0J560MCL1GS	UCD0J560MCL1GS	56	5 x 5.8	.23	.118	1000	.088
647-UCD0J680MCL1GS	UCD0J680MCL1GS	68	6.3 x 5.8	.23	.118	1000	.088
647-UCD0J151MCL1GS	UCD0J151MCL1GS	150	6.3 x 5.8	.24	.125	1000	.093
647-UCD0J331MCL6GS	UCD0J331MCL6GS	330	8 x 6.2	.30	.157	1000	.117
647-UCD0J471MNL1GS	UCD0J471MNL1GS	470	8 x 10	.49	.261	500	.214
647-UCD0J681MNL1GS	UCD0J681MNL1GS	680	8 x 10	.49	.261	500	.198
647-UCD0J152MNL1GS	UCD0J152MNL1GS	1500	10 x 10	.69	.358	500	.272
647-UCD0J332MNQ1MS	UCD0J332MNQ1MS	3300	12.5 x 13.5	2.03	1.05	200	.90
10 Volt							
647-UCD1A220MCL1GS	UCD1A220MCL1GS	22	4 x 5.8	.19	.104	2000	.081
647-UCD1A270MCL1GS	UCD1A270MCL1GS	27	5 x 5.8	.19	.104	1000	.077
647-UCD1A330MCL6GS	UCD1A330MCL6GS	33	4 x 5.8	.19	.104	2000	.081
647-UCD1A470MCL1GS	UCD1A470MCL1GS	47	6.3 x 5.8	.24	.124	1000	.092
647-UCD1A560MCL1GS	UCD1A560MCL1GS	56	6.3 x 5.8	.24	.125	1000	.093
647-UCD1A680MCL1GS	UCD1A680MCL1GS	68	6.3 x 5.8	.24	.125	1000	.093
647-UCD1A101MCL1GS	UCD1A101MCL1GS	100	6.3 x 5.8	.24	.125	1000	.093
647-UCD1A221MCL1GS	UCD1A221MCL1GS	220	6.3 x 7.7	.38	.33	900	.277
647-UCD1A221MCL6GS	UCD1A221MCL6GS	220	8 x 6.2	.30	.157	1000	.117
647-UCD1A681MNL1GS	UCD1A681MNL1GS	680	10 x 10	.66	.351	500	.266
647-UCD1A102MNL1GS	UCD1A102MNL1GS	1000	10 x 10	.66	.351	500	.273
647-UCD1A222MNQ1MS	UCD1A222MNQ1MS	2200	12.5 x 13.5	2.01	1.05	200	.897
16 Volt							
647-UCD1C220MCL1GS	UCD1C220MCL1GS	22	5 x 5.8	.19	.104	1000	.077
647-UCD1C270MCL1GS	UCD1C270MCL1GS	27	5 x 5.8	.23	.118	1000	.088
647-UCD1C330MCL1GS	UCD1C330MCL1GS	33	6.3 x 5.8	.23	.118	1000	.088
647-UCD1C470MCL1GS	UCD1C470MCL1GS	47	6.3 x 5.8	.23	.118	1000	.092
647-UCD1C560MCL1GS	UCD1C560MCL1GS	56	6.3 x 5.8	.24	.125	1000	.093
647-UCD1C221MCL6GS	UCD1C221MCL6GS	220	8 x 6.2	.31	.165	1000	.122
647-UCD1C331MNL1GS	UCD1C331MNL1GS	330	8 x 10	.49	.261	500	.209
647-UCD1C681MNL1GS	UCD1C681MNL1GS	680	10 x 10	.66	.351	500	.273
647-UCD1C152MNQ1MS	UCD1C152MNQ1MS	1500	12.5 x 13.5	2.03	1.05	200	.903
25 Volt							
647-UCD1E100MCL1GS	UCD1E100MCL1GS	10	4 x 5.8	.17	.091	2000	.071
647-UCD1E150MCL1GS	UCD1E150MCL1GS	15	5 x 5.8	.23	.118	1000	.088
647-UCD1E220MCL1GS	UCD1E220MCL1GS	22	5 x 5.8	.23	.118	1000	.088
647-UCD1E270MCL1GS	UCD1E270MCL1GS	27	6.3 x 5.8	.23	.118	1000	.088
647-UCD1E330MCL1GS	UCD1E330MCL1GS	33	6.3 x 5.8	.23	.118	1000	.092
647-UCD1E330MCL6GS	UCD1E330MCL6GS	33	5 x 5.8	.23	.118	1000	.092

For quantities greater than listed, call for quote.

MOUSER STOCK NO.	Nichicon Part No.	Value (μF)	Case Size D x L (mm)	Price Each 1	Price Each 100	Reel Qty.	Price Per Piece
25 Volt (Cont.)							
647-UCD1E560MCL1GS	UCD1E560MCL1GS	56	6.3 x 5.8	.24	.125	1000	.093
647-UCD1E680MCL1GS	UCD1E680MCL1GS	68	6.3 x 5.8	.24	.125	1000	.098
647-UCD1E151MNL1GS	UCD1E151MNL1GS	150	8 x 10	.49	.261	500	.198
647-UCD1E102MNQ1MS	UCD1E102MNQ1MS	1000	12.5 x 13.5	1.63	.843	200	.722
35 Volt							
647-UCD1V4R7MCL1GS	UCD1V4R7MCL1GS	4.7	4 x 5.8	.20	.109	2000	.086
647-UCD1V100MCL6GS	UCD1V100MCL6GS	10	4 x 5.8	.24	.124	2000	.092
647-UCD1V220MCL1GS	UCD1V220MCL1GS	22	5 x 5.8	.24	.124	1000	.092
647-UCD1V330MCL1GS	UCD1V330MCL1GS	33	6.3 x 5.8	.25	.131	1000	.097
647-UCD1V101MCL1GS	UCD1V101MCL1GS	101	6.3 x 7.7	.34	.276	500	.179
647-UCD1V151MNL1GS	UCD1V151MNL1GS	150	8 x 10	.49	.261	500	.209
647-UCD1V102MNQ1MS	UCD1V102MNQ1MS	1000	16 x 16.5	2.55	1.31	250	1.12
50 Volt							
647-UCD1H010MCL1GS	UCD1H010MCL1GS	1	4 x 5.8	.19	.104	2000	.077
647-UCD1H2R2MCL1GS	UCD1H2R2MCL1GS	2.2	4 x 5.8	.19	.104	2000	.077
647-UCD1H3R3MCL1GS	UCD1H3R3MCL1GS	3.3	4 x 5.8	.19	.104	2000	.077
647-UCD1H4R7MCL1GS	UCD1H4R7MCL1GS	4.7	6.3 x 5.8	.19	.104	2000	.077
647-UCD1H331MNQ1MS	UCD1H331MNQ1MS	330	12.5 x 13.5	2.03	1.05	200	.903
647-UCD1H681MNQ1MS	UCD1H681MNQ1MS	680	16 x 16.5	2.10	1.08	250	.929
63 Volt							
647-UCD1J4R7MCL1GS	UCD1J4R7MCL1GS	4.7	5 x 5.8	.23	.118	1000	.092
647-UCD1J220MCL1GS	UCD1J220MCL1GS	22	6.3 x 7.7	.30	.241	900	.134
647-UCD1J220MCL6GS	UCD1J220MCL6GS	22	8 x 6.2	.30	.157	1000	.117
647-UCD1J470MNL1GS	UCD1J470MNL1GS	47	8 x 10	.49	.261	500	.204
647-UCD1J680MNL1GS	UCD1J680MNL1GS	68	10 x 10	.69	.353	500	.276
647-UCD1J151MNQ1MS	UCD1J151MNQ1MS	150	12.5 x 13.5	1.84	.959	200	.821
647-UCD1J221MNQ1MS	UCD1J221MNQ1MS	220	12.5 x 13.5	1.89	.982	200	.841
647-UCD1J681MNQ1MS	UCD1J681MNQ1MS	680	16 x 16.5	2.88	1.49	250	1.27
80 Volt							
647-UCD1K3R3MCL1GS	UCD1K3R3MCL1GS	3.3	5 x 5.8	.23	.118	1000	.092
647-UCD1K4R7MCL1GS	UCD1K4R7MCL1GS	4.7	6.3 x 5.8	.24	.125	1000	.098
647-UCD1K220MNL1GS	UCD1K220MNL1GS	22	8 x 10	.49	.261	500	.204
647-UCD1K330MNL1GS	UCD1K330MNL1GS	33	8 x 10	.49	.261	500	.204
647-UCD1K680MNQ1MS	UCD1K680MNQ1MS	68	12.5 x 13.5	1.86	.967	200	.829
647-UCD1K331MNQ1MS	UCD1K331MNQ1MS	330	16 x 16.5	2.33	1.21	250	1.04
100 Volt							
647-UCD2A151MNQ1MS	UCD2A151MNQ1MS	150	16 x 16.5	2.62	1.36	250	1.17
647-UCD2A220MNL1GS	UCD2A220MNL1GS	22	8 x 10	.52	.277	500	.216
647-UCD2A221MNQ1MS	UCD2A221MNQ1MS	220	18 x 16.5	2.85	1.47	250	1.26
647-UCD2A331MNQ1MS	UCD2A331MNQ1MS	330	18 x 16.5	2.86	1.48	250	1.26

UCW 105°C LOW IMPEDANCE, LONG LIFE ASSURANCE SMD SERIES

Specifications:

- Operating Temperature Range: -25C° to +105C°
- Voltage Range: 6.3 to 50V
- Tolerance: ±20% at 120Hz, 20C°
- Leakage Current: After 2 minutes' application of rated voltage, leakage current is not more than 0.01CV or 3(μA), whichever is greater
- Endurance: 7000 hours at 105C°

RoHS Compliant

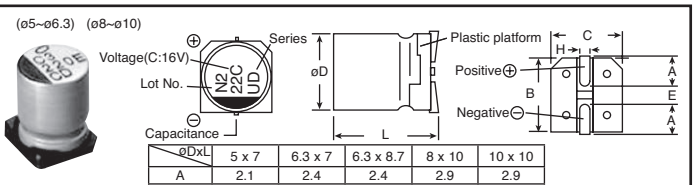

DIMENSIONS: mm

øDxL	5 x 7	6.3 x 7	6.3 x 8.7	8 x 10	10 x 10
A	2.1	2.4	2.4	2.9	2.9
B	5.3	6.6	6.6	8.3	10.3
C	5.3	6.6	6.6	8.3	10.3
E	1.3	2.2	2.2	3.1	4.5
L	7.0	7.0	8.7	10	10
H	0.5 ~ 0.8	0.5 ~ 0.8	0.5 ~ 0.8	0.8 ~ 1.1	0.8 ~ 1.1

For quantities greater than listed, call for quote.

MOUSER STOCK NO.	Nichicon Part No.	Value (μF)	Case Size D x L (mm)	Price Each 1	Price Each 100	Reel Qty.	Price Per Piece
6.3 Volt							
647-UCW0J470MCL1GS	UCW0J470MCL1GS	47	5 x 7	.32	.217	1000	.178
647-UCW0J101MCL1GS	UCW0J101MCL1GS	100	6.3 x 7	.40	.238	1000	.204
647-UCW0J221MCL1GS	UCW0J221MCL1GS	220	6.3 x 8.7	.43	.356	800	.25
647-UCW0J331MCL1GS	UCW0J331MCL1GS	330	6.3 x 8.7	.43	.356	800	.25
647-UCW0J471MNL1GS	UCW0J471MNL1GS	470	8 x 10	.57	.502	500	.421
10 Volt							
647-UCW1A330MCL1GS	UCW1A330MCL1GS	33	5 x 7	.32	.217	1000	.178
16 Volt							
647-UCW1C220MCL1GS	UCW1C220MCL1GS	22	5 x 7	.32	.217	1000	.178
647-UCW1C470MCL1GS	UCW1C470MCL1GS	47	6.3 x 7	.40	.238	1000	.204
647-UCW1C101MCL1GS	UCW1C101MCL1GS	100	6.3 x 7	.40	.238	1000	.204
647-UCW1C151MCL1GS	UCW1C151MCL1GS	150	6.3 x 8.7	.43	.356	800	.25
647-UCW1C221MCL1GS	UCW1C221MCL1GS	220	6.3 x 8.7	.43	.356	800	.25
647-UCW1C331MNL1GS	UCW1C331MNL1GS	330	8 x 10	.62	.448	500	.369
647-UCW1C471MNL1GS	UCW1C471MNL1GS	470	8 x 10	.62	.448	500	.369

For quantities greater than listed, call for quote.

MOUSER STOCK NO.	Nichicon Part No.	Value (μF)	Case Size D x L (mm)	Price Each 1	Price Each 100	Reel Qty.	Price Per Piece
25 Volt							
647-UCW1E220MCL1GS	UCW1E220MCL1GS	22	5 x 7	.32	.217	1000	.178
647-UCW1E330MCL1GS	UCW1E330MCL1GS	33	6.3 x 7	.40	.238	1000	.204
647-UCW1E470MCL1GS	UCW1E470MCL1GS	47	6.3 x 7	.40	.238	1000	.204
647-UCW1E101MCL1GS	UCW1E101MCL1GS	100	6.3 x 8.7	.43	.356	800	.25
647-UCW1E221MNL1GS	UCW1E221MNL1GS	220	8 x 10	.62	.448	500	.369
647-UCW1E331MNL1GS	UCW1E331MNL1GS	330	8 x 10	.62	.448	500	.369
647-UCW1E471MNL1GS	UCW1E471MNL1GS	470	10 x 10	.65	.475	500	.356
35 Volt							
647-UCW1V220MCL1GS	UCW1V220MCL1GS	22	5 x 7	.32	.217	1000	.178
647-UCW1V330MCL1GS	UCW1V330MCL1GS	33	6.3 x 8.7	.43	.356	800	.25
647-UCW1V470MCL1GS	UCW1V470MCL1GS	47	6.3 x 8.7	.43	.356	800	.25
647-UCW1V331MNL1GS	UCW1V331MNL1GS	330	10 x 10	.65	.475	500	.356
50 Volt							
647-UCW1H470MNL1GS	UCW1H470MNL1GS	47	8 x 10	.62	.448	500	.369
647-UCW1H101MNL1GS	UCW1H101MNL1GS	100	8 x 10	.62	.448	500	.369

© Copyright 2013 Mouser Electronics
© Copyright 2013 Mouser Electronics

NICHICON Aluminum Electrolytic Capacitors

RoHS Compliant This product is RoHS compliant.

UWT 105°C SMD SERIES

Specifications:

- Operating temperature range: -55°C ~ +105°C
- Voltage range: 4V ~ 50V
- Capacitance range: 0.1μF ~ 1500μF
- Capacitance tolerance: ± 20% at 120Hz/20°C
- Leakage current: After 2 minutes application of rated voltage, leakage current is not more than 0.01CV or (3μA), whichever is greater
- Endurance: 1000 hours @ 105°C

RoHS Compliant

Application note:

- A higher voltage capacitor may be used in a lower voltage application

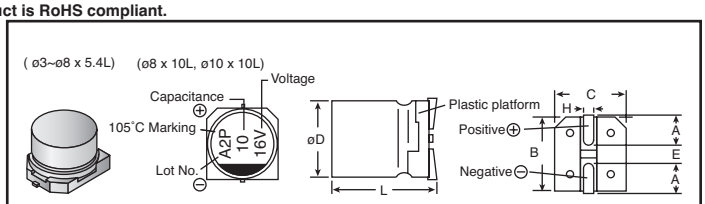

	3 x 5.4	4 x 5.4	5 x 5.4	6.3 x 5.4	6.3 x 5.8	6.3 x 7.7	8 x 5.4	8 x 10	10 x 10
A	1.5	1.8	2.1	2.4	2.4	2.4	3.3	2.9	3.2
B	3.3	4.3	5.3	6.6	6.6	6.6	8.3	8.3	10.3
C	3.3	4.3	5.3	6.6	6.6	6.6	8.3	8.3	10.3
E	0.8	1.0	1.3	2.2	2.2	2.2	2.3	3.1	4.5
L	5.4	5.4	5.4	5.4	5.8	7.7	5.4	10	10
H	0.5 ~ 0.8	0.5 ~ 0.8	0.5 ~ 0.8	0.5 ~ 0.8	0.5 ~ 0.8	0.5 ~ 0.8	0.5 ~ 0.8	0.5 ~ 1.1	0.5 ~ 1.1

For quantities greater than listed, call for quote.

MOUSER STOCK NO.	Nichicon Part No.	Value (μF)	Case Size D x L (mm)	Price Each 1	Price Each 100	Reel Qty.	Price per Piece
4.0 Volt							
647-UWT0G330MCL1B	UWT0G330MCL1GB	33	5 x 5.4	.69	.315	1000	.159
647-UWT0G470MCL1B	UWT0G470MCL1GB	47	5 x 5.4	.69	.315	1000	.159
647-UWT0G101MCL1Bt	UWT0G101MCL1GB	100	6.3 x 5.4	.78	.358	1000	.182
647-UWT0G221MCL1B	UWT0G221MCL1GB	220	8 x 5.4	.89	.414	1000	.21
6.3 Volt							
647-UWT0J220MCL1B	UWT0J220MCL1GB	22	4 x 5.4	.48	.218	2000	.12
647-UWT0J330MCL1B	UWT0J330MCL1GB	33	5 x 5.4	.69	.315	1000	.159
647-UWT0J470MCL1B	UWT0J470MCL1GB	47	5 x 5.4	.69	.315	1000	.159
647-UWT0J101MCL1B	UWT0J101MCL1GB	100	6.3 x 5.4	.80	.364	1000	.184
647-UWT0J221MCL1B	UWT0J221MCL1GB	220	8 x 5.4	.87	.396	1000	.20
647-UWT0J331MCL1S	UWT0J331MCL1GS	330	6.3 x 7.7	.87	.396	900	.211
647-UWT0J471MNL1S	UWT0J471MNL1GS	470	8 x 10	1.05	.521	500	.316
647-UWT0J681MNL1S	UWT0J681MNL1GS	680	8 x 10	1.00	.496	500	.301
647-UWT0J102MNL1S	UWT0J102MNL1GS	1000	8 x 10	1.17	.581	500	.351
647-UWT0J152MNL1S	UWT0J152MNL1GS	1500	10 x 10	1.20	.705	500	.433
10 Volt							
647-UWT1A220MCL1B	UWT1A220MCL1GB	22	5 x 5.4	.59	.272	1000	.137
647-UWT1A470MCL1B	UWT1A470MCL1GB	47	6.3 x 5.4	.75	.34	1000	.172
647-UWT1A101MCL1B	UWT1A101MCL1GB	100	6.3 x 5.4	.80	.364	1000	.184
16 Volt							
647-UWT1C100MCL2B	UWT1C100MCL2GB	10	3 x 5.4	.62	.285	2000	.136
25 Volt							
647-UWT1E4R7MCL1B	UWT1E4R7MCL1GB	4.7	4 x 5.4	.59	.272	2000	.128
647-UWT1E100MCL1B	UWT1E100MCL1GB	10	5 x 5.4	.67	.309	1000	.157
647-UWT1E220MCL1B	UWT1E220MCL1GB	22	6.3 x 5.4	.80	.364	1000	.184
647-UWT1E470MCL1B	UWT1E470MCL1GB	47	8 x 5.4	.69	.314	1000	.159
647-UWT1E470MCL6S	UWT1E470MCL6GS	47	6.3 x 5.8	.69	.314	1000	.159
647-UWT1E331MNL1S	UWT1E331MNL1GS	330	8 x 10	1.00	.496	500	.301
647-UWT1E471MNL1S	UWT1E471MNL1GS	470	10 x 10	1.24	.727	500	.447

For quantities greater than listed, call for quote.

MOUSER STOCK NO.	Nichicon Part No.	Value (μF)	Case Size D x L (mm)	Price Each 1	Price Each 100	Reel Qty.	Price per Piece
35 Volt							
647-UWT1V2R2MCL2B	UWT1V2R2MCL2GB	2.2	3 x 5.4	.78	.358	2000	.171
647-UWT1V3R3MCL2B	UWT1V3R3MCL2GB	3.3	3 x 5.4	.51	.235	2000	.128
647-UWT1V4R7MCL1B	UWT1V4R7MCL1GB	4.7	4 x 5.4	.51	.235	2000	.128
647-UWT1V100MCL1B	UWT1V100MCL1GB	10	5 x 5.4	.48	.227	1000	.114
647-UWT1V220MCL1B	UWT1V220MCL1GB	22	6.3 x 5.4	.80	.364	1000	.184
647-UWT1V330MCL1B	UWT1V330MCL1GB	33	8 x 5.4	.88	.544	1000	.205
647-UWT1V470MCL1S	UWT1V470MCL1GS	47	6.3 x 5.8	.80	.364	1000	.184
647-UWT1V101MCL1S	UWT1V101MCL1GS	100	6.3 x 7.7	.73	.348	900	.139
647-UWT1V221MNL1S	UWT1V221MNL1GS	220	8 x 10	1.07	.528	500	.319
647-UWT1V331MNL1S	UWT1V331MNL1GS	330	10 x 10	1.16	.684	500	.421
50 Volt							
647-UWT1H0R1MCL2B	UWT1H0R1MCL2GB	0.10	3 x 5.4	.61	.289	2000	.156
647-UWT1H0R1MCL1B	UWT1H0R1MCL1GB	0.10	4 x 5.4	.51	.235	2000	.128
647-UWT1HR22MCL1B	UWT1HR22MCL1GB	0.22	4 x 5.4	.51	.235	2000	.128
647-UWT1HR33MCL2B	UWT1HR33MCL2GB	0.33	3 x 5.4	.61	.289	2000	.156
647-UWT1HR33MCL1B	UWT1HR33MCL1GB	0.33	4 x 5.4	.51	.235	2000	.128
647-UWT1HR47MCL2B	UWT1HR47MCL2GB	0.47	3 x 5.4	.61	.289	2000	.156
647-UWT1HR47MCL1B	UWT1HR47MCL1GB	0.47	4 x 5.4	.48	.218	2000	.12
647-UWT1H010MCL2B	UWT1H010MCL2GB	1.0	3 x 5.4	.72	.335	2000	.183
647-UWT1H010MCL1B	UWT1H010MCL1GB	1.0	4 x 5.4	.51	.235	2000	.128
647-UWT1H2R2MCL2B	UWT1H2R2MCL2GB	2.2	3 x 5.4	.72	.335	2000	.183
647-UWT1H3R3MCL1B	UWT1H3R3MCL1GB	3.3	4 x 5.4	.56	.264	2000	.126
647-UWT1H4R7MCL1B	UWT1H4R7MCL1GB	4.7	5 x 5.4	.67	.309	1000	.157
647-UWT1H100MCL1B	UWT1H100MCL1GB	10	6.3 x 5.4	.80	.364	1000	.184
647-UWT1H220MCL1B	UWT1H220MCL1GB	22	8 x 5.4	.87	.396	1000	.20
647-UWT1H330MCL1S	UWT1H330MCL1GS	33	6.3 x 7.7	.87	.396	900	.211
647-UWT1H470MCL1S	UWT1H470MCL1GS	47	6.3 x 7.7	.82	.418	900	.228
647-UWT1H101MNL1S	UWT1H101MNL1GS	100	8 x 10	.94	.469	500	.285
647-UWT1H221MNL1S	UWT1H221MNL1GS	220	10 x 10	1.17	.688	500	.424

UUD 105°C LOW IMPEDANCE SMD SERIES

Specifications:

- Operating temperature range: -55°C ~ +105°C
- Voltage range: 6.3V ~ 50V
- Capacitance range: 0.1μF~ 1500μF
- Endurance: 5000 hours (2000 hrs for øD≤6-3A) @ 105°C
- Capacitance tolerance: ± 20% at 120Hz/20°C
- Leakage current: After 2 minutes application of rated voltage, leakage current is not more than 0.01CV or (3μA), whichever is greater

RoHS Compliant

Application note:

- A higher voltage capacitor may be used in a lower voltage application

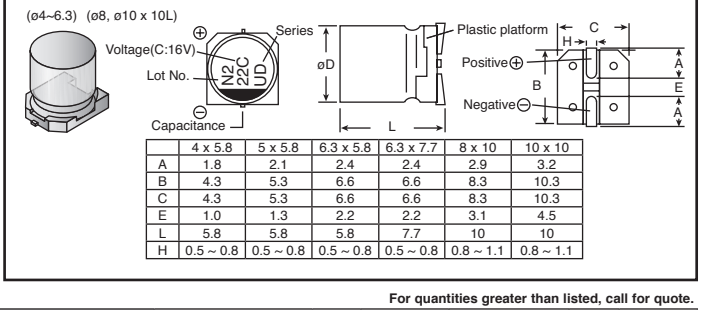

	4 x 5.8	5 x 5.8	6.3 x 5.8	6.3 x 7.7	8 x 10	10 x 10
A	1.8	2.1	2.4	2.4	2.9	3.2
B	4.3	5.3	6.6	6.6	8.3	10.3
C	4.3	5.3	6.6	6.6	8.3	10.3
E	1.0	1.3	2.2	2.2	3.1	4.5
L	5.8	5.8	5.8	7.7	10	10
H	0.5 ~ 0.8	0.5 ~ 0.8	0.5 ~ 0.8	0.5 ~ 0.8	0.8 ~ 1.1	0.8 ~ 1.1

For quantities greater than listed, call for quote.

MOUSER STOCK NO.	Nichicon Part No.	Value (μF)	Case Size D x L (mm)	Price Each 1	Price Each 100	Reel Qty.	Price per Piece
6.3 Volt							
647-UUD0J470MCL	UUD0J470MCL1GS	47	5 x 5.8	1.27	.529	1000	.272
647-UUD0J101MCL	UUD0J101MCL1GS	100	6.3 x 5.8	1.13	.557	1000	.287
647-UUD0J221MCL	UUD0J221MCL1GS	220	6.3 x 5.8	1.13	.557	1000	.287
647-UUD0J331MCL	UUD0J331MCL1GS	330	6.3 x 7.7	1.22	.642	900	.349
647-UUD0J102MNL	UUD0J102MNL1GS	1000	8 x 10	1.55	1.01	500	.606
647-UUD0J152MNL	UUD0J152MNL1GS	1500	10 x 10	1.84	1.31	500	.769
10 Volt							
647-UUD1A220MCL	UUD1A220MCL1GS	22	4 x 5.8	.94	.578	2000	.188
647-UUD1A330MCL	UUD1A330MCL1GS	33	5 x 5.8	1.07	.528	1000	.272
647-UUD1A680MCL	UUD1A680MCL1GS	68	6.3 x 5.8	1.06	.534	1000	.275
647-UUD1A101MCL	UUD1A101MCL1GS	100	6.3 x 5.8	1.02	.504	1000	.26
647-UUD1A471MNL	UUD1A471MNL1GS	470	8 x 10	1.61	1.04	500	.624
647-UUD1A102MNL	UUD1A102MNL1GS	1000	10 x 10	1.82	1.31	500	.765
16 Volt							
647-UUD1C470MCL	UUD1C470MCL1GS	47	6.3 x 5.8	1.13	.557	1000	.287
647-UUD1C680MCL	UUD1C680MCL1GS	68	6.3 x 5.8	1.06	.534	1000	.275
647-UUD1C101MCL	UUD1C101MCL1GS	100	6.3 x 5.8	.96	.484	1000	.248
647-UUD1C221MCL	UUD1C221MCL1GS	220	6.3 x 7.7	.51	.385	900	.321
647-UUD1C331MNL	UUD1C331MNL1GS	330	8 x 10	1.58	1.02	500	.612
647-UUD1C471MNL	UUD1C471MNL1GS	470	8 x 10	1.56	1.01	500	.606
647-UUD1C681MNL	UUD1C681MNL1GS	680	10 x 10	1.84	1.31	500	.769
25 Volt							
647-UUD1E100MCL	UUD1E100MCL1GS	10	4 x 5.8	.94	.576	2000	.207
647-UUD1E220MCL	UUD1E220MCL1GS	22	5 x 5.8	1.07	.544	1000	.279
647-UUD1E470MCL	UUD1E470MCL1GS	47	6.3 x 5.8	1.08	.538	1000	.277
647-UUD1E680MCL	UUD1E680MCL1GS	68	6.3 x 5.8	1.13	.557	1000	.287
647-UUD1E101MCL	UUD1E101MCL1GS	100	6.3 x 7.7	.56	.417	900	.353

For quantities greater than listed, call for quote.

MOUSER STOCK NO.	Nichicon Part No.	Value (μF)	Case Size D x L (mm)	Price Each 1	Price Each 100	Reel Qty.	Price per Piece
25 Volt (Cont.)							
647-UUD1E221MNL	UUD1E221MNL1GS	220	8 x 10	1.43	.843	500	.516
647-UUD1E331MNL	UUD1E331MNL1GS	330	8 x 10	1.55	1.01	500	.606
647-UUD1E471MNL	UUD1E471MNL1GS	470	10 x 10	1.84	1.31	500	.771
35 Volt							
647-UUD1V4R7MCL	UUD1V4R7MCL1GS	4.7	4 x 5.8	.87	.435	2000	.211
647-UUD1V100MCL	UUD1V100MCL1GS	10	5 x 5.8	.98	.489	1000	.251
647-UUD1V220MCL	UUD1V220MCL1GS	22	5 x 5.8	.98	.49	1000	.251
647-UUD1V330MCL	UUD1V330MCL1GS	33	6.3 x 5.8	1.13	.557	1000	.287
647-UUD1V470MCL	UUD1V470MCL1GS	47	6.3 x 5.8	.96	.478	1000	.287
647-UUD1V680MCL	UUD1V680MCL1GS	68	6.3 x 7.7	.96	.478	900	.304
647-UUD1V101MNL	UUD1V101MNL1GS	100	8 x 10	1.56	1.01	500	.608
647-UUD1V221MNL	UUD1V221MNL1GS	220	8 x 10	1.55	1.01	500	.606
647-UUD1V331MNL	UUD1V331MNL1GS	330	10 x 10	1.82	1.29	500	.762
50 Volt							
647-UUD1H010MCL	UUD1H010MCL1GS	1.0	4 x 5.8	.93	.469	2000	.228
647-UUD1H2R2MCL	UUD1H2R2MCL1GS	2.2	4 x 5.8	.93	.469	2000	.228
647-UUD1H3R3MCL	UUD1H3R3MCL1GS	3.3	4 x 5.8	.93	.469	2000	.228
647-UUD1H100MCL	UUD1H100MCL1GS	10	6.3 x 5.8	.96	.484	1000	.248
647-UUD1H220MCL	UUD1H220MCL1GS	22	6.3 x 5.8	1.02	.502	1000	.259
647-UUD1H330MCL	UUD1H330MCL1GS	33	6.3 X 7.7	1.22	.554	900	.333
647-UUD1H470MCL	UUD1H470MCL1GS	47	6.3 x 7.7	.57	.433	900	.353
647-UUD1H680MNL	UUD1H680MNL1GS	68	8 x 10	1.56	1.01	500	.606
647-UUD1H101MNL	UUD1H101MNL1GS	100	8 x 10	1.55	1.01	500	.606
647-UUD1H221MNL	UUD1H221MNL1GS	220	10 x 10	1.65	1.18	500	.691

© Copyright 2013 Mouser Electronics

© Copyright 2013 Mouser Electronics

NICHICON Aluminum Electrolytic Capacitors

nichicon

RoHS Compliant This product is RoHS compliant.

nichicon UWX 85°C SMD GENERAL PURPOSE SERIES

Specifications:
- Operating temperature range: -40°C ~ +85°C
- Voltage range: UWP: 4V ~ 50V
- Capacitance range: 0.1 ~ 330µF
- Capacitance tolerance: ±20% @ 120Hz, 20°C
- Leakage current: After 2 minutes application of rated voltage, leakage current is not more than 0.01CV or 3µA, which ever is greater

Endurance:
- 2000 hours @ 85°C

Features:
- Designed for surface mounting on a high density PC board
- SMD type with 5.4mm height

Application Note:
- A higher voltage capacitor may be used in a lower voltage application

RoHS Compliant

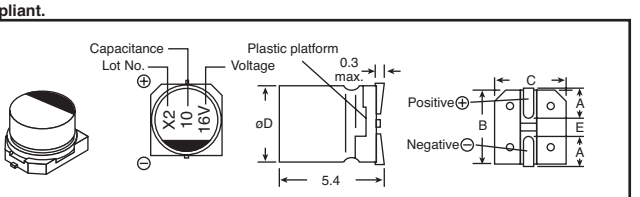

DIMENSIONS: mm					
øD	3	4	5	6.3	8
A	1.5	1.8	2.1	2.4	3.3
B	3.3	4.3	5.3	6.6	8.3
C	3.3	4.3	5.3	6.6	8.3
E	0.8	1.0	1.3	2.2	2.3

For quantities greater than listed, call for quote.

MOUSER STOCK NO.	Nichicon Part No.	Value (µF)	Case Size D x L (mm)	Price Each 1	Price Each 100	Reel Qty.	Price Per Piece
4 Volt							
647-UWX0G220MCL2	UWX0G220MCL2GB	22	3 x 5.4	.48	.192	2000	.102
647-UWX0G330MCL1	UWX0G330MCL1GB	33	4 x 5.4	.55	.218	2000	.139
647-UWX0G470MCL1	UWX0G470MCL1GB	47	4 x 5.4	.27	.202	2000	.139
647-UWX0G101MCL1	UWX0G101MCL1GB	100	5 x 5.4	.55	.26	1000	.134
647-UWX0G221MCL1	UWX0G221MCL1GB	220	6.3 x 5.4	.65	.301	1000	.152
6.3 Volt							
647-UWX0J220MCL2	UWX0J220MCL2GB	22	3 x 5.4	.61	.25	2000	.151
647-UWX0J220MCL1	UWX0J220MCL1GB	22	4 x 5.4	.63	.251	2000	.152
647-UWX0J330MCL1	UWX0J330MCL1GB	33	5 x 5.4	.46	.211	1000	.152
647-UWX0J470MCL1	UWX0J470MCL1GB	47	5 x 5.4	.69	.272	1000	.135
647-UWX0J101MCL1	UWX0J101MCL1GB	100	6.3 x 5.4	.55	.251	1000	.127
647-UWX0J221MCL1	UWX0J221MCL1GB	220	8 x 5.4	.65	.296	1000	.155
647-UWX0J331MCL1	UWX0J331MCL1GB	330	8 x 5.4	.54	.214	1000	.105
10 Volt							
647-UWX1A220MCL1	UWX1A220MCL1GB	22	5 x 5.4	.57	.265	1000	.134
647-UWX1A330MCL1	UWX1A330MCL1GB	33	5 x 5.4	.55	.251	1000	.127
647-UWX1A470MCL1	UWX1A470MCL1GB	47	6.3 x 5.4	.60	.277	1000	.14
647-UWX1A101MCL1	UWX1A101MCL1GB	100	6.3 x 5.4	.65	.301	1000	.152
647-UWX1A221MCL1	UWX1A221MCL1GB	220	8 x 5.4	.59	.231	1000	.113
16 Volt							
647-UWX1C100MCL2	UWX1C100MCL2GB	10	3 x 5.4	.59	.235	2000	.143
25 Volt							
647-UWX1E4R7MCL1	UWX1E4R7MCL1GB	4.7	4 x 5.4	.55	.218	2000	.139
647-UWX1E100MCL1	UWX1E100MCL1GB	10	5 x 5.4	.57	.265	1000	.134
647-UWX1E220MCL1	UWX1E220MCL1GB	22	6.3 x 5.4	.65	.301	1000	.152
647-UWX1E330MCL1	UWX1E330MCL1GB	33	6.3 x 5.4	.65	.301	1000	.152
647-UWX1E470MCL1	UWX1E470MCL1GB	47	8 x 5.4	.59	.231	1000	.108
647-UWX1E101MCL1	UWX1E101MCL1GB	100	8 x 5.4	.81	.378	1000	.179

For quantities greater than listed, call for quote.

MOUSER STOCK NO.	Nichicon Part No.	Value (µF)	Case Size D x L (mm)	Price Each 1	Price Each 100	Reel Qty.	Price Per Piece
35 Volt							
647-UWX1V2R2MCL2	UWX1V2R2MCL2GB	2.2	3 x 5.4	.57	.266	2000	.126
647-UWX1V3R3MCL2	UWX1V3R3MCL2GB	3.3	3 x 5.4	.55	.218	2000	.125
647-UWX1V4R7MCL1	UWX1V4R7MCL1GB	4.7	4 x 5.4	.60	.238	2000	.111
647-UWX1V100MCL1	UWX1V100MCL1GB	10	5 x 5.4	.55	.249	1000	.12
647-UWX1V220MCL1	UWX1V220MCL1GB	22	6.3 x 5.4	.65	.302	1000	.144
647-UWX1V330MCL1	UWX1V330MCL1GB	33	8 x 5.4	.59	.231	1000	.108
647-UWX1V470MCL1	UWX1V470MCL1GB	47	8 x 5.4	.66	.306	1000	.147
50 Volt							
647-UWX1H0R1MCL2	UWX1H0R1MCL2GB	0.1	3 x 5.4	.54	.217	2000	.124
647-UWX1H0R1MCL1	UWX1H0R1MCL1GB	0.1	4 x 5.4	.55	.218	2000	.125
647-UWX1HR22MCL2	UWX1HR22MCL2GB	0.22	3 x 5.4	.54	.217	2000	.124
647-UWX1HR22MCL1	UWX1HR22MCL1GB	0.22	4 x 5.4	.55	.218	2000	.125
647-UWX1HR33MCL2	UWX1HR33MCL2GB	0.33	3 x 5.4	.54	.217	2000	.124
647-UWX1HR33MCL1	UWX1HR33MCL1GB	0.33	4 x 5.4	.55	.218	2000	.125
647-UWX1HR47MCL2	UWX1HR47MCL2GB	0.47	3 x 5.4	.54	.217	2000	.124
647-UWX1HR47MCL1	UWX1HR47MCL1GB	0.47	4 x 5.4	.55	.218	2000	.125
647-UWX1H010MCL2	UWX1H010MCL2GB	1.0	3 x 5.4	.63	.256	2000	.12
647-UWX1H010MCL1	UWX1H010MCL1GB	1.0	4 x 5.4	.64	.257	2000	.121
647-UWX1H2R2MCL2	UWX1H2R2MCL2GB	2.2	3 x 5.4	.54	.217	2000	.124
647-UWX1H2R2MCL1	UWX1H2R2MCL1GB	2.2	4 x 5.4	.55	.218	2000	.125
647-UWX1H3R3MCL1	UWX1H3R3MCL1GB	3.3	4 x 5.4	.64	.257	2000	.121
647-UWX1H4R7MCL1	UWX1H4R7MCL1GB	4.7	5 x 5.4	.57	.265	1000	.126
647-UWX1H100MCL1	UWX1H100MCL1GB	10	6.3 x 5.4	.58	.273	1000	.132
647-UWX1H220MCL1	UWX1H220MCL1GB	22	8 x 5.4	.62	.228	1000	.108
647-UWX1H330MCL1	UWX1H330MCL1GB	33	8 x 5.4	.60	.235	1000	.11

nichicon UWP 85°C BI-POLAR SMD SERIES

Specifications:
- Operating temperature range: -40°C ~ +85°C
- Voltage range: UWP: 6.3V ~ 50V
- Capacitance range: 0.1 ~ 330µF
- Capacitance tolerance: ±20% @ 120Hz, 20°C
- Leakage current: After 2 minutes application of rated voltage, leakage current is not more than 0.05CV or 10µA, which ever is greater

Endurance:
- 1000 hours @ 85°C with polarity inverted every 250 hours

Features:
- Designed for surface mounting on a high density PC board
- SMD type with 5.4mm height

Application Note:
- A higher voltage capacitor may be used in a lower voltage application

RoHS Compliant

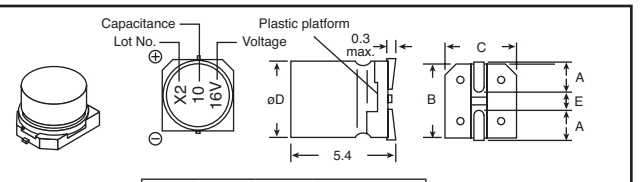

DIMENSIONS: mm				
øD	4	5	6.3	8
A	1.8	2.1	2.4	3.3
B	4.3	5.3	6.6	8.3
C	4.3	5.3	6.6	8.3
E	1.0	1.3	2.2	2.3

For quantities greater than listed, call for quote.

MOUSER STOCK NO.	Nichicon Part No.	Value (µF)	Case Size D x L (mm)	Price Each 1	Price Each 100	Reel Qty.	Price Per Piece
6.3 Volt							
647-UWP0J220MCL	UWP0J220MCL1GB	22	5 x 5.4	.69	.511	1000	.257
647-UWP0J330MCL	UWP0J330MCL1GB	33	6.3 x 5.4	.71	.528	1000	.27
647-UWP0J470MCL	UWP0J470MCL1GB	47	6.3 x 5.4	.71	.528	1000	.27
647-UWP0J101MCL	UWP0J101MCL1GB	100	8 x 5.4	.87	.66	1000	.333
10 Volt							
647-UWP1A100MCL	UWP1A100MCL1GB	10	4 x 5.4	.48	.363	2000	.193
647-UWP1A220MCL	UWP1A220MCL1GB	22	6.3 x 5.4	.71	.528	1000	.27
647-UWP1A330MCL	UWP1A330MCL1GB	33	6.3 x 5.4	.71	.528	1000	.27
647-UWP1A470MCL	UWP1A470MCL1GB	47	8 x 5.4	.74	.557	1000	.291
16 Volt							
647-UWP1C100MCL	UWP1C100MCL1GB	10	5 x 5.4	.54	.404	1000	.204
25 Volt							
647-UWP1E3R3MCL	UWP1E3R3MCL1GB	3.3	5 x 5.4	.69	.511	1000	.257
647-UWP1E4R7MCL	UWP1E4R7MCL1GB	4.7	5 x 5.4	.79	.594	1000	.30
647-UWP1E100MCL	UWP1E100MCL1GB	10	6.3 x 5.4	.71	.528	1000	.27
647-UWP1E330MCL	UWP1E330MCL1GB	33	8 x 5.4	.87	.66	1000	.333

For quantities greater than listed, call for quote.

MOUSER STOCK NO.	Nichicon Part No.	Value (µF)	Case Size D x L (mm)	Price Each 1	Price Each 100	Reel Qty.	Price Per Piece
35 Volt							
647-UWP1V2R2MCL	UWP1V2R2MCL1GB	2.2	4 x 5.4	.48	.363	2000	.193
647-UWP1V3R3MCL	UWP1V3R3MCL1GB	3.3	5 x 5.4	.69	.511	1000	.257
647-UWP1V4R7MCL	UWP1V4R7MCL1GB	4.7	5 x 5.4	.69	.511	1000	.257
647-UWP1V100MCL	UWP1V100MCL1GB	10	6.3 x 5.4	.71	.528	1000	.27
647-UWP1V220MCL	UWP1V220MCL1GB	22	8 x 5.4	.74	.564	1000	.291
50 Volt							
647-UWP1H0R1MCL	UWP1H0R1MCL1GB	0.1	4 x 5.4	.48	.363	2000	.256
647-UWP1HR22MCL	UWP1HR22MCL1GB	0.22	4 x 5.4	.48	.363	2000	.256
647-UWP1HR33MCL	UWP1HR33MCL1GB	0.33	4 x 5.4	.48	.363	2000	.256
647-UWP1HR47MCL	UWP1HR47MCL1GB	0.47	4 x 5.4	.48	.363	2000	.256
647-UWP1H010MCL	UWP1H010MCL1GB	1.0	4 x 5.4	.48	.363	2000	.256
647-UWP1H2R2MCL	UWP1H2R2MCL1GB	2.2	5 x 5.4	.69	.511	1000	.257
647-UWP1H3R3MCL	UWP1H3R3MCL1GB	3.3	5 x 5.4	.69	.511	1000	.257
647-UWP1H4R7MCL	UWP1H4R7MCL1GB	4.7	6.3 x 5.4	.71	.528	1000	.27
647-UWP1H100MCL	UWP1H100MCL1GB	10	8 x 5.4	.82	.633	1000	.325

© Copyright 2013 Mouser Electronics

© Copyright 2013 Mouser Electronics

PANASONIC SMD Aluminum Electrolytics

RoHS Compliant **This product is RoHS compliant.**

SMD MEDIUM SIZE TP SERIES, TYPE V

Specifications:

- Category Temp. Range: -40˚C to +125˚C
- Rated W.V. Range: 10V.DC to 35V.DC
- Nominal Cap Range: 47µF to 470µF
- Capacitance Tolerance: ±20% (120Hz/+20˚C)
- DC Leakage Current: 1 ≤ 0.01 CV (µA) After 2 minutes

Features:

- Lower ESR at Low temperature after endurance
- Endurance: 3000h at 125˚C (D8 size: 2000h)
- Automotive
- Vibration-proof product is available upon request (ø8 ≤)
- RoHS directive compliant

RoHS Compliant

Marking

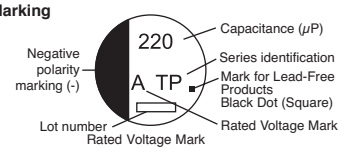

A	10V
C	16V
E	25V
V	35V

DIMENSIONS: mm (in.)

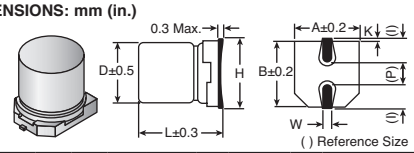

Size Code	D	L	A, B	H Max.	I	W	P	K
D8	6.3	7.7	6.6	7.8	2.6	0.65±0.1	1.8	0.35-0.20-+0.15
F	8.0	10.2	8.3	10.0	3.4	0.90±0.2	3.1	0.70±0.20
G	10.0	10.2	10.3	12.0	3.5	0.90±0.2	4.6	0.70±0.20

For quantities greater than listed, call for quote.

MOUSER STOCK NO.	Panasonic Part No.	Value (µF)	Voltage (VDC)	Case Size Dia. (mm)	Case Size Length (mm)	Ripple Current 100KHz mA r.m.s.	E.S.R. 100 KHz Ω	D.F. % @ 120Hz	Price Each 1	25	100	500
667-EEE-TP1A221AP	EEE-TP1A221AP	220	10	8.0	10.2	270	0.20	3.0	1.19	.863	.51	.41
667-EEE-TP1A331AP	EEE-TP1A331AP	330	10	10.0	10.2	500	0.15	2.0	1.42	1.03	.611	.49
667-EEE-TPA331UAP	EEE-TPA331UAP	330	10	8.0	10.2	270	0.20	3.0	1.22	.885	.523	.421
667-EEE-TP1A471AP	EEE-TP1A471AP	470	10	10.0	10.2	500	0.15	2.0	1.42	1.03	.611	.49
667-EEE-TP1C101AP	EEE-TP1C101AP	100	16	8.0	10.2	270	0.20	3.0	1.19	.863	.51	.41
667-EEE-TPC101XAP	EEE-TPC101XAP	100	16	6.3	7.70	197	0.45	5.0	.69	.502	.296	.239
667-EEE-TP1C221AP	EEE-TP1C221AP	220	16	8.0	10.2	.270	0.20	3.0	1.19	.863	.51	.41
667-EEE-TP1C331AP	EEE-TP1C331AP	330	16	10.0	10.2	500	0.15	2.0	1.42	1.03	.611	.49
667-EEE-TP1C471AP	EEE-TP1C471AP	470	16	10.0	10.2	500	0.15	2.0	1.42	1.03	.611	.49
667-EEE-TP1E101AP	EEE-TP1E101AP	100	25	8.0	10.2	270	0.20	3.0	1.19	.863	.51	.41
667-EEE-TP1E221AP	EEE-TP1E221AP	220	25	10.0	10.2	500	0.15	2.0	1.42	1.03	.611	.49
667-EEE-TP1E331AP	EEE-TP1E331AP	330	25	10.0	10.2	500	0.15	2.0	1.42	1.03	.611	.49
667-EEE-TP1V470AP	EEE-TP1V470AP	47	35	8.0	10.2	270	0.20	3.0	1.19	.863	.51	.41
667-EEE-TPV470XAP	EEE-TPV470XAP	47	35	6.3	7.70	197	0.45	5.0	.69	.502	.296	.239
667-EEE-TP1V101AP	EEE-TP1V101AP	100	35	8.0	10.2	270	0.20	3.0	1.19	.863	.51	.41
667-EEE-TP1V221AP	EEE-TP1V221AP	220	35	10.0	10.2	500	0.15	2.0	1.42	1.03	.611	.49

SMD HD SERIES, TYPE V

Specifications:

- Category Temp. Range: -40˚C to +105˚C
- Rated W.V. Range: 6.3V.DC to 100V.DC
- Nominal Cap Range: 0.47µF to 1000µF
- Capacitance Tolerance: ±20% (120Hz/+20˚C)
- DC Leakage Current: 1 ≤ 0.01 CV or 3 (µA) After 2 minutes (Whichever is greater)

Features:

- Endurance: 105˚C 5000h
- Vibration-proof product is available upon request (ø8 ≤)
- RoHS directive compliant

RoHS Compliant

Marking

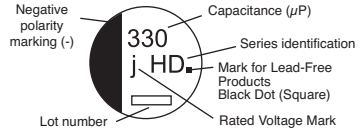

Rated Voltage Mark

I	6.3V	V	35V
A	10V	H	50V
C	16V	J	63V
E	25V	2A	100V

DIMENSIONS: mm (in.) not to scale

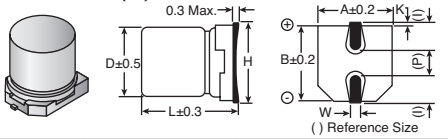

Size Code	D	L	A, B	H Max.	I	W	P	K
B	4.0	5.8	4.3	5.5	1.8	0.65±0.1	1.0	0.35-0.20 to +0.15
C	5.0	5.8	5.3	6.5	2.2	0.65±0.1	1.5	0.35±0.20 to +0.15
D	6.3	5.8	6.6	7.8	2.6	0.65±0.1	1.8	0.35±0.20 to +0.15
D8	6.3	7.7	6.6	7.8	2.6	0.65±0.1	1.8	0.35±0.20 to +0.15
E	8.0	6.2	8.3	9.5	3.4	0.65±0.1	2.2	0.35±0.20 to +0.15
F	8.0	10.2	8.3	10.0	3.4	0.90±0.2	3.1	0.70±0.20
G	10.0	10.2	10.3	12.0	3.5	0.90±0.2	4.6	0.70±0.20

For quantities greater than listed, call for quote.

MOUSER STOCK NO.	Panasonic Part No.	Value (µF)	Voltage (VDC)	Case Size Dia. (mm)	Case Size Length (mm)	Ripple Current 100KHz mA r.m.s.	E.S.R. 100 KHz Ω	D.F. % @ 120Hz	Price Each 1	25	100	500
667-EEE-HD0J331AP	EEE-HD0J331AP	330	6.3	8	10.2	230	1.5	0.3	.88	.636	.376	.302
667-EEE-HD0J102AP	EEE-HD0J102AP	1,000	6.3	10	10.2	313	0.8	0.5	1.03	.744	.44	.353
667-EEE-HD1A101AP	EEE-HD1A101AP	100	10	8	6.2	62	2	0.3	.67	.49	.29	.232
667-EEE-HD1A221AP	EEE-HD1A221AP	220	10	8	10.2	160	1.5	0.3	.88	.636	.376	.302
667-EEE-HD1A331AP	EEE-HD1A331AP	330	10	10	10.2	238	0.8	0.3	1.03	.744	.44	.353
667-EEE-HD1C100AR	EEE-HD1C100AR	10	16	4	5.8	28	12	0.2	.54	.384	.256	.168
667-EEE-HD1C220AR	EEE-HD1C220AR	22	16	5	5.8	39	7.2	0.2	.30	.22	.131	.105
667-EEE-HD1C470AP	EEE-HD1C470AP	47	16	6.3	5.8	70	4	0.2	.35	.259	.153	.123
667-EEE-HD1C101AP	EEE-HD1C101AP	100	16	8	10.2	130	1.5	0.2	.88	.636	.376	.302
667-EEE-HD1C221AP	EEE-HD1C221AP	220	16	10	10.2	220	0.8	0.2	1.03	.744	.44	.353
667-EEE-HD1C471AP	EEE-HD1C471AP	470	16	10	10.2	340	0.8	0.2	1.03	.744	.44	.353
667-EEE-HD1E4R7AR	EEE-HD1E4R7AR	4.7	25	4	5.8	17	12	0.16	.54	.384	.256	.168
667-EEE-HD1E100AR	EEE-HD1E100AR	10	25	5	5.8	28	7.2	0.16	.30	.22	.131	.105
667-EEE-HD1E220AP	EEE-HD1E220AP	22	25	6.3	5.8	55	4	0.16	.35	.259	.153	.123
667-EEE-HD1E330AP	EEE-HD1E330AP	33	25	6.3	5.8	55	4	0.16	.35	.259	.153	.123
667-EEE-HD1E470AP	EEE-HD1E470AP	47	25	8	6.2	56	2	0.18	.67	.49	.29	.232
667-EEE-HD1E101AP	EEE-HD1E101AP	100	25	8	10.2	130	1.5	0.16	.88	.636	.376	.302
667-EEE-HD1E331AP	EEE-HD1E331AP	330	25	10	10.2	238	0.8	0.16	1.03	.744	.44	.353
667-EEE-HD1V4R7AR	EEE-HD1V4R7AR	4.7	35	4	5.8	17	12	0.13	.25	.185	.109	.088
667-EEE-HD1V100AR	EEE-HD1V100AR	10	35	5	5.8	28	7.2	0.13	.30	.22	.131	.105
667-EEE-HD1V220AP	EEE-HD1V220AP	22	35	6.3	5.8	55	4	0.13	.35	.259	.153	.123
667-EEE-HD1V330AP	EEE-HD1V330AP	33	35	8	6.2	53	2	0.16	.67	.49	.29	.232
667-EEE-HDV330XAP	EEE-HDV330XAP	33	35	6.3	7.7	57	2	0.13	.48	.355	.21	.169
667-EEE-HD1V470AP	EEE-HD1V470AP	47	35	8	10.2	79	1.5	0.14	.88	.636	.376	.302
667-EEE-HDV470XAP	EEE-HDV470XAP	47	35	6.3	7.7	57	2	0.14	.48	.355	.21	.169
667-EEE-HD1V101AP	EEE-HD1V101AP	100	35	10	10.2	101	0.8	0.14	1.03	.744	.44	.353
667-EEE-HD1V221AP	EEE-HD1V221AP	220	35	10	10.2	220	0.8	0.14	1.03	.744	.44	.353
667-EEE-HD1HR47R	EEE-HD1HR47R	0.47	50	4	5.8	5	12	0.12	.48	.349	.232	.152
667-EEE-HD1H1R0R	EEE-HD1H1R0R	1.0	50	4	5.8	7	12	0.12	.48	.349	.232	.152
667-EEE-HD1H2R2R	EEE-HD1H2R2R	2.2	50	4	5.8	12	12	0.12	.48	.349	.232	.152
667-EEE-HD1H3R3R	EEE-HD1H3R3R	3.3	50	4	5.8	16	12	0.12	.48	.349	.232	.152
667-EEE-HD1H4R7R	EEE-HD1H4R7R	4.7	50	5	5.8	21	7.2	0.12	.27	.20	.119	.095
667-EEE-HD1H100P	EEE-HD1H100P	10	50	6.3	5.8	33	4	0.12	.32	.235	.139	.111
667-EEE-HD1H220P	EEE-HD1H220P	22	50	8	6.2	50	2	0.14	.79	.578	.341	.274
667-EEE-HD1H330P	EEE-HD1H330P	33	50	8	10.2	74	1.5	0.14	.79	.578	.341	.274
667-EEE-HD1H470P	EEE-HD1H470P	47	50	10	10.2	94	0.8	0.14	.93	.676	.40	.321
667-EEE-HD1H101P	EEE-HD1H101P	100	50	10	10.2	94	0.8	0.14	.93	.676	.40	.321
667-EEE-HD1J100P	EEE-HD1J100P	10	63	8	6.2	45	2	0.18	.61	.445	.263	.212
667-EEE-HD1J220P	EEE-HD1J220P	22	63	8	10.2	65	1.5	0.18	.79	.578	.341	.274
667-EEE-HD1J330P	EEE-HD1J330P	33	63	10	10.2	80	0.8	0.18	.93	.676	.40	.321
667-EEE-HD2A3R3P	EEE-HD2A3R3P	3.3	100	8	6.2	30	2	0.18	.61	.445	.263	.212
667-EEE-HD2A4R7P	EEE-HD2A4R7P	4.7	100	8	10.2	50	1.5	0.18	.79	.578	.341	.274
667-EEE-HD2A100P	EEE-HD2A100P	10	100	8	10.2	55	1.5	0.18	.79	.578	.341	.274
667-EEE-HD2A220P	EEE-HD2A220P	22	100	10	10.2	70	0.8	0.18	.93	.676	.40	.321

© Copyright 2013 Mouser Electronics

© Copyright 2013 Mouser Electronics

PANASONIC SMD Aluminum Electrolytics

Panasonic

RoHS Compliant **This product is RoHS compliant.**

SMD FP SERIES, TYPE V

Specifications:

- Category Temp. Range: -55˚C to +105˚C
- Rated W.V. Range: 6.3V.DC to 50V.DC
- Nominal Cap Range: 10μF to 1800μF
- Capacitance Tolerance: ±20% (120Hz/+20˚C)
- DC Leakage Current: 1 ≤ 0.01 CV or 3 (μA) After 2 minutes (Whichever is greater)

Features:

- Low ESR (30% to 50% less than FK series)
- Endurance: 2000h at 105˚C
- Vibration-proof product is available upon request (ø8 ≤)
- RoHS directive compliant

RoHS Compliant

Marking

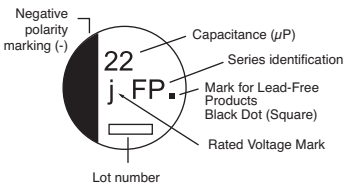

Rated Voltage Mark

I	6.3 V	E	25 V
A	10 V	V	35 V
C	16 V	H	50 V

DIMENSIONS: mm (in.) not to scale

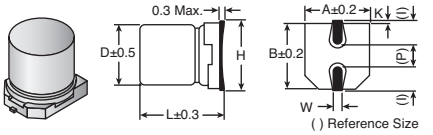

Size Code	D	L	A, B	H Max.	I	W	P	K
B	4.0	5.8	4.3	5.5	1.8	0.65±0.1	1.0	0.35-0.20 to +0.15
C	5.0	5.8	5.3	6.5	2.2	0.65±0.1	1.5	0.35±0.20 to +0.15
D	6.3	5.8	6.6	7.8	2.6	0.65±0.1	1.8	0.35±0.20 to +0.15
D8	6.3	7.7	6.6	7.8	2.6	0.65±0.1	1.8	0.35±0.20 to +0.15
E	8.0	6.2	8.3	9.5	3.4	0.65±0.1	2.2	0.35±0.20 to +0.15
F	8.0	10.2	8.3	10.0	3.4	0.90±0.2	3.1	0.70±0.20
G	10.0	10.2	10.3	12.0	3.5	0.90±0.2	4.6	0.70±0.20

For quantities greater than listed, call for quote.

MOUSER STOCK NO.	Panasonic Part No.	Value (μF)	Voltage (VDC)	Case Size (mm)		Ripple Current 100KHz mA r.m.s.	E.S.R. 100 KHz Ω	D.F. % @ 120Hz	Price Each			
				Dia.	Length				1	25	100	500
667-EEE-FP0J220AR	EEE-FP0J220AR	22	6.3	4	5.8	160	0.85	0.26	.66	.473	.316	.207
667-EEE-FP0J470AR	EEE-FP0J470AR	47	6.3	5	5.8	240	0.36	0.26	.38	.272	.161	.129
667-EEE-FPJ470UAR	EEE-FPJ470UAR	47	6.3	4	5.8	160	0.85	0.26	.70	.498	.332	.217
667-EEE-FP0J101AP	EEE-FP0J101AP	100	6.3	6.3	5.8	300	0.26	0.26	.44	.321	.189	.152
667-EEE-FPJ101UAR	EEE-FPJ101UAR	100	6.3	5	5.8	240	0.36	0.26	.40	.287	.169	.136
667-EEE-FP0J221AP	EEE-FP0J221AP	220	6.3	6.3	5.8	300	0.26	0.26	.44	.321	.189	.152
667-EEE-FP0J331AP	EEE-FP0J331AP	330	6.3	8	6.2	500	0.18	0.26	.72	.525	.31	.249
667-EEE-FPJ331XAP	EEE-FPJ331XAP	330	6.3	6.3	7.7	600	0.16	0.26	.60	.438	.259	.208
667-EEE-FP0J471AP	EEE-FP0J471AP	470	6.3	8	10.2	850	0.08	0.26	.93	.681	.402	.323
667-EEE-FP0J102AP	EEE-FP0J102AP	1000	6.3	8	10.2	850	0.08	0.26	.97	.698	.398	.322
667-EEE-FP0J152AP	EEE-FP0J152AP	1500	6.3	10	10.2	1190	0.06	0.26	1.08	.789	.467	.375
667-EEE-FPJ182UAP	EEE-FPJ182UAP	1800	6.3	10	10.2	850	0.08	0.26	1.20	.868	.514	.412
667-EEE-FP1A220AR	EEE-FP1A220AR	22	10	4	5.8	160	0.85	0.19	.66	.473	.316	.207
667-EEE-FP1A330AR	EEE-FP1A330AR	33	10	5	5.8	240	0.36	0.19	.38	.272	.161	.129
667-EEE-FPA330UAR	EEE-FPA330UAR	33	10	4	5.8	160	0.85	0.19	.70	.498	.332	.217
667-EEE-FP1A151AP	EEE-FP1A151AP	150	10	6.3	5.8	300	0.26	0.19	.44	.321	.189	.152
667-EEE-FP1A221AP	EEE-FP1A221AP	220	10	8	6.2	500	0.18	0.19	.72	.525	.31	.249
667-EEE-FPA221XAP	EEE-FPA221XAP	220	10	6.3	7.7	600	0.16	0.19	.60	.438	.259	.208
667-EEE-FP1A331AP	EEE-FP1A331AP	330	10	8	10.2	850	0.08	0.19	.93	.681	.402	.323
667-EEE-FP1A471AP	EEE-FP1A471AP	470	10	8	10.2	850	0.08	0.19	.93	.681	.402	.323
667-EEE-FP1A681AP	EEE-FP1A681AP	680	10	8	10.2	850	0.08	0.19	.97	.698	.398	.322
667-EEE-FP1A102AP	EEE-FP1A102AP	1000	10	10	10.2	1190	0.06	0.19	1.08	.789	.467	.375
667-EEE-FPA122UAP	EEE-FPA122UAP	1200	10	10	10.2	850	0.08	0.19	1.20	.868	.514	.412
667-EEE-FP1C100AR	EEE-FP1C100AR	10	16	4	5.8	160	0.85	0.16	.66	.473	.316	.207
667-EEE-FP1C220AR	EEE-FP1C220AR	22	16	5	5.8	240	0.36	0.16	.38	.272	.161	.129
667-EEE-FPC220UAR	EEE-FPC220UAR	22	16	4	5.8	160	0.85	0.16	.70	.498	.332	.217
667-EEE-FP1C470AP	EEE-FP1C470AP	47	16	6.3	5.8	300	0.26	0.16	.44	.321	.189	.152
667-EEE-FPC470UAR	EEE-FPC470UAR	47	16	5	5.8	240	0.36	0.16	.40	.287	.169	.136
667-EEE-FP1C680AP	EEE-FP1C680AP	68	16	6.3	5.8	300	0.26	0.16	.44	.321	.189	.152
667-EEE-FP1C101AP	EEE-FP1C101AP	100	16	6.3	5.8	300	0.26	0.16	.44	.321	.189	.152
667-EEE-FPC101XAP	EEE-FPC101XAP	100	16	6.3	7.7	600	0.16	0.16	.60	.438	.259	.208
667-EEE-FPC151XAP	EEE-FPC151XAP	150	16	6.3	7.7	600	0.16	0.16	.60	.438	.259	.208
667-EEE-FP1C221AP	EEE-FP1C221AP	220	16	8	6.2	500	0.18	0.16	.72	.525	.31	.249
667-EEE-FPC221XAP	EEE-FPC221XAP	220	16	6.3	7.7	600	0.16	0.16	.60	.438	.259	.208
667-EEE-FP1C331AP	EEE-FP1C331AP	330	16	8	10.2	850	0.08	0.16	.93	.681	.402	.323
667-EEE-FP1C471AP	EEE-FP1C471AP	470	16	8	10.2	850	0.08	0.16	.97	.698	.398	.322
667-EEE-FP1C681AP	EEE-FP1C681AP	680	16	10	10.2	1190	0.06	0.16	1.08	.789	.467	.375
667-EEE-FPC821UAP	EEE-FPC821UAP	820	16	10	10.2	850	0.08	0.16	1.20	.868	.514	.412
667-EEE-FP1E100AR	EEE-FP1E100AR	10	25	4	5.8	160	0.85	0.14	.66	.473	.316	.207
667-EEE-FP1E220AR	EEE-FP1E220AR	22	25	5	5.8	240	0.36	0.14	.38	.272	.161	.129
667-EEE-FP1E330AP	EEE-FP1E330AP	33	25	6.3	5.8	300	0.26	0.14	.44	.321	.189	.152
667-EEE-FPE330UAR	EEE-FPE330UAR	33	25	5	5.8	240	0.36	0.14	.40	.287	.169	.136
667-EEE-FP1E470AP	EEE-FP1E470AP	47	25	6.3	5.8	300	0.26	0.14	.44	.321	.189	.152
667-EEE-FP1E680AP	EEE-FP1E680AP	68	25	6.3	5.8	300	0.26	0.14	.44	.321	.189	.152
667-EEE-FP1E101AP	EEE-FP1E101AP	100	25	8	6.2	500	0.18	0.14	.72	.525	.31	.249
667-EEE-FPE101XAP	EEE-FPE101XAP	100	25	6.3	7.7	600	0.16	0.14	.60	.438	.259	.208
667-EEE-FP1E151AP	EEE-FP1E151AP	150	25	8	10.2	850	0.08	0.14	.93	.681	.402	.323
667-EEE-FP1E221AP	EEE-FP1E221AP	220	25	8	10.2	850	0.08	0.14	.93	.681	.402	.323
667-EEE-FP1E331AP	EEE-FP1E331AP	330	25	8	10.2	850	0.08	0.14	.97	.698	.398	.322
667-EEE-FP1E471AP	EEE-FP1E471AP	470	25	10	10.2	1190	0.06	0.14	1.08	.789	.467	.375
667-EEE-FPE561UAP	EEE-FPE561UAP	560	25	10	10.2	850	0.08	0.14	1.20	.868	.514	.412
667-EEE-FPV100UAR	EEE-FPV100UAR	10	35	4	5.8	160	0.85	0.12	.70	.498	.332	.217
667-EEE-FP1V220AR	EEE-FP1V220AR	22	35	5	5.8	240	0.36	0.12	.38	.272	.161	.129
667-EEE-FP1V330AP	EEE-FP1V330AP	33	35	6.3	5.8	300	0.26	0.12	.44	.321	.189	.152
667-EEE-FP1V470AP	EEE-FP1V470AP	47	35	6.3	5.8	300	0.26	0.12	.44	.321	.189	.152
667-EEE-FPV680XAP	EEE-FPV680XAP	68	35	6.3	7.7	600	0.16	0.12	.72	.525	.31	.249
667-EEE-FP1V101AP	EEE-FP1V101AP	100	35	8	10.2	850	0.08	0.12	.97	.698	.398	.322
667-EEE-FPV101XAP	EEE-FPV101XAP	100	35	6.3	7.7	600	0.16	0.12	.72	.525	.31	.249
667-EEE-FP1V151AP	EEE-FP1V151AP	150	35	8	10.2	850	0.08	0.12	.97	.698	.398	.322
667-EEE-FP1V221AP	EEE-FP1V221AP	220	35	8	10.2	850	0.08	0.12	.97	.698	.398	.322
667-EEE-FP1V331AP	EEE-FP1V331AP	330	35	10	10.2	1190	0.06	0.12	1.08	.789	.467	.375
667-EEE-FPV391UAP	EEE-FPV391UAP	390	35	10	10.2	850	0.08	0.12	1.20	.868	.514	.412
667-EEE-FP1H101AP	EEE-FP1H101AP	100	50	8	10.2	670	0.18	0.10	.93	.681	.402	.323
667-EEE-FP1H221AP	EEE-FP1H221AP	220	50	10	10.2	900	0.12	0.10	1.10	.797	.472	.379

© Copyright 2013 Mouser Electronics

© Copyright 2013 Mouser Electronics

SMD FK SERIES, TYPE V

RoHS Compliant **This product is RoHS compliant.**

Specifications:

- Category Temp. Range: -55˚C to +105˚C
- Rated W.V. Range: 6.3V.DC to 35V.DC
- Nominal Cap Range: 4.7μF to 1500μF
- Capacitance Tolerance: ±20% (120Hz/+20˚C)
- DC Leakage Current: 1 ≤ 0.01 CV or 3 (μA) After 2 minutes (Whichever is greater)

Features:

- Endurance: 2000h at 105˚C
- Low ESR (40% to 60% less than FC series) Miniaturized (30% to 50% less than FC Series)
- Vibration-proof product is available upon request (ø8 ≤)
- RoHS directive compliant

RoHS Compliant

Marking

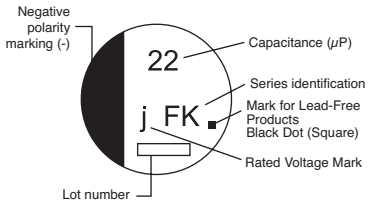

Rated Voltage Mark

I	6.3 V
A	10 V
C	16 V
E	25 V
V	35 V

DIMENSIONS: mm (in.) not to scale

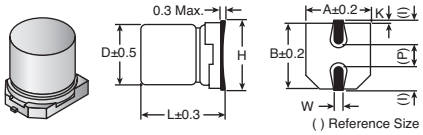

Size Code	D	L	A, B	H Max.	I	W	P	K
B	4.0	5.8	4.3	5.5	1.8	0.65±0.1	1.0	0.35-0.20 to +0.15
C	5.0	5.8	5.3	6.5	2.2	0.65±0.1	1.5	0.35±0.20 to +0.15
D	6.3	5.8	6.6	7.8	2.6	0.65±0.1	1.8	0.35±0.20 to +0.15
D8	6.3	7.7	6.6	7.8	2.6	0.65±0.1	1.8	0.35±0.20 to +0.15
E	8.0	6.2	8.3	9.5	3.4	0.65±0.1	2.2	0.35±0.20 to +0.15
F	8.0	10.2	8.3	10.0	3.4	0.90±0.2	3.1	0.70±0.20
G	10.0	10.2	10.3	12.0	3.5	0.90±0.2	4.6	0.70±0.20

For quantities greater than listed, call for quote.

MOUSER STOCK NO.	Panasonic Part No.	Value (μF)	Voltage (VDC)	Case Size		Ripple Current 100KHz mA r.m.s.	E.S.R. 100 KHz Ω	D.F. % @ 120Hz	Price Each			
				Dia. (mm)	Length (mm)				1	25	100	500
667-EEE-FK0J220AR	EEE-FK0J220AR	22	6.3	4	5.8	90	1.35	0.26	.62	.428	.297	.19
667-EEE-FKJ470UAR	EEE-FKJ470UAR	47	6.3	4	5.8	90	1.35	0.26	.62	.428	.297	.19
667-EEE-FK0J470AR	EEE-FK0J470AR	47	6.3	5	5.8	160	0.7	0.26	.33	.244	.144	.116
667-EEE-FKJ101UAR	EEE-FKJ101UAR	100	6.3	5	5.8	160	0.7	0.26	.33	.244	.144	.116
667-EEE-FK0J101AP	EEE-FK0J101AP	100	6.3	6.3	5.8	240	0.36	0.26	.84	.597	.398	.261
667-EEE-FK0J221AP	EEE-FK0J221AP	220	6.3	6.3	5.8	240	0.36	0.26	.40	.288	.17	.137
667-EEE-FKJ331XAP	EEE-FKJ331XAP	330	6.3	6.3	7.7	280	0.34	0.26	.54	.393	.232	.186
667-EEE-FK0J331AP	EEE-FK0J331AP	330	6.3	8	6.2	300	0.26	0.26	.64	.471	.278	.224
667-EEE-FK0J471AP	EEE-FK0J471AP	470	6.3	8	10.2	600	0.16	0.26	.84	.611	.362	.29
667-EEE-FK0J102AP	EEE-FK0J102AP	1000	6.3	8	10.2	600	0.16	0.26	.84	.611	.362	.29
667-EEE-FK0J152AP	EEE-FK0J152AP	1500	6.3	10	10.2	850	0.08	0.26	.98	.716	.424	.34
667-EEE-FK1A220AR	EEE-FK1A220AR	22	10	4	5.8	90	1.35	0.19	.62	.428	.297	.19
667-EEE-FKA330UAR	EEE-FKA330UAR	33	10	4	5.8	90	1.35	0.19	.62	.353	.297	.189
667-EEE-FK1A330AR	EEE-FK1A330AR	33	10	5	5.8	160	0.7	0.19	.33	.244	.144	.116
667-EEE-FK1A151AP	EEE-FK1A151AP	150	10	6.3	5.8	240	0.36	0.19	.40	.288	.17	.137
667-EEE-FKA221XAP	EEE-FKA221XAP	220	10	6.3	7.7	280	0.34	0.19	.54	.393	.232	.186
667-EEE-FK1A221AP	EEE-FK1A221AP	220	10	8	6.2	300	0.26	0.19	.64	.471	.278	.224
667-EEE-FK1A331AP	EEE-FK1A331AP	330	10	8	10.2	600	0.16	0.19	.84	.611	.362	.29
667-EEE-FK1A471AP	EEE-FK1A471AP	470	10	8	10.2	600	0.16	0.19	.84	.611	.362	.29
667-EEE-FK1A681AP	EEE-FK1A681AP	680	10	8	10.2	600	0.16	0.19	.84	.611	.362	.29
667-EEE-FK1A102AP	EEE-FK1A102AP	1000	10	10	10.2	850	0.08	0.19	.98	.716	.424	.34
667-EEE-FK1C100AR	EEE-FK1C100AR	10	16	4	5.8	90	1.35	0.16	.62	.428	.297	.19
667-EEE-FKC220UAR	EEE-FKC220UAR	22	16	4	5.8	90	1.35	0.16	.62	.428	.297	.19
667-EEE-FK1C220AR	EEE-FK1C220AR	22	16	5	5.8	160	0.7	0.16	.33	.244	.144	.116
667-EEE-FKC470UAR	EEE-FKC470UAR	47	16	5	5.8	160	0.7	0.16	.33	.244	.144	.116
667-EEE-FK1C470AP	EEE-FK1C470AP	47	16	6.3	5.8	240	0.36	0.16	.40	.288	.17	.137
667-EEE-FK1C680AP	EEE-FK1C680AP	68	16	6.3	5.8	240	0.36	0.16	.40	.288	.17	.137
667-EEE-FK1C101AP	EEE-FK1C101AP	100	16	6.3	5.8	240	0.36	0.16	.40	.288	.17	.137
667-EEE-FKC151XAP	EEE-FKC151XAP	150	16	6.3	7.7	280	0.34	0.16	.54	.393	.232	.186
667-EEE-FKC221XAP	EEE-FKC221XAP	220	16	6.3	7.7	280	0.34	0.16	.54	.393	.232	.186
667-EEE-FK1C221AP	EEE-FK1C221AP	220	16	8	6.2	300	0.26	0.16	.64	.471	.278	.224
667-EEE-FK1C331AP	EEE-FK1C331AP	330	16	8	10.2	600	0.16	0.16	.84	.611	.362	.29
667-EEE-FK1C471AP	EEE-FK1C471AP	470	16	8	10.2	600	0.16	0.16	.84	.611	.362	.29
667-EEE-FK1C681AP	EEE-FK1C681AP	680	16	10	10.2	850	0.08	0.16	.98	.716	.424	.34
667-EEE-FK1E100AR	EEE-FK1E100AR	10	25	4	5.8	90	1.35	0.14	.62	.428	.297	.19
667-EEE-FK1E220AR	EEE-FK1E220AR	22	25	5	5.8	160	0.7	0.14	.33	.244	.144	.116
667-EEE-FKE330UAR	EEE-FKE330UAR	33	25	5	5.8	160	0.7	0.14	.71	.506	.337	.221
667-EEE-FK1E330AP	EEE-FK1E330AP	33	25	6.3	5.8	240	0.36	0.14	.40	.288	.17	.137
667-EEE-FK1E470AP	EEE-FK1E470AP	47	25	6.3	5.8	240	0.36	0.14	.40	.288	.17	.137
667-EEE-FK1E680AP	EEE-FK1E680AP	68	25	6.3	5.8	240	0.36	0.14	.40	.288	.17	.137
667-EEE-FKE101XAP	EEE-FKE101XAP	100	25	6.3	7.7	280	0.34	0.14	.54	.393	.232	.186
667-EEE-FK1E101AP	EEE-FK1E101AP	100	25	8	6.2	300	0.26	0.14	.64	.471	.278	.224
667-EEE-FK1E151AP	EEE-FK1E151AP	150	25	8	10.2	600	0.16	0.14	.84	.611	.362	.29
667-EEE-FK1E221AP	EEE-FK1E221AP	220	25	8	10.2	600	0.16	0.14	.84	.611	.362	.29
667-EEE-FK1E331AP	EEE-FK1E331AP	330	25	8	10.2	600	0.16	0.14	.84	.611	.362	.29
667-EEE-FK1E471AP	EEE-FK1E471AP	470	25	10	10.2	850	0.08	0.14	.98	.716	.424	.34
667-EEE-FK1V4R7AR	EEE-FK1V4R7AR	4.7	35	4	5.8	90	1.35	0.12	.62	.428	.297	.19
667-EEE-FKV100UAR	EEE-FKV100UAR	10	35	4	5.8	90	1.35	0.12	.62	.428	.297	.19
667-EEE-FK1V100AR	EEE-FK1V100AR	10	35	5	5.8	160	0.7	0.12	.33	.244	.144	.116
667-EEE-FK1V220AR	EEE-FK1V220AR	22	35	5	5.8	160	0.7	0.12	.33	.244	.144	.116
667-EEE-FK1V330AP	EEE-FK1V330AP	33	35	6.3	5.8	240	0.36	0.12	.84	.597	.398	.261
667-EEE-FK1V470AP	EEE-FK1V470AP	47	35	6.3	5.8	240	0.36	0.12	.40	.288	.17	.137
667-EEE-FKV680XAP	EEE-FKV680XAP	68	35	6.3	7.7	280	0.34	0.12	.54	.393	.232	.186
667-EEE-FK1V101AP	EEE-FK1V101AP	100	35	8	10.2	600	0.16	0.12	.84	.611	.362	.29
667-EEE-FK1V151AP	EEE-FK1V151AP	150	35	8	10.2	600	0.16	0.12	.84	.611	.362	.29
667-EEE-FK1V221AP	EEE-FK1V221AP	220	35	8	10.2	600	0.16	0.12	.84	.611	.362	.29
667-EEE-FK1V331AP	EEE-FK1V331AP	330	35	10	10.2	850	0.08	0.12	.98	.716	.424	.34

© Copyright 2013 Mouser Electronics
© Copyright 2013 Mouser Electronics

PANASONIC SMD Aluminum Electrolytics

Panasonic

RoHS Compliant **This product is RoHS compliant.**

Marking

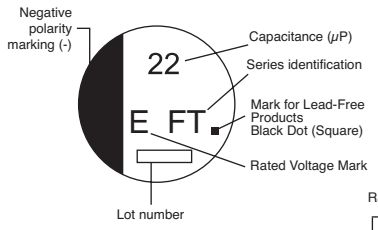

Rated Voltage Mark

I	6.3 V
A	10 V
C	16 V
E	25 V
V	35 V
H	50 V

DIMENSIONS: mm (in.) not to scale

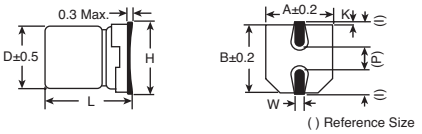

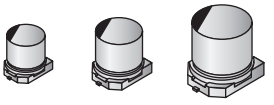

Size Code	D	L ±0.3	A, B	H Max.	I	W	P	K
B	4.0	5.8	4.3	5.5	1.8	0.65±0.1	1.0	0.35-0.20 to +0.15
C	5.0	5.8	5.3	6.5	2.2	0.65±0.1	1.5	0.35±0.20 to +0.15
D	6.3	5.8	6.6	7.8	2.6	0.65±0.1	1.8	0.35±0.20 to +0.15
D8	6.3	7.7	6.6	7.8	2.6	0.65±0.1	1.8	0.35±0.20 to +0.15
E	8.0	6.2	8.3	9.5	3.4	0.65±0.1	2.2	0.35±0.20 to +0.15
F	8.0	10.2	8.3	10.0	3.4	0.90±0.2	3.1	0.70±0.20
G	10.0	10.2	10.3	12.0	3.5	0.90±0.2	4.6	0.70±0.20

SMD FT SERIES, TYPE V

Specifications:
- Category Temp. Range: –55°C to +105°C
- Capacitance Tolerance: ±20% (120Hz/+20˚C)
- DC Leakage Current: I < 0.01 CV After 2 minutes

Features:
- Endurance: 2000h at 105°C
- Miniaturized, Low ESR (1 size smaller than series FK)
- Vibration-proof product is available upon request. (φ8 <)

For quantities greater than listed, call for quote.

MOUSER STOCK NO.		Value (μF)	Volt. (VDC)	Case Size (mm)		Ripple Curr. 100KHz mA r.m.s.	E.S.R. 100 KHz Ω	Price Each		
Mfr.	Mfr. Part No.			Dia.	Length			1	100	500
667—	EEE-FTH100UAR	10	50	4	5.8	85	2.30	.33	.144	.117
667—	EEE-FT1H100AR	10	50	5	5.8	165	0.88	.40	.171	.138
667—	EEE-FT1E220AR	22	25	4	5.8	160	0.85	.33	.144	.117
667—	EEE-FT1V220AR	22	35	4	5.8	160	0.85	.33	.144	.117
667—	EEE-FT1H220AR	22	50	5	5.8	165	0.88	.40	.171	.138
667—	EEE-FT1E330AR	33	25	4	5.8	160	0.85	.33	.144	.117
667—	EEE-FT1V330AR	33	35	5	5.8	240	0.36	.40	.171	.138
667—	EEE-FTC331XAP	47	16	4	5.8	160	0.85	.75	.322	.258
667—	EEE-FT1E470AR	47	25	5	5.8	240	0.36	.40	.171	.138
667—	EEE-FT1V470AR	47	35	5	5.8	240	0.36	.40	.171	.138
667—	EEE-FT1H470AP	47	50	6.3	5.8	195	0.68	.50	.219	.177
667—	EEE-FT1C101AR	68	10	4	5.8	160	0.85	.40	.171	.138
667—	EEE-FTA471XAP	68	16	5	5.8	240	0.36	.75	.322	.258
667—	EEE-FT1E680AR	68	25	5	5.8	240	0.36	.40	.171	.138
667—	EEE-FT1V680AP	68	35	6.3	5.8	300	0.26	.50	.219	.177
667—	EEE-FT1C681AP	100	16	5	5.8	240	0.36	1.00	.428	.343
667—	EEE-FT1E101AP	100	25	6.3	5.8	300	0.26	.50	.219	.177
667—	EEE-FT1V101AP	100	35	6.3	5.8	300	0.26	.50	.219	.177
667—	EEE-FTH101XAP	100	50	6.3	7.7	350	0.34	.75	.322	.258
667—	EEE-FT1A151AR	150	10	5	5.8	240	0.36	.40	.171	.138
667—	EEE-FT1A102AP	150	16	6.3	5.8	300	0.26	1.00	.428	.343

NEW PRODUCT

For quantities greater than listed, call for quote.

MOUSER STOCK NO.		Value (μF)	Volt. (VDC)	Case Size (mm)		Ripple Curr. 100KHz mA r.m.s.	E.S.R. 100 KHz Ω	Price Each		
Mfr.	Mfr. Part No.			Dia.	Length			1	100	500
667—	EEE-FTE151XAP	150	25	6.3	7.7	600	0.16	.75	.322	.258
667—	EEE-FTV151XAP	150	35	6.3	7.7	600	0.16	.75	.322	.258
667—	EEE-FT1A680AR	220	6.3	5	5.8	240	0.36	.33	.144	.117
667—	EEE-FT1C151AP	220	10	6.3	5.8	300	0.26	.50	.219	.177
667—	EEE-FT1C102AP	220	16	6.3	5.8	300	0.26	1.43	.618	.496
667—	EEE-FTE221XAP	220	25	6.3	7.7	600	0.16	.75	.322	.258
667—	EEE-FT1H221AP	220	50	8	10.2	670	0.18	1.00	.428	.343
667—	EEE-FT0J221AR	330	10	6.3	7.7	600	0.16	.40	.171	.138
667—	EEE-FT0J152AP	330	16	6.3	7.7	600	0.16	1.00	.428	.343
667—	EEE-FT1V331AP	330	35	8	10.2	850	0.08	1.00	.428	.343
667—	EEE-FT1H331AP	330	50	10	10.2	900	0.12	1.43	.618	.496
667—	EEE-FT1A221AP	470	10	6.3	7.7	600	0.16	.50	.219	.177
667—	EEE-FT1E471AP	470	25	8	10.2	850	0.08	1.00	.428	.343
667—	EEE-FT1V561AP	560	35	10	10.2	1190	0.06	1.43	.618	.496
667—	EEE-FT1A152AP	680	16	8	10.2	850	0.08	1.43	.618	.496
667—	EEE-FT1E821AP	820	25	10	10.2	1190	0.06	1.43	.618	.496
667—	EEE-FT1C221AP	1000	10	8	10.2	850	0.08	.50	.219	.177
667—	EEE-FT0J222AP	1000	16	10	10.2	1190	0.06	1.43	.618	.496
667—	EEE-FT1C680AR	1500	6.3	8	10.2	850	0.08	.40	.171	.138
667—	EEE-FTA331XAP	1500	10	10	10.2	1190	0.06	.75	.322	.258
667—	EEE-FT0J101AR	2200	6.3	10	10.2	1190	0.06	.33	.144	.117

SMD FC SERIES, TYPE V

Specifications:
- Category Temp. Range: -40˚C to +105˚C
- Capacitance Tolerance: ±20% (120Hz/+20˚C)
- DC Leakage Current: 1 ≤ 0.01 CV or 3 (μA) After 2 minutes (Whichever is greater)

Features:
- Endurance: 1000h at 105˚C
- Low impendance (1/2 for HA series)
- Vibration-proof product is available upon request (ø8 ≤)

For quantities greater than listed, call for quote.

MOUSER STOCK NO.		Value (μF)	Volt. (VDC)	Case Size (mm)		Ripple Curr. 100KHz mA r.m.s.	E.S.R. 100 KHz Ω	Price Each		
Mfr.	Mfr. Part No.			Dia.	Length			1	100	500
667—	EEE-FC0J220AR	22	6.3	4.0	5.4	60	0.26	.51	.247	.163
667—	EEE-FC0J470AR	47	6.3	5.0	5.4	95	0.26	.29	.126	.101
667—	EEE-FC0J680AP	68	6.3	6.3	5.4	140	0.26	.34	.149	.12
667—	EEE-FC0J101AP	100	6.3	6.3	5.4	140	0.26	.34	.149	.12
667—	EEE-FC0J221AP	220	6.3	8.0	6.2	230	0.26	.57	.244	.196
667—	EEE-FC0J331AP	330	6.3	8.0	10.2	450	0.26	.74	.316	.254
667—	EEE-FC0J152AP	1500	6.3	10	10.2	670	0.26	.94	.407	.326
667—	EEE-FC1A330AR	33	10	5.0	5.4	95	0.19	.29	.126	.101
667—	EEE-FC1A101AP	100	10	8.0	6.2	230	0.19	.57	.244	.196
667—	EEE-FC1A151AP	150	10	8.0	6.2	230	0.19	.57	.244	.196
667—	EEE-FC1A221AP	220	10	8.0	10.2	450	0.19	.74	.316	.254
667—	EEE-FC1A471AP	470	10	10	10.2	670	0.19	.86	.37	.297
667—	EEE-FC1A102AP	1000	10	10	10.2	670	0.19	.86	.37	.297
667—	EEE-FC1C100AR	10	16	4.0	5.4	60	0.16	.51	.247	.163
667—	EEE-FC1C220AR	22	16	5.0	5.4	95	0.16	.29	.126	.101
667—	EEE-FC1C470AP	47	16	6.3	5.4	140	0.16	.34	.149	.12
667—	EEE-FC1C680AP	68	16	8.0	6.2	230	0.16	.57	.244	.196
667—	EEE-FC1C101AP	100	16	8.0	6.2	230	0.16	.57	.244	.196
667—	EEE-FC1C221AP	220	16	10	10.2	670	0.16	.86	.37	.297
667—	EEE-FC1C331AP	330	16	10	10.2	670	0.16	.86	.37	.297
667—	EEE-FC1C471AP	470	16	10	10.2	670	0.16	.86	.37	.297

For quantities greater than listed, call for quote.

MOUSER STOCK NO.		Value (μF)	Volt. (VDC)	Case Size (mm)		Ripple Curr. 100KHz mA r.m.s.	E.S.R. 100 KHz Ω	Price Each		
Mfr.	Mfr. Part No.			Dia.	Length			1	100	500
667—	EEE-FC1C681AP	680	16	10	10.2	670	0.16	.94	.407	.326
667—	EEE-FC1E6R8AR	6.8	25	4.0	5.4	60	0.14	.51	.247	.163
667—	EEE-FC1E220AP	22	25	6.3	5.4	140	0.14	.34	.149	.12
667—	EEE-FC1E330AP	33	25	6.3	5.4	140	0.14	.34	.149	.12
667—	EEE-FC1E470AP	47	25	8.0	6.2	230	0.14	.57	.244	.196
667—	EEE-FC1E680AP	68	25	8.0	10.2	450	0.14	.74	.316	.254
667—	EEE-FC1E101AP	100	25	8.0	10.2	450	0.14	.74	.316	.254
667—	EEE-FC1E221AP	220	25	10	10.2	670	0.14	.86	.37	.297
667—	EEE-FC1E331AP	330	25	10	10.2	670	0.14	.86	.37	.297
667—	EEE-FC1E471AP	470	25	10	10.2	670	0.14	.94	.407	.326
667—	EEE-FC1V1R0AR	1.0	35	4.0	5.4	60	0.12	.51	.247	.163
667—	EEE-FC1V2R2AR	2.2	35	4.0	5.4	60	0.12	.51	.247	.163
667—	EEE-FC1V3R3AR	3.3	35	4.0	5.4	60	0.12	.51	.247	.163
667—	EEE-FC1V4R7AR	4.7	35	4.0	5.4	60	0.12	.51	.247	.163
667—	EEE-FC1V6R8AR	6.8	35	5.0	5.4	95	0.12	.29	.126	.101
667—	EEE-FC1V100AR	10	35	5.0	5.4	95	0.12	.29	.126	.101
667—	EEE-FC1V330AP	33	35	8.0	6.2	230	0.12	.57	.244	.196
667—	EEE-FC1V101AP	100	35	10	10.2	670	0.12	.86	.37	.297
667—	EEE-FC1V221AP	220	35	10	10.2	670	0.12	.86	.37	.297
667—	EEE-FC1V331AP	330	35	10	10.2	670	0.12	.94	.407	.326

© Copyright 2013 Mouser Electronics

© Copyright 2013 Mouser Electronics

UCC Alchip™ MVH 125°C SMD Aluminum Series

RoHS Compliant **This product is RoHS compliant.**

UNITED CHEMI-CON

MVH SERIES ALUMINUM CAPACITORS

The MVH series is suitable for automotive and other high temperature applications.



Specifications:

- Operating Temperature: -40°C to +125°C
- Voltage Range: 10VDC to 450VDC
- Capacitance Range: 3.3μF to 4700μF
- Capacitance Tolerance: ±20%
- Rated Lifetime:
  F60 to H63 (10~100VDC): 1000 hrs. @ 125°C
  HA0 to JA0 (10~100VDC): 2000 hrs. @ 125°C
  KE0 to MN0 (10~100VDC): 5000 hrs. @ 125°C
  KE0 to MN0 (160~450VDC): 2000 hrs. @ 125°C

Features:

- High heat resistance to reflow soldering
- Lead free design
- Solvent proof (10V-50V)

Size code	D	L	A	B	C	W	P
F60	6.3	5.7	6.6	6.6	7.2	0.5 to 0.8	1.9
F80	6.3	7.7	6.6	6.6	7.2	0.5 to 0.8	1.9
H63	8	6.3	8.3	8.3	9.0	0.5 to 0.8	2.3
HA0	8	10.0	8.3	8.3	9.0	0.7 to 1.1	3.1
JA0	10	10.0	10.3	10.3	11.0	0.7 to 1.1	4.5
KE0	12.5	13.5	13.0	13.0	13.7	1.0 to 1.3	4.2
KG5	12.5	16.0	13.0	13.0	13.7	1.0 to 1.3	4.2
LH0	16	16.5	17.0	17.0	18.0	1.0 to 1.3	6.5
LN0	16	21.5	17.0	17.0	18.0	1.0 to 1.3	6.5
MH0	18	16.5	19.0	19.0	20.0	1.0 to 1.3	6.5
MN0	18	21.5	19.0	19.0	20.0	1.0 to 1.3	6.5

For quantities greater than listed, call for quote.

MOUSER STOCK NO.	United Chemi-Con Part No.	Value (μF)	Case Code	Max ESR (MΩ) @ 100kHZ		Price Each	
				20°C	-40°C	1	50
10 Volts							
661-MVH10V101M	EMVH100ADA101MH63G	100	H63	2.3	46.0	.84	.556
661-MVH10V221M	EMVH100ADA221MHA0G	220	HA0	1.0	20.0	.77	.685
661-MVH10V331M	EMVH100ADA331MJA0G	330	JA0	0.70	13.4	.97	.867
661-MVH10V102M	EMVH100ARA102MKE0S	1000	KE0	0.14	2.1	1.95	1.41
661-MVH10V222M	EMVH100GDA222MLH0S	2200	LH0	0.1	1.5	4.07	3.58
16 Volts							
661-MVH16V470M	EMVH160ADA470MF60G	47	F60	3.3	66.0	.60	.396
661-MVH16V471M	EMVH160ARA471MKE0S	470	KE0	0.14	2.1	1.59	1.34
661-MVH16V681M	EMVH160ARA681MKE0S	680	KE0	0.14	2.1	1.96	1.39
661-MVH16V102M	EMVH160GDA102MMH0S	1000	MH0	0.1	1.5	4.30	3.81
661-MVH16V222M	EMVH160GDA222MMH0S	2200	MH0	0.1	1.5	4.40	3.88
25 Volts							
661-MVH25V330M	EMVH250ADA330MF60G	33	F60	3.3	66.0	.60	.396
661-MVH25V470M	EMVH250ADA470MF80G	47	F80	2.3	46.0	.73	.482
661-MVH25V470MH	EMVH250ADA470MH63G	47	H63	2.3	46.0	.84	.556
661-MVH25V101M	EMVH250ADA101MHA0G	100	HA0	1.0	20.0	1.07	.728
661-EMVH250ADA221M	EMVH250ADA221MHA0G	220	HA0	0.40	6.0	1.29	.888
661-MVH25V221M	EMVH250ADA221MJA0G	220	JA0	0.70	13.4	1.07	.728
661-MVH25V331M	EMVH250ARA331MKE0S	330	KE0	0.14	2.1	1.95	1.41
661-EMVH250ADA331M	EMVH250ADA331MJA0G	330	JA0	0.30	4.5	1.80	1.19
661-MVH25V471M	EMVH250ARA471MKE0S	470	KE0	0.14	2.1	1.96	1.39
661-MVH25V471ML	EMVH250GDA471MLH0S	470	LH0	0.1	1.5	3.94	3.11
661-MVH25V681M	EMVH250GDA681MLH0S	680	LH0	0.1	1.5	3.99	3.17
661-MVH25V681MH	EMVH250GDA681MMH0S	680	MH0	0.1	1.5	4.32	3.16
661-MVH25V102M	EMVH250GDA102MMN0S	1000	MN0	0.058	0.87	4.39	2.62
35 Volts							
661-MVH35V100M	EMVH350ADA100MF60G	10	F60	3.3	66.0	.60	.396
661-MVH35V220M	EMVH350ADA220MF60G	22	F60	3.3	66.0	.60	.396
661-MVH35V330M	EMVH350ADA330MF80G	33	F80	2.3	46.0	.74	.482
661-MVH35V330MH	EMVH350ADA330MH63G	33	H63	2.3	46.0	.84	.556
661-MVH35V470M	EMVH350ADA470MHA0G	47	HA0	1.0	20.0	1.07	.717
661-EMVH350ADA101M	EMVH350ADA101MHA0G	100	HA0	0.40	4.5	1.29	.888
661-MVH35V101M	EMVH350ADA101MJA0G	100	JA0	0.70	13.4	1.07	.738
661-MVH35V331M	EMVH350ARA331MKE0S	330	KE0	0.14	2.1	1.96	1.39
661-MVH35V331ML	EMVH350GDA331MLH0S	330	LH0	0.1	1.5	4.00	3.18
661-MVH35V471M	EMVH350ARA471MKG5S	470	KG5	0.11	1.5	2.55	1.87
661-MVH35V471ML	EMVH350GDA471MLH0S	470	LH0	0.1	1.5	3.99	3.17
661-MVH35V681M	EMVH350GDA681MMH0S	680	MH0	0.1	1.5	4.35	3.46
50 Volts							
661-MVH50V100M	EMVH500ADA100MF60G	10	F60	3.3	66.0	.77	.503
661-MVH50V220M	EMVH500ADA220MF80G	22	F80	2.3	46.0	.73	.441
661-MVH50V220MH	EMVH500ADA220MH63G	22	H63	2.3	46.0	.82	.556
661-MVH50V330M	EMVH500ADA330MHA0G	33	HA0	1.0	20.0	1.06	.717
661-MVH50V470M	EMVH500ADA470MJA0G	47	JA0	0.70	13.4	1.05	.728

For quantities greater than listed, call for quote.

MOUSER STOCK NO.	United Chemi-Con Part No.	Value (μF)	Case Code	Max ESR (MΩ) @ 100kHZ		Price Each	
				20°C	-40°C	1	50
50 Volts (Cont.)							
661-MVH50V101M	EMVH500ARA101MKE0S	100	KE0	0.23	3.5	1.87	1.37
661-MVH50V221M	EMVH500ARA221MKE0S	220	KE0	0.23	3.5	2.36	1.72
661-MVH50V221ML	EMVH500GDA221MLH0S	220	LH0	0.15	2.3	3.92	3.09
661-MVH50V331M	EMVH500ARA331MKG5S	330	KG5	0.18	2.7	2.47	1.81
661-MVH50V331ML	EMVH500GDA331MLH0S	330	LH0	0.15	2.3	3.94	3.10
661-MVH50V471M	EMVH500GDA471MMH0S	470	MH0	0.15	2.3	4.30	3.81
63 Volts							
661-MVH63V100M	EMVH630ADA100MF80G	10	F80	2.3	115.0	.65	.439
661-MVH63V100MF	EMVH630ADA100MH63G	10	H63	2.3	115.0	.77	.514
661-MVH63V220M	EMVH630ADA220MHA0G	22	HA0	1.0	50.0	.92	.621
661-MVH63V330M	EMVH630ADA330MJA0G	33	JA0	0.70	35.0	.88	.61
661-MVH63V101M	EMVH630ARA101MKE0S	100	KE0	0.25	12.5	1.70	1.22
661-MVH63V221M	EMVH630ARA221MKG5S	220	KG5	0.20	10.0	2.25	1.65
661-MVH63V331M	EMVH630GDA331MLH0S	330	LH0	0.18	9.0	3.76	2.96
661-MVH63V471M	EMVH630GDA471MLN0S	470	LN0	0.11	5.5	5.62	3.21
100 Volts							
661-MVH100V100M	EMVH101ADA100MHA0G	10	HA0	1.0	50.0	.92	.621
661-MVH100V220M	EMVH101ADA220MJA0G	22	JA0	0.70	35.0	.89	.61
661-MVH100V470M	EMVH101ARA470MKE0S	47	KE0	0.33	16.5	1.79	1.31
661-MVH100V680M	EMVH101ARA680MKG5S	68	KG5	0.26	13.0	2.33	1.71
661-MVH100V101M	EMVH101GDA101MLH0S	100	LH0	0.24	12.0	3.94	3.11
661-MVH100M221M	EMVH101GDA221MMN0S	220	MN0	0.16	8.0	4.43	2.64
160 Volts							
661-MVH160V100M	EMVH161ARA100MKE0S	10	KE0	-	-	2.45	2.10
661-MVH160V330M	EMVH161GDA330MMH0S	33	MH0	-	-	3.05	2.90
200 Volts							
661-MVH200V100M	EMVH201ARA100MKE0S	10	KE0	-	-	1.63	1.54
661-MVH200V330M	EMVH201GDA330MLN0S	33	LN0	-	-	3.21	3.06
661-MVH200V470M	EMVH201GDA470MMN0S	47	MN0	-	-	4.30	4.10
250 Volts							
661-MVH250V100M	EMVH251ARA100MKG5S	10	KG5	-	-	1.70	1.63
661-MVH250V220MH	EMVH251GDA220MMH0S	22	MH0	-	-	3.32	3.16
400 Volts							
661-MVH400V4R7M	EMVH401ARA4R7MKE0S	4.7	KE0	-	-	1.63	1.54
661-MVH400V6R8M	EMVH401GDA6R8MLH0S	6.8	LH0	-	-	5.15	4.56
661-MVH400V100M	EMVH401GDA100MLN0S	10	LN0	-	-	3.94	3.10
450 Volts							
661-MVH450V3R3M	EMVH451ARA3R3MKG5S	3.3	KG5	-	-	1.89	1.81
500 Volts							
661-EMVH500ADA470M	EMVH500ADA470MHA0G	470	HA0	0.70	11.0	1.28	.877
661-MVH50V221ML	EMVH500GDA221MLH0S	221	LH0	0.15	2.3	3.92	3.09
661-EMVH500GTR471MMH	EMVH500GTR471MMH0S	470	MH0	0.15	2.3	5.01	4.41
630 Volts							
661-EMVH630GTR471MLN	EMVH630GTR471MLN0S	470	LN0	0.11	5.5	6.52	5.59

© Copyright 2013 Mouser Electronics

© Copyright 2013 Mouser Electronics

UNITED CHEMI-CON Aluminum Electrolytic Capacitors

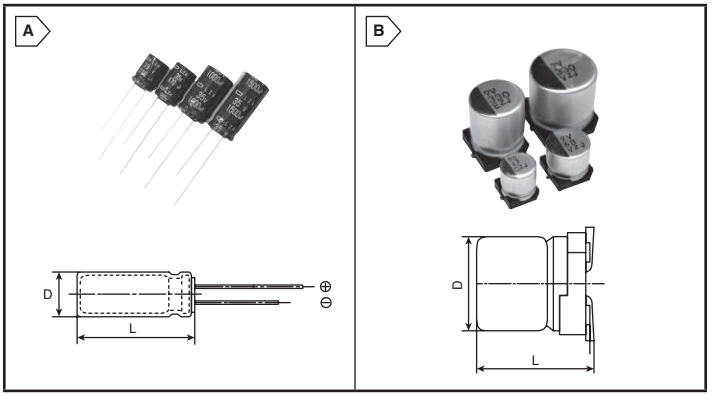

LBG SERIES 105°C MINIATURE ALUMINUM CAPACITORS

For quantities greater than listed, call for quote.

MOUSER STOCK NO.	United Chemi-Con Part No.	Fig.	Value (µF)	Case Size DxL (mm)	Price Each 1	100	500	1000
25 Volt								
661-ELBG250ETS172AL1	ELBG250ETS172AL15S	A	1700	16x15	1.54	.942	.888	.728
661-ELBG250EC3192AM1	ELBG250EC3192AM15S	A	1900	18x15	1.89	1.16	.92	.899
661-ELBG250ELL222AL2	ELBG250ELL222AL20S	A	2200	16x20	1.77	1.08	.875	.835
661-ELBG250ETS272AM2	ELBG250ETS272AM20S	A	2700	18x20	2.57	1.57	1.26	1.23
661-ELBG250ELL422AM2	ELBG250ELL422AM20S	A	4200	18x20	2.38	1.46	1.17	1.13
661-ELBG250ELL452AK4	ELBG250ELL452AK40S	A	4500	12.5x40	2.36	1.44	1.16	1.12
661-ELBG250ELL562ALN	ELBG250ELL562ALN3S	A	5600	16x31.5	2.75	1.68	1.35	1.32
661-ELBG250ETD562ALN	ELBG250ETD562ALN3S	A	5600	16x31.5	2.80	1.71	1.62	1.35
661-ELBG250ELL662ALP	ELBG250ELL662ALP1S	A	6600	16x35.5	3.00	1.84	1.65	1.44
661-ELBG250ELL722AK5	ELBG250ELL722AK55S	A	7200	12.5x55	3.51	2.16	1.74	1.72
661-ELBG250ELL842AMN	ELBG250ELL842AMN3S	A	8400	18x31.5	4.38	2.70	2.17	2.11
661-ELBG250ELL113AM4	ELBG250ELL113AM40S	A	11000	18x40	5.46	3.36	2.71	2.63
35 Volt								
661-ELBG350EC3482AMN	ELBG350EC3482AMN3S	A	4800	18x31.5	3.45	2.12	1.71	1.66
661-ELBG350EC3672AM4	ELBG350EC3672AM40S	A	6700	18x40	4.57	2.81	2.27	2.20
661-ELBG350EC5252AM2	ELBG350EC5252AM20S	A	2500	18x20	2.43	1.49	1.20	1.17
661-ELBG350ELL142AK2	ELBG350ELL142AK25S	A	1400	12.5x25	1.50	.92	.845	.823
661-ELBG350ELL182AL2	ELBG350ELL182AL20S	A	1800	16x20	2.35	1.43	1.14	1.11
661-ELBG350ELL252AM2	ELBG350ELL252AM20S	A	2500	18x20	2.40	1.47	1.36	1.34
661-ELBG350ELL322AUP	ELBG350ELL322AUP1S	A	3200	14.5x35.5	2.65	1.63	1.31	1.27
661-ELBG350ELL342ALN	ELBG350ELL342ALN3S	A	3400	16x31.5	2.81	1.72	1.40	1.36
661-ELBG350ELL362AM2	ELBG350ELL362AM25S	A	3600	18x25	3.68	2.27	1.83	1.78
661-ELBG350ELL362AM2	ELBG350ELL362AM25S	A	3600	18x25	3.68	2.27	1.83	1.78
661-ELBG350ELL672AM4	ELBG350ELL672AM40S	A	6700	18x40	4.52	2.78	2.24	2.17
661-ELBG350ETS362AM2	ELBG350ETS362AM25S	A	3600	18x25	3.79	2.33	1.88	1.83

LZA SERIES 105°C MINATURE ALUMINUM CAPACITORS

For quantities greater than listed, call for quote.

MOUSER STOCK NO.	United Chemi-Con Part No.	Fig.	Value (µF)	Case Size DxL (mm)	Price Each 1	100	500	1000
10 Volt								
661-ELZA100E472MK25S	ELZA100ELL472MK25S	A	4700	12.5x25	2.48	1.53	1.22	1.19
16 Volt								
661-ELZA160E182MJ25S	ELZA160ELL182MJ25S	A	1800	10x25	1.58	.974	.781	.73
661-ELZA160E332MK25S	ELZA160ELL332MK25S	A	3300	12.5x25	2.24	1.38	1.10	.964
25 Volts								
661-ELZA250E122MJ25S	ELZA250ELL122MJ25S	A	1200	10x25	1.63	.995	.803	.749
661-ELZA250E222MK25S	ELZA250ELL222MK25S	A	2200	12.5x25	2.27	1.39	1.11	.976
35 Volts								
661-ELZA350E331MJC5S	ELZA350ELL331MJC5S	A	330	10x12.5	1.11	.685	.546	.535
661-ELZA350E471MJ16S	ELZA350ELL471MJ16S	A	470	10x16	1.24	.77	.61	.589
661-ELZA350E681MJ20S	ELZA350ELL681MJ20S	A	680	10x20	1.43	.888	.706	.685
661-ELZA350E821MJ25S	ELZA350ELL821MJ25S	A	820	10x25	1.64	1.01	.803	.755
661-ELZA350E102MK20S	ELZA350ELL102MK20S	A	1000	12.5x20	1.88	1.17	.931	.813
661-ELZA350E152MK25S	ELZA350ELL152MK25S	A	1500	12.5x25	2.30	1.41	1.13	1.09

MHB SERIES 125°C SURFACE MOUNT ALUMINUM CAPACITORS

For quantities greater than listed, call for quote.

MOUSER STOCK NO.	United Chemi-Con Part No.	Fig.	Value (µF)	Case Size DxL (mm)	Price Each 1	100	500	1000
10 Volts								
661-EMHB100ADA331MHA	EMHB100ADA331MHA0G	B	330	8x10	.84	.631	.549	.463
661-EMHB100ADA471MJA	EMHB100ADA471MJA0G	B	470	10x10	1.03	.77	.673	.568
16 Volts								
661-EMHB160ADA101MHA	EMHB160ADA101MHA0G	B	100	8x10	.80	.599	.522	.441
661-EMHB160ADA221MHA	EMHB160ADA221MHA0G	B	220	8x10	.97	.728	.636	.536
25 Volts								
661-EMHB250ADA101MHA	EMHB250ADA101MHA0G	B	100	8x10	.98	.738	.643	.542
661-EMHB250ADA221MHA	EMHB250ADA221MHA0G	B	220	8x10	.72	.535	.47	.396
661-EMHB250ADA331MJA	EMHB250ADA331MJA0G	B	330	10x10	1.05	.792	.686	.579
35 Volts								
661-EMHB350ADA101MHA	EMHB350ADA101MHA0G	B	100	8x10	.98	.738	.643	.542
661-EMHB350ADA221MJA	EMHB350ADA221MJA0G	B	220	10x10	1.29	.974	.846	.714
661-EMHB350ADA470MHA	EMHB350ADA470MHA0G	B	47	8x10	.87	.653	.566	.477

MKA SERIES 105°C SMD (LEAD FREE) CAPACITORS

For quantities greater than listed, call for quote.

MOUSER STOCK NO.	United Chemi-Con Part No.	Fig.	Value (µF)	Case Size DxL (mm)	Price Each 1	100	500	1000
6.3 Volt								
661-MKA6.3V22RM	EMKA6R3ADA220MD55G	B	22	4x5.2	.35	.321	.296	.248
661-MKA6.3VC47RM	EMKA6R3ADA470ME55G	B	47	5x5.2	.40	.368	.328	.278
661-MKA6.3VC331M	EMKA6R3ADA331MHA0G	B	330	8x10	.88	.792	.722	.606
661-MKA6.3VC102M	EMKA6R3ADA102MJA0G	B	1,000	10x10	.64	.599	.535	.454
10 Volt								
661-MKA10VC33RM	EMKA100ADA330ME55G	B	33	5x5.2	.82	.728	.689	.552
661-MKA10VC101M	EMKA100ADA101MF80G	B	100	6.3x7.7	.60	.552	.492	.417
661-MKA10VC221M	EMKA100ADA221MHA0G	B	220	8x10	.89	.822	.733	.622
16 Volt								
661-MKA16VC10RM	EMKA160ADA100MD55G	B	10	4x5.2	.35	.321	.296	.248
661-MKA16VC22RM	EMKA160ADA220ME55G	B	22	5x5.2	.82	.728	.689	.552
661-MKA16VC47RM	EMKA160ADA470MF55G	B	47	6.3x5.2	.30	.278	.251	.214
661-MKA16VC471M	EMKA160ADA471MJA0G	B	470	10x10	1.08	.997	.89	.755
25 Volt								
661-MKA25VC33RM	EMKA250ADA330MF55G	B	33	6.3x5.2	.42	.389	.348	.294
661-MKA25VC47RM	EMKA250ADA470MF80G	B	47	6.3x7.7	.55	.505	.45	.382
661-MKA25VC101M	EMKA250ADA101MHA0G	B	100	8x10	.88	.792	.722	.606
661-MKA25VC331M	EMKA250ADA331MJA0G	B	330	10x10	1.21	1.12	1.00	.849
35 Volt								
661-MKA35VC4R7M	EMKA350ADA4R7MD55G	B	4.7	4x5.2	.35	.321	.296	.248
661-MKA35VC10RM	EMKA350ADA100ME55G	B	10	5x5.2	.82	.728	.689	.552
661-MKA35VC22RM	EMKA350ADA220MF55G	B	22	6.3x5.2	.42	.385	.343	.291
661-MKA35VC33RM	EMKA350ADA330MF80G	B	33	6.3x7.7	.55	.505	.45	.382
661-MKA35VC221M	EMKA350ADA221MJA0G	B	220	10x10	.74	.663	.615	.498
50 Volt								
661-MKA50VCR10M	EMKA500ADAR10MD55G	B	0.1	4x5.2	.35	.321	.296	.248
661-MKA50VCR22M	EMKA500ADAR22MD55G	B	0.22	4x5.2	.16	.154	.137	.117
661-MKA50VCR47M	EMKA500ADAR47MD55G	B	0.47	4x5.2	.35	.321	.296	.248
661-MKA50VC1R0M	EMKA500ADA1R0MD55G	B	1	4x5.2	.35	.321	.296	.248
661-MKA50VC2R2M	EMKA500ADA2R2MD55G	B	2.2	4x5.2	.35	.321	.296	.248
661-MKA50VC4R7M	EMKA500ADA4R7ME55G	B	4.7	5x5.2	.69	.428	.364	.274
661-MKA50VC10RM	EMKA500ADA100MF55G	B	10	6.3x5.2	.46	.332	.246	.226
661-MKA50VC22RM	EMKA500ADA220MF80G	B	22	6.3x7.7	.58	.539	.482	.408
661-MKA50VC33RM	EMKA500ADA330MHA0G	B	33	8x10	.85	.779	.696	.59
661-MKA50VC101M	EMKA500ADA101MJA0G	B	100	10x10	1.03	.95	.847	.719

MHJ SERIES 125°C SURFACE MOUNT ALUMINUM CAPACITORS

For quantities greater than listed, call for quote.

MOUSER STOCK NO.	United Chemi-Con Part No.	Fig.	Value (µF)	Case Size DxL (mm)	Price Each 1	100	500	1000
10 Volt								
661-EMHJ100ADA221MHA	EMHJ100ADA221MHA0G	B	220	8x10	.85	.642	.555	.468
661-EMHJ100ADA331MHA	EMHJ100ADA331MHA0G	B	330	8x10	.85	.642	.555	.468
661-EMHJ100ADA471MJA	EMHJ100ADA471MJA0G	B	470	10x10	1.13	.845	.738	.623
16 Volts								
661-EMHJ160ADA101MF8	EMHJ160ADA101MF80G	B	100	6.3x7.7	.63	.471	.415	.35
661-EMHJ160ADA221MHA	EMHJ160ADA221MHA0G	B	220	8x10	.85	.642	.555	.468
661-EMHJ160ADA331MJA	EMHJ160ADA331MJA0G	B	330	10x10	1.13	.845	.738	.623
661-EMHJ160ADA471MJA	EMHJ160ADA471MJA0G	B	47	10x10	1.13	.845	.738	.623
25 Volts								
661-EMHJ250ADA101MHA	EMHJ250ADA101MHA0G	B	100	8x10	.85	.642	.555	.468
661-EMHJ250ADA221MJA	EMHJ250ADA221MJA0G	B	220	10x10	1.13	.845	.738	.623
661-EMHJ250ADA331MJA	EMHJ250ADA331MJA0G	B	330	10x10	1.13	.845	.738	.623
35 Volts								
661-EMHJ350ADA101MHA	EMHJ350ADA101MHA0G	B	100	8x10	.85	.642	.555	.468
661-EMHJ350ADA221MJA	EMHJ350ADA221MJA0G	B	220	10x10	1.13	.845	.738	.623
661-EMHJ350ADA470MF8	EMHJ350ADA470MF80G	B	470	6.3x7.7	.63	.471	.415	.35

MZJ SERIES 105°C SURFACE MOUNT ALUMINUM CAPACITORS

For quantities greater than listed, call for quote.

MOUSER STOCK NO.	United Chemi-Con Part No.	Fig.	Value (µF)	Case Size DxL (mm)	Price Each 1	100	500	1000
6.3 Volts								
661-EMZJ6R3A152MJA0G	EMZJ6R3ADA152MJA0G	B	1500	10x10	.79	.373	.333	.321
661-EMZJ6R3A182MJA0G	EMZJ6R3ADA182MJA0G	B	1800	10x10	1.29	.749	.396	.35
661-EMZJ6R3A331MF80G	EMZJ6R3ADA331MF80G	B	330	6.3x7.7	.64	.355	.242	.154
10 Volts								
661-EMZJ100A102MJA0G	EMZJ100ADA102MJA0G	B	1000	10x10	.70	.428	.342	.332
661-EMZJ100A122MJA0G	EMZJ100ADA122MJA0G	B	1200	10x10	.78	.393	.345	.321
16 Volts								
661-EMZJ160A151MF80G	EMZJ160ADA151MF80G	B	150	6.3x7.7	.41	.171	.128	.127
661-EMZJ160A221MF80G	EMZJ160ADA221MF80G	B	220	6.3x7.7	.75	.414	.246	.188
661-EMZJ160A681MJA0G	EMZJ160ADA681MJA0G	B	680	10x10.3	1.28	.738	.396	.34
25 Volts								
661-EMZJ250A331MHA0G	EMZJ250ADA331MHA0G	B	330	8x10	.84	.30	.29	.285
661-EMZJ250A471MJA0G	EMZJ250ADA471MJA0G	B	470	10x10	.76	.51	.407	.397
661-EMZJ250A561MJA0G	EMZJ250ADA561MJA0G	B	560	10x10	1.14	.439	.425	.422
35 Volts								
661-EMZJ350A100MD61G	EMZJ350ADA100MD61G	B	10	4x5.8	.54	.223	.186	.174
661-EMZJ350A101MF80G	EMZJ350ADA101MF80G	B	100	6.3x7.7	.48	.385	.357	.333
661-EMZJ350A151MHA0G	EMZJ350ADA151MHA0G	B	150	8x10	1.87	.943	.881	.827
661-EMZJ350A220ME61G	EMZJ350ADA220ME61G	B	22	5x5.8	.58	.439	.332	.278
661-EMZJ350A221MHA0G	EMZJ350ADA221MHA0G	B	220	8x10	1.63	.813	.599	.526
661-EMZJ350A330MF61G	EMZJ350ADA330MF61G	B	33	6.3x5.8	.77	.429	.195	.188
661-EMZJ350A331MJA0G	EMZJ350ADA331MJA0G	B	330	10x10	1.12	.614	.503	.464
661-EMZJ350A391MJA0G	EMZJ350ADA391MJA0G	B	390	10x10	2.00	1.53	1.17	1.01
661-EMZJ350A470MF61G	EMZJ350ADA470MF61G	B	47	6.3x5.8	.65	.228	.203	.193
661-EMZJ350A680MF61G	EMZJ350ADA680MF61G	B	68	6.3x5.8	.49	.323	.292	.254

© Copyright 2013 Mouser Electronics
© Copyright 2013 Mouser Electronics

VISHAY BC COMPONENTS Aluminum Electrolytic Chip Capacitors

RoHS Compliant **This product is RoHS compliant.**

146CTI SERIES 125°C, LOW IMPEDANCE

Features:

- Polarized, non-solid electrolyte, self-healing
- Charge and discharge proof, no peak current limitation
- Operating temperature range: -55°C to +125°C

Applications:

- SMD technology, for high temperature reflow soldering
- Industrial and professional applications
- Automotive, general industrial, telecom
- Smoothing, filtering, buffering



For quantities greater than listed, call for quote.

MOUSER STOCK NO.	Vishay Part No.	Value (uF)	Case Size LxWxH (mm)	Tolerance	Price Each				
					1	25	50	100	500
16 Volts									
594-MAL214699501E3	MAL214699501E3	330	10x10x10	20	2.74	2.27	2.00	1.87	1.06
594-MAL214699502E3	MAL214699502E3	470	10x10x12	20	2.97	2.46	2.17	1.29	1.16
594-MAL214699503E3	MAL214699503E3	680	10x10x12	20	3.46	2.86	2.53	1.51	1.35
594-MAL214699504E3	MAL214699504E3	1000	12.5x12.5x16	20	4.14	3.42	3.19	3.02	2.12
594-MAL214699505E3	MAL214699505E3	1500	16x16x16	20	4.07	3.41	2.80	2.14	1.75
594-MAL214699506E3	MAL214699506E3	2200	16x16x16	20	4.07	3.41	2.80	2.14	1.75
594-MAL214699507E3	MAL214699507E3	3300	16x16x21	20	5.31	4.98	2.73	2.23	2.05
594-MAL214699508E3	MAL214699508E3	3300	18x18x16	20	6.28	5.32	4.34	3.28	2.70
594-MAL214699509E3	MAL214699509E3	3900	18x18x21	20	8.12	7.63	4.18	3.45	3.19
594-MAL214699511E3	MAL214699511E3	4700	18x18x21	20	8.12	7.63	4.18	3.45	3.19
25 Volts									
594-MAL214699601E3	MAL214699601E3	220	10x10x10	20	2.74	2.27	2.00	1.87	1.06
594-MAL214699602E3	MAL214699602E3	330	10x10x12	20	2.97	2.46	2.17	1.29	1.16
594-MAL214699603E3	MAL214699603E3	470	10x10x12	20	3.46	2.86	2.53	1.51	1.35
594-MAL214699604E3	MAL214699604E3	680	12.5x12.5x16	20	4.14	3.42	3.19	3.02	2.12
594-MAL214699605E3	MAL214699605E3	1000	16x16x16	20	3.04	2.79	2.73	2.43	2.18
594-MAL214699606E3	MAL214699606E3	1500	16x16x16	20	4.07	3.41	2.80	2.14	1.75
594-MAL214699607E3	MAL214699607E3	2200	16x16x21	20	5.31	4.98	2.73	2.23	2.05
594-MAL214699608E3	MAL214699608E3	2200	18x18x16	20	6.28	5.32	4.34	3.28	2.70
594-MAL214699609E3	MAL214699609E3	2700	18x18x21	20	8.12	7.63	4.18	3.45	3.19
35 Volts									
594-MAL214699001E3	MAL214699001E3	47	10x10x10	20	2.74	2.27	2.00	1.87	1.06
594-MAL214699002E3	MAL214699002E3	100	10x10x10	20	2.74	2.27	2.00	1.87	1.06
594-MAL214699003E3	MAL214699003E3	150	10x10x10	20	2.74	2.27	2.00	1.87	1.06
594-MAL214699004E3	MAL214699004E3	220	10x10x12	20	2.25	1.90	1.56	1.38	1.25
594-MAL214699005E3	MAL214699005E3	330	10x10x12	20	3.46	2.86	2.53	1.51	1.35
594-MAL214699006E3	MAL214699006E3	470	12.5x12.5x16	20	4.14	3.42	3.19	3.02	2.12
594-MAL214699007E3	MAL214699007E3	680	16x16x16	20	4.07	3.41	2.80	2.14	1.75
594-MAL214699008E3	MAL214699008E3	1000	16x16x16	20	3.95	3.34	2.73	2.43	2.18
594-MAL214699009E3	MAL214699009E3	1200	18x18x16	20	6.28	5.32	4.34	3.28	2.70
594-MAL214699011E3	MAL214699011E3	1500	16x16x21	20	5.31	4.98	2.73	2.23	2.05
594-MAL214699012E3	MAL214699012E3	1800	18x18x21	20	8.12	7.49	6.15	4.39	3.62
50 Volts									
594-MAL214699101E3	MAL214699101E3	47	10x10x10	20	2.08	1.75	1.43	1.27	1.14
594-MAL214699102E3	MAL214699102E3	68	10x10x10	20	2.74	2.27	2.00	1.87	1.06
594-MAL214699103E3	MAL214699103E3	100	10x10x10	20	2.28	1.75	1.58	1.40	1.26
594-MAL214699104E3	MAL214699104E3	100	10x10x12	20	2.25	1.90	1.56	1.38	1.25
594-MAL214699105E3	MAL214699105E3	150	10x10x12	20	2.97	2.46	2.17	1.29	1.16
594-MAL214699106E3	MAL214699106E3	220	10x10x12	20	3.46	2.86	2.53	1.51	1.35
594-MAL214699107E3	MAL214699107E3	330	12.5x12.5x16	20	4.14	3.42	3.19	3.02	2.12
594-MAL214699108E3	MAL214699108E3	470	16x16x16	20	3.95	3.34	2.73	2.43	2.18
594-MAL214699109E3	MAL214699109E3	680	16x16x16	20	3.04	2.79	2.73	2.43	2.18
594-MAL214699111E3	MAL214699111E3	1000	16x16x21	20	5.01	4.24	3.47	3.08	2.77
594-MAL214699112E3	MAL214699112E3	1000	18x18x16	20	6.38	5.98	4.34	3.28	2.70
594-MAL214699113E3	MAL214699113E3	1200	18x18x21	20	7.65	6.47	5.30	4.71	4.24
63 Volts									
594-MAL214699801E3	MAL214699801E3	22	10x10x10	20	2.74	2.27	2.00	1.87	1.06
594-MAL214699802E3	MAL214699802E3	33	10x10x10	20	2.74	2.27	2.00	1.87	1.06
594-MAL214699803E3	MAL214699803E3	47	10x10x10	20	2.74	2.27	2.00	1.87	1.06
594-MAL214699804E3	MAL214699804E3	68	10x10x10	20	2.74	2.27	2.00	1.87	1.06
594-MAL214699805E3	MAL214699805E3	100	10x10x12	20	2.97	2.46	2.17	1.29	1.16
594-MAL214699806E3	MAL214699806E3	100	10x10x12	20	3.46	2.86	2.53	1.51	1.35
594-MAL214699807E3	MAL214699807E3	150	10x10x12	20	3.46	2.86	2.53	1.51	1.35
594-MAL214699808E3	MAL214699808E3	220	12.5x12.5x16	20	4.14	3.42	3.19	3.02	2.12
594-MAL214699809E3	MAL214699809E3	330	16x16x16	20	3.95	3.34	2.73	2.43	2.18
594-MAL214699811E3	MAL214699811E3	470	16x16x16	20	3.32	3.05	2.99	2.62	2.39
594-MAL214699812E3	MAL214699812E3	680	18x18x16	20	6.49	5.57	4.57	4.06	3.65
594-MAL214699813E3	MAL214699813E3	820	16x16x21	20	5.31	4.98	2.73	2.23	2.05
594-MAL214699814E3	MAL214699814E3	1000	18x18x21	20	7.65	6.47	5.30	4.71	4.24

© Copyright 2013 Mouser Electronics

© Copyright 2013 Mouser Electronics

KEMET 125°C Low ESR Aluminum Organic Capacitors

The Capacitance Company
KEMET CHARGED.

RoHS Compliant **This product is RoHS compliant.**

KEMET's A700 Series, targets power management applications. With aluminum as the anode material, aluminum oxide as the dielectric, and a conductive polymer to replace the wet electrolytic historically used in aluminum capacitors, KEMET has advanced beyond existing aluminum organic capacitors. The KEMET A700 Series AO-CAP is also an ideal alternative to high-capacitance ceramics. Its outstanding high frequency performance helps reduce component counts, cost-effectively saving board space.

Features:

- Extremely low ESR
- High capacitance retention for superior performance at high operating frequencies
- Non-ignition failure mode
- No "dry-out" or "wear-out" related failure mechanism
- No voltage derating up to +125°C
- True surface-mount capability
- Overall lower placement costs
- PB free
- Self healing mechanism
- MSL3 packaging

Other ESR Ratings Available
Please contact a Mouser Customer Service Representative

DIMENSIONS: mm

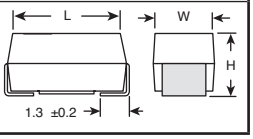

Case Size		L	W	H
KEMET	EIA			Max
V	7343-20	7.3±0.3	4.3±0.3	1.9±0.1
D	7343-31	7.3±0.3	4.3±0.3	2.8±0.3
X	7343-43	7.3±0.3	4.3±0.3	4.0±0.3
W	7343-43	7.3±0.3	4.3±0.3	1.5

Cross Reference Chart

KEMET AO	Panasonic SP
A700	EEF

A700 SERIES

RoHS Compliant

For quantities greater than listed, call for quote.

MOUSER STOCK NO.	KEMET Part No.	Volt (DC)	Value (µF)	Case Code	ESR mΩ 100kHz 25°C Max	DCL @VR µA +25°C Max	Ripple Current A rms 100kHz Max	Price Each 1	10	100	500	1000
80-A700W107M2E9	A700W107M002ATE009	2	100	W	9	12	5.6	3.75	3.56	3.00	2.25	1.87
80-A700V127M2E18	A700V127M002ATE018	2	120	V	18	14.4	3.9	3.19	3.03	2.55	1.92	1.59
80-A700V127M2E25	A700V127M002ATE025	2	120	V	25	14.4	3.3	2.92	2.75	2.33	1.75	1.46
80-A700V157M2E15	A700V157M002ATE015	2	150	V	15	18	4.2	2.61	2.16	1.81	1.33	.888
80-A700V157M002	A700V157M002ATE028	2	150	V	28	18	3.1	2.65	2.17	1.26	1.13	.792
80-A700D187M2E15	A700D187M002ATE015	2	180	D	15	21.6	4.1	3.10	2.95	2.62	1.86	1.55
80-A700D227M2E9	A700D227M002ATE009	2	220	D	9	26.4	5.3	3.93	3.25	2.73	1.53	1.34
80-A700D227M2E15	A700D227M002ATE015	2	220	D	15	26.4	4.1	3.49	2.89	2.42	1.36	1.19
80-A700D227M002	A700D227M002ATE018	2	220	D	18	26.4	3.7	3.26	2.71	2.27	1.27	1.11
80-A700X337M2E10	A700X337M002ATE010	2	330	X	10	39.6	4.7	4.17	3.97	3.34	2.50	2.09
80-A700X397M2E10	A700X397M002ATE010	2	390	X	10	46.8	4.7	4.04	3.60	3.15	1.63	1.51
80-A700X477M2E10	A700X477M002ATE010	2	470	X	10	56.4	4.7	4.17	3.97	3.34	2.50	2.09
80-A700V826M2R5E18	A700V826M2R5ATE018	2.5	82	V	18	12.3	3.9	2.41	2.29	1.93	1.44	1.21
80-A700D157M2R5E15	A700D157M2R5ATE015	2.5	150	D	15	22.5	4.1	3.10	2.95	2.62	1.86	1.55
80-A700X227M2R5E10	A700X227M2R5ATE010	2.5	220	X	10	33	4.7	4.17	3.97	3.34	2.50	2.09
80-A700X337M2R5E10	A700X337M2R5ATE010	2.5	330	X	10	49.5	4.7	5.62	5.34	4.49	2.94	2.38
80-A700V686M4E20	A700V686M004ATE020	4	68	V	20	16.3	3.7	2.33	1.98	1.74	1.46	.813
80-A700V686M4E28	A700V686M004ATE028	4	68	V	28	16.3	3.1	2.12	1.98	1.71	1.32	.792
80-A700V826M4E18	A700V826M004ATE018	4	82	V	18	19.7	3.9	2.41	2.29	1.93	1.44	1.21
80-A700D127M4E15	A700D127M004ATE015	4	120	D	15	28.8	4.1	3.10	2.95	2.62	1.86	1.55
80-A700D127M004	A700D127M004ATE018	4	120	D	18	28.8	3.7	3.26	2.71	2.27	1.27	1.11
80-A700D157M4E15	A700D157M004ATE015	4	150	D	15	36	4.1	3.10	2.95	2.62	1.86	1.55
80-A700D187M4E15	A700D187M004ATE015	4	180	D	15	43.2	4.1	4.26	4.04	3.40	2.56	2.13
80-A700D187M4E18	A700D187M004ATE018	4	180	D	18	43.2	3.7	3.99	3.79	3.19	2.40	1.99
80-A700X187M4E18	A700X187M004ATE018	4	180	X	18	44.9	3.5	3.85	3.42	3.00	1.55	1.44
80-A700X227M4E10	A700X227M004ATE010	4	220	X	10	52.8	4.7	4.17	3.53	2.44	2.01	1.87
80-A700X277M4E10	A700X277M004ATE010	4	270	X	10	64.8	4.7	4.17	3.97	3.34	2.50	2.09
80-A700X337M4E10	A700X337M004ATE010	4	330	X	10	79.2	4.7	5.62	5.34	4.49	2.94	2.38
80-A700V106M6E55	A700V106M006ATE055	6	10	V	55	3.8	2.2	2.12	1.98	1.71	1.32	.792
80-A700V107M6E15	A700V107M006ATE015	6	100	V	15	37.8	4.2	2.78	2.36	2.09	1.73	.974
80-A700D157M6E10	A700D157M006ATE010	6	150	D	10	56.7	5	3.62	3.07	2.71	1.44	1.26
80-A700V226M6E28	A700V226M006ATE028	6.3	22	V	28	5.5	3.1	2.92	2.77	2.33	1.75	1.46
80-A700V226M6E45	A700V226M006ATE045	6.3	22	V	45	5.5	2.4	2.65	2.51	2.12	1.59	1.33
80-A700V336M6E25	A700V336M006ATE025	6.3	33	V	25	8.3	3.3	2.39	1.98	1.74	1.46	.995
80-A700V476M6E18	A700V476M006ATE018	6.3	47	V	18	11.8	3.9	2.39	1.94	1.63	1.43	1.08
80-A700V476M006	A700V476M006ATE025	6.3	47	V	25	11.8	3.3	2.39	1.98	1.37	1.22	.813
80-A700V476M6E28	A700V476M006ATE028	6.3	47	V	28	11.8	3.1	2.65	2.17	1.26	1.13	.792
80-A700V566M6E25	A700V566M006ATE025	6.3	56	V	25	14.1	3.3	2.39	1.98	1.74	1.46	.995
80-A700V566M6E28	A700V566M006ATE028	6.3	56	V	28	14.1	3.1	2.65	2.17	1.26	1.13	.792
80-A700V686M6E18	A700V686M006ATE018	6.3	68	V	18	17.1	3.9	2.39	1.94	1.63	1.43	1.08
80-A700V686M6E25	A700V686M006ATE025	6.3	68	V	25	17.1	3.3	2.39	1.98	1.74	1.46	.995
80-A700V826M6E18	A700V826M006ATE018	6.3	82	V	18	20.7	3.9	3.19	3.03	2.55	1.92	1.59
80-A700V826M6E25	A700V826M006ATE025	6.3	82	V	25	20.7	3.3	2.92	2.77	2.33	1.75	1.46
80-A700D107M6E15	A700D107M006ATE015	6.3	100	D	15	25.2	4.1	3.49	2.89	2.42	1.36	1.19
80-A700D107M006	A700D107M006ATE018	6.3	100	D	18	25.2	3.7	3.26	2.71	2.27	1.27	1.11
80-A700D127M6E15	A700D127M006ATE015	6.3	120	D	15	30.2	4.1	4.04	3.60	3.25	1.63	1.51
80-A700D127M6E18	A700D127M006ATE018	6.3	120	D	18	30.2	3.7	3.99	3.79	3.19	2.40	1.99
80-A700X157M6E10	A700X157M006ATE010	6.3	150	X	10	37.8	4.7	4.04	3.60	2.58	1.63	1.51
80-A700X187M6E10	A700X187M006ATE010	6.3	180	X	10	45.4	4.7	4.04	3.60	3.25	1.63	1.51
80-A700V226M8E28	A700V226M008ATE028	8	22	V	28	7.0	3.1	2.92	2.77	2.33	1.75	1.46
80-A700V226M8E45	A700V226M008ATE045	8	22	V	45	7.0	2.4	2.65	2.51	2.12	1.59	1.33
80-A700V336M8E18	A700V336M008ATE018	8	33	V	18	10.6	3.9	2.39	1.94	1.63	1.43	1.08
80-A700D566M8E15	A700D566M008ATE015	8	56	D	15	17.9	4.1	4.26	4.04	3.40	2.56	2.13
80-A700D566M8E18	A700D566M008ATE018	8	56	D	18	17.9	3.7	3.99	3.79	3.19	2.40	1.99
80-A700D686M8E18	A700D686M008ATE018	8	68	D	18	21.8	3.7	3.99	3.79	3.19	2.40	1.99
80-A700X107M8E10	A700X107M008ATE010	8	100	X	10	32	4.7	3.96	3.64	2.44	2.01	1.87
80-A700V336M10E18	A700V336M010ATE018	10	33	V	18	13.2	3.9	2.39	1.94	1.63	1.43	1.08
80-A700D566M10E15	A700D566M010ATE015	10	56	D	15	22.4	4.1	4.26	4.04	3.40	2.56	2.13
80-A700D686M10E15	A700D686M010ATE015	10	68	D	15	27.2	4.1	4.17	3.53	2.44	2.01	1.87
80-A700D686M10E18	A700D686M010ATE018	10	68	D	18	27.2	3.7	3.85	3.42	3.10	1.55	1.44
80-A700X107M10E10	A700X107M010ATE010	10	100	X	10	40	4.7	4.23	3.64	2.44	2.01	1.87
80-A700X127M10E10	A700X127M010ATE010	10	120	X	10	48	4.7	5.62	4.92	4.49	2.46	2.46
80-A700X157M10E10	A700X157M010ATE010	10	150	X	10	60	4.7	4.39	4.17	3.42	2.63	2.19
80-A700V106M12RE40	A700V106M12RATE040	12.5	10	V	40	70.5	2.6	2.57	2.18	1.93	1.61	.899
80-A700V106M12E60	A700V106M12RATE060	12.5	10	V	60	5	2.1	2.94	2.79	2.35	1.77	1.48
80-A700V156M12E40	A700V156M12RATE040	12.5	15	V	40	7.5	2.6	3.05	2.90	2.44	1.83	1.53
80-A700V226M12E30	A700V226M12RATE030	12.5	22	V	30	11	3	3.36	3.16	3.00	2.73	2.53
80-A700D476M12RE25	A700D476M12RATE025	12.5	47	D	25	55.4	3.2	3.34	2.84	2.50	1.33	1.17
80-A700X107M12RE15	A700X107M12RATE015	12.5	100	X	15	55.4	3.9	4.43	3.94	3.56	1.78	1.66
80-A700V685M16E70	A700V685M016ATE070	16	6.8	V	70	4.3	1.9	3.41	3.05	2.77	2.56	2.14
80-A700V825M16E45	A700V825M016ATE045	16	8.2	V	45	5.2	2.4	3.05	2.57	2.19	1.61	1.44
80-A700V106M16E45	A700V106ATE045	16	10	V	45	6.4	2.4	2.57	2.18	1.93	1.61	.899
80-A700V156M16E40	A700V156M016ATE040	16	15	V	40	14.4	2.6	2.78	2.36	2.09	1.73	.974
80-A700D226M16E30	A700D226M016ATE030	16	22	D	30	21.1	2.9	3.19	2.71	2.39	1.27	1.11

© Copyright 2013 Mouser Electronics
© Copyright 2013 Mouser Electronics

NICHICON Polymer Aluminum Electrolytic Capacitors

nichicon

RoHS Compliant **This product is RoHS compliant.**

CV AND CX SERIES CHIP TYPE, HIGH VOLTAGE/LONG LIFE

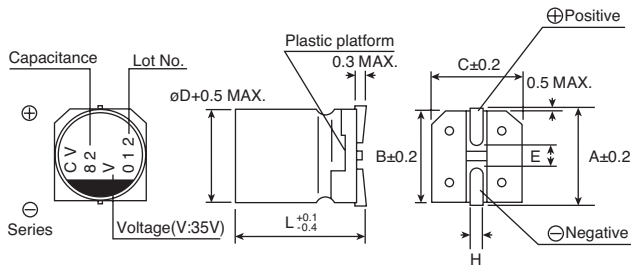



DIMENSIONS: mm

Size	ø6.3 x 6L	ø8 x 7L	ø8 x 10L	ø8 x 12L	ø10 x 8L	ø10 x 10L	ø10 x 12.7L
øD	6.3	8.0	8.0	8.0	10.0	10.0	10.0
L	5.9	6.9	9.9	11.9	7.9	9.9	12.6
A	7.3	9.0	9.0	9.0	11.0	11.0	11.0
B	6.6	8.3	8.3	8.3	10.3	10.3	10.3
C	6.6	8.3	8.3	8.3	10.3	10.3	10.3
E	2.1	3.2	3.2	3.2	4.6	4.6	4.6
H	0.5 to 0.8	0.8 to 1.1	0.8 to 1.1	0.8 to 1.1	0.8 to 1.1	0.8 to 1.1	0.8 to 1.1

CV Series

Features:

- High voltage (to 63V), Low ESR, High ripple current.
- Load life of 3000 hours at 105°C.
- SMD type : Lead free reflow soldering condition at 260°C peak correspondence.
- Compliant to the RoHS directive (2002/95/EC).

For quantities greater than listed, call for quote.

MOUSER STOCK NO.		Value (µF)	Case Size DxL (mm)	ESR (mΩ) (@ 100kHz 20°C)	Price Each			
Mfr.	Mfr. Part No.				1	25	100	500
16V								
647—	PCV1C560MCL1GS	56	6.3 x 6	50	1.67	1.62	1.34	.794
647—	PCV1C101MCL1GS	100	8 x 7	36	1.92	1.85	1.53	1.25
647—	PCV1C221MCL6GS	220	8 x 10	27	2.73	2.64	2.41	1.27
647—	PCV1C221MCL1GS	220	10 x 8	31	2.73	2.64	2.41	1.27
647—	PCV1C271MCL1GS	270	8 x 12	26	2.62	2.55	2.32	1.16
647—	PCV1C331MCL1GS	330	10 x 10	26	3.32	3.22	2.93	1.56
647—	PCV1C471MCL1GS	470	10 x 12.7	25	3.95	3.82	3.56	1.72
647—	PCV1C681MCL2GS	680	10x12.7	19	4.40	4.04	3.73	1.93
20V								
647—	PCV1D470MCL1GS	47	6.3 x 6	55	1.67	1.62	1.34	.794
647—	PCV1D680MCL1GS	68	8 x 7	45	1.83	1.78	1.48	1.21
647—	PCV1D151MCL6GS	150	8 x 10	28	2.33	2.26	2.05	1.09
647—	PCV1D151MCL1GS	150	10 x 8	33	2.60	2.51	2.29	1.22
647—	PCV1D221MCL1GS	220	8 x 12	27	2.77	2.69	2.44	1.22
647—	PCV1D271MCL1GS	270	10 x 10	27	3.52	3.40	3.10	1.65
647—	PCV1D331MCL1GS	330	10 x 12.7	26	4.00	3.88	3.54	1.77
647—	PCV1D471MCL2GS	470	10x12.7	20	4.29	3.94	3.65	1.89
25V								
647—	PCV1E330MCL1GS	33	6.3 x 6	60	1.67	1.63	1.34	.794
647—	PCV1E470MCL2GS	47	6.3x6	49	1.06	.995	.921	.478
647—	PCV1E560MCL1GS	56	8 x 7	50	1.87	1.83	1.51	1.23
647—	PCV1E121MCL6GS	120	8 x 10	29	2.39	2.32	2.11	1.11
647—	PCV1E121MCL1GS	120	10 x 8	35	2.66	2.59	2.34	1.24
647—	PCV1E151MCL1GS	150	8 x 12	28	2.56	2.49	2.26	1.13
647—	PCV1E181MCL1GS	180	10 x 10	28	3.21	3.11	2.84	1.50
647—	PCV1E221MCL2GS	220	8x12	22	2.78	2.56	2.38	1.22
647—	PCV1E271MCL1GS	270	10 x 12.7	27	3.94	3.83	3.57	1.73
647—	PCV1E391MCL2GS	390	10x12.7	21	4.25	3.89	3.61	1.87
35V								
647—	PCV1V180MCL1GS	18	6.3 x 6	64	1.67	1.63	1.34	.794
647—	PCV1V270MCL1GS	27	8 x 7	55	1.72	1.62	1.38	1.13
647—	PCV1V390MCL2GS	39	8x7	52	1.71	1.56	1.44	.761
647—	PCV1V560MCL1GS	56	8 x 10	31	2.29	2.21	1.85	.957
647—	PCV1V680MCL1GS	68	10 x 8	37	2.58	2.38	2.27	1.21
647—	PCV1V820MCL1GS	82	8 x 12	29	2.41	2.26	2.11	1.06
647—	PCV1V101MCL1GS	100	10 x 10	29	3.68	3.00	2.70	1.43
647—	PCV1V121MCL7GS	120	8x12	23	3.43	3.16	2.93	1.50
647—	PCV1V151MCL1GS	150	10 x 12.7	28	4.71	4.28	3.48	1.74
50V								
647—	PCV1H8R2MCL1GS	8.2	6.3 x 6	81	1.70	1.61	1.36	.811
647—	PCV1H150MCL1GS	15	8 x 7	63	1.81	1.75	1.44	1.19
647—	PCV1H330MCL6GS	33	8 x 10	36	2.56	2.36	2.26	1.20
647—	PCV1H330MCL1GS	33	10 x 8	49	2.56	2.36	2.26	1.20
647—	PCV1H390MCL1GS	39	8 x 12	34	2.38	2.25	2.10	1.05
647—	PCV1H470MCL1GS	47	10 x 10	30	2.99	2.77	2.63	1.40
647—	PCV1H680MCL1GS	68	10 x 12.7	29	3.18	2.68	2.19	1.26
63V								
647—	PCV1J5R6MCL1GS	5.6	6.3 x 6	105	1.70	1.61	1.36	.811
647—	PCV1J100MCL1GS	10	8 x 7	75	1.75	1.57	1.41	1.16
647—	PCV1J220MCL6GS	22	8 x 10	37	2.46	2.32	2.17	1.16
647—	PCV1J220MCL1GS	22	10 x 8	56	2.46	2.32	2.17	1.16
647—	PCV1J270MCL1GS	27	8 x 12	35	2.33	2.19	2.04	1.03
647—	PCV1J330MCL1GS	33	10 x 10	31	2.96	2.73	2.61	1.39
647—	PCV1J470MCL1GS	47	10 x 12.7	30	3.67	3.40	3.24	1.62

CX Series

Features:

- High voltage (to 50V), low ESR, high ripple current, high reliability
- Long life of 1500 to 3000 hours at 125°C
- SMD type : Lead free reflow soldering condition at 260°C peak complete correspondence
- Adapted to the RoHS directive (2002/95/EC)

NEW PRODUCT

For quantities greater than listed, call for quote.

MOUSER STOCK NO.		Value (µF)	Case Size DxL (mm)	ESR (mΩ) (@ 100kHz 20°C)	Price Each			
Mfr.	Mfr. Part No.				1	25	100	500
16V								
647—	PCX1C470MCL1GS	47	6.3 x 6	55	1.53	1.23	1.04	.771
647—	PCX1C820MCL1GS	82	8 x 7	45	2.54	2.02	1.70	1.26
647—	PCX1C151MCL6GS	150	8 x 10	28	2.80	2.25	1.89	1.40
647—	PCX1C151MCL1GS	150	10 x 8	33	3.64	2.90	2.45	1.82
647—	PCX1C221MCL1GS	220	8 x 12	27	3.22	3.04	2.56	1.32
647—	PCX1C271MCL1GS	270	10 x 10	27	4.56	3.65	3.07	2.28
647—	PCX1C391MCL1GS	390	10 x 12.7	26	5.61	4.49	3.79	2.80
20V								
647—	PCX1D330MCL1GS	33	6.3 x 6	60	1.62	1.31	1.09	.813
647—	PCX1D560MCL1GS	56	8 x 7	50	2.63	2.11	1.78	1.32
647—	PCX1D121MCL6GS	120	8 x 10	29	4.04	3.23	2.72	2.01
647—	PCX1D121MCL1GS	120	10 x 8	35	4.04	3.23	2.72	2.01
647—	PCX1D151MCL1GS	150	8 x 12	28	3.38	3.19	2.69	1.39
647—	PCX1D181MCL1GS	180	10 x 10	28	4.75	3.80	3.21	2.38
647—	PCX1D271MCL1GS	270	10 x 12.7	27	5.98	4.78	4.04	2.99
25V								
647—	PCX1E220MCL1GS	22	6.3 x 6	65	1.67	1.34	1.12	.837
647—	PCX1E390MCL1GS	39	8 x 7	55	2.73	2.19	1.84	1.36
647—	PCX1E820MCL6GS	82	8 x 10	30	3.24	2.60	2.19	1.62
647—	PCX1E820MCL1GS	82	10 x 8	36	4.16	3.33	2.80	2.09
647—	PCX1E121MCL6GS	120	8 x 12	29	4.00	3.20	2.71	2.00
647—	PCX1E121MCL1GS	120	10 x 10	29	4.84	3.87	3.27	2.42
647—	PCX1E181MCL1GS	180	10 x 12.7	28	6.28	5.03	4.24	3.14
35V								
647—	PCX1V100MCL1GS	10	6.3 x 6	85	1.73	1.39	1.17	.87
647—	PCX1V180MCL1GS	18	8 x 7	60	2.89	2.30	1.95	1.43
647—	PCX1V390MCL6GS	39	8 x 10	35	3.49	2.79	2.35	1.74
647—	PCX1V390MCL1GS	39	10 x 8	41	4.44	3.56	3.01	2.21
647—	PCX1V560MCL1GS	56	8 x 12	33	4.06	3.82	3.22	1.67
647—	PCX1V680MCL1GS	68	10 x 10	30	5.68	4.55	3.83	2.85
647—	PCX1V101MCL1GS	100	10 x 12.7	29	7.22	5.78	4.87	3.61
50V								
647—	PCX1H5R6MCL1GS	5.6	6.3 x 6	105	1.77	1.41	1.20	.888
647—	PCX1H100MCL1GS	10	8 x 7	75	2.89	2.32	1.95	1.44
647—	PCX1H220MCL6GS	22	8 x 10	37	3.54	2.84	2.39	1.78
647—	PCX1H220MCL1GS	22	10 x 8	56	4.50	3.61	3.04	2.26
647—	PCX1H270MCL1GS	27	8 x 12	35	5.22	4.17	3.53	2.61
647—	PCX1H330MCL1GS	33	10 x 10	31	6.30	5.04	4.26	3.15
647—	PCX1H470MCL1GS	47	10 x 12.7	30	7.82	6.25	5.28	3.91

© Copyright 2013 Mouser Electronics

© Copyright 2013 Mouser Electronics

NICHICON Polymer Aluminum Electrolytic Capacitors

nichicon

RoHS Compliant This product is RoHS compliant.

CJ SERIES - HIGHER CAPACITANCE, LOW ESR

Features:
- Higher Capacitance
- Low ESR
- High ripple current
- Load life of 2000 hours at 105°C
- Lead free reflow soldering condition at 260°C

Specifications:
- Temperature Range: -55°C to +105°C
- Tolerance: ±20% at 120Hz, 20°C

For quantities greater than listed, call for quote.

MOUSER STOCK NO.	Nichicon Part No.	Value (µF)	Case Size DxL (mm) (Max)	ESR (at 100kHz 20°C)	Price Each 1	10	100	500
2.5V								
647-PCJ0E391MCL1GS	PCJ0E391MCL1GS	390	6.3 x 6	15	2.07	1.67	1.19	1.11
647-PCJ0E561MCL1GS	PCJ0E561MCL1GS	560	8 x 7	13	2.54	2.08	1.47	.813
647-PCJ0E821MCL1GS	PCJ0E821MCL1GS	820	8 x 12	9	2.80	2.29	1.12	.899
647-PCJ0E152MCL1GS	PCJ0E152MCL1GS	1500	8 x 12	9	2.80	2.29	1.12	.899
647-PCJ0E222MCL1GS	PCJ0E222MCL1GS	2200	10 x 10	10	2.19	1.82	1.61	.858
4V								
647-PCJ0G331MCL1GS	PCJ0G331MCL1GS	330	6.3 x 6	15	2.07	1.67	1.19	1.11
647-PCJ0G561MCL1GS	PCJ0G561MCL1GS	560	8 x 7	14	2.54	2.08	1.47	.813
647-PCJ0G561MCL9GS	PCJ0G561MCL9GS	560	8 x 12	9	2.54	2.08	1.47	.813
647-PCJ0G102MCL1GS	PCJ0G102MCL1GS	1000	10 x 8	13	2.80	2.29	1.12	.899
647-PCJ0G122MCL1GS	PCJ0G122MCL1GS	1200	8 x 12	9	2.80	2.29	1.12	.899
647-PCJ0G152MCL1GS	PCJ0G152MCL1GS	1500	8 x 12	9	2.80	2.29	1.12	.899
647-PCJ0G152MCL4GS	PCJ0G152MCL4GS	1500	10 x 10	10	2.80	2.29	1.12	.899
647-PCJ0G222MCL1GS	PCJ0G222MCL1GS	2200	10 x 12.7	9	2.45	2.00	1.08	.905
6.3V								
647-PCJ0J101MCL1GS	PCJ0J101MCL1GS	100	5 x 6	24	2.01	1.64	1.17	1.08
647-PCJ0J121MCL1GS	PCJ0J121MCL1GS	120	5 x 6	24	2.01	1.64	1.17	1.08
647-PCJ0J122MCL1GS	PCJ0J122MCL1GS	1200	10 x 10	12	2.80	2.29	1.12	.876
647-PCJ0J221MCL1GS	PCJ0J221MCL1GS	220	6.3 x 6	15	2.07	1.67	1.19	1.11
647-PCJ0J391MCL1GS	PCJ0J391MCL1GS	390	8 x 7	14	2.54	2.08	1.47	.813
647-PCJ0J821MCL1GS	PCJ0J821MCL1GS	820	8 x 12	10	2.80	2.29	1.12	.899
647-PCJ0J821MCL4GS	PCJ0J821MCL4GS	820	10 x 8	13	2.80	2.29	1.12	.899
647-PCJ0J152MCL1GS	PCJ0J152MCL1GS	1500	10 x 10	12	2.19	1.82	1.61	.858
647-PCJ0J182MCL1GS	PCJ0J182MCL1GS	1800	10 x 12.7	11	2.27	1.88	1.08	.905
10V								
647-PCJ1A680MCL1GS	PCJ1A680MCL1GS	68	5 x 6	28	2.01	1.64	1.17	1.08
647-PCJ1A121MCL1GS	PCJ1A121MCL1GS	120	6.3 x 6	25	2.07	1.67	1.19	1.11
647-PCJ1A271MCL1GS	PCJ1A271MCL1GS	270	8 x 7	21	2.54	2.08	1.47	.813
647-PCJ1A471MCL1GS	PCJ1A471MCL1GS	470	10 x 8	19	2.80	2.29	1.12	.899
647-PCJ1A681MCL1GS	PCJ1A681MCL1GS	680	10 x 10	13	2.19	1.82	1.61	.858
16V								
647-PCJ1C390MCL1GS	PCJ1C390MCL1GS	39	5 x 6	35	1.85	1.51	1.21	.995
647-PCJ1C680MCL1GS	PCJ1C680MCL1GS	68	6.3 x 6	28	2.07	1.67	1.19	1.11
647-PCJ1C121MCL1GS	PCJ1C121MCL1GS	120	8 x 7	24	2.54	2.08	1.47	.813
647-PCJ1C221MCL1GS	PCJ1C221MCL1GS	220	10 x 8	22	2.80	2.29	1.12	.899
647-PCJ1C331MCL1GS	PCJ1C331MCL1GS	330	10 x 10	16	2.19	1.82	1.61	.858

CF SERIES - CHIP TYPE, STANDARD

Features:
- Ultra low ESR
- High ripple current
- Load life of 2000 hours at 105°C
- Lead free reflow soldering condition at 260°C

Specifications:
- Temperature Range: -55°C to +105°C
- Tolerance: ±20% at 120Hz, 20°C

PRODUCT NEW

For quantities greater than listed, call for quote.

MOUSER STOCK NO.	Nichicon Part No.	Value (µF)	Case Size DxL (mm) (Max)	ESR (at 100kHz 20°C)	Price Each 1	10	100	500
2.5V								
647-PCF0E221MCL1GS	PCF0E221MCL1GS	220	6.3 x 6	20	1.62	1.35	.871	.812
647-PCF0E471MCL1GS	PCF0E471MCL1GS	470	8 x 7	20	1.50	1.34	.954	.809
647-PCF0E152MCL1GS	PCF0E152MCL1GS	1500	10 x 10	13	2.42	2.00	1.65	.948
4V								
647-PCF1D100MCL1GS	PCF1D100MCL1GS	10	5 x 6	120	1.11	.738	.679	.617
647-PCF0G101MCL1GS	PCF0G101MCL1GS	100	6.3 x 6	22	1.09	.735	.552	.518
647-PCF0G151MCL1GS	PCF0G151MCL1GS	150	6.3 x 6	22	1.62	1.35	.871	.812
647-PCF0G221MCL1GS	PCF0G221MCL1GS	220	8 x 7	21	1.62	1.35	.871	.812
647-PCF0G331MCL1GS	PCF0G331MCL1GS	330	8 x 7	21	1.50	1.34	.954	.809
647-PCF0G471MCL1GS	PCF0G471MCL1GS	470	10 x 8	17	2.07	1.69	1.20	.705
647-PCF0G681MCL1GS	PCF0G681MCL1GS	680	10 x 8	17	2.43	1.98	1.40	.827
647-PCF0G821MCL1GS	PCF0G821MCL1GS	820	10 x 10	13	1.89	1.56	1.16	.88
647-PCF0G122MCL1GS	PCF0G122MCL1GS	1200	10 x 12.7	10	2.01	1.61	1.49	1.07
6.3V								
647-PCF0J820MCL1GS	PCF0J820MCL1GS	82	6.3 x 6	23	1.09	.735	.552	.518
647-PCF0J121MCL1GS	PCF0J121MCL1GS	120	6.3 x 6	23	1.62	1.35	.871	.812
647-PCF0J151MCL1GS	PCF0J151MCL1GS	150	8 x 7	22	1.62	1.35	.871	.812
647-PCF0J221MCL1GS	PCF0J221MCL1GS	220	8 x 7	22	1.62	1.35	.871	.812
647-PCF0J331MCL1GS	PCF0J331MCL1GS	330	10 x 8	18	2.24	1.82	1.27	.76
647-PCF0J471MCL6GS	PCF0J471MCL6GS	470	10 x 8	18	1.79	1.23	.932	.875
647-PCF0J471MCL1GS	PCF0J471MCL1GS	470	10 x 10	16	1.79	1.24	.932	.876
647-PCF0J681MCL1GS	PCF0J681MCL1GS	680	10 x 10	14	2.55	2.08	1.48	.869
10V								
647-PCF1A4R7MCL1GB	PCF1A4R7MCL1GB	4.7	4 x 5.5	240	1.67	1.24	1.03	.696
647-PCF1A470MCL1GS	PCF1A470MCL1GS	47	6.3 x 6	26	1.73	1.41	1.01	.935
647-PCF1A560MCL1GS	PCF1A560MCL1GS	56	6.3 x 6	25	1.75	1.42	1.02	.947
647-PCF1A121MCL1GS	PCF1A121MCL1GS	120	8 x 7	23	1.83	1.50	1.06	.991
647-PCF1A151MCL6GS	PCF1A151MCL6GS	150	8 x 7	23	1.68	1.39	1.07	.75
647-PCF1A151MCL6GS	PCF1A151MCL6GS	150	8 x 7	23	1.68	1.39	1.07	.75
647-PCF1A151MCL1GS	PCF1A151MCL1GS	150	10 x 8	21	1.51	1.25	.962	.674
647-PCF1A271MCL1GS	PCF1A271MCL1GS	270	10 x 8	20	2.24	1.82	1.27	.76
647-PCF1A331MCL1GS	PCF1A331MCL1GS	330	10 x 8	20	1.79	1.23	.932	.875
647-PCF1A471MCL1GS	PCF1A471MCL1GS	470	10 x 10	16	2.45	2.00	1.41	.836
647-PCF1A561MCL1GS	PCF1A561MCL1GS	560	10 x 10	15	2.60	2.11	1.50	.884
16V								
647-PCF1C3R3MCL1GB	PCF1C3R3MCL1GB	3.3	4 x 5.5	260	1.67	1.40	1.13	1.03
647-PCF1C330MCL1GS	PCF1C330MCL1GS	33	6.3 x 6	31	1.77	1.43	1.03	.957
647-PCF1C390MCL1GS	PCF1C390MCL1GS	39	6.3 x 6	31	1.40	1.08	.827	.709
647-PCF1C560MCL1GS	PCF1C560MCL1GS	56	8 x 7	30	1.85	1.51	1.08	1.01
647-PCF1C820MCL1GS	PCF1C820MCL1GS	82	10 x 10	28	1.85	1.51	1.08	1.01
647-PCF1C151MCL1GS	PCF1C151MCL1GS	150	10 x 8	25	2.07	1.69	1.20	.705
647-PCF1C181MCL1GS	PCF1C181MCL1GS	180	10 x 8	25	2.07	1.69	1.20	.705
647-PCF1C221MCL1GS	PCF1C221MCL1GS	220	10 x 10	20	2.47	2.02	1.42	.845

DIMENSIONS: mm

CF, CG & CJ Series



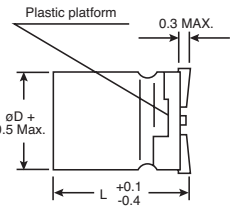

CF SERIES - CHIP TYPE, STANDARD (CONT.)

For quantities greater than listed, call for quote.

MOUSER STOCK NO.	Nichicon Part No.	Value (µF)	Case Size DxL (mm) (Max)	ESR (at 100kHz 20°C)	Price Each 1	10	100	500
20V								
647-PCF1D220MCL1GS	PCF1D220MCL1GS	22	6.3 x 6	50	1.27	1.05	.799	.686
647-PCF1D390MCL1GS	PCF1D390MCL1GS	39	8 x 7	45	2.24	1.82	1.29	.761
647-PCF1D680MCL1GS	PCF1D680MCL1GS	68	10 x 8	40	1.74	1.33	.998	.791
647-PCF1D820MCL1GS	PCF1D820MCL1GS	82	10 x 8	40	1.90	1.55	1.13	.886
647-PCF1D121MCL1GS	PCF1D121MCL1GS	120	10 x 10	35	2.19	1.75	1.31	.95
25V								
647-PCF1E6R8MCL1GS	PCF1E6R8MCL1GS	6.8	6.3 x 6	80	1.27	1.05	.799	.686
647-PCF1E100MCL1GS	PCF1E100MCL1GS	10	8 x 7	60	1.27	1.05	.799	.686
647-PCF1E220MCL1GS	PCF1E220MCL1GS	22	10 x 8	50	1.43	1.11	.81	.736
647-PCF1E470MCL1GS	PCF1E470MCL1GS	47	10 x 10	45	1.74	1.33	.998	.861
647-PCF1A121MCL1GS	PCF1A121MCL1GS	120	8 x 7	23	1.83	1.50	1.06	.991

CG SERIES - CHIP TYPE, HIGHER CAPACITANCE

PRODUCT NEW

Features:
- Higher Capacitance
- Low ESR
- High ripple current
- Load life of 2000 hours at 105°C
- Lead free reflow soldering condition at 260°C

Specifications:
- Temperature Range: -55°C to +105°C
- Tolerance: ±20% at 120Hz, 20°C

For quantities greater than listed, call for quote.

2.5V								
647-PCG0E221MCL1GS	PCG0E221MCL1GS	220	5 x 6	30	2.16	1.77	1.24	1.17
647-PCG0E331MCO1GS	PCG0E331MCO1GS	330	5 x 6	10	1.29	1.19	1.10	.662
647-PCG0E331MCL1GS	PCG0E331MCL1GS	330	5 x 6	30	1.29	1.19	1.10	.662
647-PCG0E561MCL1GS	PCG0E561MCL1GS	560	6.3 x 6	20	2.26	1.84	1.31	1.21
647-PCG0E821MCL1GS	PCG0E821MCL1GS	820	8 x 7	20	2.68	2.18	1.55	1.42
647-PCG0E272MCL1GS	PCG0E272MCL1GS	2700	10 x 10	12	2.63	2.17	1.79	1.03
647-PCG0E332MCL1GS	PCG0E332MCL1GS	3300	10 x 12.7	10	2.84	2.34	1.23	1.04
647-PCG0E472MCL1GS	PCG0E472MCL1GS	4700	10 x 12.7	10	2.11	1.94	1.79	1.07
4V								
647-PCG0G181MCL1GS	PCG0G181MCL1GS	180	5 x 6	32	2.16	1.77	1.24	1.17
647-PCG0G221MCO1GS	PCG0G221MCO1GS	440	5 x 6	15	1.26	1.16	1.07	.647
647-PCG0G221MCL1GS	PCG0G221MCL1GS	440	5 x 6	32	1.26	1.16	1.07	.647
647-PCG0G681MCL1GS	PCG0G681MCL1GS	680	8 x 7	21	2.68	2.18	1.55	1.42
647-PCG0G122MCL1GS	PCG0G122MCL1GS	1200	10 x 8	17	2.24	1.84	1.63	.868
647-PCG0G222MCL1GS	PCG0G222MCL1GS	2200	10 x 10	13	2.63	2.17	1.79	1.03
647-PCG0G272MCL1GS	PCG0G272MCL1GS	2700	10 x 12.7	11	2.84	2.34	1.23	1.04
647-PCG0G332MCL1GS	PCG0G332MCL1GS	3300	10 x 12.7	11	2.10	1.93	1.79	1.07
6.3V								
647-PCG0J151MCL1GS	PCG0J151MCL1GS	150	5 x 6	33	2.16	1.77	1.24	1.17
647-PCG0J181MCO1GS	PCG0J181MCO1GS	180	5 x 6	17	1.27	1.18	1.09	.655
647-PCG0J181MCL1GS	PCG0J181MCL1GS	180	5 x 6	33	1.27	1.18	1.09	.655
647-PCG0J271MCL1GS	PCG0J271MCL1GS	270	6.3 x 6	23	2.26	1.84	1.31	1.21
647-PCG0J331MCL1GS	PCG0J331MCL1GS	330	6.3 x 6	23	2.26	1.84	1.31	1.21
647-PCG0J471MCL1GS	PCG0J471MCL1GS	470	8 x 7	22	2.68	2.18	1.55	1.42
647-PCG0J102MCL1GS	PCG0J102MCL1GS	1000	10 x 8	18	2.24	1.84	1.63	.868
647-PCG0J182MCL1GS	PCG0J182MCL1GS	1800	10 x 10	14	2.63	2.17	1.79	1.03
647-PCG0J222MCL1GS	PCG0J222MCL1GS	2200	10 X 12.7	12	2.84	2.34	1.23	1.04
647-PCG0J272MCL1GS	PCG0J272MCL1GS	2700	10 x 12.7	12	2.13	1.95	1.82	1.08
10V								
647-PCG1A820MCL1GS	PCG1A820MCL1GS	82	5 x 6	35	2.16	1.77	1.24	1.17
647-PCG1A101MCL1GS	PCG1A101MCL1GS	100	5 x 6	35	1.21	1.10	1.03	.615
647-PCG1A151MCL1GS	PCG1A151MCL1GS	150	6.3 x 6	25	2.26	1.84	1.31	1.21
647-PCG1A181MCL1GS	PCG1A181MCL1GS	180	6.3 x 6	25	1.25	1.16	1.07	.645
647-PCG1A331MCL1GS	PCG1A331MCL1GS	330	8 x 7	23	2.68	2.18	1.55	1.42
647-PCG1A561MCL1GS	PCG1A561MCL1GS	560	10 x 8	20	2.24	1.84	1.63	.868
647-PCG1A821MCL1GS	PCG1A821MCL1GS	820	10 x 10	15	2.63	2.17	1.79	1.03
647-PCG1A102MCL1GS	PCG1A102MCL1GS	1000	10 x 12.7	13	2.84	2.34	1.23	1.04
647-PCG1A152MCL1GS	PCG1A152MCL1GS	1500	10 x 12.7	13	2.17	1.99	1.84	1.10
16V								
647-PCG1C470MCL1GS	PCG1C470MCL1GS	47	5 x 6	40	2.16	1.77	1.24	1.17
647-PCG1C560MCL1GS	PCG1C560MCL1GS	56	5 x 6	40	1.27	1.17	1.08	.652
647-PCG1C820MCL1GS	PCG1C820MCL1GS	82	6.3 x 6	30	2.26	1.84	1.31	1.21
647-PCG1C101MCL1GS	PCG1C101MCL1GS	100	6.3 x 6	30	1.36	1.25	1.16	.698
647-PCG1C151MCL1GS	PCG1C151MCL1GS	150	8 x 7	28	2.68	2.18	1.55	1.42
647-PCG1C271MCL1GS	PCG1C271MCL1GS	270	10 x 8	25	2.24	1.84	1.63	.868
647-PCG1C471MCL1GS	PCG1C471MCL1GS	470	10 x 10	20	2.63	2.17	1.79	1.03
647-PCG1C681MCL1GS	PCG1C681MCL1GS	680	10 x 12.7	18	2.84	2.34	1.23	1.04
647-PCG1C821MCL1GS	PCG1C821MCL1GS	820	10 x 12.7	18	2.19	2.01	1.86	1.12

© Copyright 2013 Mouser Electronics

© Copyright 2013 Mouser Electronics

NICHICON Polymer Aluminum Electrolytic Capacitors

RoHS Compliant **This product is RoHS compliant.**

LV SERIES - RADIAL TYPE, LONG LIFE ASSURANCE

Features:
- High voltage (to 63V)
- Low ESR, high ripple current
- Long life of 3000 hours at 105°C

Specifications:
- Temperature Range: -55 to +105°C
- Tolerance: ±20% at 120Hz, 20°C

PRODUCT NEW

For quantities greater than listed, call for quote.

MOUSER STOCK NO.	Nichicon Part No.	Value (µF)	Case Size DxL (mm) (Max)	ESR (@ 100kHz 20°C)	Price Each 1	10	100	500
16V								
647-PLV1C221MCL1TD	PLV1C221MCL1TD	220	8 x 9	26	2.34	1.94	1.29	1.17
647-PLV1C271MDL1TD	PLV1C271MDL1TD	270	8 x 12	24	2.46	2.00	1.28	1.14
647-PLV1C471MDL1TD	PLV1C471MDL1TD	470	10 x 13	23	4.09	3.32	2.12	1.69
20V								
647-PLV1D151MCL1TD	PLV1D151MCL1TD	150	8 x 9	27	2.24	1.85	1.24	1.11
647-PLV1D221MDL1TD	PLV1D221MDL1TD	220	8 x 12	25	2.66	2.17	1.41	1.27
647-PLV1D331MDL1TD	PLV1D331MDL1TD	330	10 x 13	24	3.41	2.77	1.77	1.58
25V								
647-PLV1E121MCL1TD	PLV1E121MCL1TD	120	8 x 9	28	2.24	1.85	1.23	1.10
647-PLV1E151MDL1TD	PLV1E151MDL1TD	150	8 x 12	26	2.40	1.95	1.24	1.11
647-PLV1E271MDL1TD	PLV1E271MDL1TD	270	10 x 13	25	4.09	3.32	2.12	1.69
35V								
647-PLV1V560MCL1TD	PLV1V560MCL1TD	56	8 x 9	29	2.24	1.81	1.17	1.04
647-PLV1V820MDL1TD	PLV1V820MDL1TD	82	8 x 12	27	2.24	1.82	1.16	1.04
50V								
647-PLV1H330MCL1TD	PLV1H330MCL1TD	33	8 x 9	32	2.28	1.85	1.19	1.07
647-PLV1H390MDL1TD	PLV1H390MDL1TD	39	8 x 12	29	2.21	1.80	1.16	1.03
647-PLV1H680MDL1TD	PLV1H680MDL1TD	68	10 x 13	28	3.66	2.97	1.90	1.52
63V								
647-PLV1J270MDL1TD	PLV1J270MDL1TD	27	8 x 12	33	2.17	1.77	1.12	1.01
80V								
647-PLV1K100MCL1TD	PLV1K100MCL1TD	10	8 x 9	40	2.95	2.72	1.50	1.29
647-PLV1K120MDL1TD	PLV1K120MDL1TD	12	8 x 12	38	3.36	3.07	1.70	1.48
647-PLV1K220MDL1TD	PLV1K220MDL1TD	22	10 x 13	35	5.33	4.88	2.71	2.34
100V								
647-PLV2A100MDL1TD	PLV2A100MDL1TD	10	8 x 12	42	3.56	3.26	1.81	1.57
647-PLV2A180MDL1TD	PLV2A180MDL1TD	18	10 x 13	38	5.68	5.20	2.89	2.50

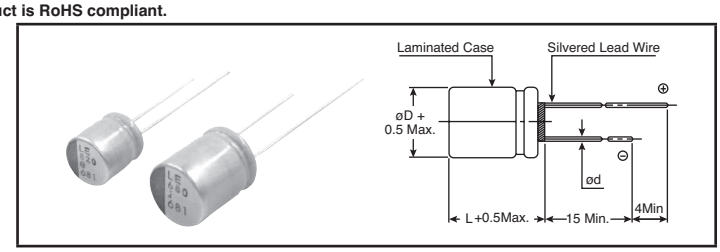

LE SERIES - ULTRA LOW ESR

Features:
- Ultra Low ESR
- High ripple current
- Load life of 2000 hours at 105°C
- Lead free reflow soldering condition at 260°C

Specifications:
- Temperature Range: -55°C to +105°C
- Tolerance: ±20% at 120Hz, 20°C

For quantities greater than listed, call for quote.

MOUSER STOCK NO.	Nichicon Part No.	Value (µF)	Case Size DxL (mm) (Max)	ESR (@ 100kHz 20°C)	Price Each 1	10	100	500
2.5V								
647-PLE0E561MCO1	PLE0E561MCO1	560	8 x 9	5	1.98	1.61	1.19	.921
647-PLE0E821MCO6	PLE0E821MCO6	820	8 x 9	5	1.90	1.55	1.14	.892
647-PLE0E821MDO1	PLE0E821MDO1	820	8 x 12	5	1.98	1.61	1.19	.921
647-PLE0E102MDO1	PLE0E102MDO1	1000	10 x 13	5	2.09	1.68	1.11	.989
647-PLE0E152MDO1	PLE0E152MDO1	1500	10 x 13	5	2.09	1.68	1.11	.989
4.0V								
647-PLE0G561MCO1	PLE0G561MCO1	560	8 x 9	5	1.98	1.61	1.19	.921
647-PLE0G681MDO1	PLE0G681MDO1	680	8 x 12	5	1.98	1.61	1.19	.921
647-PLE0G821MDO1	PLE0G821MDO1	820	10 x 13	5	2.09	1.68	1.11	.989
647-PLE0G122MDO1	PLE0G122MDO1	1200	10 x 13	5	2.09	1.68	1.11	.989
6.3V								
647-PLE0J471MDO1	PLE0J471MDO1	470	8 x 12	5	1.98	1.61	1.19	.921
647-PLE0J681MDO1	PLE0J681MDO1	680	10 x 13	5	2.01	1.61	1.07	.947
647-PLE0J821MDO1	PLE0J821MDO1	820	10 x 13	5	2.09	1.68	1.11	.989

LX SERIES - RADIAL TYPE, LONG LIFE ASSURANCE

Features:
- High reliability, high voltage (to 50V)
- Low ESR, high ripple current
- Long life of 3000 hours at 125°C

Specifications:
- Temperature Range: -55 to +125°C
- Tolerance: ±20% at 120Hz, 20°C

PRODUCT NEW

For quantities greater than listed, call for quote.

MOUSER STOCK NO.	Nichicon Part No.	Value (µF)	Case Size DxL (mm) (Max)	ESR (@ 100kHz 20°C)	Price Each 1	10	100	500
16V								
647-PLX1C151MCL1TD	PLX1C151MCL1TD	150	8 x 9	26	3.02	2.43	2.03	1.79
647-PLX1C221MDL1TD	PLX1C221MDL1TD	220	8 x 12	25	3.35	2.77	2.45	2.03
647-PLX1C391MDL1TD	PLX1C391MDL1TD	390	10 x 13	23	5.75	4.59	3.87	3.30
20V								
647-PLX1D121MCL1TD	PLX1D121MCL1TD	120	8 x 9	27	3.15	2.51	2.12	1.81
647-PLX1D151MDL1TD	PLX1D151MDL1TD	150	8 x 12	26	3.58	2.88	2.43	2.07
647-PLX1D271MDL1TD	PLX1D271MDL1TD	270	10 x 13	24	5.59	4.47	3.76	3.21
25V								
647-PLX1E820MCL1TD	PLX1E820MCL1TD	82	8 x 9	28	3.23	2.59	2.18	1.86
647-PLX1E121MDL1TD	PLX1E121MDL1TD	120	8 x 12	27	4.04	3.23	2.72	2.32
647-PLX1E181MDL1TD	PLX1E181MDL1TD	180	10 x 13	25	5.85	4.68	3.95	3.37
35V								
647-PLX1V390MCL1TD	PLX1V390MCL1TD	39	8 x 9	33	3.36	2.69	2.27	1.93
647-PLX1V560MDL1TD	PLX1V560MDL1TD	56	8 x 12	31	4.06	3.24	2.73	2.33
647-PLX1V101MDL1TD	PLX1V101MDL1TD	100	10 x 13	28	6.15	4.92	4.15	3.54
50V								
647-PLX1H220MCL1TD	PLX1H220MCL1TD	22	8 x 9	35	3.40	2.72	2.29	1.96
647-PLX1H270MDL1TD	PLX1H270MDL1TD	27	8 x 12	33	4.18	3.35	2.81	2.41
647-PLX1H470MDL1TD	PLX1H470MDL1TD	47	10 x 13	29	6.27	5.02	4.23	3.61

LF SERIES - RADIAL LEAD TYPE, STANDARD

Features:
- Ultra Low ESR
- High ripple current
- Load life of 2000 hours at 105°C
- Lead free reflow soldering condition at 260°C

Specifications:
- Temperature Range: -55°C to +105°C
- Tolerance: ±20% at 120Hz, 20°C

For quantities greater than listed, call for quote.

MOUSER STOCK NO.	Nichicon Part No.	Value (µF)	Case Size DxL (mm) (Max)	ESR (@ 100kHz 20°C)	Price Each 1	10	100	500
2.5V								
647-PLF0E561MCO1	PLF0E561MCO1	560	8 x 9	6	1.10	.824	.542	.465
647-PLF0E681MDO1	PLF0E681MDO1	680	8 x 12	6	.88	.654	.41	.318
647-PLF0E821MCO6	PLF0E821MCO6	820	8 x 9	7	1.68	1.24	.79	.61
647-PLF0E821MDO1	PLF0E821MDO1	820	8 x 12	6	.88	.654	.41	.318
647-PLF0E102MDO1	PLF0E102MDO1	1000	10 x 13	7	1.56	1.23	.829	.705
4.0V								
647-PLF0G561MCO6	PLF0G561MCO6	560	8 x 9	7	1.84	1.35	.859	.778
647-PLF0G561MDO1	PLF0G561MDO1	560	8 x 12	7	.88	.654	.41	.318
647-PLF0G681MDO1	PLF0G681MDO1	680	8 x 12	6	1.05	.805	.522	.448
647-PLF0G821MDO1	PLF0G821MDO1	820	10 x 13	6	1.05	.805	.522	.448
6.3V								
647-PLF0J471MCO6	PLF0J471MCO6	470	8 x 9	7	1.90	1.40	.897	.828
647-PLF0J471MDO1	PLF0J471MDO1	470	8 x 12	7	.88	.654	.41	.318
647-PLF0J681MDO1	PLF0J681MDO1	680	10 x 13	6	1.78	1.40	.942	.799
10V								
647-PLF1A271MDO1	PLF1A271MDO1	270	8 x 12	8	.96	.732	.477	.409
647-PLF1A471MDO1	PLF1A471MDO1	470	10 x 13	7	1.23	.945	.609	.523
16V								
647-PLF1C271MDO1	PLF1C271MDO1	270	8 x 12	9	.96	.732	.477	.409
647-PLF1C471MDO1	PLF1C471MDO1	470	10 x 13	9	1.23	.945	.609	.523

LG SERIES - RADIAL LEAD TYPE, HIGHER CAPACITANCE

Features:
- Ultra Low ESR
- High ripple current
- Load life of 2000 hours at 105°C
- Lead free reflow soldering condition at 260°C

Specifications:
- Temperature Range: -55°C to +105°C
- Tolerance: ±20% at 120Hz, 20°C

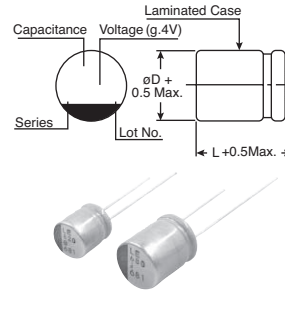

Voltage Code	V
e	2.5
g	4
j	6.3
A	10
C	16

DIMENSIONS: mm				
øD x L	øD	L	P	ød
8 x 9	8.0	8.5	3.5	0.6
8 x 12	8.0	11.5	3.5	0.6
10 x 13	10.0	12.5	5.0	0.6

For quantities greater than listed, call for quote.

MOUSER STOCK NO.	Nichicon Part No.	Value (µF)	Case Size DxL (mm) (Max)	ESR (@ 100kHz 20°C)	Price Each 1	10	100	500
2.5V								
647-PLG0E182MCO1	PLG0E182MCO1	1800	8 x 9	9	2.16	1.70	1.13	.973
647-PLG0E222MDO1	PLG0E222MDO1	2200	8 x 12	8	2.01	1.61	1.07	.947
647-PLG0E392MDO1	PLG0E392MDO1	3900	10 x 13	8	2.40	1.94	1.26	1.12
4.0V								
647-PLG0G122MCO1	PLG0G122MCO1	1200	8 x 9	9	2.16	1.70	1.13	.973
647-PLG0G182MDO1	PLG0G182MDO1	1800	8 x 12	9	2.01	1.61	1.07	.947
647-PLG0G272MDO1	PLG0G272MDO1	2700	10 x 13	8	2.29	1.85	1.21	1.08
6.3V								
647-PLG0J821MCO1	PLG0J821MCO1	820	8 x 9	9	2.16	1.70	1.13	.973
647-PLG0J122MDO1	PLG0J122MDO1	1200	8 x 12	9	2.01	1.61	1.07	.947
647-PLG0J182MDO1	PLG0J182MDO1	1800	10 x 13	8	2.29	1.85	1.21	1.08
10V								
647-PLG1A561MCO1	PLG1A561MCO1	560	8 x 9	11	2.16	1.70	1.13	.973
647-PLG1A821MDO1	PLG1A821MDO1	820	8 x 12	10	2.01	1.61	1.07	.947
647-PLG1A122MDO1	PLG1A122MDO1	1200	10 x 13	9	2.29	1.85	1.21	1.08
16V								
647-PLG1C331MCO1	PLG1C331MCO1	330	8 x 9	13	2.16	1.70	1.13	.973
647-PLG1C471MDO1	PLG1C471MDO1	470	8 x 12	11	2.01	1.61	1.07	.947
647-PLG1C821MDO1	PLG1C821MDO1	820	10 x 13	11	2.12	1.71	1.21	.997

© Copyright 2013 Mouser Electronics

© Copyright 2013 Mouser Electronics

NICHICON SMD FPCAP Polymer Electrolytic Capacitors

nichicon

RoHS Compliant This product is RoHS compliant.

FS, HA & HS Series



DIMENSIONS: mm					
øD x L	W	H	C	R	P
4 x 5.2	4.3	4.3	5.1	0.5-0.9	1.0
5 x 5.7	5.3	5.3	5.9	0.5-0.9	1.4
8 x 6.7	8.3	8.3	9.0	0.8-1.1	3.2
8 x 7.7	8.3	8.3	9.0	0.8-1.1	3.2
8 x 11.7	8.3	8.3	9.0	0.8-1.1	3.2

SL Series DIMENSIONS: mm



VA & VB Series DIMENSIONS: mm

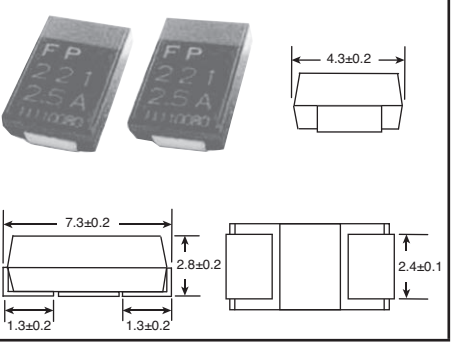

FS SERIES - LOW ESR AND LARGE CAPACITANCE

Features:
- Low ESR at a high frequency range
- High ripple current capability
- Load life of 2000 hours at 105°C

Specifications:
- Temperature Range: -55°C to +105°C
- Tolerance: ±20% at 120Hz, 20°C

NEW PRODUCT

For quantities greater than listed, call for quote.

MOUSER STOCK NO.	Nichicon Part No.	Value (µF)	Case Size DxL (mm) (Max)	ESR (at 100kHz 20°C)	Price Each 1	10	100	500
2.5V								
647-RFS0E181MCN1GS	RFS0E181MCN1GS	180	5 x 5.7	21	1.25	1.05	.52	.474
4V								
647-RFS0G101MCN1GS	RFS0G101MCN1GS	100	5 x 5.7	22	1.25	1.05	.52	.474
647-RFS0G151MCN1GS	RFS0G151MCN1GS	150	5 x 5.7	22	1.25	1.05	.52	.474
6.3V								
647-RFS0J470MCN1GS	RFS0J470MCN1GS	47	5 x 5.7	30	1.19	1.01	.50	.454
647-RFS0J101MCN1GS	RFS0J101MCN1GS	100	5 x 5.7	24	1.19	1.01	.50	.454
647-RFS0J121MCN1GS	RFS0J121MCN1GS	120	5 x 5.7	24	1.26	1.06	.526	.479
10V								
647-RFS1A100MCN1GB	RFS1A100MCN1GB	10	4 x 5.2	220	1.17	.989	.486	.442
647-RFS1A680MCN1GS	RFS1A680MCN1GS	68	5 x 5.7	30	1.26	1.06	.526	.479
16V								
647-RFS1C330MCN1GS	RFS1C330MCN1GS	33	5 x 5.3	35	1.73	1.41	1.00	.743
647-RFS1C390MCN1GS	RFS1C390MCN1GS	39	5 x 5.3	35	1.93	1.57	1.11	.827
25V								
647-RFS1C220MCN1GS	RFS1C220MCN1GS	22	5 x 5.3	40	1.87	1.53	1.08	.804
647-RFS1E220MCN1GS	RFS1E220MCN1GS	22	5 x 5.3	22	1.66	1.36	.964	.715

HA & HS SERIES - LOW ESR AND LARGE CAPACITANCE

Features:
- Low ESR at a high frequency range
- High ripple current capability
- Load life of 2000 hours at 105°C

Specifications:
- Temperature Range: -55°C to +105°C
- Tolerance: ±20% at 120Hz, 20°C

HA Series

For quantities greater than listed, call for quote.

MOUSER STOCK NO.	Nichicon Part No.	Value (µF)	Case Size DxL (mm) (Max)	ESR (at 100kHz 20°C)	Price Each 1	10	100	500
2.5V								
647-RHA0E681MCN1GS	RHA0E681MCN1GS	680	8 x 6.7	8	1.33	1.12	.663	.621
647-RHA0E821MCN1GS	RHA0E821MCN1GS	820	8 x 6.7	8	1.39	1.18	.693	.648
647-RHA0E102MCN1GS	RHA0E102MCN1GS	1000	8 x 7.7	8	1.40	1.18	.756	.415
4V								
647-RHA0G561MCN1GS	RHA0G561MCN1GS	560	8 x 6.7	8	1.39	1.18	.698	.653
647-RHA0G681MCN1GS	RHA0G681MCN1GS	680	8 x 7.7	8	1.33	1.11	.712	.391
6.3V								
647-RHA0J331MCN1GS	RHA0J331MCN1GS	330	8 x 6.7	9	1.33	1.12	.663	.621
647-RHA0J391MCN1GS	RHA0J391MCN1GS	390	8 x 6.7	9	1.39	1.18	.698	.653
647-RHA0J471MCN1GS	RHA0J471MCN1GS	470	8 x 6.7	9	1.39	1.18	.698	.653
647-RHA0J561MCN1GS	RHA0J561MCN1GS	560	8 x 7.7	9	1.33	1.11	.712	.391
16V								
647-RHA1C151MCN1GS	RHA1C151MCN1GS	150	8 x 6.7	22	1.25	1.06	.673	.369

HS Series

For quantities greater than listed, call for quote.

MOUSER STOCK NO.	Nichicon Part No.	Value (µF)	Case Size DxL (mm) (Max)	ESR (at 100kHz 20°C)	Price Each 1	10	100	500
2.5V								
647-RHS0E821MCN1GS	RHS0E821MCN1GS	820	8 x 11.7	9	1.64	1.35	.875	.433
647-RHS0E152MCN1GS	RHS0E152MCN1GS	1500	8 x 11.7	9	1.61	1.31	.935	.48
4V								
647-RHS0G561MCN1GS	RHS0G561MCN1GS	560	8 x 6.7	16	1.37	1.16	.681	.637
647-RHS0G122MCN1GS	RHS0G122MCN1GS	1200	8 x 11.7	9	1.64	1.33	.95	.489
647-RHS0G152MCN1GS	RHS0G152MCN1GS	1500	8 x 11.7	12	1.81	1.48	1.05	.537
6.3V								
647-RHS0J391MCN1GS	RHS0J391MCN1GS	390	8 x 6.7	18	1.33	1.12	.661	.618
647-RHS0J821MCN1GS	RHS0J821MCN1GS	820	8 x 11.7	10	1.62	1.35	.871	.432
647-RHS0J102MCN1GS	RHS0J102MCN1GS	1000	8 x 11.7	10	1.61	1.31	.933	.478
10V								
647-RHS1A151MCN1GS	RHS1A151MCN1GS	150	8 x 6.7	25	1.42	1.20	.705	.66

© Copyright 2013 Mouser Electronics

SL SERIES - LOW PROFILE, LOW ESR AND LARGE CAPACITANCE

Features:
- Low ESR at a high frequency range
- High ripple current capability
- Low profile type (Height: 4.5mm and 5mm Max)

Specifications:
- Temperature Range: -55°C to +105°C
- Tolerance: ±20% at 120Hz, 20°C

These items are also available in bulk. Please contact your customer service representative for assistance.

For quantities greater than listed, call for quote.

MOUSER STOCK NO.	Nichicon Part No.	Value (µF)	Case Size DxL (mm) (Max)	ESR (at 100kHz 20°C)	Price Each 1	10	100	500
2.5V								
647-RSL0E101MCN1GB	RSL0E101MCN1GB	100	6.3 x 4.2	16	1.43	1.22	.718	.672
647-RSL0E221MCN1GB	RSL0E221MCN1GB	220	6.3 x 4.2	16	1.48	1.24	.738	.69
647-RSL0E331MCN1GB	RSL0E331MCN1GB	330	6.3 x 4.2	16	1.41	1.18	.758	.706
6.3V								
647-RSL0J101MCN1GB	RSL0J101MCN1GB	100	6.3 x 4.2	18	1.43	1.22	.718	.672
647-RSL0J151MCN1GB	RSL0J151MCN1GB	150	6.3 x 4.2	18	1.47	1.23	.731	.683
647-RSL0J221MCN1GB	RSL0J221MCN1GB	220	6.3 x 4.2	18	1.36	1.14	.735	.687
16V								
647-RSL1C150MCN1GB	RSL1C150MCN1GB	150	6.3 x 4.2	45	1.72	1.41	1.00	.934

VA & VB SERIES - LOW ESR

Features:
- Low ESR at a high frequency range
- High ripple current capability

Specifications:
- Temperature Range: -55°C to +105°C
- Tolerance: ±20% at 120Hz, 20°C

NEW PRODUCT

RoHS Compliant

VA Series

For quantities greater than listed, call for quote.

MOUSER STOCK NO.	Nichicon Part No.	Value (µF)	Case Size DxL (mm) (Max)	ESR (at 100kHz 20°C)	Price Each 1	10	100	500
2.5V								
647-RVA0E221MNG	RVA0E221MNG	220	4.3 x 7.3	18	1.13	.963	.563	.427
4.0V								
647-RVA0G151MNG	RVA0G151MNG	150	4.3 x 7.3	18	1.13	.963	.563	.427
6.3V								
647-RVA0J101MNG	RVA0J101MNG	100	4.3 x 7.3	25	1.13	.963	.563	.427
16V								
647-RVA1C270MNG	RVA1C270MNG	27	4.3 x 7.3	55	1.47	1.20	.85	.629
647-RVA1C330MNG	RVA1C330MNG	33	4.3 x 7.3	55	1.48	1.21	.855	.633
25V								
647-RVA1E150MNG	RVA1E150MNG	15	4.3 x 7.3	60	1.47	1.20	.85	.629

VB Series

For quantities greater than listed, call for quote.

MOUSER STOCK NO.	Nichicon Part No.	Value (µF)	Case Size DxL (mm) (Max)	ESR (at 100kHz 20°C)	Price Each 1	10	100	500
2.5V								
647-RVB0E221MNG	RVB0E221MNG	220	4.3 x 7.3	15	1.29	1.07	.688	.516
4.0V								
647-RVB0G151MNG	RVB0G151MNG	150	4.3 x 7.3	15	1.46	1.21	.777	.582
6.3V								
647-RVB0J101MNG	RVB0J101MNG	100	4.3 x 7.3	20	1.46	1.21	.777	.582

© Copyright 2013 Mouser Electronics

NICHICON Leaded FPCAP Electrolytic Capacitors

RoHS Compliant **This product is RoHS compliant.**

nichicon



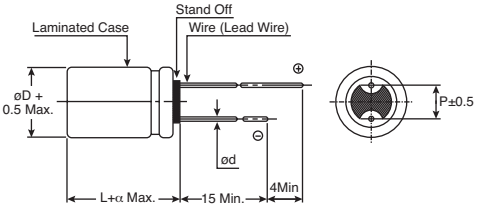

DIMENSIONS: mm			
øD x L	ød	P	α
8 x 11.5	0.6	3.5	1.5
10 x 12.5	0.6	5.0	1.5
5 x 8	0.6	2.0	1.0
5 x 10	0.5	2.0	1.0
6.3 x 6	0.45	2.5	1.0
6.3 x 10	0.5	2.5	1.0
8 x 6	0.6	3.5	1.0
8 x 9	0.6	3.5	1.0
8 x 11.5	0.6	3.5	1.5

HT SERIES - LOW ESR, HIGH TEMPERATURE AND LARGE CAPACITANCE

Features:
- Low ESR at a high frequency range
- High ripple current capability
- Gauranteed at 125°C and high reliability

Specifications:
- Temperature Range: -55°C to +105°C
- Tolerance: ±20% at 120Hz, 20°C

For quantities greater than listed, call for quote.

MOUSER STOCK NO.	Nichicon Part No.	Value (μF)	Case Size DxL (mm) (Max)	ESR (at 100kHz 20°C)	Price Each 1	10	100	500
6.3V								
647-RHT0J681MDN1	RHT0J681MDN1	680	10 x 12.5	12	1.13	.859	.561	.482
647-RHT0J821MDN1	RHT0J821MDN1	820	10 x 12.5	12	1.13	.859	.561	.482
10V								
647-RHT1A221MDN1	RHT1A221MDN1	220	8 x 11.5	17	1.01	.744	.47	.407
647-RHT1A331MDN1	RHT1A331MDN1	330	8 x 11.5	17	.95	.717	.514	.484
647-RHT1A561MDN1	RHT1A561MDN1	560	10 x 12.5	13	1.41	1.12	.752	.639
16V								
647-RHT1C331MDN1	RHT1C331MDN1	330	10 x 12.5	16	1.58	1.24	.838	.712
20V								
647-RHT1D151MDN1	RHT1D151MDN1	150	10 x 12.5	20	1.36	1.08	.723	.614

S6 SERIES - LOW ESR, LOW PROFILE AND LARGE CAPACITANCE

NEW PRODUCT

Features:
- Low ESR at a high frequency range
- High ripple current capability
- Long life and high reliabilty

Specifications:
- Temperature Range: -55 to +105°C
- Tolerance: ±20% at 120Hz, 20°C

For quantities greater than listed, call for quote.

MOUSER STOCK NO.	Nichicon Part No.	Value (μF)	Case Size DxL (mm) (Max)	ESR (@ 100kHz 20°C)	Price Each 1	10	100	500
16V								
647-RS61C101MDS1JT	RS61C101MDS1JT	100	6.3 x 6	24	.97	.698	.449	.372

R5 SERIES - ULTRA LOW ESR

Features:
- Low ESR at a high frequency range
- High ripple current capability
- Load life of 2000 hours at 105°C

Specifications:
- Temperature Range: -55°C to +105°C
- Tolerance: ±20% at 120Hz, 20°C

For quantities greater than listed, call for quote.

2.5V								
647-RR50E561MDN1	RR50E561MDN1	560	8 x 11.5	5	.88	.643	.409	.353
647-RR50E681MDN1	RR50E681MDN1	680	8 x 11.5	5	.88	.645	.411	.354
647-RR50E821MDN1	RR50E821MDN1	820	8 x 11.5	5	.96	.708	.444	.383
647-RR50E102MDN1	RR50E102MDN1	1000	8 x 11.5	5	.96	.708	.444	.383
647-RR50E152MDN1	RR50E152MDN1	1500	10 x 12.5	5	1.07	.785	.498	.43
4V								
647-RR50G561MDN1	RR50G561MDN1	560	8 x 11.5	5	.81	.605	.382	.33
647-RR50G821MDN1	RR50G821MDN1	820	10 x 12.5	5	1.06	.771	.491	.424
647-RR50G122MDN1	RR50G122MDN1	1200	10 x 12.5	5	1.07	.785	.498	.43
6.3V								
647-RR50J391MDN1	RR50J391MDN1	390	8 x 11.5	5	.79	.577	.396	.294
647-RR50J681MDN1	RR50J681MDN1	680	10 x 12.5	5	1.07	.785	.498	.43
647-RR50J821MDN1	RR50J821MDN1	820	10 x 12.5	5	1.07	.785	.498	.43

F8 SERIES - RADIAL LEAD TYPE, ULTRA LOW ESR, LOW ESL AND ULTRA LOW CAPACITANCE

Features:
- Ultra Low ESR at high frequency range
- High ripple current capability
- Load life of 2000 hours at 105°C
- Lead free reflow soldering condition at 260°C

Specifications:
- Temperature Range: -55°C to +105°C
- Tolerance: ±20% at 120Hz, 20°C

For quantities greater than listed, call for quote.

2.5V								
647-RF80E101MDN1PX	RF80E101MDN1PX	100	5 x 8	7	1.26	1.05	.522	.475
647-RF80E331MDN1PX	RF80E331MDN1PX	330	5 x 8	7	1.33	1.11	.551	.501
647-RF80E471MDN1PX	RF80E471MDN1PX	470	5 x 8	7	1.04	.882	.522	.488
647-RF80E561MDN1PX	RF80E561MDN1PX	560	5 x 8	7	1.09	.932	.545	.51
4.5V								
647-RF80G331MDN1PX	RF80G331MDN1PX	330	5 x 8	8	1.33	1.11	.551	.501
6.3V								
647-RF80J271MDN1PX	RF80J271MDN1PX	270	5 x 8	11	1.05	.882	.523	.489

R7 SERIES - ULTRA LOW ESR

Features:
- Low ESR at a high frequency range
- High ripple current capability
- Load life of 2000 hours at 105°C

Specifications:
- Temperature Range: -55°C to +105°C
- Tolerance: ±20% at 120Hz, 20°C

For quantities greater than listed, call for quote.

MOUSER STOCK NO.	Nichicon Part No.	Value (μF)	Case Size DxL (mm) (Max)	ESR (at 100kHz 20°C)	Price Each 1	10	100	500
2.5V								
647-RR70E681MDN1	RR70E681MDN1	680	8 x 11.5	7	.92	.655	.369	.321
647-RR70E821MDN1	RR70E821MDN1	820	8 x 11.5	7	.81	.591	.377	.323
647-RR70E152MDN1	RR70E152MDN1	1500	10 x 12.5	7	1.08	.798	.505	.437
4V								
647-RR70G561MDN1	RR70G561MDN1	560	8 x 11.5	7	.80	.591	.375	.323
647-RR70G821MDN1	RR70G821MDN1	820	10 x 12.5	7	1.04	.786	.51	.437
647-RR70G122MDN1	RR70G122MDN1	1200	10 x 12.5	7	1.05	.774	.49	.423
6.3V								
647-RR70J151MDN1	RR70J151MDN1	150	8 x 11.5	7	.94	.658	.37	.321
647-RR70J221MDN1	RR70J221MDN1	220	8 x 11.5	7	.95	.667	.38	.331
647-RR70J331MDN1	RR70J331MDN1	330	10 x 12.5	7	1.03	.756	.482	.414
647-RR70J391MDN1	RR70J391MDN1	390	8 x 11.5	7	.95	.669	.38	.331
647-RR70J681MDN1	RR70J681MDN1	680	10 x 12.5	7	.98	.731	.462	.398
647-RR70J821MDN1	RR70J821MDN1	820	10 x 12.5	7	1.04	.76	.482	.415
647-RR70J102MDN1	RR70J102MDN1	1000	10 x 12.5	7	1.01	.759	.495	.425
10V								
647-RR71A101MDN1	RR71A101MDN1	100	8 x 11.5	7	.95	.669	.38	.331
647-RR71A221MDN1	RR71A221MDN1	220	10 x 12.5	7	.98	.735	.461	.398
647-RR71A471MDN1	RR71A471MDN1	470	10 x 12.5	7	1.01	.759	.495	.425
647-RR71A681MDN1	RR71A681MDN1	680	10 x 12.5	7	1.02	.773	.504	.432
16V								
647-RR71C680MDN1	RR71C680MDN1	68	8 x 11.5	7	.81	.591	.377	.323
647-RR71C101MDN1	RR71C101MDN1	100	8 x 11.5	7	.81	.591	.377	.323
647-RR71C151MDN1	RR71C151MDN1	150	10 x 12.5	7	.97	.732	.459	.396
647-RR71C331MDN1	RR71C331MDN1	330	10 x 12.5	7	.98	.76	.49	.421

E5 SERIES - LOW ESR, LOW PROFILE AND LARGE CAPACITANCE

Features:
- Ultra Low ESR
- High ripple current
- Load life of 2000 hours at 105°C
- Lead free reflow soldering condition at 260°C

Specifications:
- Temperature Range: -55°C to +105°C
- Tolerance: ±20% at 120Hz, 20°C

For quantities greater than listed, call for quote.

MOUSER STOCK NO.	Nichicon Part No.	Value (μF)	Case Size DxL (mm) (Max)	ESR (at 100kHz 20°C)	Price Each 1	10	100	500
2.5V								
647-RE50E561MDN1	RE50E561MDN1	560	8 x 8	5	.89	.623	.351	.305
647-RE50E821MDN1	RE50E821MDN1	820	8 x 8	5	.76	.562	.356	.307
4V								
647-RE50G561MDN1	RE50G561MDN1	560	8 x 8	5	.76	.562	.356	.307

NE SERIES - RADIAL LEAD TYPE, ULTRA LOW ESR AND ULTRA LOW CAPACITANCE

Features:
- Ultra Low ESR at high frequency range
- High ripple current capability
- Load life of 2000 hours at 105°C
- Lead free reflow soldering condition at 260°C

Specifications:
- Temperature Range: -55°C to +105°C
- Tolerance: ±20% at 120Hz, 20°C

For quantities greater than listed, call for quote.

MOUSER STOCK NO.	Nichicon Part No.	Value (μF)	Case Size DxL (mm) (Max)	ESR (@ 100kHz 20°C)	Price Each 1	10	100	500
2.5V								
647-RNE0E681MDN1PX	RNE0E681MDN1PX	680	8 x 6	8	1.26	1.07	.529	.48
6.3V								
647-RNE0J122MDN1PX	RNE0J122MDN1PX	1200	8 x 9	10	1.48	1.24	.736	.689
10V								
647-RNE1A221MDS1PX	RNE1A221MDS1PX	220	6.3 x 10	30	1.17	.983	.486	.442
16V								
647-RNE1C101MDS1PX	RNE1C101MDS1PX	100	5 x 10	35	1.06	.896	.442	.403
647-RNE1C471MDN1PX	RNE1C471MDN1PX	470	8 x 11.5	12	1.42	1.20	.766	.713

© Copyright 2013 Mouser Electronics

© Copyright 2013 Mouser Electronics

PANASONIC Polymer Aluminum Capacitors

Panasonic

RoHS Compliant This product is RoHS compliant.

CD, CX, GX, HE, LX, SL, SX, UD, AND UE SERIES - POLYMER ALUMINUM CAPACITORS

Common Features:

- SMD
- Organic
- Low ESR
- High ripple current
- Tolerance: 20%

Common Specifications:

- Operating temperature range: -40°C to +105°C
- Operating temperature range (HE Series): -40°C to +125°C

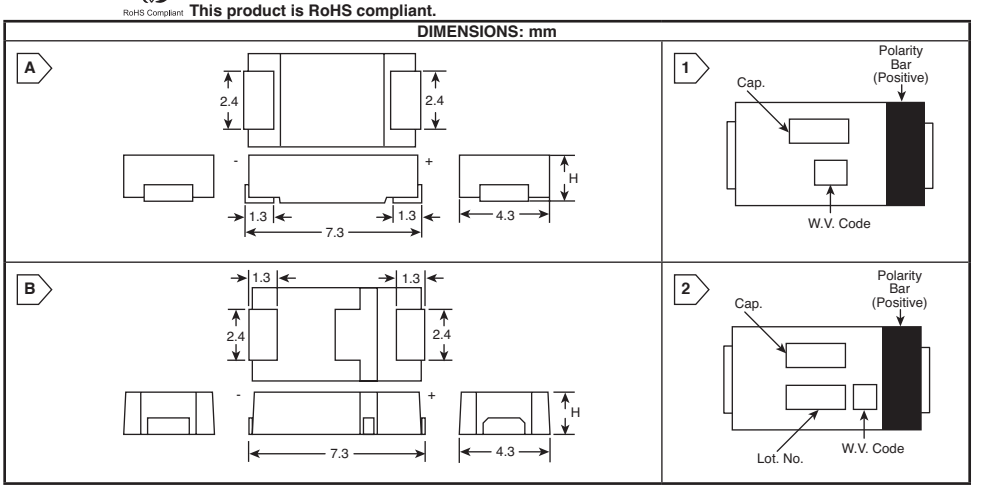

DIMENSIONS: mm		
Series	Fig.	H
CD	A1	1.8±0.1
CX	A1	1.9±0.2
GX	A2	1.9±0.2
HE	A1	4.2±0.1
LX	B2	1.9±0.2
SL	A1	1.8±0.1
SX	A1	1.9±0.2
UD	A1	2.8±0.2
UE	A1	4.2±0.1

CD Series

For quantities greater than listed, call for quote.

MOUSER STOCK NO.		Value (µF)	Ripple Current (Ar.m.s)	ESR (mΩ) (Max.)	Price Each				Reel Qty.	Price Per Piece
Mfr.	Mfr. Part No.				1	100	500	1000		
2V										
667—EEF-CD0D101ER		100	2.5	0.018	.93	.775	.625	.575	3500	.548
667—EEF-CD0D121ER		120	2.5	0.018	1.03	.849	.685	.63	3500	.60
667—EEF-CD0D121XE		120	2.7	0.015	1.08	.892	.72	.662	3500	.631
667—EEF-CD0D151ER		150	2.5	0.018	1.03	.849	.685	.63	3500	.60
667—EEF-CD0D221ER		220	2.5	0.018	1.03	.849	.685	.63	3500	.60
2.5V										
667—EEF-CD0E101XE		100	2.7	0.015	1.08	.892	.72	.662	3500	.631
667—EEF-CD0E121ER		120	2.5	0.018	1.03	.849	.685	.63	3500	.60
4V										
667—EEF-CD0G101ER		100	2.5	0.018	1.03	.849	.685	.63	3500	.60
667—EEF-CD0G560ER		56	2.5	0.015	.93	.775	.625	.575	3500	.548
667—EEF-CD0G560XE		56	2.7	0.015	.98	.815	.658	.605	3500	.577
667—EEF-CD0G680ER		68	2.5	0.018	.93	.775	.625	.575	3500	.548
667—EEF-CD0G680XE		68	2.7	0.015	.98	.815	.658	.605	3500	.577
667—EEF-CD0G820ER		82	2.5	0.018	1.03	.849	.685	.63	3500	.60
667—EEF-CD0G820XE		82	2.7	0.015	1.08	.892	.72	.662	3500	.631
6.3V										
667—EEF-CD0J100R		10	1.4	0.055	.89	.734	.593	.545	3500	.52
667—EEF-CD0J220ER		22	1.6	0.04	.93	.775	.625	.575	3500	.548
667—EEF-CD0J330ER		33	2.0	0.028	.93	.775	.625	.575	3500	.548
667—EEF-CD0J470ER		47	2.5	0.018	.93	.775	.625	.575	3500	.548
667—EEF-CD0J470XE		47	2.7	0.015	.98	.815	.658	.605	3500	.577
667—EEF-CD0J680ER		68	2.5	0.018	.66	.55	.514	.505	3500	.492
667—EEF-CD0J680XE		68	2.7	0.015	1.08	.892	.72	.662	3500	.631
8V										
667—EEF-CD0K150ER		15	1.6	0.040	.93	.775	.625	.575	3500	.548
667—EEF-CD0K220ER		22	1.8	0.028	.93	.775	.625	.575	3500	.548
667—EEF-CD0K330ER		33	2.5	0.018	.93	.775	.625	.575	3500	.548
667—EEF-CD0K470ER		47	1.8	0.025	1.03	.849	.685	.63	3500	.60
667—EEF-CD0K8R2ER		8.2	1.4	0.055	.93	.775	.625	.575	3500	.548
10V										
667—EEF-CD1A220ER		22	1.6	0.030	.93	.775	.625	.575	3500	.548
667—EEF-CD1A330ER		33	1.8	0.025	.93	.775	.625	.575	3500	.548
667—EEF-CD1A390ER		39	1.8	0.025	.97	.81	.654	.601	3500	.574

CX Series

For quantities greater than listed, call for quote.

2V										
667—EEF-CX0D221R		220	2.7	0.015	.93	.775	.625	.575	3500	.548
667—EEF-CX0D331R		330	2.7	0.015	1.03	.856	.69	.635	3500	.606
667—EEF-CX0D391R		390	2.7	0.015	1.24	1.03	.829	.762	3500	.728
2.5V										
667—EEF-CX0E221R		220	2.7	0.015	1.03	.856	.69	.635	3500	.606
667—EEF-CX0E331R		330	2.7	0.015	1.03	.856	.69	.635	3500	.606
667—EEF-CX0E391R		390	2.7	0.015	1.24	1.03	.829	.762	3500	.728
667—EEF-CX0E471R		470	2.7	15.0	1.57	1.10	.997	.917	3500	.862
4V										
667—EEF-CX0G151R		150	2.7	0.015	.93	.775	.625	.575	3500	.548
667—EEF-CX0G181R		180	2.7	0.015	.97	.811	.655	.601	3500	.574
667—EEF-CX0G181XR		180	3.0	0.012	1.14	.95	.763	.701	3500	.668
667—EEF-CX0G221R		220	2.7	0.015	1.24	1.03	.829	.762	3500	.728
667—EEF-CX0G221XR		220	3.0	0.012	1.33	1.09	.885	.814	3500	.777
6.3V										
667—EEF-CX0J121R		120	2.7	0.015	1.24	1.03	.829	.762	3500	.728
667—EEF-CX0J151R		150	2.7	0.015	1.29	1.07	.867	.797	3500	.76
667—EEF-CX0J151XR		150	2.7	0.015	1.40	1.16	.939	.863	3500	.824
667—EEF-CX0J181R		180	2.7	15.0	1.57	1.10	.997	.917	3500	.862

GX Series

For quantities greater than listed, call for quote.

2V										
667—EEF-GX0D331R		330	4.0	3.0	1.17	.972	.783	.72	3500	.687
667—EEFGX0D471R		470	4.0	3.0	1.33	1.10	.889	.817	3500	.78

HE Series

For quantities greater than listed, call for quote.

4V										
667—EEF-HE0G181R		180	3.0	0.012	2.72	2.25	1.81	1.66	2000	1.62

LX Series

For quantities greater than listed, call for quote.

MOUSER STOCK NO.		Value (µF)	Ripple Current (Ar.m.s)	ESR (mΩ) (Max.)	Price Each				Reel Qty.	Price Per Piece
Mfr.	Mfr. Part No.				1	100	500	1000		
2V										
667—EEF-LX0D331R		330	3.5	6.0	1.03	.853	.688	.632	3500	.603
667—EEF-LX0D331R4		330	3.8	4.5	1.03	.853	.688	.632	3500	.603
667—EEF-LX0D471R		470	3.5	6.0	1.29	1.07	.869	.799	3500	.762
667—EEF-LX0D471R4		470	3.8	4.5	1.29	1.07	.869	.799	3500	.762
667—EEF-LX0D561R		560	3.5	6.0	1.43	1.18	.957	.88	3500	.839
667—EEF-LX0D561R4		560	3.8	4.5	1.43	1.18	.957	.88	3500	.839
2.5V										
667—EEF-LX0E471R		470	3.5	6.0	1.72	1.21	1.10	1.01	3500	.953
667—EEF-LX0E471R4		470	3.8	4.5	1.72	1.21	1.10	1.01	3500	.953

SL Series

For quantities greater than listed, call for quote.

2V										
667—EEF-SL0D151ER		150	3.0	0.009	1.17	.969	.782	.719	3500	.686
667—EEF-SL0D181ER		180	3.0	0.009	1.28	1.07	.859	.791	3500	.644
2.5V										
667—EEF-SL0E121ER		120	3.0	0.009	1.17	.969	.782	.719	3500	.686
667—EEF-SL0E151ER		150	3.0	0.009	1.17	.969	.782	.719	3500	.686

SX Series

For quantities greater than listed, call for quote.

2V										
667—EEF-SX0D221ER		220	3.0	0.009	1.75	1.28	1.07	.856	3500	.599
667—EEF-SX0D271E4		270	3.0	0.009	2.71	2.13	1.75	1.40	3500	.979
667—EEF-SX0D271ER		270	3.0	0.009	1.75	1.28	1.07	.856	3500	.599
667—EEF-SX0D271XE		270	3.5	0.006	1.82	1.34	1.11	.888	3500	.621
667—EEF-SX0D331XE		330	3.5	0.006	1.82	1.34	1.11	.888	3500	.621
667—EEF-SX0D331XR		330	3.5	0.006	1.63	1.28	1.06	.849	3500	.589
667—EEF-SX0D391E4		390	3.8	0.0045	2.95	2.32	1.92	1.53	3500	1.06
667—EEF-SX0D391XE		390	3.5	0.006	1.93	1.51	1.25	1.00	3500	.696
667—EEF-SX0D471E4		470	3.8	0.0045	3.35	2.44	2.03	1.63	3500	1.07
667—EEF-SX0D471ER		470	3.0	0.009	1.95	1.53	1.26	1.01	3500	.703
2.5V										
667—EEF-SX0E151ER		150	3.0	0.009	1.75	1.28	1.07	.856	3500	.599
667—EEF-SX0E181ER		180	3.0	0.009	1.75	1.28	1.07	.856	3500	.599
667—EEF-SX0E221ER		220	3.0	0.009	1.75	1.28	1.07	.856	3500	.599
667—EEF-SX0E331ER		330	3.0	0.009	1.83	1.44	1.19	.954	3500	.662
667—EEF-SX0E391ER		390	3.0	0.009	1.95	1.53	1.26	1.01	3500	.703
667—EEF-SX0E471ER		470	3	9.0	2.54	2.00	1.65	1.32	3500	.917
667—EEF-SX0E471XE		470	3.5	6.0	2.65	2.10	1.72	1.38	3500	.961
667—EEF-SX0E471E4		470	3.8	4.5	3.11	2.45	2.02	1.62	3500	1.12
4V										
667—EEF-SX0G101ER		100	3.0	0.009	2.01	1.58	1.31	1.05	3500	.727
667—EEF-SX0G151ER		150	3.0	0.009	2.01	1.58	1.31	1.05	3500	.727
667—EEF-SX0G181ER		180	3.0	0.009	2.23	1.75	1.44	1.16	3500	.807
667—EEF-SX0G221ER		220	3.0	0.009	2.64	2.09	1.71	1.37	3500	.957
6.3V										
667—EEF-SX0J151ER		150	3.0	0.009	2.78	2.09	1.71	1.39	3500	.952

UD Series

For quantities greater than listed, call for quote.

6.3V										
667—EEF-UD0J101R		100	3.3	0.012	1.57	1.29	1.05	.965	2000	.935
8V										
667—EEF-UD0K101ER		100	2.5	0.018	1.82	1.50	1.21	1.11	2000	1.08

UE Series

For quantities greater than listed, call for quote.

2.5V										
667—EEF-UE0E471LR		470	3.7	0.007	2.86	2.35	1.90	1.74	2000	1.41
4V										
667—EEF-UE0G331ER		330	3.3	0.012	2.86	2.35	1.90	1.74	2000	1.69
667—EEF-UE0G331R		330	3.3	0.012	2.72	2.25	1.81	1.66	2000	1.62
6.3V										
667—EEF-UE0J181XR		180	3.5	0.010	2.86	2.35	1.90	1.74	2000	1.69
667—EEF-UE0J221ER		220	3.0	0.015	2.86	2.35	1.90	1.74	2000	1.69
667—EEF-UE0J221LR		220	3.7	0.007	2.86	2.35	1.90	1.74	2000	1.69
8V										
667—EEF-UE0K101R		100	3.3	0.012	2.47	2.04	1.65	1.51	2000	1.47
667—EEF-UE0K151ER		150	3.0	0.015	2.86	2.35	1.90	1.74	2000	1.69

© Copyright 2013 Mouser Electronics

© Copyright 2013 Mouser Electronics

UNITED CHEMI-CON Decoupling & Polymer Aluminum Capacitors

RoHS Compliant This product is RoHS compliant.

PXK SERIES CONDUCTIVE POLYMER ALUMINUM SOLID CAPACITORS



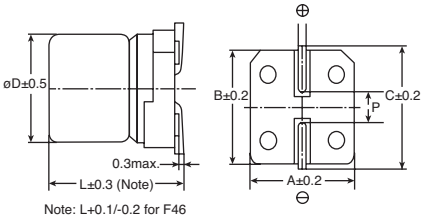

Note: L+0.1/-0.2 for F46

Specifications:

- Super low ESR, impedance and high heat resistance have been obtained by using conductive polymer as electrolyte.
- Rated voltage range: 2.5 to 16VDC, Capacitance range: 100 to 580μF
- Suitable for DC-DC converters, voltage regulators and decoupling applications used to computer motherboards etc.

PRODUCT NEW

For quantities greater than listed, call for quote.

MOUSER STOCK NO.	United Chemi-Con Part No.	Value (μF)	Case Code	Case Dimensions: mm							Max ESR (MΩ) @ 20ºC 100kHZ	Rated Ripple (mArms) 100k-300kHz -55ºC~+105ºC	Price Each			
				øD	L	A	B	C	W	P			1	10	50	100
16 Volts																
661-APXK160A101MF61G	APXK160ARA101MF61G	100	F61	6.3	5.8	6.6	6.6	7.2	0.5-0.8	1.9	24	2490	.63	.535	.447	.402
2.5 Volts																
661-APXK2R5A561MF61G	APXK2R5ARA561MF61G	560	F61	6.3	5.8	6.6	6.6	7.2	0.5-0.8	1.9	16	3500	.62	.524	.445	.40
4 Volts																
661-APXK4R0A391MF61G	APXK4R0ARA391MF61G	390	F61	6.3	5.8	6.6	6.6	7.2	0.5-0.8	1.9	17	3390	.58	.482	.422	.379
6.3 Volts																
661-APXK6R3A151MF46G	APXK6R3ARA151MF46G	150	F46	6.3	4.5	6.6	6.6	7.2	0.5-0.8	1.9	19	2780	.66	.567	.463	.417
661-APXK6R3A181ME61G	APXK6R3ARA181ME61G	180	E61	5	5.8	5.3	5.3	5.9	0.5-0.8	1.4	17	3390	.52	.439	.386	.346
661-APXK6R3A221MF46G	APXK6R3ARA221MF46G	220	F46	6.3	4.5	6.6	6.6	7.2	0.5-0.8	1.9	18	3200	.66	.567	.463	.417
661-APXK6R3A331MF61G	APXK6R3ARA331MF61G	330	F61	6.3	5.8	6.6	6.6	7.2	0.5-0.8	1.9	17	3390	1.11	.942	.77	.685

UCC PXA NPCAP™ 105°C SMD SOLID POLYMER ALUMINUM SERIES

The PXA series are suitable for DC-DC converters, voltage regulators, and decoupling applications used in computer equipment.

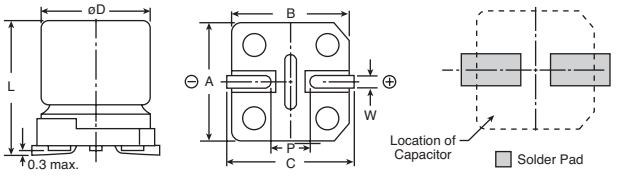

Specifications:

- Operating temperature: -55°C to +105°C
- Voltage range: 2.5VDC to 25VDC
- Capacitance range: 10μF to 1200μF
- Capacitance tolerance: ±20%
- Rated lifetime: 2000 hours @ 105°C

Features:

- High heat resistance to reflow soldering
- Solid polymer electrolyte
- Ultra low ESR
- Lead free design
- Solvent proof

2.5 Volts

For quantities greater than listed, call for quote.

MOUSER STOCK NO.	United Chemi-Con Part No.	Value (μF)	Case Code	Case Dimensions: mm							Max ESR (MΩ) @ 20ºC 100kHZ	Rated Ripple (mArms) 100k-300kHz -55ºC~+105ºC	Price Each			
				øD	L	A	B	C	W	P			1	10	50	100
661-PXA2.5VC221MF	APXA2R5ARA221MF55G	220	F55	6.3	5.2	6.6	6.6	7.2	0.5-0.8	1.9	25	2500	1.56	1.33	1.07	.905
661-PXA2.5VC102M	APXA2R5ARA102MJ80G	1000	J80	10	7.7	10.3	10.3	11	0.7-1.1	4.5	19	4240	2.71	2.50	2.33	2.18

4 Volts

For quantities greater than listed, call for quote.

661-PXA4VC101MF	APXA4R0ARA101MF55G	100	F55	6.3	5.2	6.6	6.6	7.2	0.5-0.8	1.9	26	2450	1.56	1.33	1.07	.905
661-PXA4VC221M	APXA4R0ARA221MH70G	220	H70	8	6.7	8.3	8.3	9	0.7-1.1	3.1	25	3020	1.90	1.56	1.39	1.25
661-PXA4VC331M	APXA4R0ARA331MH70G	330	H70	8	6.7	8.3	8.3	9	0.7-1.1	3.1	25	3020	1.56	1.33	1.07	.905
661-PXA4VC471M	APXA4R0ARA471MJ80G	470	J80	10	7.7	10.3	10.3	11	0.7-1.1	4.5	20	4130	3.54	3.01	2.55	2.20
661-PXA4VC681M	APXA4R0ARA681MJ80G	680	J80	10	7.7	10.3	10.3	11	0.7-1.1	4.5	20	4130	1.93	1.64	1.39	1.20
661-PXA4VC122M	APXA4R0ARA122MJC0G	1200	JC0	10	12.2	10.3	10.3	11	0.7-1.1	4.5	10	5500	2.20	1.83	1.68	1.62

6.3 Volts

For quantities greater than listed, call for quote.

661-PXA6.3VC68RM	APXA6R3ARA680MF60G	68	F60	6.3	5.7	6.6	6.6	7.2	0.5-0.8	1.9	27	2400	1.56	1.33	1.09	.905
661-PXA6.3VC82RM	APXA6R3ARA820MF60G	82	F60	6.3	5.7	6.6	6.6	7.2	0.5-0.8	1.9	27	2400	1.56	1.33	1.09	.905
661-PXA6.3VC101M	APXA6R3ARA101MF60G	100	F60	6.3	5.7	6.6	6.6	7.2	0.5-0.8	1.9	27	2400	2.99	2.47	2.35	2.18
661-PXA6.3VC121M	APXA6R3ARA121MF60G	120	F60	6.3	5.7	6.6	6.6	7.2	0.5-0.8	1.9	27	2400	1.56	1.33	1.09	.905
661-PXA6.3VC151M	APXA6R3ARA151MH70G	150	H70	8	6.7	8.3	8.3	9	0.7-1.1	3.1	25	3020	1.34	1.09	.963	.886
661-PXA6.3VC221M	APXA6R3ARA221MH70G	220	H70	8	6.7	8.3	8.3	9	0.7-1.1	3.1	25	3020	1.99	1.69	1.44	1.24
661-PXA6.3VC331M	APXA6R3ARA331MJ80G	330	J80	10	7.7	10.3	10.3	11	0.7-1.1	4.5	20	4130	1.97	1.61	1.44	1.29
661-PXA6.3VC391M	APXA6R3ARA391MHC0G	390	HC0	8	12	8.3	8.3	9	0.7-1.1	3.1	12	4770	2.48	2.03	1.73	1.64
661-PXA6.3VC471M	APXA6R3ARA471MJ80G	470	J80	10	7.7	10.3	10.3	11	0.7-1.1	4.5	20	4130	1.97	1.61	1.44	1.29
661-PXA6.3VC681M	APXA6R3ARA681MJC0G	680	JC0	10	12.2	10.3	10.3	11	0.7-1.1	4.5	10	5500	2.23	1.85	1.69	1.63
661-PXA6.3VC821M	APXA6R3ARA821MJC0G	820	JC0	10	12.2	10.3	10.3	11	0.7-1.1	4.5	10	5500	2.58	2.14	1.88	1.88

10 Volts

For quantities greater than listed, call for quote.

661-PXA10VC47RM	APXA100ARA470MF60G	47	F60	6.3	5.7	6.6	6.6	7.2	0.5-0.8	1.9	31	2250	1.56	1.33	1.09	.905
661-PXA10VC56RM	APXA100ARA560MF55G	56	F55	6.3	5.2	6.6	6.6	7.2	0.5-0.8	1.9	31	2250	1.56	1.33	1.09	.905
661-PXA10VC121M	APXA100ARA121MH70G	120	H70	8	6.7	8.3	8.3	9	0.7-1.1	3.1	27	2800	1.98	1.63	1.44	1.31
661-PXA10VC151M	APXA100ARA151MH70G	150	H70	8	6.7	8.3	8.3	9	0.7-1.1	3.1	27	2800	1.98	1.88	1.77	1.66
661-PXA10VC271MH	APXA100ARA271MHC0G	270	HC0	8	12	8.3	8.3	9	0.7-1.1	3.1	14	4420	1.32	1.12	.939	.822
661-PXA10VC271M	APXA100ARA271MJ80G	270	J80	10	7.7	10.3	10.3	11	0.7-1.1	4.5	24	3770	2.27	1.88	1.77	1.66
661-PXA10VC331MH	APXA100ARA331MHC0G	330	HC0	8	12	8.3	8.3	9	0.7-1.1	3.1	12	4420	3.05	2.45	2.41	2.16
661-PXA10VC331M	APXA100ARA331MJ80G	330	J80	10	7.7	10.3	10.3	11	0.7-1.1	4.5	24	3770	2.73	1.95	1.59	1.51
661-PXA10VC471M	APXA100ARA471MJC0G	470	JC0	10	12.2	10.3	10.3	11	0.7-1.1	4.5	12	5300	4.25	3.55	2.82	2.60
661-PXA10VC561M	APXA100ARA561MJC0G	560	JC0	10	12.2	10.3	10.3	11	0.7-1.1	4.5	12	5300	2.07	1.78	1.48	1.28

16 Volts

For quantities greater than listed, call for quote.

661-PXA16VC33RM	APXA160ARA330MF60G	33	F60	6.3	5.7	6.6	6.6	7.2	0.5-0.8	1.9	37	2050	1.89	1.55	1.39	1.24
661-PXA16VC39RM	APXA160ARA390MF60G	39	F60	6.3	5.7	6.6	6.6	7.2	0.5-0.8	1.9	37	2050	1.17	.867	.792	.667
661-PXA16VC82RM	APXA160ARA820MH70G	82	H70	8	6.7	8.3	8.3	9	0.7-1.1	3.1	30	2700	2.35	1.95	1.78	1.72
661-PXA16VC151M	APXA160ARA151MJ80G	150	J80	10	7.7	10.3	10.3	11	0.7-1.1	4.5	26	3430	2.08	1.75	1.43	1.42
661-PXA16VC181M	APXA160ARA181MJ80G	180	J80	10	7.7	10.3	10.3	11	0.7-1.1	4.5	26	3430	2.31	1.92	1.75	1.69
661-PXA16VC221M	APXA160ARA221MJC0G	220	JC0	10	12.2	10.3	10.3	11	0.7-1.1	4.5	14	5050	1.96	1.68	1.40	1.22
661-PXA16VC331M	APXA160ARA331MJC0G	330	JC0	10	12.2	10.3	10.3	11	0.7-1.1	4.5	14	5050	2.95	2.55	2.41	2.25

20 Volts

For quantities greater than listed, call for quote.

661-PXA20VC22RMF	APXA200ARA220MF55G	22	F55	6.3	5.2	6.6	6.6	7.2	0.5-0.8	1.9	50	1650	1.38	1.18	1.00	.869
661-PXA20VC22RM	APXA200ARA220MF60G	22	F60	6.3	5.7	6.6	6.6	7.2	0.5-0.8	1.9	50	1650	1.39	1.20	.998	.873
661-PXA20VC39RM	APXA200ARA390MH70G	39	H70	8	6.7	8.3	8.3	9	0.7-1.1	3.1	45	2000	1.93	1.63	1.39	1.20
661-PXA20VC47RM	APXA200ARA470MH70G	47	H70	8	6.7	8.3	8.3	9	0.7-1.1	3.1	45	2000	1.93	1.63	1.39	1.20
661-PXA20VC82RM	APXA200ARA820MJ80G	82	J80	10	7.7	10.3	10.3	11	0.7-1.1	4.5	40	2500	2.03	1.95	1.78	1.72

25 Volts

For quantities greater than listed, call for quote.

661-PXA25VC10RM	APXA250ARA100MF60G	10	F60	6.3	5.7	6.6	6.6	7.2	0.5-0.8	1.9	65	1500	1.33	1.13	.961	.839
661-PXA25VC22RM	APXA250ARA220MH70G	22	H70	8	6.7	8.3	8.3	9	0.7-1.1	3.1	50	1800	1.90	1.56	1.39	1.25
661-PXA25VC39RM	APXA250ARA390MJ80G	39	J80	10	7.7	10.3	10.3	11	0.7-1.1	4.5	45	2100	2.86	2.44	2.08	1.79

© Copyright 2013 Mouser Electronics

© Copyright 2013 Mouser Electronics

UNITED CHEMI-CON NPCAP™ Polymer Aluminum Capacitors

RoHS Compliant This product is RoHS compliant.

UCC SMD SOLID POLYMER ALUMINUM CAPACITORS

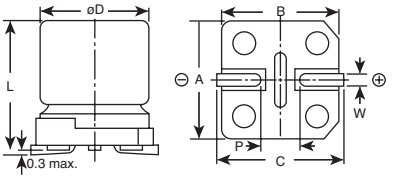

Case Dimensions: mm							
Case Code	øD ±0.5	L ±0.3	A ±0.2	B ±0.2	C ±0.2	W	P
F60	ø6.3	5.7	6.6	6.6	7.2	0.5-0.8	1.9
H70	ø8	6.7	8.3	8.3	9.0	0.7-1.1	3.1
J80	ø10	7.7	10.3	10.3	11.0	0.7-1.1	4.5
E60	ø5	5.7	5.3	5.3	5.9	0.5-0.8	1.4
F60	ø6.3	5.7	6.6	6.6	7.2	0.5-0.8	1.9
H70	ø8	6.7	8.3	8.3	9.0	0.7-1.1	3.1

PXH NPCAP™ Series, 125°C

The PXH series are suitable for DC-DC converters, voltage regulators and decoupling applications.

Specifications:
- Operating temperature: -55°C to +125°C
- Voltage range: 2.5VDC to 20VDC
- Capacitance range: 22µF to 1000µF
- Capacitance tolerance: ±20%
- Rated lifetime: 1000 hours @ 125°C

Features:
- Solid polymer electrolyte
- Ultra low ESR
- Lead free design
- Solvent proof
- High heat resistance to reflow soldering

For quantities greater than listed, call for quote.

MOUSER STOCK NO.	United Chemi-Con Part No.	Value (µF)	Case Code	Max ESR (MΩ)@20°C 100k-300kHz	Price Each 1	10	50
2.5 Volts							
661-PXH2.5V221M	APXH2R5ARA221MF60G	220	F60	35	1.49	1.22	1.09
661-PXH2.5V561M	APXH2R5ARA561MH70G	560	H70	30	2.25	1.84	1.66
4.0 Volts							
661-PXH4V151M	APXH4R0ARA151MF60G	150	F60	35	1.49	1.22	1.09
661-PXH4V221M	APXH4R0ARA221MH70G	220	H70	30	2.24	1.83	1.65
6.3 Volts							
661-PXH6.3V820M	APXH6R3ARA820MF60G	82	F60	40	1.48	1.21	1.09
661-PXH6.3V101M	APXH6R3ARA101MF60G	100	F60	40	1.49	1.22	1.09
661-PXH6.3V151M	APXH6R3ARA151MH70G	150	H70	30	1.71	1.40	1.26
661-PXH6.3V221M	APXH6R3ARA221MH70G	220	H70	30	2.24	1.83	1.65
661-PXH6.3V471M	APXH6R3ARA471MJ80G	470	J80	25	2.73	2.27	2.16
10 Volts							
661-PXH10V121M	APXH100ARA121MH70G	120	H70	35	2.24	1.83	1.65
661-PXH10V151M	APXH100ARA151MH70G	150	H70	35	2.24	1.83	1.65
661-PXH10V331M	APXH100ARA331MJ80G	330	J80	30	2.73	2.26	2.16
16 Volts							
661-PXH16V390M	APXH160ARA390MF60G	39	F60	50	1.49	1.22	1.10
661-PXH16V820M	APXH160ARA820MH70G	82	H70	40	2.21	1.82	1.64
661-PXH16V151M	APXH160ARA151MJ80G	150	J80	35	2.72	2.26	2.15
661-PXH16V181M	APXH160ARA181MJ80G	180	J80	35	2.72	2.26	2.07
20 Volts							
661-PXH20V220M	APXH200ARA220MF60G	22	F60	60	1.54	1.26	1.13
661-PXH20V470M	APXH200ARA470MH70G	47	H70	45	2.10	1.72	1.55
661-PXH20V820M	APXH200ARA820MJ80G	82	J80	45	2.78	2.30	2.20

PXC NPCAP™ Series, 105°C, Low ESR

Specifications:
- Operating temperature : -55°C to +105°C
- Voltage range: 2.5VDC to 16VDC
- Capacitance range: 27µF to 470µF

Features:
- Solvent proof
- Cost effective polymer tantalum replacement
- 20 to 30% lower ESR than PXA series
- Designed for two reflow soldering cycles

For quantities greater than listed, call for quote.

MOUSER STOCK NO.	United Chemi-Con Part No.	Value (µF)	Case Code	Max ESR (MΩ)@20°C 100k-300kHz	Price Each 1	10	50
2.5 Volt							
661-PXC2.5VC181M	APXC2R5ARA181ME60G	180	E60	30	1.51	1.27	1.04
4 Volt							
661-PXC4VC151M	APXC4R0ARA151ME60G	150	E60	30	1.36	1.13	1.04
661-PXC4VC221M	APXC4R0ARA221MF60G	220	F60	21	1.54	1.26	1.12
661-PXC4VC331M	APXC4R0ARA331MH70G	330	H70	18	2.12	1.73	1.54
6.3 Volt							
661-PXC6.3VC101M	APXC6R3ARA101ME60G	100	E60	35	1.40	1.19	.974
661-PXC6.3VC181M	APXC6R3ARA181MF60G	180	F60	22	1.54	1.26	1.12
661-PXC6.3VC221M	APXC6R3ARA221MH70G	220	H70	18	2.12	1.73	1.54
10 Volt							
661-PXC10VC56RM	APXC100ARA560ME60G	56	E60	40	1.36	1.13	1.04
661-PXC10VC82RM	APXC100ARA820MF60G	82	F60	23	1.54	1.26	1.12
661-PXC10VC151M	APXC100ARA151MH70G	150	H70	20	2.18	1.79	1.57
16 Volt							
661-PXC16VC27RM	APXC160ARA270ME60G	27	E60	45	1.44	1.13	.91
661-PXC16VC39RM	APXC160ARA390MF60G	39	F60	25	1.58	1.29	1.12
661-PXC16VC82RM	APXC160ARA820MH70G	82	H70	25	2.25	1.84	1.65

UCC PSA NPCAP™ 105°C RADIAL SOLID POLYMER ALUMINUM SERIES, LOW ESR

The PSA series uses a solid functional polymer as the electrolyte. This polymer technology insures more stable performance and higher reliability over the expected lifetime than normal liquid electrolyte capacitors. PSA capacitors are constructed of lead-free materials that can withstand high temperature lead-free soldering. This series are suitable for use in DC-DC converters, voltage regulators, and decoupling applications and are recommended replacements for OS-CON™ capacitors.

Specifications:
- Temperature range: -55°C to +105°C
- Voltage range: 2.5VDC to 10VDC
- Capacitance range: 27µF to 470µF

Features:
- Capacitance tolerance: ± 20%
- Rated lifetime: 2000 hours

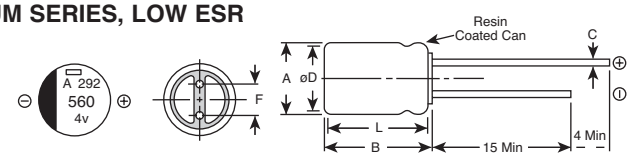

For quantities greater than listed, call for quote.

MOUSER STOCK NO.	United Chemi-Con Part No.	Value (µF)	Case Size DxL (mm)	Case Dimensions: mm øD	L	A	B	øC	F±0.5	Max ESR (MΩ)@20°C 100k-300kHz	Ripple (mArms) 105°C/100kHz	Price Each 1	50	100	500	1000
2.5 Volt																
661-PSA2.5VB680M	APSA2R5ELL681MHB5D	680	8 x 11.5	8	11.5	8+0.5	11.5+1.5	0.8	3.5	7	5580	.76	.706	.621	.524	.428
661-PSA2.5VB820M	APSA2R5ELL821MHB5S	820	8 x 11.5	8	11.5	8+0.5	11.5+1.5	0.8	3.5	7	5580	1.12	.803	.567	.448	.378
4 Volt																
661-PSA4VB560M	APSA4R0ELL561MHB5D	560	8 x 11.5	8	11.5	8+0.5	11.5+1.5	0.8	3.5	7	5580	1.12	.803	.567	.448	.378
6.3 Volt																
661-PSA6.3VB220M	APSA6R3ELL221MFA5G	220	6.3 x 10.5	6.3	9.8	6.3+0.5	9.8+1.0	0.8	2.5	20	3160	1.05	.749	.529	.418	.352
661-PSA6.3VB330M	APSA6R3ELL331MFA5G	330	6.3 x 10.5	6.3	9.8	6.3+0.5	9.8+1.0	0.8	2.5	28	3190	1.41	1.01	.715	.566	.477
661-PSA6.3VB390M	APSA6R3ELL391MHB5D	390	8 x 11.5	8	11.5	8+0.5	11.5+1.5	0.8	3.5	8	5080	.76	.706	.621	.524	.428
661-PSA6.3VB680M	APSA6R3ELL681MHB5D	680	10 x 11.5	10	11.5	10+0.5	11.5+1.5	0.8	5	7	5860	1.52	1.12	.832	.629	.555
10 Volt																
661-PSA10VB47M	APSA100ELL470MFA5G	47	6.3 x 10.5	6.3	9.8	6.3+0.5	9.8+1.0	0.8	2.5	25	2820	1.00	.696	.503	.398	.335
661-PSA10VB68M	APSA100ELL680MFA5G	68	6.3 x 10.5	6.3	9.8	6.3+0.5	9.8+1.0	0.8	2.5	25	2820	1.00	.696	.503	.398	.335
661-PSA10VB100M	APSA100ELL101MFA5G	100	6.3 x 10.5	6.3	9.8	6.3+0.5	9.8+1.0	0.8	2.5	25	2820	1.05	.749	.531	.421	.354
661-PSA10VB270M	APSA100ELL271MHB5S	270	8 x 11.5	8	11.5	8+0.5	11.5+1.5	0.8	3.5	9	4710	1.18	.803	.595	.471	.397
661-PSA10VB470M	APSA100ELL471MJB5S	470	10 x 11.5	10	11.5	10+0.5	11.5+1.5	0.8	5	8	5650	1.53	1.12	.84	.635	.569

UCC PSF NPCAP™ 105°C RADIAL SOLID POLYMER ALUMINUM SERIES LOW ESR

Specifications:
- Temperature range: -55°C to +105°C
- Voltage range: 2VDC to 16VDC

Features:
- Capacitance tolerance: ± 20%
- Rated lifetime: 5000 hours



For quantities greater than listed, call for quote.

MOUSER STOCK NO.	United Chemi-Con Part No.	Value (µF)	Case Size DxL (mm)	Case Dimensions: mm øD	L	A	B	øC	F±0.5	Max ESR (MΩ)@20°C 100k-300kHz	Ripple (mArms) 105°C/100kHz	Price Each 1	10	50	500	1000
2 Volt																
661-APSF2R0E102MF08S	APSF2R0ELL102MF08S	1000	6.3 x 8	6.3	8	øD±0.5	8±1.0	0.6	2.5	5	5900	.75	.61	.566	.456	.397
2.5 Volt																
661-APSF2R5E331MF08S	APSF2R5ELL331MF08S	330	6.3 x 8	6.3	8	øD±0.5	8±1.0	0.6	2.5	5	5900	.63	.535	.447	.361	.316
661-APSF2R5E471MF08S	APSF2R5ELL471MF08S	470	6.3 x 8	6.3	8	øD±0.5	8±1.0	0.6	2.5	5	5900	1.06	.803	.696	.439	.385
661-APSF2R5E561MF08S	APSF2R5ELL561MF08S	560	6.3 x 8	6.3	8	øD±0.5	8±1.0	0.6	2.5	5	5900	.49	.407	.375	.302	.263
661-APSF2R5E821MF08S	APSF2R5ELL821MF08S	820	6.3 x 8	6.3	8	øD±0.5	8±1.0	0.6	2.5	5	5900	.49	.407	.375	.302	.263
16 Volt																
661-APSF160E101MF05S	APSF160ELL101MF05S	100	6.3 x 5	6.3	5	øD±0.5	5±1.0	0.45	2.5	24	2490	.95	.803	.653	.524	.471
661-APSF160E271MH08S	APSF160ELL271MH08S	270	8 x 8	8	8	øD±0.5	8±1.0	0.6	3.5	10	5000	.75	.621	.569	.458	.399
661-APSF160E331MH08S	APSF160ELL331MH08S	330	8 x 8	8	8	øD±0.5	8±1.0	0.6	3.5	13	4700	.82	.685	.624	.502	.438
661-APSF160E471MHB5S	APSF160ELL471MHB5S	470	8 x 11.5	8	11.5	øD±0.5	11.5±1.5	0.6	5	11	5400	.97	.803	.727	.585	.509

© Copyright 2013 Mouser Electronics
© Copyright 2013 Mouser Electronics

CORNELL DUBILIER Aluminum Electrolytic Capacitors

CDE CORNELL DUBILIER

SLPX SERIES 85°C

RoHS Compliant **This product is RoHS compliant.**

Type SLPX can operate at 85°C at rated voltage for 3000 hours.
Best value package compared to the other snap-in series.



Features:

- 3000 h ripple load life at rated voltage
- Small case size with high capcitance
- Best for switching power supplies
- 22mm to 35mm diameter, 10mm lead spacing
- High ripple current

Specifications:

- Operating temperature: -40°C to 85°C (10VDC~450VDC)
- Voltage range: 10VDC to 450VDC
- Capacitance range: 220µF to 82,000µF
- Capacitance tolerance: ±20%
- Leakage current: ≤3 √CV (µA)

Ambient Temperature/Multiplier			
20 to 45°C	65°C	85°C	105°C
2.00	1.89	1.52	1.00

Voltage	Frequency/Multiplier			
	60Hz	120Hz	1kHz	10 kHz & Up
10-100Vdc	0.90	1.00	1.15	1.25
160-450Vdc	0.80	1.00	1.25	1.47

DIMENSIONS: mm

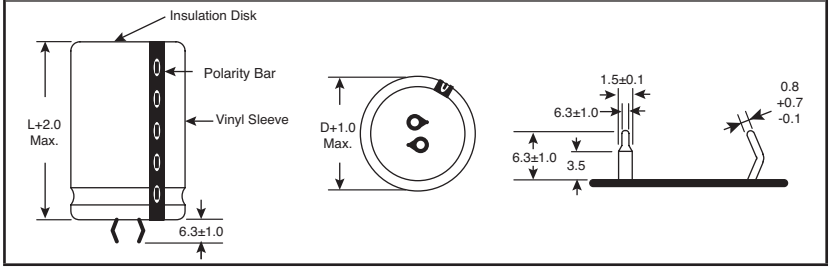

For quantities greater than listed, call for quote.

MOUSER STOCK NO.	VDC	Value (µF)	Ripple(A) @ 120Hz@85°C	Case D x L(mm)	Price Each 1	50	100	500
598-SLPX103M016A3P3	16	10000	2.89	22 x 30	1.66	.992	.877	.79
598-SLPX183M016E3P3	16	18000	3.88	30 x 30	2.50	1.48	1.31	1.17
598-SLPX103M025A5P3	25	10000	3.31	22 x 35	2.25	1.33	1.18	1.06
598-SLPX153M025A9P3	25	15000	4.21	22 x 50	2.75	1.64	1.44	1.29
598-SLPX153M025C7P3	25	15000	4.1	25 x 40	2.85	1.70	1.49	1.34
598-SLPX223M025C9P3	25	22000	5.29	25 x 50	4.16	2.60	2.28	2.11
598-SLPX223M025E7P3	25	22000	5.33	30 x 40	3.66	2.27	2.01	1.86
598-SLPX333M025E9P3	25	33000	5.29	30 x 50	4.68	2.90	2.56	2.38
598-SLPX333M025H4P3	25	33000	6.75	35 x 45	6.00	3.94	3.48	3.17
598-SLPX682M025A3P3	25	6800	2.56	22 x 30	1.80	1.07	.939	.85
598-SLPX103M035C7P3	35	10000	3.65	25 x 40	2.86	1.68	1.49	1.33
598-SLPX103M035E3P3	35	10000	3.61	30 x 30	3.01	1.78	1.57	1.40
598-SLPX153M035C9P3	35	15000	4.77	25 x 50	4.16	2.58	2.29	2.11
598-SLPX153M035E7P3	35	15000	4.8	30 x 40	3.69	2.30	2.03	1.86
598-SLPX223M035H4P3	35	22000	6.38	35 x 45	5.11	3.21	2.81	2.60
598-SLPX472M035A3P3	35	4700	2.46	22 x 30	1.85	1.09	.967	.865
598-SLPX472M035C1P3	35	4700	2.43	25 x 25	1.96	1.21	1.08	.976
598-SLPX682M035A7P3	35	6800	2.97	22 x 40	2.25	1.33	1.17	1.05
598-SLPX682M035C3P3	35	6800	2.89	25 x 30	2.19	1.31	1.14	1.05
598-SLPX682M035E1P3	35	6800	3.09	30 x 25	2.43	1.42	1.26	1.14
598-SLPX103M050E7P3	50	10000	5.08	30 x 40	4.21	2.61	2.30	2.13
598-SLPX153M050H4P3	50	15000	6.56	35 x 45	5.54	3.46	3.04	2.80
598-SLPX183M050H9P3	50	18000	7.14	35 x 50	7.31	4.57	4.01	3.71
598-SLPX222M050A1P3	50	2200	1.93	22 x 25	1.50	.885	.767	.696
598-SLPX223M050H9P3	50	22000	7.89	35 x 50	7.00	4.32	4.14	3.87
598-SLPX332M050A3P3	50	3300	2.41	22 x 30	1.82	1.07	.946	.852
598-SLPX332M050C1P3	50	3300	2.38	25 x 25	1.94	1.16	1.02	.91
598-SLPX472M050A7P3	50	4700	3.02	22 x 40	2.42	1.43	1.26	1.13
598-SLPX472M050C3P3	50	4700	3.07	25 x 30	2.53	1.48	1.32	1.17
598-SLPX472M050E1P3	50	4700	3.01	30 x 25	2.79	1.75	1.54	1.37
598-SLPX562M050A7P3	50	5600	3.26	22 x 40	2.65	1.56	1.39	1.24
598-SLPX682M050A9P3	50	6800	3.94	22 x 50	2.95	1.74	1.54	1.39
598-SLPX682M050C7P3	50	6800	3.87	25 x 40	3.27	2.07	1.81	1.63
598-SLPX682M050E5P3	50	6800	3.93	30 x 35	3.24	1.92	1.70	1.51
598-SLPX103M063E9P3	63	10000	5.78	30 x 50	5.93	3.72	3.26	3.03
598-SLPX103M063H7P3	63	10000	5.75	35 x 40	5.75	3.60	3.16	2.92
598-SLPX222M063A3P3	63	2200	2.35	22 x 30	1.88	1.11	.987	.881
598-SLPX472M063E3P3	63	4700	3.54	30 x 30	2.69	1.65	1.49	1.39
598-SLPX682M063E7P3	63	6800	4.55	30 x 40	4.13	2.56	2.27	2.09
598-SLPX682M063H3P3	63	6800	4.44	35 x 30	4.62	2.88	2.54	2.34
598-SLPX822M063H5P3	63	8200	5.05	35 x 35	5.11	3.19	2.81	2.60
598-SLPX222M080C3P3	80	2200	2.53	25 x 30	2.96	1.85	1.64	1.46
598-SLPX332M080A9P3	80	3300	3.23	22 x 50	3.60	2.13	1.88	1.69
598-SLPX332M080C7P3	80	3300	3.29	25 x 40	3.69	2.19	1.93	1.73
598-SLPX472M080H3P3	80	4700	4.12	35 x 30	4.21	2.54	2.29	2.17
598-SLPX682M080E9P3	80	6800	5.27	30 x 50	6.29	3.93	3.45	3.19
598-SLPX102M100A3P3	100	1000	2.02	22 x 30	2.20	1.38	1.22	1.09
598-SLPX222M100C7P3	100	2200	3.21	25 x 40	3.58	2.25	1.97	1.82
598-SLPX222M100E3P3	100	2200	3.17	30 x 30	3.77	2.36	2.07	1.89
598-SLPX332M100E7P3	100	3300	4.18	30 x 40	5.16	3.22	2.82	2.63
598-SLPX472M100H7P3	100	4700	5.23	35 x 40	7.04	4.38	3.87	3.58
598-SLPX682M100H9P3	100	6800	6.01	35 x 50	10.48	6.46	6.16	5.81
598-SLPX102M160A9P3	160	1000	3.02	22 x 50	3.98	2.35	2.07	1.87
598-SLPX152M160E7P3	160	1500	3.96	30 x 40	5.04	3.15	2.76	2.57
598-SLPX222M160H7P3	160	2200	4.96	35 x 40	7.00	4.35	3.85	3.57

For quantities greater than listed, call for quote.

MOUSER STOCK NO.	VDC	Value (µF)	Ripple(A) @ 120Hz@85°C	Case D x L (mm)	Price Each 1	50	100	500
598-SLPX561M160A3P3	160	560	2.15	22 x 30	2.55	1.51	1.33	1.19
598-SLPX681M160C3P3	160	680	2.33	25 x 30	3.08	1.82	1.61	1.46
598-SLPX272M180H9P3	180	2700	5.3	35 x 50	8.17	5.05	4.83	4.52
598-SLPX102M200C4P3	200	1000	3.28	25 x 45	4.17	2.59	2.29	2.10
598-SLPX102M200E5P3	200	1000	3.15	30 x 35	5.76	3.60	3.15	2.91
598-SLPX102M200H3P3	200	1000	3.25	35 x 30	5.57	3.46	3.06	2.85
598-SLPX122M200E7P3	200	1200	3.61	30 x 40	4.98	3.10	2.72	2.53
598-SLPX152M200E4P3	200	1500	4.13	30 x 45	6.76	4.21	3.71	3.46
598-SLPX152M200H7P3	200	1500	4.06	35 x 40	6.71	4.18	3.69	3.42
598-SLPX222M200H9P3	200	2200	5.25	35 x 50	7.68	4.75	4.52	4.25
598-SLPX271M200A1P3	200	270	1.37	22 x 25	1.97	1.17	1.04	.926
598-SLPX331M200A1P3	200	330	1.51	22 x 25	2.08	1.22	1.07	.969
598-SLPX331M200A3P3	200	330	1.63	22 x 30	2.10	1.24	1.10	.984
598-SLPX471M200A3P3	200	470	1.97	22 x 30	2.79	1.74	1.54	1.38
598-SLPX561M200A7P3	200	560	2.18	22 x 40	3.02	1.79	1.57	1.41
598-SLPX561M200E1P3	200	560	2.15	30 x 25	3.26	1.93	1.71	1.54
598-SLPX681M200A4P3	200	680	2.48	22 x 45	3.76	2.20	1.96	1.75
598-SLPX821M200A9P3	200	820	2.81	22 x 50	3.65	2.28	2.01	1.85
598-SLPX821M200C7P3	200	820	2.79	25 x 40	3.81	2.38	2.09	1.93
598-SLPX102M250E4P3	250	1000	3.56	30 x 45	7.03	4.39	3.87	3.56
598-SLPX102M250E5P3	250	1000	3.2	30 x 35	7.34	4.60	4.03	3.72
598-SLPX102M250H5P3	250	1000	3.48	35 x 35	6.64	4.11	3.91	3.69
598-SLPX221M250A1P3	250	220	1.24	22 x 25	2.23	1.32	1.17	1.06
598-SLPX271M250A3P3	250	270	1.5	22 x 30	2.56	1.52	1.34	1.20
598-SLPX331M250A3P3	250	330	1.66	22 x 30	2.95	1.74	1.54	1.39
598-SLPX391M250A5P3	250	390	1.88	22 x 35	3.61	2.13	1.87	1.67
598-SLPX471M250A7P3	250	470	2.15	22 x 40	4.04	2.51	2.21	2.03
598-SLPX471M250E1P3	250	470	2.04	30 x 25	3.86	2.41	2.12	1.96
598-SLPX561M250C5P3	250	560	2.35	25 x 35	4.38	2.73	2.40	2.21
598-SLPX681M250E5P3	250	680	2.71	30 x 35	5.47	3.42	3.00	2.76
598-SLPX821M250E5P3	250	820	2.98	30 x 35	5.51	3.37	3.03	2.75
598-SLPX821M250H3P3	250	820	2.96	35 x 30	6.60	4.14	3.62	3.37
598-SLPX101M400A3P3	400	100	0.99	22 x 30	2.57	1.52	1.35	1.21
598-SLPX221M400C3P3	400	220	1.54	25 x 30	4.58	2.86	2.53	2.31
598-SLPX221M400E3P3	400	220	1.66	30 x 30	4.50	2.81	2.46	2.26
598-SLPX331M400E3P3	400	330	2.05	30 x 30	4.90	3.71	3.26	2.72
598-SLPX471M400E4P3	400	470	2.51	30 x 45	7.43	4.58	4.37	4.11
598-SLPX471M400H7P3	400	470	2.54	35 x 40	7.79	4.80	4.58	4.31
598-SLPX561M400H9P3	400	560	3.13	35 x 50	9.02	5.57	5.31	4.99
598-SLPX561M400H7P3	400	560	2.85	35 x 40	8.97	5.53	5.28	4.95
598-SLPX821M400H9P3	400	820	3.4	35 x 50	12.65	7.80	7.44	6.99
598-SLPX680M450A1P3	450	68	0.71	22 x 25	2.64	1.56	1.37	1.23
598-SLPX121M450A3P3	450	120	1.07	22 x 30	3.85	2.41	2.11	1.96
598-SLPX121M450C3P3	450	120	1.09	25 x 30	3.71	2.20	1.94	1.74
598-SLPX181M450E1P3	450	180	1.45	30 x 25	5.02	3.15	2.76	2.55
598-SLPX221M450C7P3	450	220	1.59	25 x 40	5.97	3.72	3.28	3.03
598-SLPX221M450H3P3	450	220	1.66	35 x 30	6.44	4.02	3.55	3.25
598-SLPX271M450E3P3	450	270	1.78	30 x 30	6.67	4.18	3.67	3.39
598-SLPX331M450H5P3	450	330	2.15	35 x 35	7.35	4.54	4.32	4.06
598-SLPX331M450E7P3	450	330	2.12	30 x 40	7.68	4.74	4.52	4.25
598-SLPX471M450H9P3	450	470	2.8	35 x 50	10.11	6.24	5.94	5.59
598-SLPX471M450H4P3	450	470	2.68	35 x 45	9.99	6.16	5.89	5.53

© Copyright 2013 Mouser Electronics
© Copyright 2013 Mouser Electronics

CORNELL DUBILIER Aluminum Electrolytic Capacitors

CDE CORNELL DUBILIER

RoHS Compliant **This product is RoHS compliant.**

SLP SERIES 105°C BEST VALUE SNAP-IN

Type SLP can operate at 105°C at rated voltage for 3000 hours. Best value package compared to the other snap-in series.

Features:

- 3000 h ripple load life at rated voltage
- Small case size with high capcitance
- Best for switching power supplies
- 22mm to 35mm diameter, 10mm lead spacing
- High ripple current

Specifications:

- Operating temperature: -40°C to 105°C (10VDC~250VDC) -25°C to 105°C (160VDC~450VDC)
- Voltage range: 10VDC to 450VDC
- Capacitance range: 180μF to 56,000μF
- Capacitance tolerance: ±20%
- Leakage current: ≤3 √CV (μA)

Ambient Temperature/Multiplier			
20 to 45°C	65°C	85°C	105°C
2.00	1.89	1.52	1.00

Voltage	Frequency/Mulitplier			
	60Hz	120Hz	1kHz	10 kHz & Up
10-100Vdc	0.90	1.00	1.15	1.25
160-450Vdc	0.80	1.00	1.25	1.47

DIMENSIONS: mm

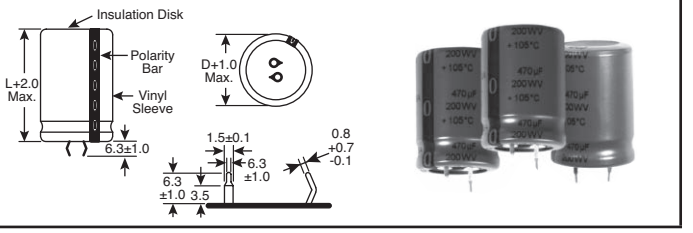

For quantities greater than listed, call for quote.

MOUSER STOCK NO.	VDC	Value (μF)	Ripple(A) @ 120Hz@85°C	Case D x L (mm)	Price Each 1	10	50	100
598-SLP153M025C4P3	25	15000	3.6	25 x 45	3.53	2.73	2.09	1.84
598-SLP103M035C7P3	35	10000	3.04	25 x 40	3.53	2.72	2.08	1.85
598-SLP223M035H9P3	35	22000	5.48	35 x 50	6.35	4.76	3.98	3.49
598-SLP472M035C1P3	35	4700	2.2	25 x 25	2.14	1.64	1.26	1.12
598-SLP332M050C3P3	50	3300	2	25 x 30	2.43	1.87	1.42	1.26
598-SLP472M050C5P3	50	4700	2.43	25 x 35	3.42	2.78	2.15	1.89
598-SLP103M063H9P3	63	10000	5.11	35 x 50	8.09	6.47	5.01	4.70
598-SLP222M063C3P3	63	2200	2	25 x 30	2.58	1.99	1.54	1.36
598-SLP332M063E3P3	63	3300	2.5	30 x 30	3.88	3.00	2.29	2.02
598-SLP682M063H7P3	63	6800	3.84	35 x 40	6.05	4.54	3.77	3.33
598-SLP102M100C1P3	100	1000	1.45	25 x 25	3.14	2.42	1.85	1.64
598-SLP222M100C4P3	100	2200	2.53	25 x 45	5.41	4.06	3.38	2.99
598-SLP472M100H4P3	100	4700	3.8	35 x 45	10.05	7.79	6.21	5.96
598-SLP681M100A1P3	100	680	1.09	22 x 25	2.50	1.93	1.48	1.31
598-SLP152M160E4P3	160	1500	2.84	30 x 45	6.11	4.80	4.00	3.51
598-SLP152M160H5P3	160	1500	2.84	35 x 35	5.41	4.07	3.37	2.97
598-SLP331M160A1P3	160	330	1.2	22 x 25	1.84	1.41	1.08	.97
598-SLP391M160A3P3	160	390	1.3	22 x 30	2.15	1.66	1.26	1.11
598-SLP471M160A3P3	160	470	1.55	22 x 30	2.23	1.72	1.32	1.17
598-SLP471M160C1P3	160	470	1.55	25 x 25	2.53	1.95	1.50	1.31
598-SLP561M160A5P3	160	560	1.67	22 x 35	2.53	1.94	1.49	1.32
598-SLP681M160A7P3	160	680	1.82	22 x 40	3.08	2.36	1.84	1.62
598-SLP821M160E3P3	160	820	2.04	30 x 30	3.85	2.95	2.29	2.00
598-SLP122M180E7P3	180	1200	2.55	30 x 40	7.47	5.60	4.68	4.10
598-SLP152M180E4P3	180	1500	2.9	30 x 45	8.28	6.42	5.11	4.88
598-SLP182M180H4P3	180	1800	3.3	35 x 45	7.47	5.78	4.61	4.39
598-SLP222M180H9P3	180	2200	3.65	35 x 50	9.46	7.30	5.85	5.61
598-SLP271M180A1P3	180	270	1	22 x 25	2.07	1.58	1.22	1.08
598-SLP391M180A3P3	180	390	1.35	22 x 30	2.41	1.87	1.44	1.25
598-SLP471M180A5P3	180	470	1.5	22 x 35	2.75	2.12	1.64	1.44
598-SLP471M180C3P3	180	470	1.5	25 x 30	2.85	2.19	1.69	1.49
598-SLP561M180E1P3	180	560	1.67	30 x 25	4.11	3.06	2.56	2.24
598-SLP821M180A9P3	180	820	2.04	22 x 50	3.92	2.93	2.45	2.15
598-SLP821M180C7P3	180	820	2.04	25 x 40	4.94	3.70	3.09	2.71
598-SLP821M180E3P3	180	820	2.04	30 x 30	5.44	4.09	3.41	2.99
598-SLP102M200C9P3	200	1000	2.42	25 x 50	5.11	3.84	3.19	2.81
598-SLP102M200E7P3	200	1000	2.3	30 x 40	5.11	3.85	3.20	2.81
598-SLP102M200H5P3	200	1000	2.3	35 x 35	5.60	4.21	3.51	3.08
598-SLP122M200E4P3	200	1200	2.65	30 x 45	6.14	4.60	3.85	3.38
598-SLP122M200H3P3	200	1200	2.49	35 x 30	6.57	4.93	4.11	3.61
598-SLP122M200H5P3	200	1200	2.65	35 x 35	6.35	4.76	3.98	3.49
598-SLP182M200H4P3	200	1800	3.48	35 x 45	9.35	7.19	5.78	5.48
598-SLP182M200H7P3	200	1800	3.31	35 x 40	6.96	5.57	4.43	3.96
598-SLP221M200A1P3	200	220	0.99	22 x 25	1.88	1.43	1.11	.987
598-SLP271M200A1P3	200	270	1.1	22 x 25	2.21	1.70	1.32	1.16
598-SLP331M200A3P3	200	330	1.25	22 x 30	2.38	1.84	1.41	1.25
598-SLP331M200C1P3	200	330	1.25	25 x 25	2.66	2.05	1.57	1.39
598-SLP391M200C3P3	200	390	1.35	25 x 30	2.75	2.12	1.63	1.43
598-SLP471M200A7P3	200	470	1.5	22 x 40	3.02	2.31	1.79	1.57
598-SLP471M200C3P3	200	470	1.5	25 x 30	3.07	2.36	1.82	1.61
598-SLP471M200C5P3	200	470	1.6	25 x 35	3.18	2.44	1.87	1.66
598-SLP471M200E1P3	200	470	1.5	30 x 25	3.62	2.76	2.14	1.87
598-SLP561M200A4P3	200	560	1.67	22 x 45	3.72	2.87	2.19	1.96
598-SLP561M200C5P3	200	560	1.7	25 x 35	9.63	7.16	5.56	3.20
598-SLP561M200E1P3	200	560	1.67	30 x 25	3.77	2.89	2.23	1.97
598-SLP681M200A9P3	200	680	1.78	22 x 50	3.71	2.78	2.32	2.03
598-SLP681M200C5P3	200	680	1.72	25 x 35	4.35	3.43	2.86	2.50
598-SLP681M200C7P3	200	680	1.82	25 x 40	4.08	3.06	2.54	2.23
598-SLP681M200E3P3	200	680	1.78	30 x 30	3.89	2.92	2.44	2.14
598-SLP821M200C4P3	200	820	2.1	25 x 45	4.41	3.31	2.75	2.42
598-SLP821M200H3P3	200	820	2.04	35 x 30	4.83	3.62	3.01	2.65
598-SLP102M250E9P3	250	1000	2.7	30 x 50	7.71	5.95	4.78	4.57
598-SLP102M250H7P3	250	1000	2.69	35 x 40	7.86	6.07	4.85	4.65
598-SLP152M250H9P3	250	1500	3.61	35 x 50	10.15	7.83	6.28	5.99
598-SLP181M250A1P3	250	180	0.88	22 x 25	2.32	1.79	1.36	1.20
598-SLP221M250A3P3	250	220	1	22 x 30	2.38	1.85	1.40	1.25
598-SLP221M250C1P3	250	220	1.08	25 x 25	2.62	2.01	1.55	1.38
598-SLP271M250A5P3	250	270	1.18	22 x 35	2.92	2.25	1.72	1.52
598-SLP331M250A3P3	250	330	1.15	22 x 30	3.12	2.42	1.85	1.65
598-SLP331M250A7P3	250	330	1.3	22 x 40	3.12	2.42	1.85	1.65
598-SLP331M250C3P3	250	330	1.3	25 x 30	3.39	2.62	2.02	1.78
598-SLP391M250C5P3	250	390	1.49	25 x 35	3.81	2.86	2.38	2.09
598-SLP471M250C7P3	250	470	1.65	25 x 40	4.10	3.07	2.57	2.25
598-SLP471M250E3P3	250	470	1.65	30 x 30	4.28	3.20	2.69	2.35
598-SLP681M250C9P3	250	680	2.03	25 x 50	5.53	4.15	3.45	3.05
598-SLP681M250E7P3	250	680	2	30 x 40	5.60	4.21	3.51	3.07
598-SLP681M250H3P3	250	680	2	35 x 30	6.84	5.11	4.26	3.75
598-SLP821M250E4P3	250	820	2.3	30 x 45	6.64	4.99	4.16	3.66
598-SLP821M250H5P3	250	820	2.3	35 x 35	6.86	5.15	4.29	3.77
598-SLP470M400A1P3	400	47	0.42	22 x 25	1.97	1.53	1.18	1.04
598-SLP151M400C3P3	400	150	0.83	25 x 30	4.03	3.02	2.51	2.21
598-SLP221M400E5P3	400	220	1.28	30 x 35	5.69	4.27	3.55	3.15
598-SLP331M400E5P3	400	330	1.39	30 x 35	7.22	5.57	4.45	4.26
598-SLP391M400H5P3	400	390	1.6	35 x 35	8.90	6.86	5.50	5.23
598-SLP471M400H7P3	400	470	1.9	35 x 40	10.43	8.04	6.44	6.13
598-SLP561M400H4P3	400	560	2.12	35 x 45	12.08	9.30	7.46	7.10
598-SLP681M400H4P3	400	680	2.34	35 x 45	14.87	11.45	9.18	8.75
598-SLP680M450A3P3	450	68	0.53	22 x 30	3.23	2.47	1.90	1.69
598-SLP101M450A3P3	450	100	0.65	22 x 30	4.11	3.08	2.57	2.26
598-SLP151M450C3P3	450	150	0.82	25 x 30	4.69	3.51	2.91	2.57
598-SLP221M450H3P3	450	220	1.12	35 x 30	7.34	5.66	4.53	4.31
598-SLP221M450E3P3	450	220	1.05	30 x 30	6.61	4.95	4.14	3.64
598-SLP271M450H5P3	450	270	1.28	35 x 35	7.14	5.50	4.40	4.19
598-SLP331M450H5P3	450	330	1.37	35 x 35	8.37	6.45	5.17	4.92
598-SLP331M450H7P3	450	330	1.45	35 x 40	8.50	6.54	5.24	5.00
598-SLP471M450H4P3	450	470	1.77	35 x 45	10.97	8.45	6.77	6.45
598-SLP471M450H9P3	450	470	1.85	35 x 50	11.22	8.65	6.93	6.60

380LQ, 85°C SERIES - COMPACT HIGH CAPACITANCE SNAPMOUNT

Specifications:

- Voltage rating: 16VDC to 450VDC
- Operating temperature: ≤315V: -40°C to +85°C; >350V: -25°C to +85°C
- Capacitance tolerance: 20%
- Life test: 2000 hours @ +85°C at full load
- Leakage current: ≤ 3 √ CV μA at 5 min.

Features:

- More capacitance per case size
- Average of 27% smaller and more than 10mm shorter than Type 380LX
- Approaching the capability of the 380LX, the 380LQ enables you to shrink equipment size and retain the original performance

DIMENSIONS: mm

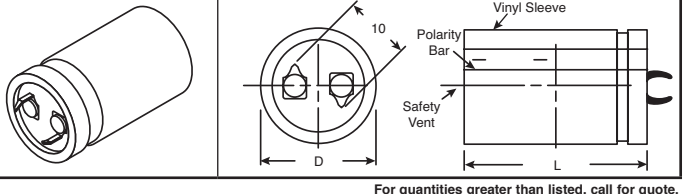

For quantities greater than listed, call for quote.

MOUSER STOCK NO.	CDE Type 380LQ	Value (μF)	Ripple(A) @ 85°C/120Hz	Case D x L (mm)	Price Each 1	10	25
200 WVDC							
5985-380-200V471	471M200H022	470	1.85	22 x 30	3.69	3.14	3.06
5985-380-200V681	681M200H032	680	2.68	22 x 35	4.69	3.97	3.55
5985-380-200V821	821M200J022	820	2.93	25 x 30	5.22	4.43	3.96
5985-380-200V102	102M200J032	1000	3.25	25 x 35	5.56	4.73	4.23
5985-380-200V122	122M200K022	1200	3.50	30 x 30	6.99	5.94	5.30
5985-380-200V152	152M200K032	1500	3.87	30 x 35	8.06	6.85	6.11
5985-380-200V222	222M200K052	2200	4.92	30 x 50	11.63	9.89	9.73
5985-380-200V272	272M200A052	2700	5.45	35 x 50	13.75	11.68	10.43
250 WVDC							
5985-380-250V331	331M250H022	330	1.75	22 x 30	3.72	3.16	2.82
5985-380-250V471	471M250H032	470	2.11	22 x 35	4.49	3.82	3.76
5985-380-250V561	561M250J022	560	2.25	25 x 30	5.32	4.52	4.41
5985-380-250V681	681M250J032	680	2.50	25 x 35	5.92	5.02	4.49
5985-380-250V821	821M250K022	820	2.77	30 x 30	6.14	5.95	5.16
5985-380-250V102	102M250K032	1000	3.32	30 x 35	7.20	6.98	6.05
5985-380-250V122	122M250A032	1200	3.53	35 x 35	9.92	8.43	7.54
5985-380-250V152	152M250K052	1500	4.04	30 x 50	9.70	9.41	8.14
5985-380-250V222	222M250A052	2200	5.00	35 x 50	15.73	13.36	12.69
5985-380-400V221	221M400J022	220	1.49	25 x 30	4.62	3.96	3.85
5985-380-400V271	271M400K022	270	1.67	30 x 30	5.96	5.06	4.53
5985-380-400V331	331M400K022	330	1.90	30 x 30	4.54	4.42	4.30
5985-380-400V391	391M400K032	390	2.13	30 x 35	7.33	6.23	5.56
5985-380-400V471	471M400K042	470	2.39	30 x 40	8.72	7.40	6.62
5985-380-400V561	561M400A032	560	2.69	35 x 35	9.50	8.07	7.73
5985-380-400V681	681M400K052	680	2.96	30 x 50	12.17	10.35	9.24
5985-380-400V821	821M400A052	820	3.25	35 x 50	13.19	12.67	11.92
450 WVDC							
5985-380-450V121	121M450H022	120	1.04	22 x 30	3.82	3.25	3.16
5985-380-450V221	221M450K022	220	1.55	30 x 30	6.28	5.89	5.64
5985-380-450V271	271M450K022	270	1.78	30 x 30	7.19	6.39	6.09
5985-380-450V331	331M450K042	330	2.01	30 x 40	7.71	7.47	6.48
5985-380-450V391	391M450K042	390	2.24	30 x 40	9.90	8.40	7.52
5985-380-450V471	471M450A042	470	2.53	35 x 40	11.63	9.89	8.84
5985-380-450V561	561M450A452	560	2.82	35 x 45	13.19	12.67	11.92

© Copyright 2013 Mouser Electronics

CORNELL DUBILIER Aluminum Electrolytic Capacitors

CDE CORNELL DUBILIER

RoHS Compliant **This product is RoHS compliant.**

DIMENSIONS: mm

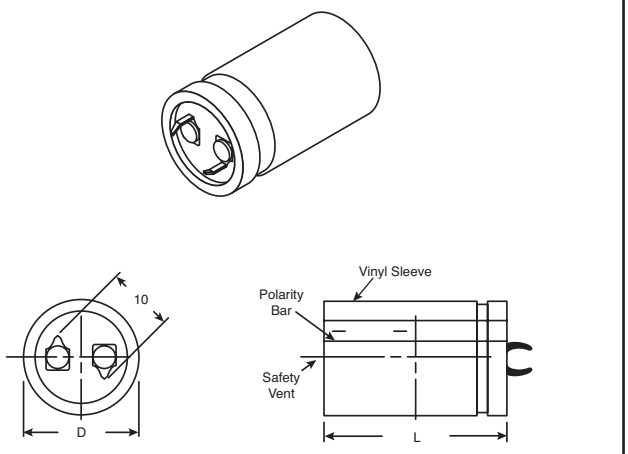

380LX, 85°C SERIES - HIGH CAPACITANCE SNAPMOUNT

Specifications:

- Voltage rating: 16VDC to 500VDC
- Operating temperature: <300V: -40°C to +85°C; ≥ 350V: -25°C to +85°C
- Capacitance tolerance: 20%
- Life test: 3000 hours @ +85°CC at full load
- Leakage current: ≤ 3 √ CV μA at 5 min.
- EIA ripple life: 3000 hours @ 85°C

Features:

- More capacitance per case size
- Ideal for switching power supply input and output circuits and motor drives

For quantities greater than listed, call for quote.

MOUSER STOCK NO.	CDE Type 380LQ	Value (μF)	Ripple(A) @ 85°C/120Hz	Case D x L (mm)	Price Each 1	10	25
25 WVDC							
5985-85-25V6800	682M025H022	6,800	3.50	22 x 30	3.26	2.77	2.47
5985-85-25V10000	103M025H032	10,000	3.80	22 x 35	3.66	3.45	3.34
5985-85-25V22000	223M025J052	22,000	6.10	25 x 50	5.96	5.66	5.48
5985-85-25V47000	473M025A052	47,000	8.00	35 x 50	11.61	9.87	8.82
35 WVDC							
5985-85-35V5600	562M035H022	5,600	3.40	22 x 30	3.31	2.81	2.71
5985-85-35V8200	822M035H042	8,200	4.00	22 x 40	3.73	3.18	2.84
5985-85-35V10000	103M035K022	10,000	4.40	30 x 30	4.70	4.00	3.85
5985-85-35V15000	153M035J052	15,000	5.60	25 x 50	5.51	4.68	4.53
5985-85-35V22000	223M035A042	22,000	6.10	35 x 40	8.40	7.14	6.38
5985-85-35V33000	333M035A052	33,000	7.15	35 x 50	10.59	9.00	8.75
50 WVDC							
5985-85-50V3300	332M050H022	3,300	2.70	22 x 30	3.03	2.57	2.29
5985-85-50V4700	472M050H032	4,700	3.00	22 x 35	3.32	2.82	2.71
5985-85-50V4700J	472M050J022	4,700	3.00	25 x 30	3.50	2.96	2.86
5985-85-50V6800	682M050K022	6,800	3.90	30 x 30	4.55	3.86	3.79
5985-85-50V8200	822M050K032	8,200	4.40	30 x 35	5.53	5.22	5.07
5985-85-50V15000	153M050K052	15,000	6.40	30 x 50	8.61	7.32	7.15
5985-85-50V22000	223M050A052	22,000	7.60	35 x 50	10.86	10.45	9.60
63 WVDC							
5985-85-63V4700	472M063K022	4,700	4.40	30 x 30	4.76	4.03	3.93
5985-85-63V8200	822M063A032	8,200	6.00	35 x 35	10.96	8.76	7.96
5985-85-63V10000	103M063A042	10,000	6.50	35 x 40	11.60	10.52	8.44
5985-85-63V12000	123M063A052	12,000	7.20	35 x 50	11.60	10.52	8.44
100 WVDC							
5985-85-100V1000	102M100H022	1,000	2.00	22 x 30	3.32	2.81	2.73
200 WVDC							
5985-85-200V220	221M200J202	220	0.90	25 x 20	4.00	3.40	3.31
5985-85-200V330	331M200J012	330	1.60	25 x 25	3.75	3.18	2.85
5985-85-200V470	471M200J022	470	1.90	25 x 30	3.85	3.26	3.17
5985-85-200V680	681M200J032	680	2.70	25 x 35	4.87	4.14	3.69
5985-85-200V1200	122M200K452	1,200	3.50	30 x 45	6.99	5.94	5.30
5985-85-200V1500	152M200A042	1,500	3.90	35 x 40	9.04	7.68	6.87
5985-85-200V2200	222M200A052	2,200	4.90	35 x 50	11.82	10.05	9.72
250 WVDC							
5985-85-250V220	221M250H022	220	1.20	22 x 30	3.10	2.64	2.36
5985-85-250V470	471M250J042	470	2.10	25 x 40	5.00	4.26	3.79
5985-85-250V680	681M250A022	680	2.50	35 x 30	8.68	8.39	7.88
5985-85-250V1000	102M250K052	1,000	3.10	30 x 50	8.56	7.28	6.51
5985-85-250V1000A	102M250A042	1,000	3.30	35 x 35	9.10	7.73	7.52
400 WVDC							
5985-85-400V68J	680M4000J202	68	0.35	25 x 20	3.26	2.76	2.47
5985-85-400V100	101M400H022	100	0.90	22 x 30	3.19	2.71	2.42
5985-85-400V560A	561M400A052	560	2.70	35 x 50	10.81	9.18	8.87
5985-85-400V680	681M400A052	680	3.00	35 x 50	12.79	10.86	9.70
450 WVDC							
5985-85-450V47	470M450J202	47	0.30	25 x 20	3.32	2.81	2.73
5985-85-450V68	680M450H022	68	0.80	22 x 30	3.48	2.94	2.84
5985-85-450V100	101M450J022	100	0.90	25 x 30	3.80	3.22	3.12
5985-85-450V120	121M450J022	120	1.00	25 x 30	4.10	3.48	3.39
5985-85-450V220	221M450J052	220	1.60	25 x 50	6.10	5.18	4.62
5985-85-450V330	331M450A042	330	2.00	35 x 40	9.07	7.70	7.37
5985-85-450V470	471M450A052	470	2.50	35 x 50	11.93	10.14	9.83

© Copyright 2013 Mouser Electronics

381LQ SERIES, 105°C - COMPACT HIGH RIPPLE SNAP-IN

Specifications:

- Voltage rating: 200VDC to 450VDC
- Operating temperature: <315V: -40°C to +105°C; >350V: -25°C to +105°C
- Capacitance tolerance: 20%
- Life test: 2000 hours @ 105°C at full load
- Leakage current: ≤ 3 √ CV μA at 5 min.
- EIA Ripple life: 8000 hours @ 85°C

Features:

- More capacitance per case size
- Average of 23% smaller and more than 5mm shorter than Type 381LX
- The 381LQ enables you to shrink equipment size and retain the original performance

For quantities greater than listed, call for quote.

MOUSER STOCK NO.	CDE Type 381LQ	Value (μF)	Ripple(A) @ 105°C/20Hz	Case D x L (mm)	Price Each 1	10	25
200 WVDC							
5985-381-200V470	471M200H022	470	2.03	22 x 30	3.85	3.26	2.92
5985-381-200V680	681M200J022	680	2.45	25 x 30	4.82	4.09	3.94
5985-381-200V820	821M200J032	820	2.86	25 x 35	5.62	4.77	4.27
5985-381-200V1000	102M200K022	1000	3.22	30 x 30	6.66	5.66	5.05
5985-381-200V1200	122M200A022	1200	3.71	35 x 30	8.53	7.25	6.94
5985-381-200V1500	152M200K042	1500	3.92	35 x 40	9.06	7.71	6.88
5985-381-200V1800	182M200A042	1800	4.31	35 x 40	12.36	10.51	10.31
5985-381-200V2200	222M200K052	2200	4.87	30 x 50	13.25	11.25	10.06
250 WVDC							
5985-381-250V330	331M250H022	330	1.68	22 x 30	5.16	4.13	3.76
5985-381-250V390	391M250H032	390	1.82	22 x 35	4.60	3.91	3.49
5985-381-250V470	471M250J022	470	1.96	25 x 30	6.86	5.49	5.00
5985-381-250V560	561M250J032	560	2.10	25 x 35	5.83	4.96	4.43
5985-381-250V680	681M250K022	680	2.38	30 x 30	6.47	5.50	4.91
5985-381-250V820	821M250K032	820	2.80	30 x 35	7.49	6.37	5.69
5985-381-250V1000	102M250K042	1000	3.08	30 x 40	8.67	7.36	6.58
5985-381-250V1800	182M250A052	1800	3.78	35 x 50	16.12	13.71	12.25
400 WVDC							
5985-381-400V220	221M400J032	220	1.54	25 x 35	5.48	4.65	4.56
5985-381-400V270	271M400K022	270	1.71	30 x 30	6.90	5.86	5.24
5985-381-400V330	331M400K032	330	2.02	30 x 35	7.92	6.72	6.01
5985-381-400V390	391M400K042	390	2.17	30 x 40	9.39	7.97	7.14
5985-381-400V470	471M400A032	470	2.35	35 x 35	11.02	9.36	9.03
5985-381-400V560	561M400A042	560	2.66	35 x 40	12.17	10.35	9.24
5985-381-400V680	681M400A452	680	2.97	35 x 45	11.65	11.21	8.96
450 WVDC							
5985-381-450V100	101M450H022	100	0.9	22 x 30	4.23	3.58	3.20
5985-381-450V120	121M450H032	120	1.01	22 x 35	4.55	3.86	3.79
5985-381-450V150	151M450J022	150	1.11	25 x 30	5.56	4.73	4.55
5985-381-450V180	181M450K022	180	1.22	30 x 30	7.17	6.09	5.45
5985-381-450V220	221M450K022	220	1.40	30 x 30	7.79	6.61	5.92
5985-381-450V270	271M450K042	270	1.67	30 x 40	9.02	7.66	6.85
5985-381-450V330	331M450A032	330	1.93	35 x 35	9.97	9.60	9.04
5985-381-450V390	391M450A042	390	2.17	35 x 40	11.18	9.49	9.10
5985-381-450V470	471M450A452	470	2.44	35 x 45	13.11	12.43	11.82
5985-381-450V560	561M450A052	560	2.66	35 x 50	15.74	13.38	12.70

381LX SERIES, 105°C - HIGH RIPPLE SNAP-IN

Specifications:

- Voltage rating: 16VDC to 450VDC
- Operating temperature: <315V: -40°C to +105°C; ≥ 350V: -25°C to +105°C
- Capacitance tolerance: 20%
- Leakage current: ≤ 3 √ CV μA at 5 min.
- EIA Ripple life: 12,000 hours @ 85°C

Features:

- More capacitance per case size
- 4 Times the life of 380LX Series
- High ripple capability

Applications:

- Power supply input and output circuits
- Motor-drives

For quantities greater than listed, call for quote.

MOUSER STOCK NO.	CDE Type 381LX	Value (μF)	Ripple(A) @ 105°C/ 120Hz	Case D x L (mm)	Price Each 1	10	25
16 WVDC							
5985-16V10000	103M016J012	10,000	2.60	25 x 25	3.50	2.96	2.86
5985-16V15000	153M016J032	15,000	3.20	25 x 35	4.68	4.25	3.80
25 WVDC							
5985-25V10000	103M025J032	10,000	3.00	25 x 35	4.09	3.48	3.10
5985-25V15000	153M025J452	15,000	3.60	25 x 45	5.45	4.79	4.37
35 WVDC							
5985-35V4700J	472M035J012	4,700	1.60	25 x 25	4.46	3.82	2.99
5985-35V10000	103M035J052	10,000	3.50	25 x 50	5.87	4.77	4.60
5985-35V22000	223M035A052	22,000	5.00	35 x 50	9.96	9.02	8.11
63 WVDC							
5985-63V2200	222M063J022	2,200	2.00	25 x 30	3.45	2.92	2.65
5985-63V10000	103M063A052	10,000	4.40	35 x 50	9.85	8.80	7.54
200 WVDC							
5985-200V220	221M200H012	220	1.00	22 x 25	3.77	3.06	2.79
5985-200V330H	331M200H022	330	1.20	22 x 30	4.07	3.36	3.20
5985-200V330	331M200J012	330	1.20	25 x 25	3.08	2.62	2.58
5985-200V470	471M200J032	470	1.40	25 x 35	4.19	3.56	3.19
5985-200V680	681M200J042	680	1.70	25 x 40	6.53	5.32	4.83
5985-200V680K	681M200K022	680	1.70	30 x 30	5.14	4.50	4.10
5985-200V1000K	102M200K032	1,000	2.20	30 x 35	7.75	6.74	5.93
5985-200V1200	122M200K052	1,200	2.30	30 x 50	10.59	8.63	8.01
5985-200V1500	152M200A042	1,500	2.50	35 x 40	12.69	10.33	9.99
250 WVDC							
5985-250V180	181M250J012	180	1.30	25 x 25	4.07	3.45	3.36
5985-250V220	221M250J012	220	1.00	25 x 25	4.68	3.91	3.35
5985-250V330	331M250K012	330	1.20	30 x 25	5.97	4.79	4.42
5985-250V680	681M250K452	680	1.70	30 x 45	8.39	7.30	6.87
5985-250V1000	102M250A452	1,000	2.20	35 x 45	12.06	10.49	9.85
5985-250V1500	152M250A052	1,500	2.50	35 x 50	15.42	13.40	12.59
450 WVDC							
598-81LX330M450H012	330M450H012	33	.35	22 x 25	3.60	3.08	2.57
5985-450V100	101M450J042	100	.60	25 x 40	6.26	5.21	4.58
5985-450V150	151M450K022	150	.80	30 x 30	8.37	6.98	5.82
5985-450V220	221M450K052	220	.90	30 x 50	8.92	7.75	7.28
5985-450V220A	221M450A042	220	.90	35 x 40	11.67	10.22	9.50
5985-450V270	271M450A032	270	1.20	35 x 35	10.98	9.41	8.67
5985-450V330	331M450A042	330	1.40	35 x 40	15.78	13.15	10.65
5985-450V470	471M450A052	470	1.70	35 x 50	18.74	13.88	12.39

© Copyright 2013 Mouser Electronics

CORNELL DUBILIER Aluminum Electrolytic Capacitors

CDE CORNELL DUBILIER

MLP/MLS FLATPACK® ULTRA LONG LIFE CAPACITORS

The MLP/MLS Flatpack® series unique flat design increases available board space by 27% compared to standard round capacitors. The broad, flat sides make heat-sinking simple and effective, and the box shape encourages efficient stacking. High-purity material assure extremely long life, and for values rated at 250V and less exhibit superior low -temperature impedance down to -55°C.

Features:
- MLP = 85°C, Aluminum Case
- MLS = 125°C, **Stainless Steel** Case
- Low profile replacement for snap-in capacitors
- Can readily heat sink to double the ripple capability
- Near-hermetic welded seal assures 50-year life

Type MLP/MLS:
- Avionics
- Telecom
- Power supply
- Circuit cards
- HIgh power inverter/converter

Specifications:
- Height: < 1/2"
- Capacitance: 220µF-20,000µF
- Voltage: 25VDC-450VDC
- Operates: -55°C to 85°C for 250V, -40°C to 85°C for >250V
- 2,000-Hour life test: 85°C
- Type MLP delivers 25 joules of energy storage in a 1/2" height with 50 years life @ +45°C

DIMENSIONS: mm

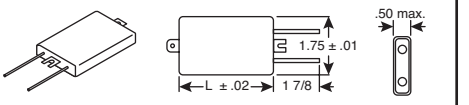

For quantities greater than listed, call for quote.

MOUSER STOCK NO.	CDE Part No.	Volt (DC)	Value (µF)	Max. Temp. °C	Case Size D x L (IN)	Max. ESR 25°C (mΩ) 120 Hz	Max. ESR 25°C (mΩ) 20 kHz	Ripple (A) at 85° 120 Hz	Ripple (A) at 85° 20 kHz	Price Each 1	Price Each 10	Price Each 25
5987-50V442	MLP442M050EK1A	50	4400	85	1.75 x 1.5	97	70	3.7	4.4	119.07	98.69	88.11
5987-50V113	MLP113M050EB1A	50	11000	85	1.75 x 3.0	36	27	8.3	9.6	142.66	123.47	110.33
5987-80V332	MLP332M080EB1A	80	3300	85	1.75 x 3.0	44	31	7.5	9	113.02	109.66	105.58
598-MLP272M100EB0A	MLP272M100EB0A	100	2700	85	1.75 x 3.0	46	33	7.4	8.7	114.42	103.67	98.69
5987-250V821	MLP821M250EB1A	250	820	85	1.75 x 3.0	172	103	3.8	4.9	113.02	109.66	104.38
598-MLP331M420EB0A	MLP331M420EB0A	420	330	85	1.75 x 3.0	530	390	2.1	2.5	137.05	123.10	117.14
5987-450V281	MLP281M450EB0A	450	280	85	1.75 x 3.0	585	480	2	2.3	196.59	176.91	167.05
598-MLS442M040EK0A	MLS442M040EK0A	40	4400	125	1.75 x 1.5	97	70	10.3	12.1	186.58	143.71	133.27
598-MLS152M060EK0A	MLS152M060EK0A	60	1500	125	1.75 x 1.5	106	77	9.8	11.5	253.76	242.11	231.88
598-MLS112M075EK0A	MLS112M075EK0A	75	1100	125	1.75 x 1.5	112	78	9.6	11.5	187.55	178.94	178.19
598-MLS331M200EK1A	MLS331M200EK1A	200	330	125	1.75 x 1.5	426	258	4.9	6.2	253.76	242.11	231.88
5987-MLS821M200EB1A	MLS821M200EB1A	200	820	125	1.75 x 3.0	172	103	7.7	10	317.51	302.94	290.12
598-MLS561M250EB1A	MLS561M250EB1A	250	560	125	1.75 x 3.0	240	157	6.5	8.1	317.51	302.94	290.12

DCMC 85°C HIGH CAPACITANCE SCREW TERMINAL LARGE CAN

Features:
- Low ESR
- High capacitance value
- Handle large ripple current
- Thermal-Pak extended cathode construction assures cool operation with heat flow from the capacitor element to the can

Applications:
- Power supply filters
- UPS systems
- Computer hold-up power
- Energy storage applications

Specifications:
- Voltage range: 6.3VDC to 450VDC
- Temperature range: -40°C to 85°C
- Tolerance: <200VDC = -10% to +75%
  ≥200VDC = -10% to +50%
- Capacitance Range: 110µF to 2.7µF
- Life: 2000 hours @ 85°C

DIMENSIONS: mm

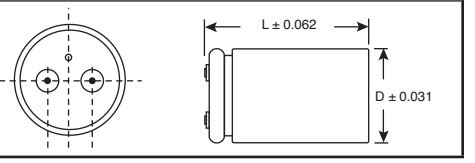

For quantities greater than listed, call for quote.

MOUSER STOCK NO.	CDE Part No.	Value (µF)	Voltage (V)	Case D x L (In.)	Max. ESR (mΩ) 120Hz/25°C	Max. Ripple (A) 120Hz/85°C	Price Each 1	Price Each 10	Price Each 25	Price Each 100
598-DCMC50V103	DCMC103U050AA2B	10000	50	1.375 x 2.125	30.9	5.6	18.83	15.84	14.89	13.86
598-DCMC50V163	DCMC163U050AB2B	16000	50	1.375 x 3.125	23.6	7.4	26.42	22.22	20.90	19.44
598-DCMC50V263	DCMC263U050AC2B	26000	50	1.375 x 4.125	18.7	10.4	46.53	39.14	36.80	34.25
598-DCMC50V383	DCMC383U050BB2B	38000	50	2.000 x 3.125	16.3	11.9	40.03	37.91	36.78	30.54
598-DCMC63V702	DCMC702U063AA2B	7000	63	1.375 x 2.125	39.0	5.0	31.61	26.75	21.88	19.45
598-DCMC75V223	DCMC223U075AF2B	22000	75	1.375 x 5.625	21.4	10.8	61.66	48.82	40.44	34.81
598-DCMC100V163	DCMC163U100EC2B	16000	100	1.750 x 4.125	28.8	8.0	47.65	40.08	37.69	35.07
598-DCMC100V203	DCMC203U100BC2B	20000	100	2.000 x 4.125	19.9	10.7	74.81	62.93	61.56	60.47
598-DCMC200V352	DCMC352T200BC2B	3500	200	2.000 x 4.125	0.03	10.8	40.21	33.82	33.03	32.49
598-DCMC250V152	DCMC152T250AB2B	1500	250	1.375 x 3.125	88.0	4.1	25.66	21.59	21.39	21.16
598-DCMC250V472	DCMC472T250BC2B	4700	250	2.000 x 4.125	31.5	8.9	73.25	61.63	61.27	60.41
598-DCMC250V682	DCMC682T250BF2B	6800	250	2.000 x 5.625	21.2	11.9	99.16	83.42	78.43	73.00
598-DCMC450V271	DCMC271T450AA2B	270	450	1.375 x 2.125	437.7	1.5	41.87	34.88	33.15	30.53
598-DCMC450V471	DCMC471T450AB2B	470	450	1.375 x 3.125	253.2	2.4	42.78	35.99	33.84	31.49
598-DCMC450V102	DCMC102T450BB2B	1000	450	2.000 x 3.125	137.0	4.3	43.62	41.20	39.95	33.32

CDHC SNAP-IN HYBRID CARBONCAP POWER ULTRACAPACITORS

Cornell Dubilier CDHC Hybrid Carboncap Power Ultracapacitors are designed for board mountable power backup applications. These hybrid capacitors charge rapidly and discharge slowly, making them ideal for applications requiring low power, low energy, and low charge/discharge cycle rates such as solar lighting, LED lighting, portable devices, and emergency operation of vehicle doors and windows.

PRODUCT NEW

Features:
- Rapid change
- PC Board mountable
- Standard snap in design

Specifications:
- Capacitance: 220F-1000F
- Capacitance Tolerance: -5% / +10%
- Voltage: 2.30VDC-2.50VDC

Applications:
- Solar Lighting
- LED Lighting
- Portable devices
- Emergency door and window operation

DIMENSIONS: mm

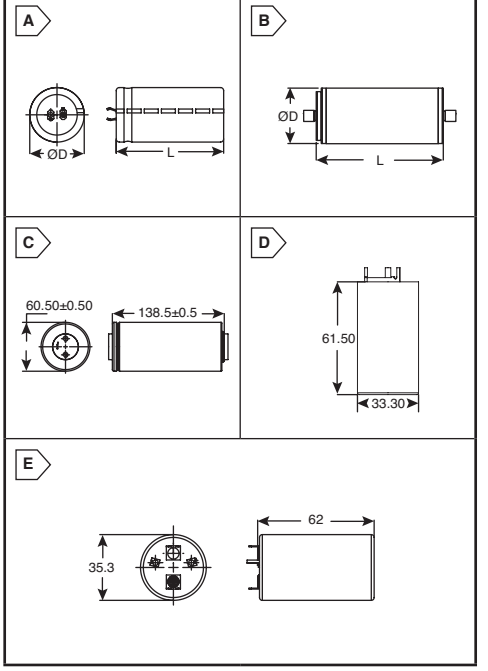

For quantities greater than listed, call for quote.

MOUSER STOCK NO.	CDE Part No.	Fig.	Value (F)	Voltage (V)	Max Temp (°C)	Case DxL (mm)	Max. ESR DC (mΩ)	Leakage Current Max. (mA)	Price Each 1	Price Each 10	Price Each 25	Price Each 100
598-CDHC221K2R3SR	CDHC221K2R3SR	A	220	2.3	60	22 x 45	40	0.2	16.39	15.90	15.42	14.51
598-CDHC301K2R3SR	CDHC301K2R3SR	A	300	2.3	60	22 x 45	25	0.55	19.48	18.90	18.33	17.25
598-CDHC821K2R3SR	CDHC821K2R3SR	A	820	2.3	60	27 x 80	12	0.5	60.90	59.07	57.30	53.92

CDLC ULTRACAPACITORS

Cornell Dubilier CDLC Carboncap High-Power Board Mount Ultracapacitors offer extremely high capacitance values (farads) ranging from 100 to 3000F with extraordinary cycle life in axial, M12 threaded, and 2 and 4 pin snap in versions. This leading edge, organic electrolyte D cell ultracapacitor can easily handle more than a half million duty cycles and is designed for reverse proof surface mount assembly. CDLC Carboncap High-Power Board Mount Ultracapacitors are suited for industrial power back up, renewable energy systems, short term UPS, and telecom applications.

PRODUCT NEW

Features:
- High power performance
- Ultra Low ESR Characteristics Axial, M12 threaded, and 2 and 4 pin snap in termination styles available

Specifications:
- Capacitance: 100F-600F
- Capacitance Tolerance: -5% / +10%
- Voltage: 2.70VDC-2.85VDC

Applications:
- Grid stabilization
- Wind turbine pitch
- Short term UPS
- Industrial power backup
- Renewable energy systems
- Rail system power

For quantities greater than listed, call for quote.

598-CDLC101K2R7SR	CDLC101K2R7SR	A	100	2.7	65	22 x 45	4.2	0.27	22.88	22.18	21.52	20.40
598-CDLC351K2R7SR	CDLC351K2R7SR	A	350	2.7	65	35 x 59	3.2	1	22.06	21.40	20.76	19.69
598-CDLC401K2R7SR	CDLC401K2R7SR	A	400	2.7	65	35 69	3.2	1.2	25.57	24.80	24.05	22.82
598-CDLC122P2R7K04	CDLC122P2R7K04	B	1200	2.7	65	60.7 x 74	0.58	2.7	87.67	85.03	82.48	77.61
598-CDLC152P2R7K04	CDLC152P2R7K04	B	1500	2.7	65	60.7 x 85	0.47	3	100.03	97.03	94.12	88.55
598-CDLC202P2R7K04	CDLC202P2R7K04	B	2000	2.7	65	60.7 x 102	0.35	4.2	121.38	117.73	114.20	107.45
598-CDLC302P2R7K04	CDLC302P2R7K04	B	3000	2.7	65	60.7 x 138	0.29	5.2	112.39	109.01	105.75	99.50
598-CDLC302P2R7LR	CDLC302P2R7LR	C	3000	2.7	65	60.5 x 138.5	0.26	5	134.79	124.54	120.79	112.98
598-CDLC351E2R7T11	CDLC351E2R7T11	D	350	2.7	65	33.3 x 61.5	3.2	0.32	17.79	17.26	16.73	15.75
598-CDLC351K2R7S4	CDLC351K2R7S4	E	350	2.7	65	35.3 x 62	2.7	1	23.11	22.42	21.74	20.63

© Copyright 2013 Mouser Electronics

© Copyright 2013 Mouser Electronics

MALLORY Screw Terminal Aluminum Electrolytic Capacitors

CDE CORNELL DUBILIER

CGS - SERIES 85°C SCREW TERMINAL CAPACITORS

Specifications:
- Temperature range: -40°C to +85°C
- DC Leakage Current:
  I = .006 √CV after 30 minutes
  Not to exceed 6mA
  C = Capacitance in μF
  V = Rated Voltage
  I = Leakage Current in mA

QA Stability Test:
Apply WVDC for 2,000 hrs at 85°C
- Capacitance change ≤10% from initial limits
- DC leakage currents meet initial limits
- ESR ≤ 175% of initial measured value

DIMENSIONS: in.

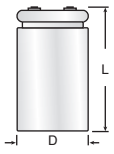

RoHS Compliant

Mallory CGS Series Equivalents	
Collins - CES Series	Mepco-electra - 3186/91C and 91F Series
General Electric - 86F Series	Rubycon - LSA Series

For quantities greater than listed, call for quote.

MOUSER STOCK NO.	Mallory Type CGS	Cap (μF)	Case DxL (in.)	Price Each 1	10	25
16 Volt						
539-CGS16V10000	CGS103U016R2C	10000	1.375 x 2.125	15.55	13.81	12.43
539-CGS16V15000	CGS153U016R2L	15000	1.375 x 2.625	25.51	23.50	22.60
539-CGS16V17000	CGS173U016R3C	17000	1.375 x 3.125	21.81	19.39	17.44
539-CGS16V38000	CGS383U016V3C	38000	2.000 x 3.125	31.16	26.54	26.22
539-CGS16V50000	CGS503U016V3C	50000	2.000 x 3.125	34.96	31.07	27.97
539-CGS663U016V4C	CGS663U016V4C	66000	2.000 x 4.125	87.64	80.73	77.65
539-CGS16V110000	CGS114U016W4C	110000	2.500 x 4.125	76.41	69.07	60.24
539-CGS16V210000	CGS214U016X5R	210000	3.000 x 5.875	120.19	106.85	96.16
25 Volt						
539-CGS25V8900	CGS892U025R3C	8900	1.375 x 3.125	25.32	22.20	21.20
539-CGS103U025RC3	CGS103U025R3C	10000	1.375 x 3.125	23.89	20.35	20.12
539-CGS25V12000	CGS123U025V3C	12000	2.000 x 3.125	38.10	33.89	30.48
539-CGS25V18000	CGS183U025R4C	18000	1.375 x 4.125	42.91	38.16	34.33
539-CGS25V20000	CGS203U025V3C	20000	2.000 x 3.125	31.64	26.95	26.62
539-CGS25V47000	CGS473U025V4C	47000	2.000 x 4.125	87.33	80.46	77.37
30 Volt						
539-CGS30V8000	CGS802U030R3C	8000	1.375 x 3.125	22.57	19.22	18.99
539-CGS30V30000	CGS303U030V4C	30000	2.000 x 4.125	36.23	30.86	30.48
539-CGS30V55000	CGS553U030W4C	55000	2.500 x 4.125	47.94	40.83	40.34
40 Volt						
539-CGS40V2200	CGS222U040R2C	2200	1.375 x 2.125	25.40	24.39	23.44
539-CGS40V2700	CGS272U040R2C	2700	1.375 x 2.125	16.26	14.46	13.01
539-CGS40V3500	CGS352U040R2C	3500	1.375 x 2.125	21.15	18.02	17.80
539-CGS472U040R2C	CGS472U040R2C	4700	1.375 x 2.125	22.57	19.22	18.99
539-CGS40V5100	CGS512U040R3C	5100	1.375 x 3.125	25.03	21.33	21.07
539-CGS40V6000	CGS602U040R3C	6000	1.375 x 3.125	24.10	20.53	20.29
539-CGS40V9000	CGS902U040R4C	9000	1.375 x 4.125	43.04	38.26	34.43
539-CGS40V11000	CGS113U040V3C	11000	2.000 x 3.125	52.61	46.76	42.08
539-CGS40V12000	CGS123U040R4C	12000	1.375 x 4.125	23.54	23.27	17.32
539-CGS40V13000	CGS133U040V4C	13000	2.000 x 4.125	29.52	25.15	25.06
539-CGS223U040V3C	CGS223U040V3C	22000	2.000 x 3.125	35.59	30.31	29.95
539-CGS40V23000	CGS233U040V4C	23000	2.000 x 4.125	35.58	30.30	29.94
539-CGS40V33000	CGS333U040V4C	33000	2.000 x 4.125	42.41	36.13	35.70
539-CGS40V40000	CGS403U040W4C	40000	2.500 x 4.125	71.56	63.60	57.25
539-CGS683U040X4C	CGS683U040X4C	68000	3.000 x 4.125	66.62	56.75	56.07
50 Volt						
539-CGS50V1600	CGS162U050R2C	1600	1.375 x 2.125	21.15	18.02	17.80
539-CGS50V2200	CGS222U050R2C	2200	1.375 x 2.125	23.20	19.76	19.53
539-CGS50V2900	CGS292U050R3C	2900	1.375 x 3.125	26.36	22.46	22.19
539-CGS50V4100	CGS412U050R3C	4100	1.375 x 3.125	26.36	22.46	22.19
539-CGS50V5000	CGS502U050R3C	5000	1.375 x 3.125	23.57	20.95	18.83
539-CGS50V6100	CGS612U050R4C	6100	1.375 x 4.125	17.55	15.76	15.15
539-CGS50V6500	CGS652U050V3C	6500	2.000 x 3.125	34.44	29.34	28.99
539-CGS682U050R3C	CGS682U050R3C	6800	1.375 x 3.125	23.48	20.24	20.00
539-CGS50V9600	CGS962U050V4C	9600	2.000 x 4.125	36.23	30.86	30.48
539-CGS50V10000	CGS103U050R4C	10000	1.375 x 4.125	28.58	24.34	24.05
539-CGS50V13000	CGS133U050V3C	13000	2.000 x 3.125	34.44	29.34	28.99
539-CGS50V15000	CGS153U050V4C	15000	2.000 x 4.125	35.49	30.24	29.87
539-CGS50V18000	CGS183U050V3C	18000	2.000 x 3.125	35.65	30.37	30.00
539-CGS50V20000	CGS203U050V4C	20000	2.000 x 4.125	36.56	31.15	30.77
539-CGS50V25000	CGS253U050W4C	25000	2.500 x 4.125	44.94	38.28	37.82
539-CGS313U050W4C	CGS313U050W4C	31000	2.500 x 4.125	53.78	45.81	45.26
539-CGS50V48000	CGS483U050X4C	48000	3.000 x 4.125	76.25	64.95	64.17
539-CGS50V56000	CGS563U050X3L	56000	3.000 x 3.625	74.02	64.95	64.17
50 Volt (Cont.)						
539-CGS603U050X5C	CGS603U050X5C	60000	3.000 x 5.125	126.67	112.61	101.34
75 Volt						
539-CGS75V1500	CGS152U075R3C	1500	1.375 x 3.125	24.98	21.28	21.03
539-CGS75V2100	CGS212U075R3C	2100	1.375 x 3.125	50.26	46.31	44.52
539-CGS222U075R2C	CGS222U075R2C	2200	1.375 x 2.125	31.23	26.60	25.96
539-CGS75V2900	CGS292U075R3C	2900	1.375 x 3.125	73.52	67.71	65.13
539-CGS75V4200	CGS422U075R4C	4200	1.375 x 4.125	48.76	43.34	39.00
539-CGS75V4800	CGS482U075V3C	4800	2.000 x 3.125	35.49	30.24	29.87
539-CGS75V10000S	CGS103U075V3C	10000	2.000 x 3.125	27.62	24.56	22.10
539-CGS75V10000L	CGS103U075V4C	10000	2.000 x 4.125	47.39	40.36	39.88
539-CGS75V10000	CGS103U075R3C	10000	1.375 x 3.125	74.79	68.92	66.27
539-CGS123U075V4C	CGS123U075V4C	12000	2.000 x 4.125	77.92	71.80	69.06
539-CGS153U075V5L	CGS153U075V5L	15000	2.000 x 5.625	41.22	35.11	34.69
539-CGS75V25000L	CGS253U075W5L	25000	2.500 x 5.625	97.91	87.03	78.33
539-CGS75V25000S	CGS253U075X4C	25000	3.000 x 4.125	72.31	59.43	56.35
539-CGS75V37000	CGS373U075X5L	37000	3.000 x 5.625	85.32	69.94	65.63
100 Volt						
539-CGS100V1200	CGS122U100R3C	1200	1.375 x 3.125	24.78	21.11	20.85
539-CGS100V1700	CGS172U100R3C	1700	1.375 x 3.125	46.32	42.65	41.03
539-CGS100V10000	CGS103U100W4C	10000	2.500 x 4.125	50.61	43.12	42.60
539-CGS100V15000	CGS153U100X4C	15000	3.000 x 4.125	61.15	55.60	54.92
150 Volt						
539-CGS150V400	CGS401U150R2C	400	1.375 x 2.125	36.43	32.40	29.15
200 Volt						
539-CGS200V1000	CGS102T200R4C	1000	1.375 x 4.125	27.41	23.36	23.08
539-CGS162T200V3C	CGS162T200V3C	1600	2.000 x 3.125	33.75	28.74	28.40
539-CGS200V2000	CGS202T200V4C	2000	2.000 x 4.125	37.02	32.11	31.73
539-CGS200V5400	CGS542T200X4L	5400	3.000 x 4.625	85.19	72.58	71.69
539-CGS200V7400	CGS742T200X5L	7400	3.000 x 5.625	106.80	90.97	89.87
539-CGS200V7700	CGS772T200X5L	7700	3.000 x 5.625	92.32	78.63	77.68
250 Volt						
539-CGS250V200	CGS201T250R2C	200	1.375 x 2.125	24.41	20.79	20.54
539-CGS251T250R2C	CGS251T250R2C	250	1.375 x 2.125	31.23	26.60	26.29
539-CGS250V550	CGS551T250R4C	550	1.375 x 4.125	21.83	19.41	17.46
539-CGS250V1200	CGS122T250V3C	1200	2.000 x 3.125	38.06	33.83	30.45
539-CGS250V6000	CGS602T250X5L	6000	3.000 x 5.625	110.07	93.76	92.63
350 Volt						
539-CGS350V250	CGS251T350R3C	250	1.375 x 3.125	38.77	34.48	31.02
539-CGS350V102V4C	CGS102T350V4C	1000	2.000 x 4.125	38.69	35.49	35.06
539-CGS350V3300	CGS332T350X5L	3300	3.000 x 5.625	105.45	89.83	88.74
450 Volt						
539-CGS450V75	CGS750T450R2C	75	1.375 x 2.125	23.69	22.73	22.28
539-CGS450V100	CGS101T450R2C	100	1.375 x 2.125	23.58	20.09	19.85
539-CGS450V140	CGS141T450R3C	140	1.375 x 3.125	25.03	21.33	21.07
539-CGS450V170	CGS171T450R3C	170	1.375 x 3.125	57.15	52.65	50.62
539-CGS450V210	CGS211T450R4C	210	1.375 x 4.125	31.69	28.18	27.66
539-CGS450V320	CGS321T450V3C	320	2.000 x 3.125	35.58	30.30	29.94
539-CGS450V400	CGS401T450R5L	400	1.375 x 5.625	42.77	39.40	37.89
539-CGS450V450	CGS451T450V3C	450	2.000 x 3.125	41.43	35.30	34.87
539-CGS450V650	CGS651T450V4C	650	2.000 x 4.125	99.49	91.66	88.16
539-CGS450V800	CGS801T450V4L	800	2.000 x 4.625	58.48	49.82	49.21
539-CGS450V1000	CGS102T450W4C	1000	2.500 x 4.125	63.10	53.75	53.10
539-CGS450V1400	CGS142T450W5C	1400	2.500 x 5.125	76.18	64.90	64.11
539-CGS152T450X5C	CGS152T450X5C	1500	3.000 x 5.125	92.67	78.94	77.98
539-CGS450V2000	CGS202T450X5C	2000	3.000 x 5.125	109.28	93.09	91.96
539-CGS450V2400	CGS242T450X5L	2400	3.000 x 5.625	123.39	105.11	103.83
539-CGS450V3300	CGS332T450X5L	3300	3.000 x 5.625	242.34	215.41	193.86
539-CGS472T450X5C	CGS472T450X5C	4700	3.000 x 5.125	329.66	293.03	263.71

CAPACITOR MOUNTING HARDWARE

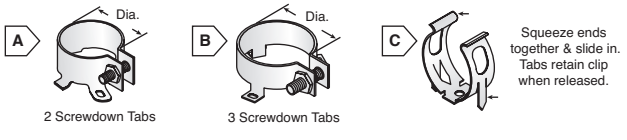

For quantities greater than listed, call for quote.

MOUSER STOCK NO. Unassembled	Assembled	Fig.	Diameter (in.)	Description	Price Each 1	25
539-VR3	539-VR3A	A	1.375 - 1.44	Vertical mount, 2 screwdown tabs	2.41	2.20
539-VR6	539-VR6A	B	1.75 - 1.81	Vertical mount, 3 screwdown tabs	3.94	3.58
539-VR8	539-VR8A	B	2 - 2.06	Vertical mount, 3 screwdown tabs	4.38	3.77
539-VR10	539-VR10A	B	2.5 - 2.56	Vertical mount, 3 screwdown tabs	3.96	3.42
539-VR12	539-VR12A	B	3 - 3.125	Vertical mount, 3 screwdown tabs	4.29	3.94
539-TH25	- - - - -	C	1.375 - 1.44	Horizontal mount	3.23	2.92

© Copyright 2013 Mouser Electronics

© Copyright 2013 Mouser Electronics

EPCOS Snap-In Aluminum Electrolytic Capacitors

RoHS Compliant **This product is RoHS compliant.**

EPCOS

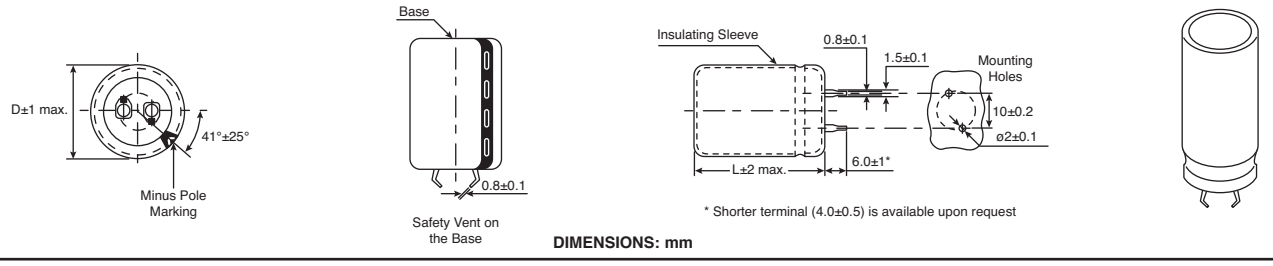

* Shorter terminal (4.0±0.5) is available upon request

DIMENSIONS: mm

85°C ALUMINUM ELECTROLYTIC SNAP-IN CAPACITORS

Features:
- High ripple current capability
- Load life of 2000 hours at 85°C

Applications:
- Switch-mode power supplies in industrial and entertainment electronics

RoHS Compliant

For quantities greater than listed, call for quote.

MOUSER STOCK NO.	Epcos Part No.	Voltage (DC)	Value (uF)	Case Size (DxL mm)	Dissipation Factor (tan δ)	Ripple Current (mA)	Price Each			
							1	10	25	50
871-B43231A2187M000	B43231A2187M000	200	180	22 x 20	0.12	0.91	2.65	1.71	1.31	1.01
871-B43231A2227M000	B43231A2227M000	200	220	22 x 25	0.12	1.09	3.04	1.96	1.51	1.16
871-B43231A2337M000	B43231A2337M000	200	330	22 x 30	0.12	1.42	4.12	2.66	2.04	1.57
871-B43231A2477M000	B43231A2477M000	200	470	22 x 35	0.12	1.79	5.10	3.28	2.53	1.94
871-B43231C2687M000	B43231C2687M000	200	680	30 x 30	0.12	2.43	7.23	4.67	3.58	2.76
871-B43231D2827M000	B43231D2827M000	200	820	35 x 30	0.12	2.88	8.50	5.48	4.22	3.23
871-B43231B2108M000	B43231B2108M000	200	1000	35 x 30	0.12	3.18	9.83	6.35	4.88	3.75
871-B43231B2158M000	B43231B2158M000	200	1500	35 x 40	0.12	4.01	14.71	9.49	7.31	5.62
871-B43231E2157M000	B43231E2157M000	250	150	22 x 25	0.15	0.90	2.96	1.90	1.48	1.13
871-B43231F2227M000	B43231F2227M000	250	220	25.4 x 25	0.15	1.19	3.85	2.48	1.90	1.48
871-B43231F2337M000	B43231F2337M000	250	330	25.4 x 30	0.15	1.56	5.24	3.37	2.60	2.00
871-B43231E2477M000	B43231E2477M000	250	470	22 x 45	0.15	1.98	6.66	4.29	3.30	2.54
871-B43231G2567M000	B43231G2567M000	250	560	30 x 30	0.15	2.20	8.08	5.21	4.01	3.08
871-B43231G2687M000	B43231G2687M000	250	680	35 x 30	0.15	2.62	9.59	6.17	4.75	3.65
871-B43231E2827M000	B43231E2827M000	250	820	30 x 40	0.15	2.95	11.32	7.31	5.62	4.31
871-B43231E2108M000	B43231E2108M000	250	1000	30 x 45	0.15	3.40	13.51	8.72	6.70	5.15
871-B43231A9686M000	B43231A9686M000	400	68	22 x 20	0.15	0.56	3.35	2.16	1.66	1.27
871-B43231A9107M000	B43231A9107M000	400	100	22 x 30	0.15	0.78	4.47	2.89	2.23	1.72
871-B43231B9227M000	B43231B9227M000	400	220	30 x 30	0.15	1.38	7.28	4.70	3.62	2.78
871-B43231B9337M000	B43231B9337M000	400	330	35 x 30	0.15	1.83	12.84	8.28	6.37	4.90
871-B43231B9477M000	B43231B9477M000	400	470	30 x 50	0.15	2.43	17.68	11.41	8.77	6.74
871-B43231A9567M000	B43231A9567M000	400	560	35 x 45	0.15	2.73	20.89	13.47	10.36	7.96
871-B43231A5686M000	B43231A5686M000	450	68	22 x 25	0.20	0.46	4.33	2.79	2.14	1.64
871-B43231B5107M000	B43231B5107M000	450	100	25.4 x 30	0.20	0.65	5.85	3.78	2.91	2.24
871-B43231B9157M000	B43231B9157M000	450	150	25.4 x 30	0.20	1.05	6.53	4.21	3.23	2.48
871-B43231C5157M000	B43231C5157M000	450	150	30 x 30	0.20	0.87	8.12	5.24	4.02	3.09
871-B43231B5227M000	B43231B5227M000	450	220	25.4 x 50	0.20	1.18	11.24	7.24	5.56	4.28
871-B43231B5337M000	B43231B5337M000	450	330	30 x 50	0.20	1.55	15.74	10.15	7.81	6.00
871-B43231A5477M000	B43231A5477M000	450	470	35 x 50	0.20	1.99	22.19	14.32	11.01	8.46

105°C ALUMINUM ELECTROLYTIC SNAP-IN CAPACITORS

Features:
- High ripple current capability
- Load life of 2000 hours at 105°C

Applications:
- Switch-mode power supplies in industrial and entertainment electronics

RoHS Compliant

871-B43252A2157M000	B43252A2157M000	200	150	22 x 20	0.12	0.63	2.89	1.86	1.43	1.10
871-B43252A2227M000	B43252A2227M000	200	220	22 x 25	0.12	0.82	3.63	2.34	1.80	1.38
871-B43252A2337M000	B43252A2337M000	200	330	22 x 30	0.12	1.07	4.83	3.11	2.39	1.84
871-B43252B2477M000	B43252B2477M000	200	470	30 x 25	0.12	1.44	7.00	4.52	3.47	2.66
871-B43252B2687M000	B43252B2687M000	200	680	30 x 30	0.12	1.84	8.83	5.69	4.38	3.37
871-B43252B2108M000	B43252B2108M000	200	1000	35 x 35	0.12	2.53	12.38	7.98	6.14	4.72
871-B43252A2158M000	B43252A2158M000	200	1500	35 x 45	0.12	3.13	17.91	11.56	8.88	6.83
871-B43252E2157M000	B43252E2157M000	250	150	22 x 25	0.15	0.68	3.41	2.20	1.69	1.29
871-B43252F2227M000	B43252F2227M000	250	220	25.4 x 25	0.15	0.90	4.71	3.04	2.34	1.80
871-B43252F2277M000	B43252F2277M000	250	270	25.4 x 30	0.15	1.06	6.24	4.02	3.09	2.38
871-B43252F2337M000	B43252F2337M000	250	330	25.4 x 30	0.15	1.18	7.34	4.73	3.64	2.80
871-B43252G2397M000	B43252G2397M000	250	390	30 x 30	0.15	1.39	8.49	5.47	4.21	3.23
871-B43252G2477M000	B43252G2477M000	250	470	30 x 30	0.15	1.53	9.97	6.43	4.94	3.80
871-B43252G2567M000	B43252G2567M000	250	560	35 x 30	0.15	1.80	11.61	7.49	5.76	4.43
871-B43252F2687M000	B43252F2687M000	250	680	35 x 35	0.15	2.09	13.87	8.95	6.88	5.29
871-B43252E2827M000	B43252E2827M000	250	820	35 x 40	0.15	2.40	10.42	6.94	6.30	5.74
871-B43252E2108M000	B43252E2108M000	250	1000	35 x 45	0.15	2.76	19.51	12.58	9.67	7.44
871-B43252E2128M000	B43252E2128M000	250	1200	35 x 50	0.15	2.91	22.88	14.76	11.34	8.72
871-B43252A9686M000	B43252A9686M000	400	68	22 x 25	0.15	0.44	4.26	2.75	2.12	1.63
871-B43252C9107M000	B43252C9107M000	400	100	25.4 x 30	0.15	0.62	5.64	3.64	2.80	2.15
871-B43252B9227M000	B43252B9227M000	400	220	35 x 30	0.15	1.08	11.86	7.64	5.89	4.53
871-B43252A9337M000	B43252A9337M000	400	330	30 x 45	0.15	1.32	16.75	10.80	8.30	6.38
871-B43252A9477M000	B43252A9477M000	400	470	35 x 45	0.15	1.82	21.19	13.66	10.52	8.09
871-B43252A5476M000	B43252A5476M000	450	47	22 x 20	0.20	0.34	4.24	2.73	2.10	1.62
871-B43252A5566M000	B43252A5566M000	450	56	22 x 25	0.20	0.40	4.78	3.09	2.38	1.83
871-B43252A5686M000	B43252A5686M000	450	68	22 x 30	0.20	0.47	5.19	3.34	2.57	1.98
871-B43252B5826M000	B43252B5826M000	450	82	25.4 x 30	0.20	0.54	6.42	4.14	3.18	2.44
871-B43252B5107M000	B43252B5107M000	450	100	25.4 x 30	0.20	0.62	7.32	4.72	3.63	2.78
871-B43252C5127M000	B43252C5127M000	450	120	30 x 30	0.20	0.74	8.83	5.69	4.38	3.37
871-B43252C5157M000	B43252C5157M000	450	150	30 x 30	0.20	0.83	10.53	6.78	5.22	4.01
871-B43252C5187M000	B43252C5187M000	450	180	35 x 30	0.20	0.98	12.54	8.09	6.23	4.78
871-B43252C5227M000	B43252C5227M000	450	220	35 x 30	0.20	1.08	15.03	9.69	7.46	5.74
871-B43252A5277M000	B43252A5277M000	450	270	30 x 45	0.20	1.28	18.04	11.64	8.96	6.89
871-B43252A5337M000	B43252A5337M000	450	330	30 x 50	0.20	1.48	21.56	13.91	10.70	8.24
871-B43252A5397M000	B43252A5397M000	450	390	35 x 45	0.20	1.66	26.13	16.86	12.97	9.97
871-B43252A5477M000	B43252A5477M000	450	470	35 x 50	0.20	1.89	30.55	19.71	15.16	11.65

© Copyright 2013 Mouser Electronics

© Copyright 2013 Mouser Electronics

EPCOS Snap-In Aluminum Electrolytic Capacitors

RoHS Compliant This page of product is compliant.

105°C ALUMINUM ELECTROLYTIC SNAPIN CAPACITORS - LONG LIFE 3000 HOURS

Features:
- High ripple current capability
- Load life of 3000 hours at 105°C

Applications:
- Switch-mode power supplies in industrial and entertainment electronics

For quantities greater than listed, call for quote.

MOUSER STOCK NO.	Epcos Part No.	Voltage (DC)	Value (uF)	Case Size (DxL mm)	Dissipation Factor (tan δ)	Ripple Current (mA)	Price Each 1	10	25	50
871-B43254A2157M000	B43254A2157M000	200	150	22 x 20	0.15	0.63	4.26	2.75	2.12	1.63
871-B43254B2187M000	B43254B2187M000	200	180	25.4 x 20	0.15	0.76	4.48	2.89	2.21	1.70
871-B43254B2277M000	B43254B2277M000	200	270	25.4 x 25	0.15	1.00	5.18	3.34	2.56	1.97
871-B43254A2337M000	B43254A2337M000	200	330	22 x 30	0.15	1.07	5.63	3.63	2.78	2.14
871-B43254A2397M000	B43254A2397M000	200	390	22 x 30	0.15	1.17	4.94	3.19	2.45	1.88
871-B43254B2477M000	B43254B2477M000	200	470	25.4 x 30	0.15	1.40	6.64	4.29	3.30	2.54
871-B43254B2567M000	B43254B2567M000	200	560	25.4 x 30	0.15	1.53	6.86	4.42	3.40	2.61
871-B43254A2827M000	B43254A2827M000	200	820	25.4 x 45	0.15	2.16	9.28	5.98	4.60	3.54
871-B43254B2827M000	B43254B2827M000	200	820	30 x 30	0.15	2.02	9.28	5.98	4.60	3.54
871-B43254C2108M000	B43254C2108M000	200	1000	35 x 30	0.15	2.41	12.38	7.98	6.14	4.72
871-B43254A2128M000	B43254A2128M000	200	1200	30 x 40	0.15	2.50	12.13	7.83	6.02	4.63
871-B43254A2158M000	B43254A2158M000	200	1500	30 x 50	0.15	3.04	17.32	11.17	8.59	6.60
871-B43254A2188M000	B43254A2188M000	200	1800	35 x 45	0.15	3.43	20.61	13.29	10.23	7.86
871-B43254A2228M000	B43254A2228M000	200	2200	35 x 50	0.15	3.68	23.10	14.89	11.46	8.82
871-B43254E2127M000	B43254E2127M000	250	120	22 x 20	0.15	0.56	3.11	2.01	1.55	1.19
871-B43254E2157M000	B43254E2157M000	250	150	22 x 25	0.15	0.68	3.92	2.53	1.95	1.50
871-B43254E2187M000	B43254E2187M000	250	180	22 x 25	0.15	0.74	4.56	2.94	2.26	1.73
871-B43254F2227M000	B43254F2227M000	250	220	25.4 x 25	0.15	0.90	5.40	3.49	2.69	2.07
871-B43254E2277M000	B43254E2277M000	250	270	22 x 30	0.15	0.97	6.44	4.15	3.20	2.46
871-B43254F2337M000	B43254F2337M000	250	330	25.4 x 30	0.15	1.18	7.56	4.88	3.75	2.88
871-B43254G2397M000	B43254G2397M000	250	390	30 x 25	0.15	1.31	8.95	5.78	4.44	3.41
871-B43254G2477M000	B43254G2477M000	250	470	30 x 30	0.15	1.53	10.67	6.88	5.29	4.07
871-B43254G2567M000	B43254G2567M000	250	560	30 x 30	0.15	1.67	12.54	8.09	6.23	4.78
871-B43254G2687M000	B43254G2687M000	250	680	35 x 30	0.15	1.98	15.05	9.72	7.47	5.75
871-B43254E2827M000	B43254E2827M000	250	820	30 x 40	0.15	2.23	18.02	11.62	8.93	6.87
871-B43254E2128M000	B43254E2128M000	250	1200	30 x 60	0.15	2.92	26.00	16.77	12.89	9.92
871-B43254E2158M000	B43254E2158M000	250	1500	35 x 50	0.15	3.25	32.30	20.83	16.03	12.33
871-B43254A9476M000	B43254A9476M000	400	47	22 x 20	0.15	0.34	3.36	2.17	1.67	1.28
871-B43254A9686M000	B43254A9686M000	400	68	22 x 25	0.15	0.44	4.12	2.65	2.03	1.57
871-B43254A9107M000	B43254A9107M000	400	100	22 x 30	0.15	0.57	5.97	3.85	2.95	2.27
871-B43254B9157M000	B43254B9157M000	400	150	25.4 x 30	0.15	0.76	8.41	5.41	4.17	3.21
871-B43254C9227M000	B43254C9227M000	400	220	30 x 30	0.15	1.00	16.12	10.40	8.00	6.16
871-B43254C9337M000	B43254C9337M000	400	330	35 x 30	0.15	1.33	17.22	11.11	8.54	6.57
871-B43254A9477M000	B43254A9477M000	400	470	30 x 50	0.15	1.76	24.03	15.50	11.92	9.17
871-B43254A5566M000	B43254A5566M000	450	56	22 x 25	0.20	0.29	5.20	3.35	2.58	1.98
871-B43254A5686M000	B43254A5686M000	450	68	22 x 30	0.20	0.34	5.97	3.85	2.95	2.27
871-B43254A5826M000	B43254A5826M000	450	82	22 x 30	0.20	0.38	6.87	4.43	3.40	2.61
871-B43254B5107M000	B43254B5107M000	450	100	25.4 x 30	0.20	0.46	7.91	5.10	3.92	3.01
871-B43254B5127M000	B43254B5127M000	450	120	25.4 x 30	0.20	0.50	9.30	6.00	4.61	3.55
871-B43254C5157M000	B43254C5157M000	450	150	30 x 30	0.20	0.61	11.22	7.23	5.56	4.27
871-B43254C5187M000	B43254C5187M000	450	180	30 x 30	0.20	0.67	13.10	8.44	6.49	5.00
871-B43254B5227M000	B43254B5227M000	450	220	30 x 35	0.20	0.78	15.28	9.85	7.58	5.83
871-B43254B5277M000	B43254B5277M000	450	270	35 x 30	0.20	0.88	18.85	12.16	9.35	7.20
871-B43254A5337M000	B43254A5337M000	450	330	30 x 45	0.15	1.04	23.10	14.89	11.46	8.82
871-B43254A5397M000	B43254A5397M000	450	390	30 x 50	0.15	1.18	26.53	17.11	13.16	10.12
871-B43254A5477M000	B43254A5477M000	450	470	35 x 45	0.15	1.34	31.58	20.37	15.68	12.06
871-B43254A5567M000	B43254A5567M000	450	560	35 x 50	0.20	1.52	37.34	24.09	18.53	14.25

105°C ALUMINUM ELECTROLYTIC SNAPIN CAPACITORS - LONG LIFE 5000 HOURS

Features:
- High reliability
- High CV product
- Long load life of 5000 hours at 105°C

Applications:
- Frequency converters
- Professional power supplies in industrial electronics

For quantities greater than listed, call for quote.

MOUSER STOCK NO.	Epcos Part No.	Voltage (DC)	Value (uF)	Case Size (DxL mm)	Dissipation Factor (tan δ)	Ripple Current (mA)	Price Each 1	10	25	50
871-B43255A2227M000	B43255A2227M000	200	220	22 x 25	0.15	0.82	3.19	2.05	1.58	1.22
871-B43255A2277M000	B43255A2277M000	200	270	25.4 x 25	0.15	1.00	4.41	2.84	2.18	1.68
871-B43255A2337M000	B43255A2337M000	200	330	25.4 x 30	0.15	1.18	5.15	3.32	2.55	1.96
871-B43255A2397M000	B43255A2397M000	200	390	25.4 x 35	0.15	1.35	5.85	3.78	2.90	2.24
871-B43255A2477M000	B43255A2477M000	200	470	25.4 x 40	0.15	1.56	6.78	4.38	3.37	2.59
871-B43255A2567M000	B43255A2567M000	200	560	30 x 35	0.15	1.76	7.85	5.06	3.89	3.00
871-B43255A2687M000	B43255A2687M000	200	680	30 x 40	0.15	2.03	9.90	6.38	4.91	3.78
871-B43255A2108M000	B43255A2108M000	200	1000	35 x 35	0.15	2.53	13.20	8.52	6.55	5.04
871-B43255A2128M000	B43255A2128M000	200	1200	35 x 40	0.15	2.69	15.44	9.96	7.66	5.90
871-B43255A2158M000	B43255A2158M000	200	1500	35 x 50	0.15	3.25	18.98	12.24	9.41	7.23
871-B43255E2157M000	B43255E2157M000	250	150	22 x 25	0.15	0.68	4.14	2.66	2.04	1.57
871-B43255E2187M000	B43255E2187M000	250	180	22 x 30	0.15	0.79	4.59	2.95	2.27	1.74
871-B43255E2227M000	B43255E2227M000	250	220	25.4 x 30	0.15	0.96	5.37	3.46	2.65	2.03
871-B43255E2337M000	B43255E2337M000	250	330	30 x 30	0.15	1.28	7.37	4.75	3.66	2.81
871-B43255E2397M000	B43255E2397M000	250	390	30 x 35	0.15	1.47	8.50	5.49	4.22	3.24
871-B43255E2477M000	B43255E2477M000	250	470	35 x 30	0.15	1.65	10.00	6.44	4.95	3.81
871-B43255E2567M000	B43255E2567M000	250	560	35 x 35	0.15	1.89	11.68	7.54	5.80	4.46
871-B43255E2687M000	B43255E2687M000	250	680	35 x 40	0.15	2.18	13.94	8.99	6.91	5.32
871-B43255E2827M000	B43255E2827M000	250	820	35 x 45	0.15	2.50	16.54	10.67	8.21	6.31
871-B43255E2108M000	B43255E2108M000	250	1000	35 x 50	0.15	2.87	20.00	12.89	9.92	7.63
871-B43255A9686M000	B43255A9686M000	400	68	25.4 x 25	0.15	0.48	4.59	2.95	2.27	1.74
871-B43255A9107M000	B43255A9107M000	400	100	25.4 x 30	0.15	0.62	6.63	4.27	3.28	2.53
871-B43255A9157M000	B43255A9157M000	400	150	30 x 30	0.15	0.83	8.54	5.51	4.24	3.26
871-B43255A9227M000	B43255A9227M000	400	220	35 x 30	0.15	1.08	12.34	7.96	6.12	4.71
871-B43255A9337M000	B43255A9337M000	400	330	35 x 40	0.15	1.46	16.12	10.40	8.00	6.16
871-B43255A9477M000	B43255A9477M000	400	470	35 x 50	0.15	1.89	24.24	15.63	12.03	9.26
871-B43255A5476M000	B43255A5476M000	450	47	22 x 30	0.20	0.39	4.71	3.04	2.34	1.80
871-B43255A5566M000	B43255A5566M000	450	56	25.4 x 25	0.20	0.44	5.40	3.49	2.69	2.07
871-B43255A5686M000	B43255A5686M000	450	68	25.4 x 30	0.20	0.51	6.24	4.02	3.09	2.38
871-B43255A5826M000	B43255A5826M000	450	82	30 x 30	0.20	0.61	7.22	4.65	3.57	2.75
871-B43255A5107M000	B43255A5107M000	450	100	30 x 30	0.20	0.68	8.95	5.78	4.44	3.41
871-B43255A5127M000	B43255A5127M000	450	120	30 x 30	0.20	0.74	9.83	6.35	4.88	3.75
871-B43255A5157M000	B43255A5157M000	450	150	35 x 30	0.20	0.90	11.94	7.69	5.92	4.55
871-B43255A5187M000	B43255A5187M000	450	180	35 x 35	0.20	1.03	14.00	9.03	6.94	5.34
871-B43255A5227M000	B43255A5227M000	450	220	35 x 40	0.20	1.19	16.77	10.82	8.31	6.40
871-B43255A5277M000	B43255A5277M000	450	270	35 x 45	0.20	1.38	20.22	13.04	10.03	7.71
871-B43255A5337M000	B43255A5337M000	450	330	35 x 50	0.20	1.58	24.32	15.69	12.07	9.28

© Copyright 2013 Mouser Electronics
© Copyright 2013 Mouser Electronics

KEMET Electrolytic Capacitors

The Capacitance Company
KEMET
CHARGED.™

RoHS Compliant This product is RoHS compliant.

ELG AND ELH SERIES SNAP-IN ELECTROLYTIC CAPACITORS

Features:
- High reliablity
- Low ESR
- Tolerance: 20%

ELG Specification:
- Temperature range: -40°C to +105°C

ELH Specification:
- Temperature range: -40°C to +85°C

NEW PRODUCT

Applications:
- Industrial/Professional power electronics.
- Welding machine
- Motor drives traction
- Battery chargers.
- S.M.P.S.
- U.P.S.
- Inverters converters

DIMENSIONS: mm

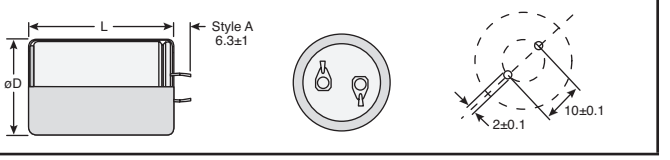

For quantities greater than listed, call for quote.

MOUSER STOCK NO. / Mfr. Mfr. Part No.	Case Size (mm)	Volt	Value (µF)	Price Each 1	25	50
ELG Series 105°						
80—ELG228M063AR2AJ	25x30	63	2200	2.87	2.46	2.04
80—ELG108M100AR2AA	25x30	100	1000	3.34	2.86	2.39
80—ELG108M100VR2AA	25x30	100	1000	4.22	2.79	2.61
80—ELG687M200AQ6AA	22x50	200	680	4.83	4.13	3.45
80—ELG108M200AS4AA	30x40	200	1000	5.67	5.20	4.73
80—ELG108M250AT4AA	35x40	250	1000	6.83	5.47	4.92
80—ELG158M250AT6AA	35x50	250	1500	9.65	7.73	6.94
80—ELG686M400AQ1AA	22x25	400	68	2.55	2.18	1.82
80—ELG107M400AQ3AA	22x35	400	100	3.18	2.73	2.27
80—ELG157M400AQ3AA	22x35	400	150	4.10	3.51	2.93
80—ELG337M400AT3AA	35x35	400	330	6.56	5.25	4.73
80—ELG477M400AT5AA	35x45	400	470	8.57	6.86	6.17
80—ELG107M450AR2AA	25x30	450	100	3.77	3.23	2.69
80—ELG477M450AT6AA	35x50	450	470	10.89	8.72	7.84

For quantities greater than listed, call for quote.

MOUSER STOCK NO. / Mfr. Mfr. Part No.	Case Size (mm)	Volt	Value (µF)	Price Each 1	25	50
ELH Series 85°						
80—ELH228M050AQ1AA	22x25	50	2200	1.86	1.59	1.34
80—ELH478M080AS3AA	30x35	50	4700	7.33	6.28	5.23
80—ELH109M050AS5AA	30x45	50	10000	5.89	5.05	4.21
80—ELH228M200AT5AA	35x45	200	2200	8.72	6.98	6.28
80—ELH686M400AQ1AA	22x25	400	68	2.60	2.23	1.85
80—ELH107M400AQ2AA	22x30	400	100	2.65	2.28	1.89
80—ELH107M400AR1AA	25x25	400	100	2.91	2.49	2.08
80—ELH337M400AS4AA	30x45	400	330	7.03	6.02	5.02
80—ELH477M400AT4AA	35x40	400	470	7.06	5.65	5.08
80—ELH477M400AS5AA	30x45	400	470	7.31	5.85	5.26
80—ELH477M450AT6AA	35x50	450	470	9.54	7.63	6.87
80—ELH687M450AT8AA	35x60	450	680	13.20	10.56	9.50

ALC SERIES - SNAP-IN ELECTROLYTIC CAPACITORS

Features:
- Compact Size
- High ripple current
- Excellent surge voltage capabilities

ALC10 Specification:
- Long life, 18000 hours

ALC40 Specification:
- Long life, 9000 hours

Applications:
- High reliability
- Frequency converters
- Ideal for industrial and commerical applications
- UPS system
- Switch mode power supplies

DIMENSIONS: mm

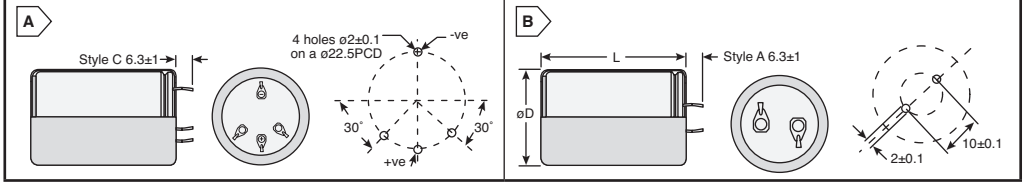

For quantities greater than listed, call for quote.

MOUSER STOCK NO. / Mfr. Mfr. Part No.	Fig.	Case Size (mm)	Volt	Value (µF)	ESR 100Hz (mΩ)	Price Each 1	25	50
ALC10 Series								
80—ALC10C333EF035	A	40 x 50	35	33000	42	16.39	14.40	12.95
80—ALC10A103DC040	B	35 x 35	40	1000	86	8.14	6.76	6.26
80—ALC10C103EC063	A	40 x 35	63	10000	80	13.35	11.77	10.70
80—ALC10C153EF063	A	40 x 50	63	15000	44	17.16	15.70	14.03
80—ALC10A102DF250	B	35 x 50	250	1000	163	10.69	8.69	7.98
80—ALC10C152EG250	A	40x55	250	1500	89	14.77	13.10	12.41
80—ALC10A331DC400	B	35x35	400	330	461	9.44	7.61	7.23
80—ALC10A681DH400	B	35x60	400	680	232	13.18	11.77	10.83
80—ALC10A821DJ400	B	35x70	400	820	208	15.64	13.33	11.90
80—ALC10C102EL400	A	40x80	400	1000	120	19.92	16.99	15.94
80—ALC10A331DD450	B	35x40	450	330	364	10.69	8.69	7.98
80—ALC10C331ED450	A	40x40	450	330	348	11.98	10.70	9.63
80—ALC10A471DF450	B	35x50	450	470	252	11.90	9.98	9.51
80—ALC10A561DF450	B	35x50	450	560	266	14.00	12.17	11.31
80—ALC10A821DJ450	B	35x70	450	820	170	17.98	15.52	14.23

For quantities greater than listed, call for quote.

MOUSER STOCK NO. / Mfr. Mfr. Part No.	Fig.	Case Size (mm)	Volt	Value (µF)	ESR 100Hz (mΩ)	Price Each 1	25	50
ALC10 Series(Cont.)								
80—ALC10C102EJ450	A	40x70	450	1000	142	21.98	18.78	17.87
80—ALC10A331DF500	B	35x50	500	330	492	11.15	9.44	8.74
80—ALC10A681DL500	B	35x80	500	680	244	21.04	18.45	17.23
80—ALC10C102EP500	A	40x105	500	1000	130	27.10	22.94	22.15
ALC40 Series								
80—ALC40A331CF400	B	30x50	400	330	383	10.28	8.77	7.60
80—ALC40A331DD400	B	35x40	400	330	386	10.69	8.69	7.98
80—ALC40A331DF450	B	35x50	450	330	206	11.83	9.99	9.50
80—ALC40A471DE400	B	35x45	400	470	300	11.60	9.82	9.20
80—ALC40A471DH450	B	35x60	450	470	232	14.59	12.52	11.67
80—ALC40A681DL400	B	35x80	400	680	200	17.38	14.72	13.78
80—ALC40C102EL400	A	40x80	400	1000	118	22.12	19.26	18.30
80—ALC40C102FL450	A	45x80	450	1000	120	29.44	26.34	24.16
80—ALC40C821EL450	A	40x80	450	820	154	23.97	22.12	20.44

PEH SERIES - SNAP-IN ELECTROLYTIC CAPACITORS

PEH169/PEH200 Series

Features:
- High Performance
- Low ESR and ESL
- High stability
- High CV-value
- Compact size
- Long life > 10 years at 50°C

Applications:
- Energy storage
- Pulse operation
- Process control
- AC-motor control
- Traction
- Welding

PEH534 Series

Features:
- Long life Grade
- PCB mounting
- Low ESR and ESL
- High ripple current
- Long life > 10 years at 50°C

Applications:
- SMPS
- Drives
- Welding equipment
- UPS

DIMENSIONS: mm

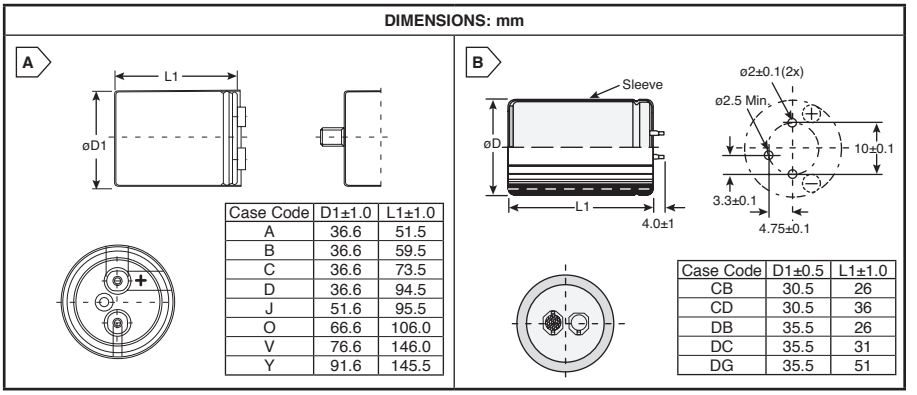

Case Code	D1±1.0	L1±1.0
A	36.6	51.5
B	36.6	59.5
C	36.6	73.5
D	36.6	94.5
J	51.6	95.5
O	66.6	106.0
V	76.6	146.0
Y	91.6	145.5

Case Code	D1±0.5	L1±1.0
CB	30.5	26
CD	30.5	36
DB	35.5	26
DC	35.5	31
DG	35.5	51

For quantities greater than listed, call for quote.

MOUSER STOCK NO. / Mfr. Mfr. Part No.	Fig.	Case Code	Case Size (mm)	Volt	Value (µF)	ESR 100Hz (mΩ)	Price Each 1	25	50
PEH169 Series									
80—PEH169MD4470QB2	A	D	35x95	63	4700	22	27.76	24.03	22.17
80—PEH169MJ5100QB2	A	J	50x95	63	10000	13	38.15	33.43	31.12
80—PEH169PJ4470QB2	A	J	50x95	100	4700	26	25.68	25.15	25.04
80—PEH169SV488AMB2	A	V	75x145	250	8800	15	146.57	122.14	114.95
PEH200 Series									
80—PEH200KB5100MB2	A	B	35x60	40	10000	23	20.94	17.99	16.34
80—PEH200KC5150MB2	A	C	35x75	40	15000	16	16.14	15.57	15.41
80—PEH200KD5220MB2	A	D	35x95	40	22000	12	27.03	23.02	21.30
80—PEH200KO6100MB2	A	O	65x105	40	100000	8	61.72	55.81	54.14
80—PEH200MA4470MB2	A	A	35x51	63	4700	32	21.41	18.70	17.31

For quantities greater than listed, call for quote.

MOUSER STOCK NO. / Mfr. Mfr. Part No.	Fig.	Case Code	Case Size (mm)	Volt	Value (µF)	ESR 100Hz (mΩ)	Price Each 1	25	50
PEH200 Series (Cont.)									
80—PEH200MD5100MB2	A	D	35x95	63	10000	15	17.95	17.33	17.23
80—PEH200MJ5220MB2	A	J	50x95	63	22000	10	29.05	28.68	28.52
80—PEH200OO427AMBA	A	O	65x105	420	2700	24	89.39	78.35	76.37
80—PEH200YY4470MB2	A	Y	90x145	420	2700	16	214.00	139.23	132.00
PEH534 Series									
80—PEH534VCD3220M2	B	CD	30X35	400	220	460	7.28	6.42	5.81
80—PEH534VCB3150M2	B	CB	30x25	420	2700	680	5.59	4.67	4.46
80—PEH534YDB3150M2	B	DB	35X25	450	150	570	9.05	7.99	7.49
80—PEH534YDC3220M2	B	DC	35X30	450	220	390	8.69	7.38	6.67
80—PEH534YDG3470M2	B	DG	35X50	450	470	180	15.37	13.20	12.29

© Copyright 2013 Mouser Electronics
© Copyright 2013 Mouser Electronics

C44A SERIES ALUMINIUM CASE CAPACITORS GENERAL PURPOSE APPLICATION SCREW TERMINALS

Features:
- Operating temperature range: -40°C to +85°C
- Tolerance: 5%

PRODUCT NEW

DIMENSIONS: mm

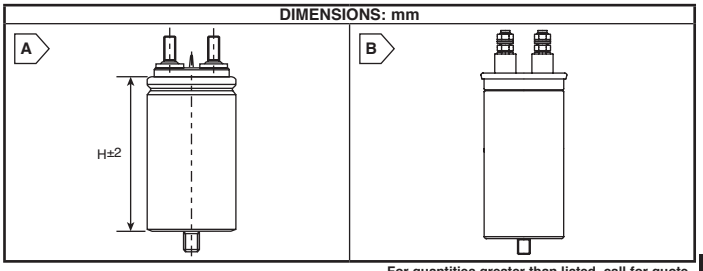

For quantities greater than listed, call for quote.

MOUSER STOCK NO.	KEMET Part No.	Fig.	Voltage	Value (µF)	ESR Typ. (mΩ)	K °C/W	IRMS	Dimensions: mm B	Dimensions: mm H	Price Each 1	5	10	25
80-C44AFGP6200ZE0J	C44AFGP6200ZE0J	A	400	200	4	4.0	32	76	138	63.38	62.18	61.02	59.92
80-C44AFGR6200ZE0J	C44AFGR6200ZE0J	A	400	200	4	7.8	32	76	138	123.01	120.69	118.45	116.30
80-C44AHGP5750ZA0J	C44AHGP5750ZA0J	A	600	75	5	3.2	32	65	138	47.82	46.91	46.04	45.21

C44P SERIES ALUMINIUM CASE CAPACITORS AC FILTER APPLICATION

Features:
- Operating temperature range: -25°C to +70°C
- Tolerance: 5%

PRODUCT NEW

For quantities greater than listed, call for quote.

MOUSER STOCK NO.	KEMET Part No.	Fig.	Voltage	Value (µF)	IRMS (A)	Dimensions: mm D	Dimensions: mm H	Price Each 1	5	10	25
80-C44PKGR6200AASJ	C44PKGR6200AASJ	B	440	200	55	75	247	150.08	147.25	144.52	141.89

ALS SERIES SCREW TERMINAL CAPACITORS

ALS Series Features:
- Compact size
- High ripple current
- Excellent surge voltage capabilities
- Optimized designs available on request

ALS30/31 Specification:
- Long life, 20000 hours at 85°C (Ur, Ir applied)

ALS40/41 Specification:
- Long life, 9000 hours at 105°C (Ur, Ir applied)

ALS Series Applications:
- Smoothing
- Energy storage
- Process control
- AC-motor control
- Traction
- Welding
- Measuring
- Pulse operation in telecommunication demanding power supplies

DIMENSIONS: mm

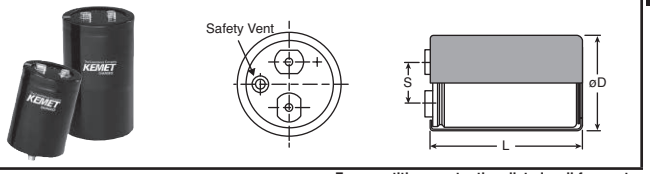

For quantities greater than listed, call for quote.

MOUSER STOCK NO.	Volt	Dimensions: mm D	L	S	ESR at 100Hz mΩ	Price Each 1	10	25
ALS30 Series								
80-ALS30A103KE100	100	51	82	22.2	28	27.45	26.00	24.72
80-ALS30A102KE400	400	51	82	22.2	91	24.96	23.65	22.68
80-ALS30A152KF400	400	51	105	22.2	61	40.46	36.95	35.78
80-ALS30A222KF400	400	51	105	22.2	53	40.32	38.19	35.80
80-ALS30A222MF400	400	66	105	28.5	62	40.87	38.59	36.87
80-ALS30A332LF400	400	63.5	105	28.5	54	53.62	50.63	49.01
80-ALS30A472NJ400	400	77	115	31.8	38	64.61	60.57	57.91
80-ALS30A682NP400	400	77	146	31.8	27	86.11	80.73	77.90
80-ALS30A103NT400	400	77	220	31.8	17	115.71	109.72	106.06
80-ALS30A102KE450	450	51	82	22.2	148	35.10	32.06	31.04
80-ALS30A152KF450	450	51	105	22.2	93	45.29	41.37	40.06
80-ALS30A222NF450	450	77	105	31.8	59	48.11	45.43	42.61
80-ALS30A332NF450	450	77	105	31.8	40	86.11	78.67	76.17
80-ALS30A472NJ450	450	77	115	31.8	30	76.84	72.03	70.09
80-ALS30A682NT450	450	77	220	31.8	21	101.81	96.54	93.80

MOUSER STOCK NO.	Volt	Dimensions: mm D	L	S	ESR at 100Hz mΩ	Price Each 1	10	25
ALS30 Series Cont.								
80-ALS30A102KF500	500	51	105	22.2	165	36.33	34.41	32.96
80-ALS30A222NP500	500	77	146	31.8	62	64.21	60.64	55.82
80-ALS30A332NP500	500	77	146	31.8	54	122.66	112.06	108.52
80-ALS30A472NT500	500	77	220	31.8	37	99.05	93.92	91.70
80-ALS30A682NT500	500	77	220	31.8	34	234.63	214.34	207.58
ALS31 Series								
80-ALS31A332NF400	400	77	105	31.8	49	56.39	53.25	50.27
80-ALS31C682NT450	450	77	220	31.8	21	101.01	95.78	93.44
ALS40 Series								
80-ALS40A104KF025	25	51	105	22.2	9	36.55	31.99	30.50
80-ALS40A472DB063	63	36	62	12.8	27	14.52	12.71	10.95
80-ALS40A333MF063	63	66	105	28.5	8	49.13	43.00	41.28
80-ALS40A103KF100	100	51	105	22.2	21	39.89	34.91	33.51
ALS41 Series								
80-ALS41A102KF400	400	51	105	22.2	124	35.20	30.81	29.37

C44U MKP SERIES ALUMINUM CASE CAPACITORS

Features:
- High ripple current
- High capacitance density

Applications:
- DC links

Specifications:
- Temperature range: -40°C to +85°C
- IEC 1071, EN 61071

RoHS Compliant

DIMENSIONS: mm

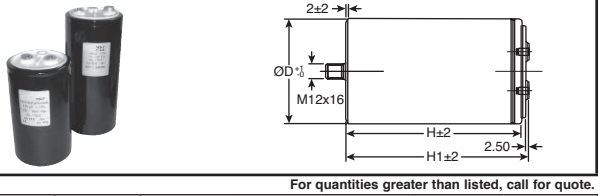

For quantities greater than listed, call for quote.

MOUSER STOCK NO.	Kemet Part No.	Volt	Value (µF)	Dimensions: mm D	H	H1	Thread	ESR at 100Hz mΩ	Price Each 1	5	10	25	50
80-C44UOGQ6600F8SK	C44UOGQ6600F8SK	900	600	85	140	146	M12	2.2	172.94	169.86	167.99	166.88	164.00
80-C44UQGQ6330F8SK	C44UQGQ6330F8SK	1100	330	85	140	146	M12	3	127.29	124.12	120.70	115.56	114.12
80-C44UQGQ6500F8SK	C44UQGQ6500F8SK	1100	500	85	174	180	M12	1.3	194.74	191.26	188.79	187.90	184.66
80-C44UUGQ6250F8SK	C44UUGQ6250F8SK	1300	250	85	140	146	M12	3.5	125.54	123.05	119.06	115.56	112.55
80-C44UUGQ6320F8SK	C44UUGQ6320F8SK	1300	1300	85	174	180	M12	1.6	145.74	141.78	138.20	134.50	131.40

SCREW TERMINAL INSULATED NYLON MOUNTING NUT

Features and Specifications:
- Standards: CECC 40201, MIL-R26E
- Resistance range: 10kΩ-47kΩ
- Resistance tolerance: ±5%
- Rated voltage: 700VDC acc. to CECC 40201-003
- Temperature range: -55°C to +105°C

RoHS Compliant

DIMENSIONS: mm

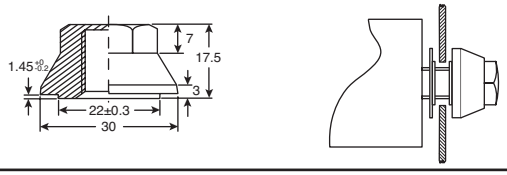

For quantities greater than listed, call for quote.

MOUSER STOCK NO.	Kemet Part No.	Dimensions: mm Mounting Hole (min)	Max Chassis Thickness	Test Volt 50-60Hz 1 min (KVAC)	Price Each 1	10	50	100	500
80-PYB7041	PYB7041	ø20.5	5	2.5	1.28	1.08	1.02	.984	.952

© Copyright 2013 Mouser Electronics

© Copyright 2013 Mouser Electronics

NICHICON Aluminum Electrolytic Capacitors

nichicon

RoHS Compliant **This product is RoHS compliant.**

GL SERIES: SNAP-IN TERMINAL TYPE

Features:
- Withstanding 3000 hours application of rated ripple current at 105°C
- One rank smaller case sized than GU series

Specifications:
- Category Temperature Range: -40°C to +105°C
- Rated Capacitance Range: 56µF to 390µF
- Capacitance Tolerance: ±20% at 120Hz, 20°C



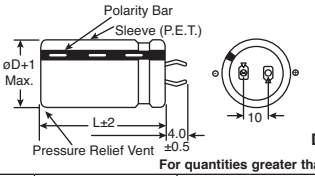

RoHS Compliant

DIMENSIONS: mm

For quantities greater than listed, call for quote.

MOUSER STOCK NO.	Nichicon Part No.	Cap. (µF)	Voltage	Dimensions: mm (D x L)	Rated Ripple (mA)	Leakage Current (mA)	Price Each 1	25	100	500
647-LGL2W121MELZ25	LGL2W121MELZ25	120	450	22 x 25	690	0.69	5.96	5.37	5.01	4.06
647-LGL2G151MELZ25	LGL2G151MELZ25	150	400	22 x 25	730	0.73	5.47	4.92	4.60	3.72
647-LGL2W151MELA25	LGL2W151MELA25	150	450	25 x 25	740	0.77	6.06	5.38	5.11	4.31
647-LGL2W181MELA30	LGL2W181MELA30	180	450	25 x 30	770	0.85	6.70	5.96	5.66	4.76
647-LGL2W221MELZ40	LGL2W221MELZ40	220	450	22 x 40	850	0.94	7.24	6.44	6.12	5.15
647-LGL2W271MELB30	LGL2W271MELB30	270	450	30 x 30	930	1.04	9.36	8.32	7.91	6.66
647-LGL2G331MELB25	LGL2G331MELB25	330	400	30 x 25	1040	1.08	8.97	7.97	7.58	6.38
647-LGL2W331MELC25	LGL2W331MELC25	330	450	35 x 25	1070	1.15	11.58	10.29	9.78	8.24
647-LGL2G391MELC25	LGL2G391MELC25	390	400	35 x 25	1180	1.18	10.69	9.50	9.03	7.61
647-LGL2W391MELC30	LGL2W391MELC30	390	450	35 x 30	1280	1.25	12.08	11.47	10.57	9.05
647-LGL2G471MELB35	LGL2G471MELB35	470	400	30 x 35	1500	1.3	11.58	10.29	9.78	8.24
647-LGL2W471MELC35	LGL2W471MELC35	470	450	35 x 35	1480	1.37	13.01	12.36	11.38	9.76
647-LGL2G561MELC30	LGL2G561MELC30	560	400	35 x 30	1660	1.41	12.22	11.61	10.70	9.17
647-LGL2W561MELC40	LGL2W561MELC40	560	450	35 x 40	1660	1.5	14.68	13.94	12.84	11.01

GN SERIES: SNAP-IN TERMINAL TYPE

Features:
- Withstanding 3000 hours application of rated ripple current at 105°C
- One rank smaller case sized than GU series

Specifications:
- Category Temperature Range: -40°C to +105°C
- Rated Capacitance Range: 56µF to 390µF
- Capacitance Tolerance: ±20% at 120Hz, 20°C

RoHS Compliant

For quantities greater than listed, call for quote.

MOUSER STOCK NO.	Nichicon Part No.	Cap. (µF)	Voltage	Dimensions: mm (D x L)	Rated Ripple (mA)	Leakage Current (mA)	Price Each 1	25	100	500
647-LGN2H560MELZ25	LGN2H560MELZ25	56	500	22 x 25	470	0.50	3.50	2.82	2.65	2.20
647-LGN2H680MELZ30	LGN2H680MELZ30	68	500	22 x 30	520	0.55	3.93	3.17	2.97	2.47
647-LGN2H680MELA25	LGN2H680MELA25	68	500	25 x 25	520	0.55	4.29	3.47	3.26	2.71
647-LGN2H820MELZ35	LGN2H820MELZ35	82	500	22 x 35	590	0.60	4.88	3.95	3.70	3.07
647-LGN2H101MELB25	LGN2H101MELB25	100	500	30 x 25	650	0.67	4.95	4.46	4.16	3.37
647-LGN2H101MELZ40	LGN2H101MELZ40	100	500	22 x 40	650	0.67	4.07	3.66	3.41	2.76
647-LGN2H121MELZ45	LGN2H121MELZ45	120	500	22 x 45	680	0.73	4.62	4.16	3.88	3.15
647-LGN2H121MELA35	LGN2H121MELA35	120	500	25 x 35	680	0.73	4.92	4.43	4.13	3.35
647-LGN2H121MELB30	LGN2H121MELB30	120	500	30 x 30	680	0.73	5.09	4.58	4.28	3.47
647-LGN2H151MELZ50	LGN2H151MELZ50	150	500	22 x 50	750	0.82	5.48	4.93	4.60	3.72
647-LGN2H151MELA45	LGN2H151MELA45	150	500	25 x 45	750	0.82	5.74	5.17	4.82	3.91
647-LGN2H151MELC25	LGN2H151MELC25	150	500	35 x 25	750	0.82	6.25	5.63	5.25	4.25
647-LGN2H181MELA50	LGN2H181MELA50	180	500	25 x 50	900	0.90	6.55	5.90	5.50	4.45
647-LGN2H181MELB35	LGN2H181MELB35	180	500	30 x 35	900	0.90	6.09	5.41	5.15	4.33
647-LGN2H181MELC30	LGN2H181MELC30	180	500	35 x 30	900	0.90	6.36	5.65	5.37	4.52
647-LGN2W221MELA40	LGN2W221MELA40	220	450	25 x 40	1050	0.94	7.45	6.61	6.29	5.30
647-LGN2H221MELB45	LGN2H221MELB45	220	500	30 x 45	1020	0.99	7.09	6.30	5.99	5.04
647-LGN2H221MELC35	LGN2H221MELC35	220	500	35 x 35	1020	0.99	9.37	8.34	7.92	6.67
647-LGN2H271MELB50	LGN2H271MELB50	270	500	30 x 50	1120	1.10	8.37	7.44	7.06	5.95
647-LGN2H271MELC40	LGN2H271MELC40	270	500	35 x 40	1120	1.10	8.59	7.64	7.25	6.11
647-LGN2H331MELC45	LGN2H331MELC45	330	500	35 x 45	1250	1.21	10.10	8.98	8.53	7.18
647-LGN2H391MELC50	LGN2H391MELC50	390	500	35 x 50	1300	1.32	11.53	10.25	8.20	7.04
647-LGN2E821MELB35	LGN2E821MELB35	820	250	30 x 35	2000	1.35	6.08	5.40	5.13	4.32
647-LGN2P102MELB35	LGN2P102MELB35	1000	220	30 x 35	2330	1.4	6.10	5.42	5.15	4.33

GR SERIES: SNAP-IN TERMINAL TYPE

Features:
- Withstanding 10000 hours application of rated ripple current at 105°C

Specifications:
- Category Temperature Range: -40°C to +105°C
- Rated Capacitance Range: 39µ to 1500µF
- Capitance Tolerance: ±20% at 120Hz, 20°C

RoHS Compliant

For quantities greater than listed, call for quote.

MOUSER STOCK NO.	Nichicon Part No.	Cap. (µF)	Voltage	Dimensions: mm (D x L)	Rated Ripple (mA)	Leakage Current (mA)	Price Each 1	25	100	500
647-LGR2D681MELB35	LGR2D681MELB35	680	200	30 x 35	1700	1.1	6.36	5.65	5.36	4.52
647-LGR2E102MELC45	LGR2E102MELC45	1000	250	35 x 45	2200	1.5	10.96	10.40	9.59	8.21

GW SERIES: SNAP-IN TERMINAL TYPE HIGH RIPPLE CURRENT

Features:
- Withstanding 3000 hours application of rated ripple current at 105°C
- High ripple current

Specifications:
- Category Temperature Range: -40°C to +105°C
- Rated Capacitance Range: 82µ to 2200µF
- Capitance Tolerance: ±20% at 120Hz, 20°C

RoHS Compliant

For quantities greater than listed, call for quote.

MOUSER STOCK NO.	Nichicon Part No.	Cap. (µF)	Voltage	Dimensions: mm (D x L)	Rated Ripple (mA)	Leakage Current (mA)	Price Each 1	25	100	500
647-LGW2W101MELA25	LGW2W101MELA25	100	450	25 x 25	1040	0.63	4.62	4.16	3.88	3.15
647-LGW2G121MELZ30	LGW2G121MELZ30	120	400	22 x 30	1220	0.65	4.19	3.78	3.52	2.86
647-LGW2W121MELZ35	LGW2W121MELZ35	120	450	22 x 35	1150	0.69	5.05	4.54	4.24	3.43
647-LGW2G181MELA30	LGW2G181MELA30	180	400	25 x 30	1430	0.8	5.41	4.88	4.55	3.68
647-LGW2G221MELB30	LGW2G221MELB30	220	400	30 x 30	1790	0.88	6.48	5.83	5.45	4.41
647-LGW2W221MELA45	LGW2W221MELA45	220	450	25 x 45	1550	0.94	6.41	5.69	5.41	4.56
647-LGW2W221MELB35	LGW2W221MELB35	220	450	30 x 35	1710	0.94	6.99	6.21	5.90	4.96
647-LGW2E331MELA25	LGW2E331MELA25	330	250	25 x 25	1800	0.86	4.73	4.26	3.97	3.21
647-LGW2G331MELB40	LGW2G331MELB40	330	400	30 x 40	2330	1.08	7.51	6.68	6.35	5.34
647-LGW2G391MELB45	LGW2G391MELB45	390	400	30 x 45	2520	1.18	8.66	7.69	7.31	6.15
647-LGW2W391MELC40	LGW2W391MELC40	390	450	35 x 40	2420	1.25	10.90	9.69	9.21	7.76
647-LGW2D471MELA25	LGW2D471MELA25	470	200	25 x 25	2170	0.91	4.46	4.01	3.75	3.03
647-LGW2D471MELZ30	LGW2D471MELZ30	470	200	22 x 30	2170	0.91	4.25	3.82	3.57	2.89
647-LGW2E471MELB25	LGW2E471MELB25	470	250	30 x 25	2200	1.02	6.38	5.74	5.36	4.33
647-LGW2G471MELB50	LGW2G471MELB50	470	400	30 x 50	2850	1.3	9.76	8.68	8.24	6.94
647-LGW2G471MELC40	LGW2G471MELC40	470	400	35 x 40	2850	1.3	10.14	9.02	8.56	7.21
647-LGW2W471MELC45	LGW2W471MELC45	470	450	35 x 45	2670	1.37	11.01	10.46	9.64	8.26
647-LGW2D681MELB25	LGW2D681MELB25	680	200	30 x 25	3080	1.1	5.90	5.31	4.95	4.01
647-LGW2D681MELZ40	LGW2D681MELZ40	680	200	22 x 40	2300	1.1	5.21	4.69	4.38	3.54
647-LGW2E681MELB30	LGW2E681MELB30	680	250	30 x 30	2550	1.23	7.18	6.38	6.06	5.10
647-LGW2E122MELC40	LGW2E122MELC40	1200	250	35 x 40	3450	1.64	11.44	10.17	9.65	8.13
647-LGW2D152MELC35	LGW2D152MELC35	1500	200	35 x 35	4200	1.64	8.90	7.91	7.51	6.32

© Copyright 2013 Mouser Electronics

© Copyright 2013 Mouser Electronics

UNITED CHEMI-CON Aluminum Electrolytic Capacitors

UNITED CHEMI-CON

RoHS Compliant **This product is RoHS compliant.**

DIMENSIONS: mm

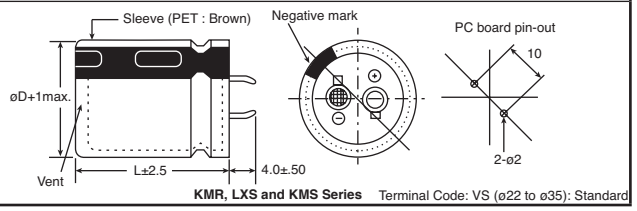

KMR, LXS and KMS Series Terminal Code: VS (ø22 to ø35): Standard

KMR 105°C SNAP MOUNT LARGE CAPACITANCE SERIES

Features:

- Downsized 5mm in height from current snap-ins KMQ series
- Max. 50% up ripple current than same case size of KMQ series
- For inverter control, switching power supplies

Specifications:

- Operating Temperature range: -25°C to +105°C
- Rated lifetime: 2,000 hours @ 105°C

For quantities greater than listed, call for quote.

MOUSER STOCK NO.	United Chemi-Con Part No.	Value (μF)	Case Size øDxL(mm)	Price Each 1	25	50
16 Volt						
661-EKMR161VS561MP25	EKMR161VSN561MP25S	560	22x25	5.10	4.86	4.44
661-EKMR161VS821MP35	EKMR161VSN821MP35S	820	22x35	6.47	6.16	5.63
661-EKMR161VS102MP40	EKMR161VSN102MP40S	1000	22x40	15.34	12.28	9.21
661-EKMR161VS122MP45	EKMR161VSN122MP45S	1200	22x45	11.30	9.16	7.70
661-EKMR161VS152MQ40	EKMR161VSN152MQ40S	1500	25.4x40	12.01	10.52	9.34
661-EKMR161VS182MQ50	EKMR161VSN182MQ50S	1800	25.4x50	17.39	14.48	12.41
661-EKMR161VS222MR45	EKMR161VSN222MR45S	2200	30x45	21.10	17.57	15.07
661-EKMR161VS332MA45	EKMR161VSN332MA45S	3300	35x45	22.16	18.47	16.99
200 Volt						
661-EKMR201VSN681MP3	EKMR201VSN681MP35S	680	22x35	7.45	6.30	5.16
661-EKMR201VS272MA45	EKMR201VSN272MA45S	2700	35x45	33.74	28.10	24.10
250 Volt						
661-EKMR251VS391MP30	EKMR251VSN391MP30S	390	22x30	7.45	6.23	5.21
661-EKMR251VS471MP35	EKMR251VSN471MP35S	470	22x35	7.38	7.03	6.42
661-EKMR251VS561MP40	EKMR251VSN561MP40S	560	22x40	9.03	7.90	7.09
661-EKMR251VS681MP45	EKMR251VSN681MP45S	680	22x45	15.66	13.31	11.33
661-EKMR251VS821MP50	EKMR251VSN821MP50S	820	30x50	10.36	9.54	8.63
661-EKMR251VS102MQ50	EKMR251VSN102MQ50S	1000	25.4x50	19.90	16.56	14.20
661-EKMR251VS122MR40	EKMR251VSN122MR40S	1200	30x40	23.71	19.74	16.93
661-EKMR251VS152MR50	EKMR251VSN152MR50S	1500	30x50	28.23	14.35	13.41
661-EKMR251VS182MA45	EKMR251VSN182MA45S	1800	35x45	29.71	24.39	22.12
661-EKMR251VS222MA50	EKMR251VSN222MA50S	2200	35x50	40.47	33.69	28.89
350 Volt						
661-EKMR351VS221MP30	EKMR351VSN221MP30S	220	22x30	7.23	6.25	5.63
661-EKMR351VS271MP35	EKMR351VSN271MP35S	270	22x35	15.68	12.53	9.39
661-EKMR351VS331MP45	EKMR351VSN331MP45S	330	22x45	15.62	13.28	11.31
661-EKMR351VS391MP50	EKMR351VSN391MP50S	390	22x50	10.69	10.19	9.30
661-EKMR351VS471MQ45	EKMR351VSN471MQ45S	470	25.4x45	19.40	16.16	13.86
661-EKMR351VS561MQ50	EKMR351VSN561MQ50S	560	25.4x50	17.78	15.46	13.97
661-EKMR351VS681MR45	EKMR351VSN681MR45S	680	30x45	22.49	18.46	16.73
661-EKMR351VS821MR50	EKMR351VSN821MR50S	820	30x50	28.26	14.36	13.42
661-EKMR351VS102MA45	EKMR351VSN102MA45S	1000	35x45	29.29	25.63	22.78
661-EKMR351VS122MA50	EKMR351VSN122MA50S	1200	35x50	30.53	25.05	22.72
420 Volt						
661-EKMR421VS391MQ50	EKMR421VSN391MQ50S	390	25.4x50	17.68	16.46	14.63
661-EKMR421VS821MA50	EKMR421VSN821MA50S	820	35x50	36.74	31.24	27.77
450 Volt						
661-EKMR451VS101MP25	EKMR451VSN101MP25S	100	22x25	5.94	5.66	5.16
661-EKMR451VS121MP30	EKMR451VSN121MP30S	120	22x30	5.14	4.71	4.49
661-EKMR451VS151MP35	EKMR451VSN151MP35S	150	22x35	8.38	7.55	6.88
661-EKMR451VS181MP40	EKMR451VSN181MP40S	180	22x40	7.68	6.76	6.18
661-EKMR451VS221MP45	EKMR451VSN221MP45S	220	22x45	11.25	10.13	9.22
661-EKMR451VS271MP50	EKMR451VSN271MP50S	270	22x50	12.47	11.88	10.84
661-EKMR451VS331MQ50	EKMR451VSN331MQ50S	330	25.4x50	17.59	16.37	14.55
661-EKMR451VS681MA50	EKMR451VSN681MA50S	680	35x50	29.79	24.45	22.17

LXS 105°C SNAP MOUNT LARGE CAPACITANCE SERIES

Features:

- Downsized from LXQ series
- Non solvent resistant type

Specifications:

- Operating Temperature range: -25°C to +105°C
- Rated lifetime: 5,000 hours @ 105°C

160 Volt						
661-ELXS161VSN471MP2	ELXS161VSN471MP25S	470	22x25	7.05	4.41	3.81
661-ELXS161VSN681MQ2	ELXS161VSN681MQ25S	680	25.4x25	9.16	5.71	4.94
661-ELXS161VSN102MP4	ELXS161VSN102MP40S	1000	22x40	10.64	6.64	5.74
661-ELXS161VSN122MP5	ELXS161VSN122MP50S	1200	22x50	12.73	7.95	6.87
661-ELXS161VSN152MQ4	ELXS161VSN152MQ45S	1500	25.4x45	14.98	9.35	8.08
661-ELXS161VSN182MQ5	ELXS161VSN182MQ50S	1800	25.4x50	17.01	10.63	9.18
661-ELXS161VSN222MR4	ELXS161VSN222MR45S	2200	30x45	20.82	13.00	11.24
661-ELXS161VSN272MA4	ELXS161VSN272MA40S	2700	35x40	26.88	16.79	14.50
661-ELXS161VSN332MA5	ELXS161VSN332MA50S	3300	35x50	32.10	20.05	17.31
180 Volt						
661-ELXS181VSN391MP2	ELXS181VSN391MP25S	390	22x25	7.19	4.49	3.88
661-ELXS181VSN561MP3	ELXS181VSN561MP30S	560	22x30	8.27	5.17	4.46
661-ELXS181VSN681MP3	ELXS181VSN681MP35S	680	22x35	9.43	5.89	5.08
661-ELXS181VSN821MQ3	ELXS181VSN821MQ30S	820	25.4x30	10.96	6.85	5.92
661-ELXS181VSN102MP4	ELXS181VSN102MP45S	1000	22x45	12.37	7.73	6.67
661-ELXS181VSN122MQ4	ELXS181VSN122MQ45S	1200	25.4x45	14.63	9.14	7.89
661-ELXS181VSN152MQ5	ELXS181VSN152MQ50S	1500	25.4x50	17.31	10.81	9.34
661-ELXS181VSN182MA3	ELXS181VSN182MA35S	1800	35x35	23.33	14.57	12.58
661-ELXS181VSN222MA4	ELXS181VSN222MA40S	2200	35x40	26.78	16.72	14.45
661-ELXS181VSN272MA5	ELXS181VSN272MA50S	2700	35x50	32.08	20.04	17.30
200 Volt						
661-ELXS201VSN391MP2	ELXS201VSN391MP25S	390	22x25	7.61	4.75	4.11
661-ELXS201VSN471MP3	ELXS201VSN471MP30S	470	22x30	8.62	5.38	4.65
661-ELXS201VSN561MP3	ELXS201VSN561MP35S	560	22x35	9.67	6.05	5.22
661-ELXS201VSN681MP4	ELXS201VSN681MP40S	680	22x40	10.88	6.79	5.86
661-ELXS201VSN821MP4	ELXS201VSN821MP45S	820	22x45	12.38	7.74	6.68
661-ELXS201VSN102MP5	ELXS201VSN102MP50S	1000	22x50	13.97	8.73	7.53

LXS 105°C SNAP MOUNT LARGE CAPACITANCE SERIES (CONT.)

For quantities greater than listed, call for quote.

MOUSER STOCK NO.	United Chemi-Con Part No.	Value (μF)	Case Size øDxL(mm)	Price Each 1	25	50
200 Volt (Cont.)						
661-ELXS201VSN122MQ4	ELXS201VSN122MQ45S	1200	25.4x45	16.50	10.30	8.90
661-ELXS201VSN152MR4	ELXS201VSN152MR40S	1500	30x40	20.51	12.81	11.06
661-ELXS201VSN182MR5	ELXS201VSN182MR50S	1800	30x50	24.93	15.57	13.45
661-ELXS201VSN222MA4	ELXS201VSN222MA45S	2200	35x45	32.05	20.02	17.29
661-ELXS201VSN272MA5	ELXS201VSN272MA50S	2700	35x50	35.83	22.38	19.33
250 Volt						
661-ELXS251VSN271MP2	ELXS251VSN271MP25S	270	22x25	8.12	5.07	4.38
661-ELXS251VSN331MP3	ELXS251VSN331MP30S	330	22x30	9.57	5.98	5.16
661-ELXS251VSN391MP3	ELXS251VSN391MP35S	390	22x35	10.69	6.68	5.77
661-ELXS251VSN471MP4	ELXS251VSN471MP40S	470	22x40	12.02	7.50	6.48
661-ELXS251VSN561MR2	ELXS251VSN561MR25S	560	30x25	14.09	8.80	7.60
661-ELXS251VSN681MP5	ELXS251VSN681MP50S	680	22x50	15.32	9.57	8.26
661-ELXS251VSN821MQ5	ELXS251VSN821MQ50S	820	25.4x50	18.73	11.70	10.10
661-ELXS251VSN102MR4	ELXS251VSN102MR40S	1000	30x40	21.80	13.62	11.76
661-ELXS251VSN122MR4	ELXS251VSN122MR45S	1200	30x45	25.25	15.77	13.62
661-ELXS251VSN152MA4	ELXS251VSN152MA45S	1500	35x45	33.95	21.21	18.32
661-ELXS251VSN182MA5	ELXS251VSN182MA50S	1800	35x50	38.97	24.34	21.03
315 Volt						
661-ELXS3B1VSN122MA5	ELXS3B1VSN122MA50S	1200	35x50	38.71	24.18	20.89
661-ELXS3B1VSN102MA4	ELXS3B1VSN102MA45S	220	35x45	22.86	15.24	13.70
661-ELXS3B1VSN181MP2	ELXS3B1VSN181MP25S	180	22x25	8.09	5.05	4.35
661-ELXS3B1VSN221MP3	ELXS3B1VSN221MP30S	220	22x30	9.18	5.74	4.95
661-ELXS3B1VSN221MQ2	ELXS3B1VSN221MQ25S	220	25.4x25	9.65	6.02	5.21
661-ELXS3B1VSN271MP3	ELXS3B1VSN271MP35S	270	22x35	10.79	6.73	5.82
661-ELXS3B1VSN271MQ3	ELXS3B1VSN271MQ30S	270	25.4x30	11.35	7.08	6.12
661-ELXS3B1VSN331MP4	ELXS3B1VSN331MP40S	330	22x40	11.96	7.47	6.45
661-ELXS3B1VSN331MR2	ELXS3B1VSN331MR25S	330	30x25	13.50	8.43	7.29
661-ELXS3B1VSN391MP5	ELXS3B1VSN391MP50S	390	22x50	14.45	9.02	7.79
661-ELXS3B1VSN391MQ3	ELXS3B1VSN391MQ35S	390	25.4x35	14.15	8.84	7.63
661-ELXS3B1VSN471MQ4	ELXS3B1VSN471MQ40S	470	25.4x40	17.12	10.69	9.23
661-ELXS3B1VSN561MQ5	ELXS3B1VSN561MQ50S	560	25.4x50	19.05	11.90	10.27
661-ELXS3B1VSN681MR4	ELXS3B1VSN681MR40S	680	30x40	22.76	14.22	12.28
661-ELXS3B1VSN821MR5	ELXS3B1VSN821MR50S	820	30x50	27.53	17.19	14.85
400 Volt						
661-ELXS401VSN331MQ4	ELXS401VSN331MQ40S	330	25.4x40	17.85	11.14	9.63
661-ELXS401VSN471MR4	ELXS401VSN471MR40S	470	30x40	23.91	14.94	12.90
661-ELXS401VSN121MP2	ELXS401VSN121MP25S	120	22x25	8.21	5.13	4.43
661-ELXS401VSN151MP3	ELXS401VSN151MP30S	150	22x30	9.64	6.02	5.20
661-ELXS401VSN181MP3	ELXS401VSN181MP35S	180	22x35	10.80	6.74	5.82
661-ELXS401VSN221MP4	ELXS401VSN221MP40S	220	22x40	12.43	7.77	6.71
661-ELXS401VSN271MP4	ELXS401VSN271MP45S	270	22x45	14.70	9.18	7.93
661-ELXS401VSN391MQ5	ELXS401VSN391MQ50S	390	25.4x50	21.47	13.41	11.59
661-ELXS401VSN561MR4	ELXS401VSN561MR45S	560	30x45	28.27	17.66	15.25
661-ELXS401VSN681MA4	ELXS401VSN681MA45S	680	35x45	35.59	22.22	19.20
661-ELXS401VSN821MA5	ELXS401VSN821MA50S	820	35x50	40.53	25.32	21.87
420 Volt						
661-ELXS421VSN271MQ4	ELXS421VSN271MQ40S	270	25.4x40	17.91	11.19	9.66
661-ELXS421VSN561MA4	ELXS421VSN561MA45S	560	35x45	33.71	21.06	18.18
661-ELXS421VSN101MP2	ELXS421VSN101MP25S	100	22x25	8.01	5.01	4.32
661-ELXS421VSN121MP3	ELXS421VSN121MP30S	120	22x30	9.13	5.70	4.92
661-ELXS421VSN151MP3	ELXS421VSN151MP35S	150	22x35	10.63	6.63	5.74
661-ELXS421VSN181MP4	ELXS421VSN181MP40S	180	22x40	12.17	7.60	6.56
661-ELXS421VSN221MP4	ELXS421VSN221MP45S	220	22x45	14.01	8.75	7.55
661-ELXS421VSN331MQ5	ELXS421VSN331MQ50S	330	25.4x50	20.89	13.04	11.27
661-ELXS421VSN391MR4	ELXS421VSN391MR40S	390	30x40	24.09	15.04	12.99
661-ELXS421VSN471MR5	ELXS421VSN471MR50S	470	30x50	27.56	17.22	14.87
661-ELXS421VSN681MA5	ELXS421VSN681MA50S	680	35x50	40.04	25.01	21.60
450 Volt						
661-ELXS451VSN561MA5	ELXS451VSN561MA50S	560	35x50	37.96	23.71	20.48
661-ELXS451VSN391MR4	ELXS451VSN391MR45S	390	30x45	26.72	16.68	14.41
661-ELXS451VSN121MP3	ELXS451VSN121MP30S	120	22x30	10.11	6.31	5.46
661-ELXS451VSN151MP4	ELXS451VSN151MP40S	150	22x40	11.81	7.38	6.38
661-ELXS451VSN181MP4	ELXS451VSN181MP45S	180	22x45	13.67	8.54	7.38
661-ELXS451VSN221MP5	ELXS451VSN221MP50S	220	22x50	15.49	9.67	8.36
661-ELXS451VSN271MQ5	ELXS451VSN271MQ50S	270	25.4x50	19.66	12.27	10.60
661-ELXS451VSN331MR4	ELXS451VSN331MR40S	330	30x40	23.03	14.38	12.42
661-ELXS451VSN471MA4	ELXS451VSN471MA40S	470	35x40	32.95	20.58	17.77
661-ELXS451VSN820MP2	ELXS451VSN820MP25S	82	22x25	7.93	4.95	4.28

KMS 105°C SNAP MOUNT LARGE CAPACITANCE SERIES

Features:

- For solar power generation
- Rated voltage range : 160 to 500V
- Capacitance range : 47 to 3,300MF
- Non solvent resistant type

Specifications:

- Operating Temperature range: -25°C to +105°C
- Rated lifetime: 3,000 hours @ 105°C

160 Volt						
661-EKMS161V102MP40S	EKMS161VSN102MP40S	1000	22x40	9.17	7.64	6.55
661-EKMS161V152MQ45S	EKMS161VSN152MQ45S	1500	25.4x45	9.87	9.08	8.22
661-EKMS161V182MQ50S	EKMS161VSN182MQ50S	1800	25.4x50	11.56	9.64	8.67
661-EKMS161V332MA50S	EKMS161VSN332MA50S	3300	35x50	26.81	21.45	15.76
180 Volt						
661-EKMS181V122MQ45S	EKMS181VSN122MQ45S	1200	25.4x45	12.40	10.31	8.85
661-EKMS181V272MA45S	EKMS181VSN272MA45S	2700	35x45	21.23	17.42	15.79
200 Volt						
661-EKMS201V391MP25S	EKMS201VSN391MP25S	390	22x25	5.23	4.37	3.93
661-EKMS201V561MP35S	EKMS201VSN561MP35S	560	22x35	5.94	5.05	4.55
661-EKMS201V821MP45S	EKMS201VSN821MP45S	820	22x45	7.68	6.75	6.17
661-EKMS201V222MA45S	EKMS201VSN222MA45S	2200	35x45	21.34	19.13	17.66
661-EKMS201V272MA50S	EKMS201VSN272MA50S	2700	35x50	29.37	25.71	22.86
250 Volt						
661-EKMS251V331MP30S	EKMS251VSN331MP30S	330	22x30	5.09	4.84	4.42
661-EKMS251V471MP40S	EKMS251VSN471MP40S	470	22x40	8.36	6.78	5.70
661-EKMS251V681MP50S	EKMS251VSN681MP50S	680	22x50	12.04	10.03	8.60
661-EKMS251V102MQ50S	EKMS251VSN102MQ50S	1000	25.4x50	16.56	13.79	11.82
661-EKMS251V152MA40S	EKMS251VSN152MA40S	1500	35x40	35.24	28.19	21.14
661-EKMS251V182MA50S	EKMS251VSN182MA50S	1800	35x50	43.20	18.38	16.30

© Copyright 2013 Mouser Electronics

© Copyright 2013 Mouser Electronics

UNITED CHEMI-CON Aluminum Electrolytic Capacitors

RoHS Compliant **This product is RoHS compliant.**

DIMENSIONS: mm

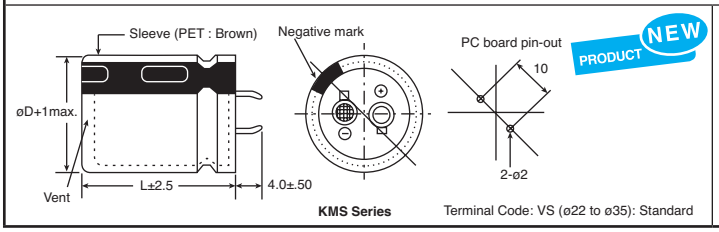

KMS Series Terminal Code: VS (ø22 to ø35): Standard

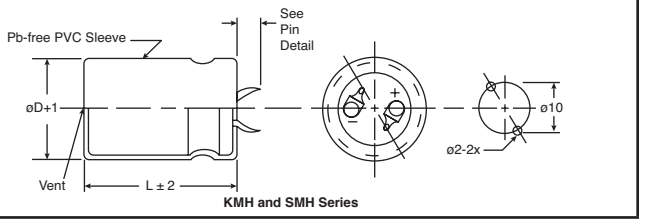

KMH and SMH Series

KMS 105°C SNAP MOUNT LARGE CAPACITANCE SERIES (CONT.)

For quantities greater than listed, call for quote.

MOUSER STOCK NO.	United Chemi-Con Part No.	Value (µF)	Case Size øDxL(mm)	Price Each 1	25	50
315 Volt						
661-EKMS3B1V271MP35S	EKMS3B1VSN271MP35S	270	22x35	9.18	7.65	6.56
661-EKMS3B1V391MP45S	EKMS3B1VSN391MP45S	390	22x45	11.87	9.89	8.47
661-EKMS3B1V561MQ45S	EKMS3B1VSN561MQ45S	560	25.4x45	10.67	10.17	9.28
661-EKMS3B1V681MR40S	EKMS3B1VSN681MR40S	680	30x40	16.95	14.61	12.72
661-EKMS3B1V821MR45S	EKMS3B1VSN821MR45S	820	30x45	21.76	18.13	15.55
661-EKMS3B1V102MA45S	EKMS3B1VSN102MA45S	1000	35x45	23.39	20.05	17.54
661-EKMS3B1V122MA50S	EKMS3B1VSN122MA50S	1200	35x50	33.03	27.50	23.58
400 Volt						
661-EKMS401V121MP25S	EKMS401VSN121MP25S	120	22x25	5.75	5.48	5.00
661-EKMS401V151MP30S	EKMS401VSN151MP30S	150	22x30	6.61	5.29	4.68
661-EKMS401V181MP35S	EKMS401VSN181MP35S	180	22x35	6.77	5.75	5.18
661-EKMS401V221MP40S	EKMS401VSN221MP40S	220	22x40	7.69	6.77	6.18
661-EKMS401V271MP45S	EKMS401VSN271MP45S	270	22x45	9.72	7.76	6.86
661-EKMS401V331MP50S	EKMS401VSN331MP50S	330	22x50	13.67	11.37	9.77
661-EKMS401V391MQ45S	EKMS401VSN391MQ45S	390	25.4x45	13.96	10.96	9.41
661-EKMS401V471MR40S	EKMS401VSN471MR40S	470	30x40	16.68	13.33	11.79
661-EKMS401V681MA40S	EKMS401VSN681MA40S	680	35x40	28.00	23.32	19.99
661-EKMS401V821MA50S	EKMS401VSN821MA50S	820	35x50	32.97	17.75	15.64
450 Volt						
661-EKMS451V561MA50S	EKMS451VSN561MA50S	560	35x50	21.79	20.94	19.59
500 Volt						
661-EKMS501V470MP25S	EKMS501VSN470MP25S	47	22x25	5.79	4.70	3.95
661-EKMS501V560MP30S	EKMS501VSN560MP30S	56	22x30	4.83	4.60	4.19
661-EKMS501V680MQ25S	EKMS501VSN680MQ25S	68	25.4x25	7.62	6.18	5.20
661-EKMS501V820MP35S	EKMS501VSN820MP35S	82	22x35	6.66	6.14	5.57
661-EKMS501V101MP45S	EKMS501VSN101MP45S	100	22x45	8.39	7.71	6.79
661-EKMS501V121MP50S	EKMS501VSN121MP50S	120	22x50	12.43	10.36	8.88
661-EKMS501V151MQ45S	EKMS501VSN151MQ45S	150	25.4x45	9.01	7.67	7.27
661-EKMS501V181MQ50S	EKMS501VSN181MQ50S	180	25.4x50	11.77	11.64	11.51
661-EKMS501V221MR45S	EKMS501VSN221MR45S	220	30x45	28.78	23.04	16.93
661-EKMS501V271MR50S	EKMS501VSN271MR50S	270	30x50	25.23	21.00	18.02
661-EKMS501V331MA45S	EKMS501VSN331MA45S	330	35x45	22.11	18.41	16.95
661-EKMS501V391MA50S	EKMS501VSN391MA50S	390	35x50	44.31	35.88	28.84
661-EKMS501V471MA60S	EKMS501VSN471MA60S	470	35x60	40.39	21.75	19.17

KMH 105°C SNAP MOUNT HIGH CAPACITANCE SERIES

The KMH series are the standard 105°C, large capacitance, snap-in capacitors. The very high CV values and ripple current capabilities make these capacitors ideal for use in power supply filter circuits. The standard KMH capacitors are non-solvent proof and are not recommended when halogenated cleaning solvents are used.

Specifications:

- Operating temperature range: -40°C to +105°C for 6.3VDC to 100VDC, -25°C to +105°C for 160VDC to 450VDC
- Rated lifetime: 2,000 hours @ +105°C

For quantities greater than listed, call for quote.

MOUSER STOCK NO.	United Chemi-Con Part No.	Value (µF)	Max. ESR @ +20°C, 120Hz	Price Each 1	50	100	500
16 Volt							
661-EKMH160VNN223MQ	EKMH160VNN223MQ45T	22000	0.03	4.15	3.46	3.16	2.74
661-EKMH160VNN223MR	EKMH160VNN223MR35T	22000	0.03	4.76	3.97	3.63	3.15
25 Volt							
661-EKMH250VNN223MR	EKMH250VNN223MR45T	22000	0.023	6.05	5.00	4.58	3.96
661-EKMH250VNN273MA	EKMH250VNN273MA45T	27000	0.018	5.41	4.39	4.00	3.48
661-EKMH250VNN333MA	EKMH250VNN333MA50T	33000	0.015	5.90	4.91	4.48	3.89
35 Volt							
661-EKMH350VNN682MQ	EKMH350VNN682MQ35T	6800	0.061	3.68	3.05	2.79	2.42
661-EKMH350VNN103MR	EKMH350VNN103MR35T	10000	0.041	5.05	4.18	3.83	3.31
661-EKMH350VNN123MQ	EKMH350VNN123MQ50T	12000	0.035	4.61	3.84	3.51	3.04
661-EKMH350VNN333MA	EKMH350VNN333MA63T	33000	0.012	9.58	7.93	7.27	6.27
50 Volt							
661-EKMH500VNN472MR	EKMH500VNN472MR30T	4700	0.071	4.59	3.80	3.49	3.01
661-EKMH500VNN682MR	EKMH500VNN682MR40T	6800	0.049	4.95	4.10	3.77	3.24
661-EKMH500VNN822MA	EKMH500VNN822MA35T	8200	0.04	4.83	4.02	3.67	3.19
63 Volt							
661-EKMH630VNN272MR	EKMH630VNN272MR25T	2700	0.092	3.94	3.26	2.99	2.58
661-EKMH630VNN472MQ	EKMH630VNN472MQ50T	4700	0.053	4.53	3.75	3.42	2.96
661-EKMH630VNN472MR	EKMH630VNN472MR40T	4700	0.053	4.95	4.10	3.77	3.24
661-EKMH630VNN562MR	EKMH630VNN562MR45T	5600	0.044	5.35	4.45	4.07	3.53
661-EKMH630VNN682MR	EKMH630VNN682MR50T	6800	0.037	7.70	6.18	5.50	4.40
661-EKMH630VNN103MA	EKMH630VNN103MA50T	10000	0.025	7.76	6.42	5.89	5.08
80 Volt							
661-EKMH800VNN392MA	EKMH800VNN392MA35T	3900	0.064	6.01	5.02	4.58	3.97
661-EKMH800VNN472MR	EKMH800VNN472MR50T	4700	0.053	5.59	4.65	4.25	3.69
100 Volt							
661-EKMH101VNN222MR	EKMH101VNN222MR40T	2200	0.113	5.11	4.24	3.87	3.53
661-EKMH101VNN392MA	EKMH101VNN392MA45T	3900	0.064	7.51	6.26	5.71	4.96
200 Volt							
661-EKMH201VNN471MQ	EKMH201VNN471MQ30T	470	0.353	4.03	3.34	3.06	2.64
661-EKMH201VNN681MA	EKMH201VNN681MA25T	680	0.366	6.66	5.57	5.09	4.44
661-EKMH201VNN821MQ	EKMH201VNN821MQ50T	820	0.202	4.47	4.28	3.51	3.33
661-EKMH201VNN102MR	EKMH201VNN102MR45T	1000	0.166	4.87	4.03	3.69	3.19

KMH 105°C SNAP MOUNT HIGH CAPACITANCE SERIES (CONT.)

For quantities greater than listed, call for quote.

MOUSER STOCK NO.	United Chemi-Con Part No.	Value (µF)	Max. ESR @ +20°C, 120Hz	Price Each 1	50	100	500
200 Volt (Cont.)							
661-EKMH201VNN102MA	EKMH201VNN102MA35T	1000	0.249	5.18	4.29	3.93	3.39
661-EKMH201VNN122MR	EKMH201VNN122MR50T	1200	0.138	7.23	5.60	5.13	4.43
661-EKMH201VNN122MA	EKMH201VNN122MA40T	1200	0.207	6.18	5.67	4.83	3.58
661-EKMH201VNN182MA	EKMH201VNN182MA50T	1800	0.138	9.20	7.63	6.98	6.02
250 Volt							
661-EKMH251VNN221MQ	EKMH251VNN221MQ25T	220	0.753	3.69	3.05	2.79	2.41
661-EKMH251VNN331MQ	EKMH251VNN331MQ30T	330	0.502	2.68	2.28	2.09	1.55
661-EKMH251VNN471MQ	EKMH251VNN471MQ40T	470	0.353	4.95	4.10	3.77	3.24
661-EKMH251VNN471MR	EKMH251VNN471MR30T	470	0.353	4.12	3.40	3.12	2.70
661-EKMH251VNN561MR	EKMH251VNN561MR35T	560	0.296	4.93	4.09	3.75	3.23
661-EKMH251VNN561MA	EKMH251VNN561MA30T	560	0.444	4.93	4.09	3.71	3.32
661-EKMH251VNN681MR	EKMH251VNN681MR40T	680	0.244	6.41	5.31	4.87	4.19
661-EKMH251VNN821MA	EKMH251VNN821MA35T	820	0.303	7.39	6.16	5.63	4.88
661-EKMH251VNN102MA	EKMH251VNN102MA40T	1000	0.249	5.99	5.70	5.42	5.13
400 Volt							
661-EKMH401VNN820MQ	EKMH401VNN820MQ25T	82	3.032	3.56	2.95	2.70	2.33
661-EKMH401VNN121MQ	EKMH401VNN121MQ30T	120	2.072	4.07	3.36	3.08	2.66
661-EKMH401VNN181MQ	EKMH401VNN181MQ35T	180	1.381	4.61	3.84	3.51	3.04
661-EKMH401VNN181MR	EKMH401VNN181MR30T	180	1.381	4.23	3.76	3.38	3.19
661-EKMH401VNN221MQ	EKMH401VNN221MQ45T	220	1.13	5.59	4.62	4.24	3.66
661-EKMH401VNN221MR	EKMH401VNN221MR35T	220	1.13	5.55	4.59	4.22	3.64
661-EKMH401VNN331MR	EKMH401VNN331MR45T	330	0.753	7.49	5.54	4.72	3.51
661-EKMH401VNN331MA	EKMH401VNN331MA35T	330	0.753	7.44	6.16	5.65	4.87
661-EKMH401VNN391MA	EKMH401VNN391MA40T	390	0.638	8.50	7.07	6.46	5.61
661-EKMH401VNN471MA	EKMH401VNN471MA45T	470	0.529	8.00	7.84	7.77	6.71
661-EKMH401VNN102MA	EKMH401VNN102MA80T	1000	0.249	17.59	14.55	13.34	11.52
450 Volt							
661-EKMH451VNN181MR	EKMH451VNN181MR35T	180	1.381	5.86	4.85	4.44	3.84
661-EKMH451VNN221MQ	EKMH451VNN221MQ50T	220	1.13	4.31	3.43	3.40	2.68
661-EKMH451VNN221MR	EKMH451VNN221MR40T	220	1.13	8.97	8.23	7.47	5.98
661-EKMH451VNN221MA	EKMH451VNN221MA30T	220	1.13	7.47	5.78	5.30	4.57
661-EKMH451VNN331MR	EKMH451VNN331MR50T	330	0.753	6.73	5.57	5.10	4.41
661-EKMH451VNN331MA	EKMH451VNN331MA40T	330	0.753	8.75	7.23	6.63	5.74

SMH 85°C SNAP MOUNT HIGH CAPACITANCE SERIES

The SMH series are the standard 85°C, large capacitance, snap-in capacitors. The very high CV values and ripple current capabilities make these capacitors ideal for use in power supply filter circuits. The standard SMH capacitors are non-solvent proof and are not recommended when halogenated cleaning solvents are used.

Specifications:

- Operating Temperature range: -40°C to +85°C for 6.3VDC to 100VDC, -25°C to +85°C for 160VDC to 450VDC
- Rated lifetime: 2,000 hours @ +85°C

16 Volt							
661-ESMH160VNN123MQ	ESMH160VNN123MQ25T	12000	0.055	3.30	2.72	2.49	2.16
25 Volt							
661-ESMH250VNN153MQ	ESMH250VNN153MQ40T	15000	0.033	4.12	3.41	3.12	2.70
661-ESMH250VNN223MR	ESMH250VNN223MR45T	22000	0.023	5.62	4.69	4.28	3.71
35 Volt							
661-ESMH350VNN472MQ	ESMH350VNN472MQ25T	4700	0.088	3.30	2.72	2.49	2.16
661-ESMH350VNN153MA	ESMH350VNN153MA35T	15000	0.028	6.08	5.03	4.60	3.98
50 Volt							
661-ESMH500VNN332MQ	ESMH500VNN332MQ25T	3300	0.1	3.43	2.85	2.61	2.25
661-ESMH500VNN822MR	ESMH500VNN822MR40T	8200	0.04	4.30	3.49	3.18	2.76
661-ESMH500VNN183MA	ESMH500VNN183MA50T	18000	0.018	8.65	7.00	6.39	5.54
63 Volt							
661-ESMH630VNN682MR	ESMH630VNN682MR40T	6800	0.037	5.63	4.56	4.16	3.61
661-ESMH630VNN123MA	ESMH630VNN123MA45T	12000	0.021	9.74	8.53	7.85	6.75
80 Volt							
661-ESMH800VNN332MQ	ESMH800VNN332MQ40T	3300	0.075	4.18	3.46	3.18	2.74
661-ESMH800VNN472MA	ESMH800VNN472MA30T	4700	0.053	5.99	4.95	4.54	3.93
100 Volt							
661-ESMH101VNN562MA	ESMH101VNN562MA45T	5600	0.044	8.15	6.75	6.18	5.34
200 Volt							
661-ESMH201VNN102MR	ESMH201VNN102MR40T	1000	0.166	3.89	3.50	3.14	2.84
661-ESMH201VNN102MA	ESMH201VNN102MA30T	1000	0.249	6.16	5.11	4.69	4.03
661-ESMH201VNN152MA	ESMH201VNN152MA40T	1500	0.166	8.05	6.52	5.95	5.17
661-ESMH201VNN182MA	ESMH201VNN182MA45T	1800	0.138	9.10	7.36	6.72	5.83
661-ESMH201VNN222MA	ESMH201VNN222MA50T	2200	0.113	9.80	8.11	7.44	6.42
250 Volt							
661-ESMH251VNN561MQ	ESMH251VNN561MQ40T	560	0.296	5.19	4.19	3.83	3.33
661-ESMH251VNN102MA	ESMH251VNN102MA40T	1000	0.249	7.99	6.61	6.07	5.23
400 Volt							
661-ESMH401VNN471MA	ESMH401VNN471MA40T	470	0.529	8.31	6.88	6.30	5.45
661-ESMH401VNN561MA	ESMH401VNN561MA45T	560	0.444	9.65	7.81	7.14	6.20
661-ESMH401VNN561MR	ESMH401VNN561MR50T	560	0.444	9.43	7.86	7.17	6.23
661-ESMH401VNN681MA	ESMH401VNN681MA50T	680	0.366	11.04	8.93	8.16	7.08
450 Volt							
661-ESMH451VNN181MA	ESMH451VNN181MA25T	180	1.381	6.03	4.89	4.46	3.87
661-ESMH451VNN271MR	ESMH451VNN271MR40T	270	0.921	6.76	5.60	5.13	4.43
661-ESMH451VNN391MA	ESMH451VNN391MA45T	390	0.638	8.92	7.44	6.78	5.89

© Copyright 2013 Mouser Electronics

© Copyright 2013 Mouser Electronics

VISHAY BC COMPONENTS Aluminum Electrolytic Capacitors

RoHS Compliant This product is RoHS compliant.

104 PHL-ST SERIES
105°C POWER HIGH RIPPLE CURRENT LONG LIFE SCREW TERMINAL

NEW PRODUCT

For quantities greater than listed, call for quote.

MOUSER STOCK NO. Mfr.	Mfr. Part No.	Fig.	Value (µF)	Volt	Case DxL (mm)	Useful Life at Max. Temp.	Price Each 1	10	100
594	MAL210447102E3	A	1000	450	65x105	5,000	49.11	40.93	35.37
594	MAL210446152E3	A	1500	400	65x105	5,000	59.90	56.57	45.75
594	MAL210437152E3	A	1500	450	65x105	5,000	60.26	56.50	48.96
594	MAL210447152E3	A	1500	450	76x105	5,000	60.26	56.50	48.96
594	MAL210446222E3	A	2200	400	76x105	5,000	73.10	68.53	59.40
594	MAL210446332E3	A	3300	400	76x146	5,000	94.64	89.74	83.49
594	MAL210436332E3	A	3300	400	76x105	5,000	94.64	89.74	83.49
594	MAL210437332E3	A	3300	450	76x146	5,000	108.77	103.13	95.63
594	MAL210436472E3	A	4700	400	76x146	5,000	130.80	124.02	115.00
594	MAL210435682E3	A	6800	350	76x146	5,000	132.81	125.94	116.78

101/102 PHR-ST SERIES SCREW TERMINAL 85°C LONG LIFE

For quantities greater than listed, call for quote.

MOUSER STOCK NO. Mfr.	Mfr. Part No.	Fig.	Value (µF)	Volt	Case DxL (mm)	Useful Life at Max. Temp.	Price Each 1	10	100
101 Series									
594	MAL210118682E3	A	6800	63	35x60	10,000	26.17	19.73	17.13
594	MAL210119153E3	A	0.015	100	50x105	10,000	62.60	57.59	45.07
594	MAL210118223E3	A	0.022	63	50x80	10,000	35.90	31.96	27.86
594	MAL210117473E3	A	0.047	40	50x80	10,000	36.42	31.52	27.41
594	MAL210118103E3	A	0.01	63	35x80	10,000	23.11	19.90	17.33
594	MAL210117104E3	A	0.1	40	65x105	15,000	69.91	68.33	57.20
102 Series									
594	MAL210225102E3	A	1000	350	50x80	10,000	31.75	27.38	23.85
594	MAL210216102E3	A	1000	400	50x80	10,000	31.92	27.48	23.93
594	MAL210212222E3	A	2200	200	50x80	10,000	23.95	20.51	17.86
594	MAL210265222E3	A	2200	350	65x105	10,000	49.43	43.57	38.54
594	MAL210226222E3	A	2200	400	65x105	10,000	52.75	46.55	41.27
594	MAL210213472E3	A	4700	250	65x105	10,000	50.66	44.68	39.56
594	MAL210217562E3	A	5600	450	76x146	10,000	113.22	106.99	102.91
594	MAL210212682E3	A	6800	200	65x105	10,000	44.20	39.00	34.57

106 PED-ST SERIES POWER EURODIN SCREW TERMINAL

For quantities greater than listed, call for quote.

MOUSER STOCK NO. Mfr.	Mfr. Part. No.	Fig.	Value (µF)	Volt	Case DxL (mm)	Useful Life at Max. Temp.	Price Each 1	10	100
594	MAL210619102E3	B	1000	100	35x60	20,000	17.58	16.64	15.02
594	MAL210619153E3	B	0.015	100	65x105	20,000	77.66	73.55	66.15
594	MAL210617473E3	B	0.047	40	65x105	20,000	69.73	65.70	59.09
594	MAL210616103E3	B	0.01	25	35x80	20,000	23.06	21.71	19.63
594	MAL210618103E3	B	0.01	63	50x80	20,000	43.60	40.11	31.39

096 PLL-4TSI SERIES
85°C POWER LONG LIFE 4-TERMINAL SNAP-IN

For quantities greater than listed, call for quote.

MOUSER STOCK NO. Mfr.	Mfr. Part. No.	Fig.	Value (µF)	Volt	Case DxL (mm)	Useful Life at Max. Temp.	Price Each 1	10	100
594	MAL209619391E3	C	390	500	35x60	5,000	22.51	21.33	17.16
594	MAL209619471E3	C	470	500	35x70	5,000	28.25	26.70	21.46
594	MAL209619561E3	C	560	500	35x70	5,000	27.60	26.14	21.05
594	MAL209629561E3	C	560	500	40x60	5,000	27.60	26.14	21.05
594	MAL209619681E3	C	680	500	35x80	5,000	31.25	29.61	23.83
594	MAL209619821E3	C	820	500	35x100	5,000	35.30	33.46	26.94
594	MAL209629821E3	C	820	500	40x80	5,000	35.30	33.46	26.94
594	MAL209639102E3	C	1000	500	45x70	5,000	38.63	36.59	29.48
594	MAL209629102E3	C	1000	500	40x100	5,000	38.63	36.59	29.48
594	MAL209639122E3	C	1200	500	45x100	5,000	44.39	41.92	33.90
594	MAL209639152E3	C	1500	500	45x100	5,000	52.85	49.90	40.34

159 PUL-SI SERIES
105°C POWER ULTRA LONG LIFE SNAP-IN GENERAL PURPOSE

For quantities greater than listed, call for quote.

MOUSER STOCK NO. Mfr.	Mfr. Part. No.	Fig.	Value (µF)	Volt	Case DxL (mm)	Useful Life at Max. Temp.	Price Each 1	10	100
594	MAL215933331E3	D	330	250	22x40	5,000	7.99	7.02	4.85
594	MAL215966331E3	D	330	400	35x35	5,000	14.74	13.56	10.61
594	MAL215947331E3	D	330	450	30x50	5,000	16.41	15.59	12.32
594	MAL215957391E3	D	390	450	35x45	5,000	16.52	15.70	12.39
594	MAL215933471E3	D	470	250	25x40	5,000	8.78	7.89	5.77
594	MAL215956471E3	D	470	400	35x45	5,000	14.38	13.66	10.79
594	MAL215957471E3	D	470	450	35x50	5,000	19.23	18.31	14.46
594	MAL215956561E3	D	560	400	35x50	5,000	16.59	15.76	12.44
594	MAL215943681E3	D	680	250	30x40	5,000	10.11	9.16	7.09

193 PUR-SI SERIES SNAP-IN 105°C FOR SOLAR APPLICATIONS

For quantities greater than listed, call for quote.

MOUSER STOCK NO. Mfr.	Mfr. Part. No.	Fig.	Value (µF)	Volt	Case DxL (mm)	Useful Life at Max. Temp.	Price Each 1	10	100
594	MAL219390101E3	E	220	500	35x30	6,000	11.25	9.99	7.99
594	MAL219390102E3	E	330	500	35x40	6,000	14.71	13.54	11.77
594	MAL219390103E3	E	390	500	35x45	6,000	19.19	18.20	14.54
594	MAL219390104E3	E	470	500	35x50	6,000	15.92	15.12	11.94
594	MAL219390105E3	E	560	500	35x60	6,000	18.94	17.99	14.20

A



B



C



D



E



© Copyright 2013 Mouser Electronics

© Copyright 2013 Mouser Electronics

VISHAY/SPRAGUE Screw Terminal Aluminum Capacitors

RoHS Compliant This product is RoHS compliant.

VISHAY/SPRAGUE 36DY 85°C SCREW TERMINAL HIGH CAPACITANCE SERIES

Features:
- The industry standard for large can aluminum capacitors
- Ideal for high wattage power supplies and energy storage applications
- Capacitance values to 2.2F
- Largest CV available
- Highest voltage available

Performance Characteristics:
- Operating temperature: -40°C to +85°C
- Capacitance tolerance: -10%, +50%
- Life validation test: 2000 hours @ +85°C
  Δ CAP ≤ 15% from initial measurement
  Δ ESR ≤ 1.5 x initial specified limit
  Δ DCL ≤ initial specified limit

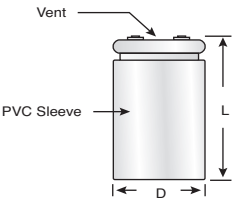

For quantities greater than listed, call for quote.

MOUSER STOCK NO.	Mfr. Part No.	Value (µF)	Case D x L (in.)	Price Each 1	10	25	50
25 Volt							
75—36DY123F025AA2A		12000	1.375 x 2.125	36.12	32.80	32.51	28.90
75—36DY563F025BL2A		56000	2.000 x 3.625	54.22	49.23	48.14	43.38
75—36DY104F025BF2A		100000	2.000 x 5.625	67.57	61.35	60.82	54.06
40 Volt							
75—36DY712F040AA2A		7100	1.375 x 2.125	34.35	31.19	30.91	27.48
75—36DY333F040BL2A		33000	2.000 x 3.625	54.11	49.13	48.04	43.28
75—36DY403F040BC2A		40000	2.000 x 4.125	63.88	58.00	57.49	51.10
75—36DY823F040CD2A		82000	2.500 x 4.625	84.66	76.87	75.18	67.73
50 Volt							
75—36DY562F050AA2A		5600	1.375 x 2.125	34.28	31.13	30.85	27.42
75—36DY103F050AB2A		10000	1.375 x 3.125	43.60	39.59	39.25	34.88
75—36DY153F050BM2A		15000	2.000 x 2.625	51.05	46.35	45.34	40.84
75—36DY273F050BL2A		27000	2.000 x 3.625	58.56	53.17	52.00	46.84
75—36DY563F050CC2A		56000	2.500 x 4.125	85.31	77.47	75.76	68.26
75—36DY683F050DL2A		68000	3.000 x 3.625	100.27	91.05	89.03	80.22
75 Volt							
75—36DY183F075BC2A		18000	2.000 x 4.125	62.61	56.84	56.34	50.08
75—36DY223F075CB2A		22000	2.500 x 3.125	72.76	66.06	64.61	58.21
75—36DY333F075CC2A		33000	2.500 x 4.125	87.11	79.09	77.35	69.68
75—36DY393F075CD2A		39000	2.500 x 4.625	96.79	87.89	85.95	77.44
75—36DY473F075DC2A		47000	3.000 x 4.125	104.62	94.99	92.90	83.70
100 Volt							
75—36DY102F100AN2A		1000	1.375 x 1.625	33.28	30.22	29.95	26.62
75—36DY472F100AC2A		4700	1.375 x 4.125	52.22	47.41	46.99	41.77
75—36DY822F100BL2A		8200	2.000 x 3.625	59.13	53.68	52.50	47.30

For quantities greater than listed, call for quote.

MOUSER STOCK NO.	Mfr. Part No.	Value (µF)	Case D x L (in.)	Price Each 1	10	25	50
100 Volt (cont.)							
75—36DY103F100CB2A		10000	2.500 x 3.125	70.13	63.68	62.27	56.10
75—36DY223F100CF2A		22000	2.500 x 5.625	92.28	83.78	81.94	73.82
150 Volt							
75—36DY123F150DE2A		12000	3.000 x 5.125	122.41	111.15	108.70	97.93
200 Volt							
75—36DY561F200AA2A		560	1.375 x 2.125	38.19	34.67	34.37	30.55
75—36DY562F200CD2A		5600	2.500 x 4.625	91.06	82.68	80.86	72.85
75—36DY123F200DF2A		12000	3.000 x 5.625	151.05	137.15	134.14	120.85
75—36DY183F200DJ2A		18000	3.000 x 8.625	171.25	163.88	154.86	146.68
250 Volt							
75—36DY152F250AC2A		1500	1.375 x 4.125	48.22	43.78	43.40	38.58
75—36DY222F250BC2A		2200	2.000 x 4.125	65.03	59.04	58.53	52.02
75—36DY472F250CD2A		4700	2.500 x 4.625	114.19	103.68	101.39	91.35
350 Volt							
75—36DY681F350BM2A		680	2.000 x 2.625	58.42	53.04	51.87	46.74
75—36DY472F350DE2A		4700	3.000 x 5.125	166.99	151.63	148.29	133.60
400 Volt							
75—36DY121F400AN2A		120	1.375 x 1.625	60.52	54.96	54.46	48.42
75—36DY392F400DE2A		3900	3.000 x 5.125	163.38	148.34	145.08	130.70
450 Volt							
75—36DY101F450AN2A		100	1.375 x 1.625	39.68	36.03	35.71	31.74
75—36DY102F450BC2A		1000	2.000 x 4.125	81.50	74.00	73.36	65.21
75—36DY152F450BF2A		1500	2.000 x 5.625	99.99	90.79	89.99	79.99
75—36DY182F450CC2A		1800	2.500 x 4.125	122.01	110.78	108.34	97.61
75—36DY332F450DD2A		3300	3.000 x 4.625	223.78	203.19	198.72	179.02

VISHAY/SPRAGUE POWERLYTIC® 36DX 85°C SCREW TERMINAL, HIGH CAPACITANCE, HIGH RIPPLE SERIES

Features:
- High capacitance per case size
- High ripple current
- Low leakage current
- Long shelf life and operating life

Performance Characteristics:
- Operating temperature: -40°C to +85°C
- Capacitance tolerance: +75%, -10% (25WVDC to 100WVDC)
  +50%, -10% (200WVDC to 450WVDC)

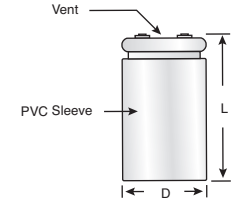

For quantities greater than listed, call for quote.

MOUSER STOCK NO.	Mfr. Part No.	Value (µF)	Case D x L (in.)	Price Each 1	10	25	50
25 Volt							
75—36DX452G025AA2A		4500	1.375 x 2.125	33.05	30.01	29.75	26.44
75—36DX203G025AF2A		20000	1.375 x 5.625	38.98	35.40	35.09	31.19
75—36DX303G025BC2A		30000	2.000 x 4.125	54.30	49.31	48.22	43.44
75—36DX503G025CC2A		50000	2.500 x 4.125	62.95	57.16	55.90	50.35
40 Volt							
75—36DX292G040AA2A		2900	1.375 x 2.125	34.37	31.21	30.93	27.50
75—36DX582G040AB2A		5800	1.375 x 3.125	37.82	34.35	34.05	30.26
75—36DX872G040AC2A		8700	1.375 x 4.125	38.68	35.13	34.82	30.94
75—36DX203G040BC2A		20000	2.000 x 4.125	51.16	46.45	45.43	40.93
75—36DX343G040CC2A		34000	2.500 x 4.125	66.90	60.74	59.41	53.52
75—36DX513G040CF2A		51000	2.500 x 5.625	80.20	72.81	71.21	64.16
75—36DX124G040DJ2A		120000	3.000 X 8.625	101.22	96.87	91.54	86.69
50 Volt							
75—36DX242G050AA2A		2400	1.375 x 2.125	37.88	34.39	34.09	30.30
75—36DX482G050AB2A		4800	1.375 x 3.125	38.38	34.85	34.54	30.71
75—36DX163G050BC2A		16000	2.000 x 4.125	51.99	47.21	46.16	41.59
75—36DX273G050CC2A		27000	2.500 x 4.125	71.69	65.09	63.65	57.35
75—36DX413G050DC2A		41000	3.000 x 4.125	81.56	74.05	72.43	65.25
75 Volt							
75—36DX282G075AB2A		2800	1.375 x 4.125	38.56	35.01	34.70	30.85
75—36DX422G075AC2A		4200	1.375 x 4.125	39.28	35.66	35.35	31.43
75—36DX103G075BC2A		10000	2.000 x 4.125	56.04	50.88	49.76	44.82
75—36DX173G075CC2A		17000	2.500 x 4.125	67.42	61.21	59.87	53.94

For quantities greater than listed, call for quote.

MOUSER STOCK NO.	Mfr. Part No.	Value (µF)	Case D x L (in.)	Price Each 1	10	25	50
75 Volt (Cont.)							
75—36DX403G075DF2A		40000	3.000 x 5.625	108.18	98.23	96.06	86.54
100 Volt							
75—36DX262G100AC2A		2600	1.375 x 4.125	26.86	24.39	24.17	21.49
75—36DX982G100CC2A		9800	2.500 x 4.125	69.84	63.42	62.02	55.88
200 Volt							
75—36DX202F200BC2A		2000	2.000 x 4.125	57.87	52.55	51.39	46.30
75—36DX282F200BC2A		2800	2.000 x 4.125	60.39	54.84	53.63	48.31
75—36DX342F200CC2A		3400	2.500 x 4.125	73.24	66.50	65.03	58.59
250 Volt							
75—36DX501F250AB2A		500	1.375 x 3.215	40.44	36.71	36.39	32.35
75—36DX292F250CC2A		2900	2.500 x 4.125	84.03	76.29	74.61	67.22
75—36DX103F250DJ2A		10000	3.000 x 8.625	139.45	133.44	126.10	119.43
350 Volt							
75—36DX381F350AC2A		380	1.375 x 4.125	42.94	38.98	38.64	34.35
75—36DX332F350DF2A		3300	3.000 x 5.625	137.27	124.64	121.89	109.81
75—36DX512F350DJ2A		5100	3.000 x 8.625	177.26	169.63	160.30	151.81
450 Volt							
75—36DX161F450AB2A		160	1.375 x 3.125	40.27	36.56	36.24	32.22
75—36DX231F450AC2A		230	1.375 x 4.125	61.45	55.80	55.31	49.17
75—36DX381F450BB2A		380	2.000 x 3.215	63.00	57.20	56.70	50.40
75—36DX202F450DF2A		2000	3.000 x 5.625	110.78	106.02	100.18	94.88

© Copyright 2013 Mouser Electronics

© Copyright 2013 Mouser Electronics

RoHS Compliant **This product is RoHS compliant.**

TAIYO YUDEN SUPERCAPACITORS

NEW SUPPLIER

LIC Series Cylinder Type Lithium Ion Capacitors

Features:

- Lithium Ion Capacitor (LIC) is one of the Hybrid Capacitors to which the reaction of EDLC and that of lithium-ion battery are adopted.
- LIC applies the reaction of the lithium-ion battery with anode, therefore it has extremely large capacitance.
- The technique of doping lithium-ions to the anode previously (predoping) makes a cell voltage of 3.8V attainable.
- In spite of a high output voltage, damages to the electrodes can be repressed because of low electrode's potential due to pre-doping technique. Therefore LIC shows excellent performance of cycle life.

Applications:

- Storage power source combined with solar cell, fuel cell, generator.
- Main power source for small devices
- Load charge leveling

For additional values and sizes, visit mouser.com

For quantities greater than listed, call for quote.

MOUSER STOCK NO.	Taiyo Yuden Part No.	Fig.	Value (F)	Volts	Resistance	Dimensions: mm				Price Each			
						øD	L	ød	P	1	10	50	100
963-LIC1235R3R8406	LIC1235R3R8406	A	40	3.8	150	12.5	35.0	0.8	5.0	27.09	25.66	22.10	19.25
963-LIC1840R3R8107	LIC1840R3R8107	A	100	3.8	100	18.0	40.0	0.8	8.0	45.51	43.10	37.11	32.34
963-LIC2540R3R8207	LIC2540R3R8207	A	200	3.8	50	25.0	40.0	1.0	13.0	56.07	53.10	45.72	39.84

PAS Series Cylinder Type Radial Capacitors

Features:

- PAS can store a large number of ions into its amorphous structure (doping), therefore PAS capacitor has much larger apacitance than conventional electric double layer capacitors.
- Quick-charge with ampere measure is possible with its low internal resistance.
- Operating temperature range: -25°C to +60°C
- Tolerance: 20%

Applications:

- Back-up power source for CPU, microcomputer, and flash memory writing when shutting off the power.
- Load change leveling (life lengthening of main power source such as dry battery, Lithium primary battery).
- Power source storage combined with solar cell, fuel cell and generator.
- Main power source for small devices (Measuring equipments, toys)

For quantities greater than listed, call for quote.

MOUSER STOCK NO.	Taiyo Yuden Part No.	Fig.	Value (F)	Volts	Resistance	Dimensions: mm				Price Each			
						øD	L	ød	P	1	10	50	100
963-PAS0815LR2R3105	PAS0815LR2R3105	A	1	2.3	70	8.0	15.0	0.6	3.5	3.35	2.71	2.35	1.77
963-PAS1016LR2R3205	PAS1016LR2R3205	A	2	2.3	50	10.0	16.0	0.6	5.0	4.15	3.34	2.87	2.14
963-PAS1020LA3R0405	PAS1020LA3R0405	A	4	3.0	300	10.0	20.0	0.6	5.0	4.69	4.21	3.65	2.80
963-PAS1020LA2R3475	PAS1020LA2R3475	A	4.7	2.3	300	10.0	20.0	0.6	5.0	4.69	4.21	3.65	2.80
963-PAS1220LA3R0905	PAS1220LA3R0905	A	9	3.0	200	12.5	20.0	0.6	5.0	4.95	4.45	3.85	2.96
963-PAS1220LA2R3106	PAS1220LA2R3106	A	10	2.3	200	12.5	20.0	0.6	5.0	4.42	3.97	3.43	2.64
963-PAS1235LA3R0206	PAS1235LA3R0206	A	20	3.0	100	12.5	35.0	0.6	5.0	8.43	7.49	6.55	5.42
963-PAS1235LA2R3226	PAS1235LA2R3226	A	22	2.3	150	12.5	35.0	0.6	5.0	7.95	7.06	6.17	5.65
963-PAS1840LA3R0506	PAS1840LA3R0506	A	50	3.0	70	18.0	40.0	0.8	8.0	20.33	19.31	16.26	14.23
963-PAS1840LA2R3566	PAS1840LA2R3566	A	56	2.3	50	18.0	40.0	0.8	8.0	11.81	11.21	9.45	9.42

PAS Series Thin Film Type Capacitor

For quantities greater than listed, call for quote.

MOUSER STOCK NO.	Taiyo Yuden Part No.	Fig.	Value (F)	Volts	Resistance	Price Each			
						1	10	50	100
963-PAS2126FR2R5504	PAS2126FR2R5504	B	0.5	2.5	80	4.04	3.26	2.80	2.09

PAS Series Coin Type Capacitors

Features:

- High capacity
- High reliability

Applications:

- Memory and RTC back-up power source used for cellular phone, PDA, digital camera, portable radio.

For additional values and sizes, visit mouser.com

For quantities greater than listed, call for quote.

MOUSER STOCK NO.	Taiyo Yuden Part No.	Fig.	Value (F)	Volts	Resistance	Dimensions: mm		Weight (g)	Price Each			
						øD	H		1	10	50	100
963-PAS311SR-VA6R	PAS311SR-VA6R	C	0.035	2.6	70	3.8	1.1	0.03	1.38	1.16	.935	.738
963-PAS409HR-VE5R	PAS409HR-VE5R	D	0.035	3.3	80	4.8	0.9	0.05	1.44	1.20	.976	.77
963-PAS311HR-VA6R	PAS311HR-VA6R	C	0.03	3.3	120	3.8	1.1	0.03	1.38	1.16	.935	.738
963-PAS414HR-VA5R	PAS414HR-VA5R	E	0.07	3.3	80	4.8	1.4	0.06	1.26	1.05	.854	.674
963-PAS414HR-VE5R	PAS414HR-VE5R	F	0.07	3.3	80	4.8	1.4	0.06	1.26	1.05	.854	.674

DIMENSIONS: mm

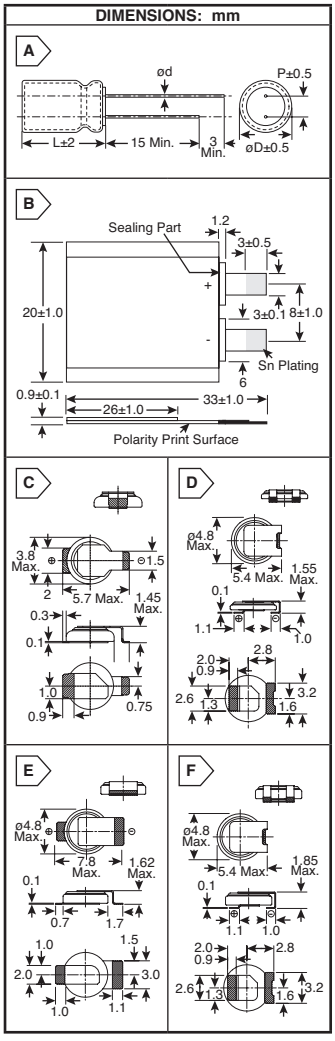

BESTCAP™ HIGH POWER PULSE SUPERCAPACITORS

Features:

- High specific capacitance
- Very low ESR
- Low profile
- Non polar
- Low leakage
- High power pulse capability

Applications:

- Memory back up
- Laser systems
- Wireless alarm systems
- GSM/GPRS wireless communication products
- ADSL/xDSL and other communication equipment
- Hybrid battery packs

Case Size	L±0.5 (0.020)	W±0.2 (0.008)	H nom.
BZ01	28	17	2.3 - 6.5
BZ02	48	30	2.9 - 6.8
BZ05	20	15	2.3 - 6.5
BZ12	48	30	2.9 - 6.8
BZ15	20	15	2.3 - 6.5

DIMENSIONS: mm

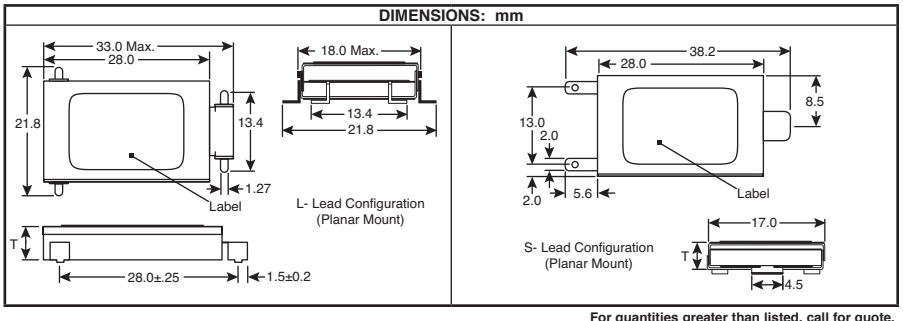

For quantities greater than listed, call for quote.

MOUSER STOCK NO.	AVX Part No.	Series	Rating (Vdc)	Value (mF)	ESR (mΩ) @ 1kHz	Lead Format	DCL (μA) Max.	Case Size	Thickness "T" Max.	Price Each			
										1	5	10	25
581-BZ013B503ZSB	BZ013B503ZSB	low profile	3.6	50	100	S	5	28 x 17	2.1mm	10.36	9.83	9.20	8.17
581-BZ054B223ZSB	BZ054B223ZSB	low profile	4.5	22	204	S	5	20 x 15	6.5mm	9.20	9.02	8.68	8.36
581-BZ154B473ZSB	BZ154B473ZSB	low profile	4.5	47	170	S	10	20 x 15	-	11.77	11.34	9.85	9.63
581-BZ055B153ZSB	BZ055B153ZSB	low profile	5.5	15	250	S	5	20 x 15	2.7mm	10.84	10.31	9.63	9.12
581-BZ015B303ZSB	BZ015B303ZSB	low profile	5.5	30	160	S	5	28 x 17	2.7	14.23	13.78	13.51	12.26
581-BZ055A333ZSB	BZ055A333ZSB	max cap	5.5	33	125	S	5	20 x 15	3.5mm	11.45	11.24	10.87	10.54
581-BZ055B333ZSB	BZ055B333ZSB	low profile	5.5	33	125	S	5	20 x 15	60mm	20.80	20.24	19.75	18.80
581-BZ015A503ZLB	BZ015A503ZLB	max cap	5.5	50	160	L	5	28 x 17	3.5mm	17.16	16.75	16.19	15.32
581-BZ015B603ZAB	BZ015B603ZAB	low profile	5.5	60	80	A	10	28 x 17	-	20.50	19.80	19.45	17.66
581-BZ015A603ZLB	BZ015A603ZLB	max cap	5.5	60	80	L	10	28 x 17	-	11.77	11.34	9.85	9.63
581-BZ015A104ZLB	BZ015A104ZLB	max cap	5.5	100	80	L	10	28 x 17	6.1mm	21.01	20.44	19.94	18.10
581-BZ015A104ZSB	BZ015A104ZSB	max cap	5.5	100	80	S	10	28 x 17	6.1mm	19.94	19.26	18.93	17.18
581-BZ155A104ZSBCX	BZ155A104ZSBCX	max cap	5.5	100	80	S	10	20 x 15	6.1mm	16.35	15.83	14.22	13.80
581-BZ025A404ZLB	BZ025A404ZLB	max cap	5.5	400	35	L	40	48 x 30	7.0mm	48.49	47.08	45.80	43.23
581-BZ125A105ZLB	BZ125A105ZLB	max cap	5.5	1000	35	L	120	48 x 30	4.7mm	51.23	49.22	48.39	45.06
581-BZ019A333ZSB	BZ019A333ZSB	max cap	9	33	250	S	5	28 x 17	4.9	20.16	19.58	19.14	17.98
581-BZ05CA103ZSB	BZ05CA1037SB	max cap	12	10	500	S	5	20 x 15	6.5mm	12.84	12.63	12.20	11.56
581-BZ01CA223ZSB	BZ01CA223ZSB	max cap	12	22	350	S	5	28 x 17	6.5mm	16.05	15.73	15.25	14.38
581-BZ01CA223ZAB	BZ01CA223ZAB	max cap	12	22	350	A	5	28 x 17	6.5	20.63	19.92	19.58	17.77
581-BZ02CA903ZLB	BZ02CA903ZLB	max cap	12	90	108	L	20	48 x 30	7.4mm	49.00	47.08	46.27	43.65
581-BZ05FB682ZSB	BZ05FB682ZSB	low profile	15	6.8	600	S	10	20 x 15	6.1mm	17.51	17.15	16.51	15.91

© Copyright 2013 Mouser Electronics

© Copyright 2013 Mouser Electronics

CELLERGY Supercapacitors

RoHS Compliant **This product is RoHS compliant.**

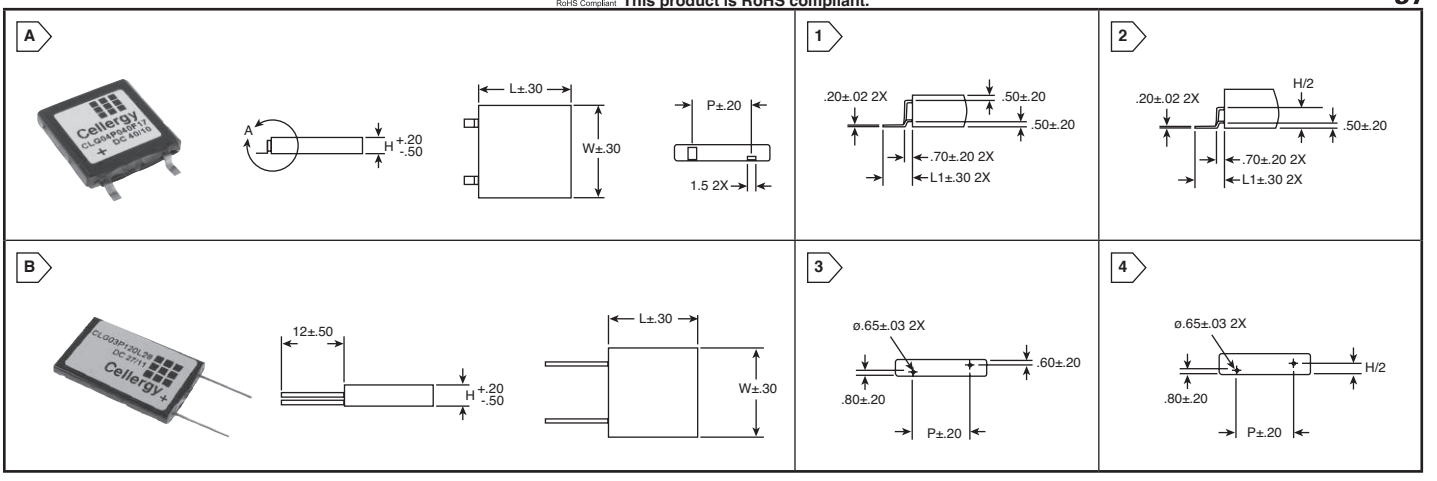

Cellergy introduces the Aqueous Electrolyte Pulse Application Super-Capacitors for high-current pulse transmission. These high-frequency, low ESR EDLC's from Cellergy are capable of storing large amounts of energy and utilize aqueous component technology that is environmentally friendly and non-toxic. Cellergy's Super-Capacitors were designed to act as a bridge between electrolyte capacitors and batteries and offer high power relative to batteries as well as produce a high current pulse. In addition, these Super-Capacitors are used to extend the lifetime of a battery for maximum exploitation and extend secondary battery operation. Cellery offers four Super-Cap footprints, which include the smallest footprint on the market and in the world (12x12.5mm) for space-limited applications, in both flat lead "F" and surface mount "L" versions.

Characteristics:
- Operating Temperature Range: -40˚C to 70˚C
- Uneffected by humidity
- High density energy storage
- High capacitance in smallest footprint available
- Capable to deliver high instantaneous current
- Nearly infinite discharge/charge cycle

Applications:
- Medical
- Consumer
- RF
- Backup or current booster for mechanical applications
- Energy havesting

CLC SERIES SMD SUPERCAPACITORS

NEW PRODUCT

For quantities greater than listed, call for quote.

MOUSER STOCK NO.	Cellergy Part No.	Fig.	Voltage	Cap. (mF)	ESR (mΩ)	Max Allowed L.C. (μA)	Length (mm)	Width (mm)	Height (mm)	Pitch (mm)	Price Each 1	50	100	500
Flat Leads, Single														
938-CLC03P012F12	CLC03P012F12	A1	3.5	12	600	1.5	12	12.5	2.4	8	3.96	3.23	2.89	2.43
938-CLC04P010F12	CLC04P010F12	A1	4.2	10	720	1.5	12	12.5	2.6	8	4.70	3.83	3.42	2.88
Flat Leads, Double														
938-CLC04P020F12	CLC04P020F12	A2	4.2	20	360	3	12	12.5	3.9	8	5.46	4.45	3.98	3.35
938-CLC03P025F12	CLC03P025F12	A2	3.5	25	300	3	12	12.5	3.4	8	4.82	3.93	3.52	2.95

CLG SERIES SMD SUPERCAPACITORS

NEW PRODUCT

For quantities greater than listed, call for quote.

MOUSER STOCK NO.	Cellergy Part No.	Fig.	Voltage	Cap. (mF)	ESR (mΩ)	Max Allowed L.C. (μA)	Length (mm)	Width (mm)	Height (mm)	Pitch (mm)	Price Each 1	50	100	500
Flat Leads, Single														
938-CLG03P012F12	CLG03P012F12	A1	3.5	12	600	3	12	12.5	2.4	8.0	3.31	2.69	2.41	2.02
938-CLG03P060F28	CLG03P060F28	A1	3.5	60	130	10	28	17.5	2.4	11	6.46	5.26	4.72	3.97
938-CLG04P020F17	CLG04P020F17	A1	4.2	20	360	6	17	17.5	2.6	11.0	4.38	3.56	3.19	2.69
938-CLG04P050F28	CLG04P050F28	A1	4.2	50	150	10	28	17.5	2.6	11.0	6.21	5.05	4.53	3.81
938-CLG05P040F28	CLG05P040F28	A1	5.5	40	200	10	28	17.5	3.1	11.0	7.09	5.78	5.17	4.35
Flat Leads, Double														
938-CLG03P120F28	CLG03P120F28	A2	3.5	120	65	20	28	17.5	3.4	11	9.43	7.74	6.97	5.92
938-CLG03P025F12	CLG03P025F12	A2	3.5	25	300	6	12	12.5	3.4	8.0	4.00	3.26	2.92	2.46
938-CLG03P120F28	CLG03P120F28	A2	3.5	120	65	20	28	17.5	3.4	11.0	9.43	7.74	6.97	5.92
938-CLG04P040F17	CLG04P040F17	A2	4.2	40	180	12	17	17.5	3.9	11.0	7.03	4.87	4.32	3.46
938-CLG05P030F17	CLG05P030F17	A2	5.5	30	280	12	17	17.5	4.8	11.0	6.36	5.18	4.63	3.91
938-CLG05P080F28	CLG05P080F28	A2	5.5	80	100	20	28	17.5	4.8	11.0	12.38	10.08	9.03	7.61
938-CLG06P070F28	CLG06P070F28	A2	6.3	70	115	20	28	17.5	5.4	11.0	13.39	10.90	9.77	8.22

CLG SERIES RADIAL SUPERCAPACITORS

For quantities greater than listed, call for quote.

MOUSER STOCK NO.	Cellergy Part No.	Fig.	Voltage	Cap. (mF)	ESR (mΩ)	Max Allowed L.C. (μA)	Length (mm)	Width (mm)	Height (mm)	Pitch (mm)	Price Each 1	50	100	500
Through Hole Leads, Single														
938-CLG03P012L12	CLG03P012L12	B3	3.5	12	600	3	12	12.5	2.4	8.0	3.61	2.93	2.62	2.20
938-CLG03P060L28	CLG03P060L28	B3	3.5	60	130	10	28	17.5	2.4	11	6.47	5.28	4.72	3.98
938-CLG03P420L48	CLG03P420L48	A1	3.5	420	20	65	48	30.5	3.4	22.3	59.65	46.20	43.96	42.28
938-CLG04P020L17	CLG04P020L17	B3	4.2	20	360	6	17	17.5	2.6	11.0	4.95	4.11	3.72	3.20
938-CLG04P050L28	CLG04P050L28	B3	4.2	50	150	10	28	17.5	2.6	11.0	6.85	5.56	4.99	4.19
938-CLG05P040L28	CLG05P040L28	B3	5.5	40	200	10	28	17.5	3.1	11.0	7.79	6.35	5.67	4.78
938-CLG05P280L48	CLG05P280L48	B3	5.5	280	30	65	48	30.5	4.8	22.3	72.03	58.46	56.21	54.51
938-CLG12P015L28	CLG12P015L28	A1	12	15	445	10	28	17.5	5.4	11	15.22	12.38	11.10	9.34
Through Hole Leads, Double														
938-CLG03P025L12	CLG03P025L12	B4	3.5	25	300	6	12	12.5	3.4	8.0	4.40	3.58	3.21	2.70
938-CLG03P120L28	CLG03P120L28	B4	3.5	120	65	20	28	17.5	3.4	11.0	10.02	8.15	7.31	6.15
938-CLG04P040L17	CLG04P040L17	B4	4.2	40	180	12	17	17.5	3.9	11.0	6.17	5.02	4.49	3.79
938-CLG05P030L17	CLG05P030L17	B4	5.5	30	280	12	17	17.5	4.8	11.0	6.97	5.67	5.07	4.28
938-CLG05P080L28	CLG05P080L28	B4	5.5	80	100	20	28	17.5	4.8	11.0	13.63	11.10	9.94	8.37
938-CLG06P012L12	CLG06P012L12	A2	6.3	12	600	6	12	12.5	5.3	8	5.40	4.40	3.94	3.32
938-CLG06P070L28	CLG06P070L28	B4	6.3	70	115	20	28	17.5	5.4	11.0	14.72	11.99	10.74	9.04

CLK SERIES SUPERCAPACITORS

NEW PRODUCT

For quantities greater than listed, call for quote.

MOUSER STOCK NO.	Cellergy Part No.	Fig.	Voltage	Cap. (mF)	ESR (mΩ)	Max Allowed L.C. (μA)	Length (mm)	Width (mm)	Height (mm)	Pitch (mm)	Price Each 1	50	100	500
SMD Flat Leads, Single														
938-CLK03P120F28	CLK03P120F28	A1	3.5	120	160	10	28	17.5	3	11	11.98	9.77	8.75	7.36
938-CLK05P030F17	CLK05P030F17	A1	5.5	30	480	6	17	17.5	3.4	11	8.36	6.82	6.10	5.13
Through Hole Leads, Single														
938-CLK05P030L17	CLK05P030L17	A1	5.5	30	480	6	17	17.5	3.4	11	8.36	6.82	6.10	5.13
938-CLK05P080L28	CLK05P080L28	A1	5.5	80	230	10	28	17.5	3.5	11	16.29	13.29	11.89	9.99
SMD Flat Leads, Double														
938-CLK03P240F28	CLK03P240F28	A2	3.5	240	80	20	28	17.5	4.5	11	14.40	11.74	10.52	8.84
938-CLK05P060F17	CLK05P060F17	A2	5.5	60	240	12	17	17.5	5.7	11	10.04	8.19	7.33	6.16
Through Hole Leads, Double														
938-CLK05P060L17	CLK05P060L17	A2	5.5	60	240	12	17	17.5	5.7	11	10.04	8.19	7.33	6.16
938-CLK05P160L28	CLK05P160L28	A2	5.5	160	115	20	28	17.5	6	11	19.59	15.96	14.31	12.03

© Copyright 2013 Mouser Electronics
© Copyright 2013 Mouser Electronics

IOXUS Electrochemical Double Layer Capacitors

RoHS Compliant **This product is RoHS compliant.**

IMOD SERIES

Features:
- Individually balanced cells
- IP-54 rated
- Threaded, protected terminals
- Endurance: 1000h @ 65°C
- Operating Temperature Range: -40°C to +65°C

Applications:
- Wind turbine pitch control
- Starting systems
- Automotive subsystems
- Backup power/UPS
- Ride through/power conditioning
- Renewable energy systems

PRODUCT NEW

RoHS Compliant

DIMENSIONS: mm

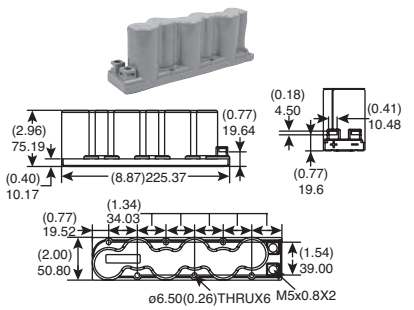

For quantities greater than listed, call for quote.

MOUSER STOCK NO.	IOXUS Part No.	Volt	Capacitance (F)	ESR (DC) mΩ	Max. Leakage Current (mA)	Price Each 1	Price Each 5
920-IMOD016V058FP1M	iMOD016V058FP1M-00A	16	58	≤23	<25 (72h)	207.85	202.23

SNAP-IN ULTRACAPACITOR

Features:
- Made in the USA
- High energy density
- High power density
- Low internal resistance (ESR)
- 10 year life
- High cycle life (+500K cycles)
- Operating Temperature Range: -40°C to +65°C

Applications:
- Back-up Power
- Pulse Power
- Automotive Subsystems
- Portable Power Tools
- Renewable Energy Systems

PRODUCT NEW

RoHS Compliant

DIMENSIONS: mm

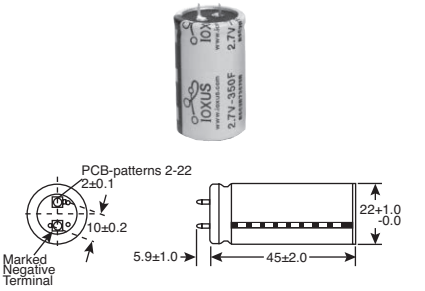

For quantities greater than listed, call for quote.

MOUSER STOCK NO.	IOXUS Part No.	Volt	Capacitance (F)	ESR (DC) mΩ	Max. Leakage Current (mA)	Price Each 1	Price Each 5	Price Each 10	Price Each 25
920-RSC2R7107SR	RSC2R7107SR	2.7	100	≥0.60	0.27 (72h)	12.19	11.80	11.44	10.94
920-RSC2R7357S4	RSC2R7357S4	2.7	350	2.7	1	12.31	11.92	11.56	11.04
920-RSC2R7357SR	RSC2R7357SR	2.7	350	≥3.2	1.0 (72h)	11.75	11.37	11.02	10.54
920-RSC2R7407SR	RSC2R7407SR	2.7	400	≥3.2	1.2 (72h)	13.62	13.19	12.79	12.22
920-RSC2R7607SR	RSC2R7607SR	2.7	600	≥3.2	1.5 (72h)	48.95	47.40	45.94	43.91

SNAP-IN HYBRID CAPACITOR

Features:
- Made in the USA
- High energy density
- High power density
- Low internal resistance (ESR)
- High cycle life (20K + cycles)
- Operating Temperature Range: -25°C to +60°C

Applications:
- Flashlights
- Solar / LED Lighting
- Memory Back-up
- Portable Hand Tools

RoHS Compliant

DIMENSIONS: mm

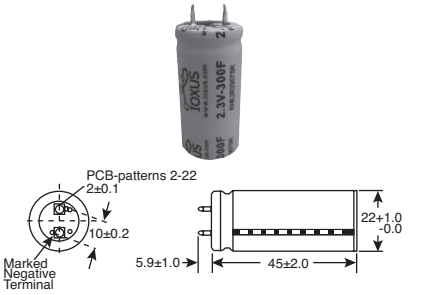

For quantities greater than listed, call for quote.

MOUSER STOCK NO.	IOXUS Part No.	Volt	Capacitance (F)	ESR (DC) mΩ	Max. Leakage Current (mA)	Price Each 1	Price Each 5	Price Each 10	Price Each 25
920-RHE2R3227SR	RHE2R3227SR	2.3	220	≥45	0.27 (72h)	9.10	9.01	8.95	8.86
920-RHE2R3307SR	RHE2R3307SR	2.3	300	≥35	0.55 (72h)	9.38	9.08	8.99	8.92
920-RHE2R3827SR	RHE2R3827SR	2.3	820	12	0.5	35.26	34.13	33.08	31.62
920-RHE2R3108SR	RHE2R3108SR	2.3	1000	≥0.14	0.7 (72h)	43.32	41.94	40.66	38.86

SCREW TERMINAL EDLC

Features:
- Made in the USA
- High energy density
- High power density
- Low internal resistance (ESR)
- 10 year life
- High cycle life (+500K cycles)
- Operating Temperature Range: -40°C to +65°C

Applications:
- Back-up Power
- Pulse Power
- Automotive Subsystems
- Portable Power Tools
- Renewable Energy Systems

RoHS Compliant

DIMENSIONS: mm

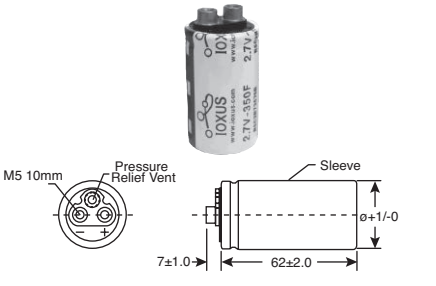

For quantities greater than listed, call for quote.

MOUSER STOCK NO.	IOXUS Part No.	Volt	Capacitance (F)	ESR (DC) mΩ	Max. Leakage Current (mA)	Price Each 1	Price Each 5	Price Each 10	Price Each 25
920-RSC2R7357ST	RSC2R7357ST	2.7	350	≥2.5	1.0 (72h)	13.81	13.38	12.97	12.39
920-RSC2R7407ST	RSC2R7407ST	2.7	400	≥2.5	1.2 (72h)	15.22	15.11	14.93	14.78

© Copyright 2013 Mouser Electronics

© Copyright 2013 Mouser Electronics

MAXWELL Ultracapacitors

RoHS Compliant **This product is RoHS compliant.**

Maxwell TECHNOLOGIES
Enabling Energy's Future™

PC SERIES 10F ULTRACAPACITORS

Maxwell's UL recognized PC10 ultracapacitor is ideal for consumer electronics, automotive subsystems, wireless transmission, medical devices, automatic meter readers, and many other applications requiring a pulse of energy that cannot be efficiently provided by a battery or power supply alone. The PC10 works in tandem with batteries for applications that require both a constant low power discharge for continual function and a pulse power for peak loads. In these applications, the device relieves batteries of peak power functions resulting in an extension of battery life and a reduction of overall battery size and cost. The PC10 is also an ideal source of back-up and pulse power. It can provide extended power availability, allowing critical information and functions to remain available during dips, sags, and outages in a power supply or battery change. And, like all BOOSTCAP products, the PC10 is capable of accepting charges at the identical rate of discharge.

Features and Benefits:
- Over 500,000 duty cycles
- 10 year life capability
- Hermetically sealed, stainless steel construction
- Low profile prismatic design
- Higher energy vs. electrolytic capacitors
- Higher power vs. batteries
- UL recognized
- RoHS compliant

Applications:
- Automatic meter readers
- Automatic subsystems
- Back up power for soft shut down requirements
- Digital cameras and consumer electronics
- Wireless transmissions
- NASA space qualified

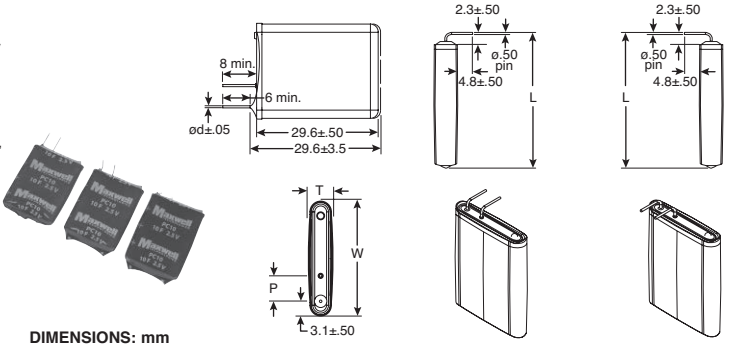

DIMENSIONS: mm

MOUSER STOCK NO.		Capacitance		Voltage		Vol (l)	Dimensions: mm					Price Each		
Mfr.	Mfr. Part No.	Nominal	Tol.	Rated	Surge		L	W	T	d	p	1	5	10
723	PC10HT	10F	20%	2.2V	2.3V	0.003	29.6	23.6	4.8	0.5	5.1	7.38	6.96	6.56
723	PC10HT-90	10F	20%	2.2V	2.3V	0.003	35.9	23.6	4.8	0.5	5.1	7.51	7.38	6.68
723	PC10HT-270	10F	20%	2.2V	2.3V	0.003	35.9	23.6	4.8	0.5	5.1	7.51	7.38	6.68
723	PC10	10F	20%	2.5V	2.7V	0.003	29.6	23.6	4.8	0.5	5.1	6.89	6.74	6.12
723	PC1090	10F	20%	2.5V	2.7V	0.003	29.6	23.6	4.8	0.5	5.1	7.01	6.53	6.23
723	PC10-270	10F	20%	2.5V	2.7V	0.003	35.9	23.6	4.8	0.5	5.1	7.01	6.53	6.23

HC POWER SERIES 1F - 150F ULTRACAPACITORS

Features and Benefits:
- Ultra-low internal resistance
- Two pin radial lead
- Resistant against reverse polarity
- 500,000 cycles
- 10 year life capability
- Proprietary material science and packaging technology

Applications:
- Consumer electronics
- Industrial and automation
- Portable power tools
- Renewable energy systems
- Short term UPS (uninterruptible power supply) and telecom systems

DIMENSIONS: mm

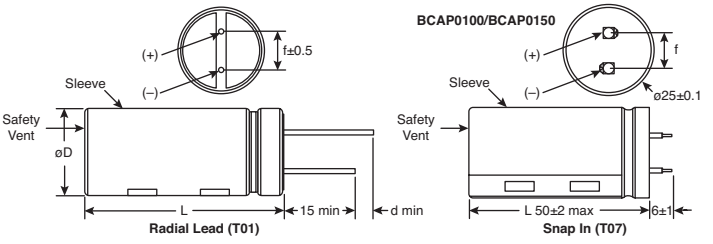

MOUSER STOCK NO.		Capacitance		Voltage		Vol (l)	Mass (g)	Dimensions: mm				Price Each		
Mfr.	Mfr. Part No.	Nominal	Tol.	Rated	Surge			L (+2mm max)	D	d	f	1	5	10
723	BCAP0001P270T01	1F	20%	2.7V DC	2.85V DC	10 x 30	1.1	12	8	0.6	3.5	1.89	1.71	1.53
723	BCAP0003P270T01	3.3F	20%	2.7V DC	2.85V DC	10 x 30	2.0	20	10	0.6	5	2.15	2.08	1.98
723	BCAP0005P270T01	5F	±20%	2.7V DC	2.85V DC	10 x 20	2.3	20	10	0.6	5.3	1.82	1.74	1.66
723	BCAP0010P270T01	10F	±20%	2.7V DC	2.85V DC	10 x 30	4.0	30	10	0.6	5.3	2.03	1.97	1.90
723	BCAP0025P270T01	25F	-0%/20%	2.7V DC	2.85V DC	16 x 26	7.2	26	16	0.8	7.5	4.45	4.28	4.00
723	BCAP0050P270T01	50F	-0%/20%	2.7V DC	2.85V DC	18 x 41	14.0	41	18	0.8	7.5	6.12	5.72	5.44
723	BCAP0100P270T07	100F	-0%/20%	2.7V DC	2.85V DC	22 x 45	25.0	45	22	1.5	10	12.80	12.31	12.16
723	BCAP0150P270T07	150F	-0%/20%	2.7V DC	2.8V DC	25 x 50	35.0	50	25	-	-	15.02	14.66	14.26

BC SERIES ENERGY RADICAL D CELL 350UF ULTRACAPACITOR

The BC series ultracapacitor product line gives industrial customers a wide range of choices to meet their energy storage and power delivery requirements. The 350F Energy cell provides higher energy for longer discharge applications, while the 310F Power cell provides higher power for fast discharge applications. The cells are specifically engineered to provide cost effective solutions for automotive subsystems, UPS, renewable energy and portable consumer products.

Features and Benefits:
- Ultra-low internal resistance
- UL recognized
- Resistant against reverse polarity
- 500,000 cycles
- 10 year life capability
- Round, radical mounting design for easy surface mount assembly

Applications:
- Automotive subsystems
- Consumer electronics
- Portable power tools
- Renewable energy systems
- Short term UPS and telecommunications

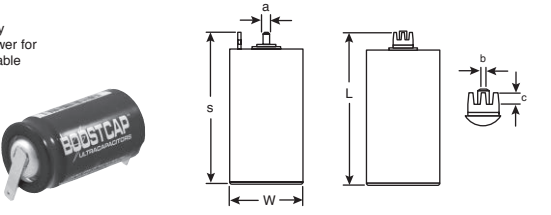

MOUSER STOCK NO.		Capacitance		Voltage		Vol (l)	Dimensions: mm						Price Each		
Mfr.	Mfr. Part No.	Nominal	Tol.	Rated	Surge		L	W	a	b	c	s	1	5	10
723	BCAP0310P270T10	350 F	20%	2.7	2.85	0.053	68.2	0.3	0.3	1.2	3.4	7.2	15.02	14.66	14.26
723	BCAP0350E270T11	310 F	20%	2.7	2.85	0.053	68.7	0.3	0.3	1.5	4.9	7.7	14.36	14.03	13.63

MC POWER SERIES BOOSTCAP® ULTRACAPACITORS

The Power-type ultracapacitor product line gives customers in the automotive and transportation sector a much wider range of choices to meet their energy storage and power delivery requirements. The cells are specifically engineered for hybrid vehicle drive trains, automotive subsystems and other heavy duty applications that require the lowest equivalent series resistance (ESR) and highest efficiency available. In addition to meeting or exceeding demanding automotive and transportation application requirements for both watt-hours of energy storage and watts of power delivery per kilogram, all of these products will perform reliably for more than one million discharge-recharge cycles. The proprietary architecture and material science on which BOOSTCAP® products are based enable continued leadership in controlling costs, flexibility in product offerings and allow application specific performance tailoring. The cells operate at 2.7 volts, enabling them to store more energy and deliver more power per unit volume than any other commercially available ultracapacitor products.

Features and Benefits:
- 2.7 Volt Operating Voltage
- Ultra low internal resistance
- Over 1 million duty cycles
- Highest power performance available
- Lowest RC time constant
- Threaded terminal or weldable post versions

Applications:
- Hybrid drive trains
- Automotive Subsystems
- Transportation
- Rail system power

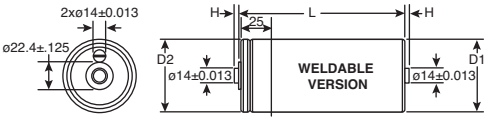

DIMENSIONS: mm

MOUSER STOCK NO.		Capacitance	ESR, DC	ESR, 1khz	Ic	Vol	Mass	Version	Dimensions: mm				Price Each		
Mfr.	Mfr. Part No.	(F)	(mΩ)	(mΩ)	(mA)	(l)	(Kg)		L	H (±0.5mm)	D_1 (±0.2mm)	D_2 (±0.5–7mm)	1	5	10
723	BCAP0650P270T05	650	0.80	0.60	1.5	0.150	0.20	Weldable	51.5±0.5	3.18	60.4	60.7	61.14	59.60	57.78
723	BCAP1200P270T05	1200	0.58	0.44	2.7	0.233	0.30	Weldable	74.0±0.3	3.18	60.4	60.7	76.12	74.77	72.04

© Copyright 2013 Mouser Electronics
© Copyright 2013 Mouser Electronics

MODULES

16/48/56 Volt Power Module

The Power-type ultracapacitor product line gives customers in the automotive and transportation sector a much wider range of choices to meet their energy storage and power delivery requirements. The modules are specifically engineered for hybrid vehicle drive trains, automotive subsystems and other heavy duty applications that require the lowest equivalent series resistance (ESR) and highest efficiency available. In addition to meeting or exceeding demanding automotive and transportation application requirements for both watt-hours of energy storage and watts of power delivery per kilogram, all of these products will perform reliably for more than one million discharge-recharge cycles. The proprietary architecture and material science on which BOOSTCAP® products are based enable continued leadership in controlling costs, flexibility in product offerings and allow application specific performance tailoring. The cells used in the modules operate at 2.7 volts, enabling them to store more energy and deliver more power per unit volume than any other commercially available ultracapacitor products.

DIMENSIONS: mm

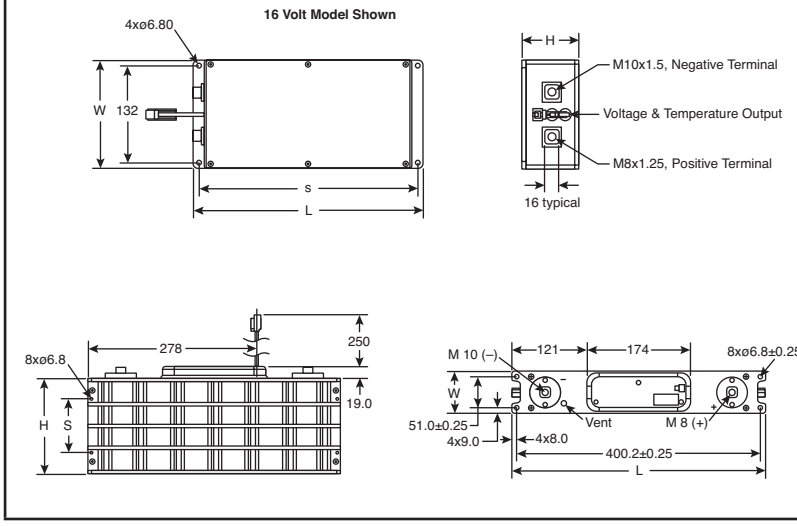

Features:
- 16.2V/48.6V Operating Voltage
- Ultra Low internal resistance
- Over 1M duty cycles
- Individually balanced cells
- Mountable option included
- Voltage and temperature sensor output included
- Compact, rugged, fully enclosed and splash proof design

Applications:
- Industrial
- UPS
- Power Quality
- Telecommunication
- Renewable energy

RoHS Compliant

16 Volt

For quantities greater than listed, call for quote.

MOUSER STOCK NO.		Capacitance (F))	ESR, DC (mΩ)	Emax (Wh / kg)	Pmax (W / kg)	Ic (mA)	Maximum Operating Voltage	Dimensions: mm				Price Each	
Mfr.	Mfr. Part No.							L (±0.25mm)	W (±0.25mm)	H (±0.25mm)	s (±0.25mm)	1	5
723	BMOD0250P016	250	4.1	2.05	4,400	3	750VDC	416.2	67.2	103.2	53.7	**732.88**	**685.89**
723	BMOD0500P016B01	500	2.1	3.17	6,700	5.2	750VDC	416.2	67.2	156.7	89.3	**695.61**	**666.85**

48 Volt

For quantities greater than listed, call for quote.

MOUSER STOCK NO.		Capacitance (F))	ESR, DC (mΩ)	Emax (Wh / kg)	Pmax (W / kg)	Ic (mA)	Dimensions: mm				Price Each	
Mfr.	Mfr. Part No.						L (±0.25mm)	W (±0.25mm)	H (±0.25mm)	s (±0.25mm)	1	5
723	BMOD0083P048	80	12.3	2.48	5,400	3.0	416.2	190.2	103.2	53.7	**1628.03**	**1560.70**
723	BMOD0110P048	110	93.5	2.91	6,200	4.2	416.2	190.2	120.2	70.7	**1920.14**	**1797.04**
723	BMOD0165P048	165	7.1	3.81	7,900	5.2	416.2	190.2	156.7	89.3	**1850.03**	**1773.53**

Features:
- Up to 10KW in half rack, 4U module
- Standard rackmount configurations
- Rated voltage: 56V
- Cycle life 1,000,000 cycles

Applications:
- Datacenter UPS
- Hospital UPS
- Industrial Process Equipment Backup
- Power for graceful shutdown
- Transition power for motor-generator set or fuel cells

Benefits:
- Easy integration into existing systems
- Lowest Total Cost of Ownership for back up energy storage
- Maintenance free with no toxic materials



RoHS Compliant

56 Volt

For quantities greater than listed, call for quote.

MOUSER STOCK NO.	Maxwell Part No.	Capacitance (F)	ESR, DC (mΩ)	Ic mA	Voltage Max	Power (W/kg)	Energy Max (W/kg)	Dimensions: mm				Price Each	
								L (±0.5mm)	W (±0.5mm)	H (max)	T (±0.5mm)	1	5
723-BMOD0130P056B03	BMOD0130 P056 B03	130	8.1	120	750V	5400	3.1	665	176	173	77	**1901.39**	**1850.32**

ACCESSORIES

BOOSTCAP® Integration Kit

Features:
- Simple design and assembly
- Maximize system lifetime by protecting individual cell against over voltage during rated system use
- Compatible with BCAP3000, 2000, 1500, 1200, and 650

Applications:
- Fast prototyping
- Application specific modules

RoHS Compliant

For quantities greater than listed, call for quote.

MOUSER STOCK NO.		Operating Voltage Range (indiv. Cell)	Normal Balance Current	Balance Voltage Accuracy	Leakage Current (Vs=5V and Io=0)	Temperature Range		Price Each	
Mfr.	Mfr. Part No.					Operating	Storage	1	5
723	BKIT-MCINT	+2.72 V to +2.86 V DC	0 to +300mA max	±0.100V DC 50°C @ ±100μA max	25°C @ ±50μA max	-40°C to 65°C	-40°C to 85°C	**69.23**	**65.27**

© Copyright 2013 Mouser Electronics

© Copyright 2013 Mouser Electronics

MURATA EDLC Supercapacitors and Polymer Capacitors

RoHS Compliant This product is RoHS compliant.

DMD AND DME SERIES OF ELECTRICAL DOUBLE LAYER CAPACITORS (EDLC) - SUPERCAPACITORS

Features:
- Small, slim, robust package suitable for portable devices
- Ultra low ESR
- Single and double cell package available
- Maintanance free operation

NEW PRODUCT

Specifications:
- Dimensions: 20.5mm x 18.5mm x 1.5mm (single cell)
- Capacitance Vaule: 700mF-single cell & 350mF-double cell
- Capacitance Tolerance: 20%
- Voltage: 2.1V constant, 2.7V peak (single cell)
- Operating Temperature: -30ºC to +70ºC

Applications:
- Battery Load Assist: POS, smart meters, tablet PC, fuel cells
- Energy Harvesting: micro and macro energy harvesting
- Back Up Assist: UPS, SSD
- Peak Power Assist: LED flash, motors E-paper, cell phones, PA assist, audio circuit

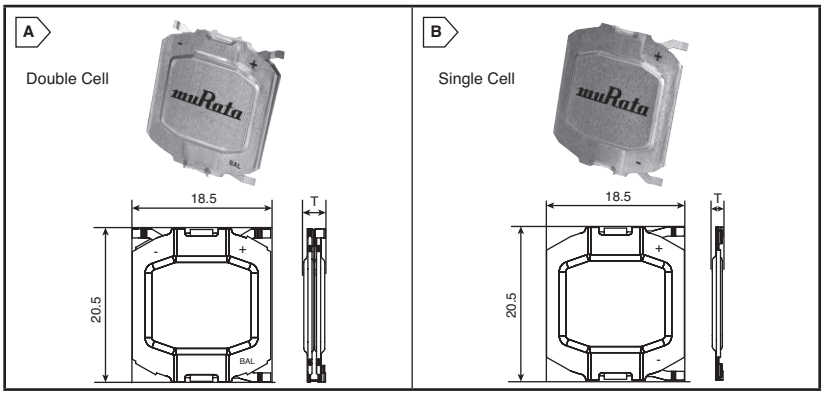

For quantities greater than listed, call for quote.

MOUSER STOCK NO.	Murata Part No.	Fig.	Value (mF)	Voltage (DC)	ESR Max. (mΩ) 1kHz 25°C	T Dimension: (mm)	Max Leakage Current (uA) @ 96 hrs	Price Each 1	10	25	50
81-DMD2W4R2L354M3BT	DMD2W4R2L354M3BTA0	A	350	4.2	60	3.0+/-0.3	10	21.39	15.63	14.88	13.70
81-DME2U5R5L354M3BT	DME2U5R5L354M3BTA0	A	350	5.5	60	2.8+/-0.3	10	21.39	15.63	14.88	13.70
81-DMD2E2R1F704M2BT	DMD2E2R1F704M2BTA0	B	700	2.1	30	1.4+/-0.2	10	13.90	10.48	9.97	9.17
81-DME2D2R7F704M2BT	DME2D2R7F704M2BTA0	B	700	2.7	30	1.3+/-0.2	10	13.90	10.48	9.97	9.17

ECAS SERIES - POLYMER ALUMINUM ELECTROLYTIC CAPACITORS

Features:
- Resin molded case structure utilizes multilayer aluminum foil for anode and solid conductive polymer cathode
- High capacitance and Low ESR
- High frequency performance up to 500kHz with low impedance for excellent noise suppression
- No voltage derating required
- Polarity bar (positive) noted on product
- Halogen free epoxy
- MSL 3 packaging

Applications:
- Netbook/Notebook
- Server
- Multi Functional Printer
- Digital TV (LCD/Plasma)
- Audio/Video
- Game Console
- Set Top Box

Specifications:
- Operating Temperature: -40°C to 105°C

Typical Characteristics:
- Ripple Absorption
- Decoupling

RoHS Compliant

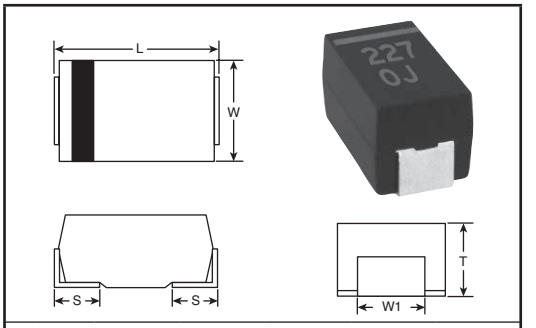

DIMENSIONS: mm						
Case Size		L	W	T	W1	S
D4	7343	7.3±0.3	4.3±0.2	1.9±0.1	2.4±0.2	1.3±0.2
D6	7343	7.3±0.3	4.3±0.2	2.8±0.3	2.4±0.2	1.3±0.2
D9	7343	7.3±0.3	4.3±0.3	4.2±0.3	2.4±0.2	1.3±0.2

For quantities greater than listed, call for quote.

MOUSER STOCK NO.	Murata Part No.	Value (μF)	Voltage (DC)	Case Thickness (mm)	Tol. %	ESR Max. (mΩ) 100kHz /+25°C	Leakage Current (μA)	Ripple Current 1000kHz /+20~105°C	Price Each 1	50	100	500	Reel Qty	Price Per Piece
81-ECASD40D107M016K0	ECASD40D107M016K00	100	2	1.9±0.1	20	16	8.0	2.0 Arms	2.01	1.48	1.32	1.08	3000	.562
81-ECASD40D157M009K0	ECASD40D157M009K00	150	2	1.9±0.1	20	9	12.0	3.0 Arms	2.42	1.92	1.77	1.47	3000	.796
81-ECASD40D227M009K0	ECASD40D227M009K00	220	2	1.9±0.1	20	9	17.6	3.0 Arms	2.12	1.56	1.39	1.13	3000	.592
81-ECASD60D337M007K0	ECASD60D337M007K00	330	2	2.8±0.3	20	7	26.4	3.5 Arms	3.35	2.65	2.45	2.04	2500	1.10
81-ECASD60D477M006K0	ECASD60D477M006K00	470	2	2.8±0.3	20	6	37.6	3.5 Arms	3.30	2.60	2.41	2.00	2500	1.08
81-ECASD40G686M020K0	ECASD40G686M020K00	68	4	1.9±0.1	20	20	10.9	1.9 Arms	2.42	1.92	1.77	1.47	3000	.796
81-ECASD40G826M016K0	ECASD40G826M016K00	82	4	1.9±0.1	20	16	13.2	2.1 Arms	2.42	1.92	1.77	1.47	3000	.796
81-ECASD40G157M016K0	ECASD40G157M016K00	150	4	1.9±0.1	20	16	24.0	2.1 Arms	2.21	1.64	1.46	1.19	3000	.62
81-ECASD60G187M012K0	ECASD60G187M012K00	180	4	2.8±0.3	20	12	28.8	2.5 Arms	3.64	2.88	2.66	2.21	2500	1.20
81-ECASD60G227M010K0	ECASD60G227M010K00	220	4	2.8±0.3	20	10	35.2	3.0 Arms	2.55	2.01	1.86	1.55	2500	.838
81-ECASD90G337M008K0	ECASD90G337M008K00	330	4	4.2±0.3	20	8	52.8	3.3 Arms	4.24	3.64	3.40	2.81	2500	1.99
81-ECASD40J106M055K0	ECASD40J106M055K00	10	6.3	1.9±0.1	20	55	2.6	1.0 Arms	1.85	1.36	1.21	.996	3000	.517
81-ECASD40J226M045K0	ECASD40J226M045K00	22	6.3	1.9±0.1	20	45	5.6	1.0 Arms	2.10	1.55	1.38	1.13	3000	.589
81-ECASD40J336M025K0	ECASD40J336M025K00	33	6.3	1.9±0.1	20	25	8.4	1.8 Arms	2.51	1.85	1.66	1.35	3000	.704
81-ECASD40J476M025K0	ECASD40J476M025K00	47	6.3	1.9±0.1	20	25	11.9	1.8 Arms	2.01	1.48	1.32	1.08	3000	.562
81-ECASD40J686M015K0	ECASD40J686M015K00	68	6.3	1.9±0.1	20	15	17.2	2.0 Arms	2.41	1.78	1.58	1.29	3000	.674
81-ECASD40J107M015K0	ECASD40J107M015K00	100	6.3	1.9±0.1	20	15	25.2	2.0 Arms	2.63	2.09	1.93	1.61	3000	.867
81-ECASD60J157M010K0	ECASD60J157M010K00	150	6.3	2.8±0.3	20	10	37.8	3.0 Arms	3.51	2.78	2.57	2.14	2500	1.16
81-ECASD60J187M010K0	ECASD60J187M010K00	180	6.3	2.8±0.3	20	10	45.4	3.0 Arms	2.91	2.24	2.03	1.85	2500	1.59
81-ECASD90J227M010K0	ECASD90J227M010K00	220	6.3	4.2±0.3	20	10	55.5	3.0 Arms	3.95	3.12	2.89	2.41	2000	1.29
81-ECASD41A106M055K0	ECASD41A106M055K00	10	10	1.9±0.1	20	55	4.0	1.0 Arms	1.73	1.27	1.13	.934	3000	.485
81-ECASD41A226M028K0	ECASD41A226M028K00	22	10	1.9±0.1	20	28	8.8	1.6 Arms	1.85	1.36	1.21	.996	3000	.517
81-ECASD41A336M025K0	ECASD41A336M025K00	33	10	1.9±0.1	20	25	13.2	1.8 Arms	2.42	1.92	1.77	1.47	3000	.796
81-ECASD41A476M025K0	ECASD41A476M025K00	47	10	1.9±0.1	20	25	18.8	1.8 Arms	1.95	1.50	1.36	1.23	3000	1.07
81-ECASD61A686M015K0	ECASD61A686M015K00	68	10	2.8±0.3	20	15	27.2	2.0 Arms	3.35	2.65	2.45	2.04	2500	1.10
81-ECASD91A107M010K0	ECASD91A107M010K00	100	10	4.2±0.3	20	10	40.0	3.0 Arms	3.97	3.41	3.19	2.63	2000	1.42
81-ECASD91A157M010K0	ECASD91A157M010K00	150	10	4.2±0.3	20	10	60.0	3.0 Arms	3.24	3.00	2.85	2.77	2000	1.93
81-ECASD41B106M055K0	ECASD41B106M055K00	10	12.5	1.9±0.1	20	55	12.5	1.0 Arms	1.82	1.34	1.20	.982	3000	.509
81-ECASD41B156M045K0	ECASD41B156M045K00	15	12.5	1.9±0.1	20	45	18.8	1.0 Arms	2.21	1.64	1.46	1.19	3000	.62
81-ECASD41B226M030K0	ECASD41B226M030K00	22	12.5	1.9±0.1	20	30	27.5	1.6 Arms	1.85	1.36	1.21	.996	3000	.517
81-ECASD41B336M025K0	ECASD41B336M025K00	33	12.5	1.9±0.1	20	25	41.3	1.8 Arms	2.46	1.89	1.72	1.56	3000	1.35
81-ECASD61B336M025K0	ECASD61B336M025K00	33	12.5	2.8±0.3	20	25	41.3	1.8 Arms	1.55	1.49	1.36	1.31	2500	1.10
81-ECASD61B476M020K0	ECASD61B476M020K00	47	12.5	2.8±0.3	20	20	58.8	2.0 Arms	2.14	2.03	1.93	1.72	2500	1.13
81-ECASD61B566M020K0	ECASD61B566M020K00	56	12.5	2.8±0.3	20	20	70.0	2.0 Arms	1.80	1.38	1.25	1.13	2500	.981
81-ECASD91B566M020K0	ECASD91B566M020K00	56	12.5	4.2±0.3	20	20	70.0	2.0 Arms	1.98	1.85	1.68	1.23	2000	.796
81-ECASD91B107M012K0	ECASD91B107M012K00	100	12.5	4.2±0.3	20	12	125.0	2.5 Arms	4.19	3.61	3.38	2.79	2000	1.51
81-ECASD41C685M070K0	ECASD41C685M070K00	6.8	16	1.9±0.1	20	70	10.9	1.0 Arms	1.71	1.26	1.12	.924	3000	.479
81-ECASD41C106M060K0	ECASD41C106M060K00	10	16	1.9±0.1	20	60	16.0	1.0 Arms	2.59	2.04	1.89	1.57	3000	.853
81-ECASD41C156M040K0	ECASD41C156M040K00	15	16	1.9±0.1	20	40	24.0	1.0 Arms	2.21	1.64	1.46	1.19	3000	.62
81-ECASD61C226M030K0	ECASD61C226M030K00	22	16	2.8±0.3	20	30	35.2	1.6 Arms	3.47	2.74	2.54	2.11	2500	1.13

© Copyright 2013 Mouser Electronics
© Copyright 2013 Mouser Electronics

NICHICON Electric Double Layer Supercapacitors

nichicon

RoHS Compliant **This product is RoHS compliant.**

Nichicon offers the Electric Double Layer Supercapacitors (EDLC) EVerCAP® series. The Supercapacitors EVerCAP® series is adapted to the RoHS directive (2002/95/EC) and the features listed below.

Features:
- Series JC features high energy, high density, in a screw terminal type, excellent voltage holding property
- Series JD features high energy density in a screw terminal type, suitable for electric power storage
- Series JL features a high power density in a screw terminal type, for rapid charge-discharge
- Series UM features radial leads and a rated voltage range of 2.7V, for quick charge and discharge
- Series UW is one rank smaller case size than the UM series

Specifications:
- 20% Tolerance

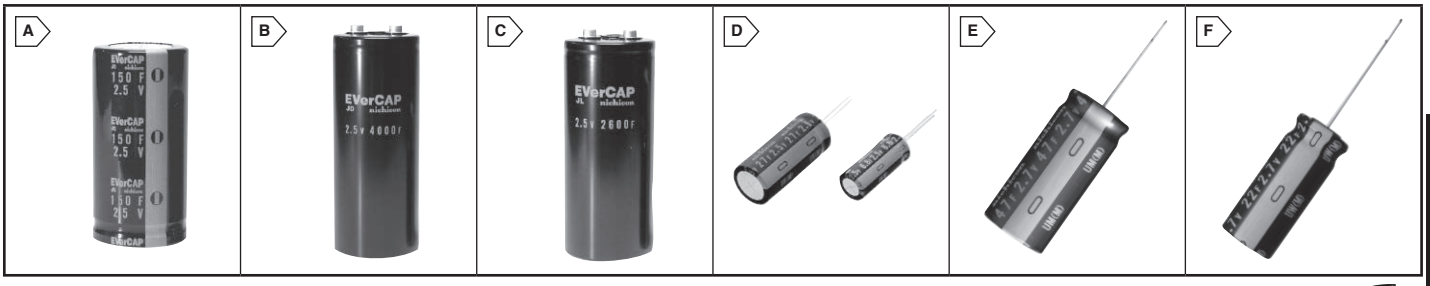

JC SERIES SNAP-IN TERMINAL TYPE

RoHS Compliant

- Temperature Range: -25°C to +60°C
- Rated voltage: 2.5
- ✻250 piece standard size pack

For quantities greater than listed, call for quote.

MOUSER STOCK NO.	Nichicon Part No.	Fig.	Capacitance	ESR	Lead Spacing	Dimensions (D X L)	Price Each 1	10	50	100	200
647-JJC0E226MELB	JJC0E226MELB	A	22F	90 mOhms	10mm	30 x 20mm	12.75	11.32	10.17	9.06	8.20
647-JJC0E276MELZ✻	JJC0E276MELZ	A	27F	90 mOhms	10mm	22 x 30mm	13.25	11.76	9.61	9.42	8.52
647-JJC0E107MELC	JJC0E107MELC	A	100F	50 mOhms	10mm	35 x 40mm	20.05	19.04	16.87	15.03	14.03
647-JJC0E127MELC	JJC0E127MELC	A	120F	50 mOhms	10mm	35 x 40mm	22.23	21.11	18.70	16.67	15.56
647-JJC0E157MELC	JJC0E157MELC	A	150F	40 mOhms	10mm	35 x 50mm	25.31	24.03	21.27	18.97	17.71

JD SERIES SCREW TERMINAL HIGH ENERGY DENSITY

RoHS Compliant

- Temperature Range: -25°C to +60°C
- Rated voltage: 2.5
- ✻The listed DCR value is typical and therefore not a guaranteed value

For quantities greater than listed, call for quote.

MOUSER STOCK NO.	Nichicon Part No.	Fig.	Capacitance	DCR✻ (Typical)	Lead Spacing	Dimensions (D X L)	Price Each 1	10	50	100	200
647-JJD0E607MSEC	JJD0E607MSEC	B	600F	13.5 mOhms	12.7mm	35 x 85mm	107.57	101.99	98.28	94.58	92.74
647-JJD0E138MSED	JJD0E138MSED	B	1300F	6.0 mOhms	18.8mm	40 x 135mm	171.02	165.40	158.87	152.35	148.17
647-JJD0E238MSEF	JJD0E238MSEF	B	2300F	4.0 mOhms	22mm	51 x 135mm	220.53	213.30	204.91	196.46	195.59
647-JJD0E258MSEF	JJD0E258MSEF	B	2500F	3.5 mohms	22mm	51 x 150mm	233.65	226.01	216.78	208.16	207.23

JL SERIES SCREW TERMINAL HIGH POWER DENSITY

RoHS Compliant

- Temperature Range: -25°C to +60°C
- Rated voltage: 2.5
- ✻The listed DCR value is typical and therefore not a guaranteed value

For quantities greater than listed, call for quote.

MOUSER STOCK NO.	Nichicon Part No.	Fig.	Capacitance	DCR✻ (Typical)	Lead Spacing	Dimensions (D X L)	Price Each 1	10	50	100	200
647-JJL0E707MSED	JJL0E707MSED	C	700F	3.5 mOhms	18.8mm	40 x 105mm	163.66	158.30	152.05	145.80	119.38
647-JJL0E158MSEF	JJL0E158MSEF	C	1500F	1.8 mOhms	22mm	51 x 135mm	214.05	207.05	198.90	190.70	119.38

UK SERIES RADIAL LEAD LOW RESISTANCE

PRODUCT NEW

RoHS Compliant

- Temperature Range: -40°C to +70°C
- Rated voltage: 2.5

For quantities greater than listed, call for quote.

MOUSER STOCK NO.	Nichicon Part No.	Fig.	Capacitance	ESR	Lead Spacing	Dimensions (D X L)	Price Each 1	10	50	100
647-JUK0E685MHD	JUK0E685MHD	D	6.8uF	0.075 Ohms	5mm	12.5 x 31.5mm	5.86	4.06	3.24	2.89
647-JUK0E126MHD	JUK0E126MHD	D	12uF	0.060 Ohms	7.5mm	16 x 31.5mm	9.81	6.79	5.44	4.84
647-JUK0E186MHD	JUK0E186MHD	D	18uF	0.055 Ohms	7.5mm	18 x 31.5mm	10.98	7.60	6.08	5.40
647-JUK0E276MHD	JUK0E276MHD	D	27uF	0.040 Ohms	7.5mm	18 x 40mm	15.52	10.74	8.59	7.64

UM SERIES RADIAL LEAD HIGH VOLTAGE

RoHS Compliant

- Temperature Range: -25°C to +70°C
- Rated voltage: 2.7

For quantities greater than listed, call for quote.

MOUSER STOCK NO.	Nichicon Part No.	Fig.	Capacitance	ESR	Lead Spacing	Dimensions (D X L)	Price Each 1	10	50	100	200
647-JUMT1474MED	JUMT1474MED	E	0.47F	4 Ohms	2.5mm	6.3 x 11mm	1.65	1.29	1.27	.98	.872
647-JUMT1105MPD	JUMT1105MPD	E	1.0F	2 Ohms	3.5mm	8 x 11.5mm	2.07	1.62	1.57	1.21	1.08
647-JUMT1225MPD	JUMT1225MPD	E	2.2F	2 Ohms	3.5mm	8 x 20mm	2.58	2.08	1.97	1.56	1.35
647-JUMT1335MPD	JUMT1335MPD	E	3.3F	1 Ohms	5mm	10 x 20mm	3.47	2.80	2.65	2.14	1.82
647-JUMT1475MHD	JUMT1475MHD	E	4.7F	0.4 Ohms	5mm	12.5 x 20mm	5.40	4.34	4.04	3.38	2.76
647-JUMT1106MHD	JUMT1106MHD	E	10F	0.1 Ohms	5mm	12.5 x 31.5mm	4.80	4.31	3.75	3.25	2.88
647-JUMT1226MHD	JUMT1226MHD	E	22F	0.1 Ohms	7.5mm	16 x 31.5mm	8.34	7.39	6.46	5.91	5.36
647-JUMT1336MHD	JUMT1336MHD	E	33F	0.1 Ohms	7.5mm	18 x 31.5mm	10.30	9.14	8.20	7.31	6.61
647-JUMT1476MHD	JUMT1476MHD	E	47F	0.1 Ohms	7.5mm	18 x 40mm	12.75	11.33	10.17	9.05	8.20

UW SERIES RADIAL LEAD HIGH VOLTAGE

RoHS Compliant

- Temperature Range: -25°C to +70°C
- Rated voltage: 2.7

For quantities greater than listed, call for quote.

MOUSER STOCK NO.	Nichicon Part No.	Fig.	Capacitance	ESR	Lead Spacing	Dimensions (D X L)	Price Each 1	10	50	100	200
647-JUWT1105MCD	JUWT1105MCD	F	1F	4 Ohms	2.5mm	6.3 x 9mm	1.03	.749	.621	.514	.471
647-JUWT1155MPD	JUWT1155MPD	F	1.5F	3 Ohms	3.5mm	8 x 11.5mm	1.97	1.66	1.52	1.49	1.13
647-JUWT1275MPD	JUWT1275MPD	F	2.7F	2 Ohms	3.5mm	8 x 20mm	1.93	1.55	1.36	1.19	1.02
647-JUWT1475MPD	JUWT1475MPD	F	4.7F	1 Ohms	5mm	10 x 20mm	2.62	2.12	1.86	1.62	1.38
647-JUWT1685MHD	JUWT1685MHD	F	6.8F	0.8 Ohms	5mm	12.5 x 20mm	4.14	3.34	2.93	2.60	2.13
647-JUWT1126MPD	JUWT1126MPD	F	12F	0.4 Ohms	5mm	10 x 31.5mm	4.34	3.91	3.15	2.95	2.60
647-JUWT1226MHD	JUWT1226MHD	F	22F	0.3 Ohms	5mm	12.5 x 31.5mm	4.93	4.43	3.57	3.35	2.95
647-JUWT1336MHD	JUWT1336MHD	F	33F	0.2 Ohms	7.5mm	16 x 31.5mm	6.51	5.85	5.07	4.42	3.91
647-JUWT1476MHD	JUWT1476MHD	F	47F	0.2 Ohms	7.5mm	18 x 31.55mm	7.09	6.30	5.71	5.04	4.57
647-JUWT1826MHD	JUWT1826MHD	F	82F	0.1 Ohms	7.5mm	18 x 40mm	9.22	8.19	7.42	6.55	5.94

© Copyright 2013 Mouser Electronics
© Copyright 2013 Mouser Electronics

PANASONIC Electric Double Layer Capacitors

Panasonic

RoHS Compliant **This product is RoHS compliant.**

DIMENSIONS: mm

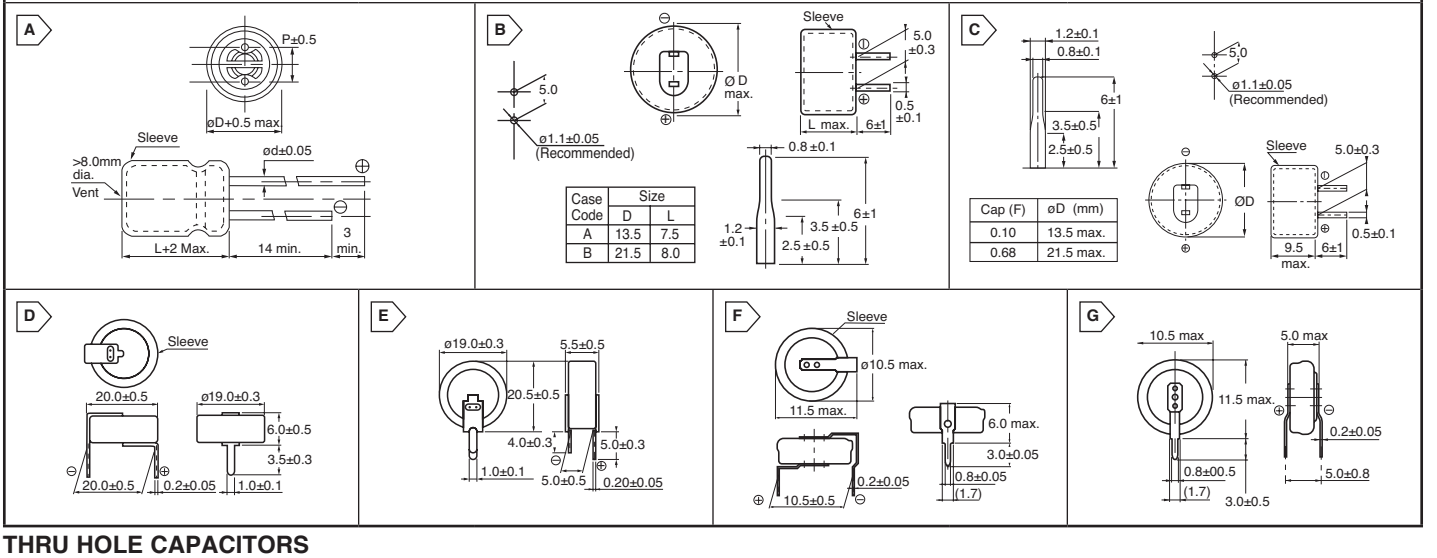

THRU HOLE CAPACITORS

EEC-HZ Series

Features:
- Miniaturized, high withstand voltage
- Can be discharged mA or more current

Specifications:
- Temp. Range: -25°C - 60°C
- Max. Operating Voltage: 2.5VDC
- Nominal Cap. Range: 3.3F, 4.7F, 10F
- Capacitance Tolerance: -20% to +40%

Recommended Applications:
- Solar battery operated circuits
- Back up power suppliers (UPS)

For quantities greater than listed, call for quote.

MOUSER STOCK NO.	Panasonic Part No.	Fig.	Value (Farads)	Internal Resistance (Ω @ 1KHz)	Dimensions: mm Diameter	Length	Lead Diameter	Lead Space	Price Each 1	25	100	500
667-EEC-HZ0E335	EECHZ0E335	A	3.3	≤0.3	8	20	0.6	3.5	3.57	2.53	2.20	1.68
667-EEC-HZ0E475	EECHZ0E475	A	4.7	≤0.3	10	20	0.6	5.0	3.39	2.35	2.13	1.58
667-EEC-HZ0E106	EECHZ0E106	A	10	≤0.2	10	20	0.6	5.0	4.41	3.06	2.77	2.05

STACKED COIN CAPACITORS

F Series

Features:
- Endurance: +85°C 1000h

Specifications:
- Temperature Range: -25°C to +85°C
- Maximum Operating Voltage: 5.5VDC
- Nominal Cap. Range: 0.033F to 1.0F

For quantities greater than listed, call for quote.

MOUSER STOCK NO.	Panasonic Part No.	Fig.	Value (Farads)	Internal Resistance (Ω @ 1KHz)	Recommended Discharge Rate (Max. mA)	Terminal Style	Price Each 1	25	100	500
667-EEC-F5R5H473	EECF5R5H473	B	0.047	≤120	.0379 ~ .0846	-	3.28	2.32	2.02	1.54
667-EEC-F5R5H104	EECF5R5H104	B	0.1	≤100	.08 ~ .018	-	3.39	2.40	2.09	1.59
667-EEC-F5R5H474	EECF5R5H474	B	0.47	≤75	.376 ~ .0846	-	5.87	4.58	3.99	3.28
667-EEC-F5R5H684	EECF5R5H684	B	0.68	≤50	.476 ~ 1.224	-	6.07	4.73	4.12	3.39
667-EEC-F5R5H105	EECF5R5H105	B	1.0	≤50	.8 ~ 1.8	-	6.26	4.88	3.96	3.46

NF Series

Features:
- Endurance: 70°C 1000h

Recommended Applications:
- Memory backup for video and audio equipment, cameras, telephones, printers, data terminals, rice cookers, intelligent remote controls

For quantities greater than listed, call for quote.

MOUSER STOCK NO.	Panasonic Part No.	Fig.	Value (Farads)	Internal Resistance (Ω @ 1KHz)	Recommended Discharge Rate (Max. mA)	Terminal Style	Price Each 1	25	100	500
667-EEC-F5R5U104	EECF5R5U104	B	0.1	≤75	.08 ~ .18	-	1.96	1.38	1.20	.92
667-EEC-F5R5U224	EECF5R5U224	B	0.22	≤75	.176 ~ .396	-	2.54	1.95	1.27	.97
667-EEC-F5R5U474	EECF5R5U474	B	0.47	≤30	.376 ~ 1.41	-	4.38	3.04	2.75	2.04
667-EEC-F5R5U105	EECF5R5U105	B	1.0	≤30	.8 ~ 1.8	-	4.38	3.04	2.75	2.04
667-EEC-F5R5U155	EECF5R5U155	B	1.5	≤30	1.2 ~ 2.7	-	4.18	3.26	2.84	2.33

RF Series

Features:
- Endurance: 85°C 2000h
- Can be discharged mA current

Recommended Applications:
- Backup of data/RTC or base station, electronic meter, and industrial equipment
- For assist of rapid load charge

For quantities greater than listed, call for quote.

MOUSER STOCK NO.	Panasonic Part No.	Fig.	Value (Farads)	Internal Resistance (Ω @ 1KHz)	Recommended Discharge Rate (Max. mA)	Terminal Style	Price Each 1	25	100	500
667-EEC-RF0H684	EECRF0H684	C	0.68	≤20	20	-	6.43	5.02	4.37	3.60

RG Series

Features:
- Miniaturized, high withstand voltage
- Can be discharge mA or more current

Specifications:
- Temperature Range: -25°C to +85°C

For quantities greater than listed, call for quote.

MOUSER STOCK NO.	Panasonic Part No.	Fig.	Value (Farads)	Internal Resistance (Ω @ 1KHz)	Recommended Discharge Rate (Max. mA)	Terminal Style	Price Each 1	25	100	500
667-EEC-RG0V105H	EECRG0V105H	D	1.0	≤20	20	H	4.47	3.49	3.04	2.50
667-EEC-RG0V105V	EECRG0V105V	E	1.0	≤20	20	V	4.47	3.49	3.04	2.50
667-EEC-RG0V224H	EEC-RG0V224H	F	0.22	≤50	1 or less	H	1.85	1.57	1.29	1.02
667-EEC-RG0V224V	EEC-RG0V224V	G	0.22	≤50	1 or less	V	1.85	1.57	1.29	1.02

SD Series

Features:
- Endurance: 70°C 1000h

Specifications:
- Category Temp. Range: -25°C to +70°C
- Max. Operating Voltage: 5.5VDC
- Nominal Cap. Range: 0.022F to 0.33F

Recommended Applications:
- Memory backup for video and audio equipment, cameras, telephones, printers, data terminals, rice cookers, intelligent remote controls

For quantities greater than listed, call for quote.

MOUSER STOCK NO.	Panasonic Part No.	Fig.	Value (Farads)	Internal Resistance (Ω @ 1KHz)	Recommended Discharge Rate (Max. mA)	Terminal Style	Price Each 1	25	100	500
667-EEC-S0HD223V	EECS0HD223V	G	0.022	≤150	.0176 ~ .0396	V	1.64	1.12	.968	.731
667-EEC-S0HD223H	EECS0HD223H	F	0.022	≤150	.0176 ~ .0396	H	1.64	1.12	.968	.731
667-EEC-S0HD473V	EECS0HD473V	G	0.047	≤120	.0376 ~ .0846	V	1.69	1.16	1.00	.756
667-EEC-S0HD473H	EECS0HD473H	F	0.047	≤120	.0376 ~ .0846	H	1.69	1.16	1.00	.756
667-EEC-S0HD104V	EECS0HD104V	G	0.1	≤75	.08 ~ .18	V	1.75	1.20	1.04	.782
667-EEC-S0HD104H	EECS0HD104H	F	0.1	≤75	.08 ~ .18	H	1.75	1.20	1.04	.782
667-EEC-S0HD224V	EECS0HD224V	G	0.22	≤75	.176 ~ .396	V	1.81	1.24	1.07	.808
667-EEC-S0HD224H	EECS0HD224H	F	0.22	≤75	.176 ~ .396	H	1.81	1.24	1.07	.808
667-EEC-S0HD334V	EECS0HD334V	G	0.33	≤75	.264 ~ .594	V	1.87	1.28	1.10	.836
667-EEC-S0HD334H	EECS0HD334H	F	0.33	≤75	.264 ~ .594	H	1.87	1.28	1.10	.836

SG Series

Features:
- Endurance: 70°C 1000h
- Maximum height of 6.5mm (H Terminal)

Recommended Applications:
- Memory backup for video and audio equipment, cameras, telephones, printers, data terminals, rice cookers, intelligent remote controls

For quantities greater than listed, call for quote.

MOUSER STOCK NO.	Panasonic Part No.	Fig.	Value (Farads)	Internal Resistance (Ω @ 1KHz)	Recommended Discharge Rate (Max. mA)	Terminal Style	Price Each 1	25	100	500
667-EEC-S5R5H474	EECS5R5H474	D	0.47	≤30	.376 ~ 1.41	H	4.00	2.77	2.51	1.86
667-EEC-S5R5V474	EECS5R5V474	E	0.47	≤30	.376 ~ 1.41	V	4.00	2.77	2.51	1.86
667-EEC-S5R5H105	EECS5R5H105	D	1.0	≤30	.8 ~ 1.8	H	4.14	2.88	2.60	1.94
667-EEC-S5R5V105	EECS5R5V105	E	1.0	≤30	.8 ~ 1.8	V	4.14	2.88	2.60	1.94
667-EEC-S5R5H155	EECS5R5H155	D	1.5	≤30	1.2 ~ 2.7	H	4.76	3.31	3.00	2.23
667-EEC-S5R5V155	EECS5R5V155	E	1.5	≤30	1.2 ~ 2.7	V	4.76	3.31	3.00	2.23

© Copyright 2013 Mouser Electronics

© Copyright 2013 Mouser Electronics

POWERSTOR® Supercapacitors

RoHS Compliant **This product is RoHS compliant.**

COOPER Bussmann PowerStor

PowerStor®, a Cooper Bussmann brand, is a family of **supercapacitors** featuring ultra-low resistance and unique high-energy storage for electronic circuits and portable devices. **PowerStor** devices are ideal for pulse power and electronic memory circuitry applications with an **supercapacitor** the size of an "AA" alkaline battery capable of peak current up to 35amps. PowerStor supercapacitors come in cylindrical and coin cell packages to meet power, space and mounting requirements.

KR SERIES - COIN CELL SUPERCAPACITORS

The KR Series offers a wide range of high capacitance coin cell style products for use in memory and RTC back-up applications. End products include computers, cameras, camcorders, telephones, printers, car stereos, CCTV, set top box and PDP.

Specifications:
- Working Voltage: 5.5V
- Surge Voltage: 6.3V
- Nominal Capacitance Range: 0.1 to 1.5F
- Capacitance Tolerance: -20% to +80% (20°C)
- Operating Temperature Range: -25°C to 70°C

Typical Applications:
- Computer and peripherals
- Telephones
- DSL modems and routers
- Digital Radios
- Set top boxes

Features and Benefits:
- High specific capacitance
- Low leakage current
- Long cycle life
- Eco-friendly

Performance		
Parameters	Capacitance Change (% of Initial Measured Value)	ESR (% of Initial Specified Value)
Life (1000hrs. @ 70°C @ 5.5Vdc)	≤ 30	≤ 400
Storage - Low and High Temperature (1000hrs. @ -25°C and 70°C)	≤ 30	≤ 400

DIMENSIONS: mm

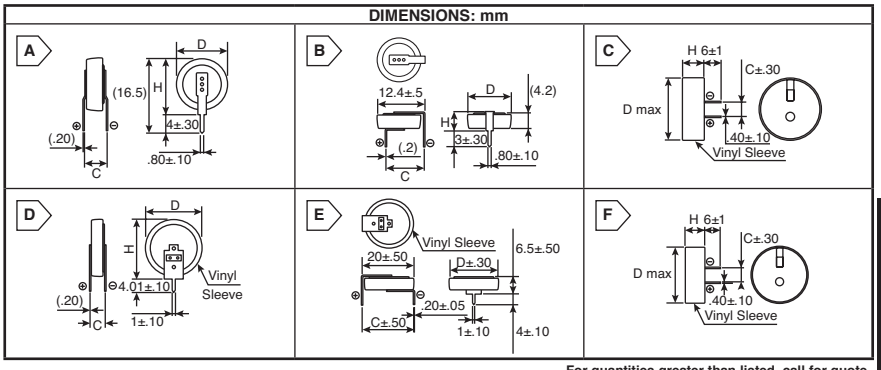

For quantities greater than listed, call for quote.

MOUSER STOCK NO.	Bussmann Part No.	Fig.	Nominal Capacitance (F)	Nominal ESR (Ω) Measured at 1kHz	Nominal Dimensions (mm) Diameter	Height	Lead C to C	Typical Mass (grams/1 piece)	Price Each 1	25	50	100	250	500
504-KR-5R5V104-R	KR-5R5V104-R	A	0.1	75	11.5	12.5	5	1.4	1.74	1.46	1.34	1.20	1.07	1.05
504-KR-5R5H104-R	KR-5R5H104-R	B	0.1	75	11.5	5	10	1.4	1.47	1.38	1.28	1.12	1.05	1.03
504-KR-5R5C104-R	KR-5R5C104-R	C	0.1	75	13.5	7.5	5	3.3	1.47	1.38	1.28	1.12	1.05	1.03
504-KR-5R5C224-R	KR-5R5C224-R	C	0.22	75	13.5	7.5	5	3.3	1.74	1.46	1.34	1.20	1.07	1.05
504-KR-5R5V334-R	KR-5R5V334-R	A	0.33	50	11.5	12.5	5	1.4	1.74	1.46	1.34	1.20	1.19	1.18
504-KR-5R5H334-R	KR-5R5H334-R	B	0.33	50	11.5	5	10	1.4	1.74	1.46	1.34	1.20	1.07	1.05
504-KR-5R5C334-R	KR-5R5C334-R	C	0.33	50	13.5	7.5	5	3.3	1.74	1.46	1.34	1.20	1.07	1.05
504-KR-5R5V474-R	KR-5R5V474-R	A	0.47	50	11.5	12.5	5	1.4	3.14	2.64	2.41	2.16	1.93	1.70
504-KR-5R5H474-R	KR-5R5H474-R	B	0.47	50	11.5	5	10	1.4	3.14	2.64	2.41	2.16	1.93	1.70
504-KR-5R5C474-R	KR-5R5C474-R	C	0.47	50	13.5	7.5	5	3.3	3.14	2.73	2.57	2.25	2.05	1.98
504-KR-5R5V105-R	KR-5R5V105-R	D	1.0	30	19	19.5	5	4.2	3.45	2.91	2.64	2.38	2.12	1.89
504-KR-5R5H105-R	KR-5R5H105-R	E	1.0	30	19	6.5	20	4.2	3.45	2.91	2.64	2.53	2.35	1.89
504-KR-5R5C105-R	KR-5R5C105-R	F	1.0	30	21.5	7.5	5	9.1	3.45	2.91	2.64	2.38	2.12	1.89
504-KR-5R5V155-R	KR-5R5V155-R	D	1.5	30	19	19.5	5	4.2	4.70	3.97	3.61	3.24	2.89	2.48
504-KR-5R5H155-R	KR-5R5H155-R	E	1.5	30	19	6.5	20	4.2	4.70	3.97	3.61	3.24	2.89	2.48
504-KR-5R5C155-R	KR-5R5C155-R	F	1.5	30	21.5	7.5	5	9.1	4.70	3.97	3.61	3.24	2.89	2.48

P SERIES AND PM SERIES - SUPERCAPACITORS

Common Features and Benefits:
- Ultra-low ESR
- High Capacitance
- Long Life Cycle
- Low Leakage Currents
- High Energy Density

Bussmann Part No.	Dimensions: mm A	B	C	D	P
PA-5R0V224-R	9.0	17.3	22.0	0.5	11.8
PA-5R0V474-R	11.0	21.3	23.0	0.6	5.3
PB-5R0H104-R	6.0	11.3	13.0	0.5	7.3
PB-5R0V474-R	9.0	17.3	14.5	0.5	11.8
PB-5R0H474-R	9.0	17.3	14.5	0.5	11.8
PB-5R0H105-R	9.0	17.3	22.0	0.5	11.8
PM-5R0V155-R	11.0	21.3	23.0	0.6	5.3
PM-5R0V305-R	11.0	21.3	32.5	0.6	5.3
Tolerances	Maximum			±0.02	±0.5

P Series Specifications:
- Working Voltage: 5.0V
- Surge Voltage Rating: 6V
- Nominal Capacitance Range: 0.1F to 1.0F
- Capacitance Tolerance: -20% to +80% (20°C)
- Operating Temperature Range: -25°C to 70°C

PM Series Specifications:
- Surge Voltage Rating: 5.5V
- Operating Temperature Range: -40°C to 85°C (max. working voltage: 3.9V)

Applications:
- Pulse Power
- Bridge or Hold-up Power

DIMENSIONS: mm

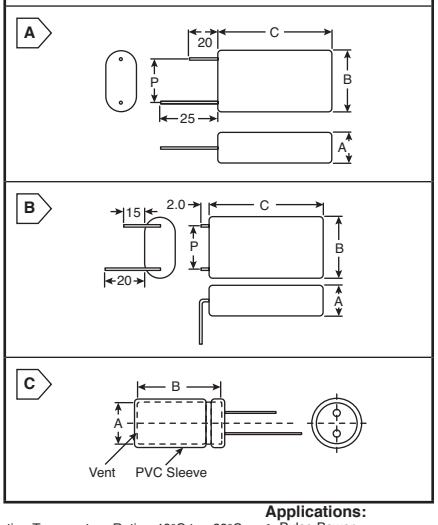

For quantities greater than listed, call for quote.

MOUSER STOCK NO.	Bussmann Part No.	Fig.	Nominal Capacitance (F)	Nominal ESR (Ω) Measured at 1kHz	Voltage	Price Each 1	25	50	100	250
504-PA-5R0V224-R	PA-5R0V224-R	A	0.224	0.3	5.0	7.82	6.61	6.01	5.41	4.82
504-PA-5R0V474-R	PA-5R0V474-R	A	0.47	0.2	5.0	9.91	8.38	7.62	6.86	6.23
504-PB-5R0H104-R	PB-5R0H104-R	B	0.1	10	5.0	3.30	2.82	2.62	2.36	2.15
504-PB-5R0H105-R	PB-5R0H105-R	B	1.0	1.0	5.0	9.44	8.10	7.50	6.77	6.17
504-PB-5R0H474-R	PB-5R0H474-R	B	0.47	2.0	5.0	6.28	5.67	4.91	4.29	3.93
504-PB-5R0V474-R	PB-5R0V474-R	A	0.47	2.0	5.0	5.74	4.85	4.41	3.97	3.61
504-PM-5R0V155-R	PM-5R0V155-R	A	1.5	0.07	5.0	15.47	13.09	11.90	10.71	9.52
504-PM-5R0V305-R	PM-5R0V305-R	A	3.0	0.05	5.0	15.47	12.75	11.90	10.71	9.52
504-PM-5R0H474-R	PM-5R0H474-R	A	0.47	0.3	5.0	10.91	9.20	8.40	7.54	6.74
504-PM-5R0H105-R	PM-5R0H105-R	A	1.0	0.15	5.0	10.60	8.97	8.15	7.51	7.12
504-PM-5R0V474-R	PM-5R0V474-R	A	0.47	0.3	5.0	10.91	9.20	8.40	7.54	6.74

M SERIES SUPERCAPACITORS

Specifications:
- Working Voltage: 2.5V
- Nominal Capacitance Range: 1F to 9F
- Capacitance Tolerance: -20% to +80% (20C)
- Surge Voltage Rating: 3V
- Operating Temperature Rating-40°C to +60°C

Applications:
- Pulse Power
- Bridge or Hold-up Power

MOUSER STOCK NO.	Bussmann Part No.	Fig.	Capacitance (F)	Nominal ESR (Ω) (Equivalent Series Resistance) Measured @ 1kHz	DC	Nominal Dimensions (mm) Diameter (A)	Length (B)	Typical Mass (grams/piece)	Price Each 1	25	50	100	250
504-M0810-2R5105-R	M0810-2R5105-R	C	1	0.15	0.2	ø8	13	1.2	4.17	3.53	3.21	2.89	2.57
504-M0820-2R5205-R	M0820-2R5205-R	C	2	0.075	0.1	ø8	20	1.5	8.35	7.06	6.42	5.78	5.14
504-M1020-2R5305-R	M1020-2R5305-R	C	3	0.035	0.05	ø10	20.5	2.8	10.43	8.83	8.03	7.22	6.42
504-M1030-2R5605-R	M1030-2R5605-R	C	6	0.025	0.035	ø10	30	3.9	12.52	10.59	9.63	8.67	7.70
504-M1325-2R5905-R	M1325-2R5905-R	C	9	0.02	0.03	ø13	26	5.6	17.87	15.09	13.75	12.36	11.02

PHB AND PHV SERIES - SUPERCAPACITORS

Specifications:
- Large capacitance for high energy density
- Low ESR for high power density

NEW PRODUCT

Replace _ with V for Vertical, H for Horizontal.

For quantities greater than listed, call for quote.

MOUSER STOCK NO.	Bussmann Part No.	Nominal Capacitance (F)	Voltage	Maximum ESR (Ω) 1kHz	100Hz	Price Each 1	25	50	100
504-PHB-5R0_155-R	PHB-5R0_155-R	1.5	5	0.31	0.33	11.82	10.20	9.39	8.57
504-PHB-5R0_255-R	PHB-5R0_255-R	2.5	5	0.19	0.20	13.94	12.02	11.07	10.11
504-PHB-5R0_305-R	PHB-5R0_305-R	3	5	0.19	0.20	14.69	12.66	11.66	10.65
504-PHB-5R0_505-R	PHB-5R0_505-R	5	5	0.12	0.13	18.54	15.99	14.72	13.45
504-PHV-5R4_474-R	PHV-5R4_474-R	0.47	5.4	0.30	0.40	6.97	6.00	5.53	5.05
504-PHV-5R4_155-R	PHV-5R4_155-R	1.5	5.4	0.12	0.16	11.82	10.20	9.39	8.57
504-PHV-5R4_255-R	PHV-5R4_255-R	2.5	5.4	0.075	0.08	13.94	12.02	11.07	10.11
504-PHV-5R4_305-R	PHV-5R4_305-R	3	5.4	0.075	0.08	14.69	12.66	11.66	10.65
504-PHV-5R4_505-R	PHV-5R4_505-R	5	5.4	0.065	0.07	18.54	15.99	14.72	13.45

Nominal Capacitance (F)	A	B	C	d'	D	D'	E	E'	F	P
0.47	9.0	17.3	14.5	0.5	20	15	25	20	2.0	11.8
1.5	9.0	17.3	22.0	0.5	20	15	25	20	2.0	11.8
2.5	11.0	21.3	23.0	0.6	20	15	25	20	2.0	5.3
3.0	9.0	17.3	32.5	0.5	20	15	25	20	2.0	11.8
5.0	11.0	21.3	32.5	0.6	20	15	25	20	2.0	5.3
	Maximum			±0.02	Minimum				±0.5	

DIMENSIONS: mm

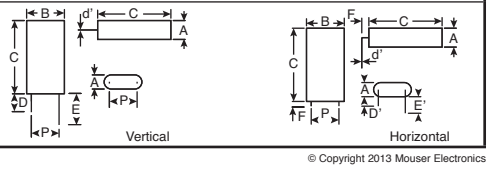

© Copyright 2013 Mouser Electronics

© Copyright 2013 Mouser Electronics

KEMET Aluminum Electrolytic Capacitors

The Capacitance Company KEMET CHARGED.™

RoHS Compliant **This product is RoHS compliant.**

ESC SERIES 105°C LOW IMPEDANCE

Features:
- High frequency switching mode circuits
- Case with ØD>6.0mm has the safety vent at the bottom

For quantities greater than listed, call for quote.

MOUSER STOCK NO.	KEMET Part No.	Value (uF)	Case Size D x L (mm)	LS (mm)	Price Each 1	50	100
10 Volt							
80-ESC687M010AH1AA	ESC687M010AH1AA	680	10 x 12	5	.41	.278	.17
16 Volt							
80-ESC107M016AC3AA	ESC107M016AC3AA	100	5 x 11	2	.27	.182	.091
80-ESC477M016AH1AA	ESC477M016AH1AA	470	10 x 12	5	.21	.171	.119
80-ESC108M016AH4AA	ESC108M016AH4AA	1000	10 x 9	5	.50	.353	.211
35 Volt							
80-ESC106M035AC3AA	ESC106M035AC3AA	10	5 x 11	2	.11	.075	.06
80-ESC686M035AE3AA	ESC686M035AE3AA	68	6 x 11	2.5	.28	.182	.108
80-ESC107M035AG3AA	ESC107M035AG3AA	100	8 x 11	3.5	.14	.102	.081
80-ESC227M035AH1AA	ESC227M035AH1AA	220	10 x 12	5	.36	.246	.15

ESG SERIES 105°C LOW IMPEDANCE LONG LIFE

Features:
- High reliability

Applications:
- Electronic ballast and other long life equipment

250 Volt							
80-ESG226M250AL3AA	ESG226M250AL3AA	22	13 x 20	5	.74	.514	.342
80-ESG476M250AM5AA	ESG476M250AM5AA	47	16 x 20	7.5	1.09	.856	.642
400 Volt							
80-ESG475M400AH2AA	ESG475M400AH2AA	4.7	10 x 15	5	.63	.439	.293
80-ESG226M400AL4AA	ESG226M400AL4AA	22	13 x 25	5	1.12	.845	.61

ESH SERIES 105°C GENERAL PURPOSE

Features:
- High reliability

Applications:
- Coupling, decoupling, by-pass, filtering

16 Volt							
80-ESH226M016AC3AA	ESH226M016AC3AA	22	5 x 11	2	.18	.128	.061
80-ESH476M016AC3AA	ESH476M016AC3AA	47	10 x 16	5	.09	.054	.043
80-ESH108M016AH2AA	ESH108M016AH2AA	1000	10 x 20	5	.41	.30	.268
80-ESH108M016AH4AA	ESH108M016AH4AA	1000	5 x 11	2	.42	.31	.278
25 Volt							
80-ESH476M025AC3AA	ESH476M025AC3AA	47	6.3 x 11	2.5	.14	.086	.064
80-ESH107M025AE3AA	ESH107M025AE3AA	100	16 x 25	7.5	.20	.118	.086
80-ESH477M025AH2AA	ESH477M025AH2AA	470	5 x 11	2	.43	.321	.278
80-ESH228M025AM7AA	ESH228M025AM7AA	2200	10 x 16	5	1.27	.952	.845
35 Volt							
80-ESH476M035AE3AA	ESH476M035AE3AA	47	6 x 11	2.5	.20	.128	.07
80-ESH107M035AG3AA	ESH107M035AG3AA	100	8 x 11	3.5	.23	.161	.128
80-ESH477M035AH3AA	ESH477M035AH3AA	470	10 x 17	5	.47	.353	.31
80-ESH477M035AL3AA	ESH477M035AL3AA	470	13 x 20	5	.63	.471	.417
50 Volt							
80-ESH105M050AC3AA	ESH105M050AC3AA	1	5 x 11	2	.14	.086	.064
80-ESH225M050AC3AA	ESH225M050AC3AA	2.2	5 x 11	2	.15	.086	.064
80-ESH475M050AC3AA	ESH475M050AC3AA	4.7	18 x 36	7.5	.14	.086	.064
80-ESH106M050AC3AA	ESH106M050AC3AA	10	5 x 11	2	.16	.096	.075
80-ESH477M050AL3AA	ESH477M050AL3AA	470	5 x 11	2	.76	.578	.514
80-ESH228M050AN2AA	ESH228M050AN2AA	2200	13 x 20	5	2.18	1.64	1.46
63 Volt							
80-ESH685M063AC3AA	ESH685M063AC3AA	6.8	5 x 11	2	.19	.139	.064
80-ESH106M063AC3AA	ESH106M063AC3AA	10	5 x 11	2	.20	.045	.034
100 Volt							
80-ESH106M100AE3AA	ESH106M100AE3AA	10	6 x 11	2.5	.11	.054	.047
400 Volt							
80-ESH225M400AG3AA	ESH225M400AG3AA	2.2	8 x 11	5	.32	.214	.132
80-ESH475M400AH2AA	ESH475M400AH2AA	4.7	10 x 15	5	.47	.248	.216

ESX SERIES 105°C LOW IMPEDANCE

35 Volt							
80-ESX108M035AK2AA	ESX108M035AK2AA	1000	12 x 30	5	1.12	.845	.749
50 Volt							
80-ESX108M050AM7AA	ESX108M050AM7AA	1000	16 x 25	7.5	2.07	1.55	1.38

ESK SERIES 85°C GENERAL PURPOSE

Applications:
- Coupling, decoupling, by-pass, filtering

6.3 Volt							
80-ESK108M6R3AG3AA	ESK108M6R3AG3AA	1000	8 x 11	3.5	.34	.235	.134
16 Volt							
80-ESK108M016AH2AA	ESK108M016AH2AA	1000	10 x 15	5	.46	.31	.19

DIMENSIONS: mm

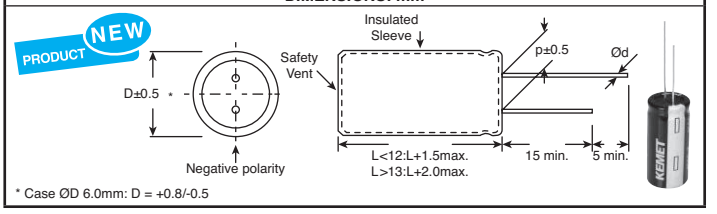

* Case ØD 6.0mm: D = +0.8/-0.5

ESK SERIES 85°C GENERAL PURPOSE (CONT.)

For quantities greater than listed, call for quote.

MOUSER STOCK NO.	KEMET Part No.	Value (uF)	Case Size D x L (mm)	LS (mm)	Price Each 1	50	100
25 Volt							
80-ESK107M025AC3AA	ESK107M025AC3AA	100	5 x 11	2.5	.11	.043	.036
80-ESK227M025AG3EA	ESK227M025AG3EA	220	10 x 20	5	.32	.193	.15
80-ESK477M025AH1EA	ESK477M025AH1EA	470	10 x 20	5	.31	.225	.203
80-ESK108M025AH4AA	ESK108M025AH4AA	1000	8 x 11	3.5	.47	.353	.31
80-ESK108M025AH4EA	ESK108M025AH4EA	1000	10 x 12	5	.47	.353	.31
80-ESK228M025AL4AA	ESK228M025AL4AA	2200	13 x 25	5	.62	.428	.342
35 Volt							
80-ESK107M035AE3AA	ESK107M035AE3AA	100	6 x 11	2.5	.11	.054	.044
80-ESK477M035AH2EA	ESK477M035AH2EA	470	10 x 16	5	.43	.321	.278
80-ESK228M035AM7AA	ESK228M035AM7AA	2200	16 x 25	7.5	.96	.663	.535
50 Volt							
80-ESK106M050AC3AA	ESK106M050AC3AA	10	5 x 11	2	.13	.075	.064
80-ESK226M050AC3AA	ESK226M050AC3AA	22	5 x 11	2	.11	.039	.03
80-ESK107M050AG3AA	ESK107M050AG3AA	100	8 x 11	3.5	.14	.107	.078
350 Volt							
80-ESK106M350AH2AA	ESK106M350AH2AA	10	10 x 15	5	.45	.31	.208

ESW SERIES 105°C LOW IMPEDANCE AND LONG LIFE

Features:
- High reliability

Applications:
- High frequency switching mode circuits

16 Volt							
80-ESW107M016AE3EA	ESW107M016AE3EA	100	6.3 x 11	2.5	.33	.193	.15
25 Volt							
80-ESW227M025AG3AA	ESW227M025AG3AA	220	8 x 11	3.5	.30	.225	.203
80-ESW477M025AH2AA	ESW477M025AH2AA	470	10 x 16	5	.69	.514	.46
35 Volt							
80-ESW227M035AG4AA	ESW227M035AG4AA	220	8 x 15	3.5	.43	.321	.278

ESY SERIES 105°C LOW IMPEDANCE

Features:
- High ripple current

10 Volt							
80-ESY108M010AG6AA	ESY108M010AG6AA	1000	8 x 20	3.5	.54	.396	.353
80-ESY108M010AH2EA	ESY108M010AH2EA	1000	10 x 16	5	.51	.385	.342
16 Volt							
80-ESY477M016AG8AA	ESY477M016AG8AA	470	10 x 20	5	.28	.214	.182
80-ESY687M016AG6AA	ESY687M016AG6AA	680	8 x 16	3.5	.76	.567	.503
80-ESY108M016AH4AA	ESY108M016AH4AA	1000	8 x 20	3.5	.79	.599	.524
25 Volt							
80-ESY476M025AC3EA	ESY476M025AC3EA	47	5 x 11	2	.24	.142	.109
80-ESY107M025AE3AA	ESY107M025AE3AA	100	6 x 11	2.5	.11	.064	.05
80-ESY337M025AG8AA	ESY337M025AG8AA	330	8 x 16	3.5	.35	.246	.147
80-ESY477M025AG6AA	ESY477M025AG6AA	470	8 x 20	3.5	.64	.449	.30
35 Volt							
80-ESY337M035AH2AA	ESY337M035AH2AA	330	16 x 15	5	.78	.546	.364
80-ESY477M035AH4AA	ESY477M035AH4AA	470	10 x 19	5	.58	.396	.266
80-ESY108M035AL4AA	ESY108M035AL4AA	1000	13 x 25	5	.87	.631	.439
50 Volt							
80-ESY107M050AG3AA	ESY107M050AG3AA	100	8 x 11	3.5	.18	.134	.106
80-ESY227M050AH2AA	ESY227M050AH2AA	220	10 x 15	5	.55	.375	.253
80-ESY477M050AL3AA	ESY477M050AL3AA	470	13 x 20	5	1.11	.867	.653
63 Volt							
80-ESY277M063AL3AA	ESY277M063AL3AA	270	13 x 20	5	1.11	.835	.599
80-ESY687M063AN4AA	ESY687M063AN4AA	680	18 x 20	7.5	1.58	1.24	.942
80-ESY108M063AM3AA	ESY108M063AM3AA	1000	16 x 36	7.5	2.45	1.98	1.51
100 Volt							
80-ESY476M100AH1AA	ESY476M100AH1AA	47	10 x 12	5	.46	.342	.30

PEG 226 150°C

Features:
- Up to 150°C
- Extremely high ripple current up to 28A ripple, RMS, continuous load
- High vibration resistance

Application:
- PEG 226 is a new generation of high performance axial electrolytic capacitors, designed for automotive applications with extremely high demands

Specification:
- Standards: IEC 60384-4 long life Grade 40/125/56
- Capacitance range: 250-4700µF
- Capacitance tolerance: -10 to +30%, -20 to +20%
- Rated voltage: 25 - 63VDC
- Temperature range: -40 to +150°C
- Shelf life at: 0V +105°C 5000 h, +40°C 10 years
- Diameter range: 16 - 20mm
- Resistance to vibrations: 10 - 2000Hz, 1.5mm displacement amplitude or max 20g 3x22 hours The capacitors must be clamped by the body
- Life test: 2000h, 150°C (ø20 case) 1500h, 150°C (ø16 case)

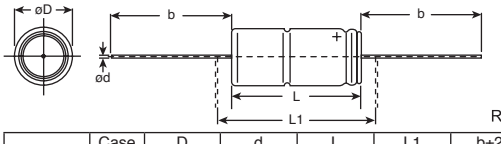

RoHS Compliant

D x L	Case Code	D ±0.5	d ±0.03	L ±1	L1 min.	b±2 Box	Weight approx (g)
16 x 27	F	16	1.0	26.5	33	40	8
16 x 35	G	16	1.0	34.5	41	40	11
20 x 27	H	20	1.0	26.5	33	40	13
20 x 35	J	20	1.0	34.5	41	40	20
20 x 43	L	20	1.0	42.5	49	40	24

For quantities greater than listed, call for quote.

MOUSER STOCK NO.	Evox-Rifa Part No.	Cap µF	Volts WVDC	D X L (mm)	Case Code	IRAC Tc=125°C ≥5 kHz (A)	IRAC Tc=140°C ≥5 kHz (A)	IAC (max) Ta=125°C ≥5 kHz (A)	ESR (max) 20°C100kHz mΩ	ESR (max) 125-150°C 5-100kHz mΩ	Price Each 1	10	50	100
80-PEG226HJ4330QE1	PEG226HJ4330QE1	3300	25	20x35	J	25.8	16.3	11.3	17	7.8	11.72	9.65	8.87	8.21
80-PEG226KF3800QE1	PEG226KF3800QE1	800	40	16x27	F	16.2	10.2	7.2	36	13.6	9.70	7.99	7.35	6.79
80-PEG226KG4120QE1	PEG226KG4120QE1	1200	40	16x35	G	18.6	11.8	8.8	26	10.3	10.54	8.68	7.97	7.37
80-PEG226KL4270QE1	PEG226KL4270QE1	2700	40	20x43	L	27.9	17.6	12.8	13	6.7	12.95	12.16	11.93	10.00
80-PEG226MG3370QE1	PEG226MG3370QE1	370	63	16x35	G	13.6	8.6	6.4	37	19.2	10.45	8.61	7.91	7.32
80-PEG226MH3470QE1	PEG226MH3470QE1	470	63	20x27	H	17.3	10.9	7.0	32	17.5	10.28	8.47	7.78	7.20

© Copyright 2013 Mouser Electronics

© Copyright 2013 Mouser Electronics

LELON Aluminum Electrolytic Capacitors

LELON REA 85°C GENERAL PURPOSE SERIES

RoHS Compliant **This product is RoHS compliant.**

Specifications:

- Operating temperature range: -40°C to +85°C
- Capacitance range: .1uF ~ 22,000uF
- Capacitance tolerance: ±20% (at 120Hz, 20°C)
- Endurance: 2000 to 3000 hours @ 85°C
- Leakage current (at 20˚C)

Application Note:

A higher voltage capacitor may be used in a lower voltage application.

RoHS Compliant

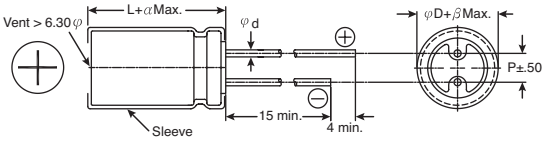

Lead Spacing & Dia.	DIMENSIONS: mm							
φD	5	6.3	8	10	12.5	16	18	22
P	2.0	2.5	3.5	5.0		7.5		10
φd	0.5		0.6			0.8		1.0
α	1.0			1.5				2.0
β	0.5							

For quantities greater than listed, call for quote.

MOUSER STOCK NO.	Lelon Part No.	Value (μF)	Case Size DxL (mm) Max.	Price Each 1	100	500	1000
10 Volt (13V Surge)							
140-REA100M1HBK0511P	REA100M1HBK-0511P	10	5x11	.06	.051	.039	.035
140-REA220M1ABK0511P	REA220M1ABK-0511P	22	5x11	.06	.051	.039	.035
140-REA470M1ABK0511P	REA470M1ABK-0511P	47	5x11	.06	.051	.039	.035
140-REA101M1ABK0511P	REA101M1ABK-0511P	100	5x11	.06	.057	.048	.043
140-REA221M1ABK0611P	REA221M1ABK-0611P	220	6.3x11	.10	.066	.056	.048
140-REA331M1ABK0811P	REA331M1ABK-0811P	330	8x11	.13	.098	.082	.076
140-REA471M1ABK0811P	REA471M1ABK-0811P	470	8x11	.14	.108	.087	.076
140-REA102M1ABK1012P	REA102M1ABK-1012P	1000	10x12	.21	.147	.118	.092
140-REA222M1ABK1320P	REA222M1ABK-1320P	2200	13x20	.45	.343	.245	.196
140-REA332M1ABK1320P	REA332M1ABK-1320P	3300	13x20	.51	.393	.332	.27
140-REA472M1ABK1625P	REA472M1ABK-1625P	4700	16x25	.80	.652	.54	.479
140-REA682M1ABK1625P	REA682M1ABK-1625P	6800	16x25	1.04	.811	.713	.627
140-REA103M1ABK1636P	REA103M1ABK-1636P	10000	18x36	1.62	1.26	1.09	.996
16 Volt (20V Surge)							
140-REA100M1CBK0511P	REA100M1CBK-0511P	10	5x11	.06	.051	.039	.035
140-REA220M1CBK0511P	REA220M1CBK-0511P	22	5x11	.06	.051	.039	.035
140-REA330M1CBK0511P	REA330M1CBK-0511P	33	5x11	.06	.051	.039	.035
140-REA470M1CBK0511P	REA470M1CBK-0511P	47	5x11	.06	.051	.039	.035
140-REA101M1CBK0611P	REA101M1CBK-0611P	100	6.3x11	.10	.072	.061	.046
140-REA221M1CBK0811P	REA221M1CBK-0811P	220	8x11	.13	.098	.082	.076
140-REA331M1CBK0811P	REA331M1CBK-0811P	330	8x11	.13	.098	.082	.076
140-REA471M1CBK1012P	REA471M1CBK-1012P	470	10x13	.23	.148	.118	.092
140-REA681M1CBK1016P	REA681M1CBK-1016P	680	10x16	.32	.227	.184	.17
140-REA102M1CBK1016P	REA102M1CBK-1016P	1000	10x16	.28	.197	.159	.148
140-REA152M1CBK1320P	REA152M1CBK-1320P	1500	13x20	.49	.373	.266	.213
140-REA222M1CBK1320P	REA222M1CBK-1320P	2200	13x20	.51	.394	.332	.271
140-REA332M1CBK1325P	REA332M1CBK-1325P	3300	13x25	.82	.652	.541	.492
140-REA472M1CBK1625P	REA472M1CBK-1625P	4700	16x25	1.02	.786	.663	.59
140-REA682M1CBK1632P	REA682M1CBK-1632P	6800	16x32	1.70	1.33	1.12	.972
140-REA103M1CBK1832P	REA103M1CBK-1832P	10000	18x36	2.08	1.62	1.38	1.26
25 Volt (32V Surge)							
140-REA4R7M1EBK0511P	REA4R7M1EBK-0511P	4.7	5x11	.06	.051	.039	.035
140-REA100M1EBK0511P	REA100M1EBK-0511P	10	5x11	.06	.051	.039	.035
140-REA220M1EBK0511P	REA220M1EBK-0511P	22	5x11	.06	.051	.039	.035
140-REA330M1EBK0511P	REA330M1EBK-0511P	33	5x11	.06	.051	.039	.035
140-REA470M1EBK0511P	REA470M1EBK-0511P	47	5x11	.06	.051	.039	.035
140-REA101M1EBK0611P	REA101M1EBK-0611P	100	6.3x11	.11	.068	.051	.046
140-REA221M1EBK0811P	REA221M1EBK-0811P	220	8x11	.14	.108	.089	.08
140-REA331M1EBK1012P	REA331M1EBK-1012P	330	10x16	.20	.148	.118	.109
140-REA471M1EBK1012P	REA471M1EBK-1012P	470	10x12	.20	.159	.148	.123
140-REA102M1EBK1320P	REA102M1EBK-1320P	1000	13x20	.42	.332	.233	.184
140-REA222M1EBK1625P	REA222M1EBK-1625P	2200	16x25	.82	.652	.54	.479
140-REA332M1EBK1632P	REA332M1EBK-1632P	3300	16x32	1.24	.96	.824	.763
140-REA472M1EBK1632P	REA472M1EBK-1632P	4700	18x31	1.54	1.17	.972	.898
140-REA682M1EBK1836P	REA682M1EBK-1836P	6800	22x41	2.08	1.62	1.38	1.26
140-REA103M1EBK2240P	REA103M1EBK-2240P	10000	25x40	3.89	3.02	2.59	2.44
35 Volt (44V Surge)							
140-REA4R7M1VBK0511P	REA4R7M1VBK-0511P	4.7	5x11	.06	.051	.039	.035
140-REA100M1VBK0511P	REA100M1VBK-0511P	10	5x11	.06	.051	.039	.035
140-REA220M1VBK0511P	REA220M1VBK-0511P	22	5x11	.06	.051	.039	.035
140-REA330M1VBK0611P	REA330M1VBK-0611P	33	6.3x11	.09	.056	.039	.035
140-REA470M1VBK0611P	REA470M1VBK-0611P	47	6.3x11	.10	.072	.061	.046
140-REA101M1VBK0811P	REA101M1VBK-0811P	100	8x11	.13	.097	.081	.076
140-REA221M1VBK1012P	REA221M1VBK-1012P	220	10x12	.19	.148	.118	.092
140-REA331M1VBK1012P	REA331M1VBK-1012P	330	10x22	.21	.159	.148	.123
140-REA471M1VBK1016P	REA471M1VBK-1016P	470	10x16	.30	.233	.209	.159
140-REA681M1VBK1320P	REA681M1VBK-1320P	680	13x20	.60	.46	.394	.328
140-REA102M1VBK1320P	REA102M1VBK-1320P	1000	13x20	.61	.455	.381	.332
140-REA222M1VBK1625P	REA222M1VBK-1625P	2200	16x25	1.02	.812	.714	.627
140-REA332M1VBK1636P	REA332M1VBK-1636P	3300	18x36	1.54	1.17	.983	.91
140-REA472M1VBK1836P	REA472M1VBK-1836P	4700	18x36	2.08	1.75	1.59	1.43
140-REA682M1VBK2240P	REA682M1VBK-2240P	6800	22x41	4.30	3.34	2.86	2.70
50 Volt (63V Surge)							
140-REAR22M1HBK0511P	REAR22M1HBK-0511P	0.22	5x11	.06	.051	.039	.035
140-REAR47M1HBK0511P	REAR47M1HBK-0511P	0.47	5x11	.06	.051	.039	.035
140-REA1R0M1HBK0511P	REA010M1HBK-0511P	1.0	5x11	.06	.051	.039	.035
140-REA2R2M1HBK0511P	REA2R2M1HBK-0511P	2.2	5x11	.06	.051	.039	.035
140-REA3R3M1HBK0511P	REA3R3M1HBK-0511P	3.3	5x11	.06	.051	.039	.035
140-REA4R7M1HBK0511P	REA4R7M1HBK-0511P	4.7	5x11	.06	.051	.039	.035
140-REA100M1HBK0511P	REA100M1HBK-0511P	10	5x11	.06	.051	.039	.035
140-REA150M1HBK0511P	REA150M1HBK-0511P	15	5X11	.09	.066	.055	.049
140-REA220M1HBK0511P	REA220M1HBK-0511P	22	5x11	.06	.057	.046	.042
140-REA330M1HBK0611P	REA330M1HBK-0611P	33	6.3x11	.10	.08	.068	.056
140-REA470M1HBK0611P	REA470M1HBK-0611P	47	8x11	.10	.08	.068	.056
140-REA101M1HBK0811P	REA101M1HBK-0811P	100	8x11	.13	.098	.082	.076
140-REA221M1HBK1016P	REA221M1HBK-1016P	220	10x16	.26	.196	.159	.147

For quantities greater than listed, call for quote.

MOUSER STOCK NO.	Lelon Part No.	Value (μF)	Case Size DxL (mm) Max.	Price Each 1	100	500	1000
50 Volt (63V Surge) Cont.							
140-REA331M1HBK1320P	REA331M1HBK-1320P	330	13x20	.34	.271	.233	.221
140-REA471M1HBK1320P	REA471M1HBK-1320P	470	13x20	.54	.43	.369	.307
140-REA102M1HBK1625P	REA102M1HBK-1625P	1000	16x25	.86	.664	.566	.517
140-REA222M1HBK1636P	REA222M1HBK-1636P	2200	16x36	1.44	1.09	.812	.714
140-REA332M1HBK2240P	REA332M1HBK-2240P	3300	22x40	3.34	2.59	2.23	1.72
140-REA472M1HBK2540P	REA472M1HBK-2540P	4700	25x40	3.89	3.02	2.59	2.44
63 Volt (79V Surge)							
140-REA1R0M1JBK0511P	REA010M1JBK-0511P	1.0	5x11	.06	.051	.039	.035
140-REA2R2M1JBK0511P	REA2R2M1JBK-0511P	2.2	5x11	.06	.051	.039	.035
140-REA4R7M1JBK0511P	REA4R7M1JBK-0511P	4.7	5x11	.06	.051	.039	.035
140-REA6R8M1JBK0511P	REA6R8M1JBK-0511P	6.8	5x11	.09	.06	.045	.041
140-REA100M1JBK0511P	REA100M1JBK-0511P	10	5x11	.09	.061	.048	.043
140-REA220M1JBK0611P	REA220M1JBK-0611P	22	6.3x11	.10	.071	.054	.05
140-REA330M1JBK0811P	REA330M1JBK-0811P	33	8x11	.10	.081	.068	.063
140-REA470M1JBK0811P	REA470M1JBK-0811P	47	8x11	.13	.098	.082	.074
140-REA680M1JBK1012P	REA680M1JBK-1012P	68	10x12	.19	.166	.138	.124
140-REA101M1JBK1012P	REA101M1JBK-1012P	100	10x12	.17	.148	.123	.11
140-REA221M1JBK1016P	REA221M1JBK-1016P	220	10x16	.35	.282	.233	.209
140-REA471M1JBK1625P	REA471M1JBK-1625P	470	16x27	.66	.517	.443	.418
140-REA102M1JBK1625P	REA102M1JBK-1625P	1000	16x25	1.19	.934	.799	.725
140-REA222M1JBK2240P	REA222M1JBK-2240P	2200	22x40	2.11	1.64	1.41	1.29
100 Volt (125V Surge)							
140-REA0R1M2ABK0511P	REA0R1M2ABK-0511P	0.1	5x11	.06	.058	.049	.043
140-REAR47M2ABK0511P	REAR47M2ABK-0511P	0.47	5x11	.06	.058	.049	.043
140-REA1R0M2ABK0511P	REA010M2ABK-0511P	1.0	5x11	.06	.058	.049	.043
140-REA2R2M2ABK0511P	REA2R2M2ABK-0511P	2.2	5x11	.06	.058	.049	.043
140-REA3R3M2ABK0511P	REA3R3M2ABK-0511P	3.3	5x11	.06	.058	.049	.043
140-REA4R7M2ABK0511P	REA4R7M2ABK-0511P	4.7	5x11	.09	.061	.049	.043
140-REA100M2ABK0611P	REA100M2ABK-0611P	10	6.3x11	.10	.071	.054	.05
140-REA220M2ABK0811P	REA220M2ABK-0811P	22	8x11	.13	.097	.081	.076
140-REA330M2ABK1016P	REA330M2ABK-1016P	33	10x16	.20	.148	.123	.11
140-REA470M2ABK1016P	REA470M2ABK-1016P	47	10x16	.27	.209	.159	.147
140-REA101M2ABK1020P	REA101M2ABK-1020P	100	10x20	.44	.345	.246	.197
140-REA221M2ABK1320P	REA221M2ABK-1320P	220	13x21	.82	.652	.541	.479
140-REA331M2ABK1625P	REA331M2ABK-1625P	330	16x26	.95	.75	.652	.59
140-REA471M2ABK1632P	REA471M2ABK-1632P	470	18x32	1.26	.984	.837	.775
160 Volt (200V Surge)							
140-REA1R0M2CBK0511P	REA010M2CBK-0511P	1.0	5x11	.06	.058	.05	.044
140-REA2R2M2CBK0611P	REA2R2M2CBK-0611P	2.2	6.3x11	.10	.075	.063	.052
140-REA3R3M2CBK0811P	REA3R3M2CBK-0811P	3.3	8x11	.10	.077	.066	.061
140-REA4R7M2CBK0811P	REA4R7M2CBK-0811P	4.7	8x11	.11	.087	.076	.07
140-REA100M2CBK1012P	REA100M2CBK-1012P	10	10x12	.18	.147	.12	.105
140-REA220M2CBK1020P	REA220M2CBK-1020P	22	10x20	.24	.184	.147	.135
140-REA330M2CBK1320P	REA330M2CBK-1320P	33	13x20	.30	.246	.209	.195
140-REA470M2CBK1320P	REA470M2CBK-1320P	47	13x20	.45	.356	.307	.273
140-REA101M2CBK1625P	REA101M2CBK-1625P	100	16x25	.74	.566	.479	.431
140-REA221M2CBK1632P	REA221M2CBK-1632P	220	18x36	1.52	1.18	1.02	.886
140-REA331M2CBK1840P	REA331M2CBK-1840P	330	18x40	2.10	1.62	1.38	1.27
250 Volt (300V Surge)							
140-REA1R0M2EBK0511P	REA010M2EBK-0511P	1.0	6.3x11	.10	.078	.068	.058
140-REA2R2M2EBK0811P	REA2R2M2EBK-0811P	2.2	8x11	.13	.103	.087	.076
140-REA3R3M2EBK0811P	REA3R3M2EBK-0811P	3.3	10x12	.15	.116	.094	.088
140-REA4R7M2EBK1016P	REA4R7M2EBK-1016P	4.7	10x12	.17	.122	.106	.101
140-REA100M2EBK1016P	REA100M2EBK-1016P	10	10x20	.23	.171	.147	.137
140-REA220M2EBK1320P	REA220M2EBK-1320P	22	13x26	.50	.393	.332	.299
140-REA330M2EBK1325P	REA330M2EBK-1325P	33	13x26	.58	.443	.381	.345
140-REA470M2EBK1625P	REA470M2EBK-1625P	47	16x25	.75	.578	.504	.455
140-REA101M2EBK1636P	REA101M2EBK-1636P	100	16x36	1.58	1.22	1.06	.917
140-REA221M2EBK2240P	REA221M2EBK-2240P	220	22x40	3.47	2.69	2.31	1.68
350 Volt (400V Surge)							
140-REA4R7M2VBK1016P	REA4R7M2VBK-1016P	4.7	10x20	.30	.246	.209	.195
140-REA100M2VBK1020P	REA100M2VBK-1020P	10	13x20	.33	.258	.221	.207
140-REA220M2VBK1325P	REA220M2VBK-1325P	22	13x25	.60	.467	.406	.373
140-REA470M2VBK1636P	REA470M2VBK-1636P	47	16x36	1.58	1.20	.996	.916
140-REA101M2VBK1840P	REA101M2VBK-1840P	100	22x41	2.65	2.07	1.77	1.44
450 Volt (500V Surge)							
140-REA1R0M2WBK0811P	REA010M2WBK-0811P	1.0	10x16	.26	.196	.171	.15
140-REA2R2M2WBK1012P	REA2R2M2WBK-1012P	2.2	10x16	.31	.246	.209	.193
140-REA3R3M2WBK1016P	REA3R3M2WBK-1016P	3.3	10x20	.42	.319	.27	.249
140-REA4R7M2WBK1020P	REA4R7M2WBK-1020P	4.7	13x20	.55	.43	.368	.34
140-REA100M2WBK1320P	REA100M2WBK-1320P	10	13x25	.60	.467	.406	.373
140-REA220M2WBK1625P	REA220M2WBK-1625P	22	16x32	1.16	.812	.676	.591
140-REA330M2WBK1632P	REA330M2WBK-1632P	33	18x36	1.42	1.10	.947	.873
140-REA470M2WBK1636P	REA470M2WBK-1636P	47	22x40	2.27	1.77	1.51	1.19
140-REA101M2WBK2245P	REA101M2WBK-2245P	100	25x45	4.40	3.41	2.92	2.07

© Copyright 2013 Mouser Electronics

© Copyright 2013 Mouser Electronics

LELON Aluminum Electrolytic Capacitors

RoHS Compliant This product is RoHS compliant.

LELON RGA 105°C HIGH TEMPERATURE SERIES

Electrical Specifications:
- Operating temperature range: -40°C to +105°C
- Capacitance tolerance: ±20% (at 120Hz, 20°C)
- Endurance: 2000 hours @ 105°C

Application Note:
A higher voltage capacitor may be used in a lower voltage application



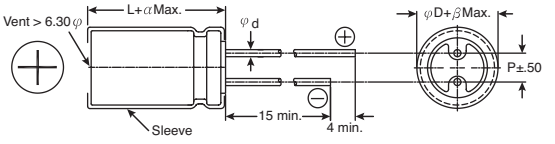

RoHS Compliant

Leakage Current (at 20°C)			
Rated Voltage	<100V	>100V	
Time	After 2 minutes	after 5 minutes	
Leakage Current	1=0.01CV or 3 (μA) whichever is greater	CV<1000 1=0.03CV+15 (μA)	CV>1000 1=0.02CV+25(μA)
Where, C=rated capacitance in μF V=rated DC working voltage in V			

Lead Spacing & Diameter	DIMENSIONS: mm								
φD	5	6.3	8	10	12.5	16	18	22	25
P	2.0	2.5	3.5	5.0		7.5		10	12.5
φd	0.5		0.6			0.8		1.0	
α	1.0			1.5				2.0	
β	0.5								

Lelon Aluminum Caps, Leaded

10 Volts (13V Surge)

For quantities greater than listed, call for quote.

MOUSER STOCK NO.	Lelon Part No.	Value (μF)	Case Size DxL (mm) Max.	Price Each 1	100	500	1000
140-RGA101M1ABK0511G	RGA101M1ABK-0511G	100	5x11	.10	.074	.061	.056
140-RGA681M1ABK1012G	RGA681M1ABK-1012G	680	10x12	.19	.15	.128	.107

16 Volt (20V Surge)

For quantities greater than listed, call for quote.

MOUSER STOCK NO.	Lelon Part No.	Value (μF)	Case Size DxL (mm) Max.	Price Each 1	100	500	1000
140-RGA220M1CBK0511G	RGA220M1CBK-0511G	22	5x11	.09	.06	.046	.042
140-RGA470M1CBK0511G	RGA470M1CBK-0511G	47	5x11	.09	.06	.046	.042
140-RGA101M1CBK0611G	RGA101M1CBK-0611G	100	6.3x11	.10	.073	.057	.051
140-RGA221M1CBK0811G	RGA221M1CBK-0811G	220	8x11.5	.14	.104	.073	.056
140-RGA331M1CBK0811G	RGA331M1CBK-0811G	330	8x11.5	.14	.104	.074	.056
140-RGA471M1CBK1012G	RGA471M1CBK-1012G	470	10x12	.20	.159	.148	.12
140-RGA681M1CBK1020G	RGA681M1CBK-1020G	680	10x20	.26	.203	.182	.161
140-RGA102M1CBK1020G	RGA102M1CBK-1020G	1000	10x20	.30	.245	.22	.196
140-RGA222M1CBK1325G	RGA222M1CBK-1325G	2200	13x25	.64	.479	.381	.32
140-RGA472M1CBK1625G	RGA472M1CBK-1625G	4700	16x25	1.25	.983	.873	.799

25 Volt (32V Surge)

For quantities greater than listed, call for quote.

MOUSER STOCK NO.	Lelon Part No.	Value (μF)	Case Size DxL (mm) Max.	Price Each 1	100	500	1000
140-RGA100M1EBK0511G	RGA100M1EBK-0511G	10	5x11	.09	.06	.046	.042
140-RGA220M1EBK0511G	RGA220M1EBK-0511G	22	5x11	.09	.06	.046	.042
140-RGA330M1EBK0511G	RGA330M1EBK-0511G	33	5x11	.09	.06	.046	.042
140-RGA470M1EBK0511G	RGA470M1EBK-0511G	47	5X11	.10	.075	.061	.056
140-RGA101M1EBK0611G	RGA101M1EBK-0611G	100	6.3x11	.10	.075	.061	.056
140-RGA221M1EBK0811G	RGA221M1EBK-0811G	220	8x11.5	.15	.118	.096	.088
140-RGA331M1EBK1012G	RGA331M1EBK-1012G	330	10x12	.21	.172	.148	.123
140-RGA471M1EBK1012G	RGA471M1EBK-1012G	470	10x12	.27	.209	.172	.159
140-RGA102M1EBK1320G	RGA102M1EBK-1320G	1000	13x20	.49	.381	.295	.233
140-RGA222M1EBK1625G	RGA222M1EBK-1625G	2200	16x25	.93	.733	.534	.447

35 Volt (44V Surge)

For quantities greater than listed, call for quote.

MOUSER STOCK NO.	Lelon Part No.	Value (μF)	Case Size DxL (mm) Max.	Price Each 1	100	500	1000
140-RGA100M1VBK0511G	RGA100M1VBK-0511G	10	5x11	.09	.06	.046	.042
140-RGA220M1VBK0511G	RGA220M1VBK-0511G	22	5x11	.09	.06	.046	.042
140-RGA330M1VBK0611G	RGA330M1VBK-0611G	33	6.3x11	.10	.073	.057	.051
140-RGA470M1VBK0611G	RGA470M1VBK-0611G	47	6.3x11	.10	.073	.057	.051
140-RGA101M1VBK0811G	RGA101M1VBK-0811G	100	8x11.5	.12	.104	.095	.08
140-RGA221M1VBK1012G	RGA221M1VBK-1012G	220	10x12	.21	.172	.148	.123
140-RGA331M1VBK1016G	RGA331M1VBK-1016G	330	10x16	.27	.209	.172	.159
140-RGA471M1VBK1016G	RGA471M1VBK-1016G	470	10x16	.36	.282	.197	.159
140-RGA102M1VBK1316G	RGA102M1VBK-1316G	1000	13x20	.66	.529	.43	.356

50 Volt (63V Surge)

For quantities greater than listed, call for quote.

MOUSER STOCK NO.	Lelon Part No.	Value (μF)	Case Size DxL (mm) Max.	Price Each 1	100	500	1000
140-RGA1R0M1HBK0511G	RGA1R0M1HBK-0511G	1.0	5x11	.09	.06	.046	.042
140-RGA2R2M1HBK0511G	RGA2R2M1HBK-0511G	2.2	5x11	.09	.06	.046	.042
140-RGA4R7M1HBK0511G	RGA4R7M1HBK-0511G	4.7	5x11	.09	.061	.047	.042
140-RGA100M1HBK0511G	RGA100M1HBK-0511G	10	5x11	.09	.06	.046	.041
140-RGA220M1HBK0511G	RGA220M1HBK-0511G	22	6.3x11	.10	.073	.057	.051
140-RGA330M1HBK0611G	RGA330M1HBK-0611G	33	8x11	.10	.078	.066	.06
140-RGA470M1HBK0611G	RGA470M1HBK-0611G	47	8x11	.14	.104	.073	.056
140-RGA101M1HBK0811G	RGA101M1HBK-0811G	100	8x11	.15	.119	.096	.088
140-RGA221M1HBK1020G	RGA221M1HBK-1020G	220	10x20	.27	.209	.172	.159
140-RGA331M1HBK1320G	RGA331M1HBK-1320G	330	13x20	.36	.278	.246	.225
140-RGA471M1HBK1325G	RGA471M1HBK-1325G	2200	18x36	.48	.368	.343	.307

63 Volt (79V Surge)

For quantities greater than listed, call for quote.

MOUSER STOCK NO.	Lelon Part No.	Value (μF)	Case Size DxL (mm) Max.	Price Each 1	100	500	1000
140-RGA2R2M1JBK0511G	RGA2R2M1JBK-0511G	2.2	5x11	.09	.06	.046	.042
140-RGA3R3M1JBK0511G	RGA3R3M1JBK-0511G	3.3	5x11	.09	.061	.047	.042
140-RGA4R7M1JBK0511G	RGA4R7M1JBK-0511G	4.7	5x11	.09	.061	.047	.042
140-RGA101M1JBK1012G	RGA101M1JBK-1012G	10	10x12	.21	.172	.148	.123
140-RGA102M1JBK1632G	RGA102M1JBK-1632G	1000	16x32	2.05	1.63	1.42	1.21

100 Volt (125V Surge)

For quantities greater than listed, call for quote.

MOUSER STOCK NO.	Lelon Part No.	Value (μF)	Case Size DxL (mm) Max.	Price Each 1	100	500	1000
140-RGAR47M2ABK0511G	RGAR47M2ABK-0511G	0.47	5x11	.10	.072	.056	.051
140-RGA1R0M2ABK0511G	RGA1R0M2ABK-0511G	1.0	5x11	.10	.073	.057	.051
140-RGA4R7M2ABK0611G	RGA4R7M2ABK-0611G	4.7	6.3x11	.11	.079	.061	.056
140-RGA100M2ABK0811G	RGA100M2ABK-0811G	10	8x11	.14	.104	.074	.056
140-RGA220M2ABK0811G	RGA220M2ABK-0811G	22	8x11	.14	.104	.073	.056
140-RGA470M2ABK1012G	RGA470M2ABK-1012G	47	10x12	.27	.209	.171	.159
140-RGA101M2ABK1320G	RGA101M2ABK-1320G	100	13x20	.51	.395	.358	.309
140-RGA471M2ABK1836G	RGA471M2ABK-1836G	470	18x36	1.65	1.27	1.09	.983
140-RGA681M2ABK1836G	RGA681M2ABK-1836G	680	18x36	2.24	1.78	1.55	1.39

160 Volt (200V Surge)

For quantities greater than listed, call for quote.

MOUSER STOCK NO.	Lelon Part No.	Value (μF)	Case Size DxL (mm) Max.	Price Each 1	100	500	1000
140-RGA1R0M2CBK0511G	RGA1R0M2CBK-0511G	1.0	5x11	.12	.088	.072	.06
140-RGA2R2M2CBK0611G	RGA2R2M2CBK-0611G	2.2	6.3x11	.14	.104	.083	.071
140-RGA4R7M2CBK0611G	RGA4R7M2CBK-0611G	4.7	6.3x11	.15	.12	.098	.086
140-RGA100M2CBK1012G	RGA100M2CBK-1012G	10	10x12.5	.21	.172	.148	.135
140-RGA220M2CBK1020G	RGA220M2CBK-1020G	22	10x20	.42	.319	.282	.258
140-RGA470M2CBK1325G	RGA470M2CBK-1325G	47	13x26	.71	.566	.492	.43
140-RGA101M2CBK1625G	RGA101M2CBK-1625G	100	16x25	.94	.75	.664	.602

250 Volt (300V Surge)

For quantities greater than listed, call for quote.

MOUSER STOCK NO.	Lelon Part No.	Value (μF)	Case Size DxL (mm) Max.	Price Each 1	100	500	1000
140-RGA1R0M2EBK0511G	RGA1R0M2EBK-0511G	1.0	5x11	.12	.105	.096	.081
140-RGA2R2M2EBK0611G	RGA2R2M2EBK-0611G	2.2	6.3x11	.16	.119	.10	.083
140-RGA4R7M2EBK1016G	RGA4R7M2EBK-1016G	4.7	10x16	.20	.159	.135	.117
140-RGA100M2EBK1016G	RGA100M2EBK-1016G	10	10x16	.29	.233	.209	.184
140-RGA220M2EBK1320G	RGA220M2EBK-1320G	22	13x20	.64	.479	.381	.319
140-RGA470M2EBK1325G	RGA470M2EBK-1325G	47	13x25	1.02	.799	.676	.615
140-RGA101M2EBK1636G	RGA101M2EBK-1636G	100	16x35.5	1.99	1.18	.886	.763

© Copyright 2013 Mouser Electronics
© Copyright 2013 Mouser Electronics

LELON Aluminum Electrolytic Capacitors

RoHS Compliant **This product is RoHS compliant.**

LELON RLA LOW LEAKAGE CURRENT SERIES

Electrical Specifications:

- Operating temperature range: -40°C to +85°C
- Capacitance tolerance: ±20% (@ 20°C, 120Hz)
- Endurance: 2000 hours @ 85°C
- DC Leakage current: I = 0.002CV or 0.4 (μA), whichever is greater

Application Note:

A higher voltage capacitor may be used in a lower voltage application.



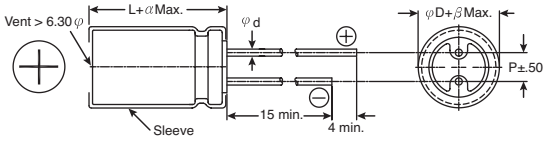

RoHS Compliant

Dissipation Factor (Tan δ, at 20°C 120Hz)								
Rated Voltage	6.3	10	16	25	35	50	63	100
Tan δ (max.)	.25	.21	.16	.14	.12	.10	.09	.08
When the capacitance exceeds 1000μF, .02 shall be added every 1000μF increase								

Lead Spacing & Diameter	DIMENSIONS: mm						
φD	5	6.3	8	10	12.5	16	18
P	2.0	2.5	3.5	5.0		7.5	
φd	0.5		0.6			0.8	
α	1.0			1.5			
β	0.5						

For quantities greater than listed, call for quote.

MOUSER STOCK NO.	Lelon Part No.	Value (μF)	Case Size DxL (mm) Max.	Price Each 1	100	500
10 Volt (13V Surge)						
140-RLA101M1ABK0511P	RLA101M1ABK-0511P	100	5x11	.32	.161	.134
140-RLA221M1ABK0611P	RLA221M1ABK-0611P	220	6.3x11	.45	.227	.187
140-RLA331M1ABK0811P	RLA331M1ABK-0811P	330	8x11	.44	.294	.241
140-RLA471M1ABK0811P	RLA471M1ABK-0811P	470	8x11	.51	.347	.293
140-RLA222M1ABK1320P	RLA222M1ABK-1320P	2200	13x20	1.36	1.03	.856
16 Volt (20V Surge)						
140-RLA100M1CBK0511P	RLA100M1CBK-0511P	10	5x11	.29	.147	.12
140-RLA220M1CBK0511P	RLA220M1CBK-0511P	22	5x11	.27	.134	.107
140-RLA330M1CBK0511P	RLA330M1CBK-0511P	33	5x11	.27	.134	.107
140-RLA470M1CBK0511P	RLA470M1CBK-0511P	47	5x11	.32	.161	.134
140-RLA101M1CBK0611P	RLA101M1CBK-0611P	100	6.3x11	.45	.228	.187
140-RLA221M1CBK0811P	RLA221M1CBK-0811P	220	8x11	.46	.307	.254
140-RLA102M1CBK1020P	RLA102M1CBK-1020P	1000	10x20	1.03	.696	.576
25 Volt (32V Surge)						
140-RLA101M1EBK0611P	RLA101M1EBK-0611P	100	6.3x11	.46	.241	.20
140-RLA221M1EBK0811P	RLA221M1EBK-0811P	220	8x11	.56	.375	.307

For quantities greater than listed, call for quote.

MOUSER STOCK NO.	Lelon Part No.	Value (μF)	Case Size DxL (mm) Max.	Price Each 1	100	500
35 Volt (44V Surge)						
140-RLA100M1VBK0511P	RLA100M1VBK-0511P	10	5x11	.29	.147	.12
140-RLA220M1VBK0511P	RLA220M1VBK-0511P	22	5x11	.32	.161	.134
140-RLA330M1VBK0511P	RLA330M1VBK-0511P	33	5x11	.38	.187	.147
140-RLA470M1VBK0611P	RLA470M1VBK-0611P	47	6.3x11	.45	.227	.187
140-RLA101M1VBK0811P	RLA101M1VBK-0811P	100	8x11	.46	.307	.268
140-RLA221M1VBK1012P	RLA221M1VBK-1012P	220	10x12	.77	.508	.428
50 Volt (63V Surge)						
140-RLA2R2M1HBK0511P	RLA2R2M1HBK-0511P	2.2	5x11	.29	.147	.12
140-RLA3R3M1HBK0511P	RLA3R3M1HBK-0511P	3.3	5x11	.29	.147	.12
140-RLA4R7M1HBK0511P	RLA4R7M1HBK-0511P	4.7	5x11	.29	.147	.12
140-RLA100M1HBK0611P	RLA100M1HBK-0611P	10	6.3x11	.32	.161	.134
140-RLA220M1HBK0611P	RLA220M1HBK-0611P	22	6.3x11	.43	.214	.174
140-RLA470M1HBK0811P	RLA470M1HBK-0811P	47	8x11	.50	.307	.254
140-RLA101M1HBK1016P	RLA101M1HBK-1016P	100	10x16	.86	.482	.321

LELON RXJ LOW ESR ELECTROLYTIC CAPACITORS SERIES

Specifications:

- Operating temperature range: -55°C to +105°C
- Capacitance tolerance: ±20% (@ 20°C, 120Hz)
- Endurance: 2000 hours @ 105°C (0D < 8mm)
  5000 hours @ 105°C (0D > 10mm)
- DC Leakage current: I = 0.01CV or 3 (μA), whichever is greater

Features:

- High permissible ripple current
- Wide operating temperature range
- Suited for switching power supplies

Application Note:

A higher voltage capacitor may be used in a lower voltage application



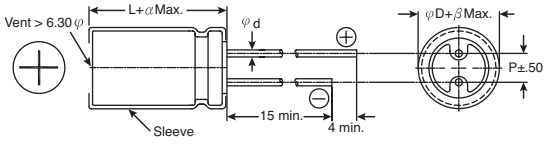

RoHS Compliant

Dissipation Factor (Tan δ, at 20°C 120Hz)

Rated voltage (V)	6.3	10	16	35	50	63	100
Tan δ (max.)	.22	.19	.16	.12	.10	.01	.01

Lead Spacing & Diameter	DIMENSIONS: mm						
φD	5	6.3	8	10	12.5	16	18
P	2.0	2.5	3.5	5.0		7.5	
φd	0.5		0.6			0.8	
α	1.0			1.5			
β	0.5						

For quantities greater than listed, call for quote.

MOUSER STOCK NO.	Lelon Part No.	Value (μF)	Max. ESRΩ @ 20°C 100KHZ	Case Size DxL (mm) Max.	Price Each 1	100	500
16 Volt (20V Surge)							
140-RXJ101M1CBK0611P	RXJ101M1CBK-0611P	100	0.60	6.3x11	.54	.281	.22
140-RXJ221M1CBK0811P	RXJ221M1CBK-0811P	220	0.33	8x11.5	.61	.332	.27
140-RXJ331M1CBK1012P	RXJ331M1CBK-1012P	330	0.25	10x12.5	.69	.369	.295
140-RXJ471M1CBK1016P	RXJ471M1CBK-1016P	470	0.19	10x16	.75	.394	.32
140-RXJ102M1CBK1320P	RXJ102M1CBK-1320P	1000	0.085	12.5x20	1.18	.663	.54
140-RXJ222M1CBK1325P	RXJ222M1CBK-1325P	2200	0.07	12.5x25	1.94	1.07	.837
140-RXJ332M1CBK1632P	RXJ332M1CBK-1632P	3300	0.048	16x31.5	2.51	1.37	1.07
25 Volt (32V Surge)							
140-RXJ330M1EBK0511P	RXJ330M1EBK-0511P	33	1.30	5x11	.34	.171	.147
140-RXJ470M1EBK0611P	RXJ470M1EBK-0611P	47	0.60	6.3x11	.42	.196	.171
140-RXJ101M1EBK0811P	RXJ101M1EBK-0811P	100	0.33	8x11.5	.57	.259	.234
140-RXJ221M1EBK1012P	RXJ221M1EBK-1012P	220	0.25	10x12.5	.70	.332	.295
140-RXJ331M1EBK1016P	RXJ331M1EBK-1016P	330	0.19	10x16	.76	.343	.319
140-RXJ102M1EBK1325P	RXJ102M1EBK-1325P	1000	0.07	12.5x25	1.65	.775	.701
50 Volt (63V Surge)							
140-RXJ4R7M1HBK0511P	RXJ4R7M1HBK0511P	4.7	3.00	5x11	.29	.147	.121
140-RXJ100M1HBK0511P	RXJ100M1HBK0511P	10	2.00	5x11	.29	.147	.121

For quantities greater than listed, call for quote.

MOUSER STOCK NO.	Lelon Part No.	Value (μF)	Max. ESRΩ @ 20°C 100KHZ	Case Size DxL (mm) Max.	Price Each 1	100	500
50 Volt (63V Surge) Cont.							
140-RXJ220M1HBK0611P	RXJ220M1HBK0611P	22	0.6	6.3x11	.35	.171	.147
140-RXJ330M1HBK0611P	RXJ330M1HBK-0611P	33	0.6	6.3x11	.55	.257	.232
140-RXJ470M1HBK0611P	RXJ470M1HBK-0611P	47	0.33	6.3x11	.56	.258	.233
140-RXJ101M1HBK1016P	RXJ101M1HBK-1016P	100	0.19	10x16	.76	.343	.319
140-RXJ221M1HBK1025P	RXJ221M1HBK-1025P	220	0.12	10x25	1.03	.565	.442
140-RXJ331M1HBK1320P	RXJ331M1HBK-1320P	330	0.085	12.5x20	1.27	.762	.663
140-RXJ471M1HBK1325P	RXJ471M1HBK-1325P	470	0.07	13x26	1.66	.922	.714
140-RXJ102M1HBK1632P	RXJ102M1HBK-1632P	1000	0.06	16x31.5	2.46	1.56	1.05
100 Volt (125V Surge)							
140-RXJ1R0M2ABK0511P	RXJ1R0M2ABK-0511P	1.0	7.00	5x11	.29	.147	.121
140-RXJ2R2M2ABK0511P	RXJ2R2M2ABK-0511P	2.2	6.00	5x11	.29	.147	.121
140-RXJ100M2ABK0811P	RXJ100M2ABK-0811P	10	0.56	8x11.5	.56	.258	.233
140-RXJ220M2ABK0811P	RXJ220M2ABK-0811P	22	0.56	8x11.5	.56	.258	.233
140-RXJ330M2ABK1012P	RXJ330M2ABK-1012P	33	0.5	10x12.5	.70	.332	.295
140-RXJ470M2ABK1020P	RXJ470M2ABK-1020P	47	0.27	10x20	.76	.381	.332
140-RXJ101M2ABK1320P	RXJ101M2ABK-1320P	100	0.16	12.5x20	1.58	.738	.664

© Copyright 2013 Mouser Electronics

© Copyright 2013 Mouser Electronics

LELON Aluminum Electrolytic Capacitors

RoHS Compliant This product is RoHS compliant.

LELON SS ULTRA MINIATURE SERIES - 5MM HEIGHT

Specifications:
- Operating temperature range: -40°C to +85°C
- Capacitance tolerance: ±20% (@ 20°C, 120Hz)
- Endurance: 1000 hours @ 85°C
- DC Leakage current: I = 0.01CV or 3 (μA), whichever is greater
- Smallest leaded electrolytic available from stock

Application Note:
A higher voltage capacitor may be used in a lower voltage application

LEAD SPACING AND DIAMETER

φD	3	4	5	6.3	8
P	1.0	1.5	2.0	2.5	2.5
φd	0.4	0.45			
α	1.0				
β	0.5				

DIMENSIONS: mm

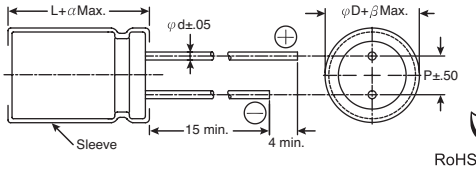

RoHS Compliant

For quantities greater than listed, call for quote.

MOUSER STOCK NO.	Lelon Part No.	Value (μF)	Case Size DxL (mm) Max.	Price Each 1	100	500	1000
6.3 Volt (8V Surge)							
140-SS470M0J0505P	SS470M0JBK-0505P	47	5x5	.21	.161	.113	.08
10Volt (13V Surge)							
140-SS100M1A0405P	SS100M1ABK-0405P	10	4x5	.21	.161	.12	.087
16Volt (20V Surge)							
140-SS4R7M1C0305P	SS4R7M1CBK-0305P	4.7	3x5	.14	.122	.097	.067
140-SS100M1C0405P	SS100M1CBK-0405P	10	4x5	.16	.134	.107	.073
140-SS220M1C0505P	SS220M1CBK-0505P	22	5x5	.20	.159	.12	.087
140-SS330M1C0505P	SS330M1CBK-0505P	33	5x5	.24	.186	.147	.106
140-SS470M1C0605P	SS470M1CBK-0605P	47	6.3x5	.24	.187	.147	.107
140-SS101M1C0805P	SS101M1CBK-0805P	100	8x5	.42	.334	.254	.186
25 Volt (32V Surge)							
140-SS3R3M1E0305P	SS3R3M1EBK-0305P	3.3	3x5	.21	.171	.11	.092
140-SS4R7M1E0405P	SS4R7M1EBK-0405P	4.7	4x5	.24	.187	.12	.10
140-SS100M1E0505P	SS100M1EBK-0505P	10	5x5	.21	.161	.12	.087
140-SS220M1E0605P	SS220M1EBK-0605P	22	6.3x5	.24	.187	.148	.107

For quantities greater than listed, call for quote.

MOUSER STOCK NO.	Lelon Part No.	Value (μF)	Case Size DxL (mm) Max.	Price Each 1	100	500	1000
25 Volt (32V Surge) Cont.							
140-SS470M1E0605P	SS470M1EBK-0605P	47	6.3x5	.24	.187	.148	.107
140-SS101M1E0805P	SS101M1EBK-0805P	100	8x5	.24	.187	.147	.107
35 Volt (44V Surge)							
140-SS2R2M1V0305P	SS2R2M1VBK-0305P	2.2	3x5	.21	.171	.11	.092
140-SS3R3M1V0405P	SS3R3M1VBK-0405P	3.3	4x5	.16	.134	.10	.073
140-SS4R7M1V0405P	SS4R7M1VBK-0405P	4.7	4x5	.16	.134	.10	.073
140-SS100M1V0505P	SS100M1VBK-0505P	10	5x5	.21	.161	.12	.087
140-SS220M1V0605P	SS220M1VBK-0605P	22	6.3x5	.24	.187	.148	.107
50 Volt (63V Surge)							
140-SS0R1M1H0305P	SS0R1M1HBK-0305P	0.1	3x5	.21	.171	.135	.097
140-SS0R33M1H0305P	SS0R33M1HBK-0305P	0.33	3x5	.21	.171	.135	.097
140-SS0R47M1H0305P	SS0R47M1HBK-0305P	0.47	3x5	.21	.171	.135	.097
140-SS2R2M1H0405P	SS2R2M1HBK-0405P	2.2	4x5	.15	.133	.10	.073
140-SS100M1H0605P	SS100M1HBK-0605P	10	6.3x5	.24	.187	.148	.107
140-SS220M1H0605P	SS220M1HBK-0605P	22	6.3x5	.38	.294	.227	.147

LELON SEA 85°C SUB MINIATURE SERIES- 7MM HEIGHT

Specifications:
- Operating temperature range: -40°C to +85°C
- Capacitance tolerance: ±20% (@ 20°C, 120Hz)
- Endurance: 2000 hours @ 85°C
- DC Leakage current: I = 0.01CV or 3 (μA), whichever is greater
- Meets tight board space requirements
- Replacement for expensive tantalum capacitors

Application Note:
A higher voltage capacitor may be used in a lower voltage application

LEAD SPACING AND DIAMETER

φD	4	5	6.3	8	10
P	1.5	2.0	2.5	3.5	5.0
φd	0.45	0.5			
α	1.0				1.5
β	0.5				

DIMENSIONS: mm

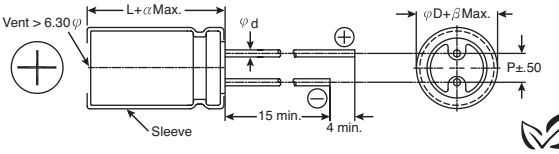

RoHS Compliant

For quantities greater than listed, call for quote.

MOUSER STOCK NO.	Lelon Part No.	Value (μF)	Case Size DxL (mm) Max.	Price Each 1	100	500	1000
10 Volt (13V Surge)							
140-SEA220M1ABK0407	SEA220M1ABK-0407	22	4x7	.10	.082	.076	.05
140-SEA330M1ABK0407	SEA330M1ABK-0407	33	4x7	.11	.082	.076	.05
140-SEA470M1ABK0507	SEA470M1ABK-0507	47	5x7	.13	.098	.089	.06
140-SEA101M1ABK0607	SEA101M1ABK-0607	100	6.3x7	.15	.116	.105	.071
140-SEA221M1ABK0807	SEA221M1ABK-0807	220	8x7	.23	.161	.147	.10
16 Volt (20V Surge)							
140-SEA100M1CBK0407	SEA100M1CBK-0407	10	4x7	.10	.082	.076	.05
140-SEA220M1CBK0507	SEA220M1CBK-0507	22	4x7	.11	.082	.076	.05
140-SEA330M1CBK0507	SEA330M1CBK-0507	33	5x7	.13	.098	.089	.06
140-SEA470M1CBK0607	SEA470M1CBK-0607	47	6.3x7	.16	.116	.105	.071
140-SEA101M1CBK0607	SEA101M1CBK-0607	100	6.3x7	.17	.133	.12	.08

For quantities greater than listed, call for quote.

MOUSER STOCK NO.	Lelon Part No.	Value (μF)	Case Size DxL (mm) Max.	Price Each 1	100	500	1000
25 Volt (32V Surge)							
140-SEA330M1EBK0607	SEA330M1EBK-0607	33	6.3x7	.15	.116	.105	.071
35 Volt (44V Surge)							
140-SEA4R7M1VBK0407	SEA4R7M1VBK-0407P	4.7	4x7	.10	.082	.076	.05
140-SEA100M1VBK0507	SEA100M1VBK-0507P	10	5x7	.13	.098	.089	.06
140-SEA220M1VBK0607	SEA220M1VBK-0607P	22	6.3x7	.15	.116	.105	.071
50 Volt (63V Surge)							
140-SEA0R1M1HBK0407	SEA0R1M1HBK-0407P	0.1	4x7	.10	.082	.076	.05
140-SEA0R22M1HBK0407	SEA0R22M1HBK-0407P	0.22	4x7	.10	.082	.076	.05
140-SEA0R33M1HBK0407	SEA0R33M1HBK-0407P	0.33	4x7	.10	.082	.076	.05
140-SEA0R47M1HBK0407	SEA0R47M1HBK-0407P	0.47	4x7	.10	.082	.076	.05
140-SEA3R3M1HBK0407	SEA3R3M1HBK-0407P	3.3	4x7	.11	.082	.076	.05
140-SEA4R7M1HBK0507	SEA4R7M1HBK-0507P	4.7	5x7	.13	.098	.089	.06
140-SEA100M1HBK0607	SEA100M1HBK-0607P	10	6.3x7	.16	.117	.106	.071

LELON SG 105°C SUB MINIATURE SERIES- 7MM HEIGHT

Specifications:
- Operating temperature: -40°C to +105°C
- Capacitance tolerance: ±20% (@ 20°C, 120Hz)
- Endurance: 1000 hours @ 105°C
- DC Leakage current: I = .01CV or 3uA whichever is greater
- Meets tight board space requirements
- Can be used in place of expensive tantalum capacitors

Application Note:
A higher voltage capacitor may be used in a lower voltage application

LEAD SPACING AND DIAMETER

φD	4	5	6.3	8
P	1.5	2.0	2.5	3.5
φd	0.45	0.5		
α	1.0			
β	0.5			

DIMENSIONS: mm

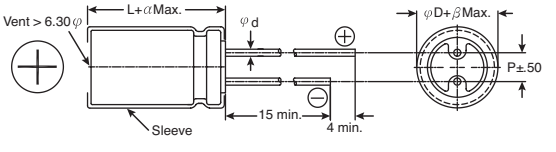

RoHS Compliant

For quantities greater than listed, call for quote.

MOUSER STOCK NO.	Lelon Part No.	Value (μF)	Case Size DxL (mm) Max.	Price Each 1	100	500	1000
10 Volt (13V Surge)							
140-SG330M1A0407P	SG330M1ABK-0407P	33	4x7	.39	.126	.09	.061
140-SG101M1A0607P	SG101M1ABK-0607P	100	6.3x7	.44	.159	.126	.085
140-SG221M1A0807P	SG221M1ABK-0807P	220	8x7	.59	.268	.177	.12
16 Volt (20V Surge)							
140-SG100M1C0407P	SG100M1CBK-0407P	10	4x7	.39	.126	.09	.061
140-SG470M1C0607P	SG470M1CBK-0607P	47	6.3x7	.44	.161	.126	.086
140-SG101M1C0607P	SG101M1CBK-0607P	100	6.3x7	.46	.187	.148	.096
25 Volt (32V Surge)							
140-SG330M1E0607P	SG330M1EBK-0607P	33	6.3x7	.44	.161	.127	.086

For quantities greater than listed, call for quote.

MOUSER STOCK NO.	Lelon Part No.	Value (μF)	Case Size DxL (mm) Max.	Price Each 1	100	500	1000
35 Volt (44V Surge)							
140-SG4R7M1V0407P	SG4R7M1VBK-0407P	4.7	4x7	.39	.126	.09	.061
140-SG100M1V0507P	SG100M1VBK-0507P	10	5x7	.41	.147	.108	.072
50 Volt (63V Surge)							
140-SG0R1M1H0407P	SG0R1M1HBK-0407P	0.1	4x7	.39	.126	.09	.061
140-SGR22M1H0407P	SGR22M1HBK-0407P	0.22	4x7	.39	.126	.09	.061
140-SGR47M1H0407P	SGR47M1HBK-0407P	0.47	4x7	.39	.126	.09	.061
140-SG1R0M1H0407P	SG1R0M1HBK-0407P	1	4x7	.39	.126	.09	.061
140-SG2R2M1H0407P	SG2R2M1HBK-0407P	2.2	4x7	.39	.126	.09	.061
140-SG3R3M1H0407P	SG3R3M1HBK-0407P	3.3	4x7	.39	.126	.09	.061
140-SG4R7M1H0507P	SG4R7M1HBK-0507P	4.7	5x7	.41	.126	.091	.072
140-SG100M1H0607P	SG100M1HBK-0607P	10	6.3x7	.44	.161	.127	.086

© Copyright 2013 Mouser Electronics

© Copyright 2013 Mouser Electronics

NICHICON Aluminum Electrolytic Capacitors

nichicon

nichicon CS SERIES - PENCIL SHAPED TYPE, MINIATURE SIZED

RoHS Compliant This product is RoHS compliant.

Features:

- High reliability
- High ripple current
- Load life of 10000 hours at +105ºC
- Suited for slim-designed products

Specifications:

- Operating temperature range: -40°C to 105ºC (200V to 400V), -25°C to +105ºC (450V)
- Voltage range: 200V to 450V
- Capacitance range: 18 to 270uF
- Capacitance tolerance: ±20% at 120Hz, 20°C
- Leakage current: After 1 minute's application of rated voltage, leakage current is not more than 0.04CV+100 (uA)

DIMENSIONS: mm

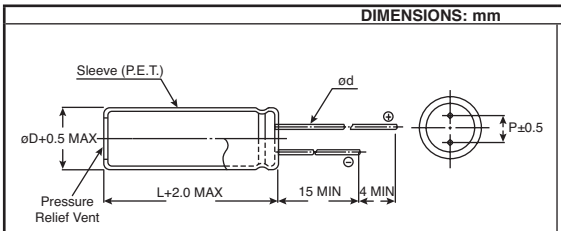

RoHS Compliant

For quantities greater than listed, call for quote.

MOUSER STOCK NO.	Nichicon Part No.	Value (uF)	Case Size D x L (mm)	Rated Ripple (mArms) at 105º C 120Hz	Price Each 1	10	100
200 Volt							
647-UCS2D820MND9	UCS2D820MND9	82	8 x 50	530	3.08	2.58	1.98
647-UCS2D101MND9	UCS2D101MND9	100	10 x 40	630	3.33	2.78	2.14
647-UCS2D121MND9	UCS2D121MND9	120	10 x 40	680	3.38	2.84	2.17
647-UCS2D151MND9	UCS2D151MND9	150	10 x 50	830	4.18	3.38	2.57
647-UCS2D221MNY9	UCS2D221MNY9	220	12.5 x 40	1075	4.07	3.40	2.61
647-UCS2D271MNY9	UCS2D271MNY9	270	12.5 x 50	1265	4.71	3.80	2.41
250 Volt							
647-UCS2E560MND9	UCS2E560MND9	56	8 x 50	430	3.14	2.63	2.01
647-UCS2E820MND9	UCS2E820MND9	82	10 x 40	610	3.79	3.05	2.32
647-UCS2E101MND9	UCS2E101MND9	100	10 x 50	680	4.29	3.46	2.63
647-UCS2E151MNY9	UCS2E151MNY9	150	12.5 x 40	920	4.15	3.48	2.68
647-UCS2E181MNY9	UCS2E181MNY9	180	12.5 x 50	1035	4.90	3.95	2.51
400 Volt							
647-UCS2G270MND9	UCS2G270MND9	27	8 x 50	255	3.25	2.73	2.10
647-UCS2G390MND9	UCS2G390MND9	39	10 x 40	400	3.57	3.00	2.31
647-UCS2G560MND9	UCS2G560MND9	56	10 x 50	520	4.31	3.62	2.78
647-UCS2G680MNY9	UCS2G680MNY9	68	12.5 x 40	600	4.43	3.72	2.86
647-UCS2G820MNY9	UCS2G820MNY9	82	12.5 x 50	700	5.24	4.38	3.36
450 Volt							
647-UCS2W180MND9	UCS2W180MND9	18	8 x 50	220	3.22	2.71	2.07
647-UCS2W270MND9	UCS2W270MND9	27	10 x 40	290	3.62	3.02	2.33
647-UCS2W330MND9	UCS2W330MND9	33	10 x 40	360	4.10	3.31	2.50
647-UCS2W390MND9	UCS2W390MND9	39	10 x 50	410	4.07	3.40	2.61
647-UCS2W470MNY9	UCS2W470MNY9	47	12.5 x 40	525	3.48	2.92	2.25
647-UCS2W680MNY9	UCS2W680MNY9	68	12.5 x 50	670	4.86	3.91	2.48

nichicon PZ SERIES - PENCIL SHAPED TYPE, HIGH VOLTAGE, SMALLER SIZED

Features:

- High ripple current
- Load life of 2000 hours at 105ºC
- Suited for slim-designed products

Specifications:

- Operating temperature range: -40ºC to 105ºC (200V to 400V), -25ºC to +105ºC (450V)
- Voltage range: 200V to 450V
- Capacitance range: 24 to 270uF
- Capacitance tolerance: ±20% at 120Hz, 20°C
- Leakage current: After 1 minute's application of rated voltage, leakage current is not more than 0.04CV+100 (uA)

DIMENSIONS: mm

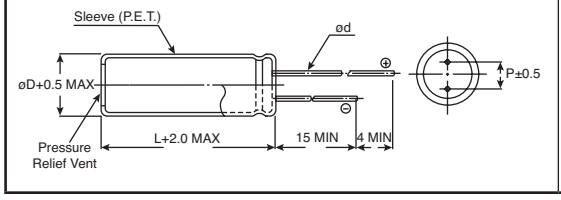

RoHS Compliant

For quantities greater than listed, call for quote.

MOUSER STOCK NO.	Nichicon Part No.	Value (uF)	Case Size D x L (mm)	Rated Ripple (mArms) at 105º C 120Hz	Price Each 1	10	100
200 Volt							
647-UPZ2D820MND9	UPZ2D820MND9	82	8 x 50	530	2.93	2.45	1.88
647-UPZ2D121MND9	UPZ2D121MND9	120	10 x 40	680	3.51	2.84	2.16
647-UPZ2D151MND9	UPZ2D151MND9	150	10 x 50	830	3.96	3.19	2.43
647-UPZ2D221MNY9	UPZ2D221MNY9	220	12.5 x 40	1075	3.80	3.18	2.44
647-UPZ2D271MNY9	UPZ2D271MNY9	270	12.5 x 50	1265	4.46	3.58	2.79
250 Volt							
647-UPZ2E560MND9	UPZ2E560MND9	56	8 x 50	430	2.93	2.45	1.89
647-UPZ2E820MND9	UPZ2E820MND9	82	10 x 40	610	3.19	2.68	2.05
647-UPZ2E121MND9	UPZ2E121MND9	120	10 x 50	740	4.02	3.24	2.46
647-UPZ2E151MNY9	UPZ2E151MNY9	150	12.5 x 40	920	3.84	3.23	2.48
647-UPZ2E221MNY9	UPZ2E221MNY9	220	12.5 x 50	1140	4.60	3.85	2.95
400 Volt							
647-UPZ2G270MND9	UPZ2G270MND9	27	8 x 50	255	3.08	2.58	1.98
647-UPZ2G470MND9	UPZ2G470MND9	47	10 x 40	435	2.79	2.34	1.81
647-UPZ2G560MND9	UPZ2G560MND9	56	10 x 50	520	3.92	3.30	2.51
647-UPZ2G820MNY9	UPZ2G820MNY9	82	12.5 x 40	660	4.42	3.72	2.86
647-UPZ2G101MNY9	UPZ2G101MNY9	100	12.5 x 50	770	3.88	3.20	2.49
450 Volt							
647-UPZ2W240MND9	UPZ2W240MND9	24	8 x 50	250	3.25	2.73	2.10
647-UPZ2W330MND9	UPZ2W330MND9	33	10 x 40	360	3.55	2.96	2.29
647-UPZ2W470MND9	UPZ2W470MND9	47	10 x 50	450	4.27	3.42	2.68
647-UPZ2W560MNY9	UPZ2W560MNY9	56	12.5 x 40	570	4.47	3.75	2.88
647-UPZ2W820MNY9	UPZ2W820MNY9	82	12.5 x 50	730	5.41	4.54	3.50

© Copyright 2013 Mouser Electronics

© Copyright 2013 Mouser Electronics

NICHICON Aluminum Electrolytic Capacitors

nichicon

nichicon UVR 85°C GENERAL PURPOSE SERIES

DIMENSIONS: mm

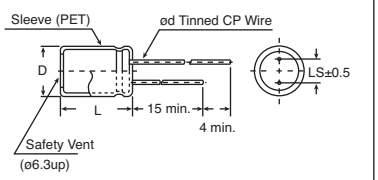

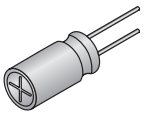

Specifications:

- Operating temperature range: -40°C ~ +85°C (6.3V ~ 400V), -25°C ~ +85°C (450V)
- Voltage range: 6.3V ~ 450V
- Capacitance range: 0.1μF ~ 33000μF
- Capacitance tolerance: ±20% at 120Hz, 20°C
- Endurance: 2000 hours @ 85°C

Application note:

- A higher voltage capacitor may be used in a lower voltage application

LEAD-FREE

RoHS Compliant

6.3V ~ 100V	160V ~ 450V
After 1 minute application of rated voltage, leakage current is not more than 0.03CV or 4 (μA), whichever is greater	After 1 minute application of rated voltage, CV ≤ 1000: I = 0.1CV + 40μA or less
After 2 minutes application of rated voltage, leakage current is not more than 0.01CV or 3 (μA), whichever is greater	After 1 minutes application of rated voltage, CV > 1000: I = 0.04CV + 100μA or less

For quantities greater than listed, call for quote.

MOUSER STOCK NO.	Nichicon Part No.	Value (μF)	Case Size D x L (mm) Max.	LS (mm)	Price Each 1	10	100	500
6.3 Volt								
647-UVR0J101MDD	UVR0J101MDD	100	5 x 11	2.0	.34	.236	.133	.093
647-UVR0J221MDD	UVR0J221MDD	220	5 x 11	2.0	.35	.246	.138	.097
647-UVR0J331MED	UVR0J331MED	330	6.3 x 11	2.5	.43	.306	.136	.121
647-UVR0J471MED	UVR0J471MED	470	6.3 x 11	2.5	.43	.288	.141	.125
647-UVR0J102MPD	UVR0J102MPD	1000	8 x 11.5	3.5	.49	.353	.175	.156
647-UVR0J222MPD	UVR0J222MPD	2200	10 x 20	5.0	.91	.641	.361	.315
647-UVR0J332MPD	UVR0J332MPD	3300	10 x 20	5.0	.92	.654	.367	.319
647-UVR0J682MHD	UVR0J682MHD	6800	12.5 x 25	5.0	1.24	.937	.61	.522
647-UVR0J103MHD	UVR0J103MHD	10000	16 x 25	7.5	1.69	1.32	.897	.761
647-UVR0J153MHD	UVR0J153MHD	15000	16 x 35.5	7.5	2.85	2.26	1.50	1.27
647-UVR0J223MHD	UVR0J223MHD	22000	18 x 40	7.5	3.85	3.11	2.04	1.81
10 Volt								
647-UVR1A101MDD	UVR1A101MDD	100	5 x 11	2.0	.34	.236	.133	.093
647-UVR1A221MED	UVR1A221MED	220	6.3 x 11	2.5	.41	.286	.161	.113
647-UVR1A331MED	UVR1A331MED	330	6.3 x 11	2.5	.43	.288	.141	.125
647-UVR1A471MED	UVR1A471MED	470	6.3 x 11	2.5	.42	.297	.133	.119
647-UVR1A102MPD	UVR1A102MPD	1000	10 x 12.5	5.0	.62	.441	.245	.214
647-UVR1A222MPD	UVR1A222MPD	2200	10 x 20	5.0	1.04	.729	.414	.361
647-UVR1A332MHD	UVR1A332MHD	3300	12.5 x 20	5.0	1.09	.842	.544	.464
647-UVR1A472MHD	UVR1A472MHD	4700	12.5 x 25	5.0	1.83	1.39	.902	.773
647-UVR1A682MHD	UVR1A682MHD	6800	16 x 25	7.5	1.79	1.41	.947	.806
647-UVR1A103MHD	UVR1A103MHD	10000	16 x 35.5	7.5	3.61	2.85	1.89	1.61
647-UVR1A153MHD	UVR1A153MHD	15000	18 x 35.5	7.5	2.40	1.88	1.26	1.07
16 Volt								
647-UVR1C100MDD	UVR1C100MDD	10	5 x 11	2.0	.29	.204	.114	.08
647-UVR1C220MDD	UVR1C220MDD	22	5 x 11	2.0	.32	.228	.127	.089
647-UVR1C330MDD	UVR1C330MDD	33	5 x 11	2.0	.32	.228	.127	.089
647-UVR1C470MDD	UVR1C470MDD	47	5 x 11	2.0	.34	.236	.133	.093
647-UVR1C101MDD	UVR1C101MDD	100	5 x 11	2.0	.30	.217	.122	.086
647-UVR1C221MED	UVR1C221MED	220	6.3 x 11	2.5	.39	.259	.127	.112
647-UVR1C331MPD	UVR1C331MPD	330	8 x 11.5	3.5	.48	.328	.15	.133
647-UVR1C471MPD	UVR1C471MPD	470	8 x 11.5	3.5	.49	.345	.156	.139
647-UVR1C102MPD	UVR1C102MPD	1000	10 x 16	5.0	.72	.506	.286	.248
647-UVR1C222MHD	UVR1C222MHD	2200	12.5 x 20	5.0	.94	.723	.467	.399
647-UVR1C332MHD	UVR1C332MHD	3300	12.5 x 25	5.0	2.11	1.66	1.11	.947
647-UVR1C472MHD	UVR1C472MHD	4700	16 x 25	7.5	1.73	1.36	.916	.779
647-UVR1C682MHD	UVR1C682MHD	6800	16 x 35.5	7.5	2.63	2.10	1.39	1.19
647-UVR1C103MHD	UVR1C103MHD	10000	18 x 35.5	7.5	3.28	2.57	1.72	1.47
25 Volt								
647-UVR1E100MDD	UVR1E100MDD	10	5 x 11	2.0	.29	.204	.114	.08
647-UVR1E220MDD	UVR1E220MDD	22	5 x 11	2.0	.32	.228	.127	.089
647-UVR1E330MDD	UVR1E330MDD	33	5 x 11	2.0	.32	.228	.127	.089
647-UVR1E470MDD	UVR1E470MDD	47	5 x 11	2.0	.30	.213	.12	.083
647-UVR1E101MED	UVR1E101MED	100	6.3 x 11	2.5	.38	.264	.118	.104
647-UVR1E221MPD	UVR1E221MPD	220	8 x 11.5	3.5	.49	.347	.162	.139
647-UVR1E331MPD	UVR1E331MPD	330	10 x 12.5	5.0	.35	.33	.187	.167
647-UVR1E471MPD	UVR1E471MPD	470	10 x 12.5	5.0	.55	.382	.19	.171
647-UVR1E102MPD	UVR1E102MPD	1000	10 x 20	5.0	.74	.528	.296	.258
647-UVR1E222MHD	UVR1E222MHD	2200	12.5 x 25	5.0	1.66	1.26	.82	.702
647-UVR1E332MHD	UVR1E332MHD	3300	16 x 25	7.5	1.79	1.39	.945	.803
647-UVR1E472MHD	UVR1E472MHD	4700	16 x 31.5	7.5	2.69	2.11	1.41	1.20
647-UVR1E682MHD	UVR1E682MHD	6800	18 x 35.5	7.5	3.03	2.43	1.59	1.42
35 Volt								
647-UVR1V100MDD	UVR1V100MDD	10	5 x 11	2.0	.32	.228	.127	.089
647-UVR1V220MDD	UVR1V220MDD	22	5 x 11	2.0	.32	.228	.127	.089
647-UVR1V330MDD	UVR1V330MDD	33	5 x 11	2.0	.34	.236	.133	.093
647-UVR1V470MDD	UVR1V470MDD	47	5 x 11	2.0	.34	.241	.136	.094
647-UVR1V101MED	UVR1V101MED	100	6.3 x 11	2.5	.40	.286	.127	.112
647-UVR1V221MPD	UVR1V221MPD	220	10 x 12.5	5.0	.59	.413	.205	.184
647-UVR1V331MPD	UVR1V331MPD	330	10 x 12.5	5.0	.63	.434	.236	.213
647-UVR1V471MPD	UVR1V471MPD	470	10 x 16	5.0	.74	.515	.257	.23
647-UVR1V102MHD	UVR1V102MHD	1000	12.5 x 20	5.0	1.08	.758	.428	.37
647-UVR1V222MHD	UVR1V222MHD	2200	16 x 25	7.5	1.64	1.29	.866	.734
647-UVR1V332MHD	UVR1V332MHD	3300	16 x 35.5	7.5	2.45	1.94	1.29	1.10
647-UVR1V472MHD	UVR1V472MHD	4700	18 x 35.5	7.5	3.19	2.57	1.69	1.50
50 Volt								
647-UVR1HR33MDD	UVR1HR33MDD	0.33	5 x 11	2.0	.32	.228	.127	.089
647-UVR1HR47MDD	UVR1HR47MDD	0.47	5 x 11	2.0	.32	.228	.127	.089
647-UVR1H010MDD	UVR1H010MDD	1.0	5 x 11	2.0	.29	.204	.114	.08
647-UVR1H2R2MDD	UVR1H2R2MDD	2.2	5 x 11	2.0	.32	.228	.127	.089
647-UVR1H3R3MDD	UVR1H3R3MDD	3.3	5 x 11	2.0	.32	.228	.127	.089
647-UVR1H4R7MDD	UVR1H4R7MDD	4.7	5 x 11	2.0	.29	.204	.114	.08
647-UVR1H100MDD	UVR1H100MDD	10	5 x 11	2.0	.29	.204	.114	.08
647-UVR1H220MDD	UVR1H220MDD	22	5 x 11	2.0	.32	.228	.127	.089
647-UVR1H330MDD	UVR1H330MDD	33	5 x 11	2.0	.32	.228	.127	.089
647-UVR1H470MED	UVR1H470MED	47	6.3 x 11	2.5	.36	.257	.144	.102
647-UVR1H101MPD	UVR1H101MPD	100	8 x 11.5	3.5	.44	.302	.138	.122

For quantities greater than listed, call for quote.

MOUSER STOCK NO.	Nichicon Part No.	Value (μF)	Case Size D x L (mm) Max.	LS (mm)	Price Each 1	10	100	500
50 Volt (Cont.)								
647-UVR1H221MPD	UVR1H221MPD	220	10 x 12.5	5.0	.75	.531	.341	.254
647-UVR1H331MPD	UVR1H331MPD	330	10 x 16	5.0	.85	.593	.334	.291
647-UVR1H471MHD	UVR1H471MHD	470	12.5 x 20	5.0	.93	.692	.433	.375
647-UVR1H102MHD	UVR1H102MHD	1000	12.5 x 25	5.0	1.31	1.00	.645	.553
647-UVR1H222MHD	UVR1H222MHD	2200	16 x 35.5	7.5	2.33	1.84	1.23	1.05
647-UVR1H332MHD	UVR1H332MHD	3300	18 x 35.5	7.5	2.41	1.89	1.27	1.08
63 Volt								
647-UVR1J100MDD	UVR1J100MDD	10	5 x 11	2.0	.32	.228	.127	.089
647-UVR1J220MDD	UVR1J220MDD	22	5 x 11	2.0	.34	.241	.136	.094
647-UVR1J330MED	UVR1J330MED	33	6.3 x 11	2.5	.46	.32	.142	.125
647-UVR1J470MED	UVR1J470MED	47	6.3 x 11	2.5	.47	.319	.187	.133
647-UVR1J101MPD	UVR1J101MPD	100	10 x 12.5	5.0	.55	.417	.214	.193
647-UVR1J221MPD	UVR1J221MPD	220	10 x 16	5.0	.87	.607	.341	.297
647-UVR1J331MPD	UVR1J331MPD	330	10 x 20	5.0	.81	.606	.38	.327
647-UVR1J471MHD	UVR1J471MHD	470	12.5 x 20	5.0	1.20	.917	.593	.506
647-UVR1J102MHD	UVR1J102MHD	1000	16 x 25	7.5	1.81	1.41	.953	.809
647-UVR1J222MHD	UVR1J222MHD	2200	18 x 35.5	7.5	3.36	2.71	1.77	1.56
100 Volt								
647-UVR2A0R1MDD	UVR2A0R1MDD	0.1	5 x 11	2.0	.32	.228	.127	.089
647-UVR2AR33MDD	UVR2AR33MDD	0.33	5 x 11	2.0	.34	.236	.133	.093
647-UVR2AR47MDD	UVR2AR47MDD	0.47	5 x 11	2.0	.34	.236	.106	.093
647-UVR2A010MDD	UVR2A010MDD	1.0	5 x 11	2.0	.34	.241	.136	.094
647-UVR2A2R2MDD	UVR2A2R2MDD	2.2	5 x 11	2.0	.34	.241	.136	.094
647-UVR2A3R3MDD	UVR2A3R3MDD	3.3	5 x 11	2.0	.34	.241	.108	.094
647-UVR2A4R7MDD	UVR2A4R7MDD	4.7	5 x 11	2.0	.34	.241	.136	.094
647-UVR2A100MED	UVR2A100MED	10	6.3 x 11	2.5	.41	.286	.161	.113
647-UVR2A220MED	UVR2A220MED	22	6.3 x 11	2.5	.47	.319	.187	.133
647-UVR2A330MPD	UVR2A330MPD	33	8 x 11.5	3.5	.49	.353	.175	.156
647-UVR2A470MPD	UVR2A470MPD	47	10 x 12.5	5.0	.64	.444	.221	.199
647-UVR2A101MPD	UVR2A101MPD	100	10 x 20	5.0	.93	.658	.37	.322
647-UVR2A221MHD	UVR2A221MHD	220	12.5 x 25	5.0	1.41	1.07	.697	.544
647-UVR2A331MHD	UVR2A331MHD	330	12.5 x 25	5.0	1.32	1.00	.646	.554
647-UVR2A471MHD	UVR2A471MHD	470	16 x 25	7.5	2.21	1.72	1.17	.991
647-UVR2A102MHD	UVR2A102MHD	1000	18 x 40	7.5	2.57	2.07	1.36	1.21
160 Volt								
647-UVR2C010MED	UVR2C010MED	1.0	6.3 x 11	2.5	.43	.299	.133	.119
647-UVR2C4R7MED	UVR2C4R7MED	4.7	6.3 x 11	2.5	.13	.126	.113	.081
647-UVR2C100MPD	UVR2C100MPD	10	8 x 11.5	3.5	.38	.274	.137	.123
647-UVR2C220MPD	UVR2C220MPD	22	10 x 16	5.0	.71	.513	.336	.249
647-UVR2C330MPD	UVR2C330MPD	33	10 x 20	5.0	.93	.658	.37	.322
647-UVR2C470MHD	UVR2C470MHD	47	12.5 x 20	5.0	1.13	.799	.452	.393
647-UVR2C101MHD	UVR2C101MHD	100	12.5 x 25	5.0	1.51	1.14	.746	.638
647-UVR2C221MHD	UVR2C221MHD	220	16 x 35.5	7.5	2.74	2.13	1.44	1.23
647-UVR2C331MHD	UVR2C331MHD	330	18 x 40	7.5	2.28	1.82	1.20	1.07
647-UVR2C471MRD	UVR2C471MRD	470	22 x 40	10.0	5.31	4.30	2.79	2.49
250 Volt								
647-UVR2E010MED	UVR2E010MED	1.0	6.3 x 11	2.5	.25	.154	.127	.116
647-UVR2E2R2MED	UVR2E2R2MED	2.2	6.3 x 11	2.5	.25	.154	.127	.116
647-UVR2E3R3MPD	UVR2E3R3MPD	3.3	8 x 11.5	3.5	.63	.444	.221	.198
647-UVR2E4R7MPD	UVR2E4R7MPD	4.7	8 x 11.5	3.5	.76	.537	.268	.241
647-UVR2E100MPD	UVR2E100MPD	10	10 x 16	5.0	.66	.479	.312	.234
647-UVR2E220MHD	UVR2E220MHD	22	12.5 x 20	5.0	1.31	.913	.52	.453
647-UVR2E330MHD	UVR2E330MHD	33	12.5 x 20	5.0	1.14	.839	.532	.453
647-UVR2E470MHD	UVR2E470MHD	47	12.5 x 25	5.0	1.42	1.08	.701	.599
647-UVR2E101MHD	UVR2E101MHD	100	16 x 31.5	7.5	2.68	2.12	1.41	1.21
647-UVR2E221MRD	UVR2E221MRD	220	20 x 40	10.0	5.38	4.09	2.61	2.38
350 Volt								
647-UVR2V010MED	UVR2V010MED	1.0	6.3 x 11	2.5	.31	.194	.161	.125
647-UVR2V2R2MPD	UVR2V2R2MPD	2.2	8 x 11.5	3.5	.62	.431	.214	.193
647-UVR2V3R3MPD	UVR2V3R3MPD	3.3	10 x 12.5	5.0	.69	.485	.318	.238
647-UVR2V4R7MPD	UVR2V4R7MPD	4.7	10 x 12.5	5.0	.75	.53	.347	.26
647-UVR2V100MPD	UVR2V100MPD	10	10 x 20	5.0	1.07	.756	.424	.366
647-UVR2V220MHD	UVR2V220MHD	22	12.5 x 25	5.0	1.08	.824	.52	.438
647-UVR2V330MHD	UVR2V330MHD	33	16 x 25	7.5	2.35	1.86	1.24	1.06
647-UVR2V470MHD	UVR2V470MHD	47	16 x 35.5	7.5	2.61	2.05	1.37	1.17
647-UVR2V101MHD	UVR2V101MHD	100	18 x 40	7.5	1.92	1.54	1.18	.899
400 Volt								
647-UVR2G010MPD	UVR2G010MPD	1.0	8 x 11.5	3.5	.51	.363	.181	.162
647-UVR2G2R2MPD	UVR2G2R2MPD	2.2	10 x 12.5	5.0	.52	.369	.205	.179
647-UVR2G4R7MPD	UVR2G4R7MPD	4.7	10 x 16	5.0	.76	.524	.299	.26
647-UVR2G100MHD	UVR2G100MHD	10	12.5 x 20	5.0	1.05	.769	.492	.424
450 Volt								
647-UVR2W3R3MPD	UVR2W3R3MPD	3.3	10 x 16	5.0	.69	.482	.316	.236
647-UVR2W220MHD	UVR2W220MHD	22	16 x 25	7.5	1.71	1.34	.907	.769
647-UVR2W330MHD	UVR2W330MHD	33	16 x 35.5	7.5	3.23	2.54	1.70	1.43

© Copyright 2013 Mouser Electronics

© Copyright 2013 Mouser Electronics

nichicon UVZ SERIES 105°C CAPACITORS

DIMENSIONS: mm

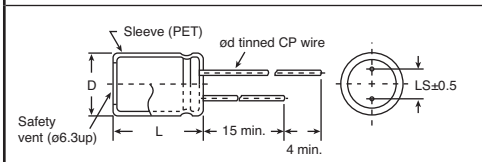

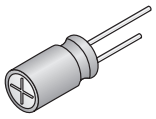

Specifications:

- Operating temperature range: -55°C ~ +105°C (6.3V ~ 100V), -40°C ~ +105°C (60V ~ 400V), -25°C ~ +105°C (450V)
- Voltage range: 6.3V ~ 450V
- Capacitance range: 0.1μF ~ 33000μF
- Capacitance tolerance: ±20% at 120Hz, 20°C
- Small case sizes as VR series, but operating over wide temperature range of -55°C ~ 105°C

Endurance:

- 1000 hours @ 105°C

Application note:

- A higher voltage capacitor may be used in a lower voltage application

RoHS Compliant

LEAD-FREE

Leakage Current:

6.3V ~ 100V	160V ~ 450V
After 1 minute application of rated voltage, leakage current is not more than 0.03CV or 4 (μA), whichever is greater	After 1 minute application of rated voltage, CV ≤ 1000: I = 0.1CV + 40μA or less
After 2 minutes application of rated voltage, leakage current is not more than 0.01CV or 3 (μA), whichever is greater	After 1 minutes application of rated voltage, CV > 1000: I = 0.04CV + 100μA or less

For quantities greater than listed, call for quote.

MOUSER STOCK NO.	Nichicon Part No.	Value (μF)	Case Size D x L (mm) Max.	LS (mm)	Price Each 1	25	100	500
6.3 Volt								
647-UVZ0J101MDD	UVZ0J101MDD	100	5 x 11	2.0	.18	.163	.122	.086
647-UVZ0J221MDD	UVZ0J221MDD	220	5 x 11	2.0	.21	.20	.15	.105
647-UVZ0J331MED	UVZ0J331MED	330	6.3 x 11	2.5	.27	.214	.153	.108
647-UVZ0J471MED	UVZ0J471MED	470	6.3 x 11	2.5	.29	.269	.168	.118
647-UVZ0J102MPD	UVZ0J102MPD	1000	8 x 11.5	3.5	.38	.30	.225	.168
647-UVZ0J222MPD	UVZ0J222MPD	2200	10 x 20	5.0	.74	.696	.504	.373
647-UVZ0J332MPD	UVZ0J332MPD	3300	10 x 20	5.0	.62	.584	.423	.314
647-UVZ0J472MHD	UVZ0J472MHD	4700	12.5 x 20	5.0	.72	.664	.525	.408
647-UVZ0J682MHD	UVZ0J682MHD	6800	12.5 x 25	5.0	1.23	1.14	.936	.707
647-UVZ0J103MHD	UVZ0J103MHD	10000	16 x 25	7.5	1.31	1.20	.991	.748
647-UVZ0J223MHD	UVZ0J223MHD	22000	18 x 40	7.5	3.33	3.31	2.55	1.95
10 Volt								
647-UVZ1A101MDD	UVZ1A101MDD	100	5 x 11	2.0	.18	.163	.122	.086
647-UVZ1A221MED	UVZ1A221MED	220	6.3 x 11	2.5	.27	.214	.153	.108
647-UVZ1A331MED	UVZ1A331MED	330	6.3 x 11	2.5	.29	.269	.168	.118
647-UVZ1A471MED	UVZ1A471MED	470	6.3 x 11	2.5	.29	.269	.168	.118
647-UVZ1A102MPD	UVZ1A102MPD	1000	10 x 12.5	5.0	.41	.387	.272	.202
647-UVZ1A222MPD	UVZ1A222MPD	2200	10 x 20	5.0	.70	.407	.349	.276
647-UVZ1A332MHD	UVZ1A332MHD	3300	12.5 x 20	5.0	.92	.845	.668	.517
647-UVZ1A472MHD	UVZ1A472MHD	4700	12.5 x 25	5.0	1.26	1.18	.961	.725
647-UVZ1A682MHD	UVZ1A682MHD	6800	16 x 25	7.5	1.43	1.31	1.09	.825
647-UVZ1A103MHD	UVZ1A103MHD	10000	16 x 35.5	7.5	1.96	1.84	1.49	1.14
647-UVZ1A153MHD	UVZ1A153MHD	15000	18 x 35.5	7.5	1.68	1.67	1.28	1.03
16 Volt								
647-UVZ1C470MDD	UVZ1C470MDD	47	5 x 11	2.0	.21	.20	.15	.105
647-UVZ1C101MDD	UVZ1C101MDD	100	5 x 11	2.0	.19	.18	.135	.094
647-UVZ1C221MED	UVZ1C221MED	220	6.3 x 11	2.5	.27	.235	.155	.109
647-UVZ1C331MPD	UVZ1C331MPD	330	8 x 11.5	3.5	.34	.278	.209	.156
647-UVZ1C471MPD	UVZ1C471MPD	470	8 x 11.5	3.5	.38	.326	.235	.175
647-UVZ1C102MPD	UVZ1C102MPD	1000	10 x 16	5.0	.57	.473	.388	.289
647-UVZ1C222MHD	UVZ1C222MHD	2200	12.5 x 20	5.0	.70	.643	.508	.394
647-UVZ1C332MHD	UVZ1C332MHD	3300	12.5 x 25	5.0	1.29	1.08	.934	.722
647-UVZ1C472MHD	UVZ1C472MHD	4700	16 x 25	7.5	1.21	1.05	.918	.694
647-UVZ1C682MHD	UVZ1C682MHD	6800	16 x 35.5	7.5	2.43	2.35	1.84	1.41
647-UVZ1C103MHD	UVZ1C103MHD	10000	18 x 35.5	7.5	2.77	2.73	2.11	1.61
25 Volt								
647-UVZ1E470MDD	UVZ1E470MDD	47	5 x 11	2.0	.19	.18	.135	.094
647-UVZ1E101MED	UVZ1E101MED	100	6.3 x 11	2.5	.27	.218	.157	.11
647-UVZ1E221MPD	UVZ1E221MPD	220	8 x 11.5	3.5	.19	.161	.157	.12
647-UVZ1E331MPD	UVZ1E331MPD	330	10 x 12.5	5.0	.32	.264	.204	.153
647-UVZ1E471MPD	UVZ1E471MPD	470	10 x 12.5	5.0	.41	.339	.269	.199
647-UVZ1E102MPD	UVZ1E102MPD	1000	10 x 20	5.0	.50	.438	.373	.277
647-UVZ1E222MHD	UVZ1E222MHD	2200	12.5 x 25	5.0	1.19	.991	.854	.66
647-UVZ1E332MHD	UVZ1E332MHD	3300	16 x 25	7.5	1.35	1.17	1.03	.776
647-UVZ1E472MHD	UVZ1E472MHD	4700	16 x 31.5	7.5	1.96	1.84	1.49	1.14
647-UVZ1E682MHD	UVZ1E682MHD	6800	18 x 35.5	7.5	2.64	2.49	2.01	1.54
35 Volt								
647-UVZ1V330MDD	UVZ1V330MDD	33	5 x 11	2.0	.18	.163	.122	.086
647-UVZ1V470MDD	UVZ1V470MDD	47	5 x 11	2.0	.18	.163	.122	.086
647-UVZ1V101MED	UVZ1V101MED	100	6.3 x 11	2.5	.27	.235	.155	.109
647-UVZ1V221MPD	UVZ1V221MPD	220	10 x 12.5	5.0	.38	.264	.228	.171
647-UVZ1V331MPD	UVZ1V331MPD	330	10 x 12.5	5.0	.52	.506	.355	.264
647-UVZ1V471MPD	UVZ1V471MPD	470	10 x 16	5.0	.51	.503	.341	.253
647-UVZ1V102MHD	UVZ1V102MHD	1000	12.5 x 20	5.0	.81	.698	.572	.452
647-UVZ1V222MHD	UVZ1V222MHD	2200	16 x 25	7.5	1.47	1.46	1.11	.846
647-UVZ1V332MHD	UVZ1V332MHD	3300	16 x 35.5	7.5	1.70	1.59	1.29	1.00
647-UVZ1V472MHD	UVZ1V472MHD	4700	18 x 35.5	7.5	2.23	2.02	1.68	1.29
50 Volt								
647-UVZ1H0R1MDD	UVZ1H0R1MDD	0.1	5 x 11	2.0	.18	.163	.122	.086
647-UVZ1HR22MDD	UVZ1HR22MDD	0.22	5 x 11	2.0	.18	.163	.122	.086
647-UVZ1HR33MDD	UVZ1HR33MDD	0.33	5 x 11	2.0	.21	.20	.15	.105
647-UVZ1HR47MDD	UVZ1HR47MDD	0.47	5 x 11	2.0	.21	.20	.15	.105
647-UVZ1H010MDD	UVZ1H010MDD	1.0	5 x 11	2.0	.18	.163	.122	.086
647-UVZ1H2R2MDD	UVZ1H2R2MDD	2.2	5 x 11	2.0	.21	.20	.15	.105
647-UVZ1H3R3MDD	UVZ1H3R3MDD	3.3	5 x 11	2.0	.18	.163	.122	.086
647-UVZ1H4R7MDD	UVZ1H4R7MDD	4.7	5 x 11	2.0	.18	.163	.122	.086
647-UVZ1H100MDD	UVZ1H100MDD	10	5 x 11	2.0	.21	.173	.128	.09
647-UVZ1H220MDD	UVZ1H220MDD	22	5 x 11	2.0	.18	.163	.122	.086
647-UVZ1H330MDD	UVZ1H330MDD	33	5 x 11	2.0	.18	.163	.122	.086
647-UVZ1H470MED	UVZ1H470MED	47	6.3 x 11	2.5	.27	.218	.157	.11
647-UVZ1H101MPD	UVZ1H101MPD	100	8 x 11.5	3.5	.29	.279	.172	.128

For quantities greater than listed, call for quote.

MOUSER STOCK NO.	Nichicon Part No.	Value (μF)	Case Size D x L (mm) Max.	LS (mm)	Price Each 1	25	100	500
50 Volt (cont.)								
647-UVZ1H221MPD	UVZ1H221MPD	220	10 x 12.5	5.0	.45	.432	.304	.226
647-UVZ1H331MPD	UVZ1H331MPD	330	10 x 16	5.0	.62	.565	.422	.312
647-UVZ1H471MHD	UVZ1H471MHD	470	12.5 x 20	5.0	.67	.656	.483	.382
647-UVZ1H102MHD	UVZ1H102MHD	1000	12.5 x 25	5.0	1.03	.863	.744	.575
647-UVZ1H222MHD	UVZ1H222MHD	2200	16 x 35.5	7.5	2.27	1.84	1.72	1.32
647-UVZ1H332MHD	UVZ1H332MHD	3300	18 x 35.5	7.5	2.57	2.19	1.95	1.49
63 Volt								
647-UVZ1J100MDD	UVZ1J100MDD	10	5 x 11	2.0	.21	.20	.15	.105
647-UVZ1J220MDD	UVZ1J220MDD	22	5 x 11	2.0	.18	.163	.122	.086
647-UVZ1J330MED	UVZ1J330MED	33	6.3 x 11	2.5	.27	.214	.153	.108
647-UVZ1J470MED	UVZ1J470MED	47	6.3 x 11	2.5	.29	.269	.168	.118
647-UVZ1J101MPD	UVZ1J101MPD	100	10 x 12.5	5.0	.32	.258	.20	.15
647-UVZ1J221MPD	UVZ1J221MPD	220	10 x 16	5.0	.62	.564	.419	.311
647-UVZ1J331MPD	UVZ1J331MPD	330	10 x 20	5.0	.66	.651	.464	.367
647-UVZ1J471MHD	UVZ1J471MHD	470	12.5 x 20	5.0	.74	.678	.536	.415
647-UVZ1J102MHD	UVZ1J102MHD	1000	16 x 25	7.5	1.66	1.59	1.25	.951
647-UVZ1J222MHD	UVZ1J222MHD	2200	18 x 35.5	7.5	3.03	2.69	2.31	1.77
100 Volt								
647-UVZ2AR47MDD	UVZ2AR47MDD	0.47	5 x 11	2.0	.21	.20	.15	.105
647-UVZ2A010MDD	UVZ2A010MDD	1.0	5 x 11	2.0	.18	.163	.122	.086
647-UVZ2A2R2MDD	UVZ2A2R2MDD	2.2	5 x 11	2.0	.18	.163	.122	.086
647-UVZ2A3R3MDD	UVZ2A3R3MDD	3.3	5 x 11	2.0	.18	.163	.122	.086
647-UVZ2A4R7MDD	UVZ2A4R7MDD	4.7	5 x 11	2.0	.18	.163	.122	.086
647-UVZ2A100MED	UVZ2A100MED	10	6.3 x 11	2.5	.27	.214	.153	.108
647-UVZ2A220MED	UVZ2A220MED	22	6.3 x 11	2.5	.25	.215	.155	.11
647-UVZ2A330MPD	UVZ2A330MPD	33	8 x 11.5	3.5	.36	.297	.224	.168
647-UVZ2A470MPD	UVZ2A470MPD	47	10 x 12.5	5.0	.40	.388	.265	.197
647-UVZ2A101MPD	UVZ2A101MPD	100	10 x 20	5.0	.65	.576	.441	.326
647-UVZ2A221MHD	UVZ2A221MHD	220	12.5 x 25	5.0	1.26	1.20	.923	.715
647-UVZ2A331MHD	UVZ2A331MHD	330	12.5 x 25	5.0	1.13	.803	.62	.479
647-UVZ2A471MHD	UVZ2A471MHD	470	16 x 25	7.5	1.75	1.68	1.33	1.01
647-UVZ2A102MHD	UVZ2A102MHD	1000	18 x 40	7.5	2.28	1.95	1.73	1.42
160 Volt								
647-UVZ2C010MED	UVZ2C010MED	1.0	6.3 x 11	2.5	.27	.21	.151	.11
647-UVZ2C2R2MED	UVZ2C2R2MED	2.2	6.3 x 11	2.5	.16	.135	.132	.101
647-UVZ2C3R3MED	UVZ2C3R3MED	3.3	6.3 x 11	2.5	.23	.204	.168	.125
647-UVZ2C4R7MED	UVZ2C4R7MED	4.7	6.3 x 11	2.5	.23	.204	.168	.125
647-UVZ2C100MPD	UVZ2C100MPD	10	8 x 11.5	3.5	.30	.257	.202	.15
647-UVZ2C220MPD	UVZ2C220MPD	22	10 x 16	5.0	.59	.538	.401	.297
647-UVZ2C330MPD	UVZ2C330MPD	33	10 x 20	5.0	.69	.676	.485	.383
647-UVZ2C470MHD	UVZ2C470MHD	47	12.5 x 20	5.0	.65	.63	.46	.364
647-UVZ2C101MHD	UVZ2C101MHD	100	12.5 x 25	5.0	1.00	.919	.719	.557
647-UVZ2C221MHD	UVZ2C221MHD	220	16 x 35.5	7.5	1.80	1.59	1.35	1.03
647-UVZ2C331MHD	UVZ2C331MHD	330	18 x 40	7.5	2.74	2.69	2.09	1.59
200 Volt								
647-UVZ2D010MED	UVZ2D010MED	1.0	6.3 x 11	2.5	.21	.167	.135	.101
647-UVZ2D2R2MED	UVZ2D2R2MED	2.2	6.3 x 11	2.5	.21	.179	.136	.102
647-UVZ2D3R3MED	UVZ2D3R3MED	3.3	6.3 x 11	3.5	.18	.166	.136	.102
647-UVZ2D4R7MPD	UVZ2D4R7MPD	4.7	8 x 11.5	3.5	.34	.301	.236	.175
647-UVZ2D100MPD	UVZ2D100MPD	10	10 x 12.5	5.0	.54	.483	.365	.271
647-UVZ2D220MPD	UVZ2D220MPD	22	10 x 20	5.0	.70	.664	.477	.378
647-UVZ2D330MHD	UVZ2D330MHD	33	12.5 x 20	5.0	.64	.625	.456	.361
647-UVZ2D470MHD	UVZ2D470MHD	47	12.5 x 20	5.0	.66	.644	.471	.372
647-UVZ2D101MHD	UVZ2D101MHD	100	16 x 31.5	7.5	1.88	1.79	1.42	1.07
250 Volt								
647-UVZ2E010MED	UVZ2E010MED	1.0	6.3 x 11	2.5	.27	.21	.157	.11
647-UVZ2E2R2MED	UVZ2E2R2MED	2.2	6.3 x 11	2.5	.18	.161	.132	.098
647-UVZ2E3R3MPD	UVZ2E3R3MPD	3.3	8 x 11.5	3.5	.30	.265	.217	.163
647-UVZ2E4R7MPD	UVZ2E4R7MPD	4.7	8 x 11.5	3.5	.34	.301	.236	.175
647-UVZ2E100MPD	UVZ2E100MPD	10	10 x 16	5.0	.51	.468	.349	.259
647-UVZ2E220MHD	UVZ2E220MHD	22	12.5 x 20	5.0	.58	.565	.406	.32
647-UVZ2E330MHD	UVZ2E330MHD	33	12.5 x 20	5.0	.66	.639	.467	.369
647-UVZ2E470MHD	UVZ2E470MHD	47	12.5 x 25	5.0	1.00	.749	.579	.448
647-UVZ2E101MHD	UVZ2E101MHD	100	16 x 31.5	7.5	1.86	1.81	1.39	1.06
450 Volt								
647-UVZ2W010MPD	UVZ2W010MPD	1.0	8 x 11.5	3.5	.34	.302	.238	.175
647-UVZ2W2R2MPD	UVZ2W2R2MPD	2.2	10 x 12.5	5.0	.49	.463	.351	.26
647-UVZ2W3R3MPD	UVZ2W3R3MPD	3.3	10 x 16	5.0	.57	.403	.38	.28
647-UVZ2W4R7MPD	UVZ2W4R7MPD	4.7	10 x 20	5.0	.72	.684	.511	.403
647-UVZ2W100MHD	UVZ2W100MHD	10	12.5 x 20	5.0	.93	.911	.678	.526
647-UVZ2W220MHD	UVZ2W220MHD	22	16 x 25	7.5	1.32	1.13	.996	.752
647-UVZ2W330MHD	UVZ2W330MHD	33	16 x 35.5	7.5	1.75	1.69	1.32	1.01

© Copyright 2013 Mouser Electronics

© Copyright 2013 Mouser Electronics

NICHICON Aluminum Electrolytic Capacitors

nichicon

nichicon UPW 105°C LOW IMPEDANCE, HIGH REL. SERIES

DIMENSIONS: mm

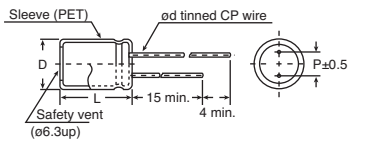

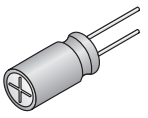

Features:
- Low impedance and high reliability
- Endurance: 2000 hours: øD 5-6.3
  3000 hours: øD 8
  5000 hours: øD 10
  7000 hours: øD 12.5
  8000 hours: øD 16-18

Specifications:
- Operating temperature range: -55°C ~ +105°C (6.3V ~ 100V)
- Voltage range: 6.3V ~ 450V
- Capacitance range: 0.47µF ~ 15000µF
- Capacitance tolerance: ±20% at 120Hz, 20°C

RoHS Compliant

LEAD-FREE

Application note:
- A higher voltage capacitor may be used in a lower voltage application

For quantities greater than listed, call for quote.

MOUSER STOCK NO.	Value (µF)	Impedance Ω Max. @ 20°C/100kHz	Ripple (mA rms) 105°C/ 100kHz	Case Size D x L (mm) Max.	P (mm)	Price Each 1	25	100	500
6.3 Volt									
647-UPW0J221MED	220	0.25	290	6.3 x 11	2.5	.31	.277	.231	.172
647-UPW0J331MED	330	0.25	290	6.3 x 11	2.5	.31	.277	.231	.172
647-UPW0J821MPD	820	0.085	730	8 x 15	3.5	.51	.446	.355	.263
647-UPW0J102MPD	1000	0.090	755	10 x 12.5	5.0	.51	.44	.352	.261
647-UPW0J122MPD	1200	0.065	995	8 x 20	3.5	.60	.57	.40	.296
647-UPW0J122MPD6	1200	0.068	1050	10 x 16	5.0	.60	.57	.40	.296
647-UPW0J152MPD	1500	0.052	1220	10 x 20	5.0	.72	.61	.505	.40
647-UPW0J222MPD6	2200	0.045	1440	10 x 25	5.0	.88	.781	.654	.505
647-UPW0J332MHD	3300	0.038	1655	12.5 x 20	5.0	1.09	1.07	.799	.621
647-UPW0J392MHD	3900	0.030	1945	12.5 x 25	5.0	1.33	1.17	1.01	.763
647-UPW0J472MHD	4700	0.022	2555	16 x 25	7.5	1.46	1.26	1.10	.836
647-UPW0J472MHD6	4700	0.025	2310	12.5 x 31.5	5.0	1.50	1.31	1.13	.86
647-UPW0J562MHD	5600	0.022	2510	12.5 x 35.5	5.0	2.05	1.81	1.54	1.25
647-UPW0J682MHD	6800	0.022	2555	16 x 25	7.5	2.17	1.78	1.64	1.24
647-UPW0J103MHD	10000	0.016	3150	16 x 31.5	7.5	2.05	1.75	1.58	1.21
647-UPW0J103MHD6	10000	0.020	2740	18 x 25	7.5	2.04	1.73	1.56	1.19
647-UPW0J153MHD	15000	0.015	3680	18 x 35.5	7.5	3.97	3.24	3.03	2.29
10 Volt									
647-UPW1A220MDD	22	0.60	180	5 x 11	2.0	.30	.203	.175	.124
647-UPW1A820MDD	82	0.60	180	5 x 11	2.0	.30	.245	.182	.128
647-UPW1A101MDD	100	0.60	180	5 x 11	2.0	.30	.245	.182	.128
647-UPW1A221MED	220	0.25	290	6.3 x 11	2.5	.41	.276	.248	.185
647-UPW1A471MPD	470	0.117	555	8 x 11.5	3.5	.45	.428	.278	.208
647-UPW1A681MPD	680	0.09	755	10 x 12.5	5.0	.66	.509	.447	.333
647-UPW1A681MPD6	680	0.085	730	8 x 15	3.5	.66	.509	.447	.333
647-UPW1A102MPD	1000	0.068	1050	10 x 16	5.0	.70	.668	.464	.345
647-UPW1A102MPD6	1000	0.065	995	8 x 20	3.5	.57	.541	.377	.279
647-UPW1A122MPD	1200	0.052	1220	10 x 20	5.0	.74	.675	.511	.406
647-UPW1A152MPD6	1500	0.045	1440	10 x 25	5.0	.77	.691	.547	.432
647-UPW1A222MHD	2200	0.038	1655	12.5 x 20	5.0	1.00	.86	.73	.566
647-UPW1A272MHD	2700	0.030	1945	12.5 x 25	5.0	1.61	.919	.885	.683
647-UPW1A332MHD	3300	0.030	1945	12.5 x 25	5.0	1.27	1.17	.904	.667
647-UPW1A332MHD6	3300	0.025	2310	12.5 x 31.5	5.0	1.36	1.25	.966	.712
647-UPW1A392MHD	3900	0.022	2510	12.5 x 35.5	5.0	1.89	1.66	1.42	1.08
647-UPW1A472MHD	4700	0.022	2555	16 x 25	7.5	2.05	1.70	1.54	1.17
647-UPW1A562MHD6	5600	0.028	2490	18 x 20	7.5	2.12	1.87	1.61	1.24
647-UPW1A682MHD	6800	0.018	3010	16 x 31.5	7.5	1.87	1.66	1.41	1.06
647-UPW1A682MHD6	6800	0.020	2740	18 x 25	7.5	3.01	2.66	2.27	1.71
647-UPW1A103MHD	10000	0.015	3680	18 x 35.5	7.5	3.84	3.18	2.82	2.23
16 Volt									
647-UPW1C820MDD	82	0.50	235	5 x 15	2.0	.31	.277	.231	.172
647-UPW1C121MED	120	0.25	290	6.3 x 11	2.5	.31	.277	.231	.172
647-UPW1C181MED	180	0.23	430	6.3 x 15	2.5	.46	.371	.28	.211
647-UPW1C331MPD	330	0.117	555	8 x 11.5	3.5	.51	.446	.354	.263
647-UPW1C471MPD	470	0.090	755	10 x 12.5	5.0	.51	.463	.349	.259
647-UPW1C471MPD6	470	0.085	730	8 x 15	3.5	.51	.463	.349	.259
647-UPW1C681MPD	680	0.068	1050	10 x 16	5.0	.76	.723	.52	.386
647-UPW1C681MPD6	680	0.065	995	8 x 20	3.5	.77	.745	.535	.397
647-UPW1C821MPD	820	0.052	1220	10 x 20	5.0	.71	.698	.498	.393
647-UPW1C102MPD	1000	0.052	1220	10 x 20	5.0	.75	.628	.499	.368
647-UPW1C152MHD	1500	0.038	1655	12.5 x 20	5.0	1.10	.941	.768	.608
647-UPW1C152MPD6	1500	0.035	1815	10 x 31.5	5.0	.76	.646	.528	.418
647-UPW1C222MHD	2200	0.030	1945	12.5 x 25	5.0	1.26	1.03	.917	.712
647-UPW1C272MHD	2700	0.025	2310	12.5 x 31.5	5.0	1.67	1.50	1.26	.954
647-UPW1C332MHD	3300	0.022	2555	16 x 25	7.5	1.94	1.83	1.44	1.10
647-UPW1C332MHD6	3300	0.022	2510	12.5 x 35.5	5.0	2.05	1.95	1.54	1.17
647-UPW1C392MHD	3900	0.022	2555	16 x 25	7.5	2.07	1.82	1.54	1.18
647-UPW1C472MHD	4700	0.018	3010	16 x 31.5	7.5	2.65	2.34	2.01	1.54
647-UPW1C472MHD6	4700	0.020	2740	18 x 25	7.5	2.65	2.34	2.01	1.54
647-UPW1C562MHD	5600	0.016	3150	16 x 35.5	7.5	2.99	2.62	2.27	1.73
647-UPW1C822MHD	8200	0.015	3680	18 x 35.5	7.5	2.45	2.04	1.87	1.42
25 Volt									
647-UPW1E470MDD	47	0.60	180	5 x 11	2.0	.30	.203	.175	.124
647-UPW1E560MDD	56	0.50	235	5 x 15	2.0	.31	.277	.231	.172
647-UPW1E101MED	100	0.250	290	6.3 x 11	2.5	.33	.328	.208	.155
647-UPW1E121MED	120	0.230	430	6.3 x 15	2.5	.47	.384	.29	.216
647-UPW1E221MPD	220	0.117	555	8 x 11.5	3.5	.41	.305	.279	.208
647-UPW1E331MPD	330	0.090	755	10 x 12.5	5.0	.51	.358	.347	.258
647-UPW1E331MPD6	330	0.085	730	8 x 15	3.5	.51	.358	.347	.258
647-UPW1E471MPD	470	0.068	1050	10 x 16	5.0	.51	.509	.352	.261
647-UPW1E471MPD6	470	0.065	995	8 x 20	3.5	.58	.569	.392	.29
647-UPW1E561MPD	560	0.052	1220	10 x 20	5.0	.80	.647	.568	.448
647-UPW1E681MPD	680	0.052	1220	10 x 20	5.0	.84	.625	.587	.464
647-UPW1E102MHD	1000	0.038	1655	12.5 x 20	5.0	.76	.724	.526	.417
647-UPW1E152MHD	1500	0.022	2555	16 x 25	7.5	1.67	1.17	.993	.75
647-UPW1E152MHD6	1500	0.030	1945	12.5 x 25	5.0	1.06	.77	.626	.473
647-UPW1E182MHD	1800	0.025	2310	12.5 x 31.5	7.5	1.53	1.34	1.16	.875
647-UPW1E222MHD6	2200	0.028	2490	18 x 20	7.5	2.53	1.98	1.49	1.13
647-UPW1E222MHD3	2200	0.022	2510	12.5 x 35.5	7.5	2.43	1.89	1.42	1.08
647-UPW1E272MHD	2700	0.022	2555	16 x 25	7.5	2.24	1.83	1.69	1.27
647-UPW1E332MHD	3300	0.018	3010	16 x 31.5	7.5	1.53	1.33	1.14	.869
647-UPW1E332MHD6	3300	0.02	2740	18 x 25	7.5	2.71	2.39	2.04	1.56

For quantities greater than listed, call for quote.

MOUSER STOCK NO.	Value (µF)	Impedance Ω Max. @ 20°C/100kHz	Ripple (mA rms) 105°C /100kHz	Case Size D x L (mm) Max.	P (mm)	Price Each 1	25	100	500
25 Volt (cont.)									
647-UPW1E472MHD	4700	0.015	3680	18 x 35.5	7.5	2.20	2.12	1.67	1.27
35 Volt									
647-UPW1V330MDD	33	0.60	180	5 x 11	2.0	.30	.245	.185	.138
647-UPW1V390MDD	39	0.50	235	5 x 15	2.0	.31	.277	.231	.172
647-UPW1V820MED	82	0.23	430	6.3 x 15	2.5	.46	.371	.28	.211
647-UPW1V151MPD	150	0.117	555	8 x 11.5	3.5	.49	.383	.305	.227
647-UPW1V221MPD	220	0.090	755	10 x 12.5	5.0	.42	.324	.292	.217
647-UPW1V221MPD6	220	0.085	730	8 x 15	3.5	.47	.36	.324	.241
647-UPW1V331MPD	330	0.068	1050	10 x 16	5.0	.74	.723	.509	.402
647-UPW1V331MPD6	330	0.065	995	8 x 20	3.5	.74	.723	.509	.402
647-UPW1V391MPD	390	0.052	1220	10 x 20	5.0	.80	.785	.57	.462
647-UPW1V471MPD	470	0.052	1220	10 x 20	5.0	.73	.627	.492	.365
647-UPW1V681MHD	680	0.038	1655	12.5 x 20	5.0	1.11	.942	.807	.625
647-UPW1V102MHD	1000	0.030	1945	12.5 x 25	5.0	1.37	1.26	1.05	.791
647-UPW1V122MHD	1200	0.025	2310	12.5 x 31.5	5.0	1.75	1.53	1.32	.997
647-UPW1V152MHD	1500	0.022	2555	16 x 25	7.5	1.94	1.62	1.44	1.09
647-UPW1V152MHD6	1500	0.022	2510	12.5 x 35.5	5.0	1.99	1.67	1.49	1.12
647-UPW1V222MHD	2200	0.018	3010	16 x 31.5	7.5	2.50	2.18	1.87	1.42
647-UPW1V222MHD6	2200	0.020	2740	18 x 25	7.5	2.99	2.61	2.23	1.69
647-UPW1V332MHD	3300	0.015	3680	18 x 35.5	7.5	2.50	2.20	1.92	1.47
50 Volt									
647-UPW1H010MDD	1.0	3.50	40	5 x 11	2.0	.27	.183	.157	.111
647-UPW1H2R2MDD	2.2	3.00	55	5 x 11	2.0	.30	.203	.175	.124
647-UPW1H3R3MDD	3.3	2.60	65	5 x 11	2.0	.30	.203	.175	.124
647-UPW1H4R7MDD	4.7	2.30	90	5 x 11	2.0	.30	.203	.175	.124
647-UPW1H100MDD	10	1.40	120	5 x 11	2.0	.30	.203	.175	.124
647-UPW1H220MDD	22	1.20	170	5 x 11	2.0	.30	.203	.175	.124
647-UPW1H270MDD	27	0.90	215	5 x 15	2.0	.31	.277	.231	.172
647-UPW1H330MED	33	0.43	300	6.3 x 11	2.5	.46	.371	.28	.211
647-UPW1H470MED	47	0.43	300	6.3 x 11	2.5	.28	.249	.208	.155
647-UPW1H560MED	56	0.40	360	6.3 x 15	2.5	.47	.384	.29	.216
647-UPW1H101MPD	100	0.234	485	8 x 11.5	3.5	.44	.303	.264	.198
647-UPW1H181MPD	180	0.120	860	8 x 20	3.5	.58	.572	.393	.292
647-UPW1H331MPD	330	0.090	1030	10 x 20	5.0	.86	.693	.594	.47
647-UPW1H471MHD	470	0.060	1500	12.5 x 20	5.0	1.03	.816	.74	.572
647-UPW1H561MHD	560	0.050	1832	12.5 x 25	5.0	1.62	1.13	.964	.729
647-UPW1H681MHD	680	0.050	1832	12.5 x 25	5.0	1.19	1.13	.903	.683
647-UPW1H681MHD6	680	0.048	1835	16 x 20	7.5	1.11	1.08	.858	.648
647-UPW1H821MHD	820	0.034	2285	12.5 x 35.5	5.0	2.00	1.77	1.51	1.14
647-UPW1H102MHD	1000	0.034	2235	16 x 25	7.5	2.00	1.82	1.50	1.13
647-UPW1H152MHD	1500	0.028	2700	16 x 31.5	7.5	2.79	2.56	2.10	1.59
647-UPW1H222MHD	2200	0.023	3100	18 x 35.5	7.5	3.48	3.39	2.63	2.01
63 Volt									
647-UPW1J120MDD	12	2.00	145	5 x 11	2.0	.30	.203	.175	.124
647-UPW1J180MDD	18	1.30	200	5 x 15	2.0	.31	.277	.231	.172
647-UPW1J220MED	22	0.71	250	6.3 x 11	2.5	.31	.277	.231	.172
647-UPW1J330MED	33	0.71	250	6.3 x 11	2.5	.31	.277	.231	.172
647-UPW1J390MED	39	0.70	330	6.3 x 15	2.5	.47	.381	.286	.213
647-UPW1J470MPD	47	0.342	405	8 x 11.5	3.5	.43	.333	.261	.195
647-UPW1J680MPD	68	0.342	405	8 x 11.5	3.5	.51	.446	.355	.263
647-UPW1J101MPD	100	0.256	535	10 x 12.5	5.0	.60	.49	.406	.302
647-UPW1J101MPD6	100	0.230	535	8 x 15	3.5	.60	.49	.406	.302
647-UPW1J181MHD6	180	0.150	1020	12.5 x 15	5.0	1.08	1.06	.765	.605
647-UPW1J221MPD6	220	0.130	1050	10 x 25	5.0	1.32	.984	.923	.732
647-UPW1J271MHD	270	0.090	1410	16 x 15	7.5	1.05	.999	.769	.596
647-UPW1J331MHD	330	0.085	1285	12.5 x 20	5.0	1.02	.863	.733	.567
647-UPW1J391MHD6	390	0.086	1690	18 x 15	7.5	1.55	1.09	.934	.705
647-UPW1J471MHD6	470	0.055	2090	12.5 x 31.5	5.0	1.39	1.03	.992	.748
647-UPW1J471MHD3	470	0.059	1765	16 x 20	7.5	1.39	1.03	.992	.748
647-UPW1J681MHD	680	0.050	2160	16 x 25	7.5	1.42	1.37	1.08	.815
647-UPW1J681MHD6	680	0.047	2265	12.5 x 35.5	5.0	1.62	1.56	1.23	.931
647-UPW1J102MHD	1000	0.043	2670	16 x 31.5	7.5	2.73	2.43	2.05	1.55
647-UPW1J152MHD	1500	0.030	3095	18 x 35.5	7.5	2.05	1.82	1.56	1.20
100 Volt									
647-UPW2A010MDD	1.0	2.00	30	5 x 11	2.0	.30	.203	.175	.124
647-UPW2A2R2MDD	2.2	9.80	44	5 x 11	2.0	.30	.203	.175	.124
647-UPW2A3R3MDD	3.3	6.60	58	5 x 11	2.0	.30	.203	.175	.124
647-UPW2A4R7MDD	4.7	4.60	74	5 x 11	2.0	.30	.203	.175	.124
647-UPW2A100MED	10	1.80	130	6.3 x 11	2.5	.31	.277	.231	.172
647-UPW2A220MPD	22	0.68	230	8 x 11.5	3.5	.48	.369	.326	.243
647-UPW2A330MPD	33	0.46	320	10 x 12.5	5.0	.59	.446	.401	.299
647-UPW2A330MPD6	33	0.45	360	8 x 15	3.5	.59	.446	.401	.299
647-UPW2A470MPD	47	0.37	420	10 x 16	5.0	.49	.485	.337	.249
647-UPW2A680MPD	68	0.30	490	10 x 20	5.0	.86	.832	.602	.476
647-UPW2A101MHD	100	0.18	580	12.5 x 20	5.0	1.04	.938	.751	.582
647-UPW2A151MHD	150	0.13	710	12.5 x 25	5.0	1.20	1.02	.867	.672
647-UPW2A221MHD	220	0.10	890	16 x 25	7.5	1.39	1.20	1.06	.799
647-UPW2A331MHD	330	0.09	1080	16 x 25	7.5	1.86	1.66	1.39	1.06
647-UPW2A471MHD	470	0.076	1310	16 x 31.5	7.5	2.55	2.20	1.89	1.43
647-UPW2A681MHD	680	0.064	1410	16 x 35.5	7.5	2.47	2.18	1.88	1.43

© Copyright 2013 Mouser Electronics

© Copyright 2013 Mouser Electronics

NICHICON Aluminum Electrolytic Capacitors

nichicon

UHE 105°C LOW IMPEDANCE, HIGH REL. SERIES

Features:
- Lead free product
- High reliability
- Long life up to 10,000 hours

Specifications:
- Operating temperature range: -40°C to +105°C
- Voltage range: 6.3VDC - 100VDC
- Capacitance range: 6.8µF to 180000µF
- Capacitance tolerance: ±20% at 120Hz, 20°C
- Leakage current: After 2 minutes of rated voltage, leakage current is not more than 0.01CV or 3(µA), whichever is greater

RoHS Compliant

LEAD-FREE

Application Note:
- A higher voltage capacitor may be used in a lower voltage application

DIMENSIONS: mm

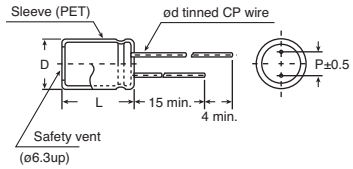

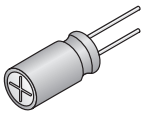

Endurance				
Case Size (Diameter) øD		≤5-6.3	=8, 10	≥12.5
Rated Voltage V	6.3~10WV	4000Hrs.	6000Hrs.	8000Hrs.
	16~100WV	5000Hrs.	7000Hrs.	10000Hrs.

For quantities greater than listed, call for quote.

MOUSER STOCK NO.	Value (µF)	Impedance Ω Max. @ 20°C/ 100kHz	Ripple (mA rms) 105°C/ 100kHz	Case Size D x L (mm) Max.	P (mm)	Price Each 1	10	100	500
6.3 Volt									
647-UHE0J331MED	330	0.22	340	6.3 x 11	2.5	.52	.373	.186	.167
647-UHE0J681MPD	680	0.13	640	8 x 11.5	3.5	.64	.45	.297	.219
647-UHE0J102MPD	1000	0.087	840	8 x 15	3.5	.40	.285	.162	.14
647-UHE0J122MPD	1200	0.069	1050	8 x 20	3.5	.81	.576	.325	.279
647-UHE0J182MHD	1800	0.049	1450	12.5 x 15	5.0	1.10	.782	.442	.382
647-UHE0J222MPD	2200	0.042	1650	10 x 25	5.0	.94	.698	.441	.379
647-UHE0J332MHD	3300	0.035	1900	12.5 x 20	5.0	.93	.857	.555	.476
647-UHE0J103MHD6	10000	0.019	3140	18 x 25	7.5	2.84	2.23	1.49	1.27
10 Volt									
647-UHE1A101MDD	100	0.580	210	5 x 11	2.0	.24	.139	.11	.097
647-UHE1A221MED	220	0.220	340	6.3 x 11	2.5	.49	.347	.172	.154
647-UHE1A471MPD	470	0.130	640	8 x 11.5	3.5	.49	.35	.232	.171
647-UHE1A681MPD	680	0.087	840	8 x 15	3.5	.66	.47	.266	.232
647-UHE1A681MPD6	680	0.080	865	10 x 12.5	5.0	.72	.507	.288	.25
647-UHE1A102MPD	1000	0.069	1050	8 x 20	5.0	.88	.627	.352	.306
647-UHE1A102MPD6	1000	0.060	1210	10 x 16	5.0	.71	.507	.285	.247
647-UHE1A122MPD	1200	0.046	1400	10 x 20	5.0	.62	.569	.401	.35
647-UHE1A222MPD	2200	0.031	1910	10 x 31.5	5.0	.93	.636	.566	.486
647-UHE1A332MHD	3300	0.027	2230	12.5 x 25	5.0	1.41	1.06	.696	.595
647-UHE1A472MHD	4700	0.020	2880	12.5 x 35.5	5.0	1.82	1.41	.958	.813
647-UHE1A682MHD	6800	0.017	3450	16 x 31.5	7.5	2.58	2.03	1.36	1.16
647-UHE1A103MHD	10000	0.013	4080	16 x 40	7.5	3.33	2.66	1.75	1.55
16 Volt									
647-UHE1C121MED	120	0.22	340	6.3 x 11	2.5	.43	.309	.185	.139
647-UHE1C331MPD	330	0.13	640	8 x 11.5	3.5	.51	.364	.207	.179
647-UHE1C471MPD	470	0.087	840	8 x 15	3.5	.65	.47	.263	.231
647-UHE1C681MPD	680	0.069	1050	8 x 20	3.5	.55	.513	.361	.314
647-UHE1C102MPD	1000	0.046	1400	10 x 20	5.0	.84	.625	.396	.34
647-UHE1C122MPD	1200	0.042	1650	10 x 25	5.0	1.28	.983	.638	.547
647-UHE1C152MPD	1500	0.031	1910	10 x 31.5	5.0	1.00	.664	.605	.518
647-UHE1C222MHD	2200	0.027	2230	12.5 x 25	5.0	1.62	1.23	.887	.685
647-UHE1C332MHD	3300	0.02	2880	12.5 x 35.5	5.0	1.82	1.43	.967	.82
647-UHE1C472MHD	4700	0.017	3450	16 x 31.5	7.5	2.55	1.99	1.33	1.13
647-UHE1C682MHD	6800	0.013	4080	16 x 40	7.5	3.24	2.62	1.71	1.53
647-UHE1C103MHD	10000	0.012	4280	18 x 40	7.5	2.31	1.86	1.42	1.33
25 Volt									
647-UHE1E470MDD	47	0.580	210	5 x 11	2.0	.43	.309	.185	.139
647-UHE1E101MED	100	0.220	340	6.3 x 11	2.5	.35	.247	.123	.11
647-UHE1E221MPD	220	0.130	640	8 x 11.5	3.5	.52	.375	.212	.185
647-UHE1E331MPD	330	0.087	840	8 x 15	3.5	.62	.448	.249	.216
647-UHE1E471MPD	470	0.060	1210	8 x 20	3.5	.57	.522	.364	.27
647-UHE1E471MPD6	470	0.069	1050	10 x 16	5.0	.57	.522	.364	.27
647-UHE1E681MPD	680	0.046	1400	10 x 20	5.0	.71	.475	.434	.385
647-UHE1E102MPD	1000	0.031	1910	10 x 31.5	5.0	1.02	.931	.609	.521
647-UHE1E102MHD3	1000	0.042	1940	16 x 15	7.5	1.00	.845	.685	.61
647-UHE1E122MHD	1200	0.043	2210	18 x 15	7.5	1.48	1.24	.836	.709
647-UHE1E222MHD	2200	0.020	2880	12.5 x 35.5	5.0	1.89	1.48	.999	.849
647-UHE1E332MHD	3300	0.017	3450	16 x 31.5	7.5	2.65	2.09	1.39	1.19
647-UHE1E472MHD	4700	0.013	4080	16 x 40	7.5	2.02	1.59	1.20	.905
35 Volt									
647-UHE1V330MDD	33	0.580	210	5 x 11	2.0	.42	.299	.178	.133
647-UHE1V151MPD	150	0.130	640	8 x 11.5	3.5	.58	.406	.202	.181
647-UHE1V221MPD	220	0.087	840	8 x 15	3.5	.62	.439	.248	.216
647-UHE1V331MPD	330	0.060	1210	10 x 16	5.0	.58	.535	.377	.328

© Copyright 2013 Mouser Electronics

For quantities greater than listed, call for quote.

MOUSER STOCK NO.	Value (µF)	Impedance Ω Max. @ 20°C/ 100kHz	Ripple (mA rms) 105°C/ 100kHz	Case Size D x L (mm) Max.	P (mm)	Price Each 1	10	100	500
35 Volt (Cont.)									
647-UHE1V471MPD	470	0.046	1400	10 x 20	5.0	.65	.441	.402	.357
647-UHE1V681MPD	680	0.031	1910	10 x 31.5	5.0	1.00	.915	.598	.511
647-UHE1V102MHD	1000	0.027	2230	12.5 x 25	5.0	1.66	1.26	.906	.70
647-UHE1V122MHD	1200	0.024	2650	12.5 x 31.5	5.0	1.62	1.27	.854	.727
647-UHE1V182MHD	1800	0.017	3350	12.5 x 40	5.0	2.23	1.75	1.18	1.00
647-UHE1V222MHD	2200	0.017	3450	16 x 31.5	7.5	2.88	2.26	1.50	1.28
647-UHE1V332MHD	3300	0.013	4080	16 x 40	7.5	3.35	2.71	1.77	1.56
50 Volt									
647-UHE1H220MDD	22	0.700	180	5 x 11	2.0	.35	.258	.154	.114
647-UHE1H560MED	56	0.300	295	6.3 x 11	2.5	.57	.398	.199	.178
647-UHE1H101MPD	100	0.170	555	8 x 11.5	3.5	.67	.469	.265	.231
647-UHE1H121MPD	120	0.120	730	8 x 15	3.5	.64	.453	.26	.225
647-UHE1H151MPD	150	0.120	760	10 x 12.5	5.0	.71	.498	.287	.248
647-UHE1H221MPD	220	0.084	1050	10 x 16	5.0	.70	.492	.279	.243
647-UHE1H331MPD	330	0.055	1440	10 x 25	5.0	1.03	.752	.479	.413
647-UHE1H471MPD	470	0.043	1690	10 x 31.5	5.0	1.38	1.06	.684	.585
647-UHE1H471MHD3	470	0.055	1690	16 x 15	7.5	1.84	1.41	.917	.784
647-UHE1H681MHD	680	0.030	2310	12.5 x 31.5	5.0	1.42	1.21	.808	.687
647-UHE1H102MHD	1000	0.021	2920	12.5 x 40	5.0	2.27	1.78	1.19	1.02
647-UHE1H102MHD3	1000	0.036	2490	18 x 20	7.5	2.43	1.92	1.28	1.08
647-UHE1H122MHD	1200	0.022	3010	16 x 31.5	7.5	2.50	1.96	1.32	1.12
647-UHE1H222MHD6	2200	0.017	3680	18 x 35.5	7.5	4.64	3.79	2.43	2.20
63 Volt									
647-UHE1J150MDD	15	2.300	55	5 x 11	2.0	.30	.193	.159	.143
647-UHE1J330MED	33	1.200	115	6.3 x 11	2.5	.52	.368	.183	.165
647-UHE1J820MPD	82	0.450	300	8 x 15	3.5	.75	.528	.304	.263
647-UHE1J121MPD	120	0.330	362	8 x 20	3.5	.67	.478	.314	.233
647-UHE1J181MPD	180	0.210	466	10 x 20	5.0	.75	.505	.462	.41
647-UHE1J221MPD	220	0.200	531	10 x 25	5.0	1.03	.76	.483	.415
647-UHE1J271MPD	270	0.150	663	10 x 31.5	5.0	1.02	.926	.666	.515
647-UHE1J331MHD	330	0.120	784	12.5 x 25	5.0	1.41	1.07	.693	.594
647-UHE1J471MHD	470	0.100	905	12.5 x 31.5	5.0	.97	.824	.59	.456
647-UHE1J681MHD	680	0.071	1180	12.5 x 40	5.0	1.72	1.36	.913	.775
647-UHE1J821MHD	820	0.054	1570	16 x 31.5	7.5	2.27	1.78	1.19	1.02
647-UHE1J102MHD	1000	0.045	1790	16 x 35.5	7.5	2.51	1.98	1.32	1.12
647-UHE1J102MHD6	1000	0.047	1630	18 x 31.5	7.5	2.77	2.17	1.44	1.24
647-UHE1J122MHD	1200	0.040	2020	16 x 40	7.5	3.00	2.34	1.56	1.33
100 Volt									
647-UHE2A6R8MDD	6.8	2.300	55	5 x 11	2.0	.30	.193	.159	.143
647-UHE2A150MED	15	1.200	115	6.3 x 11	2.5	.59	.416	.207	.185
647-UHE2A390MPD	39	0.450	300	8 x 15	3.5	.74	.506	.307	.23
647-UHE2A470MPD	47	0.430	288	10 x 12.5	5.0	.77	.529	.322	.24
647-UHE2A680MPD	68	0.310	357	10 x 16	5.0	.75	.528	.304	.263
647-UHE2A820MPD	82	0.210	466	10 x 20	5.0	.91	.63	.363	.315
647-UHE2A101MPD	100	0.200	531	10 x 25	5.0	.94	.662	.379	.325
647-UHE2A121MPD	120	0.150	663	10 x 31.5	5.0	1.27	.892	.507	.428
647-UHE2A181MHD	180	0.120	784	12.5 x 25	5.0	1.32	1.00	.648	.555
647-UHE2A221MHD	220	0.100	905	12.5 x 31.5	5.0	1.21	1.10	.725	.623
647-UHE2A331MHD	330	0.071	1180	12.5 x 40	5.0	2.54	1.99	1.33	1.12
647-UHE2A391MHD	390	0.054	1570	16 x 31.5	7.5	2.27	1.78	1.19	1.02
647-UHE2A471MHD	470	0.045	1790	16 x 35.5	7.5	1.65	1.29	.975	.736
647-UHE2A561MHD	560	0.040	2020	16 x 40	7.5	3.25	2.56	1.71	1.44
647-UHE2A681MHD	680	0.040	1790	18 x 35.5	7.5	2.38	1.87	1.25	1.06
647-UHE2A821MHD	820	0.036	2330	18 x 40	7.5	4.91	3.96	2.61	2.32

© Copyright 2013 Mouser Electronics

NICHICON Aluminum Electrolytic Capacitors

nichicon

nichicon USR 7MM 85°C SERIES, GENERAL PURPOSE

Specifications:

- Operating temperature range: -40°C ~ +85°C
- Voltage range: 4V ~ 50V
- Capacitance range: 0.1μF ~ 470μF
- Endurance: 2000 hours @ 85°C
- Capacitance tolerance: ±20% at 120Hz, 20°C
- Leakage current: after 2 minutes application of rated voltage, leakage current is no more than 0.01CV or 3μA, whichever is greater

Application Note:

- A higher voltage capacitor may be used in a lower voltage application

LEAD-FREE

RoHS Compliant

DIMENSIONS: mm

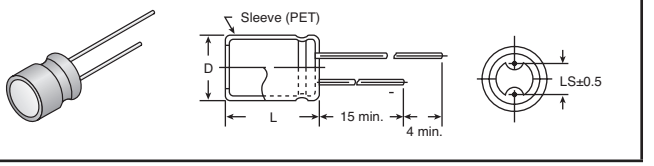

For quantities greater than listed, call for quote.

MOUSER STOCK NO.	Nichicon Part No.	Volt (DC)	Value (μF)	Case Size D x L (mm) Max.	LS (mm)	Price Each 1	10	100	500
647-USR0J220MDD	USR0J220MDD	6.3	22	4 x 7	1.5	.32	.227	.128	.09
647-USR0J330MDD	USR0J330MDD	6.3	33	4 x 7	1.5	.32	.227	.128	.09
647-USR0J470MDD	USR0J470MDD	6.3	47	4 x 7	1.5	.32	.23	.129	.092
647-USR0J101MDD	USR0J101MDD	6.3	100	5 x 7	2.0	.77	.494	.325	.234
647-USR0J221MDD	USR0J221MDD	6.3	220	6.3 x 7	2.5	.71	.485	.352	.245
647-USR0J331MDD	USR0J331MDD	6.3	330	8 x 7	3.5	.57	.415	.311	.218
647-USR1A220MDD	USR1A220MDD	10	22	4 x 7	1.5	.32	.227	.128	.09
647-USR1A330MDD	USR1A330MDD	10	33	4 x 7	1.5	.32	.227	.128	.09
647-USR1A470MDD	USR1A470MDD	10	47	5 x 7	2.0	.25	.227	.205	.159
647-USR1A101MDD	USR1A101MDD	10	100	6.3 x 7	2.5	.65	.453	.328	.228
647-USR1A221MDD	USR1A221MDD	10	220	8 x 7	3.5	.25	.244	.226	.205
647-USR1C100MDD	USR1C100MDD	16	10	4 x 7	1.5	.32	.227	.128	.09
647-USR1C220MDD	USR1C220MDD	16	22	4 x 7	1.5	.32	.227	.128	.09
647-USR1C330MDD	USR1C330MDD	16	33	5 x 7	2.0	.74	.465	.308	.223
647-USR1C470MDD	USR1C470MDD	16	47	5 x 7	2.0	.77	.494	.325	.234
647-USR1C101MDD	USR1C101MDD	16	100	6.3 x 7	2.5	.42	.292	.129	.114
647-USR1E100MDD	USR1E100MDD	25	10	4 x 7	1.5	.32	.227	.128	.09
647-USR1E220MDD	USR1E220MDD	25	22	5 x 7	2.0	.25	.228	.205	.159

For quantities greater than listed, call for quote.

MOUSER STOCK NO.	Nichicon Part No.	Volt (DC)	Value (μF)	Case Size D x L (mm) Max.	LS (mm)	Price Each 1	10	100	500
647-USR1E330MDD	USR1E330MDD	25	33	5 x 7	2.0	.25	.227	.205	.159
647-USR1E470MDD	USR1E470MDD	25	47	6.3 x 7	2.5	.69	.465	.339	.234
647-USR1V4R7MDD	USR1V4R7MDD	35	4.7	4 x 7	1.5	.32	.227	.128	.09
647-USR1V100MDD	USR1V100MDD	35	10	4 x 7	1.5	.32	.227	.128	.09
647-USR1V220MDD	USR1V220MDD	35	22	5 x 7	2.0	.77	.491	.325	.234
647-USR1V330MDD	USR1V330MDD	35	33	6.3 x 7	2.5	.69	.465	.339	.234
647-USR1V470MDD	USR1V470MDD	35	47	8 x 7	3.5	.52	.384	.286	.20
647-USR1H0R1MDD	USR1H0R1MDD	50	.1	4 x 7	1.5	.32	.227	.128	.09
647-USR1HR22MDD	USR1HR22MDD	50	.22	4 x 7	1.5	.32	.227	.128	.09
647-USR1HR33MDD	USR1HR33MDD	50	.33	4 x 7	1.5	.32	.227	.128	.09
647-USR1HR47MDD	USR1HR47MDD	50	.47	4 x 7	1.5	.32	.227	.128	.09
647-USR1H010MDD	USR1H010MDD	50	1	4 x 7	1.5	.29	.205	.116	.081
647-USR1H2R2MDD	USR1H2R2MDD	50	2.2	4 x 7	1.5	.32	.227	.128	.09
647-USR1H3R3MDD	USR1H3R3MDD	50	3.3	4 x 7	1.5	.32	.227	.128	.09
647-USR1H4R7MDD	USR1H4R7MDD	50	4.7	4 x 7	1.5	.32	.227	.128	.09
647-USR1H100MDD	USR1H100MDD	50	10	5 x 7	2.0	.74	.468	.308	.223
647-USR1H220MDD	USR1H220MDD	50	22	6.3 x 7	2.5	.69	.465	.339	.234
647-USR1H330MDD	USR1H330MDD	50	33	8 x 7	3.5	.55	.403	.301	.212

nichicon UVP 85°C BI-POLAR SERIES (LEAD FREE)

Specifications:

- Operating temperature range: -40°C ~ +85°C
- Voltage range: 6.3V ~ 100V
- Capacitance range: 0.47μF ~ 6800μF
- Capacitance tolerance: ±20% at 120Hz, 20°C
- Leakage current: After 5 minutes application of rated voltage, leakage current is not more than 0.03CV or 3μA, whichever is greater
- Endurance: 2000 hours @ 85°C with polarity reversed every 250 hours

Features:

- Standard bi-polarized series for entertainment electronics
- Ideal for circuits where reverse voltage is applied when switches are turned off or on or where the polarity is not constant

Application Note:

- A higher voltage capacitor may be used in a lower voltage application

LEAD-FREE

DIMENSIONS: mm

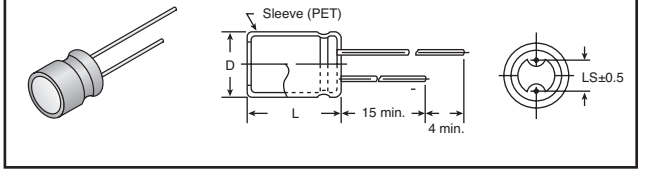

For quantities greater than listed, call for quote.

MOUSER STOCK NO.	Nichicon Part No.	Volt (DC)	Value (μF)	Case Size D x L (mm) Max.	LS (mm)	Price Each 1	10	100	500
647-UVP0J330MDD	UVP0J330MDD	6.3	33	5 x 11	2.0	.29	.187	.155	.14
647-UVP0J101MED	UVP0J101MED	6.3	100	6.3 x 11	2.5	.29	.273	.238	.183
647-UVP0J221MPD	UVP0J221MPD	6.3	220	8 x 11.5	3.5	.60	.426	.276	.21
647-UVP0J471MPD	UVP0J471MPD	6.3	470	10 x 12.5	5.0	.59	.552	.464	.304
647-UVP0J102MPD	UVP0J102MPD	6.3	1000	10 x 20	5.0	.71	.639	.544	.402
647-UVP0J222MHD	UVP0J222MHD	6.3	2200	12.5 x 25	5.0	1.31	1.20	.825	.774
647-UVP0J332MHD	UVP0J332MHD	6.3	3300	16 x 25	7.5	1.81	1.64	1.07	1.05
647-UVP0J472MHD	UVP0J472MHD	6.3	4700	16 x 31.5	7.5	2.17	1.96	1.34	1.26
647-UVP0J682MHD	UVP0J682MHD	6.3	6800	18 x 35.5	7.5	3.16	2.85	2.05	1.83
647-UVP1A220MDD	UVP1A220MDD	10	22	5 x 11	2.0	.29	.187	.155	.14
647-UVP1A470MDD	UVP1A470MDD	10	47	5 x 11	2.0	.29	.187	.155	.14
647-UVP1A101MED	UVP1A101MED	10	100	6.3 x 11	2.5	.40	.357	.312	.234
647-UVP1A221MPD	UVP1A221MPD	10	220	8 x 11.5	3.5	.74	.515	.294	.256
647-UVP1A331MPD	UVP1A331MPD	10	330	10 x 16	5.0	.59	.552	.464	.304
647-UVP1A471MPD	UVP1A471MPD	10	470	10 x 16	5.0	.59	.552	.464	.304
647-UVP1A102MHD	UVP1A102MHD	10	1000	12.5 x 20	5.0	1.07	.98	.835	.582
647-UVP1A222MHD	UVP1A222MHD	10	2200	16 x 25	7.5	1.78	1.61	1.06	1.04
647-UVP1A472MHD	UVP1A472MHD	10	4700	18 x 35.5	7.5	3.27	2.95	2.01	1.88
647-UVP1C100MDD	UVP1C100MDD	16	10	5 x 11	2.0	.24	.153	.126	.113
647-UVP1C220MDD	UVP1C220MDD	16	22	5 x 11	2.0	.29	.187	.155	.14
647-UVP1C330MDD	UVP1C330MDD	16	33	5 x 11	2.0	.25	.162	.135	.12
647-UVP1C470MED	UVP1C470MED	16	47	6.3 x 11	2.5	.29	.273	.238	.183
647-UVP1C101MPD	UVP1C101MPD	16	100	8 x 11.5	3.5	.60	.426	.276	.21
647-UVP1C221MPD	UVP1C221MPD	16	220	10 x 12.5	5.0	.59	.552	.464	.304
647-UVP1C331MPD	UVP1C331MPD	16	330	10 x 16	5.0	.59	.552	.464	.304
647-UVP1C471MPD	UVP1C471MPD	16	470	10 x 20	5.0	.71	.639	.544	.402
647-UVP1C102MHD	UVP1C102MHD	16	1000	12.5 x 25	5.0	1.39	1.26	.83	.82
647-UVP1C222MHD	UVP1C222MHD	16	2200	16 x 31.5	7.5	2.28	2.09	1.42	1.33
647-UVP1C332MHD	UVP1C332MHD	16	3300	18 x 35.5	7.5	3.48	3.17	2.16	2.03
647-UVP1E100MDD	UVP1E100MDD	25	10	5 x 11	2.0	.29	.187	.155	.14
647-UVP1E220MED	UVP1E220MED	25	22	6.3 x 11	2.5	.29	.187	.155	.14
647-UVP1E330MED	UVP1E330MED	25	33	6.3 x 11	2.5	.32	.30	.261	.197
647-UVP1E470MED	UVP1E470MED	25	47	6.3 x 11	2.5	.63	.442	.286	.217
647-UVP1E101MPD	UVP1E101MPD	25	100	8 x 11.5	3.5	.66	.463	.264	.23
647-UVP1E221MPD	UVP1E221MPD	25	220	10 x 16	5.0	.71	.639	.544	.402
647-UVP1E331MHD	UVP1E331MHD	25	330	12.5 x 20	5.0	1.07	.98	.835	.582
647-UVP1E471MHD	UVP1E471MHD	25	470	12.5 x 20	5.0	1.28	1.18	1.00	.689
647-UVP1E102MHD	UVP1E102MHD	25	1000	16 x 25	7.5	1.77	1.59	1.05	1.03
647-UVP1E222MHD	UVP1E222MHD	25	2200	18 x 35.5	7.5	3.56	3.23	2.35	2.05
647-UVP1V4R7MDD	UVP1V4R7MDD	35	4.7	5 x 11	2.0	.29	.187	.155	.14
647-UVP1V100MDD	UVP1V100MDD	35	10	5 x 11	2.0	.26	.168	.14	.125

For quantities greater than listed, call for quote.

MOUSER STOCK NO.	Nichicon Part No.	Volt (DC)	Value (μF)	Case Size D x L (mm) Max.	LS (mm)	Price Each 1	10	100	500
647-UVP1V220MED	UVP1V220MED	35	22	6.3 x 11	2.5	.32	.30	.261	.197
647-UVP1V330MPD	UVP1V330MPD	35	33	8 x 11.5	3.5	.32	.30	.261	.197
647-UVP1V470MPD	UVP1V470MPD	35	47	8 x 11.5	3.5	.74	.515	.294	.256
647-UVP1V101MPD	UVP1V101MPD	35	100	10 x 16	5.0	.59	.552	.464	.304
647-UVP1V221MHD	UVP1V221MHD	35	220	12.5 x 20	5.0	1.07	.98	.835	.582
647-UVP1V331MHD	UVP1V331MHD	35	330	12.5 x 20	5.0	1.28	1.18	1.00	.689
647-UVP1V471MHD	UVP1V471MHD	35	470	12.5 x 25	5.0	1.39	1.26	.83	.82
647-UVP1V102MHD	UVP1V102MHD	35	1000	16 x 31.5	7.5	2.28	2.07	1.42	1.33
647-UVP1HR47MDD	UVP1HR47MDD	50	0.47	5 x 11	2.0	.29	.187	.155	.14
647-UVP1H010MDD	UVP1H010MDD	50	1	5 x 11	2.0	.24	.153	.127	.114
647-UVP1H2R2MDD	UVP1H2R2MDD	50	2.2	5 x 11	2.0	.24	.151	.125	.111
647-UVP1H3R3MDD	UVP1H3R3MDD	50	3.3	5 x 11	2.0	.25	.164	.136	.121
647-UVP1H4R7MDD	UVP1H4R7MDD	50	4.7	5 x 11	2.0	.25	.159	.133	.119
647-UVP1H100MED	UVP1H100MED	50	10	6.3 x 11	2.5	.34	.32	.177	.159
647-UVP1H220MPD	UVP1H220MPD	50	22	8 x 11.5	3.5	.32	.30	.261	.197
647-UVP1H330MPD	UVP1H330MPD	50	33	8 x 11.5	3.5	.74	.515	.294	.256
647-UVP1H470MPD	UVP1H470MPD	50	47	10 x 12.5	5.0	.59	.552	.464	.304
647-UVP1H101MPD	UVP1H101MPD	50	100	10 x 20	5.0	.85	.778	.661	.462
647-UVP1H221MHD	UVP1H221MHD	50	220	12.5 x 25	5.0	1.17	1.06	.699	.689
647-UVP1H331MHD	UVP1H331MHD	50	330	16 x 25	7.5	1.77	1.59	1.05	1.03
647-UVP1H471MHD	UVP1H471MHD	50	470	16 x 31.5	7.5	2.11	1.92	1.25	1.23
647-UVP1J3R3MDD	UVP1J3R3MDD	63	3.3	5 x 11	2.0	.29	.187	.155	.14
647-UVP1J4R7MED	UVP1J4R7MED	63	4.7	6.3 x 11	2.5	.29	.273	.238	.183
647-UVP1J100MED	UVP1J100MED	63	10	6.3 x 11	2.5	.32	.316	.265	.199
647-UVP1J220MPD	UVP1J220MPD	63	22	8 x 11.5	3.5	.74	.515	.294	.256
647-UVP1J330MPD	UVP1J330MPD	63	33	10 x 12.5	5.0	.59	.552	.464	.304
647-UVP1J470MPD	UVP1J470MPD	63	47	10 x 16	5.0	.71	.639	.544	.402
647-UVP1J101MHD	UVP1J101MHD	63	100	12.5 x 20	5.0	1.28	1.18	1.00	.689
647-UVP1J221MHD	UVP1J221MHD	63	220	16 x 25	7.5	1.81	1.64	1.07	1.05
647-UVP1J331MHD	UVP1J331MHD	63	330	16 x 31.5	7.5	1.98	1.79	1.23	1.14
647-UVP1J471MHD	UVP1J471MHD	63	470	18 x 35.5	7.5	3.36	3.05	2.05	1.95
647-UVP2AR47MDD	UVP2AR47MDD	100	0.47	5 x 11	2.0	.34	.253	.236	.143
647-UVP2A010MDD	UVP2A010MDD	100	1	5 x 11	2.0	.34	.253	.236	.143
647-UVP2A2R2MED	UVP2A2R2MED	100	2.2	6.3 x 11	2.5	.29	.273	.238	.183
647-UVP2A3R3MED	UVP2A3R3MED	100	3.3	6.3 x 11	2.5	.32	.316	.265	.199
647-UVP2A4R7MED	UVP2A4R7MED	100	4.7	6.3 x 11	2.5	.38	.351	.305	.239
647-UVP2A100MPD	UVP2A100MPD	100	10	8 x 11.5	3.5	.43	.387	.341	.263
647-UVP2A220MPD	UVP2A220MPD	100	22	10 x 16	5.0	.71	.639	.544	.402
647-UVP2A330MHD	UVP2A330MHD	100	33	12.5 x 20	5.0	1.07	.98	.835	.582
647-UVP2A470MHD	UVP2A470MHD	100	47	12.5 x 20	5.0	1.28	1.18	1.00	.689
647-UVP2A101MHD	UVP2A101MHD	100	100	16 x 25	7.5	1.81	1.64	1.07	1.05
647-UVP2A221MHD	UVP2A221MHD	100	220	18 x 35.5	7.5	3.36	3.05	2.05	1.95

© Copyright 2013 Mouser Electronics

© Copyright 2013 Mouser Electronics

nichicon KA 105ºC SERIES, AUDIO GRADE

Specifications:

- Operating temperature range: -55°C to + 105°C
- Voltage range: 6.3 - 50V
- Capacitance range: 22 to 22000µF
- Endurance: 2000 hours at 105°C
- Capacitance tolerance: ±20% at 120Hz, 20°C
- Leakage Current: After 1 minute's application of rated voltage, leakage current is not more than 0.03CV or 4(µA), whichever is greater. After 2 minute's application of rated voltage, leakage current is not more than 0.01CV or 3(µA), whichever is greater.

Features:

- Selected materials to create superior acoustic sound.

RoHS Compliant

DIMENSIONS: mm

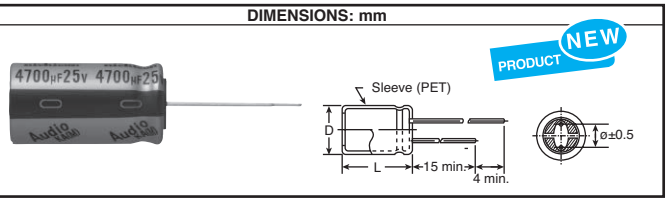

NEW PRODUCT

For quantities greater than listed, call for quote.

MOUSER STOCK NO.	Volt	Value	Case Size	Price Each		Reel	Price Per
Mfr. Mfr. Part No.	(DC)	(µF)	D x L (mm)	1	100	Qty.	Piece
647—UKA0J220MDD1TD	6.3	22	5 x 11	.28	.155	2000	.106
647—UKA0J330MDD1TD	6.3	33	5 x 11	.28	.155	2000	.106
647—UKA0J470MDD1TD	6.3	47	5 x 11	.28	.155	2000	.106
647—UKA0J101MDD1TD	6.3	100	5 x 11	.28	.155	2000	.106
647—UKA0J221MED1TD	6.3	220	6.3 x 11	.43	.239	2000	.164
647—UKA0J331MED1TD	6.3	330	6.3 x 11	.43	.239	2000	.164
647—UKA0J471MPD1TD	6.3	470	8 x 11.5	.58	.323	1000	.25
647—UKA0J102MPD1TD	6.3	1000	10 x 12.5	1.01	.561	500	.494
647—UKA0J222MPD1TD	6.3	2200	10 x 20	1.32	.733	500	.646
647—UKA0J332MHD1TO	6.3	3300	12.5 x 20	1.65	.923	500	.815
647—UKA0J472MHD1TO	6.3	4700	12.5 x 25	2.14	1.19	500	1.05
647—UKA1A220MDD1TD	10	22	5 x 11	.28	.155	2000	.106
647—UKA1A330MDD1TD	10	33	5 x 11	.28	.155	2000	.106
647—UKA1A470MDD1TD	10	47	5 x 11	.28	.155	2000	.106
647—UKA1A101MDD1TD	10	100	5 x 11	.28	.155	2000	.106
647—UKA1A221MED1TD	10	220	6.3 x 11	.43	.239	2000	.164
647—UKA1A331MPD1TD	10	330	8 x 11.5	.60	.335	1000	.26
647—UKA1A471MPD1TD	10	470	8 x 11.5	.60	.335	1000	.26
647—UKA1A102MPD1TD	10	1000	10 x 16	1.06	.593	500	.523
647—UKA1A332MHD1TO	10	3300	12.5 x 25	2.14	1.19	500	1.05
647—UKA1C220MDD1TD	16	22	5 x 11	.28	.155	2000	.106
647—UKA1C330MDD1TD	16	33	5 x 11	.28	.155	2000	.106
647—UKA1C470MDD1TD	16	47	5 x 11	.28	.155	2000	.106
647—UKA1C101MDD1TD	16	100	5 x 11	.36	.204	2000	.14
647—UKA1C221MED1TD	16	220	6.3 x 11	.43	.239	2000	.164
647—UKA1C331MPD1TD	16	330	8 x 11.5	.62	.35	1000	.272
647—UKA1C471MPD1TD	16	470	8 x 11.5	.62	.35	1000	.272
647—UKA1C102MPD1TD	16	1000	10 x 16	1.06	.593	500	.523
647—UKA1C222MHD1TO	16	2200	12.5 x 20	1.65	.923	500	.815
647—UKA1E220MDD1TD	25	22	5 x 11	.28	.155	2000	.106
647—UKA1E330MDD1TD	25	33	5 x 11	.28	.155	2000	.106
647—UKA1E470MDD1TD	25	47	5 x 11	.36	.204	2000	.14
647—UKA1E101MED1TD	25	100	6.3 x 11	.43	.239	2000	.164
647—UKA1E221MPD1TD	25	220	8 x 11.5	.62	.35	1000	.272
647—UKA1E331MPD1TD	25	330	8 x 11.5	.62	.35	1000	.272
647—UKA1E471MPD1TD	25	470	10 x 12.5	1.01	.561	500	.494
647—UKA1E102MPD1TD	25	1000	10 x 20	1.32	.733	500	.646
647—UKA1V220MDD1TD	35	22	5 x 11	.28	.155	2000	.106
647—UKA1V330MDD1TD	35	33	5 x 11	.36	.204	2000	.14
647—UKA1V470MDD1TD	35	47	5 x 11	.36	.204	2000	.14
647—UKA1V101MED1TD	35	100	6.3 x 11	.43	.239	2000	.164
647—UKA1V221MPD1TD	35	220	8 x 11.5	.62	.35	1000	.272
647—UKA1V331MPD1TD	35	330	10 x 12.5	1.01	.561	500	.494
647—UKA1V471MPD1TD	35	470	10 x 16	1.31	.725	500	.64
647—UKA1V102MHD1TO	35	1000	12.5 x 25	2.14	1.19	500	1.05
647—UKA1H220MDD1TD	50	22	5 x 11	.36	.204	2000	.14
647—UKA1H330MDD1TD	50	33	5 x 11	.36	.204	2000	.14
647—UKA1H470MED1TD	50	47	6.3 x 11	.43	.239	2000	.164
647—UKA1H101MPD1TD	50	100	8 x 11.5	.62	.35	1000	.272
647—UKA1H221MPD1TD	50	220	10 x 12.5	1.01	.561	500	.494
647—UKA1H331MPD1TD	50	330	10 x 16	1.31	.725	500	.64
647—UKA1H471MHD1TO	50	470	12.5 x 20	1.78	.989	500	.873

nichicon TVX 85°C AXIAL SERIES

Specifications:

- Operating temperature range: -40°C to + 85°C (6.3V to 250V), -25°C to +85°C (315V to 450V)
- Voltage range: 6.3V-450V
- Capacitance range: 0.47µF to 10000µF
- Capacitance tolerance: ± 20% at 120Hz/20°C
- Endurance: 2000 hours at 85°C

Application Note:

- A higher voltage capacitor may be used in a lower voltage application

RoHS Compliant

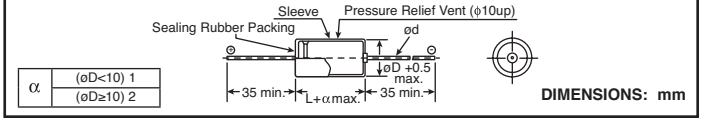

DIMENSIONS: mm

For quantities greater than listed, call for quote.

MOUSER STOCK NO.	Volt	Value	Case Size	Price Each			
Mfr. Mfr. Part No.	(DC)	(µF)	D x L (mm)	1	100	500	1000
647—TVX0J101MAD	6.3	100	5 x 12	.55	.513	.469	.388
647—TVX0J221MAD	6.3	220	6.3 x 16	.56	.514	.491	.384
647—TVX0J331MAD	6.3	330	6.3 x 16	.63	.598	.52	.447
647—TVX0J102MCD	6.3	1000	10 x 21	1.13	1.00	.975	.747
647—TVX0J332MCD	6.3	3300	13 x 26	2.14	1.93	1.75	1.39
647—TVX1A101MAD	10	100	6.3 x 12	.55	.513	.469	.388
647—TVX1A221MAD	10	220	6.3 x 16	.58	.545	.473	.407
647—TVX1A331MAD	10	330	8 x 16	.62	.598	.519	.446
647—TVX1A471MAD	10	470	8 x 16	.76	.706	.60	.494
647—TVX1A102MCD	10	1000	10 x 21	1.13	1.00	.975	.747
647—TVX1A222MCD	10	2200	13 x 26	2.04	1.84	1.46	1.33
647—TVX1C220MAD	16	22	5 x 12	.44	.365	.325	.31
647—TVX1C330MAD	16	33	5 x 12	.46	.426	.407	.30
647—TVX1C470MAD	16	47	5 x 12	.55	.513	.469	.388
647—TVX1C101MAD	16	100	6.3 x 16	.56	.514	.491	.384
647—TVX1C221MAD	16	220	8 x 16	.61	.567	.492	.417
647—TVX1C331MAD	16	330	8 x 16	.86	.781	.75	.578
647—TVX1C471MAD	16	470	8 x 20	.86	.781	.75	.578
647—TVX1C102MCD	16	1000	10 x 26	1.75	1.43	1.34	1.03
647—TVX1C222MCD	16	2200	13 x 31.5	2.32	2.07	1.88	1.49
647—TVX1C332MCD	16	3300	16 x 31.5	3.64	3.01	2.63	2.31
647—TVX1C472MCD	16	4700	16 x 41.5	4.99	4.53	4.09	3.16
647—TVX1C103MDD	16	10000	22 x 40	7.70	7.02	6.31	4.89
647—TVX1E100MAD	25	10	5 x 12	.46	.382	.34	.324
647—TVX1E220MAD	25	22	5 x 12	.46	.426	.407	.30
647—TVX1E330MAD	25	33	5 x 12	.55	.513	.469	.388
647—TVX1E470MAD	25	47	6.3 x 12	.55	.513	.469	.388
647—TVX1E101MAD	25	100	6.3 x 16	.63	.598	.52	.447
647—TVX1E221MAD	25	220	8 x 16	.76	.706	.60	.494
647—TVX1E331MAD	25	330	8 x 20	.90	.78	.754	.581
647—TVX1E471MCD	25	470	10 x 26	1.26	1.10	1.07	.836
647—TVX1E102MCD	25	1000	13 x 26	1.97	1.79	1.40	1.27
647—TVX1E222MCD	25	2200	16 x 31.5	3.97	3.26	3.22	2.50
647—TVX1E332MCD	25	3300	16 x 41.5	5.03	4.57	4.12	3.19
647—TVX1E472MCD	25	4700	18 x 41	5.85	5.31	4.77	3.69
647—TVX1V100MAD	35	10	5 x 12	.51	.421	.375	.354
647—TVX1V220MAD	35	22	5 x 12	.55	.513	.469	.388
647—TVX1V330MAD	35	33	6.3 x 12	.55	.513	.469	.388
647—TVX1V470MAD	35	47	6.3 x 16	.51	.468	.447	.35
647—TVX1V101MAD	35	100	8 x 16	.63	.60	.521	.447
647—TVX1V221MAD	35	220	8 x 20	.88	.763	.631	.568
647—TVX1V331MCD	35	330	10 x 21	1.13	1.00	.975	.747
647—TVX1V471MCD	35	470	10 x 26	1.59	1.31	1.21	.938
647—TVX1V102MCD	35	1000	13 x 31.5	2.32	2.07	1.88	1.49
647—TVX1V222MCD	35	2200	16 x 31.5	4.68	4.25	3.81	2.95
647—TVX1V332MCD	35	3300	16 x 41.5	5.79	5.23	4.71	3.68
647—TVX1H010MAD	50	1.0	5 x 12	.44	.365	.325	.31
647—TVX1H2R2MAD	50	2.2	5 x 12	.44	.365	.325	.31
647—TVX1H3R3MAD	50	3.3	5 x 12	.44	.365	.325	.31
647—TVX1H4R7MAD	50	4.7	5 x 12	.46	.382	.34	.324
647—TVX1H100MAD	50	10	5 x 12	.55	.513	.469	.388
647—TVX1H220MAD	50	22	6.3 x 12	.56	.504	.458	.376
647—TVX1H330MAD	50	33	6.3 x 16	.56	.514	.491	.384
647—TVX1H470MAD	50	47	6.3 x 16	.58	.545	.473	.407
647—TVX1H101MAD	50	100	8 x 16	.86	.781	.75	.578
647—TVX1H221MCD	50	220	10 x 21	1.01	.754	.69	.66
647—TVX1H331MCD	50	330	10 x 26	1.68	1.37	1.27	.988
647—TVX1H471MCD	50	470	13 x 26	1.49	1.34	1.22	.959
647—TVX1H102MCD	50	1000	16 x 31.5	3.84	2.82	2.60	2.48
647—TVX1H222MCD	50	2200	18 x 41	6.43	4.74	4.37	4.16
647—TVX1H332MDD	50	3300	22 X 40	8.76	6.43	5.92	5.66
647—TVX1H472MDD	50	4700	22 x 52	10.88	9.90	8.88	6.91
647—TVX1J100MAD	63	10	5 x 12	.55	.513	.469	.388
647—TVX1J220MAD	63	22	6.3 x 12	.56	.514	.491	.384
647—TVX1J330MAD	63	33	6.3 x 16	.63	.598	.52	.447
647—TVX1J470MAD	63	47	8 x 16	.63	.598	.52	.447
647—TVX1J101MAD	63	100	8 x 20	.90	.78	.754	.581
647—TVX1J221MCD	63	220	10 x 26	1.68	1.37	1.27	.988
647—TVX1J331MCD	63	330	13 x 26	2.04	1.84	1.46	1.33
647—TVX1J471MCD	63	470	13 x 31.5	2.65	2.33	2.14	1.68
647—TVX1J102MCD	63	1000	16 x 31.5	4.26	3.84	3.47	2.69
647—TVX2A010MAD	100	1.0	5 x 12	.44	.365	.325	.308
647—TVX2A2R2MAD	100	2.2	5 x 12	.46	.426	.407	.30
647—TVX2A4R7MAD	100	4.7	5 x 12	.55	.513	.469	.388
647—TVX2A100MAD	100	10	6.3 x 12	.55	.513	.469	.388
647—TVX2A220MAD	100	22	8 x 16	.70	.66	.572	.492
647—TVX2A330MAD	100	33	8 x 16	.86	.781	.75	.578
647—TVX2A470MAD	100	47	8 x 20	.88	.763	.737	.568
647—TVX2A101MCD	100	100	10 26	1.53	1.25	.952	.899
647—TVX2A221MCD	100	220	13 x 26	2.32	2.07	1.88	1.49
647—TVX2A471MCD	100	470	16 x 31.5	4.68	4.25	3.81	2.95
647—TVX2C010MAD	160	1.0	6.3 x 12	.79	.719	.625	.418
647—TVX2C2R2MAD	160	2.2	6.3 x 16	.66	.621	.534	.448
647—TVX2C220MCD	160	22	10 x 26	1.68	1.37	1.27	.988
647—TVX2C470MCD	160	47	13 x 31.5	2.16	1.93	1.78	1.38
647—TVX2C101MCD	160	100	16 x 41.5	3.51	2.89	2.87	2.23
647—TVX2D2R2MAD	200	2.2	6.3 x 16	.66	.621	.534	.448
647—TVX2D100MCD	200	10	10 x 21	1.31	1.11	1.09	.836
647—TVX2E3R3MAD	250	3.3	8 x 16	.84	.765	.653	.554
647—TVX2E4R7MAD	250	4.7	8 x 20	.92	.794	.774	.599
647—TVX2E100MCD	250	10	10 x 21	1.18	1.02	.994	.759
647—TVX2E330MCD	250	33	13 x 31.5	2.40	2.14	1.96	1.53
647—TVX2E470MCD	250	47	16 x 31.5	3.51	2.89	2.55	2.24
647—TVX2E101MCD	250	100	16 x 41.5	4.91	4.48	4.01	3.10
647—TVX2V100MCD	350	10	13 x 26	1.84	1.65	1.53	1.20
647—TVX2V470MCD	350	47	16 x 41.5	4.42	4.01	3.58	2.77
647—TVX2W100MCD	450	10	13 x 26	2.45	2.19	2.01	1.58
647—TVX2W330MCD	450	33	18 x 41	6.53	5.93	5.33	4.14

© Copyright 2013 Mouser Electronics

© Copyright 2013 Mouser Electronics

PANASONIC Radial Aluminum Electrolytics EEU-ED/EE

Panasonic

RoHS Compliant **This product is RoHS compliant.**

DIMENSIONS: mm

DIMENSIONS: mm		
Body Dia. øD	Lead Dia. ød	Lead Space F
10	0.6	5.0
12.5	0.6	5.0
16	0.8	7.5
18	0.8	7.5

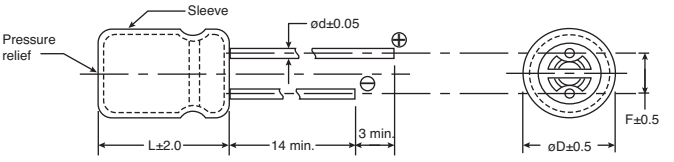

ED SERIES - TYPE A

Features:

- High ripple current (at high frequency)
- Endurance: 105°C 8000h to 10000 hours
- Including low profile products (20mm height)
- RoHS directive compliant

Specifications:

- Category temperature range: -25°C to +105°C
- Rated W.V. Range: 160VDC to 450VDC
- Capacitance range: 10μF to 330μF
- Capacitance tolerance: ± 20% at 120Hz/20°C
- DC leakage current: 1≤0.06CV+10(μA) After 2 minutes application of rated working voltage at +20°C

Frequency (Hz) / Cap.(μF)	50 ≤ f < 120	120 ≤ f < 300	300 ≤ f < 1 k	1 k ≤ f < 10 k	10k ≤ f < 30 k	30k ≤ f < 100 k
Cap. < 100μF	0.30	0.40	0.55	0.70	0.90	1.00
100μF ≤ Cap.	0.35	0.45	0.60	0.75	0.90	1.00

For quantities greater than listed, call for quote.

MOUSER STOCK NO.	Panasonic Part No.	Value (μF)	Voltage (VDC)	Dimensions (DxL) (mm)	Price Each 1	25	100	500
667-EEU-ED2C220	EEU-ED2C220	22	160	10x20	.42	.38	.348	.28
667-EEU-ED2C330	EEU-ED2C330	33	160	10x20	.42	.38	.348	.28
667-EEU-ED2C470	EEU-ED2C470	47	160	10x20	.56	.449	.383	.304
667-EEU-ED2C680	EEU-ED2C680	68	160	12.5x20	1.23	.882	.503	.407
667-EEU-ED2C820	EEU-ED2C820	82	160	12.5x25	.84	.761	.694	.561
667-EEU-ED2C101	EEU-ED2C101	100	160	12.5x25	.84	.761	.694	.544
667-EEU-ED2C101S	EEU-ED2C101S	100	160	16x20	1.07	.982	.895	.718
667-EEU-ED2C151	EEU-ED2C151	150	160	16x25	1.14	1.04	.948	.765
667-EEU-ED2C151S	EEU-ED2C151S	150	160	18x20	1.37	1.23	1.12	.913
667-EEU-ED2C221	EEU-ED2C221	220	160	16x31.5	1.50	1.36	1.24	1.00
667-EEU-ED2C221S	EEU-ED2C221S	220	160	18x25	1.54	1.39	1.27	1.03
667-EEU-ED2C331	EEU-ED2C331	330	160	18x31.5	2.87	2.60	2.36	1.92
667-EEU-ED2D220	EEU-ED2D220	22	200	10x20	.56	.449	.383	.304
667-EEU-ED2D330	EEU-ED2D330	33	200	10x20	.56	.449	.383	.304
667-EEU-ED2D470	EEU-ED2D470	47	200	12.5x20	1.23	.882	.503	.407
667-EEU-ED2D680	EEU-ED2D680	68	200	12.5x25	.84	.761	.694	.561
667-EEU-ED2D680S	EEU-ED2D680S	68	200	16x20	1.07	.982	.895	.718
667-EEU-ED2D820S	EEU-ED2D820S	82	200	16x20	1.07	.982	.895	.718
667-EEU-ED2D101S	EEU-ED2D101S	100	200	18x20	1.37	1.23	1.12	.913
667-EEU-ED2D101	EEU-ED2D101	100	200	16x25	1.14	1.04	.948	.765
667-EEU-ED2D151	EEU-ED2D151	150	200	16x25	1.14	1.04	.948	.742
667-EEU-ED2D221	EEU-ED2D221	220	200	18x31.5	2.87	2.60	2.36	1.92
667-EEU-ED2D331	EEU-ED2D331	330	200	18x40	3.88	3.52	3.21	2.59
667-EEU-ED2E220	EEU-ED2E220	22	250	10x20	.56	.449	.383	.304
667-EEU-ED2E330	EEU-ED2E330	33	250	12.5x20	1.23	.882	.503	.407
667-EEU-ED2E470	EEU-ED2E470	47	250	12.5x25	.84	.761	.694	.561
667-EEU-ED2E470S	EEU-ED2E470S	47	250	16x20	1.07	.982	.895	.718
667-EEU-ED2E680S	EEU-ED2E680S	68	250	16x20	1.07	.982	.895	.718
667-EEU-ED2E820	EEU-ED2E820	82	250	16x25	1.14	1.04	.948	.765
667-EEU-ED2E820S	EEU-ED2E820S	82	250	18x20	1.37	1.23	1.12	.913
667-EEU-ED2E101	EEU-ED2E101	100	250	16x31.5	1.50	1.36	1.24	1.00
667-EEU-ED2E101S	EEU-ED2E101S	100	250	18x25	1.54	1.39	1.27	1.03
667-EEU-ED2E151	EEU-ED2E151	150	250	18x31.5	2.87	2.60	2.36	1.92
667-EEU-ED2E221	EEU-ED2E221	220	250	18x40	3.88	3.52	3.21	2.59
667-EEU-ED2V100	EEU-ED2V100	10	350	10x20	.74	.514	.442	.35
667-EEU-ED2V220	EEU-ED2V220	22	350	12.5x20	.62	.565	.518	.449
667-EEU-ED2V330S	EEU-ED2V330S	33	350	16x20	1.21	1.10	1.01	.809
667-EEU-ED2V470	EEU-ED2V470	47	350	16x25	1.32	1.20	1.09	.884
667-EEU-ED2V470S	EEU-ED2V470S	47	350	18x20	1.58	1.43	1.31	1.06
667-EEU-ED2V680	EEU-ED2V680	68	350	16x31.5	1.77	1.59	1.46	1.18
667-EEU-ED2V680S	EEU-ED2V680S	68	350	18x25	1.88	1.71	1.56	1.25
667-EEU-ED2V820S	EEU-ED2V820S	82	350	18x25	1.88	1.71	1.56	1.25
667-EEU-ED2V101	EEU-ED2V101	100	350	18x31.5	2.87	2.60	2.36	1.92
667-EEU-ED2G100	EEU-ED2G100	10	400	10x20	.74	.514	.442	.35
667-EEU-ED2G150	EEU-ED2G150	15	400	12.5x20	.87	.801	.723	.659
667-EEU-ED2G220	EEU-ED2G220	22	400	12.5x25	.77	.706	.647	.567
667-EEU-ED2G220S	EEU-ED2G220S	22	400	16x20	1.21	1.10	1.01	.809
667-EEU-ED2G330S	EEU-ED2G330S	33	400	16x20	1.21	1.10	1.01	.771
667-EEU-ED2G470	EEU-ED2G470	47	400	16x25	1.11	1.01	.924	.856
667-EEU-ED2G470S	EEU-ED2G470S	47	400	18x20	1.58	1.43	1.26	.967
667-EEU-ED2G680	EEU-ED2G680	68	400	18x31.5	2.87	2.60	2.36	1.92
667-EEU-ED2G820	EEU-ED2G820	82	400	18x40	3.88	3.52	3.21	2.59
667-EEU-ED2W100	EEU-ED2W100	10	450	12.5x20	.62	.565	.518	.449
667-EEU-ED2W150	EEU-ED2W150	15	450	12.5x25	.84	.761	.694	.544
667-EEU-ED2W220S	EEU-ED2W220S	22	450	16x20	1.21	1.10	1.01	.771
667-EEU-ED2W330	EEU-ED2W330	33	450	16x31.5	1.77	1.59	1.46	1.18
667-EEU-ED2W330S	EEU-ED2W330S	33	450	18x25	1.88	1.71	1.56	1.25
667-EEU-ED2W470	EEU-ED2W470	47	450	18x31.5	2.41	2.18	2.00	1.81
667-EEU-ED2W680	EEU-ED2W680	68	450	18x40	3.88	3.52	3.21	2.59

© Copyright 2013 Mouser Electronics

EE SERIES - TYPE A

Features:

- High ripple current (at high frequency): 40% higher than ED Series
- Endurance: 105°C 8000h to 10000 hours
- RoHS directive compliant

Specifications:

- Category temperature range: -25°C to +105°C
- Rated W.V. Range: 160VDC to 450VDC
- Capacitance range: 10μF to 330μF
- Capacitance tolerance: ± 20% at 120Hz/20°C
- DC leakage current: 1≤0.06 CV+10(μA) After 2 minutes
- Tan ∂= (W.V/D.F. @120Hz/+20°C): 160/0.15, 200/0.15, 250/0.15, 350/0.20, 400/0.24, 450/0.24

W.V. (V. DC)	Cap. (μF)	Frequency (Hz) 60 ≤	120 ≤	300 ≤	1k ≤	10k ≤	100k ≤
160 to 450	10 to 82	0.25	0.35	0.50	0.65	0.90	1.00
	100 to 330	0.30	0.40	0.55	0.70	0.90	1.00

For quantities greater than listed, call for quote.

MOUSER STOCK NO.	Panasonic Part No.	Value (μF)	Voltage (VDC)	Dimensions (DxL) (mm)	Price Each 1	25	100	500
667-EEU-EE2C220	EEU-EE2C220	22	160	10x20	.84	.67	.341	.289
667-EEU-EE2C330	EEU-EE2C330	33	160	10x20	.84	.67	.341	.289
667-EEU-EE2C470	EEU-EE2C470	47	160	10x20	.84	.67	.341	.289
667-EEU-EE2C680	EEU-EE2C680	68	160	12.5x20	.87	.801	.723	.659
667-EEU-EE2C820	EEU-EE2C820	82	160	12.5x25	.87	.797	.727	.583
667-EEU-EE2C101	EEU-EE2C101	100	160	12.5x25	.72	.655	.60	.524
667-EEU-EE2C101S	EEU-EE2C101S	100	160	16x20	1.12	1.02	.931	.748
667-EEU-EE2C151	EEU-EE2C151	150	160	16x25	1.29	1.18	1.08	.868
667-EEU-EE2C151S	EEU-EE2C151S	150	160	18x20	1.39	1.26	1.14	.928
667-EEU-EE2C221	EEU-EE2C221	220	160	16x31.5	1.57	1.42	1.29	1.05
667-EEU-EE2C221S	EEU-EE2C221S	220	160	18x25	1.64	1.49	1.36	1.09
667-EEU-EE2C331	EEU-EE2C331	330	160	18x31.5	2.69	2.43	2.23	1.79
667-EEU-EE2D220	EEU-EE2D220	22	200	10x20	.84	.67	.341	.289
667-EEU-EE2D330	EEU-EE2D330	33	200	10x20	.84	.67	.341	.289
667-EEU-EE2D470	EEU-EE2D470	47	200	12.5x20	.87	.801	.723	.659
667-EEU-EE2D680	EEU-EE2D680	68	200	12.5x25	.87	.797	.727	.583
667-EEU-EE2D680S	EEU-EE2D680S	68	200	16x20	1.12	1.02	.931	.748
667-EEU-EE2D820S	EEU-EE2D820S	82	200	16x20	1.12	1.02	.931	.748
667-EEU-EE2D101	EEU-EE2D101	100	200	16x25	1.29	1.18	1.08	.868
667-EEU-EE2D101S	EEU-EE2D101S	100	200	18x20	1.39	1.26	1.14	.928
667-EEU-EE2D151	EEU-EE2D151	150	200	16x25	1.29	1.18	1.08	.868
667-EEU-EE2D221	EEU-EE2D221	220	200	18x31.5	2.69	2.43	2.23	1.79
667-EEU-EE2D331	EEU-EE2D331	330	200	18x40	3.88	3.51	3.21	2.59
667-EEU-EE2E220	EEU-EE2E220	22	250	10x20	.84	.67	.341	.289
667-EEU-EE2E330	EEU-EE2E330	33	250	12.5x20	.87	.801	.723	.659
667-EEU-EE2E470	EEU-EE2E470	47	250	12.5x25	.72	.655	.60	.524
667-EEU-EE2E470S	EEU-EE2E470S	47	250	16x20	.92	.839	.769	.653
667-EEU-EE2E680S	EEU-EE2E680S	68	250	16x20	1.12	1.02	.931	.748
667-EEU-EE2E820	EEU-EE2E820	82	250	16x25	1.29	1.18	1.08	.868
667-EEU-EE2E820S	EEU-EE2E820S	82	250	18x20	1.39	1.26	1.14	.928
667-EEU-EE2E101	EEU-EE2E101	100	250	16x31.5	1.57	1.42	1.29	1.05
667-EEU-EE2E101S	EEU-EE2E101S	100	250	18x25	1.66	1.51	1.37	1.10
667-EEU-EE2E151	EEU-EE2E151	150	250	18x31.5	2.69	2.43	2.14	1.64
667-EEU-EE2E221	EEU-EE2E221	220	250	18x40	3.88	3.51	3.21	2.59
667-EEU-EE2V150	EEU-EE2V150	15	350	10x20	.96	.689	.394	.322
667-EEU-EE2V220	EEU-EE2V220	22	350	12.5x20	.87	.801	.723	.659
667-EEU-EE2V330	EEU-EE2V330	33	350	12.5x25	.80	.738	.677	.589
667-EEU-EE2V330S	EEU-EE2V330S	33	350	16x20	1.25	1.14	1.04	.838
667-EEU-EE2V470	EEU-EE2V470	47	350	16x25	1.18	1.07	.984	.859
667-EEU-EE2V470S	EEU-EE2V470S	47	350	18x20	1.52	1.38	1.26	1.02
667-EEU-EE2V680	EEU-EE2V680	68	350	16x31.5	1.85	1.67	1.53	1.23
667-EEU-EE2V680S	EEU-EE2V680S	68	350	18x25	1.97	1.80	1.64	1.32
667-EEU-EE2V820S	EEU-EE2V820S	82	350	18x25	1.97	1.80	1.64	1.32
667-EEU-EE2V101	EEU-EE2V101	100	350	18x31.5	2.95	2.68	2.44	1.97
667-EEU-EE2G100	EEU-EE2G100	10	400	10x20	.96	.689	.394	.322
667-EEU-EE2G150	EEU-EE2G150	15	400	12.5x20	.87	.801	.723	.659
667-EEU-EE2G220	EEU-EE2G220	22	400	12.5x25	.80	.738	.677	.589
667-EEU-EE2G330S	EEU-EE2G330S	33	400	16x20	1.25	1.14	1.04	.838
667-EEU-EE2G470	EEU-EE2G470	47	400	16x25	1.18	1.07	.984	.859
667-EEU-EE2G470S	EEU-EE2G470S	47	400	18x20	1.29	1.18	1.08	.939
667-EEU-EE2G680	EEU-EE2G680	68	400	18x25	2.07	1.85	1.62	1.23
667-EEU-EE2G820	EEU-EE2G820	82	400	18x31.5	2.95	2.68	2.44	1.97
667-EEU-EE2G101	EEU-EE2G101	100	400	18x40	3.25	2.95	2.71	2.14
667-EEU-EE2W100	EEU-EE2W100	10	450	12.5x20	.64	.587	.539	.46
667-EEU-EE2W100U	EEU-EE2W100U	10	450	10x20	.96	.689	.394	.322
667-EEU-EE2W150	EEU-EE2W150	15	450	12.5x25	.98	.90	.82	.658
667-EEU-EE2W220S	EEU-EE2W220S	22	450	16x20	1.03	.931	.856	.798
667-EEU-EE2W330	EEU-EE2W330	33	450	16x25	1.25	1.14	1.05	.913
667-EEU-EE2W330S	EEU-EE2W330S	33	450	18x20	1.29	1.18	1.08	.939
667-EEU-EE2W470	EEU-EE2W470	47	450	16x31.5	1.89	1.72	1.51	1.14
667-EEU-EE2W470S	EEU-EE2W470S	47	450	18x25	2.07	1.85	1.62	1.23
667-EEU-EE2W560	EEU-EE2W560	56	450	18x31.5	2.95	2.68	2.44	1.97

© Copyright 2013 Mouser Electronics

RoHS Compliant **This product is RoHS compliant.**

DIMENSIONS: mm

DIMENSIONS: mm		
Body Dia. øD	Lead Dia. ød	Lead Space F
4	0.45	1.5
5	0.45	2.0
6.3	0.45	2.5
8	0.45	2.5

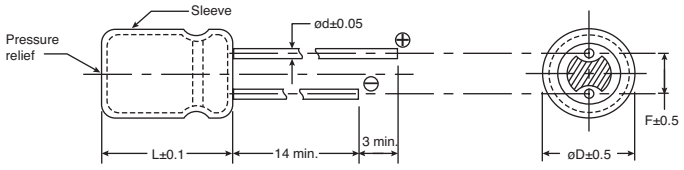

GA SERIES - TYPE A

Features:

- Endurance: 105°C 1000h
- RoHS directive compliant

Specifications:

- Category temperature range: –55°C to +105°C
- Rated W.V. Range: 10V.DC to 50V.DC
- Capacitance Range: 0.1μF to 220μF
- Capacitance Tolerance: ±20 % (120Hz/+20°C)
- DC Leakage Current: I < 0.01 CV or 3(μA) After 2 minutes (Whichever is greater)
- Suffix B=taped 5mm LS
  H=taped 2.5mm LS

W.V. (V.DC)	Cap. (μF)	Frequency (Hz)				
		60	120	1k	10k	100k to
10 to 50	0.1 to 220	0.85	1.00	1.30	1.40	1.55

For quantities greater than listed, call for quote.

MOUSER STOCK NO.	Panasonic Part No.	Value (μF)	Voltage (VDC)	Dimensions (DxL) (mm)	Price Each			
					1	25	100	250
667-EEA-GA1A220	EEA-GA1A220	22	10	4x7	.24	.107	.091	.077
667-EEA-GA1A220B	EEA-GA1A220B	22	10	4x7	.34	.134	.097	.08
667-EEA-GA1A220H	EEA-GA1A220H	22	10	4x7	.34	.134	.097	.08
667-EEA-GA1A330	EEA-GA1A330	33	10	5x7	.27	.121	.103	.081
667-EEA-GA1A330B	EEA-GA1A330B	33	10	5x7	.27	.121	.103	.081
667-EEA-GA1A330H	EEA-GA1A330H	33	10	5x7	.27	.121	.103	.081
667-EEA-GA1A470	EEA-GA1A470	47	10	6.3x7	.32	.148	.125	.09
667-EEA-GA1A470B	EEA-GA1A470B	47	10	6.3x7	.32	.148	.125	.09
667-EEA-GA1A470H	EEA-GA1A470H	47	10	6.3x7	.32	.148	.125	.09
667-EEA-GA1A680	EEA-GA1A680	68	10	6.3x7	.32	.148	.125	.09
667-EEA-GA1A680B	EEA-GA1A680B	68	10	6.3x7	.32	.148	.125	.09
667-EEA-GA1A680H	EEA-GA1A680H	68	10	6.3x7	.32	.148	.125	.09
667-EEA-GA1A101	EEA-GA1A101	100	10	6.3x7	.32	.148	.125	.09
667-EEA-GA1A101B	EEA-GA1A101B	100	10	6.3x7	.32	.148	.125	.09
667-EEA-GA1A101H	EEA-GA1A101H	100	10	6.3x7	.32	.148	.125	.09
667-EEA-GA1A221	EEA-GA1A221	220	10	8x7	.46	.224	.192	.167
667-EEA-GA1A221B	EEA-GA1A221B	220	10	8x7	.70	.395	.328	.246
667-EEA-GA1A221H	EEA-GA1A221H	220	10	8x7	.70	.395	.328	.246
667-EEA-GA1C100	EEA-GA1C100	10	16	4x7	.24	.107	.091	.077
667-EEA-GA1C100B	EEA-GA1C100B	10	16	4x7	.34	.134	.097	.08
667-EEA-GA1C100H	EEA-GA1C100H	10	16	4x7	.34	.134	.097	.08
667-EEA-GA1C150	EEA-GA1C150	15	16	4x7	.24	.107	.091	.077
667-EEA-GA1C150B	EEA-GA1C150B	15	16	4x7	.34	.134	.097	.08
667-EEA-GA1C150H	EEA-GA1C150H	15	16	4x7	.34	.134	.097	.08
667-EEA-GA1C220	EEA-GA1C220	22	16	5x7	.27	.121	.103	.081
667-EEA-GA1C220B	EEA-GA1C220B	22	16	5x7	.27	.121	.103	.081
667-EEA-GA1C220H	EEA-GA1C220H	22	16	5x7	.27	.121	.103	.081
667-EEA-GA1C330	EEA-GA1C330	33	16	6.3x7	.32	.148	.125	.09
667-EEA-GA1C330B	EEA-GA1C330B	33	16	6.3x7	.32	.148	.125	.09
667-EEA-GA1C330H	EEA-GA1C330H	33	16	6.3x7	.32	.148	.125	.09
667-EEA-GA1C470	EEA-GA1C470	47	16	6.3x7	.32	.148	.125	.09
667-EEA-GA1C470B	EEA-GA1C470B	47	16	6.3x7	.32	.148	.125	.09
667-EEA-GA1C470H	EEA-GA1C470H	47	16	6.3x7	.32	.148	.125	.09
667-EEA-GA1C101	EEA-GA1C101	100	16	8x7	.46	.224	.192	.167
667-EEA-GA1C101B	EEA-GA1C101B	100	16	8x7	.70	.395	.328	.246
667-EEA-GA1C101H	EEA-GA1C101H	100	16	8x7	.70	.395	.328	.246
667-EEA-GA1E100	EEA-GA1E100	10	25	4x7	.24	.107	.091	.077
667-EEA-GA1E100B	EEA-GA1E100B	10	25	4x7	.34	.134	.097	.08
667-EEA-GA1E100H	EEA-GA1E100H	10	25	4x7	.34	.136	.098	.081
667-EEA-GA1E150	EEA-GA1E150	15	25	5x7	.27	.121	.103	.081
667-EEA-GA1E150B	EEA-GA1E150B	15	25	5x7	.27	.121	.103	.081
667-EEA-GA1E150H	EEA-GA1E150H	15	25	5x7	.27	.121	.103	.081
667-EEA-GA1E220	EEA-GA1E220	22	25	5x7	.27	.121	.103	.081
667-EEA-GA1E220B	EEA-GA1E220B	22	25	5x7	.27	.121	.103	.081
667-EEA-GA1E220H	EEA-GA1E220H	22	25	5x7	.27	.121	.103	.081
667-EEA-GA1E330	EEA-GA1E330	33	25	6.3x7	.32	.148	.125	.107
667-EEA-GA1E330B	EEA-GA1E330B	33	25	6.3x7	.32	.148	.125	.09
667-EEA-GA1E330H	EEA-GA1E330H	33	25	6.3x7	.32	.148	.125	.09
667-EEA-GA1E680	EEA-GA1E680	68	25	8x7	.46	.224	.192	.167
667-EEA-GA1E680B	EEA-GA1E680B	68	25	8x7	.70	.395	.328	.246
667-EEA-GA1E680H	EEA-GA1E680H	68	25	8x7	.70	.395	.328	.246
667-EEA-GA1V6R8	EEA-GA1V6R8	6.8	35	4x7	.24	.107	.091	.077
667-EEA-GA1V6R8B	EEA-GA1V6R8B	6.8	35	4x7	.34	.134	.097	.08
667-EEA-GA1V6R8H	EEA-GA1V6R8H	6.8	35	4x7	.34	.134	.097	.08
667-EEA-GA1V100	EEA-GA1V100	10	35	5x7	.27	.121	.103	.088
667-EEA-GA1V100B	EEA-GA1V100B	10	35	5x7	.27	.121	.103	.081
667-EEA-GA1V100H	EEA-GA1V100H	10	35	5x7	.27	.122	.104	.089

For quantities greater than listed, call for quote.

MOUSER STOCK NO.	Panasonic Part No.	Value (μF)	Voltage (VDC)	Dimensions (DxL) (mm)	Price Each			
					1	25	100	250
667-EEA-GA1V150	EEA-GA1V150	15	35	6.3x7	.32	.148	.125	.09
667-EEA-GA1V150B	EEA-GA1V150B	15	35	6.3x7	.32	.148	.125	.09
667-EEA-GA1V150H	EEA-GA1V150H	15	35	6.3x7	.32	.148	.125	.09
667-EEA-GA1V220	EEA-GA1V220	22	35	6.3x7	.32	.148	.125	.09
667-EEA-GA1V220B	EEA-GA1V220B	22	35	6.3x7	.32	.148	.125	.09
667-EEA-GA1V220H	EEA-GA1V220H	22	35	6.3x7	.32	.148	.125	.09
667-EEA-GA1V470	EEA-GA1V470	47	35	8x7	.46	.224	.192	.167
667-EEA-GA1V470B	EEA-GA1V470B	47	35	8x7	.70	.395	.328	.246
667-EEA-GA1V470H	EEA-GA1V470H	47	35	8x7	.70	.395	.328	.246
667-EEA-GA1HR10	EEA-GA1HR10	0.1	50	4x7	.24	.107	.091	.077
667-EEA-GA1HR10B	EEA-GA1HR10B	0.1	50	4x7	.34	.134	.097	.08
667-EEA-GA1HR10H	EEA-GA1HR10H	0.1	50	4x7	.34	.134	.097	.08
667-EEA-GA1HR15	EEA-GA1HR15	0.15	50	4x7	.24	.107	.091	.077
667-EEA-GA1HR15B	EEA-GA1HR15B	0.15	50	4x7	.34	.134	.097	.08
667-EEA-GA1HR15H	EEA-GA1HR15H	0.15	50	4x7	.34	.134	.097	.08
667-EEA-GA1HR22	EEA-GA1HR22	0.22	50	4x7	.24	.107	.091	.077
667-EEA-GA1HR22B	EEA-GA1HR22B	0.22	50	4x7	.34	.134	.097	.08
667-EEA-GA1HR22H	EEA-GA1HR22H	0.22	50	4x7	.34	.134	.097	.08
667-EEA-GA1HR33	EEA-GA1HR33	0.33	50	4x7	.24	.107	.091	.077
667-EEA-GA1HR33B	EEA-GA1HR33B	0.33	50	4x7	.34	.134	.097	.08
667-EEA-GA1HR33H	EEA-GA1HR33H	0.33	50	4x7	.34	.134	.097	.08
667-EEA-GA1HR47	EEA-GA1HR47	0.47	50	4x7	.24	.107	.091	.077
667-EEA-GA1HR47B	EEA-GA1HR47B	0.47	50	4x7	.34	.134	.097	.08
667-EEA-GA1HR47H	EEA-GA1HR47H	0.47	50	4x7	.34	.134	.097	.08
667-EEA-GA1HR68	EEA-GA1HR68	0.68	50	4x7	.24	.107	.091	.077
667-EEA-GA1HR68B	EEA-GA1HR68B	0.68	50	4x7	.34	.134	.097	.08
667-EEA-GA1HR68H	EEA-GA1HR68H	0.68	50	4x7	.34	.134	.097	.08
667-EEA-GA1H1R0	EEA-GA1H1R0	1	50	4x7	.24	.107	.091	.077
667-EEA-GA1H1R0B	EEA-GA1H1R0B	1	50	4x7	.34	.134	.097	.08
667-EEA-GA1H1R0H	EEA-GA1H1R0H	1	50	4x7	.34	.134	.097	.08
667-EEA-GA1H1R5	EEA-GA1H1R5	1.5	50	4x7	.24	.107	.091	.077
667-EEA-GA1H1R5B	EEA-GA1H1R5B	1.5	50	4x7	.34	.134	.097	.08
667-EEA-GA1H1R5H	EEA-GA1H1R5H	1.5	50	4x7	.34	.134	.097	.08
667-EEA-GA1H2R2	EEA-GA1H2R2	2.2	50	4x7	.24	.107	.091	.077
667-EEA-GA1H2R2B	EEA-GA1H2R2B	2.2	50	4x7	.34	.134	.097	.08
667-EEA-GA1H2R2H	EEA-GA1H2R2H	2.2	50	4x7	.34	.134	.097	.08
667-EEA-GA1H3R3	EEA-GA1H3R3	3.3	50	4x7	.24	.107	.091	.077
667-EEA-GA1H3R3B	EEA-GA1H3R3B	3.3	50	4x7	.34	.134	.097	.08
667-EEA-GA1H3R3H	EEA-GA1H3R3H	3.3	50	4x7	.34	.134	.097	.08
667-EEA-GA1H4R7	EEA-GA1H4R7	4.7	50	4x7	.24	.107	.091	.077
667-EEA-GA1H4R7B	EEA-GA1H4R7B	4.7	50	4x7	.34	.134	.097	.08
667-EEA-GA1H4R7H	EEA-GA1H4R7H	4.7	50	4x7	.34	.134	.097	.08
667-EEA-GA1H6R8	EEA-GA1H6R8	6.8	50	5x7	.27	.121	.103	.081
667-EEA-GA1H6R8B	EEA-GA1H6R8B	6.8	50	5x7	.27	.121	.103	.081
667-EEA-GA1H6R8H	EEA-GA1H6R8H	6.8	50	5x7	.27	.121	.103	.081
667-EEA-GA1H100	EEA-GA1H100	10	50	6.3x7	.32	.148	.125	.09
667-EEA-GA1H100B	EEA-GA1H100B	10	50	6.3x7	.32	.148	.125	.09
667-EEA-GA1H100H	EEA-GA1H100H	10	50	6.3x7	.60	.247	.204	.161
667-EEA-GA1H150	EEA-GA1H150	15	50	6.3x7	.32	.148	.125	.09
667-EEA-GA1H150B	EEA-GA1H150B	15	50	6.3x7	.32	.148	.125	.09
667-EEA-GA1H150H	EEA-GA1H150H	15	50	6.3x7	.32	.148	.125	.09
667-EEA-GA1H220	EEA-GA1H220	22	50	8x7	.46	.224	.192	.167
667-EEA-GA1H220B	EEA-GA1H220B	22	50	8x7	.70	.395	.328	.246
667-EEA-GA1H220H	EEA-GA1H220H	22	50	8x7	.70	.395	.328	.246
667-EEA-GA1H330	EEA-GA1H330	33	50	8x7	.46	.224	.192	.167
667-EEA-GA1H330B	EEA-GA1H330B	33	50	8x7	.70	.395	.328	.246
667-EEA-GA1H330H	EEA-GA1H330H	33	50	8x7	.70	.395	.328	.246

© Copyright 2013 Mouser Electronics

© Copyright 2013 Mouser Electronics

PANASONIC Radial Aluminum Electrolytic EEU-FR

Panasonic

RoHS Compliant **This product is RoHS compliant.**

FR SERIES - TYPE A

Features:
- Low ESR
- Endurance: 2000h to 10000h at +105˚C



Specification:
- Category temperature range: –40°C to +105°C
- Rated W.V. range: 6.3VDC to 50VDC
- Category range: 22μF to 8200μF
- Capacitance tolerance: ±20 % (120Hz/+20°C)
- DC leakage current: I < 0.01CV (μA) after 2 minutes

DIMENSIONS: mm

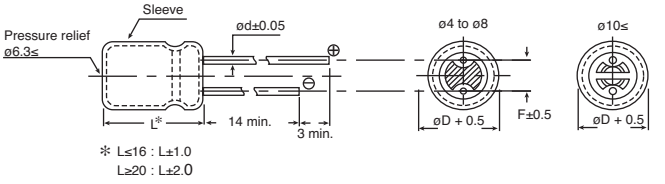

W.V.(V.DC)	Cap (μF)	Frequency (Hz)				
		60	120	1K	10K	100K
6.3 to 50	22 to 33	0.45	0.55	0.75	0.90	1.00
	47 to 330	0.60	0.70	0.85	0.95	1.00
	390 to 1000	0.65	0.75	0.90	0.98	1.00
	1200 to 8200	0.75	0.80	0.95	1.00	1.00

For quantities greater than listed, call for quote.

MOUSER STOCK NO.	Panasonic Part No.	Value (μF)	Voltage (VDC)	Dimensions (DxL) (mm)	Price Each 1	Price Each 100	Reel Qty.	Price Per Piece
667-EEU-FR0J151B	EEU-FR0J151B	150	6.3	5x11	.12	.086	2000	.061
667-EEU-FR0J331B	EEU-FR0J331B	330	6.3	6.3x11.2	.13	.107	2000	.076
667-EEU-FR0J471B	EEU-FR0J471B	470	6.3	6.3x11.2	.13	.107	2000	.075
667-EEU-FR0J821B	EEU-FR0J821B	820	6.3	8x11.5	.24	.197	1000	.146
667-EEU-FR0J122LB	EEU-FR0J122LB	1200	6.3	8x15	.29	.243	1000	.18
667-EEU-FR0J122B	EEU-FR0J122B	1200	6.3	10x12.5	.38	.311	500	.25
667-EEU-FR0J152LB	EEU-FR0J152LB	1500	6.3	8x20	.38	.311	1000	.23
667-EEU-FR0J182B	EEU-FR0J182B	1800	6.3	10x16	.42	.346	500	.278
667-EEU-FR0J222B	EEU-FR0J222B	2200	6.3	10x20	.47	.395	500	.278
667-EEU-FR0J272LB	EEU-FR0J272LB	2700	6.3	10x25	.62	.513	500	.278
667-EEU-FR0J392B	EEU-FR0J392B	3900	6.3	12.5x20	.74	.615	500	.278
667-EEU-FR0J472B	EEU-FR0J472B	4700	6.3	12.5x25	.87	.721	500	.278
667-EEU-FR0J682SB	EEU-FR0J682SB	6800	6.3	16x20	1.24	1.03	250	.943
667-EEU-FR0J822B	EEU-FR0J822B	8200	6.3	16x25	1.47	1.21	250	.943
667-EEU-FR1A101B	EEU-FR1A101B	100	10	5x11	.12	.086	2000	.061
667-EEU-FR1A151B	EEU-FR1A151B	150	10	5x11	.12	.086	2000	.061
667-EEU-FR1A221B	EEU-FR1A221B	220	10	6.3x11.2	.13	.107	2000	.076
667-EEU-FR1A681B	EEU-FR1A681B	680	10	8x11.5	.24	.197	1000	.146
667-EEU-FR1A821B	EEU-FR1A821B	820	10	10x12.5	.38	.311	500	.25
667-EEU-FR1A102LB	EEU-FR1A102LB	1000	10	8x15	.29	.243	1000	.18
667-EEU-FR1A152LB	EEU-FR1A152LB	1500	10	8x20	.34	.285	1000	.18
667-EEU-FR1A152B	EEU-FR1A152B	1500	10	10x16	.42	.346	500	.278
667-EEU-FR1A182B	EEU-FR1A182B	1800	10	10x20	.47	.395	500	.278
667-EEU-FR1A222LB	EEU-FR1A222LB	2200	10	10x25	.62	.513	500	.278
667-EEU-FR1A332B	EEU-FR1A332B	3300	10	12.5x20	.74	.615	500	.278
667-EEU-FR1A392B	EEU-FR1A392B	3900	10	12.5x25	.87	.721	500	.278
667-EEU-FR1A472SB	EEU-FR1A472SB	4700	10	16x20	1.24	1.03	250	.943
667-EEU-FR1A682B	EEU-FR1A682B	6800	10	16x25	1.47	1.21	250	.943
667-EEU-FR1C680B	EEU-FR1C680B	68	16	5x11	.12	.086	2000	.061
667-EEU-FR1C101B	EEU-FR1C101B	100	16	5x11	.12	.086	2000	.061
667-EEU-FR1C121B	EEU-FR1C121B	120	16	6.3x11.2	.13	.107	2000	.076
667-EEU-FR1C221B	EEU-FR1C221B	220	16	6.3x11.2	.13	.107	2000	.076
667-EEU-FR1C471B	EEU-FR1C471B	470	16	8x11.5	.24	.197	1000	.146
667-EEU-FR1C681LB	EEU-FR1C681LB	680	16	8x15	.29	.243	1000	.146
667-EEU-FR1C681B	EEU-FR1C681B	680	16	10x12.5	.38	.311	500	.25
667-EEU-FR1C102LB	EEU-FR1C102LB	1000	16	8x20	.34	.285	1000	.211
667-EEU-FR1C102B	EEU-FR1C102B	1000	16	10x16	.42	.346	500	.278
667-EEU-FR1C152B	EEU-FR1C152B	1500	16	10x20	.47	.395	500	.278
667-EEU-FR1C152LB	EEU-FR1C152LB	1500	16	10x25	.62	.513	500	.278
667-EEU-FR1C182LB	EEU-FR1C182LB	1800	16	10x25	.62	.513	500	.278
667-EEU-FR1C222B	EEU-FR1C222B	2200	16	12.5x20	.74	.615	500	.278
667-EEU-FR1C272B	EEU-FR1C272B	2700	16	12.5x25	.87	.721	500	.278
667-EEU-FR1C332SB	EEU-FR1C332SB	3300	16	16x20	1.24	1.03	250	.943
667-EEU-FR1C392SB	EEU-FR1C392SB	3900	16	16x20	1.24	1.03	250	.943
667-EEU-FR1C472B	EEU-FR1C472B	4700	16	16x25	1.47	1.21	250	.943
667-EEU-FR1C562B	EEU-FR1C562B	5600	16	16x25	1.37	1.13	250	.943
667-EEU-FR1E470B	EEU-FR1E470B	47	25	5x11	.12	.086	2000	.061
667-EEU-FR1E680B	EEU-FR1E680B	68	25	5x11	.12	.086	2000	.061
667-EEU-FR1E101B	EEU-FR1E101B	100	25	6.3x11.2	.13	.107	2000	.076
667-EEU-FR1E151B	EEU-FR1E151B	150	25	6.3x11.2	.13	.107	2000	.076
667-EEU-FR1E331B	EEU-FR1E331B	330	25	8x11.5	.24	.197	1000	.146
667-EEU-FR1E391LB	EEU-FR1E391LB	390	25	8x15	.29	.243	1000	.146
667-EEU-FR1E471YB	EEU-FR1E471YB	470	25	8x15	.32	.265	1000	.146
667-EEU-FR1E471LB	EEU-FR1E471LB	470	25	8x20	.34	.285	1000	.146
667-EEU-FR1E471B	EEU-FR1E471B	470	25	10x12.5	.38	.311	500	.25
667-EEU-FR1E561LB	EEU-FR1E561LB	560	25	8x20	.34	.285	1000	.211
667-EEU-FR1E681LB	EEU-FR1E681LB	680	25	8x20	.34	.285	1000	.211

For quantities greater than listed, call for quote.

MOUSER STOCK NO.	Panasonic Part No.	Value (μF)	Voltage (VDC)	Dimensions (DxL) (mm)	Price Each 1	Price Each 100	Reel Qty.	Price Per Piece
667-EEU-FR1E681B	EEU-FR1E681B	680	25	10x16	.42	.346	500	.278
667-EEU-FR1E821B	EEU-FR1E821B	820	25	10x20	.47	.395	500	.278
667-EEU-FR1E102B	EEU-FR1E102B	1000	25	10x20	.97	.528	500	.278
667-EEU-FR1E102LB	EEU-FR1E102LB	1000	25	10x25	.62	.513	500	.278
667-EEU-FR1E122LB	EEU-FR1E122LB	1200	25	10x25	.62	.513	500	.278
667-EEU-FR1E152B	EEU-FR1E152B	1500	25	12.5x20	.74	.615	500	.278
667-EEU-FR1E182B	EEU-FR1E182B	1800	25	12.5x25	.87	.721	500	.278
667-EEU-FR1E222SB	EEU-FR1E222SB	2200	25	16x20	1.24	1.03	250	.943
667-EEU-FR1E272SB	EEU-FR1E272SB	2700	25	16x20	1.24	1.03	250	.943
667-EEU-FR1E332B	EEU-FR1E332B	3300	25	16x25	1.47	1.21	250	.943
667-EEU-FR1V330B	EEU-FR1V330B	33	35	5x11	.12	.086	2000	.061
667-EEU-FR1V680B	EEU-FR1V680B	68	35	6.3x11.2	.13	.107	2000	.076
667-EEU-FR1V181B	EEU-FR1V181B	180	35	8x11.5	.24	.197	1000	.146
667-EEU-FR1V271LB	EEU-FR1V271LB	270	35	8x15	.29	.243	1000	.18
667-EEU-FR1V271B	EEU-FR1V271B	270	35	10x12.5	.38	.311	500	.25
667-EEU-FR1V391LB	EEU-FR1V391LB	390	35	8x20	.34	.285	1000	.211
667-EEU-FR1V471LB	EEU-FR1V471LB	470	35	8x20	.34	.285	1000	.211
667-EEU-FR1V471B	EEU-FR1V471B	470	35	10x16	.42	.346	500	.278
667-EEU-FR1V561B	EEU-FR1V561B	560	35	10x20	.47	.395	500	.278
667-EEU-FR1V681LB	EEU-FR1V681LB	680	35	10x25	.62	.513	500	.278
667-EEU-FR1V821LB	EEU-FR1V821LB	820	35	10x25	.62	.513	500	.278
667-EEU-FR1V102B	EEU-FR1V102B	1000	35	12.5x20	.74	.615	500	.278
667-EEU-FR1V122B	EEU-FR1V122B	1200	35	12.5x25	.87	.721	500	.278
667-EEU-FR1V152SB	EEU-FR1V152SB	1500	35	16x20	1.28	1.06	250	.978
667-EEU-FR1V222B	EEU-FR1V222B	2200	35	16x25	1.47	1.21	250	.978
667-EEU-FR1H220B	EEU-FR1H220B	22	50	5x11.5	.10	.086	250	.978
667-EEU-FR1H560B	EEU-FR1H560B	56	50	6.3x11.2	.13	.107	2000	.076
667-EEU-FR1H101B	EEU-FR1H101B	100	50	8x11.5	.24	.197	2000	.076
667-EEU-FR1H121LB	EEU-FR1H121LB	120	50	8x15	.29	.243	1000	.18
667-EEU-FR1H151B	EEU-FR1H151B	150	50	10x12.5	.36	.306	1000	.227
667-EEU-FR1H181LB	EEU-FR1H181LB	180	50	8x20	.34	.285	500	.229
667-EEU-FR1H221B	EEU-FR1H221B	220	50	10x16	.42	.346	1000	.256
667-EEU-FR1H271B	EEU-FR1H271B	270	50	10x20	.47	.395	500	.318
667-EEU-FR1H331LB	EEU-FR1H331LB	330	50	10x25	.62	.513	500	.318
667-EEU-FR1H471B	EEU-FR1H471B	470	50	12.5x20	.74	.615	500	.318
667-EEU-FR1H561B	EEU-FR1H561B	560	50	12.5x25	.87	.721	500	.318
667-EEU-FR1H821SB	EEU-FR1H821SB	820	50	16x20	1.28	1.06	250	.978
667-EEU-FR1H102B	EEU-FR1H102B	1000	50	16x25	1.47	1.21	250	.978
667-EEU-FR1J180B	EEU-FR1J180B	18	63	5x11	.11	.089	2000	.062
667-EEU-FR1J470B	EEU-FR1J470B	47	63	6.3x11.2	.13	.112	2000	.079
667-EEU-FR1J820B	EEU-FR1J820B	82	63	8x11.5	.25	.204	1000	.152
667-EEU-FR1J101B	EEU-FR1J101B	100	63	10x16	.39	.321	1000	.239
667-EEU-FR1J101LB	EEU-FR1J101LB	100	63	8x20	.31	.263	500	.212
667-EEU-FR1J121B	EEU-FR1J121B	120	63	10x16	.43	.355	1000	.263
667-EEU-FR1J121LB	EEU-FR1J121LB	120	63	8x20	.33	.281	500	.227
667-EEU-FR1J151B	EEU-FR1J151B	150	63	10x16	.43	.355	500	.287
667-EEU-FR1J151LB	EEU-FR1J151LB	150	63	8x20	.33	.281	500	.227
667-EEU-FR1J181B	EEU-FR1J181B	180	63	10x20	.62	.513	500	.414
667-EEU-FR1J221LB	EEU-FR1J221LB	220	63	10x25	.61	.508	500	.41
667-EEU-FR1J271LB	EEU-FR1J271LB	270	63	10x25	.67	.557	500	.449
667-EEU-FR1J271B	EEU-FR1J271B	270	63	12.5x20	.77	.643	500	.519
667-EEU-FR1J271UB	EEU-FR1J271UB	270	63	10x20	.62	.513	500	.414
667-EEU-FR1J331B	EEU-FR1J331B	330	63	12.5x20	.77	.643	500	.519
667-EEU-FR1J391B	EEU-FR1J391B	390	63	12.5x25	.90	.749	500	.605
667-EEU-FR1J471B	EEU-FR1J471B	470	63	12.5x25	.90	.749	500	.605
667-EEU-FR1J561SB	EEU-FR1J561SB	560	63	16x20	1.28	1.06	250	.979
667-EEU-FR1J821B	EEU-FR1J821B	820	63	16x25	1.49	1.23	250	1.12

© Copyright 2013 Mouser Electronics
© Copyright 2013 Mouser Electronics

PANASONIC Radial Aluminum Electrolytic EEU-FR

Panasonic

RoHS Compliant **This product is RoHS compliant.**

FR SERIES - TYPE A (BULK)



Features:
- Low ESR
- Endurance: 2000h to 10000h at +105°C

Specification:
- Category temperature range: –40°C to +105°C
- Rated W.V. range: 6.3VDC to 50VDC
- Category range: 22μF to 8200μF
- Capacitance tolerance: ±20 % (120Hz/+20°C)
- DC leakage current: I < 0.01CV (μA) after 2 minutes

DIMENSIONS: mm

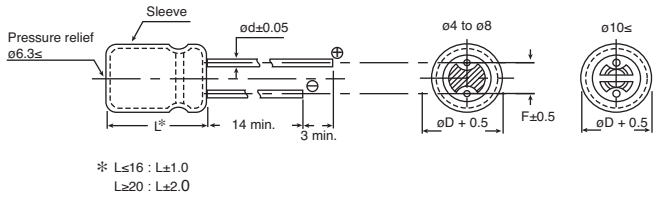

✻ L≤16 : L±1.0
L≥20 : L±2.0

W.V.(V.DC)	Cap (μF)	Frequency (Hz)				
		60	120	1K	10K	100K
6.3 to 50	22 to 33	0.45	0.55	0.75	0.90	1.00
	47 to 330	0.60	0.70	0.85	0.95	1.00
	390 to 1000	0.65	0.75	0.90	0.98	1.00
	1200 to 8200	0.75	0.80	0.95	1.00	1.00

For quantities greater than listed, call for quote.

MOUSER STOCK NO.	Panasonic Part No.	Value (μF)	Voltage (VDC)	Dimensions (DxL) (mm)	Price Each		
					1	100	200
667-EEU-FR0J151	EEU-FR0J151	150	6.3	5x11	.10	.086	.079
667-EEU-FR0J331	EEU-FR0J331	330	6.3	6.3x11.2	.13	.107	.098
667-EEU-FR0J471	EEU-FR0J471	470	6.3	6.3x11.2	.13	.107	.098
667-EEU-FR0J821	EEU-FR0J821	820	6.3	8x11.5	.24	.197	.181
667-EEU-FR0J122L	EEU-FR0J122L	1200	6.3	8x15	.29	.243	.224
667-EEU-FR0J122	EEU-FR0J122	1200	6.3	10x12.5	.38	.311	.286
667-EEU-FR0J152L	EEU-FR0J152L	1500	6.3	8x20	.38	.311	.286
667-EEU-FR0J182	EEU-FR0J182	1800	6.3	10x16	.42	.346	.318
667-EEU-FR0J222	EEU-FR0J222	2200	6.3	10x20	.47	.395	.363
667-EEU-FR0J272L	EEU-FR0J272L	2700	6.3	10x25	.62	.513	.471
667-EEU-FR0J392	EEU-FR0J392	3900	6.3	12.5x20	.74	.615	.566
667-EEU-FR0J472	EEU-FR0J472	4700	6.3	12.5x25	.87	.721	.663
667-EEU-FR0J562L	EEU-FR0J562L	5600	6.3	12.5x30	1.05	.873	.803
667-EEU-FR0J682L	EEU-FR0J682L	6800	6.3	12.5x35	1.17	.968	.89
667-EEU-FR0J682S	EEU-FR0J682S	6800	6.3	16x20	1.24	1.03	.943
667-EEU-FR0J822	EEU-FR0J822	8200	6.3	16x25	1.47	1.21	1.11
667-EEU-FR1A101	EEU-FR1A101	100	10	5x11	.10	.086	.079
667-EEU-FR1A151	EEU-FR1A151	150	10	5x11	.10	.086	.079
667-EEU-FR1A221	EEU-FR1A221	220	10	6.3x11.2	.13	.107	.098
667-EEU-FR1A681	EEU-FR1A681	680	10	8x11.5	.24	.197	.181
667-EEU-FR1A821	EEU-FR1A821	820	10	10x12.5	.38	.311	.286
667-EEU-FR1A102L	EEU-FR1A102L	1000	10	8x15	.29	.243	.224
667-EEU-FR1A152L	EEU-FR1A152L	1500	10	8x20	.34	.285	.261
667-EEU-FR1A152	EEU-FR1A152	1500	10	10x16	.42	.346	.318
667-EEU-FR1A182	EEU-FR1A182	1800	10	10x20	.47	.395	.363
667-EEU-FR1A222L	EEU-FR1A222L	2200	10	10x25	.62	.513	.471
667-EEU-FR1A332	EEU-FR1A332	3300	10	12.5x20	.74	.615	.566
667-EEU-FR1A392	EEU-FR1A392	3900	10	12.5x25	.87	.721	.663
667-EEU-FR1A472L	EEU-FR1A472L	4700	10	12.5x30	1.05	.873	.803
667-EEU-FR1A472S	EEU-FR1A472S	4700	10	16x20	1.24	1.03	.943
667-EEU-FR1A562L	EEU-FR1A562L	5600	10	12.5x35	1.17	.968	.89
667-EEU-FR1A682L	EEU-FR1A682L	6800	10	12.5x35	1.21	1.01	.926
667-EEU-FR1A682	EEU-FR1A682	6800	10	16x25	1.47	1.21	1.11
667-EEU-FR1C680	EEU-FR1C680	68	16	5x11	.10	.086	.079
667-EEU-FR1C101	EEU-FR1C101	100	16	5x11	.10	.086	.079
667-EEU-FR1C121	EEU-FR1C121	120	16	6.3x11.2	.13	.107	.098
667-EEU-FR1C221	EEU-FR1C221	220	16	6.3x11.2	.13	.107	.098
667-EEU-FR1C471	EEU-FR1C471	470	16	8x11.5	.24	.197	.181
667-EEU-FR1C681L	EEU-FR1C681L	680	16	8x15	.29	.243	.224
667-EEU-FR1C681	EEU-FR1C681	680	16	10x12.5	.38	.311	.286
667-EEU-FR1C102L	EEU-FR1C102L	1000	16	8x20	.34	.285	.261
667-EEU-FR1C102	EEU-FR1C102	1000	16	10x16	.42	.346	.318
667-EEU-FR1C152	EEU-FR1C152	1500	16	10x20	.47	.395	.363
667-EEU-FR1C152L	EEU-FR1C152L	1500	16	10x25	.62	.513	.471
667-EEU-FR1C182L	EEU-FR1C182L	1800	16	10x25	.62	.513	.471
667-EEU-FR1C222	EEU-FR1C222	2200	16	12.5x20	.74	.615	.566
667-EEU-FR1C272	EEU-FR1C272	2700	16	12.5x25	.87	.721	.663
667-EEU-FR1C332L	EEU-FR1C332L	3300	16	12.5x30	1.05	.873	.803
667-EEU-FR1C332S	EEU-FR1C332S	3300	16	16x20	1.24	1.03	.943
667-EEU-FR1C392L	EEU-FR1C392L	3900	16	12.5x35	1.17	.968	.89
667-EEU-FR1C392S	EEU-FR1C392S	3900	16	16x20	1.24	1.03	.943
667-EEU-FR1C472L	EEU-FR1C472L	4700	16	12.5x35	1.21	1.01	.926
667-EEU-FR1C472	EEU-FR1C472	4700	16	16x25	1.47	1.21	1.11
667-EEU-FR1C562	EEU-FR1C562	5600	16	16x25	1.37	1.13	1.05
667-EEU-FR1E470	EEU-FR1E470	47	25	5x11	.10	.086	.079
667-EEU-FR1E680	EEU-FR1E680	68	25	5x11	.10	.086	.079
667-EEU-FR1E101	EEU-FR1E101	100	25	6.3x11.2	.13	.107	.098
667-EEU-FR1E151	EEU-FR1E151	150	25	6.3x11.2	.13	.107	.098
667-EEU-FR1E331	EEU-FR1E331	330	25	8x11.5	.24	.197	.181
667-EEU-FR1E391L	EEU-FR1E391L	390	25	8x15	.29	.243	.224
667-EEU-FR1E471Y	EEU-FR1E471Y	470	25	8x15	.32	.265	.244
667-EEU-FR1E471L	EEU-FR1E471L	470	25	8x20	.34	.285	.261
667-EEU-FR1E471	EEU-FR1E471	470	25	10x12.5	.38	.311	.286
667-EEU-FR1E561L	EEU-FR1E561L	560	25	8x20	.34	.285	.261
667-EEU-FR1E681L	EEU-FR1E681L	680	25	8x20	.34	.285	.261
667-EEU-FR1E681	EEU-FR1E681	680	25	10x16	.42	.346	.318

© Copyright 2013 Mouser Electronics

For quantities greater than listed, call for quote.

MOUSER STOCK NO.	Panasonic Part No.	Value (μF)	Voltage (VDC)	Dimensions (DxL) (mm)	Price Each		
					1	100	200
667-EEU-FR1E821	EEU-FR1E821	820	25	10x20	.47	.395	.363
667-EEU-FR1E102	EEU-FR1E102	1000	25	10x20	.97	.528	.468
667-EEU-FR1E102L	EEU-FR1E102L	1000	25	10x25	.62	.513	.471
667-EEU-FR1E122L	EEU-FR1E122L	1200	25	10x25	.62	.513	.471
667-EEU-FR1E152	EEU-FR1E152	1500	25	12.5x20	.74	.615	.566
667-EEU-FR1E182	EEU-FR1E182	1800	25	12.5x25	.87	.721	.663
667-EEU-FR1E222L	EEU-FR1E222L	2200	25	12.5x30	1.05	.873	.803
667-EEU-FR1E222S	EEU-FR1E222S	2200	25	16x20	1.24	1.03	.943
667-EEU-FR1E272L	EEU-FR1E272L	2700	25	12.5x35	1.17	.968	.89
667-EEU-FR1E272S	EEU-FR1E272S	2700	25	16x20	1.24	1.03	.943
667-EEU-FR1E332	EEU-FR1E332	3300	25	16x25	1.47	1.21	1.11
667-EEU-FR1V330	EEU-FR1V330	33	35	5x11	.10	.086	.079
667-EEU-FR1V680	EEU-FR1V680	68	35	6.3x11.2	.13	.107	.098
667-EEU-FR1V181	EEU-FR1V181	180	35	8x11.5	.24	.197	.181
667-EEU-FR1V271L	EEU-FR1V271L	270	35	8x15	.29	.243	.224
667-EEU-FR1V271	EEU-FR1V271	270	35	10x12.5	.38	.311	.286
667-EEU-FR1V391L	EEU-FR1V391L	390	35	8x20	.34	.285	.261
667-EEU-FR1V471L	EEU-FR1V471L	470	35	8x20	.34	.285	.261
667-EEU-FR1V471	EEU-FR1V471	470	35	10x16	.42	.346	.318
667-EEU-FR1V561	EEU-FR1V561	560	35	10x20	.47	.395	.363
667-EEU-FR1V681L	EEU-FR1V681L	680	35	10x25	.62	.513	.471
667-EEU-FR1V821L	EEU-FR1V821L	820	35	10x25	.62	.513	.471
667-EEU-FR1V102	EEU-FR1V102	1000	35	12.5x20	.74	.615	.566
667-EEU-FR1V122	EEU-FR1V122	1200	35	12.5x25	.87	.721	.663
667-EEU-FR1V152L	EEU-FR1V152L	1500	35	12.5x30	1.05	.873	.803
667-EEU-FR1V152S	EEU-FR1V152S	1500	35	16x20	1.28	1.06	.978
667-EEU-FR1V182L	EEU-FR1V182L	1800	35	12.5x35	1.17	.968	.89
667-EEU-FR1V222L	EEU-FR1V222L	2200	35	12.5x35	1.21	1.01	.926
667-EEU-FR1V222	EEU-FR1V222	2200	35	16x25	1.47	1.21	1.11
667-EEU-FR1H220	EEU-FR1H220	22	50	5x11.5	.10	.086	.079
667-EEU-FR1H560	EEU-FR1H560	56	50	6.3x11.2	.13	.107	.098
667-EEU-FR1H101	EEU-FR1H101	100	50	8x11.5	.24	.197	.181
667-EEU-FR1H121L	EEU-FR1H121L	120	50	8x15	.29	.243	.224
667-EEU-FR1H151	EEU-FR1H151	150	50	10x12.5	.36	.306	.281
667-EEU-FR1H181L	EEU-FR1H181L	180	50	8x20	.34	.285	.261
667-EEU-FR1H221	EEU-FR1H221	220	50	10x16	.42	.346	.318
667-EEU-FR1H271	EEU-FR1H271	270	50	10x20	.47	.395	.363
667-EEU-FR1H331L	EEU-FR1H331L	330	50	10x25	.62	.513	.471
667-EEU-FR1H471	EEU-FR1H471	470	50	12.5x20	.74	.615	.566
667-EEU-FR1H561	EEU-FR1H561	560	50	12.5x25	.87	.721	.663
667-EEU-FR1H681L	EEU-FR1H681L	680	50	12.5x30	1.05	.873	.803
667-EEU-FR1H821L	EEU-FR1H821L	820	50	12.5x35	1.17	.968	.89
667-EEU-FR1H821S	EEU-FR1H821S	820	50	16x20	1.28	1.06	.978
667-EEU-FR1H102	EEU-FR1H102	1000	50	16x25	1.47	1.21	1.11
667-EEU-FR1J180	EEU-FR1J180	18	63	5x11	.11	.089	.081
667-EEU-FR1J470	EEU-FR1J470	47	63	6.3x11.2	.13	.112	.103
667-EEU-FR1J820	EEU-FR1J820	82	63	8x11.5	.25	.204	.188
667-EEU-FR1J101L	EEU-FR1J101L	100	63	8x20	.31	.263	.242
667-EEU-FR1J101	EEU-FR1J101	100	63	10x16	.39	.321	.295
667-EEU-FR1J121L	EEU-FR1J121L	120	63	8x20	.33	.281	.259
667-EEU-FR1J121	EEU-FR1J121	120	63	10x16	.43	.355	.327
667-EEU-FR1J151L	EEU-FR1J151L	150	63	8x20	.33	.281	.259
667-EEU-FR1J151	EEU-FR1J151	150	63	10x16	.43	.355	.327
667-EEU-FR1J181	EEU-FR1J181	180	63	10x20	.62	.513	.472
667-EEU-FR1J221L	EEU-FR1J221L	220	63	10x25	.61	.508	.468
667-EEU-FR1J271U	EEU-FR1J271U	270	63	10x20	.62	.513	.472
667-EEU-FR1J271L	EEU-FR1J271L	270	63	10x25	.67	.557	.513
667-EEU-FR1J271	EEU-FR1J271	270	63	12.5x20	.77	.643	.592
667-EEU-FR1J331	EEU-FR1J331	330	63	12.5x20	.77	.643	.592
667-EEU-FR1J391	EEU-FR1J391	390	63	12.5x25	.90	.749	.689
667-EEU-FR1J471	EEU-FR1J471	470	63	12.5x25	.90	.749	.689
667-EEU-FR1J561S	EEU-FR1J561S	560	63	16x20	1.28	1.06	.979
667-EEU-FR1J561L	EEU-FR1J561L	560	63	12.5x30	1.10	.917	.843
667-EEU-FR1J681L	EEU-FR1J681L	680	63	12.5x35	1.26	1.05	.963
667-EEU-FR1J821	EEU-FR1J821	820	63	16x25	1.49	1.23	1.12

© Copyright 2013 Mouser Electronics

PANASONIC Radial Aluminum Electrolytics EEU-HD

Panasonic

RoHS Compliant **This product is RoHS compliant.**

HD SERIES TYPE A

Features:
- Miniaturize, higher capacitance: 1 size miniatureized product of current A-NHG
- Availalbe in reel or bulk

Specifications:
- Category temperature range: -55°C to +105°C
- Rated W.V. range: 10V.DC to 50V.DC
- Category range: 0.1μF to 22000μF
- Tolerance: 20%

DIMENSIONS: mm

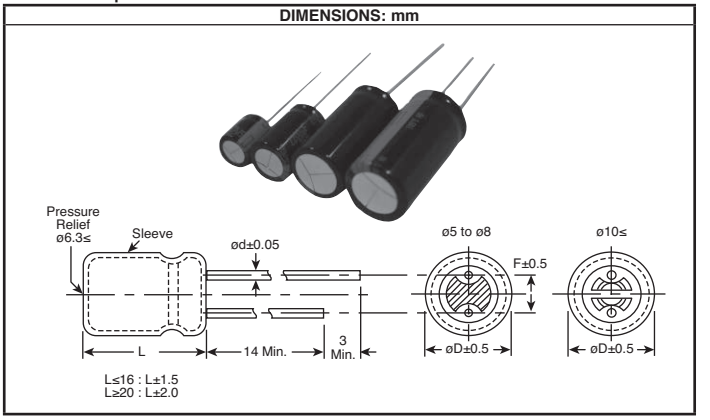

DIMENSIONS: mm							
Body Dia. øD	5	6.3	8	10	12.5	16	18
Lead Dia. ød	0.5	0.5	0.6	0.6	0.6	0.8	0.8
Lead Space F	2.0	2.5	3.5	5.0	5.0	7.5	7.5

Frequency Correction Factor for Ripple Current						
W.V.(V.DC)	Cap. (μF)	Frequency (Hz)				
		60	120	1k	10k	100k
10 to 50	0.1 to 33	0.75	1.00	1.55	1.80	2.00
	47 to 470	0.80	1.00	1.35	1.50	1.50
	1000 to 22000	0.85	1.00	1.10	1.15	1.15

For quantities greater than listed, call for quote.

MOUSER STOCK NO.		Value (μF)	Dim. (øDxL) (mm)	Price Each			Reel Qty.	Price Per Piece
Mfr.	Mfr. Part No.			1	50	100		
10V								
667—	EEU-HD1A331B	330	6.3x11.2	.38	.326	.311	2000	.22
667—	EEU-HD1A471B	470	8x11.5	.48	.417	.399	1000	.295
667—	EEU-HD1A102B	1000	10x12.5	.76	.656	.628	500	.506
667—	EEU-HD1A222B	2200	10x16	.79	.691	.661	500	.533
667—	EEU-HD1A472B	4700	12.5x20	1.41	1.22	1.17	500	.946
667—	EEU-HD1A682B	6800	12.5x25	1.71	1.48	1.41	500	1.13
667—	EEU-HD1A103B	10000	16x25	2.19	1.89	1.81	250	1.66
16V								
667—	EEU-HD1C101B	100	5x11	.21	.19	.183	2000	.129
667—	EEU-HD1C221B	220	6.3x11.2	.38	.326	.311	2000	.22
667—	EEU-HD1C331B	330	8x11.5	.48	.417	.399	1000	.295
667—	EEU-HD1C471B	470	8x11.5	.48	.417	.399	1000	.295
667—	EEU-HD1C332B	3300	12.5x20	1.41	1.22	1.17	500	.946
667—	EEU-HD1C472B	4700	12.5x25	1.71	1.48	1.41	500	1.13
667—	EEU-HD1C682B	6800	16x25	2.19	1.89	1.81	250	1.66
667—	EEU-HD1C822B	8200	16x25	2.19	1.89	1.81	250	1.66
25V								
667—	EEU-HD1E470B	47	5x11	.21	.19	.183	2000	.129
667—	EEU-HD1E680B	68	5x11	.21	.19	.183	2000	.129
667—	EEU-HD1E101B	100	6.3x11.2	.38	.326	.311	2000	.22
667—	EEU-HD1E221B	220	8x11.5	.48	.417	.399	1000	.295
667—	EEU-HD1E331B	330	8x11.5	.48	.417	.399	1000	.295
667—	EEU-HD1E471B	470	10x12.5	.76	.656	.628	500	.506
667—	EEU-HD1E102B	1000	10x16	.79	.691	.661	500	.533
667—	EEU-HD1E222B	2200	12.5x20	1.41	1.22	1.17	500	.946
667—	EEU-HD1E332B	3300	12.5x25	1.71	1.48	1.41	500	1.13
667—	EEU-HD1E472B	4700	16x25	2.19	1.89	1.81	250	1.66
667—	EEU-HD1E562B	5600	16x25	2.19	1.89	1.81	250	1.66
35V								
667—	EEU-HD1V470B	47	5x11	.21	.19	.183	2000	.129
667—	EEU-HD1V101B	100	6.3x11.2	.38	.326	.311	2000	.22
667—	EEU-HD1V221B	220	8x11.5	.48	.417	.399	1000	.295
667—	EEU-HD1V331B	330	10x12.5	.76	.656	.628	500	.506
667—	EEU-HD1V471B	470	10x16	.79	.691	.661	500	.533
667—	EEU-HD1V681B	680	10x16	.79	.691	.661	500	.533
667—	EEU-HD1V222B	2200	12.5x25	1.71	1.48	1.41	500	1.13
667—	EEU-HD1V332B	3300	16x25	2.19	1.89	1.81	250	1.66
50V								
667—	EEU-HD1HR10B	0.1	5x11	.21	.19	.183	2000	.129
667—	EEU-HD1HR22B	0.22	5x11	.21	.19	.183	2000	.129
667—	EEU-HD1HR33B	0.33	5x11	.21	.19	.183	2000	.129
667—	EEU-HD1HR47B	0.47	5x11	.21	.19	.183	2000	.129
667—	EEU-HD1H1R0B	1	5x11	.21	.19	.183	2000	.129
667—	EEU-HD1H2R2B	2.2	5x11	.21	.19	.183	2000	.129
667—	EEU-HD1H3R3B	3.3	5x11	.21	.19	.183	2000	.129
667—	EEU-HD1H4R7B	4.7	5x11	.21	.19	.183	2000	.129
667—	EEU-HD1H100B	10	5x11	.21	.19	.183	2000	.129
667—	EEU-HD1H220B	22	5x11	.21	.19	.183	2000	.129
667—	EEU-HD1H330B	33	5x11	.21	.19	.183	2000	.129
667—	EEU-HD1H470B	47	6.3x11.2	.38	.326	.311	2000	.22
667—	EEU-HD1H680B	68	6.3x11.2	.38	.326	.311	2000	.22
667—	EEU-HD1H101B	100	8x11.5	.48	.417	.399	1000	.295
667—	EEU-HD1H221B	220	10x12.5	.76	.656	.628	500	.506
667—	EEU-HD1H331B	330	10x16	.79	.691	.661	500	.533
667—	EEU-HD1H471B	470	10x20	.94	.817	.781	500	.63
667—	EEU-HD1H561SB	560	16x15	1.61	1.39	1.33	250	1.22
667—	EEU-HD1H681SB	680	16x15	1.61	1.39	1.33	250	1.22
667—	EEU-HD1H102B	100	12.5x25	1.71	1.48	1.41	500	1.13

© Copyright 2013 Mouser Electronics

Bulk

For quantities greater than listed, call for quote.

MOUSER STOCK NO.		Value (μF)	Dim. (øDxL) (mm)	Price Each			
Mfr.	Mfr. Part No.			1	50	100	500
10V							
667—	EEU-HD1A331	330	6.3x11.2	.38	.326	.311	.251
667—	EEU-HD1A471	470	8x11.5	.48	.417	.399	.322
667—	EEU-HD1A102	1000	10x12.5	.76	.656	.628	.506
667—	EEU-HD1A222	2200	10x16	.79	.691	.661	.533
667—	EEU-HD1A472	4700	12.5x20	1.41	1.22	1.17	.946
667—	EEU-HD1A682	6800	12.5x25	1.71	1.48	1.41	1.13
667—	EEU-HD1A103	10000	16x25	2.19	1.89	1.81	1.46
667—	EEU-HD1A153	15000	16x31.5	2.69	2.32	2.23	1.79
667—	EEU-HD1A223	22000	18x35.5	3.38	2.92	2.79	2.26
16V							
667—	EEU-HD1C101	100	5x11	.21	.19	.183	.148
667—	EEU-HD1C221	220	6.3x11.2	.38	.326	.311	.251
667—	EEU-HD1C331	330	8x11.5	.48	.417	.399	.322
667—	EEU-HD1C471	470	8x11.5	.48	.417	.399	.322
667—	EEU-HD1C332	3300	12.5x20	1.41	1.22	1.17	.946
667—	EEU-HD1C472	4700	12.5x25	1.71	1.48	1.41	1.13
667—	EEU-HD1C682	6800	16x25	2.19	1.89	1.81	1.46
667—	EEU-HD1C822	8200	16x25	2.19	1.89	1.81	1.46
667—	EEU-HD1C103	10000	16x31.5	2.69	2.32	2.23	1.79
667—	EEU-HD1C153	15000	18x35.5	3.38	2.92	2.79	2.26
25V							
667—	EEU-HD1E470	47	5x11	.21	.19	.183	.148
667—	EEU-HD1E680	68	5x11	.21	.19	.183	.148
667—	EEU-HD1E101	100	6.3x11.2	.38	.326	.311	.251
667—	EEU-HD1E221	220	8x11.5	.48	.417	.399	.322
667—	EEU-HD1E331	330	8x11.5	.48	.417	.399	.322
667—	EEU-HD1E471	470	10x12.5	.76	.656	.628	.506
667—	EEU-HD1E102	1000	10x16	.79	.691	.661	.533
667—	EEU-HD1E222	2200	12.5x20	1.41	1.22	1.17	.946
667—	EEU-HD1E332	3300	12.5x25	1.71	1.48	1.41	1.13
667—	EEU-HD1E472	4700	16x25	2.19	1.89	1.81	1.46
667—	EEU-HD1E562	5600	16x25	2.19	1.89	1.81	1.46
667—	EEU-HD1E682	6800	16x25	2.69	2.32	2.23	1.79
667—	EEU-HD1E103	10000	18x35.5	3.38	2.92	2.79	2.26
35V							
667—	EEU-HD1V470	47	5x11	.21	.19	.183	.148
667—	EEU-HD1V101	100	6.3x11.2	.38	.326	.311	.251
667—	EEU-HD1V221	220	8x11.5	.48	.417	.399	.322
667—	EEU-HD1V331	330	10x12.5	.76	.656	.628	.506
667—	EEU-HD1V471	470	10x16	.79	.691	.661	.533
667—	EEU-HD1V681	680	10x16	.79	.691	.661	.533
667—	EEU-HD1V222	2200	12.5x25	1.71	1.48	1.41	1.13
667—	EEU-HD1V332	3300	16x25	2.19	1.89	1.81	1.46
667—	EEU-HD1V472	4700	16x31.5	2.69	2.32	2.23	1.79
667—	EEU-HD1V682	6800	18x35.5	3.38	2.92	2.79	2.26
50V							
667—	EEU-HD1HR10	0.1	5x11	.21	.19	.183	.148
667—	EEU-HD1HR22	0.22	5x11	.21	.19	.183	.148
667—	EEU-HD1HR33	0.33	5x11	.21	.19	.183	.148
667—	EEU-HD1HR47	0.47	5x11	.21	.19	.183	.148
667—	EEU-HD1H1R0	1	5x11	.21	.19	.183	.148
667—	EEU-HD1H2R2	2.2	5x11	.21	.19	.183	.148
667—	EEU-HD1H3R3	3.3	5x11	.21	.19	.183	.148
667—	EEU-HD1H4R7	4.7	5x11	.21	.19	.183	.148
667—	EEU-HD1H100	10	5x11	.21	.19	.183	.148
667—	EEU-HD1H220	22	5x11	.21	.19	.183	.148
667—	EEU-HD1H330	33	5x11	.21	.19	.183	.148
667—	EEU-HD1H470	47	6.3x11.2	.38	.326	.311	.251
667—	EEU-HD1H680	68	6.3x11.2	.38	.326	.311	.251
667—	EEU-HD1H101	100	8x11.5	.48	.417	.399	.322
667—	EEU-HD1H221	220	10x12.5	.76	.656	.628	.506
667—	EEU-HD1H331	330	10x16	.79	.691	.661	.533
667—	EEU-HD1H471	470	10x20	.94	.817	.781	.63
667—	EEU-HD1H561S	560	16x15	1.61	1.39	1.33	1.07
667—	EEU-HD1H681S	680	16x15	1.61	1.39	1.33	1.07
667—	EEU-HD1H102	100	12.5x25	1.71	1.48	1.41	1.13
667—	EEU-HD1H222	2200	16x31.5	2.69	2.32	2.23	1.79
667—	EEU-HD1H332	3300	18x35.5	3.38	2.92	2.79	2.26

© Copyright 2013 Mouser Electronics

RoHS Compliant **This product is RoHS compliant.**

M SERIES - TYPE A

Features:

- Endurance: 85°C 2000h
- Smaller than series SU
- RoHs directive compliant

Diameter Lead Space Matrix							
Body Dia. øD	5	6.3	8	10	12.5	16	18
Lead Dia. ød	0.5	0.5	0.6	0.6	0.6	0.8	0.8
Lead space F	2.0	2.5	3.5	5.0	5.0	7.5	7.5

DIMENSIONS: mm

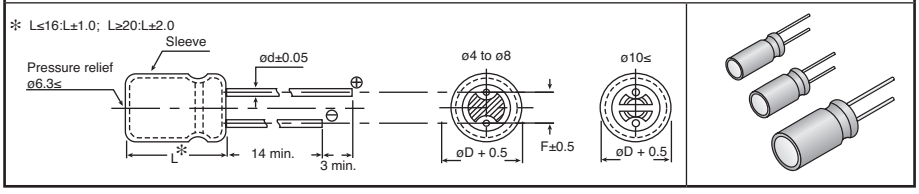

Specifications		
Category Temp. Range	-40°C to +85°C	-25°C to +85°C
Rated W.V. Range	6.3Vdc to 100Vdc	160Vdc to 450Vdc
Nominal Cap. Range	0.1μF to 22000μF	160Vdc to 450Vdc
Capacitance Tolerance	±20% (120Hz/+20°C)	
DC Leakage Current	1≤0.01CV or 3 (μA) After 2 minutes (whichever is greater)	1≤0.06CV +10 (μA) After 2 minutes

For quantities greater than listed, call for quote.

MOUSER STOCK NO.	Panasonic Part No.	Value (μF)	Volt-age	Dimen-sions (DxL) (mm)	Price Each 1	25	100	500
667-ECA-0JM221	ECA-0JM221	220	6.3	5x11	.21	.139	.073	.049
667-ECA-0JM471	ECA-0JM471	470	6.3	6.3x11.2	.27	.201	.102	.072
667-ECA-0JM102	ECA-0JM102	1,000	6.3	8x11.5	.35	.31	.144	.108
667-ECA-0JM222	ECA-0JM222	2,200	6.3	10x16	.49	.417	.23	.17
667-ECA-0JM332	ECA-0JM332	3,300	6.3	10x20	.69	.585	.316	.234
667-ECA-0JM472	ECA-0JM472	4,700	6.3	12.5x20	.79	.663	.401	.318
667-ECA-0JM682	ECA-0JM682	6,800	6.3	12.5x25	.97	.778	.524	.402
667-ECA-0JM103	ECA-0JM103	10,000	6.3	16x25	1.08	.824	.64	.483
667-ECA-0JM153	ECA-0JM153	15,000	6.3	16x31.5	1.53	1.18	.903	.682
667-ECA-0JM223	ECA-0JM223	22,000	6.3	18x35.5	2.01	1.67	1.22	.929
667-ECA-1AM331	ECA-1AM331	330	10	6.3x11.2	.27	.201	.102	.072
667-ECA-1AM102	ECA-1AM102	1,000	10	10x12.5	.38	.325	.175	.129
667-ECA-1AM222	ECA-1AM222	2,200	10	10x20	.69	.585	.316	.234
667-ECA-1AM332	ECA-1AM332	3,300	10	12.5x20	.79	.663	.401	.318
667-ECA-1AM472	ECA-1AM472	4,700	10	12.5x25	.97	.778	.524	.402
667-ECA-1AM682	ECA-1AM682	6,800	10	16x25	1.08	.824	.64	.483
667-ECA-1AM103	ECA-1AM103	10,000	10	16x31.5	1.53	1.18	.903	.682
667-ECA-1AM153	ECA-1AM153	15,000	10	18x35.5	2.01	1.67	1.22	.929
667-ECA-1CM100	ECA-1CM100	10	16	5x11	.21	.139	.073	.049
667-ECA-1CM220	ECA-1CM220	22	16	5x11	.21	.139	.073	.049
667-ECA-1CM330	ECA-1CM330	33	16	5x11	.21	.139	.073	.049
667-ECA-1CM470	ECA-1CM470	47	16	5x11	.21	.139	.073	.049
667-ECA-1CM101	ECA-1CM101	100	16	5x11	.24	.161	.082	.057
667-ECA-1CM221	ECA-1CM221	220	16	6.3x11.2	.27	.201	.102	.072
667-ECA-1CM471	ECA-1CM471	470	16	8x11.5	.35	.31	.144	.108
667-ECA-1CM102	ECA-1CM102	1,000	16	10x16	.49	.417	.23	.17
667-ECA-1CM222	ECA-1CM222	2,200	16	12.5x20	.79	.663	.401	.318
667-ECA-1CM332	ECA-1CM332	3,300	16	12.5x25	.97	.778	.524	.402
667-ECA-1CM472	ECA-1CM472	4,700	16	16x25	1.08	.824	.64	.483
667-ECA-1CM682	ECA-1CM682	6,800	16	16x31.5	1.53	1.18	.903	.682
667-ECA-1CM103	ECA-1CM103	10,000	16	18x35.5	2.01	1.67	1.22	.929
667-ECA-1EM101	ECA-1EM101	100	25	6.3x11.2	.27	.201	.102	.072
667-ECA-1EM331	ECA-1EM331	330	25	8x11.5	.35	.31	.144	.108
667-ECA-1EM471	ECA-1EM471	470	25	10x12.5	.44	.376	.203	.15
667-ECA-1EM102	ECA-1EM102	1,000	25	10x20	.74	.627	.339	.25
667-ECA-1EM222	ECA-1EM222	2,200	25	12.5x25	.97	.778	.524	.402
667-ECA-1EM332	ECA-1EM332	3,300	25	16x25	1.38	1.09	.738	.567
667-ECA-1EM472	ECA-1EM472	4,700	25	16x31.5	1.88	1.50	1.01	.777
667-ECA-1EM682	ECA-1EM682	6,800	25	18x35.5	2.18	1.81	1.32	1.01
667-ECA-1VM470	ECA-1VM470	47	35	5x11	.24	.161	.082	.057
667-ECA-1VM101	ECA-1VM101	100	35	6.3x11.2	.27	.201	.102	.072
667-ECA-1VM221	ECA-1VM221	220	35	8x11.5	.35	.31	.144	.108
667-ECA-1VM331	ECA-1VM331	330	35	10x12.5	.44	.376	.203	.15
667-ECA-1VM471	ECA-1VM471	470	35	10x16	.50	.434	.234	.173
667-ECA-1VM102	ECA-1VM102	1,000	35	12.5x20	1.08	.919	.496	.367
667-ECA-1VM222	ECA-1VM222	2,200	35	16x25	1.38	1.09	.738	.567
667-ECA-1VM332	ECA-1VM332	3,300	35	16x31.5	1.88	1.50	1.01	.777
667-ECA-1VM472	ECA-1VM472	4,700	35	18x35.5	2.18	1.81	1.32	1.01
667-ECA-1HM0R1	ECA-1HM0R1	0.1	50	5x11	.21	.139	.073	.049
667-ECA-1HMR22	ECA-1HMR22	0.22	50	5x11	.21	.139	.073	.049
667-ECA-1HMR33	ECA-1HMR33	0.33	50	5x11	.21	.139	.073	.049
667-ECA-1HMR47	ECA-1HMR47	0.47	50	5x11	.21	.139	.073	.049
667-ECA-1HM010	ECA-1HM010	1.0	50	5x11	.21	.139	.073	.049
667-ECA-1HM2R2	ECA-1HM2R2	2.2	50	5x11	.21	.139	.073	.049
667-ECA-1HM3R3	ECA-1HM3R3	3.3	50	5x11	.21	.139	.073	.049
667-ECA-1HM4R7	ECA-1HM4R7	4.7	50	5x11	.21	.139	.073	.049
667-ECA-1HM100	ECA-1HM100	10	50	5x11	.21	.139	.073	.049
667-ECA-1HM220	ECA-1HM220	22	50	5x11	.24	.161	.082	.057
667-ECA-1HM330	ECA-1HM330	33	50	5x11	.24	.161	.082	.057
667-ECA-1HM470	ECA-1HM470	47	50	6.3x11.2	.27	.201	.102	.072
667-ECA-1HM101	ECA-1HM101	100	50	8x11.5	.35	.31	.144	.108
667-ECA-1HM221	ECA-1HM221	220	50	10x12.5	.47	.401	.216	.161
667-ECA-1HM331	ECA-1HM331	330	50	10x16	.52	.447	.241	.179
667-ECA-1HM471	ECA-1HM471	470	50	10x20	.74	.627	.339	.25
667-ECA-1HM102	ECA-1HM102	1,000	50	12.5x25	1.02	.807	.545	.417
667-ECA-1HM222	ECA-1HM222	2,200	50	16x31.5	2.01	1.59	1.07	.826
667-ECA-1HM332	ECA-1HM332	3,300	50	18x35.5	2.18	1.81	1.32	1.01
667-ECA-1JM100	ECA-1JM100	10	63	5x11	.24	.161	.082	.057
667-ECA-1JM220	ECA-1JM220	22	63	5x11	.24	.161	.082	.057
667-ECA-1JM330	ECA-1JM330	33	63	6.3x11.2	.27	.201	.102	.072
667-ECA-1JM470	ECA-1JM470	47	63	6.3x11.2	.18	.163	.088	.065
667-ECA-1JM101	ECA-1JM101	100	63	8x11.5	.42	.353	.175	.132
667-ECA-1JM221	ECA-1JM221	220	63	10x16	.54	.46	.248	.184
667-ECA-1JM331	ECA-1JM331	330	63	10x20	.76	.653	.352	.261

For quantities greater than listed, call for quote.

MOUSER STOCK NO.	Panasonic Part No.	Value (μF)	Volt-age	Dimen-sions (DxL) (mm)	Price Each 1	25	100	500
667-ECA-1JM471	ECA-1JM471	470	63	12.5x20	1.18	1.00	.542	.401
667-ECA-1JM102	ECA-1JM102	1,000	63	16x25	1.38	1.09	.738	.567
667-ECA-1JM222	ECA-1JM222	2,200	63	18x35.5	2.30	1.90	1.39	1.06
667-ECA-2AMR47	ECA-2AMR47	0.47	100	5x11	.25	.182	.086	.058
667-ECA-2AM010	ECA-2AM010	1.0	100	5x11	.25	.182	.086	.058
667-ECA-2AM2R2	ECA-2AM2R2	2.2	100	5x11	.25	.182	.086	.058
667-ECA-2AM3R3	ECA-2AM3R3	3.3	100	5x11	.25	.182	.086	.058
667-ECA-2AM4R7	ECA-2AM4R7	4.7	100	5x11	.25	.182	.086	.058
667-ECA-2AM100	ECA-2AM100	10	100	5x11	.13	.117	.063	.046
667-ECA-2AM220	ECA-2AM220	22	100	6.3x11.2	.18	.163	.088	.065
667-ECA-2AM330	ECA-2AM330	33	100	8x11.5	.42	.353	.175	.132
667-ECA-2AM470	ECA-2AM470	47	100	8x11.5	.36	.309	.167	.123
667-ECA-2AM101	ECA-2AM101	100	100	10x16	.61	.519	.28	.208
667-ECA-2AM221	ECA-2AM221	220	100	12.5x20	1.23	1.05	.565	.418
667-ECA-2AM331	ECA-2AM331	330	100	12.5x25	1.16	.922	.622	.477
667-ECA-2AM471	ECA-2AM471	470	100	16x25	1.53	1.18	.903	.682
667-ECA-2AM102	ECA-2AM102	1,000	100	18x35.5	2.65	2.19	1.59	1.22
667-ECA-2CM010	ECA-2CM010	1	160	6.3x11.2	.35	.235	.136	.096
667-ECA-2CM2R2	ECA-2CM2R2	2.2	160	6.3x11.2	.35	.235	.136	.096
667-ECA-2CM3R3	ECA-2CM3R3	3.3	160	6.3x11.2	.35	.235	.136	.096
667-ECA-2CM4R7	ECA-2CM4R7	4.7	160	6.3x11.2	.35	.235	.136	.096
667-ECA-2CM100	ECA-2CM100	10	160	10x12.5	.44	.376	.203	.15
667-ECA-2CM220	ECA-2CM220	22	160	10x16	.54	.46	.248	.184
667-ECA-2CM330	ECA-2CM330	33	160	10x20	.63	.544	.293	.217
667-ECA-2CM470	ECA-2CM470	47	160	12.5x20	1.08	.919	.496	.367
667-ECA-2CM101	ECA-2CM101	100	160	12.5x25	1.02	.807	.545	.417
667-ECA-2CM221	ECA-2CM221	220	160	16x31.5	1.81	1.43	.972	.746
667-ECA-2CM331	ECA-2CM331	330	160	18x31.5	2.76	2.29	1.67	1.27
667-ECA-2CM471	ECA-2CM471	470	160	18x40	3.58	2.88	2.20	1.68
667-ECA-2DM010	ECA-2DM010	1.0	200	6.3x11.2	.35	.235	.136	.096
667-ECA-2DM2R2	ECA-2DM2R2	2.2	200	6.3x11.2	.35	.235	.136	.096
667-ECA-2DM3R3	ECA-2DM3R3	3.3	200	6.3x11.2	.35	.235	.136	.096
667-ECA-2DM4R7	ECA-2DM4R7	4.7	200	8x11.5	.42	.353	.175	.132
667-ECA-2DM100	ECA-2DM100	10	200	10x12.5	.44	.376	.203	.15
667-ECA-2DM220	ECA-2DM220	22	200	10x20	.63	.544	.293	.217
667-ECA-2DM330	ECA-2DM330	33	200	10x20	.71	.602	.325	.241
667-ECA-2DM470	ECA-2DM470	47	200	12.5x20	1.08	.919	.496	.367
667-ECA-2DM101	ECA-2DM101	100	200	16x25	1.38	1.09	.738	.567
667-ECA-2DM221	ECA-2DM221	220	200	18x31.5	2.76	2.29	1.67	1.27
667-ECA-2DM331	ECA-2DM331	330	200	18x40	3.58	2.88	2.20	1.68
667-ECA-2EM010	ECA-2EM010	1	250	6.3x11.2	.35	.235	.136	.096
667-ECA-2EM2R2	ECA-2EM2R2	2.2	250	6.3x11.2	.35	.235	.136	.096
667-ECA-2EM3R3	ECA-2EM3R3	3.3	250	8x11.5	.42	.353	.175	.132
667-ECA-2EM4R7	ECA-2EM4R7	4.7	250	8x11.5	.42	.353	.175	.132
667-ECA-2EM100	ECA-2EM100	10	250	10x16	.54	.46	.248	.184
667-ECA-2EM220	ECA-2EM220	22	250	10x20	.71	.602	.325	.241
667-ECA-2EM330	ECA-2EM330	33	250	12.5x20	1.08	.919	.496	.367
667-ECA-2EM470	ECA-2EM470	47	250	12.5x25	1.02	.807	.545	.417
667-ECA-2EM101	ECA-2EM101	100	250	16x31.5	1.81	1.43	.972	.746
667-ECA-2EM221	ECA-2EM221	220	250	18x40	3.58	2.88	2.20	1.68
667-ECA-2VM010	ECA-2VM010	1.0	350	6.3x11.2	.31	.29	.132	.096
667-ECA-2VM2R2	ECA-2VM2R2	2.2	350	8x11.5	.36	.318	.171	.126
667-ECA-2VM3R3	ECA-2VM3R3	3.3	350	8x11.5	.36	.318	.171	.126
667-ECA-2VM4R7	ECA-2VM4R7	4.7	350	10x12.5	.50	.434	.234	.173
667-ECA-2VM100	ECA-2VM100	10	350	10x20	.74	.627	.339	.25
667-ECA-2VM220	ECA-2VM220	22	350	12.5x20	1.23	1.05	.565	.418
667-ECA-2VM330	ECA-2VM330	33	350	16x25	1.59	1.26	.856	.657
667-ECA-2VM470	ECA-2VM470	47	350	16x25	2.03	1.61	1.08	.836
667-ECA-2VM101	ECA-2VM101	100	350	18x31.5	2.88	2.39	1.73	1.33
667-ECA-2GM010	ECA-2GM010	1.0	400	6.3x11.2	.31	.29	.132	.096
667-ECA-2GM2R2	ECA-2GM2R2	2.2	400	8x11.5	.36	.318	.171	.126
667-ECA-2GM3R3	ECA-2GM3R3	3.3	400	10x12.5	.49	.418	.226	.167
667-ECA-2GM4R7	ECA-2GM4R7	4.7	400	10x16	.58	.492	.271	.20
667-ECA-2GM100	ECA-2GM100	10	400	10x20	.74	.627	.339	.25
667-ECA-2GM220	ECA-2GM220	22	400	12.5x25	1.09	.865	.583	.447
667-ECA-2GM330	ECA-2GM330	33	400	16x25	1.59	1.26	.856	.657
667-ECA-2GM470	ECA-2GM470	47	400	16x31.5	2.03	1.61	1.08	.836
667-ECA-2GM101	ECA-2GM101	100	400	18x40	3.58	2.88	2.20	1.68
667-ECA-2WM010	ECA-2WM010	1	450	8x11.5	.36	.318	.171	.126
667-ECA-2WM2R2	ECA-2WM2R2	2.2	450	10x12.5	.50	.434	.234	.173
667-ECA-2WM3R3	ECA-2WM3R3	3.3	450	10x16	.58	.492	.271	.20
667-ECA-2WM4R7	ECA-2WM4R7	4.7	450	10x20	.74	.627	.339	.25
667-ECA-2WM100	ECA-2WM100	10	450	12.5x20	1.23	1.05	.565	.418
667-ECA-2WM220	ECA-2WM220	22	450	16x25	1.59	1.26	.856	.657
667-ECA-2WM330	ECA-2WM330	33	450	16x31.5	2.03	1.61	1.08	.836

© Copyright 2013 Mouser Electronics

© Copyright 2013 Mouser Electronics

UNITED CHEMI-CON Aluminum Electrolytic Capacitors

RoHS Compliant This product is RoHS compliant.

GPA SERIES MINIATURE ALUMINUM ELECTROLYTIC CAPACITORS

Features:

- Downsized, low impedance and high-ripple current version of GXE series
- For automobile modules and other high temperature applications
- Endurance with ripple current: 3,000 to 5,000 hours at 125°C
- Solvent resistant type

øD	12.5	14.5	16	18
ød	0.6	0.8	0.8	0.8
F	5.0	7.5	7.5	7.5
øD'	øD+0.5max.			
L'	L+1.5max.			

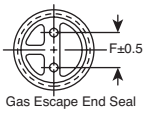

Gas Escape End Seal

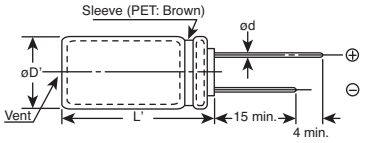

For quantities greater than listed, call for quote.

MOUSER STOCK NO.	United Chemi-Con Part No.	Value (µF)	Ripple Current (mA)	Case Size øDxL (mm)	Lead Spacing (mm)	Price Each 1	25	50	100
25 Volt									
661-EGPA250ELL222MU2	EGPA250ELL122MK20S	1200	1820	12.5x20	5	2.25	1.59	1.52	1.37
661-EGPA250ELL272MK3	EGPA250ELL152MU20S	1500	2100	14.5x20	7.5	2.38	1.67	1.59	1.44
661-EGPA250ELL332MK4	EGPA250ELL182MK25S	1800	2280	12.5x25	5	2.73	1.93	1.83	1.67
661-EGPA250ELL392ML3	EGPA250ELL222MU25S	2200	2620	14.5x25	7.5	3.07	2.17	2.08	1.89
661-EGPA250ELL472MU4	EGPA250ELL272MK35S	2700	2970	12.5x35	5	3.51	2.49	2.36	2.15
661-EGPA250ELL562ML4	EGPA250ELL332MK40S	3300	3340	12.5x40	5	3.93	2.78	2.66	2.42
661-EGPA250ELL682MM4	EGPA250ELL392ML35S	3900	3590	16x35	7.5	4.70	3.36	3.19	2.89
661-EGPA350ELL102MK2	EGPA250ELL472MU40S	4700	3730	14.5x40	7.5	1.57	1.10	1.07	.963
661-EGPA500ELL561MU2	EGPA250ELL562ML40S	5600	3970	16x40	7.5	1.71	1.22	1.16	1.05
661-EGPA350ELL122MK3	EGPA250ELL682MM40S	6800	4230	18x40	7.5	1.73	1.22	1.17	1.05
35 Volt									
661-EGPA350ELL681MK2	EGPA350ELL681MK20S	680	1820	12.5x20	5	1.35	.952	.931	.835
661-EGPA350ELL152MK3	EGPA350ELL102MK25S	1000	2280	12.5x25	5	1.99	1.40	1.34	1.21
661-EGPA350ELL182MK4	EGPA350ELL122MK30S	1200	2560	12.5x30	5	2.40	1.69	1.61	1.47
661-EGPA350ELL222MU3	EGPA350ELL152MK35S	1500	2970	12.5x35	5	2.74	1.95	1.85	1.69
661-EGPA350ELL272MU4	EGPA350ELL182MK40S	1800	3340	12.5x40	5	3.23	2.29	2.19	1.99
661-EGPA500ELL681MK2	EGPA350ELL222MU35S	2200	3380	14.5x35	7.5	1.62	1.13	1.09	.984
661-EGPA350ELL332ML4	EGPA350ELL272MU40S	2700	3730	14.5x40	7.5	3.63	2.57	2.46	2.24
661-EGPA350ELL472MM4	EGPA350ELL332ML40S	3300	3970	16x40	7.5	4.72	3.38	3.21	2.90
661-EGPA250ELL122MK2	EGPA350ELL472MM40S	4700	4230	18x40	7.5	1.13	.803	.781	.706
50 Volt									
661-EGPA500ELL182MU4	EGPA500ELL471MK20S	470	1500	12.5x20	5	3.23	2.29	2.17	1.98
661-EGPA500ELL222ML4	EGPA500ELL561MU20S	560	1740	14.5x20	7.5	3.40	2.41	2.31	2.10
661-EGPA500ELL272MM4	EGPA500ELL681MK25S	680	1900	12.5x25	5	4.42	3.17	3.01	2.72
661-EGPA500ELL471MK2	EGPA500ELL821MK30S	820	2150	12.5x30	5	1.34	.942	.92	.824
661-EGPA500ELL821MK3	EGPA500ELL102MK35S	1000	2510	12.5x35	5	1.85	1.31	1.24	1.12
661-EGPA500ELL102MK3	EGPA500ELL122MK40S	1200	2870	12.5x40	5	2.05	1.44	1.38	1.25
661-EGPA250ELL152MU2	EGPA500ELL152ML35S	1500	3300	16x35	7.5	1.82	1.28	1.22	1.11
661-EGPA500ELL122MK4	EGPA500ELL182MU40S	1800	3230	14.5x40	7.5	2.03	1.43	1.36	1.24
661-EGPA500ELL152ML3	EGPA500ELL222ML40S	2200	3720	16x40	7.5	2.90	2.05	1.97	1.79
661-EGPA250ELL182MK2	EGPA500ELL272MM40S	2700	3940	18x40	7.5	1.72	1.21	1.18	1.06

GXE SERIES MINIATURE ALUMINUM ELECTROLYTIC CAPACITORS

Features:

- Downsized, low impedance and better low temperature characteristics
- For automobile modules and other high temperature applications
- Endurance with ripple current:2,000 to 5,000 hours at 125°C
- Solvent resistant type

øD	8	10	12.5	16
ød	0.6	0.6	0.6	0.8
F	3.5	5.0	5.0	7.5
øD'	øD+0.5max.			
L'	L+1.5max.			

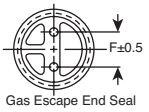

Gas Escape End Seal

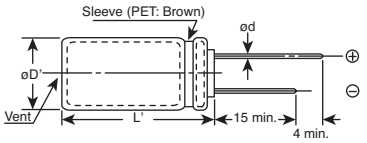

For quantities greater than listed, call for quote.

MOUSER STOCK NO.	United Chemi-Con Part No.	Value (µF)	Ripple Current (mA)	Case Size øDxL (mm)	Lead Spacing (mm)	Price Each 1	25	50	100
10 Volt									
661-EGXE100ELL221M	EGXE100ELL221MH12D	220	340	8x12	0.6	.70	.578	.528	.467
661-EGXE100ELL102M	EGXE100ELL102MJ20S	1000	950	10x20	0.6	.65	.546	.493	.437
16 Volt									
661-EGXE160ELL331M	EGXE160ELL331MJC5S	330	620	10x12.5	0.6	.51	.428	.393	.348
661-EGXE160ELL222M	EGXE160ELL222ML25S	2200	1620	16x25	0.8	2.10	1.74	1.57	1.39
25 Volt									
661-EGXE250ELL221M	EGXE250ELL221MJC5S	220	620	10x12.5	0.6	.52	.439	.399	.352
661-EGXE250ELL471M	EGXE250ELL471MJ20S	470	950	10x20	0.6	.65	.546	.493	.437
35 Volt									
661-EGXE350ELL101M	EGXE350ELL101MJC5S	100	620	10x12.5	0.6	.51	.428	.393	.348
661-EGXE350ELL221M	EGXE350ELL221MJ16S	220	790	10x16	0.6	.59	.482	.443	.392
63 Volt									
661-EGXE630ELL471M	EGXE630ELL471MK30S	470	1460	12.5x30	0.6	2.08	1.03	.847	.766
80 Volt									
661-EGXE800ELL330M	EGXE800ELL330MJC5S	33	480	10x12.5	0.6	.74	.364	.301	.272
100 Volt									
661-EGXE101ELL331M	EGXE101ELL331MLN3S	330	1790	16x31.5	0.8	2.78	2.32	2.09	1.85
250 Volt									
661-EGXE251ELL330M	EGXE251ELL330MK25S	33	171	12.5x25	0.6	1.73	1.44	1.31	1.16
400 Volt									
661-EGXE401ELL220M	EGXE401ELL220MK30S	22	142	12.5x30	0.6	2.62	2.18	1.97	1.74
661-EGXE401ELL470M	EGXE401ELL470MLN3S	47	243	16x31.5	0.8	4.49	3.76	3.38	2.99
450 Volt									
661-EGXE451ELL220M	EGXE451ELL220ML25S	22	154	16x25	0.8	3.00	2.50	2.26	1.99

GXL SERIES MINIATURE ALUMINUM ELECTROLYTIC CAPACITORS

Features:

- Long-Life version of GXE series
- For automobile modules and other high temperature applications
- Endurance with ripple current: 5,000 hours at 125°C
- Solvent resistant type

øD	10
ød	0.6
F	5.0
øD'	øD+0.5max.
L'	L+1.5max.

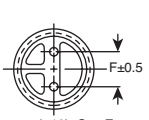

(ø10) Gas Escape End Seal

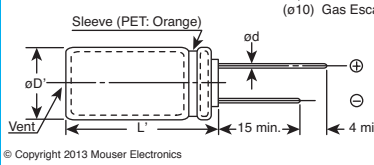

For quantities greater than listed, call for quote.

MOUSER STOCK NO.	United Chemi-Con Part No.	Value (µF)	Ripple Current (mA)	Case Size øDxL (mm)	Lead Spacing (mm)	Price Each 1	25	50	100
10 Volt									
661-EGXL100ELL471MJC	EGXL100ELL471MJC5S	470 uF	800	10x12.5	5	.51	.396	.385	.321
661-EGXL100ETD102MJ2	EGXL100ETD102MJ20S	1000 uF	1300	10x20	5	.69	.514	.492	.428
16 Volt									
661-EGXL160ELL331MJC	EGXL160ELL331MJC5S	330 uF	800	10x12.5	5	.52	.407	.396	.321
661-EGXL160ETD221MJC	EGXL160ETD221MJC5S	220 uF	800	10x12.5	5	.51	.396	.385	.321
661-EGXL160ETD471MJ1	EGXL160ETD471MJ16S	470 uF	1050	10x16	5	.60	.449	.439	.375
25 Volt									
661-EGXL250ELL271MJC	EGXL250ELL271MJC5S	270 uF		10x12.5	5	.54	.417	.407	.332
661-EGXL250ETD221MJC	EGXL250ETD221MJC5S	220 uF	800	10x12.5	5	.52	.407	.396	.321
661-EGXL250ETD331MJ1	EGXL250ETD331MJ16S	330 uF	1050	10x16	5	.60	.449	.439	.375
661-EGXL250ETD471MJ2	EGXL250ETD471MJ20S	470 uF	1300	10x20	5	.69	.514	.492	.428
35 Volt									
661-EGXL350ETD101MJC	EGXL350ETD101MJC5S	100 uF	800	10x12.5	5	.51	.396	.385	.321
661-EGXL350ETD221MJ1	EGXL350ETD221MJ16S	220 uF	1050	10x16	5	.60	.449	.439	.375
661-EGXL350ETD331MJ2	EGXL350ETD331MJ20S	330 uF	1300	10x20	5	.71	.524	.503	.439
50 Volt									
661-EGXL500ETD101MJC	EGXL500ETD101MJC5S	100 uF	590	10x12.5	5	.50	.385	.375	.321
661-EGXL500ETD221MJ2	EGXL500ETD221MJ20S	220 uF	970	10x20	5	.66	.492	.471	.417

© Copyright 2013 Mouser Electronics
© Copyright 2013 Mouser Electronics

UNITED CHEMI-CON Aluminum Electrolytic Capacitors

UNITED CHEMI-CON

RoHS Compliant **This product is RoHS compliant.**

KXJ 105° MINIATURE ALUMINUM ELECTROLYTIC CAPACITORS

- Downsized and longer life from current KXG series
- Rated voltage range: 160 to 450V, capacitance range, 6.8 to 680µF
- Endurance with ripple current: 10,000 to 12,000 hours at 105°C
- Non-solvent resistance type

øD	10	12.5	14.5	16	18
ød	0.6	0.6	0.8	0.8	0.8
F	5.0	5.0	7.5	7.5	7.5
øD'	øD+0.5max.				
L'	L+1.5max.				

For quantities greater than listed, call for quote.

MOUSER STOCK NO.	United Chemi-Con Part No.	Value (uF)	Case Size DxL(mm)	Price Each 1	25	50
150 Volt						
661-EKXJ251ELL15140S	EKXJ251ELL151MK40S	150	12.5x40	2.27	1.99	1.71
160 Volt						
661-EKXJ161ELL560MJ2	EKXJ161ELL560MJ20S	56	10x20	.56	.428	.377
661-EKXJ161ELL820MJ2	EKXJ161ELL820MJ25S	82	10x25	.76	.556	.50
661-EKXJ161ELL101MK2	EKXJ161ELL101MK20S	100	12..5x20	.91	.631	.583
661-EKXJ161ELL121MJ3	EKXJ161ELL121MJ35S	120	10x35	1.09	.749	.693
661-EKXJ161ELL15140S	EKXJ161ELL151MJ40S	150	10x40	1.21	.845	.776
661-EKXJ161ELL181MJ5	EKXJ161ELL181MJ50S	180	10x50	1.93	1.68	1.40
661-EKXJ161ELL221MK3	EKXJ161ELL221MK35S	220	12.5x35	1.49	1.04	.983
661-EKXJ161ELL27140S	EKXJ161ELL271MK40S	270	12.5x40	1.79	1.56	1.29
661-EKXJ161ELL331MK5	EKXJ161ELL331MK50S	330	12.5x50	2.70	2.34	2.05
661-EKXJ161ELL391MU4	EKXJ161ELL391MU45S	390	14.5x45	3.63	3.09	2.78
661-EKXJ161ELL471MU5	EKXJ161ELL471MU50S	470	14.5x50	3.93	3.34	3.00
661-EKXJ161ELL561ML5	EKXJ161ELL561ML50S	560	16x50	4.73	4.01	3.63
661-EKXJ161ELL681MM4	EKXJ161ELL681MM45S	680	18x45	5.07	4.31	3.88
200 Volt						
661-EKXJ201ELL270MJ1	EKXJ201ELL270MJ16S	27	10x16	.48	.375	.323
661-EKXJ201ELL470MJ2	EKXJ201ELL470MJ20S	47	10x20	.59	.439	.393
661-EKXJ201ELL680MJ3	EKXJ201ELL680MJ30S	68	10x30	.87	.621	.561
661-EKXJ201ELL561MM5	EKXJ201ELL561MM50S	560	18x50	6.38	5.44	4.89
220 Volt						
661-EKXJ221ELL390MJ2	EKXJ221ELL390MJ20S	39	10x20	.61	.449	.408
661-EKXJ401ELL221MM5	EKXJ401ELL221MM50S	220	18x50	8.23	6.99	6.29
661-EKXJ221ELL391ML5	EKXJ221ELL391ML50S	390	16x50	5.32	4.52	4.07
661-EKXJ221ELL471MM5	EKXJ221ELL471MM50S	470	18x50	6.63	5.64	5.08
250 Volt						
661-EKXJ251ELL220MJ1	EKXJ251ELL220MJ16S	22	10x16	.52	.407	.351
661-EKXJ251ELL330MJ2	EKXJ251ELL330MJ20S	33	10x20	.62	.449	.413
661-EKXJ251ELL560MK2	EKXJ251ELL560MK20S	56	12.5x20	1.03	.706	.653
661-EKXJ251ELL82040S	EKXJ251ELL820MJ40S	82	10x40	1.35	.942	.874
661-EKXJ251ELL101MJ5	EKXJ251ELL101MJ50S	100	10x50	1.59	1.12	1.08
661-EKXJ251ELL121MK3	EKXJ251ELL121MK35S	120	12.5x35	1.64	1.17	1.16
661-EKXJ251ELL181MK5	EKXJ251ELL181MK50S	180	12.5x50	2.88	2.49	2.19
661-EKXJ251ELL221MU4	EKXJ251ELL221MU45S	220	14.5x45	4.25	3.60	3.25
661-EKXJ251ELL331ML5	EKXJ251ELL331ML50S	330	16x50	5.92	5.03	4.53
270 Volt						
661-EKXJ251ELL27140S	EKXJ251ELL271ML40S	270	16x40	4.15	3.53	3.19
350 Volt						
661-EKXJ351ELL120MJ1	EKXJ351ELL120MJ16S	12	10x16	.54	.417	.362
661-EKXJ351ELL220MJ2	EKXJ351ELL220MJ20S	22	10x20	.72	.524	.473
661-EKXJ351ELL270MJ2	EKXJ351ELL270MJ25S	27	10x25	.92	.642	.591
661-EKXJ351ELL330MK2	EKXJ351ELL330MK20S	33	12.5x20	1.10	.76	.702
661-EKXJ351ELL390MJ3	EKXJ351ELL390MJ35S	39	10x35	1.21	.845	.776
661-EKXJ351ELL470MJ4	EKXJ351ELL470MJ40S	47	10x40	1.41	.984	.93
661-EKXJ351ELL560ML2	EKXJ351ELL560ML20S	56	16x20	1.88	1.65	1.37
661-EKXJ351ELL680MJ5	EKXJ351ELL680MJ50S	68	10x50	1.96	1.71	1.43
661-EKXJ351ELL820ML2	EKXJ351ELL820ML25S	82	16x25	2.36	2.08	1.79
661-EKXJ351ELL101MK	EKXJ351ELL101MK45S	100	12.5x45	4.07	2.81	2.50
661-EKXJ351ELL121MLP	EKXJ351ELL121MLP1S	120	16x35.5	3.85	3.28	2.95
661-EKXJ351ELL151MU5	EKXJ351ELL151MU50S	150	14.5x50	5.63	4.78	4.30
661-EKXJ351ELL181ML5	EKXJ351ELL181ML50S	180	16x50	6.76	5.75	5.18
400 Volt						
661-EKXJ401ELL100MJ1	EKXJ401ELL100MJ16S	10	10x16	1.02	.867	.706
450 Volt						
661-EKXJ451ELL5R6MJ1	EKXJ451ELL5R6MJ16S	5.6	10x16	.57	.428	.381
661-EKXJ451ELL6R8MJ1	EKXJ451ELL6R8MJ16S	6.8	10x16	.57	.428	.381
661-EKXJ451ELL120MJ2	EKXJ451ELL120MJ20S	12	10x20	.63	.46	.419
661-EKXJ451ELL150MJ2	EKXJ451ELL150MJ25S	15	10x25	.82	.599	.539
661-EKXJ451ELL180MJ3	EKXJ451ELL180MJ30S	18	10x30	.96	.663	.614
661-EKXJ451ELL220MJ3	EKXJ451ELL220MJ35S	22	10x35	1.19	.835	.764
661-EKXJ451ELL27040S	EKXJ451ELL270MJ40S	27	10x40	1.35	.942	.871
661-EKXJ451ELL330MK3	EKXJ451ELL330MK30S	33	12.5x30	2.58	2.18	1.79
661-EKXJ451ELL390MJ5	EKXJ451ELL390MJ50S	39	10x50	1.74	1.52	1.25
661-EKXJ451ELL470MK4	EKXJ451ELL470MK40S	47	12.5x40	2.35	2.07	1.78
661-EKXJ451ELL560MK4	EKXJ451ELL560MK45S	56	12.5x45	2.74	2.39	2.10
661-EKXJ451ELL680MK5	EKXJ451ELL680MK50S	68	12.5x50	3.51	3.02	2.71
661-EKXJ451ELL820MU5	EKXJ451ELL820MU50S	82	14.5x50	5.19	4.41	3.97
661-EKXJ451ELL101ML5	EKXJ451ELL101ML50S	100	16x50	6.46	5.50	4.95
661-EKXJ451ELL12140S	EKXJ451ELL121MM40S	120	18x40	6.02	5.13	4.61
661-EKXJ451ELL151MM5	EKXJ451ELL151MM50S	150	18x50	7.77	6.59	5.94

KZH SERIES

- Ultra low impedance for personal computers storage equipmant
- Endurance with ripple current: 5,000 to 6,000 hours at 105°C
- Non-solvent resistance type

øD	5	6.3	8	10	12.5	16
ød	0.5	0.5	0.6	0.6	0.6	0.8
F	2.0	2.5	3.5	5.0	5.0	7.5
øD'	øD+0.5max.					
L'	L+1.5max.					

6.3 Volt						
661-EKZH6R3E221ME11D	EKZH6R3ETD221ME11D	220	5x11	.42	.278	.174
661-EKZH6R3E471MF11D	EKZH6R3ELL471MF11D	470	6.3x11	.47	.428	.394
661-EKZH6R3E821MHB5D	EKZH6R3ELL821MHB5D	820	8x11.5	.78	.535	.432
661-EKZH6R3E122MH15D	EKZH6R3ELL122MH15D	1200	8x15	.60	.396	.362
661-EKZH6R3E272MJ25S	EKZH6R3ELL272MJ25S	2700	10x25	.55	.417	.367
661-EKZH6R3E392MK20S	EKZH6R3ELL392MK20S	3900	12.5x20	1.13	.974	.942
661-EKZH6R3E822ML25S	EKZH6R3ELL822ML25S	8200	16x25	2.45	2.10	1.89
10 Volt						
661-EKZH100E331MF11D	EKZH100ELL331MF11D	330	6.3x11	.42	.385	.348
661-EKZH100E152MH20D	EKZH100ELL152MH20D	1500	8x20	.70	.46	.43
661-EKZH100E182MJ20S	EKZH100ELL182MJ20S	1800	10x20	1.25	.92	.646
661-EKZH100E222MJ25S	EKZH100ELL222MJ25S	2200	10x25	.87	.631	.58
661-EKZH100E332MK20S	EKZH100ELL332MK20S	3300	12.5x20	.95	.888	.824
661-EKZH100E472MK30S	EKZH100ELL472MK30S	4700	12.5x30	2.59	2.35	2.11
661-EKZH100E562MK35S	EKZH100ELL562MK35S	5600	12.5x35	1.70	1.28	1.10
661-EKZH100E682ML25S	EKZH100ELL682ML25S	6800	16x25	1.50	1.04	.991

DIMENSIONS: mm

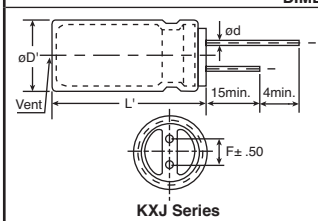

KXJ Series

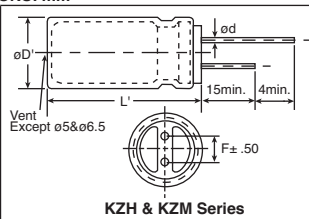

KZH & KZM Series

KZH SERIES (CONT.)

For quantities greater than listed, call for quote.

MOUSER STOCK NO.	United Chemi-Con Part No.	Value (uF)	Case Size DxL(mm)	Price Each 1	25	50
16 Volt						
661-EKZH160E392MK35S	EKZH160ELL392MK35S	392	12.5x35	1.70	1.39	1.22
661-EKZH160E472ML25S	EKZH160ELL472ML25S	470	16x25	1.49	1.04	.984
661-EKZH160E681MH15D	EKZH160ELL681MH15D	680	8x15	.28	.257	.242
661-EKZH160E102MH20D	EKZH160ELL102MH20D	1000	8x20	.70	.46	.432
661-EKZH160E152MJ20S	EKZH160ELL152MJ20S	1500	10x20	.94	.792	.654
25 Volt						
661-EKZH250E680ME11D	EKZH250ELL680ME11D	68	5x11	.40	.268	.163
661-EKZH250E151MF11D	EKZH250ELL151MF11D	150	6.3x11	.47	.428	.394
661-EKZH250E821MJ20S	EKZH250ETD821MJ20S	820	10x20	1.05	.877	.73
661-EKZH250E222MK30S	EKZH250ELL222MK30S	2200	12.5x30	1.71	1.29	1.11
661-EKZH250E272MK35S	EKZH250ELL272MK35S	2700	12.5x35	1.52	1.14	.99
661-EKZH250E332ML25S	EKZH250ELL332ML25S	3300	16x25	2.21	2.04	1.85
35 Volt						
661-EKZH350E470ME11D	EKZH350ELL470ME11D	47	5x11	.28	.177	.163
661-EKZH350E101MF11D	EKZH350ELL101MF11D	100	6.3x11	.47	.428	.394
661-EKZH350E221MHB5D	EKZH350ELL221MHB5D	220	8x11.5	.57	.407	.272
661-EKZH350E271MH15D	EKZH350ELL271MH15D	270	8x15	.54	.375	.254
661-EKZH350E391MH20D	EKZH350ELL391MH20D	390	8x20	.70	.46	.438
661-EKZH350E471MJ16S	EKZH350ELL471MJ16S	470	10x16	.65	.546	.496
661-EKZH350E561MJ20S	EKZH350ELL561MJ20S	560	10x20	1.05	.877	.73
661-EKZH350E681MJ25S	EKZH350ELL681MJ25S	680	10x25	1.16	.835	.58
661-EKZH350E102MK20S	EKZH350ELL102MK20S	1000	12.5x20	1.87	1.37	1.06
661-EKZH350E122MK25S	EKZH350ELL122MK25S	1200	12.5x25	1.46	1.19	1.09
661-EKZH350E152MK30S	EKZH350ELL152MK30S	1500	12.5x30	2.13	1.56	1.20
661-EKZH350E182MK35S	EKZH350ELL182MK35S	1800	12.5x35	3.01	1.78	1.58
661-EKZH350E222ML25S	EKZH350ELL222ML25S	2200	16x25	3.43	2.53	1.94

KZM SERIES 105°C MINIATURE ALUMINUM ELECTROLYTIC CAPACITORS

- Long-life version of KZH series
- Rated voltage range: 6.3 to 50V, capacitance range, 27 to 10,000µF
- Endurance with ripple current: 6,000 to 10,000 hours at 105°C
- Non-solvent resistance type

øD	5	6.3	8	10	12.5	16	18
ød	0.5	0.5	0.6	0.6	0.6	0.8	0.8
F	2.0	2.5	3.5	5.0	5.0	7.5	7.5
øD'	øD+0.5max.						
L'	L+1.5max.						

6.3 Volt						
661-EKZM6R3E122MH15D	EKZM6R3ELL122MH15D	1200	8x15	.60	.363	.33
661-EKZM6R3E682MK35S	EKZM6R3ELL682MK35S	6800	12.5x35	1.19	.765	.729
661-EKZM6R3E822ML25S	EKZM6R3ELL822ML25S	8200	16x25	2.47	1.80	1.38
10 Volt						
661-EKZM100E152MH20D	EKZM100ELL152MH20D	1500	8x20	.43	.326	.292
661-EKZM100E332MK20S	EKZM100ELL332MK20S	3300	12.5x20	.94	.653	.602
661-EKZM100E562MK35S	EKZM100ELL562MK35S	5600	12.5x35	3.01	1.78	1.58
661-EKZM100E682ML25S	EKZM100ELL682ML25S	6800	16x25	2.04	1.46	1.38
661-EKZM100E822MM25S	EKZM100ELL822MM25S	8200	18x25	2.73	2.60	2.36
16 Volt						
661-EKZM160E102MH20D	EKZM160ELL102MH20D	1000	8x20	.42	.285	.257
661-EKZM160E182MJ25S	EKZM160ELL182MJ25S	1800	10x25	1.16	.977	.847
661-EKZM160E222MK20S	EKZM160ELL222MK20S	2200	12.5x20	1.34	1.12	1.02
661-EKZM160E392MK35S	EKZM160ELL392MK35S	3900	12.5x35	3.02	1.58	1.37
661-EKZM160E472ML25S	EKZM160ELL472ML25S	4700	16x25	2.38	2.19	1.98
661-EKZM160E562MM25S	EKZM160ELL562MM25S	5600	18x25	2.77	2.56	2.31
25 Volt						
661-EKZM250E680ME11D	EKZM250ELL680ME11D	68	5x11	.42	.278	.174
661-EKZM250E151MF11D	EKZM250ELL151MF11D	151	6.3x11	.39	.268	.162
661-EKZM250E331MHB5D	EKZM250ELL331MHB5D	330	8x11.5	.52	.248	.229
661-EKZM250E681MJ16S	EKZM250ELL681MJ16S	680	10x16	.96	.567	.501
661-EKZM250E821MJ20S	EKZM250ELL821MJ20S	820	10x20	.76	.631	.577
661-EKZM250E102MJ25S	EKZM250ELL102MJ25S	1000	10x25	.93	.831	.784
661-EKZM250E272MK35S	EKZM250ELL272MK35S	2700	12.5x35	1.63	1.42	1.35
661-EKZM250E332ML25S	EKZM250ELL332ML25S	3300	16x25	2.16	1.46	1.33
661-EKZM250E392MM25S	EKZM250ELL392MM25S	3900	18x25	3.41	2.32	2.00
35 Volt						
661-EKZM350E470ME11D	EKZM350ELL470ME11D	47	5x11	.28	.174	.161
661-EKZM350E271MH15D	EKZM350ELL271MH15D	270	8x15	.52	.375	.251
661-EKZM350E391MH20D	EKZM350ELL391MH20D	390	8x20	.49	.375	.335
661-EKZM350E471MJ16S	EKZM350ELL471MJ16S	470	10x16	.97	.567	.506
661-EKZM350E561MJ20S	EKZM350ELL561MJ20S	560	10x20	.76	.631	.577
661-EKZM350E152MK30S	EKZM350ELL152MK30S	1500	12.5x30	1.95	1.41	1.07
661-EKZM350E182MK35S	EKZM350ELL182MK35S	1800	12.5x35	2.23	1.52	1.40
661-EKZM350E222ML25S	EKZM350ELL222ML25S	2200	16x25	3.11	2.28	1.97
50 Volt						
661-EKZM500E270ME11D	EKZM500ELL270ME11D	27	5x11	.48	.332	.226
661-EKZM500E560MF11D	EKZM500ELL560MF11D	56	6.3x11	.26	.246	.203
661-EKZM500E101MHB5D	EKZM500ELL101MHB5D	100	8x11.5	.56	.264	.193
661-EKZM500E121MH15D	EKZM500ELL121MH15D	120	8x15	.72	.419	.354
661-EKZM500E151MJC5S	EKZM500ELL151MJC5S	150	10x12.5	.39	.353	.319
661-EKZM500E181MH20D	EKZM500ELL181MH20D	180	8x20	.65	.311	.227
661-EKZM500E221MJ16S	EKZM500ELL221MJ16S	220	10x16	.91	.77	.631
661-EKZM500E271MJ20S	EKZM500ELL271MJ20S	270	10x20	.57	.428	.418
661-EKZM500E331MJ25S	EKZM500ELL331MJ25S	330	10x25	1.13	.599	.593
661-EKZM500E471MK20S	EKZM500ELL471MK20S	470	12.5x20	.85	.61	.552
661-EKZM500E681MK30S	EKZM500ELL681MK30S	680	12.5x30	.88	.572	.546
661-EKZM500E821MK35S	EKZM500ELL821MK35S	820	12.5x35	2.29	1.72	1.52
661-EKZM500E102ML25S	EKZM500ELL102ML25S	1000	16x25	1.49	1.31	1.24
661-EKZM500E152MM25S	EKZM500ELL152MM25S	1500	18x25	3.26	2.38	2.04

© Copyright 2013 Mouser Electronics

© Copyright 2013 Mouser Electronics

VISHAY BC COMPONENTS Aluminum Capacitors Miniature Axial

RoHS Compliant **This product is RoHS compliant.**

VISHAY 021 ASM SERIES

Features:

- Polarized aluminum electrolytic capacitors, non-solid electrolyte
- Axial leads, cylindrical aluminum case, insulated with a blue sleeve
- Taped versions up to case ø15x30mm available for automatic insertion
- Charge and discharge proof

Reference Data:

- Tolerance on C_R: ±20%
- Rated voltage range, U_R: 6.3V to 100V
- Category temperature range: -40°C to +85°C
- Shelf life at 0V, 85°C: 500 Hours

Applications:

- General purpose, industrial, automotive, audio-video
- Coupling, decoupling, smoothing, filtering, buffering
- Portable and mobile equipment (small size, low mass)
- Low mounting height boards, vibration and shock resistant

DIMENSIONS: mm

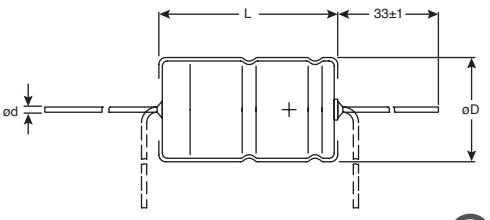

Form AA: Axial in box (bulk)
Case øD x L = 10 x 30 to 21 x 38mm

LEAD-FREE

RoHS Compliant

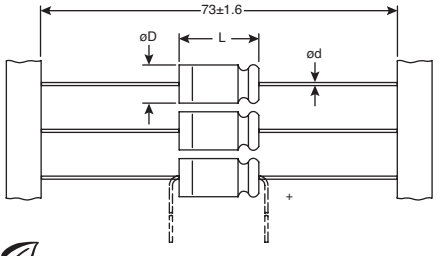

Form BA: Taped in box (ammopak),
case øD x L = 6.5 x 18 to 10 x 25mm

6.3 Volt

For quantities greater than listed, call for quote.

MOUSER STOCK NO.	Vishay Part No.	Pack-aging	Value (µF)	Case Size DxL (mm)	Price Each 1	10	50	100
594-2222-021-33102	MAL202133102E3	BA	1000µF	8x18	1.83	1.51	1.35	1.21

10 Volt

For quantities greater than listed, call for quote.

MOUSER STOCK NO.	Vishay Part No.	Pack-aging	Value (µF)	Case Size DxL (mm)	Price Each 1	10	50	100
594-2222-021-34101	MAL202134101E3	BA	100µF	4.5x10	.80	.685	.556	.492
594-2222-021-34221	MAL202134221E3	BA	220µF	6x10	1.31	1.08	.931	.845
594-2222-021-34331	MAL202134331E3	BA	330µF	8x11	1.62	1.31	1.18	1.05
594-2222-021-34471	MAL202134471E3	BA	470µF	6.5x18	1.62	1.31	1.18	1.05
594-2222-021-34102	MAL202134102E3	BA	1000µF	10x18	1.14	1.05	1.03	.91
594-2222-021-14332	MAL202114332E3	AA	3300µF	12.5x30	2.77	2.24	1.95	1.70

16 Volt

For quantities greater than listed, call for quote.

MOUSER STOCK NO.	Vishay Part No.	Pack-aging	Value (µF)	Case Size DxL (mm)	Price Each 1	10	50	100
594-2222-021-35689	MAL202135689E3	BA	68µF	4.5x10	.80	.685	.556	.492
594-2222-021-35151	MAL202135151E3	BA	150µF	6x10	1.31	1.08	.931	.845
594-2222-021-35221	MAL202135221E3	BA	220µF	8x11	1.62	1.31	1.18	1.05
594-2222-021-35331	MAL202135331E3	BA	330µF	6.5x18	1.12	.952	.781	.696
594-2222-021-35471	MAL202135471E3	BA	470µF	8x18	1.29	1.10	.899	.803
594-2222-021-90518	MAL202190518E3	BA	1000µF	10x25	1.88	1.59	1.31	1.17
594-2222-021-15102	MAL202115102E3	AA	1000µF	10x30	2.17	1.77	1.54	1.35
594-2222-021-15222	MAL202115222E3	AA	2200µF	12.5x30	2.26	2.08	1.87	1.69
594-2222-021-15332	MAL202115332E3	AA	3300µF	15x30	2.59	2.39	2.33	2.08
594-2222-021-15472	MAL202115472E3	AA	4700µF	18x30	4.04	3.42	2.80	2.49
594-2222-021-15103	MAL202115103E3	AA	10000µF	21x38	5.11	4.71	4.60	4.09

25 Volt

For quantities greater than listed, call for quote.

MOUSER STOCK NO.	Vishay Part No.	Pack-aging	Value (µF)	Case Size DxL (mm)	Price Each 1	10	50	100
594-2222-021-36479	MAL202136479E3	BA	47µF	4.5x10	1.23	1.01	.856	.77
594-2222-021-36101	MAL202136101E3	BA	100µF	6x10	1.31	1.08	.931	.845
594-2222-021-36221	MAL202136221E3	BA	220µF	6.5x18	1.62	1.31	1.18	1.05
594-2222-021-36331	MAL202136331E3	BA	330µF	8x18	1.29	1.10	.899	.803
594-2222-021-36471	MAL202136471E3	BA	470µF	10x18	2.12	1.74	1.52	1.38
594-2222-021-90528	MAL202190528E3	BA	680µF	10x25	1.46	1.34	1.31	1.17
594-2222-021-16102	MAL202116102E3	AA	1000µF	12.5x30	2.42	1.94	1.71	1.50
594-2222-021-16152	MAL202116152E3	AA	1500µF	12.5x30	2.85	2.41	1.97	1.74
594-2222-021-16222	MAL202116222E3	AA	2200µF	15x30	2.68	2.45	2.31	2.05
594-2222-021-16332	MAL202116332E3	AA	3300µF	18x30	3.30	3.02	2.86	2.54
594-2222-021-90062	MAL202190062E3	AA	4700µF	18x38	5.17	4.31	4.22	3.75
594-2222-021-16682	MAL202116682E3	AA	6800µF	21x38	4.86	4.37	3.78	3.30

40 Volt

For quantities greater than listed, call for quote.

MOUSER STOCK NO.	Vishay Part No.	Pack-aging	Value (µF)	Case Size DxL (mm)	Price Each 1	10	50	100
594-2222-021-37229	MAL202137229E3	BA	22µF	4.5x10	1.23	1.01	.856	.77
594-2222-021-37479	MAL202137479E3	BA	47µF	6x10	1.31	1.08	.931	.845
594-2222-021-37101	MAL202137101E3	BA	100µF	6.5x18	1.62	1.31	1.18	1.05
594-2222-021-90538	MAL202190538E3	BA	100µF	8x11	1.12	.952	.781	.696
594-2222-021-37221	MAL202137221E3	BA	220µF	10x18	2.12	1.74	1.52	1.38
594-2222-021-37331	MAL202137331E3	BA	330µF	10x25	1.64	1.50	1.36	1.24
594-2222-021-90515	MAL202190515E3	BA	470µF	10x25	1.48	1.36	1.25	1.23
594-2222-021-17471	MAL202117471E3	AA	470µF	10x30	1.70	1.50	1.47	1.31
594-2222-021-17681	MAL202117681E3	AA	680µF	12.5x30	2.31	1.89	1.64	1.46
594-2222-021-17102	MAL202117102E3	AA	1000µF	12.5x30	2.17	2.01	1.90	1.69
594-2222-021-17152	MAL202117152E3	AA	1500µF	15x30	2.57	2.36	2.31	2.05
594-2222-021-17222	MAL202117222E3	AA	2200µF	18x30	3.58	3.20	2.88	2.56
594-2222-021-17332	MAL202117332E3	AA	3300µF	18x38	4.37	3.99	3.43	3.11
594-2222-021-17472	MAL202117472E3	AA	4700µF	21x38	5.47	5.03	4.91	4.37

63 Volt

For quantities greater than listed, call for quote.

MOUSER STOCK NO.	Vishay Part No.	Pack-aging	Value (µF)	Case Size DxL (mm)	Price Each 1	10	50	100
594-2222-021-38477	MAL202138477E3	BA	0.47µF	4.5x10	1.16	.952	.824	.685
594-2222-021-38108	MAL202138108E3	BA	1µF	4.5x10	1.16	.952	.824	.685
594-2222-021-38109	MAL202138109E3	BA	10µF	4.5x10	1.16	.952	.824	.685
594-2222-021-38228	MAL202138228E3	BA	2.2µF	4.5x10	1.16	.952	.824	.685
594-2222-021-38338	MAL202138338E3	BA	3.3µF	4.5x10	1.16	.952	.824	.685
594-2222-021-38478	MAL202138478E3	BA	4.7µF	4.5x10	1.16	.952	.824	.685
594-2222-021-38159	MAL202138159E3	BA	15µF	4.5x10	1.23	1.01	.856	.77
594-2222-021-38229	MAL202138229E3	BA	22µF	6x10	1.23	1.01	.856	.77
594-2222-021-38339	MAL202138339E3	BA	33µF	6x10	1.31	1.08	.931	.845
594-2222-021-38479	MAL202138479E3	BA	47µF	6.5x18	1.62	1.31	1.18	1.05
594-2222-021-90542	MAL202190542E3	BA	47µF	8x11	1.62	1.31	1.18	1.05
594-2222-021-38689	MAL202138689E3	BA	68µF	6.5x18	1.62	1.31	1.18	1.05
594-2222-021-90545	MAL202190545E3	BA	68µF	8x11	1.12	.952	.781	.696
594-2222-021-38101	MAL202138101E3	BA	100µF	8x18	1.83	1.51	1.35	1.21
594-2222-021-38151	MAL202138151E3	BA	150µF	10x18	1.14	1.05	1.03	.91
594-2222-021-90512	MAL202190512E3	BA	220µF	10x25	1.46	1.34	1.31	1.17
594-2222-021-18221	MAL202118221E3	AA	220µF	10x30	2.11	1.79	1.47	1.29
594-2222-021-18331	MAL202118331E3	AA	330µF	12.5x30	2.36	2.00	1.64	1.46
594-2222-021-18471	MAL202118471E3	AA	470µF	12.5x30	2.09	1.98	1.87	1.67
594-2222-021-18681	MAL202118681E3	AA	680µF	15x30	3.14	2.54	2.23	1.98
594-2222-021-18102	MAL202118102E3	AA	1000µF	18x30	3.68	3.06	2.76	2.45
594-2222-021-18152	MAL202118152E3	AA	1500µF	18x38	4.09	3.78	3.36	3.08
594-2222-021-18222	MAL202118222E3	AA	2200µF	21x38	5.28	4.85	4.74	4.22

100 Volt

For quantities greater than listed, call for quote.

MOUSER STOCK NO.	Vishay Part No.	Pack-aging	Value (µF)	Case Size DxL (mm)	Price Each 1	10	50	100
594-2222-021-39108	MAL202139108E3	BA	1µF	4.5x10	1.16	.952	.824	.685
594-2222-021-39228	MAL202139228E3	BA	2.2µF	4.5x10	1.16	.952	.824	.685
594-2222-021-39478	MAL202139478E3	BA	4.7µF	4.5x10	1.23	1.01	.856	.77
594-2222-021-39109	MAL202139109E3	BA	10µF	6x10	.85	.717	.589	.524
594-2222-021-39229	MAL202139229E3	BA	22µF	6.5x18	1.62	1.31	1.18	1.05
594-2222-021-39479	MAL202139479E3	BA	47µF	8x18	2.00	1.63	1.48	1.32
594-2222-021-39689	MAL202139689E3	BA	68µF	10x18	1.14	1.05	1.03	.91
594-2222-021-90532	MAL202190532E3	BA	100µF	10x25	1.48	1.36	1.31	1.17
594-2222-021-19101	MAL202119101E3	AA	100µF	10x30	1.59	1.47	1.43	1.27
594-2222-021-19221	MAL202119221E3	AA	220µF	12.5x30	2.21	2.03	1.92	1.70
594-2222-021-19331	MAL202119331E3	AA	330µF	15x30	2.74	2.51	2.28	2.07
594-2222-021-19471	MAL202119471E3	AA	470µF	18x30	4.24	3.58	2.93	2.61
594-2222-021-19102	MAL202119102E3	AA	1000µF	21x38	5.64	5.19	5.07	4.52

© Copyright 2013 Mouser Electronics

© Copyright 2013 Mouser Electronics

VISHAY/SPRAGUE Aluminum Electrolytic Capacitors

RoHS Compliant **This product is RoHS compliant.**

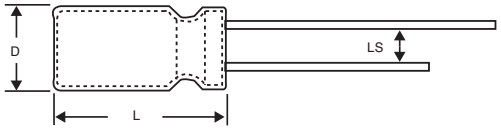

515D and 517D Dimensions Table

CASE CODE is listed in **BOLD** in Vishay Part No. Column

Case Code	Nominal Case Size D x L in. (mm)	Lead Spacing LS	Case Code	Nominal Case Size D x L in. (mm)	Lead Spacing (LS)
JA	.197 x .433 (5.0 x 11.0)	.079 (2.0)	**DG**	.492 x .787 (12.5 x 20.0)	.197 (5.0)
AA	.248 x .433 (6.3 x 11.0)	.098 (2.5)	**DK**	.492 x .984 (12.5 x 25.0)	.197 (5.0)
BB	.315 x .453 (8.0 x 11.5)	.138 (3.5)	**EK**	.630 x .984 (16.0 x 25.0)	.295 (7.5)
CC	.394 x .492 (10.0 x 12.5)	.197 (5.0)	**EN**	.630 x 1.240 (16.0 x 31.5)	.295 (7.5)
CD	.394 x .630 (10.0 x 16.0)	.197 (5.0)	**FR**	.709 x 1.398 (18.0 x 35.5)	.295 (7.5)
CG	.394 x .787 (10.0 x 20.0)	.197 (5.0)			

VISHAY/SPRAGUE 515D MINIATURE - 85°C GENERAL PURPOSE TYPE

RoHS Compliant

Specifications:
- Operating temperature: -40°C to +85°C
- Tolerance: ±20%
- Life validation test: 2000 hours @ +85°C

Features:
- 85°C max. temperature
- High CV per case size
- Solvent resistant construction (through 100WVDC)
- Low profile ratings

For quantities greater than listed, call for quote.

MOUSER STOCK NO.	Vishay Part No.	Value (µF)	Price Each 1	25	100	250
10 Volt						
75-515D476M010JA6AE3	515D476M010**JA**6AE3	47	.15	.139	.133	.119
75-515D107M010JA6AE3	515D107M010**JA**6AE3	100	.21	.171	.159	.14
75-515D477M010BB6AE3	515D477M010**BB**6AE3	470	.38	.342	.337	.296
75-515D108M010CD6AE3	515D108M010**CD**6AE3	1000	.66	.599	.542	.482
16 Volt						
75-515D336M016JA6AE3	515D336M016**JA**6AE3	33	.15	.139	.133	.119
75-515D476M016JA6AE3	515D476M016**JA**6AE3	47	.21	.171	.159	.14
75-515D107M016AA6AE3	515D107M016**AA**6AE3	100	.25	.214	.204	.181
75-515D227M016BB6AE3	515D227M016**BB**6AE3	220	.29	.268	.257	.214
75-515D337M016BB6AE3	515D337M016**BB**6AE3	330	.38	.342	.337	.296
75-515D477M016CC6AE3	515D477M016**CC**6AE3	470	.43	.375	.353	.337
75-515D108M016CG6AE3	515D108M016**CG**6AE3	1000	.84	.77	.75	.661
75-515D228M016DK6AE3	515D228M016**DK**6AE3	2200	1.05	.963	.942	.835
25 Volt						
75-515D106M025JA6AE3	515D106M025**JA**6AE3	10	.15	.139	.133	.119
75-515D226M025JA6AE3	515D226M025**JA**6AE3	22	.21	.171	.159	.14
75-515D336M025JA6AE3	515D336M025**JA**6AE3	33	.21	.171	.159	.14
75-515D476M025JA6AE3	515D476M025**JA**6AE3	47	.24	.203	.172	.158
75-515D107M025AA6AE3	515D107M025**AA**6AE3	100	.28	.246	.241	.213
75-515D227M025BB6AE3	515D227M025**BB**6AE3	220	.38	.342	.337	.296
75-515D337M025CC6AE3	515D337M025**CC**6AE3	330	.47	.439	.43	.38
75-515D477M025CD6AE3	515D477M025**CD**6AE3	470	.54	.449	.375	.332
75-515D108M025DG6AE3	515D108M025**DG**6AE3	1000	1.16	1.07	1.05	.922
75-515D228M025EK6AE3	515D228M025**EK**6AE3	2200	2.87	2.61	2.39	2.08
35 Volt						
75-515D106M035JA6AE3	515D106M035**JA**6AE3	10	.15	.139	.133	.119
75-515D226M035JA6AE3	515D226M035**JA**6AE3	22	.21	.171	.159	.14
75-515D336M035JA6AE3	515D336M035**JA**6AE3	33	.21	.171	.159	.14
75-515D476M035AA6AE3	515D476M035**AA**6AE3	47	.25	.214	.204	.181
75-515D107M035BB6AE3	515D107M035**BB**6AE3	100	.29	.246	.193	.171
75-515D227M035CC6AE3	515D227M035**CC**6AE3	220	.47	.439	.43	.38
75-515D337M035CD6AE3	515D337M035**CD**6AE3	330	.65	.599	.587	.52
75-515D477M035CG6AE3	515D477M035**CG**6AE3	470	.84	.77	.75	.661
75-515D108M035DK6AE3	515D108M035**DK**6AE3	1000	1.05	.963	.942	.835
75-515D228M035EN6AE3	515D228M035**EN**6AE3	2200	2.44	2.07	1.69	1.51
50 Volt						
75-515D474M050JA6AE3	515D474M050**JA**6AE3	0.47	.15	.139	.133	.119
75-515D105M050JA6AE3	515D105M050**JA**6AE3	1	.15	.139	.133	.119
75-515D225M050JA6AE3	515D225M050**JA**6AE3	2.2	.15	.139	.133	.119
75-515D335M050JA6AE3	515D335M050**JA**6AE3	3.3	.15	.139	.133	.119
75-515D475M050JA6AE3	515D475M050**JA**6AE3	4.7	.15	.139	.133	.119
75-515D106M050JA6AE3	515D106M050**JA**6AE3	10	.21	.171	.159	.14
75-515D226M050JA6AE3	515D226M050**JA**6AE3	22	.21	.171	.159	.14
75-515D336M050AA6AE3	515D336M050**AA**6AE3	33	.28	.246	.243	.213
75-515D476M050AA6AE3	515D476M050**AA**6AE3	47	.28	.246	.241	.213
75-515D107M050BB6AE3	515D107M050**BB**6AE3	100	.51	.482	.46	.407
75-515D227M050CD6AE3	515D227M050**CD**6AE3	220	.71	.578	.467	.437
75-515D337M050CG6AE3	515D337M050**CG**6AE3	330	.84	.77	.75	.661
75-515D477M050DG6AE3	515D477M050**DG**6AE3	470	1.00	.803	.647	.59
75-515D108M050EK6AE3	515D108M050**EK**6AE3	1000	1.29	1.19	1.17	1.04
75-515D228M050FR6AE3	515D228M050**FR**6AE3	2200	5.19	4.72	4.30	3.77
100 Volt						
75-515D474M100JA6AE3	515D474M100**JA**6AE3	0.47	.15	.139	.133	.119
75-515D105M100JA6AE3	515D105M100**JA**6AE3	1	.18	.171	.165	.135
75-515D225M100JA6AE3	515D225M100**JA**6AE3	2.2	.15	.139	.133	.119
75-515D106M100AA6AE3	515D106M100**AA**6AE3	10	.28	.246	.241	.213
75-515D476M100CD6AE3	515D476M100**CD**6AE3	47	.61	.546	.518	.46
75-515D107M100DG6AE3	515D107M100**DG**6AE3	100	.84	.706	.578	.514
75-515D337M100EK6AE3	515D337M100**EK**6AE3	330	1.97	1.82	1.74	1.57
75-515D477M100EN6AE3	515D477M100**EN**6AE3	470	3.82	3.42	3.06	2.73
160 Volt						
75-515D106M160CC6AE3	515D106M160**CC**6AE3	10	.44	.417	.377	.365
250 Volt						
75-515D105M250AA6AE3	515D105M250**AA**6AE3	1	.34	.268	.243	.212
75-515D106M250CG6AE3	515D106M250**CG**6AE3	10	.97	.91	.871	.783

VISHAY/SPRAGUE 517D MINIATURE 105°C RADIAL LEAD TYPE

RoHS Compliant

Specifications:
- Operating temperature: -55°C to +105°C,≤ 100VDC -40°C to +105°C ≥ 160VDC
- Tolerance: ±20%
- Rated lifetime: 2000 hours @ +105°C

Features:
- 105°C max. temperature
- High CV per case size
- Solvent resistant construction (through 100WVDC)
- High temperature operation

For quantities greater than listed, call for quote.

MOUSER STOCK NO.	Vishay Part No.	Value (µF)	Price Each 1	25	100	250
10 Volt						
75-517D107M010JA6AE3	517D107M010**JA**6AE3	100	.33	.30	.269	.24
16 Volt						
75-517D336M016JA6AE3	517D336M016**JA**6AE3	33	.26	.235	.209	.184
75-517D476M016JA6AE3	517D476M016**JA**6AE3	47	.33	.30	.269	.24
75-517D107M016AA6AE3	517D107M016**AA**6AE3	100	.40	.353	.32	.29
75-517D227M016BB6AE3	517D227M016**BB**6AE3	220	.49	.439	.394	.356
75-517D337M016BB6AE3	517D337M016**BB**6AE3	330	.65	.589	.522	.462
75-517D477M016CC6AE3	517D477M016**CC**6AE3	470	.72	.642	.571	.517
75-517D108M016CG6AE3	517D108M016**CG**6AE3	1000	.90	.738	.591	.55
75-517D228M016DK6AE3	517D228M016**DK**6AE3	2200	2.01	1.78	1.56	1.38
25 Volt						
75-517D226M025JA6AE3	517D226M025**JA**6AE3	22	.33	.30	.269	.24
75-517D336M025JA6AE3	517D336M025**JA**6AE3	33	.33	.30	.269	.24
75-517D476M025JA6AE3	517D476M025**JA**6AE3	47	.40	.353	.317	.273
75-517D107M025AA6AE3	517D107M025**AA**6AE3	100	.48	.428	.397	.35
75-517D227M025BB6AE3	517D227M025**BB**6AE3	220	.65	.589	.522	.462
75-517D337M025CC6AE3	517D337M025**CC**6AE3	330	.84	.749	.67	.608
75-517D477M025CD6AE3	517D477M025**CD**6AE3	470	.91	.77	.631	.556
75-517D108M025DG6AE3	517D108M025**DG**6AE3	1000	1.06	.845	.70	.637
75-517D228M025EK6AE3	517D228M025**EK**6AE3	2200	2.78	2.47	2.20	2.00
35 Volt						
75-517D475M035JA6AE3	517D475M035**JA**6AE3	4.7	.26	.235	.209	.184
75-517D108M035DK6AE3	517D108M035**DK**6AE3	1000	2.01	1.78	1.56	1.38
50 Volt						
75-517D105M050JA6AE3	517D105M050**JA**6AE3	1	.26	.235	.209	.184
75-517D225M050JA6AE3	517D225M050**JA**6AE3	2.2	.26	.235	.209	.184
75-517D335M050JA6AE3	517D335M050**JA**6AE3	3.3	.26	.235	.209	.184
75-517D106M050JA6AE3	517D106M050**JA**6AE3	10	.33	.30	.269	.24
75-517D226M050JA6AE3	517D226M050**JA**6AE3	22	.40	.353	.317	.273
75-517D336M050AA6AE3	517D336M050**AA**6AE3	33	.42	.375	.342	.301
75-517D476M050AA6AE3	517D476M050**AA**6AE3	47	.48	.428	.397	.35
75-517D107M050BB6AE3	517D107M050**BB**6AE3	100	.57	.482	.396	.353
75-517D227M050CD6AE3	517D227M050**CD**6AE3	220	1.04	.931	.819	.718
75-517D337M050CG6AE3	517D337M050**CG**6AE3	330	1.27	1.13	1.00	.889
75-517D108M050EK6AE3	517D108M050**EK**6AE3	1000	2.28	2.07	1.81	1.58
75-517D228M050FR6AE3	517D228M050**FR**6AE3	2200	4.04	3.42	2.79	2.48
100 Volt						
75-517D105M100JA6AE3	517D105M100**JA**6AE3	1	.26	.235	.209	.184
75-517D335M100JA6AE3	517D335M100**JA**6AE3	3.3	.33	.30	.269	.24
75-517D475M100JA6AE3	517D475M100**JA**6AE3	4.7	.33	.30	.269	.24
75-517D106M100AA6AE3	517D106M100**AA**6AE3	10	.42	.375	.342	.301
75-517D226M100BB6AE3	517D226M100**BB**6AE3	22	.40	.332	.278	.246
75-517D336M100CC6AE3	517D336M100**CC**6AE3	33	.65	.589	.522	.462
75-517D476M100CD6AE3	517D476M100**CD**6AE3	47	.74	.663	.593	.537
75-517D107M100DG6AE3	517D107M100**DG**6AE3	100	.92	.781	.642	.567
75-517D227M100EK6AE3	517D227M100**EK**6AE3	220	2.20	1.96	1.70	1.50
75-517D337M100EK6AE3	517D337M100**EK**6AE3	330	2.28	2.07	1.81	1.58
75-517D477M100EN6AE3	517D477M100**EN**6AE3	470	3.32	2.93	2.57	2.27
160 Volt						
75-517D105M160AA6AE3	517D105M160**AA**6AE3	1	.40	.353	.317	.273
75-517D225M160AA6AE3	517D225M160**AA**6AE3	2.2	.47	.428	.382	.347
75-517D106M160CC6AE3	517D106M160**CC**6AE3	10	.77	.685	.62	.547
75-517D476M160DK6AE3	517D476M160**DK**6AE3	47	1.63	1.44	1.28	1.17
75-517D107M160EK6AE3	517D107M160**EK**6AE3	100	2.55	2.26	2.02	1.83
250 Volt						
75-517D105M250AA6AE3	517D105M250**AA**6AE3	1	.47	.428	.382	.347
75-517D225M250BB6AE3	517D225M250**BB**6AE3	2.2	.58	.538	.467	.438
75-517D475M250CC6AE3	517D475M250**CC**6AE3	4.7	.77	.685	.62	.547
75-517D106M250CG6AE3	517D106M250**CG**6AE3	10	1.11	.995	.891	.808
75-517D226M250DK6AE3	517D226M250**DK**6AE3	22	1.12	.92	.733	.675
75-517D336M250DK6AE3	517D336M250**DK**6AE3	33	1.62	1.44	1.29	1.17
75-517D476M250EK6AE3	517D476M250**EK**6AE3	47	2.55	2.26	2.02	1.83
75-517D107M250FR6AE3	517D107M250**FR**6AE3	100	5.18	4.59	4.11	3.71

© Copyright 2013 Mouser Electronics

© Copyright 2013 Mouser Electronics

VISHAY/SPRAGUE TYPE TVA ATOM® 85°C ALUMINUM MINIATURE AXIAL LEAD

Specifications:

- Operating temperature:
  -40°C to +85°C (≤100VDC)
  -20°C to +85°C (150VDC-450VDC)
  -20°C to +65°C (≥ 500VDC)
- Capacitance tolerance: ±20%

Features:

- Low leakage current
- Ideal for application in TV sets, auto radios, radio-phone combinations, and electronic testing equipment

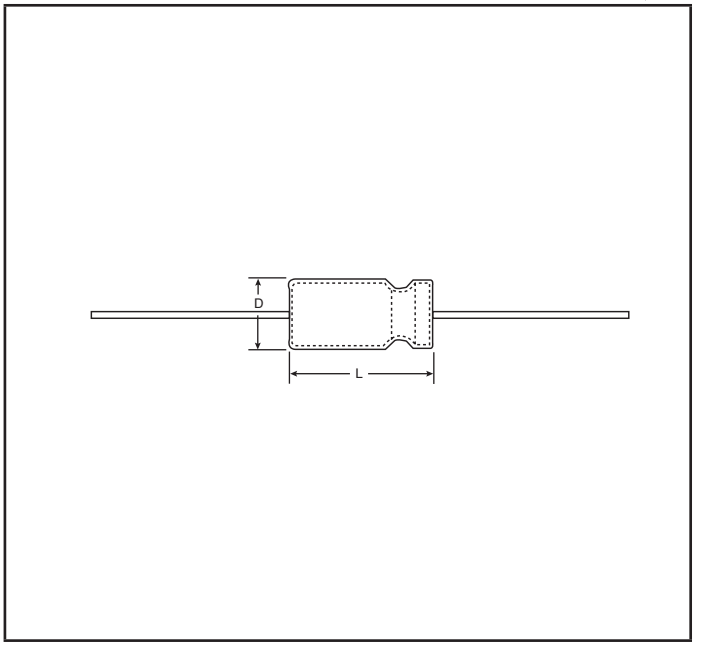

For quantities greater than listed, call for quote.

MOUSER STOCK NO.		Volt	Value	Case Size	Price Each			
Mfr.	Mfr. Part No.	(DC)	(µF)	D x L (in.)	1	25	50	100
75—	TVA1160	16	100	.312 x .687	3.24	2.75	2.25	2.00
75—	TVA1161	16	250	.375 x .812	3.54	3.00	2.45	2.18
75—	TVA1162	16	500	.375 x .937	3.62	2.92	2.65	2.36
75—	TVA1163	16	1000	.375 x 1.5	3.36	3.03	2.63	2.42
75—	TVA1204	25	10	.25 x .5	3.15	2.66	2.18	1.94
75—	TVA1204.5	25	20	.25 x .5	3.15	2.66	2.18	1.94
75—	TVA1205	25	25	.25 x .5	3.15	2.66	2.18	1.94
75—	TVA1206	25	50	.25 x .687	2.46	2.27	2.21	1.97
75—	TVA1207	25	100	.312 x .812	2.56	2.31	2.00	1.84
75—	TVA1207.5	25	150	.375 x .812	2.75	2.48	2.15	1.97
75—	TVA1208	25	250	.375 x .937	3.84	3.25	2.65	2.36
75—	TVA1208.5	25	300	.375 x .937	3.62	2.92	2.41	2.17
75—	TVA1209	25	500	.485 x 1.25	4.83	4.08	3.34	2.96
75—	TVA1211	25	1000	.485 x 1.5	4.39	4.03	3.95	3.51
75—	TVA1213	25	2000	.625 x 1.75	7.77	6.58	5.38	4.78
75—	TVA1300	50	1	.25 x .5	3.15	2.66	2.18	1.94
75—	TVA1301	50	2	.25 x .5	3.15	2.66	2.18	1.94
75—	TVA1303	50	5	.25 x .5	3.15	2.66	2.18	1.94
75—	TVA1304	50	10	.25 x .50	2.44	2.23	2.18	1.94
75—	TVA1305	50	15	.25 x .687	3.20	2.71	2.21	1.97
75—	TVA1305.5	50	20	.25 x .687	2.48	2.24	2.01	1.81
75—	TVA1306	50	25	.25 x .687	2.46	2.27	2.21	1.97
75—	TVA1308	50	50	.312 x .812	3.30	2.79	2.29	2.03
75—	TVA1310	50	100	.375 x .812	2.75	2.50	2.45	2.18
75—	TVA1311	50	150	.375 x .937	3.84	3.25	2.65	2.36
75—	TVA1311.5	50	200	.375 x 1.25	3.81	3.07	2.53	2.28
75—	TVA1312	50	250	.375 x 1.5	3.33	3.06	3.00	2.66
75—	TVA1312.1	50	300	.438 x 1.25	4.83	4.08	3.34	2.96
75—	TVA1315	50	500	.485 x 1.5	5.70	4.83	3.95	3.51
75—	TVA1316	50	1000	.625 x 1.75	7.33	5.91	5.38	4.78
75—	TVA1318	50	1500	.875 x 2.125	18.16	15.37	12.57	11.17
75—	TVA1318.3	50	2500	1.125 x 2.625	16.59	15.26	14.93	13.27
75—	TVA1346	100	100	.438 x 1.5	5.21	4.41	3.61	3.21
75—	TVA1376	100	500	1.375 x 3.125	14.68	13.21	12.43	11.51
75—	TVA1400	150	1	.25 x .5	2.44	2.20	1.92	1.77
75—	TVA1402	150	4	.312 x .812	2.56	2.31	2.00	1.84
75—	TVA1403	150	5	.312 x .812	2.56	2.31	2.07	1.85
75—	TVA1405	150	8	.375 x .812	2.75	2.48	2.45	2.18
75—	TVA1406	150	10	.375 x .812	2.73	2.50	2.45	2.18
75—	TVA1409	150	16	.375 x .937	2.97	2.69	2.41	2.17
75—	TVA1410	150	20	.375 x 1.25	4.03	3.41	2.79	2.48
75—	TVA1411	150	25	.375 x 1.25	4.03	3.41	2.79	2.48
75—	TVA1412	150	30	.438 x 1.25	3.71	3.41	3.34	2.96
75—	TVA1413	150	40	.438 x 1.5	4.04	3.69	3.61	3.21
75—	TVA1414	150	50	.438 x 1.5	5.21	4.41	3.61	3.21
75—	TVA1415	150	60	.625 x 1.5	6.99	5.91	4.84	4.30
75—	TVA1418	150	80	.625 x 1.75	7.77	6.58	5.38	4.78
75—	TVA1420	150	100	.625 x 1.75	7.65	6.58	5.38	4.78
75—	TVA1423	150	200	1.0 x 2.125	20.30	17.17	14.06	12.50
75—	TVA1501	250	4	.375 x .812	2.75	2.48	2.45	2.18
75—	TVA1504	250	10	.375 x 1.125	3.81	3.07	2.53	2.28
75—	TVA1508	250	20	.438 x 1.5	4.04	3.69	3.61	3.21
75—	TVA1510	250	30	.625 x 1.5	5.42	4.94	4.84	4.30
75—	TVA1511	250	40	.625 x 1.75	7.77	6.58	5.38	4.78
75—	TVA1512	250	50	.875 x 1.375	17.98	15.20	12.44	11.06
75—	TVA1522	250	100	1.0 x 1.875	19.07	15.34	12.26	11.27
75—	TVA1601	350	4	.375 x 1.25	4.03	3.41	2.79	2.48
75—	TVA1607	350	15	.485 x 1.75	4.88	4.40	3.82	3.51
75—	TVA1608	350	20	.625 x 1.75	7.77	6.58	5.38	4.78
75—	TVA1613	350	60	.875 x 2.125	19.41	16.42	13.44	11.94
75—	TVA1620	350	100	1.0 x 2.625	20.93	17.71	14.49	12.88
75—	TVA1700	450	1	.375 x .812	3.54	3.00	2.45	2.18
75—	TVA1701	450	2	.375 x 1.25	3.81	3.07	2.53	2.28
75—	TVA1702	450	4	.438 x 1.5	4.04	3.65	3.16	2.91
75—	TVA1704	450	8	.485 x 1.75	6.29	5.33	4.35	3.87
75—	TVA1709	450	20	.875 x 1.625	18.24	15.44	12.64	11.22
75—	TVA1711	450	30	.875 x 1.875	15.07	13.86	13.56	12.05
75—	TVA1712	450	40	.875 x 2.125	14.45	13.29	13.00	11.56
75—	TVA1716	450	80	1.0 x 2.625	16.59	15.26	14.93	13.27
75—	TVA1718	450	100	1.25 x 3.125	29.34	24.82	20.31	18.05
75—	TVA1803.1	475	16	.875 x 1.625	14.10	12.98	12.69	11.28
75—	TVA1906	500	20	875 x 2.125	18.31	14.73	11.78	10.82
75—	TVA1907	500	30	1.0 x 1.625	20.21	17.10	14.00	12.43
75—	TVA1908	500	40	1.0 x 2.375	21.91	18.54	15.17	13.48
75—	TVA1963	600	10	1.0 x 2.875	35.01	28.17	22.52	20.72
75—	TVA1966	600	20	1.0 x 3.875	33.63	28.46	23.28	20.69

© Copyright 2013 Mouser Electronics

VISHAY/SPRAGUE TYPE TE LITTL-LYTIC® 105°C ALUMINUM CAPACITORS

Specifications:

- Operating temperature: -40°C to +105°C
- Capacitance tolerance:
  +75%, -10% (≤ 50VDC)
  +50, -10% (≥ 100VDC)

Features:

- Welded terminal connectors
- Metal-encased with clear plastic outer insulating sleeve
- Ideal for use as coupling capacitors. Minimum drain and long battery life when used in battery bypass applications

For quantities greater than listed, call for quote.

MOUSER STOCK NO.		Volt	Value	Case Size	Price Each			
Mfr.	Mfr. Part No.	(DC)	(µF)	D x L (in.)	1	50	100	500
75—	TE1135	12	100	.322 x .848	3.15	2.96	2.30	2.15
75—	TE1155	16	10	.26 x .536	3.15	2.66	2.18	1.94
75—	TE1160	16	50	.322 x .723	3.24	2.75	2.25	2.00
75—	TE1162	16	100	.385 x .848	3.54	3.00	2.45	2.18
75—	TE1164	16	200	.385 x 1.286	4.03	3.41	2.79	2.48
75—	TE1164.5	16	250	.385 x 1.286	3.85	3.63	2.82	2.63
75—	TE1166	16	350	.385 x 1.536	4.33	3.66	3.00	2.66
75—	TE1202	25	5	.26 x .536	3.15	2.66	2.18	1.94
75—	TE1204	25	10	.26 x .723	3.20	2.71	2.21	1.97
75—	TE1205	25	15	.26 x .723	2.63	2.40	1.92	1.75
75—	TE1206	25	20	.322 x .723	3.24	2.75	2.25	2.00
75—	TE1207	25	25	.322 x .723	3.24	2.75	2.25	2.00
75—	TE1209	25	50	.322 x .848	2.54	2.33	2.29	2.03
75—	TE1210	25	75	.385 x .848	3.54	3.00	2.45	2.18
75—	TE1211	25	100	.385 x .973	3.84	3.25	2.65	2.36
75—	TE1212	25	150	.385 x 1.286	3.85	3.63	2.82	2.63
75—	TE1213	25	200	.385 x 1.536	3.33	3.06	3.00	2.66
75—	TE1300	50	1	.26 x .536	3.15	2.66	2.18	1.94
75—	TE1301	50	2	.26 x .536	3.15	2.66	2.18	1.94
75—	TE1302	50	3	.26 x .536	3.15	2.66	2.18	1.94
75—	TE1302.1	50	4	.26 x .536	3.15	2.66	2.18	1.94
75—	TE1303	50	5	.26 x .723	3.20	2.71	2.21	1.97
75—	TE1303.3	50	8	.26 x .723	3.20	2.71	2.21	1.97
75—	TE1304	50	10	.322 x .723	2.49	2.30	2.25	2.00
75—	TE1304.2	50	15	.322 x .723	3.24	2.75	2.25	2.00
75—	TE1305	50	20	.322 x .848	3.30	2.79	2.29	2.03
75—	TE1305.5	50	25	.322 x .848	3.30	2.79	2.29	2.03
75—	TE1306	50	35	.385 x .848	3.54	3.00	2.45	2.18
75—	TE1307	50	50	.385 x .973	3.84	3.25	2.65	2.36
75—	TE1308	50	75	.385 x 1.286	4.03	3.41	2.79	2.48
75—	TE1309	50	100	.385 x 1.536	4.33	3.66	3.00	2.66
75—	TE1401	100	2	.26 x .723	2.63	2.40	1.92	1.75
75—	TE1407	100	10	.385 x .848	3.54	3.00	2.45	2.18
75—	TE1408	100	15	.385 x .973	3.84	3.25	2.65	2.36
75—	TE1410	100	25	.385 x 1.536	4.33	3.66	3.00	2.66
75—	TE1411	100	30	.385 x 1.536	5.52	5.29	5.04	4.80
75—	TE1500	150	1	.26 x .536	3.01	2.82	2.19	2.04
75—	TE1504	150	5	.322 x .848	3.30	2.79	2.29	2.03
75—	TE1506	150	8	.385 x .848	3.54	3.00	2.45	2.18
75—	TE1507	150	10	.385 x .973	3.84	3.25	2.65	2.36
75—	TE1508.1	150	15	.385 x 1.286	3.85	3.63	2.82	2.63

© Copyright 2013 Mouser Electronics

SPRAGUE TYPE 39D POWERLYTIC® 85°C, ALUMINUM ELECTROLYTIC CAPACITORS

DIMENSIONS: in.

Performance Characteristics:
- Operating temperature: -20°C to +85°C
- Capacitance tolerance: 10WVDC to 75WVDC, +75%, -10%; 100WVDC to 450WVDC, +50%, -10%
- Dissipation factor: 10WVDC and 15WVDC capacitors, 150%; 25WVDC and 30WVDC capacitors, 60%; 40WVDC and 50WVDC capacitors, 45%; 75WVDC and 100WVDC capacitors, 30%; 150WVDC to 450WVDC capacitors, 18%.

Features:
- Designed for applications requiring greatest possible capacitance in small physical case sizes
- Supplement original Type 36D can-type capacitors, offering lower capacitance values in smaller sizes with axial leads
- Welds at all critical anode and cathode terminals eliminate riveted or pressure connections to assure freedom from open circuit even when operated in the microvolt or millivolt signal range
- Pressure-sensitive safety vent
- Service life of 10 years or more in normal circuit applications
- Capacitors have an outer plastic-film insulation

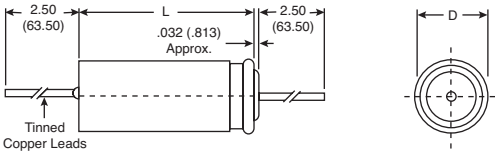

For quantities greater than listed, call for quote.

MOUSER STOCK NO.	Vishay Part No.	Value (µF)	Case Size D x L (in.)	Price Each 1	25	50
10WVDC @ +85°C, Surge = 12V						
75-39D108G010FJ6	39D108G010FJ6	1000	.635 x 1.641	18.93	15.57	13.16
15WVDC @ +85°C, Surge = 18V						
75-39D808G015JT6	39D808G015JT6	8000	1.01 x 3.641	19.02	17.26	14.92
25WVDC @ +85°C, Surge = 30V						
75-39D478G025JT6	39D478G025JT6	4700	1.01 x 3.641	19.02	17.26	14.92
30WVDC @ +85°C, Surge = 40V						
75-39D507G030FL6	39D507G030FL6	500	.635 x 2.141	18.15	15.64	13.38
75-39D308G030JS6	39D308G030JS6	3000	1.01 x 3.141	21.73	18.39	15.04
40WVDC @ +85°C, Surge = 50V						
75-39D158G040HP6	39D158G040HP6	1500	.885 x 2.641	21.51	18.16	15.70
50WVDC @ +85°C, Surge = 65V						
75-39D257G050HE6	39D257G050HE6	250	.885 x 1.141	21.47	17.31	14.79

For quantities greater than listed, call for quote.

MOUSER STOCK NO.	Vishay Part No.	Value (µF)	Case Size D x L (in.)	Price Each 1	25	50
50WVDC @ +85°C, Surge = 65V (Cont.)						
75-39D507G050GL6	39D507G050GL6	500	.760 x 2.141	18.16	12.57	11.17
75-39D118G050HP6	39D118G050HP6	1100	.885 x 2.641	24.55	19.76	16.87
75-39D238G050JT6	39D238G050JT6	2300	1.01 x 3.641	19.26	16.63	14.20
75WVDC @ +85°C, Surge = 95V						
75-39D157G075FJ6	39D157G075FJ6	150	.635 x 1.641	20.17	17.40	14.87
150WVDC @ +85°C, Surge = 175V						
75-39D127F150GL6	39D127F150GL6	120	.760 x 2.141	20.08	16.96	14.66
250WVDC @ +85°C, Surge = 300V						
75-39D506F250JE6	39D506F250JE6	50	1.01 x 1.141	16.98	14.65	13.01
350WVDC @ +85°C, Surge = 400V						
75-39D606F350HL6	39D606F350HL6	60	.885 x 1.641	22.48	18.97	16.39

SPRAGUE TYPE 53D 85°C, TUBULAR GENERAL PURPOSE ALUMINUM CAPACITORS

DIMENSIONS: in.

Performance Characteristics:
- Operating temperature: -40°C to +85°C
- Capacitance tolerance: -10%, +50%; -10%, +75%
- Life validation test: 1000 hours at +85°C:
  Δ CAP ≤ 15% from initial measurement
  Δ ESR ≤ 1.3 x initial specified limit
  Δ DCL ≤ initial specified limit

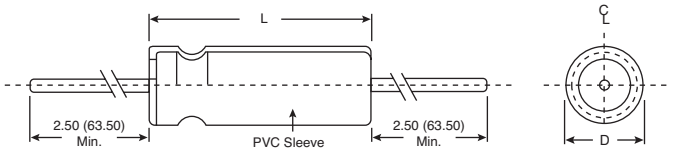

For quantities greater than listed, call for quote.

MOUSER STOCK NO.	Vishay Part No.	Value (µF)	Case Size D x L (in.)	Price Each 1	25	50
25WVDC @ +85°C, Surge = 35V						
75-53D25V4300	53D432G025HJ6	4300	.885 x 1.641	13.18	12.60	11.90
75-53D25V6200	53D622G025HL6	6200	.885 x 2.141	12.55	11.77	11.34
75-53D25V11000	53D113G025JP6	11000	1.01 x 2.641	14.11	13.65	12.74
35WVDC @ +85°C, Surge = 45V						
75-53D35V1100	53D112G035GE6	1100	.76 x 1.141	10.63	9.57	9.01
75-53D35V2100	53D212G035GJ6	2100	.76 x 1.641	10.51	9.46	8.41
75-53D35V3200	53D322G035HJ6	3200	.885 x 1.641	10.14	9.62	9.44
75-53D35V4700	53D472G035HL6	4700	.885 x 2.141	13.31	12.78	12.02
50WVDC @ +85°C, Surge = 70V						
75-53D50V1300	53D132G050GJ6	1300	.76 x 1.641	9.13	9.03	8.84
75-53D50V1900	53D192G050HJ6	1900	.885 x 1.641	11.67	10.39	9.85
75-53D50V2800	53D282G050HL6	2800	.885 x 2.141	13.18	12.60	11.90

For quantities greater than listed, call for quote.

MOUSER STOCK NO.	Vishay Part No.	Value (µF)	Case Size D x L (in.)	Price Each 1	25	50
50WVDC @ +85°C, Surge = 70V (Cont.)						
75-53D50V3800	53D382G050JL6	3800	1.01 x 2.141	13.25	12.73	12.12
75-53D50V5000	53D502G050JP6	5000	1.01 x 2.641	14.01	13.00	12.65
75-53D50V6800	53D682G050JP6	6800	1.01 x 2.641	14.86	13.91	13.43
63WVDC @ +85°C, Surge = 80V						
75-53D63V1000	53D102G063GJ6	1000	.76 x 1.641	11.89	10.57	9.98
75-53D63V1500	53D152G063HJ7	1500	.885 x 1.641	13.00	11.56	10.40
75-53D63V2200	53D222G063HL6	2200	.885 x 2.141	12.55	11.77	11.34
200WVDC @ +85°C, Surge = 250V						
75-53D200V350	53D351F200JL6	350	1.01 x 2.141	13.48	12.63	12.17
250WVDC @ +85°C, Surge = 300V						
75-53D250V56	53D560F250GE6	56	.76 x 1.141	10.63	9.44	8.98
75-53D250V100	53D101F250GJ6	100	.76 x 1.641	11.33	10.08	9.57
75-53D250V130	53D131F250HJ6	130	.885 x 1.641	12.17	10.95	9.73
400WVDC @ +85°C, Surge = 450V						
75-53D400V100	53D101F400JL6	100	1.01 x 2.141	18.30	16.83	16.47
75-53D400V140	53D141F400JS6	140	1.01 x 3.141	16.56	15.94	15.15
75-53D400V150	53D151F400JS6	150	1.01 x 3.141	17.53	16.11	15.83

SPRAGUE TYPE 500D 85°C, MINIATURE GENERAL PURPOSE ALUMINUM CAPACITORS

DIMENSIONS: in.

Performance Characteristics:
- Operating temperature: -40°C to +85°C (3WVDC to 250WVDC); -20°C to +85°C (251WVDC to 400WVDC)
- Capacitance tolerance: ±20%
- Life validation test: 2000 hours at +85°C:
  Δ CAP ≤ 20% from initial measurement
  Δ ESR ≤ 1.5 x initial specified limit
  Δ DCL ≤ initial specified limit

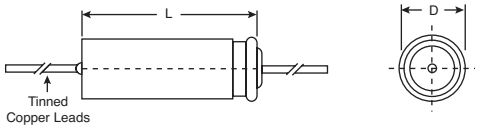

For quantities greater than listed, call for quote.

MOUSER STOCK NO.	Vishay Part No.	Value (µF)	Case Size D x L (in.)	Price Each 1	25	50
16WVDC @ +85°C, Surge = 20V						
75-500D157M016CB2A	500D157M016CB2A	150	.315 x .689	3.20	2.58	2.07
75-500D108M016DH2	500D108M016DH2	1000	.374 x 1.496	4.27	3.45	2.73
75-500D158M016EH2	500D158M016EH2	1500	.433 x 1.496	4.99	4.04	3.24
25WVDC @ +85°C, Surge = 35V						
75-500D107M025CC2A	500D107M025CC2A	100	.315 x .807	3.26	2.62	2.09
75-500D227M025DC2A	500D227M025DC2A	220	.374 x .807	3.49	2.82	2.24
35WVDC @ +85°C, Surge = 40V						
75-500D156M035BA2	500D156M035BA2	15	.248 x .512	3.10	2.49	2.00
75-500D476M035CB2	500D476M035CB2	47	.315 x .689	3.20	2.58	2.07

For quantities greater than listed, call for quote.

MOUSER STOCK NO.	Vishay Part No.	Value (µF)	Case Size D x L (in.)	Price Each 1	25	50
50WVDC @ +85°C, Surge = 65V						
75-500D106M050BA2A	500D106M050BA2A	10	.248 x .512	3.10	2.49	2.00
75-500D107M050DC2A	500D107M050DC2A	100	.374 x .807	3.54	3.00	2.45
75-500D157M050DD2A	500D157M050DD2A	150	.374 x .945	3.84	3.25	2.65
75-500D337M050EF2A	500D337M050EF2A	330	.433 x 1.260	4.61	3.75	3.01
75-500D687M050GH2	500D687M050GH2	680	.630 x 1.496	6.89	5.55	4.44
63WVDC @ +85°C, Surge = 75V						
75-500D476M063CC2A	500D476M063CC2A	47	.315 x .807	3.26	2.62	2.09
400WVDC @ +85°C, Surge = 450V						
75-500D106M400FK2	500D106M400FK2	10	.492 x 1.752	7.29	5.86	4.68

© Copyright 2013 Mouser Electronics

© Copyright 2013 Mouser Electronics

AVX SMD Flexiterm™ Ceramic Capacitors

RoHS Compliant This product is RoHS compliant.

AVX A KYOCERA GROUP COMPANY

MLCC WITH SOFT TERMINATION

XR7 formulations are called "temperature stable" ceramics and fall into EIA Class II materials.

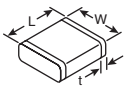

DIMENSIONS: mm			
Case Size	Length (L)	Width (W)	Termination (t)
0603	1.60±0.15	0.81±0.15	0.35±0.15
0805	2.01±0.20	1.25±0.20	0.50±0.25
1206	3.20±0.20	1.60±0.20	0.50±0.25
1210	3.20±0.20	2.50±0.20	0.50±0.25

MOUSER STOCK NO.	AVX Part No.	Value (pF)	Volt	Tol. ±	Price Each 1	Price Each 100	Price Each 500	Reel Qty.	Price Per Piece
0603 Style									
581-06031C221KAZ2A	06031C221KAZ2A	220	100	10	.38	.161	.086	4000	.041
581-06031C271KAZ2A	06031C271KAZ2A	270	100	10	.38	.161	.086	4000	.041
581-06035C331JAZ2A	06035C331JAZ2A	330	50	5	.44	.268	.151	4000	.073
581-06031C331JAZ2A	06031C331JAZ2A	330	100	5	.44	.268	.151	4000	.073
581-06031C331KAZ2A	06031C331KAZ2A	330	100	10	.38	.161	.086	4000	.041
581-06035C471JAZ2A	06035C471JAZ2A	470	50	5	.44	.268	.151	4000	.073
581-06031C471JAZ2A	06031C471JAZ2A	470	100	5	.44	.268	.151	4000	.073
581-06031C471KAZ2A	06031C471KAZ2A	470	100	10	.38	.161	.086	4000	.041
581-06035C681KAZ2A	06035C681KAZ2A	680	50	10	.38	.161	.086	4000	.04
581-06031C681KAZ2A	06031C681KAZ2A	680	100	10	.38	.161	.086	4000	.041
581-06035C102JAZ2A	06035C102JAZ2A	1000	50	5	.44	.268	.151	4000	.073
581-06035C102K4Z2A	06035C102K4Z2A	1000	50	10	.38	.161	.086	4000	.04
581-06035F102K4Z2A	06035F102K4Z2A	1000	50	10	.38	.161	.086	4000	.04
581-06031C102JAZ2A	06031C102JAZ2A	1000	100	5	.44	.268	.151	4000	.073
581-06031C102KAZ2A	06031C102KAZ2A	1000	100	10	.38	.161	.086	4000	.041
581-06031C122JAZ2A	06031C122JAZ2A	1200	100	5	.44	.268	.151	4000	.073
581-06035C152JAZ2A	06035C152JAZ2A	1500	50	5	.44	.268	.151	4000	.073
581-06035C152KAZ2A	06035C152KAZ2A	1500	50	10	.38	.161	.086	4000	.04
581-06031C152JAZ2A	06031C152JAZ2A	1500	100	5	.44	.268	.151	4000	.073
581-06031C152KAZ2A	06031C152KAZ2A	1500	100	10	.38	.161	.086	4000	.041
581-06035C222JAZ2A	06035C222JAZ2A	2200	50	5	.44	.268	.151	4000	.073
581-06035C222K4Z2A	06035C222K4Z2A	2200	50	10	.38	.161	.086	4000	.04
581-06035C222KAZ2A	06035C222KAZ2A	2200	50	10	.26	.071	.063	4000	.039
581-06031C222JAZ2A	06031C222JAZ2A	2200	100	5	.44	.268	.151	4000	.073
581-06031C222K4Z2A	06031C222K4Z2A	2200	100	10	.38	.161	.086	4000	.041
581-06031C222KAZ2A	06031C222KAZ2A	2200	100	10	.27	.174	.101	4000	.071
581-06031C272KAZ2A	06031C272KAZ2A	2700	100	10	.38	.161	.086	4000	.041
581-06035C332KAZ2A	06035C332KAZ2A	3300	50	10	.38	.161	.086	4000	.04
581-06031C332JAZ2A	06031C332JAZ2A	3300	100	5	.44	.268	.151	4000	.073
581-06031C332KAZ2A	06031C332KAZ2A	3300	100	10	.38	.161	.086	4000	.041
581-06031C392JAZ2A	06031C392JAZ2A	3900	100	5	.44	.268	.151	4000	.073
581-0603YC472JAZ2A	0603YC472JAZ2A	4700	16	5	.44	.268	.151	4000	.073
581-06033C472JAZ2A	06033C472JAZ2A	4700	25	5	.44	.268	.151	4000	.073
581-06035C472JAZ2A	06035C472JAZ2A	4700	50	5	.44	.268	.151	4000	.073
581-06035C472K4Z2A	06035C472K4Z2A	4700	50	10	.38	.161	.086	4000	.04
581-06035C472KAZ2A	06035C472KAZ2A	4700	50	10	.38	.161	.086	4000	.04
581-06031C472JAZ2A	06031C472JAZ2A	4700	100	5	.44	.268	.151	4000	.073
581-06031C472KAZ2A	06031C472KAZ2A	4700	100	10	.38	.161	.086	4000	.041
581-06031C562JAZ2A	06031C562JAZ2A	5600	100	5	.44	.268	.151	4000	.073
581-06033C682JAZ2A	06033C682JAZ2A	6800	25	5	.44	.268	.151	4000	.073
581-06035C682JAZ2A	06035C682JAZ2A	6800	50	5	.44	.268	.151	4000	.073
581-06035C682KAZ2A	06035C682KAZ2A	6800	50	10	.38	.161	.086	4000	.04
581-06031C682JAZ2A	06031C682JAZ2A	6800	100	5	.44	.268	.151	4000	.073
581-06031C682KAZ2A	06031C682KAZ2A	6800	100	10	.38	.161	.086	4000	.041
581-0603YC103KAZ2A	0603YC103KAZ2A	10000	16	10	.38	.161	.086	4000	.041
581-06033C103KAZ2A	06033C103KAZ2A	10000	25	10	.38	.161	.086	4000	.041
581-06035C103JAZ2A	06035C103JAZ2A	10000	50	5	.44	.268	.151	4000	.073
581-06035C103K4Z2A	06035C103K4Z2A	10000	50	10	.38	.161	.086	4000	.04
581-06035C103KAZ2A	06035C103KAZ2A	10000	50	10	.28	.113	.075	4000	.04
581-06035F103K4Z2A	06035F103K4Z2A	10000	50	10	.38	.161	.086	4000	.04
581-06031C103JAZ2A	06031C103JAZ2A	10000	100	5	.44	.268	.151	4000	.073
581-06031C103KAZ2A	06031C103KAZ2A	10000	100	10	.24	.139	.128	4000	.052
581-06035C153JAZ2A	06035C153JAZ2A	15000	50	5	.47	.182	.171	4000	.094
581-06035C153KAZ2A	06035C153KAZ2A	15000	50	10	.24	.139	.103	4000	.052
581-0603YC223KAZ2A	0603YC223KAZ2A	22000	16	10	.26	.15	.139	4000	.076
581-06033C223JAZ2A	06033C223JAZ2A	22000	25	5	.47	.182	.171	4000	.094
581-06033C223K4Z2A	06033C223K4Z2A	22000	25	10	.26	.15	.139	4000	.076
581-06035C223JAZ2A	06035C223JAZ2A	22000	50	5	.47	.182	.171	4000	.094
581-06035C223K4Z2A	06035C223K4Z2A	22000	50	10	.26	.134	.089	4000	.068
581-06035C223KAZ2A	06035C223KAZ2A	22000	50	10	.27	.134	.089	4000	.068
581-06035C273KAZ2A	06035C273KAZ2A	27000	50	10	.29	.122	.11	4000	.059
581-06035C333K4Z2A	06035C333K4Z2A	33000	50	10	.24	.139	.103	4000	.052
581-06035C333KAZ2A	06035C333KAZ2A	33000	50	10	.24	.139	.103	4000	.052
581-0603YC473JAZ2A	0603YC473JAZ2A	47000	16	5	.92	.546	.31	4000	.214
581-06033C473JAZ2A	06033C473JAZ2A	47000	25	5	.92	.546	.31	4000	.151
581-06033C473K4Z2A	06033C473K4Z2A	47000	25	10	.39	.15	.118	4000	.077
581-06033C473KAZ2A	06033C473KAZ2A	47000	25	10	.26	.15	.139	4000	.076
581-06035F473J4Z2A	06035F473J4Z2A	47000	50	5	1.02	.599	.342	4000	.163
581-06035C473KAZ2A	06035C473KAZ2A	47000	50	10	.29	.154	.11	4000	.059
581-06035F473K4Z2A	06035F473K4Z2A	47000	50	10	.82	.492	.278	4000	.135
581-0603YC683KAZ2A	0603YC683KAZ2A	68000	16	10	.43	.188	.137	4000	.075
581-06035C683KAZ2A	06035C683KAZ2A	68000	50	10	.48	.268	.172	4000	.075
581-0603YC104JAZ2A	0603YC104JAZ2A	0.1µF	16	5	.41	.235	.214	4000	.171
581-0603YC104KAZ2A	0603YC104KAZ2A	0.1µF	16	10	.43	.188	.137	4000	.075
581-06035C104JAZ2A	06035C104JAZ2A	0.1µF	50	5	.55	.404	.364	4000	.184
581-06035C104K4Z2A	06035C104K4Z2A	0.1µF	50	10	.47	.215	.123	4000	.101
0805 Style									
581-0805ZC331JAZ2A	0805ZC331JAZ2A	330	10	5	.40	.15	.139	4000	.077
581-08053C331JAZ2A	08053C331JAZ2A	330	25	5	.40	.15	.139	4000	.077
581-08055C331JAZ2A	08055C331JAZ2A	330	50	5	.40	.15	.139	4000	.077
581-08051C331JAZ2A	08051C331JAZ2A	330	100	5	.40	.15	.139	4000	.077
581-08053C471JAZ2A	08053C471JAZ2A	470	25	5	.40	.15	.139	4000	.077
581-08055C471JAZ2A	08055C471JAZ2A	470	50	5	.40	.15	.139	4000	.077
581-08055C471KAZ2A	08055C471KAZ2A	470	50	10	.36	.163	.118	4000	.075
581-08051C471JAZ2A	08051C471JAZ2A	470	100	5	.40	.15	.139	4000	.046
581-08051C471KAZ2A	08051C471KAZ2A	470	100	10	.36	.128	.118	4000	.046
581-0805AC471KAZ1A	0805AC471KAZ1A	470	1000	10	.88	.514	.471	2000	.232
581-08053C102JAZ2A	08053C102JAZ2A	1000	25	5	.40	.15	.139	4000	.077
581-08055C102JAZ2A	08055C102JAZ2A	1000	50	5	.40	.15	.139	4000	.077
581-08055C102KAZ2A	08055C102KAZ2A	1000	50	10	.32	.118	.089	4000	.046
581-08051C102KAZ2A	08051C102KAZ2A	1000	100	10	.36	.163	.118	4000	.075
581-08052C102KAZ2A	08052C102KAZ2A	1000	200	10	.52	.419	.196	4000	.142
581-08055C122JAZ2A	08055C122JAZ2A	1200	50	5	.40	.15	.139	4000	.077
581-08055C152KAZ2A	08055C152KAZ2A	1500	50	10	.36	.163	.118	4000	.075
581-08051C152KAZ2A	08051C152KAZ2A	1500	100	10	.36	.128	.118	4000	.046
581-08055C222K4Z2A	08055C222K4Z2A	2200	50	10	.75	.417	.239	4000	.161
581-08055C222KAZ2A	08055C222KAZ2A	2200	50	10	.36	.163	.118	4000	.075
0805 Style (Cont.)									
581-08051C222KAZ2A	08051C222KAZ2A	2200	100	10	.36	.128	.118	4000	.046
581-08051C222K4Z2A	08051C222K4Z2A	2200	100	10	.75	.417	.239	4000	.182
581-08051C272KAZ2A	08051C272KAZ2A	2700	100	10	.36	.128	.118	4000	.046
581-08055C332K4Z2A	08055C332K4Z2A	3300	50	10	.75	.417	.239	4000	.161
581-08055C332KAZ2A	08055C332KAZ2A	3300	50	10	.36	.163	.118	4000	.075
581-08051C332KAZ2A	08051C332KAZ2A	3300	100	10	.36	.128	.118	4000	.046
581-08051C332K4Z2A	08051C332K4Z2A	3300	100	10	.75	.417	.239	4000	.182
581-08051C392KAZ2A	08051C392KAZ2A	3900	100	10	.36	.128	.118	4000	.046
581-0805ZC472JAZ2A	0805ZC472JAZ2A	4700	10	5	.40	.15	.139	4000	.077
581-08053C472JAZ2A	08053C472JAZ2A	4700	25	5	.40	.15	.139	4000	.077
581-08055C472KAZ2A	08055C472KAZ2A	4700	50	10	.36	.163	.118	4000	.075
581-08051C472JAZ2A	08051C472JAZ2A	4700	100	5	.40	.161	.139	4000	.077
581-08055C472JAZ2A	08055C472JAZ2A	4700	50	5	.40	.15	.139	4000	.077
581-08051C472KAZ2A	08051C472KAZ2A	4700	100	10	.36	.128	.118	4000	.046
581-08055C682KAZ2A	08055C682KAZ2A	6800	50	10	.39	.166	.121	4000	.063
581-08051C682KAZ2A	08051C682KAZ2A	6800	100	10	.43	.171	.15	4000	.063
581-08053C103JAZ2A	08053C103JAZ2A	10000	25	5	.40	.15	.139	4000	.077
581-08055C103JAZ2A	08055C103JAZ2A	10000	50	5	.40	.15	.139	4000	.077
581-08055C103K4Z2A	08055C103K4Z2A	10000	50	10	.55	.342	.20	4000	.128
581-08055C103KAZ2A	08055C103KAZ2A	10000	50	10	.39	.166	.121	4000	.063
581-08051C103K4Z2A	08051C103K4Z2A	10000	100	10	.75	.417	.239	4000	.161
581-08051C103KAZ2A	08051C103KAZ2A	10000	100	10	.18	.112	.079	4000	.045
581-08052C103KAZ2A	08052C103KAZ2A	10000	200	10	.45	.375	.217	4000	.096
581-08055C123JAZ2A	08055C123JAZ2A	12000	50	5	.54	.321	.185	4000	.089
581-08055C153KAZ2A	08055C153KAZ2A	15000	50	10	.39	.166	.121	4000	.063
581-08055C223JAZ2A	08055C223JAZ2A	22000	50	5	.54	.321	.185	4000	.089
581-08055C223KAZ2A	08055C223KAZ2A	22000	50	10	.39	.166	.121	4000	.063
581-08051C223K4Z2A	08051C223K4Z2A	22000	100	10	.75	.417	.239	4000	.161
581-08051C223KAZ2A	08051C223KAZ2A	22000	100	10	.36	.128	.118	4000	.046
581-08055C333JAZ2A	08055C333JAZ2A	33000	50	5	.54	.321	.185	4000	.089
581-08055C333KAZ2A	08055C333KAZ2A	33000	50	10	.30	.133	.096	4000	.052
581-08053C473JAZ2A	08053C473JAZ2A	47000	25	5	.54	.321	.185	4000	.089
581-08055C473JAZ2A	08055C473JAZ2A	47000	50	5	.54	.321	.185	4000	.089
581-08055C473K4Z2A	08055C473K4Z2A	47000	50	10	.24	.139	.128	4000	.064
581-08055C473KAZ2A	08055C473KAZ2A	47000	50	10	.36	.163	.118	4000	.075
581-08051C473KAZ2A	08051C473KAZ2A	47000	100	10	.34	.143	.095	2000	.061
581-08055C474KAZ2A	08055C474KAZ2A	.047µF	50	10	.27	.241	.215	4000	.177
581-0805YC224K4Z2A	0805YC224K4Z2A	.22µF	16	10	1.12	.685	.385	2000	.185
581-08055C224KAZ2A	08055C224KAZ2A	.22µF	50	10	.34	.15	.109	2000	.077
581-08053C334KAZ2A	08053C334KAZ2A	.33µF	25	10	.46	.274	.263	2000	.253
581-08055C334KAZ2A	08055C334KAZ2A	.33µF	50	10	.35	.289	.18	2000	.146
581-08055C474K4Z2A	08055C474K4Z2A	.47µF	50	10	1.07	.439	.396	2000	.201
581-08051C474KAZ2A	08051C474KAZ2A	.47µF	100	10	.60	.395	.36	2000	.18
581-08056C104JAZ2A	08056C104JAZ2A	.1µF	6.3	5	.54	.321	.185	4000	.089
581-0805ZC104JAZ2A	0805ZC104JAZ2A	.1µF	10	5	.54	.321	.185	4000	.089
581-0805YC104KAZ2A	0805YC104KAZ2A	.1µF	16	10	.36	.128	.118	4000	.046
581-08053C104JAZ2A	08053C104JAZ2A	.1µF	25	5	.54	.321	.185	4000	.089
581-08055C104KAZ2A	08055C104KAZ2A	.1µF	50	10	.36	.163	.118	4000	.075
581-08055C104JAZ2A	08055C104JAZ2A	.1µF	50	5	.54	.321	.185	4000	.089
581-08055C104J4Z2A	08055C104J4Z2A	0.1uF	50	5	.20	.155	.106	4000	.041
581-08055F104K4Z2A	08055F104K4Z2A	.1µF	50	10	.65	.385	.225	2000	.108
581-08051C104KAZ2A	08051C104KAZ2A	.1µF	100	10	.40	.172	.125	2000	.075
581-08051C104K4Z2A	08051C104K4Z2A	.1µF	100	10	.47	.203	.193	2000	.112
581-0805ZC105K4Z2A	0805ZC105K4Z2A	1µF	10	10	1.18	.629	.472	2000	.257
581-0805ZC105KAZ2A	0805ZC105KAZ2A	1µF	10	10	1.18	.629	.472	2000	.257
581-0805YC105KAZ2A	0805YC105KAZ2A	1µF	16	10	3.77	2.23	1.28	2000	.621
581-08053C105KAZ2A	08053C105KAZ2A	1µF	25	10	1.71	.993	.736	2000	.557
581-08053C105K4Z2A	08053C105K4Z2A	1µF	25	10	.98	.621	.472	2000	.278
1206 Style									
581-12063C102JAZ2A	12063C102JAZ2A	1000	25	5	.42	.30	.172	4000	.118
581-12065C102JAZ2A	12065C102JAZ2A	1000	50	5	.42	.30	.172	4000	.118
581-12065C102KAZ2A	12065C102KAZ2A	1000	50	10	.28	.15	.107	4000	.075
581-12061C102JAZ2A	12061C102JAZ2A	1000	100	5	.42	.30	.172	4000	.118
581-12061C102KAZ2A	12061C102KAZ2A	1000	100	10	.28	.15	.107	4000	.054
581-12065C122JAZ2A	12065C122JAZ2A	1200	50	5	.42	.30	.172	4000	.118
581-12061C122JAZ2A	12061C122JAZ2A	1200	100	5	.42	.30	.172	4000	.118
581-12065C222JAZ2A	12065C222JAZ2A	2200	50	5	.42	.30	.172	4000	.118
581-12061C222KAZ2A	12061C222KAZ2A	2200	100	10	.28	.15	.107	4000	.054
581-12061C332JAZ2A	12061C332JAZ2A	3300	100	5	.42	.30	.172	4000	.118
581-12061C392KAZ2A	12061C392KAZ2A	3900	100	10	.40	.15	.139	4000	.077
581-12065C472JAZ2A	12065C472JAZ2A	4700	50	5	.42	.30	.172	4000	.118
581-12061C472JAZ2A	12061C472JAZ2A	4700	100	5	.42	.30	.172	4000	.118
581-12061C682JAZ2A	12061C682JAZ2A	6800	100	5	.42	.30	.172	4000	.118
581-12061C822JAZ2A	12061C822JAZ2A	8200	100	5	.39	.166	.144	4000	.082
581-12063C103JAZ2A	12063C103JAZ2A	10000	25	5	.38	.31	.164	4000	.075
581-12065C103JAZ2A	12065C103JAZ2A	10000	50	5	.38	.31	.164	4000	.075
581-12061C103JAZ2A	12061C103JAZ2A	10000	100	5	.42	.30	.172	4000	.118
581-12065C223JAZ2A	12065C223JAZ2A	22000	50	5	.48	.353	.202	4000	.097
581-12061C223JAZ2A	12061C223JAZ2A	22000	100	5	.48	.353	.202	4000	.097
581-12063C333JAZ2A	12063C333JAZ2A	33000	25	5	.48	.353	.202	4000	.097
581-12065C333JAZ2A	12065C333JAZ2A	33000	50	5	.48	.353	.202	4000	.097
581-12061C333JAZ2A	12061C333JAZ2A	33000	100	5	.48	.353	.202	4000	.097
581-1206YC473JAZ2A	1206YC473JAZ2A	47000	16	5	.48	.353	.202	4000	.097
581-12063C473JAZ2A	12063C473JAZ2A	47000	25	5	.48	.353	.202	4000	.097
581-12065C473JAZ2A	12065C473JAZ2A	47000	50	5	.48	.353	.202	4000	.097
581-12061C683MAZ2A	12061C683MAZ2A	68000	100	20	.40	.15	.139	4000	.077
581-1206YC104JAZ2A	1206YC104JAZ2A	0.1µF	16	5	.47	.182	.171	4000	.094
581-12063C104JAZ2A	12063C104JAZ2A	0.1µF	25	5	.47	.268	.214	4000	.102
581-12065C104JAZ2A	12065C104JAZ2A	0.1µF	50	5	.47	.182	.171	4000	.094
581-12065C224MAZ2A	12065C224MAZ2A	0.22µF	50	20	.71	.417	.241	4000	.128
581-12063C334MAZ2A	12063C334MAZ2A	0.33µF	25	20	.92	.546	.31	4000	.214
581-12063C474MAZ2A	12063C474MAZ2A	0.47µF	25	20	.92	.546	.31	4000	.214
581-1206YC105MAZ2A	1206YC105MAZ2A	1µF	16	20	.82	.492	.375	4000	.23

© Copyright 2013 Mouser Electronics

© Copyright 2013 Mouser Electronics

AVX SMD Flexiterm™ Ceramic Capacitors

RoHS Compliant This product is RoHS compliant.

A KYOCERA GROUP COMPANY

MLCC WITH SOFT TERMINATION (CONT.)

XR7 formulations are called "temperature stable" ceramics and fall into EIA Class II materials.

Features:

- Capacitance change is non-linear
- Temperature Range: -55°C to +125°C

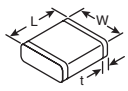

DIMENSIONS: mm (in.)			
Case Size	Length (L)	Width (W)	Termination (t)
0603	1.60±0.15	0.81±0.15	0.35±0.15
0805	2.01±0.20	1.25±0.20	0.50±0.25
1206	3.20±0.20	1.60±0.20	0.50±0.25
1210	3.20±0.20	2.50±0.20	0.50±0.25

For quantities greater than listed, call for quote.

MOUSER STOCK NO.	AVX Part No.	Value (pF)	Volt	Tol. ±	Price Each 1	100	500	Reel Qty.	Price Per Piece
1206 Style (Cont.)									
581-12065C472KAZ2A	12065C472KAZ2A	4700	50	10	.34	.234	.135	4000	.09
581-12061C472KAZ2A	12061C472KAZ2A	4700	100	10	.35	.15	.139	4000	.09
581-12061C562KAZ2A	12061C562KAZ2A	5600	100	10	.35	.15	.139	4000	.09
581-12061C822KAZ2A	12061C822KAZ2A	8200	100	10	.40	.15	.139	4000	.09
581-12065C103KAZ2A	12065C103KAZ2A	10000	50	10	.28	.123	.09	4000	.09
581-12061C103KAZ2A	12061C103KAZ2A	10000	100	10	.28	.123	.09	4000	.09
581-12062C103KAZ2A	12062C103KAZ2A	10000	200	10	.65	.385	.225	4000	.09
581-12065C153KAZ2A	12065C153KAZ2A	15000	50	10	.35	.15	.112	4000	.09
581-12061C153KAZ2A	12061C153KAZ2A	15000	100	10	.49	.289	.168	4000	.09
581-12065C223KAZ2A	12065C223KAZ2A	22000	50	10	.35	.15	.112	4000	.09
581-12061C223KAZ2A	12061C223KAZ2A	22000	100	10	.49	.289	.168	4000	.09
581-12065C333KAZ2A	12065C333KAZ2A	33000	50	10	.35	.15	.112	4000	.09
581-12061C333KAZ2A	12061C333KAZ2A	33000	100	10	.49	.289	.168	4000	.09
581-12065C473KAZ2A	12065C473KAZ2A	47000	50	10	.35	.15	.112	4000	.09
581-12061C473JAZ2A	12061C473JAZ2A	47000	100	5	.48	.353	.202	2000	.097
581-12061C473KAZ2A	12061C473KAZ2A	47000	100	10	.49	.289	.168	2000	.081
581-12065C683KAZ2A	12065C683KAZ2A	68000	50	10	.29	.154	.11	4000	.09
581-12061C104JAZ2A	12061C104JAZ2A	0.1µF	100	5	.65	.385	.225	2000	.108
581-12065C154KAZ2A	12065C154KAZ2A	0.15µF	50	10	.52	.23	.167	2000	.101
581-12063C224KAZ2A	12063C224KAZ2A	0.22µF	25	10	.56	.257	.193	2000	.161
581-12065C224K4Z2A	12065C224K4Z2A	0.22µF	50	10	.71	.417	.241	2000	.161
581-12065C224KAZ2A	12065C224KAZ2A	0.22µF	50	10	.52	.23	.167	4000	.09
581-12061C224KAZ2A	12061C224KAZ2A	0.22µF	100	10	.93	.449	.342	2000	.342
581-12063C334KAZ2A	12063C334KAZ2A	0.33µF	25	10	.54	.31	.289	2000	.137
581-12065C334KAZ2A	12065C334KAZ2A	0.33µF	50	10	.51	.30	.278	2000	.159
581-12061C334KAZ2A	12061C334KAZ2A	0.33µF	100	10	.74	.353	.268	2000	.225
581-12063C474KAZ2A	12063C474KAZ2A	0.47µF	25	10	.51	.30	.278	2000	.159
581-12065C474KAZ2A	12065C474KAZ2A	0.47µF	50	10	.40	.243	.241	2000	.235
581-12063C684KAZ2A	12063C684KAZ2A	0.68µF	25	10	4.82	3.40	1.96	2000	.942
581-12063C824KAZ2A	12063C824KAZ2A	0.82µF	25	10	3.00	2.14	1.07	2000	.835
581-1206YC105KAZ2A	1206YC105KAZ2A	1µF	16	10	.82	.459	.348	2000	.214
581-12063C105KAZ2A	12063C105KAZ2A	1µF	25	10	2.28	1.49	.856	2000	.567
581-12065C105JAZ2A	12065C105JAZ2A	1µF	50	5	1.22	.867	.642	2000	.396
581-12065C105KAZ2A	12065C105KAZ2A	1µF	50	10	1.26	.674	.503	2000	.321
581-12061C105KAZ2A	12061C105KAZ2A	1µF	100	10	1.79	1.46	.835	2000	.471
581-1206ZC225KAZ2A	1206ZC225KAZ2A	2.2µF	10	10	1.93	1.13	.653	2000	.235
581-12063C225K4Z2A	12063C225K4Z2A	2.2µF	25	10	.90	.417	.31	2000	.242
581-12063C225KAZ2A	12063C225KAZ2A	2.2µF	25	10	1.09	.542	.411	2000	.214
1210 Style									
581-12101C223KAZ2A	12101C223KAZ2A	22000	100	10	.82	.492	.278	4000	.09
581-12101C473KAZ2A	12101C473KAZ2A	47000	100	10	.82	.492	.278	4000	.09
581-12101C683KAZ2A	12101C683KAZ2A	68000	100	10	.82	.492	.278	2000	.193
581-12101C823MAZ2A	12101C823MAZ2A	82000	100	20	.82	.492	.278	4000	.09

For quantities greater than listed, call for quote.

MOUSER STOCK NO.	AVX Part No.	Value (pF)	Volt	Tol. ±	Price Each 1	100	500	Reel Qty.	Price Per Piece
1210 Style (Cont.)									
581-12103C104KAZ2A	12103C104KAZ2A	0.1µF	25	10	.70	.46	.268	4000	.094
581-12105C104KAZ2A	12105C104KAZ2A	0.1µF	50	10	.54	.246	.179	4000	.094
581-12101C104KAZ2A	12101C104KAZ2A	0.1µF	100	10	.82	.492	.278	2000	.193
581-12101C154KAZ2A	12101C154KAZ2A	0.15µF	100	10	.77	.332	.30	2000	.167
581-12103C224MAZ2A	12103C224MAZ2A	0.22µF	25	20	.72	.449	.332	4000	.094
581-12105C224KAZ2A	12105C224KAZ2A	0.22µF	50	10	.47	.225	.164	2000	.128
581-12105C224MAZ2A	12105C224MAZ2A	0.22µF	50	20	.63	.289	.219	4000	.094
581-12101C224KAZ2A	12101C224KAZ2A	0.22µF	100	10	1.14	.674	.385	2000	.203
581-12105C334KAZ2A	12105C334KAZ2A	0.33µF	50	10	.84	.492	.278	2000	.201
581-12101C334KAZ2A	12101C334KAZ2A	0.33µF	100	10	.69	.32	.241	2000	.169
581-12105C474KAZ2A	12105C474KAZ2A	0.47µF	50	10	.84	.492	.278	2000	.201
581-12101C474KAZ2A	12101C474KAZ2A	0.47µF	100	10	.69	.32	.241	2000	.169
581-12101C684KAZ2A	12101C684KAZ2A	0.68µF	100	10	1.27	.856	.749	1000	.183
581-12103C105KAZ2A	12103C105KAZ2A	1µF	25	10	2.70	.963	.899	2000	.482
581-12105C105KAZ2A	12105C105KAZ2A	1µF	50	10	1.31	.755	.561	2000	.535
581-12101C105KAZ2A	12101C105KAZ2A	1µF	100	10	1.35	.719	.539	1000	.183
581-12101C105K4Z2A	12101C105K4Z2A	1µF	100	10	2.63	1.55	1.11	1000	.183
581-12103C225KAZ2A	12103C225KAZ2A	2.2µF	25	10	3.47	2.57	1.48	2000	.653
581-12105C225KAZ2A	12105C225KAZ2A	2.2µF	50	10	2.40	1.38	1.03	1000	.183
581-12101C225KAZ2A	12101C225KAZ2A	2.2µF	100	10	2.65	1.99	1.33	1000	.183
581-12105C335KAZ2A	12105C335KAZ2A	3.3µF	50	10	2.29	1.88	1.68	1000	.183
581-1210YC475KAZ2A	1210YC475KAZ2A	4.7µF	16	10	4.04	1.44	1.35	2000	.728
581-12105C475K4Z2A	12105C475K4Z2A	4.7µF	50	10	2.99	2.24	1.49	1000	.183
581-12105C475KAZ2A	12105C475KAZ2A	4.7µF	50	10	2.45	1.70	1.25	1000	.183
581-12105C475MAZ2A	12105C475MAZ2A	4.7µF	50	20	5.35	3.50	1.09	1000	.183
581-12103C106K4Z2A	12103C106K4Z2A	10uF	25	10	3.75	3.00	2.73	1000	.183
1812 Style									
581-18125C104KAZ2A	18125C104KAZ2A	0.1µF	50	10	2.36	.824	.77	1000	.183
581-18122C104KAZ2A	18122C104KAZ2A	0.1µF	200	10	3.21	2.41	1.40	1000	.183
581-18121C224KAZ2A	18121C224KAZ2A	0.22µF	100	10	1.68	1.06	.867	1000	.183
581-18125C334KAZ2A	18125C334KAZ2A	0.33µF	50	10	1.68	1.06	.867	1000	.183
581-18121C334KAZ2A	18121C334KAZ2A	0.33µF	100	10	1.68	1.06	.867	1000	.183
581-18125C474KAZ2A	18125C474KAZ2A	0.47µF	50	10	1.42	.822	.609	1000	.183
581-18121C474KAZ2A	18121C474KAZ2A	0.47µF	100	10	1.42	.822	.609	1000	.183
581-18121C684KAZ2A	18121C684KAZ2A	0.68µF	100	10	1.87	1.08	.776	1000	.183
581-18125C105KAZ2A	18125C105KAZ2A	1uF	50	10	1.87	1.08	.776	1000	.183
581-18125C105MAZ2A	18125C105MAZ2A	1µF	50	20	4.60	2.92	1.68	1000	.183
581-18121C105KAZ2A	18121C105KAZ2A	1µF	100	10	2.29	1.33	1.16	1000	.183
581-18125C475KAZ2A	18125C475KAZ2A	4.7µF	50	10	3.01	2.55	2.11	500	.268
2220 Style									
581-22201C475KAZ2A	22201C475KAZ2A	4.7µF	100	10	4.62	3.76	2.09	500	.268
581-22205C106K4Z2A	22205C106K4Z2A	10µF	50	10	4.22	2.92	1.64	500	.268
581-22205C106KAZ2A	22205C106KAZ2A	10µF	50	10	3.78	2.62	1.47	500	.268

MLCC WITH HIGH VOLTAGE

Features:

- For 600V-3000V apps
- Meet high value, low leakage, and small size performance characteristics
- Temperature Range: -55°C to +125°C

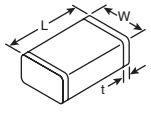

DIMENSIONS: mm (in.)			
Case Size	Length (L)	Width (W)	Termination (t)
1206	3.20±0.20	1.60±0.20	0.75
1210	3.20±0.20	2.50±0.20	0.75
1808	4.57±0.25	2.03±0.25	1.02
1812	4.50±0.30	3.20±0.20	1.02
1825	4.50±0.30	6.40±0.30	1.02
2220	5.7±0.40	5.0±0.40	1.02
2225	5.72±0.25	6.35±0.25	1.02

For quantities greater than listed, call for quote.

MOUSER STOCK NO.	AVX Part No.	Value (pF)	Volt	Tol. ±	Price Each 1	100	500	Reel Qty.	Price Per Piece
1206 Style									
581-1206GC101KAZ1A	1206GC101KAZ1A	100	2000	10	.64	.417	.241	2000	.214
581-1206GC471KAZ1A	1206GC471KAZ1A	470	2000	10	.64	.342	.22	2000	.149
581-1206GC102KAZ1A	1206GC102KAZ1A	1000	2000	10	.80	.567	.396	2000	.289
581-1206AC472KAZ1A	1206AC472KAZ1A	4700	1000	10	.64	.342	.22	2000	.149
581-1206AC682KAZ1A	1206AC682KAZ1A	6800	1000	10	.64	.417	.241	2000	.214
581-1206CC103KAZ1A	1206CC103KAZ1A	10000	600	10	.64	.342	.22	2000	.149
1210 Style									
581-1210GC102KAZ1A	1210GC102KAZ1A	1000	2000	10	2.14	1.32	.76	2000	.535
581-1210GC332KAZ1A	1210GC332KAZ1A	3300	2000	10	.75	.556	.375	2000	.268
581-1210SC562KAZ1A	1210SC562KAZ1A	5600	1500	10	.69	.439	.332	2000	.219
581-1210AC103KAZ1A	1210AC103KAZ1A	10000	1000	10	2.14	1.32	.76	2000	.535
1808 Style									
581-1808HC102KAZ1A	1808HC102KAZ1A	1000	3000	10	1.21	.642	.482	2000	.417
581-1808HC102MAZ1A	1808HC102MAZ1A	1000	3000	20	1.50	.867	.76	2000	.417
581-1808HC182KAZ1A	1808HC182KAZ1A	1800	3000	10	1.78	1.34	.792	2000	.342
581-1808GC332KAZ1A	1808GC332KAZ1A	3300	2000	10	.94	.706	.471	2000	.30
581-1808AC103KAZ1A	1808AC103KAZ1A	10000	1000	10	2.23	1.67	.984	2000	.428
581-1808CC683KAZ1A	1808CC683KAZ1A	68000	600	10	1.03	.77	.514	2000	.332
1812 Style									
581-1812HC471KAZ1A	1812HC471KAZ1A	470	3000	10	2.89	1.73	.995	1000	.093
581-1812HC102KAZ1A	1812HC102KAZ1A	1000	3000	10	3.21	2.23	1.28	1000	.093
581-1812HC102MAZ1A	1812HC102MAZ1A	1000	3000	20	1.63	1.22	.845	1000	.093
581-1812HC222KAZ1A	1812HC222KAZ1A	2200	3000	10	3.21	2.23	1.28	1000	.093
581-1812HC272KAZ1A	1812HC272KAZ1A	2700	3000	10	.89	.663	.439	1000	.093
581-1812HC332KAZ1A	1812HC332KAZ1A	3300	3000	10	1.46	1.09	.728	1000	.093
581-1812HC392KAZ1A	1812HC392KAZ1A	3900	3000	10	1.67	.963	.717	1000	.093
581-1812GC472KAZ1A	1812GC472KAZ1A	4700	2000	10	3.21	2.23	1.28	1000	.093
581-1812GC822KAZ1A	1812GC822KAZ1A	8200	2000	10	1.09	.813	.535	1000	.093
581-1812AC103KAZ1A	1812AC103KAZ1A	10000	1000	10	3.21	2.23	1.28	1000	.093
581-1812CC123KAZ1A	1812CC123KAZ1A	12000	600	10	1.03	.77	.514	1000	.093
581-1812AC273KAZ1A	1812AC273KAZ1A	27000	1000	10	2.71	1.59	.92	1000	.093
581-1812CC473KAZ1A	1812CC473KAZ1A	47000	600	10	2.71	1.59	.92	1000	.093
581-1812CC104KAZ1A	1812CC104KAZ1A	0.1µF	600	10	2.89	1.73	.995	1000	.093

For quantities greater than listed, call for quote.

MOUSER STOCK NO.	AVX Part No.	Value (pF)	Volt	Tol. ±	Price Each 1	100	500	Reel Qty.	Price Per Piece
1825 Style									
581-1825GC103KAZ1A	1825GC103KAZ1A	10000	2000	10	2.25	1.29	.963	1000	.482
581-1825HC103KAZ1A	1825HC103KAZ1A	10000	3000	10	2.02	1.17	.685	1000	.482
581-1825GC153MAZ1A	1825GC153MAZ1A	15000	2000	20	2.14	1.23	.917	1000	.482
581-1825WC153KAZ1A	1825WC153KAZ1A	15000	2500	10	1.92	1.43	.685	1000	.482
581-1825GC223KAZ1A	1825GC223KAZ1A	22000	2000	10	2.31	1.34	.984	1000	.482
581-1825AC473KAZ1A	1825AC473KAZ1A	47000	1000	10	2.25	1.29	.963	1000	.482
581-1825CC104KAZ1A	1825CC104KAZ1A	0.1uF	600	10	2.25	1.29	.963	1000	.482
581-1825AC104KAZ1A	1825AC104KAZ1A	0.1µF	1000	10	4.60	2.92	1.68	1000	.482
581-1825CC274KAZ1A	1825CC274KAZ1A	0.27µF	600	10	2.65	1.53	1.12	1000	.482
2220 Style									
581-2220HC682KAZ1A	2220HC682KAZ1A	6800	3000	10	2.45	1.84	1.22	1000	.482
581-2220GC103KAZ1A	2220GC103KAZ1A	10000	2000	10	2.84	1.98	1.46	1000	.482
581-2220HC103KAZ1A	2220HC103KAZ1A	10000	3000	10	2.70	2.02	.963	1000	.482
581-2220HC123KAZ1A	2220HC123KAZ1A	12000	3000	10	4.54	3.40	1.63	1000	.482
581-2220GC273KAZ1A	2220GC273KAZ1A	27000	2000	10	2.82	2.11	1.02	500	.995
581-2220SC473KAZ1A	2220SC473KAZ1A	47000	1500	10	2.71	2.02	1.35	1000	.482
581-2220AC104KAZ1A	2220AC104KAZ1A	0.1µF	1000	10	3.42	2.38	1.33	1000	.482
581-2220AC124KAZ1A	2220AC124KAZ1A	0.12µF	1000	10	2.46	1.70	.952	1000	.482
581-2220CC224KAZ1A	2220CC224KAZ1A	0.22µF	600	10	6.26	1.98	1.11	1000	.482
581-2220CC274KAZ1A	2220CC274KAZ1A	0.27µF	600	10	2.31	1.90	1.70	500	.995
2225 Style									
581-2225WC103KAZ1A	2225WC103KAZ1A	10000	2500	10	2.84	2.50	2.09	1000	.482
581-2225HC103KAZ1A	2225HC103KAZ1A	10000	3000	10	2.23	1.67	1.11	1000	.482
581-2225HC153KAZ1A	2225HC153KAZ1A	15000	3000	10	1.81	1.49	1.33	1000	.482
581-2225GC333KAZ1A	2225GC333KAZ1A	33000	2000	10	2.88	2.00	1.12	1000	.482
581-2225SC683KAZ1A	2225SC683KAZ1A	68000	1500	10	2.45	1.69	1.25	1000	.482
581-2225AC104KAZ1A	2225AC104KAZ1A	0.1uF	1000	10	2.84	2.50	2.09	1000	.482

© Copyright 2013 Mouser Electronics

© Copyright 2013 Mouser Electronics

KEMET High Temperature Ceramic Chip Capacitors

The Capacitance Company KEMET CHARGED.

RoHS Compliant **This product is RoHS compliant.**

EIA Size Code	Metric Size Code	DIMENSIONS: mm (in.) L Length	W Width	B Bandwidth	S Min. Separation
0402	1005	1.0 (.04) ± .05 (.002)	0.5 (.02) ± .05 (.002)	0.30 (.12) ± .10 (.004)	0.3 (.012)
0603	1608	1.6 (.063) ± .15 (.006)	0.8 (.032) ± .15 (.006)	0.35 (.014) ± .15 (.006)	.07 (0.28)
0805	2012	2.0 (.079) ± .20 (.008)	1.25 (.049) ± .20 (.008)	0.50 (.020) ± .25 (.010)	.075 (.030)
1206	3216	3.2 (.126) ± .20 (.008)	1.6 (.063) ± .20 (.008)	0.50 (.020) ± .25 (.010)	N/A
1210	3225	3.2 (.126) ± .20 (.008)	2.5 (.098) ± .20 (.008)	0.50 (.020) ± .25 (.010)	N/A
1812	4532	4.5 (.177) ± .30 (.012)	3.2 (.126) ± .30 (.012)	0.60 (.024) ± .35 (.014)	N/A

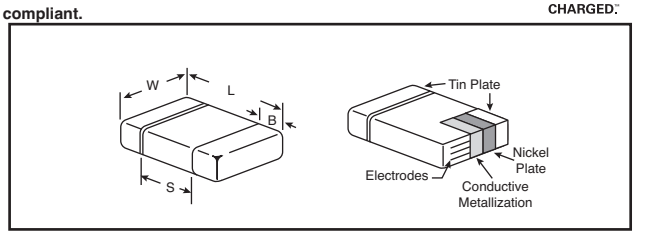

KEMET HIGH TEMPERATURE 200°C C0G MLCC

KEMET's New High Temperature Surface Mount C0G MLCCs feature a robust and proprietary base metal dielectric system that offers industry-leading performance relative to capacitance and case size combined with capacitance stability at extreme temperatures up to +200°C. This new platform promotes downsizing opportunities of existing High Temperature C0G technology, and offers replacement opportunities of existing X7R/BX/BR technologies.

Benefits and Features:
- No piezoelectric properties
- Extremely low ESR and ESL
- High thermal stability
- High ripple current capability
- Preferred capacitance solution at line frequencies and into the MHz range
- No capacitance change with respect to applied rated DC voltage
- No capacitance change with respect to temperature from -55°C to +200°C
- No capacitance decay with time
- Non - polar device

Applications:
- Typical applications include timing, tuning, decoupling, by-pass, filtering, transient voltage suppression, blocking and energy storage for use in extreme environments coupled with down-hole exploration, aerospace engine compartments and geophysical probes

For quantities greater than listed, call for quote.

MOUSER STOCK NO.	KEMET Part No.	Case Size	Value (pF)	Volt (DC)	Tolerance ±	Price Each 1	Price Each 50	Price Each 100	Reel Qty.	Price Per Piece
80-C0402H101J5G	C0402H101J5GACTU	0402	100	50	5%	.79	.535	.342	10000	.138
80-C0402H102J5G	C0402H102J5GACTU	0402	1000	50	5%	.91	.877	.514	10000	.194
80-C0402H152J3G	C0402H152J3GACTU	0402	1500	25	5%	1.11	.781	.681	10000	.257
80-C0603H103J3G	C0603H103J3GACT500	0603	10000	25	5%	5.75	5.02	4.67	500	4.23
80-C0805H103J1G	C0805H103J1GACT500	0805	10000	100	5%	22.54	19.73	18.32	500	15.49
80-C0805H103J5G	C0805H103J5GACT500	0805	10000	500	5%	19.58	16.87	15.78	500	13.23
80-C0805H333J4G	C0805H333J4GACT500	0805	33000	16	5%	24.72	21.62	20.08	500	16.99
80-C1206H103J5G	C1206H103J5GACT500	1206	10000	50	5%	8.97	7.84	7.29	500	6.16
80-C1206H103J1G	C1206H103J1GACT500	1206	10000	100	5%	10.36	9.06	8.41	500	7.12
80-C1206H473J5G	C1206H473J5GACT500	1206	47000	50	5%	11.98	10.49	9.74	500	8.24
80-C1206H473J1G	C1206H473J1GACT500	1206	47000	100	5%	13.82	12.09	11.24	500	9.50
80-C1206H104J3G	C1206H104J3GACT500	1206	0.1uF	25	5%	17.97	15.72	14.59	500	12.54
80-C1210H104J5G	C1210H104J5GACT500	1210	0.1uF	50	5%	23.14	18.85	17.14	500	13.28
80-C1210H104J1G	C1210H104J1GACT500	1210	0.1uF	100	5%	30.87	27.01	25.08	500	21.22
80-C1812H104J5G	C1812H104J5GACT500	1812	0.1uF	50	5%	10.53	9.21	8.56	500	7.24
80-C1812H104J1G	C1812H104J1GACT500	1812	0.1uF	100	5%	13.45	11.77	10.92	500	9.24
80-C1812H224J5G	C1812H224J5GACT500	1812	0.22uF	50	5%	12.66	11.07	10.28	500	8.70

KEMET 150° HIGH TEMPERATURE X8L DIELECTRIC STANDARD AND FLEXIBLE TERMINATION

KEMET's X8L Dielectric offers an operating temperature range from -55°C to +150°C with capacitance shift limited to ±15% from -55°C to +125°C and +15, -40% from 125°C to 150°C. Product applications include harsh environments such as Down Hole (Oil Exploration), Automotive (Under Hood), Military and Aerospace.

For quantities greater than listed, call for quote.

MOUSER STOCK NO.	KEMET Part No.	Case Size	Value (pF)	Volt (DC)	Tolerance ±	Price Each 1	Price Each 50	Price Each 100	Reel Qty.	Price Per Piece
Standard										
80-C0402C473J8N	C0402C473J8NACTU	0402	47000	10	5%	.14	.055	.045	10000	.019
80-C0603C224J8N	C0603C224J8NACTU	0603	0.22uF	10	5%	.49	.30	.202	4000	.112
80-C0603C473K5N	C0603C473K5NACTU	0603	47000	50	10%	.29	.164	.109	4000	.067
80-C0805C224J5N	C0805C224J5NACTU	0805	0.22uF	50	5%	.30	.182	.12	4000	.073
80-C0805C334K3N	C0805C334K3NACTU	0805	0.33uF	25	10%	.32	.20	.132	4000	.08
80-C0805C684J3N	C0805C684J3NACTU	0805	0.68uF	25	5%	.34	.209	.137	2500	.089
80-C0805C105J8N	C0805C105J8NACTU	0805	1.0uF	10	5%	.31	.19	.125	2500	.081
80-C1206C474J5N	C1206C474J5NACTU	1206	0.47uF	50	5%	.86	.514	.342	2000	.205
80-C1206C474K3N	C1206C474K3NACTU	1206	0.47uF	25	10%	.78	.471	.31	2000	.188
80-C1206C475J8N	C1206C475J8NACTU	1206	4.7uF	10	5%	1.10	.888	.589	2000	.332
80-C1210C105J5N	C1210C105J5NACTU	1210	1.0uF	50	5%	1.53	1.35	.899	2000	.524
80-C1210C475J3N	C1210C475J3NACTU	1210	4.7uF	25	5%	.91	.728	.482	1000	.30
80-C1210C106J8N	C1210C106J8NACTU	1210	10uF	10	5%	1.17	.942	.621	1000	.385
Flexible Termination										
80-C0603X473K5NACTU	C0603X473K5NACTU	0603	.047uF	50	10%	.18	.128	.107	4000	.083
80-C0603X154K3NACTU	C0603X154K3NACTU	0603	0.15uF	25	10%	.48	.235	.182	4000	.091
80-C0805X224J3NACTU	C0805X224J3NACTU	0805	0.22uF	10	5%	.67	.471	.417	4000	.285
80-C0805X474K3NACTU	C0805X474K3NACTU	0805	0.47uF	25	10%	.55	.375	.332	2500	.25
80-C0805X105K8NACTU	C0805X105K8NACTU	0805	1uF	10	10%	.52	.364	.321	2500	.241
80-C1206X105K3NACTU	C1206X105K3NACTU	1206	1uF	25	10%	.72	.492	.439	2500	.318
80-C1206X155K8NACTU	C1206X155K8NACTU	1206	1.5uF	10	10%	.75	.524	.46	2000	.353
80-C1210X105K5NACTU	C1210X105K5NACTU	1210	1.5uF	50	10%	1.05	.728	.642	2000	.503
80-C1210X225K3NACTU	C1210X225K3NACTU	1210	2.2uF	25	10%	.91	.631	.556	2500	.449
80-C1210X335K3NACTU	C1210X335K3NACTU	1210	2.3uF	25	10%	1.14	.792	.706	2000	.546
80-C1210X475K3NACTU	C1210X475K3NACTU	1210	4.7uF	25	10%	1.37	.952	.845	1000	.674

KEMET 150° ULTRA STABLE X8R DIELECTRIC

KEMET's Ultra Stable X8R Dielectric features a 150°C maximum operating temperature, offering the latest in high temperature dielectric technology and therefore a reliable choice for extreme temperature applications. It offers the same temperature capability as conventional X8R, but without the capacitance loss due to applied DC voltage. Ultra Stable X8R exhibits no capacitance loss and is a suitable replacement for higher capacitance and larger footprint devices that fail to offer capacitance stability. Product applications include harsh environments such as Down Hole (Oil Exploration), Automotive (Under Hood), Military and Aerospace.

For quantities greater than listed, call for quote.

MOUSER STOCK NO.	KEMET Part No.	Case Size	Value (pF)	Volt (DC)	Tolerance ±	Price Each 1	Price Each 50	Price Each 100	Reel Qty.	Price Per Piece
80-C0402C102J5H	C0402C102J5HACTU	0402	1000	50	5%	.62	.482	.342	10000	.15
80-C0402C102K5H	C0402C102K5HACTU	0402	1000	50	10%	.33	.204	.135	10000	.077
80-C0603C102K5H	C0603C102K5HACTU	0603	1000	50	10%	.11	.049	.034	4000	.018
80-C0603C222K5H	C0603C222K5HACTU	0603	2200	50	10%	.11	.055	.039	4000	.02
80-C0603C472J1H	C0603C472J1HACTU	0603	4700	100	5%	.11	.055	.039	4000	.02
80-C0603C472K5H	C0603C472K5HACTU	0603	4700	50	10%	.11	.049	.034	4000	.018
80-C0603C103J3H	C0603C103J3HACTU	0603	10000	25	5%	.11	.055	.039	4000	.02
80-C0603C103K3H	C0603C103K3HACTU	0603	10000	25	10%	.11	.049	.034	4000	.018
80-C0805C103K5H	C0805C103K5HACTU	0805	10000	50	10%	.27	.154	.103	4000	.063
80-C0805C153J1H	C0805C153J1HACTU	0805	15000	100	5%	.28	.158	.106	2500	.071
80-C0805C223J5H	C0805C223J5HACTU	0805	22000	50	5%	.29	.164	.109	2500	.073
80-C0805C333J3H	C0805C333J3HACTU	0805	33000	25	5%	.30	.173	.116	2500	.077
80-C1206C103K5H	C1206C103K5HACTU	1206	10000	50	10%	.21	.12	.08	4000	.049
80-C1206C473J1H	C1206C473J1HACTU	1206	47000	100	5%	.32	.195	.128	2000	.082
80-C1206C104J3H	C1206C104J3HACTU	1206	100000	25	5%	1.75	1.54	1.03	2000	.599
80-C1206C104K3H	C1206C104K3HACTU	1206	100000	25	10%	.32	.195	.128	2000	.082
80-C1210C104J1H	C1210C104J1HACTU	1210	100000	100	5%	4.28	4.01	3.07	2000	1.73
80-C1812C224J5H	C1812C224J5HACTU	1812	220000	50	5%	2.36	2.18	1.63	1000	.974

© Copyright 2013 Mouser Electronics
© Copyright 2013 Mouser Electronics

KEMET Ceramic Capacitors

The Capacitance Company KEMET CHARGED.

RoHS Compliant **This product is RoHS compliant.**

SMD MLCC CAPACITOR ARRAY, C0G & X7R

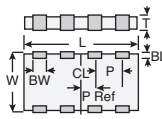

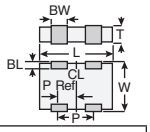

Kemet's Ceramic Chip Capacitor Array in X7R and C0G dielectric is an advanced passive technoloy where multiple capacitor elements are integrated into one common monolithic structure. Array technology promotes reduced placement costs and increased throughout.

Features:
- Operating Temperature Range: -55°C to +125°C
- Saves both circuit board and inventory space
- Reduces placement costs and increases throughout
- Non-polar device, minimizing installation concerns
- Flexible termination option is standard on 0508 case size array

EIA Size Code	Metric Size Code	DIMENSIONS: mm (in.) L Length	W Width	BW Bandwidth	BL Bandlength	T Thickness	P Pitch	P/2 Reference
0508	1220	1.30(.051)± t0.15(.006)	2.10(.083)± 0.15(.006)	0.53(.021)± 0.08(.003)	0.30(.012)± 0.20(.008)	0.80±0.10	1.00(.039)	0.50(.20)± 0.10(.004)

For quantities greater than listed, call for quote.

MOUSER STOCK NO.	KEMET Part No.	Case Size	Value (pF)	Voltage	Dielectric	Price Each 1	50	100	500	1000	Reel Qty.	Price Per Piece
80-CA052X101J1G	CA052X101J1GACTU	0508	100	100	C0G	.20	.118	.107	.096	.086	4000	.075
80-CA052X102K1G	CA052X102K1GACTU	0508	1000	100	C0G	.20	.118	.107	.096	.086	4000	.075
80-CA052X103K5R	CA052X103K5RACTU	0508	2200	50	X7R	.20	.118	.107	.096	.086	4000	.075
80-CA052X222K1G	CA052X222K1GACTU	0508	2200	100	C0G	.21	.118	.118	.107	.086	4000	.075
80-CA052X472K5R	CA052X472K5RACTU	0508	4700	50	X7R	.20	.118	.107	.096	.086	4000	.075
80-CA052X153K5R	CA052X153K5RACTU	0508	15000	50	X7R	.20	.118	.107	.096	.086	4000	.075
80-CA052X223K5R	CA052X223K5RACTU	0508	22000	50	X7R	.20	.118	.107	.096	.086	4000	.075
80-CA052X333K5R	CA052X333K5RACTU	0508	33000	50	X7R	.20	.118	.107	.096	.086	4000	.075
80-CA052X473K5R	CA052X473K5RACTU	0508	47000	50	X7R	.20	.118	.107	.096	.086	4000	.075
80-CA052X683K5R	CA052X683K5RACTU	0508	68000	50	X7R	.20	.118	.107	.096	.086	4000	.075
80-CA052X104K5R	CA052X104K5RACTU	0508	0.10uF	50	X7R	.20	.118	.107	.096	.086	4000	.075
80-CA052X224K8R	CA052X224K8RACTU	0508	0.22uF	10	X7R	.21	.118	.118	.107	.086	4000	.075

FAIL-SAFE FLOATING ELECTRODE MLCC WITH FLEXIBLE TERMINATION FF-CAP

The FF-CAP incorporates two existing KEMET technologies; Floating Electrode (cascading electrodedesign) and Flexible Termination. The floating electrode component of these capacitors yields improved voltage and ESD performance over standard designs, and also mitigates the risk of low IR or short circuit failures associated with mechanical flex cracks. The flexible termination component incorporates a measure of flexibility to the capacitor, shifting flex stress away from the ceramic body and into the termination area. The combination of these technologies ensures an increased measure of protection from board flex,offering up to 5mm of flex-bend capability. This provides for an enhanced level of mechanical flex crack protection for low to mid capacitance part types.

FF-CAPs technology combination will ensure an increased measure of protection from board flex, offering up to 5mm of flex-bend capability. This provides customers an enhanced level of mechanical flex crack protection for low- to mid-capacitance part types and complements KEMET's current Open Mode, Floating Electrode and Flexible Termination technologies. In addition, the new product meets the requirements of the Automotive Electronics Council's AEC-Q200-Rev C and is being offered with 100 percent pure matte tin-plated terminations that allow for excellent solderability.



Features:
- Operating range: -55°C to +125°C with no-bias capacitance shift limited to ± 15% over that range
- Insulation resistance (IR) measured after 2 minutes at rated voltage @ 25°C: Limit is 1,000 megohm microfarads or 100 gigohm, whichever is less
- Capacitance and dissipation factor (DF) measured at 1kHz and 1 Vrms

DF Limits are:

50 - 250 Volts	2.5%
16 - 25 Volts	3.5%
6.3 - 10 Volts	5.0%

EIA Size Code	Metric Size Code	DIMENSIONS: mm (in.) L Length	W Width	B Bandwidth	S Separation
0603	1608	1.8 (.071) ± 0.15 (.006)	0.8 (.032) ± 0.15 (.006)	0.35 (.014) ± 0.15 (.006)	0.70 (.028)
0805	2012	2.2 (.087) ± 0.20 (.008)	1.25 (.049) ± 0.20 (.008)	0.05 (.02) ± 0.25 (.010)	0.75 (.030)
1206	3216	3.4 (.134) ± 0.20 (.008)	1.6 (.063) ± 0.20 (.008)	0.50 (.02) ± .25 (.010)	N/A
1210	3225	3.4 (.134) ± 0.20 (.008)	2.5 (.098) ± 0.20 (.008)	0.50 (.02) ± .25 (.010)	N/A

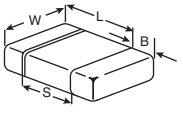

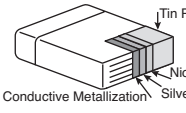

For quantities greater than listed, call for quote.

MOUSER STOCK NO.	KEMET Part No.	Value (pF)	Volt.	Price Each 1	50	100	500	1000	4000
Style 0603									
80-C0603Y221K5R	C0603Y221K5RACTU	220	50	.48	.385	.31	.289	.171	.128
80-C0603Y221K1R	C0603Y221K1RACTU	220	100	.48	.407	.31	.235	.203	.15
80-C0603Y331K5R	C0603Y331K5RACTU	330	50	.48	.385	.31	.289	.171	.128
80-C0603Y331K1R	C0603Y331K1RACTU	330	100	.48	.407	.31	.235	.203	.15
80-C0603Y471K5R	C0603Y471K5RACTU	470	50	.48	.385	.31	.289	.171	.128
80-C0603Y471K1R	C0603Y471K1RACTU	470	100	.48	.407	.31	.235	.203	.15
80-C0603Y561K5R	C0603Y561K5RACTU	560	50	.48	.385	.31	.289	.171	.128
80-C0603Y681K3R	C0603Y681K3RACTU	680	25	.48	.385	.31	.289	.171	.128
80-C0603Y681K5R	C0603Y681K5RACTU	680	50	.48	.385	.31	.289	.171	.128
80-C0603Y821K5R	C0603Y821K5RACTU	820	50	.48	.385	.31	.289	.171	.128
80-C0603Y102K4R	C0603Y102K4RACTU	1000	16	.48	.385	.31	.289	.171	.128
80-C0603Y102K3R	C0603Y102K3RACTU	1000	25	.48	.385	.31	.289	.171	.128
80-C0603Y102K5R	C0603Y102K5RACTU	1000	50	.48	.385	.31	.289	.171	.128
80-C0603Y102K1R	C0603Y102K1RACTU	1000	100	.48	.407	.31	.235	.203	.15
80-C0603Y102K2R	C0603Y102K2RACTU	1000	200	.59	.492	.375	.278	.246	.171
80-C0603Y122K5R	C0603Y122K5RACTU	1200	50	.48	.385	.31	.289	.171	.128
80-C0603Y152K5R	C0603Y152K5RACTU	1500	50	.48	.385	.31	.289	.171	.128
80-C0603Y152K1R	C0603Y152K1RACTU	1500	100	.48	.407	.31	.235	.203	.15
80-C0603Y182K5R	C0603Y182K5RACTU	1800	50	.48	.385	.31	.289	.171	.128
80-C0603Y182K1R	C0603Y182K1RACTU	1800	100	.48	.407	.31	.235	.203	.15
80-C0603Y222K3R	C0603Y222K3RACTU	2200	25	.48	.385	.31	.289	.171	.128
80-C0603Y222K5R	C0603Y222K5RACTU	2200	50	.48	.385	.31	.289	.171	.128
80-C0603Y222K1R	C0603Y222K1RACTU	2200	100	.48	.407	.31	.235	.203	.15
80-C0603Y272K5R	C0603Y272K5RACTU	2700	50	.48	.385	.31	.289	.171	.128
80-C0603Y272K1R	C0603Y272K1RACTU	2700	100	.48	.407	.31	.235	.203	.15
80-C0603Y332K5R	C0603Y332K5RACTU	3300	50	.48	.385	.31	.289	.171	.128
80-C0603Y392K5R	C0603Y392K5RACTU	3900	50	.48	.385	.31	.289	.171	.128
80-C0603Y472K4R	C0603Y472K4RACTU	4700	16	.34	.289	.214	.161	.139	.096
80-C0603Y472K5R	C0603Y472K5RACTU	4700	50	.48	.385	.31	.289	.171	.128
80-C0603Y562K5R	C0603Y562K5RACTU	5600	50	.48	.385	.31	.289	.171	.128
80-C0603Y682K5R	C0603Y682K5RACTU	6800	50	.48	.385	.31	.289	.171	.128
80-C0603Y822K5R	C0603Y822K5RACTU	8200	50	.48	.385	.31	.289	.171	.128
80-C0603Y103K4R	C0603Y103K4RACTU	10000	16	.34	.289	.214	.161	.139	.096
80-C0603Y103K3R	C0603Y103K3RACTU	10000	25	.34	.289	.214	.161	.139	.096
80-C0603Y103K5R	C0603Y103K5RACTU	10000	50	.48	.385	.31	.289	.171	.128
80-C0603Y153K3R	C0603Y153K3RACTU	15000	25	.34	.289	.214	.161	.139	.096
80-C0603Y153K5R	C0603Y153K5RACTU	15000	50	.47	.396	.30	.225	.193	.139
80-C0603Y183K3R	C0603Y183K3RACTU	18000	25	.34	.289	.214	.161	.139	.096
80-C0603Y223K4R	C0603Y223K4RACTU	22000	16	.34	.289	.214	.161	.139	.096
80-C0603Y223K3R	C0603Y223K3RACTU	22000	25	.34	.289	.214	.161	.139	.096
80-C0603Y223K5R	C0603Y223K5RACTU	22000	50	.47	.396	.30	.225	.193	.139
Style 0805									
80-C0805Y221K5R	C0805Y221K5RACTU	220	50	.54	.449	.342	.257	.225	.161
80-C0805Y221K2R	C0805Y221K2RACTU	220	200	.74	.631	.482	.364	.31	.225
80-C0805Y471K5R	C0805Y471K5RACTU	470	50	.41	.342	.257	.193	.171	.118
80-C0805Y471K1R	C0805Y471K1RACTU	470	100	.47	.396	.30	.225	.193	.139

For quantities greater than listed, call for quote.

MOUSER STOCK NO.	KEMET Part No.	Value (pF)	Volt.	Price Each 1	50	100	500	1000	4000
Style 0805 (Cont.)									
80-C0805Y102K5R	C0805Y102K5RACTU	1000	50	.41	.342	.257	.193	.171	.118
80-C0805Y102K1R	C0805Y102K1RACTU	1000	100	.47	.396	.30	.225	.193	.139
80-C0805Y102K2R	C0805Y102K2RACTU	1000	200	.57	.482	.364	.268	.235	.171
80-C0805Y222K5R	C0805Y222K5RACTU	2200	50	.41	.342	.257	.193	.171	.118
80-C0805Y222K1R	C0805Y222K1RACTU	2200	100	.47	.396	.30	.225	.193	.139
80-C0805Y222K2R	C0805Y222K2RACTU	2200	200	.57	.482	.364	.268	.235	.171
80-C0805Y332K5R	C0805Y332K5RACTU	3300	50	.41	.342	.257	.193	.171	.118
80-C0805Y472K5R	C0805Y472K5RACTU	4700	50	.41	.342	.257	.193	.171	.118
80-C0805Y472K1R	C0805Y472K1RACTU	4700	100	.47	.396	.30	.225	.193	.139
80-C0805Y472K2R	C0805Y472K2RACTU	4700	200	.57	.482	.364	.268	.235	.171
80-C0805Y682K5R	C0805Y682K5RACTU	6800	50	.41	.342	.257	.193	.171	.118
80-C0805Y103K5R	C0805Y103K5RACTU	10000	50	.39	.18	.161	.106	.094	.074
80-C0805Y103K1R	C0805Y103K1RACTU	10000	100	.47	.396	.30	.225	.193	.139
80-C0805Y123K1R	C0805Y123K1RACTU	12000	100	.51	.439	.332	.246	.214	.15
80-C0805Y153K5R	C0805Y153K5RACTU	15000	50	.45	.385	.289	.214	.193	.139
80-C0805Y183K5R	C0805Y183K5RACTU	18000	50	.45	.385	.289	.214	.193	.139
80-C0805Y223K5R	C0805Y223K5RACTU	22000	50	.45	.385	.289	.214	.193	.139
80-C0805Y223K1R	C0805Y223K1RACTU	22000	100	.51	.439	.332	.246	.214	.15
80-C0805Y273K5R	C0805Y273K5RACTU	27000	50	.45	.385	.289	.214	.193	.139
80-C0805Y333K5R	C0805Y333K5RACTU	33000	50	.49	.342	.31	.225	.128	.088
80-C0805Y473K5R	C0805Y473K5RACTU	47000	50	.54	.449	.342	.257	.225	.161
Style 1206									
80-C1206Y102K5R	C1206Y102K5RACTU	1000	50	.48	.407	.31	.235	.203	.15
80-C1206Y102K1R	C1206Y102K1RACTU	1000	100	.57	.482	.364	.268	.235	.171
80-C1206Y102K2R	C1206Y102K2RACTU	1000	200	.67	.578	.439	.332	.278	.203
80-C1206Y222K1R	C1206Y222K1RACTU	2200	100	.57	.482	.364	.268	.235	.171
80-C1206Y222K2R	C1206Y222K2RACTU	2200	200	.67	.578	.439	.332	.278	.203
80-C1206Y332K5R	C1206Y332K5RACTU	3300	50	.48	.407	.31	.235	.203	.15
80-C1206Y472K5R	C1206Y472K5RACTU	4700	50	.48	.407	.31	.235	.203	.15
80-C1206Y103K5R	C1206Y103K5RACTU	10000	50	.48	.407	.31	.235	.203	.15
80-C1206Y103K1R	C1206Y103K1RACTU	10000	100	.57	.482	.364	.268	.235	.171
80-C1206Y103K2R	C1206Y103K2RACTU	10000	200	.67	.578	.439	.332	.278	.203
80-C1206Y153K2R	C1206Y153K2RACTU	15000	200	.76	.653	.492	.375	.321	.225
80-C1206Y223K5R	C1206Y223K5RACTU	22000	50	.55	.46	.353	.268	.225	.161
80-C1206Y223K1R	C1206Y223K1RACTU	22000	100	.63	.535	.407	.30	.268	.193
80-C1206Y223K2R	C1206Y223K2RACTU	22000	200	.76	.653	.492	.375	.321	.225
80-C1206Y333K5R	C1206Y333K5RACTU	33000	50	.55	.46	.353	.268	.225	.161
80-C1206Y473K5R	C1206Y473K5RACTU	47000	50	.73	.653	.589	.514	.289	.193
80-C1206Y473K1R	C1206Y473K1RACTU	47000	100	.66	.556	.428	.321	.278	.193
80-C1206Y104K3R	C1206Y104K3RACTU	100000	25	.57	.524	.342	.22	.172	.12
80-C1206Y104K5R	C1206Y104K5RACTU	100000	50	.48	.289	.193	.175	.158	.118
Style 1210									
80-C1210Y333K2R	C1210Y333K2RACTU	33000	200	1.41	1.20	.92	.685	.599	.428
80-C1210Y104K5R	C1210Y104K5RACTU	100000	50	1.08	.92	.728	.567	.214	.193
80-C1210Y104K1R	C1210Y104K1RACTU	100000	100	.90	.535	.364	.321	.30	.202
80-C1210Y224K5R	C1210Y224K5RACTU	220000	50	1.77	1.50	1.14	.856	.738	.535

© Copyright 2013 Mouser Electronics

© Copyright 2013 Mouser Electronics

KEMET Ceramic Capacitors

The Capacitance Company KEMET CHARGED.

RoHS Compliant **This product is RoHS compliant.**

FAIL-SAFE FLOATING ELECTRODE MLCC/FE-CAP

The FE-CAP is a surface mount multilayer ceramic capacitor which utilizes a floating internal electrode design, wherein the electrodes are configured to form multiple capacitors in series within a single MLCC package. This not only yields improved voltage and ESD performance over standard designs, but also mitigates the risk of low-IR or short-circuits failures that can occur due to board flex. The FE-CAP is being offered in case sizes ranging from EIA 0402 to EIA 1812 with rated voltages ranging from 6.3VDC to 250VDC. Combined with the stability of an X7R dielectric, the FE-CAP offers a flex-robust solution at low to mid-range capacitance values and an operating temperature range of -55°C to +125°C with zero bias capacitance shift limited to ±15% over that range. These components are widely used in critical application where mechanical stress is a concern. When flexed to mechanical failure the floating electrode design of the FE-CAP eliminates the current path between positive and negative poles. Absence of this current path reduces the probability of a short-circuit condition. All FE-CAP products meet the requirements of the Automotive Electronics Council's AEC-Q200-Rev C and come with 100% pure matte, tin-plated terminations for superior solderability. All parts are environmentally friendly, in compliance with RoHS legislation and are capable of Pb-free reflow profiles.

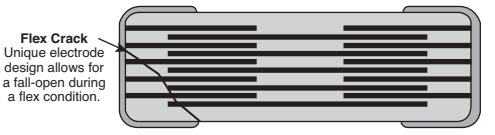

EIA Size Code	Metric Size Code	DIMENSIONS: mm (in.) L Length	W Width	B Bandwidth	S Separation
0402	1005	1.0 (.04) ± 0.05 (.002)	0.5 (.02) ± 0.05 (.002)	0.20 (.008) -0.40 (.016)	0.30 (.012)
0603	1608	1.6 (.063) ± 0.15 (.006)	0.8 (.032) ± 0.15 (.006)	0.35 (.014) ± 0.15 (.006)	0.70 (.028)
0805	2012	2.0 (.079) ± 0.20 (.008)	1.25 (.049) ± 0.20 (.008)	0.05 (.02) ± 0.25 (.010)	0.75 (.030)
1206	3216	3.2 (.126) ± 0.20 (.008)	1.6 (.063) ± 0.20 (.008)	0.50 (.02) ± .25 (.010)	N/A
1210	3225	3.2 (.126) ± 0.20 (.008)	2.5 (.098) ± 0.20 (.008)	0.50 (.02) ± .25 (.010)	N/A
1812	4532	4.5 (.177) ± 0.30 (.012)	3.2 (.126) ± 0.30 (.012)	0.60 (.024) ± .35 (.014)	N/A

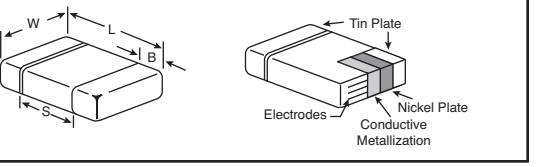

For quantities greater than listed, call for quote.

MOUSER STOCK NO.	KEMET Part No.	Value (pF)	Volt.	Tol. (+/-)	Price Each 1	100	500	Reel Qty.	Price Per Piece
0402									
80-C0402S221K3R	C0402S221K3RACTU	220	25	10	.51	.332	.246	10000	.139
80-C0402S221K5R	C0402S221K5RACTU	220	50	10	.51	.332	.246	10000	.139
80-C0402S391K5R	C0402S391K5RACTU	390	50	10	.51	.332	.246	10000	.139
80-C0402S471K4R	C0402S471K4RACTU	470	16	10	.51	.332	.246	10000	.139
80-C0402S471K5R	C0402S471K5RACTU	470	50	10	.51	.332	.246	10000	.139
80-C0402S561K4R	C0402S561K4RACTU	560	16	10	.51	.332	.246	10000	.139
80-C0402S821K4R	C0402S821K4RACTU	820	16	10	.51	.332	.246	10000	.139
80-C0402S821K5R	C0402S821K5RACTU	820	50	10	.51	.332	.246	10000	.139
80-C0402S102K4R	C0402S102K4RACTU	1000	16	10	.32	.268	.225	10000	.118
80-C0402S102K3R	C0402S102K3RACTU	1000	25	10	.32	.268	.225	10000	.118
80-C0402S102K5R	C0402S102K5RACTU	1000	50	10	.32	.268	.225	10000	.118
0603									
80-C0603S221K5R	C0603S221K5RACTU	220	50	10	.20	.128	.118	4000	.086
80-C0603S221K1R	C0603S221K1RACTU	220	100	10	.42	.246	.148	4000	.086
80-C0603S331J5R	C0603S331J5RACTU	330	50	5	.30	.203	.15	4000	.118
80-C0603S331K5R	C0603S331K5RACTU	330	50	10	.20	.128	.118	4000	.086
80-C0603S471K5R	C0603S471K5RACTU	470	50	10	.20	.128	.118	4000	.086
80-C0603S471K1R	C0603S471K1RACTU	470	100	10	.42	.246	.148	4000	.086
80-C0603S561K5R	C0603S561K5RACTU	560	50	10	.20	.128	.118	4000	.086
80-C0603S681K3R	C0603S681K3RACTU	680	25	10	.20	.128	.118	4000	.086
80-C0603S681K5R	C0603S681K5RACTU	680	50	10	.20	.128	.118	4000	.086
80-C0603S821K5R	C0603S821K5RACTU	820	50	10	.20	.128	.118	4000	.086
80-C0603S102K4R	C0603S102K4RACTU	1000	16	10	.20	.128	.118	4000	.086
80-C0603S102K3R	C0603S102K3RACTU	1000	25	10	.20	.128	.118	4000	.086
80-C0603S102J5R	C0603S102J5RACTU	1000	50	5	.30	.203	.15	4000	.118
80-C0603S102K5R	C0603S102K5RACTU	1000	50	10	.20	.128	.118	4000	.086
80-C0603S102K1R	C0603S102K1RACTU	1000	100	10	.42	.246	.148	4000	.086
80-C0603S102K2R	C0603S102K2RACTU	1000	200	10	.28	.182	.139	4000	.107
80-C0603S122K5R	C0603S122K5RACTU	1200	50	10	.20	.128	.118	4000	.086
80-C0603S152K5R	C0603S152K5RACTU	1500	50	10	.20	.128	.118	4000	.086
80-C0603S152K1R	C0603S152K1RACTU	1500	100	10	.42	.246	.148	4000	.086
80-C0603S182K5R	C0603S182K5RACTU	1800	50	10	.20	.128	.118	4000	.086
80-C0603S182K1R	C0603S182K1RACTU	1800	100	10	.42	.246	.148	4000	.086
80-C0603S222K3R	C0603S222K3RACTU	2200	25	10	.20	.128	.118	4000	.086
80-C0603S222J5R	C0603S222J5RACTU	2200	50	5	.30	.203	.15	4000	.118
80-C0603S222K5R	C0603S222K5RACTU	2200	50	10	.20	.128	.118	4000	.086
80-C0603S222K1R	C0603S222K1RACTU	2200	100	10	.42	.246	.148	4000	.086
80-C0603S272K5R	C0603S272K5RACTU	2700	50	10	.20	.128	.118	4000	.086
80-C0603S272K1R	C0603S272K1RACTU	2700	100	10	.42	.246	.148	4000	.086
80-C0603S332K5R	C0603S332K5RACTU	3300	50	10	.20	.128	.118	4000	.086
80-C0603S392K5R	C0603S392K5RACTU	3900	50	10	.20	.128	.118	4000	.086
80-C0603S472K3R	C0603S472K3RACTU	4700	25	10	.16	.107	.096	4000	.064
80-C0603S472J5R	C0603S472J5RACTU	4700	50	5	.30	.203	.15	4000	.118
80-C0603S472K5R	C0603S472K5RACTU	4700	50	10	.20	.128	.118	4000	.086
80-C0603S562K5R	C0603S562K5RACTU	5600	50	10	.20	.128	.118	4000	.086
80-C0603S682K5R	C0603S682K5RACTU	6800	50	10	.20	.128	.118	4000	.086
80-C0603S822K5R	C0603S822K5RACTU	8200	50	10	.20	.128	.118	4000	.086
80-C0603S103K4R	C0603S103K4RACTU	10000	16	10	.16	.107	.096	4000	.064
80-C0603S103K3R	C0603S103K3RACTU	10000	25	10	.16	.107	.096	4000	.064
80-C0603S103M3R	C0603S103M3RACTU	10000	25	20	.15	.096	.075	4000	.054
80-C0603S103J5R	C0603S103J5RACTU	10000	50	5	.30	.203	.15	4000	.118
80-C0603S103K5R	C0603S103K5RACTU	10000	50	10	.20	.128	.118	4000	.086
80-C0603S103M5R	C0603S103M5RACTU	10000	50	20	.31	.203	.143	4000	.07
80-C0603S153K3R	C0603S153K3RACTU	15000	25	10	.16	.107	.096	4000	.064
80-C0603S153K5R	C0603S153K5RACTU	15000	50	10	.87	.567	.407	4000	.156
80-C0603S183K3R	C0603S183K3RACTU	18000	25	10	.16	.107	.096	4000	.064
80-C0603S223K4R	C0603S223K4RACTU	22000	16	10	.16	.107	.096	4000	.064
80-C0603S223J3R	C0603S223J3RACTU	22000	25	5	.23	.15	.118	4000	.086
80-C0603S223K3R	C0603S223K3RACTU	22000	25	10	.16	.107	.096	4000	.064
80-C0603S223K5R	C0603S223K5RACTU	22000	50	10	.87	.567	.407	4000	.156
0805									
80-C0805S221K5R	C0805S221K5RACTU	220	50	10	.26	.169	.111	4000	.078
80-C0805S221K2R	C0805S221K2RACTU	220	200	10	.35	.235	.203	4000	.15
80-C0805S471J5R	C0805S471J5RACTU	470	50	5	.29	.17	.124	4000	.08
80-C0805S471K5R	C0805S471K5RACTU	470	50	10	.35	.289	.225	4000	.086
80-C0805S471K1R	C0805S471K1RACTU	470	100	10	.64	.567	.407	4000	.156
80-C0805S102K5R	C0805S102K5RACTU	1000	50	10	.35	.289	.225	4000	.086
80-C0805S102M5R	C0805S102M5RACTU	1000	50	20	.31	.203	.138	4000	.066

© Copyright 2013 Mouser Electronics

For quantities greater than listed, call for quote.

MOUSER STOCK NO.	KEMET Part No.	Value (pF)	Volt.	Tol. (+/-)	Price Each 1	100	500	Reel Qty.	Price Per Piece
0805									
80-C0805S102K1R	C0805S102K1RACTU	1000	100	10	.64	.567	.407	4000	.156
80-C0805S102K2R	C0805S102K2RACTU	1000	200	10	.49	.289	.225	4000	.171
80-C0805S102M2R	C0805S102M2RACTU	1000	200	20	.25	.161	.128	4000	.096
80-C0805S152K5R	C0805S152K5RACTU	1500	50	10	.35	.289	.225	4000	.086
80-C0805S222K5R	C0805S222K5RACTU	2200	50	10	.35	.289	.225	4000	.086
80-C0805S222K1R	C0805S222K1RACTU	2200	100	10	.64	.567	.407	4000	.156
80-C0805S222K2R	C0805S222K2RACTU	2200	200	10	.49	.289	.225	4000	.171
80-C0805S332K5R	C0805S332K5RACTU	3300	50	10	.35	.289	.225	4000	.086
80-C0805S472J5R	C0805S472J5RACTU	4700	50	5	.29	.193	.15	4000	.107
80-C0805S472K5R	C0805S472K5RACTU	4700	50	10	.31	.128	.085	4000	.059
80-C0805S472K1R	C0805S472K1RACTU	4700	100	10	.64	.567	.407	4000	.156
80-C0805S472K2R	C0805S472K2RACTU	4700	200	10	.49	.289	.225	4000	.171
80-C0805S682K5R	C0805S682K5RACTU	6800	50	10	.35	.289	.225	4000	.086
80-C0805S103J5R	C0805S103J5RACTU	10000	50	5	.29	.193	.15	4000	.107
80-C0805S103K5R	C0805S103K5RACTU	10000	50	10	.35	.289	.225	4000	.086
80-C0805S103M5R	C0805S103M5RACTU	10000	50	20	.31	.203	.138	4000	.066
80-C0805S103K1R	C0805S103K1RACTU	10000	100	10	.64	.567	.407	4000	.156
80-C0805S103M1R	C0805S103M1RACTU	10000	100	20	.20	.128	.118	4000	.086
80-C0805S123K1R	C0805S123K1RACTU	12000	100	10	.41	.268	.214	4000	.128
80-C0805S123M1R	C0805S123M1RACTU	12000	100	20	.64	.567	.407	4000	.156
80-C0805S153K4R	C0805S153K4RACTU	15000	16	10	.39	.246	.171	4000	.072
80-C0805S153K5R	C0805S153K5RACTU	15000	50	10	.39	.246	.171	4000	.072
80-C1206S153K2R	C1206S153K2RACTU	15000	200	10	.36	.246	.214	4000	.15
80-C0805S223J5R	C0805S223J5RACTU	22000	50	5	.44	.321	.278	4000	.203
80-C0805S223K5R	C0805S223K5RACTU	22000	50	10	.39	.246	.171	4000	.072
80-C0805S223K1R	C0805S223K1RACTU	22000	100	10	.41	.268	.214	4000	.128
80-C0805S273K5R	C0805S273K5RACTU	27000	50	10	.39	.246	.171	4000	.086
80-C0805S333K5R	C0805S333K5RACTU	33000	50	10	.43	.257	.149	4000	.086
80-C0805S473K5R	C0805S473K5RACTU	47000	50	10	.26	.171	.15	4000	.107
80-C0805S473M5R	C0805S473M5RACTU	47000	50	20	.42	.246	.148	4000	.086
1206									
80-C1206S102K5R	C1206S102K5RACTU	1000	50	10	.42	.246	.148	4000	.086
80-C1206S102K1R	C1206S102K1RACTU	1000	100	10	.49	.289	.225	4000	.171
80-C1206S102M1R	C1206S102M1RACTU	1000	100	20	.43	.257	.149	4000	.086
80-C1206S102K2R	C1206S102K2RACTU	1000	200	10	.44	.321	.278	4000	.203
80-C1206S222K1R	C1206S222K1RACTU	2200	100	10	.49	.289	.225	4000	.171
80-C1206S222K2R	C1206S222K2RACTU	2200	200	10	.44	.321	.278	4000	.203
80-C1206S332K5R	C1206S332K5RACTU	3300	50	10	.42	.246	.148	4000	.086
80-C1206S472K5R	C1206S472K5RACTU	4700	50	10	.42	.246	.148	4000	.086
80-C1206S103K5R	C1206S103K5RACTU	10000	50	10	.25	.15	.128	4000	.078
80-C1206S103M5R	C1206S103M5RACTU	10000	50	20	.34	.235	.159	4000	.075
80-C1206S103J1R	C1206S103J1RACTU	10000	100	5	.42	.385	.342	4000	.257
80-C1206S103K1R	C1206S103K1RACTU	10000	100	10	.49	.289	.225	4000	.171
80-C1206S103M1R	C1206S103M1RACTU	10000	100	20	.43	.257	.149	4000	.086
80-C1206S103K2R	C1206S103K2RACTU	10000	200	10	.44	.321	.278	4000	.203
80-C1206S103M2R	C1206S103M2RACTU	10000	200	20	.29	.193	.15	4000	.107
80-C1206S153J2R	C1206S153J2RACTU	15000	200	5	.55	.364	.278	4000	.203
80-C1206S223K5R	C1206S223K5RACTU	22000	50	10	.26	.171	.128	4000	.096
80-C1206S223K1R	C1206S223K1RACTU	22000	100	10	.30	.203	.15	4000	.118
80-C1206S223K2R	C1206S223K2RACTU	22000	200	10	.36	.246	.214	4000	.15
80-C1206S333K5R	C1206S333K5RACTU	33000	50	10	.26	.171	.128	4000	.096
80-C1206S473K5R	C1206S473K5RACTU	47000	50	10	.28	.182	.139	4000	.123
80-C1206S473K1R	C1206S473K1RACTU	47000	100	10	.32	.214	.161	4000	.118
80-C1206S104J5R	C1206S104J5RACTU	0.1uF	50	5	1.01	.503	.417	4000	.214
80-C1206S104K5R	C1206S104K5RACTU	0.1uF	50	10	.35	.214	.183	4000	.112
80-C1206S104M5R	C1206S104M5RACTU	0.1uF	50	20	.30	.203	.15	4000	.118
1210									
80-C1210S333K2R	C1210S333K2RACTU	33000	200	10	.72	.567	.46	4000	.417
80-C1210S473K1R	C1210S473K1RACTU	47000	100	10	.59	.396	.30	4000	.225
80-C1210S473K2R	C1210S473K2RACTU	47000	200	10	.73	.482	.364	4000	.268
80-C1210S104J5R	C1210S104J5RACTU	0.1uF	50	5	.85	.535	.364	4000	.233
80-C1210S104K5R	C1210S104K5RACTU	0.1uF	50	10	.57	.375	.278	4000	.214
80-C1210S104K1R	C1210S104K1RACTU	0.1uF	100	10	.64	.428	.321	4000	.246
80-C1210S104M1R	C1210S104M1RACTU	0.1uF	100	20	.59	.385	.289	4000	.225
80-C1210S224K5R	C1210S224K5RACTU	0.22uF	50	10	.85	.535	.364	4000	.233
1812									
80-C1812S104K1R	C1812S104K1RACTU	0.1uF	100	10	1.03	.706	.567	4000	.278
80-C1812S224K5R	C1812S224K5RACTU	0.22uF	50	10	1.07	.717	.535	4000	.407

© Copyright 2013 Mouser Electronics

KEMET FT-CAP Flexible Termination MLCC Capacitors

The Capacitance Company KEMET CHARGED.™

RoHS Compliant This product is RoHS compliant.

FT-CAP FLEXIBLE TERMINATION MLCC, COG AND X7R

✻ High Voltage

NEW PRODUCT

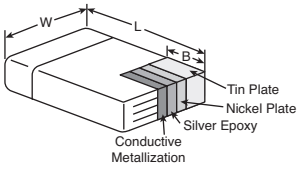

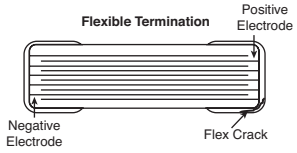

The Flex Crack is moved into the end termination, away from the electrodes; significantly reducing the risk of short circuit failure due to flex.

DIMENSIONS: mm (in.)			
EIA Size Code	L (Length)	W (Width)	B (Bandwidth)
0603	1.6± (.063)	0.8± (.032)	0.35±(.014)
0805	2.0±(.079)	1.25±(.049)	0.05±(.02)
1206	3.2±(.126)	1.6±(.063)	0.50±(.02)
1210	3.2±(.126)	2.5±(.098)	0.50(.02)
1808	4.70±(.185)	2.00±(.079)	0.70±(.028)
1812	4.50±(.178)	3.20±(.126)	0.70±(.028)
2220	5.90±(.232)	5.00±(.197)	0.70±(0.28)

For quantities greater than listed, call for quote.

MOUSER STOCK NO.	KEMET Part No.	Value (pF)	Volt (DC)	Price Each 1	Price Each 100	Price Each 500	Reel Qty.	Price Per Piece
Style 0603								
80-C0603X100J5G	C0603X100J5GACTU	10	50	.34	.118	.096	4000	.075
80-C0603X120J5G	C0603X120J5GACTU	12	50	.34	.118	.096	4000	.075
80-C0603X150J5G	C0603X150J5GACTU	15	50	.34	.118	.096	4000	.075
80-C0603X180J5G	C0603X180J5GACTU	18	50	.34	.118	.096	4000	.075
80-C0603X220J5G	C0603X220J5GACTU	22	50	.34	.118	.096	4000	.075
80-C0603X270J5G	C0603X270J5GACTU	27	50	.34	.118	.096	4000	.075
80-C0603X330J5G	C0603X330J5GACTU	33	50	.34	.118	.096	4000	.075
80-C0603X390J5G	C0603X390J5GACTU	39	50	.34	.118	.096	4000	.075
80-C0603X470J5G	C0603X470J5GACTU	47	50	.34	.118	.096	4000	.075
80-C0603X470J1G	C0603X470J1GACTU	47	100	.39	.139	.118	4000	.086
80-C0603X560J5G	C0603X560J5GACTU	56	50	.34	.118	.096	4000	.075
80-C0603X680J5G	C0603X680J5GACTU	68	50	.34	.118	.096	4000	.075
80-C0603X820J5G	C0603X820J5GACTU	82	50	.34	.118	.096	4000	.075
80-C0603X101J5G	C0603X101J5GACTU	100	50	.34	.118	.096	4000	.075
80-C0603X101J1G	C0603X101J1GACTU	100	100	.39	.139	.118	4000	.086
80-C0603X121J5G	C0603X121J5GACTU	120	50	.38	.128	.107	4000	.086
80-C0603X151J5G	C0603X151J5GACTU	150	50	.35	.128	.107	4000	.075
80-C0603X181J5G	C0603X181J5GACTU	180	50	.38	.128	.107	4000	.086
80-C0603X221J5G	C0603X221J5GACTU	220	50	.41	.139	.118	4000	.086
80-C0603X271J5G	C0603X271J5GACTU	270	50	.41	.139	.118	4000	.086
80-C0603X331J5G	C0603X331J5GACTU	330	50	.44	.15	.128	4000	.096
80-C0603X391J5G	C0603X391J5GACTU	390	50	.44	.15	.128	4000	.096
80-C0603X471J5G	C0603X471J5GACTU	470	50	.47	.161	.139	4000	.107
80-C0603X681J5G	C0603X681J5GACTU	680	50	.47	.161	.139	4000	.107
80-C0603X102J3G	C0603X102J3GACTU	1000	25	.50	.171	.15	4000	.107
80-C0603X102J5G	C0603X102J5GACTU	1000	50	.50	.171	.15	4000	.107
80-C0603X152J5G	C0603X152J5GACTU	1500	50	.67	.235	.203	4000	.15
80-C0603X472J1G	C0603X472J1GACTU	4700	100	.60	.214	.182	4000	.128
80-C0603X682J5G	C0603X682J5GACTU	6800	50	.64	.225	.193	4000	.139
80-C0603X103J3G	C0603X103J3GACTU	10000	25	.59	.203	.171	4000	.128
80-C0603X153J3G	C0603X153J3GACTU	15000	25	.67	.235	.203	4000	.15
80-C0603X221M5R	C0603X221M5RACTU	220	50	.36	.193	.11	4000	.06
80-C0603X471K5R	C0603X471K5RACTU	470	50	.33	.139	.092	4000	.058
80-C0603X102K2R	C0603X102K2RACTU	1000	200	.35	.235	.182	4000	.096
80-C0603X222K5R	C0603X222K5RACTU	2200	50	.43	.199	.114	4000	.058
80-C0603X472K5R	C0603X472K5RACTU	4700	50	.33	.139	.092	4000	.058
80-C0603X103K5R	C0603X103K5RACTU	10000	50	.33	.139	.092	4000	.058
80-C0603X223K5R	C0603X223K5RACTU	22000	50	.47	.223	.127	4000	.072
80-C0603X333K3R	C0603X333K3RACTU	33000	25	.36	.193	.11	4000	.06
80-C0603X473K5R	C0603X473K5RACTU	47000	50	.36	.246	.193	4000	.10
80-C0603X104K3R	C0603X104K3RACTU	0.1uF	25	.39	.161	.106	4000	.074
80-C0603X104K5R	C0603X104K5RACTU	0.1uF	50	.39	.169	.149	4000	.081
80-C0603X224K4R	C0603X224K4RACTU	0.22uF	16	.57	.342	.278	4000	.128
Style 0805								
80-C0805X100J5G	C0805X100J5GACTU	10	50	.32	.118	.096	4000	.075
80-C0805X150J5G	C0805X150J5GACTU	15	50	.32	.118	.096	4000	.075
80-C0805X220J5G	C0805X220J5GACTU	22	50	.38	.128	.107	4000	.086
80-C0805X330J5G	C0805X330J5GACTU	33	50	.32	.118	.096	4000	.075
80-C0805X470J5G	C0805X470J5GACTU	47	50	.32	.118	.096	4000	.075
80-C0805X470J1G	C0805X470J1GACTU	47	100	.38	.128	.107	4000	.086
80-C0805X101J5G	C0805X101J5GACTU	100	50	.32	.118	.096	4000	.075
80-C0805X101J1G	C0805X101J1GACTU	100	100	.38	.128	.107	4000	.086
80-C0805X101J2G	C0805X101J2GACTU	100	200	.45	.161	.139	4000	.096
80-C0805X151J5G	C0805X151J5GACTU	150	50	.35	.128	.107	4000	.075
80-C0805X221J5G	C0805X221J5GACTU	220	50	.39	.139	.118	4000	.086
80-C0805X221J1G	C0805X221J1GACTU	220	100	.45	.161	.139	4000	.096
80-C0805X331J5G	C0805X331J5GACTU	330	50	.42	.15	.128	4000	.096
80-C0805X471K5R	C0805X471K5RACTU	470	50	.36	.193	.11	4000	.06
80-C0805X471J5G	C0805X471J5GACTU	470	50	.45	.161	.139	4000	.096
80-C0805X102K2R	C0805X102K2RACTU	1000	200	.38	.164	.119	4000	.079
80-C0805X102J5G	C0805X102J5GACTU	1000	50	.51	.182	.15	4000	.118
80-C0805X102J1G	C0805X102J1GACTU	1000	100	.54	.182	.161	4000	.118
80-C0805X152J5G	C0805X152J5GACTU	1500	50	.67	.235	.203	4000	.15
80-C0805X222K5R	C0805X222K5RACTU	2200	50	.36	.193	.11	4000	.06
80-C0805X222J5G	C0805X222J5GACTU	2200	50	.95	.332	.289	4000	.203
✻ 80-C0805X332K5R	C0805X332K5RACTU	3300	50	.36	.193	.11	4000	.06
✻ 80-C0805X472KBRACTU	C0805X472KBRACTU	4700	630	.28	.119	.092	2500	.049
80-C0805X472KDRACTU	C0805X472KDRACTU	4700	1000	.29	.12	.079	2500	.052
✻ 80-C0805X682KBRACTU	C0805X682KBRACTU	6800	630	.29	.124	.096	2500	.051
✻ 80-C0805X822KBRACTU	C0805X822KBRACTU	8200	630	.30	.187	.111	2500	.052
80-C0805X103K1R	C0805X103K1RACTU	10000	100	.38	.155	.103	4000	.072
✻ 80-C0805X103KCRACTU	C0805X103KCRACTU	10000	500	.30	.131	.101	2500	.054
80-C0805X103J5G	C0805X103J5GACTU	10000	50	1.34	.471	.396	4000	.289
✻ 80-C0805X123KCRACTU	C0805X123KCRACTU	12000	500	.32	.136	.106	2500	.057
80-C0805X153J1G	C0805X153J1GACTU	15000	100	1.63	.567	.482	2500	.353
80-C0805X223K1R	C0805X223K1RACTU	22000	100	.40	.238	.223	4000	.08
80-C0805X223J5G	C0805X223J5GACTU	22000	50	1.56	.546	.471	2500	.342
80-C0805X473K5R	C0805X473K5RACTU	47000	50	.35	.154	.112	4000	.075
80-C0805X683K5R	C0805X683K5RACTU	68000	50	.55	.353	.266	4000	.113
80-C0805X104K1R	C0805X104K1RACTU	0.1uF	100	.34	.151	.109	2500	.078
Style 805 (Cont.)								
80-C0805X224K5R	C0805X224K5RACTU	0.22uF	50	.77	.355	.268	4000	.164
80-C0805X334K4R	C0805X334K4RACTU	0.33uF	16	1.08	.728	.567	2500	.193
80-C0805X474K5R	C0805X474K5RACTU	0.47uF	50	.77	.356	.269	2500	.175
80-C0805X105K4R	C0805X105K4RACTU	1.0uF	16	.89	.361	.327	2500	.201
80-C0805X225K4R	C0805X225K4RACTU	2.2uF	16	.85	.578	.46	2500	.257
Style 1206								
80-C1206X102J5G	C1206X102J5GACTU	1000	50	.85	.30	.257	4000	.182
80-C1206X102J2G	C1206X102J2GACTU	1000	200	1.13	.396	.342	4000	.246
80-C1206X102K5R	C1206X102K5RACTU	1000	50	.39	.161	.106	4000	.074
80-C1206X222J5G	C1206X222J5GACTU	2200	50	1.02	.353	.30	4000	.225
80-C1206X562K5R	C1206X562K5RACTU	5600	50	.41	.246	.203	4000	.112
80-C1206X103K2R	C1206X103K2RACTU	10000	200	.57	.342	.278	4000	.171
80-C1206X183J1G	C1206X183J1GACTU	18000	100	4.27	1.50	1.28	4000	.942
80-C1206X223K5R	C1206X223K5RACTU	22000	50	.64	.428	.332	4000	.193
✻ 80-C1206X223KDRACTU	C1206X223KDRACTU	22000	1000	.33	.19	.152	2500	.087
✻ 80-C1206X333KBRACTU	C1206X333KBRACTU	33000	630	.34	.196	.156	2500	.089
✻ 80-C1206X473KCRACTU	C1206X473KCRACTU	47000	500	.31	.182	.141	2500	.082
✻ 80-C1206X683KCRACTU	C1206X683KCRACTU	68000	500	.40	.223	.178	2500	.102
80-C1206X154M5R	C1206X154M5RACTU	0.15uF	50	.43	.171	.15	4000	.107
80-C1206X154K1R	C1206X154K1RACTU	0.15uF	100	1.07	.717	.556	4000	.321
80-C1206X104K1R	C1206X104K1RACTU	0.1uF	100	.57	.261	.197	4000	.121
80-C1206X224K1R	C1206X224K1RACTU	0.22uF	100	1.47	.942	.706	4000	.30
80-C1206X474K5R	C1206X474K5RACTU	0.47uF	50	.89	.556	.396	4000	.268
80-C1206X105K3R	C1206X105K3RACTU	1.0uF	25	1.02	.547	.414	2000	.264
80-C1206X106K4R	C1206X106K4RACTU	10uF	16	1.25	.738	.661	2000	.428
80-C1206X225K4R	C1206X225K4RACTU	2.2uF	16	.97	.622	.467	2000	.30
80-C1206X475K4R	C1206X475K4RACTU	4.7uF	16	1.12	.824	.674	2500	.471
Style 1210								
80-C1210X102J5G	C1210X102J5GACTU	1000	50	1.35	.471	.407	4000	.30
80-C1210X332J5G	C1210X332J5GACTU	3300	50	1.81	.631	.546	4000	.396
80-C1210X682J5G	C1210X682J5GACTU	6800	50	3.52	1.23	1.06	4000	.77
80-C1210X822J5G	C1210X822J5GACTU	8200	50	4.23	1.48	1.27	4000	.931
✻ 80-C1210X823KBRACTU	C1210X823KBRACTU	22000	630	.58	.285	.259	2000	.138
✻ 80-C1210X333KDRACTU	C1210X333KDRACTU	33000	1000	.43	.292	.259	2000	.142
✻ 80-C1210X473KDRACTU	C1210X473KDRACTU	47000	1000	.50	.25	.228	2000	.122
✻ 80-C1210X104KCRACTU	C1210X104KCRACTU	0.1uF	500	.29	.234	.216	2000	.131
80-C1210X104K2R	C1210X104K2RACTU	0.1uF	200	1.37	.92	.717	2500	.246
80-C1210X224K5R	C1210X224K5RACTU	0.22uF	50	1.67	1.12	.877	4000	.663
80-C1210X334K5R	C1210X334K5RACTU	0.33uF	50	2.47	1.67	1.29	4000	.995
80-C1210X474K5R	C1210X474K5RACTU	0.47uF	50	2.47	1.67	1.29	4000	.995
80-C1210X105K5R	C1210X105K5RACTU	1.0uF	50	1.12	.717	.535	2000	.342
80-C1210X106M3R	C1210X106M3RACTU	10uF	25	1.58	1.27	1.05	1000	.902
80-C1210X225K5R	C1210X225K5RACTU	2.2uF	50	1.02	.824	.76	2500	.567
80-C1210X475K5R	C1210X475K5RACTU	4.7uF	50	1.95	1.12	.835	1000	.582
Style 1808								
✻ 80-C1808X683KCRACTU	C1808X683KCRACTU	68000	500	.57	.28	.255	1000	.136
✻ 80-C1808X683KDRACTU	C1808X683KDRACTU	68000	1000	.60	.274	.233	1000	.132
✻ 80-C1808X104KBRACTU	C1808X104KBRACTU	0.1uF	630	.36	.273	.229	1000	.144
Style 1812								
80-C1812X102J5G	C1812X102J5GACTU	1000	50	3.02	1.06	.91	1000	.76
80-C1812X103J5G	C1812X103J5GACTU	10000	50	4.18	1.47	1.25	1000	1.05
✻ 80-C1812X473KDRACTU	C1812X473KDRACTU	47000	1000	.85	.495	.463	1000	.24
✻ 80-C1812X154KBRACTU	C1812X154KBRACTU	0.15uF	630	.96	.618	.577	1000	.30
✻ 80-C1812X104KBRACTU	C1812X104KBRACTU	0.1uF	630	.95	.609	.568	1000	.294
✻ 80-C1812X104KDRACTU	C1812X104KDRACTU	0.1uF	1000	.98	.58	.542	1000	.28
80-C1812X224J5G	C1812X224J5GACTU	0.22uF	50	7.54	2.64	2.27	1000	1.88
✻ 80-C1812X224KCRACTU	C1812X224KCRACTU	0.22uF	500	1.01	.642	.599	1000	.31
✻ 80-C1812X334KCRACTU	C1812X334KCRACTU	0.33uF	500	1.17	.745	.696	1000	.361
Style 2220								
80-C2220X474J5G	C2220X474J5GACTU	0.47uF	50	17.42	6.10	5.22	1000	4.07

© Copyright 2013 Mouser Electronics

© Copyright 2013 Mouser Electronics

KEMET SMD Ceramic Chip Capacitors Open-Mode Design

The Capacitance Company KEMET CHARGED.

KEMET OPEN MODE DESIGN WITH FLEXIBLE TERMINATION

DIMENSIONS: mm (in.)



Style	L	W	B	Thickness
0805	2.10(.083) +.30(.012) / -.20(.008)	1.25(.049)±.20(.008)	.50(.02) +.10(.004) / -.25(.010)	90±10
1206	3.30(.130)±.40(.016)	1.60(.063)±.20(.008)	.60(.024)±.25(.010)	1.55±10
1210	3.30(.130)±.40(.016)	2.50(.098)±.20(.008)	.60(.024)±.25(.010)	
1812	3.30(.130)±.40(.016)	3.20(.126)±.30(.012)	.70(.028)±.35(.014)	

MOUSER STOCK NO.	Value (µF)	Volt (DC)	Tol ±	Price Each 1	Price Each 100	Price Each 500	Reel Qty.	Price Per Piece
Style 0805 - Temperature Coef. X7R								
80-C0805J104K5RACTU	0.1	50	10	**.19**	**.118**	**.107**	4000	**.096**
Style 1206 - Temperature Coef. X7R								
80-C1206J225J4RACTU	0.22	16	5	**.73**	**.621**	**.503**	2500	**.407**
Style 1210 - Temperature Coef. X7R								
80-C1210J105J3RACTU	1	25	5	**1.09**	**.674**	**.599**	2000	**.524**
Style 1812 - Temperature Coef. X7R								
80-C1812J105J1RACTU	1	100	5	**3.78**	**2.32**	**2.09**	1000	**1.86**

KEMET OPEN MODE CERAMIC CAPACITOR ENGINEERING KIT



Qty. per Value: 20

MOUSER STOCK NO.	Case Size	Volt	Values (µF)	Price Each
80-CERENGKIT09	0805	25	0.47	**55.64**
		50	0.01, 0.047, 0.1, 0.22, 0.47	
		100	0.022	
	1206	50	0.22, 1.0	
		100	0.1	
	1210	50	1	

KEMET OPEN MODE DESIGN CAPACITORS

KEMET's open-mode ceramic surface mount capacitor is designed to significantly minimize the probability of a low IR or short circuit condition when forced to failure in a board flex situation.

Application Note:

- Input side filtering (power plane/bus)
- High current applications (battery line)
- Circuits that cannot be fused to open when short circuits occur due to flex cracks

Features (Exceptions):

- 0805 thickness target: .9mm (104 cap code=1.25mm)
- 1206 thickness target: .9mm (474 and 105 cap code=1.6mm)
- 1210 thickness target: 100v (474 cap code=1.85mm) 50V, 104 cap code=.95mm 50V, 474 cap code=1.25mm 50V, 684 cap code=1.55mm
- 1812 thickness target: 474 and 104, cap code=1mm 25V and 50V, 105 cap code=1.7mm 100V, 105 cap code=2.0mm
- Tolerance: 10%

Electrical:

- Operating range -55°C to 125°C

Standard

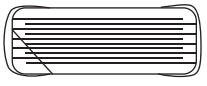

Fail-Open

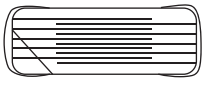

RoHS Compliant

DIMENSIONS: mm (in.)



Style	L	W	B	S
0805	2.0(.079)±.20(.008)	1.25(.049)±0.2(.008)	0.5(.02)±.25(.010)	.75(.030)
1206	3.2(.126)±.20(.008)	1.6(.063)±0.2(.008)	0.5(.02)±.25(.010)	N/A
1210	3.2(.126)±.20(.008)	2.5(.098)±0.2(.008)	0.5(.02)±0.25(.010)	N/A
1812	4.5(.177)±0.3(.012)	3.2(.126)±0.3(.012)	0.6(.024)±0.35(.014)	N/A

MOUSER STOCK NO.	KEMET Part No.	Value (µF)	Volt (DC)	Dim. T	Price Each 1	Price Each 100	Reel Qty.	Price Per Piece
Style 0805 - Temperature Coef. X7R								
80-C0805F103K4R	C0805F103K4RACTU	0.01	16	.90±.10	**.36**	**.193**	4000	**.056**
80-C0805F103K5R	C0805F103K5RACTU	0.01	50	.90±.10	**.11**	**.074**	4000	**.043**
80-C0805F103K1R	C0805F103K1RACTU	0.01	100	.90±.10	**.36**	**.235**	4000	**.064**
80-C0805F103K2R	C0805F103K2RACTU	0.01	200	.90±.10	**.38**	**.235**	4000	**.068**
80-C0805F123K4R	C0805F123K4RACTU	0.012	16	.90±.10	**.32**	**.203**	4000	**.047**
80-C0805F123K5R	C0805F123K5RACTU	0.012	50	.90±.10	**.32**	**.203**	4000	**.047**
80-C0805F123K1R	C0805F123K1RACTU	0.012	100	.90±.10	**.35**	**.235**	4000	**.065**
80-C0805F153K4R	C0805F153K4RACTU	0.015	16	.90±.10	**.32**	**.203**	4000	**.075**
80-C0805F153K1R	C0805F153K1RACTU	0.015	100	.90±.10	**.35**	**.235**	4000	**.064**
80-C0805F183K4R	C0805F183K4RACTU	0.018	16	.90±.10	**.32**	**.203**	4000	**.075**
80-C0805F183K1R	C0805F183K1RACTU	0.018	100	.90±.10	**.35**	**.235**	4000	**.065**
80-C0805F223K3R	C0805F223K3RACTU	0.022	25	.90±.10	**.34**	**.214**	4000	**.096**
80-C0805F223K5R	C0805F223K5RACTU	0.022	50	.90±.10	**.34**	**.214**	4000	**.096**
80-C0805F223K1R	C0805F223K1RACTU	0.022	100	1.25±.15	**.35**	**.225**	2500	**.071**
80-C0805F273K4R	C0805F273K4RACTU	0.027	16	.90±.10	**.32**	**.202**	4000	**.059**
80-C0805F273K1R	C0805F273K1RACTU	0.027	100	1.25±.15	**.40**	**.321**	2500	**.096**
80-C0805F333K4R	C0805F333K4RACTU	0.033	16	.90±.10	**.34**	**.235**	4000	**.075**
80-C0805F333K5R	C0805F333K5RACTU	0.033	50	.90±.10	**.34**	**.235**	4000	**.075**
80-C0805F333K1R	C0805F333K1RACTU	0.033	100	1.25±.15	**.36**	**.235**	2500	**.064**
80-C0805F393K4R	C0805F393K4RACTU	0.039	16	.90±.10	**.35**	**.225**	4000	**.065**
80-C0805F393K1R	C0805F393K1RACTU	0.039	100	1.25±.15	**.36**	**.235**	2500	**.064**
80-C0805F474K3R	C0805F474K3RACTU	0.474	25	.90±.10	**.43**	**.193**	2500	**.096**
80-C0805F473K5R	C0805F473K5RACTU	0.047	50	.90±.10	**.40**	**.235**	4000	**.067**
80-C0805F563K4R	C0805F563K4RACTU	0.056	16	.90±.10	**.35**	**.225**	4000	**.065**
80-C0805F684K4R	C0805F684K4RACTU	0.68	16	.90±.10	**.44**	**.332**	2500	**.102**
80-C0805F683K5R	C0805F683K5RACTU	0.068	50	1.25±.15	**.46**	**.118**	2500	**.074**
80-C0805F823K4R	C0805F823K4RACTU	0.082	16	.90±.10	**.48**	**.31**	4000	**.081**
80-C0805F823K5R	C0805F823K5RACTU	0.082	50	1.25±.15	**.48**	**.31**	2500	**.086**
80-C0805F104K4R	C0805F104K4RACTU	0.1	16	1.25±.15	**.44**	**.321**	2500	**.203**
80-C0805F104K3R	C0805F104K3RACTU	0.1	25	1.25±.15	**.44**	**.321**	2500	**.203**
80-C0805F104K5R	C0805F104K5RACTU	0.1	50	1.25±.15	**.38**	**.151**	2500	**.092**
80-C0805F124K4R	C0805F124K4RACTU	0.12	16	1.25±.15	**.59**	**.375**	2500	**.161**
80-C0805F124K3R	C0805F124K3RACTU	0.12	25	1.25±.15	**.66**	**.407**	2500	**.174**
80-C0805F154K4R	C0805F154K4RACTU	0.15	16	1.25±.15	**.63**	**.397**	2500	**.171**
80-C0805F184K4R	C0805F184K4RACTU	0.18	16	1.25±.15	**.70**	**.439**	2500	**.187**
80-C0805F184K3R	C0805F184K3RACTU	0.18	25	1.25±.15	**.77**	**.482**	2500	**.209**
80-C0805F224K5R	C0805F224K5RACTU	0.22	50	1.25±.15	**.44**	**.332**	2500	**.081**
Style 1206 - Temperature Coef. X7R								
80-C1206F183K2R	C1206F183K2RACTU	0.018	200	.90±.10	**.54**	**.353**	4000	**.203**
80-C1206F473K4R	C1206F473K4RACTU	0.047	16	.90±.10	**.41**	**.246**	4000	**.102**
80-C1206F473K3R	C1206F473K3RACTU	0.047	25	.90±.10	**.41**	**.246**	4000	**.102**
80-C1206F473K5R	C1206F473K5RACTU	0.047	50	.90±.10	**.41**	**.246**	4000	**.102**
80-C1206F473K1R	C1206F473K1RACTU	0.05	100	.90±.10	**.41**	**.225**	4000	**.079**

MOUSER STOCK NO.	KEMET Part No.	Value (µF)	Volt (DC)	Dim. T	Price Each 1	Price Each 100	Reel Qty.	Price Per Piece
Style 1206 - Temperature Coef. X7R (Cont.)								
80-C1206F563K4R	C1206F563K4RACTU	0.056	16	.90±.10	**.41**	**.26**	4000	**.129**
80-C1206F563K1R	C1206F563K1RACTU	0.056	100	.90±.10	**.58**	**.364**	4000	**.182**
80-C1206F683K4R	C1206F683K4RACTU	0.068	16	.90±.10	**.44**	**.278**	4000	**.139**
80-C1206F683K1R	C1206F683K1RACTU	0.068	100	.90±.10	**.62**	**.396**	4000	**.196**
80-C1206F105K5R	C1206F105K5RACTU	1.0	50	1.60±.20	**.64**	**.306**	4000	**.141**
80-C1206F823K1R	C1206F823K1RACTU	0.082	100	.90±.10	**.66**	**.417**	4000	**.208**
80-C1206F104K4R	C1206F104K4RACTU	0.1	16	.90±.10	**.50**	**.321**	4000	**.166**
80-C1206F104K3R	C1206F104K3RACTU	0.1	25	.90±.10	**.41**	**.246**	4000	**.085**
80-C1206F104K5R	C1206F104K5RACTU	0.1	50	.90±.10	**.50**	**.321**	4000	**.095**
80-C1206F104K1R	C1206F104K1RACTU	0.1	100	.90±.10	**.28**	**.189**	4000	**.116**
80-C1206F124K4R	C1206F124K4RACTU	0.12	16	.90±.10	**.54**	**.342**	4000	**.169**
80-C1206F124K1R	C1206F124K1RACTU	0.12	100	.90±.10	**.73**	**.471**	4000	**.159**
80-C1206F154K1R	C1206F154K1RACTU	0.015	100	1.60±.15	**.74**	**.482**	2000	**.147**
80-C1206F224K4R	C1206F224K4RACTU	0.22	16	.90±.10	**.89**	**.556**	4000	**.278**
80-C1206F224K5R	C1206F224K5RACTU	0.22	50	.90±.10	**.63**	**.396**	4000	**.141**
80-C1206F274K5R	C1206F274K5RACTU	0.27	50	.90±.10	**.63**	**.396**	4000	**.141**
80-C1206F474K4R	C1206F474K4RACTU	0.47	16	1.60±.15	**1.12**	**.738**	4000	**.182**
80-C1206F474K3R	C1206F474K3RACTU	0.47	25	1.60±.15	**1.12**	**.738**	4000	**.182**
80-C1206F105K4R	C1206F105K4RACTU	1.0	16	1.60±.15	**1.33**	**1.11**	2000	**.261**
Style 1210 - Temperature Coef. X7R								
80-C1210F104K1R	C1210F104K1RACTU	0.1	100	.95±.10	**.96**	**.631**	4000	**.161**
80-C1210F104K2R	C1210F104K2RACTU	0.1	200	1.25±.15	**1.20**	**.781**	2500	**.214**
80-C1210F224K5R	C1210F224K5RACTU	0.22	50	.95±.10	**.90**	**.556**	4000	**.202**
80-C1210F224K1R	C1210F224K1RACTU	0.22	100	1.25±.15	**1.43**	**.931**	2500	**.257**
80-C1210F334K1R	C1210F334K1RACTU	0.33	100	1.55±.15	**2.09**	**1.36**	2000	**.375**
80-C1210F474K5R	C1210F474K5RACTU	0.47	50	1.25±.15	**.98**	**.663**	4000	**.268**
80-C1210F474K1R	C1210F474K1RACTU	0.47	100	1.85±.20	**2.40**	**1.56**	2000	**.428**
80-C1210F684K5R	C1210F684K5RACTU	0.68	50	1.55±.15	**.98**	**.663**	2000	**.278**
80-C1210F105K4R	C1210F105K4RACTU	1.0	16	.95±.10	**2.03**	**1.32**	4000	**.321**
80-C1210F105K3R	C1210F105K3RACTU	1.0	25	1.55±.15	**2.03**	**1.32**	2000	**.364**
80-C1210F105K5R	C1210F105K5RACTU	1.00	50	1.85±.20	**.98**	**.663**	2000	**.278**
80-C1210F225K4R	C1210F225K4RACTU	2.20	16	1.85±.20	**1.70**	**1.10**	2000	**.31**
Style 1812 - Temperature Coef. X7R								
80-C1812F104K5R	C1812F104K5RACTU	0.1	50	1.0±.10	**1.71**	**1.11**	1000	**.535**
80-C1812F104K1R	C1812F104K1RACTU	0.1	100	1.0±.10	**1.78**	**1.28**	1000	**.396**
80-C1812F104K2R	C1812F104K2RACTU	0.1	200	1.0±.10	**2.15**	**1.55**	1000	**.482**
80-C1812F224K2R	C1812F224K2RACTU	0.22	200	1.1±.10	**2.15**	**1.55**	1000	**.482**
80-C1812F474K3R	C1812F474K3RACTU	0.47	25	1.0±.10	**2.09**	**1.51**	1000	**.46**
80-C1812F474K5R	C1812F474K5RACTU	0.47	50	1.0±.10	**2.09**	**1.51**	1000	**.46**
80-C1812F684K1R	C1812F684K1RACTU	0.68	100	1.50±.15	**3.22**	**2.32**	1000	**.717**
80-C1812F105K3R	C1812F105K3RACTU	1.0	25	1.70±.20	**5.87**	**5.11**	1000	**1.73**
80-C1812F105K5R	C1812F105K5RACTU	1.0	50	1.70±.20	**5.87**	**5.11**	1000	**1.73**
80-C1812F105K1R	C1812F105K1RACTU	1.0	100	2.00±.20	**7.04**	**6.13**	1000	**2.08**

© Copyright 2013 Mouser Electronics

© Copyright 2013 Mouser Electronics

SYFER FLEXICAP™ SMD Ceramic Capacitors

RoHS Compliant **This page of product is compliant.**

SYFER CAPACITORS

Developed and marketed by Syfer in 2001, FlexiCap™ flexible termination has been on PC boards for tens of thousands of operating hours. No other flexible termination on the market has a track record as long as Syfer's. An estimated 99% of all ceramic chip failures are due to mechanical flex. FlexiCap™ is applied to the device under the standard nickel barrier finish to accommodate a greater degree of board bending than conventional capacitors. FlexiCap™ will virtually eliminate mechanical flex cracking problems. FlexiCap™ is RoHS compliant and compatible with both leaded and lead-free solder processes.

Features:
- Allows a greater degree of PCB deflection, typically twice that of standard MLCCs
- FlexiCap termination does not affect electrical characteristics or performance of the devices which can be used with no changes to the manufacturing process
- More resistant to temperature cycling

Specifications:
- Operating range: -55°C to +125°C (max. capacitance change: ±15%)
- Insulation resistance: 100 gigohm or 1000s, whichever is less
- Dissipation factor: <0.025
- Dielectric strength with voltage applied for 5 seconds: ≤ 200 Volts: 2.5 times; 500 & 630 Volts: 1.5 times; ≥ 1 kV: 1.25 times

Markets:
- Power supplies: DC-DC converters, UPS systems
- Telecom: Backplanes, linecards, modems, and base stations
- Lighting ballasts
- Industrial

Applications:
- Can be used in all designs currently using standard MLCCs
- Suggested for high stress, critical circuit applications

RoHS Compliant

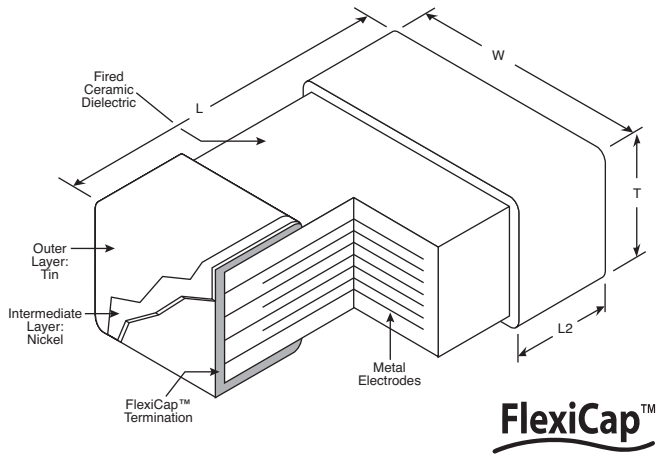

Style	DIMENSIONS: mm (in.)			
	L	W	T Max.	L2 Max.
0603	1.6±0.2 (.063±.008)	.8±0.2 (.031±.008)	0.8 (.031)	0.40 (.015)
0805	2.0±0.3 (.080±.012)	1.25±0.2 (.05±.008)	1.3 (.051)	0.75 (.030)
1206	3.2±0.3 (.126±.012)	1.6±0.2 (.063±.008)	1.6 (.063)	0.75 (.030)
1210	3.2±0.3 (.126±.012)	2.5±0.3 (.100±.012)	2.0 (.08)	0.75 (.030)
1808	4.5±0.35 (.18±.014)	2.0±0.3 (.080±.012)	2.0 (.08)	1.0 (.040)
1812	4.5±0.35 (.18±.014)	3.2±0.3 (.126±.012)	2.5 (.10)	1.0 (.040)
2220	5.7±0.4 (.225±.016)	5.0±0.4 (.197±.016)	2.5 (.10)	1.0 (.040)
2225	5.7±0.4 (.225±.016)	6.3±0.4 (.25±.016)	2.5 (.10)	1.0 (.040)

For quantities greater than listed, call for quote.

MOUSER STOCK NO.	Syfer Part No.	Value (pF)	Volt (DC)	Tol. (%)	Price Each 1	Price Each 50	Price Each 100	Reel Qty.	Price Per Piece
Style 0603-Temperature Coeff. X7R									
843-0603Y2000101K	0603Y2000101KXT	100	200	10	.48	.289	.257	4000	.126
843-0603Y2000151K	0603Y2000151KXT	150	200	10	.39	.235	.203	4000	.101
843-0603Y2000152K	0603Y2000152KXT	1500	200	10	.41	.246	.225	4000	.108
843-0603Y2000472J	0603Y2000472JXT	4700	200	5	.72	.439	.385	4000	.205
843-0603Y2000472K	0603Y2000472KXT	4700	200	10	.46	.278	.246	4000	.122
Style 0805-Temperature Coeff. X7R									
843-0805Y5000101K	0805Y5000101KXT	100	500	10	.56	.338	.31	3000	.151
843-0805Y5000221K	0805Y5000221KXT	220	500	10	.56	.338	.31	3000	.151
843-0805Y5000471K	0805Y5000471KXT	470	500	10	.56	.338	.31	3000	.151
843-0805Y0500102M	0805Y0500102MXT	1000	50	10	.56	.342	.30	3000	.158
843-0805Y2000102K	0805Y2000102KXT	1000	200	10	.59	.353	.31	3000	.155
843-0805Y1K00472K	0805Y1K00472K	4700	1000	10	.98	.61	.524	3000	.278
843-0805Y2000103K	0805Y2000103KXT	10000	200	10	.61	.375	.321	3000	.161
843-0805Y2000223K	0805Y2000223KXT	22000	200	10	.74	.449	.396	3000	.194
843-0805Y5000103K	0805Y5000103K	.01µF	500	10	.77	.471	.417	3000	.221
843-0805Y0500104K	0805Y0500104KXT	.1µF	50	10	.57	.342	.30	3000	.15
Style 1206-Temperature Coeff. X7R									
843-1206Y6300470K	1206Y6300470KXT	47	630	10	.98	.599	.524	2500	.26
843-1206Y1K00101K	1206Y1K00101KXT	100	1000	10	1.11	.674	.599	2500	.293
843-1206Y5000101K	1206Y5000101KXT	100	500	10	.71	.428	.375	2500	.185
843-1206Y5000471K	1206Y5000471KXT	470	500	10	.80	.482	.428	2500	.212
843-1206Y6300471K	1206Y6300471KXT	470	630	10	.66	.407	.353	2500	.175
843-1206Y2K00471K	1206Y2K00471KXT	470	2000	10	.76	.46	.407	2500	.201
843-1206Y5000102K	1206Y5000102KXT	1000	500	10	.64	.385	.342	2500	.169
843-1206Y6300102K	1206Y6300102KXT	1000	630	10	.66	.407	.353	2500	.175
843-1206Y1K00102K	1206Y1K00102KXT	1000	1000	10	.77	.471	.417	2500	.204
843-1206Y2K00102K	1206Y2K00102KXT	1000	2000	10	.79	.482	.428	2500	.211
843-1206Y1K00272K	1206Y1K00272KXT	2700	1000	10	.88	.535	.471	2500	.231
843-1206Y6300472K	1206Y6300472KXT	4700	630	10	.84	.503	.449	2500	.22
843-1206Y1K00472K	1206Y1K00472KXT	4700	1000	10	.92	.556	.492	2500	.244
843-1206Y6300103K	1206Y6300103KXT	.01µF	630	10	.94	.578	.503	2500	.25
843-1206Y1K50103K	1206Y1K50103KXT	.01µF	1500	10	1.35	.824	.728	2500	.385
843-1206Y1K20153K	1206Y1K20153KXT	.015µF	1200	10	1.54	.942	.824	2500	.44
843-1206Y5000223K	1206Y5000223KXT	.022µF	500	10	.81	.492	.439	2500	.214
843-1206Y1K00273K	1206Y1K00273KXT	.027µF	1000	10	1.71	1.05	.92	2500	.49
843-1206Y5000333K	1206Y5000333KXT	.033µF	500	10	.94	.578	.503	2500	.25
843-1206Y6300333K	1206Y6300333KXT	.033µF	630	10	1.55	.952	.835	2500	.443
843-1206Y2000473K	1206Y2000473KXT	.047µF	200	10	1.18	.717	.631	2500	.31
843-1206Y5000473K	1206Y5000473K	.047µF	500	10	1.67	1.03	.899	2500	.478
843-1206Y0500104K	1206Y0500104KXT	.1µF	50	10	.67	.407	.364	2500	.177
843-1206Y1000104K	1206Y1000104KXT	.1µF	100	10	1.07	.653	.567	2500	.282
843-1206Y2000104K	1206Y2000104KXT	.1µF	200	10	1.29	.792	.696	2500	.343
843-1206Y0500474K	1206Y0500474KXT	.47µF	50	10	1.44	.877	.77	2500	.382
843-1206Y0160105K	1206Y0160105KXT	1µF	16	10	1.75	1.07	.942	2500	.465

For quantities greater than listed, call for quote.

MOUSER STOCK NO.	Syfer Part No.	Value (pF)	Volt (DC)	Tol. (%)	Price Each 1	Price Each 50	Price Each 100	Reel Qty.	Price Per Piece
Style 1210-Temperature Coeff. X7R									
843-1210Y5000222K	1210Y5000222KXT	2200	500	10	1.27	.781	.685	2000	.337
843-1210Y2K00222K	1210Y2K00222KXT	2200	2000	10	1.67	1.02	.899	2000	.465
843-1210Y1K00472K	1210Y1K00472KXT	4700	1000	10	1.40	.856	.749	2000	.37
843-1210Y1K50472K	1210Y1K50472KXT	4700	1500	10	2.03	1.24	1.09	2000	.566
843-1210Y5000103K	1210Y5000103KXT	.01µF	500	10	1.04	.631	.556	2000	.276
843-1210Y1K00103K	1210Y1K00103KXT	.01µF	1000	10	1.77	1.07	.952	2000	.468
843-1210Y1K00153K	1210Y1K00153KXT	.015µF	1000	10	1.82	1.10	.974	2000	.479
843-1210Y1K00333K	1210Y1K00333KXT	.033µF	1000	10	2.49	1.54	1.34	2000	.715
843-1210Y5000473K	1210Y5000473KXT	.047µF	500	10	1.42	.867	.76	2000	.377
843-1210Y6300473K	1210Y6300473KXT	.047µF	630	10	2.72	1.67	1.46	2000	.777
843-1210Y5000104K	1210Y5000104KXT	.1µF	500	10	1.79	1.09	.963	2000	.474
843-1210Y5000124K	1210Y5000124KXT	.12µF	500	10	3.23	1.99	1.73	2000	.923
843-1210Y2000184K	1210Y2000184KXT	.18µF	200	10	2.34	1.42	1.25	2000	.62
Style 1808-Temperature Coeff. X7R									
843-1808Y3K00102K	1808Y3K00102KXT	1000	3000	10	1.51	.92	.813	1500	.399
843-1808Y2K00222K	1808Y2K00222KXT	2200	2000	10	1.69	1.03	.91	1500	.448
Style 1812-Temperature Coeff. X7R									
843-1812Y3K00120JC	1812Y3K00120JCT	12	3000	5	3.11	1.89	1.67	1000	.89
843-1812Y3K00681K	1812Y3K00681KXT	680	3000	10	2.75	1.67	1.28	1000	.785
843-1812Y2K00102K	1812Y2K00102KXT	1000	2000	10	2.56	1.55	1.28	1000	.73
843-1812Y3K00152KX	1812Y3K00152KXT	1500	3000	10	2.56	2.16	1.74	1000	.982
843-1812Y3K00222K	1812Y3K00222KXT	2200	3000	10	3.02	1.83	1.42	1000	.862
843-1812Y6300183K	1812Y6300183KXT	.018µF	630	10	3.51	2.16	1.88	1000	1.13
843-1812Y5000473K	1812Y5000473KXT	.047µF	500	10	3.07	1.85	1.56	1000	.877
843-1812Y1K00473K	1812Y1K00473KXT	.047µF	1000	10	4.27	2.59	2.01	1000	1.22
843-1812Y5000104K	1812Y5000104KXT	.1µF	500	10	3.26	1.98	1.54	1000	.933
843-1812Y1K00104K	1812Y1K00104KXT	.1µF	1000	10	6.67	4.14	3.57	1000	2.14
843-1812Y5000124K	1812Y5000124KXT	.12µF	500	10	3.53	2.15	1.67	1000	1.01
843-1812Y2000224K	1812Y2000224KXT	.22µF	200	10	3.94	2.39	1.85	1000	1.12
843-1812Y5000224K	1812Y5000224KXT	.22µF	500	10	5.10	4.01	3.24	1000	1.82
843-1812Y2000274K	1812Y2000274KXT	.27µF	200	10	4.27	2.59	2.01	1000	1.22
843-1812Y5000274K	1812Y5000274KXT	.27µF	500	10	4.71	2.86	2.21	1000	1.35
843-1812Y5000334K	1812Y5000334KXT	.33µF	500	10	6.18	3.80	3.32	1000	1.99
843-1812Y2500474K	1812Y2500474KXT	.47µF	250	10	6.55	4.02	3.52	1000	2.11
843-1812Y1000105K	1812Y1000105KXT	1µF	100	10	5.30	4.18	3.55	1000	2.49
Style 2220-Temperature Coeff. X7R									
843-2220Y2K00103K	2220Y2K00103KXT	.01µF	2000	10	4.30	3.39	2.84	1000	1.99
843-2220Y1K00104K	2220Y1K00104KXT	.1µF	1000	10	5.22	4.13	3.45	1000	2.41
843-2220Y1000105K	2220Y1000105KXT	1µF	100	10	6.73	5.32	4.44	1000	3.11
Style 2225-Temperature Coeff. X7R									
843-2225Y1K00154M	2225Y1K00154MXT	.15µF	1000	10	19.16	11.63	10.26	1000	5.48
843-2225Y2500105J	2225Y2500105JXT	1µF	250	5	19.31	11.73	10.35	1000	5.52

© Copyright 2013 Mouser Electronics

© Copyright 2013 Mouser Electronics

TDK Ceramic Chip Capacitors

RoHS Compliant This product is RoHS compliant.

TDK SOFT TERMINATION C SERIES

Features:
- Improved resistance to thermal shock and thermal cycling
- Improved resistance to mechanical shock and board flex
- High reliability for remote access applications (e.g. telecom base station)
- High temperature/vibration environments (e.g. automotive ECU)

Applications:
- Automotive (battery line)
- Switching power supplies
- Telecom base station
- Power cicuits on insulated metal substrates (IMS)

NEW PRODUCT

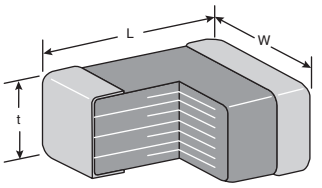

DIMENSIONS: mm			
Case Size	Length (L)	Width (W)	Max. Thickness (t)
0805 Series	2.00±0.20	1.25±0.20	1.45
1206 Series	3.20±0.20	1.60±0.20	1.80
1210 Series	3.20±0.20	2.50±0.30	2.80
1812 Series	4.50±0.40	3.20±0.40	2.50
2220 Series	5.70±0.40	5.70±0.40	3.10

Style 0805

For quantities greater than listed, call for quote.

MOUSER STOCK NO.	TDK Part No.	Value (µF)	Volt (DC)	Tol. ± (%)	Price Each 1	Price Each 100	Reel Qty.	Price Per Piece
Temperature Coef: X7R								
810-C2012X7R2E103KST	C2012X7R2E103K/SOFT	0.01	250	10	.10	.042	2000	.032
810-C2012X7R2E103MST	C2012X7R2E103M/SOFT	0.01	250	20	.17	.089	2000	.033
810-C2012X7R2E223KST	C2012X7R2E223K/SOFT	0.022	250	10	.10	.065	2000	.051
810-C2012X7R2E223MST	C2012X7R2E223M/SOFT	0.022	250	20	.28	.139	2000	.054
810-C2012X7R1H474KST	C2012X7R1H474K/SOFT	0.47	50	10	.25	.171	2000	.134
810-C2012X7R1H474MST	C2012X7R1H474M/SOFT	0.1	50	20	.74	.369	2000	.141
810-C2012X7R1H105KST	C2012X7R1H105K/SOFT	1	50	10	.26	.177	2000	.139
810-C2012X7R1H105MST	C2012X7R1H105M/SOFT	1	50	20	.76	.382	2000	.147
810-C2012X7R1V225KST	C2012X7R1V225K/SOFT	2.2	35	10	.23	.155	2000	.122
810-C2012X7R1V225MST	C2012X7R1V225M/SOFT	2.2	35	20	.67	.337	2000	.129
810-C2012X7R1C475KST	C2012X7R1C475K/SOFT	4.7	16	10	.27	.19	2000	.15
810-C2012X7R1C475MST	C2012X7R1C475M/SOFT	4.7	16	20	.82	.412	2000	.158
Temperature Coef: X7S								
810-C2012X7S2A474MST	C2012X7S2A474M/SOFT	0.1	100	20	.54	.272	2000	.104
810-C2012X7S2A224KST	C2012X7S2A224K/SOFT	0.22	100	10	.17	.12	4000	.094
810-C2012X7S2A224MST	C2012X7S2A224M/SOFT	0.22	100	20	.43	.216	4000	.083
810-C2012X7S2A474KST	C2012X7S2A474K/SOFT	0.47	100	10	.18	.126	2000	.098
810-C2012X7S2A105KST	C2012X7S2A105K/SOFT	1	100	10	.23	.159	2000	.125
810-C2012X7S2A105MST	C2012X7S2A105M/SOFT	1	100	20	.69	.343	2000	.132
Temperature Coef: X7T								
810-C2012X7T2W103KST	C2012X7T2W103K/SOFT	0.01	450	10	.10	.061	4000	.048
810-C2012X7T2W103MST	C2012X7T2W103M/SOFT	0.01	450	20	.21	.109	4000	.042
810-C2012X7T2W223KST	C2012X7T2W223K/SOFT	0.022	450	10	.11	.078	4000	.058
810-C2012X7T2W223MST	C2012X7T2W223M/SOFT	0.022	450	20	.33	.169	2000	.064
810-C2012X7T2E473KST	C2012X7T2E473K/SOFT	0.047	250	10	.11	.072	2000	.057
810-C2012X7T2E473MST	C2012X7T2E473M/SOFT	0.047	250	20	.44	.179	2000	.062
810-C2012X7T2W473KST	C2012X7T2W473K/SOFT	0.047	450	10	.12	.081	2000	.063
810-C2012X7T2W473MST	C2012X7T2W473M/SOFT	0.047	450	20	.34	.174	2000	.066
810-C2012X7T2E104KST	C2012X7T2E104K/SOFT	0.1	250	10	.11	.078	2000	.061
810-C2012X7T2E104MST	C2012X7T2E104M/SOFT	0.1	250	20	.33	.168	2000	.064

Style 1206

For quantities greater than listed, call for quote.

MOUSER STOCK NO.	TDK Part No.	Value (µF)	Volt (DC)	Tol. ± (%)	Price Each 1	Price Each 100	Reel Qty.	Price Per Piece
Temperature Coef: X7R								
810-C3216X7R2J103KST	C3216X7R2J103K/SOFT	0.01	630	10	.12	.08	2000	.063
810-C3216X7R2J103MST	C3216X7R2J103M/SOFT	0.01	630	20	.35	.181	2000	.07
810-C3216X7R2J223KST	C3216X7R2J223K/SOFT	0.022	630	10	.18	.127	2000	.10
810-C3216X7R2J223MST	C3216X7R2J223M/SOFT	0.022	630	20	.57	.29	2000	.11
810-C3216X7R2E104KST	C3216X7R2E104K/SOFT	0.1	250	10	.28	.192	2000	.151
810-C3216X7R2E104MST	C3216X7R2E104M/SOFT	0.1	250	20	.82	.415	2000	.159
810-C3216X7R2A474KST	C3216X7R2A474K/SOFT	0.47	100	10	.48	.337	2000	.264
810-C3216X7R2A474MST	C3216X7R2A474M/SOFT	0.47	100	20	.81	.514	2000	.216
810-C3216X7R1H105KST	C3216X7R1H105K/SOFT	1	50	10	.16	.112	2000	.088
810-C3216X7R2A105KST	C3216X7R2A105K/SOFT	1	100	10	.50	.351	2000	.276
810-C3216X7R1H105MST	C3216X7R1H105M/SOFT	1	50	20	.48	.243	2000	.093
810-C3216X7R2A105MST	C3216X7R2A105M/SOFT	1	100	20	.85	.524	2000	.228
810-C3216X7R1H225KST	C3216X7R1H225K/SOFT	2.2	50	10	.64	.449	2000	.353
810-C3216X7R1H225MST	C3216X7R1H225M/SOFT	2.2	50	20	1.94	.973	2000	.373
810-C3216X7R1V475KST	C3216X7R1V475K/SOFT	4.7	35	10	.42	.29	2000	.227
810-C3216X7R1V475MST	C3216X7R1V475M/SOFT	4.7	35	20	.70	.431	2000	.181
810-C3216X7R1E106KST	C3216X7R1E106K/SOFT	10	25	10	.71	.495	2000	.389
810-C3216X7R1E106MST	C3216X7R1E106M/SOFT	10	25	20	1.19	.728	2000	.30
Temperature Coef: X7S								
810-C3216X7S2A225MST	C3216X7S2A225K/SOFT	2.2	100	10	1.37	.867	2000	.364
810-C3216X7S2A225MST	C3216X7S2A225M/SOFT	2.2	100	20	1.37	.867	2000	.364
Temperature Coef: X7T								
810-C3216X7T2E224KST	C3216X7T2E224K/SOFT	0.022	250	10	.26	.178	2000	.14
810-C3216X7T2J473KST	C3216X7T2J473K/SOFT	0.047	630	10	.26	.18	2000	.142
810-C3216X7T2J473MST	C3216X7T2J473M/SOFT	0.047	630	20	.77	.389	2000	.15
810-C3216X7T2W104KST	C3216X7T2W104K/SOFT	0.1	450	10	.27	.186	2000	.146
810-C3216X7T2W104MST	C3216X7T2W104M/SOFT	0.1	450	20	.64	.337	2000	.128
810-C2012X7T2E104MST	C2012X7T2E104M/SOFT	0.1	250	20	.33	.168	2000	.064
810-C3216X7T2E224MST	C3216X7T2E224M/SOFT	0.22	250	20	.62	.323	2000	.127

Style 1210

For quantities greater than listed, call for quote.

MOUSER STOCK NO.	TDK Part No.	Value (µF)	Volt (DC)	Tol. ± (%)	Price Each 1	Price Each 100	Reel Qty.	Price Per Piece
Temperature Coef: X7R								
810-C3225X7R2J473KST	C3225X7R2J473K/SOFT	0.047	630	10	.47	.328	1000	.275
810-C3225X7R2J473MST	C3225X7R2J473M/SOFT	0.047	630	20	.78	.489	1000	.295
810-C3225X7R2E104KST	C3225X7R2E104K/SOFT	0.1	250	10	.30	.209	1000	.174
810-C3225X7R2E104MST	C3225X7R2E104M/SOFT	0.1	250	20	.56	.357	1000	.216
810-C3225X7R2E224KST	C3225X7R2E224K/SOFT	0.22	250	10	.47	.328	1000	.275
810-C3225X7R2E224MST	C3225X7R2E224M/SOFT	0.22	250	20	.78	.489	1000	.295
810-C3225X7R2A225KST	C3225X7R2A225K/SOFT	2.2	100	10	.87	.608	1000	.508
810-C3225X7R2A225MST	C3225X7R2A225M/SOFT	2.2	100	20	1.46	.905	1000	.547
Temperature Coef: X7S								
810-C3225X7S1H475KST	C3225X7S1H475K/SOFT	4.7	50	10	1.29	.906	1000	.758
810-C3225X7S2A475KST	C3225X7S2A475K/SOFT	4.7	100	10	1.56	1.09	1000	.915
810-C3225X7S1H475MST	C3225X7S1H475M/SOFT	4.7	50	20	2.17	1.35	1000	.817
810-C3225X7S2A475MST	C3225X7S2A475M/SOFT	4.7	100	20	2.62	1.63	1000	.987
810-C3225X7S1H106KST	C3225X7S1H106K/SOFT	10	50	10	1.36	.952	1000	.796
810-C3225X7S1H106MST	C3225X7S1H106M/SOFT	10	50	20	2.29	1.41	1000	.858
Temperature Coef: X7T								
810-C3225X7T2J104KST	C3225X7T2J104K/SOFT	0.1	630	10	.50	.35	2000	.275
810-C3225X7T2J104MST	C3225X7T2J104M/SOFT	0.1	630	20	.85	.524	2000	.228
810-C3225X7T2W224KST	C3225X7T2W224K/SOFT	0.22	450	10	.59	.412	1000	.345
810-C3225X7T2W224MST	C3225X7T2W224M/SOFT	0.22	450	20	.98	.614	1000	.37

Style 1812

For quantities greater than listed, call for quote.

MOUSER STOCK NO.	TDK Part No.	Value (µF)	Volt (DC)	Tol. ± (%)	Price Each 1	Price Each 100	Reel Qty.	Price Per Piece
Temperature Coef: X7R								
810-C4532X7R2E474MST	C4532X7R2E474M/SOFT	0.1	250	20	1.21	.755	500	.608
810-C4532X7T2J224KST	C4532X7T2J224K/SOFT	0.22	250	10	1.21	.844	1000	.706
810-C4532X7R2E474KST	C4532X7R2E474K/SOFT	0.47	250	10	.73	.506	500	.46
Temperature Coef: X7T								
810-C4532X7T2J224MST	C4532X7T2J224M/SOFT	0.22	630	20	2.02	1.25	1000	.761
810-C4532X7T2W474KST	C4532X7T2W474K/SOFT	0.47	450	10	1.38	.962	500	.874
810-C4532X7T2W474MST	C4532X7T2W474M/SOFT	0.47	450	20	2.31	1.43	500	1.16
810-C4532X7T2E105KST	C4532X7T2E105K/SOFT	1	250	10	1.44	1.01	500	.916
810-C4532X7T2E105MST	C4532X7T2E105M/SOFT	1	250	20	2.42	1.50	500	1.21

Style 2220

For quantities greater than listed, call for quote.

MOUSER STOCK NO.	TDK Part No.	Value (µF)	Volt (DC)	Tol. ± (%)	Price Each 1	Price Each 100	Reel Qty.	Price Per Piece
Temperature Coef: X7R								
810-C5750X7R2E105KST	C5750X7R2E105K/SOFT	1	250	10	1.48	1.03	500	.936
810-C5750X7R2E105MST	C5750X7R2E105M/SOFT	1	250	20	2.47	1.53	500	1.23
Temperature Coef: X7S								
810-C5750X7S2A106KST	C5750X7S2A106K/SOFT	10	100	10	3.19	2.23	500	1.72
810-C5750X7S2A106MST	C5750X7S2A106M/SOFT	10	100	20	5.34	3.32	500	2.66
Temperature Coef: X7T								
810-C5750X7T2J474KST	C5750X7T2J474K/SOFT	0.47	630	10	2.47	1.73	500	1.46
810-C5750X7T2J474MST	C5750X7T2J474M/SOFT	0.47	630	20	4.17	2.59	500	2.09
810-C5750X7T2W105KST	C5750X7T2W105K/SOFT	1	450	10	2.55	1.78	500	1.38
810-C5750X7T2W105MST	C5750X7T2W105M/SOFT	1	450	20	4.27	2.65	500	2.13
810-C5750X7T2E225KST	C5750X7T2E225K/SOFT	2.2	250	10	2.45	1.71	500	1.42
810-C5750X7T2E225MST	C5750X7T2E225M/SOFT	2.2	250	20	4.09	2.54	500	2.04

© Copyright 2013 Mouser Electronics

© Copyright 2013 Mouser Electronics

VISHAY/VITRAMON High Frequency and OMD Capacitors

RoHS Compliant **This product is RoHS compliant.**

VJ SERIES HIGH FREQUENCY MLCCS

Features:
- Excellent aging characteristics
- Reliable Noble Metal Electrode (NME) system
- Made with a combination of design, materials and tight process control to achieve very high field reliability.

Applications:
- Broadband wireless/Satellite comminuction
- VoIP networks and cellular base stations
- Subscriber based wireless devices



For quantities greater than listed, call for quote.

MOUSER STOCK NO.	Mfr. Part No.	Value (pF)	Volts	Price Each 1	Price Each 100	Reel Qty.	Price Per Piece
Style 0402 - Temperature Coef: C0G							
77—VJ0402D1R0BXCAJ		1	200	.21	.171	1000	.118
77—VJ0402D2R0BXCAJ		2	200	.24	.182	1000	.128
77—VJ0402D3R0BXCAJ		3	200	.27	.203	1000	.139
77—VJ0402D120JXCAJ		12	200	.30	.225	1000	.161
77—VJ0402D150JXCAJ		15	200	.30	.225	1000	.161
77—VJ0402D180JXBAJ		18	100	.32	.246	1000	.171
77—VJ0402D200JXBAJ		20	100	.32	.246	1000	.171
77—VJ0402D220JXBAJ		22	100	.34	.268	1000	.193
77—VJ0402D390JXAAJ		39	50	.36	.278	1000	.203
77—VJ0402D470JXAAJ		47	50	.36	.278	1000	.203
77—VJ0402D560JXAAJ		56	50	.36	.278	1000	.203
77—VJ0402D680JXXAJ		68	25	.38	.278	1000	.203
77—VJ0402D820JXXAJ		82	25	.38	.278	1000	.203
77—VJ0402D1R2BXCAJ		1.2	200	.21	.171	1000	.118
77—VJ0402D1R5BXCAJ		1.5	200	.21	.171	1000	.118
77—VJ0402D1R8BXCAJ		1.8	200	.24	.182	1000	.128
77—VJ0402D3R3BXCAJ		3.3	200	.27	.203	1000	.139
77—VJ0402D4R7CXCAJ		4.7	200	.27	.203	1000	.15
77—VJ0402D5R6CXCAJ		5.6	200	.27	.203	1000	.15
77—VJ0402D6R8CXCAJ		6.8	200	.29	.225	1000	.161
77—VJ0402D8R2CXCAJ		8.2	200	.29	.225	1000	.161
Style 0603 - Temperature Coef: C0G							
77—VJ0603D1R0BXPAJ		1	250	.29	.214	1000	.161
77—VJ0603D2R0BXPAJ		2	250	.32	.246	1000	.171
77—VJ0603D3R0BXPAJ		3	250	.34	.268	1000	.193
77—VJ0603D100JXPAJ		10	250	.39	.30	1000	.214
77—VJ0603D120JXPAJ		12	250	.39	.30	1000	.214
77—VJ0603D150JXPAJ		15	250	.39	.30	1000	.214
77—VJ0603D180JXPAJ		18	250	.43	.321	1000	.235
77—VJ0603D200JXPAJ		20	250	.43	.321	1000	.235
77—VJ0603D220JXPAJ		22	250	.47	.353	1000	.257
77—VJ0603D270JXPAJ		27	250	.47	.353	1000	.257
77—VJ0603D300JXPAJ		30	250	.47	.353	1000	.257
77—VJ0603D330JXPAJ		33	250	.47	.353	1000	.257
77—VJ0603D390JXPAJ		39	250	.50	.385	1000	.278
77—VJ0603D470JXPAJ		47	250	.50	.385	1000	.278
77—VJ0603D680JXCAJ		68	200	.49	.375	1000	.268
77—VJ0603D820JXCAJ		82	200	.49	.375	1000	.268
77—VJ0603D101JXCAJ		100	200	.54	.407	1000	.289
77—VJ0603D121KXBAJ		120	100	.49	.375	1000	.268
77—VJ0603D151KXBAJ		150	100	.49	.375	1000	.268
77—VJ0603D181KXAAJ		180	50	.52	.396	1000	.289
77—VJ0603D201KXAAJ		200	50	.52	.396	1000	.289
77—VJ0603D221KXAAJ		220	50	.57	.439	1000	.31

For quantities greater than listed, call for quote.

MOUSER STOCK NO.	Mfr. Part No.	Value (pF)	Volts	Price Each 1	Price Each 100	Reel Qty.	Price Per Piece
Style 0603 - Temperature Coef: C0G (Cont.)							
77—VJ0603D271KXAAJ		270	50	.57	.439	1000	.31
77—VJ0603D301KXAAJ		300	250	.57	.439	1000	.31
77—VJ0603D331KXAAJ		330	50	.57	.439	1000	.31
77—VJ0603D391KXXAJ		390	25	.59	.449	1000	.321
77—VJ0603D471KXXAJ		470	25	.59	.449	1000	.321
77—VJ0603D1R2BXPAJ		1.2	250	.29	.214	1000	.161
77—VJ0603D1R5BXPAJ		1.5	250	.29	.214	1000	.161
77—VJ0603D1R8BXPAJ		1.8	250	.32	.246	1000	.171
77—VJ0603D2R2BXPAJ		2.2	250	.34	.268	1000	.193
77—VJ0603D2R4BXPAJ		2.4	250	.34	.268	1000	.193
77—VJ0603D2R7BXPAJ		2.7	250	.34	.268	1000	.193
77—VJ0603D3R3BXPAJ		3.3	250	.34	.268	1000	.193
77—VJ0603D3R9CXPAJ		3.9	250	.35	.268	1000	.193
77—VJ0603D560JXCAJ		4.7	200	.46	.353	1000	.257
77—VJ0603D4R7CXPAJ		4.7	250	.35	.268	1000	.193
77—VJ0603D5R6CXPAJ		5.6	250	.35	.268	1000	.193
77—VJ0603D6R8CXPAJ		6.8	250	.39	.289	1000	.214
77—VJ0603D8R2CXPAJ		8.2	250	.39	.289	1000	.214
Style 0805 - Temperature Coef: C0G							
77—VJ0805D101JXPAJ		100	250	.63	.482	1000	.342
77—VJ0805D121KXPAJ		120	250	.60	.449	1000	.332
77—VJ0805D151KXPAJ		150	250	.60	.449	1000	.332
77—VJ0805D181KXPAJ		180	250	.66	.503	1000	.364
77—VJ0805D201KXPAJ		200	250	.66	.503	1000	.364
77—VJ0805D221KXPAJ		220	250	.72	.546	1000	.396
77—VJ0805D241KXPAJ		240	250	.72	.546	1000	.396
77—VJ0805D271KXPAJ		270	250	.72	.546	1000	.396
77—VJ0805D301KXPAJ		300	250	.72	.546	1000	.396
77—VJ0805D331KXPAJ		330	250	.72	.546	1000	.396
77—VJ0805D391KXCAJ		390	200	.71	.535	1000	.385
77—VJ0805D471KXBAJ		470	100	.70	.524	1000	.375
77—VJ0805D561KXBAJ		560	100	.70	.524	1000	.375
77—VJ0805D681KXBAJ		680	100	.75	.567	1000	.407
77—VJ0805D821KXAAJ		820	50	.73	.546	1000	.396
77—VJ0805D102KXAAJ		1000	50	.75	.567	1000	.407
77—VJ0805D122KXXAJ		1200	25	.71	.535	1000	.385
77—VJ0805D152KXXAJ		1500	25	.78	.589	1000	.428

VJ OMD SERIES: SMD CERAMIC CAPACITOR SOLUTIONS FOR BOARDFLEX SENSITIVE APPLICATIONS

Features:
- Efficient low-power consumption, ripple current capable to 1.2 arms at 100kHz
- High voltage breakdown compared to standard design
- Excellent reliability and thermal shock performance
- High frequency filtering for switching power
- Available with polymer termination for increase resistance to board flex cracking

Specifications:
- Operating temperature: -55°C to +125°C

Applications:
- Input/Output filter capacitors
- Snubber capacitors reduce MOSFET voltage spikes
- Lighting ballasts
- Ideal for power supplies

For quantities greater than listed, call for quote.

MOUSER STOCK NO.	Mfr. Part No.	Value (pF)	Volts	Price Each 1	Price Each 100	Price Each 500	Reel Qty.	Price Per Piece
Style 1206-Temperature Coef: X7R								
77—VJ1206Y471KXRAT4X		470	1500	.38	.281	.219	2500	.185
77—VJ1206Y561KXFAT4X		560	2000	.39	.297	.231	2500	.195
77—VJ1206Y681KXLAT4X		680	630	.44	.396	.353	2500	.30
77—VJ1206Y102KXEAT4X		1000	500	.41	.307	.27	3000	.211
77—VJ1206Y102KXRAT4X		1000	1500	1.18	.674	.546	2500	.278
77—VJ1206Y102MXFAT4X		1000	2000	.44	.289	.257	2500	.225
77—VJ1206Y272KXGAT4X		2700	1000	.70	.53	.413	3000	.349
77—VJ1206Y472KXGAT4X		4700	1000	.71	.674	.621	2500	.439
77—VJ1206Y183KBLAT4X		.018µF	630	.64	.485	.378	2500	.319
77—VJ1206Y103KBAAT4X		.01µF	50	.31	.235	.208	3000	.162
77—VJ1206Y103KXLAT4X		.01µF	630	.58	.396	.353	2500	.30
77—VJ1206Y104JXAAT4X		.1µF	50	.87	.656	.511	2500	.431
77—VJ1206Y104KBAAT4X		.1µF	50	.45	.34	.30	2500	.235
77—VJ1206Y104KXAAT4X		.1µF	50	.69	.525	.41	2500	.345

For quantities greater than listed, call for quote.

MOUSER STOCK NO.	Mfr. Part No.	Value (pF)	Volts	Price Each 1	Price Each 100	Price Each 500	Reel Qty.	Price Per Piece
Style 1210-Temperature Coef: X7R								
77—VJ1210Y102JXFAT4X		1000	2000	.98	.747	.582	2500	.491
77—VJ1210Y152MXFAT4X		1500	2000	.96	.731	.57	2500	.48
Style 1812-Temperature Coef: NP0/C0G								
77—VJ1812A121KXGAT4X		120	1000	.85	.642	.501	1000	.462
77—VJ1812A821JXGAT4X		820	1000	2.87	2.18	1.70	1000	1.57
Style 1812-Temperature Coef: X7R								
77—VJ1812Y471KXHAT4X		470	3000	1.95	1.49	1.16	1000	1.07
77—VJ1812Y102KXFAT4X		1000	2000	2.27	2.15	1.98	1000	1.70
77—VJ1812Y222KXFAT4X		2200	2000	1.85	1.19	1.09	1000	1.03
77—VJ1812Y392KXFAT4X		3900	2000	1.62	1.23	.959	1000	.884
77—VJ1812Y472KXRAT4X		4700	1500	1.78	1.44	1.39	1000	1.09
77—VJ1812Y822KXRAT4X		8200	1500	1.51	1.35	1.20	1000	1.08
77—VJ1812Y103KXRAT4X		.01µF	1500	1.50	1.14	.891	1000	.822
77—VJ1812Y103MXRAT4X		.01µF	1500	1.50	1.14	.891	1000	.822
77—VJ1812Y154KXEAT4X		.15µF	500	1.73	1.32	1.03	1000	.947
77—VJ1812Y334JXCAT4X		.33µF	200	2.54	1.93	1.50	1000	1.38
77—VJ1812Y474JFAAT4X		.47µF	50	2.53	1.93	1.50	1000	1.38
77—VJ1812Y474KXBAT4X		.47µF	100	1.66	1.49	1.33	1000	1.19
77—VJ1812Y104MXBAT4X		.1µF	100	1.08	.824	.643	1000	.593
77—VJ1812Y104KXEAT4X		.1µF	500	1.49	1.34	1.19	1000	1.07
77—VJ1812Y105KXBAT4X		1uF	100	3.73	2.84	2.21	1000	2.04
77—VJ1812Y105MBBAT4X		1uF	100	2.08	1.58	1.23	1000	1.13
Style 1825-Temperature Coef: X7R								
77—VJ1825Y104KXEAT4X		.1µF	500	2.41	1.84	1.43	1000	1.32
Style 2225-Temperature Coef: X7R								
77—VJ2225Y223KXRAT4X		.023µF	1500	3.79	2.89	2.25	1000	2.08
77—VJ2225Y273KBFAT4X		.027µF	2000	6.29	4.79	3.73	1000	3.45
77—VJ2225Y473MXFAT4X		.047µF	2000	4.91	3.17	2.90	1000	2.74
77—VJ2225Y103KXFAT4X		.01µF	2000	5.02	3.23	2.96	1000	2.79
77—VJ2225Y334KXEAT4X		.33µF	500	5.70	3.95	3.51	1000	3.20

© Copyright 2013 Mouser Electronics

© Copyright 2013 Mouser Electronics

MURATA Automotive Capacitors

RoHS Compliant **This product is RoHS compliant.**

muRata Innovator in Electronics

GCJ SERIES MEDIUM VOLTAGE SOFT TERMINATION TYPE

Committed to creating a low-carbon world, the automotive industry—as part of its responsibility to people and the planet—is rapidly computerizing and electrifying the vehicles produced to improve environmental compatibility. Murata's highly reliable electronic components, which take advantage of the heat resistance ceramics offer, help develop electronic control technology for vehicle systems and integrate electronics into onboard systems. Featuring low loss and highly reliable connection, our monolithic ceramic capacitors for high-power applications make it possible to downsize inverters and electrify ancillary units in electric and hybrid vehicles to achieve greater energy savings.

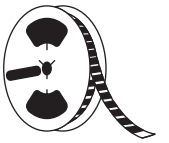

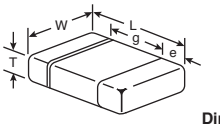

Dimensions: mm

Part Number	Dimensions: mm				
	L	W	T	e	g min.
GCJ188	1.6 ±0.2	0.8 ±0.1	0.8 ±0.1	0.2 to 0.5	0.5
GCJ216	2.0 ±0.3	1.25 ±0.2	0.6 ±0.1	0.2 to 0.7	0.7
GCJ219	2.0 ±0.3	1.25 ±0.2	0.85 ±0.1	0.2 to 0.7	0.7
GCJ21A	2.0±0.2	1.25±0.2	1.0+0,-0.3	0.3 min.	0.7
GCJ21B	2.0±0.2	1.25±0.2	1.25±0.2	0.3 min.	0.7
GCJ31C	2.0 ±0.3	1.6 ±0.2	1.6 ±0.1	0.3 to 1.0	1.5
GCJ31M	2.0 ±0.3	1.6 ±0.3	1.15 ±0.2	0.3 to 1.0	1.5
GCJ31B	3.2±0.2	1.6±0.2	1.25+0,-0.3	0.3 min.	1.2

Features:

- The GCJ series meet AEC-Q200 requirements.
- Improve the endurance against Board Bending Stress.
- Reduce the board bending stress by the conductive polymer termination.
- Use the GCJ31 type with flow or reflow soldering, and other types with reflow soldering only.

Applications:

- Automotive electronic equipment (Power-train, safety equipment)

PRODUCT NEW

For quantities greater than listed, call for quote.

MOUSER STOCK NO.	Murata Part No.	Value (pF)	Volt (DC)	Temperature Coefficient	Tolerance	Price Each 1	Price Each 50	Price Each 100	Price Each 500	Reel Qty.	Price Each
0603 Case Size											
81-GCJ188R71C104KA1D	GCJ188R71C104KA01D	0.1µF	16	X7R	± 10%	.11	.071	.063	.055	4000	.033
81-GCJ188R71C474KA2D	GCJ188R71C474KA12D	0.47µF	16	X7R	± 10%	.15	.107	.096	.082	4000	.049
81-GCJ188R71E224KA2D	GCJ188R71E224KA12D	0.22µF	25	X7R	± 10%	.15	.104	.093	.08	4000	.048
81-GCJ188R71H102KA1D	GCJ188R71H102KA01D	1,000	50	X7R	± 10%	.11	.065	.059	.05	4000	.03
81-GCJ188R71H152KA1D	GCJ188R71H152KA01D	1,500	50	X7R	± 10%	.11	.065	.059	.05	4000	.03
81-GCJ188R71H222KA1D	GCJ188R71H222KA01D	2,200	50	X7R	± 10%	.11	.065	.059	.05	4000	.03
81-GCJ188R71H332KA1D	GCJ188R71H332KA01D	3,300	50	X7R	± 10%	.11	.065	.059	.05	4000	.03
81-GCJ188R71H472KA1D	GCJ188R71H472KA01D	4,700	50	X7R	± 10%	.11	.065	.059	.05	4000	.03
81-GCJ188R71H682KA1D	GCJ188R71H682KA01D	6,800	50	X7R	± 10%	.11	.065	.059	.05	4000	.03
81-GCJ188R71H103KA1D	GCJ188R71H103KA01D	10,000	50	X7R	± 10%	.11	.066	.059	.05	4000	.031
81-GCJ188R71H153KA1D	GCJ188R71H153KA01D	15,000	50	X7R	± 10%	.11	.076	.067	.058	4000	.035
81-GCJ188R71H223KA1D	GCJ188R71H223KA01D	22,000	50	X7R	± 10%	.11	.076	.067	.058	4000	.035
81-GCJ188R71H333KA2D	GCJ188R71H333KA12D	33,000	50	X7R	± 10%	.11	.077	.07	.059	4000	.035
81-GCJ188R71H473KA2D	GCJ188R71H473KA12D	47,000	50	X7R	± 10%	.12	.083	.075	.064	4000	.039
81-GCJ188R71H683KA2D	GCJ188R71H683KA12D	68,000	50	X7R	± 10%	.12	.085	.076	.065	4000	.04
81-GCJ188R71H104KA2D	GCJ188R71H104KA12D	0.1µF	50	X7R	± 10%	.12	.085	.076	.065	4000	.04
81-GCJ188R72A102KA1D	GCJ188R72A102KA01D	1,000	100	X7R	± 10%	.11	.073	.065	.056	4000	.034
81-GCJ188R72A152KA1D	GCJ188R72A152KA01D	1,500	100	X7R	± 10%	.11	.073	.065	.056	4000	.034
81-GCJ188R72A222KA1D	GCJ188R72A222KA01D	2,200	100	X7R	± 10%	.11	.073	.065	.056	4000	.034
81-GCJ188R72A332KA1D	GCJ188R72A332KA01D	3,300	100	X7R	± 10%	.11	.073	.065	.056	4000	.034
81-GCJ188R72A472KA1D	GCJ188R72A472KA01D	4,700	100	X7R	± 10%	.11	.073	.065	.056	4000	.034
81-GCJ188R72A682KA1D	GCJ188R72A682KA01D	6,800	100	X7R	± 10%	.11	.073	.065	.056	4000	.034
81-GCJ188R72A103KA1D	GCJ188R72A103KA01D	10,000	100	X7R	± 10%	.11	.073	.065	.056	4000	.034
81-GCJ188R72A153KA1D	GCJ188R72A153KA01D	15,000	100	X7R	± 10%	.13	.089	.079	.068	4000	.042
81-GCJ188R72A223KA1D	GCJ188R72A223KA01D	22,000	100	X7R	± 10%	.13	.089	.079	.068	4000	.042
0805 Case Size											
81-GCJ219R71C105KA1D	GCJ219R71C105KA01D	0.1µF	16	X7R	± 10%	.17	.124	.111	.095	4000	.058
81-GCJ21BR71C225KA3L	GCJ21BR71C225KA13L	2.2µF	16	X7R	± 10%	.61	.347	.289	.184	3000	.104
81-GCJ21BR71E105KA2L	GCJ21BR71E105KA12L	1µF	25	X7R	± 10%	.21	.154	.138	.119	3000	.072
81-GCJ216R71H102KA1D	GCJ216R71H102KA01D	1,000	50	X7R	± 10%	.12	.081	.073	.062	4000	.037
81-GCJ216R71H152KA1D	GCJ216R71H152KA01D	1,500	50	X7R	± 10%	.12	.081	.074	.063	4000	.037
81-GCJ216R71H222KA1D	GCJ216R71H222KA01D	2,200	50	X7R	± 10%	.12	.082	.074	.063	4000	.039
81-GCJ216R71H332KA1D	GCJ216R71H332KA01D	3,300	50	X7R	± 10%	.12	.082	.074	.063	4000	.039
81-GCJ216R71H472KA1D	GCJ216R71H472KA01D	4,700	50	X7R	± 10%	.12	.082	.074	.063	4000	.039
81-GCJ216R71H682KA1D	GCJ216R71H682KA01D	6,800	50	X7R	± 10%	.13	.088	.079	.067	4000	.041
81-GCJ216R71H103KA1D	GCJ216R71H103KA01D	10,000	50	X7R	± 10%	.12	.081	.074	.063	4000	.037
81-GCJ216R71H153KA1D	GCJ216R71H153KA01D	15,000	50	X7R	± 10%	.13	.088	.078	.067	4000	.041
81-GCJ216R71H223KA1D	GCJ216R71H223KA01D	22,000	50	X7R	± 10%	.13	.091	.081	.07	4000	.042
81-GCJ219R71H333KA1D	GCJ219R71H333KA01D	33,000	50	X7R	± 10%	.14	.101	.091	.077	4000	.047
81-GCJ21BR71H473KA1L	GCJ21BR71H473KA01L	47,000	50	X7R	± 10%	.14	.101	.091	.077	3000	.047
81-GCJ21BR71H683KA1L	GCJ21BR71H683KA01L	68,000	50	X7R	± 10%	.15	.105	.094	.08	3000	.049
81-GCJ21BR71H104KA1L	GCJ21BR71H104KA01L	0.1µF	50	X7R	± 10%	.15	.105	.094	.08	3000	.049
81-GCJ21BR71H224KA1L	GCJ21BR71H224KA01L	0.22µF	50	X7R	± 10%	.24	.167	.15	.128	3000	.077
81-GCJ21BR71H474KA2L	GCJ21BR71H474KA12L	0.47µF	50	X7R	± 10%	.60	.343	.286	.183	3000	.103
81-GCJ216R72A102KA1D	GCJ216R72A102KA01D	1,000	100	X7R	± 10%	.15	.108	.096	.082	4000	.05
81-GCJ216R72A152KA1D	GCJ216R72A152KA01D	1,500	100	X7R	± 10%	.15	.108	.096	.082	4000	.05
81-GCJ216R72A222KA1D	GCJ216R72A222KA01D	2,200	100	X7R	± 10%	.15	.108	.096	.082	4000	.05
81-GCJ216R72A332KA1D	GCJ216R72A332KA01D	3,300	100	X7R	± 10%	.15	.108	.096	.082	4000	.05
81-GCJ216R72A472KA1D	GCJ216R72A472KA01D	4,700	100	X7R	± 10%	.15	.108	.096	.082	4000	.05
81-GCJ216R72A682KA1D	GCJ216R72A682KA01D	6,800	100	X7R	± 10%	.16	.11	.098	.085	4000	.051
81-GCJ216R72A103KA1D	GCJ216R72A103KA01D	10,000	100	X7R	± 10%	.15	.106	.095	.081	4000	.049
81-GCJ216R72A153KA1D	GCJ216R72A153KA01D	15,000	100	X7R	± 10%	.18	.126	.113	.097	4000	.059
81-GCJ216R72A223KA1D	GCJ216R72A223KA01D	22,000	100	X7R	± 10%	.18	.128	.114	.098	4000	.059
81-GCJ219R72A333KA1D	GCJ219R72A333KA01D	33,000	100	X7R	± 10%	.18	.133	.119	.102	4000	.061
81-GCJ21BR72A473KA1L	GCJ21BR72A473KA01L	47,000	100	X7R	± 10%	.18	.133	.119	.102	3000	.061
81-GCJ21BR72A683KA1L	GCJ21BR72A683KA01L	68,000	100	X7R	± 10%	.20	.14	.126	.108	3000	.065
81-GCJ21BR72A104KA1L	GCJ21BR72A104KA01L	0.1µF	100	X7R	± 10%	.19	.138	.124	.106	3000	.064
81-GCJ21AR72E102KX1D	GCJ21AR72E102KXJ1D	1,000	250	X7R	± 10%	.14	.095	.086	.074	4000	.044
81-GCJ21AR72E152KX1D	GCJ21AR72E152KXJ1D	1,500	250	X7R	± 10%	.15	.103	.092	.078	4000	.047
81-GCJ21AR72E222KX1D	GCJ21AR72E222KXJ1D	2,200	250	X7R	± 10%	.15	.103	.092	.078	4000	.047
81-GCJ21AR72E332KX1D	GCJ21AR72E332KXJ1D	3,300	250	X7R	± 10%	.15	.103	.092	.078	4000	.047
81-GCJ21AR72E472KX1D	GCJ21AR72E472KXJ1D	4,700	250	X7R	± 10%	.15	.103	.092	.078	4000	.047
81-GCJ21AR72E682KX1D	GCJ21AR72E682KXJ1D	6,800	250	X7R	± 10%	.15	.103	.092	.078	4000	.047
81-GCJ21BR72E103KX3L	GCJ21BR72E103KXJ3L	10,000	250	X7R	± 10%	.15	.103	.092	.078	3000	.047
1206 Case Size											
81-GCJ31CR71A106KA3L	GCJ31CR71A106KA13L	10µF	10	X7R	± 10%	.87	.522	.457	.326	2000	.173
81-GCJ31CR71E475KA2L	GCJ31CR71E475KA12L	4.7µF	25	X7R	± 10%	.79	.475	.415	.296	2000	.158
81-GCJ31MR71H105KA2L	GCJ31MR71H105KA12L	1µF	50	X7R	± 10%	.75	.43	.358	.229	3000	.129
81-GCJ31CR71H225KA2L	GCJ31CR71H225KA12L	2.2µF	50	X7R	± 10%	.65	.394	.345	.246	2000	.132
81-GCJ31MR72A224KA1L	GCJ31MR72A224KA01L	0.22µF	100	X7R	± 10%	.71	.404	.337	.215	3000	.121
81-GCJ31BR72E153KX1L	GCJ31BR72E153KXJ1L	15,000	250	X7R	± 10%	.39	.269	.249	.218	3000	.123
81-GCJ31BR72E223KX1L	GCJ31BR72E223KXJ1L	22,000	250	X7R	± 10%	.39	.269	.249	.218	3000	.123
81-GCJ31CR72E333KX3L	GCJ31CR72E333KXJ3L	33,000	250	X7R	± 10%	.39	.269	.249	.218	2000	.138
81-GCJ31CR72E473KX3L	GCJ31CR72E473KXJ3L	47,000	250	X7R	± 10%	.39	.269	.249	.218	2000	.138
81-GCJ31BR72J102KX1L	GCJ31BR72J102KXJ1L	1,000	630	X7R	± 10%	.62	.357	.297	.19	3000	.107
81-GCJ31BR72J152KX1L	GCJ31BR72J152KXJ1L	1,500	630	X7R	± 10%	.65	.373	.311	.199	3000	.112
81-GCJ31BR72J222KX1L	GCJ31BR72J222KXJ1L	2,200	630	X7R	± 10%	.70	.397	.331	.212	3000	.119
81-GCJ31BR72J332KX1L	GCJ31BR72J332KXJ1L	3,300	630	X7R	± 10%	.65	.373	.311	.199	3000	.112
81-GCJ31BR72J472KX1L	GCJ31BR72J472KXJ1L	4,700	630	X7R	± 10%	.67	.386	.322	.207	3000	.117

© Copyright 2013 Mouser Electronics

© Copyright 2013 Mouser Electronics

MURATA Automotive Capacitors

RoHS Compliant **This product is RoHS compliant.**

GCJ SERIES MEDIUM VOLTAGE SOFT TERMINATION TYPE (CONT.)

Committed to creating a low-carbon world, the automotive industry—as part of its responsibility to people and the planet—is rapidly computerizing and electrifying the vehicles produced to improve environmental compatibility. Murata's highly reliable electronic components, which take advantage of the heat resistance ceramics offer, help develop electronic control technology for vehicle systems and integrate electronics into onboard systems. Featuring low loss and highly reliable connection, our monolithic ceramic capacitors for high-power applications make it possible to downsize inverters and electrify ancillary units in electric and hybrid vehicles to achieve greater energy savings.

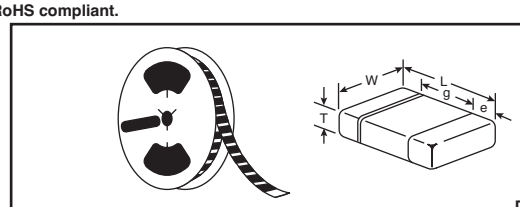

DIMENSIONS: mm

Features:
- The GCJ series meet AEC-Q200 requirements.
- Improve the endurance against Board Bending Stress.
- Reduce the board bending stress by the conductive polymer termination.
- Use the GCJ31 type with flow or reflow soldering, and other types with reflow soldering only.

Applications:
- Automotive electronic equipment (Power-train, safety equipment)

NEW PRODUCT

Part Number	Dimensions: mm				
	L	W	T	e	g min.
GCJ32D	3.2 ±0.3	2.5 ±0.2	2.0 +0/-0.3	0.3	1.2
GCJ32E	3.2 ±0.4	2.5 ±0.3	2.5 ±0.3	0.3	1.0
GCJ32Q	3.2±0.3	2.5±0.2	1.5+0,-0.3	0.3 min.	1.2
GCJ32D	3.2±0.3	2.5±0.2	2.0+0,-0.3	0.3 min.	1.2
GCJ43Q	4.5±0.4	3.2±0.3	1.5+0.-0.3	0.3 min.	2.2
GCJ43D	4.5±0.4	3.2±0.3	2.0+0,-0.3	0.3 min.	2.2
GCJ55D	5.7±0.4	5.0±0.4	2.0+0,-0.3	0.3 min.	3.2

For quantities greater than listed, call for quote.

MOUSER STOCK NO.	Murata Part No.	Value (pF)	Volt (DC)	Temperature Coefficient	Tolerance	Price Each 1	50	100	500	Reel Qty.	Price Each
1210 Case Size											
81-GCJ32ER71E106KA2L	GCJ32ER71E106KA12L	10μF	25	X7R	± 10%	1.99	1.42	1.31	1.07	1000	.597
81-GCJ32ER71H475KA2L	GCJ32ER71H475KA12L	4.7μF	50	X7R	± 10%	1.75	1.25	1.16	.945	1000	.525
81-GCJ32DR72A225KA1L	GCJ32DR72A225KA01L	2.2μF	100	X7R	± 10%	2.08	1.49	1.36	1.11	1000	.622
81-GCJ32QR72E683KX1L	GCJ32QR72E683KXJ1L	68,000	250	X7R	± 10%	.86	.516	.45	.322	2000	.172
81-GCJ32DR72E104KX1L	GCJ32DR72E104KXJ1L	0.1 uF	250	X7R	± 10%	.50	.349	.324	.284	1000	.18
81-GCJ32QR72J682KX1L	GCJ32QR72J682KXJ1L	6,800	630	X7R	± 10%	.94	.564	.493	.352	2000	.188
81-GCJ32QR72J103KX1L	GCJ32QR72J103KXJ1L	10,000	630	X7R	± 10%	.94	.564	.493	.352	2000	.188
81-GCJ32DR72J153KX1L	GCJ32DR72J153KXJ1L	15,000	630	X7R	± 10%	.56	.404	.373	.323	1000	.212
81-GCJ32DR72J223KX1L	GCJ32DR72J223KXJ1L	22,000	630	X7R	± 10%	.56	.404	.373	.323	1000	.212
1812 Case Size											
81-GCJ43QR72E154KX1L	GCJ43QR72E154KXJ1L	0.15 uF	250	X7R	± 10%	1.36	.916	.831	.675	1000	.373
81-GCJ43DR72E224KX1L	GCJ43DR72E224KXJ1L	0.22 uF	250	X7R	± 10%	1.36	.916	.831	.675	1000	.373
81-GCJ43DR72J333KX1L	GCJ43DR72J333KXJ1L	33,000	630	X7R	± 10%	1.29	.871	.791	.642	1000	.355
81-GCJ43DR72J473KX1L	GCJ43DR72J473KXJ1L	47,000	630	X7R	± 10%	1.29	.871	.791	.642	1000	.355
2220 Case Size											
81-GCJ55DR72E334KX1L	GCJ55DR72E334KXJ1L	0.33 uF	250	X7R	± 10%	2.35	1.69	1.55	1.26	1000	.706
81-GCJ55DR72E474KX1L	GCJ55DR72E474KXJ1L	0.47 uF	250	X7R	± 10%	2.39	1.71	1.56	1.28	1000	.715
81-GCJ55DR72J104KX1L	GCJ55DR72J104KXJ1L	0.1 uF	630	X7R	± 10%	2.39	1.71	1.56	1.28	1000	.715

KCM SERIES METAL TERMINAL MONOLITHIC CERAMIC CAPACITORS

Features:
- High reliability for thermal & mechanical stress
- Space saving and high capacitance value by stacking two MLCC's
- RoHS Compliant

Applications:
- DC – DC Converters in automotive Engine Control Units

NEW PRODUCT

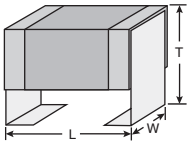

Part Number	Dimensions: mm		
	L	W	T
KCM55L	6.1 ±0.4	5.3 ±0.2	2.8 ±0.2
KCM55Q	6.1 ±0.4	5.3 ±0.2	3.7 ±0.2
KCM55T	6.1 ±0.4	5.3 ±0.2	4.8 ±0.2
KCM55W	6.1 ±0.4	5.3 ±0.2	6.4 ±0.3

For quantities greater than listed, call for quote.

MOUSER STOCK NO.	Murata Part No.	Value (μF)	Volt (DC)	Temperature Coefficient	Tolerance	Price Each 1	50	100	500	Reel Qty.	Price Each
2220 Case Size											
81-KCM55QR71E226KH1K	KCM55QR71E226KH01K	22	25	X7R	±10%	3.16	2.43	2.20	2.00	2000	1.73
81-KCM55WR71E476MH1K	KCM55WR71E476MH01K	47	25	X7R	±10%	3.77	2.90	2.63	2.40	2000	2.08
81-KCM55QR7YA176KH1K	KCM55QR7YA176KH01K	17	35	X7R	±10%	3.16	2.43	2.20	2.00	2000	1.73
81-KCM55WR7YA336MH1K	KCM55WR7YA336MH01K	33	35	X7R	±10%	3.77	2.90	2.63	2.40	2000	2.08
81-KCM55QR71H106KH1K	KCM55QR71H106KH01K	10	50	X7R	±10%	3.16	2.43	2.20	2.00	2000	1.73
81-KCM55WR71H226MH1K	KCM55WR71H226MH01K	22	50	X7R	±10%	3.77	2.90	2.63	2.40	2000	2.08
81-KCM55QR71J106KH1K	KCM55QR71J106KH01K	10	63	X7R	±10%	3.16	2.43	2.20	2.00	2000	1.73
81-KCM55WR71J226MH1K	KCM55WR71J226MH01K	22	63	X7R	±10%	3.77	2.90	2.63	2.40	2000	2.08
81-KCM55LR72A475KH1K	KCM55LR72A475KH01K	4.7	100	X7R	±10%	3.05	2.34	2.13	1.94	2000	1.68
81-KCM55QR72A685KH1K	KCM55QR72A685KH01K	6.8	100	X7R	±10%	3.16	2.43	2.20	2.00	2000	1.73
81-KCM55TR72A106MH1K	KCM55TR72A106MH01K	10	100	X7R	±10%	3.71	2.85	2.59	2.35	2000	2.03
81-KCM55WR72A156MH1K	KCM55WR72A156MH01K	15	100	X7R	±10%	3.77	2.90	2.63	2.40	2000	2.08

KRM SERIES METAL TERMINAL MONOLITHIC CERAMIC CAPACITORS

Features:
- High reliability for thermal & mechanical stress
- Space saving and high capacitance value by stacking two MLCC's
- Reduce Acoustic noise caused by ceramic vibration
- RoHS Compliant

Applications:
- Power Supply Circuits

NEW PRODUCT

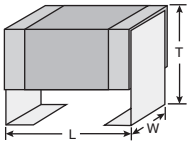

Part Number	Dimensions: mm		
	L	W	T
KRM55L	6.1 ±0.4	5.3 ±0.2	2.8 ±0.2
KRM55Q	6.1 ±0.4	5.3 ±0.2	3.7 ±0.2
KRM55T	6.1 ±0.4	5.3 ±0.2	4.8 ±0.2
KRM55W	6.1 ±0.4	5.3 ±0.2	6.4 ±0.3

For quantities greater than listed, call for quote.

MOUSER STOCK NO.	Murata Part No.	Value (μF)	Volt (DC)	Temperature Coefficient	Tolerance	Price Each 1	50	100	500	Reel Qty.	Price Each
2220 Case Size											
81-KRM55QR71E226KH1K	KRM55QR71E226KH01K	22	25	X7R	±10%	3.05	2.34	2.13	1.94	2000	1.68
81-KRM55WR71E476MH1K	KRM55WR71E476MH01K	47	25	X7R	±10%	3.71	2.85	2.59	2.35	2000	2.03
81-KRM55QR71H106KH1K	KRM55QR71H106KH01K	10	50	X7R	±10%	3.05	2.34	2.13	1.94	2000	1.68
81-KRM55WR71H226MH1K	KRM55WR71H226MH01K	22	50	X7R	±10%	3.71	2.85	2.59	2.35	2000	2.03
81-KRM55QR71J106KH1K	KRM55QR71J106KH01K	10	63	X7R	±10%	3.05	2.34	2.13	1.94	2000	1.68
81-KRM55WR71J226MH1K	KRM55WR71J226MH01K	22	63	X7R	±10%	3.71	2.85	2.59	2.35	2000	2.03
81-KRM55LR72A475KH1K	KRM55LR72A475KH01K	4.7	100	X7R	±10%	2.96	2.28	2.08	1.88	2000	1.63
81-KRM55QR72A685KH1K	KRM55QR72A685KH01K	6.8	100	X7R	±10%	3.05	2.34	2.13	1.94	2000	1.68
81-KRM55TR72A106MH1K	KRM55TR72A106MH01K	10	100	X7R	±10%	3.58	2.75	2.50	2.28	2000	1.97
81-KRM55WR72A156MH1K	KRM55WR72A156MH01K	15	100	X7R	±10%	3.71	2.85	2.59	2.35	2000	2.03

© Copyright 2013 Mouser Electronics
© Copyright 2013 Mouser Electronics

TDK Ceramic Chip Capacitors

RoHS Compliant This product is RoHS compliant.

CGA SERIES AUTOMOTIVE GRADE CAPACITORS, SOFT TERMINATION

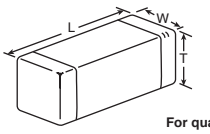

CGA4 (EIA CC0805/JIS C2012)

For quantities greater than listed, call for quote.

MOUSER STOCK NO.	TDK Part No.	Value (µF)	Volt. (DC)	Tol. ±	Dimensions (mm) L	W	T	Price Each 1	100	500	Reel Qty.	Price Per Piece
Temperature Coef: X7R												
810-CGA4J3X7R2E103MS	CGA4J3X7R2E103M/SOFT	.01	250	20%	2.0	1.25	1.25	.10	.044	.04	2000	.034
810-CGA4J3X7R2E223MS	CGA4J3X7R2E223M/SOFT	.022	250	20%	2.0	1.25	1.25	.10	.067	.061	2000	.052
810-CGA4J3X7R1H474MS	CGA4J3X7R1H474M/SOFT	.47	50	20%	2.0	1.25	1.25	.26	.179	.163	2000	.141
810-CGA4J3X7R1H105MS	CGA4J3X7R1H105M/SOFT	1	50	20%	2.0	1.25	1.25	.27	.185	.168	2000	.144
810-CGA4J1X7R1V225MS	CGA4J1X7R1V225M/SOFT	2.2	35	20%	2.0	1.25	1.25	.24	.164	.149	2000	.128
810-CGA4J3X7R1C475MS	CGA4J3X7R1C475M/SOFT	4.7	16	20%	2.0	1.25	1.25	.29	.199	.181	2000	.156
Temperature Coef: X7S												
810-CGA4F3X7S2A224MS	CGA4F3X7S2A224M/SOFT	.22	100	20%	2.0	1.25	0.85	.18	.126	.114	4000	.098
810-CGA4J3X7S2A474MS	CGA4J3X7S2A474M/SOFT	.47	100	20%	2.0	1.25	1.25	.19	.132	.12	2000	.104
810-CGA4J3X7S2A105MS	CGA4J3X7S2A105M/SOFT	1	100	20%	2.0	1.25	1.25	.24	.166	.151	2000	.131
Temperature Coef: X7T												
810-CGA4F4X7T2W103MS	CGA4F4X7T2W103M/SOFT	.01	450	20%	2.0	1.25	0.85	.10	.063	.058	4000	.05
810-CGA4J4X7T2W223MS	CGA4J4X7T2W223M/SOFT	.022	450	20%	2.0	1.25	1.25	.12	.082	.075	2000	.064
810-CGA4J3X7T2E473MS	CGA4J3X7T2E473M/SOFT	.047	250	20%	2.0	1.25	1.25	.11	.075	.068	2000	.059
810-CGA4J4X7T2W473MS	CGA4J4X7T2W473M/SOFT	.047	450	20%	2.0	1.25	1.25	.12	.085	.077	2000	.066
810-CGA4J3X7T2E104MS	CGA4J3X7T2E104M/SOFT	.1	250	20%	2.0	1.25	1.25	.12	.081	.074	2000	.063

CGA5 (EIA CC1206/JIS C3216)

For quantities greater than listed, call for quote.

MOUSER STOCK NO.	TDK Part No.	Value (µF)	Volt. (DC)	Tol. ±	Dimensions (mm) L	W	T	Price Each 1	100	500	Reel Qty.	Price Per Piece
Temperature Coef: X7R												
810-CGA5H4X7R2J103MS	CGA5H4X7R2J103M/SOFT	.01	630	20%	3.2	1.6	1.15	.39	.161	.106	2000	.08
810-CGA5K4X7R2J223MS	CGA5K4X7R2J223M/SOFT	.022	630	20%	3.2	1.6	1.3	.19	.133	.121	2000	.105
810-CGA5L3X7R2E104MS	CGA5L3X7R2E104M/SOFT	.1	250	20%	3.2	1.6	1.6	.29	.201	.183	2000	.158
810-CGA5L2X7R2A474MS	CGA5L2X7R2A474M/SOFT	.47	100	20%	3.2	1.6	1.6	.50	.353	.321	2000	.277
810-CGA5L3X7R1H105MS	CGA5L3X7R1H105M/SOFT	1	50	20%	3.2	1.6	1.6	.17	.118	.107	2000	.092
810-CGA5L2X7R2A105MS	CGA5L2X7R2A105M/SOFT	1	100	20%	3.2	1.6	1.6	.52	.367	.334	2000	.289
810-CGA5L3X7R1H225MS	CGA5L3X7R1H225M/SOFT	2.2	50	20%	3.2	1.6	1.6	.67	.471	.428	2000	.37
810-CGA5L1X7R1V475MS	CGA5L1X7R1V475M/SOFT	4.7	35	20%	3.2	1.6	1.6	.43	.303	.275	2000	.238
810-CGA5L1X7R1E106MS	CGA5L1X7R1E106M/SOFT	10	25	20%	3.2	1.6	1.6	.75	.52	.473	2000	.41
Temperature Coef: X7S												
810-CGA5L3X7S2A225MS	CGA5L3X7S2A225M/SOFT	2.2	100	20%	3.2	1.6	1.6	.86	.601	.547	2000	.473
Temperature Coef: X7T												
810-CGA5L1X7T2J473MS	CGA5L1X7T2J473M/SOFT	.047	630	20%	3.2	1.6	1.6	.27	.188	.171	2000	.148
810-CGA5L4X7T2W104MS	CGA5L4X7T2W104M/SOFT	.1	450	20%	3.2	1.6	1.6	.28	.195	.177	2000	.153
810-CGA5L3X7T2E224MS	CGA5L3X7T2E224M/SOFT	.22	250	20%	3.2	1.6	1.6	.27	.186	.169	2000	.146

CGA6 (EIA CC1210/JIS C3225)

For quantities greater than listed, call for quote.

MOUSER STOCK NO.	TDK Part No.	Value (µF)	Volt. (DC)	Tol. ±	Dimensions (mm) L	W	T	Price Each 1	100	500	Reel Qty.	Price Per Piece
Temperature Coef: X7R												
810-CGA6M4X7R2J473MS	CGA6M4X7R2J473M/SOFT	.047	630	20%	3.2	2.5	2.0	.49	.343	.312	1000	.288
810-CGA6M3X7R2E104MS	CGA6M3X7R2E104M/SOFT	.1	250	20%	3.2	2.5	2.0	.31	.219	.199	1000	.183
810-CGA6M3X7R2E224MS	CGA6M3X7R2E224M/SOFT	.22	250	20%	3.2	2.5	2.0	.49	.343	.312	1000	.288
810-CGA6N3X7R2A225MS	CGA6N3X7R2A225M/SOFT	2.2	100	20%	3.2	2.5	2.3	.91	.636	.578	1000	.532
Temperature Coef: X7S												
810-CGA6N3X7S1H475MS	CGA6N3X7S1H475M/SOFT	4.7	50	20%	3.2	2.5	2.3	1.36	.95	.863	1000	.794
810-CGA6M3X7S2A475MS	CGA6M3X7S2A475M/SOFT	4.7	100	20%	3.2	2.5	2.0	1.64	1.14	1.04	1000	.959
810-CGA6P3X7S1H106MS	CGA6P3X7S1H106M/SOFT	10	50	20%	3.2	2.5	2.5	1.43	.997	.906	1000	.834
810-CGA5L3X7S2A225MS	CGA5L3X7S2A225M/SOFT	2.2	100	20%	3.2	1.6	1.6	.86	.601	.547	2000	.473
Temperature Coef: X7T												
810-CGA6L1X7T2J104MS	CGA6L1X7T2J104M/SOFT	.1	630	20%	3.2	2.5	1.6	.52	.366	.333	2000	.288
810-CGA6M4X7T2W224MS	CGA6M4X7T2W224M/SOFT	.22	450	20%	3.2	2.5	2.0	.62	.431	.392	1000	.361

CGA8 (EIA CC1812/JIS C4532)

For quantities greater than listed, call for quote.

MOUSER STOCK NO.	TDK Part No.	Value (µF)	Volt. (DC)	Tol. ±	Dimensions (mm) L	W	T	Price Each 1	100	500	Reel Qty.	Price Per Piece
Temperature Coef: X7R												
810-CGA8N3X7R2E474MS	CGA8N3X7R2E474M/SOFT	.47	250	20%	4.5	3.2	2.3	.76	.531	.483	1000	.444
Temperature Coef: X7T												
810-CGA8M1X7T2J224MS	CGA8M1X7T2J224M/SOFT	.22	630	20%	4.5	3.2	2.0	1.26	.884	.804	500	.804
810-CGA8N4X7T2W474MS	CGA8N4X7T2W474M/SOFT	.47	450	20%	4.5	3.2	2.3	1.44	1.01	.916	500	.916
810-CGA8P3X7T2E105MS	CGA8P3X7T2E105M/SOFT	1	250	20%	4.5	3.2	2.5	1.50	1.06	.959	500	.959

CGA9 (EIA CC2220/JIS C5750)

For quantities greater than listed, call for quote.

MOUSER STOCK NO.	TDK Part No.	Value (µF)	Volt. (DC)	Tol. ±	Dimensions (mm) L	W	T	Price Each 1	100	500	Reel Qty.	Price Per Piece
Temperature Coef: X7R												
810-CGA9N3X7R2E105MS	CGA9N3X7R2E105M/SOFT	1	250	20%	5.7	5.0	2.3	1.54	1.08	.98	500	.98
Temperature Coef: X7S												
810-CGA9N3X7S2A106MS	CGA9N3X7S2A106M/SOFT	10	100	20%	5.7	5.0	2.3	3.34	2.33	2.12	500	2.12
Temperature Coef: X7T												
810-CGA9P1X7T2J474MS	CGA9P1X7T2J474M/SOFT	.47	630	20%	5.7	5.0	2.5	2.59	1.81	1.65	500	1.65
810-CGA9P3X7T2E225MS	CGA9P3X7T2E225M/SOFT	2.2	250	20%	5.7	5.0	2.5	2.55	1.78	1.62	500	1.62
810-CGA9P4X7T2W105MS	CGA9P4X7T2W105M/SOFT	1	450	20%	5.7	5.0	2.5	2.65	1.86	1.69	500	1.69

CEU SERIES AUTOMOTIVE SAFETY DESIGN TYPE CAPACITORS, SOFT TERMINATION

CEU3 (EIA CC0603/JIS C1608)

For quantities greater than listed, call for quote.

MOUSER STOCK NO.	Value (pF)	Volt. (DC)	Tol. ±	Dim. (mm) T	Price Each 1	100	500	Reel Qty.	Price Per Piece
Temperature Coef: X7R									
810-CEU4J2X7R1H104K	0.1µF	50	10%	1.25	.18	.129	.118	2000	.102
810-CEU3E2X7R1H473K	.047µF	50	10%	0.8	.10	.065	.059	4000	.051
810-CEU3E2X7R1H333K	.033µF	50	10%	0.8	.10	.065	.059	4000	.051
810-CEU3E2X7R1H223K	.022µF	50	10%	0.8	.10	.065	.059	4000	.051
810-CEU3E2X7R1H153K	.015µF	50	10%	0.8	.10	.065	.059	4000	.051
810-CEU3E2X7R1H103K	.01µF	50	10%	0.8	.10	.065	.059	4000	.051
810-CEU3E2X7R1H682K	6800	50	10%	0.8	.10	.065	.059	4000	.051
810-CEU3E2X7R1H472K	4700	50	10%	0.8	.10	.065	.059	4000	.051
810-CEU3E2X7R2A332K	3300	100	10%	0.8	.10	.065	.059	4000	.051
810-CEU3E2X7R2A222K	2200	100	10%	0.8	.10	.065	.059	4000	.051
810-CEU3E2X7R2A152K	1500	100	10%	0.8	.10	.065	.059	4000	.051
810-CEU3E2X7R2A102K	1000	100	10%	0.8	.10	.065	.059	4000	.051

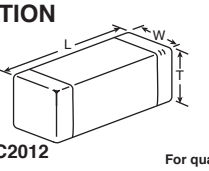

	L	W
CEU3	1.6	0.8
CEU4	2.0	1.25

CEU4 (EIA CC0805/JIS C2012

For quantities greater than listed, call for quote.

MOUSER STOCK NO.	Value (µF)	Volt. (DC)	Tol. ±	Dim. (mm) T	Price Each 1	100	500	Reel Qty.	Price Per Piece
Temperature Coef: X7R									
810-CEU4J2X7R1H223K	.022	50	10%	1.25	.18	.129	.118	2000	.102
810-CEU4J2X7R1H333K	.033	50	10%	1.25	.18	.129	.118	2000	.102
810-CEU4J2X7R1H473K	.047	50	10%	1.25	.18	.129	.118	2000	.102
810-CEU4J2X7R1H683K	.068	50	10%	1.25	.18	.129	.118	2000	.102
810-CEU4J2X7R2A153K	.015	100	10%	1.25	.18	.129	.118	2000	.102
810-CEU4J2X7R2A103K	.01	100	10%	1.25	.18	.129	.118	2000	.102

© Copyright 2013 Mouser Electronics
© Copyright 2013 Mouser Electronics

AVX SMD Ceramic Chip Capacitors

RoHS Compliant This product is RoHS compliant.

AVX A KYOCERA GROUP COMPANY

STYLE 0805 MULTILAYER CERAMIC CHIP CAPACITORS

MOUSER STOCK NO.	AVX Part No.	Value (pF)	Volt	Tol. ± %	Price Each 1	Price Each 100	Price Each 1000	Reel Qty.	Price Per Piece
Temperature Coefficient: C0G									
581-08052U1R0CAT2A	08052U1R0CAT2A	1	200	.25	1.83	1.49	.535	2000	.407
581-08051A1R2CAT2A	08051A1R2CAT2A	1.2	100	.25	.19	.146	.064	4000	.043
581-08055A1R5C	08055A1R5CAT2A	1.5	500	.25	.24	.146	.075	4000	.064
581-08051A2R0C	08051A2R0CAT2A	2	100	.25	.19	.146	.064	4000	.043
581-08051A2R2CAT2A	08051A2R2CAT2A	2.2	100	.25	.19	.146	.064	4000	.043
581-08055A2R2C	08055A2R2CAT2A	2.2	500	.25	.11	.056	.021	4000	.02
581-08052U3R3DAT2A	08052U3R3DAT2A	3.3	200	.5	.44	.268	.118	2000	.107
581-08051A3R6CAT2A	08051A3R6CAT2A	3.6	100	.25	.19	.146	.064	4000	.043
581-08052U3R9BAT2A	08052U3R9BAT2A	3.9	200	.1	.59	.514	.375	2000	.182
581-08051A4R7B	08051A4R7BAT2A	4.7	100	.10	1.24	.502	.317	4000	.253
581-08052U5R6CAT2A	08052U5R6CAT2A	5.6	200	.25	.46	.223	.122	2000	.09
581-08051A6R8JAT2A	08051A6R8JAT2A	6.8	100	5	.18	.094	.047	4000	.04
581-08052U6R8CAT2A	08052U6R8CAT2A	6.8	200	.25	1.83	1.49	.535	2000	.407
581-08052U100G	08052U100GAT2A	10	200	2	.49	.342	.142	2000	.139
581-0805AA100MAT1A	0805AA100MAT1A	10	500	20	4.87	3.12	1.25	2000	1.21
581-0805AA100MAT1A	0805AA100MAT1A	10	500	20	4.87	3.12	1.25	2000	1.21
581-08051A110JAT2A	08051A110JAT2A	11	100	5	.18	.094	.047	4000	.04
581-08052U120G	08052U120GAT2A	12	200	2	.49	.342	.142	2000	.139
581-08051A150FAT2A	08051A150FAT2A	15	100	1	.49	.364	.234	4000	.172
581-08051A150K	08051A150KAT2A	15	100	10	.20	.139	.107	4000	.054
581-08051A180F	08051A180FAT2A	18	100	1	.49	.202	.168	4000	.112
581-08051A220F	08051A220FAT2A	22	100	1	.49	.202	.168	4000	.112
581-08051A220GAT2A	08051A220GAT2A	22	100	2	.47	.203	.153	4000	.112
581-08051A240FAT2A	08051A240FAT2A	24	100	1	.49	.202	.168	4000	.112
581-08051A270GAT2A	08051A270GAT2A	27	100	2	.47	.203	.153	4000	.112
581-08052U270G	08052U270GAT2A	27	200	2	.45	.375	.118	2000	.096
581-08055A330FAT2A	08055A330FAT2A	33	500	1	.49	.364	.234	4000	.172
581-08051A360JAT2A	08051A360JAT2A	36	100	5	.18	.094	.047	4000	.04
581-08051A470G	08051A470GAT2A	47	100	2	.47	.203	.153	4000	.112
581-08052U470FAT2A	08052U470FAT2A	47	200	1	.20	.187	.125	2000	.123
581-08051A560F	08051A560FAT2A	56	100	1	.49	.202	.168	4000	.112
581-08052U560G	08052U560GAT2A	56	200	2	.49	.342	.142	2000	.139
581-08051A680F	08051A680FAT2A	68	100	1	.49	.202	.168	4000	.112
581-08052U820G	08052U820GAT2A	82	200	2	.49	.342	.142	2000	.139
581-08051A910JAT2A	08051A910JAT2A	91	100	5	.18	.094	.047	4000	.04
581-08051A101JAT4A	08051A101JAT4A	100	100	5	.11	.057	.028	10000	.02
581-0805AA101KAT1A	0805AA101KAT1A	100	500	10	4.87	3.12	1.25	2000	1.21
581-08051A121K	08051A121KAT2A	120	100	10	.24	.128	.056	4000	.054
581-08051A131FAT2A	08051A131FAT2A	130	100	1	.49	.202	.168	4000	.112
581-08051A151FAT2A	08051A151FAT2A	150	100	1	.49	.202	.168	4000	.112
581-08051A181F	08051A181FAT2A	180	100	1	.49	.202	.168	4000	.112
581-08051A181J	08051A181JAT2A	180	100	5	.11	.083	.033	4000	.029
581-08051A221MAT2A	08051A221MAT2A	220	100	20	.24	.128	.056	4000	.054
581-08055A221FAT2A	08055A221FAT2A	220	500	1	.49	.364	.234	4000	.172
581-08051A241FAT2A	08051A241FAT2A	240	100	1	.49	.202	.168	4000	.112
581-08055A271FAT2A	08055A271FAT2A	270	500	1	.49	.364	.234	4000	.172
581-08051A301FAT2A	08051A301FAT2A	300	100	1	.49	.202	.168	4000	.112
581-08055A301JAT2A	08055A301JAT2A	300	500	5	.24	.128	.056	4000	.054
581-08055A331FAT2A	08055A331FAT2A	330	500	1	.49	.243	.168	4000	.112
581-08051A361JAT2A	08051A361JAT2A	360	100	5	.24	.128	.056	4000	.054
581-08055A391JAT2A	08055A391JAT2A	390	500	5	.18	.061	.035	4000	.032
581-08055A471G	08055A471GAT2A	470	500	2	.76	.449	.229	4000	.171
581-08055A501GAT2A	08055A501GAT2A	500	500	2	.76	.449	.229	4000	.171
581-08051A561JAT2A	08051A561JAT2A	560	100	5	.12	.07	.057	4000	.049
581-08055A561FAT2A	08055A561FAT2A	560	500	1	.49	.364	.234	4000	.172
581-08055A681KAT2A	08055A681KAT2A	680	500	10	.38	.30	.118	4000	.096
581-08055A751JAT2A	08055A751JAT2A	750	500	5	.38	.30	.118	4000	.096
581-08051A821JAT2A	08051A821JAT2A	820	100	5	.12	.07	.057	4000	.049
581-08055A122GAT2A	08055A122GAT2A	1200	500	2	.76	.449	.229	4000	.171
581-08055A152FAT2A	08055A152FAT2A	1500	500	1	.49	.364	.234	4000	.172
581-08053A222FAT2A	08053A222FAT2A	2200	300	1	.64	.482	.231	4000	.193
581-08053A272J	08053A272JAT2A	2700	300	5	.19	.092	.051	4000	.036
581-08053A272KAT2A	08053A272KAT2A	2700	300	10	.38	.30	.096	4000	.07
581-08055A272FAT2A	08055A272FAT2A	2700	500	1	.26	.241	.221	2000	.203

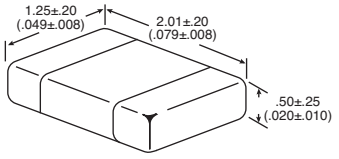

DIMENSIONS: mm (in.)

MOUSER STOCK NO.	AVX Part No.	Value (pF)	Volt	Tol. ± %	Price Each 1	Price Each 100	Price Each 1000	Reel Qty.	Price Per Piece
Temperature Coefficient: X5R									
581-08053D334K	08053D334KAT2A	0.33µF	300	10	.42	.242	.124	3000	.118
581-08053D684K	08053D684KAT2A	0.68µF	300	10	.42	.242	.124	3000	.118
581-08056D225K	08056D225KAT2A	2.2µF	500	10	.56	.243	.169	3000	.138
581-0805ZD225MAT2A	0805ZD225MAT2A	2.2µF	500	20	.35	.321	.241	3000	.225
581-08056D226M	08056D226MAT2A	22µF	500	20	.15	.105	.07	3000	.063
581-08056D475M	08056D475MAT2A	4.7µF	500	20	.56	.243	.169	3000	.138
581-0805YD475MAT2A	0805YD475MAT2A	4.7µF	500	20	.64	.482	.231	3000	.204
581-0805ZD475M	0805ZD475MAT2A	4.7µF	500	20	.64	.482	.231	3000	.204
Temperature Coefficient: X7R									
581-08052A680JAT2A	08052A680JAT2A	68	200	5	.21	.128	.056	4000	.045
581-08051U151F	08051U151FAT2A	150	100	1	.43	.321	.193	4000	.142
581-08052A151JAT2A	08052A151JAT2A	150	200	5	.24	.154	.077	4000	.056
581-08052A221FAT2A	08052A221FAT2A	220	200	1	.94	.375	.364	4000	.225
581-08052C271KAT2A	08052C271KAT2A	270	200	10	.24	.146	.064	4000	.044
581-08052C331JAT2A	08052C331JAT2A	330	200	5	.24	.15	.08	4000	.067
581-08052C331KAT2A	08052C331KAT2A	330	200	10	.38	.30	.118	4000	.091
581-08052C391KAT2A	08052C391KAT2A	390	200	10	.38	.30	.118	4000	.091
581-08052A471JAT2A	08052A471JAT2A	470	200	5	.24	.154	.077	4000	.056
581-08052C471JAT2A	08052C471JAT2A	470	200	5	.24	.15	.08	4000	.067
581-08052C501KAT2A	08052C501KAT2A	500	200	10	.24	.146	.064	4000	.044
581-08052C681KAT2A	08052C681KAT2A	680	200	10	.38	.30	.118	4000	.091
581-08052C821KAT2A	08052C821KAT2A	820	200	10	.38	.30	.118	4000	.096
581-08052C102JAT2A	08052C102JAT2A	1000	200	5	.24	.15	.08	4000	.067
581-08052C102MAT2A	08052C102MAT2A	1000	200	20	.30	.125	.073	4000	.058
581-08051C152JAT2A	08051C152JAT2A	1500	100	5	.23	.124	.055	4000	.044
581-08051C152KAT2A	08051C152KAT2A	1500	100	10	.11	.05	.021	4000	.02
581-08051C182KAT2A	08051C182KAT2A	1800	100	10	.11	.05	.021	4000	.02
581-08051C202KAT2A	08051C202KAT2A	2000	100	10	.18	.094	.047	4000	.04
581-08052C222KAT2A	08052C222KAT2A	2200	200	10	.38	.30	.118	4000	.091
581-08051C272KAT	08051C272KAT2A	2700	100	10	.18	.094	.047	4000	.033
581-08051C472JAT2A	08051C472JAT2A	4700	100	5	.29	.201	.08	4000	.026
581-08051C153JAT2A	08051C153JAT2A	.015µF	100	5	.34	.141	.082	4000	.057
581-08051C183K	08051C183KAT2A	.018µF	100	10	.12	.07	.057	4000	.049
581-08051C223JAT2A	08051C223JAT2A	.022µF	100	5	.34	.141	.082	4000	.057
581-08051C273JAT2A	08051C273JAT2A	.027µF	100	5	.34	.141	.082	4000	.063
581-08055C273K	08055C273KAT2A	.027µF	500	10	.12	.04	.026	4000	.025
581-08055C333JAT2A	08055C333JAT2A	.033µF	500	5	.11	.078	.064	4000	.057
581-08055C473KAT4A	08055C473KAT4A	.047µF	500	10	.13	.039	.016	4000	.014
581-08055C823JAT2A	08055C823JAT2A	.082µF	500	5	.11	.078	.064	4000	.057
581-08053C124KAT2A	08053C124KAT2A	.12µF	300	10	.23	.107	.067	4000	.057
581-08053C184KAT2A	08053C184KAT2A	.18µF	300	10	.26	.09	.055	4000	.043
581-0805YC184K	0805YC184KAT2A	.18µF	500	10	.38	.223	.107	4000	.065
581-0805YC224JAT2A	0805YC224JAT2A	.22µF	500	5	.49	.342	.142	4000	.124
581-0805YC334J	0805YC334JAT2A	.33µF	500	5	.63	.289	.202	2000	.129
581-08053C105MAT2A	08053C105MAT2A	1µF	300	20	2.03	1.21	.61	3000	.492
581-0805ZC105MAT2A	0805ZC105MAT2A	1µF	500	20	.64	.482	.231	2000	.204
581-0805YC475MAT2A	0805YC475MAT2A	4.7µF	500	20	.75	.471	.246	3000	.213
Temperature Coefficient: Y5V									
581-08053G224ZAT2A	08053G224ZAT2A	.22µF	300	+80 -20	.38	.15	.096	4000	.086
581-08055G334ZA	08055G334ZAT2A	.33µF	500	+80 -20	.38	.235	.203	4000	.161
581-08053G474ZAT2A	08053G474ZAT2A	.47µF	300	+80 -20	.26	.118	.093	3000	.089

ACCU-P® C005 SERIES - ULTRA-MINIATURE 01005 SIZE, THIN FILM RF/MICROWAVE CAPS

Features:
- Low ESR and high Q at VHF, UHF and microwave frequencies
- TC ±30, ±60ppm/°C
- Nickel/Solder - coated terminations provide excellent solderability and leach resistance
- High insulation resistance: IR ≥ 1010 Ohm
- Orientation provides high SRF uniformity
- Repeatable CEFF, ESR and Q vs. Frequency parameters, both lot to lot and within lots, for increased production yields

Applications:
- RF Modules
- Mobile communications
- Satellite TV
- Global positioning systems
- Filters
- VCO's
- Matching networks

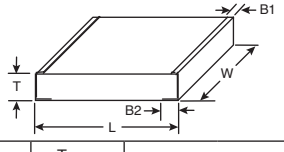

DIMENSIONS: mm (in.)

L	0.405±0.020 (0.016±0.001)
W	0.215±0.020 (0.0085±0.001)
T	0.145±0.020 (0.006±0.001)
B	Top (B1): 0.0 +0.10/-0.0 (0.0 +0.004/-0.0)
	Bottom (B2): 0.10±0.03 (0.004±0.001)

For quantities greater than listed, call for quote.

MOUSER STOCK NO.	AVX Part No.	Cap. (pF)	Volt. (DC)	Tol. (pF)	Temp Coef.	Price Each 1	Price Each 50	Price Each 100	Price Each 500	Price Each 1000	Reel Qty.	Price Per Piece
581-C005YJR05PBSTR	C005YJR05PBSTR	0.05	16	±0.02	±30ppm/°C	.67	.653	.621	.417	.364	5000	.31
581-C005YJ0R1PBSTR	C005YJ0R1PBSTR	0.10	16	±0.02	±30ppm/°C	.67	.653	.621	.417	.364	5000	.31
581-C005YJ0R2PBSTR	C005YJ0R2PBSTR	0.20	16	±0.02	±30ppm/°C	.67	.653	.621	.417	.364	5000	.31
581-C005YJ0R3PBSTR	C005YJ0R3PBSTR	0.30	16	±0.02	±30ppm/°C	.67	.653	.621	.417	.364	5000	.31
581-C005YJ0R4PBSTR	C005YJ0R4PBSTR	0.40	16	±0.02	±30ppm/°C	.67	.653	.621	.417	.364	5000	.31
581-C005YJ0R5PBSTR	C005YJ0R5PBSTR	0.50	16	±0.02	±30ppm/°C	.67	.653	.621	.417	.364	5000	.31
581-C005YJ0R6PBSTR	C005YJ0R6PBSTR	0.60	16	±0.02	±30ppm/°C	.67	.653	.621	.417	.364	5000	.31
581-C005YJ0R7PBSTR	C005YJ0R7PBSTR	0.70	16	±0.02	±30ppm/°C	.67	.653	.621	.417	.364	5000	.31
581-C005YK0R8PBSTR	C005YK0R8PBSTR	0.80	16	±0.02	±60ppm/°C	.67	.653	.621	.417	.364	5000	.31
581-C005YK0R9PBSTR	C005YK0R9PBSTR	0.90	16	±0.02	±60ppm/°C	.67	.653	.621	.417	.364	5000	.31
581-C005YK1R0PBSTR	C005YK1R0PBSTR	1.00	16	±0.02	±60ppm/°C	.67	.653	.621	.417	.364	5000	.31
581-C005YK1R2QBSTR	C005YK1R2QBSTR	1.20	16	±0.03	±60ppm/°C	.61	.578	.556	.375	.321	5000	.278
581-C005YK1R5QBSTR	C005YK1R5QBSTR	1.50	16	±0.03	±60ppm/°C	.61	.578	.556	.375	.321	5000	.278
581-C005YK1R8QBSTR	C005YK1R8QBSTR	1.80	16	±0.03	±60ppm/°C	.61	.578	.556	.375	.321	5000	.278
581-C005YK2R2QBSTR	C005YK2R2QBSTR	2.20	16	±0.03	±60ppm/°C	.61	.578	.556	.375	.321	5000	.278

© Copyright 2013 Mouser Electronics
© Copyright 2013 Mouser Electronics

AVX Feedthru 0805/1206 Capacitors

RoHS Compliant **This product is RoHS compliant.**

The Feedthru Capacitor Array contains four elements with a common ground connection. This makes them an ideal choice for multi-line designs needing EMI suppression, broadband I/O filtering or Vcc power line conditioning. Additional benefits are reduced component count and PCB space savings. The unique construction provides low parallel inductance and offers excellent decoupling capability for all high di/dt environments. It provides significant noise reduction in digital circuits to <5GHz.

RoHS Compliant

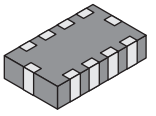

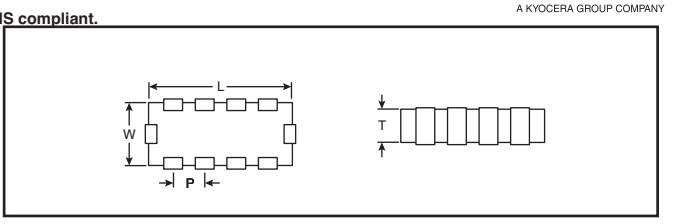

Specifications :
- Capacitance tolerance: +50%, -20%
- Current rating 300mA:
- Insulation resistance: 1000MΩ
- DC resistance: <0.6Ω
- Operating temperature range: -55°C to +125°C

DIMENSIONS: mm (in.)

Case	L	W	T	P
1206	3.25±0.15 (0.128±.006)	1.6±0.2 (0.063±.008)	1.22 max. (.048 max.)	0.76 ref. (.030 ref.)
0805	2.10±0.15 (0.083±.006)	1.30±0.2 (.051±.006)	1.02 max. (.040 max.)	.50 ref. (.020 ref.)

W3F4 SERIES: 4 ELEMENT 1206 FEEDTHRU ARRAY

For quantities greater than listed, call for quote.

MOUSER STOCK NO.	AVX Part No.	Typical Cap. (pF)	Voltage Rating (V)	Dielectric	Roll Off Freq. (MHz)	Center Freq. (MHz)	10dB Point (MHz)	20dB Range (MHz)		Price Each				
								Min Freq.	Max Freq.	1	25	100	500	1000
581-W3F41A2208AT1F	W3F41A2208AT1F	22	100	C0G (NP0)	270	2640	970	1780	3500	3.53	2.78	2.09	1.20	.578
581-W3F41A4708AT1F	W3F41A4708AT1F	47	100	C0G (NP0)	65	2000	185	600	3400	3.53	2.78	2.09	1.20	.578
581-W3F41A1018AT1F	W3F41A1018AT1F	100	100	C0G (NP0)	65	2030	185	560	3500	3.53	2.78	2.09	1.20	.578
581-W3F45C2218AT1F	W3F45C2218AT1F	220	50	X7R	35	1885	120	470	3300	1.11	1.07	.77	.514	.492
581-W3F45C4718AT1F	W3F45C4718AT1F	470	50	X7R	20	1860	60	220	3500	1.11	1.07	.77	.514	.492

W2F4 SERIES: 4 ELEMENT 0805 FEEDTHRU ARRAY

For quantities greater than listed, call for quote.

MOUSER STOCK NO.	AVX Part No.	Typical Cap. (pF)	Voltage Rating (V)	Dielectric	Roll Off Freq. (MHz)	Center Freq. (MHz)	10dB Point (MHz)	20dB Range (MHz)		Price Each				
								Min Freq.	Max Freq.	1	25	100	500	1000
581-W2F43A2208AT1F	W2F43A2208AT1F	22	25	C0G (NP0)	208	4750	616	1407	7300	.55	.524	.492	.439	.215
581-W2F43A4708AT1F	W2F43A4708AT1F	47	25	C0G (NP0)	110	2750	330	900	4600	.55	.524	.492	.439	.215
581-W2F43A1018AT1F	W2F43A1018AT1F	100	25	C0G (NP0)	60	1300	179	501	7200	.55	.524	.492	.439	.215

W2H/W3H SERIES HIGH CURRENT FEEDTHRU CAPACITORS

High current feedthru capacitors are designed as a broadband EMI filter that is specially designed to have high current handling capability. These SMT feedthru filters offer an optimized frequency response with high attenuation across a wide RF spectrum due to optimized parallel and series inductances.

Applications:
- Power amplifier (PA) decoupling
- DC/DC converters
- Power supervisory circuits
- Digital to RF block filtering
- Telecom
- LCD displays
- Charge pump converters

RoHS Compliant

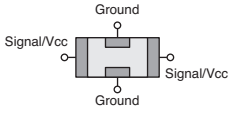

W2H1 - 0805 Style

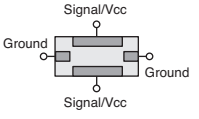

W3H1 - 0612 Style

DIMENSIONS: mm (in.)

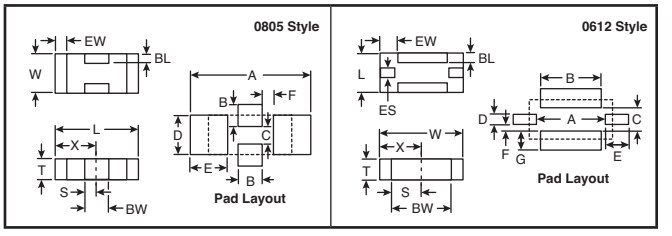

Case	L	W	T	BW	BL	ES	EW	X	S
0805	2.01 ± 0.20 (.079 ± .008)	1.25 ± 0.20 (.049 ± .008)	1.14 max. (.045 max.)	0.46 ± 0.10 (.018 ± .004)	0.18 + 0.25 -0.08 (.007 + .010 -.003)	- - - - - -	0.25 ± 0.13 (.010 ± .005)	1.02 ± 0.10 (.040 ± .004)	0.23 ± 0.05 (.009 ± .002)
0612	1.60 ± 0.20 (.063 ± .008)	3.20 ± 0.20 (.126 ± .008)	1.22 max. (.048 max.)	2.80 ± .127 (.110 ± .005)	0.18 + 0.25 -0.08 .007 + .010 -.003)	0.41 ± 0.10 (.016 ± .004)	0.41 ± 0.10 (.016 ± .004)	1.60 ± 0.10 (.063 ± .004)	1.40 ± 0.07 (.055 ± .003)

Key Features/Benefits:
- SMD device
- Broadband filtering
- Operates at frequencies up to 5GHz
- Attenuation of >30dB

Pad Layout Dimensions

Case	A	B	C	D	E	F	G
0805	3.45 (.136)	0.51 (.020)	0.76 (.030)	1.27 (.050)	1.02 (.040)	0.46 (.018)	- - -
0612	2.54 (.100)	3.05 (.120)	1.12 (.044)	.460 (.018)	.610 (.024)	.330 (.013)	.710 (.028)

0805

For quantities greater than listed, call for quote.

MOUSER STOCK NO.	AVX Part No.	Typical Capacitance (pF)	Voltage Rating (V)	Dielectric	Current (A)	Tolerance ±	Price Each				
							1	25	100	500	1000
581-W2H13C1048AT1F	W2H13C1048AT1F	100000	25	X7R	2	+50%-20%	1.26	1.07	.749	.428	.30
581-W2H15C4738AT1F	W2H15C4738AT1F	47000	50	X7R	2	+50%-20%	.73	.653	.567	.332	.157
581-W2H15C2238AT1F	W2H15C2238AT1F	22000	50	X7R	1	+50%-20%	.73	.653	.567	.332	.157
581-W2H15C1038AT1F	W2H15C1038AT1F	10000	50	X7R	1	+50%-20%	1.26	1.07	.749	.428	.30
581-W2H15C1028AT1F	W2H15C1028AT1F	1000	50	X7R	1	+50%-20%	.73	.653	.567	.332	.157
581-W2H11A4718AT1F	W2H11A4718AT1F	470	100	C0G (NP0)	0.5	+50%-20%	.91	.803	.535	.31	.15
581-W2H11A2218AT1F	W2H11A2218AT1F	220	100	C0G (NP0)	0.5	+50%-20%	1.00	.931	.899	.792	.717
581-W2H11A1018AT1F	W2H11A1018AT1F	100	100	C0G (NP0)	0.5	+50%-20%	.91	.803	.535	.31	.15
581-W2H11A4708AT1F	W2H11A4708AT1F	47	100	C0G (NP0)	0.5	+50%-20%	.91	.803	.535	.31	.15
581-W2H11A2208AT1F	W2H11A2208AT1F	22	100	C0G (NP0)	0.5	+50%-20%	.91	.803	.535	.31	.15

0612

For quantities greater than listed, call for quote.

MOUSER STOCK NO.	AVX Part No.	Typical Capacitance (pF)	Voltage Rating (V)	Dielectric	Current (A)	Tolerance ±	Price Each				
							1	25	100	500	1000
581-W3H13C1048AT1F	W3H13C1048AT1F	100000	25	X7R	up to 5	+50%-20%	1.26	1.07	.749	.428	.30
581-W3H15C4738AT1F	W3H15C4738AT1F	47000	50	X7R	up to 5	+50%-20%	.94	.824	.578	.332	.162
581-W3H15C2238AT1F	W3H15C2238AT1F	22000	50	X7R	up to 4	+50%-20%	1.26	1.07	.749	.428	.30
581-W3H15C1038AT1F	W3H15C1038AT1F	10000	50	X7R	up to 3	+50%-20%	.73	.653	.567	.332	.157
581-W3H11A4718AT1F	W3H11A4718AT1F	470	100	C0G (NP0)	up to 4	+50%-20%	1.26	1.07	.824	.471	.30
581-W3H11A2218AT1F	W3H11A2218AT1F	220	100	C0G (NP0)	up to 4	+50%-20%	1.26	1.07	.749	.428	.30
581-W3H11A1018AT1F	W3H11A1018AT1F	100	100	C0G (NP0)	up to 4	+50%-20%	1.26	1.07	.824	.471	.30
581-W3H11A4708AT1F	W3H11A4708AT1F	47	100	C0G (NP0)	up to 3	+50%-20%	1.26	1.07	.749	.428	.30
581-W3H11A2208AT1F	W3H11A2208AT1F	22	100	C0G (NP0)	up to 3	+50%-20%	1.26	1.07	.749	.428	.30

© Copyright 2013 Mouser Electronics
© Copyright 2013 Mouser Electronics

AVX W2F/W3F SERIES FEEDTHRU 0805/1206 CAPACITORS

General Description:

- AVX's line of feedthru capacitors are ideal choices for EMI suppression, broadband I/O filtering or Vcc power line conditioning
- The unique construction of a feedthru capacitor provides low parallel inductance and offers excellent decoupling capability for all high di/dt environments and provides significant noise reduction in digital circuits to <5GHz

Specifications:

- Current rating: 300mA
- Insulation resistance: 1000MΩ
- DC resistance: <0.6Ω
- Operating temperature range: -55°C to +125°C

	Chip Dimensions: mm (in.)								Pad Layout Dimensions: mm (in.)					
	L	W	T Max.	BW	BL	EW	X	S	T	P	S	W	L	C
0805	2.01 (0.079)	1.25 (0.049)	1.14 (0.045)	0.46 (0.018)	0.18 (0.007)	0.25 (0.010)	1.02 (0.040)	0.23 (0.009)	3.45 (0.136)	0.51 (0.020)	0.76 (0.030)	1.27 (0.050)	1.02 (0.040)	0.46 (0.018)
1206	3.20 (0.126)	1.60 (0.063)	1.27 (0.050)	0.89 (0.035)	0.18 (0.007)	0.38 (0.015)	1.60 (0.063)	0.46 (0.018)	4.54 (0.179)	0.94 (0.037)	1.02 (0.040)	1.65 (0.065)	1.09 (0.043)	0.71 (0.028)

MOUSER STOCK NO.	AVX Part No.	Dielectric	Value (μF)	Voltage	Price Each 1	Price Each 50	Price Each 100	Reel Qty.	Price Per Piece
Style 0805									
581-W2F11A2208AT1F	W2F11A2208AT1F	NP0	22	100	1.12	.995	.674	1000	.186
581-W2F11A4708AT1F	W2F11A4708AT1F	NP0	47	100	1.12	.995	.674	1000	.186
581-W2F11A4708AT1A	W2F11A4708AT1A	NP0	47	100	1.12	.995	.674	4000	.15
581-W2F11A1018AT1F	W2F11A1018AT1F	NP0	100	100	1.12	.995	.674	1000	.186
581-W2F15C1028AT1A	W2F15C1028AT1A	X7R	100	50	1.18	.963	.706	4000	.152
581-W2F11A2218AT1F	W2F11A2218AT1F	NP0	220	100	1.12	.995	.674	1000	.186
581-W2F11A4718AT1F	W2F11A4718AT1F	NP0	470	100	1.12	.995	.674	1000	.186
581-W2F11A4718AT1A	W2F11A4718AT1A	NP0	470	100	1.12	.995	.674	4000	.15
581-W2F15C1028AT1F	W2F15C1028AT1F	X7R	1000	50	1.18	.963	.706	1000	.278
581-W2F15C2228AT1F	W2F15C2228AT1F	X7R	2200	50	1.18	.963	.706	1000	.278
581-W2F15C4728AT1F	W2F15C4728AT1F	X7R	4700	50	1.18	.963	.706	1000	.278
581-W2F15C1038AT1F	W2F15C1038AT1F	X7R	.01μF	50	.73	.621	.567	1000	.208
581-W2F15C2238AT1F	W2F15C2238AT1F	X7R	.022μF	50	1.18	.963	.706	1000	.278
581-W2F15C4738AT1F	W2F15C4738AT1F	X7R	.047μF	50	1.18	.963	.706	1000	.278
Style 1206									
581-W3F11A2208AT1F	W3F11A2208AT1F	NP0	22	100	1.18	.963	.696	1000	.278
581-W3F11A2208AT1A	W3F11A2208AT1A	NP0	22	100	1.18	.963	.696	4000	.15
581-W3F11A4708AT1F	W3F11A4708AT1F	NP0	47	100	1.18	.963	.696	1000	.278
581-W3F11A1018AT1F	W3F11A1018AT1F	NP0	100	100	1.18	.963	.696	1000	.278
581-W3F11A2218AT1F	W3F11A2218AT1F	NP0	220	100	1.18	.963	.696	1000	.278
581-W3F11A4718AT1F	W3F11A4718AT1F	NP0	470	100	1.18	.963	.696	1000	.278
581-W3F15C1028AT1F	W3F15C1028AT1F	X7R	1000	50	1.19	.984	.728	1000	.289
581-W3F15C1028AT1A	W3F15C1028AT1A	X7R	1000	50	1.19	.984	.728	4000	.178
581-W3F15C2228AT1F	W3F15C2228AT1F	X7R	2200	50	1.19	.984	.728	1000	.289
581-W3F15C4728AT1F	W3F15C4728AT1F	X7R	4700	50	.30	.289	.278	1000	.223
581-W3F15C1038AT1F	W3F15C1038AT1F	X7R	.01μF	50	.30	.289	.278	1000	.223
581-W3F15C2238AT1F	W3F15C2238AT1F	X7R	.022μF	50	1.19	.984	.728	1000	.289
581-W3F15C2238AT1A	W3F15C2238AT1A	X7R	0.022	50	1.19	.984	.535	4000	.149
581-W3F15C4738AT1F	W3F15C4738AT1F	X7R	.047μF	50	.30	.289	.278	1000	.223

AVX SMD LOW INDUCTANCE CAPACITORS IDC (INTERDIGITATED CAPACITORS)

General Description:

- Very low equivalent series inductance (ESL), high speed decoupling capacitor in 0612 and 0508 case size
- Measured inductances of 60pH (for 0612) and 50pH (for 0508) are the lowest in the FR4 mountable device family
- Opposing current flow creates opposing magnetic fields causing the fields to cancel, effectively reducing the equivalent series inductance
- Perfect solution for decoupling high speed microprocessors by allowing the engineers to lower the power delivery inductance of the entire system through the use of eight vias
- Overall reduction in decoupling components due to very low series inductance and high capacitance

Specifications:

- Capacitance tolerance: ±20% preferred (10% available)
- Operating temperature range: X7R= -55°C to +125°C, X5R= -55°C to +85°C
- Temperature coefficient: ±15% (0VDC)
- Dissipation factor: 4V, 6.3V = 6.5% max; 10V = 5.0% max; 16V = 3.5% max , or 1,000MΩ per μF min., whichever is less
- Dielectric strength: No problems observed after 2.5 x RVDC for 5 seconds at 50mA max current
- CTE (ppm/C): 12.0

	Chip Dimensions: mm (in.)								Pad Layout Dimensions: mm (in.)				
	L	W	T Max.	BW	BL	P (Ref.)	X	S	A	B	C	D	E
0306	0.82 (0.032)	1.60 (0.063)	-	0.25 (0.010)	0.20 (0.008)	0.40 (0.015)	-	-	0.38 (0.015)	0.89 (0.035)	1.27 (0.050)	0.20 (0.008)	0.40 (0.015)
0508	2.03 (0.080)	1.27 (0.050)	0.965 (0.038)	0.254 (0.010)	0.18 (0.007)	0.50 (0.020)	0.76 (0.030)	0.254 (0.010)	0.64 (0.025)	1.27 (0.050)	1.91 (0.075)	0.28 (0.011)	0.50 (0.020)
0612	3.20 (0.126)	1.60 (0.063)	1.22 (0.048)	0.41 (0.016)	0.18 (0.007)	0.80 (0.031)	1.14 (0.045)	0.38 (0.015)	0.89 (0.035)	1.65 (0.065)	2.54 (0.100)	0.46 (0.018)	0.80 (0.031)

Style 0306											
581-W4L14Z104MAT1S	W4L14Z104MAT1S	X7S	0.10	4	3.92	3.30	2.64	1.52	4000	.728
581-W4L14Z224MAT1S	W4L14Z224MAT1S	X7S	0.22	4	3.92	3.30	2.64	1.52	4000	.728
581-W4L14Z474MAT1S	W4L14Z474MAT1S	X7S	0.47	4	3.92	3.30	2.64	1.52	4000	.728
Style 0508											
581-W2L1ZC104MAT1S	W2L1ZC104MAT1S	X7R	0.10	10	1.44	1.39	1.02	.749	4000	.471
581-W2L1YC104MAT1A	W2L1YC104MAT1A	X7R	0.10	16	1.44	1.39	1.02	.749	4000	.471
581-W2L16C224MAT1A	W2L16C224MAT1A	X7R	0.22	6.3	1.44	1.39	1.02	.749	4000	.471
581-W2L1ZC474MAT1A	W2L1ZC474MAT1A	X7R	0.47	10	1.87	1.48	1.08	.803	4000	.503
581-W2L14C105MAT1A	W2L14C105MAT1A	X7R	1.0	4.0	1.37	1.25	1.05	.995	4000	.749
581-W2L16C105MAT1A	W2L16C105MAT1A	X7R	1.0	6.3	4.49	3.64	2.78	1.61	4000	.77
581-W2L16D105MAT1A	W2L16D105MAT1A	X5R	1.0	6.3	4.49	3.64	2.78	1.61	4000	.77
581-W2L14Z105MAT1S	W2L14Z105MAT1S	X7S	1.0	4.0	4.28	3.33	2.92	1.68	4000	.813
Style 0612											
581-W3L1YC224MAT1S	W3L1YC224MAT1S	X7R	0.22	16	3.21	2.81	2.43	1.40	4000	.674
581-W3L1YC474MAT1A	W3L1YC474MAT1A	X7R	0.47	16	3.75	3.19	2.58	1.49	4000	.706
581-W3L1ZC105MAT1A	W3L1ZC105MAT1A	X7R	1.0	10	4.28	3.33	2.92	1.68	2000	.674
581-W3L1YC105MAT1A	W3L1YC105MAT1A	X7R	1.0	16	4.28	3.33	2.92	1.68	2000	.674
581-W3L16C225MAT1A	W3L16C225MAT1A	X7R	2.2	6.3	4.87	3.92	3.12	1.80	2000	.749
581-W3L14C225MAT1A	W3L14C225MAT1A	X7R	2.2	4.0	4.87	3.92	3.12	1.80	2000	.749
581-W3L16D225MAT1A	W3L16D225MAT1A	X5R	2.2	6.3	4.87	3.92	3.12	1.80	4000	.867
581-W3L14D335MAT1A	W3L14D335MAT1A	X5R	3.3	4.0	4.87	3.92	3.12	1.80	4000	.867

AVX LOW INDUCTANCE LGA CAPACITORS

AVX has introduced a revolutionary new capacitor for low inductance LGA (land grid array) capacitors have virtually the equivalent high frequency performance of 8-terminal ICDs (Inter-Digitated Capacitors) but are built in a simplified 2 terminal package. This provide for lower manufacturing cost and easier handling and design. LGA are ideal for decoupling in semiconductor package-level and board-level applications.

	Chip Dimensions: mm (in.)				
	L	W	T Max.	BW	BL
0204	0.5 (19.5)	1.00 (40.0)	0.50 (19.5)	0.8 (31.0)	0.13 (5.00)
0306	0.76 (30.0)	1.60 (63.0)	0.50 (19.5)	1.50 (59.0)	0.28 (11.0)
0805	2.06 (0.081)	1.32 (0.052)	0.50 (0.020)	1.14 (0.045)	0.90 (0.035)

0204											
581-LG126D104MAT2S1	LG126D104MAT2S1	X5R	0.1	6.3	1.71	1.22	1.10	.901	.713	2000	.633
581-LG126Z104MAT2S1	LG126Z104MAT2S1	X7S	0.1	6.3	1.71	1.22	1.10	.901	.713	4000	.45
0306											
581-LG224Z334MAT2S1	LG224Z334MAT2S1	X7S	0.33	4	1.39	.984	.888	.728	.578	4000	.364
581-LG224Z474MAT2S1	LG224Z474MAT2S1	X7S	0.47	4	1.39	.984	.888	.728	.578	4000	.364
581-LG226C103MAT2S1	LG226C103MAT2S1	X7R	0.01	6.3	1.39	.993	.897	.732	.579	4000	.366
581-LG226C104MAT2S1	LG226C104MAT2S1	X7R	0.1	6.3	1.39	.993	.897	.732	.579	4000	.366
0805											
581-LGC26D105MAT2S1	LGC26D105MAT2S1	X5R	1	6.3	2.50	1.84	1.65	1.35	1.05	4000	.663
581-LGC24D225MAT2S1	LGC24D225MAT2S1	X5R	2.2	4	2.50	1.84	1.65	1.35	1.05	4000	.663

RoHS Compliant

W2F/W3F Series FeedThru 0805/1206 Capacitors

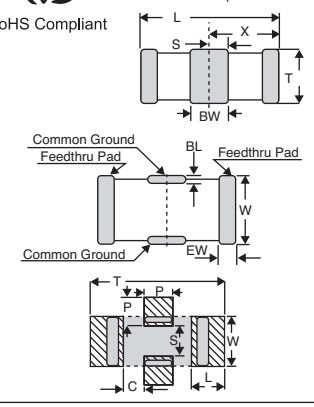

RoHS Compliant

SMD Low Inductance Capacitors IDC (Interdigitated Capacitors)

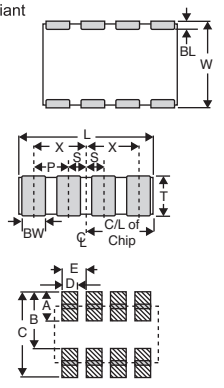

Low Inductance LGA Capacitors

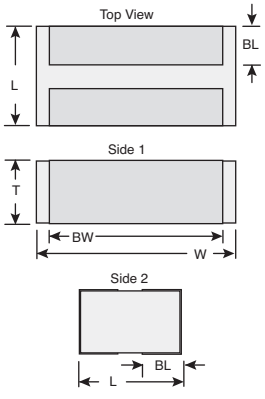

LGA Low Inductance Capacitors 0204/0306/0805 Land Grid Arrays

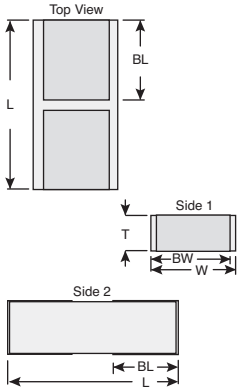

© Copyright 2013 Mouser Electronics

AVX Automotive MLCC

RoHS Compliant **This product is RoHS compliant.**

AVX MH CERAMIC CAPACITORS

Lead Free Ceramic Capacitor in Molded SM Leadframe

AVX are pleased to introduce the MH range of multilayer ceramic capacitors. The MH components are surface mount molded parts with a multilayer ceramic insert. MH capacitors combine the ceramic attributes of very low ESR, non polar construction, excellent high frequency behavior, excellent voltage stress capabilities and wide temperature range; with the enhanced mechanical protection of a molded case. The MH range provides a lead free solution to customers who have previously been unable to use large case ceramic capacitors because of mechanical stressing concerns.

- Tin plated
- 7" reel

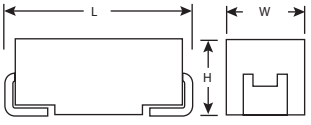

LEAD-FREE RoHS Compliant

DIMENSIONS: mm (in.)		
L±0.20(0.008)	W+0.20(0.008) -0.10(0.004)	H+0.20(0.008) -0.10(0.004)
7.30 (0.287)	6.10 (0.240)	3.45±0.30 (0.136±0.012)

For quantities greater than listed, call for quote.

MOUSER STOCK NO.	AVX Part No.	Temp Coeff.	Value (pF)	Volt.	Price Each 1	Price Each 10	Price Each 100	Reel Qty	Price Per Piece
581-MHV11C105MAT2A	MHV11C105MAT2A	X7R	1.0	100	14.92	12.88	10.50	400	5.10
581-MHV11C155MAT2A	MHV11C155MAT2A	X7R	1.5	100	10.70	9.80	8.80	400	4.63
581-MHV11C225MAT2A	MHV11C225MAT2A	X7R	2.2	100	7.78	7.27	6.27	400	3.96
581-MHV15C475MAT2A	MHV15C475MAT2A	X7R	4.7	50	17.44	14.73	12.09	400	5.81
581-MHV13C106MAT2A	MHV13C106MAT2A	X7R	10	25	8.17	7.64	6.59	400	4.07
581-MHV15C106MAT2A	MHV15C106MAT2A	X7R	10	50	17.34	14.98	12.20	400	5.93
581-MHV13C226MAT2A	MHV13C226MAT2A	X7R	22	25	17.45	15.08	12.28	400	5.97

AVX AUTOMOTIVE MLCC

PRODUCT NEW

RoHS Compliant

AVX Corporation has supported the automotive industry requirements for multilayer ceramic capacitors consistently for more than 10 years. Products have been developed and tested specifically for automotive applications and all manufacturing facilities are QS9000 and VDA 6.4 approved.

As part of AVX's sustained investment in capacity and state of the art technology, they are now transitioning from the established Pd/Ag electrode system to a Base Metal Electrode system (BME).

AVX is using AECQ200 as the qualification vehicle for this transition. A detailed qualification package is available on request and contains results on a range of part numbers including:

- X7R dielectric components containing BME electrode and copper terminations with a Ni/Sn plated overcoat
- C0G/NP0 dielectric components containing Pd/Ag electrode and silver termination with a Ni/Sn plated overcoat

DIMENSIONS: mm (in.)				
Size	0603	0805	1206	1210
(L) Length	1.60 ± .15 (.063 ± .006)	2.01 ± .20 (.079 ± .008)	3.20 ± 0.20 (.126 ± .008)	3.20 ± 0.20 (.126 ± .008)
(W) Width	.81 ± .15 (.032 ± .006)	1.25 ± .20 (.049 ± .008)	1.60 ± 0.20 (.063 ± .008)	2.50 ± 0.20 (.098 ± .008)
(T) Thickness	.80 ± .10 (.014 ± .006)	1.25 ± .20 (.020 ± .010)	0.50 ± 0.25 (.020 ± .010)	0.50 ± 0.25 (.020 ± .010)

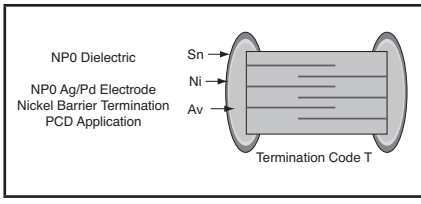

For quantities greater than listed, call for quote.

MOUSER STOCK NO.	AVX Part No.	Temp Coeff.	Value (pF)	Volt.	Tol. ± (%)	Price Each 1	Price Each 100	Price Each 500	Reel Qty.	Price Per Piece
Style 0603										
581-06035A100J4	06035A100J4T2A	C0G	10	50	5	.20	.085	.061	4000	.036
581-06035A220J4	06035A220J4T2A	C0G	22	50	5	.14	.086	.043	4000	.027
581-06035A330J4	06035A330J4T2A	C0G	33	50	5	.27	.15	.139	4000	.054
581-06035A470J4	06035A470J4T2A	C0G	47	50	5	.14	.086	.043	4000	.027
581-06035A680J4	06035A680J4T2A	C0G	68	50	5	.14	.086	.043	4000	.027
581-06035A101J4	06035A101J4T2A	C0G	100	50	5	.20	.085	.061	4000	.036
581-06035A221J4	06035A221J4T2A	C0G	220	50	5	.24	.146	.083	4000	.041
581-06035A331J4	06035A331J4T2A	C0G	330	50	5	.14	.086	.054	4000	.048
581-06035A471J4	06035A471J4T2A	C0G	470	50	5	.18	.07	.059	4000	.043
581-06035C102K4	06035C102K4T2A	X7R	1000	50	10	.19	.161	.128	4000	.041
581-06035F102K4	06035F102K4T2A	X8R	1000	50	10	.24	.146	.083	4000	.041
581-06035C222K4	06035C222K4T2A	X7R	2200	50	10	.19	.161	.128	4000	.041
581-06035C332K4	06035C332K4T2A	X7R	3300	50	10	.19	.161	.128	4000	.041
581-06035C472K4	06035C472K4T2A	X7R	4700	50	10	.19	.161	.128	4000	.041
581-06035C682K4	06035C682K4T2A	X7R	6800	50	10	.20	.085	.061	4000	.036
581-06035C103K4	06035C103K4T2A	X7R	10000	50	10	.44	.229	.132	4000	.09
581-06035F103K4	06035F103K4T2A	X8R	10000	50	10	.39	.132	.076	4000	.027
581-06035C223K4	06035C223K4T2A	X7R	22000	50	10	.27	.209	.132	4000	.055
581-06035C333K4	06035C333K4T2A	X7R	33000	50	10	.16	.05	.037	4000	.034
581-06035C473K4	06035C473K4T2A	X7R	47000	50	10	.29	.19	.11	4000	.062
581-06035F473K4	06035F473K4T2A	X8R	47000	50	10	.33	.278	.164	4000	.06
581-06033F683K4	06033F683K4T2A	X8R	68000	25	10	.33	.214	.156	4000	.067
581-0603YC104K4	0603YC104K4T2A	X7R	0.1µF	16	10	.13	.066	.064	4000	.059
581-06033C104K4	06033C104K4T2A	X7R	0.1µF	25	10	.39	.15	.118	4000	.077
581-06035C104K4	06035C104K4T2A	X7R	0.1µF	50	10	.48	.15	.098	4000	.07
581-06035L104K4T2A	06035L104K4T2A	X8L	0.1µF	50	10	.72	.428	.364	4000	.129
Style 0805										
581-08051A100J4	08051A100J4T2A	C0G	10	100	5	.14	.086	.054	4000	.048
581-08055A220J4T2A	08055A220J4T2A	C0G	22	50	5	.21	.161	.092	4000	.043
581-08051A220J4	08051A220J4T2A	C0G	22	100	5	.21	.161	.092	4000	.043
581-08051A470J4	08051A470J4T2A	C0G	47	100	5	.14	.086	.054	4000	.048
581-08051A101J4	08051A101J4T2A	C0G	100	100	5	.18	.094	.066	4000	.033
581-08051A101J4T4A	08051A101J4T4A	C0G	100	100	5	.18	.094	.066	10000	.03
581-08051A221J4	08051A221J4T2A	C0G	220	100	5	.26	.159	.096	4000	.042
581-08051A331J4	08051A331J4T2A	C0G	330	100	5	.31	.257	.182	4000	.075
581-08051A471J4	08051A471J4T2A	C0G	470	100	5	.31	.257	.182	4000	.075
581-08051A681J4	08051A681J4T2A	C0G	680	100	5	.21	.173	.10	4000	.04
581-08055F102K4	08055F102K4T2A	X8R	1000	50	10	.30	.209	.12	4000	.062
581-08055C102K4	08055C102K4T2A	X7R	1000	50	10	.21	.161	.092	4000	.043
581-08051A102J4	08051A102J4T2A	C0G	1000	100	5	.20	.137	.09	4000	.063
581-08052C102K4T2A	08052C102K4T2A	X7R	1000	200	10	.21	.161	.092	4000	.043
581-08055F222K4	08055F222K4T2A	XBR	2200	50	10	.38	.30	.14	4000	.096
581-08055C472K4	08055C472K4T2A	X7R	4700	50	10	.21	.161	.092	4000	.043
581-08055C472K4T4A	08055C472K4T4A	X7R	4700	50	10	.21	.161	.092	10000	.035
581-08051C472K4T2A	08051C472K4T2A	X7R	4700	100	10	.21	.161	.092	4000	.043
581-08055C682K4	08055C682K4T2A	X7R	6800	50	10	.21	.161	.092	4000	.043
581-08055F103K4	08055F103K4T2A	X8R	10000	50	10	.30	.209	.12	4000	.062
581-08055C103K4	08055C103K4T2A	X7R	10000	50	10	.21	.161	.092	4000	.043
581-08051C103K4	08051C103K4T2A	X7R	10000	100	10	.30	.104	.074	4000	.043
581-08055C223K4	08055C223K4T2A	X7R	22000	50	10	.28	.235	.171	4000	.049
581-08051C223K4	08051C223K4T2A	X7R	22000	100	10	.28	.235	.171	4000	.049
581-08055C333K4	08055C333K4T2A	X7R	33000	50	10	.28	.235	.171	4000	.049
581-08055F333K4	08055F333K4T2A	X8R	33000	50	10	.38	.30	.14	4000	.096
581-08055C473K4	08055C473K4T2A	X7R	47000	50	10	.28	.235	.171	4000	.049
581-08055F473K4	08055F473K4T2A	X8R	47000	50	10	.38	.30	.14	4000	.096
581-08051C473K4	08051C473K4T2A	X7R	47000	100	10	.18	.161	.15	2000	.065
581-08055C683K4	08055C683K4T2A	X7R	68000	50	10	.38	.30	.14	4000	.096
581-08055F223K4	08055F223K4T2A	XBR	0.022µF	50	10	.38	.30	.14	4000	.096

For quantities greater than listed, call for quote.

MOUSER STOCK NO.	AVX Part No.	Temp Coeff.	Value (pF)	Volt.	Tol. ± (%)	Price Each 1	Price Each 100	Price Each 500	Reel Qty.	Price Per Piece
Style 0805 (Cont.)										
581-08051L333K4T2A	08051L333K4T2A	X8L	0.033µF	100	10	.92	.546	.31	4000	.151
581-08055C104K4	08055C104K4T2A	X7R	0.1µF	50	10	.38	.154	.102	4000	.062
581-08055F104K4	08055F104K4T2A	X8R	0.1µF	50	10	.38	.168	.135	4000	.067
581-08051C104K4	08051C104K4T2A	X7R	0.1µF	100	10	.36	.163	.107	2000	.054
581-08055C224K4	08055C224K4T2A	X7R	0.22µF	50	10	.42	.25	.193	4000	.118
581-08055L224K4T2A	08055L224K4T2A	X8L	0.22µF	50	10	.90	.674	.535	2000	.289
581-08053L334K4T2A	08053L334K4T2A	X8L	0.33µF	25	10	1.05	.52	.394	4000	.235
581-08053C334K4	08053C334K4T2A	X7R	0.33µF	25	10	.72	.428	.364	2000	.182
581-08053C474K4	08053C474K4T2A	X7R	0.47µF	25	10	.72	.428	.364	2000	.182
581-0805ZC105K4	0805ZC105K4T2A	X7R	1.0µF	10	10	.65	.385	.278	2000	.193
581-08053C105K4	08053C105K4T2A	X7R	1.0µF	25	10	1.47	.781	.578	2000	.353
581-08053C105K4	08053C105K4T2A	X7R	1µF	25	10	1.47	.781	.578	2000	.375
Style 1206										
581-12067A100J4	12067A100J4T2A	C0G	10	500	5	.65	.385	.278	4000	.193
581-12065C102K4	12065C102K4T2A	X7R	1000	50	10	.33	.235	.185	4000	.061
581-12061C102K4	12061C102K4T2A	X7R	1000	100	10	.35	.268	.21	4000	.056
581-12065F103K4	12065F103K4T2A	X8R	10000	50	10	.38	.243	.14	4000	.067
581-12065C103K4	12065C103K4T2A	X7R	10000	50	10	.33	.235	.185	4000	.061
581-12061C103K4	12061C103K4T2A	X7R	10000	100	10	.32	.133	.088	4000	.055
581-12065C223K4	12065C223K4T2A	X7R	22000	50	10	.39	.289	.214	4000	.062
581-12065C333K4	12065C333K4T2A	X7R	33000	50	10	.39	.289	.214	4000	.062
581-12065C104K4	12065C104K4T2A	X7R	0.1µF	50	10	.24	.139	.128	4000	.064
581-12065F104K4	12065F104K4T2A	X8R	0.1µF	50	10	.31	.128	.085	2000	.066
581-12061C104K4	12061C104K4T2A	X7R	0.1µF	100	10	.24	.12	.079	2000	.061
581-12061L104K4T2A	12061L104K4T2A	X8L	0.1µF	100	10	1.98	1.28	.738	2000	.353
581-12065C224K4	12065C224K4T2A	X7R	0.22µF	50	10	.51	.385	.22	2000	.128
581-12065F224K4	12065F224K4T2A	X8R	0.22µF	50	10	.51	.385	.22	2000	.128
581-12061C224K4	12061C224K4T2A	X7R	0.22µF	100	10	1.68	.963	.621	2000	.364
581-12065F334K4	12065F334K4T2A	X8R	0.33µF	50	10	1.14	.674	.385	2000	.188
581-12065C334K4	12065C334K4T2A	X7R	0.33µF	50	10	.54	.353	.193	2000	.096
581-12063F474K4	12063F474K4T2A	X8R	0.47µF	25	10	.32	.182	.131	2000	.10
581-12065C474K4	12065C474K4T2A	X7R	0.47µF	50	10	.54	.353	.268	2000	.161
581-12065L474K4T2A	12065L474K4T2A	X8L	0.47µF	50	10	2.63	1.55	1.11	2000	.642
581-12065C105K4	12065C105K4T2A	X7R	1.0µF	50	10	.72	.621	.524	2000	.332
581-1206YC105K4	1206YC105K4T2A	X7R	1.0µF	16	10	1.00	.589	.375	2000	.225
581-12063C225K4	12063C225K4T2A	X7R	2.2µF	25	10	.67	.492	.375	2000	.158
Style 1210										
581-12102A102J4	12102A102J4T2A	C0G	1000	200	5	.64	.289	.223	2000	.171
581-12101A222J4	12101A222J4T2A	C0G	2200	100	5	.65	.385	.225	2000	.108
581-12105C104K4	12105C104K4T2A	X7R	0.1µF	50	10	.51	.385	.22	4000	.128
581-12101C104K4	12101C104K4T2A	X7R	0.1µF	100	10	1.79	1.50	.92	2000	.621
581-12105C224K4	12105C224K4T2A	X7R	0.22µF	50	10	.54	.232	.169	2000	.133
581-12105C334K4	12105C334K4T2A	X7R	0.33µF	50	10	.72	.621	.524	2000	.332
581-12101C334K4	12101C334K4T2A	X7R	0.33µF	100	10	.92	.546	.31	2000	.235
581-12105C474K4	12105C474K4T2A	X7R	0.47µF	50	10	.82	.375	.278	2000	.217
581-12101C474K4	12101C474K4T2A	X7R	0.47µF	100	10	.49	.289	.223	2000	.146
581-12101C684K4	12101C684K4T2A	X7R	0.68µF	100	10	1.00	.589	.471	1000	.342
581-12101C105K4	12101C105K4T2A	X7R	1.0µF	100	10	1.34	.813	.663	1000	.342
581-12105C105K4	12105C105K4T2A	X7R	1.0µF	50	10	1.79	1.59	.92	1000	.621
581-12105C225K4	12105C225K4T2A	X7R	2.2µF	50	10	1.46	1.09	.728	1000	.492
581-1210YC475K4	1210YC475K4T2A	X7R	4.7µF	16	10	3.27	2.12	1.22	1000	.738

© Copyright 2013 Mouser Electronics

© Copyright 2013 Mouser Electronics

AVX Tip and Ring MLCC and Thin Film Directional Couplers

RoHS Compliant **This product is RoHS compliant.**

TIP AND RING MLCC

AVX "tip & ring" or "ring detector" multilayer ceramic chip capacitors are designed as a standard telecom filter to block -48 Volts DC telephone line voltage and pass subscriber's AC signal pulse (16 to 25Hz, 70 to 90Vrms). The ringer capacitors replace large leaded film capacitors and are ideal for telecom/modem applications. Using AVX "tip & ring" capacitors not only saves valuable real estate on the board and reduces the weight of overall product, but also features standard surface mounting capabilities, so critical to new and compact designs. The AVX "tip & ring" capacitors are offered in standard EIA sizes and standard values. They offer excellent high frequency performance, low ESR and improved temperature performance over film capacitors.

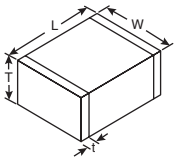

RoHS Compliant

Specifications:

- Capacitance range: 1000pF to 1.2μF, (25°C, 1.0±0.2Vrms at 1kHz
- Capacitance tolerances: ±10%, ±20%
- Dissipation factor: 2.5% max. (25°C, 1.0 ±0.2Vrms at 1kHz)
- Temperature characteristic: X7R ±15% (0VDC)
- Voltage rating: 250VDC Telco rating
- Insulation resistance: (25°C, at 250VDC), 1000 megohm-microfarad min.
- Dielectric strength: Minimum 250% rated voltage for 5 seconds at 50mA max. current

✻ Reflow Soldering Only

For quantities greater than listed, call for quote.

MOUSER STOCK NO.	AVX Part No.	Value (μF)	Tol.	Price Each 1	100	500	1000	Reel Qty.	Price Per Piece
Style 0805									
581-0805PC681K	0805PC681KAT1A	680pF	10%	.32	.18	.131	.118	2000	.092
581-0805PC102K	0805PC102KAT1A	1000pF	10%	.32	.18	.131	.118	2000	.092
581-0805PC122K	0805PC122KAT1A	1200pF	10%	.32	.18	.131	.118	2000	.092
581-0805PC152K	0805PC152KAT1A	1500pF	10%	.75	.471	.268	.246	2000	.213
581-0805PC182K	0805PC182KAT1A	1800pF	10%	.32	.18	.131	.118	2000	.092
581-0805PC192K	0805PC192KAT1A	1900pF	10%	.32	.18	.131	.118	2000	.092
581-0805PC222K	0805PC222KAT1A	2200pF	10%	.32	.18	.131	.118	2000	.092
581-0805PC392K	0805PC392KAT1A	3900pF	10%	.32	.18	.131	.118	2000	.092
581-0805PC472K	0805PC472KAT1A	4700pF	10%	.32	.18	.131	.118	2000	.092
581-0805PC562K	0805PC562KAT1A	5600pF	10%	.32	.18	.131	.118	2000	.092
581-0805PC682K	0805PC682KAT1A	6800pF	10%	.75	.471	.268	.246	2000	.213
581-0805PC822K	0805PC822KAT1A	8200pF	10%	.32	.18	.131	.118	2000	.092
581-0805PC103K	0805PC103KAT1A	0.01	10%	.64	.482	.385	.231	2000	.204
581-0805PC123K	0805PC123KAT1A	0.012	10%	.32	.18	.131	.118	2000	.092
581-0805PC153K	0805PC153KAT1A	0.015	10%	.75	.471	.268	.246	2000	.213
581-0805PC183K	0805PC183KAT1A	0.018	10%	.32	.18	.131	.118	2000	.092
581-0805PC223K	0805PC223KAT1A	0.023	10%	.75	.471	.268	.246	2000	.213
Style 1206									
581-1206PC102K	1206PC102KAT1A	1000pF	10%	.34	.289	.193	.173	2000	.116
581-1206PC332K	1206PC332KAT1A	3300pF	10%	.43	.321	.214	.193	2000	.128
581-1206PC472K	1206PC472KAT1A	4700pF	10%	.43	.321	.214	.193	2000	.128
581-1206PC822K	1206PC822KAT1A	8200pF	10%	.43	.321	.214	.193	2000	.128
581-1206PC103K	1206PC103KAT1A	0.01	10%	.34	.289	.193	.173	2000	.116
581-1206PC183K	1206PC183KAT1A	0.018	10%	.43	.321	.214	.193	2000	.128
581-1206PC223K	1206PC223KAT1A	0.022	10%	.43	.321	.214	.193	2000	.128
581-1206PC273K	1206PC273KAT1A	0.027	10%	1.07	.524	.396	.364	2000	.257
581-1206PC333K	1206PC333KAT1A	0.033	10%	.43	.321	.214	.193	2000	.128
581-1206PC393K	1206PC393KAT1A	0.039	10%	1.07	.524	.396	.364	2000	.257
581-1206PC473K	1206PC473KAT1A	0.047	10%	.47	.332	.235	.167	2000	.139
581-1206PC563K	1206PC563KAT1A	0.056	10%	.47	.332	.235	.167	2000	.139
Style 1210									
581-1210PC102K	1210PC102KAT1A	1000pF	10%	.49	.364	.246	.221	2000	.148
581-1210PC472K	1210PC472KAT1A	4700pF	10%	.49	.364	.246	.221	2000	.148
581-1210PC103K	1210PC103KAT1A	0.01	10%	.49	.364	.246	.221	2000	.148
581-1210PC333K	1210PC333KAT1A	0.033	10%	.49	.364	.246	.221	2000	.148
581-1210PC473K	1210PC473KAT1A	0.047	10%	.54	.396	.268	.193	2000	.169
581-1210PC683K	1210PC683KAT1A	0.068	10%	.54	.396	.268	.193	2000	.169
581-1210PC104K	1210PC104KAT1A	0.1	10%	.43	.278	.21	.193	2000	.128
Style 1808									
581-1808PC104KAT1A	1808PC104KAT1A	0.1	10%	1.20	.685	.514	.449	2000	.353
581-1808PC224KAT1A	1808PC224KAT1A	0.22	10%	1.20	.685	.514	.449	2000	.353

DIMENSIONS: mm (in.)

Size	0805	1206	1210✻	1808✻	1812✻	1825✻	2220✻	2225✻
(L) Length	2.01±.20 (.079±.008)	3.20±.20 (.126±.008)	3.20±.20 (.126±.008)	4.57±.25 (.180±.010)	4.50±.30 (.177±.012)	4.50±.30 (.177±.012)	5.70±.40 (.224±0.016)	5.72±.25 (.225±.010)
(W) Width	1.25±.20 (.049±.008)	1.60±.20 (.063±.008)	2.50±.20 (.098±.008)	2.03±.25 (.080±.010)	3.20±.20 (.126±.008)	6.40±.30 (.252±.012)	5.0±.40 (.197±.016)	6.35±0.25 (.25±.010)
(T) Thickness Max.	1.30 (.051)	1.50 (.059)	1.78 (.070)	1.78 (.070)	2.00 (.080)	2.00 (.080)	2.00 (.080)	2.00 (.080)
(t) Terminal	.50±.25 (.020±.010)	.50±.25 (.020±.010)	.50±.25 (.020±.010)	.63±.38 (.025±.010)	.63±.38 (.025±.010)	.63±.38 (.025±.010)	.63±.38 (.025±.010)	.63±.38 (.025±.010)

For quantities greater than listed, call for quote.

MOUSER STOCK NO.	AVX Part No.	Value (μF)	Tol.	Price Each 1	100	500	Reel Qty.	Price Per Piece
Style 1812								
581-1812PC102K	1812PC102KAT1A	1000pF	10%	.54	.396	.268	1000	.193
581-1812PC222K	1812PC222KAT1A	2200pF	10%	.54	.396	.268	1000	.193
581-1812PC273K	1812PC273KAT1A	0.027	10%	.54	.396	.268	1000	.193
581-1812PC333K	1812PC333KAT1A	0.033	10%	.60	.46	.385	1000	.342
581-1812PC104K	1812PC104KAT1A	0.1	10%	1.61	.931	.685	1000	.482
581-1812PC124K	1812PC124KAT1A	0.12	10%	.64	.482	.385	1000	.231
581-1812PC154K	1812PC154KAT1A	0.15	10%	.64	.482	.385	1000	.231
581-1812PC184K	1812PC184KAT1A	0.18	10%	.64	.482	.385	1000	.231
581-1812PC224K	1812PC224KAT1A	0.22	10%	2.82	1.67	.963	1000	.46
581-1812PC274K	1812PC274KAT1A	0.27	10%	.60	.46	.385	1000	.342
581-1812PC334K	1812PC334KAT1A	0.33	10%	1.61	.931	.685	1000	.482
581-1812PC394K	1812PC394KAT1A	0.39	10%	3.21	2.23	1.28	1000	1.03
581-1812PC474K	1812PC474KAT1A	0.47	10%	1.61	.931	.685	1000	.482
Style 1825								
581-1825PC334K	1825PC334KAT1A	0.33	10%	.67	.46	.396	1000	.278
581-1825PC394K	1825PC394KAT1A	0.39	10%	.96	.653	.375	1000	.25
581-1825PC474K	1825PC474KAT1A	0.47	10%	2.09	1.21	.888	1000	.621
581-1825PC564K	1825PC564KAT1A	0.56	10%	2.09	1.21	.888	1000	.621
581-1825PC684K	1825PC684KAT1A	0.68	10%	.96	.653	.375	1000	.25
581-1825PC824K	1825PC824KAT1A	0.82	10%	.90	.674	.535	1000	.321
581-1825PC105K	1825PC105KAT1A	1.0	10%	2.09	1.21	.888	1000	.621
Style 2220								
581-2220PC105K	2220PC105KAT1A	1.0	10%	2.84	1.98	1.46	1000	1.17
Style 2225								
581-2225PC334M	2225PC334MAT1A	0.33	10%	1.88	1.16	.877	1000	.77
581-2225PC474K	2225PC474KAT1A	0.47	10%	1.11	.668	.501	1000	.345
581-2225PC564K	2225PC564KAT1A	0.56	10%	1.11	.845	.663	1000	.556
581-2225PC105K	2225PC105KAT1A	1.0	10%	2.41	1.39	1.03	1000	.717
581-2225PC105M	2225PC105MAT1A	1.0	10%	1.11	.845	.663	1000	.556
581-2225PC125K	2225PC125KAT1A	1.2	10%	8.71	5.15	2.96	1000	1.42
581-2225PC125M	2225PC125MAT1A	1.2	10%	1.18	.888	.706	1000	.61

THIN FILM DIRECTIONAL COUPLERS

DB0603N and DB0805 Series 3dB 90°

Features:

- Miniature size
- Low I, Loss
- High Isolation
- Impedance: 50Ω

For quantities greater than listed, call for quote.

MOUSER STOCK NO.	AVX Part No.	Case Size	Freq. MHz	Price Each 1	50	100	Reel Qty.	Price Per Piece
581-DB0603N1950AN500	DB0603N1950ANTR\500	0603	1950	1.86	1.40	1.24	500	.931
581-DB0603N2017AN500	DB0603N2017ANTR\500	0603	2017	1.86	1.40	1.24	500	.931
581-DB0603N2140AN500	DB0603N2140ANTR\500	0603	2140	1.86	1.40	1.24	500	.931
581-DB0603N2150AN500	DB0603N2150ANTR\500	0603	2150	1.86	1.40	1.24	500	.931
581-DB0603N2400AN500	DB0603N2400ANTR\500	0603	2400	1.86	1.40	1.24	500	.931
581-DB0603N2500AN500	DB0603N2500ANTR\500	0603	2500	1.86	1.40	1.24	500	.931
581-DB0603N2600AN500	DB0603N2600ANTR\500	0603	2600	1.86	1.40	1.24	500	.931
581-DB0603N2850AN500	DB0603N2850ANTR\500	0603	2850	1.86	1.40	1.24	500	.931
581-DB0603N3000AN500	DB0603N3000ANTR\500	0603	3000	1.86	1.40	1.24	500	.931
581-DB0603N3500AN500	DB0603N3500ANTR\500	0603	3500	1.86	1.40	1.24	500	.931
581-DB0603N5000AN500	DB0603N5000ANTR\500	0603	5000	1.86	1.40	1.24	500	.931
581-DB0603N5400AN500	DB0603N5400ANTR\500	0603	5400	1.86	1.40	1.24	500	.931
581-DB0603N5660AN500	DB0603N5660ANTR\500	0603	5660	1.86	1.40	1.24	500	.931
581-DB0805A0880AS500	DB0805A0880ASTR\500	0805	880	3.66	2.75	2.44	500	1.83
581-DB0805A0900AS500	DB0805A0900ASTR\500	0805	900	3.66	2.75	2.44	500	1.83
581-DB0805A0915AS500	DB0805A0915ASTR\500	0805	915	3.66	2.75	2.44	500	1.83
581-DB0805A0940AS500	DB0805A0940ASTR\500	0805	940	3.66	2.75	2.44	500	1.83
581-DB0805A0967AS500	DB0805A0967ASTR\500	0805	967	3.66	2.75	2.44	500	1.83

DIMENSIONS: mm

DB0603

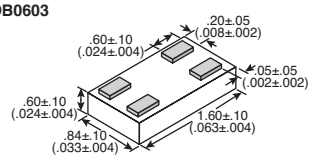

DB0805

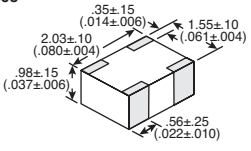

For quantities greater than listed, call for quote.

MOUSER STOCK NO.	AVX Part No.	Case Size	Freq. MHz	Price Each 1	50	100	Reel Qty.	Price Per Piece
581-DB0805A1350AS500	DB0805A1350ASTR\500	0805	1350	3.66	2.75	2.44	500	1.83
581-DB0805A1542AS500	DB0805A1542ASTR\500	0805	1542	3.66	2.75	2.44	500	1.83
581-DB0805A1575AS500	DB0805A1575ASTR\500	0805	1575	3.66	2.75	2.44	500	1.83
581-DB0805A1650AS500	DB0805A1650ASTR\500	0805	1650	3.66	2.75	2.44	500	1.83
581-DB0805A1800AS500	DB0805A1800ASTR\500	0805	1800	3.66	2.75	2.44	500	1.83
581-DB0805A1850AS500	DB0805A1850ASTR\500	0805	1850	3.66	2.75	2.44	500	1.83
581-DB0805A1900AS500	DB0805A1900ASTR\500	0805	1900	3.66	2.75	2.44	500	1.83
581-DB0805A1950AS500	DB0805A1950ASTR\500	0805	1950	3.66	2.75	2.44	500	1.83
581-DB0805A2017AS500	DB0805A2017ASTR\500	0805	2017	3.66	2.75	2.44	500	1.83
581-DB0805A2140AS500	DB0805A2140ASTR\500	0805	2140	3.66	2.75	2.44	500	1.83
581-DB0805A2325AS500	DB0805A2325ASTR\500	0805	2325	3.66	2.75	2.44	500	1.83

CP Series

CP0603 Features:

- Low parasitics
- Inherent low profile
- Excellent solderability
- Better heat dissipation
- Impedance: 50Ω

CP0805 Features:

- Power rating: 3W continuous
- Rugged construction
- Low profile
- Impedance: 50Ω

For quantities greater than listed, call for quote.

MOUSER STOCK NO.	AVX Part No.	Case Size	Freq. MHz	Price Each 1	100	500	1000	3000
581-CP0603A1441DWTR	CP0603A1441DWTR	0603	1441	1.82	.642	.589	.546	.46
581-CP0603A1960HNTR	CP0603A1960HNTR	0603	1960	1.71	.599	.556	.514	.428
581-CP0805A0881ESTR	CP0805A0881ESTR	0805	881	2.25	.942	.867	.803	.674
581-CP0805A1441BSTR	CP0805A1441BSTR	0805	1441	2.25	.942	.867	.803	.674

DIMENSIONS: mm

CP0603

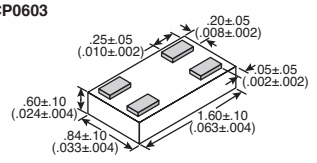

CP0805

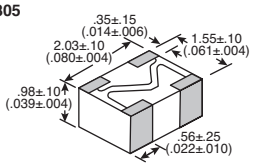

© Copyright 2013 Mouser Electronics

© Copyright 2013 Mouser Electronics

QM SERIES MLCC SMD CAPACITOR

Features:
- Reduced noise at audio frequencies
- High capacitance

Electrical:
- Temperature range: -55˚C to +85˚C

Applications:
- Mobile phones
- Hard disk drive
- LCD panel driver circuit applications



For quantities greater than listed, call for quote.

MOUSER STOCK NO.	AVX Part No.	Cap. (pF)	Volt. (DC)	Tol. (pF)	Price Each 1	50	100	Reel Qty.	Price Per Piece
581-QM036D106MAT2A	QM036D106MAT2A	10	6.3	20	1.07	.931	.642	4000	.289
581-QM05YD106KAT2A	QM05YD106KAT2A	10	16	10	1.21	1.06	.717	3000	.342
581-QM103D106KAT2A	QM103D106KAT2A	10	25	10	1.86	1.61	1.38	1000	.856
581-QM054D226MAT2A	QM054D226MAT2A	22	4	20	1.21	1.06	.717	3000	.342

MK SERIES ULTRA LOW ESR, C0G (NP0) CHIP CAPACITOR

Designed for "Ultra" low ESR for applications in the communications market. Max ESR and effective capacitance are met on each value producing lot to lot uniformity.

RoHS Compliant

DIMENSIONS: mm (in.)

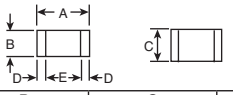

Size	A	B	C	D	E
0402	0.039±0.004 (1.00±0.1)	0.020±0.004 (.50±0.1)	0.024(0.6) max	N/A	N/A
0603	0.060±0.010 (1.52±0.25)	0.030±0.010 (.076±0.25)	0.036 (0.91) max	0.010±0.005 (0.25±0.13)	0.030 (0.76) min
0805	0.079±0.008 (2.01±.02)	0.049±0.008 (1.25±0.2)	0.040±0.005 (1.02±0.127)	0.020±0.010 (0.51±0.254)	0.020 (0.51) min

For quantities greater than listed, call for quote.

MOUSER STOCK NO.	AVX Part No.	Cap. (pF)	Volt. (DC)	Tol. (pF)	Price Each 1	100	500	Reel Qty.	Price Per Piece
0402									
581-MK02272R2BAT2A	MK02272R2BAT2A	2.2	200	0.1	.42	.385	.289	5000	.113
581-MK02275R6BATA	MK02275R6BATA	5.6	200	0.1	.42	.385	.289	5000	.113
581-MK0227100FAT2A	MK0227100FAT2A	10	200	1%	1.67	1.52	1.13	5000	.449
0603									
581-MK03V72R4BAT2A	MK03V72R4BAT2A	2.4	250	0.1	1.28	1.05	.867	3000	.353
581-MK03V72R7BAT2A	MK03V72R7BAT2A	2.7	250	0.1	1.28	1.05	.867	3000	.353
581-MK03V73R3BAT2A	MK03V73R3BAT2A	3.3	250	0.1	1.28	1.05	.867	3000	.353
581-MK03V79R1BAT2A	MK03V79R1BAT2A	9.1	250	0.1	1.28	1.05	.867	3000	.353
0805									
581-MK05V72R7CAT2A	MK05V72R7CAT2A	2.7	250	0.25	3.60	2.12	1.22	3000	.621
581-MK05V7270JAT2A	MK05V7270JAT2A	27	250	5%	1.28	1.05	.867	3000	.353

ACCU-P® THIN-FILM RF/MICROWAVE CAPACITORS

Features:
- Minimal batch to batch variability of parameters at high frequency
- Low ESR, high Q, low capacitance
- Inspected, test and quality control procedures in accordance with ISO 9001, CECC, IECQ, USA MIL Standards guarantee product of the highest quality

Electrical Specifications:
- Temperature range: -55°C to +125°C

Applications:
- Cellular communications
- CT2/PCN
- Satellite, cable TV
- RF amplifiers
- Test and measurements
- GPS

For quantities greater than listed, call for quote.

MOUSER STOCK NO.	AVX Part No.	Cap. (pF)	Volt. (DC)	Tol. (pF)	Price Each 1	100	500	Reel Qty.	Price Per Piece
Style 0201									
581-02013J0R8BBS	02013J0R8BBSTR	0.8	25	0.1	.50	.364	.332	5000	.268
581-02013J0R9BBS	02013J0R9BBSTR	0.9	25	0.1	.50	.364	.332	5000	.268
581-02013J1R8BBS	02013J1R8BBSTR	1.8	25	0.1	.50	.364	.332	5000	.268
581-02013J2R0BBS	02013J2R0BBSTR	2.0	25	0.1	.50	.364	.332	5000	.268
581-02013J2R2BBS	02013J2R2BBSTR	2.2	25	0.1	.50	.364	.332	5000	.268
581-02013J2R4BBS	02013J2R4BBSTR	2.4	25	0.1	.50	.364	.332	5000	.268
581-02013J2R7BBS	02013J2R7BBSTR	2.7	25	0.1	.50	.364	.332	5000	.268
Style 0402									
581-04023J1R0BBS	04023J1R0BBSTR	1.0	25	0.1	1.41	.835	.482	5000	.321
581-04023J1R5BBS	04023J1R5BBSTR	1.5	25	0.1	1.41	.835	.482	5000	.321
581-04023J1R6BBS	04023J1R6BBSTR	1.6	25	0.1	1.41	.835	.482	5000	.321
581-04023J1R8BBS	04023J1R8BBSTR	1.8	25	0.1	1.41	.835	.482	5000	.321
581-04023J2R2BBS	04023J2R2BBSTR	2.2	25	0.1	.90	.417	.315	5000	.268
581-04023J3R0BBS	04023J3R0BBSTR	3.0	25	0.1	1.41	.835	.482	5000	.321
581-04023J3R3BBS	04023J3R3BBSTR	3.3	25	0.1	1.41	.835	.482	5000	.321
581-04023J3R9BBS	04023J3R9BBSTR	3.9	25	0.1	1.41	.835	.482	5000	.321
581-0402ZJ4R3CBS	0402ZJ4R3CBSTR	4.3	10	0.25	.67	.46	.396	5000	.193
581-04023J4R7BBS	04023J4R7BBSTR	4.7	25	0.1	1.41	.835	.482	5000	.321
581-0402ZJ4R7CBS	0402ZJ4R7CBSTR	4.7	10	0.25	.67	.46	.396	5000	.193
581-04023J5R6BBS	04023J5R6BBSTR	5.6	25	0.1	1.41	.835	.482	5000	.321
581-04023J6R8BBS	04023J6R8BBSTR	6.8	25	0.1	1.41	.835	.482	5000	.321
581-04023J7R5BBS	04023J7R5BBSTR	7.5	25	0.1	1.41	.835	.482	5000	.321
581-0402YJ100FBS	0402YJ100FBSTR	10	16	1%	1.37	.642	.599	5000	.364
581-0402ZJ120FBS	0402ZJ120FBSTR	12	10	1%	1.37	.642	.599	5000	.364
Style 0603									
581-06035J0R2ABS	06035J0R2ABSTR	0.2	50	0.05	3.21	2.23	1.28	3000	.942
581-06035J0R3BBS	06035J0R3BBSTR	0.3	50	0.1	1.79	1.59	.92	3000	.599
581-06035J0R4BBS	06035J0R4BBSTR	0.4	50	0.1	1.79	1.59	.92	3000	.599
581-06035J0R5BBS	06035J0R5BBSTR	0.5	50	0.1	1.79	1.59	.92	3000	.599
581-06035J0R7BBS	06035J0R7BBSTR	0.7	50	0.1	1.79	1.59	.92	3000	.599
581-06035J0R8BBS	06035J0R8BBSTR	0.8	50	0.1	1.79	1.59	.92	3000	.599
581-06035J0R9PBS	06035J0R9PBSTR	0.9	50	0.02	4.87	3.12	1.80	3000	1.19
581-06035J1R0BBS	06035J1R0BBSTR	1.0	50	0.1	1.74	1.59	.92	3000	.439

© Copyright 2013 Mouser Electronics

UT SERIES ULTRA THIN CERAMIC CAPACITORS - 0402 X5R

Applications:
- Smart cards
- Memory modules
- Embedded solutions
- Mobile phones
- MP3 players
- High Density SIM cards

Electrical Specifications:
- Temperature range: -55°C to +85°C

DIMENSIONS: mm (in.)

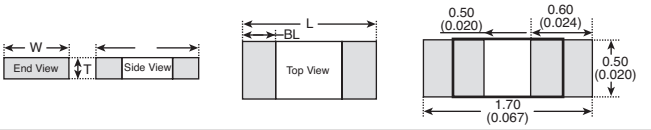

Thickness	L	W	T	BL
D	1.00±0.10	0.50±0.10	0.25±0.05	0.27±0.05
E	1.00±0.10	0.50±0.10	0.20±0.05	0.27±0.05
F	1.00±0.10	0.50±0.10	0.125±0.025	0.27±0.05

For quantities greater than listed, call for quote.

MOUSER STOCK NO.	AVX Part No.	Cap. (pF)	Volt. (DC)	Tol. (pF)	Price Each 1	100	500	Reel Qty.	Price Per Piece
581-UT02ZD223MAC2D	UT02ZD223MAC2D	0.022	10	20%	1.39	1.04	.696	15000	.556
581-UT02ZD223MAT2D	UT02ZD223MAT2D	0.022	10	20%	1.39	1.04	.696	15000	.556
581-UT026D103MAC2F	UT026D103MAC2F	0.01	6.3	20%	1.44	1.08	.717	15000	.514
581-UT02YD103MAT2E	UT02YD103MAT2E	0.01	16	20%	1.34	.995	.663	15000	.482

GX SERIES ULTRA BROAD BAND CAPACITOR

Features:
- Ultra-Broadband performance
- Ultra-Low Insertion Loss
- Excellent Return Loss

Applications:
- Semi-Conductor Data Communications
- Receiver Optical Sub-Assemblies
- Transimpedance Amplifier

DIMENSIONS: mm (in.)

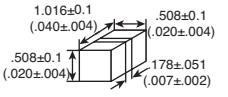

NEW! TECHNOLOGY

RoHS Compliant

For quantities greater than listed, call for quote.

MOUSER STOCK NO.	AVX Part No.	Cap. (uF)	Volt. (DC)	Tol. (pF)	Price Each 1	50	100	Reel Qty.	Price Per Piece
Style 0201 X7S									
581-GX01ZD103PATD1K	GX01ZD103PATD-1000	0.01	6.3	0%, 100%	6.98	4.95	4.45	1000	3.69
Style 0402 COG									
581-GX02YD104KAT2	GX02YD104KAT2-500	0.1	16	10%	5.41	3.83	3.41	500	2.77

Dimensions: mm (in.)

	0201*	0402 *	0603 *	0805 *
L	0.60 ± 0.05 (.023 ± .002)	1.00 ± 0.1 (.039 ± .004)	1.60 ± 0.1 (.063 ± .004)	2.01 ± 0.1 (.079 ± .004)
W	0.325 ± 0.050 (.0128 ± .002	0.55 ± 0.07 (.022 ± .003)	0.81 ± 0.1 (.032 ± .004)	1.27 ± 0.1 (.050 ± .004)
T	0.225 ± 0.050 (.009 ± .002)	0.40 ± 0.1 (.016 ± .004)	0.63 ± 0.1 (.025 ± .004)	0.93 ± 0.2 (.036 ± .008)
B^1	.10 ± 0.10 (.004 ± .004)	.00 ± 0.1/-0 (.000± .004/-0)	0.35 ± 0.15 (.014 ± .006)	0.30 ± 0.1 (.012 ± .004)
B^2	0.15 ± 0.05 (.006 ± .002)	0.20 ± 0.1 (.008 ± .004)	0.35 ± 0.15 (.014 ± .006)	0.30 ± 0.1 (.012 ± .004)

* Mount black side up.

RoHS Compliant

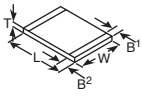

For quantities greater than listed, call for quote.

MOUSER STOCK NO.	AVX Part No.	Cap. (pF)	Volt. (DC)	Tol. (pF)	Price Each 1	100	500	Reel Qty.	Price Per Piece
Style 0603 (Cont.)									
581-06035J1R0PBS	06035J1R0PBSTR	1.0	50	0.02	4.87	3.12	1.80	3000	1.19
581-06035J1R2PBS	06035J1R2PBSTR	1.2	50	0.02	4.87	3.12	1.80	3000	1.19
581-06035J1R6ABS	06035J1R6ABSTR	1.6	50	0.05	3.21	2.23	1.28	3000	.942
581-06035J1R8BBS	06035J1R8BBSTR	1.8	50	0.1	1.79	1.59	.92	3000	.599
581-06035J1R1BBS	06035J1R1BBSTR	1.1	50	0.1	1.79	1.59	.952	3000	.599
581-06035J2R0ABS	06035J2R0ABSTR	2.0	50	0.05	1.79	1.59	.92	3000	.599
581-06035J2R0BBS	06035J2R0BBSTR	2.0	50	0.1	1.74	1.59	.92	3000	.439
581-06035J2R2ABS	06035J2R2ABSTR	2.2	50	0.05	3.21	2.23	1.28	3000	.942
581-06035J2R2BBS	06035J2R2BBSTR	2.2	50	0.1	1.79	1.59	.92	3000	.599
581-06035J2R4BBS	06035J2R4BBSTR	2.4	50	0.1	1.79	1.59	.92	3000	.599
581-06035J2R7BBS	06035J2R7BBSTR	2.7	50	0.1	1.79	1.59	.92	3000	.599
581-06035J3R0BBS	06035J3R0BBSTR	3.0	50	0.1	1.79	1.59	.92	3000	.599
581-06035J3R3BBS	06035J3R3BBSTR	3.3	50	0.1	1.79	1.59	.92	3000	.599
581-06035J3R9BBS	06035J3R9BBSTR	3.9	50	0.1	1.79	1.59	.92	3000	.599
581-06035J4R3BBS	06035J4R3BBSTR	4.3	50	0.1	1.79	1.59	.952	3000	.599
581-06035J4R7BBS	06035J4R7BBSTR	4.7	50	0.1	1.79	1.59	.92	3000	.599
581-06035J5R6BBS	06035J5R6BBSTR	5.6	50	0.1	1.79	1.59	.92	3000	.599
581-06035J6R8BBS	06035J6R8BBSTR	6.8	50	0.1	1.79	1.59	.92	3000	.599
581-06035J8R2BBS	06035J8R2BBSTR	8.2	50	0.1	1.74	1.59	.92	3000	.439
581-06033J100FBS	06033J100FBSTR	10	25	1%	1.40	1.24	1.09	3000	.856
581-06035J120FBS	06035J120FBSTR	12	50	1%	1.40	1.24	1.09	3000	.856
Style 0805									
581-08055J1R5BBT	08055J1R5BBTTR	1.5	50	0.1	1.98	1.75	1.54	3000	1.21
581-08051J2R2BBT	08051J2R2BBTTR	2.2	100	0.1	1.98	1.75	1.54	3000	1.21
581-08055J2R7BBT	08055J2R7BBTTR	2.7	50	0.1	1.98	1.75	1.54	3000	1.21
581-08055J3R3ABT	08055J3R3ABTTR	3.3	50	0.05	3.28	1.34	1.13	3000	.685
581-08051J3R9BBT	08051J3R9BBTTR	3.9	100	0.1	1.98	1.75	1.54	3000	1.21
581-08055J3R9BBT	08055J3R9BBTTR	3.9	50	0.1	1.98	1.75	1.54	3000	1.21
581-08051J4R7ABT	08051J4R7ABTTR	4.7	100	0.05	3.82	1.54	1.19	3000	.776
581-08051J5R6BBT	08051J5R6BBTTR	5.6	100	0.1	1.98	1.75	1.54	3000	1.21
581-08051J6R8ABT	08051J6R8ABTTR	6.8	100	0.05	2.27	2.01	1.77	3000	1.38
581-08051J8R2BBT	08051J8R2BBTTR	8.2	100	0.1	1.98	1.75	1.54	3000	1.21
581-08051J100FBT	08051J100FBTTR	10	100	1%	2.27	2.01	1.77	3000	1.38
581-08055J150FBT	08055J150FBTTR	15	50	1%	2.27	2.01	1.77	3000	1.38
581-08055J220FBT	08055J220FBTTR	22	50	1%	2.27	2.01	1.77	3000	1.38
581-08053J330FBT	08053J330FBTTR	33	25	1%	2.27	2.01	1.77	3000	1.38

© Copyright 2013 Mouser Electronics

AVX Microwave MLCs

RoHS Compliant **This product is RoHS compliant.**

A KYOCERA GROUP COMPANY

MLOC SERIES ORGANIC RF CAPACITORS

Features:

- EIA size 0603
- Designed to be used above 700 MHz
- High self resonance
- Tight tolerance
- Low ESR
- Hi-Q

Applications:

- Cellular communications
- Point to point radios
- RF power amplifiers
- Low noise amplifiers
- Filter Networks
- Wi-Fi / Wi-Max

Electrical Specifications:

- Operating temperature range: - 55°C to + 125°C

NEW! TECHNOLOGY

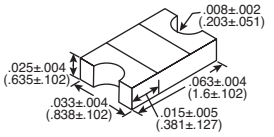

For quantities greater than listed, call for quote.

MOUSER STOCK NO.	AVX Part No.	Value (pF)	Tol. ± (pF)	Price Each 1	100	500	1000	Reel Qty	Price Per Piece
50 Volt									
581-ML03510R1AAT2A	ML03510R1AAT2A	0.1	0.5	.60	.449	.342	.321	3000	.225
581-ML03510R1BAT2A	ML03510R1BAT2A	0.1	0.10	.41	.30	.278	.235	3000	.161
581-ML03510R2AAT2A	ML03510R2AAT2A	0.2	0.5	.60	.449	.342	.321	3000	.225
581-ML03510R2BAT2A	ML03510R2BAT2A	0.2	0.10	.41	.30	.278	.235	3000	.161
581-ML03510R3AAT2A	ML03510R3AAT2A	0.3	0.5	.60	.449	.342	.321	3000	.225
581-ML03510R3BAT2A	ML03510R3BAT2A	0.3	0.10	.41	.30	.278	.235	3000	.161
581-ML03510R4AAT2A	ML03510R4AAT2A	0.4	0.5	.60	.449	.342	.321	3000	.225
581-ML03510R4BAT2A	ML03510R4BAT2A	0.4	0.10	.41	.30	.278	.235	3000	.161
581-ML03510R51AT2A	ML03510R51AT2A	0.5	0.5	.55	.364	.332	.30	3000	.21
581-ML03510R5BAT2A	ML03510R5BAT2A	0.5	0.10	.36	.278	.246	.214	3000	.139
581-ML03510R6AAT2A	ML03510R6AAT2A	0.6	0.5	.55	.364	.332	.30	3000	.21
581-ML03510R6BAT2A	ML03510R6BAT2A	0.6	0.10	.36	.278	.246	.214	3000	.139
581-ML03510R7AAT2A	ML03510R7AAT2A	0.7	0.5	.55	.364	.332	.30	3000	.21
581-ML03510R7BAT2A	ML03510R7BAT2A	0.7	0.10	.36	.278	.246	.214	3000	.139
581-ML03510R8AAT2A	ML03510R8AAT2A	0.8	0.5	.55	.364	.332	.30	3000	.21
581-ML03510R8BAT2A	ML03510R8BAT2A	0.8	0.10	.36	.278	.246	.214	3000	.139
581-ML03510R9AAT2A	ML03510R9AAT2A	0.9	0.5	.55	.364	.332	.30	3000	.21
581-ML03510R9BAT2A	ML03510R9BAT2A	0.9	0.10	.36	.278	.246	.214	3000	.139
581-ML03511R0AAT2A	ML03511R0AAT2A	1	0.5	.55	.364	.332	.30	3000	.21
581-ML03511R0BAT2A	ML03511R0BAT2A	1	0.10	.36	.278	.246	.214	3000	.139
581-ML03511R1BAT2A	ML03511R1BAT2A	1.1	0.10	.36	.278	.246	.214	3000	.139
581-ML03511R2BAT2A	ML03511R2BAT2A	1.5	0.10	.36	.278	.246	.214	3000	.139
581-ML03511R3BAT2A	ML03511R3BAT2A	1.3	0.10	.36	.278	.246	.214	3000	.139
581-ML03511R4BAT2A	ML03511R4BAT2A	1.4	0.10	.36	.278	.246	.214	3000	.139
581-ML03511R5BAT2A	ML03511R5BAT2A	1.5	0.10	.36	.278	.246	.214	3000	.139
581-ML03511R6BAT2A	ML03511R6BAT2A	1.6	0.10	.36	.278	.246	.214	3000	.139
581-ML03511R7BAT2A	ML03511R7BAT2A	1.7	0.10	.36	.278	.246	.214	3000	.139
581-ML03511R8BAT2A	ML03511R8BAT2A	1.8	0.10	.36	.278	.246	.214	3000	.139
581-ML03511R9BAT2A	ML03511R9BAT2A	1.9	0.10	.36	.278	.246	.214	3000	.139
581-ML03512R0BAT2A	ML03512R0BAT2A	2	0.10	.36	.278	.246	.214	3000	.139
581-ML03512R1BAT2A	ML03512R1BAT2A	2.1	0.10	.36	.278	.246	.214	3000	.139
581-ML03512R2BAT2A	ML03512R2BAT2A	2.2	0.10	.36	.278	.246	.214	3000	.139
581-ML03512R3BAT2A	ML03512R3BAT2A	2.3	0.10	.36	.278	.246	.214	3000	.139
581-ML03512R4BAT2A	ML03512R4BAT2A	2.4	0.10	.36	.278	.246	.214	3000	.139
581-ML03512R5BAT2A	ML03512R5BAT2A	2.5	0.10	.36	.278	.246	.214	3000	.139

For quantities greater than listed, call for quote.

MOUSER STOCK NO.	AVX Part No.	Value (pF)	Tol. ± (pF)	Price Each 1	100	500	1000	Reel Qty.	Price Per Piece
250 Volt									
581-ML03V10R1AAT2A	ML03V10R1AAT2A	0.1	0.5	.60	.407	.364	.332	3000	.225
581-ML03V10R1BAT2A	ML03V10R1BAT2A	0.1	0.10	.41	.268	.246	.225	3000	.15
581-ML03V10R2AAT2A	ML03V10R2AAT2A	0.2	0.5	.60	.407	.364	.332	3000	.225
581-ML03V10R2BAT2A	ML03V10R2BAT2A	0.2	0.10	.41	.268	.246	.225	3000	.15
581-ML03V10R3AAT2A	ML03V10R3AAT2A	0.3	0.5	.60	.407	.364	.332	3000	.225
581-ML03V10R3BAT2A	ML03V10R3BAT2A	0.3	0.10	.41	.268	.246	.225	3000	.15
581-ML03V10R4AAT2A	ML03V10R4AAT2A	0.4	0.5	.60	.407	.364	.332	3000	.225
581-ML03V10R4BAT2A	ML03V10R4BAT2A	0.4	0.10	.41	.268	.246	.225	3000	.15
581-ML03V10R5BAT2A	ML03V10R5BAT2A	0.5	0.10	.36	.246	.214	.203	3000	.139
581-ML03V10R6AAT2A	ML03V10R6AAT2A	0.6	0.5	.55	.375	.332	.30	3000	.203
581-ML03V10R6BAT2A	ML03V10R6BAT2A	0.6	0.10	.36	.246	.214	.203	3000	.139
581-ML03V10R7AAT2A	ML03V10R7AAT2A	0.7	0.5	.55	.375	.332	.30	3000	.203
581-ML03V10R7BAT2A	ML03V10R7BAT2A	0.7	0.10	.36	.246	.214	.203	3000	.139
581-ML03V10R8AAT2A	ML03V10R8AAT2A	0.8	0.5	.55	.375	.332	.30	3000	.203
581-ML03V10R8BAT2A	ML03V10R8BAT2A	0.8	0.10	.36	.246	.214	.203	3000	.139
581-ML03V10R9AAT2A	ML03V10R9AAT2A	0.9	0.5	.55	.375	.332	.30	3000	.203
581-ML03V10R9BAT2A	ML03V10R9BAT2A	0.9	0.10	.36	.246	.214	.203	3000	.139
581-ML03V11R0AAT2A	ML03V11R0AAT2A	1	0.5	.55	.375	.332	.30	3000	.203
581-ML03V11R0BAT2A	ML03V11R0BAT2A	1	0.10	.36	.246	.214	.203	3000	.139
581-ML03V11R1BAT2A	ML03V11R1BAT2A	1.1	0.10	.36	.246	.214	.203	3000	.139
581-ML03V11R2BAT2A	ML03V11R2BAT2A	1.2	0.10	.36	.246	.214	.203	3000	.139
581-ML03V11R3BAT2A	ML03V11R3BAT2A	1.3	0.10	.36	.246	.214	.203	3000	.139
581-ML03V11R4BAT2A	ML03V11R4BAT2A	1.4	0.10	.36	.246	.214	.203	3000	.139
581-ML03V11R5BAT2A	ML03V11R5BAT2A	1.5	0.10	.36	.246	.214	.203	3000	.139
581-ML03V11R6BAT2A	ML03V11R6BAT2A	1.6	0.10	.36	.246	.214	.203	3000	.139
581-ML03V11R7BAT2A	ML03V11R7BAT2A	1.7	0.10	.36	.246	.214	.203	3000	.139
581-ML03V11R8BAT2A	ML03V11R8BAT2A	1.8	0.10	.36	.246	.214	.203	3000	.139
581-ML03V11R9BAT2A	ML03V11R9BAT2A	1.9	0.10	.36	.246	.214	.203	3000	.139
581-ML03V12R0BAT2A	ML03V12R0BAT2A	2	0.10	.36	.246	.214	.203	3000	.139
581-ML03V12R1BAT2A	ML03V12R1BAT2A	2.1	0.10	.36	.246	.214	.203	3000	.139
581-ML03V12R2BAT2A	ML03V12R2BAT2A	2.2	0.10	.36	.246	.214	.203	3000	.139
581-ML03V12R3BAT2A	ML03V12R3BAT2A	2.3	0.10	.36	.246	.214	.203	3000	.139
581-ML03V12R4BAT2A	ML03V12R4BAT2A	2.4	0.10	.36	.246	.214	.203	3000	.139
581-ML03V12R5BAT2A	ML03V12R5BAT2A	2.5	0.10	.36	.246	.214	.203	3000	.139

These porcelain and ceramic dielectric multilayer capacitor (MLC) chips are best suited for RF/Microwave applications typically ranging from 10MHz to 4.2GHz. Characteristic is a fine grained, high density, high purity dielectric material impervious to moisture with heavy internal palladium electrodes.

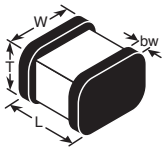

Specifications:

- High current carrying capabilities
- High quality factors
- Excellent stability under stresses of changing voltage, frequency, time and temperature
- Temperature coefficient: (M) +90 ±20PPM°C, (A) ±30PPM°C

DIMENSIONS: in. (mm)				
Case	Length (L)	Width (W)	Thickness (T)	Band Width (bw)
SQCA / AQ12	.055 +.015 -.010 (1.40 +.381 -.254)	.055 ± .015 (1.40 ± .381)	.020/.057 (.508/1.45)	.010 +.010 -.005 (.254 +.254 -.127)
SQCB / AQ14	.110 +.020 -.010 (2.79 +.889 -.254)	.110±.010 (2.79±.508)	.030/.102 (.762/2.59)	.015±.010 (.381±.254)
UQCA	.055 + .015 - .010 (1.40+ .381 - .254)	.055±.015 (1.40±.381)	.057 (1.45) max.	.010 + .010 -.005 (.254 +.254 -.127)
UQCB	.110 + .020 - .010 (2.79 +.508 -.254)	.110±.015 (2.79±.381)	.102 (2.59) max.	.015±.010 (.381±.254)

AQ SERIES

For quantities greater than listed, call for quote.

MOUSER STOCK NO. / Mfr. Mfr. Part No.	Value (µF)	Volt	Tol. ±	Temp. Coef.	Price Each 1	50	100	500	1000
Style AQ12									
581—AQ12EM0R8BATME	0.8	150	0.1pF	M	3.15	2.10	1.57	1.32	1.18
581—AQ12EM1R0BATME	1.0	150	0.1pF	M	3.15	2.10	1.57	1.32	1.18
581—AQ12EM2R2DATME	2.2	150	0.5pF	M	1.48	1.16	1.09	.728	.674
581—AQ12EM2R7BATME	2.7	150	0.1pF	M	3.15	2.10	1.57	1.32	1.18
581—AQ12EM3R3BATME	3.3	150	0.1pF	M	3.15	2.10	1.57	1.32	1.18
581—AQ12EM3R9BATME	3.9	150	0.1pF	M	3.15	2.10	1.57	1.32	1.18
581—AQ12EM5R1BATME	5.1	150	0.1pF	M	3.15	2.10	1.57	1.32	1.18
581—AQ12EM100GATME	10	150	2%	M	2.00	1.89	1.85	1.64	1.48
581—AQ12EM560JATME	56	150	5%	M	1.70	1.35	1.27	.867	.792
Style AQ14									
581—AQ147M0R1BATME	0.1	500	0.1pF	M	4.08	3.23	3.06	2.08	1.89
581—AQ147M0R4BATME	0.4	500	0.1pF	M	2.18	1.28	1.09	.952	.781
581—AQ147M0R5BATME	0.5	500	0.1pF	M	2.18	1.28	1.09	.952	.781
581—AQ147M0R7BATME	0.7	500	0.1pF	M	2.18	1.28	1.09	.952	.781
581—AQ147M1R1BATME	1.1	500	0.1pF	M	2.18	1.28	1.09	.952	.781
581—AQ147M1R3BATME	1.3	500	0.1pF	M	2.18	1.28	1.09	.952	.781
581—AQ147M100JATME	10	500	5%	M	1.29	1.23	1.18	1.06	.942
581—AQ147M200JATME	20	500	5%	M	1.29	1.23	1.18	1.06	.942
581—AQ147M270JATME	27	500	5%	M	1.82	1.44	1.36	.931	.845
581—AQ147M560JATME	56	500	5%	M	1.47	1.40	1.34	1.20	1.07
581—AQ147M680JATME	68	500	5%	M	1.47	1.40	1.34	1.20	1.07
581—AQ147M101JATME	100	500	5%	M	1.47	1.40	1.34	1.20	1.07
581—AQ142M271JATME	270	200	5%	M	1.47	1.40	1.34	1.20	1.07
581—AQ142M391JATME	390	200	5%	M	1.88	1.80	1.71	1.52	1.36
581—AQ142A431KATME	430	200	10%	A	1.44	1.16	1.08	.717	.642
581—AQ142M471JATME	470	200	5%	M	1.88	1.80	1.71	1.52	1.36
581—AQ14EM102JATME	1000	150	5%	M	4.03	3.21	3.03	2.05	1.87
581—AQ14EA102KATME	1000	150	10%	A	3.15	2.10	1.57	1.32	1.18

SQ SERIES

For quantities greater than listed, call for quote.

MOUSER STOCK NO. / Mfr. Mfr. Part No.	Value (µF)	Volt	Tol. ±	Temp. Coef.	Price Each 1	50	100	500	1000
Style SQCA (Cont.)									
581—SQCAEM0R1BATME	0.1	150	0.1pF	M	2.24	2.13	2.03	1.83	1.63
581—SQCAEM0R2BATME	0.2	150	0.1pF	M	2.24	2.13	2.03	1.83	1.63
581—SQCAEM0R4BATME	0.4	150	0.1pF	M	2.24	2.13	2.03	1.83	1.63
581—SQCAEM0R5BATME	0.5	150	0.1pF	M	2.24	2.13	2.03	1.83	1.63
581—SQCAVM0R5BATME	0.5	250	0.1pF	M	2.24	2.13	2.03	1.83	1.63
581—SQCAEM0R8BATME	0.8	150	0.1pF	M	2.24	2.13	2.03	1.83	1.63
581—SQCAVM1R0BATME	1	250	0.1pF	M	2.29	2.18	2.09	1.87	1.67
581—SQCAEM1R8BATME	1.8	150	0.1pF	M	2.29	2.18	2.09	1.87	1.67
581—SQCAEM2R4BATME	2.4	150	0.1pF	M	2.29	2.18	2.09	1.87	1.67
581—SQCAVM2R4BATME	2.4	250	0.1pF	M	2.29	2.18	2.09	1.87	1.67
581—SQCAEM2R7BATME	2.7	150	0.1pF	M	2.29	2.18	2.09	1.87	1.67
581—SQCAEM3R0BATME	3	150	0.1pF	M	2.38	2.27	2.16	1.95	1.73
581—SQCAEM3R6BATME	3.6	150	0.1pF	M	1.43	1.37	1.31	1.18	1.05
581—SQCAEM3R9BATME	3.9	150	0.1pF	M	2.38	2.27	2.16	1.95	1.73
581—SQCAVM4R7BATME	4.7	250	0.1pF	M	2.38	2.27	2.16	1.95	1.73
581—SQCAEM6R8BATME	6.8	150	0.1pF	M	2.76	2.63	2.51	1.51	1.46
581—SQCAVM8R2BATME	8.2	250	0.1pF	M	2.76	2.63	2.51	1.51	1.46
581—SQCAEM100FATME	10	150	1%	M	2.48	2.35	2.18	2.04	1.84
581—SQCAVM100JATME	10	250	5%	M	1.34	1.16	.995	.663	.589
581—SQCAVM270JATME	27	250	5%	M	.94	.899	.856	.514	.492
581—SQCAVM390JATME	39	250	5%	M	.94	.899	.856	.514	.492
581—SQCAVM470JATME	47	250	5%	M	1.44	1.16	1.08	.717	.642
581—SQCAEM910JATME	91	150	5%	M	1.47	1.40	1.34	1.20	1.07
581—SQCAEA101JATME	100	150	5%	A	1.47	1.40	1.34	1.20	1.07
581—SQCAVM101JATME	100	250	5%	M	1.38	1.32	1.25	.76	.728
581—SQCA5A102JATME	1000	50	5%	A	2.60	2.46	2.29	2.14	1.93
Style SQCB									
581—SQCB7M1R0BATME	1.0	500	0.1pF	M	3.11	2.97	2.84	2.55	2.27
581—SQCB7M2R7BATME	2.7	500	0.1pF	M	3.11	2.97	2.84	2.55	2.27
581—SQCB7M6R8BATME	6.8	500	0.1pF	M	3.69	3.51	3.25	3.04	2.74
581—SQCB7M100JATME	10	500	5%	M	1.29	1.23	1.18	1.06	.942
581—SQCB7M200JATME	20	500	5%	M	1.29	1.23	1.18	1.06	.942
581—SQCB7M270JATME	27	500	5%	M	1.35	1.26	1.18	1.05	.984
581—SQCB7M470JATME	47	500	5%	M	1.47	1.40	1.34	1.20	1.07
581—SQCB7M560JATME	56	500	5%	M	1.47	1.40	1.34	1.20	1.07
581—SQCB7M820JATME	82	500	5%	M	1.47	1.40	1.34	1.20	1.07
581—SQCB7M101JATME	100	500	5%	M	1.47	1.40	1.34	1.20	1.07
581—SQCB2M471JATME	470	200	5%	M	1.88	1.80	1.71	1.54	1.37

UQ SERIES

For quantities greater than listed, call for quote.

MOUSER STOCK NO. / Mfr. Mfr. Part No.	Value (µF)	Volt	Tol. ±	Temp. Coef.	Price Each 1	50	100	500	1000
Style UQCA									
581—UQCAEA4R7BATME	4.7	150	0.1pF	A	2.73	2.04	1.85	1.46	1.37
581—UQCAEA6R8BATME	6.8	150	0.1pF	A	3.11	2.97	2.84	2.54	1.93
581—UQCAEA101JATME	100	150	5%	A	6.00	4.37	3.54	2.04	.984
Style UQCB									
581—UQCB7A4R7BATME	4.7	500	0.1pF	A	11.30	7.86	4.77	1.84	1.67
581—UQCB7A180JATME	18	500	5%	A	6.83	4.96	4.03	2.32	1.02
581—UQCB7A220JATME	22	500	5%	A	6.83	4.96	4.03	2.32	1.02
581—UQCB7A430JATME	43	500	5%	A	6.83	4.96	4.03	2.32	1.11
581—UQCB7A560JATME	56	500	5%	A	6.83	4.96	4.03	2.32	1.11
581—UQCB7A101JATME	100	500	5%	A	6.83	4.96	4.03	2.32	1.11
581—UQCBEA102JATME	1000	150	5%	A	11.30	7.86	4.77	1.84	1.67

© Copyright 2013 Mouser Electronics

© Copyright 2013 Mouser Electronics

AVX Microwave MLCs

RoHS Compliant **This product is RoHS compliant.**

AVX A KYOCERA GROUP COMPANY

These porcelain and ceramic dielectric multilayer capacitor (MLC) chips are best suited for RF/ Microwave applications typically ranging from 10MHz to 4.2GHz. Characteristic is a fine grained, high density, high purity dielectric material impervious to moisture with heavy internal palladium electrodes.

UQ SERIES

RoHS Compliant

Features:

- Ultra Low ESR
- High Q
- High Self Resonance

Applications:

- RF Power Amplifiers
- Low Noise Amplifiers
- Filter Networks
- MRI Systems

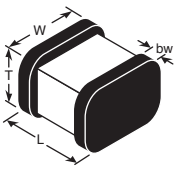

DIMENSIONS: in. (mm)				
Case	Length (L)	Width (W)	Thickness (T)	Band Width (bw)
UQCL	.040 ± .004 (1.02 ± .100)	.020 ± .004 (0.51 ± .100)	.024 (.600) max.	.010 ± .006 (0.25 ± 0.15)
UQCS	.063 ± .006 (1.60 ± 0.15)	.032 ± .006 (0.81 ± 0.15)	.035 (.890) max.	.014 ± .006 (0.36 ± 0.15)
UQCF	.079 ± .008 (2.01 ± 0.20)	.049 ± .008 (1.24 ± 0.20)	.051 (1.30) max.	.020 ± 0.01 (0.51 ± 0.25)

For quantities greater than listed, call for quote.

MOUSER STOCK NO.	AVX Part No.	Value (µF)	Tol. ±	Price Each 1	50	100	500	1000
Style UQCL '0402 200 Volt								
581-UQCL2A0R1BAT2A	UQCL2A0R1BAT2A/500	0.1	.1 pF	.67	.599	.46	.396	.278
581-UQCL2A0R2BAT2A	UQCL2A0R2BAT2A/500	0.2	.1 pF	.67	.599	.46	.396	.278
581-UQCL2A0R3BAT2A	UQCL2A0R3BAT2A/500	0.3	.1 pF	.67	.599	.46	.396	.278
581-UQCL2A0R4BAT2A	UQCL2A0R4BAT2A/500	0.4	.1 pF	.67	.599	.46	.396	.278
581-UQCL2A0R5BAT2A	UQCL2A0R5BAT2A/500	0.5	.1 pF	.67	.599	.46	.396	.278
581-UQCL2A0R6BAT2A	UQCL2A0R6BAT2A/500	0.6	.1 pF	.67	.599	.46	.396	.278
581-UQCL2A0R7BAT2A	UQCL2A0R7BAT2A/500	0.7	.1 pF	.67	.599	.46	.396	.278
581-UQCL2A0R8BAT2A	UQCL2A0R8BAT2A/500	0.8	.1 pF	1.90	1.38	1.12	.931	.76
581-UQCL2A0R9BAT2A	UQCL2A0R9BAT2A/500	0.9	.1 pF	1.90	1.38	1.12	.931	.76
581-UQCL2A1R0BAT2A	UQCL2A1R0BAT2A/500	1	.1 pF	1.90	1.38	1.12	.931	.76
581-UQCL2A1R1BAT2A	UQCL2A1R1BAT2A/500	1.1	.1 pF	1.90	1.38	1.12	.931	.76
581-UQCL2A1R2BAT2A	UQCL2A1R2BAT2A/500	1.2	.1 pF	1.90	1.38	1.12	.931	.76
581-UQCL2A1R5BAT2A	UQCL2A1R5BAT2A/500	1.5	.1 pF	1.90	1.38	1.12	.931	.76
581-UQCL2A1R6CAT2A	UQCL2A1R6CAT2A/500	1.6	.25 pF	.69	.61	.514	.342	.30
581-UQCL2A1R8BAT2A	UQCL2A1R8BAT2A/500	1.8	.1 pF	2.20	1.61	1.31	.76	.589
581-UQCL2A2R0BAT2A	UQCL2A2R0BAT2A/500	2	.1 pF	2.20	1.61	1.31	.76	.589
581-UQCL2A2R2BAT2A	UQCL2A2R2BAT2A/500	2.2	.1 pF	2.20	1.61	1.31	.76	.589
581-UQCL2A2R4BAT2A	UQCL2A2R4BAT2A/500	2.4	.1 pF	2.20	1.61	1.31	.76	.589
581-UQCL2A2R7BAT2A	UQCL2A2R7BAT2A/500	2.7	.1 pF	2.20	1.61	1.31	.76	.589
581-UQCL2A3R0BAT2A	UQCL2A3R0BAT2A/500	3	.1 pF	2.20	1.61	1.31	.76	.589
581-UQCL2A3R3BAT2A	UQCL2A3R3BAT2A/500	3.3	.1 pF	1.88	1.79	.835	.781	.417
581-UQCL2A3R9CAT2A	UQCL2A3R9CAT2A/500	3.9	.25 pF	1.50	1.24	1.01	.578	.278
581-UQCL2A4R7CAT2A	UQCL2A4R7CAT2A/500	4.7	.25 pF	1.50	1.24	1.01	.578	.278
581-UQCL2A5R6CAT2A	UQCL2A5R6CAT2A/500	5.6	.25 pF	.94	.824	.706	.471	.332
581-UQCL2A6R8CAT2A	UQCL2A6R8CAT2A/500	6.8	.25 pF	1.46	1.26	1.09	.728	.524
581-UQCL2A8R2CAT2A	UQCL2A8R2CAT2A/500	8.2	.25 pF	1.46	1.26	1.09	.728	.524
581-UQCL2A100JAT2A	UQCL2A100JAT2A/500	10	5%	1.92	1.39	1.13	.653	.31
581-UQCL2A120JAT2A	UQCL2A120JAT2A/500	12	5%	1.92	1.39	1.13	.653	.31
581-UQCL2A150JAT2A	UQCL2A150JAT2A/500	15	5%	1.92	1.39	1.13	.653	.31
581-UQCL2A180JAT2A	UQCL2A180JAT2A/500	18	5%	1.92	1.39	1.13	.653	.31
581-UQCL2A200JAT2A	UQCL2A200JAT2A/500	20	5%	1.92	1.39	1.13	.653	.31
581-UQCL2A220JAT2A	UQCL2A220JAT2A/500	22	5%	1.92	1.39	1.13	.653	.31
581-UQCL2A240JAT2A	UQCL2A240JAT2A/500	24	5%	1.92	1.39	1.13	.653	.31
581-UQCL2A270JAT2A	UQCL2A270JAT2A/500	27	5%	1.92	1.39	1.13	.653	.31
Style UQCS '0603 250 Volt								
581-UQCSVA0R1BAT/500	UQCSVA0R1BAT2A/500	0.1	.1 pF	.67	.599	.46	.396	.278
581-UQCSVA0R2BAT/500	UQCSVA0R2BAT2A/500	0.2	.1 pF	.67	.599	.46	.396	.278
581-UQCSVA0R3BAT/500	UQCSVA0R3BAT2A/500	0.3	.1 pF	.67	.599	.46	.396	.278
581-UQCSVA0R4BAT/500	UQCSVA0R4BAT2A/500	0.4	.1 pF	.67	.599	.46	.396	.278
581-UQCSVA0R5BAT/500	UQCSVA0R5BAT2A/500	0.5	.1 pF	.67	.599	.46	.396	.278
581-UQCSVA0R6BAT/500	UQCSVA0R6BAT2A/500	0.6	.1 pF	.67	.599	.46	.396	.278
581-UQCSVA0R7BAT/500	UQCSVA0R7BAT2A/500	0.7	.1 pF	.67	.599	.46	.396	.278
581-UQCSVA0R8BAT/500	UQCSVA0R8BAT2A/500	0.8	.1 pF	1.90	1.38	1.12	.931	.76
581-UQCSVA0R9BAT/500	UQCSVA0R9BAT2A/500	0.9	.1 pF	1.90	1.38	1.12	.931	.76
581-UQCSVA1R0BAT/500	UQCSVA1R0BAT2A/500	1	.1 pF	1.90	1.38	1.12	.931	.76
581-UQCSVA1R1BAT/500	UQCSVA1R1BAT2A/500	1.1	.1 pF	1.90	1.38	1.12	.931	.76
581-UQCSVA1R2BAT/500	UQCSVA1R2BAT2A/500	1.2	.1 pF	1.90	1.38	1.12	.931	.76
581-UQCSVA1R5BAT/500	UQCSVA1R5BAT2A/500	1.5	.1 pF	1.90	1.38	1.12	.931	.76
581-UQCSVA1R8BAT/500	UQCSVA1R8BAT2A/500	1.8	.1 pF	2.20	1.61	1.31	.76	.589
581-UQCSVA2R0BAT/500	UQCSVA2R0BAT2A/500	2	.1 pF	2.20	1.61	1.31	.76	.589
581-UQCSVA2R2BAT/500	UQCSVA2R2BAT2A/500	2.2	.1 pF	2.20	1.61	1.31	.76	.589
581-UQCSVA2R4BAT/500	UQCSVA2R4BAT2A/500	2.4	.1 pF	2.20	1.61	1.31	.76	.589
581-UQCSVA2R7BAT/500	UQCSVA2R7BAT2A/500	2.7	.1 pF	2.20	1.61	1.31	.76	.589
581-UQCSVA3R0BAT/500	UQCSVA3R0BAT2A/500	3	.1 pF	2.20	1.61	1.31	.76	.589
581-UQCSVA3R3BAT/500	UQCSVA3R3BAT2A/500	3.3	.1 pF	1.88	1.79	.835	.781	.417
581-UQCSVA3R9CAT/500	UQCSVA3R9CAT2A/500	3.9	.25 pF	.76	.663	.567	.471	.375
581-UQCSVA4R7CAT/500	UQCSVA4R7CAT2A/500	4.7	.25 pF	.76	.663	.567	.471	.375
581-UQCSVA5R6CAT/500	UQCSVA5R6CAT2A/500	5.6	.25 pF	1.37	1.20	1.03	.685	.492
581-UQCSVA6R8CAT/500	UQCSVA6R8CAT2A/500	6.8	.25 pF	1.46	1.26	1.09	.728	.524
581-UQCSVA8R2CAT/500	UQCSVA8R2CAT2A/500	8.2	.25 pF	1.46	1.26	1.09	.728	.524
581-UQCSVA100JAT/500	UQCSVA100JAT2A/500	10	5%	1.92	1.39	1.13	.653	.31
581-UQCSVA120JAT/500	UQCSVA120JAT2A/500	12	5%	1.92	1.39	1.13	.653	.31

For quantities greater than listed, call for quote.

MOUSER STOCK NO.	AVX Part No.	Value (µF)	Tol. ±	Price Each 1	50	100	500	1000
Style UQCS '0603 250 Volt (Cont)								
581-UQCSVA150JAT/500	UQCSVA150JAT2A/500	15	5%	1.92	1.39	1.13	.653	.31
581-UQCSVA180JAT/500	UQCSVA180JAT2A/500	18	5%	1.92	1.39	1.13	.653	.31
581-UQCSVA200JAT/500	UQCSVA200JAT2A/500	20	5%	1.92	1.39	1.13	.653	.31
581-UQCSVA220JAT/500	UQCSVA220JAT2A/500	22	5%	1.92	1.39	1.13	.653	.31
581-UQCSVA240JAT/500	UQCSVA240JAT2A/500	24	5%	1.92	1.39	1.13	.653	.31
581-UQCSVA270JAT/500	UQCSVA270JAT2A/500	27	5%	1.92	1.39	1.13	.653	.31
581-UQCSVA300JAT/500	UQCSVA300JAT2A/500	30	5%	1.92	1.39	1.13	.653	.31
581-UQCSVA330JAT/500	UQCSVA330JAT2A/500	33	5%	2.00	1.61	1.29	.749	.589
581-UQCSVA390JAT/500	UQCSVA390JAT2A/500	39	5%	2.00	1.61	1.29	.749	.589
581-UQCSVA470JAT/500	UQCSVA470JAT2A/500	47	5%	2.00	1.61	1.29	.749	.589
581-UQCSVA560JAT/500	UQCSVA560JAT2A/500	56	5%	2.00	1.61	1.29	.749	.589
581-UQCSVA680JAT/500	UQCSVA680JAT2A/500	68	5%	2.00	1.61	1.29	.749	.589
581-UQCSVA820JAT/500	UQCSVA820JAT2A/500	82	5%	2.00	1.61	1.29	.749	.589
581-UQCSVA101JAT/500	UQCSVA101JAT2A/500	100	5%	2.46	2.03	1.44	1.01	.663
Style UQCF '0805 250 Volt								
581-UQCFVA0R1BAT/500	UQCFVA0R1BAT2A/500	0.1	.1 pF	1.98	1.56	1.28	.738	.589
581-UQCFVA0R2BAT/500	UQCFVA0R2BAT2A/500	0.2	.1 pF	1.98	1.56	1.28	.738	.589
581-UQCFVA0R3BAT/500	UQCFVA0R3BAT2A/500	0.3	.1 pF	1.98	1.56	1.28	.738	.589
581-UQCFVA0R4BAT/500	UQCFVA0R4BAT2A/500	0.4	.1 pF	1.98	1.56	1.28	.738	.589
581-UQCFVA0R5BAT/500	UQCFVA0R5BAT2A/500	0.5	.1 pF	1.98	1.56	1.28	.738	.589
581-UQCFVA0R6BAT/500	UQCFVA0R6BAT2A/500	0.6	.1 pF	1.98	1.56	1.28	.738	.589
581-UQCFVA0R7BAT/500	UQCFVA0R7BAT2A/500	0.7	.1 pF	1.98	1.56	1.28	.738	.589
581-UQCFVA0R8BAT/500	UQCFVA0R8BAT2A/500	0.8	.1 pF	1.03	.899	.77	.514	.364
581-UQCFVA0R9BAT/500	UQCFVA0R9BAT2A/500	0.9	.1 pF	1.03	.899	.77	.514	.364
581-UQCFVA1R0BAT/500	UQCFVA1R0BAT2A/500	1	.1 pF	1.03	.899	.77	.514	.364
581-UQCFVA1R1BAT/500	UQCFVA1R1BAT2A/500	1.1	.1 pF	1.03	.899	.77	.514	.364
581-UQCFVA1R2BAT/500	UQCFVA1R2BAT2A/500	1.2	.1 pF	1.03	.899	.77	.514	.364
581-UQCFVA1R5BAT/500	UQCFVA1R5BAT2A/500	1.5	.1 pF	1.03	.899	.77	.514	.364
581-UQCFVA1R8BAT/500	UQCFVA1R8BAT2A/500	1.8	.1 pF	2.46	2.03	1.44	1.01	.663
581-UQCFVA2R0BAT/500	UQCFVA2R0BAT2A/500	2	.1 pF	2.46	2.03	1.44	1.01	.663
581-UQCFVA2R2BAT/500	UQCFVA2R2BAT2A/500	2.2	.1 pF	2.46	2.03	1.44	1.01	.663
581-UQCFVA2R4BAT/500	UQCFVA2R4BAT2A/500	2.4	.1 pF	2.46	2.03	1.44	1.01	.663
581-UQCFVA2R7BAT/500	UQCFVA2R7BAT2A/500	2.7	.1 pF	2.46	2.03	1.44	1.01	.663
581-UQCFVA3R0BAT/500	UQCFVA3R0BAT2A/500	3	.1 pF	2.46	2.03	1.44	1.01	.663
581-UQCFVA3R3BAT/500	UQCFVA3R3BAT2A/500	3.3	.1 pF	1.77	1.38	1.04	.92	.781
581-UQCFVA3R9CAT/500	UQCFVA3R9CAT2A/500	3.9	.25 pF	.94	.824	.706	.471	.332
581-UQCFVA4R7CAT/500	UQCFVA4R7CAT2A/500	4.7	.25 pF	.94	.824	.706	.471	.332
581-UQCFVA5R6CAT/500	UQCFVA5R6CAT2A/500	5.6	.25 pF	2.16	1.29	.653	.407	.364
581-UQCFVA6R8CAT/500	UQCFVA6R8CAT2A/500	6.8	.25 pF	1.68	1.17	1.01	.845	.76
581-UQCFVA8R2CAT/500	UQCFVA8R2CAT2A/500	8.2	.25 pF	1.68	1.17	1.01	.845	.76
581-UQCFVA100JAT/500	UQCFVA100JAT2A/500	10	5%	2.25	1.88	1.35	.781	.578
581-UQCFVA120JAT/500	UQCFVA120JAT2A/500	12	5%	2.25	1.88	1.35	.781	.578
581-UQCFVA150JAT/500	UQCFVA150JAT2A/500	15	5%	2.25	1.88	1.35	.781	.578
581-UQCFVA180JAT/500	UQCFVA180JAT2A/500	18	5%	2.25	1.88	1.35	.781	.578
581-UQCFVA200JAT/500	UQCFVA200JAT2A/500	20	5%	2.25	1.88	1.35	.781	.578
581-UQCFVA220JAT/500	UQCFVA220JAT2A/500	22	5%	2.25	1.88	1.35	.781	.578
581-UQCFVA240JAT/500	UQCFVA240JAT2A/500	24	5%	2.25	1.88	1.35	.781	.578
581-UQCFVA270JAT/500	UQCFVA270JAT2A/500	27	5%	2.25	1.88	1.35	.781	.578
581-UQCFVA300JAT/500	UQCFVA300JAT2A/500	30	5%	2.25	1.88	1.35	.781	.578
581-UQCFVA330JAT/500	UQCFVA330JAT2A/500	33	5%	1.61	1.28	.803	.749	.567
581-UQCFVA390JAT/500	UQCFVA390JAT2A/500	39	5%	1.61	1.28	.803	.749	.567
581-UQCFVA470JAT/500	UQCFVA470JAT2A/500	47	5%	1.61	1.28	.803	.749	.567
581-UQCFVA560JAT/500	UQCFVA560JAT2A/500	56	5%	1.61	1.28	.803	.749	.567
581-UQCFVA680JAT/500	UQCFVA680JAT2A/500	68	5%	1.61	1.28	.803	.749	.567
581-UQCFVA820JAT/500	UQCFVA820JAT2A/500	82	5%	1.61	1.28	.803	.749	.567
581-UQCFVA101JAT/500	UQCFVA101JAT2A/500	100	5%	1.79	1.65	1.59	1.20	1.03
581-UQCFVA121JAT/500	UQCFVA121JAT2A/500	120	5%	1.79	1.65	1.59	1.20	1.03
581-UQCFVA151JAT/500	UQCFVA151JAT2A/500	150	5%	1.79	1.65	1.59	1.20	1.03
581-UQCFVA181JAT/500	UQCFVA181JAT2A/500	180	5%	3.19	1.92	1.11	1.04	.952
581-UQCFVA201JAT/500	UQCFVA201JAT2A/500	200	5%	3.19	1.92	1.11	1.04	.952
581-UQCFVA221JAT/500	UQCFVA221JAT2A/500	220	5%	3.19	1.92	1.11	1.04	.952
581-UQCFVA241JAT/500	UQCFVA241JAT2A/500	240	5%	3.19	1.92	1.11	1.04	.952

© Copyright 2013 Mouser Electronics

© Copyright 2013 Mouser Electronics

AVX High Voltage MLC Chip Capacitors

AVX
A KYOCERA GROUP COMPANY

COG Dielectric Performance Characteristics:
- Dissipation factor: 0.1% max. (+25°C, 1.0 ± 0.2Vrms, 1kHz, for ≤ 1000pF use 1MHz)
- Operating temperature range: -55°C to +125°C
- Temperature characteristic: 0 ± 30 ppm/°C (0VDC)
- Dielectric strength: 120% rated voltage for 5 seconds at 50mA max. current.

X7R Dielectric Performance Characteristics:
- Dissipation factor: 2.5% max. (+25°C, 1.0 ± 0.2Vrms, 1kHz)
- Operating temperature range: -55°C to +125°C
- Temperature characteristic: 0 ± 30 ppm/°C (0 VDC)
- Dielectric strength: 120% rated voltage for 5 seconds at 50mA max. current.

✻Reflow soldering only

DIMENSIONS: mm (in.)

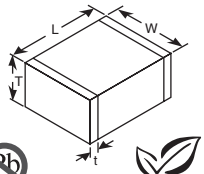

LEAD-FREE

RoHS Compliant

AVX special high voltage MLC chip capacitors meet the performance characteristics and are designed for applications requiring High value, low leakage and small size. These high voltage chip designs exhibit low ESRs at high frequencies.

Size	1206	1210	✻1808	✻1812	✻1825	2220	✻2225
(L) Length	3.20±.20 (.126±.008)	3.20±.20 (.126±.008)	4.57±.25 (.180±.01)	4.50±.30 (.177±.012)	4.50±.30 (.177±.012)	5.70±.40 (.224±.016)	5.72±.25 (.225±.016)
(W) Width	1.60±.20 (.063±.008)	2.50±.20 (.098±.008)	2.03±.25 (.080±.01)	3.20±.20 (.126±.008)	6.40±.30 (.252±.012)	5±.40 (.197±.016)	6.35±.25 (.250±.010)
(T) Thickness Max.	1.52 (.06)	1.70 (.067)	2.03 (.080)	2.54 (.100)	2.54 (.100)	3.30 (.130)	2.54 (.100)
(t) Terminal Min.	.25 (.01)	.25 (.01)	.25 (.01)	.25 (.01)	.25 (.01)	.25 (.010)	.25 (.01)
Max.	.75 (.03)	.75 (.03)	1.02 (.04)	1.02 (.04)	1.02 (.04)	1.02 (.040)	1.02 (.04)

MOUSER STOCK NO.	AVX Part No.	Value (pF)	Volt	Tol. ±	Price Each 1	100	500	Reel Qty.	Price Per Piece
1206 Style - Temperature Coef: C0G									
581-1206AA220K	1206AA220KAT1A	22	1000	10%	.64	.417	.241	2000	.214
581-1206GA330K	1206GA330KAT1A	33	2000	10%	.64	.417	.241	2000	.214
581-1206SA390J	1206SA390JAT1A	39	1500	5%	1.07	.524	.396	2000	.257
581-1206AA470K	1206AA470KAT1A	47	1000	10%	.64	.398	.241	2000	.214
581-1206SA101J	1206SA101JAT1A	100	1500	5%	1.07	.524	.396	2000	.257
581-1206AA221J	1206AA221JAT1A	220	1000	5%	1.07	.524	.396	2000	.257
581-1206AA471J	1206AA471JAT1A	470	1000	5%	1.07	.531	.402	2000	.257
1206 Style - Temperature Coef: X7R									
581-1206GC101K	1206GC101KAT1A	100	2000	10%	.64	.417	.241	2000	.214
581-1206GC221K	1206GC221KAT1A	220	2000	10%	.90	.417	.315	2000	.214
581-1206CC471K	1206CC471KAT1A	470	600	10%	.64	.417	.241	2000	.214
581-1206AC471K	1206AC471KAT1A	470	1000	10%	.64	.417	.241	2000	.214
581-1206SC471K	1206SC471KAT1A	470	1500	10%	.64	.417	.241	2000	.214
581-1206CC102K	1206CC102KAT1A	1000	600	10%	.64	.417	.241	2000	.214
581-1206AC102K	1206AC102KAT1A	1000	1000	10%	.47	.225	.164	2000	.128
581-1206GC102K	1206GC102KAT1A	1000	2000	10%	.45	.225	.164	2000	.129
581-1206SC122K	1206SC122KAT1A	1200	1500	10%	.64	.417	.241	2000	.214
581-1206AC222K	1206AC222KAT1A	2200	1000	10%	.64	.398	.241	2000	.214
581-1206AC392K	1206AC392KAT1A	3900	1000	10%	.64	.417	.241	2000	.214
581-1206AC472K	1206AC472KAT1A	4700	1000	10%	.64	.398	.241	2000	.214
581-1206CC103K	1206CC103KAT1A	0.01µF	600	10%	.64	.398	.241	2000	.214
1210 Style - Temperature Coef: C0G									
581-1210SA221K	1210SA221KAT1A	220	1500	10%	2.14	1.32	.76	2000	.535
581-1210AA331K	1210AA331KAT1A	330	1000	10%	2.14	1.32	.76	2000	.535
1210 Style - Temperature Coef: X7R									
581-1210GC821K	1210GC821KAT1A	820	2000	10%	2.14	1.32	.76	2000	.535
581-1210AC102K	1210AC102KAT1A	1000	1000	10%	2.14	1.32	.76	2000	.535
581-1210GC102K	1210GC102KAT1A	1000	2000	10%	.94	.464	.352	2000	.278
581-1210GC102M	1210GC102MAT1A	1000	2000	20%	.87	.428	.321	2000	.268
581-1210AC272K	1210AC272KAT1A	2700	1000	10%	2.14	1.32	.76	2000	.535
581-1210SC272K	1210SC272KAT1A	2700	1500	10%	2.14	1.32	.76	2000	.535
581-1210SC272M	1210SC272MAT1A	2700	1500	20%	.87	.428	.321	2000	.268
581-1210GC332KAT1A	1210GC332KAT1A	3300	2000	10%	.57	.417	.278	2000	.204
581-1210AC472K	1210AC472KAT1A	4700	1000	10%	2.14	1.32	.76	2000	.535
581-1210SC562KAT1A	1210SC562KAT1A	5600	1500	10%	.51	.332	.251	2000	.165
581-1210AC103K	1210AC103KAT1A	0.01µF	1000	10%	1.07	.61	.457	2000	.279
581-1210CC223K	1210CC223KAT1A	0.022µF	600	10%	2.14	1.32	.76	2000	.535
1808 Style - Temperature Coef: C0G									
581-1808HA270K	1808HA270KAT1A	27	3000	10%	2.73	2.09	1.20	2000	.578
581-1808AA300K	1808AA300KAT1A	30	1000	10%	1.21	.642	.482	2000	.417
581-1808AA330K	1808AA330KAT1A	33	1000	10%	1.21	.642	.482	2000	.417
581-1808HA330K	1808HA330KAT1A	33	3000	10%	1.21	.642	.482	2000	.417
581-1808HA470K	1808HA470KAT1A	47	3000	10%	.96	.514	.385	2000	.332
581-1808AA680K	1808AA680KAT1A	68	1000	10%	1.21	.642	.482	2000	.417
581-1808HA820K	1808HA820KAT1A	82	3000	10%	1.21	.642	.482	2000	.417
581-1808AA101K	1808AA101KAT1A	100	1000	10%	1.21	.642	.482	2000	.417
581-1808GA221J	1808GA221JAT1A	220	2000	5%	1.93	1.11	.828	2000	.47
581-1808AA331K	1808AA331KAT1A	330	1000	10%	1.21	.642	.482	2000	.417
581-1808AA102K	1808AA102KAT1A	1000	1000	10%	2.73	2.09	1.20	2000	.578
1808 Style - Temperature Coef: X7R									
581-1808HC330M	1808HC330MAT1A	33	3000	20%	1.50	.867	.76	2000	.417
581-1808GC471K	1808GC471KAT1A	470	2000	10%	1.21	.642	.482	2000	.417
581-1808AC102K	1808AC102KAT1A	1000	1000	10%	1.61	.931	.69	2000	.393
581-1808GC102K	1808GC102KAT1A	1000	2000	10%	1.61	.931	.685	2000	.31
581-1808GC102M	1808GC102MAT1A	1000	2000	20%	.70	.417	.241	2000	.129
581-1808HC102K	1808HC102KAT1A	1000	3000	10%	1.61	.931	.69	2000	.393
581-1808WC122K	1808WC122KAT1A	1200	2500	10%	1.21	.642	.482	2000	.417
581-1808GC152M	1808GC152MAT1A	1500	2000	20%	1.50	.867	.76	2000	.417
581-1808HC182KAT1A	1808HC182KAT1A	1800	3000	10%	.77	.578	.385	2000	.268
581-1808AC222K	1808AC222KAT1A	2200	1000	10%	2.73	2.09	1.20	2000	.524
581-1808GC332KAT1A	1808GC332KAT1A	3300	2000	10%	.77	.578	.385	2000	.268
581-1808AC472K	1808AC472KAT1A	4700	1000	10%	1.21	.642	.482	2000	.417
581-1808AC682K	1808AC682KAT1A	6800	1000	10%	1.21	.642	.482	2000	.417
581-1808SC102K	1808SC102KAT1A	1000	1500	10%	2.94	2.20	1.31	2000	.567
581-1808AC103K	1808AC103KAT1A	0.01µF	1000	10%	1.61	.931	.69	2000	.393
581-1808CC683KAT1A	1808CC683KAT1A	0.068µF	600	10%	.69	.514	.342	2000	.246
1812 Style - Temperature Coef: C0G									
581-1812HA270K	1812HA270KAT1A	27	3000	10%	3.21	2.23	1.28	1000	.621
581-1812HA470J	1812HA470JAT1A	47	3000	5%	2.05	1.54	1.03	1000	.738
581-1812GA560J	1812GA560JAT1A	56	2000	5%	2.05	1.54	1.03	1000	.738
581-1812CA101K	1812CA101KAT1A	100	600	10%	3.21	2.23	1.28	1000	.621
581-1812AA101J	1812AA101JAT1A	100	1000	5%	2.05	1.54	1.03	1000	.738
581-1812HA101K	1812HA101KAT1A	100	3000	10%	1.38	.738	.553	1000	.418
581-1812GA151J	1812GA151JAT1A	150	2000	5%	2.05	1.54	1.03	1000	.738
581-1812AA221K	1812AA221KAT1A	220	1000	10%	3.21	2.23	1.28	1000	.621
581-1812HA221J	1812HA221JAT1A	220	3000	5%	1.50	.869	.644	1000	.502
581-1812HA221K	1812HA221KAT1A	220	3000	10%	1.38	.738	.553	1000	.418
581-1812GA331J	1812GA331JAT1A	330	2000	5%	2.05	1.54	1.03	1000	.738
581-1812AA471J	1812AA471JAT1A	470	1000	5%	1.17	.738	.546	1000	.375
581-1812GA471J	1812GA471JAT1A	470	2000	5%	1.50	.869	.644	1000	.502
581-1812SA561K	1812SA561KAT1A	560	1500	10%	1.38	.738	.553	1000	.418
581-1812AA821J	1812AA821JAT1A	820	1000	5%	2.05	1.54	1.03	1000	.738
581-1812AA102K	1812AA102KAT1A	1000	1000	10%	3.21	2.23	1.28	1000	.621
1812 Style - Temperature Coef: X7R									
581-1812GC331M	1812GC331MAT1A	330	2000	20%	1.63	1.22	.845	1000	.663

MOUSER STOCK NO.	AVX Part No.	Value (pF)	Volt	Tol. ±	Price Each 1	100	500	Reel Qty.	Price Per Piece
1812 Style - Temperature Coef: X7R (Cont.)									
581-1812HC102K	1812HC102KAT1A	1000	3000	10%	1.38	.738	.553	2000	.358
581-1812AC102K	1812AC102KAT1A	1000	1000	10%	1.40	.813	.728	2000	.268
581-1812GC102K	1812GC102KAT1A	1000	2000	10%	1.38	.738	.553	1000	.418
581-1812GC102M	1812GC102MAT1A	1000	2000	20%	1.63	.942	.696	1000	.332
581-1812WC102K	1812WC102KAT1A	1000	2500	10%	3.21	2.23	1.28	1000	.621
581-1812WC122M	1812WC122MAT1A	1200	2500	20%	1.63	1.22	.845	1000	.663
581-1812GC272K	1812GC272KAT1A	2700	2000	10%	1.38	.738	.553	1000	.418
581-1812GC332K	1812GC332KAT1A	3300	2000	10%	3.21	2.23	1.28	1000	.621
581-1812HC332KAT1A	1812HC332KAT1A	3300	3000	10%	.94	.706	.471	1000	.332
581-1812HC392KAT1A	1812HC392KAT1A	3900	3000	10%	1.46	1.09	.728	1000	.524
581-1812AC472K	1812AC472KAT1A	4700	1000	10%	1.38	.738	.553	1000	.418
581-1812SC472K	1812SC472KAT1A	4700	1500	10%	1.38	.738	.553	1000	.418
581-1812GC472K	1812GC472KAT1A	4700	2000	10%	1.21	.642	.385	1000	.30
581-1812AC502K	1812AC502KAT1A	5000	1000	10%	1.38	.738	.553	1000	.418
581-1812SC562K	1812SC562KAT1A	5600	1500	10%	1.21	.642	.482	1000	.332
581-1812GC682KAT1A	1812GC682KAT1A	6800	2000	10%	2.71	1.59	.92	1000	.439
581-1812GC822KAT1A	1812GC822KAT1A	8200	2000	10%	1.26	.856	.621	1000	.449
581-1812CC103K	1812CC103KAT1A	0.01µF	600	10%	3.21	2.23	1.28	1000	.621
581-1812AC103J	1812AC103JAT1A	0.01µF	1000	5%	2.05	1.54	1.03	2000	.663
581-1812AC103M	1812AC103MAT1A	0.01µF	1000	20%	1.63	1.22	.845	1000	.663
581-1812AC203M	1812AC203MAT1A	0.02µF	1000	20%	1.63	1.22	.845	1000	.663
581-1812CC123KAT1A	1812CC123KAT1A	0.012uF	600	10%	.77	.578	.385	1000	.342
581-1812AC223K	1812AC223KAT1A	0.022µF	1000	10%	1.38	.738	.553	1000	.418
581-1812AC223M	1812AC223MAT1A	0.022µF	1000	20%	1.63	1.22	.845	1000	.663
581-1812AC273K	1812AC273KAT1A	0.027µF	1000	10%	1.38	.738	.553	1000	.418
581-1812AC273M	1812AC273MAT1A	0.027µF	1000	20%	3.21	2.23	1.28	1000	.621
581-1812CC333K	1812CC333KAT1A	0.033µF	600	10%	1.38	.738	.553	1000	.418
581-1812CC473K	1812CC473KAT1A	0.047µF	600	10%	1.38	.738	.553	1000	.418
581-1812CC683K	1812CC683KAT1A	0.068µF	600	10%	1.38	.738	.553	1000	.418
1825 Style -Temperature Coef: C0G									
581-1825GA331K	1825GA331KAT1A	330	2000	10%	2.25	1.29	.963	1000	.674
581-1825HA471K	1825HA471KAT1A	470	3000	10%	2.25	1.29	.963	1000	.674
581-1825HA681J	1825HA681JAT1A	680	3000	5%	5.35	3.50	1.09	1000	.984
581-1825GA102K	1825GA102KAT1A	1000	2000	10%	4.28	2.71	1.56	1000	.91
581-1825WA102J	1825WA102JAT1A	1000	2500	5%	5.35	3.50	1.09	1000	.984
581-1825WA102K	1825WA102KAT1A	1000	2500	10%	2.25	1.29	.963	1000	.674
581-1825CA103K	1825CA103KAT1A	0.01µF	600	10%	2.25	1.29	.963	1000	.674
581-1825AA332J	1825AA332JAT1A	3300	1000	5%	5.35	4.28	4.01	500	4.01
581-1825AA472J	1825AA472JAT1A	4700	1000	5%	4.58	3.77	3.50	1000	3.23
581-1825CA123K	1825CA123KAT1A	0.012µF	600	10%	2.25	1.29	.963	1000	.674
1825 Style -Temperature Coef: X7R									
581-1825HC103KAT1A	1825HC103KAT1A	0.01uF	3000	10%	1.74	1.31	.867	1000	.621
581-1825AC104K	1825AC104KAT1A	0.1µF	1000	10%	1.87	1.08	.776	1000	.562
581-1825SC123K	1825SC123KAT1A	0.012µF	1500	10%	2.25	1.29	.963	1000	.674
581-1825GC153KAT1A	1825GC153KAT1A	0.015µF	2000	10%	1.63	1.22	.813	1000	.578
581-1825WC153KAT1A	1825WC153KAT1A	0.015µF	1500	10%	1.69	1.26	.845	1000	.61
581-1825GC223KAT1A	1825GC223KAT1A	0.022µF	2000	10%	1.88	1.09	.803	1000	.556
581-1825AC473K	1825AC473KAT1A	0.047µF	1000	10%	1.61	.931	.685	1000	.482
581-1825CC104K	1825CC104KAT1A	0.1µF	600	10%	2.25	1.29	.963	1000	.482
581-1825CC154K	1825CC154KAT1A	0.15µF	600	10%	1.87	1.08	.776	1000	.562
581-1825CC154M	1825CC154MAT1A	0.15µF	600	20%	4.28	2.77	1.59	1000	1.07
581-1825CC274KAT1A	1825CC274KAT1A	0.27µF	600	10%	2.18	1.64	1.09	1000	.781
2220 Style -Temperature Coef: X7R									
581-2220HC562KAT1A	2220HC562KAT1A	5600	3000	10%	2.05	1.19	.877	1000	.61
581-2220HC682KAT1A	2220HC682KAT1A	6800	3000	10%	2.18	1.64	1.09	1000	.781
581-2220HC103KAT1A	2220HC103KAT1A	0.01µF	3000	10%	2.14	1.61	1.07	1000	.77
581-2220HC123KAT1A	2220HC123KAT1A	0.012µF	3000	10%	4.19	3.15	2.10	1000	1.51
581-2220WC183KAT1A	2220WC183KAT1A	0.018µF	2500	10%	2.74	1.55	.867	1000	.76
581-2220GC273KAT1A	2220GC273KAT1A	0.027µF	2000	10%	2.31	1.73	1.16	500	1.16
581-2220SC473KAT1A	2220SC473KAT1A	0.047µF	1500	10%	2.23	1.67	1.11	1000	.792
581-2220AC104KAT1A	2220AC104KAT1A	0.1µF	1000	10%	2.47	1.43	.835	1000	.738
581-2220AC124KAT1A	2220AC124KAT1A	0.12µF	1000	10%	2.55	1.47	1.09	1000	.76
581-2220CC274KAT1A	2220CC274KAT1A	0.27µF	600	10%	2.55	1.48	.867	500	.867
2225 Style - Temperature Coef: C0G									
581-2225HA681K	2225HA681KAT1A	680	3000	10%	2.84	2.50	2.09	1000	1.17
581-2225GA102K	2225GA102KAT1A	1000	2000	10%	2.84	2.50	2.09	1000	1.17
581-2225AA472M	2225AA472MAT1A	4700	1000	20%	8.71	5.15	2.96	500	2.96
581-2225AA822K	2225AA822KAT1A	8200	1000	10%	2.84	2.50	2.09	500	2.09
2225 Style - Temperature Coef: X7R									
581-2225GC102K	2225GC102KAT1A	1000	2000	10%	2.84	2.50	2.09	1000	1.17
581-2225HC102K	2225HC102KAT1A	1000	3000	10%	2.84	2.50	2.09	1000	1.17
581-2225HC332K	2225HC332KAT1A	3200	3000	10%	2.84	2.50	2.09	1000	1.17
581-2225GC472K	2225GC472KAT1A	4700	2000	10%	2.84	2.50	2.09	500	2.09
581-2225GC103K	2225GC103KAT1A	0.01µF	2000	10%	3.42	2.38	1.74	1000	.899
581-2225HC103KAT1A	2225HC103KAT1A	0.01µF	3000	10%	2.05	1.54	1.03	1000	.738
581-2225WC103K	2225WC103KAT1A	0.01µF	2500	10%	2.84	2.50	2.09	1000	1.17
581-2225HC153KAT1A	2225HC153KAT1A	0.015µF	3000	10%	3.08	2.31	1.54	1000	1.10
581-2225WC223KAT1A	2225WC223KAT1A	0.022µF	2500	10%	1.88	1.16	.877	1000	.77
581-2225CC333K	2225CC333KAT1A	0.033µF	600	10%	2.84	2.50	2.09	1000	1.17
581-2225GC333KAT1A	2225GC333KAT1A	0.033µF	2000	10%	3.08	2.31	1.54	1000	1.10
581-2225SC683KAT1A	2225SC683KAT1A	0.068µF	1500	10%	2.35	1.49	1.10	1000	.77
581-2225AC823K	2225AC823KAT1A	0.082µF	1000	10%	2.84	2.50	2.09	1000	1.17
581-2225CC104K	2225CC104KAT1A	0.1µF	600	10%	2.86	1.98	1.03	1000	1.02
581-2225AC104K	2225AC104KAT1A	0.1µF	1000	10%	2.86	1.98	1.03	1000	1.02
581-2225CC224K	2225CC224KAT1A	0.22µF	600	10%	3.42	2.26	1.03	1000	.899

© Copyright 2013 Mouser Electronics

© Copyright 2013 Mouser Electronics

AVX Tin/Lead Chip Capacitors

MLCC TIN/LEAD TERMINATION "B"

AVX Corporation will support those customers for commercial and military multilayer ceramic capacitors with a termination consisting of 5% minimum lead. This termination is indicated by the use of a "B" in the 12th position of the AVX catalog part number. This fulfills AVX's commitment to providing a full range of products to our customers.

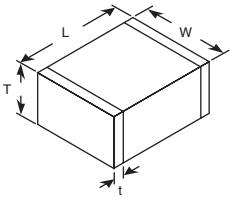

Size	DIMENSIONS: mm (in.)		
	LD03	LD05	LD06
(L) Length	1.60±0.15 (0.063±0.006)	2.01±0.20 (0.079±0.008)	3.20±0.20 (0.126±0.008)
(W) Width	0.81±0.15 (0.032±0.006)	1.25±0.20 (0.049±0.008)	1.60±0.20 (0.063±0.008)
(t) Terminal	0.35±0.15 (0.014±0.006)	0.50±0.25 (0.020±0.010)	0.50±0.25 (0.020±0.010)
Soldering	Reflow Only	Reflow/Wave	Reflow/Wave
Packaging	All Paper	Paper/Embossed	Paper/Embossed

For quantities greater than listed, call for quote.

MOUSER STOCK NO.	AVX Part No.	Dielectric	Value (pF)	Voltage	Tolerance (±)	Thickness Max. (T): mm (in.)	Price Each 1	100	500	1000	2000	Reel Qty.	Price Each
0603													
581-LD035A150JAB2A	LD035A150JAB2A	C0G	15	50	5%	0.86 (0.034)	.57	.332	.31	.236	.209	4000	.171
581-LD035A220JAB2A	LD035A220JAB2A	C0G	22	50	5%	0.86 (0.034)	.57	.332	.31	.236	.209	4000	.171
581-LD035A101JAB2A	LD035A101JAB2A	C0G	100	50	5%	0.86 (0.034)	.57	.332	.31	.236	.209	4000	.171
581-LD031A101JAB2A	LD031A101JAB2A	C0G	100	100	5%	0.86 (0.034)	.57	.332	.31	.236	.209	4000	.171
581-LD035A221JAB2A	LD035A221JAB2A	C0G	220	50	5%	0.86 (0.034)	.85	.631	.364	.253	.214	4000	.187
581-LD035A331JAB2A	LD035A331JAB2A	C0G	330	50	5%	0.86 (0.034)	1.01	.674	.385	.31	.257	4000	.246
581-LD035A471JAB2A	LD035A471JAB2A	C0G	470	50	5%	0.86 (0.034)	.63	.292	.22	.202	.187	4000	.161
581-LD035C102KAB2A	LD035C102KAB2A	X7R	1000	50	10%	0.86 (0.034)	.57	.332	.31	.236	.209	4000	.171
581-LD035C222KAB2A	LD035C222KAB2A	X7R	2200	50	10%	0.86 (0.034)	.57	.332	.31	.236	.209	4000	.171
581-LD03YC103KAB2A	LD03YC103KAB2A	X7R	0.01µF	16	10%	0.86 (0.034)	.57	.332	.31	.236	.209	4000	.171
581-LD035C103KAB2A	LD035C103KAB2A	X7R	0.01µF	50	10%	0.86 (0.034)	.57	.332	.31	.236	.209	4000	.171
581-LD031C103KAB2A	LD031C103KAB2A	X7R	0.01µF	100	10%	0.86 (0.034)	.84	.385	.291	.266	.214	4000	.178
581-LD03YC104KAB2A	LD03YC104KAB2A	X7R	0.1µF	16	10%	0.86 (0.034)	.87	.403	.304	.279	.225	4000	.186
581-LD035C104KAB2A	LD035C104KAB2A	X7R	0.1µF	50	10%	0.86 (0.034)	1.34	.776	.575	.508	.428	4000	.361
0805													
581-LD055A100KAB2A	LD055A100KAB2A	C0G	10	50	10%	0.71 (0.028)	.57	.332	.31	.236	.209	4000	.171
581-LD051A220KAB2A	LD051A220KAB2A	C0G	22	100	10%	0.71 (0.028)	.57	.332	.31	.236	.209	4000	.171
581-LD051A470KAB2A	LD051A470KAB2A	C0G	47	100	10%	0.71 (0.028)	.57	.332	.31	.236	.209	4000	.171
581-LD051A101JAB2A	LD051A101JAB2A	C0G	100	100	5%	0.71 (0.028)	.85	.631	.364	.253	.214	4000	.187
581-LD051A101KAB2A	LD051A101KAB2A	C0G	100	100	10%	0.71 (0.028)	.57	.332	.31	.236	.209	4000	.171
581-LD055A331JAB2A	LD055A331JAB2A	C0G	330	50	5%	0.71 (0.028)	.62	.385	.257	.231	.187	4000	.182
581-LD051A471JAB2A	LD051A471JAB2A	C0G	470	100	5%	0.94 (0.037)	.62	.385	.257	.231	.187	4000	.182
581-LD051A102JAB2A	LD051A102JAB2A	C0G	1000	100	5%	0.94 (0.037)	.65	.246	.235	.214	.211	4000	.209
581-LD051A102KAB2A	LD051A102KAB2A	C0G	1000	100	10%	0.94 (0.037)	1.01	.674	.385	.31	.257	4000	.246
581-LD055C102KAB2A	LD055C102KAB2A	X7R	1000	50	10%	0.94 (0.037)	.85	.631	.364	.253	.214	4000	.187
581-LD051C102KAB2A	LD051C102KAB2A	X7R	1000	100	10%	0.94 (0.037)	.85	.631	.364	.253	.214	4000	.187
581-LD055C472KAB2A	LD055C472KAB2A	X7R	4700	50	10%	1.40 (0.055)	.85	.631	.364	.253	.214	4000	.187
581-LD055C103KAB2A	LD055C103KAB2A	X7R	0.01µF	50	10%	0.94 (0.037)	.85	.316	.239	.218	.182	4000	.146
581-LD051C103KAB2A	LD051C103KAB2A	X7R	0.033µF	100	10%	0.94 (0.037)	.85	.631	.364	.253	.214	4000	.187
581-LD055C333KAB2A	LD055C333KAB2A	X7R	0.047µF	50	10%	1.27 (0.050)	.94	.653	.375	.261	.225	4000	.193
581-LD055C473KAB2A	LD055C473KAB2A	X7R	0.047µF	50	10%	1.27 (0.050)	.94	.653	.375	.261	.225	4000	.193
581-LD051C473KAB2A	LD051C473KAB2A	X7R	0.047µF	100	10%	1.27 (0.050)	.66	.268	.259	.251	.225	2000	.209
581-LD055C683KAB2A	LD055C683KAB2A	X7R	0.063µF	50	10%	1.27 (0.050)	.94	.653	.375	.261	.225	4000	.193
581-LD053C104KAB2A	LD053C104KAB2A	X7R	0.1µF	25	10%	0.94 (0.037)	1.10	.653	.375	.261	.225	4000	.193
581-LD053C224KAB2A	LD053C224KAB2A	X7R	0.22µF	25	10%	1.27 (0.050)	.65	.385	.278	.251	.246	2000	.246
1206													
581-LD065C103KAB2A	LD065C103KAB2A	X7R	0.01µF	50	10%	0.94 (0.037)	1.01	.674	.385	.31	.203	4000	.193
581-LD065C104KAB2A	LD065C104KAB2A	X7R	0.1µF	50	10%	0.94 (0.037)	.66	.268	.259	.251	.225	4000	.209
581-LD061C104KAB2A	LD061C104KAB2A	X7R	0.1µF	100	10%	1.27 (0.050)	.72	.33	.248	.228	-	2000	.163
581-LD065C224KAB2A	LD065C224KAB2A	X7R	0.22µF	50	10%	0.94 (0.037)	.75	.347	.261	.24	.232	4000	.203
581-LD065C334KAB2A	LD065C334KAB2A	X7R	0.33µF	50	10%	1.27 (0.050)	.82	.381	.31	.30	-	2000	.289
581-LD065C474KAB2A	LD065C474KAB2A	X7R	0.47µF	50	10%	1.27 (0.050)	.82	.381	.31	.30	-	2000	.289
581-LD063C105KAB2A	LD063C105KAB2A	X7R	1.0µF	25	10%	1.78 (0.07)	9.22	6.84	6.74	5.99	-	2000	5.39

HIGH VOLTAGE MLC CHIPS TIN/LEAD TERMINATION "B"

Larger physical sizes than normally encountered chips are used to make high voltage MLC chip product. Special precautions must be taken in applying these chips in surface mount assemblies. The temperature gradient during heating or cooling cycles should not exceed 4°C per second. The preheat temperature must be within 50°C of the peak temperature reached by the ceramic bodies through the soldering process. Chip sizes 1808 and larger should be reflow soldered only. Capacitors may require protective surface coating to prevent external arcing.

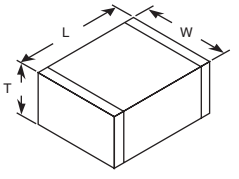

Size	DIMENSIONS: mm (in.)			
	LD06	LD08	LD12	LD13
(L) Length	3.20±0.2 (0.126±0.008)	4.57±0.25 (0.180±0.010)	4.50±0.3 (0.177±0.012)	4.50±0.3 (0.177±0.012)
(W) Width	1.60±0.2 (0.063±0.008)	2.03±0.25 (0.080±0.010)	3.20±0.2 (0.126±0.008)	6.40±0.3 (0.252±0.012)

For quantities greater than listed, call for quote.

MOUSER STOCK NO.	AVX Part No.	Dielectric	Value (pF)	Voltage	Tolerance (±)	Thickness Max. (T): mm (in.)	Price Each 1	100	500	1000	Reel Qty.	Price Each
1206												
581-LD06GA220KAB1A	LD06GA220KAB1A	C0G	22	2000	10%	1.52 (0.060)	1.82	1.53	.952	.749	2000	.567
581-LD06GC101KAB1A	LD06GC101KAB1A	X7R	100	2000	10%	1.52 (0.060)	1.82	1.53	.952	.749	2000	.567
581-LD06GC102KAB1A	LD06GC102KAB1A	X7R	1000	2000	10%	1.52 (0.060)	1.82	1.53	.952	.749	2000	.567
581-LD06AC472KAB1A	LD06AC472KAB1A	X7R	4700	1000	10%	1.52 (0.060)	1.82	1.53	.952	.749	2000	.567
581-LD06CC103KAB1A	LD06CC103KAB1A	X7R	0.01µF	600	10%	1.52 (0.060)	1.82	1.53	.952	.749	2000	.567
1808												
581-LD08HC471KAB1A	LD08HC471KAB1A	X7R	470	3000	10%	2.03 (0.080)	3.10	2.01	1.49	1.03	2000	.867
581-LD08AC103KAB1A	LD08AC103KAB1A	X7R	0.01µF	1000	10%	2.03 (0.080)	3.10	2.01	1.49	1.03	2000	.867
581-LD08AC153KAB1A	LD08AC153KAB1A	X7R	0.015µF	1000	10%	2.03 (0.080)	3.10	2.01	1.49	1.03	2000	.867
1812												
581-LD12HA221JAB1A	LD12HA221JAB1A	C0G	220	3000	5%	2.54 (0.100)	1.67	1.28	1.11	.92	2000	.728
581-LD12GA331JAB1A	LD12GA331JAB1A	C0G	330	2000	5%	2.54 (0.100)	1.67	1.28	1.11	.92	2000	.728
581-LD12HC102KAB1A	LD12HC102KAB1A	X7R	1000	3000	10%	2.54 (0.100)	3.16	2.14	1.56	-	1000	1.08
581-LD12AC103KAB1A	LD12AC103KAB1A	X7R	0.01µF	1000	10%	2.54 (0.100)	3.16	2.14	1.56	-	1000	1.08
1825												
581-LD13HC272KAB1A	LD13HC272KAB1A	X7R	2700	3000	10%	2.54 (0.100)	4.17	3.40	1.96	-	1000	1.36
581-LD13GC562KAB1A	LD13GC562KAB1A	X7R	5600	2000	10%	2.54 (0.100)	4.17	3.40	1.96	-	1000	1.36
581-LD13CA103KAB1A	LD13CA103KAB1A	C0G	0.01µF	600	10%	2.54 (0.100)	4.17	3.40	1.96	-	1000	1.36
581-LD13GC103KAB1A	LD13GC103KAB1A	X7R	0.01µF	2000	10%	2.54 (0.100)	4.17	3.40	1.96	-	1000	1.36
581-LD13CC154KAB1A	LD13CC154KAB1A	X7R	0.15µF	600	10%	2.54 (0.100)	4.17	3.40	1.96	-	1000	1.36

© Copyright 2013 Mouser Electronics
© Copyright 2013 Mouser Electronics

AVX MLCC Capacitors and Kits

Products may be RoHS compliant. Check mouser.com for RoHS status.

RH SERIES CAPACITORS

This range of uncoated MLC capacitors are processed for input and output filter capacitors in high frequency DC-DC convertor applications above 10 watts e.g. telecomms and instrumentation, where high volume and low cost is required.

DIMENSIONS: mm (in.)

Style	L max	W max	H max	S ± 0.1 (±0.004)	h	No. of leads per side
RH22	7.62(0.300)	5.40(0.213)	7.50(0.295)	2.50(0.098)	1.50±0.30(0.059±0.012)	2
RH51	10.7(0.421)	10.7(0.421)	4.90(0.192)	7.62(0.300)	1.60±0.10(0.062±0.004)	4
RH52	10.7(0.421)	10.7(0.421)	8.20(0.323)	7.62(0.300)	1.60±0.10(0.062±0.004)	4



For quantities greater than listed, call for quote.

MOUSER STOCK NO.	AVX Part No.	Temp. Coef.	Value (µF)	Volt	Price Each 1	50	100
Style RH22							
581-RH221C106MA3RA3	RH221C106MA3RA3	X7R	10	100	5.93	4.53	4.14
581-RH225C226MA3RA3	RH225C226MA3RA3	X7R	22	50	6.25	5.47	4.37
581-RH223C476MA3RA3	RH223C476MA3RA3	X7R	47	25	6.87	5.82	4.80
Style RH51							
581-RH511C126MA3RA3	RH511C126MA3RA3	X7R	12	100	17.87	15.09	13.40
Style RH52							
581-RH521C226MA3RA3	RH521C226MA3RA3	X7R	22	100	24.44	18.35	17.10
581-RH525C336MA3RA3	RH525C336MA3RA3	X7R	33	50	24.44	18.35	17.10

AU SERIES CAPACITORS

Features:
- Capacitance Tolerance: ±10%
- Temperature Characteristic: ±15%
- Test Frequency: 1 kHz @ 1 Vms ± .2V
- Termination: Nickel Barrier, Gold Flash
- For insulation resistance, charge device with rated voltage for 120secs @ room temp/humidity

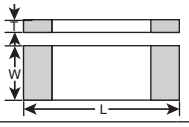

DIMENSIONS: mm (in.)

(L) Length	(W) Width	(T) Thickness
0.60 ± 0.03 (0.024 ± 0.001)	0.3 ± 0.03 (0.012 ± 0.001)	0.3 ±0.03 (0.012 ± 0.001)



For quantities greater than listed, call for quote.

MOUSER STOCK NO.	AVX Part No.	Value (nF)	Volt	Dissipation Factor (%)	Operating Temp. (°C)	Insulation Resistance (MΩ)	Price Each 1	50	100	Reel Qty.	Price Per Piece
581-AU01ZC103KAG2A	AU01ZC103KAG2A	10	10	5 max.	-55 to +125	10,000 min.	2.81	2.39	1.95	15000	1.39
581-AU016D104KAG2A	AU016D104KAG2A	100	6.3	10 max.	-55 to +85	1,000 min.	2.38	2.14	1.64	15000	1.06

AVX HI-CAP MULTILAYER CERAMIC CHIP CAPACITORS

Application Note:
A higher voltage capacitor may be used in a lower voltage application. Also available in various voltages, tolerances, sizes, and temperature coefficients.

Features:
- Temperature coefficient: C0G (NP0) -55°C to +125°C
  X7R -55°C to +125°C
  X5R -55°C to +85°C
  Y5V -30°C to +85°C

MOUSER STOCK NO.	Description	Price Each
581-HIGHCAP-KIT	20 pieces for ea. 28 values	187.64

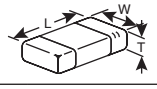

DIMENSIONS: mm (in.)

Size	(L) Length	(W) Width	(T) Thickness
0402	1 ± 0.1 (.04 ± .004)	.5 ± 0.10 (.002 ± .004)	.6 (.024)
0603	1.6 ± .15 (.063 ± .006)	.81 ± .15 (.032 ± .006)	.9 (.035)
0805	2.01 ± .2 (.079 ± .008)	1.25 ± .2 (0.49 ± .008)	1.3 (.051)
1206	3.20 ± .2 (.126 ± .008)	1.6 ± .2 (0.063 ± .008)	1.5 (.059)
1210	3.2 ± .2 (.126 ± .008)	2.50 ± .2 (.098 ± .008)	.5±.25 (.02±.01)



For quantities greater than listed, call for quote.

MOUSER STOCK NO.	AVX Part No.	Temp. Coef.	Value (µF)	Volt.	Tol ± (%)	Price Each 1	100	1000	Reel Qty.	Price Per Piece
Style 0402										
581-04024D105M	04024D105MAT2A	X5R	1	4	10	.61	.364	.30	10000	.108
581-04026D105M	04026D105KAT2A	X5R	1	6.3	10	.31	.128	.075	10000	.051
581-0402ZD105M	0402ZD105KAT2A	X5R	1	10	10	.54	.321	.195	10000	.118
581-04024D225M	04024D225MAT2A	X5R	2.2	4	10	.32	.235	.144	10000	.09
Style 0603										
581-06036D105K	06036D105KAT2A	X5R	1	6.3	10	.31	.187	.123	4000	.091
581-0603ZD105K	0603ZD105KAT2A	X5R	1	10	10	.11	.032	.012	4000	.007
581-0603ZG105Z	0603ZG105ZAT2A	Y5V	1	10	+80-20	.51	.243	.159	4000	.132
581-0603YD105K	0603YD105KAT2A	X5R	1	16	10	.13	.041	.022	4000	.017
581-06033D105K	06033D105KAT2A	X5R	1	25	10	.43	.244	.125	4000	.123
581-06034D225K	06034D225KAT2A	X5R	2.2	4	10	1.18	.419	.346	4000	.279
581-06036D225K	06036D225KAT2A	X5R	2.2	6.3	10	.27	.12	.07	4000	.054
581-0603ZD225K	0603ZD225KAT2A	X5R	2.2	10	10	.32	.268	.193	4000	.164
581-0603YD225K	0603YD225KAT2A	X5R	2.2	16	10	.43	.326	.193	4000	.187
581-06034D106M	06034D106MAT2A	X5R	10	4	20	1.07	.61	.416	3000	.279
Style 0805										
581-0805ZC105K	0805ZC105KAT2A	X7R	1	10	10	.24	.118	.064	3000	.054
581-0805YD105K	0805YD105KAT2A	X5R	1	16	10	.23	.116	.055	2000	.049
581-08053D105K	08053D105KAT2A	X5R	1	25	10	.45	.225	.148	3000	.146
581-08055D105K	08055D105KAT2A	X5R	1	50	10	.52	.243	.168	3000	.12
581-0805YG105Z	0805YG105ZAT2A	Y5V	1	16	+80-20	.29	.168	.077	2000	.058
581-08053G105Z	08053G105ZAT2A	Y5V	1	25	+80-20	.31	.128	.075	3000	.058
581-0805YG225Z	0805YG225ZAT2A	Y5V	2.2	16	+80-20	.51	.243	.159	3000	.132
581-0805YD225K	0805YD225KAT2A	X5R	2.2	16	10	.87	.642	.428	3000	.417
581-08053D225K	08053D225KAT2A	X5R	2.2	25	10	2.68	2.05	.642	3000	.471
581-08056D335K	08056D335KAT2A	X5R	3.3	6.3	10	.67	.46	.278	3000	.193
581-0805ZD335K	0805ZD335KAT2A	X5R	3.3	10	10	.32	.18	.118	3000	.092
581-0805ZG475Z	0805ZG475ZAT2A	U5V	4.7	10	+80-20	.51	.225	.161	3000	.157
581-08056D475K	08056D475KAT2A	X5R	4.7	6.3	10	.36	.15	.088	3000	.061
581-0805ZD475K	0805ZD475KAT2A	X5R	4.7	10	10	.24	.139	.056	3000	.052
581-0805YD475K	0805YD475KAT2A	X5R	4.7	16	10	.64	.482	.231	3000	.193
581-08053D475K	08053D475KAT2A	X5R	4.7	25	10	.43	.187	.123	3000	.096
581-08056D106K	08056D106KAT2A	X5R	10	6.3	10	.11	.043	.04	3000	.037
581-0805ZD106K	0805ZD106KAT2A	X5R	10	10	10	.29	.158	.093	3000	.073
581-0805YD106K	0805YD106KAT2A	X5R	10	16	10	.12	.083	.07	3000	.064
Style 1206										
581-1206YG105Z	1206YG105ZAT2A	Y5V	1	16	+80-20	.43	.187	.123	4000	.091
581-1206YC105J	1206YC105JAT2A	X7R	1	16	5	.64	.342	.153	2500	.148
581-1206YC105K	1206YC105KAT2A	X7R	1	16	10	.24	.118	.056	3000	.054
581-12063C105K	12063C105KAT2A	X7R	1	25	10	.26	.193	.107	2500	.089
581-1206ZC225K	1206ZC225KAT2A	X7R	2.2	10	10	.90	.417	.254	2500	.193
581-1206ZC225J	1206ZC225JAT2A	X7R	2.2	10	5	.64	.417	.227	2000	.214

For quantities greater than listed, call for quote.

MOUSER STOCK NO.	AVX Part No.	Temp. Coef.	Value (µF)	Volt.	Tol ± (%)	Price Each 1	100	1000	Reel Qty.	Price Per Piece
Style 1206 (Cont.)										
581-1206ZD335K	1206ZD335KAT2A	X5R	3.3	10	10	1.01	.952	.578	2000	.514
581-1206ZD475K	1206ZD475KAT2A	X5R	4.7	10	10	.67	.31	.216	2000	.144
581-12066D106K	12066D106KAT2A	X5R	10	6.3	10	.94	.434	.301	4000	.201
581-1206ZD106K	1206ZD106KAT2A	X5R	10	10	10	.64	.342	.153	2500	.148
581-12066D226M	12066D226MAT2A	X5R	22	6.3	20	1.01	.492	.342	2500	.31
581-12066D476M	12066D476MAT2A	X5R	47	6.3	20	1.61	.99	.648	2500	.492
581-12063G105Z	12063G105ZAT2A	Y5V	1	25	+80-20	.43	.187	.123	4000	.091
581-12065G105Z	12065G105ZAT2A	Y5V	1	50	+80-20	.36	.278	.228	4000	.122
581-1206YG225Z	1206YG225ZAT2A	Y5V	2.2	16	+80-20	.36	.15	.118	3000	.113
581-12063G225Z	12063G225ZAT2A	Y5V	2.2	25	+80-20	.43	.203	.189	3000	.186
581-1206YG475Z	1206YG475ZAT2A	Y5V	4.7	16	+80-20	.36	.15	.117	2000	.109
581-1206ZG106Z	1206ZG106ZAT2A	Y5V	10	10	+80-20	.51	.243	.159	2500	.132
Style 1210										
581-12103C105K	12103C105KAT2A	X7R	1	25	0.1	.36	.257	.155	3000	.147
581-12103C105M	12103C105MAT2A	X7R	1	25	0.2	.88	.407	.278	3000	.18
581-12105C105K	12105C105KAT2A	X7R	1	50	0.1	.75	.449	.406	2000	.379
581-1210YC125K	1210YC125KAT2A	X7R	1.2	16	0.1	2.03	1.25	.492	2000	.439
581-1210YC185K	1210YC185KAT2A	X7R	1.8	16	0.1	1.79	1.59	.749	2000	.674
581-1210YC225K	1210YC225KAT2A	X7R	2.2	16	0.1	1.77	1.04	.417	2000	.353
581-12103C225K	12103C225KAT2A	X7R	2.2	25	0.1	1.01	.498	.358	2000	.346
581-12103C225M	12103C225MAT2A	X7R	2.2	25	0.2	1.77	1.04	.417	2000	.353
581-1210YC475J	1210YC475JAT2A	X7R	4.7	16	0.05	1.49	.931	.514	1000	.514
581-1210YC475K	1210YC475KAT2A	X7R	4.7	16	0.1	1.07	.531	.281	1000	.281
581-12103D475M	12103D475MAT2A	X5R	4.7	25	0.2	1.75	1.10	.556	1000	.556
581-1210ZD106K	1210ZD106KAT2A	X5R	10	10	0.1	1.23	.653	.449	2000	.31
581-1210YD106K	1210YD106KAT2A	X5R	10	16	0.1	.96	.492	.25	2000	.225
581-1210YD106M	1210YD106MAT2A	X5R	10	16	0.2	1.44	.835	.428	1000	.428
581-12103D106K	12103D106KAT2A	X5R	10	25	0.1	.82	.382	.332	2000	.321
581-12106D226K	12106D226KAT2A	X5R	22	6.3	0.1	1.84	1.35	.631	1000	.631
581-1210ZD226K	1210ZD226KAT2A	X5R	22	10	0.1	1.38	.738	.418	1000	.418
581-1210ZD226M	1210ZD226MAT2A	X5R	22	10	0.2	2.35	1.39	.428	1000	.428
581-1210YD226K	1210YD226KAT2A	X5R	22	16	0.1	1.33	.706	.482	1000	.482
581-12106D476M	12106D476MAT2A	X5R	47	6.3	0.2	1.42	.822	.587	1000	.587
581-12105G105Z	12105G105ZAT2A	Y5V	1	50	+80-20	1.40	1.24	.931	3000	.856
581-1210YG475Z	1210YG475ZAT2A	Y5V	4.7	16	+80-20	2.14	1.32	.642	2500	.535
581-12103G475Z	12103G475ZAT2A	Y5V	4.7	25	+80-20	1.87	1.08	.506	3000	.472
581-1210ZG106Z	1210ZG106ZAT2A	Y5V	10	10	+80-20	2.12	1.87	.749	2500	.514
581-12103G106Z	12103G106ZAT2A	Y5V	10	25	+80-20	.75	.524	.332	2000	.246
581-1210ZG226Z	1210ZG226ZAT2A	Y5V	22	10	+80-20	2.12	1.22	.803	2000	.589
581-1210YG226Z	1210YG226ZAT2A	Y5V	22	16	+80-20	2.35	1.93	.92	1000	.92

© Copyright 2013 Mouser Electronics
© Copyright 2013 Mouser Electronics

AVX 0201, 0402, 0603 - Multilayer Ceramic Chip Capacitors

Application Note:
A higher voltage capacitor may be used in a lower voltage application. Also available in various voltages, tolerances, sizes, and temperature coefficients.

Features:
- Temperature coefficient: C0G (NP0) -55°C to +125°C
  X7R -55°C to +125°C
  X5R -55°C to +85°C
  Y5V -30°C to +85°C
- Preferred tolerances: ±5%, 10%, 20%

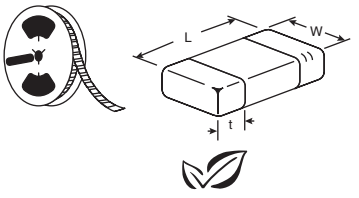

RoHS Compliant

Size	0101	0201	0402	0603
Soldering	Reflow Only	Reflow Only	Reflow Only	Reflow Only
Packaging	All Paper	All Paper	PaperAll	PaperPaper
(L) Length	0.40 ± 0.03 (0.016±0.0008)	0.60 ± 0.03 (0.024 ± 0.001)	1.00 ± 0.10 (0.040 ± 0.004)	1.60 ± 0.15 (0.063 ± 0.006)
(W) Width	0.20 ± 0.02 (0.008 ± 0.0008)	0.30 ± 0.03 (0.011 ± 0.001)	0.50 ± 0.1 (0.020 ± 0.004)	0.81 ± 0.15 (0.032 ± 0.006)
(t) Terminal	0.10 ± 0.04 (0.004 ± 0.016)	0.15 ± 0.05 (0.006 ± 0.002)	0.25 ± 0.15 (0.010 ± 0.006)	0.35 ± 0.15 (0.014 ± 0.006)

DIMENSIONS: mm (in.)

Style 0101

For quantities greater than listed, call for quote.

MOUSER STOCK NO.	AVX Part No.	Temp. Coef.	Value (pF)	Volt	Tol. ±	Price Each 1	100	1000	20000
581-01016D101KAT2A	01016D101KAT2A	X5R	100	6.3	10%	.25	.091	.06	.032
581-01016D102KAT2A	01016D102KAT2A	X5R	1000	6.3	10%	.25	.091	.06	.032
581-01016D103KAT2A	01016D103KAT2A	X5R	0.01µF	6.3	10%	.25	.091	.06	.032
581-0101YA120JAT2A	0101YA120JAT2A	C0G	12	16	5%	.25	.091	.06	.035
581-0101YA150JAT2A	0101YA150JAT2A	C0G	15	16	5%	.25	.091	.06	.032
581-0101YA1R2BAT2A	0101YA1R2BAT2A	C0G	1.2	16	.10pF	.58	.204	.136	.093
581-0101YA2R2BAT2A	0101YA2R2BAT2A	C0G	2.2	16	.10pF	.58	.204	.136	.093
581-0101YA3R9BAT2A	0101YA3R9BAT2A	C0G	3.9	16	.10pF	.58	.204	.171	.093
581-0101YA3R9CAT2A	0101YA3R9CAT2A	C0G	3.9	16	.25pF	.38	.138	.091	.065

Style 0201

For quantities greater than listed, call for quote.

MOUSER STOCK NO.	AVX Part No.	Temp. Coef.	Value (pF)	Volt	Tol. ±	Price Each 1	100	1000	15000
581-02013A1R0C	02013A1R0CAT2A	C0G	1.0	25	.25pF	.13	.08	.056	.044
581-02013A2R7C	02013A2R7CAT2A	C0G	2.7	25	.25pF	.24	.171	.138	.105
581-02013A4R7C	02013A4R7CAT2A	C0G	4.7	25	.25pF	.24	.171	.138	.105
581-02013A330J	02013A330JAT2A	C0G	33	25	5%	.13	.08	.056	.044
581-0201YC181K	0201YC181KAT2A	X7R	180	16	10%	.24	.15	.08	.059
581-0201YC331K	0201YC331KAT2A	X7R	330	16	10%	.21	.171	.07	.033
581-0201YC821K	0201YC821KAT2A	X7R	820	16	10%	.24	.15	.08	.059
581-0201YC102K	0201YC102KAT2A	X7R	1000	16	10%	.14	.104	.042	.022
581-020110D103K	0201ZD103KAT2A	X5R	0.01µF	10	10%	.16	.05	.029	.02
581-0201ZG103Z	0201ZG103ZAT2A	Y5V	0.01µF	10	80,±20	.32	.235	.131	.09
581-02016G473Z	02016G473ZAT2A	Y5V	0.047µF	6.3	80,±20	.32	.235	.144	.09

Style 0402

For quantities greater than listed, call for quote.

MOUSER STOCK NO.	AVX Part No.	Temp. Coef.	Value (pF)	Volt	Tol. ±	Price Each 1	100	1000	10000
581-04025A0R5C	04025A0R5CAT2A	C0G	0.5	50	.25pF	.16	.05	.029	.018
581-04023A1R0B	04023A1R0BAT2A	C0G	1.0	25	0.1pF	.39	.246	.182	.075
581-04025A1.0C	04025A1R0CAT2A	C0G	1.0	50	.25pF	.16	.05	.029	.018
581-04025A1R2C	04025A1R2CAT2A	C0G	1.2	50	.25pF	.34	.15	.098	.068
581-04025A1R5C	04025A1R5CAT2A	C0G	1.5	50	.25pF	.16	.05	.029	.018
581-04025A2R2C	04025A2R2CAT2A	C0G	2.2	50	.25pF	.26	.09	.083	.042
581-04025A2R7C	04025A2R7CAT2A	C0G	2.7	50	.25pF	.16	.05	.029	.018
581-04025A3R0C	04025A3R0CAT2A	C0G	3.0	50	.25pF	.16	.05	.029	.018
581-04025A3R3C	04025A3R3CAT2A	C0G	3.3	50	.25pF	.16	.05	.029	.021
581-04025A3R9C	04025A3R9CAT2A	C0G	3.9	50	.25pF	.16	.05	.029	.018
581-04025A4.7C	04025A4R7CAT2A	C0G	4.7	50	.25pF	.35	.136	.083	.054
581-04025A5R6C	04025A5R6CAT2A	C0G	5.6	50	.25pF	.16	.05	.029	.018
581-04025A6R8C	04025A6R8CAT2A	C0G	6.8	50	.25pF	.16	.05	.029	.018
581-04025A100J	04025A100JAT2A	C0G	10	50	5%	.16	.05	.029	.018
581-04025A120J	04025A120JAT2A	C0G	12	50	5%	.16	.05	.029	.018
581-04025A150F	04025A150FAT2A	C0G	15	50	1%	.91	.375	.239	.127
581-04025A150G	04025A150GAT2A	C0G	15	50	2%	.91	.546	.216	.15
581-04025A150J	04025A150JAT2A	C0G	15	50	5%	.16	.05	.029	.018
581-04025A180F	04025A180FAT2A	C0G	18	50	1%	.91	.375	.239	.127
581-04025A180J	04025A180JAT2A	C0G	18	50	5%	.16	.05	.029	.018
581-04023A220K	04023A220KAT2A	C0G	22	25	10%	.17	.128	.075	.054
581-04025A220J	04025A220JAT2A	C0G	22	50	5%	.16	.05	.029	.021
581-04025A270J	04025A270JAT2A	C0G	27	50	5%	.16	.05	.029	.018
581-04025A330J	04025A330JAT2A	C0G	33	50	5%	.16	.05	.029	.018
581-04025A390J	04025A390JAT2A	C0G	39	50	5%	.16	.05	.029	.018
581-04025A470J	04025A470JAT2A	C0G	47	50	5%	.16	.05	.029	.021
581-04025A510J	04025A510JAT2A	C0G	51	50	5%	.26	.09	.083	.042
581-04025A560J	04025A560JAT2A	C0G	56	50	5%	.16	.05	.029	.018
581-04025A680J	04025A680JAT2A	C0G	68	50	5%	.16	.05	.029	.018
581-04025A820J	04025A820JAT2A	C0G	82	50	5%	.26	.09	.083	.042
581-04023A101F	04023A101FAT2A	C0G	100	25	1%	.43	.321	.193	.155
581-04025A101J	04025A101JAT2A	C0G	100	50	5%	.16	.05	.029	.021
581-04023A151J	04023A151JAT2A	C0G	150	25	5%	.17	.128	.075	.054
581-04025A151J	04025A151JAT2A	C0G	150	50	5%	.16	.05	.029	.018
581-04023A181J	04023A181JAT2A	C0G	180	25	5%	.17	.128	.075	.054
581-04025A181J	04025A181JAT2A	C0G	180	50	5%	.17	.049	.026	.016
581-04025C331K	04025C331KAT2A	X7R	330	50	10%	.26	.09	.083	.042
581-04023C151M	04023C151MAT2A	X7R	150	25	20%	.15	.07	.049	.037
581-04025C221K	04025C221KAT2A	X7R	220	50	10%	.16	.05	.029	.018
581-04025C241J	04025C241JAT2A	X7R	240	50	5%	.41	.169	.107	.072
581-04025C271K	04025C271KAT2A	X7R	270	50	10%	.16	.05	.029	.018
581-04023C471J	04023C471JAT2A	X7R	470	25	5%	.44	.268	.118	.086
581-04023C471K	04023C471KAT2A	X7R	470	25	10%	.17	.128	.075	.054
581-04025C471J	04025C471JAT2A	X7R	470	50	5%	.36	.152	.096	.061
581-04025C471K	04025C471KAT2A	X7R	470	50	10%	.16	.05	.029	.018
581-04023C561J	04023C561JAT2A	X7R	560	25	5%	.44	.268	.118	.086
581-04025C561K	04025C561KAT2A	X7R	560	50	10%	.16	.05	.029	.021

Style 0402 (Cont.)

For quantities greater than listed, call for quote.

MOUSER STOCK NO.	AVX Part No.	Temp. Coef.	Value (pF)	Volt	Tol. ±	Price Each 1	100	1000	10000
581-04025C681J	04025C681JAT2A	X7R	680	50	5%	.41	.169	.107	.072
581-0402YC681K	0402YC681KAT2A	X7R	680	16	10%	.23	.107	.091	.05
581-04023C102J	04023C102JAT2A	X7R	1000	25	5%	.44	.268	.118	.086
581-04025C102J	04025C102JAT2A	X7R	1000	50	5%	.26	.09	.083	.042
581-04025C102K	04025C102KAT2A	X7R	1000	50	10%	.11	.007	.004	.002
581-04023C152K	04023C152KAT2A	X7R	1500	25	10%	.17	.128	.075	.054
581-04025C152K	04025C152KAT2A	X7R	1500	50	10%	.26	.09	.083	.042
581-04025C222K	04025C222KAT2A	X7R	2200	50	10%	.11	.075	.062	.046
581-04023C472J	04023C472JAT2A	X7R	4700	25	5%	.44	.268	.118	.086
581-04023C472K	04023C472KAT2A	X7R	4700	25	10%	.11	.035	.019	.014
581-04023C682K	04023C682KAT2A	X7R	6800	25	10%	.26	.107	.059	.041
581-0402YC103J	0402YC103JAT2A	X7R	0.01µF	16	5%	.20	.107	.075	.054
581-040216C103K	0402YC103KAT2A	X7R	0.01µF	16	10%	.11	.006	.003	.002
581-0402ZD473K	0402ZD473KAT2A	X5R	.047µF	10	10%	.16	.05	.029	.019
581-040216G104Z	0402YG104ZAT2A	Y5V	0.1µF	16	80,±20	.13	.065	.037	.027

Style 0603

For quantities greater than listed, call for quote.

MOUSER STOCK NO.	AVX Part No.	Temp. Coef.	Value (pF)	Volt	Tol. ±	Price Each 1	100	1000	4000
581-06035A1R0C	06035A1R0CAT2A	C0G	1.0	50	.25pF	.20	.085	.051	.036
581-06035A1R5C	06035A1R5CAT2A	C0G	1.5	50	.25pF	.21	.085	.051	.041
581-06033A2R2C	06033A2R2CAT2A	C0G	2.2	25	.25pF	.20	.132	.064	.054
581-06035A2R2C	06035A2R2CAT2A	C0G	2.2	50	.25pF	.21	.132	.052	.036
581-06035A3R3C	06035A3R3CAT2A	C0G	3.3	50	.25pF	.21	.132	.052	.036
581-06035A4R7J	06035A4R7JAT2A	C0G	4.7	50	5%	.46	.223	.118	.088
581-06035A5R0C	06035A5R0CAT2A	C0G	5.0	50	.25pF	.20	.085	.051	.036
581-06035A6R8J	06035A6R8JAT2A	C0G	6.8	50	5%	.46	.223	.118	.088
581-06035A100J	06035A100JAT2A	C0G	10	50	5%	.11	.045	.025	.017
581-06031A100J	06031A100JAT2A	C0G	10	100	5%	.21	.085	.051	.041
581-06035A100K	06031A100KAT2A	C0G	10	100	10%	.11	.049	.025	.017
581-06035A110J	06035A110JAT2A	C0G	11	50	5%	.20	.085	.051	.036
581-06035A120J	06035A120JAT2A	C0G	12	50	5%	.11	.032	.017	.016
581-06035A150J	06035A150JAT2A	C0G	15	50	5%	.20	.085	.051	.036
581-06031A150J	06031A150JAT2A	C0G	15	100	5%	.11	.049	.025	.021
581-06031A150K	06031A150KAT2A	C0G	15	100	10%	.19	.125	.055	.054
581-06035A180J	06035A180JAT2A	C0G	18	50	5%	.11	.029	.016	.015
581-06031A180J	06031A180JAT2A	C0G	18	100	5%	.11	.049	.025	.02
581-06033A220J	06033A220JAT2A	C0G	22	25	5%	.11	.035	.028	.027
581-06035A220J	06035A220JAT2A	C0G	22	50	5%	.12	.037	.02	.016
581-06035A220K	06035A220KAT2A	C0G	22	50	10%	.19	.139	.058	.054
581-06031A220J	06031A220JAT2A	C0G	22	100	5%	.27	.059	.022	.019
581-06035A270J	06035A270JAT2A	C0G	27	50	5%	.13	.058	.048	.04
581-06035A270K	06035A270KAT2A	C0G	27	50	10%	.15	.118	.056	.043
581-06031A270K	06031A270KAT2A	C0G	27	100	10%	.11	.049	.025	.017
581-06035A330J	06035A330JAT2A	C0G	33	50	5%	.11	.032	.017	.013
581-06031A330J	06031A330JAT2A	C0G	33	100	5%	.11	.049	.025	.017
581-06035A360J	06035A360JAT2A	C0G	36	50	5%	.20	.085	.051	.036
581-06035A390J	06035A390JAT2A	C0G	39	50	5%	.13	.041	.024	.017
581-06031A390J	06031A390JAT2A	C0G	39	100	5%	.20	.085	.051	.033
581-06033A470J	06033A470JAT2A	C0G	47	25	5%	.20	.126	.058	.045
581-06035A470J	06035A470JAT2A	C0G	47	50	5%	.13	.058	.048	.04
581-06031A470K	06031A470KAT2A	C0G	47	100	10%	.11	.049	.025	.017
581-06035A680J	06035A680JAT2A	C0G	68	50	5%	.13	.058	.048	.04
581-06031A680J	06031A680JAT2A	C0G	68	100	5%	.20	.085	.051	.033
581-06035A750J	06035A750JAT2A	C0G	75	50	5%	.20	.085	.051	.036
581-06035A820J	06035A820JAT2A	C0G	82	50	5%	.11	.032	.017	.013
581-06035A910J	06035A910JAT2A	C0G	91	50	5%	.20	.085	.051	.036
581-06033A101K	06033A101KAT2A	C0G	100	25	10%	.19	.139	.056	.039
581-06035A101J	06035A101JAT2A	C0G	100	50	5%	.11	.014	.007	.005
581-06035A101K	06035A101KAT2A	C0G	100	50	10%	.17	.057	.033	.026
581-06031A101J	06031A101JAT2A	C0G	100	100	5%	.16	.05	.029	.022
581-06031A101K	06031A101KAT2A	C0G	100	100	10%	.11	.049	.025	.017
581-06035A121J	06035A121JAT2A	C0G	120	50	5%	.11	.056	.021	.017
581-06035A151J	06035A151JAT2A	C0G	150	50	5%	.13	.058	.048	.04
581-06031A151J	06031A151JAT2A	C0G	150	100	5%	.39	.168	.11	.082
581-06035A181J	06035A181JAT2A	C0G	180	50	5%	.13	.058	.048	.04
581-06033A221K	06033A221KAT2A	C0G	220	25	10%	.20	.132	.064	.054
581-06035A221J	06035A221JAT2A	C0G	220	50	5%	.29	.201	.08	.026
581-06031A221K	06031A221KAT2A	C0G	220	100	10%	.11	.037	.021	.018
581-06035A271J	06035A271JAT2A	C0G	270	50	5%	.13	.058	.048	.04
581-06035A271K	06035A271KAT2A	C0G	270	50	10%	.20	.085	.051	.036
581-06035A331J	06035A331JAT2A	C0G	330	50	5%	.13	.058	.048	.04
581-06035A331K	06035A331KAT2A	C0G	330	50	10%	.20	.085	.051	.036
581-06035A391J	06035A391JAT2A	C0G	390	50	5%	.13	.058	.048	.04
581-06033A471J	06033A471JAT2A	C0G	470	25	5%	.24	.146	.064	.054
581-06033A471K	06033A471KAT2A	C0G	470	25	10%	.20	.132	.064	.054
581-06035A471J	06035A471JAT2A	C0G	470	50	5%	.13	.041	.024	.018
581-06035A561J	06035A561JAT2A	C0G	560	50	5%	.18	.07	.049	.043

© Copyright 2013 Mouser Electronics
© Copyright 2013 Mouser Electronics

AVX 0603, 0805 - Multilayer Ceramic Chip Capacitors

A KYOCERA GROUP COMPANY

Application Note:
A higher voltage capacitor may be used in a lower voltage application. Also available in various voltages, tolerances, sizes, and temperature coefficients.

Features:
- Temperature coefficient: C0G (NP0) -55°C to +125°C
  X7R -55°C to +125°C
  X5R -55°C to +85°C
  Y5V -30°C to +85°C
- Preferred tolerances: ±5%, 10%, 20%



RoHS Compliant

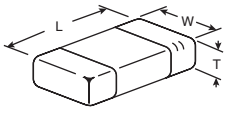

DIMENSIONS: mm (in.)

Size	0603	0805
(L) Length	1.60 ± .15 (.063 ±.006)	2.01 ± .20 (.079 ±.008)
(W) Width	.81 ± .15 (.032 ± .006)	1.25 ± .20 (.049 ± .008)
(T) Thickness	.35 ± .15 (.014 ± .006)	.50 ± .25 (.020 ± .010)

Style 0603 (Cont.)

For quantities greater than listed, call for quote.

MOUSER STOCK NO.	AVX Part No.	Temp. Coef.	Value (pF)	Volt	Tol. ±	Price Each 1	100	1000	4000
581-06035A681J	06035A681JAT2A	C0G	680	50	5%	.24	.09	.055	.043
581-06035A681K	06035A681KAT2A	C0G	680	50	10%	.29	.139	.075	.054
581-06033A102K	06033A102KAT2A	C0G	1000	25	10%	.38	.223	.089	.062
581-06035C101K	06035C101KAT2A	X7R	100	50	10%	.20	.085	.051	.036
581-06031C101K	06031C101KAT2A	X7R	100	100	10%	.20	.085	.051	.033
581-06035C221K	06035C221KAT2A	X7R	220	50	10%	.20	.085	.051	.036
581-06035C331K	06035C331KAT2A	X7R	330	50	10%	.20	.085	.051	.036
581-06035C471K	06035C471KAT2A	X7R	470	50	10%	.11	.045	.025	.017
581-06035C561J	06035C561JAT2A	X7R	560	50	5%	.29	.139	.075	.054
581-06035C561K	06035C561KAT2A	X7R	560	50	10%	.20	.085	.051	.036
581-06035C681K	06035C681KAT2A	X7R	680	50	10%	.20	.085	.051	.036
581-06031C821K	06031C821KAT2A	X7R	820	100	10%	.21	.085	.051	.041
581-0603ZC102K	0603ZC102KAT2A	X7R	1000	10	10%	.20	.126	.058	.05
581-06035C102J	06035C102JAT2A	X7R	1000	50	5%	.13	.058	.048	.04
581-06035C102K	06035C102KAT2A	X7R	1000	50	10%	.06	.01	.005	.004
581-06031C102J	06031C102JAT2A	X7R	1000	100	5%	.28	.116	.067	.047
581-06031C102K	06031C102KAT2A	X7R	1000	100	10%	.13	.041	.022	.017
581-06035C152K	06035C152KAT2A	X7R	1500	50	10%	.13	.058	.048	.04
581-06033C182K	06033C182KAT2A	X7R	1800	25	10%	.20	.126	.058	.045
581-06035C222J	06035C222JAT2A	X7R	2200	50	5%	.29	.139	.075	.054
581-06035C222K	06035C222KAT2A	X7R	2200	50	10%	.13	.058	.048	.04
581-06031C222K	06031C222KAT2A	X7R	2200	100	10%	.11	.049	.025	.016
581-06035C332K	06035C332KAT2A	X7R	3300	50	10%	.13	.058	.048	.04
581-06031C332K	06031C332KAT2A	X7R	3300	100	10%	.11	.049	.025	.016
581-0603YC392K	0603YC392KAT2A	X7R	3900	16	10%	.20	.126	.058	.05
581-06033C472K	06033C472KAT2A	X7R	4700	25	10%	.20	.126	.058	.045
581-06035C472K	06035C472KAT2A	X7R	4700	50	10%	.13	.058	.048	.04
581-06031C472K	06031C472KAT2A	X7R	4700	100	10%	.20	.085	.051	.033
581-06035C562J	06035C562JAT2A	X7R	5600	50	5%	.29	.139	.075	.054
581-06035C682K	06035C682KAT2A	X7R	6800	50	10%	.13	.058	.048	.04
581-06033C153J	06033C153JAT2A	X7R	.015μF	25	5%	.38	.30	.118	.086
581-06035C153K	06035C153KAT2A	X7R	.015μF	50	10%	.27	.059	.022	.016
581-0603ZC103K	0603ZC103KAT2A	X7R	.01μF	10	10%	.20	.126	.058	.05
581-0603YC103K	0603YC103KAT2A	X7R	.01μF	16	10%	.16	.05	.029	.028
581-06033C103M	06033C103MAT2A	X7R	.01μF	25	20%	.19	.139	.056	.039
581-06035C103J	06035C103JAT2A	X7R	.01μF	50	5%	.13	.058	.048	.04
581-06035C103K	06035C103KAT2A	X7R	.01μF	50	10%	.11	.009	.004	.003
581-06035C103M	06035C103MAT2A	X7R	.01μF	50	20%	.15	.118	.056	.043
581-06031C103K	06031C103KAT2A	X7R	.01μF	100	10%	.36	.15	.105	.054
581-06033C223J	06033C223JAT2A	X7R	.022μF	25	5%	.38	.30	.118	.086
581-06033C223K	06033C223KAT2A	X7R	.022μF	25	10%	.11	.035	.022	.021
581-06035C223K	06035C223KAT2A	X7R	.022μF	50	10%	.13	.041	.022	.017
581-06033C273J	06033C273JAT2A	X7R	.027μF	25	5%	.38	.30	.118	.086
581-06033C273K	06033C273KAT2A	X7R	.027μF	25	10%	.23	.128	.056	.054
581-06035C333J	06035C333JAT2A	X7R	.033μF	50	5%	.31	.15	.076	.06
581-0603YC473K	0603YC473KAT2A	X7R	.047μF	16	10%	.12	.04	.026	.025
581-06033C473J	06033C473JAT2A	X7R	.047μF	25	5%	.48	.21	.137	.092
581-06033C473K	06033C473KAT2A	X7R	.047μF	25	10%	.11	.035	.019	.014
581-0603YC683K	0603YC683KAT2A	X7R	.068μF	16	10%	.42	.25	.118	.096
581-06033E103Z	06033E103ZAT2A	Z5U	.01μF	25	80,±20	.32	.209	.121	.107

Style 0805

For quantities greater than listed, call for quote.

MOUSER STOCK NO.	AVX Part No.	Temp. Coef.	Value (pF)	Volt	Tol. ±	Price Each 1	100	1000	Reel Qty.	Price Per Piece
581-08051A0R5C	08051A0R5CAT2A	C0G	0.5	100	.25pF	.19	.146	.064	4000	.043
581-08055A1R0C	08055A1R0CAT2A	C0G	1.0	50	.25pF	.11	.056	.021	4000	.02
581-08055A1R2C	08055A1R2CAT2A	C0G	1.2	50	.25pF	.24	.146	.075	4000	.064
581-08055A2R7C	08055A2R7CAT2A	C0G	2.7	50	.25pF	.24	.146	.075	4000	.064
581-08055A4R7C	08055A4R7CAT2A	C0G	4.7	50	.25pF	.24	.146	.075	4000	.064
581-08051A4R7D	08051A4R7DAT2A	C0G	4.7	100	.50pF	.21	.132	.052	4000	.036
581-08055A5R0D	08055A5R0DAT2A	C0G	5.0	50	.50pF	.20	.132	.064	4000	.054
581-08051A5R1C	08051A5R1CAT2A	C0G	5.1	100	.25pF	.19	.146	.064	4000	.043
581-08055A5R6C	08055A5R6CAT2A	C0G	5.6	50	.25pF	.24	.146	.075	4000	.064
581-08055A6R8C	08055A6R8CAT2A	C0G	6.8	50	.25pF	.24	.146	.075	4000	.064
581-08051A6.8D	08051A6R8DAT2A	C0G	6.8	100	.50pF	.20	.132	.064	4000	.056
581-08055A8R2C	08055A8R2CAT2A	C0G	8.2	50	.25pF	.24	.146	.075	4000	.064
581-08055A100J	08055A100JAT2A	C0G	10	50	5%	.13	.039	.017	4000	.016
581-08051A100J	08051A100JAT2A	C0G	10	100	5%	.26	.09	.055	4000	.043
581-08055A120J	08055A120JAT2A	C0G	12	50	5%	.21	.07	.028	4000	.019
581-08055A150J	08055A150JAT2A	C0G	15	50	5%	.13	.039	.017	4000	.016
581-08051A150J	08051A150JAT2A	C0G	15	100	5%	.11	.057	.028	4000	.024
581-08055A180J	08055A180JAT2A	C0G	18	50	5%	.13	.039	.017	4000	.016
581-08055A200J	08055A200JAT2A	C0G	20	50	5%	.24	.076	.057	4000	.041
581-08055A220J	08055A220JAT2A	C0G	22	50	5%	.11	.037	.021	4000	.017
581-08051A220J	08051A220JAT2A	C0G	22	100	5%	.11	.057	.028	4000	.024
581-08055A270J	08055A270JAT2A	C0G	27	50	5%	.13	.039	.017	4000	.016
581-08051A270J	08051A270JAT2A	C0G	27	100	5%	.11	.057	.028	4000	.024
581-08055A330J	08055A330JAT2A	C0G	33	50	5%	.13	.039	.014	4000	.013
581-08055A330K	08055A330KAT2A	C0G	33	50	10%	.20	.139	.107	4000	.041
581-08051A330J	08051A330JAT2A	C0G	33	100	5%	.11	.057	.028	4000	.024
581-08055A390J	08055A390JAT2A	C0G	39	50	5%	.13	.039	.014	4000	.013

Style 0805 (Cont.)

For quantities greater than listed, call for quote.

MOUSER STOCK NO.	AVX Part No.	Temp. Coef.	Value (pF)	Volt	Tol. ±	Price Each 1	100	1000	Reel Qty.	Price Per Piece
581-08051A390J	08051A390JAT2A	C0G	39	100	5%	.11	.057	.028	4000	.024
581-08055A430J	08055A430JAT2A	C0G	43	50	5%	.24	.076	.057	4000	.041
581-08055A470J	08055A470JAT2A	C0G	47	50	5%	.13	.039	.014	4000	.013
581-08051A470J	08051A470JAT2A	C0G	47	100	5%	.11	.057	.028	4000	.024
581-08051A510J	08051A510JAT2A	C0G	51	100	5%	.18	.094	.047	4000	.033
581-08055A560J	08055A560JAT2A	C0G	56	50	5%	.13	.039	.017	4000	.016
581-08051A560J	08051A560JAT2A	C0G	56	100	5%	.11	.057	.028	4000	.024
581-08055A680J	08055A680JAT2A	C0G	68	50	5%	.13	.039	.017	4000	.016
581-08051A750J	08051A750JAT2A	C0G	75	100	5%	.18	.094	.047	4000	.033
581-08055A820J	08055A820JAT2A	C0G	82	50	5%	.13	.039	.017	4000	.016
581-08055A820K	08055A820KAT2A	C0G	82	50	10%	.20	.139	.107	4000	.041
581-08055A101J	08055A101JAT2A	C0G	100	50	5%	.11	.043	.025	4000	.019
581-08055A101K	08055A101KAT2A	C0G	100	50	10%	.21	.07	.028	4000	.019
581-08051A101J	08051A101JAT2A	C0G	100	100	5%	.11	.057	.028	4000	.024
581-08051A101K	08051A101KAT2A	C0G	100	100	10%	.11	.057	.028	4000	.024
581-08052A101J	08052A101JAT2A	C0G	100	200	5%	.21	.128	.056	4000	.045
581-08055A121J	08055A121JAT2A	C0G	120	50	5%	.13	.039	.018	4000	.016
581-08055A121K	08055A121KAT2A	C0G	120	50	10%	.20	.139	.107	4000	.041
581-08051A121J	08051A121JAT2A	C0G	120	100	5%	.11	.057	.028	4000	.024
581-08055A151J	08055A151JAT2A	C0G	150	50	5%	.13	.041	.024	4000	.018
581-08051A151J	08051A151JAT2A	C0G	150	100	5%	.11	.057	.028	4000	.024
581-08055A201J	08055A201JAT2A	C0G	200	50	5%	.24	.128	.056	4000	.054
581-08055A221J	08055A221JAT2A	C0G	220	50	5%	.13	.041	.024	4000	.018
581-08051A221J	08051A221JAT2A	C0G	220	100	5%	.11	.083	.033	4000	.029
581-08051A221K	08051A221KAT2A	C0G	220	100	10%	.11	.083	.033	4000	.029
581-08052A221K	08052A221KAT2A	C0G	220	200	10%	.30	.125	.073	4000	.058
581-08051A271J	08051A271JAT2A	C0G	270	100	5%	.11	.083	.033	4000	.029
581-08051A301J	08051A301JAT2A	C0G	300	100	5%	.24	.128	.056	4000	.054
581-08055A331J	08055A331JAT2A	C0G	330	50	5%	.13	.039	.017	4000	.016
581-08055A331K	08055A331KAT2A	C0G	330	50	10%	.24	.146	.075	4000	.064
581-08051A391J	08051A391JAT2A	C0G	390	100	5%	.11	.083	.033	4000	.029
581-08055A471J	08055A471JAT2A	C0G	470	50	5%	.13	.041	.024	4000	.018
581-08055A471K	08055A471KAT2A	C0G	470	50	10%	.24	.146	.075	4000	.064
581-08051A471J	08051A471JAT2A	C0G	470	100	5%	.11	.083	.033	4000	.029
581-08055A561J	08055A561JAT2A	C0G	560	50	5%	.14	.104	.042	4000	.029
581-08055A681J	08055A681JAT2A	C0G	680	50	5%	.20	.065	.037	4000	.03
581-08055A102J	08055A102JAT2A	C0G	1000	50	5%	.11	.041	.024	4000	.018
581-08055A102K	08055A102KAT2A	C0G	1000	50	10%	.33	.243	.097	4000	.057
581-08051A102J	08051A102JAT2A	C0G	1000	100	5%	.29	.128	.048	4000	.045
581-08055A122J	08055A122JAT2A	C0G	1200	50	5%	.27	.116	.067	4000	.056
581-08053A152J	08053A152JAT2A	C0G	1500	25	5%	.30	.159	.063	4000	.048
581-08055A152J	08055A152JAT2A	C0G	1500	50	5%	.28	.116	.067	4000	.054
581-08055A182J	08055A182JAT2A	C0G	1800	50	5%	.27	.116	.067	4000	.056
581-08053A222J	08053A222JAT2A	C0G	2200	25	5%	.30	.159	.063	4000	.048
581-08055A222J	08055A222JAT2A	C0G	2200	50	5%	.27	.116	.067	2000	.056
581-08055A222K	08055A222KAT2A	C0G	2200	50	10%	.38	.30	.118	2000	.096
581-08053A332J	08053A332JAT2A	C0G	3300	25	5%	.31	.128	.075	2000	.06
581-08051C101K	08051C101KAT2A	X7R	100	100	10%	.20	.139	.107	4000	.054
581-08052C101K	08052C101KAT2A	X7R	100	200	10%	.32	.209	.096	4000	.086
581-08055C105KAT2A	08055C105KAT2A	X7R	1μF	50	10%	3.21	2.23	1.03	3000	.942
581-08055C151K	08055C151KAT2A	X7R	150	50	10%	.24	.076	.057	4000	.041
581-08055C221K	08055C221KAT2A	X7R	220	50	10%	.24	.076	.057	4000	.041
581-08055C471J	08055C471JAT2A	X7R	470	50	5%	.23	.128	.067	4000	.06
581-08055C471K	08055C471KAT2A	X7R	470	50	10%	.11	.056	.021	4000	.02
581-08055C102K	08055C102KAT2A	X7R	1000	50	10%	.11	.026	.014	4000	.011
581-08051C102J	08051C102JAT2A	X7R	1000	100	5%	.23	.124	.055	4000	.044
581-08051C102K	08051C102KAT2A	X7R	1000	100	10%	.11	.05	.021	4000	.02
581-08052C102K	08052C102KAT2A	X7R	1000	200	10%	.13	.061	.035	4000	.027
581-08055C152J	08055C152JAT2A	X7R	1500	50	5%	.23	.128	.067	4000	.06
581-08055C152K	08055C152KAT2A	X7R	1500	50	10%	.13	.041	.024	4000	.018
581-08055C202K	08055C202KAT2A	X7R	2000	50	10%	.24	.076	.057	4000	.041
581-08055C222J	08055C222JAT2A	X7R	2200	50	5%	.23	.128	.067	4000	.06
581-08055C222K	08055C222KAT2A	X7R	2200	50	10%	.13	.039	.017	4000	.016
581-08051C222K	08051C222KAT2A	X7R	2200	100	10%	.11	.05	.021	4000	.02
581-08051C272J	08051C272JAT2A	X7R	2700	100	5%	.23	.124	.055	4000	.044
581-08055C332J	08055C332JAT2A	X7R	3300	50	5%	.23	.128	.067	4000	.06
581-08055C332K	08055C332KAT2A	X7R	3300	50	10%	.13	.039	.017	4000	.016
581-08055C392K	08055C392KAT2A	X7R	3900	50	10%	.11	.056	.021	4000	.02
581-08055C472J	08055C472JAT2A	X7R	4700	50	5%	.23	.128	.067	4000	.06
581-08055C472K	08055C472KAT2A	X7R	4700	50	10%	.13	.039	.017	4000	.016
581-08051C472K	08051C472KAT2A	X7R	4700	100	10%	.11	.05	.021	4000	.02
581-08055C562J	08055C562JAT2A	X7R	5600	50	5%	.23	.128	.067	4000	.06
581-08055C682J	08055C682JAT2A	X7R	6800	50	5%	.23	.128	.067	4000	.06
581-08053C103M	08053C103MAT2A	X7R	.01μF	25	20%	.20	.139	.107	4000	.054
581-08055C103J	08055C103JAT2A	X7R	.01μF	50	5%	.29	.201	.08	4000	.026
581-08055C103K	08055C103KAT2A	X7R	.01μF	50	10%	.11	.015	.007	4000	.006
581-08051C103J	08051C103JAT2A	X7R	.01μF	100	5%	.29	.201	.08	4000	.026
581-08051C103K	08051C103KAT2A	X7R	.01μF	100	10%	.16	.05	.029	4000	.022
581-08052C103K	08052C103KAT2A	X7R	.01μF	200	10%	.82	.375	.264	4000	.177
581-08055C153K	08055C153KAT2A	X7R	.015μF	50	10%	.13	.065	.037	4000	.03
581-08052C153J	08052C153JAT2A	X7R	.015μF	200	5%	.57	.209	.11	4000	.105
581-08055C183K	08055C183KAT2A	X7R	.018μF	50	10%	.12	.07	.057	4000	.049
581-08055C223J	08055C223JAT2A	X7R	.022μF	50	5%	.11	.061	.033	4000	.03
581-08055C223K	08055C223KAT2A	X7R	.022μF	50	10%	.13	.039	.014	4000	.013

© Copyright 2013 Mouser Electronics
© Copyright 2013 Mouser Electronics

AVX 0805, 1206, 1210 - Multilayer Ceramic Chip Capacitors

A KYOCERA GROUP COMPANY

Application Note:
A higher voltage capacitor may be used in a lower voltage application. Also available in various voltages, tolerances, sizes, and temperature coefficients.

Features:
- Temperature coefficient: C0G (NP0) -55°C to +125°C
  X7R -55°C to +125°C
  X5R -55°C to +85°C
  Y5V -30°C to +85°C
- Preferred tolerances: ±5%, 10, 20%



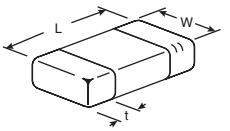

RoHS Compliant

DIMENSIONS: mm (in.)

Size	0805	1206	1210
(L) Length	2.01 ± 0.20 (.079 ± .008)	3.20 ± 0.20 (.126 ± .008)	3.20 ± 0.20 (.126 ± .008)
(W) Width	1.25 ± 0.20 (.049 ± .008)	1.60 ± 0.20 (.063 ± .008)	2.50 ± 0.20 (.098 ± .008)
(t) Therminal	0.50 ± 0.25 (.020 ± .010)	0.50 ± 0.25 (.020 ± .010)	0.50 ± 0.25 (.020 ± .010)

Style 0805 (Cont.)

For quantities greater than listed, call for quote.

MOUSER STOCK NO.	AVX Part No.	Temp. Coef.	Value (pF)	Volt	Tol. ±	Price Each 1	Price Each 100	Price Each 1000	Reel Qty	Price Per Piece
581-08051C223K	08051C223KAT2A	X7R	.022µF	100	10%	.12	.07	.057	4000	.049
581-08052C223K	08052C223KAT2A	X7R	.022µF	200	10%	.36	.158	.104	2000	.089
581-08055C333K	08055C333KAT2A	X7R	.033µF	50	10%	.12	.04	.022	4000	.018
581-08055C393J	08055C393JAT2A	X7R	.039µF	50	5%	.11	.078	.064	4000	.057
581-08055C393K	08055C393KAT2A	X7R	.039µF	50	10%	.11	.05	.032	4000	.022
581-08053C473J	08053C473JAT2A	X7R	.047µF	25	5%	.39	.246	.182	4000	.067
581-08053C473K	08053C473KAT2A	X7R	.047µF	25	10%	.12	.07	.035	4000	.032
581-08055C473J	08055C473JAT2A	X7R	.047µF	50	5%	.11	.078	.064	4000	.057
581-08055C473K	08055C473KAT2A	X7R	.047µF	50	10%	.13	.039	.016	4000	.014
581-08055C683K	08055C683KAT2A	X7R	.068µF	50	10%	.12	.05	.033	4000	.032
581-08055E103M	08055E103MAT2A	Z5U	.01µF	50	20%	.54	.31	.125	4000	.064

Style 1206

For quantities greater than listed, call for quote.

MOUSER STOCK NO.	AVX Part No.	Temp. Coef.	Value (pF)	Volt	Tol. ±	Price Each 1	Price Each 100	Price Each 1000	Reel Qty	Price Per Piece
581-12065A4R7C	12065A4R7CAT2A	C0G	4.7	50	.25pF	.38	.223	.107	4000	.086
581-12065A5R6D	12065A5R6DAT2A	C0G	5.6	50	.5pF	.30	.159	.075	4000	.043
581-12065A100J	12065A100JAT2A	C0G	10	50	5%	.27	.107	.07	4000	.048
581-12061A100J	12061A100JAT2A	C0G	10	100	5%	.27	.103	.068	4000	.048
581-12065A150J	12065A150JAT2A	C0G	15	50	5%	.36	.128	.087	4000	.046
581-12061A180J	12061A180JAT2A	C0G	18	100	5%	.27	.103	.068	4000	.048
581-12061A220J	12061A220JAT2A	C0G	22	100	5%	.27	.103	.068	4000	.048
581-12062A220J	12062A220JAT2A	C0G	22	200	5%	.54	.26	.128	4000	.096
581-12061A270J	12061A270JAT2A	C0G	27	100	5%	.27	.103	.068	4000	.048
581-12065A330J	12065A330JAT2A	C0G	33	50	5%	.27	.107	.07	4000	.048
581-12061A330J	12061A330JAT2A	C0G	33	100	5%	.27	.103	.068	4000	.048
581-12061A330K	12061A330KAT2A	C0G	33	100	10%	.27	.103	.068	4000	.048
581-12065A470J	12065A470JAT2A	C0G	47	50	5%	.27	.107	.07	4000	.048
581-12061A470J	12061A470JAT2A	C0G	47	100	5%	.27	.103	.068	4000	.048
581-12065A560J	12065A560JAT2A	C0G	56	50	5%	.36	.128	.087	4000	.046
581-12065A680J	12065A680JAT2A	C0G	68	50	5%	.36	.128	.087	4000	.046
581-12065A101J	12065A101JAT2A	C0G	100	50	5%	.27	.107	.07	4000	.048
581-12061A101J	12061A101JAT2A	C0G	100	100	5%	.27	.103	.068	4000	.048
581-12061A101K	12061A101KAT2A	C0G	100	100	10%	.27	.103	.068	4000	.048
581-12062A101J	12062A101JAT2A	C0G	100	200	5%	.54	.26	.128	4000	.096
581-12067A101J	12067A101JAT2A	C0G	100	500	5%	.64	.417	.231	4000	.173
581-12065A121J	12065A121JAT2A	C0G	120	50	5%	.43	.163	.095	4000	.075
581-12061A121J	12061A121JAT2A	C0G	120	100	5%	.27	.103	.068	4000	.048
581-12065A151J	12065A151JAT2A	C0G	150	50	5%	.43	.163	.095	4000	.075
581-12061A151J	12061A151JAT2A	C0G	150	100	5%	.27	.103	.068	4000	.048
581-12062A151J	12062A151JAT2A	C0G	150	200	5%	.54	.216	.18	4000	.121
581-12065A181J	12065A181JAT2A	C0G	180	50	5%	.43	.163	.095	4000	.075
581-12065A221J	12065A221JAT2A	C0G	220	50	5%	.27	.107	.07	4000	.048
581-12061A221K	12061A221KAT2A	C0G	220	100	10%	.27	.103	.068	4000	.048
581-12065A331J	12065A331JAT2A	C0G	330	50	5%	.27	.107	.07	4000	.048
581-12061A331J	12061A331JAT2A	C0G	330	100	5%	.27	.103	.068	4000	.048
581-12067A331J	12067A331JAT2A	C0G	330	500	5%	.64	.417	.227	2000	.214
581-12065A471J	12065A471JAT2A	C0G	470	50	5%	.42	.321	.129	4000	.082
581-12061A471J	12061A471JAT2A	C0G	470	100	5%	.42	.321	.129	4000	.082
581-12061A471K	12061A471KAT2A	C0G	470	100	10%	.24	.139	.102	4000	.064
581-12067A471J	12067A471JAT2A	C0G	470	500	5%	.64	.398	.227	2000	.214
581-12065A681J	12065A681JAT2A	C0G	680	50	5%	.43	.163	.095	4000	.075
581-12061A681J	12061A681JAT2A	C0G	680	100	5%	.36	.157	.103	4000	.076
581-12065A102J	12065A102JAT2A	C0G	1000	50	5%	.42	.321	.129	4000	.082
581-12061A102J	12061A102JAT2A	C0G	1000	100	5%	.42	.321	.129	4000	.111
581-12062A102J	12062A102JAT2A	C0G	1000	200	5%	.36	.26	.118	2000	.082
581-12061A152J	12061A152JAT2A	C0G	1500	100	5%	.40	.205	.103	2000	.10
581-12065A272J	12065A272JAT2A	C0G	2700	50	5%	.40	.199	.103	2000	.086
581-12065A332J	12065A332JAT2A	C0G	3300	50	5%	.46	.199	.109	2000	.103
581-12065C102J	12065C102JAT2A	X7R	1000	50	5%	.33	.235	.133	4000	.061
581-12065C102K	12065C102KAT2A	X7R	1000	50	10%	.20	.072	.043	4000	.034
581-12061C102K	12061C102KAT2A	X7R	1000	100	10%	.27	.174	.079	4000	.056
581-12061C152K	12061C152KAT2A	X7R	1500	100	10%	.23	.107	.067	4000	.06
581-12067C152K	12067C152KAT2A	X7R	1500	500	10%	.64	.417	.227	2000	.214
581-12065C222K	12065C222KAT2A	X7R	2200	50	10%	.28	.088	.068	4000	.054
581-12061C222K	12061C222KAT2A	X7R	2200	100	10%	.27	.174	.079	4000	.056
581-12061C332K	12061C332KAT2A	X7R	3300	100	10%	.27	.174	.079	4000	.056
581-12065C472K	12065C472KAT2A	X7R	4700	50	10%	.27	.093	.073	4000	.056
581-12061C472K	12061C472KAT2A	X7R	4700	100	10%	.27	.174	.079	4000	.056
581-12067C472K	12067C472KAT2A	X7R	4700	500	10%	.94	.428	.278	2000	.193
581-12065C103J	12065C103JAT2A	X7R	.01µF	50	5%	.34	.215	.086	4000	.054
581-12065C103K	12065C103KAT2A	X7R	.01µF	50	10%	.18	.072	.043	4000	.031
581-12061C103J	12061C103JAT2A	X7R	.01µF	100	5%	.34	.215	.086	4000	.054
581-12061C103K	12061C103KAT2A	X7R	.01µF	100	10%	.27	.174	.079	4000	.056
581-12062C103J	12062C103JAT2A	X7R	.01µF	200	5%	.49	.268	.105	4000	.073
581-12062C103K	12062C103KAT2A	X7R	.01µF	200	10%	.24	.118	.056	4000	.052
581-12067C103K	12067C103KAT2A	X7R	.01µF	500	10%	1.16	.642	.439	2000	.278
581-12065C223K	12065C223KAT2A	X7R	.022µF	50	10%	.23	.124	.055	4000	.044
581-12061C223J	12061C223JAT2A	X7R	.022µF	100	5%	.34	.215	.086	4000	.054
581-12061C223K	12061C223KAT2A	X7R	.022µF	100	10%	.27	.174	.079	4000	.056

Style 1206 (Cont.)

For quantities greater than listed, call for quote.

MOUSER STOCK NO.	AVX Part No.	Temp. Coef.	Value (pF)	Volt	Tol. ±	Price Each 1	Price Each 100	Price Each 1000	Reel Qty	Price Per Piece
581-12065A4R7C	12065A4R7CAT2A	C0G	4.7	50	.25pF	.38	.223	.107	4000	.086
581-12065A5R6D	12065A5R6DAT2A	C0G	5.6	50	.5pF	.30	.159	.075	4000	.043
581-12065A100J	12065A100JAT2A	C0G	10	50	5%	.27	.107	.07	4000	.048
581-12061A100J	12061A100JAT2A	C0G	10	100	5%	.27	.103	.068	4000	.048
581-12065A150J	12065A150JAT2A	C0G	15	50	5%	.36	.128	.087	4000	.046
581-12061A180J	12061A180JAT2A	C0G	18	100	5%	.27	.103	.068	4000	.048
581-12061A220J	12061A220JAT2A	C0G	22	100	5%	.27	.103	.068	4000	.048
581-12062A220J	12062A220JAT2A	C0G	22	200	5%	.54	.26	.128	4000	.096
581-12061A270J	12061A270JAT2A	C0G	27	100	5%	.27	.103	.068	4000	.048
581-12065A330J	12065A330JAT2A	C0G	33	50	5%	.27	.107	.07	4000	.048
581-12061A330J	12061A330JAT2A	C0G	33	100	5%	.27	.103	.068	4000	.048

Style 1210

For quantities greater than listed, call for quote.

MOUSER STOCK NO.	AVX Part No.	Temp. Coef.	Value (pF)	Volt	Tol. ±	Price Each 1	Price Each 100	Price Each 1000	Reel Qty	Price Per Piece
581-12101A471J	12101A471JAT2A	C0G	470	100	5%	.24	.171	.097	4000	.067
581-12107A471J	12107A471JAT2A	C0G	470	500	5%	2.03	1.25	.492	2000	.439
581-12105A681J	12105A681JAT2A	C0G	680	50	5%	.24	.15	.08	4000	.067
581-12102A102K	12102A102KAT2A	C0G	1000	200	10%	.80	.696	.278	4000	.182
581-12107A102K	12107A102KAT2A	C0G	1000	500	10%	1.71	1.39	.556	2000	.342
581-12102A122K	12102A122KAT2A	C0G	1200	200	10%	.43	.321	.193	4000	.15
581-12102A152F	12102A152FAT2A	C0G	1500	200	1%	4.82	3.40	1.36	2000	.942
581-12101A222F	12101A222FAT2A	C0G	2200	100	1%	1.89	1.53	.61	4000	.353
581-12105A332J	12105A332JAT2A	C0G	3300	50	5%	.76	.449	.171	4000	.125
581-12107C102K	12107C102KAT2A	X7R	1000	500	10%	.67	.385	.278	4000	.21
581-12107C562K	12107C562KAT2A	X7R	5600	500	10%	.64	.417	.227	2000	.202
581-12101C103K	12101C103KAT2A	X7R	0.01µF	100	10%	.43	.353	.139	4000	.096
581-12102C103K	12102C103KAT2A	X7R	0.01µF	200	10%	.64	.289	.204	4000	.137
581-12107C103K	12107C103KAT2A	X7R	0.01µF	500	10%	1.07	.524	.364	4000	.216
581-12107C123K	12107C123KAT2A	X7R	0.012µF	500	10%	1.07	.524	.364	2000	.289
581-12107C153K	12107C153KAT2A	X7R	0.015µF	500	10%	2.34	1.66	.717	2000	.353
581-12107C183K	12107C183KAT2A	X7R	0.018µF	500	10%	2.34	1.66	.717	4000	.342
581-1210CC273K	1210CC273KA1ME	X7R	0.027µF	600	10%	.90	.696	.567	2000	.492
581-12102C473K	12102C473KAT2A	X7R	0.047µF	200	10%	.67	.342	.241	4000	.161
581-12101C563K	12101C563KAT2A	X7R	0.056µF	100	10%	.43	.353	.139	4000	.096
581-12101C823K	12101C823KAT2A	X7R	0.082µF	100	10%	.43	.353	.139	4000	.096
581-12102U181F	12102U181FAT2A	Z5U	180	200	1%	1.20	.492	.289	2000	.278

AVX CERAMIC CHIP CAPACITOR KITS

MOUSER STOCK NO.	Temp. Coef.	Volt	Tol. ±	Values	Price Each
581-0402CC-KIT (100 Pieces for ea. 39 values)	C0G	50V	±0.25 pF	0.5, 1.0, 1.5, 2.7, 3, 3.3, 3.9, 4.7, 5.6, 6.8	114.34
	C0G	50V	5%	10, 12, 15, 18, 22, 27, 33, 39, 47, 56, 68, 82, 100, 150	
	X5R	16V	10%	0.047µF, 0.1µF	
	X7R	16V	10%	0.01µF, 0.012µF, 0.22µF	
	X7R	25V	10%	4700	
	X7R	50V	10%	220, 270, 470, 560, 1000, 2200, 3300	
	X7R	50V	5%	1000	
	Y5V	16V	+80,-20	0.1µF	
581-0603CC-KIT (100 Pieces for ea. 37 values)	C0G	50V	5%	10, 18, 22, 27, 33, 39, 47, 68, 100, 150, 180, 220, 270, 330, 390, 470	122.01
	C0G	100V	5%	15	
	X5R	6.3	10%	2.2µF	
	X5R	10V	10%	1.0µF	
	X7R	10	10%	0.22µF, 680	
	X7R	16	5%	0.1µF	
	X7R	16	10%	0.1µF	
	X7R	25	10%	0.047µF	
	X7R	50	5%	1000	
	X7R	50	10%	1500, 2200, 3300, 4700, 6800, 10000,15000, 22000	
	X7R	50	5%	0.01µF	
	X7R	100	10%	100, 1000	
581-0805CC-KIT 50 Pieces for ea. 43 values)	C0G	50	±0.25 pF	1.0	105.16
	C0G	50	5%	10, 15, 18, 22, 27, 33, 39, 47, 56, 68, 80, 100, 120,150, 220, 270, 330, 470, 560, 680, 1000	
	X5R	6.3	10%	10µF	
	X5R	10V	10%	2.2µF, 3.3µF, 4.7µF,	
	X5R	25V	10%	1.0µF	
	X7R	25	10%	0.22µF, 0.33µF, 0.47µF,	
	X7R	50V	10%	1000, 1500, 2200, 3300, 4700, 10000, 15000, 22000, 33000, 47000, 0.1µF	
	X7R	50V	5%	0.1µF	
	Z5U	50	20%	0.1µF	

© Copyright 2013 Mouser Electronics

© Copyright 2013 Mouser Electronics

DIELECTRIC LABS High Q RF Microwave Capacitors

RoHS Compliant **This product is RoHS compliant.**

DLI is a specialist in tight tolerance, specialty high Q and high RF power Multi-Layer Capacitors (MLC). Our family of MLCs includes five highly stable ceramic material systems, an extensive combination of standard and non-magnetic finishes, leading and custom arrays, RoHS compliant terminations, and highly reliable lead-bearing platings. DLIs MLCs are used around the world in a host of ground-based and space-based critical communications systems where high reliability and high Q are absolute requirements.

Features:
- High Q
- Stable TC
- Low ESR
- High Self Resonance
- Low noise
- SMD Compatability

Specifications:
- Operating Range: -55°C to + 125°C
- Dilectric Material: Ultrastable Porcelain
- Dilectric Withstanding Voltage: 250% of WVDC for 5 seconds
- Insulation Resistance (MΩ Min): +25°C: 10^6
  +125°C: 10^5

Applications:
- DC Blocking
- Impedance Matching
- Bypass/Coupling
- Tuning & Feedback
- Amplifier Matching Networks
- High RF Power Circuits
- VCO Frequency Stabilization

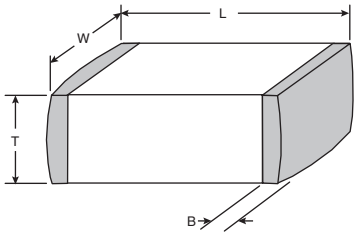

DIMENSIONS: in. (mm)

Size	L	W	T	B
C04	0.040±.004 (1.02±0.1)	0.020±.004 (.51±0.1)	0.024 (0.61)	0.008±0.004 (0.2±0.01)
C11	0.055+0.015 (1.40+0.381-0.254)	0.055±0.15 (1.40±0.381)	0.050 (1.27)	0.005-0.020 (0.130-0.050)
C06	0.063±0.009 (1.6±0.23)	t0.031±0.008 (0.80±0.20)	0.031 (0.80)	0.010+0.010-0.005 (0.254+0.254-0.127
C08	0.080±0.012 (2.0±0.30)	0.050±0.008 (1.27±0.20)	0.051 (1.3)	0.005-0.03 (0.13-0.75)
C17/18	0.110+0.020-0.010 (2.79+0.51-0.25)	0.110±0.015 (2.79±0.381)	0.100 (2.54)	0.015±0.10 (0.381±0.254)

C06 CAPACITORS - 0603 CASE SIZE

For quantities greater than listed, call for quote.

MOUSER STOCK NO.	Dielectric Lab. Part No.	Value (pF)	Volt.	Tol. (±)	Price Each 1	10	100
766-C06CF0R3B9ZNX1T	C06CF0R3B-9ZN-X1T	0.3	250	0.10pF	5.53	4.84	3.81
766-C06CF0R9B9ZNX1T	C06CF0R9B-9ZN-X1T	0.9	250	0.10pF	3.23	2.84	2.23
766-C06CF1R0B9ZNX1T	C06CF1R0B-9ZN-X1T	1	250	0.10pF	3.23	2.84	2.23
766-C06CF1R2B9ZNX1T	C06CF1R2B-9ZN-X1T	1.2	250	0.10pF	3.23	2.84	2.23
766-C06CF1R5B9ZNX1T	C06CF1R5B-9ZN-X1T	1.5	250	0.10pF	3.23	2.84	2.23
766-C06CF2R0B9ZNX1T	C06CF2R0B-9ZN-X1T	2	250	0.10pF	3.23	2.84	2.23
766-C06CF2R7B9ZNX1T	C06CF2R7B-9ZN-X1T	2.7	250	0.10pF	3.23	2.84	2.23
766-C06CF3R3B9ZNX1T	C06CF3R3B-9ZN-X1T	3.3	250	0.10pF	2.46	2.16	1.69
766-C06CF3R9B9ZNX1T	C06CF3R9B-9ZN-X1T	3.9	250	0.10pF	3.24	2.84	2.23
766-C06CF4R7B9ZNX1T	C06CF4R7B-9ZN-X1T	4.7	250	0.10pF	3.45	3.02	2.36
766-C06CF5R6B9ZNX1T	C06CF5R6B-9ZN-X1T	5.6	250	0.10pF	3.45	3.02	2.36
766-C06CF6R8B9ZNX1T	C06CF6R8B-9ZN-X1T	6.8	250	0.10pF	3.45	3.02	2.36
766-C06CF9R1B9ZNX1T	C06CF9R1B-9ZN-X1T	9.1	250	0.10pF	3.45	3.02	2.36
766-C06CF120J9ZNX1T	C06CF120J-9ZN-X1T	12	250	5%	2.46	2.15	1.69
766-C06CF300J9ZNX1T	C06CF300J-9ZN-X1T	30	250	5%	3.23	2.82	2.23
766-C06CF330J9ZNX1T	C06CF330J-9ZN-X1T	33	250	5%	2.46	2.15	1.69

C11 CAPACITORS - 0505 CASE SIZE

For quantities greater than listed, call for quote.

MOUSER STOCK NO.	Dielectric Lab. Part No.	Value (pF)	Volt.	Tol. (±)	Price Each 1	10	100
766-C11CF0R2B9ZNX1T	C11CF0R2B-9ZN-X1T	0.2	250	0.10pF	4.04	3.53	2.78
766-C11CF0R3B9ZNX1T	C11CF0R3B-9ZN-X1T	0.3	250	0.10pF	4.04	3.53	2.78
766-C11CF0R4B9ZNX1T	C11CF0R4B-9ZN-X1T	0.4	250	0.10pF	4.04	3.53	2.78
766-C11CF0R5B9ZNX1T	C11CF0R5B-9ZN-X1T	0.5	250	0.10pF	4.04	3.53	2.78
766-C11CF0R7B9ZNX1T	C11CF0R7B-9ZN-X1T	0.7	250	0.10pF	4.04	3.53	2.78
766-C11CF0R9B9ZNX1T	C11CF0R9B-9ZN-X1T	0.9	250	0.10pF	2.63	2.30	1.81
766-C11CF1R0B9ZNX1T	C11CF1R0B-9ZN-X1T	1	250	0.10pF	2.63	2.30	1.81
766-C11CF1R2B9ZNX1T	C11CF1R2B-9ZN-X1T	1.2	250	0.10pF	2.63	2.30	1.81
766-C11CF1R5B9ZNX1T	C11CF1R5B-9ZN-X1T	1.5	250	0.10pF	2.63	2.30	1.81
766-C11CF2R0B9ZNX1T	C11CF2R0B-9ZN-X1T	2	250	0.10pF	2.63	2.30	1.81
766-C11CF2R2B9ZNX1T	C11CF2R2B-9ZN-X1T	2.2	250	0.10pF	2.63	2.30	1.81
766-C11CF2R7B9ZNX1T	C11CF2R7B-9ZN-X1T	2.7	250	0.10pF	2.63	2.30	1.81
766-C11CF3R3B9ZNX1T	C11CF3R3B-9ZN-X1T	3.3	250	0.10pF	2.63	2.30	1.81
766-C11CF3R9B9ZNX1T	C11CF3R9B-9ZN-X1T	3.9	250	0.10pF	2.76	2.42	1.89
766-C11CF4R7B9ZNX1T	C11CF4R7B-9ZN-X1T	4.7	250	0.10pF	3.62	3.17	2.48
766-C11CF5R6B9ZNX1T	C11CF5R6B-9ZN-X1T	5.6	250	0.10pF	2.76	2.42	1.89
766-C11CF6R8B9ZNX1T	C11CF6R8B-9ZN-X1T	6.8	250	0.10pF	2.76	2.42	1.89
766-C11CF8R2B9ZNX1T	C11CF8R2B-9ZN-X1T	8.2	250	0.10pF	2.76	2.42	1.89
766-C11CF9R1B9ZNX1T	C11CF9R1B-9ZN-X1T	9.1	250	0.10pF	2.76	2.42	1.89
766-C11CF100J9ZNX1T	C11CF100J-9ZN-X1T	10	250	5%	2.25	1.97	1.54
766-C11CF110J9ZNX1T	C11CF110J-9ZN-X1T	11	250	5%	2.25	1.97	1.54
766-C11CF270J9ZNX1T	C11CF270J-9ZN-X1T	27	250	5%	2.33	2.04	1.61
766-C11CF330J-9ZNX1T	C11CF330J-9ZN-X1T	33	200	5%	2.33	2.04	1.61

C04, C06, & C08 BROADBAND BLOCKS - 0402, 0603, 0805 CASE SIZES

See table for dimensions.

For quantities greater than listed, call for quote.

MOUSER STOCK NO.	Dielectric Lab. Part No.	Value (pF)	Volt.	Frequency Range	Price Each 1	10	100
766-C04BL121X5SNX0T	C04BL121X-5SN-X0T	120	50	5MHz-30GHz	3.27	2.87	2.26
766-C06BL851X5UNX0T	C06BL851X-5UN-X0T	850	50	2MHz-30GHz	3.49	3.05	2.40
766-C06BL851X5ZNX0T	C06BL851X-5ZN-X0T	850	50	2MHz-30GHz	3.08	2.96	2.35
766-C08BL242X5SNX0T	C08BL242X-5SN-X0T	2400	50	1MHz-20GHz	3.57	3.12	2.45
766-C08BL242X5ZNX0T	C08BL242X-5ZN-X0T	2400	50	1MHz-20GHz	3.17	2.76	2.19

C17 CAPACITORS - 1111 CASE SIZE

For quantities greater than listed, call for quote.

MOUSER STOCK NO.	Dielectric Lab. Part No.	Value (pF)	Volt.	Tol. (±)	Price Each 1	10	100
766-C17CF3R3B7ZNX1T	C17CF3R3B-7ZN-X1T	3.3	1000	0.10pF	5.15	4.50	3.54
766-C17CF6R8B7ZNX1T	C17CF6R8B-7ZN-X1T	6.8	1000	0.10pF	5.15	4.50	3.54
766-C17CF110J7ZNX1T	C17CF110J-7ZN-X1T	11	1000	5%	4.00	3.50	2.75
766-C17CF120J7ZNX1T	C17CF120J-7ZN-X1T	12	1000	5%	4.00	3.50	2.75
766-C17CF270J7ZNX1T	C17CF270J-7ZN-X1T	27	1000	5%	4.38	3.83	3.01
766-C17CF300J7ZNX1T	C17CF300J-7ZN-X1T	30	1000	5%	4.38	3.83	3.01
766-C17CF330J7ZNX1T	C17CF330J-7ZN-X1T	33	1000	5%	4.38	3.83	3.01

C18 CAPACITORS - 1111 CASE SIZE EXTENDED VOLTAGE RANGE

For quantities greater than listed, call for quote.

MOUSER STOCK NO.	Dielectric Lab. Part No.	Value (pF)	Volt.	Tol. (±)	Price Each 1	10	100
766-C18CF0R5BGZNX1T	C18CF0R5B-GZN-X1T	0.5	2000	0.1pF	5.86	5.08	4.07
766-C18CF1R2BGZNX1T	C18CF1R2B-GZN-X1T	1.2	2000	0.1pF	4.90	4.25	3.39
766-C18CF2R2BGZNX1T	C18CF2R2B-GZN-X1T	2.2	2000	0.1pF	5.14	4.45	3.56
766-C18CF3R3BGZNX1T	C18CF3R3B-GZN-X1T	3.3	2000	0.1pF	5.14	4.52	3.56
766-C18CF3R9BGZNX1T	C18CF3R9B-GZN-X1T	3.9	2000	0.1pF	5.14	4.52	3.56
766-C18CF130JGZNX1T	C18CF130J-GZN-X1T	12	2000	5%	4.37	3.85	3.02
766-C18CF160JGZNX1T	C18CF160J-GZN-X1T	16	2000	5%	4.37	3.85	3.02
766-C18CF180JGZNX1T	C18CF180J-GZN-X1T	18	2000	5%	4.37	3.85	3.02
766-C18CF390JGZNX1T	C18CF390J-GZN-X1T	39	2000	5%	4.38	3.85	3.03
766-C18CF470JGZNX1T	C18CF470J-GZN-X1T	47	2000	5%	4.90	4.25	3.39
766-C18CF510JGZNX1T	C18CF510J-GZN-X1T	51	2000	5%	4.90	4.25	3.39
766-C18CF680JGZNX1T	C18CF680J-GZN-X1T	68	2000	5%	4.90	4.25	3.39
766-C18CF560JGZNX1T	C18CF560J-GZN-X1T	561	2000	5%	4.90	4.25	3.39

© Copyright 2013 Mouser Electronics
© Copyright 2013 Mouser Electronics

KEMET Automotive Multilayer Ceramic Chip Capacitors

The Capacitance Company
KEMET
CHARGED.

RoHS Compliant **This product is RoHS compliant.**

Features:
- Operating temperature range: -55°C to +125°C
- AEC Q200 automotive qualified
- Temperature stable dielectric
- Non-polar device, minimizing installation concerns
- 100% pure matte tin-plated termination finish allowing for excellent solderability

Applications:
- Decoupling
- Bypass
- Filtering
- Transient voltage suppression

RoHS Compliant

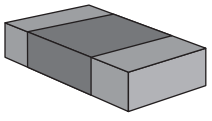

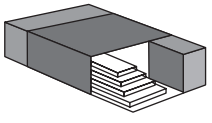

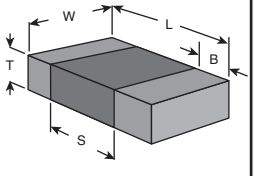

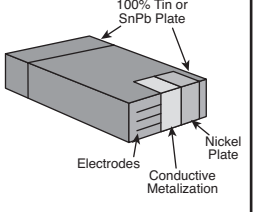

EIA Size Code	Metric Size Code	L Length	W Width	T Thickness	B Bandwidth	S Separation Min.	Mounting Technique
0402	1005	1.00(.40) ± 0.05(.002)	0.50(.20) ± 0.05(.002)	0.50 ± 0.05	0.30(.012) ± 0.10(.004)	0.30(.012)	Solder reflow only
0603	1608	1.60(.063) ± 0.15(.006)	0.80(.032) ± 0.15(.006)	0.80 ± 0.07	0.35(.014) ± 0.15(.006)	0.70(.028)	Solder wave or solder reflow
0805	2012	2.00(.079) ± 0.20 (.008)	1.25(.049) ± 0.20(.008)	0.78 ± 0.10	0.50(0.02) ± 0.25(.010)	0.75(.030)	Solder wave or solder reflow
1206	3216	3.20(.126) ± 0.20(.008)	1.60(.063) ± 0.20(.008)	0.78 ± 0.10	0.50(0.02) ± 0.25(.010)	N/A	Solder reflow only
1210	3225	3.20(.126) ± 0.20(.008)	2.50(.098) ± 0.20(.008)	2.50 ± 0.20	0.50(0.02) ± 0.25(.010)	N/A	Solder reflow only

STANDARD MODE

For quantities greater than listed, call for quote.

MOUSER STOCK NO.	KEMET Part No.	Case Size	Value (pF)	Temperature Coefficient	Tol. ±	Price Each 1	50	100	500	Reel Qty.	Price Per Piece
10 Volts											
80-C0805C105K8RAUTO	C0805C105K8RACAUTO	0805	1uF	X7R	10%	.17	.107	.073	.064	4000	.043
80-C1206C106K8RAUTO	C1206C106K8RACAUTO	1206	10uF	X7R	10%	.58	.342	.233	.212	2000	.138
16 Volts											
80-C0402C104K4RAUTO	C0402C104K4RACAUTO	0402	0.1uF	X7R	10%	.13	.076	.054	.044	10000	.027
80-C0603C104K4RAUTO	C0603C104K4RACAUTO	0603	0.1uF	X7R	10%	.11	.047	.032	.028	4000	.016
80-C0805C105K4RAUTO	C0805C105K4RACAUTO	0805	1uF	X7R	10%	.13	.076	.052	.044	4000	.028
80-C1206C106K4RAUTO	C1206C106K4RACAUTO	1206	10uF	X7R	10%	.41	.249	.165	.15	2000	.106
25 Volts											
80-C0402C821K3RAUTO	C0402C821K3RACAUTO	0402	820	X7R	10%	.45	.375	.289	.214	10000	.096
80-C0603C104K3RAUTO	C0603C104K3RACAUTO	0603	0.1uF	X7R	20%	.11	.049	.034	.028	4000	.018
80-C0805C473J3GAUTO	C0805C473J3GACAUTO	0805	0.047uF	C0G	5%	.87	.492	.396	.30	2500	.197
80-C0805C224K3RAUTO	C0805C224K3RACAUTO	0805	0.22uF	X7R	10%	.15	.091	.063	.052	4000	.033
80-C0805C474K3RAUTO	C0805C474K3RACAUTO	0805	0.47uF	X7R	10%	.26	.146	.097	.086	4000	.06
80-C1206C105K3RAUTO	C1206C105K3RACAUTO	1206	1uF	X7R	10%	.18	.112	.076	.067	2000	.049
50 Volts											
80-C0603C220J5GAUTO	C0603C220J5GACAUTO	0603	22	C0G	5%	.11	.05	.035	.029	4000	.018
80-C0603C470J5GAUTO	C0603C470J5GACAUTO	0603	47	C0G	5%	.11	.047	.033	.028	4000	.017
80-C0603C101J5GAUTO	C0603C101J5GACAUTO	0603	100	C0G	5%	.11	.051	.035	.03	4000	.018
80-C0603C181J5GAUTO	C0603C181J5GACAUTO	0603	180	C0G	5%	.11	.055	.037	.031	4000	.02
80-C0603C221J5GAUTO	C0603C221J5GACAUTO	0603	220	C0G	5%	.11	.052	.036	.03	4000	.019
80-C0603C331J5GAUTO	C0603C331J5GACAUTO	0603	330	C0G	5%	.11	.054	.036	.031	4000	.019
80-C0603C471J5GAUTO	C0603C471J5GACAUTO	0603	470	C0G	5%	.11	.055	.039	.032	4000	.02
80-C0603C102K5RAUTO	C0603C102K5RACAUTO	0603	1000	X7R	10%	.11	.048	.033	.028	4000	.017
80-C0603C102M5RAUTO	C0603C102M5RACAUTO	0603	1000	X7R	20%	.16	.098	.058	.054	4000	.041
80-C0603C222K5RAUTO	C0603C222K5RACAUTO	0603	2200	X7R	10%	.11	.051	.035	.03	4000	.024
80-C0603C332K5RAUTO	C0603C332K5RACAUTO	0603	3300	X7R	10%	.11	.054	.036	.031	4000	.019
80-C0603C472K5RAUTO	C0603C472K5RACAUTO	0603	4700	X7R	10%	.11	.046	.032	.027	4000	.017
80-C0603C473K5RAUTO	C0603C473K5RACAUTO	0603	0.047uF	X7R	10%	.11	.06	.042	.034	4000	.022
80-C0603C103K5RAUTO	C0603C103K5RACAUTO	0603	0.01uF	X7R	10%	.11	.046	.031	.027	4000	.016
80-C0603C103M5RAUTO	C0603C103M5RACAUTO	0603	0.01uF	X7R	20%	.11	.048	.033	.028	4000	.017
80-C0603C104J5RAUTO	C0603C104J5RACAUTO	0603	0.1uF	X7R	5%	.47	.247	.203	.148	4000	.098
80-C0603C104K5RAUTO	C0603C104K5RACAUTO	0603	0.1uF	X7R	10%	.11	.066	.046	.039	4000	.025
80-C0805C101J5GAUTO	C0805C101J5GACAUTO	0805	100	C0G	5%	.11	.054	.037	.031	4000	.019
80-C0805C221J5GAUTO	C0805C221J5GACAUTO	0805	220	C0G	5%	.12	.068	.047	.04	4000	.026
80-C0805C471J5GAUTO	C0805C471J5GACAUTO	0805	470	C0G	5%	.12	.073	.05	.042	4000	.027
80-C0805C102K5RAUTO	C0805C102K5RACAUTO	0805	1000	X7R	10%	.11	.049	.034	.029	4000	.018
80-C0805C222K5RAUTO	C0805C222K5RACAUTO	0805	2200	X7R	10%	.11	.051	.035	.03	4000	.019
80-C0805C223K5RAUTO	C0805C223K5RACAUTO	0805	0.022uF	X7R	10%	.11	.063	.044	.036	4000	.024
80-C0805C473K5RAUTO	C0805C473K5RACAUTO	0805	0.047uF	X7R	10%	.11	.06	.042	.034	4000	.022
80-C0805C334K5RAUTO	C0805C334K5RACAUTO	0805	0.33uF	X7R	10%	.74	.428	.342	.259	4000	.158
80-C0805C474K5RAUTO	C0805C474K5RACAUTO	0805	0.47uF	X7R	10%	.26	.146	.097	.086	2500	.064
80-C0805C103K5RAUTO	C0805C103K5RACAUTO	0805	0.01uF	X7R	10%	.11	.047	.033	.028	4000	.017
80-C0805C104K5RAUTO	C0805C104K5RACAUTO	0805	0.1uF	X7R	10%	.11	.057	.039	.032	4000	.02
80-C1206C332J5GAUTO	C1206C332J5GACAUTO	1206	3300	C0G	5%	.49	.278	.225	.165	4000	.086
80-C1206C103K5RAUTO	C1206C103K5RACAUTO	1206	0.01uF	X7R	10%	.14	.086	.058	.051	4000	.034
80-C1206C104K5RAUTO	C1206C104K5RACAUTO	1206	0.1uF	X7R	10%	.12	.067	.047	.039	4000	.025
80-C1206C225K5RAUTO	C1206C225K5RACAUTO	1206	2.2uF	X7R	10%	1.13	.77	.61	.46	2000	.289
80-C1210C224K5RAUTO	C1210C224K5RACAUTO	1210	0.22uF	X7R	10%	.39	.204	.168	.122	4000	.081
80-C1210C105M5RAUTO	C1210C105M5RACAUTO	1210	1uF	X7R	20%	.60	.482	.46	.407	2000	.353
80-C1210C225K5RAUTO	C1210C225K5RACAUTO	1210	2.2uF	X7R	10%	1.35	.91	.717	.535	2500	.342
80-C1210C475K5RAUTO	C1210C475K5RACAUTO	1210	47uF	X7R	10%	.82	.492	.332	.30	1000	.209
100 Volts											
80-C0603C221K1RAUTO	C0603C221K1RACAUTO	0603	220	X7R	10%	.36	.235	.193	.137	4000	.08
80-C0603C102K1RAUTO	C0603C102K1RACAUTO	0603	1000	X7R	10%	.36	.168	.15	.098	4000	.068
80-C0805C102K1RAUTO	C0805C102K1RACAUTO	0805	1000	X7R	10%	.15	.089	.062	.051	4000	.033
80-C1206C104K1RAUTO	C1206C104K1RACAUTO	1206	0.1uF	X7R	10%	.21	.12	.08	.071	4000	.049
80-C1210C105K1RAUTO	C1210C105K1RACAUTO	1210	1uF	X7R	10%	1.27	1.12	.749	.663	2000	.428
200 Volts											
80-C0805C101K2GAUTO	C0805C101K2GACAUTO	0805	100	C0G	10%	.32	.152	.135	.089	4000	.062
80-C0805C102K2RAUTO	C0805C102K2RACAUTO	0805	1000	X7R	10%	.30	.182	.12	.109	4000	.073
80-C0805C103K2RAUTO	C0805C103K2RACAUTO	0805	0.01uF	X7R	10%	.34	.182	.15	.109	4000	.073
80-C1206C473K2RAUTO	C1206C473K2RACAUTO	1206	0.047uF	X7R	10%	1.77	1.41	1.14	.824	2500	.385

OPEN MODE

For quantities greater than listed, call for quote.

50 Volts											
80-C0805F473K5RAUTO	C0805F473K5RACAUTO	0805	0.047uF	X7R	10%	.42	.246	.139	.135	4000	.105
80-C0805F104K5RAUTO	C0805F104K5RACAUTO	0805	0.1uF	X7R	10%	.59	.353	.203	.193	2500	.15
80-C0805F104M5RAUTO	C0805F104M5RACAUTO	0805	0.1uF	X7R	20%	.59	.353	.203	.193	2500	.15
100 Volts											
80-C1206F104K1RAUTO	C1206F104K1RACAUTO	1206	0.1uF	X7R	10%	.50	.31	.204	.186	4000	.124

FLOATING ELECTRODE

For quantities greater than listed, call for quote.

100 Volts											
80-C0805F473K5RAUTO	C0805F473K5RACAUTO	0805	0.047uF	X7R	10%	.42	.246	.139	.135	4000	.105

FLEXIBLE TERMINATION

For quantities greater than listed, call for quote.

50 Volts											
80-C0603X471J5RAUTO	C0603X471J5RACAUTO	0603	470	X7R	5%	.38	.30	.246	.193	4000	.118
80-C0603X104J5RAUTO	C0603X104J5RACAUTO	0603	0.1uF	X7R	5%	.58	.304	.25	.182	4000	.121
80-C1210X475K5RAUTO	C1210X475K5RACAUTO	1210	4.7uF	X7R	10%	1.97	1.42	1.14	.856	1000	.594

© Copyright 2013 Mouser Electronics
© Copyright 2013 Mouser Electronics

KEMET Ceramic Chip Capacitors

RoHS Compliant This product is RoHS compliant.

The Capacitance Company KEMET CHARGED. TIN/LEAD TERMINATION CERAMIC CHIP CAPACITORS

KEMET's line of Tin/Lead termination commercial MLCC surface mount capacitors are designed to meet the needs of the commercial, high reliability, where Tin/Lead plating is required. KEMET's Tin/Lead elec-troplating process is designed to meet a 5% minimum lead content in the termination of the component. As the bulk of the electronics industry marches to RoHS compliance it is important that KEMET provide the Tin/Lead terminated products for our valued high reliability customers.

EIA Size Code	Metric Size Code (Ref only)	DIMENSIONS: mm (in.) L Length	W Width	B Bandwidth	S Min. Separation	Mounting Technique
0402	1005	1.0 (.04)	0.5 (.02)	0.20 (0.008)	0.3 (.012)	Solder Reflow
0603	1608	1.6 (.063)	0.8 (.032)	0.35 (.014)	0.7 (.028)	Solder Wave or Solder Reflow
0805	2012	2.0 (.079)	1.25 (.049)	0.5 (.02)	0.75 (.030)	
1206	3216	3.2 .126)	1.6 (.063)	0.5 (.02)	N/A	

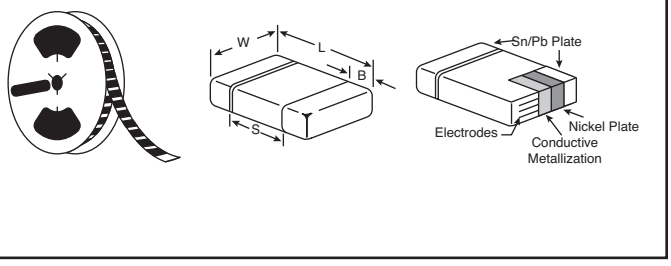

For quantities greater than listed, call for quote.

MOUSER STOCK NO.	KEMET Part No.	Value (pF)	Volt.	Tol. (+/-)	Price Each 1	Price Each 100	Qty. per Reel	Price Each
Style 0402 C0G								
80-C0402C100J5GAL	C0402C100J5GALTU	10	50	5%	.66	.396	10000	.128
80-C0402C390J5GAL	C0402C390J5GALTU	39	50	5%	.90	.449	10000	.30
80-C0402C470J5GAL	C0402C470J5GALTU	47	50	5%	.90	.449	10000	.30
Style 0402 X7R								
80-C0402C221K5RAL	C0402C221K5RALTU	220	50	10%	.79	.471	10000	.15
80-C0402C821J8RAL	C0402C821J8RALTU	820	10	5%	.66	.503	10000	.225
80-C0402C222K5RAL	C0402C222K5RALTU	2200	50	10%	.79	.471	10000	.15
80-C0402C103J9RAL	C0402C103J9RALTU	10000	6.3	5%	1.12	.385	10000	.181
80-C0402C103K5RAL	C0402C103K5RALTU	10000	50	10%	.32	.268	10000	.086
80-C0402C223K8RAL	C0402C223K8RALTU	22000	10	10%	.79	.471	10000	.15
80-C0402C223K4RAL	C0402C223K4RALTU	22000	16	10%	1.01	.503	10000	.332
80-C0402C333K8RAL	C0402C333K8RALTU	33000	10	10%	.79	.471	10000	.15
80-C0402C683K4RAL	C0402C683K4RALTU	68000	16	10%	1.01	.503	10000	.332
80-C0402C104K4RAL	C0402C104K4RALTU	0.1µF	16	10%	.54	.271	10000	.117
Style 0603 C0G								
80-C0603C339K1GAL	C0603C339K1GALTU	3.3	100	10%	.79	.471	4000	.182
80-C0603C100J5GAL	C0603C100J5GALTU	10	50	5%	.32	.268	4000	.118
80-C0603C100K5GAL	C0603C100K5GALTU	10	50	10%	.44	.321	4000	.171
80-C0603C100K1GAL	C0603C100K1GALTU	10	100	10%	.41	.246	4000	.088
80-C0603C180J5GAL	C0603C180J5GALTU	18	50	5%	.32	.268	4000	.118
80-C0603C430J5GAL	C0603C430J5GALTU	43	50	5%	.44	.321	4000	.203
80-C0603C560J5GAL	C0603C560J5GALTU	56	50	5%	.32	.268	4000	.161
80-C0603C820K5GAL	C0603C820K5GALTU	82	50	10%	.44	.321	4000	.171
80-C0603C101J5GAL	C0603C101J5GALTU	100	50	5%	.64	.309	4000	.143
80-C0603C101K5GAL	C0603C101K5GALTU	100	50	10%	.44	.321	4000	.171
80-C0603C221J5GAL	C0603C221J5GALTU	220	50	5%	.32	.268	4000	.095
80-C0603C221K1GAL	C0603C221K1GALTU	220	100	10%	.56	.353	4000	.139
80-C0603C471K5GAL	C0603C471K5GALTU	470	50	10%	.93	.631	4000	.247
80-C0603C102J5GAL	C0603C102J5GALTU	1000	50	5%	.66	.428	4000	.171
Style 0603 X5R								
80-C0603C105K4PAL	C0603C105K4PALTU	1.0µF	16	10%	7.68	6.79	4000	4.59
Style 0603 X7R								
80-C0603C221K5RAL	C0603C221K5RALTU	220	50	10%	.56	.353	4000	.139
80-C0603C471K4RAL	C0603C471K4RALTU	470	16	10%	.56	.353	4000	.139
80-C0603C102K3RAL	C0603C102K3RALTU	1000	25	10%	.56	.353	4000	.139
80-C0603C102K5RAL	C0603C102K5RALTU	1000	50	10%	.38	.258	4000	.143
80-C0603C152K5RAL	C0603C152K5RALTU	1500	50	10%	.56	.353	4000	.139
80-C0603C222K3RAL	C0603C222K3RALTU	2200	25	10%	.56	.353	4000	.139
80-C0603C332K5RAL	C0603C332K5RALTU	3300	50	10%	.56	.353	4000	.139
80-C0603C472J9RAL	C0603C472J9RALTU	4700	6.3	5%	.62	.407	4000	.235
80-C0603C682K1RAL	C0603C682K1RALTU	6800	100	10%	.64	.385	4000	.109
80-C0603C822J5RAL	C0603C822J5RALTU	8200	50	5%	1.01	.503	4000	.214
80-C0603C103J8RAL	C0603C103J8RALTU	10000	10	5%	.63	.407	4000	.235
80-C0603C103K8RAL	C0603C103K8RALTU	10000	10	10%	.32	.268	4000	.118
80-C0603C103K4RAL	C0603C103K4RALTU	10000	16	10%	.32	.268	4000	.118
80-C0603C103K3RAL	C0603C103K3RALTU	10000	25	10%	.32	.268	4000	.118
80-C0603C103K5RAL	C0603C103K5RALTU	10000	50	10%	.64	.312	4000	.144
80-C0603C153K5RAL	C0603C153K5RALTU	15000	50	10%	.67	.407	4000	.229
80-C0603C223K1RAL	C0603C223K1RALTU	22000	100	10%	.64	.385	4000	.117
80-C0603C273J5RAL	C0603C273J5RALTU	27000	50	5%	.69	.417	4000	.171
80-C0603C273K1RAL	C0603C273K1RALTU	27000	100	10%	.64	.385	4000	.117
80-C0603C473K3RAL	C0603C473K3RALTU	47000	25	10%	.61	.471	4000	.207
80-C0603C473K5RAL	C0603C473K5RALTU	47000	50	10%	.61	.471	4000	.207
80-C0603C104K4RAL	C0603C104K4RALTU	0.1µF	16	10%	.50	.34	4000	.189
80-C0603C104K3RAL	C0603C104K3RALTU	0.1µF	25	10%	.49	.332	4000	.185
80-C0603C104K5RAL	C0603C104K5RALTU	0.1µF	50	10%	.87	.403	4000	.186
80-C0603C334K9RAL	C0603C334K9RALTU	0.33µF	6.3	10%	.98	.589	4000	.246
80-C0603C334K4RAL	C0603C334K4RALTU	0.33µF	16	10%	.98	.589	4000	.246
Style 0805 C0G								
80-C0805C100J5GAL	C0805C100J5GALTU	10	50	5%	.35	.289	4000	.086
80-C0805C120J5GAL	C0805C120J5GALTU	12	50	5%	.35	.289	4000	.086
80-C0805C150J5GAL	C0805C150J5GALTU	15	50	5%	.35	.289	4000	.086
80-C0805C300K5GAL	C0805C300K5GALTU	30	50	10%	.40	.321	4000	.096
80-C0805C101J1GAL	C0805C101J1GALTU	100	100	5%	.33	.278	4000	.15
80-C0805C151J5GAL	C0805C151J5GALTU	150	50	5%	.24	.161	4000	.054

© Copyright 2013 Mouser Electronics

For quantities greater than listed, call for quote.

MOUSER STOCK NO.	KEMET Part No.	Value (pF)	Volt.	Tol. (+/-)	Price Each 1	Price Each 100	Qty. per Reel	Price Each
Style 0805 C0G (Cont.)								
80-C0805C151J1GAL	C0805C151J1GALTU	150	100	5%	.25	.214	4000	.064
80-C0805C391J5GAL	C0805C391J5GALTU	390	50	5%	.19	.182	4000	.161
80-C0805C471J5GAL	C0805C471J5GALTU	470	50	5%	.27	.214	4000	.075
80-C0805C122J3GAL	C0805C122J3GALTU	1200	25	5%	.42	.246	4000	.096
80-C0805C152J5GAL	C0805C152J5GALTU	1500	50	5%	.49	.289	4000	.171
80-C0805C182K5GAL	C0805C182K5GALTU	1800	50	10%	.42	.257	4000	.088
Style 0805 X7R								
80-C0805C331K5RAL	C0805C331K5RALTU	330	50	10%	.54	.321	4000	.128
80-C0805C391J5RAL	C0805C391J5RALTU	390	50	5%	.54	.332	4000	.139
80-C0805C821K2RAL	C0805C821K2RALTU	820	200	10%	.57	.342	4000	.171
80-C0805C102J5RAL	C0805C102J5RALTU	1000	50	5%	.61	.364	4000	.15
80-C0805C102K5RAL	C0805C102K5RALTU	1000	50	10%	.41	.246	4000	.112
80-C0805C102K2RAL	C0805C102K2RALTU	1000	200	10%	.57	.342	4000	.171
80-C0805C152K5RAL	C0805C152K5RALTU	1500	50	10%	.41	.246	4000	.112
80-C0805C472K5RAL	C0805C472K5RALTU	4700	50	10%	.41	.246	4000	.112
80-C0805C103K5RAL	C0805C103K5RALTU	10000	50	10%	.64	.316	4000	.147
80-C0805C103K1RAL	C0805C103K1RALTU	10000	100	10%	.49	.289	4000	.118
80-C0805C103K2RAL	C0805C103K2RALTU	10000	200	10%	.57	.342	4000	.171
80-C0805C183K1RAL	C0805C183K1RALTU	18000	100	10%	.31	.257	4000	.088
80-C0805C223K3RAL	C0805C223K3RALTU	22000	25	10%	.49	.289	4000	.171
80-C0805C223J1RAL	C0805C223J1RALTU	22000	100	5%	.77	.503	4000	.193
80-C0805C333K1RAL	C0805C333K1RALTU	33000	100	10%	.51	.31	4000	.128
80-C0805C473K1RAL	C0805C473K1RALTU	47000	100	10%	.51	.31	4000	.128
80-C0805C473K2RAL	C0805C473K2RALTU	47000	200	10%	.57	.342	4000	.171
80-C0805C563J1RAL	C0805C563J1RALTU	56000	100	5%	.78	.471	4000	.31
80-C0805C683K5RAL	C0805C683K5RALTU	68000	50	10%	.40	.396	4000	.161
80-C0805C823K1RAL	C0805C823K1RALTU	82000	100	10%	.51	.31	2500	.128
80-C0805C104K3RAL	C0805C104K3RALTU	0.1µF	25	10%	.77	.503	4000	.193
80-C0805C104K5RAL	C0805C104K5RALTU	0.1µF	50	10%	.64	.326	4000	.14
80-C0805C104J1RAL	C0805C104J1RALTU	0.1µF	100	5%	.78	.471	4000	.31
80-C0805C104K1RAL	C0805C104K1RALTU	0.1µF	100	10%	.42	.181	4000	.088
80-C0805C124K3RAL	C0805C124K3RALTU	0.12µF	25	10%	.93	.556	4000	.235
80-C0805C224K5RAL	C0805C224K5RALTU	0.22µF	50	10%	1.32	.792	4000	.524
80-C0805C274K3RAL	C0805C274K3RALTU	0.27µF	25	10%	1.39	.835	4000	.556
80-C0805C394K3RAL	C0805C394K3RALTU	0.39µF	25	10%	1.65	.824	2500	.364
80-C0805C474K3RAL	C0805C474K3RALTU	0.47µF	25	10%	1.53	1.03	2500	.31
80-C0805C105K8RAL	C0805C105K8RALTU	1µF	10	10%	.79	.59	2500	.351
80-C0805C105K4RAL	C0805C105K4RALTU	1µF	16	10%	1.16	.674	2500	.375
80-C0805C105K3RAL	C0805C105K3RALTU	1µF	25	10%	1.97	1.16	2500	.674
80-C0805C155K4RAL	C0805C155K4RALTU	1.5µF	16	10%	.90	.663	2500	.278
80-C0805C225K9RAL	C0805C225K9RALTU	2.2µF	6.3	10%	.92	.92	2500	.685
80-C0805C225K4RAL	C0805C225K4RALTU	2.2µF	16	10%	.90	.663	2500	.396
Style 1206 C0G								
80-C1206C471J5GAL	C1206C471J5GALTU	470	50	5%	.84	.546	4000	.166
80-C1206C332J5GAL	C1206C332J5GALTU	3300	50	5%	.60	.449	4000	.193
Style 1206 X7R								
80-C1206C222K2RAL	C1206C222K2RALTU	2200	200	10%	.64	.375	4000	.15
80-C1206C562J2RAL	C1206C562J2RALTU	5600	200	5%	.90	.535	4000	.225
80-C1206C682K2RAL	C1206C682K2RALTU	6800	200	10%	.64	.375	4000	.15
80-C1206C103K2RAL	C1206C103K2RALTU	10000	200	10%	.64	.375	4000	.15
80-C1206C683K5RAL	C1206C683K5RALTU	68000	50	10%	.56	.332	4000	.139
80-C1206C104K5RAL	C1206C104K5RALTU	0.1µF	50	10%	.75	.357	4000	.166
80-C1206C104K2RAL	C1206C104K2RALTU	0.1µF	200	10%	.98	.589	2500	.246
80-C1206C224K3RAL	C1206C224K3RALTU	0.22µF	25	10%	1.13	.685	4000	.289
80-C1206C224K5RAL	C1206C224K5RALTU	0.22µF	50	10%	.73	.674	4000	.482
80-C1206C564K8RAL	C1206C564K8RALTU	0.56µF	10	10%	1.50	.899	2500	.321
80-C1206C684K5RAL	C1206C684K5RALTU	0.68µF	50	10%	2.12	1.27	2500	.524
80-C1206C105K3RAL	C1206C105K3RALTU	1µF	25	10%	1.12	.942	2000	.385
80-C1206C105K5RAL	C1206C105K5RALTU	1µF	50	10%	1.20	.64	2500	.309
80-C1206C225K3RAL	C1206C225K3RALTU	2.2µF	25	10%	1.71	1.11	2000	.471
80-C1206C106K8RAL	C1206C106K8RALTU	10µF	10	10%	10.86	8.05	2000	4.68
80-C1206C106K4RAL	C1206C106K4RALTU	10µF	16	10%	11.61	9.36	2000	4.68

© Copyright 2013 Mouser Electronics

KEMET High Capacitance Ceramic Chip Capacitors

The Capacitance Company
KEMET
CHARGED.

RoHS Compliant This product is RoHS compliant.

KEMET HICV MLCC

EIA Size Code	L (Length)	W (Width)	B (Bandwidth)	S Min. (Seperation)
* 0402	1.0 (.04)	0.5 (.02)	0.20 (0.008)	0.3 (.012)
* 0603	1.6 (.063)	0.8 (.032)	0.35 (.014)	0.7 (.028)
* 0805	2.0 (.079)	1.25 (.049)	0.5 (.02)	0.75 (.030)
* 1206	3.2 (.126)	1.6 (.063)	0.5 (.02)	N/A
1210	3.2 (.126)	2.5 (.098)	0.5 (.02)	N/A
1812	4.5 (.177)	3.2 (.126)	0.6 (.024)	N/A
2220	5.6 (.220)	5.0 (.197)	0.6 (.024)	N/A

RoHS Compliant

*Note: Indicates EIA preferred case sizes (tightened tolerances apply for 0402, 0603, and 0805 packaged in bulk cassette)

DIMENSIONS: mm (in.)

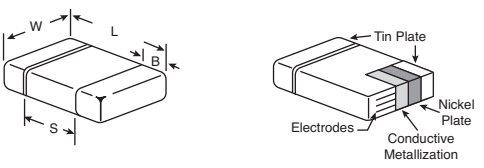

Standard end metallization: 100% Tin-plate over nickel barrier

EIA Case Size 0402

For quantities greater than listed, call for quote.

MOUSER STOCK NO.	KEMET Part No.	Value (µF)	Volt (DC)	Tol.±	Thick-ness (mm)	Price Each 1	Price Each 100	Reel Qty.	Price per Piece
Temperature Coefficient X5R									
80-C0402C105K9P	C0402C105K9PACTU	1.0	6.3	10%	.50±0.05	.11	.026	10000	.01
80-C0402C225M9P	C0402C225M9PACTU	2.2	6.3	20%	.50±0.05	.26	.107	10000	.046
80-C0402C225M8P	C0402C225M8PACTU	2.2	10	20%	.50±0.05	.15	.06	10000	.03

EIA Case Size 0603

For quantities greater than listed, call for quote.

MOUSER STOCK NO.	KEMET Part No.	Value (µF)	Volt (DC)	Tol.±	Thick-ness (mm)	Price Each 1	Price Each 100	Reel Qty.	Price per Piece
Temperature Coefficient X5R									
80-C0603C105K9P	C0603C105K9PACTU	1.0	6.3	10%	.80±.10	.11	.024	4000	.009
80-C0603C105K8P	C0603C105K8PACTU	1.0	10	10%	.80±.10	.11	.024	4000	.01
80-C0603C105K4P	C0603C105K4PACTU	1.0	16	10%	.80±.10	.12	.04	4000	.016
80-C0603C105K3P	C0603C105K3PACTU	1.0	2.5	10%	.80±15	.16	.05	4000	.022
80-C0603C225K8P	C0603C225K8PACTU	2.2	10	10%	.80±.10	.43	.187	4000	.091
80-C0603C475K9P	C0603C475K9PACTU	4.7	6.3	10%	.80±.10	.14	.045	4000	.02
80-C0603C106M9P	C0603C106M9PACTU	1.0	6.3	20%	.80±15	.21	.143	4000	.088
Temperature Coefficient Y5V									
80-C0603C105Z8V	C0603C105Z8VACTU	1.0	10	+80,-20	.80±.10	.11	.024	4000	.01
Temperature Coefficient X7R									
80-C0603C105K4R	C0603C105K4RACTU	1.0	16	10%	.80±15	.47	.205	4000	.101
80-C0603C105K3R	C0603C105K3RACTU	1.0	25	10%	.80±0.07	.33	.133	4000	.08
80-C0603C105M3R	C0603C105M3RACTU	1.0	25	20%	.80±0.07	.32	.128	4000	.078

EIA Case Size 0805

For quantities greater than listed, call for quote.

MOUSER STOCK NO.	KEMET Part No.	Value (µF)	Volt (DC)	Tol.±	Thick-ness (mm)	Price Each 1	Price Each 100	Reel Qty.	Price per Piece
Temperature Coefficient X5R									
80-C0805C105K4P	C0805C105K4PACTU	1.0	16	10%	1.25±0.15	.39	.168	2500	.087
80-C0805C105K3P	C0805C105K3PACTU	1.0	25	10%	1.25±0.15	.27	.094	2500	.049
80-C0805C225K9P	C0805C225K9PACTU	2.2	6.3	10%	0.9±0.1	.26	.10	4000	.062
80-C0805C225K8P	C0805C225K8PACTU	2.2	10	10%	0.9±0.1	.31	.128	2500	.064
80-C0805C225K4P	C0805C225K4PACTU	2.2	16	10%	0.9±0.1	.27	.10	2500	.052
80-C0805C475K9P	C0805C475K9PACTU	4.7	6.3	10%	1.25±0.2	.18	.061	2500	.03
80-C0805C475K8P	C0805C475K8PACTU	4.7	10	10%	1.25±0.2	.19	.067	2500	.035
80-C0805C475K4P	C0805C475K4PACTU	4.7	16	10%	1.25±0.2	.23	.079	2500	.041
80-C0805C106K9P	C0805C106K9PACTU	10	6.3	10%	1.25±0.2	.29	.098	3000	.051
80-C0805C106K8P	C0805C106K8PACTU	10	10	10%	1.25±0.2	.32	.109	2500	.057
80-C0805C226M9P	C0805C226M9PACTU	22	6.3	20%	1.25±0.2	.42	.183	2500	.094
Temperature Coefficient Y5V									
80-C0805C225Z4V	C0805C225Z4VACTU	2.2	16	+80,-20	1.25±0.15	.18	.061	2500	.031
80-C0805C475Z8V	C0805C475Z8VACTU	4.7	10	+80,-20	1.25±0.15	.71	.271	2500	.161
80-C0805C106Z9V	C0805C106Z9VACTU	10	6.3	+80,-20	1.25±0.2	.18	.075	3000	.048
Temperature Coefficient X7R									
80-C0805C105K9R	C0805C105K9RACTU	1.0	6.3	10%	1.25±0.15	.79	.535	2500	.171
80-C0805C105K4R	C0805C105K4RACTU	1.0	16	10%	1.25±0.15	.13	.043	2500	.018
80-C0805C105K5R	C0805C105K5RACTU	1.0	50	10%	1.25±0.15	.30	.118	2500	.075
80-C0805C105M5R	C0805C105M5RACTU	1.0	50	20%	1.25±0.15	.29	.107	2500	.073
80-C0805C225K9R	C0805C225K9RACTU	2.2	6.3	10%	1.25±0.15	.27	.103	2500	.068
80-C0805C225K8R	C0805C225K8RACTU	2.2	10	10%	1.25±0.15	.19	.067	2500	.035
80-C0805C225K4R	C0805C225K4RACTU	2.2	16	10%	1.25±0.15	.39	.168	2500	.087
80-C0805C475K9R	C0805C475K9RACTU	4.7	6.3	10%	1.25±0.15	.46	.202	2500	.104
80-C0805C475M9R	C0805C475M9RACTU	4.7	6.3	20%	1.25±0.15	.40	.162	2500	.104
80-C0805C475K8R	C0805C475K8RACTU	4.7	10	10%	1.25±0.15	.46	.202	2500	.104
80-C0805C475M8R	C0805C475M8RACTU	4.7	10	20%	1.25±0.15	.40	.162	2500	.104
80-C0805C475K4R	C0805C475K4RACTU	4.7	16	10%	1.25±0.15	.40	.171	2500	.107
80-C0805C475M4R	C0805C475M4RACTU	4.7	16	20%	1.25±0.15	.40	.162	2500	.104
80-C0805C106K9R	C0805C106K9RACTU	10	6.3	10%	1.25±0.15	.45	.182	2500	.118
80-C0805C106M9R	C0805C106M9RACTU	10	6.3	20%	1.25±0.15	.45	.18	2500	.116
80-C0805C106K8R	C0805C106K8RACTU	10	10	10%	1.25±0.15	.45	.18	2500	.116
80-C0805C106M8R	C0805C106M8RACTU	10	10	20%	1.25±0.15	.51	.225	2500	.116

EIA Case Size 1206

For quantities greater than listed, call for quote.

MOUSER STOCK NO.	KEMET Part No.	Value (µF)	Volt (DC)	Tol.±	Thick-ness (mm)	Price Each 1	Price Each 100	Reel Qty.	Price per Piece
Temperature Coefficient X5R									
80-C1206C105K3P	C1206C105K3PACTU	1.0	25	10%	1.6±0.2	.89	.438	2000	.212
80-C1206C475K4P	C1206C475K4PACTU	4.7	16	10%	1.6±0.2	.32	.111	2000	.058
80-C1206C475K3P	C1206C475K3PACTU	4.7	25	10%	1.6±0.2	.57	.26	2000	.128
80-C1206C106K8P	C1206C106K8PACTU	10	10	10%	1.15±0.15	.32	.154	2000	.077
80-C1206C106K4P	C1206C106K4PACTU	10	16	10%	1.6±0.2	.36	.15	2000	.075
80-C1206C106K3P	C1206C106K3PACTU	10	25	10%	1.6±0.2	.38	.157	2000	.079

EIA Case Size 1206 (Cont.)

For quantities greater than listed, call for quote.

MOUSER STOCK NO.	KEMET Part No.	Value (µF)	Volt (DC)	Tol.±	Thick-ness (mm)	Price Each 1	Price Each 100	Reel Qty.	Price per Piece
Temperature Coefficient X5R (Cont.)									
80-C1206C226K9P	C1206C226K9PACTU	22	6.3	10%	1.6±0.2	.58	.255	2000	.131
80-C1206C476M9P	C1206C476M9PACTU	47	6.3	20%	1.25±0.2	1.01	.498	2000	.241
80-C1206C107M9P	C1206C107M9PACTU	100	6.3	20%	1.6±0.2	1.77	1.02	2000	.492
80-C1206C226M8P	C1206C226M8PACTU	22	10	20%	1.6±0.15	.89	.41	2000	.202
Temperature Coefficient Y5V									
80-C1206C105Z3V	C1206C105Z3VACTU	1.0	25	+80,-20	0.78±0.1	.19	.067	2000	.035
80-C1206C475Z4V	C1206C475Z4VACTU	4.7	16	+80,-20	1.2±0.15	.21	.071	2500	.034
80-C1206C106Z8V	C1206C106Z8VACTU	10	10	+80,-20	1.7±0.2	.14	.058	2000	.037
80-C1206C226Z9V	C1206C226Z9VACTU	22	6.3	+80,-20	1.7±0.2	.47	.205	2000	.106
Temperature Coefficient X7R									
80-C1206C105K3R	C1206C105K3RACTU	1.0	25	10%	1.6±0.15	.20	.072	2000	.037
80-C1206C105K5R	C1206C105K5RACTU	1.0	50	10%	1.0±0.1	.30	.103	2500	.054
80-C1206C225K3R	C1206C225K3RACTU	2.2	25	10%	1.2±0.15	.31	.127	2500	.063
80-C1206C225K5R	C1206C225K5RACTU	2.2	50	10%	1.6±0.2	1.11	.591	2000	.285
80-C1206C475K8R	C1206C475K8RACTU	4.7	10	10%	1.25±0.15	.47	.205	2500	.106
80-C1206C475K4R	C1206C475K4RACTU	4.7	16	10%	1.25±0.15	.39	.163	2500	.081
80-C1206C475K3R	C1206C475K3RACTU	4.7	25	10%	1.6±0.2	.34	.163	2000	.102
80-C1206C106K8R	C1206C106K8RACTU	10	10	10%	1.6±0.2	.57	.264	2000	.131
80-C1206C106K4R	C1206C106K4RACTU	10	16	10%	1.6±0.2	.43	.187	2000	.109
80-C1206C106K3R	C1206C106K3RACTU	10	25	10%	1.60±0.20	.71	.278	2000	.171
80-C1206C106M3R	C1206C106M3RACTU	10	25	20%	1.60±0.20	.71	.278	2000	.169
80-C1206C226M9R	C1206C226M9RACTU	22	6.3	20%	1.60±0.20	.77	.375	2000	.218
80-C1206C226M8R	C1206C226M8RACTU	22	10	20%	1.60±0.20	.77	.375	2000	.218

EIA Case Size 1210

For quantities greater than listed, call for quote.

MOUSER STOCK NO.	KEMET Part No.	Value (µF)	Volt (DC)	Tol.±	Thick-ness (mm)	Price Each 1	Price Each 100	Reel Qty.	Price per Piece
Temperature Coefficient X5R									
80-C1210C105K5P	C1210C105K5PACTU	1.0	50	10%	1.55±0.15	.35	.297	2000	.193
80-C1210C475K4P	C1210C475K4PACTU	4.7	16	10%	2.1±0.2	.72	.289	2000	.171
80-C1210C475K3P	C1210C475K3PACTU	4.7	25	10%	2.1±0.2	.90	.417	2000	.205
80-C1210C106K3P	C1210C106K3PACTU	10	25	10%	2.1±0.2	.93	.434	2000	.214
80-C1210C106K4P	C1210C106K4PACTU	10	16	10%	2.1±0.2	.79	.364	2000	.18
80-C1210C106K9P	C1210C106K9PACTU	10	6.3	10%	2.1±0.2	.75	.30	2000	.18
80-C1210C226K4P	C1210C226K4PACTU	22	16	10%	1.85±0.2	1.01	.498	2000	.241
80-C1210C476M9P	C1210C476M9PACTU	47	6.3	20%	1.7±0.2	1.48	.786	1500	.406
80-C1210C107M9P	C1210C107M9PACTU	100	6.3	20%	2.1±0.2	1.61	.931	1500	.449
Temperature Coefficient Y5V									
80-C1210C105Z5V	C1210C105Z5VACTU	1.0	50	+80,-20	1.55±0.15	.43	.171	2000	.118
80-C1210C106Z4V	C1210C106Z4VACTU	10	16	+80,-20	1.55±0.15	.47	.205	2000	.106
80-C1210C226M8V	C1210C226M8VACTU	22	10	20%	2.5±0.2	2.14	.556	2000	.449
80-C1210C226Z8V	C1210C226Z8VACTU	22	10	+80,-20	1.55±0.15	.59	.268	1500	.142
Temperature Coefficient X7R									
80-C1210C105K5R	C1210C105K5RACTU	1.0	50	10%	1.55±0.15	.54	.233	2000	.12
80-C1210C225K4R	C1210C225K4RACTU	2.2	16	10%	1.85±0.2	.44	.385	2000	.241
80-C1210C225K3R	C1210C225K3RACTU	2.2	25	10%	1.85±0.2	.60	.278	2000	.137
80-C1210C225K5R	C1210C225K5RACTU	2.2	50	10%	1.25±0.15	1.28	.703	2500	.34
80-C1210C335K5R	C1210C335K5RACTU	3.3	50	10%	1.70±0.2	1.38	.738	2000	.356
80-C1210C475K8R	C1210C475K8RACTU	4.7	10	10%	.90±0.1	1.54	1.02	2000	.535
80-C1210C475K4R	C1210C475K4RACTU	4.7	16	10%	.90±0.1	1.38	.738	2000	.338
80-C1210C475K3R	C1210C475K3RACTU	4.7	25	10%	1.25±0.15	.72	.348	2500	.171
80-C1210C106K8R	C1210C106K8RACTU	10	10	10%	1.55±0.15	1.19	.791	2000	.382
80-C1210C106K4R	C1210C106K4RACTU	10	16	10%	1.55±0.15	1.44	.893	2000	.431
80-C1210C226M4R	C1210C226M4RACTU	22	16	20%	2.50±0.20	1.50	.877	1000	.546
80-C1210C226M3R	C1210C226M3RACTU	22	25	20%	2.50±0.20	1.50	.877	1000	.546

EIA Case Size 1812

For quantities greater than listed, call for quote.

MOUSER STOCK NO.	KEMET Part No.	Value (µF)	Volt (DC)	Tol.±	Thick-ness (mm)	Price Each 1	Price Each 100	Reel Qty.	Price per Piece
Temperature Coefficient X7R									
80-C1812C105K5R	C1812C105K5RACTU	1.0	50	10%	1.30±0.1	1.21	.642	1000	.332
80-C1812C105K1R	C1812C105K1RACTU	1.0	100	10%	1.55±0.15	2.89	2.00	1000	.985

EIA Case Size 2220

For quantities greater than listed, call for quote.

MOUSER STOCK NO.	KEMET Part No.	Value (µF)	Volt (DC)	Tol.±	Thick-ness (mm)	Price Each 1	Price Each 100	Reel Qty.	Price per Piece
Temperature Coefficient X7R									
80-C2220C225K5R	C2220C225K5RACTU	2.2	50	10%	1.5±0.15	4.95	3.17	1000	2.03

© Copyright 2013 Mouser Electronics
© Copyright 2013 Mouser Electronics

KEMET SMD Ceramic Capacitors

The Capacitance Company
KEMET CHARGED.

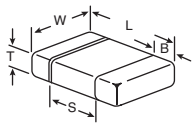

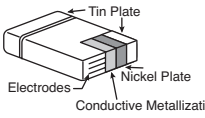

RoHS Compliant

DIMENSIONS: mm (in.)					
Metric Code	Style	L	W	B	S
2012	0805	2.0 (.079)	1.2 (.049)	0.5 (.02)	0.75 (.030)
3216	1206	3.2 (.126)	1.6 (.063)	0.5 (.02)	N/A
3225	1210	3.2 (.126)	2.5 (.098)	0.5 (.02)	N/A
4520	1808	4.5 (.177)	2.0 (.079)	0.6 (.024)	N/A
4532	1812	4.5 (.177)	3.2 (.126)	0.6 (.024)	N/A
4564	1825	4.5 (.177)	6.4 (.250)	0.6 (.024)	N/A
5620	2220	5.6 (.224)	5.0 (.197)	0.6 (.024)	N/A
5664	2225	5.6 (.224)	6.4 (.250)	0.6 (.024)	N/A

KEMET TIP AND RING SMD CERAMIC CHIP CAPACITORS

KEMET's 250VDC or Tip & Ring MLCC capacitors are designed and rated for telecommunication ringer circuits where the capacitor is used to block -48 to -52VDC of line voltage and pass a 16-25HzAC signal pulse of 70-90Vrms. The surface mount ceramic capacitors are excellent replacements for high voltage leaded film devices. The smaller SMT footprints save valuable board space which is critical when creating new designs, and the capacitors are able to withstand today's higher lead-free reflow processing temperatures. The ceramic MLCC have excellent high frequency filtering characteristics, low ESR, and high temperature reflow capabilities. KEMET Tip and Ring capacitors are available in standard EIA case sizes and standard capacitance values from 0.001µF to 1.2µF. The capacitors have pure tin (100% Matte Sn) plated terminations and are 100% lead free which is ideal for new environmentally demanding designs.

Applications:
- Telecommunication ringing circuits
- Switch mode power supply Snubber circuits
- High voltage DC blocking
- High voltage coupling

Markets:
- Phone lines
- Analog and digital modems
- FAX machines
- Wireless base stations, ethernet
- Digital video recording set-top boxes
- Satellite dish
- Cable set-top boxes
- High voltage power supply, DC/DC converters
- Ethernet, POS, ATM hardware

For quantities greater than listed, call for quote.

MOUSER STOCK NO.	KEMET Part No.	Value (pF)	Tol. ± %	Price Each 1	100	500	Reel Qty.	Price Per Piece
Style 0805-Temperature Coef: X7R								
80-C0805C102KAR	C0805C102KARACTU	1000	10	.24	.157	.142	4000	.095
80-C0805C222KAR	C0805C222KARACTU	2200	10	.24	.157	.142	4000	.095
80-C0805C272KAR	C0805C272KARACTU	2700	10	.57	.342	.278	4000	.171
80-C0805C332KAR	C0805C332KARACTU	3300	10	.57	.342	.278	4000	.171
80-C0805C472KAR	C0805C472KARACTU	4700	10	.24	.157	.142	4000	.095
80-C0805C562KAR	C0805C562KARACTU	5600	10	.49	.289	.225	4000	.171
80-C0805C682KAR	C0805C682KARACTU	6800	10	.29	.225	.18	4000	.098
80-C0805C822KAR	C0805C822KARACTU	8200	10	.57	.342	.278	4000	.171
80-C0805C103KAR	C0805C103KARACTU	10000	10	.11	.049	.042	4000	.027
80-C0805C223KAR	C0805C223KARACTU	22000	10	.24	.157	.142	4000	.095
Style 1206-Temperature Coef: X7R								
80-C1206C562KAR	C1206C562KARACTU	5600	10	.44	.321	.278	4000	.203
80-C1206C682KAR	C1206C682KARACTU	6800	10	.67	.439	.31	4000	.203
80-C1206C822KAR	C1206C822KARACTU	8200	10	.34	.31	.278	4000	.203
80-C1206C103KAR	C1206C103KARACTU	10000	10	.54	.248	.186	4000	.114
80-C1206C123KAR	C1206C123KARACTU	12000	10	.76	.492	.342	4000	.225
80-C1206C153KAR	C1206C153KARACTU	15000	10	.36	.246	.214	4000	.15
80-C1206C183KAR	C1206C183KARACTU	18000	10	.76	.492	.342	4000	.225
80-C1206C223KAR	C1206C223KARACTU	23000	10	.30	.205	.186	4000	.114
80-C1206C273KAR	C1206C273KARACTU	27000	10	.63	.407	.321	4000	.235
80-C1206C333KAR	C1206C333KARACTU	23000	10	.63	.407	.321	4000	.235
80-C1206C473KAR	C1206C473KARACTU	47000	10	.32	.216	.18	2500	.121
80-C1206C563KAR	C1206C563KARACTU	56000	10	.42	.375	.332	2500	.257
80-C1206C683KAR	C1206C683KARACTU	68000	10	.42	.385	.342	2500	.268
80-C1206C823KAR	C1206C823KARACTU	82000	10	.67	.385	.342	2500	.268
80-C1206C104KAR	C1206C104KARACTU	0.1µF	10	.11	.089	.072	4000	.054
Style 1210-Temperature Coef: X7R								
80-C1210C682KAR	C1210C682KARACTU	6800	10	.72	.567	.46	4000	.246
80-C1210C822KAR	C1210C822KARACTU	8200	10	.72	.567	.46	4000	.246
80-C1210C103KAR	C1210C103KARACTU	10000	10	.76	.35	.263	4000	.118
80-C1210C123KAR	C1210C123KARACTU	12000	10	.72	.567	.46	4000	.246
80-C1210C153KAR	C1210C153KARACTU	15000	10	.72	.567	.46	4000	.246
80-C1210C183KAR	C1210C183KARACTU	18000	10	.72	.567	.46	4000	.246
80-C1210C223KAR	C1210C223KARACTU	22000	10	.72	.567	.46	4000	.246
80-C1210C273KAR	C1210C273KARACTU	27000	10	.72	.567	.46	4000	.417
80-C1210C333KAR	C1210C333KARACTU	33000	10	.72	.567	.46	4000	.246
80-C1210C393KAR	C1210C393KARACTU	39000	10	1.47	.942	.706	4000	.428
80-C1210C473KAR	C1210C473KARACTU	47000	10	.76	.535	.428	4000	.211
80-C1210C683KAR	C1210C683KARACTU	68000	10	1.57	1.03	.728	4000	.31
80-C1210C823KAR	C1210C823KARACTU	82000	10	.73	.492	.396	2500	.209
80-C1210C104KAR	C1210C104KARACTU	0.1µF	10	.63	.417	.342	2500	.23
Style 1812-Temperature Coef: X7R								
80-C1812C124KAR	C1812C124KARACTU	0.12µF	10	1.36	1.09	.888	1000	.845
80-C1812C224JAR	C1812C224JARACTU	0.22µF	5	1.74	1.02	.91	1000	.631
80-C1812C274KAR	C1812C274KARACTU	0.27µF	10	1.42	.995	.92	1000	.856
80-C1812C334JAR	C1812C334JARACTU	0.33µF	5	1.74	1.02	.91	1000	.631
80-C1812C334KAR	C1812C334KARACTU	0.33µF	10	1.26	.674	.503	1000	.353
80-C1812C474KAR	C1812C474KARACTU	0.47µF	10	1.16	.674	.61	1000	.417
Style 1825-Temperature Coef: X7R								
80-C1825C474KAR	C1825C474KARACTU	0.47µF	10	1.59	1.10	.984	1000	.642
80-C1825C564KAR	C1825C564KARACTU	0.56µF	10	2.40	2.12	1.77	1000	.984
80-C1825C684KAR	C1825C684KARACTU	0.68µF	10	1.75	1.03	.92	1000	.642
80-C1825C105KAR	C1825C105KARACTU	1.0µF	10	2.10	1.23	1.10	1000	.77
Style 2220-Temperature Coef: X7R								
80-C2220C474KAR	C2220C474KARACTU	0.47µF	10	2.11	1.46	1.07	1000	.899
80-C2220C564KAR	C2220C564KARACTU	0.56µF	10	2.94	2.35	1.92	1000	1.83
80-C2220C684KAR	C2220C684KARACTU	0.68µF	10	1.44	.963	.813	1000	.717
80-C2220C105KAR	C2220C105KARACTU	1.0µF	10	2.18	1.51	1.35	1000	.899
Style 2225-Temperature Coef: X7R								
80-C2225C474KAR	C2225C474KARACTU	0.47µF	10	1.92	1.33	1.18	1000	.749
80-C2225C564KAR	C2225C564KARACTU	0.56µF	10	3.53	2.82	2.30	1000	2.19
80-C2225C684KAR	C2225C684KARACTU	0.68µF	10	2.31	1.61	1.18	1000	.984
80-C2225C105KAR	C2225C105KARACTU	1.0µF	10	2.46	1.70	1.25	1000	.835

© Copyright 2013 Mouser Electronics

KEMET SMD HIGH VOLTAGE CERAMIC CAPACITORS

KEMET's High Voltage Surface Mount Capacitors are designed to withstand high voltage applications. They offer high capacitance with low leakage current and low ESR at high frequency. The capacitors have pure tin (Sn) plated external electrodes for good solderability. X7R dielectrics are not designed for AC line filtering applications. An insulating coating may be required to prevent surface arcing. These components are RoHS compliant.

Applications:
- Switch mode power supply
- Input filter
- Resonators
- Tank circuit
- Snubber circuit
- Output filter
- High voltage coupling
- High voltage DC blocking
- Lighting ballast
- Voltage multiplier circuits
- Coupling capacitors/CUK

For quantities greater than listed, call for quote.

MOUSER STOCK NO.	KEMET Part No.	Value (pF)	Volt (DC)	Tol. ± %	Price Ea. 1	100	Reel Qty.	Price Per Piece
Style 0805-Temperature Coef: C0G								
80-C0805C100JCG	C0805C100JCGACTU	10	500	5	.24	.167	2500	.086
80-C0805C100JDG	C0805C100JDGACTU	10	1000	5	.26	.203	2500	.15
80-C0805C220JCG	C0805C220JCGACTU	22	500	5	.48	.332	2500	.128
80-C0805C220JDG	C0805C220JDGACTU	22	1000	5	.26	.203	2500	.15
80-C0805C330JDG	C0805C330JDGACTU	33	1000	5	.33	.31	2500	.249
80-C0805C101KCG	C0805C101KCGACTU	100	500	10	.64	.428	2500	.193
80-C0805C101JCG	C0805C101JCGACTU	100	500	5	.20	.138	2500	.083
80-C0805C101KDG	C0805C101KDGACTU	100	1000	10	.48	.289	2500	.107
Style 0805-Temperature Coef: X7R								
80-C0805C271KDR	C0805C271KDRACTU	270	1000	10	.14	.107	2500	.076
80-C0805C471JDR	C0805C471JDRACTU	470	1000	5	.35	.161	2500	.109
80-C0805C471KDR	C0805C471KDRACTU	470	1000	10	.42	.246	2500	.15
80-C0805C681KDR	C0805C681KDRACTU	680	1000	10	.33	.31	2500	.249
80-C0805C821KDRACTU	C0805C821KDRACTU	820	1000	10	.33	.249	2500	.225
80-C0805C102KCR	C0805C102KCRACTU	1000	500	10	.13	.096	2500	.076
80-C0805C222KDR	C0805C222KDRACTU	2200	1000	10	.44	.268	2500	.128
80-C0805C472KBRACTU	C0805C472KBRACTU	4700	630	10	.30	.101	2500	.044
80-C0805C472KDRACTU	C0805C472KDRACTU	4700	1000	10	.32	.107	2500	.047
80-C0805C682KBRACTU	C0805C682KBRACTU	6800	630	10	.13	.083	2500	.042
80-C0805C822KBRACTU	C0805C822KBRACTU	8200	630	10	.21	.106	2500	.047
80-C0805C123KCRACTU	C0805C123KCRACTU	12000	500	10	.23	.112	2500	.05
80-C0805C103KCRACTU	C0805C103KCRACTU	10000	500	10	.32	.09	2500	.046
Style 1206-Temperature Coef: C0G								
80-C1206C100CBG	C1206C100CBGACTU	10	630	±0.25pF	1.41	.824	2000	.482
80-C1206C200KCG	C1206C200KCGACTU	20	500	10	.85	.375	2000	.235
80-C1206C220KCG	C1206C220KCGACTU	22	500	10	.66	.524	2000	.396
80-C1206C330KCG	C1206C330KCGACTU	33	500	10	.66	.535	2000	.396
80-C1206C330KDG	C1206C330KDGACTU	33	1000	10	.71	.492	2000	.278
80-C1206C470KGG	C1206C470KGGACTU	47	2000	10	.95	.717	2000	.396
80-C1206C101KCG	C1206C101KCGACTU	100	500	10	.67	.396	2500	.202
80-C1206C101JCG	C1206C101JCGACTU	100	500	5	.48	.342	2500	.142
80-C1206C101KDG	C1206C101KDGACTU	100	1000	10	.72	.503	2500	.289
80-C1206C101KGG	C1206C101KGGACTU	100	2000	10	.80	.567	2000	.321
80-C1206C151GCG	C1206C151GCGACTU	150	500	2	1.08	.471	2500	.30
80-C1206C102JCG	C1206C102JCGACTU	1000	500	5	.90	.556	2000	.30
Style 1206-Temperature Coef: X7R								
80-C1206C150KGR	C1206C150KGRACTU	15	2000	10	1.06	.46	2000	.30
80-C1206C102KCR	C1206C102KCRACTU	1000	500	10	.30	.12	2500	.077
80-C1206C102KDR	C1206C102KDRACTU	1000	1000	10	.26	.09	2500	.047
80-C1206C102KFR	C1206C102KFRACTU	1000	1500	10	.98	.738	2500	.407
80-C1206C102JGR	C1206C102JGRACTU	1000	2000	5	1.12	.567	2000	.375
80-C1206C222KCR	C1206C222KCRACTU	2200	500	10	.26	.199	2500	.143
80-C1206C103KCR	C1206C103KCRACTU	10000	500	10	.57	.26	2000	.128
80-C1206C103KDR	C1206C103KDRACTU	10000	1000	10	.87	.428	2000	.247
80-C1206C223KDRACTU	C1206C223KDRACTU	22000	1000	10	.31	.154	2500	.067
80-C1206C333KBRACTU	C1206C333KBRACTU	33000	630	10	.38	.158	2500	.07
80-C1206C473KCRACTU	C1206C473KCRACTU	47000	500	10	.30	.148	2500	.064
80-C1206C683KCRACTU	C1206C683KCRACTU	68000	500	10	.26	.181	2500	.079
Style 1210-Temperature Coef: C0G								
80-C1210C331JBG	C1210C331JBGACTU	330	630	5	1.32	.77	2500	.449
80-C1210C681KCG	C1210C681KCGACTU	680	500	10	1.42	.995	2500	.567
80-C1210C681KDG	C1210C681KDGACTU	680	1000	10	3.01	1.87	2000	.61
80-C1210C102KCG	C1210C102KCGACTU	1000	500	10	1.42	.995	2000	.567
80-C1210C102FBG	C1210C102FBGACTU	1000	630	1	1.75	1.03	2000	.599
80-C1210C102JBG	C1210C102JBGACTU	1000	630	5	1.34	.781	2000	.449
80-C1210C102KDG	C1210C102KDGACTU	1000	1000	10	1.51	1.06	2000	.61
Style 1210-Temperature Coef: X7R								
80-C1210C101KGR	C1210C101KGRACTU	100	2000	10	.51	.342	2000	.205
80-C1210C221KFR	C1210C221KFRACTU	220	1500	10	.51	.342	2000	.205
80-C1210C471KBR	C1210C471KBRACTU	470	630	10	1.09	.578	2000	.332
80-C1210C681KGR	C1210C681KGRACTU	680	2000	10	.51	.342	2000	.205
80-C1210C182JGR	C1210C182JGRACTU	1800	2000	5	1.18	.685	2000	.396
80-C1210C222KGR	C1210C222KGRACTU	2200	2000	10	1.05	.792	2000	.384
80-C1210C332KDR	C1210C332KDRACTU	3300	1000	10	1.42	.952	2000	.599
80-C1210C332KFR	C1210C332KFRACTU	3300	1500	10	2.01	1.25	2000	.449
80-C1210C472KFR	C1210C472KFRACTU	4700	1500	10	1.51	1.01	2000	.631
80-C1210C472KGR	C1210C472KGRACTU	4700	2000	10	1.59	1.06	2000	.663
80-C1210C562KCR	C1210C562KCRACTU	5600	500	10	1.44	.631	2000	.407
80-C1210C562KDR	C1210C562KDRACTU	5600	1000	10	1.53	.663	2000	.428
80-C1210C333KDRACTU	C1210C333KDRACTU	33000	1000	10	.52	.163	2000	.109
80-C1210C473KDRACTU	C1210C473KDRACTU	47000	1000	10	.40	.271	2000	.116
80-C1210C473KCR	C1210C473KCRACTU	47000	500	10	.79	.535	2000	.229
80-C1210C563KDRACTU	C1210C563KDRACTU	56000	1000	10	.31	.22	2000	.087
80-C1210C823KBRACTU	C1210C823KBRACTU	82000	630	10	.27	.187	2000	.086
80-C1210C104KCRACTU	C1210C104KCRACTU	0.1uF	500	10	.43	.194	2000	.093
80-C1210C103KBR	C1210C103KBRACTU	10000	630	10	1.12	.599	2000	.342
80-C1210C103JDR	C1210C103JDRACTU	10000	1000	5	1.22	.642	2000	.375
Style 1808-Temperature Coef: X7R								
80-C1808C683KCRACTU	C1808C683KCRACTU	68000	500	10	.50	.228	1000	.109
80-C1808C683KDRACTU	C1808C683KDRACTU	68000	1000	10	.43	.196	1000	.094
80-C1808C154KCRACTU	C1808C154KCRACTU	0.15uF	500	10	.52	.239	1000	.114
80-C1808C104KBRACTU	C1808C104KBRACTU	0.1uF	630	10	.39	.241	1000	.116
Style 1812-Temperature Coef: X7R								
80-C1812C473KDRACTU	C1812C473KDRACTU	47000	1000	10	1.70	.984	1000	.514
80-C1812C224KCRACTU	C1812C224KCRACTU	0.22uF	500	10	.71	.474	1000	.23
80-C1812C334KCRACTU	C1812C334KCRACTU	0.33uF	500	10	.82	.55	1000	.266
80-C1812C154KBRACTU	C1812C154KBRACTU	0.15uF	630	10	.74	.456	1000	.221
80-C1812C104KBRACTU	C1812C104KBRACTU	0.1uF	630	10	.91	.449	1000	.232
80-C1812C104KDRACTU	C1812C104KDRACTU	0.1uF	1000	10	.79	.652	1000	.29

© Copyright 2013 Mouser Electronics

KEMET SMD Ceramic Capacitors

The Capacitance Company
KEMET CHARGED.

KEMET SMD HIGH VOLTAGE CERAMIC CAPACITORS (CONT.)

KEMET's High Voltage Surface Mount Capacitors are designed to withstand high voltage applications. They offer high capacitance with low leakage current and low ESR at high frequency. The capacitors have pure tin (Sn) plated external electrodes for good solderability. X7R dielectrics are not designed for AC line filtering applications. An insulating coating may be required to prevent surface arcing. These components are RoHS compliant.

Applications:

- Switch mode power supply
- Input filter
- Resonators
- Tank circuit
- Snubber circuit
- Output filter
- High voltage coupling
- High voltage DC blocking
- Lighting ballast
- Voltage multiplier circuits
- Coupling capacitors/CUK

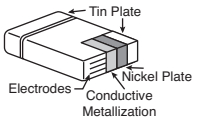

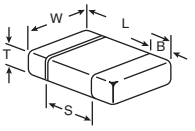

RoHS Compliant

DIMENSIONS: mm (in.)					
Metric Code	Style	L	W	B	S
2012	0805	2.0 (.079)	1.2 (.049)	0.5 (.02)	0.75 (.030)
3216	1206	3.2 (.126)	1.6 (.063)	0.5 (.02)	N/A
3225	1210	3.2 (.126)	2.5 (.098)	0.5 (.02)	N/A
4520	1808	4.5 (.177)	2.0 (.079)	0.6 (.024)	N/A
4532	1812	4.5 (.177)	3.2 (.126)	0.6 (.024)	N/A
4564	1825	4.5 (.177)	6.4 (.250)	0.6 (.024)	N/A
5620	2220	5.6 (.224)	5.0 (.197)	0.6 (.024)	N/A
5664	2225	5.6 (.224)	6.4 (.250)	0.6 (.024)	N/A

MOUSER STOCK NO.	KEMET Part No.	Value (pF)	Volt (DC)	Tol.±	Price Each 1	Price Each 100	Reel Qty.	Price Per Piece
Style 1808-Temperature Coef: C0G								
80-C1808C100KHG	C1808C100KHGACTU	10	3000	10%	2.43	1.06	1000	.76
80-C1808C330JHG	C1808C330JHGACTU	33	3000	5%	2.68	1.17	1000	.835
80-C1808C470FHG	C1808C470FHGACTU	47	3000	1%	3.60	1.57	1000	1.12
80-C1808C470KHG	C1808C470KHGACTU	47	3000	10%	2.48	1.08	1000	.77
Style 1808-Temperature Coef: X7R								
80-C1808C330MHR	C1808C330MHRACTU	33	3000	20%	2.01	.877	1000	.631
80-C1808C101KGR	C1808C101KGRACTU	100	2000	10%	2.18	.952	1000	.685
80-C1808C101KHR	C1808C101KHRACTU	100	3000	10%	.79	.407	1000	.268
80-C1808C681KHR	C1808C681KHRACTU	680	3000	10%	1.58	.91	1000	.556
80-C1808C102KGR	C1808C102KGRACTU	1000	2000	10%	.29	.144	1000	.109
80-C1808C272KGR	C1808C272KGRACTU	2700	2000	10%	1.14	.663	1000	.417
80-C1808C472MFR	C1808C472MFRACTU	4700	1500	20%	1.78	.781	1000	.556
80-C1808C103KDR	C1808C103KDRACTU	0.01µF	1000	10%	.96	.471	1000	.289
80-C1808C153KDR	C1808C153KDRACTU	0.015µF	1000	10%	1.29	.76	1000	.471
Style 1812-Temperature Coef: C0G								
80-C1812C100JHG	C1812C100JHGACTU	10	3000	5%	3.17	1.38	1000	.984
80-C1812C270KHG	C1812C270KHGACTU	27	3000	10%	1.85	1.39	1000	.835
80-C1812C101FDG	C1812C101FDGACTU	100	1000	1%	2.00	1.77	1000	.824
80-C1812C101JHG	C1812C101JHGACTU	100	3000	5%	3.06	2.29	1000	2.03
80-C1812C101KDG	C1812C101KDGACTU	100	1000	10%	1.74	1.40	1000	.631
80-C1812C101KHG	C1812C101KHGACTU	100	3000	10%	1.88	1.41	1000	.845
80-C1812C221MGG	C1812C221MGGACTU	220	2000	20%	2.26	.984	1000	.706
80-C1812C271JZG	C1812C271JZGACTU	270	2500	5%	2.01	1.18	1000	.738
80-C1812C391JZG	C1812C391JZGACTU	390	2500	5%	1.20	.803	1000	.599
80-C1812C471JGG	C1812C471JGGACTU	470	2000	5%	2.77	2.09	1000	1.85
80-C1812C471JZG	C1812C471JZGACTU	470	2500	5%	1.68	.984	1000	.61
80-C1812C681JBG	C1812C681JBGACTU	680	630	5%	1.66	.963	1000	.621
80-C1812C102JCG	C1812C102JCGACTU	1000	500	5%	1.48	.931	1000	.589
80-C1812C102KDG	C1812C102KDGACTU	1000	1000	10%	1.10	.546	1000	.278
80-C1812C152JCG	C1812C152JCGACTU	1500	500	5%	2.53	1.10	1000	.792
80-C1812C222JCG	C1812C222JCGACTU	2200	500	5%	2.54	1.11	1000	.792
Style 1812-Temperature Coef: X7R								
80-C1812C102KDR	C1812C102KDRACTU	1000	1000	10%	.79	.385	1000	.24
80-C1812C102KGR	C1812C102KGRACTU	1000	2000	10%	1.10	.546	1000	.278
80-C1812C102KHR	C1812C102KHRACTU	1000	3000	10%	.66	.332	1000	.223
80-C1812C222JDR	C1812C222JDRACTU	2200	1000	5%	2.12	1.44	1000	1.06
80-C1812C472KDR	C1812C472KDRACTU	4700	1000	10%	.81	.396	1000	.248
80-C1812C101KDR	C1812C101KDRACTU	100	1000	10%	2.08	.91	1000	.653
80-C1812C101MDR	C1812C101MDRACTU	100	1000	20%	1.73	.76	1000	.546
80-C1812C471KGR	C1812C471KGRACTU	470	2000	10%	.93	.599	1000	.385
80-C1812C332KGR	C1812C332KGRACTU	3300	2000	10%	1.51	.872	1000	.45

MOUSER STOCK NO.	KEMET Part No.	Value (pF)	Volt (DC)	Tol.±	Price Each 1	Price Each 100	Reel Qty.	Price Per Piece
Style 1812-Temperature Coef: X7R (Cont.)								
80-C1812C392KGR	C1812C392KGRACTU	3900	2000	10%	1.54	.899	1000	.556
80-C1812C183KDR	C1812C183KDRACTU	0.018µF	1000	10%	1.38	.813	1000	.503
80-C1812C333KCR	C1812C333KCRACTU	0.033µF	500	10%	2.05	.899	1000	.642
80-C1812C473JCR	C1812C473JCRACTU	0.047µF	500	5%	2.79	2.10	1000	1.68
80-C1812C103KCR	C1812C103KCRACTU	0.01µF	500	10%	.76	.375	1000	.231
80-C1812C103KDR	C1812C103KDRACTU	0.01µF	1000	10%	.96	.46	1000	.257
80-C1812C103MDR	C1812C103MDRACTU	0.01µF	1000	20%	1.12	.845	1000	.503
80-C1812C394KAR	C1812C394KARACTU	0.39µF	250	10%	1.42	1.14	1000	.888
80-C1812C474MAR	C1812C474MARACTU	0.47µF	250	20%	1.18	.717	1000	.482
80-C1812C473KCR	C1812C473KCRACTU	0.047µF	500	10%	.85	.417	1000	.257
80-C1812C104JAR	C1812C104JARACTU	0.1µF	250	5%	1.10	.589	1000	.364
80-C1812C104KAR	C1812C104KARACTU	0.1µF	250	10%	1.10	.642	1000	.396
Style 1825-Temperature Coef: C0G								
80-C1825C511JZG	C1825C511JZGACTU	510	2500	5%	3.34	2.31	1000	1.37
80-C1825C561JZG	C1825C561JZGACTU	560	2500	5%	3.34	2.95	1000	1.37
80-C1825C681JZG	C1825C681JZGACTU	680	2500	5%	3.23	2.24	1000	1.37
80-C1825C102JZG	C1825C102JZGACTU	1000	2500	5%	2.73	1.88	1000	1.12
80-C1825C472JBG	C1825C472JBGACTU	4700	630	5%	2.86	2.53	1000	1.18
Style 1825-Temperature Coef: X7R								
80-C1825C102KZR	C1825C102KZRACTU	1000	2500	10%	4.12	2.88	1000	2.47
80-C1825C102KHR	C1825C102KHRACTU	1000	3000	10%	5.13	3.49	1000	2.56
80-C1825C103KCR	C1825C103KCRACTU	0.01µF	500	10%	3.32	2.32	1000	1.99
80-C1825C124MCR	C1825C124MCRACTU	0.12µF	500	20%	3.61	1.58	1000	1.12
80-C1825C154KCR	C1825C154KCRACTU	0.15µF	500	10%	2.82	1.24	1000	.949
80-C1825C103KCR	C1825C103KCRACTU	0.01µF	500	10%	3.32	2.32	1000	1.99
80-C1825C103KDR	C1825C103KDRACTU	0.01µF	1000	10%	3.52	2.46	1000	2.11
80-C1825C104KCR	C1825C104KCRACTU	0.1µF	500	10%	3.38	2.36	1000	2.03
Style 2220-Temperature Coef: C0G								
80-C2220C681JZG	C2220C681JZGACTU	680	2500	5%	5.37	4.47	1000	2.11
80-C2220C102FCG	C2220C102FCGACTU	1000	500	1%	10.83	4.74	1000	3.38
80-C2220C102JBG	C2220C102JBGACTU	1000	630	5%	4.39	3.15	1000	1.85
Style 2220-Temperature Coef: X7R								
80-C2220C221KGR	C2220C221KGRACTU	220	2000	10%	7.69	3.37	1000	2.41
Style 2225-Temperature Coef: X7R								
80-C2225C102MHR	C2225C102MHRACTU	1000	3000	20%	8.41	3.68	1000	2.63
80-C2225C123KGR	C2225C123KGRACTU	0.012µF	2000	10%	3.67	2.63	1000	1.54
80-C2225C563KDR	C2225C563KDRACTU	0.056µF	1000	10%	3.31	2.38	1000	1.74
80-C2225C103KGR	C2225C103KGRACTU	0.01µF	2000	10%	2.86	2.00	1000	1.71
80-C2225C224KCR	C2225C224KCRACTU	0.22µF	500	10%	2.73	1.88	1000	1.12
80-C2225C104KCR	C2225C104KCRACTU	0.1µF	500	10%	2.73	1.88	1000	1.12
80-C2225C125KAR	C2225C125KARACTU	1.2µF	250	10%	2.40	1.66	1000	.984

HIGH VOLTAGE CERAMIC CAPACITOR ENGINEERING KIT

MOUSER STOCK NO.	Type	Case size	Volt	Value (pF)	Temp. Coef.	Price Each
80-CERENGKIT08	Leaded	N/A	2000	1000	X7R	55.64
(20 pcs each value)	Leaded	N/A	3000	1000	X7R	
	Leaded	N/A	1000	1000	C0G	
	Leaded	N/A	3000	100	C0G	
	Leaded	N/A	500	47000	X7R	
	Leaded	N/A	1000	10000	X7R	
	Leaded	N/A	1500	1000	X7R	
	Leaded	N/A	500	100	C0G	
	Leaded	N/A	1000	470	C0G	
	SMT	0805	500	100	C0G	
	SMT	1206	500	4700, 10000	X7R	
	SMT	1206	1500	470	X7R	
	SMT	1206	500	330	C0G	
	SMT	1210	1000	10000	X7R	
	SMT	1808	2000	1000	X7R	
	SMT	1812	500	1000, 47000	X7R	
	SMT	1812	2000	1000	X7R	
	SMT	2225	500	100000	X7R	

© Copyright 2013 Mouser Electronics
© Copyright 2013 Mouser Electronics

KEMET SMD MLCC Ceramic Capacitors

CBR SERIES COG RF/MICROWAVE CAPACITORS

Features:
- Ultra High Q
- Low ESR
- High thermal stability
- No piezoelectronic noise
- Base metal electrode (BME) dielectric system

Electrical Specifications:
- Temp. range: -55°C to +125°C



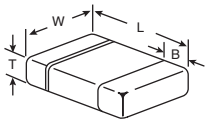

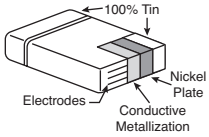

Applications:
- RF power amplifiers
- Mixers
- Oscillators
- Filter networks
- Low noise amplifiers
- Antenna tuning
- Timing circuits
- Delay lines
- Critical timing
- MRI imaging coils
- Tuning
- Bypass
- DC blocking.
- Impedance matching
- Coupling/feedback/filtering

Case Size (in.)	Case Size (mm)	L Length	W Width	T Thickness	B Bandwidth	Mounting Technique
0201	0603	0.60(.024)±0.03(.001)	0.30(.012)±0.03(.001)	0.30(.012)±0.03(.001)	0.15(.006)±0.05(.002)	Solder Reflow
0402	1005	1.00(.040)±0.05(.002)	0.50(.020)±0.05(.002)	0.50(.020)±0.05(.002)	0.25(.010)±0.05(.002)/-0.10(.004)	Only
0603	1608	1.60(.063)±0.10(.004)	0.80(.031)±0.10(.004)	0.80(.031)±0.07(.003)	0.40(.016)±0.15(.006)	Solder Wave or
0805	2012	2.00(.079)±0.20(.008)	1.25(.049)±0.20(.008)	0.85(.031)±0.10(.004)	0.50(.020)±0.20(.008)	Solder Reflow

For quantities greater than listed, call for quote.

MOUSER STOCK NO.	Kemet Part No.	Value (pF)	Volt.	Price Each 1	50	100	500	1000	15000
Style 0201									
80-CBR02C108B3G	CBR02C108B3GAC	0.1	25	.13	.079	.052	.047	.044	.033
80-CBR02C308B3G	CBR02C308B3GAC	0.3	25	.13	.079	.052	.047	.044	.033
80-CBR02C508C3G	CBR02C508C3GAC	0.5	25	.11	.063	.045	.037	.035	.027
80-CBR02C708C3G	CBR02C708C3GAC	0.7	25	.11	.063	.045	.037	.035	.027
80-CBR02C908C3G	CBR02C908C3GAC	0.9	25	.11	.063	.045	.037	.035	.027
80-CBR02C129C3G	CBR02C129C3GAC	1.2	25	.11	.055	.039	.032	.03	.022
80-CBR02C189C3G	CBR02C189C3GAC	1.8	25	.11	.055	.039	.032	.03	.022
80-CBR02C279C3G	CBR02C279C3GAC	2.7	25	.11	.055	.039	.032	.03	.022
80-CBR02C399C3G	CBR02C399C3GAC	3.9	25	.11	.055	.039	.032	.03	.022
80-CBR02C569D3G	CBR02C569D3GAC	5.6	25	.13	.079	.049	.047	.043	.033
80-CBR02C829D3G	CBR02C829D3GAC	8.2	25	.13	.079	.049	.047	.043	.033
80-CBR02C100J3G	CBR02C100J3GAC	10	25	.15	.098	.066	.059	.045	.034
80-CBR02C110J3G	CBR02C110J3GAC	11	25	.15	.098	.066	.059	.045	.034
80-CBR02C120J3G	CBR02C120J3GAC	12	25	.15	.098	.066	.059	.045	.034
80-CBR02C130J3G	CBR02C130J3GAC	13	25	.15	.098	.066	.059	.045	.034
80-CBR02C150J3G	CBR02C150J3GAC	15	25	.15	.098	.066	.059	.045	.034
80-CBR02C160J3G	CBR02C160J3GAC	16	25	.19	.116	.074	.068	.064	.049
80-CBR02C180J3G	CBR02C180J3GAC	18	25	.15	.098	.066	.059	.045	.034

For quantities greater than listed, call for quote.

MOUSER STOCK NO.	Kemet Part No.	Value (pF)	Volt.	Price Each 1	50	100	500	1000	10000
Style 0402									
80-CBR04C108B5G	CBR04C108B5GAC	0.1	50	.11	.056	.032	.031	.029	.022
80-CBR04C208B5G	CBR04C208B5GAC	0.2	50	.11	.056	.032	.031	.029	.022
80-CBR04C308B5G	CBR04C308B5GAC	0.3	50	.11	.056	.032	.031	.029	.022
80-CBR04C408B5G	CBR04C408B5GAC	0.4	50	.11	.056	.032	.031	.029	.022
80-CBR04C508C5G	CBR04C508C5GAC	0.5	50	.11	.054	.037	.032	.03	.022
80-CBR04C608C5G	CBR04C608C5GAC	0.6	50	.14	.127	.12	.116	.111	.022
80-CBR04C708C5G	CBR04C708C5GAC	0.7	50	.11	.042	.029	.025	.024	.017
80-CBR04C808C5G	CBR04C808C5GAC	0.8	50	.11	.042	.029	.025	.024	.017
80-CBR04C908C5G	CBR04C908C5GAC	0.9	50	.11	.042	.029	.025	.024	.017
80-CBR04C109C5G	CBR04C109C5GAC	1	50	.11	.041	.028	.024	.022	.017
80-CBR04C159C5G	CBR04C159C5GAC	1.5	50	.11	.041	.028	.024	.022	.017
80-CBR04C229C5G	CBR04C229C5GAC	2.2	50	.11	.041	.028	.024	.022	.017
80-CBR04C339C5G	CBR04C339C5GAC	3.3	50	.11	.041	.028	.024	.022	.017
80-CBR04C479C5G	CBR04C479C5GAC	4.7	50	.11	.041	.028	.024	.022	.017
80-CBR04C689D5G	CBR04C689D5GAC	6.8	50	.11	.041	.028	.024	.022	.017
80-CBR04C100J5G	CBR04C100J5GAC	10	50	.11	.05	.035	.029	.022	.017
80-CBR04C120J5G	CBR04C120J5GAC	12	50	.11	.05	.035	.029	.022	.017
80-CBR04C150J5G	CBR04C150J5GAC	15	50	.11	.05	.035	.029	.022	.017
80-CBR04C108B5G	CBR04C108B5GAC	0.1	50	.11	.056	.032	.031	.029	.022

For quantities greater than listed, call for quote.

MOUSER STOCK NO.	Kemet Part No.	Value (pF)	Volt.	Price Each 1	50	100	500	1000	10000
Style 0402 (Cont.)									
80-CBR04C208B5G	CBR04C208B5GAC	0.2	50	.11	.056	.032	.031	.029	.022
80-CBR04C308B5G	CBR04C308B5GAC	0.3	50	.11	.056	.032	.031	.029	.022
80-CBR04C408B5G	CBR04C408B5GAC	0.4	50	.11	.056	.032	.031	.029	.022

For quantities greater than listed, call for quote.

MOUSER STOCK NO.	Kemet Part No.	Value (pF)	Volt.	Price Each 1	50	100	500	1000	4000
Style 0603									
80-CBR06C308BAG	CBR06C308BAGAC	0.3	250	.44	.253	.19	.157	.148	.11
80-CBR06C408BAG	CBR06C408BAGAC	0.4	250	.44	.253	.19	.157	.148	.11
80-CBR06C508CAG	CBR06C508CAGAC	0.5	250	.76	.492	.278	.268	.25	.195
80-CBR06C808CAG	CBR06C808CAGAC	0.8	250	.47	.309	.174	.168	.157	.122
80-CBR06C129CAG	CBR06C129CAGAC	1.2	250	.47	.309	.174	.168	.157	.122
80-CBR06C229CAG	CBR06C229CAGAC	2.2	250	.47	.309	.174	.168	.157	.122
80-CBR06C399CAG	CBR06C399CAGAC	3.9	250	.47	.309	.174	.168	.157	.122
80-CBR06C689DAG	CBR06C689DAGAC	6.8	250	.47	.309	.174	.168	.157	.122
80-CBR06C100JAG	CBR06C100JAGAC	10	250	.45	.259	.196	.157	.146	.113
80-CBR06C120JAG	CBR06C120JAGAC	12	250	.45	.259	.196	.157	.146	.113
80-CBR06C150JAG	CBR06C150JAGAC	15	250	.45	.259	.196	.157	.146	.113
80-CBR06C180JAG	CBR06C180JAGAC	18	250	.45	.259	.196	.157	.146	.113
80-CBR06C220JAG	CBR06C220JAGAC	22	250	.45	.259	.196	.157	.146	.113
80-CBR06C270JAG	CBR06C270JAGAC	27	250	.45	.259	.196	.157	.146	.113
80-CBR06C330JAG	CBR06C330JAGAC	33	250	.45	.259	.196	.157	.146	.113
80-CBR06C390JAG	CBR06C390JAGAC	39	250	.45	.259	.196	.157	.146	.113
80-CBR06C470JAG	CBR06C470JAGAC	47	250	.45	.259	.196	.157	.146	.113
Style 0805									
80-CBR08C229CAG	CBR08C229CAGAC	2.2	250	1.00	.602	.401	.352	.326	.251
80-CBR08C339BAG	CBR08C339BAGAC	3.3	250	1.88	1.13	.751	.66	.613	.472
80-CBR08C479CAG	CBR08C479CAGAC	4.7	250	1.43	.865	.57	.503	.467	.36
80-CBR08C689BAG	CBR08C689BAGAC	6.8	250	2.25	1.34	.897	.786	.731	.562
80-CBR08C100JAG	CBR08C100JAGAC	10	250	.65	.395	.266	.242	.221	.148
80-CBR08C120JAG	CBR08C120JAGAC	12	250	1.04	.853	.561	.505	.46	.309
80-CBR08C150JAG	CBR08C150JAGAC	15	250	1.04	.853	.561	.505	.46	.309
80-CBR08C180JAG	CBR08C180JAGAC	18	250	1.04	.853	.561	.505	.46	.309
80-CBR08C220JAG	CBR08C220JAGAC	22	250	1.04	.853	.561	.505	.46	.309
80-CBR08C270JAG	CBR08C270JAGAC	27	250	1.04	.853	.561	.505	.46	.309
80-CBR08C330JAG	CBR08C330JAGAC	33	250	1.04	.853	.561	.505	.46	.309
80-CBR08C390JAG	CBR08C390JAGAC	39	250	.65	.395	.266	.242	.221	.148
80-CBR08C470JAG	CBR08C470JAGAC	47	250	1.04	.853	.561	.505	.46	.309
80-CBR08C560JAG	CBR08C560JAGAC	56	250	.98	.873	.582	.521	.46	.334
80-CBR08C680JAG	CBR08C680JAGAC	68	250	.98	.873	.582	.521	.46	.334
80-CBR08C820JAG	CBR08C820JAGAC	82	250	.98	.873	.582	.521	.46	.334
80-CBR08C101JAG	CBR08C101JAGAC	100	250	1.11	.982	.655	.586	.518	.368

MOUSER STOCK NO.	Description	Price Each 1	2
80-CERERFKIT01	100 PCS OF 110 VALUE	197.95	187.25



Kit Includes: Case Size	Volt (DC)	Value (μF)	Temp. Coef.
0201	10	22,27,33	COG
	25	0.1, 0.2, 0.3, 0.4, 0.5, 0.6, 0.7, 0.8, 0.9, 1.2, 1.5, 1.8, 2.2, 3.3, 3.9, 4.7, 5.6, 6.8, 8.2, 10, 12, 15, 18	
0402	10	0.1	
	50	0.2, 0.3, 0.4, 0.5, 0.6, 0.7, 0.8, 0.9, 1, 1.2, 1.5, 1.8, 2.2, 2.7, 3.3, 3.9, 4.7, 5.6, 6.8, 8.2, 10, 12, 15, 18, 22	
0603	50	0.3, 0.4, 0.5, 0.6, 0.7, 0.8, 0.9, 1.2, 1.5, 1.6, 1.8, 2.0, 2.2, 2.7, 3.0, 3.3, 3.6, 3.9, 4.3, 4.9, 5.6, 6.8, 7.5, 8.0, 8.2, 10, 12, 15, 20, 22, 24, 30, 33, 43	
0805	250	0.9, 1.0, 1.2, 1.5, 2.0, 2.2, 3.2, 4.0, 5.1, 6.0, 8.0, 8.2, 10, 12, 15, 18, 27, 30, 33, 47, 56, 68, 85, 100	

© Copyright 2013 Mouser Electronics
© Copyright 2013 Mouser Electronics

KEMET Multilayer Ceramic Chip Capacitors

The Capacitance Company
KEMET
CHARGED.

Features:

- C0G (NP0), X5R, X7R, Z5U, and Y5V Dielectrics
- 10, 16, 25, 50, 100 and 200 Volts
- Termination: Tin-plate over nickel barrier

Application Note:

- A higher voltage capacitor may be used in a lower voltage application

RoHS Compliant

Temperature Characteristics:

- COG 0± 30ppm/°C from -55°C to +125°C
- XR7 ± 15% from -55°C to +125°C

DIMENSIONS: mm (in.)

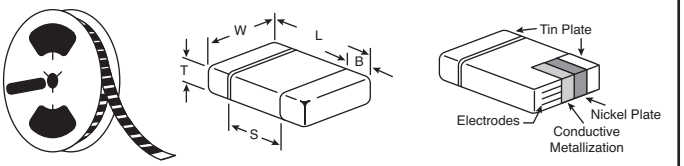

Style	L	W	T	B	S
0201	0.6 (.02)±0.03 (.001)	0.3 (.012)±0.03 (.001)	0.3 (.012)	.15 (.006)±.05 (.002)	—
0402	1.0 (.04)±0.05 (.002)	0.5 (.02)±0.05 (.002)	0.55 (.022)	.20(.008)±0.40(.016)	0.3 (.012)

CASE SIZE 0201

For quantities greater than listed, call for quote.

MOUSER STOCK NO.	KEMET Part No.	Value (pF)	Volt (DC)	Tol. ±	Price Each 1	Price Each 100	Reel Qty.	Price Per Piece
Temperature Coefficient: C0G								
80-C0201C100D3G	C0201C100D3GACTU	10	25	.50%	.11	.032	15000	.01
80-C0201C120J3G	C0201C120J3GACTU	12	25	5%	.11	.032	15000	.01
80-C0201C150J3G	C0201C150J3GACTU	15	25	5%	.11	.024	15000	.006
80-C0201C180J3G	C0201C180J3GACTU	18	25	5%	.11	.032	15000	.01
80-C0201C220J3G	C0201C220J3GACTU	22	25	5%	.11	.032	15000	.01
80-C0201C270J3G	C0201C270J3GACTU	27	25	5%	.11	.032	15000	.01
80-C0201C470J3G	C0201C470J3GACTU	47	25	5%	.11	.032	15000	.01
80-C0201C680J3G	C0201C680J3GACTU	68	25	5%	.11	.032	15000	.01
80-C0201C101J3G	C0201C101J3GACTU	100	25	5%	.36	.184	15000	.057
Temperature Coefficient: X5R								
80-C0201C103K4P	C0201C103K4PACTU	.01µF	16	10%	.38	.027	15000	.01
80-C0201C104K9P	C0201C104K9PACTU	.10µF	6.3	10%	.11	.026	15000	.01

CASE SIZE 0402

For quantities greater than listed, call for quote.

MOUSER STOCK NO.	KEMET Part No.	Value (pF)	Volt (DC)	Tol. ±	Price Each 1	Price Each 100	Reel Qty.	Price Per Piece
Temperature Coefficient: C0G								
80-C0402C508C5G	C0402C508C5GACTU	0.5	50	.25pF	.30	.112	10000	.066
80-C0402C109C5G	C0402C109C5GACTU	1	50	.25pF	.11	.032	10000	.012
80-C0402C129C5G	C0402C129C5GACTU	1.2	50	.25pF	.11	.032	10000	.012
80-C0402C159C5G	C0402C159C5GACTU	1.5	50	.25pF	.11	.032	10000	.012
80-C0402C189C5G	C0402C189C5GACTU	1.8	50	.25pF	.11	.032	10000	.012
80-C0402C209C5G	C0402C209C5GACTU	2	50	.25pF	.31	.119	10000	.07
80-C0402C229C5G	C0402C229C5GACTU	2.2	50	.25pF	.11	.031	10000	.012
80-C0402C279C5G	C0402C279C5GACTU	2.7	50	.25pF	.11	.032	10000	.012
80-C0402C309C5G	C0402C309C5GACTU	3	50	.25pF	.31	.119	10000	.07
80-C0402C339C5G	C0402C339C5GACTU	3.3	50	.25pF	.11	.032	10000	.015
80-C0402C399C5G	C0402C399C5GACTU	3.9	50	.25pF	.11	.021	10000	.012
80-C0402C479C3G	C0402C479C3GACTU	4.7	25	.25pF	.36	.214	10000	.086
80-C0402C479D5G	C0402C479D5GACTU	4.7	50	.5pF	.11	.086	10000	.058
80-C0402C479C5G	C0402C479C5GACTU	4.7	50	.25pF	.11	.032	10000	.012
80-C0402C519C5G	C0402C519C5GACTU	5.1	50	.25pF	.12	.096	10000	.07
80-C0402C569C5G	C0402C569C5GACTU	5.6	50	.25pF	.11	.029	10000	.013
80-C0402C569D5G	C0402C569D5GACTU	5.6	50	.5pF	.26	.10	10000	.058
80-C0402C689D5G	C0402C689D5GACTU	6.8	50	.5pF	.43	.228	10000	.07
80-C0402C689C5G	C0402C689C5GACTU	6.8	50	.25pF	.11	.029	10000	.018
80-C0402C829C5G	C0402C829C5GACTU	8.2	50	.25pF	.43	.166	10000	.045
80-C0402C829D5G	C0402C829D5GACTU	8.2	50	.5pF	.26	.10	10000	.058
80-C0402C919D5G	C0402C919D5GACTU	9.1	50	.5pF	.43	.228	10000	.072
80-C0402C100C5G	C0402C100C5GACTU	10	50	.25pF	.50	.247	10000	.113
80-C0402C100D5G	C0402C100D5GACTU	10	50	.5pF	.32	.133	10000	.058
80-C0402C100J5G	C0402C100J5GACTU	10	50	5%	.11	.013	10000	.005
80-C0402C110J5G	C0402C110J5GACTU	11	50	5%	.36	.225	10000	.072
80-C0402C120C5G	C0402C120C5GACTU	12	50	.25pF	.85	.546	10000	.18
80-C0402C120J5G	C0402C120J5GACTU	12	50	5%	.11	.028	10000	.011
80-C0402C150C5G	C0402C150C5GACTU	15	50	.25pF	1.53	.91	10000	.278
80-C0402C150J5G	C0402C150J5GACTU	15	50	5%	.11	.013	10000	.005
80-C0402C180J5G	C0402C180J5GACTU	18	50	5%	.11	.013	10000	.004
80-C0402C200J5G	C0402C200J5GACTU	20	50	5%	.32	.157	10000	.072
80-C0402C220J3G	C0402C220J3GACTU	22	25	5%	.64	.471	10000	.112
80-C0402C220C5G	C0402C220C5GACTU	22	50	.25pF	.73	.535	10000	.266
80-C0402C220J5G	C0402C220J5GACTU	22	50	5%	.11	.013	10000	.005
80-C0402C240J5G	C0402C240J5GACTU	24	50	5%	.17	.091	10000	.072
80-C0402C270J5G	C0402C270J5GACTU	27	50	5%	.11	.013	10000	.005
80-C0402C330J3G	C0402C330J3GACTU	33	25	5%	.64	.471	10000	.112
80-C0402C330J5G	C0402C330J5GACTU	33	50	5%	.11	.013	10000	.005
80-C0402C360J5G	C0402C360J5GACTU	36	50	5%	.35	.225	10000	.072
80-C0402C390J5G	C0402C390J5GACTU	39	50	5%	.11	.013	10000	.005
80-C0402C470J3G	C0402C470J3GACTU	47	25	5%	.64	.471	10000	.112
80-C0402C470J5G	C0402C470J5GACTU	47	50	5%	.11	.013	10000	.005
80-C0402C560J5G	C0402C560J5GACTU	56	50	5%	.11	.013	10000	.005
80-C0402C680J5G	C0402C680J5GACTU	68	50	5%	.11	.028	10000	.011
80-C0402C750J5G	C0402C750J5GACTU	75	50	5%	.36	.157	10000	.072
80-C0402C820G3G	C0402C820G3GACTU	82	25	2%	1.69	.835	10000	.235
80-C0402C820J3G	C0402C820J3GACTU	82	25	5%	.41	.215	10000	.067
80-C0402C820J5G	C0402C820J5GACTU	82	50	5%	.32	.15	10000	.065
80-C0402C910J5G	C0402C910J5GACTU	91	50	5%	.36	.225	10000	.072
80-C0402C101K3G	C0402C101K3GACTU	100	25	10%	.36	.184	10000	.064
80-C0402C101J5G	C0402C101J5GACTU	100	50	5%	.11	.013	10000	.005

CASE SIZE 0402 (CONT.)

For quantities greater than listed, call for quote.

MOUSER STOCK NO.	KEMET Part No.	Value (pF)	Volt (DC)	Tol. ±	Price Each 1	Price Each 100	Reel Qty.	Price Per Piece
Temperature Coefficient: X7R								
80-C0402C123K8R	C0402C123K8RACTU	.012µF	10	10%	.43	.227	10000	.072
80-C0402C123K4R	C0402C123K4RACTU	.012µF	16	10%	.11	.024	10000	.009
80-C0402C153K8R	C0402C153K8RACTU	.015µF	10	10%	.39	.158	10000	.07
80-C0402C153K4R	C0402C153K4RACTU	.015µF	16	10%	.40	.167	10000	.073
80-C0402C183K4R	C0402C183K4RACTU	.018µF	16	10%	.45	.24	10000	.073
80-C0402C223K8R	C0402C223K8RACTU	.022µF	10	10%	.43	.227	10000	.072
80-C0402C223K4R	C0402C223K4RACTU	.022µF	16	10%	.40	.167	10000	.073
80-C0402C273K8R	C0402C273K8RACTU	.027µF	10	10%	.43	.227	10000	.072
80-C0402C273K4R	C0402C273K4RACTU	.027µF	16	10%	.33	.125	10000	.073
80-C0402C333K8R	C0402C333K8RACTU	.033µF	10	10%	.31	.119	10000	.07
80-C0402C333K4R	C0402C333K4RACTU	.033µF	16	10%	.34	.167	10000	.073
80-C0402C393K8R	C0402C393K8RACTU	.039µF	10	10%	.43	.227	10000	.072
80-C0402C393K4R	C0402C393K4RACTU	.039µF	16	10%	.33	.125	10000	.073
80-C0402C473K8R	C0402C473K8RACTU	.047µF	10	10%	.39	.158	10000	.07
80-C0402C473K4R	C0402C473K4RACTU	.047µF	16	10%	.40	.167	10000	.073
80-C0402C563K8R	C0402C563K8RACTU	.056µF	10	10%	.43	.227	10000	.072
80-C0402C563K4R	C0402C563K4RACTU	.056µF	16	10%	.33	.125	10000	.073
80-C0402C683K4R	C0402C683K4RACTU	.068µF	16	10%	.35	.167	10000	.073
80-C0402C823K8R	C0402C823K8RACTU	.082µF	10	10%	.43	.227	10000	.072
80-C0402C823K4R	C0402C823K4RACTU	.082µF	16	10%	.33	.125	10000	.073
80-C0402C104K8R	C0402C104K8RACTU	0.1µF	10	10%	.32	.014	10000	.005
80-C0402C104K4R	C0402C104K4RACTU	0.1µF	16	10%	.11	.037	10000	.018
80-C0402C151J5R	C0402C151J5RACTU	150	50	5%	.56	.353	10000	.107
80-C0402C151K5R	C0402C151K5RACTU	150	50	10%	.39	.158	10000	.07
80-C0402C151J3R	C0402C151J3RACTU	150	25	5%	.56	.353	10000	.107
80-C0402C181K5R	C0402C181K5RACTU	180	50	10%	.28	.032	10000	.009
80-C0402C221J5R	C0402C221J5RACTU	220	50	5%	.41	.217	10000	.067
80-C0402C221K5R	C0402C221K5RACTU	220	50	10%	.11	.014	10000	.005
80-C0402C271J5R	C0402C271J5RACTU	270	50	5%	.41	.225	10000	.089
80-C0402C271K5R	C0402C271K5RACTU	270	50	10%	.11	.015	10000	.005
80-C0402C331J5R	C0402C331J5RACTU	330	50	5%	.28	.119	10000	.089
80-C0402C331K5R	C0402C331K5RACTU	330	50	10%	.35	.158	10000	.07
80-C0402C391J5R	C0402C391J5RACTU	390	50	5%	.56	.353	10000	.107
80-C0402C391K5R	C0402C391K5RACTU	390	50	10%	.35	.158	10000	.07
80-C0402C471K3R	C0402C471K3RACTU	470	25	10%	.34	.158	10000	.07
80-C0402C471J5R	C0402C471J5RACTU	470	50	5%	.19	.139	10000	.089
80-C0402C471K5R	C0402C471K5RACTU	470	50	10%	.11	.011	10000	.004
80-C0402C561J5R	C0402C561J5RACTU	560	50	5%	.51	.353	10000	.091
80-C0402C561K5R	C0402C561K5RACTU	560	50	10%	.12	.039	10000	.014
80-C0402C681J5R	C0402C681J5RACTU	680	50	5%	.16	.128	10000	.089
80-C0402C681K5R	C0402C681K5RACTU	680	50	10%	.11	.014	10000	.006
80-C0402C821K5R	C0402C821K5RACTU	820	50	10%	.14	.054	10000	.019
80-C0402C102J5R	C0402C102J5RACTU	1000	50	5%	.11	.014	10000	.005
80-C0402C102K5R	C0402C102K5RACTU	1000	50	10%	.11	.009	10000	.003
80-C0402C102K3R	C0402C102K3RACTU	1000	25	10%	.11	.01	10000	.003
80-C0402C122K5R	C0402C122K5RACTU	1200	50	10%	.12	.039	10000	.015
80-C0402C152J5R	C0402C152J5RACTU	1500	50	5%	.16	.107	10000	.089
80-C0402C152K5R	C0402C152K5RACTU	1500	50	10%	.11	.017	10000	.006
80-C0402C182K5R	C0402C182K5RACTU	1800	50	10%	.31	.119	10000	.07
80-C0402C222K3R	C0402C222K3RACTU	2200	25	10%	.11	.033	10000	.013
80-C0402C222K5R	C0402C222K5RACTU	2200	50	10%	.11	.012	10000	.005
80-C0402C272J3R	C0402C272J3RACTU	2700	25	5%	.56	.353	10000	.107
80-C0402C272K5R	C0402C272K5RACTU	2700	50	10%	.11	.02	10000	.007
80-C0402C332K3R	C0402C332K3RACTU	3300	25	10%	.11	.029	10000	.011
80-C0402C332K5R	C0402C332K5RACTU	3300	50	10%	.11	.016	10000	.006
80-C0402C392J3R	C0402C392J3RACTU	3900	25	5%	.56	.353	10000	.107
80-C0402C392K3R	C0402C392K3RACTU	3900	25	10%	.11	.029	10000	.011
80-C0402C392K5R	C0402C392K5RACTU	3900	50	10%	.11	.013	10000	.005
80-C0402C472J3R	C0402C472J3RACTU	4700	25	5%	.56	.364	10000	.089
80-C0402C472K3R	C0402C472K3RACTU	4700	25	10%	.11	.012	10000	.004
80-C0402C472K5R	C0402C472K5RACTU	4700	50	10%	.11	.012	10000	.005
80-C0402C562J4R	C0402C562J4RACTU	5600	16	5%	.56	.353	10000	.107
80-C0402C562K4R	C0402C562K4RACTU	5600	16	10%	.43	.227	10000	.072
80-C0402C562K5R	C0402C562K5RACTU	5600	50	10%	.35	.161	10000	.045
80-C0402C682J3R	C0402C682J3RACTU	6800	25	5%	.56	.353	10000	.107
80-C0402C682K5R	C0402C682K5RACTU	6800	50	10%	.29	.10	10000	.045
80-C0402C822K4R	C0402C822K4RACTU	8200	16	10%	.31	.119	10000	.07
80-C0402C822K5R	C0402C822K5RACTU	8200	50	10%	.29	.10	10000	.045
80-C0402C103J4R	C0402C103J4RACTU	.01µF	16	5%	.42	.183	10000	.083
80-C0402C103K4R	C0402C103K4RACTU	.01µF	16	10%	.11	.007	10000	.003

© Copyright 2013 Mouser Electronics

© Copyright 2013 Mouser Electronics

KEMET Multilayer Ceramic Chip Capacitors

CASE SIZE 0402 (CONT.)

RoHS Compliant

For quantities greater than listed, call for quote.

MOUSER STOCK NO.	KEMET Part No.	Value (pF)	Volt (DC)	Tol.±	Price Each 1	Price Each 100	Reel Qty.	Price Per Piece
Temperature Coefficient: X7R (Cont.)								
80-C0402C682K3R	C0402C682K3RACTU	6800	25	10%	.27	.10	10000	.045
80-C0402C822K3R	C0402C822K3RACTU	8200	25	10%	.19	.08	10000	.045
80-C0402C103J3R	C0402C103J3RACTU	.01µF	25	5%	.11	.017	- - -	-
80-C0402C103K3R	C0402C103K3RACTU	.01µF	25	10%	.11	.009	- - -	-
80-C0402C103J5R	C0402C103J5RACTU	.01µF	50	5%	.38	.183	10000	.083
80-C0402C103K5R	C0402C103K5RACTU	.01µF	50	10%	.11	.013	- - -	-
Temperature Coefficient: X5R								
80-C0402C153K8P	C0402C153K8PACTU	.015µF	10	10%	.33	.157	10000	.043
80-C0402C223K8P	C0402C223K8PACTU	.022µF	10	10%	.35	.165	10000	.045
80-C0402C333K9P	C0402C333K9PACTU	.033µF	6.3	10%	.36	.172	10000	.047
80-C0402C333K8P	C0402C333K8PACTU	.033µF	10	10%	.20	.083	10000	.046
80-C0402C473K8P	C0402C473K8PACTU	.047µF	10	10%	.11	.031	10000	.012
80-C0402C104K9P	C0402C104K9PACTU	.1µF	6.3	10%	.11	.024	10000	.009
80-C0402C104K8P	C0402C104K8PACTU	.1µF	10	10%	.11	.013	10000	.005
80-C0402C104M8P	C0402C104M8PACTU	.1µF	10	20%	.11	.024	10000	.004
Temperature Coefficient: Y5V								
80-C0402C104Z4V	C0402C104Z4VACTU	.1µF	16	+80, -20	.12	.037	- - -	-
80-C0402C104M4V	C0402C104M4VACTU	.1µF	16	20%	.39	.163	10000	.071

CASE SIZE 0603

For quantities greater than listed, call for quote.

MOUSER STOCK NO.	KEMET Part No.	Value (pF)	Volt (DC)	Tol.±	Price Each 1	Price Each 100	Reel Qty.	Price Per Piece
Temperature Coefficient: C0G								
80-C0603C508C5G	C0603C508C5GACTU	0.50	50	.25pF	.29	.12	4000	.061
80-C0603C758C5G	C0603C758C5GACTU	0.75	50	.25pF	.51	.332	4000	.15
80-C0603C109C5G	C0603C109C5GACTU	1.0	50	.25pF	.16	.05	4000	.022
80-C0603C109C1G	C0603C109C1GACTU	1.0	100	.25pF	.49	.31	4000	.088
80-C0603C129C5G	C0603C129C5GACTU	1.2	50	.25pF	.43	.257	4000	.076
80-C0603C159C5G	C0603C159C5GACTU	1.5	50	.25pF	.11	.02	4000	.009
80-C0603C189C5G	C0603C189C5GACTU	1.8	50	.25pF	.43	.257	4000	.076
80-C0603C209C5G	C0603C209C5GACTU	2.0	50	.25pF	.16	.05	4000	.022
80-C0603C229C5G	C0603C229C5GACTU	2.2	50	.25pF	.34	.158	4000	.073
80-C0603C249C5G	C0603C249C5GACTU	2.4	50	.25pF	.51	.332	4000	.15
80-C0603C279D5G	C0603C279D5GACTU	2.7	50	.5pF	.33	.15	4000	.055
80-C0603C279C5G	C0603C279C5GACTU	2.7	50	.25pF	.16	.108	4000	.073
80-C0603C339C5G	C0603C339C5GACTU	3.3	50	.25pF	.34	.158	4000	.073
80-C0603C399C5G	C0603C399C5GACTU	3.9	50	.25pF	.43	.257	4000	.091
80-C0603C439C5G	C0603C439C5GACTU	4.3	50	.25pF	.51	.332	4000	.15
80-C0603C479D5G	C0603C479D5GACTU	4.7	50	.5pF	.33	.15	4000	.055
80-C0603C479C5G	C0603C479C5GACTU	4.7	50	.25pF	.39	.158	4000	.073
80-C0603C509C5G	C0603C509C5GACTU	5.0	50	.25pF	1.53	.91	4000	.246
80-C0603C519C5G	C0603C519C5GACTU	5.1	50	.25pF	.25	.161	4000	.095
80-C0603C569C5G	C0603C569C5GACTU	5.6	50	.25pF	.11	.024	4000	.01
80-C0603C569K5G	C0603C569K5GACTU	5.6	50	10%	.48	.289	4000	.106
80-C0603C689C5G	C0603C689C5GACTU	6.8	50	.25pF	.56	.332	4000	.088
80-C0603C689J5G	C0603C689J5GACTU	6.8	50	5%	.49	.225	4000	.086
80-C0603C759C5G	C0603C759C5GACTU	7.5	50	.25pF	.67	.385	4000	.262
80-C0603C829D5G	C0603C829D5GACTU	8.2	50	.5pF	.33	.15	4000	.055
80-C0603C829C5G	C0603C829C5GACTU	8.2	50	.25pF	.45	.198	4000	.096
80-C0603C100C5G	C0603C100C5GACTU	10	50	.25pF	.48	.235	4000	.114
80-C0603C100D5G	C0603C100D5GACTU	10	50	.5pF	.16	.05	4000	.028
80-C0603C100J5G	C0603C100J5GACTU	10	50	5%	.11	.014	4000	.006
80-C0603C100K5G	C0603C100K5GACTU	10	50	10%	.21	.09	4000	.043
80-C0603C100J1G	C0603C100J1GACTU	10	100	5%	.11	.025	4000	.012
80-C0603C120C5G	C0603C120C5GACTU	12	50	.25pF	.81	.482	4000	.134
80-C0603C120J5G	C0603C120J5GACTU	12	50	5%	.11	.02	4000	.009
80-C0603C130J5G	C0603C130J5GACTU	13	50	5%	.29	.171	4000	.051
80-C0603C150G5G	C0603C150G5GACTU	15	50	2%	.79	.471	4000	.171
80-C0603C150J5G	C0603C150J5GACTU	15	50	5%	.11	.017	4000	.007
80-C0603C160J5G	C0603C160J5GACTU	16	50	5%	.16	.107	4000	.054
80-C0603C180C5G	C0603C180C5GACTU	18	50	.25pF	.90	.556	4000	.243
80-C0603C180J5G	C0603C180J5GACTU	18	50	5%	.11	.016	4000	.006
80-C0603C180K5G	C0603C180K5GACTU	18	50	10%	.11	.096	4000	.043
80-C0603C180J1G	C0603C180J1GACTU	18	100	5%	.29	.107	4000	.051
80-C0603C200J5G	C0603C200J5GACTU	20	50	5%	.16	.107	4000	.049
80-C0603C200K5G	C0603C200K5GACTU	20	50	10%	.29	.171	4000	.051
80-C0603C200J1G	C0603C200J1GACTU	20	100	5%	.31	.203	4000	.07
80-C0603C220G5G	C0603C220G5GACTU	22	50	2%	.56	.257	4000	.119
80-C0603C220J5G	C0603C220J5GACTU	22	50	5%	.11	.019	4000	.007
80-C0603C220K5G	C0603C220K5GACTU	22	50	10%	.26	.09	4000	.043
80-C0603C220J1G	C0603C220J1GACTU	22	100	5%	.11	.019	4000	.009
80-C0603C270G5G	C0603C270G5GACTU	27	50	2%	.79	.471	4000	.171
80-C0603C270J5G	C0603C270J5GACTU	27	50	5%	.11	.016	4000	.006
80-C0603C270K5G	C0603C270K5GACTU	27	50	10%	.11	.09	4000	.043
80-C0603C270J1G	C0603C270J1GACTU	27	100	5%	.29	.171	4000	.051
80-C0603C300J5G	C0603C300J5GACTU	30	50	5%	.11	.086	4000	.049
80-C0603C330G5G	C0603C330G5GACTU	33	50	2%	.79	.471	4000	.182
80-C0603C330J5G	C0603C330J5GACTU	33	50	5%	.11	.013	4000	.006
80-C0603C330K5G	C0603C330K5GACTU	33	50	10%	.48	.289	4000	.106
80-C0603C330J1G	C0603C330J1GACTU	33	100	5%	.27	.107	4000	.051

© Copyright 2013 Mouser Electronics

DIMENSIONS: mm (in.)

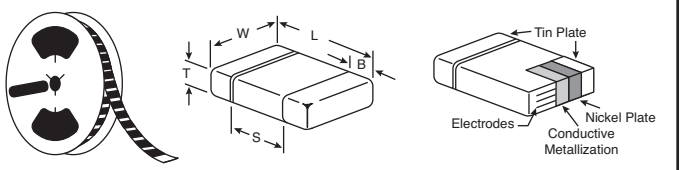

Style	L	W	T	B	S
0402	1.0(.04)±0.05(.002)	0.5(.02)±0.05(.002)	0.55 (.022)	.20(.008)±0.40(.016)	0.3 (.012)
0603	1.6(.063)±0.15(.006)	0.8(.032)±0.15(.006)	0.9 (.035)	.35(.014)±0.15(.006)	0.7 (.028)

CASE SIZE 0603 (CONT.)

For quantities greater than listed, call for quote.

MOUSER STOCK NO.	KEMET Part No.	Value (pF)	Volt (DC)	Tol.±	Price Each 1	Price Each 100	Reel Qty.	Price Per Piece
Temperature Coefficient: C0G (Cont.)								
80-C0603C360J5G	C0603C360J5GACTU	36	50	5%	.12	.078	4000	.049
80-C0603C390G5G	C0603C390G5GACTU	39	50	2%	.65	.385	4000	.119
80-C0603C390J5G	C0603C390J5GACTU	39	50	5%	.11	.019	4000	.007
80-C0603C430G5G	C0603C430G5GACTU	43	50	2%	1.18	.696	4000	.193
80-C0603C470J5G	C0603C470J5GACTU	47	50	5%	.11	.016	4000	.006
80-C0603C470K5G	C0603C470K5GACTU	47	50	5%	.14	.09	4000	.043
80-C0603C470D5G	C0603C470D5GACTU	47	50	.5pF	1.57	1.03	4000	.31
80-C0603C560G5G	C0603C560G5GACTU	56	50	2%	.65	.385	4000	.119
80-C0603C560J5G	C0603C560J5GACTU	56	50	5%	.11	.015	4000	.006
80-C0603C620J5G	C0603C620J5GACTU	62	50	5%	.16	.107	4000	.054
80-C0603C680G5G	C0603C680G5GACTU	68	50	2%	.79	.514	4000	.182
80-C0603C680J5G	C0603C680J5GACTU	68	50	5%	.11	.019	4000	.007
80-C0603C680J1G	C0603C680J1GACTU	68	100	5%	.11	.026	4000	.011
80-C0603C750J5G	C0603C750J5GACTU	75	50	5%	.35	.225	4000	.086
80-C0603C820J5G	C0603C820J5GACTU	82	50	5%	.11	.02	4000	.009
80-C0603C820K5G	C0603C820K5GACTU	82	50	10%	.48	.15	4000	.043
80-C0603C910J5G	C0603C910J5GACTU	91	50	5%	.17	.118	4000	.049
80-C0603C101J5G	C0603C101J5GACTU	100	50	5%	.11	.014	4000	.005
80-C0603C101K5G	C0603C101K5GACTU	100	50	10%	.11	.014	4000	.005
80-C0603C101J1G	C0603C101J1GACTU	100	100	5%	.11	.019	4000	.009
80-C0603C101K1G	C0603C101K1GACTU	100	100	10%	.26	.107	4000	.049
80-C0603C121G5G	C0603C121G5GACTU	120	50	2%	.87	.567	4000	.173
80-C0603C121J5G	C0603C121J5GACTU	120	50	5%	.11	.016	4000	.009
80-C0603C151G5G	C0603C151G5GACTU	150	50	2%	.87	.567	4000	.173
80-C0603C151J5G	C0603C151J5GACTU	150	50	5%	.11	.015	4000	.007
80-C0603C151J1G	C0603C151J1GACTU	150	100	5%	.14	.107	4000	.051
80-C0603C181J5G	C0603C181J5GACTU	180	50	5%	.11	.022	4000	.01
80-C0603C181J1G	C0603C181J1GACTU	180	100	5%	.30	.182	4000	.054
80-C0603C201J5G	C0603C201J5GACTU	200	50	5%	.32	.214	4000	.059
80-C0603C221G5G	C0603C221G5GACTU	220	50	2%	.41	.203	4000	.141
80-C0603C221J5G	C0603C221J5GACTU	220	50	5%	.11	.02	4000	.009
80-C0603C221K5G	C0603C221K5GACTU	220	50	10%	.31	.107	4000	.051
80-C0603C241J5G	C0603C241J5GACTU	240	50	5%	.35	.214	4000	.067
80-C0603C271J5G	C0603C271J5GACTU	270	50	5%	.11	.025	4000	.011
80-C0603C271K5G	C0603C271K5GACTU	270	50	10%	.13	.079	4000	.046
80-C0603C301J5G	C0603C301J5GACTU	300	50	5%	.34	.225	4000	.07
80-C0603C331J5G	C0603C331J5GACTU	330	50	5%	.11	.021	4000	.009
80-C0603C331K5G	C0603C331K5GACTU	330	50	10%	.27	.111	4000	.051
80-C0603C391J5G	C0603C391J5GACTU	390	50	5%	.11	.033	4000	.014
80-C0603C471J5G	C0603C471J5GACTU	470	50	5%	.11	.024	4000	.01
80-C0603C471K5G	C0603C471K5GACTU	470	50	10%	.11	.03	4000	.012
80-C0603C561J5G	C0603C561J5GACTU	560	50	5%	.12	.037	4000	.016
80-C0603C561K5G	C0603C561K5GACTU	560	50	10%	.35	.214	4000	.075
80-C0603C561G5G	C0603C561G5GACTU	560	50	2%	1.53	.91	4000	.246
80-C0603C621J5G	C0603C621J5GACTU	620	50	5%	.41	.235	4000	.07
80-C0603C681J3G	C0603C681J3GACTU	680	25	5%	.35	.214	4000	.062
80-C0603C681J5G	C0603C681J5GACTU	680	50	5%	.11	.032	4000	.013
80-C0603C681G5G	C0603C681G5GACTU	680	50	2%	.73	.589	4000	.164
80-C0603C751J5G	C0603C751J5GACTU	750	50	5%	.42	.246	4000	.072
80-C0603C751K5G	C0603C751K5GACTU	750	50	10%	.64	.471	4000	.128
80-C0603C821J5G	C0603C821J5GACTU	820	50	5%	.14	.045	4000	.02
80-C0603C821K5G	C0603C821K5GACTU	820	50	10%	.35	.214	4000	.062
80-C0603C911J5G	C0603C911J5GACTU	910	50	5%	.43	.257	4000	.074
80-C0603C911K5G	C0603C911K5GACTU	910	50	10%	.64	.471	4000	.128
80-C0603C102J3G	C0603C102J3GACTU	1000	25	5%	.13	.041	4000	.017
80-C0603C102K3G	C0603C102K3GACTU	1000	25	10%	.27	.124	4000	.057
80-C0603C102J5G	C0603C102J5GACTU	1000	50	5%	.11	.029	4000	.012
80-C0603C102K5G	C0603C102K5GACTU	1000	50	10%	.27	.124	4000	.057
Temperature Coefficient: X7R								
80-C0603C221K5R	C0603C221K5RACTU	220	50	10%	.11	.021	4000	.009
80-C0603C221M5R	C0603C221M5RACTU	220	50	20%	.27	.15	4000	.048
80-C0603C271K5R	C0603C271K5RACTU	270	50	10%	.27	.111	4000	.05
80-C0603C331K5R	C0603C331K5RACTU	330	50	10%	.11	.02	4000	.01
80-C0603C391K5R	C0603C391K5RACTU	390	50	10%	.12	.083	4000	.051
80-C0603C471K5R	C0603C471K5RACTU	470	50	10%	.11	.035	4000	.014
80-C0603C471K1R	C0603C471K1RACTU	470	100	10%	.20	.066	4000	.03
80-C0603C561J5G	C0603C561J5RACTU	560	50	5%	.12	.037	4000	.016
80-C0603C561K5R	C0603C561K5RACTU	560	50	10%	.27	.111	4000	.05
80-C0603C681J5R	C0603C681J5RACTU	680	50	5%	.18	.161	4000	.077
80-C0603C681K5R	C0603C681K5RACTU	680	50	10%	.11	.022	4000	.01

© Copyright 2013 Mouser Electronics

CASE SIZE 0603 (CONT.)

RoHS Compliant

For quantities greater than listed, call for quote.

MOUSER STOCK NO.	KEMET Part No.	Value (pF)	Volt (DC)	Tol.±	Price Each 1	Price Each 100	Reel Qty.	Price Per Piece
Temperature Coefficient: C0G (Cont.)								
80-C0603C821K5R	C0603C821K5RACTU	820	50	10%	.11	.025	4000	.01
80-C0603C102J4R	C0603C102J4RACTU	1000	16	5%	.44	.268	4000	.083
80-C0603C102K4R	C0603C102K4RACTU	1000	16	10%	.11	.012	4000	.005
80-C0603C102J3R	C0603C102J3RACTU	1000	25	5%	.26	.096	4000	.077
80-C0603C102K3R	C0603C102K3RACTU	1000	25	10%	.19	.111	4000	.051
80-C0603C102J5R	C0603C102J5RACTU	1000	50	5%	.11	.018	4000	.007
80-C0603C102K5R	C0603C102K5RACTU	1000	50	10%	.11	.012	4000	.004
80-C0603C102M5R	C0603C102M5RACTU	1000	50	20%	.26	.171	4000	.051
80-C0603C102J1R	C0603C102J1RACTU	1000	100	5%	.39	.171	4000	.081
80-C0603C102K1R	C0603C102K1RACTU	1000	100	10%	.14	.118	4000	.059
80-C0603C122K5R	C0603C122K5RACTU	1200	50	10%	.11	.024	4000	.01
80-C0603C152J5R	C0603C152J5RACTU	1500	50	5%	.40	.167	4000	.077
80-C0603C152K5R	C0603C152K5RACTU	1500	50	10%	.11	.021	4000	.009
80-C0603C152K1R	C0603C152K1RACTU	1500	100	10%	.14	.075	4000	.06
80-C0603C182J5R	C0603C182J5RACTU	1800	50	5%	.16	.118	4000	.077
80-C0603C182K5R	C0603C182K5RACTU	1800	50	10%	.11	.026	4000	.011
80-C0603C222J5R	C0603C222J5RACTU	2200	50	5%	.11	.019	4000	.007
80-C0603C222K5R	C0603C222K5RACTU	2200	50	10%	.11	.014	4000	.006
80-C0603C222K1R	C0603C222K1RACTU	2200	100	10%	.11	.02	4000	.009
80-C0603C272J5R	C0603C272J5RACTU	2700	50	5%	.44	.268	4000	.083
80-C0603C272K5R	C0603C272K5RACTU	2700	50	10%	.11	.03	4000	.013
80-C0603C332J5R	C0603C332J5RACTU	3300	50	5%	.19	.124	4000	.077
80-C0603C332K5R	C0603C332K5RACTU	3300	50	10%	.11	.021	4000	.009
80-C0603C332K1R	C0603C332K1RACTU	3300	100	10%	.41	.203	4000	.06
80-C0603C392J5R	C0603C392J5RACTU	3900	50	5%	.26	.096	4000	.077
80-C0603C392K5R	C0603C392K5RACTU	3900	50	10%	.11	.036	4000	.015
80-C0603C472K4R	C0603C472K4RACTU	4700	16	10%	.12	.081	4000	.043
80-C0603C472J5R	C0603C472J5RACTU	4700	50	5%	.11	.017	4000	.007
80-C0603C472K5R	C0603C472K5RACTU	4700	50	10%	.11	.014	4000	.005
80-C0603C472K1R	C0603C472K1RACTU	4700	100	10%	.31	.128	4000	.059
80-C0603C562J5R	C0603C562J5RACTU	5600	50	5%	.16	.139	4000	.077
80-C0603C562K5R	C0603C562K5RACTU	5600	50	10%	.11	.027	4000	.011
80-C0603C562K1R	C0603C562K1RACTU	5600	100	10%	.32	.182	4000	.058
80-C0603C682J5R	C0603C682J5RACTU	6800	50	5%	.40	.167	4000	.075
80-C0603C682K5R	C0603C682K5RACTU	6800	50	10%	.11	.017	4000	.007
80-C0603C682K1R	C0603C682K1RACTU	6800	100	10%	.26	.096	4000	.058
80-C0603C822J5R	C0603C822J5RACTU	8200	50	5%	.32	.193	4000	.077
80-C0603C822K1R	C0603C822K1RACTU	8200	100	10%	.32	.182	4000	.058
80-C0603C153K3R	C0603C153K3RACTU	.015µF	25	10%	.27	.094	4000	.045
80-C0603C153K5R	C0603C153K5RACTU	.015µF	50	10%	.11	.024	4000	.01
80-C0603C183K5R	C0603C183K5RACTU	.018µF	50	10%	.11	.03	4000	.012
80-C0603C103K8R	C0603C103K8RACTU	.01µF	10	10%	.33	.15	4000	.055
80-C0603C103J4R	C0603C103J4RACTU	.01µF	16	5%	.11	.094	4000	.058
80-C0603C103K4R	C0603C103K4RACTU	.01µF	16	10%	.19	.094	4000	.045
80-C0603C103J3R	C0603C103J3RACTU	.01µF	25	5%	.30	.125	4000	.058
80-C0603C103K3R	C0603C103K3RACTU	.01µF	25	10%	.11	.012	4000	.005
80-C0603C103J5R	C0603C103J5RACTU	.01µF	50	5%	.11	.017	4000	.007
80-C0603C103K5R	C0603C103K5RACTU	.01µF	50	10%	.11	.009	4000	.003
80-C0603C103M5R	C0603C103M5RACTU	.01µF	50	20%	.11	.012	4000	.005
80-C0603C103J1R	C0603C103J1RACTU	.01µF	100	5%	.20	.135	4000	.082
80-C0603C103K1R	C0603C103K1RACTU	.01µF	100	10%	.27	.128	4000	.06
80-C0603C223K4R	C0603C223K4RACTU	.022µF	16	10%	.11	.024	4000	.01
80-C0603C223J3R	C0603C223J3RACTU	.022µF	25	5%	.11	.064	4000	.021
80-C0603C223K3R	C0603C223K3RACTU	.022µF	25	10%	.11	.021	4000	.009
80-C0603C223J5R	C0603C223J5RACTU	.022µF	50	5%	.35	.161	4000	.078
80-C0603C223K5R	C0603C223K5RACTU	.022µF	50	10%	.11	.021	4000	.009
80-C0603C273K3R	C0603C273K3RACTU	.027µF	25	10%	.11	.033	4000	.014
80-C0603C333K4R	C0603C333K4RACTU	.033µF	16	10%	.11	.024	4000	.01
80-C0603C333J3R	C0603C333J3RACTU	.033µF	25	5%	.64	.471	4000	.128
80-C0603C333K3R	C0603C333K3RACTU	.033µF	25	10%	.11	.024	4000	.01
80-C0603C393K3R	C0603C393K3RACTU	.039µF	25	10%	.30	.182	4000	.052
80-C0603C473K4R	C0603C473K4RACTU	.047µF	16	10%	.11	.017	4000	.006
80-C0603C473K3R	C0603C473K3RACTU	.047µF	25	10%	.11	.017	4000	.007
80-C0603C563J4R	C0603C563J4RACTU	.056µF	16	5%	.51	.31	4000	.092
80-C0603C563K3R	C0603C563K3RACTU	.056µF	25	10%	.20	.128	4000	.039
80-C0603C683J4R	C0603C683J4RACTU	.068µF	16	5%	.49	.321	4000	.098
80-C0603C683K4R	C0603C683K4RACTU	.068µF	16	10%	.11	.027	4000	.011
80-C0603C683K3R	C0603C683K3RACTU	.068µF	25	10%	.11	.029	4000	.012
80-C0603C104K8R	C0603C104K8RACTU	.1µF	10	10%	.11	.012	4000	.005
80-C0603C104J4R	C0603C104J4RACTU	.1µF	16	5%	.12	.037	4000	.017
80-C0603C104K4R	C0603C104K4RACTU	.1µF	16	10%	.11	.009	4000	.004
80-C0603C104M4R	C0603C104M4RACTU	.1µF	16	20%	.11	.014	4000	.006
80-C0603C104J3R	C0603C104J3RACTU	.1µF	25	5%	.36	.157	4000	.076
80-C0603C104K3R	C0603C104K3RACTU	.1µF	25	10%	.11	.017	4000	.006
80-C0603C104M3R	C0603C104M3RACTU	.1µF	25	20%	.30	.125	4000	.058
80-C0603C154K4R	C0603C154K4RACTU	.15µF	16	10%	.13	.042	4000	.018
80-C0603C224K4R	C0603C224K4RACTU	.22µF	16	10%	.36	.157	4000	.076
80-C0603C274K9R	C0603C274K9RACTU	.27µF	6.3	10%	.47	.235	4000	.08
80-C0603C274K8R	C0603C274K8RACTU	.27µF	10	10%	.47	.235	4000	.08
80-C0603C274K4R	C0603C274K4RACTU	.27µF	16	10%	.32	.132	4000	.08
80-C0603C334K9R	C0603C334K9RACTU	.33µF	6.3	10%	.41	.246	4000	.083
80-C0603C334K8R	C0603C334K8RACTU	.33µF	10	10%	.13	.077	4000	.061
80-C0603C334K4R	C0603C334K4RACTU	.33µF	16	10%	.43	.198	4000	.096

© Copyright 2013 Mouser Electronics

DIMENSIONS: mm (in.)

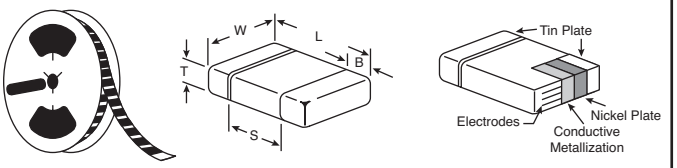

Style	L	W	T	B	S
0603	1.6(.063)±0.15(.006)	0.8(.032)±0.15(.006)	0.9 (.035)	.35(.014)±0.15(.006)	0.7 (.028)
0805	2.0(.079)±0.2(.008)	1.25(.049)±0.2(.008)	1.3 (.051)	0.5(.02)±.25(.010)	0.75 (.030)

CASE SIZE 0603 (CONT.)

For quantities greater than listed, call for quote.

MOUSER STOCK NO.	KEMET Part No.	Value (pF)	Volt (DC)	Tol.±	Price Each 1	Price Each 100	Reel Qty.	Price Per Piece
Temperature Coefficient: X7R (Cont.)								
80-C0603C394K9R	C0603C394K9RACTU	.39µF	6.3	10%	.42	.257	4000	.088
80-C0603C394K8R	C0603C394K8RACTU	.39µF	10	10%	.42	.257	4000	.088
80-C0603C394K4R	C0603C394K4RACTU	.39µF	16	10%	.42	.257	4000	.088
80-C0603C474K9R	C0603C474K9RACTU	.47µF	6.3	10%	.44	.268	4000	.091
80-C0603C474K8R	C0603C474K8RACTU	.47µF	10	10%	.43	.187	4000	.091
80-C0603C474K4R	C0603C474K4RACTU	.47µF	16	10%	.16	.05	4000	.022
Temperature Coefficient: X5R								
80-C0603C274K8P	C0603C274K8PACTU	.27µF	10	10%	.12	.086	4000	.05
80-C0603C334K8P	C0603C334K8PACTU	.33µF	10	10%	.28	.161	4000	.05
80-C0603C394K8P	C0603C394K8PACTU	.39µF	10	10%	.28	.161	4000	.05
80-C0603C474K8P	C0603C474K8PACTU	.47µF	10	10%	.13	.043	4000	.019
80-C0603C564K8P	C0603C564K8PACTU	.56µF	10	10%	.23	.087	4000	.052
80-C0603C684K8P	C0603C684K8PACTU	.68µF	10	10%	.24	.08	4000	.039
80-C0603C824K8P	C0603C824K8PACTU	.82µF	10	10%	.13	.087	4000	.052
80-C0603C225K9P	C0603C225K9PACTU	2.2µF	6.3	10%	.17	.056	4000	.025
80-C0603C225M9P	C0603C225M9PACTU	2.2µF	6.3	20%	.13	.091	4000	.078
Temperature Coefficient: Y5V								
80-C0603C473M3V	C0603C473M3VACTU	.047µF	25	20%	.49	.321	4000	.085
80-C0603C104Z4V	C0603C104Z4VACTU	.1µF	16	+80,-20	.11	.014	4000	.005
80-C0603C104M3V	C0603C104M3VACTU	.1µF	25	20%	.11	.032	4000	.013
80-C0603C104Z3V	C0603C104Z3VACTU	.1µF	25	+80,-20	.11	.01	4000	.004
80-C0603C154Z4V	C0603C154Z4VACTU	.15µF	16	+80,-20	.30	.179	4000	.051
80-C0603C154Z3V	C0603C154Z3VACTU	.15µF	25	+80,-20	.31	.161	4000	.051
80-C0603C224M4V	C0603C224M4VACTU	.22µF	16	20%	.20	.096	4000	.021
80-C0603C224Z4V	C0603C224Z4VACTU	.22µF	16	+80,-20	.11	.024	4000	.01
80-C0603C224M3V	C0603C224M3VACTU	.22µF	25	20%	.19	.113	4000	.057
80-C0603C334Z4V	C0603C334Z4VACTU	.33µF	16	+80,-20	.31	.161	4000	.054
80-C0603C334Z3V	C0603C334Z3VACTU	.33µF	25	+80,-20	.14	.10	4000	.061
80-C0603C474Z9V	C0603C474Z9VACTU	.47µF	6.3	+80,-20	.31	.182	4000	.052
80-C0603C684Z9V	C0603C684Z9VACTU	.68µF	6.3	+80,-20	.42	.246	4000	.072
80-C0603C684Z8V	C0603C684Z8VACTU	.68µF	10	+80,-20	.42	.246	4000	.072
80-C0603C474Z8V	C0603C474Z8VACTU	.47µF	10	+80,-20	.31	.182	4000	.052
80-C0603C105Z9V	C0603C105Z9VACTU	1.0µF	6.3	+80,-20	.18	.061	4000	.027

CASE SIZE 0805

For quantities greater than listed, call for quote.

MOUSER STOCK NO.	KEMET Part No.	Value (pF)	Volt (DC)	Tol.±	Price Each 1	Price Each 100	Reel Qty.	Price Per Piece
Temperature Coefficient: C0G								
80-C0805C109C5G	C0805C109C5GACTU	1.0	50	.25pF	.16	.112	4000	.07
80-C0805C109D1G	C0805C109D1GACTU	1.0	100	.5pF	.36	.171	4000	.072
80-C0805C189C5G	C0805C189C5GACTU	1.8	50	.25pF	.64	.471	4000	.128
80-C0805C209C5G	C0805C209C5GACTU	2.0	50	.25pF	.40	.225	4000	.076
80-C0805C229C5G	C0805C229C5GACTU	2.2	50	.25pF	.64	.471	4000	.128
80-C0805C229C1G	C0805C229C1GACTU	2.2	100	.25pF	.44	.321	4000	.171
80-C0805C279C5G	C0805C279C5GACTU	2.7	50	.25pF	.64	.471	4000	.128
80-C0805C279D5G	C0805C279D5GACTU	2.7	50	.5pF	.48	.289	4000	.106
80-C0805C339C5G	C0805C339C5GACTU	3.3	50	.25pF	.64	.471	4000	.128
80-C0805C399C5G	C0805C399C5GACTU	3.9	50	.25pF	.64	.471	4000	.128
80-C0805C479C5G	C0805C479C5GACTU	4.7	50	.25pF	.64	.471	4000	.128
80-C0805C479D5G	C0805C479D5GACTU	4.7	50	.5pF	.11	.086	4000	.037
80-C0805C569J5G	C0805C569J5GACTU	5.6	50	5%	.44	.235	4000	.073
80-C0805C569C5G	C0805C569C5GACTU	5.6	50	.25pF	.49	.289	4000	.171
80-C0805C569D5G	C0805C569D5GACTU	5.6	50	.5pF	.48	.289	4000	.106
80-C0805C569C1G	C0805C569C1GACTU	5.6	100	.25pF	.42	.257	4000	.088
80-C0805C689C5G	C0805C689C5GACTU	6.8	50	.25pF	.39	.168	4000	.081
80-C0805C829C5G	C0805C829C5GACTU	8.2	50	.25pF	.73	.589	4000	.193
80-C0805C100J5G	C0805C100J5GACTU	10	50	5%	.11	.032	4000	.013
80-C0805C100K5G	C0805C100K5GACTU	10	50	10%	.21	.089	4000	.041
80-C0805C100C5G	C0805C100C5GACTU	10	50	.25pF	.64	.385	4000	.117
80-C0805C100J1G	C0805C100J1GACTU	10	100	5%	.17	.056	4000	.025
80-C0805C100K1G	C0805C100K1GACTU	10	100	10%	.29	.098	4000	.047
80-C0805C100D1G	C0805C100D1GACTU	10	100	.5pF	.36	.171	4000	.072
80-C0805C120J5G	C0805C120J5GACTU	12	50	5%	.13	.043	4000	.017
80-C0805C150J5G	C0805C150J5GACTU	15	50	5%	.13	.042	4000	.017
80-C0805C150K5G	C0805C150K5GACTU	15	50	10%	1.26	.824	4000	.192
80-C0805C150G1G	C0805C150G1GACTU	15	100	2%	.87	.567	4000	.173
80-C0805C150J1G	C0805C150J1GACTU	15	100	5%	.30	.103	4000	.049
80-C0805C150K1G	C0805C150K1GACTU	15	100	10%	.35	.161	4000	.054
80-C0805C180G5G	C0805C180G5GACTU	18	50	2%	.77	.567	4000	.15
80-C0805C180J5G	C0805C180J5GACTU	18	50	5%	.12	.04	4000	.016
80-C0805C180K5G	C0805C180K5GACTU	18	50	10%	1.26	.824	4000	.192
80-C0805C180J1G	C0805C180J1GACTU	18	100	5%	.36	.171	4000	.072
80-C0805C200G5G	C0805C200G5GACTU	20	50	2%	.72	.375	4000	.17

© Copyright 2013 Mouser Electronics

CASE SIZE 0805 (CONT.)

RoHS Compliant

For quantities greater than listed, call for quote.

MOUSER STOCK NO.	KEMET Part No.	Value (pF)	Volt (DC)	Tol.±	Price Each 1	Price Each 100	Reel Qty.	Price Per Piece
Temperature Coefficient: C0G (Cont.)								
80-C0805C200J5G	C0805C200J5GACTU	20	50	5%	.29	.171	4000	.051
80-C0805C220G5G	C0805C220G5GACTU	22	50	2%	.77	.567	4000	.15
80-C0805C220J5G	C0805C220J5GACTU	22	50	5%	.11	.024	4000	.01
80-C0805C220K5G	C0805C220K5GACTU	22	50	10%	.11	.085	4000	.041
80-C0805C220J1G	C0805C220J1GACTU	22	100	5%	.11	.029	4000	.012
80-C0805C220K1G	C0805C220K1GACTU	22	100	10%	.35	.161	4000	.054
80-C0805C220J2G	C0805C220J2GACTU	22	200	5%	.35	.214	4000	.075
80-C0805C240J5G	C0805C240J5GACTU	24	50	5%	.29	.171	4000	.051
80-C0805C270G5G	C0805C270G5GACTU	27	50	2%	.77	.567	4000	.15
80-C0805C270J5G	C0805C270J5GACTU	27	50	5%	.11	.029	4000	.012
80-C0805C270K5G	C0805C270K5GACTU	27	50	10%	.25	.085	4000	.041
80-C0805C300J5G	C0805C300J5GACTU	30	50	5%	.29	.171	4000	.051
80-C0805C300J1G	C0805C300J1GACTU	30	100	5%	.31	.203	4000	.066
80-C0805C330F5G	C0805C330F5GACTU	33	50	1%	.76	.492	4000	.21
80-C0805C330G5G	C0805C330G5GACTU	33	50	2%	.77	.567	4000	.15
80-C0805C330J5G	C0805C330J5GACTU	33	50	5%	.11	.026	4000	.011
80-C0805C330K5G	C0805C330K5GACTU	33	50	10%	.25	.085	4000	.041
80-C0805C330J1G	C0805C330J1GACTU	33	100	5%	.12	.037	4000	.016
80-C0805C390G5G	C0805C390G5GACTU	39	50	2%	.77	.567	4000	.15
80-C0805C390J5G	C0805C390J5GACTU	39	50	5%	.11	.029	4000	.012
80-C0805C470G5G	C0805C470G5GACTU	47	50	2%	.77	.567	4000	.15
80-C0805C470J5G	C0805C470J5GACTU	47	50	5%	.11	.024	4000	.01
80-C0805C470K5G	C0805C470K5GACTU	47	50	10%	.21	.089	4000	.041
80-C0805C470J1G	C0805C470J1GACTU	47	100	5%	.17	.056	4000	.025
80-C0805C510J5G	C0805C510J5GACTU	51	50	5%	.29	.171	4000	.051
80-C0805C560J5G	C0805C560J5GACTU	56	50	5%	.11	.033	4000	.014
80-C0805C680G5G	C0805C680G5GACTU	68	50	2%	.77	.567	4000	.15
80-C0805C680J5G	C0805C680J5GACTU	68	50	5%	.11	.029	4000	.012
80-C0805C750J5G	C0805C750J5GACTU	75	50	5%	.29	.171	4000	.051
80-C0805C820G5G	C0805C820G5GACTU	82	50	2%	.77	.567	4000	.15
80-C0805C820J5G	C0805C820J5GACTU	82	50	5%	.13	.042	4000	.018
80-C0805C820J1G	C0805C820J1GACTU	82	100	5%	.36	.171	4000	.072
80-C0805C910J1G	C0805C910J1GACTU	91	100	5%	.31	.203	4000	.066
80-C0805C101G5G	C0805C101G5GACTU	100	50	2%	.77	.567	4000	.15
80-C0805C101J5G	C0805C101J5GACTU	100	50	5%	.11	.021	4000	.009
80-C0805C101K5G	C0805C101K5GACTU	100	50	10%	.11	.026	4000	.011
80-C0805C101G1G	C0805C101G1GACTU	100	100	2%	.87	.567	4000	.173
80-C0805C101J1G	C0805C101J1GACTU	100	100	5%	.11	.036	4000	.015
80-C0805C101K1G	C0805C101K1GACTU	100	100	10%	.27	.098	4000	.047
80-C0805C101J2G	C0805C101J2GACTU	100	200	5%	.15	.118	4000	.052
80-C0805C121G5G	C0805C121G5GACTU	120	50	2%	1.18	.696	4000	.193
80-C0805C121J5G	C0805C121J5GACTU	120	50	5%	.11	.031	4000	.013
80-C0805C151G5G	C0805C151G5GACTU	150	50	2%	1.18	.696	4000	.193
80-C0805C151J5G	C0805C151J5GACTU	150	50	5%	.11	.026	4000	.011
80-C0805C151J1G	C0805C151J1GACTU	150	100	5%	.26	.107	4000	.049
80-C0805C181G5G	C0805C181G5GACTU	180	50	2%	1.18	.696	4000	.193
80-C0805C181J5G	C0805C181J5GACTU	180	50	5%	.13	.042	4000	.017
80-C0805C181J1G	C0805C181J1GACTU	180	100	5%	.35	.214	4000	.067
80-C0805C201J5G	C0805C201J5GACTU	200	50	5%	.31	.203	4000	.07
80-C0805C221J5G	C0805C221J5GACTU	220	50	5%	.11	.036	4000	.015
80-C0805C221K5G	C0805C221K5GACTU	220	50	10%	.16	.05	4000	.022
80-C0805C221G1G	C0805C221G1GACTU	220	100	2%	1.12	.663	4000	.182
80-C0805C221J1G	C0805C221J1GACTU	220	100	5%	.19	.067	4000	.032
80-C0805C221K1G	C0805C221K1GACTU	220	100	10%	.27	.111	4000	.051
80-C0805C271J5G	C0805C271J5GACTU	270	50	5%	.12	.04	4000	.016
80-C0805C271J1G	C0805C271J1GACTU	270	100	5%	.35	.214	4000	.075
80-C0805C301J5G	C0805C301J5GACTU	300	50	5%	.30	.182	4000	.061
80-C0805C331G5G	C0805C331G5GACTU	330	50	2%	.97	.439	4000	.195
80-C0805C331J5G	C0805C331J5GACTU	330	50	5%	.11	.029	4000	.012
80-C0805C331K5G	C0805C331K5GACTU	330	50	10%	.26	.107	4000	.049
80-C0805C331J1G	C0805C331J1GACTU	330	100	5%	.17	.056	4000	.025
80-C0805C331K1G	C0805C331K1GACTU	330	100	10%	.13	.075	4000	.057
80-C0805C391J5G	C0805C391J5GACTU	390	50	5%	.13	.042	4000	.017
80-C0805C471G5G	C0805C471G5GACTU	470	50	2%	1.12	.663	4000	.19
80-C0805C471J5G	C0805C471J5GACTU	470	50	5%	.12	.041	4000	.016
80-C0805C471K5G	C0805C471K5GACTU	470	50	10%	.28	.116	4000	.054
80-C0805C471J1G	C0805C471J1GACTU	470	100	5%	.17	.066	4000	.025
80-C0805C471J2G	C0805C471J2GACTU	470	200	5%	.44	.268	4000	.076
80-C0805C561G5G	C0805C561G5GACTU	560	50	2%	1.12	.663	4000	.19
80-C0805C561J5G	C0805C561J5GACTU	560	50	5%	.15	.049	4000	.021
80-C0805C681G5G	C0805C681G5GACTU	680	50	2%	.75	.471	4000	.202
80-C0805C681J5G	C0805C681J5GACTU	680	50	5%	.14	.045	4000	.02
80-C0805C681K5G	C0805C681K5GACTU	680	50	10%	.35	.214	4000	.062
80-C0805C681J1G	C0805C681J1GACTU	680	100	5%	.26	.096	4000	.07
80-C0805C751J5G	C0805C751J5GACTU	750	50	5%	.41	.268	4000	.128
80-C0805C821G5G	C0805C821G5GACTU	820	50	2%	1.20	.781	4000	.24
80-C0805C821J5G	C0805C821J5GACTU	820	50	5%	.16	.05	4000	.022
80-C0805C821J1G	C0805C821J1GACTU	820	100	5%	.43	.257	4000	.091
80-C0805C102G5G	C0805C102G5GACTU	1000	50	2%	1.20	.781	4000	.24
80-C0805C102J5G	C0805C102J5GACTU	1000	50	5%	.12	.037	4000	.015
80-C0805C102K5G	C0805C102K5GACTU	1000	50	10%	.12	.039	4000	.017
80-C0805C102J1G	C0805C102J1GACTU	1000	100	5%	.34	.158	4000	.073

© Copyright 2013 Mouser Electronics

DIMENSIONS: mm (in.)

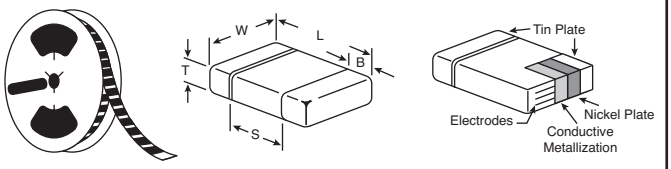

Style	L	W	T	B	S
0805	2.0(.079)±0.2(.008)	1.25(.049)±0.2(.008)	1.3 (.051)	0.5(.02)±.25(.010)	0.75 (.030)

CASE SIZE 0805 (CONT.)

For quantities greater than listed, call for quote.

MOUSER STOCK NO.	KEMET Part No.	Value (pF)	Volt (DC)	Tol.±	Price Each 1	Price Each 100	Reel Qty.	Price Per Piece
Temperature Coefficient: C0G (Cont.)								
80-C0805C122G5G	C0805C122G5GACTU	1200	50	2%	.48	.289	4000	.202
80-C0805C122J5G	C0805C122J5GACTU	1200	50	5%	.15	.048	4000	.021
80-C0805C152G5G	C0805C152G5GACTU	1500	50	2%	1.57	1.03	4000	.31
80-C0805C152J5G	C0805C152J5GACTU	1500	50	5%	.12	.048	4000	.021
80-C0805C182G5G	C0805C182G5GACTU	1800	50	2%	1.09	.803	4000	.246
80-C0805C182J5G	C0805C182J5GACTU	1800	50	5%	.54	.187	4000	.091
Temperature Coefficient: X7R								
80-C0805C221K5R	C0805C221K5RACTU	220	50	10%	.34	.141	4000	.065
80-C0805C331K5R	C0805C331K5RACTU	330	50	10%	.11	.031	4000	.013
80-C0805C471K5R	C0805C471K5RACTU	470	50	10%	.11	.03	4000	.012
80-C0805C471K1R	C0805C471K1RACTU	470	100	10%	.19	.065	4000	.03
80-C0805C561K5R	C0805C561K5RACTU	560	50	10%	.26	.107	4000	.049
80-C0805C681K5R	C0805C681K5RACTU	680	50	10%	.26	.107	4000	.049
80-C0805C681K1R	C0805C681K1RACTU	680	100	10%	.35	.214	4000	.062
80-C0805C821K5R	C0805C821K5RACTU	820	50	10%	.27	.15	4000	.048
80-C0805C102J5R	C0805C102J5RACTU	1000	50	5%	.12	.037	4000	.017
80-C0805C102K5R	C0805C102K5RACTU	1000	50	10%	.11	.018	4000	.007
80-C0805C102M5R	C0805C102M5RACTU	1000	50	20%	.11	.026	4000	.011
80-C0805C102J1R	C0805C102J1RACTU	1000	100	5%	.26	.161	4000	.08
80-C0805C102K1R	C0805C102K1RACTU	1000	100	10%	.15	.048	4000	.021
80-C0805C102K2R	C0805C102K2RACTU	1000	200	10%	.32	.15	4000	.07
80-C0805C122K5R	C0805C122K5RACTU	1200	50	10%	.35	.214	4000	.067
80-C0805C152J5R	C0805C152J5RACTU	1500	50	5%	.41	.268	4000	.073
80-C0805C152K5R	C0805C152K5RACTU	1500	50	10%	.17	.056	4000	.025
80-C0805C152K1R	C0805C152K1RACTU	1500	100	10%	.35	.214	4000	.062
80-C0805C202K5R	C0805C202K5RACTU	2000	50	10%	.49	.321	4000	.128
80-C0805C222J5R	C0805C222J5RACTU	2200	50	5%	.36	.183	4000	.083
80-C0805C222K5R	C0805C222K5RACTU	2200	50	10%	.11	.016	4000	.007
80-C0805C222K1R	C0805C222K1RACTU	2200	100	10%	.11	.05	4000	.022
80-C0805C222K2R	C0805C222K2RACTU	2200	200	10%	.19	.164	4000	.07
80-C0805C272K5R	C0805C272K5RACTU	2700	50	10%	.18	.061	4000	.027
80-C0805C272K1R	C0805C272K1RACTU	2700	100	10%	.35	.214	4000	.062
80-C0805C332J5R	C0805C332J5RACTU	3300	50	5%	.51	.353	4000	.095
80-C0805C332K5R	C0805C332K5RACTU	3300	50	10%	.11	.025	4000	.01
80-C0805C332K1R	C0805C332K1RACTU	3300	100	10%	.35	.214	4000	.062
80-C0805C392J5R	C0805C392J5RACTU	3900	50	5%	.12	.096	4000	.075
80-C0805C392K5R	C0805C392K5RACTU	3900	50	10%	.11	.027	4000	.011
80-C0805C472J5R	C0805C472J5RACTU	4700	50	5%	.36	.183	4000	.083
80-C0805C472K5R	C0805C472K5RACTU	4700	50	10%	.11	.022	4000	.01
80-C0805C472J1R	C0805C472J1RACTU	4700	100	5%	.47	.235	4000	.085
80-C0805C472K1R	C0805C472K1RACTU	4700	100	10%	.30	.124	4000	.057
80-C0805C472K2R	C0805C472K2RACTU	4700	200	10%	.24	.126	4000	.07
80-C0805C562J5R	C0805C562J5RACTU	5600	50	5%	.41	.268	4000	.073
80-C0805C562K5R	C0805C562K5RACTU	5600	50	10%	.17	.056	4000	.025
80-C0805C682J5R	C0805C682J5RACTU	6800	50	5%	.51	.353	4000	.095
80-C0805C682K5R	C0805C682K5RACTU	6800	50	10%	.11	.035	4000	.014
80-C0805C822J5R	C0805C822J5RACTU	8200	50	5%	.51	.353	4000	.095
80-C0805C822K5R	C0805C822K5RACTU	8200	50	10%	.32	.193	4000	.065
80-C0805C123K5R	C0805C123K5RACTU	.012µF	50	10%	.30	.193	4000	.06
80-C0805C153J5R	C0805C153J5RACTU	.015µF	50	5%	.26	.139	4000	.076
80-C0805C153K5R	C0805C153K5RACTU	.015µF	50	10%	.11	.025	4000	.01
80-C0805C153K1R	C0805C153K1RACTU	.015µF	100	10%	.38	.225	4000	.068
80-C0805C183K5R	C0805C183K5RACTU	.018µF	50	10%	.17	.056	4000	.025
80-C0805C103J5R	C0805C103J5RACTU	.01µF	50	5%	.11	.032	4000	.01
80-C0805C103K5R	C0805C103K5RACTU	.01µF	50	10%	.11	.016	4000	.006
80-C0805C103M5R	C0805C103M5RACTU	.01µF	50	20%	.11	.017	4000	.007
80-C0805C103J1R	C0805C103J1RACTU	.01µF	100	5%	.31	.165	4000	.079
80-C0805C103K1R	C0805C103K1RACTU	.01µF	100	10%	.11	.022	4000	.01
80-C0805C223J5R	C0805C223J5RACTU	.022µF	50	5%	.36	.157	4000	.076
80-C0805C223K5R	C0805C223K5RACTU	.022µF	50	10%	.11	.031	4000	.013
80-C0805C223K1R	C0805C223K1RACTU	.022µF	100	10%	.17	.137	4000	.063
80-C0805C273K5R	C0805C273K5RACTU	.027µF	50	10%	.11	.035	4000	.015
80-C0805C333J5R	C0805C333J5RACTU	.033µF	50	5%	.50	.332	4000	.101
80-C0805C333K5R	C0805C333K5RACTU	.033µF	50	10%	.11	.034	4000	.014
80-C0805C393J5R	C0805C393J5RACTU	.039µF	50	5%	.56	.332	4000	.087
80-C0805C473K5R	C0805C473K5RACTU	.047µF	50	10%	.11	.028	4000	.012
80-C0805C563J5R	C0805C563J5RACTU	.056µF	50	5%	.61	.471	4000	.207
80-C0805C563K5R	C0805C563K5RACTU	.056µF	50	10%	.19	.164	4000	.062
80-C0805C683J5R	C0805C683J5RACTU	.068µF	50	5%	.66	.428	4000	.171
80-C0805C683K5R	C0805C683K5RACTU	.068µF	50	10%	.21	.068	4000	.031
80-C0805C823K5R	C0805C823K5RACTU	.082µF	50	10%	.48	.30	4000	.092
80-C0805C154K3R	C0805C154K3RACTU	.15µF	25	10%	.67	.396	4000	.123
80-C0805C184K4R	C0805C184K4RACTU	.18µF	16	10%	.67	.396	4000	.121
80-C0805C104K4R	C0805C104K4RACTU	.1µF	16	10%	.12	.037	4000	.017
80-C0805C104K3R	C0805C104K3RACTU	.1µF	25	10%	.11	.024	4000	.01
80-C0805C104J5R	C0805C104J5RACTU	.1µF	50	5%	.17	.056	4000	.025

© Copyright 2013 Mouser Electronics

CASE SIZE 0805 (CONT.)

RoHS Compliant

For quantities greater than listed, call for quote.

MOUSER STOCK NO.	KEMET Part No.	Value (pF)	Volt (DC)	Tol. ±	Price Each 1	Price Each 100	Reel Qty.	Price Per Piece
Temperature Coefficient: X7R								
80-C0805C224J4R	C0805C224J4RACTU	.22µF	16	5%	1.20	.781	4000	.24
80-C0805C224K4R	C0805C224K4RACTU	.22µF	16	10%	.15	.049	4000	.022
80-C0805C224J3R	C0805C224J3RACTU	.22µF	25	5%	1.53	.91	4000	.253
80-C0805C224K3R	C0805C224K3RACTU	.22µF	25	10%	.15	.049	4000	.022
80-C0805C274K4R	C0805C274K4RACTU	.27µF	16	10%	.85	.696	4000	.278
80-C0805C274K3R	C0805C274K3RACTU	.27µF	25	10%	.92	.599	4000	.185
80-C0805C334J4R	C0805C334J4RACTU	.33µF	16	5%	.73	.535	2500	.278
80-C0805C334K4R	C0805C334K4RACTU	.33µF	16	10%	.20	.072	2500	.037
80-C0805C334K3R	C0805C334K3RACTU	.33µF	25	10%	.28	.114	2500	.052
80-C0805C394K4R	C0805C394K4RACTU	.39µF	16	10%	1.01	.46	2500	.225
80-C0805C474J4R	C0805C474J4RACTU	.47µF	16	5%	.29	.246	2500	.201
80-C0805C474K4R	C0805C474K4RACTU	.47µF	16	10%	.14	.071	2500	.03
80-C0805C474J3R	C0805C474J3RACTU	.47µF	25	5%	1.56	1.02	2500	.31
80-C0805C474K3R	C0805C474K3RACTU	.47µF	25	10%	.21	.108	2500	.05
80-C0805C564K8R	C0805C564K8RACTU	.56µF	10	10%	.81	.385	2500	.182
80-C0805C684K8R	C0805C684K8RACTU	.68µF	10	10%	.82	.514	2500	.235
80-C0805C104K5R	C0805C104K5RACTU	0.1µF	50	10%	.11	.025	4000	.01
80-C0805C104M5R	C0805C104M5RACTU	0.1µF	50	20%	.11	.025	4000	.01
80-C0805C105K8R	C0805C105K8RACTU	1.0µF	10	10%	.19	.067	4000	.032
80-C0805C125K8R	C0805C125K8RACTU	1.2µF	10	10%	.72	.33	2500	.163
80-C0805C125K4R	C0805C125K4RACTU	1.2µF	16	10%	.73	.417	2500	.205
80-C0805C155K8R	C0805C155K8RACTU	1.5µF	10	10%	.81	.417	2500	.163
80-C0805C155K4R	C0805C155K4RACTU	1.5µF	16	10%	.73	.535	2500	.205
Temperature Coefficient: X5R								
80-C0805C125K9P	C0805C125K9PACTU	1.2µF	6.3	10%	.35	.153	4000	.074
80-C0805C125K8P	C0805C125K8PACTU	1.2µF	10	10%	.35	.153	4000	.074
80-C0805C155K9P	C0805C155K9PACTU	1.5µF	6.3	10%	.48	.23	2500	.082
80-C0805C155K8P	C0805C155K8PACTU	1.5µF	10	10%	.36	.128	2500	.091
80-C0805C185K9P	C0805C185K9PACTU	1.8µF	6.3	10%	.43	.241	2500	.082
80-C0805C275K8P	C0805C275K8PACTU	2.7µF	10	10%	.55	.239	4000	.116
80-C0805C335K9P	C0805C335K9PACTU	3.3µF	6.3	10%	.75	.439	2500	.123
80-C0805C335K8P	C0805C335K8PACTU	3.3µF	10	10%	.27	.083	2500	.056
80-C0805C395K9P	C0805C395K9PACTU	3.9µF	6.3	10%	.75	.439	2500	.123
80-C0805C395K8P	C0805C395K8PACTU	3.9µF	10	10%	.55	.239	2500	.122
80-C0805C685K9P	C0805C685K9PACTU	6.8µF	6.3	10%	1.01	.503	2500	.243
Temperature Coefficient: Z5U								
80-C0805C103M5U	C0805C103M5UACTU	.01µF	50	20%	.11	.033	4000	.014
80-C0805C103Z5U	C0805C103Z5UACTU	.01µF	50	+80,-20	.11	.033	4000	.014
80-C0805C104M5U	C0805C104M5UACTU	0.1µF	50	20%	.11	.031	4000	.013
80-C0805C104Z5U	C0805C104Z5UACTU	0.1µF	50	+80,-20	.12	.04	4000	.016
Temperature Coefficient: Y5V								
80-C0805C224Z3V	C0805C224Z3VACTU	.22µF	25	+80,-20	.11	.054	4000	.021
80-C0805C334Z4V	C0805C334Z4VACTU	.33µF	16	+80,-20	.35	.161	4000	.048
80-C0805C474Z4V	C0805C474Z4VACTU	.47µF	16	+80,-20	.27	.107	4000	.049
80-C0805C474M3V	C0805C474M3VACTU	.47µF	25	20%	1.27	.813	4000	.289
80-C0805C104Z3V	C0805C104Z3VACTU	0.1µF	25	+80,-20	.11	.032	4000	.01
80-C0805C104M5V	C0805C104M5VACTU	0.1µF	50	20%	.16	.064	4000	.017
80-C0805C104Z5V	C0805C104Z5VACTU	0.1µF	50	+80,-20	.11	.03	4000	.012
80-C0805C105M4V	C0805C105M4VACTU	1.0µF	16	20%	.11	.086	2500	.028
80-C0805C105Z4V	C0805C105Z4VACTU	1.0µF	16	+80,-20	.11	.026	2500	.013
80-C0805C105Z3V	C0805C105Z3VACTU	1.0µF	25	+80,-20	.11	.043	2500	.025
80-C0805C155Z4V	C0805C155Z4VACTU	1.5µF	16	+80,-20	.47	.221	2500	.108
80-C0805C335Z8V	C0805C335Z8VACTU	3.3µF	10	+80,-20	.72	.375	2500	.143

CASE SIZE 1206

For quantities greater than listed, call for quote.

MOUSER STOCK NO.	KEMET Part No.	Value (pF)	Volt (DC)	Tol.±	Price Each 1	Price Each 100	Reel Qty.	Price Per Piece
Temperature Coefficient: C0G								
80-C1206C109C5G	C1206C109C5GACTU	1.0	50	.25pF	.58	.353	4000	.121
80-C1206C159C5G	C1206C159C5GACTU	1.5	50	.25pF	.58	.353	4000	.121
80-C1206C189C5G	C1206C189C5GACTU	1.8	50	.25pF	.58	.353	4000	.121
80-C1206C209C5G	C1206C209C5GACTU	2.0	50	.25pF	1.18	.696	4000	.193
80-C1206C229C5G	C1206C229C5GACTU	2.2	50	.25pF	.36	.247	4000	.121
80-C1206C309D5G	C1206C309D5GACTU	3.0	50	.5pF	.40	.235	4000	.082
80-C1206C339C5G	C1206C339C5GACTU	3.3	50	.25pF	.36	.247	4000	.121
80-C1206C399C5G	C1206C399C5GACTU	3.9	50	.25pF	.58	.353	4000	.121
80-C1206C479K5G	C1206C479K5GACTU	4.7	50	10%	.48	.332	4000	.128
80-C1206C479C5G	C1206C479C5GACTU	4.7	50	.25pF	.30	.198	4000	.121
80-C1206C509D5G	C1206C509D5GACTU	5.0	50	.5pF	1.18	.696	4000	.193
80-C1206C519C5G	C1206C519C5GACTU	5.1	50	.25pF	.69	.428	4000	.154
80-C1206C569J5G	C1206C569J5GACTU	5.6	50	5%	.31	.278	4000	.193
80-C1206C569C5G	C1206C569C5GACTU	5.6	50	.25pF	.57	.353	4000	.128
80-C1206C689D5G	C1206C689D5GACTU	6.8	50	.5pF	.44	.257	4000	.075
80-C1206C759D5G	C1206C759D5GACTU	7.5	50	.5pF	.40	.235	4000	.082
80-C1206C829J5G	C1206C829J5GACTU	8.2	50	5%	.56	.332	4000	.091
80-C1206C829D5G	C1206C829D5GACTU	8.2	50	.5pF	.44	.257	4000	.075
80-C1206C100J5G	C1206C100J5GACTU	10	50	5%	.20	.07	4000	.033
80-C1206C100J1G	C1206C100J1GACTU	10	100	5%	.32	.163	4000	.079
80-C1206C100D1G	C1206C100D1GACTU	10	100	.5pF	.49	.289	4000	.118
80-C1206C120J5G	C1206C120J5GACTU	12	50	5%	.20	.07	4000	.033
80-C1206C120J1G	C1206C120J1GACTU	12	100	5%	.30	.118	4000	.079
80-C1206C150J5G	C1206C150J5GACTU	15	50	5%	.20	.07	4000	.033

DIMENSIONS: mm (in.)

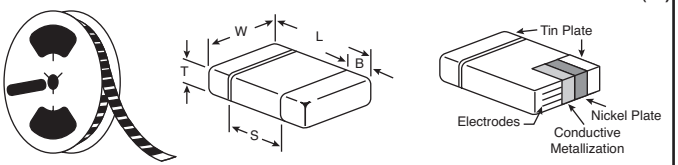

Style	L	W	T	B	S
0805	2.0(.079)±0.2(.008)	1.25(.049)±0.2(.008)	1.3 (.051)	0.5(.02)±.25(.010)	0.75 (.030)
1206	3.2(.126)±0.2(.008)	1.6(.063)±0.2(.008)	1.5 (.059)	0.5(.02)±.25(.010)	N/A

CASE SIZE 1206 (CONT.)

For quantities greater than listed, call for quote.

MOUSER STOCK NO.	KEMET Part No.	Value (pF)	Volt (DC)	Tol.±	Price Each 1	Price Each 100	Reel Qty.	Price Per Piece
Temperature Coefficient: C0G (Cont.)								
80-C1206C150K5G	C1206C150K5GACTU	15	50	10%	.24	.144	4000	.071
80-C1206C180J5G	C1206C180J5GACTU	18	50	5%	.20	.07	4000	.033
80-C1206C200J5G	C1206C200J5GACTU	20	50	5%	.20	.136	4000	.082
80-C1206C200J1G	C1206C200J1GACTU	20	100	5%	.64	.375	4000	.107
80-C1206C220J5G	C1206C220J5GACTU	22	50	5%	.20	.07	4000	.033
80-C1206C220K5G	C1206C220K5GACTU	22	50	10%	.48	.289	4000	.106
80-C1206C220K1G	C1206C220K1GACTU	22	100	10%	.48	.289	4000	.085
80-C1206C240J1G	C1206C240J1GACTU	24	100	5%	.64	.375	4000	.107
80-C1206C270J5G	C1206C270J5GACTU	27	50	5%	.20	.07	4000	.033
80-C1206C270K5G	C1206C270K5GACTU	27	50	10%	.39	.139	4000	.071
80-C1206C330G5G	C1206C330G5GACTU	33	50	2%	.72	.567	4000	.246
80-C1206C330J5G	C1206C330J5GACTU	33	50	5%	.20	.07	4000	.033
80-C1206C330K5G	C1206C330K5GACTU	33	50	10%	.39	.139	4000	.071
80-C1206C330J1G	C1206C330J1GACTU	33	100	5%	.12	.096	4000	.079
80-C1206C330K2G	C1206C330K2GACTU	33	200	10%	.73	.589	4000	.193
80-C1206C390J5G	C1206C390J5GACTU	39	50	5%	.33	.162	4000	.075
80-C1206C390J1G	C1206C390J1GACTU	39	100	5%	.31	.182	4000	.079
80-C1206C470G5G	C1206C470G5GACTU	47	50	2%	.72	.567	4000	.246
80-C1206C470J5G	C1206C470J5GACTU	47	50	5%	.20	.07	4000	.033
80-C1206C470K5G	C1206C470K5GACTU	47	50	10%	.33	.152	4000	.071
80-C1206C470J1G	C1206C470J1GACTU	47	100	5%	.38	.163	4000	.078
80-C1206C470K2G	C1206C470K2GACTU	47	200	10%	.73	.589	4000	.193
80-C1206C510J5G	C1206C510J5GACTU	51	50	5%	.40	.235	4000	.082
80-C1206C560J5G	C1206C560J5GACTU	56	50	5%	.39	.162	4000	.075
80-C1206C620J1G	C1206C620J1GACTU	62	100	5%	.64	.375	4000	.107
80-C1206C680J5G	C1206C680J5GACTU	68	50	5%	.39	.162	4000	.075
80-C1206C680M5G	C1206C680M5GACTU	68	50	20%	.39	.246	4000	.072
80-C1206C680J1G	C1206C680J1GACTU	68	100	5%	.39	.182	4000	.079
80-C1206C820J5G	C1206C820J5GACTU	82	50	5%	.44	.257	4000	.073
80-C1206C101G5G	C1206C101G5GACTU	100	50	2%	1.41	.92	4000	.284
80-C1206C101J5G	C1206C101J5GACTU	100	50	5%	.20	.07	4000	.033
80-C1206C101K5G	C1206C101K5GACTU	100	50	10%	.25	.152	4000	.071
80-C1206C101J1G	C1206C101J1GACTU	100	100	5%	.18	.061	4000	.027
80-C1206C101K1G	C1206C101K1GACTU	100	100	10%	.17	.101	4000	.074
80-C1206C101K2G	C1206C101K2GACTU	100	200	10%	.64	.417	4000	.117
80-C1206C121J5G	C1206C121J5GACTU	120	50	5%	.39	.162	4000	.075
80-C1206C121J1G	C1206C121J1GACTU	120	100	5%	.26	.161	4000	.079
80-C1206C151G5G	C1206C151G5GACTU	150	50	2%	1.50	.899	4000	.289
80-C1206C151J5G	C1206C151J5GACTU	150	50	5%	.21	.09	4000	.043
80-C1206C151K5G	C1206C151K5GACTU	150	50	10%	.24	.107	4000	.075
80-C1206C151J2G	C1206C151J2GACTU	150	200	5%	.64	.375	4000	.15
80-C1206C181J5G	C1206C181J5GACTU	180	50	5%	.44	.235	4000	.078
80-C1206C181K5G	C1206C181K5GACTU	180	50	10%	.44	.268	4000	.128
80-C1206C181J1G	C1206C181J1GACTU	180	100	5%	.44	.257	4000	.089
80-C1206C201J1G	C1206C201J1GACTU	200	100	5%	.61	.396	4000	.121
80-C1206C221G5G	C1206C221G5GACTU	220	50	2%	1.53	.91	4000	.289
80-C1206C221J5G	C1206C221J5GACTU	220	50	5%	.21	.161	4000	.043
80-C1206C221K5G	C1206C221K5GACTU	220	50	10%	.40	.166	4000	.077
80-C1206C221J2G	C1206C221J2GACTU	220	200	5%	.64	.417	4000	.117
80-C1206C271J5G	C1206C271J5GACTU	270	50	5%	.48	.289	4000	.106
80-C1206C271K5G	C1206C271K5GACTU	270	50	10%	.18	.127	4000	.079
80-C1206C271J1G	C1206C271J1GACTU	270	100	5%	.48	.289	4000	.106
80-C1206C271J2G	C1206C271J2GACTU	270	200	5%	.63	.407	4000	.235
80-C1206C331G5G	C1206C331G5GACTU	330	50	2%	1.57	1.03	4000	.31
80-C1206C331J5G	C1206C331J5GACTU	330	50	5%	.21	.09	4000	.043
80-C1206C331J1G	C1206C331J1GACTU	330	100	5%	.42	.268	4000	.088
80-C1206C331J2G	C1206C331J2GACTU	330	200	5%	.63	.407	4000	.235
80-C1206C361J5G	C1206C361J5GACTU	360	50	5%	.59	.342	4000	.097
80-C1206C391J5G	C1206C391J5GACTU	390	50	5%	.36	.161	4000	.08
80-C1206C391J2G	C1206C391J2GACTU	390	200	5%	.67	.396	4000	.125
80-C1206C471G5G	C1206C471G5GACTU	470	50	2%	1.62	1.05	4000	.321
80-C1206C471J5G	C1206C471J5GACTU	470	50	5%	.21	.09	4000	.043
80-C1206C471K5G	C1206C471K5GACTU	470	50	10%	.35	.153	4000	.075
80-C1206C471J1G	C1206C471J1GACTU	470	100	5%	.38	.185	4000	.09
80-C1206C471K1G	C1206C471K1GACTU	470	100	10%	.38	.182	4000	.086
80-C1206C471K2G	C1206C471K2GACTU	470	200	10%	.64	.417	4000	.117
80-C1206C561J5G	C1206C561J5GACTU	560	50	5%	.31	.161	4000	.082
80-C1206C561K5G	C1206C561K5GACTU	560	50	10%	.19	.128	4000	.078
80-C1206C561J1G	C1206C561J1GACTU	560	100	5%	.56	.364	4000	.139
80-C1206C621J5G	C1206C621J5GACTU	620	50	5%	.61	.396	4000	.122
80-C1206C681J5G	C1206C681J5GACTU	680	50	5%	.41	.177	4000	.086
80-C1206C681K5G	C1206C681K5GACTU	680	50	10%	.20	.135	4000	.082
80-C1206C751J5G	C1206C751J5GACTU	750	50	5%	.67	.396	4000	.107
80-C1206C821G5G	C1206C821G5GACTU	820	50	2%	1.53	.91	4000	.257
80-C1206C821J5G	C1206C821J5GACTU	820	50	5%	.42	.184	4000	.09

© Copyright 2013 Mouser Electronics

© Copyright 2013 Mouser Electronics

The Capacitance Company
KEMET
CHARGED.

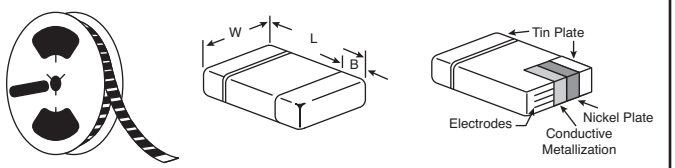

DIMENSIONS: mm (in.)			
Style	L	W	B
1206	3.2±0.2 (.126±.008)	1.6±0.2 (.063±.008)	0.5±.25 (.02±.010)
1210	3.2±0.2 (.126±.008)	2.5±0.2 (.098±.008)	0.5±.25 (.02±.010)

CASE SIZE 1206 (CONT.)

For quantities greater than listed, call for quote.

MOUSER STOCK NO.	KEMET Part No.	Value (pF)	Volt (DC)	Tol.±	Price Each 1	Price Each 100	Reel Qty.	Price Per Piece
Temperature Coefficient: C0G (Cont.)								
80-C1206C821K5G	C1206C821K5GACTU	820	50	10%	.21	.141	4000	.086
80-C1206C102G5G	C1206C102G5GACTU	1000	50	2%	.54	.407	4000	.271
80-C1206C102J5G	C1206C102J5GACTU	1000	50	5%	.21	.074	4000	.035
80-C1206C102J1G	C1206C102J1GACTU	1000	100	5%	.32	.15	4000	.07
80-C1206C102K5G	C1206C102K5GACTU	1000	50	10%	.27	.128	4000	.059
80-C1206C102K1G	C1206C102K1GACTU	1000	100	10%	.26	.096	4000	.07
80-C1206C102K2G	C1206C102K2GACTU	1000	200	10%	.50	.245	2500	.112
80-C1206C122J5G	C1206C122J5GACTU	1200	50	5%	.31	.161	4000	.102
80-C1206C122J1G	C1206C122J1GACTU	1200	100	5%	.67	.439	4000	.135
80-C1206C152J5G	C1206C152J5GACTU	1500	50	5%	.48	.212	4000	.103
80-C1206C152J1G	C1206C152J1GACTU	1500	100	5%	.35	.165	2500	.125
80-C1206C152K5G	C1206C152K5GACTU	1500	50	10%	.35	.214	4000	.097
80-C1206C182J5G	C1206C182J5GACTU	1800	50	5%	.43	.224	4000	.108
80-C1206C222G5G	C1206C222G5GACTU	2200	50	2%	.93	.631	4000	.324
80-C1206C222J5G	C1206C222J5GACTU	2200	50	5%	.54	.235	4000	.114
80-C1206C222J1G	C1206C222J1GACTU	2200	100	5%	.55	.251	2500	.124
80-C1206C222K5G	C1206C222K5GACTU	2200	50	10%	.51	.224	4000	.108
80-C1206C272J1G	C1206C272J1GACTU	2700	100	5%	.65	.492	4000	.171
80-C1206C272K5G	C1206C272K5GACTU	2700	50	10%	.67	.439	4000	.203
80-C1206C332G5G	C1206C332G5GACTU	3300	50	2%	1.06	.856	4000	.589
80-C1206C332J5G	C1206C332J5GACTU	3300	50	5%	.47	.244	4000	.113
80-C1206C392J5G	C1206C392J5GACTU	3900	50	5%	.84	.546	4000	.166
80-C1206C472G5G	C1206C472G5GACTU	4700	50	2%	3.35	2.17	4000	.599
80-C1206C472J5G	C1206C472J5GACTU	4700	50	5%	.59	.31	4000	.143
80-C1206C562J5G	C1206C562J5GACTU	5600	50	5%	.77	.503	2500	.196
Temperature Coefficient: X5R								
80-C1206C106K9P	C1206C106K9PACTU	10µF	6.3	10%	.17	.073	2000	.047
80-C1206C225K4P	C1206C225K4PACTU	2.2µF	16	10%	.26	.096	2500	.064
80-C1206C335K4P	C1206C335K4PACTU	3.3µF	16	10%	.85	.342	2000	.203
80-C1206C335K3P	C1206C335K3PACTU	3.3µF	25	10%	.41	.179	2000	.092
80-C1206C395K3P	C1206C395K3PACTU	3.9µF	25	10%	.82	.514	2000	.193
80-C1206C475K8P	C1206C475K8PACTU	4.7µF	10	10%	.43	.205	2000	.106
80-C1206C685K9P	C1206C685K9PACTU	6.8µF	6.3	10%	.77	.514	2000	.218
Temperature Coefficient: Z5U								
80-C1206C104M5U	C1206C104M5UACTU	0.1µF	50	20%	.17	.056	4000	.025
80-C1206C104Z5U	C1206C104Z5UACTU	0.1µF	50	+80, -20	.17	.056	4000	.025
80-C1206C105M4V	C1206C105M4VACTU	1.0µF	16	20%	.41	.203	4000	.091

CASE SIZE 1210

For quantities greater than listed, call for quote.

MOUSER STOCK NO.	KEMET Part No.	Value (pF)	Volt (DC)	Tol.±	Price Each 1	Price Each 100	Reel Qty.	Price Per Piece
Temperature Coefficient: C0G								
80-C1210C332J5G	C1210C332J5GACTU	3300	50	5%	.72	.449	4000	.181
Temperature Coefficient: X7R								
80-C1210C103K5R	C1210C103K5RACTU	.01µF	50	10%	1.19	.556	4000	.192
80-C1210C103K1R	C1210C103K1RACTU	.01µF	100	10%	.44	.251	4000	.125
80-C1210C103K2R	C1210C103K2RACTU	.01µF	200	10%	.44	.251	4000	.135
80-C1210C223K5R	C1210C223K5RACTU	.022µF	50	10%	.67	.439	4000	.203
80-C1210C223K1R	C1210C223K1RACTU	.022µF	100	10%	.44	.268	4000	.116
80-C1210C224K5R	C1210C224K5RACTU	.22µF	50	10%	.34	.15	2500	.073
80-C1210C334K5R	C1210C334K5RACTU	.33µF	50	10%	.40	.205	2500	.10
80-C1210C474K5R	C1210C474K5RACTU	.47µF	50	10%	1.07	.547	4000	.247
80-C1210C684K5R	C1210C684K5RACTU	.68µF	50	10%	.93	.449	4000	.247
80-C1210C104K5R	C1210C104K5RACTU	0.1µF	50	10%	.15	.106	4000	.065
80-C1210C104K1R	C1210C104K1RACTU	0.1µF	100	10%	.31	.119	2500	.073
80-C1210C104K2R	C1210C104K2RACTU	0.1µF	200	10%	.75	.355	2500	.175
80-C1210C155K3R	C1210C155K3RACTU	1.5µF	25	10%	.90	.663	2000	.278
Temperature Coefficient: X5R								
80-C1210C125K3P	C1210C125K3PACTU	1.2µF	25	10%	.61	.375	4000	.127
80-C1210C106K8P	C1210C106K8PACTU	10µF	10	10%	.79	.364	2000	.18
80-C1210C126K8P	C1210C126K8PACTU	12µF	10	10%	1.05	.77	4000	.30
80-C1210C156K8P	C1210C156K8PACTU	15µF	10	10%	.84	.407	2500	.236
80-C1210C225K3P	C1210C225K3PACTU	2.2µF	25	10%	.90	.364	2500	.216
80-C1210C226K8P	C1210C226K8PACTU	22µF	10	10%	.87	.431	2000	.209
80-C1210C335K4P	C1210C335K4PACTU	3.3µF	16	10%	.77	.375	2000	.22
80-C1210C335K3P	C1210C335K3PACTU	3.3µF	25	10%	.76	.514	2000	.217
80-C1210C475K8P	C1210C475K8PACTU	4.7µF	10	10%	.93	.449	2000	.265
80-C1210C565K4P	C1210C565K4PACTU	5.6µF	16	10%	1.10	.803	2500	.332
80-C1210C685K4P	C1210C685K4PACTU	6.8µF	16	10%	1.10	.803	2000	.332
80-C1210C825K4P	C1210C825K4PACTU	8.2µF	16	10%	1.10	.803	2000	.332

© Copyright 2013 Mouser Electronics

KPS SERIES

Features:

- Extremely low ESR and ESL
- Non-polar device, minimizing installation concerns
- Available in X7R dielectric for thermal proctection up to 125°C
- Commercial or Automotive (AEC-Q200) grade available
- Double the capacitance in the same footprint, reduced board space

Applications:

- Industrial, Automotive, Military, Telecom
- Smoothing circuits
- DC to DC convertors
- Power supplier (input/output filters)
- To reduce noise (poezoelectric/mechanical)
- To increase flex resistance in board flex applications

RoHS Compliant

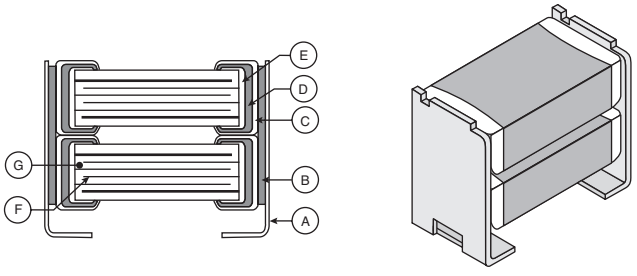

Cutaway Legend		
Ref	Name	Material
A	Leadframe	Phosphor Bronze-Alloy 510
B	Leadframe Attach	High Temp Solder
C	Termination	Cu
D	Termination	Ni
E	Termination	Sn
F	Electrode	Ni
G	Dielectric	BaTiO3

AUTOMOTIVE GRADE

For quantities greater than listed, call for quote.

MOUSER STOCK NO.	KEMET Part No.	Value (µF)	Volt (DC)	Tol.±	Price Each 1	Price Each 100	Reel Qty.	Price Per Piece
1210 X7R								
80-C1210C105K1R1AUTO	C1210C105K1R1CAUTO	1	100	10%	7.10	4.74	600	4.01
1812 X7R								
80-C1812C106M3R2AUTO	C1812C106M3R2CAUTO	10	25	20%	8.52	5.79	400	5.45
80-C1812C226M4R2AUTO	C1812C226M4R2CAUTO	22	16	20%	8.45	5.75	400	5.26
80-C1812C335M5R2AUTO	C1812C335M5R2CAUTO	3.3	50	20%	8.52	5.79	400	5.35
2220 X7R								
80-C2220C106K5R1AUTO	C2220C106K5R1CAUTO	10	50	10%	5.81	4.64	300	4.42
80-C2220C106M5R2AUTO	C2220C106M5R2CAUTO	10	50	20%	5.59	4.46	200	4.26
80-C2220C226M5R2AUTO	C2220C226M5R2CAUTO	22	50	20%	5.64	4.50	200	4.28
80-C2220C335K5R1AUTO	C2220C335K5R1CAUTO	3.3	50	10%	5.70	4.56	300	4.28
80-C2220C476M3R2AUTO	C2220C476M3R2CAUTO	47	25	20%	5.66	4.53	200	4.28

COMMERCIAL GRADE

For quantities greater than listed, call for quote.

MOUSER STOCK NO.	KEMET Part No.	Value (µF)	Volt (DC)	Tol.±	Price Each 1	Price Each 100	Reel Qty.	Price Per Piece
1210 X7R								
80-C1210C105K1R1C	C1210C105K1R1CT500	1	100	10%	9.75	6.09	500	4.43
80-C1210C225K1R1C	C1210C225K1R1CT500	2.2	100	10%	9.84	6.15	500	4.47
80-C1210C475K5R1C	C1210C475K5R1CT500	4.7	50	10%	9.84	6.15	500	4.47
80-C1210C475M1R2C	C1210C475M1R2CT500	4.7	100	20%	12.17	7.60	500	5.52
80-C1210C476M8R2C	C1210C476M8R2CT500	47	10	20%	12.86	8.04	500	5.84
1812 X7R								
80-C1812C474MAR2C	C1812C474MAR2CT500	0.47	250	20%	5.63	4.07	500	3.75
80-C1812C106M3R2C	C1812C106M3R2CT500	10	25	20%	7.29	4.95	500	4.27
80-C1812C335M5R2C	C1812C335M5R2CT500	3.3	50	20%	4.44	3.46	500	1.66
2220 X7R								
80-C2220C105MAR2C	C2220C105MAR2CT500	1	250	20%	7.10	5.13	500	4.73
80-C2220C106K3R1C	C2220C106K3R1CT500	10	25	10%	6.60	5.14	500	4.76
80-C2220C106K5R1C	C2220C106K5R1CT500	10	50	10%	6.73	5.23	500	4.86
80-C2220C106M5R2C	C2220C106M5R2CT500	10	50	20%	7.10	5.52	500	5.13
80-C2220C225M1R2C	C2220C225M1R2CT500	2.2	100	20%	5.61	4.35	500	2.26
80-C2220C225MAR2C	C2220C225MAR2CT500	2.2	250	20%	7.18	5.18	500	4.78
80-C2220C226M5R2C	C2220C226M5R2CT500	22	50	20%	6.38	3.98	500	3.19
80-C2220C335K1R1C	C2220C335K1R1CT500	3.3	100	10%	6.60	4.12	500	3.30
80-C2220C476M3R2C	C2220C476M3R2CT500	47	25	20%	6.42	4.01	500	3.21

© Copyright 2013 Mouser Electronics

MURATA SMD and Leaded MLCCs

muRata
Innovator in Electronics

RoHS Compliant **This product is RoHS compliant.**

The GR3 and RDE series of multi-layer ceramic capacitors (MLCC) have been designed by Murata to be incorporated in **LED lighting circuits**, immediately following the bridge rectification stage, to provide DC supply smoothing and EMI filtering. The GR3 family is for reflow soldering use and the RDE family provides radial leaded insertion production. Compared to standard ceramic capacitors test by Murata showed a **10dB reduction in acoustic noise** by using the new GR3 MLCC capacitors. Further noise reductions are possible with the RDE leaded parts.

GR3 SERIES SMD CHIP MONOLITHIC CERAMIC CAPACITORS

Large Capacitance and High Allowable Ripple Current

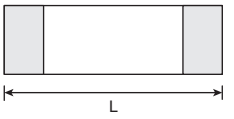

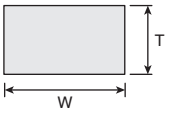

RoHS Compliant

Features:
- Operating Temperature Range X7T: -55˚C to +125˚C
- Tolerance: 10%

For quantities greater than listed, call for quote.

MOUSER STOCK NO.	Murata Part No.	Case Size	Value (uF)	Voltage	Dimensions (mm) L x W x T	Price Per Piece 1	50	100	500	Reel Qty.	Price Per Piece
81-GR321AD72E103KW1D	GR321AD72E103KW01D	0805	0.010	250	2.0 x 1.25 x 1.0	.25	.171	.153	.132	4000	.079
81-GR321AD72E153KW1D	GR321AD72E153KW01D	0805	0.015	250	2.0 x 1.25 x 1.0	.25	.171	.153	.132	4000	.079
81-GR321BD72E223KW3L	GR321BD72E223KW03L	0805	0.022	250	2.0 x 1.25 x 1.25	.25	.178	.159	.136	3000	.081
81-GR331AD72W103KW1D	GR331AD72W103KW01D	1206	0.010	450	3.2 x 1.6 x 1.0	.28	.20	.18	.154	4000	.092
81-GR331BD72J103KW1L	GR331BD72J103KW01L	1206	0.010	630	3.2 x 1.6 x 1.25	.30	.217	.195	.166	3000	.10
81-GR331AD72W153KW1D	GR331AD72W153KW01D	1206	0.015	450	3.2 x 1.6 x 1.0	.29	.21	.188	.162	4000	.096
81-GR331CD72J153KW3L	GR331CD72J153KW03L	1206	0.015	630	3.2 x 1.6 x 1.6	.29	.20	.186	.163	2000	.101
81-GR331BD72W223KW1L	GR331BD72W223KW01L	1206	0.022	450	3.2 x 1.6 x 1.25	.30	.217	.195	.166	3000	.10
81-GR331AD72E333KW1D	GR331AD72E333KW01D	1206	0.033	250	3.2 x 1.6 x 1.0	.29	.21	.188	.162	4000	.096
81-GR331BD72W333KW1L	GR331BD72W333KW01L	1206	0.033	450	3.2 x 1.6 x 1.25	.28	.199	.185	.162	3000	.096
81-GR331BD72E473KW1L	GR331BD72E473KW01L	1206	0.047	250	3.2 x 1.6 x 1.25	.31	.221	.205	.18	3000	.108
81-GR331CD72W473KW3L	GR331CD72W473KW03L	1206	0.047	450	3.2 x 1.6 x 1.6	.31	.221	.205	.18	2000	.113
81-GR331CD72E683KW3L	GR331CD72E683KW03L	1206	0.068	250	3.2 x 1.6 x 1.6	.51	.361	.334	.293	2000	.186
81-GR332DD72W683KW1L	GR332DD72W683KW01L	1210	0.068	450	3.2 x 2.5 x 2.0	.96	.702	.647	.561	1000	.366
81-GR332QD72J223KW1L	GR332QD72J223KW01L	1210	0.022	630	3.2 x 2.5 x 1.5	.65	.469	.433	.376	2000	.245
81-GR332DD72J333KW1L	GR332DD72J333KW01L	1210	0.033	630	3.2 x 2.5 x 2.0	.69	.498	.459	.398	1000	.26
81-GR332DD72J473KW1L	GR332DD72J473KW01L	1210	0.047	630	3.2 x 2.5 x 2.0	.94	.679	.627	.542	1000	.355
81-GR332QD72E104KW1L	GR332QD72E104KW01L	1210	0.10	250	3.2 x 2.5 x 1.5	.59	.433	.399	.347	2000	.226
81-GR332DD72W104KW1L	GR332DD72W104KW01L	1210	0.10	450	3.2 x 2.5 x 2.0	.96	.694	.641	.555	1000	.363
81-GR332DD72E154KW1L	GR332DD72E154KW01L	1210	0.15	250	3.2 x 2.5 x 2.0	1.04	.756	.699	.606	1000	.396
81-GR343DD72J683KW1L	GR343DD72J683KW01L	1812	0.068	630	4.5 x 3.2 x 2.0	1.17	.874	.83	.67	1000	.467
81-GR343DD72W154KW1L	GR343DD72W154KW01L	1812	0.15	450	4.5 x 3.2 x 2.0	1.21	.906	.861	.696	1000	.484
81-GR343QD72E224KW1L	GR343QD72E224KW01L	1812	0.22	250	4.5 x 3.2 x 1.5	1.04	.756	.699	.606	2000	.373
81-GR343DD72E334KW1L	GR343DD72E334KW01L	1812	0.33	250	4.5 x 3.2 x 2.0	1.79	1.34	1.26	1.03	1000	.716
81-GR355DD72E684KW1L	GR355DD72E684KW01L	2220	0.68	250	5.7 x 5.0 x 2.0	2.31	1.75	1.59	1.35	1000	.958
81-GR355DD72J154KW1L	GR355DD72J154KW01L	2220	0.15	630	5.7 x 5.0 x 2.0	2.21	1.67	1.53	1.28	1000	.917
81-GR355DD72W224KW1L	GR355DD72W224KW01L	2220	0.22	450	5.7 x 5.0 x 2.0	2.55	2.00	1.77	1.49	1000	1.06
81-GR355XD72J224KW5L	GR355XD72J224KW05L	2220	0.22	630	5.7 x 5.0	3.01	2.28	2.09	1.36	500	1.36
81-GR355XD72J274KW5L	GR355XD72J274KW05L	2220	0.27	630	5.7 x 5.0	3.00	2.27	2.08	1.36	500	1.36
81-GR355DD72W334KW1L	GR355DD72W334KW01L	2220	0.33	450	5.7 x 5.0 x 2.0	2.55	1.93	1.77	1.49	1000	1.06
81-GR355DD72E474KW1L	GR355DD72E474KW01L	2220	0.47	250	5.7 x 5.0 x 2.0	2.20	1.64	1.56	1.25	1000	.881
81-GR355DD72W474KW1L	GR355DD72W474KW01L	2220	0.47	450	5.7 x 5.0 x 2.0	2.44	1.85	1.69	1.42	1000	1.01
81-GR355XD72W564KW5L	GR355XD72W564KW05L	2220	0.56	450	5.7 x 5.0	3.00	2.27	2.08	1.36	500	1.36
81-GR355DD72J104KW1L	GR355DD72J104KW01L	2220	0.1	630	5.7 x 5.0 x 2.0	2.11	1.59	1.46	1.23	1000	.872
81-GR355XD72E105KW5L	GR355XD72E105KW05L	2220	1.0	250	5.7 x 5.0	2.90	2.19	2.00	1.31	500	1.31

RDE SERIES RADIAL LEADED TYPE MONOLITHIC CERAMIC CAPACITORS

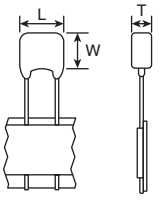

Coated with Epoxy resin

RoHS Compliant

Features:
- Operating Temperature Range X7T: -55˚C to +125˚C
- Tolerance: 10%
- TLead Spacing: 0.5

For quantities greater than listed, call for quote.

MOUSER STOCK NO.	Murata Part No.	Value (uF)	Voltage	Dimensions (mm) L x W x T	Price Per Piece 1	50	100	500	Reel Qty.	Price Per Piece
81-GR321AD72E103KW1D	GR321AD72E103KW01D	0.010	250	2.0 x 1.25 x 1.0	.25	.171	.153	.132	4000	.079
81-GR321AD72E153KW1D	GR321AD72E153KW01D	0.015	250	2.0 x 1.25 x 1.0	.25	.171	.153	.132	4000	.079
81-GR321BD72E223KW3L	GR321BD72E223KW03L	0.022	250	2.0 x 1.25 x 1.25	.25	.178	.159	.136	3000	.081
81-GR331AD72W103KW1D	GR331AD72W103KW01D	0.010	450	3.2 x 1.6 x 1.0	.28	.20	.18	.154	4000	.092
81-GR331BD72J103KW1L	GR331BD72J103KW01L	0.010	630	3.2 x 1.6 x 1.25	.30	.217	.195	.166	3000	.10
81-GR331AD72W153KW1D	GR331AD72W153KW01D	0.015	450	3.2 x 1.6 x 1.0	.29	.21	.188	.162	4000	.096
81-GR331CD72J153KW3L	GR331CD72J153KW03L	0.015	630	3.2 x 1.6 x 1.6	.29	.20	.186	.163	2000	.101
81-GR331BD72W223KW1L	GR331BD72W223KW01L	0.022	450	3.2 x 1.6 x 1.25	.30	.217	.195	.166	3000	.10
81-GR331AD72E333KW1D	GR331AD72E333KW01D	0.033	250	3.2 x 1.6 x 1.0	.29	.21	.188	.162	4000	.096
81-GR331BD72W333KW1L	GR331BD72W333KW01L	0.033	450	3.2 x 1.6 x 1.25	.28	.199	.185	.162	3000	.096
81-GR331BD72E473KW1L	GR331BD72E473KW01L	0.047	250	3.2 x 1.6 x 1.25	.31	.221	.205	.18	3000	.108
81-GR331CD72W473KW3L	GR331CD72W473KW03L	0.047	450	3.2 x 1.6 x 1.6	.31	.221	.205	.18	2000	.113
81-GR331CD72E683KW3L	GR331CD72E683KW03L	0.068	250	3.2 x 1.6 x 1.6	.51	.361	.334	.293	2000	.186
81-GR332DD72W683KW1L	GR332DD72W683KW01L	0.068	450	3.2 x 2.5 x 2.0	.96	.702	.647	.561	1000	.366
81-GR332QD72J223KW1L	GR332QD72J223KW01L	0.022	630	3.2 x 2.5 x 1.5	.65	.469	.433	.376	2000	.245
81-GR332DD72J333KW1L	GR332DD72J333KW01L	0.033	630	3.2 x 2.5 x 2.0	.69	.498	.459	.398	1000	.26
81-GR332DD72J473KW1L	GR332DD72J473KW01L	0.047	630	3.2 x 2.5 x 2.0	.94	.679	.627	.542	1000	.355
81-GR332QD72E104KW1L	GR332QD72E104KW01L	0.10	250	3.2 x 2.5 x 1.5	.59	.433	.399	.347	2000	.226
81-GR332DD72W104KW1L	GR332DD72W104KW01L	0.10	450	3.2 x 2.5 x 2.0	.96	.694	.641	.555	1000	.363
81-GR332DD72E154KW1L	GR332DD72E154KW01L	0.15	250	3.2 x 2.5 x 2.0	1.04	.756	.699	.606	1000	.396
81-GR343DD72J683KW1L	GR343DD72J683KW01L	0.068	630	4.5 x 3.2 x 2.0	1.17	.874	.83	.67	1000	.467
81-GR343DD72W154KW1L	GR343DD72W154KW01L	0.15	450	4.5 x 3.2 x 2.0	1.21	.906	.861	.696	1000	.484
81-GR343QD72E224KW1L	GR343QD72E224KW01L	0.22	250	4.5 x 3.2 x 1.5	1.04	.756	.699	.606	2000	.373
81-GR343DD72E334KW1L	GR343DD72E334KW01L	0.33	250	4.5 x 3.2 x 2.0	1.79	1.34	1.26	1.03	1000	.716
81-GR355DD72E684KW1L	GR355DD72E684KW01L	0.68	250	5.7 x 5.0 x 2.0	2.31	1.75	1.59	1.35	1000	.958
81-GR355DD72J154KW1L	GR355DD72J154KW01L	0.15	630	5.7 x 5.0 x 2.0	2.21	1.67	1.53	1.28	1000	.917
81-GR355DD72W224KW1L	GR355DD72W224KW01L	0.22	450	5.7 x 5.0 x 2.0	2.55	2.00	1.77	1.49	1000	1.06
81-GR355XD72J224KW5L	GR355XD72J224KW05L	0.22	630	5.7 x 5.0	3.01	2.28	2.09	1.36	500	1.36
81-GR355XD72J274KW5L	GR355XD72J274KW05L	0.27	630	5.7 x 5.0	3.00	2.27	2.08	1.36	500	1.36
81-GR355DD72W334KW1L	GR355DD72W334KW01L	0.33	450	5.7 x 5.0 x 2.0	2.55	1.93	1.77	1.49	1000	1.06
81-GR355DD72E474KW1L	GR355DD72E474KW01L	0.47	250	5.7 x 5.0 x 2.0	2.20	1.64	1.56	1.25	1000	.881
81-GR355DD72W474KW1L	GR355DD72W474KW01L	0.47	450	5.7 x 5.0 x 2.0	2.44	1.85	1.69	1.42	1000	1.01
81-GR355XD72W564KW5L	GR355XD72W564KW05L	0.56	450	5.7 x 5.0	3.00	2.27	2.08	1.36	500	1.36
81-GR355DD72J104KW1L	GR355DD72J104KW01L	0.1	630	5.7 x 5.0 x 2.0	2.11	1.59	1.46	1.23	1000	.872
81-GR355XD72E105KW5L	GR355XD72E105KW05L	1.0	250	5.7 x 5.0	2.90	2.19	2.00	1.31	500	1.31

© Copyright 2013 Mouser Electronics
© Copyright 2013 Mouser Electronics

MURATA High Frequency Ceramic Chip Capacitors

RoHS Compliant This product is RoHS compliant.

muRata Innovator in Electronics

GJM SERIES: MULTILAYER, HIGH FREQUENCY, HIGH Q

GJM SERIES: The Murata GJM series is a high Q ultra small capacitor series for high frequency applications in the 500MHz to 10GHz range, suitable for VCO and PA Module applications. The GJM series of capacitors are made with copper electrodes for low ESR and low power consumption due to the high Q (low loss) performance. This series is offered in EIA sizes 0201 and 0402. They are RoHS compliant.

RoHS Compliant

Features:

- C0G Dielectric
- Low ESR
- Operating Temperature: -55°C to +125°C

DIMENSIONS: mm

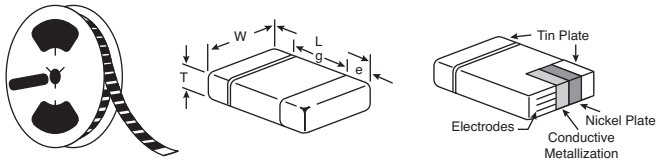

Part No.	L	W	T	e	g min.
GJM03	0.6±0.03	0.3±0.03	0.3±0.03	0.1 to 0.2	0.2
GJM15	1.0±0.05	0.5±0.05	0.5±0.05	0.15 to 0.3	0.4

For quantities greater than listed, call for quote.

MOUSER STOCK NO.	Murata Part No.	Value (pF)	Volt (DC)	Price Each 1	Price Each 100	Reel Qty.	Price per Piece
0201 Case Size							
81-GJM0335C1ER20BB01	GJM0335C1ER20BB01D	0.2	25	.27	.135	15000	.032
81-GJM0335C1ER30BB01	GJM0335C1ER30BB01D	0.3	25	.27	.135	15000	.032
81-GJM0335C1ER40BB01	GJM0335C1ER40BB01D	0.4	25	.27	.135	15000	.032
81-GJM0335C1ER75BB01	GJM0335C1ER75BB01D	0.75	25	.27	.135	15000	.032
81-GJM0335C1E1R0BB01	GJM0335C1E1R0BB01D	1.0	25	.27	.135	15000	.032
81-GJM0335C1E1R1BB01	GJM0335C1E1R1BB01D	1.1	25	.27	.135	15000	.032
81-GJM0335C1E1R2BB01	GJM0335C1E1R2BB01D	1.2	25	.27	.135	15000	.032
81-GJM0335C1E1R3BB01	GJM0335C1E1R3BB01D	1.3	25	.27	.135	15000	.032
81-GJM0335C1E1R4CB1D	GJM0335C1E1R4CB01D	1.4	25	.11	.077	15000	.018
81-GJM0335C1E1R5BB01	GJM0335C1E1R5BB01D	1.5	25	.27	.135	15000	.032
81-GJM0335C1E1R5CB1D	GJM0335C1E1R5CB01D	1.5	25	.14	.039	15000	.018
81-GJM0335C1E1R6BB01	GJM0335C1E1R6BB01D	1.6	25	.27	.135	15000	.032
81-GJM0335C1E2R0BB01	GJM0335C1E2R0BB01D	2.0	25	.27	.135	15000	.032
81-GJM0335C1E2R2BB01	GJM0335C1E2R2BB01D	2.2	25	.23	.064	15000	.034
81-GJM0335C1E2R7BB01	GJM0335C1E2R7BB01D	2.7	25	.27	.135	15000	.032
81-GJM0335C1E3R0BB01	GJM0335C1E3R0BB01D	3.0	25	.27	.135	15000	.032
81-GJM0335C1E3R0CB1D	GJM0335C1E3R0CB01D	3.0	25	.14	.039	15000	.018
81-GJM0335C1E3R2BB01	GJM0335C1E3R2BB01D	3.2	25	.27	.135	15000	.032
81-GJM0335C1E3R3BB01	GJM0335C1E3R3BB01D	3.3	25	.27	.135	15000	.032
81-GJM0335C1E3R4BB1D	GJM0335C1E3R4BB01D	3.4	25	.27	.135	15000	.032
81-GJM0335C1E3R6BB01	GJM0335C1E3R6BB01D	3.6	25	.27	.135	15000	.032
81-GJM0335C1E3R8BB01	GJM0335C1E3R8BB01D	3.8	25	.27	.135	15000	.032
81-GJM0335C1E3R9BB01	GJM0335C1E3R9BB01D	3.9	25	.23	.064	15000	.034
81-GJM0335C1E4R3BB01	GJM0335C1E4R3BB01D	4.3	25	.27	.135	15000	.032
81-GJM0335C1E4R7BB01	GJM0335C1E4R7BB01D	4.7	25	.27	.135	15000	.032
81-GJM0335C1E5R1CB01	GJM0335C1E5R1CB01D	5.1	25	.14	.039	15000	.018
81-GJM0335C1E5R6CB01	GJM0335C1E5R6CB01D	5.6	25	.14	.039	15000	.018
81-GJM0335C1E6R0CB01	GJM0335C1E6R0CB01D	6.0	25	.14	.039	15000	.018
81-GJM0335C1E6R2CB01	GJM0335C1E6R2CB01D	6.2	25	.11	.077	15000	.018
81-GJM0335C1E6R2BB01	GJM0335C1E6R2BB01D	6.2	25	.27	.135	15000	.032
81-GJM0335C1E6R8CB01	GJM0335C1E6R8CB01D	6.8	25	.14	.039	15000	.018
81-GJM0335C0J220JB1D	GJM0335C0J220JB01D	22	6.3	.11	.077	15000	.018
81-GJM0335C0J270GB1D	GJM0335C0J270GB01D	27	6.3	.27	.135	15000	.032
81-GJM0335C0J270JB1D	GJM0335C0J270JB01D	27	6.3	.11	.077	15000	.018
0402 Case Size							
81-GJM1555C1HR10BB01	GJM1555C1HR10BB01D	0.1	50	.21	.059	10000	.029
81-GJM1555C1HR20BB01	GJM1555C1HR20BB01D	0.2	50	.21	.059	10000	.029
81-GJM1555C1HR20KB01	GJM1555C1HR20KB01D	0.2	50	.49	.269	10000	.093
81-GJM1555C1HR20WB01	GJM1555C1HR20WB01D	0.2	50	.28	.087	10000	.05
81-GJM1555C1HR30BB01	GJM1555C1HR30BB01D	0.3	50	.21	.059	10000	.029
81-GJM1555C1HR40BB01	GJM1555C1HR40BB01D	0.4	50	.21	.059	10000	.029
81-GJM1555C1HR50BB01	GJM1555C1HR50BB01D	0.5	50	.21	.059	10000	.029
81-GJM1555C1HR50WB1D	GJM1555C1HR50WB01D	0.5	50	.32	.205	10000	.046
81-GJM1555C1HR60BB1D	GJM1555C1HR60BB01D	0.6	50	.21	.059	10000	.029
81-GJM1555C1HR70BB1D	GJM1555C1HR70BB01D	0.7	50	.21	.059	10000	.029
81-GJM1555C1HR75CB01	GJM1555C1HR75CB01D	0.8	50	.11	.05	10000	.012
81-GJM1555C1HR90BB1D	GJM1555C1HR90BB01D	0.9	50	.20	.153	10000	.059
81-GJM1555C1HR90CB1D	GJM1555C1HR90CB01D	0.9	50	.11	.05	10000	.012
81-GJM1555C1H1R0BB01	GJM1555C1H1R0BB01D	1.0	50	.21	.059	10000	.029
81-GJM1555C1H1R0CB1D	GJM1555C1H1R0CB01D	1.0	50	.35	.033	10000	.016
81-GJM1555C1H1R0WB1D	GJM1555C1H1R0WB01D	1.0	50	.32	.205	10000	.046
81-GJM1555C1H1R1BB01	GJM1555C1H1R1BB01D	1.1	50	.21	.059	10000	.029
81-GJM1555C1H1R1CB1D	GJM1555C1H1R1CB01D	1.1	50	.35	.033	10000	.016
81-GJM1555C1H1R2BB01	GJM1555C1H1R2BB01D	1.2	50	.21	.059	10000	.029
81-GJM1555C1H1R2CB1D	GJM1555C1H1R2CB01D	1.2	50	.35	.033	10000	.016
81-GJM1555C1H1R2WB1D	GJM1555C1H1R2WB01D	1.2	50	.32	.205	10000	.046
81-GJM1555C1H1R3BB01	GJM1555C1H1R3BB01D	1.3	50	.21	.059	10000	.029

For quantities greater than listed, call for quote.

MOUSER STOCK NO.	Murata Part No.	Value (pF)	Volt (DC)	Price Each 1	Price Each 100	Reel Qty.	Price per Piece
0402 Case Size (Cont.)							
81-GJM1555C1H1R5CB01	GJM1555C1H1R5CB01D	1.5	50	.35	.033	10000	.016
81-GJM1555C1H1R5BB1D	GJM1555C1H1R5BB01D	1.5	50	.21	.059	10000	.029
81-GJM1555C1H1R5WB1D	GJM1555C1H1R5WB01D	1.5	50	.32	.205	10000	.046
81-GJM1555C1H1R6BB01	GJM1555C1H1R6BB01D	1.6	50	.20	.153	10000	.059
81-GJM1555C1H1R6CB01	GJM1555C1H1R6CB01D	1.6	50	.35	.033	10000	.016
81-GJM1555C1H1R8BB01	GJM1555C1H1R8BB01D	1.8	50	.21	.059	10000	.029
81-GJM1555C1H1R8CB1D	GJM1555C1H1R8CB01D	1.8	50	.35	.033	10000	.016
81-GJM1555C1H2R0BB01	GJM1555C1H2R0BB01D	2.0	50	.21	.059	10000	.029
81-GJM1555C1H2R2BB01	GJM1555C1H2R2BB01D	2.2	50	.20	.153	10000	.059
81-GJM1555C1H2R2CB1D	GJM1555C1H2R2CB01D	2.2	50	.35	.033	10000	.016
81-GJM1555C1H2R4BB01	GJM1555C1H2R4BB01D	2.4	50	.21	.059	10000	.029
81-GJM1555C1H2R4CB1D	GJM1555C1H2R4CB01D	2.4	50	.35	.033	10000	.016
81-GJM1555C1H2R7BB01	GJM1555C1H2R7BB01D	2.7	50	.21	.059	10000	.029
81-GJM1555C1H2R7CB1D	GJM1555C1H2R7CB01D	2.7	50	.35	.033	10000	.016
81-GJM1555C1H3R0BB01	GJM1555C1H3R0BB01D	3.0	50	.20	.153	10000	.059
81-GJM1555C1H3R0CB1D	GJM1555C1H3R0CB01D	3.0	50	.35	.033	10000	.016
81-GJM1555C1H3R3BB01	GJM1555C1H3R3BB01D	3.3	50	.21	.059	10000	.029
81-GJM1555C1H3R3CB1D	GJM1555C1H3R3CB01D	3.3	50	.35	.033	10000	.016
81-GJM1555C1H3R6BB01	GJM1555C1H3R6BB01D	3.6	50	.21	.059	10000	.029
81-GJM1555C1H3R6CB1D	GJM1555C1H3R6CB01D	3.6	50	.35	.033	10000	.016
81-GJM1555C1H3R9BB01	GJM1555C1H3R9BB01D	3.9	50	.21	.059	10000	.029
81-GJM1555C1H3R9CB1D	GJM1555C1H3R9CB01D	3.9	50	.35	.033	10000	.016
81-GJM1555C1H4R0BB01	GJM1555C1H4R0BB01D	4.0	50	.20	.153	10000	.059
81-GJM1555C1H4R3BB01	GJM1555C1H4R3BB01D	4.3	50	.21	.059	10000	.029
81-GJM1555C1H4R3CB1D	GJM1555C1H4R3CB01D	4.3	50	.35	.033	10000	.016
81-GJM1555C1H4R7BB01	GJM1555C1H4R7BB01D	4.7	50	.20	.153	10000	.059
81-GJM1555C1H4R7CB1D	GJM1555C1H4R7CB01D	4.7	50	.35	.033	10000	.016
81-GJM1555C1H5R0BB01	GJM1555C1H5R0BB01D	5.0	50	.20	.153	10000	.059
81-GJM1555C1H5R1CB01	GJM1555C1H5R1CB01D	5.1	50	.35	.033	10000	.016
81-GJM1555C1H5R6CB01	GJM1555C1H5R6CB01D	5.6	50	.35	.033	10000	.016
81-GJM1555C1H5R6BB1D	GJM1555C1H5R6BB01D	5.6	50	.20	.153	10000	.059
81-GJM1555C1H5R6DB1D	GJM1555C1H5R6DB01D	5.6	50	.11	.05	10000	.012
81-GJM1555C1H6R0CB01	GJM1555C1H6R0CB01D	6.0	50	.35	.033	10000	.016
81-GJM1555C1H6R2CB01	GJM1555C1H6R2CB01D	6.2	50	.35	.033	10000	.016
81-GJM1555C1H6R2DB01	GJM1555C1H6R2DB01D	6.2	50	.11	.05	10000	.012
81-GJM1555C1H6R8CB01	GJM1555C1H6R8CB01D	6.8	50	.35	.033	10000	.016
81-GJM1555C1H7R0CB01	GJM1555C1H7R0CB01D	7.0	50	.35	.033	10000	.016
81-GJM1555C1H7R5CB01	GJM1555C1H7R5CB01D	7.5	50	.35	.033	10000	.016
81-GJM1555C1H7R6CB01	GJM1555C1H7R6CB01D	7.6	50	.11	.05	10000	.012
81-GJM1555C1H7R8CB01	GJM1555C1H7R8CB01D	7.8	50	.11	.05	10000	.012
81-GJM1555C1H8R0CB01	GJM1555C1H8R0CB01D	8.0	50	.11	.05	10000	.012
81-GJM1555C1H8R2CB01	GJM1555C1H8R2CB01D	8.2	50	.35	.033	10000	.016
81-GJM1555C1H8R2BB1D	GJM1555C1H8R2BB01D	8.2	50	.20	.153	10000	.059
81-GJM1555C1H8R6CB01	GJM1555C1H8R6CB01D	8.6	50	.11	.05	10000	.012
81-GJM1555C1H9R0CB01	GJM1555C1H9R0CB01D	9.0	50	.35	.033	10000	.016
81-GJM1555C1H9R1CB01	GJM1555C1H9R1CB01D	9.1	50	.35	.033	10000	.016
81-GJM1555C1H100FB01	GJM1555C1H100FB01D	10	50	.21	.059	10000	.029
81-GJM1555C1H100JB01	GJM1555C1H100JB01D	10	50	.11	.05	10000	.012
81-GJM1555C1H110GB1D	GJM1555C1H110GB01D	11	50	.21	.059	10000	.029
81-GJM1555C1H120GB01	GJM1555C1H120GB01D	12	50	.21	.059	10000	.029
81-GJM1555C1H120JB1D	GJM1555C1H120JB01D	12	50	.35	.033	10000	.016
81-GJM1555C1H150GB01	GJM1555C1H150GB01D	15	50	.21	.059	10000	.029
81-GJM1555C1H150JB1D	GJM1555C1H150JB01D	15	50	.35	.033	10000	.016
81-GJM1555C1H180GB01	GJM1555C1H180GB01D	18	50	.20	.153	10000	.059
81-GJM1555C1H180JB01	GJM1555C1H180JB01D	18	50	.35	.033	10000	.016
81-GJM1555C1H200GB01	GJM1555C1H200GB01D	20	50	.21	.059	10000	.029
81-GJM1555C1H200JB1D	GJM1555C1H200JB01D	20	50	.11	.05	10000	.012

© Copyright 2013 Mouser Electronics

© Copyright 2013 Mouser Electronics

MURATA High Frequency Ceramic Chip Capacitors

muRata Innovator in Electronics

RoHS Compliant This product is RoHS compliant.

GQM SERIES MULTILAYER, HIGH FREQUENCY, HIGH Q

The Murata high Q capacitors are used from 500MHz to 10GHz for handheld and cellular applications. These capacitors are made with copper electrodes for very low ESR and high Q in GHz frequencies, and high RF current handling capability. This series is offered in EIA sized 0603, 0805 and 1210, and is available in tight tolerance versions. They are RoHS Compliant.

RoHS Compliant

Cross Reference			
	GQM		
Case Sizes	0603	0805	1210
ATC 650	X	X	
Johanson "S"	X		
Johanson "L"	X	X	X

Features:

- C0G Dielectric
- Low ESR
- Operating Temperature: -55°C to +125°C

Applications:

- Base Station Power Amps
- Broadcasting Equipment
- Cell Phones
- PA Modules

Part No.	L	W	T	e	g min.
GQM188	1.6±0.1	0.8±0.1	0.8±0.1	0.2 to 0.5	0.5
GQM219	2.0±0.1	1.25±0.1	0.85±0.1	0.2 to 0.7	0.7

DIMENSIONS: mm

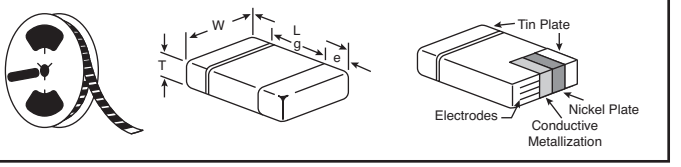

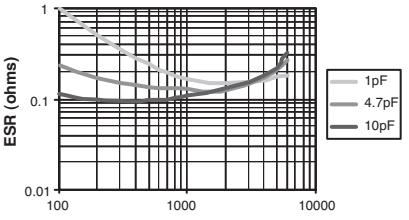

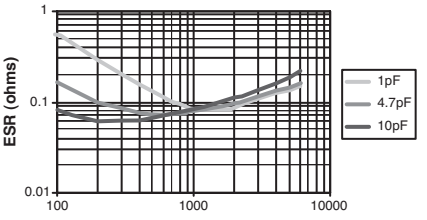

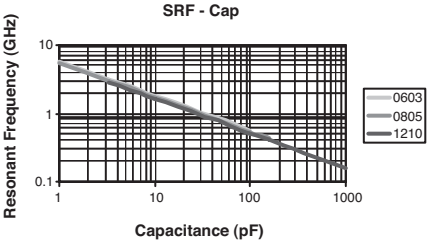

For quantities greater than listed, call for quote.

MOUSER STOCK NO.	Murata Part No.	Case Size	Value (pF)	Volt (DC)	Tolerance ±	Price Each 1	Price Each 50	Price Each 100	Price Each 500	Reel Qty.	Price Per Piece
81-GQM1885C2AR10BB01	GQM1885C2AR10BB01D	0603	0.1	100	0.1pF	.49	.352	.324	.281	4000	.173
81-GQM1885C2AR50BB01	GQM1885C2AR50BB01D	0603	0.5	100	0.1pF	.76	.433	.292	.265	4000	.163
81-GQM1885C2A1R0BB01	GQM1885C2A1R0BB01D	0603	1.0	100	0.1pF	.49	.352	.324	.281	4000	.173
81-GQM1885C2A1R2BB01	GQM1885C2A1R2BB01D	0603	1.2	100	0.1pF	.49	.352	.324	.281	4000	.173
81-GQM1885C2A1R5BB01	GQM1885C2A1R5BB01D	0603	1.5	100	0.1pF	.49	.352	.324	.281	4000	.173
81-GQM1885C2A1R8BB01	GQM1885C2A1R8BB01D	0603	1.8	100	0.1pF	.49	.352	.324	.281	4000	.173
81-GQM1885C2A2R2BB01	GQM1885C2A2R2BB01D	0603	2.2	100	0.1pF	.49	.352	.324	.281	4000	.173
81-GQM1885C2A2R7BB01	GQM1885C2A2R7BB01D	0603	2.7	100	0.1pF	.49	.352	.324	.281	4000	.173
81-GQM1885C2A3R3BB01	GQM1885C2A3R3BB01D	0603	3.3	100	0.1pF	.49	.352	.324	.281	4000	.173
81-GQM1885C2A3R9BB01	GQM1885C2A3R9BB01D	0603	3.9	100	0.1pF	.49	.352	.324	.281	4000	.173
81-GQM1885C2A4R7BB01	GQM1885C2A4R7BB01D	0603	4.7	100	0.1pF	.49	.352	.324	.281	4000	.173
81-GQM1885C2A5R1CB01	GQM1885C2A5R1CB01D	0603	5.1	100	0.25pF	.42	.292	.271	.238	4000	.142
81-GQM1885C2A6R8CB01	GQM1885C2A6R8CB01D	0603	6.8	100	0.25pF	.59	.334	.226	.204	4000	.125
81-GQM1885C1H7R5CB01	GQM1885C1H7R5CB01D	0603	7.5	50	0.25pF	.46	.321	.299	.261	4000	.156
81-GQM1885C1H8R2CB01	GQM1885C1H8R2CB01D	0603	8.2	50	0.25pF	.46	.321	.299	.261	4000	.156
81-GQM1885C1H100GB01	GQM1885C1H100GB01D	0603	10	50	2%	.54	.389	.36	.311	4000	.192
81-GQM1885C1H120GB01	GQM1885C1H120GB01D	0603	12	50	2%	.96	.717	.653	.535	4000	.256
81-GQM1885C1H150GB01	GQM1885C1H150GB01D	0603	15	50	2%	.96	.717	.653	.535	4000	.256
81-GQM1885C1H220GB01	GQM1885C1H220GB01D	0603	22	50	2%	.96	.717	.653	.535	4000	.256
81-GQM1885C1H270GB01	GQM1885C1H270GB01D	0603	27	50	2%	.96	.717	.653	.535	4000	.256
81-GQM1885C1H330GB01	GQM1885C1H330GB01D	0603	33	50	2%	.96	.717	.653	.535	4000	.256
81-GQM1885C1H390GB01	GQM1885C1H390GB01D	0603	39	50	2%	.96	.717	.653	.535	4000	.256
81-GQM1885C1H470GB01	GQM1885C1H470GB01D	0603	47	50	2%	.96	.717	.653	.535	4000	.256
81-GQM1885C1H560GB01	GQM1885C1H560GB01D	0603	56	50	2%	.96	.717	.653	.535	4000	.256
81-GQM1885C1H680GB01	GQM1885C1H680GB01D	0603	68	50	2%	.96	.717	.653	.535	4000	.256
81-GQM1885C1H820GB01	GQM1885C1H820GB01D	0603	82	50	2%	.96	.717	.653	.535	4000	.256
81-GQM1885C1H101GB01	GQM1885C1H101GB01D	0603	100	50	2%	.96	.717	.653	.535	4000	.256
81-GQM2195C2AR20BB01	GQM2195C2AR20BB01D	0805	0.2	100	0.1pF	.96	.717	.653	.535	4000	.256
81-GQM2195C2AR50BB01	GQM2195C2AR50BB01D	0805	0.5	100	0.1pF	1.17	.669	.585	.426	4000	.197
81-GQM2195C2A1R0BB01	GQM2195C2A1R0BB01D	0805	1.0	100	0.1pF	1.17	.669	.585	.426	4000	.197
81-GQM2195C2A1R2BB01	GQM2195C2A1R2BB01D	0805	1.2	100	0.1pF	1.17	.669	.585	.426	4000	.197
81-GQM2195C2A1R5BB01	GQM2195C2A1R5BB01D	0805	1.5	100	0.1pF	1.17	.669	.585	.426	4000	.197
81-GQM2195C2A1R8BB01	GQM2195C2A1R8BB01D	0805	1.8	100	0.1pF	1.17	.669	.585	.426	4000	.197
81-GQM2195C2A2R2BB01	GQM2195C2A2R2BB01D	0805	2.2	100	0.1pF	1.17	.669	.585	.426	4000	.197
81-GQM2195C2A2R7BB01	GQM2195C2A2R7BB01D	0805	2.7	100	0.1pF	1.17	.669	.585	.426	4000	.197
81-GQM2195C2A3R3BB01	GQM2195C2A3R3BB01D	0805	3.3	100	0.1pF	1.17	.669	.585	.426	4000	.197
81-GQM2195C2A3R9BB01	GQM2195C2A3R9BB01D	0805	3.9	100	0.1pF	1.17	.669	.585	.426	4000	.197
81-GQM2195C2A4R7BB01	GQM2195C2A4R7BB01D	0805	4.7	100	0.1pF	1.17	.669	.585	.426	4000	.197
81-GQM2195C2A5R1CB01	GQM2195C2A5R1CB01D	0805	5.1	100	0.25pF	.49	.352	.324	.281	4000	.173
81-GQM2195C2A6R8CB01	GQM2195C2A6R8CB01D	0805	6.8	100	0.25pF	.49	.352	.324	.281	4000	.173
81-GQM2195C2A7R5CB01	GQM2195C2A7R5CB01D	0805	7.5	100	0.25pF	.54	.389	.36	.311	4000	.192
81-GQM2195C2A8R2CB01	GQM2195C2A8R2CB01D	0805	8.2	100	0.25pF	.54	.389	.36	.311	4000	.192
81-GQM2195C2A100GB01	GQM2195C2A100GB01D	0805	10	100	2%	.70	.505	.467	.404	4000	.249
81-GQM2195C2A120GB01	GQM2195C2A120GB01D	0805	12	100	2%	1.34	.908	.598	.538	4000	.328
81-GQM2195C2A150GB01	GQM2195C2A150GB01D	0805	15	100	2%	1.34	.908	.598	.538	4000	.328
81-GQM2195C1H220GB01	GQM2195C1H220GB01D	0805	22	50	2%	1.34	.908	.598	.538	4000	.328
81-GQM2195C1H270GB01	GQM2195C1H270GB01D	0805	27	50	2%	1.34	.908	.598	.538	4000	.328
81-GQM2195C1H330GB01	GQM2195C1H330GB01D	0805	33	50	2%	1.34	.908	.598	.538	4000	.328
81-GQM2195C1H470GB01	GQM2195C1H470GB01D	0805	47	50	2%	1.79	1.28	.856	.767	4000	.482
81-GQM2195C1H101GB01	GQM2195C1H101GB01D	0805	100	50	2%	1.79	1.28	.856	.767	4000	.482

© Copyright 2013 Mouser Electronics

© Copyright 2013 Mouser Electronics

MURATA High Frequency Ceramic Chip Capacitors

RoHS Compliant **This product is RoHS compliant.**

GQM SERIES MULTILAYER, HIGH FREQUENCY, HIGH Q

Murata has commercialized the GQM 500V Series low loss monolithic ceramic capacitor for high frequency applications. The GQM Series features low loss capacitors for RF power amplifiers used in mobile communication base stations and high-speed broadband base stations, and is a capacitor series ideal for VHF, UHF, and GHz frequency regions. With dimensions of 2.8x2.8x1.15mm and capacitance ranging from 0.5pF to 100pF, this product may be used for tight tolerance products around capacitance tolerance B 3 (±0.1pF). Ideal for matching or coupling circuits used in applications such as power amplifiers for mobile communication, WiMAX 4 and LTE 5 base stations, as well as other related high frequency RF modules, this product will help improve the high frequency characteristic of equipment.

Features:
- Design optimization using electromagnetic field and improved internal electrode design have strengthened magnetic coupling and stabilized self-response frequency
- High withstand voltage design
- Offers tight tolerance in the capacitance tolerance B (±0.1pF) or C (±0.25pF) range
- RoHS Compliant

Specifications:
- Capacitance Range: 0.5pF - 100pF
- Rated Voltage: DC500V
- Operating Temp. Range: -55°C to +125°C
- Case Size: 1111
- Self-resonant frequency: over 4GHz (1pF)
- Packaging: Reel Qty. 1000 - 180mm embossed tape

Applications:
- Matching circuits, coupling circuits in power amplifiers for mobile communication
- WiMAX and LTE base stations



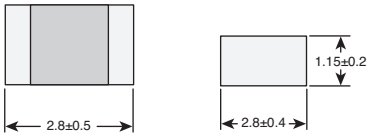

DIMENSIONS: mm

Frequency - Impedance Characteristic (for a 1pF Product)

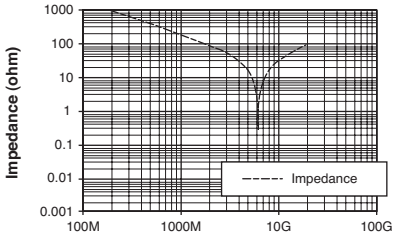

Frequency - Q Characteristic (for a 1pF Product)

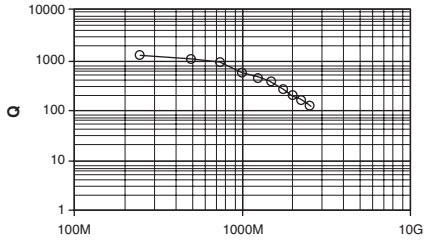

Frequency - ESR Characteristic (for a 1pF Product)

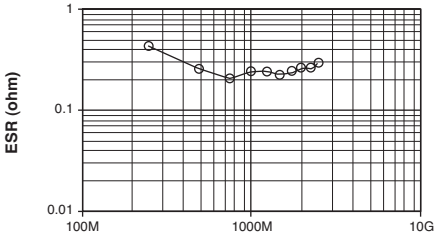

For quantities greater than listed, call for quote.

MOUSER STOCK NO.		Value (pF)	Tol. ±	Price Each				Reel Qty. 1000
Mfr.	Mfr. Part No.			1	50	100	500	
81	GQM22M5C2HR50BB1L	0.5	0.1pF	3.61	2.61	2.44	2.11	1.72
81	GQM22M5C2HR75BB1L	0.75	0.1pF	3.61	2.61	2.44	2.11	1.72
81	GQM22M5C2H1R0BB1L	1	0.1pF	3.61	2.61	2.44	2.11	1.72
81	GQM22M5C2H1R1BB1L	1.1	0.1pF	3.61	2.61	2.44	2.11	1.72
81	GQM22M5C2H1R2BB1L	1.2	0.1pF	3.61	2.61	2.44	2.11	1.72
81	GQM22M5C2H1R3BB1L	1.3	0.1pF	3.61	2.61	2.44	2.11	1.72
81	GQM22M5C2H1R5BB1L	1.5	0.1pF	3.61	2.61	2.44	2.11	1.72
81	GQM22M5C2H1R6BB1L	1.6	0.1pF	3.61	2.61	2.44	2.11	1.72
81	GQM22M5C2H1R8BB1L	1.8	0.1pF	3.61	2.61	2.44	2.11	1.72
81	GQM22M5C2H2R0BB1L	2	0.1pF	3.61	2.61	2.44	2.11	1.72
81	GQM22M5C2H2R2BB1L	2.2	0.1pF	3.61	2.61	2.44	2.11	1.72
81	GQM22M5C2H2R4BB1L	2.4	0.1pF	3.61	2.61	2.44	2.11	1.72
81	GQM22M5C2H2R7BB1L	2.7	0.1pF	3.61	2.61	2.44	2.11	1.72
81	GQM22M5C2H3R0BB1L	3	0.1pF	3.61	2.61	2.44	2.11	1.72
81	GQM22M5C2H3R3BB1L	3.3	0.1pF	3.61	2.61	2.44	2.11	1.72
81	GQM22M5C2H3R6BB1L	3.6	0.1pF	3.61	2.61	2.44	2.11	1.72
81	GQM22M5C2H3R9BB1L	3.9	0.1pF	3.61	2.61	2.44	2.11	1.72
81	GQM22M5C2H4R0BB1L	4	0.1pF	3.61	2.61	2.44	2.11	1.72
81	GQM22M5C2H4R3BB1L	4.3	0.1pF	3.61	2.61	2.44	2.11	1.72
81	GQM22M5C2H4R7BB1L	4.7	0.1pF	3.61	2.61	2.44	2.11	1.72
81	GQM22M5C2H5R0BB1L	5	0.1pF	3.61	2.61	2.44	2.11	1.72
81	GQM22M5C2HR50CB1L	0.5	0.25pF	2.07	1.49	1.36	1.11	.621
81	GQM22M5C2HR75CB1L	0.75	0.25pF	2.07	1.49	1.36	1.11	.621
81	GQM22M5C2H1R0CB1L	1	0.25pF	2.07	1.49	1.36	1.11	.621
81	GQM22M5C2H1R5CB1L	1.5	0.25pF	2.07	1.49	1.36	1.11	.621
81	GQM22M5C2H2R0CB1L	2	0.25pF	2.07	1.49	1.36	1.11	.621
81	GQM22M5C2H3R0CB1L	3	0.25pF	2.07	1.49	1.36	1.11	.621
81	GQM22M5C2H4R0CB1L	4	0.25pF	2.07	1.49	1.36	1.11	.621
81	GQM22M5C2H5R0CB1L	5	0.25pF	2.07	1.49	1.36	1.11	.621
81	GQM22M5C2H5R1CB1L	5.1	0.25pF	2.07	1.49	1.36	1.11	.621
81	GQM22M5C2H5R6CB1L	5.6	0.25pF	2.07	1.49	1.36	1.11	.621
81	GQM22M5C2H6R0CB1L	6	0.25pF	2.07	1.49	1.36	1.11	.621
81	GQM22M5C2H6R2CB1L	6.2	0.25pF	2.07	1.49	1.36	1.11	.621
81	GQM22M5C2H6R8CB1L	6.8	0.25pF	2.07	1.49	1.36	1.11	.621
81	GQM22M5C2H7R0CB1L	7	0.25pF	2.28	1.64	1.50	1.22	.683
81	GQM22M5C2H7R5CB1L	7.5	0.25pF	2.28	1.64	1.50	1.22	.683

For quantities greater than listed, call for quote.

MOUSER STOCK NO.		Value (pF)	Tol. ±	Price Each				Reel Qty. 1000
Mfr.	Mfr. Part No.			1	50	100	500	
81	GQM22M5C2H8R0CB1L	8	0.25pF	2.28	1.64	1.50	1.22	.683
81	GQM22M5C2H8R2CB1L	8.2	0.25pF	2.28	1.64	1.50	1.22	.683
81	GQM22M5C2H9R0CB1L	9	0.25pF	2.28	1.64	1.50	1.22	.683
81	GQM22M5C2H9R1CB1L	9.1	0.25pF	2.28	1.64	1.50	1.22	.683
81	GQM22M5C2H6R0DB1L	6	0.5pF	2.07	1.49	1.36	1.11	.621
81	GQM22M5C2H7R0DB1L	7	0.5pF	2.28	1.64	1.50	1.22	.683
81	GQM22M5C2H8R0DB1L	8	0.5pF	2.28	1.64	1.50	1.22	.683
81	GQM22M5C2H9R0DB1L	9	0.5pF	2.28	1.64	1.50	1.22	.683
81	GQM22M5C2H100GB1L	10	2%	3.98	2.88	2.70	2.32	1.89
81	GQM22M5C2H120GB1L	12	2%	4.62	3.85	2.95	1.86	1.73
81	GQM22M5C2H150GB1L	15	2%	4.62	3.85	2.95	1.86	1.73
81	GQM22M5C2H180GB1L	18	2%	4.62	3.85	2.95	1.86	1.73
81	GQM22M5C2H200GB1L	20	2%	4.62	3.85	2.95	1.86	1.73
81	GQM22M5C2H220GB1L	22	2%	4.62	3.85	2.95	1.86	1.73
81	GQM22M5C2H270GB1L	27	2%	4.62	3.85	2.95	1.86	1.73
81	GQM22M5C2H330GB1L	33	2%	4.62	3.85	2.95	1.86	1.73
81	GQM22M5C2H390GB1L	39	2%	4.62	3.85	2.95	1.86	1.73
81	GQM22M5C2H470GB1L	47	2%	4.62	3.85	2.95	1.86	1.73
81	GQM22M5C2H560GB1L	56	2%	4.62	3.85	2.95	1.86	1.73
81	GQM22M5C2H680GB1L	68	2%	4.62	3.85	2.95	1.86	1.73
81	GQM22M5C2H820GB1L	82	2%	4.62	3.85	2.95	1.86	1.73
81	GQM22M5C2H101GB1L	100	2%	4.62	3.85	2.95	1.86	1.73
81	GQM22M5C2H100JB1L	10	5%	2.28	1.64	1.50	1.22	.683
81	GQM22M5C2H120JB1L	12	5%	2.44	1.87	1.78	1.49	.834
81	GQM22M5C2H150JB1L	15	5%	2.44	1.87	1.78	1.49	.834
81	GQM22M5C2H180JB1L	18	5%	2.44	1.87	1.78	1.49	.834
81	GQM22M5C2H200JB1L	20	5%	2.44	1.87	1.78	1.49	.834
81	GQM22M5C2H220JB1L	22	5%	2.44	1.87	1.78	1.49	.834
81	GQM22M5C2H270JB1L	27	5%	2.44	1.87	1.78	1.49	.834
81	GQM22M5C2H330JB1L	33	5%	2.44	1.87	1.78	1.49	.834
81	GQM22M5C2H390JB1L	39	5%	2.44	1.87	1.78	1.49	.834
81	GQM22M5C2H470JB1L	47	5%	2.44	1.87	1.78	1.49	.834
81	GQM22M5C2H560JB1L	56	5%	2.44	1.87	1.78	1.49	.834
81	GQM22M5C2H680JB1L	68	5%	2.44	1.87	1.78	1.49	.834
81	GQM22M5C2H820JB1L	82	5%	2.44	1.87	1.78	1.49	.834
81	GQM22M5C2H101JB1L	100	5%	2.44	1.87	1.78	1.49	.834

© Copyright 2013 Mouser Electronics

© Copyright 2013 Mouser Electronics

MURATA Hi-Cap Multilayer Ceramic Chip Capacitors

muRata
Innovator in Electronics

RoHS Compliant **This product is RoHS compliant.**

Hi-Cap: The Murata hi-cap, tantalum replacement product lineup is available in X7R, X6S, X7S, and X5R with capacitance of 1μF and larger. This line of high volumetric capacitance ceramic chip capacitors is available in 4V, 6.3V, 10V, 16V, 25V, and 50V. This product series (GRM) is offered with a nickel (Ni) barrier termination plated with tin (Sn), and is RoHS compliant. Stringent dimensional tolerances allow highly reliable, high-speed automatic chip placement on PCBs.

Why use ceramic chips over tantalum and aluminum capacitors? Ceramic chips offer better reliability, performance, no polarity, and allow design engineers to downsize designs with various package options from 0402 X5R 1μF to 1210 X5R and X6S 100μF. This line of high volumetric multilayer capacitance ceramic chip capacitors (MLCC) has excellent high frequency noise absorption performance compared to tantalum and aluminum caps. For bypass/decoupling applications, MLCC is equivalent to 1/2 to 1/5 the capacitance value of a tantalum capacitor because impedance (ESR) of MLCC is lower at higher frequencies, above 100kHz. Consider Murata hi-cap as your tantalum capacitor replacement.

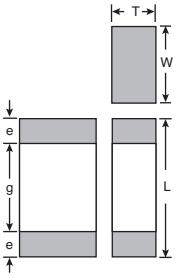

Recommended Capacitance of MLCC for Tantalum Cap. Replacement

Depending on the operating frequency, MLCC is equivalent to 1/2 to 1/10 capacitance value of tantalum cap. Because impedance (ESR) of MLCC is lower than tantalum cap. Refer to the impedance curve graph below.

Tantalum Cap.	MLCC Recommended Cap.
1μF	0.1 to 0.47μF
2.2μF	0.22 to 1μF
4.7μF	0.47 to 2.2μF
10μF	1 to 4.7μF
22μF	2.2 to 10μF
47μF	4.7 to 22μF
100μF	10 to 47μF
220μF	22 to 100μF

RoHS Compliant

Part No.	DIMENSIONS: mm				
	L	W	T	e Min.	g Min.
GRM155	1.0±0.05	0.5±0.05	0.5±0.05	0.15 to 0.35	0.3
GRM188	1.6±0.1	0.8±0.1	0.8±0.1	0.2 to 0.5	0.5
GRM219	2.0±0.1	1.25±0.1	0.85±0.1	0.2 to 0.7	0.7
GRM21B			1.25±0.1		
GRM319	3.2±0.15	1.6±0.15	0.85±0.1	0.3 to 0.8	1.5
GRM31M			1.15±0.1		
GRM31C	3.2±0.2	1.6±0.2	1.6±0.2		
GRM32C	3.2±0.3	2.5±0.2	1.6±0.2	0.3	1.0
GRM32D			2.0±0.2		
GRM32E			2.5±0.2		
GRM32M	3.2±0.3	2.5±0.2	1.15±0.1	0.3	1.0
GRM32N			1.35±0.15		
GRM32R			1.8±0.2		
GRM43E	4.5±0.4	3.2±0.3	2.5±0.2	0.3	2.0
GRM43S			2.8±0.2		
GRM55E	5.7±0.4	5.0±0.4	2.5±0.2	0.3	2.0
GRM55R			1.8±0.2		

Impedance Curve of MLCC

It is important that capacitor's impedance is lower at ripple noise frequency.

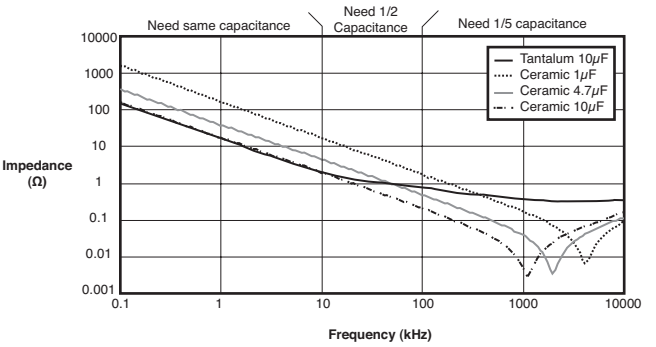

Murata Ceramic Caps, SMD

0402 Case Size

For quantities greater than listed, call for quote.

MOUSER STOCK NO.	Murata Part No.	Value (μF)	Volt (DC)	Tol.±	Temperature Coefficient	Price Each 1	50	100	500	Reel Qty.	Price Per Piece
81-GRM155R60J105KE19	GRM155R60J105KE19D	1.0	6.3	10%	X5R	.24	.032	.022	.019	10000	.011
81-GRM155R61A105KE15	GRM155R61A105KE15D	1.0	10	10%	X5R	.32	.044	.03	.026	10000	.014
81-GRM155F50J105ZE01	GRM155F50J105ZE01D	1.0	6.3	+80% -20%	Y5V	.30	.041	.028	.024	10000	.013

0603 Case Size

81-GRM188R70J105KA01	GRM188R70J105KA01D	1.0	6.3	10%	X7R	.34	.182	.12	.109	4000	.073
81-GRM188R71A105KA61	GRM188R71A105KA61D	1.0	10	10%	X7R	.24	.167	.15	.128	4000	.077
81-GRM188R71C105KA12	GRM188R71C105KA12D	1.0	16	10%	X7R	.41	.189	.126	.111	4000	.078
81-GRM39R105K6.3	GRM188R60J105KA01D	1.0	6.3	10%	X5R	.30	.041	.029	.025	4000	.015
81-GRM185R61A105KE36	GRM185R61A105KE36D	1.0	10	10%	X5R	.21	.087	.059	.052	4000	.034
81-GRM39R105K10	GRM188R61A105KA61D	1.0	10	10%	X5R	.32	.043	.03	.026	4000	.015
81-GRM185R61C105KE44	GRM185R61C105KE44D	1.0	16	10%	X5R	.21	.088	.059	.052	4000	.035
81-GRM39R105K16	GRM188R61C105KA93D	1.0	16	10%	X5R	.36	.05	.034	.03	4000	.018
81-GRM188R61E105KA12	GRM188R61E105KA12D	1.0	25	10%	X5R	.12	.048	.034	.028	4000	.018
81-GRM39Y105Z10D	GRM188F51A105ZA01D	1.0	10	+80%-20%	Y5V	.29	.039	.027	.024	4000	.014
81-GRM188F51C105ZA01	GRM188F51C105ZA01D	1.0	16	+80%-20%	Y5V	.29	.039	.027	.024	4000	.014
81-GRM188F51E105ZA12	GRM188F51E105ZA12D	1.0	25	+80%-20%	Y5V	.13	.052	.036	.031	4000	.019
81-GRM188R71A225KE15	GRM188R71A225KE15D	2.2	10	10%	X7R	.38	.198	.131	.119	4000	.079
81-GRM185R60J225KE26	GRM185R60J225KE26D	2.2	6.3	10%	X5R	.21	.09	.061	.054	4000	.035
81-GRM18R60J225KE19D	GRM188R60J225KE19D	2.2	6.3	10%	X5R	.20	.082	.057	.048	4000	.031
81-GRM188R61A225KE34	GRM188R61A225KE34D	2.2	10	10%	X5R	.20	.082	.057	.048	4000	.031
81-GRM188R61C225KE15	GRM188R61C225KE15D	2.2	16	10%	X5R	.26	.106	.072	.063	4000	.043
81-GRM18F50J225ZE01D	GRM188F50J225ZE01D	2.2	6.3	+80%-20%	Y5V	.11	.052	.047	.04	4000	.021
81-GRM188F51A225ZE01	GRM188F51A225ZE01D	2.2	10	+80%-20%	Y5V	.20	.08	.056	.047	4000	.03
81-GRM18R60J475KE19D	GRM188R60J475KE19D	4.7	6.3	10%	X5R	.21	.088	.059	.052	4000	.035
81-GRM188F50J475ZE20	GRM188F50J475ZE20D	4.7	6.3	+80%-20%	Y5V	.19	.08	.055	.048	4000	.032
81-GRM188F51A475ZE20	GRM188F51A475ZE20D	4.7	10	+80%-20%	Y5V	.19	.08	.055	.048	4000	.032
81-GRM188R60G106ME47	GRM188R60G106ME47D	10	4	20%	X5R	.39	.205	.135	.123	4000	.082
81-GRM188R60J106ME47	GRM188R60J106ME47D	10	6.3	20%	X5R	.39	.204	.135	.123	4000	.082
81-GRM188R60G226ME0L	GRM188R60G226MEA0L	22	4	20%	X5R	.47	.274	.247	.211	4000	.116

0805 Case Size

81-GRM40X105K10L	GRM21BR71A105KA01L	1.0	10	10%	X7R	.19	.079	.055	.046	3000	.037
81-GRM40X105K16K	GRM21BR71C105KA01K	1.0	16	10%	X7R	.20	.082	.057	.048	10000	.029
81-GRM40X105K16L	GRM21BR71C105KA01L	1.0	16	10%	X7R	.20	.082	.057	.048	3000	.04
81-GRM21BR71E105KA99	GRM21BR71E105KA99L	1.0	25	10%	X7R	.25	.103	.07	.062	3000	.045
81-GRM21F51C105ZA01D	GRM219F51C105ZA01D	1.0	16	+80% -20%	Y5V	.14	.056	.039	.032	4000	.02
81-GRM40Y105Z16L	GRM21BF51C105ZA01L	1.0	16	+80% -20%	Y5V	.17	.106	.08	.042	3000	.017
81-GRM21F51E105ZA01D	GRM219F51E105ZA01D	1.0	25	+80% -20%	Y5V	.14	.056	.039	.032	4000	.02
81-GRM21F51H105ZA12L	GRM21BF51H105ZA12L	1.0	50	+80% -20%	Y5V	.11	.052	.044	.031	3000	.022
81-GRM21R60J225KA01L	GRM21BR60J225KA01L	2.2	6.3	10%	X5R	.24	.096	.065	.058	3000	.043
81-GRM21R61C225KA88L	GRM21BR61C225KA88L	2.2	16	10%	X5R	.28	.129	.087	.077	3000	.058
81-GRM219R61C225K88D	GRM219R61C225KA88D	2.2	16	10%	X5R	.48	.26	.171	.156	4000	.104
81-GRM219R61E225K	GRM219R61E225KA12D	2.2	25	10%	X5R	.51	.277	.183	.166	4000	.111
81-GRM21R60J226ME39L	GRM21BR60J226ME39L	22	6.3	20%	X5R	.38	.204	.169	.123	3000	.088
81-GRM21BR71A225KA01	GRM21BR71A225KA01L	2.2	10	10%	X7R	.24	.096	.065	.058	3000	.043
81-GRM21BR71C225KA12	GRM21BR71C225KA12L	2.2	16	10%	X7R	.27	.146	.121	.088	3000	.062
81-GRM21BR71E225KA73	GRM21BR71E225KA73L	2.2	25	10%	X7R	.61	.349	.235	.213	3000	.139
81-GRM40Y5V225Z010AL	GRM21BF51A225ZA01L	2.2	10	+80% -20%	Y5V	.11	.056	.049	.043	3000	.026
81-GRM40Y5V225Z016AL	GRM21BF51C225ZA01L	2.2	16	+80% -20%	Y5V	.20	.082	.058	.048	3000	.04
81-GRM40Y225Z25L	GRM21BF51E225ZA01L	2.2	25	+80% -20%	Y5V	.21	.089	.06	.054	3000	.04
81-GRM21BR60J335KA11L	GRM21BR60J335KA11L	3.3	6.3	10%	X5R	.58	.306	.202	.184	3000	.129

© Copyright 2013 Mouser Electronics
© Copyright 2013 Mouser Electronics

CERAMIC CHIP CAPACITORS (CONT.)

For quantities greater than listed, call for quote.

MOUSER STOCK NO.	Murata Part No.	Value (μF)	Volt (DC)	Tol.±	Temperature Coefficient	Price Each 1	50	100	500	Reel Qty.	Price per Piece
0805 Case Size (Cont.)											
81-GRM40034R475K6L	GRM21BR60J475KA11L	4.7	6.3	10%	X5R	.30	.124	.085	.074	3000	.055
81-GRM21BR61A475KA73	GRM21BR61A475KA73L	4.7	10	10%	X5R	.30	.126	.086	.076	3000	.056
81-GRM21BR61E475KA12	GRM21BR61E475KA12L	4.7	25	10%	X5R	.45	.239	.189	.108	3000	.065
81-GRM21BR71C475KA73	GRM21BR71C475KA73L	4.7	16	10%	X7R	.64	.364	.245	.223	3000	.146
81-GRM40Y5V475Z010AL	GRM21BF51A475ZA01L	4.7	10	+80%-20%	Y5V	.21	.089	.06	.054	3000	.039
81-GRM21BF51E475ZA01	GRM21BF51E475ZA01L	4.7	25	+80%-20%	Y5V	.38	.179	.12	.106	3000	.079
81-GRM21BR60J106ME19	GRM21BR60J106ME19L	10	6.3	20%	X5R	.26	.122	.081	.072	3000	.055
81-GRM21R60J106KE19L	GRM21BR60J106KE19L	10	6.3	10%	X5R	.26	.122	.081	.072	3000	.055
81-GRM21BR61A106KE19	GRM21BR61A106KE19L	10	10	10%	X5R	.27	.124	.082	.073	3000	.056
81-GRM21BR61C106KE15	GRM21BR61C106KE15L	10	16	10%	X5R	.32	.151	.101	.089	3000	.067
81-GRM21BR61E106KA3L	GRM21BR61E106KA73L	10	25	10%	X5R	.44	.233	.192	.139	3000	.098
81-GRM21BR70J106KE76	GRM21BR70J106KE76L	10	6.3	10%	X7R	.64	.365	.246	.224	3000	.146
81-GRM21BR71A106KE51	GRM21BR71A106KE51L	10	10	10%	X7R	.64	.365	.246	.224	3000	.146
81-GRM21BC81C106KA3L	GRM21BC81C106KA73L	10	16	10%	X6S	.46	.251	.209	.151	3000	.108
81-GRM21F50J106ZE01L	GRM21BF50J106ZE01L	10	6.3	+80%-20%	Y5V	.27	.109	.074	.065	3000	.048
81-GRM21F51A106ZE15L	GRM21BF51A106ZE15L	10	10	+80%-20%	Y5V	.27	.109	.074	.065	3000	.048
81-GRM21BF51C106ZE15	GRM21BF51C106ZE15L	10	16	+80%-20%	Y5V	.32	.153	.102	.09	3000	.068
1206 Case Size											
81-GRM426X105K16L	GRM31MR71C105KA01L	1.0	16	10%	X7R	.30	.141	.094	.083	3000	.063
81-GRM31MR71E105KA01	GRM31MR71E105KA01L	1.0	25	10%	X7R	.28	.129	.087	.077	3000	.058
81-GRM31CR71H105KA61	GRM31CR71H105KA61L	1.0	50	10%	X7R	.32	.152	.102	.09	2000	.079
81-GRM31MR71H105KA88	GRM31MR71H105KA88L	1.0	50	10%	X7R	.14	.12	.11	.054	3000	.035
81-GRM31CR72A105KA01	GRM31CR72A105KA01L	1.0	100	10%	X7R	.88	.548	.365	.33	2000	.211
81-GRM319F51C105ZA01	GRM319F51C105ZA01D	1.0	16	+80%-20%	Y5V	.31	.127	.087	.076	4000	.051
81-GRM426Y105Z25L	GRM31MF51E105ZA01L	1.0	25	+80%-20%	Y5V	.14	.082	.074	.063	3000	.034
81-GRM426X225K010L	GRM31MR71A225KA01L	2.2	10	10%	X7R	.28	.133	.089	.078	3000	.059
81-GRM426X225K16L	GRM31MR71C225KA35L	2.2	16	10%	X7R	.28	.132	.088	.078	3000	.059
81-GRM31R71E225KA93L	GRM31MR71E225KA93L	2.2	25	10%	X7R	.40	.186	.124	.11	3000	.082
81-GRM31CR71H225KA88	GRM31CR71H225KA88L	2.2	50	10%	X7R	.49	.262	.172	.157	2000	.111
81-GRM426Y5V225Z	GRM31MF51C225ZA01L	2.2	16	+80%-20%	Y5V	.38	.175	.117	.103	3000	.078
81-GRM31MF51E225Z	GRM31MF51E225ZA12L	2.2	25	+80%-20%	Y5V	.36	.174	.117	.103	3000	.077
81-GRM426R475K10L	GRM31CR61A475KA01L	4.7	10	10%	X5R	.34	.185	.122	.111	2000	.078
81-GRM31CR61C475KA	GRM31CR61C475KA01L	4.7	16	10%	X5R	.36	.193	.127	.116	2000	.081
81-GRM426X475K10L	GRM31CR71A475KA01L	4.7	10	10%	X7R	.34	.182	.12	.109	2000	.077
81-GRM31CR71E475KA88	GRM31CR71E475KA88L	4.7	25	10%	X7R	.43	.227	.149	.136	2000	.096
81-GRM31F51A475ZA01L	GRM31MF51A475ZA01L	4.7	10	+80%-20%	Y5V	.28	.117	.079	.07	3000	.051
81-GRM31MF51C475Z	GRM31MF51C475ZA01L	4.7	16	+80%-20%	Y5V	.28	.117	.079	.07	3000	.051
81-GRM31F51H475ZA01L	GRM31CF51H475ZA01L	4.7	50	+80%-20%	Y5V	.43	.229	.151	.137	2000	.097
81-GRM426R106K10L	GRM31CR61A106KA01L	10	10	10%	X5R	.41	.217	.143	.131	2000	.092
81-GRM31MR61A106KE19	GRM31MR61A106KE19L	10	10	10%	X5R	.57	.302	.199	.181	3000	.128
81-GRM31CR61C106KA88	GRM31CR61C106KA88L	10	16	10%	X5R	.39	.205	.135	.123	2000	.087
81-GRM31R61E106KA12L	GRM31CR61E106KA12L	10	25	10%	X5R	.57	.304	.20	.182	2000	.128
81-GRM319R61E106KA2D	GRM319R61E106KA12D	10	25	10%	X5R	.39	.265	.247	.216	4000	.114
81-GRM31CR6YA106KA2L	GRM31CR6YA106KA12L	10	35	10%	X5R	.40	.279	.26	.228	2000	.143
81-GRM426X106K6.3L	GRM31CR70J106KA01L	10	6.3	10%	X7R	.44	.234	.154	.141	2000	.10
81-GRM31CR71A106KA01	GRM31CR71A106KA01L	10	10	10%	X7R	.46	.248	.164	.149	2000	.105
81-GRM319C81C106KA2D	GRM319C81C106KA12D	10	16	10%	X6S	.42	.291	.27	.236	4000	.141
81-GRM31CC8YA106KA2L	GRM31CC8YA106KA12L	10	35	10%	X6S	.40	.279	.26	.228	2000	.143
81-GRM426Y106Z10L	GRM31MF51A106ZA01L	10	10	+80%-20%	Y5V	.27	.126	.085	.075	3000	.057
81-GRM31MF51C106ZA12	GRM31MF51C106ZA12L	10	16	+80%-20%	Y5V	.38	.175	.118	.104	3000	.078
81-GRM31CF51E106ZA01	GRM31CF51E106ZA01L	10	25	+80%-20%	Y5V	.55	.309	.209	.189	2000	.124
81-GRM31R60J226ME19L	GRM31CR60J226ME19L	22	6.3	20%	X5R	.54	.304	.205	.186	2000	.122
81-GRM31CR60J226KE19	GRM31CR60J226KE19L	22	6.3	10%	X5R	.54	.304	.205	.186	2000	.122
81-GRM31CF51A226ZE01	GRM31CF51A226ZE01L	22	10	+80%-20%	Y5V	.21	.183	.169	.122	2000	.089
81-GRM31CR61E226KE5L	GRM31CR61E226KE15L	22	25	10%	X5R	1.17	.749	.674	.542	2000	.281
81-GRM426X476M6.3L	GRM31CR60J476ME19L	47	6.3	20%	X5R	.89	.551	.367	.332	2000	.212
81-GRM31CR61A476ME5L	GRM31CR61A476ME15L	47	10	20%	X5R	.69	.493	.455	.394	2000	.258
81-GRM31CC80J476ME8L	GRM31CC80J476ME18L	47	6.3	20%	X6S	1.09	.656	.574	.41	2000	.218
1210 Case Size											
81-GRM422X105K50K	GRM32RR71H105KA01K	1.0	50	10%	X7R	.51	.292	.243	.155	4000	.104
81-GRM422X105K50L	GRM32RR71H105KA01L	1.0	50	10%	X7R	.60	.339	.229	.208	1000	.19
81-GRM32ER72A105KA01	GRM32ER72A105KA01L	1.0	100	10%	X7R	1.09	.682	.455	.411	1000	.376
81-GRM32ER72A225KA35	GRM32ER72A225KA35L	2.2	100	10%	X7R	1.88	1.35	.902	.809	1000	.564
81-GRM32RR61E475KA12	GRM32RR61E475KA12L	4.7	25	10%	X5R	.98	.616	.411	.371	1000	.34
81-GRM32R71H475KA88L	GRM32ER71H475KA88L	4.7	50	10%	X7R	1.63	1.18	.782	.701	1000	.489
81-GRM422R106K10L	GRM32ER61A106KA01L	10	10	10%	X5R	.90	.563	.376	.339	1000	.31
81-GRM32R71C106KA01L	GRM32DR71C106KA01L	10	16	10%	X7R	.97	.607	.404	.365	1000	.334
81-GRM32DR71E106KA12	GRM32DR71E106KA12L	10	25	10%	X7R	.91	.52	.351	.319	1000	.292
81-GRM422Y106Z16L	GRM32NF51C106ZA01L	10	16	+80% -20%	Y5V	.54	.288	.189	.172	2000	.122
81-GRM32NF51E106ZA01	GRM32NF51E106ZA01L	10	25	+80% -20%	Y5V	.59	.334	.226	.204	2000	.134
81-GRM32DF51H106ZA01	GRM32DF51H106ZA01L	10	50	+80% -20%	Y5V	.91	.57	.38	.343	2000	.219
81-GRM32ER61C226KE20	GRM32ER61C226KE20L	22	16	10%	X5R	1.81	1.31	.867	.777	1000	.542
81-GRM32R71A226KE20L	GRM32ER71A226KE20L	22	10	10%	X7R	1.81	1.31	.867	.777	1000	.542
81-GRM32CF51A226ZA01	GRM32CF51A226ZA01L	22	10	+80% -20%	Y5V	.61	.348	.234	.213	2000	.139
81-GRM32CF51C226ZA12	GRM32CF51C226ZA12L	22	16	+80% -20%	Y5V	.44	.304	.281	.212	1000	.195
81-GRM32ER60J107ME20	GRM32ER60J107ME20L	100	6.3	20%	X5R	1.55	1.11	.745	.668	1000	.465
81-GRM32EF50J107ZE20	GRM32EF50J107ZE20L	100	6.3	+80% -20%	Y5V	1.71	1.23	.824	.738	1000	.515
1812 Case Size											
81-GRM432X7R225K50	GRM43ER71H225KA01L	2.2	50	10%	X7R	1.98	1.43	.952	.853	500	.853
81-GRM43ER72A225KA01	GRM43ER72A225KA01L	2.2	100	10%	X7R	2.46	1.78	1.19	1.06	500	1.06
81-GRM43ER61C226KE01	GRM43ER61C226KE01L	22	16	10%	X5R	2.10	1.51	1.01	.903	1000	.63
81-GRM43ER60J476KE01	GRM43ER60J476KE01L	47	6.3	10%	X5R	2.82	2.17	1.63	1.44	500	1.44
81-GRM43ER61A476KE19	GRM43ER61A476KE19L	47	10	10%	X5R	2.60	2.00	1.49	1.33	500	1.33
81-GRM43SR60J107ME20	GRM43SR60J107ME20L	100	6.3	20%	X5R	4.03	3.36	2.57	1.63	500	1.63
2220 Case Size											
81-GRM55RR71H105KA01	GRM55RR71H105KA01L	1.0	50	10%	X7R	2.36	1.82	1.36	1.21	1000	.809
81-GRM55ER72A475KA01	GRM55ER72A475KA01L	4.7	100	10%	X7R	4.27	3.28	2.45	2.19	500	2.19

© Copyright 2013 Mouser Electronics

© Copyright 2013 Mouser Electronics

MURATA Multilayer Ceramic Chip Capacitors

RoHS Compliant This product is RoHS compliant.

muRata Innovator in Electronics

CERAMIC CHIP CAPACITORS

Features:

- C0G (NP0), X5R, X7R, Y5V, and Z5U Dielectrics
- 6.3, 10, 16, 25, 50, 100, 200, 250, and 500 Volts
- Available tolerances: ±.25pF, ±.5pF, ±.1pF, 1%, 2%, 5%, 10%, 20%, +80/-20%
- Nickel Barrier Termination standard- highly resistant to metal migration
- No polarity
- For assistance with Global Part Numbers, please contact a Mouser representative

RoHS Compliant



01005 Available only from Murata

DIMENSIONS: mm

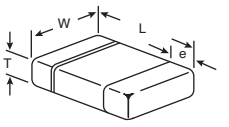

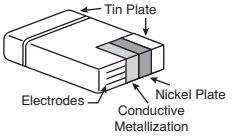

Part No.	Case	L	W	T (max)	e	g min.
GRM022	01005	0.4±0.02	0.2±0.02	0.2±0.02	0.07±0.141	0.13
GRM033	0201	0.6±0.03	0.3±0.03	0.3±0.03	0.1 to 0.2	0.2

Style 01005

Please call a Mouser representative for information of product not listed.

MOUSER STOCK NO.	Murata Part No.	Value (pF)	Volt (DC)	Tol.±	Price Each 1	Price Each 100	Reel Qty.	Price Per Piece
Temperature Coeff: X5R								
81-GRM022R60J681KD	GRM022R60J681KE19D	680	6.3	10%	.24	.152	20000	.041
81-GRM022R60J102KD	GRM022R60J102KE19D	1,000	6.3	10%	.24	.152	20000	.041
81-GRM022R60J152KD	GRM022R60J152KE19D	1,500	6.3	10%	.24	.152	20000	.041
81-GRM022R60J222KD	GRM022R60J222KE19D	2,200	6.3	10%	.24	.152	20000	.041
81-GRM022R60J332KD	GRM022R60J332KE19D	3,300	6.3	10%	.11	.043	20000	.016
81-GRM022R60J472KD	GRM022R60J472KE19D	4,700	6.3	10%	.24	.152	20000	.041
81-GRM022R60J682KD	GRM022R60J682KE19D	6,800	6.3	10%	.24	.152	20000	.041
81-GRM022R60J103KD	GRM022R60J103KE19D	10,000	6.3	10%	.24	.152	20000	.041

Style 0201

Please call a Mouser representative for information of product not listed.

MOUSER STOCK NO.	Murata Part No.	Value (pF)	Volt (DC)	Tol.±	Price Each 1	Price Each 100	Reel Qty.	Price Per Piece
Temperature Coeff: C0G								
81-GRM0335C1H1R0CD1D	GRM0335C1H1R0CD01D	1	50	0.25pF	.11	.009	15000	.005
81-GRM0335C1E1R2CD01	GRM0335C1E1R2CD01D	1.2	25	0.25pF	.11	.009	15000	.004
81-GRM0335C1H1R2CD1D	GRM0335C1H1R2CD01D	1.2	50	0.25pF	.11	.009	15000	.005
81-GRM0335C1E1R5CD1D	GRM0335C1E1R5CD01D	1.5	25	0.25pF	.11	.009	15000	.004
81-GRM0335C1H1R5CD1D	GRM0335C1H1R5CD01D	1.5	50	0.25pF	.11	.01	15000	.004
81-GRM0335C1H1R8CD1D	GRM0335C1H1R8CD01D	1.8	50	0.25pF	.11	.009	15000	.005
81-GRM0335C1E2R0CD1D	GRM0335C1E2R0CD01D	2	25	0.25pF	.11	.009	15000	.004
81-GRM0335C1H2R0CD1D	GRM0335C1H2R0CD01D	2	50	0.25pF	.11	.009	15000	.005
81-GRM0335C1E2R2CD01	GRM0335C1E2R2CD01D	2.2	25	0.25pF	.11	.009	15000	.004
81-GRM0335C1H2R2CD1D	GRM0335C1H2R2CD01D	2.2	50	0.25pF	.11	.01	15000	.004
81-GRM0335C1E2R7CD1D	GRM0335C1E2R7CD01D	2.7	25	0.25pF	.11	.009	15000	.004
81-GRM0335C1E3R0CD1D	GRM0335C1E3R0CD01D	3	25	0.25pF	.11	.009	15000	.004
81-GRM0335C1H3R0CD1D	GRM0335C1H3R0CD01D	3	50	0.25pF	.11	.009	15000	.005
81-GRM0335C1E3R3CD01	GRM0335C1E3R3CD01D	3.3	25	0.25pF	.11	.009	15000	.004
81-GRM0335C1H3R3CD1D	GRM0335C1H3R3CD01D	3.3	50	0.25pF	.11	.01	15000	.004
81-GRM0335C1E3R9CD1D	GRM0335C1E3R9CD01D	3.9	25	0.25pF	.11	.009	15000	.004
81-GRM0335C1H3R9CD1D	GRM0335C1H3R9CD01D	3.9	50	0.25pF	.11	.009	15000	.005
81-GRM0335C1E4R0CD1D	GRM0335C1E4R0CD01D	4	25	0.25pF	.11	.009	15000	.004
81-GRM0335C1H4R0CD1D	GRM0335C1H4R0CD01D	4	50	0.25pF	.11	.009	15000	.005
81-GRM0335C1E4R7CD1D	GRM0335C1E4R7CD01D	4.7	25	0.25pF	.11	.009	15000	.004
81-GRM0335C1H4R7CD1D	GRM0335C1H4R7CD01D	4.7	50	0.25pF	.11	.009	15000	.005
81-GRM0335C1H5R0CD1D	GRM0335C1H5R0CD01D	5	50	0.25pF	.11	.009	15000	.005
81-GRM0335C1E5R6DD1D	GRM0335C1E5R6DD01D	5.6	25	0.5pF	.11	.009	15000	.004
81-GRM0335C1H5R6DD1D	GRM0335C1H5R6DD01D	5.6	50	0.5pF	.11	.009	15000	.005
81-GRM0335C1E6R0DD1D	GRM0335C1E6R0DD01D	6	25	0.5pF	.11	.009	15000	.004
81-GRM0335C1H6R0DD1D	GRM0335C1H6R0DD01D	6	50	0.5pF	.11	.01	15000	.004
81-GRM0335C1E6R8DD1D	GRM0335C1E6R8DD01D	6.8	25	0.5pF	.11	.009	15000	.004
81-GRM0335C1H6R8DD1D	GRM0335C1H6R8DD01D	6.8	50	0.5pF	.11	.009	15000	.005
81-GRM0335C1E7R0DD1D	GRM0335C1E7R0DD01D	7	25	0.5pF	.11	.009	15000	.004
81-GRM0335C1H7R0DD1D	GRM0335C1H7R0DD01D	7	50	0.5pF	.11	.01	15000	.004
81-GRM0335C1E8R0DD1D	GRM0335C1E8R0DD01D	8	25	0.5pF	.11	.009	15000	.004
81-GRM0335C1H8R0DD1D	GRM0335C1H8R0DD01D	8	50	0.5pF	.11	.009	15000	.005
81-GRM0335C1E8R2DD1D	GRM0335C1E8R2DD01D	8.2	25	0.5pF	.11	.009	15000	.004

Style 0201 (Cont.)

Please call a Mouser representative for information of product not listed.

MOUSER STOCK NO.	Murata Part No.	Value (pF)	Volt (DC)	Tol.±	Price Each 1	Price Each 100	Reel Qty.	Price Per Piece
Temperature Coeff: C0G (Cont.)								
81-GRM0335C1H8R2DD1D	GRM0335C1H8R2DD01D	8.2	50	0.5pF	.11	.009	15000	.005
81-GRM0335C1E9R0DD1D	GRM0335C1E9R0DD01D	9	25	0.5pF	.11	.009	15000	.004
81-GRM0335C1H9R0DD1D	GRM0335C1H9R0DD01D	9	50	0.5pF	.11	.01	15000	.004
81-GRM0335C1E100JD01	GRM0335C1E100JD01D	10	25	5%	.11	.022	15000	.007
81-GRM0335C1H100JD1D	GRM0335C1H100JD01D	10	50	5%	.11	.009	15000	.005
81-GRM0335C1E120JD1D	GRM0335C1E120JD01D	12	25	5%	.11	.009	15000	.004
81-GRM0335C1H120JD1D	GRM0335C1H120JD01D	12	50	5%	.11	.009	15000	.005
81-GRM0335C1E150JD1D	GRM0335C1E150JD01D	15	25	5%	.11	.009	15000	.004
81-GRM0335C1H150JD1D	GRM0335C1H150JD01D	15	50	5%	.11	.009	15000	.005
81-GRM0335C1E180JD1D	GRM0335C1E180JD01D	18	25	5%	.11	.009	15000	.004
81-GRM0335C1H180JD1D	GRM0335C1H180JD01D	18	50	5%	.11	.009	15000	.005
81-GRM0335C1E220JD1D	GRM0335C1E220JD01D	22	25	5%	.11	.009	15000	.004
81-GRM0335C1H220JD1D	GRM0335C1H220JD01D	22	50	5%	.11	.009	15000	.005
81-GRM0335C1E270JD1D	GRM0335C1E270JD01D	27	25	5%	.11	.009	15000	.004
81-GRM0335C1H270JD1D	GRM0335C1H270JD01D	27	50	5%	.11	.009	15000	.005
81-GRM0335C1E330JD01	GRM0335C1E330JD01D	33	25	5%	.11	.009	15000	.004
81-GRM0335C1E390JD1D	GRM0335C1E390JD01D	39	25	5%	.11	.009	15000	.004
81-GRM0335C1H390JD1D	GRM0335C1H390JD01D	39	50	5%	.11	.01	15000	.004
81-GRM0335C1E470JD01	GRM0335C1E470JD01D	47	25	5%	.11	.009	15000	.004
81-GRM0335C1H470JD1D	GRM0335C1H470JD01D	47	50	5%	.11	.009	15000	.005
81-GRM0335C1E560JD01	GRM0335C1E560JD01D	56	25	5%	.11	.009	15000	.004
81-GRM0335C1H560JD1D	GRM0335C1H560JD01D	56	50	5%	.11	.009	15000	.005
81-GRM0335C1E680JD01	GRM0335C1E680JD01D	68	25	5%	.11	.009	15000	.004
81-GRM0335C1H680JD1D	GRM0335C1H680JD01D	68	50	5%	.11	.009	15000	.005
81-GRM0335C1E820JD1D	GRM0335C1E820JD01D	82	25	5%	.11	.009	15000	.004
81-GRM0335C1H820JD1D	GRM0335C1H820JD01D	82	50	5%	.11	.009	15000	.005
81-GRM0335C1E101JD01	GRM0335C1E101JD01D	100	25	5%	.11	.009	15000	.004
81-GRM0335C1H101JD1D	GRM0335C1H101JD01D	100	50	5%	.11	.009	15000	.005
Temperature Coefficient X7R								
81-GRM033R71E101KA1D	GRM033R71E101KA01D	100	25	10%	.11	.009	15000	.004
81-GRM033R71E151KA1D	GRM033R71E151KA01D	150	25	10%	.11	.01	15000	.003
81-GRM033R71E221KA1D	GRM033R71E221KA01D	220	25	10%	.11	.01	15000	.003
81-GRM033R71E331KA1D	GRM033R71E331KA01D	330	25	10%	.11	.01	15000	.003
81-GRM033R71E471KA1D	GRM033R71E471KA01D	470	25	10%	.11	.01	15000	.003
81-GRM033R71E681KA1D	GRM033R71E681KA01D	680	25	10%	.11	.01	15000	.003
81-GRM033R71E102KA1D	GRM033R71E102KA01D	1000	25	10%	.11	.01	15000	.003
81-GRM033R71E152KA01	GRM033R71E152KA01D	1500	25	10%	.11	.01	15000	.003
81-GRM033R71C222KA8D	GRM033R71C222KA88D	2200	16	10%	.11	.01	15000	.003
81-GRM033R71C332KA88	GRM033R71C332KA88D	3300	16	10%	.11	.01	15000	.003
81-GRM033R71A472KA1D	GRM033R71A472KA01D	4700	10	10%	.11	.01	15000	.003
81-GRM033R71A682KA1D	GRM033R71A682KA01D	6800	10	10%	.11	.01	15000	.003
81-GRM033R71A103KA1D	GRM033R71A103KA01D	.01µF	10	10%	.11	.01	15000	.003
Temperature Coefficient X5R								
81-GRM033R60J153KE1D	GRM033R60J153KE01D	.015µF	6.3	10%	.11	.02	15000	.005
81-GRM033R60J223KE1D	GRM033R60J223KE01D	.022µF	6.3	10%	.11	.02	15000	.005
81-GRM033R60J333KE01	GRM033R60J333KE01D	.033µF	6.3	10%	.11	.013	15000	.005
81-GRM033R60J473KE19	GRM033R60J473KE19D	.047µF	6.3	10%	.11	.013	15000	.006
81-GRM033R60J683KE9D	GRM033R60J683KE19D	.068µF	6.3	10%	.11	.013	15000	.005
81-GRM033R60J104KE19	GRM033R60J104KE19D	0.1µF	6.3	10%	.11	.013	15000	.006
81-GRM033R61A104KE5D	GRM033R61A104KE15D	0.1µF	10	10%	.11	.013	15000	.006

© Copyright 2013 Mouser Electronics

© Copyright 2013 Mouser Electronics

MURATA Multilayer Ceramic Chip Capacitors

muRata Innovator in Electronics

RoHS Compliant This product is RoHS compliant.

CERAMIC CHIP CAPACITORS (CONT.)

RoHS Compliant

Features:

- C0G (NP0), X5R, X7R, Y5V, and Z5U dielectrics
- 6.3, 10, 16, 25, 50, and 100 Volts
- Available tolerances: ±.25pF, ±.5pF, ±.1pF, 1%, 2%, 5%, 10%, 20%, +80/-20%
- Nickel barrier termination standard-highly resistant to metal migration
- No polarity
- For assistance with global part numbers, please contact a Mouser representative

DIMENSIONS: mm

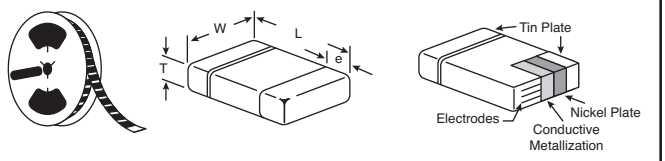

Part No.	Case	L	W	T (max)	e	g min.
GRM155	0402	1.0 ±0.05	0.5 ±0.05	0.5 ±0.05	0.15 to 0.3	0.4
GRM188	0603	1.6 ±0.1	0.8 ±0.1	0.8 ±0.1	0.2 to 0.5	0.5

Style 0402

Please call a Mouser representative for information of product not listed.

MOUSER STOCK NO.	Murata Part No.	Value (pF)	Volt (DC)	Tol.±	Price Each 1	Price Each 100	Reel Qty.	Price Per Piece
Temperature Coefficient: C0G								
81-GRM36C0R5C50	GRM1555C1HR50CZ01D	0.5	50	0.25pF	.11	.012	10000	.005
81-GRM36C010B50	GRM1555C1H1R0BZ01D	1	50	0.1pF	.24	.022	10000	.011
81-GRM36C1R5C50	GRM1555C1H1R5CZ01D	1.5	50	0.25pF	.11	.012	10000	.005
81-GRM1555C1H1R8CZ01	GRM1555C1H1R8CZ01D	1.8	50	0.25pF	.11	.012	10000	.005
81-GRM36C020C50	GRM1555C1H2R0CZ01D	2	50	0.25pF	.11	.012	10000	.005
81-GRM36C2R7C50	GRM1555C1H2R7CZ01D	2.7	50	0.25pF	.11	.012	10000	.005
81-GRM36C2R7B50	GRM1555C1H2R7BZ01D	2.7	50	0.1pF	.11	.018	10000	.009
81-GRM36C030C50	GRM1555C1H3R0CZ01D	3	50	0.25pF	.11	.012	10000	.005
81-GRM36C3R3C50	GRM1555C1H3R3CZ01D	3.3	50	0.25pF	.15	.014	10000	.006
81-GRM36C3R9C50	GRM1555C1H3R9CZ01D	3.9	50	0.25pF	.11	.012	10000	.005
81-GRM36C4R7C50	GRM1555C1H4R7CZ01D	4.7	50	0.25pF	.11	.012	10000	.005
81-GRM1555C1H100JZ01	GRM1555C1H100JZ01D	10	50	5%	.15	.014	10000	.006
81-GRM36C120J50	GRM1555C1H120JZ01D	12	50	5%	.15	.014	10000	.006
81-GRM36C150J50	GRM1555C1H150JZ01D	15	50	5%	.11	.012	10000	.005
81-GRM36C180J50	GRM1555C1H180JZ01D	18	50	5%	.15	.014	10000	.006
81-GRM36C220J50	GRM1555C1H220JZ01D	22	50	5%	.15	.014	10000	.006
81-GRM36C330J50	GRM1555C1H330JZ01D	33	50	5%	.15	.014	10000	.006
81-GRM36C470J50	GRM1555C1H470JZ01D	47	50	5%	.15	.014	10000	.006
81-GRM1555C1H121JA01	GRM1555C1H121JA01D	120	50	5%	.21	.019	10000	.01
81-GRM1555C1H151JA01	GRM1555C1H151JA01D	150	50	5%	.11	.013	10000	.006
81-GRM1555C1H471JA01	GRM1555C1H471JA01D	470	50	5%	.30	.029	10000	.013
81-GRM36X221J50	GRM155R71H221JA01D	220	50	5%	.21	.019	10000	.01
Temperature Coefficient: X7R								
81-GRM155R71H221KA01	GRM155R71H221KA01D	220	50	10%	.16	.015	10000	.007
81-GRM155R72A221KA1D	GRM155R72A221KA01D	220	100	10%	.11	.017	10000	.007
81-GRM36X331K50	GRM155R71H331KA01D	330	50	10%	.16	.015	10000	.007
81-GRM155R72A331KA1D	GRM155R72A331KA01D	330	100	10%	.11	.017	10000	.007
81-GRM36X471K50	GRM155R71H471KA01D	470	50	10%	.16	.015	10000	.007
81-GRM155R72A471KA1D	GRM155R72A471KA01D	470	100	10%	.11	.017	10000	.007
81-GRM15R71H681KA01D	GRM155R71H681KA01D	680	50	10%	.16	.015	10000	.007
81-GRM155R72A681KA1D	GRM155R72A681KA01D	680	100	10%	.11	.017	10000	.007
81-GRM36X102K50	GRM155R71H102KA01D	1000	50	10%	.11	.007	10000	.003
81-GRM155R72A102KA1D	GRM155R72A102KA01D	1000	100	10%	.19	.018	10000	.009
81-GRM36X152K50	GRM155R71H152KA01D	1500	50	10%	.11	.007	10000	.003
81-GRM155R72A152KA1D	GRM155R72A152KA01D	1500	100	10%	.11	.018	10000	.009
81-GRM36X222K50	GRM155R71H222KA01D	2200	50	10%	.11	.01	10000	.004
81-GRM155R72A222KA1D	GRM155R72A222KA01D	2200	100	10%	.11	.015	10000	.006
81-GRM36X332K50	GRM155R71H332KA01D	3300	50	10%	.11	.007	10000	.003
81-GRM155R72A332KA1D	GRM155R72A332KA01D	3300	100	10%	.11	.017	10000	.007
81-GRM36X472K25	GRM155R71E472KA01D	4700	25	10%	.11	.01	10000	.004
81-GRM155R71H472KA01	GRM155R71H472KA01D	4700	50	10%	.11	.01	10000	.004
81-GRM155R72A472KA01	GRM155R72A472KA01D	4700	100	10%	.19	.018	10000	.009
81-GRM15R71E682KA01D	GRM155R71E682KA01D	6800	25	10%	.11	.01	10000	.004
81-GRM155R71H682KA8D	GRM155R71H682KA88D	6800	50	10%	.11	.012	10000	.005
81-GRM36X103K16	GRM155R71C103KA01D	.01µF	16	10%	.11	.01	10000	.004
81-GRM36X103K25	GRM155R71E103KA01D	.01µF	25	10%	.11	.01	10000	.004
81-GRM155R71H103KA8D	GRM155R71H103KA88D	.01µF	50	10%	.13	.012	10000	.005
81-GRM155R71C153KA1D	GRM155R71C153KA01D	.015µF	16	10%	.11	.009	10000	.005
81-GRM155R71E153KA6D	GRM155R71E153KA61D	.015µF	25	10%	.18	.017	10000	.009
81-GRM155R71H153KA2D	GRM155R71H153KA12D	.015µF	50	10%	.18	.017	10000	.009
81-GRM155R71C223KA01	GRM155R71C223KA01D	.022µF	16	10%	.11	.012	10000	.004
81-GRM155R71E223KA6D	GRM155R71E223KA61D	.022µF	25	10%	.18	.017	10000	.007
81-GRM155R71H223KA12	GRM155R71H223KA12D	.022µF	50	10%	.18	.017	10000	.007
81-GRM36X333K10	GRM155R71A333KA01D	.033µF	10	10%	.17	.016	10000	.007
81-GRM155R71E333KA8D	GRM155R71E333KA88D	.033µF	25	10%	.25	.024	10000	.011
81-GRM36X473K10	GRM155R71A473KA01D	.047µF	10	10%	.14	.014	10000	.006
81-GRM155R71C473KA01	GRM155R71C473KA01D	.047µF	16	10%	.19	.018	10000	.009
81-GRM155R71E473KA88	GRM155R71E473KA88D	.047µF	25	10%	.21	.019	10000	.01
81-GRM155R71A683KA1D	GRM155R71A683KA01D	.068µF	10	10%	.17	.016	10000	.007
81-GRM155R71C683KA8D	GRM155R71C683KA88D	.068µF	16	10%	.11	.018	10000	.009
81-GRM155R71C104KA88	GRM155R71C104KA88D	0.1µF	16	10%	.11	.011	10000	.005
Temperature Coefficient: X5R								
81-GRM155R61A154KE9D	GRM155R61A154KE19D	.15µF	10	10%	.14	.04	10000	.02
81-GRM155R60J224KE01	GRM155R60J224KE01D	.22µF	6.3	10%	.31	.029	10000	.014
81-GRM155R61A224KE19	GRM155R61A224KE19D	.22µF	10	10%	.11	.025	10000	.011
81-GRM155R60J334KE01	GRM155R60J334KE01D	.33µF	6.3	10%	.16	.045	10000	.022
81-GRM155R61A334KE5D	GRM155R61A334KE15D	.33µF	10	10%	.16	.045	10000	.022
81-GRM155R61A474KE5D	GRM155R61A474KE15D	.47µF	10	10%	.11	.03	10000	.014

Style 0402 (Cont.)

Please call a Mouser representative for information of product not listed.

MOUSER STOCK NO.	Murata Part No.	Value (pF)	Volt (DC)	Tol.±	Price Each 1	Price Each 100	Reel Qty.	Price Per Piece
Temperature Coefficient: X5R (Cont.)								
81-GRM155R61A684KE5D	GRM155R61A684KE15D	.68µF	10	10%	.11	.049	10000	.022
Temperature Coefficient: Y5V								
81-GRM36Y104Z16	GRM155F51C104ZA01D	.1µF	16	+80,-20	.13	.013	10000	.005
81-GRM36Y224Z10	GRM155F51A224ZE01D	.22µF	10	+80,-20	.11	.077	10000	.035
81-GRM155F51A474ZE01	GRM155F51A474ZE01D	.47µF	10	+80,-20	.11	.022	10000	.01

Style 0603

Please call a Mouser representative for information of product not listed.

MOUSER STOCK NO.	Murata Part No.	Value (pF)	Volt (DC)	Tol.±	Price Each 1	Price Each 100	Reel Qty.	Price Per Piece
Temperature Coefficient: C0G								
81-GRM39C0R5C50	GRM1885C1HR50CZ01D	0.5	50	.25pF	.11	.031	4000	.013
81-GRM1885C1H1R0BZ	GRM1885C1H1R0BZ01D	1	50	0.1pF	.11	.034	4000	.016
81-GRM39C1R2B50	GRM1885C1H1R2BZ01D	1.2	50	0.1pF	.11	.034	4000	.016
81-GRM39C020C50	GRM1885C1H2R0CZ01D	2	50	.25pF	.11	.031	4000	.013
81-GRM39C2R2B50	GRM1885C1H2R2BZ01D	2.2	50	0.1pF	.11	.034	4000	.016
81-GRM39C3R9B50	GRM1885C1H3R9BZ01D	3.9	50	0.1pF	.11	.034	4000	.016
81-GRM39C4R7C50	GRM1885C1H4R7CZ01D	4.7	50	.25pF	.11	.031	4000	.013
81-GRM185C1H5R0CZ01D	GRM1885C1H5R0CZ01D	5	50	.25pF	.11	.031	4000	.013
81-GRM39C5R6C50	GRM1885C1H5R6CZ01D	5.6	50	.25pF	.13	.036	4000	.019
81-GRM1885C1H6R8CZ01	GRM1885C1H6R8CZ01D	6.8	50	.25pF	.11	.031	4000	.014
81-GRM39C8R2C50	GRM1885C1H8R2CZ01D	8.2	50	.25pF	.13	.036	4000	.019
81-GRM39C100D50	GRM1885C1H100JA01D	10	50	5%	.26	.025	4000	.013
81-GRM39C120J50	GRM1885C1H120JA01D	12	50	5%	.26	.025	4000	.013
81-GRM39C150J50	GRM1885C1H150JA01D	15	50	5%	.26	.025	4000	.013
81-GRM39C180J50	GRM1885C1H180JA01D	18	50	5%	.26	.025	4000	.013
81-GRM39C200J50	GRM1885C1H200JA01D	20	50	5%	.29	.027	4000	.014
81-GRM39C220J50	GRM1885C1H220JA01D	22	50	5%	.26	.025	4000	.013
81-GRM1885C2A220JA01	GRM1885C2A220JA01D	22	100	5%	.32	.03	4000	.015
81-GRM1885C1H270JA01	GRM1885C1H270JA01D	27	50	5%	.26	.025	4000	.013
81-GRM39C330J50	GRM1885C1H330JA01D	33	50	5%	.26	.025	4000	.013
81-GRM39C360J50	GRM1885C1H360JA01D	36	50	5%	.29	.027	4000	.014
81-GRM39C470J50	GRM1885C1H470JA01D	47	50	5%	.26	.025	4000	.013
81-GRM39C680J50	GRM1885C1H680JA01D	68	50	5%	.26	.025	4000	.013
81-GRM39C101J50	GRM1885C1H101JA01D	100	50	5%	.27	.026	4000	.013
81-GRM39C121J50	GRM1885C1H121JA01D	120	50	5%	.13	.034	4000	.018
81-GRM39C151J50	GRM1885C1H151JA01D	150	50	5%	.30	.028	4000	.014
81-GRM39C221J050	GRM1885C1H221JA01D	220	50	5%	.11	.022	4000	.011
81-GRM39C271J50	GRM1885C1H271JA01D	270	50	5%	.13	.036	4000	.019
81-GRM39C331J50	GRM1885C1H331JA01D	330	50	5%	.32	.031	4000	.016
81-GRM39C471J50	GRM1885C1H471JA01D	470	50	5%	.33	.031	4000	.016
81-GRM39C681J50	GRM1885C1H681JA01D	680	50	5%	.13	.035	4000	.019
81-GRM39C102J50	GRM1885C1H102JA01D	1000	50	5%	.29	.027	4000	.014
81-GRM1885C1H152JA01	GRM1885C1H152JA01D	1500	50	5%	.12	.034	4000	.018
81-GRM1885C1H182JA01	GRM1885C1H182JA01D	1800	50	5%	.11	.031	4000	.014
81-GRM1885C1H222JA01	GRM1885C1H222JA01D	2200	50	5%	.13	.036	4000	.019
Temperature Coefficient: X7R								
81-GRM39X471K50D	GRM188R71H471KA01D	470	50	10%	.27	.026	4000	.013
81-GRM39X681K50D	GRM188R71H681KA01D	680	50	10%	.11	.02	4000	.009
81-GRM39X102J50D	GRM188R71H102JA01D	1000	50	5%	.24	.022	4000	.012
81-GRM39X102K050	GRM188R71H102KA01D	1000	50	10%	.21	.019	4000	.01
81-GRM39X222K50D	GRM188R71H222KA01D	2200	50	10%	.21	.02	4000	.011
81-GRM188R71H332KA	GRM188R71H332KA01D	3300	50	10%	.23	.021	4000	.011
81-GRM39X472K50D	GRM188R71H472KA01D	4700	50	10%	.21	.02	4000	.011
81-GRM39X103K25	GRM188R71E103KA01D	10000	25	10%	.21	.019	4000	.01
81-GRM39X103K50D	GRM188R71H103KA01D	10000	50	10%	.21	.019	4000	.01
81-GRM39X223K50D	GRM188R71H223KA01D	22000	50	10%	.31	.029	4000	.015
81-GRM39X333K16D	GRM188R71C333KA01D	33000	16	10%	.32	.03	4000	.015
81-GRM39X333K25D	GRM188R71E333KA01D	33000	25	10%	.33	.031	4000	.016
81-GRM39X473K16D	GRM188R71C473KA01D	47000	16	10%	.32	.03	4000	.015
81-GRM39X473K25D	GRM188R71E473KA01D	47000	25	10%	.35	.033	4000	.017
81-GRM188R71H473KA61	GRM188R71H473KA61D	47000	50	10%	.13	.036	4000	.019
81-GRM39X104K16	GRM188R71C104KA01D	0.1µF	16	10%	.26	.025	4000	.013
81-GRM39X104K25	GRM188R71E104KA01D	0.1µF	25	10%	.32	.03	4000	.015
81-GRM39X104K50D	GRM188R71H104KA93D	0.1µF	50	10%	.36	.034	4000	.018
81-GRM39X224K10D	GRM188R71A224KA01D	.22µF	10	10%	.17	.047	4000	.025
81-GRM188R71C224KA01	GRM188R71C224KA01D	.22µF	16	10%	.17	.047	4000	.026

© Copyright 2013 Mouser Electronics

MURATA Multilayer Ceramic Chip Capacitors

muRata Innovator in Electronics

RoHS Compliant This product is RoHS compliant.

CERAMIC CHIP CAPACITORS (CONT.)

Features:

- No polarity
- C0G (NP0), X5R, X7R, Y5V, and Z5U dielectrics
- 6.3, 10, 16, 25, 35 to 50, and 100 Volts
- Available tolerances: ±.25pF, ±.5pF, ±.1pF, 1%, 2%, 5%, 10%, 20%, +80/-20%
- Nickel barrier termination standard-highly resistant to metal migration
- For assistance with global part numbers, please contact a Mouser representative

RoHS Compliant

DIMENSIONS: mm

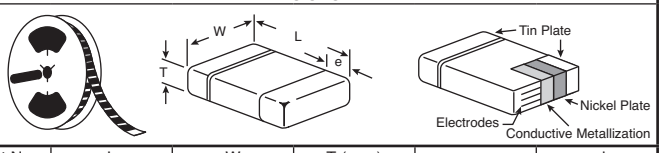

Part No.	L	W	T (max)	e	g min.
GRM188	1.6 ±0.1	0.8 ±0.1	0.8 ±0.1	0.2 to 0.5	0.5
GRM216	2.0 ±0.1	1.25 ±0.1	0.6 ±0.1	0.2 to 0.7	0.7
GRM219			0.85 ±0.1		
GRM21B			1.25 ±0.1		
GRM316	3.2 ±0.15	1.6 ±0.15	0.6 ±0.1	0.3 to 0.8	1.5
GRM319			0.85 ±0.1		
GRM31M			1.15 ±0.1		
GRM32M	3.2 ±0.3	2.5 ±0.2	1.15 ±0.1	0.3	1.0
GRM32N	3.2 ±0.2	2.5 ±0.2	1.35 ±0.15	0.3	1.0
GRM43R	4.5 ±0.4	3.2 ±0.3	1.8 ±0.2	0.3	2.0

Style 0603 (Cont.)

Please call a Mouser representative for information of product not listed.

MOUSER STOCK NO.	Murata Part No.	Value (pF)	Volt (DC)	Tol.±	Price Each 1	Price Each 100	Reel Qty.	Price Per Piece
Temperature Coeff: X5R								
81-GRM39R474K10	GRM188R61A474KA61D	0.47µF	10	10%	.11	.041	4000	.019
Temperature Coeff: Y5R								
81-GRM39Y104Z16D	GRM188F51C104ZA01D	0.1µF	16	+80,-20	.20	.019	4000	.01
81-GRM39Y104Z25D	GRM188F51E104ZA01D	0.1µF	25	+80,-20	.20	.019	4000	.01
81-GRM39Y224Z16D	GRM188F51C224ZA01D	0.22µF	16	+80,-20	.12	.033	4000	.018

Style 0805

Please call a Mouser representative for information of product not listed.

MOUSER STOCK NO.	Murata Part No.	Value (pF)	Volt (DC)	Tol.±	Price Each 1	Price Each 100	Reel Qty.	Price Per Piece
Temperature Coeff: C0G								
81-GRM40C010C50D	GRM2165C1H1R0CD01D	1	50	.25pF	.18	.105	4000	.024
81-GRM40C1R5C50D	GRM2165C1H1R5CD01D	1.5	50	.25pF	.19	.054	4000	.029
81-GRM40C2R2C50D	GRM2165C1H2R2CD01D	2.2	50	.25pF	.18	.105	4000	.024
81-GRM2165C1H3R0CD	GRM2165C1H3R0CD01D	3	50	.25pF	.11	.046	4000	.024
81-GRM2165C1H4R0CD	GRM2165C1H4R0CD01D	4	50	.25pF	.11	.046	4000	.024
81-GRM40C4R7C50D	GRM2165C1H4R7CD01D	4.7	50	.25pF	.19	.054	4000	.029
81-GRM40C5R6C50D	GRM2165C1H5R6CD01D	5.6	50	.25pF	.20	.109	4000	.032
81-GRM2165C1H6R8CD01	GRM2165C1H6R8CD01D	6.8	50	.25pF	.12	.051	4000	.027
81-GRM2165C1H7R0CZ	GRM2165C1H7R0CZ01D	7	50	.25pF	.12	.051	4000	.027
81-GRM40C8R2C50D	GRM2165C1H8R2CZ01D	8.2	50	.25pF	.20	.109	4000	.032
81-GRM40C100D50D	GRM2165C1H100JZ01D	10	50	5%	.18	.105	4000	.024
81-GRM2165C1H120JZ	GRM2165C1H120JZ01D	12	50	5%	.11	.049	4000	.026
81-GRM40C150J50D	GRM2165C1H150JZ01D	15	50	5%	.18	.107	4000	.025
81-GRM40C180J50D	GRM2165C1H180JZ01D	18	50	5%	.20	.057	4000	.03
81-GRM40C200J50D	GRM2165C1H200JZ01D	20	50	5%	.11	.055	4000	.028
81-GRM2165C1H220JZ	GRM2165C1H220JZ01D	22	50	5%	.11	.047	4000	.025
81-GRM40C270J50D	GRM2165C1H270JZ01D	27	50	5%	.20	.057	4000	.03
81-GRM2165C1H330JZ	GRM2165C1H330JZ01D	33	50	5%	.11	.047	4000	.025
81-GRM40C390J50D	GRM2165C1H390JZ01D	39	50	5%	.18	.092	4000	.025
81-GRM2165C1H470JZ	GRM2165C1H470JZ01D	47	50	5%	.11	.047	4000	.025
81-GRM40C680J50D	GRM2165C1H680JZ01D	68	50	5%	.19	.055	4000	.029
81-GRM2165C1H820JZ	GRM2165C1H820JZ01D	82	50	5%	.11	.049	4000	.026
81-GRM40C101J50D	GRM2165C1H101JA01D	100	50	5%	.36	.034	4000	.017
81-GRM215C2A101JA01D	GRM2165C2A101JA01D	100	100	5%	.16	.046	4000	.025
81-GRM2165C1H121JA	GRM2165C1H121JA01D	120	50	5%	.11	.039	4000	.019
81-GRM40C151J50D	GRM2165C1H151JA01D	150	50	5%	.14	.041	4000	.021
81-GRM2165C1H181JA	GRM2165C1H181JA01D	180	50	5%	.11	.039	4000	.019
81-GRM40C221J50D	GRM2165C1H221JA01D	220	50	5%	.17	.047	4000	.026
81-GRM40C331J50D	GRM2165C1H331JA01D	330	50	5%	.19	.054	4000	.029
81-GRM40C391J50D	GRM2165C1H391JA01D	390	50	5%	.20	.056	4000	.03
81-GRM215C2A471JA01L	GRM2165C2A471JA01L	470	100	5%	.15	.066	4000	.034
81-GRM40C561J50D	GRM2165C1H561JA01D	560	50	5%	.21	.061	4000	.035
81-GRM40C681J50D	GRM2165C1H681JA01D	680	50	5%	.23	.063	4000	.037
81-GRM40C102J50D	GRM2165C1H102JA01D	1000	50	5%	.15	.043	4000	.024
81-GRM2165C1H152JA01	GRM2165C1H152JA01D	1500	50	5%	.18	.051	4000	.028
81-GRM21A5C2E100JW1D	GRM21A5C2E100JW01D	10	250	5%	.25	.111	4000	.058
81-GRM21A5C2E120JW1D	GRM21A5C2E120JW01D	12	250	5%	.25	.111	4000	.058
81-GRM21A5C2E150JW1D	GRM21A5C2E150JW01D	15	250	5%	.25	.111	4000	.058
81-GRM21A5C2E180JW1D	GRM21A5C2E180JW01D	18	250	5%	.25	.111	4000	.058
81-GRM21A5C2E220JW1D	GRM21A5C2E220JW01D	22	250	5%	.25	.111	4000	.058
81-GRM21A5C2E270JW1D	GRM21A5C2E270JW01D	27	250	5%	.25	.111	4000	.058
81-GRM21A5C2E330JW1D	GRM21A5C2E330JW01D	33	250	5%	.25	.111	4000	.058
81-GRM21A5C2E390JW1D	GRM21A5C2E390JW01D	39	250	5%	.25	.111	4000	.058
81-GRM21A5C2E470JW1D	GRM21A5C2E470JW01D	47	250	5%	.25	.111	4000	.058
81-GRM21A5C2E560JW1D	GRM21A5C2E560JW01D	56	250	5%	.25	.111	4000	.058
81-GRM21A5C2E680JW1D	GRM21A5C2E680JW01D	68	250	5%	.25	.111	4000	.058
81-GRM21A5C2E820JW1D	GRM21A5C2E820JW01D	82	250	5%	.25	.111	4000	.058
81-GRM21A5C2E101JW1D	GRM21A5C2E101JW01D	100	250	5%	.25	.111	4000	.058
Temperature Coeff: X7R								
81-GRM40X221K50D	GRM216R71H221KA01D	220	50	10%	.11	.052	4000	.016
81-GRM40X471K50D	GRM216R71H471KA01D	470	50	10%	.16	.052	4000	.015
81-GRM40X102K50D	GRM216R71H102KA01D	1000	50	10%	.27	.025	4000	.013
81-GRM40X102K100D	GRM219R72A102KA01D	1000	100	10%	.17	.047	4000	.026
81-GRM40X152K50D	GRM216R71H152KA01D	1500	50	10%	.33	.031	4000	.016
81-GRM40X222K50D	GRM216R71H222KA01D	2200	50	10%	.29	.027	4000	.014
81-GRM40X332K50D	GRM216R71H332KA01D	3300	50	10%	.11	.043	4000	.011
81-GRM40X392K50D	GRM216R71H392KA01D	3900	50	10%	.12	.033	4000	.018
81-GRM216R71H472KA	GRM216R71H472KA01D	4700	50	10%	.29	.027	4000	.014
81-GRM40X682K50D	GRM216R71H682KA01D	6800	50	10%	.11	.039	4000	.01
81-GRM216R71E103KA01	GRM216R71E103KA01D	10000	25	10%	.30	.028	4000	.014
81-GRM40X103K50D	GRM216R71H103KA01D	10000	50	10%	.28	.026	4000	.013
81-GRM40X153K50D	GRM216R71H153KA01D	15000	50	10%	.38	.035	4000	.018
81-GRM40X223K50D	GRM216R71H223KA01D	22000	50	10%	.13	.034	4000	.018

Style 0805 (Cont.)

Please call a Mouser representative for information of product not listed.

MOUSER STOCK NO.	Murata Part No.	Value (pF)	Volt (DC)	Tol.±	Price Each 1	Price Each 100	Reel Qty.	Price Per Piece
Temperature Coeff: X7R (Cont.)								
81-GRM40X333K50D	GRM219R71H333KA01D	33000	50	10%	.17	.048	4000	.026
81-GRM40X473K25L	GRM219R71E473KA01L	47000	25	10%	.18	.051	3000	.035
81-GRM40X473K50L	GRM21BR71H473KA01L	47000	50	10%	.16	.045	3000	.031
81-GRM40X683K50L	GRM21BR71H683KA01L	68000	50	10%	.27	.074	3000	.048
81-GRM40X104K16D	GRM219R71C104KA01D	0.1µF	16	10%	.14	.037	4000	.02
81-GRM40X104K25L	GRM21BR71E104KA01L	0.1µF	25	10%	.20	.056	3000	.039
81-GRM40X104K50L	GRM21BR71H104KA01L	0.1µF	50	10%	.19	.054	3000	.036
81-GRM40X154K16L	GRM21BR71C154KA01L	0.15µF	16	10%	.14	.087	3000	.045
81-GRM40X7R224K050AL	GRM21BR71H224KA01L	0.22µF	50	10%	.31	.097	3000	.065
81-GRM40X334K16L	GRM21BR71C334KA01L	0.33µF	16	10%	.27	.083	3000	.056
81-GRM40X474K16L	GRM219R71C474KC01L	0.47µF	16	10%	.40	.123	3000	.082
Temperature Coeff: Y5V								
81-GRM40Y104Z25D	GRM216F51E104ZA01D	0.1µF	25	+80,-20	.31	.029	4000	.015
81-GRM40Y104Z50D	GRM219F51H104ZA01D	0.1µF	50	+80,-20	.12	.033	4000	.018
81-GRM40Y224Z25D	GRM219F51E224ZA01D	0.22µF	25	+80,-20	.11	.057	4000	.029
81-GRM40Y474Z16L	GRM21BF51C474ZA01L	0.47µF	16	+80,-20	.13	.078	3000	.041
81-GRM40Y5V474Z025AL	GRM21BF51E474ZA01L	0.47µF	25	+80,-20	.27	.076	3000	.049
Temperature Coeff: Z5U								
81-GRM40Z473M50D	GRM216E41H473MA01D	47000	50	20%	.11	.039	4000	.01
81-GRM40Z104M50D	GRM219E41H104MA01D	0.1µF	50	20%	.16	.071	4000	.016

Style 1206

Please call a Mouser representative for information of product not listed.

MOUSER STOCK NO.	Murata Part No.	Value (pF)	Volt (DC)	Tol.±	Price Each 1	Price Each 100	Reel Qty.	Price Per Piece
Temperature Coeff: C0G								
81-GRM426C180J050D	GRM3165C1H180JZ01D	18pF	50	5%	.21	.134	4000	.07
81-GRM315C1H470JZ01D	GRM3165C1H470JZ01D	47pF	50	5%	.36	.198	4000	.066
81-GRM426C221J050D	GRM3165C1H221JZ01D	220pF	50	5%	.50	.243	4000	.102
Temperature Coeff: X7R								
81-GRM319R71H102KA01	GRM319R71H102KA01D	1000	50	10%	.20	.059	4000	.034
81-GRM319R71H103KA01	GRM319R71H103KA01D	.01µF	50	10%	.21	.061	4000	.035
81-GRM426X223K50D	GRM319R71H223KA01D	.022µF	50	10%	.23	.063	4000	.037
81-GRM426X473K50D	GRM319R71H473KA01D	.047µF	50	10%	.24	.066	4000	.039
81-GRM426X104K50L	GRM319R71H104KA01L	.1µF	50	10%	.12	.076	3000	.04
81-GRM31MR71H154KA01	GRM31MR71H154KA01L	.15µF	50	10%	.41	.26	3000	.072
81-GRM426X224K25L	GRM31MR71E224KA01L	.22µF	25	10%	.28	.089	3000	.06
81-GRM319R71H224KA	GRM319R71H224KA01D	.22µF	50	10%	.35	.111	4000	.068
81-GRM319R71C334KA01	GRM319R71C334KA01L	.33µF	16	10%	.20	.105	4000	.049
81-GRM426X334K025D	GRM319R71E334KA01D	.33µF	25	10%	.42	.146	4000	.089
81-GRM426X334K50D	GRM319R71H334KA01D	.33µF	50	10%	.42	.146	4000	.089
81-GRM426X474K16D	GRM319R71C474KC01D	.47µF	16	10%	.36	.193	4000	.09
81-GRM426X474K50L	GRM31MR71H474KA01L	.47µF	50	10%	.55	.193	3000	.123
Temperature Coeff: Y5V								
81-GRM426Y334Z50D	GRM319F51H334ZA01D	.33µF	50	+80,-20	.31	.089	4000	.052
81-GRM426Y474Z50L	GRM31MF51H474ZA01L	.47µF	50	+80,-20	.40	.139	3000	.09

Style 1210

Please call a Mouser representative for information of product not listed.

MOUSER STOCK NO.	Murata Part No.	Value (pF)	Volt (DC)	Tol.±	Price Each 1	Price Each 100	Reel Qty.	Price Per Piece
Temperature Coeff: X7R								
81-GRM422X104K50L	GRM32MR71H104KA01L	.1µF	50	10%	.62	.328	3000	.14
81-GRM422X104K100L	GRM32NR72A104KA01L	.1µF	100	10%	.85	.444	2000	.177
81-GRM422X224K050L	GRM32MR71H224KA01L	.22µF	50	10%	.94	.491	2000	.255
81-GRM422X474K50L	GRM32MR71H474KA01L	.47µF	50	10%	.71	.273	3000	.162

Style 1812

Please call a Mouser representative for information of product not listed.

MOUSER STOCK NO.	Murata Part No.	Value (pF)	Volt (DC)	Tol.±	Price Each 1	Price Each 100	Reel Qty.	Price Per Piece
Temperature Coeff: X7R								
81-GRM432X224K100L	GRM43RR72A224KA01L	.22µF	100	10%	1.31	.801	1000	.361
81-GRM43RR71H334KA	GRM43RR71H334KA01L	.33µF	50	10%	1.29	.538	1000	.445
81-GRM432X474K50	GRM43RR71H474KA01L	.47µF	50	10%	1.88	.979	1000	.603

© Copyright 2013 Mouser Electronics

© Copyright 2013 Mouser Electronics

MURATA High Voltage Ceramic Chip Capacitors

RoHS Compliant **This product is RoHS compliant.**

GR4 SERIES HIGH VOLTAGE MULTILAYER SMD CERAMIC CHIP CAPACITORS

Features:

- Lead Free
- 250V - 3.15kV
- Meets special Hi-Voltage needs
- Base metal and lead-free technology
- GA3 is safety Rated (Y2/Y3)
- Operating Temperature: -55°C to +125°C
- Temperature Coefficient: X7R

RoHS Compliant

DIMENSIONS: mm

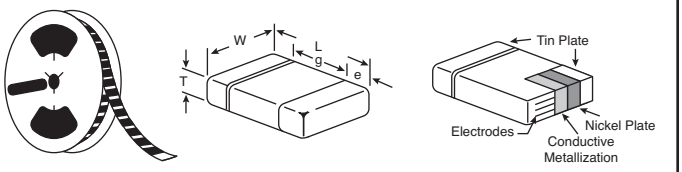

Application Selection Guide				
Series		GRM	GR4	GA3
Modem	DAA Modem	•		•
	xDSL Modem	•		•
Network	Set Top Box	•	•	•
	LAN, Router, HUB, Switch, etc.	•	•	
Flat Panel Display	LCD Back Light Inverter	•		
	PDP Panel	•		
Power Supply	Switching Power Supply, AC Adapter	•	•	•
	DC/DC Converter	•	•	
	Battery Charger for Cellphone	•		•
Lighting	Electric Ballast for Flourescent Lamp	•		•
	Electric Ballast for CFL	•		•

Part No.	L	W	T (max)	e	g min.
GR431C	3.2 ±0.2	1.6 ±0.2	1.6 ±0.2	0.3 min.	1.2
GR442Q	4.5 ±0.3	2.0 ±0.2	1.5 +0,-0.3		2.5
GR443D	4.5 ±0.4	3.2 ±0.3	2.0 +0,-0.3		
GR443Q	4.5 ±0.4	3.2 ±0.3	1.5 +0,-0.3		
GR731B	3.2 ±0.2	1.6 ±0.2	1.25 +0,-0.3		1.2
GR731C	3.2 ±0.2	1.6 ±0.2	1.6 ±0.2		
GR732D	3.2 ±0.2	2.5 ±0.2	2.0 +0,-0.3		
GR732Q	3.2 ±0.2	2.5 ±0.2	1.5 +0,-0.3		

X7R Characteristics

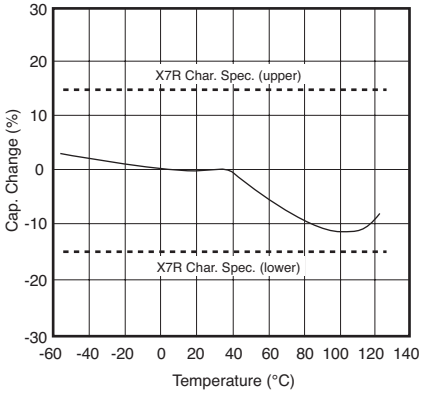

GR4 Series (X7R Char. 250V)

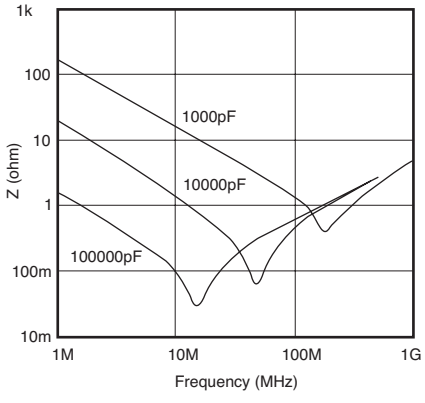

GR4 Series (X7R Char. 2KV)

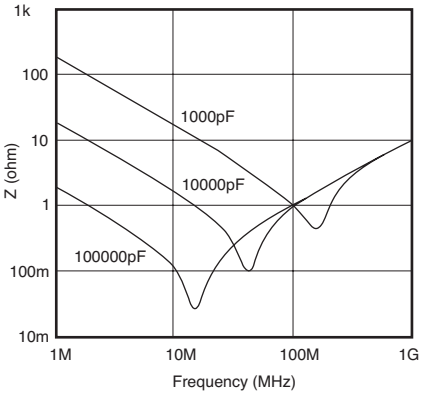

• Isolation Lan Ethernet and DC/DC only • Satisfies IEEE 802.3 requirements

For quantities greater than listed, call for quote.

MOUSER STOCK NO.	Murata Part No.	Value (pF)	Vdc (V)	Tolerance ±	Price Each 1	Price Each 50	Price Each 100	Price Each 500	Reel Qty.	Price Per Piece
1808 Case Size - for Information Devices / Tip & Ring										
81-GR442QR73D101KW01	GR442QR73D101KW01L	100	2KV	±10%	.50	.373	.35	.303	2000	.186
81-GR442QR7LB101KW01	GR442QR7LB101KW01L	100	3KV	±10%	.50	.373	.35	.303	2000	.186
81-GR442QR73D151KL	GR442QR73D151KW01L	150	2KV	±10%	.51	.381	.357	.309	2000	.19
81-GR442QR73D221KL	GR442QR73D221KW01L	220	2KV	±10%	.55	.31	.21	.19	2000	.124
81-GR442QR73D331KL	GR442QR73D331KW01L	330	2KV	±10%	.34	.255	.239	.207	2000	.127
81-GR442QR73D471KL	GR442QR73D471KW01L	470	2KV	±10%	.56	.315	.213	.193	2000	.126
81-GR442QR73D681KL	GR442QR73D681KW01L	680	2KV	±10%	.63	.407	.325	.208	2000	.14
81-GR442QR73D102KW01	GR442QR73D102KW01L	1000	2KV	±10%	.56	.317	.214	.194	2000	.126
81-GR442QR73D152KW01	GR442QR73D152KW01L	1500	2KV	±10%	.63	.407	.325	.208	2000	.14
81-GR442QR7LB152KW01	GR442QR7LB152KW01L	1500	3KV	±10%	.65	.428	.343	.245	2000	.161
1812 Case Size - for Information Devices / Tip & Ring										
81-GR443QR73D102KW01	GR443QR73D102KW01L	1000	2KV	±10%	1.06	.717	.611	.492	2000	.289
81-GR443QR73D182KL	GR443QR73D182KW01L	1800	2KV	±10%	.67	.494	.463	.40	2000	.247
81-GR443QR73D222KW01	GR443QR73D222KW01L	2200	2KV	±10%	.94	.59	.393	.355	2000	.227
81-GR443QR7LB222KW01	GR443QR7LB222KW01L	2200	3KV	±10%	.71	.518	.486	.419	2000	.259
81-GR443QR73D272KL	GR443QR73D272KW01L	2700	2KV	±10%	.74	.548	.514	.444	2000	.274
81-GR443QR73D332KL	GR443QR73D332KW01L	3300	2KV	±10%	.88	.589	.467	.297	2000	.257
81-GR443QR73D392KW01	GR443QR73D392KW01L	3900	2KV	±10%	.75	.556	.521	.45	2000	.278
81-GR443DR73D472KW01	GR443DR73D472KW01L	4700	2KV	±10%	1.18	.734	.489	.442	2000	.282
1206 Case Size - for Camera Flash Circuits										
81-GR731CR72E153KL	GR731CR72E153KW03L	.015μF	250	±10%	.17	.133	.124	.107	2000	.066
81-GR731CR72E223KL	GR731CR72E223KW03L	.022μF	250	±10%	.17	.133	.124	.107	2000	.066
1210 Case Size - for Camera Flash Circuits										
81-GR732DR72E473KL	GR732DR72E473KW01L	.047μF	250	±10%	.30	.225	.21	.182	2000	.112

© Copyright 2013 Mouser Electronics
© Copyright 2013 Mouser Electronics

MURATA High Voltage Ceramic Chip Capacitors

RoHS Compliant This product is RoHS compliant.

GRM SERIES HIGH VOLTAGE MULTILAYER SMD CERAMIC CHIP CAPACITORS

Features:

- Lead Free
- 250V - 3.15KV
- Meets special Hi-Voltage needs
- Base metal and lead-free technology
- Operating Temperature: -55°C to +125°C

RoHS Compliant

DIMENSIONS: mm

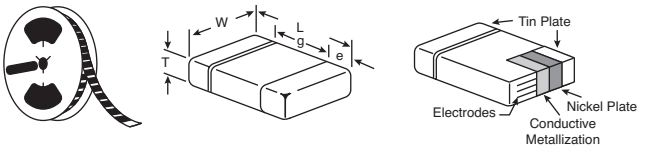

Ceramic Caps, SMD

Murata

Application Selection Guide				
Series		GRM	GR4	GA3
Modem	DAA Modem	•		•
	xDSL Modem	•		•
Network	Set Top Box	•	•	•
	LAN, Router, HUB, Switch, etc.	•	•	
Flat Panel Display	LCD Back Light Inverter	•		
	PDP Panel	•		
Power Supply	Switching Power Supply, AC Adapter	•	•	•
	DC/DC Converter	•	•	
	Battery Charger for Cellphone	•		•
Lighting	Electric Ballast for Flourescent Lamp	•		•
	Electric Ballast for CFL	•		•

Part No.	L	W	T (max)	e	g min.
GRM31B	3.2 ±0.2	1.6 ±0.2	1.25 +0,-0.3	0.3 min.	1.2
GRM31C	3.2 ±0.2	1.6 ±0.2	1.6 +0.2		
GRM32B	3.2 ±0.2	1.6 ±0.2	1.25 +0,-0.3		
GRM32Q	3.2 ±0.3	2.5 ±0.2	1.5 +0,-0.3		
GRM32D	3.2 ±0.3	2.5 ±0.2	2 +0,-0.3		2.2
GRM42D	4.5 ±0.4	2.0 ±0.2	2 +0,-0.3		
GRM43D	4.5 ±0.4	3.2 ±0.3	2 +0,-0.3		
GRM43E	4.5 ±0.4	3.2 ±0.3	2.5 +0,-0.3		
GRM43Q	4.5 ±0.4	3.2 ±0.3	1.5 +0,-0.3		2.5
GRM55D	5.7 ±0.4	5 ±0.4	2 +0,-0.3		

For quantities greater than listed, call for quote.

MOUSER STOCK NO.	Murata Part No.	Value (µF)	Vdc (V)	Tolerance ±	Price Each 1	50	100	500	Reel Qty.	Price Per Piece
1206 Case Size										
81-GRM31BR73A471KW01	GRM31BR73A471KW01L	470pF	1KV	10%	.46	.321	.239	.152	3000	.082
81-GRM31BR73A511KW01	GRM31BR73A511KW01L	510pF	1KV	10%	.33	.194	.174	.149	3000	.081
81-GRM31BR73A102KW01	GRM31BR73A102KW01L	1000pF	1KV	10%	.39	.208	.137	.125	3000	.088
81-GRM31BR72J102KW01	GRM31BR72J102KW01L	1000pF	630	10%	.29	.137	.092	.081	3000	.061
81-GRM31BR72J152KW01	GRM31BR72J152KW01L	1500pF	630	10%	.20	.144	.129	.11	3000	.066
81-GRM31BR73A152KW01	GRM31BR73A152KW01L	1500pF	1KV	10%	.40	.209	.138	.125	3000	.089
81-GRM31BR72J222KW01	GRM31BR72J222KW01L	2200pF	630	10%	.38	.177	.118	.104	3000	.078
81-GRM31BR73A222KW01	GRM31BR73A222KW01L	2200pF	1KV	10%	.40	.215	.141	.128	3000	.091
81-GRM31BR72J332KW01	GRM31BR72J332KW01L	3300pF	630	10%	.35	.167	.111	.098	3000	.074
81-GRM31BR72J472KW01	GRM31BR72J472KW01L	4700pF	630	10%	.36	.171	.114	.101	3000	.076
81-GRM31BR73A472KW01	GRM31BR73A472KW01L	4700pF	1KV	10%	.42	.221	.147	.133	3000	.094
81-GRM31BR72J682KW01	GRM31BR72J682KW01L	6800pF	630	10%	.25	.174	.157	.135	3000	.081
81-GRM31BR72J103KW01	GRM31BR72J103KW01L	0.01	630	10%	.32	.154	.103	.091	3000	.068
81-GRM31BR72E153KW01	GRM31BR72E153KW01L	0.015	250	10%	.36	.196	.129	.118	3000	.083
81-GRM31BR72E223KW01	GRM31BR72E223KW01L	0.022	250	10%	.36	.196	.129	.118	3000	.083
81-GRM31CR72J153KW03	GRM31CR72J153KW03L	0.015	630	10%	.24	.165	.148	.126	4000	.076
81-GRM31CR72E473KW03	GRM31CR72E473KW03L	0.047	250	10%	.36	.194	.128	.117	2000	.082
81-GRM31CR72E104KW03	GRM31CR72E104KW03L	0.1	250	10%	.40	.185	.124	.109	2000	.096
81-GRM31R72E333KW03L	GRM31CR72E333KW03L	0.033	250	10%	.36	.196	.129	.118	2000	.083
1210 Case Size										
81-GRM32BR72J102KW01	GRM32BR72J102KW01L	1000pF	630	10%	.50	.295	.264	.226	3000	.123
81-GRM32QR73A682KW01	GRM32QR73A682KW01L	6800pF	1KV	10%	.72	.471	.377	.27	1000	.215
81-GRM32QR73A103KW01	GRM32QR73A103KW01L	0.01	1KV	10%	.72	.406	.274	.248	2000	.163
81-GRM32DR73A153KL	GRM32DR73A153KW01L	0.015	1KV	10%	.84	.478	.323	.293	2000	.192
81-GRM32DR73A223KW01	GRM32DR73A223KW01L	0.022	1KV	10%	.81	.471	.422	.36	1000	.26
81-GRM32QR72J223KW01	GRM32QR72J223KW01L	0.022	630	10%	.56	.296	.195	.178	2000	.125
81-GRM32DR72J333KW01	GRM32DR72J333KW01L	0.033	630	10%	.59	.314	.207	.188	2000	.133
81-GRM32QR72E683KW01	GRM32QR72E683KW01L	0.068	250	10%	.33	.231	.214	.187	2000	.119
81-GRM32DR72E104KW01	GRM32DR72E104KW01L	0.1	250	10%	.47	.251	.166	.151	1000	.136
81-GRM32DR72E224KW01	GRM32DR72E224KW01L	0.22	250	10%	.55	.293	.194	.175	1000	.158
1808 Case Size										
81-GRM421X3F100JY02L	GRM42D1X3F100JY02L	10pF	3.15KV	5%	1.09	.684	.456	.412	2000	.263
81-GRM421X3F120JY02L	GRM42D1X3F120JY02L	12pF	3.15KV	5%	1.17	.674	.605	.516	2000	.312
81-GRM421X3F150JY02L	GRM42D1X3F150JY02L	15pF	3.15KV	5%	1.17	.674	.605	.516	2000	.312
81-GRM421X3F180JY02L	GRM42D1X3F180JY02L	18pF	3.15KV	5%	1.27	.736	.66	.563	2000	.341
81-GRM421X3F220JY02L	GRM42D1X3F220JY02L	22pF	3.15KV	5%	1.27	.736	.66	.563	2000	.341
81-GRM421X3F270JY02L	GRM42D1X3F270JY02L	27pF	3.15KV	5%	1.17	.674	.605	.516	2000	.312
81-GRM421X3F330JY02L	GRM42D1X3F330JY02L	33pF	3.15KV	5%	1.34	.776	.696	.593	2000	.36
81-GRM421X3F560JY02L	GRM42D1X3F560JY02L	56pF	3.15KV	5%	1.17	.674	.605	.516	2000	.312
81-GRM421X3F680JY02L	GRM42D1X3F680JY02L	68pF	3.15KV	5%	1.17	.674	.605	.516	2000	.312
81-GRM421X3F820JY02L	GRM42D1X3F820JY02L	82pF	3.15KV	5%	.91	.579	.521	.419	2000	.217
1812 Case Size										
81-GRM43DR73A103KW21	GRM43DR73A103KW21L	0.01	1KV	10%	1.16	.803	.707	.535	1000	.309
81-GRM43QR73A223KW1L	GRM43QR73A223KW01L	0.022	1KV	10%	1.43	.831	.746	.636	1000	.46
81-GRM43DR73A333KW01	GRM43DR73A333KW01L	0.033	1KV	10%	1.37	.791	.708	.605	1000	.437
81-GRM43DR73A473KW01	GRM43DR73A473KW01L	0.047	1KV	10%	1.43	.828	.743	.633	1000	.458
81-GRM43QR72J683KW01	GRM43QR72J683KW01L	0.068	630	10%	.63	.458	.423	.366	1000	.24
81-GRM43DR72J104KW01	GRM43DR72J104KW01L	0.1	630	10%	1.08	.717	.567	.404	1000	.22
81-GRM43R72E154KW01L	GRM43QR72E154KW01L	0.15	250	10%	.93	.582	.388	.351	1000	.321
81-GRM43DR72E334KW01	GRM43DR72E334KW01L	0.33	250	10%	.90	.563	.376	.339	1000	.31
81-GRM43DR72E474KW01	GRM43DR72E474KW01L	0.47	250	10%	1.06	.662	.442	.399	1000	.365
2220 Case Size										
81-GRM55DR73A104KW01	GRM55DR73A104KW01L	0.1	1KV	10%	1.52	1.09	.731	.655	1000	.457
81-GRM55DR72J154KL	GRM55DR72J154KW01L	0.15	630	10%	1.61	1.09	.717	.645	1000	.587
81-GRM55DR72J224KW01	GRM55DR72J224KW01L	0.22	630	10%	1.59	1.08	.712	.641	1000	.583
81-GRM55DR72E334KW01	GRM55DR72E334KW01L	0.33	250	10%	1.61	1.09	.717	.645	1000	.587
81-GRM55DR72E474KW01	GRM55DR72E474KW01L	0.47	250	10%	1.50	1.01	.915	.743	1000	.411
81-GRM55RR72E105K	GRM55DR72E105KW01L	1.0	250	10%	1.49	1.07	.712	.638	1000	.445

© Copyright 2013 Mouser Electronics

© Copyright 2013 Mouser Electronics

Automotive Capacitors for Power Train/Safety Applications

muRata Innovator in Electronics

RoHS Compliant **This product is RoHS compliant.**

GCM SERIES

Modern vehicle design is driven by the need for increased comfort, safety and security. As a result, automobiles are becoming intelligent and increasingly reliant upon electronics. In the automotive sector, Murata's products are used in communication, safety, information, and power train systems, just to name a few. The acceptance of Murata's capacitor products in these applications is based upon the core competencies of Murata – ceramic material and processing technology. Murata's GCM series is designed for the more rigorous demands of safety, under-hood, and power train systems. The GCM series is designed specifically to meet the test conditions of the AEC-Q200.

Features:

- Meets AEC-Q200 requirements
- GCM15 and 32 types are suited for only reflow soldering
- GCM18, 21, and 31 types are suited for flow and reflow soldering
- GCM Series is offered with a nickel (Ni) barrier termination finished with matte tin (Sn) plating
- Available in paper or embossed tape and reel packaging for automatic placement
- The GCM Series is RoHS compliant.

RoHS Compliant

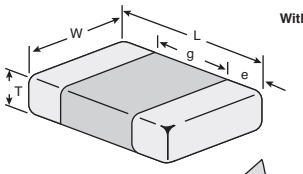

ESD level based on AEC-Q200 test method [GCM18(0603)/X7R]

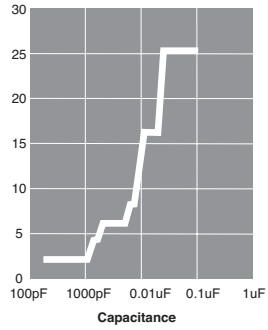

Part No.	Dimensions: mm				
	L	W	T	e (Min.)	g (Min.)
GCM155	1.0±0.05	0.5±0.05	0.5±0.05	0.15 to 0.3	0.4
GCM188	1.6±0.1	0.8±0.1	0.8±0.1	0.2 to 0.5	0.5
GCM219	2.0±0.15	1.25±0.15	0.85±0.1	0.2 to 0.7	0.7
GCM21A	2.0±0.2	1.25±0.2	1.0±0.3	0.3	0.7
GCM21B	2.0±0.2	1.25±0.2	1.25±0.15	0.2 to 0.7	0.7
GCM319	3.2±0.15	1.6±0.15	0.85±0.1	0.3 to 0.8	1.5
GCM31M	3.2±0.15	1.6±0.15	1.15±0.1	0.3 to 0.8	1.5
GCM31A	3.2±0.2	1.6±0.2	1.25±0.3	0.3	1.5
GCM31C	3.2±0.2	1.6±0.2	1.6±0.2	0.3 to 0.8	1.5
GCM31B	3.2±0.2	1.6±0.2	1.25±0.3	0.3	1.2
GCM32E	3.2±03	2.5±0.2	2.5±0.2	0.3	1.0
GCM32A	3.2±0.2	2.5±0.2	1.0±0.3	0.3	1.5

Temperature Characteristics				
Code	Temperature Coefficient	Temperature Range	Capacitance Change	Operating Temperature Range
5C	C0G	25° to 125°C	0 ±30ppm/°C	-55°C to +125°C
R7	X7R	-55°C to +125°C	±15%	-55°C to +125°C

Application Guide:

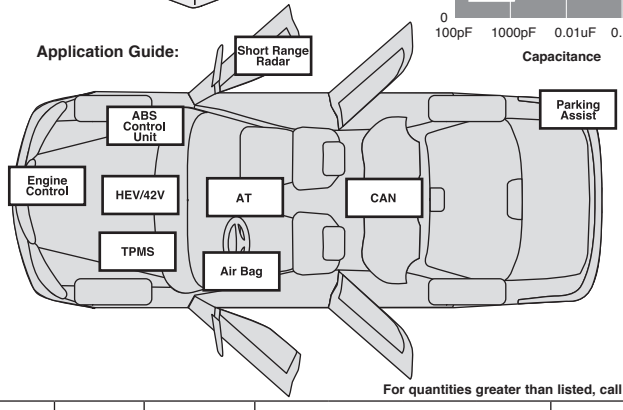

For quantities greater than listed, call for quote.

MOUSER STOCK NO.	Murata Part No.	Value (pF)	Volt (DC)	Temerature Coefficient	Case Size	Tolerance	Price Each 1	Price Each 50	Price Each 100	Price Each 500	Reel Qty.	Price Per Piece
81-GCM1555C1H1R0CZ3D	GCM1555C1H1R0CZ13D	1.0	50	C0G	0402	±0.25pF	.11	.032	.028	.024	10000	.013
81-GCM1555C1H1R5C13D	GCM1555C1H1R5CZ13D	1.5	50	C0G	0402	±0.25pF	.11	.032	.028	.024	10000	.013
81-GCM1555C1H2R2C13D	GCM1555C1H2R2CZ13D	2.2	50	C0G	0402	±0.25pF	.11	.032	.028	.024	10000	.013
81-GCM1555C1H3R3C13D	GCM1555C1H3R3CZ13D	3.3	50	C0G	0402	±0.25pF	.11	.032	.028	.024	10000	.013
81-GCM1555C1H4R7C13D	GCM1555C1H4R7CZ13D	4.7	50	C0G	0402	±0.25pF	.11	.032	.028	.024	10000	.013
81-GCM1555C1H6R8D13D	GCM1555C1H6R8DZ13D	6.8	50	C0G	0402	±0.5pF	.11	.032	.028	.024	10000	.013
81-GCM1555C1H100JZ3D	GCM1555C1H100JZ13D	10	50	C0G	0402	5%	.11	.032	.028	.024	10000	.013
81-GCM1555C1H150J13D	GCM1555C1H150JZ13D	15	50	C0G	0402	5%	.11	.028	.024	.018	10000	.011
81-GCM1555C1H220J13D	GCM1555C1H220JZ13D	22	50	C0G	0402	5%	.11	.028	.024	.018	10000	.011
81-GCM1555C1H330J13D	GCM1555C1H330JZ13D	33	50	C0G	0402	5%	.11	.028	.024	.018	10000	.011
81-GCM1555C1H470J13D	GCM1555C1H470JZ13D	47	50	C0G	0402	5%	.11	.028	.024	.018	10000	.011
81-GCM1555C1H680J13D	GCM1555C1H680JZ13D	68	50	C0G	0402	5%	.11	.028	.024	.018	10000	.011
81-GCM1555C1H101JZ3D	GCM1555C1H101JZ13D	100	50	C0G	0402	5%	.11	.028	.024	.018	10000	.011
81-GCM1555C1H151J16D	GCM1555C1H151JA16D	150	50	C0G	0402	5%	.24	.032	.022	.019	10000	.011
81-GCM1555C1H221J16D	GCM1555C1H221JA16D	220	50	C0G	0402	5%	.12	.025	.021	.017	10000	.01
81-GCM1555C1H331J16D	GCM1555C1H331JA16D	330	50	C0G	0402	5%	.31	.042	.029	.025	10000	.014
81-GCM1555C1H471JA6D	GCM1555C1H471JA16D	470	50	C0G	0402	5%	.31	.042	.029	.025	10000	.014
81-GCM155R71H221K37D	GCM155R71H221KA37D	220	50	X7R	0402	10%	.19	.026	.018	.015	10000	.009
81-GCM155R72A221K37D	GCM155R72A221KA37D	220	100	X7R	0402	10%	.11	.02	.017	.015	10000	.007
81-GCM155R71H471K37D	GCM155R71H471KA37D	470	50	X7R	0402	10%	.19	.026	.018	.015	10000	.009
81-GCM155R72A471K37D	GCM155R72A471KA37D	470	100	X7R	0402	10%	.11	.02	.017	.015	10000	.007
81-GCM155R71H102KA7D	GCM155R71H102KA37D	1,000	50	X7R	0402	10%	.15	.02	.014	.013	10000	.006
81-GCM155R72A102KA7D	GCM155R72A102KA37D	1,000	100	X7R	0402	10%	.21	.029	.02	.017	10000	.01
81-GCM155R71H222K37D	GCM155R71H222KA37D	2,200	50	X7R	0402	10%	.11	.021	.018	.013	10000	.007
81-GCM155R72A222K37D	GCM155R72A222KA37D	2,200	100	X7R	0402	10%	.13	.058	.043	.022	10000	.009
81-GCM155R71H472K37D	GCM155R71H472KA37D	4,700	50	X7R	0402	10%	.16	.021	.015	.013	10000	.007
81-GCM155R72A472KA7D	GCM155R72A472KA37D	4,700	100	X7R	0402	10%	.24	.032	.022	.019	10000	.011
81-GCM155R71H103KA5D	GCM155R71H103KA55D	0.01uF	50	X7R	0402	10%	.11	.021	.018	.013	10000	.007
81-GCM155R71H223KA5D	GCM155R71H223KA55D	0.022uF	50	X7R	0402	10%	.11	.025	.021	.018	10000	.01
81-GCM155R71E473KA5D	GCM155R71E473KA55D	0.047uF	25	X7R	0402	10%	.11	.026	.022	.018	10000	.01
81-GCM155R71C104KA5D	GCM155R71C104KA55D	0.1uF	16	X7R	0402	10%	.21	.029	.02	.017	10000	.01
81-GCM1885C1H1R0CZ3D	GCM1885C1H1R0CZ13D	1.0	50	C0G	0603	±0.25pF	.11	.06	.054	.046	4000	.028
81-GCM1885C2A1R0CZ3D	GCM1885C2A1R0CZ13D	1.0	100	C0G	0603	±0.25pF	.27	.126	.085	.074	4000	.051
81-GCM1885C1H1R5C13D	GCM1885C1H1R5CZ13D	1.5	50	C0G	0603	±0.25pF	.11	.06	.054	.046	4000	.028
81-GCM1885C2A1R5C13D	GCM1885C2A1R5CZ13D	1.5	100	C0G	0603	±0.25pF	.16	.112	.101	.086	4000	.051
81-GCM1885C1H2R2C13D	GCM1885C1H2R2CZ13D	2.2	50	C0G	0603	±0.25pF	.11	.06	.054	.046	4000	.028
81-GCM1885C2A2R2C13D	GCM1885C2A2R2CZ13D	2.2	100	C0G	0603	±0.25pF	.16	.112	.101	.086	4000	.051
81-GCM1885C1H3R3C13D	GCM1885C1H3R3CZ13D	3.3	50	C0G	0603	±0.25pF	.11	.06	.054	.046	4000	.028
81-GCM1885C2A3R3C13D	GCM1885C2A3R3CZ13D	3.3	100	C0G	0603	±0.25pF	.16	.112	.101	.086	4000	.051
81-GCM1885C1H4R7C13D	GCM1885C1H4R7CZ13D	4.7	50	C0G	0603	±0.25pF	.11	.06	.054	.046	4000	.028
81-GCM1885C2A4R7C13D	GCM1885C2A4R7CZ13D	4.7	100	C0G	0603	±0.25pF	.16	.112	.101	.086	4000	.051
81-GCM1885C1H6R8D13D	GCM1885C1H6R8DZ13D	6.8	50	C0G	0603	±0.5pF	.11	.06	.054	.046	4000	.028
81-GCM1885C2A6R8D13D	GCM1885C2A6R8DZ13D	6.8	100	C0G	0603	±0.5pF	.16	.112	.101	.086	4000	.051
81-GCM1885C1H100JA6D	GCM1885C1H100JA16D	10	50	C0G	0603	5%	.11	.027	.024	.019	4000	.013
81-GCM1885C2A100JA6D	GCM1885C2A100JA16D	10	100	C0G	0603	5%	.12	.049	.034	.029	4000	.018
81-GCM1885C1H150J16D	GCM1885C1H150JA16D	15	50	C0G	0603	5%	.11	.027	.024	.019	4000	.013
81-GCM1885C2A150J16D	GCM1885C2A150JA16D	15	100	C0G	0603	5%	.11	.036	.031	.026	4000	.017
81-GCM1885C1H220J16D	GCM1885C1H220JA16D	22	50	C0G	0603	5%	.31	.043	.029	.025	4000	.015
81-GCM1885C2A220J16D	GCM1885C2A220JA16D	22	100	C0G	0603	5%	.11	.036	.031	.026	4000	.017
81-GCM1885C1H330J16D	GCM1885C1H330JA16D	33	50	C0G	0603	5%	.31	.043	.029	.025	4000	.015
81-GCM1885C2A330J16D	GCM1885C2A330JA16D	33	100	C0G	0603	5%	.36	.05	.034	.03	4000	.018
81-GCM1885C1H470J16D	GCM1885C1H470JA16D	47	50	C0G	0603	5%	.31	.043	.029	.025	4000	.015
81-GCM1885C2A470J16D	GCM1885C2A470JA16D	47	100	C0G	0603	5%	.11	.036	.031	.026	4000	.017
81-GCM1885C1H680J16D	GCM1885C1H680JA16D	68	50	C0G	0603	5%	.31	.043	.029	.025	4000	.015
81-GCM1885C2A680J16D	GCM1885C2A680JA16D	68	100	C0G	0603	5%	.11	.036	.031	.026	4000	.017

© Copyright 2013 Mouser Electronics

© Copyright 2013 Mouser Electronics

Automotive Capacitors for Power Train/Safety Applications

muRata Innovator in Electronics

GCM SERIES (CONT.)

RoHS Compliant This product is RoHS compliant.

RoHS Compliant

For quantities greater than listed, call for quote.

MOUSER STOCK NO.	Murata Part No.	Value (pF)	Volt (DC)	Temerature Coefficient	Case Size	Tolerance	Price Each 1	Price Each 50	Price Each 100	Price Each 500	Reel Qty.	Price Per Piece
81-GCM1885C1H101JA6D	GCM1885C1H101JA16D	100	50	C0G	0603	5%	.31	.043	.029	.025	4000	.015
81-GCM1885C2A101JA6D	GCM1885C2A101JA16D	100	100	C0G	0603	5%	.12	.047	.032	.027	4000	.017
81-GCM1885C1H151JJ16D	GCM1885C1H151JA16D	150	50	C0G	0603	5%	.38	.051	.035	.03	4000	.018
81-GCM1885C2A151JJ16D	GCM1885C2A151JA16D	150	100	C0G	0603	5%	.11	.04	.034	.029	4000	.019
81-GCM1885C1H221JJ16D	GCM1885C1H221JA16D	220	50	C0G	0603	5%	.11	.037	.032	.027	4000	.018
81-GCM1885C2A221JJ16D	GCM1885C2A221JA16D	220	100	C0G	0603	5%	.11	.044	.04	.034	4000	.02
81-GCM1885C1H331JJ16D	GCM1885C1H331JA16D	330	50	C0G	0603	5%	.11	.039	.033	.028	4000	.018
81-GCM1885C2A331JJ16D	GCM1885C2A331JA16D	330	100	C0G	0603	5%	.11	.048	.044	.037	4000	.022
81-GCM1885C1H471JJ16D	GCM1885C1H471JA16D	470	50	C0G	0603	5%	.11	.037	.032	.027	4000	.018
81-GCM1885C2A471JJ16D	GCM1885C2A471JA16D	470	100	C0G	0603	5%	.11	.054	.048	.042	4000	.022
81-GCM1885C1H681JJ16D	GCM1885C1H681JA16D	680	50	C0G	0603	5%	.17	.07	.048	.041	4000	.026
81-GCM1885C2A681JJ16D	GCM1885C2A681JA16D	680	100	C0G	0603	5%	.11	.062	.056	.048	4000	.029
81-GCM1885C1H102JA6D	GCM1885C1H102JA16D	1,000	50	C0G	0603	5%	.11	.036	.032	.027	4000	.017
81-GCM1885C2A102JA6D	GCM1885C2A102JA16D	1,000	100	C0G	0603	5%	.11	.045	.04	.034	4000	.02
81-GCM1885C1H152JJ16D	GCM1885C1H152JA16D	1,500	50	C0G	0603	5%	.11	.046	.04	.033	4000	.021
81-GCM1885C2A152JJ16D	GCM1885C2A152JA16D	1,500	100	C0G	0603	5%	.11	.061	.055	.047	4000	.028
81-GCM1885C1H222JJ16D	GCM1885C1H222JA16D	2,200	50	C0G	0603	5%	.11	.043	.039	.033	4000	.02
81-GCM188R71H102KA7D	GCM188R71H102KA37D	1,000	50	X7R	0603	10%	.21	.029	.019	.017	4000	.01
81-GCM188R72A102KA7D	GCM188R72A102KA37D	1,000	100	X7R	0603	10%	.11	.028	.025	.02	4000	.011
81-GCM188R71H222K37D	GCM188R71H222KA37D	2,200	50	X7R	0603	10%	.11	.028	.024	.016	4000	.01
81-GCM188R72A222K37D	GCM188R72A222KA37D	2,200	100	X7R	0603	10%	.31	.042	.029	.025	4000	.015
81-GCM188R71H472K37D	GCM188R71H472KA37D	4,700	50	X7R	0603	10%	.21	.029	.019	.017	4000	.01
81-GCM188R72A472K37D	GCM188R72A472KA37D	4,700	100	X7R	0603	10%	.11	.039	.033	.028	4000	.018
81-GCM188R71H103KA7D	GCM188R71H103KA37D	0.01uF	50	X7R	0603	10%	.11	.02	.017	.014	4000	.009
81-GCM188R72A103KA7D	GCM188R72A103KA37D	0.01uF	100	X7R	0603	10%	.32	.043	.03	.026	4000	.015
81-GCM188R71H223K37D	GCM188R71H223KA37D	0.022uF	50	X7R	0603	10%	.11	.031	.027	.022	4000	.015
81-GCM188R72A223KA7D	GCM188R72A223KA37D	0.022uF	100	X7R	0603	10%	.15	.059	.041	.034	4000	.021
81-GCM188R71H473K55D	GCM188R71H473KA55D	0.047uF	50	X7R	0603	10%	.14	.056	.039	.032	4000	.02
81-GCM188R71C104KA7D	GCM188R71C104KA37D	0.1uF	16	X7R	0603	10%	.28	.039	.027	.022	4000	.014
81-GCM188R71H104KA7D	GCM188R71H104KA57D	0.1uF	50	X7R	0603	10%	.11	.042	.036	.03	4000	.019
81-GCM188R71E224K55D	GCM188R71E224KA55D	0.22uF	25	X7R	0603	10%	.21	.087	.06	.05	4000	.032
81-GCM188R71C474KA5D	GCM188R71C474KA55D	0.47uF	16	X7R	0603	10%	.11	.062	.056	.048	4000	.029
81-GCM188R71E474KA4D	GCM188R71E474KA64D	0.47uF	25	X7R	0603	10%	.16	.111	.10	.086	4000	.051
81-GCM2165C2A222JJ16D	GCM2165C2A222JA16D	2,200	100	C0G	0805	5%	.14	.10	.09	.077	4000	.046
81-GCM2165C2A332JJ16D	GCM2165C2A332JA16D	3,300	100	C0G	0805	5%	.17	.124	.111	.095	4000	.058
81-GCM2165C1H472JJ16D	GCM2165C1H472JA16D	4,700	50	C0G	0805	5%	.16	.11	.10	.085	4000	.051
81-GCM2195C1H682JJ16D	GCM2195C1H682JA16D	6,800	50	C0G	0805	5%	.19	.14	.125	.107	4000	.064
81-GCM2195C1H103JA6D	GCM2195C1H103JA16D	0.01uF	50	C0G	0805	5%	.38	.202	.134	.122	4000	.081
81-GCM21BR72A473KJ37L	GCM21BR72A473KA37L	0.047uF	100	X7R	0805	10%	.28	.114	.078	.068	3000	.05
81-GCM21BR72A104KA7L	GCM21BR72A104KA37L	0.1uF	100	X7R	0805	10%	.28	.113	.077	.067	3000	.049
81-GCM21BR71H224K37L	GCM21BR71H224KA37L	0.22uF	50	X7R	0805	10%	.17	.118	.106	.09	3000	.055
81-GCM21BR71H474KA5L	GCM21BR71H474KA55L	0.47uF	50	X7R	0805	10%	.36	.194	.127	.116	3000	.081
81-GCM21BR71E105KA6L	GCM21BR71E105KA56L	1.0uF	25	X7R	0805	10%	.31	.128	.087	.077	3000	.057
81-GCM21BR71C225KA4L	GCM21BR71C225KA64L	2.2uF	16	X7R	0805	10%	.35	.19	.125	.114	3000	.08
81-GCM21BR71E225KA3L	GCM21BR71E225KA73L	2.2uF	25	X7R	0805	10%	.62	.355	.24	.218	3000	.142
81-GCM3195C2A472JJ16D	GCM3195C2A472JA16D	4,700	100	C0G	1206	5%	.44	.304	.281	.247	4000	.148
81-GCM3195C2A562JA6D	GCM3195C2A562JA16D	5,600	100	C0G	1206	5%	.72	.43	.377	.269	4000	.159
81-GCM3195C2A682JJ16D	GCM3195C2A682JA16D	6,800	100	C0G	1206	5%	.49	.345	.32	.28	4000	.167
81-GCM3195C2A103JJ16D	GCM3195C2A103JA16D	0.01uF	100	C0G	1206	5%	.49	.358	.331	.287	4000	.177
81-GCM3195C1H223JA6D	GCM3195C1H223JA16D	0.022uF	50	C0G	1206	5%	.41	.284	.263	.231	4000	.138
81-GCM31MR72A224KA37L	GCM31MR72A224KA37L	0.22uF	100	X7R	1206	10%	.38	.202	.134	.121	3000	.086
81-GCM31MR71H105KA5L	GCM31MR71H105KA55L	1.0uF	50	X7R	1206	10%	.42	.224	.147	.134	3000	.094
81-GCM31CR71H225KA5L	GCM31CR71H225KA55L	2.2uF	50	X7R	1206	10%	.31	.265	.214	.139	2000	.114
81-GCM31CR71E475KA5L	GCM31CR71E475KA55L	4.7uF	25	X7R	1206	10%	.56	.316	.213	.194	2000	.126
81-GCM31CR71A106KA4L	GCM31CR71A106KA64L	10uF	10	X7R	1206	10%	.63	.362	.244	.221	2000	.144
81-GCM31CR71C106KA4L	GCM31CR71C106KA64L	10uF	16	X7R	1206	10%	1.14	.773	.701	.569	2000	.295
81-GCM31CR70J226KE3L	GCM31CR70J226KE23L	22uF	6.3	X7R	1206	10%	1.31	.88	.798	.647	2000	.336
81-GCM32DR72A225K64L	GCM32DR72A225KA64L	2.2uF	100	X7R	1210	10%	2.08	1.49	1.20	.891	2000	.58
81-GCM32ER71H475KA5L	GCM32ER71H475KA55L	4.7uF	50	X7R	1210	10%	1.70	1.22	.815	.73	2000	.475
81-GCM32ER71E106KA7L	GCM32ER71E106KA57L	10uF	25	X7R	1210	10%	1.22	.825	.749	.608	2000	.31
81-GCM32ER71A226KE2L	GCM32ER71A226KE12L	22uF	10	X7R	1210	10%	1.70	1.22	.815	.73	2000	.475
81-GCM21A7U2E101JX1D	GCM21A7U2E101JX01D	100pF	250	U2J	0805	5%	.27	.186	.167	.142	4000	.081
81-GCM21A7U2E151JX1D	GCM21A7U2E151JX01D	150pF	250	U2J	0805	5%	.42	.225	.148	.135	4000	.09
81-GCM21A7U2E221JX1D	GCM21A7U2E221JX01D	220pF	250	U2J	0805	5%	.43	.23	.152	.138	4000	.092
81-GCM21A7U2E331JX1D	GCM21A7U2E331JX01D	330pF	250	U2J	0805	5%	.48	.259	.17	.155	4000	.104
81-GCM21A7U2E471JX1D	GCM21A7U2E471JX01D	470pF	250	U2J	0805	5%	.57	.302	.199	.181	4000	.121
81-GCM21A7U2E681JX1D	GCM21A7U2E681JX01D	680pF	250	U2J	0805	5%	.57	.302	.199	.181	4000	.121
81-GCM21A7U2E102JX1D	GCM21A7U2E102JX01D	1000pF	250	U2J	0805	5%	.57	.302	.199	.181	4000	.121
81-GCM21A7U2E152JX1D	GCM21A7U2E152JX01D	1500pF	250	U2J	0805	5%	.57	.302	.199	.181	4000	.121
81-GCM21A7U2E222JX1D	GCM21A7U2E222JX01D	2200pF	250	U2J	0805	5%	.57	.302	.199	.181	4000	.121
81-GCM31A7U2E332JX1D	GCM31A7U2E332JX01D	3300pF	250	U2J	1206	5%	.54	.304	.205	.186	4000	.113
81-GCM31A7U2E472JX1D	GCM31A7U2E472JX01D	4700pF	250	U2J	1206	5%	.54	.304	.205	.186	4000	.113
81-GCM31B7U2E682JX1L	GCM31B7U2E682JX01L	6800pF	250	U2J	1206	5%	.65	.372	.251	.228	3000	.149
81-GCM31B7U2E103JX1L	GCM31B7U2E103JX01L	10000pF	250	U2J	1206	5%	.65	.372	.251	.228	3000	.149
81-GCM31A7U2J100JX1D	GCM31A7U2J100JX01D	10pF	630	U2J	1206	5%	.56	.317	.214	.195	4000	.119
81-GCM31A7U2J150JX1D	GCM31A7U2J150JX01D	15pF	630	U2J	1206	5%	.56	.317	.214	.195	4000	.119
81-GCM31A7U2J220JX1D	GCM31A7U2J220JX01D	22pF	630	U2J	1206	5%	.63	.38	.333	.238	4000	.119
81-GCM31A7U2J330JX1D	GCM31A7U2J330JX01D	33pF	630	U2J	1206	5%	.56	.317	.214	.195	4000	.119
81-GCM31A7U2J470JX1D	GCM31A7U2J470JX01D	47pF	630	U2J	1206	5%	.60	.318	.21	.19	4000	.127
81-GCM31A7U2J680JX1D	GCM31A7U2J680JX01D	68pF	630	U2J	1206	5%	.56	.317	.214	.195	4000	.119
81-GCM31A7U2J101JX1D	GCM31A7U2J101JX01D	100pF	630	U2J	1206	5%	.55	.291	.192	.174	4000	.117
81-GCM31A7U2J151JX1D	GCM31A7U2J151JX01D	150pF	630	U2J	1206	5%	.54	.286	.188	.171	4000	.114
81-GCM31A7U2J221JX1D	GCM31A7U2J221JX01D	220pF	630	U2J	1206	5%	.57	.303	.20	.182	4000	.121
81-GCM31A7U2J331JX1D	GCM31A7U2J331JX01D	330pF	630	U2J	1206	5%	.57	.303	.20	.182	4000	.121
81-GCM31A7U2J471JX1D	GCM31A7U2J471JX01D	470pF	630	U2J	1206	5%	.75	.428	.356	.228	4000	.121
81-GCM31A7U2J681JX1D	GCM31A7U2J681JX01D	680pF	630	U2J	1206	5%	.52	.30	.202	.184	4000	.112
81-GCM31A7U2J102JX1D	GCM31A7U2J102JX01D	1000pF	630	U2J	1206	5%	.55	.312	.211	.192	4000	.117
81-GCM32A7U2J152JX1D	GCM32A7U2J152JX01D	1500pF	630	U2J	1210	5%	1.12	.719	.647	.521	4000	.251
81-GCM32A7U2J222JX1D	GCM32A7U2J222JX01D	2200pF	630	U2J	1210	5%	1.12	.719	.647	.521	4000	.251

© Copyright 2013 Mouser Electronics

© Copyright 2013 Mouser Electronics

MURATA Safety Rated Ceramic Chip Capacitors

RoHS Compliant This product is RoHS compliant.

muRata Innovator in Electronics

GA3 SERIES SAFETY RATED MULTILAYER SMD CERAMIC CHIP CAPACITORS

Features:

- Lead Free
- 250 VAC (r.m.s.)
- Base metal and lead-free technology
- GA3 is safety Rated (Y2/Y3)
- Operating Temperature: -55°C to +125°C
- Temperature Coefficient: X7R

RoHS Compliant

DIMENSIONS: mm

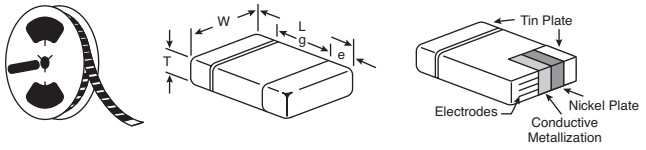

✻Line-By-Pass only

	Standard No.	Status of Recognition		Rated Voltage
		Type GB	Type GC	
UL	UL1414		•	AC250V (r.m.s.)
BSI	EN132400		•	
VDE		•	•	
SEV		•	•	
SEMKO		•	•	
EN132400 Class		X2	X1, Y2	

Part No.	L	W	T (max)	e	g min.
GA342D	4.5 ±0.3	2.0 ±0.2	2.0 ±0.2	0.3 min.	2.5
GA342Q	4.5 ±0.3	2.0 ±0.2	1.5 +0,-0.3		2.5
GA343D	4.5 ±0.4	3.2 ±0.3	2.0 ±0.2		2.5
GA343Q	4.5 ±0.4	3.2 ±0.3	1.5 +0,-0.3		2.5
GA352Q	5.7 ±0.4	2.8 ±0.3	1.5 +0,-0.3		4.0
GA355D	5.7 ±0.4	5.0 ±0.4	2.0 ±0.2		4.0
GA355Q	5.7 ±0.4	5.0 ±0.4	1.5 +0,-0.3		4.0
GA355X	5.7 ±0.4	5.0 ±0.4	varies		4.0

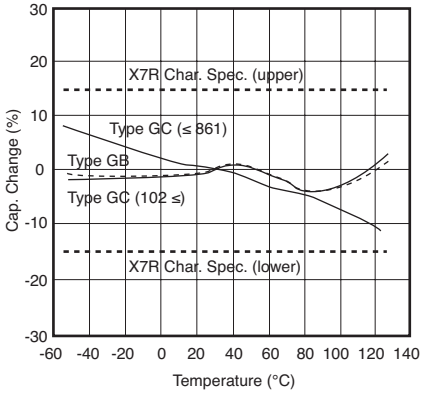

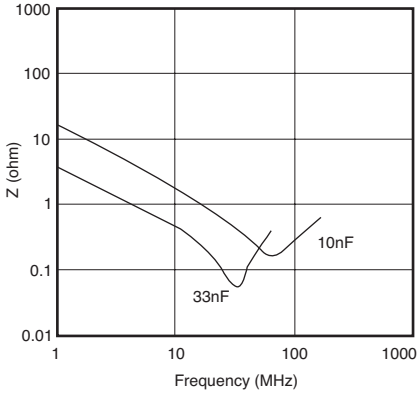

at Room Condition (25°C)

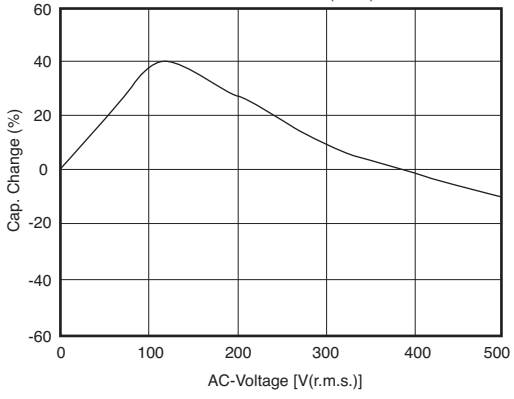

For quantities greater than listed, call for quote.

MOUSER STOCK NO.	Murata Part No.	Value (pF)	VAC (V)	Tol. %	Safety Recognized	Price Each 1	50	100	500	Reel Qty.	Price Per Piece
1808 Case Size											
81-GA342D1XGF100JL	GA342D1XGF100JY02L	10	250	±5	Y2	.95	.596	.397	.358	2,000	.229
81-GA342QR7GD101KW01	GA342QR7GD101KW01L	100	250	±10	Y3	.54	.382	.353	.306	2,000	.188
81-GA342DR7GD151KW02	GA342DR7GD151KW02L	150	250	±10	Y3	.64	.50	.456	.397	2,000	.246
81-GA342QR7GD221KL	GA342QR7GD221KW01L	220	250	±10	Y3	.49	.352	.325	.281	2,000	.173
81-GA342QR7GD471KL	GA342QR7GD471KW01L	470	250	±10	Y3	.47	.331	.307	.269	2,000	.17
81-GA342QR7GD681KW01	GA342QR7GD681KW01L	680	250	±10	Y3	.66	.378	.255	.231	2,000	.151
81-GA342QR7GD102KW01	GA342QR7GD102KW01L	1,000	250	±10	Y3	.73	.416	.28	.255	2,000	.167
81-GA342QR7GD152KW01	GA342QR7GD152KW01L	1,500	250	±10	Y3	.49	.352	.325	.281	2,000	.173
1812 Case Size											
81-GA343QR7GD182KW01	GA343QR7GD182KW01L	1,800	250	±10	Y3	.88	.56	.503	.388	2,000	.208
81-GA343DR7GD472KL	GA343DR7GD472KW01L	4,700	250	±10	Y3	.92	.577	.384	.348	2,000	.221
2211 Case Size											
81-GA352QR7GF471KW01	GA352QR7GF471KW01L	470	250	±10	Y2	.78	.567	.523	.454	1,000	.297
81-GA352QR7GF681KL	GA352QR7GF681KW01L	680	250	±10	Y2	1.09	.682	.455	.411	1,000	.376
81-GA352QR7GF102KL	GA352QR7GF102KW01L	1,000	250	±10	Y2	1.04	.642	.508	.387	1,000	.264
81-GA352QR7GF152KW01	GA352QR7GF152KW01L	1,500	250	±10	Y2	1.18	.734	.489	.442	1,000	.404
2220 Case Size											
81-GA355DR7GC101KY02	GA355DR7GF101KY02L	100	250	±10	X1,Y2	2.62	2.01	1.50	1.34	1,000	.895
81-GA355DR7GC151KY02	GA355DR7GF151KY02L	150	250	±10	X1,Y2	3.51	2.71	2.47	2.15	1,000	1.42
81-GA355DR7GC331KY02	GA355DR7GF331KY02L	330	250	±10	X1,Y2	2.78	2.21	2.10	1.77	1,000	1.66
81-GA355DR7GC471KY02	GA355DR7GF471KY02L	470	250	±10	X1,Y2	3.21	2.48	2.27	1.98	1,000	1.31
81-GA355DR7GC681KY02	GA355DR7GF681KY02L	680	250	±10	X1,Y2	4.12	3.19	2.91	2.54	1,000	1.67
81-GA355DR7GC332KY02	GA355DR7GF332KY02L	3,300	250	±10	X1,Y2	2.90	2.24	2.04	1.78	1,000	1.18
81-GA355DR7GB103KY02	GA355DR7GB103KY02L	10,000	250	±10	X2	3.87	2.97	2.21	1.98	1,000	1.32
81-GA355DR7GB153KY02	GA355DR7GB153KY02L	15,000	250	±10	X2	4.32	3.32	3.16	2.63	1,000	1.48
81-GA355DR7GB223KY02	GA355DR7GB223KY02L	22,000	250	±10	X2	4.40	3.66	2.80	1.77	1,000	1.65
81-GA355XR7GB333KY06	GA355XR7GB333KY06L	33,000	250	±10	X2	5.28	4.40	3.37	2.13	500	2.13
81-GA355QR7GF182KL	GA355QR7GF182KW01L	1,800	250	±10	Y2	.95	.69	.637	.552	1,000	.361
81-GA355QR7GF222KL	GA355QR7GF222KW01L	2,200	250	±10	Y2	1.35	.917	.602	.542	1,000	.494
81-GA355QR7GF332KL	GA355QR7GF332KW01L	3,300	250	±10	Y2	.95	.69	.637	.552	1,000	.361
81-GA355DR7GF472KW01	GA355DR7GF472KW01L	4,700	250	±10	Y2	1.62	1.16	.774	.692	1,000	.484

© Copyright 2013 Mouser Electronics

© Copyright 2013 Mouser Electronics

MURATA Low ESL Ceramic Chip Capacitors

RoHS Compliant **This product is RoHS compliant.**

LLL SERIES - STANDARD TWO TERMINAL REVERSED GEOMETRY LOW ESL TYPE

Murata offers a standard profile and low profile low inductance series of capacitors. Murata's Low ESL product line up includes the standard 2 terminal, reversed geometry type, (LLL Series), eight (8) terminal type (LLA Series) and Ten (10) terminal type (LLM Series). These three series are plated with Ni and matte Sn, and are RoHS compliant. Murata's low ESL series provide high capacitance in small case sizes. The low ESL series is especially ideal for high-speed microprocessors and high frequency digital equipment.

Features:

- Low ESL: 150 to 250pH - suitable for noise reduction at high frequencies (> 200MHz)
- Operating temperature: **X7R:** -55°C to 125°C w/ a ±15% cap change over temperature range
  X7S: -55°C to 125°C w/ a ±22% cap change over temperature range
  X6S: -55°C to 105°C w/ a ±22% cap change over temperature range



RoHS Compliant

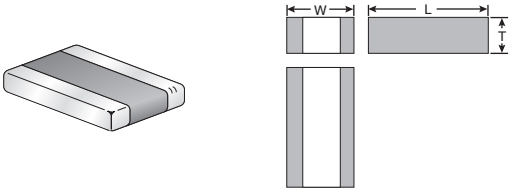

Part No.	Dimensions: mm		
	W	L	T
LLL153	1.0 ± 0.05	0.5 ± 0.05	0.3 ± 0.05
LLL185	1.6 ± 0.1	0.8 ± 0.1	0.6 max.
LLL215	2.0 ± 0.1	1.25 ± 0.1	0.5 +0/-0.15
LLL216			0.6 ± 0.1
LLL219			0.85 ± 0.1
LLL315	3.2 ± 0.15	1.6 ± 0.15	0.5 ± 0.1
LLL317			0.7 ± 0.1
LLL31B			1.25 +0.15/-0.05
LLL31M			1.15 ± 0.1

For quantities greater than listed, call for quote.

MOUSER STOCK NO.	Murata Part No.	Case Size	Type	Temperature Coefficient	Voltage	Value	Price Per Piece				Reel Qty.	Price Per Piece
							1	50	100	500		
81-LLL153C80J104ME1E	LLL153C80J104ME01E	0204	Standard	X6S	6.3V	0.1uF	.20	.086	.058	.051	10000	.032
81-LLL185R71H222M01L	LLL185R71H222MA01L	0306	Standard	X7R	50V	2200pF	.33	.154	.103	.091	4000	.063
81-LLL185R71H472M01L	LLL185R71H472MA01L	0306	Standard	X7R	50V	4700pF	.38	.29	.195	.111	4000	.063
81-LLL185R71C103MA1L	LLL185R71C103MA11L	0306	Low Profile	X7R	16V	0.01uF	.33	.158	.106	.093	4000	.065
81-LLL185R71E103M01L	LLL185R71E103MA01L	0306	Standard	X7R	25V	0.01uF	.32	.149	.10	.088	4000	.061
81-LLL185R71E103M11L	LLL185R71E103MA11L	0306	Low Profile	X7R	25V	0.01uF	.20	.142	.128	.109	4000	.066
81-LLL185R71C223M11L	LLL185R71C223MA11L	0306	Low Profile	X7R	16V	0.022uF	.23	.156	.14	.123	4000	.072
81-LLL185R71E223M01L	LLL185R71E223MA01L	0306	Standard	X7R	25V	0.022uF	.23	.159	.143	.122	4000	.074
81-LLL185R71C473M01L	LLL185R71C473MA01L	0306	Standard	X7R	16V	0.047uF	.25	.177	.158	.135	4000	.081
81-LLL185R71C473M11L	LLL185R71C473MA11L	0306	Low Profile	X7R	16V	0.047uF	.57	.29	.23	.132	4000	.076
81-LLL18R71A104MA01L	LLL185R71A104MA01L	0306	Standard	X7R	10V	0.1uF	.32	.132	.089	.079	4000	.052
81-LLL185R71A104M11L	LLL185R71A104MA11L	0306	Low Profile	X7R	10V	0.1uF	.15	.104	.093	.08	4000	.048
81-LLL185R70J224M01L	LLL185R70J224MA01L	0306	Standard	X7R	6.3V	0.22uF	.26	.123	.082	.073	4000	.05
81-LLL185C70G224M11L	LLL185C70G224MA11L	0306	Low Profile	X7S	4V	0.22uF	.51	.266	.211	.121	4000	.07
81-LLL185C70G474M01L	LLL185C70G474MA01L	0306	Standard	X7S	4V	0.47uF	.29	.137	.092	.081	4000	.057
81-LLL185C70G105M01L	LLL185C70G105ME01L	0306	Standard	X7S	4V	1.0uF	.26	.122	.081	.072	4000	.05
81-LLL185C70G225ME1L	LLL185C70G225ME01L	0306	Standard	X7S	4V	2.2uF	.32	.152	.102	.089	4000	.062
81-LLL215R71H222MA1L	LLL215R71H222MA11L	0508	Low Profile	X7R	50V	2,200pF	.58	.30	.238	.136	4000	.076
81-LLL216R71H472M01L	LLL216R71H472MA01L	0508	Standard	X7R	50V	4,700pF	.28	.199	.179	.153	3000	.092
81-LLL215R71H103M11L	LLL215R71H103MA11L	0508	Low Profile	X7R	50V	0.01uF	.45	.258	.215	.138	4000	.065
81-LLL216R71H103M01L	LLL216R71H103MA01L	0508	Standard	X7R	50V	0.01uF	.20	.142	.127	.109	4000	.065
81-LLL215R71E223M11L	LLL215R71E223MA11L	0508	Low Profile	X7R	25V	0.022uF	.46	.265	.221	.141	4000	.083
81-LLL216R71H223M01L	LLL216R71H223MA01L	0508	Standard	X7R	50V	0.022uF	.29	.205	.184	.158	3000	.095
81-LLL215R71C473M11L	LLL215R71C473MA11L	0508	Low Profile	X7R	16V	0.047uF	.47	.271	.226	.144	4000	.068
81-LLL216R71E473M01L	LLL216R71E473MA01L	0508	Standard	X7R	25V	0.047uF	.57	.326	.272	.173	4000	.096
81-LLL215R71C104M11L	LLL215R71C104MA11L	0508	Low Profile	X7R	16V	0.1uF	.27	.193	.173	.148	4000	.089
81-LLL216R71E104MA1L	LLL216R71E104MA01L	0508	Standard	X7R	25V	0.1uF	.20	.143	.128	.11	4000	.066
81-LLL215R71A224M11L	LLL215R71A224MA11L	0508	Low Profile	X7R	10V	0.22uF	.29	.202	.181	.155	4000	.093
81-LLL216R71A224M01L	LLL216R71A224MA01L	0508	Standard	X7R	10V	0.22uF	.31	.215	.199	.174	4000	.105
81-LLL215R70J474M11L	LLL215R70J474MA11L	0508	Low Profile	X7R	6.3V	0.47uF	.55	.308	.257	.164	4000	.091
81-LLL219R71A474M01L	LLL219R71A474MA01L	0508	Standard	X7R	10V	0.47uF	.49	.265	.174	.159	3000	.112
81-LLL219R70J105M01L	LLL219R70J105MA01L	0508	Standard	X7R	6.3V	1.0uF	.27	.188	.169	.144	3000	.087
81-LLL215C70G105M11L	LLL215C70G105MA11L	0508	Low Profile	X7S	4V	1.0uF	.55	.312	.261	.167	4000	.093
81-LLL219C70G225M01L	LLL219C70G225MA01L	0508	Standard	X7S	4V	2.2uF	.67	.386	.322	.207	3000	.114
81-LLL315R71H103M11L	LLL315R71H103MA11L	0612	Low Profile	X7R	50V	0.01uF	.58	.328	.274	.174	4000	.078
81-LLL317R71H103M01L	LLL317R71H103MA01L	0612	Standard	X7R	50V	0.01uF	.65	.458	.34	.217	4000	.082
81-LLL315R71H223M11L	LLL315R71H223MA11L	0612	Low Profile	X7R	50V	0.022uF	.64	.369	.307	.197	4000	.088
81-LLL317R71H223M01L	LLL317R71H223MA01L	0612	Standard	X7R	50V	0.022uF	.31	.218	.203	.178	4000	.106
81-LLL315R71E473MA11	LLL315R71E473MA11L	0612	Low Profile	X7R	25V	0.047uF	.52	.302	.251	.161	4000	.076
81-LLL317R71H473M01L	LLL317R71H473MA01L	0612	Standard	X7R	50V	0.047uF	.67	.385	.321	.205	4000	.114
81-LLL315R71E104M11L	LLL315R71E104MA11L	0612	Low Profile	X7R	25V	0.1uF	.57	.326	.272	.173	4000	.077
81-LLL317R71E104M01L	LLL317R71E104MA01L	0612	Standard	X7R	25V	0.1uF	.28	.194	.173	.149	4000	.09
81-LLL31MR71H104M01L	LLL31MR71H104MA01L	0612	Standard	X7R	50V	0.1uF	.34	.241	.224	.196	3000	.117
81-LLL315R71C224M11L	LLL315R71C224MA11L	0612	Low Profile	X7R	16V	0.22uF	.69	.391	.325	.208	4000	.092
81-LLL317R71C224M01L	LLL317R71C224MA01L	0612	Standard	X7R	16V	0.22uF	.57	.29	.23	.132	3000	.076
81-LLL31MR71E224M01L	LLL31MR71E224MA01L	0612	Standard	X7R	25V	0.22uF	.59	.338	.281	.18	3000	.08
81-LLL315R71A474M11L	LLL315R71A474MA11L	0612	Low Profile	X7R	10V	0.47uF	.50	.262	.208	.119	4000	.055
81-LLL317R71C474M01L	LLL317R71C474MA01L	0612	Standard	X7R	16V	0.47uF	.71	.403	.336	.215	3000	.095
81-LLL31MR71E474M01L	LLL31MR71E474MA01L	0612	Standard	X7R	25V	0.47uF	.57	.321	.216	.197	3000	.128
81-LLL317R71A105M01L	LLL317R71A105MA01L	0612	Standard	X7R	10V	1.0uF	.20	.146	.131	.111	4000	.067
81-LLL31MR71C105M01L	LLL31MR71C105MA01L	0612	Standard	X7R	16V	1.0uF	.29	.207	.185	.158	3000	.095
81-LLL317R70J225MA1L	LLL317R70J225MA01L	0612	Standard	X7R	6.3V	2.2uF	.61	.366	.32	.229	4000	.108
81-LLL31MR71A225M01L	LLL31MR71A225MA01L	0612	Standard	X7R	10V	2.2uF	.39	.271	.251	.22	3000	.132
81-LLL31MR70J475M01L	LLL31MR70J475MA01L	0612	Standard	X7R	6.3V	4.7uF	.50	.366	.337	.292	3000	.18
81-LLL31BC70G106M01L	LLL31BC70G106MA01L	0612	Standard	X7R	4V	10uF	.81	.488	.427	.305	3000	.209

© Copyright 2013 Mouser Electronics
© Copyright 2013 Mouser Electronics

MURATA Low ESL Ceramic Chip Capacitors

RoHS Compliant **This product is RoHS compliant.**

Murata offers a standard profile and low profile low inductance series of capacitors. Murata's Low ESL product line up includes the standard 2 terminal, reversed geometry type, (LLL Series), Eight (8) terminal type (LLA Series) and Ten (10) terminal type (LLM Series). These three series are plated with Ni and Matte Sn, and are RoHS compliant. Murata's Low ESL series provide high capacitance in small case sizes. The Low ESL series is especially ideal for high-speed microprocessors and high frequency digital equipment.

LLA SERIES - EIGHT TERMINAL LOW ESL TYPE

Features:
- Low ESL: 80 to 120pH. Suitable for high speed (800MHz to 4GHz) IC decoupling.
- Operating Temperature: **X7R:** -55°C to 125°C w/ a ±15% cap change over temperature range.
  X7S: -55°C to 125°C w/ a ±22% cap change over temperature range.

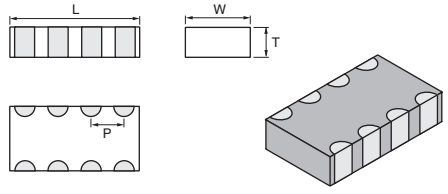

RoHS Compliant



Part No.	Dimensions: mm			
	L	W	T	P
LLA185	1.6±0.1	0.8±0.1	0.5 +0.05/-0.1	0.4±0.1
LLA215	2.0±0.1	1.25±0.1	0.5 +0.05/-0.1	0.5±0.05
LLA219			0.85±0.1	0.5±0.05
LLA315	3.2±0.15	1.6±0.15	0.5 +0.05/-0.1	0.8±0.1
LLA319			0.85±0.1	0.8±0.1
LLA31M			1.15±0.1	0.8±0.1

For quantities greater than listed, call for quote.

MOUSER STOCK NO.	Murata Part No.	Case Size	Type	Temperature Coefficient	Voltage	Value	Price Per Piece				Reel Qty.	Price Per Piece
							1	50	100	500		
81-LLA185C70G104MA1L	LLA185C70G104MA01L	0603	Standard	X7S	4V	0.1uF	.48	.286	.243	.152	4000	.097
81-LLA185C70G224MA1L	LLA185C70G224MA01L	0603	Standard	X7S	4V	0.22uF	.55	.325	.277	.172	4000	.11
81-LLA185C70G474MA1L	LLA185C70G474MA01L	0603	Standard	X7S	4V	0.47uF	.52	.297	.248	.158	4000	.085
81-LLA185C70G105ME1L	LLA185C70G105ME01L	0603	Standard	X7S	4V	1.0uF	.35	.192	.126	.114	4000	.077
81-LLA185C70G225ME6L	LLA185C70G225ME16L	0603	Standard	X7S	4V	2.2uF	.60	.354	.302	.188	4000	.12
81-LLA215R71E103MA4L	LLA215R71E103MA14L	0805	Low Profile	X7R	25V	0.01uF	.25	.173	.156	.134	4000	.08
81-LLA219R71E103MA1L	LLA219R71E103MA01L	0805	Standard	X7R	25V	0.01uF	.63	.379	.332	.236	3000	.112
81-LLA215R71E223MA4L	LLA215R71E223MA14L	0805	Low Profile	X7R	25V	0.022uF	.60	.345	.288	.184	4000	.081
81-LLA219R71E223MA1L	LLA219R71E223MA01L	0805	Standard	X7R	25V	0.022uF	.43	.301	.279	.245	3000	.147
81-LLA215R71C473MA4L	LLA215R71C473MA14L	0805	Low Profile	X7R	16V	0.047uF	.33	.234	.218	.192	4000	.114
81-LLA219R71E473MA1L	LLA219R71E473MA01L	0805	Standard	X7R	25V	0.047uF	.43	.301	.279	.245	3000	.147
81-LLA215R71C104MA4L	LLA215R71C104MA14L	0805	Low Profile	X7R	16V	0.1uF	.20	.142	.128	.109	4000	.066
81-LLA21R71C104MA01L	LLA219R71C104MA01L	0805	Standard	X7R	16V	0.1uF	.39	.203	.134	.122	3000	.087
81-LLA215R71A224MA4L	LLA215R71A224MA14L	0805	Low Profile	X7R	10V	0.22uF	.39	.205	.136	.124	4000	.082
81-LLA219R71C224MA1L	LLA219R71C224MA01L	0805	Standard	X7R	16V	0.22uF	.33	.232	.216	.189	3000	.113
81-LLA215R70J474MA14	LLA215R70J474MA14L	0805	Low Profile	X7R	6.3V	0.47uF	.55	.284	.225	.128	4000	.059
81-LLA219R71A474MA1L	LLA219R71A474MA01L	0805	Standard	X7R	10V	0.47uF	.69	.389	.324	.208	3000	.092
81-LLA219R70J105MA01	LLA219R70J105MA01L	0805	Standard	X7R	6.3V	1.0uF	.28	.196	.175	.15	3000	.09
81-LLA215C70G105MA4L	LLA215C70G105MA14L	0805	Low Profile	X7S	4V	1.0uF	.58	.328	.274	.175	4000	.075
81-LLA215C70G225ME1L	LLA215C70G225ME11L	0805	Low Profile	X7S	4V	2.2uF	.58	.327	.273	.174	4000	.093
81-LLA219C70G225M	LLA219C70G225MA01L	0805	Standard	X7S	4V	2.2uF	.49	.279	.233	.149	3000	.083
81-LLA215C70G475ME9L	LLA215C70G475ME19L	0805	Low Profile	X7S	4V	4.7uF	.90	.514	.347	.315	4000	.193
81-LLA219C70G475ME1L	LLA219C70G475ME01L	0805	Standard	X7S	4V	4.7uF	.72	.427	.373	.266	3000	.158
81-LLA315R71C104MA4L	LLA315R71C104MA14L	1206	Low Profile	X7R	16V	0.1uF	.69	.392	.326	.209	4000	.111
81-LLA319R71C104MA1L	LLA319R71C104MA01L	1206	Standard	X7R	16V	0.1uF	.58	.327	.273	.174	3000	.093
81-LLA315R71C224MA4L	LLA315R71C224MA14L	1206	Low Profile	X7R	16V	0.22uF	.67	.407	.355	.254	4000	.151
81-LLA319R71C224MA01	LLA319R71C224MA01L	1206	Standard	X7R	16V	0.22uF	.45	.314	.291	.255	3000	.152
81-LLA315R71A474MA4L	LLA315R71A474MA14L	1206	Low Profile	X7R	10V	0.47uF	.72	.432	.378	.27	4000	.128
81-LLA319R71C474MA1L	LLA319R71C474MA01L	1206	Standard	X7R	16V	0.47uF	.73	.435	.381	.272	3000	.162
81-LLA315R70J105MA14	LLA315R70J105MA14L	1206	Low Profile	X7R	6.3V	1.0uF	.45	.314	.291	.255	4000	.152
81-LLA319R71A105MA01	LLA319R71A105MA01L	1206	Standard	X7R	10V	1.0uF	.72	.432	.378	.27	3000	.128
81-LLA319R70G225MA1L	LLA319R70G225MA01L	1206	Standard	X7R	4V	2.2uF	.90	.537	.47	.335	3000	.143
81-LLA315R70J225MA4L	LLA315R70J225MA14L	1206	Low Profile	X7R	6.3V	2.2uF	.51	.356	.331	.29	4000	.173
81-LLA31MR71A225MA1L	LLA31MR71A225MA01L	1206	Standard	X7R	10V	2.2uF	.71	.469	.375	.268	3000	.152

LLM SERIES - TEN TERMINAL LOW ESL TYPE

Features:
- Low ESL: 35 to 45pH. Suitable for high speed (1GHz to 4GHz) IC decoupling.
- Operating Temperature: **X7R:** -55°C to 125°C w/ a ±15% cap change over temperature range.
  X7S: -55°C to 125°C w/ a ±22% cap change over temperature range.

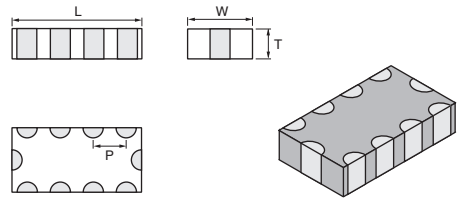

RoHS Compliant



Part No.	Dimensions: mm			
	L	W	T	P
LLM215	2.0±0.1	1.25±0.1	0.5 +0.05/-0.1	0.5±0.05
LLM315	3.2±0.15	1.6±0.15	0.5 +0.05/-0.1	0.8±0.1

For quantities greater than listed, call for quote.

MOUSER STOCK NO.	Murata Part No.	Case Size	Type	Temperature Coefficient	Voltage	Value	Price Per Piece				Reel Qty.	Price Per Piece
							1	50	100	500		
81-LLM215R71E103MA1L	LLM215R71E103MA11L	0805	Low Profile	X7R	25V	0.01uF	.87	.517	.453	.323	4000	.162
81-LLM215R71E223MA1L	LLM215R71E223MA11L	0805	Low Profile	X7R	25V	0.022uF	.81	.485	.424	.303	4000	.152
81-LLM215R71C333MA1L	LLM215R71C333MA11L	0805	Low Profile	X7R	16V	0.033uF	.71	.443	.387	.273	4000	.138
81-LLM215R71C473MA1L	LLM215R71C473MA11L	0805	Low Profile	X7R	16V	0.047uF	.90	.536	.469	.335	4000	.168
81-LLM215R71C104MA1L	LLM215R71C104MA11L	0805	Low Profile	X7R	16V	0.1uF	.85	.508	.445	.318	4000	.138
81-LLM215R70J224MA1L	LLM215R70J224MA11L	0805	Low Profile	X7R	6.3V	0.22uF	1.09	.655	.572	.409	4000	.204
81-LLM215R70J474MA1L	LLM215R70J474MA11L	0805	Low Profile	X7R	6.3V	0.47uF	.61	.349	.235	.214	4000	.131
81-LLM215C70G105MA1L	LLM215C70G105MA11L	0805	Low Profile	X7S	4V	1.0uF	.85	.482	.324	.294	4000	.181
81-LLM215C70G225ME1L	LLM215C70G225ME11L	0805	Low Profile	X7S	4V	2.2uF	.87	.491	.332	.301	4000	.184
81-LLM315R71C104MA1L	LLM315R71C104MA11L	1206	Low Profile	X7R	16V	0.1uF	1.10	.661	.579	.413	4000	.207
81-LLM315R71C224MA1L	LLM315R71C224MA11L	1206	Low Profile	X7R	16V	0.22uF	1.04	.661	.595	.479	4000	.232
81-LLM315R71A474MA1L	LLM315R71A474MA11L	1206	Low Profile	X7R	10V	0.47uF	1.05	.673	.606	.488	4000	.235
81-LLM315R70J225MA1L	LLM315R70J225MA11L	1206	Low Profile	X7R	6.3V	2.2uF	.97	.581	.508	.363	4000	.182

© Copyright 2013 Mouser Electronics
© Copyright 2013 Mouser Electronics

NOVACAP Ceramic SMD Capacitors

RoHS Compliant **This product is RoHS compliant.**

NOVACAP TIP & RING CAPACITORS

NOVACAPs line of low ESR surface mount capacitors are ideally suited for "Tip & Ring" applications. They are designed with 250 VDC rating to withstand the 52 VDC bias and 150 VRMS signal during ring cadence. Dielectrics of X7R, Z5U and Y5V are available in a variety of sizes and values and can be found on mouser.com or by calling your Mouser representative.

Size	0805	1206	1808	1812	2211	2215
(L) Length	0.080 (2.03)	0.125 (3.18)	0.180 (4.57)	0.180 (4.57)	0.220 (5.58)	0.220 (5.58)
(W) Width	0.050 (1.27)	0.060 (1.52)	0.080 (2.03)	0.125 (3.18)	0.110 (2.79)	0.150 (3.81)

DIMENSIONS: in. (mm)

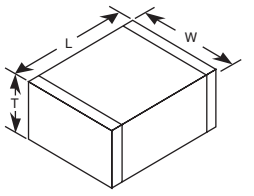

For quantities greater than listed, call for quote.

MOUSER STOCK NO.	Novacap Part No.	Dielectric	Value (pF)	Voltage	Tol. (±)	Thickness Max. (T)	Price Each 1	Price Each 10	Price Each 100	Reel Qty	Price Each
1812											
767-RD1812Z334M251NX	RD1812Z334M251NXT	Z5U	3.3	250	20%	0.095 (2.41)	**1.87**	**1.61**	**1.48**	500	**1.21**
767-RD1812Z474M251NX	RD1812Z474M251NXT	Z5U	4.7	250	20%	0.095 (2.41)	**1.87**	**1.61**	**1.48**	500	**1.21**
767-RD1812B474K251NX	RD1812B474K251NXT	X7R	4.7	250	10%	0.095 (2.41)	**2.59**	**2.21**	**2.03**	500	**1.66**

NOVACAP SAFETY CERTIFIED CAPACITORS

The LS (X2,Y3) and ES (Y2) series of MLC chip capacitors are specifically designed for use in modems, facsimile machines, telephones and other electronic equipment where lightning or overvoltage surges can occur. These parts are rated to 3000 Vdc(LS series) and 5000Vdc(ES series) and are rated at 250 Vac safety approved.

Novacap LS (X2,Y3) Series

For quantities greater than listed, call for quote.

MOUSER STOCK NO.	Novacap Part No.	Dielectric	Value (pF)	Voltage	Tol. (±)	Thickness Max. (T)	Price Each 1	Price Each 10	Price Each 100	Reel Qty.	Price Each
Style 1808											
767-LS1808N100K302NT	LS1808N100K302NT	C0G	10	3000	10%	0.065(1.65)	**.94**	**.803**	**.738**	500	**.599**
767-LS1808N330K302NT	LS1808N330K302NT	C0G	33	3000	10%	0.065(1.65)	**.94**	**.803**	**.738**	500	**.599**
767-LS1808N101K302NT	LS1808N101K302NT	C0G	100	3000	10%	0.065(1.65)	**.94**	**.803**	**.738**	500	**.599**
767-LS1808N151K302NT	LS1808N151K302NT	C0G	150	3000	10%	0.065(1.65)	**.94**	**.803**	**.738**	500	**.599**
767-LS1808N221J302NT	LS1808N221J302NT	C0G	220	3000	5%	0.065(1.65)	**.94**	**.803**	**.738**	500	**.599**
767-LS1808B471K302NT	LS1808B471K302NT	X7R	470	3000	10%	0.065(1.65)	**.94**	**.803**	**.738**	500	**.599**
767-LS1808N471K302NT	LS1808N471K302NT	C0G	470	3000	10%	0.065(1.65)	**.94**	**.803**	**.738**	500	**.599**
767-LS1808B681K302NT	LS1808B681K302NT	X7R	680	3000	10%	0.065(1.65)	**.94**	**.803**	**.738**	500	**.599**
767-LS1808B102K302NT	LS1808B102K302NT	X7R	1000	3000	10%	0.065(1.65)	**.94**	**.803**	**.738**	500	**.599**
767-LS1808N102K302NX	LS1808N102K302NXT	C0G	1000	3000	10%	0.080(2.00)	**1.17**	**.995**	**.91**	500	**.749**
767-LS1808B152K302NX	LS1808B152K302NXT	X7R	1500	3000	10%	0.065(1.65)	**1.07**	**.91**	**.835**	500	**.685**
Style 1812											
767-LS1812N102K302NT	LS1812N102K302NT	C0G	1000	3000	10%	0.100(2.54)	**2.45**	**2.14**	**1.89**	500	**1.56**
767-LS1812N222K302NX	LS1812N222K302NXT	C0G	2200	3000	10%	0.100(2.54)	**3.60**	**3.08**	**2.82**	500	**2.31**

Novacap ES (Y2) Series

For quantities greater than listed, call for quote.

MOUSER STOCK NO.	Novacap Part No.	Dielectric	Value (pF)	Voltage	Tol. (±)	Thickness Max. (T)	Price Each 1	Price Each 10	Price Each 100	Reel Qty.	Price Each
Style 2211											
767-ES2211N100K502NM	ES2211N100K502NM	C0G	10	5000	10%	0.110(2.79)	**1.87**	**1.61**	**1.48**	500	**1.21**
767-ES2211N330K502NM	ES2211N330K502NM	C0G	33	5000	10%	0.110(2.79)	**1.87**	**1.61**	**1.48**	500	**1.21**
767-ES2211N680K502NM	ES2211N680K502NM	C0G	68	5000	10%	0.110(2.79)	**1.87**	**1.61**	**1.48**	500	**1.21**
767-ES2211N101K502NM	ES2211N101K502NM	C0G	100	5000	10%	0.110(2.79)	**1.87**	**1.61**	**1.48**	500	**1.21**
767-ES2211N151K502NM	ES2211N151K502NM	C0G	150	5000	10%	0.110(2.79)	**1.87**	**1.61**	**1.48**	500	**1.21**
767-ES2211N221K502NM	ES2211N221K502NM	C0G	220	5000	10%	0.110(2.79)	**2.01**	**1.72**	**1.58**	500	**1.29**
767-ES2211N471J502NM	ES2211N471J502NM	C0G	470	5000	5%	0.110(2.79)	**3.06**	**2.62**	**2.41**	500	**1.97**
767-ES2211N681K502NM	ES2211N681K502NM	C0G	680	5000	10%	0.110(2.79)	**4.12**	**3.53**	**3.24**	500	**2.65**
Style 2215											
767-ES2215N102K502NM	ES2215N102K502NM	C0G	1000	5000	10%	0.150(3.81)	**3.67**	**3.15**	**2.89**	500	**2.36**

NOVACAP HIGH TEMPERATURE 200°C CAPACITORS

NOVACAP manufactures COG chip capacitors designed and tested to operate from -55°C to 200°C. Product applications include harsh environments such as oil exploration and automotive/avionics engine compartment circuitry. Product is available as surface mount chips in sizes 0805 to 7565.

Specifications:

- Operating Temperature Range: -55°C to 200°C
- Temperature Coefficient: 0 ± 30 ppm/°C (up to 200°C)
- Dissipation Factor: .001 (0.1%) Max @ 25°C
- Insulation Resistance: 25°C- >100GΩ or >1000ΩF
  200°C >1GΩ or >10ΩF
- Dielectric Withstanding Voltage: < 200V, 250%
  201-500V, 150% or 500V✻ (✻whichever is greater)
- Termination: Palladium Silver

For quantities greater than listed, call for quote.

MOUSER STOCK NO.	Novacap Part No.	Dielectric	Value (pF)	Voltage	Tol. (±)	Thickness Max. (T)	Price Each 1	Price Each 10	Price Each 100	Reel Qty.	Price Each
Style 0805											
767-0805D100J250PHT	0805D100J250PHT	C0G	10	25	5%	0.054 (1.37)	**1.04**	**.963**	**.888**	2000	**.61**
767-0805D100F251PHT	0805D100F251PHT	C0G	10	250	1%	0.054 (1.37)	**2.49**	**2.31**	**2.14**	4000	**1.28**
767-0805D120F251PHT	0805D120F251PHT	C0G	12	250	1%	0.054 (1.37)	**2.64**	**2.46**	**2.27**	4000	**1.36**
767-0805D180F251PHT	0805D180F251PHT	C0G	18	250	1%	0.054 (1.37)	**2.51**	**2.33**	**2.16**	4000	**1.29**
767-0805D220F251PHT	0805D220F251PHT	C0G	22	250	1%	0.054 (1.37)	**2.51**	**2.33**	**2.16**	4000	**1.29**
767-0805D330F251PHT	0805D330F251PHT	C0G	33	250	1%	0.054 (1.37)	**2.60**	**2.41**	**2.23**	4000	**1.34**
767-0805D330J250PHT	0805D330J250PHT	C0G	33	25	5%	0.054 (1.37)	**1.04**	**.963**	**.888**	2000	**.61**
767-0805E222K500PHT	0805E222K500PHT	Class II	2200	50	10%	0.054 (1.37)	**1.11**	**1.04**	**.952**	2000	**.653**
767-0805E103K250PHT	0805E103K250PHT	Class II	0.01μF	25	10%	0.054 (1.37)	**1.09**	**1.02**	**.931**	2000	**.642**
Style 1206											
767-1206E103K500PHT	1206E103K500PHT	Class II	0.01μF	50	10%	0.064 (1.63)	**1.20**	**1.11**	**1.03**	4000	**.61**
767-1206E104K500PHT	1206E104K500PHT	Class II	0.1μF	50	10%	0.064 (1.63)	**2.31**	**2.15**	**1.98**	2000	**1.36**
767-1206E224J250PHT	1206E224J250PHT	Class II	0.22μF	25	5%	0.064 (1.63)	**3.50**	**3.25**	**3.01**	2000	**2.05**
767-1206E224K250PHT	1206E224K250PHT	Class II	0.22μF	25	10%	0.064 (1.63)	**2.94**	**2.73**	**2.53**	2000	**1.72**

© Copyright 2013 Mouser Electronics
© Copyright 2013 Mouser Electronics

NOVACAP Ceramic SMD Capacitors

RoHS Compliant **This product is RoHS compliant.**

NOVACAP SMD CERAMIC CAPACITORS

(EIA C0G) or NP0 Dielectric is an ultra stable Class I dielectric. It has a linear temperature coefficient, low loss, stable electrical properties with time, voltage and frequency. C0G chips are used in precision circuitry requiring Class I stability. X7R Dielectric is a stable EIA Class II dielectric, with +/-15% temperature coefficient and predictable variation of electrical properties with time, temperature and voltage. Class II X7R chips are used as decoupling, by-pass, filtering and transient voltage suppression elements. Y5V/Z5U Dielectric is a general purpose EIA Class III dielectrics with +22% to -56% (Z5U) and +22% -82% (Y5V) temperature coefficients and very high capacitance density. The NOVACAP Z5U and Y5V formulations are very stable with time, typically aging less than 2% per decade. General purpose chips are used in by-pass and decoupling functions and other applications where capacitance change over the operating temperature range is not critical.

All Dielectrics are available in two nickel barrier termination systems suitable for solder wave, vapor phase or reflow solder board attachment. The "N" termination is a standard nickel barrier over fired on silver. The "C" termination is a nickel barrier over polymer terminated capacitors, which are able to accommodate a significantly increased degree of board flexure compared with standard terminated capacitors.

DIMENSIONS: in. (mm)

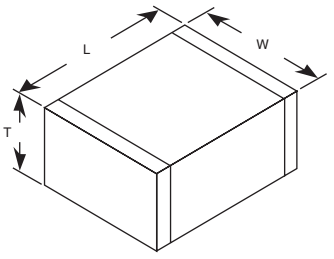

Size	1206	1210	1515	1808	1812	1825	2225
(L) Length	0.125 (3.18)	0.125 (3.18)	0.150 (3.81)	0.180 (4.57)	0.180 (4.57)	0.180 (4.57)	0.220 (5.59)
(W) Width	0.060 (1.52)	0.100 (2.54)	0.150 (3.81)	0.080 (2.03)	0.125 (3.18)	0.250 (6.35)	0.250 (6.35)

For quantities greater than listed, call for quote.

MOUSER STOCK NO.	Novacap Part No.	Dielectric	Value (pF)	Voltage	Tol. (±)	Thickness Max. (T)	Price Each 1	Price Each 10	Price Each 100	Reel Qty	Price Each
Style 1206											
767-1206B471K202NT	1206B471K202NT	X7R	470	2000	10%	0.064 (1.63)	.94	.803	.738	500	.599
767-1206B102K202NT	1206B102K202NT	X7R	1000	2000	10%	0.064 (1.63)	.28	.245	.225	500	.185
767-1206B103M501CT	1206B103M501CT	X7R	0.01µF	500	20%	0.064 (1.63)	.94	.803	.738	500	.599
Style 1210											
767-1210B471K202NT	1210B471K202NT	X7R	470	2000	10%	0.065 (1.65)	.97	.835	.77	500	.631
767-1210B102K202NT	1210B102K202NT	X7R	1000	2000	10%	0.065 (1.65)	.94	.803	.738	500	.599
767-1210N102J501NT	1210N102J501NT	C0G	1000	500	5%	0.065 (1.65)	.94	.803	.738	500	.599
767-1210B472K152NT	1210B472K152NT	X7R	4700	1500	10%	0.065 (1.65)	.94	.803	.738	500	.599
767-1210N103F101NT	1210N103F101NT	C0G	0.01µF	100	1%	0.065 (1.65)	3.56	3.05	2.79	500	2.29
767-1210B223K501NT	1210B223K501NT	X7R	0.022µF	500	10%	0.065 (1.65)	.94	.803	.738	500	.599
767-1210B473K251CT	1210B473K251CT	X7R	0.047µF	250	10%	0.065 (1.65)	.94	.803	.738	500	.599
767-1210B473K501CT	1210B473K501CT	X7R	0.047µF	500	10%	0.065 (1.65)	.97	.835	.77	500	.631
767-1210B473K501NT	1210B473K501NT	X7R	0.047µF	500	10%	0.065 (1.65)	2.40	2.04	1.87	500	1.52
767-1210B104K201NT	1210B104K201NT	X7R	0.1µF	200	10%	0.065 (1.65)	.94	.803	.738	500	.599
Style 1808											
767-1808B151K302NT	1808B151K302NT	X7R	150	3000	10%	0.065 (1.65)	.94	.803	.738	500	.599
767-1808B221K302NT	1808B221K302NT	X7R	220	3000	10%	0.065 (1.65)	.94	.803	.738	500	.599
767-1808B102K202NT	1808B102K202NT	X7R	1000	2000	10%	0.065 (1.65)	.94	.803	.738	500	.599
767-1808B152K202NT	1808B152K202NT	X7R	1500	2000	10%	0.065 (1.65)	.94	.803	.738	500	.599
767-1808B222M202NT	1808B222M202NT	X7R	2200	2000	20%	0.065 (1.65)	.94	.803	.738	500	.599
767-1808B103K102NT	1808B103K102NT	X7R	0.01µF	1000	10%	0.065 (1.65)	.94	.803	.738	500	.599
Style 1812											
767-1812N151J302NT	1812N151J302NT	C0G	150	3000	5%	0.065 (1.55)	1.87	1.61	1.48	500	1.21
767-1812N221J302NT	1812N221J302NT	C0G	220	3000	5%	0.065 (1.55)	5.72	4.91	4.52	500	3.69
767-1812B471K302NT	1812B471K302NT	X7R	470	3000	10%	0.065 (1.55)	1.87	1.61	1.48	500	1.21
767-1812B102K202NT	1812B102K202NT	X7R	1000	2000	10%	0.065 (1.55)	2.32	1.99	1.83	500	1.50
767-1812B102K302NT	1812B102K302NT	X7R	1000	3000	10%	0.065 (1.55)	1.87	1.61	1.48	500	1.21
767-1812B222K202CT	1812B222K202CT	X7R	2200	2000	10%	0.065 (1.55)	1.87	1.61	1.48	500	1.21
767-1812B222K202NT	1812B222K202NT	X7R	2200	2000	10%	0.065 (1.55)	1.87	1.61	1.48	500	1.21
767-1812N222M202NXT	1812N222M202NXT	C0G	2200	2000	20%	0.065 (1.55)	2.54	2.17	1.99	500	1.63
767-1812B472K202NT	1812B472K202NT	X7R	4700	2000	10%	0.065 (1.55)	1.87	1.61	1.48	500	1.21
767-1812N103J201NT	1812N103J201NT	C0G	0.01µF	200	5%	0.065 (1.55)	1.87	1.61	1.48	500	1.21
767-1812B223K102NT	1812B223K102NT	X7R	0.022µF	1000	10%	0.065 (1.55)	1.87	1.61	1.48	500	1.21
767-1812B223K501CT	1812B223K501CT	X7R	0.022µF	500	10%	0.065 (1.55)	1.87	1.61	1.48	500	1.21
767-1812B273K102NT	1812B273K102NT	X7R	0.027µF	1000	10%	0.065 (1.55)	1.87	1.61	1.48	500	1.21
767-1812B473K102NXT	1812B473K102NXT	X7R	0.047µF	1000	10%	0.065 (1.55)	2.55	2.18	2.00	500	1.64
767-1812B104K201NT	1812B104K201NT	X7R	0.1µF	200	10%	0.065 (1.55)	1.87	1.61	1.48	500	1.21
767-1812B104K501NT	1812B104K501NT	X7R	0.1µF	500	10%	0.065 (1.55)	2.85	2.44	2.24	500	1.84
767-1812B224K251NT	1812B224K251NT	X7R	0.22µF	250	10%	0.065 (1.55)	2.14	1.83	1.68	500	1.37
767-1812B334K251CXT	1812B334K251CXT	X7R	0.33µF	250	10%	0.065 (1.55)	3.19	2.73	2.50	500	2.04
767-1812B474K101NT	1812B474K101NT	X7R	0.47µF	100	10%	0.065 (1.55)	2.66	2.28	2.09	500	1.71
767-1812Z105M500CT	1812Z105M500CT	Z5U	1µF	50	20%	0.065 (1.55)	1.87	1.61	1.48	500	1.21
767-1812B105K500NXT	1812B105K500NXT	X7R	1µF	50	10%	0.065 (1.55)	4.12	3.53	3.24	500	2.65
767-1812Y475M500CT	1812Y475M500CT	Y5V	4.7µF	50	20%	0.065 (1.55)	1.87	1.61	1.48	500	1.21
Style 1825											
767-1825B102K202NT	1825B102K202NT	X7R	1000	2000	10%	0.080 (2.03)	1.87	1.61	1.48	500	1.21
767-1825N102K202NT	1825N102K202NT	C0G	1000	2000	10%	0.080 (2.03)	2.74	2.34	2.15	500	1.75
767-1825B103K202NT	1825B103K202NT	X7R	0.01µF	2000	10%	0.080 (2.03)	3.41	2.92	2.68	500	2.19
767-1825B154M201NT	1825B154M201NT	X7R	0.15µF	200	20%	0.080 (2.03)	2.10	1.80	1.65	500	1.35
767-1825B104K201NT	1825B104K201NT	X7R	0.1µF	200	10%	0.080 (2.03)	1.92	1.64	1.50	500	1.23
767-1825B104K501CT	1825B104K501CT	X7R	0.1µF	500	10%	0.080 (2.03)	3.41	2.92	2.68	500	2.19
767-1825B474K201CT	1825B474K201CT	X7R	0.47µF	200	10%	0.080 (2.03)	5.29	4.53	4.15	500	3.40
767-1825B105K101CT	1825B105K101CT	X7R	1µF	100	10%	0.080 (2.03)	7.31	6.26	5.74	500	4.70
Style 2225											
767-2225B102K302NT	2225B102K302NT	X7R	1000	3000	10%	0.080 (2.03)	1.87	1.61	1.48	500	1.21
767-2225B222K302NT	2225B222K302NT	X7R	2200	3000	10%	0.080 (2.03)	2.18	1.87	1.71	500	1.40
767-2225B103K202NT	2225B103K202NT	X7R	0.01µF	2000	10%	0.080 (2.03)	2.15	1.84	1.71	500	1.41
767-2225B104K102NT	2225B104K102NT	X7R	0.1µF	1000	10%	0.080 (2.03)	4.78	4.15	3.83	500	3.05
767-2225B474K251NT	2225B474K251NT	X7R	0.47µF	250	10%	0.080 (2.03)	3.34	2.86	2.62	500	2.14
767-2225B474K500NT	2225B474K500NT	X7R	0.47µF	50	10%	0.080 (2.03)	2.70	2.31	2.12	500	1.73
767-2225B105K101NT	2225B105K101NT	X7R	1µF	100	10%	0.080 (2.03)	4.69	4.01	3.68	500	3.01
767-2225B105K251NXT	2225B105K251NXT	X7R	1µF	250	10%	0.080 (2.03)	6.07	5.20	4.77	500	3.91

© Copyright 2013 Mouser Electronics
© Copyright 2013 Mouser Electronics

SYFER High Q RF Capacitors

RoHS Compliant **This product is RoHS compliant.**

HIGH Q RF CAPACITORS

Syfer produces a wide range of specialist ceramic capacitors suitable for high frequency applications. Our High Q types are available in a range of sizes from 0402 to 3640. The design and materials used in their manufacture result in higher resonant frequencies, making them suitable for a wide range of applications including tuners, mixers, filters, oscillators, RF power amplifiers and tuning networks. Syfer also offers square chips in 0505 and 1111 sizes. Other case sizes available.

Features:
- High "Q" Factor at high frequencies
- High RF power cababilities
- Low ESR
- Small size
- High self resonant frequencies
- Excellent stability across temperature range

Specifications:
- Operating Temperature: -55°C to +125°C
- Temperature Coefficient (Typical): 0±30ppm/°C
- Insulation resistance at +25°C: >100GΩ
- Insulation resistance at +125°C: >10GΩ

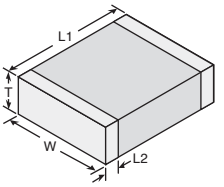

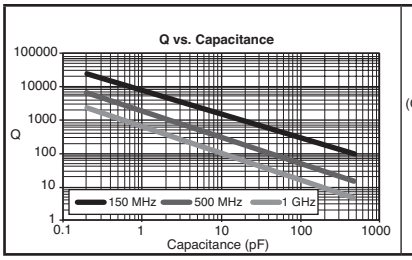

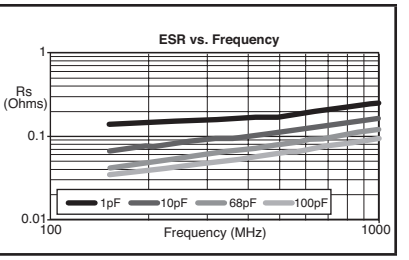

For quantities greater than listed, call for quote.

MOUSER STOCK NO.	Syfer Part No.	Value	Voltage	Tol. (±)	DIMENSIONS: mm					Price Each			
					Length (L1)	Width (W)	Thickness (T)	Termination Band(L2) Min.	Termination Band(L2) Max.	1	50	100	500
Style 0603													
843-0603J250P300B	0603J250P300BQT	0.3	250	0.1pF	1.60±0.20	0.80±0.20	0.80 max.	0.10	0.40	.98	.706	.535	.471
843-0603J250P500B	0603J250P500BQT	0.5	250	0.1pF	1.60±0.20	0.80±0.20	0.80 max.	0.10	0.40	.98	.706	.535	.471
843-0603J250P800B	0603J250P800BQT	0.8	250	0.1pF	1.60±0.20	0.80±0.20	0.80 max.	0.10	0.40	.98	.706	.535	.471
843-0603J2501P00B	0603J2501P00BQT	1.0	250	0.1pF	1.60±0.20	0.80±0.20	0.80 max.	0.10	0.40	1.00	.706	.535	.471
843-0603J2501P50C	0603J2501P50CQT	1.5	250	0.25pF	1.60±0.20	0.80±0.20	0.80 max.	0.10	0.40	1.00	.717	.535	.471
843-0603J2502P20C	0603J2502P20CQT	2.2	250	0.25pF	1.60±0.20	0.80±0.20	0.80 max.	0.10	0.40	1.01	.717	.546	.482
843-0603J2503P30C	0603J2503P30CQT	3.3	250	0.25pF	1.60±0.20	0.80±0.20	0.80 max.	0.10	0.40	1.08	.77	.578	.514
843-0603J2504P70C	0603J2504P70CQT	4.7	250	0.25pF	1.60±0.20	0.80±0.20	0.80 max.	0.10	0.40	1.21	.867	.653	.567
843-0603J2506P80C	0603J2506P80CQT	6.8	250	0.25pF	1.60±0.20	0.80±0.20	0.80 max.	0.10	0.40	1.51	1.08	.803	.706
843-0603J2500100J	0603J2500100JQT	10	250	5%	1.60±0.20	0.80±0.20	0.80 max.	0.10	0.40	1.24	.888	.663	.589
843-0603J2500150J	0603J2500150JQT	15	250	5%	1.60±0.20	0.80±0.20	0.80 max.	0.10	0.40	1.25	.888	.663	.589
843-0603J2500220J	0603J2500220JQT	22	250	5%	1.60±0.20	0.80±0.20	0.80 max.	0.10	0.40	1.22	.867	.653	.578
843-0603J2500270J	0603J2500270JQT	27	250	5%	1.60±0.20	0.80±0.20	0.80 max.	0.10	0.40	1.22	.867	.653	.578
843-0603J2500330J	0603J2500330JQT	33	250	5%	1.60±0.20	0.80±0.20	0.80 max.	0.10	0.40	1.24	.888	.663	.589
843-0603J2500390J	0603J2500390JQT	39	250	5%	1.60±0.20	0.80±0.20	0.80 max.	0.10	0.40	1.26	.899	.674	.599
843-0603J2500470J	0603J2500470JQT	47	250	5%	1.60±0.20	0.80±0.20	0.80 max.	0.10	0.40	1.27	.91	.685	.599
843-0603J1000680J	0603J1000680JQT	68	100	5%	1.60±0.20	0.80±0.20	0.80 max.	0.10	0.40	1.33	.952	.717	.631
843-0603J0500101K	0603J0500101KQT	100	50	10%	1.60±0.20	0.80±0.20	0.80 max.	0.10	0.40	1.06	.749	.567	.503
843-0603J0500151K	0603J0500151KQT	150	50	10%	1.60±0.20	0.80±0.20	0.80 max.	0.10	0.40	1.25	.888	.674	.589
Style 0805													
843-0805J250P200B	0805J250P200BQT	0.2	250	0.1pF	2.00±0.30	1.27±0.20	1.30 max.	0.13	0.75	1.49	1.06	.792	.706
843-0805J250P300B	0805J250P300BQT	0.3	250	0.1pF	2.00±0.30	1.27±0.20	1.30 max.	0.13	0.75	1.51	1.08	.813	.706
843-0805J250P400B	0805J250P400BQT	0.4	250	0.1pF	2.00±0.30	1.27±0.20	1.30 max.	0.13	0.75	1.51	1.08	.813	.706
843-0805J250P500B	0805J250P500BQT	0.5	250	0.1pF	2.00±0.30	1.27±0.20	1.30 max.	0.13	0.75	1.51	1.08	.813	.706
843-0805J250P600B	0805J250P600BQT	0.6	250	0.1pF	2.00±0.30	1.27±0.20	1.30 max.	0.13	0.75	1.51	1.08	.813	.706
843-0805J250P700B	0805J250P700BQT	0.7	250	0.1pF	2.00±0.30	1.27±0.20	1.30 max.	0.13	0.75	1.51	1.08	.813	.706
843-0805J250P800B	0805J250P800BQT	0.8	250	0.1pF	2.00±0.30	1.27±0.20	1.30 max.	0.13	0.75	1.51	1.08	.813	.706
843-0805J2501P00B	0805J2501P00BQT	1.0	250	0.1pF	2.00±0.30	1.27±0.20	1.30 max.	0.13	0.75	1.51	1.08	.813	.706
843-0805J2501P50C	0805J2501P50CQT	1.5	250	0.25pF	2.00±0.30	1.27±0.20	1.30 max.	0.13	0.75	1.44	1.03	.77	.674
843-0805J2503P30C	0805J2503P30CQT	3.3	250	0.25pF	2.00±0.30	1.27±0.20	1.30 max.	0.13	0.75	1.50	1.07	.803	.706
843-0805J2504P70C	0805J2504P70CQT	4.7	250	0.25pF	2.00±0.30	1.27±0.20	1.30 max.	0.13	0.75	1.54	1.10	.824	.728
843-0805J2506P80C	0805J2506P80CQT	6.8	250	0.25pF	2.00±0.30	1.27±0.20	1.30 max.	0.13	0.75	1.99	1.42	1.07	.942
843-0805J2500150J	0805J2500150JQT	15	250	5%	2.00±0.30	1.27±0.20	1.30 max.	0.13	0.75	1.68	1.20	.899	.792
843-0805J2500220J	0805J2500220JQT	22	250	5%	2.00±0.30	1.27±0.20	1.30 max.	0.13	0.75	1.72	1.23	.92	.813
843-0805J2500470J	0805J2500470JQT	47	250	5%	2.00±0.30	1.27±0.20	1.30 max.	0.13	0.75	1.77	1.26	.942	.835
843-0805J2500680J	0805J2500680JQT	68	250	5%	2.00±0.30	1.27±0.20	1.30 max.	0.13	0.75	1.92	1.37	1.03	.899
843-0805J2500151K	0805J2500151KQT	150	250	10%	2.00±0.30	1.27±0.20	1.30 max.	0.13	0.75	1.72	1.23	.92	.813
843-0805J1500221K	0805J1500221KQT	220	150	10%	2.00±0.30	1.27±0.20	1.30 max.	0.13	0.75	1.93	1.38	1.04	.91
843-0805J1000331K	0805J1000331KQT	330	100	10%	2.00±0.30	1.27±0.20	1.30 max.	0.13	0.75	2.07	1.48	1.10	.974
843-0805J0500471K	0805J0500471KQT	470	50	10%	2.00±0.30	1.27±0.20	1.30 max.	0.13	0.75	1.74	1.25	.931	.824
Style 1111													
843-1111J1K0P300B	1111J1K0P300BQT	0.3	1000	0.1pF	2.79±0.51-0.25	2.79±0.38	2.54 max.	0.13	0.63	3.39	2.42	1.82	1.59
843-1111J1K0P400B	1111J1K0P400BQT	0.4	1000	0.1pF	2.79±0.51-0.25	2.79±0.38	2.54 max.	0.13	0.63	3.39	2.42	1.82	1.59
843-1111J1K0P500B	1111J1K0P500BQT	0.5	1000	0.1pF	2.79±0.51-0.25	2.79±0.38	2.54 max.	0.13	0.63	3.39	2.42	1.82	1.59
843-1111J1K0P600B	1111J1K0P600BQT	0.6	1000	0.1pF	2.79±0.51-0.25	2.79±0.38	2.54 max.	0.13	0.63	3.39	2.42	1.82	1.59
843-1111J1K0P700B	1111J1K0P700BQT	0.7	1000	0.1pF	2.79±0.51-0.25	2.79±0.38	2.54 max.	0.13	0.63	3.39	2.42	1.82	1.59
843-1111J1K0P800B	1111J1K0P800BQT	0.8	1000	0.1pF	2.79±0.51-0.25	2.79±0.38	2.54 max.	0.13	0.63	3.47	2.47	1.86	1.64
843-1111J1K0P900B	1111J1K0P900BQT	0.9	1000	0.1pF	2.79±0.51-0.25	2.79±0.38	2.54 max.	0.13	0.63	3.47	2.47	1.86	1.64
843-1111J1K01P00B	1111J1K01P00BQT	1.0	1000	0.1pF	2.79±0.51-0.25	2.79±0.38	2.54 max.	0.13	0.63	3.47	2.47	1.86	1.64
843-1111J1K01P50C	1111J1K01P50CQT	1.5	1000	0.25pF	2.79±0.51-0.25	2.79±0.38	2.54 max.	0.13	0.63	3.47	2.47	1.86	1.64
843-1111J1K02P20C	1111J1K02P20CQT	2.2	1000	0.25pF	2.79±0.51-0.25	2.79±0.38	2.54 max.	0.13	0.63	3.47	2.47	1.86	1.64
843-1111J1K03P30C	1111J1K03P30CQT	3.3	1000	0.25pF	2.79±0.51-0.25	2.79±0.38	2.54 max.	0.13	0.63	3.58	2.56	1.92	1.69
843-1111J1K04P70C	1111J1K04P70CQT	4.7	1000	0.25pF	2.79±0.51-0.25	2.79±0.38	2.54 max.	0.13	0.63	3.70	2.64	1.98	1.74
843-1111J1K06P80C	1111J1K06P80CQT	6.8	1000	0.25pF	2.79±0.51-0.25	2.79±0.38	2.54 max.	0.13	0.63	4.58	3.27	2.45	2.16
843-1111J1K00100J	1111J1K00100JQT	10	1000	5%	2.79±0.51-0.25	2.79±0.38	2.54 max.	0.13	0.63	3.93	2.80	2.10	1.85
843-1111J1K00220J	1111J1K00220JQT	22	1000	5%	2.79±0.51-0.25	2.79±0.38	2.54 max.	0.13	0.63	4.07	2.90	2.17	1.92
843-1111J1K00470J	1111J1K00470JQT	47	1000	5%	2.79±0.51-0.25	2.79±0.38	2.54 max.	0.13	0.63	3.78	2.70	2.02	1.78
843-1111J1K00101K	1111J1K00101KQT	100	1000	10%	2.79±0.51-0.25	2.79±0.38	2.54 max.	0.13	0.63	3.66	2.61	1.96	1.72
843-1111J1K00221K	1111J1K00221KQT	220	1000	10%	2.79±0.51-0.25	2.79±0.38	2.54 max.	0.13	0.63	4.06	2.89	2.17	1.90
843-1111J5000471K	1111J5000471KQT	470	500	10%	2.79±0.51-0.25	2.79±0.38	2.54 max.	0.13	0.63	4.24	3.03	2.27	2.00
843-1111J2500102K	1111J2500102KQT	1000	250	10%	2.79±0.51-0.25	2.79±0.38	2.54 max.	0.13	0.63	4.53	3.23	2.43	2.13
843-1111J1000152K	1111J1000152KQT	1500	100	10%	2.79±0.51-0.25	2.79±0.38	2.54 max.	0.13	0.63	5.28	3.77	2.82	2.48
843-1111J1000152G	1111J1000152GQT	1500	100	2%	2.79±0.51-0.25	2.79±0.38	2.54 max.	0.13	0.63	10.64	7.60	5.70	4.94
843-1111J1000182G	1111J1000182GQT	1800	100	2%	2.79±0.51-0.25	2.79±0.38	2.54 max.	0.13	0.63	11.35	8.11	6.09	5.28
843-1111J1000222K	1111J1000222KQT	2200	100	10%	2.79±0.51-0.25	2.79±0.38	2.54 max.	0.13	0.63	5.97	4.26	3.20	2.81
843-1111J1000332K	1111J1000332KQT	3300	100	10%	2.79±0.51-0.25	2.79±0.38	2.54 max.	0.13	0.63	9.89	7.06	5.30	4.67

© Copyright 2013 Mouser Electronics
© Copyright 2013 Mouser Electronics

SYFER SMD Ceramic Capacitors

RoHS Compliant This page of product is compliant.

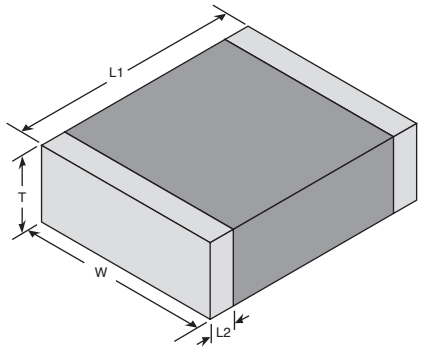

Size	DIMENSIONS: mm (in.)				
	Length (L1)	Width (W)	Max. Thickness (T)	Termination Band (L2)	
				Min.	Max.
0805	2.0±0.3 (0.08±0.012)	1.25±0.2 (0.05±0.008)	1.3 (0.051)	0.13 (0.005)	0.75 (0.03)
1206	3.2±0.3 (0.126±0.012)	1.6±0.2 (0.063±0.008)	1.6 (0.063)	0.25 (0.01)	0.75 (0.03)
1210	3.2±0.3 (0.126±0.012)	2.5±0.3 (0.1±0.012)	2.0 (0.08)	0.25 (0.01)	0.75 (0.03)
1808	4.5±0.35 (0.18±0.014)	2.0±0.3 (0.08±0.012)	2.0 (0.08)	0.25 (0.01)	1.0 (0.04)
1812	4.5±0.35 (0.18±0.014)	3.2±0.3 (0.126±0.012)	2.5 (0.1)	0.25 (0.01)	1.0 (0.04)
2220	5.7±0.4 (0.225±0.016)	5.0±0.4 (0.197±0.016)	2.5 (0.1)	0.25 (0.01)	1.0 (0.04)

SURGE AND SAFETY CAPACITORS

The Syfer range of surge and safety ceramic capacitors offer designers the option of using a surface mount ceramic multilayer capacitor to replace leaded film types. Offering the benefits of reduced board space requirements and lower profile, they are also available in a FlexiCap™ version to reduce the risk of mechanical cracking.

RoHS Compliant

Applications:

- Modems
- AC-DC Power Supplies
- Where lightning strikes or other voltage transients represent a threat to electronic equipment.

For quantities greater than listed, call for quote.

MOUSER STOCK NO.	Syfer Part No.	Value (pF)	Voltage (AC)	Tol. (%)	Class	Approvals	Termination	Price Each 1	Price Each 100	Price Each 500	Price Each 1000	Reel Qty.	Price Per Piece
Style 1808-Temperature Coeff. C0G/NP0													
843-1808YA250270FCS2	1808YA250270FCTSY2	27	250	1	Y2/X1	TÜV/UL	FlexiCap™	12.20	9.15	7.07	4.78	1500	4.07
843-1808YA250270GCS2	1808YA250270GCTSY2	27	250	2	Y2/X1	TÜV/UL	FlexiCap™	6.40	4.79	3.71	2.50	1500	2.13
843-1808YA250270JCS2	1808YA250270JCTSY2	27	250	5	Y2/X1	TÜV/UL	FlexiCap™	3.20	2.40	1.85	1.25	1500	1.07
843-1808YA250151JCS2	1808YA250151JCTSY2	150	250	5	Y2/X1	TÜV/UL	FlexiCap™	3.41	2.56	1.98	1.34	1500	1.13
Style 1808-Temperature Coeff. X7R													
843-1808YA250151JXS2	1808YA250151JXTSY2	150	250	5	Y2/X1	TÜV/UL	FlexiCap™	3.58	2.69	2.08	1.40	1500	1.20
843-1808YA250151KXS2	1808YA250151KXTSY2	150	250	10	Y2/X1	TÜV/UL	FlexiCap™	2.99	2.24	1.73	1.17	1500	.995
843-1808YA250331JXS2	1808YA250331JXTSY2	330	250	5	Y2/X1	TÜV/UL	FlexiCap™	3.58	2.69	2.08	1.40	1500	1.20
843-1808JA250331KXS2	1808JA250331KXTSY2	330	250	10	Y2/X1	TÜV/UL	Matte Tin	2.48	1.86	1.44	.974	1500	.828
843-1808JA250681JXS2	1808JA250681JXTSY2	680	250	5	Y2/X1	TÜV/UL	Matte Tin	3.91	2.93	2.27	1.53	1500	1.31
843-1808YA250102JXS2	1808YA250102JXTSY2	1000	250	5	Y2/X1	TÜV/UL	FlexiCap™	6.61	4.96	3.83	2.59	1500	2.20
843-1808YA250102KXS2	1808YA250102KXTSY2	1000	250	10	Y2/X1	TÜV/UL	FlexiCap™	5.48	4.11	3.18	2.14	1500	1.83
843-1808YA250102JSU	1808YA250102JXTSPU	1000	250	5	Y3/X2	TÜV/UL	FlexiCap™	3.35	2.50	1.94	1.31	1500	1.11
843-1808JA250102JXSU	1808JA250102JXTSPU	1000	250	5	Y3/X2	TÜV/UL	Matte Tin	2.78	2.09	1.62	1.09	1500	.929
843-1808JA250102KXSU	1808JA250102KXTSPU	1000	250	10	Y3/X2	TÜV/UL	Matte Tin	2.43	1.82	1.41	.952	1500	.809
Style 2220-Temperature Coeff. X7R													
843-2220YA250151JX16	2220YA250151JXTB16	150	250	5	X1/Y2	TÜV/UL	FlexiCap™	5.85	4.39	3.39	2.29	1000	2.29
843-2220JA250471KX16	2220JA250471KXTB16	470	250	10	X1/Y2	TÜV/UL	Matte Tin	3.91	2.93	2.27	1.53	1000	1.53
843-2220YA250102JX16	2220YA250102JXTB16	1000	250	5	X1/Y2	TÜV/UL	FlexiCap™	6.74	5.06	3.91	2.64	1000	2.64
843-2220YA250152JX16	2220YA250152JXTB16	1500	250	5	X1/Y2	TÜV/UL	FlexiCap™	7.25	5.45	4.21	2.85	1000	2.85
843-2220JA250152KX16	2220JA250152KXTB16	1500	250	10	X1/Y2	TÜV/UL	Matte Tin	4.86	3.64	2.81	1.90	1000	1.90
843-2220JA250222KX16	2220JA250222KXTB16	2200	250	10	X1/Y2	TÜV/UL	Matte Tin	4.86	3.64	2.81	1.90	1000	1.90
843-2220YA250103JX17	2220YA250103JXTB17	10000	250	5	X2	TÜV	FlexiCap™	7.83	5.87	4.55	3.07	1000	3.07

250VAC NON SAFETY RATED AC CAPACITORS

Syfer Technology has developed a range of MLCCs for use in 250Vac 60Hz applications. As they are designed for non-safety critical applications, the available capacitance values are much higher than for safety types which need to meet strict impulse and voltage proof requirements.

RoHS Compliant

For quantities greater than listed, call for quote.

MOUSER STOCK NO.	Syfer Part No.	Value (pF)	Voltage (AC)	Tol. (%)	Termination	Price Each 1	Price Each 100	Price Each 500	Price Each 1000	Reel Qty.	Price Per Piece
Style 0805-Temperature Coeff. C0G/NP0											
843-0805YA250181JCT	0805YA250181JCT	180	250	5	FlexiCap™	1.06	.578	.417	.342	3000	.304
Style 0805-Temperature Coeff. X7R											
843-0805YA250103KXT	0805YA250103KXT	10000	250	10	FlexiCap™	.69	.364	.268	.219	3000	.195
Style 1206-Temperature Coeff. C0G/NP0											
843-1206YA250181JCT	1206YA250181JCT	180	250	5	FlexiCap™	2.03	1.09	.792	.653	2500	.58
843-1206YA250391KCT	1206YA250391KCT	390	250	10	FlexiCap™	1.83	.984	.717	.587	2500	.522
Style 1206-Temperature Coeff. X7R											
843-1206YA250103KXT	1206YA250103KXT	10000	250	10	FlexiCap™	1.39	.749	.546	.447	2500	.398
843-1206YA250473KXT	1206YA250473KXT	47000	250	10	FlexiCap™	1.63	.877	.642	.524	2500	.465
Style 1210-Temperature Coeff. C0G/NP0											
843-1210YA250471JCT	1210YA250471JCT	470	250	5	FlexiCap™	1.29	.696	.503	.414	2000	.368
843-1210YA250561KCT	1210YA250561KCT	560	250	10	FlexiCap™	3.15	1.68	1.23	1.01	2000	.898
Style 1210-Temperature Coeff. X7R											
843-1210YA250153JXT	1210YA250153JXT	15000	250	5	FlexiCap™	2.55	1.36	.995	.817	2000	.727
843-1210YA250223KXT	1210YA250223KXT	22000	250	10	FlexiCap™	2.96	1.59	1.17	.954	2000	.849
843-1210YA250104KXT	1210YA250104KXT	100000	250	10	FlexiCap™	3.54	1.89	1.39	1.14	2000	1.01
Style 1812-Temperature Coeff. C0G/NP0											
843-1812YA250331JCT	1812YA250331JCT	330	250	5	FlexiCap™	4.89	2.62	1.92	1.57	1000	1.57
843-1812YA250471JCT	1812YA250471JCT	470	250	5	FlexiCap™	4.75	2.55	1.87	1.53	1000	1.53
843-1812YA250152JCT	1812YA250152JCT	1500	250	5	FlexiCap™	4.94	2.65	1.95	1.59	1000	1.59
843-1812YA250222JCT	1812YA250222JCT	2200	250	5	FlexiCap™	5.79	3.10	2.27	1.86	1000	1.86
Style 1812-Temperature Coeff. X7R											
843-1812YA250223MXT	1812YA250223MXT	22000	250	20	FlexiCap™	3.98	2.13	1.56	1.28	1000	1.28
843-1812YA250273JXT	1812YA250273JXT	27000	250	5	FlexiCap™	4.61	2.47	1.81	1.48	1000	1.48
843-1812YA250563JXT	1812YA250563JXT	56000	250	5	FlexiCap™	6.55	3.51	2.57	2.11	500	2.57
843-1812YA250124KXT	1812YA250124KXT	120000	250	10	FlexiCap™	5.61	3.01	2.20	1.80	500	2.20

© Copyright 2013 Mouser Electronics
© Copyright 2013 Mouser Electronics

TAIYO YUDEN Multilayer Ceramic Capacitors TAIYO YUDEN

RoHS Compliant **This product is RoHS compliant.**

HIGH VALUE MLCCs

High Dielectric Type



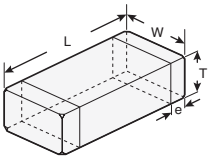

Features:
- Monolithic structure provides higher reliability

Applications:
- Communication equipment
- General digital circuit
- Power Supply bypass capacitors
- Smoothing capacitors

Type	Dimensions: mm				
	L	W	T		e
MK063 (0201 inch)	0.6±0.03	0.3±0.03	0.3±0.03	P	0.15±0.05
MK105 (0402 inch)	1.0±0.05	0.5±0.05	0.2±0.02	C	0.25±0.10
			0.3±0.03	P	
			0.5±0.05	V	
MK107 (0603 inch)	1.6±0.10	0.8±0.10	0.45±0.05	K	0.35±0.25
			0.8±0.10	A	
MK212 (0805 inch)	2.0±0.10	1.25±0.10	0.45±0.05	K	0.5±0.25
			0.85±0.10	D	
			1.25±0.10	G	
MK316 (1206 inch)	3.2±0.15	1.6±0.15	0.85±0.10	D	0.5+0.35/−0.25
			1.25±0.10	G	
			1.6±0.20	L	
MK325 (1210 inch)	3.2±0.30	2.5±0.20	0.85±0.10	D	0.6±0.3
			1.9±0.20	N	
			1.9+0.1/−0.2	Y	
			2.5±0.20	M	

* For additional values and sizes, visit mouser.com

For quantities greater than listed, call for quote.

MOUSER STOCK NO.	Taiyo Yuden Part No.	Case Size	Volt (VDC)	Value (pF)	Tol. ±	Price Each 1	50	100	500	1000
X5R										
963-AMK063BJ474MP-F	AMK063BJ474MP-F	0201	4V	0.47	20%	.46	.263	.164	.14	.109
963-AMK063ABJ105MP-F	AMK063ABJ105MP-F	0201	4V	1	20%	.60	.36	.247	.225	.18
963-AMK105BJ225MV-F	AMK105BJ225MV-F	0402	4V	2.2	20%	.39	.201	.118	.091	.072
963-AMK105BJ335MV-F	AMK105BJ335MV-F	0402	4V	3.3	20%	.49	.256	.15	.116	.091
963-AMK105BJ475MV-F	AMK105BJ475MV-F	0402	4V	4.7	20%	.54	.308	.193	.164	.128
963-AMK107BJ106MA-T	AMK107BJ106MA-T	0603	4V	10	20%	.67	.385	.241	.205	.161
963-AMK107BJ226MA-T	AMK107BJ226MA-T	0603	4V	22	20%	.97	.621	.48	.449	.449
963-AMK316BJ107ML-T	AMK316BJ107ML-T	1206	4V	100	20%	1.87	1.35	1.08	.786	.524

For quantities greater than listed, call for quote.

MOUSER STOCK NO.	Taiyo Yuden Part No.	Case Size	Volt (VDC)	Value (pF)	Tol. ±	Price Each 1	50	100	500	1000
X5R										
963-JMK063BJ473KP-F	JMK063BJ473KP-F	0201	6.3V	0.047	10%	.29	.10	.055	.039	.029
963-JMK063BJ104KP-F	JMK063BJ104KP-F	0201	6.3V	0.1	10%	.17	.051	.028	.02	.02
963-JMK063BJ224MP-F	JMK063BJ224MP-F	0201	6.3V	0.22	20%	.35	.122	.067	.048	.035
963-JMK105BJ224KV-F	JMK105BJ224KV-F	0402	6.3V	0.22	10%	.13	.036	.019	.014	.01
963-JMK105BJ105KV-F	JMK105BJ105KV-F	0402	6.3V	1	10%	.13	.039	.02	.015	.01
963-JMK105BJ225MV-F	JMK105BJ225MV-F	0402	6.3V	2.2	20%	.45	.155	.086	.061	.045
963-JMK107BJ105KK-T	JMK107BJ105KK-T	0603	6.3V	1	10%	.34	.15	.086	.058	.047
963-JMK107BJ225KA-T	JMK107BJ225KA-T	0603	6.3V	2.2	10%	.26	.089	.049	.034	.026
963-JMK107BJ106MA-T	JMK107BJ106MA-T	0603	6.3V	10	20%	.46	.24	.14	.109	.086
963-JMK212BJ225KG-T	JMK212BJ225KG-T	0805	6.3V	2.2	10%	.32	.14	.08	.055	.044
963-JMK212BJ475KD-T	JMK212BJ475KD-T	0805	6.3V	4.7	10%	.49	.215	.123	.083	.067
963-JMK212BJ106KD-T	JMK212BJ106KD-T	0805	6.3V	10	10%	.34	.15	.086	.058	.047
963-JMK316BJ475KD-T	JMK316BJ475KD-T	1206	6.3V	4.7	10%	.45	.232	.136	.106	.083
963-JMK316BJ106KD-T	JMK316BJ106KD-T	1206	6.3V	10	10%	.56	.287	.168	.131	.103
963-JMK316BJ107ML-T	JMK316BJ107ML-T	1206	6.3V	100	20%	1.26	.854	.674	.674	.674
963-JMK325BJ226MM-T	JMK325BJ226MM-T	1210	6.3V	22	20%	.87	.556	.431	.264	.223
963-JMK325BJ476MM-T	JMK325BJ476MM-T	1210	6.3V	47	20%	1.38	.935	.738	.443	.381
963-JMK325BJ107MM-T	JMK325BJ107MM-T	1210	6.3V	100	20%	1.33	.895	.706	.706	.706
X7R										
963-JMK105B7224KV-F	JMK105B7224KV-F	0402	6.3V	0.22	10%	.11	.034	.031	.022	.015
963-JMK107B7105KA-T	JMK107B7105KA-T	0603	6.3V	1	10%	.26	.077	.042	.03	.02
963-JMK212AB7106KG-T	JMK212AB7106KG-T	0805	6.3V	10	10%	.45	.232	.136	.106	.083
963-JMK316B7106KL-T	JMK316B7106KL-T	1206	6.3V	10	10%	.51	.263	.154	.094	.073
963-JMK316B7226ML-T	JMK316B7226ML-T	1206	6.3V	22	20%	.62	.369	.254	.184	.123
963-JMK325B7476MM-TR	JMK325B7476MM-TR	1210	6.3V	47	20%	1.33	.895	.706	.424	.365
Y5V										
963-JMK107F225ZA-T	JMK107F225ZA-T	0603	6.3V	2.2	+80-20%	.29	.10	.055	.039	.029
963-JMK212F475ZD-T	JMK212F475ZD-T	0805	6.3V	4.7	+80-20%	.32	.14	.08	.055	.044
963-JMK212F106ZG-T	JMK212F106ZG-T	0805	6.3V	10	+80-20%	.39	.133	.074	.052	.039
963-JMK316F106ZD-T	JMK316F106ZD-T	1206	6.3V	10	+80-20%	.49	.215	.123	.083	.067
963-JMK316F226ZL-T	JMK316F226ZL-T	1206	6.3V	22	+80-20%	.45	.257	.161	.107	.077
963-JMK325F476ZN-T	JMK325F476ZN-T	1210	6.3V	47	+80-20%	1.01	.642	.498	.369	.241
963-JMK325F107ZM-T	JMK325F107ZM-T	1210	6.3V	100	+80-20%	1.44	.976	.77	.462	.398

For quantities greater than listed, call for quote.

MOUSER STOCK NO.	Taiyo Yuden Part No.	Case Size	Volt (VDC)	Value (pF)	Tol. ±	Price Each 1	50	100	500	1000
X5R										
963-LMK063BJ223KP-F	LMK063BJ223KP-F	0201	10V	0.022	10%	.29	.10	.055	.039	.029
963-LMK063BJ224MP-F	LMK063BJ224MP-F	0201	10V	0.22	20%	.36	.158	.091	.061	.049
963-LMK063BJ104KP-F	LMK063BJ104KP-F	0201	10V	0.1	10%	.21	.064	.034	.026	.017
963-LMK105BJ224KV-F	LMK105BJ224KV-F	0402	10V	0.22	10%	.18	.057	.03	.021	.014
963-LMK105BJ104KV-F	LMK105BJ104KV-F	0402	10V	0.1	10%	.11	.014	.006	.004	.004
963-LMK105BJ105KV-F	LMK105BJ105KV-F	0402	10V	1	10%	.15	.047	.025	.018	.012
963-LMK107BJ225KA-T	LMK107BJ225KA-T	0603	10V	2.2	10%	.29	.10	.055	.039	.029
963-LMK107BJ105KK-T	LMK107BJ105KK-T	0603	10V	1	10%	.32	.14	.08	.055	.044
963-LMK107BJ106MALTD	LMK107BJ106MALTD	0603	10V	10	20%	.69	.411	.282	.257	.205
963-LMK212BJ225KD-T	LMK212BJ225KD-T	0805	10V	2.2	10%	.34	.15	.086	.058	.047
963-LMK212BJ475KD-T	LMK212BJ475KD-T	0805	10V	4.7	10%	.39	.133	.074	.052	.039
963-LMK212BJ106KG-T	LMK212BJ106KG-T	0805	10V	10	10%	.45	.155	.086	.061	.045
X7R										
963-LMK105B7223KV-F	LMK105B7223KV-F	0402	10V	0.022	10%	.11	.021	.011	.007	.004
963-LMK105B7473KV-F	LMK105B7473KV-F	0402	10V	0.047	10%	.11	.026	.013	.01	.005
963-LMK105B7104KV-F	LMK105B7104KV-F	0402	10V	0.1	10%	.13	.039	.02	.015	.01
963-LMK107B7224KA-T	LMK107B7224KA-T	0603	10V	0.22	10%	.21	.064	.034	.026	.017
963-LMK107B7225KA-T	LMK107B7225KA-T	0603	10V	2.2	10%	.34	.15	.086	.058	.047
963-LMK107B7105KA-T	LMK107B7105KA-T	0603	10V	1	10%	.21	.066	.035	.026	.017
963-LMK212B7225KD-T	LMK212B7225KD-T	0805	10V	2.2	10%	.39	.17	.096	.065	.052
963-LMK212B7105KD-T	LMK212B7105KD-T	0805	10V	1	10%	.35	.122	.067	.048	.035
963-LMK212B7106KG-TD	LMK212B7106KG-TD	0805	10V	10	10%	.59	.334	.209	.178	.139
Y5V										
963-LMK107F225ZA-T	LMK107F225ZA-T	0603	10V	2.2	+80-20%	.29	.10	.055	.039	.029
963-LMK107F105ZA-T	LMK107F105ZA-T	0603	10V	1	+80-20%	.26	.077	.042	.03	.02
963-LMK212F225ZD-T	LMK212F225ZD-T	0805	10V	2.2	+80-20%	.39	.133	.074	.052	.039
963-LMK212F475ZG-T	LMK212F475ZG-T	0805	10V	4.7	+80-20%	.29	.10	.055	.039	.029
963-LMK212F106ZG-T	LMK212F106ZG-T	0805	10V	10	+80-20%	.38	.127	.071	.05	.036

© Copyright 2013 Mouser Electronics
© Copyright 2013 Mouser Electronics

RoHS Compliant **This product is RoHS compliant.**

HIGH VALUE MLCCs (CONT.)

High Dielectric Type



Features:
- Monolithic structure provides higher reliability

Applications:
- Communication equipment
- General digital circuit
- Power Supply bypass capacitors
- Smoothing capacitors

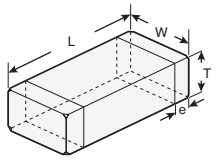

Type	Dimensions: mm				
	L	W	T		e
MK105 (0402 inch)	1.0±0.05	0.5±0.05	0.2±0.02	C	0.25±0.10
			0.3±0.03	P	
			0.5±0.05	V	
MK107 (0603 inch)	1.6±0.10	0.8±0.10	0.45±0.05	K	0.35±0.25
			0.8±0.10	A	
MK212 (0805 inch)	2.0±0.10	1.25±0.10	0.45±0.05	K	0.5±0.25
			0.85±0.10	D	
			1.25±0.10	G	
MK316 (1206 inch)	3.2±0.15	1.6±0.15	0.85±0.10	D	0.5+0.35/−0.25
			1.25±0.10	G	
			1.6±0.20	L	
MK325 (1210 inch)	3.2±0.30	2.5±0.20	0.85±0.10	D	0.6±0.3
			1.9±0.20	N	
			1.9+0.1/−0.2	Y	
			2.5±0.20	M	

* For additional values and sizes, visit mouser.com

For quantities greater than listed, call for quote.

MOUSER STOCK NO.	Taiyo Yuden Part No.	Case Size	Volt (VDC)	Value (pF)	Tol. ±	Price Each 1	50	100	500	1000
X5R										
963-LMK316BJ106KD-T	LMK316BJ106KD-T	1206	10V	10	10%	.45	.257	.161	.137	.107
963-LMK316BJ106KL-T	LMK316BJ106KL-T	1206	10V	10	10%	.41	.178	.102	.056	.056
963-LMK316BJ226MD-T	LMK316BJ226MD-T	1206	10V	22	20%	.90	.539	.37	.337	.27
963-LMK325BJ106MD-T	LMK325BJ106MD-T	1210	10V	10	20%	.60	.36	.247	.18	.12
963-LMK325BJ226MM-T	LMK325BJ226MM-T	1210	10V	22	20%	1.07	.685	.531	.325	.274
963-LMK325BJ107MM-T	LMK325BJ107MM-T	1210	10V	100	20%	2.86	2.18	1.95	1.11	.974
7XR										
963-LMK316B7225KL-T	LMK316B7225KL-T	1206	10V	2.2	10%	.52	.228	.129	.071	.056
963-LMK316B7106KL-TD	LMK316B7106KL-TD	1206	10V	10	10%	.54	.284	.165	.101	.077
963-LMK316AB7226ML	LMK316AB7226ML-TR	1206	10V	22	20%	.73	.437	.30	.218	.146
963-LMK325B7106KN-T	LMK325B7106KN-T	1210	10V	10	10%	.56	.287	.168	.148	.148
963-LMK325B7476MM-TR	LMK325B7476MM-TR	1210	10V	47	20%	1.41	.956	.754	.453	.389
Y5V										
963-LMK316F475ZD-T	LMK316F475ZD-T	1206	10V	4.7	+80-20%	.34	.15	.086	.058	.047
963-LMK316F106ZF-T	LMK316F106ZF-T	1206	10V	10	+80-20%	.47	.205	.118	.079	.064
963-LMK316F226ZL-T	LMK316F226ZL-T	1206	10V	22	+80-20%	.38	.194	.113	.07	.07
963-LMK325F106ZF-T	LMK325F106ZF-T	1210	10V	10	+80-20%	.81	.488	.335	.305	.163
963-LMK325F226ZN-T	LMK325F226ZN-T	1210	10V	22	+80-20%	.50	.289	.18	.12	.087

For quantities greater than listed, call for quote.

X5R										
963-EMK063BJ222KP-F	EMK063BJ222KP-F	0201	16V	2200	10%	.21	.063	.033	.025	.009
963-EMK063BJ332KP-F	EMK063BJ332KP-F	0201	16V	3300	10%	.21	.063	.033	.025	.011
963-EMK063BJ472KP-F	EMK063BJ472KP-F	0201	16V	4700	10%	.21	.063	.033	.025	.011
963-EMK105BJ224KV-F	EMK105BJ224KV-F	0402	16V	0.22	10%	.30	.09	.048	.035	.024
963-EMK105BJ104KV-F	EMK105BJ104KV-F	0402	16V	0.1	10%	.11	.019	.01	.006	.005
963-EMK105BJ105KV-F	EMK105BJ105KV-F	0402	16V	1	10%	.39	.133	.074	.052	.039
963-EMK107BJ225KA-T	EMK107BJ225KA-T	0603	16V	2.2	10%	.32	.14	.08	.055	.044
963-EMK107ABJ475KA-T	EMK107ABJ475KA-T	0603	16V	4.7	10%	.49	.256	.15	.116	.091
963-EMK107BJ105KA-T	EMK107BJ105KA-T	0603	16V	1	10%	.21	.064	.034	.026	.017
963-EMK212ABJ225KD-T	EMK212ABJ225KD-T	0805	16V	2.2	10%	.38	.194	.113	.088	.07
963-EMK212BJ475KG-T	EMK212BJ475KG-T	0805	16V	4.7	10%	.43	.187	.107	.073	.059
963-EMK212BJ106KG-T	EMK212BJ106KG-T	0805	16V	10	10%	.45	.196	.112	.076	.076
963-EMK316BJ225KD-T	EMK316BJ225KD-T	1206	16V	2.2	10%	.39	.201	.118	.091	.051
963-EMK316BJ106KL-T	EMK316BJ106KL-T	1206	16V	10	10%	.49	.215	.123	.067	.067
963-EMK316BJ226ML-T	EMK316BJ226ML-T	1206	16V	22	20%	.87	.556	.431	.32	.209
963-EMK325BJ106KD-T	EMK325BJ106KD-T	1210	16V	10	10%	.69	.411	.282	.205	.137
963-EMK325BJ226MD-T	EMK325BJ226MD-T	1210	16V	22	20%	.95	.612	.474	.351	.229
963-EMK325ABJ107MM-T	EMK325ABJ107MM-T	1210	16V	100	20%	2.41	1.73	1.39	.819	.722
X7R										
963-EMK063B7222KP-F	EMK063B7222KP-F	0201	16V	2200	10%	.17	.051	.028	.02	.014
963-EMK063B7472KP-F	EMK063B7472KP-F	0201	16V	4700	10%	.17	.051	.028	.02	.014
963-EMK105B7223KV-F	EMK105B7223KV-F	0402	16V	0.022	10%	.09	.026	.014	.01	.006
963-EMK105B7473KV-F	EMK105B7473KV-F	0402	16V	0.047	10%	.05	.015	.007	.005	.003
963-EMK105B7104KV-F	EMK105B7104KV-F	0402	16V	0.1	10%	.11	.016	.009	.006	.006
963-EMK107B7224KA-T	EMK107B7224KA-T	0603	16V	0.22	10%	.17	.051	.028	.02	.014
963-EMK107B7474KA-T	EMK107B7474KA-T	0603	16V	0.47	10%	.24	.071	.037	.028	.018
963-EMK107B7105KA-T	EMK107B7105KA-T	0603	16V	1	10%	.21	.064	.034	.026	.017
963-EMK212B7474KD-T	EMK212B7474KD-T	0805	16V	0.47	10%	.30	.09	.048	.035	.024
963-EMK212B7225KD-T	EMK212B7225KD-T	0805	16V	2.2	10%	.41	.209	.122	.095	.075
963-EMK212B7105KG-T	EMK212B7105KG-T	0805	16V	1	10%	.26	.089	.049	.034	.026
963-EMK316B7225KL-T	EMK316B7225KL-T	1206	16V	2.2	10%	.44	.225	.132	.08	.062
963-EMK316B7105KF-T	EMK316B7105KF-T	1206	16V	1	10%	.39	.168	.096	.065	.052
963-EMK316B7106KL-TD	EMK316B7106KL-TD	1206	16V	10	10%	.59	.334	.209	.139	.10
963-EMK325B7475KN-T	EMK325B7475KN-T	1210	16V	4.7	10%	.63	.36	.225	.15	.107
963-EMK325B7106KN-T	EMK325B7106KN-T	1210	16V	10	10%	.70	.415	.286	.208	.138
963-EMK325B7226MM-TR	EMK325B7226MM-TR	1210	16V	22	20%	1.07	.685	.531	.325	.274
Y5V										
963-EMK107F224ZA-T	EMK107F224ZA-T	0603	16V	0.22	+80-20%	.17	.051	.028	.02	.014
963-EMK107F225ZA-T	EMK107F225ZA-T	0603	16V	2.2	+80-20%	.30	.09	.048	.035	.024
963-EMK107F105ZA-T	EMK107F105ZA-T	0603	16V	1	+80-20%	.17	.051	.028	.02	.014
963-EMK212F225ZG-T	EMK212F225ZG-T	0805	16V	2.2	+80-20%	.39	.133	.074	.052	.039
963-EMK212F105ZG-T	EMK212F105ZG-T	0805	16V	1	+80-20%	.30	.09	.048	.035	.024
963-EMK316F475ZG-T	EMK316F475ZG-T	1206	16V	4.7	+80-20%	.43	.187	.107	.073	.059
963-EMK316F106ZL-T	EMK316F106ZL-T	1206	16V	10	+80-20%	.45	.196	.112	.061	.049
963-EMK325F226ZN-T	EMK325F226ZN-T	1210	16V	22	+80-20%	.59	.334	.209	.139	.10

For quantities greater than listed, call for quote.

C0G										
963-TMK063CG100DT-F	TMK063CG100DT-F	0201	25V	10	5%	.21	.064	.034	.026	.017
963-TMK063CG120JT-F	TMK063CG120JT-F	0201	25V	12	5%	.21	.064	.034	.026	.017
963-TMK063CG101JT-F	TMK063CG101JT-F	0201	25V	100	5%	.21	.064	.034	.026	.017
X5R										
963-TMK063BJ101KP-F	TMK063BJ101KP-F	0201	25V	100	10%	.21	.064	.034	.026	.017
963-TMK063BJ221KP-F	TMK063BJ221KP-F	0201	25V	220	10%	.21	.064	.034	.026	.017
963-TMK063BJ102KP-F	TMK063BJ102KP-F	0201	25V	1000	10%	.21	.064	.034	.026	.017
X7R										
963-TMK063B7221KP-F	TMK063B7221KP-F	0201	25V	220	10%	.13	.039	.02	.015	.01
963-TMK063B7471KP-F	TMK063B7471KP-F	0201	25V	470	10%	.13	.039	.02	.015	.01
963-TMK063B7102KP-F	TMK063B7102KP-F	0201	25V	1000	10%	.13	.039	.02	.015	.01

© Copyright 2013 Mouser Electronics
© Copyright 2013 Mouser Electronics

TAIYO YUDEN Multilayer Ceramic Capacitors

TAIYO YUDEN

RoHS Compliant **This product is RoHS compliant.**

HIGH VALUE MLCCs (CONT.)

High Dielectric Type



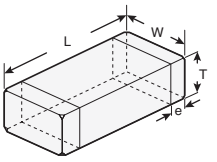

Type	Dimensions: mm				
	L	W	T		e
MK105 (0402 inch)	1.0±0.05	0.5±0.05	0.2±0.02	C	0.25±0.10
			0.3±0.03	P	
			0.5±0.05	V	
MK107 (0603 inch)	1.6±0.10	0.8±0.10	0.45±0.05	K	0.35±0.25
			0.8±0.10	A	
MK212 (0805 inch)	2.0±0.10	1.25±0.10	0.45±0.05	K	0.5±0.25
			0.85±0.10	D	
			1.25±0.10	G	
MK316 (1206 inch)	3.2±0.15	1.6±0.15	0.85±0.10	D	0.5+0.35/−0.25
			1.25±0.10	G	
			1.6±0.20	L	
MK325 (1210 inch)	3.2±0.30	2.5±0.20	0.85±0.10	D	0.6±0.3
			1.9±0.20	N	
			1.9+0.1/−0.2	Y	
			2.5±0.20	M	

Features:
- Monolithic structure provides higher reliability

Applications:
- Communication equipment
- General digital circuit
- Power Supply bypass capacitors
- Smoothing capacitors

* For additional values and sizes, visit mouser.com

For quantities greater than listed, call for quote.

MOUSER STOCK NO.	Taiyo Yuden Part No.	Case Size	Volt (VDC)	Value (pF)	Tol. ±	Price Each 1	50	100	500	1000
X5R										
963-TMK105BJ104KV-F	TMK105BJ104KV-F	0402	25V	0.1	10%	.12	.039	.02	.014	.01
963-TMK107BJ474KA-T	TMK107BJ474KA-T	0603	25V	0.47	10%	.30	.09	.048	.035	.024
963-TMK107BJ105KA-T	TMK107BJ105KA-T	0603	25V	1	10%	.18	.055	.029	.021	.014
963-TMK107ABJ225KA-T	TMK107ABJ225KA-T	0603	25V	2.2	10%	.39	.168	.096	.065	.052
963-TMK212BJ105KD-T	TMK212BJ105KD-T	0805	25V	1	10%	.40	.136	.075	.054	.039
963-TMK212BBJ475KD-T	TMK212BBJ475KD-T	0805	25V	4.7	10%	.56	.287	.168	.131	.103
963-TMK212BBJ106KG-T	TMK212BBJ106KG-T	0805	25V	10	10%	.62	.353	.22	.188	.147
963-TMK316BJ105KD-T	TMK316BJ105KD-T	1206	25V	1	10%	.51	.225	.128	.087	.071
963-TMK316BJ475KD-T	TMK316BJ475KD-T	1206	25V	4.7	10%	.49	.256	.15	.116	.091
963-TMK316BJ106KL-T	TMK316BJ106KL-T	1206	25V	10	10%	.60	.34	.212	.141	.102
963-TMK325BJ106MD-T	TMK325BJ106MD-T	1206	25V	10	20%	1.07	.642	.441	.321	.214
963-TMK325BJ226MM-T	TMK325BJ226MM-T	1206	25V	22	20%	1.08	.693	.537	.328	.277
X7R										
963-TMK105B7103KV-F	TMK105B7103KV-F	0402	25V	0.01	10%	.05	.015	.007	.005	.003
963-TMK105B7223KV-F	TMK105B7223KV-F	0402	25V	0.022	10%	.11	.028	.014	.011	.006
963-TMK105B7472KV-F	TMK105B7472KV-F	0402	25V	4700	10%	.11	.032	.016	.012	.007
963-TMK107B7474KA-TR	TMK107B7474KA-TR	0603	25V	0.47	10%	.26	.089	.049	.034	.026
963-TMK107B7105KA-T	TMK107B7105KA-T	0603	25V	1	10%	.29	.10	.055	.039	.029
963-TMK212B7105KG-T	TMK212B7105KG-T	0805	25V	1	10%	.40	.136	.075	.054	.039
963-TMK212B7225KG-TR	TMK212B7225KG-TR	0805	25V	2.2	10%	.38	.194	.113	.088	.07
963-TMK212AB7475KG-T	TMK212AB7475KG-T	0805	25V	4.7	10%	.48	.248	.146	.112	.089
963-TMK316B7105KL-T	TMK316B7105KL-T	1206	25V	1	10%	.42	.217	.127	.077	.06
963-TMK325B7105KD-T	TMK325B7105KD-T	1206	25V	1	10%	.59	.302	.177	.108	.083
963-TMK325B7225KH-T	TMK325B7225KH-T	1206	25V	2.2	10%	.54	.308	.193	.128	.092
963-TMK316AB7475KL-T	TMK316AB7475KL-T	1206	25V	4.7	10%	.59	.334	.209	.139	.10
963-TMK316B7106KL-TD	TMK316B7106KL-TD	1206	25V	10	10%	.62	.353	.22	.147	.106
963-TMK325B7106KM-TD	TMK325B7106KM-TD	1206	25V	10	10%	1.01	.642	.498	.305	.257
Y5V										
963-TMK107F474ZA-T	TMK107F474ZA-T	0603	25V	0.47	+80-20%	.17	.05	.027	.02	.013
963-TMK212F105ZG-T	TMK212F105ZG-T	0805	25V	1	+80-20%	.26	.089	.049	.034	.026
963-TMK316F106ZL-T	TMK316F106ZL-T	1206	25V	10	+80-20%	.49	.215	.123	.067	.054
963-TMK325F106ZH-T	TMK325F106ZH-T	1206	25V	10	+80-20%	.59	.302	.177	.108	.083

For quantities greater than listed, call for quote.

X5R										
963-GMK105BJ104KV-F	GMK105BJ104KV-F	0402	35V	0.1	10%	.32	.11	.061	.044	.032
963-GMK107BJ105KA-T	GMK107BJ105KA-T	0603	35V	1	10%	.32	.14	.08	.055	.044
963-GMK316BJ106KL-T	GMK316BJ106KL-T	1206	35V	10	10%	.61	.347	.216	.144	.104
963-GMK325BJ225KN-T	GMK325BJ225KN-T	1210	35V	2.2	10%	.62	.353	.22	.147	.106
963-GMK325BJ475MN-T	GMK325BJ475MN-T	1210	35V	4.7	20%	.67	.385	.241	.161	.116
963-GMK325BJ106KN-T	GMK325BJ106KN-T	1210	35V	10	10%	1.03	.616	.424	.308	.205
X7R										
963-GMK212B7105KG-T	GMK212B7105KG-T	0805	35V	1	10%	.52	.271	.158	.123	.097
963-GMK316B7105KL-T	GMK316B7105KL-T	1206	35V	1	10%	.44	.225	.132	.08	.062
963-GMK316AB7106KL	GMK316AB7106KL-TR	1206	35V	10	10%	.69	.415	.286	.208	.138
963-GMK325AB7106MM-T	GMK325AB7106MM-T	1210	35V	10	20%	1.11	.752	.594	.356	.306
Y5V										
963-GMK316F475ZG-T	GMK316F475ZG-T	1206	35V	4.7	+80-20%	.43	.187	.107	.073	.059
963-GMK316F106ZL-T	GMK316F106ZL-T	1206	35V	10	+80-20%	.48	.248	.146	.089	.068
963-GMK325F106ZH-T	GMK325F106ZH-T	1210	35V	10	+80-20%	.73	.417	.26	.173	.125

For quantities greater than listed, call for quote.

C0G										
963-UMK105CG100DV-F	UMK105CG100DV-F	0402	50V	10	0.5pF	.11	.021	.011	.007	.005
963-UMK105CG120JV-F	UMK105CG120JV-F	0402	50V	12	5%	.11	.021	.011	.007	.005
963-UMK105CG101JV-F	UMK105CG101JV-F	0402	50V	100	5%	.11	.016	.01	.01	.007
X5R										
963-UMK107BJ105KA-T	UMK107BJ105KA-T	0603	50V	1	10%	.32	.14	.08	.055	.044
963-UMK212ABJ105KD-T	UMK212ABJ105KD-T	0805	50V	1	10%	.42	.219	.128	.10	.078
963-UMK316BJ105KD-T	UMK316BJ105KD-T	1206	50V	1	10%	.51	.225	.128	.087	.071
963-UMK316BJ225KD-T	UMK316BJ225KD-T	1206	50V	2.2	10%	.51	.225	.128	.087	.071
963-UMK316BJ475KL-T	UMK316BJ475KL-T	1206	50V	4.7	10%	.65	.372	.232	.155	.111
963-UMK325BJ475MM-T	UMK325BJ475MM-T	1210	50V	4.7	20%	.94	.571	.392	.239	.201
963-UMK325BJ106KM-T	UMK325BJ106KM-T	1210	50V	10	10%	.90	.539	.37	.225	.19
X7R										
963-UMK105B7103KV-F	UMK105B7103KV-F	0402	50V	0.01	10%	.11	.016	.009	.005	.003
963-UMK105B7102KV-F	UMK105B7102KV-F	0402	50V	1000	10%	.05	.015	.007	.005	.003
963-UMK105B7221KV-F	UMK105B7221KV-F	0402	50V	220	10%	.05	.015	.007	.005	.003
963-UMK212B7104KG-T	UMK212B7104KG-T	0805	50V	0.1	10%	.29	.089	.047	.034	.022
963-UMK212B7224KG-T	UMK212B7224KG-T	0805	50V	0.22	10%	.27	.092	.05	.036	.026
963-UMK212B7474KG-T	UMK212B7474KG-T	0805	50V	0.47	10%	.49	.215	.123	.083	.067
963-UMK316B7224KL-T	UMK316B7224KL-T	1206	50V	0.22	10%	.42	.217	.127	.077	.06
963-UMK316B7474KL-T	UMK316B7474KL-T	1206	50V	0.47	10%	.42	.217	.127	.077	.06
963-UMK316B7105KL-T	UMK316B7105KL-T	1206	50V	1	10%	.42	.217	.127	.077	.06
963-UMK325B7105KH-T	UMK325B7105KH-T	1210	50V	1	10%	.50	.289	.18	.12	.087
963-UMK325B7475KM-T	UMK325B7475KM-T	1210	50V	4.7	10%	1.13	.728	.564	.346	.291
Y5V										
963-UMK107F104ZA-T	UMK107F104ZA-T	0603	50V	0.1	+80-20%	.19	.058	.03	.021	.014
963-UMK212F224ZD-T	UMK212F224ZD-T	0805	50V	0.22	+80-20%	.26	.089	.049	.034	.026
963-UMK212F474ZG-T	UMK212F474ZG-T	0805	50V	0.47	+80-20%	.39	.133	.074	.052	.039
963-UMK212F105ZG-T	UMK212F105ZG-T	0805	50V	1	+80-20%	.30	.088	.047	.035	.024
963-UMK316F225ZG-T	UMK316F225ZG-T	1206	50V	2.2	+80-20%	.45	.232	.136	.106	.083
963-UMK325F475ZH-T	UMK325F475ZH-T	1210	50V	4.7	+80-20%	.54	.279	.164	.10	.077

© Copyright 2013 Mouser Electronics
© Copyright 2013 Mouser Electronics

TAIYO YUDEN Multilayer Ceramic Capacitors

RoHS Compliant **This product is RoHS compliant.**

M SERIES MEDIUM-HIGH VOLTAGE MLCCs

Features:
- The use of nickel as electrode material prevents migration and provides high reliability
- Small case sizes with high rated voltage

Applications:
- General telephone exchange
- Wireless and Telecommunication base
- For DC/DC Converter

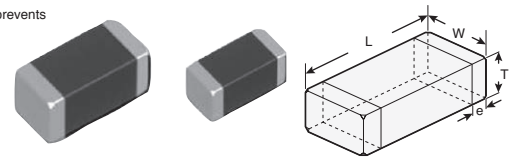

Type	Dimensions: mm				
	L	W	T		e
MK107 (0603 inch)	1.6±0.10	0.8±0.10	0.8±0.10	A	0.35±0.25
MK212 (0805 inch)	2.0±0.10	1.25±0.10	0.85±0.10	D	0.5±0.25
			1.25±0.10	G	
MK316 (1206 inch)	3.2±0.15	1.6±0.15	1.15±0.10	F	0.5+0.35/−0.25
			1.6±0.20	L	
MK325 (1210 inch)	3.2±0.3	2.5±0.20	1.15±0.10	F	0.6±0.3
			1.9±0.20	N	
MK432 (1812 inch)	4.5±0.4	3.2±0.30	2.5±0.20	M	0.9±0.6

* For additional values and sizes, visit mouser.com

For quantities greater than listed, call for quote.

MOUSER STOCK NO.	Case Size	Volt (VDC)	Value (uF)	Tol. ±	Price Each 1	50	100
X7R							
963-EMK105B7224KV-FR	0402	16V	0.22	10%	.29	.087	.047

For quantities greater than listed, call for quote.

MOUSER STOCK NO.	Case Size	Volt (VDC)	Value (uF)	Tol. ±	Price Each 1	50	100
X7R							
963-HMK107B7102KA-T	0603	100V	1000pF	10%	.30	.105	.058
963-HMK107B7222KA-T	0603	100V	2200pF	10%	.30	.105	.058
963-HMK107B7103KA-T	0603	100V	0.01	10%	.32	.109	.06
963-HMK212B7153KG-T	0805	100V	0.015	10%	.31	.109	.06
963-HMK212B7103KG-T	0805	100V	0.01	10%	.32	.11	.061
963-HMK212B7104KG-T	0805	100V	0.1	10%	.32	.146	.082
963-HMK316B7224KL-T	1206	100V	0.22	10%	.45	.235	.137
963-HMK316B7104KL-T	1206	100V	0.1	10%	.44	.225	.132
963-HMK316B7105KL-T	1206	100V	1	10%	.71	.404	.253
963-HMK325B7224KN-T	1210	100V	0.22	10%	.67	.385	.241
963-HMK325B7104KF-T	1210	100V	0.1	10%	.62	.373	.257
963-HMK325B7105KN-T	1210	100V	1	10%	.86	.514	.353
963-HMK432B7474KM-T	1812	100V	0.47	10%	1.07	.685	.531
963-HMK432B7225KM-T	1812	100V	2.2	10%	1.11	.752	.594
963-HMK432B7105KM-T	1812	100V	1	10%	1.13	.728	.564

For quantities greater than listed, call for quote.

MOUSER STOCK NO.	Case Size	Volt (VDC)	Value (uF)	Tol. ±	Price Each 1	50	100
X7R							
963-QMK212B7102KD-T	0805	250V	1000pF	10%	.36	.161	.091
963-QMK212B7152KD-T	0805	250V	1500pF	10%	.36	.161	.091
963-QMK212B7103KG-T	0805	250V	0.01	10%	.36	.158	.091
963-QMK316B7333KL-T	1206	250V	0.033	10%	.52	.302	.188
963-QMK316B7473KL-T	1206	250V	0.047	10%	.52	.302	.188
963-QMK316B7104KL-T	1206	250V	0.1	10%	.52	.302	.188
963-QMK325B7473KN-T	1210	250V	0.047	10%	.67	.385	.241
963-QMK325B7224KN-T	1210	250V	0.22	10%	.67	.385	.241
963-QMK325B7104KN-T	1210	250V	0.1	10%	.67	.385	.241
963-QMK432B7224KM-T	1812	250V	0.22	10%	1.03	.616	.424
963-QMK432B7474KM-T	1812	250V	0.47	10%	1.07	.685	.531
963-QMK432B7104KM-T	1812	250V	0.1	10%	1.03	.616	.424

For quantities greater than listed, call for quote.

MOUSER STOCK NO.	Case Size	Volt (VDC)	Value (uF)	Tol. ±	Price Each 1	50	100
X7R							
963-SMK316B7102KF-T	1206	630V	1000pF	10%	.45	.257	.161
963-SMK316B7152KF-T	1206	630V	1500pF	10%	.45	.257	.161
963-SMK316B7103KF-T	1206	630V	0.01	10%	.48	.276	.172
963-SMK325B7223KN-T	1210	630V	0.022	10%	.62	.369	.254
963-SMK325B7333KN-T	1210	630V	0.033	10%	.70	.421	.289
963-SMK325B7473KN-T	1210	630V	0.047	10%	.79	.472	.324
963-SMK432B7473KM-T	1812	630V	0.047	10%	.97	.625	.484
963-SMK432B7683KM-T	1812	630V	0.068	10%	.97	.625	.484
963-SMK432B7104KM-T	1812	630V	0.1	10%	.97	.625	.484

For quantities greater than listed, call for quote.

MOUSER STOCK NO.	Case Size	Volt (VDC)	Value (uF)	Tol. ±	Price Each 1	50	100
C0G							
963-UMK063CG010CT-F	0201	50	1 pF	0.25 pF	.13	.045	.025
963-UMK063CG1R2CT-F	0201	50	1.2 pF	0.25 pF	.13	.045	.025
963-UMK063CG1R5CT-F	0201	50	1.5 pF	0.25 pF	.13	.045	.025
963-UMK063CG1R8CT-F	0201	50	1.8 pF	0.25 pF	.13	.045	.025
963-UMK063CG2R2CT-F	0201	50	2.2 pF	0.25 pF	.13	.045	.025
963-UMK063CG2R7CT-F	0201	50	2.7 pF	0.25 pF	.13	.045	.025
963-UMK063CG3R3CT-F	0201	50	3.3 pF	0.25 pF	.13	.045	.025
963-UMK063CG3R9CT-F	0201	50	3.9 pF	0.25 pF	.13	.045	.025
963-UMK063CG4R7CT-F	0201	50	4.7 pF	0.25 pF	.13	.045	.025
963-UMK063CG5R6DT-F	0201	50	5.6 pF	0.5 pF	.13	.045	.025
963-UMK063CG6R8DT-F	0201	50	6.8 pF	0.5 pF	.13	.045	.025
963-UMK063CG8R2DT-F	0201	50	8.2 pF	0.5 pF	.13	.045	.025
963-UMK063CG100DT-F	0201	50	10 pF	0.5 pF	.13	.045	.025
963-UMK063CG120JT-F	0201	50	12 pF	5%	.13	.045	.025
963-UMK063CG150JT-F	0201	50	15 pF	5%	.13	.045	.025
963-UMK063CG180JT-F	0201	50	18 pF	5%	.13	.045	.025
963-UMK063CG220JT-F	0201	50	22 pF	5%	.13	.045	.025
963-UMK063CG270JT-F	0201	50	27 pF	5%	.13	.045	.025
963-UMK063CG330JT-F	0201	50	33 pF	5%	.13	.045	.025
963-UMK063CG390JT-F	0201	50	39 pF	5%	.13	.045	.025
963-UMK063CG470JT-F	0201	50	47 pF	5%	.13	.045	.025
963-UMK063CG560JT-F	0201	50	56 pF	5%	.13	.045	.025
963-UMK063CG680JT-F	0201	50	68 pF	5%	.13	.045	.025
963-UMK063CG820JT-F	0201	50	82 pF	5%	.13	.045	.025
963-UMK063CG101JT-F	0201	50	100 pF	5%	.13	.045	.025
963-UMK105CG0R5CV-F	0402	50	0.5 pF	0.25 pF	.13	.039	.02
963-UMK105CG010CV-F	0402	50	1 pF	0.25 pF	.13	.039	.02
963-UMK105CG1R2CV-F	0402	50	1.2 pF	0.25 pF	.13	.039	.02
963-UMK105CG1R5CV-F	0402	50	1.5 pF	0.25 pF	.13	.039	.02
963-UMK105CG1R8CV-F	0402	50	1.8 pF	0.25 pF	.13	.039	.02
963-UMK105CG2R2CV-F	0402	50	2.2 pF	0.25 pF	.13	.039	.02
963-UMK105CG2R7CV-F	0402	50	2.7 pF	0.25 pF	.13	.039	.02
963-UMK105CG3R3CV-F	0402	50	3.3 pF	0.25 pF	.13	.039	.02
963-UMK105CG3R9CV-F	0402	50	3.9 pF	0.25 pF	.13	.039	.02
963-UMK105CG4R7CV-F	0402	50	4.7 pF	0.25 pF	.13	.039	.02
963-UMK105CG5R6CV-F	0402	50	5.6 pF	0.25 pF	.13	.039	.02
963-UMK105CG5R6DV-F	0402	50	5.6 pF	0.5 pF	.13	.039	.02
963-UMK105CG6R8DV-F	0402	50	6.8 pF	0.5 pF	.13	.039	.02
X5R							
963-UMK107ABJ474KA-T	0603	50	0.47 uF	10%	.14	.055	.03
X7R							
963-UMK107B7474KA-TR	0603	50	0.47 uF	10%	.27	.094	.054
963-UMK212BB7225KG-T	0805	50	2.2 uF	10%	.80	.277	.153
963-UMK316B7225KD-T	1206	50	2.2 uF	10%	.39	.207	.12
963-UMK325AB7106KM-T	1210	50	10 uF	20%	2.25	1.16	.679
963-UMK325AB7106MM-T	1210	50	10 uF	20%	1.95	1.01	.589

MLCCS FOR HIGH FREQUENCY APPLICATIONS

Features:
- Q value in the high frequency range (1GHz+) is superior compared to other types of multilayer capacitors
- The 1005 (0402) case size is designed for high density mounting and weight reduction in various applications

Applications:
- Suitable for those high frequency applications in which a capacitor with both a high Q-value and small size is required such as portable communications and other wireless applications
- Adjustment of characteristics in high frequency circuit



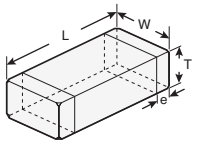

Type	Dimensions: mm				
	L	W	T		e
VK105 (0402 inch)	1.6±0.10	0.8±0.10	0.8±0.10	A	0.35±0.25

* For additional values and sizes, visit mouser.com

For quantities greater than listed, call for quote.

MOUSER STOCK NO.	Taiyo Yuden Part No.	Case Size	Volt (VDC)	Value (pF)	Temp. Char.	Tol. ±	Price Each 1	50	100	500	1000
C0H											
963-UVK105CH0R3BW-F	UVK105CH0R3BW-F	0402	50V	0.3	C0H	0.1pF	.32	.14	.08	.08	.08
963-UVK105CH0R4BW-F	UVK105CH0R4BW-F	0402	50V	0.4	C0H	0.1pF	.32	.14	.08	.08	.08
963-UVK105CH0R5BW-F	UVK105CH0R5BW-F	0402	50V	0.5	C0H	0.1pF	.32	.14	.08	.08	.08
963-UVK105CH0R6BW-F	UVK105CH0R6BW-F	0402	50V	0.6	C0H	0.1pF	.32	.14	.08	.08	.08
963-UVK105CH0R7BW-F	UVK105CH0R7BW-F	0402	50V	0.7	C0H	0.1pF	.32	.14	.08	.08	.08
963-UVK105CH0R8BW-F	UVK105CH0R8BW-F	0402	50V	0.8	C0H	0.1pF	.32	.14	.08	.08	.08
963-UVK105CH0R9BW-F	UVK105CH0R9BW-F	0402	50V	0.9	C0H	0.1pF	.32	.14	.08	.08	.08
963-UVK105CH1R1BW-F	UVK105CH1R1BW-F	0402	50V	1.1	C0H	0.1pF	.32	.14	.08	.08	.08
963-UVK105CH1R2BW-F	UVK105CH1R2BW-F	0402	50V	1.2	C0H	0.1pF	.32	.14	.08	.08	.08
963-UVK105CH1R3BW-F	UVK105CH1R3BW-F	0402	50V	1.3	C0H	0.1pF	.32	.14	.08	.08	.08
963-UVK105CH1R5BW-F	UVK105CH1R5BW-F	0402	50V	1.5	C0H	0.1pF	.32	.14	.08	.08	.08
963-UVK105CH1R6BW-F	UVK105CH1R6BW-F	0402	50V	1.6	C0H	0.1pF	.32	.14	.08	.08	.08
963-UVK105CH1R8BW-F	UVK105CH1R8BW-F	0402	50V	1.8	C0H	0.1pF	.32	.14	.08	.08	.08
963-UVK105CH010BW-F	UVK105CH010BW-F	0402	50V	1	C0H	0.1pF	.32	.14	.08	.08	.08
963-UVK105CH2R2JW-F	UVK105CH2R2JW-F	0402	50V	2.2	C0H	5%	.32	.14	.08	.08	.08

© Copyright 2013 Mouser Electronics
© Copyright 2013 Mouser Electronics

TDK Ceramic Capacitor Arrays

TDK 2 ELEMENT CAPACITOR ARRAYS

Features:
- Multiple capacitors (2) in one package
- Reduced space needed for equal capacity
- Unique electrode construction reduces crosstalk in RF applications
- Decreases mounting time by 50% compared to individual components
- No polarity

RoHS Compliant

DIMENSIONS: in. (mm)

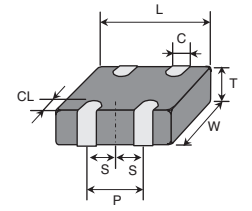

2 ELEMENTS NO GND

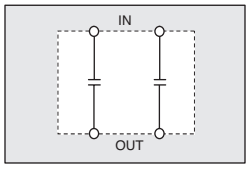

	CKCM25	CKCL22
L	1.37 ± 0.15	2.0 ± 0.15
W	1.0 ± 0.15	1.25 ± 0.15
T	0.66 max.	1.0 max.
C	0.36 ±0.1	0.45 ± 0.1
CL	0.20 ± 0.1	0.20 +0.2, -0.1
P	0.64 ± 0.1	1.0 ± 0.1
S	0.32 ± 0.1	0.32 ± 0.1

For quantities greater than listed, call for quote.

MOUSER STOCK NO.	TDK Part No.	Case Size	Temp. Coeff.	Volt (VDC)	Value (pF)	Tol. ±	Price Each 1	Price Each 100	Price Each 1000	Reel Qty.	Price Per Piece
810-CKCM25C0G1H220K	CKCM25C0G1H220K	0603	C0G	50	22	10%	.21	.128	.051	4000	.027
810-CKCM25C0G1H470K	CKCM25C0G1H470K	0603	C0G	50	47	10%	.21	.128	.051	4000	.027
810-CKCM25C0G1H680K	CKCM25C0G1H680K	0603	C0G	50	68	10%	.21	.128	.051	4000	.027
810-CKCM25C0G1H101K	CKCM25C0G1H101K	0603	C0G	50	100	10%	.21	.128	.051	4000	.027
810-CKCM25X7R1H102M	CKCM25X7R1H102M	0603	X7R	50	1000	20%	.21	.128	.051	4000	.027
810-CKCM25X7R1H222M	CKCM25X7R1H222M	0603	X7R	50	2200	20%	.21	.128	.051	4000	.027
810-CKCM25X7R1E472M	CKCM25X7R1E472M	0603	X7R	25	4700	20%	.21	.128	.051	4000	.027
810-CKCM25X7R1C103M	CKCM25X7R1C103M	0603	X7R	16	.01µF	20%	.21	.128	.051	4000	.027
810-CKCM25X5R1A223M	CKCM25X5R1A223M	0603	X5R	10	.022µF	20%	.25	.149	.059	4000	.031
810-CKCM25X5R1A473M	CKCM25X5R1A473M	0603	X5R	10	.047µF	20%	.25	.149	.059	4000	.031
810-CKCM25X5R0J104M	CKCM25X5R0J104M	0603	X5R	6.3	.1µF	20%	.25	.149	.059	4000	.031
810-CKCM25X5R0J474M	CKCM25X5R0J474M	0603	X5R	6.3	.47µF	20%	.39	.228	.091	4000	.048
810-CKCM25X5R0J105M	CKCM25X5R0J105M	0603	X5R	6.3	1.0µF	20%	.39	.228	.091	4000	.048
810-CKCL22C0G1H150K	CKCL22C0G1H150K	0805	C0G	50	15	10%	.33	.197	.078	4000	.041
810-CKCL22C0G1H220K	CKCL22C0G1H220K	0805	C0G	50	22	10%	.33	.197	.078	4000	.041
810-CKCL22C0G1H330K	CKCL22C0G1H330K	0805	C0G	50	33	10%	.33	.197	.078	4000	.041
810-CKCL22C0G1H470K	CKCL22C0G1H470K	0805	C0G	50	47	10%	.33	.197	.078	4000	.041
810-CKCL22C0G1H680K	CKCL22C0G1H680K	0805	C0G	50	68	10%	.33	.197	.078	4000	.041
810-CKCL22C0G1H101K	CKCL22C0G1H101K	0805	C0G	50	100	10%	.33	.197	.078	4000	.041
810-CKCL22C0G1H151K	CKCL22C0G1H151K	0805	C0G	50	150	10%	.36	.217	.087	4000	.045
810-CKCL22C0G1H221K	CKCL22C0G1H221K	0805	C0G	50	220	10%	.36	.217	.087	4000	.045
810-CKCL22C0G1H471K	CKCL22C0G1H471K	0805	C0G	50	470	10%	.40	.236	.094	4000	.049
810-CKCL22X7R1H102M	CKCL22X7R1H102M	0805	X7R	50	1000	20%	.30	.178	.071	4000	.037
810-CKCL22X7R1H222M	CKCL22X7R1H222M	0805	X7R	50	2200	20%	.30	.178	.071	4000	.037
810-CKCL22X7R1H472M	CKCL22X7R1H472M	0805	X7R	50	4700	20%	.30	.178	.071	4000	.037
810-CKCL22X7R1H103M	CKCL22X7R1H103M	0805	X7R	50	.01µF	20%	.30	.178	.071	4000	.037
810-CKCL22X7R1E223M	CKCL22X7R1E223M	0805	X7R	25	.022µF	20%	.30	.178	.071	4000	.037
810-CKCL22X7R1E473M	CKCL22X7R1E473M	0805	X7R	25	.047µF	20%	.33	.198	.079	4000	.042
810-CKCL22X7R1C104M	CKCL22X7R1C104M	0805	X7R	16	.1µF	20%	.33	.198	.079	4000	.042
810-CKCL22X5R1A224M	CKCL22X5R1A224M	0805	X5R	10	.22µF	20%	.39	.228	.091	4000	.047
810-CKCL22X5R0J474M	CKCL22X5R0J474M	0805	X5R	6.3	.47µF	20%	.39	.228	.091	4000	.047
810-CKCL22X5R0J105M	CKCL22X5R0J105M	0805	X5R	6.3	1.0µF	20%	.42	.247	.098	4000	.052

TDK 4 ELEMENT CAPACITOR ARRAYS

Features:
- Multiple capacitors (4) in one package
- Highly effective in EMC countermeasure applications
- Unique electrode construction reduces crosstalk in RF applications
- Decreases mounting time by 75% compared to individual components
- No polarity

RoHS Compliant

DIMENSIONS: mm

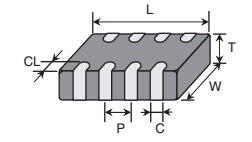

4 ELEMENTS NO GND

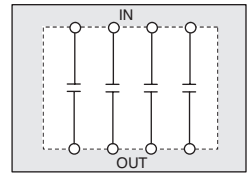

	CKCM44	CKCL43
L	2.00 ± 0.15	3.20 ± 0.20
W	1.25 ± 0.15	1.60 ± 0.20
T	1.00 max.	1.10 max.
P	0.50 ±0.10	0.80 +0.20, -0.10
C	0.25 ± 0.10	0.40 +0.20, -0.10
CL	0.10 ~ 0.10	0.15 ~ 0.40

0805 Case Size

For quantities greater than listed, call for quote.

MOUSER STOCK NO.	TDK Part No.	Case Size	Temp. Coeff.	Volt (VDC)	Value (pF)	Tol. ±	Price Each 1	Price Each 100	Price Each 1000	Reel Qty.	Price Per Piece
810-CKCL44C0G1H100F	CKCL44C0G1H100F	0805	C0G	50	10	1.0pF	.30	.178	.071	4000	.037
810-CKCL44C0G1H150K	CKCL44C0G1H150K	0805	C0G	50	15	10%	.30	.178	.071	4000	.037
810-CKCL44C0G1H220K	CKCL44C0G1H220K	0805	C0G	50	22	10%	.30	.178	.071	4000	.037
810-CKCL44C0G1H330K	CKCL44C0G1H330K	0805	C0G	50	33	10%	.30	.178	.071	4000	.037
810-CKCL44C0G1H470K	CKCL44C0G1H470K	0805	C0G	50	47	10%	.30	.178	.071	4000	.037
810-CKCL44C0G1H680K	CKCL44C0G1H680K	0805	C0G	50	68	10%	.30	.178	.071	4000	.037
810-CKCL44C0G1H101K	CKCL44C0G1H101K	0805	C0G	50	100	10%	.30	.178	.071	4000	.037
810-CKCL44C0G1H151K	CKCL44C0G1H151K	0805	C0G	50	150	20%	.30	.178	.071	4000	.037
810-CKCL44X7R1H221M	CKCL44X7R1H221M	0805	X7R	50	220	20%	.30	.178	.071	4000	.037
810-CKCL44X7R1H471M	CKCL44X7R1H471M	0805	X7R	50	470	20%	.32	.194	.077	4000	.041
810-CKCL44X7R1H102M	CKCL44X7R1H102M	0805	X7R	50	1000	20%	.30	.178	.071	4000	.037
810-CKCL44X7R1H222M	CKCL44X7R1H222M	0805	X7R	50	2200	20%	.30	.178	.071	4000	.037
810-CKCL44X7R1H472M	CKCL44X7R1H472M	0805	X7R	50	4700	20%	.30	.178	.071	4000	.037
810-CKCL44X7R1E103M	CKCL44X7R1E103M	0805	X7R	25	.01µF	20%	.30	.178	.071	4000	.037
810-CKCL44X7R1C223M	CKCL44X7R1C223M	0805	X7R	16	.022µF	20%	.33	.198	.079	4000	.042
810-CKCL44X5R1A473M	CKCL44X5R1A473M	0805	X5R	10	.047µF	20%	.33	.198	.079	4000	.042
810-CKCL44X5R0J104M	CKCL44X5R0J104M	0805	X5R	6.3	.1µF	20%	.39	.228	.091	4000	.048

1206 Case Size

For quantities greater than listed, call for quote.

MOUSER STOCK NO.	TDK Part No.	Case Size	Temp. Coeff.	Volt (VDC)	Value (pF)	Tol. ±	Price Each 1	Price Each 100	Price Each 1000	Reel Qty.	Price Per Piece
810-CKCA43C0G1H100F	CKCA43C0G1H100F	1206	C0G	50	10	1.0pF	.33	.198	.079	2000	.042
810-CKCA43C0G1H150K	CKCA43C0G1H150K	1206	C0G	50	15	10%	.33	.198	.079	2000	.042
810-CKCA43C0G1H220K	CKCA43C0G1H220K	1206	C0G	50	22	10%	.33	.198	.079	2000	.042
810-CKCA43C0G1H330K	CKCA43C0G1H330K	1206	C0G	50	33	10%	.33	.198	.079	2000	.042
810-CKCA43C0G1H470K	CKCA43C0G1H470K	1206	C0G	50	47	10%	.33	.198	.079	2000	.042
810-CKCA43C0G1H680K	CKCA43C0G1H680K	1206	C0G	50	68	10%	.33	.198	.079	2000	.042
810-CKCA43C0G1H101K	CKCA43C0G1H101K	1206	C0G	50	100	10%	.33	.198	.079	2000	.042
810-CKCA43C0G1H151K	CKCA43C0G1H151K	1206	C0G	50	150	10%	.33	.198	.079	2000	.042
810-CKCA43C0G1H221K	CKCA43C0G1H221K	1206	C0G	50	220	10%	.33	.198	.079	2000	.042
810-CKCA43C0G1H331K	CKCA43C0G1H331K	1206	C0G	50	330	10%	.36	.217	.087	2000	.046
810-CKCA43C0G1H471K	CKCA43C0G1H471K	1206	C0G	50	470	10%	.36	.217	.087	2000	.046
810-CKCA43X7R1H471M	CKCA43X7R1H471M	1206	X7R	50	470	20%	.33	.198	.079	2000	.042
810-CKCA43X7R1H102M	CKCA43X7R1H102M	1206	X7R	50	1000	20%	.32	.195	.077	2000	.042
810-CKCA43X7R1H222M	CKCA43X7R1H222M	1206	X7R	50	2200	20%	.33	.198	.079	2000	.042
810-CKCA43X7R1H472M	CKCA43X7R1H472M	1206	X7R	50	4700	20%	.33	.198	.079	2000	.042
810-CKCA43X7R1H103M	CKCA43X7R1H103M	1206	X7R	50	.01µF	20%	.28	.167	.066	2000	.042
810-CKCA43X7R1H223M	CKCA43X7R1H223M	1206	X7R	50	.022µF	20%	.39	.228	.091	2000	.048
810-CKCA43X7R1E473M	CKCA43X7R1E473M	1206	X7R	25	.047µF	20%	.39	.228	.091	2000	.048
810-CKCA43X7R1C104M	CKCA43X7R1C104M	1206	X7R	16	.1µF	20%	.42	.247	.098	2000	.052

© Copyright 2013 Mouser Electronics
© Copyright 2013 Mouser Electronics

TDK Ceramic Chip Capacitors

RoHS Compliant **This product is RoHS compliant.**

C SERIES CONDUCTIVE EPOXY CAPACITORS

Features:

- AgPdCu termination for conductive glue mounting
- Reduce risk of silver migration
- Improved mechanical/thermal strength when used with conductive glue
- AEC Q-200 compliant
- RoHS, WEE, and REACH compliant

Applications:

- Transmission control
- Engine sensor module
- Automotive power train
- Anti-Lock Breaking System
- Application requiring conductive glue mounting method

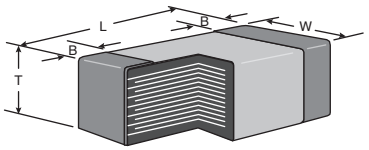

Case Code	Dim. (mm)		
	L	W	T
C1005/0402	1.00	0.50	0.50
C1608/0603	1.60	0.80	0.80
C2012/0805	2.00	1.25	1.25
C3216/1206	3.20	1.60	1.60
C3225/1210	3.20	2.50	2.50

C1005 (CC0402)

For quantities greater than listed, call for quote.

MOUSER STOCK NO.	TDK Part No.	Value (pF)	Volt (DC)	Tol. ±	Dimensions: mm			Price Each				Reel Qty.	Price Per Piece
					L	W	T	1	50	100	500		
Temperature Coef: C0G													
810-C1005C0G1H100DEP	C1005C0G1H100D/EPOXY	10	50	.5pF	1.0	0.5	0.5	.10	.051	.047	.043	10000	.037
810-C1005C0G1H101JEP	C1005C0G1H101J/EPOXY	100	50	5	1.0	0.5	0.5	.10	.051	.047	.043	10000	.037
Temperature Coef: X8R													
810-C1005X8R1H221KEP	C1005X8R1H221K/EPOXY	22	50	10	1.0	0.5	0.5	.10	.051	.047	.043	10000	.037
810-C1005X8R1H471KEP	C1005X8R1H471K/EPOXY	470	50	10	1.0	0.5	0.5	.10	.051	.047	.043	10000	.037
810-C1005X8R1H102KEP	C1005X8R1H102K/EPOXY	1000	50	10	1.0	0.5	0.5	.10	.051	.047	.043	10000	.037
810-C1005X8R1H222KEP	C1005X8R1H222K/EPOXY	2200	50	10	1.0	0.5	0.5	.10	.051	.047	.043	10000	.037
810-C1005X8R1H472KEP	C1005X8R1H472K/EPOXY	4700	50	10	1.0	0.5	0.5	.10	.051	.047	.043	10000	.037
810-C1005X8R1E103KEP	C1005X8R1E103K/EPOXY	.01µF	25	10	1.0	0.5	0.5	.10	.051	.047	.043	10000	.037

C1608 (CC0603)

For quantities greater than listed, call for quote.

MOUSER STOCK NO.	TDK Part No.	Value (pF)	Volt (DC)	Tol. ±	Dimensions: mm			Price Each				Reel Qty.	Price Per Piece
					L	W	T	1	50	100	500		
Temperature Coef: C0G													
810-C1608C0G1H100DEP	C1608C0G1H100D/EPOXY	10	50	.5pF	1.6	0.8	0.8	.10	.065	.059	.054	4000	.046
810-C1608C0G1H101JEP	C1608C0G1H101J/EPOXY	100	50	5	1.6	0.8	0.8	.10	.065	.059	.054	4000	.046
810-C1608C0G1H102JEP	C1608C0G1H102J/EPOXY	1000	50	5	1.6	0.8	0.8	.10	.065	.059	.054	4000	.046
810-C1608C0G2A101JEP	C1608C0G2A101J/EPOXY	10	100	5	1.6	0.8	0.8	.10	.065	.059	.054	4000	.046
810-C1608C0G2A221JEP	C1608C0G2A221J/EPOXY	220	100	5	1.6	0.8	0.8	.10	.065	.059	.054	4000	.046
810-C1608C0G2A471JEP	C1608C0G2A471J/EPOXY	470	100	5	1.6	0.8	0.8	.10	.065	.059	.054	4000	.046
810-C1608C0G2A102JEP	C1608C0G2A102J/EPOXY	1000	100	5	1.6	0.8	0.8	.10	.065	.059	.054	4000	.046
Temperature Coef: X7R													
810-C1608X7R1H102KEP	C1608X7R1H102K/EPOXY	1000	50	10	1.6	0.8	0.8	.10	.065	.059	.054	4000	.046
810-C1608X7R1H222KEP	C1608X7R1H222K/EPOXY	2200	50	10	1.6	0.8	0.8	.10	.065	.059	.054	4000	.046
810-C1608X7R1H472KEP	C1608X7R1H472K/EPOXY	4700	50	10	1.6	0.8	0.8	.10	.065	.059	.054	4000	.046
810-C1608X7R1H103KEP	C1608X7R1H103K/EPOXY	.01µF	50	10	1.6	0.8	0.8	.10	.065	.059	.054	4000	.046
810-C1608X7R1H223KEP	C1608X7R1H223K/EPOXY	.022µF	50	10	1.6	0.8	0.8	.10	.065	.059	.054	4000	.046
810-C1608X7R1H473KEP	C1608X7R1H473K/EPOXY	.047µF	50	10	1.6	0.8	0.8	.10	.065	.059	.054	4000	.046
810-C1608X7R1H104KEP	C1608X7R1H104K/EPOXY	0.1µF	50	10	1.6	0.8	0.8	.10	.065	.059	.054	4000	.046
Temperature Coef: X8R													
810-C1608X8R2A102KEP	C1608X8R2A102K/EPOXY	1000	100	10	1.6	0.8	0.8	.10	.065	.059	.054	4000	.046
810-C1608X8R2A222KEP	C1608X8R2A222K/EPOXY	2200	100	10	1.6	0.8	0.8	.10	.065	.059	.054	4000	.046
810-C1608X8R2A472KEP	C1608X8R2A472K/EPOXY	4700	100	10	1.6	0.8	0.8	.10	.065	.059	.054	4000	.046
810-C1608X8R2A103KEP	C1608X8R2A103K/EPOXY	.01µF	100	10	1.6	0.8	0.8	.10	.065	.059	.054	4000	.046
810-C1608X8R1H102KEP	C1608X8R1H102K/EPOXY	1000	50	10	1.6	0.8	0.8	.10	.065	.059	.054	4000	.046
810-C1608X8R1H103KEP	C1608X8R1H103K/EPOXY	.01µF	50	10	1.6	0.8	0.8	.10	.065	.059	.054	4000	.046
810-C1608X8R1H223KEP	C1608X8R1H223K/EPOXY	.022µF	50	10	1.6	0.8	0.8	.10	.065	.059	.054	4000	.046
810-C1608X8R1H473KEP	C1608X8R1H473K/EPOXY	.047µF	50	10	1.6	0.8	0.8	.10	.065	.059	.054	4000	.046
810-C1608X8R1E104KEP	C1608X8R1E104K/EPOXY	.1µF	25	10	1.6	0.8	0.8	.10	.065	.059	.054	4000	.046

C2012 (CC0805)

For quantities greater than listed, call for quote.

MOUSER STOCK NO.	TDK Part No.	Value (pF)	Volt (DC)	Tol. ±	Dimensions: mm			Price Each				Reel Qty.	Price Per Piece
					L	W	T	1	50	100	500		
Temperature Coef: X7R													
810-C2012X7R1E105KEP	C2012X7R1E105K/EPOXY	1µF	25	10	2.0	1.25	1.25	.15	.117	.106	.096	2000	.083
Temperature Coef: X8R													
810-C2012X8R1H104KEP	C2012X8R1H104K/EPOXY	.1µF	50	10	2.0	1.25	1.25	.12	.091	.082	.075	2000	.064

C3216 (CC1206)

For quantities greater than listed, call for quote.

MOUSER STOCK NO.	TDK Part No.	Value (pF)	Volt (DC)	Tol. ±	Dimensions: mm			Price Each				Reel Qty.	Price Per Piece
					L	W	T	1	50	100	500		
Temperature Coef: X7R													
810-C3216X7R1E106MEP	C3216X7R1E106M/EPOXY	10µf	25	20	3.2	1.6	1.6	.85	.647	.589	.535	2000	.462
Temperature Coef: X8R													
810-C3216X8R1E105KEP	C3216X8R1E105K/EPOXY	1µF	25	10	3.2	1.6	1.6	.50	.388	.353	.321	2000	.277

C3225 (CC1210)

For quantities greater than listed, call for quote.

MOUSER STOCK NO.	TDK Part No.	Value (pF)	Volt (DC)	Tol. ±	Dimensions: mm			Price Each				Reel Qty.	Price Per Piece
					L	W	T	1	50	100	500		
Temperature Coef: X7R													
810-C3225X7R1H105KEP	C3225X7R1H105K/EPOXY	1µF	50	10	3.2	2.5	2.5	.67	.518	.471	.428	2000	.37

© Copyright 2013 Mouser Electronics
© Copyright 2013 Mouser Electronics

TDK MLCC Capacitors

RoHS Compliant This product is RoHS compliant.

C SERIES - HIGH Q, HIGH FREQUENCY CAPACITORS

Features:
- Excellent attenuation
- High self-resonant frequency
- Higher Q factor than standard capacitors
- Lower power dissipation/less energy absorption
- High stability with respect to time, temperature, frequency, and voltage

Specifications:
- 0201 Case Size
- Temperature Range: -55°C to +125°C
- Rated Voltage (DC): 25V
- Temperature Coefficient: C0G
- Capacitance range of 0.2pF to 15pF
- Available in standard and tight tolerance

DIMENSIONS: mm

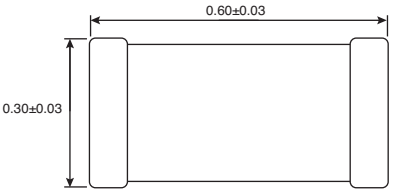

FK Series

For quantities greater than listed, call for quote.

MOUSER STOCK NO.	TDK Part No.	Value (pF)	Tol. (%)	Price Each 1	100	500	1000	Reel Qty.	Price Per Piece
810-C0603C0G1E0R2BTQ	C0603C0G1E0R2BTQ	0.2	0.10	.09	.043	.028	.021	15000	.014
810-C0603C0G1E0R3BTQ	C0603C0G1E0R3BTQ	0.3	0.10	.09	.043	.028	.021	15000	.014
810-C0603C0G1E0R4BTQ	C0603C0G1E0R4BTQ	0.4	0.10	.09	.043	.028	.021	15000	.014
810-C0603C0G1E0R5BTQ	C0603C0G1E0R5BTQ	0.5	0.10	.09	.043	.028	.021	15000	.014
810-C0603C0G1E0R6BTQ	C0603C0G1E0R6BTQ	0.6	0.10	.35	.094	.048	.035	15000	.022
810-C0603C0G1E0R7BTQ	C0603C0G1E0R7BTQ	0.7	0.10	.35	.094	.048	.035	15000	.022
810-C0603C0G1E0R8BTQ	C0603C0G1E0R8BTQ	0.8	0.10	.35	.094	.048	.035	15000	.022
810-C0603C0G1E0R9BTQ	C0603C0G1E0R9BTQ	0.9	0.10	.35	.094	.048	.035	15000	.022
810-C0603C0G1E010BTQ	C0603C0G1E010BTQ	1	0.10	.35	.094	.048	.035	15000	.022
810-C0603C0G1E010CTQ	C0603C0G1E010CTQ	1	0.25	.28	.067	.035	.024	15000	.015
810-C0603C0G1E1R2BTQ	C0603C0G1E1R2BTQ	1.2	0.10	.35	.094	.048	.035	15000	.022
810-C0603C0G1E1R2CTQ	C0603C0G1E1R2CTQ	1.2	0.25	.28	.067	.035	.024	15000	.015
810-C0603C0G1E1R5BTQ	C0603C0G1E1R5BTQ	1.5	0.10	.35	.094	.048	.035	15000	.022
810-C0603C0G1E1R5CTQ	C0603C0G1E1R5CTQ	1.5	0.25	.28	.067	.035	.024	15000	.015
810-C0603C0G1E1R8BTQ	C0603C0G1E1R8BTQ	1.8	0.10	.35	.094	.048	.035	15000	.022
810-C0603C0G1E1R8CTQ	C0603C0G1E1R8CTQ	1.8	0.25	.28	.067	.035	.024	15000	.015
810-C0603C0G1E020BTQ	C0603C0G1E020BTQ	2	0.10	.14	.074	.054	.042	15000	.025
810-C0603C0G1E020CTQ	C0603C0G1E020CTQ	2	0.25	.28	.067	.035	.024	15000	.015
810-C0603C0G1E2R2BTX	C0603C0G1E2R2BTX	2.2	0.10	.14	.074	.054	.042	15000	.025
810-C0603C0G1E2R2CTX	C0603C0G1E2R2CTX	2.2	0.25	.28	.067	.035	.024	15000	.015
810-C0603C0G1E2R7BTX	C0603C0G1E2R7BTX	2.7	0.10	.14	.074	.054	.042	15000	.025
810-C0603C0G1E2R7CTX	C0603C0G1E2R7CTX	2.7	0.25	.28	.067	.035	.024	15000	.015
810-C0603C0G1E030BTX	C0603C0G1E030BTX	3	0.10	.14	.074	.054	.042	15000	.025
810-C0603C0G1E030CTX	C0603C0G1E030CTX	3	0.25	.28	.067	.035	.024	15000	.015
810-C0603C0G1E3R3BTX	C0603C0G1E3R3BTX	3.3	0.10	.14	.074	.054	.042	15000	.025
810-C0603C0G1E3R3CTX	C0603C0G1E3R3CTX	3.3	0.25	.28	.067	.035	.024	15000	.015
810-C0603C0G1E3R9BTX	C0603C0G1E3R9BTX	3.9	0.10	.14	.074	.054	.042	15000	.025
810-C0603C0G1E3R9CTX	C0603C0G1E3R9CTX	3.9	0.25	.28	.067	.035	.024	15000	.015
810-C0603C0G1E040BTX	C0603C0G1E040BTX	4	0.10	.14	.074	.054	.042	15000	.025
810-C0603C0G1E040CTX	C0603C0G1E040CTX	4	0.25	.28	.067	.035	.024	15000	.015
810-C0603C0G1E4R7BTX	C0603C0G1E4R7BTX	4.7	0.10	.15	.082	.06	.046	15000	.027
810-C0603C0G1E4R7CTX	C0603C0G1E4R7CTX	4.7	0.25	.28	.067	.035	.024	15000	.015
810-C0603C0G1E050BTX	C0603C0G1E050BTX	5	0.10	.45	.214	.137	.107	15000	.068
810-C0603C0G1E050CTX	C0603C0G1E050CTX	5	0.25	.28	.067	.035	.024	15000	.015
810-C0603C0G1E5R6BTX	C0603C0G1E5R6BTX	5.6	0.10	.45	.214	.137	.107	15000	.068
810-C0603C0G1E5R6CTX	C0603C0G1E5R6CTX	5.6	0.25	.28	.067	.035	.024	15000	.015
810-C0603C0G1E060BTX	C0603C0G1E060BTX	6	0.10	.45	.214	.137	.107	15000	.068
810-C0603C0G1E060CTX	C0603C0G1E060CTX	6	0.25	.28	.067	.035	.024	15000	.015
810-C0603C0G1E6R8BTX	C0603C0G1E6R8BTX	6.8	0.10	.45	.214	.137	.107	15000	.068
810-C0603C0G1E6R8CTX	C0603C0G1E6R8CTX	6.8	0.25	.28	.067	.035	.024	15000	.015
810-C0603C0G1E070BTX	C0603C0G1E070BTX	7	0.10	.45	.214	.137	.107	15000	.068
810-C0603C0G1E070CTX	C0603C0G1E070CTX	7	0.25	.28	.067	.035	.024	15000	.015
810-C0603C0G1E080BTX	C0603C0G1E080BTX	8	0.10	.45	.214	.137	.107	15000	.068
810-C0603C0G1E080CTX	C0603C0G1E080CTX	8	0.25	.28	.067	.035	.024	15000	.015
810-C0603C0G1E8R2BTX	C0603C0G1E8R2BTX	8.2	0.10	.45	.214	.137	.107	15000	.068
810-C0603C0G1E8R2CTX	C0603C0G1E8R2CTX	8.2	0.25	.28	.067	.035	.024	15000	.015
810-C0603C0G1E090BTX	C0603C0G1E090BTX	9	0.10	.45	.214	.137	.107	15000	.068
810-C0603C0G1E090CTX	C0603C0G1E090CTX	9	0.25	.28	.067	.035	.024	15000	.015
810-C0603C0G1E100DTX	C0603C0G1E100DTX	10	0.50	.29	.077	.039	.029	15000	.018
810-C0603C0G1E100ETX	C0603C0G1E100ETX	10	0.20	.14	.074	.054	.042	15000	.025
810-C0603C0G1E120GTX	C0603C0G1E120GTX	12	2	.14	.074	.054	.042	15000	.025
810-C0603C0G1E120JTX	C0603C0G1E120JTX	12	5	.29	.077	.039	.029	15000	.018
810-C0603C0G1E150GTX	C0603C0G1E150GTX	15	2	.14	.074	.054	.042	15000	.025
810-C0603C0G1E150JTX	C0603C0G1E150JTX	15	5	.29	.077	.039	.029	15000	.018

CER SERIES - ESR-CONTROLLING TYPE CAPACITORS

Specifications:
- Temperature Coefficient: X5R
- Temperature Range: -55°C to +85°C
- Rated Voltage (DC): 4V
- Capacitance Tolerance (±): 20%

Type	CERB (0603)	CERD (0805)
L	1.60±0.20	2.00±0.20
W	0.80±0.10	1.25±0.20
T	0.80±0.10	0.85±0.15

DIMENSIONS: mm

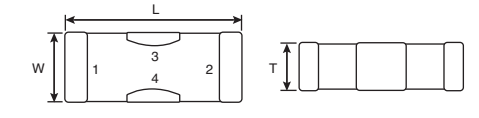

For quantities greater than listed, call for quote.

MOUSER STOCK NO.	TDK Part No.	Value (pF)	Tol. (%)	ESR Code (mΩ)	Price Each 1	100	500	Reel Qty.	Price Per Piece
810-CERB2CX5R0G105M	CERB2CX5R0G105M	0603	1	200	1.77	1.04	.601	4000	.281
810-CERB2MX5R0G105M	CERB2MX5R0G105M	0603	1	650	1.77	1.04	.601	4000	.281
810-CERB3UX5R0G105M	CERB3UX5R0G105M	0603	1	1200	1.77	1.04	.601	4000	.281
810-CERD1CX5R0G106M	CERD1CX5R0G106M	0805	10	20	3.53	2.09	1.20	4000	.562
810-CERD1JX5R0G106M	CERD1JX5R0G106M	0805	10	50	3.53	2.09	1.20	4000	.562
810-CERD2AX5R0G106M	CERD2AX5R0G106M	0805	10	100	1.61	.835	.69	4000	.433
810-CERD2CX5R0G106M	CERD2CX5R0G106M	0805	10	200	1.61	.835	.69	4000	.433
810-CERD2JX5R0G106M	CERD2JX5R0G106M	0805	10	500	3.53	2.09	1.20	4000	.562

© Copyright 2013 Mouser Electronics
© Copyright 2013 Mouser Electronics

TDK High Capacitance Ceramic Chip Capacitors

TDK

C SERIES CAPACITORS

RoHS Compliant **This product is RoHS compliant.**

Features:

- High capacitance has been achieved through precision technologies
- Monolithic structure ensures superior mechanical strength and reliability
- High-accuracy automatic mounting is facilitated through the maintenance of very precise dimensional tolerances.
- Composed of only ceramics and metals, these capacitors provide extremelydependable performance, exhibiting virtually no degradation even when subjected to temperature extremes.

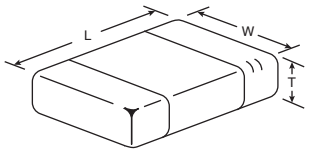



EIA Code	EIAJ Code	Dim. (mm) L	W
0201	0603	0.6	0.3
0402	1005	1.0	.05
0508	1220	1.25	2.0
0603	1608	1.6	0.8

Style 0201

For quantities greater than listed, call for quote.

MOUSER STOCK NO. / Mfr. Part No.	Value (µF)	Volt (DC)	Tol.±	Dim. T (mm)	Price Each 1	100	500	Reel Qty.	Price Per Piece
Temperature Coef: X5R									
810—C0603X5R0J224M	0.22	6.3	20%	0.3	.32	.086	.044	15000	.021
810—C0603X5R1A224M	0.22	10	20%	0.3	.39	.135	.065	15000	.034
810—C0603X5R1C224M	0.22	16	20%	0.3	.39	.135	.065	15000	.036
810—C0603X5R0J334M	0.33	6.3	± 20%	0.3	.10	.028	.026	15000	.022
810—C0603X5R0J474M	0.47	6.3	± 20%	0.3	.10	.033	.03	15000	.026
810—C0603X5R0J105M	1	6.3	± 20%	0.3	.15	.107	.096	15000	.086
Temperature Coef: X6S									
810—C0603X6S0G224K	0.22	4	± 10%	0.3	.10	.026	.024	15000	.02
810—C0603X6S0G224M	0.22	4	± 20%	0.3	.10	.024	.021	15000	.018
810—C0603X6S0J104K	0.1	6.3	± 10%	0.3	.10	.009	.007	15000	.005
810—C0603X6S0J104M	0.1	6.3	± 20%	0.3	.10	.009	.007	15000	.005
810—C0603X6S0J224K	0.22	6.3	± 10%	0.3	.10	.043	.039	15000	.033
810—C0603X6S0J224M	0.22	6.3	± 20%	0.3	.10	.037	.034	15000	.029

Style 0402

For quantities greater than listed, call for quote.

MOUSER STOCK NO. / Mfr. Part No.	Value (µF)	Volt (DC)	Tol.±	Dim. T (mm)	Price Each 1	100	500	Reel Qty.	Price Per Piece
Temperature Coef: X5R									
810—C1005X5R0J104K	0.1	6.3	10%	0.5	.11	.013	.009	10000	.005
810—C1005X5R0J104M	0.1	6.3	20%	0.5	.10	.012	.009	10000	.004
810—C1005X5R1A104K	0.1	10	10%	0.5	.11	.012	.009	10000	.004
810—C1005X5R1A104M	0.1	10	20%	0.5	.10	.012	.009	10000	.004
810—C1005X5R1C104K	0.1	16	10%	0.5	.11	.013	.009	10000	.005
810—C1005X5R1C104M	0.1	16	20%	0.5	.10	.012	.009	10000	.004
810—C1005X5R1E104K	0.1	25	10%	0.5	.14	.031	.016	10000	.009
810—C1005X5R1E104M	0.1	25	20%	0.5	.14	.031	.016	10000	.009
810—C1005X5R1H104K	0.1	50	10%	0.5	.29	.077	.039	10000	.018
810—C1005X5R0J224M	0.22	6.3	20%	0.5	.21	.048	.026	10000	.01
810—C1005X5R1A224K	0.22	10	10%	0.5	.17	.026	.016	10000	.009
810—C1005X5R1A224M	0.22	10	20%	0.5	.17	.026	.016	10000	.009
810—C1005X5R1C224M	0.22	16	20%	0.5	.28	.067	.035	10000	.015
810—C1005X5R1E224K	0.22	25	10%	0.5	.32	.086	.044	10000	.021
810—C1005X5R0J334K	0.33	6.3	10%	0.5	.28	.067	.035	10000	.015
810—C1005X5R0J334M	0.33	6.3	20%	0.5	.28	.067	.035	10000	.015
810—C1005X5R1A334K	0.33	10	10%	0.5	.28	.067	.035	10000	.015
810—C1005X5R1A334M	0.33	10	20%	0.5	.28	.067	.035	10000	.015
810—C1005X5R1C334K	0.33	16	10%	0.5	.09	.043	.028	10000	.014
810—C1005X5R1C334M	0.33	16	20%	0.5	.09	.043	.028	10000	.014
810—C1005X5R1E334K	0.33	25	± 10%	0.5	.10	.024	.021	10000	.018
810—C1005X5R1E334M	0.33	25	± 20%	0.5	.10	.024	.021	10000	.018
810—C1005X5R0J474M	0.47	6.3	20%	0.5	.24	.052	.028	10000	.012
810—C1005X5R1A474K	0.47	10	10%	0.5	.28	.067	.035	10000	.015
810—C1005X5R1A474M	0.47	10	20%	0.5	.28	.067	.035	10000	.015
810—C1005X5R1C474M	0.47	16	20%	0.5	.09	.043	.028	10000	.014
810—C1005X5R1E474K	0.47	25	± 10%	0.5	.10	.021	.019	10000	.017
810—C1005X5R1E474M	0.47	25	± 20%	0.5	.10	.021	.019	10000	.017
810—C1005X5R0J105M	1	6.3	20%	0.5	.14	.031	.016	10000	.009
810—C1005X5R1A105K	1	10	10%	0.5	.21	.048	.026	10000	.01
810—C1005X5R1C105K	1	16	10%	0.5	.09	.043	.028	10000	.014
810—C1005X5R1C105M	1	16	20%	0.5	.09	.043	.028	10000	.014
810—C1005X5R0G335K	3.3	4	10%	0.5	.57	.268	.171	10000	.075
810—C1005X5R0J335K	3.3	6.3	10%	0.5	.57	.268	.171	10000	.075
810—C1005X5R1A335M	3.3	10	± 20%	0.5	.15	.106	.096	10000	.083
810—C1005X5R0G475K	4.7	4	10%	0.5	.57	.268	.171	10000	.075
810—C1005X5R0J475K	4.7	6.3	10%	0.5	.57	.268	.171	10000	.075
810—C1005X5R1A475M	4.7	10	± 20%	0.5	.17	.118	.107	10000	.092
Temperature Coef: X5R									
810—C1005X6S1C474K	0.47	16	± 10%	0.5	.10	.021	.019	10000	.017
810—C1005X6S1C474M	0.47	16	± 20%	0.5	.10	.021	.019	10000	.017
810—C1005X6S0G105K	1	4	10%	0.5	.21	.048	.026	10000	.01
810—C1005X6S0G105M	1	4	20%	0.5	.21	.048	.026	10000	.01
810—C1005X6S0J105K	1	6.3	10%	0.5	.24	.052	.028	10000	.012
810—C1005X6S0J105M	1	6.3	20%	0.5	.24	.052	.028	10000	.012
810—C1005X6S0G225M	2.2	4	20%	0.5	.29	.147	.094	10000	.047
810—C1005X6S0G475M	4.7	4	± 20%	0.5	.17	.118	.107	10000	.092
Temperature Coef: X7R									
810—C1005X7R1A104M	0.1	10	20%	0.5	.10	.012	.009	10000	.004
810—C1005X7R1C104M	0.1	16	20%	0.5	.11	.013	.009	10000	.005

Style 0402 (Cont.)

For quantities greater than listed, call for quote.

MOUSER STOCK NO. / Mfr. Part No.	Value (µF)	Volt (DC)	Tol.±	Dim. T (mm)	Price Each 1	100	500	Reel Qty.	Price Per Piece
Temperature Coef: X7R (Cont.)									
810—C1005X7R1H104K	0.1	50	10%	0.5	.32	.086	.044	10000	.021
810—C1005X7R1C154K	0.15	16	10%	0.5	.32	.086	.044	10000	.021
810—C1005X7R1A224K	0.22	10	10%	0.5	.09	.043	.028	10000	.014
810—C1005X7R1C224K	0.22	16	10%	0.5	.32	.086	.044	10000	.021
Temperature Coef: X7S									
810—C1005X7S0G105K	0.1	4	± 10%	0.5	.10	.022	.02	10000	.017
810—C1005X7S0G105M	0.1	4	± 20%	0.5	.10	.022	.02	10000	.017
810—C1005X7S0J474K	0.47	6.3	± 10%	0.5	.10	.019	.017	10000	.015
810—C1005X7S0J474M	0.47	6.3	± 20%	0.5	.10	.019	.017	10000	.015
810—C1005X7S1A474K	0.47	10	± 10%	0.5	.10	.021	.019	10000	.017
810—C1005X7S1A474M	0.47	10	± 20%	0.5	.10	.021	.019	10000	.017
Temperature Coef: Y5V									
810—C1005Y5V1C104Z	0.1	16	+80,-20%	0.5	.29	.067	.035	10000	.015
810—C1005Y5V1E104Z	0.1	25	+80,-20%	0.5	.29	.067	.035	10000	.015
810—C1005Y5V1A224Z	0.22	10	+80,-20%	0.5	.11	.025	.013	10000	.005
810—C1005Y5V1C224Z	0.22	16	+80,-20%	0.5	.11	.011	.011	10000	.011
810—C1005Y5V1E224Z	0.22	25	+80,-20%	0.5	.21	.048	.026	10000	.011
810—C1005Y5V1A474Z	0.47	10	+80,-20%	0.5	.17	.022	.015	10000	.009
810—C1005Y5V0J105Z	1	6.3	+80,-20%	0.5	.21	.048	.026	10000	.011

Style 0508

For quantities greater than listed, call for quote.

MOUSER STOCK NO. / Mfr. Part No.	Value (µF)	Volt (DC)	Tol.±	Dim. T (mm)	Price Each 1	100	500	Reel Qty.	Price Per Piece
Temperature Coef: X7R									
810—C0816X7R1C104K	0.1	16	10%	0.50	.43	.214	.155	4000	.082

Style 0603

For quantities greater than listed, call for quote.

MOUSER STOCK NO. / Mfr. Part No.	Value (µF)	Volt (DC)	Tol.±	Dim. T (mm)	Price Each 1	100	500	Reel Qty.	Price Per Piece
Temperature Coef: X5R									
810—C1608X5R1A224K	0.22	10	10%	0.8	.28	.067	.035	4000	.018
810—C1608X5R1E224M	0.22	25	20%	0.8	.28	.067	.035	4000	.018
810—C1608X5R1E334K	0.33	25	10%	0.8	.08	.033	.024	4000	.013
810—C1608X5R1E334M	0.33	25	20%	0.8	.08	.033	.024	4000	.013
810—C1608X5R1A474K	0.47	10	10%	0.8	.21	.048	.026	4000	.012
810—C1608X5R1C474M	0.47	16	20%	0.8	.21	.048	.026	4000	.012
810—C1608X5R1E474K	0.47	25	10%	0.8	.32	.086	.044	4000	.031
810—C1608X5R1E474M	0.47	25	20%	0.8	.32	.086	.044	4000	.031
810—C1608X5R1A684K	0.68	10	10%	0.8	.09	.043	.028	4000	.018
810—C1608X5R1A684M	0.68	10	20%	0.8	.09	.043	.028	4000	.018
810—C1608X5R1C684K	0.68	16	10%	0.8	.32	.086	.044	4000	.031
810—C1608X5R1C684M	0.68	16	20%	0.8	.32	.086	.044	4000	.031
810—C1608X5R0J105K	1	6.3	10%	0.8	.17	.026	.016	4000	.011
810—C1608X5R1A105K	1	10	10%	0.8	.08	.022	.016	4000	.009
810—C1608X5R1A105M	1	10	20%	0.8	.08	.022	.016	4000	.009
810—C1608X5R1C105K	1	16	10%	0.8	.24	.052	.028	4000	.014
810—C1608X5R1E105M	1	25	20%	0.8	.29	.077	.039	4000	.02
810—C1608X5R1E155K	1.5	25	10%	0.8	.38	.153	.088	4000	.049
810—C1608X5R0J225M	2.2	6.3	20%	0.8	.35	.094	.048	4000	.025
810—C1608X5R1A225K	2.2	10	10%	0.8	.46	.07	.058	4000	.028
810—C1608X5R1A225M	2.2	10	20%	0.8	.46	.07	.058	4000	.028
810—C1608X5R1C225M	2.2	16	20%	0.8	.32	.112	.055	4000	.032
810—C1608X5R1E225K	2.2	25	10%	0.8	.38	.153	.088	4000	.049
810—C1608X5R1E225M	2.2	25	20%	0.8	.38	.153	.088	4000	.049
810—C1608X5R1V225K	2.2	35	± 10%	0.8	.10	.059	.054	4000	.046
810—C1608X5R1V225M	2.2	35	± 20%	0.8	.10	.059	.054	4000	.046
810—C1608X5R0J335M	3.3	6.3	20%	0.8	.38	.153	.088	4000	.049
810—C1608X5R1A335M	3.3	10	20%	0.8	.45	.184	.106	4000	.06
810—C1608X5R0J475M	4.7	6.3	20%	0.8	.39	.103	.052	4000	.027
810—C1608X5R1A475M	4.7	10	20%	0.8	.51	.18	.087	4000	.051
810—C1608X5R0G156M	15	4	± 20%	0.8	.17	.118	.107	4000	.092
810—C1608X5R0J156M	15	6.3	± 20%	0.8	.17	.118	.107	4000	.092
810—C1608X5R0G226M	22	4	± 20%	0.8	.16	.113	.103	4000	.089
810—C1608X5R0J226M	22	6.3	± 20%	0.8	.16	.113	.103	4000	.089

© Copyright 2013 Mouser Electronics
© Copyright 2013 Mouser Electronics

TDK High Capacitance Ceramic Chip Capacitors

RoHS Compliant **This product is RoHS compliant.**

C SERIES CAPACITORS (CONT.)

Features:

- High capacitance has been achieved through precision technologies
- Monolithic structure ensures superior mechanical strength and reliability
- High-accuracy automatic mounting is facilitated through the maintenance of very precise dimensional tolerances.
- Composed of only ceramics and metals, these capacitors provide extremelydependable performance, exhibiting virtually no degradation even when subjected to temperature extremes.

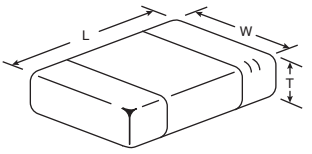



EIA Code	EIAJ Code	Dim. (mm) L	W
0603	1608	1.6	0.8
0612	1632	1.6	3.2
0805	2012	2.0	1.25
1206	3216	3.2	1.6

Style 0603 (Cont.)

For quantities greater than listed, call for quote.

MOUSER STOCK NO. / Mfr. Part No.	Value (µF)	Volt (DC)	Tol.±	Dim. T (mm)	Price Each 1	100	500	Reel Qty.	Price Per Piece
Temperature Coef: X7R									
810—C1608X7R1C104K	0.1	16	10%	0.8	.29	.067	.035	4000	.021
810—C1608X7R1E104K	0.1	25	10%	0.8	.29	.067	.035	4000	.021
810—C1608X7R1E104M	0.1	25	20%	0.8	.29	.067	.035	4000	.021
810—C1608X7R1H104K	0.1	50	10%	0.8	.17	.039	.02	4000	.011
810—C1608X7R1C154K	0.15	16	10%	0.8	.21	.048	.026	4000	.012
810—C1608X7R1E154K	0.15	25	10%	0.8	.21	.048	.026	4000	.012
810—C1608X7R1C224K	0.22	16	10%	0.8	.21	.048	.026	4000	.012
810—C1608X7R1H334K	0.33	50	10%	0.8	.38	.153	.088	4000	.049
810—C1608X7R1H334M	0.33	50	20%	0.8	.38	.153	.088	4000	.049
810—C1608X7R1A474K	0.47	10	10%	0.8	.28	.062	.033	4000	.016
810—C1608X7R1H474K	0.47	50	10%	0.8	.38	.153	.088	4000	.049
810—C1608X7R1H474M	0.47	50	20%	0.8	.38	.153	.088	4000	.049
810—C1608X7R1C684K	0.68	16	10%	0.8	.35	.094	.048	4000	.025
810—C1608X7R1C684M	0.68	16	20%	0.8	.35	.094	.048	4000	.025
810—C1608X7R1E684K	0.68	25	10%	0.8	.38	.153	.088	4000	.049
810—C1608X7R1E684M	0.68	25	20%	0.8	.38	.153	.088	4000	.049
810—C1608X7R1A105K	1	10	10%	0.8	.08	.034	.025	4000	.013
810—C1608X7R1E105K	1	25	10%	0.8	.38	.153	.088	4000	.049
810—C1608X7R1E105M	1	25	20%	0.8	.38	.153	.088	4000	.049
810—C1608X7R0J225K	2.2	6.3	10%	0.8	.49	.172	.083	4000	.041
810—C1608X7R0J225M	2.2	6.3	20%	0.8	.49	.172	.083	4000	.041
810—C1608X7R1A225K	2.2	10	10%	0.8	.38	.153	.088	4000	.049
810—C1608X7R1A225M	2.2	10	20%	0.8	.38	.153	.088	4000	.049
Temperature Coef: X7S									
810—C1608X7S0G475M	4.7	4	20%	0.8	.17	.118	.107	4000	.092
Temperature Coef: Y5V									
810—C1608Y5V1C104Z	0.1	16	+80,-20%	0.8	.08	.01	.006	4000	.003
810—C1608Y5V1E104Z	0.1	25	+80,-20%	0.8	.08	.01	.006	4000	.003
810—C1608Y5V1H104Z	0.1	50	+80,-20%	0.8	.08	.01	.006	4000	.003
810—C1608Y5V1E474Z	0.47	25	+80,-20%	0.8	.17	.072	.067	4000	.059
810—C1608Y5V1A105Z	1	10	+80,-20%	0.8	.14	.031	.016	4000	.011
810—C1608Y5V1C105Z	1	16	+80,-20%	0.8	.17	.022	.015	4000	.011
810—C1608Y5V1C225Z	2.2	16	+80,-20%	0.8	.09	.043	.028	4000	.018

Style 0612

For quantities greater than listed, call for quote.

MOUSER STOCK NO. / Mfr. Part No.	Value (µF)	Volt (DC)	Tol.±	Dim. T (mm)	Price Each 1	100	500	Reel Qty.	Price Per Piece
Temperature Coef: X5R									
810—C1632X5R0J475K	4.7	6.3	10%	1.30	1.28	.642	.417	2000	.246
Temperature Coef: X7R									
810—C1632X7R0J225M	2.2	6.3	20%	1.15	.91	.457	.294	2000	.175

Style 0805

For quantities greater than listed, call for quote.

MOUSER STOCK NO. / Mfr. Part No.	Value (µF)	Volt (DC)	Tol.±	Dim. T (mm)	Price Each 1	100	500	Reel Qty.	Price Per Piece
Temperature Coef: SL									
810—C2012SL1A104J	0.1	10	± 5%	1.25	.73	.421	.338	2000	.175
Temperature Coef: X5R									
810—C2012X5R1A105K	1	10	10%	0.85	.29	.077	.039	2000	.022
810—C2012X5R1C105K	1	16	10%	1.25	.29	.077	.039	2000	.022
810—C2012X5R1H155K	1.5	50	10%	1.25	.69	.36	.257	2000	.137
810—C2012X5R1H155M	1.5	50	20%	1.25	.69	.36	.257	2000	.137
810—C2012X5R1A225K	2.2	10	10%	0.85	.17	.09	.058	2000	.034
810—C2012X5R1E225K	2.2	25	10%	1.25	.49	.172	.083	2000	.048
810—C2012X5R1H225K	2.2	50	10%	1.25	.69	.36	.257	2000	.137
810—C2012X5R1H225M	2.2	50	20%	1.25	.69	.36	.257	2000	.137
810—C2012X5R0J335K	3.3	6.3	10%	0.85	.45	.353	.106	2000	.064
810—C2012X5R1H335K	3.3	50	10%	1.25	.86	.449	.321	2000	.205
810—C2012X5R1H335M	3.3	50	20%	1.25	.86	.449	.321	2000	.205
810—C2012X5R0J475K	4.7	6.3	10%	1.25	.21	.111	.072	2000	.043
810—C2012X5R0J475M	4.7	6.3	20%	1.25	.43	.15	.073	2000	.047
810—C2012X5R1H475K	4.7	50	10%	1.25	.86	.449	.321	2000	.205
810—C2012X5R1H475M	4.7	50	20%	1.25	.86	.449	.321	2000	.205
810—C2012X5R1E685K	6.8	25	10%	1.25	.86	.449	.321	2000	.205
810—C2012X5R1E685M	6.8	25	20%	1.25	.86	.449	.321	2000	.205
810—C2012X5R0J106M	10	6.3	20%	1.25	.45	.157	.076	2000	.049

Style 0805 (Cont.)

For quantities greater than listed, call for quote.

MOUSER STOCK NO. / Mfr. Part No.	Value (µF)	Volt (DC)	Tol.±	Dim. T (mm)	Price Each 1	100	500	Reel Qty.	Price Per Piece
Temperature Coef: X5R (Cont.)									
810—C2012X5R1A106K	10	10	10%	1.25	.47	.165	.079	2000	.043
810—C2012X5R1E106K	10	25	10%	1.25	.86	.449	.321	2000	.205
810—C2012X5R1E106M	10	25	20%	1.25	.86	.449	.321	2000	.205
810—C2012X5R0J226M	22	6.3	20%	1.25	.47	.235	.151	2000	.09
810—C2012X5R0J336M	33	6.3	20%	1.25	1.21	.738	.599	2000	.31
810—C2012X5R0G476M	47	4	20%	1.25	.98	.61	.492	2000	.257
810—C2012X5R0J476M	47	6.3	20%	1.25	.98	.61	.492	2000	.257
Temperature Coef: X6S									
810—C2012X6S0G476M	47	4	20%	1.25	1.21	.738	.599	2000	.31
Temperature Coef: X7R									
810—C2012X7R1E104K	0.1	25	10%	0.85	.24	.052	.028	2000	.024
810—C2012X7R1H104K	0.1	50	10%	0.85	.21	.139	.074	2000	.062
810—C2012X7R2A104K	0.1	100	10%	1.25	.16	.055	.048	2000	.031
810—C2012X7R2A104M	0.1	100	20%	1.25	.32	.112	.055	2000	.04
810—C2012X7R1C224K	0.22	16	10%	1.25	.30	.08	.042	2000	.024
810—C2012X7R1E224K	0.22	25	10%	1.25	.30	.08	.042	2000	.024
810—C2012X7R1H224K	0.22	50	10%	1.25	.30	.08	.042	2000	.024
810—C2012X7R1C334K	0.33	16	10%	1.25	.39	.135	.065	2000	.044
810—C2012X7R1C474K	0.47	16	10%	1.25	.46	.07	.058	2000	.029
810—C2012X7R1E474K	0.47	25	10%	1.25	.45	.12	.061	2000	.034
810—C2012X7R1A105K	1	10	10%	0.85	.29	.077	.039	2000	.022
810—C2012X7R1C105K	1	16	10%	1.25	.29	.077	.07	2000	.065
810—C2012X7R1E105K	1	25	10%	1.25	.35	.094	.048	2000	.027
810—C2012X7R1E105M	1	25	20%	1.25	.35	.094	.048	2000	.027
810—C2012X7R1H155K	1.5	50	10%	1.25	.86	.449	.321	2000	.205
810—C2012X7R1H155M	1.5	50	20%	1.25	.86	.449	.321	2000	.205
810—C2012X7R1C225K	2.2	16	10%	1.25	.39	.135	.065	2000	.043
810—C2012X7R1H225K	2.2	50	10%	1.25	.86	.449	.321	2000	.205
810—C2012X7R1H225M	2.2	50	20%	1.25	.86	.449	.321	2000	.205
810—C2012X7R1E335K	3.3	25	10%	1.25	.75	.375	.241	2000	.143
810—C2012X7R1E335M	3.3	25	20%	1.25	.75	.375	.241	2000	.143
810—C2012X7R1E475K	4.7	25	10%	1.25	.69	.36	.257	2000	.137
810—C2012X7R1E475M	4.7	25	20%	1.25	.69	.36	.257	2000	.137
Temperature Coef: X7S									
810—C2012X7S2A154K	0.15	10	10%	0.85	.59	.294	.188	4000	.101
810—C2012X7S2A154M	0.15	10	20%	0.85	.59	.294	.188	4000	.101
810—C2012X7S2A224K	0.22	10	10%	0.85	.59	.294	.188	4000	.101
810—C2012X7S2A224M	0.22	10	20%	0.85	.59	.294	.188	4000	.101
810—C2012X7S2A334K	0.33	10	10%	1.25	.59	.294	.188	2000	.106
810—C2012X7S2A334M	0.33	10	20%	1.25	.59	.294	.188	2000	.106
810—C2012X7S2A474K	0.47	100	10%	1.25	.59	.294	.188	2000	.106
810—C2012X7S2A474M	0.47	100	20%	1.25	.59	.294	.188	2000	.106
810—C2012X7S2A105M	1	100	20%	1.25	.67	.321	.205	2000	.116
810—C2012X7S0G226M	22	4	20%	1.25	.47	.33	.30	2000	.26
Temperature Coef: Y5V									
810—C2012Y5V1C105Z	1	16	+80,-20%	0.85	.21	.048	.026	2000	.014
810—C2012Y5V1E105Z	1	25	+80,-20%	0.85	.24	.052	.028	2000	.016
810—C2012Y5V1H105Z	1	50	+80,-20%	1.25	.28	.062	.033	2000	.017
810—C2012Y5V1C225Z	2.2	16	+80,-20%	1.25	.30	.08	.042	2000	.024
810—C2012Y5V1E225Z	2.2	25	+80,-20%	1.25	.35	.094	.048	2000	.027
810—C2012Y5V1A475Z	4.7	10	+80,-20%	1.25	.12	.061	.04	2000	.024
810—C2012Y5V1A475Z-2	4.7	10	+80,-20%	0.85	.35	.094	.048	4000	.025
810—C2012Y5V1C475Z	4.7	16	+80,-20%	1.25	.32	.112	.055	2000	.04
810—C2012Y5V1C475Z-2	4.7	16	+80,-20%	0.85	.32	.112	.055	4000	.032
810—C2012Y5V1E475Z	4.7	25	+80,-20%	1.25	.43	.15	.073	2000	.047
810—C2012Y5V0J106Z	10	6.3	+80,-20%	1.25	.39	.103	.052	2000	.03
810—C2012Y5V1A106Z	10	10	+80,-20%	1.25	.34	.09	.046	2000	.026
810—C2012Y5V0J226Z	22	6.3	+80,-20%	1.25	.57	.268	.171	2000	.096

Style 1206

For quantities greater than listed, call for quote.

MOUSER STOCK NO. / Mfr. Part No.	Value (µF)	Volt (DC)	Tol.±	Dim. T (mm)	Price Each 1	100	500	Reel Qty.	Price Per Piece
Temperature Coef: SL									
810—C3216SL1A154J	0.15	10	± 5%	1.15	.66	.385	.31	2000	.161
Temperature Coef: X5R									
810—C3216X5R1H105K	1	50	10%	1.6	.43	.15	.073	2000	.047
810—C3216X5R1H105M	1	50	20%	1.6	.43	.15	.073	2000	.047
810—C3216X5R1A225K	2.2	10	10%	1.6	.43	.15	.073	2000	.047

© Copyright 2013 Mouser Electronics
© Copyright 2013 Mouser Electronics

TDK High Capacitance Ceramic Chip Capacitors

C SERIES CAPACITORS (CONT.)

RoHS Compliant **This product is RoHS compliant.**

Features:

- High capacitance has been achieved through precision technologies
- Monolithic structure ensures superior mechanical strength and reliability
- High-accuracy automatic mounting is facilitated through the maintenance of very precise dimensional tolerances.
- Composed of only ceramics and metals, these capacitors provide extremelydependable performance, exhibiting virtually no degradation even when subjected to temperature extremes.

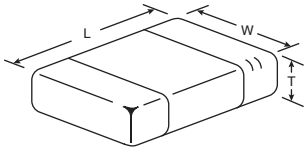



EIA Code	EIAJ Code	Dim. (mm) L	W
1206	3216	3.2	1.6
1210	3225	3.2	2.5

Style 1206

For quantities greater than listed, call for quote.

MOUSER STOCK NO. / Mfr. Part No.	Value (µF)	Volt (DC)	Tol.±	Dim. T (mm)	Price Each 1	100	500	Reel Qty.	Price Per Piece
Temperature Coef: X5R (Cont.)									
810—C3216X5R1A225M	2.2	10	20%	1.6	.43	.15	.073	2000	.047
810—C3216X5R1C225K	2.2	16	10%	1.6	.43	.15	.073	2000	.047
810—C3216X5R1C225M	2.2	16	20%	1.6	.43	.15	.073	2000	.047
810—C3216X5R1E225K	2.2	25	10%	1.6	.45	.157	.076	2000	.049
810—C3216X5R1E225M	2.2	25	20%	1.6	.45	.157	.076	2000	.049
810—C3216X5R1A335K-3	3.3	10	10%	1.6	.38	.153	.088	2000	.054
810—C3216X5R1A335M-3	3.3	10	20%	1.6	.38	.153	.088	2000	.054
810—C3216X5R1C335M	3.3	16	20%	1.6	.45	.184	.106	2000	.064
810—C3216X5R1E335K	3.3	25	10%	1.6	.52	.215	.123	2000	.075
810—C3216X5R1E335M	3.3	25	20%	1.6	.52	.215	.123	2000	.075
810—C3216X5R1H335K	3.3	50	10%	1.6	1.01	.578	.465	2000	.241
810—C3216X5R1H335M	3.3	50	20%	1.6	1.01	.578	.465	2000	.241
810—C3216X5R1A475K	4.7	10	10%	1.6	.45	.157	.076	2000	.049
810—C3216X5R1A475M	4.7	10	20%	1.6	.45	.157	.076	2000	.049
810—C3216X5R1C475K	4.7	16	10%	1.6	.51	.18	.087	2000	.058
810—C3216X5R1H475K	4.7	50	10%	1.6	1.01	.578	.465	2000	.241
810—C3216X5R1H475M	4.7	50	20%	1.6	1.01	.578	.465	2000	.241
810—C3216X5R1C685K	6.8	16	10%	1.6	.59	.294	.188	2000	.106
810—C3216X5R1C685M	6.8	16	20%	1.6	.59	.294	.188	2000	.106
810—C3216X5R1H685K	6.8	50	10%	1.6	1.21	.738	.599	2000	.31
810—C3216X5R1H685M	6.8	50	20%	1.6	1.21	.738	.599	2000	.31
810—C3216X5R0J106M	10	6.3	20%	1.6	.43	.15	.073	2000	.047
810—C3216X5R1A106M	10	10	20%	1.6	.30	.152	.097	2000	.058
810—C3216X5R1C106M	10	16	20%	1.6	.45	.184	.106	2000	.064
810—C3216X5R1H106K	10	50	10%	1.6	1.08	.664	.347	2000	.279
810—C3216X5R1H106M	10	50	20%	1.6	1.08	.664	.347	2000	.279
810—C3216X5R0J156M	15	6.3	20%	1.6	.69	.36	.257	2000	.137
810—C3216X5R0J226K-5	22	6.3	10%	1.6	.67	.321	.205	2000	.116
810—C3216X5R0J226M	22	6.3	20%	1.6	.91	.46	.321	2000	.182
810—C3216X5R1A226M	22	10	20%	1.6	1.08	.664	.347	2000	.279
810—C3216X5R1C226M	22	16	20%	1.6	1.21	.738	.599	2000	.31
810—C3216X5R1E226M	22	25	20%	1.6	1.33	.812	.659	2000	.341
810—C3216X5R1V226M	22	35	20%	1.6	.74	.518	.471	2000	.408
810—C3216X5R0J336M	33	6.3	20%	1.6	.84	.517	.416	2000	.217
810—C3216X5R1A336M	33	10	20%	1.6	1.21	.738	.599	2000	.31
810—C3216X5R1C336M	33	16	20%	1.6	1.33	.812	.659	2000	.341
810—C3216X5R1E336M	33	25	20%	1.6	.85	.589	.535	2000	.462
810—C3216X5R1A476M	47	10	20%	1.6	1.21	.738	.599	2000	.31
810—C3216X5R1C476M	47	16	20%	1.6	1.33	.812	.659	2000	.341
810—C3216X5R1E476M	47	25	20%	1.6	.85	.589	.535	2000	.462
810—C3216X5R0G107M	100	4	20%	1.6	1.33	.812	.659	2000	.341
810—C3216X5R0J107M	100	6.3	20%	1.6	1.33	.812	.659	2000	.341
810—C3216X5R1A107M	100	10	20%	1.6	1.96	1.22	.981	2000	.511
Temperature Coef: X6S									
810—C3216X6S1H475K	4.7	50	10%	1.6	.50	.353	.321	2000	.277
810—C3216X6S1H475M	4.7	50	20%	1.6	.49	.341	.31	2000	.269
810—C3216X6S1C106M	10	16	20%	1.6	.32	.224	.203	2000	.177
810—C3216X6S1E106M	10	25	20%	1.6	.33	.235	.214	2000	.185
810—C3216X6S1V106M	10	35	20%	1.6	.38	.259	.235	2000	.203
810—C3216X6S1C226M	22	16	20%	1.6	.67	.471	.428	2000	.37
810—C3216X6S0J476M	47	6.3	20%	1.6	1.09	.631	.508	2000	.263
810—C3216X6S1A476M	47	10	20%	1.6	1.04	.642	.514	2000	.268
810—C3216X6S0G107M	100	4	20%	1.6	1.49	.922	.743	2000	.387
Temperature Coef: X7R									
810—C3216X7R1H104M	0.1	50	20%	1.6	.32	.112	.055	4000	.032
810—C3216X7R2A104K	0.1	100	10%	1.6	.45	.353	.106	2000	.064
810—C3216X7R2A104M	0.1	100	20%	1.6	.28	.141	.091	2000	.054
810—C3216X7R2E104M	0.1	250	20%	1.6	.52	.215	.123	2000	.075
810—C3216X7R2A154K	0.15	100	10%	1.6	.45	.184	.106	2000	.064
810—C3216X7R2A154M	0.15	100	20%	1.6	.45	.184	.106	2000	.064
810—C3216X7R1E224K	0.22	25	10%	1.6	.39	.135	.065	2000	.044
810—C3216X7R1E224M	0.22	25	20%	1.6	.39	.135	.065	2000	.044
810—C3216X7R1H224M	0.22	50	20%	1.6	.39	.135	.065	2000	.043
810—C3216X7R2A224M	0.22	100	20%	1.6	.30	.15	.096	2000	.057
810—C3216X7R1H224K	0.22	50	10%	1.6	.39	.135	.065	2000	.043
810—C3216X7R1E334K	0.33	25	10%	1.6	.36	.127	.061	2000	.04
810—C3216X7R1E334M	0.33	25	20%	1.6	.36	.127	.061	2000	.04
810—C3216X7R1H334K	0.33	50	10%	1.6	.43	.15	.073	2000	.047
810—C3216X7R2A334K	0.33	100	10%	1.3	.67	.321	.205	2000	.116
810—C3216X7R2A334M	0.33	100	20%	1.3	.67	.321	.205	2000	.116
810—C3216X7R1C474K	0.47	16	10%	1.6	.36	.127	.061	2000	.04
810—C3216X7R1C474M	0.47	16	20%	1.6	.36	.127	.061	2000	.04
810—C3216X7R1E474K-2	0.47	25	10%	1.6	.45	.353	.106	4000	.06
810—C3216X7R1E474M-2	0.47	25	20%	1.6	.45	.353	.106	4000	.06
810—C3216X7R1H474M	0.47	50	20%	1.6	.43	.15	.073	2000	.047
810—C3216X7R2A473K	0.47	100	10%	1.15	.45	.353	.106	2000	.064

Style 1206

For quantities greater than listed, call for quote.

MOUSER STOCK NO. / Mfr. Part No.	Value (µF)	Volt (DC)	Tol.±	Dim. T (mm)	Price Each 1	100	500	Reel Qty.	Price Per Piece
Temperature Coef: X7R (Cont.)									
810—C3216X7R2A473M	0.47	100	20%	1.15	.45	.353	.106	2000	.064
810—C3216X7R2A474M	0.47	100	20%	1.6	.70	.348	.223	2000	.125
810—C3216X7R2E473M	0.47	250	20%	1.6	.39	.193	.124	2000	.074
810—C3216X7R1H474K	0.47	50	10%	1.6	.43	.15	.073	2000	.047
810—C3216X7R1E684K-2	0.68	25	10%	1.6	.45	.184	.106	4000	.06
810—C3216X7R1E684M-2	0.68	25	20%	1.6	.45	.184	.106	4000	.06
810—C3216X7R1H684K	0.68	50	10%	1.6	.45	.184	.106	2000	.064
810—C3216X7R1H684M	0.68	50	20%	1.6	.45	.184	.106	2000	.064
810—C3216X7R1C105K	1	16	10%	0.85	.47	.165	.079	2000	.043
810—C3216X7R1C105K-2	1	16	10%	0.85	.36	.127	.061	4000	.036
810—C3216X7R1C105K-3	1	16	10%	1.15	.16	.078	.057	2000	.036
810—C3216X7R1C105M	1	16	20%	1.15	.47	.165	.079	2000	.043
810—C3216X7R1C105M-2	1	16	20%	0.85	.36	.127	.061	4000	.036
810—C3216X7R1C105M-3	1	16	20%	1.15	.43	.15	.073	2000	.047
810—C3216X7R1E105K	1	25	10%	1.6	.36	.127	.061	2000	.04
810—C3216X7R1E105K-2	1	25	10%	0.85	.45	.12	.061	4000	.032
810—C3216X7R1E105M	1	25	10%	1.15	.36	.127	.061	2000	.04
810—C3216X7R1H105K	1	50	10%	1.6	.43	.15	.073	2000	.047
810—C3216X7R1H105M	1	50	20%	1.15	.43	.15	.073	2000	.047
810—C3216X7R2A105M	1	100	10%	1.15	.45	.182	.166	2000	.118
810—C3216X7R1E155K	1.5	25	10%	1.6	.45	.214	.137	2000	.077
810—C3216X7R1E155M	1.5	25	20%	1.6	.45	.214	.137	2000	.077
810—C3216X7R1C225K	2.2	16	10%	1.6	.43	.15	.073	2000	.047
810—C3216X7R1C225M	2.2	16	20%	1.15	.43	.15	.073	2000	.047
810—C3216X7R1E225K	2.2	25	10%	1.6	.45	.157	.076	2000	.049
810—C3216X7R1E225M	2.2	25	20%	1.6	.45	.157	.076	2000	.049
810—C3216X7R1C335K	3.3	16	10%	0.85	.35	.147	.085	2000	.051
810—C3216X7R1C335M	3.3	16	20%	0.85	.45	.184	.106	2000	.064
810—C3216X7R1E335K	3.3	25	10%	1.6	.52	.215	.123	2000	.075
810—C3216X7R1E335M	3.3	25	20%	1.6	.52	.215	.123	2000	.075
810—C3216X7R1H335K	3.3	50	10%	1.6	1.21	.738	.599	2000	.31
810—C3216X7R1H335M	3.3	50	20%	1.6	1.21	.738	.599	2000	.31
810—C3216X7R1C475K	4.7	16	10%	1.6	.51	.18	.087	2000	.058
810—C3216X7R1C475M	4.7	16	20%	1.6	.49	.172	.083	2000	.048
810—C3216X7R1E475M	4.7	25	20%	1.6	.39	.193	.124	2000	.074
810—C3216X7R1H475K	4.7	50	10%	1.6	.50	.353	.321	2000	.277
810—C3216X7R1H475M	4.7	50	20%	1.6	.50	.353	.321	2000	.277
810—C3216X7R1C685K	6.8	16	10%	1.6	.59	.294	.188	2000	.106
810—C3216X7R1C685M	6.8	16	20%	1.6	.59	.294	.188	2000	.106
810—C3216X7R1A106K	10	10	10%	1.15	.34	.171	.11	2000	.065
810—C3216X7R1A106M	10	10	20%	1.15	.45	.184	.106	2000	.064
810—C3216X7R1V106M	10	35	20%	1.6	.38	.259	.235	2000	.203
Temperature Coef: X7S									
810—C3216X7S0J226M	22	6.3	20%	1.6	.47	.33	.30	2000	.26
810—C3216X7S1A226M	22	10	20%	1.6	.50	.353	.321	2000	.277
810—C3216X7S0G476M	47	4	20%	1.6	.47	.33	.30	2000	.26
810—C3216X7S0J476M	47	6.3	20%	1.6	.50	.353	.321	2000	.277
Temperature Coef: Y5V									
810—C3216Y5V1H225Z-2	2.2	50	+80,-20%	0.85	.47	.165	.079	4000	.04
810—C3216Y5V1C475Z	4.7	16	+80,-20%	0.85	.49	.172	.083	2000	.048
810—C3216Y5V1C475Z-2	4.7	16	+80,-20%	0.85	.39	.135	.065	4000	.039
810—C3216Y5V1C475Z-3	4.7	16	+80,-20%	1.15	.39	.135	.065	2000	.043
810—C3216Y5V1C475Z-4	4.7	16	+80,-20%	1.3	.47	.165	.079	2000	.043
810—C3216Y5V1E475Z-2	4.7	25	+80,-20%	0.85	.51	.18	.087	4000	.051
810—C3216Y5V1E475Z-3	4.7	25	+80,-20%	1.15	.35	.147	.085	2000	.051
810—C3216Y5V1H475Z	4.7	50	+80,-20%	1.6	.51	.18	.087	2000	.058
810—C3216Y5V1A106Z	10	10	+80,-20%	1.15	.24	.118	.076	2000	.045
810—C3216Y5V1A106Z-2	10	10	+80,-20%	0.85	.32	.112	.055	4000	.032
810—C3216Y5V1A106Z-3	10	10	+80,-20%	1.15	.39	.135	.065	2000	.044
810—C3216Y5V1C106Z	10	16	+80,-20%	1.6	.45	.157	.076	2000	.049
810—C3216Y5V1E106Z	10	25	+80,-20%	1.6	.39	.159	.091	2000	.056
810—C3216Y5V1A226Z	22	10	+80,-20%	1.6	.47	.235	.151	2000	.09
810—C3216Y5V1C226Z	22	16	+80,-20%	1.6	.70	.348	.223	2000	.125
810—C3216Y5V0J476Z	47	6.3	+80,-20%	1.6	.95	.591	.475	2000	.257

Style 1210

For quantities greater than listed, call for quote.

MOUSER STOCK NO. / Mfr. Part No.	Value (µF)	Volt (DC)	Tol.±	Dim. T (mm)	Price Each 1	100	500	Reel Qty.	Price Per Piece
Temperature Coef: C0G									
810—C3225C0G1H104J	0.1	50	5%	2.5	1.78	1.10	.891	1000	.669
Temperature Coef: X5R									
810—C3225X5R1A106K	10	10	10%	2	.38	.232	.187	1000	.14
810—C3225X5R1A106M	10	10	20%	2	.38	.232	.187	1000	.14
810—C3225X5R1C106M	10	16	20%	2	.62	.323	.231	1000	.131

© Copyright 2013 Mouser Electronics

TDK High Capacitance Ceramic Chip Capacitors

RoHS Compliant **This product is RoHS compliant.**

C SERIES CAPACITORS (CONT.)

Features:

- High capacitance has been achieved through precision technologies
- Monolithic structure ensures superior mechanical strength and reliability
- High-accuracy automatic mounting is facilitated through the maintenance of very precise dimensional tolerances.
- Composed of only ceramics and metals, these capacitors provide extremelydependable performance, exhibiting virtually no degradation even when subjected to temperature extremes.

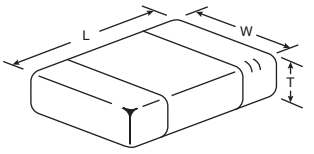



EIA Code	EIAJ Code	Dim. (mm) L	Dim. (mm) W
1210	3225	3.2	2.5
1812	4532	4.5	3.2
2220	5750	5.7	5.0

Style 1210 (Cont.)

For quantities greater than listed, call for quote.

MOUSER STOCK NO. Mfr.	Mfr. Part No.	Value (µF)	Volt (DC)	Tol.±	Dim. T (mm)	Price Each 1	100	500	Reel Qty.	Price Per Piece
Temperature Coef: X5R (Cont.)										
810	C3225X5R1A156M	15	10	20%	2.3	.54	.332	.268	1000	.20
810	C3225X5R0J226K	22	6.3	10%	1.6	.74	.461	.371	1000	.278
810	C3225X5R0J226K-6	22	6.3	10%	1.6	.74	.461	.371	1000	.278
810	C3225X5R0J226M	22	6.3	20%	2	.70	.431	.348	1000	.26
810	C3225X5R0J226M-6	22	6.3	20%	1.6	.70	.431	.348	1000	.26
810	C3225X5R1A226M	22	10	20%	2.3	.94	.494	.353	1000	.282
810	C3225X5R1C226M	22	16	20%	2.5	1.08	.566	.404	1000	.229
810	C3225X5R0J476M	47	6.3	20%	2.5	1.01	.578	.465	1000	.257
810	C3225X5R1A476M	47	10	20%	2.5	1.33	.812	.659	2000	.341
810	C3225X5R0J107M	100	6.3	20%	2.5	1.46	.903	.728	1000	.546
Temperature Coef: X6S										
810	C3225X6S0J476M	47	6.3	20%	2.5	1.08	.664	.347	1000	.299
810	C3225X6S0G107M	100	4	20%	2.5	1.63	1.01	.816	1000	.612
810	C3225X6S0J107M	100	6.3	20%	2.5	1.63	1.01	.816	1000	.612
Temperature Coef: X7R										
810	C3225X7R2E104M	0.1	250	20%	2	.30	.192	.154	1000	.116
810	C3225X7R2E154K	0.115	250	10%	2	.75	.375	.241	1000	.156
810	C3225X7R2E154M	0.15	250	20%	2	.75	.375	.241	1000	.156
810	C3225X7R2E224M	0.22	250	20%	2	.49	.235	.15	1000	.089
810	C3225X7R2A334K	0.33	100	10%	2	.50	.314	.253	1000	.189
810	C3225X7R2A334M	0.33	100	20%	2	.50	.314	.253	1000	.189
810	C3225X7R2A474M	0.47	100	20%	2	.69	.36	.257	1000	.205
810	C3225X7R2A684K	0.68	100	10%	2	1.03	.539	.385	1000	.308
810	C3225X7R2A684M	0.68	100	20%	2	1.03	.539	.385	2000	.308
810	C3225X7R1H105K	1	50	10%	1.6	.49	.235	.15	1000	.089
810	C3225X7R1H105K-5	1	50	10%	1.6	.49	.235	.15	2000	.089
810	C3225X7R1H105M	1	50	20%	1.6	.49	.235	.15	1000	.089
810	C3225X7R1H105M-5	1	50	20%	1.6	.49	.235	.15	2000	.089
810	C3225X7R2A105M	1	100	20%	2	.56	.35	.281	1000	.211
810	C3225X7R1H155M	1.5	50	20%	2	.64	.337	.241	1000	.193
810	C3225X7R1E225M	2.2	25	20%	1.6	.49	.311	.25	1000	.188
810	C3225X7R1H225K	2.2	50	10%	2.5	.54	.332	.268	1000	.20
810	C3225X7R2A225K	2.2	100	10%	2.3	.94	.494	.353	1000	.282
810	C3225X7R1H335M	3.3	50	20%	2.5	.80	.498	.401	1000	.301
810	C3225X7R1E475K	4.7	25	10%	2	.58	.289	.184	1000	.12
810	C3225X7R1E475M	4.7	25	20%	2	.58	.289	.184	1000	.12
810	C3225X7R1E685M	6.8	25	20%	2	.62	.387	.311	1000	.233
810	C3225X7R1C106M	10	16	20%	2	.62	.323	.231	1000	.131
810	C3225X7R1E106M	10	25	20%	2.5	.61	.383	.308	1000	.231
Temperature Coef: X7S										
810	C3225X7S2A335M	3.3	100	20%	2	1.01	.578	.465	1000	.257
810	C3225X7S2A475K	4.7	10	10%	2	1.78	1.10	.891	1000	.669
810	C3225X7S2A475M	4.7	10	20%	2	1.66	1.03	.831	1000	.624
810	C3225X7S1H685K	6.8	50	10%	2.5	2.01	1.32	1.08	1000	.602
810	C3225X7S1H685M	6.8	50	20%	2.5	1.48	.922	.743	1000	.556
Temperature Coef: Y5V										
810	C3225Y5V1H475Z	4.7	50	+80,-20%	1.15	.67	.321	.205	2000	.116
810	C3225Y5V1C106Z	10	16	+80,-20%	1.25	.50	.241	.154	2000	.087
810	C3225Y5V1E106Z	10	25	+80,-20%	1.6	.49	.307	.247	2000	.128
810	C3225Y5V1A226Z	22	10	+80,-20%	1.15	.43	.271	.218	1000	.164
810	C3225Y5V1A476Z	47	10	+80,-20%	2	1.01	.578	.465	1000	.257
810	C3225Y5V0J107Z	100	6.3	+80,-20%	2.5	1.33	.812	.659	1000	.365

Style 1812

For quantities greater than listed, call for quote.

MOUSER STOCK NO. Mfr.	Mfr. Part No.	Value (µF)	Volt (DC)	Tol.±	Dim. T (mm)	Price Each 1	100	500	Reel Qty.	Price Per Piece
Temperature Coef: X5R										
810	C4532X5R1E106K	10	25	10%	2.5	1.47	.913	.735	500	.735
810	C4532X5R1E106M	10	25	20%	2.5	1.34	.829	.669	500	.669
810	C4532X5R1E156M	15	25	20%	2.5	2.01	1.32	1.08	500	1.08
810	C4532X5R1A226M	22	10	20%	2	1.08	.664	.347	500	.347
810	C4532X5R1C226M	22	16	20%	2	1.50	.929	.749	500	.749
810	C4532X5R1E226M	22	25	20%	2.5	1.78	1.10	.891	500	.891
810	C4532X5R1A336M	33	10	20%	2	1.78	1.10	.891	500	.891
810	C4532X5R1C336M	33	16	20%	2.5	1.78	1.10	.891	500	.891
810	C4532X5R1A476M	47	10	20%	2.8	2.49	1.54	1.24	500	1.24
810	C4532X5R0J686M	68	6.3	20%	1.6	3.56	2.21	1.79	500	1.79
810	C4532X5R0J107M	100	6.3	20%	2.8	3.11	1.94	1.55	500	1.55

Style 1812 (Cont.)

For quantities greater than listed, call for quote.

MOUSER STOCK NO. Mfr.	Mfr. Part No.	Value (µF)	Volt (DC)	Tol.±	Dim. T (mm)	Price Each 1	100	500	Reel Qty.	Price Per Piece
Temperature Coef: X7R										
810	C4532X7R2J104M	0.1	630	20%	2.3	1.09	.631	.508	500	.508
810	C4532X7R2E154M	0.15	250	20%	1.6	.67	.424	.341	1000	.256
810	C4532X7R2E224M	0.22	250	20%	2.3	.67	.424	.341	500	.341
810	C4532X7R2E334K	0.33	250	10%	2.3	1.09	.631	.508	500	.508
810	C4532X7R2E334M	0.33	250	20%	2.3	1.09	.631	.508	500	.508
810	C4532X7R2E474K	0.47	250	10%	2.3	.82	.516	.415	500	.415
810	C4532X7R2E474M	0.47	250	20%	2.3	.82	.516	.415	500	.415
810	C4532X7R2A684K	0.68	100	10%	2.3	1.21	.738	.599	1000	.445
810	C4532X7R2A684M	0.68	100	20%	2.3	1.21	.738	.599	500	.599
810	C4532X7R1H105M	1	50	20%	2.3	.77	.479	.386	1000	.289
810	C4532X7R2A105K	1	100	10%	2.3	1.04	.645	.52	500	.52
810	C4532X7R2A105M	1	100	20%	2.3	1.08	.664	.347	500	.347
810	C4532X7R1H225K	2	50	10%	1.6	1.27	.791	.637	1000	.477
810	C4532X7R2A155K	2	100	10%	2.1	1.66	1.03	.831	500	.831
810	C4532X7R2A155M	2	100	20%	2.3	1.63	1.01	.816	500	.816
810	C4532X7R2A225K	2	100	10%	2.3	1.21	.738	.599	500	.599
810	C4532X7R1H225M	2.2	50	20%	1.6	1.16	.719	.579	1000	.434
810	C4532X7R2A225M	2.2	100	20%	2.3	1.21	.738	.599	500	.599
810	C4532X7R1E475M	4.7	25	20%	1.6	1.20	.747	.601	1000	.45
810	C4532X7R1H475M	4.7	50	20%	2	1.34	.829	.669	1000	.501
810	C4532X7R1H685M	6.8	50	20%	2.5	2.01	1.32	1.08	500	1.08
810	C4532X7R1C106K	10	16	10%	2.5	1.42	.885	.713	500	.713
810	C4532X7R1E106M	10	25	20%	2.5	1.34	.829	.669	500	.669
810	C4532X7R1E156M	15	25	20%	2.5	2.01	1.32	1.08	500	1.08
810	C4532X7R1C226M	22	16	20%	2.5	1.48	.922	.743	500	.743
810	C4532X7R1C336M	33	16	20%	2.5	1.96	1.21	.98	500	.98
Temperature Coef: X7S										
810	C4532X7S3A103K	1	1000	10%	1.6	1.68	1.18	1.07	1000	.984
810	C4532X7S2A475M	4.7	100	20%	2.3	2.08	1.28	1.04	500	1.04
Temperature Coef: Y5V										
810	C4532Y5V1C476Z	47	16	+80,-20%	2.5	1.63	1.01	.816	500	.816
810	C4532Y5V1A107Z	100	10	+80,-20%	2.5	2.49	1.54	1.24	500	1.24

Style 2220

For quantities greater than listed, call for quote.

MOUSER STOCK NO. Mfr.	Mfr. Part No.	Value (µF)	Volt (DC)	Tol.±	Dim. T (mm)	Price Each 1	100	500	Reel Qty.	Price Per Piece
Temperature Coef: X5R										
810	C5750X5R1H106K	10	50	10%	2.3	2.70	1.67	1.35	500	1.35
810	C5750X5R1C336M	33	16	20%	2	3.56	2.20	1.78	500	1.78
810	C5750X5R1C476M	47	16	20%	2.3	2.18	1.51	.706	500	.706
810	C5750X5R1A686M	68	10	20%	2.3	4.45	2.76	2.23	500	2.23
810	C5750X5R0J107M	100	6.3	20%	2.8	3.56	2.20	1.78	500	1.78
Temperature Coef: X7R										
810	C5750X7R2J154M	0.15	630	20%	1.6	1.42	.885	.713	1000	.535
810	C5750X7R2J224M	0.22	630	20%	2.3	1.48	.922	.743	500	.743
810	C5750X7R2E334K	0.33	250	10%	1.6	1.42	.885	.713	1000	.535
810	C5750X7R2E334M	0.33	250	20%	1.6	1.42	.885	.713	1000	.535
810	C5750X7R2E474M	0.47	250	20%	2.3	1.36	.849	.683	500	.683
810	C5750X7R2E684K	0.68	250	10%	2.3	2.14	1.33	1.07	500	1.07
810	C5750X7R2E684M	0.68	250	20%	2.3	2.14	1.33	1.07	500	1.07
810	C5750X7R2A105M	1	100	20%	2.3	2.08	1.28	1.04	500	1.04
810	C5750X7R2E105K	1	250	10%	2.3	1.48	.922	.743	500	.743
810	C5750X7R2E105M	1	250	20%	2.3	1.48	.922	.743	500	.743
810	C5750X7R2A155M	1.5	100	20%	2.3	2.38	1.47	1.19	500	1.19
810	C5750X7R2A335K	3.3	100	10%	2.3	3.56	2.20	1.78	500	1.78
810	C5750X7R2A335M	3.3	100	20%	2.3	2.96	1.84	1.48	500	1.48
810	C5750X7R2A475K	4.7	100	10%	2.3	3.56	2.20	1.78	500	1.78
810	C5750X7R2A475M	4.7	100	20%	2.3	2.96	1.84	1.48	500	1.48
810	C5750X7R1H106M	10	50	20%	2.3	2.68	1.66	1.34	500	1.34
810	C5750X7R1E156M	15	25	20%	2	2.79	1.73	1.39	500	1.39
810	C5750X7R1C226M	22	16	20%	2	2.96	1.84	1.48	500	1.48
810	C5750X7R1E226M	22	25	20%	2.5	3.56	2.20	1.78	500	1.78
810	C5750X7R1C476M	47	16	20%	2.3	3.56	2.20	1.78	500	1.78
Temperature Coef: X7S										
810	C5750X7S2A156M	15	100	20%	2.5	4.75	2.94	2.38	500	2.38
Temperature Coef: Y5V										
810	C5750Y5V1E476Z	47	25	+80,-20%	2	2.68	1.66	1.34	500	1.34

© Copyright 2013 Mouser Electronics

© Copyright 2013 Mouser Electronics

TDK Ceramic Chip Capacitors

RoHS Compliant **This product is RoHS compliant.**

C SERIES CAPACITORS

Features:

- High capacitance has been achieved through precision technologies
- Monolithic structure ensures superior mechanical strength and reliability
- High-accuracy automatic mounting is facilitated through the maintenance of very precise dimensional tolerances.
- Composed of only ceramics and metals, these capacitors provide extremelydependable performance, exhibiting virtually no degradation even when subjected to temperature extremes.

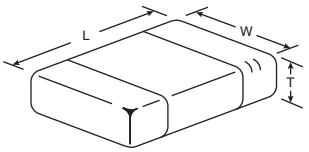



EIA Code	EIAJ Code	Dim. (mm) L	W
0402	1005	1.0	.05

Style 0402

For quantities greater than listed, call for quote.

MOUSER STOCK NO. Mfr.	Mfr. Part No.	Value (pF)	Volt (DC)	Tol.±	Dim. T (mm)	Price Each 1	100	500	Reel Qty.	Price Per Piece
Temperature Coef: C0G										
810	C1005C0G1H0R5B	0.5	50	0.10pF	0.5	.10	.013	.007	10000	.003
810	C1005C0G1H0R5C	0.5	50	0.25pF	0.5	.10	.012	.009	10000	.004
810	C1005C0G1HR75C	0.75	50	0.25pF	0.5	.10	.012	.009	10000	.004
810	C1005C0G1H010B	1	50	0.10pF	0.5	.11	.013	.009	10000	.005
810	C1005C0G1H010C	1	50	0.25pF	0.5	.08	.039	.029	10000	.016
810	C1005C0G1H1R2B	1.2	50	0.10pF	0.5	.10	.012	.009	10000	.004
810	C1005C0G1H1R2C	1.2	50	0.25pF	0.5	.08	.039	.029	10000	.016
810	C1005C0G1H1R5B	1.5	50	0.10pF	0.5	.11	.013	.009	10000	.005
810	C1005C0G1H1R5C	1.5	50	0.25pF	0.5	.08	.039	.029	10000	.016
810	C1005C0G1H1R8B	1.8	50	0.10pF	0.5	.11	.013	.009	10000	.005
810	C1005C0G1H1R8C	1.8	50	0.25pF	0.5	.08	.039	.029	10000	.016
810	C1005C0G1H020B	2	50	0.10pF	0.5	.11	.013	.009	10000	.005
810	C1005C0G1H020C	2	50	0.25pF	0.5	.08	.039	.029	10000	.016
810	C1005C0G1H2R2B	2.2	50	0.10pF	0.5	.11	.013	.009	10000	.005
810	C1005C0G1H2R2C	2.2	50	0.25pF	0.5	.08	.039	.029	10000	.016
810	C1005C0G1H2R5C	2.5	50	0.25pF	0.5	.10	.012	.009	10000	.004
810	C1005C0G1H2R7B	2.7	50	0.10pF	0.5	.10	.012	.009	10000	.004
810	C1005C0G1H2R7C	2.7	50	0.25pF	0.5	.08	.039	.029	10000	.016
810	C1005C0G1H030B	3	50	0.10pF	0.5	.10	.012	.009	10000	.004
810	C1005C0G1H030C	3	50	0.25pF	0.5	.08	.039	.029	10000	.016
810	C1005C0G1H3R3B	3.3	50	0.10pF	0.5	.11	.013	.009	10000	.005
810	C1005C0G1H3R3C	3.3	50	0.25pF	0.5	.08	.039	.029	10000	.016
810	C1005C0G1H3R5C	3.5	50	0.25pF	0.5	.10	.012	.009	10000	.004
810	C1005C0G1H3R9B	3.9	50	0.10pF	0.5	.10	.012	.009	10000	.004
810	C1005C0G1H3R9C	3.9	50	0.25pF	0.5	.08	.039	.029	10000	.016
810	C1005C0G1H040B	4	50	0.10pF	0.5	.10	.012	.009	10000	.004
810	C1005C0G1H040C	4	50	0.25pF	0.5	.08	.039	.029	10000	.016
810	C1005C0G1H4R7B	4.7	50	0.10pF	0.5	.11	.013	.009	10000	.005
810	C1005C0G1H4R7C	4.7	50	0.25pF	0.5	.29	.067	.035	10000	.015
810	C1005C0G1H050B	5	50	0.10pF	0.5	.10	.012	.009	10000	.004
810	C1005C0G1H050C	5	50	0.25pF	0.5	.08	.039	.029	10000	.016
810	C1005C0G1H5R6C	5.6	50	0.25pF	0.5	.10	.012	.009	10000	.004
810	C1005C0G1H060C	6	50	0.25pF	0.5	.10	.012	.009	10000	.004
810	C1005C0G1H060D	6	50	0.5pF	0.5	.08	.039	.029	10000	.016
810	C1005C0G1H6R8C	6.8	50	0.25pF	0.5	.11	.013	.009	10000	.005
810	C1005C0G1H6R8D	6.8	50	0.5pF	0.5	.08	.039	.029	10000	.016
810	C1005C0G1H070C	7	50	0.25pF	0.5	.10	.012	.009	10000	.004
810	C1005C0G1H070D	7	50	0.5pF	0.5	.08	.039	.029	10000	.016
810	C1005C0G1H080C	8	50	0.25pF	0.5	.10	.012	.009	10000	.004
810	C1005C0G1H080D	8	50	0.5pF	0.5	.08	.039	.029	10000	.016
810	C1005C0G1H8R2C	8.2	50	0.25pF	0.5	.10	.012	.009	10000	.004
810	C1005C0G1H8R2D	8.2	50	0.5pF	0.5	.08	.039	.029	10000	.016
810	C1005C0G1H090C	9	50	0.25pF	0.5	.10	.012	.009	10000	.004
810	C1005C0G1H090D	9	50	0.5pF	0.5	.08	.039	.029	10000	.016
810	C1005C0G1H100C	10	50	0.25pF	0.5	.11	.012	.009	10000	.004
810	C1005C0G1H100D	10	50	0.5pF	0.5	.29	.067	.035	10000	.015
810	C1005C0G1H110J	11	50	5%	0.5	.10	.012	.009	10000	.004
810	C1005C0G1H130J	13	50	5%	0.5	.11	.013	.009	10000	.005
810	C1005C0G1H150J	15	50	5%	0.5	.29	.067	.035	10000	.015
810	C1005C0G1H160J	16	50	5%	0.5	.11	.013	.009	10000	.005
810	C1005C0G1H180J	18	50	5%	0.5	.29	.067	.035	10000	.015
810	C1005C0G1H200J	20	50	5%	0.5	.11	.013	.009	10000	.005
810	C1005C0G1H220F	22	50	1%	0.5	.59	.294	.188	10000	.094
810	C1005C0G1H220G	22	50	2%	0.5	.45	.214	.137	10000	.068
810	C1005C0G1H220J	22	50	5%	0.5	.29	.067	.035	10000	.015
810	C1005C0G1H240J	24	50	5%	0.5	.11	.013	.009	10000	.005
810	C1005C0G1H270J	27	50	5%	0.5	.29	.067	.035	10000	.015
810	C1005C0G1H300J	30	50	5%	0.5	.11	.013	.009	10000	.005
810	C1005C0G1H330J	33	50	5%	0.5	.29	.067	.035	10000	.015
810	C1005C0G1H360J	36	50	5%	0.5	.10	.012	.009	10000	.004
810	C1005C0G1H430J	43	50	5%	0.5	.10	.012	.009	10000	.004
810	C1005C0G1H470F	47	50	1%	0.5	.59	.294	.188	10000	.094
810	C1005C0G1H470G	47	50	2%	0.5	.57	.268	.171	10000	.075
810	C1005C0G1H470J	47	50	5%	0.5	.29	.067	.035	10000	.015
810	C1005C0G1H510J	51	50	5%	0.5	.10	.012	.009	10000	.004
810	C1005C0G1H620J	62	50	5%	0.5	.11	.013	.009	10000	.005
810	C1005C0G1H680J	68	50	5%	0.5	.29	.067	.035	10000	.015
810	C1005C0G1H750J	75	50	5%	0.5	.10	.012	.009	10000	.004
810	C1005C0G1H820J	82	50	5%	0.5	.29	.067	.035	10000	.015
810	C1005C0G1H910J	91	50	5%	0.5	.10	.012	.009	10000	.004
810	C1005C0G1H101F	100	50	1%	0.5	.59	.294	.188	10000	.094
810	C1005C0G1H101G	100	50	2%	0.5	.57	.268	.171	10000	.075
810	C1005C0G1H101J	100	50	5%	0.5	.29	.067	.035	10000	.015
810	C1005C0G1H121J	120	50	5%	0.5	.11	.014	.01	10000	.006
810	C1005C0G1H151J	150	50	5%	0.5	.12	.026	.014	10000	.006
810	C1005C0G1H181J	180	50	5%	0.5	.12	.026	.014	10000	.006

Style 0402 (Cont.)

For quantities greater than listed, call for quote.

MOUSER STOCK NO. Mfr.	Mfr. Part No.	Value (pF)	Volt (DC)	Tol.±	Dim. T (mm)	Price Each 1	100	500	Reel Qty.	Price Per Piece
Temperature Coef: C0G (Cont.)										
810	C1005C0G1H221J	220	50	5%	0.5	.12	.026	.014	10000	.009
810	C1005C0G1H271J	270	50	5%	0.5	.12	.021	.016	10000	.011
810	C1005C0G1H331J	330	50	5%	0.5	.12	.021	.016	10000	.011
810	C1005C0G1E681J	680	25	5%	0.5	.29	.077	.039	10000	.018
810	C1005C0G1E821J	820	25	5%	0.5	.32	.086	.044	10000	.021
Temperature Coef: X5R										
810	C1005X5R1C473M	.047µF	16	20%	0.5	.11	.039	.02	10000	.009
810	C1005X5R1E473M	.047µF	25	20%	0.5	.14	.031	.016	10000	.009
810	C1005X5R1A473K	.047µF	10	10%	0.5	.12	.026	.014	10000	.006
810	C1005X5R1C473K	.047µF	16	10%	0.5	.11	.039	.02	10000	.009
810	C1005X5R1A683K	.068µF	10	10%	0.5	.14	.031	.016	10000	.009
810	C1005X5R1C683K	.068µF	16	10%	0.5	.17	.024	.015	10000	.009
810	C1005X5R1E683K	.068µF	25	10%	0.5	.21	.048	.026	10000	.011
810	C1005X5R1C683M	.068µF	16	20%	0.5	.17	.024	.015	10000	.009
810	C1005X5R1E683M	.068µF	25	20%	0.5	.21	.048	.026	10000	.011
Temperature Coef: X7R										
810	C1005X7R1H221K	220	50	10%	0.5	.29	.067	.035	10000	.015
810	C1005X7R1H221M	220	50	20%	0.5	.29	.067	.035	10000	.015
810	C1005X7R1H331K	330	50	10%	0.5	.29	.067	.035	10000	.015
810	C1005X7R1H331M	330	50	20%	0.5	.29	.067	.035	10000	.015
810	C1005X7R1H471M	470	50	20%	0.5	.29	.067	.035	10000	.015
810	C1005X7R1H681K	680	50	10%	0.5	.29	.067	.035	10000	.015
810	C1005X7R1H681M	680	50	20%	0.5	.29	.067	.035	10000	.015
810	C1005X7R1E102K	1000	25	10%	0.5	.29	.067	.035	10000	.015
810	C1005X7R1E102M	1000	25	20%	0.5	.29	.067	.035	10000	.015
810	C1005X7R1H102K	1000	50	10%	0.5	.29	.067	.035	10000	.015
810	C1005X7R1H102M	1000	50	20%	0.5	.29	.067	.035	10000	.015
810	C1005X7R1E152K	1500	25	10%	0.5	.10	.012	.009	10000	.004
810	C1005X7R1E152M	1500	25	20%	0.5	.10	.012	.009	10000	.004
810	C1005X7R1H152K	1500	50	10%	0.5	.11	.012	.009	10000	.004
810	C1005X7R1H152M	1500	50	20%	0.5	.10	.012	.009	10000	.004
810	C1005X7R1E222K	2200	25	10%	0.5	.29	.067	.035	10000	.015
810	C1005X7R1E222M	2200	25	20%	0.5	.29	.067	.035	10000	.015
810	C1005X7R1H222K	2200	50	10%	0.5	.29	.067	.035	10000	.015
810	C1005X7R1H222M	2200	50	20%	0.5	.29	.067	.035	10000	.015
810	C1005X7R1E332K	3300	25	10%	0.5	.10	.012	.009	10000	.004
810	C1005X7R1E332M	3300	25	20%	0.5	.10	.012	.009	10000	.004
810	C1005X7R1H332K	3300	50	10%	0.5	.10	.012	.009	10000	.004
810	C1005X7R1H332M	3300	50	20%	0.5	.10	.012	.009	10000	.004
810	C1005X7R1E472M	4700	25	20%	0.5	.29	.067	.035	10000	.015
810	C1005X7R1H472M	4700	50	20%	0.5	.29	.067	.035	10000	.015
810	C1005X7R1E682K	6800	25	10%	0.5	.10	.012	.009	10000	.004
810	C1005X7R1E682M	6800	25	20%	0.5	.10	.012	.009	10000	.004
810	C1005X7R1H682K	6800	50	10%	0.5	.11	.013	.009	10000	.005
810	C1005X7R1H682M	6800	50	20%	0.5	.10	.012	.009	10000	.004
810	C1005X7R1C103K	.01µF	16	10%	0.5	.29	.067	.035	10000	.015
810	C1005X7R1E103K	.01µF	25	10%	0.5	.29	.067	.035	10000	.015
810	C1005X7R1C103M	.01µF	16	20%	0.5	.29	.067	.035	10000	.015
810	C1005X7R1E103M	.01µF	25	20%	0.5	.29	.067	.035	10000	.015
810	C1005X7R1C153K	.015µF	16	10%	0.5	.12	.026	.014	10000	.006
810	C1005X7R1C153M	.015µF	16	20%	0.5	.12	.026	.014	10000	.006
810	C1005X7R1E153K	.015µF	25	10%	0.5	.12	.026	.014	10000	.006
810	C1005X7R1E153M	.015µF	25	20%	0.5	.12	.026	.014	10000	.006
810	C1005X7R1C223K	.022µF	16	10%	0.5	.11	.013	.009	10000	.005
810	C1005X7R1E223K	.022µF	25	10%	0.5	.12	.026	.014	10000	.006
810	C1005X7R1C223M	.022µF	16	20%	0.5	.10	.012	.009	10000	.004
810	C1005X7R1E223M	.022µF	25	20%	0.5	.12	.026	.014	10000	.006
810	C1005X7R1C333M	.033µF	16	20%	0.5	.12	.026	.014	10000	.006
810	C1005X7R1E333K	.033µF	25	10%	0.5	.14	.031	.016	10000	.009
810	C1005X7R1E333M	.033µF	25	20%	0.5	.14	.031	.016	10000	.009
810	C1005X7R1C473K	.047µF	16	10%	0.5	.12	.026	.014	10000	.006
810	C1005X7R1A473K	.047µF	10	10%	0.5	.12	.026	.014	10000	.006
810	C1005X7R1A473M	.047µF	10	20%	0.5	.12	.026	.014	10000	.006
810	C1005X7R1C473M	.047µF	16	20%	0.5	.12	.026	.014	10000	.006
810	C1005X7R1E473M	.047µF	25	20%	0.5	.12	.026	.014	10000	.006
810	C1005X7R1A683K	.068µF	10	10%	0.5	.14	.031	.016	10000	.009
810	C1005X7R1A683M	.068µF	10	20%	0.5	.14	.031	.016	10000	.009
810	C1005X7R1C683K	.068µF	16	10%	0.5	.14	.031	.016	10000	.009
810	C1005X7R1C683M	.068µF	16	20%	0.5	.14	.031	.016	10000	.009
810	C1005X7R1H683K	.068µF	50	10%	0.5	.32	.086	.044	10000	.021
Temperature Coef: X7S										
810	C1005X7S2A102K	1000	10	10%	0.5	.20	.028	.018	10000	.014
810	C1005X7S2A152K	1500	10	10%	0.5	.23	.052	.028	10000	.018
810	C1005X7S2A222K	2200	10	10%	0.5	.23	.031	.019	10000	.015
810	C1005X7S2A332K	3300	10	10%	0.5	.23	.052	.028	10000	.018
810	C1005X7S2A332M	3300	10	20%	0.5	.26	.058	.03	10000	.02

© Copyright 2013 Mouser Electronics

© Copyright 2013 Mouser Electronics

TDK Ceramic Chip Capacitors

RoHS Compliant **This product is RoHS compliant.**

C SERIES CAPACITORS (CONT.)

Features:

- High capacitance has been achieved through precision technologies
- Monolithic structure ensures superior mechanical strength and reliability
- High-accuracy automatic mounting is facilitated through the maintenance of very precise dimensional tolerances.
- Composed of only ceramics and metals, these capacitors provide extremelydependable performance, exhibiting virtually no degradation even when subjected to temperature extremes.

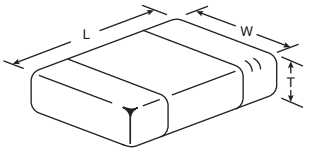



EIA Code	EIAJ Code	Dim. (mm) L	Dim. (mm) W
0402	1005	1.0	.05
0508	1220	1.25	2.0
0603	1608	1.6	0.8
0612	1632	1.6	3.2

Style 0402 (Cont.)

For quantities greater than listed, call for quote.

MOUSER STOCK NO. / Mfr. Part No.	Value (pF)	Volt (DC)	Tol.±	Dim. T (mm)	Price Each 1	Price Each 100	Price Each 500	Reel Qty.	Price Per Piece
Temperature Coef: X7S (Cont.)									
810—C1005X7S2A472K	4700	10	10%	0.5	.23	.031	.019	10000	.011
810—C1005X7S2A682K	6800	10	10%	0.5	.23	.052	.028	10000	.01
810—C1005X7S2A103M	.01µF	100	20%	0.5	.17	.022	.014	10000	.009
Temperature Coef: X8R									
810—C1005X8R1H471K	470	50	10%	0.5	.32	.086	.044	10000	.021
810—C1005X8R1H222K	2200	50	10%	0.5	.32	.112	.055	10000	.029
Temperature Coef: Y5V									
810—C1005Y5V1H103Z	.01µF	50	+80,-20%	0.5	.29	.067	.035	10000	.015

Style 0508

For quantities greater than listed, call for quote.

MOUSER STOCK NO. / Mfr. Part No.	Value (pF)	Volt (DC)	Tol.±	Dim. T (mm)	Price Each 1	Price Each 100	Price Each 500	Reel Qty.	Price Per Piece
Temperature Coef: X7R									
810—C1220X7R1H223K	.022µF	50	10%	0.85	.50	.241	.154	4000	.082

Style 0603

For quantities greater than listed, call for quote.

MOUSER STOCK NO. / Mfr. Part No.	Value (pF)	Volt (DC)	Tol.±	Dim. T (mm)	Price Each 1	Price Each 100	Price Each 500	Reel Qty.	Price Per Piece
Temperature Coef: SL									
810—C1608SL1A153J	.015µF	10	5%	0.8	.45	.214	.137	4000	.073
810—C1608SL1A223J	.022µF	10	5%	0.8	.45	.214	.137	4000	.073
Temperature Coef: C0G									
810—C1608C0G1H0R5B	0.5	50	0.10pF	0.8	.17	.039	.02	4000	.011
810—C1608C0G1H1R2B	1.2	50	0.10pF	0.8	.17	.039	.02	4000	.011
810—C1608C0G1H1R5C	1.5	50	0.25pF	0.8	.09	.015	.011	4000	.007
810—C1608C0G1H020C	2	50	0.25pF	0.8	.09	.015	.011	4000	.007
810—C1608C0G1H2R2C	2.2	50	0.25pF	0.8	.08	.013	.01	4000	.004
810—C1608C0G1H2R7C	2.7	50	0.25pF	0.8	.09	.015	.011	4000	.007
810—C1608C0G1H030B	3	50	0.10pF	0.8	.17	.039	.02	4000	.011
810—C1608C0G1H030C	3	50	0.25pF	0.8	.09	.015	.011	4000	.007
810—C1608C0G1H3R3B	3.3	50	0.10pF	0.8	.17	.039	.02	4000	.011
810—C1608C0G1H040B	4	50	0.10pF	0.8	.17	.039	.02	4000	.011
810—C1608C0G1H040C	4	50	0.25pF	0.8	.09	.015	.011	4000	.007
810—C1608C0G1H4R7B	4.7	50	0.10pF	0.8	.17	.039	.02	4000	.011
810—C1608C0G1H050B	5	50	0.10pF	0.8	.17	.039	.02	4000	.011
810—C1608C0G1H050C	5	50	0.25pF	0.8	.09	.015	.011	4000	.007
810—C1608C0G1H5R6D	5.6	50	0.5pF	0.8	.09	.015	.011	4000	.007
810—C1608C0G1H6R8D	6.8	50	0.5pF	0.8	.09	.015	.011	4000	.007
810—C1608C0G1H070C	7	50	0.25pF	0.8	.14	.032	.016	4000	.011
810—C1608C0G1H080D	8	50	0.5pF	0.8	.09	.015	.011	4000	.007
810—C1608C0G1H090C	9	50	0.25pF	0.8	.14	.032	.016	4000	.011
810—C1608C0G1H100D	10	50	0.5pF	0.8	.08	.013	.01	4000	.004
810—C1608C0G1H120J	12	50	5%	0.8	.10	.014	.009	4000	.007
810—C1608C0G1H130J	13	50	5%	0.8	.14	.032	.016	4000	.011
810—C1608C0G1H150J	15	50	5%	0.8	.10	.014	.009	4000	.007
810—C1608C0G1H180J	18	50	5%	0.8	.10	.014	.009	4000	.007
810—C1608C0G1H220F	22	50	1%	0.8	.52	.215	.123	4000	.07
810—C1608C0G1H220G	22	50	2%	0.8	.45	.184	.106	4000	.06
810—C1608C0G1H220J	22	50	5%	0.8	.10	.014	.009	4000	.007
810—C1608C0G1H240J	24	50	5%	0.8	.14	.032	.016	4000	.011
810—C1608C0G1H270J	27	50	5%	0.8	.10	.014	.009	4000	.007
810—C1608C0G1H300J	30	50	5%	0.8	.14	.032	.016	4000	.011
810—C1608C0G1H330J	33	50	5%	0.8	.10	.014	.009	4000	.007
810—C1608C0G1H390J	39	50	5%	0.8	.08	.013	.01	4000	.004
810—C1608C0G1H470F	47	50	1%	0.8	.52	.215	.123	4000	.07
810—C1608C0G1H470G	47	50	2%	0.8	.45	.184	.106	4000	.06
810—C1608C0G1H470J	47	50	5%	0.8	.10	.014	.009	4000	.007
810—C1608C0G1H510J	51	50	5%	0.8	.14	.032	.016	4000	.011
810—C1608C0G1H560J	56	50	5%	0.8	.10	.014	.009	4000	.007
810—C1608C0G1H620J	62	50	5%	0.8	.14	.032	.016	4000	.011
810—C1608C0G1H680J	68	50	5%	0.8	.08	.013	.01	4000	.004
810—C1608C0G1H820J	82	50	5%	0.8	.08	.013	.01	4000	.004
810—C1608C0G1H910J	91	50	5%	0.8	.14	.032	.016	4000	.011
810—C1608C0G1H101F	100	50	1%	0.8	.52	.215	.123	4000	.07
810—C1608C0G1H101G	100	50	2%	0.8	.45	.184	.106	4000	.06
810—C1608C0G1H101J	100	50	5%	0.8	.10	.012	.009	4000	.006
810—C1608C0G2A101F	100	100	1%	0.8	.43	.214	.155	4000	.082
810—C1608C0G2A101G	100	100	2%	0.8	.49	.202	.116	4000	.065
810—C1608C0G1H151J	150	50	5%	0.8	.17	.024	.015	4000	.01
810—C1608C0G1H221F	220	50	1%	0.8	.43	.214	.155	4000	.082
810—C1608C0G1H221G	220	50	2%	0.8	.46	.23	.148	4000	.074
810—C1608C0G1H221J	220	50	5%	0.8	.17	.024	.015	4000	.01
810—C1608C0G1H271J	270	50	5%	0.8	.17	.024	.015	4000	.01
810—C1608C0G1H331J	330	50	5%	0.8	.21	.048	.026	4000	.012

Style 0603 (Cont.)

For quantities greater than listed, call for quote.

MOUSER STOCK NO. / Mfr. Part No.	Value (pF)	Volt (DC)	Tol.±	Dim. T (mm)	Price Each 1	Price Each 100	Price Each 500	Reel Qty.	Price Per Piece
Temperature Coef: X7R (Cont.)									
810—C1608C0G2A331J	330	100	5%	0.8	.11	.032	.021	4000	.011
810—C1608C0G1H471F	470	50	1%	0.8	.69	.36	.257	4000	.128
810—C1608C0G1H471G	470	50	2%	0.8	.47	.235	.151	4000	.075
810—C1608C0G1H471J	470	50	5%	0.8	.21	.048	.026	4000	.012
810—C1608C0G1H511J	510	50	5%	0.8	.09	.043	.028	4000	.018
810—C1608C0G1H681J	680	50	5%	0.8	.28	.062	.033	4000	.016
810—C1608C0G1H821J	820	50	5%	0.8	.28	.067	.035	4000	.018
810—C1608C0G1H911J	910	50	5%	0.8	.29	.077	.039	4000	.02
810—C1608C0G1H102F	1000	50	1%	0.8	.95	.591	.475	4000	.242
810—C1608C0G1H102G	1000	50	2%	0.8	.84	.517	.416	4000	.217
810—C1608C0G1H102J	1000	50	5%	0.8	.28	.062	.033	4000	.016
810—C1608C0G2A102F	1000	100	1%	0.8	1.21	.738	.599	4000	.294
810—C1608C0G2A102G	1000	100	2%	0.8	1.08	.664	.347	4000	.279
810—C1608C0G1H122J	1200	50	5%	0.8	.39	.103	.052	4000	.027
810—C1608C0G1H152J	1500	50	5%	0.8	.39	.103	.052	4000	.027
810—C1608C0G1H182J	1800	50	5%	0.8	.32	.112	.055	4000	.032
810—C1608C0G1H222J	2200	50	5%	0.8	.32	.112	.055	4000	.032
810—C1608X7R1H221K	220	50	10%	0.8	.11	.015	.011	4000	.006
810—C1608X7R1H221M	220	50	20%	0.8	.11	.014	.009	4000	.005
810—C1608X7R1H471K	470	50	10%	0.8	.11	.015	.011	4000	.006
810—C1608X7R1H681K	680	50	10%	0.8	.11	.015	.011	4000	.006
810—C1608X7R1H681M	680	50	20%	0.8	.11	.014	.009	4000	.005
810—C1608X7R1H102K	1000	50	10%	0.8	.11	.015	.011	4000	.006
810—C1608X7R1H102M	1000	50	20%	0.8	.11	.014	.009	4000	.005
810—C1608X7R2A102K	1000	100	10%	0.8	.17	.039	.02	4000	.011
810—C1608X7R1H152K	1500	50	10%	0.8	.11	.015	.011	4000	.006
810—C1608X7R1H152M	1500	50	20%	0.8	.11	.014	.009	4000	.005
810—C1608X7R2A152K	1500	100	10%	0.8	.19	.043	.022	4000	.012
810—C1608X7R2A152M	1500	100	20%	0.8	.19	.043	.022	4000	.012
810—C1608X7R1H222K	2200	50	10%	0.8	.11	.015	.011	4000	.006
810—C1608X7R1H222M	2200	50	20%	0.8	.11	.014	.009	4000	.005
810—C1608X7R1H332M	3300	50	20%	0.8	.11	.014	.009	4000	.005
810—C1608X7R2A332K	3300	100	10%	0.8	.17	.039	.02	4000	.011
810—C1608X7R2A332M	3300	100	20%	0.8	.17	.039	.02	4000	.011
810—C1608X7R1H472K	4700	50	10%	0.8	.11	.015	.011	4000	.006
810—C1608X7R2A472K	4700	100	10%	0.8	.21	.048	.026	4000	.012
810—C1608X7R2A472M	4700	100	20%	0.8	.21	.048	.026	4000	.012
810—C1608X7R2A682K	6800	100	10%	0.8	.21	.048	.026	4000	.012
810—C1608X7R2A682M	6800	100	20%	0.8	.21	.048	.026	4000	.012
810—C1608X7R1E103J	.01µF	25	5%	0.8	.17	.039	.02	4000	.011
810—C1608X7R1E103K	.01µF	25	10%	0.8	.29	.067	.035	4000	.021
810—C1608X7R1E103M	.01µF	25	20%	0.8	.29	.067	.035	4000	.021
810—C1608X7R1H103K	.01µF	50	10%	0.8	.29	.067	.035	4000	.021
810—C1608X7R1H103M	.01µF	50	20%	0.8	.29	.067	.035	4000	.021
810—C1608X7R2A103K	.01µF	100	10%	0.8	.21	.048	.026	4000	.012
810—C1608X7R2A103M	.01µF	100	20%	0.8	.21	.048	.026	4000	.012
810—C1608X7R1E153K	.015µF	25	10%	0.8	.08	.015	.011	4000	.007
810—C1608X7R1E153M	.015µF	25	20%	0.8	.08	.015	.011	4000	.007
810—C1608X7R2A153K	.015µF	100	10%	0.8	.28	.067	.035	4000	.018
810—C1608X7R2A153M	.015µF	100	20%	0.8	.28	.067	.035	4000	.018
810—C1608X7R1E223K	.022µF	25	10%	0.8	.14	.031	.016	4000	.011
810—C1608X7R1E223M	.022µF	25	20%	0.8	.14	.031	.016	4000	.011
810—C1608X7R1H223K	.022µF	50	10%	0.8	.14	.031	.016	4000	.011
810—C1608X7R2A223M	.022µF	100	20%	0.8	.24	.052	.028	4000	.014
810—C1608X7R1H333M	.033µF	50	20%	0.8	.17	.039	.02	4000	.011
810—C1608X7R1C473M	.047µF	16	20%	0.8	.08	.016	.012	4000	.006
810—C1608X7R1E473K	.047µF	25	10%	0.8	.08	.016	.012	4000	.006
810—C1608X7R1H473K	.047µF	50	10%	0.8	.08	.016	.012	4000	.006
810—C1608X7R1C683K	.068µF	16	10%	0.8	.17	.022	.015	4000	.011
810—C1608X7R1H683K	.068µF	50	10%	0.8	.21	.048	.026	4000	.012
810—C1608X7R1H683M	.068µF	50	20%	0.8	.21	.048	.026	4000	.012
Temperature Coef: X7S									
810—C1608X7S2A333K	.033µF	10	10%	0.8	.45	.12	.061	4000	.032
810—C1608X7S2A333M	.033µF	10	20%	0.8	.45	.12	.061	4000	.032
810—C1608X7S2A473K	.047µF	10	10%	0.8	.45	.12	.061	4000	.032
810—C1608X7S2A473M	.047µF	10	20%	0.8	.45	.12	.061	4000	.032
810—C1608X7S2A683K	.068µF	10	10%	0.8	.45	.12	.061	4000	.032
810—C1608X7S2A683M	.068µF	10	20%	0.8	.45	.12	.061	4000	.032
Temperature Coef: X8R									
810—C1608X8R2A222K	2200	100	10%	0.8	.32	.086	.044	4000	.031
810—C1608X8R1H332K	3300	50	10%	0.8	.34	.09	.046	4000	.024

Style 0612

For quantities greater than listed, call for quote.

MOUSER STOCK NO. / Mfr. Part No.	Value (pF)	Volt (DC)	Tol.±	Dim. T (mm)	Price Each 1	Price Each 100	Price Each 500	Reel Qty.	Price Per Piece
Temperature Coef: X7R									
810—C1632X7R1H223K	.022µF	50	10%	0.7	.43	.214	.155	4000	.082

© Copyright 2013 Mouser Electronics

© Copyright 2013 Mouser Electronics

TDK Ceramic Chip Capacitors

RoHS Compliant **This product is RoHS compliant.**

C SERIES CAPACITORS (CONT.)

Features:

- High capacitance has been achieved through precision technologies
- Monolithic structure ensures superior mechanical strength and reliability
- High-accuracy automatic mounting is facilitated through the maintenance of very precise dimensional tolerances.
- Composed of only ceramics and metals, these capacitors provide extremelydependable performance, exhibiting virtually no degradation even when subjected to temperature extremes.

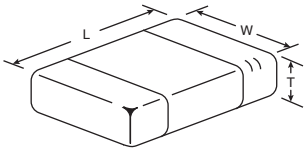



EIA Code	EIAJ Code	Dim. (mm) L	W
0805	2012	2.0	1.25
1206	3216	3.2	1.6
1210	3225	3.2	2.5
1808	4520	4.5	2.0
1812	4532	4.5	3.2
2220	5750	5.7	5.0

Style 0805

For quantities greater than listed, call for quote.

MOUSER STOCK NO. Mfr.	Mfr. Part No.	Value (pF)	Volt (DC)	Tol.±	Dim. T (mm)	Price Each 1	100	500	Reel Qty.	Price Per Piece
Temperature Coef: SL										
810	C2012SL1A333J	.033µF	10	5%	0.6	.40	.211	.151	4000	.08
810	C2012SL1A473J	.047µF	10	5%	0.85	.50	.264	.189	4000	.101
Temperature Coef: C0G										
810	C2012C0G1H101J	100	50	5%	0.6	.21	.048	.026	4000	.012
810	C2012C0G1H221J	220	50	5%	0.6	.24	.054	.029	4000	.013
810	C2012C0G1H331J	330	50	5%	1.25	.24	.054	.028	4000	.014
810	C2012C0G1H102J	1000	50	5%	0.6	.09	.044	.028	4000	.018
810	C2012C0G2A102J	1000	100	5%	0.6	.09	.045	.032	4000	.017
810	C2012C0G1H152J	1500	50	5%	0.6	.32	.086	.044	4000	.031
810	C2012C0G2E152J	1500	250	5%	0.85	.16	.077	.057	4000	.03
810	C2012C0G1H222J	2200	50	5%	0.6	.13	.066	.051	4000	.04
810	C2012C0G1H332J	3300	50	5%	0.6	.36	.127	.061	4000	.041
810	C2012C0G1H472J	4700	50	5%	0.85	.39	.135	.065	4000	.044
810	C2012C0G1E682J	6800	25	5%	1.25	.34	.171	.11	4000	.055
810	C2012C0G1H682J	6800	50	5%	1.25	.51	.18	.087	2000	.058
810	C2012C0G1H103J	.01µF	50	5%	1.25	.43	.213	.155	2000	.098
810	C2012C0G1E153J	.015µF	25	5%	0.85	.50	.241	.154	4000	.082
Temperature Coef: X7R										
810	C2012X7R1H102K	1000	50	10%	0.6	.17	.039	.02	4000	.011
810	C2012X7R2A102K	1000	100	10%	0.85	.28	.067	.035	4000	.018
810	C2012X7R2A102M	1000	100	20%	0.85	.28	.067	.035	4000	.018
810	C2012X7R2E102M	1000	250	20%	0.85	.39	.103	.052	4000	.027
810	C2012X7R2A152K	1500	100	10%	0.85	.09	.043	.028	4000	.018
810	C2012X7R2A152M	1500	100	20%	0.85	.09	.043	.028	4000	.018
810	C2012X7R2E152K	1500	250	10%	0.85	.46	.07	.058	4000	.028
810	C2012X7R2E152M	1500	250	20%	0.85	.46	.07	.058	4000	.028
810	C2012X7R2A222K	2200	100	10%	0.85	.09	.043	.028	4000	.018
810	C2012X7R2A222M	2200	100	20%	0.85	.09	.043	.028	4000	.018
810	C2012X7R2E222K	2200	250	10%	0.85	.46	.07	.058	4000	.028
810	C2012X7R2E222M	2200	250	20%	0.85	.46	.07	.058	4000	.028
810	C2012X7R2A332K	3300	100	10%	0.85	.29	.077	.039	4000	.02
810	C2012X7R2A332M	3300	100	20%	0.85	.29	.077	.039	4000	.02
810	C2012X7R2E332K	3300	250	10%	0.85	.45	.12	.061	4000	.032
810	C2012X7R2E332M	3300	250	20%	0.85	.45	.12	.061	4000	.032
810	C2012X7R2A472K	4700	100	10%	0.85	.09	.043	.028	4000	.018
810	C2012X7R2E472K	4700	250	10%	0.85	.45	.12	.061	4000	.032
810	C2012X7R2E472M	4700	250	20%	0.85	.45	.12	.061	4000	.032
810	C2012X7R2A682K	6800	100	10%	0.85	.29	.077	.039	4000	.02
810	C2012X7R2A682M	6800	100	20%	0.85	.29	.077	.039	4000	.02
810	C2012X7R2E682K	6800	250	10%	0.85	.45	.12	.061	2000	.034
810	C2012X7R2E682M	6800	250	20%	0.85	.45	.12	.061	2000	.034
810	C2012X7R1H103K	.01µF	50	10%	0.6	.17	.039	.02	4000	.011
810	C2012X7R2A103K	.01µF	100	10%	0.85	.09	.043	.028	4000	.018
810	C2012X7R2A103M	.01µF	100	20%	0.85	.09	.043	.028	4000	.018
810	C2012X7R2E103M	.01µF	250	20%	1.25	.35	.094	.048	2000	.027
810	C2012X7R2A153K	.015µF	100	10%	1.25	.32	.086	.044	2000	.032
810	C2012X7R2A153M	.015µF	100	20%	1.25	.32	.086	.044	2000	.032
810	C2012X7R2E153K	.015µF	250	10%	1.25	.20	.102	.065	2000	.039
810	C2012X7R2E153M	.015µF	250	20%	1.25	.20	.102	.065	2000	.039
810	C2012X7R2A223K	.022µF	100	10%	1.25	.39	.103	.052	2000	.03
810	C2012X7R2A223M	.022µF	100	20%	1.25	.39	.103	.052	2000	.03
810	C2012X7R2E223M	.022µF	250	20%	1.25	.39	.135	.065	2000	.044
810	C2012X7R2A333K	.033µF	100	10%	1.25	.32	.112	.055	2000	.04
810	C2012X7R2A333M	.033µF	100	20%	1.25	.32	.112	.055	2000	.04
810	C2012X7R2A473M	.047µF	100	20%	1.25	.32	.112	.055	2000	.04
810	C2012X7R2A683K	.068µF	100	10%	0.85	.38	.153	.088	2000	.054
810	C2012X7R2A683M	.068µF	100	20%	0.85	.38	.153	.088	4000	.049

Style 1206

For quantities greater than listed, call for quote.

MOUSER STOCK NO. Mfr.	Mfr. Part No.	Value (pF)	Volt (DC)	Tol.±	Dim. T (mm)	Price Each 1	100	500	Reel Qty.	Price Per Piece
Temperature Coef: C0G										
810	C3216C0G2J681J	680	630	5%	0.85	.44	.179	.103	4000	.058
810	C3216C0G2J152J	1500	630	5%	1.15	.39	.195	.125	2000	.075
810	C3216C0G1H392J	3900	50	5%	0.6	.45	.184	.106	4000	.06
810	C3216C0G1H472J	4700	50	5%	0.6	.45	.214	.137	4000	.075
810	C3216C0G1H562J	5600	50	5%	0.6	.65	.316	.201	4000	.107
810	C3216C0G1H682J	6800	50	5%	0.6	.52	.262	.19	4000	.101
810	C3216C0G2E682J	6800	250	5%	1.6	.62	.311	.20	2000	.119
810	C3216C0G1H822J	8200	50	5%	0.6	.70	.332	.212	4000	.112
810	C3216C0G1H103J	.01µF	50	5%	0.85	.57	.268	.171	2000	.096
810	C3216C0G1H223J	.022µF	50	5%	1.15	.70	.385	.246	2000	.138
810	C3216C0G1E473J	.047µF	250	5%	0.85	.56	.35	.281	2000	.147
Temperature Coef: X7R										
810	C3216X7R2J102M	1000	630	20%	1.6	.45	.353	.106	2000	.064
810	C3216X7R2J152K	1500	630	10%	1.6	.49	.202	.116	2000	.071
810	C3216X7R2J152M	1500	630	20%	1.6	.49	.202	.116	2000	.071

Style 1206 (Cont.)

For quantities greater than listed, call for quote.

MOUSER STOCK NO. Mfr.	Mfr. Part No.	Value (pF)	Volt (DC)	Tol.±	Dim. T (mm)	Price Each 1	100	500	Reel Qty.	Price Per Piece
Temperature Coef: X7R (Cont.)										
810	C3216X7R2J222M	2200	630	20%	1.6	.45	.353	.106	2000	.064
810	C3216X7R2J332K	3300	630	10%	1.6	.34	.173	.111	2000	.066
810	C3216X7R2J332M	3300	630	20%	1.6	.34	.173	.111	2000	.066
810	C3216X7R2J472M	4700	630	20%	1.6	.45	.353	.106	2000	.064
810	C3216X7R2J682K	6800	630	10%	1.6	.45	.214	.137	2000	.077
810	C3216X7R2J682M	6800	630	20%	1.6	.45	.214	.137	2000	.077
810	C3216X7R2J103M	.01µF	630	20%	1.15	.45	.353	.106	2000	.064
810	C3216X7R2E153K	.015µF	250	10%	1.15	.45	.214	.137	2000	.077
810	C3216X7R2E153M	.015µF	250	20%	1.15	.45	.214	.137	2000	.077
810	C3216X7R2J153K	.015µF	630	10%	1.30	.45	.214	.137	2000	.077
810	C3216X7R2J153M	.015µF	630	20%	1.30	.45	.214	.137	2000	.077
810	C3216X7R2E223M	.022µF	250	20%	1.15	.45	.184	.106	2000	.064
810	C3216X7R2J223M	.022µF	630	20%	1.30	.45	.353	.106	2000	.064
810	C3216X7R2A333K	.033µF	100	10%	1.15	.45	.353	.106	2000	.064
810	C3216X7R2A333M	.033µF	100	20%	1.15	.45	.353	.106	2000	.064
810	C3216X7R2E333M	.033µF	250	20%	1.6	.45	.214	.137	2000	.077
810	C3216X7R2J333M	.033µF	630	20%	1.6	.50	.241	.154	2000	.087
810	C3216X7R2A683K	.068µF	100	10%	1.6	.45	.184	.106	2000	.064
810	C3216X7R2A683M	.068µF	100	20%	1.6	.45	.184	.106	2000	.064
810	C3216X7R2E683K	.068µF	250	10%	1.6	.45	.214	.137	2000	.077
810	C3216X7R2E683M	.068µF	250	20%	1.6	.45	.214	.137	2000	.077
Temperature Coef: X7S										
810	C3216X7S3D101K	100	2000	10%	0.85	.30	.212	.193	4000	.167
810	C3216X7S3D221K	220	2000	10%	0.85	.30	.212	.193	4000	.167
810	C3216X7S3D471K	470	2000	10%	1.3	.30	.212	.193	2000	.167
810	C3216X7S3A102K	1000	1000	10%	0.85	.30	.212	.193	4000	.167
810	C3216X7S3A222K	2200	1000	10%	1.3	.30	.212	.193	2000	.167

Style 1210

For quantities greater than listed, call for quote.

MOUSER STOCK NO. Mfr.	Mfr. Part No.	Value (pF)	Volt (DC)	Tol.±	Dim. T (mm)	Price Each 1	100	500	Reel Qty.	Price Per Piece
Temperature Coef: X7R										
810	C3225X7R2J473K	.047µF	630	10%	2	.69	.36	.257	1000	.205
810	C3225X7R2J473M	.047µF	630	20%	2	.69	.36	.257	1000	.205
810	C3225X7R2J683K	.068µF	630	10%	2	1.09	.631	.508	1000	.28
810	C3225X7R2J683M	.068µF	630	20%	2	1.09	.631	.508	1000	.28
Temperature Coef: X7S										
810	C3225X7S3D102K	1000	2000	10%	2.0	.61	.424	.385	1000	.354
810	C3225X7S3D222K	2200	2000	10%	2.5	.61	.424	.385	1000	.354
810	C3225X7S3A472K	4700	1000	10%	1.6	.61	.424	.385	2000	.333

Style 1808

For quantities greater than listed, call for quote.

MOUSER STOCK NO. Mfr.	Mfr. Part No.	Value (pF)	Volt (DC)	Tol.±	Dim. T (mm)	Price Each 1	100	500	Reel Qty.	Price Per Piece
Temperature Coef: C0G										
810	C4520C0G3F120K	12	3000	10%	0.85	.82	.516	.415	1000	.311
810	C4520C0G3F470K	47	3000	10%	1.6	.82	.516	.415	1000	.311
Temperature Coef: X7R										
810	C4520X7R3A102K	1000	1000	10%	1.3	1.09	.631	.508	1000	.28

Style 1812

For quantities greater than listed, call for quote.

MOUSER STOCK NO. Mfr.	Mfr. Part No.	Value (pF)	Volt (DC)	Tol.±	Dim. T (mm)	Price Each 1	100	500	Reel Qty.	Price Per Piece
Temperature Coef: C0G										
810	C4532C0G3F331K	330	3000	10%	2.5	1.00	.626	.504	1000	.378
810	C4532C0G2J223J	.022µF	630	5%	3.2	3.46	2.14	1.72	500	1.72
810	C4532C0G2E333J	.033µF	250	5%	2	3.02	1.87	1.51	1000	1.13
Temperature Coef: X7R										
810	C4532X7R2J683K	.068µF	630	10%	1.6	1.09	.631	.508	1,000	.28
Temperature Coef: X7S										
810	C4532X7S3D222K	2200	2000	10%	1.6	1.68	1.18	1.07	1000	.984

Style 2220

For quantities greater than listed, call for quote.

MOUSER STOCK NO. Mfr.	Mfr. Part No.	Value (pF)	Volt (DC)	Tol.±	Dim. T (mm)	Price Each 1	100	500	Reel Qty.	Price Per Piece
Temperature Coef: X7S										
810	C5750X7S3D472K	4700	2000	10%	2.0	2.54	1.77	1.61	500	1.61
810	C5750X7S3D103K	.01µF	2000	10%	2.5	2.54	1.77	1.61	500	1.61
810	C5750X7S3A223K	.022µF	1000	10%	1.6	2.54	1.77	1.61	1000	1.48
810	C5750X7S3A473K	.047µF	1000	10%	2.5	2.54	1.77	1.61	500	1.61

© Copyright 2013 Mouser Electronics

© Copyright 2013 Mouser Electronics

TDK Ceramic Chip Capacitors

RoHS Compliant **This product is RoHS compliant.**

C SERIES OPEN MODE CAPACITORS

Features:

- Increase resistance to mechanical bending, temperature cycle, vibration, and electrical stresses
- Wider distance between the end of the opposite electrode and the termination
- Reduces the risk of short circuit failures
- X7R and X8R temperature ranges

Applications:

- Automotive and other high stress applications
- Battery line circuit with high board flex stress



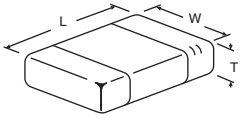

EIA Code	EIAJ Code	Dim. L	(mm) W
0805	2012	2.0	1.25
1206	3216	3.2	1.6
1210	3225	3.2	2.5
1812	4532	4.5	3.2
2220	5750	5.7	5.0

For quantities greater than listed, call for quote.

MOUSER STOCK NO.	TDK Part No.	Value (μF)	Volt (DC)	Temp. Coef	Tol.±	Dim. T (mm)	Price Each 1	50	100	500	Reel Qty.	Price Per Piece
Style 0805												
810-C2012X7R2A102KT5	C2012X7R2A102KT5	1000pF	100	X7R	10%	0.85	.32	.171	.112	.055	4000	.032
810-C2012X7R2E102KT5	C2012X7R2E102KT5	1000pF	250	X7R	10%	0.85	.39	.193	.135	.065	4000	.039
810-C2012X7R2A152KT5	C2012X7R2A152KT5	1500pF	100	X7R	10%	0.85	.39	.198	.135	.065	4000	.039
810-C2012X7R2E152KT5	C2012X7R2E152KT5	1500pF	250	X7R	10%	0.85	.39	.193	.135	.065	4000	.039
810-C2012X7R2A222KT5	C2012X7R2A222KT5	2200pF	100	X7R	10%	0.85	.32	.171	.112	.055	4000	.032
810-C2012X7R2E222KT5	C2012X7R2E222KT5	2200pF	250	X7R	10%	0.85	.39	.193	.135	.065	4000	.039
810-C2012X7R2A332KT5	C2012X7R2A332KT5	3300pF	100	X7R	10%	0.85	.39	.198	.135	.065	4000	.039
810-C2012X7R2E332KT5	C2012X7R2E332KT5	3300pF	250	X7R	10%	0.85	.39	.193	.135	.065	4000	.039
810-C2012X7R2A472KT5	C2012X7R2A472KT5	4700pF	100	X7R	10%	0.85	.32	.171	.112	.055	4000	.032
810-C2012X7R2E472KT5	C2012X7R2E472KT5	4700pF	250	X7R	10%	0.85	.39	.193	.135	.065	4000	.039
810-C2012X7R2A682KT5	C2012X7R2A682KT5	6800pF	100	X7R	10%	0.85	.39	.198	.135	.065	4000	.039
810-C2012X7R2E682KT5	C2012X7R2E682KT5	6800pF	250	X7R	10%	1.25	.39	.193	.135	.065	2000	.044
810-C2012X7R2A103KT5	C2012X7R2A103KT5	.01	100	X7R	10%	0.85	.39	.198	.135	.065	4000	.039
810-C2012X7R2E103KT5	C2012X7R2E103KT5	.01	250	X7R	10%	1.25	.39	.193	.135	.065	2000	.044
810-C2012X7R2A153KT5	C2012X7R2A153KT5	.015	100	X7R	10%	1.25	.43	.257	.15	.073	2000	.044
810-C2012X7R2E153KT5	C2012X7R2E153KT5	.015	250	X7R	10%	1.25	.47	.278	.165	.079	2000	.044
810-C2012X7R2A223KT5	C2012X7R2A223KT5	.022	100	X7R	10%	1.25	.47	.278	.165	.079	2000	.044
810-C2012X8R1H223KT5	C2012X8R1H223KT5	.022	50	X8R	10%	0.85	.51	.268	.18	.087	4000	.051
810-C2012X8R1H333KT5	C2012X8R1H333KT5	.033	50	X8R	10%	0.85	.38	.235	.153	.088	4000	.049
810-C2012X8R1H473KT5	C2012X8R1H473KT5	.047	50	X8R	10%	1.25	.38	.235	.153	.088	2000	.054
810-C2012X8R1H683KT5	C2012X8R1H683KT5	.068	50	X8R	10%	1.25	.39	.214	.159	.091	2000	.054
810-C2012X7R1H104KT5	C2012X7R1H104KT5	.1	50	X7R	10%	1.25	.32	.171	.112	.055	2000	.054
Style 1206												
810-C3216X7R2J102KT5	C3216X7R2J102KT5	1000pF	630	X7R	10%	1.15	.30	.23	.15	.096	2000	.057
810-C3216X7R2J152KT5	C3216X7R2J152KT5	1500pF	630	X7R	10%	1.15	.49	.268	.202	.116	2000	.057
810-C3216X7R2J222KT5	C3216X7R2J222KT5	2200pF	630	X7R	10%	1.15	.45	.278	.184	.106	2000	.057
810-C3216X7R2J332KT5	C3216X7R2J332KT5	3300pF	630	X7R	10%	1.15	.49	.268	.202	.116	2000	.057
810-C3216X7R2J472KT5	C3216X7R2J472KT5	4700pF	630	X7R	10%	1.15	.45	.278	.184	.106	2000	.057
810-C3216X7R2J682KT5	C3216X7R2J682KT5	6800pF	630	X7R	10%	1.15	.45	.289	.214	.137	2000	.057
810-C3216X7R2J103KT5	C3216X7R2J103KT5	.01	630	X7R	10%	1.15	.45	.278	.184	.106	2000	.057
810-C3216X7R2E153KT5	C3216X7R2E153KT5	.015	250	X7R	10%	1.15	.52	.30	.215	.123	2000	.057
810-C3216X7R2J153KT5	C3216X7R2J153KT5	.015	630	X7R	10%	1.3	.45	.289	.214	.137	2000	.057
810-C3216X7R2E223KT5	C3216X7R2E223KT5	.022	250	X7R	10%	1.15	.52	.30	.215	.123	2000	.057
810-C3216X7R2J223KT5	C3216X7R2J223KT5	.022	630	X7R	10%	1.3	.45	.346	.225	.144	2000	.057
810-C3216X7R2A333KT5	C3216X7R2A333KT5	.033	100	X7R	10%	1.15	.45	.278	.184	.106	2000	.057
810-C3216X7R2E333KT5	C3216X7R2E333KT5	.033	250	X7R	10%	1.6	.45	.289	.214	.137	2000	.057
810-C3216X7R2J333KT5	C3216X7R2J333KT5	.033	630	X7R	10%	1.6	.50	.30	.241	.154	2000	.057
810-C3216X7R2A473KT5	C3216X7R2A473KT5	.047	100	X7R	10%	1.15	.45	.278	.184	.106	2000	.057
810-C3216X7R2E473KT5	C3216X7R2E473KT5	.047	250	X7R	10%	1.6	.45	.346	.225	.144	2000	.057
810-C3216X7R2A683KT5	C3216X7R2A683KT5	.068	100	X7R	10%	1.6	.49	.268	.202	.116	2000	.057
810-C3216X7R2E683KT5	C3216X7R2E683KT5	.068	250	X7R	10%	1.6	.50	.30	.241	.154	2000	.057
810-C3216X7R2A154KT5	C3216X7R2A154KT5	.15	100	X7R	10%	1.6	.54	.291	.22	.125	2000	.057
810-C3216X7R2A104KT5	C3216X7R2A104KT5	.1	100	X7R	10%	1.6	.45	.278	.184	.106	2000	.057
810-C3216X7R2E104KT5	C3216X7R2E104KT5	.1	250	X7R	10%	1.6	.50	.30	.241	.154	2000	.057
810-C3216X7R2A105KT5	C3216X7R2A105KT5	1	100	X7R	10%	1.6	.64	.449	.337	.241	2000	.057
810-C3216X7R1C475MT5	C3216X7R1C475MT5	4.7	16	X7R	20%	1.6	.47	.362	.235	.151	2000	.057
Style 1210												
810-C3225X7R2J473KT5	C3225X7R2J473KT5	.047	630	X7R	10%	2.0	.64	.449	.337	.241	1000	.193
810-C3225X7R2J683KT5	C3225X7R2J683KT5	.068	630	X7R	10%	2.0	.74	.581	.461	.371	1000	.193
810-C3225X7R2E154KT5	C3225X7R2E154KT5	.15	250	X7R	10%	2.0	.70	.535	.348	.223	1000	.193
810-C3225X7R2E104KT5	C3225X7R2E104KT5	.1	250	X7R	10%	2.0	.67	.492	.321	.205	1000	.193
810-C3225X7R2E224KT5	C3225X7R2E224KT5	.22	250	X7R	10%	2.0	.75	.576	.375	.24	1000	.193
810-C3225X7R2A334KT5	C3225X7R2A334KT5	.33	100	X7R	10%	2.0	.50	.395	.314	.253	1000	.193
810-C3225X7R1H474KT5	C3225X7R1H474KT5	.47	50	X7R	10%	1.6	.67	.492	.321	.205	2000	.116
810-C3225X7R1H684KT5	C3225X7R1H684KT5	.68	50	X7R	10%	2.0	.70	.535	.348	.223	1000	.144
810-C3225X7R1E105KT5	C3225X7R1E105KT5	1	25	X7R	10%	1.15	.67	.492	.321	.205	2000	.116
810-C3225X7R1E155KT5	C3225X7R1E155KT5	1.5	25	X7R	10%	1.6	.46	.363	.287	.231	2000	.116
810-C3225X7R1E225KT5	C3225X7R1E225KT5	2.2	25	X7R	10%	2.0	.46	.363	.287	.231	1000	.173
810-C3225X7R2A225KT5	C3225X7R2A225KT5	2.2	100	X7R	10%	2.3	.77	.605	.479	.386	1000	.173
810-C3225X7R1C335KT5	C3225X7R1C335KT5	3.3	16	X7R	10%	2.0	1.09	.792	.631	.508	1000	.173
810-C3225X7R1C475KT5	C3225X7R1C475KT5	4.7	16	X7R	10%	2.5	.86	.642	.449	.321	1000	.173
Style 1812												
810-C4532X7R2J683KT5	C4532X7R2J683KT5	.068	630	X7R	10%	1.6	.74	.581	.461	.371	1000	.278
810-C4532X7R2E154KT5	C4532X7R2E154KT5	.15	250	X7R	10%	1.6	.67	.535	.424	.341	1000	.278
810-C4532X7R2J104KT5	C4532X7R2J104KT5	.1	630	X7R	10%	2.3	.74	.581	.461	.371	500	.371
810-C4532X7R2E224KT5	C4532X7R2E224KT5	.22	250	X7R	10%	2.3	.70	.557	.442	.355	500	.371
810-C4532X7R2E334KT5	C4532X7R2E334KT5	.33	250	X7R	10%	2.3	.77	.605	.479	.386	500	.371
810-C4532X7R2E474KT5	C4532X7R2E474KT5	.47	250	X7R	10%	2.3	.82	.651	.516	.415	500	.371
810-C4532X7R2A684KT5	C4532X7R2A684KT5	.68	100	X7R	10%	2.3	1.08	.856	.664	.347	500	.371
810-C4532X7R1H105KT5	C4532X7R1H105KT5	1	50	X7R	10%	1.6	.77	.605	.479	.386	1000	.289
810-C4532X7R1H155KT5	C4532X7R1H155KT5	1.5	50	X7R	10%	2.3	1.01	.749	.578	.465	500	.465
810-C4532X7R1E335KT5	C4532X7R1E335KT5	3.3	25	X7R	10%	1.6	.94	.744	.59	.475	1000	.356
810-C4532X7R1E475KT5	C4532X7R1E475KT5	4.7	25	X7R	10%	2.0	.94	.744	.59	.475	1000	.356
810-C4532X7R1C685KT5	C4532X7R1C685KT5	6.8	16	X7R	10%	2.0	1.21	.92	.738	.599	1000	.356
810-C4532X7R1C106KT5	C4532X7R1C106KT5	10	16	X7R	10%	2.3	1.08	.856	.664	.347	500	.347
Style 2220												
810-C5750X7R2J154KT5	C5750X7R2J154KT5	.15	630	X7R	10%	1.6	1.78	1.39	1.10	.891	1000	.669
810-C5750X7R2J224KT5	C5750X7R2J224KT5	.22	630	X7R	10%	2.3	1.78	1.39	1.10	.891	500	.891
810-C5750X7R2E334KT5	C5750X7R2E334KT5	.33	250	X7R	10%	1.6	1.78	1.39	1.10	.891	1000	.669
810-C5750X7R2E474KT5	C5750X7R2E474KT5	.47	250	X7R	10%	2.3	1.78	1.39	1.10	.891	500	.891
810-C5750X7R2A684KT5	C5750X7R2A684KT5	.68	100	X7R	10%	1.6	2.38	1.85	1.47	1.19	1000	.891
810-C5750X7R2E684KT5	C5750X7R2E684KT5	.68	250	X7R	10%	2.3	1.78	1.39	1.10	.891	500	.891
810-C5750X7R2A105KT5	C5750X7R2A105KT5	1	100	X7R	10%	2.3	2.38	1.85	1.47	1.19	500	.891
810-C5750X7R2E105KT5	C5750X7R2E105KT5	1	250	X7R	10%	2.3	1.78	1.39	1.10	.891	500	.891
810-C5750X7R2A155KT5	C5750X7R2A155KT5	1.5	100	X7R	10%	2.3	2.14	1.71	1.24	.728	500	.891
810-C5750X7R1H225KT5	C5750X7R1H225KT5	2.2	50	X7R	10%	1.6	2.38	1.85	1.47	1.19	500	.891
810-C5750X7R1H335KT5	C5750X7R1H335KT5	3.3	50	X7R	10%	2.3	2.68	2.09	1.66	1.34	500	.891
810-C5750X7R1H475KT5	C5750X7R1H475KT5	4.7	50	X7R	10%	2.8	2.85	2.23	1.77	1.42	500	.891
810-C5750X7R1E685KT5	C5750X7R1E685KT5	6.8	25	X7R	10%	1.6	2.19	1.77	1.52	1.12	1000	.749
810-C5750X7R1E106KT5	C5750X7R1E106KT5	10	25	X7R	10%	2.0	2.68	2.09	1.66	1.34	500	1.34
810-C5750X7R1E156MT5	C5750X7R1E156MT5	15	25	X7R	20%	2.8	2.96	2.32	1.84	1.48	500	1.34
810-C5750X7R1C226MT5	C5750X7R1C226MT5	22	16	X7R	20%	2.8	2.85	2.23	1.77	1.42	500	1.34

© Copyright 2013 Mouser Electronics

© Copyright 2013 Mouser Electronics

TDK Ceramic Chip Capacitors

RoHS Compliant **This product is RoHS compliant.**

CGA SERIES AUTOMOTIVE GRADE CAPACITORS

Features:

- The CGA series consists of products that can be used for the power train, safety equipment, etc. of a vehicle
- Parts are manufactured using tested and stable manufacturing processes and are subjected to increased inspections to guarantee a higher level of reliability
- A monolithic structure ensures superior mechanical strength and reliability
- High Capacitance has been achieved through precision technologies that enable the use of multiple thinner ceramic dielectric layers
- High-accuracy automatic mounting is facilitated through the maintenance of very precise dimensional tolerances
- Low stray capacitance ensures high conformity with nominal values, thereby simplifying the circuit design process

Applications:

- Automotive applications
- High reliability requirement applications
- Harsh environment requirement applications
- Smart meter
- Base Stations
- Noise Bypass in automotive

Dimensions: mm			
	L	W	T
CGA2	1.0	0.5	0.5
CGA3	1.6	0.8	0.8

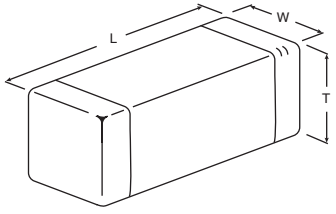

CGA2 (EIA CC0402/JIS C1005)

For quantities greater than listed, call for quote.

MOUSER STOCK NO. Mfr.	Mfr. Part No.	Value (pF)	Volt (DC)	Tol. ±	Price Each 1	50	100	500	Reel Qty.	Price Per Piece
Temperature Coef: C0G										
810	CGA2B2C0G1H010C	1	50	.25pF	.10	.043	.034	.019	10000	.01
810	CGA2B2C0G1H1R5C	1.5	50	.25pF	.10	.043	.034	.019	10000	.01
810	CGA2B2C0G1H020C	2	50	.25pF	.10	.043	.034	.019	10000	.01
810	CGA2B2C0G1H2R2C	2.2	50	.25pF	.10	.043	.034	.019	10000	.01
810	CGA2B2C0G1H030C	3	50	.25pF	.10	.043	.034	.019	10000	.01
810	CGA2B2C0G1H3R3C	3.3	50	.25pF	.10	.043	.034	.019	10000	.01
810	CGA2B2C0G1H040C	4	50	.25pF	.10	.043	.034	.019	10000	.01
810	CGA2B2C0G1H4R7C	4.7	50	.25pF	.10	.043	.034	.019	10000	.01
810	CGA2B2C0G1H050C	5	50	.25pF	.10	.043	.034	.019	10000	.01
810	CGA2B2C0G1H060D	6	50	.50pF	.10	.043	.034	.019	10000	.01
810	CGA2B2C0G1H6R8D	6.8	50	.50pF	.10	.043	.034	.019	10000	.01
810	CGA2B2C0G1H070D	7	50	.50pF	.10	.043	.034	.019	10000	.01
810	CGA2B2C0G1H080D	8	50	.50pF	.10	.043	.034	.019	10000	.01
810	CGA2B2C0G1H090D	9	50	.50pF	.10	.043	.034	.019	10000	.01
810	CGA2B2C0G1H100D	10	50	.50pF	.10	.043	.034	.019	10000	.01
810	CGA2B2C0G1H120J	12	50	5%	.10	.032	.031	.017	10000	.009
810	CGA2B2C0G1H150J	15	50	5%	.10	.032	.031	.017	10000	.009
810	CGA2B2C0G1H180J	18	50	5%	.10	.032	.031	.017	10000	.009
810	CGA2B2C0G1H220J	22	50	5%	.10	.032	.031	.017	10000	.009
810	CGA2B2C0G1H270J	27	50	5%	.10	.032	.031	.017	10000	.009
810	CGA2B2C0G1H330J	33	50	5%	.10	.032	.031	.017	10000	.009
810	CGA2B2C0G1H390J	39	50	5%	.10	.032	.031	.017	10000	.009
810	CGA2B2C0G1H470J	47	50	5%	.10	.032	.031	.017	10000	.009
810	CGA2B2C0G1H560J	56	50	5%	.10	.032	.031	.017	10000	.009
810	CGA2B2C0G1H680J	68	50	5%	.10	.032	.031	.017	10000	.009
810	CGA2B2C0G1H820J	82	50	5%	.10	.032	.031	.017	10000	.009
810	CGA2B2C0G1H101J	100	50	5%	.10	.032	.031	.017	10000	.009
810	CGA2B2C0G1H121J	120	50	5%	.10	.032	.031	.017	10000	.009
810	CGA2B2C0G1H151J	150	50	5%	.10	.032	.031	.017	10000	.009
810	CGA2B2C0G1H181J	180	50	5%	.10	.032	.031	.017	10000	.009
810	CGA2B2C0G1H221J	220	50	5%	.10	.032	.031	.017	10000	.009
810	CGA2B2C0G1H271J	271	50	5%	.10	.032	.031	.017	10000	.009
810	CGA2B2C0G1H331J	330	50	5%	.10	.032	.031	.017	10000	.009
810	CGA2B2C0G1H391J	390	50	5%	.10	.043	.034	.019	10000	.01
810	CGA2B2C0G1H471J	470	50	5%	.10	.043	.034	.019	10000	.01
810	CGA2B2C0G1H561J	560	50	5%	.21	.137	.061	.044	10000	.021
810	CGA2B2C0G1H681J	680	50	5%	.21	.137	.061	.044	10000	.021
810	CGA2B2C0G1H821J	820	50	5%	.24	.151	.067	.048	10000	.024
810	CGA2B2C0G1H102J	1000	50	5%	.24	.151	.067	.048	10000	.024
810	CGA2B1X5R1C224K	.22µF	16	10%	.10	.026	.024	.021	10000	.018
Temperature Coef: X7R										
810	CGA2B2X7R1H221K	200	50	10%	.06	.043	.017	.013	10000	.005
810	CGA2B2X7R1H331K	330	50	10%	.06	.043	.017	.013	10000	.005
810	CGA2B2X7R1H471K	470	50	10%	.06	.043	.017	.013	10000	.005
810	CGA2B2X7R1H681K	680	50	10%	.06	.043	.017	.013	10000	.005
810	CGA2B2X7R1H102K	1000	50	10%	.10	.021	.017	.01	10000	.005
810	CGA2B2X7R1H152K	1500	50	10%	.06	.043	.017	.013	10000	.005
810	CGA2B2X7R1H222K	2200	50	10%	.10	.021	.017	.01	10000	.005
810	CGA2B2X7R1H332K	3300	50	10%	.06	.043	.017	.013	10000	.005
810	CGA2B2X7R1H472K	4700	50	10%	.10	.021	.017	.01	10000	.005
810	CGA2B2X7R1H682K	6800	50	10%	.06	.043	.017	.013	10000	.005
810	CGA2B2X7R1E103K	.01µF	25	10%	.10	.021	.017	.01	10000	.005
810	CGA2B3X7R1V103K	.01µF	35	10%	.14	.092	.037	.028	10000	.013
810	CGA2B3X7R1H103K	.01µF	50	10%	.14	.092	.037	.028	10000	.013
810	CGA2B3X7R1H153K	.015µF	50	10%	.16	.101	.042	.03	10000	.014
810	CGA2B2X7R1E223K	.022µF	25	10%	.10	.032	.024	.014	10000	.006
810	CGA2B3X7R1H223K	.022µF	50	10%	.16	.101	.042	.03	10000	.014
810	CGA2B3X7R1H333K	.033µF	50	10%	.17	.109	.045	.033	10000	.015
810	CGA2B2X7R1C473K	.047µF	16	10%	.10	.032	.024	.014	10000	.006
810	CGA2B1X7R1E473K	.047µF	25	10%	.10	.032	.028	.016	10000	.007
810	CGA2B3X7R1H473K	.047µF	50	10%	.17	.109	.045	.033	10000	.015
810	CGA2B1X7R1C683K	.068µF	16	10%	.10	.032	.028	.016	10000	.007
810	CGA2B3X7R1H683K	.068µF	50	10%	.24	.151	.067	.048	10000	.024
810	CGA2B1X7R1C104K	.1µF	16	10%	.10	.032	.024	.014	10000	.006
810	CGA2B3X7R1E104K	.1µF	25	10%	.19	.123	.055	.039	10000	.019
810	CGA2B3X7R1V104K	.1µF	35	10%	.21	.137	.061	.044	10000	.021
810	CGA2B3X7R1H104K	.1µF	50	10%	.24	.151	.067	.048	10000	.024
810	CGA2B1X7R1A224K	.22µF	10	10%	.21	.137	.061	.044	10000	.021
Temperature Coef: X7S										
810	CGA2B3X7S2A102K	1000	100	10%	.16	.101	.042	.03	10000	.014
810	CGA2B3X7S2A152K	1500	100	10%	.16	.101	.042	.03	10000	.014
810	CGA2B3X7S2A222K	2220	100	10%	.16	.101	.042	.03	10000	.014
810	CGA2B3X7S2A332K	3300	100	10%	.16	.101	.042	.03	10000	.014
810	CGA2B3X7S2A472K	4700	100	10%	.16	.101	.042	.03	10000	.014
810	CGA2B3X7S2A682K	6800	100	10%	.16	.101	.042	.03	10000	.014
810	CGA2B3X7S2A103K	.01µF	100	10%	.16	.101	.042	.03	10000	.014
Temperature Coef: X8R										
810	CGA2B2X8R1H151K	150	50	10%	.14	.096	.076	.044	10000	.021
810	CGA2B2X8R1H221K	220	50	10%	.14	.096	.076	.044	10000	.021
810	CGA2B2X8R1H331K	330	50	10%	.14	.096	.076	.044	10000	.021
810	CGA2B2X8R1H471K	470	50	10%	.14	.096	.076	.044	10000	.021

CGA2 (EIA CC0402/JIS C1005) (Cont.)

For quantities greater than listed, call for quote.

MOUSER STOCK NO. Mfr.	Mfr. Part No.	Value (pF)	Volt (DC)	Tol. ±	Price Each 1	50	100	500	Reel Qty.	Price Per Piece
Temperature Coef: X8R (Cont.)										
810	CGA2B2X8R1H681K	680	50	10%	.14	.096	.076	.044	10000	.021
810	CGA2B2X8R1H102K	1000	50	10%	.14	.096	.076	.044	10000	.021
810	CGA2B2X8R1H152K	1500	50	10%	.17	.118	.09	.051	10000	.025
810	CGA2B2X8R1H222K	2200	50	10%	.17	.118	.09	.051	10000	.025
810	CGA2B2X8R1H332K	3300	50	10%	.17	.118	.09	.051	10000	.025
810	CGA2B2X8R1H472K	4700	50	10%	.17	.118	.09	.051	10000	.025
810	CGA2B2X8R1E682K	6800	25	10%	.18	.128	.097	.056	10000	.027
810	CGA2B2X8R1E103K	.01µF	25	10%	.18	.128	.097	.056	10000	.027

CGA3 (EIA CC0603/JIS C1608)

MOUSER STOCK NO. Mfr.	Mfr. Part No.	Value (pF)	Volt (DC)	Tol. ±	Price Each 1	50	100	500	Reel Qty.	Price Per Piece
Temperature Coef: C0G										
810	CGA3E2C0G1H010C	1	50	.25pF	.10	.054	.042	.024	4000	.012
810	CGA3E2C0G1H1R5C	1.5	50	.25pF	.10	.054	.042	.024	4000	.012
810	CGA3E2C0G1H020C	2	50	.25pF	.10	.054	.042	.024	4000	.012
810	CGA3E2C0G1H2R2C	2.2	50	.25pF	.10	.054	.042	.024	4000	.012
810	CGA3E2C0G1H030C	3	50	.25pF	.10	.054	.042	.024	4000	.012
810	CGA3E2C0G1H3R3C	3.3	50	.25pF	.10	.054	.042	.024	4000	.012
810	CGA3E2C0G1H040C	4	50	.25pF	.10	.054	.042	.024	4000	.012
810	CGA3E2C0G1H4R7C	4.7	50	.25pF	.10	.054	.042	.024	4000	.012
810	CGA3E2C0G1H050C	5	50	.25pF	.10	.054	.042	.024	4000	.012
810	CGA3E2C0G1H060D	6	50	.50pF	.10	.054	.042	.024	4000	.012
810	CGA3E2C0G1H6R8D	6.8	50	.50pF	.10	.054	.042	.024	4000	.012
810	CGA3E2C0G1H070D	7	50	.50pF	.10	.054	.042	.024	4000	.012
810	CGA3E2C0G1H080D	8	50	.50pF	.10	.054	.042	.024	4000	.012
810	CGA3E2C0G1H090D	9	50	.50pF	.10	.054	.042	.024	4000	.012
810	CGA3E2C0G1H100D	10	50	.50pF	.10	.032	.031	.017	4000	.009
810	CGA3E2C0G1H120J	12	50	5	.10	.032	.031	.017	4000	.009
810	CGA3E2C0G1H150J	15	50	5	.10	.032	.031	.017	4000	.009
810	CGA3E2C0G1H180J	18	50	5	.10	.032	.031	.017	4000	.009
810	CGA3E2C0G1H220J	22	50	5	.10	.032	.031	.017	4000	.009
810	CGA3E2C0G1H270J	27	50	5	.10	.032	.031	.017	4000	.009
810	CGA3E2C0G1H330J	33	50	5	.10	.032	.031	.017	4000	.009
810	CGA3E2C0G1H390J	39	50	5	.10	.032	.031	.017	4000	.009
810	CGA3E2C0G1H470J	47	50	5	.10	.032	.031	.017	4000	.009
810	CGA3E2C0G1H560J	56	50	5	.10	.032	.031	.017	4000	.009
810	CGA3E2C0G1H680J	68	50	5	.10	.032	.031	.017	4000	.009
810	CGA3E2C0G1H820J	82	50	5	.10	.032	.031	.017	4000	.009
810	CGA3E2C0G1H101J	100	50	5	.10	.032	.031	.017	4000	.009
810	CGA3E2C0G2A101J	100	100	5	.10	.043	.037	.021	4000	.011
810	CGA3E3C0G2E101J	100	250	5	.10	.064	.051	.03	4000	.015
810	CGA3E2C0G1H121J	120	50	5	.10	.054	.042	.024	4000	.012
810	CGA3E2C0G2A121J	120	100	5	.10	.054	.045	.026	4000	.013
810	CGA3E3C0G2E121J	120	250	5	.11	.075	.056	.032	4000	.015
810	CGA3E2C0G1H151J	150	50	5	.10	.054	.042	.024	4000	.012
810	CGA3E2C0G2A151J	150	100	5	.10	.054	.045	.026	4000	.013
810	CGA3E3C0G2E151J	150	250	5	.11	.075	.056	.032	4000	.015
810	CGA3E2C0G1H181J	180	50	5	.10	.054	.042	.024	4000	.012
810	CGA3E2C0G2A181J	180	100	5	.11	.075	.059	.033	4000	.016
810	CGA3E3C0G2E181J	180	250	5	.12	.075	.062	.035	4000	.017
810	CGA3E2C0G1H221J	220	50	5	.10	.054	.042	.024	4000	.012
810	CGA3E2C0G2A221J	220	100	5	.11	.075	.059	.033	4000	.016
810	CGA3E3C0G2E221J	220	250	5	.12	.075	.062	.035	4000	.017
810	CGA3E2C0G1H271J	270	50	5	.10	.064	.048	.028	4000	.014
810	CGA3E2C0G2A271J	270	100	5	.12	.086	.065	.037	4000	.018
810	CGA3E3C0G2E271J	270	250	5	.13	.086	.07	.04	4000	.019
810	CGA3E2C0G1H331J	330	50	5	.10	.064	.048	.028	4000	.014
810	CGA3E2C0G2A331J	330	100	5	.12	.086	.065	.037	4000	.018
810	CGA3E3C0G2E331J	330	250	5	.13	.086	.07	.04	4000	.019
810	CGA3E2C0G1H391J	390	50	5	.10	.064	.048	.028	4000	.014
810	CGA3E2C0G2A391J	390	100	5	.14	.096	.073	.042	4000	.02
810	CGA3E3C0G2E391J	390	250	5	.14	.096	.076	.044	4000	.021
810	CGA3E2C0G1H471J	470	50	5	.10	.064	.048	.028	4000	.014
810	CGA3E2C0G2A471J	470	100	5	.14	.096	.073	.042	4000	.02
810	CGA3E3C0G2E471J	470	250	5	.14	.096	.076	.044	4000	.021
810	CGA3E2C0G2A561J	560	100	5	.15	.107	.079	.046	4000	.022
810	CGA3E3C0G2E561J	560	250	5	.16	.107	.083	.048	4000	.024
810	CGA3E2C0G1H561J	561	50	5	.10	.064	.048	.028	4000	.014
810	CGA3E2C0G1H681J	680	50	5	.10	.064	.048	.028	4000	.014
810	CGA3E2C0G2A681J	680	100	5	.15	.107	.079	.046	4000	.022
810	CGA3E3C0G2E681J	680	250	5	.16	.107	.083	.048	4000	.024
810	CGA3E2C0G1H821J	820	50	5	.10	.064	.048	.028	4000	.014
810	CGA3E2C0G2A821J	820	100	5	.16	.107	.087	.049	4000	.025
810	CGA3E2C0G1H102J	1000	50	5	.10	.064	.048	.028	4000	.014
810	CGA3E2C0G2A102J	1000	100	5	.11	.075	.059	.033	4000	.016
810	CGA3E2C0G1H122J	1200	50	5	.11	.075	.056	.032	4000	.015
810	CGA3E2C0G2A122J	1200	100	5	.17	.118	.093	.054	4000	.026
810	CGA3E2C0G1H152J	1500	50	5	.11	.075	.056	.032	4000	.015
810	CGA3E2C0G1H182J	1800	50	5	.12	.075	.062	.035	4000	.017
810	CGA3E2C0G1H222J	2200	50	5	.12	.075	.062	.035	4000	.017
810	CGA3E2C0G1H272J	2700	50	5	.14	.096	.076	.044	4000	.021
810	CGA3E2C0G1H332J	3300	50	5	.14	.096	.076	.044	4000	.021

© Copyright 2013 Mouser Electronics
© Copyright 2013 Mouser Electronics

TDK Ceramic Chip Capacitors

RoHS Compliant This product is RoHS compliant.

CGA SERIES AUTOMOTIVE GRADE CAPACITORS (CONT.)

Features:
- The CGA series consists of products that can be used for the power train, safety equipment, etc. of a vehicle
- Parts are manufactured using tested and stable manufacturing processes and are subjected to increased inspections to guarantee a higher level of reliability
- A monolithic structure ensures superior mechanical strength and reliability
- High Capacitance has been achieved through precision technologies that enable the use of multiple thinner ceramic dielectric layers
- High-accuracy automatic mounting is facilitated through the maintenance of very precise dimensional tolerances
- Low stray capacitance ensures high conformity with nominal values, thereby simplifying the circuit design process

Applications:
- Automotive applications
- High reliability requirement applications
- Harsh environment requirement applications
- Smart meter
- Base Stations
- Noise Bypass in automotive

Dimensions: mm			
	L	W	T
CGA3	1.6	0.8	0.8

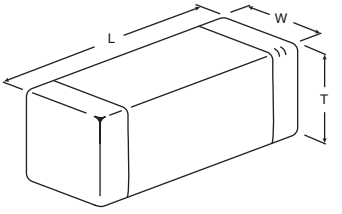

CGA3 (EIA CC0603/JIS C1608) (Cont.)

For quantities greater than listed, call for quote.

MOUSER STOCK NO.	Mfr. Part No.	Value (pF)	Volt (DC)	Tol. ±	Price Each 1	50	100	500	Reel Qty.	Price Per Piece
Temperature Coef: C0G (Cont.)										
810—CGA3E2C0G1H392J		3900	50	5	.29	.203	.113	.088	4000	.049
810—CGA3E2C0G1H472J		4700	50	5	.29	.203	.113	.088	4000	.049
810—CGA3E2C0G1H562J		5600	50	5	.35	.244	.136	.106	4000	.06
810—CGA3E2C0G1H682J		6800	50	5	.35	.244	.136	.106	4000	.06
810—CGA3E2C0G1H822J		8200	50	5	.41	.285	.158	.123	4000	.07
810—CGA3E2C0G1H103J		.01µF	50	5	.41	.285	.158	.123	4000	.07
Temperature Coef: X5R										
810—CGA3E3X5R1H105K		1µF	50	10	.10	.065	.059	.054	4000	.046
810—CGA3E1X5R1C225K		2.2µF	16	10	.32	.214	.107	.073	4000	.043
810—CGA3E1X5R1A335K		3.3µF	10	10	.11	.086	.078	.071	4000	.061
810—CGA3E1X5R0J475K		4.7µF	6.3	10	.39	.257	.128	.087	4000	.051
Temperature Coef: X7R										
810—CGA3E2X7R1H331K		330	50	10	.08	.05	.02	.015	4000	.007
810—CGA3E2X7R1H471K		470	50	10	.08	.05	.02	.015	4000	.007
810—CGA3E2X7R1H681K		680	50	10	.08	.05	.02	.015	4000	.007
810—CGA3E2X7R1H102K		1000	50	10	.10	.021	.02	.012	4000	.005
810—CGA3E2X7R2A102K		1000	100	10	.10	.043	.034	.019	4000	.01
810—CGA3E2X7R1H152K		1500	50	10	.08	.05	.02	.015	4000	.007
810—CGA3E2X7R2A152K		1500	100	10	.10	.043	.034	.019	4000	.01
810—CGA3E2X7R1H222K		2200	50	10	.10	.021	.02	.012	4000	.005
810—CGA3E2X7R2A222K		2200	100	10	.10	.043	.034	.019	4000	.01
810—CGA3E2X7R1H332K		3300	50	10	.08	.05	.02	.015	4000	.007
810—CGA3E2X7R2A332K		3300	100	10	.10	.043	.034	.019	4000	.01
810—CGA3E2X7R1H472K		4700	50	10	.10	.021	.02	.012	4000	.005
810—CGA3E2X7R2A472K		4700	100	10	.10	.043	.037	.021	4000	.011
810—CGA3E2X7R1H682K		6800	50	10	.08	.05	.02	.015	4000	.007
810—CGA3E2X7R2A682K		6800	100	10	.10	.054	.042	.024	4000	.012
810—CGA3E2X7R1H103K		.01µF	50	10	.10	.021	.02	.012	4000	.005
810—CGA3E2X7R2A103K		.01µF	100	10	.10	.043	.037	.021	4000	.011
810—CGA3E2X7R1H153K		.015µF	50	10	.13	.083	.034	.026	4000	.013
810—CGA3E2X7R2A153K		.015µF	100	10	.10	.064	.048	.028	4000	.014
810—CGA3E2X7R1H223K		.022µF	50	10	.10	.043	.034	.019	4000	.01
810—CGA3E2X7R2A223K		.022µF	100	10	.10	.064	.051	.03	4000	.015
810—CGA3E2X7R1H333K		.033µF	20	10	.16	.101	.042	.03	4000	.015
810—CGA3E2X7R1H473K		.047µF	50	10	.10	.054	.042	.024	4000	.012
810—CGA3E2X7R1H683K		.068µF	50	10	.10	.064	.048	.028	4000	.014
810—CGA3E2X7R1E104K		.1µF	25	10	.10	.032	.031	.017	4000	.009
810—CGA3E2X7R1H104K		.1µF	50	10	.10	.054	.042	.024	4000	.012
810—CGA3E2X7R1E154K		.15µF	25	10	.10	.064	.048	.028	4000	.014
810—CGA3E3X7R1H154K		.15µF	50	10	.32	.214	.107	.073	4000	.043
810—CGA3E2X7R1C224K		.22µF	16	10	.12	.075	.062	.035	4000	.017
810—CGA3E1X7R1E224K		.22µF	25	10	.13	.086	.07	.04	4000	.019
810—CGA3E3X7R1H224K		.22µF	50	10	.29	.193	.096	.065	4000	.039
810—CGA3E1X7R1C334K		.33µF	16	10	.13	.086	.07	.04	4000	.019
810—CGA3E1X7R1V334K		.33µF	35	10	.29	.203	.113	.088	4000	.049
810—CGA3E1X7R1C474K		.47µF	16	10	.14	.096	.076	.044	4000	.021
810—CGA3E3X7R1E474K		.47µF	25	10	.24	.161	.08	.055	4000	.032
810—CGA3E1X7R1V474K		.47µF	35	10	.29	.203	.113	.088	4000	.049
810—CGA3E1X7R1C684K		.68µF	16	10	.17	.118	.09	.051	4000	.025
810—CGA3E1X7R1E684K		.68µF	25	10	.29	.203	.113	.088	4000	.049
810—CGA3E1X7R1E105K		2µF	25	10	.29	.203	.113	.088	4000	.049
810—CGA3E1X7R0J225K		2.2µF	6.3	10	.32	.214	.107	.073	4000	.043
Temperature Coef: X7S										
810—CGA3E3X7S2A333K		.033µF	100	10	.24	.161	.08	.055	4000	.032
810—CGA3E3X7S2A473K		.047µF	100	10	.24	.161	.08	.055	4000	.032
810—CGA3E3X7S2A683K		.068µF	100	10	.24	.161	.08	.055	4000	.032
810—CGA3E3X7S2A104K		.1µF	100	10	.24	.161	.08	.055	4000	.032
Temperature Coef: X8R										
810—CGA3E2X8R1H102K		1000	50	10	.12	.086	.065	.037	4000	.018
810—CGA3E2X8R2A102K		1000	100	10	.13	.086	.07	.04	4000	.019
810—CGA3E2X8R1H152K		1500	50	10	.14	.096	.073	.042	4000	.02
810—CGA3E2X8R2A152K		1500	100	10	.16	.107	.083	.048	4000	.024
810—CGA3E2X8R1H222K		2200	50	10	.12	.086	.065	.037	4000	.018
810—CGA3E2X8R2A222K		2200	100	10	.14	.096	.073	.042	4000	.02
810—CGA3E2X8R1H332K		3300	50	10	.14	.096	.073	.042	4000	.02
810—CGA3E2X8R2A332K		3300	100	10	.16	.107	.083	.048	4000	.024
810—CGA3E2X8R1H472K		4700	50	10	.12	.086	.065	.037	4000	.018
810—CGA3E2X8R2A472K		4700	100	10	.14	.096	.073	.042	4000	.02
810—CGA3E2X8R1H682K		6800	50	10	.14	.096	.073	.042	4000	.02
810—CGA3E2X8R2A682K		6800	100	10	.17	.118	.09	.051	4000	.025
810—CGA3E2X8R1H103K		.01µF	50	10	.13	.086	.07	.04	4000	.019
810—CGA3E2X8R2A103K		.01µF	100	10	.13	.086	.07	.04	4000	.019
810—CGA3E2X8R1H153K		.015µF	50	10	.14	.096	.076	.044	4000	.021
810—CGA3E2X8R2A153K		.015µF	100	10	.17	.118	.09	.051	4000	.025
810—CGA3E2X8R1H223K		.022µF	50	10	.14	.096	.076	.044	4000	.021
810—CGA3E2X8R1H333K		.033µF	50	10	.14	.096	.076	.044	4000	.021
810—CGA3E2X8R1H473K		.047µF	50	10	.14	.096	.076	.044	4000	.021
810—CGA3E2X8R1E683K		.068µF	25	10	.14	.096	.076	.044	4000	.021
810—CGA3E2X8R1E104K		.1µF	25	10	.14	.096	.076	.044	4000	.021

© Copyright 2013 Mouser Electronics

CGA4 (EIA CC0805/JIS C2012)

For quantities greater than listed, call for quote.

MOUSER STOCK NO.	Mfr. Part No.	Value (pF)	Volt (DC)	Tol. ±	Dimensions: mm L	W	T	Price Each 1	50	100	500	Reel Qty.	Price Per Piece
Temperature Coef: C0G													
810—CGA4C2C0G1H101J		100	50	5	2.0	1.25	0.6	.18	.118	.048	.035	4000	.017
810—CGA4C2C0G2A101J		100	100	5	2.0	1.25	0.6	.17	.11	.049	.034	4000	.018
810—CGA4C2C0G2A221J		220	100	5	2.0	1.25	0.6	.19	.123	.055	.039	4000	.02
810—CGA4C2C0G2A471J		470	100	5	2.0	1.25	0.6	.21	.137	.061	.044	4000	.024
810—CGA4C3C0G2E821J		820	250	5	2.0	1.25	0.6	.23	.15	.118	.067	4000	.033
810—CGA4C2C0G1H102J		1000	50	5	2.0	1.25	0.6	.26	.165	.074	.052	4000	.028
810—CGA4C2C0G2A102J		1000	100	5	2.0	1.25	0.6	.19	.139	.104	.06	4000	.029
810—CGA4F3C0G2E102J		1000	250	5	2.0	1.25	0.85	.23	.15	.118	.067	4000	.033
810—CGA4C2C0G2A122J		1200	100	5	2.0	1.25	0.6	.20	.139	.107	.062	4000	.03
810—CGA4F3C0G2E122J		1200	250	5	2.0	1.25	0.85	.24	.161	.125	.072	4000	.034
810—CGA4C2C0G2A152J		1500	100	5	2.0	1.25	0.6	.20	.139	.107	.062	4000	.03
810—CGA4F3C0G2E152J		1500	250	5	2.0	1.25	0.85	.24	.161	.125	.072	2000	.042
810—CGA4F2C0G2A182J		1800	100	5	2.0	1.25	0.85	.21	.15	.111	.064	4000	.031
810—CGA4J3C0G2E182J		1800	250	5	2.0	1.25	1.25	.27	.182	.139	.08	2000	.039
810—CGA4C2C0G1H222J		2200	50	5	2.0	1.25	0.6	.29	.193	.096	.065	4000	.039
810—CGA4F2C0G2A222J		2200	100	5	2.0	1.25	0.85	.21	.15	.111	.064	4000	.031
810—CGA4J3C0G2E222J		2200	250	5	2.0	1.25	1.25	.27	.182	.139	.08	2000	.039
810—CGA4C2C0G1H272J		2700	50	5	2.0	1.25	0.6	.24	.161	.125	.072	4000	.034
810—CGA4J2C0G2A272J		2700	100	5	2.0	1.25	1.25	.28	.193	.149	.086	2000	.042
810—CGA4J3C0G2E272J		2700	250	5	2.0	1.25	1.25	.30	.214	.159	.092	2000	.044
810—CGA4C2C0G1H332J		3300	50	5	2.0	1.25	0.6	.24	.161	.125	.072	4000	.034
810—CGA4J2C0G2A332J		3300	100	5	2.0	1.25	1.25	.28	.193	.149	.086	2000	.042
810—CGA4C2C0G1H392J		3900	50	5	2.0	1.25	0.6	.32	.214	.107	.073	4000	.043
810—CGA4F2C0G1H392J		3900	50	5	2.0	1.25	0.85	.27	.182	.139	.08	4000	.039
810—CGA4J2C0G2A392J		3900	100	5	2.0	1.25	1.25	.36	.257	.19	.11	2000	.054
810—CGA4C2C0G1H472J		4700	50	5	2.0	1.25	0.6	.32	.214	.107	.073	4000	.043
810—CGA4F2C0G1H472J		4700	50	5	2.0	1.25	0.85	.27	.182	.139	.08	4000	.039
810—CGA4J2C0G2A472J		4700	100	5	2.0	1.25	1.25	.36	.257	.19	.11	2000	.054
810—CGA4C2C0G1H562J		5600	50	5	2.0	1.25	0.6	.29	.203	.113	.088	4000	.049
810—CGA4F2C0G1H562J		5600	50	5	2.0	1.25	0.85	.33	.225	.173	.10	4000	.048
810—CGA4C2C0G1H682J		6800	50	5	2.0	1.25	0.6	.29	.203	.113	.088	4000	.049
810—CGA4J2C0G1H682J		6800	50	5	2.0	1.25	1.25	.33	.225	.173	.10	2000	.048
810—CGA4C2C0G1H822J		8200	50	5	2.0	1.25	0.6	.39	.269	.15	.116	4000	.065
810—CGA4J2C0G1H822J		8200	50	5	2.0	1.25	1.25	.44	.30	.229	.132	2000	.063
810—CGA4C2C0G1H103J		.01µF	50	5	2.0	1.25	0.6	.39	.269	.15	.116	4000	.065
810—CGA4J2C0G1H103J		.01µF	50	5	2.0	1.25	1.25	.44	.30	.229	.132	2000	.063
810—CGA4F2C0G1H153J		.015µF	50	5	2.0	1.25	0.6	.35	.258	.161	.137	4000	.073
810—CGA4J2C0G1H223J		.022µF	50	5	2.0	1.25	1.25	.35	.258	.161	.137	2000	.077
810—CGA4J2C0G1H333J		.033µF	50	5	2.0	1.25	1.25	.40	.29	.18	.154	2000	.087
Temperature Coef: X5R													
810—CGA4J3X5R1H225K		2.2µF	50	10	3.2	1.6	1.25	.30	.233	.212	.193	2000	.167
810—CGA4J3X5R1H335K		3.3µF	50	10	3.2	1.6	1.25	.38	.285	.259	.235	2000	.203
810—CGA4J3X5R1H475K		4.7µF	50	10	3.2	1.6	1.25	.38	.285	.259	.235	2000	.203
810—CGA4J3X5R1A106K		10µF	10	10	2.0	1.25	1.25	.44	.322	.20	.171	2000	.096
810—CGA4J1X5R1C106K		10µF	16	10	3.2	1.6	1.25	.20	.155	.141	.128	2000	.11
Temperature Coef: X7R													
810—CGA4J3X7R2E682K		6800	250	10	2.0	1.25	1.25	.24	.161	.125	.072	2000	.034
810—CGA4J3X7R2E103K		.01µF	250	10	2.0	1.25	1.25	.19	.139	.104	.06	2000	.029
810—CGA4J2X7R2A153K		.015µF	100	10	2.0	1.25	1.25	.17	.118	.09	.051	2000	.025
810—CGA4J3X7R2E153K		.015µF	250	10	2.0	1.25	1.25	.27	.182	.139	.08	2000	.039
810—CGA4J2X7R2A223K		.022µF	100	10	2.0	1.25	1.25	.17	.118	.09	.051	2000	.025
810—CGA4J3X7R2E223K		.022µF	250	10	2.0	1.25	1.25	.27	.182	.139	.08	2000	.039
810—CGA4J2X7R2A333K		.033µF	100	10	2.0	1.25	1.25	.21	.15	.111	.064	2000	.031
810—CGA4J2X7R2A473K		.047µF	100	10	2.0	1.25	1.25	.21	.15	.111	.064	2000	.031
810—CGA4J2X7R1H104K		.1µF	50	10	2.0	1.25	1.25	.26	.165	.074	.052	2000	.03
810—CGA4J2X7R2A104K		.1µF	100	10	2.0	1.25	1.25	.21	.15	.111	.064	2000	.031
810—CGA4J2X7R1H154K		.15µF	50	10	2.0	1.25	1.25	.28	.193	.146	.083	2000	.041
810—CGA4J2X7R1E224K		.22µF	25	10	2.0	1.25	1.25	.29	.193	.096	.065	2000	.043
810—CGA4J2X7R1H224K		.22µF	50	10	2.0	1.25	1.25	.28	.193	.146	.083	2000	.041
810—CGA4J2X7R1H334K		.33µF	50	10	2.0	1.25	1.25	.33	.225	.173	.10	2000	.048
810—CGA4J2X7R1C474K		.47µF	16	10	2.0	1.25	1.25	.29	.193	.096	.065	2000	.043
810—CGA4J2X7R1E474K		.47µF	25	10	2.0	1.25	1.25	.24	.161	.125	.072	2000	.034
810—CGA4J3X7R1H474K		.47µF	50	10	2.0	1.25	1.25	.35	.244	.136	.106	2000	.064
810—CGA4J2X7R1C684K		.68µF	16	10	2.0	1.25	1.25	.24	.161	.125	.072	2000	.034
810—CGA4J3X7R1E684K		.68µF	25	10	2.0	1.25	1.25	.27	.182	.139	.08	2000	.039
810—CGA4J3X7R1H684K		.68µF	50	10	2.0	1.25	1.25	.48	.354	.22	.188	2000	.106
810—CGA4J2X7R1C105K		1µF	16	10	2.0	1.25	1.25	.21	.15	.111	.064	2000	.031
810—CGA4J3X7R1E105K		1µF	25	10	2.0	1.25	1.25	.24	.161	.125	.072	2000	.034
810—CGA4J3X7R1V105K		1µF	35	10	2.0	1.25	1.25	.41	.285	.158	.123	2000	.075
810—CGA4J3X7R1H105K		1µF	50	10	2.0	1.25	1.25	.48	.354	.22	.188	2000	.106
810—CGA4J3X7R1C155K		1.5µF	16	10	2.0	1.25	1.25	.43	.30	.223	.128	2000	.062
810—CGA4J3X7R1E225K		2.2µF	25	10	2.0	1.25	1.25	.57	.428	.282	.257	2000	.137
810—CGA4J1X7R1V225K		2.2µF	35	10	2.0	1.25	1.25	.57	.428	.282	.257	2000	.137
810—CGA4J1X7R1E335K		3.3µF	25	10	2.0	1.25	1.25	.57	.428	.282	.257	2000	.137
810—CGA4J3X7R1C475K		4.7µF	16	10	2.0	1.25	1.25	.36	.271	.168	.143	2000	.081
810—CGA4J1X7R1E475K		4.7µF	25	10	2.0	1.25	1.25	.57	.428	.282	.257	2000	.137
810—CGA4J1X7R0J106K		10µF	10	10	2.0	1.25	1.25	.44	.322	.20	.171	2000	.096
810—CGA4J3X7R1C225K		2.2µF	16	10	2.0	1.25	1.25	.43	.30	.223	.128	2000	.062

© Copyright 2013 Mouser Electronics

RoHS Compliant This product is RoHS compliant.

CGA SERIES AUTOMOTIVE GRADE CAPACITORS (CONT.)

Features:

- The CGA series consists of products that can be used for the power train, safety equipment, etc. of a vehicle
- Parts are manufactured using tested and stable manufacturing processes and are subjected to increased inspections to guarantee a higher level of reliability
- A monolithic structure ensures superior mechanical strength and reliability
- High Capacitance has been achieved through precision technologies that enable the use of multiple thinner ceramic dielectric layers
- High—accuracy automatic mounting is facilitated through the maintenance of very precise dimensional tolerances
- Low stray capacitance ensures high conformity with nominal values, thereby simplifying the circuit design process

Applications:

- Automotive applications
- High reliability requirement applications
- Harsh environment requirement applications
- Smart meter
- Base Stations
- Noise Bypass in automotive

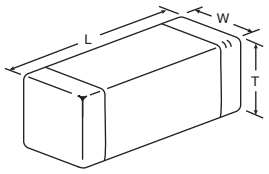

CGA4 (EIA CC0805/JIS C2012) (Cont.)

For quantities greater than listed, call for quote.

MOUSER STOCK NO.	Value (pF)	Volt (DC)	Tol. ±	Dimensions: mm			Price Each				Reel Qty.	Price Per Piece
Mfr. Mfr. Part No.				L	W	T	1	50	100	500		
Temperature Coef: X7S												
810—CGA4J3X7S2A474K	.47µF	100	10	2.0	1.25	1.25	.52	.386	.241	.205	2000	.116
810—CGA4J3X7S2A105K	1µF	100	10	2.0	1.25	1.25	.58	.418	.26	.223	2000	.125
Temperature Coef: X7T												
810—CGA4J3X7T2E473K	.047µF	250	10	2.0	1.25	1.25	.44	.322	.20	.171	2000	.096
810—CGA4J3X7T2E104K	.1µF	250	10	2.0	1.25	1.25	.52	.386	.241	.205	2000	.116
Temperature Coef: X8R												
810—CGA4J2X8R2A223K	.022µF	100	10	2.0	1.25	1.25	.32	.225	.167	.096	2000	.046
810—CGA4J2X8R1H683K	.068µF	50	10	2.0	1.25	1.25	.32	.225	.167	.096	2000	.046
810—CGA4J2X8R1H104K	.1µF	50	10	2.0	1.25	1.25	.21	.15	.111	.064	2000	.031
810—CGA4J2X8R1E224K	.22µF	25	10	2.0	1.25	1.25	.41	.289	.215	.124	2000	.06
810—CGA4J2X8R1E334K	.33µF	25	10	2.0	1.25	1.25	.41	.289	.215	.124	2000	.06

CGA5 (EIA CC1206/JIS C3216)

Temperature Coef: C0G												
810—CGA5C4C0G2J101J	100	630	5	3.2	1.6	0.6	.40	.278	.209	.12	4000	.058
810—CGA5C4C0G2J121J	120	630	5	3.2	1.6	0.6	.40	.278	.209	.12	4000	.058
810—CGA5C4C0G2J151J	150	630	5	3.2	1.6	0.6	.40	.278	.209	.12	4000	.058
810—CGA5C4C0G2J181J	180	630	5	3.2	1.6	0.6	.40	.278	.209	.12	4000	.058
810—CGA5C4C0G2J221J	220	630	5	3.2	1.6	0.6	.40	.278	.209	.12	4000	.058
810—CGA5C4C0G2J271J	270	630	5	3.2	1.6	0.6	.40	.278	.209	.12	4000	.058
810—CGA5C4C0G2J331J	330	630	5	3.2	1.6	0.6	.40	.278	.209	.12	4000	.058
810—CGA5C4C0G2J391J	390	630	5	3.2	1.6	0.6	.40	.278	.209	.12	4000	.058
810—CGA5F4C0G2J471J	470	630	5	3.2	1.6	0.85	.40	.278	.209	.12	4000	.058
810—CGA5F4C0G2J561J	560	630	5	3.2	1.6	0.85	.40	.278	.209	.12	4000	.058
810—CGA5F4C0G2J681J	680	630	5	3.2	1.6	0.85	.40	.278	.209	.12	4000	.058
810—CGA5F4C0G2J821J	820	630	5	3.2	1.6	0.85	.40	.278	.209	.12	4000	.058
810—CGA5F4C0G2J102J	1000	630	5	3.2	1.6	0.85	.40	.278	.209	.12	4000	.058
810—CGA5F4C0G2J122J	1200	630	5	3.2	1.6	0.85	.54	.375	.278	.161	4000	.077
810—CGA5H4C0G2J152J	1500	630	5	3.2	1.6	1.15	.54	.375	.278	.161	2000	.077
810—CGA5H4C0G2J182J	1800	630	5	3.2	1.6	1.15	.60	.417	.312	.18	2000	.087
810—CGA5H4C0G2J222J	2200	630	5	3.2	1.6	1.15	.60	.417	.312	.18	2000	.087
810—CGA5L4C0G2J272J	2700	630	5	3.2	1.6	1.6	.66	.46	.348	.20	2000	.096
810—CGA5F3C0G2E332J	3300	250	5	3.2	1.6	0.85	.60	.417	.312	.18	4000	.087
810—CGA5L4C0G2J332J	3300	630	5	3.2	1.6	1.6	.66	.46	.348	.20	2000	.096
810—CGA5C2C0G2A392J	3900	100	5	3.2	1.6	0.6	.66	.46	.348	.20	4000	.096
810—CGA5H3C0G2E392J	3900	250	5	3.2	1.6	1.15	.73	.514	.382	.22	2000	.106
810—CGA5C2C0G1H472J	4700	50	5	3.2	1.6	0.6	.54	.375	.278	.161	4000	.077
810—CGA5F2C0G2A472J	4700	100	5	3.2	1.6	0.85	.66	.46	.348	.20	4000	.096
810—CGA5H3C0G2E472J	4700	250	5	3.2	1.6	1.15	.73	.514	.382	.22	2000	.106
810—CGA5C2C0G1H562J	5600	50	5	3.2	1.6	0.6	.66	.46	.348	.20	4000	.096
810—CGA5F2C0G2A562J	5600	100	5	3.2	1.6	0.85	.80	.556	.417	.241	4000	.116
810—CGA5H3C0G2E562J	5600	250	5	3.2	1.6	1.15	.87	.599	.452	.26	2000	.125
810—CGA5C2C0G1H682J	6800	50	5	3.2	1.6	0.6	.66	.46	.348	.20	4000	.096
810—CGA5H2C0G2A682J	6800	100	5	3.2	1.6	1.15	.80	.556	.417	.241	2000	.116
810—CGA5L3C0G2E682J	6800	250	5	3.2	1.6	1.6	.87	.599	.452	.26	2000	.125
810—CGA5C2C0G1H822J	8200	50	5	3.2	1.6	0.6	.48	.354	.22	.188	4000	.101
810—CGA5F2C0G1H822J	8200	50	5	3.2	1.6	0.85	.73	.514	.382	.22	4000	.106
810—CGA5H2C0G2A822J	8200	100	5	3.2	1.6	1.15	.93	.653	.487	.28	2000	.135
810—CGA5L3C0G2E822J	8200	250	5	3.2	1.6	1.6	1.00	.696	.521	.301	2000	.144
810—CGA5C2C0G1H103J	.01µF	50	5	3.2	1.6	0.6	.48	.354	.22	.188	4000	.101
810—CGA5F2C0G1H103J	.01µF	50	5	3.2	1.6	0.85	.73	.514	.382	.22	4000	.106
810—CGA5H2C0G2A103J	.01µF	100	5	3.2	1.6	1.15	.93	.653	.487	.28	2000	.135
810—CGA5C2C0G1H153J	.015µF	50	5	3.2	1.6	0.6	.52	.386	.241	.205	4000	.109
810—CGA5H2C0G1H153J	.015µF	50	5	3.2	1.6	1.15	.80	.556	.417	.241	2000	.116
810—CGA5C2C0G1H223J	.022µF	50	5	3.2	1.6	0.6	.54	.342	.235	.171	4000	.114
810—CGA5H2C0G1H223J	.022µF	50	5	3.2	1.6	1.15	.54	.342	.235	.171	2000	.114
810—CGA5F2C0G1H333J	.033µF	50	5	3.2	1.6	0.6	.58	.425	.264	.226	4000	.12
810—CGA5L2C0G1H333J	.033µF	50	5	3.2	1.6	1.6	.88	.61	.459	.264	2000	.127
810—CGA5H2C0G1H473J	.047µF	50	5	3.2	1.6	0.85	.61	.455	.30	.273	2000	.146
810—CGA5L2C0G1H683J	.068µF	50	5	3.2	1.6	0.85	.72	.535	.353	.321	2000	.171
810—CGA5L2C0G1H104J	.1µF	50	5	3.2	1.6	0.85	.72	.535	.353	.321	2000	.171
Temperature Coef: X7R												
810—CGA5H4X7R2J102K	1000	630	10	3.2	1.6	1.15	.40	.278	.209	.12	2000	.058
810—CGA5H4X7R2J152K	1500	630	10	3.2	1.6	1.15	.46	.321	.243	.14	2000	.067
810—CGA5H4X7R2J222K	2200	630	10	3.2	1.6	1.15	.40	.278	.209	.12	2000	.058
810—CGA5H4X7R2J332K	3300	630	10	3.2	1.6	1.15	.46	.321	.243	.14	2000	.067
810—CGA5H4X7R2J472K	4700	630	10	3.2	1.6	1.15	.40	.278	.209	.12	2000	.058
810—CGA5H4X7R2J682K	6800	630	10	3.2	1.6	1.15	.54	.375	.278	.161	2000	.077
810—CGA5H4X7R2J103K	.01µF	630	10	3.2	1.6	1.15	.40	.278	.209	.12	2000	.058
810—CGA5H3X7R2E153K	.015µF	250	10	3.2	1.6	1.15	.60	.417	.312	.18	2000	.087
810—CGA5K4X7R2J153K	.015µF	630	10	3.2	1.6	1.3	.54	.375	.278	.161	2000	.077
810—CGA5H3X7R2E223K	.022µF	250	10	3.2	1.6	1.15	.60	.417	.312	.18	2000	.087
810—CGA5K4X7R2J223K	.022µF	630	10	3.2	1.6	1.3	.60	.417	.312	.18	2000	.087
810—CGA5H2X7R2A333K	.033µF	100	10	3.2	1.6	1.15	.40	.278	.209	.12	2000	.058
810—CGA5L3X7R2E333K	.033µF	250	10	3.2	1.6	1.6	.66	.46	.348	.20	2000	.096
810—CGA5L4X7R2J333K	.033µF	630	10	3.2	1.6	1.6	.66	.46	.348	.20	2000	.096
810—CGA5H2X7R2A473K	.047µF	100	10	3.2	1.6	1.15	.40	.278	.209	.12	2000	.058
810—CGA5L3X7R2E473K	.047µF	250	10	3.2	1.6	1.6	.66	.46	.348	.20	2000	.096
810—CGA5L2X7R2A683K	.068µF	100	10	3.2	1.6	1.6	.46	.321	.243	.14	2000	.067
810—CGA5L3X7R2E683K	.068µF	250	10	3.2	1.6	1.6	.73	.514	.382	.22	2000	.106
810—CGA5L2X7R2A104K	.1µF	100	10	3.2	1.6	1.6	.44	.30	.229	.132	2000	.063
810—CGA5H2X7R1C105K	1µF	16	10	3.2	1.6	1.15	.35	.244	.136	.106	2000	.064
810—CGA5L2X7R1E105K	1µF	25	10	3.2	1.6	1.6	.35	.235	.118	.079	2000	.051
810—CGA5L3X7R1H155K	1.5µF	50	10	3.2	1.6	1.6	.81	.652	.48	.449	2000	.233

CGA5 (EIA CC1206/JIS C3216) (Cont.)

For quantities greater than listed, call for quote.

MOUSER STOCK NO.	Value (pF)	Volt (DC)	Tol. ±	Dimensions: mm			Price Each				Reel Qty.	Price Per Piece
Mfr. Mfr. Part No.				L	W	T	1	50	100	500		
Temperature Coef: X7R (Cont.)												
810—CGA5L2X7R1C225K	2.2µF	16	10	3.2	1.6	1.6	.35	.258	.161	.137	2000	.077
810—CGA5L3X7R1H225K	2.2µF	50	10	3.2	1.6	1.6	.81	.652	.48	.449	2000	.233
810—CGA5L1X7R1V335K	3.3µF	35	10	3.2	1.6	1.6	1.01	.824	.642	.599	2000	.31
810—CGA5L3X7R1C475K	4.7µF	16	10	3.2	1.6	1.6	.44	.322	.20	.171	2000	.096
810—CGA5L1X7R1V475K	4.7µF	35	10	3.2	1.6	1.6	1.01	.824	.642	.599	2000	.31
810—CGA5L3X5R1H475K	4.7µF	50	10	3.2	1.6	1.6	.54	.414	.377	.342	2000	.295
810—CGA5L1X7R1E106K	10µF	25	10	3.2	1.6	1.15	.79	.629	.464	.434	2000	.225
810—CGA5L3X5R1V106K	10µF	35	10	3.2	1.6	1.6	.54	.414	.377	.342	2000	.295
810—CGA5L3X5R1H106K	10µF	50	10	3.2	1.6	1.6	.61	.467	.424	.385	2000	.333
810—CGA5L1X7R0J226M	22µF	6.3	20	3.2	1.6	1.6	.61	.467	.424	.385	2000	.333
Temperature Coef: X7S												
810—CGA5L3X7S2A225K	2.2µF	100	10	3.2	1.6	1.6	.86	.642	.424	.385	2000	.205
Temperature Coef: X7T												
810—CGA5L4X7T2W104K	.01µF	450	10	3.2	1.6	1.6	.57	.428	.282	.257	2000	.137
810—CGA5H1X7T2J223K	.022µF	630	10	3.2	1.6	1.15	.49	.375	.247	.225	2000	.12
810—CGA5L1X7T2J473K	.047µF	630	10	3.2	1.6	1.6	.57	.428	.282	.257	2000	.137
810—CGA5L3X7T2E224K	.22µF	250	10	3.2	1.6	1.6	.57	.428	.282	.257	2000	.137
810—CGA5L3X7R2E104K	.1µF	250	10	3.2	1.6	1.6	.66	.46	.348	.20	2000	.096
810—CGA5L2X7R2A154K	.15µF	100	10	3.2	1.6	1.6	.46	.321	.243	.14	2000	.067
810—CGA5H2X7R2A224K	.22µF	100	10	3.2	1.6	1.15	.46	.321	.243	.14	2000	.067
810—CGA5K2X7R2A334K	.33µF	100	10	3.2	1.6	1.3	1.07	.749	.556	.321	2000	.154
810—CGA5L2X7R1H474K	.47µF	50	10	3.2	1.6	1.6	.33	.225	.173	.10	2000	.048
810—CGA5L2X7R2A474K	.47µF	100	10	3.2	1.6	1.6	1.07	.749	.556	.321	2000	.154
810—CGA5L2X7R1H684K	.68µF	50	10	3.2	1.6	1.6	.50	.353	.264	.152	2000	.073
810—CGA5L2X7R2A105K	1µF	100	10	3.2	1.6	1.6	1.34	.931	.696	.401	2000	.193
810—CGA5L3X7R1H105K	1µF	50	10	3.2	1.6	1.6	.50	.353	.264	.152	2000	.073
810—CGA5L2X7R1E155K	1.5µF	25	10	3.2	1.6	1.6	.54	.375	.278	.161	2000	.077
810—CGA5L2X7R1E225K	2.2µF	25	10	3.2	1.6	1.6	.54	.375	.278	.161	2000	.077
810—CGA5L1X7R1E335K	3.3µF	25	10	3.2	1.6	1.6	.66	.46	.348	.20	2000	.096
810—CGA5L1X7R1E475K	4.7µF	25	10	3.2	1.6	1.6	.66	.46	.348	.20	2000	.096
810—CGA5L1X7R1C685K	6.8µF	16	10	3.2	1.6	1.6	.93	.653	.487	.28	2000	.135
Temperature Coef: X8R												
810—CGA5H2X8R2A683K	.068µF	100	10	3.2	1.6	1.15	.81	.567	.424	.244	2000	.118
810—CGA5H2X8R2A104K	.1µF	100	10	3.2	1.6	1.15	.82	.578	.431	.248	2000	.12
810—CGA5L2X8R2A154K	.15µF	100	10	3.2	1.6	1.6	.84	.589	.438	.253	2000	.121
810—CGA5H2X8R1H224K	.22µF	50	10	3.2	1.6	1.15	.61	.428	.32	.184	2000	.089
810—CGA5L2X8R1H334K	.33µF	50	10	3.2	1.6	1.6	.84	.589	.438	.253	2000	.121
810—CGA5L2X8R1H474K	.47µF	50	10	3.2	1.6	1.6	.84	.589	.438	.253	2000	.121
810—CGA5H2X8R1E684K	.68µF	25	10	3.2	1.6	1.15	.84	.589	.438	.253	2000	.121
810—CGA5L2X8R1E105K	1µF	25	10	3.2	1.6	1.6	.84	.589	.438	.253	2000	.121

CGA6 (EIA CC1210/JIS C3225)

Temperature Coef: C0G												
810—CGA6J4C0G2J392J	3900	630	5	3.2	2.5	1.25	2.41	1.68	1.25	.722	2000	.347
810—CGA6L4C0G2J472J	4700	630	5	3.2	2.5	1.6	2.41	1.68	1.25	.722	2000	.347
810—CGA6L4C0G2J562J	5600	630	5	3.2	2.5	1.6	2.68	1.87	1.39	.803	2000	.385
810—CGA6M4C0G2J682J	6800	630	5	3.2	2.5	2.0	2.68	1.87	1.39	.803	2000	.342
810—CGA6L3C0G2E103J	.01µF	250	5	3.2	2.5	1.6	3.34	2.33	1.73	1.00	2000	.482
810—CGA6J2C0G2A153J	.015µF	100	5	3.2	2.5	1.25	2.68	1.87	1.39	.803	2000	.385
810—CGA6M3C0G2E153J	.015µF	250	5	3.2	2.5	2.0	3.34	2.33	1.73	1.00	2000	.428
810—CGA6J2C0G1H223J	.022µF	50	5	3.2	2.5	1.25	2.68	1.87	1.39	.803	2000	.385
810—CGA6L2C0G2A223J	.022µF	100	5	3.2	2.5	1.6	2.68	1.87	1.39	.803	2000	.385
810—CGA6L2C0G1H333J	.033µF	50	5	3.2	2.5	1.6	3.34	2.33	1.73	1.00	2000	.482
810—CGA6M2C0G2A333J	.033µF	100	5	3.2	2.5	2.0	3.34	2.33	1.73	1.00	2000	.428
810—CGA6M2C0G1H473J	.047µF	50	5	3.2	2.5	2.0	3.34	2.33	1.73	1.00	2000	.428
810—CGA6N2C0G2A473J	.047µF	100	5	3.2	2.5	2.3	3.34	2.33	1.73	1.00	2000	.428
810—CGA6M2C0G1H683J	.068µF	50	5	3.2	2.5	2.0	4.01	2.80	2.09	1.20	2000	.514
810—CGA6P2C0G1H104J	.1µF	50	5	3.2	2.5	2.5	4.01	2.80	2.09	1.20	2000	.514
Temperature Coef: X7R												
810—CGA6M4X7R2J473K	.047µF	630	10	3.2	2.5	2.0	1.34	.931	.696	.401	2000	.171
810—CGA6M4X7R2J683K	.068µF	630	10	3.2	2.5	2.0	2.00	1.40	1.04	.601	2000	.257
810—CGA6M3X7R2E104K	.1µF	250	10	3.2	2.5	2.0	1.34	.931	.696	.401	2000	.171
810—CGA6M3X7R2E154K	.15µF	250	10	3.2	2.5	2.0	1.47	1.03	.765	.441	2000	.188
810—CGA6M3X7R2E224K	.22µF	250	10	3.2	2.5	2.0	1.47	1.03	.765	.441	2000	.188
810—CGA6M2X7R2A334K	.33µF	100	10	3.2	2.5	2.0	1.73	1.21	.904	.521	2000	.223
810—CGA6M2X7R2A474K	.47µF	100	10	3.2	2.5	2.0	1.87	1.31	.974	.562	2000	.24
810—CGA6L2X7R2A684K	.68µF	100	10	3.2	2.5	1.6	2.14	1.50	1.11	.642	2000	.274
810—CGA6L2X7R1H105K	1µF	50	10	3.2	2.5	1.6	.60	.417	.312	.18	2000	.087
810—CGA6M2X7R2A105K	1µF	100	10	3.2	2.5	2.0	2.14	1.50	1.11	.642	2000	.274
810—CGA6M2X7R1H155K	1.5µF	50	10	3.2	2.5	2.0	1.07	.749	.556	.321	2000	.137
810—CGA6M3X7R1H225K	2.2µF	50	10	3.2	2.5	2.0	1.07	.749	.556	.321	2000	.137
810—CGA6N3X7R2A225K	2.2µF	100	10	3.2	2.5	2.3	2.80	1.96	1.46	.842	2000	.36
810—CGA6L2X7R1E335K	3.3µF	25	10	3.2	2.5	1.6	.73	.514	.382	.22	2000	.106
810—CGA6P3X7R1H335K	3.3µF	50	10	3.2	2.5	2.5	1.13	.792	.591	.34	2000	.146
810—CGA6M2X7R1E475K	4.7µF	25	10	3.2	2.5	2.0	.52	.375	.243	.183	2000	.12
810—CGA6P3X7R1H475K	4.7µF	50	10	3.2	2.5	2.5	.74	.569	.518	.471	1000	.433
810—CGA6M3X7R1C106K	10µF	16	10	3.2	2.5	2.0	.59	.454	.412	.375	1000	.319
810—CGA6P1X7R1E106K	10µF	25	10	3.2	2.5	2.5	.67	.518	.471	.428	1000	.364
810—CGA6M3X7R1C106M	10µF	16	20	3.2	2.5	2.0	1.73	1.21	.904	.521	2000	.223
810—CGA6P1X7R1E106M	10µF	25	20	3.2	2.5	2.5	2.00	1.40	1.04	.601	2000	.257
810—CGA6P3X7R1C156M	15µF	16	20	3.2	2.5	2.5	3.34	2.33	1.73	1.00	2000	.428
810—CGA6P1X7R1C226M	22µF	16	20	3.2	2.5	2.5	3.34	2.33	1.73	1.00	2000	.428
810—CGA6P3X7R1E685K	68µF	25	10	3.2	2.5	2.5	1.47	1.03	.765	.441	2000	.188

© Copyright 2013 Mouser Electronics

TDK Ceramic Chip Capacitors

RoHS Compliant This product is RoHS compliant.

CGA SERIES AUTOMOTIVE GRADE CAPACITORS (CONT.)

Features:
- The CGA series consists of products that can be used for the power train, safety equipment, etc. of a vehicle
- Parts are manufactured using tested and stable manufacturing processes and are subjected to increased inspections to guarantee a higher level of reliability
- A monolithic structure ensures superior mechanical strength and reliability
- High Capacitance has been achieved through precision technologies that enable the use of multiple thinner ceramic dielectric layers
- High—accuracy automatic mounting is facilitated through the maintenance of very precise dimensional tolerances
- Low stray capacitance ensures high conformity with nominal values, thereby simplifying the circuit design process

Applications:
- Automotive applications
- High reliability requirement applications
- Harsh environment requirement applications
- Smart meter
- Base Stations
- Noise Bypass in automotive

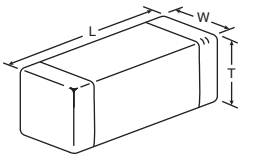

CGA6 (EIA CC1210/JIS C3225) (Cont.)

MOUSER STOCK NO. / Mfr. Mfr. Part No.	Value (pF)	Volt (DC)	Tol. ±	Dimensions: mm L	W	T	Price Each 1	50	100	500	Reel Qty.	Price Per Piece
Temperature Coef: X7S												
810—CGA6N3X7S1H475K	4.7µF	50	10	3.2	2.5	2.3	.71	.544	.494	.449	1000	.413
810—CGA6M3X7S2A475K	4.7µF	100	10	3.2	2.5	2.0	1.32	1.12	.931	.867	1000	.482
810—CGA6P3X7S1H685K	6.8µF	50	10	3.2	2.5	2.5	1.09	.936	.776	.722	1000	.401
810—CGA6P3X7S1H106K	10µF	50	10	3.2	2.5	2.5	.74	.569	.518	.471	1000	.433
Temperature Coef: X7T												
810—CGA6M4X7T2W224K	.22µF	450	10	3.2	2.5	2.0	.86	.642	.424	.385	1000	.218
Temperature Coef: X8R												
810—CGA6L2X8R1E155K	1.5µF	25	10	3.2	2.5	1.6	1.73	1.21	.904	.521	2000	.25
810—CGA6M2X8R1E225K	2.2µF	25	10	3.2	2.5	2.0	1.73	1.21	.904	.521	2000	.223
810—CGA6P2X8R1E335K	3.3µF	25	10	3.2	2.5	2.5	1.73	1.21	.904	.521	2000	.223

CGA8 (EIA CC1812/JIS C4532)

MOUSER STOCK NO. / Mfr. Mfr. Part No.	Value (pF)	Volt (DC)	Tol. ±	Dimensions: mm L	W	T	Price Each 1	50	100	500	Reel Qty.	Price Per Piece
Temperature Coef: C0G												
810—CGA8L2C0G1H473J	.047µF	50	5	4.5	3.2	1.6	1.00	.768	.699	.636	1000	.584
810—CGA8L2C0G1H683J	.063µF	50	5	4.5	3.2	1.6	1.00	.768	.699	.636	1000	.584
810—CGA8M2C0G1H104J	.1µF	50	5	4.5	3.2	2.0	1.00	.768	.699	.636	1000	.584
810—CGA8P2C0G1H154J	.15µF	50	5	4.5	3.2	2.5	1.29	.997	.906	.824	1000	.758
810—CGA8R2C0G1H224J	.22µF	50	5	4.5	3.2	3.2	1.29	.997	.906	.824	1000	.758
810—CGA8M2C0G2A473J	.047µF	100	5	4.5	3.2	2.0	1.29	.997	.906	.824	1000	.758
810—CGA8P2C0G2A683J	.063µF	100	5	4.5	3.2	2.5	1.40	1.08	.984	.895	1000	.823
810—CGA8R2C0G2A104J	.1µF	100	5	4.5	3.2	3.2	1.37	1.05	.958	.871	1000	.801
810—CGA8L3C0G2E223J	.022µF	250	5	4.5	3.2	1.6	1.88	1.44	1.32	1.20	1000	1.10
810—CGA8M3C0G2E333J	.033µF	250	5	4.5	3.2	2.0	1.88	1.44	1.32	1.20	1000	1.10
810—CGA8R3C0G2E473J	.047µF	250	5	4.5	3.2	3.2	1.88	1.44	1.32	1.20	1000	1.10
810—CGA8L4C0G2J822J	8200	630	5	4.5	3.2	1.6	2.23	1.71	1.55	1.41	1000	1.29
810—CGA8L4C0G2J103J	.01µF	630	5	4.5	3.2	1.6	2.16	1.66	1.51	1.37	1000	1.26
810—CGA8P4C0G2J153J	.015µF	630	5	4.5	3.2	2.5	2.16	1.66	1.51	1.37	1000	1.26
810—CGA8R4C0G2J223J	.022µF	630	5	4.5	3.2	3.2	2.16	1.66	1.51	1.37	1000	1.26
Temperature Coef: X7R												
810—CGA8N3X7R1C226M	22µF	16	20	4.5	3.2	2.3	1.00	.768	.699	.636	1000	.584
810—CGA8P1X7R1C336M	33µF	16	20	4.5	3.2	2.5	1.22	.941	.855	.777	1000	.715
810—CGA8P2X7R1E106K	10µF	25	10	4.5	3.2	2.5	.92	.706	.642	.583	1000	.536
810—CGA8Q3X7R1E156M	15µF	25	20	4.5	3.2	2.8	1.00	.768	.699	.636	1000	.584
810—CGA8P1X7R1E226M	22µF	25	20	4.5	3.2	2.5	1.11	.855	.777	.706	1000	.649
810—CGA8L2X7R1H155K	1.5µF	50	10	4.5	3.2	1.6	.56	.427	.388	.353	1000	.325
810—CGA8L2X7R1H225K	2.2µF	50	10	4.5	3.2	1.6	.79	.611	.555	.505	1000	.464
810—CGA8M2X7R1H335K	3.3µF	50	10	4.5	3.2	2.0	.81	.626	.569	.518	1000	.476
810—CGA8M3X7R1H475K	4.7µF	50	10	4.5	3.2	2.0	.92	.706	.642	.583	1000	.536
810—CGA8P3X7R1H685K	6.8µF	50	10	4.5	3.2	2.5	1.10	.845	.768	.699	1000	.643
810—CGA8N2X7R2A105K	1µF	100	10	4.5	3.2	2.3	.65	.499	.454	.412	1000	.379
810—CGA8N2X7R2A155K	1.5µF	100	10	4.5	3.2	2.3	1.04	.798	.725	.659	1000	.607
810—CGA8N2X7R2A225K	2.2µF	100	10	4.5	3.2	2.3	.74	.569	.518	.471	1000	.433
810—CGA8N2X7R2A684K	6.8µF	100	10	4.5	3.2	2.3	.74	.569	.518	.471	1000	.433
810—CGA8L3X7R2E154K	.15µF	250	10	4.5	3.2	1.6	.43	.327	.297	.271	1000	.249

CGA8 (EIA CC1812/JIS C4532) (Cont.)

MOUSER STOCK NO. / Mfr. Mfr. Part No.	Value (pF)	Volt (DC)	Tol. ±	Dimensions: mm L	W	T	Price Each 1	50	100	500	Reel Qty.	Price Per Piece
Temperature Coef: X7R (Cont.)												
810—CGA8N3X7R2E224K	.22µF	250	10	4.5	3.2	2.3	.89	.589	.438	.268	1000	.226
810—CGA8N3X7R2E334K	.33µF	250	10	4.5	3.2	2.3	.44	.341	.31	.282	1000	.26
810—CGA8N3X7R2E474K	.47µF	250	10	4.5	3.2	2.3	.51	.399	.363	.33	1000	.303
810—CGA8L4X7R2J683K	.068µF	630	10	4.5	3.2	1.6	.44	.341	.31	.282	1000	.26
810—CGA8N4X7R2J104K	.1µF	630	10	4.5	3.2	2.3	.46	.362	.328	.30	1000	.275
Temperature Coef: X7S												
810—CGA8N3X7S2A475K	4.7µF	100	10	4.5	3.2	2.3	1.34	1.04	.942	.856	1000	.786
Temperature Coef: X7T												
810—CGA8L3X7T2E684K	.68µF	250	10	4.5	3.2	1.60	.96	.74	.673	.612	1000	.563
810—CGA8P3X7T2E105K	1µF	250	10	4.5	3.2	2.50	.96	.74	.673	.612	1000	.563
810—CGA8L4X7T2W334K	.33µF	450	10	4.5	3.2	1.60	.96	.74	.673	.612	1000	.563
810—CGA8N4X7T2W474K	.47µF	450	10	4.5	3.2	2.30	.96	.74	.673	.612	1000	.563
810—CGA8L1X7T2J154K	.15µF	630	10	4.5	3.2	1.60	.96	.74	.673	.612	1000	.563
810—CGA8M1X7T2J224K	.22µF	630	10	4.5	3.2	2.00	.96	.74	.673	.612	1000	.563

CGA9 (EIA CC2220/JIS C5750)

MOUSER STOCK NO. / Mfr. Mfr. Part No.	Value (pF)	Volt (DC)	Tol. ±	Dimensions: mm L	W	T	Price Each 1	50	100	500	Reel Qty.	Price Per Piece
Temperature Coef: X7R												
810—CGA9N3X7R1C476M	47µF	16	20	5.7	5.0	2.3	2.23	1.71	1.55	1.41	1000	1.29
810—CGA9N2X7R1E156M	15µF	25	20	5.7	5.0	2.3	1.72	1.33	1.21	1.10	1000	1.01
810—CGA9P2X7R1E226M	22µF	25	20	5.7	5.0	2.5	2.23	1.71	1.55	1.41	1000	1.29
810—CGA9M2X7R1H475K	4.7µF	50	10	5.7	5.0	2.0	1.80	1.38	1.25	1.13	1000	1.04
810—CGA9P2X7R1H685K	6.8µF	50	10	5.7	5.0	2.5	1.85	1.42	1.29	1.18	1000	1.08
810—CGA9N3X7R1H106K	10µF	50	10	5.7	5.0	2.3	1.68	1.29	1.18	1.07	1000	.984
810—CGA9N2X7R2A105K	1µF	100	10	5.7	5.0	2.3	1.34	1.03	.932	.847	1000	.78
810—CGA9N2X7R2A155K	1.5µF	100	10	5.7	5.0	2.3	1.48	1.13	1.04	.942	1000	.867
810—CGA9N2X7R2A225K	2.2µF	100	10	5.7	5.0	2.3	1.58	1.22	1.11	1.01	1000	.931
810—CGA9N2X7R2A335K	3.3µF	100	10	5.7	5.0	2.3	2.23	1.71	1.55	1.41	1000	1.29
810—CGA9N2X7R2A475K	4.7µF	100	10	5.7	5.0	2.3	2.23	1.71	1.55	1.41	1000	1.29
810—CGA9L3X7R2E334K	.33µF	250	10	5.7	5.0	1.6	.89	.684	.622	.565	1000	.52
810—CGA9N3X7R2E474K	.47µF	250	10	5.7	5.0	2.3	.86	.656	.596	.541	1000	.499
810—CGA9N3X7R2E684K	.68µF	250	10	5.7	5.0	2.3	1.34	1.03	.932	.847	1000	.78
810—CGA9N3X7R2E105K	1µF	250	10	5.7	5.0	2.3	.93	.713	.647	.589	1000	.541
810—CGA9L4X7R2J154K	.15µF	630	10	5.7	5.0	1.6	.89	.684	.622	.565	1000	.52
810—CGA9N4X7R2J224K	.22µF	630	10	5.7	5.0	2.3	.93	.713	.647	.589	1000	.541
Temperature Coef: X7S												
810—CGA9N3X7S2A106K	10µF	100	10	5.7	5.0	2.3	2.23	1.71	1.55	1.41	1000	1.29
810—CGA9P3X7S2A156M	15µF	100	20	5.7	5.0	2.5	2.96	2.28	2.08	1.88	1000	1.73
Temperature Coef: X7T												
810—CGA9M3X7T2E155K	1.5µF	250	10	5.7	5.0	2.0	3.34	2.57	2.33	2.12	1000	1.95
810—CGA9P3X7T2E225K	2.2µF	250	10	5.7	5.0	2.5	3.34	2.57	2.33	2.12	1000	1.95
810—CGA9M4X7T2W684K	.68µF	450	10	5.7	5.0	2.0	3.16	2.43	2.20	2.00	1000	1.84
810—CGA9P4X7T2W105K	1µF	450	10	5.7	5.0	2.5	3.16	2.43	2.20	2.00	1000	1.84
810—CGA9M1X7T2J334K	.33µF	630	10	5.7	5.0	2.0	3.16	2.43	2.20	2.00	1000	1.84
810—CGA9P1X7T2J474K	.47µF	630	10	5.7	5.0	2.5	3.16	2.43	2.20	2.00	1000	1.84

TFSQ THIN-FILM CAPACITORS (Z-MATCH)

For Impedance Matching at High Frequency

NEW! TECHNOLOGY

Features:
- Thin-film technologies developed for the manufacture of HDD heads are applied to achieve low ESL and ESR with narrow tolerances of ± 0.05 pF
- Z-match capacitors feature tight tolerances and a high self-resonant frequency

Applications:
- PA circuits, RF matching circuits and RF modules used in mobile phones, smartphones and other devices for wireless LAN, WiMAX, LTE, and other RF communication technologies

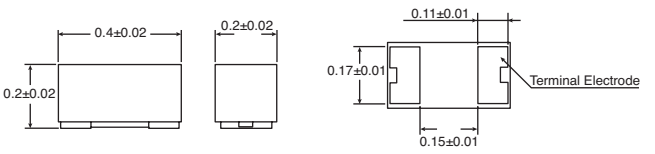

DIMENSIONS: mm

MOUSER STOCK NO. / Mfr. Mfr. Part No.	Value (pF)	Volt (DC)	Tol. ±	Dimensions: mm L	W	T	Price Each 1	50	100	500	Reel Qty.	Price Per Piece
810—TFSQ0402C1C0R2WT	0.2	16	0.05pF	0.4	0.2	0.2	.56	.482	.337	.215	15000	.105
810—TFSQ0402C1C0R3WT	0.3	16	0.05pF	0.4	0.2	0.2	.56	.482	.337	.215	15000	.105
810—TFSQ0402C1C0R4WT	0.4	16	0.05pF	0.4	0.2	0.2	.56	.482	.337	.215	15000	.105
810—TFSQ0402C1C0R5WT	0.5	16	0.05pF	0.4	0.2	0.2	.56	.482	.337	.215	15000	.105
810—TFSQ0402C1C0R6WT	0.6	16	0.05pF	0.4	0.2	0.2	.56	.482	.337	.215	15000	.105
810—TFSQ0402C1C0R7WT	0.7	16	0.05pF	0.4	0.2	0.2	.56	.482	.337	.215	15000	.105
810—TFSQ0402C1C0R8WT	0.8	16	0.05pF	0.4	0.2	0.2	.56	.482	.337	.215	15000	.105
810—TFSQ0402C1C0R9WT	0.9	16	0.05pF	0.4	0.2	0.2	.56	.482	.337	.215	15000	.105
810—TFSQ0402C1C1R0WT	1.0	16	0.05pF	0.4	0.2	0.2	.56	.482	.337	.215	15000	.105
810—TFSQ0402C1C1R1WT	1.1	16	0.05pF	0.4	0.2	0.2	.56	.482	.337	.215	15000	.105
810—TFSQ0402C1C1R2WT	1.2	16	0.05pF	0.4	0.2	0.2	.56	.482	.337	.215	15000	.105
810—TFSQ0402C1C1R3WT	1.3	16	0.05pF	0.4	0.2	0.2	.56	.482	.337	.215	15000	.105
810—TFSQ0402C1C1R4WT	1.4	16	0.05pF	0.4	0.2	0.2	.56	.482	.337	.215	15000	.105
810—TFSQ0402C1C1R5WT	1.5	16	0.05pF	0.4	0.2	0.2	.56	.482	.337	.215	15000	.105
810—TFSQ0402C1C1R6WT	1.6	16	0.05pF	0.4	0.2	0.2	.56	.482	.337	.215	15000	.105

MOUSER STOCK NO. / Mfr. Mfr. Part No.	Value (pF)	Volt (DC)	Tol. ±	Dimensions: mm L	W	T	Price Each 1	50	100	500	Reel Qty.	Price Per Piece
810—TFSQ0402C1C1R7WT	1.7	16	0.05pF	0.4	0.2	0.2	.56	.482	.337	.215	15000	.105
810—TFSQ0402C1C1R8WT	1.8	16	0.05pF	0.4	0.2	0.2	.56	.482	.337	.215	15000	.105
810—TFSQ0402C1C1R9WT	1.9	16	0.05pF	0.4	0.2	0.2	.56	.482	.337	.215	15000	.105
810—TFSQ0402C1C2R0WT	2.0	16	0.05pF	0.4	0.2	0.2	.56	.482	.337	.215	15000	.105
810—TFSQ0402C1C2R1WT	2.1	16	0.05pF	0.4	0.2	0.2	.56	.482	.337	.215	15000	.105
810—TFSQ0402C1C2R2WT	2.2	16	0.05pF	0.4	0.2	0.2	.56	.482	.337	.215	15000	.105
810—TFSQ0402C1C2R3WT	2.3	16	0.05pF	0.4	0.2	0.2	.56	.482	.337	.215	15000	.105
810—TFSQ0402C1C2R4WT	2.4	16	0.05pF	0.4	0.2	0.2	.56	.482	.337	.215	15000	.105
810—TFSQ0402C1C2R5WT	2.5	16	0.05pF	0.4	0.2	0.2	.56	.482	.337	.215	15000	.105
810—TFSQ0402C1C2R6WT	2.6	16	0.05pF	0.4	0.2	0.2	.56	.482	.337	.215	15000	.105
810—TFSQ0402C1C2R7WT	2.7	16	0.05pF	0.4	0.2	0.2	.56	.482	.337	.215	15000	.105
810—TFSQ0402C1C2R8WT	2.8	16	0.05pF	0.4	0.2	0.2	.56	.482	.337	.215	15000	.105
810—TFSQ0402C1C2R9WT	2.9	16	0.05pF	0.4	0.2	0.2	.56	.482	.337	.215	15000	.105
810—TFSQ0402C1C3R0WT	3.0	16	0.05pF	0.4	0.2	0.2	.56	.482	.337	.215	15000	.105

© Copyright 2013 Mouser Electronics
© Copyright 2013 Mouser Electronics

TDK Ceramic Chip Capacitors

RoHS Compliant **This product is RoHS compliant.**

CGJ SEREIES EXTENDED LIFE CAPACITORS

- Extended Life series capacitor featuring increased evaluation during manufacturing to promote longer life
- Life test performs at 2x rated voltage for 2000 hrs
- Reliability tests based on MIL-STD requirements
- Guaranteed TC Bias and Hot IR performance
- Anti-counterfeit/tamper-proof seal to assist in the identification of authentic TDK CGJ products
  The condition of the seal also indicates if the product has been tampered with in the supply chain

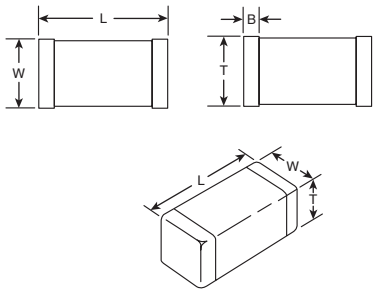

	L Body Length	W Body Width	B Terminal Width
CGJ2	1.00	0.50	0.10
CGJ3	1.60	0.80	0.20
CGJ4	2.00	1.25	0.20
CGJ5	3.20	1.60	0.20

CGJ2 (EIA CC0402/JIS C1005)

For quantities greater than listed, call for quote.

MOUSER STOCK NO.	TDK Part No.	Value (μF)	Volt (DC)	Tol. ±	Price Each 1	Price Each 100	Price Each 500	Reel Qty.	Price Per Piece
Temperature Coef: C0G									
810-CGJ2B2C0G1H101J	CGJ2B2C0G1H101J	100	50	5%	.10	.016	.015	10000	.013
810-CGJ2B2C0G1H121J	CGJ2B2C0G1H121J	120	50	5%	.10	.02	.018	10000	.016
810-CGJ2B2C0G1H151J	CGJ2B2C0G1H151J	150	50	5%	.10	.02	.018	10000	.016
810-CGJ2B2C0G1H181J	CGJ2B2C0G1H181J	180	50	5%	.10	.02	.018	10000	.016
810-CGJ2B2C0G1H221J	CGJ2B2C0G1H221J	220	50	5%	.10	.02	.018	10000	.016
810-CGJ2B2C0G1H271J	CGJ2B2C0G1H271J	270	50	5%	.10	.024	.021	10000	.018
810-CGJ2B2C0G1H331J	CGJ2B2C0G1H331J	330	50	5%	.10	.026	.024	10000	.02
810-CGJ2B2C0G1H391J	CGJ2B2C0G1H391J	390	50	5%	.10	.026	.024	10000	.02
810-CGJ2B2C0G1H471J	CGJ2B2C0G1H471J	470	50	5%	.10	.026	.024	10000	.02
810-CGJ2B2C0G1H561J	CGJ2B2C0G1H561J	560	50	5%	.10	.031	.028	10000	.025
810-CGJ2B2C0G1H681J	CGJ2B2C0G1H681J	680	50	5%	.10	.031	.028	10000	.025
810-CGJ2B2C0G1H821J	CGJ2B2C0G1H821J	820	50	5%	.10	.035	.032	10000	.028
810-CGJ2B2C0G1H102J	CGJ2B2C0G1H102J	1000	50	5%	.10	.035	.032	10000	.028
Temperature Coef: X7R									
810-CGJ2B2X7R1C102K	CGJ2B2X7R1C102K	1000	16	10%	.10	.013	.012	10000	.01
810-CGJ2B2X7R1E102K	CGJ2B2X7R1E102K	1000	25	10%	.10	.013	.012	10000	.01
810-CGJ2B2X7R1H102K	CGJ2B2X7R1H102K	1000	50	10%	.10	.013	.012	10000	.01
810-CGJ2B2X7R1C152K	CGJ2B2X7R1C152K	1500	16	10%	.10	.013	.012	10000	.01
810-CGJ2B2X7R1E152K	CGJ2B2X7R1E152K	1500	25	10%	.10	.013	.012	10000	.01
810-CGJ2B2X7R1H152K	CGJ2B2X7R1H152K	1500	50	10%	.10	.013	.012	10000	.01
810-CGJ2B2X7R1C222K	CGJ2B2X7R1C222K	2200	16	10%	.10	.013	.012	10000	.01
810-CGJ2B2X7R1E222K	CGJ2B2X7R1E222K	2200	25	10%	.10	.013	.012	10000	.01
810-CGJ2B2X7R1H222K	CGJ2B2X7R1H222K	2200	50	10%	.10	.013	.012	10000	.01
810-CGJ2B2X7R1C332K	CGJ2B2X7R1C332K	3300	16	10%	.10	.013	.012	10000	.01
810-CGJ2B2X7R1E332K	CGJ2B2X7R1E332K	3300	25	10%	.10	.013	.012	10000	.01
810-CGJ2B2X7R1H332K	CGJ2B2X7R1H332K	3300	50	10%	.10	.013	.012	10000	.01
810-CGJ2B2X7R1C472K	CGJ2B2X7R1C472K	4700	16	10%	.10	.013	.012	10000	.01
810-CGJ2B2X7R1E472K	CGJ2B2X7R1E472K	4700	25	10%	.10	.013	.012	10000	.01
810-CGJ2B2X7R1H472K	CGJ2B2X7R1H472K	4700	50	10%	.10	.013	.012	10000	.01
810-CGJ2B2X7R1C682K	CGJ2B2X7R1C682K	6800	16	10%	.10	.013	.012	10000	.01
810-CGJ2B2X7R1E682K	CGJ2B2X7R1E682K	6800	25	10%	.10	.013	.012	10000	.01
810-CGJ2B2X7R1H682K	CGJ2B2X7R1H682K	6800	50	10%	.10	.013	.012	10000	.01
810-CGJ2B2X7R1C103K	CGJ2B2X7R1C103K	.01μF	16	10%	.10	.016	.015	10000	.013
810-CGJ2B2X7R1E103K	CGJ2B2X7R1E103K	.01μF	25	10%	.10	.016	.015	10000	.013
810-CGJ2B2X7R1C153K	CGJ2B2X7R1C153K	.015μF	16	10%	.10	.016	.015	10000	.013
810-CGJ2B2X7R1E153K	CGJ2B2X7R1E153K	.015μF	25	10%	.10	.016	.015	10000	.013
810-CGJ2B2X7R1C223K	CGJ2B2X7R1C223K	.022μF	16	10%	.10	.016	.015	10000	.013
810-CGJ2B2X7R1E223K	CGJ2B2X7R1E223K	.022μF	25	10%	.10	.016	.015	10000	.013
810-CGJ2B2X7R1C333K	CGJ2B2X7R1C333K	.033μF	16	10%	.10	.019	.017	10000	.015
810-CGJ2B2X7R1E333K	CGJ2B2X7R1E333K	.033μF	25	10%	.10	.019	.017	10000	.015
810-CGJ2B2X7R1C473K	CGJ2B2X7R1C473K	.047μF	16	10%	.10	.019	.017	10000	.015
810-CGJ2B2X7R1E473K	CGJ2B2X7R1E473K	.047μF	25	10%	.10	.019	.017	10000	.015
810-CGJ2B2X7R1C683K	CGJ2B2X7R1C683K	.068μF	16	10%	.10	.024	.021	10000	.018
810-CGJ2B2X7R1C104K	CGJ2B2X7R1C104K	.1μF	16	10%	.10	.024	.021	10000	.018

CGJ3 (EIA CC0603/JIS C1608)

For quantities greater than listed, call for quote.

MOUSER STOCK NO.	TDK Part No.	Value (μF)	Volt (DC)	Tol. ±	Price Each 1	Price Each 100	Price Each 500	Reel Qty.	Price Per Piece
Temperature Coef: C0G									
810-CGJ3E2C0G1H471J	CGJ3E2C0G1H471J	140	50	5%	.10	.026	.024	4000	.02
810-CGJ3E2C0G1H271J	CGJ3E2C0G1H271J	270	50	5%	.10	.022	.02	4000	.017
810-CGJ3E2C0G1H331J	CGJ3E2C0G1H331J	330	50	5%	.10	.026	.024	4000	.02

CGJ3 (EIA CC0603/JIS C1608) (Cont.)

For quantities greater than listed, call for quote.

MOUSER STOCK NO.	TDK Part No.	Value (μF)	Volt (DC)	Tol. ±	Price Each 1	Price Each 100	Price Each 500	Reel Qty.	Price Per Piece
Temperature Coef: C0G (Cont.)									
810-CGJ3E2C0G1H391J	CGJ3E2C0G1H391J	390	50	5%	.10	.026	.024	4000	.02
810-CGJ3E2C0G1H561J	CGJ3E2C0G1H561J	560	50	5%	.10	.031	.028	4000	.025
810-CGJ3E2C0G1H681J	CGJ3E2C0G1H681J	680	50	5%	.10	.031	.028	4000	.025
810-CGJ3E2C0G1H821J	CGJ3E2C0G1H821J	820	50	5%	.10	.035	.032	4000	.028
810-CGJ3E2C0G1H102J	CGJ3E2C0G1H102J	1000	50	5%	.10	.035	.032	4000	.028
810-CGJ3E2C0G1H122J	CGJ3E2C0G1H122J	1200	50	5%	.10	.036	.033	4000	.029
810-CGJ3E2C0G1H152J	CGJ3E2C0G1H152J	1500	50	5%	.10	.036	.033	4000	.029
810-CGJ3E2C0G1H182J	CGJ3E2C0G1H182J	1800	50	5%	.10	.04	.036	4000	.031
810-CGJ3E2C0G1H222J	CGJ3E2C0G1H222J	2200	50	5%	.10	.044	.04	4000	.034
810-CGJ3E2C0G1H272J	CGJ3E2C0G1H272J	2700	50	5%	.10	.045	.041	4000	.035
810-CGJ3E2C0G1H332J	CGJ3E2C0G1H332J	3300	50	5%	.10	.045	.041	4000	.035
810-CGJ3E2C0G1H392J	CGJ3E2C0G1H392J	3900	50	5%	.10	.068	.062	4000	.054
810-CGJ3E2C0G1H472J	CGJ3E2C0G1H472J	4700	50	5%	.10	.068	.062	4000	.054
810-CGJ3E2C0G1H562J	CGJ3E2C0G1H562J	5600	50	5%	.11	.075	.068	4000	.059
810-CGJ3E2C0G1H682J	CGJ3E2C0G1H682J	6800	50	5%	.11	.075	.068	4000	.059
810-CGJ3E2C0G1H822J	CGJ3E2C0G1H822J	8200	50	5%	.13	.09	.081	4000	.071
810-CGJ3E2C0G1H103J	CGJ3E2C0G1H103J	.01μF	50	5%	.13	.09	.081	4000	.071
Temperature Coef: X7R									
810-CGJ3E2X7R1C103K	CGJ3E2X7R1C103K	.01μF	16	10%	.10	.014	.013	4000	.011
810-CGJ3E2X7R1E103K	CGJ3E2X7R1E103K	.01μF	25	10%	.10	.014	.013	4000	.011
810-CGJ3E2X7R1H103K	CGJ3E2X7R1H103K	.01μF	50	10%	.10	.014	.013	4000	.011
810-CGJ3E2X7R1C153K	CGJ3E2X7R1C153K	.015μF	16	10%	.10	.015	.014	4000	.012
810-CGJ3E2X7R1E153K	CGJ3E2X7R1E153K	.015μF	25	10%	.10	.015	.014	4000	.012
810-CGJ3E2X7R1H153K	CGJ3E2X7R1H153K	.015μF	50	10%	.10	.015	.014	4000	.012
810-CGJ3E2X7R1C223K	CGJ3E2X7R1C223K	.022μF	16	10%	.10	.015	.014	4000	.012
810-CGJ3E2X7R1E223K	CGJ3E2X7R1E223K	.022μF	25	10%	.10	.015	.014	4000	.012
810-CGJ3E2X7R1H223K	CGJ3E2X7R1H223K	.022μF	50	10%	.10	.015	.014	4000	.012
810-CGJ3E2X7R1C333K	CGJ3E2X7R1C333K	.033μF	16	10%	.10	.018	.016	4000	.014
810-CGJ3E2X7R1E333K	CGJ3E2X7R1E333K	.033μF	25	10%	.10	.018	.016	4000	.014
810-CGJ3E2X7R1H333K	CGJ3E2X7R1H333K	.033μF	50	10%	.10	.018	.016	4000	.014
810-CGJ3E2X7R1C473K	CGJ3E2X7R1C473K	.047μF	16	10%	.10	.018	.016	4000	.014
810-CGJ3E2X7R1E473K	CGJ3E2X7R1E473K	.047μF	25	10%	.10	.018	.016	4000	.014
810-CGJ3E2X7R1H473K	CGJ3E2X7R1H473K	.047μF	50	10%	.10	.018	.016	4000	.014
810-CGJ3E2X7R1C683K	CGJ3E2X7R1C683K	.068μF	16	10%	.10	.021	.019	4000	.017
810-CGJ3E2X7R1E683K	CGJ3E2X7R1E683K	.068μF	25	10%	.10	.021	.019	4000	.017
810-CGJ3E2X7R1H683K	CGJ3E2X7R1H683K	.068μF	50	10%	.10	.021	.019	4000	.017
810-CGJ3E2X7R1C104K	CGJ3E2X7R1C104K	.1μF	16	10%	.10	.02	.018	4000	.016
810-CGJ3E2X7R1E104K	CGJ3E2X7R1E104K	.1μF	25	10%	.10	.02	.018	4000	.016
810-CGJ3E2X7R1H104K	CGJ3E2X7R1H104K	.1μF	50	10%	.10	.02	.018	4000	.016
810-CGJ3E2X7R0J334K	CGJ3E2X7R0J334K	.33μF	6.3	10%	.10	.045	.041	4000	.035
810-CGJ3E2X7R1A334K	CGJ3E2X7R1A334K	.33μF	10	10%	.10	.045	.041	4000	.035
810-CGJ3E2X7R0J474K	CGJ3E2X7R0J474K	.47μF	6.3	10%	.10	.045	.041	4000	.035
810-CGJ3E2X7R1A474K	CGJ3E2X7R1A474K	.47μF	10	10%	.10	.045	.041	4000	.035
810-CGJ3E2X7R0J684K	CGJ3E2X7R0J684K	.68μF	6.3	10%	.10	.047	.043	4000	.037
810-CGJ3E2X7R1A684K	CGJ3E2X7R1A684K	.68μF	10	10%	.10	.047	.043	4000	.037
810-CGJ3E2X7R0J105K	CGJ3E2X7R0J105K	1μF	6.3	10%	.10	.047	.043	4000	.037
810-CGJ3E2X7R1A105K	CGJ3E2X7R1A105K	1μF	10	10%	.10	.047	.043	4000	.037

© Copyright 2013 Mouser Electronics
© Copyright 2013 Mouser Electronics

TDK Ceramic Chip Capacitors

RoHS Compliant **This product is RoHS compliant.**

CGJ SERIES EXTENDED LIFE CAPACITORS (CONT.)

- Extended Life series capacitor featuring increased evaluation during manufacturing to promote longer life
- Life test performs at 2x rated voltage for 2000 hrs
- Reliability tests based on MIL-STD requirements
- Guaranteed TC Bias and Hot IR performance
- Anti-counterfeit/tamper-proof seal to assist in the identification of authentic TDK CGJ products The condition of the seal also indicates if the product has been tampered with in the supply chain

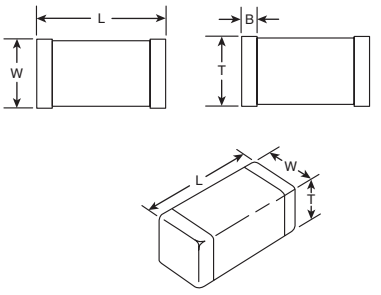

	L Body Length	W Body Width	B Terminal Width
CGJ2	1.00	0.50	0.10
CGJ3	1.60	0.80	0.20
CGJ4	2.00	1.25	0.20
CGJ5	3.20	1.60	0.20

CGJ4 EIA (CC0805/JIS C2012)

For quantities greater than listed, call for quote.

MOUSER STOCK NO.	TDK Part No.	Value (µF)	Volt (DC)	Tol. ±	Price Each 1	Price Each 100	Price Each 500	Reel Qty.	Price Per Piece
Temperature Coef: C0G									
810-CGJ4C2C0G1H681J	CGJ4C2C0G1H681J	680	50	5%	.10	.043	.039	4000	.033
810-CGJ4C2C0G1H821J	CGJ4C2C0G1H821J	820	50	5%	.10	.045	.041	4000	.035
810-CGJ4C2C0G1H102J	CGJ4C2C0G1H102J	1000	50	5%	.10	.045	.041	4000	.035
810-CGJ4C2C0G1H122J	CGJ4C2C0G1H122J	1200	50	5%	.10	.063	.058	4000	.05
810-CGJ4C2C0G1H152J	CGJ4C2C0G1H152J	1500	50	5%	.10	.063	.058	4000	.05
810-CGJ4C2C0G1H182J	CGJ4C2C0G1H182J	1800	50	5%	.10	.066	.06	4000	.052
810-CGJ4C2C0G1H222J	CGJ4C2C0G1H222J	2200	50	5%	.10	.066	.06	4000	.052
810-CGJ4C2C0G1H272J	CGJ4C2C0G1H272J	2700	50	5%	.10	.071	.064	4000	.056
810-CGJ4C2C0G1H332J	CGJ4C2C0G1H332J	3300	50	5%	.10	.071	.064	4000	.056
810-CGJ4C2C0G1H392J	CGJ4C2C0G1H392J	3900	50	5%	.11	.075	.068	4000	.059
810-CGJ4C2C0G1H472J	CGJ4C2C0G1H472J	4700	50	5%	.11	.075	.068	4000	.059
810-CGJ4C2C0G1H562J	CGJ4C2C0G1H562J	5600	50	5%	.12	.08	.073	4000	.063
810-CGJ4C2C0G1H682J	CGJ4C2C0G1H682J	6800	50	5%	.12	.08	.073	4000	.063
810-CGJ4C2C0G1H822J	CGJ4C2C0G1H822J	8200	50	5%	.16	.113	.103	4000	.087
810-CGJ4C2C0G1H103J	CGJ4C2C0G1H103J	.01µF	50	5%	.16	.113	.103	4000	.087
810-CGJ4F2C0G1H153J	CGJ4F2C0G1H153J	.015µF	50	5%	.20	.141	.128	4000	.109
810-CGJ4J2C0G1H223J	CGJ4J2C0G1H223J	.022µF	50	5%	.20	.141	.128	4000	.104
810-CGJ4J2C0G1H333J	CGJ4J2C0G1H333J	.033µF	50	5%	.21	.153	.139	2000	.113
Temperature Coef: X7R									
810-CGJ4J2X7R1C333K	CGJ4J2X7R1C333K	.033µF	16	10%	.10	.035	.032	2000	.028
810-CGJ4J2X7R1E333K	CGJ4J2X7R1E333K	.033µF	25	10%	.10	.035	.032	2000	.028
810-CGJ4J2X7R1H333K	CGJ4J2X7R1H333K	.033µF	50	10%	.10	.035	.032	2000	.028
810-CGJ4J2X7R1C473K	CGJ4J2X7R1C473K	.047µF	16	10%	.10	.035	.032	2000	.028
810-CGJ4J2X7R1E473K	CGJ4J2X7R1E473K	.047µF	25	10%	.10	.035	.032	2000	.028
810-CGJ4J2X7R1H473K	CGJ4J2X7R1H473K	.047µF	50	10%	.10	.035	.032	2000	.028
810-CGJ4J2X7R1C683K	CGJ4J2X7R1C683K	.068µF	16	10%	.10	.037	.034	2000	.029
810-CGJ4J2X7R1E683K	CGJ4J2X7R1E683K	.068µF	25	10%	.10	.037	.034	2000	.029
810-CGJ4J2X7R1H683K	CGJ4J2X7R1H683K	.068µF	50	10%	.10	.037	.034	2000	.029
810-CGJ4J2X7R1C104K	CGJ4J2X7R1C104K	.1µF	16	10%	.10	.037	.034	2000	.029
810-CGJ4J2X7R1E104K	CGJ4J2X7R1E104K	.1µF	25	10%	.10	.037	.034	2000	.029
810-CGJ4J2X7R1H104K	CGJ4J2X7R1H104K	.1µF	50	10%	.10	.037	.034	2000	.029
810-CGJ4J2X7R1C154K	CGJ4J2X7R1C154K	.15µF	16	10%	.10	.061	.056	2000	.048
810-CGJ4J2X7R1E154K	CGJ4J2X7R1E154K	.15µF	25	10%	.10	.061	.056	2000	.048
810-CGJ4J2X7R1H154K	CGJ4J2X7R1H154K	.15µF	50	10%	.10	.061	.056	2000	.048
810-CGJ4J2X7R0J224K	CGJ4J2X7R0J224K	.22µF	6.3	10%	.10	.061	.056	2000	.048
810-CGJ4J2X7R1A224K	CGJ4J2X7R1A224K	.22µF	10	10%	.10	.061	.056	2000	.048
810-CGJ4J2X7R1C224K	CGJ4J2X7R1C224K	.22µF	16	10%	.10	.061	.056	2000	.048
810-CGJ4J2X7R1E224K	CGJ4J2X7R1E224K	.22µF	25	10%	.10	.061	.056	2000	.048
810-CGJ4J2X7R1H224K	CGJ4J2X7R1H224K	.22µF	50	10%	.10	.061	.056	2000	.048
810-CGJ4J2X7R0J334K	CGJ4J2X7R0J334K	.33µF	6.3	10%	.10	.063	.058	2000	.05
810-CGJ4J2X7R1A334K	CGJ4J2X7R1A334K	.33µF	10	10%	.10	.063	.058	2000	.05
810-CGJ4J2X7R1C334K	CGJ4J2X7R1C334K	.33µF	16	10%	.10	.063	.058	2000	.05
810-CGJ4J2X7R1E334K	CGJ4J2X7R1E334K	.33µF	25	10%	.10	.063	.058	2000	.05
810-CGJ4J2X7R1H334K	CGJ4J2X7R1H334K	.33µF	50	10%	.10	.063	.058	2000	.05
810-CGJ4J2X7R0J474K	CGJ4J2X7R0J474K	.47µF	6.3	10%	.16	.116	.105	2000	.091
810-CGJ4J2X7R1A474K	CGJ4J2X7R1A474K	.47µF	10	10%	.16	.116	.105	2000	.091
810-CGJ4J2X7R1C474K	CGJ4J2X7R1C474K	.47µF	16	10%	.16	.116	.105	2000	.091
810-CGJ4J2X7R1E474K	CGJ4J2X7R1E474K	.47µF	25	10%	.16	.116	.105	2000	.091
810-CGJ4J2X7R0J684K	CGJ4J2X7R0J684K	.68µF	6.3	10%	.18	.125	.113	2000	.098
810-CGJ4J2X7R1A684K	CGJ4J2X7R1A684K	.68µF	10	10%	.18	.125	.113	2000	.098
810-CGJ4J2X7R1C684K	CGJ4J2X7R1C684K	.68µF	16	10%	.18	.125	.113	2000	.098
810-CGJ4J2X7R1E684K	CGJ4J2X7R1E684K	.68µF	25	10%	.18	.125	.113	2000	.098

CGJ4 EIA (CC0805/JIS C2012)

For quantities greater than listed, call for quote.

MOUSER STOCK NO.	TDK Part No.	Value (µF)	Volt (DC)	Tol. ±	Price Each 1	Price Each 100	Price Each 500	Reel Qty.	Price Per Piece
Temperature Coef: X7R (Cont.)									
810-CGJ4J2X7R0J105K	CGJ4J2X7R0J105K	1µF	6.3	10%	.17	.118	.107	2000	.092
810-CGJ4J2X7R1A105K	CGJ4J2X7R1A105K	1µF	10	10%	.17	.118	.107	2000	.092
810-CGJ4J2X7R1C105K	CGJ4J2X7R1C105K	1µF	16	10%	.17	.118	.107	2000	.092
810-CGJ4J2X7R1E105K	CGJ4J2X7R1E105K	1µF	25	10%	.17	.118	.107	2000	.092
810-CGJ4J2X7R0J155K	CGJ4J2X7R0J155K	1.5µF	6.3	10%	.19	.134	.122	2000	.106
810-CGJ4J2X7R1A155K	CGJ4J2X7R1A155K	1.5µF	10	10%	.19	.134	.122	2000	.106
810-CGJ4J2X7R0J225K	CGJ4J2X7R0J225K	2.2µF	16	10%	.18	.129	.118	2000	.102
810-CGJ4J2X7R1A225K	CGJ4J2X7R1A225K	2.2µF	25	10%	.18	.129	.118	2000	.102
810-CGJ4J2X7R0J335K	CGJ4J2X7R0J335K	3.3µF	6.3	10%	.21	.146	.133	2000	.114
810-CGJ4J2X7R1A335K	CGJ4J2X7R1A335K	3.3µF	10	10%	.21	.146	.133	2000	.114
810-CGJ4J2X7R0J475K	CGJ4J2X7R0J475K	4.7µF	16	10%	.21	.146	.133	2000	.114
810-CGJ4J2X7R1A475K	CGJ4J2X7R1A475K	4.7µF	25	10%	.21	.146	.133	2000	.114

CGJ5 (EIA CC1206/JIS C3216)

For quantities greater than listed, call for quote.

MOUSER STOCK NO.	TDK Part No.	Value (µF)	Volt (DC)	Tol. ±	Price Each 1	Price Each 100	Price Each 500	Reel Qty.	Price Per Piece
Temperature Coef: C0G									
810-CGJ5L2C0G1H104J	CGJ5L2C0G1H104J	.1µF	50	5%	.56	.388	.353	2000	.264
810-CGJ5L2C0G1H683J	CGJ5L2C0G1H683J	.068µF	50	5%	.54	.377	.342	2000	.257
810-CGJ5H2C0G1H473J	CGJ5H2C0G1H473J	.047µF	50	5%	.50	.353	.321	2000	.241
810-CGJ5F2C0G1H333J	CGJ5F2C0G1H333J	.033µF	50	5%	.47	.33	.30	4000	.21
810-CGJ5C2C0G1H223J	CGJ5C2C0G1H223J	.022µF	50	5%	.25	.169	.154	4000	.116
810-CGJ5C2C0G1H153J	CGJ5C2C0G1H153J	.015µF	50	5%	.25	.169	.154	4000	.116
810-CGJ5C2C0G1H103J	CGJ5C2C0G1H103J	.01µF	50	5%	.21	.146	.133	4000	.108
810-CGJ5C2C0G1H822J	CGJ5C2C0G1H822J	8200	50	5%	.21	.146	.133	4000	.108
810-CGJ5C2C0G1H682J	CGJ5C2C0G1H682J	6800	50	5%	.20	.139	.126	4000	.103
810-CGJ5C2C0G1H562J	CGJ5C2C0G1H562J	5600	50	5%	.20	.139	.126	4000	.103
810-CGJ5C2C0G1H472J	CGJ5C2C0G1H472J	4700	50	5%	.19	.134	.122	2000	.106
810-CGJ5C2C0G1H392J	CGJ5C2C0G1H392J	3900	50	5%	.19	.134	.122	2000	.106
Temperature Coef: X7R									
810-CGJ5L2X7R0J106K	CGJ5L2X7R0J106K	10µF	6.3	10%	.81	.565	.514	2000	.372
810-CGJ5L2X7R0J155K	CGJ5L2X7R0J155K	1.5µF	6.3	10%	.67	.471	.428	2000	.31
810-CGJ5L2X7R0J225K	CGJ5L2X7R0J225K	2.2µF	6.3	10%	.67	.471	.428	2000	.31
810-CGJ5L2X7R0J335K	CGJ5L2X7R0J335K	3.3µF	6.3	10%	.81	.565	.514	2000	.372
810-CGJ5L2X7R0J475K	CGJ5L2X7R0J475K	4.7µF	6.3	10%	.81	.565	.514	2000	.372
810-CGJ5L2X7R0J685K	CGJ5L2X7R0J685K	6.8µF	6.3	10%	.85	.589	.535	2000	.375
810-CGJ5L2X7R1A106K	CGJ5L2X7R1A106K	10µF	10	10%	.81	.565	.514	2000	.372
810-CGJ5L2X7R1A155K	CGJ5L2X7R1A155K	1.5µF	10	10%	.67	.471	.428	2000	.31
810-CGJ5L2X7R1A225K	CGJ5L2X7R1A225K	2.2µF	10	10%	.67	.471	.428	2000	.31
810-CGJ5L2X7R1A335K	CGJ5L2X7R1A335K	3.3µF	10	10%	.81	.565	.514	2000	.372
810-CGJ5L2X7R1A475K	CGJ5L2X7R1A475K	4.7µF	10	10%	.81	.565	.514	2000	.372
810-CGJ5L2X7R1A685K	CGJ5L2X7R1A685K	6.8µF	10	10%	.85	.589	.535	2000	.375
810-CGJ5L2X7R1C155K	CGJ5L2X7R1C155K	1.5µF	16	10%	.67	.471	.428	2000	.31
810-CGJ5L2X7R1C225K	CGJ5L2X7R1C225K	2.2µF	16	10%	.67	.471	.428	2000	.31
810-CGJ5L2X7R1C335K	CGJ5L2X7R1C335K	3.3µF	16	10%	.81	.565	.514	2000	.372
810-CGJ5L2X7R1C475K	CGJ5L2X7R1C475K	4.7µF	16	10%	.81	.565	.514	2000	.372
810-CGJ5L2X7R1E155K	CGJ5L2X7R1E155K	1.5µF	25	10%	.67	.471	.428	2000	.31
810-CGJ5L2X7R1E225K	CGJ5L2X7R1E225K	2.2µF	25	10%	.67	.471	.428	2000	.31

© Copyright 2013 Mouser Electronics
© Copyright 2013 Mouser Electronics

TDK MLCC Ceramic Capacitors

RoHS Compliant This product is RoHS compliant.

CKD SERIES - 3-TERMINAL FEED THROUGH CAPACITORS

Features:

- These small low-cost filters are used for meeting EMC requirements
- Can be used us to even higher frequencies due to low parasitic inductance
- Optimized for use as a noise bypass capacitors for signal and power source circuits

Applications:

- For digital and analog signal line noise bypassing signal line



PRODUCT NEW

MOUSER STOCK NO.	TDK Part No.	Fig.	Value (pF)	Voltage	Tol. (%)	Price Each 1	Price Each 100	Price Each 500	Reel Qty.	Price Per Piece
CKD110JB Type										
810-CKD110JB1E223S	CKD110JB1E223S	A	.022μF	25	+50,-20	.45	.276	.223	4000	.108
810-CKD110JB1E104S	CKD110JB1E104S	A	.1μF	25	+50,-20	.47	.294	.236	4000	.114
810-CKD110JB1E101S	CKD110JB1E101S	A	100	25	+50,-20	.44	.275	.221	4000	.108
810-CKD110JB1E221S	CKD110JB1E221S	A	220	25	+50,-20	.44	.275	.221	4000	.108
810-CKD110JB1E102S	CKD110JB1E102S	A	1000	25	+50,-20	.40	.248	.20	4000	.097
CKD310JB Type										
810-CKD310JB1C104S	CKD310JB1C104S	A	.1μF	16	+50,-10	.54	.332	.266	2000	.167
810-CKD310JB1C224S	CKD310JB1C224S	A	.22μF	16	+50,-10	.54	.332	.266	2000	.167
810-CKD310JB1C105S	CKD310JB1C105S	A	1.0μF	16	+50,-10	.54	.332	.268	2000	.171
CKD510JB Type										
810-CKD510JB1E103S	CKD510JB1E103S	A	.01μF	25	+50,-20	.40	.248	.20	4000	.097
810-CKD510JB1E223S	CKD510JB1E223S	A	.022μF	25	+50,-20	.40	.248	.20	4000	.097
810-CKD510JB1E104S	CKD510JB1E104S	A	.1μF	25	+50,-20	.40	.248	.20	4000	.097
810-CKD510JB1A105S	CKD510JB1A105S	A	1.0μF	10	+50,-10	.48	.304	.245	4000	.119
810-CKD510JB1H220S	CKD510JB1H220S	A	22	50	+50,-20	.35	.22	.178	4000	.087
810-CKD510JB1H470S	CKD510JB1H470S	A	47	50	+50,-20	.35	.22	.178	4000	.087
810-CKD510JB1H101S	CKD510JB1H101S	A	100	50	+50,-20	.35	.22	.178	4000	.087
810-CKD510JB1H221S	CKD510JB1H221S	A	220	50	+50,-20	.35	.22	.178	4000	.087
810-CKD510JB1H471S	CKD510JB1H471S	A	470	50	+50,-20	.35	.22	.178	4000	.087
810-CKD510JB1H102S	CKD510JB1H102S	A	1000	50	+50,-20	.35	.22	.178	4000	.087
810-CKD510JB1H222S	CKD510JB1H222S	A	2200	50	+50,-20	.35	.22	.178	4000	.087
810-CKD510JB1H472S	CKD510JB1H472S	A	4700	50	+50,-20	.35	.22	.178	4000	.087
CKD610JB Type										
810-CKD610JB0J105S	CKD610JB0J105S	A	1.0μF	6.3	+50,-20	.45	.276	.223	4000	.108
810-CKD610JB0J225S	CKD610JB0J225S	A	2.2μF	6.3	+50,-20	.54	.332	.268	4000	.129
CKD61BJB Type										
810-CKD61BJB0J474S	CKD61BJB0J474S	B	.47μF	6.3	+50,-20	.45	.276	.223	4000	.108
CKD710JB Type										
810-CKD710JB1C104S	CKD710JB1C104S	A	0.10uF	16	20	.17	.118	.107	10000	.086
810-CKD710JB1A224S	CKD710JB1A224S	A	0.22uF	10	20	.17	.118	.107	10000	.086
810-CKD710JB0J474S	CKD710JB0J474S	A	0.47uF	6.3	20	.17	.118	.107	10000	.086
810-CKD710JB0G105S	CKD710JB0G105S	A	1uF	4	20	.17	.118	.107	10000	.086

CKG SERIES - 2-CHIP PILED CAPACITORS

Features:

- No polarity
- Twice the capacitance is obtainable on a single capacitor space.
- Unique construction provides high reliability
- The metal caps absorbs stress from thermal and mechanical shocks, ensuring excellent performance on aluminum circuit substrates
- Low ESR and ESL promises excellent characteristics for high frequency switching power supply

Applications:

- Smoothing circuits.
- Temperature variable applications.
- Maintenance free power supplies.
- DC to DC converters.
- Automotive applications.



MOUSER STOCK NO.	TDK Part No.	Fig.	Value (μF)	Voltage	Tol. (%)	Temp. Coef	Price Each 1	Price Each 100	Price Each 500	Reel Qty.	Price Per Piece
CKG45K Type											
810-CKG45KX7S2A475M	CKG45KX7S2A475M	C	4.7	100	20	X7S	4.62	3.60	2.57	1000	1.73
CKG45N Type											
810-CKG45NX7R2E105M	CKG45NX7R2E105M	D	1	250	20	X7R	4.62	3.72	3.08	1000	1.73
810-CKG45NX7S2A106M	CKG45NX7S2A106M	D	10	100	20	X7S	4.62	3.72	3.08	1000	1.73
810-CKG45NX5R1H106M	CKG45NX5R1H106M	D	10	50	20	X5R	4.62	3.72	3.08	1000	1.73
CKG57K Type											
810-CKG57KX7R1C476M	CKG57KX7R1C476M	E	47	16	20	X7R	5.49	4.42	3.66	1000	2.05
810-CKG57KX7S2A106M	CKG57KX7S2A106M	E	10	100	20	X7S	5.49	4.60	4.42	1000	3.96
CKG57N Type											
810-CKG57NX7R2J474M	CKG57NX7R2J474M	F	.47	630	20	X7R	5.30	4.41	3.69	1000	2.09
810-CKG57NX7R2E225M	CKG57NX7R2E225M	F	2.2	250	20	X7R	5.30	4.41	3.69	1000	2.09
810-CKG57NX7R2A475M	CKG57NX7R2A475M	F	4.7	100	20	X7R	5.30	4.41	3.69	1000	2.09
810-CKG57NX7R1H106M	CKG57NX7R1H106M	F	10	50	20	X7R	5.30	4.41	3.69	1000	2.09
810-CKG57NX7R2A106M	CKG57NX7R2A106M	F	10	100	20	X7R	5.83	4.85	4.06	1000	2.29
810-CKG57NX5R1H226M	CKG57NX5R1H226M	F	22	50	20	X5R	5.30	4.41	3.69	1000	2.09
810-CKG57NX7S2A226M	CKG57NX7S2A226M	F	22	100	20	X7S	5.83	4.85	4.06	1000	2.29
810-CKG57NX5R1E476M	CKG57NX5R1E476M	F	47	25	20	X5R	5.30	4.41	3.69	1000	2.09
810-CKG57NX5R1C107M	CKG57NX5R1C107M	F	100	16	20	X5R	5.83	4.85	4.06	1000	2.29

DIMENSIONS: mm

A

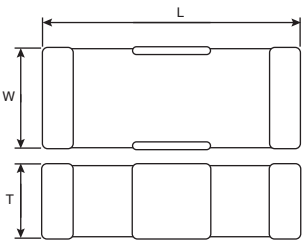

Type	L	W	T
CKD110JB	3.2	1.25	0.85
CKD310JB	3.2	1.60	1.30
CKD510JB	2.00	1.25	0.85
CKD610JB	1.60	0.80	0.80
CKD710JB	1.00	0.55	0.30

B

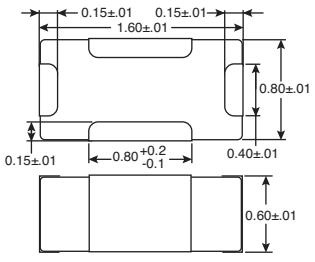

C

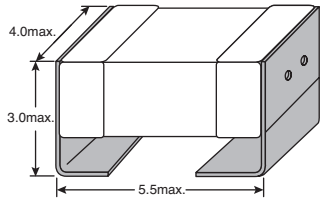

D

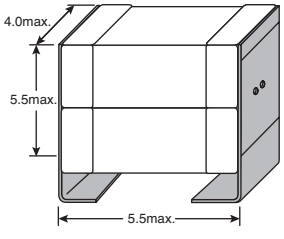

E

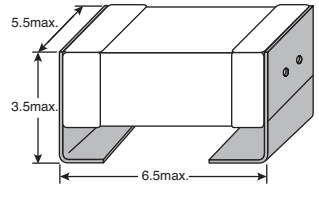

F

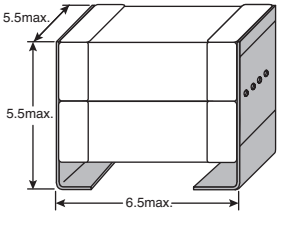

Ceramic Caps, SMD

TDK

© Copyright 2013 Mouser Electronics

© Copyright 2013 Mouser Electronics

VISHAY Silicon and VJ HVArc Guard® Capacitors

RoHS Compliant **This product is RoHS compliant.**

VISHAY ELECTRO-FILMS THIN FILM SMD SILICON CAPACITOR

Features:
- Industries highest SRF
- Low DCR, high Q
- Small size: 0.040"x0.020"x0.015"

Applications:
- Lumped element filters
- Impedance matching circuits
- decoupling and DC blocking

PRODUCT NEW





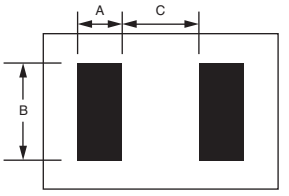

DIMENSIONS: in.	
Value Range	0.2 to 27
A	8
B	14
C	18

For quantities greater than listed, call for quote.

MOUSER STOCK NO. / Mfr. / Mfr. Part No.	Cap Value (pF)	Volt.	Temp. Coef.	Tol. (%)	Price Each 1	100	500	Reel Qty.	Price Per Piece
Style 0402									
75-RFCS04022200BJTT1	22	10	30	5	.54	.364	.289	1000	.264
75-RFCS04022700BJTT1	27	10	30	5	.54	.364	.289	1000	.264
75-RFCS04021200BJTT1	12	16	30	5	.54	.364	.289	1000	.264
75-RFCS04021500BJTT1	15	16	30	5	.54	.364	.289	1000	.264
75-RFCS04021800BJTT1	18	16	30	5	.54	.364	.289	1000	.264
75-RFCS04023300CJTT1	3.3	25	30	5	.54	.364	.289	1000	.264
75-RFCS04023900CJTT1	3.9	25	30	5	.54	.364	.289	1000	.264
75-RFCS04024700CJTT1	4.7	25	30	5	.54	.364	.289	1000	.264
75-RFCS04025600CJTT1	5.6	25	30	5	.54	.364	.289	1000	.264
75-RFCS04026800CJTT1	6.8	25	30	5	.54	.364	.289	1000	.264
75-RFCS04028200CJTT1	8.2	25	30	5	.54	.364	.289	1000	.264
75-RFCS04021000BJTT1	10	25	30	5	.54	.364	.289	1000	.264
75-RFCS04022000DBTT1	0.2	50	30	0.1	.54	.364	.289	1000	.264

For quantities greater than listed, call for quote.

MOUSER STOCK NO. / Mfr. / Mfr. Part No.	Cap Value (pF)	Volt.	Temp. Coef.	Tol. (%)	Price Each 1	100	500	Reel Qty.	Price Per Piece
Style 0402 (CONT.)									
75-RFCS04023000DBTT1	0.3	50	30	0.1	.54	.364	.289	1000	.264
75-RFCS04024000DBTT1	0.4	50	30	0.1	.54	.364	.289	1000	.264
75-RFCS04025000DBTT1	0.5	50	30	0.1	.54	.364	.289	1000	.264
75-RFCS04026000DBTT1	0.6	50	30	0.1	.54	.364	.289	1000	.264
75-RFCS04027000DBTT1	0.7	50	30	0.1	.54	.364	.289	1000	.264
75-RFCS04028000DBTT1	0.8	50	30	0.1	.54	.364	.289	1000	.264
75-RFCS04029000DBTT1	0.9	50	30	0.1	.54	.364	.289	1000	.264
75-RFCS04021000CBTT1	1	50	30	0.1	.54	.364	.289	1000	.264
75-RFCS04021200CBTT1	1.2	50	30	0.1	.54	.364	.289	1000	.264
75-RFCS04021500CBTT1	1.5	50	30	0.1	.54	.364	.289	1000	.264
75-RFCS04021800CBTT1	1.8	50	30	0.1	.54	.364	.289	1000	.264
75-RFCS04022200CJTT1	2.2	50	30	5	.54	.364	.289	1000	.264
75-RFCS04022700CJTT1	2.7	50	30	5	.54	.364	.289	1000	.264

VJ HVARC GUARD® SERIES

Features:
- Surface-mountable, multilayer ceramic capacitors, that protect against surface arc-over
- Higher capacitors and smaller case sizes that save board space, as compared to standard high voltage MLCCs
- Voltage breakdowns are twice that of some competitor products
- **Excellent reliability and high voltage performance**

Specifications:
- Operating Temperature: -55°C to +125°C
- Temperature Coefficient of Capacitance (TCC):
  X7R Style: ≤ 15% from -55°C to + 125°C, with 0VDC applied
  C0G (NP0) Style: 0 ±30ppm/°C from -55°C to +125°C



High Voltage MLCC with surface Arc-over

VISHAY HVArc Guard® High Voltage MLCC with no surface Arc-over



Applications:
- DC-to-DC converters (Buck and Boost)
- Voltage multipliers for flyback converters
- Lighting ballast circuits
- Power supplies

For quantities greater than listed, call for quote.

MOUSER STOCK NO. / Mfr. / Mfr. Part No.	Cap Value (pF)	Volt.	Temp. Coef.	Tol. (%)	Price Each 1	100	500	Reel Qty.	Price Per Piece
Style 0805									
77-VJ0805A100JXGAT5Z	10	1000	C0G	5	.88	.449	.321	3000	.171
77-VJ0805A220JXGAT5Z	22	1000	C0G	5	.88	.449	.321	3000	.171
77-VJ0805A221JXGAT5Z	220	1000	C0G	5	.96	.503	.353	3000	.182
77-VJ0805A470JXRAT5Z	47	1500	C0G	5	.43	.321	.254	3000	.214
Style 1206									
77-VJ1206A100JXGAT5Z	10	1000	C0G	5	.97	.556	.449	2500	.225
77-VJ1206A220JXGAT5Z	22	1000	C0G	5	.97	.556	.449	2500	.225
77-VJ1206A470JXGAT5Z	47	1000	C0G	5	.97	.556	.449	2500	.225
77-VJ1206A101JXGAT5Z	100	1000	C0G	5	.97	.556	.449	2500	.225
77-VJ1206A221JXGAT5Z	220	1000	C0G	5	1.05	.61	.492	2500	.257
77-VJ1206A471JXGAT5Z	470	1000	C0G	5	1.05	.61	.492	2500	.257
77-VJ1206A152JXGAT5Z	1500	1000	C0G	5	.54	.408	.318	2500	.268
77-VJ1206A102JXRAT5Z	1000	1500	C0G	5	.71	.534	.414	2500	.347
Style 1210									
77-VJ1210A100JXGAT5Z	10	1000	C0G	5	1.21	.963	.781	2500	.407
77-VJ1210A220JXGAT5Z	22	1000	C0G	5	1.21	.963	.781	2500	.407
77-VJ1210A470JXGAT5Z	47	1000	C0G	5	1.21	.963	.781	2500	.428
77-VJ1210A101JXGAT5Z	100	1000	C0G	5	1.17	.717	.578	2500	.353
77-VJ1210A471JXGAT5Z	470	1000	C0G	5	1.28	.781	.631	2500	.332
77-VJ1210A102JXGAT5Z	1000	1000	C0G	5	1.28	.781	.631	2500	.332
77-VJ1210A222JXGAT5Z	2200	1000	C0G	5	1.47	.888	.728	2500	.375
77-VJ1210A471JXRAT5Z	470	1500	C0G	5	.84	.792	.77	2500	.706
77-VJ1210A102JXRAT5Z	1000	1500	C0G	5	.84	.792	.77	2500	.706
Style 1206									
77-VJ1206Y221KXEAT5Z	220	500	X7R	10	1.06	.556	.396	2500	.203
77-VJ1206Y471KXEAT5Z	470	500	X7R	10	1.06	.556	.396	2500	.235
77-VJ1206Y102KXEAT5Z	1000	500	X7R	10	.96	.503	.353	2500	.182
77-VJ1206Y222KXEAT5Z	2200	500	X7R	10	1.03	.535	.385	2500	.203
77-VJ1206Y472KXEAT5Z	4700	500	X7R	10	.89	.503	.407	2500	.216
77-VJ1206Y223KXEAT5Z	.022uF	500	X7R	10	.95	.546	.439	2500	.225
77-VJ1206Y473KXEAT5Z	.047uF	500	X7R	10	1.16	.663	.535	2500	.268
77-VJ1206Y103KXEAT5Z	.01uF	500	X7R	10	.89	.503	.407	2500	.216
77-VJ1206Y102MXLAT5Z	1000	630	X7R	20	1.47	.877	.626	2500	.273
77-VJ1206Y221KXGAT5Z	220	1000	X7R	10	1.12	.685	.556	2500	.289
77-VJ1206Y471KXGAT5Z	470	1000	X7R	10	.97	.556	.449	2500	.225
77-VJ1206Y102KXGAT5Z	1000	1000	X7R	10	1.09	.567	.407	3000	.218
77-VJ1206Y472KXGAT5Z	4700	1000	X7R	10	.92	.524	.428	3000	.23
77-VJ1206Y223KXGAT5Z	.022uF	1000	X7R	10	1.28	.781	.631	2500	.332
77-VJ1206Y103KXGAT5Z	.01uF	1000	X7R	10	1.19	.728	.589	3000	.428

For quantities greater than listed, call for quote.

MOUSER STOCK NO. / Mfr. / Mfr. Part No.	Cap Value (pF)	Volt.	Temp. Coef.	Tol. (%)	Price Each 1	100	500	Reel Qty.	Price Per Piece
Style 1210									
77-VJ1210Y221KXEAT5Z	220	500	X7R	10	1.12	.642	.514	2500	.268
77-VJ1210Y471KXEAT5Z	470	500	X7R	10	1.18	.674	.546	2500	.278
77-VJ1210Y102KXEAT5Z	1000	500	X7R	10	1.18	.674	.439	2500	.278
77-VJ1210Y222KXEAT5Z	2200	500	X7R	10	1.38	.845	.685	2500	.353
77-VJ1210Y472KXEAT5Z	4700	500	X7R	10	1.38	.845	.685	2500	.353
77-VJ1210Y223KXEAT5Z	.022uF	500	X7R	10	1.27	.77	.631	2500	.321
77-VJ1210Y473KXEAT5Z	.047uF	500	X7R	10	1.75	1.16	.942	2500	.482
77-VJ1210Y103KXEAT5Z	.01uF	500	X7R	10	1.22	.738	.599	2500	.31
77-VJ1210Y682KXLAT5Z	6800	630	X7R	10	1.46	.888	.717	2500	.375
77-VJ1210Y221KXGAT5Z	220	1000	X7R	10	1.23	.696	.599	2500	.439
77-VJ1210Y471KXGAT5Z	470	1000	X7R	10	1.17	.717	.578	2500	.353
77-VJ1210Y102KXGAT5Z	1000	1000	X7R	10	1.17	.717	.578	2500	.353
77-VJ1210Y222KXGAT5Z	2200	1000	X7R	10	1.46	.888	.717	2500	.385
77-VJ1210Y472KXGAT5Z	4700	1000	X7R	10	1.46	.888	.717	2500	.385
77-VJ1210Y223KXGAT5Z	.022uF	1000	X7R	10	1.70	1.11	.91	2500	.471
77-VJ1210Y473KXGAT5Z	.047uF	1000	X7R	10	2.63	1.73	1.41	2500	.739
77-VJ1210Y103KXGAT5Z	.01uF	1000	X7R	10	1.46	.888	.717	2500	.375
Style 1808									
77-VJ1808Y222KXPAT5Z	2200	250	X7R	10	1.38	1.04	.801	2500	.682
77-VJ1808Y104KXPAT5Z	.1uF	250	X7R	10	2.11	1.38	1.13	2000	.589
77-VJ1808Y221KXEAT5Z	220	500	X7R	10	1.88	1.24	1.02	2000	.589
77-VJ1808Y471KXEAT5Z	470	500	X7R	10	1.88	1.24	1.02	2000	.589
77-VJ1808Y102KXEAT5Z	1000	500	X7R	10	1.88	1.24	1.02	2000	.589
77-VJ1808Y222KXEAT5Z	2200	500	X7R	10	1.88	1.24	1.02	2500	.589
77-VJ1808Y472KXEAT5Z	4700	500	X7R	10	1.88	1.24	1.02	2500	.589
77-VJ1808Y223KXEAT5Z	.022uF	500	X7R	10	1.68	1.10	.899	2500	.482
77-VJ1808Y473KXEAT5Z	.047uF	500	X7R	10	1.88	1.24	1.02	2000	.535
77-VJ1808Y103KXEAT5Z	.01uF	500	X7R	10	1.68	1.10	.899	2500	.46
Style 1812									
77-VJ1812Y153KXPAT5Z	.015uF	250	X7R	10	1.68	1.10	.899	1000	.696
77-VJ1812Y224KXPAT5Z	.22uF	250	X7R	10	2.24	1.64	1.36	1000	.76
77-VJ1812Y221KXEAT5Z	220	500	X7R	10	1.88	1.24	1.02	1000	.621
77-VJ1812Y471KXEAT5Z	470	500	X7R	10	1.88	1.24	1.02	1000	.621
77-VJ1812Y102KXEAT5Z	1000	500	X7R	10	1.88	1.24	1.02	1000	.621
77-VJ1812Y152KXEAT5Z	1500	500	X7R	10	1.38	1.04	.801	1000	.748
77-VJ1812Y222KXEAT5Z	2200	500	X7R	10	1.88	1.24	1.02	1000	.621
77-VJ1812Y473KXEAT5Z	.047uF	500	X7R	10	1.88	1.24	1.02	1000	.556
77-VJ1812Y103KXEAT5Z	.01uF	500	X7R	10	1.68	1.10	.899	1000	.696
77-VJ1812Y104KXEAT5Z	.1uF	500	X7R	10	2.27	1.49	1.22	1000	.77

© Copyright 2013 Mouser Electronics

© Copyright 2013 Mouser Electronics

VISHAY/VITRAMON SMD Automotive MLCC

VJ SERIES AUTOMOTIVE GRADE CAPACITORS

Features:
- High operating temperature
- Wet build process
- Reliable Noble Metal Electrode (NME) system
- Halogen-free according to IEC 61249-2-21 definition



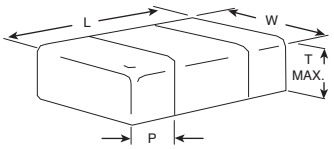

DIMENSIONS: in. (mm)

Specifications:
- Operating temperature range: -55°C to +150°C
- Temperature Coefficient of Capacitance (TCC):
  C0G Style: 0 ppm/°C ± 30 ppm/°C from -55°C to +125°C
  X7R Style: ± 15% from -55°C to + 125°C, with 0 VDC applied

EIA Code	Style	Length (L)	Width (W)	Maximum Thickness (T)	Terminations Pad (P)	
					Minimum	Maximum
0402	VJ0402	0.040+0.004/-0.002 (1.00+0.10/-0.05)	0.020+0.004/-0.002 (0.50+0.10/-0.005)	0.024 (0.60)	0.004 (0.10)	0.016 (0.41)
0603	VJ0603	0.063±0.005 (1.60±0.12)	0.031±0.005 (0.80±0.12)	0.038 (0.97)	0.012 (0.30)	0.018 (0.46)
0808	VJ0805	0.079±0.008 (2.00±0.20)	0.049±0.008 (1.25±0.20)	0.057 (1.45)	0.010 (0.25)	0.028 (0.71)
1206	VJ1206	0.126±0.008 (3.20±0.25)	0.063±0.010 (1.60±0.25)	0.067 (1.70)	0.010 (0.25)	0.028 (0.71)
1210	VJ1210	0.126±0.010 (3.20±0.25)	0.098±0.010 (2.50±0.25)	0.076 (1.94)	0.010 (0.25)	0.028 (0.71)

Note: Polymer (B-termination) have increased dimensions: Length 0.006" (0.15 mm)

Applications:
- Automotive "under the hood"
- Safety and comfort electronics

Standard

For quantities greater than listed, call for quote.

MOUSER STOCK NO.	Vishay Part No.	Cap Value	Voltage	T.C.	Tol. (%)	Price Each			Reel Quantity	Price Per Piece
						1	100	500		
Style 0402										
77-VJ0402Y103KXJAC31	VJ0402Y103KXJAC31	0.01uF	16	X7R	10	.21	.133	.094	5000	.035
Style 0603										
77-VJ0603A100KXBAC31	VJ0603A100KXBAC31	10pF	100	C0G	10	.14	.076	.054	4000	.027
77-VJ0603A101KXBAC31	VJ0603A101KXBAC31	100pF	100	C0G	10	.15	.081	.058	4000	.029
77-VJ0603Y102KXAAC31	VJ0603Y102KXAAC31	1000pF	50	X7R	10	.13	.071	.05	4000	.026
77-VJ0603Y102KXBAC31	VJ0603Y102KXBAC31	1000pF	100	X7R	10	.13	.071	.05	4000	.026
77-VJ0603Y222KXBAC31	VJ0603Y222KXBAC31	2200pF	100	X7R	10	.13	.071	.049	4000	.026
77-VJ0603Y222KXCAC31	VJ0603Y222KXCAC31	2200pF	200	X7R	10	.13	.071	.049	4000	.026
77-VJ0603Y472KXBAC31	VJ0603Y472KXBAC31	4700pF	100	X7R	10	.14	.076	.054	4000	.027
77-VJ0603Y223KXXAC31	VJ0603Y223KXXAC31	.022uF	25	X7R	10	.18	.096	.068	4000	.034
77-VJ0603Y103KXAAC31	VJ0603Y103KXAAC31	.01uF	50	X7R	10	.15	.083	.059	4000	.03
77-VJ0603Y103MXBAC31	VJ0603Y103MXBAC31	.01uF	100	X7R	20	.18	.10	.07	4000	.035
Style 0805										
77-VJ0805A471KXBBC31	VJ0805A471KXBBC31	470pF	100	C0G	10	.21	.107	.07	3000	.048
77-VJ0805A102JXBBC31	VJ0805A102JXBBC31	1000pF	100	C0G	5	.24	.096	.075	3000	.047
77-VJ0805Y102KXABC31	VJ0805Y102KXABC31	1000pF	50	X7R	10	.43	.15	.073	3000	.047
77-VJ0805Y102KXBBC31	VJ0805Y102KXBBC31	1000pF	100	X7R	10	.43	.15	.073	3000	.047
77-VJ0805Y222KXBBC31	VJ0805Y222KXBBC31	2200pF	100	X7R	10	.49	.17	.082	3000	.054
77-VJ0805Y472KXBBC31	VJ0805Y472KXBBC31	4700pF	100	X7R	10	.29	.171	.123	3000	.052
77-VJ0805Y223KXBBC31	VJ0805Y223KXBBC31	.022uF	100	X7R	10	.10	.072	.063	3000	.049
77-VJ0805Y473KXABC31	VJ0805Y473KXABC31	.047uF	50	X7R	10	.11	.079	.07	3000	.055
77-VJ0805Y103KXBBC31	VJ0805Y103KXBBC31	.01uF	100	X7R	10	.49	.17	.082	3000	.054
77-VJ0805Y104KXABE31	VJ0805Y104KXABE31	.1uF	50	X7R	10	.46	.30	.214	3000	.114

Flexible Termination

For quantities greater than listed, call for quote.

MOUSER STOCK NO.	Vishay Part No.	Cap Value	Voltage	T.C.	Tol. (%)	Price Each			Reel Quantity	Price Per Piece
						1	100	500		
Style 0805										
77-VJ0805A471KBBBC31	VJ0805A471KBBBC31	470pF	100	C0G	10	.10	.072	.063	3000	.049
77-VJ0805A102JBBBC31	VJ0805A102JBBBC31	1000pF	100	C0G	5	.11	.079	.07	3000	.055
77-VJ0805Y102KBABC31	VJ0805Y102KBABC31	1000pF	50	X7R	10	.08	.058	.05	3000	.04
77-VJ0805Y102KBBBC31	VJ0805Y102KBBBC31	1000pF	100	X7R	10	.08	.058	.05	3000	.04
77-VJ0805A152FBBBE31	VJ0805A152FBBBE31	1500pF	100	C0G	1	.69	.516	.454	3000	.354
77-VJ0805Y472KBBBC31	VJ0805Y472KBBBC31	4700pF	100	X7R	10	.15	.107	.086	3000	.058
77-VJ0805Y223KBBBC31	VJ0805Y223KBBBC31	.022uF	100	X7R	10	.12	.085	.074	3000	.058
77-VJ0805Y333KBABC31	VJ0805Y333KBABC31	.033uF	50	X7R	10	.13	.093	.081	3000	.064
77-VJ0805Y473KBABE31	VJ0805Y473KBABE31	.047uF	50	X7R	10	.13	.093	.081	3000	.064
77-VJ0805Y103KBBBC31	VJ0805Y103KBBBC31	.01uF	100	X7R	10	.16	.12	.107	3000	.093
77-VJ0805Y104KBABE31	VJ0805Y104KBABE31	.1uF	50	X7R	10	.18	.137	.121	3000	.094
Style 1206										
77-VJ1206A471KBEBE31	VJ1206A471KBEBE31	470pF	500	C0G	10	.12	.092	.081	3000	.063
77-VJ1206A682GBBBE31	VJ1206A682GBBBE31	6800pF	100	C0G	2	.31	.234	.183	2500	.154
77-VJ1206Y103KBBBC31	VJ1206Y103KBBBC31	.01uF	100	X7R	10	.16	.119	.105	3000	.081
77-VJ1206Y474KBXBE31	VJ1206Y474KBXBE31	.47uF	25	X7R	10	.41	.309	.272	3000	.212
77-VJ1206Y104KBBBE31	VJ1206Y104KBBBE31	.1uF	100	X7R	10	.23	.168	.148	3000	.116
Style 1210										
77-VJ1210Y474KBAAE31	VJ1210Y474KBAAE31	.47uF	50	X7R	10	.71	.528	.464	3000	.363
77-VJ1210Y104KBBAE31	VJ1210Y104KBBAE31	.1uF	100	X7R	10	.30	.225	.174	2500	.148

© Copyright 2013 Mouser Electronics
© Copyright 2013 Mouser Electronics

VISHAY/VITRAMON VJ SMD MLCCs

RoHS Compliant **This product is RoHS compliant.**









VJ SERIES CONTROLLED DISCHARGE CAPACITORS

With Integrated Resistor For High Pulse Current Applications

NEW! TECHNOLOGY

For quantities greater than listed, call for quote.

MOUSER STOCK NO.	Vishay Part No.	Cap Value (pF)	Voltage	Temperature Coef.	Tol. (%)	Price Each 1	Price Each 50	Price Each 100	Reel Quantity	Price Per Piece
Style 3040										
77-VJ3040Y224KXGAT8R	VJ3040Y224KXGAT8R	0.22	1000	X7R	10	**38.98**	**33.28**	**29.66**	500	**23.12**
Style 3640										
77-VJ3640Y334KXGAT8R	VJ3640Y334KXGAT8R	0.33	1000	X7R	10	**46.77**	**39.93**	**35.59**	500	**27.75**
Style 4044										
77-VJ4044Y564KXGAT8R	VJ4044Y564KXGAT8R	0.56	1000	X7R	10	**45.30**	**37.41**	**35.28**	300	**33.92**

VJ SERIES NON-MAGNETIC TYPE CAPACITORS

For quantities greater than listed, call for quote.

MOUSER STOCK NO.	Vishay Part No.	Cap Value (pF)	Voltage	Temperature Coef.	Tol. (%)	Price Each 1	Price Each 100	Price Each 500	Reel Quantity	Price Per Piece
Style 0402										
77-VJ0402A1R2CNAAJ	VJ0402A1R2CNAAJ	1.2	50	C0G	0.25pF	**.64**	**.396**	**.289**	1000	**.164**
77-VJ0402A1R5CNAAJ	VJ0402A1R5CNAAJ	1.5	50	C0G	0.25pF	**.64**	**.396**	**.289**	1000	**.164**
77-VJ0402A1R8CNAAJ	VJ0402A1R8CNAAJ	1.8	50	C0G	0.25pF	**.64**	**.396**	**.289**	1000	**.164**
77-VJ0402A2R2CNAAJ	VJ0402A2R2CNAAJ	2.2	50	C0G	0.25pF	**.64**	**.396**	**.289**	1000	**.164**
77-VJ0402A2R7CNAAJ	VJ0402A2R7CNAAJ	2.7	50	C0G	0.25pF	**.64**	**.396**	**.289**	1000	**.164**
77-VJ0402A4R7CNAAJ	VJ0402A4R7CNAAJ	4.7	50	C0G	0.25pF	**.64**	**.396**	**.289**	1000	**.164**
77-VJ0402A3R3CNAAJ	VJ0402A3R3CNAAJ	3.3	50	C0G	0.25pF	**.64**	**.396**	**.289**	1000	**.164**
77-VJ0402A3R9CNAAJ	VJ0402A3R9CNAAJ	3.9	50	C0G	0.25pF	**.64**	**.396**	**.289**	1000	**.164**
77-VJ0402A5R6CNAAJ	VJ0402A5R6CNAAJ	5.6	50	C0G	0.25pF	**.64**	**.396**	**.289**	1000	**.164**
77-VJ0402A6R8CNAAJ	VJ0402A6R8CNAAJ	6.8	50	C0G	0.25pF	**.64**	**.396**	**.289**	1000	**.164**
77-VJ0402A8R2CNAAJ	VJ0402A8R2CNAAJ	8.2	50	C0G	0.25pF	**.64**	**.396**	**.289**	1000	**.164**
77-VJ0402A1R0CNAAJ	VJ0402A1R0CNAAJ	1	50	C0G	0.25pF	**.64**	**.396**	**.289**	1000	**.164**
77-VJ0402A100JNAAJ	VJ0402A100JNAAJ	10	50	C0G	5	**.69**	**.353**	**.257**	1000	**.146**
77-VJ0402A120JNAAJ	VJ0402A120JNAAJ	12	50	C0G	5	**.69**	**.353**	**.257**	1000	**.146**
77-VJ0402A150JNAAJ	VJ0402A150JNAAJ	15	50	C0G	5	**.69**	**.353**	**.257**	1000	**.146**
77-VJ0402A180JNAAJ	VJ0402A180JNAAJ	18	50	C0G	5	**.69**	**.353**	**.257**	1000	**.146**
77-VJ0402A220JNAAJ	VJ0402A220JNAAJ	22	50	C0G	5	**.69**	**.353**	**.257**	1000	**.146**
77-VJ0402A270JNAAJ	VJ0402A270JNAAJ	27	50	C0G	5	**.69**	**.353**	**.257**	1000	**.146**
77-VJ0402A330JNAAJ	VJ0402A330JNAAJ	33	50	C0G	5	**.69**	**.353**	**.257**	1000	**.146**
77-VJ0402A390JNAAJ	VJ0402A390JNAAJ	39	50	C0G	5	**.69**	**.353**	**.257**	1000	**.146**
77-VJ0402A470JNAAJ	VJ0402A470JNAAJ	47	50	C0G	5	**.69**	**.353**	**.257**	1000	**.146**
77-VJ0402A560JNAAJ	VJ0402A560JNAAJ	56	50	C0G	5	**.69**	**.353**	**.257**	1000	**.146**
77-VJ0402A680JNAAJ	VJ0402A680JNAAJ	68	50	C0G	5	**.69**	**.353**	**.257**	1000	**.146**
77-VJ0402A820JNAAJ	VJ0402A820JNAAJ	82	50	C0G	5	**.69**	**.353**	**.257**	1000	**.146**
77-VJ0402A101JNAAJ	VJ0402A101JNAAJ	100	50	C0G	5	**.69**	**.353**	**.257**	1000	**.146**
77-VJ0402A121JNAAJ	VJ0402A121JNAAJ	120	50	C0G	5	**.69**	**.353**	**.257**	1000	**.146**
77-VJ0402A151JNAAJ	VJ0402A151JNAAJ	150	50	C0G	5	**.69**	**.353**	**.257**	1000	**.146**
77-VJ0402A181JNAAJ	VJ0402A181JNAAJ	180	50	C0G	5	**.69**	**.353**	**.257**	1000	**.146**
77-VJ0402Y221KNAAJ	VJ0402Y221KNAAJ	220	50	X7R	10	**.62**	**.289**	**.182**	1000	**.112**
77-VJ0402Y271KNAAJ	VJ0402Y271KNAAJ	270	50	X7R	10	**.62**	**.289**	**.182**	1000	**.112**
77-VJ0402Y331KNAAJ	VJ0402Y331KNAAJ	330	50	X7R	10	**.62**	**.289**	**.182**	1000	**.112**
77-VJ0402Y391KNAAJ	VJ0402Y391KNAAJ	390	50	X7R	10	**.62**	**.289**	**.182**	1000	**.112**
77-VJ0402Y471KNAAJ	VJ0402Y471KNAAJ	470	50	X7R	10	**.62**	**.289**	**.182**	1000	**.112**
77-VJ0402Y561KNAAJ	VJ0402Y561KNAAJ	560	50	X7R	10	**.62**	**.289**	**.182**	1000	**.112**
77-VJ0402Y681KNAAJ	VJ0402Y681KNAAJ	680	50	X7R	10	**.62**	**.289**	**.182**	1000	**.112**
77-VJ0402Y821KNAAJ	VJ0402Y821KNAAJ	820	50	X7R	10	**.62**	**.289**	**.182**	1000	**.112**
77-VJ0402Y102KNAAJ	VJ0402Y102KNAAJ	1000	50	X7R	10	**.73**	**.342**	**.214**	1000	**.161**
77-VJ0402Y122KNAAJ	VJ0402Y122KNAAJ	1200	50	X7R	10	**.73**	**.342**	**.214**	1000	**.161**
77-VJ0402Y152KNAAJ	VJ0402Y152KNAAJ	1500	50	X7R	10	**.73**	**.342**	**.214**	1000	**.161**
77-VJ0402Y182KNAAJ	VJ0402Y182KNAAJ	1800	50	X7R	10	**.73**	**.342**	**.214**	1000	**.161**
77-VJ0402Y222KNAAJ	VJ0402Y222KNAAJ	2200	50	X7R	10	**.73**	**.342**	**.214**	1000	**.161**
77-VJ0402Y272KNAAJ	VJ0402Y272KNAAJ	2700	50	X7R	10	**.73**	**.342**	**.214**	1000	**.161**
77-VJ0402Y332KNAAJ	VJ0402Y332KNAAJ	3300	50	X7R	10	**.73**	**.342**	**.214**	1000	**.161**
77-VJ0402Y392KNAAJ	VJ0402Y392KNAAJ	3900	50	X7R	10	**.73**	**.342**	**.214**	1000	**.161**
77-VJ0402Y472KNAAJ	VJ0402Y472KNAAJ	4700	50	X7R	10	**.73**	**.342**	**.214**	1000	**.161**
77-VJ0402Y562KNAAJ	VJ0402Y562KNAAJ	5600	50	X7R	10	**.73**	**.342**	**.214**	1000	**.161**
77-VJ0402Y682KNAAJ	VJ0402Y682KNAAJ	6800	50	X7R	10	**.73**	**.342**	**.214**	1000	**.161**
77-VJ0402Y822KNAAJ	VJ0402Y822KNAAJ	8200	50	X7R	10	**.73**	**.342**	**.214**	1000	**.161**
77-VJ0402Y103KNAAJ	VJ0402Y103KNAAJ	0.01uF	50	X7R	10	**.64**	**.332**	**.235**	1000	**.137**
Style 0603										
77-VJ0603A102JNXAO	VJ0603A102JNXAO	1000	25	C0G	5	**1.05**	**.556**	**.396**	4000	**.214**
77-VJ0603Y104KNXAO	VJ0603Y104KNXAO	0.1uF	25	X7R	10	**.96**	**.514**	**.364**	4000	**.193**
77-VJ0603A470JNAAO	VJ0603A470JNAAO	47	50	C0G	5	**.84**	**.449**	**.321**	4000	**.161**
77-VJ0603A101JNAAO	VJ0603A101JNAAO	100	50	C0G	5	**.84**	**.449**	**.321**	4000	**.161**
77-VJ0603A221JNAAO	VJ0603A221JNAAO	220	50	C0G	5	**.59**	**.31**	**.225**	4000	**.107**
77-VJ0603A471JNAAO	VJ0603A471JNAAO	470	50	C0G	5	**.66**	**.31**	**.225**	4000	**.107**
77-VJ0603Y102KNAAO	VJ0603Y102KNAAO	1000	50	X7R	10	**.69**	**.353**	**.257**	4000	**.128**
77-VJ0603Y222KNAAO	VJ0603Y222KNAAO	2200	50	X7R	10	**.69**	**.353**	**.257**	4000	**.128**
77-VJ0603Y472KNAAO	VJ0603Y472KNAAO	4700	50	X7R	10	**.69**	**.353**	**.257**	4000	**.128**
77-VJ0603Y223KNAAO	VJ0603Y223KNAAO	0.022uF	50	X7R	10	**.64**	**.396**	**.289**	4000	**.139**
77-VJ0603Y473KNAAO	VJ0603Y473KNAAO	0.047uF	50	X7R	10	**.64**	**.396**	**.289**	4000	**.139**
77-VJ0603Y103KNAAO	VJ0603Y103KNAAO	0.01uF	50	X7R	10	**.64**	**.396**	**.289**	4000	**.139**
Style 0805										
77-VJ0805Y224KNXAT	VJ0805Y224KNXAT	0.22uF	25	X7R	10	**1.05**	**.556**	**.396**	3000	**.214**
77-VJ0805A221JNAAT	VJ0805A221JNAAT	220	50	C0G	5	**.79**	**.417**	**.30**	3000	**.161**
77-VJ0805A471JNAAT	VJ0805A471JNAAT	470	50	C0G	5	**.79**	**.417**	**.30**	3000	**.161**
77-VJ0805A102JNAAT	VJ0805A102JNAAT	1000	50	C0G	5	**.88**	**.471**	**.332**	3000	**.171**
77-VJ0805A222JNAAT	VJ0805A222JNAAT	2200	50	C0G	5	**.88**	**.471**	**.332**	3000	**.171**
77-VJ0805Y472KNAAO	VJ0805Y472KNAAO	4700	50	X7R	10	**.88**	**.471**	**.332**	3000	**.171**
77-VJ0805Y223KNAAO	VJ0805Y223KNAAO	0.022uF	50	X7R	10	**.96**	**.514**	**.364**	3000	**.193**
77-VJ0805Y473KNAAO	VJ0805Y473KNAAO	0.047uF	50	X7R	10	**.96**	**.514**	**.364**	3000	**.193**
77-VJ0805Y103KNAAO	VJ0805Y103KNAAO	0.01uF	50	X7R	10	**.96**	**.514**	**.364**	3000	**.193**
77-VJ0805Y104KNAAT	VJ0805Y104KNAAT	0.1uF	50	X7R	10	**1.05**	**.556**	**.396**	3000	**.214**

© Copyright 2013 Mouser Electronics

© Copyright 2013 Mouser Electronics

IPDiA SMD Silicon Capacitors

RoHS Compliant **This product is RoHS compliant.**

EXSC SERIES EXTREME TEMPERATURE

Features:
- Ultra high operating temperature
- Low profile
- High stability of capacitance
- Low leakage current
- High reliability

Specification:
- Operating temperature range: -55°C to +250°C
- Tolerance: 15%

RoHS Compliant

For quantities greater than listed, call for quote.

MOUSER STOCK NO.	IPDiA Part No.	Fig.	Case Size	Value (uF)	Voltage	Price Each 1	10	100	500	Reel Quantity	Price Per Piece
961-93512542F610-T3A	93512542F610-T3A	A	0404	0.1	12	17.49	13.46	8.60	7.61	1000	7.14
961-93512542H622-T3A	93512542H622-T3A	A	0505	0.22	12	19.35	17.90	14.32	11.10	1000	10.24
961-93512542S710-T3A	93512542S710-T3A	A	1208	1	12	30.87	29.63	23.45	18.51	1000	17.66

HSSC SERIES HIGH STABILITY

Features:
- High reliability
- Low leakage current
- Low ESL
- Low ESR

Applications:
- Medical, Aerospace, Automotive industries
- High stability applications
- Decoupling, Filtering, Charge pump
- Devices with battery operations
- Replacement of X7R and NPO
- Downsizing

Specification:
- Operating temperature range: -55°C to +150°C
- Tolerance: 15%

RoHS Compliant

For quantities greater than listed, call for quote.

MOUSER STOCK NO.	IPDiA Part No.	Fig.	Case Size	Value (uF)	Voltage	Price Each 1	10	100	500	Reel Quantity	Price Per Piece
961-935131424410-T3N	935131424410-T3N	B	0402	0.001	5	2.95	2.44	2.03	1.50	1000	1.03
961-935131424533-T3N	935131424533-T3N	B	0402	0.033	5	5.77	5.41	4.80	3.32	1000	2.49
961-935131424510-T3N	935131424510-T3N	B	0402	0.01	5	4.93	4.39	3.83	2.74	1000	1.96
961-935131424610-T3N	935131424610-T3N	B	0402	0.1	5	7.52	7.06	6.26	4.32	1000	3.25
961-935132425610-T3N	935132425610-T3N	C	1206	0.1	5	6.73	6.32	5.61	3.87	1000	2.91

HTSC SERIES HIGH TEMPERATURE

Features:
- High stability
- High reliability
- Low leakage current
- Low ESL
- Low ESR

Applications:
- Military, Aerospace, Automotive industries
- High reliability applications
- Replacement of X7R and COG dielectrics
- Decoupling, Filtering, Charge pump
- Downsizing

Specification:
- Operating temperature range: -55°C to +200°C
- Tolerance: 15%

RoHS Compliant

For quantities greater than listed, call for quote.

MOUSER STOCK NO.	IPDiA Part No.	Fig.	Case Size	Value (uF)	Voltage	Price Each 1	10	100	500	Reel Quantity	Price Per Piece
961-935132424410-T3N	935132424410-T3N	B	0402	0.001	5	3.35	2.77	2.32	1.71	1000	1.17
961-935132424533-T3N	935132424533-T3N	B	0402	0.033	5	6.56	6.15	5.46	3.77	1000	2.84
961-935132424510-T3N	935132424510-T3N	B	0402	0.01	5	5.59	4.95	4.33	3.09	1000	2.21
961-935131425610-T3N	935131425610-T3N	C	1206	0.1	5	5.94	5.57	4.94	3.41	1000	2.57
961-935131427710-T3N	935131427710-T3N	C	1206	1	5	18.53	9.27	8.26	5.99	1000	5.99

LPSC SERIES LOW PROFILE

Features:
- High stability
- High reliability
- Low leakage current
- Low ESL
- Low ESR

Applications:
- Medical, Telecom, Computer Industries
- Decoupling, Filtering, Charge pump
- High reliability applications
- Devices with battery operations
- Extreme miniaturization
- Suitable for Embedded technologies

Specification:
- Operating temperature range: -55°C to +150°C

RoHS Compliant

For quantities greater than listed, call for quote.

MOUSER STOCK NO.	IPDiA Part No.	Fig.	Case Size	Value (uF)	Voltage	Price Each 1	10	100	500	Reel Quantity	Price Per Piece
961-935121424510-T3N	935121424510-T3N	B	0402	0.01	5	2.49	2.07	1.71	1.27	2000	.963
961-935121424533-T3N	935121424533-T3N	B	0402	0.033	5	3.35	2.77	2.32	1.71	1000	1.17
961-935121424610-T3N	935121424610-T3N	B	0402	0.1	5	3.83	3.18	2.65	1.96	1000	1.57
961-935121424310-T3N	935121424310-T3N	B	0402	100pF	11	1.90	1.56	1.10	.813	1000	.572
961-935121424347-T3N	935121424347-T3N	B	0402	470pF	11	1.90	1.56	1.10	.813	1000	.572
961-935121424410-T3N	935121424410-T3N	B	0402	1000pF	5	2.25	1.85	1.31	.968	1000	.674
961-935121425610-T3N	935121425610-T3N	B	0603	0.1	11	3.98	3.53	3.09	2.20	1000	1.57
961-935133426610-T3N	935133426610-T3N	B	0805	0.1	11	9.59	8.97	7.73	5.56	1000	4.42
961-935121427710-T3N	935121427710-T3N	B	1206	1	11	8.45	7.94	7.04	4.86	1000	3.66

WBSC SERIES WIRE BONDING

Features:
- Full compatible to monolithic ceramic capacitors
- Low leakage current
- Ultra high stability of capacitance value:
  Temperature ±1% (-55°C to +150°C)
  Voltage <0.1%/Volts
  Negligible capacitance loss through ageing
- Custom sizes, values, shapes, tolerances and higher voltage
- Low leakage current down to 100pA
- Low profile

RoHS Compliant

For quantities greater than listed, call for quote.

MOUSER STOCK NO.	IPDiA Part No.	Fig.	Case Size	Value (uF)	Voltage	Price Each 1	10	100	500	Reel Quantity	Price Per Piece
961-935142620510-T3A	935142620510-T3A	D	0303	0.01	25	6.78	6.37	5.65	3.91	1000	2.93
961-935142624522-T3A	935142624522-T3A	D	0504	0.022	25	11.84	11.07	9.54	6.87	1000	5.46

XTSC SERIES ULTRA HIGH TEMPERATURE

Features:
- High reliability
- Low leakage current
- Low ESL
- Low ESR

Applications:
- Military, Aerospace, Automotive, Downhole industries
- High reliability applications
- Replacement of X8R and COG dielectrics
- Decoupling, Filtering, Charge pump
- Downsizing

Specification:
- Operating temperature range: -55°C to +250°C

RoHS Compliant

For quantities greater than listed, call for quote.

MOUSER STOCK NO.	IPDiA Part No.	Fig.	Case Size	Value (uF)	Voltage	Price Each 1	10	100	500	Reel Quantity	Price Per Piece
961-935133424410-T3N	935133424410-T3N	B	0402	0.001	5	2.55	2.28	2.14	1.93	1000	1.82
961-935133424533-T3N	935133424533-T3N	B	0402	0.033	5	9.01	8.42	7.25	5.22	1000	4.15
961-935133424510-T3N	935133424510-T3N	B	0402	0.01	5	6.82	6.40	5.67	3.92	1000	2.94
961-935133425610-T3N	935133425610-T3N	B	1206	0.1	5	9.30	8.69	7.49	5.39	1000	4.28
961-935133427710-T3N	935133427710-T3N	B	1206	1	11	27.65	25.59	20.47	15.87	1000	14.64

A



B



C



D



© Copyright 2013 Mouser Electronics

© Copyright 2013 Mouser Electronics

AVX Multilayer Ceramic Capacitors

RoHS Compliant This product is RoHS compliant.

A KYOCERA GROUP COMPANY

SXP SERIES HIGH TEMPERATURE MOLDED RADIAL MLC CAPACITORS

Specifications:
- Low ESR, low ESL
- Low DC leakage
- Excellent high frequency performance
- Voltage available: 100, 500

For quantities greater than listed, call for quote.

MOUSER STOCK NO.	AVX Part No.	Fig.	Value (μF)	Tol. ±	Price Each 1	100	500	1000
581-SXP11C684KAA	SXP11C684KAA	A	0.68	10%	64.65	34.03	24.50	19.06
581-SXP47C105KAA	SXP47C105KAA	A	1	10%	150.14	79.02	56.89	44.24
581-SXP21C125KAA	SXP21C125KAA	A	1.2	10%	33.18	24.97	23.35	22.45
581-SXP31C185KAA	SXP31C185KAA	A	1.8	10%	37.88	29.24	26.22	25.25
581-SXP35C335KAA	SXP35C335KAA	A	3.3	10%	94.68	49.83	35.89	27.91
581-SXP41C565KAA	SXP41C565KAA	A	5.6	10%	54.18	41.13	39.13	37.60
581-SXP17C124KAA	SXP17C124KAA	A	12	10%	26.49	20.21	18.12	17.42
581-SXP27C224KAA	SXP27C224KAA	A	22	10%	88.38	46.51	33.49	26.05
581-SXP37C334KAA	SXP37C334KAA	A	33	10%	38.52	27.97	26.71	25.68

SKYCAP® RADIAL CONFORMAL COATED CERAMIC CAPACITORS

AR Series

Specifications:
- Automotive applications
- Qualified: to AEC-Q200
- Case Material: Epoxy
- Lead Material: Solderable

For quantities greater than listed, call for quote.

MOUSER STOCK NO.	AVX Part No.	Fig.	Value (μF)	Tol. ±	Price Each 1	100	500	1000
50 Volts - Temp. Coeff: C0G (NP0)								
581-AR215A101K4R	AR215A101K4R	B	100pF	10%	.47	.246	.18	.14
50 Volts - Temp. Coeff: X7R								
581-AR155C102K4R	AR155C102K4R	C	1000pF	10%	.33	.171	.125	.097
581-AR155C103K4R	AR155C103K4R	C	0.01	10%	.25	.171	.128	.10
581-AR155C153K4R	AR155C153K4R	C	0.015	10%	.25	.171	.128	.10
581-AR155C104K4R	AR155C104K4R	C	0.1	10%	.41	.213	.154	.12
581-AR215C104K4R	AR215C104K4R	B	0.1	10%	.51	.268	.193	.15
581-AR215C224K4R	AR215C224K4R	B	0.22	10%	1.24	.653	.471	.364
581-AR305C474K4R	AR305C474K4R	C	0.47	10%	2.51	1.32	.952	.738
50 Volts - Temp. Coeff: X8R								
581-AR215F102K4R	AR215F102K4R	B	1000pF	10%	.54	.278	.202	.157
581-AR215F103K4R	AR215F103K4R	B	0.01	10%	.54	.278	.202	.157
581-AR215F104K4R	AR215F104K4R	B	0.1μF	10%	.61	.321	.231	.18
100 Volts - Temp. Coeff: C0G (NP0)								
581-AR211A101K4R	AR211A101K4R	B	100	10%	.47	.246	.18	.14
581-AR211A102K4R	AR211A102K4R	B	1000	10%	.55	.289	.208	.162
100 Volts - Temp. Coeff: X7R								
581-AR201C102K4R	AR201C102K4R	C	1000	10%	.47	.246	.18	.14
581-AR211C102K4R	AR211C102K4R	B	1000	10%	.45	.235	.169	.132
581-AR151C103K4R	AR151C103K4R	C	0.01μF	10%	.41	.214	.154	.12
581-AR201C103K4R	AR201C103K4R	C	0.01μF	10%	.47	.246	.18	.14
581-AR211C103K4R	AR211C103K4R	B	0.01μF	10%	.45	.235	.169	.132
581-AR201C104K4R	AR201C104K4R	C	0.1μF	10%	.55	.278	.204	.159
581-AR211C104K4R	AR211C104K4R	B	0.1μF	10%	.55	.278	.204	.159

SR Series

Specifications:
- Temperature Coefficients: C0G (NP0), X7R, Z5U
- Lead Material: 24AWG Solid Copper Plated
- Case Material: Epoxy

For quantities greater than listed, call for quote.

MOUSER STOCK NO.	AVX Part No.	Fig.	Value (μF)	Tol. ±	Price Each 1	100	500	1000
50 Volts - Temp. Coeff. C0G (NP0)								
581-SR275A100JAR	SR275A100JAR	D	10	5%	1.13	.578	.471	.428
581-SR215A180JAR	SR215A180JAR	B	18	5%	.43	.225	.182	.171
581-SR215A270JAR	SR215A270JAR	B	27	5%	.41	.30	.235	.218
581-SR215A151JAR	SR215A151JAR	B	150	5%	.41	.30	.235	.218
581-SR215A102JAR	SR215A102JAR	B	1000	5%	.40	.321	.257	.214
581-SR215A102KAR	SR215A102KAR	B	1000	10%	1.05	.471	.385	.353
100 Volts - Temp. Coeff. C0G (NP0)								
581-SR211A100JAR	SR211A100JAR	B	10	5%	.43	.225	.182	.171
581-SR151A100JAR	SR151A100JAR	C	10	5%	.19	.11	.102	.101
581-SR211A120JAR	SR211A120JAR	B	12	5%	.43	.225	.182	.171
581-SR151A120JAR	SR151A120JAR	C	12	5%	.25	.193	.146	.141
581-SR211A150JAR	SR211A150JAR	B	15	5%	.43	.225	.182	.171
581-SR151A150JAR	SR151A150JAR	C	15	5%	.25	.193	.146	.141
581-SR211A150KAR	SR211A150KAR	B	15	10%	.20	.171	.155	.139
581-SR211A180JAR	SR211A180JAR	B	18	5%	.43	.225	.182	.171
581-SR151A180JAR	SR151A180JAR	C	18	5%	.25	.193	.146	.141
581-SR211A220JAR	SR211A220JAR	B	22	5%	.43	.161	.128	.117
581-SR221A220JAR	SR221A220JAR	D	22	5%	1.13	.578	.471	.428
581-SR151A220JAR	SR151A220JAR	C	22	5%	.25	.141	.102	.10
581-SR271A220KAR	SR271A220KAR	D	22	10%	1.02	.364	.342	.31
581-SR211A270JAR	SR211A270JAR	B	27	5%	.41	.30	.235	.218
581-SR151A270JAR	SR151A270JAR	C	27	5%	.17	.149	.14	.127
581-SR211A330JAR	SR211A330JAR	B	33	5%	.41	.30	.235	.218
581-SR151A330JAR	SR151A330JAR	C	33	5%	.17	.139	.118	.107
581-SR151A390JAR	SR151A390JAR	C	39	5%	.25	.193	.146	.141
581-SR211A470JAR	SR211A470JAR	B	47	5%	.41	.231	.171	.146
581-SR151A470JAR	SR151A470JAR	C	47	5%	.17	.149	.14	.127
581-SR211A470KAR	SR211A470KAR	B	47	10%	.25	.193	.146	.141
581-SR211A560JAR	SR211A560JAR	B	56	5%	.36	.30	.235	.218
581-SR151A560JAR	SR151A560JAR	C	56	5%	.25	.193	.146	.141
581-SR151A680JAR	SR151A680JAR	C	68	5%	.25	.193	.162	.138
581-SR211A680KAR	SR211A680KAR	B	68	10%	.25	.193	.146	.141
581-SR211A820JAR	SR211A820JAR	B	82	5%	.41	.30	.235	.218

DIMENSIONS: mm (in.)											
AVX Style	SXP1	SXP2	SXP3	SXP4	AR15/ SR15	AR20/ SR20	AR21/ SR21	SR22	SR27	AR30/ SR30	AR40
(W) Width (L) Length	7.62 (.300)	10.2 (.402)	12.7 (.500)	22.4 (.880)	3.81 (.150)	5.08 (.20)	5.08 (.20)	5.08 (.20)	6.604 (.26)	7.62 (.30)	10.16 (.40)
(H) Height	7.62 (.300)	10.2 (.402)	12.7 (.500)	16.3 (.641)	3.81 (.15)	5.08 (.20)	5.08 (.20)	5.08 (.20)	6.35 (.25)	7.62 (.30)	10.16 (.40)
(T) Thickness	3.81 (.150)	5.08 (.200)	5.08 (.200)	5.84 (.230)	2.54 (.10)	3.175 (.13)	3.175 (.13)	3.175 (.13)	4.06 (.16)	3.81 (.15)	3.81 (.15)
(LS) Lead Spacing	6.35 (.250)	8.38 (.330)	10.2 (.402)	19.8 (.780)	2.54 (.10)	2.54 (.10)	5.08 (.20)	6.35 (.25)	7.62 (.30)	5.08 (.20)	5.08 (.20)
(LD) Lead Diameter	0.64 (.025)	0.64 (.025)	0.64 (.025)	0.64 (.025)	0.508 (.02)	0.508 (.02)	0.508 (.02)	0.508 (.02)	0.508 (.02)	0.508 (.02)	0.508 (.02)

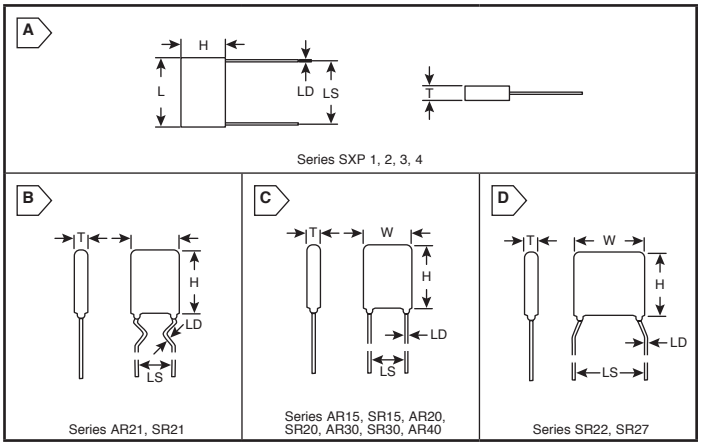

SKYCAP® RADIAL CONFORMAL COATED CERAMIC CAPACITORS (CONT.)

SR Series (Cont.)

Specifications:
- Temperature Coefficients: C0G (NP0), X7R, Z5U
- Lead Material: 24AWG Solid Copper Plated
- Case Material: Epoxy

For quantities greater than listed, call for quote.

MOUSER STOCK NO.	AVX Part No.	Fig.	Value (pF)	Tol. ±	Price Each 1	100	500	1000
100 Volts - Temp. Coeff. C0G (NP0) (Cont.)								
581-SR151A820JAR	SR151A820JAR	C	82	5%	.25	.193	.146	.141
581-SR211A101JAR	SR211A101JAR	B	100	5%	.41	.30	.235	.193
581-SR151A101JAR	SR151A101JAR	C	100	5%	.32	.118	.091	.072
581-SR211A101KAR	SR211A101KAR	B	100	10%	.43	.225	.182	.171
581-SR151A121JAR	SR151A121JAR	C	120	5%	.43	.225	.182	.171
581-SR151A151JAR	SR151A151JAR	C	150	5%	.43	.225	.182	.171
581-SR211A181JAR	SR211A181JAR	B	180	5%	.41	.30	.235	.218
581-SR151A181JAR	SR151A181JAR	C	180	5%	.43	.225	.182	.171
581-SR211A221JAR	SR211A221JAR	B	220	5%	.41	.231	.171	.146
581-SR151A221JAR	SR151A221JAR	C	220	5%	.27	.118	.083	.073
581-SR151A271JAR	SR151A271JAR	C	270	5%	.44	.30	.246	.208
581-SR211A331JAR	SR211A331JAR	B	330	5%	.41	.30	.235	.218
581-SR271A331JAR	SR271A331JAR	D	330	5%	1.47	.942	.91	.856
581-SR151A331JAR	SR151A331JAR	C	330	5%	.44	.30	.246	.208
581-SR151A391JAR	SR151A391JAR	C	390	5%	.44	.30	.246	.208
581-SR211A471JAR	SR211A471JAR	B	470	5%	.41	.231	.171	.146
581-SR151A471JAR	SR151A471JAR	C	470	5%	.36	.141	.139	.136
581-SR211A471KAR	SR211A471KAR	B	470	10%	.43	.225	.182	.171
581-SR211A561JAR	SR211A561JAR	B	560	5%	.41	.30	.235	.218
581-SR151A561JAR	SR151A561JAR	C	560	5%	.41	.30	.235	.218
581-SR211A561KAR	SR211A561KAR	B	560	10%	.43	.225	.182	.171
581-SR211A681JAR	SR211A681JAR	B	680	5%	.41	.30	.235	.218
581-SR151A681JAR	SR151A681JAR	C	680	5%	.41	.30	.235	.218
581-SR211A102JAR	SR211A102JAR	B	1000	5%	.28	.139	.107	.083
581-SR221A102JAR	SR221A102JAR	D	1000	5%	1.55	.995	.963	.91
581-SR201A102JAR	SR201A102JAR	C	1000	5%	.31	.171	.134	.123
581-SR211A102KAR	SR211A102KAR	B	1000	10%	1.05	.471	.385	.353
581-SR201A122JAR	SR201A122JAR	C	1200	5%	.92	.877	.792	.728
581-SR211A152JAR	SR211A152JAR	B	1500	5%	1.34	.974	.781	.663
581-SR201A152JAR	SR201A152JAR	C	1500	5%	1.34	.974	.781	.663
581-SR211A152KAR	SR211A152KAR	B	1500	10%	.41	.30	.235	.218
581-SR201A182JAR	SR201A182JAR	C	1800	5%	2.04	1.66	1.27	.835
581-SR211A222JAR	SR211A222JAR	B	2200	5%	.76	.524	.46	.375
581-SR201A222JAR	SR201A222JAR	C	2200	5%	1.11	.76	.621	.471
581-SR201A332JAR	SR201A332JAR	C	3300	5%	1.18	.835	.77	.642
581-SR211A472JAR	SR211A472JAR	B	4700	5%	1.39	1.05	.92	.845
581-SR201A472JAR	SR201A472JAR	C	4700	5%	1.39	1.05	.92	.845
581-SR211A472KAR	SR211A472KAR	B	4700	10%	2.03	1.65	1.26	.824
581-SR201A562JAR	SR201A562JAR	C	5600	5%	1.47	1.03	.899	.856
581-SR301A682JAR	SR301A682JAR	C	6800	5%	1.68	1.22	1.18	1.13
581-SR301A822JAR	SR301A822JAR	C	8200	5%	1.68	1.22	1.18	1.13
581-SR301A103JAR	SR301A103JAR	C	.01μF	5%	1.35	.706	.503	.396
581-SR301A223JAR	SR301A223JAR	C	.022μF	5%	3.76	2.92	2.34	1.75
200 Volts - Temp. Coeff. C0G (NP0)								
581-SR222A120JAR	SR222A120JAR	D	12	5%	1.13	.578	.471	.428
581-SR222A150JAR	SR222A150JAR	D	15	5%	1.07	.91	.867	.813

© Copyright 2013 Mouser Electronics

© Copyright 2013 Mouser Electronics

SKYCAP® SR SERIES RADIAL MULTILAYER CERAMIC CAPACITORS

DIMENSIONS: mm (in.)							
AVX Style	SR15	SR20	SR21	SR22	SR27	SR30	SR65
(W) Width	3.81 (0.150)	5.08 (0.200)	5.08 (0.200)	5.08 (0.200)	6.604 (0.260)	7.62 (0.300)	7.62 (0.300)
(H) Height	3.81 (0.150)	5.08 (0.200)	5.08 (0.200)	5.08 (0.200)	6.35 (0.250)	7.62 (0.300)	7.62 (0.300)
(T) Thickness	2.54 (0.100)	3.175 (0.125)	3.175 (0.125)	3.175 (0.125)	4.06 (0.160)	3.81 (0.150)	3.81 (0.150)
(L.S.) Lead Spacing	2.54 (0.100)	2.54 (0.100)	5.08 (0.200)	6.35 (0.250)	7.62 (0.300)	5.08 (0.200)	5.08 (0.200)
(L.D.) Lead Dia.	0.508 (0.020)	0.508 (0.020)	0.508 (0.020)	0.508 (0.020)	0.508 (0.020)	0.508 (0.020)	0.508 (0.020)

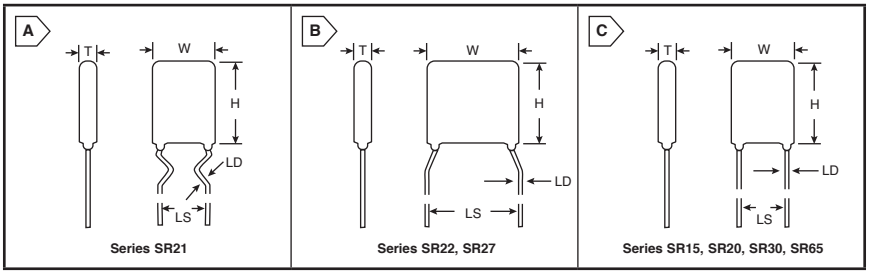

PRODUCT NEW

X7R

For quantities greater than listed, call for quote.

MOUSER STOCK NO.	Mfr. Part No.	Fig.	Value (pF)	Price Each 1	100	500	1000
50 Volts							
581—SR215C222KAR		A	2200	.26	.214	.171	.154
581—SR215C682KAR		A	6800	.26	.214	.171	.154
581—SR215C103JAR		A	10000	.74	.333	.302	.258
581—SR215C103KAR		A	10000	.11	.075	.072	.07
581—SR225C103KAR		B	10000	.46	.235	.182	.164
581—SR275C103KAR		B	10000	.46	.235	.182	.164
581—SR215C153KAR		A	15000	.26	.214	.171	.154
581—SR215C223KAR		A	22000	.26	.134	.12	.102
581—SR155C223KAR		C	22000	.26	.171	.139	.113
581—SR215C333KAR		A	33000	.26	.214	.171	.154
581—SR215C473JAR		A	47000	.61	.321	.268	.225
581—SR215C473KAR		A	47000	.25	.128	.118	.111
581—SR205C473KAR		C	47000	.47	.246	.177	.137
581—SR215C104JAR		A	0.1uF	.62	.289	.214	.193
581—SR215C104KAR		A	0.1uF	.11	.085	.067	.06
581—SR225C104KAR		B	0.1uF	1.00	.888	.845	.803
581—SR275C104KAR		B	0.1uF	.29	.214	.154	.149
581—SR215C104MAR		A	0.1uF	.43	.225	.182	.171
581—SR215C154JAR		A	0.15uF	1.18	.835	.77	.642
581—SR215C154KAR		A	0.15uF	1.31	.942	.77	.642
581—SR215C224KAR		A	0.22uF	.42	.233	.177	.15
581—SR225C224KAR		B	0.22uF	1.35	.706	.503	.46
581—SR305C105KAR		C	1uF	1.05	.571	.428	.381
581—SR655C106KAR		C	10uF	4.69	4.34	4.01	3.35
100 Volts							
581—SR211C471KAR		A	470	.26	.214	.171	.154
581—SR211C102JAR		A	1000	.41	.30	.235	.218
581—SR211C102KAR		A	1000	.16	.093	.074	.066
581—SR221C102KAR		B	1000	.46	.235	.182	.164
581—SR211C152JAR		A	1500	.41	.30	.235	.218
581—SR211C152KAR		A	1500	.26	.214	.171	.154
581—SR211C222JAR		A	2200	.41	.30	.235	.218
581—SR211C222KAR		A	2200	.26	.214	.171	.154

X7R (Cont.)

For quantities greater than listed, call for quote.

MOUSER STOCK NO.	Mfr. Part No.	Fig.	Value (pF)	Price Each 1	100	500	1000
100 Volts (Cont.)							
581—SR221C222KAR		B	2200	.46	.235	.182	.164
581—SR151C222KAR		C	2200	.26	.136	.097	.086
581—SR211C472KAR		A	4700	.26	.214	.171	.154
581—SR151C472KAR		C	4700	.21	.15	.107	.088
581—SR211C472MAR		A	4700	.21	.182	.139	.124
581—SR211C103JAR		A	10000	.38	.31	.246	.235
581—SR211C103KAR		A	10000	.32	.141	.106	.089
581—SR221C103KAR		B	10000	.46	.235	.182	.164
581—SR271C103KAR		B	10000	.61	.31	.23	.179
581—SR151C103KAR		C	10000	.25	.128	.091	.075
581—SR221C103MAR		B	10000	.30	.225	.182	.15
581—SR201C153KAR		A	15000	.43	.225	.182	.171
581—SR211C223JAR		A	22000	.82	.449	.385	.239
581—SR211C223KAR		A	22000	.43	.225	.182	.171
581—SR201C223KAR		C	22000	.43	.225	.182	.171
581—SR211C333KAR		A	33000	.43	.225	.182	.171
581—SR201C333KAR		C	33000	.43	.225	.164	.127
581—SR211C473KAR		A	47000	.26	.136	.128	.119
581—SR221C473KAR		B	47000	.36	.31	.254	.235
581—SR201C473KAR		C	47000	.46	.31	.268	.218
581—SR211C473MAR		A	47000	.44	.321	.30	.278
581—SR201C683KAR		C	68000	1.05	.471	.385	.353
581—SR211C104JAR		A	0.1uF	1.53	.984	.952	.899
581—SR211C104KAR		A	0.1uF	.17	.098	.078	.071
581—SR221C104KAR		B	0.1uF	.40	.321	.257	.214
581—SR271C104KAR		B	0.1uF	.40	.321	.257	.214
581—SR201C104KAR		C	0.1uF	.20	.114	.091	.081
581—SR301C154KAR		C	0.15uF	1.18	.835	.77	.642
581—SR301C224KAR		C	0.22uF	1.02	.601	.455	.396
581—SR301C334KAR		C	0.33uF	1.66	1.23	1.03	.867
200 Volts							
581—SR152C102KAR		C	1000	.48	.321	.257	.214

Z5U

For quantities greater than listed, call for quote.

MOUSER STOCK NO.	Mfr. Part No.	Fig.	Value (pF)	Price Each 1	100	500	1000
50 Volts							
581—SR225E103MAR		B	10000	.25	.171	.161	.12
581—SR275E103MAR		B	10000	.25	.171	.161	.12
581—SR215E473MAR		A	47000	.24	.193	.161	.128
581—SR225E473MAR		B	47000	.25	.171	.161	.12
581—SR215E104MAR		A	0.1uF	.15	.086	.061	.047
581—SR225E104MAR		B	0.1uF	.18	.134	.107	.096
581—SR275E104MAR		B	0.1uF	.18	.134	.107	.096
581—SR155E104MAR		C	0.1uF	.32	.202	.152	.128
581—SR205E104MAR		C	0.1uF	.11	.079	.062	.05
581—SR215E224MAR		A	0.22uF	.30	.225	.182	.15
581—SR225E224MAR		B	0.22uF	1.09	.514	.428	.396
581—SR275E224MAR		B	0.22uF	1.09	.514	.428	.396
581—SR205E224MAR		C	0.22uF	.30	.225	.162	.125
581—SR215E334MAR		A	0.33uF	.40	.205	.148	.114
581—SR275E334MAR		B	0.33uF	.40	.321	.257	.214
581—SR225E474MAR		B	0.47uF	1.52	.974	.942	.888
581—SR205E474MAR		C	0.47uF	.38	.193	.171	.151
581—SR215E105MAR		A	1uF	.24	.193	.182	.165
100 Volts							
581—SR211E103MAR		A	10000	.26	.171	.139	.113
581—SR221E103MAR		B	10000	.25	.171	.161	.12
581—SR271E103MAR		B	10000	.25	.171	.161	.12
581—SR151E103MAR		C	10000	.29	.153	.107	.086
581—SR211E104MAR		A	0.1uF	.26	.133	.095	.074
581—SR221E104MAR		B	0.1uF	1.06	.482	.396	.364
581—SR271E104MAR		B	0.1uF	1.06	.482	.396	.364
581—SR271E224MAR		B	0.22uF	1.33	.963	.792	.663
581—SR301E105MAR		C	1uF	1.06	.556	.407	.31

SPINGUARD® SA SERIES AXIAL MULTILAYER CERAMIC CAPACITORS

Specifications:
- Conformally Coated Axial Leaded MLC
- Temperature Coefficients: C0G (NP0), X7R, Z5U
- Case Material: Epoxy (Flame Retardant to UL Bulletin 492, Par. 280)
- Lead Material: Solderable

RoHS Compliant

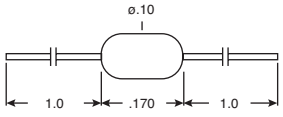

DIMENSIONS: in.

C0G

For quantities greater than listed, call for quote.

MOUSER STOCK NO.	Mfr. Part No.	Volt (DC)	Value (pF)	Price Each 1	100	500	1000
581—SA105A102JAR		50	1000	.25	.161	.139	.116
581—SA101A151JAR		100	150	.71	.246	.225	.214
581—SA101A151KAR		100	150	.26	.134	.12	.102
581—SA101A221JAR		100	220	.35	.128	.102	.087
581—SA101A391JAR		100	390	.71	.246	.225	.214
581—SA101A471JAR		100	470	.33	.225	.171	.156
581—SA101A561JAR		100	560	.71	.246	.225	.214
581—SA101A681JAR		100	680	.71	.246	.225	.214
581—SA101A102JAR		100	1000	.26	.171	.136	.123
581—SA301A272JAR		100	2700	1.69	1.07	.589	.514
581—SA301A332JAR		100	3300	1.69	1.07	.589	.514
581—SA102A100JAR		200	10	.20	.139	.102	.09
581—SA102A120JAR		200	12	.32	.219	.182	.152
581—SA102A150JAR		200	15	.32	.219	.182	.152
581—SA102A220JAR		200	22	.20	.142	.118	.098
581—SA102A330JAR		200	33	.32	.219	.182	.152
581—SA102A330KAR		200	33	.30	.203	.161	.141
581—SA102A470JAR		200	47	.38	.268	.226	.203
581—SA102A560JAR		200	56	.32	.219	.182	.159
581—SA102A101JAR		200	100	.17	.096	.082	.07
581—SA102A101KAR		200	100	.20	.142	.128	.098

X7R

For quantities greater than listed, call for quote.

MOUSER STOCK NO.	Mfr. Part No.	Volt (DC)	Value (pF)	Price Each 1	100	500	1000
581—SA105C223KAR		50	22000	.23	.156	.128	.108
581—SA105C333KAR		50	33000	.26	.171	.161	.15
581—SA205C333KAR		50	33000	1.06	.482	.396	.364
581—SA105C473KAR		50	47000	.23	.156	.128	.108
581—SA105C103KAR		50	10000	.32	.141	.093	.082
581—SA105C104KAR		50	0.1uF	.23	.154	.102	.09
581—SA115C104KAR		50	0.1uF	.14	.112	.075	.07
581—SA205C104KAR		50	0.1uF	.28	.182	.161	.143
581—SA305C104KAR		50	0.1uF	.35	.257	.219	.18
581—SA305C224KAR		50	0.22uF	.69	.46	.364	.321
581—SA101C102KAR		100	1000	.11	.089	.064	.063
581—SA101C122KAR		100	1200	.30	.203	.161	.141
581—SA101C152KAR		100	1500	.30	.203	.161	.141
581—SA101C222KAR		100	2200	.50	.214	.161	.139
581—SA101C332KAR		100	3300	.30	.203	.161	.141
581—SA101C472KAR		100	4700	.17	.118	.096	.081
581—SA101C103KAR		100	10000	.28	.118	.096	.081
581—SA101C223KAR		100	22000	1.39	.492	.46	.428
581—SA301C563KAR		100	56000	.40	.268	.225	.211
581—SA301C104KAR		100	0.1uF	.42	.278	.225	.197
581—SA102C102KAR		200	1000	.30	.203	.161	.141

X5R

For quantities greater than listed, call for quote.

MOUSER STOCK NO.	Mfr. Part No.	Volt (DC)	Value (pF)	Price Each 1	100	500	1000
581—SA10ZD335KAR		10	33000	1.19	.868	.77	.685

Z5U

For quantities greater than listed, call for quote.

MOUSER STOCK NO.	Mfr. Part No.	Volt (DC)	Value (pF)	Price Each 1	100	500	1000
581—SA105E103MAR		50	10000	.32	.144	.096	.085
581—SA105E103ZAR		50	10000	.24	.134	.096	.075
581—SA105E223MAR		50	22000	.23	.171	.128	.098
581—SA105E333MAR		50	33000	.23	.171	.128	.098
581—SA105E473MAR		50	47000	.23	.171	.128	.098
581—SA105E563MAR		50	56000	.26	.133	.095	.074
581—SA105E104MAR		50	0.1uF	.11	.065	.059	.054
581—SA105E154MAR		50	0.15uF	.26	.15	.134	.118
581—SA105E224MAR		50	0.22uF	.38	.177	.134	.11
581—SA115E224ZAR		50	0.22uF	.26	.214	.171	.154
581—SA115E334MAR		50	0.33uF	.29	.225	.183	.143
581—SA305E474MAR		50	0.47uF	.55	.375	.321	.26
581—SA305E105MAR		50	1uF	.73	.407	.35	.294
581—SA101E103MAR		100	10000	.17	.118	.096	.081
581—SA111E104MAR		100	0.1uF	.41	.30	.235	.218
581—SA101E104ZAR		100	0.1uF	.44	.321	.30	.278

© Copyright 2013 Mouser Electronics

© Copyright 2013 Mouser Electronics

AVX Multilayer Ceramic Capacitors

RT10 SERIES MINI-TURBOCAP



For quantities greater than listed, call for quote.

MOUSER STOCK NO.		Value	Volts	No. of Leads	Tol.	Price Each			
Mfr.	Mfr. Part No.	(uF)				1	5	50	100
581	RT101C825MAJ02	100	8.2	±20	2	16.26	15.93	14.73	14.40
581	RT105C186MAJ02	50	18	±20	2	16.26	15.93	14.73	14.40

TURBOCAP HIGH-CV SMPS CAPS



For quantities greater than listed, call for quote.

MOUSER STOCK NO.		Value	Volts	No. of Leads Per Side	D ±1.27 mm	Price Each			
Mfr.	Mfr. Part No.	(uF)				1	5	10	25
581	ST121C126MAJ05	12	100	5	13.34	11.09	10.45	9.69	9.10
581	ST121C226MAJ10	22	100	10	26.04	13.25	11.94	11.59	10.82
581	ST125C276MAJ05	27	50	5	13.34	22.83	21.94	19.98	18.34
581	ST125C506MAJ10	50	50	10	26.04	45.86	42.91	40.13	38.09
581	ST201C146MAJ03	14	100	3	8.26	15.22	14.92	14.34	12.85
581	ST201C226MAJ05	22	100	5	13.34	20.15	19.75	18.99	17.02
581	ST201C476MAJ10	47	100	10	26.04	47.80	43.01	39.86	36.63
581	ST203C107MAJ05	100	25	5	13.34	15.85	15.54	14.94	13.39
581	ST203C227MAJ10	22	25	10	26.04	23.37	21.72	20.97	20.33
581	ST203C686MAJ03	68	25	3	8.26	14.34	13.93	13.62	12.34
581	ST205C276MAJ03	27	50	3	8.26	17.05	16.71	16.06	14.40
581	ST205C276MAL03	27	50	3	8.26	17.05	16.71	16.06	14.40
581	ST205C276MAN03	27	450	3	8.26	17.05	16.71	16.06	14.40

TURBOCAP HIGH-CV SMPS CAPS (CONT.)

For quantities greater than listed, call for quote.

MOUSER STOCK NO.		Value	Volts	No. of Leads Per Side	D ±1.27 mm	Price Each			
Mfr.	Mfr. Part No.	(uF)				1	5	10	25
581	ST205C476MAJ05	47	50	5	13.34	23.75	23.28	22.38	20.06
581	ST205C476MAL05	47	50	5	13.34	23.75	23.28	22.38	20.06
581	ST205C476MAN05	47	50	5	13.34	23.75	23.28	22.38	20.06
581	ST205C107MAJ10	100	50	10	26.04	44.32	43.44	41.76	37.45
581	ST205C107MAL10	100	50	10	26.04	37.40	35.85	35.06	31.99
581	ST205C107MAN10	100	50	10	26.04	44.32	43.44	41.76	37.45

SPINGUARD AA SERIES AXIAL MULTILAYER CERAMIC CAPACITORS

Applications:

- Filtering
- Decoupling

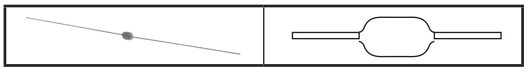

For quantities greater than listed, call for quote.

MOUSER STOCK NO.		Temp.	Value	Volts	Price Each			
Mfr.	Mfr. Part No.	Coeff.	(μF)		1	50	100	1000
581	AA101C102K4R	X7R	0.001	100	.26	.225	.182	.161
581	AA101C103K4R	X7R	0.01	100	.26	.225	.182	.161
581	AA105C104K4R	X7R	0.1	50	.95	.877	.653	.396
581	AA115C104K4R	X7R	0.1	50	.73	.589	.492	.31
581	AA301C104K4R	X7R	0.1	100	1.02	.856	.696	.524

DIPGUARD® MD01 SERIES MOLDED DIP LEAD



For quantities greater than listed, call for quote.

MOUSER STOCK NO.	AVX Part No.	Temp. Coeff.	Value (pF)	Price Each		
				1	50	100
581-MD011A100KAB	MD011A100KAB	C0G	10	2.45	1.96	1.28
581-MD015A100K	MD015A100KAB	C0G	10	2.45	1.96	1.28
581-MD015A150K	MD015A150KAB	C0G	15	2.88	2.30	1.96
581-MD015A220K	MD015A220KAB	C0G	22	2.88	2.30	1.96
581-MD011A270KAB	MD011A270KAB	C0G	27	2.88	2.30	1.96
581-MD015A330K	MD015A330KAB	C0G	33	2.88	2.30	1.96
581-MD011A470JAB	MD011A470JAB	C0G	47	2.04	1.58	1.50
581-MD015A470K	MD015A470KAB	C0G	47	2.45	1.96	1.28
581-MD015A680K	MD015A680KAB	C0G	68	2.88	2.30	1.96
581-MD011A101KAB	MD011A101KAB	C0G	100	2.45	1.96	1.28
581-MD015A101K	MD015A101KAB	C0G	100	2.45	1.96	1.28
581-MD015A121KAB	MD015A121KAB	C0G	120	2.68	2.14	1.82
581-MD011A151JAB	MD011A151JAB	C0G	150	2.51	1.96	1.71
581-MD015A151K	MD015A151KAB	C0G	150	2.88	2.30	1.96
581-MD015A221K	MD015A221KAB	C0G	220	2.45	1.96	1.28
581-MD015C221K	MD015C221KAB	X7R	220	2.84	2.01	1.49
581-MD015A331K	MD015A331KAB	C0G	330	2.88	2.30	1.96
581-MD011A471KAB	MD011A471KAB	C0G	470	2.84	2.01	1.49
581-MD015A471K	MD015A471KAB	C0G	470	2.84	2.01	1.49
581-MD011C471KAB	MD011C471KAB	X7R	470	2.84	2.01	1.49
581-MD015A102K	MD015A102KAB	C0G	1000	2.84	2.01	1.49
581-MD011C102K	MD011C102KAB	X7R	1000	2.84	2.01	1.49
581-MD015C102K	MD015C102KAB	X7R	1000	1.14	.91	.824
581-MD015A152K	MD015A152KAB	C0G	1500	2.03	1.56	1.48
581-MD015A222K	MD015A222KAB	C0G	2200	3.53	2.84	2.28
581-MD015C332K	MD015C332KAB	X7R	3300	3.28	2.60	2.18
581-MD015C472K	MD015C472KAB	X7R	4700	2.84	2.01	1.49
581-MD011C103K	MD011C103KAB	X7R	0.01μF	2.31	1.50	1.21
581-MD015E103Z	MD015E103ZAB	Z5U	0.01μF	.91	.781	.706
581-MD015C103K	MD015C103KAB	X7R	0.01μF	1.88	1.19	.984
581-MD015C223K	MD015C223KAB	X7R	0.022μF	3.81	3.06	2.46
581-MD015E223M	MD015E223MAB	Z5U	0.022μF	2.31	1.50	1.21
581-MD015C333K	MD015C333KAB	X7R	0.033μF	2.03	1.56	1.48
581-MD015E333M	MD015E333MAB	Z5U	0.033μF	2.46	1.96	1.28
581-MD015C473K	MD015C473KAB	X7R	0.047μF	1.50	1.18	1.09
581-MD015E473Z	MD015E473ZAB	Z5U	0.047uF	1.73	1.36	1.16
581-MD015C683K	MD015C683KAB	X7R	0.068uF	2.03	1.56	1.48
581-MD015C104K	MD015C104KAB	X7R	0.1μF	2.84	2.01	1.49
581-MD015E104Z	MD015E104ZAB	Z5U	0.1μF	1.59	1.07	.845
581-MD015E224Z	MD015E224ZAB	Z5U	0.22μF	2.32	1.55	1.26
581-MD025C224K	MD025C224KAB	X7R	0.22uF	4.59	2.89	2.41
581-MD015E334Z	MD015E334ZAB	Z5U	0.33μF	1.73	1.41	1.34
581-MD035C474K	MD035C474KAA	X7R	0.47uF	23.45	15.16	12.58
581-MD025E474MAB	MD025E474MAB	Z5U	0.47uF	4.59	2.89	2.41
581-MD035C105K	MD035C105KAA	X7R	1uF	36.64	23.71	19.66
581-MD035E105MAA	MD035E105MAA	Z5U	1uF	7.74	7.34	6.22

© Copyright 2013 Mouser Electronics

DIMENSIONS: in.

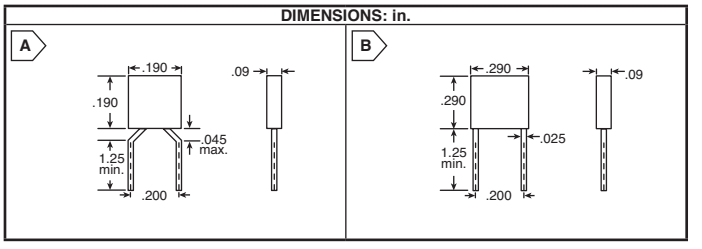

CK05 AND CK06 SERIES CERAMIC RADIAL LEAD

For quantities greater than listed, call for quote.

MOUSER STOCK NO.		Fig.	Value (pF)	Volt (DC)	Price Each		
Mfr.	Mfr. Part No.				1	100	1000
581	CK05BX100K	A	10	200	.25	.193	.182
581	CK05BX120K	A	12	200	.34	.257	.21
581	CK05BX150K	A	15	200	.34	.257	.21
581	CK05BX180K	A	18	200	.34	.257	.21
581	CK05BX220K	A	22	200	.23	.214	.20
581	CK05BX270K	A	27	200	.34	.257	.21
581	CK05BX330K	A	33	200	.29	.225	.198
581	CK05BX470K	A	47	200	.23	.219	.21
581	CK05BX560K	A	56	200	.34	.257	.21
581	CK05BX680K	A	68	200	.34	.257	.21
581	CK05BX820K	A	82	200	.34	.257	.209
581	CK05BX101K	A	100	200	.29	.225	.21
581	CK05BX121K	A	120	200	.34	.257	.21
581	CK05BX151K	A	150	200	.34	.257	.21
581	CK05BX221K	A	220	200	.29	.225	.21
581	CK05BX331K	A	330	200	.29	.225	.21
581	CK05BX391K	A	390	200	.34	.257	.21
581	CK05BX471K	A	470	200	.29	.225	.21
581	CK05BX821K	A	820	200	.34	.257	.21
581	CK05BX102K	A	1000	200	.29	.225	.21
581	CK05BX152K	A	1500	100	.34	.257	.21
581	CK05BX182K	A	1800	100	.34	.257	.21
581	CK05BX222K	A	2200	100	.29	.225	.21
581	CK05BX332K	A	3300	100	.34	.257	.21
581	CK05BX392K	A	3900	100	.34	.257	.21
581	CK05BX472K	A	4700	100	.34	.257	.21
581	CK05BX562K	A	5600	100	.34	.257	.209
581	CK05BX682K	A	6800	100	.34	.257	.21
581	CK05BX822K	A	8200	100	.34	.257	.209
581	CK05BX103K	A	.01μF	100	.26	.246	.203
581	CK06BX103K	B	.01μF	200	.25	.193	.175
581	CK05BX123K	A	.012μF	50	.34	.257	.209
581	CK05BX153K	A	.015μF	50	.34	.257	.209
581	CK05BX183K	A	.018μF	50	.34	.257	.209
581	CK05BX223K	A	.022μF	50	.29	.225	.21
581	CK06BX223K	B	.022μF	100	.43	.332	.202
581	CK05BX333K	A	.033μF	50	.34	.257	.21
581	CK05BX473K	A	.047μF	50	.29	.225	.21
581	CK05BX563K	A	.056μF	50	.34	.257	.209
581	CK05BX683K	A	.068μF	50	.34	.257	.209
581	CK06BX683K	B	.068μF	100	.43	.332	.278
581	CK05BX104K	A	.1μF	50	.32	.225	.161
581	CK06BX104K	B	.1μF	100	.32	.278	.227
581	CK06BX154K	B	.15μF	50	1.04	.792	.642
581	CK06BX224K	B	.22μF	50	.94	.738	.535
581	CK06BX274K	B	.27μF	50	1.52	1.16	.931
581	CK06BX334K	B	.33μF	50	1.52	1.16	.931
581	CK06BX474K	B	.47μF	50	1.77	1.38	1.26
581	CK06BX684K	B	.68μF	50	4.49	4.04	3.47
581	CK06BX105K	B	1.0μF	50	2.01	1.57	1.38

© Copyright 2013 Mouser Electronics

KEMET CK SERIES, CERAMIC MOLDED RADIAL, 10% TOLERANCE

DIMENSIONS: in.

CK05 Series

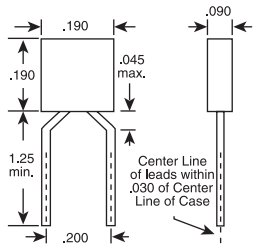

CK06 Series

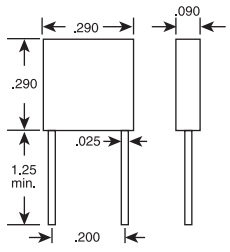

CK05 Series

For quantities greater than listed, call for quote.

MOUSER STOCK NO.	KEMET Part No.	Value (pF)	Volt (DC)	Price Each 1	10	100	200
80-CK05BX100K	C052K100K2X5CA	10	200	.35	.27	.231	.192
80-CK05BX120K	C052K120K2X5CA	12	200	.32	.257	.201	.161
80-CK05BX150K	C052K150K2X5CA	15	200	.32	.257	.201	.161
80-CK05BX180K	C052K180K2X5CA	18	200	.32	.257	.201	.161
80-CK05BX220K	C052K220K2X5CA	22	200	.32	.257	.201	.161
80-CK05BX270K	C052K270K2X5CA	27	200	.32	.257	.201	.161
80-CK05BX330K	C052K330K2X5CA	33	200	.32	.257	.201	.161
80-CK05BX390K	C052K390K2X5CA	39	200	.32	.257	.201	.161
80-CK05BX470K	C052K470K2X5CA	47	200	.32	.257	.201	.161
80-CK05BX560K	C052K560K2X5CA	56	200	.32	.257	.201	.161
80-CK05BX680K	C052K680K2X5CA	68	200	.32	.257	.201	.161
80-CK05BX820K	C052K820K2X5CA	82	200	.32	.257	.201	.161
80-CK05BX101K	C052K101K2X5CA	100	200	.34	.257	.22	.182
80-CK05BX121K	C052K121K2X5CA	120	200	.32	.257	.201	.161
80-CK05BX151K	C052K151K2X5CA	150	200	.32	.257	.201	.161
80-CK05BX181K	C052K181K2X5CA	180	200	.32	.257	.201	.161
80-CK05BX221K	C052K221K2X5CA	220	200	.32	.257	.201	.161
80-CK05BX271K	C052K271K2X5CA	270	200	.32	.257	.201	.161
80-CK05BX331K	C052K331K2X5CA	330	200	.32	.257	.201	.161
80-CK05BX391K	C052K391K2X5CA	390	200	.32	.257	.201	.161
80-CK05BX471K	C052K471K2X5CA	470	200	.32	.257	.201	.161
80-CK05BX561K	C052K561K2X5CA	560	200	.32	.257	.201	.161
80-CK05BX681K	C052K681K2X5CA	680	200	.32	.257	.201	.161
80-CK05BX821K	C052K821K2X5CA	820	200	.32	.257	.201	.161
80-CK05BX102K	C052K102K2X5CA	1000	200	.35	.27	.231	.192

CK05 Series (Cont.)

For quantities greater than listed, call for quote.

MOUSER STOCK NO.	KEMET Part No.	Value (pF)	Volt (DC)	Price Each 1	10	100	200
80-CK05BX122K	C052K122K1X5CA	1200	100	.32	.257	.201	.161
80-CK05BX152K	C052K152K1X5CA	1500	100	.32	.257	.201	.161
80-CK05BX182K	C052K182K1X5CA	1800	100	.32	.257	.201	.161
80-CK05BX222K	C052K222K1X5CA	2200	100	.32	.257	.201	.161
80-CK05BX272K	C052K272K1X5CA	2700	100	.32	.257	.201	.161
80-CK05BX332K	C052K332K1X5CA	3300	100	.32	.257	.201	.161
80-CK05BX392K	C052K392K1X5CA	3900	100	.32	.257	.201	.161
80-CK05BX472K	C052K472K1X5CA	4700	100	.32	.257	.201	.161
80-CK05BX562K	C052K562K1X5CA	5600	100	.32	.257	.201	.161
80-CK05BX682K	C052K682K1X5CA	6800	100	.43	.332	.278	.219
80-CK05BX822K	C052K822K1X5CA	8200	100	.43	.332	.278	.219
80-CK05BX103K	C052K103K1X5CA	.010µF	100	.36	.274	.234	.194
80-CK05BX123K	C052K123K5X5CA	.012µF	50	.54	.417	.353	.278
80-CK05BX153K	C052K153K5X5CA	.015µF	50	.54	.417	.353	.278
80-CK05BX223K	C052K223K5X5CA	.022µF	50	.54	.417	.353	.278
80-CK05BX273K	C052K273K5X5CA	.027µF	50	.54	.417	.353	.278
80-CK05BX333K	C052K333K5X5CA	.033µF	50	.45	.439	.417	.31
80-CK05BX393K	C052K393K5X5CA	.039µF	50	.45	.439	.417	.31
80-CK05BX473K	C052K473K5X5CA	.047µF	50	.45	.439	.417	.31
80-CK05BX563K	C052K563K5X5CA	.056µF	50	.45	.439	.417	.31
80-CK05BX683K	C052K683K5X5CA	.068µF	50	.45	.439	.417	.31
80-CK05BX104K	C052K104K5X5CA	0.1µF	50	.56	.438	.332	.292

CK06 Series

For quantities greater than listed, call for quote.

MOUSER STOCK NO.	KEMET Part No.	Value (pF)	Volt (DC)	Price Each 1	10	100	200
80-CK06BX152K	C062K152K2X5CA	1500	200	.36	.30	.225	.182
80-CK06BX222K	C062K222K2X5CA	2200	200	.36	.30	.225	.182
80-CK06BX332K	C062K332K2X5CA	3300	200	.36	.30	.225	.182
80-CK06BX392K	C062K392K2X5CA	3900	200	.36	.30	.225	.182
80-CK06BX472K	C062K472K2X5CA	4700	200	.36	.30	.225	.182
80-CK06BX682K	C062K682K2X5CA	6800	200	.36	.30	.225	.182
80-CK06BX103K	C062K103K2X5CA	.01µF	200	.38	.282	.242	.20
80-CK06BX223K	C062K223K1X5CA	.022µF	100	.56	.428	.364	.289
80-CK06BX333K	C062K333K1X5CA	.033µF	100	.61	.471	.396	.31
80-CK06BX473K	C062K473K1X5CA	.047µF	100	.61	.471	.396	.31
80-CK06BX683K	C062K683K1X5CA	.068µF	100	.61	.471	.396	.31
80-CK06BX104K	C062K104K1X5CA	0.1µF	100	.55	.435	.365	.286
80-CK06BX154K	C062K154K5X5CA	.15µF	50	1.55	1.19	1.01	.792
80-CK06BX224K	C062K224K5X5CA	.22µF	50	1.82	1.39	1.17	.931
80-CK06BX274K	C062K274K5X5CA	.27µF	50	2.35	1.81	1.51	1.20
80-CK06BX334K	C062K334K5X5CA	.33µF	50	2.35	1.81	1.51	1.20
80-CK06BX394K	C062K394K5X5CA	.39µF	50	3.21	2.46	2.07	1.64
80-CK06BX474K	C062K474K5X5CA	.47µF	50	3.21	2.46	2.07	1.64
80-CK06BX564K	C062K564K5X5CA	.56µF	50	4.01	3.08	2.58	2.05
80-CK06BX684K	C062K684K5X5CA	.68µF	50	4.01	3.08	2.58	2.05
80-CK06BX824K	C114K824K5X5CA	.82µF	50	3.75	2.88	2.41	1.92
80-CK06BX105K	C062K105K5X5CA	1.0µF	50	3.75	2.92	2.66	1.98

KEMET C4XX SERIES, "AXIMAX" CONFORMAL COATED AXIAL

Temperature Characteristics:

- C0G: 0 ±30ppm/°C from -55°C to +125°C
- X7R: ±15% from -55°C to +125°C
- Z5U: +22% from; -56% from +10°C to +85°C

Specifications:

- Solder coated copper clad steel leads
- Epoxy encapsulated - meets flame test requirements of UL Standard 94V-0
- High-temperature solder - meets EIA RS-198D, Method 302, Condition B (260°C for 10 sec.)

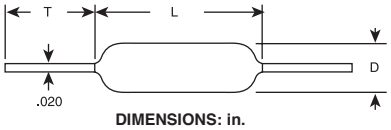

DIMENSIONS: in.

RoHS Compliant

Temp Coef: C0G, 5% Tolerance

For quantities greater than listed, call for quote.

MOUSER STOCK NO.	KEMET Part No.	Value (pF)	Dimensions: in. L	D	T	Price Each 1	10	100
100 Volt								
80-C410C100J1G	C410C100J1G5CA	10	.170	.100	1.00	.27	.203	.179
80-C410C150J1G	C410C150J1G5CA	15	.170	.100	1.00	.27	.203	.179
80-C410C180J1G	C410C180J1G5CA	18	.170	.100	1.00	.27	.203	.179
80-C410C220J1G	C410C220J1G5CA	22	.170	.100	1.00	.27	.203	.179
80-C410C270J1G	C410C270J1G5CA	27	.170	.100	1.00	.27	.203	.179
80-C410C330J1G	C410C330J1G5CA	33	.170	.100	1.00	.27	.203	.179
80-C410C470J1G	C410C470J1G5CA	47	.170	.100	1.00	.27	.203	.179
80-C410C820J1G	C410C820J1G5CA	82	.170	.100	1.00	.27	.203	.179
80-C410C101J1G	C410C101J1G5CA	100	.170	.100	1.00	.62	.482	.30
80-C410C151J1G	C410C151J1G5CA	150	.170	.100	1.00	.27	.203	.179
80-C410C221J1G	C410C221J1G5CA	220	.170	.100	1.00	.27	.203	.179
80-C410C331J1G	C410C331J1G5CA	330	.170	.100	1.00	.27	.203	.179
80-C410C471J1G	C410C471J1G5CA	470	.170	.100	1.00	.70	.546	.332
80-C410C102J1G	C410C102J1G5CA	1000	.170	.100	1.00	.26	.193	.165
80-C430C332J1G	C430C332J1G5CA	3300	.290	.150	1.00	.96	.824	.556
80-C430C472J1G	C430C472J1G5CA	4700	.290	.150	1.00	.96	.824	.556
200 Volt								
80-C410C220J2G	C410C220J2G5CA	22	.170	.100	1.00	.27	.203	.179
80-C410C330J2G	C410C330J2G5CA	33	.170	.100	1.00	.27	.203	.179
80-C410C101J2G	C410C101J2G5CA	100	.170	.100	1.00	.62	.482	.30

Temp Coef: X7R, 10% Tolerance

For quantities greater than listed, call for quote.

MOUSER STOCK NO.	KEMET Part No.	Value (pF)	Dimensions: in. L	D	T	Price Each 1	10	100
50 Volt								
80-C410C102K5R	C410C102K5R5CA	0.001	.170	.100	1.00	.34	.235	.139
80-C410C103K5R	C410C103K5R5CA	0.01	.170	.100	1.00	.14	.118	.096
80-C410C223K5R	C410C223K5R5CA	0.022	.170	.100	1.00	.47	.353	.193
80-C410C333K5R	C410C333K5R5CA	0.033	.170	.100	1.00	.47	.353	.193
80-C410C473K5R	C410C473K5R5CA	0.047	.170	.100	1.00	.26	.214	.189
80-C412C104K5R	C412C104K5R5CA	0.1	.170	.120	1.00	.11	.091	.075
80-C430C154K5R	C430C154K5R5CA	0.15	.290	.150	1.00	.82	.439	.375
80-C430C224K5R	C430C224K5R5CA	0.22	.290	.150	1.00	.88	.685	.578
80-C440C474K5R	C440C474K5R5CA	0.47	.400	.150	1.00	1.71	1.39	1.12
100 Volt								
80-C410C821K1R	C410C821K1R5CA	820	.170	.100	1.00	.36	.246	.15
80-C410C102K1R	C410C102K1R5CA	1000	.170	.100	1.00	.17	.15	.126
80-C410C152K1R	C410C152K1R5CA	1500	.170	.100	1.00	.36	.246	.15
80-C410C222K1R	C410C222K1R5CA	2200	.170	.100	1.00	.36	.246	.15
80-C410C472K1R	C410C472K1R5CA	4700	.170	.100	1.00	.36	.246	.15
80-C410C103K1R	C410C103K1R5CA	0.01	.170	.100	1.00	.50	.428	.225
80-C430C473K1R	C430C473K1R5CA	0.047	.290	.150	1.00	.77	.321	.278
80-C430C104K1R	C430C104K1R5CA	0.1	.290	.150	1.00	.94	.738	.439

Temp Coef: Z5U, 20% Tolerance

For quantities greater than listed, call for quote.

MOUSER STOCK NO.	KEMET Part No.	Value (pF)	Dimensions: in. L	D	T	Price Each 1	10	100
50 Volt								
80-C410C103M5U	C410C103M5U5CA	0.01	.170	.100	1.00	.13	.096	.086
80-C410C104M5U	C410C104M5U5CA	0.1	.170	.100	1.00	.12	.096	.075
80-C412C334M5U	C412C334M5U5CA	0.33	.170	.120	1.00	.73	.642	.428
80-C420C334M5U	C420C334M5U5CA	0.33	.260	.100	1.00	.73	.599	.385
80-C430C474M5U	C430C474M5U5CA	0.47	.290	.150	1.00	.92	.77	.535
80-C430C105M5U	C430C105M5U5CA	1.0	.290	.150	1.00	.90	.792	.492
80-C440C105M5U	C440C105M5U5CA	1.0	.400	.150	1.00	.70	.567	.471
100 Volt								
80-C410C103M1U	C410C103M1U5CA	0.01	.170	.100	1.00	.32	.278	.118
80-C430C104M1U	C430C104M1U5CA	0.1	.290	.150	1.00	.56	.46	.289
80-C440C224M1U	C440C224M1U5CA	0.22	.400	.150	1.00	.94	.749	.492

© Copyright 2013 Mouser Electronics

© Copyright 2013 Mouser Electronics

GOLDEN MAX CERAMIC CONFORMAL COATED/RADIAL HIGH VOLTAGE C3XX SERIES

- Temperature characteristics: C0G: 0.15% max. from -55°C to +125°C, X7R: ±15% max. from -55°C to +125°C
- Epoxy encapsulated
- Meets flame test requirements of UL Standard 94V-0

Also available in various lead formations, tolerances, and packaging. Please contact a Mouser Sales Representative for information.

RoHS Compliant

LEAD-FREE

Case Size	DIMENSIONS: in.(mm)				
	L Max.	H Max.	T Max.	S (1) ± 030 (.76)	D + .004 (.10) - .001 (.76)
C315	.150 (3.81)	.210 (5.33)	.100 (2.54)	.100 (2.54)	.020 (.51)
C317	.150 (3.81)	.230 (5.84)	.100 (2.54)	.200 (5.08)	.020 (.51)
C320	.200 (5.08)	.260 (6.60)	.125 (3.18)	.100 (2.54)	.020 (.51)
C322	.200 (5.08)	.260 (6.60)	.125 (3.18)	.200 (5.08)	.020 (.51)
C330	.300 (7.62)	.360 (9.14)	.150 (3.81)	.200 (5.08)	.020 (.51)
C340	.400 (10.16)	.460 (11.68)	.150 (3.81)	.200 (5.08)	.020 (.51)
C350	.500 (12.70)	.560 (14.22)	.200 (5.08)	.400 (10.16)	.025 (.64)

DIMENSIONS: in. (mm)

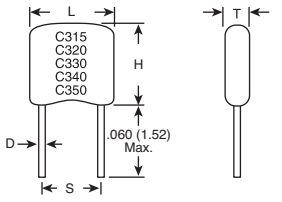

Straight Leads

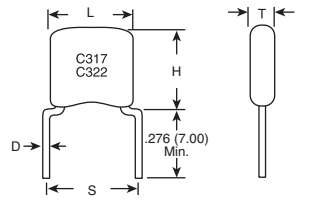

Formed Leads

C3XX Series, C0G

For quantities greater than listed, call for quote.

MOUSER STOCK NO.	KEMET Part No.	Value (pF)	Volt	Tol.	Price Each 1	25	50	100
80-C315C100KDG	C315C100KDG5TA	10	1000	10%	1.88	1.69	1.50	1.32
80-C315C101KCG	C315C101KCG5TA	100	500	10%	1.84	1.67	1.48	1.29
80-C317C101KDG	C317C101KDG5TA	100	1000	10%	3.92	3.26	2.80	2.30
80-C330C101KDG	C330C101KDG5TA	100	1000	10%	2.68	1.85	1.55	1.26
80-C340C101KGG	C340C101KGG5TA	100	2000	10%	3.75	3.37	3.00	2.62
80-C340C101KHG	C340C101KHG5TA	100	3000	10%	3.36	2.90	2.47	2.10
80-C320C102KDG	C320C102KDG5TA	1000	1000	10%	2.09	1.87	1.67	1.47
80-C322C102KDG	C322C102KDG5TA	1000	1000	10%	2.09	1.87	1.67	1.47
80-C322C332KCG	C322C332KCG5TA	3300	500	10%	2.07	1.86	1.66	1.44
80-C340C103KCG	C340C103KCG5TA	0.01µF	500	10%	2.94	2.54	2.16	1.84

C3XX Series, X7R

For quantities greater than listed, call for quote.

MOUSER STOCK NO.	KEMET Part No.	Value (pF)	Volt	Tol.	Price Each 1	25	50	100
80-C317C101KDR	C317C101KDR5TA	100	1000	10%	1.71	1.53	1.37	1.19
80-C340C101KHR	C340C101KHR5TA	100	3000	10%	3.00	2.59	2.20	1.87
80-C322C102KDR	C322C102KDR5TA	1000	1000	10%	1.89	1.71	1.52	1.33
80-C317C332KCR	C317C332KCR5TA	3300	500	10%	3.77	3.15	2.70	2.21
80-C320C103MCR	C320C103MCR5TA	0.01µF	500	20%	1.00	.783	.706	.578
80-C322C103KDR	C322C103KDR5TA	0.01µF	1000	10%	1.31	1.18	1.05	.923
80-C330C104KCR	C330C104KCR5TA	0.1µF	500	10%	2.07	1.63	1.37	1.34
80-C330C104MCR	C330C104MCR5TA	0.1µF	500	20%	1.62	1.27	1.06	.952
80-C330C124KCR	C330C124KCR5TA	0.1µF	500	10%	2.31	1.84	1.65	1.42
80-C340C224MCR	C340C224MCR5TA	0.22µF	500	20%	6.37	4.60	4.28	4.00

GOLDEN MAX CERAMIC COMMERCIAL HIGH VOLTAGE RADIAL LEADED CAPACITOR C6XX SERIES

- Temperature characteristics: C0G: 0.15% max. from -55°C to +125°C, X7R: ±15% max. from -55°C to +125°C
- Epoxy encapsulated
- Meets flame test requirements of UL Standard 94V-0

Also available in various lead formations, tolerances, and packaging. Please contact a Mouser Sales Representative for information.

RoHS Compliant

LEAD-FREE

Case Size	DIMENSIONS: in.(mm)				
	L Max.	H Max.	T Max.	Lead Spacing	LD (Nominal)
C617	.250 (6.35)	.220 (5.59)	.200 (5.08)	.170 (4.32)	.025 (.64)
C622/3	.320 (8.13)	.280 (7.11)	.250 (6.35)	.220 (5.59)	.025 (.64)
C627/8	.370 (9.40)	.300 (7.62)	.250 (6.35)	.275 (6.98)	.025 (.64)
C630/1	.450 (11.40)	.220 (5.59)	.200 (5.08)	.300 (7.62)	.025 (.64)
C637/8	.470 (11.90)	.400 (10.20)	.270 (6.89)	.375 (9.52)	.025 (.64)
C640	.550 (14.00)	.280 (7.11)	.250 (6.35)	.400 (10.16)	.025 (.64)
C647/8	.570 (14.50)	.500 (12.70)	.270 (6.89)	.475 (12..06)	.025 (.64)
C657/8	.670 (17.02)	.600 (15.24)	.270 (6.89)	.575 (14.60)	.025 (.64)
C668	.770 (19.56)	.720 (18.29)	.270 (6.89)	.675 (17.14)	.025 (.64)

DIMENSIONS: in. (mm)

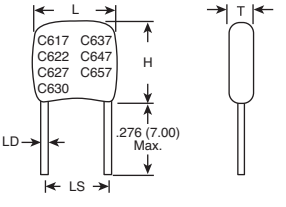

Straight Leads

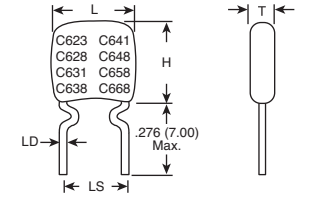

Formed Leads

C6XX Series, C0G

For quantities greater than listed, call for quote.

MOUSER STOCK NO.	KEMET Part No.	Value (pF)	Volt	Tol.	Price Each 1	25	50	100
80-C622C100KDG	C622C100KDG5TA	10	1000	10%	11.25	9.89	8.66	7.42
80-C622C102JDG	C622C102JDG5TA	1000	1000	5%	11.25	9.89	8.66	7.42
80-C627C102KGG	C627C102KGG5TA	1000	2000	10%	12.12	10.66	9.33	7.99
80-C630C102KGG	C630C102KGG5TA	1000	2000	10%	13.63	11.98	10.49	8.99
80-C637C102KGG	C637C102KGG5TA	1000	2000	10%	13.63	11.98	10.49	8.99
80-C638C102KHG	C638C102KHG5TA	1000	3000	10%	17.18	15.11	13.23	11.33
80-C657C102JGG	C657C102JGG5TA	1000	2000	5%	42.47	35.40	31.85	28.31
80-C657C472JGG	C657C472JGG5TA	4700	2000	5%	42.47	35.40	31.85	28.31
80-C657C103JGG	C657C103JGG5TA	0.01µF	2000	5%	42.47	40.75	36.38	33.66
80-C667C103KGG	C667C103KGG5TA	0.01µF	2000	10%	46.55	38.79	34.91	31.03
80-C668C103KGG	C668C103KGG5TA	0.01µF	2000	10%	46.55	38.79	34.91	31.03

C6XX Series, X7R

For quantities greater than listed, call for quote.

MOUSER STOCK NO.	KEMET Part No.	Value (pF)	Volt	Tol.	Price Each 1	25	50	100
80-C617C102KDR	C617C102KDR5TA	1000	1000	10%	9.51	7.61	6.67	6.09
80-C628C102KHR	C628C102KHR5TA	1000	3000	10%	12.12	10.66	9.33	7.99
80-C630C102KDR	C630C102KDR5TA	1000	1000	10%	13.63	11.98	10.49	8.99
80-C630C102KHR	C630C102KHR5TA	1000	3000	10%	13.63	11.98	10.49	8.99
80-C637C102KGR	C637C102KGR5TA	1000	2000	10%	17.18	15.11	13.23	11.33

C6XX Series, X7R (Cont.)

For quantities greater than listed, call for quote.

MOUSER STOCK NO.	KEMET Part No.	Value (pF)	Volt	Tol.	Price Each 1	25	50	100
0-C617C102KDR	C617C102KDR5TA	1000	1000	10%	9.51	7.61	6.67	6.09
80-C628C102KHR	C628C102KHR5TA	1000	3000	10%	12.12	10.66	9.33	7.99
80-C630C102KDR	C630C102KDR5TA	1000	1000	10%	13.63	11.98	10.49	8.99
80-C630C102KHR	C630C102KHR5TA	1000	3000	10%	13.63	11.98	10.49	8.99
80-C637C102KGR	C637C102KGR5TA	1000	2000	10%	17.18	15.11	13.23	11.33
80-C638C102KGR	C638C102KGR5TA	1000	2000	10%	17.18	15.11	13.23	11.33
80-C628C472KDR	C628C472KDR5TA	4700	1000	10%	12.12	10.66	9.33	7.99
80-C628C472KHR	C628C472KHR5TA	4700	3000	10%	12.12	10.66	9.33	7.99
80-C617C103KDR	C617C103KDR5TA	0.01µF	1000	10%	9.51	7.61	6.67	6.09
80-C627C103KDR	C627C103KDR5TA	0.01µF	1000	10%	12.12	10.66	9.33	7.99
80-C628C103KGR	C628C103KGR5TA	0.01µF	2000	10%	12.36	10.90	9.58	8.24
80-C631C103KDR	C631C103KDR5TA	0.01µF	1000	10%	13.63	11.98	10.49	8.99
80-C638C103KGR	C638C103KGR5TA	0.01µF	2000	10%	17.18	15.11	13.23	11.33
80-C617C123KDR	C617C123KDR5TA	0.012µF	1000	10%	10.52	9.24	8.09	6.93
80-C638C473KDR	C638C473KDR5TA	0.047µF	1000	10%	17.18	15.11	13.23	11.33
80-C638C104KDR	C638C104KDR5TA	0.1µF	1000	10%	17.18	15.11	13.23	11.33
80-C641C104KDR	C641C104KDR5TA	0.1µF	1000	10%	19.09	16.78	14.68	12.58
80-C648C104KDR	C648C104KDR5TA	0.1µF	1000	10%	32.42	28.50	24.94	21.38
80-C658C104KDR	C658C104KDR5TA	0.1µF	1000	10%	42.47	35.40	31.85	28.31
80-C668C104KGR	C668C104KGR5TA	0.1µF	2000	10%	46.55	38.79	34.91	31.03
80-C647C105KCR	C647C105KCR5TA	1.0µF	500	10%	32.42	28.50	24.94	21.38
80-C648C105KCR	C648C105KCR5TA	1.0µF	500	10%	35.63	31.71	28.15	24.59
80-C657C105KCR	C657C105KCR5TA	1.0µF	500	10%	32.42	28.50	24.94	21.38
80-C658C105KCR	C658C105KCR5TA	1.0µF	500	10%	42.47	35.40	31.85	28.31
80-C668C105KDR	C668C105KDR5TA	1.0µF	1000	10%	42.47	35.40	31.85	28.31

© Copyright 2013 Mouser Electronics

© Copyright 2013 Mouser Electronics

CERAMIC "GOLDEN MAX" CONFORMAL COATED, RADIAL, C0G (NP0)

- Temperature characteristics: 0 ±30ppm/°C from -55°C to +125°C
- Epoxy encapsulated
- Meets flame test requirements of UL Standard 94V-0

Also available in various lead formations, tolerances and packaging. Please contact a Mouser Sales Representative for information.

RoHS Compliant

DIMENSIONS: in.(mm)

Case Size	L Max.	H Max.	T Max.	S (1) ± 030 (.76)	D + .004 (.10) - .001 (.76)
C315	.150 (3.81)	.210 (5.33)	.100 (2.54)	.100 (2.54)	.020 (.51)
C317	.150 (3.81)	.230 (5.84)	.100 (2.54)	.200 (5.08)	.020 (.51)
C320	.200 (5.08)	.260 (6.60)	.125 (3.18)	.100 (2.54)	.020 (.51)
C322	.200 (5.08)	.260 (6.60)	.125 (3.18)	.200 (5.08)	.020 (.51)
C323	.200 (5.08)	.320 (8.13)	.125 (3.18)	.200 (5.08)	.020 (.51)
C330	.300 (7.62)	.360 (9.14)	.150 (3.81)	.200 (5.08)	.020 (.51)
C340	.400 (10.16)	.460 (11.68)	.150 (3.81)	.200 (5.08)	.020 (.51)
C350	.500 (12.70)	.560 (14.22)	.200 (5.08)	.400 (10.16)	.025 (.64)

DIMENSIONS: in. (mm)

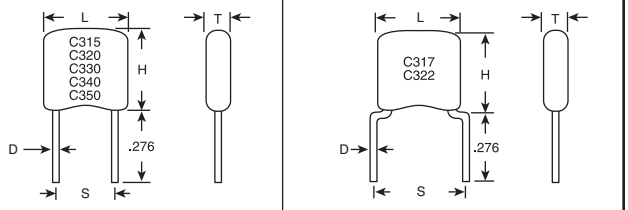

Straight Leads | Formed Leads

C0G (NP0)

For quantities greater than listed, call for quote.

MOUSER STOCK NO.	KEMET Part No.	Value (pF)	Volt	Tol.±	Price Each 1	100	500	1000	2000
80-C315C229D2G	C315C229D2G5TA	2.2	200	0.5pF	.35	.332	.321	.31	.30
80-C315C279D2G	C315C279D2G5TA	2.7	200	0.5pF	.35	.332	.321	.31	.30
80-C315C479D2G	C315C479D2G5TA	4.7	200	0.5pF	.18	.171	.169	.164	.158
80-C315C569D2G	C315C569D2G5TA	5.6	200	0.5pF	.18	.171	.169	.164	.158
80-C315C689D2G	C315C689D2G5TA	6.8	200	0.5pF	.18	.171	.169	.164	.158
80-C315C100J1G	C315C100J1G5TA	10	100	5%	.38	.15	.107	.102	.086
80-C315C100J2G	C315C100J2G5TA	10	200	5%	.38	.15	.107	.102	.086
80-C317C100J2G	C317C100J2G5TA	10	200	5%	.38	.15	.107	.102	.086
80-C320C100J1G	C320C100J1G5TA	10	100	5%	.43	.171	.135	.113	.107
80-C322C100J2G	C322C100J2G5TA	10	200	5%	.43	.171	.135	.113	.107
80-C315C150J1G	C315C150J1G5TA	15	100	5%	.46	.182	.142	.12	.116
80-C315C150J2G	C315C150J2G5TA	15	200	5%	.46	.182	.142	.12	.116
80-C317C150J2G	C317C150J2G5TA	15	200	5%	.46	.182	.142	.12	.116
80-C315C180J1G	C315C180J1G5TA	18	100	5%	.46	.182	.142	.12	.116
80-C315C180J2G	C315C180J2G5TA	18	200	5%	.46	.182	.142	.12	.116
80-C317C180J2G	C317C180J2G5TA	18	200	5%	.46	.182	.142	.12	.116
80-C315C220J1G	C315C220J1G5TA	22	100	5%	.46	.182	.142	.12	.116
80-C317C220J2G	C317C220J2G5TA	22	200	5%	.46	.182	.142	.12	.116
80-C322C220J2G	C322C220J2G5TA	22	200	5%	.47	.193	.146	.123	.118
80-C315C270J2G	C315C270J2G5TA	27	200	5%	.46	.182	.142	.12	.116
80-C317C270J2G	C317C270J2G5TA	27	200	5%	.46	.182	.142	.12	.116
80-C322C270J2G	C322C270J2G5TA	27	200	5%	.47	.193	.146	.123	.118
80-C315C330J1G	C315C330J1G5TA	33	100	5%	.46	.182	.142	.12	.116
80-C315C330J2G	C315C330J2G5TA	33	200	5%	.46	.182	.142	.12	.116
80-C317C330J2G	C317C330J2G5TA	33	200	5%	.46	.182	.142	.12	.116
80-C322C330J2G	C322C330J2G5TA	33	200	5%	.47	.193	.146	.123	.118
80-C315C390J1G	C315C390J1G5TA	39	100	5%	.46	.182	.142	.12	.116
80-C315C390J2G	C315C390J2G5TA	39	200	5%	.46	.182	.142	.12	.116
80-C322C390J2G	C322C390J2G5TA	39	200	5%	.47	.193	.146	.123	.118
80-C315C470J1G	C315C470J1G5TA	47	100	5%	.46	.182	.142	.12	.116
80-C315C470J2G	C315C470J2G5TA	47	200	5%	.46	.182	.142	.12	.116
80-C322C470J2G	C322C470J2G5TA	47	200	5%	.41	.171	.128	.118	.107
80-C315C560J2G	C315C560J2G5TA	56	200	5%	.46	.182	.142	.12	.116
80-C317C560J2G	C317C560J2G5TA	56	200	5%	.46	.182	.142	.12	.116
80-C315C680J2G	C315C680J2G5TA	68	200	5%	.48	.193	.151	.127	.119
80-C315C680J1G	C315C680J1G5TA	68	100	5%	.48	.193	.151	.127	.119
80-C315C101J1G	C315C101J1G5TA	100	100	5%	.46	.182	.142	.12	.116
80-C317C101G2G	C317C101G2G5TA	100	200	2%	.71	.503	.364	.321	.31
80-C315C101J2G	C315C101J2G5TA	100	200	5%	.46	.182	.142	.12	.116
80-C317C101J2G	C317C101J2G5TA	100	200	5%	.46	.182	.142	.12	.116
80-C322C101J2G	C322C101J2G5TA	100	200	5%	.41	.171	.128	.118	.107
80-C315C121J1G	C315C121J1G5TA	120	100	5%	.43	.171	.135	.113	.107
80-C315C151J1G	C315C151J1G5TA	150	100	5%	.43	.171	.135	.113	.107
80-C315C151J2G	C315C151J2G5TA	150	200	5%	.51	.214	.162	.136	.129
80-C322C151J2G	C322C151J2G5TA	150	200	5%	.52	.214	.163	.137	.128
80-C315C181J1G	C315C181J1G5TA	180	100	5%	.43	.171	.135	.113	.107
80-C315C181J2G	C315C181J2G5TA	180	200	5%	.51	.214	.162	.136	.129
80-C317C181J1G	C317C181J1G5TA	180	100	5%	.43	.171	.135	.113	.107
80-C322C181J2G	C322C181J2G5TA	180	200	5%	.52	.214	.163	.137	.128
80-C315C221J1G	C315C221J1G5TA	220	100	5%	.43	.171	.135	.113	.107
80-C315C221J2G	C315C221J2G5TA	220	200	5%	.51	.214	.162	.136	.129
80-C317C221J1G	C317C221J1G5TA	220	100	5%	.43	.171	.135	.113	.107
80-C322C221J2G	C322C221J2G5TA	120	200	5%	.52	.214	.163	.137	.128
80-C322C271J2G	C322C271J2G5TA	270	200	5%	.52	.214	.163	.137	.128
80-C315C331J1G	C315C331J1G5TA	330	100	5%	.43	.171	.135	.113	.107
80-C315C331J2G	C315C331J2G5TA	330	200	5%	.50	.225	.172	.147	.136
80-C317C331J1G	C317C331J1G5TA	330	100	5%	.43	.171	.135	.113	.107
80-C320C331J1G	C320C331J1G5TA	330	100	5%	.23	.15	.111	.097	.091
80-C322C331J2G	C322C331J2G5TA	330	200	5%	.50	.225	.173	.148	.139
80-C315C391J1G	C315C391J1G5TA	390	100	5%	.43	.171	.135	.113	.107

C0G (NP0) (Cont.)

For quantities greater than listed, call for quote.

MOUSER STOCK NO.	KEMET Part No.	Value (pF)	Volt	Tol.±	Price Each 1	100	500	1000	2000
80-C315C471J1G	C315C471J1G5TA	470	100	5%	.43	.171	.135	.113	.107
80-C315C471J2G	C315C471J2G5TA	470	200	5%	.50	.225	.172	.147	.136
80-C317C471J2G	C317C471J2G5TA	470	200	5%	.50	.232	.172	.147	.136
80-C317C471J1G	C317C471J1G5TA	470	100	5%	.43	.171	.135	.113	.107
80-C322C471J1G	C322C471J1G5TA	470	100	5%	.23	.15	.112	.101	.097
80-C320C471J1G	C320C471J1G5TA	470	100	5%	.23	.15	.111	.097	.091
80-C322C471J2G	C322C471J2G5TA	470	200	5%	.50	.225	.173	.148	.139
80-C315C561J1G	C315C561J1G5TA	560	100	5%	.43	.171	.135	.113	.107
80-C317C561J1G	C317C561J1G5TA	560	100	5%	.43	.171	.135	.113	.107
80-C320C561J2G	C320C561J2G5TA	560	200	5%	.50	.225	.173	.148	.139
80-C315C681J1G	C315C681J1G5TA	680	100	5%	.46	.203	.15	.128	.118
80-C322C681J1G	C322C681J1G5TA	680	100	5%	.50	.225	.173	.148	.139
80-C322C681J2G	C322C681J2G5TA	680	200	5%	.55	.246	.188	.159	.15
80-C315C821J1G	C315C821J1G5TA	820	100	5%	.46	.203	.15	.128	.118
80-C322C821J1G	C322C821J1G5TA	820	100	5%	.50	.225	.173	.148	.139
80-C315C102F1G	C315C102F1G5TA	1000	100	1%	.64	.631	.611	.591	.571
80-C315C102G1G	C315C102G1G5TA	1000	100	2%	.73	.524	.471	.417	.375
80-C320C102G1G	C320C102G1G5TA	1000	100	2%	.73	.439	.353	.31	.31
80-C315C102J1G	C315C102J1G5TA	1000	100	5%	.44	.182	.128	.118	.107
80-C317C102J1G	C317C102J1G5TA	1000	100	5%	.50	.203	.156	.132	.124
80-C320C102J1G	C320C102J1G5TA	1000	100	5%	.50	.203	.157	.133	.126
80-C320C102J2G	C320C102J2G5TA	1000	200	5%	.52	.235	.181	.154	.143
80-C322C102J1G	C322C102J1G5TA	1000	100	5%	.50	.203	.157	.133	.126
80-C322C102J2G	C322C102J2G5TA	1000	200	5%	.52	.235	.181	.154	.143
80-C320C122J2G	C320C122J2G5TA	1200	200	5%	.59	.268	.201	.171	.161
80-C322C122J1G	C322C122J1G5TA	1200	100	5%	.51	.246	.177	.15	.141
80-C320C152J1G	C320C152J1G5TA	1500	100	5%	.51	.235	.177	.15	.139
80-C320C152J2G	C320C152J2G5TA	1500	200	5%	.59	.268	.201	.171	.161
80-C322C152J1G	C322C152J1G5TA	1500	100	5%	.51	.235	.177	.15	.139
80-C322C152J2G	C322C152J2G5TA	1500	200	5%	.59	.268	.201	.171	.161
80-C320C182J1G	C320C182J1G5TA	1800	100	5%	.51	.246	.182	.15	.139
80-C322C182J1G	C322C182J1G5TA	1800	100	5%	.51	.246	.182	.141	.139
80-C320C222J1G	C320C222J1G5TA	2200	100	5%	.35	.214	.161	.139	.128
80-C320C222J2G	C320C222J2G5TA	2200	200	5%	.59	.268	.201	.171	.161
80-C322C222J1G	C322C222J1G5TA	2200	100	5%	.51	.235	.177	.15	.139
80-C322C222J2G	C322C222J2G5TA	2200	200	5%	.59	.268	.201	.171	.161
80-C320C272J1G	C320C272J1G5TA	2700	100	5%	.51	.246	.182	.15	.139
80-C322C272J1G	C322C272J1G5TA	2700	100	5%	.51	.246	.182	.141	.139
80-C320C332J1G	C320C332J1G5TA	3300	100	5%	.59	.268	.201	.171	.161
80-C322C332F1G	C322C332F1G5TA	3300	100	1%	1.77	1.26	.91	.835	.792
80-C322C332J1G	C322C332J1G5TA	3300	100	5%	.59	.268	.201	.171	.161
80-C322C332J2G	C322C332J2G5TA	3300	200	5%	.72	.332	.248	.211	.193
80-C322C392J1G	C322C392J1G5TA	3900	100	5%	.63	.289	.216	.184	.171
80-C320C472J1G	C320C472J1G5TA	4700	100	5%	.63	.289	.216	.184	.171
80-C322C472J1G	C322C472J1G5TA	4700	100	5%	.59	.268	.193	.171	.161
80-C322C562J1G	C322C562J1G5TA	5600	100	5%	.72	.332	.248	.211	.193
80-C330C682J1G	C330C682J1G5TA	6800	100	5%	.88	.503	.364	.321	.289
80-C330C822F1G	C330C822F1G5TA	8200	100	1%	3.57	2.30	1.72	1.69	1.64
80-C330C822J1G	C330C822J1G5TA	8200	100	5%	.88	.503	.364	.321	.289
80-C330C103F1G	C330C103F1G5TA	10000	100	1%	4.40	2.82	2.01	1.88	1.78
80-C330C103J1G	C330C103J1G5TA	.01µF	100	5%	1.07	.621	.449	.385	.364
80-C330C103J2G	C330C103J2G5TA	.01µF	200	5%	1.08	.706	.503	.428	.396
80-C330C123J1G	C330C123J1G5TA	.012µF	100	5%	1.21	.792	.567	.524	.514
80-C330C153J1G	C330C153J1G5TA	.015µF	100	5%	1.21	.706	.535	.449	.439
80-C330C223J1G	C330C223J1G5TA	.022µF	100	5%	1.80	1.18	.845	.706	.674
80-C330C273J1G	C330C273J1G5TA	.027µF	100	5%	2.32	2.03	1.53	1.27	1.14
80-C340C333J1G	C340C333J1G5TA	.033µF	100	5%	3.47	2.14	1.63	1.42	1.39
80-C340C473J1G	C340C473J1G5TA	.047µF	100	5%	3.53	2.21	1.65	1.53	1.48
80-C340C563J1G	C340C563J1G5TA	.056µF	100	5%	3.53	2.21	1.65	1.53	1.48
80-C340C683J1G	C340C683J1G5TA	.068µF	100	5%	3.96	2.48	1.84	1.72	1.68

© Copyright 2013 Mouser Electronics

© Copyright 2013 Mouser Electronics

CERAMIC "GOLDEN MAX" CONFORMAL COATED, RADIAL, X7R AND Z5U

- Temperature Characteristics: X7R: ±15% from -55°C to +125°C, Z5U: +22%, -56% from +10°C to +85°C
- Meets flame test requirements of UL Standard 94V-0.
- Epoxy Encapsulated

Also available in various lead formations, tolerances and packing.
Please contact a Mouser Sales Representative for information.

RoHS Compliant

DIMENSIONS: in. (mm)

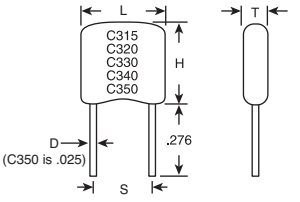

Straight Leads

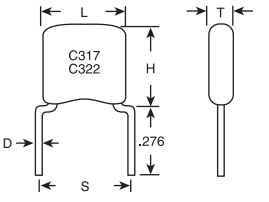

Formed Leads

DIMENSIONS: in.(mm)					
Case Size	L Max.	H Max.	T Max.	S (1) ± 030 (.76)	D + .004 (.10) - .001 (.76)
C315	.150 (3.81)	.210 (5.33)	.100 (2.54)	.100 (2.54)	.020 (.51)
C317	.150 (3.81)	.230 (5.84)	.100 (2.54)	.200 (5.08)	.020 (.51)
C320	.200 (5.08)	.260 (6.60)	.125 (3.18)	.100 (2.54)	.020 (.51)
C322	.200 (5.08)	.260 (6.60)	.125 (3.18)	.200 (5.08)	.020 (.51)
C323	.200 (5.08)	.320 (8.13)	.125 (3.18)	.200 (5.08)	.020 (.51)
C330	.300 (7.62)	.360 (9.14)	.150 (3.81)	.200 (5.08)	.020 (.51)
C340	.400 (10.16)	.460 (11.68)	.150 (3.81)	.200 (5.08)	.020 (.51)
C350	.500 (12.70)	.560 (14.22)	.200 (5.08)	.400 (10.16)	.025 (.64)

X7R

For quantities greater than listed, call for quote.

MOUSER STOCK NO.	KEMET Part No.	Value (pF)	Volt	Tol.	Price Each 1	100	500	1000
80-C315C101K2R	C315C101K2R5TA	100	200	10%	.32	.128	.096	.086
80-C317C101K2R	C317C101K2R5TA	100	200	10%	.36	.15	.112	.095
80-C315C221K2R	C315C221K2R5TA	220	200	10%	.40	.161	.123	.104
80-C315C331K1R	C315C331K1R5TA	330	100	10%	.38	.139	.102	.089
80-C315C471K1R	C315C471K1R5TA	470	100	10%	.38	.139	.102	.089
80-C315C471K2R	C315C471K2R5TA	470	200	10%	.40	.161	.123	.104
80-C315C102K5R	C315C102K5R5TA	1000	50	10%	.11	.08	.055	.054
80-C315C102K1R	C315C102K1R5TA	1000	100	10%	.11	.073	.047	.046
80-C315C102K2R	C315C102K2R5TA	1000	200	10%	.36	.15	.112	.095
80-C317C102K1R	C317C102K1R5TA	1000	100	10%	.11	.086	.063	.061
80-C317C102K2R	C317C102K2R5TA	1000	200	10%	.36	.15	.112	.095
80-C322C102K2R	C322C102K2R5TA	1000	200	10%	.38	.15	.116	.097
80-C315C152K1R	C315C152K1R5TA	1500	100	10%	.38	.139	.102	.089
80-C315C222K1R	C315C222K1R5TA	2200	100	10%	.38	.139	.102	.089
80-C317C222K1R	C317C222K1R5TA	2200	100	10%	.27	.118	.068	.066
80-C320C222K2R	C320C222K2R5TA	2200	200	10%	.41	.161	.127	.107
80-C322C222K2R	C322C222K2R5TA	2200	200	10%	.38	.161	.127	.107
80-C315C332K5R	C315C332K5R5TA	3300	50	10%	.38	.139	.102	.089
80-C315C332K1R	C315C332K1R5TA	3300	100	10%	.38	.139	.102	.089
80-C317C332K1R	C317C332K1R5TA	3300	100	10%	.38	.139	.102	.089
80-C315C472K5R	C315C472K5R5TA	4700	50	10%	.30	.118	.091	.08
80-C315C472K1R	C315C472K1R5TA	4700	100	10%	.34	.141	.106	.089
80-C317C472K1R	C317C472K1R5TA	4700	100	10%	.11	.094	.08	.078
80-C320C472K2R	C320C472K2R5TA	4700	200	10%	.44	.182	.138	.117
80-C322C472K1R	C322C472K1R5TA	4700	100	10%	.35	.139	.108	.091
80-C322C472K2R	C322C472K2R5TA	4700	200	10%	.44	.182	.138	.117
80-C315C682K1R	C315C682K1R5TA	6800	100	10%	.34	.139	.106	.089
80-C315C103K5R	C315C103K5R5TA	.01µF	50	10%	.11	.098	.047	.046
80-C315C103K1R	C315C103K1R5TA	.01µF	100	10%	.11	.08	.055	.054
80-C317C103K5R	C317C103K5R5TA	.01µF	50	10%	.11	.07	.049	.048
80-C317C103K1R	C317C103K1R5TA	.01µF	100	10%	.38	.139	.102	.089
80-C320C103K5R	C320C103K5R5TA	10000	50	10%	.11	.086	.067	.065
80-C320C103K2R	C320C103K2R5TA	.01µF	200	10%	.36	.139	.107	.102
80-C322C103K5R	C322C103K5R5TA	.01µF	50	10%	.11	.08	.056	.054
80-C322C103K1R	C322C103K1R5TA	.01µF	100	10%	.11	.075	.051	.049
80-C322C103K2R	C322C103K2R5TA	.01µF	200	10%	.36	.139	.118	.107
80-C315C153K5R	C315C153K5R5TA	.015µF	50	10%	.34	.139	.106	.089
80-C320C153K1R	C320C153K1R5TA	.015µF	100	10%	.39	.15	.119	.101
80-C315C223K5R	C315C223K5R5TA	.022µF	50	10%	.32	.128	.077	.071
80-C320C223K1R	C320C223K1R5TA	.022µF	100	10%	.44	.182	.138	.117
80-C322C223K5R	C322C223K5R5TA	.022µF	50	10%	.38	.15	.116	.097
80-C320C273K5R	C320C273K5R5TA	27000	50	10%	.38	.15	.116	.097
80-C315C333K5R	C315C333K5R5TA	.033µF	50	10%	.36	.15	.113	.095
80-C320C333K1R	C320C333K1R5TA	.033µF	100	10%	.44	.182	.138	.117
80-C322C333K5R	C322C333K5R5TA	.033µF	50	10%	.38	.15	.116	.097
80-C320C473K5R	C320C473K5R5TA	.047µF	50	10%	.43	.171	.132	.111
80-C320C473K1R	C320C473K1R5TA	.047µF	100	10%	.44	.203	.152	.129
80-C322C473K5R	C322C473K5R5TA	.047µF	50	10%	.38	.15	.118	.107
80-C322C473K1R	C322C473K1R5TA	.047µF	100	10%	.44	.203	.152	.129
80-C320C683K5R	C320C683K5R5TA	.068µF	50	10%	.43	.171	.132	.111
80-C322C683K5R	C322C683K5R5TA	.068µF	50	10%	.43	.171	.132	.111
80-C320C104K5R	C320C104K5R5TA	0.1µF	50	10%	.11	.086	.051	.049
80-C320C104J5R	C320C104J5R5TA	0.1µF	50	5%	.25	.15	.121	.106

X7R (Cont.)

For quantities greater than listed, call for quote.

MOUSER STOCK NO.	KEMET Part No.	Value (pF)	Volt	Tol.	Price Each 1	100	500	1000
80-C320C104K1R	C320C104K1R5TA	0.1µF	100	10%	.11	.08	.051	.049
80-C320C104M5R	C320C104M5R5TA	0.1µF	50	20%	.11	.091	.074	.072
80-C322C104K5R	C322C104K5R5TA	0.1µF	50	10%	.11	.098	.051	.049
80-C322C104K1R	C322C104K1R5TA	0.1µF	100	10%	.11	.08	.059	.057
80-C330C104K1R	C330C104K1R5TA	0.1µF	100	10%	.52	.235	.181	.154
80-C330C104M1R	C330C104M1R5TA	0.1µF	100	10%	.48	.332	.241	.20
80-C330C104K2R	C330C104K2R5TA	0.1µF	200	10%	.92	.492	.385	.332
80-C320C154K5R	C320C154K5R5TA	0.15µF	50	10%	.48	.214	.165	.14
80-C322C154K5R	C322C154K5R5TA	0.15µF	50	10%	.48	.214	.165	.14
80-C320C224K5R	C320C224K5R5TA	0.22µF	50	10%	.59	.246	.214	.193
80-C322C224K5R	C322C224K5R5TA	0.22µF	50	10%	.70	.321	.215	.195
80-C340C224K2R	C340C224K2R5TA	0.22µF	200	10%	3.55	2.18	1.67	1.46
80-C322C274K5R	C322C274K5R5TA	0.27µF	50	10%	.45	.321	.289	.257
80-C330C334K5R	C330C334K5R5TA	0.33uF	50	10%	.89	.439	.353	.299
80-C340C474K1R	C340C474K1R5TA	0.47µF	100	10%	1.58	1.04	.749	.631
80-C330C474K5R	C330C474K5R5TA	0.47µF	50	10%	.89	.449	.353	.30
80-C330C105K5R	C330C105K5R5TA	1.0uF	50	10%	1.09	.696	.535	.449
80-C340C105K5R	C340C105K5R5TA	1.0µF	50	10%	1.13	.674	.546	.482
80-C340C105K1R	C340C105K1R5TA	1.0µF	100	10%	3.55	2.18	1.67	1.46
80-C340C155K5R	C340C155K5R5TA	1.5µF	50	10%	2.72	1.67	1.27	1.11
80-C340C225K5R	C340C225K5R5TA	2.2µF	50	10%	3.50	2.49	1.80	1.39

Z5U

For quantities greater than listed, call for quote.

MOUSER STOCK NO.	KEMET Part No.	Value (pF)	Volt	Tol.	Price Each 1	100	500	1000
80-C315C102M1U	C315C102M1U5TA	1000	100	20%	.33	.128	.091	.08
80-C315C222M1U	C315C222M1U5TA	2200	100	20%	.36	.139	.10	.088
80-C315C103M1U	C315C103M1U5TA	0.01µF	100	20%	.33	.128	.091	.08
80-C317C103M5U	C317C103M5U5TA	0.01µF	50	20%	.11	.086	.06	.058
80-C320C103M5U	C320C103M5U5TA	0.01µF	50	20%	.32	.118	.088	.077
80-C315C473M5U	C315C473M5U5TA	.047µF	50	20%	.35	.128	.097	.085
80-C315C104M5U	C315C104M5U5TA	0.1µF	50	20%	.32	.125	.088	.077
80-C317C104M5U	C317C104M5U5TA	0.1µF	50	20%	.11	.09	.071	.058
80-C320C104M1U	C320C104M1U5TA	0.1µF	100	20%	.30	.118	.102	.086
80-C320C224M5U	C320C224M5U5TA	0.22µF	50	20%	.45	.182	.139	.128
80-C320C334M5U	C320C334M5U5TA	0.33µF	50	20%	.35	.165	.129	.107
80-C320C474M5U	C320C474M5U5TA	0.47µF	50	20%	.52	.235	.18	.152
80-C340C105M1U	C340C105M1U5TA	1.0µF	100	20%	2.41	1.48	1.12	.995
80-C330C155M5U	C330C155M5U5TA	1.5µF	50	20%	1.02	.589	.428	.375
80-C340C225M5U	C340C225M5U5TA	2.2µF	50	20%	2.43	1.50	1.13	.995
80-C340C335M5U	C340C335M5U5TA	3.3µF	50	20%	3.03	1.87	1.42	1.24
80-C340C475M5U	C340C475M5U5TA	4.7µF	50	20%	3.34	2.10	1.55	1.44

© Copyright 2013 Mouser Electronics

© Copyright 2013 Mouser Electronics

KEMET High Temperature Ceramic Capacitors

The Capacitance Company
KEMET
CHARGED.

KEMET 200°C CERAMIC CAPACITORS

Applications:
- Down Hole
- Industrial
- Harsh Environment

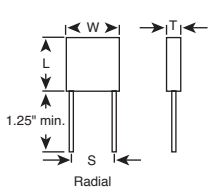

DIMENSIONS: in.

HT Series High Temperature Ceramic Capacitors (+200°C)

For quantities greater than listed, call for quote.

MOUSER STOCK NO.	KEMET Part No.	Temp. Coef.	Value (μF)	Volt (Vdc)	Tol. (±)	Dimensions: in. (max) W	L	T	Lead Spacing (S)	Price Each 1	5	10	20
Radial Lead													
80-HT05CN101J	HT05CN101J	C0G	100pF	100	5%	0.20	0.20	0.10	0.1	37.79	35.09	32.39	31.30
80-HT55BB562K	HT55BB562K	X7R	0.0056	50	10%	0.20	0.20	0.10	0.2	28.99	26.91	24.85	20.70
80-HT06CW104K	HT06CW104K	X7R	0.1	100	10%	0.30	0.30	0.15	0.2	39.10	36.31	33.51	30.72
Axial Lead													
80-HT13CN471K	HT13CN471K	C0G	470pF	100	10%	- - -	0.26	0.135	- - -	37.79	35.09	32.39	27.00
80-HT13CN102J	HT13CN102J	C0G	0.001	100	5%	- - -	0.26	0.135	- - -	38.08	35.36	32.65	27.20
80-HT14CN472J	HT14CN472J	C0G	0.0047	100	5%	- - -	0.40	0.155	- - -	65.01	58.51	55.27	52.01
80-HT13CB103J	HT13CB103J	X7R	0.01	100	5%	- - -	0.26	0.135	- - -	55.94	50.34	44.75	40.27

HV Series High Temperature/High Voltage Radial Lead Ceramic Capacitors (+200°C)

For quantities greater than listed, call for quote.

MOUSER STOCK NO.	KEMET Part No.	Temp. Coef.	Value (μF)	Volt (Vdc)	Tol. (±)	Dimensions: in. (max) W	L	T	Lead Spacing (S)	Price Each 1	5	10	20
80-10HV20B102K	10HV20B102K	X7R	0.001	1000	10%	0.25	0.22	0.2	0.17	23.59	21.91	20.22	18.54
80-30HV22B102K	30HV22B102K	X7R	0.001	3000	10%	0.37	0.3	0.25	0.275	35.56	34.52	34.19	32.47
80-05HV10B103K	05HV10B103K	X7R	0.01	500	10%	0.25	0.22	0.15	0.17	32.70	30.36	28.02	26.16
80-10HV20B103K	10HV20B103K	X7R	0.01	1000	10%	0.25	0.22	0.2	0.17	28.14	26.12	24.12	22.11
80-10HV12B103Z	10HV12B103Z	X7R	0.01	1000	-20%/80	0.42	0.4	0.25	0.3	36.14	33.56	30.98	25.82
80-20HV13B103P	20HV13B103P	X7R	0.01	2000	0/+100	0.52	0.5	0.3	0.4	49.48	45.94	42.40	35.34
80-30HV14B103K	30HV14B103K	X7R	0.01	3000	10%	0.62	0.5	0.3	0.5	92.75	90.04	89.18	84.69
80-10HV25B224K	10HV25B224K	X7R	0.22	1000	10%	0.67	0.6	0.27	0.575	105.06	97.99	88.97	87.83
80-05HV24B105K	05HV24B105K	X7R	1.0	500	10%	0.57	0.5	0.27	0.475	94.15	90.13	80.70	73.98

KEMET 125°C UP TO 260°C C3 CERAMIC CASED CAPACITORS

Specifications:
- Elimination of cracking through uniform coefficient of linear expansion
- No "pull away" of epoxy potting from epoxy case at elevated temperatures
- Resistant to moisture penetration
- Superior volumetric efficiency
- Patented design

Applications:
- Down Hole
- Industrial
- Harsh Environment

Radial Lead C3 Standard (+125°C)

For quantities greater than listed, call for quote.

MOUSER STOCK NO.	KEMET Part No.	Temp. Coef.	Value (μF)	Volt (Vdc)	Tol. (±)	Dimensions: in. (max) W	L	T	Lead Spacing (S)	Price Each 1	5	10	20
80-SRR05B104KGS	SRR05B104KGS	X7R	0.1	50	10%	0.2	0.2	0.1	0.2	30.71	28.52	26.32	21.94

Radial Lead C3 High Temperature (+200°C)

For quantities greater than listed, call for quote.

MOUSER STOCK NO.	KEMET Part No.	Temp. Coef.	Value (μF)	Volt (Vdc)	Tol. (±)	Dimensions: in. (max) W	L	T	Lead Spacing (S)	Price Each 1	5	10	20
80-ACR05B100KGS	ACR05B100KGS	C0G	10pF	50	10%	0.2	0.2	0.1	0.2	10.33	9.67	9.01	8.14
80-ACR05B220KGS	ACR05B220KGS	C0G	22pF	50	10%	0.2	0.2	0.1	0.2	11.43	10.59	9.77	8.11
80-ACR05B330KGS	ACR05B330KGS	C0G	33pF	50	10%	0.2	0.2	0.1	0.2	12.17	11.38	10.38	8.83
80-ACR05B680KGS	ACR05B680KGS	C0G	68pF	50	10%	0.2	0.2	0.1	0.2	14.95	13.88	12.81	10.68
80-ACR05B101KGS	ACR05B101KGS	C0G	100pF	50	10%	0.2	0.2	0.1	0.2	14.95	13.88	12.81	10.68
80-ACR05B271KGS	ACR05B271KGS	C0G	270pF	50	10%	0.2	0.2	0.1	0.2	14.95	13.88	12.81	10.68
80-ACR05B471JGS	ACR05B471JGS	C0G	470pF	50	5%	0.2	0.2	0.1	0.2	19.14	17.91	16.33	13.88
80-ACR05B102KGS	ACR05B102KGS	C0G	0.001	50	10%	0.2	0.2	0.1	0.2	16.16	14.92	13.75	11.41
80-ACR05D103JGS	ACR05D103JGS	C0G	0.01	100	5%	0.2	0.2	0.1	0.2	43.13	40.34	36.79	31.27
80-ACR06D103KGS	ACR06D103KGS	C0G	0.01	100	10%	0.3	0.3	0.1	0.2	44.99	40.50	35.99	32.40
80-ARR05B103KGS	ARR05B103KGS	X7R	0.01	50	10%	0.2	0.2	0.1	0.2	21.59	20.13	18.66	17.19
80-ARR05B104KGS	ARR05B104KGS	X7R	0.1	50	10%	0.2	0.2	0.1	0.2	10.29	9.98	9.07	8.80
80-ARR07B104KGS	ARR07B104KGS	X7R	0.1	50	10%	0.3	0.3	0.15	0.2	20.97	19.47	17.98	14.98
80-ARR06D104KGS	ARR06D104KGS	X7R	0.1	100	10%	0.3	0.3	0.1	0.2	27.26	25.32	23.34	17.43
80-ARR06B154KGS	ARR06B154KGS	X7R	0.15	50	10%	0.3	0.3	0.1	0.2	20.97	19.47	17.98	14.98
80-ARR07B105KGS	ARR07B105KGS	X7R	1.0	50	10%	0.3	0.3	0.15	0.2	32.74	30.55	28.37	24.00
80-ARR07D105KGS	ARR07D105KGS	X7R	1.0	100	10%	0.3	0.3	0.15	0.2	30.11	29.23	28.76	26.75
80-ARR08D105JGS	ARR08D105JGS	X7R	1.0	100	5%	0.5	0.5	0.1	0.4	41.70	38.16	35.28	33.03

Axial Lead C3 High Temperature (+200°C)

For quantities greater than listed, call for quote.

MOUSER STOCK NO.	KEMET Part No.	Temp. Coef.	Value (μF)	Volt (Vdc)	Tol. (±)	Dimensions: in. (max) W	L	T	Lead Spacing (S)	Price Each 1	5	10	20
80-ARA16B103KGS	ARA16B103KGS	X7R	0.01	50	10%	- - -	0.17	0.03	- - -	24.61	22.84	21.09	19.33
80-ARA25B104KGS	ARA25B104KGS	X7R	0.1	50	10%	- - -	0.28	0.1	- - -	13.21	12.81	11.75	11.40

Radial Lead C3 High Temperature (+260°C)

For quantities greater than listed, call for quote.

MOUSER STOCK NO.	KEMET Part No.	Temp. Coef.	Value (μF)	Volt (Vdc)	Tol. (±)	Dimensions: in. (max) W	L	T	Lead Spacing (S)	Price Each 1	5	10	20
80-TCR06B103JGS	TCR06B103JGS	C0G	0.01	50	5%	0.3	0.3	0.1	0.2	57.57	51.81	46.05	41.45
80-TRR06B105KGS	TRR06B105KGS	X7R	1.0	50	10%	0.3	0.3	0.1	0.2	101.06	89.83	84.22	78.59

© Copyright 2013 Mouser Electronics
© Copyright 2013 Mouser Electronics

MURATA Radial Ceramic Capacitors

RoHS Compliant **This product is RoHS compliant.**

muRata Innovator in Electronics

MURATA RADIAL HIGH VOLTAGE CAPACITORS

Features:

- Small size and large capacitance.
- Low ESR/ESL - suitable for high frequency.
- Meets AEC-Q200 requirements.
- Coated with epoxy or silicone resin which is suitable for heat cycle.

DIMENSIONS: mm

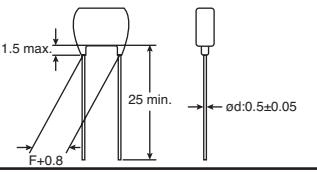

For quantities greater than listed, call for quote.

MOUSER STOCK NO.	Murata Part No.	Value (pF)	Tol. (%)	Volt. (KVdc)	Lead Space (mm)	Temp. Coeff.	Price Each 1	100	500
81-RHDL82A104K2K1C3B	RHDL82A104K2K1C03B	.10uF	10	100	5.0	X8L	.98	.738	.538
81-RHDL81H154K2K1C3B	RHDL81H154K2K1C03B	0.15	10	50	5.0	X8L	.78	.559	.376
81-RHDL81H224K2K1C3B	RHDL81H224K2K1C03B	0.22	10	50	5.0	X8L	.78	.559	.376
81-RHDL81H334K2K1C3B	RHDL81H334K2K1C03B	0.33	10	50	5.0	X8L	1.06	.798	.574
81-RHDL81H474K2K1C3B	RHDL81H474K2K1C03B	0.47	10	50	5.0	X8L	1.06	.798	.574
81-RHDL81H684K2K1C3B	RHDL81H684K2K1C03B	0.68	10	50	5.0	X8L	1.53	.805	.684
81-RHDL81H105K2K1C3B	RHDL81H105K2K1C03B	1.0	10	50	5.0	X8L	1.06	.798	.574
81-RHDL82A333K2K1C3B	RHDL82A333K2K1C03B	33000	10	100	5.0	X8L	.98	.738	.538
81-RHDL82A473K2K1C3B	RHDL82A473K2K1C03B	47000	10	100	5.0	X8L	.98	.738	.538
81-RHDL82A683K2K1C3B	RHDL82A683K2K1C03B	68000	10	100	5.0	X8L	.98	.738	.538
81-RHEL81H104K1K1A3B	RHEL81H104K1K1A03B	0.10	10	50	5.0	X8L	.66	.309	.229
81-RHEL81H102K1K1A3B	RHEL81H102K1K1A03B	1000	10	50	5.0	X8L	.62	.289	.211
81-RHEL82A102K1K1A3B	RHEL82A102K1K1A03B	1000	10	100	5.0	X8L	.66	.311	.23
81-RHEL81H152K1K1A3B	RHEL81H152K1K1A03B	1500	10	50	5.0	X8L	.62	.289	.211
81-RHEL82A152K1K1A3B	RHEL82A152K1K1A03B	1500	10	100	5.0	X8L	.66	.311	.23
81-RHEL81H222K1K1A3B	RHEL81H222K1K1A03B	2200	10	50	5.0	X8L	.62	.289	.211
81-RHEL82A222K1K1A3B	RHEL82A222K1K1A03B	2200	10	100	5.0	X8L	.66	.311	.23
81-RHEL81H332K1K1A3B	RHEL81H332K1K1A03B	3300	10	50	5.0	X8L	.62	.289	.211
81-RHEL82A332K1K1A3B	RHEL82A332K1K1A03B	3300	10	100	5.0	X8L	.66	.311	.23
81-RHEL81H472K1K1A3B	RHEL81H472K1K1A03B	4700	10	50	5.0	X8L	.62	.289	.211
81-RHEL82A472K1K1A3B	RHEL82A472K1K1A03B	4700	10	100	5.0	X8L	.66	.311	.23
81-RHEL81H682K1K1A3B	RHEL81H682K1K1A03B	6800	10	50	5.0	X8L	.62	.289	.211
81-RHEL82A682K1K1A3B	RHEL82A682K1K1A03B	6800	10	100	5.0	X8L	.66	.311	.23
81-RHEL81H103K1K1A3B	RHEL81H103K1K1A03B	10000	10	50	5.0	X8L	.62	.289	.211
81-RHEL82A103K1K1A3B	RHEL82A103K1K1A03B	10000	10	100	5.0	X8L	.72	.308	.226
81-RHEL81H153K1K1A3B	RHEL81H153K1K1A03B	15000	10	50	5.0	X8L	.62	.289	.211
81-RHEL82A153K1K1A3B	RHEL82A153K1K1A03B	15000	10	100	5.0	X8L	.72	.308	.226
81-RHEL81H223K1K1A3B	RHEL81H223K1K1A03B	22000	10	50	5.0	X8L	.62	.289	.211
81-RHEL82A223K1K1A3B	RHEL82A223K1K1A03B	22000	10	100	5.0	X8L	.72	.308	.226
81-RHEL81H333K1K1A3B	RHEL81H333K1K1A03B	33000	10	50	5.0	X8L	.62	.289	.211
81-RHEL81H473K1K1A3B	RHEL81H473K1K1A03B	47000	10	50	5.0	X8L	.62	.289	.211
81-RHEL81H683K1K1A3B	RHEL81H683K1K1A03B	68000	10	50	5.0	X8L	.77	.362	.268

MURATA RADIAL HIGH VOLTAGE CAPACITORS

Applications:

- Ideal for use as the ballast in back lighting inverters for liquid crystal display.
- Ideal for use on high frequency pulse circuits such as a horizontal resonance circuit for CTV and snubber circuits for switching power supplies.
- Ideal use on decoupling circuit for power supply

Code	Temperature Characteristics	Cap. Change or Temp. Coeff	Temperature Range
B3	B	±10%	
E3	E	+20%-55%	-25 to +85°C
F3	F	+30%-80%	
R3	R	±15% +15%-30%	-25 to +85°C +85 to 125°C
1X	SL	+350 to -1000ppm/°C	+20 to 85°C

DIMENSIONS: mm

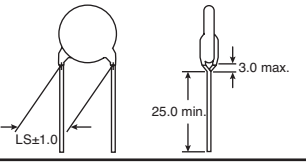

For quantities greater than listed, call for quote.

MOUSER STOCK NO.	Mfr. Part No.	Value (pF)	Tol. (%)	Volt. (KVdc)	Lead Space (mm)	Temp. Coeff.	Price Each 1	100	500
81—DEA1X3A100JC1B		10	5	1.0	5.0	SL	.34	.12	.107
81—DEA1X3F100JCDB		10	5	3.15	7.5	SL	.41	.141	.127
81—DEA1X3A120JC1B		12	5	1.0	5.0	SL	.34	.12	.107
81—DEA1X3A150JC1B		15	5	1.0	5.0	SL	.34	.119	.107
81—DEA1X3F150JCDB		15	5	3.15	7.5	SL	.30	.105	.094
81—DEA1X3F180JCDB		18	5	3.15	7.5	SL	.41	.141	.127
81—DEA1X3A220JC1B		22	5	1.0	5.0	SL	.33	.117	.105
81—DEA1X3F220JCDB		22	5	3.15	7.5	SL	.30	.106	.095
81—DEA1X3A270JC1B		27	5	1.0	5.0	SL	.33	.117	.105
81—DEA1X3A330JC1B		33	5	1.0	5.0	SL	.33	.117	.105
81—DEA1X3A470JC1B		47	5	1.0	5.0	SL	.33	.116	.104
81—DEA1X3D470JA2B		47	5	2.0	5.0	SL	.34	.122	.109
81—DEA1X3A680JC1B		68	5	1.0	5.0	SL	.33	.118	.106
81—DEA1X3A820JA2B		82	5	1.0	5.0	SL	.34	.118	.106
81—DEA1X3A101JA2B		100	5	1.0	5.0	SL	.34	.122	.109
81—DEA1X3D101JA2B		100	5	2.0	5.0	SL	.39	.136	.122
81—DEA1X3F101JA3B		100	5	3.15	7.5	SL	.45	.156	.14
81—DEA1X3A121JA2B		120	5	1.0	5.0	SL	.35	.125	.112
81—DEA1X3A151JA2B		150	5	1.0	5.0	SL	.39	.134	.12
81—DEA1X3A221JA2B		220	5	1.0	5.0	SL	.41	.141	.127
81—DEA1X3D221JA2B		220	5	2.0	5.0	SL	.49	.172	.155
81—DEA1X3A271JA2B		270	5	1.0	5.0	SL	.43	.148	.134
81—DEA1X3D271JA2B		270	5	2.0	5.0	SL	.51	.178	.161
81—DEA1X3A331JA2B		330	5	1.0	5.0	SL	.45	.158	.142
81—DEA1X3A391JA2B		390	5	1.0	5.0	SL	.47	.163	.147
81—DEA1X3A471JA2B		470	5	1.0	5.0	SL	.49	.17	.153
81—DEA1X3D471JA3B		470	5	2.0	7.5	SL	.61	.243	.212
81—DEA1X3D561JA3B		560	5	2.0	7.5	SL	.70	.278	.242
81—DEBB33D101KC1B		100	10	2.0	5.0	B3	.40	.14	.126
81—DEBB33F101KCDB		100	10	3.15	7.5	B3	.42	.146	.131
81—DEBB33D151KC1B		150	10	2.0	5.0	B3	.40	.138	.124
81—DEBB33D221KC1B		220	10	2.0	5.0	B3	.39	.135	.122
81—DEBB33D331KC1B		330	10	2.0	5.0	B3	.40	.137	.123
81—DEBB33D471KA2B		470	10	2.0	5.0	B3	.40	.14	.126
81—DEBB33F471KA3B		470	10	3.15	7.5	B3	.36	.141	.116
81—DEBB33A681KA2B		680	10	1.0	5.0	B3	.34	.12	.108

For quantities greater than listed, call for quote.

MOUSER STOCK NO.	Mfr. Part No.	Value (pF)	Tol. (%)	Volt. (KVdc)	Lead Space (mm)	Temp. Coeff.	Price Each 1	100	500
81—DEBB33D681KA2B		680	10	2.0	5.0	B3	.40	.14	.126
81—DEBB33F681KA3B		680	10	3.15	7.5	B3	.51	.178	.161
81—DEBB33A102KA2B		1,000	10	1.0	5.0	B3	.35	.124	.111
81—DEBB33D102KA2B		1,000	10	2.0	5.0	B3	.47	.163	.147
81—DEBB33F102KA3B		1,000	10	3.15	7.5	B3	.48	.193	.167
81—DEBB33A152KA2B		1,500	10	1.0	5.0	B3	.39	.135	.122
81—DEBB33D152KA2B		1,500	10	2.0	5.0	B3	.49	.172	.155
81—DEBB33A222KA2B		2,200	10	1.0	5.0	B3	.44	.154	.139
81—DEBB33D222KA2B		2,200	10	2.0	5.0	B3	.49	.197	.171
81—DEBB33A332KA2B		3,300	10	1.0	5.0	B3	.49	.17	.153
81—DEBB33F332KA3B		3,300	10	3.15	7.5	B3	.82	.407	.349
81—DEBB33A472KA3B		4,700	10	1.0	7.5	B3	.44	.173	.151
81—DEBB33D472KA3B		4,700	10	2.0	7.5	B3	.79	.314	.273
81—DEBB33A682KA3B		6,800	10	1.0	7.5	B3	.67	.269	.234
81—DEBE33F102ZC3B		1,000	+80-20	3.15	7.5	E3	.43	.151	.136
81—DEBE33F222ZA3B		2,200	+80-20	3.15	7.5	E3	.47	.187	.163
81—DEBE33F472ZA3B		4,700	+80-20	3.15	7.5	E3	.79	.315	.274
81—DEBE33A103ZA3B		10,000	+80-20	1.0	7.5	E3	.57	.225	.196
81—DEBE33D103ZA3B		10,000	+80-20	2.0	7.5	E3	.69	.32	.277
81—DEBF33D102ZC1B		1,000	+80-20	2.0	5.0	F3	.40	.139	.125
81—DEBF33A222ZA2B		2,200	+80-20	1.0	5.0	F3	.35	.124	.111
81—DEBF33A472ZA2B		4,700	+80-20	1.0	5.0	F3	.41	.144	.129
81—DEBF33A103ZA2B		10,000	+80-20	1.0	5.0	F3	.51	.181	.163
81—DEBF33D103ZA3B		10,000	+80-20	2.0	7.5	F3	.73	.291	.254
81—DEHR33D391KA3B		390	10	2.0	7.5	R3	.48	.167	.15
81—DEHR33F391KA3B		390	10	3.15	7.5	R3	.45	.179	.155
81—DEHR33F471KA3B		470	10	3.15	7.5	R3	.49	.198	.172
81—DEHR33D561KA3B		560	10	2.0	7.5	R3	.44	.175	.152
81—DEHR33F561KA3B		560	10	3.15	7.5	R3	.56	.221	.193
81—DEHR33A102KA2B		1,000	10	1.0	5.0	R3	.49	.173	.156
81—DEHR33D102KA3B		1,000	10	2.0	7.5	R3	.51	.207	.18
81—DEHR33D122KA3B		1,200	10	2.0	7.5	R3	.56	.224	.194
81—DEHR33D152KA3B		1,500	10	2.0	7.5	R3	.56	.224	.194
81—DEHR33D182KA3B		1,800	10	2.0	7.5	R3	.80	.319	.277
81—DEHR33A472KA3B		4,700	10	1.0	7.5	R3	.72	.336	.29

© Copyright 2013 Mouser Electronics

© Copyright 2013 Mouser Electronics

MURATA Multilayer Ceramic Radial Capacitors

muRata Innovator in Electronics

MURATA RPE SERIES CAPACITORS

RoHS Compliant **This product is RoHS compliant.**

Specifications:

- Temperature Characteristics:
  C0G ±30ppm/°C from -55°C to +125°C
  X7R ±15% from -55°C to +125°C
  Z5U -56%, +22% from +10°C to +85°C
- Case Size: 5.0 x 3.5mm
- Lead Space: 2.5mm
- D.F.: <ø.8% @ 1kHz

DIMENSIONS: mm

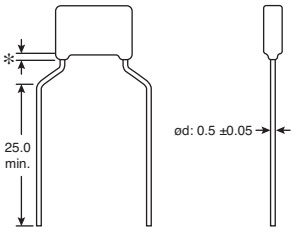

RoHS Compliant

✻ Coating extension does not exceed the end of lead bend

For quantities greater than listed, call for quote.

MOUSER STOCK NO.	Murata Part No.	Value (pF)	Tol. ±	Price Each 1	50	100	500
C0G 50 Volts							
81-RPE5CH1R0C2P1B03B	RPE5C1H1R0C2P1B03B	1.0	.25pF	.54	.285	.211	.183
81-RPE5CH2R0C2P1B03B	RPE5C1H2R0C2P1B03B	2.0	.25pF	.54	.285	.211	.183
81-RPE5C1H3R0C2P1B03	RPE5C1H3R0C2P1B03B	3.0	.25pF	.54	.285	.211	.183
81-RPE5C1H3R9C2P1B03	RPE5C1H3R9C2P1B03B	3.9	.25pF	.49	.239	.204	.153
81-RPE5CH4R0C2P1B03B	RPE5C1H4R0C2P1B03B	4.0	.25pF	.54	.285	.211	.183
81-RPE5C1H6R0D2P1B03	RPE5C1H6R0D2P1B03B	6.0	.5pF	.54	.285	.211	.183
81-RPE5C1H7R0D2P1Z03	RPE5C1H7R0D2P1Z03B	7.0	.5pF	.54	.285	.211	.183
81-RPE5C1H8R0D2P1Z03	RPE5C1H8R0D2P1Z03B	8.0	.5pF	.54	.285	.211	.183
81-RPE5C1H9R0D2P1Z03	RPE5C1H9R0D2P1Z03B	9.0	.5pF	.54	.285	.211	.183
81-RPE5C1H100J2P1Z03	RPE5C1H100J2P1Z03B	10	5%	.54	.285	.211	.183
81-RPE5C1H120J2P1Z03	RPE5C1H120J2P1Z03B	12	5%	.54	.285	.211	.183
81-RPE5C1H150J2P1Z03	RPE5C1H150J2P1Z03B	15	5%	.54	.285	.211	.183
81-RPE5C1H180J2P1Z03	RPE5C1H180J2P1Z03B	18	5%	.54	.285	.211	.183
81-RPE5C1H220J2P1Z03	RPE5C1H220J2P1Z03B	22	5%	.54	.285	.211	.183
81-RPE5C1H240J2P1Z03	RPE5C1H240J2P1Z03B	24	5%	.49	.239	.204	.153
81-RPE5C1H300J2P1Z03	RPE5C1H300J2P1Z03B	30	5%	.49	.239	.204	.153
81-RPE5C1H330J2P1Z03	RPE5C1H330J2P1Z03B	33	5%	.54	.285	.211	.183
81-RPE5C1H390J2P1Z03	RPE5C1H390J2P1Z03B	39	5%	.54	.285	.211	.183
81-RPE5C1H430J2P1Z03	RPE5C1H430J2P1Z03B	43	5%	.49	.239	.204	.153
81-RPE5C1H470J2P1Z03	RPE5C1H470J2P1Z03B	47	5%	.54	.285	.211	.183
81-RPE5C1H560J2P1Z03	RPE5C1H560J2P1Z03B	56	5%	.54	.285	.211	.183
81-RPE5C1H680J2P1Z03	RPE5C1H680J2P1Z03B	68	5%	.54	.285	.211	.183
81-RPE5C1H750J2P1Z03	RPE5C1H750J2P1Z03B	75	5%	.49	.239	.204	.153
81-RPE5C1H820J2P1Z03	RPE5C1H820J2P1Z03B	82	5%	.54	.285	.211	.183
81-RPE5C1H101J2P1A03	RPE5C1H101J2P1A03B	100	5%	.40	.266	.244	.209
81-RPE5C1H121J2P1A03	RPE5C1H121J2P1A03B	120	5%	.40	.266	.244	.209
81-RPE5C1H151J2P1A03	RPE5C1H151J2P1A03B	150	5%	.40	.266	.244	.209
81-RPE5C1H181J2P1A03	RPE5C1H181J2P1A03B	180	5%	.40	.266	.244	.209
81-RPE5C1H221J2P1A03	RPE5C1H221J2P1A03B	220	5%	.40	.266	.244	.209
81-RPE5C1H271J2P1A03	RPE5C1H271J2P1A03B	270	5%	.40	.266	.244	.209
81-RPE5C1H331J2P1A03	RPE5C1H331J2P1A03B	330	5%	.54	.285	.211	.183
81-RPE5C1H361J2P1A03	RPE5C1H361J2P1A03B	360	5%	.49	.238	.203	.152
81-RPE5C1H391J2P1A03	RPE5C1H391J2P1A03B	390	5%	.54	.285	.211	.183
81-RPE5C1H471J2P1A03	RPE5C1H471J2P1A03B	470	5%	.56	.295	.219	.19
81-RPE5C1H561J2P1A03	RPE5C1H561J2P1A03B	560	5%	.56	.295	.219	.19
81-RPE5C1H681J2P1A03	RPE5C1H681J2P1A03B	680	5%	.60	.317	.234	.204
81-RPE5C1H821J2P1A03	RPE5C1H821J2P1A03B	820	5%	.60	.317	.234	.204
81-RPE5C1H102J2P1A03	RPE5C1H102J2P1A03B	1000	5%	.67	.358	.266	.231
81-RPE5C1H122J2P1A03	RPE5C1H122J2P1A03B	1200	5%	.67	.358	.266	.231
81-RPE5C1H152J2P1A03	RPE5C1H152J2P1A03B	1500	5%	.79	.422	.312	.272
81-RPE5C1H182J2P1C03	RPE5C1H182J2P1C03B	1800	5%	.80	.425	.315	.274
81-RPE5C1H222J2P1C03	RPE5C1H222J2P1C03B	2200	5%	.80	.425	.315	.274
X7R 50 Volts							
81-RPER71H221K2P1A03	RPER71H221K2P1A03B	220	10%	.48	.236	.169	.152
81-RPER71H331K2P1A03	RPER71H331K2P1A03B	330	10%	.47	.229	.164	.147
81-RPER71471K2P1A03B	RPER71H471K2P1A03B	470	10%	.46	.225	.161	.144
81-RPER71681K2P1A03B	RPER71H681K2P1A03B	680	10%	.24	.157	.143	.123
81-RPER71102K2P1A03B	RPER71H102K2P1A03B	1000	10%	.47	.229	.164	.147
81-RPER71H122K2P1A03	RPER71H122K2P1A03B	1200	10%	.38	.184	.157	.118
81-RPER71152K2P1A03B	RPER71H152K2P1A03B	1500	10%	.50	.247	.177	.158
81-RPER71222K2P1A03B	RPER71H222K2P1A03B	2200	10%	.47	.229	.164	.147
81-RPER71H272K2P1A03	RPER71H272K2P1A03B	2700	10%	.34	.166	.141	.106
81-RPER71332K2P1A03B	RPER71H332K2P1A03B	3300	10%	.51	.25	.179	.162

For quantities greater than listed, call for quote.

MOUSER STOCK NO.	Murata Part No.	Value (pF)	Tol. ±	Price Each 1	50	100	500
X7R 50 Volts (Cont.)							
81-RPER71472K2P1A03B	RPER71H472K2P1A03B	4700	10%	.48	.232	.166	.15
81-RPER71H562K2P1A03	RPER71H562K2P1A03B	5600	10%	.52	.253	.216	.163
81-RPER71682K2P1A03B	RPER71H682K2P1A03B	6800	10%	.51	.25	.179	.162
81-RPER71H103K2P1A03	RPER71H103K2P1A03B	.01µF	10%	.36	.175	.126	.113
81-RPER71153K2P1A03B	RPER71H153K2P1A03B	.015µF	10%	.51	.25	.179	.162
81-RPER71H183K2P1A03	RPER71H183K2P1A03B	.018µF	10%	.34	.166	.141	.106
81-RPER71223K2P1A03B	RPER71H223K2P1A03B	.022µF	10%	.26	.171	.156	.134
81-RPER71333K2P1A03B	RPER71H333K2P1A03B	.033µF	10%	.28	.187	.171	.147
81-RPER71473K2P1A03B	RPER71H473K2P1A03B	.047µF	10%	.45	.219	.156	.141
81-RPER71563K2P1A03B	RPER71H563K2P1A03B	.056µF	10%	.57	.302	.262	.195
81-RPER71H683K2P1A03	RPER71H683K2P1A03B	.068µF	10%	.59	.315	.233	.203
81-RPER71H104K2P1A03	RPER71H104K2P1A03B	.1µF	10%	.35	.172	.123	.11
C0G 100 Volts							
81-RPE5CA1R0C2P1B03B	RPE5C2A1R0C2P1B03B	1.0	.25pF	.55	.292	.217	.188
81-RPE5C2A1R2C2P1B03	RPE5C2A1R2C2P1B03B	1.2	.25pF	.98	.397	.328	.23
81-RPE5CA2R0C2P1B03B	RPE5C2A2R0C2P1B03B	2.0	.25pF	.55	.292	.217	.188
81-RPE5CA3R0C2P1B03B	RPE5C2A3R0C2P1B03B	3.0	.25pF	.55	.292	.217	.188
81-RPE5CA5R0C2P1B03B	RPE5C2A5R0C2P1B03B	5.0	.25pF	.55	.292	.217	.188
81-RPE5CA100J2P1Z03B	RPE5C2A100J2P1Z03B	10	5%	.43	.282	.259	.221
81-RPE5C2A120J2P1Z03	RPE5C2A120J2P1Z03B	12	5%	.55	.292	.217	.188
81-RPE5CA150J2P1Z03B	RPE5C2A150J2P1Z03B	15	5%	.55	.292	.217	.188
81-RPE5C2A160J2P1Z03	RPE5C2A160J2P1Z03B	16	5%	.50	.246	.211	.158
81-RPE5CA180J2P1Z03B	RPE5C2A180J2P1Z03B	18	5%	.55	.292	.217	.188
81-RPE5CA220J2P1Z03B	RPE5C2A220J2P1Z03B	22	5%	.55	.292	.217	.188
81-RPE5CA270J2P1Z03B	RPE5C2A270J2P1Z03B	27	5%	.55	.292	.217	.188
81-RPE5C2A300J2P1Z03	RPE5C2A300J2P1Z03B	30	5%	.42	.275	.251	.225
81-RPE5CA330J2P1Z03B	RPE5C2A330J2P1Z03B	33	5%	.55	.292	.217	.188
81-RPE5CA390J2P1Z03B	RPE5C2A390J2P1Z03B	39	5%	.55	.292	.217	.188
81-RPE5C2A430J2P1Z03	RPE5C2A430J2P1Z03B	43	5%	.50	.246	.211	.158
81-RPE5CA470J2P1Z03B	RPE5C2A470J2P1Z03B	47	5%	.55	.292	.217	.188
81-RPE5C2A560J2P1Z03	RPE5C2A560J2P1Z03B	56	5%	.55	.292	.217	.188
81-RPE5C2A750J2P1Z03	RPE5C2A750J2P1Z03B	75	5%	.50	.246	.211	.158
81-RPE5C2A820J2P1Z03	RPE5C2A820J2P1Z03B	82	5%	.55	.292	.217	.188
81-RPE5C2A151J2P1Z03	RPE5C2A151J2P1Z03B	150	5%	.44	.232	.202	.15
81-RPE5CA181J2P1Z03B	RPE5C2A181J2P1Z03B	180	5%	.43	.286	.262	.224
81-RPE5C2A201J2P1Z03	RPE5C2A201J2P1Z03B	200	5%	.55	.292	.255	.188
81-RPE5C2A221J2P1Z03	RPE5C2A221J2P1Z03B	220	5%	.44	.232	.202	.15
81-RPE5CA271J2P1Z03B	RPE5C2A271J2P1Z03B	270	5%	.48	.255	.221	.165
X7R 100 Volts							
81-RPER72A221K2P1B03	RPER72A221K2P1B03B	220	10%	.55	.292	.217	.188
81-RPER72A271K2P1B03	RPER72A271K2P1B03B	270	10%	.50	.246	.211	.158
81-RPER72331K2P1B03B	RPER72A331K2P1B03B	330	10%	.55	.292	.217	.188
81-RPER72471K2P1B03B	RPER72A471K2P1B03B	470	10%	.55	.292	.217	.188
81-RPER72681K2P1B03B	RPER72A681K2P1B03B	680	10%	.55	.292	.217	.188
81-RPER72A102K2P1A03	RPER72A102K2P1A03B	1000	10%	.45	.239	.178	.154
81-RPER72A122K2P1A03	RPER72A122K2P1A03B	1200	10%	.49	.241	.207	.155
81-RPER72A152K2P1A03	RPER72A152K2P1A03B	1500	10%	.46	.244	.181	.157
81-RPER72A182K2P1A03	RPER72A182K2P1A03B	1800	10%	.34	.166	.141	.106
81-RPER72A222K2P1A03	RPER72A222K2P1A03B	2200	10%	.45	.239	.178	.154
81-RPER72A272K2P1A03	RPER72A272K2P1A03B	2700	10%	.42	.203	.174	.131
81-RPER72A332K2P1A03	RPER72A332K2P1A03B	3300	10%	.46	.244	.181	.157
81-RPER72A472K2P1A03	RPER72A472K2P1A03B	4700	10%	.45	.239	.178	.154

© Copyright 2013 Mouser Electronics

© Copyright 2013 Mouser Electronics

TDK MLCC Ceramic Capacitors

RoHS Compliant **This product is RoHS compliant.**

TDK DIPPED RADIAL CERAMIC CAPACITORS

Features:

- Due to the technological progress in creating thinner layers of ceramic dielectric and achieving multilayer lamination, this product provides large electrostatic capacity
- It maintains a high level of reliability under specified environmental conditions
- Its residual inductance is small and it provides good frequency characteristics
- The leads are formed with a "kink" to achieve consistent insertion heights and facilitate the release of gases during soldering for dramatically improved solderability
- Also available are products that meet taping specifications for automatic insertions, which contribute to reducing on-board costs

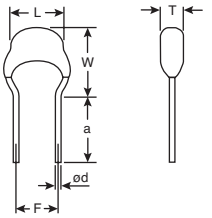

Type	DIMENSIONS: mm					
	L Max.	W Max.	T Max.	F	a	ød
FK14	4.5	5.5	2.5	2.5±0.8	5+3,-1	0.5+0.1,-0.03
FK11	5.5	7.0	4.0	2.5±0.8	5+3,-1	0.5+0.1,-0.03

FK11 Series

For quantities greater than listed, call for quote.

MOUSER STOCK NO. Mfr.	Mfr. Part No.	Value (pF)	Volt. (Vdc)	Tol. (%)	Price Each 1	50	100	500	1000
FK11 Series Temperature Coef: C0G									
810	FK11C0G2A153J	.015µF	100	5%	.52	.40	.364	.331	.304
810	FK11C0G1H223J	.022µF	50	5%	.64	.492	.447	.407	.375
810	FK11C0G2A223J	.022µF	100	5%	.65	.501	.455	.413	.38
810	FK11C0G1H333J	.033µF	50	5%	.64	.492	.447	.407	.375
810	FK11C0G2A333J	.033µF	100	5%	.78	.599	.545	.495	.456
810	FK11C0G1H473J	.047µF	50	5%	.96	.61	.508	.366	.285
810	FK11C0G2A473J	.047µF	100	5%	.87	.668	.607	.551	.507
810	FK11C0G1H683J	.068µF	50	5%	1.02	.751	.685	.631	.578
810	FK11C0G1H104J	.10µF	50	5%	1.27	.946	.674	.642	.589
Temperature Coef: X5R									
810	FK11X5R1H225K	2.2µF	50	10%	.62	.464	.332	.302	.185
810	FK11X5R1H335K	3.3µF	50	10%	.70	.439	.366	.266	.204
810	FK11X5R1E475K	4.7µF	25	10%	.64	.492	.447	.407	.375
810	FK11X5R1E685K	6.8µF	25	20%	.64	.492	.447	.407	.375
810	FK11X5R0J336M	10µF	6.3	20%	.64	.492	.447	.407	.375
810	FK11X5R1C106K	10µF	16	10%	.64	.492	.447	.407	.375
810	FK11X5R1C106M	10µF	16	20%	.64	.492	.447	.407	.375
810	FK11X5R1E106K	10µF	25	10%	.67	.519	.472	.429	.395
810	FK11X5R1E106M	10µF	25	20%	.86	.657	.597	.542	.499
810	FK11X5R1A156M	15µF	10	20%	.67	.445	.356	.321	.199
810	FK11X5R1C156M	15µF	16	20%	.67	.519	.472	.429	.395
810	FK11X5R0J226M	22µF	6.3	20%	.67	.498	.355	.318	.199
810	FK11X5R1A226M	22µF	10	20%	.64	.492	.447	.407	.375
810	FK11X5R1C226M	22µF	16	20%	.86	.657	.597	.542	.499
810	FK11X5R0J476M	47µF	6.3	20%	.64	.492	.447	.407	.375
810	FK11X5R0J686M	68µF	6.3	20%	.67	.519	.472	.429	.395
810	FK11X5R0J107M	100µF	6.3	20%	.86	.657	.597	.542	.499
Temperature Coef: X7R									
810	FK11X7R2A334K	.33µF	100	10%	.43	.333	.303	.275	.253
810	FK11X7R2A474K	.47µF	100	10%	.43	.333	.303	.275	.253
810	FK11X7R1H684K	.68µF	50	10%	.74	.548	.392	.312	.218
810	FK11X7R2A684K	.68µF	100	10%	.52	.40	.364	.331	.304
810	FK11X7R1H105K	1.0µF	50	10%	.74	.551	.395	.357	.221
810	FK11X7R2A105K	1µF	100	10%	.52	.40	.364	.331	.304
810	FK11X7R1H155K	1.5µF	50	10%	.75	.552	.398	.318	.22
810	FK11X7R2A155K	1.5µF	100	10%	.65	.501	.455	.413	.38
810	FK11X7R1E225K	2.2µF	25	10%	.62	.457	.327	.293	.182
810	FK11X7R1H225K	2.2µF	50	10%	.65	.501	.455	.413	.38
810	FK11X7R2A225K	2.2µF	100	10%	.87	.668	.607	.551	.507
810	FK11X7R1E335K	3.3µF	25	10%	.91	.58	.484	.352	.271
810	FK11X7R1H335K	3.3µF	50	10%	.65	.501	.455	.413	.38
810	FK11X7R1E475K	4.7µF	25	10%	.94	.697	.50	.448	.279
810	FK11X7R1H475K	4.7µF	50	10%	.78	.599	.545	.495	.456
810	FK11X7R1E685K	6.8µF	25	10%	.94	.70	.50	.428	.279
810	FK11X7R1C106K	10µF	16	10%	.66	.489	.354	.318	.198
810	FK11X7R1C106M	10µF	16	20%	.66	.489	.354	.318	.198
810	FK11X7R1E106K	10µF	25	20%	.67	.517	.47	.427	.393
810	FK11X7R1E106M	10µF	25	20%	.67	.517	.47	.427	.393
810	FK11X7R1C156M	15µF	16	20%	.70	.519	.37	.337	.208
810	FK11X7R1A226M	22µF	10	20%	.47	.36	.326	.296	.273
810	FK11X7R1C226M	22µF	16	20%	.52	.40	.364	.331	.304
Temperature Coef: X7S									
810	FK11X7S2A335K	3.3µF	100	10%	.87	.668	.607	.551	.507
810	FK11X7S1H475K	4.7µF	50	10%	.78	.599	.545	.495	.456
810	FK11X7S2A475K	4.7µF	100	10%	.87	.668	.607	.551	.507
810	FK11X7S1H685K	6.8µF	50	10%	1.08	.832	.756	.688	.633
Temperature Coef: Y5V									
810	FK11Y5V1H475Z	4.7µF	50	+80,-20%	.71	.523	.377	.301	.211
810	FK11Y5V1H106Z	10µF	50	+80, –20%	.87	.668	.607	.551	.507
810	FK11Y5V1E106Z	10µF	25	+80,-20%	.71	.528	.407	.366	.211
810	FK11Y5V1E226Z	22µF	25	+80, –20%	.87	.668	.607	.551	.507
810	FK11Y5V1C226Z	22µF	16	+80,-20%	.73	.673	.428	.311	.217
810	FK11Y5V1C476Z	47µF	16	+80, –20%	.87	.668	.607	.551	.507
810	FK11Y5V1A476Z	47µF	10	+80,-20%	1.02	.77	.706	.631	.567
810	FK11Y5V0J107Z	100µF	6.3	+80,-20%	1.55	1.14	.995	.931	.272

FK14 Series

For quantities greater than listed, call for quote.

MOUSER STOCK NO. Mfr.	Mfr. Part No.	Value (pF)	Volt. (Vdc)	Tol. (%)	Price Each 1	50	100	500	1000
Temperature Coef: C0G									
810	FK14C0G2E821J	820	250	5%	.29	.214	.155	.124	.087
810	FK14C0G2A102J	1000	100	5%	.26	.189	.142	.113	.079
810	FK14C0G2E102J	1000	250	5%	.29	.214	.155	.124	.087
810	FK14C0G2A122J	1200	100	5%	.26	.196	.142	.113	.079
810	FK14C0G2E122J	1200	250	5%	.34	.246	.182	.146	.102
810	FK14C0G2A152J	1500	100	5%	.33	.245	.178	.142	.098
810	FK14C0G2E152J	1500	250	5%	.34	.246	.182	.146	.102
810	FK14C0G2A182J	1800	100	5%	.33	.245	.178	.142	.098

FK14 Series

For quantities greater than listed, call for quote.

MOUSER STOCK NO. Mfr.	Mfr. Part No.	Value (pF)	Volt. (Vdc)	Tol. (%)	Price Each 1	50	100	500	1000
Temperature Coef: C0G (Cont.)									
810	FK14C0G2E182J	1800	250	5%	.34	.246	.182	.146	.102
810	FK14C0G2A222J	2200	100	5%	.33	.245	.178	.142	.098
810	FK14C0G2E222J	2200	250	5%	.34	.246	.182	.146	.102
810	FK14C0G2A272J	2700	100	5%	.33	.241	.178	.142	.098
810	FK14C0G2E272J	2700	250	5%	.36	.268	.193	.154	.107
810	FK14C0G2A332J	3300	100	5%	.33	.241	.178	.142	.098
810	FK14C0G2A392J	3900	100	5%	.33	.241	.178	.142	.098
810	FK14C0G1H392J	3900	50	5%	.33	.247	.178	.142	.098
810	FK14C0G2A472J	4700	100	5%	.33	.241	.178	.142	.098
810	FK14C0G1H472J	4700	50	5%	.33	.247	.178	.142	.098
810	FK14C0G1H562J	5600	50	5%	.33	.246	.178	.142	.10
810	FK14C0G1H682J	6800	50	5%	.33	.246	.178	.142	.10
810	FK14C0G1H822J	8200	50	5%	.33	.245	.178	.142	.10
810	FK14C0G1H103J	10000	50	5%	.33	.245	.178	.142	.10
810	FK14C0G1H153J	.015µF	50	5%	.27	.208	.188	.171	.157
810	FK14C0G1H223J	.022µF	50	5%	.27	.208	.188	.171	.157
810	FK14C0G1H333J	.033µF	50	5%	.27	.208	.188	.171	.157
810	FK14C0G1H272J	.27µF	50	5%	.23	.172	.156	.142	.131
810	FK14C0G1H332J	.33µF	50	5%	.23	.172	.156	.142	.131
Temperature Coef: X5R									
810	FK14X5R1E684K	.68µF	25	10%	.23	.172	.156	.142	.131
810	FK14X5R1C105K	1µF	16	10%	.23	.172	.156	.142	.131
810	FK14X5R1E105K	1µF	25	10%	.23	.172	.156	.142	.131
810	FK14X5R1A155K	1.5µF	10	10%	.33	.244	.178	.142	.098
810	FK14X5R1C155K	1.5µF	16	10%	.23	.172	.156	.142	.131
810	FK14X5R1E155K	1.5µF	25	10%	.27	.208	.188	.171	.157
810	FK14X5R1A225K	2.2µF	10	10%	.33	.245	.178	.142	.098
810	FK14X5R1C225K	2.2µF	16	10%	.27	.208	.188	.171	.157
810	FK14X5R1E225K	2.2µF	25	10%	.27	.208	.188	.171	.157
810	FK14X5R1A335K	3.3µF	10	10%	.41	.30	.214	.171	.12
810	FK14X5R1C335K	3.3µF	16	10%	.27	.208	.188	.171	.157
810	FK14X5R1E335K	3.3µF	25	10%	.32	.243	.22	.20	.184
810	FK14X5R0J475K	4.7µF	6.3	10%	.33	.247	.178	.142	.098
810	FK14X5R1A475K	4.7µF	10	10%	.40	.294	.214	.171	.12
810	FK14X5R1C475K	4.7µF	16	10%	.32	.243	.22	.20	.184
810	FK14X5R1E475K	4.7µF	25	10%	.32	.243	.22	.20	.184
810	FK14X5R0J685K	6.8µF	6.3	10%	.33	.246	.178	.152	.10
810	FK14X5R1A685K	6.8µF	10	10%	.32	.243	.22	.20	.184
810	FK14X5R0J106K	10µF	6.3	10%	.40	.295	.214	.155	.12
810	FK14X5R0J106M	10µF	6.3	20%	.40	.30	.214	.171	.12
810	FK14X5R1A106K	10µF	10	10%	.32	.243	.22	.20	.184
810	FK14X5R1A106M	10µF	10	20%	.32	.243	.22	.20	.184
810	FK14X5R1C106K	10µF	16	10%	.32	.243	.22	.20	.184
810	FK14X5R1C106M	10µF	16	20%	.32	.243	.22	.20	.184
810	FK14X5R0J156M	15µF	6.3	20%	.32	.243	.22	.20	.184
810	FK14X5R0J226M	22µF	6.3	20%	.32	.243	.22	.20	.184
Temperature Coef: X7R									
810	FK14X7R2A102K	1000	100	10%	.26	.197	.142	.113	.078
810	FK14X7R2E102K	1000	250	10%	.27	.193	.144	.116	.08
810	FK14X7R2A152K	1500	100	10%	.26	.197	.142	.113	.078
810	FK14X7R2E152K	1500	250	10%	.28	.203	.15	.12	.083
810	FK14X7R2A222K	2200	100	10%	.26	.197	.142	.113	.078
810	FK14X7R2E222K	2200	250	10%	.28	.203	.15	.12	.083
810	FK14X7R2A332K	3300	100	10%	.26	.189	.142	.113	.079
810	FK14X7R2E332K	3300	250	10%	.29	.214	.155	.124	.087
810	FK14X7R2A472K	4700	100	10%	.26	.189	.142	.113	.079
810	FK14X7R2E472K	4700	250	10%	.29	.214	.155	.124	.087
810	FK14X7R2A682K	6800	100	10%	.26	.193	.142	.113	.079
810	FK14X7R2E682K	6800	250	10%	.29	.214	.155	.124	.087
810	FK14X7R2A103K	.01µF	100	10%	.32	.242	.178	.142	.098
810	FK14X7R2E103K	.01µF	250	10%	.29	.214	.155	.124	.087
810	FK14X7R2A153K	.015µF	100	10%	.32	.242	.178	.142	.098
810	FK14X7R2E153K	.015µF	250	10%	.30	.225	.161	.128	.09
810	FK14X7R2A223K	.022µF	100	10%	.32	.242	.178	.142	.098
810	FK14X7R2E223K	.022µF	250	10%	.30	.225	.161	.128	.09
810	FK14X7R2A333K	.033µF	100	10%	.33	.246	.178	.142	.10
810	FK14X7R2A473K	.047µF	100	10%	.33	.246	.178	.142	.10
810	FK14X7R2A683K	.068µF	100	10%	.23	.172	.156	.142	.131
810	FK14X7R2A104K	.1µF	100	10%	.23	.172	.156	.142	.131
810	FK14X7R1H154K	.15µF	50	10%	.26	.197	.142	.113	.078
810	FK14X7R1H224K	.22µF	50	10%	.27	.197	.141	.10	.079
810	FK14X7R1H334K	.33µF	50	10%	.26	.199	.142	.113	.094
810	FK14X7R1E474K	.47µF	25	10%	.33	.249	.178	.142	.10
810	FK14X7R1H474K	.47µF	50	10%	.23	.172	.156	.142	.131
810	FK14X7R1C684K	.68µF	16	10%	.33	.249	.178	.142	.10
810	FK14X7R1E684K	.68µF	25	10%	.33	.244	.178	.142	.098
810	FK14X7R1H684K	.68µF	50	10%	.23	.172	.156	.142	.131
810	FK14X7R1C105K	1.0µF	16	10%	.33	.248	.178	.162	.098
810	FK14X7R1E105K	1.0µF	25	10%	.36	.272	.196	.178	.109

© Copyright 2013 Mouser Electronics

© Copyright 2013 Mouser Electronics

RoHS Compliant **This product is RoHS compliant.**

TDK DIPPED RADIAL CERAMIC CAPACITORS (CONT.)

Features:

- Due to the technological progress in creating thinner layers of ceramic dielectric and achieving multilayer lamination, this product provides large electrostatic capacity.
- It maintains a high level of reliability under specified environmental conditions.
- Its residual inductance is small and it provides good frequency characteristics.
- The leads are formed with a "kink" to achieve consistent insertion heights and facilitate the release of gases during soldering for dramatically improved solderability.
- Also available are products that meet taping specifications for automatic insertions, which contribute to reducing on-board costs.

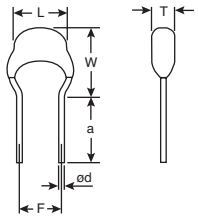

Type	DIMENSIONS: mm					
	L max.	W max.	T max.	F	a	ød
FK18	4.0	5.5	2.5	2.5±0.8	5+3,-1	0.5+0.1,-0.03
FK14	4.5	5.5	2.5	2.5±0.8	5+3,-1	0.5+0.1,-0.03
FK16	5.5	6.0	3.5	2.5±0.8	5+3,-1	0.5+0.1,-0.03

FK14 Series (Cont.)

For quantities greater than listed, call for quote.

MOUSER STOCK NO. / Mfr. Part No.	Value (pF)	Volt. (Vdc)	Tol. (%)	Price Each 1	50	100	500	1000
Temperature Coef: X7R (Cont.)								
810—FK14X7R1H105K	1µF	50	10%	.23	.172	.156	.142	.131
810—FK14X7R1C155K	1.5µF	16	10%	.36	.269	.196	.156	.109
810—FK14X7R1E155K	1.5µF	25	10%	.36	.274	.196	.156	.109
810—FK14X7R1C225K	2.2µF	16	10%	.36	.264	.196	.156	.109
810—FK14X7R1E225K	2.2µF	25	10%	.16	.12	.109	.10	.092
810—FK14X7R1C335K	3.3µF	16	10%	.27	.208	.188	.171	.157
810—FK14X7R1E335K	3.3µF	25	10%	.27	.208	.188	.171	.157
810—FK14X7R1C475K	4.7µF	16	10%	.27	.208	.188	.171	.157
810—FK14X7R1E475K	4.7µF	25	10%	.27	.208	.188	.171	.157
810—FK14X7R0J685K	6.8µF	6.3	10%	.32	.243	.22	.20	.184
810—FK14X7R0J106K	10µF	6.3	10%	.35	.275	.25	.228	.21
810—FK14X7R0J106M	10µF	6.3	20%	.35	.275	.25	.228	.21
Temperature Coef: X7S								
810—FK14X7S2A154K	.15µF	100	10%	.32	.243	.22	.20	.184
810—FK14X7S2A224K	.22µF	100	10%	.32	.243	.22	.20	.184
810—FK14X7S2A334K	.33µF	100	10%	.32	.243	.22	.20	.184
810—FK14X7S2A474K	.47µF	100	10%	.32	.243	.22	.20	.184
810—FK14X7S2A684K	.68µF	100	10%	.32	.243	.22	.20	.184
810—FK14X7S2A105K	1µF	100	10%	.32	.243	.22	.20	.184
Temperature Coef: Y5V								
810—FK14Y5V1H474Z	.47µF	50	+80,-20%	.39	.295	.214	.171	.118
810—FK14Y5V1H105Z	1.0µF	50	+80,-20%	.48	.342	.214	.177	.15
810—FK14Y5V1H225Z	2.2µF	50	+80, –20%	.28	.216	.197	.179	.165
810—FK14Y5V1E225Z	2.2µF	25	+80,-20%	.46	.333	.249	.199	.138
810—FK14Y5V1E475Z	4.7µF	25	+80, –20%	.32	.243	.22	.20	.184
810—FK14Y5V1C475Z	4.7µF	16	+80,-20%	.52	.399	.285	.228	.159
810—FK14Y5V1C106Z	10µF	16	+80, –20%	.35	.275	.25	.228	.21
810—FK14Y5V1A106Z	10µF	10	+80,-20%	.52	.386	.284	.228	.159
810—FK14Y5V0J226Z	22µF	6.3	+80,-20%	.54	.394	.285	.208	.159

FK16 Series (Cont.)

For quantities greater than listed, call for quote.

MOUSER STOCK NO. / Mfr. Part No.	Value (pF)	Volt. (Vdc)	Tol. (%)	Price Each 1	50	100	500	1000
Temperature Coef: C0G								
810—FK16C0G2A392J	3900	100	5%	.27	.208	.188	.171	.157
810—FK16C0G1H472J	4700	50	5%	.35	.275	.25	.228	.21
810—FK16C0G2A472J	4700	100	5%	.27	.208	.188	.171	.157
810—FK16C0G1H562J	5600	50	5%	.35	.275	.25	.228	.21
810—FK16C0G2A562J	5600	100	5%	.27	.208	.188	.171	.157
810—FK16C0G1H682J	6800	50	5%	.35	.275	.25	.228	.21
810—FK16C0G2A682J	6800	100	5%	.32	.243	.22	.20	.184
810—FK16C0G1H822J	8200	50	5%	.35	.275	.25	.228	.21
810—FK16C0G2A822J	8200	100	5%	.32	.243	.22	.20	.184
810—FK16C0G1H103J	.01µF	50	5%	.35	.275	.25	.228	.21
810—FK16C0G2A103J	.01µF	100	5%	.32	.243	.22	.20	.184
810—FK16C0G1H153J	.015µF	50	5%	.54	.399	.285	.228	.159
810—FK16C0G1H223J	.022µF	50	5%	.54	.399	.285	.228	.159
810—FK16C0G1H333J	.033µF	50	5%	.60	.445	.321	.257	.18
810—FK16C0G1H473J	.047µF	50	5%	.54	.414	.377	.342	.315
810—FK16C0G1H683J	.068µF	50	5%	.54	.414	.377	.342	.315
810—FK16C0G1H104J	.1µF	50	5%	.67	.518	.471	.428	.394
Temperature Coef: X5R								
810—FK16X5R1H105K	1µF	50	10%	.45	.346	.315	.286	.263
810—FK16X5R1E155K	1.5µF	25	10%	.16	.12	.109	.10	.092
810—FK16X5R1E225K	2.2µF	25	10%	.45	.346	.315	.286	.263
810—FK16X5R1C335K	3.3µF	16	10%	.46	.34	.249	.199	.138
810—FK16X5R1E335K	3.3µF	25	10%	.45	.346	.315	.286	.263
810—FK16X5R1C475K	4.7µF	16	10%	.46	.347	.249	.184	.138
810—FK16X5R1E475K	4.7µF	25	10%	.45	.346	.315	.286	.263
810—FK16X5R0J685K	6.8µF	6.3	10%	.66	.416	.356	.295	.207
810—FK16X5R1A685K	6.8µF	10	10%	.61	.449	.321	.257	.18
810—FK16X5R1C685K	6.8µF	16	10%	.49	.379	.345	.314	.289
810—FK16X5R0J106K	10µF	6.3	10%	.66	.416	.356	.295	.207
810—FK16X5R0J106M	10µF	6.3	20%	.66	.416	.356	.295	.207
810—FK16X5R1A106K	10µF	10	10%	.66	.416	.356	.295	.207
810—FK16X5R1A106M	10µF	10	20%	.66	.416	.356	.295	.207
810—FK16X5R1C106K	10µF	16	10%	.49	.379	.345	.314	.289
810—FK16X5R1C106M	10µF	16	20%	.49	.379	.345	.314	.289
810—FK16X5R0J156M	15µF	6.3	20%	.67	.499	.356	.285	.199
810—FK16X5R0J226M	22µF	6.3	20%	.67	.447	.355	.253	.199
810—FK16X5R0J336M	33µF	6.3	20%	.49	.379	.345	.314	.289
810—FK16X5R0J476M	47µF	6.3	20%	.54	.414	.377	.342	.315
Temperature Coef: X7R								
810—FK16X7R2A333K	.033µF	100	10%	.23	.172	.156	.142	.131
810—FK16X7R2A473K	.047µF	100	10%	.23	.172	.156	.142	.131
810—FK16X7R2A683K	.068µF	100	10%	.25	.19	.173	.157	.144
810—FK16X7R2A104K	.1µF	100	10%	.25	.19	.173	.157	.144
810—FK16X7R2A154K	.15µF	100	10%	.27	.208	.188	.171	.157

FK16 Series (Cont.)

For quantities greater than listed, call for quote.

MOUSER STOCK NO. / Mfr. Part No.	Value (pF)	Volt. (Vdc)	Tol. (%)	Price Each 1	50	100	500	1000
Temperature Coef: X7R (Cont.)								
810—FK16X7R2A224K	.22µF	100	10%	.27	.208	.188	.171	.157
810—FK16X7R2A334K	.33µF	100	10%	.35	.275	.25	.228	.21
810—FK16X7R1H474K	.47µF	50	10%	.33	.246	.178	.164	.10
810—FK16X7R2A474K	.47µF	100	10%	.41	.31	.282	.257	.236
810—FK16X7R1E684K	.68µF	25	10%	.41	.30	.214	.171	.12
810—FK16X7R1H684K	.68µF	50	10%	.25	.19	.173	.157	.144
810—FK16X7R2A684K	.68µF	100	10%	.45	.346	.315	.286	.263
810—FK16X7R1E105K	1.0µF	25	10%	.40	.291	.213	.151	.12
810—FK16X7R1H105K	1µF	50	10%	.32	.243	.22	.20	.184
810—FK16X7R2A105K	1µF	100	10%	.45	.346	.315	.286	.263
810—FK16X7R1E155K	1.5µF	25	10%	.46	.347	.249	.184	.138
810—FK16X7R1H155K	1.5µF	50	10%	.35	.275	.25	.228	.21
810—FK16X7R1E225K	2.2µF	25	10%	.47	.347	.249	.22	.139
810—FK16X7R1H225K	2.2µF	50	10%	.45	.346	.315	.286	.263
810—FK16X7R1C335K	3.3µF	16	10%	.40	.291	.214	.171	.118
810—FK16X7R1E335K	3.3µF	25	10%	.32	.243	.22	.20	.184
810—FK16X7R1C475K	4.7µF	16	10%	.46	.347	.249	.184	.138
810—FK16X7R1E475K	4.7µF	25	10%	.35	.275	.25	.228	.21
810—FK16X7R1C685K	6.8µF	16	10%	.32	.243	.22	.20	.184
810—FK16X7R1E685K	6.8µF	25	10%	.54	.414	.377	.342	.315
810—FK16X7R1C106K	10µF	16	10%	.32	.243	.22	.20	.184
810—FK16X7R1C106M	10µF	16	20%	.32	.243	.22	.20	.184
810—FK16X7R1E106K	10µF	25	10%	.54	.414	.377	.342	.315
810—FK16X7R1E106M	10µF	25	20%	.54	.414	.377	.342	.315
Temperature Coef: X7S								
810—FK16X7S2A155K	1.5µF	100	10%	.54	.414	.377	.342	.315
810—FK16X7S2A225K	2.2µF	100	10%	.87	.668	.607	.551	.507
Temperature Coef: Y5V								
810—FK16Y5V1H225Z	2.2µF	50	+80,-20%	.47	.337	.249	.199	.139
810—FK16Y5V1E475Z	4.7µF	25	+80,-20%	.54	.385	.285	.228	.158
810—FK16Y5V1H475Z	4.7µF	50	+80, –20%	.45	.346	.315	.286	.263
810—FK16Y5V1C106Z	10µF	16	+80,-20%	.54	.394	.285	.203	.158
810—FK16Y5V1E106Z	10µF	25	+80, –20%	.45	.346	.315	.286	.263
810—FK16Y5V1A226Z	22µF	10	+80,-20%	.67	.492	.356	.259	.199
810—FK16Y5V1C226Z	22µF	16	+80, –20%	.45	.346	.315	.286	.263
810—FK16Y5V0J476Z	47µF	6.3	+80,-20%	.67	.496	.355	.285	.199

FK18 Series

For quantities greater than listed, call for quote.

MOUSER STOCK NO. / Mfr. Part No.	Value (pF)	Volt. (Vdc)	Tol. (%)	Price Each 1	50	100	500	1000
Temperature Coef: C0G								
810—FK18C0G1H010C	1	50	.25pF	.14	.104	.094	.086	.079
810—FK18C0G1H1R5C	1.5	50	.25pF	.14	.104	.094	.086	.079
810—FK18C0G1H020C	2	50	.25pF	.14	.104	.094	.086	.079
810—FK18C0G1H2R2C	2.2	50	.25pF	.14	.104	.094	.086	.079
810—FK18C0G1H030C	3	50	.25pF	.14	.104	.094	.086	.079
810—FK18C0G1H3R3C	3.3	50	.25pF	.14	.104	.094	.086	.079
810—FK18C0G1H040C	4	50	.25pF	.14	.104	.094	.086	.079
810—FK18C0G1H4R7C	4.7	50	.25pF	.14	.104	.094	.086	.079
810—FK18C0G1H050C	5	50	.25pF	.14	.104	.094	.086	.079
810—FK18C0G1H060D	6	50	.5pF	.14	.104	.094	.086	.079
810—FK18C0G1H6R8D	6.8	50	.5pF	.14	.104	.094	.086	.079
810—FK18C0G1H070D	7	50	.5pF	.14	.104	.094	.086	.079
810—FK18C0G1H080D	8	50	.5pF	.14	.104	.094	.086	.079
810—FK18C0G1H090D	9	50	.5pF	.14	.104	.094	.086	.079
810—FK18C0G1H100D	10	50	5%	.20	.142	.107	.086	.059
810—FK18C0G1H120J	12	50	5%	.20	.142	.107	.086	.059
810—FK18C0G1H150J	15	50	5%	.20	.142	.107	.086	.059
810—FK18C0G1H180J	18	50	5%	.20	.142	.107	.086	.059
810—FK18C0G1H220J	22	50	5%	.20	.142	.107	.086	.059
810—FK18C0G1H270J	27	50	5%	.20	.142	.107	.086	.059
810—FK18C0G1H330J	33	50	5%	.20	.142	.107	.086	.059
810—FK18C0G1H390J	39	50	5%	.20	.142	.107	.086	.059
810—FK18C0G1H470J	47	50	5%	.20	.142	.107	.086	.059
810—FK18C0G1H560J	56	50	5%	.20	.142	.107	.086	.059
810—FK18C0G1H680J	68	50	5%	.20	.142	.107	.086	.059
810—FK18C0G1H820J	82	50	5%	.20	.142	.107	.086	.059
810—FK18C0G2A101J	100	100	5%	.24	.17	.124	.10	.068
810—FK18C0G2E101J	100	250	5%	.24	.171	.128	.103	.072
810—FK18C0G1H101J	100	50	5%	.20	.142	.107	.086	.059
810—FK18C0G2A121J	120	100	5%	.23	.171	.123	.098	.068
810—FK18C0G2E121J	120	250	5%	.25	.182	.134	.107	.075
810—FK18C0G1H121J	120	50	5%	.19	.142	.106	.086	.06
810—FK18C0G2A151J	150	100	5%	.23	.173	.124	.10	.068
810—FK18C0G2E151J	150	250	5%	.25	.182	.134	.107	.075
810—FK18C0G1H151J	150	50	5%	.19	.142	.106	.086	.06
810—FK18C0G2A181J	180	100	5%	.23	.173	.124	.10	.068
810—FK18C0G2E181J	180	250	5%	.25	.182	.134	.107	.075

© Copyright 2013 Mouser Electronics

© Copyright 2013 Mouser Electronics

TDK MLCC Ceramic Capacitors

RoHS Compliant This product is RoHS compliant.

TDK DIPPED RADIAL CERAMIC CAPACITORS (CONT.)

Features:

- Due to the technological progress in creating thinner layers of ceramic dielectric and achieving multilayer lamination, this product provides large electrostatic capacity.
- It maintains a high level of reliability under specified environmental conditions.
- Its residual inductance is small and it provides good frequency characteristics.
- The leads are formed with a "kink" to achieve consistent insertion heights and facilitate the release of gases during soldering for dramatically improved solderability.
- Also available are products that meet taping specifications for automatic insertions, which contribute to reducing on-board costs.

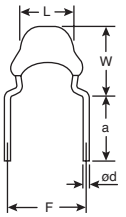

Fig. 1

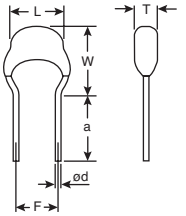

Fig. 2

Type	Fig.	DIMENSIONS: mm					
		L max.	W max.	T max.	F	a	ød
FK20	1	5.5	7.0	4.0	5.0±1.0	7±2	0.5+0.1,-0.03
FK18	2	4.0	5.5	2.5	2.5±0.8	5+3,-1	0.5+0.1,-0.03

FK18 Series (Cont.)

For quantities greater than listed, call for quote.

MOUSER STOCK NO. / Mfr. Part No.	Value (pF)	Volt. (Vdc)	Tol. (%)	Price Each 1	50	100	500	1000
FK18 Series Temperature Coef: C0G (Cont.)								
810—FK18C0G1H181J	180	50	5%	.19	.142	.106	.086	.06
810—FK18C0G2A221J	220	100	5%	.23	.173	.124	.10	.068
810—FK18C0G2E221J	220	250	5%	.25	.182	.134	.107	.075
810—FK18C0G1H221J	220	50	5%	.19	.142	.106	.086	.06
810—FK18C0G2A271J	270	100	5%	.23	.166	.124	.10	.07
810—FK18C0G2E271J	270	250	5%	.25	.182	.134	.107	.075
810—FK18C0G1H271J	270	50	5%	.23	.169	.124	.10	.068
810—FK18C0G2A331J	330	100	5%	.23	.166	.124	.10	.07
810—FK18C0G2E331J	330	250	5%	.25	.182	.134	.107	.075
810—FK18C0G1H331J	330	50	5%	.23	.169	.124	.10	.068
810—FK18C0G2A391J	390	100	5%	.23	.166	.124	.10	.07
810—FK18C0G2E391J	390	250	5%	.25	.182	.134	.107	.075
810—FK18C0G1H391J	390	50	5%	.23	.169	.124	.10	.068
810—FK18C0G2A471J	470	100	5%	.23	.166	.124	.10	.07
810—FK18C0G2E471J	470	250	5%	.25	.182	.134	.107	.075
810—FK18C0G1H471J	470	50	5%	.23	.169	.124	.10	.068
810—FK18C0G2A561J	560	100	5%	.23	.169	.124	.10	.07
810—FK18C0G2E561J	560	250	5%	.26	.193	.139	.111	.077
810—FK18C0G1H561J	560	50	5%	.23	.166	.124	.10	.07
810—FK18C0G2A681J	680	100	5%	.23	.169	.124	.10	.07
810—FK18C0G2E681J	680	250	5%	.26	.193	.139	.111	.077
810—FK18C0G1H681J	680	50	5%	.23	.166	.124	.10	.07
810—FK18C0G1H821J	820	50	5%	.23	.166	.124	.10	.07
810—FK18C0G2A102J	1000	100	5%	.23	.169	.124	.10	.07
810—FK18C0G1H102J	1000	50	5%	.23	.166	.124	.10	.07
810—FK18C0G2A122J	1200	100	5%	.23	.166	.124	.10	.068
810—FK18C0G1H122J	1200	50	5%	.23	.172	.124	.10	.068
810—FK18C0G1H152J	1500	50	5%	.23	.174	.124	.10	.07
810—FK18C0G1H182J	1800	50	5%	.23	.174	.124	.10	.07
810—FK18C0G1H222J	2200	50	5%	.23	.174	.124	.10	.07
810—FK18C0G1H272J	2700	50	5%	.23	.174	.124	.10	.07
810—FK18C0G1H332J	3300	50	5%	.23	.174	.124	.10	.07
810—FK18C0G1H392J	3900	50	5%	.18	.139	.126	.114	.105
810—FK18C0G1H472J	4700	50	5%	.18	.139	.126	.114	.105
810—FK18C0G1H562J	5600	50	5%	.18	.139	.126	.114	.105
810—FK18C0G1H682J	6800	50	5%	.18	.139	.126	.114	.105
810—FK18C0G1H822J	8200	50	5%	.18	.139	.126	.114	.105
810—FK18C0G1H103J	.01μF	50	5%	.23	.172	.156	.142	.131
Temperature Coef: X5R								
810—FK18X5R1E224K	.22μF	25	10%	.16	.12	.109	.10	.092
810—FK18X5R1A334K	.33μF	10	10%	.26	.189	.142	.113	.079
810—FK18X5R1E334K	.33μF	25	10%	.16	.12	.109	.10	.092
810—FK18X5R1A474K	.47μF	10	10%	.26	.189	.142	.113	.079
810—FK18X5R1C474K	.47μF	16	10%	.18	.139	.126	.114	.105
810—FK18X5R1E474K	.47μF	25	10%	.16	.12	.109	.10	.092
810—FK18X5R1A684K	.68μF	10	10%	.26	.193	.142	.113	.079
810—FK18X5R1C684K	.68μF	16	10%	.18	.139	.126	.114	.105
810—FK18X5R1E684K	.68μF	25	10%	.16	.12	.109	.10	.092
810—FK18X5R1A105K	1.0μF	10	10%	.26	.199	.142	.113	.083
810—FK18X5R0J105K	1μF	6.3	10%	.14	.104	.094	.086	.079
810—FK18X5R1C105K	1μF	16	10%	.18	.139	.126	.114	.105
810—FK18X5R1E105K	1μF	25	10%	.16	.12	.109	.10	.092
810—FK18X5R0J155K	1.5μF	6.3	10%	.16	.12	.109	.10	.092
810—FK18X5R1A155K	1.5μF	10	10%	.18	.139	.126	.114	.105
810—FK18X5R1C155K	1.5μF	16	10%	.18	.139	.126	.114	.105
810—FK18X5R0J225K	2.2μF	6.3	10%	.16	.12	.109	.10	.092
810—FK18X5R1A225K	2.2μF	10	10%	.18	.139	.126	.114	.105
810—FK18X5R1C225K	2.2μF	16	10%	.18	.139	.126	.114	.105
810—FK18X5R0J335K	3.3μF	6.3	10%	.18	.139	.126	.114	.105
810—FK18X5R1A335K	3.3μF	10	10%	.18	.139	.126	.114	.105
810—FK18X5R0J475K	4.7μF	6.3	10%	.18	.139	.126	.114	.105
810—FK18X5R1A475K	4.7μF	10	10%	.18	.139	.126	.114	.105
810—FK18X5R0J106M	10μF	6.3	20%	.23	.172	.156	.142	.131
Temperature Coef: X7R								
810—FK18X7R2A102K	1000	100	10%	.23	.173	.124	.10	.068
810—FK18X7R1H102K	1000	50	10%	.19	.142	.107	.086	.059
810—FK18X7R2A152K	1500	100	10%	.23	.173	.124	.10	.068
810—FK18X7R1H152K	1500	50	10%	.20	.15	.107	.086	.06
810—FK18X7R2A222K	2200	100	10%	.23	.173	.124	.10	.068
810—FK18X7R1H222K	2200	50	10%	.20	.15	.107	.086	.06
810—FK18X7R2A332K	3300	100	10%	.23	.173	.124	.10	.068
810—FK18X7R1H332K	3300	50	10%	.20	.15	.107	.086	.06
810—FK18X7R2A472K	4700	100	10%	.23	.173	.124	.10	.068
810—FK18X7R1H472K	4700	50	10%	.20	.15	.107	.086	.06
810—FK18X7R2A682K	6800	100	10%	.23	.166	.124	.10	.07
810—FK18X7R1H682K	6800	50	10%	.20	.15	.107	.086	.06
810—FK18X7R1H103K	10000	50	10%	.19	.142	.107	.086	.059
810—FK18X7R2A103K	.01μF	100	10%	.23	.166	.124	.10	.07
810—FK18X7R1H153K	.015μF	50	10%	.20	.15	.107	.086	.06
810—FK18X7R2A153K	.015μF	100	10%	.16	.12	.109	.10	.092

© Copyright 2013 Mouser Electronics

FK18 Series (Cont.)

For quantities greater than listed, call for quote.

MOUSER STOCK NO. / Mfr. Part No.	Value (pF)	Volt. (Vdc)	Tol. (%)	Price Each 1	50	100	500	1000
Temperature Coef: X7R (Cont.)								
810—FK18X7R1H223K	.022μF	50	10%	.20	.15	.107	.086	.06
810—FK18X7R2A223K	.022μF	100	10%	.16	.12	.109	.10	.092
810—FK18X7R1H333K	.033μF	50	10%	.20	.146	.107	.086	.059
810—FK18X7R1H473K	.047μF	50	10%	.20	.146	.107	.086	.059
810—FK18X7R1H683K	.068μF	50	10%	.19	.142	.107	.086	.059
810—FK18X7R1E104K	.1μF	25	10%	.14	.104	.094	.086	.079
810—FK18X7R1H104K	.10μF	50	10%	.20	.146	.107	.086	.059
810—FK18X7R1E154K	.15μF	25	10%	.20	.146	.107	.086	.059
810—FK18X7R1H154K	.15μF	50	10%	.18	.139	.126	.114	.105
810—FK18X7R1C224K	.22μF	16	10%	.19	.142	.107	.086	.059
810—FK18X7R1E224K	.22μF	25	10%	.18	.139	.126	.114	.105
810—FK18X7R1H224K	.22μF	50	10%	.18	.139	.126	.114	.105
810—FK18X7R1C334K	.33μF	16	10%	.18	.139	.126	.114	.105
810—FK18X7R1E334K	.33μF	25	10%	.18	.139	.126	.114	.105
810—FK18X7R1C474K	.47μF	16	10%	.18	.139	.126	.114	.105
810—FK18X7R1E474K	.47μF	25	10%	.18	.139	.126	.114	.105
810—FK18X7R1C684K	.68μF	16	10%	.18	.139	.126	.114	.105
810—FK18X7R1E684K	.68μF	25	10%	.23	.172	.156	.142	.131
810—FK18X7R1C105K	1μF	16	10%	.18	.139	.126	.114	.105
810—FK18X7R1E105K	1μF	25	10%	.25	.19	.173	.157	.144
810—FK18X7R0J155K	1.5μF	6.3	10%	.18	.139	.126	.114	.105
810—FK18X7R0J225K	2.2μF	6.3	10%	.23	.172	.156	.142	.131
Temperature Coef: X7S								
810—FK18X7S2A333K	.033μF	100	10%	.23	.172	.156	.142	.131
810—FK18X7S2A473K	.047μF	100	10%	.23	.172	.156	.142	.131
810—FK18X7S2A683K	.068μF	100	10%	.23	.172	.156	.142	.131
810—FK18X7S2A104K	.1μF	100	10%	.23	.172	.156	.142	.131
Temperature Coef: Y5V								
810—FK18Y5V1H104Z	.10μF	50	+80, -20%	.20	.142	.107	.086	.06
810—FK18Y5V1H224Z	.22μF	50	+80, -20%	.20	.15	.107	.086	.06
810—FK18Y5V1E474Z	.47μF	25	+80, -20%	.32	.248	.178	.142	.098
810—FK18Y5V1H474Z	.47μF	50	+80, -20%	.23	.172	.156	.142	.131
810—FK18Y5V1C105Z	1μF	16	+80, -20%	.32	.242	.178	.142	.10
810—FK18Y5V1E105Z	1μF	25	+80, -20%	.23	.172	.156	.142	.131
810—FK18Y5V1A225Z	2.2μF	10	+80, -20%	.32	.246	.178	.142	.098
810—FK18Y5V1C225Z	2.2μF	16	+80, -20%	.23	.172	.156	.142	.131
810—FK18Y5V0J475Z	4.7μF	6.3	+80, -20%	.40	.295	.213	.149	.12

FK20 Series

For quantities greater than listed, call for quote.

MOUSER STOCK NO. / Mfr. Part No.	Value (pF)	Volt. (Vdc)	Tol. (%)	Price Each 1	50	100	500	1000
Temperature Coef: C0G								
810—FK20C0G2J392J	3900	630	5%	.45	.337	.241	.193	.135
810—FK20C0G2J472J	4700	630	5%	.65	.482	.343	.275	.193
810—FK20C0G2J562J	5600	630	5%	.91	.578	.482	.351	.27
810—FK20C0G2J682J	6800	630	5%	1.10	.702	.584	.427	.327
810—FK20C0G2E103J	.01μF	250	5%	.65	.482	.343	.275	.193
810—FK20C0G2A153J	.015μF	100	5%	.78	.578	.413	.33	.231
810—FK20C0G2E153J	.015μF	250	5%	.97	.618	.516	.377	.289
810—FK20C0G1H223J	.022μF	50	5%	.64	.492	.447	.407	.375
810—FK20C0G2A333J	.033μF	100	5%	1.17	.774	.618	.474	.347
810—FK20C0G1H333J	.033μF	50	5%	.64	.492	.447	.407	.375
810—FK20C0G1H473J	.047μF	50	5%	.96	.61	.508	.428	.396
810—FK20C0G2A473J	.047μF	100	5%	.87	.668	.607	.551	.507
810—FK20C0G1H683J	.068μF	50	5%	1.02	.751	.536	.429	.30
810—FK20C0G1H104J	.10μF	50	5%	1.27	.946	.674	.589	.379
Temperature Coef: X5R								
810—FK20X5R1H225K	2.2μF	50	10%	.62	.464	.332	.302	.235
810—FK20X5R1H335K	3.3μF	50	10%	.70	.439	.366	.266	.204
810—FK20X5R1E475K	4.7μF	25	10%	.64	.492	.447	.407	.375
810—FK20X5R1E685K	6.8μF	25	10%	.64	.492	.447	.407	.375
810—FK20X5R0J336M	10μF	6.3	20%	.64	.492	.447	.407	.375
810—FK20X5R1C106K	10μF	16	10%	.64	.492	.447	.407	.375
810—FK20X5R1C106M	10μF	16	20%	.64	.492	.447	.407	.375
810—FK20X5R1E106K	10μF	25	10%	.67	.519	.472	.429	.395
810—FK20X5R1E106M	10μF	25	20%	.86	.657	.597	.542	.499
810—FK20X5R1A156M	15μF	10	20%	.67	.445	.356	.315	.199
810—FK20X5R1C156M	15μF	16	20%	.67	.519	.472	.429	.395
810—FK20X5R0J226M	22μF	6.3	20%	.67	.498	.355	.318	.199
810—FK20X5R1A226M	22μF	10	20%	.64	.492	.447	.407	.375
810—FK20X5R1C226M	22μF	16	20%	.86	.657	.597	.542	.499
810—FK20X5R0J476M	47μF	6.3	20%	.64	.492	.447	.407	.375
810—FK20X5R0J686M	68μF	6.3	20%	.67	.519	.472	.429	.395
810—FK20X5R0J107M	100μF	6.3	20%	.86	.657	.597	.542	.499
Temperature Coef: X7R								
810—FK20X7R2J683K	.068μF	630	10%	.64	.482	.343	.275	.193
810—FK20X7R2E104K	.1μF	250	10%	.77	.569	.413	.37	.23
810—FK20X7R2E154K	.15μF	250	10%	.78	.576	.413	.33	.231
810—FK20X7R2E224K	.22μF	250	10%	.78	.576	.413	.33	.231
810—FK20X7R2A334K	.33μF	100	10%	.65	.475	.343	.275	.214
810—FK20X7R2A474K	.47μF	100	10%	.65	.475	.343	.275	.214

© Copyright 2013 Mouser Electronics

TDK DIPPED RADIAL CERAMIC CAPACITORS (CONT.)

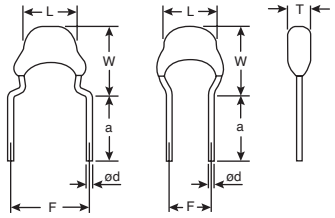

Fig. 1 Fig. 2

Type	L max.	W max.	T max.	F	a	ød	Fig
24	4.5	5.5	2.5	5.0±1.0	7±2	0.5+0.1,-0.03	1
20	5.5	7.0	4.0	5.0±1.0	7±2	0.5+0.1,-0.03	1
22	7.5	8.0	4.0	5.0±1.0	7±2	0.5+0.1,-0.03	1

FK20 Series (Cont.)

For quantities greater than listed, call for quote.

MOUSER STOCK NO. / Mfr. Mfr. Part No.	Value (pF)	Volt. (Vdc)	Tol. (%)	Price Each 1	50	100	500	1000
Temperature Coef: X7R (Cont.)								
810—FK20X7R2A684K	.68µF	100	10%	.52	.40	.364	.331	.304
810—FK20X7R1H684K	.68µF	50	10%	.74	.548	.392	.312	.218
810—FK20X7R2A105K	1µF	100	10%	.52	.40	.364	.331	.304
810—FK20X7R1H105K	1µF	50	10%	.74	.551	.395	.357	.221
810—FK20X7R2A155K	1.5µF	100	10%	.65	.501	.455	.413	.38
810—FK20X7R1H155K	1.5µF	50	10%	.75	.552	.398	.318	.235
810—FK20X7R1H225K	2.2µF	50	10%	.65	.501	.455	.413	.38
810—FK20X7R2A225K	2.2µF	100	10%	.87	.668	.607	.551	.507
810—FK20X7R1E225K	2.2µF	25	10%	.62	.457	.327	.293	.182
810—FK20X7R1H335K	3.3µF	50	10%	.65	.501	.455	.413	.38
810—FK20X7R1E335K	3.3µF	25	10%	.91	.58	.484	.352	.271
810—FK20X7R1H475K	4.7µF	50	10%	.78	.599	.545	.495	.456
810—FK20X7R1E475K	4.7µF	25	10%	.94	.697	.50	.448	.279
810—FK20X7R1E685K	6.8µF	25	10%	.94	.70	.50	.423	.279
810—FK20X7R1C106K	10µF	16	10%	.66	.489	.354	.318	.289
810—FK20X7R1C106M	10µF	16	20%	.66	.489	.354	.318	.235
810—FK20X7R1E106K	10µF	25	10%	.67	.517	.47	.427	.393
810—FK20X7R1E106M	10µF	25	20%	.67	.517	.47	.427	.393
810—FK20X7R1C156M	15µF	16	20%	.70	.519	.37	.337	.289
810—FK20X7R1A226M	22µF	10	20%	.47	.36	.326	.296	.273
810—FK20X7R1C226M	22µF	16	20%	.52	.40	.364	.331	.304
Temperature Coef: X7S								
810—FK20X7S2A335K	3.3µF	100	10%	.87	.668	.607	.551	.507
810—FK20X7S1H475K	4.7µF	50	10%	.78	.599	.545	.495	.456
810—FK20X7S2A475K	4.7µF	100	10%	.87	.668	.607	.551	.507
810—FK20X7S1H685K	6.8µF	50	10%	1.08	.832	.756	.688	.633
810—FK20X7S1H106K	10µF	50	10%	1.08	.832	.756	.688	.633
Temperature Coef: Y5V								
810—FK20Y5V1H475Z	4.7µF	50	+80, -20%	.71	.523	.377	.301	.211
810—FK20Y5V1E106Z	10µF	25	+80, -20%	.71	.528	.385	.366	.211
810—FK20Y5V1H106Z	10µF	50	+80, -20%	.87	.668	.607	.551	.507
810—FK20Y5V1C226Z	22µF	16	+80, -20%	.73	.673	.428	.311	.217
810—FK20Y5V1E226Z	22µF	25	+80, -20%	.87	.668	.607	.551	.507
810—FK20Y5V1A476Z	47µF	10	+80, -20%	.65	.61	.567	.278	.195
810—FK20Y5V1C476Z	47µF	16	+80, -20%	.87	.668	.607	.551	.507

FK22 Series

For quantities greater than listed, call for quote.

MOUSER STOCK NO. / Mfr. Mfr. Part No.	Value (pF)	Volt. (Vdc)	Tol. (%)	Price Each 1	50	100	500	1000
FK22 Series Temperature Coef: C0G								
810—FK22C0G2J822J	8200	630	5%	1.95	1.44	1.21	1.03	.743
810—FK22C0G2J153J	.015µF	630	5%	2.28	1.68	1.20	.963	.674
810—FK22C0G2E333J	.033µF	250	5%	2.28	1.68	1.20	.963	.674
810—FK22C0G2A473J	.047µF	100	5%	1.41	1.12	1.06	1.02	.819
810—FK22C0G2A683J	.068µF	100	5%	2.28	1.68	1.20	.963	.674
810—FK22C0G2A104J	.1µF	100	5%	2.93	2.16	1.54	1.23	.867
810—FK22C0G1H154J	.15µF	50	5%	2.79	2.07	1.47	1.18	.826
810—FK22C0G1H224J	.22µF	50	5%	2.79	2.05	1.47	1.18	.826
810—FK22X5R1H475K	4.7µF	50	10%	1.08	.832	.756	.688	.633
810—FK22X5R1H685K	6.8µF	50	10%	1.29	.999	.908	.826	.76
810—FK22X5R1E156M	15µF	25	20%	1.29	.999	.908	.826	.76
810—FK22X5R1E226M	22µF	25	20%	1.52	1.17	1.06	.963	.886
810—FK22X5R1C336M	33µF	16	20%	1.96	1.51	1.37	1.24	1.14
Temperature Coef: X5R								
810—FK22X5R1A336M	33uF	10	20%	2.47	1.82	1.29	1.04	.729
810—FK22X5R1A476M	47uF	10	20%	2.48	1.84	1.31	1.19	.736
810—FK22X5R0J686M	68uF	6.3	20%	3.38	2.49	1.78	1.42	1.05
Temperature Coef: X7R								
810—FK22X7R2J683K	.068µF	630	10%	1.07	.792	.567	.454	.317
810—FK22X7R2J104K	.1µF	630	10%	2.27	1.68	1.20	.963	.672
810—FK22X7R2E154K	.15µF	250	10%	2.60	1.92	1.37	1.09	.769
810—FK22X7R2E224K	.22µF	250	10%	2.60	1.92	1.37	1.09	.769
810—FK22X7R2E334K	.33µF	250	10%	2.61	1.90	1.37	1.09	.768
810—FK22X7R2E474K	.47µF	250	10%	2.61	1.90	1.37	1.09	.768
810—FK22X7R2A684K	.68µF	100	10%	2.28	1.68	1.20	.963	.674
810—FK22X7R2A105K	1µF	100	10%	2.27	1.67	1.21	.963	.674
810—FK22X7R1H155K	1.5µF	50	10%	1.29	.999	.908	.826	.76
810—FK22X7R2A155K	1.5µF	100	10%	1.72	1.33	1.21	1.10	1.01
810—FK22X7R1H225K	2.2µF	50	10%	2.35	1.55	1.24	.953	.697
810—FK22X7R2A225K	2.2µF	100	10%	1.72	1.33	1.21	1.10	1.01
810—FK22X7R1H335K	3.3µF	50	10%	2.58	1.64	1.36	.98	.763
810—FK22X7R1E475K	4.7µF	25	10%	1.89	1.40	1.00	.912	.561
810—FK22X7R1H475K	4.7µF	50	10%	1.96	1.51	1.37	1.24	1.14
810—FK22X7R1E685K	6.8µF	25	10%	1.99	1.47	1.05	.842	.589
810—FK22X7R1H685K	6.8µF	50	10%	1.96	1.51	1.37	1.24	1.14
810—FK22X7R1E106K	10µF	25	10%	2.10	1.33	1.11	.798	.621
810—FK22X7R1E156M	15µF	25	20%	2.28	1.68	1.20	.963	.674
810—FK22X7R1C156M	15µF	16	20%	1.39	1.07	.975	.886	.815

FK22 Series (Cont.)

For quantities greater than listed, call for quote.

MOUSER STOCK NO. / Mfr. Mfr. Part No.	Value (pF)	Volt. (Vdc)	Tol. (%)	Price Each 1	50	100	500	1000
Temperature Coef: X7R (Cont.)								
810—FK22X7R1E226M	22µF	25	20%	1.96	1.51	1.37	1.24	1.14
810—FK22X7R1C336M	33µF	16	20%	1.52	1.17	1.06	.963	.886
Temperature Coef: Y5V								
810—FK22Y5V1H106Z	10µF	50	+80, -20%	1.96	1.44	1.03	.824	.577
810—FK22Y5V1E226Z	22µF	25	+80, -20%	1.85	1.37	.983	.882	.55
810—FK22Y5V1C476Z	47µF	16	+80, -20%	1.94	1.42	1.02	.82	.574

FK24 Series

For quantities greater than listed, call for quote.

MOUSER STOCK NO. / Mfr. Mfr. Part No.	Value (pF)	Volt. (Vdc)	Tol. (%)	Price Each 1	50	100	500	1000
FK24 Series Temperature Coef: C0G (Cont.)								
810—FK24C0G2E821J	820	250	5%	.33	.246	.178	.142	.10
810—FK24C0G2A122J	1200	100	5%	.26	.196	.142	.113	.079
810—FK24C0G2E122J	1200	250	5%	.33	.241	.178	.142	.10
810—FK24C0G2A152J	1500	100	5%	.33	.245	.178	.142	.098
810—FK24C0G2E152J	1500	250	5%	.33	.241	.178	.142	.10
810—FK24C0G2A182J	1800	100	5%	.33	.245	.178	.142	.098
810—FK24C0G2E182J	1800	250	5%	.33	.241	.178	.142	.10
810—FK24C0G2A222J	2200	100	5%	.33	.245	.178	.142	.098
810—FK24C0G2A272J	2700	100	5%	.33	.241	.178	.142	.098
810—FK24C0G2E272J	2700	250	5%	.33	.247	.178	.142	.098
810—FK24C0G1H272J	2700	50	5%	.23	.172	.156	.142	.131
810—FK24C0G2A332J	3300	100	5%	.33	.241	.178	.142	.118
810—FK24C0G1H332J	3300	50	5%	.23	.172	.156	.142	.131
810—FK24C0G2A392J	3900	100	5%	.33	.241	.178	.142	.098
810—FK24C0G1H392J	3900	50	5%	.33	.247	.178	.142	.098
810—FK24C0G2A472J	4700	100	5%	.33	.241	.178	.142	.098
810—FK24C0G1H472J	4700	50	5%	.33	.247	.178	.142	.098
810—FK24C0G1H562J	5600	50	5%	.33	.246	.178	.142	.107
810—FK24C0G1H682J	6800	50	5%	.33	.246	.178	.142	.10
810—FK24C0G1H822J	8200	50	5%	.33	.245	.178	.142	.10
810—FK24C0G1H103J	10000	50	5%	.33	.245	.178	.142	.123
810—FK24C0G1H153J	.015µF	50	5%	.27	.208	.188	.171	.157
810—FK24C0G1H223J	.022µF	50	5%	.27	.208	.188	.171	.157
810—FK24C0G1H333J	.033µF	50	5%	.27	.208	.188	.171	.157
Temperature Coef: X5R								
810—FK24X5R1E684K	.68µF	25	10%	.23	.172	.156	.142	.131
810—FK24X5R1C105K	1µF	16	10%	.23	.172	.156	.142	.131
810—FK24X5R1E105K	1µF	25	10%	.23	.172	.156	.142	.131
810—FK24X5R1A155K	1.5µF	10	10%	.33	.244	.178	.142	.098
810—FK24X5R1C155K	1.5µF	16	10%	.23	.172	.156	.142	.131
810—FK24X5R1E155K	1.5µF	25	10%	.27	.208	.188	.171	.157
810—FK24X5R1A225K	2.2µF	10	10%	.33	.245	.178	.142	.098
810—FK24X5R1C225K	2.2µF	16	10%	.27	.208	.188	.171	.157
810—FK24X5R1E225K	2.2µF	25	10%	.27	.208	.188	.171	.157
810—FK24X5R1A335K	3.3µF	10	10%	.41	.30	.214	.171	.12
810—FK24X5R1C335K	3.3µF	16	10%	.27	.208	.188	.171	.157
810—FK24X5R1E335K	3.3µF	25	10%	.32	.243	.22	.20	.184
810—FK24X5R0J475K	4.7µF	6.3	10%	.33	.247	.178	.142	.098
810—FK24X5R1C475K	4.7µF	16	10%	.32	.243	.22	.20	.184
810—FK24X5R1E475K	4.7µF	25	10%	.32	.243	.22	.20	.184
810—FK24X5R0J685K	6.8µF	6.3	10%	.33	.246	.178	.152	.10
810—FK24X5R1A685K	6.8µF	10	10%	.32	.243	.22	.20	.184
810—FK24X5R0J106K	10µF	6.3	10%	.40	.295	.214	.155	.12
810—FK24X5R1A106K	10µF	10	10%	.32	.243	.22	.20	.184
810—FK24X5R1A106M	10µF	10	20%	.32	.243	.22	.20	.184
810—FK24X5R1C106K	10µF	16	10%	.32	.243	.22	.20	.184
810—FK24X5R1C106M	10µF	16	20%	.32	.243	.22	.20	.184
810—FK24X5R0J156M	15µF	6.3	20%	.32	.243	.22	.20	.184
810—FK24X5R0J226M	22µF	6.3	20%	.32	.243	.22	.20	.184
Temperature Coef: X7R								
810—FK24X7R2A152K	1500	100	10%	.26	.197	.142	.113	.078
810—FK24X7R2E152K	1500	250	10%	.26	.193	.142	.113	.079
810—FK24X7R2E222K	2200	250	10%	.26	.193	.142	.113	.079
810—FK24X7R2A332K	3300	100	10%	.26	.189	.142	.113	.079
810—FK24X7R2E332K	3300	250	10%	.26	.196	.142	.113	.079
810—FK24X7R2E472K	4700	250	10%	.26	.196	.142	.113	.076
810—FK24X7R2A682K	6800	100	10%	.26	.193	.142	.113	.079
810—FK24X7R2E682K	6800	250	10%	.26	.196	.142	.113	.079
810—FK24X7R2E103K	.01µF	250	10%	.26	.196	.142	.113	.079
810—FK24X7R2A153K	.015µF	100	10%	.32	.242	.178	.142	.098
810—FK24X7R2E153K	.015µF	250	10%	.26	.199	.142	.113	.079
810—FK24X7R2A333K	.033µF	100	10%	.33	.246	.178	.142	.10
810—FK24X7R2A683K	.068µF	100	10%	.23	.172	.156	.142	.131
810—FK24X7R2A104K	.1µF	100	10%	.23	.172	.156	.142	.131
810—FK24X7R1H154K	.15µF	50	10%	.26	.194	.142	.113	.079

© Copyright 2013 Mouser Electronics

TDK MLCC Ceramic Capacitors

RoHS Compliant This product is RoHS compliant.

TDK DIPPED RADIAL CERAMIC CAPACITORS (CONT.)

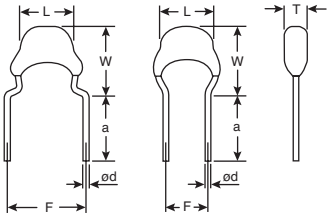

Fig. 1 Fig. 2

Type	L max.	W max.	T max.	F	a	ød	Fig
28	4.0	5.5	2.5	5.0±1.0	7±2	0.5+0.1,-0.03	1
24	4.5	5.5	2.5	5.0±1.0	7±2	0.5+0.1,-0.03	1
26	5.5	6.0	3.5	5.0±1.0	7±2	0.5+0.1,-0.03	1

FK Series (Cont.)

For quantities greater than listed, call for quote.

MOUSER STOCK NO. Mfr.	Mfr. Part No.	Value (pF)	Volt. (Vdc)	Tol. (%)	Price Each 1	50	100	500	1000
Temperature Coef: X7R (Cont.)									
810	FK24X7R1H224K	.22µF	50	10%	.27	.197	.141	.10	.08
810	FK24X7R1H334K	.33µF	50	10%	.26	.199	.142	.113	.079
810	FK24X7R1E474K	.47µF	25	10%	.33	.249	.178	.142	.10
810	FK24X7R1H474K	.47µF	50	10%	.23	.172	.156	.142	.131
810	FK24X7R1C684K	.68µF	16	10%	.33	.249	.178	.142	.10
810	FK24X7R1E684K	.68µF	25	10%	.33	.244	.178	.142	.098
810	FK24X7R1H684K	.68µF	50	10%	.23	.172	.156	.142	.131
810	FK24X7R1C105K	1µF	16	10%	.33	.248	.178	.162	.098
810	FK24X7R1E105K	1µF	25	10%	.36	.272	.196	.178	.109
810	FK24X7R1H105K	1µF	50	10%	.23	.172	.156	.142	.131
810	FK24X7R1E155K	1.5µF	25	10%	.36	.274	.196	.156	.109
810	FK24X7R1C155K	1.5µF	16	10%	.36	.269	.196	.156	.109
810	FK24X7R1C225K	2.2µF	16	10%	.36	.264	.196	.156	.109
810	FK24X7R1E225K	2.2µF	25	10%	.16	.12	.109	.10	.092
810	FK24X7R1C335K	3.3µF	16	10%	.27	.208	.188	.171	.157
810	FK24X7R1E335K	3.3µF	25	10%	.27	.208	.188	.171	.157
810	FK24X7R1C475K	4.7µF	16	10%	.27	.208	.188	.171	.157
810	FK24X7R1E475K	4.7µF	25	10%	.27	.208	.188	.171	.157
810	FK24X7R0J685K	6.8µF	6.3	10%	.32	.243	.22	.20	.184
810	FK24X7R0J106K	10µF	6.3	10%	.35	.275	.25	.228	.21
810	FK24X7R0J106M	10µF	6.3	20%	.35	.275	.25	.228	.21
Temperature Coef: X7S									
810	FK24X7S2A154K	.15µF	100	10%	.32	.243	.22	.20	.184
810	FK24X7S2A224K	.22µF	100	10%	.32	.243	.22	.20	.184
810	FK24X7S2A334K	.33µF	100	10%	.32	.243	.22	.20	.184
810	FK24X7S2A474K	.47µF	100	10%	.32	.243	.22	.20	.184
810	FK24X7S2A684K	.68µF	100	10%	.32	.243	.22	.20	.184
810	FK24X7S2A105K	1µF	100	10%	.32	.243	.22	.20	.184
Temperature Coef: Y5V									
810	FK24Y5V1H474Z	.47µF	50	+80,-20%	.39	.295	.214	.171	.118
810	FK24Y5V1H105Z	1µF	50	+80,-20%	.49	.353	.241	.179	.152
810	FK24Y5V1H225Z	2.2µF	50	+80, –20%	.28	.216	.197	.179	.165
810	FK24Y5V1C475Z	4.7µF	16	+80,-20%	.64	.439	.273	.225	.193
810	FK24Y5V1E475Z	4.7µF	25	+80, –20%	.32	.243	.22	.20	.184
810	FK24Y5V1A106Z	10µF	10	+80,-20%	.52	.386	.284	.263	.159
810	FK24Y5V1C106Z	10µF	16	+80, –20%	.35	.275	.25	.228	.21

FK26 Series (Cont.)

For quantities greater than listed, call for quote.

MOUSER STOCK NO. Mfr.	Mfr. Part No.	Value (pF)	Volt. (Vdc)	Tol. (%)	Price Each 1	50	100	500	1000
FK26 Series Temperature Coef: C0G									
810	FK26C0G2J121J	120	630	5%	.33	.247	.178	.142	.098
810	FK26C0G2J151J	150	630	5%	.33	.247	.178	.142	.098
810	FK26C0G2J181J	180	630	5%	.33	.247	.178	.142	.098
810	FK26C0G2J221J	220	630	5%	.33	.247	.178	.142	.098
810	FK26C0G2J271J	270	630	5%	.33	.243	.178	.128	.107
810	FK26C0G2J331J	330	630	5%	.33	.243	.178	.128	.107
810	FK26C0G2J391J	390	630	5%	.33	.243	.178	.128	.107
810	FK26C0G2J561J	560	630	5%	.40	.294	.214	.171	.12
810	FK26C0G2J681J	680	630	5%	.40	.294	.214	.171	.12
810	FK26C0G2J821J	820	630	5%	.40	.294	.214	.171	.12
810	FK26C0G2J122J	1200	630	5%	.40	.30	.214	.171	.12
810	FK26C0G2J152J	1500	630	5%	.40	.30	.214	.171	.12
810	FK26C0G2J182J	1800	630	5%	.40	.30	.214	.171	.134
810	FK26C0G2J272J	2700	630	5%	.47	.345	.249	.181	.139
810	FK26C0G2E332J	3300	250	5%	.40	.294	.214	.171	.12
810	FK26C0G2J332J	3300	630	5%	.47	.345	.249	.181	.139
810	FK26C0G2A392J	3900	100	5%	.41	.295	.214	.152	.119
810	FK26C0G2E392J	3900	250	5%	.40	.294	.214	.171	.12
810	FK26C0G1H472J	4700	50	5%	.35	.275	.25	.228	.21
810	FK26C0G2A562J	5600	100	5%	.41	.295	.214	.152	.119
810	FK26C0G2E562J	5600	250	5%	.40	.30	.214	.171	.12
810	FK26C0G1H562J	5600	50	5%	.35	.275	.25	.228	.21
810	FK26C0G2A682J	6800	100	5%	.47	.345	.249	.178	.139
810	FK26C0G2E682J	6800	250	5%	.40	.30	.214	.171	.142
810	FK26C0G1H682J	6800	50	5%	.35	.275	.25	.228	.21
810	FK26C0G2A822J	8200	100	5%	.47	.349	.249	.199	.139
810	FK26C0G2E822J	8200	250	5%	.47	.345	.249	.199	.139
810	FK26C0G1H822J	8200	50	5%	.35	.275	.25	.228	.21
810	FK26C0G2A103J	.01µF	100	5%	.47	.349	.249	.199	.139
810	FK26C0G1H103J	.01µF	50	5%	.35	.275	.25	.228	.21
810	FK26C0G1H153J	.015µF	50	5%	.54	.399	.285	.228	.159
810	FK26C0G1H223J	.022µF	50	5%	.54	.399	.285	.228	.159
810	FK26C0G1H333J	.033µF	50	5%	.60	.445	.321	.257	.18
810	FK26C0G1H473J	.047µF	50	5%	.54	.414	.377	.342	.315
810	FK26C0G1H683J	.068µF	50	5%	.54	.414	.377	.342	.315
810	FK26C0G1H104J	.1µF	50	5%	.67	.518	.471	.428	.394
Temperature Coef: X5R									
810	FK26X5R1H105K	1µF	50	10%	.45	.346	.315	.286	.263

FK26 Series (Cont.)

For quantities greater than listed, call for quote.

MOUSER STOCK NO. Mfr.	Mfr. Part No.	Value (pF)	Volt. (Vdc)	Tol. (%)	Price Each 1	50	100	500	1000
Temperature Coef: X5R (Cont.)									
810	FK26X5R1E155K	1.5µF	25	10%	.16	.12	.109	.10	.092
810	FK26X5R1E225K	2.2µF	25	10%	.45	.346	.315	.286	.263
810	FK26X5R1C335K	3.3µF	16	10%	.46	.347	.249	.184	.138
810	FK26X5R1E335K	3.3µF	25	10%	.45	.346	.315	.286	.263
810	FK26X5R1C475K	4.7µF	16	10%	.46	.347	.249	.184	.138
810	FK26X5R1E475K	4.7µF	25	10%	.45	.346	.315	.286	.263
810	FK26X5R0J685K	6.8µF	6.3	10%	.66	.416	.356	.295	.207
810	FK26X5R1A685K	6.8µF	10	10%	.61	.449	.321	.257	.18
810	FK26X5R1C685K	6.8µF	16	10%	.49	.379	.345	.314	.289
810	FK26X5R1A106K	10µF	10	10%	.44	.416	.356	.318	.199
810	FK26X5R1A106M	10µF	10	20%	.44	.416	.356	.318	.199
810	FK26X5R1C106K	10µF	16	10%	.49	.379	.345	.314	.289
810	FK26X5R1C106M	10µF	16	20%	.49	.379	.345	.314	.289
810	FK26X5R0J156M	15µF	6.3	20%	.67	.499	.356	.285	.199
810	FK26X5R0J336M	33µF	6.3	20%	.49	.379	.345	.314	.289
810	FK26X5R0J476M	47µF	6.3	20%	.54	.414	.377	.342	.315
Temperature Coef: X7R									
810	FK26X7R2J102K	1000	630	10%	.40	.294	.214	.171	.12
810	FK26X7R2J152K	1500	630	10%	.40	.291	.214	.171	.119
810	FK26X7R2J222K	2200	630	10%	.46	.339	.249	.199	.139
810	FK26X7R2J332K	3300	630	10%	.46	.349	.249	.199	.139
810	FK26X7R2J682K	6800	630	10%	.52	.395	.285	.228	.158
810	FK26X7R2J103K	.01µF	630	10%	.54	.395	.285	.228	.158
810	FK26X7R2E153K	.015µF	250	10%	.46	.347	.249	.184	.138
810	FK26X7R2J153K	.015µF	630	10%	.54	.394	.285	.208	.159
810	FK26X7R2J223K	.022µF	630	10%	.54	.394	.285	.208	.159
810	FK26X7R2A333K	.033µF	100	10%	.33	.243	.178	.128	.107
810	FK26X7R2E333K	.033µF	250	10%	.41	.347	.249	.199	.139
810	FK26X7R2J333K	.033µF	630	10%	.54	.399	.285	.228	.159
810	FK26X7R2E473K	.047µF	250	10%	.41	.347	.249	.199	.139
810	FK26X7R2A683K	.068µF	100	10%	.36	.274	.196	.156	.109
810	FK26X7R2E683K	.068µF	250	10%	.47	.349	.249	.199	.139
810	FK26X7R2A104K	.1µF	100	10%	.43	.321	.23	.184	.128
810	FK26X7R2E104K	.1µF	250	10%	.47	.349	.249	.199	.161
810	FK26X7R2A154K	.15µF	100	10%	.34	.296	.214	.171	.119
810	FK26X7R2A224K	.22µF	100	10%	.27	.208	.188	.171	.157
810	FK26X7R2A334K	.33µF	100	10%	.35	.275	.25	.228	.21
810	FK26X7R1H474K	.47µF	50	10%	.33	.246	.178	.164	.111
810	FK26X7R2A474K	.47µF	100	10%	.41	.31	.282	.257	.236
810	FK26X7R1E684K	.68µF	25	10%	.41	.30	.214	.171	.12
810	FK26X7R1H684K	.68µF	50	10%	.25	.19	.173	.157	.144
810	FK26X7R2A684K	.68µF	100	10%	.45	.346	.315	.286	.263
810	FK26X7R1E155K	1.5µF	25	10%	.46	.347	.249	.184	.138
810	FK26X7R1H155K	1.5µF	50	10%	.35	.275	.25	.228	.21
810	FK26X7R1H105K	1µF	50	10%	.32	.243	.22	.20	.184
810	FK26X7R2A105K	1µF	100	10%	.45	.346	.315	.286	.263
810	FK26X7R1C106K	10µF	16	10%	.32	.243	.22	.20	.184
810	FK26X7R1C106M	10µF	16	20%	.32	.243	.22	.20	.184
810	FK26X7R1E106K	10µF	25	10%	.54	.414	.377	.342	.315
810	FK26X7R1E106M	10µF	25	20%	.54	.414	.377	.342	.315
810	FK26X7R1E225K	2.2µF	25	10%	.47	.347	.249	.22	.139
810	FK26X7R1H225K	2.2µF	50	10%	.45	.346	.315	.286	.263
810	FK26X7R1C335K	3.3µF	16	10%	.40	.291	.214	.171	.118
810	FK26X7R1E335K	3.3µF	25	10%	.32	.243	.22	.20	.184
810	FK26X7R1C475K	4.7µF	16	10%	.46	.347	.249	.184	.138
810	FK26X7R1E475K	4.7µF	25	10%	.35	.275	.25	.228	.21
810	FK26X7R1C685K	6.8µF	16	10%	.32	.243	.22	.20	.184
810	FK26X7R1E685K	6.8µF	25	10%	.54	.414	.377	.342	.315
Temperature Coef: X7S									
810	FK26X7S2A155K	1.5µF	100	10%	.54	.414	.377	.342	.315
810	FK26X7S2A225K	2.2µF	100	10%	.87	.668	.607	.551	.507
Temperature Coef: Y5V									
810	FK26Y5V1H225Z	2.2µF	50	+80-20%	.47	.337	.249	.20	.139
810	FK26Y5V1E475Z	4.7µF	25	+80-20%	.54	.385	.285	.228	.158
810	FK26Y5V1H475Z	4.7µF	50	+80, –20%	.45	.346	.315	.286	.263
810	FK26Y5V1C106Z	10µF	16	+80-20%	.54	.394	.285	.203	.158
810	FK26Y5V1E106Z	10µF	25	+80, –20%	.45	.346	.315	.286	.263
810	FK26Y5V1A226Z	22µF	10	+80-20%	.67	.492	.356	.259	.199
810	FK26Y5V1C226Z	22µF	16	+80, –20%	.45	.346	.315	.286	.263
810	FK26Y5V0J476Z	47µF	6.3	+80-20%	.67	.496	.355	.285	.199

FK28 Series

For quantities greater than listed, call for quote.

MOUSER STOCK NO. Mfr.	Mfr. Part No.	Value (pF)	Volt. (Vdc)	Tol. (%)	Price Each 1	50	100	500	1000
FK28 Series Temperature Coef: C0G									
810	FK28C0G1H010C	1	50	.25pF	.14	.104	.094	.086	.079
810	FK28C0G1H1R5C	1.5	50	.25pF	.14	.104	.094	.086	.079
810	FK28C0G1H020C	2	50	.25pF	.14	.104	.094	.086	.079
810	FK28C0G1H2R2C	2.2	50	.25pF	.14	.104	.094	.086	.079

© Copyright 2013 Mouser Electronics

TDK DIPPED RADIAL CERAMIC CAPACITORS (CONT.)

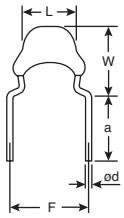

Fig. 1

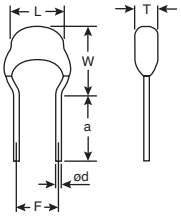

Fig. 2

Type	L max.	W max.	T max.	F	a	ød	Fig
28	4.0	5.5	2.5	5.0±1.0	7±2	0.5+0.1,-0.03	1

FK28 Series (Cont.)

For quantities greater than listed, call for quote.

MOUSER STOCK NO.	Value	Volt.	Tol.	Price Each				
Mfr. Mfr. Part No.	(pF)	(Vdc)	(%)	1	50	100	500	1000
FK28 Series Temperature Coef: C0G (Cont.)								
810—FK28C0G1H030C	3	50	.25pF	.14	.104	.094	.086	.079
810—FK28C0G1H3R3C	3.3	50	.25pF	.14	.104	.094	.086	.079
810—FK28C0G1H040C	4	50	.25pF	.14	.104	.094	.086	.079
810—FK28C0G1H4R7C	4.7	50	.25pF	.14	.104	.094	.086	.079
810—FK28C0G1H050C	5	50	.25pF	.14	.104	.094	.086	.079
810—FK28C0G1H060D	6	50	.5pF	.14	.104	.094	.086	.079
810—FK28C0G1H6R8D	6.8	50	.5pF	.14	.104	.094	.086	.079
810—FK28C0G1H070D	7	50	.5pF	.14	.104	.094	.086	.079
810—FK28C0G1H080D	8	50	.5pF	.14	.104	.094	.086	.079
810—FK28C0G1H090D	9	50	.5pF	.14	.104	.094	.086	.079
810—FK28C0G1H100D	10	50	5%	.20	.142	.107	.086	.059
810—FK28C0G1H120J	12	50	5%	.20	.142	.107	.086	.059
810—FK28C0G1H150J	15	50	5%	.20	.142	.107	.086	.059
810—FK28C0G1H180J	18	50	5%	.20	.142	.107	.086	.059
810—FK28C0G1H220J	22	50	5%	.20	.142	.107	.086	.059
810—FK28C0G1H270J	27	50	5%	.20	.142	.107	.086	.059
810—FK28C0G1H330J	33	50	5%	.20	.142	.107	.086	.059
810—FK28C0G1H390J	39	50	5%	.20	.142	.107	.086	.059
810—FK28C0G1H470J	47	50	5%	.20	.142	.107	.086	.059
810—FK28C0G1H560J	56	50	5%	.20	.142	.107	.086	.059
810—FK28C0G1H680J	68	50	5%	.20	.142	.107	.086	.059
810—FK28C0G1H820J	82	50	5%	.20	.142	.107	.086	.059
810—FK28C0G1H101J	100	50	5%	.20	.142	.107	.086	.059
810—FK28C0G2A121J	120	100	5%	.23	.173	.124	.10	.068
810—FK28C0G2E121J	120	250	5%	.23	.169	.124	.10	.07
810—FK28C0G1H121J	120	50	5%	.19	.142	.106	.086	.06
810—FK28C0G2A151J	150	100	5%	.23	.173	.124	.10	.068
810—FK28C0G2E151J	150	250	5%	.23	.169	.124	.10	.07
810—FK28C0G1H151J	150	50	5%	.19	.142	.106	.086	.06
810—FK28C0G2A181J	180	100	5%	.23	.173	.124	.10	.068
810—FK28C0G2E181J	180	250	5%	.23	.169	.124	.10	.07
810—FK28C0G1H181J	180	50	5%	.19	.142	.106	.086	.06
810—FK28C0G1H221J	220	50	5%	.19	.142	.106	.086	.06
810—FK28C0G2A271J	270	100	5%	.23	.166	.124	.10	.07
810—FK28C0G2E271J	270	250	5%	.23	.169	.124	.10	.07
810—FK28C0G1H271J	270	50	5%	.23	.169	.124	.10	.068
810—FK28C0G2A331J	330	100	5%	.23	.166	.124	.10	.07
810—FK28C0G2E331J	330	250	5%	.25	.182	.134	.107	.075
810—FK28C0G1H331J	330	50	5%	.23	.169	.124	.10	.068
810—FK28C0G2A391J	390	100	5%	.23	.166	.124	.10	.07
810—FK28C0G2E391J	390	250	5%	.23	.169	.124	.10	.07
810—FK28C0G1H391J	390	50	5%	.23	.169	.124	.10	.068
810—FK28C0G1H471J	470	50	5%	.23	.169	.124	.10	.068
810—FK28C0G2A561J	560	100	5%	.23	.169	.124	.10	.07
810—FK28C0G2E561J	560	250	5%	.23	.172	.124	.10	.068
810—FK28C0G1H561J	560	50	5%	.23	.166	.124	.10	.07
810—FK28C0G2A681J	680	100	5%	.23	.169	.124	.10	.07
810—FK28C0G1H681J	680	50	5%	.23	.166	.124	.10	.07
810—FK28C0G2E681J	680	250	5%	.23	.172	.124	.10	.068
810—FK28C0G2A821J	820	100	5%	.23	.169	.124	.10	.07
810—FK28C0G1H821J	820	50	5%	.23	.166	.124	.10	.07
810—FK28C0G2A102J	1000	100	5%	.23	.169	.15	.124	.07
810—FK28C0G1H102J	1000	50	5%	.23	.166	.124	.10	.07
810—FK28C0G2A122J	1200	100	5%	.23	.166	.124	.10	.068
810—FK28C0G1H122J	1200	50	5%	.23	.172	.124	.10	.068
810—FK28C0G1H152J	1500	50	5%	.23	.174	.124	.10	.07
810—FK28C0G1H182J	1800	50	5%	.23	.174	.124	.10	.07
810—FK28C0G1H222J	2200	50	5%	.23	.174	.124	.118	.083
810—FK28C0G1H272J	2700	50	5%	.23	.174	.124	.10	.07
810—FK28C0G1H332J	3300	50	5%	.23	.174	.124	.096	.083
810—FK28C0G1H392J	3900	50	5%	.18	.139	.126	.114	.105
810—FK28C0G1H472J	4700	50	5%	.18	.139	.126	.114	.105
810—FK28C0G1H562J	5600	50	5%	.18	.139	.126	.114	.105
810—FK28C0G1H682J	6800	50	5%	.18	.139	.126	.114	.105
810—FK28C0G1H822J	8200	50	5%	.18	.139	.126	.114	.105
810—FK28C0G1H103J	.01μF	50	5%	.23	.172	.156	.142	.131
Temperature Coef: X5R								
810—FK28X5R1E224K	.22μF	25	10%	.16	.12	.109	.10	.092
810—FK28X5R1A334K	.33μF	10	10%	.26	.189	.142	.113	.079
810—FK28X5R1E334K	.33μF	25	10%	.16	.12	.109	.10	.092
810—FK28X5R1A474K	.47μF	10	10%	.26	.189	.142	.113	.079

FK28 Series (Cont.)

For quantities greater than listed, call for quote.

MOUSER STOCK NO.	Value	Volt.	Tol.	Price Each				
Mfr. Mfr. Part No.	(pF)	(Vdc)	(%)	1	50	100	500	1000
Temperature Coef: X5R (Cont.)								
810—FK28X5R1C474K	.47μF	16	10%	.18	.139	.126	.114	.105
810—FK28X5R1E474K	.47μF	25	10%	.16	.12	.109	.10	.092
810—FK28X5R1A684K	.68μF	10	10%	.26	.193	.142	.113	.079
810—FK28X5R1C684K	.68μF	16	10%	.18	.139	.126	.114	.105
810—FK28X5R1E684K	.68μF	25	10%	.16	.12	.109	.10	.092
810—FK28X5R1A105K	1μF	10	10%	.26	.199	.142	.113	.079
810—FK28X5R0J105K	1μF	6.3	10%	.14	.104	.094	.086	.079
810—FK28X5R1C105K	1μF	16	10%	.18	.139	.126	.114	.105
810—FK28X5R1E105K	1μF	25	10%	.16	.12	.109	.10	.092
810—FK28X5R0J155K	1.5μF	6.3	10%	.16	.12	.109	.10	.092
810—FK28X5R1A155K	1.5μF	10	10%	.18	.139	.126	.114	.105
810—FK28X5R1C155K	1.5μF	16	10%	.18	.139	.126	.114	.105
810—FK28X5R0J225K	2.2μF	6.3	10%	.16	.12	.109	.10	.092
810—FK28X5R1A225K	2.2μF	10	10%	.18	.139	.126	.114	.105
810—FK28X5R1C225K	2.2μF	16	10%	.18	.139	.126	.114	.105
810—FK28X5R0J335K	3.3μF	6.3	10%	.18	.139	.126	.114	.105
810—FK28X5R1A335K	3.3μF	10	10%	.18	.139	.126	.114	.105
810—FK28X5R0J475K	4.7μF	6.3	10%	.18	.139	.126	.114	.105
810—FK28X5R1A475K	4.7μF	10	10%	.18	.139	.126	.114	.105
810—FK28X5R0J685K	6.8μF	6.3	10%	.18	.139	.126	.114	.105
810—FK28X5R0J106M	10μF	6.3	20%	.23	.172	.156	.142	.131
Temperature Coef: X7R								
810—FK28X7R1H102K	1000	50	10%	.19	.142	.107	.086	.059
810—FK28X7R2A152K	1500	100	10%	.23	.173	.124	.10	.068
810—FK28X7R1H152K	1500	50	10%	.20	.15	.107	.086	.06
810—FK28X7R1H222K	2200	50	10%	.20	.15	.107	.086	.06
810—FK28X7R2A332K	3300	100	10%	.23	.173	.124	.10	.068
810—FK28X7R1H332K	3300	50	10%	.20	.15	.107	.086	.06
810—FK28X7R1H472K	4700	50	10%	.20	.15	.107	.086	.06
810—FK28X7R1H682K	6800	50	10%	.20	.15	.107	.086	.06
810—FK28X7R2A682K	6800	100	10%	.23	.166	.124	.10	.07
810—FK28X7R1H103K	.01μF	50	10%	.19	.142	.107	.086	.059
810—FK28X7R1H153K	.015μF	50	10%	.20	.15	.107	.086	.06
810—FK28X7R2A153K	.015μF	100	10%	.16	.12	.109	.10	.092
810—FK28X7R1H223K	.022μF	50	10%	.20	.15	.107	.086	.06
810—FK28X7R2A223K	.022μF	100	10%	.16	.12	.109	.10	.092
810—FK28X7R1H333K	.033μF	50	10%	.20	.146	.107	.086	.059
810—FK28X7R1H473K	.047μF	50	10%	.20	.146	.107	.086	.059
810—FK28X7R1H683K	.068μF	50	10%	.19	.142	.107	.086	.067
810—FK28X7R1E104K	.1μF	25	10%	.14	.104	.094	.086	.079
810—FK28X7R1H104K	.10μF	50	10%	.20	.146	.107	.086	.059
810—FK28X7R1E154K	.15μF	25	10%	.20	.146	.107	.086	.059
810—FK28X7R1H154K	.15μF	50	10%	.18	.139	.126	.114	.105
810—FK28X7R1C224K	.22μF	16	10%	.27	.171	.128	.103	.078
810—FK28X7R1E224K	.22μF	25	10%	.18	.139	.126	.114	.105
810—FK28X7R1H224K	.22μF	50	10%	.18	.139	.126	.114	.105
810—FK28X7R1C334K	.33μF	16	10%	.18	.139	.126	.114	.105
810—FK28X7R1E334K	.33μF	25	10%	.18	.139	.126	.114	.105
810—FK28X7R1C474K	.47μF	16	10%	.18	.139	.126	.114	.105
810—FK28X7R1E474K	.47μF	25	10%	.18	.139	.126	.114	.105
810—FK28X7R1C684K	.68μF	16	10%	.18	.139	.126	.114	.105
810—FK28X7R1E684K	.68μF	25	10%	.23	.172	.156	.142	.131
810—FK28X7R1C105K	1μF	16	10%	.18	.139	.126	.114	.105
810—FK28X7R1E105K	1μF	25	10%	.25	.19	.173	.157	.144
810—FK28X7R0J155K	1.5μF	6.3	10%	.18	.139	.126	.114	.105
810—FK28X7R0J225K	2.2μF	6.3	10%	.23	.172	.156	.142	.131
Temperature Coef: X7S								
810—FK28X7S2A333K	.033μF	100	10%	.23	.172	.156	.142	.131
810—FK28X7S2A473K	.047μF	100	10%	.23	.172	.156	.142	.131
810—FK28X7S2A683K	.068μF	100	10%	.23	.172	.156	.142	.131
810—FK28X7S2A104K	.1μF	100	10%	.23	.172	.156	.142	.131
Temperature Coef: Y5V								
810—FK28Y5V1H104Z	.10μF	50	+80,-20%	.19	.142	.107	.086	.06
810—FK28Y5V1H224Z	.22μF	50	+80,-20%	.20	.15	.107	.086	.06
810—FK28Y5V1H474Z	.47μF	50	+80, –20%	.23	.172	.156	.142	.131
810—FK28Y5V1E474Z	.47μF	25	+80,-20%	.32	.248	.178	.142	.098
810—FK28Y5V1E105Z	1μF	25	+80, –20%	.23	.172	.156	.142	.131
810—FK28Y5V1C105Z	1μF	16	+80,-20%	.32	.242	.178	.156	.10
810—FK28Y5V1C225Z	2.2μF	16	+80, –20%	.23	.172	.156	.142	.131
810—FK28Y5V1A225Z	2.2μF	10	+80,-20%	.32	.246	.178	.142	.098

© Copyright 2013 Mouser Electronics

© Copyright 2013 Mouser Electronics

VISHAY Ceramic Capacitors

SPRAGUE 125L AND 440L SERIES: AC LINE RATED DISC CAPACITORS

Line By-Pass and Antenna Coupling Types, X and Y EMI/RFI Filter

LEAD-FREE RoHS Compliant

DIMENSIONS: in. (mm)

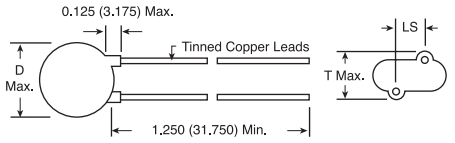

Case Code	Diameter (Max.)	Lead Spacing
D	.365 (9.3)	.378 (9.5)
E	.330 (8.3)	.250 (6.3)
F	.400 (10.0)	.250 (6.3)
G3	.460 (11.5)	.375 (9.4)
H	.530 (13.3)	.250 (6.3)
H3	.530 (13.3)	.375 (9.4)
J	.620 (15.5)	.375 (9.4)
L	.720 (18.0)	.375 (9.4)
P	.900 (22.5)	.375 (9.4)
W	.740 (18.5)	.375 (9.4)
X	.830 (20.8)	.375 (9.4)
Y	.940 (23.5)	.375 (9.4)

PERFORMANCE DATA

Test	125L	440L
Continuous Voltage Rating	250VAC,2kVDC	250VAC,4kVDC
Dielectric Strength	2000VAC,4kVDC	3500VAC,7kVDC
Dissipation Factor (@ + 25°C)	1.50%	1.00%
Case Breakdown/Flammability	2500 VAC; UL94v0; + 105 C	
Temperature Characteristic (See Notes 1 and 2 below)	Z5U/Y5V	X5F Y5U/Z5U
Insulation Resistance (Min.)	1000Ω F	1000Ω F

Notes:
1. Permissible change with temperature: Y Type: +20%, -55% (reference 20°C); X Type: +20%, -80%.
2. TC Class refers to ceramic classification. 125L are Class III, Y5V. 440L K tolerance are ClassII, other 440L cases are Class III.

250 VAC, 2k VDC

For quantities greater than listed, call for quote.

MOUSER STOCK NO. Mfr.	Mfr. Part No.	Value (pF)	Case Code	Temp. Char.	Tol.	Price Each 1	10	25	50
75—	125LD10-R	1000	F	Y5V	20%	.98	.884	.775	.611
75—	125LD22-R	2200	E	Y5V	20%	1.25	1.11	.981	.775
75—	125LD47-R	4700	H	Y5V	20%	1.51	1.22	.97	.895
75—	125LD50-R	5000	H3	Y5V	20%	1.10	.895	.709	.655
75—	125LD68-R	6800	L	Y5V	20%	1.41	1.26	1.11	.872
75—	125LS10-R	.01μF	L	Y5V	20%	1.44	1.28	1.21	1.03
75—	125LS20-R	.02μF	W	Y5V	20%	3.50	3.10	2.74	2.14
75—	125LS30-R	.03μF	X	Y5V	20%	3.50	3.10	2.74	2.14
75—	125LS50-R	.05μF	Y	Y5V	20%	6.47	5.75	5.06	3.97

250/500 VAC, 4000 Vrms

For quantities greater than listed, call for quote.

MOUSER STOCK NO. Mfr.	Mfr. Part No.	Value (pF)	Case Code	Temp. Char.	Tol.	Price Each 1	10	25	50
75—	440LT22-R	220	E	X7R	10%	.66	.611	.502	.458
75—	440LT33-R	330	F	X7R	10%	.66	.611	.502	.458
75—	440LT47-R	470	E	Y5U	20%	.66	.611	.502	.458
75—	440LD10-R	1000	G3	Y5U	20%	.74	.676	.567	.502
75—	440LD15-R	1500	D	Y5U	20%	.74	.676	.567	.502
75—	440LD22-R	2200	G3	Y5U	20%	.84	.76	.631	.567
75—	440LD33-R	3300	J	Y5U	20%	1.00	.916	.764	.687
75—	440LD47-R	4700	L	Y5U	20%	1.34	1.22	1.01	.916
75—	440LS10-R	0.01μF	P	Y5U	20%	2.82	2.57	2.14	2.00

SPRAGUE 564 SERIES: HIGH VOLTAGE DISC CAPACITORS

LEAD-FREE RoHS Compliant

DIMENSIONS: in. (mm)

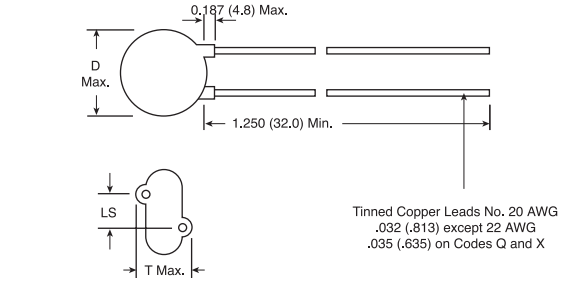

Case Code	Diameter (Max.)	Lead Spacing
E	.330 (8.3)	.250 (6.3)
F	.400 (10.0)	.250 (6.3)
F3	.400 (10.0)	.375 (9.4)
H	.530 (13.3)	.250 (6.3)
H3	.530 (13.3)	.375 (9.4)
J	.620 (15.5)	.375 (9.4)
L	.720 (18.0)	.375 (9.4)
M	.790 (19.8)	.375 (9.4)
P	.900 (22.5)	.375 (9.4)
Q	.950 (24.1)	.375 (9.4)

3K Volt, 10% and 20% Tolerance

Features:

- Application Range: Up to 4000VDC, 1000VRMS
- Insulation Resistance: 50,000MΩ minimum
- Dissipation Factor: 2.0% maximum
- Dielectric Strength: 5,250VDC, 1500VRMS

For quantities greater than listed, call for quote.

MOUSER STOCK NO. Mfr.	Mfr. Part No.	Value (pF)	Case Code	Temp. Char.	Tol.	Price Each 1	10	25	50
75—	564R30GAQ10	10	E	U2J	20%	.57	.502	.49	.478
75—	564R30GAQ33	33	E	R3L	20%	.57	.502	.49	.478
75—	564R30GAT10	100	E	X5F	20%	.57	.502	.49	.478
75—	564R30GAT15	150	E	X5F	20%	.57	.502	.49	.478
75—	564R30GAT22	220	E	X5F	20%	.57	.502	.49	.478
75—	564R30GAT27	270	E	X5F	20%	.57	.502	.49	.469
75—	564R30GAT33	330	E	X7R	20%	.57	.502	.49	.469
75—	564R30GAT39	390	E	X7R	20%	.57	.502	.49	.478
75—	564R30GAT47	470	E	X5S	20%	.57	.502	.49	.478
75—	564R30GAT68	680	E	Y5U	20%	.57	.502	.49	.478
75—	564R30GAD10	1000	E	Z5U	20%	.57	.502	.491	.469
75—	564R30GAD15	1500	E	Z5U	20%	.63	.567	.546	.53
75—	564R30GAD22	2200	F	Z5U	20%	.89	.796	.775	.742
75—	564R30GAD33	3300	H	Z5U	20%	.78	.709	.676	.643
75—	564R30GAD47	4700	J	Z5U	20%	1.62	1.44	1.38	1.33
75—	564R30TSD47	4700	L	X7R	20%	1.47	1.44	1.39	1.36
75—	564R30GAD68	6800	L	Z5U	20%	.79	.731	.724	.642
75—	564R30GAD82	8200	M	Z5U	20%	2.34	1.88	1.51	1.38
75—	564R30GAS10	0.01μF	M	Z5U	20%	1.39	1.36	1.29	1.24
75—	564R30GASS10	0.01μF	L	Y5V	20%	1.20	1.07	1.06	1.04

6K Volt, 20% Tolerance

Features:

- Application Range: Up to 60,000VDC, 1500VRMS
- Insulation Resistance: 75,000MΩ minimum
- Disipation Factor: 2.0% maximum
- Dielectric Strength: 10,500VDC, 3000VRMS

MOUSER STOCK NO. Mfr.	Mfr. Part No.	Value (pF)	Case Code	Temp. Char.	Tol.	Price Each 1	10	25	50
75—	564R60GAQ10	10	F3	NP0	20%	.78	.709	.676	.643
75—	564R60GAQ33	33	F3	R3L	20%	.78	.709	.676	.643
75—	564R30GAQ47	47	E	X5F	20%	.57	.502	.49	.478
75—	564R60GAS10	0.01μF	P	Z5U	20%	5.60	4.50	4.15	3.82
75—	564R60GAT10	100	F3	X5F	20%	1.62	1.44	1.38	1.33
75—	564R60GAT33	330	F3	X5S	20%	.78	.709	.676	.663
75—	564R60GAD10	1000	F3	Z5U	20%	.78	.709	.676	.663
75—	564R60GAD22	2200	H3	Z5U	20%	1.01	.905	.861	.85
75—	564R60GAD47	4700	M	Z5U	20%	2.35	2.10	2.01	1.94

ROEDERSTEIN WYO SERIES: CERAMIC AC CAPACITORS CLASS X1, 440VAC/CLASS Y2, 250VAC

DIMENSIONS: mm

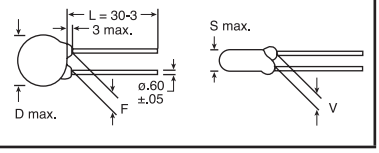

Specifications:

- Design: ceramic disc with epoxy coating
- Rated voltage: 250VAC: 50/60Hz (Y2); 440VAC: 50Hz (X1)
- Coating: epoxy, dipped, insulating, flame retarding (UL94V-0)
- Approvals: IEC 60384-14/2, UL 1414, CSA C 22.2

LEAD-FREE RoHS Compliant

For quantities greater than listed, call for quote.

MOUSER STOCK NO.	Value (pF)	Dimensions: mm F ±1	V ±.50	D	S	Price Each 1	50	100
75-WYO102MCMBF0KR	1000	5	1.4	6.5	4.5	.27	.182	.161
75-WYO222MCMBF0KR	2200	5	1.4	9.0	4.5	.34	.289	.278
75-WYO252MCMBF0KR	2500	5	1.4	9.0	4.5	.34	.289	.278
75-WYO332MCMCF0KR	3300	7.5	1.4	10.0	4.5	.46	.385	.309
75-WYO472MCMBF0KR	4700	7.5	1.4	12.0	4.5	.41	.364	.353
75-WYO472MCMCF0KR	4700	7.5	1.4	12.0	4.5	.41	.364	.353
75-WYO103MCMCF0KR	0.01μF	7.5	1.6	21.0	4.5	1.26	1.10	.974
75-WYO123MCMCF0KR	0.012μF	7.5	1.6	21.0	4.5	1.24	1.05	.841

© Copyright 2013 Mouser Electronics

© Copyright 2013 Mouser Electronics

RoHS Compliant This product is RoHS compliant.

VISHAY MULTILAYER CERAMIC DIPPED CAPACITORS

For Automotive Applications

Specifications:

- Operating temp. range: -40°C to +125°C
- AEC-Q200 qualified



For quantities greater than listed, call for quote.

MOUSER STOCK NO. / Mfr. / Mfr. Part No.	Value (pF)	Temp. Coeff.	Tol. ±	Price Each 1	50	100	1000
50 VDC							
594—A102K15X7RF5TAAV	1000	10%	X7R	.42	.321	.214	.10
594—A472K15X7RF5TAAV	4700	10%	X7R	.50	.353	.214	.118
594—A103K15X7RF5TAAV	0.010uF	10%	X7R	.42	.321	.214	.10
594—A473K15X7RF5TAAV	0.047uF	10%	X7R	.42	.332	.246	.126
594—A104K15X7RF5TAAV	0.1uF	10%	X7R	.54	.428	.321	.161
100 VDC							
594—A102K15X7RH5TAAV	1000	10%	X7R	.42	.321	.214	.10
594—A472K15X7RH5TAAV	4700	10%	X7R	.43	.332	.225	.102
594—A104K15X7RH5TAAV	0.1uF	10%	X7R	.54	.428	.321	.161
200 VDC							
594—A103K15X7RK5TAAV	0.010uF	10%	X7R	.45	.342	.235	.128



For quantities greater than listed, call for quote.

MOUSER STOCK NO. / Mfr. / Mfr. Part No.	Value (pF)	Temp. Coeff.	Tol. ±	Price Each 1	50	100	1000
50 VDC							
594—K102K15X7RF5TH5V	1000	10%	X7R	.56	.428	.225	.096
594—K102K15X8RF5TH5V	1000	10%	X8R	.96	.667	.394	.201
594—K472K15X7RF5TH5V	4700	10%	X7R	.54	.417	.214	.096
594—K103K15X7RF5TH5V	0.010uF	10%	X7R	.56	.428	.225	.096
594—K473K15X7RF5TH5V	0.047uF	10%	X7R	.55	.428	.257	.128
594—K104K15X7RF5TH5V	0.1uF	10%	X7R	.69	.535	.321	.161
200 VDC							
594—K102K15X7RK5TH5V	1000	10%	X7R	.48	.333	.197	.101
594—K103K15X7RK5TH5V	0.010uF	10%	X7R	.48	.338	.199	.102

VISHAY/BC COMPONENTS VY1/VY2 SERIES AC LINE CERAMIC DISC CAPS

Specifications:

- Operating temp. range: -40°C to +125°C



For quantities greater than listed, call for quote.

MOUSER STOCK NO. / Mfr. / Mfr. Part No.	Value (pF)	Temp. Coeff.	Tol. ±	Price Each 1	50	100	1000
500 VDC - Class Y1							
72—VY1100K31U2JQ63V0	10	10	U2J	.32	.147	.125	.073
72—VY1150K31U2JQ63V0	15	10	U2J	.34	.156	.125	.082
72—VY1220K31U2JQ63V0	22	10	U2J	.34	.156	.125	.082
72—VY1220K31U2JQ6TV0	22	10	U2J	.34	.156	.125	.082
72—VY1330K31Y5SQ63V0	33	10	Y5S	.35	.156	.136	.083
72—VY1470K31Y5SQ63V0	47	10	Y5S	.35	.156	.136	.083
72—VY1680K31Y5SQ63V0	68	10	Y5S	.35	.156	.136	.083
72—VY1101K31Y5SQ63V0	100	10	T5S	.35	.156	.136	.083
72—VY1151K31Y5SQ63V0	150	10	Y5S	.35	.156	.136	.083
72—VY1221K31Y5SQ63V0	220	10	Y5S	.35	.156	.136	.083
72—VY1221K31Y5SG63V0	220	10	Y5S	.34	.182	.161	.095
72—VY1331K31Y5SG63V0	330	10	Y5S	.34	.182	.161	.095
72—VY1471K31Y5UQ63V0	470	10	Y5U	.34	.147	.125	.077
72—VY1471M31Y5UQ63V0	470	20	Y5U	.34	.147	.125	.077
72—VY1471M31Y5UG63V0	470	20	Y5U	.32	.193	.128	.096
72—VY1681M31Y5UG63V0	680	10	Y5U	.32	.193	.128	.096
72—VY1681M31Y5UQ63V0	680	20	Y5U	.34	.147	.125	.077
72—VY1102M35Y5UG63V0	1000	20	Y5U	.19	.161	.128	.095
72—VY1102M35Y5UQ63V0	1000	20	Y5U	.35	.167	.147	.093
72—VY1102M35Y5UQ6TV0	1000	20	Y5U	.35	.167	.147	.093
72—VY1152M41Y5UQ63V0	1500	20	Y5U	.44	.23	.199	.125
72—VY1152M41Y5UQ6TV0	1500	20	Y5U	.44	.23	.199	.125
72—VY1222M47Y5UQ63V0	2200	20	Y5U	.44	.23	.199	.125
72—VY1222M47Y5UQ6BV0	2200	20	Y5U	.44	.23	.199	.125
72—VY1222M47Y5UQ6TV0	2200	20	Y5U	.44	.23	.199	.131
72—VY1222M47Y5UQ6UV0	2200	20	Y5U	.44	.23	.199	.125
72—VY1222M47Y5UG63V0	2200	20	Y5U	.25	.203	.171	.139
72—VY1332M59Y5UQ63V0	3300	20	Y5U	.47	.353	.30	.193
72—VY1392M61Y5UQ63V0	3900	20	Y5U	.70	.367	.325	.199
72—VY1472M63Y5UQ6TV0	4700	20	Y5U	.75	.44	.378	.251
72—VY1472M63Y5UQ6UV0	4700	20	Y5U	.75	.44	.378	.251
72—VY1472M63Y5UQ63V0	5800	20	Y5U	.75	.44	.378	.251
72—VY1472M63Y5UG63V0	4700	20	Y5U	.76	.445	.381	.254
300 VDC - Class Y2							
72—VY2101K29Y5SG63V7	100	10	Y5S	.34	.161	.128	.086
72—VY2221K29Y5SG63V7	220	10	Y5S	.12	.096	.086	.075
72—VY2331K29Y5SG63V7	330	10	Y5S	.27	.128	.107	.086
72—VY2471K29Y5SG63V7	440	10	Y5S	.27	.128	.107	.086
72—VY2681M29Y5UG63V7	680	20	Y5U	.27	.128	.107	.086
72—VY2102M29Y5UG63V7	1000	20	Y5U	.27	.128	.107	.086
72—VY2332M41Y5UG63V7	3200	20	Y5U	.34	.15	.118	.107
72—VY2472M49Y5UG63V7	4700	20	Y5U	.38	.198	.161	.107
72—VY2103M63Y5UG63V0	0.01uF	20	Y5U	.26	.225	.182	.15
72—VY2103M63Y5UG63V7	0.01uF	20	Y5U	.31	.225	.203	.128
400 VDC - Class X1							
72—VY2222M35Y5UG63V7	2200	20	Y5U	.26	.107	.086	.075

© Copyright 2013 Mouser Electronics

DIMENSIONS: in. (mm)

Case Code	Diameter (Max.)	Thickness (Max.)	Lead Space
C	.250 (6.4)	.156 (4.0)	.250 (6.4)
E	.290 (7.4)	.156 (4.0)	.250 (6.4)
F	.370 (9.4)	.156 (4.0)	.250 (6.4)
G	.440 (11.2)	.156 (4.0)	.250 (6.4)
H	.490 (12.4)	.156 (4.0)	.250 (6.3)
H3	.490 (12.4)	.156 (4.0)	.375 (9.5)
J	.560 (14.2)	.156 (4.0)	.375 (9.5)
K	.630 (16.0)	.156 (4.0)	.375 (9.5)
M	.760 (19.3)	.156 (4.0)	.375 (9.5)

A

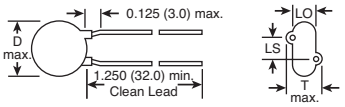

B

Voltage Class	Lead Offset "LO" (nom) In.	mm
100	.040	1.0
500	.040	1.0
1000	.050	1.3

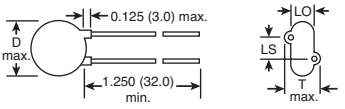

VISHAY/SPRAGUE PRECISION DISC CAPACITORS

For quantities greater than listed, call for quote.

MOUSER STOCK NO. / Mfr. / Mfr. Part No.	Fig.	Value (pF)	Case Code	Temp. Coeff.	Tol. ±	Price Each 1	10	25	50	100
1K VDC										
75—561R10TCCV22	A	2.2	C	C0K	0.5 pF	.70	.567	.556	.479	.393
75—561R10TCCV27	A	2.7	C	C0K	0.5 pF	.70	.567	.556	.479	.393
75—561R10TCCV33	A	3.3	C	C0G	0.5 pF	1.19	.503	.417	.402	.332
75—561R10TCCV39	A	3.9	C	C0G	0.5 pF	.70	.567	.447	.414	.393
75—561R10TCCV47	A	4.7	C	C0G	0.5 pF	.70	.567	.556	.479	.393
75—561R10TCCV50	A	5	C	C0G	0.5 pF	.70	.567	.556	.479	.393
75—561R10TCCV68	A	6.8	C	C0G	0.5 pF	.70	.567	.556	.479	.393
75—561R10TCCQ10	A	10	C	C0G	5 %	.70	.599	.556	.479	.393
75—561R10TCCQ12	A	12	C	C0G	5 %	.70	.567	.556	.479	.393
75—561R10TCCQ15	A	15	C	C0G	5 %	.70	.567	.556	.479	.393
75—561R10TCCQ18	A	18	E	C0G	5 %	.66	.534	.425	.393	.37
75—561R10TCCQ20	A	20	E	C0G	5 %	.66	.534	.482	.452	.37
75—561R10TCCQ22	A	22	E	C0G	5 %	.66	.534	.482	.452	.37
75—561R10TCCQ25	A	25	E	C0G	5 %	.66	.534	.425	.393	.37
75—561R10TCCQ27	A	27	F	C0G	5 %	.66	.534	.482	.452	.37
75—561R10TCCQ30	A	30	F	C0G	5 %	.66	.534	.482	.452	.37
75—561R10TCCQ33	A	33	F	C0G	5 %	.66	.534	.482	.452	.37
75—561R10TCCQ39	A	39	F	C0G	5 %	.66	.534	.482	.452	.37
75—561R10TCCQ47	B	47	G	C0G	5 %	.77	.622	.567	.531	.435
75—561R10TCCQ50	B	50	G	C0G	5 %	.77	.622	.567	.53	.435
75—561R10TCCQ56	B	56	G	C0G	5 %	.77	.622	.502	.458	.435
75—561R10TCCQ68	B	68	H	C0G	5 %	.87	.792	.781	.696	.621
75—561R10TCCT10	B	100	J	C0G	5 %	.76	.687	.622	.556	.528
75—561R10TCCT12	B	120	J	C0G	5 %	.76	.687	.622	.556	.502
75—561R10TCCT22	B	220	M	C0G	5 %	1.98	1.68	1.37	1.22	1.17

VISHAY/SPRAGUE CERAMIC DISC CAPACITORS

For quantities greater than listed, call for quote.

MOUSER STOCK NO. / Mfr. / Mfr. Part No.	Fig.	Value (pF)	Case Code	Temp. Coeff.	Tol. ± (%)	Price Each 1	10	25	50	100
100 VDC										
75—562RTST10	B	100	C	X7R	10	1.20	1.17	1.12	1.08	1.06
75—562RTST47	B	470	C	X7R	10	1.48	1.39	1.35	1.31	1.27
500 VDC										
75—562R5TSD10	A	1000	E	X7R	10	1.20	1.17	1.12	1.08	1.06
1K VDC										
75—562R5GAT10	A	100	C	X5F	20	1.20	1.17	1.12	1.08	1.06
75—562R5GAT15	A	150	C	X5F	20	1.20	1.17	1.12	1.08	1.06
75—562R5GAT22	A	220	C	X5F	20	1.20	1.17	1.12	1.08	1.06
75—562R5GAT33	A	330	C	X5F	20	1.20	1.17	1.12	1.08	1.06
75—562R5GAT47	A	470	C	X5F	20	1.20	1.17	1.12	1.08	1.06
75—562R5GAT50	A	500	C	X5F	20	1.20	1.17	1.12	1.08	1.06
75—562R5GAD10	A	1000	E	X7R	20	1.20	1.17	1.12	1.08	1.06
75—562R5HKD10	A	1000	E	Y5U	100	1.20	1.17	1.12	1.08	1.06
75—562R5GAD15	A	1500	E	Z5U	20	1.20	1.17	1.12	1.08	1.06
75—562R5GAD20	A	2000	E	Z5U	20	1.20	1.17	1.12	1.08	1.06
75—562R5GAD22	A	2200	E	Z5U	20	1.20	1.17	1.12	1.08	1.06
75—562R5GAD30	A	3000	E	Z5U	20	1.20	1.17	1.12	1.08	1.06
75—562R5GAD33	A	3300	E	Z5U	20	1.20	1.17	1.12	1.08	1.06
75—562R5GAD47	B	4700	F	Z5U	20	.91	.807	.698	.643	.622
75—562R5GAD50	B	5000	F	Z5U	20	1.07	1.01	.979	.952	.926
75—562R5GAD68	B	6800	G	Z5U	20	1.06	1.00	.973	.946	.92
75—562R5GAS10	B	0.01µF	H3	Z5U	20	.29	.277	.261	.245	.236
75—562R5HKMS10	B	0.01µF	H	Z5U	20	1.19	.655	.523	.479	.458
75—562R5HKS10	B	0.01µF	H3	Z5U	100	1.41	1.33	1.29	1.25	1.22
75—562R5GAS15	B	0.015µF	J	Z5U	20	1.80	1.69	1.65	1.59	1.55
1K VDC - Temperature and Voltage Stabilized										
75—561R10TSQ10	A	10	C	C0G	10	.70	.599	.556	.479	.393
75—561R10TSQ33	A	33	E	U2J	10	.80	.653	.514	.471	.449
75—562R10TST10	A	100	C	X5F	10	1.20	1.17	1.12	1.08	1.06
75—562R10TST15	A	150	C	X5F	10	1.20	1.17	1.12	1.08	1.06
75—562R10TST22	A	220	C	X5F	10	1.20	1.17	1.12	1.08	1.06
75—562R10TST27	A	270	C	X5F	10	1.20	1.17	1.12	1.08	1.06
75—562R10TST33	A	330	C	X5F	10	1.20	1.17	1.12	1.08	1.06
75—562R10TST47	A	470	C	X5F	10	1.08	1.02	.988	.96	.934
75—562R10TST50	A	500	C	X5F	10	1.20	1.17	1.12	1.08	1.06
75—562R10TST68	A	680	E	X5F	10	1.20	1.17	1.12	1.08	1.06
75—562R10TSD10	A	1000	E	X5F	10	1.20	1.17	1.12	1.08	1.06
75—562R10TSD15	B	1500	G	X5F	10	1.20	1.17	1.12	1.08	1.06
75—562R10TSD20	B	2000	H3	X5F	10	1.53	1.44	1.40	1.36	1.33

© Copyright 2013 Mouser Electronics

AVX Medium Power Film Capacitors

AVX A KYOCERA GROUP COMPANY

FB SERIES

For quantities greater than listed, call for quote.

MOUSER STOCK NO.	Volts	Value	Irms	Dimensions: mm (in.)				Price Each	
Mfr. Mfr. Part No.	(V)	(µf)	(A)	L	W	H	LS	1	5
581—FB37M6A0306KC	700	30	16.0	30	42.5	45	37.5	11.94	10.61
581—FB37H6C0106KC	900	10	8.5	22	42.5	33.5	37.5	8.01	7.13
581—FB37M6C0206KC	900	20	14.0	30	42.5	45	37.5	10.96	9.74
581—FB37L6L0106KC	1.1K	10	14.0	24	42.5	44	37.5	8.34	7.40
581—FB37M6P0106KC	1.2K	10	11.0	30	42.5	45	37.5	9.07	8.07

DIMENSIONS: mm (in.)

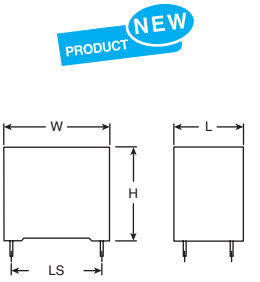

FE SERIES

For quantities greater than listed, call for quote.

MOUSER STOCK NO.	Volts	Value	Irms	Dimensions: mm (in.)				Price Each	
Mfr. Mfr. Part No.	(V)	(µf)	(A)	L	W	H	LS	1	5
581—FE37M6C0206KB	900	20	15.0	30	42.5	45	37.5	13.54	11.91
581—FE52N6L0206KB	1.1K	20	15.0	30	57.5	45	52.5	14.34	12.62
581—FE37M6P0106KB	1.2K	10	12.0	30	42.5	45	37.5	12.36	10.87

FFVS SERIES

For quantities greater than listed, call for quote.

MOUSER STOCK NO.	Volts	Value	Height	Irms	Price Each	
Mfr. Mfr. Part No.	(V)	(µf)	mm (in.)	(A)	1	5
581—FFVS6K0226K	600	22	34 (1.339)	78	99.78	97.01
581—FFVS6K0147K	600	140	51 (2.008)	82	227.57	207.43
581—FFVS6B0586K	800	58	40 (1.575)	83	182.38	163.46
581—FFVS6B1286K	800	128	64 (2.520)	84	213.98	182.61
581—FFVS6C0306K	900	30	34 (1.339)	56	98.75	96.94
581—FFVS6C0656K	900	65	51 (2.520)	86	178.74	165.85
581—FFVS6L0956K	1000	95	51 (2.008)	63	185.30	169.68
581—FFVS6U0656K	1200	65	51 (2.520)	57	183.08	169.68
581—FFVS6U0656K	1900	22	51 (2.520)	68	183.08	169.68

DIMENSIONS: mm (in.)

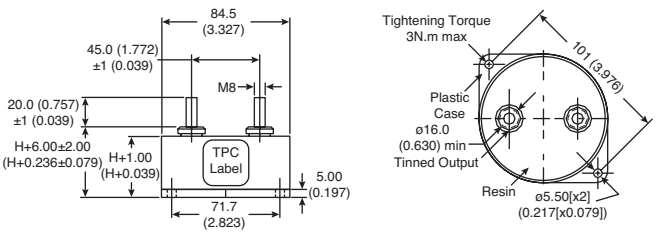

FFB SERIES

For quantities greater than listed, call for quote.

MOUSER STOCK NO.	Volts	Value	Irms	Dimensions: mm (in.)				Price Each	
Mfr. Mfr. Part No.	(V)	(µf)	(A)	L	W	H	LS	1	5
581—FFB14D0336K	75	33	3	31.1	13.0	22.4	27.5	11.82	10.74
581—FFB34D0686K	75	68	46.2	31.1	17.3	29.8	27.5	18.48	16.80
581—FFB54D0117K	75	110	10	32.0	22.0	37.0	27.5	36.09	34.78
581—FFB14E0206K	100	20	2.6	31.1	13.0	22.4	27.5	9.52	8.66
581—FFB44E0476K	100	47	6	31.1	20.8	31.3	27.5	18.14	16.48
581—FFB54E0686K	100	68	9	32.0	22.0	37.0	27.5	23.72	23.10
581—FFB14H0755K	300	7.5	2.4	31.1	13.0	22.4	27.5	5.26	4.78
581—FFB44H0186K	300	18	6	31.1	20.8	31.3	27.5	11.02	10.02
581—FFB54H0276K	300	27	9	32.0	22.0	37.0	27.5	15.43	14.03
581—FFB14I0625K	400	6.2	2.5	31.1	13.0	22.4	27.5	7.28	6.47
581—FFB44I0156K	400	15	6.2	31.1	20.8	31.3	27.5	11.68	10.63
581—FFB54I0206K	400	20	8.2	32.0	22.0	37.0	27.5	23.83	21.67
581—FFB16J0395K	525	3.9	5.1	31.1	13.0	22.4	27.5	5.83	5.36
581—FFB46J0106K	525	10	12	31.1	20.8	31.3	27.5	14.39	13.08
581—FFB56J0136K	525	13	12	32.0	22.0	37.0	27.5	18.36	17.78
581—FFB16A0335K	720	3.3	5	31.1	13.0	22.4	27.5	5.56	5.05
581—FFB46A0755K	720	7.5	11.4	31.1	20.8	31.3	27.5	10.40	9.46
581—FFB56A0106K	720	10	12	32.0	22.0	37.0	27.5	18.02	17.61
581—FFB16C0205K	900	2	3.6	31.1	13.0	22.4	27.5	5.30	4.82
581—FFB46C0515K	900	5.1	9.3	31.1	20.8	31.3	27.5	11.45	10.40
581—FFB16L0155K	1100	1.5	3.3	31.1	13.0	22.4	27.5	7.35	6.69
581—FFB46L0305K	1100	3	6.6	31.1	20.8	31.3	27.5	9.15	8.31
581—FFB56L0475K	1100	4.7	10.3	32.0	22.0	37.0	27.5	14.34	13.03

DIMENSIONS: mm (in.)

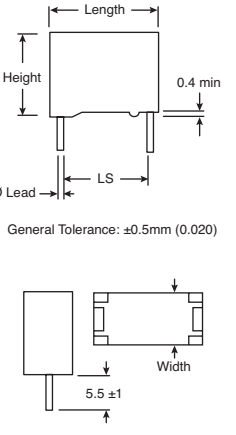

FFLI SERIES

For quantities greater than listed, call for quote.

MOUSER STOCK NO.	Volts	Value	Irms	Dimensions: mm (in.)			Terminal	Price Each	
Mfr. Mfr. Part No.	(V)	(µF)	(A)	D	H	LS		1	5
581—FFLI6B0687KJE	800	680	53	85	155	32	Female	137.00	132.35
581—FFLI6B1607KJE	800	1600	72	116	180	50	Female	236.43	230.24
581—FFLI6B3007KJE	800	3000	100	116	340	50	Female	509.49	461.73
581—FFLI6L0657KJE	1000	650	60	100	155	50	Female	148.17	142.81
581—FFLI6L0267KJE	1000	260	56	85	105	32	Female	95.88	92.15
581—FFLI6U0157KJE	1150	150	44	75	105	32	Female	86.28	82.18
581—FFLI6U0437KJE	1150	430	43	85	180	32	Female	117.91	114.28
581—FFLI6U0867KJE	1150	860	64	116	180	50	Female	174.05	170.26
581—FFLI6Q0257KJE	1400	250	42	85	155	32	Female	100.08	96.08
581—FFLI6Q0607KJE	1400	600	60	116	180	50	Female	153.16	150.62

DIMENSIONS: mm (in.)

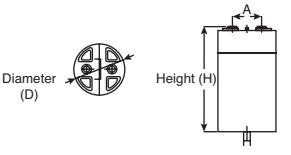

FFV3 SERIES

For quantities greater than listed, call for quote.

MOUSER STOCK NO.	Volts	Value	Irms	Price Each	
Mfr. Mfr. Part No.	(V)	(µF)	(A)	1	5
581—FFV34D0167K	75	160	23	44.49	39.70
581—FFV34E0107K	100	100	24	37.09	34.76
581—FFV34H0506K	300	50	26	32.21	30.09
581—FFV34I0406K	400	40	23	32.85	30.24
581—FFV36J0206K	500	20	27	23.97	23.08
581—FFV36A0206K	700	20	30	25.08	23.65
581—FFV36C0136K	900	13	25	24.01	23.08
581—FFV36L0905K	1100	9	20	23.33	21.51

DIMENSIONS: mm (in.)

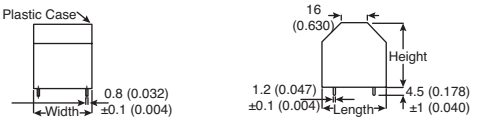

© Copyright 2013 Mouser Electronics

© Copyright 2013 Mouser Electronics

CORNELL DUBILIER Film Capacitors

RoHS Compliant This product is RoHS compliant.

DME SERIES - MINIATURE METALLIZED POLYESTER RADIAL DIPPED CAPACITORS

Cross Reference	
Cornell Dubilier	Panasonic
DME Series	ECQE-----F

Type DME radial-leaded, mini-dipped capacitors deliver the performance of other capacitors which have cases that are twice as big. Improvements in film technology permit the use of thinner dielectric and make DME the choice for all but higher current AC applications where the larger size may be an advantage. DME self heals shorts caused by overvoltage transients. For small size and low cost, DME is tops.

DIMENSIONS: in.

Specifications:

- Voltage range: 100-1000VDC (65-250VAC)
- Capacitance range: .01-10µF
- Capacitance tolerance: ±10%
- Operating temperature range: -55°C to 125°C full-rated voltage @ 85°C - Derate linearly to 50% - rated voltage @ 125°C
- Dielectric strength: 150%
- Dissipation Factor: 1% max.
- Insulation resistance: 3,000MΩ x µF; 9,000MΩ min.
- Life test: 1,000 hours at 85˚C @ 125% rated voltage

Features:

- Significant size reduction and performance characteristics comparable to other film capacitors that are in larger case sizes
- DME self heals shorts caused by overvoltage transients
- Small size/low cost

RoHS Compliant

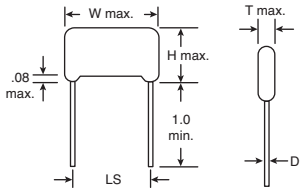

Rated Volts	Pulse Capability: Body Length .408	.472	.728	1.024	1.220
	dV/dt-volts per microsecond, maximum				
100	25	16	10	6	- - -
250	31	20	12	7	6
400	46	30	17	11	9
630	101	66	33	19	15
1000	- - -	93	104	70	- - -

For quantities greater than listed, call for quote.

MOUSER STOCK NO.	CDE Part No.	Value (µf)	Dimensions: in. W	H	T	D	LS	Price Each 1	10	100
100 VDC (65 VAC)										
5989-100V.56-F	DME1P56K-F	.56	.472	.429	.217	.024	.394	.79	.606	.571
5989-100V.68-F	DME1P68K-F	.68	.472	.469	.236	.024	.394	.82	.661	.574
5989-100V.82-F	DME1P82K-F	.82	.472	.531	.236	.024	.394	.94	.725	.622
5989-100V1.0-F	DME1W1K-F	1.0	.472	.551	.264	.024	.394	.80	.724	.616
5989-100V1.2-F	DME1W1P2K-F	1.2	.728	.504	.217	.024	.591	1.08	.831	.735
5989-100V1.5-F	DME1W1P5K-F	1.5	.728	.528	.236	.032	.591	1.23	.961	.82
5989-100V1.8-F	DME1W1P8K-F	1.8	.728	.567	.278	.032	.591	1.40	1.08	.951
5989-100V2.2-F	DME1W2P2K-F	2.2	.728	.591	.276	.032	.591	1.97	1.22	1.09
5989-100V2.7-F	DME1W2P7K-F	2.7	.728	.622	.315	.032	.591	1.75	1.35	1.17
5989-100V3.3-F	DME1W3P3K-F	3.3	.728	.65	.335	.032	.591	2.27	1.74	1.51
5989-100V3.9-F	DME1W3P9K-F	3.9	1.024	.646	.276	.032	.886	2.60	2.00	1.85
5989-100V4.7-F	DME1W4P7K-F	4.7	1.024	.669	.295	.032	.886	2.91	2.25	1.95
5989-100V5.6-F	DME1W5P6K-F	5.6	1.024	.689	.327	.032	.886	3.28	2.53	2.16
5989-100V6.8-F	DME1W6P8K-F	6.8	1.024	.728	.354	.032	.886	3.93	3.03	2.59
5989-100V10.0-F	DME1W10K-F	10.0	1.024	.827	.453	.032	.886	4.70	3.99	3.72
250 VDC (160 VAC)										
5989-250V.01-F	DME2S1K-F	.01	.406	.291	.169	.024	.295	.50	.297	.278
5989-250V.012-F	DME2S12K-F	.012	.406	.295	.173	.024	.295	.50	.309	.278
5989-250V.022-F	DME2S22K-F	.022	.406	.295	.173	.024	.295	.50	.297	.278
5989-250V.027-F	DME2S27K-F	.027	.406	.295	.177	.024	.295	.50	.297	.275
5989-250V.033-F	DME2S33K-F	.033	.406	.295	.177	.024	.295	.50	.309	.262
5989-250V.039-F	DME2S39K-F	.039	.406	.295	.177	.024	.295	.54	.332	.281
5989-250V.047-F	DME2S47K-F	.047	.406	.295	.177	.024	.295	.50	.309	.262
5989-250V.056-F	DME2S56K-F	.056	.406	.311	.189	.024	.295	.54	.319	.291
5989-250V.068-F	DME2S68K-F	.068	.406	.295	.177	.024	.295	.55	.331	.281
5989-250V.1-F	DME2P1K-F	.10	.406	.331	.228	.024	.295	.62	.391	.352
5989-250V.12-F	DME2P12K-F	.12	.406	.354	.236	.024	.295	.66	.416	.399
5989-250V.15-F	DME2P15K-F	.15	.406	.425	.236	.024	.295	.69	.438	.391
5989-250V.22-F	DME2P22K-F	.22	.472	.413	.217	.024	.394	.73	.437	.395
5989-250V.33-F	DME2P33K-F	.33	.472	.472	.278	.024	.394	.80	.502	.426
5989-250V.39-F	DME2P39K-F	.39	.728	.472	.193	.024	.591	.87	.545	.499
5989-250V.47-F	DME2P47K-F	.47	.728	.492	.209	.024	.591	.95	.609	.52
5989-250V.56-F	DME2P56K-F	.56	.728	.512	.217	.024	.591	1.05	.661	.601
5989-250V.68-F	DME2P68K-F	.68	.728	.531	.236	.032	.591	1.16	.737	.689
5989-250V.82-F	DME2P82K-F	.82	.728	.571	.278	.032	.591	1.27	.79	.685
5989-250V1.0-F	DME2W1K-F	1.0	.728	.591	.291	.032	.591	1.35	.831	.796
5989-250V1.2-F	DME2W1P2K-F	1.2	.728	.626	.315	.032	.591	1.49	1.01	.889
5989-250V1.5-F	DME2W1P5K-F	1.5	.728	.661	.354	.032	.591	1.86	1.13	1.02
5989-250V1.8-F	DME2W1P8K-F	1.8	1.024	.61	.295	.032	.886	2.09	1.28	1.08
5989-250V2.2-F	DME2W2P2K-F	2.2	1.024	.642	.335	.032	.886	2.27	1.53	1.34
5989-250V2.7-F	DME2W2P7K-F	2.7	1.024	.669	.37	.032	.886	2.56	1.57	1.32
5989-250V3.3-F	DME2W3P3K-F	3.3	1.024	.709	.406	.032	.886	3.15	1.96	1.70
5989-250V3.9-F	DME2W3P9K-F	3.9	1.024	.807	.433	.032	.886	5.01	3.11	2.60
5989-250V4.7-F	DME2W4P7K-F	4.7	1.024	.846	.472	.032	.886	5.60	3.95	3.07
5989-250V5.6-F	DME2W5P6K-F	5.6	1.22	.827	.465	.032	1.083	7.07	4.77	4.19
5989-250V6.8-F	DME2W6P8K-F	6.8	1.22	.882	.512	.032	1.083	7.71	4.35	3.65
5989-250V10.0-F	DME2W10K-F	10.0	1.22	1.016	.626	.032	1.083	10.63	6.61	6.17
400 VDC (200 VAC)										
5989-400V.01-F	DME4S1K-F	.01	.406	.291	.169	.024	.295	.66	.407	.375
5989-400V.015-F	DME4S15K-F	.015	.406	.295	.173	.024	.295	.69	.438	.391
5989-400V.018-F	DME4S18K-F	.018	.406	.295	.173	.024	.295	.69	.438	.391
5989-400V.022-F	DME4S22K-F	.022	.406	.311	.189	.024	.295	.70	.427	.386
5989-400V.033-F	DME4S33K-F	.033	.406	.354	.236	.024	.295	.77	.458	.429
400 VDC (200 VAC) (Cont.)										
5989-400V.039-F	DME4S39K-F	.039	.472	.315	.193	.024	.394	.80	.479	.448
5989-400V.047-F	DME4S47K-F	.047	.472	.327	.197	.024	.394	.80	.479	.448
5989-400V.056-F	DME4S56K-F	.056	.472	.394	.197	.024	.394	.80	.479	.443
5989-400V.068-F	DME4S68K-F	.068	.472	.413	.213	.024	.394	.84	.513	.464
5989-400V.1-F	DME4P1K-F	.10	.472	.472	.248	.024	.394	.80	.479	.443
5989-400V.12-F	DME4P12K-F	.12	.728	.394	.197	.024	.591	.87	.522	.493
5989-400V.22-F	DME4P22K-F	.22	.728	.512	.232	.024	.591	1.23	.746	.662
5989-400V.33-F	DME4P33K-F	.33	.728	.587	.276	.032	.591	1.35	.821	.75
5989-400V.47-F	DME4P47K-F	.47	.728	.669	.307	.032	.591	1.56	.961	.916
5989-400V.56-F	DME4P56K-F	.56	1.024	.63	.278	.032	.886	1.75	1.05	.981
5989-400V.68-F	DME4P68K-F	.68	1.024	.65	.276	.032	.886	1.94	1.17	1.09
5989-400V1.0-F	DME4W1K-F	1.0	1.024	.709	.335	.032	.886	2.53	1.78	1.38
5989-400V1.2-F	DME4W1P2K-F	1.2	1.024	.744	.374	.032	.886	3.21	1.96	1.75
5989-400V1.5-F	DME4W1P5K-F	1.5	1.22	.748	.374	.032	1.083	3.47	2.11	1.96
5989-400V2.2-F	DME4W2P2K-F	2.2	1.22	.866	.433	.032	1.083	4.73	2.87	2.60
630 VDC (250 VAC)										
5989-630V.01-F	DME6S1K-F	.01	.472	.295	.177	.024	.394	.61	.372	.312
5989-630V.015-F	DME6S15K-F	.015	.472	.323	.197	.024	.394	.65	.394	.335
5989-630V.022-F	DME6S22K-F	.022	.472	.413	.209	.024	.394	.69	.415	.379
5989-630V.033-F	DME6S33K-F	.033	.472	.469	.236	.024	.394	.76	.47	.418
5989-630V.039-F	DME6S39K-F	.039	.472	.528	.236	.024	.394	.49	.425	.382
5989-630V.047-F	DME6S47K-F	.047	.472	.531	.278	.024	.394	.80	.479	.443
5989-630V.056-F	DME6S56K-F	.056	.728	.413	.213	.024	.591	.84	.513	.441
5989-630V.068-F	DME6S68K-F	.068	.728	.433	.228	.024	.591	.91	.555	.48
5989-630V.082-F	DME6S82K-F	.082	.728	.472	.278	.024	.591	.94	.565	.505
5989-630V0.1-F	DME6P1K-F	.10	.728	.551	.248	.024	.591	1.06	.651	.546
5989-630V.12-F	DME6P12K-F	.12	.728	.571	.248	.032	.591	1.16	.715	.60
5989-630V.15-F	DME6P15K-F	.15	.728	.606	.295	.032	.591	1.32	.80	.753
5989-630V.22-F	DME6P22K-F	.22	.728	.65	.354	.032	.591	1.49	1.01	.889
5989-630V.27-F	DME6P27K-F	.27	1.024	.65	.276	.032	.886	1.83	1.10	.954
5989-630V.33-F	DME6P33K-F	.33	1.024	.669	.307	.032	.886	1.94	1.17	1.09
5989-630V.47-F	DME6P47K-F	.47	1.024	.728	.366	.032	.886	2.24	1.35	1.22
5989-630V.56-F	DME6P56K-F	.56	1.024	.787	.394	.032	.886	2.66	1.61	1.39
5989-630V.68-F	DME6P68K-F	.68	1.024	.827	.453	.032	.886	3.47	2.10	1.87
5989-630V.82-F	DME6P82K-F	.82	1.22	.807	.445	.032	1.083	3.79	2.29	1.97
5989-630V1.0-F	DME6W1K-F	1.0	1.22	.862	.492	.032	1.083	4.62	2.80	2.47
5989-630V1.5-F	DME6W1P5K-F	1.5	1.22	.972	.602	.032	1.083	5.87	3.55	3.06
5989-630V1.8-F	DME6W1P8K-F	1.8	1.22	1.063	.661	.032	1.083	6.61	4.01	3.43
5989-630V2.2-F	DME6W2P2K-F	2.2	1.22	1.142	.768	.032	1.083	7.71	5.16	4.54
1000 VDC (250 VAC)										
5989-1KV.01-F	DME10S1K-F	.01	.610	.433	.236	.024	.492	.65	.495	.416
5989-1KV.015-F	DME10S15K-F	.015	.610	.492	.276	.024	.492	.73	.537	.444
5989-1KV.018-F	DME10S18K-F	.018	.610	.512	.295	.032	.492	.65	.495	.416
5989-1KV.022-F	DME10S22K-F	.022	.610	.610	.295	.032	.492	.70	.432	.389
5989-1KV.027-F	DME10S27K-F	.027	.827	.512	.236	.032	.689	.70	.528	.431
5989-1KV.033-F	DME10S33K-F	.033	.827	.551	.278	.032	.689	.73	.537	.444
5989-1KV.039-F	DME10S39K-F	.039	.827	.571	.276	.032	.689	.76	.559	.469
5989-1KV.047-F	DME10S47K-F	.047	.827	.610	.295	.032	.689	.80	.592	.494
5989-1KV.056-F	DME10S56K-F	.056	.827	.669	.295	.032	.689	.88	.678	.534
5989-1KV.068-F	DME10S68K-F	.068	.827	.709	.335	.032	.689	.91	.688	.554
5989-1KV.082-F	DME10S82K-F	.082	.827	.728	.354	.032	.689	1.16	.874	.691
5989-1KV0.1-F	DME10P1K-F	.10	.827	.787	.394	.032	.689	1.11	.829	.703
5989-1KV0.12-F	DME10P12K-F	.12	1.024	.728	.354	.032	.886	1.26	.948	.792
5989-1KV0.18-F	DME10P18K-F	.18	1.024	.866	.413	.032	.886	1.55	1.19	.949
5989-1KV0.22-F	DME10P22K-F	.22	1.024	.906	.472	.032	.886	1.68	1.26	1.03

DPPM SERIES SNUBBER CAPACITORS

Type DPPM radial-leaded, metallized polypropylene capacitors utilize series wound extended foil with floating metallized common foil construction. Type DPPM offers excellent high frequency and high current capabilities and self-healing characteristics. With low inductance and high dV/dt characteristics, DPPM is ideal for snubber applications.

Specifications:

- Capacitance tolerance: ±10%
- Operating temperature range: -40°C to 105°C full-rated voltage @ 85°C - derate linearly to 50% - rated voltage @ 105°C
- Life test: 500 hours at 85°C @ 150% rated voltage

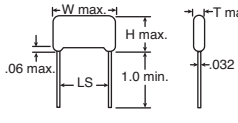

DIMENSIONS: in.

RoHS Compliant

For quantities greater than listed, call for quote.

MOUSER STOCK NO.	CDE Part No.	Value (µf)	Dimensions: mm W	H	T	LS	Price Each 1	10	100	1000
1000 VDC (450 VAC)										
5989-1KV.001-F	DPPM10D1K-F	0.001	25.0	11.5	6.5	21.0	1.08	.918	.779	.593
5989-1KV.0022-F	DPPM10D22K-F	0.0022	25.0	11.5	6.5	21.0	1.08	.918	.779	.593
5989-1KV.0047-F	DPPM10D47K-F	0.0047	25.0	13.5	7.5	21.0	1.12	.972	.90	.731
5989-1KV.01-1-F	DPPM10S1K-F	0.01	25.0	16.5	9.5	21.0	1.27	1.10	.918	.78
5989-1KV.015-1-F	DPPM10S15K-F	0.015	31.0	17.0	9.5	26.5	1.35	1.14	.97	.779
5989-1KV.022-1-F	DPPM10S22K-F	0.022	31.0	18.5	11.0	26.5	2.20	1.85	1.55	1.20
5989-1KV.033-1-F	DPPM10S33K-F	0.033	31.0	20.5	13.0	26.5	2.38	2.04	1.79	1.31
1200 VDC (475 VAC)										
5989-1.2KV.001-F	DPPM12D1K-F	0.001	25.0	11.5	6.5	21.0	1.12	.983	.816	.733
5989-1.2KV.0022-F	DPPM12D22K-F	0.0022	25.0	12.5	7.0	21.0	1.22	1.07	.896	.805
5989-1.2KV.01-F	DPPM12S1K-F	0.01	31.0	16.0	9.0	21.0	1.47	1.25	1.06	.969
5989-1.2KV.015-F	DPPM12S15K-F	0.015	31.0	18.0	10.5	26.5	2.14	1.81	1.51	1.12
5989-1.2KV.033-F	DPPM12S33K-F	0.033	31.0	22.0	14.0	26.5	2.91	2.50	2.08	1.73
1600 VDC (500 VAC)										
5989-1.6KV.001-F	DPPM16D1K-F	0.001	25.0	11.5	6.5	21.0	1.14	1.00	.737	.688
1600 VDC (500 VAC) (Cont.)										
5989-1.6KV.0015-F	DPPM16D15K-F	0.0015	25.0	12.5	7.0	21.0	1.24	1.09	.807	.753
5989-1.6KV.0022-F	DPPM16D22K-F	0.0022	25.0	15.0	8.0	21.0	1.14	1.00	.737	.688
5989-1.6KV.0033-F	DPPM16D33K-F	0.0033	25.0	16.5	9.5	21.0	1.38	1.20	.988	.792
5989-1.6KV.0047-F	DPPM16D47K-F	0.0047	25.0	19.0	10.5	21.0	1.54	1.32	1.09	.856
5989-1.6KV.01-F	DPPM16S1K-F	0.01	31.0	22.0	12.0	26.5	1.85	1.59	1.33	1.07
5989-1.6KV.015-F	DPPM16S15K-F	0.015	31.0	24.5	15.0	26.5	2.60	2.24	1.86	1.23
5989-1.6KV.022-F	DPPM16S22K-F	0.022	31.0	27.5	18.0	26.5	2.86	2.46	2.04	1.73
2000 VDC (500 VAC)										
5989-2KV.001-F	DPPM20D1K-F	0.001	25.0	12.5	7.0	21.0	1.33	1.11	.963	.733
5989-2KV.0015-F	DPPM20D15K-F	0.0015	25.0	14.0	8.0	21.0	1.33	1.11	1.01	.733
5989-2KV.0022-F	DPPM20D22K-F	0.0022	25.0	16.0	9.0	21.0	1.33	1.11	.963	.733
5989-2KV.0033-F	DPPM20D33K-F	0.0033	25.0	17.5	10.5	21.0	1.58	1.36	1.13	1.01
5989-2KV.0047-F	DPPM20D47K-F	0.0047	31.0	19.0	10.0	26.5	1.72	1.48	1.22	.962
5989-2KV.01-F	DPPM20S1K-F	0.01	31.0	22.0	14.0	26.5	2.25	1.90	1.69	1.23
5989-2KV.015-F	DPPM20S15K-F	0.015	31.0	24.5	16.0	26.5	2.82	2.42	2.02	1.72

© Copyright 2013 Mouser Electronics

CORNELL DUBILIER Metallized Film Capacitors, Axial Leaded

CDE CORNELL DUBILIER

RoHS Compliant **This product is RoHS compliant.**

CDE CORNELL DUBILIER 940C POLYPROPYLENE FILM SERIES

The 940C round, axial film capacitors use polypropylene film and dual metallized electrodes for both self healing properties and high peak current carrying capability (dV/dt). This series features low ESR characteristics, excellent high frequency and high voltage capabilities.

RoHS Compliant

DIMENSIONS: in.

Specifications:

- Voltage range: 1000 Vdc to 3000 Vdc
- Capacitance range: .01μF to 2μF
- Operating temperature: -55°C to +105°C
- Capacitance tolerance: ± 10%

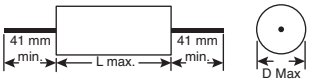

For quantities greater than listed, call for quote.

MOUSER STOCK NO.	CDE Part No.	Value (μf)	Dim.: mm D x L	Price Each 1	25	50	100
1000 VDC (500 VAC)							
5984-940C10P15K-F	940C10P15K-F	.15	15.0 x 34	3.16	2.15	2.10	1.97
5984-940C10P22K-F	940C10P22K-F	.22	17.5 x 34	3.01	2.68	2.53	2.34
5984-940C10P33K-F	940C10P33K-F	.33	20.5 x 34	5.33	4.76	4.30	3.97
5984-940C10P47K-F	940C10P47K-F	.47	24.0 x 34	6.28	4.26	4.16	3.92
5984-940C10P68K-F	940C10P68K-F	.68	28.0 x 34	7.88	6.78	5.40	4.99
5984-940C10W1K-F	940C10W1K-F	1	26.0 x 46	9.28	8.54	8.20	7.76
5984-940C10W2K-F	940C10W2K-F	2	35.5 x 46	18.46	16.15	14.96	14.48
1200 VDC (500 VAC)							
5984-940C12P1K-F	940C12P1K-F	.10	15.5 x 34	2.75	2.46	2.29	2.12
5984-940C12P22K-F	940C12P22K-F	.22	21.5 x 34	5.68	4.95	4.50	4.07
5984-940C12P47K-F	940C12P47K-F	.47	23.0 x 46	6.70	5.77	5.60	4.75
5984-940C12W1K-F	940C12W1K-F	1	33.0 x 46	11.53	10.63	10.30	10.07
1600 VDC (630 VAC)							
5984-940C16P1K-F	940C16P1K-F	.10	18.0 x 34	5.07	4.40	4.16	3.60
5984-940C16P15K-F	940C16P15K-F	.15	21.5 x 34	4.45	3.89	3.55	3.33
5984-940C16P33K-F	940C16P33K-F	.33	23.5 x 46	8.03	7.24	6.83	6.48
5984-940C16P47K-F	940C16P47K-F	.47	27.5 x 46	8.65	7.78	7.46	7.16
5984-940C16W1K-F	940C16W1K-F	1	39.0 x 46	12.47	11.15	10.48	9.67
5984-940C16W1P5K-F	940C16W1P5K-F	1.5	42.0 x 54	22.63	21.03	20.28	18.92
2000 VDC (630 VAC)							
5984-940C20S47K-F	940C20S47K-F	.047	15.0 x 34	3.86	3.31	2.76	2.47
5984-940C20P1K-F	940C20P1K-F	.10	21.0 x 34	4.14	2.81	2.75	2.58
5984-940C20P22K-F	940C20P22K-F	.22	22.0 x 46	6.41	5.79	5.52	5.14
5984-940C20P33K-F	940C20P33K-F	.33	27.0 x 46	6.24	5.59	5.24	4.85
5984-940C20P47K-F	940C20P47K-F	.47	32.0 x 46	10.12	9.59	9.24	9.01
5984-940C20P56K-F	940C20P56K-F	.56	31.0 x 54	9.90	8.85	8.31	7.68
5984-940C20W1K-F	940C20W1K-F	1	41.0 x 54	18.41	16.19	15.34	14.83
3000 VDC (750 VAC)							
5984-940C30S1K-F	940C30S1K-F	.010	11.5 x 34	2.16	2.10	1.69	1.55
5984-940C30S47K-F	940C30S47K-F	.047	16.5 x 46	2.73	2.43	2.29	2.11
5984-940C30P1K-F	940C30P1K-F	.10	22.5 x 46	6.51	5.76	5.44	4.62

CDE CORNELL DUBILIER 941C METALLIZED POLYPROPYLENE SERIES

Type 941C flat, oval film capacitors are constructed with polypropylene film and dual metallized electrodes for both self healing properties and high peak current carrying capability (dV/dt). This series features low ESR characteristics, excellent high frequency and high voltage capabilities.

NEW PRODUCT

RoHS Compliant

DIMENSIONS: in.

Specifications:

- Tolerance: ±10%
- Temperature Range: -55°C to 105°C
- Voltage Range: 600 to 3000VDC
- Capacitance Range: 0.01 to 4.7μF
- Insulation Resistance: 100,000 MΩ x μF
- Life Test: 2,000 hrs. at 85°C @ 125% rated voltage

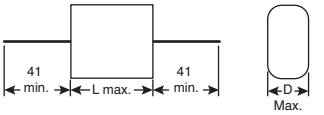

For quantities greater than listed, call for quote.

MOUSER STOCK NO.	CDE Part No.	Value (μf)	Dimensions: mm D	L	Price Each 1	25	50	100
600 VDC (275 VAC)								
598-941C6P15KF	941C6P15K-F	.15	13	34	2.00	1.53	1.41	1.26
598-941C6P22KF	941C6P22K-F	.22	14.3	34	2.10	1.61	1.49	1.33
598-941C6P47KF	941C6P47K-F	.47	18	34	2.64	2.02	1.87	1.67
598-941C6P68KF	941C6P68K-F	.68	20.4	34	3.64	2.79	2.58	2.30
598-941C6W1P5KF	941C6W1P5K-F	1.5	27.5	34	4.90	3.76	3.47	3.09
598-941C6W3P3KF	941C6W3P3K-F	3.3	31.8	54	8.14	6.24	5.76	5.13
1000 VDC (500 VAC)								
598-941C10P47KF	941C10P47K-F	.47	26.3	34	5.30	4.07	3.76	3.35
1200 VDC (500 VAC)								
598-941C12P15KF	941C12P15K-F	.15	20.7	34	2.71	2.08	1.92	1.71
598-941C12P22KF	941C12P22K-F	.22	23.8	34	3.95	3.03	2.79	2.49
598-941C12P33KF	941C12P33K-F	.33	24	46	4.38	3.35	3.09	2.76
598-941C12P47KF	941C12P47K-F	.47	27.1	46	7.08	5.42	5.01	4.47
598-941C12P68KF	941C12P68K-F	.68	31.1	46	7.34	5.62	5.19	4.63
598-941C12W1KF	941C12W1K-F	1	36.1	46	9.98	7.64	7.06	6.29
598-941C12W1P5KF	941C12W1P5K-F	1.5	40.2	54	13.04	9.99	9.22	8.23
1600 VDC (630 VAC)								
598-941C16P47KF	941C16P47K-F	.47	34.1	46	7.08	5.42	5.01	4.47
598-941C16W1KF	941C16W1K-F	1	42.5	46	12.90	9.89	9.13	8.14
598-941C16W1P5KF	941C16W1P5K-F	1.5	47	54	17.03	13.04	12.05	10.74
2000 VDC (630 VAC)								
598-941C20P68KF	941C20P68K-F	.68	39.2	54	10.79	8.26	7.63	6.81
598-941C20W1KF	941C20W1K-F	1	45.6	54	14.83	11.35	10.49	9.35

CDE CORNELL DUBILIER 935 METALLIZED POLYPROPYLENE SERIES

Designed for 20 - 100K Hz switching power supply input filtering, DC blocking and output filter applications where high current, high capacitance, and low ESR values are important. Dry sections are sealed with flame-retardant outer wrap and epoxy end seals for moisture resistance. This non-protected film capacitor has Underwriters Laboratories, Inc., recognition for construction only. U.L. File Number assigned is E128034(N)

Specifications

- Tolerance: ±10%
- Temperature range: -55°C to 105°C
- Voltage range: 100, 200, and 400VDC
- Maximum DF (1K Hz, +25°C): 0.1%
- Capacitance range: 1-30μF
- Dielectric strength: 200%
- Insulation resistance: 200,000MΩ x μF
- Life test: 1,000 hrs. at 85°C @ 125% rated voltage

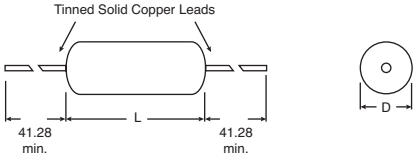

DIMENSIONS: mm

RoHS Compliant

For quantities greater than listed, call for quote.

MOUSER STOCK NO.	CDE Part No.	Value (μf)	Dimensions: mm D	L	Price Each 1	25	50	100
100 VDC (70 VAC)								
5984-100V1-F	935C1W1K-F	1	11.9	19.0	9.74	6.88	6.12	5.36
5984-100V2-F	935C1W2K-F	2	13.6	23.8	11.13	10.49	8.52	7.68
5984-100V5-F	935C1W5K-F	5	16.3	31.7	13.17	12.82	10.41	9.41
5984-100V10-F	935C1W10K-F	10	20.4	38.1	15.11	13.95	13.29	12.70
5984-100V20-F	935C1W20K-F	20	22.2	57.1	25.48	21.22	19.10	16.99
200 VDC (140 VAC)								
5984-200V1-F	935C2W1K-F	1	11.4	31.7	5.96	4.75	4.04	3.94
5984-200V2-F	935C2W2K-F	2	15.4	31.7	14.62	8.52	7.60	7.06
5984-200V3-F	935C2W3K-F	3	16.6	38.1	7.94	6.62	5.95	5.28
5984-200V10-F	935C2W10K-F	10	23.0	57.1	28.99	16.92	15.03	14.00
400 VDC (275 VAC)								
5984-400V1-F	935C4W1K-F	1	15.7	38.1	7.50	6.72	5.46	4.94
5984-400V2-F	935C4W2K-F	2	20.4	44.4	8.49	7.58	6.16	5.56
5984-400V3-F	935C4W3K-F	3	24.4	44.4	15.01	14.61	11.86	10.70
5984-400V5-F	935C4W5K-F	5	27.1	57.1	16.10	12.88	10.94	10.69

MALLORY 150 SERIES AXIAL METALLIZED POLYESTER FILM CAPACITOR

MALLORY Cornell Dubilier Electronics, Inc.

Excellent choice for general purpose applications such as blocking, bypass, decoupling, smoothing and some timing, energy storage/discharge and arc suppression.

- Low leakage
- Non-Polar
- Non inductively wound
- Epoxy end fill meets UL94V-0
- Flame retardant Polyester wrap meets UL510
- Operating temperature: -55°C to +125°C
- Capacitance range: .01μF to 2.2μF
- Voltage range: 63V to 650V
- Tolerance: 5%,10%

RoHS Compliant

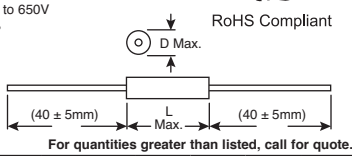

For quantities greater than listed, call for quote.

MOUSER STOCK NO.	CDE Part No.	Value (μf)	Tol. ±	Dimen.: mm D x L	Price Each 1	25	50	100
100VDC (220VAC)								
539-150224J100CB	150224J100CB	0.22	5%	6.5 x 16.5	.66	.611	.521	.463
539-150334J100EB	150334J100EB	0.33	5%	8 x 16	.98	.867	.749	.653
539-150684J100FC	150684J100FC	0.68	5%	8.5 X 20.5	.87	.805	.681	.607
539-150105J100IC	150105J100IC	1	5%	10 X 20.5	1.27	1.18	.997	.888
539-150225K100LE	150225K100LE	2.2	10%	11.5 x 28	1.83	1.70	1.41	1.26
250 VDC (160 VAC)								
539-150104J250CB	150104J250CB	0.1	5%	6.5 x 16.5	.92	.856	.824	.738
539-150224J250FB	150224J250FB	0.22	5%	8.5 x 16.5	.74	.677	.584	.52
539-150334J250FC	150334J250FC	0.33	5%	8.5 x 20.5	1.24	1.12	.952	.862
539-150474J250HC	150474J250HC	0.47	5%	9.5 x 20.5	.90	.85	.716	.638
539-150474K250HC	150474K250HC	0.47	10%	9.5 x 20.5	1.24	1.12	.952	.862
539-150105J250JE	150105J250JE	1	5%	10.5 x 28	1.21	1.08	.931	.835
539-150105K250JE	150105K250JE	1	10%	10.5 x 28	1.16	1.07	.908	.811
539-150225K250PF	150225K250PF	2.2	10%	13.5 x 33	1.95	1.80	1.50	1.34
400 VDC (200 VAC)								
539-150223K400BB	150223K400BB	0.022	10%	6 x 16.5	.63	.581	.498	.442
539-150473J400DB	150473J400DB	0.047	5%	7 x 16.5	.67	.61	.528	.473
539-150400V.047K	150473K400DB	0.047	10%	7 x 16.5	.63	.59	.496	.443
539-150104J400EC	150104J400EC	0.1	5%	8 x 20.5	.74	.697	.586	.522
539-150104K400EC	150104K400EC	0.1	10%	8 x 20.5	.65	.611	.521	.463
539-150224J400FE	150224J400FE	0.22	5%	8.5 x 28	.98	.912	.777	.687
539-150474J400LF	150474J400LF	0.47	5%	11.5 x 33	1.38	1.27	1.07	.956
630 VDC (220 VAC)								
539-150103J630BB	150103J630BB	0.01	5%	6 x 16.5	.64	.614	.519	.462
539-150103K630BB	150103K630BB	0.01	10%	6 x 16.5	.65	.614	.519	.462
539-150223J630DB	150223J630DB	0.022	5%	7 x 16.5	.71	.668	.563	.501
539-150473J630EC	150473J630EC	0.047	5%	8 x 20.5	.85	.793	.673	.599
539-150104J630FE	150104J630FE	0.1	5%	8.5 x 28	1.16	1.07	.913	.812
539-150224J630LE	150224J630LE	0.22	5%	11.5 x 28	1.35	1.26	1.06	.948
539-150474K630RF	150474K630RF	0.47	10%	15 x 33	3.43	3.19	2.74	2.42
539-150105K630YF	150105K630YF	1	10%	20.5 x 33	6.15	5.69	4.76	4.25

© Copyright 2013 Mouser Electronics

© Copyright 2013 Mouser Electronics

EPCOS Film Capacitors

RoHS Compliant This product is RoHS compliant.

PHASECAP© COMPACT SERIES



Features:

- Concentric winding
- MKK-technology
- Wavy cut and heavy edge
- Compact design
- Cylindrical aluminum can with stud
- Very high life expectancy
- High inrush current withstand ability and high overcurrent capability
- Self healing
- Overpressure disconnector
- Touch proof terminals
- Discharge device

DIMENSIONS: mm

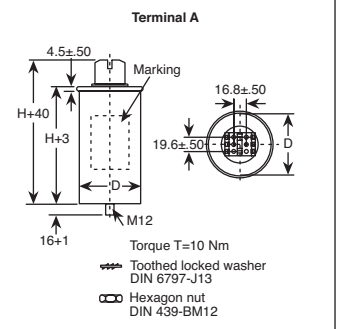

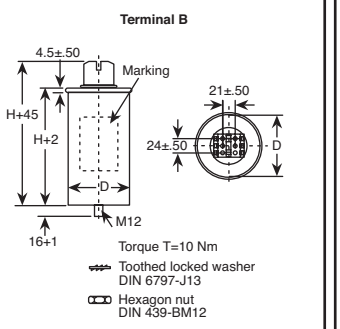

For quantities greater than listed, call for quote.

MOUSER STOCK NO.	Type	Capacity in µF 3 x	D x H mm Ø	Terminal Type	Price Each 1	2	5
Rated Voltage 230 V							
871-B25673A2052A040	MKK230-D-5-02	100.3	85x200	A	232.84	179.11	162.82
871-B25673A2072A540	MKK230-D-7.5-02	150.5	100x200	B	258.41	198.77	180.70
871-B25673A2102A040	MKK230-D-10-02	200.7	116x200	B	322.33	247.94	225.40
871-B25673A2122A540	MKK230-D-12.5-02	250.8	116x200	B	357.94	275.33	250.31
Rated Voltage 400 V							
871-B25673A4052A000	MKK400-D-5-02	33.2	85x125	A	173.96	133.81	121.65
871-B25673A4072A500	MKK400-D-7.5-02	49.9	85x162	A	189.00	145.39	132.18
871-B25673A4102A000	MKK400-D-10-02	66.3	85x162	A	201.79	155.22	141.11
871-B25673A4122A500	MKK400-D-12.5-02	82.9	100x162	B	212.28	163.29	148.45
871-B25673A4152A000	MKK400-D-15-02	99.5	100x162	B	255.67	196.67	178.79
871-B25673A4201A000	MKK400-D-20-02	132.7	100x200	B	301.78	232.14	211.04
871-B25673A4252A000	MKK400-D-25-02	165.9	116x200	B	314.56	241.97	219.97
Rated Voltage 415 V							
871-B25673A4102A010	MKK415-D-10.4-02	64.1	100x162	B	201.79	155.22	141.11
871-B25673A4122A510	MKK415-D-12.5-02	77.0	100x200	B	222.34	171.03	155.48
871-B25673A4152A010	MKK415-D-15-02	92.5	100x200	B	252.93	194.56	176.87
871-B25673A4202A810	MKK415-D-20-02	128.2	116x200	B	309.54	238.11	216.46
871-B25673A4282A140	MKK415-D-25-02	154.0	136x200	B	327.35	251.80	228.92
Rated Voltage 440 V							
871-B25673A4052A040	MKK440-D-5-02	27.4	85x125	A	173.96	133.81	121.65
871-B25673A4072A540	MKK440-D-7.5-02	41.1	85x162	A	189.00	145.39	132.18
871-B25673A4102A040	MKK440-D-10.4-02	57.0	100x162	B	201.79	155.22	141.11
871-B25673A4122A540	MKK440-D-12.5-02	68.5	100x162	B	220.05	169.26	153.88
871-B25673A4152A040	MKK440-D-15-02	82.2	100x200	B	255.67	196.67	178.79
871-B25673A4202A080	MKK440-D-16.7-02	92.0	116x200	B	286.26	220.20	200.18
871-B25673A4202A040	MKK440-D-20-02	109.7	116x200	B	304.06	233.89	212.63
871-B25673A4252A040	MKK440-D-25-02	137.1	116x200	B	316.86	243.74	221.58
871-B25673A4282A140	MKK440-D-28-02	154.0	136x200	B	327.35	251.80	228.92
871-B25673A4302A040	MKK440-D-30-02	164.0	136x200	B	355.18	273.21	248.38
871-B25673A4332A040	MKK440-D-33-02	181.0	136x200	B	375.74	289.03	262.75
Rated Voltage 480 V							
871-B25673A4062A380	MKK480-D-6.3-02	29.0	85x162	A	181.72	139.78	127.07
871-B25673A5102A020	MKK480-D-8.3-02	38.5	100x162	B	199.51	153.47	139.52
871-B25673A5122A520	MKK480-D-10-02	48.1	100x200	B	204.53	157.33	143.03
871-B25673A4122A580	MKK480-D-12.5-02	58.0	100x200	B	212.28	163.29	148.45
871-B25673A4152A080	MKK480-D-15-02	69.1	100x200	B	220.05	169.26	153.88
871-B25673A5202A020	MKK480-D-16.7-02	77.0	116x200	B	283.98	218.44	198.58
871-B25673A4202A080	MKK480-D-20-02	92.0	100x200	B	286.26	220.20	200.18
871-B25673A4252A080	MKK480-D-25-02	115.0	136x200	B	316.86	243.74	221.58
871-B25673A4282A080	MKK480-D28-02	129.0	136x200	B	265.96	204.58	185.99
871-B25673A4302A080	MKK480-D-30-02	138.0	136x200	B	355.18	273.21	248.38
Rated Voltage 525 V							
871-B25673A5082A320	MKK525-D-8.3-02	32.0	100x162	B	176.23	135.56	123.23
871-B25673A5102A020	MKK525-D-10-02	38.5	100x162	B	199.51	153.47	139.52
871-B25673A5122A520	MKK525-D-12.5-02	48.1	100x200	B	204.53	157.33	143.03
871-B25673A5152A020	MKK525-D-15-02	57.8	100x200	B	214.58	165.06	150.06
871-B25673A5162A720	MKK525-D-16.7-02	64.3	116x200	B	250.65	192.80	175.28
871-B25673A5202A020	MKK525-D-20-02	77.0	116x200	B	283.98	218.44	198.58
871-B25673A5252A020	MKK525-D-25-02	96.0	136x200	B	319.60	245.84	223.49
871-B25673A5302A020	MKK525-D-30-02	115.0	136x200	B	357.94	275.33	250.31

© Copyright 2013 Mouser Electronics

FEIDA MOTOR RUN CAPACITORS CBB66 - SINGLE CAPACITOR P2 ALUMINUM CAN OVAL

The EPCOS Feida Motor Run Capacitors are constructed of polypropylene film (dielectric), metallized film (electrode), with an aluminum can and metal top. Filled with PCB-free vegetable oil, the insulator material meets IEC 60335-1. The EPCOS Feida Motor Run Capacitors feature self-healing properties, a low dissipation factor, an overpressure disconnection device, and high insulation resistance. The Motor Run Capacitors meet the highest safety level P2 to IEC 60252-1 2001-02 and is IEC/EN 60335 compatible. For general sine wave applications, mainly as motor run capacitors.

Features:

- Safety Devices: Self-healing properties; Overpressure disconnector
- Low dissipation factor
- Highest safety level P2 to IEC 60252-1 2001-02
- Tolerance: ±5%
- Lead Spacing (mm): 20
- High insulation resistance
- IEC/EN 60335 compatible
- Metal can, metal top, oval shape
- Voltage range: 250 - 450VAC
- Capacitance range: 3 - 50µF
- Temperature: -40°C to +85°C
- Low losses
- RoHS Compatible to directive 202/95/EC

Construction:

- Dielectric: polypropylene film
- Electrode: Metallized film
- Aluminum can, metal top
- Filling material: Vegetable oil, PCB free
- Insulator material as per IEC 60335-1

Technical Data and Specifications:

- Reference standards: UL 810/IEC 60252-1/ EIA 456 A Jan. 89
- Safety class to IEC 60252-1 2001-02: P2
- Life expectancy to IEC 60252 2001: 250 - 450V: 10,000h (Class B)
- Life expectancy to EIA 456 A Jan. 89: 60,000 hours at 95% survival rate
- Rated capacitance CR: 3 - 50µF
- Rated voltage V_R: 250/370/400/450VAC
- Rated frequency f_R: 50/60 Hz

Typical Applications:

- For general sine wave applications, mainly as motor run capacitor

Main Applications:

- General purpose
- Air conditioning
- Household appliances

Terminals:

- 4+4 fast-on terminal #250 style

Maximum Ratings:

- Maximum permissible voltage V_{max}: 1.1 - V_R (V_R = Rated voltage)
- Maximum permissible current I_{max}: 1.3 - I_R (I_R = Rated current)

Climatic Data:

- Climatic category: 40/070/21

Test Data:

- AC test voltage terminal to terminal V_{TT}: 2.0 V_R, 10s
- Insulation voltage terminals to case: 3000 V AC, 2s
- Insulation resistance R_{ins} or time constant at 20°C, rel. Humidity ≤65% (minimum as-delivered values): 10,000 MΩ µF
- Life expectancy to EIA 456 A Jan. 89: 60,000 hours at 95% survival rate
- Dissipation factor at 20°C: ≤2.0 10^{-3} (100Hz)
- Maximum rate of voltage rise dV/dt_{max}: 10 V/µs

DIMENSIONS: mm



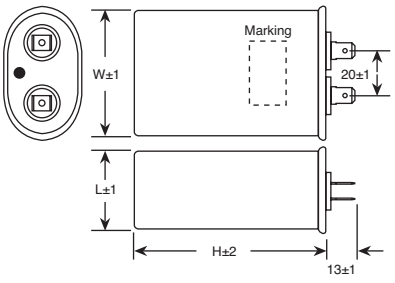

For quantities greater than listed, call for quote.

MOUSER STOCK NO.	Value (µF)	Voltage (VAC)	Max. Dimensions: mm W	H	L	Price Each 1	30	60	120
871-B33364A3305J050	3	370	51.5	55	31.5	5.33	4.10	3.72	3.38
871-B33364A3405J050	4	370	51.5	55	31.5	5.46	4.19	3.81	3.47
871-B33364A3505J050	5	370	51.5	55	31.5	5.55	4.27	3.88	3.53
871-B33364A3605J050	6	370	51.5	55	31.5	5.93	4.56	4.14	3.77
871-B33364A3755J050	7	370	51.5	55	31.5	6.07	4.67	4.24	3.85
871-B33364A3805J050	8	370	51.5	55	31.5	6.21	4.77	4.33	3.94
871-B33364A3106J050	10	370	51.5	65	31.5	6.85	5.26	4.78	4.34
871-B33364A3126J550	12	370	51.5	65	31.5	7.54	5.80	5.28	4.79
871-B33364A3156J050	15	370	51.5	75	31.5	8.89	6.84	6.22	5.65
871-B33364A3206J050	20	370	70.0	65	45.0	10.51	8.08	7.34	6.68
871-B33364A3256J050	25	370	70.0	65	45.0	11.59	8.91	8.51	7.36
871-B33364A3306J050	30	370	70.0	75	45.0	13.91	10.70	10.21	8.84
871-B33364A3356J050	35	370	70.0	75	45.0	14.70	11.31	10.75	9.35
871-B33364A3406J050	40	370	70.0	85	45.0	15.89	12.22	11.71	10.10
871-B33364A3456J050	45	370	70.0	100	45.0	17.49	13.46	12.24	11.13
871-B33364A3506J050	50	370	70.0	100	45.0	20.03	15.41	14.88	12.73
871-B33364A5305J050	3	440	51.5	55	31.5	6.59	5.07	4.61	4.19
871-B33364A5405J050	4	440	51.5	55	31.5	7.54	5.80	5.28	4.79
871-B33364A5505J050	5	440	51.5	55	31.5	14.82	11.40	10.36	9.42
871-B33364A5605J050	6	440	51.5	55	31.5	17.49	13.46	12.24	11.13
871-B33364A5755J050	7	440	51.5	55	31.5	19.86	15.28	13.89	12.63
871-B33364A5805J050	8	440	51.5	55	31.5	21.88	16.83	15.30	13.91
871-B33364A5106J050	10	440	51.5	65	31.5	11.97	9.21	8.38	7.62
871-B33364A5126J550	12	440	51.5	65	31.5	13.46	10.36	9.42	8.56
871-B33364A5206J050	20	440	70.0	65	45.0	9.10	8.93	8.81	7.18
871-B33364A5256J050	25	440	70.0	65	45.0	10.27	10.11	10.05	8.19
871-B33364A5306J050	30	440	70.0	75	45.0	11.40	11.18	11.02	8.99
871-B33364A5356J050	35	440	70.0	75	45.0	12.41	12.20	11.99	9.77
871-B33364A5406J050	40	440	70.0	85	45.0	13.38	13.16	12.97	10.57
871-B33364A5456J050	45	440	70.0	100	45.0	14.93	14.77	14.72	11.99
871-B33364A5506J050	50	440	70.0	100	45.0	16.59	16.37	16.22	13.23

© Copyright 2013 Mouser Electronics

EPCOS DC Link Film Capacitors

This product is RoHS compliant.

EPCOS MKP 2/4 PINS - SWITCHING DC LINK FILM RADIAL CAPACITORS

DIMENSIONS: mm

Marking:
- Manufacturer's logo
- Rated Capacitance
- Tolerance
- Rated DC voltage
- Type Number

Construction:
- Dielectric: Polypropylene (MKP) film
- Wound technology
- Plastic case (UL 94V-0)
- Epoxy resin sealing

Specifications:
- Maximum operating temperature: 100°C
- DC test voltage between terminations (to IEC61017): 1.5 x V_R, 10 s / 1.65 x V_R, 2 s
- Max. peak Current: C (μF) x dv/dt (V/μs)
- Peak non-repetitive current: 1.5 x I_F

Terminals:
- Parallel wire leads, lead-free tinned

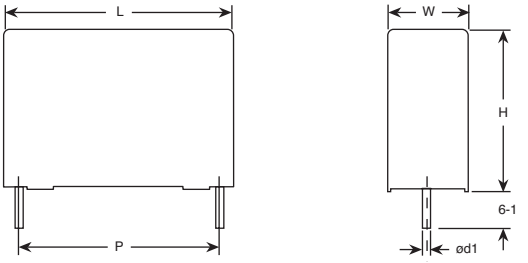

RoHS Compliant

2 Pin Film Capacitors

For quantities greater than listed, call for quote.

MOUSER STOCK NO.	Epcos Part No.	Max. Dimensions: mm			Value (μF)	dv/dt V/uS	Lead Space (P) (mm)	Lead Dia. (mm)	Voltage (DC) (85°C)	Voltage (DC) (70°C)	Voltage (VAC rms)	Price Each			
		W	H	L								1	25	100	500
871-B32674D3225K	B32674D3225K	11.0	19.0	31.5	2.2	40	27.5	0.8	300	450	160	2.51	2.39	2.27	1.83
871-B32674D3335K	B32674D3335K	12.5	21.5	31.5	3.3	40	27.5	0.8	300	450	160	3.63	3.45	3.26	3.09
871-B32674D3475K	B32674D3475K	14.0	24.5	31.5	4.7	40	27.5	0.8	300	450	160	3.18	2.84	2.41	1.87
871-B32674D3565K	B32674D3565K	15.0	24.5	31.5	5.6	40	27.5	0.8	300	450	160	3.40	3.24	2.89	2.26
871-B32674D3685K	B32674D3685K	18.0	27.5	31.5	6.8	40	27.5	0.8	300	450	160	5.30	4.32	3.66	2.84
871-B32674D3805K	B32674D3805K	16.0	32.0	31.5	8.0	40	27.5	0.8	300	450	160	6.00	5.70	4.14	3.22
871-B32674D3825K	B32674D3825K	18.0	33.0	31.5	8.2	40	27.5	0.8	300	450	160	5.03	4.40	3.43	2.65
871-B32674D3106K	B32674D3106K	21.0	31.0	31.5	10	40	27.5	0.8	300	450	160	7.12	5.37	4.57	3.53
871-B32674D3126K	B32674D3126K	22.0	36.5	31.5	12	40	27.5	0.8	300	450	160	7.98	6.03	5.11	3.98
871-B32674D4155K	B32674D4155K	11.0	19.0	31.5	1.5	75	27.5	0.8	450	630	275	2.12	1.77	1.51	1.17
871-B32674D4225K	B32674D4225K	12.5	21.5	31.5	2.2	75	27.5	0.8	450	630	275	2.46	2.05	1.71	1.33
871-B32674D4335K	B32674D4335K	15.0	24.5	31.5	3.3	75	27.5	0.8	450	630	275	3.45	2.59	2.20	1.71
871-B32674D4475K	B32674D4475K	18.0	27.5	31.5	4.7	75	27.5	0.8	450	630	275	3.40	3.24	2.89	2.26
871-B32674D4505K	B32674D4505K	16.0	32.0	31.5	5.0	75	27.5	0.8	450	630	275	3.86	3.49	2.81	2.53
871-B32674D4565K	B32674D4565K	16.0	33.0	31.5	5.6	75	27.5	0.8	450	630	275	4.40	3.98	3.21	2.89
871-B32674D4605K	B32674D4605K	21.0	31.0	31.5	6.0	75	27.5	0.8	450	630	275	6.00	5.70	4.14	3.22
871-B32674D4685K	B32674D4685K	22.0	36.5	31.5	6.8	75	27.5	0.8	450	630	275	6.79	5.13	4.34	3.39
871-B32674D4755K	B32674D4755K	22.0	36.5	31.5	7.5	75	27.5	0.8	450	630	275	7.43	5.70	4.84	3.76
871-B32674D6105K	B32674D6105K	11.0	19.0	31.5	1.0	100	27.5	0.8	630	800	350	2.12	1.77	1.44	1.11
871-B32674D6155K	B32674D6155K	12.5	21.5	31.5	1.5	100	27.5	0.8	630	800	350	2.46	2.05	1.71	1.33
871-B32674D6225K	B32674D6225K	15.0	24.5	31.5	2.2	100	27.5	0.8	630	800	350	3.18	2.84	2.41	1.87
871-B32674D6335K	B32674D6335K	16.0	32.0	31.5	3.3	100	27.5	0.8	630	800	350	3.86	3.49	2.81	2.53
871-B32674D6475K	B32674D6475K	22.0	36.5	31.5	4.7	100	27.5	0.8	630	800	350	4.40	3.98	3.21	2.87
871-B32674D6505K	B32674D6505K	22.0	36.5	31.5	5.0	100	27.5	0.8	630	800	350	6.00	5.70	4.14	3.22
871-B32674D1684K	B32674D1684K	11.0	19.0	31.5	0.68	125	27.5	0.8	750	900	375	2.12	1.77	1.44	1.11
871-B32674D1105K	B32674D1105K	12.5	21.5	31.5	1.0	125	27.5	0.8	750	900	375	2.46	2.05	1.71	1.33
871-B32674D1155K	B32674D1155K	14.0	24.5	31.5	1.5	125	27.5	0.8	750	900	375	3.22	2.59	2.07	1.61
871-B32674D1225K	B32674D1225K	18.0	27.5	31.5	2.2	125	27.5	0.8	750	900	375	4.09	3.08	2.62	2.03
871-B32674D1335K	B32674D1335K	21.0	31.0	31.5	3.3	125	27.5	0.8	750	900	375	4.40	3.98	3.21	2.89
871-B32674D1405K	B32674D1405K	22.0	36.5	31.5	4.0	125	27.5	0.8	750	900	375	6.00	5.70	4.14	3.22
871-B32674D8684K	B32674D8684K	11.0	21.0	31.5	0.68	150	27.5	0.8	875	1050	400	2.12	1.77	1.51	1.17
871-B32674D8105K	B32674D8105K	13.5	23.0	31.5	1.0	150	27.5	0.8	875	1050	400	2.46	2.05	1.71	1.33
871-B32674D8155K	B32674D8155K	18.0	27.5	31.5	1.5	150	27.5	0.8	875	1050	400	3.18	2.84	2.41	1.87
871-B32674D8225K	B32674D8225K	18.0	33.0	31.5	2.2	150	27.5	0.8	875	1050	400	3.86	3.49	2.81	2.53
871-B32674D8305K	B32674D8305K	22.0	36.5	31.5	3.0	150	27.5	0.8	875	1050	400	5.72	5.44	4.30	3.07
871-B32674D8474K	B32674D8474K	11.0	19.0	31.5	0.47	100	27.5	0.8	875	1050	400	2.15	1.77	1.38	1.07
871-B32676E3335K	B32676E3335K	12.0	22.0	42.0	3.3	22	37.5	1.0	300	450	160	4.93	4.69	3.46	2.68
871-B32676E3475K	B32676E3475K	12.0	22.0	42.0	4.7	22	37.5	1.0	300	450	160	4.22	4.01	3.80	2.95
871-B32676E3565K	B32676E3565K	14.0	25.0	42.0	5.6	22	37.5	1.0	300	450	160	4.62	4.12	3.15	2.59
871-B32676E3685K	B32676E3685K	16.0	28.5	42.0	6.8	22	37.5	1.0	300	450	160	6.72	5.14	3.70	2.88
871-B32676E3106K	B32676E3106K	18.0	32.5	42.0	10	22	37.5	1.0	300	450	160	8.49	8.06	7.67	7.29
871-B32676E3126K	B32676E3126K	18.0	32.5	42.0	12	22	37.5	1.0	300	450	160	9.18	7.33	6.23	4.84
871-B32676E3156K	B32676E3156K	20.0	39.5	42.0	15	22	37.5	1.0	300	450	160	8.61	7.02	6.09	4.74
871-B32676E3206K	B32676E3206K	28.0	37.0	42.0	20	22	37.5	1.0	300	450	160	11.42	10.85	10.05	7.80
871-B32676E3226K	B32676E3226K	28.0	42.5	42.0	22	22	37.5	1.0	300	450	160	14.86	12.08	10.25	7.97
871-B32676E3256K	B32676E3256K	28.0	42.5	42.0	25	22	37.5	1.0	300	450	160	11.96	11.35	10.39	8.07
871-B32676E3306K	B32676E3306K	30.0	45.0	42.0	30	22	37.5	1.0	300	450	160	19.96	16.48	12.82	9.97
871-B32676E4305K	B32676E4305K	12.0	22.0	42.0	3.0	54	37.5	1.0	450	630	275	4.93	4.69	3.46	2.68
871-B32676E4335K	B32676E4335K	14.0	25.0	42.0	3.3	54	37.5	1.0	450	630	275	5.62	4.31	3.60	2.78
871-B32676E4475K	B32676E4475K	16.0	28.5	42.0	4.7	54	37.5	1.0	450	630	275	4.69	4.45	4.14	3.22
871-B32676E4565K	B32676E4565K	16.0	28.5	42.0	5.6	54	37.5	1.0	450	630	275	5.10	4.84	4.59	2.96
871-B32676E4685K	B32676E4685K	18.0	32.5	42.0	6.8	54	37.5	1.0	450	630	275	8.10	6.12	5.19	4.02
871-B32676E4106K	B32676E4106K	20.0	39.5	42.0	10	54	37.5	1.0	450	630	275	10.57	7.99	6.79	5.26
871-B32676E4206K	B32676E4206K	30.0	45.0	42.0	20	54	37.5	1.0	450	630	275	15.56	14.78	10.73	8.36
871-B32676E6205K	B32676E6205K	12.0	22.0	42.0	2.0	73	37.5	1.0	630	800	350	4.59	4.37	2.49	1.93
871-B32676E6275K	B32676E6275K	14.0	25.0	42.0	2.7	73	37.5	1.0	630	800	350	4.15	3.95	3.66	2.84
871-B32676E6335K	B32676E6335K	16.0	28.5	42.0	3.3	73	37.5	1.0	630	800	350	4.69	4.45	4.14	3.22
871-B32676E6405K	B32676E6405K	16.0	28.5	42.0	4.0	73	37.5	1.0	630	800	350	6.79	5.51	4.34	3.39
871-B32676E6475K	B32676E6475K	18.0	32.5	42.0	4.7	73	37.5	1.0	630	800	350	6.37	5.30	3.58	2.78
871-B32676E6685K	B32676E6685K	20.0	39.5	42.0	6.8	73	37.5	1.0	630	800	350	8.49	6.53	5.54	4.31
871-B32676E6755K	B32676E6755K	20.0	39.5	42.0	7.5	73	37.5	1.0	630	800	350	8.85	7.08	6.01	4.68
871-B32676E6825K	B32676E6825K	28.0	37.0	42.0	8.2	73	37.5	1.0	630	800	350	8.82	8.38	7.76	6.03

© Copyright 2013 Mouser Electronics
© Copyright 2013 Mouser Electronics

EPCOS DC Link Film Capacitors

RoHS Compliant This product is RoHS compliant.

EPCOS MKP 2/4 PINS - SWITCHING DC LINK FILM CAPACITORS

Marking:
- Manufacturer's logo
- Rated Capacitance
- Tolerance
- Rated DC voltage
- Type Number

RoHS Compliant

Construction:
- Dielectric: Polypropylene (MKP) film
- Wound technology
- Plastic case (UL94V-0)
- Epoxy resin sealing

Specifications:
- Maximum operating temperature: 100°C
- DC test voltage between terminations (to IEC61017): 1.5 x V_R, 10 s / 1.65 x V_R, 2 s
- Max. peak Current: C (μF) x dv/dt (V/μs)
- Peak non-repetitive current: 1.5 x I_P

Terminals:
- Parallel wire leads, lead-free tinned

DIMENSIONS: mm

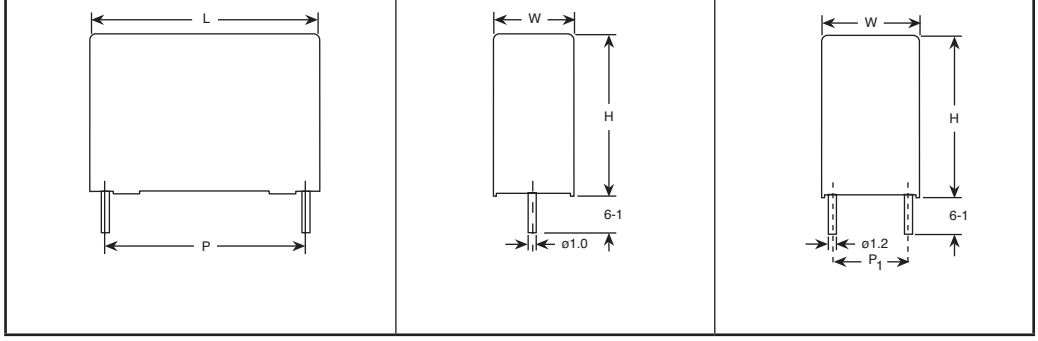

2 Pin Film Capacitors

For quantities greater than listed, call for quote.

MOUSER STOCK NO.	Epcos Part No.	Max. Dimensions: (mm) W	H	L	Value (μF)	dv/dt V/uS	Lead Space (P) (mm)	Voltage (DC) 85ºC	70ºC	Voltage (VAC rms)	Price Each 1	25	100	500
871-B32676E6106K	B32676E6106K	28.0	42.5	42.0	10	73	37.5	630	800	350	11.31	9.47	8.04	6.24
871-B32676E6126K	B32676E6126K	28.0	42.5	42.0	12	73	37.5	630	800	350	11.66	10.28	8.72	6.79
871-B32676E6146K	B32676E6146K	30.0	45.0	42.0	14	73	37.5	630	800	350	15.22	11.31	8.14	6.33
871-B32676E1205K	B32676E1205K	14.0	25.0	42.0	2.0	85	37.5	750	900	375	4.22	4.01	3.80	2.95
871-B32676E1475K	B32676E1475K	20.0	39.5	42.0	4.7	85	37.5	750	900	375	8.13	7.73	7.33	6.97
871-B32676E1565K	B32676E1565K	20.0	39.5	42.0	5.6	85	37.5	750	900	375	6.89	6.56	6.09	4.74
871-B32676E1685K	B32676E1685K	28.0	37.0	42.0	6.8	85	37.5	750	900	375	9.91	9.62	8.17	6.36
871-B32676E1905K	B32676E1905K	28.0	42.5	42.0	9.0	85	37.5	750	900	375	6.41	5.67	5.64	5.48
871-B32676E1106K	B32676E1106K	30.0	45.0	42.0	10	85	37.5	750	900	375	11.94	11.01	9.35	7.27
871-B32676E8105K	B32676E8105K	12.0	22.0	42.0	1.0	100	37.5	875	1050	400	4.59	4.37	2.49	1.93
871-B32676E8155K	B32676E8155K	18.0	27.5	31.5	1.5	100	37.5	875	1050	400	4.93	4.69	3.46	2.68
871-B32676E8225K	B32676E8225K	16.0	28.5	42.0	2.2	100	37.5	875	1050	400	4.69	4.45	4.14	3.22
871-B32676E8335K	B32676E8335K	20.0	39.5	42.0	3.3	100	37.5	875	1050	400	7.98	6.03	5.11	3.98
871-B32676E8405K	B32676E8405K	20.0	39.5	42.0	4.0	100	37.5	875	1050	400	6.58	6.25	5.81	4.52
871-B32676E8475K	B32676E8475K	28.0	37.0	42.0	4.7	100	37.5	875	1050	400	8.61	7.02	6.09	4.74
871-B32676E8755K	B32676E8755K	30.0	45.0	42.0	7.5	100	37.5	875	1050	400	14.34	10.86	9.22	7.16

4 Pin Film Capacitors

For quantities greater than listed, call for quote.

MOUSER STOCK NO.	Epcos Part No.	Max. Dimensions: (mm) W	H	L	Value (μF)	dv/dt V/uS	Lead Space (mm) P	P_1	Voltage (DC) 85ºC	70ºC	Voltage (VAC rms)	Price Each 1	25	100	500
871-B32676G3156K	B32676G3156K	20.0	39.5	42.0	15	22	37.5	10.2	300	450	160	10.53	9.70	8.24	6.40
871-B32676G3206K	B32676G3206K	28.0	37.0	42.0	20	22	37.5	10.2	300	450	160	11.96	11.35	10.39	8.07
871-B32676G3226K	B32676G3226K	28.0	42.5	42.0	22	22	37.5	20.3	300	450	160	15.56	14.78	10.73	8.36
871-B32676G3256K	B32676G3256K	28.0	42.5	42.0	25	22	37.5	20.3	300	450	160	13.05	12.40	11.10	8.62
871-B32676G3306K	B32676G3306K	30.0	45.0	42.0	30	15	37.5	20.3	300	450	160	19.82	18.82	17.88	16.98
871-B32678G3306K	B32678G3306K	30.0	45.0	57.5	33	15	52.5	20.3	300	450	160	16.79	12.71	10.77	8.38
871-B32678G3356K	B32678G3356K	30.0	45.0	57.5	35	15	52.5	20.3	300	450	160	17.10	13.59	11.53	8.97
871-B32678G3406K	B32678G3406K	30.0	45.0	57.5	40	15	52.5	20.3	300	450	160	19.11	18.15	17.24	16.38
871-B32678G3476K	B32678G3476K	35.0	50.0	57.5	47	15	52.5	20.3	300	450	160	20.81	14.16	13.40	10.41
871-B32678G3606K	B32678G3606K	35.0	50.0	57.5	60	15	52.5	20.3	300	450	160	21.50	17.10	14.50	11.29
871-B32676G4156K	B32676G4156K	28.0	42.5	42.0	15	54	37.5	10.2	450	630	275	11.42	10.85	10.05	7.80
871-B32676G4206K	B32676G4206K	30.0	45.0	42.0	20	54	37.5	20.3	450	630	275	18.89	14.28	12.11	9.44
871-B32678G4206K	B32678G4206K	30.0	45.0	57.5	20	35	52.5	20.3	450	630	275	15.63	11.83	10.04	7.80
871-B32678G4256K	B32678G4256K	30.0	45.0	57.5	25	35	52.5	20.3	450	630	275	16.52	13.15	11.16	8.67
871-B32678G4306K	B32678G4306K	35.0	50.0	57.5	30	35	52.5	20.3	450	630	275	19.11	18.15	17.24	16.38
871-B32678G4356K	B32678G4356K	35.0	50.0	57.5	35	35	52.5	20.3	450	630	275	20.81	14.16	13.40	10.41
871-B32676G6685K	B32676G6685K	20.0	39.5	42.0	6.8	73	37.5	10.2	630	800	350	8.61	7.02	6.09	4.74
871-B32676G6755K	B32676G6755K	20.0	39.5	42.0	7.5	73	37.5	10.2	630	800	350	11.66	9.79	8.31	6.45
871-B32676G6825K	B32676G6825K	28.0	37.0	42.0	8.2	73	37.5	10.2	630	800	350	11.94	11.01	9.35	7.27
871-B32676G6106K	B32676G6106K	28.0	42.5	42.0	10	73	37.5	20.3	630	800	350	11.42	10.85	10.05	7.80
871-B32676G6126K	B32676G6126K	28.0	42.5	42.0	12	73	37.5	20.3	630	800	350	15.56	14.78	10.73	8.36
871-B32676G6146K	B32676G6146K	30.0	45.0	42.0	14	73	37.5	20.3	630	800	350	16.21	13.41	11.78	9.16
871-B32678G6156K	B32678G6156K	30.0	45.0	57.5	15	50	52.5	20.3	630	800	350	13.75	10.96	9.30	7.23
871-B32678G6206K	B32678G6206K	35.0	50.0	57.5	20	50	52.5	20.3	630	800	350	16.79	12.71	10.77	8.38
871-B32678G6256K	B32678G6256K	35.0	50.0	57.5	25	50	52.5	20.3	630	800	350	19.69	14.91	12.65	9.82
871-B32676G1475K	B32676G1475K	20.0	39.5	42.0	4.7	85	37.5	10.2	750	900	375	11.96	11.35	10.80	10.25
871-B32676G1565K	B32676G1565K	20.0	39.5	42.0	5.6	85	37.5	10.2	750	900	375	8.61	7.02	6.09	4.74
871-B32676G1685K	B32676G1685K	28.0	37.0	42.0	6.8	85	37.5	20.3	750	900	375	14.03	10.00	7.20	5.59
871-B32676G1905K	B32676G1905K	28.0	42.5	42.0	9.0	85	37.5	20.3	750	900	375	10.96	10.41	7.76	6.03
871-B32676G1106K	B32676G1106K	30.0	45.0	42.0	10	85	37.5	20.3	750	900	375	16.61	12.56	10.67	8.29
871-B32678G1156K	B32678G1156K	30.0	45.0	57.5	15	60	52.5	20.3	750	900	375	15.42	12.27	10.41	8.10
871-B32678G1206K	B32678G1206K	35.0	50.0	57.5	20	60	52.5	20.3	750	900	375	18.52	14.03	11.90	9.26
871-B32676G8335K	B32676G8335K	20.0	39.5	42.0	3.3	100	37.5	10.2	875	1050	400	10.24	7.75	6.57	5.11
871-B32676G8475K	B32676G8475K	28.0	37.0	42.0	4.7	100	37.5	20.3	875	1050	400	11.66	9.79	8.31	6.45
871-B32676G8755K	B32676G8755K	30.0	45.0	42.0	7.5	100	37.5	20.3	875	1050	400	15.56	14.78	10.73	8.36
871-B32678G8106K	B32678G8106K	30.0	45.0	57.5	10	70	52.5	20.3	875	1050	400	13.75	10.56	8.96	6.98
871-B32678G8156K	B32678G8156K	35.0	50.0	57.5	15	70	52.5	20.3	875	1050	400	17.10	13.59	11.53	8.97

© Copyright 2013 Mouser Electronics
© Copyright 2013 Mouser Electronics

EPCOS Film Snubber Capacitors

RoHS Compliant **This product is RoHS compliant.**

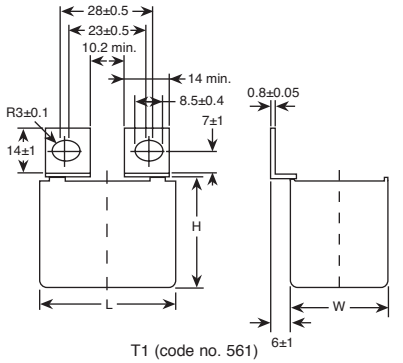

T1 (code no. 561)

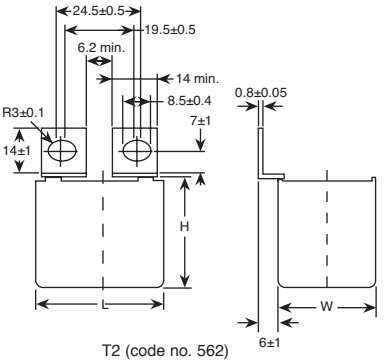

T2 (code no. 562)

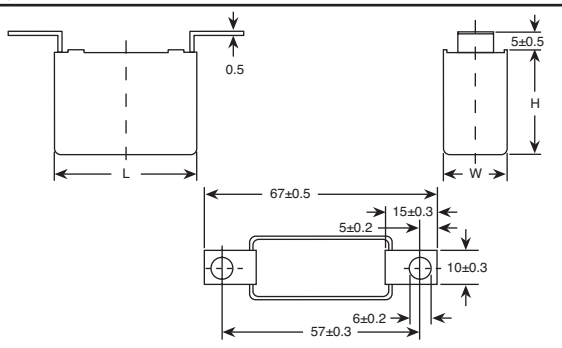

T3 (code no. 563)

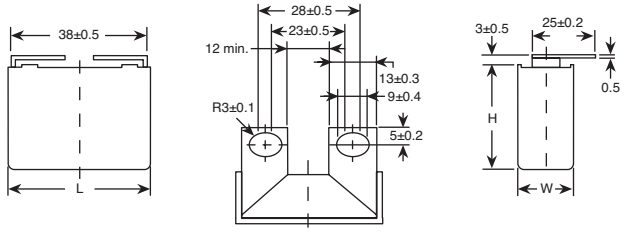

T4 (code no. 564)

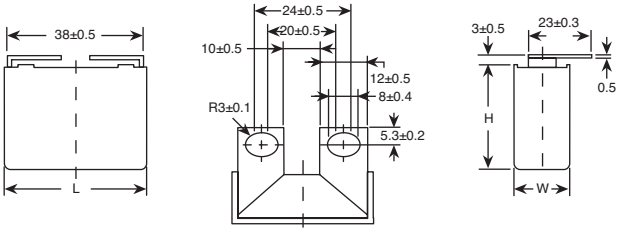

T5 (code no. 565)

DIMENSIONS: mm

EPCOS MKP SNUBBER CAPACITORS

Marking:
- Manufacturer's logo
- Ordering code
- Style (MKP)
- Rated Capacitance (coded)
- Cap
- Tolerance (code letter)
- Rated DC voltage
- Date of manufacture (coded)

Construction:
- Dielectric: Polypropylene (MKP) film
- Wound technology with internal series connection
- Plastic case (UL 94 V-0)
- Epoxy resin sealing (UL 94 V-0)

Specifications:
- Maximum operating temperature: 100°C
- Strap terminals, tinned copper (maximum torque 10 Nm)
- Max. Operating Temperature: +100°C
- Rated Temperature: +85°C -55°C

Pulse Handling Capability:
"dv/dt" values represents the maximum permissible voltage change per unit of time for non-sinusoidal voltages, expressed in V/µs.

For quantities greater than listed, call for quote.

MOUSER STOCK NO.	Epcos Part No.	Value (µF)	VDC	Terminal	Max. Dimensions: mm			dv/dt V/uS	VAC (rms)	ESR @ 100 KHz	Irms @ 100 KHz	Price Each			
					W	H	L					1	25	100	500
871-B32656S0474K563	B32656S0474K563	0.47	1000	T3	14	25	42	450	480	8	9	10.19	9.23	7.58	6.71
871-B32656S0474K564	B32656S0474K564	0.47	1000	T4	14	25	42	450	480	8	9	8.67	5.92	4.91	4.60
871-B32656S0474K565	B32656S0474K565	0.47	1000	T5	14	25	42	450	480	8	9	8.67	5.92	4.91	4.65
871-B32656S0684K563	B32656S0684K563	0.68	1000	T3	16	28.5	42	450	480	6	10	11.89	10.77	8.84	7.83
871-B32656S0684K564	B32656S0684K564	0.68	1000	T4	16	28.5	42	450	480	6	10	11.96	10.80	8.72	7.85
871-B32656S0684K565	B32656S0684K565	0.68	1000	T5	16	28.5	42	450	480	6	10	11.96	10.80	8.72	7.85
871-B32656S1684K561	B32656S1684K561	0.68	1600	T1	30	45	42	600	750	6	17	26.03	23.50	18.97	17.08
871-B32656S0105K561	B32656S0105K561	1.0	1000	T1	20	39.5	42	450	480	6	12	15.37	13.87	11.19	10.07
871-B32656S0105K562	B32656S0105K562	1.0	1000	T2	20	39.5	42	450	480	6	12	15.37	13.87	11.19	10.07
871-B32656S0105K563	B32656S0105K563	1.0	1000	T3	20	39.5	42	450	480	6	12	15.29	13.86	11.36	10.07
871-B32656S0105K564	B32656S0105K564	1.0	1000	T4	20	39.5	42	450	480	6	12	15.37	13.87	11.19	10.07
871-B32656S105K564	B32656S0105K564	1.0	1000	T4	20	39.5	42	450	480	6	12	18.74	16.92	13.65	12.28
871-B32656S0105K565	B32656S0105K565	1.0	1000	T5	20	39.5	42	450	480	6	12	15.37	13.87	11.19	10.07
871-B32656S0125K561	B32656S0125K561	1.2	1000	T1	20	39.5	42	450	480	5	13	17.06	15.39	12.42	11.18
871-B32656S0125K562	B32656S0125K562	1.2	1000	T2	20	39.5	42	450	480	5	13	17.06	15.39	12.42	11.18
871-B32656S0125K563	B32656S0125K563	1.2	1000	T3	20	39.5	42	450	480	5	13	16.98	15.40	12.63	11.19
871-B32656S0125K564	B32656S0125K564	1.2	1000	T4	20	39.5	42	450	480	5	13	17.06	15.39	12.42	11.18
871-B32656S0125K565	B32656S0125K565	1.2	1000	T5	20	39.5	42	450	480	5	13	17.06	15.39	12.42	11.18
871-B32656S0155K561	B32656S0155K561	1.5	1000	T1	30	45	42	450	480	5	15	18.78	16.95	13.69	12.32
871-B32656S0155K562	B32656S0155K562	1.5	1000	T2	30	45	42	450	480	5	15	18.78	16.95	13.69	12.32
871-B32656S0155K563	B32656S0155K563	1.5	1000	T3	30	45	42	450	480	5	15	18.68	16.93	13.89	12.32
871-B32656S7224K563	B32656S7224K563	0.22	1250	T3	14	25	42	500	500	10	8	15.53	14.08	11.55	10.23
871-B32656S7224K564	B32656S7224K564	0.22	1250	T4	14	25	42	500	500	10	8	12.28	11.09	8.95	8.05
871-B32656S7224K565	B32656S7224K565	0.22	1250	T5	14	25	42	500	500	10	8	14.98	13.51	10.90	9.81
871-B32656S7684K561	B32656S7684K561	0.68	1250	T1	20	39.5	42	500	500	6	10	17.06	15.39	12.42	11.18
871-B32656S7684K562	B32656S7684K562	0.68	1250	T2	20	39.5	42	500	500	6	10	20.80	18.77	15.15	13.63
871-B32656S7684K563	B32656S7684K563	0.68	1250	T3	20	39.5	42	500	500	6	10	20.72	18.78	15.40	13.65
871-B32656S7684K564	B32656S7684K564	0.68	1250	T4	20	39.5	42	500	500	6	10	20.80	18.77	15.15	13.63
871-B32656S7684K565	B32656S7684K565	0.68	1250	T5	20	39.5	42	500	500	6	10	20.80	18.77	15.15	13.63
871-B32656S7105K561	B32656S7105K561	1.0	1250	T1	28	37	42	500	500	6	13	18.78	16.95	13.69	12.32
871-B32656S7105K562	B32656S7105K562	1.0	1250	T2	28	37	42	500	500	6	13	22.91	20.67	16.69	15.02
871-B32656S7105K563	B32656S7105K563	1.0	1250	T3	28	37	42	500	500	6	13	22.79	20.65	16.94	15.02
871-B32686S0474J561	B32686S0474J561	0.47	1000	T1	14	25	42	2000	400	3	10	10.74	10.21	9.69	9.21
871-B32686S0474J562	B32686S0474J562	0.47	1000	T2	14	25	42	2000	400	3	10	10.74	10.21	9.69	9.21
871-B32686S0474J563	B32686S0474J563	0.47	1000	T3	14	25	42	2000	400	3	10	10.23	9.72	9.23	8.77
871-B32686S7224J563	B32686S7224J563	0.22	1250	T3	14	25	42	2800	450	7	8.5	22.46	21.34	20.27	19.25
871-B32686S7224J564	B32686S7224J564	0.22	1250	T4	14	25	42	2800	450	7	8.5	21.43	20.36	19.35	18.37
871-B32686S7224J565	B32686S7224J565	0.22	1250	T5	14	25	42	2800	450	7	8.5	21.43	20.36	19.35	18.37

© Copyright 2013 Mouser Electronics
© Copyright 2013 Mouser Electronics

EPCOS Film Capacitors

RoHS Compliant **This product is RoHS compliant.**

EPCOS METALLIZED POLYESTER FILM RADIAL CAPACITORS

Applications:
- Blocking, Coupling, Decoupling
- Bypass
- RFI Suppression for Automotive Applications

Construction:
- 5-15mm lead space -- Stacked Film Technology Code "D" or "C"
- 10-27mm lead space -- Wound Capacitor Technology - Code "N", "Q", "T"

RoHS Compliant

For quantities greater than listed, call for quote.

MOUSER STOCK NO.	Epcos Part No.	Value (µF)	Voltage (VDC)	Tolerance	Max. Dimensions: mm (WxHxL)	Code	Lead Spacing	Price Each 1	10	25	50
871-B32529C102K189	B32529C102K189	0.001	63	±10%	2.5 x 6.5 x 7.2	C	5.0mm	.14	.135	.132	.127
871-B32529C103K189	B32529C103K189	0.01	63	±10%	2.5 x 6.5 x 7.2	C	5.0mm	.14	.135	.132	.127
871-B32529C223K189	B32529C223K189	0.022	63	±10%	2.5 x 6.5 x 7.2	C	5.0mm	.14	.135	.132	.127
871-B32529C104K189	B32529C104K189	0.1	63	±10%	2.5 x 6.5 x 7.2	C	5.0mm	.11	.098	.096	.094
871-B32529C105K189	B32529C105K189	1.0	63	±10%	4.5 x 9.5 x 7.3	C	5.0mm	.93	.781	.712	.503
871-B32529C155K189	B32529C155K189	1.5	63	±10%	6.0 x 10.5 x 7.5	C	5.0mm	1.22	1.19	1.18	1.17
871-B32529D225K189	B32529D225K189	2.2	63	±10%	7.8 x 13.0 x 7.8	D	5.0mm	1.89	1.81	1.79	1.75
871-B32529C1102K189	B32529C1102K189	0.001	100	±10%	2.5 x 6.5 x 7.2	C	5.0mm	.15	.135	.12	.118
871-B32529C1472K189	B32529C1472K189	0.0047	100	±10%	2.5 x 6.5 x 7.2	C	5.0mm	.64	.504	.417	.334
871-B32529C1103K189	B32529C1103K189	0.01	100	±10%	2.5 x 6.5 x 7.2	C	5.0mm	.13	.12	.118	.105
871-B32529C1223K189	B32529C1223K189	0.022	100	±10%	2.5 x 6.5 x 7.2	C	5.0mm	.64	.504	.417	.334
871-B32529C1683K189	B32529C1683K189	0.068	100	±10%	2.5 x 6.5 x 7.2	C	5.0mm	.09	.079	.078	.074
871-B32529C1104K189	B32529C1104K189	0.1	100	±10%	2.5 x 6.5 x 7.2	C	5.0mm	.11	.097	.096	.092
871-B32529D1105K189	B32529D1105K189	1.0	100	±10%	7.8 x 13.0 x 7.8	D	5.0mm	.95	.91	.885	.876
871-B32529C3103K189	B32529C3103K189	0.01	250	±10%	2.5 x 6.5 x 7.2	C	5.0mm	.15	.135	.12	.117

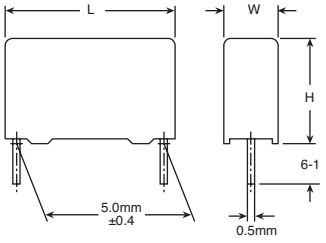

EPCOS METALLIZED POLYPROPYLENE RADIAL CAPACITORS

Applications:
- Smoothing
- High-Frequency AC Loads
- TV (Flyback)

Features:
- Wound Capacitor Technology with epoxy coating
- Very High Pulse Strength
- Self-healing properties

RoHS Compliant

For quantities greater than listed, call for quote.

MOUSER STOCK NO.	Epcos Part No.	Value (µF)	Voltage (VDC)	Voltage (VAC)	Tolerance	Max. Dimensions: mm (WxHxL)	Lead Spacing	Price Each 1	10	25	50
871-B32632A1222J10	B32632A1222J10	0.0022	1600	450	±5%	7.0 x 12.0 x 19.0	15mm	.55	.514	.493	.469
871-B32632A1472K10	B32632A1472K10	0.0047	1600	450	±10%	9.5 x 15.5 x 19.0	15mm	1.10	.846	.769	.70
871-B32632A1103J10	B32632A1103J10	0.01	1600	450	±5%	12.5 x 17.5 x 19.0	15mm	1.06	1.01	.957	.908
871-B32633A1103J10	B32633A1103J10	0.01	1600	450	±5%	8.0 x 17.0 x 27.5	22.5mm	1.34	1.27	1.21	1.14
871-B32633A1223J10	B32633A1223J10	0.022	1600	450	±5%	11.5 x 19.5 x 27.5	22.5mm	1.74	1.34	1.22	1.11
871-B32633A1333J10	B32633A1333J10	0.033	1600	450	±5%	15.5 x 22.5 x 27.5	22.5mm	2.02	1.55	1.41	1.28
871-B32632A2102J10	B32632A2102J10	0.001	2000	500	±5%	7.0 x 14.0 x 27.5	22.5mm	.85	.803	.763	.724
871-B32633A2103J10	B32633A2103J10	0.01	2000	500	±5%	10.5 x 17.5 x 27.5	22.5mm	3.20	3.04	2.89	2.75
871-B32633A2153J10	B32633A2153J10	0.015	2000	500	±5%	13.0 x 20.5 x 27.5	22.5mm	1.16	1.10	1.05	.995
871-B32633A2153K10	B32633A2153K10	0.015	2000	500	±10%	13.0 x 20.5 x 27.5	22.5mm	1.10	1.04	.995	.946
871-B32633A2223J10	B32633A2223J10	0.022	2000	500	±5%	15.5 x 22.5 x 27.5	22.5mm	3.15	2.99	2.84	2.70

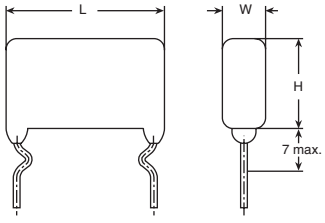

EMI SUPPRESSION METALLIZED BOX CAPACITORS

Class X2

Applications:
- "Across the Line" Applications
- Polypropylene Boxed Construction
- Epoxy Resin Sealing
- UL 1414/ UL 1286 File # E97863 / E157153

RoHS Compliant

For quantities greater than listed, call for quote.

MOUSER STOCK NO.	Epcos Part No.	Value (µF)	Voltage (VDC)	Tolerance	Max. Dimensions: mm (WxHxL)	Lead Spacing	Price Each 1	10	25	50
871-B32921C3104M	B32921C3104M	0.1	305	±20%	6.0 x 12.0 x 13.0	10mm	.31	.307	.297	.282
871-B32922C3104M	B32922C3104M	0.1	305	±20%	5.0 x 10.5 x 18.0	15mm	.61	.455	.419	.369
871-B32922C3334M	B32922C3334M	0.33	305	±20%	8.0 x 14.0 x 18.0	15mm	.45	.439	.428	.375
871-B32923C3105M	B32923C3105M	1.0	305	±20%	11.0 x 20.5 x 26.5	22.5mm	1.22	1.14	1.10	1.06

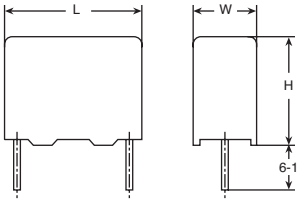

Class Y1

Applications:
- "Line to Ground" Applications
- Polypropylene Boxed Construction
- Epoxy Resin Sealing
- UL 1414 File # E97863

RoHS Compliant

For quantities greater than listed, call for quote.

MOUSER STOCK NO.	Epcos Part No.	Value (µF)	Voltage (VDC)	Tolerance	Max. Dimensions: mm (WxHxL)	Lead Spacing	Class	Price Each 1	10	25	50
871-B81123C1102M	B81123C1102M	0.001	250	±20%	5.0 x 10.5 x 18.0	15mm	Y1	.60	.438	.384	.334
871-B81123C1222M	B81123C1222M	0.0022	250	±20%	7.0 x 12.5 x 18.0	15mm	Y1	.65	.488	.426	.381
871-B81123C1332M	B81123C1332M	0.0033	250	±20%	8.5 x 14.5 x 18.0	15mm	Y1	.86	.625	.579	.503
871-B81123C1472M	B81123C1472M	0.0047	250	±20%	9.0 x 17.5 x 18.0	15mm	Y1	1.05	.75	.732	.656
871-B81123C1562M	B81123C1562M	0.0056	250	±20%	7.0 x 16.0 x 26.5	22.5mm	Y1	1.90	1.81	1.70	1.59
871-B81123C1682M	B81123C1682M	0.0068	250	±20%	8.5 x 16.5 x 26.5	22.5mm	Y1	2.53	1.85	1.67	1.50
871-B81123C1103M	B81123C1103M	0.01	250	±20%	10.5 x 16.5 x 26.5	22.5mm	Y1	3.17	2.32	2.10	1.85

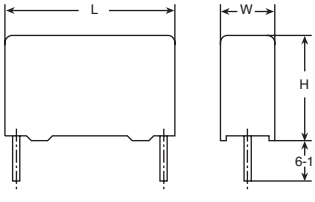

© Copyright 2013 Mouser Electronics

© Copyright 2013 Mouser Electronics

KEMET Film Capacitors

The Capacitance Company
KEMET
CHARGED.

RoHS Compliant This product is RoHS compliant.

C4AE SERIES BOX CAPACITOR DC-LINK RADIAL 4 LEADS

Features:

- Operating temperature range: -40˚C to +85˚C
- Self-healing
- High capacitance density
- Low losses
- High ripple current
- High contact reliability
- Suitable for high frequency applications
- Tolerance: 5%

For quantities greater than listed, call for quote.

MOUSER STOCK NO.	Value (uF)	Dimensions: mm D	L	S	Price Each 1	10	25
450V							
80-C4AEGBW5350A3JJ	35	28	37	42.5	**18.60**	**16.83**	**16.44**
80-C4AEGBW5500A3LJ	50	30	45	42	**25.03**	**22.64**	**22.12**
80-C4AEGBW6100A3NJ	100	35	50	57.5	**34.84**	**31.52**	**30.79**
80-C4AEGBW6100H3NJ	100	35	50	57.5	**25.09**	**23.75**	**22.90**
700V							
80-C4AEJBW5150A3FJ	15	20	40	41.5	**12.60**	**11.41**	**11.14**
80-C4AEJBW5200A3JJ	20	28	37	42.5	**14.47**	**13.09**	**12.78**
80-C4AEJBW5300A3LJ	30	30	45	42	**15.85**	**14.34**	**14.00**
80-C4AEJBW5450A3MJ	45	30	45	57.5	**21.28**	**19.26**	**18.81**
80-C4AEJBW5550A3NJ	55	35	50	57.5	**24.75**	**22.40**	**21.87**
900V							
80-C4AEOBW5120A3FJ	12	20	40	41.5	**9.97**	**9.02**	**8.81**
80-C4AEOBW5140A3JJ	14	28	37	42.5	**11.74**	**10.63**	**10.38**
80-C4AEOBW5160A3HJ	16	24	44	41.5	**11.74**	**10.63**	**10.38**
80-C4AEOBW5200A3LJ	20	30	45	42	**13.51**	**12.23**	**11.94**
80-C4AEOBW5300A3MJ	30	30	45	57.5	**16.63**	**15.04**	**14.69**
80-C4AEOBW5400A3NJ	40	35	50	57.5	**20.14**	**18.22**	**17.79**
80-C4AEOBW5400H3NJ	40	35	50	57.5	**27.11**	**24.54**	**23.97**

DIMENSIONS: mm

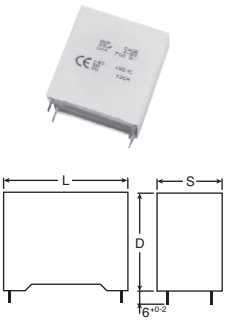

DC LINK FILM CAPACITOR

Features and Specifications:

- Tolerance: ±10%
- Temperature range: -40°C to +105°C
- Long life, 20000 hours at 90°C
- ESR at 1KHz mΩ : <0.9
- Max. RMS Current (10KHz): 100

RoHS Compliant

DIMENSIONS: mm

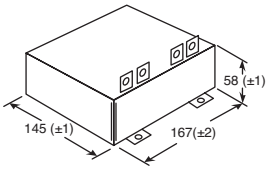

For quantities greater than listed, call for quote.

MOUSER STOCK NO.	Kemet Part No.	Volt	Value (µF)	Price Each 1	2
80-C4EEHNX7100BAUK	C4EEHNX7100BAUK	600	1000	**1465.90**	**1389.29**

C4A/C4B SERIES POLYPROPYLENE FILM CAPACITORS

Features:

- Self-healing
- Low losses
- Operating temperature range: -40°C to +85°C
- High contact reliability
- High ripple current

For quantities greater than listed, call for quote.

MOUSER STOCK NO.	KEMET Part No.	Fig.	Voltage	Value (µF)	ESR 100 @ kHz (mΩ)	Dimensions: mm B	H	L	Price Each 1	5	10	25
C4A Series												
80-C4ATDBW5200A30J	C4ATDBW5200A30J	A	250	20	3.1	28	37	42.5	**11.90**	**11.31**	**10.76**	**10.52**
80-C4ATDBW5300A30J	C4ATDBW5300A30J	A	250	30	2.6	30	45	42.5	**13.98**	**13.29**	**12.66**	**12.36**
80-C4ATDBW5600A30J	C4ATDBW5600A30J	A	250	60	2.6	35	50	57.5	**18.48**	**17.56**	**16.72**	**16.33**
80-C4ATFBW5100A3FJ	C4ATFBW5100A3FJ	A	400	10	2.2	20	40	41.5	**9.65**	**9.17**	**8.73**	**8.53**
80-C4ATFBW5400A3NJ	C4ATFBW5400A3NJ	A	400	40	1.4	35	50	57.5	**18.87**	**17.93**	**17.08**	**16.68**
80-C4ATGBW4330A3EJ	C4ATGBW4330A3EJ	A	450	3.3	2.9	18	33	32	**8.62**	**8.20**	**7.81**	**7.63**
80-C4ATGBW4680A3GJ	C4ATGBW4680A3GJ	A	450	6.8	1.6	22	37	32	**9.37**	**8.91**	**8.49**	**8.28**
80-C4ATGBW5150A3LJ	C4ATGBW5150A3LJ	A	450	15	1.6	30	45	42	**10.72**	**10.19**	**9.69**	**9.47**
80-C4ATGBW5200A3MJ	C4ATGBW5200A3MJ	A	450	20	2.2	30	45	57.5	**15.05**	**14.31**	**13.62**	**13.30**
80-C4ATHBW4900A3LJ	C4ATHBW4900A3LJ	A	600	9	1.9	30	45	42	**10.87**	**10.34**	**9.84**	**9.61**
80-C4ATHBW5200A3NJ	C4ATHBW5200A3NJ	A	600	20	1.9	35	50	57.5	**14.38**	**13.66**	**13.01**	**12.71**
80-C4ATJBW4500A3JJ	C4ATJBW4500A3JJ	A	700	5	2.9	30	45	57.5	**20.26**	**19.25**	**18.33**	**17.90**
80-C4ATMBW5100A3NJ	C4ATMBW5100A3NJ	A	850	10	2.5	35	50	57.5	**15.76**	**14.98**	**14.26**	**13.93**
C4B Series												
80-C4BTHBX4300ZAFJ	C4BTHBX4300ZAFJ	B	600	3	4.8	20	40	41.5	**11.90**	**11.31**	**10.76**	**10.52**
80-C4BTHBX4500ZAFJ	C4BTHBX4500ZAFJ	B	600	5	2.9	20	40	41.5	**13.63**	**12.96**	**12.34**	**12.05**
80-C4BTHBX5200ZANJ	C4BTHBX5200ZANJ	B	600	20	1.7	35	50	57.5	**20.61**	**19.58**	**18.65**	**18.21**
80-C4BTJBX4500ZAJJ	C4BTJBX4500ZAJJ	B	700	5	2.6	28	37	42	**15.48**	**14.71**	**14.02**	**13.69**

DIMENSIONS: mm

A

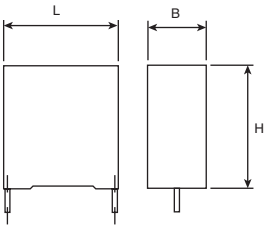

B

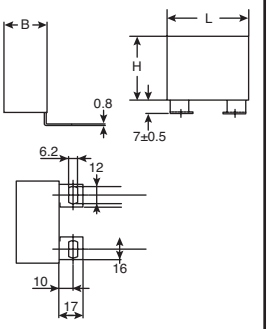

C

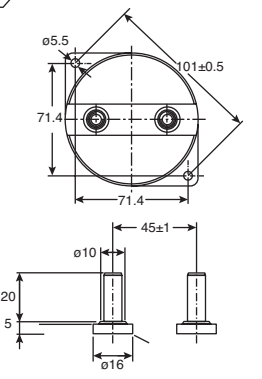

C4BS MKP SERIES BOX IGBT FILM CAPACITORS

Features:

- Self-healing
- Low losses
- Operating temperature range: -40°C to +85°C
- High contact reliability
- High ripple current

For quantities greater than listed, call for quote.

MOUSER STOCK NO.	KEMET Part No.	Fig.	Voltage	Value (µF)	ESR max @ 100kHz (mΩ)	Dimensions: mm B	H	L	Price Each 1	5	10	25
80-C4BSMBX4100ZAFJ	C4BSPBX3470ZAFJ	B	850	1	2.7	20	40	41.5	**13.35**	**12.69**	**12.09**	**11.80**
80-C4BSMBX4200ZALJ	C4BSPBX3470ZBFJ	B	850	2	2.1	30	45	42	**15.17**	**14.41**	**13.73**	**13.41**
80-C4BSNBX3470ZEEK	C4BSNBX4100ZBFJ	B	1000	0.47	3.9	18	33	32	**26.01**	**24.72**	**23.54**	**22.98**
80-C4BSNBX4100ZBFJ	C4BSPBX4120ZAJJ	B	1000	1	3.7	20	40	41.5	**12.60**	**11.98**	**11.41**	**11.14**
80-C4BSNBX4100ZAFJ	C4BSPBX4120ZBJJ	B	1000	1	3.7	20	40	41.5	**12.60**	**11.98**	**11.41**	**11.14**
80-C4BSNBX4100ZEFJ	C4BSNBX4100ZEFJ	B	1000	1	3.7	20	40	41.5	**25.78**	**24.49**	**23.33**	**22.78**
80-C4BSNBX4150ZAJJ	C4BSNBX4150ZAJJ	B	1000	1.5	2.5	28	37	42.5	**14.03**	**13.33**	**12.69**	**12.40**
80-C4BSNBX4200ZALJ	C4BSNBX4200ZALJ	B	1000	2	2.0	30	45	42	**15.76**	**14.98**	**14.26**	**13.93**
80-C4BSNBX4200ZBLJ	C4BSNBX4200ZBLJ	B	1000	2	2.0	30	45	42	**15.76**	**14.98**	**14.26**	**13.93**
80-C4BSNBX4300ZAMJ	C4BSNBX4300ZAMJ	B	1000	3	2.8	30	45	57.5	**17.54**	**16.66**	**15.87**	**15.49**
80-C4BSPBX3470ZAFJ	C4BSPBX3470ZAFJ	B	1200	0.47	6.7	20	40	41.5	**12.22**	**11.61**	**11.05**	**10.80**
80-C4BSPBX3470ZBFJ	C4BSPBX3470ZBFJ	B	1200	0.47	6.7	20	40	41.5	**12.22**	**11.61**	**11.05**	**10.80**
80-C4BSPBX3680ZBFJ	C4BSPBX3680ZBFJ	B	1200	0.68	4.7	20	40	41.5	**12.81**	**12.17**	**11.59**	**11.32**
80-C4BSPBX4120ZAJJ	C4BSPBX4120ZAJJ	B	1200	1.2	2.8	28	37	42.5	**13.98**	**13.29**	**12.66**	**12.36**
80-C4BSPBX4120ZBJJ	C4BSPBX4120ZBJJ	B	1200	1.2	2.8	28	37	42.5	**13.98**	**13.29**	**12.66**	**12.36**
80-C4BSPBX4100ZAJJ	C4BSPBX4100ZAJJ	B	1200	1	3.3	28	37	42.5	**13.60**	**12.91**	**12.31**	**12.02**
80-C4BSPBX4300ZBNJ	C4BSPBX4300ZBNJ	B	1200	3	2.5	35	50	57.5	**21.68**	**20.60**	**19.61**	**19.15**
80-C4BSWBX3100ZAFJ	C4BSWBX3100ZAFJ	B	2000	0.1	23.3	20	40	41.5	**11.43**	**10.86**	**10.34**	**10.10**
80-C4BSWBX3220ZAFJ	C4BSWBX3220ZAFJ	B	2000	0.22	10.7	20	40	41.5	**11.82**	**11.24**	**10.70**	**10.44**
80-C4BSWBX3330ZAFJ	C4BSWBX3330ZAFJ	B	2000	0.33	7.2	20	40	41.5	**12.22**	**11.61**	**11.05**	**10.80**
80-C4BSWBX3470ZAFJ	C4BSWBX3470ZAFJ	B	2000	0.47	5.1	20	40	41.5	**12.60**	**11.98**	**11.41**	**11.14**
80-C4BSWBX3470ZBFJ	C4BSWBX3470ZBFJ	B	2000	0.47	5.1	20	40	41.5	**12.60**	**11.98**	**11.41**	**11.14**
80-C4BSYBX3330ZALJ	C4BSYBX3330ZALJ	B	3000	0.33	5.4	30	45	42	**14.19**	**13.48**	**12.84**	**12.54**
80-C4BSYBX3330ZBLJ	C4BSYBX3330ZBLJ	B	3000	0.33	5.4	30	45	42	**14.19**	**13.48**	**12.84**	**12.54**

C4DE MKP SERIES LOW INDUCTANCE DC-LINK FILM CAPACITORS

Features:

- Operating temperature range: -40°C to +85°C
- Metallized polypropylene film
- Tolerance: 10%

For quantities greater than listed, call for quote.

MOUSER STOCK NO.	KEMET Part No.	Fig.	Voltage	Value (µF)	ESR @ 10 kHz (mΩ)	I RMS A	Price Each 1	5	10	25
80-C4DEFPQ6175A8TK	C4DEFPQ6175A8TK	C	400	175	0.50	4375	**97.65**	**95.81**	**94.03**	**92.33**
80-C4DEFPQ6260A8TK	C4DEFPQ6260A8TK	C	400	260	0.62	5200	**114.36**	**112.20**	**110.12**	**108.12**
80-C4DEFPQ6380A8TK	C4DEFPQ6380A8TK	C	400	380	0.81	5700	**124.44**	**122.10**	**119.84**	**117.66**
80-C4DEHPQ6100A8TK	C4DEHPQ6100A8TK	C	600	100	0.60	3000	**78.36**	**76.87**	**75.45**	**74.08**
80-C4DEHPQ6150A8TK	C4DEHPQ6150A8TK	C	600	150	0.75	3750	**82.39**	**80.83**	**79.33**	**77.90**
80-C4DEHPQ6220A8TK	C4DEHPQ6220A8TK	C	600	220	1.00	4400	**90.45**	**88.75**	**87.10**	**85.51**
80-C4DEIPQ5680A8TK	C4DEIPQ5680A8TK	C	800	68	0.70	2380	**72.01**	**70.65**	**69.35**	**68.08**
80-C4DEIPQ6100A8TK	C4DEIPQ6100A8TK	C	800	100	0.90	3000	**74.32**	**72.92**	**71.56**	**70.27**
80-C4DEIPQ6140A8TK	C4DEIPQ6140A8TK	C	800	140	1.20	3500	**81.23**	**79.70**	**78.23**	**76.80**
80-C4DENPQ5470A8TK	C4DENPQ5470A8TK	C	1000	47	0.80	1739	**70.58**	**69.24**	**67.96**	**66.73**
80-C4DENPQ5680A8TK	C4DENPQ5680A8TK	C	1000	68	1.10	2176	**53.79**	**52.41**	**51.03**	**49.23**
80-C4DENPQ6100A8TK	C4DENPQ6100A8TK	C	1000	100	1.30	2700	**80.37**	**78.85**	**77.39**	**75.98**

© Copyright 2013 Mouser Electronics

© Copyright 2013 Mouser Electronics

KEMET Film Capacitors

RoHS Compliant **This product is RoHS compliant.**

The Capacitance Company
KEMET
CHARGED.™

RADIAL METALLIZED POLYPROPYLENE FILM CAPACITORS

General Technical Data:
- Non-inductive type
- Operating temperature range: -40˚C to +110˚C

Typical Applications:
Interference suppression and across the line applications. Suitable for use in situations where failure of the capacitor could lead to danger of electrical shock.

For quantities greater than listed, call for quote.

MOUSER STOCK NO.	KEMET Part No.	Fig	Value (µF)	Tolerance	Class	Dimensions: mm			Price Each		
						L	H	B	1	50	100
R41 Series											
300V											
80-R413F12200000M	R413F12200000M	A	0.0022	20%	Y2	13.0	9.0	4.0	.47	.268	.216
80-R413F13300000M	R413F13300000M	A	0.0033	20%	Y2	13.0	11.0	5.0	.51	.30	.241
80-R413F147000M1M	R413F147000M1M	A	0.0047	20%	Y2	13.0	11.0	5.0	.56	.321	.26
80-R413F11000000M	R413F11000000M	A	0.001	20%	Y2	13.0	9.0	4.0	.46	.268	.215
80-R413I22200000M	R413I22200000M	A	0.022	20%	Y2	18.0	13.5	7.5	.76	.46	.385
80-R413I21000000M	R413I21000000M	A	0.01	20%	Y2	13.0	11.0	5.0	.51	.289	.236
R46 Series											
275V											
80-R46KI22200001K1	R46KI22200001K1	A	0.022	10%	X2	18.0	11.0	5.0	.60	.375	.278
80-R46KI322000M2M	R46KI322000M2M	A	0.22	20%	X2	18.0	13.5	7.5	.62	.428	.289
80-R46KN322000M1M	R46KN322000M1M	A	0.22	20%	X2	26.5	15.0	6.0	.72	.482	.332
80-R46KI333000N1M	R46KI333000N1M	A	0.33	20%	X2	18.0	13.5	7.5	.67	.46	.342
80-R46KI333000M1M	R46KI333000M1M	A	0.33	20%	X2	18.0	16.0	10.0	.58	.524	.439
80-R46KI347000N0M	R46KI347000N0M	A	0.47	20%	X2	18.0	16.0	10.0	.77	.535	.385
80-R46KN347000N0M	R46KN347000N0M	A	0.47	20%	X2	26.5	16.0	7.0	.98	.696	.535
80-R46KN347000M1K	R46KN347000M1K	A	0.47	10%	X2	18.0	19.0	11.0	1.46	.984	.728
80-R46KN410000N2M	R46KN410000N2M	A	1	20%	X2	26.5	18.5	10.0	.97	.696	.524
80-R46KR410000M1K	R46KR410000M1K	A	1	10%	X2	32.0	20.0	11.0	1.57	1.21	.931
80-R46KR415000M1K	R46KR415000M1K	A	1.5	10%	X2	32.0	22.0	13.0	1.56	1.18	.92
80-R46KR422000M2K	R46KR422000M2K	A	2.2	10%	X2	32.0	25.0	13.0	1.95	1.50	1.14
80-R46KR422050M1M	R46KR422050M1M	A	2.205	20%	X2	32.0	28.0	14.0	2.76	2.01	1.72

RADIAL METALLIZED POLYESTER FILM CAPACITORS

General Technical Data:
- Non-inductive type
- Operating temperature range: -55˚C to +105˚C

Typical Applications:
By-passing, blocking, coupling, decoupling, timing, oscillator circuits.

For quantities greater than listed, call for quote.

MOUSER STOCK NO.	KEMET Part No.	Fig	Value (µF)	Tolerance	Dimensions: mm			Price Each		
					L	H	B	1	50	100
R82 Series										
50V										
80-R82CC4220Z370J	R82CC4220Z370J	B	2.2	5%	7.2	11.0	6.0	2.20	2.03	1.65
63V										
80-R82DC3100AA50J	R82DC3100AA50J	B	0.1	5%	7.2	6.5	2.5	.38	.321	.268
80-R82DC3100DQ50J	R82DC3100DQ50J	B	0.1	5%	7.2	6.5	2.5	.27	.235	.193
80-R82DC4100CK60J	R82DC4100CK60J	B	0.1	5%	7.2	10.0	5.0	.46	.417	.375
80-R82DC3100AA50K	R82DC3100AA50K	B	0.1	10%	7.2	6.5	2.5	.24	.214	.171
80-R82DC3220AA60J	R82DC3220AA60J	B	0.22	5%	7.2	6.5	2.5	.28	.257	.217
80-R82DC3220DQ60J	R82DC3220DQ60J	B	0.22	5%	7.2	6.5	2.5	.40	.225	.155
80-R82DC3220Z360J	R82DC3220Z360J	B	0.22	5%	7.2	6.5	2.5	.36	.31	.268
80-R82DC3470AA60J	R82DC3470AA60J	B	0.47	5%	7.2	7.5	3.5	.40	.31	.278
80-R82DC3470DQ60J	R82DC3470DQ60J	B	0.47	5%	7.2	7.5	3.5	.19	.182	.171
80-R82DC4100DQ60J	R82DC4100DQ60J	B	1	5%	7.2	10.0	5.0	.64	.524	.46
100V										
80-R82EC1470DQ50J	R82EC1470DQ50J	B	0.0047	5%	7.2	6.5	2.5	.26	.225	.195
80-R82EC1470Z350J	R82EC1470Z350J	B	0.0047	5%	7.2	6.5	2.5	.41	.364	.30
80-R82EC1100DQ50J	R82EC1100DQ50J	B	0.001	5%	7.2	6.5	2.5	.27	.235	.193
80-R82EC2220DQ50J	R82EC2220DQ50J	B	0.022	5%	7.2	6.5	2.5	.27	.253	.204
80-R82EC2470DQ60J	R82EC2470DQ60J	B	0.047	5%	7.2	6.5	2.5	.27	.254	.207
80-R82EC2100AA50J	R82EC2100AA50J	B	0.01	5%	7.2	6.5	2.5	.30	.163	.117
80-R82EC2100DQ50J	R82EC2100DQ50J	B	0.01	5%	7.2	6.5	2.5	.23	.212	.172
80-R82EC3100DQ70J	R82EC3100DQ70J	B	0.1	5%	7.2	6.5	2.5	.34	.171	.133
80-R82EC3220DQ70J	R82EC3220DQ70J	B	0.22	5%	7.2	7.5	3.5	.38	.30	.24
80-R82EC3470DQ70J	R82EC3470DQ70J	B	0.47	5%	7.2	9.5	4.5	.57	.46	.407
80-R82EC4100DQ70J	R82EC4100DQ70J	B	1	5%	7.2	11.0	6.0	1.03	.952	.77
80-R82EC4100Z370J	R82EC4100Z370J	B	1	5%	7.2	11.0	6.0	1.25	1.16	.942
250V										
80-R82IC3100DQ60J	R82IC3100DQ60J	B	0.1	5%	7.2	9.5	4.5	.44	.321	.253

SMD LDE SERIES PEN FILM CAPACITORS

General Technical Data:
- Non-inductive - Stacked technology
- Operating temperature range: -55˚C to +105˚C

For quantities greater than listed, call for quote.

MOUSER STOCK NO.	KEMET Part No.	Fig	Value (µF)	Dimensions: mm			Price Each			
				L	W	H	1	50	100	500
50V										
80-LDECB3100KA0N00	LDECB3100KA0N00	C	0.1	3.2	2.5	2.1	1.07	.974	.792	.642
80-LDECD3470KA5N00	LDECD3470KA5N00	C	0.47	5.7	5.1	2.4	1.51	1.31	1.21	.995
80-LDECD4100KA0N00	LDECD4100KA0N00	C	1	5.7	5.1	4.4	2.00	1.84	1.67	1.23
63V										
80-LDEDC3100KA5N00	LDEDC3100KA5N00	C	0.1	4.5	3.2	2.4	1.03	.963	.76	.621
100V										
80-LDEEC3100KA5N00	LDEEC3100KA5N00	C	0.1	4.5	3.2	2.4	1.03	.963	.76	.621
250V										
80-LDEID3100KA0N00	LDEID3100KA0N00	C	0.1	5.7	5.1	4.1	1.48	1.28	1.19	.974
630V										
80-LDEPD2100KA5N00	LDEPD2100KA5N00	C	0.1	5.7	5.1	3.0	1.24	1.07	.92	.749

DIMENSIONS: mm

A

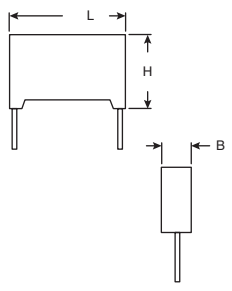

B

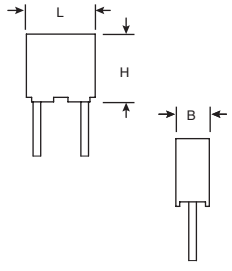

C

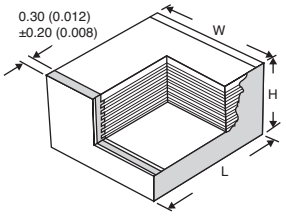

Film Capacitors

KEMET

© Copyright 2013 Mouser Electronics

© Copyright 2013 Mouser Electronics

MALLORY Metallized Polyester Film Capacitors

CDE CORNELL DUBILIER

RoHS Compliant This product is RoHS compliant.

QUENCHARC® ARC SUPPRESSOR / SNUBBER NETWORKS

RoHS Compliant

Features:
- Metallized Polyester Capacitor in series with a carbon composition resistor.
- Flame Retardant epoxy coated case

Specifications:
- Operating Temperature: -55°C to +85°C
- Capacitance Tolerance: ±20%
- Resistance Tolerance: ±10%

Applications:
- Noise and Arc Supression
- RC Snubber Network
- Relay Contact Protection
- EMI/RFI Reduction
- Noise reduction on Controllers/Drivers

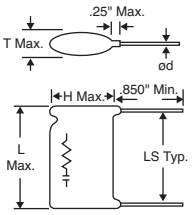

DIMENSIONS: in.

For quantities greater than listed, call for quote.

MOUSER STOCK NO.	Mallory Part No.	Value (µf)	Resistor Watts	Resistor (Ω)	Dimensions: mm W	T	H	LS	Price Each 1	25	50	100
200 VDC (125VAC)												
539-504M02QA100	504M02QA100	.50	0.5	100	27.4	9.4	16.3	20.8	7.48	5.94	5.67	5.06
539-504M02QA220	504M02QA220	.50	0.5	220	27.4	9.4	16.3	20.8	7.48	5.94	5.67	5.06
539-105M02QB47	105M02QB47	1	0.5	47	36.8	9.9	16.8	30.5	8.72	7.42	6.62	6.44
600 VDC (250VAC)												
539-104M06QC22	104M06QC22	.10	0.5	22	27.4	9.9	16.8	20.8	5.70	5.21	4.82	4.55
539-104M06QC47	104M06QC47	.10	0.5	47	27.4	9.9	16.8	20.8	5.70	5.21	4.82	4.55
539-104M06QC100	104M06QC100	.10	0.5	100	27.4	9.9	16.8	20.8	5.70	5.21	4.82	4.55
539-104M06QC150	104M06QC150	.10	0.5	150	27.4	9.9	16.8	20.8	7.25	6.15	5.52	5.36
539-104MACQRL150	104MACQRL150	.10	0.5	150	27.4	11.2	16.8	20.8	7.64	6.48	5.80	5.65

SUPPRESSOR METALLIZED POLYESTER FILM 158X SERIES - TYPE X2

RoHS Compliant

Features:
- UL and CSA Approved
- Flame retardant case meets UL94V-0
- Polyurethane end fill meets UL94V-0
- Used in applications where damage to the capacitor will not lead to the danger of electrical shock

Specifications:
- Operating temperature: -40°C to +100°C
- Voltage range: 250VRMS
- Tolerance: ±20%
- Lead material: tinned copper clad steel

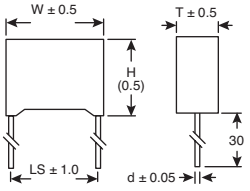

For quantities greater than listed, call for quote.

MOUSER STOCK NO.	Mallory Part No.	Value (µf)	Dimensions: mm W	T	H	LS	d	Price Each 1	50	100	500
539-158X103	158X103	.010	17.0	5.0	12.0	15.0	0.6	.94	.831	.764	.595
539-158X223	158X223	.022	17.0	5.0	12.0	15.0	0.6	1.03	.92	.844	.659
539-158X333	158X333	.033	17.0	5.0	12.0	15.0	0.6	1.24	1.13	1.01	.81
539-158X473	158X473	.047	17.0	5.5	12.5	15.0	0.8	.97	.875	.788	.616
539-158X104	158X104	.100	17.0	8.0	15.0	15.0	0.8	.89	.826	.79	.751
539-158X224	158X224	.220	25.0	8.0	17.5	22.5	0.8	1.62	1.44	1.29	1.03
539-158X334	158X334	.330	25.0	10.0	19.5	22.5	0.8	2.33	2.12	1.88	1.50
539-158X474	158X474	.470	30.0	11.0	22.0	27.5	0.8	2.40	2.16	1.92	1.64
539-158X684	158X684	.680	30.0	13.5	24.5	27.5	0.8	3.77	3.40	3.01	2.43
539-158X105	158X105	1.0	30.5	15.0	24.5	27.5	1.0	5.08	4.56	4.07	3.25
539-158X225	158X225	2.2	41.0	17.5	32.8	37.5	1.0	11.21	10.10	8.96	7.15

METALLIZED POLYESTER FILM, RADIAL

Excellent choice for general purpose applications such as blocking, bypass, decoupling, smoothing and some timing, energy storage/discharge and arc suppression.

Features:
- Non-Polar
- Low leakage
- Non inductively wound
- Epoxy Encapsulent meets UL94V-0
- Flame retardant case meets UL94V-0

Specifications:
- Voltage range: 160 series - 63V to 650V
  168 series - 50 to 400V
- Capacitance range: 160 series - .0033uF to 3.3uF
  168 series - .001uF to 1uF
- Operating temperature: -55°C to +125°C
- Tolerance: 5%,10%

RoHS Compliant

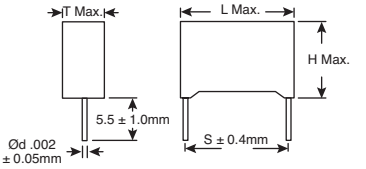

For quantities greater than listed, call for quote.

MOUSER STOCK NO.	Mallory Part No.	Vdc/Vac	Value (µF)	Tol. ±	Dimensions: mm L	I	H	S	ød	Price Each 1	50	100	500
160 Series													
539-160-474K63D-F	160474K63D-F	63/40	0.47	10%	13	5	11	10	0.8	.90	.835	.752	.64
539-160105J63E-F	160105J63E-F	63/40	1.0	5%	13	6	12	10	0.8	1.61	1.49	1.35	1.16
539-160104K100C-F	160104K100C-F	100/63	0.1	10%	13	4	9.5	10	0.8	.73	.685	.614	.539
539-160224K100D-F	160224K100D-F	100/63	0.22	10%	13	5	11	10	0.8	.62	.578	.532	.455
539-160224J100D-F	160224J100D-F	100/63	0.22	5%	13	5	11	10	0.8	.61	.567	.501	.428
539-160334J100E-F	160334J100E-F	100/63	0.33	5%	13	6	12	10	0.8	.74	.687	.63	.536
539-160474K100F-F	160474K100F-F	100/63	0.47	10%	13	6	12	10	0.8	.90	.845	.755	.627
539-160105K100H-F	160105K100H-F	100/63	1.0	10%	18	7.5	13.5	15	0.8	1.43	1.35	1.21	1.04
539-160335K100O-F	160335K100O-F	100/63	3.3	10%	26.5	10	19	22.5	0.8	3.16	2.64	2.39	2.15
539-160333K250C-F	160333K250C-F	250/160	0.033	10%	13	4	935	10	0.8	.74	.707	.617	.528
539-160473K250C-F	160473K250C-F	250/160	0.047	10%	13	4	935	10	0.8	.77	.739	.653	.563
539-160104J250D-F	160104J250D-F	250/160	0.1	5%	13	5	11	10	0.8	.58	.548	.454	.413
539-160104K250D-F	160104K250D-F	250/160	0.1	10%	13	5	11	10	0.8	.59	.531	.489	.429
539-160224J250F-F	160224J250F-F	250/160	0.22	5%	18	5	11	15	0.8	.75	.716	.644	.542
539-160334J250G-F	160334J250G-F	250/160	0.33	5%	18	6	12	15	0.8	1.01	.945	.844	.737
539-160105K250N-F	160105K250N-F	250/160	1.0	10%	26.5	8.5	17	22.5	0.8	1.88	1.75	1.59	1.35
539-160335J250Q-F	160335J250Q-F	250/160	3.3	5%	32	13	22.5	27.5	0.8	4.87	4.04	3.68	3.32
539-160104J400G-F	160104J400G-F	400/200	0.1	5%	18	6	12	15	0.8	.90	.835	.756	.643
539-160103K630C-F	160103K630C-F	630/220	0.01	10%	13	4	9.5	10	0.8	.77	.728	.662	.56
539-160103J630C-F	160103J630C-F	630/220	0.01	5%	13	4	9.5	10	0.8	.89	.825	.754	.633
539-160104J630L-F	160104J630L-F	630/220	0.1	5%	26.5	6	15	22.5	0.8	1.84	1.71	1.56	1.33
539-160222J1000C-F	160222J1000C-F	1000/250	0.0022	5%	13	4	9.5	10	0.8	.47	.428	.387	.338
539-160104J1000N-F	160104J1000N-F	1000/250	0.1	5%	26.5	8.5	17	22.5	0.8	2.00	1.87	1.68	1.42
168 Series													
539-168224J50C-F	168224J50C-F	50/30	0.22	5%	7.2	3.5	7.5	5	0.6	.63	.581	.525	.446
539-168105J50G-F	168105J50G-F	50/30	1	5%	7.2	6	11	5	0.6	1.33	1.23	1.08	.95
539-168104J63A-F	168104J63A-F	63/40	0.1	5%	7.2	2.5	6.5	5	0.6	.54	.514	.447	.396
539-168224J63C-F	168224J63C-F	63/40	0.22	5%	7.2	3.5	7.5	5	0.6	.70	.616	.565	.525
539-168334K63H-F	168334K63H-F	63/40	0.33	10%	7.2	4.5	8.5	5	0.6	.96	.835	.698	.523
539-168474J63H-F	168474J63H-F	63/40	0.47	5%	7.2	4.5	8.5	5	0.6	1.05	.892	.759	.572
539-168332J100A-F	168332J100A-F	100/63	0.0033	5%	7.2	2.5	6.5	5	0.6	.54	.492	.417	.385
539-168472J100A-F	168472J100A-F	100/63	0.0047	5%	7.2	2.5	6.5	5	0.6	.54	.492	.417	.385
539-168103J100A-F	168103J100A-F	100/63	0.01	5%	7.2	2.5	6.5	5	0.6	.46	.411	.345	.265
539-168223J100A-F	168223J100A-F	100/63	0.022	5%	7.2	2.5	6.5	5	0.6	.60	.524	.439	.342
539-168333J100C-F	168333J100C-F	100/63	0.033	5%	7.2	3.5	7.5	5	0.6	.44	.407	.358	.308
539-168473J100C-F	168473J100C-F	100/63	0.047	5%	7.2	3.5	7.5	5	0.6	.65	.554	.468	.343
539-168104J100H-F	168104J100H-F	100/63	0.1	5%	7.2	4.5	8.5	5	0.6	.67	.631	.536	.474

© Copyright 2013 Mouser Electronics
© Copyright 2013 Mouser Electronics

METALLIZED POLYESTER FILM CAPACITOR

Features:

- Operating temperature range: -55°C to +125°C

PRODUCT NEW

For quantities greater than listed, call for quote.

MOUSER STOCK NO.	KEMET Part No.	Fig.	Voltage (VAC)	Value (µF)	Tol. %	Dimensions: mm B	H	L	Price Each 1	50	100	500
80-F5ABC3220JCB5M	F5ABC3220JCB5M	A	18	0.022	20	4.5	9.5	7.2	4.37	3.66	2.91	2.54
80-F5ABC4150Z3B6M	F5ABC4150Z3B6M	A	18	0.15	20	5.0	10.0	7.2	5.64	4.73	3.76	3.27
80-F5BHC4100Z9A7K	F5BHC4100Z9A7K	A	25	0.1	10	6.0	11.0	7.2	5.50	4.61	3.66	3.19
80-F5DDC4100ZAA6K	F5DDC4100ZAA6K	A	63	0.1	10	4.6	9.6	7.4	2.94	2.47	1.96	1.71
80-F5DDC4100ZAC6K	F5DDC4100ZAC6K	A	63	0.1	10	4.6	9.6	7.4	3.61	3.02	2.40	2.09

EMI SUPPRESSOR METALLIZED POLYPROPYLENE CAPACITORS

Features:

- New improved design: Small dimensions including low profile capacitors
- Temperature range: PHE840: -55°C to +105°C; PHE850: -55°C to +110°C
- Construction metallized polypropylene winding, encapsulated in self-extinguishing material meeting the requirements of UL94V-0

Applications:

- For worldwide use as electromagnetic interference suppressor in all X2 and across-the-line applications

Approvals: ENEC, UL, cUL

✻Included in the kit

For quantities greater than listed, call for quote.

MOUSER STOCK NO.	KEMET Part No.	Fig.	Class	Voltage (VAC)	Value (µF)	Dimensions: mm B	H	L	Tol. %	Price Each 1	50	100
✻ 80-PHE840MA5100MA01	PHE840MA5100MA01R17	B	X2	275/280	0.01	13.0	4.0	9.0	20	.21	.171	.161
✻ 80-PHE840MA5220MA01	PHE840MA5220MA01R17	B	X2	275/280	0.022	13.0	4.0	9.0	20	.30	.249	.224
✻ 80-PHE840MA5330MA01	PHE840MA5330MA01R17	B	X2	275/280	0.033	13.0	4.0	9.0	20	.33	.278	.268
✻ 80-PHE840MA5470MA02	PHE840MA5470MA02R17	B	X2	275/280	0.047	13.0	4.5	10.5	20	.43	.342	.321
✻ 80-PHE840MB6100MB05R	PHE840MB6100MB05R17	B	X2	275/280	0.1	18.0	5.5	12.5	20	.47	.396	.342
80-PHE840MB6150MB10T	PHE840MB6150MB10R17	B	X2	275/280	0.15	18.0	6.5	12.5	20	.71	.599	.546
80-PHE840MB6220MB12R	PHE840MB6220MB12R17	B	X2	275/280	0.22	18.0	8.0	15.0	20	.66	.567	.503
80-PHE840MB6470MB16R	PHE840MB6470MB16R17	B	X2	275/280	0.47	18.0	11.0	19.0	20	1.02	.696	.61
80-PHE840MD6680MD18R	PHE840MD6680MD18R06	B	X2	275/280	0.68	26.0	10.5	19.0	20	1.00	.835	.738
✻ 80-PHE840MK5100MK01R	PHE840MK5100MK01R17	B	X2	275/280	0.01	10.0	4.0	8.0	20	.30	.23	.196
✻ 80-PHE840MK5220MK03	PHE840MK5220MK03R17	B	X2	275/280	0.022	10.0	5.0	11.0	20	.30	.251	.23
✻ 80-PHE840MK5330MK03	PHE840MK5330MK03R17	B	X2	275/280	0.033	10.0	5.0	11.0	20	.35	.289	.268
80-PHE840MR7220MR05R	PHE840MR7220MR05R06	B	X2	275/280	2.2	41.0	13.0	24.0	20	4.85	3.43	3.04
✻ 80-PHE840MX6220MB06	PHE840MX6220MB06R035J	B	X2	275/280	0.22	18.0	7.5	14.5	20	.48	.407	.375
80-PHE840MX6220MB06R	PHE840MX6220MB06R17	B	X2	275/280	0.22	18.0	7.5	14.5	20	.87	.503	.439
80-PHE840MY6470MD14R	PHE840MY6470MD14R06	B	X2	275/280	0.47	26.0	8.0	16.0	20	1.14	.781	.674
✻ 80-PHE840MY6680MD15R	PHE840MY6680MD15R06	B	X2	275/280	0.68	26.0	9.0	18.5	20	1.43	1.17	1.07
✻ 80-PHE840MY7100MD16R	PHE840MY7100MD16R06	B	X2	275/280	1	26.0	11.0	21.5	20	1.86	1.27	1.10
✻ 80-PHE840MZ7100MF11R	PHE840MZ7100MF11R06	B	X2	275/280	1	31.5	10.5	20.5	20	3.03	2.12	1.86
✻ 80-PHE840MZ7220MF14R	PHE840MZ7220MF14R06	B	X2	275/280	2.2	31.5	17.5	28.0	20	3.51	2.92	2.28
✻ 80-PHE850EA4100MA06R	PHE850EA4100MA06R17	B	Y2	300	0.001	13.0	4.0	8.0	20	.29	.247	.234
✻ 80-PHE850EA4220MA01R	PHE850EA4220MA01R17	B	Y2	300	0.0022	13.0	4.0	9.0	20	.44	.246	.205
✻ 80-PHE850EA4330MA02	PHE850EA4330MA02R17	B	Y2	300	0.0033	13.0	4.5	10.5	20	.49	.278	.228
✻ 80-PHE850EA4470MA03R	PHE850EA4470MA03R17	B	Y2	300	0.0047	13.0	5.0	11.0	20	.54	.30	.249
✻ 80-PHE850EB5100MB04	PHE850EB5100MB04R17	B	Y2	300	0.01	18.0	5.5	10.5	20	.67	.385	.31
✻ 80-PHE850EB5470MB14	PHE850EB5470MB14R17	B	Y2	300	0.047	18.0	9.5	17.5	20	1.04	.652	.562
✻ 80-PHE850ED6100MD18	PHE850ED6100MD18R06L2	B	Y2	300	0.1	26.0	10.5	19.0	20	.92	.685	.599
✻ 80-PHE850ED6220MD20	PHE850ED6220MD20R06L2	B	Y2	300	0.22	26.0	13.5	23.0	20	1.90	1.32	1.12

EMI (X & Y) ENGINEERING KIT

✻Included in the kit (13x2 and 8 Y2)

MOUSER STOCK NO.	Price Each 1	2
80-FLPENGKIT151	72.23	57.78

METALLIZED POLYESTER RADIAL CAPACITORS

Features:

- Bypassing signal coupling
- General purpose for highest reliability
- Construction: Radial leads of tinned wire are electrically welded to the contact metal layer on the ends of the capacitor winding
- Temperature range: -55°C to +100°C

MOUSER STOCK NO.	KEMET Part No.	Fig.	Voltage (VAC)	Value (µF)	Dimensions: mm B	H	L	Tol. %	Price Each 1	50	100
80-MMK5103K63J01L4	MMK5103K63J01L4	B	63	0.01	2.5	6.5	7.2	10	.28	.227	.129
80-MMK5223K63J01L4	MMK5223K63J01L4	B	63	0.022	2.5	6.5	7.2	10	.28	.227	.129
80-MMK5473K63J01L4	MMK5473K63J01L4	B	63	0.047	2.5	6.5	7.2	10	.23	.182	.14
80-MMK5102K63J01L4	MMK5102K63J01L4	B	63	.001	2.5	6.5	7.2	10	.28	.226	.177
80-MMK5104K63J01L4	MMK5104K63J01L4	B	63	0.1	2.5	6.5	7.2	10	.32	.278	.268
80-MMK5222K63J01L4	MMK5222K63J01L4	B	63	.0022	2.5	6.5	7.2	10	.28	.227	.129
80-MMK5224K63J01L4	MMK5224K63J01L4	B	63	0.22	2.5	6.5	7.2	10	.30	.255	.173
80-MMK5472K63J01L4	MMK5472K63J01L4	B	63	.0047	2.5	6.5	7.2	10	.31	.268	.128
80-MMK5474K63J02L4	MMK5474K63J02L4	B	63	0.47	3.5	8.0	7.2	10	.74	.433	.371
80-MMK5105K63J04L4	MMK5105K63J04L4	B	63	1	5.0	10.0	7.2	10	1.02	.642	.551

GENERAL PURPOSE AC/DC METALLIZED PAPER CAPACITORS

Features:

- Self-extinguishing UL94V-0 encapsulation material
- Excellent self-healing properties
- Ensures long life even when subjected to frequent overvoltages
- Good resistance to ionization due to impregnated dielectric
- High dU/dt capability
- The capacitors meet the most stringent IEC humidity class, 56 days
- The impregnated paper ensures excellent stability giving outstanding reliability properties, especially in applications having continuous operation

MOUSER STOCK NO.	KEMET Part No.	Fig.	Class	Voltage (VAC)	Value (µF)	Dimensions: mm B	H	L	Tol. %	Price Each 1	50	100
80-PME271Y510MR30	PME271Y510MR30	C	Y2	250	0.01	5.2	10.5	18.5	20	1.23	.824	.728
80-PME271Y510MR19T0	PME271Y510MR19T0	C	Y2	250	0.01	5.2	10.5	18.5	20	1.19	.856	.717
80-PME271Y510MR06	PME271Y510MR06	C	Y2	250	0.01	21.0	38.0	41.0	20	1.19	.856	.717
80-PME271Y515MR30	PME271Y515MR30	C	Y2	250	0.015	5.5	11.0	18.5	20	1.29	.931	.781
80-PME271Y515MR19T0	PME271Y515MR19T0	C	Y2	250	0.015	5.5	11.0	18.5	20	1.18	.845	.717
80-PME271Y533MR30	PME271Y533MR30	C	Y2	250	0.033	7.6	14.0	24.0	20	1.70	1.22	1.03
80-PME271Y547MR30	PME271Y547MR30	C	Y2	250	0.047	9.0	15.0	24.0	20	2.01	1.42	1.19
80-PME271Y410MR30	PME271Y410MR30	C	Y2	250	.001	3.9	7.5	13.5	20	1.13	.76	.674
80-PME271Y422MR30	PME271Y422MR30	C	Y2	250	.002	3.9	7.5	13.5	20	1.16	.792	.685
80-PME271Y447MR30	PME271Y447MR30	C	Y2	250	.0047	5.1	10.5	13.5	20	1.21	.92	.856
80-PME271M610MR19T0	PME271M610MR19T0	C	X2	275	0.1	7.6	14.0	24.0	20	1.92	1.36	1.14
80-PME271M422MR30	PME271M422MR30	C	X2	275	0.0022	3.9	7.5	13.5	20	1.32	1.07	.984
80-PME271YA4220MR30	PME271YA4220MR30	C	Y2	300	.0022	3.9	7.5	13.5	20	1.26	.92	.77
80-PME271YA4470MR30	PME271YA4470MR30	C	Y2	300	.0047	5.1	10.5	13.5	20	1.32	.942	.792
80-PME295RB3470MRT0	PME295RB3470MR19T0	C	Y1	440	0.00047	5.5	12.5	18.0	20	1.49	1.07	.899
80-PME264NE6100MR30	PME264NE6100MR30	C	Y2	660	0.1	15.3	22.0	30.5	20	5.40	3.86	3.26

METALLIZED POLYPHENYLENE SULFIDE CAPACITORS

Applications (SMR):

- Automotive and other applications with high ambient temperatures
- Applications requiring high stability and low losses.
- Offers excellent sound quality in audio applications

80-SMR10224J100A01L4	SMR10224J100A01L4	B	100	0.22	4.0	9.0	13.0	5	1.34	1.09	1.03
80-SMW7.3473K250K95T	SMW7.3473K250K95TR12	D	250	0.047	6.0	3.2	--	10	.66	.528	.459

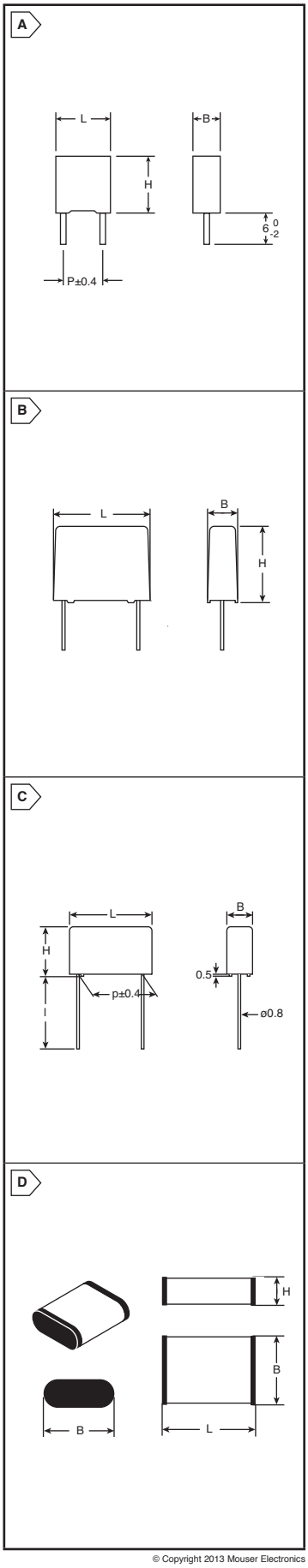

© Copyright 2013 Mouser Electronics

PANASONIC Metallized Polyester Film Capacitors

Panasonic

RoHS Compliant This product is RoHS compliant.

ECQEB AND ECQEF SERIES

Features:
- Small size
- Excellent electrical characteristics
- Flame retardant epoxy resin coating
- Tolerance: 10%
- Small size (ECQEB series)
- Self-healing property (ECQEF series)

Applications:
- 250VDC: High frequency and current circuits
- 450VDC: Active filter circuits

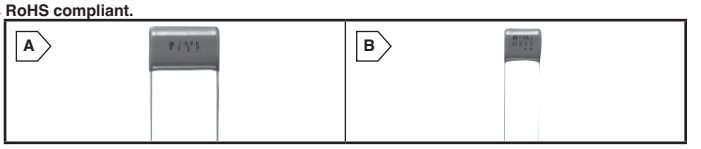

For quantities greater than listed, call for quote.

MOUSER STOCK NO.	Fig.	Value (uF)	Rated Volt	Price Each 1	25	100	250
ECQEB							
667-ECQ-E2153JB	A	0.015	250	.48	.266	.202	.178
667-ECQ-E2103JB	A	0.010	250	.48	.266	.202	.178
667-ECQ-E2123JB	A	0.012	250	.48	.266	.202	.178
667-ECQ-E2183JB	A	0.018	250	.48	.266	.202	.178
667-ECQ-E2223JB	A	0.022	250	.48	.266	.202	.178
667-ECQ-E2273JB	A	0.027	250	.48	.266	.202	.178
667-ECQ-E2333JB	A	0.033	250	.48	.266	.202	.178
667-ECQ-E2393JB	A	0.039	250	.48	.266	.202	.178
667-ECQ-E2473JB	A	0.047	250	.48	.266	.202	.178
667-ECQ-E2563JB	A	0.056	250	.48	.266	.202	.178
667-ECQ-E2683JB	A	0.068	250	.48	.266	.202	.178
667-ECQ-E2823JB	A	0.082	250	.55	.297	.226	.198
667-ECQ-E2104JB	A	0.10	250	.48	.266	.202	.178
667-ECQ-E2124JB	A	0.12	250	.62	.342	.26	.228
667-ECQ-E2154JB	A	0.15	250	.66	.365	.276	.243
667-ECQ-E2184JB	A	0.18	250	.71	.386	.293	.258
667-ECQ-E2224JB	A	0.22	250	.73	.40	.304	.266
667-ECQ-E2274JB	A	0.27	250	.86	.467	.354	.311
667-ECQ-E2334JB	A	0.33	250	.92	.507	.384	.338
667-ECQ-E2394JB	A	0.39	250	1.01	.551	.418	.367
667-ECQ-E2474JB	A	0.47	250	.93	.511	.388	.341
667-ECQ-E2564JB	A	0.56	250	1.17	.641	.486	.427
667-ECQ-E2684JB	A	0.68	250	1.28	.703	.533	.469
667-ECQ-E2824JB	A	0.82	250	1.44	.788	.597	.524
667-ECQ-E2105JB	A	1.0	250	1.13	.623	.472	.415
667-ECQ-E2125JB	A	1.2	250	1.69	.926	.702	.616
667-ECQ-E2155JB	A	1.5	250	2.13	1.16	.881	.774
667-ECQ-E2185JB	A	1.8	250	.74	.671	.613	.552
667-ECQ-E2225JB	A	2.2	250	.81	.736	.672	.607
667-ECQ-E2275JB	A	2.7	250	.92	.832	.76	.685
667-ECQ-E2335JB	A	3.3	250	1.11	1.01	.921	.831
667-ECQ-E2395JB	A	3.9	250	1.79	1.62	1.48	1.34
667-ECQ-E2475JB	A	4.7	250	1.66	1.50	1.37	1.23
ECQEF							
667-ECQ-E2153JB	B	0.0015	250	.48	.266	.202	.178
667-ECQ-E2153JF	B	0.0015	250	.46	.255	.193	.169
667-ECQ-E4153JF	B	0.0015	400	.52	.289	.219	.193
667-ECQ-E6152JF	B	0.0015	630	.91	.495	.376	.331
667-ECQ-E6153JF	B	0.0015	630	.74	.464	.361	.314
667-ECQ-E6392JF	B	0.0039	630	.77	.425	.322	.282
667-ECQ-E2103JB	B	0.010	250	.48	.266	.202	.178
667-ECQ-E2103JF	B	0.010	250	.46	.255	.193	.169
667-ECQ-E4103JF	B	0.010	400	.52	.289	.219	.193
667-ECQ-E6103JF	B	0.010	630	.76	.414	.314	.276
667-ECQ-E2123JB	B	0.012	250	.48	.266	.202	.178
667-ECQ-E2123JF	B	0.012	250	.46	.255	.193	.169
667-ECQ-E4123JF	B	0.012	400	.52	.289	.219	.193
667-ECQ-E6123JF	B	0.012	630	.78	.427	.323	.285
667-ECQ-E2183JB	B	0.018	250	.48	.266	.202	.178
667-ECQ-E2183JF	B	0.018	250	.46	.255	.193	.169
667-ECQ-E4183JF	B	0.018	400	.52	.289	.219	.193
667-ECQ-E6183JF	B	0.018	630	.85	.46	.349	.307
667-ECQ-E2223JB	B	0.022	250	.48	.266	.202	.178
667-ECQ-E2223JF	B	0.022	250	.46	.255	.193	.169
667-ECQ-E4223JF	B	0.022	400	.52	.289	.219	.193
667-ECQ-E6223JF	B	0.022	630	.62	.375	.289	.246
667-ECQ-E2273JB	B	0.027	250	.48	.266	.202	.178
667-ECQ-E2273JF	B	0.027	250	.46	.255	.193	.169
667-ECQ-E4273JF	B	0.027	400	.52	.289	.219	.193
667-ECQ-E6273JF	B	0.027	630	.90	.494	.375	.33
667-ECQ-E2333JB	B	0.033	250	.48	.266	.202	.178
667-ECQ-E2333JF	B	0.033	250	.46	.255	.193	.169
667-ECQ-E4333JF	B	0.033	400	.52	.289	.219	.193
667-ECQ-E6333JF	B	0.033	630	.92	.507	.384	.338
667-ECQ-E2393JB	B	0.039	250	.48	.266	.202	.178
667-ECQ-E2393JF	B	0.039	250	.46	.255	.193	.169
667-ECQ-E4393JF	B	0.039	400	.52	.289	.219	.193
667-ECQ-E6393JF	B	0.039	630	.95	.52	.394	.347
667-ECQ-E1473JF	B	0.047	100	.75	.41	.31	.273
667-ECQ-E2473JB	B	0.047	250	.48	.266	.202	.178
667-ECQ-E2473JF	B	0.047	250	.46	.255	.193	.169
667-ECQ-E4473JF	B	0.047	400	.52	.289	.219	.193
667-ECQ-E6473JF	B	0.047	630	.96	.529	.40	.352
667-ECQ-E2563JB	B	0.056	250	.48	.266	.202	.178
667-ECQ-E2563JF	B	0.056	250	.55	.30	.227	.199
667-ECQ-E4563JF	B	0.056	400	.95	.52	.395	.347
667-ECQ-E6563JF	B	0.056	630	.98	.566	.44	.383
667-ECQ-E2683JB	B	0.068	250	.48	.266	.202	.178
667-ECQ-E2683JF	B	0.068	250	.56	.304	.23	.202
667-ECQ-E4683JF	B	0.068	400	1.00	.547	.415	.365
667-ECQ-E6683JF	B	0.068	630	1.23	.672	.509	.448
667-ECQ-E1823JF	B	0.082	100	.75	.41	.31	.273
667-ECQ-E2823JB	B	0.082	250	.55	.297	.226	.198
667-ECQ-E2823JF	B	0.082	250	.56	.304	.23	.202
667-ECQ-E4823JF	B	0.082	400	1.05	.574	.435	.382
667-ECQ-E6823JF	B	0.082	630	1.27	.698	.529	.464
667-ECQ-E2104JB	B	0.10	250	.48	.266	.202	.178
667-ECQ-E2104JF	B	0.10	250	.56	.304	.23	.202
667-ECQ-E4104JF	B	0.10	400	1.06	.578	.439	.385
667-ECQ-E6104JF	B	0.10	630	1.32	.718	.545	.478
667-ECQ-E1124JF	B	0.12	100	.79	.434	.33	.289
667-ECQ-E2124JB	B	0.12	250	.62	.342	.26	.228

For quantities greater than listed, call for quote.

MOUSER STOCK NO.	Fig.	Value (uF)	Rated Volt	Price Each 1	25	100	250
ECQEF Cont.							
667-ECQ-E2124JF	B	0.12	250	.60	.326	.248	.217
667-ECQ-E4124JF	B	0.12	400	1.17	.641	.486	.427
667-ECQ-E6124JF	B	0.12	630	1.35	.739	.561	.493
667-ECQ-E2154JB	B	0.15	250	.66	.365	.276	.243
667-ECQ-E2154JF	B	0.15	250	.62	.34	.258	.227
667-ECQ-E4154JF	B	0.15	400	1.28	.703	.533	.469
667-ECQ-E6154JF	B	0.15	630	1.59	.871	.66	.58
667-ECQ-E2184JB	B	0.18	250	.71	.386	.293	.258
667-ECQ-E2184JF	B	0.18	250	.78	.403	.333	.293
667-ECQ-E4184JF	B	0.18	400	1.34	.734	.556	.489
667-ECQ-E6184JF	B	0.18	630	1.61	.875	.663	.583
667-ECQ-E2224JB	B	0.22	250	.73	.40	.304	.266
667-ECQ-E2224JF	B	0.22	250	.79	.431	.327	.288
667-ECQ-E4224JF	B	0.22	400	1.44	.792	.60	.528
667-ECQ-E6224JF	B	0.22	630	1.85	1.01	.766	.673
667-ECQ-E2274JB	B	0.27	250	.86	.467	.354	.311
667-ECQ-E2274JF	B	0.27	250	.79	.437	.331	.291
667-ECQ-E4274JF	B	0.27	400	1.62	.886	.672	.591
667-ECQ-E6274JF	B	0.27	630	1.89	1.04	.785	.69
667-ECQ-E2334JB	B	0.33	250	.92	.507	.384	.338
667-ECQ-E2334JF	B	0.33	250	.91	.50	.379	.333
667-ECQ-E4334JF	B	0.33	400	1.71	.934	.708	.623
667-ECQ-E6334JF	B	0.33	630	.74	.671	.612	.552
667-ECQ-E2394JB	B	0.39	250	1.01	.551	.418	.367
667-ECQ-E2394JF	B	0.39	250	1.06	.582	.441	.387
667-ECQ-E4394JF	B	0.39	400	1.79	.979	.743	.653
667-ECQ-E6394JF	B	0.39	630	.80	.729	.664	.599
667-ECQ-E2474JB	B	0.47	250	.93	.511	.388	.341
667-ECQ-E2474JF	B	0.47	250	1.08	.591	.448	.394
667-ECQ-E4474JF	B	0.47	400	2.03	1.11	.843	.742
667-ECQ-E6474JF	B	0.47	630	.87	.789	.72	.649
667-ECQ-E1564JF	B	0.56	100	1.43	.783	.594	.522
667-ECQ-E2564JB	B	0.56	250	1.17	.641	.486	.427
667-ECQ-E2564JF	B	0.56	250	1.12	.613	.465	.409
667-ECQ-E4564JF	B	0.56	400	2.23	1.21	.921	.81
667-ECQ-E6564JF	B	0.56	630	.90	.819	.748	.674
667-ECQ-E1684JF	B	0.68	100	1.63	.887	.673	.592
667-ECQ-E2684JB	B	0.68	250	1.28	.703	.533	.469
667-ECQ-E2684JF	B	0.68	250	1.17	.637	.483	.424
667-ECQ-E4684JF	B	0.68	400	.78	.71	.648	.585
667-ECQ-E6684JF	B	0.68	630	1.33	1.20	1.10	.994
667-ECQ-E1824JF	B	0.82	100	1.78	.973	.738	.648
667-ECQ-E2824JB	B	0.82	250	1.44	.788	.597	.524
667-ECQ-E2824JF	B	0.82	250	1.21	.659	.50	.439
667-ECQ-E4824JF	B	0.82	400	.86	.776	.708	.639
667-ECQ-E6824JF	B	0.82	630	1.34	1.21	1.10	1.00
667-ECQ-E1105JF	B	1.0	100	1.94	1.06	.803	.705
667-ECQ-E2105JB	B	1.0	250	1.13	.623	.472	.415
667-ECQ-E2105JF	B	1.0	250	1.43	.781	.593	.521
667-ECQ-E4105JF	B	1.0	400	.93	.851	.777	.701
667-ECQ-E6105JF	B	1.0	630	1.78	1.61	1.47	1.32
667-ECQ-E1125JF	B	1.2	100	.71	.641	.585	.528
667-ECQ-E2125JB	B	1.2	250	1.69	.926	.702	.616
667-ECQ-E2125JF	B	1.2	250	1.58	.868	.658	.579
667-ECQ-E4125JF	B	1.2	400	1.33	1.20	1.09	.989
667-ECQ-E6125JF	B	1.2	630	1.79	1.62	1.48	1.33
667-ECQ-E1155JF	B	1.5	100	.91	.828	.755	.682
667-ECQ-E2155JB	B	1.5	250	2.13	1.16	.881	.774
667-ECQ-E2155JF	B	1.5	250	1.63	.891	.676	.594
667-ECQ-E4155JF	B	1.5	400	1.24	1.12	1.03	.929
667-ECQ-E6155JF	B	1.5	630	1.80	1.63	1.48	1.34
667-ECQ-E1185JF	B	1.8	100	.91	.83	.758	.684
667-ECQ-E2185JB	B	1.8	250	.74	.671	.613	.552
667-ECQ-E2185JF	B	1.8	250	1.66	.91	.689	.606
667-ECQ-E4185JF	B	1.8	400	.88	.801	.732	.66
667-ECQ-E6185JF	B	1.8	630	1.81	1.64	1.49	1.35
667-ECQ-E1225JF	B	2.2	100	1.04	.939	.857	.774
667-ECQ-E2225JB	B	2.2	250	.81	.736	.672	.607
667-ECQ-E2225JF	B	2.2	250	2.03	1.10	.841	.739
667-ECQ-E4225JF	B	2.2	400	1.57	1.42	1.29	1.17
667-ECQ-E6225JF	B	2.2	630	2.88	2.60	2.38	2.14
667-ECQ-E1275JF	B	2.7	100	1.18	1.07	.977	.882
667-ECQ-E2275JB	B	2.7	250	.92	.832	.76	.685
667-ECQ-E2275JF	B	2.7	250	.81	.74	.676	.61
667-ECQ-E1335JF	B	3.3	100	1.69	1.54	1.40	1.26
667-ECQ-E2335JB	B	3.3	250	1.11	1.01	.921	.831
667-ECQ-E2335JF	B	3.3	250	.82	.75	.685	.617
667-ECQ-E1395JF	B	3.9	100	1.70	1.54	1.40	1.26
667-ECQ-E2395JB	B	3.9	250	1.79	1.62	1.48	1.34
667-ECQ-E2395JF	B	3.9	250	.90	.819	.748	.674
667-ECQ-E1475JF	B	4.7	100	1.93	1.74	1.58	1.43
667-ECQ-E2475JB	B	4.7	250	1.66	1.50	1.37	1.23
667-ECQ-E2475JF	B	4.7	250	1.02	.929	.847	.765
667-ECQ-E1565JF	B	5.6	100	2.28	2.07	1.88	1.70
667-ECQ-E2565JF	B	5.6	250	1.72	1.56	1.42	1.28
667-ECQ-E1685JF	B	6.8	100	2.60	2.34	2.14	1.94
667-ECQ-E2685JF	B	6.8	250	1.88	1.71	1.56	1.40
667-ECQ-E1825JF	B	8.2	100	3.00	2.71	2.47	2.23
667-ECQ-E2825JF	B	8.2	250	1.99	1.80	1.64	1.48
667-ECQ-E1106JF	B	10	100	3.48	3.15	2.88	2.59
667-ECQ-E2106JF	B	10	250	3.55	3.22	2.94	2.65

© Copyright 2013 Mouser Electronics
© Copyright 2013 Mouser Electronics

RoHS Compliant This product is RoHS compliant.

EZP-E SERIES METALLIZED POLYPROPYLENE DC LINK FILM CAPACITORS

DIMENSIONS: mm

Features:

- High saferty, Self-healing and Self-protecting function built-in
- Long product life, High reliability
- Low loss, Low ESR
- Flame retardant (case and sealing resin)
- Tolerance: ±10%
- Operating Temperature Range: -40°C to +85°C



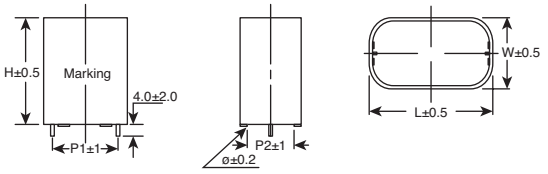

Recommended Applications:

- For DC filtering, DC link circuit
- Solar inverters
- Wind power generation
- Industrial power supplies
- Inverter circuit in applicances

For quantities greater than listed, call for quote.

MOUSER STOCK NO.		Value (uF)	Voltage (VDC)	Dimensions: mm			Pin Type	Price Each		
Mfr.	Mfr. Part No.			L	W	H		1	10	25
667—	EZP-E80106LTA	10	800	41.5	20	42	2	7.44	7.08	6.49
667—	EZP-E80156MTA	15	800	41.5	20	42	4	10.92	10.38	9.54
667—	EZP-E80206MTA	20	800	41.5	30	51	4	12.56	11.95	10.98
667—	EZP-E80256MTA	25	800	41.5	30	51	4	13.18	12.54	11.51
667—	EZP-E80306MTA	30	800	41.5	30	51	4	13.75	13.09	12.02
667—	EZP-E80356MTA	35	800	57.5	30	51	4	15.28	14.53	13.35
667—	EZP-E80406MTA	40	800	57.5	30	51	4	17.07	16.24	14.92
667—	EZP-E80456MTA	45	800	57.5	30	51	4	18.49	17.60	16.16
667—	EZP-E80506MTA	50	800	57.5	35	56	4	19.16	18.25	16.75

For quantities greater than listed, call for quote.

MOUSER STOCK NO.		Value (uF)	Voltage (VDC)	Dimensions: mm			Pin Type	Price Each		
Mfr.	Mfr. Part No.			L	W	H		1	10	25
667—	EZP-E80556MTA	55	800	57.5	35	56	4	19.52	18.58	17.06
667—	EZP-E80606MTA	60	800	57.5	35	56	4	19.82	18.86	17.31
667—	EZP-E1B106MTA	10	1100	41.5	20	42	4	8.41	8.01	7.35
667—	EZP-E1B156MTA	15	1100	41.5	30	51	4	10.61	10.11	9.28
667—	EZP-E1B206MTA	20	1100	41.5	30	51	4	12.21	11.62	10.67
667—	EZP-E1B256MTA	25	1100	57.5	30	51	4	13.50	12.86	11.80
667—	EZP-E1B306MTA	30	1100	57.5	30	51	4	14.43	13.74	12.62
667—	EZP-E1B356MTA	35	1100	57.5	35	56	4	15.90	15.12	13.89
667—	EZP-E1B406MTA	40	1100	57.5	35	56	4	17.51	16.65	15.29

STACKED METALLIZED PPS FILM CHIP CAPACITORS

ECH-U(C) Series

Features:

- Small in size
- Low loss and excellent frequency characteristics
- For reflow soldering

Recommended Applications:

- Time-constant
- Filtering
- Oscillation and resonance
- Resonance circuit for LCD backlight inverter unit

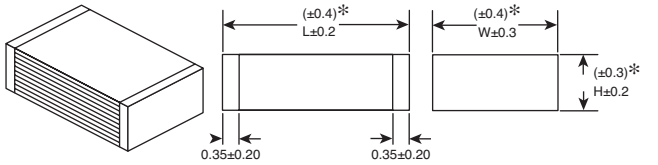

* To be applied only for size Z&Y

DIMENSIONS: mm

For quantities greater than listed, call for quote.

MOUSER STOCK NO.		Value (μF)	Voltage (VDC)	Dimensions: mm			Size Code	Price Each			
Mfr.	Mfr. Part No.			L	W	H		1	50	100	500
667—	ECH-U1123GC9	0.012	100	4.8	3.3	1.4	E1	1.11	.869	.819	.678
667—	ECH-U1153GC9	0.015	100	4.8	3.3	2	E2	1.22	.953	.898	.744
667—	ECH-U1153JC9	0.015	100	4.8	3.3	2	E2	1.20	.936	.882	.731
667—	ECH-U1183GC9	0.018	100	4.8	3.3	2	E2	1.22	.954	.898	.745
667—	ECH-U1223GC9	0.022	100	4.8	3.3	2.4	E3a	1.28	1.01	.947	.785
667—	ECH-U1223JC9	0.022	100	4.8	3.3	2.4	E3a	1.28	1.01	.947	.785
667—	ECH-U1273GC9	0.027	100	4.8	3.3	2.8	E3	1.36	1.07	1.00	.832
667—	ECH-U1273JC9	0.027	100	4.8	3.3	2.8	E3	1.36	1.07	1.00	.832
667—	ECH-U1333GC9	0.033	100	6	4.1	1.8	D1	1.44	1.12	1.06	.883
667—	ECH-U1333JC9	0.033	100	6	4.1	1.8	D1	1.44	1.12	1.06	.883
667—	ECH-U1473GC9	0.047	100	6	4.1	2.4	D3	1.63	1.26	1.19	.992
667—	ECH-U1473JC9	0.047	100	6	4.1	2.4	D3	1.63	1.26	1.19	.992
667—	ECH-U1563GC9	0.056	100	6	4.1	2.8	D4	1.70	1.33	1.25	1.04
667—	ECH-U1683GC9	0.068	100	6	4.1	3.2	D5	1.81	1.41	1.33	1.10
667—	ECH-U1683JC9	0.068	100	6	4.1	3.2	D5	1.81	1.41	1.33	1.10
667—	ECH-U1823GC9	0.082	100	7.1	5	2.8	Z	2.56	2.00	1.88	1.56
667—	ECH-U1823JC9	0.082	100	7.1	5	2.8	Z	2.58	2.01	1.89	1.57
667—	ECH-U1103GC9	0.01	100	4.8	3.3	1.4	E1	1.11	.869	.819	.678
667—	ECH-U1103JC9	0.01	100	4.8	3.3	1.4	E1	1.10	.865	.813	.674
667—	ECH-U1104GC9	0.1	100	7.1	5	3	Z	2.65	2.08	1.95	1.62
667—	ECH-U1104JC9	0.1	100	7.1	5	3	Z	2.54	1.98	1.86	1.54
667—	ECH-U1124GC9	0.12	100	7.1	5	3.4	Z	2.79	2.18	2.05	1.70
667—	ECH-U1124JC9	0.12	100	7.1	5	3.4	Z	2.56	2.00	1.88	1.56
667—	ECH-U1154JCV	0.15	100	7.1	6.3	3.4	Y	3.37	2.63	2.47	2.05
667—	ECH-U1154GCV	0.15	100	7.1	6.3	3.4	Y	3.37	2.63	2.47	2.05
667—	ECH-U1184GCV	0.18	100	7.1	6.3	4	Y	3.66	2.86	2.70	2.24
667—	ECH-U1184JCV	0.18	100	7.1	6.3	4	Y	3.66	2.86	2.70	2.24
667—	ECH-U1224GCV	0.22	100	7.1	6.3	4.8	Y	3.87	3.02	2.85	2.35
667—	ECH-U1224JCV	0.22	100	7.1	6.3	4.8	Y	2.56	2.00	1.88	1.56

ECH-U(X) Series

Features:

- Small in size (minimum size 1.6mm x 0.8mm)
- 85°C, 85% RH, W.V. X 1.0 for 500 hours
- For reflow soldering

Recommended Applications:

- Time-constant
- Filtering
- Oscillation and resonance

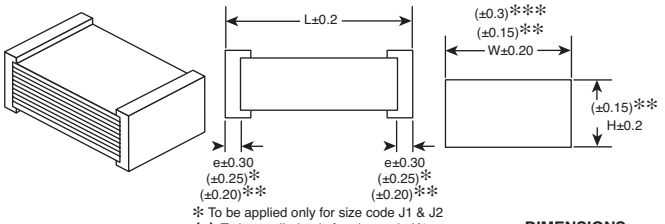

* To be applied only for size code J1 & J2
** To be applied only for size code K1
*** To be applied only for size code E1, E2, D1, D3, D4

DIMENSIONS: mm

For quantities greater than listed, call for quote.

MOUSER STOCK NO.		Value (μF)	Voltage (VDC)	Dimensions: mm			Size Code	Price Each			
Mfr.	Mfr. Part No.			L	W	H		1	50	100	500
667—	ECH-U1C332GX5	0.003	16	2	1.25	0.9	J1	.35	.275	.259	.215
667—	ECH-U1C332JX5	0.003	16	2	1.25	0.9	J1	.32	.25	.235	.195
667—	ECH-U1C392GX5	0.004	16	2	1.25	0.9	J1	.38	.288	.271	.225
667—	ECH-U1C392JX5	0.004	16	2	1.25	0.9	J1	.33	.262	.247	.204
667—	ECH-U1C472JX5	0.005	16	2	1.25	0.9	J1	.33	.262	.247	.204
667—	ECH-U1C682GX5	0.007	16	2	1.25	0.9	J1	.36	.29	.273	.226
667—	ECH-U1C682JX5	0.007	16	2	1.25	0.9	J1	.34	.269	.254	.21
667—	ECH-U1C822GX5	0.008	16	2	1.25	1.1	J2	.84	.502	.439	.314
667—	ECH-U1C123GX5	0.012	16	3.2	1.6	0.9	H1	.92	.553	.38	.346
667—	ECH-U1C183GX5	0.018	16	3.2	1.6	0.9	H1	.43	.338	.318	.263
667—	ECH-U1C183JX5	0.018	16	3.2	1.6	0.9	H1	.88	.528	.461	.33
667—	ECH-U1C273JX5	0.027	16	3.2	1.6	1.1	H2	.41	.371	.339	.289
667—	ECH-U1C333GX5	0.033	16	3.2	1.6	1.1	H2	.47	.371	.349	.289
667—	ECH-U1C393GX5	0.039	16	3.2	1.6	1.5	H3	.51	.409	.384	.319
667—	ECH-U1C393JX5	0.039	16	3.2	1.6	1.5	H3	.51	.409	.384	.319
667—	ECH-U1C103JX5	0.01	16	2	1.25	1.1	J2	.35	.28	.264	.218
667—	ECH-U1H392GX5	0.004	50	3.2	1.6	0.9	H1	.92	.553	.484	.346
667—	ECH-U1H123JX5	0.012	50	3.2	2.5	1.1	G1	.96	.579	.397	.362
667—	ECH-U1H183GX5	0.018	50	3.2	2.5	1.5	G2	.59	.464	.437	.362
667—	ECH-U1H183JX5	0.018	50	3.2	2.5	1.5	G2	.48	.37	.349	.289
667—	ECH-U1H223GX5	0.022	50	3.2	2.5	1.5	G2	.59	.464	.437	.362
667—	ECH-U1H273GX5	0.027	50	3.2	2.5	1.5	G2	.59	.464	.437	.362
667—	ECH-U1H333JX5	0.033	50	3.2	2.5	2.1	G3	.48	.382	.36	.299
667—	ECH-U1H473GX9	0.047	50	4.8	3.3	1.5	E1	1.39	.995	.92	.752
667—	ECH-U1H473JX9	0.047	50	4.8	3.3	1.5	E1	1.10	.865	.814	.675
667—	ECH-U1H563GX9	0.056	50	4.8	3.3	1.5	E1	1.16	.908	.855	.708
667—	ECH-U1H683GX9	0.068	50	4.8	3.3	1.5	E1	1.16	.908	.855	.708
667—	ECH-U1H823GX9	0.082	50	4.8	3.3	2.1	E2	1.26	.985	.928	.769
667—	ECH-U1H103JX5	0.01	50	3.2	1.6	1.1	H2	.38	.293	.275	.228
667—	ECH-U1H104GX9	0.1	50	4.8	3.3	2.1	E2	1.25	.979	.921	.764
667—	ECH-U1H154GX9	0.15	50	6	4.1	1.9	D1	1.54	1.21	1.13	.944
667—	ECH-U1H184GX9	0.18	50	6	4.1	2.5	D3	1.71	1.34	1.25	1.05
667—	ECH-U1H184JX9	0.18	50	6	4.1	2.5	D3	1.71	1.34	1.25	1.05

© Copyright 2013 Mouser Electronics

© Copyright 2013 Mouser Electronics

PANASONIC Film Capacitors

Panasonic

RoHS Compliant This product is RoHS compliant.

STACKED METALLIZED PPS FILM CHIP CAPACITORS (CONT.)

ECH-U(X) Series

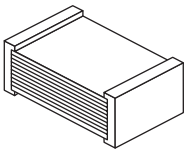

Features:
- Small in size (minimum size 1.6mm x 0.8mm)
- 85°C, 85% RH, W.V. X 1.0 for 500 hours
- For reflow soldering
- RoHS directive compliant

Recommended Applications:
- Time-constant
- Filtering
- Oscillation and resonance

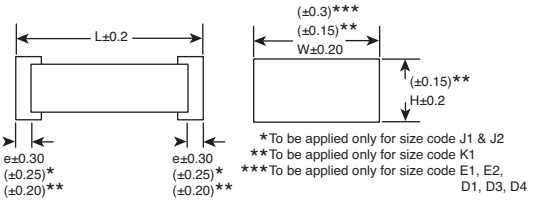

*To be applied only for size code J1 & J2
**To be applied only for size code K1
***To be applied only for size code E1, E2, D1, D3, D4

For quantities greater than listed, call for quote.

MOUSER STOCK NO.		Value (μF)	Voltage (VDC)	Dimensions: mm			Size Code	Price Each			
Mfr.	Mfr. Part No.			L	W	H		1	50	100	500
667	ECH-U1C822JX5	0.0082	16	2.00	1.25	1.10	J2	.80	.483	.332	.302
667	ECH-U1H101GX5	0.0001	50	2.00	1.25	0.90	J1	.57	.399	.363	.263
667	ECH-U1H121GX5	0.00012	50	2.00	1.25	0.90	J1	.34	.275	.259	.214
667	ECH-U1H121JX5	0.00012	50	2.00	1.25	0.90	J1	.31	.238	.224	.185
667	ECH-U1H122GX5	0.0012	50	2.00	1.25	0.90	J1	.34	.275	.259	.214
667	ECH-U1H122JX5	0.0012	50	2.00	1.25	0.90	J1	.34	.269	.254	.21
667	ECH-U1H124JX9	0.12	50	6.00	4.10	1.90	D1	1.18	.924	.87	.721
667	ECH-U1H154JX9	0.15	50	6.00	4.10	1.90	D1	1.54	1.21	1.13	.944
667	ECH-U1H181GX5	0.00018	50	2.00	1.25	0.90	J1	.34	.275	.259	.214
667	ECH-U1H181JX5	0.00018	50	2.00	1.25	0.90	J1	.30	.238	.224	.185
667	ECH-U1H182JX5	0.0018	50	2.00	1.25	0.90	J1	.34	.269	.254	.21
667	ECH-U1H221GX5	0.00022	50	2.00	1.25	0.90	J1	.34	.275	.259	.214
667	ECH-U1H221JX5	0.00022	50	2.00	1.25	0.90	J1	.30	.238	.224	.185
667	ECH-U1H222GX5	0.0022	50	2.00	1.25	0.90	J1	.35	.278	.262	.217
667	ECH-U1H271GX5	0.00027	50	2.00	1.25	0.90	J1	.34	.275	.259	.214
667	ECH-U1H271JX5	0.00027	50	2.00	1.25	0.90	J1	.30	.238	.224	.185
667	ECH-U1H272GX5	0.0027	50	2.00	1.25	0.90	J1	.36	.278	.262	.217
667	ECH-U1H331GX5	0.00033	50	2.00	1.25	0.90	J1	.34	.275	.259	.214
667	ECH-U1H331JX5	0.00033	50	2.00	1.25	0.90	J1	.30	.238	.224	.185
667	ECH-U1H332GX5	0.0033	50	3.20	1.60	0.90	H1	.92	.553	.38	.346
667	ECH-U1H391GX5	0.00039	50	2.00	1.25	0.90	J1	.34	.275	.259	.214
667	ECH-U1H392JX5	0.0039	50	3.20	1.60	0.90	H1	.88	.528	.362	.33
667	ECH-U1H471GX5	0.00047	50	2.00	1.25	0.90	J1	.34	.275	.259	.214
667	ECH-U1H471JX5	0.00047	50	2.00	1.25	0.90	J1	.34	.269	.254	.21
667	ECH-U1H472GX5	0.0047	50	3.20	1.60	0.90	H1	.41	.322	.303	.251
667	ECH-U1H472JX5	0.0047	50	3.20	1.60	0.90	H1	.88	.524	.362	.33
667	ECH-U1H563JX9	0.056	50	4.80	3.30	1.50	E1	1.16	.908	.855	.708
667	ECH-U1H681GX5	0.00068	50	2.00	1.25	0.90	J1	.35	.278	.262	.217
667	ECH-U1H681JX5	0.00068	50	2.00	1.25	0.90	J1	.34	.269	.254	.21
667	ECH-U1H682GX5	0.0068	50	3.20	1.60	0.90	H1	.41	.322	.303	.251
667	ECH-U1H682JX5	0.0068	50	3.20	1.60	0.90	H1	.38	.293	.275	.228
667	ECH-U1H821GX5	0.00082	50	2.00	1.25	0.90	J1	.36	.278	.262	.217
667	ECH-U1H822GX5	0.0082	50	3.20	1.60	1.10	H2	1.01	.605	.415	.378
667	ECH-U1H822JX5	0.0082	50	3.20	1.60	1.10	H2	.96	.579	.397	.362
667	ECH-U1H823JX9	0.082	50	4.80	3.30	2.10	E2	1.22	.958	.901	.748
667	ECH-U1C101GX5	0.0001	16	1.60	0.80	0.70	K1	.32	.257	.242	.20
667	ECH-U1C101JX5	0.0001	16	1.60	0.80	0.70	K1	.63	.378	.331	.236
667	ECH-U1C102JX5	0.001	16	1.60	0.80	0.70	K1	.32	.25	.235	.195
667	ECH-U1C121GX5	0.00012	16	1.60	0.80	0.70	K1	.33	.257	.242	.20
667	ECH-U1C121JX5	0.00012	16	1.60	0.80	0.70	K1	.63	.378	.331	.236
667	ECH-U1C122GX5	0.0012	16	1.60	0.80	0.70	K1	.36	.275	.259	.215
667	ECH-U1C122JX5	0.0012	16	1.60	0.80	0.70	K1	.33	.25	.235	.195
667	ECH-U1C181GX5	0.00018	16	1.60	0.80	0.70	K1	.33	.257	.242	.20

For quantities greater than listed, call for quote.

MOUSER STOCK NO.		Value (μF)	Voltage (VDC)	Dimensions: mm			Size Code	Price Each			
Mfr.	Mfr. Part No.			L	W	H		1	50	100	500
667	ECH-U1C181JX5	0.00018	16	1.60	0.80	0.70	K1	.63	.378	.331	.236
667	ECH-U1C182GX5	0.0018	16	1.60	0.80	0.70	K1	.35	.275	.259	.215
667	ECH-U1C221GX5	0.00022	16	1.60	0.80	0.70	K1	.32	.257	.242	.20
667	ECH-U1C221JX5	0.00022	16	1.60	0.80	0.70	K1	.63	.378	.331	.236
667	ECH-U1C222JX5	0.0022	16	1.60	0.80	0.70	K1	.32	.25	.235	.195
667	ECH-U1C271JX5	0.00027	16	1.60	0.80	0.70	K1	.63	.378	.331	.236
667	ECH-U1C272GX5	0.0027	16	1.60	0.80	0.70	K1	.35	.275	.22	.215
667	ECH-U1C331GX5	0.00033	16	1.60	0.80	0.70	K1	.32	.257	.242	.20
667	ECH-U1C391JX5	0.00039	16	1.60	0.80	0.70	K1	.31	.244	.23	.19
667	ECH-U1C471GX5	0.00047	16	1.60	0.80	0.70	K1	.34	.269	.254	.21
667	ECH-U1C471JX5	0.00047	16	1.60	0.80	0.70	K1	.31	.244	.23	.19
667	ECH-U1C681JX5	0.00068	16	1.60	0.80	0.70	K1	.32	.244	.23	.19
667	ECH-U1C821JX5	0.00082	16	1.60	0.80	0.70	K1	.32	.244	.23	.19
667	ECH-U1C104GX5	0.10	16	3.20	2.50	2.10	G3	.82	.649	.611	.507
667	ECH-U1C473GX5	0.047	16	3.20	1.60	1.50	H3	.51	.409	.384	.319
667	ECH-U1C333JX5	0.033	16	3.20	1.60	1.10	H2	.47	.371	.349	.289
667	ECH-U1H393GX5	0.039	50	3.20	2.50	2.10	G3	.63	.498	.468	.388
667	ECH-U1C473JX5	0.047	16	3.20	1.60	1.50	H3	.51	.409	.384	.319
667	ECH-U1C683GX5	0.068	16	3.20	2.50	1.50	G2	.71	.555	.522	.433
667	ECH-U1C683JX5	0.068	16	3.20	2.50	1.50	G2	.67	.533	.426	.415
667	ECH-U1C823GX5	0.082	16	3.20	2.50	2.10	G3	.82	.649	.611	.507
667	ECH-U1H273JX5	0.027	50	3.20	2.50	1.50	G2	.48	.382	.36	.299
667	ECH-U1H393JX5	0.039	50	3.20	2.50	2.10	G3	.63	.498	.468	.388
667	ECH-U1H223JX5	0.022	50	3.20	2.50	1.50	G2	.48	.382	.36	.299
667	ECH-U1H101JX5	0.0001	50	2.00	1.25	0.90	J1	.30	.238	.224	.185
667	ECH-U1H272JX5	0.0027	50	2.00	1.25	0.90	J1	.34	.269	.254	.21
667	ECH-U1H182GX5	0.0018	50	2.00	1.25	0.90	J1	.35	.277	.261	.216
667	ECH-U1C103GX5	0.01	16	2.00	1.25	1.10	J2	.38	.30	.281	.233
667	ECH-U1C123JX5	0.012	16	3.20	1.60	0.90	H1	.88	.528	.362	.33
667	ECH-U1C472GX5	0.0047	16	2.00	1.25	0.90	J1	.36	.288	.271	.225
667	ECH-U1H102GX5	0.001	50	2.00	1.25	0.90	J1	.34	.275	.259	.214
667	ECH-U1H103GX5	0.01	50	3.20	1.60	1.10	H2	.42	.326	.307	.255
667	ECH-U1H222JX5	0.0022	50	2.00	1.25	0.90	J1	.34	.269	.254	.21
667	ECH-U1H332JX5	0.0033	50	3.20	1.60	0.90	H1	.88	.528	.362	.33
667	ECH-U1H391JX5	0.00039	50	2.00	1.25	0.90	J1	.34	.269	.254	.21
667	ECH-U1H683JX9	0.068	50	4.80	3.30	1.50	E1	1.16	.908	.855	.708
667	ECH-U1C223GX5	0.022	16	3.20	1.60	0.90	H1	.43	.338	.318	.263
667	ECH-U1C102GX5	0.001	16	1.60	0.80	0.70	K1	.35	.275	.259	.215
667	ECH-U1H333GX5	0.033	50	3.20	2.50	2.10	G3	.63	.498	.468	.388
667	ECH-U1H102JX5	0.001	50	2.00	1.25	0.90	J1	.34	.269	.254	.21
667	ECH-U1C223JX5	0.022	16	3.20	1.60	0.90	H1	.39	.304	.286	.236
667	ECH-U1C104JX5	0.10	16	3.20	2.50	2.10	G3	.71	.557	.525	.435

STACKED METALLIZED PEN FILM CHIP CAPACITORS

ECW-U(C) Series

Features:
- Small in size
- For reflow soldering
- RoHS directive compliant

Recommended Applications:
- General purpose (coupling, by-pass)

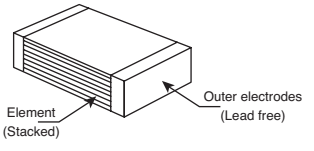

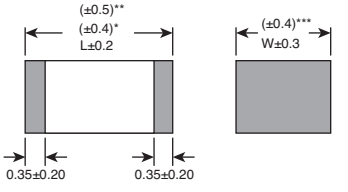

PRODUCT NEW

For quantities greater than listed, call for quote.

MOUSER STOCK NO.		Value (μF)	Voltage (VDC)	Dimensions: mm			Size Code	Price Each			
Mfr.	Mfr. Part No.			L	W	H		1	50	100	500
667	ECW-U1104V33	0.10	100	4.80	3.30	2.80	E3	.90	.817	.747	.687
667	ECW-UC2J223JV	0.022	630	7.10	6.30	3.60	Y	1.29	1.13	1.03	.805
667	ECW-UC2J273JV	0.027	630	7.10	6.30	4.10	Y	1.38	1.20	1.09	.856
667	ECW-UC2J333JV	0.033	630	7.10	6.30	5.10	Y	1.54	1.34	1.22	.954

* To be applied only for size Z, Y, X
** To be applied only for size V
*** To be applied only for size B, Z, Y, X, V

© Copyright 2013 Mouser Electronics

© Copyright 2013 Mouser Electronics

RoHS Compliant This product is RoHS compliant.

METALLIZED POLYPROPYLENE FILM CAPACITORS

Features:
- Small size
- Excellent frequency characteristics

Recommended Applications:
- 250VDC and 630VDC: High frequency and current circuits
- 450VDC: Active filter circuits
- 800VDC: Resonance circuit for power supply

PRODUCT NEW

RoHS Compliant

DIMENSIONS: mm

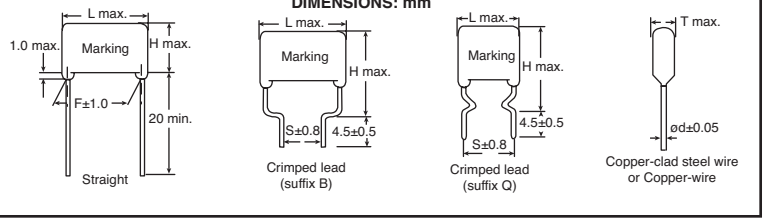

For quantities greater than listed, call for quote.

MOUSER STOCK NO.	Mfr. Part No.	Value (μF)	Volt (VDC)	Case Size (Max.) L	Case Size (Max.) T	Price Each 1	Price Each 100	Price Each 500
ECW-F(A) Series								
667—ECW-F2104JAQ		0.1	250	13.0	5.0	.40	.332	.268
667—ECW-F2124JAQ		0.12	250	13.0	5.3	.40	.332	.268
667—ECW-F2154JAQ		0.15	250	13.0	5.6	.40	.332	.268
667—ECW-F2184JAQ		0.18	250	13.0	5.9	.38	.311	.251
667—ECW-F2224JAQ		0.22	250	13.0	6.3	.46	.381	.308
667—ECW-F2334JAQ		0.33	250	13.0	7.3	.46	.381	.308
667—ECW-F2394JAQ		0.39	250	13.0	7.8	.55	.45	.364
667—ECW-F2474JAQ		0.47	250	13.0	8.4	.55	.45	.364
667—ECW-F2564JAQ		0.56	250	18.1	6.9	.60	.503	.406
667—ECW-F2684JAQ		0.68	250	18.1	7.4	.66	.555	.447
667—ECW-F2824JAQ		0.82	250	18.1	8.0	.75	.625	.504
667—ECW-F2105JA		1.0	250	18.1	8.5	.74	.615	.514
667—ECW-F2125JA		1.2	250	18.8	9.5	1.03	.852	.684
667—ECW-F2155JA		1.5	250	18.8	10.5	1.25	1.03	.786
667—ECW-F2185JA		1.8	250	18.8	11.4	1.47	1.20	.969
667—ECW-F2225JA		2.2	250	18.8	12.6	1.68	1.31	.996
667—ECW-F2275JA		2.7	250	23.8	11.4	1.89	1.47	1.25
667—ECW-F2335JA		3.3	250	23.8	12.5	2.15	1.67	1.27
667—ECW-F2395JA		3.9	250	23.8	13.5	3.23	2.33	2.13
667—ECW-F2475JA		4.7	250	23.8	14.8	2.99	2.49	2.25
667—ECW-F2565JA		5.6	250	23.8	16.2	4.59	3.56	2.80
667—ECW-F2685JA		6.8	250	23.8	17.8	5.37	4.27	3.27
667—ECW-F2W104JAQ		0.1	450	13.0	5.1	.76	.31	.262
667—ECW-F2W124JAQ		0.12	450	13.0	5.4	.76	.31	.262
667—ECW-F2W154JAQ		0.15	450	13.0	5.7	.76	.31	.262
667—ECW-F2W184JAQ		0.18	450	13.0	6.1	.76	.31	.262
667—ECW-F2W224JAQ		0.22	450	13.0	6.5	.48	.406	.326
667—ECW-F2W274JAQ		0.27	450	13.0	7.0	.48	.406	.326
667—ECW-F2W334JAQ		0.33	450	13.0	7.6	.48	.406	.326
667—ECW-F2W394JAQ		0.39	450	13.0	8.1	.58	.478	.386
667—ECW-F2W474JAQ		0.47	450	13.0	8.7	.58	.478	.386
667—ECW-F2W564JA		0.56	450	18.1	7.0	.64	.534	.431
667—ECW-F2W684JA		0.68	450	18.1	7.5	.71	.59	.475
667—ECW-F2W824JA		0.82	450	18.1	8.2	.80	.663	.535
667—ECW-F2W105JA		1.0	450	18.1	9.3	.93	.774	.624
667—ECW-F2W125JA		1.2	450	18.8	9.7	1.07	.884	.714
667—ECW-F2W155JA		1.5	450	18.8	10.7	1.28	1.06	.862
667—ECW-F2W185JA		1.8	450	18.8	11.6	1.51	1.25	1.01
667—ECW-F2W225JA		2.2	450	18.8	12.8	1.73	1.43	1.16
667—ECW-F2W275JA		2.7	450	26.3	10.6	1.96	1.62	1.31
667—ECW-F2W335JA		3.3	450	26.3	11.7	2.23	1.84	1.49
667—ECW-F2W395JA		3.9	450	26.3	12.6	2.63	2.17	1.75
667—ECW-F2W475JA		4.7	450	26.3	13.8	3.03	2.50	2.02
667—ECW-FA2J104J		0.10	630	18.2	5.2	.30	.238	.186
667—ECW-FA2J104J4		0.10	630	18.2	5.2	.32	.256	.20
667—ECW-FA2J104JQ		0.10	630	18.2	5.2	.32	.256	.20
667—ECW-FA2J124J		0.12	630	18.2	5.5	.31	.248	.195
667—ECW-FA2J124J4		0.12	630	18.2	5.5	.55	.431	.337
667—ECW-FA2J124JQ		0.12	630	18.2	5.5	.55	.431	.337

For quantities greater than listed, call for quote.

MOUSER STOCK NO.	Mfr. Part No.	Value (μF)	Volt (VDC)	Case Size (Max.) L	Case Size (Max.) T	Price Each 1	Price Each 100	Price Each 500
ECW-F(A) Series (Cont.)								
667—ECW-FA2J154J		0.15	630	18.2	6.0	.33	.266	.209
667—ECW-FA2J154J4		0.15	630	18.2	6.0	.57	.449	.351
667—ECW-FA2J154JQ		0.15	630	18.2	6.0	.57	.449	.351
667—ECW-FA2J184J		0.18	630	18.2	6.5	.35	.284	.221
667—ECW-FA2J184J4		0.18	630	18.2	6.5	.59	.467	.365
667—ECW-FA2J184JQ		0.18	630	18.2	6.5	.59	.467	.365
667—ECW-FA2J224J		0.22	630	18.2	7.1	.39	.307	.24
667—ECW-FA2J224J4		0.22	630	18.2	7.1	.61	.49	.383
667—ECW-FA2J224JQ		0.22	630	18.2	7.1	.61	.49	.383
667—ECW-FA2J274J		0.27	630	18.2	7.8	.42	.334	.261
667—ECW-FA2J274J4		0.27	630	18.2	7.8	.65	.517	.403
667—ECW-FA2J274JQ		0.27	630	18.2	7.8	.65	.517	.403
667—ECW-FA2J334J		0.33	630	18.2	8.5	.46	.369	.289
667—ECW-FA2J334J4		0.33	630	18.2	8.5	.70	.552	.431
667—ECW-FA2J334JQ		0.33	630	18.2	8.5	.70	.552	.431
667—ECW-FA2J394J		0.39	630	18.2	9.2	.50	.40	.312
667—ECW-FA2J394J4		0.39	630	18.2	9.2	.73	.582	.455
667—ECW-FA2J394JQ		0.39	630	18.2	9.2	.73	.582	.455
667—ECW-FA2J474J		0.47	630	18.2	10.0	.56	.446	.349
667—ECW-FA2J474J4		0.47	630	18.2	10.0	.79	.628	.491
667—ECW-FA2J474JQ		0.47	630	18.2	10.0	.79	.628	.491
667—ECW-FA2J564J		0.56	630	18.2	10.9	.62	.494	.386
667—ECW-FA2J564J4		0.56	630	18.2	10.9	.86	.677	.53
667—ECW-FA2J564JQ		0.56	630	18.2	10.9	.86	.677	.53
667—ECW-FA2J684J		0.68	630	18.2	12.0	.72	.567	.443
667—ECW-FA2J684J4		0.68	630	18.2	12.0	.94	.75	.586
667—ECW-FA2J684JQ		0.68	630	18.2	12.0	.94	.75	.586
667—ECW-FA2J824J		0.82	630	26.0	10.1	.71	.561	.439
667—ECW-FA2J824JQ		0.82	630	26.0	10.1	.93	.744	.581
667—ECW-FA2J105J		1.0	630	26.0	11.1	.80	.638	.499
667—ECW-FA2J105JQ		1.0	630	26.0	11.1	1.04	.82	.641
667—ECW-FA2J125J		1.2	630	26.0	12.1	.91	.72	.563
667—ECW-FA2J125JQ		1.2	630	26.0	12.1	1.13	.902	.705
667—ECW-FA2J155J		1.5	630	26.0	13.5	1.07	.847	.662
667—ECW-FA2J155JQ		1.5	630	26.0	13.5	1.29	1.03	.805
667—ECW-FA2J185J		1.8	630	26.0	14.8	1.23	.977	.763
667—ECW-FA2J185JQ		1.8	630	26.0	14.8	1.47	1.16	.906
667—ECW-FA2J225J		2.2	630	26.0	16.3	1.44	1.14	.898
667—ECW-FA2J225JQ		2.2	630	26.0	16.3	1.68	1.33	1.04
ECW-H(A) Series								
667—ECW-H8103HA		0.010	800	15.4	5.4	.34	.287	.231
667—ECW-H8123HA		0.012	800	15.4	5.8	.38	.311	.25
667—ECW-H8153HA		0.015	800	15.4	6.2	.41	.336	.271
667—ECW-H8183HA		0.018	800	15.7	6.6	.44	.37	.299
667—ECW-H8223HA		0.022	800	15.7	7.1	.49	.409	.33
667—ECW-H8273HA		0.027	800	15.7	7.6	.54	.444	.358
667—ECW-H8333HA		0.033	800	15.7	8.4	1.09	.449	.363
667—ECW-H8393HA		0.039	800	15.7	8.9	.65	.546	.441
667—ECW-H8473HA		0.047	800	15.7	9.7	.74	.613	.494

ECQ-UA SERIES - METALLIZED POLYESTER FILM CAPACITORS

In accordance with UL/CSA and European safety regulation class X2

PRODUCT NEW

RoHS Compliant

Features:
- Compact
- Flame-retardant plastic case and non-combustible resin

Recommended Applications:
- Interference suppressors

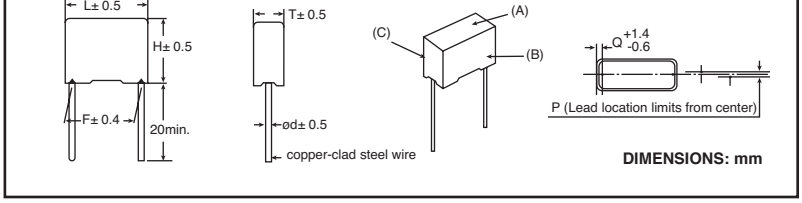

DIMENSIONS: mm

For quantities greater than listed, call for quote.

MOUSER STOCK NO.	Panasonic Part No.	Value (μF)	Dimensions: mm L	T	H	F	ød	P	Q	Price Each 1	50	100	500
667-ECQ-UAAF104K	ECQ-UAAF104K	0.10	17.5	5.0	12.0	15.0	0.60	0±0.8	1.3	.33	.287	.278	.209
667-ECQ-UAAF154K	ECQ-UAAF154K	0.15	17.5	6.0	13.0	15.0	0.60	0±0.8	1.3	.39	.339	.327	.246
667-ECQ-UAAF224K	ECQ-UAAF224K	0.22	17.5	7.5	14.0	15.0	0.60	0±0.8	1.3	.45	.391	.378	.284
667-ECQ-UAAF334K	ECQ-UAAF334K	0.33	17.5	9.0	16.0	15.0	0.60	0±0.8	1.3	.60	.516	.499	.375
667-ECQ-UAAF474K	ECQ-UAAF474K	0.47	26.0	8.5	15.0	22.5	0.80	0±0.8	1.3	.75	.645	.624	.468
667-ECQ-UAAF684K	ECQ-UAAF684K	0.68	26.0	10.0	17.0	22.5	0.80	0±0.8	1.3	.88	.755	.731	.548
667-ECQ-UAAF105K	ECQ-UAAF105K	1.0	26.0	12.0	19.0	22.5	0.80	0±0.8	1.3	1.26	1.08	1.05	.789
667-ECQ-UAAF155K	ECQ-UAAF155K	1.5	31.0	12.0	22.0	27.5	0.80	0±0.8	1.8	1.09	.963	.91	.738
667-ECQ-UAAF225K	ECQ-UAAF225K	2.2	31.0	14.5	24.5	27.5	0.80	0±0.8	1.8	1.46	1.28	1.19	.963

© Copyright 2013 Mouser Electronics

© Copyright 2013 Mouser Electronics

RoHS Compliant **This product is RoHS compliant.**

ECQ-U(G) AND ECQ-U(L) SERIES - METALLIZED POLYESTER FILM CAPACITORS

Features:

- Compact
- Flame-retardant plastic case and non-combustible resin
- ECQ-U(G) Voltage Rating: 250VAC (UL, CSA)
- ECQ-U(L) Voltage Rating: 300VAC (IEC60384-14)

Recommended Applications:

- Interference suppressors

DIMENSIONS: mm

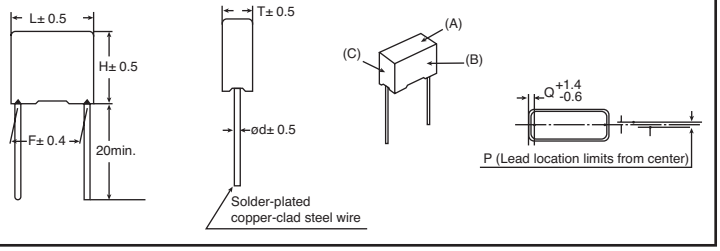

ECQ-U(G) Series

In accordance with UL/CSA and European safety regulation class X1

For quantities greater than listed, call for quote.

MOUSER STOCK NO.	Panasonic Part No.	Value (μF)	Dimensions: mm							Price Each			
			L	T	H	F	ød	P	Q	1	25	100	500
667-ECQ-U3A103MG	ECQ-U3A103MG	0.01	15	5	11.5	12.5	0.6	0±0.5	1.3	.90	.491	.372	.27
667-ECQ-U3A104MG	ECQ-U3A104MG	0.10	15	8	15	12.5	0.6	0±0.5	1.3	.90	.491	.372	.27
667-ECQ-U3A105MG	ECQ-U3A105MG	1.00	27	16.5	25.5	22.5	0.8	0±0.75	2.2	1.55	1.40	1.28	1.04
667-ECQ-U3A153MG	ECQ-U3A153MG	0.015	15	5	11.5	12.5	0.6	0±0.5	1.3	.90	.491	.372	.27
667-ECQ-U3A154MG	ECQ-U3A154MG	0.15	18	8	16.5	15	0.8	0±0.5	1.3	1.23	.671	.508	.369
667-ECQ-U3A223MG	ECQ-U3A223MG	0.022	15	5	11.5	12.5	0.6	0±0.5	1.3	.90	.491	.372	.27
667-ECQ-U3A224MG	ECQ-U3A224MG	0.22	18	9	17.5	15	0.8	0±0.5	1.3	1.48	.808	.613	.444
667-ECQ-U3A333MG	ECQ-U3A333MG	0.033	15	6	13	12.5	0.6	0±0.5	1.3	.90	.491	.372	.27
667-ECQ-U3A334MG	ECQ-U3A334MG	0.33	26	9	18.5	22.5	0.8	0±0.5	1.5	2.21	1.21	.918	.666
667-ECQ-U3A473MG	ECQ-U3A473MG	0.047	15	6	13	12.5	0.6	0±0.5	1.3	.90	.491	.372	.27
667-ECQ-U3A474MG	ECQ-U3A474MG	0.47	26	10.5	20	22.5	0.8	0±0.75	1.5	.93	.844	.77	.622
667-ECQ-U3A683MG	ECQ-U3A683MG	0.068	15	8	15	12.5	0.6	0±0.5	1.3	.90	.491	.372	.27
667-ECQ-U3A684MG	ECQ-U3A684MG	0.68	26	12.5	22	22.5	0.8	0±0.75	1.5	1.24	1.12	1.03	.83

ECQ-U(L) Series

In accordance with UL/CSA and European safety regulation class X2 or class Y2/X2

For quantities greater than listed, call for quote.

MOUSER STOCK NO.	Panasonic Part No.	Value (μF)	Dimensions: mm							Price Each			
			L	T	H	F	ød	P	Q	1	50	100	500
667-ECQ-U2A104KL	ECQ-U2A104KL	0.1	17.5	5.5	12	15	0.6	0±0.5	1.3	.30	.266	.258	.193
667-ECQ-U2A185ML	ECQ-U2A185ML	1.8	30.5	19	29.5	27.5	0.8	0±0.75	1.5	2.14	1.84	1.78	1.34
667-ECQ-U2A125ML	ECQ-U2A125ML	1.2	30.5	16.5	26	27.5	0.8	0±0.75	1.5	1.63	1.40	1.35	1.02
667-ECQ-U2A684ML	ECQ-U2A684ML	0.68	25.5	10.5	19.5	22.5	0.8	0±0.75	1.5	.89	.768	.743	.556
667-ECQ-U2A394ML	ECQ-U2A394ML	0.39	25.5	8.5	17.5	22.5	0.8	0±0.75	1.5	.55	.473	.457	.342
667-ECQ-U2A392ML	ECQ-U2A392ML	0.0039	15	5	11.5	12.5	0.6	0±0.5	1.3	.62	.315	.27	.194
667-ECQ-U2A122ML	ECQ-U2A122ML	0.0012	15	5	11.5	12.5	0.6	0±0.5	1.3	.65	.331	.284	.203
667-ECQ-U2A123ML	ECQ-U2A123ML	0.012	15	5	11.5	12.5	0.6	0±0.5	1.3	.71	.355	.305	.218
667-ECQ-U2A272ML	ECQ-U2A272ML	0.0027	15	5	11.5	12.5	0.6	0±0.5	1.3	.77	.364	.317	.225
667-ECQ-U2A274ML	ECQ-U2A274ML	0.27	17.5	9.5	17.5	15	0.8	0±0.5	1.3	.47	.413	.399	.30
667-ECQ-U2A332ML	ECQ-U2A332ML	0.0033	15	5	11.5	12.5	0.6	0±0.5	1.3	.60	.304	.26	.187
667-ECQ-U2A334ML	ECQ-U2A334ML	0.33	17.5	9.5	17.5	15	0.8	0±0.5	1.3	1.01	.706	.61	.46
667-ECQ-U2A562ML	ECQ-U2A562ML	0.0056	15	5	11.5	12.5	0.6	0±0.5	1.3	.71	.355	.305	.218
667-ECQ-U2A822ML	ECQ-U2A822ML	0.0082	15	5	11.5	12.5	0.6	0±0.5	1.3	.77	.364	.317	.225
667-ECQ-U2A184ML	ECQ-U2A184ML	0.18	17.5	8	16	15	0.6	0±0.5	1.3	.36	.316	.305	.229
667-ECQ-U2A124ML	ECQ-U2A124ML	0.12	17.5	6.5	14.5	15	0.6	0±0.5	1.3	.64	.325	.278	.20
667-ECQ-U2A154ML	ECQ-U2A154ML	0.15	17.5	6.5	14.5	15	0.6	0±0.5	1.3	.61	.289	.246	.171
667-ECQ-U2A393ML	ECQ-U2A393ML	0.039	15	6	13	12.5	0.6	0±0.5	1.3	.71	.355	.305	.218
667-ECQ-U2A563ML	ECQ-U2A563ML	0.056	17.5	4.5	11.5	15	0.6	0±0.5	1.3	.63	.289	.261	.185
667-ECQ-U2A683ML	ECQ-U2A683ML	0.068	17.5	4.5	11.5	15	0.6	0±0.5	1.3	.50	.235	.208	.151
667-ECQ-U2A823ML	ECQ-U2A823ML	0.082	17.5	5.5	12	15	0.6	0±0.5	1.3	.63	.289	.261	.185
667-ECQ-U2A333ML	ECQ-U2A333ML	0.033	15	6	13	12.5	0.6	0±0.5	1.3	.71	.356	.305	.218
667-ECQ-U2A473ML	ECQ-U2A473ML	0.047	15	6	13	12.5	0.6	0±0.5	1.3	.50	.235	.208	.151
667-ECQ-U2A682ML	ECQ-U2A682ML	0.0068	15	5	11.5	12.5	0.6	0±0.5	1.3	.62	.315	.27	.194
667-ECQ-U2A225ML	ECQ-U2A225ML	2.2	30.5	19	29.5	27.5	0.8	0±0.75	1.5	2.15	1.85	1.79	1.34
667-ECQ-U2A155ML	ECQ-U2A155ML	1.5	30.5	16.5	26	27.5	0.8	0±0.75	1.5	1.84	1.58	1.53	1.14
667-ECQ-U2A472ML	ECQ-U2A472ML	0.0047	15	5	11.5	12.5	0.6	0±0.5	1.3	.60	.304	.26	.187
667-ECQ-U2A222ML	ECQ-U2A222ML	0.0022	15	5	11.5	12.5	0.6	0±0.5	1.3	.49	.263	.229	.17
667-ECQ-U2A152ML	ECQ-U2A152ML	0.0015	15	5	11.5	12.5	0.6	0±0.5	1.3	.30	.26	.251	.188
667-ECQ-U2A103ML	ECQ-U2A103ML	0.01	15	5	11.5	12.5	0.6	0±0.5	1.3	.34	.234	.21	.158
667-ECQ-U2A102ML	ECQ-U2A102ML	0.001	15	5	11.5	12.5	0.6	0±0.5	1.3	.71	.355	.305	.218
667-ECQ-U2A153ML	ECQ-U2A153ML	0.015	15	5	11.5	12.5	0.6	0±0.5	1.3	.61	.305	.262	.187
667-ECQ-U2A223ML	ECQ-U2A223ML	0.022	15	5	11.5	12.5	0.6	0±0.5	1.3	.71	.355	.305	.218
667-ECQ-U2A273ML	ECQ-U2A273ML	0.027	15	5	11.5	12.5	0.6	0±0.5	1.3	.52	.258	.193	.163
667-ECQ-U2A224ML	ECQ-U2A224ML	0.22	17.5	8	16	15	0.6	0±0.5	1.3	.39	.334	.322	.242
667-ECQ-U2A105ML	ECQ-U2A105ML	1	25.5	12	22	22.5	0.8	0±0.75	1.5	1.03	.89	.861	.645
667-ECQ-U2A104ML	ECQ-U2A104ML	0.1	17.5	5.5	12	15	0.6	0±0.5	1.3	.50	.235	.208	.151
667-ECQ-U2A474ML	ECQ-U2A474ML	0.47	25.5	8.5	17.5	22.5	0.8	0±0.75	1.5	.61	.531	.514	.385
667-ECQ-U2A102KL	ECQ-U2A102KL	0.001	15	5	11.5	12.5	0.6	0±0.5	1.3	.78	.391	.334	.24
667-ECQ-U2A222KL	ECQ-U2A222KL	0.0022	15	5	11.5	12.5	0.6	0±0.5	1.3	.38	.324	.314	.234
667-ECQ-U2A472KL	ECQ-U2A472KL	0.0047	15	5	11.5	12.5	0.6	0±0.5	1.3	.78	.391	.334	.24
667-ECQ-U2A822KL	ECQ-U2A822KL	0.0082	15	5	11.5	12.5	0.6	0±0.5	1.3	.38	.324	.314	.234
667-ECQ-U2A103KL	ECQ-U2A103KL	0.01	15	5	11.5	12.5	0.6	0±0.5	1.3	.35	.31	.301	.225
667-ECQ-U2A123KL	ECQ-U2A123KL	0.012	15	5	11.5	12.5	0.6	0±0.5	1.3	.38	.324	.314	.234
667-ECQ-U2A223KL	ECQ-U2A223KL	0.022	15	5	11.5	12.5	0.6	0±0.5	1.3	.76	.38	.325	.233
667-ECQ-U2A273KL	ECQ-U2A273KL	0.027	15	5	11.5	12.5	0.6	0±0.5	1.3	.38	.324	.314	.234
667-ECQ-U2A333KL	ECQ-U2A333KL	0.033	15	6	13	12.5	0.6	0±0.5	1.3	.33	.286	.277	.208
667-ECQ-U2A473KL	ECQ-U2A473KL	0.047	15	6	13	12.5	0.6	0±0.5	1.3	.57	.268	.238	.172
667-ECQ-U2A563KL	ECQ-U2A563KL	0.056	17.5	4.5	11.5	15	0.6	0±0.5	1.3	.57	.268	.238	.172
667-ECQ-U2A683KL	ECQ-U2A683KL	0.068	17.5	4.5	11.5	15	0.6	0±0.5	1.3	.28	.243	.235	.177
667-ECQ-U2A124KL	ECQ-U2A124KL	0.12	17.5	6.5	14.5	15	0.6	0±0.5	1.3	.34	.294	.285	.214
667-ECQ-U2A224KL	ECQ-U2A224KL	0.22	17.5	8	16	15	0.6	0±0.5	1.3	.45	.395	.382	.286
667-ECQ-U2A274KL	ECQ-U2A274KL	0.27	17.5	9.5	17.5	15	0.8	0±0.5	1.3	.46	.404	.392	.293
667-ECQ-U2A334KL	ECQ-U2A334KL	0.33	17.5	9.5	17.5	15	0.8	0±0.5	1.3	.62	.537	.519	.389
667-ECQ-U2A474KL	ECQ-U2A474KL	0.47	25.5	8.5	17.5	22.5	0.8	0±0.75	1.5	.78	.678	.656	.492
667-ECQ-U2A564KL	ECQ-U2A564KL	0.56	25.5	10.5	19.5	22.5	0.8	0±0.75	1.5	.90	.777	.751	.563
667-ECQ-U2A684KL	ECQ-U2A684KL	0.68	25.5	10.5	19.5	22.5	0.8	0±0.75	1.5	.94	.814	.788	.591
667-ECQ-U2A105KL	ECQ-U2A105KL	1	25.5	12	22	22.5	0.8	0±0.75	1.5	1.29	1.11	1.08	.811
667-ECQ-U2A155KL	ECQ-U2A155KL	1.5	30.5	16.5	26	27.5	0.8	0±0.75	1.5	3.19	2.75	2.65	1.99
667-ECQ-U2A225KL	ECQ-U2A225KL	2.2	30.5	19	29.5	27.5	0.8	0±0.75	1.5	4.94	4.27	4.12	3.09

© Copyright 2013 Mouser Electronics

© Copyright 2013 Mouser Electronics

RoHS Compliant **This product is RoHS compliant.**

DIMENSIONS: mm

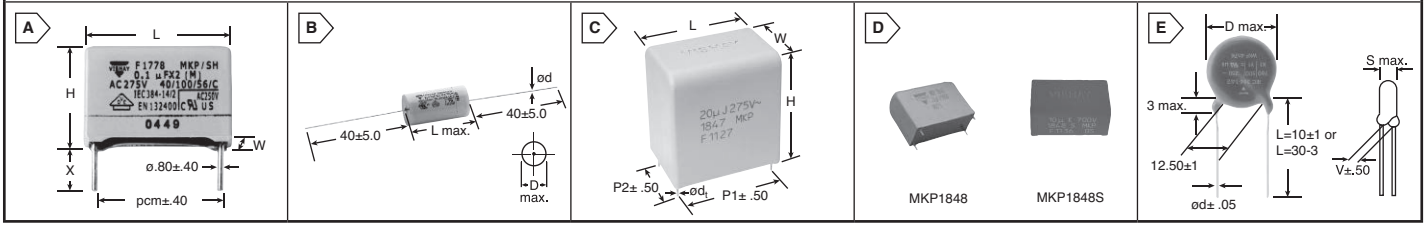

F1772 SUPPRESSION AC-CAPACITORS (MKT) CLASS X2 275VAC

Specifications:
- Construction: metalized polyester film capacitor
- Coating: plastic case, epoxy resin sealed, flame retardant; UL 94V-0

For quantities greater than listed, call for quote

MOUSER STOCK NO.		Fig.	Value	Tol.	Dimensions: mm					Price Each		
Mfr.	Mfr. Part No.		(µF)	%	X	pcm	W	H	L	1	50	100
75—	F17723472000	A	0.047	10	6	15	6.3	12.3	17.8	.67	.621	.615
75—	F17724102000	A	0.1	10	6	15	8.3	14.4	17.8	.88	.599	.524
75—	F17724222000	A	0.22	10	6	22.5	8.3	16.4	26.2	1.18	.792	.696
75—	F17724332000	A	0.33	10	6	22.5	10.3	18.4	26.2	1.63	1.10	.973
75—	F17724472000	A	0.47	10	6	27.5	11.0	20.3	31.2	2.41	2.03	1.67
75—	F17724472200	A	0.047	20	6	27.5	11	20.3	31.2	2.43	2.05	1.68
75—	F17724472030	A	0.047	10	30	27.5	11	20.3	31.2	2.09	1.42	1.25
75—	F17724682000	A	0.68	10	6	27.5	13.3	23.3	31.2	2.45	1.67	1.48
75—	F17725102000	A	1.0	10	6	27.5	14.5	24.4	31.2	3.18	2.16	1.90
75—	F17725222000	A	2.2	10	6	37.5	17.9	32.4	41.2	5.80	3.95	3.48

F1710 SUPPRESSION AC-CAPACITORS (MKT) CLASS Y2 250VAC

Specifications:
- Construction: polyester film
- Coating: plastic case, epoxy resin sealed, flame retardant, UL-class 94V-0

For quantities greater than listed, call for quote.

MOUSER STOCK NO.		Fig.	Value	Tol.	Dimensions: mm					Price Each		
Mfr.	Mfr. Part No.		(µF)	%	X	pcm	W	H	L	1	50	500
75—	F17102101000	A	1000pF	20	6	15	5.3	10.3	17.8	.90	.77	.642
75—	F17102221000	A	2200pF	20	6	15	5.3	10.3	17.8	.90	.77	.655
75—	F17102471000	A	4700pF	20	6	15	5.3	10.3	17.8	.90	.77	.642
75—	F17103101000	A	0.01	20	6	15	6.3	12.3	17.8	1.07	.91	.749
75—	F17103101030	A	0.01	20	30	15	6.3	12.3	17.8	1.28	1.11	.91
75—	F17103151000	A	0.015	20	6	15	7.3	13.3	17.8	.94	.852	.776
75—	F17103221000	A	0.022	20	6	15	8.3	17.3	17.8	1.36	1.14	.952
75—	F17103471000	A	0.047	20	6	22.5	8.2	16.3	26.3	2.03	1.75	1.46
75—	F17104101030	A	0.1	20	30	27.5	11.0	20.3	31.3	3.47	2.79	2.23
75—	F17104101000	A	0.1	20	6	27.5	11.0	20.3	31.3	3.09	2.64	2.19

F1778 SUPPRESSION AC-CAPACITORS (MKP) CLASS X2 275VAC

Specifications:
- Construction: metalized polypropylene film
- Coating: plastic case, epoxy resin sealed, flame retardant. UL 94V-0

For quantities greater than listed, call for quote.

MOUSER STOCK NO.		Fig.	Value	Tol.	Dimensions: mm					Price Each		
Mfr.	Mfr. Part No.		(µF)	%	X	pcm	W	H	L	1	50	500
75—	F1778310K2DCB0	A	0.01	10	4	10	3.7	8.9	12.8	.39	.353	.321
75—	F1778322K2DBB0	A	0.022	10	4	10	3.7	8.9	12.8	.42	.383	.349
75—	F1778347K2FCB0	A	0.047	10	4	15	5.3	10.4	17.8	.41	.368	.335
75—	F1778510K2KCT0	A	1.0	10	6	27.5	11.0	20.3	31.3	1.85	1.67	1.52
75—	F1778522K2KCT0	A	2.2	10	6	27.5	11.0	20.3	31.3	3.46	3.11	2.84
75—	F1778310M2DCB0	A	0.01	20	4	10	3.7	8.9	12.8	.59	.536	.489
75—	F1778347M2FCB0	A	0.047	20	4	15	5.3	10.4	17.8	.40	.361	.328
75—	F1778410M2FCB0	A	0.1	20	4	15	7.3	13.4	17.8	.45	.407	.37
75—	F1778422M2FCB0	A	0.22	20	4	15	8.3	17.4	17.8	.93	.76	.605
75—	F1778447M2ICT0	A	0.47	20	6	22.5	10.2	18.4	26.3	1.02	.92	.839
75—	F1778510M2KCT0	A	1.0	20	6	27.5	13.0	23.3	31.2	1.80	1.63	1.48
75—	F1778522M2KCT0	A	2.2	20	6	27.5	17.8	32.4	31.2	3.30	2.97	2.71

F1773 SUPPRESSION AC-CAPACITORS (MKT) CLASS X2 253VAC AXIAL

Specifications:
- Construction: metalized polyester film

d (mm) [Lead dia.]	D (mm)
.70	≤ 7
.80	> 7 / < 16.5
1.0	≥ 16.5

For quantities greater than listed, call for quote.

MOUSER STOCK NO.		Fig.	Value	Tol.	pcm	Dimensions: mm		Price Each		
Mfr.	Mfr. Part No.		(µF)	%		D	L	1	50	500
75—	F17734102000	B	0.1	20	22.5	9.5	19.0	2.74	2.21	1.78
75—	F17734222000	B	0.22	10	30	10.0	26.5	2.78	2.51	2.29
75—	F17734332000	B	0.33	10	30	12.0	26.5	3.32	3.00	2.73
75—	F17734472000	B	0.47	10	30	14.0	26.5	4.68	3.77	3.02
75—	F17734682000	B	0.68	10	35	15.0	31.5	4.48	4.04	3.68
75—	F17735102000	B	1.0	10	35	18.0	31.5	6.01	5.47	4.92
75—	F17735152000	B	1.5	10	45	18.0	41.5	8.54	6.87	5.50
75—	F17735222000	B	2.2	10	45	21.5	41.5	11.82	9.53	7.62

MKP1847 AC CAPACITORS

Specifications:
- Terminals: tinned wire
- Construction: metalized polypropylene film
- Tolerance ±: 5%
- Operating temperature: 55°C to + 85°C

Applications:
- High performance AC filtering applications

NEW PRODUCT

For quantities greater than listed, call for quote.

MOUSER STOCK NO.		Fig.	Value	Volt	Dimensions: mm						Price Each		
Mfr.	Mfr. Part No.		(µF)	(VAC)	W	H	L	P1	P2	ødt	1	50	100
75—	MKP1847510354K2	C	1	350	11	21	32	27.5	-	0.8	3.55	2.49	2.18
75—	MKP1847530354K2	C	3	350	18	28	32	27.5	-	0.8	4.69	3.65	3.18
75—	MKP1847550354P4	C	5	350	18.5	35.5	43	37.5	10.2	1.0	8.03	6.24	5.70
75—	MKP1847580354P4	C	8	350	21.5	35.5	43	37.5	10.2	1.0	9.88	7.67	7.02
75—	MKP1847610354P4	C	10	350	24	44	42	37.5	10.2	1.0	11.80	9.17	8.39
75—	MKP1847615354Y4	C	15	350	25	45	57	52.5	10.2	1.2	14.34	11.47	10.75
75—	MKP1847620354Y5	C	20	350	30	45	57.5	52.5	20.3	1.2	16.91	13.52	12.68
75—	MKP1847625354Y5	C	25	350	35	50	57.5	52.5	20.3	1.2	20.33	16.26	15.25
75—	MKP1847630354Y5	C	30	350	45	45	57.5	52.5	20.3	1.2	24.19	19.73	18.46

MKP1848 AND MKP1848S DC-LINK CAPACITORS

Specifications:
- Construction: metalized polypropylene film
- Terminals: tinned wire
- Operating temperature: 85°C to +105°C
- Tolerance ±: 5%

NEW PRODUCT

For quantities greater than listed, call for quote.

MOUSER STOCK NO.		Fig.	Value	Volt	pcm	Dimensions: mm			Price Each		
Mfr.	Mfr. Part No.		(µF)	(DC)		W	H	L	1	50	100
MKP1848 Standard											
75—	MKP1848615454P4	D	15	450	37.5	18.5	35.5	43	11.38	9.11	8.54
75—	MKP1848622454P4	D	22	450	37.5	21.5	38.5	43	14.38	11.50	10.79
75—	MKP1848625454P4	D	25	450	37.5	21.5	38.5	43	16.18	12.94	12.13
75—	MKP1848650454Y5	D	50	450	52.5	30	45	57.5	28.36	23.22	21.72
75—	MKP1848710454Y5	D	100	450	52.5	45	45	57.5	48.54	40.45	37.08
75—	MKP1848720454Y5	D	200	450	52.5	70	60	57.5	98.12	87.96	86.27
75—	MKP1848530704K2	D	3	700	27.5	11	21	32	4.13	2.95	2.69
75—	MKP1848550704K2	D	5	700	27.5	15	25	32	4.34	3.38	2.95
75—	MKP1848580704K2	D	8	700	27.5	18	28	32	6.07	4.72	4.31
75—	MKP1848620704P4	D	20	700	37.5	21.5	38.5	43	11.98	9.59	8.99
75—	MKP1848640704Y5	D	40	700	52.5	25	45	57.5	20.40	16.30	15.28
75—	MKP1848680704Y5	D	80	700	52.5	45	45	57.5	35.29	28.78	26.93
75—	MKP1848716704Y5	D	160	700	52.5	70	60	57.5	71.90	60.67	58.42
75—	MKP1848510094K2	D	1	900	27.5	9	19	32	3.10	2.14	1.93
75—	MKP1848530094K2	D	3	900	27.5	15	25	32	4.68	3.35	3.03
75—	MKP1848550094K2	D	5	900	27.5	21	31	32	5.24	4.09	3.56
75—	MKP1848610094P4	D	10	900	37.5	21.5	38.5	43	9.44	7.34	6.71
75—	MKP1848612094P4	D	12	900	37.5	21.5	38.5	43	11.46	8.91	8.14
75—	MKP1848620094P4	D	20	900	37.5	30	45	42	14.98	11.98	11.24
75—	MKP1848630094Y5	D	30	900	52.5	30	45	57.5	19.77	15.81	14.83
75—	MKP1848640094Y5	D	40	900	52.5	35	50	57.5	23.34	19.04	17.80
75—	MKP1848650094Y5	D	50	900	52.5	45	45	57.5	28.36	23.22	21.72
MKP1848S Low Profile											
75—	MKP1848S55050JK2A	D	5	500	27.5	24	12	31.5	4.48	3.10	2.81
75—	MKP1848S61050JP2C	D	10	500	37.5	24	18	42	6.14	4.77	4.37
75—	MKP1848S62050JY2B	D	20	500	52.5	33	15	57.5	10.04	7.80	7.14
75—	MKP1848S63050JY5C	D	30	500	52.5	35	18	57.5	11.88	9.50	8.90
75—	MKP1848S53070JK2A	D	3	700	27.5	24	12	31.5	3.32	2.30	2.09
75—	MKP1848S57070JP2C	D	7	700	37.5	24	18	42	5.19	4.04	3.52
75—	MKP1848S61070JP2C	D	10	700	37.5	27	18	42	5.99	4.67	4.07
75—	MKP1848S61570JP2C	D	15	700	37.5	39	18	42	7.03	5.47	5.00
75—	MKP1848S62070JY5B	D	20	700	52.5	45	15	57.5	9.22	7.17	6.55
75—	MKP1848S62070JP2F	D	20	700	37.5	39	24	42	8.82	6.85	6.26
75—	MKP1848S63070JY5F	D	30	700	52.5	39	24	57.5	11.96	9.30	8.51
75—	MKP1848S55010JP2C	D	5	1000	37.5	27	18	42	4.98	3.87	3.38
75—	MKP1848S61010JY2B	D	10	1000	52.5	33	15	57.5	6.43	5.00	4.57
75—	MKP1848S62010JY5F	D	20	1000	52.5	39	24	57.5	10.17	7.90	7.22

WKP SUPPRESSION CERAMIC CAPACITORS CLASS X1, 760VAC, CLASS Y1, 500VAC

Specifications:
- Construction: ceramic disc with epoxy coating
- Coating: epoxy, dipped, insulating, flame retardant (UL 94V0)
- Tolerance: 20%

For quantities greater than listed, call for quote.

MOUSER STOCK NO.		Fig.	Value	Dimensions: mm				Price Each		
Mfr.	Mfr. Part No.		(µF)	d±.05	V±.50	D	S	1	50	500
75—	WKP330MCPEF0KR	E	33	0.6	1.9	8.0	6.0	.51	.434	.357
75—	WKP470MCPEF0KR	E	47	0.6	2.3	8.0	6.0	.51	.434	.357
75—	WKP680MCPEF0KR	E	68	0.6	2.3	8.0	6.0	.51	.434	.357
75—	WKP101MCPEF0KR	E	100	0.6	2.3	8.0	6.0	.51	.434	.357
75—	WKP151MCPEF0KR	E	150	0.6	2.3	8.0	6.0	.51	.434	.357
75—	WKP331MCPEF0KR	E	330	0.6	2.5	8.0	6.0	.52	.443	.364
75—	WKP471MCPEF0KR	E	470	0.6	2.5	8.0	6.0	.54	.455	.375
75—	WKP681MCPEF0KR	E	680	0.6	2.5	9.0	6.0	.56	.472	.388
75—	WKP102MCPEJ0KR	E	1000	0.8	2.7	10.0	6.0	.80	.749	.685
75—	WKP152MCPEJ0KR	E	1500	0.8	2.7	12.0	6.0	.67	.569	.468
75—	WKP332MCPEJ0KR	E	3300	0.8	2.7	15.0	6.0	1.17	.984	.813
75—	WKP472MCPEJ0KR	E	4700	0.8	2.7	18.0	6.0	1.17	1.08	1.06

© Copyright 2013 Mouser Electronics

© Copyright 2013 Mouser Electronics

VISHAY/ROEDERSTEIN Film Capacitors

RoHS Compliant This product is RoHS compliant.

MKP1841 AND MKP1840 METALIZED POLYPROPYLENE FILM CAPACITORS

DIMENSIONS: mm

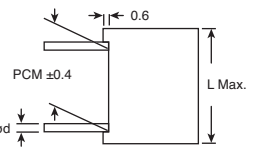

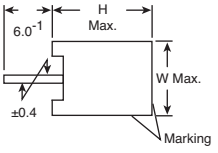

Specifications:

- Coating: flame retardant plastic case, blue, epoxy resin sealed
- Construction: extended double-sided metallized polypropylene film
- Reliability: operational life > 300,000 hours
- Electrodes: vacuum deposited aluminum
- Dielectric: polypropylene film
- Operating Temperature: -55°C to +100°C
- Capacitance Drift: up to +40°C, ±0.5% for a period of two years

For quantities greater than listed, call for quote.

MOUSER STOCK NO.	Value	Volt	Tol. ±	Dimensions: mm			PCM	Price Each		
Mfr. Mfr. Part No.	(µF)	(DC)	(%)	W	H	L		1	50	100
MKP1840										
75—MKP1840322635	0.022	630	10	10	6.5	11.5	13	.56	.508	.496
75—MKP1840333634	0.033	630	5	15	5.5	10.5	18	.60	.553	.541
75—MKP1840410165	0.1	160	10	10	5.5	10.5	13	.73	.61	.503
75—MKP1840410634	0.1	630	5	15	8.5	17.5	18	1.41	1.13	.912
75—MKP1840415255	0.15	250	10	15	6.5	12.5	18	.64	.585	.572
75—MKP1840422254	0.22	250	5	15	7.5	13.5	18	.82	.75	.734
75—MKP1840447635	0.47	630	10	27.5	13.5	23.5	31.5	2.47	2.29	2.21

For quantities greater than listed, call for quote.

MOUSER STOCK NO.	Value	Volt	Tol. ±	Dimensions: mm			PCM	Price Each		
Mfr. Mfr. Part No.	(µF)	(DC)	(%)	W	H	L		1	50	100
MKP1841										
75—MKP1841215635	0.0015	630	10	7.5	3	8.5	10	.47	.432	.423
75—MKP1841310635	0.01	630	10	15	5.5	10.5	18	.54	.486	.475
75—MKP1841310105	0.01	1000	10	22.5	6.5	14.5	26.5	.89	.808	.79
75—MKP1841310134	0.01	1600	5	22.5	6.5	14.5	26.5	.97	.893	.873
75—MKP1841422255	0.022	250	10	15	8.5	17.5	18	1.13	1.04	1.02
75—MKP1841333635	0.033	630	10	22.5	7.5	15.5	26.5	1.00	.907	.887
75—MKP1841347135	0.047	1600	10	27.5	11.5	20.5	31.5	2.60	2.10	1.68
75—MKP1841410254	0.1	250	5	15	6.5	12.5	18	.84	.761	.745
75—MKP1841410255	0.1	250	10	15	6.5	12.5	18	.77	.701	.685
75—MKP1841410105	0.1	1000	10	27.5	13.5	23.5	31.5	2.35	2.14	2.10
75—MKP1841415404	0.15	400	5	22.5	8.5	16.5	26.5	1.24	1.12	1.10

MKT1817 METALIZED POLYESTER FILM CAPACITORS

Specifications: **DIMENSIONS: mm**

- Dielectric: polyester film
- Electrodes: vacuum deposited aluminum
- Coating: flame retardant plastic case, green, epoxy resin sealed
- Construction: extended metalized film
- Operating Temperature: -55°C to +100°C
- Capacitance Drift: up to +40°C, ±1.5% for a period of two years
- Reliability: operational life > 300,000 hours

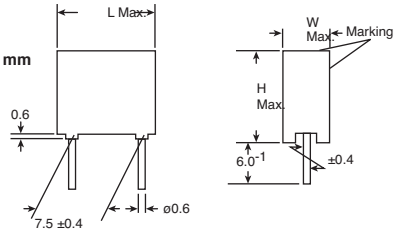

For quantities greater than listed, call for quote.

MOUSER STOCK NO.	Value	Volt	Tol. ±	Dimensions: mm			Price Each		
Mfr. Mfr. Part No.	(µF)	(DC)	(%)	W	H	L	1	50	100
75—MKT1817410064	0.1	63	5	2.5	6.0	7.5	.65	.578	.484
75—MKT1817410065	0.1	63	10	2.5	6.0	7.5	.56	.471	.418
75—MKT1817415064	0.15	63	5	3.5	8.5	7.5	.72	.61	.516
75—MKT1817422064	0.22	63	5	3.5	8.5	7.5	.75	.642	.541
75—MKT1817422065	0.22	63	10	3.5	8.5	7.5	.69	.589	.504
75—MKT1817433065	0.33	63	10	4.5	9.5	7.5	.82	.696	.585
75—MKT1817447064	0.47	63	5	5.0	10.0	7.5	1.07	.91	.775
75—MKT1817447065	0.47	63	10	5.0	10.0	7.5	.88	.749	.624
75—MKT1817510064	1.0	63	5	5.5	11.5	7.5	1.50	1.21	.977
75—MKT1817510065	1.0	63	10	5.5	11.5	7.5	1.49	1.26	1.07
75—MKT1817422015	0.22	100	10	5.0	10	7.5	.77	.663	.555
75—MKT1817310015	0.01	100	10	2.5	6.0	7.5	.52	.439	.372
75—MKT1817322014	0.022	100	5	2.5	6.0	7.5	.61	.524	.454
75—MKT1817322015	0.022	100	10	2.5	6.0	7.5	.55	.46	.392
75—MKT1817347014	0.047	100	5	2.5	6.0	7.5	.56	.471	.418
75—MKT1817310254	0.01	250	5	2.5	6.0	7.5	.60	.524	.449
75—MKT1817410255	0.1	250	10	5.5	11.5	7.5	.95	.774	.636

MKT1813 METALIZED POLYESTER FILM CAPACITORS

Specifications: **DIMENSIONS: mm**

- Dielectric: polyester film
- Electrodes: vacuum deposited aluminum
- Coating: plastic-wrapped, epoxy resin sealed
- Construction: extended metalized film
- Operating Temperature: -55°C to +100°C
- Capacitance Drift: up to +40°C, ±1.5% for a period of two years
- Reliability: operational life > 300,000 hours

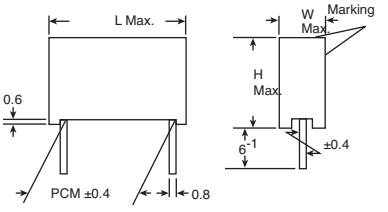

For quantities greater than listed, call for quote.

MOUSER STOCK NO.	Value	Volt	Tol. ±	Dimensions: mm		Price Each		
Mfr. Mfr. Part No.	(µF)	(DC)	(%)	D	L	1	50	100
75—MKT1813447064	0.47	63	5	7.0	14.0	1.56	1.35	1.11
75—MKT1813522064	2.2	63	5	8.5	26.5	2.90	2.35	1.93
75—MKT1813533064	3.3	63	5	10.0	26.5	3.87	3.14	2.58
75—MKT1813410014	0.1	100	5	5.0	11.0	1.08	.92	.781
75—MKT1813422015	0.22	100	10	6.0	14.0	1.19	.968	.796
75—MKT1813447014	0.47	100	5	6.5	19.0	1.49	1.27	1.07
75—MKT1813510014	1.0	100	5	8.5	19.0	1.90	1.54	1.26
75—MKT1813510015	1.0	100	10	8.5	19.0	1.40	1.36	1.25
75—MKT1813547015	4.7	100	10	8.5	19.0	4.53	3.88	3.24
75—MKT1813322254	0.022	250	5	5.0	11.0	.86	.792	.656
75—MKT1813322255	0.022	250	10	5.0	11.0	.94	.77	.613
75—MKT1813410254	0.1	250	5	6.0	14.0	1.13	.952	.809
75—MKT1813510255	1.0	250	10	10.0	26.5	2.13	1.82	1.52
75—MKT1813310404	0.01	400	5	5.0	11.0	.79	.728	.651
75—MKT1813410405	0.1	400	10	7.0	19.0	1.14	.935	.768
75—MKT1813522405	2.2	400	10	16.5	41.5	6.11	4.95	4.07
75—MKT1813410635	0.1	630	10	10.5	19.0	1.93	1.56	1.28

MKT1818 METALIZED POLYESTER FILM CAPACITORS

DIMENSIONS: mm

Specifications:

- Dielectric: polyester film
- Electrodes: vacuum deposited aluminum
- Coating: flame retardant plastic case
- Construction: extended metalized film
- Operating Temperature: -55°C to +100°C
- Capacitance Drift: up to +40°C, ±1.5% for a period of two years
- Reliability: operational life > 300,000 hours

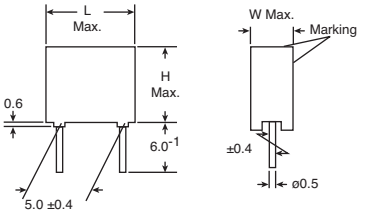

For quantities greater than listed, call for quote.

MOUSER STOCK NO.	Value	Volt.	Tol. ±	Dimensions: mm			Price Each		
Mfr. Mfr. Part No.	(µF)	(DC)	(%)	W	H	L	1	50	100
75—MKT1818268405	0.0068	400	10	2.5	7.5	10.0	.58	.503	.448
75—MKT1818310255	0.01	250	10	2.5	7.5	10.0	.55	.46	.392
75—MKT1818310254	0.01	250	5	2.5	7.5	10.0	.56	.471	.418
75—MKT1818333015	0.033	100	10	2.5	7.5	10.0	.52	.439	.372
75—MKT1818333254	0.033	250	5	3.0	8.5	10.0	.61	.524	.454
75—MKT1818347014	0.047	100	5	2.5	7.5	10.0	.56	.471	.418
75—MKT1818410014	0.1	100	5	3.0	8.5	10.0	.67	.567	.472
75—MKT1818410015	0.1	100	10	3.0	8.5	10.0	.61	.524	.454
75—MKT1818422014	0.22	100	5	4.0	9.0	10.0	.77	.663	.555
75—MKT1818433064	0.33	63	5	4.0	9.0	10.0	.77	.663	.555
75—MKT1818433014	0.33	100	5	5.0	10.5	10.3	.96	.824	.687
75—MKT1818447064	0.47	63	5	4.5	9.5	10.0	.79	.728	.651
75—MKT1818447014	0.47	100	5	5.7	11.5	10.3	1.08	.884	.727
75—MKT1818510064	1.0	63	5	5.7	11.5	10.3	1.54	1.32	1.11
75—MKT1818510065	1.0	63	10	5.7	11.5	10.3	1.32	1.12	.952

MKT1822 METALIZED POLYESTER FILM CAPACITORS

Specifications: **DIMENSIONS: mm**

- Dielectric: polyester film
- Electrodes: vacuum deposited aluminum
- Coating: flame retardant plastic case, green, epoxy resin sealded
- Construction: extended metalized film
- Operating Temperature: -55°C to +100°C
- Capacitance Drift: up to +40°C, ±1.5% for a period of two years
- Reliability: operational life > 300,000 hours

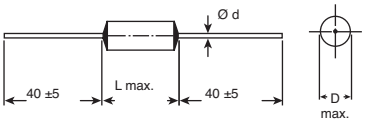

For quantities greater than listed, call for quote.

MOUSER STOCK NO.	Value	Volt.	Tol. ±	Dimensions: mm			PCM	Price Each		
Mfr. Mfr. Part No.	(µF)	(DC)	(%)	W	H	L		1	50	100
75—MKT1822310404	0.01	400	5	10	4	9	13	.76	.642	.554
75—MKT1822310635	0.01	630	10	10	4	9	13	.69	.589	.504
75—MKT1822333404	0.033	400	5	10	4	9	13	.72	.586	.482
75—MKT1822347254	0.047	250	5	10	4	9	13	.76	.642	.554
75—MKT1822368254	0.068	250	5	10	4.5	9.5	13	.79	.685	.569
75—MKT1822410015	0.1	100	10	10	4	9	13	.76	.642	.554
75—MKT1822410014	0.1	100	5	10	4	9	13	.72	.586	.482
75—MKT1822410255	0.1	250	10	15	5.5	10.5	18	.72	.61	.516
75—MKT1822410405	0.1	400	10	15	5.5	10.5	18	.82	.696	.585
75—MKT1822422015	0.22	100	10	10	1.5	9.5	13	.79	.674	.574
75—MKT1822447014	0.47	100	5	15	5.5	10.5	18	.79	.728	.651
75—MKT1822447405	0.47	400	5	22.5	10.5	18.5	26.5	1.46	1.33	1.31
75—MKT1822510014	1	100	5	15	7.5	13.5	18	1.48	1.26	1.06
75—MKT1822510015	1	100	10	15	7.5	13.5	18	1.35	1.16	.96
75—MKT1822510255	1	250	10	22.5	8.5	16.5	26.5	1.46	1.33	1.20
75—MKT1822522064	2.2	63	5	15	7.5	13.5	18	2.50	2.14	1.78

© Copyright 2013 Mouser Electronics
© Copyright 2013 Mouser Electronics

TYPE 225P POLYESTER FILM CAPACITORS

Type 225P capacitors are wound from PETP polyester film and thin gauge foil under carefully controlled atmospheric conditions. Protected against moisture by a conformal coating of epoxy. Specifically designed for printed wiring board applications. Widely used in computers, instrumentation and telecommunications equipment.

Specifications:

- Operating temperature: -55°C to +85°C
- Tolerance: ±10%
- Dissipation factor: maximum dissipation factor .75%
- Life test: shall withstand 500 hour life test at +85°C @ 150% of rated voltage

DIMENSIONS: in.

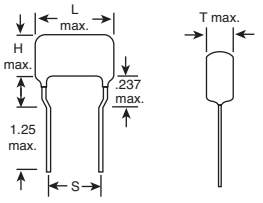

100 VDC / 70 VAC

For quantities greater than listed, call for quote.

MOUSER STOCK NO.	Vishay Part No.	Value (μF)	Dimensions: in.				Price Each		
			L	H	T	S	1	25	100
75-225P100V0.0015	225P15291WD3	0.0015	.70	.35	.25	.375	1.53	1.29	1.06
75-225P100V0.0022	225P22291WD3	0.0022	.70	.35	.25	.375	1.78	1.50	1.23
75-225P100V0.0033	225P33291WD3	0.0033	.70	.35	.25	.375	1.53	1.29	1.25
75-225P100V0.0039	225P39291WD3	0.0039	.70	.35	.25	.375	1.39	1.28	1.25
75-225P100V0.0047	225P47291WD3	0.0047	.70	.35	.25	.375	1.53	1.29	1.06
75-225P100V0.01	225P10391WD3	0.01	.70	.35	.25	.375	1.64	1.50	1.47
75-225P100V0.015	225P15391WD3	0.015	.70	.35	.25	.375	1.88	1.59	1.31
75-225P100V0.022	225P22391WD3	0.022	.70	.35	.25	.375	1.69	1.55	1.52
75-225P100V0.027	225P27391WD3	0.027	.70	.37	.27	.375	1.71	1.57	1.54
75-225P100V0.033	225P33391WD3	0.033	.70	.37	.27	.375	1.95	1.85	1.54
75-225P100V0.039	225P39391WD3	0.039	.70	.42	.30	.375	1.53	1.29	1.06
75-225P100V0.047	225P47391WD3	0.047	.70	.42	.30	.375	1.70	1.63	1.37
75-225P100V0.056	225P56391WD3	0.056	.70	.49	.34	.375	1.36	1.28	1.08
75-225P100V0.068	225P68391WD3	0.068	.70	.49	.34	.375	1.36	1.28	1.08
75-225P100V0.1	225P10491WD3	0.1	.70	.55	.40	.375	1.82	1.67	1.64
75-225P100V0.22	225P22491XD3	0.22	.80	.70	.46	.375	1.98	1.92	1.62
75-225P100V0.33	225P33491XD3	0.33	.80	.77	.52	.375	2.11	2.00	1.68
75-225P100V0.47	225P47491XD3	0.47	.80	.86	.60	.375	2.91	2.84	2.39
75-225P100V0.68	225P68491YD3	0.68	1.25	.90	.58	.719	3.67	3.49	2.92
75-225P100V1.0	225P10591YD3	1.0	1.25	.98	.72	.719	5.51	5.24	4.39

200 VDC / 140 VAC

For quantities greater than listed, call for quote.

MOUSER STOCK NO.	Vishay Part No.	Value (μF)	Dimensions: in.				Price Each		
			L	H	T	S	1	25	100
75-225P200V0.01	225P10392XD3	0.01	.80	.58	.28	.375	1.36	1.28	1.08
75-225P200V0.022	225P22392XD3	0.022	.80	.58	.25	.375	2.86	2.42	1.98
75-225P200V0.047	225P47392XD3	0.047	.80	.61	.28	.375	1.65	1.58	1.34
75-225P200V0.22	225P22492XD3	0.22	.80	.77	.48	.375	1.98	1.92	1.62
75-225P200V0.47	225P47492YD3	0.47	1.25	.83	.50	.719	3.21	3.05	2.55
75-225P200V0.68	225P68492YD3	0.68	1.25	1.14	.84	.719	4.22	4.01	3.36

400 VDC / 200 VAC

For quantities greater than listed, call for quote.

MOUSER STOCK NO.	Vishay Part No.	Value (μF)	Dimensions: in.				Price Each		
			L	H	T	S	1	25	100
75-225P400V0.001	225P10294XD3	0.001	.80	.55	.25	.375	1.62	1.53	1.28
75-225P400V0.0047	225P47294XD3	0.0047	.80	.55	.25	.375	1.82	1.67	1.64
75-225P400V0.01	225P10394XD3	0.01	.80	.58	.28	.375	1.36	1.28	1.08
75-225P400V0.015	225P15394XD3	0.015	.80	.58	.28	.375	1.44	1.38	1.17
75-225P400V0.033	225P33394XD3	0.033	.80	.65	.34	.375	1.65	1.58	1.34
75-225P400V0.047	225P47394XD3	0.047	.80	.65	.41	.375	1.82	1.67	1.64
75-225P400V0.1	225P10494XD3	0.1	.80	.84	.52	.375	2.19	2.02	1.98
75-225P400V0.22	225P22494YD3	0.22	1.25	.89	.56	.719	2.91	2.84	2.39

TYPE 715P POLYPROPYLENE FILM CAPACITORS

Type 715P capacitors are ideal for applications where high AC current flow is found, as in certain solid-state TV vertical circuits, RF generators, and pulse-forming networks where dielectric heating is often a problem.

Specifications:

- Operating temperature: -55°C to 85°C; up to +105°C when working voltage is reduced to 50% of the 85°C rating
- Tolerance: ±5%
- Life test: shall withstand 500 hour life test at +85°C @ 150% of rated voltage
- Conformally coated with a flame retardant epoxy

DIMENSIONS: in.

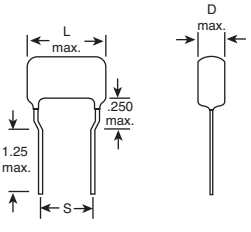

200 VDC / 155 VAC

For quantities greater than listed, call for quote.

MOUSER STOCK NO.	Vishay Part No.	Value (μF)	Dimensions: in.			Price Each		
			L	D	S	1	25	100
75-715P200V0.01	715P10352JD3	0.01	.75	.37	.375	1.24	1.21	1.18
75-715P200V0.015	715P15352JD3	0.015	.75	.37	.375	1.66	1.53	1.50
75-715P200V0.022	715P22352JD3	0.022	.75	.37	.375	1.90	1.65	1.62
75-715P200V0.068	715P68352KD3	0.068	.95	.45	.375	2.86	2.42	1.98
75-715P200V0.1	715P10452LD3	0.1	1.30	.45	.719	3.31	2.79	2.29
75-715P200V0.15	715P15452LD3	0.15	1.30	.55	.719	3.58	3.03	2.48
75-715P200V0.33	715P33452MD3	0.33	1.70	.65	1.09	5.15	4.35	3.56
75-715P200V0.47	715P47452MD3	0.47	1.70	.75	1.09	6.06	5.13	4.19

400 VDC / 200 VAC

For quantities greater than listed, call for quote.

MOUSER STOCK NO.	Vishay Part No.	Value (μF)	Dimensions: in.			Price Each		
			L	D	S	1	25	100
75-715P400V0.0047	715P47254JD3	0.0047	.75	.40	.375	1.82	1.67	1.64
75-715P400V0.01	715P10354JD3	0.01	.75	.40	.375	1.79	1.65	1.61
75-715P400V0.047	715P47354LD3	0.047	1.30	.50	.719	2.35	2.16	2.12
75-715P400V0.1	715P10454LD3	0.1	1.30	.60	.719	3.86	3.26	2.68
75-715P400V0.15	715P15454LD3	0.15	1.30	.65	.719	4.67	3.95	3.23
75-715P400V0.22	715P22454MD3	0.22	1.70	.70	1.09	3.55	3.01	2.46
75-715P400V0.33	715P33454MD3	0.33	1.70	.80	1.09	2.77	2.64	2.28
75-715P400V0.47	715P47454MD3	0.47	1.70	.90	1.09	8.00	6.77	5.54

600 VDC / 200 VAC

For quantities greater than listed, call for quote.

MOUSER STOCK NO.	Vishay Part No.	Value (μF)	Dimensions: in.			Price Each		
			L	D	S	1	25	100
75-715P600V0.001	715P10256JD3	0.001	.75	.40	.375	2.23	1.88	1.54
75-715P600V0.0015	715P15256JD3	0.0015	.75	.40	.375	2.23	1.88	1.54
75-715P600V0.0022	715P22256JD3	0.0022	.75	.40	.375	2.30	1.95	1.59
75-715P600V0.0047	715P47256JD3	0.0047	.75	.45	.375	2.44	2.07	1.69
75-715P600V0.0068	715P68256JD3	0.0068	.75	.45	.375	1.87	1.72	1.69
75-715P600V0.01	715P10356KD3	0.01	.95	.45	.375	1.98	1.82	1.79
75-715P600V0.015	715P15356KD3	0.015	.95	.50	.375	2.64	2.24	1.83
75-715P600V0.022	715P22356KD3	0.022	.95	.55	.375	2.46	2.27	2.21
75-715P600V0.033	715P33356LD3	0.033	1.30	.55	.719	3.65	3.09	2.53
75-715P600V0.047	715P47356LD3	0.047	1.30	.60	.719	4.28	3.62	2.96
75-715P600V0.068	715P68356LD3	0.068	1.30	.65	.719	4.80	4.07	3.33
75-715P600V0.1	715P10456LD3	0.1	1.30	.75	.719	5.74	4.86	3.97
75-715P600V0.15	715P15456MD3	0.15	1.70	.75	1.09	6.96	5.89	4.82
75-715P600V0.22	715P22456MD3	0.22	1.70	.85	1.09	5.83	5.57	5.33

800 VDC / 450 VAC

For quantities greater than listed, call for quote.

MOUSER STOCK NO.	Vishay Part No.	Value (μF)	Dimensions: in.			Price Each		
			L	D	S	1	25	100
75-715P800V0.0068	715P68258LD3	0.0068	1.30	.50	.719	2.78	2.35	1.93
75-715P800V0.01	715P10358LD3	0.01	1.30	.50	.719	2.78	2.35	1.93
75-715P800V0.015	715P15358LD3	0.015	1.30	.55	.719	3.23	2.74	2.24
75-715P800V0.047	715P47358MD3	0.047	1.70	.70	1.09	4.80	4.07	3.33
75-715P800V0.068	715P68358MD3	0.068	1.70	.80	1.09	5.74	4.86	3.97
75-715P800V0.1	715P10458MD3	0.1	1.70	.90	1.09	6.61	5.60	4.58

1200 VDC / 475 VAC

For quantities greater than listed, call for quote.

MOUSER STOCK NO.	Vishay Part No.	Value (μF)	Dimensions: in.			Price Each		
			L	D	S	1	25	100
75-715P1200V0.015	715P153512LD3	0.015	1.30	.65	.719	4.45	3.77	3.08
75-715P1200V0.047	715P473512MD3	0.047	1.70	.85	1.09	6.61	5.60	4.58

1600 VDC / 500 VAC

For quantities greater than listed, call for quote.

MOUSER STOCK NO.	Vishay Part No.	Value (μF)	Dimensions: in.			Price Each		
			L	D	S	1	25	100
75-715P1600V0.001	715P102516LD3	0.001	1.30	.50	.719	2.58	2.18	1.79
75-715P1600V0.0022	715P222516LD3	0.0022	1.30	.50	.719	3.17	2.68	2.19
75-715P1600V0.0033	715P332516LD3	0.0033	1.30	.55	.719	3.79	3.21	2.62
75-715P1600V0.0047	715P472515LD3	0.0047	1.30	.60	.719	4.03	3.41	2.79
75-715P1600V0.0068	715P682516LD3	0.0068	1.30	.65	.719	3.30	3.03	2.96
75-715P1600V0.01	715P103516LD3	0.01	1.30	.70	.719	4.76	4.03	3.30
75-715P1600V0.015	715P153516MD3	0.015	1.70	.75	1.09	5.36	4.54	3.71
75-715P1600V0.022	715P223516MD3	0.022	1.70	.85	1.09	6.12	5.18	4.24
75-715P1600V0.033	715P333516MD3	0.033	1.70	.95	1.09	6.92	5.85	4.79

© Copyright 2013 Mouser Electronics
© Copyright 2013 Mouser Electronics

WIMA Polypropylene Capacitors

RoHS Compliant **This product is RoHS compliant.**

WIMA DC-LINK MKP4

Metallized Polypropylene (PP) Capacitors for DC-Link Applications

Features:
- High volume/capacitance ratio
- Excellent self-healing properties
- Very low dissipation factor
- High reliability
- 2-pin and 4-pin contact configuration
- According to RoHS 2002/95/EC

Applications:
- As intermediate circuit capacitor e.g. in high power converter technology, power supplies, solar inverters etc.

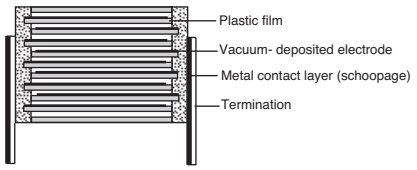

DIMENSIONS: mm

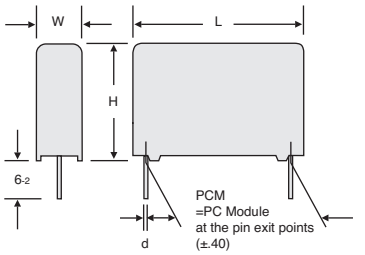

2-pin version

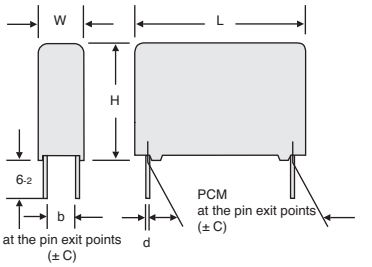

4-pin version

For quantities greater than listed, call for quote.

MOUSER STOCK NO.	Wima Part No.	Volts (Vdc) 70°C/85°C	Value (µF)	No. of Pins	Dimensions (mm)			Lead Spacing (mm)	Price Each			
					W	H	L		1	10	25	50
505-DCP4-5/600/10L	DCP4I045006DD2KYSD	600/450	5	2	13	24	31.5	27.5	3.24	3.00	2.74	2.49
505-DCP4-10/600/10L	DCP4I051006GD2KYSD	600/450	10	2	17	29	31.5	27.5	5.54	5.11	4.70	4.27
505-DCP4-15/600/10L	DCP4I051506ID2KYSD	600/450	15	2	17	34.5	31.5	27.5	7.52	6.94	6.37	5.79
505-DCP4-20/600/10L	DCP4I052006JD2KYSD	600/450	20	2	20	39.5	31.5	27.5	9.68	8.93	8.19	7.45
505-DCP4-20/600/10L3	DCP4I052007GD2KYSD	600/450	20	2	20	39.5	41.5	37.5	9.54	8.81	8.08	7.34
505-DCP4-20/600/10	DCP4I052007GD4KYSD	600/450	20	4	20	39.5	41.5	37.5	9.74	8.99	8.24	7.49
505-DCP4-25/600/10L	DCP4I052507GD2KYSD	600/450	25	2	20	39.5	41.5	37.5	10.98	10.13	9.29	8.44
505-DCP4-25/600/10	DCP4I052507GD4KYSD	600/450	25	4	20	39.5	41.5	37.5	11.18	10.31	9.46	8.60
505-DCP4-45/600/10L	DCP4I054507ID2KYSD	600/450	45	2	31	46	41.5	37.5	20.14	18.60	17.05	15.49
505-DCP4-45/600/10	DCP4I054507ID4KYSD	600/450	45	4	31	46	41.5	37.5	20.36	18.80	17.23	15.66
505-DCP4-50/600/10L	DCP4I055007JD2KYSD	600/450	50	2	35	50	41.5	37.5	26.40	24.37	22.34	20.31
505-DCP4-50/600/10	DCP4I055007JD4KYSD	600/450	50	4	35	50	41.5	37.5	26.76	24.70	22.64	20.59
505-DCP4-75/600/10L	DCP4I057507KD2KYSD	600/450	75	2	40	55	41.5	37.5	36.29	33.51	30.72	27.93
505-DCP4-75/600/10	DCP4I057507KD4KYSD	600/450	75	4	40	55	41.5	37.5	36.66	33.83	31.02	28.19
505-DCP4-75/600/10L5	DCP4I057508AD2KYSD	600/450	75	2	35	50	57	52.5	35.00	32.30	29.62	26.92
505-DCP4-100/600/10	DCP4I061008BD4KYSD	600/450	100	4	45	55	57	52.5	45.87	42.34	38.82	35.29
505-DCP4-120/600/10	DCP4I061208CD4KSSD	600/450	120	4	45	65	57	52.5	52.89	48.82	44.75	40.68
505-DCP4-150/600/10	DCP4I061508CD4KSSD	600/450	150	4	45	65	57	52.5	61.80	57.05	52.29	47.54
505-DCP4-10/800/10L	DCP4L051006ID2KYSD	800/700	10	2	17	34.5	31.5	27.5	5.70	5.26	4.83	4.39
505-DCP4-15/800/10L	DCP4L051506JD2KYSD	800/700	15	2	20	39.5	31.5	27.5	7.77	7.17	6.58	5.98
505-DCP4-15/800/10L3	DCP4L051507GD2KYSD	800/700	15	2	20	39.5	41.5	37.5	8.04	7.42	6.79	6.18
505-DCP4-15/800/10	DCP4L051507GD4KYSD	800/700	15	4	20	39.5	41.5	37.5	8.24	7.60	6.97	6.33
505-DCP4-20/800/10L	DCP4L052007GD2KYSD	800/700	20	2	20	39.5	41.5	37.5	9.49	8.75	8.03	7.30
505-DCP4-20/800/10	DCP4L052007GD4KYSD	800/700	20	4	20	39.5	41.5	37.5	9.68	8.95	8.20	7.45
505-DCP4-35/800/10L	DCP4L053507ID2KYSD	800/700	35	2	31	46	41.5	37.5	17.09	15.77	14.46	13.14
505-DCP4-35/800/10	DCP4L053507ID4KYSD	800/700	35	4	31	46	41.5	37.5	17.30	15.98	14.65	13.31
505-DCP4-50/800/10L	DCP4L055007JD2KYSD	800/700	50	2	35	50	41.5	37.5	27.10	25.02	22.93	20.85
505-DCP4-50/800/10	DCP4L055007JD4KYSD	800/700	50	4	35	50	41.5	37.5	27.47	25.35	23.24	21.12
505-DCP4-65/800/10	DCP4L056508AD4KSSD	800/700	65	4	35	50	57	52.5	33.05	30.51	27.97	25.42
505-DCP4-80/800/10	DCP4L058008BD4KSSD	800/700	80	4	45	55	57	52.5	41.05	37.89	34.73	31.58
505-DCP4-100/800/10	DCP4L061008CD4KSSD	800/700	100	4	45	65	57	52.5	48.43	44.70	40.98	37.26
505-DCP4-10/900/10L	DCP4N051006JD2KYSD	900/760	10	2	20	39.5	31.5	27.5	6.24	5.76	5.29	4.80
505-DCP4-10/900/10L3	DCP4N051007GD2KYSD	900/760	10	2	20	39.5	41.5	27.5	6.26	5.78	5.30	4.82
505-DCP4-10/900/10	DCP4N051007GD4KYSD	900/760	10	4	20	39.5	31.5	27.5	6.45	5.96	5.47	4.96
505-DCP4-15/900/10L	DCP4N051507GD2KYSD	900/760	15	2	20	39.5	41.5	37.5	7.55	6.97	6.39	5.81
505-DCP4-15/900/10	DCP4N051507GD4KYSD	900/760	15	4	20	39.5	41.5	37.5	7.75	7.16	6.56	5.96
505-DCP4-25/900/10L	DCP4N052507ID2KYSD	900/760	25	2	31	46	41.5	37.5	13.40	12.37	11.33	10.30
505-DCP4-25/900/10	DCP4N052507ID4KYSD	900/760	25	4	31	46	41.5	37.5	13.61	12.56	11.52	10.48
505-DCP4-40/900/10L	DCP4N054007KD2KYSD	900/760	40	2	40	55	41.5	37.5	24.80	22.90	20.98	19.08
505-DCP4-40/900/10	DCP4N054007KD4KYSD	900/760	40	4	40	55	41.5	37.5	25.16	23.22	21.29	19.36
505-DCP4-55/900/10	DCP4N055508BD4KSSD	900/760	55	4	45	55	57	52.5	31.78	29.34	26.89	24.45
505-DCP4-70/900/10	DCP4N057008CD4KSSD	900/760	70	4	45	65	57	52.5	37.27	34.40	31.53	28.67
505-DCP4-5/1100/10L	DCP4P045006ID2KYSD	1100/920	5	2	17	34.5	31.5	27.5	4.38	4.04	3.70	3.37
505-DCP4-10/1100/10L	DCP4P051007GD2KYSD	1100/920	10	2	20	39.5	41.5	37.5	7.00	6.46	5.92	5.38
505-DCP4-10/1100/10	DCP4P051007GD4KYSD	1100/920	10	4	20	39.5	41.5	37.5	7.20	6.64	6.09	5.53
505-DCP4-15/1100/10L	DCP4P051507ID2KYSD	1100/920	15	2	31	46	41.5	37.5	11.93	11.01	10.10	9.18
505-DCP4-15/1100/10	DCP4P051507ID4KYSD	1100/920	15	4	31	46	41.5	37.5	12.16	11.21	10.28	9.35
505-DCP4-30/1100/10	DCP4P053008AD4KSSD	1100/920	30	4	35	50	57	52.5	22.20	20.50	18.79	17.08
505-DCP4-45/1100/10	DCP4P054508BD4KSSD	1100/920	45	4	45	55	57	52.5	30.17	27.85	25.53	23.21
505-DCP4-5/1300/10L	DCP4R245006JD2KYSD	1300/1100	5	2	20	39.5	31.5	27.5	5.29	4.88	4.47	4.07
505-DCP4-5/1300/10L3	DCP4R245007GD2KYSD	1300/1100	5	2	20	39.5	41.5	37.5	5.68	5.24	4.82	4.38
505-DCP4-5/1300/10	DCP4R245007GD4KYSD	1300/1100	5	4	20	39.5	41.5	37.5	5.89	5.44	4.98	4.53
505-DCP4-10/1300/10	DCP4R251007HD4KYSD	1300/1100	10	4	24	45.5	41.5	37.5	8.61	7.95	7.29	6.62
505-DCP4-25/1300/10	DCP4R252508AD4KSSD	1300/1100	25	4	35	50	57	52.5	21.80	20.13	18.45	16.77

© Copyright 2013 Mouser Electronics
© Copyright 2013 Mouser Electronics

WIMA Film Capacitors

RoHS Compliant **This product is RoHS compliant.**

METALLIZED POLYPROPYLENE (PP) CAPACITORS FOR DC-LINK APPLICATIONS

DC-LINK MKP5

Features:
- Very high volume/capacitance ratio
- Self-healing properties
- Cylindrical plastic case for PCB mounting
- Dry construction without electrolyte or oil
- No internal fuse required
- Negative capacitance change versus temperature
- Very low dielectric absorption

Applications:
- Wind Power Systems
- Inverters

NEW PRODUCT

For quantities greater than listed, call for quote.

MOUSER STOCK NO.	Wima Part No.	Fig.	Value (µF)	Voltage Rating	ESR (mΩ)	Ripple Current (A)	Case Length (mm)	Price Each 1	10	25	50
505-DCP5-85/500/10	DCP5H15850D000KS00	A	85	500 V	2	35	57	33.10	30.55	28.00	25.46
505-DCP5-195/500/10	DCP5H16195D100KS00	A	195	500 V	3.4	32	95	47.10	43.47	39.86	36.23
505-DCP5-260/500/10	DCP5H16260D200KS00	A	260	500 V	5.2	30	120	66.62	60.56	48.45	43.60
505-DCP5-59/700/10	DCP5K05590D000KS00	A	59	700 V	1.9	35	57	29.49	27.22	24.95	22.68
505-DCP5-143/700/10	DCP5K06143D100KS00	A	143	700 V	3.5	32	95	47.58	43.26	34.60	31.15
505-DCP5-190/700/10	DCP5K06190D200KS00	A	190	700 V	4.7	30	120	45.67	42.16	38.64	35.13
505-DCP5-53/900/10	DCP5N05530D000KS00	A	53	900 V	2.3	35	57	28.33	26.15	23.97	21.80
505-DCP5-114/900/10	DCP5N06114D100KS00	A	114	900 V	4.2	32	95	34.81	32.12	29.45	26.77
505-DCP5-158/900/10	DCP5N06158D200KS00	A	158	900 V	6	30	120	39.57	36.52	33.48	30.43
505-DCP5-30/1100/10	DCP5P05300D000KS00	A	30	1.1 KV	2.8	35	57	25.84	23.85	21.86	19.88
505-DCP5-72/1100/10	DCP5P05720D100KS00	A	72	1.1 KV	4.5	32	95	31.06	28.68	26.28	23.89
505-DCP5-100/1100/10	DCP5P06100D200KS00	A	100	1.1 KV	6.1	30	120	34.11	31.49	28.86	26.24
505-DCP5-16/1300/10	DCP5R25160D000KS00	A	16	1.3 KV	3	35	57	25.09	23.41	22.30	21.19
505-DCP5-40/1300/10	DCP5R25400D100KS00	A	40	1.3 KV	5.7	32	95	29.25	27.01	24.76	22.50
505-DCP5-55/1300/10	DCP5R25550D200KS00	A	55	1.3 KV	7.7	30	120	32.22	29.74	27.26	24.78

DC-LINK MKP6

Features:
- Very high volume/capacitance ratio
- Self-healing properties
- Cylindrical aluminium case for bus bar mounting
- Dry construction without electrolyte or oil
- No internal fuse required
- Negative capacitance change versus temperature
- Very low dielectric absorption

Applications:
- Wind Power Systems
- Inverters

NEW PRODUCT

For quantities greater than listed, call for quote.

MOUSER STOCK NO.	Wima Part No.	Fig.	Value (µF)	Voltage Rating	ESR (mΩ)	Case Length (mm)	Price Each 1	10	25	50
505-DCP6-780/600/10	DCP6I06780E000KS00	B	780	600 V	1.6	120	125.80	117.89	109.99	104.71
505-DCP6-585/700/10	DCP6K06585E000KS00	B	585	700 V	1.7	120	109.04	102.19	95.33	90.76
505-DCP6-480/900/10	DCP6N06480E000KS00	B	480	900 V	1.7	120	98.12	91.95	85.77	81.66
505-DCP6-550/900/10	DCP6N06550E100KS00	B	550	900 V	1.8	132	103.27	96.77	90.28	85.95
505-DCP6-900/900/10	DCP6N06900E200KS00	B	900	900 V	1.5	210	136.28	127.70	119.13	113.42
505-DCP6-215/1300/10	DCP6R26215E000KS00	B	215	1.3 KV	1.8	120	74.33	69.14	64.47	61.34
505-DCP6-270/1300/10	DCP6R26270E100KS00	B	270	1.3 KV	2.4	132	80.53	74.95	69.88	66.49
505-DCP6-430/1300/10	DCP6R26430E200KS00	B	430	1.3 KV	1.5	210	107.96	101.84	98.10	95.60

FKS2 SERIES FILM/FOIL POLYESTER

Specifications:
- Temperature Range: - 55° C to + 100° C
- Dielectric: Polyethylene-terephthalate film
- Capacitor Electrodes: Metal foil film
- Encapsulation: Flame retardant case, UL 94 V-0
- Termination: Tinned wire

Features:
- Pulse duty construction

Applications:
- Coupling
- Decoupling

For quantities greater than listed, call for quote.

MOUSER STOCK NO.	Wima Part No.	Fig.	Volts (Vdc/Vac)	Value (µF)	Tol. ±	Dimensions: mm W	H	L	Lead Spacing (mm)	Price Each 1	10	100	500
505-FKS21000/100/10	FKS2-1000/100/10	C	100/63	1000	10%	2.5	6.5	7.2	5	.24	.203	.171	.128
505-FKS21500/100/10	FKS2-1500/100/10	C	100/63	1500	10%	2.5	6.5	7.2	5	.24	.203	.171	.128
505-FKS22200/100/10	FKS2-2200/100/10	C	100/63	2200	10%	2.5	6.5	7.2	5	.24	.203	.171	.128
505-FKS23300/100/10	FKS2-3300/100/10	C	100/63	3300	10%	2.5	6.5	7.2	5	.24	.203	.171	.128
505-FKS24700/100/10	FKS2-4700/100/10	C	100/63	4700	10%	2.5	6.5	7.2	5	.24	.203	.171	.128
505-FKS26800/100/10	FKS2-6800/100/10	C	100/63	6800	10%	2.5	6.5	7.2	5	.25	.214	.182	.139

FKP SERIES FILM/FOIL POLYPROPYLENE IGBT SNUBBER CAPACITORS

Specifications:
- Temperature Range: - 55° C to + 100° C
- Dielectric: Polypropylene film
- Capacitor Electrodes: Aluminum foil and metallized plastic film
- Encapsulation: Flame retardant plastic case, UL 94 V-0

Features:
- Low inductive construction achieved with end-surface contacts
- Internally series connected
- Self-healing construction

For quantities greater than listed, call for quote.

MOUSER STOCK NO.	Wima Part No.	Fig.	Volts (Vdc/Vac)	Value (µF)	Tol. ±	Dimensions: mm W	H	L	Price Each 1	10	100
505-SF2.2/630/5A1	FKP-2.2/630/5A1	D	630/400	2.2	5%	27	37.5	56	30.63	19.91	11.33
505-SF0.1/1000/5A1	FKP-.1/1000/5A1	D	1000/600	0.1	5%	11	22	41.5	15.50	10.08	5.74
505-SF1.0/1000/5A1	FKP-1.0/1000/5A1	D	1000/600	1	5%	27	37.5	56	27.22	17.70	10.07
505-SF0.047/1600/5A1	FKP-.047/1600/5A1	D	1600/650	0.047	5%	11	22	41.5	15.50	10.08	5.74
505-SF0.1/1600/5A1	FKP-.1/1600/5A1	D	1600/650	0.1	5%	17	29	41.5	16.64	10.82	6.15
505-SF0.47/1600/5A1	FKP-.47/1600/5A1	D	1600/650	0.47	5%	27	37.5	56	25.71	16.71	9.51
505-SF0.1/2000/5A1	FKP-.1/2000/5A1	D	2000/700	0.1	5%	17	29	41.5	17.40	11.31	6.44
505-SF0.47/2000/5A1	FKP-.47/2000/5A1	D	2000/700	0.47	5%	27	37.5	56	26.85	17.45	9.93

MKP SERIES METALLIZED POLYPROPYLENE IGBT SNUBBER CAPACITORS

Specifications:
- Temperature Range: - 55° C to + 100° C
- Dielectric: Polypropylene film
- Capacitor Electrodes: Double-sided metallized plastic film
- Encapsulation: Flame retardant plastic case, UL 94 V-0

Features:
- Low inductive construction achieved with end-surface contacts
- Double-sided metallization for high pulse ratings
- Internally series connected
- Self-healing construction

For quantities greater than listed, call for quote.

MOUSER STOCK NO.	Wima Part No.	Fig.	Volts (Vdc/Vac)	Value (µF)	Tol. ±	Dimensions: mm W	H	L	Price Each 1	10	100
505-SM1.0/630/5A1	MKP-1.0/630/5A1	D	630/400	1	5%	17	29	31.5	18.91	11.91	7.47
505-SM2.2/630/5A1	MKP-2.2/630/5A1L41.5	D	630/400	2.2	5%	20	39.5	41.5	22.59	14.68	8.36
505-SM0.47/1000/5A1	MKP-.47/1000/5A1	D	1000/600	0.47	5%	17	29	31.5	17.27	11.22	6.39
505-SM2.2/1000/5A1	MKP-2.2/1000/5A1L41.5	D	1000/600	2.2	5%	31	46	41.5	26.08	16.95	9.65
505-SM0.47/1600/5A1	MKP-.47/1600/5A1	D	1600/650	0.47	5%	19	32	41.5	18.35	11.93	6.79
505-SM1.0/1600/5A1	MKP-1.0/1600/5A1L41.5	D	1600/650	1	5%	24	45.5	41.5	21.60	14.05	7.99
505-SM2.2/1600/5A1	MKP-2.2/1600/5A1	D	1600/650	2.2	5%	33	48	56	31.22	20.30	11.56
505-SM0.1/2000/5A1	MKP-0.1/2000/5A1	D	2000/700	0.1	5%	13	24	31.5	15.84	10.29	5.85
505-SM0.22/2000/5A1	MKP-.22/2000/5A1	D	2000/700	0.22	5%	17	34.5	31.5	17.52	11.38	6.48
505-SM1.0/2000/5A1	MKP-1.0/2000/5A1	D	2000/700	1	5%	33	48	56	28.82	18.73	10.66

DIMENSIONS: mm

A

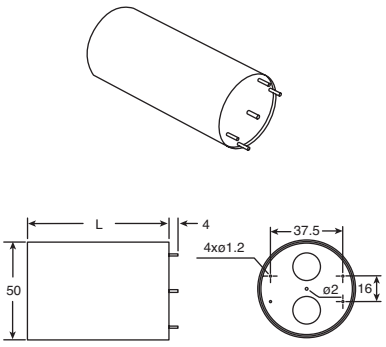

B

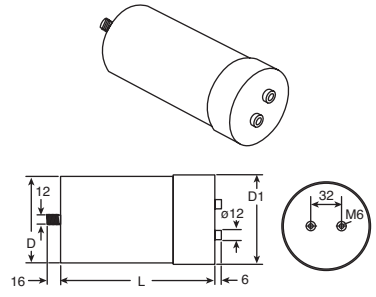

D	D1	L
85	86	120
85	86	132
85	86	210

C

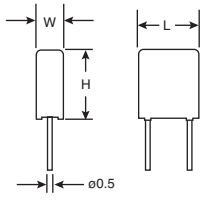

D

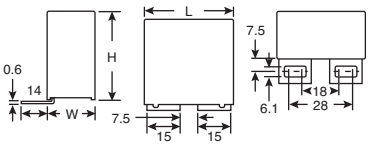

© Copyright 2013 Mouser Electronics

WIMA Radial Lead Film Capacitors

RoHS Compliant This product is RoHS compliant.

MKS4 SERIES METALIZED POLYESTER

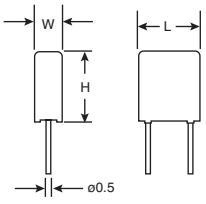

Specifications:
- Temperature Range: - 55ºC to + 100ºC
- Dielectric: Polyethylene-terephthalate film
- Capacitor Electrodes: vacuum-deposited
- Encapsulation: Flame retardant plastic case,UL94V-0
- Termination: Tinned wire

Features:
- Self Healing capability
- High volume/capacitance ratio

Applications:
- By-pass
- Blocking
- Coupling and decoupling
- Timing

For quantities greater than listed, call for quote.

MOUSER STOCK NO.	Wima Part No.	Volts (Vdc/Vac)	Value (µF)	Tol. ±	Dimensions: in.			Lead Spacing (mm)	Price Each			
					W	H	L		1	10	100	500
505-MKS4.01/100/10	MKS4-.01/100/10	100/63	0.01	10%	2.5	7	10	7.5	.27	.225	.182	.171
505-MKS4.01/100/10P	MKS4-.01/100/10P10	100/63	0.01	10%	4	9	13	10	.27	.225	.182	.171
505-MKS4.015/100/10	MKS4-.015/100/10	100/63	0.015	10%	2.5	7	10	7.5	.27	.225	.182	.171
505-MKS4.015/100/10P	MKS4-.015/100/10P10	100/63	0.015	10%	4	9	13	10	.27	.225	.182	.171
505-MKS4.022/100/10	MKS4-.022/100/10	100/63	0.022	10%	2.5	7	10	7.5	.27	.225	.182	.171
505-MKS4.022/100/10P	MKS4-.022/100/10P10	100/63	0.022	10%	4	9	13	10	.27	.225	.182	.171
505-MKS4.033/100/10	MKS4-.033/100/10	100/63	0.033	10%	2.5	7	10	7.5	.27	.225	.182	.171
505-MKS4.033/100/10P	MKS4-.033/100/10P10	100/63	0.033	10%	4	9	13	10	.27	.225	.182	.171
505-MKS4.047/100/10	MKS4-.047/100/10	100/63	0.047	10%	2.5	7	10	7.5	.27	.225	.182	.171
505-MKS4.047/100/10P	MKS4-.047/100/10P10	100/63	0.047	10%	4	9	13	10	.27	.225	.182	.171
505-MKS4.068/100/10	MKS4-.068/100/10	100/63	0.068	10%	2.5	7	10	7.5	.27	.225	.182	.171
505-MKS4.068/100/10P	MKS4-.068/100/10P10	100/63	0.068	10%	4	9	13	10	.27	.225	.182	.171
505-MKS4.1/100/10	MKS4-.1/100/10	100/63	0.1	10%	2.5	7	10	7.5	.27	.225	.182	.171
505-MKS4.1/100/10P	MKS4-.1/100/10P10	100/63	0.1	10%	4	9	13	10	.27	.225	.182	.171
505-MKS4.15/100/10	MKS4-.15/100/10	100/63	0.15	10%	3	8.5	10	7.5	.27	.225	.182	.171
505-MKS4.15/100/10P	MKS4-.15/100/10P10	100/63	0.15	10%	4	9	13	10	.27	.225	.182	.171
505-MKS4.22/100/10	MKS4-.22/100/10	100/63	0.22	10%	3	8.5	10	7.5	.31	.246	.203	.193
505-MKS4.22/100/10P	MKS4-.22/100/10P10	100/63	0.22	10%	4	9	13	10	.31	.246	.203	.193
505-MKS4.33/100/10	MKS4-.33/100/10	100/63	0.33	10%	4	9	10	7.5	.35	.289	.225	.214
505-MKS4.33/100/10P	MKS4-.33/100/10P10	100/63	0.33	10%	4	9	13	10	.35	.289	.225	.214
505-MKS4.47/100/10	MKS4-.47/100/10	100/63	0.47	10%	4.5	9.5	10.3	7.5	.45	.364	.30	.278
505-MKS4.47/100/10P	MKS4-.47/100/10P10	100/63	0.47	10%	4	9	13	10	.39	.31	.246	.235
505-MKS4.68/100/10	MKS4-.68/100/10	100/63	0.68	10%	5	10.5	10.3	7.5	.49	.407	.321	.31
505-MKS4.68/100/10P	MKS4-.68/100/10P10	100/63	0.68	10%	4	9	13	10	.42	.342	.278	.257
505-MKS41.0/100/10	MKS4-1.0/100/10	100/63	1.0	10%	5.7	12.5	10.3	7.5	.65	.535	.428	.407
505-MKS41.0/100/10P	MKS4-1.0/100/10P10	100/63	1.0	10%	5	11	13	10	.61	.503	.396	.375
505-MKS4.01/630/10	MKS4-.01/630/10	630/400	0.01	10%	3	8.5	10	7.5	.27	.225	.182	.171
505-MKS4.01/630/10P	MKS4-.01/630/10P10	630/400	0.01	10%	4	9	13	10	.27	.225	.182	.171
505-MKS4.015/630/10	MKS4-.015/630/10	630/400	0.015	10%	4	9	10	7.5	.27	.225	.182	.171
505-MKS4.015/630/10P	MKS4-.015/630/10P10	630/400	0.015	10%	4	9	13	10	.29	.235	.193	.182
505-MKS4.022/630/10	MKS4-.022/630/10	630/400	0.022	10%	4.5	9.5	10.3	7.5	.29	.235	.193	.182
505-MKS4.022/630/10P	MKS4-.022/630/10P10	630/400	0.022	10%	4	9	13	10	.31	.246	.203	.193
505-MKS4.033/630/10	MKS4-.033/630/10	630/400	0.033	10%	5	10.5	10.3	7.5	.33	.268	.214	.203
505-MKS4.033/630/10P	MKS4-.033/630/10P10	630/400	0.033	10%	5	11	13	10	.36	.30	.235	.225
505-MKS4.047/630/10	MKS4-.047/630/10	630/400	0.047	10%	5.7	12.5	10.3	7.5	.36	.289	.235	.225
505-MKS4.047/630/10P	MKS4-.047/630/10P10	630/400	0.047	10%	6	12	13	10	.45	.364	.289	.278
505-MKS4.068/630/10	MKS4-.068/630/10	630/400	0.068	10%	6	12	13	10	.51	.417	.332	.321
505-MKS4.068/630/10P	MKS4-.068/630/10P15	630/400	0.068	10%	5	11	18	15	.44	.353	.289	.268
505-MKS4.1/630/10	MKS4-.1/630/10	630/400	0.1	10%	6	12.5	18	15	.51	.417	.332	.321
505-MKS4.1/630/10P	MKS4-.1/630/10P22	630/400	0.1	10%	6	15	26.5	22.5	.79	.642	.524	.492

MKP4 SERIES METALIZED POLYPROPYLENE

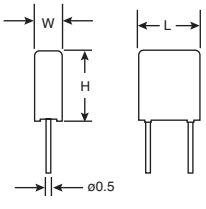

Specifications:
- Temperature Range: - 55ºC to + 100ºC
- Dielectric: Polypropylene film
- Capacitor Electrodes: vacuum-deposited
- Encapsulation: Flame retardant plastic case, UL94V-0

Features:
- Self Healing capability
- Very low dissipation factor
- Negative capacitance change versus temperature

Applications:
- Sample and hold
- Timing
- High frequency Coupling and decoupling
- Oscillating circuits

For quantities greater than listed, call for quote.

MOUSER STOCK NO.	Wima Part No.	Volts (Vdc/Vac)	Value (µF)	Tol. ±	Dimensions: in.			Lead Spacing (mm)	Price Each			
					W	H	L		1	10	100	500
505-MKP4.1/250/10	MKP4-0.1/250/10	250/160	0.1	10%	4.5	9.5	10.3	7.5	.66	.599	.524	.428
505-MKP4.1/250/10P	MKP4-0.1/250/10P10	250/160	0.1	10%	4	9	13	10	.57	.492	.417	.353
505-MKP4.15/250/10	MKP4-0.15/250/10	250/160	0.15	10%	5	10.5	10.3	7.5	.80	.728	.589	.524
505-MKP4.15/250/10P	MKP4-0.15/250/10P10	250/160	0.15	10%	5	11	13	10	.66	.599	.524	.428
505-MKP4.22/250/10	MKP4-0.22/250/10	250/160	0.22	10%	6	12.5	13	10	.89	.76	.61	.535
505-MKP4.22/250/10P	MKP4-0.22/250/10P15	250/160	0.22	10%	5	11	18	15	.89	.813	.717	.599
505-MKP4.33/250/10	MKP4-0.33/250/10	250/160	0.33	10%	6	12.5	18	15	.89	.76	.61	.535
505-MKP4.47/250/10	MKP4-0.47/250/10	250/160	0.47	10%	7	14	18	15	1.23	1.03	.845	.674
505-MKP4.68/250/10	MKP4-0.68/250/10	250/160	0.68	10%	8	15	18	15	1.38	1.16	.942	.824
505-MKP4.68/250/10P	MKP4-0.68/250/10P	250/160	0.68	10%	6	15	26.5	22.5	1.68	1.40	1.16	1.02
505-MKP41.0/250/10	MKP4-1.0/250/10	250/160	1.0	10%	7	16.5	26.5	22.5	2.30	1.93	1.57	1.38
505-MKP4.022/400/10	MKP4-0.022/400/10	400/200	0.022	10%	4	9	10	7.5	.48	.407	.332	.289
505-MKP4.022/400/10P	MKP4-0.022/400/10P	400/200	0.022	10%	4	9	13	10	.48	.407	.332	.289
505-MKP4.033/400/10	MKP4-0.033/400/10	400/200	0.033	10%	4.5	9.5	10.3	7.5	.54	.46	.385	.321
505-MKP4.033/400/10P	MKP4-0.033/400/10P	400/200	0.033	10%	4	9	13	10	.52	.449	.375	.31
505-MKP4.047/400/10	MKP4-0.047/400/10	400/200	0.047	10%	5	10.5	10.3	7.5	.62	.546	.482	.417
505-MKP4.047/400/10P	MKP4-0.047/400/10P	400/200	0.047	10%	4	9	13	10	.52	.449	.375	.31
505-MKP4.068/400/10	MKP4-0.068/400/10	400/200	0.068	10%	5.7	12.5	10.3	7.5	.74	.653	.567	.46
505-MKP4.068/400/10P	MKP4-0.068/400/10P	400/200	0.068	10%	5	11	13	10	.58	.503	.428	.364
505-MKP4.01/630/10	MKP4-0.01/630/10	630/280	0.01	10%	3	8.5	10	7.5	.48	.407	.332	.289
505-MKP4.01/630/10P	MKP4-0.01/630/10P	630/280	0.01	10%	4	9	13	10	.48	.407	.332	.289
505-MKP4.015/630/10	MKP4-0.015/630/10	630/280	0.015	10%	3	8.5	10	7.5	.48	.407	.332	.289
505-MKP4.015/630/10P	MKP4-0.015/630/10P	630/280	0.015	10%	4	9	13	10	.50	.428	.353	.289

© Copyright 2013 Mouser Electronics

© Copyright 2013 Mouser Electronics

WIMA Radial Lead Film Capacitors

RoHS Compliant This product is RoHS compliant.

MKP2 SERIES METALIZED POLYPROPYLENE

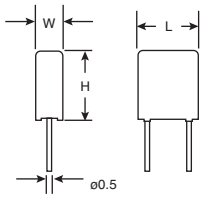

RoHS Compliant

Specifications:
- Temperature Range: -55ºC to +100ºC
- Dielectric: Polypropylene film
- Capacitor Electrodes: Metalized plastic film
- Encapsulation: Flame retardant plastic case, UL 94V-0

Features:
- For high frequency applications
- Suited for "sample & hold" circuits
- Stable negative TC
- Low ESR

For quantities greater than listed, call for quote.

MOUSER STOCK NO.	Wima Part No.	Volts (Vdc/Vac)	Value (µF)	Tol. ±	Dimensions: in. W	H	L	Lead Spacing (mm)	Price Each 1	10	100	500
505-MKP20.01/100/5	MKP2 0.01/100/5	100/63	0.01	5%	2.5	6.5	7.2	5.0	.60	.506	.43	.345
505-MKP20.022/100/5	MKP2 0.022/100/5	100/63	0.022	5%	3	7.5	7.2	5.0	.67	.589	.496	.392
505-MKP20.033/100/5	MKP2 0.033/100/5	100/63	0.033	5%	3	7.5	7.2	5.0	.69	.591	.501	.398
505-MKP20.047/100/5	MKP2 0.047/100/5	100/63	0.047	5%	3.5	8.5	7.2	5.0	.75	.636	.545	.428
505-MKP20.1/100/5	MKP2 0.1/100/5	100/63	0.1	5%	5	10	7.2	5.0	.88	.769	.632	.508
505-MKP2.1/100/10	MKP2-.1/100/10	100/63	0.1	10%	5	10	7.2	5.0	.90	.761	.623	.506
505-MKP20.15/100/5	MKP2 0.15/100/5	100/63	0.15	5%	7.2	13	7.2	5.0	1.11	.947	.793	.639
505-MKP20.22/100/5	MKP2 0.22/100/5	100/63	0.22	5%	7.2	13	7.2	5.0	1.31	1.11	.941	.748
505-MKP20.33/100/5	MKP2 0.33/100/5	100/63	0.33	5%	8.5	14	7.2	5.0	1.51	1.28	1.07	.857
505-MKP20.01/250/5	MKP2 0.01/250/5	250/160	0.01	5%	2.5	6.5	7.2	5.0	.65	.57	.478	.386
505-MKP20.022/250/5	MKP2 0.022/250/5	250/160	0.022	5%	3	7.5	7.2	5.0	1.04	.886	.749	.599
505-MKP20.033/250/5	MKP2 0.033/250/5	250/160	0.033	5%	3	7.5	7.2	5.0	.84	.709	.606	.49
505-MKP20.047/250/5	MKP20.047/250/5	250/160	0.047	5%	3.5	7.5	7.2	5.0	1.01	.868	.73	.586
505-MKP20.1/250/5	MKP20.1/250/5	250/160	0.1	5%	5	10	7.2	5.0	1.22	1.05	.876	.71
505-MKP20.22/250/5	MKP2 0.22/250/5	250/160	0.22	5%	7.2	13	7.2	5.0	1.75	1.52	1.25	1.00
505-MKP20.33/250/5	MKP2 0.33/250/5	250/160	0.33	5%	8.5	14	7.2	5.0	2.02	1.73	1.44	1.16
505-MKP20.01/400/5	MKP20.01/400/5	400/200	0.01	5%	3.5	8.5	7.2	5.0	1.03	.942	.835	.76
505-MKP21000/630/10	MKP2 1000/630/10	630/250	0.001	10%	2.5	6.5	7.2	5.0	.43	.377	.318	.254
505-MKP24700/630/5	MKP24700/630/5	630/250	0.0047	5%	3	7.5	7.2	5.0	.78	.669	.581	.464

MKS2 SERIES METALIZED POLYESTER

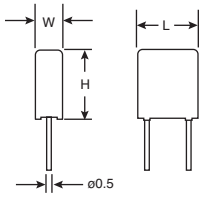

RoHS Compliant

Specifications:
- Temperature Range: -55ºC to +100ºC
- Dielectric: Polyethylene-terephthalate film
- Capacitor Electrodes: Metalized plastic film
- Encapsulation: Flame retardant vacuum-deposited aluminum

Features:
- Reservoir capacitor with unlimited life at high temperatures
- Ideally suited for wide temperature range applications

For quantities greater than listed, call for quote.

505-MKS21/50/10	MKS2-1/50/10	50/30	1.0	10%	3.5	8.5	7.2	5.0	.90	.796	.754	.578
505-MKS21.5/50/10	MKS2-1.5/50/10	50/30	1.5	10%	4.5	9.5	7.2	5.0	1.31	.956	.785	.668
505-MKS22.2/50/5	MKS2-2.2/50/10	50/30	2.2	5%	5.0	10.0	7.2	5.0	1.59	1.33	1.08	.80
505-MKS22.2/50/10	MKS2-2.2/50/10	50/30	2.2	10%	5	10	7.2	5.0	1.52	1.29	1.06	.774
505-MKS23.3/50/10	MKS2-3.3/50/10	50/30	3.3	10%	5.5	11.5	7.2	5.0	1.75	1.28	1.04	.883
505-MKS2-4.7/50/10	MKS2-4.7/50/10	50/30	4.7	10%	7.2	13	7.2	5.0	2.38	1.72	1.40	1.20
505-MKS2.01/63/10	MKS2-.01/63/10	63/40	0.01	10%	2.5	6.5	7.2	5.0	.46	.391	.331	.271
505-MKS20.01/63/5	MKS20-.01/63/5	63/40	0.01	5%	2.5	6.5	7.2	5.0	.80	.676	.55	.453
505-MKS2.022/63/10	MKS2-.022/63/10	63/40	0.022	10%	2.5	6.5	7.2	5.0	.46	.391	.331	.271
505-MKS20.022/63/5	MKS20-.022/63/5	63/40	0.022	5%	2.5	6.5	7.2	5.0	.80	.676	.55	.453
505-MKS2.033/63/10	MKS20-.033/63/10	63/40	0.033	10%	2.5	6.5	7.2	5.0	.46	.391	.331	.271
505-MKS2.047/63/10	MKS20-.047/63/10	63/40	0.047	10%	2.5	6.5	7.2	5.0	.46	.391	.331	.271
505-MKS20.047/63/5	MKS20-.047/63/5	63/40	0.047	5%	2.5	6.5	7.2	5.0	.80	.676	.545	.45
505-MKS2.068/63/10	MKS20-.068/63/10	63/40	0.068	10%	2.5	6.5	7.2	5.0	.46	.391	.331	.271
505-MKS20.068/63/5	MKS20-.068/63/5	63/40	0.068	5%	2.5	6.5	7.2	5.0	.64	.542	.449	.37
505-MKS2.1/63/10	MKS2-.1/63/10	63/40	0.1	10%	2.5	6.5	7.2	5.0	.26	.215	.188	.153
505-MKS2.1/63/5	MKS2-.1/63/5	63/40	0.1	5%	2.5	6.5	7.2	5.0	.26	.214	.179	.148
505-MKS20.15/63/5	MKS2-.15/63/5	63/40	0.15	5%	2.5	6.5	7.2	5.0	.42	.356	.293	.229
505-MKS2.15/63/10	MKS2-.15/63/10	63/40	0.15	10%	2.5	6.5	7.2	5.0	.50	.408	.356	.28
505-MKS20.22/63/10	MKS20-.22/63/10	63/40	0.22	10%	3	7.5	7.2	5.0	.33	.279	.244	.192
505-MKS20.22/63/5	MKS20-.22/63/5	63/40	0.22	5%	3	7.5	7.2	5.0	.40	.334	.279	.226
505-MKS20.33/63/5	MKS2-.33/63/5	63/40	0.33	5%	3.5	8.5	7.2	5.0	.56	.471	.393	.311
505-MKS2.33/63/10	MKS2-.33/63/10	63/40	0.33	10%	3.5	8.5	7.2	5.0	.51	.43	.31	.289
505-MKS2.47/63/10	MKS2-.47/63/10	63/40	0.47	10%	4.5	9.5	7.2	5.0	.70	.579	.41	.384
505-MKS20.47/63/5	MKS20-.47/63/5	63/40	0.47	5%	4.5	9.5	7.2	5.0	.81	.669	.564	.45
505-MKS2.68/63/10	MKS2-.68/63/10	63/40	0.68	10%	4.5	9.5	7.2	5.0	.64	.533	.461	.358
505-MKS21.0/63/10	MKS2-1.0/63/10	63/40	1.0	10%	5	10	7.2	5.0	1.02	.853	.706	.562
505-MKS21.0/63/5	MKS2-1.0/63/5	63/40	1.0	5%	5	10	7.2	5.0	1.16	.98	.799	.64
505-MKS21.5/63/5	MKS2-1.5/63/5	63/40	1.5	5%	5.5	11.5	7.2	5.0	3.52	2.94	2.42	1.93
505-MKS22.2/63/5	MKS2-2.2/63/5	63/40	2.2	5%	7.2	13.0	7.2	5.0	1.74	1.56	1.12	.975
505-MKS2.01/100/5	MKS2-.01/100/5	100/63	0.01	5%	2.5	6.5	7.2	5.0	.71	.628	.608	.449
505-MKS2.01/100/10	MKS2-.01/100/10	100/63	0.01	10%	2.5	6.5	7.2	5.0	.46	.391	.331	.271
505-MKS2.1/100/10	MKS2-.1/100/10	100/63	0.1	10%	3	7.5	7.2	5.0	.26	.215	.188	.153
505-MKS2.22/100/10	MKS2-.22/100/10	100/63	0.22	10%	3.5	8.5	7.2	5.0	.50	.427	.337	.28
505-MKS21/100/10	MKS2-1/100/10	100/63	1.0	10%	7.2	13.0	7.2	5.0	1.47	1.23	1.01	.80

FKP2 SERIES FILM/FOIL POLYPROPYLENE

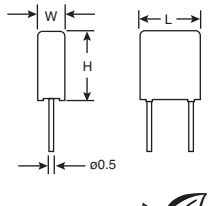

RoHS Compliant

Specifications:
- Temperature Range: -55ºC to + 100ºC
- Dielectric: Polypropylene film
- Capacitor Electrodes: Metal foil film
- Encapsulation: Flame retardant plastic case, UL 94V-0

Features:
- Pulse applications with high repetition frequency
- Suited for replacement of polystyrene capacitors in audio and HF applications

For quantities greater than listed, call for quote.

505-FKP24700/63/2.5	FKP2-4700/63/2.5	63/40	0.0047	2.5%	4.5	6	7.2	5.0	.51	.428	.353	.278
505-FKP26800/63/2.5	FKP2-6800/63/2.5	63/40	0.0068	2.5%	4.5	6.0	7.2	5.0	.52	.439	.364	.289
505-FKP20.01/63/5	FKP2-.01/63/5	63/40	0.01	5.0%	5.5	7	7.2	5.0	.49	.417	.342	.278
505-FKP20.01/63/2.5	FKP2-.01/63/2.5	63/40	0.01	2.5%	5.5	7	7.2	5.0	.57	.471	.385	.31
505-FKP20.01/63/1	FKP2-.01/63/1	63/40	0.01	1.0%	5.5	7	7.2	5.0	3.32	2.99	2.65	1.99
505-FKP20.022/63/2.5	FKP2-.022/63/2.5	63/40	0.022	2.5%	7.2	8.5	7.2	5.0	.79	.663	.546	.471
505-FKP2100/100/2.5	FKP2-100/100/2.5	100/63	100pF	2.5%	4.5	6.0	7.2	5.0	.35	.30	.257	.203
505-FKP2100/100/5	FKP2-100/100/5	100/63	100pF	5.0%	4.5	6	7.2	5.0	.34	.289	.235	.193
505-FKP2150/100/2.5	FKP2-150/100/2.5	100/63	150pF	2.5%	4.5	6	7.2	5.0	.41	.332	.278	.225
505-FKP2220/100/2.5	FKP2-220/100/2.5	100/63	220pF	2.5%	4.5	6	7.2	5.0	.41	.332	.278	.225
505-FKP2330/100/5	FKP2-330/100/5	100/63	330pF	5.0%	4.5	6	7.2	5.0	.35	.30	.246	.193
505-FKP2470/100/2.5	FKP2-470/100/2.5	100/63	470pF	2.5%	4.5	6	7.2	5.0	.41	.332	.278	.225
505-FKP2470/100/5	FKP2-470/100/5	100/63	470pF	5%	4.5	6.0	7.2	5.0	.35	.30	.246	.193
505-FKP2680/100/2.5	FKP2-680/100/2.5	100/63	680pF	2.5%	4.5	6	7.2	5.0	.41	.342	.278	.225
505-FKP21000/100/5	FKP2-1000/100/5	100/63	0.001	5.0%	4.5	6	7.2	5.0	.36	.30	.246	.203
505-FKP21000/100/2.5	FKP2-1000/100/2.5	100/63	0.001	2.5%	4.5	6	7.2	5.0	.42	.342	.289	.225
505-FKP21500/100/2.5	FKP2-1500/100/2.5	100/63	0.0015	2.5%	4.5	6	7.2	5.0	.43	.364	.30	.236
505-FKP22200/100/2.5	FKP2-2200/100/2.5	100/63	0.0022	2.5%	4.5	6	7.2	5.0	.43	.364	.30	.235
505-FKP22200/100/5	FKP2-2200/100/5	100/63	0.0022	5%	4.5	6.0	7.2	5.0	.39	.342	.321	.246
505-FKP23300/100/2.5	FKP2-3300/100/2.5	100/63	0.0033	2.5%	5.5	7.0	7.2	5.0	.54	.449	.364	.289
505-FKP24700/100/2.5	FKP2-4700/100/2.5	100/63	0.0047	2.5%	5.5	7	7.2	5.0	.56	.471	.385	.31
505-FKP20.01/100/2.5	FKP2-.01/100/2.5	100/63	0.01	2.5%	6.5	8	7.2	5.0	.67	.567	.46	.375
505-FKP2470/250/5	FKP2-470/250/5	250/160	470pF	5%	4.5	6.0	7.2	5.0	.39	.342	.321	.246

© Copyright 2013 Mouser Electronics

© Copyright 2013 Mouser Electronics

WIMA Pulse Duty Film Capacitors

RoHS Compliant This product is RoHS compliant.

MKP10 SERIES RADIAL LEAD METALLIZED POLYPROPYLENE FILM CAPACITORS

Specifications:
- Temperature Range: - 55ºC to + 100ºC
- Dielectric: Polypropylene film
- Capacitor Electrodes: Double sided metallized plastic film
- Encapsulation: Flame retardant plastic case, UL94V-0

Features:
- For SMPS, loudspeakers, lighting, monitors, and televisions
- Self-healing pulse duty construction

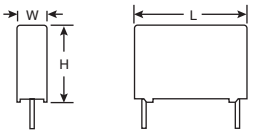

RoHS Compliant

For quantities greater than listed, call for quote.

MOUSER STOCK NO.	Wima Part No.	Volts (Vdc/Vac)	Value (µF)	Tol. ±	Dimensions: mm W	H	L	Lead Spacing (mm)	Price Each 1	10	100	500
505-M10.1/250/10	MKP10-.1/250/10	250/180	0.1	10%	6	12	13	10	.87	.728	.599	.471
505-M10.22/250/10	MKP10-.22/250/10	250/180	0.22	10%	7	14	18	15	1.19	.995	.813	.653
505-M10.047/400/10	MKP10-.047/400/10	400/250	0.047	10%	6	12	13	10	.87	.728	.599	.471
505-M10.1/400/10	MKP10-.1/400/10	400/250	0.1	10%	7	14	18	15	1.02	.856	.696	.556
505-M10.22/400/20	MKP10-.22/400/20	400/250	0.22	20%	9	16	18	15	1.73	1.46	1.20	.952
505-M101/400/10	MKP10-1/400/10	400/250	1.0	10%	13	24	31.5	27.5	5.53	4.63	3.81	3.04
505-M10.01/630/10	MKP10-.01/630/10	630/400	0.01	10%	5	10.5	10.3	7.5	.66	.556	.46	.364
505-M10.22/630/5	MKP10-.22/630/5	630/400	0.22	5%	8.5	18.5	26.5	22.5	3.72	3.11	2.56	2.04
505-M10.68/630/10	MKP10-.68/630/10	630/400	0.68	10%	15	26	31.5	27.5	6.58	4.94	3.30	2.47
505-M10.01/1000/10	MKP10-.01/1KV/10	1000/600	0.01	10%	5	11	13	10	.75	.631	.514	.417
505-M10.01/1000/10P	MKP10-.01/1KV/10P15	1000/600	0.01	10%	5	11	18	15	.79	.589	.439	.31
505-M10.015/1000/10	MKP10-.015/1KV/10	1000/600	0.015	10%	6	12	13	10	.88	.653	.492	.342
505-M10.015/1000/10P	MKP10-.015/1KV/10P15	1000/600	0.015	10%	5	11	18	15	.80	.599	.449	.31
505-M10.022/1000/20	MKP10-.022/1000/20	1000/600	0.022	20%	6	12.5	18	15	1.19	.995	.813	.653
505-M10.022/1000/10	MKP10-.022/1KV/10	1000/600	0.022	10%	6	12.5	18	15	1.24	1.04	.856	.685
505-M10.022/1000/10P	MKP10-.022/1000/10P22	1000/600	0.022	10%	16	15	26.5	22.5	1.50	1.12	.845	.578
505-M10.033/1000/10	MKP10-.033/1KV/10	1000/600	0.033	10%	7	14	18	15	1.41	1.18	.963	.77
505-M10.033/1000/10P	MKP10-.033/1KV/10P22	1000/600	0.033	10%	6	15	26.5	22.5	1.54	1.16	.867	.599
505-M10.047/1000/10	MKP10-.047/1KV/10	1000/600	0.047	10%	8	15	18	15	1.26	.942	.706	.492
505-M10.047/1000/10P	MKP10-.047/1KV/10P22	1000/600	0.047	10%	6	15	26.5	22.5	1.61	1.20	.899	.621
505-M100.047/1000/5	MKP10-.047/1000/5	1000/600	0.047	5%	8	15	18	15	1.48	1.27	1.06	.845
505-M10.068/1000/10	MKP10-.068/1KV/10	1000/600	0.068	10%	7	16.5	26.5	22.5	1.94	1.47	1.11	.77
505-M10.1/1000/10	MKP10-.1/1KV/10P22	1000/600	0.1	10%	8.5	18.5	26.5	22.5	2.33	1.75	1.32	.899
505-M10.1/1000/10P27	MKP10-.1/1KV/10P27	1000/600	0.1	10%	11	21	31.5	27.5	2.41	2.14	2.01	1.53
505-M10.33/1000/10	MKP10-.33/1KV/10	1000/600	0.33	10%	15	26	31.5	27.5	3.97	3.64	3.31	2.14
505-M101000/1600/10	MKP10-1000/1600/10	1600/650	0.001	10%	4	9	13	10	.59	.439	.332	.225
505-M101500/1600/10	MKP10-1500/1600/10	1600/650	0.0015	10%	4	9	13	10	.59	.439	.332	.225
505-M102200/1600/10	MKP10-2200/1600/10	1600/650	0.0022	10%	4	9	13	10	.59	.439	.332	.225
505-M103300/1600/10	MKP10-3300/1600/10	1600/650	0.0033	10%	4	9	13	10	.59	.439	.332	.225
505-M104700/1600/10	MKP10-4700/1600/10	1600/650	0.0047	10%	5	11	13	10	.65	.492	.375	.257
505-M106800/1600/10	MKP10-6800/1600/10	1600/650	0.0068	10%	6	12	13	10	.76	.578	.428	.30
505-M101000/2000/10	MKP10-1000/2000/10	2000/700	0.001	10%	4	9	13	10	.56	.471	.396	.31
505-M100.01/2000/5	MKP10-.01/2000/5	2000/700	0.01	5%	7	14	18	15	1.40	1.20	.995	.803

FKP1 SERIES RADIAL LEAD FILM/FOIL POLYPROPYLENE CAPACITORS

Specifications:
- Dielectric: Polypropylene film
- Temperature Range: - 55ºC to + 100ºC
- Capacitor Electrodes: Aluminum foil and double sided metallized plastic film
- Encapsulation: Flame retardant plastic case, UL94V-0

Features:
- With metal foil electrode, internally series-connected for very high current ratings.

Applications:
- Damping and commutation capacitors in switch mode power supplies, static frequency changes in drive and power electronics, deflection systems in monitors and televisions.

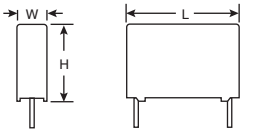

RoHS Compliant

For quantities greater than listed, call for quote.

MOUSER STOCK NO.	Wima Part No.	Volts (Vdc/Vac)	Value (µF)	Tol. ±	Dimensions: mm W	H	L	Lead Spacing (mm)	Price Each 1	10	100	500
505-FKP10.01/400/5	FKP1-.01/400/5	400/250	0.01	5%	5	11	18	15	.79	.674	.567	.449
505-FKP1.047/400/5	FKP1-.047/400/5	400/250	0.047	5%	7	16.5	26.5	22.5	1.73	1.44	1.19	.952
505-FKP10.1/400/5	FKP1-.1/400/5P22.5	400/250	0.1	5%	10.5	20.5	26.5	22.5	2.45	2.10	1.74	1.40
505-FKP1.22/400/5	FKP1-.22/400/5	400/250	0.22	5%	13	24	31.5	27.5	4.19	3.52	2.89	2.31
505-FKP14700/630/5	FKP1-4700/630/5	630/400	0.0047	5%	5	11	18	15	.75	.642	.535	.428
505-FKP1.022/630/5	FKP1-.022/630/5	630/400	0.022	5%	7	16.5	26.5	22.5	1.68	1.40	1.16	.92
505-FKP16800/1000/5	FKP1-6800/1000/5	1000/600	0.0068	5%	7	14	18	15	1.17	.974	.803	.642
505-FKP11000/1250/10	FKP1-1000/1250/10	1250/600	1000pF	10%	5	11	18	15	.82	.61	.407	.31
505-FKP11000/1250/5	FKP1-1000/1250/5	1250/600	1000pF	5%	5	11	18	15	.74	.631	.535	.428
505-FKP11500/1250/10	FKP1-1500/1250/10	1250/600	1500pF	10%	5	11	18	15	.81	.685	.567	.449
505-FKP12200/1250/10	FKP1-2200/1250/10	1250/600	2200pF	10%	5	11	18	15	.84	.696	.567	.46
505-FKP13300/1250/10	FKP1-3300/1250/10	1250/600	3300pF	10%	6	12.5	18	15	.81	.728	.631	.556
505-FKP14700/1250/10	FKP1-4700/1250/10	1250/600	4700pF	10%	7	14	18	15	1.12	.845	.556	.417
505-FKP16800/1250/10	FKP1-6800/1250/10	1250/600	6800pF	10%	8	15	18	15	1.31	.974	.653	.492
505-FKP1.01/1250/10	FKP1-.01/1250/10	1250/600	0.01	10%	7	16.5	26.5	22.5	1.74	1.31	.867	.653
505-FKP1.01/1250/5	FKP1-.01/1250/5	1250/600	0.01	5%	7	16.5	26.5	22.5	1.50	1.26	1.04	.824
505-FKP1.015/1250/10	FKP1.015/1250/10	1250/600	0.015	10%	8.5	18.5	26.5	22.5	2.18	1.64	1.09	.813
505-FKP1.022/1250/10	FKP1.022/1250/10	1250/600	0.022	10%	10.5	20.5	26.5	22.5	2.66	2.00	1.34	.995
505-FKP1.033/1250/10	FKP1-.033/1250/10	1250/600	0.033	10%	11.0	21.0	31.5	27.5	3.32	2.49	1.66	1.24
505-FKP1.047/1250/10	FKP1-.047/1250/10	1250/600	0.047	10%	13	24	31.5	27.5	3.97	2.97	1.98	1.49
505-FKP10.047/1250/5	FKP1-.047/1250/5P27.5	1250/600	0.047	5%	13	24	31.5	27.5	2.77	2.38	1.98	1.58
505-FKP1.1/1250/10	FKP1-.1/1250/10	1250/600	0.1	10%	15	26	41.5	37.5	5.38	4.50	3.70	2.96
505-FKP1150/1600/5	FKP1-150/1600/5	1600/650	150pF	5%	5	11	18	15	.92	.77	.631	.503
505-FKP1220/1600/5	FKP1-220/1600/5	1600/650	220pF	5%	5	11	18	15	.96	.813	.663	.535
505-FKP1330/1600/5	FKP1-330/1600/5	1600/650	330pF	5%	5	11	18	15	.96	.813	.663	.535
505-FKP1470/1600/5	FKP1-470/1600/5	1600/650	470pF	5%	5	11	18	15	.97	.813	.663	.535
505-FKP1680/1600/5	FKP1-680/1600/5	1600/650	680pF	5%	5	11	18	15	1.02	.845	.696	.556
505-FKP1100/2000/10	FKP1-100/2000/10	2000/700	100pF	10%	5	11	18	15	.72	.535	.353	.268
505-FKP1100/2000/5	FKP1-100/2000/5	2000/700	100pF	5%	5	11	18	15	.81	.696	.578	.46
505-FKP1150/2000/10	FKP1-150/2000/10	2000/701	150pF	10%	5	11	18	15	.72	.535	.353	.268
505-FKP1220/2000/10	FKP1-220/2000/10	2000/702	220pF	10%	5	11	18	15	.72	.535	.353	.268
505-FKP1330/2000/10	FKP1-330/2000/10	2000/703	330pF	10%	6	12.5	18	15	.96	.728	.482	.364
505-FKP1470/2000/10	FKP1-470/2000/10	2000/704	470pF	10%	6	12.5	18	15	.96	.728	.482	.364
505-FKP1680/2000/10	FKP1-680/2000/10	2000/705	680pF	10%	6	12.5	18	15	.96	.728	.482	.364
505-FKP14700/2000/5	FKP1-4700/2000/5	2000/700	0.0047	5%	8.5	18.5	26.5	22.5	1.73	1.49	1.24	.995
505-FKP1470/6000/5	FKP1-470/6000/5	6000/700	470pF	5%	5	14	26.5	22.5	1.32	1.12	.942	.749
505-FKP10.022/6000/5	FKP1-.022/6000/5	6000/700	0.022	5%	17	29	41.5	37.5	5.69	4.88	4.07	3.25

© Copyright 2013 Mouser Electronics
© Copyright 2013 Mouser Electronics

WIMA Pulse Duty Film Capacitors

RoHS Compliant **This product is RoHS compliant.**

FKP4 SERIES SELF HEALING PULSE FILM CAPACITORS

The WIMA FKP 4 is a range of self-healing film/foil Polypropylene capacitors made with a single metallized plastic film and metal foil electrodes in series connection. Due to its film/foil structure with metallized electrode carrier, this capacitor type is suitable for high current loads. The capacitor is constructed as a series connection, the current carrying electrodes consist of two metal foils and a metallized carrier film as a "floating electrode".

WIMA pulse capacitors are produced with the proven box technology using solvent-resistant, flame-retardant plastic cases according to UL94V-0.

Features:
- High pulse duty
- Self-healing
- Internal series connection
- Very low dissipation factor
- Negative capacitance change versus temperature

Specifications:
- Dielectric: Polypropylene film
- Temperature Range: -55°C to +100°C
- Capacitor electrodes: aluminum foil and siglesided metallized plastic film
- Encapsulation: flame retardant plastic case
- Tolerance: ±10%

Applications:
- Switch mode power supplies
- Converter in drives and power electronics
- Deflection systems in monitors and TV-sets
- Electronic ballasts
- Audio/video equipment

RoHS Compliant



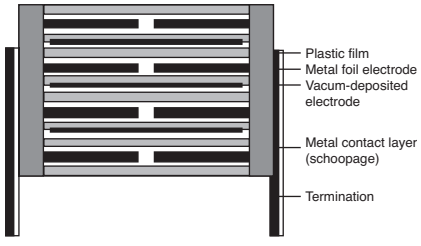

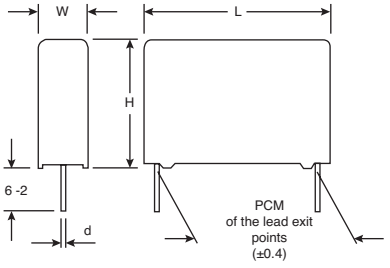

ød	PCM
0.8	15-27.5
1.0	37.5

For quantities greater than listed, call for quote.

MOUSER STOCK NO.	Wima Part No.	Volts (Vdc/Vac)	Value (µF)	Dimensions: mm			Lead Spacing (mm)	Price Each			
				W	H	L		1	10	100	500
505-FKP42200/1KV/10	FKP4O112204B00KSSD	1000/400	2200pF	5	11	18	15	.55	.471	.407	.375
505-FKP4.047/1KV/10	FKP4O124705F00KSSD	1000/400	0.047	8.5	18.5	26.5	22.5	1.80	1.54	1.33	1.21
505-FKP4.1/1KV/10	FKP4O131006B00KSSD	1000/400	0.1	11	21	31.5	27.5	2.79	2.41	2.07	1.88
505-FKP4.47/1KV/10	FKP4O134707F00KSSD	1000/400	0.47	19	32	41.5	37.5	8.50	7.31	6.27	5.70
505-FKP41.0/1KV/10	FKP4O141007H00KSSD	1000/400	1.0	24	45.5	41.5	37.5	18.52	15.94	13.66	12.44
505-FKP4470/1600/10	FKP4T004704B00KSSD	1600/500	470pF	5	11	18	15	.55	.471	.396	.364
505-FKP41000/1600/10	FKP4T011004B00KSSD	1600/500	1000pF	5	11	18	15	.64	.546	.471	.428
505-FKP41500/1600/10	FKP4T011504B00KSSD	1600/500	1500pF	5	11	18	15	.64	.546	.471	.428
505-FKP42200/1600/10	FKP4T012204C00KSSD	1600/500	2200pF	6	12.5	18	15	.75	.642	.546	.503
505-FKP43300/1600/10	FKP4T013304D00KSSD	1600/500	3300pF	7	14	18	15	.79	.685	.589	.535
505-FKP44700/1600/10	FKP4T014704F00KSSD	1600/500	4700pF	8	15	18	15	.94	.813	.696	.631
505-FKP4.01/1600/10	FKP4T021005B00KSSD	1600/500	0.01	6	15	26.5	22.5	1.27	1.09	.931	.856
505-FKP4.015/1600/10	FKP4T021505F00KSSD	1600/500	0.015	8.5	18.5	26.5	22.5	1.66	1.42	1.22	1.11
505-FKP4.022/1600/10	FKP4T022205H00KSSD	1600/500	0.022	10.5	19	26.5	22.5	2.08	1.79	1.53	1.39
505-FKP4.047/1600/10	FKP4T024706D00KSSD	1600/500	0.047	13	24	31.5	27.5	3.09	2.65	2.28	2.08
505-FKP4.068/1600/10	FKP4T026806F00KSSD	1600/500	0.068	15	26	31.5	27.5	3.49	3.01	2.58	2.34
505-FKP4.1/1600/10	FKP4T031006I00KSSD	1600/500	0.1	17	34.5	31.5	27.5	4.65	4.00	3.43	3.12
505-FKP4.15/1600/10	FKP4T031506J00KSSD	1600/500	0.15	20	39.5	31.5	27.5	6.60	5.68	4.87	4.44
505-FKP4.22/1600/10	FKP4T032207F00KSSD	1600/500	0.22	19	32	41.5	37.5	8.11	6.98	5.98	5.45
505-FKP4.33/1600/10	FKP4T033307G00KSSD	1600/500	0.33	20	39.5	41.5	37.5	12.55	10.80	9.26	8.43
505-FKP4.47/1600/10	FKP4T034707H00KSSD	1600/500	0.47	24	45.5	41.5	37.5	16.31	14.04	12.04	10.97
505-FKP4470/2KV/10	FKP4U004704B00KSSD	2000/550	470pF	5	11	18	15	.55	.471	.396	.364
505-FKP41000/2KV/10	FKP4U011004B00KSSD	2000/550	1000pF	5	11	18	15	.64	.546	.471	.428
505-FKP41500/2KV/10	FKP4U011504C00KSSD	2000/550	1500pF	6	12.5	18	15	.76	.653	.567	.514
505-FKP42200/2KV/10	FKP4U012204D00KSSD	2000/550	2200pF	7	14	18	15	.87	.749	.642	.589
505-FKP43300/2KV/10	FKP4U013304J00KSSD	2000/550	3300pF	9	16	18	15	1.16	.995	.856	.781
505-FKP44700/2KV/10	FKP4U014705D00KSSD	2000/550	4700pF	7	16.5	26.5	22.5	1.35	1.16	.995	.91
505-FKP46800/2KV/10	FKP4U016805F00KSSD	2000/550	6800pF	8.5	18.5	26.5	22.5	1.62	1.39	1.19	1.09
505-FKP4.01/2KV/10	FKP4U021005G00KSSD	2000/550	0.01	10.5	19	26.5	22.5	2.04	1.77	1.51	1.38
505-FKP4.015/2KV/10	FKP4U021505I00KSSD	2000/550	0.015	11	21	26.5	22.5	2.15	1.85	1.58	1.44
505-FKP4.022/2KV/10	FKP4U022206B00KSSD	2000/550	0.022	11	21	31.5	27.5	2.65	2.28	1.96	1.78
505-FKP4.033/2KV/10	FKP4U023306D00KSSD	2000/550	0.033	13	24	31.5	27.5	2.90	2.49	2.14	1.95
505-FKP4.047/2KV/10	FKP4U024706F00KSSD	2000/550	0.047	15	26	31.5	27.5	3.57	3.07	2.63	2.40
505-FKP4.068/2KV/10	FKP4U026806I00KSSD	2000/550	0.068	17	34.5	31.5	27.5	4.58	3.94	3.37	3.07
505-FKP4.1/2KV/10	FKP4U031007F00KSSD	2000/550	0.1	19	32	41.5	37.5	6.96	5.99	5.14	4.68
505-FKP4.15/2KV/10	FKP4U031507H00KSSD	2000/550	0.15	24	45.5	41.5	37.5	11.83	10.19	8.73	7.96

© Copyright 2013 Mouser Electronics
© Copyright 2013 Mouser Electronics

CORNELL DUBILIER RF MICA Chip Capacitors

CDE CORNELL DUBILIER

MCH SERIES: HIGH VOLTAGE MAGNETIC

Features:
- No thermal cracking
- FR4 compatible and wave solderable
- Extremely high Q above 50MHz
- Excellent for tuning and impedance matching

Applications:
- RF Power Amplifiers
- MRI Generators
- Transmitters

RoHS Compliant

For quantities greater than listed, call for quote.

MOUSER STOCK NO.	CDE Type	Volt (DC)	Value (pF)	Tol. ±	Dimensions: in.			Price Each		
					L	W	H	1	10	100
598-MCH38FM100D	MCH38FM100D	4000	10	5%	0.38	0.38	0.08	46.08	41.47	37.03
598-MCH38FM220J	MCH38FM220J	4000	22	5%	0.38	0.38	0.08	51.80	46.60	41.60
598-MCH38FM470J	MCH38FM470J	4000	47	5%	0.38	0.38	0.12	47.32	42.56	38.04
598-MCH38FM680J	MCH38FM680J	4000	68	5%	0.38	0.38	0.12	61.47	55.31	49.38
598-MCH38FM101J	MCH38FM101J	4000	100	5%	0.38	0.38	0.16	60.82	54.71	48.90
598-MCH38FK271J	MCH38FK271J	2500	270	5%	0.38	0.38	0.16	65.43	58.87	52.55
598-MCH38FK331J	MCH38FK331J	2500	330	5%	0.38	0.38	0.16	69.85	62.85	56.11
598-MCH38FK391J	MCH38FK391J	2500	390	5%	0.38	0.38	0.16	73.72	66.34	59.21
598-MCH38FK471J	MCH38FK471J	2500	470	5%	0.38	0.38	0.16	79.47	71.49	63.84
598-MCH38FK561J	MCH38FK561J	2500	560	5%	0.38	0.38	0.24	85.40	76.83	68.62
598-MCH38FK681J	MCH38FK681J	2500	680	5%	0.38	0.38	0.24	93.74	84.34	75.37

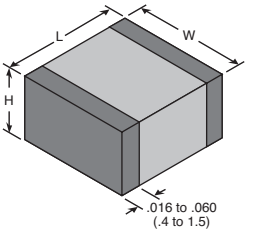

Soldering Pattern

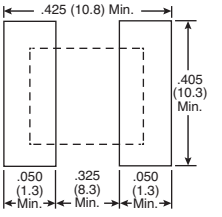

DIMENSIONS: in. (mm)

Engineering Design Kits

MOUSER STOCK NO.	CDE Type	Description	Cap Range (pF)	Volt (DC)	Price Each	
					1	2
598-MCH4000VKIT10	MCH4000VKIT10	Multilayer High RF Power Capacitors, Kit includes 5 each of 10 values (50 capacitors)	10 -220	4000	733.93	673.34
598-MCH2500VKIT8	MCH2500VKIT8	Multilayer High RF Power Capacitors, Kit includes 5 each of 8 values (40 capacitors)	270-1000	2500	731.86	710.34

CDE CORNELL DUBILIER

MC SERIES: HIGH POWER HV RF CHIP CAPACITORS

Specifications:
- Temperature range: -55°C to +125°C
- Insulation resistance: 100GΩ min.
- Pulse handling: dV/dt of 20,000v/µs
- Tight tolerances available
- Typical I_{RMS} > 8 Amps @ 100mHz
- Voltage: 100VDC, 500VDC, 1000VDC
- Capacitance Range: .5pF to 2200pF

RoHS Compliant

Features:
- Low impedance to beyond 1GHz
- Near-zero capacitance change in all environments
- Withstands 200% rated voltage for up to 5 seconds
- Very High Q
- FREE from cracking / delaminating
- FR4 Compatible and wire solderable

Applications:
- CATV
- Flight Radio
- RF and Microwave
- Resonators
- Lasers

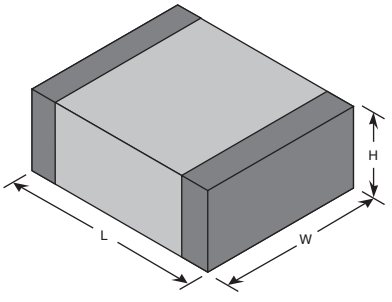

MC08 Series

For quantities greater than listed, call for quote.

MOUSER STOCK NO.	CDE Type MC	Volt (DC)	Value (pF)	Tol. ±	Case Size: in.			Price Each		
					L	W	H	1	100	500
598-MC08CA020D-F	MC08CA020D-F	100	2	.5pF	.079	.049	.055	1.31	.927	.709
598-MC08CA030D-F	MC08CA030D-F	100	3	.5pF	.079	.049	.055	1.21	.86	.777
5982-08-100V5.0-F	MC08CA050D-F	100	5	.5pF	.079	.049	.055	1.21	.86	.825
5982-08-100V10-F	MC08CA100D-F	100	10	.5pF	.079	.049	.055	1.65	1.18	.942
5982-08-100V15-F	MC08EA150J-F	100	15	5%	.079	.049	.055	1.21	.856	.704
5982-08-100V22-F	MC08EA220J-F	100	22	5%	.079	.049	.055	1.21	.86	.777
5982-08-100V27-F	MC08EA270J-F	100	27	5%	.079	.049	.055	1.31	.927	.709

MC12 Series

For quantities greater than listed, call for quote.

MOUSER STOCK NO.	CDE Type MC	Volt (DC)	Value (pF)	Tol. ±	Case Size: in.			Price Each		
					L	W	H	1	100	500
5982-12-100V100-F	MC12FA101J-F	100	100	5%	.126	.098	.079	1.64	1.12	.966
598-MC12FA151J-F	MC12FA151J-F	100	150	5%	.126	.098	.079	1.56	1.10	.993
5982-12-100V220-F	MC12FA221J-F	100	220	5%	.126	.098	.079	1.68	1.18	1.06
598-MC12FA241J-F	MC12FA241J-F	100	240	5%	.126	.098	.079	1.68	1.18	1.06
5982-12-500V5.0-F	MC12CD050D-F	500	5	.5pF	.126	.098	.079	1.64	1.14	.984
5982-12-500V10-F	MC12CD100D-F	500	10	.5pF	.126	.098	.079	1.44	1.01	.931
5982-12-500V15-F	MC12ED150J-F	500	15	5%	.126	.098	.079	1.56	1.10	.993
598-MC12FD330J-F	MC12FD330J-F	500	33	5%	.126	.098	.079	1.11	1.02	.993
5982-12-500V47-F	MC12FD470J-F	500	47	5%	.126	.098	.079	1.49	1.05	.952
5982-12-500V100-F	MC12FD101J-F	500	100	5%	.126	.098	.079	1.88	1.34	1.17

MC18 Series

For quantities greater than listed, call for quote.

MOUSER STOCK NO.	CDE Type MC	Volt (DC)	Value (pF)	Tol. ±	Case Size: in.			Price Each		
					L	W	H	1	100	500
5982-18-500V100-F	MC18FD101J-F	500	100	5%	.177	.126	.079	1.88	1.34	1.18
598-MC18FD121J-F	MC18FD121J-F	500	120	5%	.177	.126	.079	1.88	1.34	1.17
5982-18-500V220-F	MC18FD221J-F	500	220	5%	.177	.126	.079	2.12	1.52	1.34
598-MC18FD301J-F	MC18FD301J-F	500	300	5%	.177	.126	.079	2.55	1.77	1.51
5982-18-500V330-F	MC18FD331J-F	500	330	5%	.177	.126	.079	2.39	1.66	1.52
598-MC18FD391J-F	MC18FD391J-F	500	390	5%	.177	.126	.079	2.80	1.94	1.67

MC22 Series

For quantities greater than listed, call for quote.

MOUSER STOCK NO.	CDE Type MC	Volt (DC)	Value (pF)	Tol. ±	Case Size: in.			Price Each		
					L	W	H	1	100	500
598-MC22FA102J-F	MC22FA102J-F	100	1000	5%	.224	.197	.079	3.60	2.51	2.21
5982-22-100V2K-F	MC22FA202J-F	100	2000	5%	.224	.197	.079	5.02	3.53	2.99
598-MC22FD501J-F	MC22FD501J-F	500	500	5%	.224	.197	.079	3.36	2.34	2.08
598-MC22FD751J-F	MC22FD751J-F	500	750	5%	.224	.197	.079	3.93	2.73	2.34
5982-22-500V1000-F	MC22FD102J-F	500	1000	5%	.224	.197	.079	4.04	2.86	2.43
5982-22-1000V470-F	MC22FF471J-F	1000	470	5%	.224	.197	.157	3.63	2.54	2.31
5982-22-1000V1000-F	MC22FF102J-F	1000	1000	5%	.224	.197	.157	4.88	3.42	3.16
5982-22-1000V1500-F	MC22FF152J-F	1000	1500	5%	.224	.197	.157	5.93	4.16	3.82

© Copyright 2013 Mouser Electronics
© Copyright 2013 Mouser Electronics

CORNELL DUBILIER Multilayer Clad SMT RF Capacitors

CDE CORNELL DUBILIER

MIN, MCM HIGH CURRENT SERIES

Types MCM and MIN SMT clad multilayer RF capacitors are top performers for high power applications requiring low inductance at high frequencies and can operate at temperatures up to 200°C and voltages to 1000VDC.

Thermal Spreading, robust natural materials and a CTE compatible with FR4 make these capacitors an excellent choice to replace more expensive porcelain capacitors.

Common Features:

- 200°C rated with no voltage derating
- Low ESR for RF power applications
- Wave solderable
- CTE ≈ 18
- No cracking / delaminating
- Nonmagnetic for minimal RF loss
- Very low ESL for excellent by-pass action
- Available on T&R
- Ultra stable - no change with (t), (V) and (f)
- Exact capacitance values ±0.5pF up to 1000VDC

CDE CORNELL DUBILIER MIN SERIES

RoHS Compliant

Specifications:

- Voltage Rating: 300VDC
- Temperature Range: -55°C to +200°C with no voltage derating
- Dielectric Strength: 200% of rated voltage for 5 seconds
- Insulation Resistance: 1000MΩ - μF Need not exceed 100,000MΩ at 25°C
- Typical Thickness: .065 - .125 (±.015)
- Wave solderable
- Typical ESR <10mΩ @ 100 MHz (100pF)

DIMENSIONS: in.

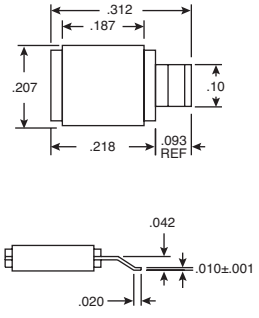

For quantities greater than listed, call for quote.

MOUSER STOCK NO.	CDE Part No.	VDC	Capacitance (pF)	Tolerance (±)	Dielectric Material	Price Each 1	10	25	50
5981-MIN02-3.3D-F	MIN02-002C3R3D-F	300	3.3	0.5 pF	Teflon	4.57	3.82	3.39	2.79
5981-MIN02-4.7D-F	MIN02-002C4R7D-F	300	4.7	0.5 pF	Teflon	3.66	3.01	2.73	2.25
5981-MIN02-6.8D-F	MIN02-002C6R8D-F	300	6.8	0.5 pF	Teflon	2.65	2.19	1.95	1.61
5981-MIN02-10J-F	MIN02-002CC100J-F	300	10	5%	Mica	2.40	2.03	1.95	1.82
5981-MIN02-12J-F	MIN02-002CC120J-F	300	12	5%	Mica	2.71	2.24	1.99	1.63
5981-MIN02-15J-F	MIN02-002CC150J-F	300	15	5%	Mica	1.78	1.51	1.43	1.35
5981-MIN02-17J-F	MIN02-002CC170J-F	300	17	5%	Mica	1.97	1.66	1.59	1.49
5981-MIN02-18J-F	MIN02-002CC180J-F	300	18	5%	Mica	1.78	1.51	1.43	1.35
5981-MIN02-20J-F	MIN02-002CC200J-F	300	20	5%	Mica	1.78	1.51	1.43	1.35
5981-MIN02-22J-F	MIN02-002DC220J-F	300	22	5%	Mica	1.93	1.64	1.50	1.39
5981-MIN02-24J-F	MIN02-002DC240J-F	300	24	5%	Mica	1.78	1.51	1.43	1.35
5981-MIN02-25J-F	MIN02-002DC250J-F	300	25	5%	Mica	1.97	1.66	1.59	1.49
5981-MIN02-27J-F	MIN02-002DC270J-F	300	27	5%	Mica	1.78	1.51	1.43	1.35
5981-MIN02-30J-F	MIN02-002DC300J-F	300	30	5%	Mica	1.97	1.66	1.59	1.49
5981-MIN02-32J-F	MIN02-002DC320J-F	300	32	5%	Mica	1.97	1.66	1.59	1.49
5981-MIN02-33J-F	MIN02-002DC330J-F	300	33	5%	Mica	1.78	1.51	1.43	1.35
5981-MIN02-35J-F	MIN02-002DC350J-F	300	35	5%	Mica	1.78	1.51	1.43	1.35
5981-MIN02-36J-F	MIN02-002DC360J-F	300	36	5%	Mica	1.78	1.51	1.43	1.35
5981-MIN02-39J-F	MIN02-002DC390J-F	300	39	5%	Mica	3.51	2.91	2.58	2.12
5981-MIN02-43J-F	MIN02-002DC430J-F	300	43	5%	Mica	1.78	1.51	1.43	1.35
5981-MIN02-47J-F	MIN02-002DC470J-F	300	47	5%	Mica	1.93	1.64	1.50	1.39
5981-MIN02-50J-F	MIN02-002DC500J-F	300	50	5%	Mica	1.78	1.51	1.43	1.35
5981-MIN02-70J-F	MIN02-002EC700J-F	300	70	5%	Mica	4.53	3.77	3.35	2.76
5981-MIN02-82J-F	MIN02-002EC820J-F	300	82	5%	Mica	3.80	3.15	2.80	2.30
5981-MIN02-100J-F	MIN02-002EC101J-F	300	100	5%	Mica	3.46	2.87	2.56	2.10
5981-MIN02-350J-F	MIN02-002EC351J-F	300	350	5%	Mica	8.34	6.94	6.17	5.09

Engineering Design Kit

MOUSER STOCK NO.	Description	Voltage	Value (pF)	Price Each 1	10
5981-MIN300VKIT1	5 each of 13 values	300	3.3-150	53.02	48.02

CDE CORNELL DUBILIER MCM SERIES

RoHS Compliant

Specifications:

- Voltage Rating: 300 - 1000VDC
- Temperature Range: -55°C to +200°C with no voltage derating
- Dielectric Strength: 200% of rated voltage for 5 seconds
- Insulation Resistance: 1000MΩ - μF Need not exceed 100,000MΩ at 25°C
- Typical Thickness: .095 - .125 (±.015)
- Wave solderable
- Typical I_{RMS} >20 Amps @ 100 MHz

DIMENSIONS: in.

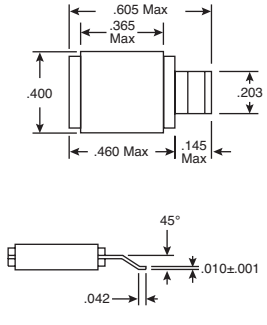

For quantities greater than listed, call for quote.

MOUSER STOCK NO.	CDE Part No.	VDC	Capacitance (pF)	Tolerance (±)	Dielectric Material	Price Each 1	10	25	50
5981-MCM01-1500J-F	MCM01-009EC152J-F	300	1500	5%	Mica	14.40	12.03	10.66	8.81
5981-MCM01-3.3D-F	MCM01-009D3R3D-F	500	3.3	0.5 pF	Teflon	6.30	5.38	5.29	4.38
5981-MCM01-4.7D-F	MCM01-009D4R7D-F	500	4.7	0.5 pF	Teflon	5.74	4.90	4.82	3.99
5981-MCM01-10J-F	MCM01-009CD100J-F	500	10	5%	Mica	5.83	4.88	4.33	3.56
5981-MCM01-15J-F	MCM01-009CD150J-F	500	15	5%	Mica	5.83	4.88	4.33	3.56
5981-MCM01-22J-F	MCM01-009DD220J-F	500	22	5%	Mica	2.99	2.57	2.43	2.28
5981-MCM01-47J-F	MCM01-009DD470J-F	500	47	5%	Mica	3.11	2.70	2.50	2.33
5981-MCM01-100J-F	MCM01-009ED101J-F	500	100	5%	Mica	3.09	2.68	2.49	2.31
5981-MCM01-150J-F	MCM01-009ED151J-F	500	150	5%	Mica	2.82	2.44	2.27	2.11
5981-MCM01-220J-F	MCM01-009ED221J-F	500	220	5%	Mica	3.11	2.70	2.50	2.33
5981-MCM01-330J-F	MCM01-009ED331J-F	500	330	5%	Mica	6.64	5.53	4.92	4.06
5981-MCM01-470J-F	MCM01-009ED471J-F	500	470	5%	Mica	4.84	4.48	4.15	3.92
5981-MCM01-560J-F	MCM01-009ED561J-F	500	560	5%	Mica	4.59	3.84	3.40	2.81
5981-MCM01-750J-F	MCM01-009ED751J-F	500	750	5%	Mica	4.59	3.84	3.40	2.81
5981-MCM01-1000J-F	MCM01-009ED102J-F	500	1000	5%	Mica	5.44	4.64	4.25	3.92
5981-MCM01-1200J-F	MCM01-009ED122J-F	500	1200	5%	Mica	6.91	5.78	5.13	4.23
5981-MCM01-F3.3D-F	MCM01-009F3R3D-F	1000	3.3	0.5 pF	Teflon	5.21	4.35	3.86	3.19
5981-MCM01-F4.7D-F	MCM01-009F4R7D-F	1000	4.7	0.5 pF	Teflon	5.21	4.35	3.86	3.19
5981-MCM01-F6.8D-F	MCM01-009F6R8D-F	1000	6.8	0.5 pF	Teflon	5.21	4.35	3.86	3.19
5981-MCM01-CF10J-F	MCM01-009CF100J-F	1000	10	5%	Mica	7.27	6.08	5.37	4.43
5981-MCM01-DF22J-F	MCM01-009DF220J-F	1000	22	5%	Mica	2.88	2.41	2.14	1.77
5981-MCM01-EF150J-F	MCM01-009EF151J-F	1000	150	5%	Mica	8.12	6.77	6.02	4.95
5981-MCM01-EF330J-F	MCM01-009EF331J-F	1000	330	5%	Mica	9.26	7.74	6.86	5.66
5981-MCM01-EF470J-F	MCM01-009EF471J-F	1000	470	5%	Mica	8.41	7.03	6.24	5.14

Engineering Design Kit

MOUSER STOCK NO.	Description	Voltage	Value (pF)	Price Each 1	10
598-MCM500VKIT2	5 each of 10 values	500	10-1000	67.71	63.47
598-MCM1000VKIT3	5 each of 7 values	1000	100-750	86.62	78.46

© Copyright 2013 Mouser Electronics

© Copyright 2013 Mouser Electronics

CORNELL DUBILIER Radial RF MICA Capacitors

CDE CORNELL DUBILIER

RADIAL LEAD DIPPED MICA HIGH VOLTAGE RF CAPACITORS

Exclusive CDE dipping process to impart high moisture and humidity resistance.
Conforms to EIA specifications.

- Tolerance: D=.5pF, J=5%
- Temperature range: -55°C to +125°C
- Voltage range: 100, 300, 500, and 1000WVDC
- Vibration test: 10-2000Hz
- Pulse handling: dV/dt of 20,000 v/μs

Lead Spacing (LS): in.			
CD5	CD10	CD15	CD19
.120	.141	.234	.344

RoHS Compliant

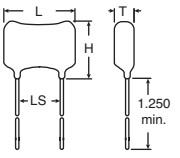

DIMENSIONS: in.

CD5 Series

For quantities greater than listed, call for quote.

MOUSER STOCK NO.	CDE Part No.	Volt (DC)	Value (pF)	Dimensions: in. Max. L	H	T	Price Each 1	25	100
598-CD5CC030DO3F	CD5CC030DO3F	300	3	.270	.190	.110	3.23	2.74	1.73
598-CD5CC100DO3F	CD5CC100DO3F	300	10	.270	.190	.110	2.17	1.83	1.20
598-CD5CC100JO3F	CD5CC100JO3F	300	10	.270	.190	.110	2.14	1.82	1.18
598-CD5CC120JO3F	CD5CC120JO3F	300	12	.270	.190	.110	2.17	1.83	1.20
5982-5-300V15-F	CD5CC150JO3F	300	15	.270	.190	.110	1.63	1.31	1.05
598-CD5EC200JO3F	CD5EC200JO3F	300	20	.270	.200	.120	1.33	1.26	.88
598-CD5EC220JO3F	CD5EC220JO3F	300	22	.270	.200	.120	1.92	1.74	1.11
598-CD5EC300JO3F	CD5EC300JO3F	300	30	.270	.200	.130	2.24	1.90	1.21
598-CD5EC330JO3F	CD5EC330JO3F	300	33	.270	.200	.130	2.31	1.94	1.24
598-CD5EC390GO3F	CD5EC390GO3F	300	39	.270	.210	.130	6.81	5.76	3.66
598-CD5EC470JO3F	CD5EC470JO3F	300	47	.270	.210	.140	3.12	2.65	1.65
598-CD5EC510JO3F	CD5EC510JO3F	300	51	.270	.210	.140	3.18	2.78	1.75
598-CD5EC680JO3F	CD5EC680JO3F	300	68	.270	.220	.150	3.62	3.06	1.93
598-CD5EC750JO3F	CD5EC750JO3F	300	75	.270	.230	.160	3.60	3.30	2.10
598-CD5FC101JO3F	CD5FC101JO3F	300	100	.270	.240	.180	4.64	3.93	2.50

CD10 Series

For quantities greater than listed, call for quote.

MOUSER STOCK NO.	CDE Part No.	Volt (DC)	Value (pF)	Dimensions: in. Max. L	H	T	Price Each 1	25	100
598-CD10CD050DO3F	CD10CD050DO3F	500	5	.360	.330	.190	4.03	3.09	2.61
598-CD10CD100DO3F	CD10CD100DO3F	500	10	.360	.330	.190	4.03	3.09	2.61
598-CD10CD100JO3F	CD10CD100JO3F	500	10	.360	.330	.190	4.03	3.09	2.61
598-CD10CD120JO3F	CD10CD120JO3F	500	12	.360	.330	.190	4.03	3.09	2.61
598-CD10CD150JO3F	CD10CD150JO3F	500	15	.360	.330	.190	4.03	3.09	2.61
598-CD10CD180JO3F	CD10CD180JO3F	500	18	.360	.330	.190	4.03	3.09	2.61
598-CD10ED200JO3F	CD10ED200JO3F	500	20	.360	.330	.190	3.09	2.38	2.03
598-CD10ED220JO3F	CD10ED220JO3F	500	22	.360	.330	.190	1.90	1.90	1.25
598-CD10ED240JO3F	CD10ED240JO3F	500	24	.360	.330	.190	3.09	2.38	2.03
598-CD10ED270JO3F	CD10ED270JO3F	500	27	.370	.330	.190	2.10	1.90	1.43
598-CD10ED300JO3F	CD10ED300JO3F	500	30	.370	.340	.190	3.09	2.38	2.03
598-CD10ED330JO3F	CD10ED330JO3F	500	33	.370	.340	.190	3.09	2.39	2.04
598-CD10ED360JO3F	CD10ED360JO3F	500	36	.370	.340	.190	3.52	2.71	2.30
598-CD10ED390JO3F	CD10ED390JO3F	500	39	.370	.340	.190	3.49	2.71	2.28
598-CD10ED500JO3F	CD10ED500JO3F	500	50	.370	.340	.190	2.32	2.01	1.70
598-CD10ED560JO3F	CD10ED560JO3F	500	56	.370	.340	.190	2.28	1.78	1.69
598-CD10ED820JO3F	CD10ED820JO3F	500	82	.370	.350	.200	3.70	2.84	2.42
598-CD10FD101JO3F	CD10FD101JO3F	500	100	.370	.350	.200	1.85	1.78	1.27
598-CD10FD121JO3F	CD10FD121JO3F	500	120	.380	.350	.200	3.70	2.84	2.42
598-CD10FD151FO3F	CD10FD151FO3F	500	150	.380	.360	.210	7.05	5.47	4.59
598-CD10FD151JO3F	CD10FD151JO3F	500	150	.380	.360	.210	3.70	2.84	2.42
598-CD10FD181JO3F	CD10FD181JO3F	500	180	.390	.370	.210	4.58	3.51	2.99
598-CD10FD201JO3F	CD10FD201JO3F	500	200	.390	.370	.210	7.75	5.99	5.06
598-CD10FD221JO3F	CD10FD221JO3F	500	220	.390	.380	.220	5.13	3.94	3.35

CD15 Series

For quantities greater than listed, call for quote.

MOUSER STOCK NO.	CDE Part No.	Volt (DC)	Value (pF)	Dimensions: in. Max. L	H	T	Price Each 1	25	100
598-CD15FA112JO3F	CD15FA112JO3F	100	1100	.490	.420	.240	7.04	5.47	4.64
598-CD15FA102JO3F	CD15FA102JO3F	100	1000	.480	.400	.230	6.53	5.02	4.30
598-CD15FC621JO3F	CD15FC621JO3F	300	620	.460	.380	.210	5.34	4.12	3.49
598-CD15FC681FO3F	CD15FC681FO3F	300	680	.470	.390	.210	6.66	5.14	4.34
598-CD15FC751JO3F	CD15FC751JO3F	300	750	.470	.390	.210	6.75	5.25	4.41
598-CD15FC561JO3F	CD15FC561JO3F	300	560	.460	.380	.210	5.05	3.88	3.28
598-CD15FC681JO3F	CD15FC681JO3F	300	680	.470	.390	.210	6.16	4.77	4.01
598-CD15FC821JO3F	CD15FC821JO3F	300	820	.470	.390	.210	7.04	5.47	4.64
598-CD15CD120JO3F	CD15CD120JO3F	500	12	.360	.330	.190	1.37	1.17	.792
598-CD15ED240JO3F	CD15ED240JO3F	500	24	.450	.360	.170	1.07	.832	.776
598-CD15ED510JO3F	CD15ED510JO3F	500	51	.450	.360	.170	1.29	.992	.859
598-CD15ED750JO3F	CD15ED750JO3F	500	75	.450	.360	.180	2.02	1.57	1.34
598-CD15FD111JO3F	CD15FD111JO3F	500	110	.460	.370	.180	2.03	1.55	1.25
598-CD15FD431JO3F	CD15FD431JO3F	500	430	.470	.390	.210	6.70	5.17	4.35
598-CD15CD050DO3F	CD15CD050DO3F	500	5	.450	.360	.170	1.93	1.46	1.26
598-CD15CD100JO3F	CD15CD100JO3F	500	10	.450	.360	.170	2.02	1.57	1.34
598-CD15FA112JO3F	CD15FA112JO3F	100	1100	.490	.420	.240	7.04	5.47	4.64
598-CD15FA102JO3F	CD15FA102JO3F	100	1000	.480	.400	.230	6.53	5.02	4.30
598-CD15FC621JO3F	CD15FC621JO3F	300	620	.460	.380	.210	5.34	4.12	3.49
598-CD15FC681FO3F	CD15FC681FO3F	300	680	.470	.390	.210	6.66	5.14	4.34
598-CD15FC751JO3F	CD15FC751JO3F	300	750	.470	.390	.210	6.75	5.25	4.41
598-CD15FC561JO3F	CD15FC561JO3F	300	560	.460	.380	.210	5.05	3.88	3.28
598-CD15FC681JO3F	CD15FC681JO3F	300	680	.470	.390	.210	6.16	4.77	4.01
598-CD15FC821JO3F	CD15FC821JO3F	300	820	.470	.390	.210	7.04	5.47	4.64
598-CD15CD120JO3F	CD15CD120JO3F	500	12	.360	.330	.190	1.37	1.17	.792

© Copyright 2013 Mouser Electronics

CD15 Series (Cont.)

For quantities greater than listed, call for quote.

MOUSER STOCK NO.	CDE Part No.	Volt (DC)	Value (pF)	Dimensions: in. Max. L	H	T	Price Each 1	25	100
598-CD15ED240JO3F	CD15ED240JO3F	500	24	.450	.360	.170	1.07	.832	.776
598-CD15ED510JO3F	CD15ED510JO3F	500	51	.450	.360	.170	1.29	.992	.859
598-CD15ED750JO3F	CD15ED750JO3F	500	75	.450	.360	.180	2.02	1.57	1.34
598-CD15FD111JO3F	CD15FD111JO3F	500	110	.460	.370	.180	2.03	1.55	1.25
598-CD15FD431JO3F	CD15FD431JO3F	500	430	.470	.390	.210	6.70	5.17	4.35
598-CD15CD050DO3F	CD15CD050DO3F	500	5	.450	.360	.170	1.93	1.46	1.26
598-CD15CD100JO3F	CD15CD100JO3F	500	10	.450	.360	.170	2.02	1.57	1.34
598-CD15CD100DO3F	CD15CD100DO3F	500	10	.450	.360	.170	2.02	1.57	1.34
598-CD15CD150JO3F	CD15CD150JO3F	500	15	.450	.360	.170	1.93	1.46	1.26
5982-15-500V20F	CD15ED200JO3F	500	20	.450	.360	.170	.90	.793	.614
598-CD15ED220JO3F	CD15ED220JO3F	500	22	.450	.360	.170	1.93	1.49	1.27
598-CD15ED270JO3F	CD15ED270JO3F	500	27	.450	.360	.170	1.93	1.49	1.27
598-CD15ED300JO3F	CD15ED300JO3F	500	30	.450	.360	.170	1.93	1.49	1.27
598-CD15ED330JO3F	CD15ED330JO3F	500	33	.450	.360	.170	1.27	.99	.843
598-CD15ED470JO3F	CD15ED470JO3F	500	47	.450	.360	.170	.91	.699	.605
598-CD15ED500JO3F	CD15ED500JO3F	500	50	.450	.360	.170	1.93	1.46	1.26
598-CD15ED560JO3F	CD15ED560JO3F	500	56	.450	.360	.170	1.93	1.46	1.26
598-CD15ED680JO3F	CD15ED680JO3F	500	68	.450	.360	.180	2.02	1.57	1.34
598-CD15FD151JO3F	CD15FD151JO3F	500	150	.460	.370	.190	1.49	1.16	.974
598-CD15FD181JO3F	CD15FD181JO3F	500	180	.460	.370	.190	2.53	1.95	1.66
598-CD15FD201JO3F	CD15FD201JO3F	500	200	.460	.380	.190	2.55	1.97	1.71
598-CD15FD221JO3F	CD15FD221JO3F	500	220	.460	.380	.200	1.31	1.02	.867
598-CD15FD241JO3F	CD15FD241JO3F	500	240	.460	.380	.200	3.03	2.34	1.98
598-CD15FD271JO3F	CD15FD271JO3F	500	270	.470	.390	.210	3.22	2.47	2.13
5982-15-500V300-F	CD15FD301JO3F	500	300	.470	.390	.210	3.52	2.73	2.30
598-CD15FD331JO3F	CD15FD331JO3F	500	330	.470	.390	.210	4.71	3.42	2.91
598-CD15FD361JO3F	CD15FD361JO3F	500	360	.470	.390	.210	2.82	2.17	1.88
598-CD15FD391JO3F	CD15FD391JO3F	500	390	.470	.390	.210	2.71	2.08	1.77
598-CD15FD471JO3F	CD15FD471JO3F	500	470	.470	.400	.220	5.36	3.95	3.35

CD19 Series

For quantities greater than listed, call for quote.

MOUSER STOCK NO.	CDE Part No.	Volt (DC)	Value (pF)	Dimensions: in. Max. L	H	T	Price Each 1	25	100
598-CD19FD271JO3F	CD19FD271JO3F	500	270	.640	.500	.190	3.12	2.65	1.65
598-CD19FD331JO3F	CD19FD331JO3F	500	330	.640	.500	.190	3.23	2.71	1.73
598-CD19FD391JO3F	CD19FD391JO3F	500	390	.640	.510	.200	3.18	2.78	1.75
598-CD19FD471JO3F	CD19FD471JO3F	500	470	.640	.510	.200	3.07	2.88	1.81
598-CD19FD511JO3F	CD19FD511JO3F	500	510	.650	.510	.200	1.85	1.78	1.64
598-CD19FD561JO3F	CD19FD561JO3F	500	560	.650	.510	.200	1.85	1.78	1.64
598-CD19FD681JO3F	CD19FD681JO3F	500	680	.650	.510	.200	3.60	3.30	2.10
598-CD19FD821JO3F	CD19FD821JO3F	500	820	.650	.510	.210	2.16	2.07	1.77
598-CD19FD911JO3F	CD19FD911JO3F	500	910	.650	.510	.200	5.06	4.26	2.73
598-CD19FD102JO3F	CD19FD102JO3F	500	1000	.650	.520	.220	3.42	2.88	1.84
598-CD19FD122JO3F	CD19FD122JO3F	500	1200	.660	.520	.220	4.68	3.96	2.50
598-CD19FD152JO3F	CD19FD152JO3F	500	1500	.660	.520	.230	5.44	4.60	2.92
598-CD19FD202JO3F	CD19FD202JO3F	500	2000	.670	.530	.240	6.81	5.78	3.70
598-CD19FD222JO3F	CD19FD222JO3F	500	2200	.670	.530	.250	3.39	3.34	3.05
598-CD19FD272JO3F	CD19FD272JO3F	500	2700	.680	.540	.270	7.43	6.27	3.99
598-CD19FD302JO3F	CD19FD302JO3F	500	3000	.680	.550	.280	8.17	6.91	4.40
598-CD19FD332JO3F	CD19FD332JO3F	500	3300	.680	.550	.290	8.59	7.24	4.61
5982-19-500V3900-F	CD19FD392JO3F	500	3900	.690	.560	.310	7.45	5.96	5.22
598-CD19FD472JO3F	CD19FD472JO3F	500	4700	.700	.580	.350	11.30	9.10	7.61

RADIAL LEAD DIPPED MICA HIGH VOLTAGE RF "SNUBBERS" & RF APPLICATION CAPACITORS

Exclusive CDE dipping process to impart high moisture and humidity resistance.
Conforms to EIA specifications.

- Tolerance: D=.5pF, J=5%
- Temperature range: -55°C to +125°C
- Voltage range: 100, 300, 500, and 1000WVDC
- Vibration test: 10-2000Hz
- Pulse handling: dV/dt of 20,000 v/μs

Lead Spacing (LS): in.	
CDV16	CDV19
.234	.344

RoHS Compliant

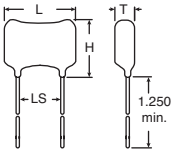

DIMENSIONS: in.

CDV16 Series

For quantities greater than listed, call for quote.

MOUSER STOCK NO.	CDE Part No.	Volt (DC)	Value (pF)	Dimensions: in. Max. L	H	T	Price Each 1	25	100
598-CDV16FF431JO3F	CDV16FF431JO3F	1000	4300	.450	.500	.170	2.72	2.29	1.47
598-CDV16FF821JO3F	CDV16FF821JO3F	1000	820	.460	.500	.170	4.31	3.64	2.31
598-CDV16FF102JO3F	CDV16FF102JO3F	1000	1000	.460	.500	.170	2.26	1.93	1.58
598-CDV16FF302JO3F	CDV16FF302JO3F	1000	3000	.470	.520	.250	11.55	9.77	6.23

CDV19 Series

For quantities greater than listed, call for quote.

MOUSER STOCK NO.	CDE Part No.	Volt (DC)	Value (pF)	Dimensions: in. Max. L	H	T	Price Each 1	25	100
598-CDV19FF331JO3F	CDV19FF331JO3F	1000	330	.650	.510	.200	3.67	3.08	1.97
598-CDV19FF471JO3F	CDV19FF471JO3F	1000	470	.650	.510	.200	4.29	3.62	2.31
598-CDV19FF681JO3F	CDV19FF681JO3F	1000	680	.660	.520	.220	4.75	4.01	2.57
598-CDV19FF102JO3F	CDV19FF102JO3F	1000	1000	.670	.530	.250	4.88	4.37	2.82
598-CDV19FF152JO3F	CDV19FF152JO3F	1000	1500	.680	.540	.270	5.48	4.63	2.96
598-CDV19FF222JO3F	CDV19FF222JO3F	1000	2200	.690	.560	.310	9.70	8.23	5.24

© Copyright 2013 Mouser Electronics

AVX Niobium Oxide Capacitors

RoHS Compliant **This product is RoHS compliant.**

A KYOCERA GROUP COMPANY

AVX NIOBIUM OXIDE CAPACITORS

Specifications:

- Operating temperature range:
  - NOJ series -55°C to +105°C
  - NOM series -55°C to +105°C
  - NLJ series -55°C to +105°C
  - NOS series -55°C to +125°C
- Reliability:
  - NOJ series 0.5% per 1000 hours at 85°C
  - NOM series 0.2% per 1000 hours at 85°C
  - NOS series 0.2% per 1000 hours at 85°C
  - NLJ series 0.2% per 1000 hours at 85°C
- Capacitance range: 10 ~ 680µF
- Capacitance tolerance: 20%
- Leakage current
  DCL: 0.02CV

LEAD-FREE

Lead-Free Compatible Component

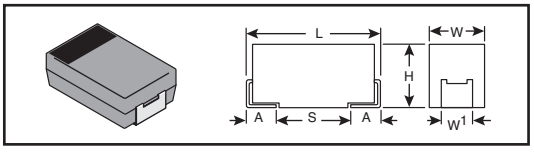

DIMENSIONS: mm (in.)

Code	EIA Code	EIA Metric	L	W	H	W1	A	S Min.
A	1206	3216-18	3.2 (0.126)	1.6 (0.063)	1.6 (0.063)	1.2 (0.031)	0.80 (0.031)	1.1 (0.043)
B	1210	2528-21	3.5 (0.138)	2.8 (0.110)	1.9 (0.075)	2.2 (0.087)	0.80 (0.031)	1.4 (0.055)
C	2312	6032-28	6 (0.236)	3.2 (0.126)	2.6 (0.102)	2.2 (0.087)	1.3 (0.051)	2.9 (0.114)
D	2917	7343-31	7.3 (0.287)	4.3 (0.169)	2.9 (0.114)	2.4 (0.094)	1.3 (0.051)	4.4 (0.173)
E	2717	7343-43	7.3 (0.287)	4.3 (0.169)	4.1 (0.162)	2.4 (0.094)	1.3 (0.051)	4.4 (0.173)
F	2312	6032-20	6 (0.236)	3.20 (0.126)	2 (0.079)	2.2 (0.087)	1.3 (0.051)	2.9 (0.114)
P	0805	2012-15	2.05 (0.081)	1.35 (0.053)	1.5 (0.047)	1.2 (0.047)	0.50 (0.020)	0.85 (0.033)
S	1206	3216-12	3.2 (0.126)	1.60 (0.063)	1.2 (0.047)	1.2 (0.047)	0.80 (0.031)	1.10 (0.043)
T	1210	3526-12	3.5 (0.138)	2.8 (0.110)	1.2 (0.047)	2.2 (0.087)	0.80 (0.031)	1.4 (0.055)
V	2924	7361-38	7.3 (0.287)	6.1 (0.240)	3.45±0.30 (0.136±0.012)	3.1 (0.120)	1.4 (0.055)	4.4 (0.173)
W	2312	6032-15	6 (0.236)	3.20 (0.126)	1.50 (0.059)	2.2 (0.087)	1.3 (0.051)	2.9 (0.114)
X	2917	7343-15	7.3 (0.287)	4.3 (0.169)	1.50 (0.059)	2.4 (0.094)	1.3 (0.051)	4.4 (0.173)
Y	2917	7343-20	7.3 (0.287)	4.3 (0.169)	2 (0.079)	2.4 (0.094)	1.3 (0.051)	4.4 (0.173)

For quantities greater than listed, call for quote.

MOUSER STOCK NO.	AVX Part No.	Value (µF)	ESR (Ω)@ 100 KHz	Price Each 1	Price Each 100	Reel Qty.	Price per Piece
AVX OxiCap™ NOJ Series							
Case Size A							
1.8V							
581-NOJA476M001RWJ	NOJA476M001RWJ	47	1.6	.71	.514	2000	.321
2.5V							
581-NOJA336M002	NOJA336M002RWJ	33	1700	.57	.407	2000	.257
581-NOJA476M002RWJ	NOJA476M002RWJ	47	1.6	.57	.407	2000	.257
4V							
581-NOJA156M004	NOJA156M004RWJ	15	2	.57	.407	2000	.257
581-NOJA226M004	NOJA226M004RWJ	22	1900	.64	.46	2000	.289
6.3V							
581-NOJA475M006	NOJA475M006RWJ	4.7	3.2	.47	.342	2000	.214
581-NOJA106M006	NOJA106M006RWJ	10	2.2	.57	.278	2000	.137
10V							
581-NOJA475M010	NOJA475M010RWJ	4.7	3100	.29	.214	2000	.134
581-NOJA106M010	NOJA106M010RWJ	10	2200	.54	.278	2000	.139
581-NOJA156M010RWJ	NOJA156M010RWJ	15	2	.77	.556	2000	.342
Case Size B							
1.8V							
581-NOJB107M001RWJ	NOJB107M001RWJ	100	1.4	1.07	.77	2000	.482
2.5V							
581-NOJB686M002RWJ	NOJB686M002RWJ	68	1.5	.74	.535	2000	.332
581-NOJB107M002RWJ	NOJB107M002RWJ	100	1.4	1.07	.77	2000	.482
4V							
581-NOJB336M004	NOJB336M004RWJ	33	1.7	.85	.61	2000	.375
581-NOJB476M004	NOJB476M004RWJ	47	1.6	.86	.621	2000	.385
581-NOJB107M004RWJ	NOJB107M004RWJ	100	1.4	1.09	.792	2000	.492
6.3V							
581-NOJB156M006	NOJB156M006RWJ	15	2	.85	.61	2000	.375
581-NOJB226M006	NOJB226M006RWJ	22	1.9	.62	.321	2000	.162
581-NOJB336M006	NOJB336M006RWJ	33	1.7	.88	.631	2000	.396
581-NOJB336M006RWB	NOJB336M006RWB	33	1.7	1.01	.728	2000	.449
581-NOJB686M006RWJ	NOJB686M006RWJ	68	1.5	.62	.321	2000	.162
581-NOJB107M006RWB	NOJB107M006RWB	100	0.4	1.29	.931	2000	.578
581-NOJB107M006RWJ	NOJB107M006RWJ	100	1.7	1.12	.813	2000	.503
10V							
581-NOJB106M010	NOJB106M010RWJ	10	2200	.62	.321	2000	.162
581-NOJB156M010	NOJB156M010RWJ	15	2000	.93	.663	2000	.417
581-NOJB226M010	NOJB226M010RWJ	22	1800	.73	.439	2000	.217
581-NOJB226M010RWB	NOJB226M010RWB	22	0.7	.73	.439	2000	.217
Case Size C							
1.8V							
581-NOJC107M001RWJ	NOJC107M001RWJ	100	0.4	1.33	.952	500	.856
581-NOJC157M001RWJ	NOJC157M001RWJ	150	0.4	1.33	.952	500	.856
581-NOJC337M001RWJ	NOJC337M001RWJ	330	0.3	2.64	1.90	500	1.69
2.5V							
581-NOJC337M002RWJ	NOJC337M002RWJ	330	0.3	2.64	1.90	500	1.69
4V							
581-NOJC476M004	NOJC476M004RWJ	47	0.5	1.13	.61	500	.342
581-NOJC686M004	NOJC686M004RWJ	68	0.5	1.13	.61	500	.342
581-NOJC107M004	NOJC107M004RWJ	100	0.4	1.33	.952	500	.856
6.3V							
581-NOJC336M006	NOJC336M006RWJ	33	0.5	1.13	.61	500	.342
581-NOJC476M006	NOJC476M006RWJ	47	0.5	1.13	.61	500	.342
581-NOJC686M006	NOJC686M006RWJ	68	0.5	1.41	1.02	500	.91
581-NOJC157M006RWJ	NOJC157M006RWJ	150	0.4	2.15	1.55	500	1.38
581-NOJC227M006RWJ	NOJC227M006RWJ	220	0.4	2.79	2.01	500	1.79
10V							
581-NOJC226M010	NOJC226M010RWJ	22	500	1.24	.899	500	.803
581-NOJC336M010	NOJC336M010RWJ	33	500	1.24	.899	500	.803
581-NOJC476M010	NOJC476M010RWJ	47	400	.94	.696	500	.364
581-NOJC686M010RWJ	NOJC686M010RWJ	68	0.5	1.70	1.22	500	1.09
Case Size D							
2.5V							
581-NOJD337M002RWJ	NOJD337M002RWJ	330	0.3	8.88	4.87	500	2.96
4V							
581-NOJD157M004RWJ	NOJD157M004RWJ	150	0.3	1.34	1.02	500	.492
581-NOJD227M004	NOJD227M004RWJ	220	0.4	1.34	1.02	500	.492
581-NOJD337M004	NOJD337M004RWJ	330	0.3	5.14	2.73	500	1.85
6.3V							
581-NOJD107M006	NOJD107M006RWJ	100	0.4	1.12	.845	500	.449
581-NOJD157M006	NOJD157M006RWJ	150	0.4	1.34	1.02	500	.492
581-NOJD227M006RWJ	NOJD227M006RWJ	220	0.4	1.34	1.02	500	.492
581-NOJD337M006RWJ	NOJD337M006RWJ	330	0.3	8.88	4.87	500	2.96

© Copyright 2013 Mouser Electronics

For quantities greater than listed, call for quote.

MOUSER STOCK NO.	AVX Part No.	Value (µF)	ESR (Ω)@ 100 KHz	Price Each 1	Price Each 100	Reel Qty.	Price per Piece
AVX OxiCap™ NOJ Series (Cont.)							
10V							
581-NOJD107M010RWB	NOJD107M010RWB	100	0.15	1.18	.942	500	.824
581-NOJD107M010RWJ	NOJD107M010RWJ	100	0.4	1.94	1.36	500	1.24
Case Size E							
2.5V							
581-NOJE477M002	NOJE477M002RWJ	470	300	9.10	6.90	400	5.08
4V							
581-NOJE477M004	NOJE477M004RWJ	470	0.3	9.10	6.90	400	5.08
6.3V							
581-NOJE227M006	NOJE227M006RWJ	220	0.4	2.63	1.83	400	1.16
581-NOJE337M006	NOJE337M006RWJ	330	0.3	4.21	3.19	400	1.52
581-NOJE477M006RWJ	NOJE477M006RWJ	470	0.3	9.10	6.90	500	3.02
Case Size V							
2.5V							
581-NOJV108M002	NOJV108M002RWJ	1000	300	9.31	7.01	400	5.19
4V							
581-NOJV687M004	NOJV687M004RWJ	680	0.3	9.31	7.01	400	5.19
AVX OxiCap™ NOJ Low Profile Series							
Case Size P							
1.8V							
581-NOJP156M001RWJ	NOJP156M001RWJ	15	4.1	1.13	.856	2500	.364
581-NOJP226M001RWJ	NOJP226M001RWJ	22	3.8	1.13	.856	2500	.364
2.5V							
581-NOJP106M002	NOJP106M002RWJ	10	4500	1.13	.856	2500	.364
581-NOJP156M002RWJ	NOJP156M002RWJ	15	4	1.13	.856	2500	.364
581-NOJP226M002RWJ	NOJP226M002RWJ	22	3.8	1.13	.856	2500	.364
4V							
581-NOJP685M004	NOJP685M004RWJ	6.8	5300	1.13	.856	2500	.364
581-NOJP106M004RWJ	NOJP106M004RWJ	10	4.5	1.13	.856	2500	.364
581-NOJP156M004RWJ	NOJP156M004RWJ	15	4.1	1.13	.856	2500	.364
Case Size S							
1.8V							
581-NOJS156M001RWJ	NOJS156M001RWJ	15	2	1.23	.931	2500	.417
581-NOJS226M001RWJ	NOJS226M001RWJ	22	1.9	1.23	.931	2500	.417
2.5V							
581-NOJS106M002RWJ	NOJS106M002RWJ	10	2.2	1.23	.931	2500	.417
581-NOJS156M002RWJ	NOJS156M002RWJ	15	2	1.04	.781	2500	.353
4V							
581-NOJS685M004	NOJS685M004RWJ	6.8	2.6	.96	.749	2500	.321
581-NOJS106M004RWJ	NOJS106M004RWJ	10	2.2	1.04	.781	2500	.353
Case Size T							
1.8V							
581-NOJT226M001RWJ	NOJT226M001RWJ	22	1.8	1.25	.942	2500	.417
581-NOJT336M001RWJ	NOJT336M001RWJ	33	1.7	1.25	.942	2500	.417
581-NOJT476M001RWJ	NOJT476M001RWJ	47	1.6	1.25	.942	2500	.417
2.5V							
581-NOJT156M002RWJ	NOJT156M002RWJ	15	2	1.25	.942	2500	.417
581-NOJT226M002	NOJT226M002RWJ	22	1.9	.80	.61	2500	.30
581-NOJT336M002RWJ	NOJT336M002RWJ	33	1.7	1.23	.931	2500	.417
581-NOJT476M002RWJ	NOJT476M002RWJ	47	1.6	1.25	.942	2500	.417
4V							
581-NOJT106M004RWJ	NOJT106M004RWJ	10	2.2	1.25	.942	2500	.417
581-NOJT156M004	NOJT156M004RWJ	15	2	1.22	.92	2500	.407
581-NOJT226M004RWJ	NOJT226M004RWJ	22	1.8	1.23	.931	2500	.417
Case Size W							
1.8V							
581-NOJW107M001RWJ	NOJW107M001RWJ	100	0.4	1.94	1.36	1000	1.13
2.5V							
581-NOJW686M002RWJ	NOJW686M002RWJ	68	0.4	1.24	.963	1000	.524
581-NOJW107M002RWJ	NOJW107M002RWJ	100	0.4	1.94	1.36	1000	1.13
Case Size X							
1.8V							
581-NOJX227M001RWJ	NOJX227M001RWJ	220	0.4	2.16	1.70	1000	1.03
2.5V							
581-NOJX157M002RWJ	NOJX157M002RWJ	150	0.4	2.16	1.70	1000	1.03
Case Size Y							
1.8V							
581-NOJY337M001	NOJY337M001RWJ	330	300	2.04	1.61	1000	1.19
581-NOJY477M001RWJ	NOJY477M001RWJ	470	0.3	2.04	1.61	1000	1.19
2.5V							
581-NOJY227M002RWJ	NOJY227M002RWJ	220	0.4	2.04	1.61	1000	1.19
581-NOJY337M002RWJ	NOJY337M002RWJ	330	0.3	2.04	1.61	1000	1.19

© Copyright 2013 Mouser Electronics

AVX Niobium Oxide Capacitors

RoHS Compliant This product is RoHS compliant.

AVX A KYOCERA GROUP COMPANY

AVX NIOBIUM OXIDE CAPACITORS (CONT.)

For quantities greater than listed, call for quote.

MOUSER STOCK NO.	AVX Part No.	Value (µF)	ESR (Ω)@ 100 KHz	Price Each 1	Price Each 100	Reel Qty.	Price Per Piece
AVX OxiCap™ NOJ Low Profile Series (Cont.)							
Case Size F							
4V							
581-NOJF227M004RWJ	NOJF227M004RWJ	220	0.4	2.16	1.70	1000	1.03
6.3V							
581-NOJF107M006RWJ	NOJF107M006RWJ	100	0.4	2.16	1.70	1000	1.03
581-NOJF157M006RWJ	NOJF157M006RWJ	150	0.4	2.16	1.70	1000	1.03
Case Size P							
581-NOJP475M006RWJ	NOJP475M006RWJ	4.7	6.1	1.13	.856	2500	.364
581-NOJP685M006RWJ	NOJP685M006RWJ	6.8	5.2	1.13	.856	2500	.364
10V							
581-NOJP225M010RWJ	NOJP225M010RWJ	2.2	8.3	1.13	.856	2500	.364
581-NOJP335M010RWJ	NOJP335M010RWJ	3.3	7	1.13	.856	2500	.364
Case Size S							
6.3V							
581-NOJS475M006	NOJS475M006RWJ	4.7	3.2	.96	.749	2500	.321
581-NOJS685M006RWJ	NOJS685M006RWJ	6.8	2.7	1.13	.856	2500	.364
Case Size T							
4V							
581-NOJT336M004RWJ	NOJT336M004RWJ	33	2	1.25	.942	2500	.417
6.3V							
581-NOJT685M006RWJ	NOJT685M006RWJ	6.8	2.6	1.25	.942	2500	.417
581-NOJT106M006RWJ	NOJT106M006RWJ	10	2.2	1.25	.942	2500	.417
581-NOJT226M006RWJ	NOJT226M006RWJ	22	1.8	1.25	.942	2500	.417
10V							
581-NOJT475M010RWJ	NOJT475M010RWJ	4.7	3.1	1.23	.942	2500	.417
581-NOJT685M010RWJ	NOJT685M010RWJ	6.8	2.6	1.25	.942	2500	.417
581-NOJT106M010RWJ	NOJT106M010RWJ	10	2.2	1.22	.92	2500	.407
Case Size W							
4V							
581-NOJW476M004RWJ	NOJW476M004RWJ	47	0.5	1.24	.963	1000	.524
581-NOJW686M004RWJ	NOJW686M004RWJ	68	0.4	1.24	.963	1000	.524
581-NOJW107M004RWJ	NOJW107M004RWJ	100	0.4	1.94	1.36	1000	1.13
6.3V							
581-NOJW336M006RWJ	NOJW336M006RWJ	33	0.5	1.24	.963	1000	.524
581-NOJW476M006RWJ	NOJW476M006RWJ	47	0.5	1.34	1.02	1000	.792
Case Size X							
4V							
581-NOJX107M004RWJ	NOJX107M004RWJ	100	0.4	2.16	1.70	1000	1.03
6.3V							
581-NOJX686M006RWJ	NOJX686M006RWJ	68	0.5	2.16	1.70	1000	1.03
Case Size Y							
4V							
581-NOJY157M004RWJ	NOJY157M004RWJ	150	0.4	2.04	1.61	1000	1.19
581-NOJY227M004RWJ	NOJY227M004RWJ	220	0.4	2.04	1.61	1000	1.19
581-NOJY337M004RWJ	NOJY337M004RWJ	330	0.3	2.04	1.61	1000	1.19
6.3V							
581-NOJY686M006RWJ	NOJY686M006RWJ	68	0.5	2.04	1.61	1000	1.19
581-NOJY107M006	NOJY107M006RWJ	100	400	2.04	1.61	1000	1.19
581-NOJY157M006RWJ	NOJY157M006RWJ	150	0.4	2.04	1.61	1000	1.19
581-NOJY227M006RWJ	NOJY227M006RWJ	220	0.4	2.04	1.61	1000	1.19
AVX OxiCap® NOM Low ESR Multianodes Series							
Case Size E							
1.8V							
581-NOME687M001R0023	NOME687M001R0023	680	23	6.75	5.57	400	5.05
2.5V							
581-NOME477M002R0030	NOME477M002R0030	470	30	6.75	5.57	400	5.05
581-NOME687M002R0023	NOME687M002R0023	680	23	6.75	5.57	400	5.05
4V							
581-NOME337M004R0035	NOME337M004R0035	330	35	6.75	5.57	400	5.05
581-NOME477M004R0023	NOME477M004R0023	470	23	6.75	5.57	400	5.05
581-NOME477M004R0030	NOME477M004R0030	470	30	6.75	5.57	400	5.05
6.3V							
581-NOME227M006R0040	NOME227M006R0040	220	40	6.75	5.57	400	5.05
581-NOME337M006R0023	NOME337M006R0023	330	23	6.75	5.57	400	5.05
581-NOME337M006R0035	NOME337M006R0035	330	35	6.75	5.57	400	5.05
AVX OxiCap™ NOS Low ESR Series							
Case Size A							
2.5V							
581-NOSA226M002R0900	NOSA226M002R0900	22	900	.94	.578	2000	.266
4V							
581-NOSA156M004	NOSA156M004R1500	15	1500	.94	.578	2000	.266
6.3V							
581-NOSA106M006R0800	NOSA106M006R0800	10	800	1.02	.77	2000	.342
581-NOSA106M006	NOSA106M006R2000	10	2000	.94	.578	2000	.266
Case Size B							
1.8V							
581-NOSB107M001R0350	NOSB107M001R0350	100	350	1.16	.685	2000	.31
4V							
581-NOSB226M004	NOSB226M004R0600	22	600	1.16	.685	2000	.31
6.3V							
581-NOSB156M006R0600	NOSB156M006R0600	15	600	1.16	.685	2000	.31
581-NOSB226M006	NOSB226M006R0600	22	600	1.16	.685	2000	.31
581-NOSB336M006	NOSB336M006R0600	33	600	1.16	.685	2000	.31
581-NOSB476M006R0500	NOSB476M006R0500	47	500	1.16	.685	2000	.31
Case Size C							
1.8V							
581-NOSC227M001R0125	NOSC227M001R0125	220	125	1.07	.888	500	.77
2.5V							
581-NOSC157M002	NOSC157M002R0065	15	65	2.90	2.19	500	1.73
581-NOSC227M002	NOSC227M002R0080	22	80	2.51	1.90	500	.952
581-NOSC686M002	NOSC686M002R0200	68	200	1.07	.888	500	.77
581-NOSC107M002	NOSC107M002R0150	100	150	1.18	.942	500	.824
4V							
581-NOSC686M004	NOSC686M004R0200	68	200	2.51	1.90	500	.952
581-NOSC107M004R0070	NOSC107M004R0070	100	70	2.46	1.71	500	.91
581-NOSC157M004R0090	NOSC157M004R0090	150	90	2.90	2.19	500	1.73

© Copyright 2013 Mouser Electronics

For quantities greater than listed, call for quote.

MOUSER STOCK NO.	AVX Part No.	Value (µF)	ESR (Ω)@ 100 KHz	Price Each 1	Price Each 100	Reel Qty.	Price Per Piece
AVX OxiCap™ NOS Low ESR Series (Cont.)							
4V (Cont.)							
581-NOSC157M004	NOSC157M004R0150	150	150	2.51	1.46	500	.803
6.3V							
581-NOSC336M006R0500	NOSC336M006R0500	33	500	3.21	2.44	500	1.13
581-NOSC476M006R0300	NOSC476M006R0300	47	300	1.34	1.02	500	.888
581-NOSC686M006R0075	NOSC686M006R0075	68	75	3.00	2.28	500	1.04
581-NOSC686M006	NOSC686M006R0200	68	200	2.51	1.46	500	.803
581-NOSC107M006R0150	NOSC107M006R0150	100	150	2.51	1.90	500	.952
Case Size D							
2.5V							
581-NOSD477M002	NOSD477M002R0100	47	100	4.03	3.53	500	1.73
581-NOSD337M002R0035	NOSD337M002R0035	330	35	11.43	9.04	500	5.42
581-NOSD477M002R0035	NOSD477M002R0035	470	35	8.89	7.04	500	4.23
4V							
581-NOSD337M004R0035	NOSD337M004R0035	33	35	8.06	5.77	500	3.34
581-NOSD227M004R0040	NOSD227M004R0040	220	40	11.82	9.36	500	5.62
581-NOSD227M004	NOSD227M004R0060	220	60	4.04	3.21	500	1.93
581-NOSD477M004R0100	NOSD477M004R0100	470	100	7.64	6.05	500	3.63
6.3V							
581-NOSD107M006	NOSD107M006R0080	100	80	1.23	.974	500	.589
581-NOSD107M006R0080	NOSD107M006R0080	100	80	11.20	8.87	500	5.32
581-NOSD157M006R0050	NOSD157M006R0050	150	50	12.09	9.16	500	5.56
581-NOSD227M006R0045	NOSD227M006R0045	220	45	4.73	3.75	500	2.25
581-NOSD227M006	NOSD227M006R0100	220	100	3.51	2.43	500	1.36
Case Size E							
2.5V							
581-NOSE687M002	NOSE687M002R0060	68	60	12.52	9.47	400	5.56
581-NOSE477M002R0100	NOSE477M002R0100	470	100	5.23	4.13	400	3.47
4V							
581-NOSE337M004R0100	NOSE337M004R0100	330	100	9.10	6.90	400	5.08
581-NOSE477M004R0075	NOSE477M004R0075	470	75	10.65	8.09	400	3.68
6.3V							
581-NOSE227M006	NOSE227M006R0080	220	80	6.22	5.18	400	2.68
581-NOSE337M006	NOSE337M006R0080	330	80	6.22	5.18	400	2.68
Case Size V							
2.5V							
581-NOSV108M002	NOSV108M002R0050	1000	50	8.40	7.00	400	3.63
4V							
581-NOSV687M004	NOSV687M004R0075	680	75	8.40	7.00	400	3.63
6.3V							
581-NOSV477M006	NOSV477M006R0075	470	75	8.40	7.00	400	3.63
Case Size W							
1.8V							
581-NOSW107M001R0150	NOSW107M001R0150	100	150	4.28	3.24	1000	1.51
2.5V							
581-NOSW686M002R0150	NOSW686M002R0150	68	150	4.28	3.24	1000	1.51
4V							
581-NOSW476M004	NOSW476M004R0150	47	150	2.11	1.20	1000	.803
6.3V							
581-NOSW336M006	NOSW336M006R0250	33	250	2.11	1.20	1000	.803
Case Size X							
1.8V							
581-NOSX227M001R0100	NOSX227M001R0100	220	100	6.42	4.88	1000	2.21
2.5V							
581-NOSX157M002R0100	NOSX157M002R0100	150	100	6.42	4.88	1000	2.21
4V							
581-NOSX107M004	NOSX107M004R0100	100	100	6.31	4.79	1000	2.12
6.3V							
581-NOSX686M006R0100	NOSX686M006R0100	68	100	6.42	4.88	1000	2.21
Case Size Y							
1.8V							
581-NOSY477M001	NOSY477M001R0100	470	100	6.42	4.88	1000	2.21
2.5V							
581-NOSY337M002R0100	NOSY337M002R0100	330	100	6.42	4.88	1000	2.89
4V							
581-NOSY227M004R0100	NOSY227M004R0100	220	100	6.42	4.88	1000	2.89
581-NOSY337M004R0150	NOSY337M004R0150	330	150	6.42	4.88	1000	2.89
6.3V							
581-NOSY107M006R0100	NOSY107M006R0100	100	100	6.42	4.88	1000	2.89
581-NOSY157M006R0100	NOSY157M006R0100	150	100	6.42	4.88	1000	2.89
AVX OxiCap™ NLJ High CV Consumer Series							
Case Size A							
6.3V							
581-NLJA476M006R1600	NLJA476M006R1600	47	1600	1.66	1.25	2000	.556
10V							
581-NLJA336M010R1700	NLJA336M010R1700	33	1700	.79	.599	2000	.256
Case Size B							
4V							
581-NLJB157M004R1500	NLJB157M004R1500	150	1500	1.39	1.05	2000	.471
6.3V							
581-NLJB107M006R1700	NLJB107M006R1700	100	1700	1.18	.888	2000	.396
10V							
581-NLJB476M010R1000	NLJB476M010R1000	47	1000	1.04	.781	2000	.353
Case Size G							
6.3V							
581-NLJG336M006R2200	NLJG336M006R2200	33	2200	.94	.706	2500	.30
Case Size P							
4V							
581-NLJP226M004R4000	NLJP226M004R4000	22	4000	1.50	1.13	2500	.503
Case Size S							
6.3V							
581-NLJS226M006R1800	NLJS226M006R1800	22	1800	1.66	1.25	2500	.556
Case Size T							
6.3V							
581-NLJT476M006R1600	NLJT476M006R1600	47	1600	1.80	1.04	2500	.551

© Copyright 2013 Mouser Electronics

AVX Ultra Low ESR Capacitors

RoHS Compliant **This product is RoHS compliant.**

A KYOCERA GROUP COMPANY

Code	EIA Code	EIA Metric	L±.20 (.008)	W+.20 (.008) -.10 (.004)	H+.20 (.008) -.10 (.004)	W_1±.20 (0.008)	A+.30 (.012) -.20 (.008)	S Min.
D	2917	7343-31	7.30 (.287)	4.30 (.169)	2.90 (.114)	2.40 (.094)	1.30 (.051)	4.40 (.173)
E	2917	7343-43	7.30 (.287)	4.30 (.169)	4.10 (.162)	2.40 (.094)	1.30 (.051)	4.40 (.173)
V	2924	7361-38	7.30 (.287)	6.10 (.240)	3.45±.30 (.136±.012)	3.10 (.120)	1.40 (.055)	4.40 (.173)
Y	2917	7343-20	7.30 (.287)	4.30 (.169)	2 (.079) max.	2.40 (.094)	1.30 (.051)	4.40 (.173)

DIMENSIONS: mm (in.)

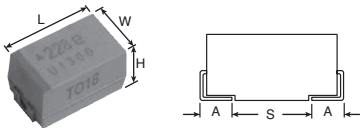

W_1 dimension applies to the termination width for A dimensional area only.

TRM AND TPM SERIES MULTIANODE TANTALUM CAPACITORS

PRODUCT NEW

For quantities greater than listed, call for quote.

MOUSER STOCK NO.	AVX Part No.	Rated Voltage	Capacitance Value (µF	Tolerance ±	Case Size	DF % (µA) Max.	DCL (µA) Max.	ESR (Ω) @ 100 kHz	Price Each 1	10	50	100	Reel Quantity	Price Per Piece
TRM Series														
581-TRMD337K006R0035	TRMD337K006R0035	4	330	10%	D	9.9	9.9	35	10.12	9.46	9.17	8.15	500	4.48
581-TRMD227K010R0035	TRMD227K010R0035	10	220	10%	D	8	16.5	35	10.12	9.46	9.17	8.15	500	4.48
581-TRME477K006R0030	TRME477K006R0030	6.3	470	10%	E	6	21.2	30	10.95	10.24	9.63	8.83	400	5.11
581-TRMD477K004R0035	TRMD477K004R0035	4	470	10%	D	8	14.1	35	10.12	9.46	9.17	8.15	500	4.48
581-TRME337K010R0035	TRME337K010R0035	10	330	10%	E	6	24.8	35	10.95	10.24	9.63	8.83	400	5.11
581-TRME226K035R0060	TRME226K035R0060	35	22	10%	E	6	5.8	60	12.78	11.94	11.34	10.29	400	5.97
581-TRME336K035R0050	TRME336K035R0050	35	33	10%	E	6	8.7	50	12.78	11.94	11.34	10.29	400	5.97
581-TRME336M035R0050	TRME336M035R0050	35	33	20%	E	6	8.7	65	12.78	11.94	11.34	10.29	400	5.97
581-TRME337K010R0035	TRME337K010R0035	10	330	10%	E	6	24.8	35	10.95	10.24	9.63	8.83	400	5.11
TPM Series														
581-TPMD108K002R0025	TPMD108K002R0025	2.5	1000	10	D	8	25	25	9.13	8.53	7.62	7.35	500	3.89
581-TPME158K002R0012	TPME158K002R0012	2.5	1500	10	E	6	38	12	9.46	8.84	8.24	7.62	400	4.42
581-TPME158K002R0015	TPME158K002R0015	2.5	1500	10	E	6	38	15	9.46	8.84	8.24	7.62	400	4.42
581-TPME158K002R0018	TPME158K002R0018	2.5	1500	10	E	6	38	18	9.46	8.84	8.24	7.62	400	4.42
581-TPME228K002R0018	TPME228K002R0018	2.5	2200	10	E	10	44	18	9.46	8.84	8.24	7.62	400	4.42
581-TPMD337K004R0025	TPMD337K004R0025	4	330	10	D	8	13.2	25	9.13	8.53	7.62	7.35	500	3.89
581-TPMD337K004R0035	TPMD337K004R0035	4	330	10	D	8	13.2	35	9.13	8.53	7.62	7.35	500	3.89
581-TPMD477K004R0025	TPMD477K004R0025	4	470	10	D	8	18.8	25	9.13	8.53	7.62	7.35	500	3.89
581-TPMD477K004R0035	TPMD477K004R0035	4	470	10	D	8	18.8	35	5.85	5.59	5.29	4.86	500	3.89
581-TPMD687K004R0025	TPMD687K004R0025	4	680	10	D	8	27.2	25	9.13	8.53	7.62	7.35	500	3.89
581-TPME687K004R0018	TPME687K004R0018	4	680	10	E	6	27	18	9.46	8.84	8.24	7.62	400	4.42
581-TPME687K004R0023	TPME687K004R0023	4	680	10	E	6	27	23	6.83	5.83	5.35	4.86	400	4.06
581-TPMD108K004R0025	TPMD108K004R0025	4	1000	10	D	8	40	25	9.13	8.53	7.62	7.35	500	3.89
581-TPMD108K004R0045	TPMD108K004R0045	4	1000	10	D	8	40	45	9.13	8.53	7.62	7.35	500	3.89
581-TPME108K004R0018	TPME108K004R0018	4	1000	10	E	6	40	18	8.29	7.76	7.22	6.69	400	4.25
581-TPME108M004R0023	TPME108M004R0023	4	1000	20	E	6	40	23	8.29	7.76	7.22	6.69	400	4.25
581-TPMV108K004R0018	TPMV108K004R0018	4	1000	10	V	6	40	18	10.28	9.79	9.52	8.29	400	4.80
581-TPME158K004R0015	TPME158K004R0015	4	1500	10	E	6	40	15	9.46	8.84	8.24	7.62	400	4.42
581-TPME158K004R0018	TPME158K004R0018	4	1500	10	E	6	40	18	9.46	8.84	8.24	7.62	400	4.42
581-TPMD337K006R0025	TPMD337K006R0025	6.3	330	10	D	8	19.8	25	9.13	8.53	7.62	7.35	500	3.89
581-TPMD337K006R0035	TPMD337K006R0035	6.3	330	10	D	8	19.8	35	9.13	8.53	7.62	7.35	500	3.89
581-TPMD477K006R0030	TPMD477K006R0030	6.3	470	10	D	8	28.2	30	9.13	8.53	7.62	7.35	500	3.89
581-TPME477K006R0030	TPME477K006R0030	6.3	470	10	E	6	28	30	7.06	6.63	6.29	5.89	400	4.42
581-TPME477K006R0023	TPME477K006R0023	6.3	470	10	E	6	28	23	9.46	8.84	8.24	7.62	400	4.42
581-TPME687K006R0018	TPME687K006R0018	6.3	680	10	E	6	41	18	9.95	9.31	8.72	8.03	400	4.65
581-TPME687K006R0023	TPME687K006R0023	6.3	680	10	E	6	41	23	8.37	7.70	7.13	6.63	400	3.93
581-TPMV687K006R0023	TPMV687K006R0023	6.3	680	10	V	6	41	23	10.28	9.79	9.52	8.29	400	4.80
581-TPMY107M010R0045	TPMY107M010R0045	10	100	20	Y	8	10	45	15.89	13.82	12.95	12.07	1000	5.78
581-TPMY157M010R0045	TPMY157M010R0045	10	150	20	Y	8	15	45	15.89	13.82	12.95	12.07	1000	5.78
581-TPMD227K010R0035	TPMD227K010R0035	10	220	10	D	8	22	35	8.62	8.07	7.49	6.96	500	3.82
581-TPMD337K010R0035	TPMD337K010R0035	10	330	10	D	8	33	35	9.13	8.53	7.62	7.35	500	3.89
581-TPME337K010R0023	TPME337K010R0023	10	330	10	E	6	33	23	9.46	8.77	8.12	7.55	400	4.42
581-TPME337K010R0035	TPME337K010R0035	10	330	10	E	6	33	35	7.06	6.63	6.26	5.89	400	4.42
581-TPME477K010R0023	TPME477K010R0023	10	470	10	E	6	47	23	9.46	8.84	8.67	7.62	400	4.42
581-TPME477K010R0030	TPME477K010R0030	10	470	10	E	6	47	30	9.46	8.84	8.67	7.62	400	4.42
581-TPME157K016R0030	TPME157K016R0030	16	150	10	E	6	24	30	9.46	8.84	8.24	7.62	400	4.42
581-TPME227K016R0025	TPME227K016R0025	16	220	10	E	6	35	25	6.83	5.83	5.35	4.86	400	4.06
581-TPME227K016R0040	TPME227K016R0040	16	220	10	E	6	35	40	9.46	7.21	6.77	6.32	400	4.42
581-TPME107K020R0035	TPME107K020R0035	20	100	10	E	6	20	35	6.17	5.89	5.35	4.86	400	4.06
581-TPME107K020R0045	TPME107K020R0045	20	100	10	E	6	20	45	9.46	8.84	8.24	7.62	400	4.42
581-TPME157K020R0035	TPME157K020R0035	20	150	10	E	10	30	35	9.46	8.84	8.24	7.62	400	4.42
581-TPMD476K025R0055	TPMD476K025R0055	25	47	10	D	8	11.8	55	9.13	8.53	7.62	7.35	500	4.04
581-TPME686K025R0045	TPME686K025R0045	25	68	10	E	6	17	45	9.46	8.84	8.24	7.62	400	4.42
581-TPME686K025R0055	TPME686K025R0055	25	68	10	E	6	17	55	9.46	8.84	8.24	7.62	400	4.42
581-TPMD226K35R0070	TPMD226K035R0070	35	22	10	D	8	7.7	70	10.79	10.08	9.42	8.69	500	4.57
581-TPME226K035R0060	TPME226K035R0060	35	22	10	E	6	8	60	11.03	10.31	9.63	8.89	400	5.16
581-TPME336K035R0050	TPME336K035R0050	35	33	10	E	6	12	50	11.61	10.86	10.38	9.36	400	5.16
581-TPME476K035R0055	TPME476K035R0055	35	47	10	E	6	16	55	9.95	9.31	8.72	8.03	400	4.65
581-TPME476K035R0065	TPME476K035R0065	35	47	10	E	6	16	65	9.95	9.31	8.72	8.03	400	4.65
581-TPMD106M050R0140	TPMD106M050R0140	50	10	20	D	8	5	140	12.41	11.61	10.81	10.00	500	5.62
581-TPME106K050R0120	TPME106K050R0120	50	10	10	E	6	5	120	17.99	16.83	15.66	14.51	400	8.41
581-TPME156K050R0100	TPME156K050R0100	50	15	10	E	6	7.5	100	14.69	13.38	12.06	9.41	400	8.69
581-TPME226K050R0075	TPME226K050R0075	50	22	10	E	8	11	75	14.69	13.38	12.06	9.41	400	8.69
581-TPME226K050R0100	TPME226K050R0100	50	22	10	E	8	11	100	14.69	13.38	12.06	9.41	400	8.69

© Copyright 2013 Mouser Electronics

© Copyright 2013 Mouser Electronics

AVX TPS Low ESR Tantalum Chip Capacitors

This product is RoHS compliant.

TPS SERIES III 125°C TANTALUM CHIP CAPACITORS

Features & Specifications:

- Low ESR levels previously only seen by other technologies
- Traditional Mno2 technologies guarantees excellent line and field performance, humidity stability and high electrical and thermal stress resistance
- Capacitance Range: 1.0µF to 1000µF
- Capacitance Tolerance: ±10%, ±20%
- Temperature Range: -55 °C to +125°C
- Voltage listed is at 85°C, Derate 33% @ 125°C

RoHS Compliant

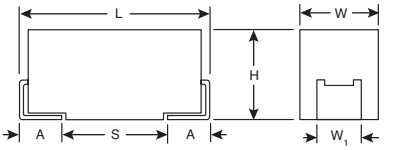

DIMENSIONS: mm (in.)							
Code	EIA Code	L	W	H	W1	A	S Min.
A	3216	3.20 (0.126)	1.60 (0.063)	1.60 (0.063)	1.20 (0.047)	0.80 (0.031)	1.10 (0.043)
B	3528	3.50 (0.138)	2.80 (0.110)	1.90 (0.075)	2.20 (0.087)	0.80 (0.031)	1.40 (0.055)
C	6032	6.00 (0.236)	3.20 (0.126)	2.60 (0.102)	2.20 (0.087)	1.30 (0.051)	2.90 (0.114)
D	7343	7.30 (0.287)	4.30 (0.169)	2.90 (0.114)	2.40 (0.094)	1.30 (0.051)	4.40 (0.173)
E	7343H	7.30 (0.287)	4.30 (0.169)	4.10 (0.162)	2.40 (0.094)	1.30 (0.051)	4.40 (0.173)
T	3528	3.50 (0.138)	2.80 (0.110)	1.20 (0.047) max.	2.20 (0.087)	0.80 (0.031)	1.40 (0.055)
V	7361	7.30 (0.287)	6.10 (0.240)	3.45 ± 0.30 (0.136 ± 0.012)	3.10 (0.120)	1.40 (0.055)	4.40 (0.173)
W	6032	6.00 (0.236)	3.20 (0.126)	1.50 (0.059) max.	2.20 (0.087)	1.30 (0.051)	2.90 (0.114)
Y**	7343L	7.30 (0.287)	4.30 (0.169)	2.00 (0.079) max.	2.40 (0.094)	1.30 (0.051)	4.40 (0.173)

**Low Profile Version

For quantities greater than listed, call for quote.

MOUSER STOCK NO. Mfr.	Mfr. Part No.	Value (µF)	Tol. ± (%)	Case Code	ESR Max. (mΩ) @ 100 kHz	Price Each 1	Price Each 100	Reel Qty.	Price Per Piece
4 VDC									
581—	TPSD227K004R0050	220	10	D	50	3.48	2.41	500	1.35
581—	TPSD227K004R0100	220	10	D	100	3.68	2.56	500	1.43
581—	TPSD337K004R0035	330	10	D	35	9.72	7.83	500	4.30
581—	TPSD477K004R0045	470	10	D	45	6.36	5.30	500	2.70
581—	TPSD687K004R0045	680	10	D	45	8.65	7.20	500	3.67
581—	TPSD687K004R0100	680	10	D	100	8.59	6.92	500	3.81
6 VDC									
581—	TPSS475K006R4000	4.7	10	S	4000	1.87	1.42	2500	.631
581—	TPSA685K006R1800	6.8	10	A	1800	1.08	.578	2000	.278
581—	TPSA106K006R1500	10	10	A	1500	1.21	.642	2000	.31
581—	TPSR106K006R1000	10	10	R	1000	1.21	.728	2500	.471
581—	TPST106K006R1000	10	10	T	1000	1.46	.843	2500	.428
581—	TPSA156K006R1500	15	10	A	1500	1.21	.642	2000	.31
581—	TPSA226K006R0500	22	10	A	500	1.08	.578	2000	.278
581—	TPSB226K006R0600	22	10	B	600	1.34	.776	2000	.375
581—	TPSD337M006R0100	30	20	D	100	6.75	5.62	500	4.27
581—	TPSA336K006R0600	33	10	A	600	.87	.431	2000	.209
581—	TPSB336K006R0600	33	10	B	600	1.21	.642	2000	.321
581—	TPSB476K006R0250	47	10	B	250	1.34	.776	2000	.375
581—	TPSB476K006R0500	47	10	B	500	1.34	.776	2000	.375
581—	TPSW686M006R0110	68	20	W	110	4.49	3.37	1000	2.55
581—	TPSB686K006R0250	68	10	B	250	1.34	.776	2000	.375
581—	TPSW686K006R0125	68	10	W	125	3.16	2.19	1000	1.07
581—	TPSB686K006R0500	68	10	B	500	1.21	.642	2000	.31
581—	TPSB107K006R0400	100	10	B	400	.30	.212	2000	.183
581—	TPSW107M006R0100	100	20	W	100	4.82	3.66	1000	1.96
581—	TPSC107K006R0075	100	10	C	75	2.53	1.75	500	.984
581—	TPSB107K006R0250	100	10	B	250	1.21	.722	2000	.349
581—	TPSV108M006R0040	100	20	V	40	7.65	7.37	400	7.22
581—	TPSC157K006R0150	150	10	C	150	2.32	1.62	500	.899
581—	TPSC157K006R0050	150	10	C	50	3.30	2.28	500	1.42
581—	TPSD227K006R0100	220	10	D	100	3.68	2.56	500	1.43
581—	TPSC227K006R0070	220	10	C	70	2.21	1.34	500	.781
581—	TPSC227K006R0100	220	10	C	100	2.14	1.24	500	.781
581—	TPSE337K006R0100	330	10	E	100	6.24	5.20	400	2.84
581—	TPSE337M006R0150	330	20	E	150	10.17	7.73	400	3.53
581—	TPSY337K006R0100	330	10	Y	100	4.82	3.75	1000	1.80
581—	TPSD337K006R0045	330	10	D	45	8.60	6.93	500	3.81
581—	TPSD337K006R0050	330	10	D	50	3.95	3.79	500	3.77
581—	TPSC337M006R0080	330	20	C	80	2.36	1.64	500	.92
581—	TPSD337K006R0100	330	10	D	100	11.02	9.27	500	3.41
581—	TPSD337M006R0045	330	20	D	45	7.95	6.61	500	3.72
581—	TPSE477K006R0050	470	10	E	50	14.16	10.75	400	4.63
581—	TPSD477K006R0045	470	10	D	45	5.48	4.26	500	2.20
581—	TPSD477K006R0100	470	10	D	100	5.06	3.93	500	2.03
581—	TPSD477K006R0200	470	10	D	200	3.17	2.65	500	2.28
581—	TPSE477K006R0045	470	10	E	45	6.36	5.30	400	3.85
581—	TPSY477K006R0150	470	10	Y	150	4.82	3.07	1000	1.73
581—	TPSE477K006R0100	470	10	E	100	12.20	9.27	400	5.35
581—	TPSV477K006R0055	470	10	V	55	8.59	6.92	400	4.01
581—	TPSV687K006R0050	680	10	V	50	15.25	11.59	400	5.48
581—	TPSV687K006R0035	680	10	V	35	8.59	6.92	400	4.01
581—	TPSE687K006R0100	680	10	E	100	5.48	4.56	400	3.00
10 VDC									
581—	TPSA225K010R1800	2.2	10	A	1800	.80	.498	2000	.268
581—	TPSA475K010R1400	4.7	10	A	1400	1.21	.642	2000	.31
581—	TPSA685K010R1800	6.8	10	A	1800	1.21	.642	2000	.31
581—	TPSA106K010R1800	10	10	A	1800	.87	.431	2000	.209
581—	TPST106K010R1000	10	10	T	1000	1.46	.843	2500	.428
581—	TPSA156K010R1000	15	10	A	1000	1.01	.498	2000	.241
581—	TPSB226K010R0400	22	10	B	400	1.21	.642	2000	.31
581—	TPSB336K010R0425	33	10	B	425	1.21	.685	2000	.353
581—	TPSB336M010R0650	33	20	B	650	1.28	.77	2000	.495
581—	TPSC336K010R0150	33	10	C	150	1.87	1.08	500	.637
581—	TPSB336K010R0500	33	10	B	500	1.34	.776	2000	.375
581—	TPSB476K010R0500	47	10	B	500	1.21	.642	2000	.31
581—	TPSW476K010R0125	47	10	W	125	3.16	2.19	1000	1.07

© Copyright 2013 Mouser Electronics

For quantities greater than listed, call for quote.

MOUSER STOCK NO. Mfr.	Mfr. Part No.	Value (µF)	Tol. ± (%)	Case Code	ESR Max. (mΩ) @ 100 kHz	Price Each 1	Price Each 100	Reel Qty.	Price Per Piece
10 VDC (Cont.)									
581—	TPSB476K010R0250	47	10	B	250	1.34	.776	2000	.375
581—	TPSD476K010R0100	47	10	D	100	2.96	2.05	500	1.16
581—	TPSW476K010R0150	47	10	W	150	3.58	2.72	1000	1.22
581—	TPSB476K010R0350	47	10	B	350	1.34	.776	2000	.375
581—	TPSD686K010R0100	68	10	D	100	2.96	2.05	500	1.16
581—	TPSB686K010R0600	68	10	B	600	1.21	.722	2000	.349
581—	TPSC686K010R0100	68	10	C	100	3.10	2.35	500	1.61
581—	TPSC686K010R0200	68	10	C	200	3.85	3.00	500	1.47
581—	TPSD686K010R0150	68	10	D	150	3.42	2.60	500	1.21
581—	TPSC686K010R0300	68	10	C	300	2.28	1.58	500	.888
581—	TPSC107K010R0100	100	10	C	100	2.01	1.16	500	.674
581—	TPSC107M010R0075	100	20	C	75	3.85	3.00	500	1.71
581—	TPSD107K010R0100	100	10	D	100	1.36	.722	500	.433
581—	TPSD107K010R0080	100	10	D	80	2.63	1.83	500	1.03
581—	TPSD107M010R0125	100	20	D	125	1.39	1.12	500	1.03
581—	TPSC107K010R0150	100	10	C	150	2.19	1.52	500	.856
581—	TPSC107K010R0200	100	10	C	200	2.62	1.52	500	.891
581—	TPSY107K010R0150	100	10	Y	150	4.82	3.75	1000	1.80
581—	TPSE107K010R0125	100	10	E	125	8.77	7.52	400	7.17
581—	TPSY107K010R0100	100	10	Y	100	4.82	3.75	1000	1.80
581—	TPSD157K010R0100	150	10	D	100	1.21	.722	500	.541
581—	TPSD157K010R0085	150	10	D	85	9.41	7.58	500	4.03
581—	TPSD227K010R0100	220	10	D	100	5.72	4.44	500	2.30
581—	TPSE227K010R0100	220	10	E	100	2.19	1.52	400	.963
581—	TPSD227K010R0050	220	10	D	50	4.17	2.89	500	1.63
581—	TPSD227K010R0150	220	10	D	150	2.57	2.09	500	1.67
581—	TPSE227K010R0050	220	10	E	50	8.10	6.75	400	3.68
581—	TPSD337K010R0100	330	10	D	100	5.19	4.10	500	2.12
581—	TPSE337K010R0040	330	10	E	40	8.59	6.92	400	4.01
581—	TPSV337K010R0060	330	10	V	60	8.59	6.92	400	4.01
581—	TPSE337K010R0050	330	10	E	50	9.95	8.03	400	4.91
581—	TPSD337K010R0050	330	10	D	50	8.55	7.12	500	3.62
581—	TPSE337K010R0100	330	10	E	100	7.06	5.89	400	3.47
581—	TPSV337K010R0100	330	10	V	100	10.21	8.74	400	4.82
581—	TPSV337M010R0100	330	20	V	100	6.18	5.15	400	3.65
581—	TPSE477K010R0045	470	10	E	45	8.84	5.05	400	4.60
581—	TPSV477K010R0100	470	10	V	100	8.69	7.00	400	4.06
581—	TPSE477K010R0100	470	10	E	100	7.95	6.61	400	3.61
581—	TPSV477K010R0060	470	10	V	60	8.69	7.00	400	4.06
16 VDC									
581—	TPSA225K016R1800	2.2	10	A	1800	1.08	.578	2000	.278
581—	TPSA225K016R3500	2.2	10	A	3500	1.21	.642	2000	.31
581—	TPSA335K016R3500	3.3	10	A	3500	1.01	.498	2000	.241
581—	TPSA475K016R2000	4.7	10	A	2000	1.21	.642	2000	.31
581—	TPSB475K016R1500	4.7	10	B	1500	1.34	.776	2000	.375
581—	TPSA475K016H2000	4.7	10	A	2000	2.19	1.52	2000	.948
581—	TPSB475K016R0800	4.7	10	B	800	1.34	.776	2000	.375
581—	TPSA685K016R1500	6.8	10	A	1500	1.08	.578	2000	.278
581—	TPSB685K016R1200	6.8	10	B	1200	1.34	.776	2000	.375
581—	TPSB106K016R0800	10	10	B	800	1.10	.564	2000	.30
581—	TPSC106K016R0500	10	10	C	500	1.01	.492	500	.30
581—	TPSB106M016R0500	10	20	B	500	1.34	.776	2000	.375
581—	TPST106K016R0800	10	10	T	800	1.71	.995	2500	.61
581—	TPSB226K016R0600	22	10	B	600	1.21	.642	2000	.31
581—	TPSC226K016R0250	22	10	C	250	2.19	1.52	500	1.12
581—	TPSB336K016R0350	33	10	B	350	1.21	.722	2000	.349
581—	TPSC336K016R0300	33	10	C	300	1.87	1.08	500	.637
581—	TPSW336K016R0175	33	10	W	175	3.16	2.19	1000	1.07
581—	TPSC336K016R0225	33	10	C	225	2.41	1.83	500	.856
581—	TPSC476K016R0350	47	10	C	350	1.61	1.06	500	.546
581—	TPSD476K016R0150	47	10	D	150	3.37	1.93	500	1.31
581—	TPSD476K016R0100	47	10	D	100	3.47	2.41	500	1.35
581—	TPSC476K016H0110	47	10	C	110	4.65	3.53	500	2.02
581—	TPSY476M016R0250	47	20	Y	250	4.04	3.15	1000	1.78
581—	TPSD476K016R0080	47	10	D	80	3.16	2.19	500	1.23
581—	TPSD476K016R0200	47	10	D	200	2.80	1.95	500	1.09

© Copyright 2013 Mouser Electronics

AVX TPS Low ESR Tantalum Chip Capacitors

RoHS Compliant This product is RoHS compliant.

TPS SERIES III 125°C TANTALUM CHIP CAPACITORS (CONT.)

Features & Specifications:

- Low ESR levels previously only seen by other technologies
- Traditional Mno2 technologies guarantees excellent line and field performance, humidity stability and high electrical and thermal stress resistance
- Capacitance Range: 1.0µF to 1000µF
- Capacitance Tolerance: ±10%, ±20%
- Temperature Range: -55°C to +125°C
- Voltage listed is at 85°C, Derate 33% @ 125°C

RoHS Compliant

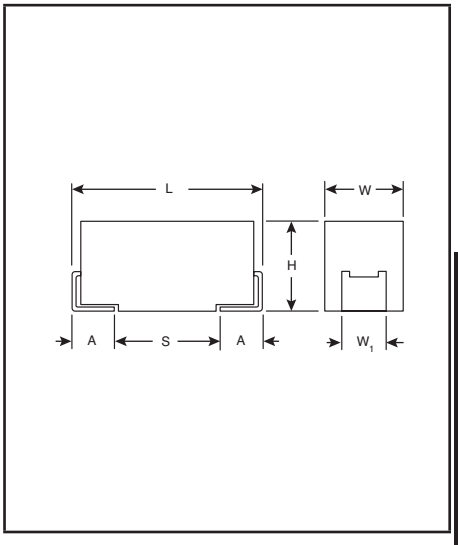

DIMENSIONS: mm (in.)							
Code	EIA Code	L	W	H	W1	A	S Min.
A	3216	3.20 (0.126)	1.60 (0.063)	1.60 (0.063)	1.20 (0.047)	0.80 (0.031)	1.10 (0.043)
B	3528	3.50 (0.138)	2.80 (0.110)	1.90 (0.075)	2.20 (0.087)	0.80 (0.031)	1.40 (0.055)
C	6032	6.00 (0.236)	3.20 (0.126)	2.60 (0.102)	2.20 (0.087)	1.30 (0.051)	2.90 (0.114)
D	7343	7.30 (0.287)	4.30 (0.169)	2.90 (0.114)	2.40 (0.094)	1.30 (0.051)	4.40 (0.173)
E	7343H	7.30 (0.287)	4.30 (0.169)	4.10 (0.162)	2.40 (0.094)	1.30 (0.051)	4.40 (0.173)
R	2012	2.05 (0.081)	1.30 (0.051)	1.20 (0.047) max.	1.0±0.1 (0.039±0.004)	0.50 (0.020)	0.85 (0.033)
V	7361	7.30 (0.287)	6.10 (0.240)	3.45±0.30 (0.136±0.012)	3.10 (0.120)	1.40 (0.055)	4.40 (0.173)
Y**	7343L	7.30 (0.287)	4.30 (0.169)	2.00 (0.079) max.	2.40 (0.094)	1.30 (0.051)	4.40 (0.173)

**Low Profile Version

For quantities greater than listed, call for quote.

MOUSER STOCK NO. Mfr.	Mfr. Part No.	Value (µF)	Tol. ± (%)	Case Code	ESR Max. (mΩ) @ 100 kHz	Price Each 1	Price Each 100	Reel Qty.	Price Per Piece
16 VDC (Cont.)									
581—	TPSY686K016R0200	68	10	Y	200	4.82	3.75	1000	1.80
581—	TPSC686K016R0125	68	10	C	125	2.33	1.62	500	.908
581—	TPSD686K016R0150	68	10	D	150	3.68	2.56	500	1.43
581—	TPSD107K016R0125	100	10	D	125	3.61	2.07	500	1.39
581—	TPSC107K016R0200	100	10	C	200	3.17	2.19	500	2.02
581—	TPSD107K016R0100	100	10	D	100	2.62	2.04	500	1.64
581—	TPSE107K016R0125	100	10	E	125	6.00	5.00	400	2.73
581—	TPSE157K016R0100	150	10	E	100	2.75	2.58	400	2.55
581—	TPSD157K016R0060	150	10	D	60	3.58	3.50	500	2.89
581—	TPSD157K016R0100	150	10	D	100	6.52	5.42	500	2.48
581—	TPSD157K016R0125	150	10	D	125	8.83	8.21	500	7.56
581—	TPSE227K016R0150	220	10	E	150	4.82	3.75	400	3.21
581—	TPSV227K016R0075	220	10	V	75	9.41	7.58	400	4.40
581—	TPSV227K016H0075	220	10	V	75	12.91	11.99	400	11.07
581—	TPSV227K016R0150	220	10	V	150	15.94	12.12	400	6.96
581—	TPSE337M016R0200	330	20	E	200	5.48	4.56	400	2.95
20 VDC									
581—	TPSA105K020R3000	1	10	A	3000	1.08	.578	2000	.278
581—	TPSR105K020R6000	1	10	R	6000	1.34	.776	2500	.375
581—	TPSA225K020R3000	2.2	10	A	3000	.87	.431	2000	.209
581—	TPSA335K020R2500	3.3	10	A	2500	1.21	.642	2000	.31
581—	TPSA475K020R1800	4.7	10	A	1800	.88	.447	2000	.217
581—	TPSB475K020R1000	4.7	10	B	1000	1.34	.776	2000	.375
581—	TPSA685K020R1000	6.8	10	A	1000	1.08	.578	2000	.278
581—	TPSB685K020R1000	6.8	10	B	1000	1.21	.621	2000	.349
581—	TPSC685K020R0700	6.8	10	C	700	1.61	1.05	500	.824
581—	TPSC106K020R0500	10	10	C	500	2.12	1.22	500	.717
581—	TPSC156K020R0400	15	10	C	400	2.14	1.24	500	.797
581—	TPSC226M020R0150	22	20	C	150	2.19	1.52	500	.856
581—	TPSC226M020R0400	22	20	C	400	1.61	1.05	500	.824
581—	TPSD226M020R0200	22	20	D	200	2.96	2.05	500	1.16
581—	TPSC226K020R0100	22	10	C	100	2.24	1.80	500	1.36
581—	TPSC226K020R0150	22	10	C	150	2.28	1.58	500	.888
581—	TPSB226K020R0400	22	10	B	400	1.21	.722	2000	.349
581—	TPSC226K020R0400	22	10	C	400	2.14	1.24	500	.781
581—	TPSD226K020R0300	22	10	D	300	4.77	4.04	500	2.14
581—	TPSC336K020R0300	33	10	C	300	2.19	1.26	500	.738
581—	TPSD336K020R0100	33	10	D	100	3.68	2.56	500	1.43
581—	TPSD476K020R0100	47	10	D	100	2.96	2.05	500	1.16
581—	TPSE476K020R0150	47	10	E	150	3.95	2.74	400	1.73
581—	TPSD476K020R0075	47	10	D	75	3.80	2.80	500	2.23
581—	TPSE476K020R0125	47	10	E	125	5.48	4.56	400	3.00
581—	TPSE686K020R0150	68	10	E	150	2.19	1.52	400	.963
581—	TPSD686K020R0150	68	10	D	150	3.48	2.41	500	1.35
581—	TPSD686K020R0300	68	10	D	300	3.20	2.19	500	1.24
581—	TPSE686K020R0125	68	10	E	125	5.51	4.49	400	3.21
581—	TPSD686K020R0200	68	10	D	200	3.34	2.92	500	2.50
581—	TPSE107K020H0150	100	10	E	150	6.63	6.35	400	5.94
581—	TPSV107M020Y0060	100	20	V	60	9.31	7.50	400	3.88
581—	TPSD107K020R0100	100	10	D	100	4.49	3.37	500	2.70
581—	TPSD107M020R0100	100	20	D	100	4.17	3.12	500	1.62
581—	TPSE107K020R0100	100	10	E	100	8.59	6.92	400	4.01
581—	TPSV107K020R0060	100	10	V	60	10.15	8.19	400	4.74
581—	TPSV157K020H0080	150	10	V	80	12.91	12.01	400	11.09
581—	TPSV157K020R0080	150	10	V	80	9.46	7.63	400	4.42
25 VDC									
581—	TPSA684K025R6000	0.68	10	A	6000	1.08	.578	2000	.278
581—	TPSA155K025R3000	1.5	10	A	3000	1.08	.578	2000	.278
581—	TPSB335K025R2000	3.3	10	B	2000	1.34	.776	2000	.375
581—	TPSA335K025R1000	3.3	10	A	1000	1.08	.578	2000	.278

© Copyright 2013 Mouser Electronics

For quantities greater than listed, call for quote.

MOUSER STOCK NO. Mfr.	Mfr. Part No.	Value (µF)	Tol. ± (%)	Case Code	ESR Max. (mΩ) @ 100 kHz	Price Each 1	Price Each 100	Reel Qty.	Price Per Piece
25 VDC (Cont.)									
581—	TPSB475K025R0700	4.7	10	B	700	1.34	.776	2000	.375
581—	TPSB475K025R1500	4.7	10	B	1500	1.36	.722	2000	.349
581—	TPSC685K025R0700	6.8	10	C	700	1.53	1.19	500	.995
581—	TPSC685K025R0500	6.8	10	C	500	2.53	1.75	500	.984
581—	TPSC685K025R0600	6.8	10	C	600	1.71	.995	500	.738
581—	TPSC106K025R0500	10	10	C	500	1.31	.693	500	.415
581—	TPSB106M025R1800	10	20	B	1800	1.44	.77	2000	.372
581—	TPSC156K025R0300	15	10	C	300	2.14	1.24	500	.781
581—	TPSD226K025R0200	22	10	D	200	2.63	1.83	500	1.03
581—	TPSC226K025R0400	22	10	C	400	2.14	1.24	500	.797
581—	TPSC226K025R0275	22	10	C	275	2.31	1.34	500	.785
581—	TPSE336K025R0200	33	10	E	200	5.24	4.07	400	2.32
581—	TPSE336K025R0100	33	10	E	100	6.74	5.63	400	5.35
581—	TPSE336K025R0300	33	10	E	300	4.16	3.23	400	3.20
581—	TPSE476K025R0125	47	10	E	125	16.91	12.68	400	7.68
581—	TPSD476K025R0150	47	10	D	150	5.20	4.04	500	2.09
581—	TPSD476K025R0125	47	10	D	125	4.82	3.75	500	2.03
581—	TPSE476K025R0080	47	10	E	80	5.30	4.41	400	3.80
581—	TPSV686K025R0150	68	10	V	150	16.85	12.81	400	6.02
581—	TPSV686K025R0095	68	10	V	95	10.00	8.06	400	4.68
581—	TPSE686K025R0200	68	10	E	200	5.40	4.76	400	4.49
581—	TPSV686K025R0080	68	10	V	80	12.70	10.87	400	9.66
581—	TPSV107K025R0100	100	10	V	100	6.88	4.82	400	4.23
35 VDC									
581—	TPSB155K035R2500	1.5	10	B	2500	1.34	.776	2000	.375
581—	TPSA225K035R1500	2.2	10	A	1500	.80	.578	2000	.268
581—	TPSB225K035R2000	2.2	10	B	2000	1.34	.776	2000	.375
581—	TPSC335K035R0700	3.3	10	C	700	2.09	1.21	500	.706
581—	TPSB475K035R0700	4.7	10	B	700	1.21	.722	2000	.349
581—	TPSB475K035R1500	4.7	10	B	1500	1.34	.776	2000	.375
581—	TPSD475K035R0700	4.7	10	D	700	4.74	3.68	500	1.90
581—	TPSD685K035R0400	6.8	10	D	400	3.55	2.46	500	1.38
581—	TPSC156K035R0450	15	10	C	450	2.14	1.24	500	.781
581—	TPSC156K035R0350	15	10	C	350	2.12	1.22	500	.717
581—	TPSD156K035R0300	15	10	D	300	2.63	1.83	500	1.03
581—	TPSD226K035R0125	22	10	D	125	5.89	5.30	500	2.70
581—	TPSE226K035R0300	22	10	E	300	5.85	4.87	400	2.65
581—	TPSD226M035R0200	22	20	D	200	2.96	2.05	500	1.16
581—	TPSD226K035R0200	22	10	D	200	2.96	2.05	500	1.16
581—	TPSE226K035R0125	22	10	E	125	5.30	4.41	400	3.80
581—	TPSD226M035R0300	22	20	D	300	6.54	5.44	500	2.77
581—	TPSD226K035R0400	22	10	D	400	3.17	2.65	500	2.28
581—	TPSD336K035R0300	33	10	D	300	6.47	5.44	500	2.77
581—	TPSD336K035H0300	33	10	D	300	10.36	8.28	500	6.22
581—	TPSE476K035R0250	47	10	E	250	8.23	6.85	400	3.73
581—	TPSV476K035R0150	47	10	V	150	10.15	8.19	400	4.74
581—	TPSV686M035R0150	68	20	V	150	10.74	8.67	400	5.02
50 VDC									
581—	TPSA154K050R9000	0.15	10	A	9000	1.08	.578	2000	.278
581—	TPSA224K050R7000	0.22	10	A	7000	1.08	.578	2000	.278
581—	TPSC155K050R1500	1.5	10	C	1500	2.14	1.24	500	.781
581—	TPSD225K050R1200	2.2	10	D	1200	5.39	4.19	500	2.17
581—	TPSD335K050R0800	3.3	10	D	800	4.47	3.47	500	2.25
581—	TPSD475K050R0500	4.7	10	D	500	4.47	3.47	500	2.25
581—	TPSD685K050R0500	6.8	10	D	500	3.95	2.74	500	1.54
581—	TPSD685K050R0600	6.8	10	D	600	3.17	2.19	500	1.23
581—	TPSD685K050R0300	6.8	10	D	300	4.68	3.64	500	1.88
581—	TPSE106K050R0400	10	10	E	400	5.30	4.41	400	2.41
581—	TPSV156K050R0250	15	10	V	250	9.95	8.03	400	5.15

© Copyright 2013 Mouser Electronics

AVX Tantalum Solid Electrolytic Chip Capacitors

AVX TANTALUM CHIP CAPACITORS

The consumer TLJ series of tantalum capacitors offers high capacitance vs. voltage ratio based on stable MnO2 electrode capacitors. The TLJ series complieswith RoHS requirements and it is an environmentally friendly component ready for lead-free assembly systems up to 3x reflow with 260°C peak temperature. The TLJ series is suitable for wide range of consumer electronic applications such as the latest portable handheld electronics, cellular phones, PDAs or other digital equipment and cameras.

Specifications:

- Technical Data: All technical data relate to an ambient temperature of +25°C
- Capacitance Tolerance: ±20%
- Temperature Range: -55°C to +125°C with category voltage
- Reliability: 0.2% per 1000 hours at 85°C, 0.5xVR with 0.1Ω/V series impedance with 60% confidence level

Rated Voltage (VR) -55°C≤ +40°C:	4	6.3	10	16	20
Category Voltage (VC) at 85°C:	2	3.15	5	8	10
Category Voltage (VC) at 125°C:	0.8	1.26	2	3.2	4

Features:

- High Volumetric Efficiency
- Environmentally Friendly
- Small & Low Profile Cases
- 3x Reflow 260°C Compatible
- Consumer Applications

RoHS Compliant

LEAD-FREE
Lead-Free Compatible Component

DIMENSIONS: mm (in.)

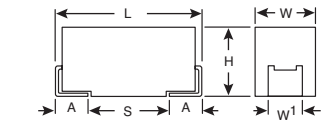

Code	EIA Code	L ±0.20 (0.008)	W +0.20 (0.008) -0.10 (0.004)	H +0.20 (0.008) -0.10 (0.004)	W_1 ±0.20 (0.008)	A +0.30 (0.012) -0.20 (0.008)	S Min.
A	3216-18	3.20 (0.126)	1.60 (0.063	1.60 (0.063)	1.20 (0.047)	0.80 (0.031)	1.10 (0.043)
B	3528-21	3.50 (0.138)	2.80 (0.110)	1.90 (0.075)	2.20 (0.087)	0.80 (0.031)	1.40 (0.055)
G	3216-16	3.20 (0.126)	1.60 (0.063)	1.50 (0.059) max	1.20 0.047)	0.80 (0.031)	1.10 (0.043)
H	3528-15	3.50 (0.138)	2.80 (0.110)	1.50 (0.059) max	2.20 (0.087)	0.80 (0.031)	1.40 (0.055)
K	3216-10	3.20 (0.126)	1.60 (0.063)	1.0 (0.039) max	1.20 (0.047)	0.80 (0.031)	1.10 (0.043)
N	2012-12	2.05 (0.081)	1.3 (0.051)	1.0 (0.039) max	1.0 (0.039)	.50 (0.020)	0.85 (0.033)
P	2012-15	2.05 (0.081)	1.35 (0.053)	1.50 (0.059) max	1.0±0.10 (0.039±0.004)	.50 (0.020)	0.85 (0.033)
R	2012-12	2.05 (0.081)	1.30 (0.051)	1.20 (0.047) max	1.0±0.10 (0.039±0.004)	.50 (0.020)	0.85 (0.033)
S	3216-12	3.20 (0.126)	1.60 (0.063)	1.20 (0.047) max	1.20 (0.047)	0.80 (0.031)	1.10 (0.043)
T	3528-12	3.50 (0.138)	2.80 (0.110)	1.20 (0.047) max	2.20 (0.087)	0.80 (0.031)	1.40 (0.033)
W	6032-15	6.00 (0.236)	3.20 (0.126)	1.50 (0.059) max	2.20 (0.087)	1.30 (0.051)	2.90 (0.114)
Y	7343-20	7.30 (0.287)	4.30 (0.169)	2.00 (0.079) max	2.40 (0.094)	1.30 (0.051)	4.40 (0.173)

TLJ Series

For quantities greater than listed, call for quote.

MOUSER STOCK NO.	AVX Part No.	Case Size	Value (μF)	Voltage (DC)	Max. Surge Current (A)	DCL (μA) Max.	ESR (Ω) @ 100 kHz	100kHz Ripple Curent (mA) 125°C	100kHz Ripple Voltage (mV) 125°C	Price Each 1	50	100	500	Tape and Reel Qty per Reel	Price Each
581-TLJN336M004R8000	TLJN336M004R8000	N	33	4	0.2	1.3	8000	32	253	2.63	1.98	1.83	1.35	3000	.867
581-TLJR336M004R3000	TLJR336M004R3000	R	33	4	0.6	1.3	3000	54	162	2.63	1.98	1.83	1.35	2500	.867
581-TLJR476M004R3000	TLJR476M004R3000	R	47	4	0.6	1.9	3000	54	162	2.63	1.98	1.83	1.35	2500	.867
581-TLJR686M004R2900	TLJR686M004R2900	R	68	4	0.6	2.7	2900	55	160	2.63	1.98	1.83	1.35	2500	.867
581-TLJS686M004R1500	TLJS686M004R1500	S	68	4	1	2.7	1500	83	125	2.72	2.01	1.88	1.39	2500	.856
581-TLJA107M004R0500	TLJA107M004R0500	A	100	4	2.1	4	500	155	77	2.25	1.55	1.29	.963	2000	.77
581-TLJG107M004R0800	TLJG107M004R0800	G	100	4	1.6	4	800	118	95	2.42	1.82	1.67	1.23	2500	.795
581-TLJP107M004R2700	TLJP107M004R2700	P	100	4	0.6	8.0	2700	60	161	2.63	1.98	1.83	1.35	2500	.867
581-TLJS107M004R1400	TLJS107M004R1400	S	100	4	1.1	4	1400	83	125	2.72	2.01	1.88	1.39	2500	.856
581-TLJA157M004R0800	TLJA157M004R0800	A	150	4	1.6	6	800	122	98	2.72	2.01	1.88	1.39	2000	.856
581-TLJT157M004R0800	TLJT157M004R0800	T	150	4	1.6	6	800	126	101	2.86	2.25	1.98	1.46	2500	.931
581-TLJA227M004R1100	TLJA227M004R1100	A	220	4	1.3	17.6	1100	104	115	2.72	2.01	1.88	1.39	2000	.856
581-TLJG227M4R3000	TLJG227M004R3000	G	220	4	0.6	17.6	3000	61	183	2.42	1.82	1.67	1.23	2500	.792
581-TLJH227M004R0900	TLJH227M004R0900	H	220	4	1.5	8.8	900	119	107	2.63	1.98	1.83	1.35	2500	.867
581-TLJT227M004R1100	TLJT227M004R1100	T	220	4	1.3	8.8	1100	126	101	2.86	2.25	1.98	1.46	2500	.931
581-TLJW337M004R0200	TLJW337M004R0200	W	330	4	3.1	13.2	200	268	54	3.73	2.84	2.59	1.90	1000	1.21
581-TLJT337M4R2700	TLJT337M004R2700	T	330	4	0.6	26.4	2700	69	186	2.86	2.25	1.98	1.46	2500	.931
581-TLJP476M006R0900	TLJP476M006R0900	P	4	6.3	2.3	2.8	900	103	93	2.63	1.98	1.83	1.35	2500	.867
581-TLJN226M006R5400	TLJN226M006R5400	N	22	6.3	0.5	1.3	5400	38	208	2.63	1.98	1.83	1.35	3000	.867
581-TLJR226M006R3500	TLJR226M006R3500	R	22	6.3	0.8	1.3	3500	50	175	2.63	1.98	1.83	1.35	2500	.867
581-TLJK336M006R1700	TLJK336M006R1700	K	33	6.3	1.5	2	1700	78	133	2.86	2.25	1.98	1.46	3000	.942
581-TLJN336M006R8000	TLJN336M006R8000	N	33	6.3	0.4	2	8000	32	253	2.63	1.98	1.83	1.35	3000	.867
581-TLJP336M006R3000	TLJP336M006R3000	P	33	6.3	0.9	2	3000	57	170	2.63	1.98	1.83	1.35	2500	.867
581-TLJR336M006R3000	TLJR336M006R3000	R	33	6.3	0.9	2	3000	54	162	2.63	1.98	1.83	1.35	2500	.867
581-TLJK476M006R1500	TLJK476M006R1500	K	47	6.3	1.6	2.8	1500	83	125	2.86	2.25	1.98	1.46	3000	.942
581-TLJP476M006R2500	TLJP476M006R2500	P	47	6.3	1.1	2.8	2500	62	155	2.63	1.98	1.83	1.35	2500	.867
581-TLJR476M006R3200	TLJR476M006R3200	R	47	6.3	0.9	2.8	3200	52	168	2.63	1.98	1.83	1.35	2500	.867
581-TLJS476M006R1500	TLJS476M006R1500	S	47	6.3	1.6	2.8	1500	83	125	2.72	2.01	1.88	1.39	2500	.856
581-TLJA686M006R0500	TLJA686M006R0500	A	68	6.3	3.3	4.1	500	155	77	2.25	1.55	1.29	.963	2000	.77
581-TLJG686M006R0800	TLJG686M006R0800	G	68	6.3	1.9	4.1	800	97	116	2.42	1.82	1.67	1.23	2500	1.11
581-TLJT686M006R0600	TLJT686M006R0600	T	68	6.3	3	4.1	600	146	88	2.86	2.25	1.98	1.46	2500	.931
581-TLJA107M006R0500	TLJA107M006R0500	A	100	6.3	3.3	6	500	155	77	2.58	2.01	1.79	1.32	2000	.851
581-TLJA107M006R0800	TLJA107M006R0800	A	100	6.3	2.5	6	800	122	98	2.72	2.01	1.88	1.39	2000	.856
581-TLJG107M006R0800	TLJG107M006R0800	G	100	6.3	6.3	3.5	800	188	95	2.42	1.82	1.67	1.23	2500	.792
581-TLJG107M006R0800	TLJG107M006R0800	G	100	6.3	2.5	6	800	118	95	2.42	1.82	1.67	1.23	2500	.792
581-TLJP107M006R5400	TLJP107M006R5400	P	100	6.3	0.5	12.0	5400	42	228	2.63	1.98	1.83	1.35	2500	.867
581-TLJT107M006R0800	TLJT107M006R0800	T	100	6.3	2.5	6	800	126	101	2.86	2.25	1.98	1.46	2500	.931
581-TLJH157M006R0900	TLJH157M006R0900	H	150	6.3	2.3	9	900	119	107	2.17	1.42	1.25	.933	2500	.803
581-TLJT157M006R1200	TLJT157M006R1200	T	150	6.3	1.9	9	1200	126	101	2.86	2.25	1.98	1.46	2500	.931
581-TLJT227M6R2000	TLJT227M006R2000	T	220	6.3	1.3	26.4	2000	80	160	2.86	2.25	1.98	1.46	2500	.931
581-TLJB227M006R0500	TLJB227M006R0500	B	220	6.3	3.3	13.2	500	165	82	2.86	2.25	1.98	1.46	2000	1.32
581-TLJW227M006R0200	TLJW227M006R0200	W	220	6.3	4.8	13.2	200	268	54	3.73	2.84	2.59	1.90	1000	1.21
581-TLJY687M006R0150	TLJY687M006R0150	Y	680	6.3	5.7	40.8	150	365	55	3.68	2.68	2.55	1.87	1000	1.25
581-TLJR106M010R3000	TLJR106M010R3000	R	10	10	1.4	1	3000	54	162	2.63	1.98	1.83	1.35	2500	.867
581-TLJR156M010R2000	TLJR156M010R2000	R	15	10	2	1.5	2000	66	133	2.63	1.98	1.83	1.35	2500	.867
581-TLJN226M010R3800	TLJN226M010R3800	N	22	10	1.2	2.2	3800	46	174	2.63	1.98	1.83	1.35	3000	.867
581-TLJR226M010R3800	TLJR226M010R3800	R	22	10	1.2	2.2	3800	48	183	2.63	1.98	1.83	1.35	2500	.867
581-TLJK336M010R1500	TLJK336M010R1500	K	33	10	2.6	3.3	1500	83	125	2.86	2.25	1.98	1.46	3000	.942
581-TLJR336M010R3500	TLJR336M010R3500	R	33	10	1.3	3.3	3500	50	175	2.63	1.98	1.83	1.35	2500	.867
581-TLJP336M010R3500	TLJP336M010R3500	P	33	10	1.3	3.3	3500	57	170	2.63	1.98	1.83	1.35	2500	.867
581-TLJS336M010R1500	TLJS336M010R1500	S	33	10	2.6	3.3	1500	83	125	2.72	2.01	1.88	1.39	2500	.856
581-TLJA476M010R0600	TLJA476M010R0600	A	47	10	4.8	4.7	600	141	85	2.25	1.55	1.29	.963	2000	.77
581-TLJG476M010R1500	TLJG476M010R1500	G	47	10	2.6	4.7	1500	86	130	2.42	1.82	1.67	1.23	2500	1.11
581-TLJR476M10R3200	TLJR476M010R3200	R	47	10	1.4	18.8	3200	52	168	2.63	1.98	1.83	1.35	2500	.867
581-TLJS476M010R1500	TLJS476M010R1500	S	47	10	2.6	4.7	1500	83	125	2.72	2.01	1.88	1.39	2500	.856
581-TLJT476M010R0600	TLJT476M010R0600	T	47	10	4.8	4.7	600	146	88	2.86	2.25	1.98	1.46	2500	.931
581-TLJA686M010R1500	TLJA686M010R1500	A	68	10	2.6	6.8	1500	89	134	2.68	2.07	1.85	1.37	2000	.877
581-TLJA107M10R1400	TLJA107M010R1400	A	100	10	2.7	10	1400	93	130	2.72	2.01	1.88	1.39	2000	.896
581-TLJH107M010R0900	TLJH107M010R0900	H	100	10	3.7	10	900	119	107	2.63	1.98	1.83	1.35	2500	.867
581-TLJT107M010R0900	TLJT107M010R0900	T	100	10	3.7	10	900	119	107	2.86	2.25	1.98	1.46	2500	.931
581-TLJB157M010R0500	TLJB157M010R0500	B	150	10	5.3	15	500	165	82	2.86	2.14	1.98	1.46	2000	.888
581-TLJW157M010R0150	TLJW157M010R0150	W	150	10	8.3	15	150	310	45	3.73	2.84	2.59	1.90	1000	1.21
581-TLJW157M010R0200	TLJW157M010R0200	W	150	10	7.7	15	200	268	54	3.73	2.84	2.59	1.90	1000	1.21
581-TLJS106M016R2200	TLJS106M016R2200	S	10	16	3	1.6	2200	69	151	2.72	2.01	1.88	1.39	2500	.856
581-TLJT226M016R1000	TLJT226M016R1000	T	22	16	5.5	3.5	1000	113	113	2.86	2.25	1.98	1.46	2500	.931
581-TLJT336M016R1000	TLJT336M016R1000	T	33	16	5.5	5.3	1000	113	113	2.86	2.25	1.98	1.46	2500	.931
581-TLJT106M020R1000	TLJT106M020R1000	T	10	20	6.9	2	1000	113	113	2.86	2.25	1.98	1.46	2500	.931

© Copyright 2013 Mouser Electronics
© Copyright 2013 Mouser Electronics

AVX Tantalum Solid Electrolytic Chip Capacitors

RoHS Compliant **This product is RoHS compliant.**

A KYOCERA GROUP COMPANY

DIMENSIONS: mm (in.)				
Case Size	L	W	H	*W1 ±0.20 (0.008)
4	7.30 (0.287)	6.10 (0.240)	2.0 (0.079)	4.75 (0.187)
6	14.5 (0.571)	7.50 (0.295)	2.00 (0.079)	5.50 (0.217)
A	3.20 (0.126)	1.60 (0.063)	1.60 (0.063)	1.20 (0.047)
B	3.50 (0.138)	2.80 (0.110)	1.90 (0.075)	2.20 (0.087)
C	6.00 (0.236)	3.20 (0.126)	2.60 (0.102)	2.20 (0.087)
E	7.30 (0.289)	4.30 (0.169)	4.10 (0.162)	2.40 (0.094)
G	3.20 (0.126)	1.6 (0.063)	1.50 (0.059) max	1.20 (0.047)
H	3.50 (0.138)	2.80 (0.110)	1.50 (0.059) max	2.20 (0.087)
K	3216-10	3.20 (0.126)	1.60 (0.063)	1.00 (0.039)
L	3528-10	3.50 (0.138)	2.80 (0.110)	1.00 (0.039)
N	2.05 (0.081)	1.30 (0.051)	1.00 (0.039)	1.00 (0.039)
P	2.05 (0.081)	1.35 (0.050)	1.50 (0.059) max	1.0±0.1 (0.039±0.004)
R	2.05 (0.08)	1.30 (0.051)	1.20 (0.047) max	1.0±0.10 (0.039±0.004)
S	3.50 (0.14)	1.60 (0.063)	1.20 (0.047) max	1.20 (0.047)
T	3.50 (0.14)	2.80 (0.110)	1.20 (0.047) max	2.20 (0.087)
W	6.00 (0236)	3.20 (0.126)	1.50 (0.059) max	2.20 (0.087)
Y	7.30 (0.287)	4.30 (0.169)	2.00 (0.079) max	2.40 (0.094)

* W1 dimension applies to the termination width for A dimensional area only.

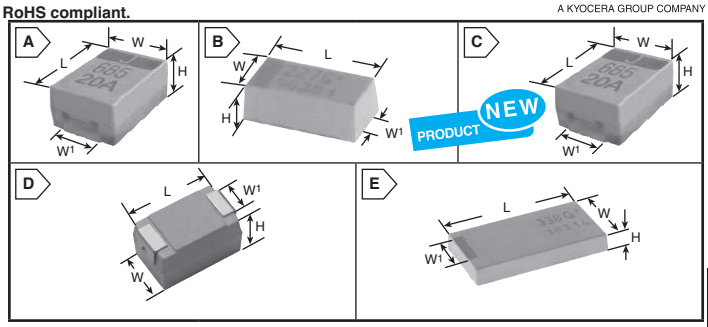

TCN UNDERTAB SERIES-TANTALUM SOLID CHIP CAPACITOR

Features:

- Conductive polymer electrode reduces ignition failure mode
- Low ESR
- 3x reflow 260°C compatible
- Consumer applications
- Undertab terminations layout:
  - High Volumetric Efficiency
  - High PCB assembly density
  - High capacitance in smaller dimensions

For quantities greater than listed, call for quote.

MOUSER STOCK NO.		Fig.	Case Size	Value (µF)	ESR (mΩ) @ 100 kHz	Price Each			Reel Qty.	Price Per Piece
Mfr.	Mfr. Part No.					1	10	100		
6.3 Volts										
581—	TCNL157M006R0200	A	L	150	200	2.02	1.66	1.18	2500	.696
581—	TCNT157M006R0200	A	T	150	200	1.71	1.40	.984	2500	.482

TLN UNDERTAB SERIES

Specifications:

- Capacitance Tolerance: ±20%

For quantities greater than listed, call for quote.

MOUSER STOCK NO.		Fig.	Case Size	Value (µF)	ESR (mΩ) @ 100 kHz	Price Each			Reel Qty.	Price Per Piece
Mfr.	Mfr. Part No.					1	50	100		
4 Volts										
581—	TLNK157M004R	B	K	150	2500	3.00	2.57	2.27	3000	1.08
581—	TLNS157M004R	B	S	150	2500	2.41	2.03	1.83	2500	1.08
581—	TLNL227M004R	B	L	220	1300	3.92	2.61	2.47	2500	1.31
581—	TLNT227M004R	B	T	220	1500	2.36	1.93	1.64	2500	.781
581—	TLNS227M004R3000	B	S	220	3000	1.28	1.19	.974	2500	.642
6 Volts										
581—	TLNT227M006R	B	T	220	1500	2.26	2.03	1.69	2500	1.24
10 Volts										
581—	TLNK476M010R1500	B	K	47	1500	2.57	1.82	1.49	3000	.717
581—	TLNT157M010R	B	T	150	1500	2.26	2.03	1.69	2500	1.24

TCJ SERIES - CAPACITOR WITH CONDUCTIVE POLYMER ELECTRODE

Specifications:

- Capacitance Tolerance: ±20%
- Temperature Range: -55°C to +125°C

HALOGEN-FREE COMPOUNDS

For quantities greater than listed, call for quote.

MOUSER STOCK NO.		Fig.	Case Size	Value (µF)	ESR (mΩ) @ 100 kHz	Price Each			Reel Qty.	Price Per Piece
Mfr.	Mfr. Part No.					1	10	100		
2 Volts										
581—	TCJA107M2R200	C	A	100	200	1.18	.98	.626	4000	.301
581—	TCJB107M2R70	C	B	100	70	1.18	.98	.626	4000	.301
4 Volts										
581—	TCJA226M4R300	C	A	22	300	1.02	.856	.548	2000	.296
581—	TCJA476M4R200	C	A	47	200	1.33	1.10	.706	2000	.341
581—	TCJT476M4R80	C	T	47	80	1.44	1.18	.838	2500	.404
581—	TCJB686M4R70	C	B	68	70	1.18	.98	.626	4000	.301
581—	TCJT686M4R80	C	T	68	80	1.44	1.18	.838	2500	.404
581—	TCJA107M4R200	C	A	100	200	1.33	1.10	.706	2000	.341
581—	TCJB107M4R70	C	B	100	70	1.18	.98	.626	4000	.301
581—	TCJG107M4R0300	C	G	100	300	2.14	1.99	1.79	2500	.813
581—	TCJT107M4R150	C	T	100	150	1.44	1.18	.838	2500	.404
581—	TCJB157M4R70	C	B	150	70	1.18	.98	.626	2000	.342
581—	TCJB227M004R0045	C	B	220	45	2.95	2.48	1.58	2000	.861
581—	TCJB227M004R0070	C	B	220	70	3.16	2.65	1.69	2000	.921
6.3 Volts										
581—	TCJA106M6R300	C	A	10	300	1.33	1.10	.706	2000	.341
581—	TCJN106M006R0500	C	N	10	500	2.25	1.86	1.55	3000	.92
581—	TCJR106M6R500	C	R	10	500	1.33	1.10	.706	2500	.341
581—	TCJA156M6R300	C	A	15	300	1.02	.856	.548	4000	.262
581—	TCJA226M6R300	C	A	22	300	1.18	.98	.626	4000	.301
581—	TCJT226M6R150	C	T	22	150	1.44	1.18	.838	2500	.404
581—	TCJA336M6R200	C	A	33	200	1.18	.98	.626	2000	.342
581—	TCJB336M006R0070	C	B	33	70	2.51	2.12	1.35	2000	.735
581—	TCJA476M6R200	C	A	47	200	1.33	1.10	.706	2000	.341
581—	TCJB476M6R70	C	B	47	70	1.33	1.10	.706	2000	.341
581—	TCJK476M006R0150	C	K	47	150	2.79	2.62	2.33	2500	1.06
581—	TCJK476M006R	C	K	47	200	2.78	2.61	2.31	2500	1.06
581—	TCJT476M6R80	C	T	47	80	1.44	1.18	.838	2500	.404
581—	TCJT476M006R0120	C	T	47	120	1.93	1.81	1.61	2500	.732
581—	TCJB686M006R0055	C	B	68	55	2.77	2.33	1.49	2000	.809
581—	TCJB686M6R70	C	B	68	70	1.18	.98	.626	4000	.301
581—	TCJC686M6R100	C	C	68	100	1.37	1.16	.74	2000	.401
581—	TCJB107M6R70	C	B	100	70	1.33	1.10	.706	2000	.341
581—	TCJB107M006R0045	C	B	100	45	1.33	1.10	.706	2000	.341
581—	TCJB157M006R0070	C	B	150	70	2.51	2.12	1.35	2000	.735
581—	TCJH157M006R0200	C	H	150	200	2.14	2.00	1.78	2500	.812
581—	TCJ1000157M6R70	C	W	150	70	1.52	1.28	.823	2000	.445
581—	TCJB227M006R0200	C	B	220	200	2.89	2.43	1.55	2000	.845
581—	TCJY337M006R0040	C	Y	330	40	4.69	3.94	2.51	1000	1.69
581—	TCJY337M006R0050	C	Y	330	50	4.17	3.51	2.25	1000	1.51
10 Volts										
581—	TCJK475M010R0500	C	K	4.7	500	2.25	1.86	1.55	3000	.92
581—	TCJR475M10R500	C	R	4.7	500	1.33	1.10	.706	2500	.341
581—	TCJA106M10R300	C	A	10	300	.96	.809	.518	2000	.28
581—	TCJA156M10R200	C	A	15	200	1.18	.98	.626	2000	.342
581—	TCJB226M10R300	C	B	22	300	1.33	1.10	.706	2000	.341
581—	TCJT226M10R150	C	T	22	150	1.33	1.10	.706	2500	.341
581—	TCJB336M10R200	C	B	33	200	1.33	1.10	.706	2000	.341
581—	TCJC336M10R100	C	C	33	100	1.37	1.16	.74	500	.545
581—	TCJT336M010R0070	C	T	33	70	2.29	2.15	1.90	2500	.872
581—	TCJT336M10R150	C	T	33	150	1.44	1.18	.838	2500	.404

TCJ SERIES CONT.

For quantities greater than listed, call for quote.

MOUSER STOCK NO.		Fig.	Case Size	Value (µF)	ESR (mΩ) @ 100 kHz	Price Each			Reel Qty.	Price Per Piece
Mfr.	Mfr. Part No.					1	10	100		
10 Volts (Cont.)										
581—	TCJB336M010R0070	C	B	33	70	2.51	2.12	1.35	2000	.735
581—	TCJB476M10R70	C	B	47	70	1.33	1.10	.706	2000	.341
581—	TCJC476M10R100	C	C	47	100	1.33	1.10	.706	500	.53
16 Volts										
581—	TCJA685M16R200	C	A	6.8	200	1.33	1.10	.706	2000	.341
581—	TCJA106M16R200	C	A	10	200	1.33	1.10	.706	2000	.341
581—	TCJB106M016R0200	C	B	10	200	2.25	1.86	1.55	2000	.92
581—	TCJT106M16R150	C	T	10	150	1.33	1.10	.706	2500	.341
581—	TCJT106M016R0200	C	T	10	200	1.83	1.71	1.53	2500	.697
581—	TCJE107M016R0040	C	E	100	45	6.86	5.63	5.49	400	3.79
581—	TCJB156M16R150	C	B	15	150	1.18	.98	.626	4000	.301
581—	TCJE157M016R0040	C	E	150	40	7.85	7.06	6.29	400	4.28
581—	TCJB226M16R150	C	B	22	150	1.33	1.10	.706	2000	.341
581—	TCJY336M016R0070	C	Y	33	70	3.75	3.51	3.11	1000	1.46
581—	TCJY476M016R0070	C	Y	47	70	3.75	3.51	3.11	1000	1.46
20 Volts										
581—	TCJE107M020R0045	C	E	100	45	7.85	7.06	6.29	400	4.28
581—	TCJY226M020R0070	C	Y	22	70	3.55	3.32	2.95	1000	1.38
581—	TCJY336M020R0070	C	Y	33	70	3.75	3.51	3.11	1000	1.46
581—	TCJY476M020R0070	C	Y	47	70	4.10	3.84	3.41	1000	1.59
581—	TCJE686M020R0045	C	E	68	45	7.36	6.58	5.89	400	4.28
25 Volts										
581—	TCJP105M025R0500	C	P	1	500	2.34	2.19	1.95	2500	.89
581—	TCJB106M025R	C	B	10	100	8.07	6.61	6.45	2500	3.18
581—	TCJB156M025R	C	B	15	100	2.07	1.94	1.71	2500	.784
581—	TCJB226M025R	C	B	22	100	2.10	1.97	1.74	2500	.798
581—	TCJC226M025R0100	C	C	22	100	4.10	3.84	3.41	500	1.71
581—	TCJD226M025R0060	C	D	22	60	5.70	5.35	4.75	500	2.38
581—	TCJD336M025R0060	C	D	33	60	5.53	5.18	4.61	500	2.30
581—	TCJD476M025R0060	C	D	47	60	8.03	6.58	6.42	500	3.42
35 Volts										
581—	TCJB155M035R0200	C	B	1.5	200	1.84	1.55	.995	2000	.539
581—	TCJB225M035R0200	C	B	2.2	200	1.98	1.67	1.07	2000	.579
581—	TCJB335M035R0200	C	B	3.3	200	2.58	2.17	1.39	2000	.754
581—	TCJB475M035R0200	C	B	4.7	200	2.63	2.20	1.41	2000	.768
581—	TCJC475M035R0200	C	C	4.7	200	2.60	2.43	2.16	500	1.08
581—	TCJC685M035R0200	C	C	6.8	200	3.06	2.87	2.55	500	1.27
581—	TCJB106M035R	C	B	10	200	2.95	2.48	1.59	2500	.862
581—	TCJC106M035R0200	C	C	10	200	4.33	3.64	2.33	500	1.71
581—	TCJC156M035R0200	C	C	15	200	4.09	3.83	3.40	500	1.70
581—	TCJD156M035R0070	C	D	15	70	5.53	5.18	4.61	500	2.30
581—	TCJD226M035R0070	C	D	22	70	6.96	6.52	5.79	500	2.89
581—	TCJD336M035R0070	C	D	33	70	7.62	6.25	6.10	500	3.25
50 Volts										
581—	TCJB155M050R	C	B	1.5	300	2.02	1.89	1.68	2500	.768
581—	TCJC155M050R	C	C	1.5	300	2.26	2.12	1.88	500	.944
581—	TCJC225M050R	C	C	2.2	300	2.70	2.53	2.25	500	1.12
581—	TCJC475M050R	C	C	4.7	200	2.82	2.64	2.35	500	1.18
581—	TCJC685M050R	C	C	6.8	200	2.91	2.73	2.42	500	1.21
581—	TCJD685M050R	C	D	6.8	120	3.45	3.23	2.88	500	1.43
63 Volts										
581—	TCJE106M063R0100	C	E	10	100	9.29	7.62	7.49	400	5.48
581—	TCJE685M063R0100	C	E	6.8	100	8.36	6.86	6.69	400	5.35
581—	TCJD685M063R0120	C	D	6.8	120	7.52	6.16	6.02	500	3.21
581—	TCJD475M063R0120	C	D	4.7	120	6.86	5.62	5.48	500	2.92
581—	TCJC335M063R0200	C	C	3.3	200	6.96	6.52	5.79	500	2.89
581—	TCJC225M063R0200	C	C	2.2	200	6.42	6.01	5.35	500	2.68
581—	TCJB474M063R0400	C	B	0.47	400	2.42	2.00	1.67	2000	.794
75 Volts										
581—	TCJD685M075R0120	C	D	6.8	120	8.20	6.72	6.55	2000	3.23
581—	TCJD475M075R0150	C	D	4.7	150	7.52	6.16	6.02	500	3.21

TCM SERIES - CAPACITOR WITH CONDUCTIVE POLYMER MULTIANODE

Specifications:

- Capacitance Tolerance: ±20%
- Temperature Range: -55°C to +125°C

For quantities greater than listed, call for quote.

4 Volts										
581—	TCME108M004R0010	D	E	1000	10	13.93	12.84	11.24	400	6.52
581—	TCME108M004R0012	D	E	1000	12	13.93	12.84	11.24	400	6.52
35 Volts										
581—	TCME226M035R0025	D	E	22	25	17.62	15.84	13.05	400	9.14

TLN PULSECAP™ SERIES

Specifications:

- Capacitance Tolerance: ±20%
- Temperature Range: -55°C to +125°C

For quantities greater than listed, call for quote.

4 Volts										
581—	TLN6338M004R0055	E	6	3300	55	13.91	11.84	10.57	500	5.06
6.3 Volts										
581—	TLN4158M006R0100	E	4	1500	100	6.36	5.89	5.30	500	2.92
581—	TLN6158M010R0055	E	6	1500	55	8.47	7.86	7.06	500	3.60
581—	TLN6228M006R0055	E	6	2200	55	8.47	7.86	7.06	500	3.60
10 Volts										
581—	TLN4108M010R0100	E	4	1000	100	11.24	9.77	8.54	800	4.08
581—	TLN6108M010R0055	E	6	1000	55	8.30	7.64	6.91	500	3.52

© Copyright 2013 Mouser Electronics

© Copyright 2013 Mouser Electronics

AVX Tantalum Chip Capacitors

RoHS Compliant **This product is RoHS compliant.**

AVX A KYOCERA GROUP COMPANY

DIMENSIONS: mm (in.)

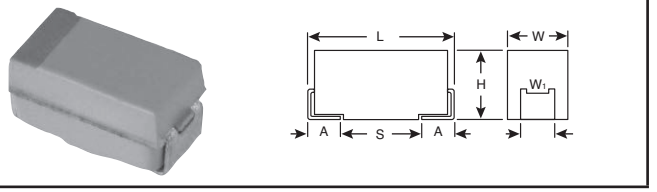

Code	EIA Code	L+0.2(0.008)	W+0.2(0.008) -0.1(0.008)	H+0.2(0.008) -0.1(0.004)	W, ± 0.2 (0.0008)	A+0.3(0.012) -0.2(0.008)	S Min.
A	1206	3.2 (0.126)	1.6 (0.063)	1.6 (0.063)	1.2 (0.031)	0.8 (0.031)	1.1 (0.043)
B	1210	3.5 (0.138)	2.8 (0.110)	1.9 (0.075)	2.2 (0.087)	0.8 (0.031)	1.4 (0.055)
C	2312	6.0 (0.236)	3.2 (0.126)	2.6 (0.102)	2.2 (0.087)	1.3 (0.051)	2.9 (0.114)
D	2917	7.3 (0.287)	4.3 (0.169)	2.9 (0.114)	2.4 (0.094)	1.3 (0.051)	4.4 (0.173)
E	2917	7.3 (0.287)	4.3 (0.169)	4.1 (0.162)	2.4 (0.094)	1.3 (0.051)	4.4 (0.173)
R	0805	2.05 (0.081)	1.30 (0.051)	1.20 (0.047)	1.0±0.1 (0.039±0.004)	0.50 (0.020)	0.85 (0.033)
S	1206-12	3.20(0.126)	1.60(0.063)	1.20(0.047)	1.20(0.047)	0.80(0.031)	1.10(0.043)
V	2924	7.3 (0.287)	6.1 (0.24)	3.45±0.30 (0.136±0.012)	3.1 (0.12)	1.4 (0.055)	4.4 (0.173)

W_1 dimension applies to the termination width for A dimensional area only.

TAJ SERIES 125°C STANDARD TANTALUM CHIP CAPACITORS

NEW PRODUCT

Features & Specifications:

- General purpose SMT chip tantalum series
- 6 case sizes available
- Capacitance range: 0.1 µF to 2200µF
- Temperature range: -55°C to 125°C
- Reliability: 1% per 1000 hours at 85°C, V_R with 0.1Ω/V series impedance, 60% confidence level

For quantities greater than listed, call for quote.

MOUSER STOCK NO.	AVX Part No.	Case Size	Value (µF)	Tol (%)	Price Each 1	Price Each 100	Reel Qty.	Price Per Piece
4 Volt								
581-TAJA336K004RNJ	TAJA336K004RNJ	A	33	10	.75	.353	2000	.171
581-TAJA476M004R	TAJA476M004RNJ	A	47	20	.75	.353	2000	.171
581-TAJB476M004RNJ	TAJB476M004RNJ	B	47	20	.60	.428	2000	.209
581-TAJA476K004R	TAJA476K004RNJ	A	47	10	.75	.353	2000	.171
581-TAJB107M004RNJ	TAJB107M004RNJ	B	100	20	.96	.642	2000	.31
581-TAJB107K004RNJ	TAJB107K004RNJ	B	100	10	1.39	.835	2000	.407
581-TAJC227K004RNJ	TAJC227K004RNJ	C	220	10	2.51	1.46	500	.845
581-TAJC337K004R	TAJC337K004RNJ	C	330	10	2.60	1.50	500	.877
581-TAJC477K004RNJ	TAJC477K004RNJ	C	470	10	2.53	1.74	500	.984
581-TAJD477K004RNJ	TAJD477K004RNJ	D	470	10	2.94	2.04	500	1.14
6.3 Volt								
581-TAJB106M006R	TAJB106M006RNJ	B	10	20	.34	.198	2000	.094
581-TAJA336K006R	TAJA336K006RNJ	A	33	10	.66	.332	2000	.163
581-TAJB476K006R	TAJB476K006RNJ	B	47	10	.60	.428	2000	.207
581-TAJC476M006	TAJC476M006RNJ	C	47	20	.44	.278	500	.159
581-TAJB686K006R	TAJB686K006RNJ	B	68	10	.70	.503	2000	.241
581-TAJC157K006R	TAJC157K006RNJ	C	150	10	1.61	.77	500	.578
581-TAJD227M006R	TAJD227M006RNJ	D	220	20	1.13	.663	500	.471
581-TAJE337K006R	TAJE337K006RNJ	E	330	10	1.71	.984	400	.685
581-TAJC337K006RNJ	TAJC337K006RNJ	C	330	10	2.45	1.70	500	.952
581-TAJD337K006RNJ	TAJD337K006RNJ	D	330	10	6.56	4.43	500	3.35
581-TAJE687K006RNJ	TAJE687K006RNJ	E	680	10	6.14	5.11	400	2.79
10 Volt								
581-TAJA225K010	TAJA225K010RNJ	A	2.2	10	.34	.26	2000	.118
581-TAJA335K010	TAJA335K010RNJ	A	3.3	10	.34	.26	2000	.118
581-TAJA475K010	TAJA475K010RNJ	A	4.7	10	.11	.073	2000	.062
581-TAJS475K010RNJ	TAJS475K010RNJ	S	4.7	10	1.28	.77	2500	.375
581-TAJB685K010R	TAJB685K010RNJ	B	6.8	10	.47	.205	2000	.106
581-TAJA685K010	TAJA685K010RNJ	A	6.8	10	.34	.26	2000	.118
581-TAJA106K010	TAJA106K010RNJ	A	10	10	.11	.073	2000	.062
581-TAJB106K010	TAJB106K010RNJ	B	10	10	.14	.101	2000	.088
581-TAJB156K010	TAJB156K010RNJ	B	15	10	1.07	.578	2000	.278
581-TAJA156K010R	TAJA156K010RNJ	A	15	10	.33	.257	2000	.114
581-TAJA336K010RNJ	TAJA336K010RNJ	A	33	10	.30	.214	2000	.171
581-TAJC336K010R	TAJC336K010RNJ	C	33	10	.47	.31	500	.188
581-TAJD476K010	TAJD476K010RNJ	D	47	10	.89	.546	500	.321
581-TAJC476K010	TAJC476K010RNJ	C	47	10	.75	.357	500	.22
581-TAJD686K010R	TAJD686K010RNJ	D	68	10	1.61	.995	500	.578
581-TAJB686K010RNJ	TAJB686K010RNJ	B	68	10	.86	.546	2000	.268
581-TAJC686K010R	TAJC686K010RNJ	C	68	10	1.07	.642	500	.385
581-TAJD107K010	TAJD107K010RNJ	D	100	10	1.63	1.08	500	.631
581-TAJD157K010R	TAJD157K010RNJ	D	150	10	2.32	1.62	500	.91
581-TAJC227K010RNJ	TAJC227K010RNJ	C	220	10	2.27	1.57	500	.888
581-TAJV337K010	TAJV337K010RNJ	V	330	10	6.54	5.44	400	2.96
581-TAJD337K010R	TAJD337K010RNJ	D	330	10	3.91	2.89	500	1.64
581-TAJV477K010	TAJV477K010RNJ	V	470	10	6.46	5.38	400	2.93
16 Volt								
581-TAJA105K016SNJ	TAJA105K016SNJ	A	1	10	.33	.257	8000	.106
581-TAJA105K016	TAJA105K016RNJ	A	1	10	.11	.073	2000	.062
581-TAJA155K016R	TAJA155K016RNJ	A	1.5	10	.51	.332	2000	.163
581-TAJA225K016	TAJA225K016RNJ	A	2.2	10	.11	.073	2000	.062
581-TAJR225M016RNJ	TAJR225M016RNJ	R	2.2	20	1.16	.696	2500	.332
581-TAJA335K016	TAJA335K016RNJ	A	3.3	10	.33	.257	2000	.114
581-TAJR335M016RNJ	TAJR335M016RNJ	R	3.3	20	1.16	.696	2500	.332
581-TAJB475K016	TAJB475K016RNJ	B	4.7	10	.79	.214	2000	.107
581-TAJB475M016S	TAJB475M016S	B	4.7	20	.46	.353	8000	.143
581-TAJC685K016	TAJC685K016RNJ	C	6.8	10	.86	.556	500	.417
581-TAJB685K016	TAJB685K016RNJ	B	6.8	10	.47	.205	2000	.106
581-TAJR685M010RNJ	TAJR685M010RNJ	R	6.8	20	1.16	.696	2500	.332

For quantities greater than listed, call for quote.

MOUSER STOCK NO.	AVX Part No.	Case Size	Value (µF)	Tol (%)	Price Each 1	Price Each 100	Reel Qty.	Price Per Piece
16 Volt (Cont.)								
581-TAJC106K016PNJ	TAJC106K016PNJ	C	10	10	.72	.321	3000	.139
581-TAJB106K016	TAJB106K016RNJ	B	10	10	.14	.101	2000	.088
581-TAJC156K016	TAJC156K016RNJ	C	15	10	.50	.342	500	.214
581-TAJB156K016R	TAJB156K016RNJ	B	15	10	.54	.385	2000	.188
581-TAJD476K016	TAJD476K016RNJ	D	47	10	.36	.257	500	.225
581-TAJC686K016R	TAJC686K016RNJ	C	68	10	1.73	1.01	500	.589
581-TAJC107K016RNJ	TAJC107K016RNJ	C	100	10	1.61	.77	500	.578
581-TAJD157K016R	TAJD157K016RNJ	D	150	10	2.86	1.98	500	1.11
581-TAJE227K016R	TAJE227K016RNJ	E	220	10	4.04	3.15	400	2.64
581-TAJE337M016RNJ	TAJE337M016RNJ	E	330	20	8.45	7.47	400	4.31
20 Volt								
581-TAJA105K020	TAJA105K020RNJ	A	1	10	.11	.073	2000	.062
581-TAJA155K020R	TAJA155K020RNJ	A	1.5	10	.38	.243	2000	.12
581-TAJA225K020R	TAJA225K020RNJ	A	2.2	10	.34	.26	2000	.118
581-TAJA335K020	TAJA335K020RNJ	A	3.3	10	.44	.332	2000	.151
581-TAJB475K020	TAJB475K020RNJ	B	4.7	10	.47	.205	2000	.106
581-TAJC475M020R	TAJC475M020RNJ	C	4.7	20	.54	.385	500	.214
581-TAJB685K020R	TAJB685K020RNJ	B	6.8	10	.50	.342	2000	.171
581-TAJA685K020R	TAJA685K020RNJ	A	6.8	10	.50	.342	2000	.171
581-TAJC685K020R	TAJC685K020RNJ	C	6.8	10	.54	.385	500	.214
581-TAJC106K020	TAJC106K020RNJ	C	10	10	.48	.278	500	.193
581-TAJD226K020	TAJD226K020RNJ	D	22	10	.61	.396	500	.221
581-TAJD226K020PNJ	TAJD226K020PNJ	D	22	10	.61	.487	2500	.449
581-TAJC336K020R	TAJC336K020RNJ	C	33	10	1.21	.642	500	.385
581-TAJD476K020R	TAJD476K020RNJ	D	47	10	.87	.535	500	.31
581-TAJE686K020	TAJE686K020RNJ	E	68	10	2.78	1.94	400	1.23
25 Volt								
581-TAJA474K025	TAJA474K025RNJ	A	0.47	10	.96	.642	2000	.31
581-TAJA105K025	TAJA105K025RNJ	A	1	10	.39	.214	2000	.107
581-TAJA155M025R	TAJA155M025RNJ	A	1.5	20	1.01	.503	2000	.268
581-TAJA155K025R	TAJA155K025RNJ	A	1.5	10	.28	.239	2000	.151
581-TAJB155K025R	TAJB155K025RNJ	B	1.5	10	.50	.353	2000	.172
581-TAJB225K025	TAJB225K025RNJ	B	2.2	10	.39	.289	2000	.146
581-TAJC335M025RNJ	TAJC335M025RNJ	C	3.3	20	1.09	.589	500	.353
581-TAJC475K025	TAJC475K025RNJ	C	4.7	10	.61	.396	500	.221
581-TAJB685K025R	TAJB685K025RNJ	B	6.8	10	.90	.457	2000	.221
581-TAJC685K025	TAJC685K025RNJ	C	6.8	10	.69	.449	500	.249
581-TAJC106K025	TAJC106K025RNJ	C	10	10	.74	.524	500	.321
581-TAJC106K025S	TAJC106K025SNJ	C	10	10	.74	.524	3000	.225
581-TAJC106M025R	TAJC106M025RNJ	C	10	20	.74	.524	500	.321
581-TAJB106K025RNJ	TAJB106K025RNJ	B	10	10	1.13	.556	2000	.268
581-TAJD106K025R	TAJD106K025RNJ	D	10	10	1.09	.589	500	.353
581-TAJD156K025R	TAJD156K025RNJ	D	15	10	1.50	.872	500	.513
581-TAJC226K025R	TAJC226K025RNJ	C	22	10	1.25	.835	500	.492
581-TAJD336K025	TAJD336K025RNJ	D	33	10	2.86	1.98	500	1.11
581-TAJV107K025	TAJV107K025RNJ	V	100	10	5.59	4.34	400	2.48
35 Volt								
581-TAJA104K035	TAJA104K035RNJ	A	0.10	10	.85	.642	2000	.292
581-TAJA224K035R	TAJA224K035RNJ	A	0.22	10	.96	.642	2000	.31
581-TAJA474K035	TAJA474K035RNJ	A	0.47	10	.96	.642	2000	.31
581-TAJB474K035R	TAJB474K035RNJ	B	0.47	10	1.61	.931	2000	.449
581-TAJA684K035RNJ	TAJA684K035RNJ	A	0.68	10	1.38	.738	2000	.353
581-TAJB105K035	TAJB105K035RNJ	B	1	10	.45	.342	2000	.157
581-TAJA155K035R	TAJA155K035RNJ	A	1.5	10	.39	.30	2000	.146
581-TAJB155K035R	TAJB155K035RNJ	B	1.5	10	.70	.503	2000	.241
581-TAJB225K035	TAJB225K035RNJ	B	2.2	10	.75	.357	2000	.175
581-TAJC225K035	TAJC225K035RNJ	C	2.2	10	.66	.428	500	.242
581-TAJA225K035RNJ	TAJA225K035RNJ	A	2.2	10	.96	.642	2000	.31
581-TAJB335K035R	TAJB335K035RNJ	B	3.3	10	.47	.364	2000	.188

© Copyright 2013 Mouser Electronics

© Copyright 2013 Mouser Electronics

AVX Tantalum Chip Capacitors

RoHS Compliant **This product is RoHS compliant.**

A KYOCERA GROUP COMPANY

DIMENSIONS: mm (in.)



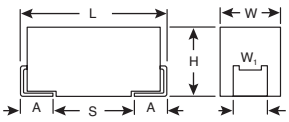

Code	EIA Code	L	W	H	W1	A	S Min.
A	1206	3.2 (0.126)	1.6 (0.063)	1.6 (0.063)	1.2 (0.031)	0.8 (0.031)	1.1 (0.043)
B	1210	3.5 (0.138)	2.8 (0.110)	1.9 (0.075)	2.2 (0.087)	0.8 (0.031)	1.4 (0.055)
C	2312	6.0 (0.236)	3.2 (0.126)	2.6 (0.102)	2.2 (0.087)	1.3 (0.051)	2.9 (0.114)
D	2917	7.3 (0.287)	4.3 (0.169)	2.9 (0.114)	2.4 (0.094)	1.3 (0.051)	4.4 (0.173)
E	2917	7.3 (0.287)	4.3 (0.169)	4.1 (0.162)	2.4 (0.094)	1.3 (0.051)	4.4 (0.173)
R	0805	2.05(0.081)	1.30(0.051)	1.20(0.047)	1.0±0.1 (0.039±0.004)	0.50(0.020)	0.85(0.033)
S	1206-12	3.20(0.126)	1.60(0.063)	1.20(0.047)	1.20(0.047)	0.80(0.031)	1.10(0.043)
T	1210-12	3.50(0.138)	2.80(0.110)	1.20(0.047)	2.20(0.087)	0.80(0.031)	1.40(0.055)
V	2924	7.3 (0.287)	6.1 (0.24)	3.45±0.30 (0.136±0.012)	3.1 (0.12)	1.4 (0.055)	4.4 (0.173)
W	2312-15	6.00(0.236)	3.20(0.126)	1.50(0.059)	2.20(0.087)	1.30(0.051)	2.90(0.114)
X	2917-15	7.30(0.287)	4.30(0.169)	1.50(0.059)	2.40(0.094)	1.30(0.051)	4.40(0.173)
Y	2917-20	7.30(0.287)	4.30(0.169)	2.00(0.079)	2.40(0.094)	1.30(0.051)	4.40(0.173)

TAJ SERIES 125°C STANDARD TANTALUM CHIP CAPACITORS (CONT.)

Features & Specifications:
- General purpose SMT chip tantalum series
- 6 case sizes available
- Capacitance range: 0.1μF to 2200μF
- Temperature range: -55°C to 125°C
- Reliability: 1% per 1000 hours at 85°C, V_R with 0.1Ω/V series impedance, 60% confidence level

NEW PRODUCT

MOUSER STOCK NO.	AVX Part No.	Case Size	Value (μF)	Tol (%)	Price Each		Tape and Reel	
					1	100	Qty.	Price Each
35 Volt (Cont.)								
581-TAJW335K035R	TAJW335K035RNJ	W	3.3	10	2.17	1.39	1000	.728
581-TAJD475K035	TAJD475K035RNJ	D	4.7	10	1.04	.621	500	.375
581-TAJC685K035R	TAJC685K035RNJ	C	6.8	10	1.08	.642	500	.385
581-TAJD685K035R	TAJD685K035RNJ	D	6.8	10	.66	.428	500	.242
581-TAJD106K035	TAJD106K035RNJ	D	10	10	1.51	.867	500	.503
581-TAJY106K035R	TAJY106K035RNJ	Y	10	10	2.63	1.83	1000	1.22
581-TAJE476K035	TAJE476K035RNJ	E	47	10	3.10	2.17	400	1.90
50 Volt								
581-TAJA104K050	TAJA104K050RNJ	A	0.10	10	.46	.327	2000	.133
581-TAJA224K050RNJ	TAJA224K050RNJ	A	0.22	10	.96	.642	2000	.31
581-TAJB334K050R	TAJB334K050RNJ	B	0.33	10	1.39	.835	2000	.407
581-TAJB474K050RNJ	TAJB474K050RNJ	B	0.47	10	1.39	.835	2000	.407
581-TAJB105K050R	TAJB105K050RNJ	B	1	10	1.39	.835	2000	.407
581-TAJB155K050RNJ	TAJB155K050RNJ	B	1.5	10	.97	.674	2000	.332
581-TAJC155K050RNJ	TAJC155K050RNJ	C	1.5	10	2.17	1.39	500	.781
581-TAJB225K050RNJ	TAJB225K050RNJ	B	2.2	10	1.04	.728	2000	.353
581-TAJD225K050SNJ	TAJD225K050SNJ	D	2.2	10	1.53	.888	2500	.428
581-TAJD225K050R	TAJD225K050RNJ	D	2.2	10	1.53	.888	500	.524
581-TAJC335K050RNJ	TAJC335K050RNJ	C	3.3	10	2.17	1.39	500	.781
581-TAJD335K050R	TAJD335K050RNJ	D	3.3	10	1.99	1.14	500	.674
581-TAJC475K050RNJ	TAJC475K050RNJ	C	4.7	10	2.41	1.39	500	.819
581-TAJD685M050S	TAJD685M050SNJ	D	6.8	20	3.62	2.50	2500	1.19
581-TAJC685K050RNJ	TAJC685K050RNJ	C	6.8	10	2.17	1.39	500	.781
581-TAJD685K050	TAJD685K050RNJ	D	6.8	10	2.50	2.44	500	1.67
581-TAJE106K050	TAJE106K050RNJ	E	10	10	5.39	4.19	400	2.26
581-TAJD156K050RNJ	TAJD156K050RNJ	D	15	10	4.04	3.15	500	1.63
581-TAJE156K050RNJ	TAJE156K050RNJ	E	15	10	7.15	5.95	400	3.24
581-TAJV226K050	TAJV226K050RNJ	V	22	10	5.66	3.96	400	2.96

TAJ SERIES - 125°C LOW PROFILE TANTALUM CHIP CAPACITORS

Features & Specifications:
- General purpose SMT chip tantalum series
- 6 case sizes available
- Capacitance range: 0.1 μF to 2200μF
- Temperature range: -55°C to 125°C
- Reliability: 1% per 1000 hours at 85°C, V_R with 0.1Ω/V series impedance, 60% confidence level

MOUSER STOCK NO.	AVX Part No.	Case Size	Value (μF)	Tol (%)	Price Each		Tape and Reel	
					1	100	Qty.	Price Each
6.3 Volt								
581-TAJS225M006RNJ	TAJS225M006RNJ	S	2.2	20	1.26	.76	2500	.332
581-TAJR475K006RNJ	TAJR475K006RNJ	R	4.7	10	1.18	.706	2500	.342
581-TAJT226M006R	TAJT226M006RNJ	T	22	20	1.47	.845	2500	.407
581-TAJT476K006RNJ	TAJT476K006RNJ	T	47	10	1.47	.845	2500	.407
581-TAJY337K006RNJ	TAJY337K006RNJ	Y	330	10	2.63	1.83	1000	1.22
581-TAJY477K006RNJ	TAJY477K006RNJ	Y	470	10	2.63	1.83	1000	1.22
10 Volt								
581-TAJS335K010RNJ	TAJS335K010RNJ	S	3.3	10	1.28	.77	2500	.375
581-TAJR475K010R	TAJR475K010RNJ	R	4.7	10	.94	.578	2500	.30
581-TAJT106K010R	TAJT106K010RNJ	T	10	10	.70	.503	2500	.241
581-TAJW476K010R	TAJW476K010RNJ	W	47	10	.70	.503	1000	.342
581-TAJX107K010R	TAJX107K010RNJ	X	100	10	2.28	1.58	1000	.749
581-TAJY227K010R	TAJY227K010RNJ	Y	220	10	2.28	1.58	1000	.749
16 Volt								
581-TAJT335K016RNJ	TAJT335K016RNJ	T	3.3	10	1.47	.845	2500	.407
581-TAJS475M016R	TAJS475M016RNJ	S	4.7	20	1.26	.76	2500	.332
581-TAJT106K016R	TAJT106K016RNJ	T	10	10	1.47	.845	2500	.407
581-TAJY107K016R	TAJY107K016RNJ	Y	100	10	2.63	1.83	1000	1.22
20 Volt								
581-TAJR104K020R	TAJR104K020RNJ	R	0.10	10	.96	.631	2500	.30
581-TAJR474K020R	TAJR474K020RNJ	R	0.47	10	1.18	.706	2500	.342
581-TAJR105K020R	TAJR105K020RNJ	R	1	10	1.18	.706	2500	.342
581-TAJR225K020RNJ	TAJR225K020RNJ	R	2.2	10	1.18	.706	2500	.342
25 Volt								
581-TAJW106K025R	TAJW106K025RNJ	W	10	10	2.09	1.39	1000	.642
581-TAJY476K025RNJ	TAJY476K025RNJ	Y	47	10	2.63	1.83	1000	1.22
35 Volt								
581-TAJT225K035RNJ	TAJT225K035RNJ	T	2.2	10	1.47	.845	2500	.407

© Copyright 2013 Mouser Electronics
© Copyright 2013 Mouser Electronics

AVX Tantalum Chip Capacitors

AVX HIGH TEMPERATURE AND PROFESSIONAL TANTALUM CHIP CAPACITORS

DIMENSIONS: mm (in.)



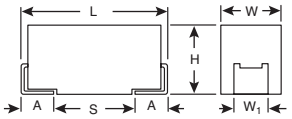

DIMENSIONS: mm (in.)							
Code	EIA Code	L±0.2(0.008)	W+0.2(0.008) -0.1(0.008)	H+0.2(0.008) -0.1(0.004)	$W_1 \pm 0.2$ (0.008)	A+0.3(0.012) -0.2(0.008)	S Min.
A	3216	3.2 (0.126)	1.6 (0.063)	1.6 (0.063)	1.2 (0.031)	0.8 (0.031)	1.1 (0.043)
B	3528	3.5 (0.138)	2.8 (0.110)	1.9 (0.075)	2.2 (0.087)	0.8 (0.031)	1.4 (0.055)
C	6032	6.0 (0.236)	3.2 (0.126)	2.6 (0.102)	2.2 (0.087)	1.3 (0.051)	2.9 (0.114)
D	7343	7.3 (0.287)	4.3 (0.169)	2.9 (0.114)	2.4 (0.094)	1.3 (0.051)	4.4 (0.173)
E	7343	7.3 (0.287)	4.3 (0.169)	4.1 (0.162)	2.4 (0.094)	1.3 (0.051)	4.4 (0.173)
V	7361	7.3 (0.287)	6.1 (0.24)	3.45±0.30 (0.136±0.012)	3.1 (0.12)	1.4 (0.055)	4.4 (0.173)

W_1 dimension applies to the termination width for A dimensional area only.

RoHS Compliant

THJ Series: High Temperature

Features:

- Twice improved reliability
- 175°C @ 0.5V_R continuous operation
- CV range: 0.1-220µF/6.3-50V
- Low ESR options on approval
- High temperature automotive and industry applications

Specifications:

- Technical data: All technical data relate to an ambiant temperature of +25°C
- Capacitance range: 0.1µF to 150µF
- Temperature range: -55°C to 175°C voltage derating
- Reliability: 0.5% per 1000 hours at 85°C, V_R with 0.1Ω/V series impedance, 60% confidence level, 3.5 fits at 40°C, 0.5V_R

TRJ Series: Professional

NEW PRODUCT

Features:

- Twice improved reliability
- DLC reduced by 25% to 0.0075CV
- Robust against higher thermo-mechanical stresses during assembly process
- CV range: 0.1-470µF/6.3-50V
- 114 low ESR parts released
- Automotive, medical, aerospace, military and other high-end applications

Specifications:

- Technical data: All technical data relate to an ambiant temperature of +25°C
- Capacitance range: 0.1 µF to 470µF
- Leakage current DCL: 0.0075CV
- Temperature range: -55°C to +125°C
- Reliability: 0.5% per 1000 hours at 85°C, V_R with 0.1Ω/V series impedance 60% confidence level

MOUSER STOCK NO.	AVX Part No.	Value (µF)	Volts	Case Size	ESR Max.Ω@ 100kHz	Price Each 1	Price Each 100	Tape and Reel Qty.	Tape and Reel Price Per Piece
THJ Series									
581-THJA475K006R	THJA475K006RJN	4.7	6.3	A	6	.54	.278	2000	.177
581-THJA106K006RJN	THJA106K006RJN	10	6.3	A	2.2	.58	.396	2000	.197
581-THJB226K006R	THJB226K006RJN	22	6.3	B	2.5	.61	.535	2000	.268
581-THJB336K006R	THJB336K006RJN	33	6.3	B	1.7	.75	.514	2000	.25
581-THJC476K006R	THJC476K006RJN	47	6.3	C	1.6	1.34	.781	2000	.375
581-THJC686K006RJN	THJC686K006RJN	68	6.3	C	1.5	1.07	.835	500	.439
581-THJD107K006RJN	THJD107K006RJN	100	6.3	D	.4	1.83	1.42	500	.749
581-THJD157K006RJN	THJD157K006RJN	150	6.3	D	.9	2.08	1.62	500	.845
581-THJA335K010RJN	THJA335K010RJN	3.3	10	A	5.5	.54	.278	2000	.375
581-THJA685K010RJN	THJA685K010RJN	6.8	10	A	2.6	.42	.31	2000	.15
581-THJB106K010RJN	THJB106K010RJN	10	10	B	1.8	.56	.417	2000	.20
581-THJB156K010RJN	THJB156K010RJN	15	10	B	1.5	.85	.728	2000	.471
581-THJB226K010RJN	THJB226K010RJN	22	10	B	2.4	.93	.696	2000	.332
581-THJC336K010R	THJC336K010RJN	33	10	C	1.6	1.34	.781	2000	.375
581-THJD686K010RJN	THJD686K010RJN	68	10	D	.4	1.83	1.42	500	.749
581-THJD107K010R	THJD107K010RJN	100	10	D	.4	2.51	1.46	2000	.706
581-THJE227K010AJH	THJE227K010AJH	220	10	E	.25	79.39	55.58	400	50.61
581-THJE227K010RJN	THJE227K010RJN	220	10	E	.5	21.77	16.94	400	12.52
581-THJA225K016R	THJA225K016RJN	2.2	16	A	6.5	.54	.278	500	.21
581-THJB475K016R	THJB475K016RJN	4.7	16	B	3.5	.84	.728	2000	.471
581-THJA685K016R	THJA685K016RJN	6.8	16	A	2.5	.54	.46	2000	.232
581-THJB685K016R	THJB685K016RJN	6.8	16	B	2.5	.84	.728	2000	.471
581-THJB106K016R	THJB106K016RJN	10	16	B	2.8	.85	.728	2000	.471
581-THJC226K016R	THJC226K016RJN	22	16	C	1.6	1.34	.781	2000	.375
581-THJC336K016R	THJC336K016RJN	33	16	C	.6	1.38	1.21	2000	.535
581-THJC476K016RJN	THJC476K016RJN	47	16	C	.9	1.10	.867	500	.449
581-THJD476K016R	THJD476K016RJN	47	16	D	.9	2.14	1.24	500	.738
581-THJD686K016R	THJD686K016RJN	68	16	D	.9	2.46	1.42	500	.835
581-THJE107K016AJH	THJE107K016AJH	100	16	E	.25	79.39	55.58	400	50.61
581-THJE107K016RJN	THJE107K016RJN	100	16	E	.4	21.77	16.94	400	12.52
581-THJA155K020R	THJA155K020RJN	1.5	20	A	1.7	.54	.278	2000	.177
581-THJB335K020R	THJB335K020RJN	3.3	20	B	3	.84	.728	2000	.471
581-THJC156K020R	THJC156K020RJN	15	20	C	1.7	1.37	1.04	2000	.546
581-THJD336K020R	THJD336K020RJN	33	20	D	.9	2.34	1.62	500	.91
581-THJD336M020R	THJD336M020RJN	33	20	D	.9	2.34	1.62	500	.91
581-THJA474K025RJN	THJA474K025RJN	.47	25	A	14	1.13	.888	2000	.396
581-THJA684K025RJN	THJA684K025RJN	.68	25	A	10	1.03	.76	2000	.396
581-THJB225K025R	THJB225K025RJN	2.2	25	B	4.5	1.03	.888	2000	.396
581-THJC685K025R	THJC685K025RJN	6.8	25	C	2	1.69	1.32	2000	.963
581-THJC106K025R	THJC106K025RJN	10	25	C	1.8	1.34	.781	2000	.375
581-THJD226K025R	THJD226K025RJN	22	25	D	.9	3.89	3.27	2000	1.51
581-THJD336K025R	THJD336K025RJN	33	25	D	.5	3.62	2.65	2000	1.28
581-THJA104K035R	THJA104K035RJN	.1	35	A	24	1.11	.738	500	.556
581-THJA154K035RJN	THJA154K035RJN	.15	35	A	21	1.11	.738	2000	.353
581-THJA224K035R	THJA224K035RJN	.22	35	A	18	1.11	.738	2000	.353
581-THJB474K035RJN	THJB474K035RJN	.47	35	B	10	1.49	1.09	2000	.524
581-THJB684K035RJN	THJB684K035RJN	.68	35	B	8	1.52	1.12	2000	.546
581-THJB105K035R	THJB105K035RJN	1	35	B	6.5	.84	.728	2000	.471
581-THJC155K035RJN	THJC155K035RJN	1.5	35	C	4.5	.89	.696	500	.364
581-THJC225K035RJN	THJC225K035RJN	2.2	35	C	3.5	.91	.717	500	.375
581-THJC475K035R	THJC475K035RJN	4.7	35	C	2.2	1.35	.792	2000	.653
581-THJD685K035R	THJD685K035RJN	6.8	35	D	1.3	1.66	1.33	2000	.663
581-THJD106K035R	THJD106K035RJN	10	35	D	1	2.15	1.24	500	.728
581-THJD156K035R	THJD156K035RJN	15	35	D	.9	2.46	1.86	2000	.835
581-THJD226K035R	THJD226K035RJN	22	35	D	.9	5.50	3.39	2000	1.63
581-THJE336K035RJN	THJE336K035RJN	33	35	E	.5	5.37	3.92	400	2.07
581-THJD335K050RJN	THJD335K050RJN	3.3	50	D	1.1	4.86	3.77	500	1.95
581-THJD475K050R	THJD475K050RJN	4.7	50	D	.9	4.82	3.75	2000	1.80
581-THJD685K050RJN	THJD685K050RJN	6.8	50	D	.7	4.86	3.77	500	1.95
581-THJD106K050RJN	THJD106K050RJN	10	50	D	.7	4.86	3.77	500	1.95
581-THJE106K050RJN	THJE106K050RJN	10	50	E	.7	7.42	6.17	400	3.37
TRJ Series									
581-TRJE337M006R0150	TRJE337M006R0150	330	6.3	E	150	5.56	4.35	400	3.10
581-TRJB685M016RRJ	TRJB685M016RRJ	6.8	16	B	2600	.93	.578	2000	.278
581-TRJC226M016RRJ	TRJC226M016RRJ	22	16	C	700	1.22	.696	500	.46
581-TRJC106K020R0500	TRJC106K020R0500	10	20	C	500	1.26	.76	500	.503
581-TRJC106M020RRJ	TRJC106M020RRJ	10	20	C	2200	1.05	.621	500	.417
581-TRJD336M020RRJ	TRJD336M020RRJ	33	20	D	600	1.92	1.11	500	.813
581-TRJE686K020R0200	TRJE686K020R0200	68	20	E	200	7.31	4.37	400	2.90
581-TRJE107M020R0150	TRJE107M020R0150	100	20	E	150	10.41	6.11	400	4.28
581-TRJB335M025RRJ	TRJB335M025RRJ	3.3	25	B	3700	.93	.578	2000	.278
581-TRJC106K025RRJ	TRJC106K025RRJ	10	25	C	800	1.24	.706	500	.514
581-TRJD476K025R0250	TRJD476K025R0250	47	25	D	250	6.16	5.13	500	2.61
581-TRJB105K035RRJ	TRJB105K035RRJ	1	35	B	2000	.93	.578	2000	.278
581-TRJC106K035R0600	TRJC106K035R0600	10	35	C	600	1.46	1.27	500	1.18
581-TRJD106K035RRJ	TRJD106K035RRJ	10	35	D	800	1.96	1.13	500	.696
581-TRJD685M050RRJ	TRJD685M050RRJ	6.8	50	D	700	6.02	3.51	500	2.54

© Copyright 2013 Mouser Electronics

© Copyright 2013 Mouser Electronics

KEMET Tantalum Polymer Surface Mount Capacitors

The Capacitance Company KEMET CHARGED.

RoHS Compliant **This product is RoHS compliant.**

T520 SERIES - 105°C LOW ESR, KO-CAP

Features:

- Polymer Cathode Technology
- Low ESR
- High Frequency Cap Retention
- No-Ignition Failure Mode
- EIA Standard Case Sizes
- 100% Surge Current Tested
- 20% tolerance

Electrical Specifications:

NEW PRODUCT

- Operating Temperature Range: -55°C to +105°C
- Voltage listed is at 85°C, Derate 25% at 105°C
- Reverse Voltage Rating & Polarity:
  Polymer tantalum capacitors are polar devices and may be permanently damaged or destroyed if connected in the wrong polarity. The positive terminal is identified by a laser-marked stripe and may also include a beveled edge. These capacitors will withstand a small degree of transient voltage reversal for short periods. Please note that these parts may not be operated continuously in reverse.

RoHS Compliant

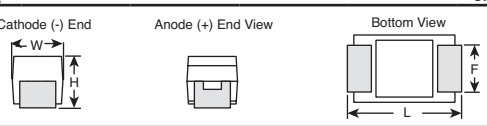

Case Size		Dimensions: mm			
KEMET	EIA	L	W	H	F±0.1
B	3528-21	3.5	2.8	1.9	2.2
V	7343-20	7.3	4.3	1.9	2.4
D	7343-31	7.3	4.3	2.8	2.4
X	7343-43	7.3	4.3	4.0	2.4
T	3528-12	3.5	2.8	1.2	2.2
V	7343-20	7.3	4.3	4.0	2.4

For quantities greater than listed, call for quote.

MOUSER STOCK NO.	KEMET Part No.	Value (µF)	ESR (mΩ)	Case Code	Price Each 1	Price Each 100	Reel Qty.	Price Per Piece
2.5 Volt								
80-T520A476M2R5ATE90	T520A476M2R5ATE090	47	90	A	.96	.567	2000	.278
80-T520A686M2R5ATE70	T520A686M2R5ATE070	68	70	A	.96	.514	2000	.31
80-T520B227M2R5ATE15	T520B227M2R5ATE015	220	15	B	2.41	1.39	2000	.674
80-T520V227M2R5E15	T520V227M2R5ATE015	220	15	V	3.51	2.44	1000	1.20
80-T520B227M2R5E35	T520B227M2R5ATE035	220	35	B	1.55	.899	2000	.439
80-T520V337M2R5ATE9	T520V337M2R5ATE009	330	9	V	3.85	3.00	1000	1.44
80-T520L337M2R5ATE25	T520L337M2R5ATE025	330	25	L	3.18	2.20	1000	1.08
80-T520W337M2R5ATE40	T520W337M2R5ATE040	330	40	W	4.17	2.89	1000	1.42
80-T520B337M2R5ATE45	T520B337M2R5ATE045	330	45	B	1.61	.931	2000	.449
80-T520V477M2R5ATE07	T520V477M2R5ATE007	470	7	V	4.24	3.30	1000	1.58
80-T520V477M2R5ATE9	T520V477M2R5ATE009	470	9	V	3.85	3.00	1000	1.44
80-T520D477M2R5ATE9	T520D477M2R5ATE009	470	9	D	3.85	3.00	500	1.55
80-T520D687M2R5ATE10	T520D687M2R5ATE010	680	10	D	4.04	3.15	500	1.63
80-T520D687M2R5E15	T520D687M2R5ATE015	680	15	D	4.17	2.89	500	1.63
80-T520Y108M2R5ATE15	T520Y108M2R5ATE015	1000	15	Y	4.62	3.60	500	2.57
80-T520D108M2R5ATE30	T520D108M2R5ATE030	1000	30	D	3.95	2.74	500	1.54
3 Volt								
80-T520B157M3ATE40	T520B157M003ATE040	150	40	B	1.55	.899	2000	.439
80-T520V337M03ATE015	T520V337M003ATE015	330	15	V	4.17	2.89	1000	1.42
80-T520V337M003	T520V337M003ATE025	330	25	V	3.16	2.19	1000	1.35
80-T520T336M10ATE040	T520T336M010ATE040	330	40	T	1.82	1.06	2500	.514
80-T520D687M3ATE15	T520D687M003ATE015	680	15	D	4.17	2.89	500	1.63
80-T520X108M3E15	T520X108M003ATE015	1000	15	X	5.22	4.35	500	2.77
4 Volt								
80-T520A476M4ATE70	T520A476M004ATE070	47	70	A	1.26	.674	2000	.321
80-T520T476M4E70	T520T476M004ATE070	47	70	T	1.44	.835	2500	.407
80-T520B686M4ATE40	T520B686M004ATE040	68	40	B	1.39	.803	2000	.385
80-T520B686M004	T520B686M004ATE070	68	70	B	1.06	.556	2000	.332
80-T520B107M4ATE35	T520B107M004ATE035	100	35	B	1.39	.803	2000	.385
80-T520T107M4ATE150	T520T107M004ATE150	100	50	T	1.66	.963	2500	.46
80-T520T107M4ATE70	T520T107M004ATE070	100	70	T	1.53	1.08	2500	.535
80-T520B107M004	T520B107M004ATE070	100	70	B	1.06	.556	2000	.332
80-T520B157M4ATE15	T520B157M004ATE015	150	15	B	1.97	1.16	2000	.674
80-T520C157M4ATE25	T520C157M004ATE025	150	25	C	2.14	1.24	500	.728
80-T520B157M4E40	T520B157M004ATE040	150	40	B	1.26	.738	2000	.428
80-T520V227M4ATE9	T520V227M004ATE009	220	9	V	3.95	2.74	1000	1.35
80-T520D227M4ATE12	T520D227M004ATE012	220	12	D	2.30	1.59	500	.899
80-T520C227M4ATE015	T520C227M004ATE015	220	15	C	1.75	1.22	500	.856
80-T520V227M4ATE015	T520V227M004ATE015	220	15	V	2.65	2.49	1000	1.27
80-T520V227M4E25	T520V227M004ATE025	220	25	V	3.51	2.44	1000	1.20
80-T520B227M4ATE45	T520B227M004ATE045	220	45	B	1.26	.738	2000	.428
80-T520V227M004	T520V227M004ATE045	220	45	V	3.30	2.28	1000	1.12
80-T520B227M4ATE70	T520B227M004ATE070	220	70	B	1.09	.642	2000	.375
80-T520D337M4ATE07	T520D337M004ATE007	330	7	D	2.74	1.90	500	1.07
80-T520D337M4E9	T520D337M004ATE009	330	9	D	2.53	1.75	500	.984
80-T520V337M4ATE9	T520V337M004ATE009	330	9	V	3.95	2.74	1000	1.35
80-T520D477M4ATE10	T520D477M004ATE010	470	10	D	2.82	1.96	500	1.10
80-T520D477M4E15	T520D477M004ATE015	470	15	D	2.61	1.81	500	1.02
80-T520D477M4E25	T520D477M004ATE025	470	25	D	2.39	1.66	500	.932
80-T520D477M004	T520D477M004ATE040	470	40	D	2.64	1.53	500	.899
80-T520Y687M4ATE15	T520Y687M004ATE015	680	15	Y	4.24	3.30	500	1.70
80-T520D687M4ATE25	T520D687M004ATE025	680	25	D	3.85	2.89	500	2.13
80-T520V337M4E25	T520V337M004ATE025	3330	25	V	3.51	2.44	1000	1.20
6.3 Volt								
80-T520T156M6E100	T520T156M006ATE100	15	100	T	1.34	.77	2500	.375
80-T520A226M6ATE90	T520A226M006ATE090	22	90	A	1.21	.642	2000	.31
80-T520B336M6ATE40	T520B336M006ATE040	33	40	B	.79	.599	2000	.385
80-T520B336M6E70	T520B336M006ATE070	33	70	B	1.10	.589	2000	.332
80-T520C336M6ATE100	T520C336M006ATE100	33	100	C	1.87	1.08	500	.642
80-T520B476M006ATE25	T520B476M006ATE025	47	25	B	1.82	1.06	2000	.514
80-T520T476M6ATE40	T520T476M006ATE040	47	40	T	1.66	.963	2500	.46
80-T520B476M6ATE40	T520B476M006ATE040	47	40	B	1.39	.807	2000	.389
80-T520T476M06ATE070	T520T476M006ATE070	47	70	T	1.44	.835	2500	.407
80-T520B476M006	T520B476M006ATE070	47	70	B	.66	.56	2000	.332
80-T520B686M6ATE025	T520B686M006ATE025	68	25	B	1.82	1.06	2000	.514
80-T520B686M6E40	T520B686M006ATE040	68	40	B	1.39	.803	2000	.385
80-T520B686M006	T520B686M006ATE070	68	70	B	1.06	.556	2000	.332
80-T520V107M6ATE9	T520V107M006ATE009	100	9	V	3.73	2.59	1000	1.27
80-T520B107M6ATE15	T520B107M006ATE015	100	15	B	2.35	1.36	2000	.663
80-T520V107M6ATE15	T520V107M006ATE015	100	15	V	3.51	2.44	1000	1.20
80-T520B107M6ATE18	T520B107M006ATE018	100	18	B	1.75	1.03	2000	.599
80-T520C107M6ATE25	T520C107M006ATE025	100	25	C	2.14	1.24	500	.728
80-T520W107M6ATE40	T520W107M006ATE040	100	40	W	3.51	2.44	1000	1.20
80-T520B107M6ATE40	T520B107M006ATE040	100	40	B	1.22	.717	2000	.417
80-T520B107M6ATE45	T520B107M006ATE045	100	45	B	1.50	.867	2000	.417
80-T520C107M6ATE45	T520C107M006ATE045	100	45	C	1.87	1.08	500	.642
80-T520B107M006E070	T520B107M006ATE070	100	70	B	1.20	.642	2000	.364
80-T520T107M006ATE70	T520T107M006ATE070	100	70	T	1.77	1.03	2500	.492
80-T520D157M6E15	T520D157M006ATE015	150	15	D	2.55	1.47	500	.865
80-T520V157M6E15	T520V157M006ATE015	150	15	V	3.09	2.13	1000	1.27
80-T520B157M006ATE25	T520B157M006ATE025	150	25	B	1.93	1.11	2000	.535
80-T520L157M6ATE25	T520L157M006ATE025	150	25	L	3.16	2.19	500	1.62

© Copyright 2013 Mouser Electronics

For quantities greater than listed, call for quote.

MOUSER STOCK NO.	KEMET Part No.	Value (µF)	ESR (mΩ)	Case Code	Price Each 1	Price Each 100	Reel Qty.	Price Per Piece
6.3 Volt (Cont.)								
80-T520V157M006	T520V157M006ATE045	150	45	V	2.63	1.83	1000	1.12
80-T520D157M006	T520D157M006ATE055	150	55	D	2.28	1.32	500	.77
80-T520B157M6ATE70	T520B157M006ATE070	150	70	B	1.39	.77	2000	.364
80-T520V227M6ATE7	T520V227M006ATE007	220	7	V	4.24	3.30	1000	1.58
80-T520D227M6E9	T520D227M006ATE009	220	9	V	2.53	1.75	500	.984
80-T520V227M6ATE9	T520V227M006ATE009	220	9	V	4.04	3.15	1000	1.51
80-T520D227M6E15	T520D227M006ATE015	220	15	D	2.23	1.59	500	.91
80-T520C227M6ATE018	T520C227M006ATE018	220	18	C	2.51	1.46	500	.856
80-T520B227M006ATE35	T520B227M006ATE035	220	35	B	2.14	1.24	2000	.599
80-T520D227M6E40	T520D227M006ATE040	220	40	D	2.55	1.47	500	.865
80-T520V227M6E40	T520V227M006ATE040	220	40	V	3.95	2.74	1000	1.35
80-T520B227M006ATE45	T520B227M006ATE045	220	45	B	1.93	1.11	2000	.535
80-T520D227M006	T520D227M006ATE050	220	50	D	2.28	1.32	500	.77
80-T520B227M006ATE70	T520B227M006ATE070	220	70	B	1.71	.995	2000	.482
80-T520D337M006ATE9	T520D337M006ATE009	330	9	D	1.75	1.22	500	.92
80-T520D337M6E15	T520D337M006ATE015	330	15	D	2.30	1.59	500	.899
80-T520D337M6ATE18	T520D337M006ATE018	330	18	D	2.30	1.59	500	.899
80-T520V337M6ATE18	T520V337M006ATE018	330	18	V	3.85	3.00	1000	1.44
80-T520D337M006	T520D337M006ATE045	330	45	D	2.28	1.32	500	.77
80-T520Y477M6ATE15	T520Y477M006ATE015	470	15	Y	4.69	3.58	500	1.94
80-T520X477M6E18	T520X477M006ATE018	470	18	X	11.95	5.97	500	4.71
80-T520D477M6ATE25	T520D477M006ATE025	470	25	D	4.17	2.89	500	1.63
80-T520Y477M6E25	T520Y477M006ATE025	470	25	Y	4.17	2.89	500	1.63
80-T520D477M006	T520D477M006ATE030	470	30	D	3.95	2.74	500	1.54
80-T520X477M6E35	T520X477M006ATE035	470	35	X	8.29	6.69	500	3.67
80-T520Y477M6ATE35	T520Y477M006ATE035	470	35	Y	4.17	2.89	500	1.63
80-T520X477M006	T520X477M006ATE040	470	40	X	8.66	7.20	500	3.67
8 Volt								
80-T520B336M8ATE025	T520B336M008ATE025	33	25	B	1.82	1.06	2000	.514
80-T520B336M8E70	T520B336M008ATE070	33	70	B	1.06	.556	2000	.332
80-T520B476M8ATE35	T520B476M008ATE035	47	35	B	1.50	.867	2000	.417
80-T520B476M8ATE70	T520B476M008ATE070	47	70	B	1.44	.77	2000	.364
80-T520D157M008	T520D157M008ATE025	150	25	D	3.51	2.44	500	1.37
80-T520D157M8E40	T520D157M008ATE040	150	40	D	3.30	2.28	500	1.28
80-T520V157M8ATE40	T520V157M008ATE040	150	40	V	3.09	2.55	1000	1.27
10 Volt								
80-T520A156M10ATE80	T520A156M010ATE080	15	80	A	1.34	.77	2000	.375
80-T520A226M10ATE80	T520A226M010ATE080	22	80	A	1.10	.899	2000	.419
80-T520B336M10ATE025	T520B336M010ATE025	33	25	B	1.82	1.06	2000	.514
80-T520B336M010	T520B336M010ATE070	33	70	B	1.10	.589	2000	.332
80-T520B476M10ATE70	T520B476M010ATE070	47	70	B	1.39	.803	2000	.385
80-T520C476M10ATE100	T520C476M010ATE100	47	100	C	1.87	1.08	500	.642
80-T520V686M10ATE025	T520V686M010ATE025	68	25	V	3.73	2.59	1000	1.27
80-T520W686M10ATE25	T520W686M010ATE025	68	25	W	3.95	2.74	1000	1.35
80-T520W686M10ATE040	T520W686M010ATE040	68	40	W	3.73	2.59	1000	1.27
80-T520C686M10ATE45	T520C686M010ATE045	68	45	C	1.87	1.08	500	.642
80-T520U686M10ATE055	T520U686M010ATE055	68	55	U	3.07	2.13	1000	1.05
80-T520V686M010	T520V686M010ATE060	68	60	V	2.73	1.88	1000	1.12
80-T520Y157M10ATE015	T520Y157M010ATE015	100	15	Y	4.43	3.45	500	1.78
80-T520V107M010E018	T520V107M010ATE018	100	18	V	4.17	2.89	1000	1.42
80-T520L107M10ATE25	T520L107M010ATE025	100	25	L	3.24	2.38	1000	1.10
80-T520V107M10E25	T520V107M010ATE025	100	25	V	3.27	2.26	1000	1.35
80-T520W107M10ATE40	T520W107M010ATE040	100	40	W	3.78	2.62	1000	1.28
80-T520D107M010	T520D107M010ATE080	100	80	D	2.28	1.32	500	.77
80-T520X687M04ATE015	T520X687M004ATE015	150	15	X	6.54	5.44	500	2.77
80-T520V157M10ATE18	T520V157M010ATE018	150	18	V	4.30	2.99	1000	1.47
80-T520V157M10ATE25	T520V157M010ATE025	150	25	V	4.08	2.84	1000	1.39
80-T520D157M010E040	T520D157M010ATE040	150	40	D	2.55	1.47	500	.865
80-T520C157M10ATE55	T520C157M010ATE055	150	55	C	2.09	1.21	500	.706
80-T520D157M010	T520D157M010ATE055	150	55	D	2.28	1.32	500	.77
80-T520D227M010	T520D227M010ATE018	220	18	D	1.67	1.39	500	.932
80-T520D227M10ATE25	T520D227M010ATE025	220	25	D	2.39	1.66	500	.932
80-T520Y227MATE40	T520Y227M010ATE040	220	40	Y	4.04	3.15	500	1.63
80-T520X337M10ATE10	T520X337M010ATE010	330	10	X	8.62	6.96	500	3.82
80-T520Y337M010E015	T520Y337M010ATE015	330	15	Y	4.62	3.60	500	1.86
80-T520X337M10E25	T520X337M010ATE025	330	25	X	8.29	6.69	500	3.67
80-T520X337M010	T520X337M010ATE040	330	40	X	8.66	7.20	500	3.67
16 Volt								
80-T520B106M16ATE100	T520B106M016ATE100	10	100	B	1.61	.931	2000	.449
80-T520V336M16ATE45	T520V336M016ATE045	33	45	V	4.17	2.89	1000	1.42
80-T520V336M016	T520V336M016ATE060	33	60	V	3.95	2.74	1000	1.35
80-T520D476M16E35	T520D476M016ATE035	47	35	D	3.07	2.13	500	1.20
80-T520V476M16ATE45	T520V476M016ATE045	47	45	V	4.17	2.89	1000	1.42
80-T520D476M016	T520D476M016ATE070	47	70	D	2.86	1.98	500	1.11
80-T520V476M16ATE70	T520V476M016ATE070	47	70	V	3.95	2.74	1000	1.35
80-T520X157M16ATE40	T520X157M016ATE040	150	40	X	8.66	7.20	500	3.67
20 Volt								
80-T520V226M20ATE40	T520V226M020ATE040	22	40	V	4.17	2.89	1000	1.42
80-T520V226M20ATE90	T520V226M020ATE090	22	90	V	3.34	1.90	1000	1.35
25 Volt								
80-T520D156M25E60	T520D156M025ATE060	15	60	D	3.07	2.13	500	1.20
80-T520D156M025	T520D156M025ATE080	15	80	D	2.86	1.98	500	1.11

© Copyright 2013 Mouser Electronics

KEMET Tantalum Polymer Surface Mount Capacitors

The Capacitance Company KEMET CHARGED.

I Case Size

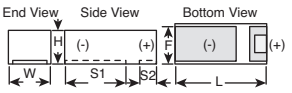

Z Case Size

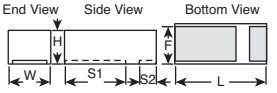

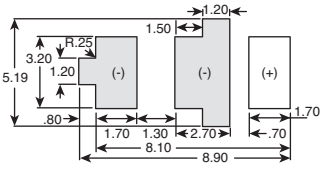

Case Size		Dimensions: mm (in.)					
KEMET	EIA	L	W	H	F±0.2	S1±0.2	S2±0.2
I	3216-10	3.2±0.2	1.6±0.2	1.0 max.	1.2	1.0	0.7
Z	7343-17	7.3±0.4	4.3±0.3	1.7 max.	2.8	5.1	1.3

Facedown 7343-17 will NOT fit on standard 7343 solder pads, and movement along Z axis could result in a short. Three-pad design must be used with center pad connection to circuit for low ESL properties. Dual pads on cathode connection required to prevent solder lifting with one cathode pad, and for mechanical hold. Will fit on Sanyo TPL pad specification - all dimensions equal except for .80mm tab extension at left cathode (-) plate as shown above.

Standard Construction

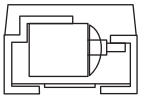

Face Down Termination

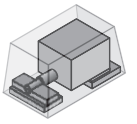

Reduction in current "loop area" creates proportional reduction in ESL.

T528 SERIES FACE DOWN TERMINATION TANTALUM SURFACE MOUNT CAPACITORS

Features:

- Low ESR
- 100% Surge Current Testing
- Polymer Cathode Technology
- Low ESL: <0.7nH@20MHz
- Lead (Pb) free 260˚C Reflow Capable
- RoHS compliant/Halogen Free
- High Frequency Cap Retention
- Non-Ignition Failure Mode
- 105˚C Max. Temperature Capability
- 100% Accelerated Steady State Aging
- Self-Healing Mechanism
- Improved Volumetric Efficiency
- Use up to 90% VR
- Tolerance: ±20%

PRODUCT NEW

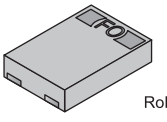

RoHS Compliant

For quantities greater than listed, call for quote.

MOUSER STOCK NO.	KEMET Part No.	Value (µF)	ESR mΩ @25°C 100kHz Max.	Case Code	Price Each 1	Price Each 25	Price Each 100	Reel Qty.	Price Per Piece
2.5 Volt Rating @ 105°C									
80-T528Z337M2R5ATE8	T528Z337M2R5ATE008	330	8	Z	5.59	4.96	4.34	1000	2.09
80-T528Z477M2R5ATE8	T528Z477M2R5ATE008	470	8	Z	5.30	4.98	4.41	1000	2.13
80-T528Z477M2R5ATE9	T528Z477M2R5ATE009	470	9	Z	4.96	4.60	4.34	1000	2.09
4 Volt Rating @ 105°C									
80-T528Z227M4ATE009	T528Z227M004ATE009	220	9	Z	5.59	4.96	4.34	1000	2.09
80-T528Z227M4ATE012	T528Z227M004ATE012	220	12	Z	5.39	4.79	4.19	1000	2.02
80-T528Z337M4ATE009	T528Z337M004ATE009	330	9	Z	5.30	4.98	4.41	1000	2.13
80-T528Z337M4ATE012	T528Z337M004ATE012	330	12	Z	5.59	4.96	4.34	1000	2.09
6.3 Volt Rating @ 105°C									
80-T528I476M6ATE150	T528I476M006ATE150	47	150	I	3.15	2.61	2.44	3000	1.56
80-T528Z157M6ATE009	T528Z157M006ATE009	150	9	Z	5.59	4.96	4.34	1000	2.09
80-T528Z157M6ATE012	T528Z157M006ATE012	150	12	Z	5.39	4.79	4.19	1000	2.02
80-T528Z227M6ATE009	T528Z227M006ATE009	220	9	Z	5.30	4.98	4.41	1000	2.13
80-T528Z227M6ATE012	T528Z227M006ATE012	220	12	Z	5.59	4.96	4.34	1000	2.09
10 Volt Rating @ 105°C									
80-T528I336M10ATE150	T528I336M010ATE150	33	150	I	3.97	3.31	3.08	3000	1.47

TANTALUM ENGINEERING KIT - 08, LOW ESR POLYMER

KEMET Part Number	Size Code KEMET EIA	Cap (µF)	Voltage	Cap. Tol.	ESR 100kHz Ω
T520D337M2R5ATE007	D	7343-31	330	2.5±20%	7
T520B686M004ATE040	B	3528-21	68	4±20%	40
T520V227M004ATE007	V	7343-20	220	4±20%	7
T520Y687M004ATE015	Y	7343-40	680	4±20%	15
T520A226M006ATE100	A	3216-18	22	6.3±20%	100
T520T476M006ATE070	T	3528-12	47	6.3±20%	70
T520B336M006ATE070	B	3528-21	33	6.3±20%	70
T520V157M006ATE015	V	7343-20	150	6.3±20%	15
T520D337M006ATE040	D	7343-31	330	6.3±20%	40
T520X337M010ATE025	X	7343-43	330	10±20%	25
T520W476M016ATE045	W	7343-15	47	16±20%	45
T528I476M006ATE150	I	3216-10	47	6.3±20%	150
T528I336M010ATE150	I	3216-10	33	10±20%	150
T530X158M2R5ATE005	X	7343-43	1500	2.5±20%	5
T530Y687M004ATE005	X	7343-40	680	4±20%	5
A700V476M006ATE025	V	7343-20	47	6.3±20%	25
A700D107M006ATE015	D	7343-31	100	6.3±20%	15
A700X157M006ATE010	X	7343-43	150	6.3±20%	10
A700V106M016ATE045	V	7343-20	10	16±20%	45



MOUSER STOCK NO.	Price Each
80-TANENGKIT13	54.57

T530 SERIES - 125ºC LOW ESR, KO-CAP

Features for T530:

- Highest CV in Standard EIA Size
- Extremely low ESR
- 125°C Max, temperature capability
- Polymer Cathode technology
- High frequency capacitance retention
- Non-Ignition failure mode
- Molded case (pick-and-place precision)
- 100% Accelerated steady state aging
- 100% Surge current testing
- Utilizes multiple tantalum anode technology
- Volumetric efficiency
- Use up to 90% of rated voltage (10% Derating)
- Self-healing mechanism

PRODUCT NEW

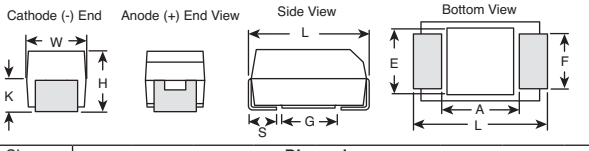

Case Size		Dimensions: mm								
KEMET	EIA	L	W	H	K±0.2	F±0.1	S±0.3	A Min.	G Ref.	E Ref.
D	7343-31	7.3	4.3	2.8	1.5	2.4	1.3	3.8	3.5	3.5
X	7343-43	7.3	4.3	4.0	2.3	2.4	1.3	3.8	3.5	3.5
Y	7343-40	7.3	4.3	4.0	1.9	2.4	1.3	3.8	3.5	3.5

For quantities greater than listed, call for quote.

MOUSER STOCK NO.	KEMET Part No.	Value (µF)	ESR mΩ @25°C 100kHz Max.	Case Code	Price Each 1	Price Each 10	Price Each 100	Reel Qty.	Price Per Piece
2.5 Volt Rating @ 105°C (1.7 Volt Rating at 125°C)									
80-T530D477M2R5E6	T530D477M2R5ATE006	470	6	D	7.42	6.97	6.17	500	3.15
80-T530D567M2R5E5	T530D567M2R5ATE005	560	5	D	7.77	7.30	6.47	500	3.30
80-T530D687M2R5E10	T530D687M2R5ATE010	680	10	D	7.24	6.79	6.02	500	3.07
80-T530X108M2R5ATE5	T530X108M2R5ATE005	1000	5	X	8.66	8.12	7.20	500	3.67
80-T530Y108M2R5ATE5	T530Y108M2R5ATE005	1000	5	Y	8.12	7.63	6.76	500	3.45
80-T530X108M2R5ATE6	T530X108M2R5ATE006	1000	6	X	8.66	8.12	7.20	500	3.67
80-T530X158M2R5ATE5	T530X158M2R5ATE005	1500	5	X	8.96	8.38	7.22	500	3.97
3 Volt Rating @ 105°C (2 Volt Rating at 125°C)									
80-T530D687M3ATE10	T530D687M003ATE010	680	10	D	7.24	6.79	6.02	500	3.07
80-T530X108M003	T530X108M003ATE010	1000	10	X	8.30	7.79	6.91	500	3.52
80-T530X158M003	T530X158M003ATE008	1500	8	X	8.62	8.07	6.96	500	3.82
80-T530X158M3AHE8	T530X158M003AHE008	1500	8	X	9.49	8.72	7.65	500	7.06
4 Volt Rating @ 105°C (2.7 Volt Rating at 125°C)									
80-T530D337M4ATE6	T530D337M004ATE006	330	6	D	7.42	6.97	6.17	500	3.15
80-T530D477M004ATE6	T530D477M004ATE006	470	6	D	7.59	7.12	6.31	500	3.22
80-T530D477M004	T530D477M004ATE010	470	10	D	7.24	6.79	6.02	500	3.07
80-T530X687M4ATE4-TR	T530X687M004ATE004	680	4	X	8.80	8.22	7.08	500	3.89
80-T530Y687M4ATE5	T530Y687M004ATE005	680	5	Y	8.12	7.63	6.76	500	3.45
80-T530X687M4ATE6	T530X687M004ATE006	680	6	X	8.66	8.12	7.20	500	3.67
80-T530X687M004	T530X687M004ATE010	680	10	X	8.30	7.79	6.91	500	3.52
80-T530X108M4ATE6	T530X108M004ATE006	1000	6	X	8.66	8.12	7.20	500	3.67
6.3 Volt Rating @ 105°C (4.2 Volt Rating at 125°C)									
80-T530D227M6E6	T530D227M006ATE006	220	6	D	6.97	6.05	4.59	500	3.17
80-T530Y337M6ATE6	T530Y337M006ATE006	330	6	Y	7.77	7.30	6.47	500	3.30
80-T530D337M6ATE6	T530D337M006ATE006	330	6	D	7.42	6.97	6.17	500	3.15
80-T530D337M6ATE10	T530D337M006ATE010	330	10	D	6.11	4.80	3.92	500	3.00

For quantities greater than listed, call for quote.

MOUSER STOCK NO.	KEMET Part No.	Value (µF)	ESR mΩ @25°C 100kHz Max.	Case Code	Price Each 1	Price Each 10	Price Each 100	Reel Qty.	Price Per Piece
6.3 Volt Rating @ 105°C (4.2 Volt Rating at 125°C) (Cont.)									
80-T530X477M006ATE4	T530X477M006ATE004	470	4	X	8.26	8.00	6.89	500	4.55
80-T530Y477M6ATE5	T530Y477M006ATE005	470	5	Y	8.12	7.63	6.76	500	3.45
80-T530X477M006ATE5	T530X477M006ATE005	470	5	X	8.52	8.03	6.82	500	4.55
80-T530X477M6ATE6	T530X477M006ATE006	470	6	X	8.66	8.12	7.20	500	3.67
80-T530X477M006AHE6	T530X477M006AHE006	470	6	X	5.35	5.03	4.87	500	4.49
80-T530X477M006	T530X477M006ATE010	470	10	X	8.30	7.79	6.91	500	3.52
80-T530X477M006AH	T530X477M006AHE010	470	10	X	8.52	8.03	6.82	500	4.55
80-T530X687M006ATE10	T530X687M006ATE010	680	10	X	8.66	8.12	7.20	500	3.67
80-T530X687M06ATE018	T530X687M006ATE018	680	18	X	8.30	7.79	6.91	500	3.52
10 Volt Rating @ 105°C (5.3 Volt Rating at 125°C)									
80-T530D157M010E06	T530D157M010ATE006	150	6	D	7.42	6.97	6.17	500	3.15
80-T530D157M10ATE10	T530D157M010ATE010	150	10	D	5.65	5.31	4.71	500	3.00
80-T530D227M10ATE6	T530D227M010ATE006	220	6	D	7.42	6.97	6.17	500	3.15
80-T530Y227M10ATE6	T530Y227M010ATE006	220	6	Y	7.77	7.30	6.47	500	3.30
80-T530D227M10ATE10	T530D227M010ATE010	220	10	D	7.06	6.63	5.89	500	3.00
80-T530X337M010ATE4	T530X337M010ATE004	330	4	X	9.53	9.39	8.67	500	7.22
80-T530X337M010ATE5	T530X337M010ATE005	330	5	X	8.46	7.92	6.83	500	4.55
80-T530X337M010E06	T530X337M010ATE006	330	6	X	8.66	8.12	7.20	500	3.67
80-T530X337M010	T530X337M010ATE010	330	10	X	8.30	7.79	6.91	500	3.52
16 Volt Rating @ 105°C (10.6 Volt Rating at 125°C)									
80-T530X157M16ATE025	T530X157M016ATE025	150	25	X	8.96	8.38	7.22	500	3.97
80-T530X157M16ATE40	T530X157M016ATE040	150	40	X	8.62	8.07	6.96	500	3.82

© Copyright 2013 Mouser Electronics

© Copyright 2013 Mouser Electronics

KEMET Tantalum Polymer Surface Mount Capacitors

The Capacitance Company KEMET CHARGED.

RoHS Compliant **This product is RoHS compliant.**

T545 SERIES HIGH ENERGY, LOW ESR POLYMER SURFACE MOUNT CAPACITORS

Features:

- Extremely low ESR
- High energy delivery capability
- -55°C to +85°C operating temperature range
- Polymer cathode technology
- High frequency capacitance retention
- Non-ignition failure mode
- Capacitance up to 1,500µF
- Voltage: 6.3–16V
- 100% accelerated steady state aging
- 100% surge current tested
- 100% thermal shock
- Volumetric efficiency, very high capacitance
- Self-healing mechanism

Applications:

- Power hold-up
- Data hardening
- Vaulting for enterprise and military SSDs

RoHS Compliant

Case Codes		DIMENSIONS: mm				
KEMET	EIA	L	W	H	F±0.1	S±0.3
W	7343-15	7.3±0.3	4.3±0.3	1.5 max	2.4	1.3
X	7343-43	7.3±0.3	6.0±0.3	4.0±0.3	2.4	1.3
H	7260-20	7.3±0.3	6.0±0.3	2.0 max	4.1	1.3

For quantities greater than listed, call for quote.

MOUSER STOCK NO.	KEMET Part No.	Fig.	Value (µF)	ESR mΩ @25°C 100kHz Max.	Case Code	Price Each 1	Price Each 50	Price Each 100	Reel Qty.	Price Per Piece
80-T545H187M16ATE55	T545H187M016ATE055	A	180	55	H	8.30	7.27	5.19	500	4.15
80-T545X227M16ATE35	T545X227M016ATE035	A	220	35	X	14.55	12.73	9.10	500	7.28
80-T545X337M16ATE25	T545X337M016ATE025	A	330	25	X	19.26	16.85	12.04	500	9.63
80-T545Y337M10ATE35	T545Y337M010ATE035	A	330	35	X	8.77	7.68	5.49	500	4.39
80-T545W477M6ATE35	T545W477M006ATE035	A	470	35	W	7.49	6.56	4.69	500	3.75
80-T545H158M6ATE35	T545H158M006ATE035	A	1500	35	H	14.55	12.73	9.10	500	7.28

T543 SERIES LOW ESR ORGANIC POLYMER, KO-CAP

Features:

- -55°C to +105°C operating temperature range
- High frequency capacitance retention
- Capacitance up to 1,500µF
- 100% accelerated steady state aging
- 100% surge current tested
- Surge options at 25°C and -55°C/85°C

Applications:

- DC/DC converters
- Point of load power supply
- Radar pulse capacitor
- Telecommunications (mobile phone and base station)

RoHS Compliant

Case Codes		DIMENSIONS: mm												
KEMET	EIA	L	W	H	F±0.1	S±0.3	B±0.15	X	P	R	T	A (Min)	G	E
X	7343-43	3.2±0.2	1.6±0.2	1.6±0.2	1.2	0.8	0.4	0.1±0.1	0.4	0.4	0.13	1.4	1.1	1.3

For quantities greater than listed, call for quote.

MOUSER STOCK NO.	KEMET Part No.	Fig.	Value (µF)	ESR mΩ @25°C 100kHz Max.	Case Code	Price Each 1	Price Each 50	Price Each 100	Reel Qty.	Price Per Piece
80-T543X336M50AHE40	T543X336M050AHE040	B	33	40	X	21.36	17.40	15.81	500	10.51
80-T543X476M35AHE30	T543X476M035AHE030	B	47	30	X	17.02	13.87	12.62	500	8.38
80-T543X107M25AHE60	T543X107M025AHE060	B	100	60	X	17.66	14.38	13.09	500	8.69
80-T543X337M10AHE10	T543X337M010AHE010	B	330	10	X	14.20	12.59	11.45	500	7.38
80-T543X337M16AHE25	T543X337M016AHE025	B	330	25	X	19.33	15.75	14.33	500	9.51
80-T543X158M3AHE8	T543X158M003AHE008	B	1500	8	X	21.19	17.26	15.70	500	10.43

T521 SERIES HIGH VOLTAGE ORGANIC POLYMER, KO-CAP

Features:

- Voltage ratings to 63V
- Volumetric efficiency
- Stable temperature characteristics
- Up to 330µF capacitance value
- High ripple current capability
- Low ESR
- Pb Free when ordered with 100% Sn termination

Applications:

- DC/DC converters
- Power supply input
- Military/aerospace and industrial markets

RoHS Compliant

Case Codes		DIMENSIONS: mm												
KEMET	EIA	L	W	H	F±0.1	S±0.3	B±0.15	X	P	R	T	A (Min)	G	E
D	7343-31	7.3±0.3	4.3±0.3	2.8±0.3	2.4	1.3	0.5	0.1±0.1	0.9	1.0	0.13	3.8	3.5	3.5
V	7343-19	7.3±0.3	4.3±0.3	1.9 max	2.4	1.3	n/a	0.05	n/a	n/a	0.13	3.8	3.5	3.5
X	7343-43	7.3±0.3	4.3±0.3	1.5	2.4	1.3	n/a	0.05	n/a	n/a	0.13	3.8	3.5	3.5

For quantities greater than listed, call for quote.

MOUSER STOCK NO.	KEMET Part No.	Fig.	Value (µF)	ESR mΩ @25°C 100kHz Max.	Case Code	Price Each 1	Price Each 50	Price Each 100	Reel Qty.	Price Per Piece
80-T521D475M63ATE300	T521D475M063ATE300	C	4.7	300	D	4.65	4.27	3.88	1000	3.10
80-T521D565M50ATE70	T521D565M050ATE070	C	5.6	70	D	4.98	4.56	4.15	500	3.73
80-T521D565M50ATE90	T521D565M050ATE090	C	5.6	90	D	4.82	4.42	4.01	500	3.62
80-T521D685M50ATE70	T521D685M050ATE070	C	6.8	70	D	5.14	4.71	4.28	500	3.85
80-T521D685M50ATE90	T521D685M050ATE090	C	6.8	90	D	4.98	4.56	4.15	500	3.73
80-T521V685M50ATE70	T521V685M050ATE070	C	6.8	70	V	5.30	4.86	4.42	1000	3.53
80-T521V685M50ATE90	T521V685M050ATE090	C	6.8	90	V	5.14	4.71	4.28	1000	3.42
80-T521D106M50ATE90	T521D106M050ATE090	C	10	90	D	5.94	5.45	4.95	500	2.82
80-T521X126M50ATE45	T521X126M050ATE045	C	12	45	X	8.83	8.09	7.36	500	6.62
80-T521X126M50ATE70	T521X126M050ATE070	C	12	70	X	8.67	7.95	7.22	500	6.51
80-T521V156M25ATE90	T521V156M025ATE090	C	15	90	V	5.13	4.70	4.27	1000	2.45
80-T521V156M40ATE125	T521V156M040ATE125	C	15	125	V	4.98	4.56	4.15	1000	3.32
80-T521X156M63ATE150	T521X156M063ATE150	C	15	150	X	7.06	6.47	5.89	500	5.30
80-T521X186M50ATE35	T521X186M050ATE035	C	18	35	X	9.31	8.54	7.76	500	6.99
80-T521X186M50ATE70	T521X186M050ATE070	C	18	70	X	8.99	8.24	7.49	500	6.74
80-T521V226M25ATE90	T521V226M025ATE090	C	22	90	V	4.65	4.27	3.88	1000	3.10
80-T521D476M16ATE80	T521D476M016ATE080	C	47	80	D	4.98	4.56	4.15	500	3.73
80-T521D686M16ATE50	T521D686M016ATE050	C	68	50	D	4.98	4.56	4.15	500	3.73
80-T521V107M16ATE65	T521V107M016ATE065	C	100	65	V	4.49	4.12	3.75	1000	3.00
80-T521V107M16ATE90	T521V107M016ATE090	C	100	90	V	4.49	4.12	3.75	1000	3.00

DIMENSIONS: mm

A



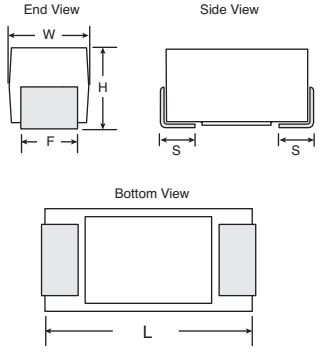

B



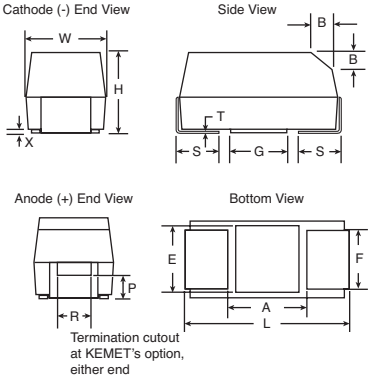

C



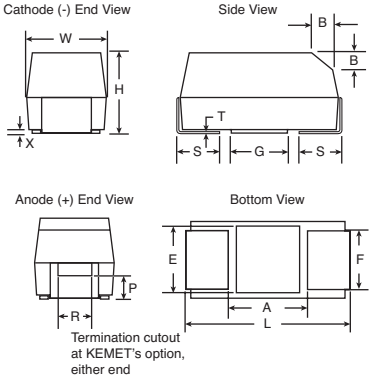

© Copyright 2013 Mouser Electronics

KEMET Tantalum Polymer Surface Mount Capacitors

The Capacitance Company
KEMET
CHARGED.



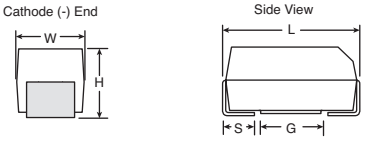

Dimensions: mm	Case Size KEMET					
	B	D	T	V	X	Y
L	3.5	7.3	3.5	7.3	7.3	-
W	2.8	4.3	2.8	4.3	4.3	-
H	1.9	2.8	1.2	1.9	4.0	4.0

T540 SERIES HIGH RELIABILITY ORGANIC POLYMER, KO-CAP

Features:

- Operating temperature range: -55°C to +125°C
- High frequency capacitance retention
- Safe failure mode
- Surge current testing options
- Self-healing mechanism
- Volumetrically efficient
- Low ESR
- Tolerance: 20%

For quantities greater than listed, call for quote.

MOUSER STOCK NO.	KEMET Part No.	Value (µF)	ESR (mΩ)	Case Code	Price Each 1	Price Each 100	Reel Qty.	Price Per Piece
10 Volt								
80-T540B336M10AH6710	T540B336M010AH6710	33	80	B	19.57	15.78	500	11.36
80-T540D157M10AH6710	T540D157M010AH6710	150	55	D	16.52	13.32	500	9.63
80-T540D227M10AH6710	T540D227M010AH6710	220	25	D	16.52	13.32	500	9.63
16 Volt								
80-T540D476M16AH6710	T540D476M016AH6710	47	65	D	16.52	13.32	500	9.63
35 Volt								
80-T540D156M35AH6510	T540D156M035AH6510	15	75	D	16.62	12.31	500	8.17
50 Volt								
80-T540D106M50AH6710	T540D106M050AH6710	10	100	D	24.56	19.10	500	15.46

T541 SERIES HIGH RELIABILITY ORGANIC POLYMER, KO-CAP

Features:

- Operating temperature range: -55°C to +125°C
- Utilizes multiple tantalum anode technology
- High frequency capacitance retention
- Safe failure mode
- 100% accelerated steady state aging
- Surge current testing options
- Volumetric efficiency
- Low ESR
- Tolerance: 20%

PRODUCT NEW

For quantities greater than listed, call for quote.

MOUSER STOCK NO.	KEMET Part No.	Value (µF)	ESR (mΩ)	Case Code	Price Each 1	Price Each 100	Reel Qty.	Price Per Piece
4 Volt								
80-T541X687M4AH6710	T541X687M004AH6710	680	10	X	19.51	14.45	500	11.43
6.3 Volt								
80-T541X477M6AH6710	T541X477M006AH6710	470	10	X	19.51	14.45	500	11.43
10 Volt								
80-T541X337M10AH6710	T541X337M010AH6710	330	10	X	27.45	20.33	500	13.50
16 Volt								
80-T541X157M16AH6710	T541X157M016AH6710	150	10	X	27.45	20.33	500	13.50
80-T541X227M16AH6710	T541X227M016AH6710	220	40	X	26.00	20.22	500	16.37
80-T541X337M16AH6710	T541X337M016AH6710	330	50	X	21.35	15.25	500	13.97
35 Volt								
80-T541X476M35AH6510	T541X476M035AH6510	47	60	X	21.67	16.05	500	10.67
50 Volt								
80-T541X336M50AH6710	T541X336M050AH6710	33	70	X	27.45	21.35	500	17.28

T521 SERIES HIGH VOLTAGE ORGANIC POLYMER, KO-CAP

Features:

- Operating temperature range: -55°C to +105°C
- Volumetrically efficient
- High ripple current capability
- Stable temperature characteristics
- Low ESR
- High reliability
- Safe failure mode
- Low profile design
- Tolerance: 20%

PRODUCT NEW

RoHS Compliant

For quantities greater than listed, call for quote.

MOUSER STOCK NO.	KEMET Part No.	Value (µF)	ESR (mΩ)	Case Code	Price Each 1	Price Each 100	Reel Qty.	Price Per Piece
16 Volt								
80-T521V476M16ATE80	T521V476M016ATE080	47	80	V	5.30	4.41	1000	2.51
80-T521V686M16ATE050	T521V686M016ATE050	68	50	V	5.30	4.41	1000	2.13
80-T521V686M16ATE90	T521V686M016ATE090	68	90	V	5.59	4.34	1000	2.09
80-T521D107M16ATE50	T521D107M016ATE050	100	50	D	5.30	4.41	500	2.25
80-T521V107M16ATE50	T521V107M016ATE050	100	50	V	5.30	4.41	1000	2.51
80-T521X157M16ATE80	T521X157M016ATE080	150	80	X	10.52	8.76	500	7.17
80-T521X227M16ATE35	T521X227M016ATE035	220	35	X	10.52	8.76	500	7.17
80-T521X337M16ATE25	T521X337M016ATE025	330	25	X	10.87	9.06	500	7.42
20 Volt								
80-T521V476M20ATE55	T521V476M020ATE055	47	55	V	5.30	4.41	1000	2.13
80-T521D476M20ATE55	T521D476M020ATE055	47	55	D	5.48	4.56	500	2.32
80-T521V476M20ATE90	T521V476M020ATE090	47	90	V	5.59	4.34	1000	2.09
25 Volt								
80-T521X107M25ATE60	T521X107M025ATE060	100	60	X	8.96	7.22	500	3.97
80-T521V226M25ATE60	T521V226M025ATE060	22	60	V	5.30	4.41	1000	2.13
80-T521D336M25ATE60	T521D336M025ATE060	33	60	D	5.48	4.56	500	2.32
80-T521V336M25ATE60	T521V336M025ATE060	33	60	V	5.30	4.41	1000	2.13
35 Volt								
80-T521V156M35ATE100	T521V156M035ATE100	15	100	V	5.30	4.41	1000	2.13
80-T521V156M35ATE125	T521V156M035ATE125	15	125	V	5.59	4.34	1000	2.09
80-T521D336M35ATE65	T521D336M035ATE065	33	65	D	5.70	4.75	500	3.88
80-T521X476M35ATE30	T521X476M035ATE030	47	30	X	8.29	6.69	500	3.67
80-T521X476M35ATE70	T521X476M035ATE070	47	70	X	8.66	7.20	500	3.67

© Copyright 2013 Mouser Electronics

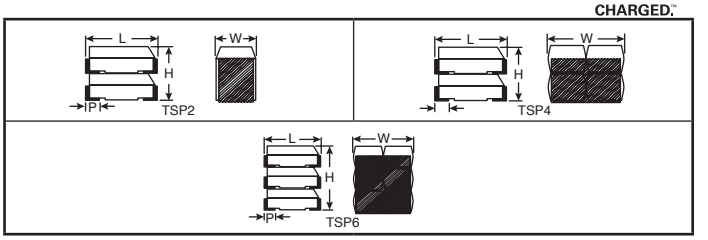

Case Code	Dimensions: mm (in.) L	W	H	P
2D	8±.38 (.315±.015)	4.4±.20 (.174±.008)	6.2±.38 (.245±.015)	1.9±.38 (.075±.015)
4D	8±.38 (.315±.015)	8.9±.20(.350±.008)	6.2±.38 (.245±.015)	1.9±.38 (.075±.015)
6D	8±.38 (.315±.015)	8.9±.20(.350±.008)	9.2±.38 (.365±.015)	1.9±.38 (.075±.015)

TSP SERIES STACK POLYMER SMD CAPACITORS

Features:

- Operating temperature range: -55°C to +125°C
- High volumetric efficiency
- High capacitance
- Custom capacitance up to Milli Farad range
- Ultra low ESR (Single digit milliohms)
- Surge capability
- Surface mountable
- Discrete components EIA Standard Case sizes
- High temperature lead attach material (>260°C)
- Tolerance: 20%

PRODUCT NEW

For quantities greater than listed, call for quote.

MOUSER STOCK NO.	KEMET Part No.	Value (µF)	ESR (mΩ)	Case Code	Price Each 1	Price Each 50	Price Each 100
10 Volt							
80-TSP2D447M010AH	TSP2D447M010AH6510D540	440	12.5	2D	29.70	24.22	22.66
80-TSP4D887M010AH	TSP4D887M010AH6510D541	880	6.25	4D	66.25	55.21	50.61
80-TSP6D138M010AH	TSP6D138M010AH6510D540	1320	4.2	6D	64.42	54.36	53.54
16 Volt							
80-TSP4D197M016AH	TSP4D197M016AH6510D540	188	16.25	4D	48.77	40.64	37.25

T522 SERIES REDUCED LEAKAGE ORGANIC POLYMER, KO-CAP

Features:

- Operating temperature range: -55°C to +105°C
- High frequency capacitance retention
- Non-ignition failure mode
- Volumetric efficiency
- Self-healing mechanism
- 100% accelerated steady state aging
- 100% surge current tested
- Low profile designs
- Tolerance: 20%

RoHS Compliant

For quantities greater than listed, call for quote.

MOUSER STOCK NO.	KEMET Part No.	Value (µF)	ESR (mΩ)	Case Code	Price Each 1	Price Each 100	Reel Qty.	Price Per Piece
6.3 Volt								
80-T522V157M6ATE25	T522V157M006ATE025	150	25	V	3.85	3.00	1000	1.44
80-T522V227M6ATE25	T522V227M006ATE025	220	25	V	4.62	3.60	1000	1.73
80-T522V337M6ATE40	T522V337M006ATE040	330	40	V	4.43	3.45	1000	1.66
80-T522Y477M6ATE35	T522Y477M006ATE035	470	35	Y	4.62	3.60	500	1.86

T525 SERIES 125°C LOW ESR ORGANIC POLYMER, KO-CAP

Features:

- Operating temperature range: -55°C to +125°C
- High frequency capacitance retention
- Non-Ignition failure mode
- Volumetrically efficient
- Self-healing mechanism
- Halogen free epoxy
- Tolerance: 20%

RoHS Compliant

For quantities greater than listed, call for quote.

MOUSER STOCK NO.	KEMET Part No.	Value (µF)	ESR (mΩ)	Case Code	Price Each 1	Price Each 100	Reel Qty.	Price Per Piece
2.5 Volt								
80-T525T107M2R5ATE80	T525T107M2R5ATE080	100	80	T	1.66	1.24	2500	.888
80-T525D337M2R5ATE25	T525D337M2R5ATE025	330	25	D	4.37	3.03	500	1.70
80-T525D477M2R5ATE25	T525D477M2R5ATE025	470	25	D	3.49	2.42	500	1.70
3 Volt								
80-T525B107M3ATE80	T525B107M003ATE080	100	80	B	1.39	.803	2000	.385
80-T525B157M003	T525B157M003ATE080	150	80	B	1.39	.803	2000	.385
80-T525D337M3ATE25	T525D337M003ATE025	330	25	D	3.49	2.42	500	1.70
80-T525D687M003	T525D687M003ATE025	680	25	D	4.37	3.03	500	1.70
4 Volt								
80-T525T686M4ATE80	T525T686M004ATE080	68	80	T	1.66	1.24	2500	.888
80-T525B686M4ATE80	T525B686M004ATE080	68	80	B	1.39	.803	2000	.385
80-T525D227M4ATE25	T525D227M004ATE025	220	25	D	3.49	2.42	500	1.70
80-T525D337M4ATE25	T525D337M004ATE025	330	25	D	4.37	3.03	500	1.70
80-T525D477M4ATE25	T525D477M004ATE025	470	25	D	4.02	3.12	500	1.62
80-T525D477M004	T525D477M004ATE040	470	40	D	4.37	3.03	500	1.70
6.3 Volt								
80-T525B336M6ATE80	T525B336M006ATE080	33	80	B	1.39	.803	2000	.385
80-T525T476M6ATE80	T525T476M006ATE080	47	80	T	1.66	.952	2500	.46
80-T525B476M6ATE80	T525B476M006ATE080	47	80	B	1.11	.706	2000	.385
80-T525B686M006	T525B686M006ATE080	68	80	B	1.39	.803	2000	.385
80-T525D227M6ATE25	T525D227M006ATE025	220	25	D	4.02	3.12	500	1.62
80-T525D337M6ATE25	T525D337M006ATE025	330	25	D	4.02	3.12	500	1.62
10 Volt								
80-T525B226M10ATE80	T525B226M010ATE080	22	80	B	1.11	.706	2000	.385
80-T525D107M10ATE25	T525D107M010ATE025	100	25	D	4.02	3.12	500	1.62
80-T525D107M010	T525D107M010ATE055	100	55	D	4.37	3.03	500	1.70
80-T525D157M10ATE25	T525D157M010ATE025	150	25	D	4.02	3.12	500	1.62
80-T525D157M010	T525D157M010ATE055	150	55	D	3.49	2.42	500	1.70
80-T525D227M10ATE25	T525D227M010ATE025	220	25	D	4.02	3.12	500	1.62
16 Volt								
80-T525D476M16ATE35	T525D476M016ATE035	47	35	D	4.02	3.12	500	1.62
80-T525D476M016	T525D476M016ATE065	47	65	D	4.37	3.03	500	1.70

© Copyright 2013 Mouser Electronics

TSM SERIES TANTALUM STACK CAPACITORS

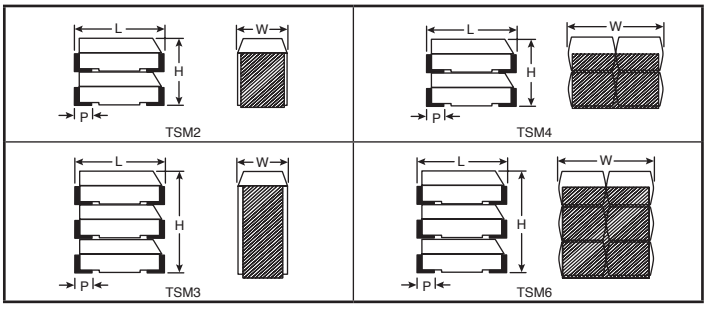

Case Code	Dimensions: mm (in.)			
	L	W	H	P
2D	8±.38 (.315±.015)	4.4±.20 (.174±.008)	6.2±.38 (.245±.015)	1.9±.38 (.075±.015)
3D	8±.38 (.315±.015)	4.4±.20 (.174±.008)	9.2±.38 (.365±.015)	1.9±.38 (.075±.015)
4D	8±.38 (.315±.015)	8.9±.20(.350±.008)	6.2±.38 (.245±.015)	1.9±.38 (.075±.015)
6D	8±.38 (.315±.015)	8.9±.20(.350±.008)	9.2±.38 (.365±.015)	1.9±.38 (.075±.015)

For quantities greater than listed, call for quote.

MOUSER STOCK NO.	KEMET Part No.	Case Code	Value (µF)	Price Each 1	5	10	25
10V							
80-TSM2D447M10AH6410	TSM2D447M010AH6410D493	2D	440	26.70	25.79	25.28	25.15
80-TSM3D667M10AH6410	TSM3D667M010AH6410D493	3D	660	27.61	26.90	26.15	24.61
80-TSM4D887M10AH6410	TSM4D887M010AH6410D493	4D	880	46.37	44.69	43.80	41.09
80-TSM6D138M10AH6410	TSM6D138M010AH6410D493	6D	1320	53.60	52.00	50.62	48.15

Case Size		Component - Dimensions: mm (in.)		
KEMET	EIA	L	W	H
A	3216-18	3.2±0.2 (.126±.008)	1.6±0.2 (.063±.008)	1.6±0.2 (.063±.008)
B	3528-21	3.5±0.02 (.138±0.008)	2.8±0.2 (.110±.008)	1.9±0.2 (.075±.008)
C	6032-28	6.0±0.3 (.236±.03)	3.2±0.3 (.126±.012)	2.5±0.3 (.098±.012)
D	7343-31	7.3±0.3 (.287±.012)	4.3±0.3 (.169±.012)	2.8±0.3 (.098±.012)
E	7260-38	7.3 (.287)	6.0 (.236)	3.6 (.142)
S	3216-12	3.2±0.2 (.126±.008)	1.6±0.2 (.063±.008)	1.2 (.047)
T	3528-12	3.5±0.2 (.138±.008)	2.8±0.2 (.110±.008)	1.2 (.047)
U	6032-15	6.0±0.3 (.236±.03)	3.2±0.2 (.110±.008)	1.5 (.059)
V	7343-20	7.3±0.3 (.287±.012)	4.3±0.3 (.169±.012)	2.0 (.079)
X	7343-43	7.3±0.3 (.287±.012)	4.3±0.3 (.169±.012)	4.0±0.3 (.157±.012)

RoHS Compliant

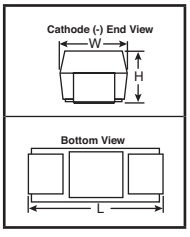

T491 SERIES

For quantities greater than listed, call for quote.

MOUSER STOCK NO.	KEMET Part No.	Value (µF)	Case Code	Tol.±	Price Each 1	100	Reel Qty.	Price Per Piece
4V								
80-T491A335K004	T491A335K004AT	3.3	A	10%	.21	.147	2000	.08
80-T491A475K004	T491A475K004AT	4.7	A	10%	.21	.147	2000	.082
80-T491A685K004	T491A685K004AT	6.8	A	10%	.21	.147	2000	.08
80-T491A106K004	T491A106K004AT	10	A	10%	.21	.147	2000	.089
80-T491B106K004	T491B106K004AT	10	B	10%	.28	.197	2000	.123
80-T491S106K004	T491S106K004AT	10	S	10%	1.69	.845	2500	.578
80-T491A156K004	T491A156K004AT	15	A	10%	.21	.162	2000	.085
80-T491B156K004	T491B156K004AT	15	B	10%	.28	.197	2000	.111
80-T491T156K004	T491T156K004AT	15	T	10%	1.33	.877	2500	.428
80-T491B226K004	T491B226K004AT	22	B	10%	.28	.197	2000	.128
80-T491A336K004	T491A336K004AT	33	A	10%	.51	.226	2000	.129
80-T491B336K004	T491B336K004AT	33	B	10%	.40	.242	2000	.128
80-T491A476M004	T491A476M004AT	47	A	20%	.78	.353	2000	.179
80-T491B476M004AT	T491B476M004AT	47	B	20%	.34	.262	2000	.183
80-T491B476K004	T491B476K004AT	47	B	10%	.34	.262	2000	.183
80-T491C476K004	T491C476K004AT	47	C	10%	.64	.30	500	.185
80-T491U476K004	T491U476K004AT	47	U	10%	3.34	2.57	1000	1.21
80-T491A686K004	T491A686K004AT	68	A	10%	.82	.375	2000	.188
80-T491D686K004	T491D686K004AT	68	D	10%	1.07	.53	500	.324
80-T491A107M004	T491A107M004AT	100	A	20%	.78	.302	2000	.179
80-T491B107M004	T491B107M004AT	100	B	20%	1.22	.653	2000	.321
80-T491C107K004	T491C107K004AT	100	C	10%	.65	.30	500	.25
80-T491D107M004AT	T491D107M004AT	100	D	20%	1.07	.53	500	.324
80-T491D107K004	T491D107K004AT	100	D	10%	1.07	.524	500	.321
80-T491B157M004	T491B157M004AT	150	B	20%	1.09	.653	2000	.31
80-T491D157K004	T491D157K004AT	150	D	10%	1.12	.578	500	.383
80-T491V157K004	T491V157K004AT	150	V	10%	4.16	1.80	1000	1.50
80-T491B227M004AT	T491B227M004AT	220	B	20%	1.09	.653	2000	.31
80-T491V227K004	T491V227K004AT	220	V	10%	3.06	2.17	1000	1.07
80-T491D337K004	T491D337K004AT	330	D	10%	1.55	.781	500	.663
80-T491V337M004	T491V337M004AT	330	V	20%	3.06	2.17	1000	1.07
80-T491D477K004	T491D477K004AT	470	D	10%	1.47	1.06	500	.667
80-T491D687M004	T491D687M004AT	680	D	20%	3.92	3.04	500	1.57
80-T491E108M004	T491E108M004AT	1000	E	20%	7.38	6.14	500	3.12
80-T491X108M004	T491X108M004AT	1000	X	20%	8.19	3.53	500	3.18
6.3V								
80-T491A225K006	T491A225K006AT	2.2	A	10%	.21	.147	2000	.082
80-T491A335K006	T491A335K006AT	3.3	A	10%	.21	.147	2000	.085

T491 SERIES (CONT.)

For quantities greater than listed, call for quote.

MOUSER STOCK NO.	KEMET Part No.	Value (µF)	Case Code	Tol.±	Price Each 1	100	Reel Qty.	Price Per Piece
6.3V (Cont.)								
80-T491A475K006	T491A475K006AT	4.7	A	10%	.21	.147	2000	.087
80-T491S475K006	T491S475K006AT	4.7	S	10%	1.49	.856	2500	.407
80-T491B685K006	T491B685K006AT	6.8	B	10%	.28	.197	2000	.125
80-T491A106K006	T491A106K006AT	10	A	10%	.32	.132	2000	.085
80-T491B106M006	T491B106M006AT	10	B	20%	.54	.231	2000	.119
80-T491B106K006	T491B106K006AT	10	B	10%	.46	.185	2000	.119
80-T491T106K006	T491T106K006AT	10	T	10%	1.33	.877	2500	.428
80-T491A156K006	T491A156K006AT	15	A	10%	.41	.18	2000	.095
80-T491A226M006	T491A226M006AT	22	A	20%	.26	.164	2000	.10
80-T491B226M006	T491B226M006AT	22	B	20%	.40	.242	2000	.125
80-T491B226K006	T491B226K006AT	22	B	10%	.48	.194	2000	.125
80-T491C226M006	T491C226M006AT	22	C	20%	.64	.30	500	.185
80-T491C226K006	T491C226K006AT	22	C	10%	.65	.249	500	.185
80-T491B336K006	T491B336K006AT	33	B	10%	.34	.262	2000	.174
80-T491C336M006	T491C336M006AT	33	C	20%	.64	.30	500	.185
80-T491C336K006	T491C336K006AT	33	C	10%	.64	.30	500	.185
80-T491A476M06	T491A476M006AT	47	A	20%	.78	.363	2000	.179
80-T491B476M006	T491B476M006AT	47	B	20%	.60	.364	2000	.215
80-T491B476K006	T491B476K006AT	47	B	10%	.58	.364	2000	.201
80-T491C476K006	T491C476K006AT	47	C	10%	.71	.271	500	.20
80-T491D476K006AT	T491D476K006AT	47	D	10%	1.07	.524	500	.332
80-T491U476M006	T491U476M006AT	47	U	20%	2.21	1.54	1000	.749
80-T491A686K006	T491A686K006AT	68	A	10%	.78	.31	2000	.188
80-T491B686M06	T491B686M006AT	68	B	20%	1.22	.653	2000	.321
80-T491B686K006	T491B686K006AT	68	B	10%	.82	.375	2000	.266
80-T491C686K006	T491C686K006AT	68	C	10%	.86	.321	500	.244
80-T491D686M006	T491D686M006AT	68	D	20%	1.05	.471	500	.332
80-T491D686K006	T491D686K006AT	68	D	10%	1.07	.53	500	.324
80-T491B107M006	T491B107M006AT	100	B	20%	1.22	.653	2000	.316
80-T491C107K006	T491C107K006AT	100	C	10%	.80	.501	500	.321
80-T491D107M006	T491D107M006AT	100	D	20%	.79	.471	500	.31
80-T491D107K006	T491D107K006AT	100	D	10%	.79	.471	500	.31
80-T491V107K006	T491V107K006AT	100	V	10%	4.16	1.80	1000	1.50
80-T491D157M006	T491D157M006AT	150	D	20%	1.16	.61	500	.364
80-T491D157K006	T491D157K006AT	150	D	10%	.97	.61	500	.364
80-T491D227M006	T491D227M006AT	220	D	20%	1.59	.92	500	.58
80-T491D227K006	T491D227K006AT	220	D	10%	1.71	.991	500	.58
80-T491X227K006	T491X227K006AT	220	X	10%	2.40	1.38	500	.995
80-T491D337K006	T491D337K006AT	330	D	10%	1.71	1.04	500	.642
80-T491X337K006	T491X337K006AT	330	X	10%	2.40	1.31	500	1.19
80-T491D477M006	T491D477M006AT	470	D	20%	3.92	3.04	500	1.57
80-T491E477K006AT	T491E477K006AT	470	E	10%	7.77	6.47	500	3.30
80-T491X477K006	T491X477K006AT	470	X	10%	2.84	1.55	500	1.10
80-T491E687M006	T491E687M006AT	680	E	20%	7.38	6.14	500	3.12
10V								
80-T491A155K010	T491A155K010AT	1.5	A	10%	.21	.147	2000	.082
80-T491A225M010	T491A225M010AT	2.2	A	20%	.21	.134	2000	.08
80-T491A225K010	T491A225K010AT	2.2	A	10%	.31	.125	2000	.081
80-T491A335K010	T491A335K010AT	3.3	A	10%	.31	.125	2000	.081
80-T491A475K010	T491A475K010AT	4.7	A	10%	.31	.125	2000	.081
80-T491B475K010	T491B475K010AT	4.7	B	10%	.46	.185	2000	.119
80-T491B475M010	T491B475M010AT	4.7	B	20%	.46	.185	2000	.119
80-T491S475K010	T491S475K010AT	4.7	S	10%	1.69	.845	2500	.578
80-T491A685M010	T491A685M010AT	6.8	A	20%	.21	.162	2000	.094
80-T491A685K010	T491A685K010AT	6.8	A	10%	.21	.14	2000	.085
80-T491B685K010	T491B685K010AT	6.8	B	10%	.46	.185	2000	.119
80-T491B685M010	T491B685M010AT	6.8	B	20%	.28	.197	2000	.128
80-T491T685K010	T491T685K010AT	6.8	T	10%	1.33	.877	2500	.428
80-T491A106K010	T491A106K010AT	10	A	10%	.35	.143	2000	.093
80-T491B106K010	T491B106K010AT	10	B	10%	.46	.185	2000	.119
80-T491B106M010	T491B106M010AT	10	B	20%	.46	.185	2000	.119
80-T491C106M010	T491C106M010AT	10	C	20%	.64	.30	500	.185
80-T491C106K010	T491C106K010AT	10	C	10%	.65	.301	500	.185
80-T491T106K010	T491T106K010AT	10	T	10%	1.71	.984	2500	.61
80-T491A156K010	T491A156K010AT	15	A	10%	.26	.164	2000	.10
80-T491B156M010	T491B156M010AT	15	B	20%	.40	.242	2000	.128
80-T491B156K010	T491B156K010AT	15	B	10%	.48	.194	2000	.125
80-T491C156K010	T491C156K010AT	15	C	10%	.65	.249	500	.185
80-T491C156M010	T491C156M010AT	15	C	20%	.64	.30	500	.185
80-T491A226K010	T491A226K010AT	22	A	10%	.33	.278	2000	.165
80-T491A226M010	T491A226M010AT	22	A	20%	.78	.364	2000	.179
80-T491B226K010	T491B226K010AT	22	B	10%	.45	.278	2000	.165
80-T491B226M010	T491B226M010AT	22	B	20%	.34	.262	2000	.154
80-T491C226K010	T491C226K010AT	22	C	10%	.65	.249	500	.185
80-T491C226M010	T491C226M010AT	22	C	20%	.64	.30	500	.185
80-T491D226K010	T491D226K010AT	22	D	10%	1.07	.53	500	.324
80-T491A336K010	T491A336K010AT	33	A	10%	.82	.375	2000	.188
80-T491B336K010	T491B336K010AT	33	B	10%	.60	.364	2000	.201
80-T491C336K010	T491C336K010AT	33	C	10%	.71	.325	500	.20
80-T491C336M010	T491C336M010AT	33	C	20%	.71	.321	500	.20
80-T491D336K010	T491D336K010AT	33	D	10%	1.16	.571	500	.35
80-T491D336M010	T491D336M010AT	33	D	20%	1.11	.567	500	.385
80-T491U336K010	T491U336K010AT	33	U	10%	2.54	1.75	1000	.856
80-T491B476M010	T491B476M010AT	47	B	20%	1.03	.645	2000	.316
80-T491C476K010	T491C476K010AT	47	C	10%	.86	.321	500	.244
80-T491C476M010	T491C476M010AT	47	C	20%	.86	.321	500	.244
80-T491D476K010	T491D476K010AT	47	D	10%	1.07	.53	500	.324
80-T491D476M010	T491D476M010AT	47	D	20%	1.07	.53	500	.324
80-T491V476K010	T491V476K010AT	47	V	10%	4.16	1.80	1000	1.50
80-T491B686M010	T491B686M010AT	68	B	20%	1.09	.653	2000	.31
80-T491C686M010	T491C686M010AT	68	C	20%	.77	.46	500	.318
80-T491C686K010	T491C686K010AT	68	C	10%	.77	.46	500	.332
80-T491D686M010	T491D686M010AT	68	D	20%	.79	.471	500	.342

© Copyright 2013 Mouser Electronics

© Copyright 2013 Mouser Electronics

KEMET T491 SMD Tantalum Capacitors

The Capacitance Company KEMET CHARGED.

RoHS Compliant This product is RoHS compliant.

T491 SERIES (CONT.)

Case Size		Component - Dimensions: mm (in.)		
KEMET	EIA	L	W	H
A	3216-18	3.2±0.2 (.126±.008)	1.6±0.2 (.063±.008)	1.6±0.2 (.063±.008)
B	3528-21	3.5±0.02 (.138±0.008)	2.8±0.2 (.110±.008)	1.9±0.2 (.075±.008)
C	6032-28	6.0±0.3 (.236±.03)	3.2±0.3 (.126±.012)	2.5±0.3 (.098±.012)
D	7343-31	7.3±0.3 (.287±.012)	4.3±0.3 (.169±.012)	2.8±0.3 (.098±.012)
E	7260-38	7.3 (.287)	6.0 (.236)	3.6 (.142)
T	3528-12	3.5±0.2 (.138±.008)	2.8±0.2 (.110±.008)	1.2 (.047)
U	6032-15	6.0±0.3 (.236±.03)	3.2±0.2 (.110±.008)	1.5 (.059)
V	7343-20	7.3±0.3 (.287±.012)	4.3±0.3 (.169±.012)	2.0 (.079)
X	7343-43	7.3±0.3 (.287±.012)	4.3±0.3 (.169±.012)	4.0±0.3 (.157±.012)

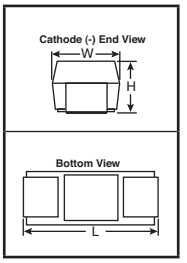

For quantities greater than listed, call for quote.

MOUSER STOCK NO.	KEMET Part No.	Value (µF)	Case Code	Tol.±	Price Each 1	Price Each 100	Reel Qty.	Price per Piece
10V (Cont.)								
80-T491D686K010	T491D686K010AT	68	D	10%	1.05	.471	500	.31
80-T491V686K010	T491V686K010AT	68	V	10%	4.16	1.80	1000	1.50
80-T491C107M010	T491C107M010AT	100	C	20%	.91	.578	500	.428
80-T491D107K010	T491D107K010AT	100	D	10%	1.16	.617	500	.37
80-T491D107M010	T491D107M010AT	100	D	20%	1.16	.617	500	.37
80-T491V107K010	T491V107K010AT	100	V	10%	3.06	2.17	1000	1.07
80-T491C157K010	T491C157K010AT	150	C	10%	2.35	1.12	500	.792
80-T491D157M010	T491D157M010AT	150	D	20%	1.71	.991	500	.58
80-T491D157K010	T491D157K010AT	150	D	10%	1.71	.991	500	.58
80-T491X157K010	T491X157K010AT	150	X	10%	2.40	1.38	500	.931
80-T491D227K010	T491D227K010AT	220	D	10%	1.74	1.04	500	.621
80-T491X227K010	T491X227K010AT	220	X	10%	2.40	1.66	500	.934
80-T491D337K010	T491D337K010AT	330	D	10%	4.04	2.48	500	2.18
80-T491D337M010	T491D337M010AT	330	D	20%	3.92	3.04	500	1.57
80-T491E337K010AT	T491E337K010AT	330	E	10%	7.77	6.47	500	3.30
80-T491X337K010	T491X337K010AT	330	X	10%	2.84	1.55	500	1.10
80-T491E477M010	T491E477M010AT	470	E	20%	7.38	5.59	500	3.12
16V								
80-T491A105K016	T491A105K016AT	1	A	10%	.31	.125	2000	.081
80-T491A155K016	T491A155K016AT	1.5	A	10%	.31	.125	2000	.081
80-T491A225K016	T491A225K016AT	2.2	A	10%	.31	.125	2000	.081
80-T491B225K016AT	T491B225K016AT	2.2	B	10%	.28	.197	2000	.126
80-T491S225K016	T491S225K016AT	2.2	S	10%	1.49	.856	2500	.407
80-T491A335K016	T491A335K016AT	3.3	A	10%	.13	.107	2000	.068
80-T491B335K016	T491B335K016AT	3.3	B	10%	.46	.185	2000	.119
80-T491B335M016	T491B335M016AT	3.3	B	20%	.28	.197	2000	.121
80-T491A475K016	T491A475K016AT	4.7	A	10%	.32	.132	2000	.085
80-T491B475K016	T491B475K016AT	4.7	B	10%	.46	.185	2000	.119
80-T491B475M016	T491B475M016AT	4.7	B	20%	.46	.185	2000	.119
80-T491C475K016AT	T491C475K016AT	4.7	C	10%	.64	.30	500	.185
80-T491T475K016	T491T475K016AT	4.7	T	10%	1.33	.877	2500	.428
80-T491A685K016	T491A685K016AT	6.8	A	10%	.41	.18	2000	.095
80-T491B685M016	T491B685M016AT	6.8	B	20%	.28	.197	2000	.119
80-T491B685K016	T491B685K016AT	6.8	B	10%	.28	.203	2000	.128
80-T491C685M016AT	T491C685M016AT	6.8	C	20%	.62	.249	500	.185
80-T491A106M016	T491A106M016AT	10	A	20%	.39	.154	2000	.10
80-T491A106K016	T491A106K016AT	10	A	10%	.13	.105	2000	.067
80-T491B106K016	T491B106K016AT	10	B	10%	.48	.194	2000	.125
80-T491B106M016	T491B106M016AT	10	B	20%	.48	.194	2000	.125
80-T491C106K016	T491C106K016AT	10	C	10%	.65	.301	500	.185
80-T491C106M016	T491C106M016AT	10	C	20%	.65	.249	500	.185
80-T491T106K016AT	T491T106K016AT	10	T	10%	1.77	1.02	2500	.492
80-T491T106M016	T491T106M016AT	10	T	20%	2.03	1.02	2500	.696
80-T491U106K016	T491U106K016AT	10	U	10%	3.34	2.57	1000	1.21
80-T491U106M016	T491U106M016AT	10	U	20%	2.47	1.63	1000	.931
80-T491B156K016	T491B156K016AT	15	B	10%	.34	.262	2000	.178
80-T491C156K016	T491C156K016AT	15	C	10%	.64	.30	500	.185
80-T491B226K016	T491B226K016AT	22	B	10%	.80	.372	2000	.201
80-T491C226K016	T491C226K016AT	22	C	10%	.71	.271	500	.20
80-T491C226M016	T491C226M016AT	22	C	20%	.71	.271	500	.20
80-T491D226K016	T491D226K016AT	22	D	10%	1.11	.551	500	.278
80-T491D226M016	T491D226M016AT	22	D	20%	.85	.528	500	.332
80-T491C336M016	T491C336M016AT	33	C	20%	.58	.33	500	.244
80-T491C336K016	T491C336K016AT	33	C	10%	.86	.321	500	.244
80-T491D336K016	T491D336K016AT	33	D	10%	1.00	.471	500	.31
80-T491D336M016	T491D336M016AT	33	D	20%	1.17	.621	500	.375
80-T491C476M016AT	T491C476M016AT	47	C	20%	.51	.396	500	.321
80-T491C476K016	T491C476K016AT	47	C	10%	.46	.383	500	.259
80-T491D476K016	T491D476K016AT	47	D	10%	.50	.417	500	.285
80-T491V476K016	T491V476K016AT	47	V	10%	4.16	1.80	1000	1.50
80-T491C686K016	T491C686K016AT	68	C	10%	1.88	1.10	500	.792
80-T491D686K016	T491D686K016AT	68	D	10%	.97	.61	500	.364
80-T491D107K016	T491D107K016AT	100	D	10%	1.59	.922	500	.54
80-T491V107K016	T491V107K016AT	100	V	10%	3.28	2.28	1000	1.11
80-T491X107M016	T491X107M016AT	100	X	20%	2.40	1.38	500	.813
80-T491X107K016	T491X107K016AT	100	X	10%	2.40	1.38	500	.813
80-T491D157K016	T491D157K016AT	150	D	10%	2.20	1.27	500	.748
80-T491X157K016	T491X157K016AT	150	X	10%	2.40	1.66	500	.934
20V								
80-T491A684K020	T491A684K020AT	0.68	A	10%	.21	.147	2000	.089
80-T491A105M020	T491A105M020AT	1	A	20%	.31	.125	2000	.081
80-T491A105K020	T491A105K020AT	1	A	10%	.31	.125	2000	.081
80-T491A155K020	T491A155K020AT	1.5	A	10%	.21	.147	2000	.08
80-T491A225M020	T491A225M020AT	2.2	A	20%	.21	.147	2000	.087
80-T491A225K020	T491A225K020AT	2.2	A	10%	.13	.107	2000	.068
80-T491B225M020	T491B225M020AT	2.2	B	20%	.28	.185	2000	.116
80-T491B225K020	T491B225K020AT	2.2	B	10%	.46	.185	2000	.119
80-T491A335K020	T491A335K020AT	3.3	A	10%	.21	.162	2000	.094

© Copyright 2013 Mouser Electronics

T491 SERIES (CONT.)

For quantities greater than listed, call for quote.

MOUSER STOCK NO.	KEMET Part No.	Value (µF)	Case Code	Tol.±	Price Each 1	Price Each 100	Reel Qty.	Price per Piece
20V (Cont.)								
80-T491B335M020	T491B335M020AT	3.3	B	20%	.28	.197	2000	.138
80-T491B335K020	T491B335K020AT	3.3	B	10%	.28	.197	2000	.114
80-T491A475K020	T491A475K020AT	4.7	A	10%	.24	.153	2000	.091
80-T491B475K020	T491B475K020AT	4.7	B	10%	.46	.185	2000	.119
80-T491C475M020AT	T491C475M020AT	4.7	C	20%	.64	.30	500	.185
80-T491C475K020	T491C475K020AT	4.7	C	10%	.64	.30	500	.185
80-T491A685M020AT	T491A685M020AT	6.8	A	20%	.39	.154	2000	.10
80-T491B685K020	T491B685K020AT	6.8	B	10%	.40	.242	2000	.14
80-T491C685M020	T491C685M020AT	6.8	C	20%	.64	.30	500	.185
80-T491C685K020	T491C685K020AT	6.8	C	10%	.65	.249	500	.185
80-T491A106M020	T491A106M020AT	10	A	20%	.52	.30	2000	.157
80-T491B106K020	T491B106K020AT	10	B	10%	.67	.311	2000	.153
80-T491C106K020	T491C106K020AT	10	C	10%	.65	.301	500	.185
80-T491C106M020	T491C106M020AT	10	C	20%	.64	.30	500	.185
80-T491U106K020	T491U106K020AT	10	U	10%	3.34	2.57	1000	1.21
80-T491C156K020	T491C156K020AT	15	C	10%	.71	.321	500	.20
80-T491D156M020AT	T491D156M020AT	15	D	20%	1.05	.471	500	.324
80-T491D156K020	T491D156K020AT	15	D	10%	1.07	.524	500	.321
80-T491B226K020AT	T491B226K020AT	22	B	10%	1.29	.685	2000	.332
80-T491C226K020	T491C226K020AT	22	C	10%	.86	.321	500	.244
80-T491D226K020	T491D226K020AT	22	D	10%	1.07	.53	500	.324
80-T491V226K020	T491V226K020AT	22	V	10%	4.16	1.80	1000	1.50
80-T491V226M020	T491V226M020AT	22	V	20%	2.65	1.94	1000	.899
80-T491C336M020	T491C336M020AT	33	C	20%	.77	.46	500	.325
80-T491D336K020	T491D336K020AT	33	D	10%	1.11	.593	500	.355
80-T491D476K020	T491D476K020AT	47	D	10%	1.39	.744	500	.446
80-T491D686K020	T491D686K020AT	68	D	10%	1.83	1.06	500	.621
80-T491X686M020	T491X686M020AT	68	X	20%	2.40	1.38	500	.899
80-T491X686K020	T491X686K020AT	68	X	10%	2.40	1.38	500	.813
80-T491E107K020AT	T491E107K020AT	100	E	10%	7.77	6.47	500	3.30
80-T491X107K020	T491X107K020AT	100	X	10%	2.40	1.66	500	.934
80-T491X107M020	T491X107M020AT	100	X	20%	2.40	1.66	500	.934
80-T491X157K020AT	T491X157K020AT	150	X	10%	2.84	1.97	500	1.10
25V								
80-T491A334K025	T491A334K025AT	0.33	A	10%	.21	.147	2000	.091
80-T491A474M025AT	T491A474M025AT	0.47	A	20%	.24	.188	2000	.088
80-T491A474K025	T491A474K025AT	0.47	A	10%	.32	.132	2000	.085
80-T491A684K025	T491A684K025AT	0.68	A	10%	.21	.147	2000	.089
80-T491A105K025	T491A105K025AT	1	A	10%	.34	.138	2000	.089
80-T491B105K025	T491B105K025AT	1	B	10%	.28	.197	2000	.129
80-T491A155K025	T491A155K025AT	1.5	A	10%	.41	.18	2000	.10
80-T491B155K025	T491B155K025AT	1.5	B	10%	.48	.195	2000	.125
80-T491B225M025	T491B225M025AT	2.2	B	20%	.40	.242	2000	.129
80-T491B225K025	T491B225K025AT	2.2	B	10%	.50	.203	2000	.132
80-T491C225K025	T491C225K025AT	2.2	C	10%	.69	.262	500	.194
80-T491B335K025	T491B335K025AT	3.3	B	10%	.34	.262	2000	.183
80-T491C335K025	T491C335K025AT	3.3	C	10%	.64	.30	500	.185
80-T491A475M025AT	T491A475M025AT	4.7	A	20%	.41	.163	2000	.105
80-T491B475M025	T491B475M025AT	4.7	B	20%	.62	.385	2000	.212
80-T491B475K025	T491B475K025AT	4.7	B	10%	.62	.385	2000	.212
80-T491C475K025	T491C475K025AT	4.7	C	10%	.69	.262	500	.194
80-T491C475M025	T491C475M025AT	4.7	C	20%	.69	.262	500	.194
80-T491B685K025	T491B685K025AT	6.8	B	10%	.88	.353	2000	.212
80-T491C685M025	T491C685M025AT	6.8	C	20%	.78	.364	500	.221
80-T491C685K025	T491C685K025AT	6.8	C	10%	.78	.364	500	.221
80-T491B106K025AT	T491B106K025AT	10	B	10%	1.29	.514	2000	.323
80-T491C106K025	T491C106K025AT	10	C	10%	.74	.341	500	.21
80-T491C106M025	T491C106M025AT	10	C	20%	.74	.341	500	.21
80-T491D106K025	T491D106K025AT	10	D	10%	1.14	.568	500	.348
80-T491B156K025AT	T491B156K025AT	15	B	10%	.98	.685	2000	.332
80-T491C156K025	T491C156K025AT	15	C	10%	1.22	.653	500	.482
80-T491D156M025	T491D156M025AT	15	D	20%	1.05	.521	500	.319
80-T491D156K025	T491D156K025AT	15	D	10%	1.05	.521	500	.319
80-T491C226K025	T491C226K025AT	22	C	10%	1.12	.555	500	.34
80-T491D226K025	T491D226K025AT	22	D	10%	1.16	.428	500	.342
80-T491V226K025	T491V226K025AT	22	V	10%	3.00	2.10	1000	1.31
80-T491X336M025	T491X336M025AT	33	X	20%	2.57	1.48	500	.871
80-T491X336K025	T491X336K025AT	33	X	10%	2.57	1.48	500	.867
80-T491D476M025	T491D476M025AT	47	D	20%	1.80	1.04	500	.61
80-T491X476K025	T491X476K025AT	47	X	10%	2.57	1.78	500	1.14
80-T491X686M025	T491X686M025AT	68	X	20%	2.57	1.78	500	1.00
80-T491X107K025AT	T491X107K025AT	100	X	10%	3.89	1.66	500	1.47
80-T491X107M025	T491X107M025AT	100	X	20%	3.89	1.66	500	1.47
35V								
80-T491A104M035	T491A104M035AT	0.1	A	20%	.34	.14	2000	.091
80-T491A104K035	T491A104K035AT	0.1	A	10%	.34	.14	2000	.091
80-T491A154K035	T491A154K035AT	0.15	A	10%	.39	.169	2000	.087
80-T491A224M035	T491A224M035AT	0.22	A	20%	.21	.147	2000	.089
80-T491A224K035	T491A224K035AT	0.22	A	10%	.21	.144	2000	.082
80-T491A334K035	T491A334K035AT	0.33	A	10%	.33	.136	2000	.088
80-T491A474K035	T491A474K035AT	0.47	A	10%	.21	.162	2000	.089
80-T491B474K035	T491B474K035AT	0.47	B	10%	.28	.197	2000	.132
80-T491A684K035	T491A684K035AT	0.68	A	10%	.21	.162	2000	.094
80-T491B684K035	T491B684K035AT	0.68	B	10%	.59	.259	2000	.133
80-T491A105K035	T491A105K035AT	1	A	10%	.15	.128	2000	.082
80-T491B105K035	T491B105K035AT	1	B	10%	.48	.195	2000	.125
80-T491B105M035	T491B105M035AT	1	B	20%	.48	.195	2000	.125
80-T491B155K035	T491B155K035AT	1.5	B	10%	.40	.242	2000	.14
80-T491C155K035	T491C155K035AT	1.5	C	10%	.46	.288	500	.194
80-T491B225K035	T491B225K035AT	2.2	B	10%	.43	.278	2000	.162
80-T491C225K035	T491C225K035AT	2.2	C	10%	.69	.262	500	.194
80-T491C225M035	T491C225M035AT	2.2	C	20%	.46	.288	500	.185
80-T491B335M035	T491B335M035AT	3.3	B	20%	.88	.353	2000	.212

© Copyright 2013 Mouser Electronics

KEMET COTS/Low ESR/SMD Tantalum Capacitors

The Capacitance Company KEMET CHARGED.

RoHS Compliant **This product is RoHS compliant.**

T491 SERIES (CONT.)

For quantities greater than listed, call for quote.

MOUSER STOCK NO.	KEMET Part No.	Value (µF)	Case Code	Tol.±	Price Each 1	Price Each 100	Reel Qty.	Price Per Piece
35V (Cont.)								
80-T491B335K035	T491B335K035AT	3.3	B	10%	.88	.407	2000	.201
80-T491C335K035	T491C335K035AT	3.3	C	10%	.65	.407	500	.278
80-T491C335M035	T491C335M035AT	3.3	C	20%	.96	.364	500	.268
80-T491D335K035AT	T491D335K035AT	3.3	D	10%	1.41	.819	500	.479
80-T491C475M035	T491C475M035AT	4.7	C	20%	.88	.407	500	.30
80-T491C475K035	T491C475K035AT	4.7	C	10%	.45	.375	500	.255
80-T491D475M035	T491D475M035AT	4.7	D	20%	1.19	.631	500	.379
80-T491C685M035	T491C685M035AT	6.8	C	20%	.94	.439	500	.268
80-T491C685K035	T491C685K035AT	6.8	C	10%	.86	.396	500	.244
80-T491D685M035	T491D685M035AT	6.8	D	20%	.88	.547	500	.342
80-T491D685K035	T491D685K035AT	6.8	D	10%	1.16	.571	500	.35
80-T491D106K035	T491D106K035AT	10	D	10%	.64	.503	500	.362
80-T491V106K035	T491V106K035AT	10	V	10%	3.06	2.17	1000	1.07
80-T491D156K035	T491D156K035AT	15	D	10%	1.29	.685	500	.413
80-T491D156M035	T491D156M035AT	15	D	20%	.97	.61	500	.417
80-T491X156K035	T491X156K035AT	15	X	10%	2.40	1.38	500	.813
80-T491X226K035	T491X226K035AT	22	X	10%	2.35	1.36	500	.798
80-T491X226M035	T491X226M035AT	22	X	20%	2.35	1.36	500	.798
80-T491D336K035AT	T491D336K035AT	33	D	10%	4.09	3.18	500	1.64
80-T491X336K035	T491X336K035AT	33	X	10%	2.57	1.31	500	1.08
80-T491X476K035	T491X476K035AT	47	X	10%	3.04	2.11	500	1.18
50V								
80-T491A104M050AT	T491A104M050AT	0.1	A	20%	.34	.268	2000	.161
80-T491A104K050	T491A104K050AT	0.1	A	10%	.26	.185	2000	.106
80-T491A154K050	T491A154K050AT	0.15	A	10%	.51	.221	2000	.114
80-T491B224K050	T491B224K050AT	0.22	B	10%	.40	.25	2000	.149
80-T491B334K050	T491B334K050AT	0.33	B	10%	.40	.25	2000	.159
80-T491B474K050	T491B474K050AT	0.47	B	10%	.43	.31	2000	.213
80-T491C474K050	T491C474K050AT	0.47	C	10%	.90	.443	500	.272
80-T491B684K050	T491B684K050AT	0.68	B	10%	1.46	1.17	2000	.428
80-T491C684K050	T491C684K050AT	0.68	C	10%	.85	.385	500	.268
80-T491C105M050	T491C105M050AT	1	C	20%	.57	.356	500	.24
80-T491C105K050	T491C105K050AT	1	C	10%	.85	.321	500	.24
80-T491C155K050	T491C155K050AT	1.5	C	10%	1.11	.567	500	.385
80-T491D155K050	T491D155K050AT	1.5	D	10%	2.20	1.27	500	.749
80-T491C225K050	T491C225K050AT	2.2	C	10%	.87	.375	500	.342
80-T491D225K050	T491D225K050AT	2.2	D	10%	2.03	1.18	500	.69
80-T491D335M050	T491D335M050AT	3.3	D	20%	2.03	1.18	500	.69
80-T491D335K050	T491D335K050AT	3.3	D	10%	2.03	1.18	500	.69
80-T491D475K050	T491D475K050AT	4.7	D	10%	1.29	.691	500	.415
80-T491D475M050	T491D475M050AT	4.7	D	20%	1.10	.684	500	.407
80-T491D685M050	T491D685M050AT	6.8	D	20%	2.20	1.27	500	.75
80-T491D685K050	T491D685K050AT	6.8	D	10%	2.20	1.27	500	.749
80-T491X685K050	T491X685K050AT	6.8	X	10%	3.09	2.09	500	1.40
80-T491X106M050	T491X106M050	10	X	20%	3.00	1.65	500	1.17
80-T491X156K050	T491X156K050AT	15	X	10%	6.18	2.64	500	1.94
80-T491X226K050AT	T491X226K050AT	22	X	10%	6.22	5.18	500	2.82

T493 SERIES, LOW ESR HIGH RELIABILITY COTS

For quantities greater than listed, call for quote.

MOUSER STOCK NO.	KEMET Part No.	Value (µF)	Case Code	Tol.±	Price Each 1	Price Each 100	Reel Qty.	Price Per Piece
6V								
80-T493B336K6BH6110	T493B336K006BH6110	33	B	10	15.17	11.24	2000	7.47
80-T493B107M6BH6110	T493B107M006BH6110	100	B	20	14.45	10.70	2000	7.12
10V								
80-T493A106K10BK6110	T493A106K010BK6110	10	A	10	14.45	10.70	2000	7.12
80-T493B336K10BK6110	T493B336K010BK6110	33	B	10	15.17	11.24	2000	7.47
16V								
80-T493A475K16BK6110	T493A475K016BK6110	4.7	A	10	14.45	10.70	2000	7.12
80-T493C476K16BK6110	T493C476K016BK6110	4.7	C	10	23.66	17.58	500	13.67
80-T493C476K16CK6110	T493C476K016CK6110	4.7	C	10	47.33	35.16	500	27.50
80-T493D107K16BK6110	T493D107K016BK6110	100	D	10	18.06	13.38	500	8.89
25V								
80-T493X336M25CH6110	T493X336M025CH6110	33	X	20	57.62	42.80	500	33.29
35V								
80-T493C106K35BK6110	T493C106K035BK6110	10	C	10	23.66	17.58	500	13.67
80-T493D106K35BK6110	T493D106K035BK6110	10	D	10	18.06	13.38	500	8.89
80-T493X226K35BK6110	T493X226K035BK6110	22	X	10	20.95	15.52	500	10.31
80-T493X226M35CH6110	T493X226M035CH6110	22	X	20	57.62	42.80	500	33.29
50V								
80-T493C105K50BK6110	T493C105K050BK6110	1	C	10	28.80	21.40	500	16.65
80-T493X106K50BH6110	T493X106K050BH6110	10	X	10	25.28	18.73	500	12.44

T494 SERIES, LOW ESR

For quantities greater than listed, call for quote.

MOUSER STOCK NO.	KEMET Part No.	Value (µF)	Case Code	Tol.±	Price Each 1	Price Each 100	Reel Qty.	Price Per Piece
3V								
80-T494A336K003	T494A336K003AT	33	A	10%	.82	.685	2000	.31
4V								
80-T494A475K004	T494A475K004AT	4.7	A	10%	.89	.428	2000	.212
80-T494A685K004	T494A685K004AT	6.8	A	10%	.89	.428	2000	.212
80-T494B106K004	T494B106K004AT	10	B	10%	1.09	.578	2000	.278
80-T494S106K004	T494S106K004AT	10	S	10%	1.77	1.02	2500	.492
80-T494T156K004	T494T156K004AT	15	T	10%	1.92	1.10	2500	.535
80-T494T226K004	T494T226K004AT	22	T	10%	1.69	1.16	2500	.589
80-T494C107K004	T494C107K004AT	100	C	10%	1.92	1.10	500	.642
80-T494D337K004	T494D337K004AT	330	D	10%	7.30	6.37	500	4.07
6.3V								
80-T494A106K006	T494A106K006AT	10	A	10%	.78	.474	2000	.229
80-T494T106K006	T494T106K006AT	10	T	10%	1.92	1.10	2500	.535

Case Size KEMET	Case Size EIA	Component - Dimensions: mm (in.) L	W	H
A	3216-18	3.2±0.2 (.126±.008)	1.6±0.2 (.063±.008)	1.6±0.2 (.063±.008)
B	3528-21	3.5±0.02 (.138±0.008)	2.8±0.2 (.110±.008)	1.9±0.2 (.075±.008)
C	6032-28	6.0±0.3 (.236±.03)	3.2±0.3 (.126±.012)	2.5±0.3 (.098±.012)
D	7343-31	7.3±0.3 (.287±.012)	4.3±0.3 (.169±.012)	2.8±0.3 (.098±.012)
R	2012-12	2.0±.02 (.079±.008)	1.3±0.2 (.051±.008)	1.2 (.047)
S	3216-12	3.2±0.2 (.126±.008)	1.6±0.2 (.063±.008)	1.2 (.047)
T	3528-12	3.5±0.2 (.138±.008)	2.8±0.2 (.110±.008)	1.2 (.047)
U	6032-15	6.0±0.3 (.236±.03)	3.2±0.2 (.110±.008)	1.5 (.059)
V	7343-20	7.3±0.3 (.287±.012)	4.3±0.3 (.169±.012)	2.0 (.079)
X	7343-43	7.3±0.3 (.287±.012)	4.3±0.3 (.169±.012)	4.0±0.3 (.157±.012)

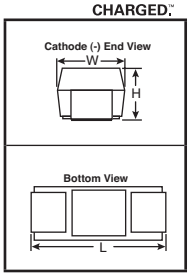

T494 SERIES, LOW ESR (CONT.)

For quantities greater than listed, call for quote.

MOUSER STOCK NO.	KEMET Part No.	Value (µF)	Case Code	Tol.±	Price Each 1	Price Each 100	Reel Qty.	Price Per Piece
6.3V (Cont.)								
80-T494B156K006	T494B156K006AT	15	B	10%	1.09	.578	2000	.278
80-T494T156K006	T494T156K006AT	15	T	10%	1.69	1.16	2500	.589
80-T494C226K006	T494C226K006AT	22	C	10%	1.12	.663	500	.482
80-T494U226K006	T494U226K006AT	22	U	10%	3.75	3.00	1000	1.86
80-T494U336K006	T494U336K006AT	33	U	10%	3.75	3.00	1000	1.86
80-T494D107K006	T494D107K006AT	100	D	10%	2.57	1.48	500	.867
80-T494V107K006	T494V107K006AT	100	V	10%	3.83	2.65	1000	1.31
80-T494D157K006	T494D157K006AT	150	D	10%	2.44	1.74	500	.974
80-T494D227K006	T494D227K006AT	220	D	10%	7.30	6.37	500	4.07
80-T494V227M006	T494V227M006AT	220	V	20%	7.04	5.86	1000	2.81
80-T494D337K006	T494D337K006AT	330	D	10%	5.55	4.62	500	2.35
80-T494X477K006	T494X477K006AT	470	X	10%	7.82	6.52	500	3.32
10V								
80-T494A225K010	T494A225K010AT	2.2	A	10%	.89	.438	2000	.212
80-T494A475K010	T494A475K010AT	4.7	A	10%	.89	.438	2000	.212
80-T494B475K010	T494B475K010AT	4.7	B	10%	1.09	.582	2000	.281
80-T494T685K010	T494T685K010AT	6.8	T	10%	1.92	1.10	2500	.663
80-T494A106K010	T494A106K010AT	10	A	10%	.70	.321	2000	.265
80-T494B106K010	T494B106K010AT	10	B	10%	.58	.408	2000	.281
80-T494T106K010	T494T106K010AT	10	T	10%	1.69	1.16	2500	.589
80-T494B226K010	T494B226K010AT	22	B	10%	1.53	.887	2000	.428
80-T494B226M010	T494B226M010AT	22	B	20%	2.20	1.27	2000	.621
80-T494U226K010	T494U226K010AT	22	U	10%	3.75	3.00	1000	1.86
80-T494B336K010	T494B336K010AT	33	B	10%	1.59	.92	2000	.449
80-T494C336K010	T494C336K010AT	33	C	10%	1.68	.974	2000	.482
80-T494V336K010	T494V336K010AT	33	V	10%	6.07	4.85	1000	3.02
80-T494C476K010	T494C476K010AT	47	C	10%	1.92	1.10	500	.649
80-T494V476K010	T494V476K010AT	47	V	10%	6.07	4.85	1000	3.02
80-T494D686K010	T494D686K010AT	68	D	10%	2.57	1.48	500	.867
80-T494D107K010	T494D107K010AT	100	D	10%	2.51	1.74	500	.979
80-T494D107M010	T494D107M010AT	100	D	20%	2.39	1.69	500	.954
80-T494V107K010	T494V107K010AT	100	V	10%	5.84	4.32	1000	2.57
80-T494D157K010	T494D157K010AT	150	D	10%	3.36	2.33	500	1.34
80-T494D227K010	T494D227K010AT	220	D	10%	2.51	2.41	500	2.35
80-T494X227K010	T494X227K010AT	220	X	10%	6.82	5.67	500	2.89
80-T494X337K010	T494X337K010AT	330	X	10%	7.82	6.52	500	3.32
80-T494X337M010	T494X337M010AT	330	X	20%	8.87	7.86	500	6.66
16V								
80-T494A475K016	T494A475K016AT	4.7	A	10%	.78	.474	2000	.229
80-T494T475K016	T494T475K016AT	4.7	T	10%	1.92	1.10	1000	.567
80-T494B106K016	T494B106K016AT	10	B	10%	1.18	.636	2000	.307
80-T494U106K016	T494U106K016AT	10	U	10%	3.75	3.00	1000	1.86
80-T494C226K016	T494C226K016AT	22	C	10%	1.68	.976	500	.571
80-T494C226M016	T494C226M016AT	22	C	20%	1.51	.873	500	.511
80-T494D226K016	T494D226K016AT	22	D	10%	2.57	1.48	500	.871
80-T494C336K016	T494C336K016AT	33	C	10%	1.57	1.10	500	.642
80-T494C476K016	T494C476K016AT	47	C	10%	1.99	.954	500	.674
80-T494V476K016	T494V476K016AT	47	V	10%	6.07	4.85	1000	3.02
80-T494V107K016	T494V107K016AT	100	V	10%	4.10	2.74	1000	1.53
80-T494X157K016	T494X157K016AT	150	X	10%	6.82	5.67	500	2.89
20V								
80-T494R105M020	T494R105M020AT	1	R	20%	1.41	.845	2500	.407
80-T494A225K020	T494A225K020AT	2.2	A	10%	.89	.428	2000	.212
80-T494B106K020	T494B106K020AT	10	B	10%	1.53	.887	2000	.428
80-T494C106K020	T494C106K020AT	10	C	10%	1.41	.821	500	.482
80-T494U106K020	T494U106K020AT	10	U	10%	3.75	3.00	1000	1.86
80-T494D336K020	T494D336K020AT	33	D	10%	2.11	1.48	500	.872
80-T494V336M020	T494V336M020AT	33	V	20%	5.67	4.54	1000	2.32
80-T494X107K020	T494X107K020AT	100	X	10%	7.15	5.44	500	4.30
80-T494X107M020	T494X107M020AT	100	X	20%	6.46	5.38	500	2.74
25V								
80-T494A105K025	T494A105K025AT	1	A	10%	.78	.474	2000	.229
80-T494C106M025	T494C106M025AT	10	C	20%	1.51	.873	500	.511
80-T494C106K025	T494C106K025AT	10	C	10%	1.68	.976	500	.571
80-T494D106K025	T494D106K025AT	10	D	10%	2.57	1.48	500	.717
80-T494D226K025	T494D226K025AT	22	D	10%	2.57	1.48	500	.871
80-T494D226M025	T494D226M025AT	22	D	20%	2.48	1.43	500	.845
80-T494V226K025	T494V226K025AT	22	V	10%	5.84	4.32	1000	2.57
35V								
80-T494D475K035	T494D475K035AT	4.7	D	10%	2.57	1.48	500	.871
80-T494D106K035	T494D106K035AT	10	D	10%	2.57	1.48	500	.871
80-T494D106M035	T494D106M035AT	10	D	20%	2.48	1.43	500	.845
80-T494V106K035	T494V106K035AT	10	V	10%	3.42	2.68	1000	1.78
80-T494D226M035	T494D226M035AT	22	D	20%	5.30	4.41	500	2.25
80-T494X226K035	T494X226K035AT	22	X	10%	5.55	4.62	500	2.35
50V								
80-T494C105K050	T494C105K050AT	1	C	10%	1.77	.888	500	.792
80-T494V105M050	T494V105M050AT	1	V	20%	5.10	3.85	1000	2.16

© Copyright 2013 Mouser Electronics

© Copyright 2013 Mouser Electronics

RoHS Compliant This product is RoHS compliant.

Case Size		Component - Dimensions: mm (in.)		
KEMET	EIA	L	W	H
A	3216-18	3.2±0.2 (.126±.008)	1.6±0.2 (.063±.008)	1.6±0.2 (.063±.008)
B	3528-21	3.5±0.02 (.138±0.008)	2.8±0.2 (.110±.008)	1.9±0.2 (.075±.008)
C	6032-28	6.0±0.3 (.236±.03)	3.2±0.3 (.126±.012)	2.5±0.3 (.098±.012)
D	7343-31	7.3±0.3 (.287±.012)	4.3±0.3 (.169±.012)	2.8±0.3 (.098±.012)
F	-	5.59 (.220)	3.43 (.135)	1.78 (.070)
H	-	7.24 (.285)	3.81 (.150)	2.79 (.110)
T	3528-12	3.5±0.2 (.138±.008)	2.8±0.2 (.110±.008)	1.2 (.047)
V	7343-20	7.3±0.3 (.287±.012)	4.3±0.3 (.169±.012)	2.0 (.079)
X	7343-43	7.3±0.3 (.287±.012)	4.3±0.3 (.169±.012)	4.0±0.3 (.157±.012)

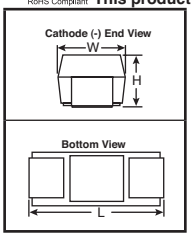

T494 SERIES, LOW ESR (CONT.)

For quantities greater than listed, call for quote.

MOUSER STOCK NO.	KEMET Part No.	Value (µF)	Case Code	Tol.±	Price Each 1	Price Each 100	Reel Qty.	Price Per Piece
50V (Cont.)								
80-T494D225K050	T494D225K050AT	2.2	D	10%	2.76	1.92	500	1.07
80-T494D475K050	T494D475K050AT	4.7	D	10%	2.76	1.92	500	1.07
80-T494X685K050	T494X685K050AT	6.8	X	10%	8.87	7.86	500	6.66

T495 SERIES, LOW ESR, INDUSTRIAL GRADE

For quantities greater than listed, call for quote.

MOUSER STOCK NO.	KEMET Part No.	Value (µF)	Case Code	Tol.±	Price Each 1	Price Each 100	Reel Qty.	Price Per Piece
6V								
80-T495V107K006	T495V107K006AT	100	V	10%	7.19	3.70	1000	2.66
10V								
80-T495V107K010	T495V107K010AT	100	V	10%	4.04	2.80	1000	1.38
80-T495V157M010	T495V157M010AT	150	V	20%	3.23	2.60	1000	1.62
16V								
80-T495T106M16ATE4K0	T495T106M016ATE4K0	10	T	20%	1.88	1.10	2500	.653
80-T495V686K016	T495V686K016AT	68	V	10%	3.95	2.74	1000	1.34

T497 SERIES, LOW ESR

For quantities greater than listed, call for quote.

MOUSER STOCK NO.	KEMET Part No.	Value (µF)	Case Code	Tol.±	Price Each 1	Price Each 100	Reel Qty.	Price Per Piece
10V								
80-T497H476K10BH6110	T497H476K010BH6110	47	H	10	19.10	14.57	500	7.77
25V								
80-T497F685K25BH6110	T497F685K025BH6110	6.8	F	10	18.10	13.45	2500	6.42
50V								
80-T497H475K50BH6110	T497H475K050BH6110	4.7	H	10	19.46	12.90	2500	10.50

T498 SERIES HIGH TEMPERATURE (150°C) TANTALUM CHIP CAPACITORS

NEW PRODUCT

For quantities greater than listed, call for quote.

MOUSER STOCK NO.	KEMET Part No.	Value (µF)	Case Code	Tol.±	Price Each 1	Price Each 100	Reel Qty.	Price Per Piece
10V								
80-T498B226K10TE1K5	T498B226K010ATE1K5	22	B	10%	1.32	1.10	2000	.30
80-T498D107K10TE600	T498D107K010ATE600	100	D	10%	2.59	2.12	500	1.29
80-T498X227K10TE500	T498X227K010ATE500	220	X	10%	5.54	4.92	500	2.23
16V								
80-T498A105K16TE6K5	T498A105K016ATE6K5	1.0	A	10%	.76	.631	2000	.178
80-T498A335K16TE3K4	T498A335K016ATE3K4	3.3	A	10%	.76	.631	2000	.178
80-T498B475K16TE2K1	T498B475K016ATE2K1	4.7	B	10%	.54	.482	2000	.239
80-T498A685K16TE2K6	T498A685K016ATE2K6	6.8	A	10%	.65	.514	2000	.205
80-T498B685K16TE1K8	T498B685K016ATE1K8	6.8	B	10%	.54	.482	2000	.239
80-T498B106K16TE2K8	T498B106K016ATE2K8	10	B	10%	.97	.824	2000	.234
80-T498D476K16TE600	T498D476K016ATE600	47	D	10%	1.54	1.25	500	.674
80-T498X107K16ATE075	T498X107K016ATE075	100	X	10%	5.81	4.84	500	2.46
25V								
80-T498A474K25TE8K5	T498A474K025ATE8K5	0.47	A	10%	.40	.364	2000	.178
80-T498B225K25TE3K0	T498B225K025ATE3K0	2.2	B	10%	.97	.824	2000	.234
80-T498C106K25TE1K1	T498C106K025ATE1K1	10	C	10%	1.08	.877	500	.503
80-T498D226K25TE600	T498D226K025ATE600	22	D	10%	1.54	1.25	500	.738
80-T498D336K25TE600	T498D336K025ATE600	33	D	10%	4.08	3.62	500	2.17
35V								
80-T498A105K35TE10K	T498A105K035ATE10K	1.0	A	10%	.65	.514	2000	.205
80-T498D106K35TE700	T498D106K035ATE700	10	D	10%	2.12	1.82	500	.792
80-T498X336K35TE500	T498X336K035ATE500	33	X	10%	9.14	8.98	500	4.32
50V								
80-T498D106K50TE1K0	T498D106K050ATE1K0	10	D	10%	3.53	2.74	500	1.37

T499 SERIES HIGH TEMPERATURE (175°C) TANTALUM CHIP CAPACITORS

NEW PRODUCT

For quantities greater than listed, call for quote.

MOUSER STOCK NO.	KEMET Part No.	Value (µF)	Case Code	Tol.±	Price Each 1	Price Each 100	Reel Qty.	Price Per Piece
3.3 V								
80-T499D476K6TE800	T499D476K006ATE800	47	D	10%	2.64	1.52	500	.888
6.3V								
80-T499A475K6TE6K0	T499A475K006ATE6K0	4.7	A	10%	.63	.30	2000	.21
80-T499B106K6TE3K5	T499B106K006ATE3K5	10	B	10%	.76	.396	2000	.263
80-T499B226K6TE3K5	T499B226K006ATE3K5	22	B	10%	1.10	.578	2000	.278
80-T499B336K6TE3K0	T499B336K006ATE3K0	33	B	10%	1.47	.91	2000	.407

© Copyright 2013 Mouser Electronics

TANTALUM ENGINEERING KIT - 09
T498, T499 HIGH TEMPERATURE



KEMET Part No.	Value (µF)	Voltage	ESR (mΩ)
T498A475K010ATE2K9	4.7	10	2.9
T498C226K016ATE1K0	22.0	16	1.0
T499B106K016ATE3K5	10.0	16	3.5
T499B475K020ATE3K5	4.7	20	3.5
T499A105K025ATE8K0	1.0	25	8.0
T499D156K025ATE1K0	15.0	25	1.0
T499B105K035ATE5K0	1.0	35	5.0
T499D106K035ATE1K0	10.0	35	1.0
T499X226K035ATE700	22.0	35	0.7
T499D106K050ATE1K0	10.0	50	1.0

MOUSER STOCK NO.	Quantity Per Value	Price Each
80-TANENGKIT09	10 Pieces of each 10 values	54.57

T499 SERIES HIGH TEMPERATURE (175°C) TANTALUM CHIP CAPACITORS (CONT.)

For quantities greater than listed, call for quote.

MOUSER STOCK NO.	KEMET Part No.	Value (µF)	Case Code	Tol.±	Price Each 1	Price Each 100	Reel Qty.	Price Per Piece
6.3V (Cont.)								
80-T499C476K6TE1K8	T499C476K006ATE1K8	47	C	10%	1.52	1.07	500	.621
80-T499D686K6TE800	T499D686K006ATE800	68	D	10%	2.64	1.52	500	.888
80-T499D107K6TE800	T499D107K006ATE800	100	D	10%	2.64	1.52	500	.888
10V								
80-T499A155K10TE8K0	T499A155K010ATE8K0	1.5	A	10%	.63	.30	2000	.21
80-T499A225K10TE8K0	T499A225K010ATE8K0	2.2	A	10%	.63	.30	2000	.21
80-T499A335K10TE6K0	T499A335K010ATE6K0	3.3	A	10%	.63	.30	2000	.21
80-T499A475K10TE6K0	T499A475K010ATE6K0	4.7	A	10%	.63	.30	2000	.21
80-T499B475K10TE3K5	T499B475K010ATE3K5	4.7	B	10%	.76	.396	2000	.263
80-T499B106K10TE3K5	T499B106K010ATE3K5	10	B	10%	.76	.396	2000	.263
80-T499B226K10TE3K0	T499B226K010ATE3K0	22	B	10%	1.47	.91	2000	.407
80-T499D476K10TE800	T499D476K010ATE800	47	D	10%	2.64	1.52	500	.888
80-T499D107K10TE700	T499D107K010ATE700	100	D	10%	2.64	1.83	500	1.03
80-T499X227K10TE500	T499X227K010ATE500	220	X	10%	6.35	5.29	500	2.69
16V								
80-T499A105K16TE10K	T499A105K016ATE10K	1.0	A	10%	.63	.30	2000	.21
80-T499A225K16TE6K0	T499A225K016ATE6K0	2.2	A	10%	.63	.30	2000	.21
80-T499B475K16TE6K0	T499B475K016ATE6K0	4.7	B	10%	.76	.396	2000	.263
80-T499B106K16TE3K5	T499B106K016ATE3K5	10	B	10%	1.10	.578	2000	.278
80-T499C106K16TE1K8	T499C106K016ATE1K8	10	C	10%	1.24	.717	500	.578
80-T499C226K16TE1K6	T499C226K016ATE1K6	22	C	10%	1.52	1.07	500	.621
80-T499D476K16TE800	T499D476K016ATE800	47	D	10%	2.64	1.52	500	.888
20V								
80-T499A105K20TE10K	T499A105K020ATE10K	1.0	A	10%	.63	.30	2000	.21
80-T499B225K20TE3K5	T499B225K020ATE3K5	2.2	B	10%	.76	.396	2000	.263
80-T499B335K20TE3K5	T499B335K020ATE3K5	3.3	B	10%	.76	.396	2000	.263
80-T499B475K20TE3K5	T499B475K020ATE3K5	4.7	B	10%	.76	.396	2000	.263
80-T499C475K20TE2K4	T499C475K020ATE2K4	4.7	C	10%	1.24	.717	500	.578
80-T499C106K20TE1K8	T499C106K020ATE1K8	10	C	10%	1.24	.717	500	.578
80-T499D156K20TE1K0	T499D156K020ATE1K0	15	D	10%	2.64	1.52	500	.888
80-T499D226K20TE800	T499D226K020ATE800	22	D	10%	2.64	1.52	500	.888
25V								
80-T499A474K25TE14K	T499A474K025ATE14K	0.47	A	10%	.63	.30	2000	.21
80-T499A684K25TE10K	T499A684K025ATE10K	0.68	A	10%	.63	.30	2000	.21
80-T499A105K25TE8K0	T499A105K025ATE8K0	1.0	A	10%	.64	.439	2000	.214
80-T499B225K25TE4K5	T499B225K025ATE4K5	2.2	B	10%	1.10	.578	2000	.278
80-T499D685K25TE1K1	T499D685K025ATE1K1	6.8	D	10%	2.64	1.52	500	.888
80-T499C106K25TE1K5	T499C106K025ATE1K5	10	C	10%	1.52	1.07	500	.621
80-T499D226K25TE800	T499D226K025ATE800	22	D	10%	2.64	1.52	500	.888
80-T499D336K25TE700	T499D336K025ATE700	33	D	10%	5.60	4.34	500	2.25
35V								
80-T499A154K35TE19K	T499A154K035ATE19K	0.15	A	10%	.63	.30	2000	.21
80-T499A224K35TE18K	T499A224K035ATE18K	0.22	A	10%	.63	.30	2000	.21
80-T499A334K35TE15K	T499A334K035ATE15K	0.33	A	10%	.63	.30	2000	.21
80-T499A105K35TE10K	T499A105K035ATE10K	1.0	A	10%	.66	.492	2000	.241
80-T499B105K35TE5K0	T499B105K035ATE5K0	1.0	B	10%	.76	.396	2000	.263
80-T499C225K35TE3K5	T499C225K035ATE3K5	2.2	C	10%	1.24	.717	500	.578
80-T499C475K35TE2K5	T499C475K035ATE2K5	4.7	C	10%	1.52	.89	500	.621
80-T499D475K35TE1K5	T499D475K035ATE1K5	4.7	D	10%	2.64	1.52	500	.888
80-T499D106K35TE1K0	T499D106K035ATE1K0	10	D	10%	2.64	1.52	500	.888
80-T499X226K35TE700	T499X226K035ATE700	22	X	10%	5.60	4.34	500	2.25
80-T499X336K35TE600	T499X336K035ATE600	33	X	10%	6.35	5.29	500	2.69
80-T499D685K35TE1K3	T499D685K035ATE1K3	6.8	D	10%	2.64	1.52	500	.888
50V								
80-T499D335K50TE2K0	T499D335K050ATE2K0	3.3	D	10%	3.20	2.34	500	1.50
80-T499D106K50TE1K0	T499D106K050ATE1K0	10	D	10%	4.67	3.48	500	1.88

© Copyright 2013 Mouser Electronics

KEMET Tantalum Chip Capacitors, Low ESR

The Capacitance Company KEMET CHARGED.

RoHS Compliant **This product is RoHS compliant.**

T489 SERIES LOW DC LEAKAGE MnO2

Features:

- Operating temp. range of -55˚C to +125˚C
- Improved reliability: 0.50%/1000hrs, 85°C, Rated Voltage
- Meets or exceeds EIA standard 535BAAC
- Halogen-free epoxy
- Laser-marked case
- DC Leakage at 0.0075CV
- Low ESR options available

RoHS Compliant



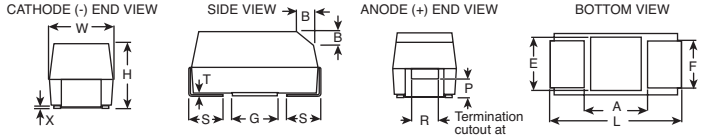

DIMENSIONS: in. (mm)

KEMET	EIA	L*	W*	H*	F*±0.1 ±(.004)	S*±0.3 ±(.012)	B*±0.15 (Ref)±.006	X (Ref)	P (Ref)	R (Ref)	T (Ref)	A (Min)	G (Ref)	E (Ref)
C	6032-28	6.0±0.3 (.236±.03)	3.2±0.3 (.126±.012)	2.5±0.3 (.098±.012)	2.2(.087)	1.3(.051)	0.5(.020)	0.10±0.10 (.004±.004)	0.9(.035)	1.0(.039)	0.13(.005)	3.1(.122)	2.8(.110)	2.4(.094)
D	7343-31	7.3±0.3 (287±.012)	4.3±0.3 (.169±.012)	2.8±0.3 (.110±.012)	2.4(.094)	1.3(.051)	0.5(.020)	0.10±0.10 (.004±.004)	0.9(.035)	1.0(.039)	0.13(.005)	3.8(.150)	3.5(.138)	3.5(.138)

*MIL–C–55365/8 specified dimensions

For quantities greater than listed, call for quote.

MOUSER STOCK NO.	KEMET Part No.	Case Size	Value (uF)	Volts	ESR	TOL %	Price Each 1	Price Each 50	Price Each 100	Reel Quantity	Price Per Piece
80-T489D476K16E200	T489D476K016ATE200	D	47	16	200	10	2.65	2.32	2.16	500	1.99
80-T489D107M10E150	T489D107M010ATE150	D	100	10	150	20	3.37	2.95	2.74	500	2.53
80-T489D107M10E440	T489D107M010ATE440	D	100	10	440	20	2.53	2.20	2.04	500	1.88
80-T489C107M10E500	T489C107M010ATE500	C	100	10	500	20	1.20	1.05	.974	500	.899
80-T489D227K10E500	T489D227K010ATE500	D	220	10	500	10	2.70	2.36	2.19	500	2.02

T495 SERIES SOLID TANTALUM CHIP CAPACITORS, LOW ESR, SURGE ROBUST

- Designed for very low ESR
- High ripple current capability
- High surge current capability
- 100% accelerated steady-state aging
- Low equivalent Series Inductance (<2.5nH ESL)
- Meets or exceeds EIA Standard 535BAAC
- 100% Surge current test
- Available tested per DSCC Dwg. 95158
- New extended values for low ESR
- Precision-molded, laser-marked case
- Symmetrical, compliant terminations
- Taped and reeled per EIA 481-1

RoHS Compliant

DIMENSIONS: mm (in.)

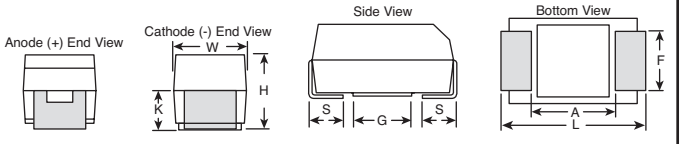

Case Size Code	Case Size EIA	Component L	W	H	K ±.20 (.008)	F ±0.1 (.004)	S ±0.3 (.012)	A (Ref)	G (Ref)
C	6032-28	6.0 (.236)	3.2 (.126)	2.5 (.098)	1.4 (.055)	2.2 (.087)	1.3 (.051)	2.5 (.098)	2.8 (.110)
D	7343-31	7.3 (.287)	4.3 (.169)	2.8 (.110)	1.5 (.059)	2.4 (.094)	1.3 (.051)	3.8 (.150)	3.5 (.138)
X	7343-43	7.3 (.287)	4.3 (.169)	4.0 (.157)	2.3 (.091)	2.4 (.094)	1.3 (.051)	3.8 (.150)	3.5* (.138)

For quantities greater than listed, call for quote.

MOUSER STOCK NO.	KEMET Part No.	Value (µF)	ESR (mΩ)	Case Code	Tol. ± (%)	Price Each 1	Price Each 100	Reel Qty.	Price Per Piece
4 Volt Rating @ 85°C (2.7 Volt Rating @ 125°C)									
80-T495C337K4ATE700	T495C337K004ATE700	330	700	C	10	2.13	1.54	500	.856
80-T495X108K4ATE70	T495X108K004ATE070	1000	70	X	10	14.87	12.17	500	6.22
6 Volt Rating @ 85°C (4 Volt Rating @ 125°C)									
80-T495D686K006	T495D686K006ATE175	68	175	D	10	1.49	.856	500	.642
80-T495C107K006	T495C107K006ATE150	100	150	C	10	2.03	1.18	500	.685
80-T495C157M6ATE200	T495C157M006ATE200	150	200	C	20	2.47	1.63	500	1.06
80-T495X157K6ATE100	T495X157K006ATE100	150	100	X	10	2.38	1.28	500	1.06
80-T495D227K006	T495D227K006ATE100	220	100	D	10	2.14	1.24	500	.728
80-T495X337K006	T495X337K006ATE100	330	100	X	10	2.18	1.82	500	1.22
80-T495X337M006	T495X337M006ATE100	330	100	X	20	3.14	2.17	500	1.22
80-T495D477K6ATE125	T495D477K006ATE125	470	125	D	10	2.47	1.63	500	1.06
80-T495D477M6ATE125	T495D477M006ATE125	470	125	D	20	2.47	1.63	500	1.06
80-T495X477K006	T495X477K006ATE065	470	65	X	10	3.77	2.61	500	1.47
10 Volt Rating @ 85°C (7 Volt Rating @ 125°C)									
80-T495C226K010	T495C226K010ATE345	22	345	C	10	2.12	1.44	500	.845
80-T495D476K010	T495D476K010ATE200	47	200	D	10	1.84	1.06	500	.624
80-T495C686K10ATE225	T495C686K010ATE225	68	225	C	10	2.12	1.44	500	.845
80-T495C686M10ATE225	T495C686M010ATE225	68	225	C	20	1.88	1.10	500	.792
80-T495D686K010	T495D686K010ATE150	68	150	D	10	1.84	1.06	500	.624
80-T495D686M010	T495D686M010ATE150	68	150	D	20	1.16	.813	500	.738
80-T495X686K10ATE150	T495X686K010ATE150	68	150	X	10	2.76	1.92	500	1.17
80-T495X686M10ATE150	T495X686M010ATE150	68	150	X	20	2.76	1.92	500	1.07
80-T495D107K010	T495D107K010ATE100	100	100	D	10	1.84	1.06	500	.621
80-T495D107M010	T495D107M010ATE100	100	100	D	20	1.84	1.06	500	.624
80-T495X107K010	T495X107K010ATE100	100	100	X	10	2.38	1.28	500	1.07
80-T495D157K010	T495D157K010ATE100	150	100	D	10	2.14	1.24	500	.728
80-T495D157M010	T495D157M010ATE100	150	100	D	20	2.14	1.24	500	.728
80-T495X157K10ATE100	T495X157K010ATE100	150	100	X	10	2.35	1.57	500	1.07
80-T495D227K10ATE125	T495D227K010ATE125	220	125	D	10	2.39	1.65	500	.93
80-T495X227K010	T495X227K010ATE100	220	100	X	10	3.14	2.17	500	1.22
80-T495X227M010	T495X227M010ATE100	220	100	X	20	3.14	2.17	500	1.22
80-T495D337K10ATE125	T495D337K010ATE125	330	125	D	10	2.47	1.63	500	1.06
80-T495X337K10ATE60	T495X337K010ATE060	330	60	X	10	3.77	2.61	500	1.47
16 Volt Rating @ 85°C (10 Volt Rating @ 125°C)									
80-T495C336K016	T495C336K016ATE275	33	275	C	10	2.12	1.44	500	.845
80-T495C336M016	T495C336M016ATE275	33	275	C	20	1.88	1.10	500	.792
80-T495D336K016	T495D336K016ATE225	33	225	D	10	1.84	1.06	500	.624
80-T495D336M016	T495D336M016ATE225	33	225	D	20	1.84	1.06	500	.624
80-T495D476K016	T495D476K016ATE150	47	150	D	10	1.84	1.06	500	.624
80-T495D476M016	T495D476M016ATE150	47	150	D	20	1.18	.783	500	.631
80-T495D686K16ATE150	T495D686K016ATE150	68	150	D	10	1.84	1.07	500	.621
80-T495D107K016	T495D107K016ATE125	100	125	D	10	2.14	1.24	500	.728
80-T495D107M016	T495D107M016ATE125	100	125	D	20	2.14	1.24	500	.728
80-T495X107K016	T495X107K016ATE100	100	100	X	10	3.01	2.09	500	1.17
80-T495X107M016	T495X107M016ATE100	100	100	X	20	3.01	2.04	500	1.17
80-T495X157K16ATE100	T495X157K016ATE100	150	100	X	10	2.18	1.82	500	1.22
20 Volt Rating @ 85°C (13 Volt Rating @ 125°C)									
80-T495D156K20ATE275	T495D156K020ATE275	15	275	D	10	1.49	.856	500	.631
80-T495D156M20ATE275	T495D156M020ATE275	15	275	D	20	1.49	.856	500	.554
80-T495D226K020	T495D226K020ATE225	22	225	D	10	1.84	1.06	500	.624
80-T495D226M020	T495D226M020ATE225	22	225	D	20	1.49	.856	500	.567
80-T495D336K020	T495D336K020ATE200	33	200	D	10	1.84	1.06	500	.624
80-T495D336M020	T495D336M020ATE200	33	200	D	20	1.84	1.06	500	.624
80-T495D476K20ATE175	T495D476K020ATE175	47	175	D	10	2.14	1.24	500	.728
80-T495X476K020	T495X476K020ATE150	47	150	X	10	2.76	1.92	500	1.07

MOUSER STOCK NO.	KEMET Part No.	Value (µF)	ESR (mΩ)	Case Code	Tol. ± (%)	Price Each 1	Price Each 100	Reel Qty.	Price Per Piece
20 Volt Rating @ 85°C (13 Volt Rating @ 125°C) (Cont.)									
80-T495X476M020	T495X476M020ATE150	47	150	X	20	2.38	1.28	500	1.03
80-T495D686K20ATE150	T495D686K020ATE150	68	150	D	10	2.14	1.24	500	.728
80-T495D686M20ATE150	T495D686M020ATE150	68	150	D	20	1.35	.952	500	.856
80-T495X686K020	T495X686K020ATE150	68	150	X	10	3.01	2.09	500	1.17
80-T495X686M020	T495X686M020ATE150	68	150	X	20	3.01	2.09	500	1.17
25 Volt Rating @ 85°C (17 Volt Rating @ 125°C)									
80-T495C685K025	T495C685K025ATE500	6.8	500	C	10	2.12	1.44	500	.845
80-T495C685M025	T495C685M025ATE500	6.8	500	C	20	1.88	1.10	500	.792
80-T495C106K025	T495C106K025ATE450	10	450	C	10	1.98	1.33	500	.792
80-T495D156K25ATE275	T495D156K025ATE275	15	275	D	10	1.49	.974	500	.803
80-T495D156M25ATE275	T495D156M025ATE275	15	275	D	20	1.49	.974	500	.803
80-T495X156K25ATE200	T495X156K025ATE200	15	200	X	10	4.11	2.41	500	2.25
80-T495D226M025	T495D226M025ATE200	22	200	D	20	1.55	.899	500	.524
80-T495X226K025	T495X226K025ATE225	22	225	X	10	2.38	1.28	500	.931
80-T495X226M025	T495X226M025ATE225	22	225	X	20	2.38	1.28	500	.963
80-T495D336K25ATE300	T495D336K025ATE300	33	300	D	10	1.98	1.14	500	.672
80-T495X336K025	T495X336K025ATE175	33	175	X	10	2.38	1.65	500	.928
80-T495X336M025	T495X336M025ATE175	33	175	X	20	2.30	1.54	500	.995
80-T495X476M25ATE200	T495X476M025ATE200	47	200	X	20	2.54	1.75	500	.989
80-T495X686K25ATE200	T495X686K025ATE200	68	200	X	10	2.54	1.75	500	.989
35 Volt Rating @ 85°C (23 Volt Rating @ 125°C)									
80-T495C475K035	T495C475K035ATE600	4.7	600	C	10	2.50	1.44	500	.85
80-T495D685K35ATE400	T495D685K035ATE400	6.8	400	D	10	1.49	.859	500	.504
80-T495D106K035	T495D106K035ATE300	10	300	D	10	1.84	1.06	500	.624
80-T495D106M035	T495D106M035ATE300	10	300	D	20	1.84	1.06	500	.624
80-T495X106K035	T495X106K035ATE250	10	250	X	10	2.87	1.99	500	1.11
80-T495D156K035	T495D156K035ATE300	15	300	D	10	1.84	1.06	500	.624
80-T495X156K35ATE225	T495X156K035ATE225	15	225	X	10	3.01	2.04	500	1.14
80-T495D226K35ATE300	T495D226K035ATE300	22	300	D	10	1.49	.859	500	.76
80-T495X226K035	T495X226K035ATE275	22	275	X	10	2.44	1.69	500	.952
80-T495X226M035	T495X226M035ATE275	22	275	X	20	2.35	1.57	500	.974
80-T495X336K035	T495X336K035ATE250	33	250	X	10	2.45	1.64	500	1.04
80-T495X336M035	T495X336M035ATE250	33	250	X	20	2.45	1.64	500	1.04
80-T495X476K35ATE300	T495X476K035ATE300	47	300	X	10	2.71	1.87	500	1.05
50 Volt Rating @ 85°C (33 Volt Rating @ 125°C)									
80-T495D475K50ATE300	T495D475K050ATE300	4.7	300	D	10	1.88	1.10	500	.835
80-T495D475M50ATE300	T495D475M050ATE300	4.7	300	D	20	1.88	1.10	500	.963
80-T495X475K050	T495X475K050ATE300	4.7	300	X	10	6.16	5.13	500	3.14
80-T495D685K50ATE300	T495D685K050ATE300	6.8	300	D	10	2.42	1.67	500	.942
80-T495D685M50ATE300	T495D685M050ATE300	6.8	300	D	20	1.88	1.10	500	1.04
80-T495X106K50ATE300	T495X106K050ATE300	10	300	X	10	4.17	3.00	500	3.00
80-T495X106M50ATE300	T495X106M050ATE300	10	300	X	20	4.17	3.00	500	3.00
80-T495X156K50ATE300	T495X156K050ATE300	15	300	X	10	6.16	5.13	500	2.61
80-T495X156M50ATE300	T495X156M050ATE300	15	300	X	20	6.16	5.13	500	3.40

© Copyright 2013 Mouser Electronics

© Copyright 2013 Mouser Electronics

KEMET Tantalum Chip Capacitors and Low ESR

The Capacitance Company KEMET CHARGED.

T428 SERIES HIGH VOLUMETRIC EFFICIENCY FACEDOWN MNO2

Features:
- High CV/cc
- Laser marked case
- Halogen free epoxy
- Operating temperature range: -55°C to +125°C

PRODUCT NEW



For quantities greater than listed, call for quote.

MOUSER STOCK NO.	KEMET Part No.	Case Code	Value (µF)	Volts	Tol. ±	Price Each 1	Price Each 50	Price Each 100	Reel Qty.	Price Per Piece
80-T428P187K16AH6110	T428P187K016AH6110	P	180	16	10%	8.51	6.57	5.94	500	5.13
80-T428P227M16AH6110	T428P227M016AH6110	P	220	16	20%	8.01	6.23	5.69	500	4.89
80-T428P156M50AH6110	T428P156M050AH6110	P	15	50	20%	10.21	7.88	7.14	500	6.15
80-T428P397K06AH6110	T428P397K006AH6110	P	390	6.3	10%	8.51	6.57	5.94	500	5.13

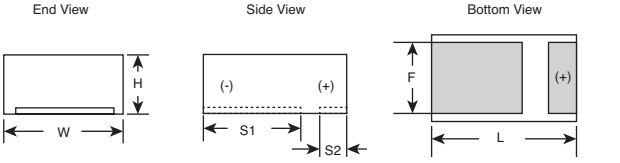

DIMENSIONS: mm							
Case Size		Component					
KEMET	EIA	L	W	H	F±0.2	S1±0.2	S2±0.2
P	7260-38	7.2	6.0±0.3	3.5±0.3	4.95	1.6	1.6

496 SERIES, LOW ESR, FAIL-SAFE FUSED

Features:
- Built-in fuse protects against damaging short circuit failure mode
- Symmetrical, compliant terminations
- Patented fuse assembly
- 100% Surge Current test on C, D, X sizes

For quantities greater than listed, call for quote.

MOUSER STOCK NO.	KEMET Part No.	Value (µF)	Case Code	Tol. ±	Price Each 1	Price Each 100	Reel Qty.	Price Per Piece
6 Volt Rating @ 85°C (4 Volt Rating @ 125°C)								
80-T496D107M006	T496D107M006ATE800	100	D	20%	3.53	2.51	500	1.41
10 Volt Rating @ 85°C (7 Volt Rating @ 125°C)								
80-T496B475M010	T496B475M010ATE3K5	4.7	B	10%	1.95	1.07	2000	.535
80-T496C226K010	T496C226K010ATE2K0	22	C	10%	2.90	2.12	500	1.12
80-T496C226M010	T496C226M010ATE2K0	22	C	20%	2.65	1.94	500	1.03
80-T496D476K010	T496D476K010ATE1K0	47	D	10%	3.77	2.61	500	1.47
80-T496D476M010	T496D476M010ATE1K0	47	D	20%	3.53	2.51	500	1.41
80-T496D107K010	T496D107K010ATE700	100	D	10%	3.25	2.63	500	1.54
80-T496X227K010	T496X227K010ATE500	220	X	10%	6.99	5.82	500	2.96
16 Volt Rating @ 85°C (10 Volt Rating @ 125°C)								
80-T496B475K016	T496B475K016ATE3K5	4.7	B	10%	1.69	1.16	2000	.589
80-T496B106K016	T496B106K016ATE3K5	10	B	10%	1.79	1.29	2000	.621
80-T496B106M016	T496B106M016ATE3K5	10	B	20%	1.69	1.16	2000	.589
80-T496C106K016	T496C106K016ATE2K0	10	C	10%	2.90	2.12	500	1.12
80-T496C106M016	T496C106M016ATE2K0	10	C	20%	2.65	1.94	500	1.03
80-T496C156K016	T496C156K016ATE2K0	15	C	10%	2.90	2.12	500	1.12
80-T496C156M016	T496C156M016ATE2K0	15	C	20%	2.65	1.94	500	1.03
80-T496C226K016	T496C226K016ATE1K0	22	C	10%	2.64	2.14	500	1.25
80-T496D336K016	T496D336K016ATE1K0	33	D	10%	3.77	2.61	500	1.47
80-T496D476K016	T496D476K016ATE800	47	D	10%	3.77	2.61	500	1.47
80-T496D476M016	T496D476M016ATE800	47	D	20%	3.53	2.51	500	1.41
80-T496X476K016	T496X476K016ATE900	47	X	10%	5.44	4.53	500	2.30
80-T496X107K016	T496X107K016ATE700	100	X	10%	5.83	4.85	500	2.47

For quantities greater than listed, call for quote.

MOUSER STOCK NO.	KEMET Part No.	Value (µF)	Case Code	Tol. ±	Price Each 1	Price Each 100	Reel Qty.	Price Per Piece
16 Volt Rating @ 85°C (10 Volt Rating @ 125°C) (Cont.)								
80-T496X107M016	T496X107M016ATE700	100	X	20%	5.44	4.53	500	2.30
20 Volt Rating @ 85°C (13 Volt Rating @ 125°C)								
80-T496B225K020	T496B225K020ATE3K5	2.2	B	10%	1.69	1.16	2000	.589
80-T496C106K020	T496C106K020ATE2K0	10	C	10%	2.90	2.12	500	1.12
80-T496C106M020	T496C106M020ATE2K0	10	C	20%	2.65	1.94	500	1.03
80-T496D226K020	T496D226K020ATE1K0	22	D	10%	3.77	2.61	500	1.47
80-T496X336K020	T496X336K020ATE900	33	X	10%	5.44	4.69	500	2.30
25 Volt Rating @ 85°C (17 Volt Rating @ 125°C)								
80-T496C475K025	T496C475K025ATE2K5	4.7	C	10%	2.90	2.12	500	1.12
80-T496D106K025	T496D106K025ATE1K2	10	D	10%	3.77	2.61	500	1.47
80-T496D226K025	T496D226K025ATE800	22	D	10%	2.74	1.89	500	1.47
80-T496D226M025	T496D226M025ATE800	22	D	20%	3.53	2.51	500	1.41
80-T496X226K025	T496X226K025ATE900	22	X	10%	5.44	4.53	500	2.30
80-T496X226M025	T496X226M025ATE900	22	X	20%	5.51	4.28	500	2.21
35 Volt Rating @ 85°C (23 Volt Rating @ 125°C)								
80-T496B105K035	T496B105K035ATE5K0	1.0	B	10%	1.69	1.16	2000	.589
80-T496B105M035	T496B105M035ATE5K0	1.0	B	20%	1.95	1.07	2000	.749
80-T496D475K035	T496D475K035ATE1K5	4.7	D	10%	3.77	2.61	500	1.47
80-T496D685K035	T496D685K035ATE1K5	6.8	D	10%	2.74	1.89	500	1.47
80-T496X106K035	T496X106K035ATE1K0	10	X	10%	5.44	4.69	500	2.30
80-T496X156M035	T496X156M035ATE900	15	X	20%	5.44	4.53	500	2.30
50 Volt Rating @ 85°C (33 Volt Rating @ 125°C)								
80-T496X475K050	T496X475K050ATE1K5	4.7	X	10%	6.22	5.18	500	2.63

T510 SERIES, ULTRA LOW ESR

Features: T510 and T513
- Operating temperature range: -55°C to +125°C
- High ripple current capability
- 100% steady-state accelerated aging
- Case sizes E and X

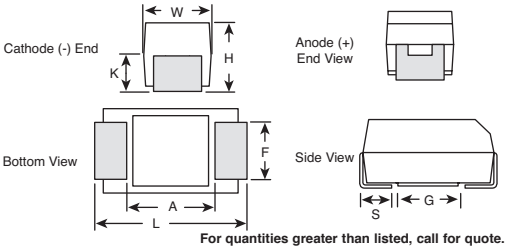

Case Size		DIMENSIONS: mm (in.)							
KEMET	EIA	L	W	H	K	F	S	A (Min.)	G (Ref.)
X	7343-43	7.3±0.3 (.287±.012)	4.3±0.3 (.169±.012)	4.0±0.3 (.157±.012)	2.3±0.20 (.091±.008)	2.4±0.1 (.094±.004)	1.3±0.3 (.051±.012)	3.8 (.150)	3.5 (.138)
E	7260-38	7.3±0.3 (.287±.012)	6.0±0.3 (.236±.012)	3.6±0.2 (.142±.008)	2.3±0.20 (.091±.008)	4.1±0.1 (.161±.004)	1.3±0.3 (.051±.012)	3.8 (.150)	3.5 (.138)

For quantities greater than listed, call for quote.

MOUSER STOCK NO.	KEMET Part No.	Value (µF)	Volts	Case Code	ESR mΩ @ 25°C 100 kHz Max.	DC Leakage µA @ 25°C Max.	Tol. %	Price Each 1	Price Each 10	Price Each 100	Reel Qty.	Price Per Piece
80-T510X687K004	T510X687K004ATE030	680	4	X	30	27.2	10	10.76	10.07	8.68	500	4.77
80-T510X108K004	T510X108K004ATE018	1000	4	X	18	40	10	10.76	10.27	8.68	500	7.81
80-T510E108K004	T510E108K004ATE018	1000	4	E	18	40	10	13.14	12.28	10.59	500	5.82
80-T510X477M006	T510X477M006ATE030	470	6	X	30	28.2	20	10.22	9.56	8.24	500	4.53
80-T510X477K006	T510X477K006ATE030	470	6.3	X	30	28.2	10	10.76	10.07	8.68	500	4.77
80-T510E687M006	T510E687M006ATE023	680	6.3	E	23	40.8	20	12.22	11.43	9.85	500	5.41
80-T510X337K010	T510X337K010ATE035	330	10	X	35	33	10	10.76	10.07	8.68	500	4.77
80-T510X337M010	T510X337M010ATE035	330	10	X	35	33	20	10.22	9.56	8.24	500	4.53
80-T510E476K035	T510E476K035ATE050	47	35	E	50	16.5	10	12.82	11.58	9.82	500	8.70
80-T510E107K025	T510E107K025ATE050	100	25	E	50	25	10	20.60	18.53	15.45	500	9.89

T513 SERIES, HIGH RELIABILITY

PRODUCT NEW

For quantities greater than listed, call for quote.

MOUSER STOCK NO.	KEMET Part No.	Value (µF)	Volts	Case Code	ESR mΩ @ 25°C 100 kHz Max.	DC Leakage µA @ 25°C Max.	Tol. %	Price Each 1	Price Each 10	Price Each 100	Reel Qty.	Price Per Piece
80-T513X477K6AH6110	T513X477K006AH6110	470	6.3	X	30	29.6	10	20.63	19.10	15.28	500	10.15
80-T513E687K6AH6110	T513E687K006AH6110	680	6.3	E	23	42.8	10	25.17	23.29	18.64	500	12.39
80-T513X337K10AH6110	T513X337K010AH6110	330	10	X	35	33.0	10	20.63	19.10	15.28	500	10.15

TANTALUM ENGINEERING KIT-04, LOW ESR, SURGE ROBUST

KEMET Part No.	Value (µF)	Voltage	ESR (mΩ)
T495C107M006ATE150	100	6	150
T495D227M010ATE100	220	10	100
T495V686M016ATE300	68	16	300
T495D107M016ATE100	100	16	100
T495X476M202ATE100	47	20	100
T495D226M025ATE200	22	25	200
T495X336M035ATE175	33	35	175
T495X475M050ATE300	4.7	50	300
T510X687M004ATE030	680	4	30
T510E687M006ATE023	680	6	23



MOUSER STOCK NO.	KEMET Part No.	Quantity Per Value	Price Each
80-TANENGKIT12	TAN ENG KIT 12	10 pieces of each 10 values	54.57

© Copyright 2013 Mouser Electronics

© Copyright 2013 Mouser Electronics

NICHICON Solid Tantalum Electrolytic Capacitors

nichicon

RoHS Compliant **This product is RoHS compliant.**



DIMENSIONS: mm

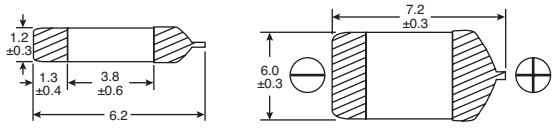

F72 SERIES CONFORMAL COATED CHIP CAPACITORS

Features:
- FRAMELESS™
- Low profile
- Lower capacitance

Specifications:
- Operating Temperature: -55°C to +125°C
- Capacitance Tolerance: ±20%
- Capacitance Tolerance measured at 120Hz

NEW PRODUCT

RoHS Compliant

MOUSER STOCK NO.		Rated	Value	Case	Price Each			Reel	Price Per
Mfr.	Mfr. Part No.	Voltage	(µF)	Code	1	100	500	Quantity	Piece
647—	F720G107MRC	4	100	R	7.95	6.40	5.90	1000	3.33
647—	F720G227MRC	4	220	R	7.95	6.40	5.90	1000	3.33
647—	F720G337MRC	4	330	R	6.10	5.07	4.25	1000	2.40
647—	F720J107MRC	6.3	68	R	8.73	7.04	6.47	1000	3.65
647—	F720J337MRC	6.3	220	R	8.73	7.04	6.47	1000	3.65
647—	F720J108MMC	6.3	1000	M	8.41	5.25	4.21	1000	3.31
647—	F720J158MMC	6.3	1500	M	9.88	8.23	6.54	1000	3.88
647—	F721A157MRC	10	68	R	8.73	7.04	6.47	1000	3.65

MOUSER STOCK NO.		Rated	Value	Case	Price Each			Reel	Price Per
Mfr.	Mfr. Part No.	Voltage	(µF)	Code	1	100	500	Quantity	Piece
647—	F721A476MRC	10	150	R	7.95	6.40	5.90	1000	3.33
647—	F721A686MRC	10	220	R	8.73	7.04	6.47	1000	3.65
647—	F721A108MMC	10	1000	M	10.23	6.39	5.11	1000	4.01
647—	F721A477MMC	10	470	M	10.23	6.39	5.11	1000	4.01
647—	F721A687MMC	10	680	M	10.23	6.39	5.11	1000	4.01
647—	F721C336MRC	16	33	R	7.95	6.40	5.90	1000	3.33
647—	F721C476MRC	16	47	R	7.95	6.40	5.90	1000	3.33
647—	F721C686MRC	16	68	R	8.73	7.04	6.47	1000	3.65



DIMENSIONS: mm

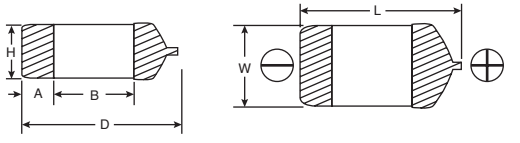

F75 SERIES CONFORMAL COATED CHIP CAPACITORS

Features:
- FRAMELESS™
- Maximum CV
- Lower capacitance

Specifications:
- Operating Temperature: -55°C to +125°C
- Capacitance Tolerance: ±20%
- Capacitance Tolerance measured at 120Hz

RoHS Compliant

DIMENSIONS: mm

Case Code	L	W	H	A	B	D
C	7.1±0.3	3.2±0.3	2.5±0.3	1.3±0.3	3.6±0.3	6.0
D	7.3±0.3	4.3±0.3	2.8±0.3	1.3±0.3	3.9±0.3	6.4
R	7.2±0.3	6.0±0.3	3.5±0.3	1.3±0.3	3.8±0.3	6.2

MOUSER STOCK NO.		Rated	Value	Case	Price Each			Reel	Price Per
Mfr.	Mfr. Part No.	Voltage	(µF)	Code	1	50	100	Quantity	Piece
647—	F750G108MDC	4	330	D	6.71	5.83	5.59	500	2.84
647—	F750G108MRC	4	470	R	7.32	6.53	6.09	500	3.10
647—	F750G158MRC	4	470	R	7.32	6.53	6.09	500	3.10
647—	F750G228MRC	4	680	R	7.32	6.53	6.09	500	3.10
647—	F750G337MCC	4	1000	C	6.71	5.83	5.59	500	2.84
647—	F750G477MCC	4	1000	C	6.71	5.83	5.59	500	2.84
647—	F750G477MDC	4	1500	D	6.71	5.83	5.59	500	2.84
647—	F750J108MRC	6.3	220	R	7.32	6.53	6.09	500	3.10
647—	F750J227MCC	6.3	330	C	6.71	5.83	5.59	500	2.84
647—	F750J337MCC	6.3	330	C	6.71	5.83	5.59	500	2.84
647—	F750J337MDC	6.3	470	D	6.71	5.83	5.59	500	2.84

MOUSER STOCK NO.		Rated	Value	Case	Price Each			Reel	Price Per
Mfr.	Mfr. Part No.	Voltage	(µF)	Code	1	50	100	Quantity	Piece
647—	F750J477MDC	6.3	680	D	6.71	5.83	5.59	500	2.84
647—	F750J687MDC	6.3	680	D	6.71	5.83	5.59	500	2.84
647—	F751A157MCC	10	150	C	6.71	5.83	5.59	500	2.84
647—	F751A227MDC	10	220	D	6.71	5.83	5.59	500	2.84
647—	F751A337MDC	10	330	D	6.71	5.83	5.59	500	2.84
647—	F751A477MRC	10	470	R	7.32	6.53	6.09	500	3.10
647—	F751C107MCC	16	68	C	6.71	5.83	5.59	500	2.84
647—	F751C157MDC	16	100	D	6.71	5.83	5.59	500	2.84
647—	F751C227MRC	16	150	R	7.32	6.53	6.09	500	3.10
647—	F751C686MCC	16	220	C	6.10	5.46	5.07	500	2.58



DIMENSIONS: mm

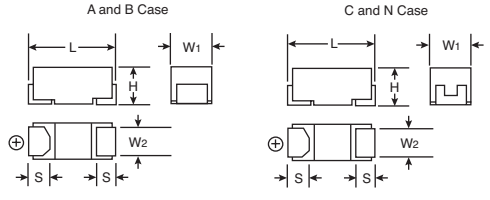

F93 SERIES RESIN-MOLDED CHIP CAPACITORS

Specifications:
- Operating Temperature: -55 to +125°C
- Capacitance Tolerance: ±20%, ±10%
- Capacitance Tolerance measured at 120Hz

NEW PRODUCT

RoHS Compliant

DIMENSIONS: mm

Case Code	L	W_1	W_2	H	S
A	3.2±0.2	1.6±0.2	1.2±0.1	1.6±0.2	0.8±0.2
B	3.5±0.2	2.8±0.2	2.2±0.1	1.9±0.2	0.8±0.2
C	6.0±0.2	3.2±0.2	2.2±0.1	2.5±0.2	1.3±0.2
N	7.3±0.2	4.3±0.2	2.4±0.1	2.8±0.2	1.3±0.2

MOUSER STOCK NO.		Rated	Value	Case	Price Each			Reel	Price Per
Mfr.	Mfr. Part No.	Voltage	(µF)	Code	1	25	100	Quantity	Piece
647—	F930G107KAA	4	100	A	.79	.769	.539	500	.434
647—	F930G227KBA	4	220	B	.87	.768	.541	500	.411
647—	F930J157KBA	6.3	150	B	.87	.768	.541	500	.411
647—	F930J226KAA	6.3	22	A	.54	.417	.257	500	.161
647—	F930J227KBA	6.3	220	B	.87	.768	.541	500	.411
647—	F930J336KAA	6.3	33	A	.45	.282	.198	500	.143
647—	F930J476KAA	6.3	47	A	.70	.676	.342	500	.218
647—	F930J477KNC	6.3	470	N	7.15	6.05	3.14	500	2.54
647—	F931A106KAA	10	10	A	.17	.158	.14	500	.10
647—	F931A227KNC	10	220	N	2.49	2.03	1.63	500	.845
647—	F931A337KNC	10	330	N	7.53	6.36	3.30	500	2.65
647—	F931A685KAA	10	6.8	A	.17	.158	.14	500	.10
647—	F931A686KBA	10	68	B	.87	.768	.541	500	.411
647—	F931C107KCC	16	100	C	1.53	1.49	1.23	500	.639
647—	F931C156KAA	16	15	A	.66	.646	.416	500	.299
647—	F931C335KAA	16	3.3	A	.17	.158	.14	500	.10
647—	F931C336KBA	16	33	B	1.07	1.04	.439	500	.31

MOUSER STOCK NO.		Rated	Value	Case	Price Each			Reel	Price Per
Mfr.	Mfr. Part No.	Voltage	(µF)	Code	1	25	100	Quantity	Piece
647—	F931C475KAA	16	4.7	A	.17	.158	.14	500	.10
647—	F931C476KCC	16	47	C	2.44	2.07	1.08	500	.872
647—	F931D336KCC	20	33	C	1.18	1.14	.871	500	.455
647—	F931D476KCC	20	47	C	2.10	1.21	.969	500	.612
647—	F931D685KAA	20	6.8	A	.70	.615	.364	500	.26
647—	F931E106KBA	25	10	B	1.00	.973	.682	500	.549
647—	F931E335KAA	25	3.3	A	.76	.736	.474	500	.34
647—	F931V105KAA	35	1	A	.51	.50	.257	500	.118
647—	F931V106KCC	35	10	C	1.18	1.14	.871	500	.455
647—	F931V155KAA	35	1.5	A	.62	.524	.323	500	.231
647—	F931V156KNC	35	15	N	1.71	1.39	1.12	500	.582
647—	F931V225KAA	35	2.2	A	.82	.803	.562	500	.453
647—	F931V226KNC	35	22	N	2.05	1.99	1.65	500	.853
647—	F931V335KBA	35	3.3	B	.76	.743	.52	500	.418
647—	F931V475KBA	35	4.7	B	1.28	.926	.685	500	.514

© Copyright 2013 Mouser Electronics

© Copyright 2013 Mouser Electronics

VISHAY/SPRAGUE Solid Tantalum Chip Capacitors

RoHS Compliant This product is RoHS compliant.

594D SERIES: TANTAMOUNT®, CONFORMAL COATED LOW ESR, MAXIMUM CV



RoHS Compliant

- Operating Temperature Range: -55°C to 85°C (125°C with voltage derating)

For quantities greater than listed, call for quote.

MOUSER STOCK NO.	Value	Tol.±	Case	ESR	Price Each			Reel	Price Per
Mfr. Mfr. Part No.	(μF)	%	Code	(Ω)	1	10	100	Qty.	Piece
6.3 Volt									
74—594D107X06R3B2T	100	B	20	0.25	1.78	1.49	1.13	2000	.92
74—594D127X06R3C2T	120	C	20	0.085	2.47	2.44	2.15	500	1.59
74—594D227X06R3D2T	220	D	20	0.065	3.05	2.95	1.97	500	1.63
74—594D227X96R3C2T	220	C	10	0.08	3.02	2.95	1.95	500	1.38
74—594D227X96R3D2T	220	D	10	0.065	3.05	2.95	2.53	500	1.97
74—594D337X06R3D2T	330	D	20	0.06	4.77	4.70	3.96	500	3.08
74—594D477X96R3D2T	470	D	10	0.06	4.77	4.70	3.96	500	3.08
74—594D108X06R3R2T	1000	R	20	0.03	9.30	8.69	6.72	600	4.12
74—594D108X96R3R2T	1000	R	10	0.03	9.30	9.07	8.13	600	6.72
10 Volt									
74—594D476X0010B2T	47	B	20	0.4	1.78	1.49	1.13	2000	.92
74—594D686X0010C2T	68	C	20	0.1	2.47	2.44	2.05	500	1.59
74—594D686X9010C2T	68	C	10	0.1	2.47	2.44	1.59	500	1.14
74—594D107X0010C2T	100	C	20	0.095	2.47	2.44	1.59	500	1.14
74—594D157X0010C2T	150	C	20	0.09	3.02	2.95	2.50	500	1.95
74—594D157X0010D2T	150	D	20	0.075	3.05	2.95	1.97	500	1.63
74—594D157X9010D2T	150	D	10	0.075	3.05	2.95	2.53	500	1.97
74—594D227X0010D2T	220	D	20	0.065	4.77	4.68	3.96	500	3.08
74—594D227X9010D2T	220	D	10	0.065	4.77	4.40	3.08	500	1.99
74—594D337X0010R2T	330	R	20	0.045	7.53	7.07	5.04	600	3.19
74—594D337X9010R2T	330	R	10	0.045	7.53	7.07	5.04	600	3.19
16 Volt									
74—594D336X9016C2T	33	C	10	0.15	2.47	2.44	1.59	500	1.14
74—594D476X0016C2T	47	C	20	0.11	2.47	2.44	1.59	500	1.14
74—594D476X9016C2T	47	C	10	0.11	2.47	2.44	1.59	500	1.14
74—594D107X0016C2T	100	C	20	0.08	3.02	2.95	2.50	500	1.95
74—594D107X0016D2T	100	D	20	0.075	3.05	2.95	2.53	500	1.97
74—594D107X9016C2T	100	C	10	0.08	3.02	2.95	1.95	500	1.38
74—594D107X9016D2T	100	D	10	0.075	3.05	2.95	1.97	500	1.63
74—594D187X0016R2T	180	R	20	0.055	7.53	7.07	5.04	600	3.19
74—594D227X0016R2T	220	R	20	0.055	8.47	8.12	7.38	600	6.13
74—594D337X0016R2T	330	R	20	0.055	8.47	8.12	7.38	600	6.13
20 Volt									
74—594D226X0020C2T	22	C	20	0.15	2.47	2.44	2.05	500	1.59
74—594D226X9020C2T	22	C	10	0.15	2.47	2.44	1.59	500	1.14
74—594D476X0020D2T	47	D	20	0.095	3.05	2.95	1.97	500	1.63
74—594D476X9020D2T	47	D	10	0.095	4.17	3.46	3.05	500	1.63
74—594D107X0020D2T	100	D	20	0.085	4.95	4.40	3.98	500	1.99
74—594D107X9020D2T	100	D	10	0.085	4.95	4.40	3.98	500	1.99
74—594D127X0020R2T	120	R	20	0.08	7.53	7.07	5.04	600	3.19
25 Volt									
74—594D156X0025C2T	15	C	20	0.22	2.47	2.44	2.15	500	1.59
74—594D336X0025D2T	33	D	20	0.13	3.05	2.95	1.97	500	1.63
74—594D336X9025D2T	33	D	10	0.13	3.05	2.95	1.97	500	1.63
74—594D686X0025R2T	68	R	20	0.095	7.53	7.07	6.27	600	3.19
74—594D107X0025R2T	100	R	20	0.09	8.47	7.93	6.13	600	3.76
74—594D107X9025R2T	100	R	10	0.09	8.47	8.12	7.38	600	6.13
35 Volt									
74—594D156X0035D2T	15	D	20	0.27	3.05	2.95	2.53	500	1.97
74—594D336X0035R2T	33	R	20	0.2	7.53	7.07	5.04	600	3.19
74—594D336X9035R2T	33	R	10	0.2	7.53	7.07	5.04	600	3.19
74—594D476X9035R2T	47	R	10	0.2	8.47	7.93	6.13	600	3.76
50 Volt									
74—594D475X0050C2T	4.7	C	20	1	2.75	2.51	1.78	500	1.68
74—594D685X0050D2T	6.8	D	20	0.45	3.99	3.72	3.36	500	2.87
74—594D156X0050R2T	15	R	20	0.35	8.28	7.78	5.63	600	3.51
74—594D156X9050R2T	15	R	10	0.35	8.28	7.78	5.63	600	3.51

© Copyright 2013 Mouser Electronics

595D SERIES: TANTAMOUNT®, CONFORMAL COATED MAXIMUM CV



RoHS Compliant

- Operating Temperature Range: -55°C to 85°C (125°C with voltage derating)

For quantities greater than listed, call for quote.

MOUSER STOCK NO.	Value	Tol.±	Case	ESR	Price Each			Reel	Price Per
Mfr. Mfr. Part No.	(μF)	%	Code	(Ω)	1	10	100	Qty.	Piece
6.3 Volt									
74—595D226X96R3B2T	22	10	B	0.57	1.33	1.28	.863	2000	.621
74—595D107X06R3C2T	100	20	C	0.2	1.93	1.86	1.56	500	1.26
10 Volt									
74—595D106X0010A2T	10	20	A	1.9	1.26	1.23	.825	2000	.516
74—595D106X9010A2T	10	10	A	1.9	1.26	1.23	.825	2000	.516
74—595D476X0010B2T	47	20	B	0.65	1.73	1.57	1.13	2000	.912
74—595D686X0010C2T	68	20	C	0.24	1.93	1.86	1.56	500	1.26
74—595D157X0010D2T	150	20	D	0.14	3.08	2.99	2.58	500	2.01
74—595D157X9010D2T	150	10	D	0.14	3.08	2.99	2.01	500	1.47
74—595D337X0010R2T	330	20	R	0.13	6.03	5.66	4.10	600	2.56
74—595D337X9010R2T	330	10	R	0.13	6.03	5.66	4.10	600	2.56
74—595D477X9010R2T	470	10	R	0.12	6.47	6.27	4.23	600	3.07
16 Volt									
74—595D475X0016A2T	4.7	20	A	2.9	1.26	1.23	.825	2000	.516
74—595D106X9016A2T	10	10	A	2.5	1.20	1.08	.782	2000	.629
74—595D106X9016B2T	10	10	B	0.76	1.33	1.31	1.07	2000	.74
74—595D336X0016B2T	33	20	B	0.72	1.73	1.57	1.13	2000	.912
74—595D476X9016C2T	47	10	C	0.28	1.93	1.86	1.56	500	1.26
74—595D686X0016D2T	68	20	D	0.14	3.08	2.99	2.58	500	2.01
74—595D107X0016C2T	100	20	C	0.27	2.68	2.57	1.74	500	1.23
74—595D107X0016D2T	100	20	D	0.14	3.08	2.99	2.01	500	1.47
74—595D157X9016R2T	150	10	R	0.13	6.03	5.66	4.10	600	2.56
74—595D227X0016R2T	220	20	R	0.12	6.47	6.39	5.24	600	4.23
20 Volt									
74—595D685X0020B2T	6.8	20	B	0.95	1.33	1.28	.863	2000	.621
74—595D226X9020C2T	22	10	C	0.38	1.93	1.86	1.56	500	1.26
74—595D476X0020D2T	47	20	D	0.19	3.08	2.99	2.58	500	2.01
74—595D476X9020D2T	47	10	D	0.19	3.08	2.99	2.01	500	1.47
74—595D107X0020D2T	100	20	D	0.18	3.77	3.40	2.48	500	2.27
74—595D107X0020R2T	100	20	R	0.14	6.03	5.66	4.10	600	2.56
74—595D107X9020R2T	100	10	R	0.14	6.03	5.80	5.09	600	4.19
74—595D127X0020R2T	120	20	R	0.14	6.03	5.80	5.09	600	4.10
74—595D157X0020R2T	150	20	R	0.14	6.47	6.36	5.24	600	4.23
74—595D157X9020R2T	150	10	R	0.14	6.47	6.36	5.24	600	4.23
25 Volt									
74—595D106X9025B2T	10	10	B	1.5	1.73	1.57	1.13	2000	.912
74—595D106X9025C2T	10	10	C	0.57	1.93	1.86	1.56	500	1.26
74—595D336X0025D2T	33	20	D	0.27	3.08	2.99	2.58	500	2.01
74—595D336X9025D2T	33	10	D	0.27	3.08	2.99	2.01	500	1.47
74—595D476X9025R2T	47	10	R	0.2	6.03	5.81	5.09	600	4.10
74—595D686X0025R2T	68	20	R	0.2	6.03	5.66	4.10	600	2.56
74—595D686X9025R2T	68	10	R	0.2	6.03	5.81	5.09	600	4.10
74—595D107X0025R2T	100	20	R	0.2	6.47	6.27	4.23	600	3.07
74—595D107X9025R2T	100	10	R	0.2	6.47	6.27	4.23	600	3.07
35 Volt									
74—595D105X9035A2T	1	10	A	4.1	1.26	1.23	1.02	2000	.703
74—595D475X9035B2T	4.7	10	B	2.2	1.73	1.57	1.13	2000	.912
74—595D106X0035D2T	10	20	D	0.43	3.08	2.99	2.01	500	1.47
74—595D106X9035D2T	10	10	D	0.43	3.08	2.99	2.58	500	2.01
74—595D226X9035R2T	22	10	R	0.28	6.03	5.81	5.06	600	2.38
74—595D336X0035R2T	33	20	R	0.28	6.03	5.66	4.10	600	2.56
74—595D336X9035R2T	33	10	R	0.28	6.03	5.81	5.09	600	4.10
74—595D476X0035R2T	47	20	R	0.28	6.47	6.39	5.24	600	4.23
74—595D476X9035R2T	47	10	R	0.28	6.47	6.27	4.23	600	3.07
50 Volt									
74—595D106X0050R2T	10	20	R	0.65	6.63	6.42	5.66	600	4.55
74—595D106X9050D2T	10	10	D	0.8	4.14	4.10	2.71	500	2.47
74—595D156X0050R2T	15	20	R	0.4	6.63	6.23	4.55	600	2.81
74—595D226X0050R2T	22	20	R	0.39	7.97	7.49	5.47	600	3.38
74—595D226X9050R2T	22	10	R	0.39	7.97	7.49	5.47	600	3.38

© Copyright 2013 Mouser Electronics

VISHAY/SPRAGUE Solid Tantalum Chip Capacitors

RoHS Compliant **This product is RoHS compliant.**

592D SERIES: TANTAMOUNT®, LOW PROFILE, CONFORMAL COATED, MAXIMUM CV



• Operating temperature: -55°C to 85°C (125°C with voltage derating)

For quantities greater than listed, call for quote.

MOUSER STOCK NO.	Vishay Part No.	Value (uF)	Case Code	Tol. ± %	ESR (Ω)	Price Each 1	Price Each 10	Price Each 50	Reel Quantity	Price Per Piece
6.3 Volt										
74-592D226X96R3B2T	592D226X96R3B2T15H	22	B	10	1.5	**1.48**	**1.33**	**1.09**	2000	**.842**
74-592D477X06R3C2T16	592D477X06R3C2T16H	470	C	20	0.200	**2.15**	**1.94**	**1.59**	1000	**1.37**
74-592D477X06R3C2T20	592D477X06R3C2T20H	470	C	20	0.100	**2.50**	**2.11**	**1.93**	1000	**1.46**
74-592D108X06R3R2T20	592D108X06R3R2T20H	1000	R	20	0.040	**4.70**	**4.17**	**4.01**	1000	**1.75**
74-592D108X96R3R2T20	592D108X96R3R2T20H	1000	R	10	0.200	**4.70**	**4.17**	**4.01**	1000	**1.75**
74-592D108X06R3X2T20	592D108X06R3X2T20H	1000	X	20	0.040	**8.56**	**8.04**	**7.49**	500	**3.63**
74-592D158X06R3R2T20	592D158X06R3R2T20H	1500	R	20	0.090	**5.82**	**5.46**	**5.22**	1000	**2.29**
74-592D228X96R3X2T	592D228X96R3X2T20H	2200	X	10	0.055	**8.56**	**8.04**	**7.49**	500	**3.63**
16 Volt										
74-592D685X0016B2T	592D685X0016B2T15H	6.8	B	20	1.8	**1.29**	**1.26**	**1.14**	2000	**.824**
74-592D106X9016C2T	592D106X9016C2T15H	10	C	10	1	**1.73**	**1.67**	**1.47**	1000	**1.10**
74-592D476X0016B2T20	592D476X0016B2T20H	47	B	20	0.72	**1.16**	**1.04**	**.856**	2000	**.658**
20 Volt										
74-592D156X9020C2T	592D156X9020C2T15H	15	C	10	0.60	**1.78**	**1.50**	**1.44**	1000	**1.29**
25 Volt										
74-592D106X0025R2T	592D106X0025R2T15H	10	R	20	0.48	**2.91**	**2.45**	**2.36**	1000	**2.13**
35 Volt										
74-592D105X9035A2T	592D105X9035A2T15H	1	A	10	10	**.93**	**.781**	**.76**	2500	**.653**

597D SERIES: TANTAMOUNT® ULTRA-LOW ESR, CONFORMAL COATED, MAXIMUM CV



• Operating Temperature: -55°C to 85°C (125°C with voltage derating)

For quantities greater than listed, call for quote.

MOUSER STOCK NO. Mfr.	Mfr. Part No.	Value (μF)	Case Code	Tol. ± %	ESR (Ω)	Price Each 1	Price Each 10	Price Each 100	Reel Qty.	Price Per Piece
4 Volt										
71—597D477X9004V2T		470	V	10	0.06	**6.21**	**5.83**	**5.17**	1000	**2.44**
71—597D108X9004E2T		1000	E	10	0.02	**6.83**	**6.31**	**4.59**	500	**2.89**
6.3 Volt										
71—597D337X96R3V2T		330	V	10	0.056	**5.35**	**4.92**	**4.28**	1000	**3.42**
71—597D477X96R3E2T		470	E	10	0.03	**7.27**	**6.82**	**6.05**	500	**3.08**
71—597D687X06R3E2T		680	E	20	0.025	**8.36**	**7.07**	**5.15**	500	**4.63**
71—597D687X96R3E2T		680	E	10	0.025	**8.49**	**7.88**	**7.06**	500	**3.60**
71—597D108X96R3R2T		1000	R	10	0.02	**6.97**	**6.41**	**6.27**	300	**5.57**
10 Volt										
71—597D337X0010E2T		330	E	20	0.035	**5.97**	**5.74**	**5.30**	500	**3.31**
71—597D337X9010E2T		330	E	10	0.035	**5.97**	**5.74**	**5.30**	500	**3.31**
71—597D477X0010E2T		470	E	20	0.028	**7.60**	**7.13**	**6.32**	500	**3.22**
71—597D477X9010E2T		470	E	10	0.028	**7.60**	**7.13**	**6.32**	500	**3.22**
71—597D687X9010R2T		680	R	10	0.028	**8.14**	**7.97**	**7.08**	300	**5.13**
71—597D108X9010F2T		1000	F	10	0.12	**8.08**	**7.21**	**5.77**	250	**3.94**
16 Volt										
71—597D227X9016E2T		220	E	10	0.06	**6.31**	**5.93**	**5.25**	500	**2.68**
20 Volt										
71—597D227X0020R2T		220	R	20	0.08	**7.01**	**6.58**	**5.83**	300	**3.64**
71—597D227X9020R2T		220	R	10	0.08	**7.01**	**6.58**	**5.83**	300	**3.64**
71—597D337X0020H2T		330	H	20	0.1	**8.45**	**6.82**	**5.36**	200	**4.74**
25 Volt										
71—597D157X9025F2T		150	F	10	0.08	**9.77**	**9.14**	**7.88**	250	**4.57**
71—597D227X0025M2T		220	M	20	0.1	**10.67**	**8.52**	**6.75**	200	**6.40**
35 Volt										
71—597D476X9035R2T		47	R	10	0.08	**7.76**	**7.16**	**6.46**	300	**3.52**
71—597D107X0035F2T		100	F	20	0.1	**9.77**	**9.14**	**7.88**	250	**4.57**
50 Volt										
71—597D156X9050E2T		15	E	10	0.3	**7.93**	**7.45**	**6.60**	500	**3.11**
71—597D156X9050R2T		15	R	10	0.25	**7.93**	**7.45**	**6.60**	300	**3.60**
71—597D226X0050R2T		22	R	20	0.17	**8.68**	**7.34**	**6.00**	300	**5.34**
71—597D226X9050R2T		22	R	10	0.17	**8.83**	**7.98**	**7.35**	300	**4.00**
71—597D336X0050F2T		33	F	20	0.15	**11.63**	**9.84**	**7.16**	250	**6.44**
71—597D336X9050F2T		33	F	10	0.15	**11.12**	**10.39**	**8.96**	250	**5.19**
71—597D476X0050Z2T		47	Z	20	0.145	**12.38**	**11.58**	**9.97**	250	**5.79**
71—597D476X9050Z2T		47	Z	10	0.145	**10.84**	**10.13**	**7.22**	250	**5.06**
63 Volt										
71—597D226X0063F2T		22	F	20	0.2	**11.03**	**10.31**	**8.89**	250	**5.16**
71—597D226X9063F2T		22	F	10	0.2	**11.03**	**10.31**	**8.89**	250	**5.16**
75 Volt										
71—597D106X9075R2T		10	R	10	0.5	**16.55**	**15.48**	**13.34**	300	**7.74**

TL3 SERIES: TANTAMOUNT® MOLDED CASE, LOW DCL

PRODUCT NEW



• Operating Temperature: -55°C to + 125°C

For quantities greater than listed, call for quote.

MOUSER STOCK NO. Mfr.	Mfr. Part No.	Value (μF)	Case Code	Tol. ± %	ESR (Ω)	Price Each 1	Price Each 10	Price Each 100	Reel Qty.	Price Per Piece
10 Volt										
74—TL3A475K010C3000		4.7	A	10	3	**.82**	**.738**	**.503**	2000	**.44**
74—TL3A106K010C2000		10	A	10	2	**.87**	**.77**	**.546**	2000	**.46**
74—TL3C107K010C0200		100	C	10	0.2	**1.67**	**1.49**	**1.26**	500	**.963**
74—TL3D107K010C0100		100	D	10	0.1	**3.18**	**2.87**	**2.43**	500	**1.69**
74—TL3D227K010C0360		220	D	10	0.36	**3.03**	**2.71**	**2.29**	500	**1.59**
16 Volt										
74—TL3A475K016C3500		4.7	A	10	3.5	**.92**	**.824**	**.492**	2000	**.439**
74—TL3A106K016C1700		10	A	10	1.7	**.84**	**.749**	**.514**	2000	**.444**
74—TL3B106K016C0800		10	B	10	0.8	**1.56**	**1.39**	**1.02**	2000	**.861**
74—TL3C106K016C0450		10	C	10	0.45	**1.20**	**1.08**	**.995**	500	**.878**
74—TL3C476K016C0300		47	C	10	0.3	**1.61**	**1.43**	**1.22**	500	**.931**
74—TL3D476K016C0150		47	D	10	0.15	**2.85**	**2.54**	**2.15**	500	**1.50**
74—TL3D107K016C0125		100	D	10	0.125	**3.65**	**3.25**	**2.76**	500	**1.93**
20 Volt										
74—TL3B106K020C1000		10	B	10	1	**1.20**	**1.05**	**.77**	2000	**.661**
74—TL3D476K020C0200		47	D	10	0.2	**2.66**	**2.39**	**2.02**	500	**1.41**
74—TL3E107K020C0150		100	E	10	0.15	**6.49**	**5.80**	**4.92**	400	**3.42**
25 Volt										
74—TL3C106K025C0450		10	C	10	0.45	**2.47**	**2.20**	**1.87**	500	**1.43**
74—TL3D226K025C0200		22	D	10	0.2	**2.95**	**2.63**	**2.24**	500	**1.56**
35 Volt										
74—TL3A105K035C6000		1	A	10	6	**.98**	**.877**	**.642**	2000	**.524**
74—TL3B105K035C2000		1	B	10	2	**1.34**	**1.19**	**.867**	2000	**.749**
74—TL3D106K035C0300		10	D	10	0.3	**3.77**	**3.36**	**2.85**	500	**1.99**
74—TL3D226K035C0400		22	D	10	0.4	**4.43**	**3.95**	**3.35**	500	**2.33**
74—TL3E226K035C0300		22	E	10	0.3	**4.13**	**3.68**	**3.12**	400	**2.18**
50 Volt										
74—TL3D475K050C0600		4.7	D	10	0.6	**3.70**	**3.31**	**2.80**	500	**1.96**
74—TL3E106K050C0550		10	E	10	0.55	**5.67**	**5.06**	**4.29**	400	**2.99**

© Copyright 2013 Mouser Electronics

© Copyright 2013 Mouser Electronics

VISHAY/SPRAGUE Solid Tantalum Chip Capacitors

592W SERIES: CONFORMAL COATED PULSE CAPACITORS FOR WIRELESS MODEMS



• Operating temperature: -55°C to 85°C (125°C with voltage derating)

For quantities greater than listed, call for quote.

MOUSER STOCK NO. Mfr.	Mfr. Part No.	Value (µF)	Case Code	Tol. ± %	ESR (Ω)	Price Each 1	10	100	Reel Qty.	Price Per Piece
6.3 Volt										
74	592W228X06R3X2T16	2200	X	20	0.070	7.01	5.91	5.35	500	5.11
8.2 Volt										
74	592W477X08R2C2T20	470	C	20	0.100	2.31	1.95	1.75	1000	1.66
10 Volt										
74	592W337X0010C2T20	330	C	20	0.100	2.31	1.95	1.75	1000	1.66
74	592W757X0010M2T20	750	M	20	0.100	3.89	3.28	2.96	1000	2.79

T95 SERIES: HI-REL COTS, CONFORMAL COATED CASE



• Operating temperature: -55°C to 85°C (125°C with voltage derating)

For quantities greater than listed, call for quote.

MOUSER STOCK NO. Mfr.	Mfr. Part No.	Value (µF)	Case Code	Tol. ± %	ESR (Ω)	Price Each 1	10	25	Reel Qty.	Price Per Piece
10 Volt										
74	T95R107K010LSAL	100	R	10	0.075	13.50	12.63	11.93	300	6.31
74	T95R337K010EABS	330	R	10	0.13	18.00	16.82	14.52	600	8.50
16 Volt										
74	T95X106K016LSAL	10	X	10	1.5	5.57	5.23	4.64	1000	2.36
74	T95R686K016LSAL	68	R	10	0.095	13.50	12.63	11.93	300	6.31
74	T95C107K016LSAL	100	C	10	0.089	7.20	6.76	6.31	250	5.14
74	T95D157K016LSAL	150	D	10	0.085	8.24	7.76	7.38	250	3.75
74	T95R227K016LSAL	220	R	10	0.055	12.57	11.76	10.84	300	5.87
74	T95R337K016LSAL	330	R	10	0.055	12.57	11.76	10.84	300	5.87
20 Volt										
74	T95R157K020LSAL	150	R	10	0.075	12.57	11.76	10.84	300	5.87
25 Volt										
74	T95D336K025LSAL	33	D	10	0.13	7.49	7.01	6.63	250	3.42
74	T95R686K025LABS	68	R	10	0.2	18.02	16.84	10.75	300	8.73
74	T95R107M025ESSS	100	R	20	0.2	10.48	9.79	8.44	600	4.94
35 Volt										
74	T95R336K035LABS	33	R	10	0.28	18.02	16.84	10.75	300	8.73
50 Volt										
74	T95D685K050LSAL	6.8	D	10	0.45	7.97	7.49	6.63	250	3.64
74	T95R106K050LSAL	10	R	10	0.5	19.01	17.60	15.78	300	9.74
74	T95R156K050LSAL	15	R	10	0.35	12.34	11.53	10.70	300	5.77
74	T95R226K050EABS	22	R	10	0.39	19.63	18.35	15.84	600	9.27
75	T95R226K050LSAL	22	R	10	0.3	13.60	12.72	11.91	300	6.36
74	T95R226M050ESBL	22	R	20	0.3	16.35	15.14	14.73	600	8.47

T97 SERIES: HI-REL COTS, CONFORMAL COATED CASE ULTRA-LOW ESR



• Operating temperature: -55°C to 85°C (125°C with voltage derating)

For quantities greater than listed, call for quote.

MOUSER STOCK NO. Mfr.	Mfr. Part No.	Value (µF)	Case Code	Tol. ± %	ESR (Ω)	Price Each 1	10	25	Reel Qty.	Price Per Piece
6.3 Volt										
74	T97R108K6R3HSA	1000	R	10	0.02	16.34	15.09	12.01	150	11.53
20 Volt										
74	T97E337K010EAA	330	E	10	0.035	14.01	13.11	12.20	500	8.39
74	T97E337K010LSA	330	E	10	0.035	11.60	10.71	8.35	250	7.88
74	T97R687K010LSA	680	R	10	0.028	18.28	16.86	13.43	150	12.89
74	T97F108K010LSA	1000	F	10	0.12	15.14	13.97	10.89	125	10.68
25 Volt										
74	T97R227K020LSA	220	R	10	0.08	11.78	11.02	9.20	150	6.21
74	T97H337K020HSA	330	H	10	0.1	16.91	15.92	12.77	100	10.21
74	T97H337K020HSB	330	H	10	0.1	18.00	16.90	13.14	100	11.65
35 Volt										
74	T97F157K025LSA	150	F	10	0.08	15.92	14.89	10.98	125	8.22
50 Volt										
74	T97E156K050EBB	15	E	10	0.3	19.85	18.56	17.29	500	11.89
74	T97E156K050LSA	15	E	10	0.3	13.51	12.48	9.74	250	9.18
74	T97R226K050LSA	22	R	10	0.17	18.19	16.84	13.34	150	10.10
74	T97F336K050CAA	33	F	10	0.15	17.57	16.44	12.75	250	12.12
74	T97F336K050EAA	33	F	10	0.15	19.29	18.05	14.01	250	10.66
74	T97F336K050ESA	33	F	10	0.15	18.82	17.62	13.66	250	13.01
74	T97Z476K050ESB	47	Z	10	0.145	22.18	20.75	16.11	250	15.31
74	T97Z476K050HSA	47	Z	10	0.145	29.28	27.02	21.08	125	20.66
74	T97Z476K050LSA	47	Z	10	0.145	29.23	28.06	21.40	125	16.81
63 Volt										
74	T97F226K063LSA	22	F	10	0.2	26.09	24.15	20.76	125	14.49
75 Volt										
74	T97R106K075LSA	10	R	10	0.5	17.37	16.07	13.93	150	9.64

© Copyright 2013 Mouser Electronics

298W SERIES: HIGH CV LEAD FRAMELESS MOLDED



• Operating temperature: -55°C to 85°C (125°C with voltage derating)

For quantities greater than listed, call for quote.

MOUSER STOCK NO. Mfr.	Mfr. Part No.	Value (µF)	Case Code	Tol. ± %	ESR (Ω)	Price Each 1	10	100	Reel Qty.	Price Per Piece
4 Volt										
74	298W227X0004Q2T	220	Q	20	15	2.43	1.99	1.59	2500	.653
6.3 Volt										
74	298W106X06R3K2T	10	K	20	15	2.89	2.36	1.89	5000	.765
10 Volt										
74	298W107X0010Q2T	100	Q	20	15	2.43	1.99	1.59	2500	.653

298D SERIES: LEAD FRAMELESS MOLDED



• Operating temperature: -55°C to 85°C (125°C with voltage derating)

For quantities greater than listed, call for quote.

MOUSER STOCK NO. Mfr.	Mfr. Part No.	Value (µF)	Case Code	Tol. ± %	ESR (Ω)	Price Each 1	10	100	Reel Qty.	Price Per Piece
4 Volt										
74	298D476X0004M2T	47	M	20	7.5	2.02	1.66	1.33	4000	.546
6.3 Volt										
71	298D475X06R3M2T	4.7	M	20	3	.57	.546	.46	4000	.353
71	298D106X06R3M2T	10	M	20	5	1.34	1.09	.883	4000	.362
74	298D226X06R3M2T	22	M	20	5.5	2.02	1.66	1.33	4000	.546
74	298D336X06R3M2T	33	M	20	7.5	2.02	1.66	1.33	4000	.546
10 Volt										
71	298D475X0010M2T	4.7	M	20	5	1.34	1.09	.883	4000	.362
74	298D475X9010M2T	4.7	M	10	5	1.34	1.09	.883	4000	.362
71	298D106X0010M2T	10	M	20	7.5	2.02	1.66	1.33	4000	.546
74	298D156X0010M2T	15	M	20	7.5	1.08	1.06	.899	4000	.546
74	298D476X0010P2T	47	P	20	3	2.19	1.80	1.44	3000	.614
16 Volt										
71	298D105X0016M2T	1	M	20	20	1.34	1.09	.883	4000	.362
74	298D105X9016M2T	1	M	10	20	1.34	1.09	.883	4000	.362
74	298D225X0016M2T	2.2	M	20	12	1.34	1.09	.883	4000	.362
25 Volt										
74	298D105X0025M2T	1	M	20	10	2.02	1.66	1.33	4000	.546

TM8 SERIES: HI-REL, LOW DCL, LEAD FRAMELESS MOLDED



• Operating temperature: -55°C to 85°C (125°C with voltage derating)

For quantities greater than listed, call for quote.

MOUSER STOCK NO. Mfr.	Mfr. Part No.	Value (µF)	Case Code	Tol. ± %	Max DCL (µA)	Price Each 1	10	100	Reel Qty.	Price Per Piece
6.3 Volt										
74	TM8M106K6R3UBA	10	M	10	0.32	14.93	13.96	12.04	300	6.98
74	TM8M156K6R3UBA	15	M	10	0.47	14.93	13.96	12.04	300	6.98
10 Volt										
74	TM8M105K010UBA	1	M	10	0.20	14.93	13.96	12.04	300	6.98
74	TM8M475K010UBA	4.7	M	10	0.24	14.93	13.96	12.04	300	6.98
74	TM8L755K010UBA	7.5	L	10	0.38	15.76	14.73	12.70	300	7.36
74	TM8R106K010UBA	10	R	10	0.50	15.59	14.58	12.57	300	7.29
74	TM8T476K010UBA	47	T	10	2.35	15.92	14.89	12.84	300	7.45
16 Volt										
74	TM8M105K016UBA	1	M	10	0.20	14.93	13.96	12.04	300	6.98
74	TM8R106K016UBA	10	R	10	0.80	15.26	14.27	12.31	300	7.14
20 Volt										
74	TM8W105K020UBA	1	M	10	0.20	15.65	14.64	12.63	300	7.32
74	TM8R335K020UBA	3.3	R	10	0.33	15.26	14.27	12.31	300	7.14
25 Volt										
74	TM8R105K025UBA	1	R	10	0.20	15.26	14.27	12.31	300	7.14
74	TM8P475K025UBA	4.7	P	10	0.59	15.26	14.27	12.31	300	7.14
40 Volt										
74	TM8P105K040UBA	1	P	10	0.20	15.26	14.27	12.31	300	7.14

TR8 SERIES: HI-REL COTS, ULTRA-LOW ESR, LEAD FRAMELESS MOLDED



• Operating temperature: -55°C to 85°C (125°C with voltage derating)

For quantities greater than listed, call for quote.

MOUSER STOCK NO. Mfr.	Mfr. Part No.	Value (µF)	Case Code	Tol. ± %	ESR (Ω)	Price Each 1	10	100	Reel Qty.	Price Per Piece
4 Volt										
74	TR8M476M004C1500	47	M	20	1.5	1.83	1.54	1.12	4000	.731
6.3 Volt										
74	TR8M226M6R3C1500	22	M	20	1.5	1.83	1.54	1.12	4000	.731
74	TR8M336M6R3C1500	33	M	20	1.5	1.83	1.54	1.12	4000	.731
10 Volt										
74	TR8M156M010C3000	15	M	20	3	1.83	1.54	1.12	4000	.731
16 Volt										
74	TR8M105M016C9500	1	M	20	9.5	1.68	1.37	1.10	4000	.453

© Copyright 2013 Mouser Electronics

VISHAY/SPRAGUE Molded Solid Tantalum Chip Capacitors

893D SERIES: FUSED LOW ESR



- Operating temperature: -55ºC to 85ºC (125ºC with voltage derating)

For quantities greater than listed, call for quote.

MOUSER STOCK NO. / Mfr. Part No.	Value (µF)	Case Code	Tol. ± %	ESR (Ω)	Price Each 1	Price Each 10	Price Each 100	Reel Qty.	Price Per Piece
10 Volt									
74—893D226X9010C2TE3	22	C	10	1.4	2.36	1.96	1.73	500	.924
74—893D107X9010D2TE3	100	D	10	0.6	4.46	3.96	3.60	500	1.80
74—893D157X9010E2TE3	150	E	10	0.6	7.77	7.30	6.47	400	3.18
74—893D227X9010E2TE3	220	E	10	0.5	7.77	7.30	6.47	400	3.18
16 Volt									
74—893D106X9016C2TE3	10	C	10	1.8	2.36	1.96	1.73	500	.924
74—893D336X9016D2TE3	33	D	10	0.7	4.17	3.46	3.05	500	1.63
74—893D476X9016D2TE3	47	D	10	0.7	4.17	3.46	3.05	500	1.63
74—893D107X9016E2TE3	100	E	10	0.6	7.77	7.30	6.47	400	3.53
20 Volt									
74—893D106X9020C2TE3	10	C	10	1.6	2.36	1.96	1.73	500	.924
74—893D226X9020D2TE3	22	D	10	0.7	4.17	3.46	3.05	500	1.63
25 Volt									
74—893D475X9025C2TE3	4.7	C	10	1.9	2.36	1.96	1.73	500	.924
74—893D106X9025D2TE3	10	D	10	1	4.17	3.46	3.05	500	1.63
74—893D226X9025E2TE3	22	E	10	0.7	7.77	7.30	6.47	400	3.18
35 Volt									
74—893D685X9035D2TE3	6.8	D	10	1	4.17	3.46	3.05	500	1.63
74—893D106X9035D2TE3	10	D	10	0.8	4.17	3.46	3.05	500	1.63
74—893D226X9035E2TE3	22	E	10	0.6	7.77	7.30	6.47	400	3.18
50 Volt									
74—893D105X9050C2TE3	1	C	10	4.4	2.96	2.45	2.16	500	1.16
74—893D475X9050D2TE3	4.7	D	10	1.7	4.58	4.07	3.68	500	1.84
74—893D685X9050E2TE3	6.8	E	10	0.9	9.13	8.53	7.35	400	3.91

TF3 SERIES: FUSED LOW ESR



- Operating temperature: -55ºC to 85ºC (125ºC with voltage derating)

For quantities greater than listed, call for quote.

MOUSER STOCK NO. / Mfr. Part No.	Value (µF)	Case Code	Tol. ± %	ESR (Ω)	Price Each 1	Price Each 10	Price Each 100	Reel Qty.	Price Per Piece
6 Volt									
74—TF3D476K6R3C0450	47	D	10	0.45	3.02	2.68	2.46	500	2.10
10 Volt									
74—TF3C156K010C1800	15	C	10	1.8	1.65	1.46	1.33	500	1.02
16 Volt									
74—TF3C106K016C0600	10	C	10	0.6	1.52	1.28	1.05	500	.931
74—TF3D686K016C0300	68	D	10	0.3	2.82	2.49	2.31	500	1.96
20 Volt									
74—TF3D336K020C0350	33	D	10	0.35	3.71	3.21	3.04	500	2.58
35 Volt									
74—TF3D156K035C0500	15	D	10	0.5	4.65	4.28	3.81	500	3.11
50 Volt									
74—TF3C105K050C2700	1	C	10	2.7	1.63	1.48	1.31	500	1.04

TH3 SERIES: HIGH TEMPERATURE, AUTOMOTIVE GRADE



- Operating temperature: -55ºC to 85ºC (150ºC with voltage derating)
- AEC-Q200 Qualified

For quantities greater than listed, call for quote.

MOUSER STOCK NO. / Mfr. Part No.	Value (µF)	Case Code	Tol. ± %	ESR (Ω)	Price Each 1	Price Each 10	Price Each 100	Reel Qty.	Price Per Piece
16 Volt									
74—TH3A225K016C4300	2.2	A	10	4.3	.91	.813	.449	2000	.203
74—TH3D476K016C0600	47	D	10	0.6	1.31	1.11	.91	500	.629
74—TH3E107K016C0600	100	E	10	0.6	2.28	1.88	1.66	400	.999
25 Volt									
74—TH3B225K025C3000	2.2	B	10	3	.91	.813	.449	2000	.205
74—TH3C106K025C1100	10	C	10	1.1	1.20	1.01	.687	500	.363
74—TH3D336K025C0500	33	D	10	0.5	2.27	1.85	1.49	500	.771
35 Volt									
74—TH3B105K035C4400	1	B	10	4.4	1.05	.877	.546	2000	.209
74—TH3D106K035C0700	10	D	10	0.7	1.68	1.37	1.10	500	.57
74—TH3E226K035C0500	22	E	10	0.5	1.78	1.51	1.23	400	1.01
74—TH3D226K035C0300	22	D	10	0.3	2.19	1.79	1.42	500	.745

TH4 SERIES: HIGH TEMPERATURE, AUTOMOTIVE GRADE

- Operating Temperature: -55ºC to 175ºC
- AEC-Q200 Qualified

For quantities greater than listed, call for quote.

MOUSER STOCK NO. / Mfr. Part No.	Value (µF)	Case Code	Tol. ± %	ESR (Ω)	Price Each 1	Price Each 10	Price Each 100	Reel Qty.	Price Per Piece
6 Volt									
74—TH4B106K6R3C1800	10	B	10	1.8	1.53	1.37	.746	2000	.381
74—TH4B226K6R3C1500	22	B	10	1.5	1.74	1.56	.854	2000	.421
74—TH4C476K6R3C0800	47	C	10	0.8	1.29	1.06	.841	500	.44
10 Volt									
74—TH4B106K010C1800	10	B	10	1.8	1.53	1.37	.746	2000	.381
74—TH4B226K010C1600	22	B	10	1.6	1.74	1.56	.854	2000	.421
74—TH4C226K010C1400	22	C	10	1.4	1.04	.846	.672	500	.351
74—TH4C476K010C0500	47	C	10	0.5	1.29	1.06	.841	500	.44
16 Volt									
74—TH4B106K016C2000	10	B	10	2.0	1.53	1.37	.746	2000	.381
74—TH4B226K016C1900	22	B	10	1.9	1.74	1.56	.854	2000	.421
74—TH4C226K016C1400	22	C	10	1.4	1.10	.90	.714	500	.373
74—TH4C476K016C0800	47	C	10	0.8	1.29	1.06	.841	500	.44

TH5 SERIES: HIGH TEMPERATURE

- Operating Temperature: - 55°C to 200°C

For quantities greater than listed, call for quote.

MOUSER STOCK NO. / Mfr. Part No.	Value (µF)	Case Code	Tol. ± %	ESR (Ω)	Price Each 1	Price Each 10	Price Each 100	Reel Qty.	Price Per Piece
21 Volt									
74—TH5E106K021A1000	10	E	10	1	28.36	25.52	18.15	100	18.15
24 Volt									
74—TH5E475K024A2500	1.7	E	10	2.5	33.44	30.10	21.40	100	21.40

T83 SERIES: HI-REL COTS STANDARD

- Operating temperature: -55ºC to 85ºC (125ºC with voltage derating)

For quantities greater than listed, call for quote.

MOUSER STOCK NO. / Mfr. Part No.	Value (µF)	Case Code	Tol. ± %	ESR (Ω)	Price Each 1	Price Each 10	Price Each 100	Reel Qty.	Price Per Piece
6 Volt									
74—T83B476K6R3EZZL	47	B	10	0.55	4.47	3.97	3.89	2000	1.63
74—T83B476K6R3EBZL	47	B	10	0.55	12.25	11.77	10.51	2000	4.98
74—T83C227K6R3EZZL	220	C	10	0.3	5.69	5.35	4.85	500	2.47
10 Volt									
74—T83A475K010EZZL	4.7	A	10	3	4.33	3.58	3.16	2000	1.39
74—T83B336K010EZZL	33	B	10	0.6	4.47	3.97	3.89	2000	1.63
74—T83B476K010EZZL	47	B	10	0.6	5.30	4.71	4.28	2000	1.94
74—T83C107K010EZZS	100	C	10	0.9	5.14	4.83	4.42	500	2.31
74—T83D107K010EZZL	100	D	10	0.1	6.07	5.70	5.18	500	2.63
74—T83E227K010EZZL	220	E	10	0.1	7.20	6.76	6.00	400	3.27
74—T83E337K010EZZS	330	E	10	0.5	6.79	6.37	5.62	400	3.05
16 Volt									
74—T83B106K016EZZL	10	B	10	0.8	4.47	3.97	3.89	2000	1.63
74—T83C106K016EBZS	10	C	10	1.8	11.63	10.92	10.02	500	6.00
74—T83B336K016EZZL	33	B	10	0.5	5.30	4.71	4.28	2000	1.94
74—T83D476K016EZZL	47	D	10	0.15	6.07	5.70	5.18	500	2.63
74—T83D476K016EBZL	47	D	10	0.15	12.85	12.34	11.02	500	6.59
74—T83E107K016EZZS	100	E	10	0.6	6.31	5.99	5.24	400	2.89
20 Volt									
74—T83B106K020EZZL	10	B	10	1	5.30	4.71	4.28	2000	1.94
74—T83D476K020EZZS	47	D	10	0.7	5.69	5.35	4.85	500	2.47
25 Volt									
74—T83A225K025EZZL	2.2	A	10	4	4.33	3.58	3.16	2000	1.39
74—T83B475K025EZZL	4.7	B	10	1.5	4.47	3.97	3.89	2000	1.63
74—T83C106K025EZZL	10	C	10	0.45	5.14	4.83	4.42	500	2.31
74—T83E336K025EZZL	33	E	10	0.2	7.20	6.76	6.00	400	3.27
74—T83D476K025EBZL	47	D	10	0.35	12.85	12.34	11.02	500	6.59
35 Volt									
74—T83A105K035EZZL	1	A	10	6	4.17	3.75	3.37	2000	1.54
74—T83B335K035EZZL	3.3	B	10	1.5	4.47	3.97	3.89	2000	1.63
74—T83C475K035EZZL	4.7	C	10	0.6	5.72	5.08	4.60	500	2.30
74—T83C106K035EZZL	10	C	10	0.85	5.69	5.35	4.85	500	2.47
35 Volt									
74—T83D156K035EZZL	15	D	10	0.3	6.07	5.70	5.18	500	2.63
74—T83D226K035EZZL	22	D	10	0.4	6.79	6.37	5.62	500	2.73
74—T83E226K035EZZL	22	E	10	0.3	7.20	6.76	6.00	400	3.27
50 Volt									
74—T83B105K050EZZL	1	B	10	2	5.30	4.71	4.28	2000	1.94
74—T83C105K050EZZL	1	C	10	1.6	5.14	4.83	4.42	500	2.31
74—T83C225K050EZZL	2.2	C	10	1.5	5.69	5.35	4.85	500	2.47
74—T83E106K050EZZS	10	E	10	0.8	6.79	6.37	5.62	400	3.05
63 Volt									
74—T83D475K063EZZL	4.7	D	10	0.7	8.40	7.89	7.00	500	3.56
74—T83E106K063EZZL	10	E	10	0.6	8.84	7.48	5.44	400	4.34

TP3 SERIES: HIGH PERFORMANCE, AUTOMOTIVE GRADE

- Operating temperature: -55ºC to 85ºC (125ºC with voltage derating)
- AEC-Q200 Qualified

For quantities greater than listed, call for quote.

MOUSER STOCK NO. / Mfr. Part No.	Value (µF)	Case Code	Tol. ± %	ESR (Ω)	Price Each 1	Price Each 10	Price Each 100	Reel Qty.	Price Per Piece
6 Volt									
74—TP3B107K6R3C1700A	100	B	10	1.7	.56	.46	.214	2000	.185
10 Volt									
74—TP3A225M010D6300A	2.2	A	20	6.3	.34	.278	.128	9000	.098
74—TP3A106K010C3400A	10	A	10	3.4	.39	.321	.15	2000	.128
74—TP3B336M010C1500A	33	B	20	1.5	.50	.417	.193	2000	.168
16 Volt									
74—TP3A475K016C2500A	4.7	A	10	2.5	.38	.31	.139	2000	.124
74—TP3A106K016C1700A	10	A	10	1.7	.39	.321	.15	2000	.128
74—TP3B106K016C2000A	10	B	10	2	.44	.353	.161	2000	.143
35 Volt									
74—TP3B105K035C5000A	1	B	10	5	.44	.353	.161	2000	.143
74—TP3D226K035C0200A	22	D	10	0.2	2.40	1.97	1.51	500	.91

© Copyright 2013 Mouser Electronics

© Copyright 2013 Mouser Electronics

VISHAY/SPRAGUE Molded Tantalum Chip Capacitors

RoHS Compliant **This product is RoHS compliant.**

✻ Go to mouser.com for complete product listing.



293D SERIES: COMMERCIAL CHIP CAPACITORS

- Operating temperature: -55°C to +85°C (To +125°C with voltage derating)
- Meets IEC Specification QC300801/US0001 and EIA 535BAAC

For quantities greater than listed, call for quote.

MOUSER STOCK NO. Mfr.	Mfr. Part No.	Value (µF)	Case Code	Tol.± %	ESR (Ω)	Price Each 1	10	100	Reel Qty.	Price Per Piece
6.3 Volt										
74—	293D106X96R3A2TE3	10	A	10	3.4	.18	.149	.117	2000	.086
74—	293D226X96R3A2TE3	22	A	10	2.9	.67	.567	.355	2000	.135
74—	293D476X96R3B2TE3	47	B	10	1.9	.97	.823	.559	2000	.233
74—	293D107X96R3B2TE3	100	B	10	1.7	.97	.823	.559	2000	.233
74—	293D107X96R3C2TE3	100	C	10	0.8	1.17	.984	.67	500	.354
74—	293D107X96R3D2TE3	100	D	10	0.7	1.22	1.02	.749	500	.391
74—	293D227X96R3D2TE3	220	D	10	0.6	1.72	1.41	1.13	500	.585
74—	293D337X96R3D2TE3	330	D	10	0.6	2.46	2.03	1.63	500	.855
74—	293D477X96R3E2TE3	470	E	10	0.5	2.49	2.04	1.64	400	.997
10 Volt										
74—	293D225X9010A2TE3	2.2	A	10	6.3	.64	.506	.305	2000	.11
74—	293D475X9010A2TE3	4.7	A	10	5.0	.72	.599	.296	2000	.133
74—	293D106X9010A2TE3	10	A	10	3.4	.63	.53	.332	2000	.126
74—	293D106X9010B2TE3	10	B	10	2.5	.84	.697	.402	2000	.167
74—	293D226X9010B2TE3	22	B	10	1.9	.96	.808	.506	2000	.193
74—	293D336X9010B2TE3	33	B	10	1.9	1.07	.904	.585	2000	.256
74—	293D476X9010C2TE3	47	C	10	1.1	1.17	.984	.67	500	.354
74—	293D476X9010B2TE3	47	B	10	1.8	.97	.823	.559	2000	.233
74—	293D686X9010D2TE3	68	D	10	0.7	1.22	1.02	.749	500	.391
74—	293D107X9010D2TE3	100	D	10	0.6	1.50	1.24	.915	500	.477
74—	293D107X9010C2TE3	100	C	10	0.9	1.17	.984	.67	500	.354
74—	293D157X9010D2TE3	150	D	10	0.6	1.72	1.41	1.13	500	.585
74—	293D227X9010D2TE3	220	D	10	0.6	2.46	2.03	1.63	500	.855
74—	293D337X9010E2TE3	330	E	10	0.5	3.94	3.26	2.88	400	1.72
16 Volt										
74—	293D105X0016A2TE3	1	A	20	9.3	.18	.149	.117	2000	.086
74—	293D105X9016A2TE3	1	A	10	9.3	.18	.149	.117	2000	.086
74—	293D225X9016A2TE3	2.2	A	10	5.9	.72	.599	.296	2000	.133
74—	293D335X9016A2TE3	3.3	A	10	5.0	.72	.599	.296	2000	.133
74—	293D475X9016A2TE3	4.7	A	10	5.0	.66	.557	.349	2000	.133
74—	293D475X9016B2TE3	4.7	B	10	2.9	.84	.697	.402	2000	.167
74—	293D685X9016B2TE3	6.8	B	10	2.5	.84	.697	.402	2000	.167
74—	293D106X9016A2TE3	10	A	10	3.0	.67	.567	.355	2000	.135
74—	293D106X9016B2TE3	10	B	10	2.0	.90	.752	.453	2000	.18
74—	293D106X0016C2TE3	10	C	20	1.8	1.09	.916	.574	500	.274
74—	293D106X9016C2TE3	10	C	10	1.8	1.09	.916	.574	500	.274
74—	293D106X0016B2TE3	10	B	20	2.0	.90	.752	.453	2000	.18
74—	293D226X9016B2TE3	22	B	10	1.9	.97	.823	.559	2000	.233
74—	293D226X9016C2TE3	22	C	10	1.4	.94	.803	.545	500	.288
74—	293D226X9016D2TE3	22	D	10	0.8	1.22	1.02	.749	500	.391
74—	293D336X9016C2TE3	33	C	10	1.1	1.17	.984	.67	500	.354
74—	293D476X9016C2TE3	47	C	10	1.0	1.17	.984	.67	500	.354
74—	293D476X9016D2TE3	47	D	10	0.7	1.22	1.02	.749	500	.391
74—	293D476X0016C2TE3	47	C	20	1.0	1.17	.984	.67	500	.354
74—	293D686X9016D2TE3	68	D	10	0.6	1.50	1.24	.915	500	.477
74—	293D107X9016D2TE3	100	D	10	0.6	1.72	1.41	1.13	500	.585
74—	293D107X9016E2TE3	100	E	10	0.6	2.72	2.25	1.98	400	1.19
20 Volt										
74—	293D105X9020A2TE3	1	A	10	8.4	.64	.506	.305	2000	.11
74—	293D105X0020A2TE3	1	A	20	8.4	.16	.126	.10	2000	.073
74—	293D225X9020B2TE3	2.2	B	10	3.5	.69	.567	.353	2000	.138
74—	293D106X9020B2TE3	10	B	10	2.5	.98	.827	.453	2000	.198
74—	293D226X9020D2TE3	22	D	10	0.7	1.22	1.02	.749	500	.391
74—	293D336X9020D2TE3	33	D	10	0.7	1.22	1.02	.749	500	.391
74—	293D476X9020D2TE3	47	D	10	0.7	1.50	1.24	.915	500	.477
74—	293D107X9020E2TE3	100	E	10	0.5	3.33	2.75	2.43	400	1.46
25 Volt										
74—	293D474X9025A2TE3	0.47	A	10	12.0	.72	.599	.296	2000	.133
74—	293D105X9025A2TE3	1	A	10	7.6	.18	.149	.117	2000	.086
74—	293D225X9025B2TE3	2.2	B	10	3.8	.90	.752	.453	2000	.18
74—	293D335X9025B2TE3	3.3	B	10	3.1	.32	.253	.198	2000	.146
74—	293D475X9025C2TE3	4.7	C	10	2.0	1.09	.916	.574	500	.274
74—	293D106X9025C2TE3	10	C	10	1.5	.94	.803	.545	500	.288
74—	293D106X0025D2TE3	10	D	20	1.0	1.22	1.02	.749	500	.391
74—	293D106X9025D2TE3	10	D	10	1.0	1.22	1.02	.749	500	.391
74—	293D106X0025C2TE3	10	C	20	1.5	.94	.803	.545	500	.288
74—	293D156X9025D2TE3	15	D	10	0.8	1.13	.945	.693	500	.362
74—	293D226X9025D2TE3	22	D	10	0.7	1.22	1.02	.749	500	.391
74—	293D336X9025D2TE3	33	D	10	0.7	2.46	2.03	1.63	500	.855
35 Volt										
74—	293D104X9035A2TE3	0.1	A	10	20.0	.18	.149	.117	2000	.086
74—	293D224X9035A2TE3	0.22	A	10	15.0	.67	.567	.355	2000	.135
74—	293D334X9035A2TE3	0.33	A	10	13.0	.67	.567	.355	2000	.135
74—	293D474X9035A2TE3	0.47	A	10	10.0	.67	.567	.355	2000	.135
74—	293D105X9035A2TE3	1	A	10	7.5	.67	.567	.355	2000	.135
74—	293D105X9035B2TE3	1	B	10	5.0	.92	.771	.482	2000	.184
74—	293D225X9035C2TE3	2.2	C	10	2.9	1.00	.836	.523	500	.249
74—	293D335X9035C2TE3	3.3	C	10	2.1	.94	.803	.545	500	.288

293D SERIES: COMMERCIAL CHIP CAPACITORS (CONT.)

MOUSER STOCK NO. Mfr.	Mfr. Part No.	Value (µF)	Case Code	Tol.± %	ESR (Ω)	Price Each 1	10	100	Reel Qty.	Price Per Piece
35 Volt (Cont.)										
74—	293D475X9035C2TE3	4.7	C	10	1.9	.94	.803	.545	500	.288
74—	293D685X9035D2TE3	6.8	D	10	1.1	1.20	1.02	.69	500	.364
74—	293D106X0035D2TE3	10	D	20	0.8	1.22	1.02	.749	500	.391
74—	293D106X9035D2TE3	10	D	10	0.8	1.22	1.02	.749	500	.391
74—	293D156X9035D2TE3	15	D	10	0.7	1.50	1.24	.915	500	.477
74—	293D226X9035D2TE3	22	D	10	0.6	1.50	1.24	.915	500	.477
74—	293D226X9035E2TE3	22	E	10	0.6	2.72	2.25	1.98	400	1.19
50 Volt										
74—	293D104X9050A2TE3	0.1	A	10	19.0	.72	.603	.378	2000	.144
74—	293D334X9050B2TE3	0.33	B	10	10.0	.32	.253	.198	2000	.146
74—	293D474X9050C2TE3	0.47	C	10	6.7	.45	.417	.368	500	.315
74—	293D105X9050C2TE3	1	C	10	4.6	1.18	.995	.675	500	.356
74—	293D105X9050B2TE3	1	B	10	6.7	.36	.278	.225	2000	.166
74—	293D225X9050C2TE3	2.2	C	10	2.9	.60	.492	.455	500	.417
74—	293D335X9050C2TE3	3.3	C	10	2.5	.60	.492	.455	500	.417
74—	293D475X9050D2TE3	4.7	D	10	1.2	1.36	1.10	.893	500	.46
74—	293D685X9050D2TE3	6.8	D	10	0.9	1.36	1.10	.893	500	.46
74—	293D106X9050E2TE3	10	E	10	0.8	4.15	3.45	3.04	400	1.82
74—	293D106X0050E2TE3	10	E	20	0.8	4.15	3.45	3.04	400	1.82

593D SERIES: LOW ESR CHIP CAPACITORS

MOUSER STOCK NO. Mfr.	Mfr. Part No.	Value (µF)	Case Code	Tol.± %	ESR (Ω)	Price Each 1	10	100	Reel Qty.	Price Per Piece
6.3 Volt										
74—	593D107X96R3C2TE3	100	C	10	0.25	.69	.599	.511	500	.467
74—	593D227X96R3D2TE3	220	D	10	0.1	1.81	1.48	1.19	500	.615
74—	593D337X96R3D2TE3	330	D	10	0.13	2.20	1.81	1.46	500	.75
74—	593D477X96R3E2TE3	470	E	10	0.1	2.42	1.95	1.51	400	1.44
10 Volt										
74—	593D106X9010A2TE3	10	A	10	2.0	.39	.353	.31	2000	.268
74—	593D226X9010B2TE3	22	B	10	0.7	.74	.685	.569	2000	.375
74—	593D336X9010B2TE3	33	B	10	0.6	.74	.685	.569	2000	.375
74—	593D476X9010B2TE3	47	B	10	0.6	.74	.685	.569	2000	.375
74—	593D476X0010C2TE3	47	C	20	0.3	1.18	.983	.721	500	.377
74—	593D107X9010C2TE3	100	C	10	0.2	.69	.599	.511	500	.467
74—	593D107X0010D2TE3	100	D	20	0.1	1.55	1.27	1.03	500	.529
74—	593D107X9010D2TE3	100	D	10	0.1	1.55	1.27	1.03	500	.529
74—	593D227X0010D2TE3	220	D	20	0.125	2.62	2.14	1.72	500	.891
74—	593D227X9010D2TE3	220	D	10	0.125	2.62	2.14	1.72	500	.891
74—	593D227X0010E2TE3	220	E	20	0.1	2.68	2.18	1.75	400	1.06
74—	593D227X9010E2TE3	220	E	10	0.1	2.68	2.18	1.75	400	1.06
74—	593D337X9010E2TE3	330	E	10	0.1	3.30	2.73	2.41	400	1.44
16 Volt										
74—	593D475X9016A2TE3	4.7	A	10	2.5	.33	.268	.246	2000	.211
74—	593D106X9016A2TE3	10	A	10	1.7	.39	.353	.31	2000	.268
74—	593D106X9016B2TE3	10	B	10	0.8	.43	.342	.325	2000	.30
74—	593D106X0016C2TE3	10	C	20	0.45	1.18	.983	.721	500	.377
74—	593D106X9016C2TE3	10	C	10	0.45	1.18	.983	.721	500	.377
74—	593D156X9016B2TE3	15	B	10	0.8	.74	.685	.569	2000	.375
74—	593D226X9016B2TE3	22	B	10	0.7	.74	.685	.569	2000	.375
74—	593D336X9016C2TE3	33	C	10	0.3	.69	.599	.511	500	.467
74—	593D476X9016C2TE3	47	C	10	0.3	.69	.599	.511	500	.467
74—	593D476X9016D2TE3	47	D	10	0.15	1.55	1.27	1.03	500	.529
74—	593D107X0016D2TE3	100	D	20	0.125	2.20	1.81	1.46	500	.75
74—	593D107X9016D2TE3	100	D	10	0.125	2.20	1.81	1.46	500	.75
74—	593D107X9016E2TE3	100	E	10	0.1	2.96	2.46	2.16	400	1.29
74—	593D157X9016E2TE3	150	E	10	0.1	3.30	2.73	2.41	400	1.44
20 Volt										
74—	593D225X9020A2TE3	2.2	A	10	4.0	.33	.268	.246	2000	.211
74—	593D475X9020B2TE3	4.7	B	10	1.0	.43	.342	.325	2000	.30
74—	593D106X9020B2TE3	10	B	10	1.0	.74	.685	.569	2000	.375
74—	593D226X9020D2TE3	22	D	10	0.225	1.55	1.27	1.03	500	.529
74—	593D336X9020D2TE3	33	D	10	0.2	1.55	1.27	1.03	500	.529
74—	593D476X0020D2TE3	47	D	20	0.2	1.81	1.48	1.19	500	.615
74—	593D686X9020D2TE3	68	D	10	0.175	2.20	1.81	1.46	500	.75
74—	593D107X0020E2TE3	100	E	20	0.15	3.30	2.73	2.41	400	1.44
74—	593D107X9020E2TE3	100	E	10	0.15	3.30	2.73	2.41	400	1.44
25 Volt										
74—	593D475X0025B2TE3	4.7	B	20	1.5	.74	.685	.569	2000	.375
74—	593D106X9025C2TE3	10	C	10	0.45	1.18	.983	.721	500	.377
74—	593D156X9025D2TE3	15	D	10	0.25	1.81	1.48	1.19	500	.615
74—	593D226X9025D2TE3	22	D	10	0.2	1.81	1.48	1.19	500	.615
74—	593D336X9025E2TE3	33	E	10	0.2	3.30	2.73	2.41	400	1.44
35 Volt										
74—	593D105X0035A2TE3	1	A	20	4.0	.39	.353	.31	2000	.268
74—	593D335X9035C2TE3	3.3	C	10	0.7	1.18	.983	.721	500	.377
74—	593D475X9035C2TE3	4.7	C	10	0.5	1.18	.983	.721	500	.377
74—	593D685X9035D2TE3	6.8	D	10	0.3	1.55	1.27	1.03	500	.529
74—	593D106X9035D2TE3	10	D	10	0.3	1.55	1.27	1.03	500	.529
74—	593D156X0035D2TE3	15	D	20	0.3	1.81	1.48	1.19	500	.615
74—	593D226X9035D2TE3	22	D	10	0.3	1.33	1.06	.803	500	.696
74—	593D226X0035E2TE3	22	E	20	0.275	2.96	2.46	2.16	400	1.29
74—	593D226X9035E2TE3	22	E	10	0.275	2.96	2.46	2.16	400	1.29
50 Volt										
74—	593D225X9050C2TE3	2.2	C	10	1.5	1.13	1.04	.845	500	.572
74—	593D475X9050D2TE3	4.7	D	10	0.6	2.31	1.90	1.68	500	.90
74—	593D685X9050D2TE3	6.8	D	10	0.6	4.01	3.56	3.23	500	1.62
74—	593D106X0050E2TE3	10	E	20	0.55	3.79	3.14	2.76	400	1.66
74—	593D106X9050E2TE3	10	E	10	0.55	3.79	3.14	2.76	400	1.66

© Copyright 2013 Mouser Electronics

© Copyright 2013 Mouser Electronics

VISHAY/SPRAGUE Solid Tantalum Chip Capacitors

RoHS Compliant This product is RoHS compliant.

TR3 SERIES: TANTAMOUNT® MOLDED CASE, LOW ESR

Features:
- Operating temperature: -55°C to +85°C (to +125°C with voltage derating)
- Compatible with "High Volume" automatic pick and place equipment
- High ripple current carrying capability
- Meets IEC Specification QC300801/US0001 and EIA 535BAAE
- Low ESR



4 Volt

For quantities greater than listed, call for quote.

MOUSER STOCK NO.	Value (µF)	Case Code	Tol. ± %	ESR (Ω)	Price Each			Reel Qty.	Price Per Piece
Mfr. Mfr. Part No.					1	10	100		
74—TR3A476K004C0500	47	A	10	0.5	1.31	1.09	.804	2000	.338
74—TR3B227M004C0700	220	B	20	0.7	1.51	1.23	.997	2000	.424
74—TR3B227M004C1100	220	B	20	1.1	1.12	.938	.688	2000	.29
74—TR3E108M004C0100	1000	E	20	0.1	4.52	4.00	3.63	400	2.33

6.3 Volt

For quantities greater than listed, call for quote.

MOUSER STOCK NO.	Value (µF)	Case Code	Tol. ± %	ESR (Ω)	Price Each			Reel Qty.	Price Per Piece
Mfr. Mfr. Part No.					1	10	100		
74—TR3A106K6R3C1500	10	A	10	1.5	1.06	.897	.609	2000	.254
74—TR3A106M6R3C1500	10	A	20	1.5	.55	.495	.413	2000	.243
74—TR3A336K6R3C0600	33	A	10	0.6	1.02	.86	.553	2000	.243
74—TR3A476K6R3C0800	47	A	10	0.8	1.22	1.02	.738	2000	.314
74—TR3B476K6R3C0250	47	B	10	0.25	1.51	1.23	.997	2000	.424
74—TR3B686K6R3C0250	68	B	10	0.25	1.66	1.36	1.09	2000	.464
74—TR3B686K6R3C0500	68	B	10	0.5	1.37	1.13	.837	2000	.352
74—TR3B107K6R3C0400	100	B	10	0.4	1.49	1.23	.908	2000	.382
74—TR3B107K6R3C0500	100	B	10	0.5	1.37	1.13	.837	2000	.352
74—TR3B107M6R3C1500	100	B	20	1.5	1.25	1.04	.765	2000	.322
74—TR3C107K6R3C0150	100	C	10	0.15	1.54	1.26	.964	500	.524
74—TR3C107M6R3C0150	100	C	20	0.15	1.54	1.26	.964	500	.524
74—TR3D337K6R3C0045	330	D	10	0.045	3.38	2.80	2.47	500	1.32
74—TR3D337K6R3C0100	330	D	10	0.1	2.48	2.03	1.64	500	.845
74—TR3D337K6R3C0125	330	D	10	0.125	2.35	1.93	1.55	500	.803
74—TR3D477M6R3C0150	470	D	20	0.15	2.76	2.29	2.02	500	1.07
74—TR3D477M6R3C0200	470	D	20	0.2	2.51	2.08	1.83	500	.98

10 Volt

NEW PRODUCT

For quantities greater than listed, call for quote.

MOUSER STOCK NO.	Value (µF)	Case Code	Tol. ± %	ESR (Ω)	Price Each			Reel Qty.	Price Per Piece
Mfr. Mfr. Part No.					1	10	100		
74—TR3A475K010C1000	4.7	A	10	1	1.10	.919	.605	2000	.284
74—TR3A106K010C0900	10	A	10	0.9	1.13	.951	.698	2000	.368
74—TR3A106K010C1000	10	A	10	1	1.10	.919	.674	2000	.284
74—TR3A106K010C1800	10	A	10	1.8	1.06	.897	.609	2000	.254
74—TR3A106K010C2000	10	A	10	2	1.02	.86	.553	2000	.243
74—TR3B106K010C0750	10	B	10	0.75	1.12	.938	.688	2000	.29
74—TR3B106K010C0800	10	B	10	0.8	1.13	.963	.654	2000	.38
74—TR3A156K010C1000	15	A	10	1	1.10	.919	.674	2000	.284
74—TR3A226K010C0800	22	A	10	0.8	1.22	1.02	.746	2000	.382
74—TR3A226K010C0900	22	A	10	0.9	1.13	.951	.698	2000	.293
74—TR3A226K010C1000	22	A	10	1	1.10	.919	.674	2000	.284
74—TR3B226K010C0400	22	B	10	0.4	1.22	1.02	.746	2000	.382
74—TR3B226K010C0500	22	B	10	0.5	1.49	1.23	.908	2000	.382
74—TR3B226K010C0700	22	B	10	0.7	1.24	1.04	.701	2000	.32
74—TR3B476K010C0500	47	B	10	0.5	1.37	1.13	.837	2000	.352
74—TR3B686K010C0600	68	B	10	0.6	1.49	1.23	.899	2000	.439
74—TR3B686K010C0750	68	B	10	0.75	1.37	1.13	.837	2000	.415
74—TR3B686K010C0900	68	B	10	0.9	1.24	1.04	.76	2000	.443
74—TR3B107M010C1400	100	B	20	1.4	1.37	1.13	.837	2000	.415
74—TR3C107K010C0100	100	C	10	0.1	1.54	1.26	.964	500	.524
74—TR3C107K010C0150	100	C	10	0.15	1.47	1.20	.968	500	.499
74—TR3C107K010C0200	100	C	10	0.2	1.39	1.13	.874	500	.474
74—TR3C107M010C0100	100	C	20	0.1	1.54	1.26	.964	500	.524
74—TR3D107K010C0050	100	D	10	0.05	2.51	2.08	1.83	500	.995
74—TR3D107K010C0065	100	D	10	0.065	2.08	1.70	1.35	500	.706
74—TR3D107K010C0080	100	D	10	0.08	1.84	1.50	1.21	500	.624
74—TR3D107K010C0100	100	D	10	0.1	1.66	1.36	1.09	500	.565
74—TR3D107M010C0065	100	D	20	0.065	2.08	1.70	1.35	500	.706
74—TR3D157K010C0050	150	D	10	0.05	3.42	2.84	2.50	500	1.33
74—TR3D157K010C0100	150	D	10	0.1	2.31	1.89	1.51	500	.786
74—TR3D157K010C0150	150	D	10	0.15	3.73	3.14	2.70	500	1.48
74—TR3D227K010C0050	220	D	10	0.05	3.95	3.31	2.92	500	1.55
74—TR3D227K010C0100	220	D	10	0.1	2.51	2.08	1.83	500	.98
74—TR3D227K010C0150	220	D	10	0.15	1.51	1.23	.995	500	.659
74—TR3D227M010C0100	220	D	20	0.1	2.51	2.08	1.83	500	.98
74—TR3D337M010C0100	330	D	20	0.1	2.86	2.36	2.09	500	1.55
74—TR3D337M010C0125	330	D	20	0.125	2.76	2.29	2.02	500	1.48
74—TR3D337M010C0150	330	D	20	0.15	2.51	2.08	1.97	500	1.86
74—TR3E337K010C0060	330	E	10	0.06	4.62	4.11	3.72	400	2.05
74—TR3E337M010C0060	330	E	20	0.06	4.62	4.11	3.72	400	2.05
74—TR3W337K010C0100	330	W	10	0.1	6.49	5.77	5.23	500	2.88
74—TR3W337M010C0100	330	W	20	0.1	6.42	5.39	4.64	500	2.54
74—TR3E477K010C0100	470	E	10	0.1	6.44	4.84	4.37	400	2.38
74—TR3E477M010C0100	470	E	20	0.1	3.92	3.48	3.16	400	1.73
74—TR3E477M010C0150	470	E	20	0.15	4.25	3.52	3.10	400	1.74

16 Volt

For quantities greater than listed, call for quote.

MOUSER STOCK NO.	Value (µF)	Case Code	Tol. ± %	ESR (Ω)	Price Each			Reel Qty.	Price Per Piece
Mfr. Mfr. Part No.					1	10	100		
74—TR3A475K016C2000	4.7	A	10	2	.51	.471	.419	2000	.234
74—TR3B475K016C1500	4.7	B	10	1.5	1.13	.963	.653	2000	.273
74—TR3A106K016C1700	10	A	10	1.7	1.02	.86	.553	2000	.243
74—TR3B106K016C0500	10	B	10	0.5	1.24	1.04	.76	2000	.32
74—TR3B106K016C0800	10	B	10	0.8	1.13	.963	.653	2000	.273
74—TR3B106M016C0800	10	B	20	0.8	1.13	.963	.653	2000	.273
74—TR3C106K016C0450	10	C	10	0.45	1.25	1.05	.767	500	.40
74—TR3C106K016C0600	10	C	10	0.6	1.69	1.43	1.01	500	.617
74—TR3B226K016C0600	22	B	10	0.6	1.49	1.23	.896	2000	.382
74—TR3B226K016C0700	22	B	10	0.7	1.37	1.13	.837	2000	.352
74—TR3C226K016C0350	22	C	10	0.35	1.36	1.10	.788	500	.449
74—TR3C226K016C0375	22	C	10	0.375	1.73	1.42	1.14	500	.781
74—TR3B336K016C0350	33	B	10	0.35	1.47	1.20	.919	2000	.41
74—TR3B336K016C0500	33	B	10	0.5	1.24	1.04	.76	2000	.443
74—TR3B336K016C0700	33	B	10	0.7	1.37	1.13	.837	2000	.352
74—TR3C336K016C0300	33	C	10	0.3	1.39	1.13	.874	500	.474
74—TR3D336K016C0150	33	D	10	0.15	1.84	1.50	1.21	500	.624
74—TR3C476K016C0300	47	C	10	0.3	1.39	1.13	.874	500	.474
74—TR3C476K016C0350	47	C	10	0.35	.95	.799	.717	500	.657
74—TR3C476M016C0350	47	C	20	0.35	.86	.722	.623	500	.34
74—TR3D476K016C0100	47	D	10	0.1	1.99	1.63	1.29	500	.677
74—TR3D476K016C0150	47	D	10	0.15	1.21	1.03	.845	500	.749
74—TR3D476K016C0200	47	D	10	0.2	1.66	1.36	1.09	500	.565
74—TR3D686K016C0070	68	D	10	0.07	2.76	2.29	2.02	500	1.07
74—TR3D686K016C0150	68	D	10	0.15	1.93	1.57	1.27	500	.656
74—TR3D686M016C0070	68	D	20	0.07	2.76	2.29	2.02	500	1.07
74—TR3D107K016C0100	100	D	10	0.1	2.48	2.03	1.64	500	.845
74—TR3D107K016C0125	100	D	10	0.125	2.12	1.73	1.39	500	.72
74—TR3D107K016C0150	100	D	10	0.15	2.02	1.65	1.33	500	.686
74—TR3E107K016C0100	100	E	10	0.1	3.16	2.61	2.31	400	1.38
74—TR3E107M016C0100	100	E	20	0.1	3.16	2.61	2.31	400	1.38
74—TR3D157K016C0100	150	D	10	0.1	2.25	1.86	1.64	500	1.28
74—TR3D157K016C0125	150	D	10	0.125	2.48	2.03	1.64	500	.845
74—TR3D157K016C0150	150	D	10	0.15	2.31	1.89	1.52	500	.786
74—TR3E227K016C0100	220	E	10	0.1	4.08	3.38	2.97	400	1.79
74—TR3E227K016C0125	220	E	10	0.125	3.86	3.20	2.82	400	1.69
74—TR3E227K016C0150	220	E	10	0.15	3.51	2.90	2.56	400	1.53
74—TR3E227M016C0100	220	E	20	0.1	4.03	3.02	2.73	400	1.49

20 Volt

For quantities greater than listed, call for quote.

MOUSER STOCK NO.	Value (µF)	Case Code	Tol. ± %	ESR (Ω)	Price Each			Reel Qty.	Price Per Piece
Mfr. Mfr. Part No.					1	10	100		
74—TR3A105K020C3000	1	A	10	3	1.13	.951	.698	2000	.293
74—TR3A105K020C5500	1	A	10	5.5	1.08	.901	.565	2000	.215
74—TR3A225K020C4000	2.2	A	10	4	.46	.415	.346	2000	.203
74—TR3A335K020C4000	3.3	A	10	4	.46	.415	.346	2000	.203
74—TR3A475K020C1800	4.7	A	10	1.8	1.38	1.14	.846	2000	.356
74—TR3B475K020C1000	4.7	B	10	1	1.13	.963	.653	2000	.273
74—TR3A685K020C2600	6.8	A	10	2.6	1.20	1.00	.734	2000	.309
74—TR3A685K020C3200	6.8	A	10	3.2	1.11	.92	.593	2000	.269
74—TR3B685K020C1000	6.8	B	10	1	1.13	.963	.653	2000	.273
74—TR3B106K020C1000	10	B	10	1	1.24	1.04	.701	2000	.32
74—TR3C106K020C0400	10	C	10	0.4	1.39	1.13	.92	500	.474
74—TR3C106K020C0450	10	C	10	0.45	1.36	1.10	.788	500	.449
74—TR3B156K020C1000	15	B	10	1	1.37	1.13	.837	2000	.352
74—TR3C156K020C0400	15	C	10	0.4	1.39	1.13	.874	500	.474
74—TR3B226K020C0600	22	B	10	0.6	1.99	1.63	1.29	2000	.589
74—TR3B226K020C0800	22	B	10	0.8	1.66	1.36	1.09	2000	.464
74—TR3C226K020C0375	22	C	10	0.375	1.51	1.23	.943	500	.513
74—TR3D226K020C0225	22	D	10	0.225	1.66	1.36	1.09	500	.565
74—TR3C336K020C0200	33	C	10	0.2	1.80	1.48	1.19	500	.613
74—TR3C336K020C0300	33	C	10	0.3	1.69	1.39	1.11	500	.577
74—TR3C336K020C0350	33	C	10	0.35	1.64	1.34	1.02	500	.556
74—TR3D336K020C0200	33	D	10	0.2	1.66	1.36	1.09	500	.565
74—TR3D476K020C0100	47	D	10	0.1	2.76	2.29	2.02	500	1.07

© Copyright 2013 Mouser Electronics

© Copyright 2013 Mouser Electronics

VISHAY/SPRAGUE Solid Tantalum Chip Capacitors

RoHS Compliant This product is RoHS compliant.

TR3 SERIES: TANTAMOUNT® MOLDED CASE, LOW ESR (CONT.)

Features:
- Operating temperature: -55°C to +85°C (to +125°C with voltage derating)
- Compatible with "High Volume" automatic pick and place equipment
- High ripple current carrying capability
- Meets IEC Specification QC300801/US0001 and EIA 535BAAE
- Low ESR



20 Volt (Cont.)

PRODUCT NEW

For quantities greater than listed, call for quote.

MOUSER STOCK NO.		Value (µF)	Case Code	Tol. ± %	ESR (Ω)	Price Each			Reel Qty.	Price Per Piece
Mfr.	Mfr. Part No.					1	10	100		
74—	TR3D476K020C0150	47	D	10	0.15	2.31	1.89	1.51	500	.786
74—	TR3D476K020C0175	47	D	10	0.175	1.96	1.74	1.65	500	1.10
74—	TR3E476K020C0150	47	E	10	0.15	3.16	2.61	2.31	400	1.38
74—	TR3E476M020C0150	47	E	20	0.15	3.16	2.61	2.31	400	1.38
74—	TR3D686K020C0115	68	D	10	0.115	1.68	1.65	1.28	500	.99
74—	TR3D686K020C0150	68	D	10	0.15	2.25	1.86	1.64	500	.877
74—	TR3E686K020C0150	68	E	10	0.15	3.51	2.90	2.56	400	1.53
74—	TR3E107K020C0100	100	E	10	0.1	4.08	3.38	2.97	400	1.89
74—	TR3E107K020C0150	100	E	10	0.15	2.34	1.92	1.54	400	1.28
74—	TR3W107K020C0060	100	W	10	0.06	4.13	3.47	2.99	500	1.64
74—	TR3W107M020C0080	100	W	20	0.8	6.82	6.06	5.49	500	3.02
74—	TR3W107K020C0100	100	W	10	0.1	4.11	3.46	2.97	500	1.63
74—	TR3W107K020C0200	100	W	10	0.2	4.11	3.46	2.97	500	1.63
74—	TR3W157K020C0080	150	W	10	0.08	4.02	3.38	2.91	500	1.59
74—	TR3W157K020C0100	150	W	10	0.1	3.94	3.31	2.85	500	1.55
74—	TR3W157K020C0150	150	W	10	0.15	3.94	3.31	2.85	500	1.55
74—	TR3W157K020C0200	150	W	10	0.2	3.94	3.31	2.85	500	1.55

25 Volt

PRODUCT NEW

For quantities greater than listed, call for quote.

MOUSER STOCK NO.		Value (µF)	Case Code	Tol. ± %	ESR (Ω)	Price Each			Reel Qty.	Price Per Piece
Mfr.	Mfr. Part No.					1	10	100		
74—	TR3A105K025C4000	1	A	10	4	1.08	.901	.565	2000	.215
74—	TR3A155K025C4000	1.5	A	10	4	1.02	.86	.553	2000	.243
74—	TR3A225K025C4000	2.2	A	10	4	1.02	.86	.553	2000	.243
74—	TR3B225K025C1500	2.2	B	10	1.5	1.13	.963	.653	2000	.273
74—	TR3A335K025C3000	3.3	A	10	3	1.38	1.14	.845	2000	.356
74—	TR3A335K025C3500	3.3	A	10	3.5	1.20	1.00	.734	2000	.309
74—	TR3B335K025C1500	3.3	B	10	1.5	1.24	1.04	.701	2000	.32
74—	TR3A475K025C3000	4.7	A	10	3	1.48	1.21	.974	2000	.413
74—	TR3B475K025C0700	4.7	B	10	0.7	1.66	1.36	1.09	2000	.464
74—	TR3B475K025C1000	4.7	B	10	1	1.47	1.20	.965	2000	.41
74—	TR3B475K025C1500	4.7	B	10	1.5	1.24	1.04	.701	2000	.32
74—	TR3C475K025C0525	4.7	C	10	0.525	1.36	1.10	.788	500	.449
74—	TR3B685K025C0400	6.8	B	10	0.4	1.79	1.47	1.18	2000	.516
74—	TR3B685K025C0500	6.8	B	10	0.5	1.66	1.36	1.09	2000	.464
74—	TR3B685K025C0700	6.8	B	10	0.7	1.47	1.20	.919	2000	.41
74—	TR3C685K025C0500	6.8	C	10	0.5	.82	.749	.67	500	.502
74—	TR3B106K025C0450	10	B	10	0.45	1.37	1.13	.837	2000	.458
74—	TR3B106K025C1100	10	B	10	1.1	1.99	1.63	1.29	2000	.589
74—	TR3B106K025C1300	10	B	10	1.3	1.66	1.36	1.09	2000	.464
74—	TR3C106K025C0300	10	C	10	0.3	1.51	1.23	.995	500	.781
74—	TR3C106K025C0450	10	C	10	0.45	1.37	1.12	.906	500	.468
74—	TR3C106K025C0500	10	C	10	0.5	1.03	.874	.593	500	.428
74—	TR3C106K025C0600	10	C	10	0.6	1.03	.874	.593	500	.428
74—	TR3D106K025C0400	10	D	10	0.4	.95	.799	.717	500	.657
74—	TR3C156K025C0425	15	C	10	0.425	1.51	1.23	.943	500	.513
74—	TR3D156K025C0200	15	D	10	0.2	2.12	1.73	1.39	500	.918
74—	TR3C226K025C0250	22	C	10	0.25	1.96	1.61	1.28	500	1.23
74—	TR3C226K025C0275	22	C	10	0.275	1.92	1.56	1.25	500	.649
74—	TR3C226K025C0300	22	C	10	0.3	1.54	1.26	1.02	500	.613
74—	TR3C226K025C0400	22	C	10	0.4	1.69	1.39	1.11	500	.577
74—	TR3C226K025C0425	22	C	10	0.425	1.64	1.34	1.07	500	.556
74—	TR3D226K025C0200	22	D	10	0.2	1.93	1.57	1.27	500	.656
74—	TR3E226K025C0200	22	E	10	0.2	2.28	1.88	1.66	400	1.29
74—	TR3E226K025C0300	22	E	10	0.3	1.83	1.50	1.21	400	1.17
74—	TR3V226K025C0250	22	V	10	0.25	2.20	1.82	1.79	1000	1.74
74—	TR3V226K025C0400	22	V	10	0.4	2.34	1.92	1.54	1000	.966
74—	TR3V226K025C0500	22	V	10	0.5	2.34	1.92	1.54	1000	.966
74—	TR3D336K025C0200	33	D	10	0.2	1.93	1.57	1.27	500	.656
74—	TR3D336K025D0200	33	D	10	0.2	1.93	1.57	1.27	2500	.618
74—	TR3E336K025C0175	33	E	10	0.175	2.34	1.92	1.54	400	1.28
74—	TR3E336K025C0200	33	E	10	0.2	3.51	2.90	2.56	400	1.53
74—	TR3D476K025C0100	47	D	10	0.1	3.38	2.80	2.47	500	1.32
74—	TR3D476K025C0150	47	D	10	0.15	2.25	1.86	1.64	500	.876
74—	TR3D476K025C0250	47	D	10	0.25	2.34	1.92	1.54	500	1.26
74—	TR3E476K025C0150	47	E	10	0.15	3.86	3.20	2.82	400	1.69
74—	TR3E476K025C0200	47	E	10	0.2	3.51	2.90	2.56	400	1.53
74—	TR3W107K025C0100	100	W	10	0.1	4.27	3.58	3.09	500	1.69
74—	TR3W107K025C0150	100	W	10	0.15	4.25	3.56	3.07	500	1.68
74—	TR3W107K025C0200	100	W	10	0.2	4.25	3.56	3.07	500	1.68

35 Volt

For quantities greater than listed, call for quote.

MOUSER STOCK NO.		Value (µF)	Case Code	Tol. ± %	ESR (Ω)	Price Each			Reel Qty.	Price Per Piece
Mfr.	Mfr. Part No.					1	10	100		
74—	TR3A474K035C4000	0.47	A	10	4	1.08	.901	.565	2000	.215
74—	TR3A684K035C4000	0.68	A	10	4	1.02	.86	.553	2000	.243
74—	TR3A105K035C3000	1	A	10	3	1.25	1.04	.765	2000	.322
74—	TR3A105K035C4000	1	A	10	4	1.02	.86	.553	2000	.243
74—	TR3B105K035C2000	1	B	10	2	1.13	.963	.653	2000	.273
74—	TR3B155K035C2000	1.5	B	10	2	1.13	.963	.653	2000	.273
74—	TR3C155K035C0900	1.5	C	10	0.9	1.36	1.10	.788	500	.449
74—	TR3B225K035C2000	2.2	B	10	2	1.37	1.13	.837	2000	.352
74—	TR3B225K035C2500	2.2	B	10	2.5	1.25	1.04	.765	2000	.322
74—	TR3C225K035C0900	2.2	C	10	0.9	1.36	1.10	.788	500	.449
74—	TR3C335K035C0600	3.3	C	10	0.6	1.39	1.13	.92	500	.474
74—	TR3C335K035C0700	3.3	C	10	0.7	1.36	1.10	.788	500	.449
74—	TR3C475K035C0500	4.7	C	10	0.5	1.39	1.13	.874	500	.474
74—	TR3C685K035C0475	6.8	C	10	0.475	1.51	1.23	.943	500	.513
74—	TR3D685K035C0300	6.8	D	10	0.3	1.66	1.36	1.09	500	.565
74—	TR3C106K035C0450	10	C	10	0.45	1.51	1.23	.943	500	.513
74—	TR3D106K035C0125	10	D	10	0.125	2.25	1.86	1.64	500	1.19
74—	TR3D106K035C0135	10	D	10	0.135	2.62	2.14	1.72	500	1.16
74—	TR3D106K035C0250	10	D	10	0.25	1.84	1.50	1.21	500	.624
74—	TR3D106K035C0260	10	D	10	0.26	1.96	1.65	1.41	500	.777
74—	TR3D106K035C0300	10	D	10	0.3	1.66	1.36	1.09	500	.565
74—	TR3D106K035C0400	10	D	10	0.4	1.66	1.36	1.09	500	.565
74—	TR3D106M035C0250	10	D	20	0.25	1.84	1.50	1.21	500	.624
74—	TR3D106M035C0300	10	D	20	0.3	1.66	1.36	1.09	500	.565
74—	TR3E106K035C0200	10	E	10	0.2	2.25	1.86	1.64	400	1.28
74—	TR3D156K035C0150	15	D	10	0.15	2.25	1.86	1.53	500	.947
74—	TR3D156K035C0225	15	D	10	0.225	2.33	1.86	1.53	500	.947
74—	TR3D156K035C0300	15	D	10	0.3	1.93	1.57	1.27	500	.656
74—	TR3E156K035C0150	15	E	10	0.15	4.21	3.49	3.07	400	1.89
74—	TR3E156K035C0200	15	E	10	0.2	4.73	3.54	3.20	400	1.74
74—	TR3D226K035C0200	22	D	10	0.2	2.25	1.86	1.64	500	1.38
74—	TR3D226K035C0250	22	D	10	0.25	2.25	1.86	1.64	500	1.38
74—	TR3D226K035C0275	22	D	10	0.275	2.48	2.03	1.64	500	1.13
74—	TR3D226K035C0300	22	D	10	0.3	2.33	1.90	1.53	500	.793
74—	TR3E226K035C0200	22	E	10	0.2	3.51	2.90	2.56	400	1.53
74—	TR3E226K035C0275	22	E	10	0.275	3.16	2.61	2.31	400	1.38
74—	TR3E226K035C0300	22	E	10	0.3	4.55	3.41	3.08	400	1.67

50 Volt

For quantities greater than listed, call for quote.

MOUSER STOCK NO.		Value (µF)	Case Code	Tol. ± %	ESR (Ω)	Price Each			Reel Qty.	Price Per Piece
Mfr.	Mfr. Part No.					1	10	100		
74—	TR3B105K050C2000	1	B	10	2	2.17	1.78	1.42	2000	.608
74—	TR3C105K050C1600	1	C	10	1.6	1.96	1.61	1.28	500	.666
74—	TR3B155K050C2000	1.5	B	10	2	1.85	1.67	1.39	2000	.823
74—	TR3C155K050C1500	1.5	C	10	1.5	2.15	1.75	1.41	500	.732
74—	TR3B225K050C2000	2.2	B	10	2	2.53	2.07	1.66	2000	.995
74—	TR3C225K050C1500	2.2	C	10	1.5	2.44	2.00	1.61	500	.829
74—	TR3D225K050C0800	2.2	D	10	0.8	1.90	1.72	1.52	500	1.01
74—	TR3C335K050C1500	3.3	C	10	1.5	2.58	2.13	1.88	500	1.01
74—	TR3D335K050C0800	3.3	D	10	0.8	1.99	1.80	1.59	500	1.12
74—	TR3C475K050C0500	4.7	C	10	0.5	2.90	2.40	2.12	500	1.12
74—	TR3C475K050C0700	4.7	C	10	0.7	2.79	2.31	2.04	500	1.09
74—	TR3C475K050C1000	4.7	C	10	1	2.34	1.92	1.54	500	1.26
74—	TR3D475K050C0300	4.7	D	10	0.3	2.45	2.02	1.79	500	.954
74—	TR3D475K050C0600	4.7	D	10	0.6	2.71	2.24	1.97	500	1.06
74—	TR3E475K050C0300	4.7	E	10	0.3	5.54	4.92	4.46	400	2.46
74—	TR3D685K050C0500	6.8	D	10	0.5	3.39	2.81	2.48	500	1.32
74—	TR3D685K050C0600	6.8	D	10	0.6	2.25	1.86	1.64	500	.877
74—	TR3E685K050C0500	6.8	E	10	0.5	4.62	4.11	3.72	400	2.05
74—	TR3D106K050C0450	10	D	10	0.45	4.03	3.38	2.97	500	1.58
74—	TR3D106K050C0550	10	D	10	0.55	1.90	1.64	1.27	500	.969
74—	TR3E106K050C0300	10	E	10	0.3	3.14	2.69	2.49	400	2.33
74—	TR3E106K050C0400	10	E	10	0.4	5.40	5.07	4.50	400	2.45
74—	TR3E106K050C0500	10	E	10	0.5	5.96	4.47	4.03	400	2.19
74—	TR3E106K050C0550	10	E	10	0.55	4.88	4.32	3.92	400	2.16
74—	TR3E106M050C0300	10	E	20	0.3	10.11	7.58	6.85	400	3.72

63 Volt

For quantities greater than listed, call for quote.

MOUSER STOCK NO.		Value (µF)	Case Code	Tol. ± %	ESR (Ω)	Price Each			Reel Qty.	Price Per Piece
Mfr.	Mfr. Part No.					1	10	100		
74—	TR3E106K063C0600	10	E	10	0.6	9.02	8.43	7.27	400	4.22
74—	TR3E106M063C0600	10	E	20	0.6	8.40	7.50	7.06	400	5.19

© Copyright 2013 Mouser Electronics

© Copyright 2013 Mouser Electronics

TAP SERIES EPOXY DIPPED RADIAL TANTALUM CAPACITORS

TAP is a professional grade device manufactured with a flame retardant coating and featuring low "leakage current and impedance, very small physical sizes and exceptional temperature stability." It is designed and conditioned to operate to +125°C. Available in various lead configuration, tolerances, and packaging. Contact a Mouser Sales Representative for more information. Voltages listed are at 85°C. Derate voltage 33% at 125°C.

TAP types are all offered on radial tape, in reel format for use on high speed radial automatic insertion equipment, or performing machines. The tape format is compatible with EIA 468A standard for component taping set out by major manufacturers of radial automatic insertion equipment.

DIMENSIONS: in.

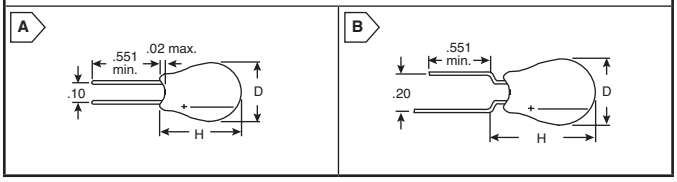

MOUSER STOCK NO. Mfr.	Mfr. Part No.	Value (µF)	Fig.	DIMENSIONS: in. D	H	LS	Tol. ±	Bulk Price Each 1	100	500	1000	MOUSER STOCK NO. Mfr.	Mfr. Part No.	Reel Quantity	Price Per Piece
6.3 Volt (8V Surge)															
581	TAP685K006SCS	6.8	A	0.18	0.28	0.1	10%	.49	.332	.225	.212	581	TAP685K006SRW	1500	.205
581	TAP106K006SCS	10	A	0.18	0.3	0.1	10%	.62	.407	.332	.264	581	TAP106K006SRW	1250	.264
581	TAP226K006SCS	22	A	0.2	0.35	0.1	10%	.80	.46	.428	.306	581	TAP226K006SRW	1250	.353
581	TAP336K006SCS	33	A	0.22	0.35	0.1	10%	.88	.589	.449	.375	581	TAP336K006SRW	1000	.375
581	TAP476K006SCS	47	A	0.24	0.39	0.1	10%	.97	.653	.449	.417	581	TAP476K006SRW	1000	.417
581	TAP686K006SCS	68	A	0.26	0.39	0.1	10%	1.17	.746	.564	.492	581	TAP686K006SRW	750	.824
581	TAP107K006SCS	100	A	0.28	0.41	0.1	10%	2.70	1.66	1.26	1.10	581	TAP107K006SRW	750	1.42
581	TAP157K006CCS	150	B	0.33	0.49	0.2	10%	3.49	2.33	1.83	1.49	581	TAP157K006CRW	1500	1.49
10 Volt (13V Surge)															
581	TAP335K010SCS	3.3	A	0.18	0.28	0.1	10%	.49	.332	.225	.212	581	TAP335K010SRW	1500	.205
581	TAP475K010SCS	4.7	A	0.18	0.28	0.1	10%	.47	.31	.209	.20	581	TAP475K010SRW	1500	.198
581	TAP685K010SCS	6.8	A	0.18	0.30	0.1	10%	.62	.407	.353	.264	581	TAP685K010SRW	1250	.264
581	TAP106K010SCS	10	A	0.2	0.33	0.1	10%	.56	.364	.31	.238	581	TAP106K010SRW	1250	.321
581	TAP156K010SCS	15	A	0.2	0.35	0.1	10%	.70	.46	.428	.289	581	TAP156K010SRW	1250	.353
581	TAP226K010SCS	22	A	0.22	0.35	0.1	10%	.87	.578	.482	.364	581	TAP226K010SRW	1000	.428
581	TAP336K010SCS	33	A	0.24	0.39	0.1	10%	1.04	.674	.556	.524	581	TAP336K010SRW	1000	.524
581	TAP476K010SCS	47	A	0.26	0.39	0.1	10%	1.80	1.20	.984	.77	581	TAP476K010SRW	750	.984
581	TAP686K010SCS	68	A	0.28	0.41	0.1	10%	2.77	1.85	1.42	1.19	581	TAP686K010SRW	750	1.42
581	TAP107K010CCS	100	B	0.33	0.49	0.2	10%	3.37	2.26	1.83	1.44	581	TAP107K010CRW	500	1.83
581	TAP157K010CCS	150	B	0.35	0.63	0.2	10%	6.97	4.68	3.62	3.42	581	TAP157K010CRW	500	3.62
581	TAP227K010CCS	220	B	0.39	0.67	0.2	10%	6.21	4.22	3.47	3.22	- - - - -		-	-
16 Volt (20V Surge)															
581	TAP225K016SCS	2.2	A	0.18	0.28	0.1	10%	.47	.31	.209	.20	581	TAP225K016SRW	1500	.198
581	TAP335K016SCS	3.3	A	0.18	0.28	0.1	10%	.47	.31	.268	.20	581	TAP335K016SRW	1500	.198
581	TAP475K016SCS	4.7	A	0.18	0.3	0.1	10%	.59	.385	.353	.251	581	TAP475K016SRW	1250	.251
581	TAP685K016SCS	6.8	A	0.2	0.33	0.1	10%	.70	.46	.356	.30	581	TAP685K016SRW	1250	.296
581	TAP106K016SCS	10	A	0.2	0.35	0.1	10%	.71	.445	.383	.304	581	TAP106K016SRW	1250	.251
581	TAP156K016SCS	15	A	0.22	0.35	0.1	10%	.87	.578	.482	.364	581	TAP156K016SRW	1000	.428
581	TAP226K016SCS	22	A	0.24	0.39	0.1	10%	.94	.621	.514	.407	581	TAP226K016SRW	1000	.407
581	TAP336K016SCS	33	A	0.24	0.39	0.1	10%	1.87	1.25	.984	.803	581	TAP336K016SRW	1000	.77
581	TAP476K016SCS	47	A	0.31	0.45	0.1	10%	2.94	1.97	1.51	1.25	581	TAP476K016SRW	750	1.51
581	TAP686K016SCS	68	A	0.35	0.49	0.1	10%	3.46	2.13	1.63	1.42	- - - - -		-	-
581	TAP107K016CCS	100	B	0.35	0.63	0.2	10%	5.81	3.89	3.01	2.48	- - - - -		-	-
20 Volt (25V Surge)															
581	TAP225K020SCS	2.2	A	0.18	0.28	0.1	10%	.49	.332	.212	.205	581	TAP225K020SRW	1500	.212
581	TAP106K020SCS	10	A	0.22	0.35	0.1	10%	.88	.589	.449	.375	581	TAP106K020SRW	1000	.482
581	TAP156K020SCS	15	A	0.24	0.39	0.1	10%	1.02	.674	.524	.428	581	TAP156K020SRW	1000	.428
581	TAP226K020SCS	22	A	0.28	0.41	0.1	10%	1.87	1.25	.963	.803	581	TAP226K020SRW	1500	.803
581	TAP336K020SCS	33	A	0.31	0.45	0.1	10%	7.70	2.70	2.50	2.31	581	TAP336K020SRW	1500	2.31
581	TAP476K020CCS	47	B	0.33	0.55	0.2	10%	2.91	1.80	1.37	1.28	581	TAP476K020CRW	500	1.71
581	TAP686K020CCS	68	B	0.35	0.63	0.2	10%	7.56	5.07	3.89	3.24	- - - - -		-	-
581	TAP107K020CCS	100	B	0.35	0.63	0.2	10%	5.81	3.89	3.01	2.48	581	TAP107K020CRW	500	3.01
25 Volt (32V Surge)															
581	TAP105K025SCS	1.0	A	0.18	0.28	0.1	10%	.47	.31	.209	.20	581	TAP105K025SRW	1500	.198
581	TAP155K025SCS	1.5	A	0.18	0.28	0.1	10%	.49	.332	.225	.212	581	TAP155K025SRW	1500	.205
581	TAP225K025SCS	2.2	A	0.18	0.28	0.1	10%	.47	.31	.268	.20	581	TAP225K025SRW	1500	.204
581	TAP335K025SCS	3.3	A	0.18	0.3	0.1	10%	.81	.424	.335	.282	581	TAP335K025SRW	1250	.264
581	TAP475K025SCS	4.7	A	0.2	0.33	0.1	10%	.62	.407	.321	.264	581	TAP475K025SRW	1250	.264
581	TAP685K025SCS	6.8	A	0.2	0.35	0.1	10%	.70	.46	.356	.337	581	TAP685K025SRW	1250	.407
581	TAP106K025SCS	10	A	0.22	0.35	0.1	10%	.64	.417	.385	.278	581	TAP106K025SRW	1000	.417
581	TAP156K025SCS	15	A	0.24	0.39	0.1	10%	2.12	1.41	1.09	.899	581	TAP156K025SRW	1000	.899
581	TAP226K025SCS	22	A	0.28	0.41	0.1	10%	2.62	1.75	1.42	1.12	581	TAP226K025SRW	750	1.42
581	TAP336K025SCS	33	A	0.31	0.45	0.1	10%	3.50	2.34	1.82	1.50	- - - - -		-	-
581	TAP476K025CCS	47	B	0.35	0.57	0.2	10%	4.69	3.14	2.75	2.00	581	TAP476K025CRW	500	2.75
35 Volt (44V Surge)															
581	TAP104K035SCS	0.1	A	0.18	0.28	0.1	10%	.49	.332	.268	.212	581	TAP104K035SRW	1500	.209
581	TAP154K035SCS	0.15	A	0.18	0.28	0.1	10%	.49	.332	.225	.212	581	TAP154K035SRW	1500	.205
581	TAP224K035SCS	0.22	A	0.18	0.28	0.1	10%	.47	.31	.209	.20	581	TAP224K035SRW	1500	.198
581	TAP334K035SCS	0.33	A	0.18	0.28	0.1	10%	.47	.289	.268	.255	581	TAP334K035SRW	1500	.224
581	TAP474K035SCS	0.47	A	0.18	0.28	0.1	10%	.49	.332	.268	.212	581	TAP474K035SRW	1500	.207
581	TAP684K035SCS	0.68	A	0.18	0.28	0.1	10%	.49	.332	.225	.212	581	TAP684K035SRW	1500	.205
581	TAP105K035SCS	1.0	A	0.18	0.28	0.1	10%	.49	.321	.268	.209	581	TAP105K035SRW	1500	.198
581	TAP155K035SCS	1.5	A	0.18	0.28	0.1	10%	.65	.338	.268	.226	581	TAP155K035SRW	1500	.212
581	TAP225K035SCS	2.2	A	0.18	0.3	0.1	10%	.57	.375	.353	.241	581	TAP225K035SRW	1250	.241
581	TAP335K035SCS	3.3	A	0.2	0.33	0.1	10%	.70	.46	.385	.30	581	TAP335K035SRW	1250	.296
581	TAP475K035SCS	4.7	A	0.22	0.35	0.1	10%	.82	.546	.428	.353	581	TAP475K035SRW	1000	.353
581	TAP685K035SCS	6.8	A	0.24	0.39	0.1	10%	.70	.46	.439	.407	581	TAP685K035SRW	1000	.471
581	TAP106K035SCS	10	A	0.24	0.39	0.1	10%	1.52	.946	.814	.646	581	TAP106K035SRW	1000	.646
581	TAP156K035SCS	15	A	0.28	0.41	0.1	10%	2.91	1.80	1.37	1.28	581	TAP156K035SRW	750	1.71
581	TAP226K035SCS	22	A	0.33	0.49	0.1	10%	3.00	2.01	1.71	1.28	581	TAP226K035SRW	500	1.71
581	TAP336K035CCS	33	B	0.35	0.57	0.2	10%	5.81	3.89	3.01	2.48	581	TAP336K035CRW	500	3.01
581	TAP476K035CCS	47	B	0.35	0.63	0.2	10%	8.69	5.83	4.47	3.72	- - - - -		-	-
50 Volt (63V Surge)															
581	TAP104K050SCS	0.1	A	0.18	0.28	0.1	10%	.56	.364	.31	.238	581	TAP104K050SRW	1500	.238
581	TAP224K050SCS	0.22	A	0.18	0.28	0.1	10%	.56	.364	.31	.238	581	TAP224K050SRW	1500	.238
581	TAP334K050SCS	0.33	A	0.18	0.28	0.1	10%	.56	.364	.31	.238	581	TAP334K050SRW	1500	.238
581	TAP474K050SCS	0.47	A	0.18	0.28	0.1	10%	.56	.364	.278	.238	581	TAP474K050SRW	1500	.238
581	TAP684K050SCS	0.68	A	0.18	0.3	0.1	10%	.56	.364	.277	.238	- - - - -		-	-
581	TAP105K050SCS	1.0	A	0.2	0.33	0.1	10%	.81	.424	.335	.282	581	TAP105K050SRW	1250	.238
581	TAP225K050SCS	2.2	A	0.22	0.35	0.1	10%	1.00	.638	.482	.417	581	TAP225K050SRW	1000	.417
581	TAP335K050SCS	3.3	A	0.24	0.39	0.1	10%	1.09	.728	.556	.46	- - - - -		-	-
581	TAP475K050SCS	4.7	A	0.26	0.39	0.1	10%	1.17	.813	.706	.589	581	TAP475K050SRW	750	1.27

© Copyright 2013 Mouser Electronics
© Copyright 2013 Mouser Electronics

KEMET Tantalum Capacitors

The Capacitance Company KEMET CHARGED.

"ULTRA DIP II" TANTALUM CAPACITORS, 10% TOLERANCE

The KEMET "Ultra Dip II" Series, miniature dipped solid tantalum capacitors, provide the designer with the advantage of compactness plus low leakage and low DF performance characteristics for filtering, bypassing, coupling, blocking and RC timing circuits. The plastic case provides a tough barrier coating and maintains precision of lead wire spacing within ±0.015 inch. The gold color epoxy utilized permits laser marking with outstanding permanency and legibility. All case sizes are printed with capacitance, voltage, polarity, and vendor identification. Solid tantalum devices exhibit no degradation failure mode during shelf storage and show a constantly decreasing failure rate (i.e., absence of wearout mechanism) during life tests. The "UltraDip II" Series provides self-insulation cases which are resistant to shock and vibration. These capacitors exhibit low DCL, ESR and Impedance and have excellent temperature stability. Voltages listed are at 85°C. Derate voltage 33% at 125°C.

RoHS Compliant

Available in various lead configuration, tolerances, and packaging. Contact a Mouser Sales Representative for more information.

T350, Straight Lead

For quantities greater than listed, call for quote.

MOUSER STOCK NO.	KEMET Part No.	Value (µf)	Dimensions: in.			Price Each		
			D	H	LS	1	25	100
6.3 Volt								
80-T350E336K006AT	T350E336K006AT	33	.216	.350	.100	1.63	1.25	.963
80-T350F476K006AT	T350F476K006AT	47	.236	.390	.100	1.68	1.14	.995
80-T350G686K006AT	T350G686K006AT	68	.250	.400	.100	1.70	1.53	1.17
80-T350H107K006AT	T350H107K006AT	100	.300	.400	.100	2.85	2.77	2.34
80-T350L337K006AT	T350L337K006AT	330	.350	.630	.200	7.94	6.85	5.65
10 Volt								
80-T350A475K010AT	T350A475K010AT	4.7	.175	.280	.100	.87	.77	.621
80-T350B685K010AT	T350B685K010AT	6.8	.175	.300	.100	1.39	1.07	.824
80-T350C106K010AT	T350C106K010AT	10	.196	.330	.100	1.39	.952	.824
80-T350E226K010AT	T350E226K010AT	22	.216	.350	.100	1.72	1.18	1.02
80-T350F336K010AT	T350F336K010AT	33	.236	.390	.100	1.85	1.26	1.09
80-T350H476K010AT	T350H476K010AT	47	.300	.400	.100	2.66	1.87	1.64
80-T350H686K010AT	T350H686K010AT	68	.300	.400	.100	2.85	2.77	2.34
80-T350J107K010AT	T350J107K010AT	100	.330	.500	.200	3.53	3.43	2.79
80-T350L227K010AT	T350L227K010AT	220	.350	.630	.200	7.94	6.85	5.65
16 Volt								
80-T350A155K016AT	T350A155K016AT	1.5	.175	.280	.100	.87	.77	.621
80-T350A225K016AT	T350A225K016AT	2.2	.175	.280	.100	1.13	.717	.616
80-T350A335K016AT	T350A335K016AT	3.3	.175	.280	.100	.87	.77	.621
80-T350B475K016AT	T350B475K016AT	4.7	.175	.300	.100	1.24	1.07	.952
80-T350E106K016AT	T350E106K016AT	10	.216	.350	.100	1.39	.952	.824
80-T350E156K016AT	T350E156K016AT	15	.216	.350	.100	1.82	1.67	1.07
80-T350F226K016AT	T350F226K016AT	22	.236	.390	.100	1.68	1.14	.992
80-T350H336K016AT	T350H336K016AT	33	.300	.400	.100	2.66	1.87	1.64
80-T350J476K016AT	T350J476K016AT	47	.330	.500	.200	4.07	3.26	2.49
80-T350K686K016AT	T350K686K016AT	68	.350	.530	.200	3.53	3.40	2.79
80-T350L107K016AT	T350L107K016AT	100	.350	.630	.200	7.70	6.61	5.22
80-T350M157K016AT	T350M157K016AT	150	.400	.670	.200	7.94	6.85	5.65
20 Volt								
80-T350C475K020AT	T350C475K020AT	4.7	.196	.330	.100	1.39	1.07	.856
80-T350E106K020AT	T350E106K020AT	10	.216	.350	.100	1.72	1.18	1.02
80-T350F156K020AT	T350F156K020AT	15	.236	.390	.100	1.28	1.10	.984
80-T350G226K020AT	T350G226K020AT	22	.250	.400	.100	2.32	2.24	1.89
80-T350K476K020AT	T350K476K020AT	47	.350	.530	.200	3.43	3.18	2.63
80-T350L686K020AT	T350L686K020AT	68	.350	.630	.200	7.70	6.61	5.22
80-T350M107K020AT	T350M107K020AT	100	.400	.670	.200	7.95	6.17	5.65
25 Volt								
80-T350A105K025AT	T350A105K025AT	1.0	.175	.280	.100	1.09	.717	.578
80-T350B225K025AT	T350B225K025AT	2.2	.175	.300	.100	1.22	.856	.706
80-T350B335K025AT	T350B335K025AT	3.3	.175	.300	.100	1.24	.952	.835
80-T350C475K025AT	T350C475K025AT	4.7	.196	.330	.100	1.49	1.02	.888
80-T350E106K025AT	T350E106K025AT	10	.216	.350	.100	1.36	1.01	.812
80-T350H226K025AT	T350H226K025AT	22	.300	.400	.100	3.48	2.41	2.18
80-T350J336K025AT	T350J336K025AT	33	.330	.500	.200	3.53	3.40	2.79
80-T350K476K025AT	T350K476K025AT	47	.350	.530	.200	5.47	4.26	3.71
80-T350L686K025AT	T350L686K025AT	68	.350	.630	.200	7.94	6.85	5.65
35 Volt								
80-T350A104K035AT	T350A104K035AT	0.1	.175	.280	.100	.87	.77	.621
80-T350A224K035AT	T350A224K035AT	0.22	.175	.280	.100	.87	.77	.621
80-T350A334K035AT	T350A334K035AT	0.33	.175	.280	.100	.87	.77	.621
80-T350A474K035AT	T350A474K035AT	0.47	.175	.280	.100	1.09	.717	.578
80-T350A684K035AT	T350A684K035AT	0.68	.175	.280	.100	.87	.77	.621
80-T350A105K035AT	T350A105K035AT	1.0	.175	.280	.100	1.09	.717	.578
80-T350B155K035AT	T350B155K035AT	1.5	.175	.300	.100	1.28	1.07	.845
80-T350C225K035AT	T350C225K035AT	2.2	.196	.330	.100	1.24	.856	.736
80-T350D335K035AT	T350D335K035AT	3.3	.196	.340	.100	1.43	.984	.845
80-T350E475K035AT	T350E475K035AT	4.7	.216	.350	.100	1.53	1.05	.899
80-T350F685K035AT	T350F685K035AT	6.8	.258	.390	.100	1.46	1.16	.899
80-T350G106K035AT	T350G106K035AT	10	.250	.400	.100	2.41	1.69	1.48
80-T350J156K035AT	T350J156K035AT	15	.330	.500	.200	3.43	3.18	2.63
80-T350K226K035AT	T350K226K035AT	22	.350	.530	.200	3.43	3.18	2.63
80-T350L336K035AT	T350L336K035AT	33	.350	.630	.200	12.93	10.35	7.77
80-T350M476K035AT	T350M476K035AT	47	.400	.670	.200	7.94	6.85	5.65
50 Volt								
80-T350A104K50AT	T350A104K050AT	0.1	.175	.280	.100	1.24	.824	.685
80-T350B105K050AT	T350B105K050AT	1.0	.175	.300	.100	1.22	.845	.706
80-T350E225K050AT	T350E225K050AT	2.2	.216	.350	.100	1.82	1.24	1.07
80-T350F335K050AT	T350F335K050AT	3.3	.236	.390	.100	1.84	1.41	1.09
80-T350G475K050AT	T350G475K050AT	4.7	.250	.400	.100	2.07	1.46	1.27
80-T350K106K050AT	T350K106K050AT	10	.350	.530	.200	5.74	5.53	3.88
80-T350M226K050AT	T350M226K050AT	22	.400	.670	.200	21.52	14.34	12.54

DIMENSIONS: in.

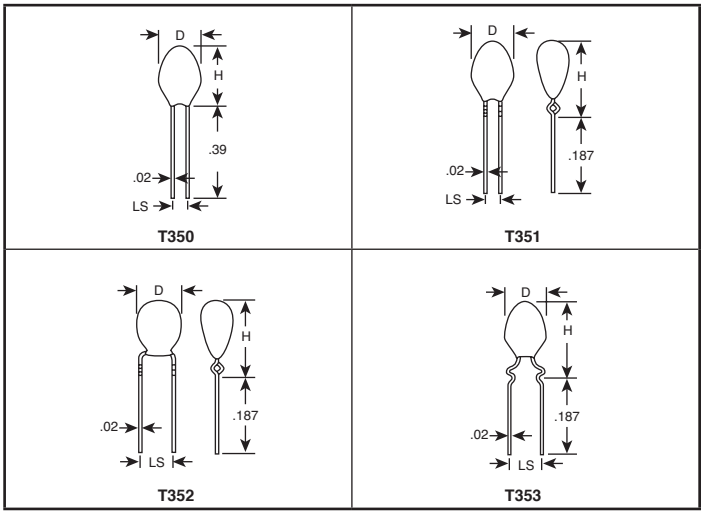

D = max. diameter, H = max. height, LS = lead spacing

T351, Formed Leads

For quantities greater than listed, call for quote.

MOUSER STOCK NO.	KEMET Part No.	Value (µf)	Dimensions: in.			Price Each		
			D	H	LS	1	25	100
10 Volt								
80-T351A475K10AT	T351A475K010AT	4.7	.175	.380	.100	.88	.803	.717
16 Volt								
80-T351A225K16AT	T351A225K016AT	2.2	.175	.380	.100	.43	.396	.353
80-T351B475K16AT	T351B475K016AT	4.7	.175	.390	.100	2.15	1.77	1.19
80-T351F226K016AT	T351F226K016AT	22	.236	.480	.100	1.33	1.16	.942
25 Volt								
80-T351B225K25AT	T351B225K025AT	2.2	.175	.390	.100	1.17	.963	.76
80-T351E106K025AT	T351E106K025AT	10	.216	.440	.100	.59	.583	.578
35 Volt								
80-T351A474K035AT	T351A474K035AT	0.47	.175	.380	.100	.88	.803	.717
80-T351A105K035AT	T351A105K035AT	1.0	.175	.380	.100	1.20	.792	.706
80-T351C225K035AT	T351C225K035AT	2.2	.196	.420	.100	2.15	1.77	1.19
80-T351G106K035AT	T351G106K035AT	10	.250	.500	.100	3.87	2.58	2.25

T352, Formed Leads

For quantities greater than listed, call for quote.

MOUSER STOCK NO.	KEMET Part No.	Value (µf)	Dimensions: in.			Price Each		
			D	H	LS	1	25	100
16 Volt								
80-T352F226K016AT	T352F226K016AT	22	.236	.500	.200	1.33	1.16	.942
25 Volt								
80-T352E106K025AT	T352E106K025AT	10	.216	.460	.200	1.67	1.48	1.18
35 Volt								
80-T352A105K035AT	T352A105K035AT	1.0	.175	.400	.200	1.20	.792	.706
80-T352F685K035AT	T352F685K035AT	6.8	.236	.500	.200	1.11	.984	.792
80-T352G106K035AT	T352G106K035AT	10	.250	.510	.200	3.87	2.58	2.25

T353, Formed Leads

For quantities greater than listed, call for quote.

MOUSER STOCK NO.	KEMET Part No.	Value (µf)	Dimensions: in.			Price Each		
			D	H	LS	1	25	100
20 Volt								
80-T353M107K020AT	T353M107K020AT	100	.400	.760	.200	12.85	11.25	8.68
25 Volt								
80-T353E106K025AT	T353E106K025AT	10	.216	.460	.200	1.56	1.37	1.19
80-T353H226K025AT	T353H226K025AT	22	.300	.520	.200	6.85	5.87	4.92
35 Volt								
80-T353A105K035AT	T353A105K035AT	1.0	.175	.400	.200	1.20	.792	.706
80-T353G106K035AT	T353G106K035AT	10	.250	.510	.200	2.15	1.93	1.52
80-T353K226K035AT	T353K226K035AT	22	.350	.630	.200	4.49	4.00	3.18
80-T353M476K035AT	T353M476K035AT	47	.400	.760	.200	11.73	10.59	8.29
50 Volt								
80-T353K106K050AT	T353K106K050AT	10	.350	.630	.200	9.99	7.73	5.77

© Copyright 2013 Mouser Electronics

© Copyright 2013 Mouser Electronics

KEMET Tantalum Capacitors

RoHS Compliant This product is RoHS compliant.

"ULTRA DIP II" TANTALUM CAPACITORS, 10% TOLERANCE

The KEMET "Ultra Dip II" Series, miniature dipped solid tantalum capacitors, provide the designer with the advantage of compactness plus low leakage and low DF performance characteristics for filtering, bypassing, coupling, blocking and RC timing circuits. The plastic case provides a tough barrier coating and maintains precision of lead wire spacing within ±0.015 inch. The gold color epoxy utilized permits laser marking with outstanding permanency and legibility. All case sizes are printed with capacitance, voltage, polarity, and vendor identification. Solid tantalum devices exhibit no degradation failure mode during shelf storage and show a constantly decreasing failure rate (i.e., absence of wearout mechanism) during life tests. The "Ultra Dip II" Series provides self-insulation cases which are resistant to shock and vibration. These capacitors exhibit low DCL, ESR and Impedance and have excellent temperature stability. Voltage rated at 85°C. Derate voltage 33% at 125°C.

Available in various lead configuration, tolerances, and packaging. Contact a Mouser Sales Representative for more information.

DIMENSIONS: in.

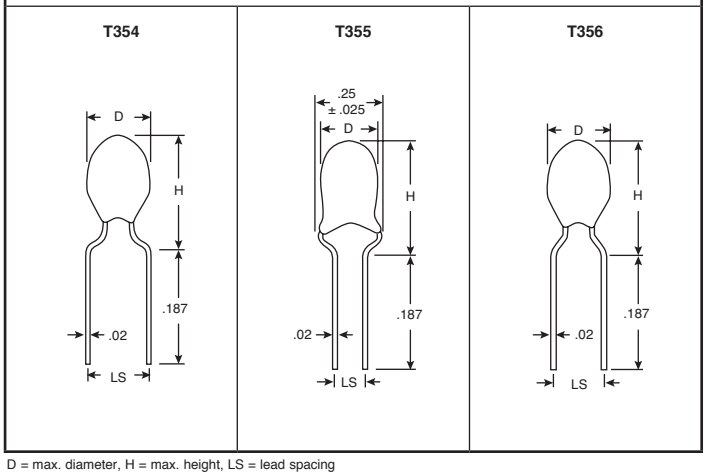

D = max. diameter, H = max. height, LS = lead spacing

T354, Formed Leads

For quantities greater than listed, call for quote.

MOUSER STOCK NO.	KEMET Part No.	Value (µf)	Dimensions: in.			Price Each		
			D	H	LS	1	25	100
6.3 Volt								
80-T354F476K006AT	T354F476K006AT	47	.236	.440	.250	1.71	1.40	1.11
80-T354L337K006AT	T354L337K006AT	330	.350	.710	.250	15.54	12.80	11.26
10 Volt								
80-T354H476K010AT	T354H476K010AT	47	.300	.470	.250	4.53	3.70	2.95
80-T354J107K010AT	T354J107K010AT	100	.330	.550	.250	5.10	4.14	3.32
80-T354L227K010AT	T354L227K010AT	220	.350	.710	.250	15.54	12.80	11.26
16 Volt								
80-T354E106K016AT	T354E106K016AT	10	.216	.400	.250	2.51	1.68	1.48
80-T354F226K016AT	T354F226K016AT	22	.236	.440	.250	2.44	1.63	1.42
80-T354K686K016AT	T354K686K016AT	68	.350	.610	.250	5.10	4.14	3.32
80-T354L107K016AT	T354L107K016AT	100	.350	.710	.250	11.04	10.82	6.45
80-T354M157K016AT	T354M157K016AT	150	.400	.740	.250	15.54	12.80	11.26
20 Volt								
80-T354E106K020AT	T354E106K020AT	10	.216	.400	.250	2.51	1.68	1.48
80-T354F156K020AT	T354F156K020AT	15	.236	.440	.250	1.68	1.42	1.11
80-T354G226K020AT	T354G226K020AT	22	.250	.450	.250	4.40	3.84	3.30
80-T354K476K020AT	T354K476K020AT	47	.350	.610	.250	4.49	4.00	3.10
80-T354L686K020AT	T354L686K020AT	68	.350	.710	.250	11.43	10.00	8.57
80-T354M107K020AT	T354M107K020AT	100	.400	.740	.250	12.85	11.25	8.68
25 Volt								
80-T354B225K025AT	T354B225K025AT	2.2	.175	.350	.250	1.17	.963	.76
80-T354C475K025AT	T354C475K025AT	4.7	.196	.380	.250	2.05	1.80	1.54
80-T354E106K025AT	T354E106K025AT	10	.216	.400	.250	1.25	1.10	.952
80-T354H226K025AT	T354H226K025AT	22	.300	.470	.250	3.33	2.94	2.35
80-T354J276K025AT	T354J276K025AT	27	.330	.550	.250	5.10	4.14	3.32
80-T354J336K025AT	T354J336K025AT	33	.330	.550	.250	5.10	4.14	3.32
80-T354K476K025AT	T354K476K025AT	47	.350	.610	.250	7.58	7.06	6.82
80-T354L686K025AT	T354L686K025AT	68	.350	.710	.250	15.54	12.80	11.26
35 Volt								
80-T354A105K035AT	T354A105K035AT	1.0	.175	.340	.250	.59	.524	.396
80-T354C225K035AT	T354C225K035AT	2.2	.196	.380	.250	1.22	.91	.76
80-T354E475K035AT	T354E475K035AT	4.7	.216	.400	.250	1.78	1.03	.792
80-T354F685K035AT	T354F685K035AT	6.8	.236	.440	.250	2.01	1.50	1.25
80-T354G106K035AT	T354G106K035AT	10	.250	.450	.250	2.47	2.25	1.74
80-T354J156K035AT	T354J156K035AT	15	.330	.550	.250	4.49	4.00	3.10
80-T354K226K035AT	T354K226K035AT	22	.350	.610	.250	4.49	4.00	3.10
80-T354L336K035AT	T354L336K035AT	33	.350	.710	.250	5.82	5.25	5.23
80-T354M476K035AT	T354M476K035AT	47	.400	.740	.250	15.54	12.80	11.26
50 Volt								
80-T354B105K050AT	T354B105K050AT	1.0	.175	.350	.250	.87	.717	.567
80-T354G475K050AT	T354G475K050AT	4.7	.250	.450	.250	2.29	1.94	1.49
80-T354K106K050AT	T354K106K050AT	10	.350	.610	.250	9.99	7.73	5.77
80-T354L156K050AT	T354L156K050AT	15	.350	.710	.250	13.11	11.46	9.83
80-T354M226K050AT	T354M226K050AT	22	.400	.740	.250	21.59	17.54	14.03

T355, Formed Leads

For quantities greater than listed, call for quote.

MOUSER STOCK NO.	KEMET Part No.	Value (µf)	Dimensions: in.			Price Each		
			D	H	LS	1	25	100
10 Volt								
80-T355F336K010AT	T355F336K010AT	33	.236	.440	.125	2.94	1.96	1.71
16 Volt								
80-T355E106K016AT	T355E106K016AT	10	.216	.400	.125	2.51	1.68	1.48
80-T355F226K016AT	T355F226K016AT	22	.236	.440	.125	2.44	1.63	1.42
20 Volt								
80-T355E106K020AT	T355E106K020AT	10	.216	.400	.125	2.51	1.68	1.48
80-T355F156K020AT	T355F156K020AT	15	.236	.440	.125	1.68	1.42	1.11
25 Volt								
80-T355B225K025AT	T355B225K025AT	2.2	.175	.350	.125	1.17	.963	.76
80-T355C475K025AT	T355C475K025AT	4.7	.196	.380	.125	1.34	.899	.781
80-T355E106K025AT	T355E106K025AT	10	.216	.400	.125	1.56	1.37	1.19
80-T355H226K025AT	T355H226K025AT	22	.300	.470	.125	8.82	5.87	5.13

T355, Formed Leads (Cont.)

For quantities greater than listed, call for quote.

MOUSER STOCK NO.	KEMET Part No.	Value (µf)	Dimensions: in.			Price Each		
			D	H	LS	1	25	100
35 Volt								
80-T355A334K035AT	T355A334K035AT	0.33	.175	.340	.125	1.19	.91	.845
80-T355A105K035AT	T355A105K035AT	1.0	.175	.340	.125	1.20	.792	.653
80-T355B155K035AT	T355B155K035AT	1.5	.175	.350	.125	1.49	1.23	1.05
80-T355C225K035AT	T355C225K035AT	2.2	.196	.380	.125	2.15	1.77	1.19
80-T355D335K035AT	T355D335K035AT	3.3	.196	.390	.125	2.08	1.37	1.21
80-T355E475K035AT	T355E475K035AT	4.7	.216	.400	.125	1.11	.974	.792
80-T355F685K035AT	T355F685K035AT	6.8	.236	.440	.125	2.01	1.50	1.25
80-T355G106K035AT	T355G106K035AT	10	.250	.450	.125	2.47	2.25	1.44
50 Volt								
80-T355B105K050AT	T355B105K050AT	1.0	.175	.350	.125	2.15	1.77	1.19
80-T355E225K050AT	T355E225K050AT	2.2	.216	.400	.125	2.26	1.50	1.32

T356, Formed Leads

For quantities greater than listed, call for quote.

MOUSER STOCK NO.	KEMET Part No.	Value (µf)	Dimensions: in.			Price Each		
			D	H	LS	1	25	100
10 Volt								
80-T356J107K010AT	T356J107K010AT	100	.330	.550	.200	3.53	3.40	2.79
16 Volt								
80-T356B475K016AT	T356B475K016AT	4.7	.175	.350	.200	1.24	.974	.845
80-T356E106K016AT	T356E106K016AT	10	.216	.400	.200	1.39	.952	.824
80-T356F226K016AT	T356F226K016AT	22	.236	.440	.200	1.16	1.03	.963
80-T356H336K016AT	T356H336K016AT	33	.300	.470	.200	2.65	2.09	1.50
80-T356J476K016AT	T356J476K016AT	47	.330	.550	.200	4.07	3.26	2.49
80-T356K686K016AT	T356K686K016AT	68	.350	.610	.200	3.53	3.40	2.79
80-T356L107K016AT	T356L107K016AT	100	.350	.710	.200	7.70	6.61	5.22
80-T356M157K016AT	T356M157K016AT	150	.400	.740	.200	13.01	11.41	8.81
20 Volt								
80-T356E106K020AT	T356E106K020AT	10	.216	.400	.200	1.72	1.18	1.02
80-T356F156K020AT	T356F156K020AT	15	.236	.440	.200	2.17	1.89	1.36
80-T356M107K020AT	T356M107K020AT	100	.400	.740	.200	7.95	6.17	5.65
25 Volt								
80-T356C475K025AT	T356C475K025AT	4.7	.196	.380	.200	1.49	1.02	.888
80-T356E106K025AT	T356E106K025AT	10	.216	.400	.200	1.82	1.24	1.07
80-T356H226K025AT	T356H226K025AT	22	.300	.470	.200	3.48	2.41	2.18
80-T356J336K025AT	T356J336K025AT	33	.330	.550	.200	3.53	3.40	2.79
80-T356K476K025AT	T356K476K025AT	47	.350	.610	.200	5.47	4.26	3.71
80-T356L686K025AT	T356L686K025AT	68	.350	.710	.200	13.01	11.41	8.81
35 Volt								
80-T356A105K035AT	T356A105K035AT	1.0	.175	.340	.200	1.09	.717	.578
80-T356C225K035AT	T356C225K035AT	2.2	.196	.380	.200	1.24	.856	.738
80-T356E475K035AT	T356E475K035AT	4.7	.216	.400	.200	1.53	1.05	.91
80-T356G106K035AT	T356G106K035AT	10	.250	.450	.200	2.41	1.69	1.48
80-T356K226K035AT	T356K226K035AT	22	.350	.610	.200	3.43	3.18	2.63
80-T356L336K035AT	T356L336K035AT	33	.350	.710	.200	12.93	10.35	7.77
50 Volt								
80-T356B105K050AT	T356B105K050AT	1.0	.175	.350	.200	.97	.845	.653
80-T356K106K050AT	T356K106K050AT	10	.350	.610	.200	5.74	5.53	3.88
80-T356M226K050AT	T356M226K050AT	22	.400	.740	.200	21.52	14.34	12.54

© Copyright 2013 Mouser Electronics

© Copyright 2013 Mouser Electronics

KEMET Tantalum Capacitors

T322 SERIES, TANTALUM, MOLDED AXIALS, 10% TOLERANCE

RoHS Compliant

These capacitors offer an extremely high capacitance-to-volume ratio while still maintaining excellent performance. Ideally suited for use in printed wiring boards and all applications requiring a high degree of packaging density.

Typical applications include decoupling, blocking, bypassing and filtering in commercial computers, data processing, communications, and other electronic equipment. The low ESR/impedance at high frequencies offered by this capacitor is especially suitable for decoupling required by high speed computers. Voltage rated at 85°C. Derate voltage 33% at 125°C.

For quantities greater than listed, call for quote.

MOUSER STOCK NO.	KEMET Part No.	Value (µf)	Dimensions: in. D	L	B	Price Each 1	10	100
6.3 Volt								
80-T322B156K006AT	T322B156K006AT	15	.110	.290	.020	1.33	1.05	.952
80-T322D476K6AT	T322D476K006AT	47	.180	.420	.020	2.33	1.83	1.42
80-T322D686K6AT	T322D686K006AT	68	.180	.420	.020	2.51	2.04	1.54
10 Volt								
80-T322A335K10AT	T322A335K010AT	3.3	.095	.260	.020	1.21	.963	.728
80-T322B475K10AT	T322B475K010AT	4.7	.110	.290	.020	1.33	1.05	.952
80-T322B106K10AT	T322B106K010AT	10	.110	.290	.020	1.33	1.05	.952
80-T322C226K10AT	T322C226K010AT	22	.180	.345	.020	2.09	1.68	1.28
80-T322D336K10AT	T322D336K010AT	33	.180	.420	.020	2.33	1.83	1.42
80-T322D476K010AT	T322D476K010AT	47	.180	.420	.020	2.51	2.04	1.54
80-T322E107K10AT	T322E107K010AT	100	.280	.530	.025	5.98	4.27	3.33
80-T322F227K10AT	T322F227K010AT	220	.300	.710	.025	11.17	9.91	7.93
15 Volt								
80-T322B335K15AT	T322B335K015AT	3.3	.110	.290	.020	1.33	1.05	.952
80-T322B685K15AT	T322B685K015AT	6.8	.110	.290	.020	1.50	1.18	.92
80-T322D226K15AT	T322D226K015AT	22	.180	.420	.020	2.33	1.83	1.42
80-T322D336K15AT	T322D336K015AT	33	.180	.420	.020	2.51	2.04	1.54
80-T322E107K015AT	T322E107K015AT	100	.280	.530	.025	5.33	4.96	3.86
20 Volt								
80-T322A105K20AT	T322A105K020AT	1.0	.095	.260	.020	1.10	.899	.728
80-T322B225K20AT	T322B225K020AT	2.2	.110	.290	.020	1.33	1.05	.952
80-T322B475K20AT	T322B475K020AT	4.7	.110	.290	.020	1.50	1.18	.888
80-T322C106K20AT	T322C106K020AT	10	.180	.345	.020	2.09	1.68	1.28
80-T322D156K020AT	T322D156K020AT	15	.180	.420	.020	2.33	1.83	1.42
80-T322D226K20AT	T322D226K020AT	22	.180	.420	.020	2.51	2.04	1.54
80-T322E476K020AT	T322E476K020AT	47	.280	.530	.025	5.98	4.27	3.33
80-T322F107K20AT	T322F107K020AT	100	.300	.710	.025	11.17	9.91	7.93
25 Volt								
80-T322A105K25AT	T322A105K025AT	1.0	.095	.260	.020	1.21	.899	.728
80-T322B225K25AT	T322B225K025AT	2.2	.110	.290	.020	1.50	1.17	.886

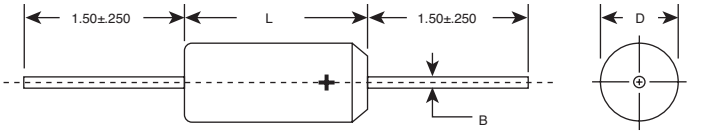

DIMENSIONS: in.

For quantities greater than listed, call for quote.

MOUSER STOCK NO.	KEMET Part No.	Value (µf)	Dimensions: in. D	L	B	Price Each 1	10	100
25 Volt (Cont.)								
80-T322C685K25AT	T322C685K025AT	6.8	.180	.345	.020	2.09	1.68	1.28
80-T322C106K25AT	T322C106K025AT	10	.180	.345	.020	2.07	1.77	1.38
80-T322D156K25AT	T322D156K025AT	15	.180	.420	.020	2.51	2.04	1.54
80-T322E226K25AT	T322E226K025AT	22	.280	.530	.025	5.98	4.27	3.33
80-T322E476K25AT	T322E476K025AT	47	.280	.530	.025	5.33	4.96	3.86
35 Volt								
80-T322A474K35AT	T322A474K035AT	0.47	.095	.260	.020	1.21	.963	.728
80-T322B105K35AT	T322B105K035AT	1.0	.110	.290	.020	1.33	1.05	.952
80-T322C225K35AT	T322C225K035AT	2.2	.180	.345	.020	2.09	1.68	1.28
80-T322C335K035AT	T322C335K035AT	3.3	.180	.345	.020	2.09	1.68	1.28
80-T322C475K35AT	T322C475K035AT	4.7	.180	.345	.020	2.09	1.68	1.28
80-T322D565K35AT	T322D565K035AT	5.6	.180	.420	.020	2.33	1.83	1.75
80-T322D685K35AT	T322D685K035AT	6.8	.180	.420	.020	2.33	1.83	1.42
80-T322D106K035AT	T322D106K035AT	10	.180	.420	.020	2.51	2.04	1.54
80-T322E226K35AT	T322E226K035AT	22	.280	.530	.025	5.98	4.27	3.33
80-T322E336K35AT	T322E336K035AT	33	.280	.530	.025	4.95	4.46	3.36
80-T322F476K35AT	T322F476K035AT	47	.300	.710	.025	11.17	9.91	7.93
50 Volt								
80-T322A104K50AT	T322A104K050AT	0.1	.095	.260	.020	1.37	1.08	.984
80-T322B105K50AT	T322B105K050AT	1	.114	.290	.020	1.31	1.08	.963
80-T322E106K50AT	T322E106K050AT	10	.280	.530	.025	4.70	4.22	3.18
80-T322F226K50AT	T322F226K050AT	22	.300	.710	.025	12.34	11.71	9.23

T110 SERIES, TANTALUM HERMETICALLY SEALED, AXIAL, 10% TOLERANCE

RoHS Compliant

KEMET standard hermetic sealed T110 Series are desirable for use in high humidity environments. They are ruggedly built, designed for miniaturized circuitry, and are especially suited for coupling, bypass filtering and R-C timing circuits. They exhibit excellent stability, extremely low DC leakage current, dissipation factor, and ESR/impedance over a wide temperature and frequency range. Voltage rated at 85°C. Derate voltage 33% at 125°C.

For quantities greater than listed, call for quote.

MOUSER STOCK NO.	KEMET Part No.	Value (µf)	Dimensions: in. D	L	B	C	Price Each 1	25	50
6.3 Volt									
80-T110B476K006AT	T110B476K006AT	47	.185	.474	.020	.610	2.74	2.63	2.21
10 Volt									
80-T110A105K010AT	T110A105K010AT	1.0	.135	.286	.020	.422	4.31	3.96	3.60
80-T110A475K010AT	T110A475K010AT	4.7	.135	.286	.020	.422	4.30	4.02	3.73
80-T110B106K010AT	T110B106K010AT	10	.185	.474	.020	.610	6.00	5.49	4.80
80-T110B226K010AT	T110B226K010AT	22	.185	.474	.020	.610	6.00	5.49	4.80
80-T110B336K010AT	T110B336K010AT	33	.185	.474	.020	.610	2.57	2.40	2.24
80-T110B396K010AT	T110B396K010AT	39	.185	.474	.020	.610	2.59	2.40	2.07
80-T110C107K010AT	T110C107K010AT	100	.289	.686	.025	.822	14.27	11.42	10.06
80-T110C127K010AT	T110C127K010AT	120	.289	.686	.025	.822	14.27	11.42	10.06
80-T110D227K010AT	T110D227K010AT	220	.351	.786	.025	.922	15.35	13.80	12.93
15 Volt									
80-T110A335K015AT	T110A335K015AT	3.3	.135	.286	.020	.422	4.31	3.96	3.60
80-T110B226K015AT	T110B226K015AT	22	.185	.474	.020	.610	2.57	2.40	2.24
80-T110D107K015AT	T110D107K015AT	100	.351	.786	.025	.922	16.38	14.72	13.79
80-T110D127K015AT	T110D127K015AT	120	.351	.786	.025	.922	16.86	15.17	13.49
20 Volt									
80-T110A105K020AT	T110A105K020AT	1.0	.135	.286	.020	.422	4.31	3.96	3.60
80-T110A225K020AT	T110A225K020AT	2.2	.135	.286	.020	.422	1.97	1.82	1.62
80-T110B106K020AT	T110B106K020AT	10	.185	.474	.020	.610	2.58	2.40	2.19
80-T110B156K020AT	T110B156K020AT	15	.185	.474	.020	.610	5.65	5.17	4.52
80-T110C476K020AT	T110C476K020AT	47	.289	.686	.025	.822	7.97	6.14	5.50
80-T110D107K020AT	T110D107K020AT	100	.351	.786	.025	.922	13.46	12.86	12.41

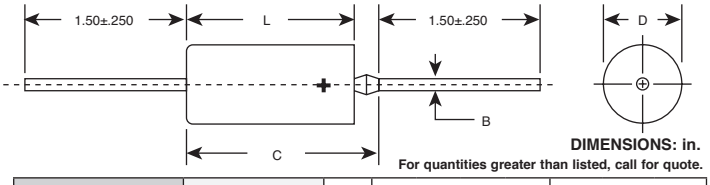

DIMENSIONS: in.

For quantities greater than listed, call for quote.

MOUSER STOCK NO.	KEMET Part No.	Value (µf)	Dimensions: in. D	L	B	C	Price Each 1	25	50
35 Volt									
80-T110A474K035AT	T110A474K035AT	0.47	.135	.286	.020	.422	4.30	4.02	3.73
80-T110A105K035AT	T110A105K035AT	1.0	.135	.286	.020	.422	1.97	1.82	1.62
80-T110B225K035AT	T110B225K035AT	2.2	.185	.474	.020	.610	2.74	2.63	2.21
80-T110B335K035AT	T110B335K035AT	3.3	.185	.474	.020	.610	2.57	2.26	2.15
80-T110B475K035AT	T110B475K035AT	4.7	.185	.474	.020	.610	2.59	2.40	2.07
80-T110B565K035AT	T110B565K035AT	5.6	.185	.474	.020	.610	2.74	2.63	2.26
80-T110B685K035AT	T110B685K035AT	6.8	.185	.474	.020	.610	2.07	1.93	1.89
80-T110C106K035AT	T110C106K035AT	10	.289	.686	.025	.822	9.84	9.42	9.10
80-T110C226K035AT	T110C226K035AT	22	.289	.686	.025	.822	7.97	6.14	5.50
80-T110D476K035AT	T110D476K035AT	47	.351	.786	.025	.922	14.97	14.58	13.89
50 Volt									
80-T110A105K050AT	T110A105K050AT	1.0	.135	.286	.020	.422	2.01	1.90	1.71
80-T110B475K050AT	T110B475K050AT	4.7	.185	.474	.020	.610	2.74	2.45	2.19
80-T110C106K050AT	T110C106K050AT	10	.289	.686	.025	.822	6.28	5.64	5.51
80-T110D226K050AT	T110D226K050AT	22	.351	.786	.025	.922	15.48	13.92	13.03

T550 SERIES, TANTALUM HERMETICALLY SEALED, AXIAL, 10% TOLERANCE

RoHS Compliant

The organic polymer characteristic of the T550 Polymer Hermetic Seal Series (PHS) from KEMET results in very low ESR and improved capacitance retention at high frequency and low temperature. The T550 PHS capacitor can be operated at voltages up to 80% of rated voltage with equivalent or better reliability than the traditional MnO2 or wet tantalum capacitors that operated at 50% of rated voltage. The capacitance range of the T550 capacitor is 100µF to 120µF @ 120 Hz/25°C and its operating temperature range is -55°C to 105°C.

For quantities greater than listed, call for quote.

MOUSER STOCK NO.	KEMET Part No.	Value (µf)	Dimensions: in. D	L	B	C	Price Each 1	20	50
6.3 Volt									
80-T550B107K060AH	T550B107K060AH	100	.312	.641	.025	.891	67.40	59.90	56.16

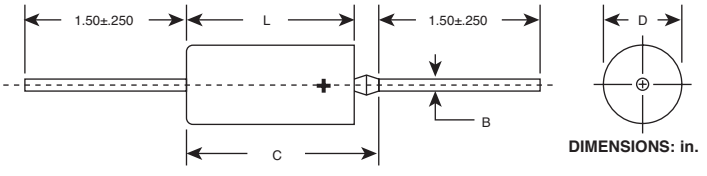

DIMENSIONS: in.

© Copyright 2013 Mouser Electronics

© Copyright 2013 Mouser Electronics

TYPE 199D SOLID TANTALUM CAPACITORS

Solid-Electrolyte TANTALEX® Capacitors Resin-Coated, Radial-Lead

Features:
- Economy and high performance are combined in these radial-lead solid-electrolyte TANTALEX® capacitors
- Rugged, reliable capacitors featuring low leakage current and low dissipation factor

Performance Characteristics:
- Operating temperature: -55°C to +85°C
- Derate voltage: 33% @ 125°C
- Capacitance Tolerance: ±10%
- Lead size: 24AWG, 0.010 nom. dia.

Case Code	Dimensions: in. (mm)	
	Diameter D (Max.)	Length L (Max.)
A	0.177 (4.40)	0.280 (7.11)
B	0.196 (5.00)	0.300 (7.62)
C	0.216 (5.50)	0.360 (9.14)
D	0.236 (6.00)	0.400 (10.16)
E	0.340 (8.60)	0.492 (12.50)
F	0.380 (9.60)	0.650 (16.50)

DIMENSIONS: in.

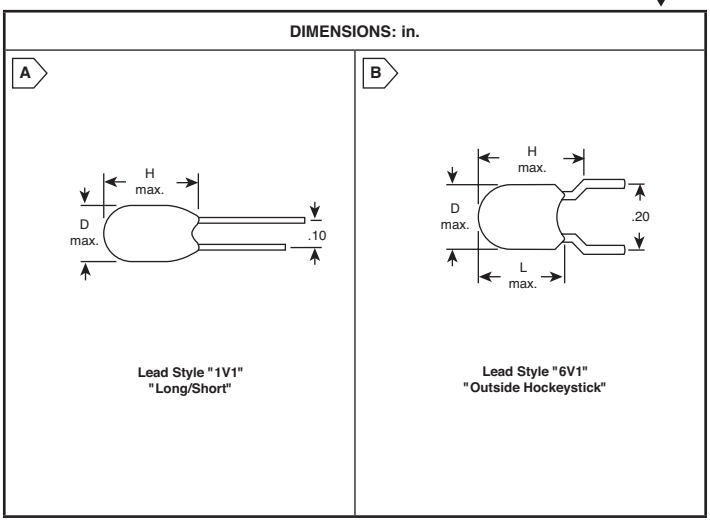

For quantities greater than listed, call for quote.

MOUSER STOCK NO.	Vishay Part No.	Fig.	Value (μF)	Case Code	Volt (DC)	Max. DLC @ 25°C, (μA)	Max. DF @ +25°C 120 Hz (%)	Price Each				
								1	25	100	500	1000
74-199D6.3V10	199D106X96R3B1V1	A	10	B	6.3	0.6	8	.92	.642	.498	.385	.332
74-199D6.3V33	199D336X96R3C1V1	A	33	C	6.3	2	8	1.13	.888	.674	.509	.449
74-199D6.3V47	199D476X96R3D1V1	A	47	D	6.3	2.9	8	1.26	.984	.746	.564	.498
74-199D6.3V68	199D686X96R3D1V1	A	68	D	6.3	4	8	1.58	1.38	.99	.858	.73
74-199D6.3V100	199D107X96R3D1V1	A	100	D	6.3	5	10	3.27	2.61	2.02	1.54	1.35
74-199D10V10	199D106X9010B1V1	A	10	B	10	1	8	1.01	.765	.547	.424	.365
74-199D10V22	199D226X9010C1V1	A	22	C	10	2	8	1.18	1.08	.698	.528	.465
74-199D10V33	199D336X9010D1V1	A	33	D	10	3	8	1.34	1.06	.794	.60	.53
74-199D10V68	199D686X9010D1V1	A	68	D	10	5	8	3.27	2.61	2.02	1.54	1.35
74-199D10V100	199D107X9010E6V1	B	100	E	10	6	10	4.96	4.34	3.10	2.48	2.24
74-199D10V220	199D227X9010F6V1	B	220	F	10	8	10	6.84	6.05	4.86	4.17	3.87
74-199D16V2.2	199D225X9016A1V1	A	2.2	A	16	0.5	6	.81	.599	.411	.325	.274
74-199D16V3.3	199D335X9016A1V1	A	3.3	A	16	0.5	6	.81	.599	.411	.325	.274
74-199D16V4.7	199D475X9016B1V1	A	4.7	B	16	0.7	6	.92	.642	.498	.385	.332
74-199D16V6.8	199D685X9016B1V1	A	6.8	B	16	1	6	1.05	.792	.571	.443	.381
74-199D16V10	199D106X9016C1V1	A	10	C	16	1.5	8	1.02	.792	.601	.455	.401
74-199D16V22	199D226X9016D1V1	A	22	D	16	3.5	8	1.26	.984	.746	.564	.498
74-199D16V33	199D336X9016D1V1	A	33	D	16	4	8	2.21	1.77	1.37	1.04	.914
74-199D16V47	199D476X9016E6V1	B	47	E	16	5	8	4.07	3.56	2.55	2.03	1.82
74-199D16V68	199D686X9016E6V1	B	68	E	16	6	8	4.96	4.34	3.10	2.48	2.24
74-199D16V100	199D107X9016F6V1	B	100	F	16	7	10	5.94	5.55	4.48	3.69	3.43
74-199D20V2.2	199D225X9020A1V1	A	2.2	A	20	0.5	6	.77	.674	.488	.385	.349
74-199D20V10	199D106X9020C1V1	A	10	C	20	2	8	1.22	.88	.722	.546	.482
74-199D20V15	199D156X9020D1V1	A	15	D	20	2.5	8	1.37	1.20	.861	.61	.578
74-199D20V22	199D226X9020D1V1	A	22	D	20	3	8	2.21	1.77	1.37	1.04	.914
74-199D20V47	199D476X9020E6V1	B	47	E	20	5	8	4.67	4.08	2.91	2.38	2.24
74-199D25V1.5	199D155X9025A1V1	A	1.5	A	25	0.5	6	.81	.599	.411	.325	.274
74-199D25V2.2	199D225X9025A1V1	A	2.2	A	25	0.5	6	.81	.599	.411	.325	.274
74-199D25V4.7	199D475X9025B1V1	A	4.7	B	25	1	6	1.05	.792	.571	.443	.381
74-199D25V6.8	199D685X9025C1V1	A	6.8	C	25	1.5	6	1.26	.984	.746	.564	.498
74-199D25V15	199D156X9025D1V1	A	15	D	25	3	8	2.44	1.93	1.50	1.14	1.00
74-199D25V22	199D226X9025D1V1	A	22	D	25	4	8	3.27	2.61	2.02	1.54	1.35
74-199D25V47E	199D476X9025E6V1	B	47	E	25	6	8	4.69	4.17	3.18	2.62	2.43
74-199D25V68	199D686X9025F6V1	B	68	F	25	7	8	6.84	6.05	4.86	4.17	3.87
74-199D35V0.1	199D104X9035A1V1	A	0.1	A	35	0.5	4	.81	.599	.411	.325	.274
74-199D35V0.15	199D154X9035A1V1	A	0.15	A	35	0.5	4	.81	.599	.411	.325	.274
74-199D35V0.22	199D224X9035A1V1	A	0.22	A	35	0.5	4	.81	.599	.411	.325	.274
74-199D35V0.47	199D474X9035A1V1	A	0.47	A	35	0.5	4	.81	.599	.411	.325	.274
74-199D35V0.68	199D684X9035A1V1	A	0.68	A	35	0.5	4	.81	.599	.411	.325	.274
74-199D35V1.0	199D105X9035A1V1	A	1	A	35	0.5	4	.81	.599	.411	.325	.274
74-199D35V1.5	199D155X9035A1V1	A	1.5	A	35	0.5	6	.77	.674	.488	.385	.349
74-199D35V2.2	199D225X9035B1V1	A	2.2	B	35	0.7	6	.96	.731	.522	.404	.348
74-199D35V3.3	199D335X9035B1V1	A	3.3	B	35	1	6	1.10	.835	.597	.462	.398
74-199D35V4.7	199D475X9035C1V1	A	4.7	C	35	1.5	6	1.13	.888	.674	.509	.449
74-199D35V15	199D156X9035E6V1	B	15	E	35	4	8	4.67	4.08	2.91	2.38	2.24
74-199D35V33	199D336X9035F6V1	B	33	F	35	6	8	5.16	4.60	3.51	2.89	2.68
74-199D35V47	199D476X9035F6V1	B	47	F	35	7	8	6.84	6.05	4.86	4.17	3.87
74-199D50V0.1	199D104X9050A1V1	A	0.1	A	50	0.5	4	.87	.631	.437	.346	.291
74-199D50V0.22	199D224X9050A1V1	A	0.22	A	50	0.5	4	.87	.631	.437	.346	.291
74-199D50V0.33	199D334X9050A1V1	A	0.33	A	50	0.5	4	.92	.642	.498	.385	.332
74-199D50V1.0	199D105X9050B1V1	A	1	B	50	0.5	4	.92	.642	.498	.385	.332
74-199D50V2.2	199D225X9050C1V1	A	2.2	C	50	1.1	6	1.26	.984	.746	.564	.523
74-199D50V10	199D106X9050F6V1	B	10	F	50	4	8	7.61	6.66	5.01	3.93	3.67
74-199D50V22	199D226X9050F6V1	B	22	F	50	6	8	7.99	7.06	5.68	4.88	4.53

© Copyright 2013 Mouser Electronics
© Copyright 2013 Mouser Electronics

150D SOLID TANTALUM CAPACITORS - HERMETICALLY-SEALED

Features:

- Terminations: Tin/lead (SnPb), 100% Tin (RoHS compliant)
- These high performance, hermetically-sealed Tantalex® capacitors have set the standard for solid-electrolyte tantalum capacitors for more than three decades
- High capacitance, low DCL, low dissipation factor and exceptional operating stability
- Performance and reliability have been proven in commercial, industrial and military applications
- Available in four case codes and capacitors are supplied with plastic-film insulation
- Terminals are solid, tinned nickel wire leads
- The Military equivalent to the 150D is the CSR13 which is qualified to MIL-C-39003/01

Specifications:

- Operating Temperature: -55°C to +85°C
- Capacitance Tolerance: ±10% standard
- ±5% available as special
- Dissipation Factor: @120Hz, +25°C
- Life Test: 2000 hours @ 85°C

LEAD-FREE

RoHS Compliant

DIMENSIONS: in.

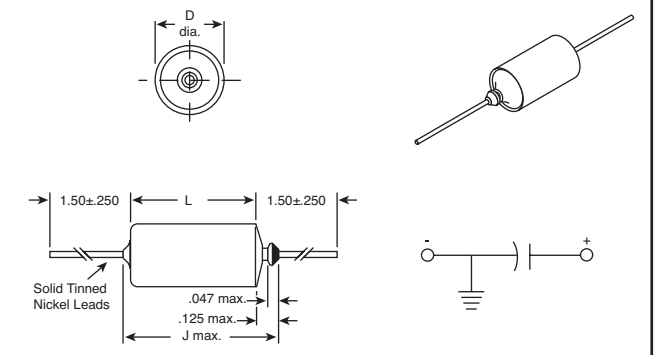

Case Size	With Insulating Sleeve*		J (Max.)	Lead Size	
	D	L		AWG No.	Nominal Dia.
A	.135±.016	.286±.031	.422	24AWG	.020
B	.185±.016	.474±.031	.610	24AWG	.020
R	.289±.016	.686±.031	.822	22AWG	.025
S	.351±.016	.786±.031	.922	22AWG	.025

* When a shrink-fitted insulation is used, it shall lap over the ends of the capacitor body

For quantities greater than listed, call for quote.

MOUSER STOCK NO.	Vishay Part No.	Volt (DC)	Value (μF)	Case Size	Price Each 1	25	50	100
74-150D476X9006B2BE3	150D476X9006B2BE3	6	47	B	5.79	3.68	2.56	2.44
74-150D475X9010A2BE3	150D475X9010A2BE3	10	4.7	A	5.59	4.11	3.53	2.93
74-150D336X9010B2BE3	150D336X9010B2BE3	10	33	B	5.79	3.68	2.56	2.44
74-150D396X9010B2BE3	150D396X9010B2BE3	10	39	B	5.79	3.68	2.56	2.44
74-150D107X9010R2BE3	150D107X9010R2BE3	10	100	R	12.81	8.15	6.00	5.39
74-150D227X9010S2BE3	150D227X9010S2BE3	10	220	S	25.72	16.39	11.36	10.83
74-150D335X9015A2BE3	150D335X9015A2BE3	15	3.3	A	5.59	4.11	3.53	2.93
74-150D226X9015B2BE3	150D226X9015B2BE3	15	22	B	5.79	3.68	2.56	2.44
74-150D225X9020A2BE3	150D225X9020A2BE3	20	2.2	A	5.59	4.11	3.53	2.93
74-150D475X9020B2BE3	150D475X9020B2BE3	20	4.7	B	5.79	3.68	2.56	2.44
74-150D106X9020B2BE3	150D106X9020B2BE3	20	10	B	5.79	3.68	2.56	2.44
74-150D156X9020B2BE3	150D156X9020B2BE3	20	15	B	5.79	3.68	2.56	2.44
74-150D336X9020R2BE3	150D336X9020R2BE3	20	33	R	12.81	8.15	6.00	5.39
74-150D476X9020R2BE3	150D476X9020R2BE3	20	47	R	12.81	8.15	6.00	5.39
74-150D107X9020S2BE3	150D107X9020S2BE3	20	100	S	25.72	16.39	11.36	10.83
74-150D104X9035A2BE3	150D104X9035A2BE3	35	0.10	A	5.59	4.11	3.53	2.93
74-150D224X9035A2BE3	150D224X9035A2BE3	35	0.22	A	5.59	4.11	3.53	2.93
74-150D474X9035A2BE3	150D474X9035A2BE3	35	0.47	A	5.59	4.11	3.53	2.93
74-150D105X9035A2BE3	150D105X9035A2BE3	35	1	A	5.59	4.11	3.53	2.93

For quantities greater than listed, call for quote.

MOUSER STOCK NO.	Vishay Part No.	Volt (DC)	Value (μF)	Case Size	Price Each 1	25	50	100
74-150D225X9035B2BE3	150D225X9035B2BE3	35	2.2	B	5.79	3.68	2.56	2.44
74-150D275X9035B2BE3	150D275X9035B2BE3	35	2.7	B	5.79	3.68	2.56	2.44
74-150D335X9035B2BE3	150D335X9035B2BE3	35	3.3	B	5.79	3.68	2.56	2.44
74-150D475X9035B2BE3	150D475X9035B2BE3	35	4.7	B	5.79	3.68	2.56	2.44
74-150D565X9035B2BE3	150D565X9035B2BE3	35	5.6	B	5.79	3.68	2.77	2.44
74-150D685X9035B2BE3	150D685X9035B2BE3	35	6.8	B	5.79	3.68	2.56	2.44
74-150D106X9035R2BE3	150D106X9035R2BE3	35	10	R	12.81	8.15	6.00	5.39
74-150D156X9035R2BE3	150D156X9035R2BE3	35	15	R	12.81	8.15	6.00	5.39
74-150D226X9035R2BE3	150D226X9035R2BE3	35	22	R	12.81	8.15	6.00	5.39
74-150D396X9035S2BE3	150D396X9035S2BE3	35	39	S	25.72	16.39	11.36	10.83
74-150D476X9035S2BE3	150D476X9035S2BE3	35	47	S	25.72	16.39	11.36	10.83
74-150D474X9050A2BE3	150D474X9050A2BE3	50	0.47	A	5.94	3.79	2.62	2.50
74-150D105X9050A2BE3	150D105X9050A2BE3	50	1	A	5.94	3.79	2.62	2.50
74-150D335X9050B2BE3	150D335X9050B2BE3	50	3.3	B	6.05	3.84	2.66	2.55
74-150D475X9050B2BE3	150D475X9050B2BE3	50	4.7	B	6.05	3.84	2.66	2.55
74-150D106X9050R2BE3	150D106X9050R2BE3	50	10	R	15.91	10.15	7.03	6.70
74-150D156X9050R2BE3	150D156X9050R2BE3	50	15	R	15.15	9.67	6.70	6.38
74-150D226X9050S2BE3	150D226X9050S2BE3	50	22	S	26.97	17.21	11.92	11.36
74-150D106X9075R2BE3	150D106X9075R2BE3	75	10	R	24.74	15.77	10.94	10.42

VISHAY TYPE 173D SOLID TANTALUM CAPACITORS

Type 173D molded case axial-lead TANTALEX® capacitors are designed for high performance automotive, industrial and commercial electronic equipment. Precision molded in gold colored, flame retardant, thermosetting epoxy resin, units are laser marked for improved legibility, while the tapered end of the case provides easy identification of the positive terminal.

Specifications:

- Operating Temperature: -55°C to +85°C
- Capacitance Tolerance: ±10%
- Dissipation Factor: @ 120Hz, +25°C
- Life Test: 2000 hours @ 85°C

Case Size	D (Max.)	L (Max.)	Lead Diameter
U	095	.260	.020
V	.110	.290	.020
W	.180	.345	.020
X	.180	.420	.020
Y	.280	.550	.025

DIMENSIONS: in.

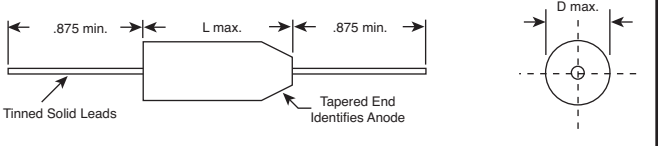

For quantities greater than listed, call for quote.

MOUSER STOCK NO.	Vishay Part No.	Volt (DC)	Value (μF)	Case Size	Price Each 1	25	50	100
74-173D10V10	173D106X9010V	10	10	V	1.42	1.19	1.07	.874
74-173D10V22	173D226X9010W	10	22	W	2.01	1.72	1.66	1.55
74-173D15V2.2	173D225X9015U	15	2.2	U	1.22	.958	.817	.75
74-173D15V6.8	173D685X9015V	15	6.8	V	1.50	1.24	1.07	.917
74-173D15V15	173D156X9015W	15	15	W	2.01	1.72	1.66	1.55
74-173D15V33	173D336X9015X	15	33	X	2.46	2.17	1.86	1.55
74-173D20V1.0	173D105X9020U	20	1	U	1.17	.915	.781	.717
74-173D20V4.7	173D475X9020V	20	4.7	V	1.55	1.28	1.11	.953
74-173D20V22	173D226X9020X	20	22	X	2.58	2.28	1.96	1.63
74-173D20V100	173D107X9020Y	20	100	Y	9.48	8.92	8.20	7.73
74-173D25V1.0	173D105X9025U	25	1	U	1.22	.958	.817	.75
74-173D25V2.2	173D225X9025V	25	2.2	V	1.50	1.24	1.07	.917
74-173D25V3.3	173D335X9025V	25	3.3	V	1.55	1.28	1.11	.953
74-173D25V6.8	173D685X9025W	25	6.8	W	2.01	1.72	1.66	1.55
74-173D25V10	173D106X9025W	25	10	W	1.93	1.65	1.59	1.49
74-173D25V12	173D126X9025X	25	12	X	2.12	1.80	1.47	1.31
74-173D25V15	173D156X9025X	25	15	X	2.58	2.28	1.96	1.63

For quantities greater than listed, call for quote.

MOUSER STOCK NO.	Vishay Part No.	Volt (DC)	Value (μF)	Case Size	Price Each 1	25	50	100
74-173D35V0.1	173D104X9035U	35	0.1	U	1.22	.958	.817	.75
74-173D35V0.33	173D334X9035U	35	0.33	U	1.22	.958	.817	.75
74-173D35V0.47	173D474X9035U	35	0.47	U	1.22	.958	.817	.75
74-173D35V1.0	173D105X9035V	35	1	V	1.42	1.19	1.07	.874
74-173D35V1.5	173D155X9035V	35	1.5	V	1.55	1.28	1.11	.953
74-173D35V2.2	173D225X9035W	35	2.2	W	2.01	1.72	1.66	1.55
74-173D35V3.3	173D335X9035W	35	3.3	W	2.01	1.72	1.66	1.55
74-173D35V4.7	173D475X9035W	35	4.7	W	1.61	1.36	1.11	.984
74-173D35V6.8	173D685X9035X	35	6.8	X	1.88	1.59	1.31	1.16
74-173D35V10	173D106X9035X	35	10	X	1.96	1.80	1.47	1.31
74-173D35V22	173D226X9035Y	35	22	Y	5.87	5.18	4.98	4.14
74-173D35V47	173D476X9035Y	35	47	Y	9.48	8.92	8.20	7.73
74-173D50V0.1	173D104X9050U	50	0.1	U	1.03	.937	.892	.796
74-173D50V0.22	173D224X9050U	50	0.22	U	1.03	.937	.892	.796
74-173D50V0.47	173D474X9050V	50	0.47	V	1.16	1.01	.841	.803
74-173D50V1.0	173D105X9050V	50	1	V	1.14	.974	.792	.706
74-173D50V2.2	173D225X9050W	50	2.2	W	2.10	1.84	1.57	1.32
74-173D50V4.7	173D475X9050X	50	4.7	X	2.50	2.12	1.73	1.54

© Copyright 2013 Mouser Electronics

© Copyright 2013 Mouser Electronics

AVX Electrolytic Tantalum Capacitors

RoHS Compliant **This product is RoHS compliant.**

A KYOCERA GROUP COMPANY

TANTALUM FUSED CAPACITORS

Fused Tantalum Capacitors offer protection from possible damaging short circuit failure modes. This is accomplished with an internal fuse using thin film technology that is in series with the capacitor. The AVX fused tantalum offers lower ESR limits than competitive fused tantalum capacitors.

Features:

- Molded Case
- Internal thin-film fuse
- Fail safe operation while maintaining low ESR
- Fuse characteristics can be specified
- Lower ESR and faster actuation than competition
- Compatible with lead-free solder processes
- Stable lead-times

Applications:

- Industrial: Failure intolerant systems
- Computers
- Server backplanes
- Highend computing and decoupling
- Parallel capacitor banks that will benefit from redundancy
- All Markets
- Uninterruptible power supplies
- Lower ESR than competing product
- Higher ripple current capability

RoHS Compliant

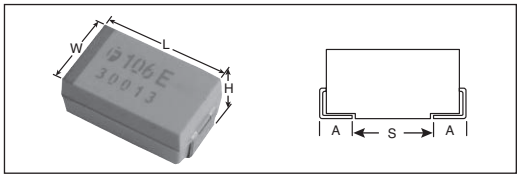

DIMENSIONS: mm (in.)

Code	EIA Code	L±0.20 (0.008)	W+0.20 (0.008) -0.10(0.004)	H±0.20 (0.008) -0.10(0.004)	W_1 ±0.20(0.008)	A+0.30 (0.012) -0.20(0.008)	S Min.
D	7343-31	7.30 (0.287)	4.30 (0.169)	2.90 (0.114)	2.40 (0.094)	1.30 (0.051)	4.40 (0.173)

PRODUCT NEW

MOUSER STOCK NO.	AVX Part No.	Volt	Value (μF)	Tol. ± %	DCL (uA) Max.	ESR max (mohms) @ 100kHz	Price Each 1	10	100	500	1000
TAW Series											
581-TAWD476K010R0500	TAWD476K010R0500	10	47	10	4.7	500	2.35	1.93	1.39	.942	.91
581-TAWD476M010R0500	TAWD476M010R0500	10	47	20	4.7	500	2.76	2.29	1.92	1.07	.942
581-TAWD107K010R0500	TAWD107K010R0500	10	100	10	10	500	2.35	1.93	1.39	.942	.91
581-TAWD107M010R0500	TAWD107M010R0500	10	100	20	10	500	2.76	2.29	1.92	1.07	.942
581-TAWD336K016R0600	TAWD336K016R0600	16	33	10	5.3	600	2.35	1.93	1.39	.942	.91
581-TAWD336M016R0600	TAWD336M016R0600	16	33	20	5.3	600	2.76	2.29	1.92	1.07	.942
581-TAWD226K020R0500	TAWD226K020R0500	20	22	10	4.4	500	3.11	2.58	2.16	1.21	1.06
581-TAWD685K035R0600	TAWD685K035R0600	35	6.8	10	2.4	600	3.73	3.09	2.59	1.46	1.27
581-TAWD106K025R0600	TAWD106K025R0600	25	10	10	2.5	600	3.24	2.57	2.25	1.26	1.10
581-TAWD106M025R0600	TAWD106M025R0600	25	10	20	2.5	600	2.94	2.43	2.03	1.14	1.01
581-TAWD226K025R0600	TAWD226K025R0600	25	22	10	5.5	600	3.24	2.57	2.25	1.26	1.10
581-TAWD106K035R0600	TAWD106K035R0600	35	10	10	3.5	600	3.91	3.23	2.71	1.52	1.33
581-TAWD685K050R0700	TAWD685K050R0700	50	6.8	10	3.4	700	4.31	3.96	3.80	1.73	1.62
581-TAWD685M050R0700	TAWD685M050R0700	50	6.8	20	3.4	700	3.93	3.49	3.05	1.57	1.47
TBW Series											
581-TBWD156K35CBDB	TBWD156K035CBDB0000	35	15	10	5.3	0.75	35.58	32.86	30.33	25.28	22.75
581-TBWD475K50CBDB	TBWD475K050CBDB0000	50	4.7	10	2.4	0.75	51.54	44.17	39.54	32.95	29.65

TWA WET ELECTROLYTIC TANTALUM CAPACITOR

The TWA series is an axial leaded wet electrolytic tantalum capacitor and represents a new level of high CV (capacitance/voltage) previously unavailable in this technology. TWA incorporates a novel, very high capacitance cathode system that allows for higher CV designs, well beyond values specified in the Mil-PRF-39006 drawing. TWA products are listed on DSCC 93026 Rev. P, which includes new high capacitance/voltage ratings.

This design includes a welded tantalum can and header assembly that provides a hermetic seal to withstand the harsh shock and vibration requirements of 39006.

Customized capacitance and voltage packages are possible and welcomed. Contact Mouser Electronics about design possibilities beyond those contained in this datasheet.

RoHS Compliant

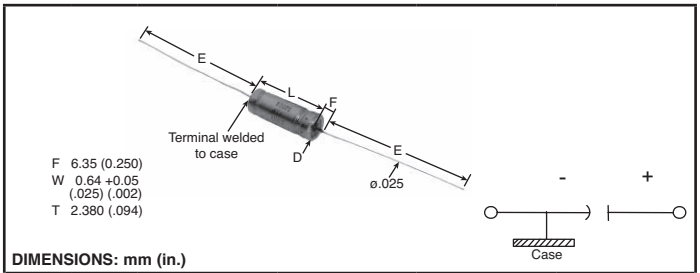

DIMENSIONS: mm (in.)

Case Size DSCC	Case Size AVX	L +0.79(.031) 0.41(.016)	D +0.41(.016)	D^1	E ±6.35(.250)
T1	A	11.51 (.453)	4.78 (.188)	5.56 (.219)	38.10 (1.500)
T2	B	16.28 (.641)	7.14 (.281)	7.92 (.312)	57.15 (2.250)
T3	D	19.46 (.766)	9.52 (.375)	10.31 (.406)	57.15 (2.250)
T4	E	26.97 (1.062)	9.52 (.375)	10.31 (.406)	57.15 (2.250)

MOUSER STOCK NO.	AVX Part No.	Volt	Value (μF)	Tol. ± %	Case Size	ESR max (Ω) @ 120kHz	DC Leakage max (uA) +25°C	AC Ripple (mA rms) 85°C at 40kHz	Price Each 1	5	20	40
581-TWAB567K025CBSZ	TWAB567K025CBSZ0000	25	560	10	B	0.83	2	2100	91.97	76.63	71.02	56.20
581-TWAD128K25CBSZ	TWAD128K025CBSZ0000	25	1200	10	D	0.65	5	2600	83.30	81.18	74.63	70.12
581-TWAE188K25CBSZ	TWAE188K025CBSZ0000	25	1800	10	E	0.5	6	3100	136.46	116.63	104.97	102.30
581-TWAE228K25CBSZ	TWAE228K025CBSZ0000	25	2200	10	E	0.5	10	3200	136.46	116.63	104.97	102.30
581-TWAB477K30CBSZ	TWAB477K030CBSZ0000	30	470	10	B	0.85	2	1800	91.97	76.63	71.02	69.00
581-TWAD108K30CBSZ	TWAD108K030CBSZ0000	30	1000	10	D	0.7	7	2500	83.30	81.18	74.63	70.12
581-TWAE158K30CBSZ	TWAE158K030CBSZ0000	30	1500	10	E	0.6	12	3000	136.46	116.63	104.97	102.30
581-TWAA686K50CBSZ	TWAA686K050CBSZ0000	50	68	10	A	1.5	1	1050	98.29	84.53	76.84	74.14
581-TWAB227K50CBSZ	TWAB227K050CBSZ0000	50	220	10	B	0.9	2	1800	91.97	76.63	71.02	69.00
581-TWAD477K50CBSZ	TWAD477K050CBSZ0000	50	470	10	D	0.75	3	2100	83.30	81.18	74.63	70.12
581-TWAE687K50CBSZ	TWAE687K050CBSZ0000	50	680	10	E	0.7	5	2750	136.46	116.63	104.97	102.30
581-TWAA476K60CBSZ	TWAA476K060CBSZ0000	60	47	10	A	2	1	1050	98.29	84.53	76.84	74.14
581-TWAB157K60CBSZ	TWAB157K060CBSZ0000	60	150	10	B	1.1	2	1650	91.97	76.63	71.02	69.00
581-TWAD397K60CBSZ	TWAD397K060CBSZ0000	60	390	10	D	0.9	3	2100	83.30	81.18	74.63	70.12
581-TWAE567K60CBSZ	TWAE567K060CBSZ0000	60	560	10	E	0.8	5	2750	118.70	108.00	93.89	88.64
581-TWAE108K60CBSZ	TWAE108K060CBSZ0000	60	1000	10	E	1	12	3200	136.46	116.63	104.97	102.30
581-TWAA336K75CBSZ	TWAA336K075CBSZ0000	75	33	10	A	2.5	1	1050	98.29	84.53	76.84	74.14
581-TWAB117K75CBSZ	TWAB117K075CBSZ0000	75	110	10	B	1.3	2	1650	91.97	76.63	71.02	69.00
581-TWAD337K75CBSZ	TWAD337K075CBSZ0000	75	330	10	D	1	3	2100	83.30	81.18	74.63	70.12
581-TWAE477K75CBSZ	TWAE477K075CBSZ0000	75	470	10	E	0.9	5	2750	136.46	116.63	104.97	102.30
581-TWAA156K100CBSZ	TWAA156K100CBSZ0000	100	15	10	A	3.5	1	1050	98.29	84.53	76.84	74.14
581-TWAB686K100CBSZ	TWAB686K100CBSZ0000	100	68	10	B	2.1	2	1650	91.97	76.63	71.02	69.00
581-TWAD157K100CBSZ	TWAD157K100CBSZ0000	100	150	10	D	1.6	3	2100	83.30	81.18	74.63	70.12
581-TWAE227K100CBSZ	TWAE227K100CBSZ0000	100	220	10	E	1.2	5	2750	136.46	116.63	104.97	102.30
581-TWAB476K125CBSZ	TWAB476K125CBSZ0000	125	47	10	B	2.3	2	1650	91.97	76.63	71.02	69.00
581-TWAD107K125CBSZ	TWAD107K125CBSZ0000	125	100	10	D	1.8	3	2100	83.30	81.18	74.63	70.12
581-TWAE157K125CBSZ	TWAE157K125CBSZ0000	125	150	10	E	1.6	5	2750	136.46	116.63	104.97	102.30

© Copyright 2013 Mouser Electronics
© Copyright 2013 Mouser Electronics

VISHAY Wet Tantalum Capacitors

VISHAY T16 SERIES

DIMENSIONS: in. (mm)

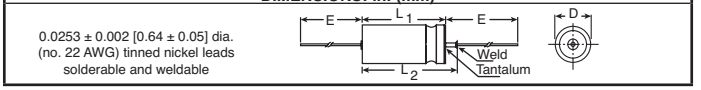

Case Code		D	L1	L2 (max.)	E
Type T16	ST				
D	T4	0.375±0.016 (9.53±0.41)	1.062+0.031/-0.016 (26.97+0.79/-0.41)	1.343 (34.11)	2.250±0.250 (57.15±6.35)

NEW PRODUCT

RoHS Compliant

For quantities greater than listed, call for quote.

MOUSER STOCK NO.	Volt	Value	Case	Tol.	Price Each			
Mfr. Mfr. Part No.	(DC)	(µF)	Size	± %	1	10	20	50
74—T16D687K050EZSS	50	680	D	10	159.10	131.36	119.12	108.52
74—T16D567K060EZSS	60	560	D	10	159.10	131.36	119.12	108.52
74—T16D477K075EZSS	75	470	D	10	159.10	131.36	119.12	108.52
74—T16D227K100EZSS	100	220	D	10	159.10	131.36	119.12	108.52
74—T16D157K125EZSS	125	150	D	10	159.10	131.36	119.12	108.52

VISHAY M34/M35 SURFACE MOUNT WET TANTALUM CAPACITORS

M34 and M35 wet tantalum electrolytic chip capacitors incorporate the advantages of all the varieties of electrolytic capacitors and elimate most of the disadvantages. They have a higher ripple current capability than any other electrolytic type with similar combinations of capacitance and case size.

Features:

- Very low ESR
- High ripple current capability
- Transient reverse voltage capability
- Low DCL

NEW! TECHNOLOGY

Specifications:

- Operating Temperature: -55°C to +85°C
- Life Test: Capacitors shall be capable of withholding a 2000 h life test at 85°C at rated voltage
- Termination: A = 100% Tin (RoHS Compliant)
  B = Tin/Lead

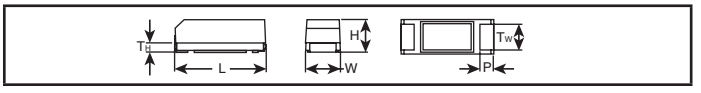

DIMENSIONS: in.

L(Max.)	W	H	P(Min.)	TW	TH (Min.)
21.2	8 ± 0.3	7.5 ± 0.3	3.0	6.0 ± 0.3	1.9

For quantities greater than listed, call for quote.

MOUSER STOCK NO.	Volt	Value	Case	Tol.	Price Each			
Mfr. Mfr. Part No.	(DC)	(µF)	Size	± %	1	5	10	20
74—M34C107K030AZSS	30	100	C	10	71.62	69.16	66.70	63.77
74—M34C107K030BZSS	30	100	C	10	70.16	67.97	65.77	62.85
74—M34C686K050BZSS	50	68	C	10	70.16	67.97	65.77	62.85
74—M34C476K060AZSS	60	47	C	10	71.62	69.16	66.70	63.77
74—M34C476K060BZSS	60	47	C	10	70.16	67.97	65.77	62.85
74—M34C336K075BZSS	75	33	C	10	70.16	67.97	65.77	62.85
74—M34C156K100BZSS	100	15	C	10	70.16	67.97	65.77	62.85
74—M34C106K125AZSS	125	10	C	10	71.62	69.16	66.70	63.77
74—M34C106K125BZSS	125	10	C	10	70.16	67.97	65.77	62.85
74—M35C276K060AZSS	60	27	C	10	63.34	61.36	59.39	57.80

VISHAY 135D WET TANTALUM CAPACITORS

DIMENSIONS: in. (mm)

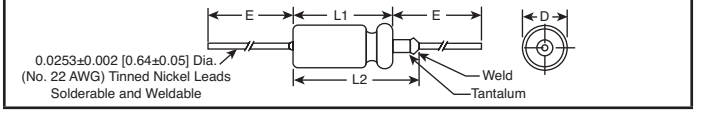

Case Code		D	L1	L2	E	Weight in Grams (Max.)
Type 135D	CLR 79/81 Equiv.					
C	T1	0.188±0.016 (4.78±0.41)	0.453 +0.031-0.016 (11.51 +0.79-0.41)	0.734 (18.64)	1.500±0.250 (38.10±6.35)	2.6
F	T2	0.281±0.016 (7.14±0.41)	0.641 +0.031 -0.016 (16.28 +0.79-0.41)	0.922 (23.42)	2.250±0.250 (57.15± 6.35)	6.2
T	T3	0.375±0.016 (9.53±0.41)	0.766 +0.031-0.016 (19.46 +0.79-0.41)	1.047 (26.59)	2.250±0.250 (57.15±6.35)	11.6
K	T4	0.375±0.016 (9.53±0.41)	1.062 +0.031-0.016 (26.97 +0.79-0.41)	1.343 (34.11)	2.250±0.250 (57.15±6.35)	17.7

For quantities greater than listed, call for quote.

MOUSER STOCK NO.	Volt	Value	Case	Tol.±	Price Each			
Mfr. Mfr. Part No.	(DC)	(µF)	Size	%	1	5	10	20
74—135D127X0010C6	10	120	C	20	60.55	58.13	55.70	54.50
74—135D107X9015C6	15	100	C	10	60.55	58.13	55.70	54.50
74—135D107X0015C6	15	100	C	20	60.55	58.13	55.70	54.50
74—135D277X0015F6	15	270	F	20	80.46	77.24	74.01	72.41
74—135D226X0025C6	25	22	C	20	54.17	52.00	49.84	48.75
74—135D566X9025C6	25	56	C	10	60.55	58.13	55.70	54.50
74—135D566X0025C6	25	56	C	20	52.09	48.45	47.24	46.03
74—135D686X9025C6	25	68	C	10	49.17	48.28	45.58	43.99
74—135D107X9025F6	25	100	F	10	72.30	66.51	65.07	57.84
74—135D277X0025F6	25	270	F	20	80.46	77.24	74.01	72.41
74—135D476X0030C6	30	47	C	20	60.55	58.13	55.70	54.50
74—135D566X0030C6	30	56	C	20	60.55	58.13	55.70	54.50

MOUSER STOCK NO.	Volt	Value	Case	Tol.±	Price Each			
Mfr. Mfr. Part No.	(DC)	(µF)	Size	%	1	5	10	20
74—135D157X0030F6	30	150	F	20	80.46	77.24	74.01	72.41
74—135D106X9050C6	50	10	C	10	54.17	52.00	49.84	48.75
74—135D106X0050C6	50	10	C	20	51.19	47.62	46.43	45.24
74—135D336X9050C6	50	33	C	10	60.55	58.13	55.70	54.50
74—135D476X0050F6	50	47	F	20	72.30	66.51	65.07	57.84
74—135D127X9050F6	50	120	F	10	80.46	77.24	74.01	72.41
74—135D127X0050F6	50	120	F	20	80.46	77.24	74.01	72.41
74—135D276X9060C6	60	27	C	10	60.55	58.13	55.70	54.50
74—135D396X0060F6	60	39	F	20	72.30	66.51	65.07	57.84
74—135D107X9060F6	60	100	F	10	80.46	77.24	74.01	72.41
74—135D107X0060F6	60	100	F	20	80.46	77.24	74.01	72.41
74—135D147X0060K6	60	140	K	20	114.35	105.21	102.91	91.49
74—135D685X0075C6	75	6.8	C	20	54.17	52.00	49.84	48.75
74—135D226X9075C6	75	22	C	10	60.55	58.13	55.70	54.50
74—135D226X0075C6	75	22	C	20	60.55	58.13	55.70	54.50
74—135D336X0075F6	75	33	F	20	72.30	66.51	65.07	57.84
74—135D826X0075F6	75	82	F	20	80.46	77.24	74.01	72.41
74—135D227X9075K6	75	220	K	10	128.41	118.15	115.57	102.74
74—135D475X9100C6	100	4.7	C	10	54.17	52.00	49.84	48.75
74—135D475X0100C6	100	4.7	C	20	54.17	52.00	49.84	48.75
74—135D106X9100C6	100	10	C	10	58.99	58.06	55.70	26.64
74—135D106X0100C6	100	10	C	20	60.55	58.13	55.70	54.50
74—135D226X0100F6	100	22	F	20	72.30	66.51	65.07	57.84
74—135D175X0125C6	125	1.7	C	20	54.17	52.00	49.84	48.75
74—135D365X0125C6	125	3.6	C	20	54.17	52.00	49.84	48.75
74—135D685X9125C6	125	6.8	C	10	60.55	58.13	55.70	54.50
74—135D146X9125F6	125	14	F	10	72.30	66.51	65.07	57.84
74—135D256X0125T6	125	25	T	20	92.50	85.09	83.24	74.00
74—135D276X9125F6	125	27	F	10	88.17	81.12	79.35	70.53
74—135D276X0125F6	125	27	F	20	80.46	77.24	74.01	72.41
74—135D476X9125T6	125	47	T	10	102.40	94.20	92.15	81.92
74—135D566X9125K6	125	56	K	10	114.35	105.21	102.91	91.49
74—135D566X0125K6	125	56	K	20	114.35	105.21	102.91	91.49
74—135D826X0125K6	125	82	K	20	128.41	118.15	115.57	102.74

VISHAY 109D WET TANTALUM CAPACITORS

DIMENSIONS: in.

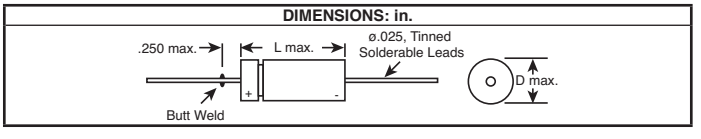

Case Size	With Plastic-Film Insulating Sleeve		Lead Length
	D ± 0.016 (Max.)	L (Max.)	± .250
C	.219	.608	1.500
F	.312	.796	2.250
T	.406	.921	2.250
K	.406	1.217	2.250

For quantities greater than listed, call for quote.

MOUSER STOCK NO.	Volt	Value	Case	Price Each			
Mfr. Mfr. Part No.	(DC)	(µF)	Size	1	5	10	20
74—109D567X9010F2	10	560	F	41.16	38.65	38.25	35.99
74—109D108X9010T2	10	1000	T	51.84	48.16	46.97	45.31
74—109D107X9015C2	15	100	C	34.59	32.25	30.20	28.40
74—109D397X9015F2	15	390	F	41.16	38.25	35.99	33.75
74—109D827X9015T2	15	820	T	51.84	48.16	46.97	45.31
74—109D226X9025C2	25	22	C	27.85	25.89	24.89	24.36
74—109D107X9025F2	25	100	F	32.88	31.23	30.55	28.76
74—109D277X9025F2	25	270	F	41.16	38.65	38.25	35.99
74—109D567X9025T2	25	560	T	51.84	48.16	46.97	45.31
74—109D687X9025K2	25	680	K	71.68	66.59	64.36	62.67
74—109D156X9030C2	30	15	C	27.85	25.89	24.89	24.36

MOUSER STOCK NO.	Volt	Value	Case	Price Each			
Mfr. Mfr. Part No.	(DC)	(µF)	Size	1	5	10	20
74—109D157X9030F2	30	150	F	41.16	38.65	38.25	35.99
74—109D187X9030F2	30	180	F	41.16	38.65	38.25	35.99
74—109D227X9030F2	30	220	F	41.16	38.65	38.25	35.99
74—109D337X9030T2	30	330	T	51.84	48.16	45.31	42.50
74—109D477X9030T2	30	470	T	51.84	48.16	46.97	45.31
74—109D106X9050C2	50	10	C	27.85	25.89	24.89	24.36
74—109D336X9050C2	50	33	C	34.81	33.60	32.34	30.43
74—109D476X9050F2	50	47	F	32.88	31.23	30.55	28.76
74—109D127X9050F2	50	120	F	41.16	38.65	38.25	35.99
74—109D277X9050T2	50	270	T	51.84	48.16	46.97	45.31
74—109D337X9050K2	50	330	K	71.68	66.59	64.36	62.67
74—109D686X9060F2	60	68	F	41.16	38.65	38.25	35.99
74—109D107X9060F2	60	100	F	41.16	38.65	38.25	35.99
74—109D227X9060T2	60	220	T	51.84	48.16	46.97	45.31
74—109D156X9075C2	75	15	C	34.81	33.60	32.34	30.43
74—109D226X9075C2	75	22	C	34.81	33.60	32.34	30.43
74—109D336X9075F2	75	33	F	32.88	31.23	30.55	28.76
74—109D406X9075T2	75	40	T	41.53	38.57	37.24	36.29
74—109D476X9075F2	75	47	F	41.16	38.65	38.25	35.99
74—109D566X9075F2	75	56	F	41.16	38.65	38.25	35.99
74—109D826X9075F2	75	82	F	41.16	38.65	38.25	35.99
74—109D117X9075T2	75	110	T	51.84	48.16	46.97	45.31
74—109D187X9075T2	75	180	T	51.84	48.16	46.97	45.31
74—109D475X9100C2	100	4.7	C	27.85	25.89	24.89	24.36
74—109D106X9100C2	100	10	C	34.81	33.60	32.34	30.43
74—109D226X9100F2	100	22	F	32.88	31.23	30.55	28.76
74—109D396X9100F2	100	39	F	41.16	38.65	38.25	35.99
74—109D686X9100T2	100	68	T	51.84	48.16	45.31	42.50

© Copyright 2013 Mouser Electronics

© Copyright 2013 Mouser Electronics

MURATA Lead Free SMD Ceramic Trimmer Capacitors

DIMENSIONS: mm

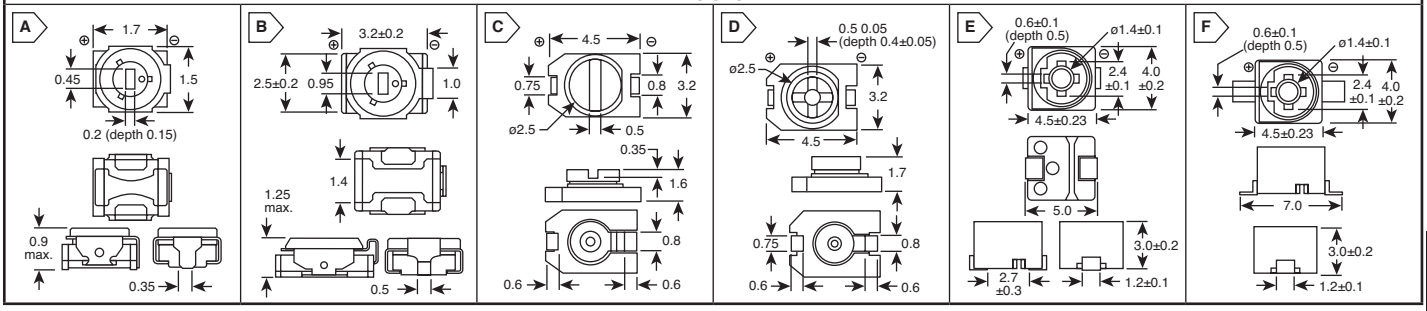

TZR1 SERIES

Features:
Unique construction with no plastic material provides superior soldering heat resistance to maintain excellent characteristic performance after reflow soldering. Suitable for high frequency circuit due to high self resonant frequency.

Specifications:
- Operating Temperature: -25°C to +85°C
- Insulation Resistance: 10,000MΩ min.
- Torque: 0.1 to 1.0mNm

MOUSER STOCK NO.	Murata Part No.	Fig.	C. Min (pF) Max	C. Max (pF)	TCC (ppm/°C)	Q	Rated Voltage	Withstanding Voltage	Price Each 1	Price Each 50	Price Each 100	Reel Qty.	Price Each
81-TZR1Z1R5A001R00	TZR1Z1R5A001R00	A	0.7	1.5 +100/-0%	NP0 ± 300	200 Min. @ 200MHz Cmax	25Vdc	55Vdc	5.50	4.59	3.52	3000	1.99
81-TZR1Z040A001R00	TZR1Z040A001R00	A	1.5	4.0 +100/-0%	NP0 ± 500	300 Min. @ 1MHz Cmax	25Vdc	55Vdc	5.50	4.59	3.52	3000	1.99
81-TZR1R080A001R00	TZR1R080A001R00	A	3.0	8.0 +100/-0%	N750 ± 500	300 Min. @ 1MHz Cmax	25Vdc	55Vdc	5.50	4.59	3.52	3000	1.99

TZY2 SERIES

Features:
New shape of cover can improve the flux invasion compared with current products. Improvement of the adhesion between rotor and stator leads to superior stability. Unique construction with no plastic material provides superior soldering heat resistance to maintain excellent characteristic performance after reflow soldering. Suitable for high frequency circuit due to high self resonant frequency.

Specifications:
- Operating Temperature: -25°C to +85°C
- Insulation Resistance: 10,000MΩ min.
- Torque: 0.5 to 5.0mNm

81-TZY2Z010A001R00	TZY2Z010A001R00	B	0.5	1.0 +100/-0%	NP0 ± 300	200 Min. @ 200MHz Cmax	25Vdc	55Vdc	1.59	1.14	.765	2000	.446
81-TZY2Z2R5A001R00	TZY2Z2R5A001R00	B	0.7	2.5 +100/-0%	NP0 ± 300	200 Min. @ 100MHz Cmax	25Vdc	55Vdc	1.22	.844	.752	2000	.364
81-TZY2Z030A001R00	TZY2Z030A001R00	B	1.5	3.0 +100/-0%	NP0 ± 300	300 Min. @ 1MHz Cmax	25Vdc	55Vdc	1.22	.844	.752	2000	.364
81-TZY2Z060A001R00	TZY2Z060A001R00	B	2.5	6.0 +100/-0%	NP0 ± 300	500 Min. @ 1MHz Cmax	25Vdc	55Vdc	1.22	.844	.752	2000	.364
81-TZY2Z100A001R00	TZY2Z100A001R00	B	3.0	10.0 +100/-0%	NP0 ± 300	500 Min. @ 1MHz Cmax	25Vdc	55Vdc	1.22	.844	.752	2000	.364
81-TZY2R200A001R00	TZY2R200A001R00	B	4.5	20.0 +100/-0%	N750 ± 500	500 Min. @ 1MHz Cmax	25Vdc	55Vdc	1.23	.829	.546	2000	.317
81-TZY2R250A001R00	TZY2R250A001R00	B	5.5	25.0 +100/-0%	N750 ± 500	300 Min. @ 1MHz Cmax	25Vdc	55Vdc	1.22	.844	.752	2000	.364
81-TZY2K450A001R00	TZY2K450A001R00	B	8.0	45.0 +100/-0%	N1000 ± 500	300 Min. @ 1MHz Cmax	25Vdc	55Vdc	1.35	.967	.644	2000	.376

TZC3 SERIES

Features:
Color coded stator permits easy identification of capacitance and reduces mounting errors. Can be adjusted with conventional adjustment tools having a thickness of 0.5mm. Designed for automatic placement in surface mount applications. Heat resistant resin withstands reflow soldering temperature.

Specifications:
- Operating Temperature: -25°C to +85°C
- Insulation Resistance: 10,000MΩ min.
- Torque: 1.5 to 10.0mNm

MOUSER STOCK NO.	Murata Part No.	Fig.	C. Min (pF) Max	C. Max (pF)	TCC (ppm/°C)	Q	Rated Voltage	Withstand Voltage	Stator/Case Color	Price Each 1	Price Each 50	Price Each 100	Reel Qty.	Price Each
81-TZC3Z030A110R00	TZC3Z030A110R00	C	1.4	3.0 +50/-0%	NP0 ± 300	300 Min. @ 1MHz, Cmax	100Vdc	220Vdc	Brown	1.27	.863	.568	1000	.352
81-TZC3Z060A110R00	TZC3Z060A110R00	C	2.0	6.0 +50/-0%	NP0 ± 300	500 Min. @ 1MHz, Cmax	100Vdc	220Vdc	Blue	1.27	.863	.568	1000	.352
81-TZC3R100A110R00	TZC3R100A110R00	C	3.0	10.0 +50/-0%	N750 ± 300	500 Min. @ 1MHz, Cmax	100Vdc	220Vdc	White	1.28	.901	.783	1000	.378
81-TZC3P200A110R00	TZC3P200A110R00	C	5.0	20.0 +50/-0%	N1200 ± 500	300 Min. @ 1MHz, Cmax	100Vdc	220Vdc	Red	1.28	.901	.783	1000	.378
81-TZC3P300A110R00	TZC3P300A110R00	C	6.5	30.0 +50/-0%	N1200 ± 500	300 Min. @ 1MHz, Cmax	100Vdc	220Vdc	Green	1.28	.901	.783	1000	.378
81-TZC3Z060A310R00	TZC3Z060A310R00	D	2.0	6.0 +50/-0%	NP0 ± 300	500 Min. @ 1MHz, Cmax	100Vdc	220Vdc	Blue	1.32	.887	.583	1000	.362
81-TZC3R100A310R00	TZC3R100A310R00	D	3.0	10.0 +50/-0%	N750 ± 300	500 Min. @ 1MHz, Cmax	100Vdc	220Vdc	White	1.32	.887	.583	1000	.362
81-TZC3P300A310R00	TZC3P300A310R00	D	6.5	30.0 +50/-0%	N1200 ± 500	300 Min. @ 1MHz, Cmax	100Vdc	220Vdc	Green	1.12	.749	.688	1000	.333

TZB4 SERIES

Features:
Color coded case facilitates identification of capacitance range.
Designed for automatic placement in surface mount applications.

Specifications:
- Operating Temperature: -25°C to +85°C
- Insulation Resistance: 10,000MΩ min.
- Torque: 1.5 to 10.0mNm

81-TZB4Z030AA10R00	TZB4Z030AA10R00	E	1.4	3.0 +50/-0%	NP0 ± 200	300 Min. @ 1MHz, Cmax	100Vdc	220Vdc	Brown	1.36	.901	.834	500	.403
81-TZB4Z060AA10R00	TZB4Z060AA10R00	E	2.0	6.0 +50/-0%	NP0 ± 200	500 Min. @ 1MHz, Cmax	100Vdc	220Vdc	Blue	1.36	.918	.605	500	.435
81-TZB4Z100AA10R00	TZB4Z100AA10R00	E	3.0	10.0 +50/-0%	NP0 ± 300	500 Min. @ 1MHz, Cmax	100Vdc	220Vdc	White	1.36	.918	.605	500	.435
81-TZB4Z250AA10R00	TZB4Z250AA10R00	E	4.0	25.0 +50/-0%	NP0 ± 300	300 Min. @ 1MHz, Cmax	50Vdc	110Vdc	Black+Mark	2.21	1.59	1.06	500	.752
81-TZB4R200AA10R00	TZB4R200AA10R00	E	4.5	20.0 +50/-0%	N750 ± 300	500 Min. @ 1MHz, Cmax	100Vdc	220Vdc	Red	1.36	.918	.605	500	.435
81-TZB4P300AA10R00	TZB4P300AA10R00	E	6.5	30.0 +50/-0%	N1200 ± 500	300 Min. @ 1MHz, Cmax	100Vdc	220Vdc	Green	1.36	.918	.605	500	.435
81-TZB4R500AA10R00	TZB4R500AA10R00	E	7.0	50.0 +50/-0%	N750 ± 300	300 Min. @ 1MHz, Cmax	50Vdc	110Vdc	Black+Mark	2.21	1.59	1.06	500	.752
81-TZB4P400AA10R00	TZB4P400AA10R00	E	8.5	40.0 +50/-0%	N1200 ± 500	300 Min. @ 1MHz, Cmax	100Vdc	220Vdc	Yellow	1.36	.918	.605	500	.435
81-TZB4Z030BA10R00	TZB4Z030BA10R00	F	1.4	3.0 +50/-0%	NP0 ± 200	300 Min. @ 1MHz, Cmax	100Vdc	220Vdc	Brown	1.36	.918	.605	500	.435
81-TZB4Z060BA10R00	TZB4Z060BA10R00	F	2.0	6.0 +50/-0%	NP0 ± 200	500 Min. @ 1MHz, Cmax	100Vdc	220Vdc	Blue	1.36	.901	.834	500	.403
81-TZB4Z100BA10R00	TZB4Z100BA10R00	F	3.0	10.0 +50/-0%	NP0 ± 300	500 Min. @ 1MHz, Cmax	100Vdc	220Vdc	White	1.36	.918	.605	500	.435
81-TZB4Z250BA10R00	TZB4Z250BA10R00	F	4.0	25.0 +50/-0%	NP0 ± 300	300 Min. @ 1MHz, Cmax	50Vdc	110Vdc	Black+Mark	2.21	1.59	1.06	500	.752
81-TZB4R200BA10R00	TZB4R200BA10R00	F	4.5	20.0 +50/-0%	N750 ± 300	500 Min. @ 1MHz, Cmax	100Vdc	220Vdc	Red	1.36	.918	.605	500	.435
81-TZB4P300BA10R00	TZB4P300BA10R00	F	6.5	30.0 +50/-0%	N1200 ± 500	300 Min. @ 1MHz, Cmax	100Vdc	220Vdc	Green	1.36	.918	.605	500	.435
81-TZB4R500BA10R00	TZB4R500BA10R00	F	7.0	50.0 +50/-0%	N750 ± 300	300 Min. @ 1MHz, Cmax	50Vdc	110Vdc	Black+Mark	2.21	1.59	1.06	500	.752
81-TZB4P400BA10R00	TZB4P400BA10R00	F	8.5	40.0 +50/-0%	N1200 ± 500	300 Min. @ 1MHz, Cmax	100Vdc	220Vdc	Yellow	1.36	.918	.605	500	.435
81-TZB4Z060AB10R00	TZB4Z060AB10R00	E	2.0	6.0 +50/-0%	NP0 ± 200	500 Min. @ 1MHz, Cmax	100Vdc	220Vdc	Blue	1.42	1.03	.684	500	.484
81-TZB4Z100AB10R00	TZB4Z100AB10R00	E	3.0	10.0 +50/-0%	NP0 ± 300	500 Min. @ 1MHz, Cmax	100Vdc	220Vdc	White	1.42	1.03	.684	500	.484
81-TZB4Z250AB10R00	TZB4Z250AB10R00	E	4.0	25.0 +50/-0%	NP0 ± 300	300 Min. @ 1MHz, Cmax	50Vdc	110Vdc	Black+Mark	2.14	1.58	1.46	500	.919
81-TZB4R200AB10R00	TZB4R200AB10R00	E	4.5	20.0 +50/-0%	N750 ± 300	500 Min. @ 1MHz, Cmax	100Vdc	220Vdc	Red	1.42	1.03	.684	500	.484
81-TZB4P300AB10R00	TZB4P300AB10R00	E	6.5	30.0 +50/-0%	N1200 ± 500	300 Min. @ 1MHz, Cmax	100Vdc	220Vdc	Green	1.42	1.03	.684	500	.484
81-TZB4R500AB10R00	TZB4R500AB10R00	E	7.0	50.0 +50/-0%	N750 ± 300	300 Min. @ 1MHz, Cmax	50Vdc	110Vdc	Black+Mark	2.50	1.81	1.20	500	.852
81-TZB4Z060BB10R00	TZB4Z060BB10R00	F	2.0	6.0 +50/-0%	NP0 ± 200	500 Min. @ 1MHz, Cmax	100Vdc	220Vdc	Blue	1.42	1.03	.684	500	.484
81-TZB4Z100BB10R00	TZB4Z100BB10R00	F	3.0	10.0 +50/-0%	NP0 ± 300	500 Min. @ 1MHz, Cmax	100Vdc	220Vdc	White	1.42	1.03	.684	500	.484
81-TZB4Z250BB10R00	TZB4Z250BB10R00	F	4.0	25.0 +50/-0%	NP0 ± 300	300 Min. @ 1MHz, Cmax	50Vdc	110Vdc	Black+Mark	2.50	1.81	1.20	500	.852
81-TZB4R200BB10R00	TZB4R200BB10R00	F	4.5	20.0 +50/-0%	N750 ± 300	500 Min. @ 1MHz, Cmax	100Vdc	220Vdc	Red	1.42	1.03	.684	500	.484
81-TZB4R500BB10R00	TZB4R500BB10R00	F	7.0	50.0 +50/-0%	N750 ± 300	300 Min. @ 1MHz, Cmax	50Vdc	110Vdc	Black+Mark	2.21	1.58	1.46	500	.919

© Copyright 2013 Mouser Electronics
© Copyright 2013 Mouser Electronics

SPRAGUE GOODMAN Trimmer Capacitors

FILMTRIM® PLASTIC DIELECTRIC TRIMMER CAPACITORS, 8MM GYA SERIES, 10MM GYC AND GZC SERIES

Features:
- Low cost for commercial/industrial applications
- Top and bottom adjustable
- Linear capacitance change vs. rotation
- Typical applications: mobile radios, transmitters, pagers, electronic games, wireless security and fire alarms, and CATV

Specifications:
- Voltage rating: 100 VDC
- Dielectric withstanding voltage: 200 VDC
- Contact resistance: 0.010Ω max
- Insulation resistance: 10^4 MΩ min
- Operating temperature: GYA, GYC: -40°C to +70°C GZC: -40°C to + 85°C
- Torque: GYA series: 15-250 g-cm (0.21-3.5 oz-in) GYC, GZC series: 15-360 g-cm (0.20-5.0 oz-in)
- Dielectric construction: GYA, GYC: Polypropylene GZC: Polycarbonate

For quantities greater than listed, call for quote.

MOUSER STOCK NO.		Cap. Range (pF)		Q Factor	TCC	Dimensions: mm			Color	Price Each		
Mfr.	Mfr. Part No.	Min	Max	@ 1MHz	(ppm/°C)	A	B	C	Code	1	10	100
8mm												
659	GYA5R000	1.6	5.0	1000	0±300	8.5	7.7	10.2	Clear	2.27	1.92	1.35
659	GYA10000	2.0	10.0	1000	0±300	8.5	7.7	10.2	Yellow	1.72	1.47	1.03
659	GYA15000	2.0	15.0	1000	0±400	8.5	7.7	10.2	Blue	2.44	2.08	1.47
659	GYA22000	2.2	22.0	1000	0±400	8.5	7.7	10.2	Green	2.14	1.82	1.12
659	GYA27000	2.3	27.0	1000	0±350	8.5	7.7	10.2	Red	1.58	1.44	1.20
659	GYA36000	3.0	36.0	1000	0±300	8.5	7.7	10.2	Violet	2.33	2.14	1.77
10mm												
659	GYC15000	2.0	15.0	1000	0±400	11	10.2	10.2	Blue	1.96	1.80	1.49
659	GYC20000	3.0	20.0	1000	0±400	11	10.2	10.2	Green	2.01	1.85	1.53
659	GYC40000	3.5	40.0	1000	0±350	11	10.2	10.2	Clear	1.90	1.73	1.44
659	GYC65000	4.5	65.0	1000	0±350	11	10.2	10.2	Yellow	1.73	1.59	1.32
659	GZC80000	8.0	80.0	200	0±200	11	10.2	10.2	Red	2.46	2.27	1.87
659	GZC10100	9.0	100.0	200	0±400	11	10.2	11.4	Violet	4.15	3.82	3.16
659	GZC12100	9.0	120.0	200	0±350	11	10.2	11.4	Orange	8.77	8.07	6.66
659	GZC15100	10.0	150.0	200	0±350	11	10.2	12.0	Orange	10.25	9.42	7.78
659	GZC18100	12.0	180.0	200	0±350	11	10.2	12.0	Orange	10.14	9.21	7.65

DIMENSIONS: mm

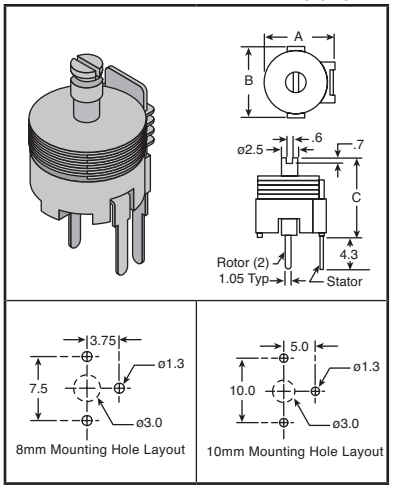

AIRTRIM® GAA SERIES MULTI-TURN TRIMMER CAPACITORS

Features:
- Multiple mounting styles, including surface mount
- Excellent stability
- Multi-turn resolution
- High Q

Applications:
Designed for VHF, UHF and microwave applications: amplifiers, oscillators, filters, radar, cable TV, mobile radios, and RF applications. Suitable for military and aerospace environments.

Specifications:
- Operating temperature range: -65°C to +125°C
- Voltage rating: 250 VDC
- Test voltage: 500 VDC
- Insulation resistance: >10^6MΩ min.
- Contact resistance: < 0.01Ω
- Torque: .35 to 3.5pF: 0.3 to 3.0 oz-in (22 to 216 g-cm)
  .6 to 6.0pF: 0.4 to 4.0 oz-in (29 to 288 g-cm)
  1.0 to 16pF: 0.5 to 5.0 oz-in (36 to 360 g-cm)
- Q factor: > 5000 @ 100MHz

0.35-3.5 pF Capacitance Range

✻Round nut

For quantities greater than listed, call for quote.

MOUSER STOCK NO.		Fig.	Dimensions: mm					TCC	Price Each		
Mfr.	Mfr. Part No.		A	B	C	D	E	(ppm/°C)	1	10	50
659	GAA3R505	A	0.28	0.21	0.24	0.16	0.15	±30	48.95	45.04	41.12
659	GAA3R512	B	0.28	0.21	0.11	0.16	0.40	±30	50.41	46.36	42.33
659	GAA3R513	C	0.28	0.21	0.25	0.16	0.22	±30	48.95	45.04	41.12
659	GAA3R514	D	0.28	0.21	0.10	0.16	---	±30	50.41	46.36	42.33

0.6-6.0 pF Capacitance Range

✻Round nut

For quantities greater than listed, call for quote.

MOUSER STOCK NO.		Fig.	Dimensions: mm					TCC	Price Each		
Mfr.	Mfr. Part No.		A	B	C	D	E	(ppm/°C)	1	10	50
✻ 659	GAA6R001	E	0.27	0.21	0.08	0.24	---	±15	40.80	37.52	34.25
659	GAA6R005	A	0.29	0.19	0.25	0.24	0.20	±15	43.20	39.75	36.28
659	GAA6R012	B	0.29	0.19	0.11	0.24	0.40	±15	43.20	39.75	36.28
659	GAA6R014	D	0.29	0.19	0.10	0.24	---	±15	43.20	39.75	36.28

1.0-10.0 pF Capacitance Range

For quantities greater than listed, call for quote.

MOUSER STOCK NO.		Fig.	Dimensions: mm					TCC	Price Each		
Mfr.	Mfr. Part No.		A	B	C	D	E	(ppm/°C)	1	10	50
659	GAA10002	F	0.30	0.20	0.06	0.30	---	±15	37.90	34.87	31.84
659	GAA10004	G	0.31	0.19	0.30	0.30	0.31	±15	23.54	20.44	18.51
659	GAA10005	A	0.31	0.19	0.29	0.30	0.20	±15	37.90	34.87	31.84
659	GAA10006	H	0.31	0.19	0.11	0.30	0.44	±15	23.54	20.44	18.51
659	GAA10009	I	0.31	0.19	0.10	0.30	---	±15	37.91	34.86	31.83

1.0-14.0 pF Capacitance Range

For quantities greater than listed, call for quote.

MOUSER STOCK NO.		Fig.	Dimensions: mm					TCC	Price Each		
Mfr.	Mfr. Part No.		A	B	C	D	E	(ppm/°C)	1	10	50
659	GAA14001	E	0.30	0.20	0.11	0.30	---	±15	23.22	20.33	20.17
659	GAA14004	G	0.31	0.19	0.30	0.30	0.31	±15	41.28	37.96	34.67
659	GAA14006	H	0.31	0.19	0.11	0.30	0.44	±15	41.28	37.96	34.67
659	GAA14009	I	0.31	0.19	0.10	0.30	---	±15	23.22	20.33	20.17

2.0-16.0 pF Capacitance Range

For quantities greater than listed, call for quote.

MOUSER STOCK NO.		Fig.	Dimensions: mm					TCC	Price Each		
Mfr.	Mfr. Part No.		A	B	C	D	E	(ppm/°C)	1	10	50
659	GAA16001	E	0.30	0.20	0.11	0.30	---	±15	17.95	16.51	15.08
659	GAA16003	J	0.30	0.20	0.20	0.30	---	±15	17.95	16.51	15.08
659	GAA16004	G	0.31	0.19	0.30	0.30	0.31	±15	41.28	37.52	34.40
659	GAA16005	A	0.31	0.19	0.29	0.30	0.20	±15	17.95	16.51	15.08
659	GAA16006	H	0.31	0.19	0.11	0.30	0.44	±15	30.55	29.71	28.89
659	GAA16009	I	0.31	0.19	0.10	0.30	---	±15	40.27	36.68	33.02

DIMENSIONS: in.

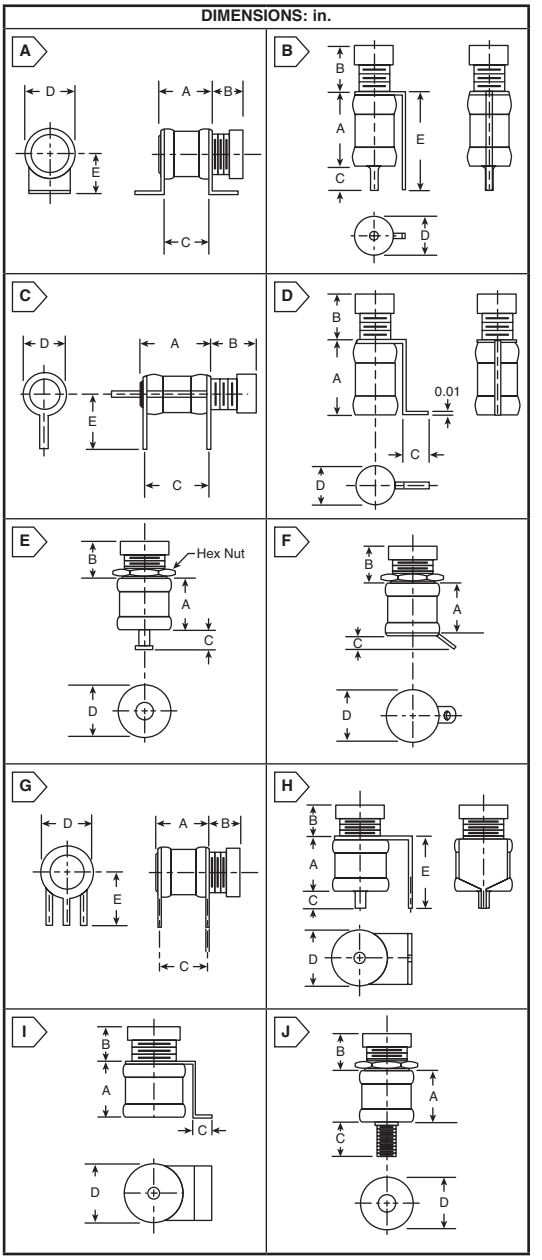

© Copyright 2013 Mouser Electronics

VOLTRONICS SMD Multi-Turn & Half-Turn Trimmer Capacitors

Voltronics Corporation is the world's leader in the design and manufacture of precision trimmer capacitors. Voltronics combines engineering know-how with leading edge technology and offers a variety of dielectrics that are suitable for applications from 1MHz to over 2GHz and voltages up to 20,000 VDC.

MULTI-TURN TRIMMER CAPACITORS

A1 SERIES

The Voltronics A1 Series high reliability solid dielectric trimmer capacitor is an ideal, economical replacement for conventional miniature air and sapphire dielectric trimmers. High reliability solid PTFE dielectric, positive tuning stops and up to 13 full turns of linear turning make the A1 Series an outstanding performer. 40 psi sealed, high voltage and non-magnetic versions are readily available.

RoHS Compliant

For quantities greater than listed, call for quote.

MOUSER STOCK NO.	Voltronics Part No.	Fig.	Cap. Range (pF)		Working Voltage	Withstanding Voltage	Q	Price Each		
			Min.	Max.				1	10	50
768-A1J4	A1J4	A	0.5	4.0	250	500	4000 @ 100MHz	25.54	23.35	16.42
768-A1J8	A1J8	A	0.5	8.0	125	250	3000 @ 100MHz	31.91	29.17	20.51
768-A1J12	A1J12	B	0.6	12.0	125	250	2000 @ 100MHz	36.33	33.21	23.36

A4 SERIES

The A4 Series unique design using minimal parts simplifies the manufacturing process to effect one of the most economical high performance trimmer capacitors available in the industry. Also offers a high reliability solid PTFE dielectric, positive tuning stops and up to 5 full turns of linear tuning in the shortest length of any similar trimmer capacitor. It is an ideal choice for tuning and impedance matching high frequency and high power amplifier circuits.

RoHS Compliant

For quantities greater than listed, call for quote.

MOUSER STOCK NO.	Voltronics Part No.	Fig.	Cap. Range (pF)		Working Voltage	Withstanding Voltage	Q	Price Each		
			Min.	Max.				1	10	50
768-A4M3	A4M3	C	0.5	3.0	125	250	3000 @ 100MHz	22.99	21.03	14.79
768-A4M5	A4M5	D	0.6	5.0	125	250	2000 @ 100MHz	23.41	21.40	15.04

P SERIES

Voltronics "P" line of sapphire subminiature trimmer capacitors is a unique design. The trimmers have high Q, zero temperature coefficient, and are internally O-ring sealed to keep out flux and cleaning fluid. Yet, sizes are the same as the MIL unsealed styles. The tuning screw does not move in and out, and RF current does not run along it. Sapphire is ideal for precision trimmer capacitors. It's dielectric constant does not change with frequency, and its loss constant is extremely stable, measuring below 0.0003 up to 10 GHz. Sapphire is chemically inert, totally moisture resistant, and mechanically strong.

RoHS Compliant

For quantities greater than listed, call for quote.

MOUSER STOCK NO.	Voltronics Part No.	Fig.	Cap. Range (pF)		Working Voltage	Withstanding Voltage	Q	Price Each		
			Min.	Max.				1	10	50
768-P3F	P3F	E	0.6	2.5	500	1000	4000 @ 250MHz	43.63	39.89	28.04
768-P5F	P5F	E	0.6	4.5	500	1000	3000 @ 250MHz	45.73	41.80	29.39
768-P8F	P8F	E	0.8	8.0	500	1000	1500 @ 250MHz	54.64	49.96	35.13
768-P5J	P5J	F	0.6	4.5	500	1000	3000 @ 250MHz	46.56	42.56	29.93

HALF-TURN CERAMIC TRIMMER CAPACITORS

JN SERIES

Features:

- Operating Temperature: -25°C to +85°C
- Torque: .014 to .14 in-oz
- Insulation Resistance: 10^4 MΩ

RoHS Compliant

For quantities greater than listed, call for quote.

MOUSER STOCK NO.	Voltronics Part No.	Fig.	Cap. Range (pF)		Working Voltage	Withstanding Voltage	Q	Price Each		
			Min.	Max.				1	10	100
768-JN010	JN010	G	0.6	1.0	25	55	500 @ 1MHz	4.94	4.52	3.18
768-JN040	JN040	G	1.5	4.0	25	55	300 @ 1MHz	3.67	3.41	2.42
768-JN080	JN080	G	3.0	8.0	25	55	300 @ 1MHz	3.37	3.08	2.17

JR SERIES

Features:

- Operating Temperature: -40°C to +85°C
- Torque: 0.6 in-oz max.
- Insulation Resistance: 10^4 MΩ

RoHS Compliant

For quantities greater than listed, call for quote.

MOUSER STOCK NO.	Voltronics Part No.	Fig.	Cap. Range (pF)		Working Voltage	Withstanding Voltage	Q	Price Each		
			Min.	Max.				1	10	100
768-JR030	JR030	H	1.5	3.0	100	220	500 @ 1MHz	2.55	2.33	1.64
768-JR060	JR060	H	2.0	6.0	100	220	1000 @ 1MHz	2.66	2.45	1.71
768-JR080	JR080	H	3.0	8.0	100	220	1500 @ 1MHz	2.33	2.12	1.50
768-JR100	JR100	H	2.0	10.0	100	220	1500 @ 1MHz	2.40	2.19	1.54
768-JR150	JR150	H	3.0	15.0	100	220	1500 @ 1MHz	2.40	2.19	1.54
768-JR200	JR200	H	4.5	20.0	100	220	1500 @ 1MHz	2.44	2.23	1.56
768-JR300	JR300	H	5.5	30.0	100	220	1500 @ 1MHz	2.62	2.40	1.69
768-JR400	JR400	H	8.0	40.0	100	220	1500 @ 1MHz	2.81	2.57	1.81

JZ SERIES

Features:

- Operating Temperature: -40°C to +85°C
- Torque: 0.14 to 1.0 in-oz
- Insulation Resistance: 10^4 MΩ

RoHS Compliant

For quantities greater than listed, call for quote.

MOUSER STOCK NO.	Voltronics Part No.	Fig.	Cap. Range (pF)		Working Voltage	Withstanding Voltage	Q	Price Each		
			Min.	Max.				1	10	100
768-JZ030	JZ030	I	1.5	3.0	100	220	500 @ 1MHz	2.10	1.92	1.35
768-JZ060	JZ060	I	2.0	6.0	100	220	1000 @ 1MHz	2.10	1.92	1.35
768-JZ080	JZ080	I	3.0	8.0	100	220	1500 @ 1MHz	2.29	2.09	1.47
768-JZ100	JZ100	I	2.0	10.0	100	220	1500 @ 1MHz	2.96	2.71	1.90
768-JZ150	JZ150	I	3.0	15.0	100	220	1500 @ 1MHz	2.36	2.16	1.52
768-JZ200	JZ200	I	4.5	20.0	100	220	1500 @ 1MHz	2.96	2.73	1.90

DIMENSIONS: mm

A

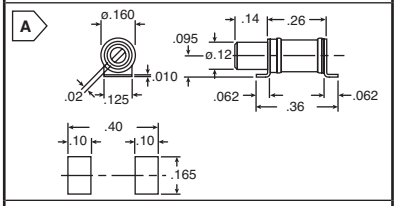

B

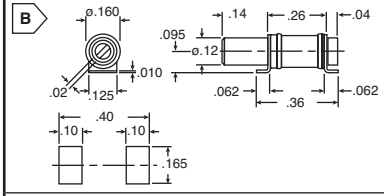

C

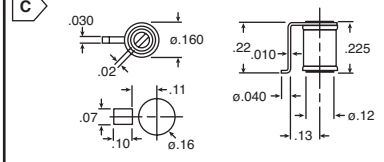

D

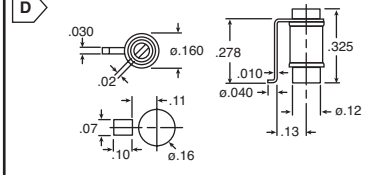

E

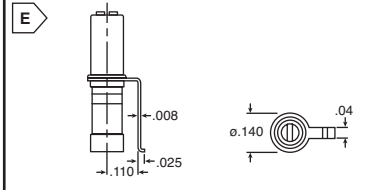

F

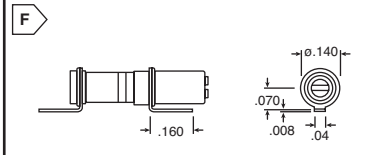

G

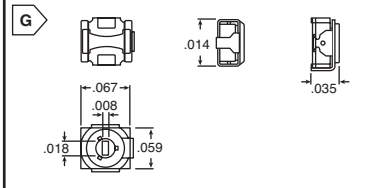

H

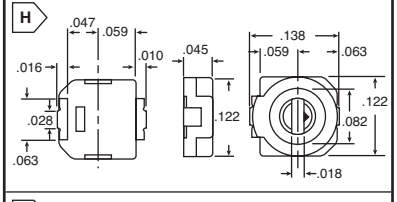

I

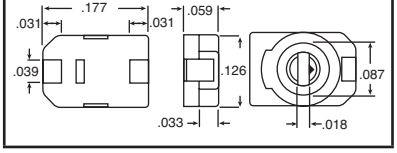

© Copyright 2013 Mouser Electronics

© Copyright 2013 Mouser Electronics

ABRACON Programmable Oscillators

RoHS Compliant **This product is RoHS compliant.**

DIMENSIONS: mm

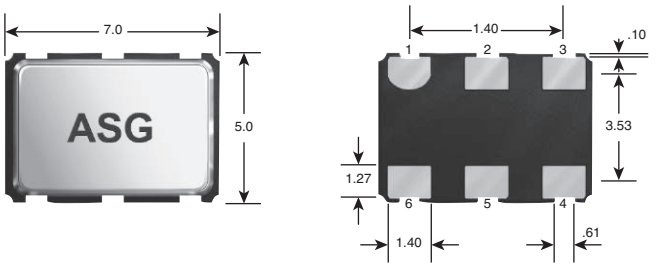

Pin Number	Pin Description For VCXO Configuration
1	Voltage Control for VCXO
2	Output Enable (OE)
3	GND
4	RF Output
5	RF Output
6	Vdd

Pin Number	Pin Description For XO Configuration
1	Output Enable (OE)
2	N/C for XO
3	GND
4	RF Output
5	RF Output
6	Vdd

ASG-D SERIES PROGRAMMABLE - HIGH PERFORMANCE SMD XO AND VCXO

Features:

- ASG series is a High Performance crystal based oscillator; available either as an XO or a VCXO
- LVCMOS output, 10MHz to 250MHz
- LVDS output, 10MHz to 1.50GHz
- LVPECL output, 10MHz to 1.50GHz
- Offered with either 2.50V or 3.30V bias voltage

Fixed Oscillators

MOUSER STOCK NO.	Abracon Part No.	Freq. (MHz).	Price Each			
			1	10	50	100
2.5 Volts						
815-ASGDXB1G	ASG-D-X-B-1.000GHz	1.000	26.94	24.25	21.55	19.40
815-ASGDXB1.24416G	ASG-D-X-B-1.24416GHz	1.244	26.94	24.25	21.55	19.40
815-ASGDXB1.5G	ASG-D-X-B-1.500GHz	1.500	26.94	24.25	21.55	19.40
815-ASGDXB212.5	ASG-D-X-B-212.500MHz	212.500	15.23	13.70	12.18	10.96
815-ASGDXB320	ASG-D-X-B-320.000MHz	320.000	26.94	24.25	21.55	19.40
815-ASGDXB491.52	ASG-D-X-B-491.52MHz	491.520	26.94	24.25	21.55	19.40
815-ASGDXB500	ASG-D-X-B-500.000MHz	500.000	26.94	24.25	21.55	19.40
815-ASGDXB622.08	ASG-D-X-B-622.08MHz	622.080	26.94	24.25	21.55	19.40
3.3 Volts						
815-ASGDXA1G	ASG-D-X-A-1.000GHz	1.000	26.94	24.25	21.55	19.40
815-ASGDXA1.24416G	ASG-D-X-A-1.24416GHz	1.244	26.94	24.25	21.55	19.40
815-ASGDXA1.5G	ASG-D-X-A-1.500GHz	1.500	26.94	24.25	21.55	19.40
815-ASGDXA212.5	ASG-D-X-A-212.500MHz	212.500	15.23	13.70	12.18	10.96
815-ASGDXA320	ASG-D-X-A-320.000MHz	320.000	26.94	24.25	21.55	19.40
815-ASGDXA491.52	ASG-D-X-A-491.52MHz	491.520	26.94	24.25	21.55	19.40
815-ASGDXA500	ASG-D-X-A-500.000MHz	500.000	26.94	24.25	21.55	19.40
815-ASGDXA622.08	ASG-D-X-A-622.08MHz	622.080	26.94	24.25	21.55	19.40

VCXO

MOUSER STOCK NO.	Abracon Part No.	Freq. (MHz).	Price Each			
			1	10	50	100
2.5 Volts						
815-ASGDVB1G	ASG-D-V-B-1.000GHz	1.000	32.31	29.08	25.85	23.26
815-ASGDVB1.24416G	ASG-D-V-B-1.24416GHz	1.244	32.31	29.08	25.85	23.26
815-ASGDVB1.5G	ASG-D-V-B-1.500GHz	1.500	32.31	29.08	25.85	23.26
815-ASGDVB100	ASG-D-V-B-100.000MHz	100.000	18.86	16.97	15.09	13.58
815-ASGDVB106.25	ASG-D-V-B-106.250MHz	106.250	18.86	16.97	15.09	13.58
815-ASGDVB122.88	ASG-D-V-B-122.880MHz	122.880	18.86	16.97	15.09	13.58
815-ASGDVB125	ASG-D-V-B-125.000MHz	125.000	18.86	16.97	15.09	13.58
815-ASGDVB155.52	ASG-D-V-B-155.52MHz	155.520	18.86	16.97	15.09	13.58
815-ASGDVB156.25	ASG-D-V-B-156.250MHz	156.250	18.86	16.97	15.09	13.58
815-ASGDVB200	ASG-D-V-B-200.000MHz	200.000	18.86	16.97	15.09	13.58
815-ASGDVB212.5	ASG-D-V-B-212.500MHz	212.500	18.86	16.97	15.09	13.58
815-ASGDVB320	ASG-D-V-B-320.000MHz	320.000	32.31	29.08	25.85	23.26
815-ASGDVB491.52	ASG-D-V-B-491.52MHz	491.520	32.31	29.08	25.85	23.26
815-ASGDVB500	ASG-D-V-B-500.000MHz	500.000	32.31	29.08	25.85	23.26
815-ASGDVB622.08	ASG-D-V-B-622.08MHz	622.080	32.31	29.08	25.85	23.26
3.3 Volts						
815-ASGDVA1G	ASG-D-V-A-1.000GHz	1.000	32.31	29.08	25.85	23.26
815-ASGDVA1.24416G	ASG-D-V-A-1.24416GHz	1.244	32.31	29.08	25.85	23.26
815-ASGDVA1.5G	ASG-D-V-A-1.500GHz	1.500	32.31	29.08	25.85	23.26
815-ASGDVA100	ASG-D-V-A-100.000MHz	100.000	18.86	16.97	15.09	13.58
815-ASGDVA106.25	ASG-D-V-A-106.250MHz	106.250	18.86	16.97	15.09	13.58
815-ASGDVA122.88	ASG-D-V-A-122.880MHz	122.880	18.86	16.97	15.09	13.58
815-ASGDVA125	ASG-D-V-A-125.000MHz	125.000	18.86	16.97	15.09	13.58
815-ASGDVA155.52	ASG-D-V-A-155.52MHz	155.520	18.86	16.97	15.09	13.58
815-ASGDVA156.25	ASG-D-V-A-156.250MHz	156.250	18.86	16.97	15.09	13.58
815-ASGDVA200	ASG-D-V-A-200.000MHz	200.000	18.86	16.97	15.09	13.58
815-ASGDVA212.5	ASG-D-V-A-212.500MHz	212.500	18.86	16.97	15.09	13.58
815-ASGDVA320	ASG-D-V-A-320.000MHz	320.000	32.31	29.08	25.85	23.26
815-ASGDVA491.52	ASG-D-V-A-491.52MHz	491.520	32.31	29.08	25.85	23.26
815-ASGDVA500	ASG-D-V-A-500.000MHz	500.000	32.31	29.08	25.85	23.26
815-ASGDVA622.08	ASG-D-V-A-622.08MHz	622.080	32.31	29.08	25.85	23.26

ASG-P SERIES PROGRAMMABLE - HIGH PERFORMANCE SMD XO AND VCXO

Features:

- ASG series is a High Performance crystal based oscillator; available either as an XO or a VCXO
- LVCMOS output, 10MHz to 250MHz
- LVDS output, 10MHz to 1.50GHz
- LVPECL output, 10MHz to 1.50GHz
- Offered with either 2.50V or 3.30V bias voltage

Fixed Oscillators

MOUSER STOCK NO.	Abracon Part No.	Freq. (MHz).	Price Each			
			1	10	50	100
2.5 Volts						
815-ASGPXB1G	ASG-P-X-B-1.000GHz	1.000	26.94	24.25	21.55	19.40
815-ASGPXB1.24416G	ASG-P-X-B-1.24416GHz	1.244	26.94	24.25	21.55	19.40
815-ASGPXB1.5G	ASG-P-X-B-1.500GHz	1.500	26.94	24.25	21.55	19.40
815-ASGPXB212.5	ASG-P-X-B-212.500MHz	212.500	15.23	13.70	12.18	10.96
815-ASGPXB320	ASG-P-X-B-320.000MHz	320.000	26.94	24.25	21.55	19.40
815-ASGPXB491.52	ASG-P-X-B-491.52MHz	491.520	26.94	24.25	21.55	19.40
815-ASGPXB500	ASG-P-X-B-500.000MHz	500.000	26.94	24.25	21.55	19.40
815-ASGPXB622.08	ASG-P-X-B-622.08MHz	622.080	26.94	24.25	21.55	19.40
3.3 Volts						
815-ASGPXA1G	ASG-P-X-A-1.000GHz	1.000	26.94	24.25	21.55	19.40
815-ASGPXA1.24416G	ASG-P-X-A-1.24416GHz	1.244	26.94	24.25	21.55	19.40
815-ASGPXA1.5G	ASG-P-X-A-1.500GHz	1.500	26.94	24.25	21.55	19.40
815-ASGPXA212.5	ASG-P-X-A-212.500MHz	212.500	15.23	13.70	12.18	10.96
815-ASGPXA320	ASG-P-X-A-320.000MHz	320.000	26.94	24.25	21.55	19.40
815-ASGPXA491.52	ASG-P-X-A-491.52MHz	491.520	26.94	24.25	21.55	19.40
815-ASGPXA500	ASG-P-X-A-500.000MHz	500.000	26.94	24.25	21.55	19.40
815-ASGPXA622.08	ASG-P-X-A-622.08MHz	622.080	26.94	24.25	21.55	19.40

VCXO

MOUSER STOCK NO.	Abracon Part No.	Freq. (MHz).	Price Each			
			1	10	50	100
2.5 Volts						
815-ASGPVB1G	ASG-P-V-B-1.000GHz	1.000	32.31	29.08	25.85	23.26
815-ASGPVB1.24416G	ASG-P-V-B-1.24416GHz	1.244	32.31	29.08	25.85	23.26
815-ASGPVB1.5G	ASG-P-V-B-1.500GHz	1.500	32.31	29.08	25.85	23.26
815-ASGPVB100	ASG-P-V-B-100.000MHz	100.000	18.86	16.97	15.09	13.58
815-ASGPVB106.25	ASG-P-V-B-106.250MHz	106.250	18.86	16.97	15.09	13.58
815-ASGPVB122.88	ASG-P-V-B-122.880MHz	122.880	18.86	16.97	15.09	13.58
815-ASGPVB125	ASG-P-V-B-125.000MHz	125.000	18.86	16.97	15.09	13.58
815-ASGPVB155.52	ASG-P-V-B-155.52MHz	155.520	18.86	16.97	15.09	13.58
815-ASGPVB156.25	ASG-P-V-B-156.250MHz	156.250	18.86	16.97	15.09	13.58
815-ASGPVB200	ASG-P-V-B-200.000MHz	200.000	18.86	16.97	15.09	13.58
815-ASGPVB212.5	ASG-P-V-B-212.500MHz	212.500	18.86	16.97	15.09	13.58
815-ASGPVB320	ASG-P-V-B-320.000MHz	320.000	32.31	29.08	25.85	23.26
815-ASGPVB491.52	ASG-P-V-B-491.52MHz	491.520	32.31	29.08	25.85	23.26
815-ASGPVB500	ASG-P-V-B-500.000MHz	500.000	32.31	29.08	25.85	23.26
815-ASGPVB622.08	ASG-P-V-B-622.08MHz	622.080	32.31	29.08	25.85	23.26
3.3 Volts						
815-ASGPVA1G	ASG-P-V-A-1.000GHz	1.000	32.31	29.08	25.85	23.26
815-ASGPVA1.24416G	ASG-P-V-A-1.24416GHz	1.244	32.31	29.08	25.85	23.26
815-ASGPVA1.5G	ASG-P-V-A-1.500GHz	1.500	32.31	29.08	25.85	23.26
815-ASGPVA100	ASG-P-V-A-100.000MHz	100.000	18.86	16.97	15.09	13.58
815-ASGPVA106.25	ASG-P-V-A-106.250MHz	106.250	18.86	16.97	15.09	13.58
815-ASGPVA122.88	ASG-P-V-A-122.880MHz	122.880	18.86	16.97	15.09	13.58
815-ASGPVA125	ASG-P-V-A-125.000MHz	125.000	18.86	16.97	15.09	13.58
815-ASGPVA155.52	ASG-P-V-A-155.52MHz	155.520	18.86	16.97	15.09	13.58
815-ASGPVA156.25	ASG-P-V-A-156.250MHz	156.250	18.86	16.97	15.09	13.58
815-ASGPVA200	ASG-P-V-A-200.000MHz	200.000	18.86	16.97	15.09	13.58
815-ASGPVA212.5	ASG-P-V-A-212.500MHz	212.500	18.86	16.97	15.09	13.58
815-ASGPVA320	ASG-P-V-A-320.000MHz	320.000	32.31	29.08	25.85	23.26
815-ASGPVA491.52	ASG-P-V-A-491.52MHz	491.520	32.31	29.08	25.85	23.26
815-ASGPVA500	ASG-P-V-A-500.000MHz	500.000	32.31	29.08	25.85	23.26
815-ASGPVA622.08	ASG-P-V-A-622.08MHz	622.080	32.31	29.08	25.85	23.26

© Copyright 2013 Mouser Electronics
© Copyright 2013 Mouser Electronics

ABRACON MEMS Oscillators

DIMENSIONS: mm (in.)

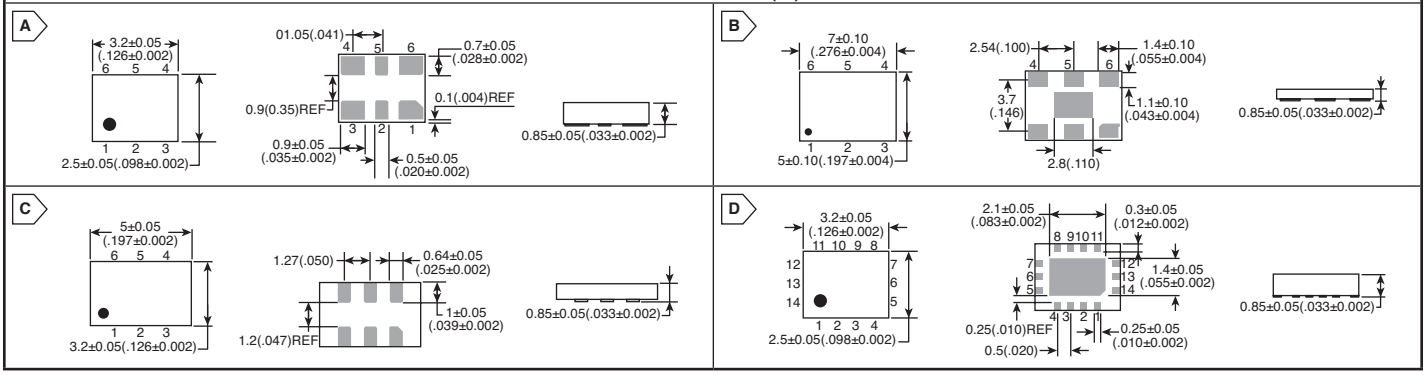

ASEMP SERIES ULTRA MINIATURE CMOS MEMS

3.2 x 2.5 x 0.85mm — For quantities greater than listed, call for quote.

MOUSER STOCK NO.	Abracon Part No.	Fig.	Frequency (MHz)	Price Each 1	10	50	100	500
-40°C ~ +85°C								
815-ASEMPC-10LR-T	ASEMPC-10.000MHZ-LR-T	A	10.0000	2.44	2.03	1.83	1.63	1.47
815-ASEMPC-14.74LR-T	ASEMPC-14.7456MHZ-LR-T	A	14.7456	2.44	2.03	1.83	1.63	1.47
815-ASEMPC-20LR-T	ASEMPC-20.000MHZ-LR-T	A	20.0000	2.44	2.03	1.83	1.63	1.47
815-ASEMPC-24LR-T	ASEMPC-24.000MHZ-LR-T	A	24.0000	2.44	2.03	1.83	1.63	1.47
815-ASEMPC-24.57LR-T	ASEMPC-24.576MHZ-LR-T	A	24.5760	2.44	2.03	1.83	1.63	1.47
815-ASEMPC-25LR-T	ASEMPC-25.000MHZ-LR-T	A	25.0000	2.44	2.03	1.83	1.63	1.47
815-ASEMPC-26LR-T	ASEMPC-26.000MHZ-LR-T	A	26.0000	2.44	2.03	1.83	1.63	1.47
815-ASEMPC-27LR-T	ASEMPC-27.000MHZ-LR-T	A	27.0000	2.44	2.03	1.83	1.63	1.47
815-ASEMPC-48LR-T	ASEMPC-48.000MHZ-LR-T	A	48.0000	2.44	2.03	1.83	1.63	1.47
815-ASEMPC-50LR-T	ASEMPC-50.000MHZ-LR-T	A	50.0000	2.44	2.03	1.83	1.63	1.47
815-ASEMPC-100LR-T	ASEMPC-100.000MHZ-LR-T	A	100.000	3.69	3.08	2.77	2.46	2.21
815-ASEMPC-125LR-T	ASEMPC-125.000MHZ-LR-T	A	125.000	3.69	3.08	2.77	2.46	2.21
-55°C ~ +125°C								
815-ASEMPC-10ZT	ASEMPC-10.000MHZ-Z-T	A	10.000	3.66	3.05	2.75	2.44	2.19
815-ASEMPC-20ZT	ASEMPC-20.000MHZ-Z-T	A	20.000	3.66	3.05	2.75	2.44	2.19
815-ASEMPC-24ZT	ASEMPC-24.000MHZ-Z-T	A	24.000	3.66	3.05	2.75	2.44	2.19
815-ASEMPC-24.57ZT	ASEMPC-24.576MHZ-Z-T	A	24.576	3.66	3.05	2.75	2.44	2.19
815-ASEMPC-25ZT	ASEMPC-25.000MHZ-Z-T	A	25.000	3.66	3.05	2.75	2.44	2.19
815-ASEMPC-26ZT	ASEMPC-26.000MHZ-Z-T	A	26.000	3.66	3.05	2.75	2.44	2.19
815-ASEMPC-27ZT	ASEMPC-27.000MHZ-Z-T	A	27.000	3.66	3.05	2.75	2.44	2.19
815-ASEMPC-48ZT	ASEMPC-48.000MHZ-Z-T	A	48.000	3.66	3.05	2.75	2.44	2.19
815-ASEMPC-50ZT	ASEMPC-50.000MHZ-Z-T	A	50.000	3.66	3.05	2.75	2.44	2.19

ASVMP SERIES ULTRA MINIATURE CMOS MEMS

7.0 x 5.0 x 0.85mm — For quantities greater than listed, call for quote.

MOUSER STOCK NO.	Abracon Part No.	Fig.	Frequency (MHz)	Price Each 1	10	50	100	500
-40°C ~ +85°C								
815-ASVMPC-10LR-T	ASVMPC-10.000MHZ-LR-T	B	10.0000	2.44	2.03	1.83	1.63	1.47
815-ASVMPC-14.74LR-T	ASVMPC-14.7456MHZ-LR-T	B	14.7456	2.44	2.03	1.83	1.63	1.47
815-ASVMPC-20LR-T	ASVMPC-20.000MHZ-LR-T	B	20.0000	2.44	2.03	1.83	1.63	1.47
815-ASVMPC-24LR-T	ASVMPC-24.000MHZ-LR-T	B	24.0000	2.44	2.03	1.83	1.63	1.47
815-ASVMPC-24.57LR-T	ASVMPC-24.576MHZ-LR-T	B	24.5760	2.44	2.03	1.83	1.63	1.47
815-ASVMPC-25LR-T	ASVMPC-25.000MHZ-LR-T	B	25.0000	2.44	2.03	1.83	1.63	1.47
815-ASVMPC-26LR-T	ASVMPC-26.000MHZ-LR-T	B	26.0000	2.44	2.03	1.83	1.63	1.47
815-ASVMPC-27LR-T	ASVMPC-27.000MHZ-LR-T	B	27.0000	2.44	2.03	1.83	1.63	1.47
815-ASVMPC-48LR-T	ASVMPC-48.000MHZ-LR-T	B	48.0000	2.44	2.03	1.83	1.63	1.47
815-ASVMPC-50LR-T	ASVMPC-50.000MHZ-LR-T	B	50.0000	2.44	2.03	1.83	1.63	1.47
815-ASVMPC-125LR-T	ASVMPC-125.000MHZ-LR-T	B	125.000	3.82	3.19	2.87	2.55	2.29
-55°C ~ +125°C								
815-ASVMPC-10ZT	ASVMPC-10.000MHZ-Z-T	B	10.0000	3.53	2.94	2.65	2.35	2.12
815-ASVMPC-14.74ZT	ASVMPC-14.7456MHZ-Z-T	B	14.7456	3.53	2.94	2.65	2.35	2.12
815-ASVMPC-20ZT	ASVMPC-20.000MHZ-Z-T	B	20.0000	3.53	2.94	2.65	2.35	2.12
815-ASVMPC-24ZT	ASVMPC-24.000MHZ-Z-T	B	24.0000	3.53	2.94	2.65	2.35	2.12
815-ASVMPC-24.57ZT	ASVMPC-24.576MHZ-Z-T	B	24.5760	3.53	2.94	2.65	2.35	2.12
815-ASVMPC-25ZT	ASVMPC-25.000MHZ-Z-T	B	25.0000	3.53	2.94	2.65	2.35	2.12
815-ASVMPC-26ZT	ASVMPC-26.000MHZ-Z-T	B	26.0000	3.53	2.94	2.65	2.35	2.12
815-ASVMPC-27ZT	ASVMPC-27.000MHZ-Z-T	B	27.0000	3.53	2.94	2.65	2.35	2.12
815-ASVMPC-48ZT	ASVMPC-48.000MHZ-Z-T	B	48.0000	3.53	2.94	2.65	2.35	2.12
815-ASVMPC-50ZT	ASVMPC-50.000MHZ-Z-T	B	50.0000	3.53	2.94	2.65	2.35	2.12

ASFLMP SERIES ULTRA MINIATURE CMOS MEMS

5.0 x 3.2 x 0.85mm — For quantities greater than listed, call for quote.

MOUSER STOCK NO.	Abracon Part No.	Fig.	Frequency (MHz)	Price Each 1	10	50	100	500
-40°C ~ +85°C								
815-ASFLMPC-10LR-T	ASFLMPC-10.000MHZ-LR-T	C	10.0000	2.54	2.12	1.90	1.69	1.52
815-ASFLMPC-14.74LRT	ASFLMPC-14.7456MHZ-LR-T	C	14.7456	2.54	2.12	1.90	1.69	1.52
815-ASFLMPC-20LR-T	ASFLMPC-20.000MHZ-LR-T	C	20.0000	2.54	2.12	1.90	1.69	1.52
815-ASFLMPC-24LR-T	ASFLMPC-24.000MHZ-LR-T	C	24.0000	2.54	2.12	1.90	1.69	1.52
815-ASFLMPC-24.57LRT	ASFLMPC-24.576MHZ-LR-T	C	24.5760	2.54	2.12	1.90	1.69	1.52
815-ASFLMPC-25LR-T	ASFLMPC-25.000MHZ-LR-T	C	25.0000	2.54	2.12	1.90	1.69	1.52
815-ASFLMPC-26LR-T	ASFLMPC-26.000MHZ-LR-T	C	26.0000	2.54	2.12	1.90	1.69	1.52
815-ASFLMPC-27LR-T	ASFLMPC-27.000MHZ-LR-T	C	27.0000	2.54	2.12	1.90	1.69	1.52
815-ASFLMPC-48LR-T	ASFLMPC-48.000MHZ-LR-T	C	48.0000	2.54	2.12	1.90	1.69	1.52
815-ASFLMPC-50LR-T	ASFLMPC-50.000MHZ-LR-T	C	50.0000	2.54	2.12	1.90	1.69	1.52
815-ASFLMPC-125LR-T	ASFLMPC-125.000MHZ-LR-T	C	125.000	3.95	3.30	2.96	2.63	2.36
-55°C ~ +125°C								
815-ASFLMPC-10ZT	ASFLMPC-10.000MHZ-Z-T	C	10.0000	3.60	3.00	2.70	2.40	2.16
815-ASFLMPC-14.74ZT	ASFLMPC-14.7456MHZ-Z-T	C	14.7456	3.60	3.00	2.70	2.40	2.16
815-ASFLMPC-20ZT	ASFLMPC-20.000MHZ-Z-T	C	20.0000	3.60	3.00	2.70	2.40	2.16
815-ASFLMPC-24ZT	ASFLMPC-24.000MHZ-Z-T	C	24.0000	3.60	3.00	2.70	2.40	2.16
815-ASFLMPC-24.57ZT	ASFLMPC-24.576MHZ-Z-T	C	24.5760	3.60	3.00	2.70	2.40	2.16
815-ASFLMPC-25ZT	ASFLMPC-25.000MHZ-Z-T	C	25.0000	3.60	3.00	2.70	2.40	2.16
815-ASFLMPC-26ZT	ASFLMPC-26.000MHZ-Z-T	C	26.0000	3.60	3.00	2.70	2.40	2.16
815-ASFLMPC-27ZT	ASFLMPC-27.000MHZ-Z-T	C	27.0000	3.60	3.00	2.70	2.40	2.16
815-ASFLMPC-48ZT	ASFLMPC-48.000MHZ-Z-T	C	48.0000	3.60	3.00	2.70	2.40	2.16
815-ASFLMPC-50ZT	ASFLMPC-50.000MHZ-Z-T	C	50.0000	3.60	3.00	2.70	2.40	2.16

ASEMCC SERIES SMD SILICON MEMS

3.2 x 2.5 x 0.85mm — For quantities greater than listed, call for quote.

MOUSER STOCK NO.	Abracon Part No.	Fig.	Frequency (MHz) fOUT	Price Each 1	10	50	100	500
-40°C ~ +85°C								
815-ASEMCC1-LR	ASEMCC1-LR	D	74.25	6.26	5.22	4.70	4.17	3.76
815-ASEMCC2-LR	ASEMCC2-LR	D	125	6.26	5.22	4.70	4.17	3.76
815-ASEMCC3-LR	ASEMCC3-LR	D	150	6.26	5.22	4.70	4.17	3.76
-55°C ~ +125°C								
815-ASEMCC1-ZR	ASEMCC1-ZR	D	74.25	9.05	7.54	6.79	6.03	5.44
815-ASEMCC2-ZR	ASEMCC2-ZR	D	125	9.05	7.54	6.79	6.03	5.44
815-ASEMCC3-ZR	ASEMCC3-ZR	D	150	9.05	7.54	6.79	6.03	5.44

ASEMCHC SERIES SMD SILICON MEMS

3.2 x 2.5 x 0.85mm — For quantities greater than listed, call for quote.

MOUSER STOCK NO.	Abracon Part No.	Fig.	Frequency (MHz) fOUT	Price Each 1	10	50	100	500
815-ASEMCHC	ASEMCHC	D	100	7.48	6.24	5.61	4.99	4.48

ASEMCLP SERIES SMD SILICON MEMS

3.2 x 2.5 x 0.85mm — For quantities greater than listed, call for quote.

MOUSER STOCK NO.	Abracon Part No.	Fig.	Frequency (MHz) fOUT	Price Each 1	10	50	100	500
815-ASEMCLP-LR	ASEMCLP-LR	D	156.25	17.59	14.66	13.19	11.73	10.55

ASEMCLV SERIES SMD SILICON MEMS

3.2 x 2.5 x 0.85mm — For quantities greater than listed, call for quote.

MOUSER STOCK NO.	Abracon Part No.	Fig.	Frequency (MHz) fOUT	Price Each 1	10	50	100	500
815-ASEMCLV	ASEMCLV	D	74.25	17.59	14.66	13.19	11.73	10.55

ASEMDC SERIES SMD SILICON MEMS

3.2 x 2.5 x 0.85mm — For quantities greater than listed, call for quote.

MOUSER STOCK NO.	Abracon Part No.	Fig.	Frequency (MHz) fOUT1	fOUT2	Price Each 1	10	50	100	500
-40°C ~ +85°C									
815-ASEMDC1-LR	ASEMDC1-LR	D	24	27	7.03	5.86	5.28	4.69	4.22
815-ASEMDC2-LR	ASEMDC2-LR	D	156.25	156.25	7.03	5.86	5.28	4.69	4.22
-55°C ~ +125°C									
815-ASEMDC1-ZR	ASEMDC1-ZR	D	24	27	10.43	8.70	7.82	6.96	6.26
815-ASEMDC2-ZR	ASEMDC2-ZR	D	156.25	156.25	10.43	8.70	7.82	6.96	6.26

ASEMDHC SERIES SMD SILICON MEMS

3.2 x 2.5 x 0.85mm — For quantities greater than listed, call for quote.

MOUSER STOCK NO.	Abracon Part No.	Fig.	Frequency (MHz) fOUT1	fOUT2	Price Each 1	10	50	100	500
815-ASEMDHC-LR	ASEMDHC-LR	D	156.25	156.25	9.18	7.65	6.89	6.12	5.51

ASEMDLC SERIES SMD SILICON MEMS

3.2 x 2.5 x 0.85mm — For quantities greater than listed, call for quote.

MOUSER STOCK NO.	Abracon Part No.	Fig.	Frequency (MHz) fOUT1	fOUT2	Price Each 1	10	50	100	500
815-ASEMDLC-LR	ASEMDLC-LR	D	100	75	13.64	11.37	10.23	9.10	8.19

ASEMDLP SERIES SMD SILICON MEMS

3.2 x 2.5 x 0.85mm — For quantities greater than listed, call for quote.

MOUSER STOCK NO.	Abracon Part No.	Fig.	Frequency (MHz) fOUT1	fOUT2	Price Each 1	10	50	100	500
±10ppm									
815-ASEMDLP-LY	ASEMDLP-LY	D	400	200	25.04	20.87	18.78	16.69	15.02
±25 ppm									
815-ASEMDLP-LR	ASEMDLP-LR	D	400	200	20.03	16.69	15.02	13.35	12.02

© Copyright 2013 Mouser Electronics
© Copyright 2013 Mouser Electronics

ABRACON OCXO Oscillators

RoHS Compliant This product is RoHS compliant.

OVEN CONTROLLED OSCILLATORS SMD AND THRU-HOLE

Features:
- Frequency Range SMD: 1.000 to 160.00MHz
- Frequency Range Thru-Hole: 1.000 to 100.00MHz
- Operating Temperature: -40°C to +85°C
- SC-Cut or AT-Cut, High "Q" resonator based design
- Either Sinewave or CMOS RF output
- Tight stability option

Applications:
- Cellular Infrastructure
- Radar Systems
- Test and Measurement Equipment
- GPS Tracking with precision hold-over accuracy
- WiMax/WLAN

DIMENSIONS: mm

Frequency Control

Abracon

AOCJY Series OCXO Oscillator 25.4 x 22 - SMD

For quantities greater than listed, call for quote.

MOUSER STOCK NO.	Abracon Part No.	Fig.	Freq. (MHz)	Volt.	Price Each 1	10	25	50
815-AOCJY-10.0M	AOCJY-10.000MHz	A	10.000	3.3	172.06	163.45	150.55	137.64
815-AOCJY-10.0ME	AOCJY-10.000MHz-E	A	10.000	3.3	172.06	163.45	150.55	137.64
815-AOCJY-10.0MF	AOCJY-10.000MHz-F	A	10.000	3.3	172.06	163.45	150.55	137.64
815-AOCJY-12.80M	AOCJY-12.800MHz	A	12.800	3.3	172.06	163.45	150.55	137.64
815-AOCJY-12.80ME	AOCJY-12.800MHz-E	A	12.800	3.3	172.06	163.45	150.55	137.64
815-AOCJY-12.80MF	AOCJY-12.800MHz-F	A	12.800	3.3	172.06	163.45	150.55	137.64
815-AOCJY-20.0M	AOCJY-20.000MHz	A	20.000	3.3	172.06	163.45	150.55	137.64
815-AOCJY-20.0ME	AOCJY-20.000MHz-E	A	20.000	3.3	172.06	163.45	150.55	137.64
815-AOCJY-20.0MF	AOCJY-20.000MHz-F	A	20.000	3.3	172.06	163.45	150.55	137.64
815-AOCJY-38.880M	AOCJY-38.880MHz	A	38.880	3.3	175.80	167.02	153.82	140.64
815-AOCJY-38.880ME	AOCJY-38.880MHz-E	A	38.880	3.3	175.80	167.02	153.82	140.64
815-AOCJY-38.880MF	AOCJY-38.880MHz-F	A	38.880	3.3	175.80	167.02	153.82	140.64
815-AOCJY-100.0M	AOCJY-100.000MHz	A	100.000	3.3	183.51	174.34	160.56	146.80
815-AOCJY-100.0ME	AOCJY-100.000MHz-E	A	100.000	3.3	183.51	174.34	160.56	146.80
815-AOCJY-100.0MF	AOCJY-100.000MHz-F	A	100.000	3.3	183.51	174.34	160.56	146.80

AOCJY1 Series 20.8 x 13.2 - Leaded

For quantities greater than listed, call for quote.

MOUSER STOCK NO.	Abracon Part No.	Fig.	Freq. (MHz)	Volt.	Price Each 1	5	10	25
815-AOCJY1-10M	AOCJY1-10.000MHz	B	10.000	3.3	96.30	91.49	89.08	86.67
815-AOCJY1-10M-E-SW	AOCJY1-10.000MHz-E-SW	B	10.000	3.3	113.31	107.65	104.82	101.98
815-AOCJY1A-10M	AOCJY1A-10.000MHz	B	10.000	5	96.30	91.49	89.08	86.67
815-AOCJY1A-10M-E	AOCJY1A-10.000MHz-E	B	10.000	5	113.31	107.65	104.82	101.98
815-AOCJY1-100M	AOCJY1-100.000MHz	B	100.000	3.3	96.30	91.49	89.08	86.67
815-AOCJY1A-100M	AOCJY1A-100.000MHz	B	100.000	5	96.30	91.49	89.08	86.67
815-AOCJY1A-100M-E	AOCJY1A-100.000MHz-E	B	100.000	5	113.31	107.65	104.82	101.98

AOCJY2 Series 21.0 x 21.0 - Leaded

For quantities greater than listed, call for quote.

MOUSER STOCK NO.	Abracon Part No.	Fig.	Freq. (MHz)	Volt.	Price Each 1	5	10	25
815-AOCJY2-10M	AOCJY2-10.000MHz	C	10.000	3.3	195.28	185.52	180.63	175.75
815-AOCJY2-10M-E	AOCJY2-10.000MHz-E	C	10.000	3.3	202.34	192.23	187.16	182.10
815-AOCJY2-10M-E-SW	AOCJY2-10.000MHz-E-SW	C	10.000	3.3	202.34	192.23	187.16	182.10
815-AOCJY2A-10M-F-SW	AOCJY2A-10.000MHz-F-SW	C	10.000	5	210.04	199.54	194.29	189.04
815-AOCJY2-100M-E	AOCJY2-100.000MHz-E	C	100.000	3.3	202.34	192.23	187.16	182.10
815-AOCJY2-100M-E-SW	AOCJY2-100.000MHz-E-SW	C	100.000	3.3	202.34	192.23	187.16	182.10
815-AOCJY2-100M-F	AOCJY2-100.000MHz-F	C	100.000	3.3	210.04	199.54	194.29	189.04
815-AOCJY2A-100M-E	AOCJY2A-100.000MHz-E	C	100.000	5	202.34	192.23	187.16	182.10
815-AOCJY2A-100M-FSW	AOCJY2A-100.000MHz-F-SW	C	100.000	5	210.04	199.54	194.29	189.04

AOCJY3 Series 25.4 x 25.4 - Leaded

For quantities greater than listed, call for quote.

MOUSER STOCK NO.	Abracon Part No.	Fig.	Freq. (MHz)	Volt.	Price Each 1	5	10	25
815-AOCJY3-10M-F	AOCJY3-10.000MHz-F	D	10.000	3.3	210.04	199.54	194.29	189.04
815-AOCJY3-10M	AOCJY3-10.000MHz	D	10.000	3.3	195.28	185.52	180.63	175.75
815-AOCJY3A-10M	AOCJY3A-10.000MHz	D	10.000	5	195.28	185.52	180.63	175.75
815-AOCJY3A-10M-E	AOCJY3A-10.000MHz-E	D	10.000	5	202.34	192.23	187.16	182.10
815-AOCJY3B-10M	AOCJY3B-10.000MHz	D	10.000	12	195.28	185.52	180.63	175.75
815-AOCJY3B-10M-E	AOCJY3B-10.000MHz-E	D	10.000	12	202.34	192.23	187.16	182.10
815-AOCJY3B-10M-E-SW	AOCJY3B-10.000MHz-E-SW	D	10.000	12	202.34	192.23	187.16	182.10
815-AOCJY3-100M-F	AOCJY3-100.000MHz-F	D	100.000	3.3	210.04	199.54	194.29	189.04
815-AOCJY3-100M-E-SW	AOCJY3-100.000MHz-E-SW	D	100.000	3.3	202.34	192.23	187.16	182.10
815-AOCJY3A-100M-E	AOCJY3A-100.000MHz-E	D	100.000	5	202.34	192.23	187.16	182.10
815-AOCJY3A-100M-F	AOCJY3A-100.000MHz-F	D	100.000	5	210.04	199.54	194.29	189.04
815-AOCJY3B-100M-ESW	AOCJY3B-100.000MHz-E-SW	D	100.000	12	202.34	192.23	187.16	182.10
815-AOCJY3B-100M-F	AOCJY3B-100.000MHz-F	D	100.000	12	210.04	199.54	194.29	189.04

AOCJY4 Series 36.1 x 27.2 - Leaded

For quantities greater than listed, call for quote.

MOUSER STOCK NO.	Abracon Part No.	Fig.	Freq. (MHz)	Volt.	Price Each 1	5	10	25
815-AOCJY4A-10M-F-SW	AOCJY4A-10.000MHz-F-SW	E	10.000	5	242.36	230.24	224.18	218.12
815-AOCJY4A-10M-SW	AOCJY4A-10.000MHz-SW	E	10.000	5	225.34	214.07	208.45	202.81
815-AOCJY4B-10M-F-SW	AOCJY4B-10.000MHz-F-SW	E	10.000	12	242.36	230.24	224.18	218.12
815-AOCJY4B-10M-SW	AOCJY4B-10.000MHz-SW	E	10.000	12	225.34	214.07	208.45	202.81
815-AOCJY4B-12.8MFSW	AOCJY4B-12.800MHz-F-SW	E	12.800	12	242.36	230.24	224.18	218.12

AOCJY5 Series 36.1 x 27.2 - Leaded

For quantities greater than listed, call for quote.

MOUSER STOCK NO.	Abracon Part No.	Fig.	Freq. (MHz)	Volt.	Price Each 1	5	10	25
815-AOCJY5-10.0	AOCJY5-10.000MHz	E	10.000	12	295.32	288.69	280.55	276.89

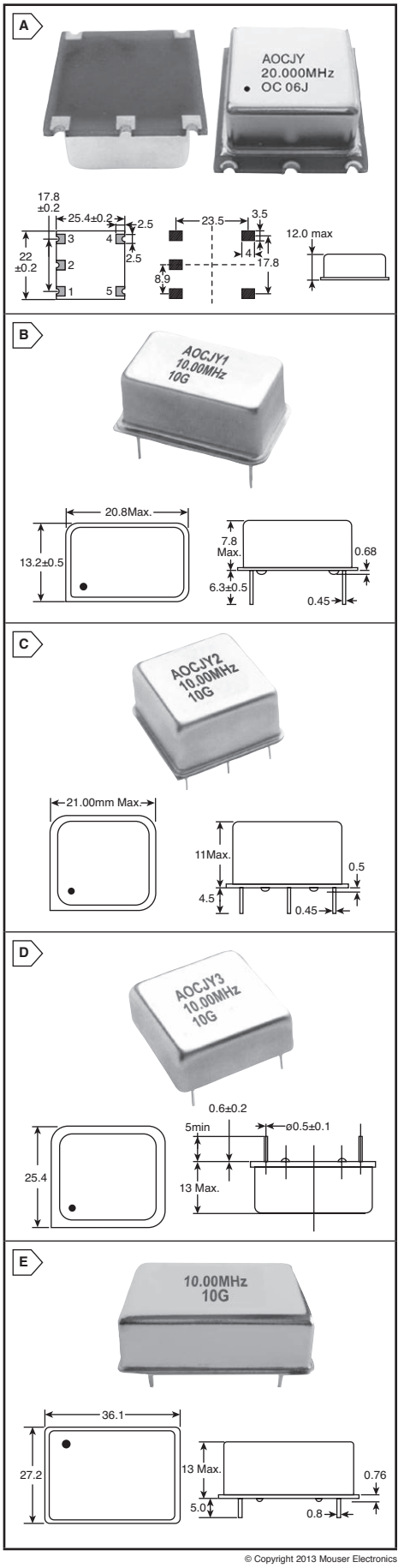

© Copyright 2013 Mouser Electronics

© Copyright 2013 Mouser Electronics

ABRACON SMD Pure Silicon™ Clock Oscillators

RoHS Compliant This product is RoHS compliant.

PLASTIC PACKAGE INDUSTRIAL GRADE ULTRA MINIATURE PURE SILICON™ CLOCK OSCILLATORS

Features:

- 2nd Generation MEMS Technology by Discera
- Low Power Consumption <10mA
- Low Cost-Compact QFN Plastic Packaging
- Low jitter
- Supply Voltage (Vdd): +1.7 ~ +3.6V
- Output Load: 15pF

No	Pin Terminal
1	Standby
2	GND
3	Output
4	VDD

ASDMB Series: 2.5 x 2.0 x 0.85mm

MOUSER STOCK NO.	Abracon Part No.	Fig.	Freq. (MHz).	Price Each 1	10	50	100	500	Reel Qty.	Price Per Piece
Operating Temp. -40°C ~ +85°C; Overall Freq. Stability ±10 ppm										
815-ASDMB-10-LY-T	ASDMB-10.000MHZ-LY-T	A	10.00	2.79	2.33	1.86	1.68	1.54	1000	1.29
815-ASDMB-12-LY-T	ASDMB-12.000MHZ-LY-T	A	12.00	2.79	2.33	1.86	1.68	1.54	1000	1.29
815-ASDMB-20-LY-T	ASDMB-20.000MHZ-LY-T	A	20.00	2.79	2.33	1.86	1.68	1.54	1000	1.29
815-ASDMB-24-LY-T	ASDMB-24.000MHZ-LY-T	A	24.00	2.79	2.33	1.86	1.68	1.54	1000	1.29
815-ASDMB-25-LY-T	ASDMB-25.000MHZ-LY-T	A	25.00	2.79	2.33	1.86	1.68	1.54	1000	1.29
815-ASDMB-26-LY-T	ASDMB-26.000MHZ-LY-T	A	26.00	2.79	2.33	1.86	1.68	1.54	1000	1.29
815-ASDMB-27-LY-T	ASDMB-27.000MHZ-LY-T	A	27.00	2.79	2.33	1.86	1.68	1.54	1000	1.29
815-ASDMB-48-LY-T	ASDMB-48.000MHZ-LY-T	A	48.00	2.79	2.33	1.86	1.68	1.54	1000	1.29
815-ASDMB-50-LY-T	ASDMB-50.000MHZ-LY-T	A	50.00	2.79	2.33	1.86	1.68	1.54	1000	1.29
815-ASDMB-100-LY-T	ASDMB-100.000MHZ-LY-T	A	100.00	3.11	2.60	2.08	1.87	1.71	1000	1.44
815-ASDMB-125-LY-T	ASDMB-125.000MHZ-LY-T	A	125.00	3.11	2.60	2.08	1.87	1.71	1000	1.44
Operating Temp. -40°C ~ +105°C; Overall Freq. Stability ±10 ppm										
815-ASDMB-10-XY-T	ASDMB-10.000MHZ-XY-T	A	10.00	3.11	2.60	2.08	1.87	1.71	1000	1.44
815-ASDMB-12-XY-T	ASDMB-12.000MHZ-XY-T	A	12.00	3.11	2.60	2.08	1.87	1.71	1000	1.44
815-ASDMB-20-XY-T	ASDMB-20.000MHZ-XY-T	A	20.00	3.11	2.60	2.08	1.87	1.71	1000	1.44
815-ASDMB-24-XY-T	ASDMB-24.000MHZ-XY-T	A	24.00	3.11	2.60	2.08	1.87	1.71	1000	1.44
815-ASDMB-25-XY-T	ASDMB-25.000MHZ-XY-T	A	25.00	3.11	2.60	2.08	1.87	1.71	1000	1.44
815-ASDMB-26-XY-T	ASDMB-26.000MHZ-XY-T	A	26.00	3.11	2.60	2.08	1.87	1.71	1000	1.44
815-ASDMB-27-XY-T	ASDMB-27.000MHZ-XY-T	A	27.00	3.11	2.60	2.08	1.87	1.71	1000	1.44
815-ASDMB-48-XY-T	ASDMB-48.000MHZ-XY-T	A	48.00	3.11	2.60	2.08	1.87	1.71	1000	1.44
815-ASDMB-50-XY-T	ASDMB-50.000MHZ-XY-T	A	50.00	3.11	2.60	2.08	1.87	1.71	1000	1.44
815-ASDMB-100-XY-T	ASDMB-100.000MHZ-XY-T	A	100.00	3.43	2.87	2.29	2.07	1.89	1000	1.72
815-ASDMB-125-XY-T	ASDMB-125.000MHZ-XY-T	A	125.00	3.43	2.87	2.29	2.07	1.89	1000	1.72

ASEMB Series: 3.2 x 2.5 x 0.85mm

MOUSER STOCK NO.	Abracon Part No.	Fig.	Freq. (MHz).	Price Each 1	10	50	100	500	Reel Qty.	Price Per Piece
Operating Temp. -40°C ~ +85°C; Overall Freq. Stability ±10 ppm										
815-ASEMB-4-LY-T	ASEMB-4.000MHZ-LY-T	B	4.00	2.73	2.28	1.82	1.64	1.50	1000	1.37
815-ASEMB-8-LY-T	ASEMB-8.000MHZ-LY-T	B	8.00	2.73	2.28	1.82	1.64	1.50	1000	1.37
815-ASEMB-10-LY-T	ASEMB-10.000MHZ-LY-T	B	10.00	2.73	2.28	1.82	1.64	1.50	1000	1.37
815-ASEMB-12-LY-T	ASEMB-12.000MHZ-LY-T	B	12.00	2.73	2.28	1.82	1.64	1.50	1000	1.37
815-ASEMB-20-LY-T	ASEMB-20.000MHZ-LY-T	B	20.00	2.73	2.28	1.82	1.64	1.50	1000	1.37
815-ASEMB-24-LY-T	ASEMB-24.000MHZ-LY-T	B	24.00	2.73	2.28	1.82	1.64	1.50	1000	1.37
815-ASEMB-25-LY-T	ASEMB-25.000MHZ-LY-T	B	25.00	2.73	2.28	1.82	1.64	1.50	1000	1.37
815-ASEMB-26-LY-T	ASEMB-26.000MHZ-LY-T	B	26.00	2.73	2.28	1.82	1.64	1.50	1000	1.37
815-ASEMB-27-LY-T	ASEMB-27.000MHZ-LY-T	B	27.00	2.73	2.28	1.82	1.64	1.50	1000	1.37
815-ASEMB-48-LY-T	ASEMB-48.000MHZ-LY-T	B	48.00	2.73	2.28	1.82	1.64	1.50	1000	1.37
815-ASEMB-50-LY-T	ASEMB-50.000MHZ-LY-T	B	50.00	2.73	2.28	1.82	1.64	1.50	1000	1.37
Operating Temp. -40°C ~ +105°C; Overall Freq. Stability ±10 ppm										
815-ASEMB-4-XY-T	ASEMB-4.000MHZ-XY-T	B	4.00	3.05	2.55	2.03	1.83	1.68	1000	1.53
815-ASEMB-8-XY-T	ASEMB-8.000MHZ-XY-T	B	8.00	3.05	2.55	2.03	1.83	1.68	1000	1.53
815-ASEMB-10-XY-T	ASEMB-10.000MHZ-XY-T	B	10.00	3.05	2.55	2.03	1.83	1.68	1000	1.53
815-ASEMB-12-XY-T	ASEMB-12.000MHZ-XY-T	B	12.00	3.05	2.55	2.03	1.83	1.68	1000	1.53
815-ASEMB-20-XY-T	ASEMB-20.000MHZ-XY-T	B	20.00	3.05	2.55	2.03	1.83	1.68	1000	1.53
815-ASEMB-24-XY-T	ASEMB-24.000MHZ-XY-T	B	24.00	3.05	2.55	2.03	1.83	1.68	1000	1.53
815-ASEMB-25-XY-T	ASEMB-25.000MHZ-XY-T	B	25.00	3.05	2.55	2.03	1.83	1.68	1000	1.53
815-ASEMB-27-XY-T	ASEMB-27.000MHZ-XY-T	B	27.00	3.05	2.55	2.03	1.83	1.68	1000	1.53
815-ASEMB-30-XY-T	ASEMB-30.000MHZ-XY-T	B	30.00	3.05	2.55	2.03	1.83	1.68	1000	1.53
815-ASEMB-48-XY-T	ASEMB-48.000MHZ-XY-T	B	48.00	3.05	2.55	2.03	1.83	1.68	1000	1.53
815-ASEMB-50-XY-T	ASEMB-50.000MHZ-XY-T	B	50.00	3.05	2.55	2.03	1.83	1.68	1000	1.53
815-ASEMB-80-XY-T	ASEMB-80.000MHZ-XY-T	B	80.00	3.40	2.84	2.27	2.04	1.87	1000	1.70
815-ASEMB-100-XY-T	ASEMB-100.000MHZ-XY-T	B	100.00	3.40	2.84	2.27	2.04	1.87	1000	1.70

ASFLMB Series: 5.0 x 3.2 x 0.85mm

MOUSER STOCK NO.	Abracon Part No.	Fig.	Freq. (MHz).	Price Each 1	10	50	100	500	Reel Qty.	Price Per Piece
Operating Temp. -40°C ~ +85°C; Overall Freq. Stability ±10 ppm										
815-ASFLMB-8-LY-T	ASFLMB-8.000MHZ-LY-T	C	8.0000	2.66	2.23	1.78	1.59	1.47	1000	1.34
815-ASFLMB-10-LY-T	ASFLMB-10.000MHZ-LY-T	C	10.0000	2.66	2.23	1.78	1.59	1.47	1000	1.34
815-ASFLMB-11.05LY-T	ASFLMB-11.0592MHZ-LY-T	C	11.0592	2.66	2.23	1.78	1.59	1.47	1000	1.34
815-ASFLMB-12-LY-T	ASFLMB-12.000MHZ-LY-T	C	12.0000	2.66	2.23	1.78	1.59	1.47	1000	1.34
815-ASFLMB-16-LY-T	ASFLMB-16.000MHZ-LY-T	C	16.0000	2.66	2.23	1.78	1.59	1.47	1000	1.34
815-ASFLMB-20-LY-T	ASFLMB-20.000MHZ-LY-T	C	20.0000	2.66	2.23	1.78	1.59	1.47	1000	1.34
815-ASFLMB-24-LY-T	ASFLMB-24.000MHZ-LY-T	C	24.0000	2.66	2.23	1.78	1.59	1.47	1000	1.34
815-ASFLMB-24.5-LY-T	ASFLMB-24.576MHZ-LY-T	C	24.5760	2.66	2.23	1.78	1.59	1.47	1000	1.34
815-ASFLMB-25-LY-T	ASFLMB-25.000MHZ-LY-T	C	25.0000	2.66	2.23	1.78	1.59	1.47	1000	1.34
815-ASFLMB-27-LY-T	ASFLMB-27.000MHZ-LY-T	C	27.0000	2.66	2.23	1.78	1.59	1.47	1000	1.34
815-ASFLMB-30-LY-T	ASFLMB-30.000MHZ-LY-T	C	30.0000	2.66	2.23	1.78	1.59	1.47	1000	1.34
815-ASFLMB-40-LY-T	ASFLMB-40.000MHZ-LY-T	C	40.0000	2.66	2.23	1.78	1.59	1.47	1000	1.34
815-ASFLMB-48-LY-T	ASFLMB-48.000MHZ-LY-T	C	48.0000	2.66	2.23	1.78	1.59	1.47	1000	1.34
815-ASFLMB-50-LY-T	ASFLMB-50.000MHZ-LY-T	C	50.0000	2.66	2.23	1.78	1.59	1.47	1000	1.34
815-ASFLMB-100-LY-T	ASFLMB-100.000MHZ-LY-T	C	100.0000	2.99	2.49	1.99	1.79	1.64	1000	1.50
815-ASFLMB-125-LY-T	ASFLMB-125.000MHZ-LY-T	C	125.0000	2.73	2.28	1.82	1.64	1.50	1000	1.37

DIMENSIONS: mm (in.)

A

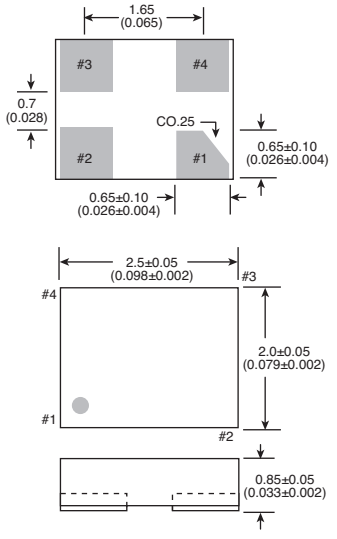

B

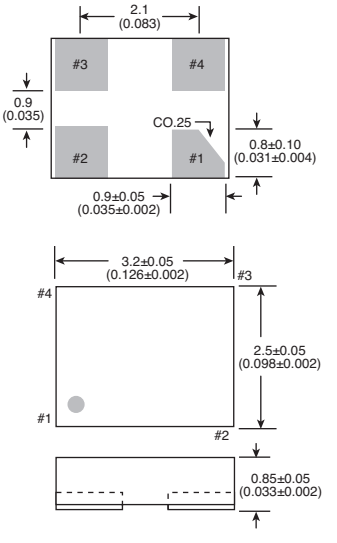

C

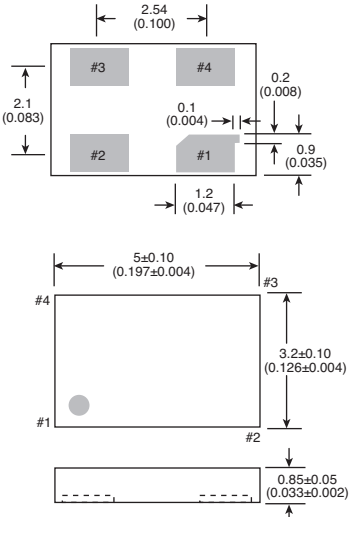

Frequency Control Abracon

© Copyright 2013 Mouser Electronics

ABRACON SMD Pure Silicon™ Clock Oscillators

RoHS Compliant This product is RoHS compliant.

PLASTIC PACKAGE INDUSTRIAL GRADE ULTRA MINIATURE PURE SILICON™ CLOCK OSCILLATORS (CONT.)

Features:

- 2nd Generation MEMS Technology by Discera
- Low Power Consumption <10mA
- Low Cost-Compact QFN Plastic Packaging
- Low jitter
- Supply Voltage (Vdd): +1.7 ~ +3.6V
- Output Load: 15pF

No	Pin Terminal
1	Standby
2	GND
3	Output
4	VDD

ASFLMB Series: 5.0 x 3.2 x 0.85mm (Cont.)

For quantities greater than listed, call for quote.

MOUSER STOCK NO.	Abracon Part No.	Fig.	Freq. (MHz).	Price Each 1	10	50	100	500	Reel Qty.	Price Per Piece
Operating Temp. -40°C ~ +85°C; Overall Freq. Stability ±25 ppm										
815-ASFLMB-8-LR-T	ASFLMB-8.000MHZ-LR-T	A	8.0000	2.41	2.01	1.61	1.44	1.33	1000	1.21
815-ASFLMB-10-LR-T	ASFLMB-10.000MHZ-LR-T	A	10.0000	2.41	2.01	1.61	1.44	1.33	1000	1.21
815-ASFLMB-11.05LR-T	ASFLMB-11.0592MHZ-LR-T	A	11.0592	2.41	2.01	1.61	1.44	1.33	1000	1.21
815-ASFLMB-12-LR-T	ASFLMB-12.000MHZ-LR-T	A	12.0000	2.41	2.01	1.61	1.44	1.33	1000	1.21
815-ASFLMB-16-LR-T	ASFLMB-16.000MHZ-LR-T	A	16.0000	2.41	2.01	1.61	1.44	1.33	1000	1.21
815-ASFLMB-20-LR-T	ASFLMB-20.000MHZ-LR-T	A	20.0000	2.41	2.01	1.61	1.44	1.33	1000	1.21
815-ASFLMB-24-LR-T	ASFLMB-24.000MHZ-LR-T	A	24.0000	2.41	2.01	1.61	1.44	1.33	1000	1.21
815-ASFLMB-24.5-LR-T	ASFLMB-24.576MHZ-LR-T	A	24.5760	2.41	2.01	1.61	1.44	1.33	1000	1.21
815-ASFLMB-25-LR-T	ASFLMB-25.000MHZ-LR-T	A	25.0000	2.41	2.01	1.61	1.44	1.33	1000	1.21
815-ASFLMB-27-LR-T	ASFLMB-27.000MHZ-LR-T	A	27.0000	2.41	2.01	1.61	1.44	1.33	1000	1.21
815-ASFLMB-30-LR-T	ASFLMB-30.000MHZ-LR-T	A	30.0000	2.41	2.01	1.61	1.44	1.33	1000	1.21
815-ASFLMB-40-LR-T	ASFLMB-40.000MHZ-LR-T	A	40.0000	2.41	2.01	1.61	1.44	1.33	1000	1.21
815-ASFLMB-48-LR-T	ASFLMB-48.000MHZ-LR-T	A	48.0000	2.41	2.01	1.61	1.44	1.33	1000	1.21
815-ASFLMB-50-LR-T	ASFLMB-50.000MHZ-LR-T	A	50.0000	2.41	2.01	1.61	1.44	1.33	1000	1.21
815-ASFLMB-100-LR-T	ASFLMB-100.000MHZ-LR-T	A	100.0000	2.73	2.28	1.82	1.64	1.50	1000	1.37
Operating Temp. -40°C ~ +105°C; Overall Freq. Stability ±10 ppm										
815-ASFLMB-8-XY-T	ASFLMB-8.000MHZ-XY-T	A	8.0000	2.99	2.48	1.99	1.79	1.64	1000	1.49
815-ASFLMB-10-XY-T	ASFLMB-10.000MHZ-XY-T	A	10.0000	2.99	2.48	1.99	1.79	1.64	1000	1.49
815-ASFLMB-12-XY-T	ASFLMB-12.000MHZ-XY-T	A	12.0000	2.99	2.48	1.99	1.79	1.64	1000	1.49
815-ASFLMB-16-XY-T	ASFLMB-16.000MHZ-XY-T	A	16.0000	2.99	2.48	1.99	1.79	1.64	1000	1.49
815-ASFLMB-20-XY-T	ASFLMB-20.000MHZ-XY-T	A	20.0000	2.99	2.48	1.99	1.79	1.64	1000	1.49
815-ASFLMB-24-XY-T	ASFLMB-24.000MHZ-XY-T	A	24.0000	2.99	2.48	1.99	1.79	1.64	1000	1.49
815-ASFLMB-24.5-XY-T	ASFLMB-24.576MHZ-XY-T	A	24.5760	2.99	2.48	1.99	1.79	1.64	1000	1.49
815-ASFLMB-25-XY-T	ASFLMB-25.000MHZ-XY-T	A	25.0000	2.99	2.48	1.99	1.79	1.64	1000	1.49
815-ASFLMB-27-XY-T	ASFLMB-27.000MHZ-XY-T	A	27.0000	2.99	2.48	1.99	1.79	1.64	1000	1.49
815-ASFLMB-30-XY-T	ASFLMB-30.000MHZ-XY-T	A	30.0000	2.99	2.48	1.99	1.79	1.64	1000	1.49
815-ASFLMB-40-XY-T	ASFLMB-40.000MHZ-XY-T	A	40.0000	2.99	2.48	1.99	1.79	1.64	1000	1.49
815-ASFLMB-48-XY-T	ASFLMB-48.000MHZ-XY-T	A	48.0000	2.99	2.48	1.99	1.79	1.64	1000	1.49
815-ASFLMB-50-XY-T	ASFLMB-50.000MHZ-XY-T	A	50.0000	2.99	2.48	1.99	1.79	1.64	1000	1.49
815-ASFLMB-100-XY-T	ASFLMB-100.000MHZ-XY-T	A	100.0000	3.31	2.75	2.20	1.98	1.82	1000	1.65
815-ASFLMB-125-XY-T	ASFLMB-125.000MHZ-XY-T	A	125.0000	3.31	2.75	2.20	1.98	1.82	1000	1.65

ASVMB Series: 7.0 x 5.0 x 0.85mm

For quantities greater than listed, call for quote.

MOUSER STOCK NO.	Abracon Part No.	Fig.	Freq. (MHz).	Price Each 1	10	50	100	500	Reel Qty.	Price Per Piece
Operating Temp. -40°C ~ +85°C; Overall Freq. Stability ±10 ppm										
815-ASVMB-3.68MLYT	ASVMB-3.6864MHZ-LY-T	B	3.68640	2.89	2.41	2.17	1.93	1.73	1000	1.59
815-ASVMB-4MLYT	ASVMB-4.000MHZ-LY-T	B	4.00000	2.89	2.41	2.17	1.93	1.73	1000	1.59
815-ASVMB-7.3MLYT	ASVMB-7.3728MHZ-LY-T	B	7.37280	2.89	2.41	2.17	1.93	1.73	1000	1.59
815-ASVMB-8MLYT	ASVMB-8.000MHZ-LY-T	B	8.00000	2.89	2.41	2.17	1.93	1.73	1000	1.59
815-ASVMB-14.3MLYT	ASVMB-14.31818MHZ-LY-T	B	14.31818	2.89	2.41	2.17	1.93	1.73	1000	1.59
815-ASVMB-16.3MLYT	ASVMB-16.384MHZ-LY-T	B	16.38400	2.89	2.41	2.17	1.93	1.73	1000	1.59
815-ASVMB-18.4MLYT	ASVMB-18.432MHZ-LY-T	B	18.43200	2.89	2.41	2.17	1.93	1.73	1000	1.59
815-ASVMB-20MLYT	ASVMB-20.000MHZ-LY-T	B	20.00000	2.89	2.41	2.17	1.93	1.73	1000	1.59
815-ASVMB-25MLYT	ASVMB-25.000MHZ-LY-T	B	25.00000	2.89	2.41	2.17	1.93	1.73	1000	1.59
815-ASVMB-27MLYT	ASVMB-27.000MHZ-LY-T	B	27.00000	2.89	2.41	2.17	1.93	1.73	1000	1.59
815-ASVMB-29.4MLYT	ASVMB-29.4912MHZ-LY-T	B	29.49120	2.89	2.41	2.17	1.93	1.73	1000	1.59
815-ASVMB-30MLYT	ASVMB-30.000MHZ-LY-T	B	30.00000	2.89	2.41	2.17	1.93	1.73	1000	1.59
815-ASVMB-32MLYT	ASVMB-32.000MHZ-LY-T	B	32.00000	2.89	2.41	2.17	1.93	1.73	1000	1.59
815-ASVMB-33MLYT	ASVMB-33.000MHZ-LY-T	B	33.00000	2.89	2.41	2.17	1.93	1.73	1000	1.59
815-ASVMB-33.3MLYT	ASVMB-33.333MHZ-LY-T	B	33.33300	2.89	2.41	2.17	1.93	1.73	1000	1.59
815-ASVMB-40MLYT	ASVMB-40.000MHZ-LY-T	B	40.00000	2.89	2.41	2.17	1.93	1.73	1000	1.59
815-ASVMB-48MLYT	ASVMB-48.000MHZ-LY-T	B	48.00000	2.89	2.41	2.17	1.93	1.73	1000	1.59
815-ASVMB-50MLYT	ASVMB-50.000MHZ-LY-T	B	50.00000	2.89	2.41	2.17	1.93	1.73	1000	1.59
815-ASVMB-60MLYT	ASVMB-60.000MHZ-LY-T	B	60.00000	2.89	2.41	2.17	1.93	1.73	1000	1.59
815-ASVMB-66MLYT	ASVMB-66.000MHZ-LY-T	B	66.00000	2.89	2.41	2.17	1.93	1.73	1000	1.59
815-ASVMB-80MLYT	ASVMB-80.000MHZ-LY-T	B	80.00000	3.31	2.76	2.48	2.20	1.98	1000	1.82
815-ASVMB-100MLYT	ASVMB-100.000MHZ-LY-T	B	100.00000	3.31	2.76	2.48	2.20	1.98	1000	1.82
815-ASVMB-125MLYT	ASVMB-125.000MHZ-LY-T	B	125.00000	3.31	2.76	2.48	2.20	1.98	1000	1.82
Operating Temp. -40°C ~ +105°C; Overall Freq. Stability ±10 ppm										
815-ASVMB-3.6MXYT	ASVMB-3.6864MHZ-XY-T	B	3.68640	2.99	2.49	2.24	1.99	1.79	1000	1.64
815-ASVMB-4MXYT	ASVMB-4.000MHZ-XY-T	B	4.00000	2.99	2.49	2.24	1.99	1.79	1000	1.64
815-ASVMB-8MXYT	ASVMB-8.000MHZ-XY-T	B	8.00000	2.99	2.49	2.24	1.99	1.79	1000	1.64
815-ASVMB-14.3MXYT	ASVMB-14.31818MHZ-XY-T	B	14.31818	2.99	2.49	2.24	1.99	1.79	1000	1.64
815-ASVMB-16.3MXYT	ASVMB-16.384MHZ-XY-T	B	16.38400	2.99	2.49	2.24	1.99	1.79	1000	1.64
815-ASVMB-18.4MXYT	ASVMB-18.432MHZ-XY-T	B	18.43200	2.99	2.49	2.24	1.99	1.79	1000	1.64
815-ASVMB-20MXYT	ASVMB-20.000MHZ-XY-T	B	20.00000	2.99	2.49	2.24	1.99	1.79	1000	1.64
815-ASVMB-25MXYT	ASVMB-25.000MHZ-XY-T	B	25.00000	2.99	2.49	2.24	1.99	1.79	1000	1.64
815-ASVMB-27MXYT	ASVMB-27.000MHZ-XY-T	B	27.00000	2.99	2.49	2.24	1.99	1.79	1000	1.64
815-ASVMB-29.4MXYT	ASVMB-29.4912MHZ-XY-T	B	29.49120	2.99	2.49	2.24	1.99	1.79	1000	1.64
815-ASVMB-30MXYT	ASVMB-30.000MHZ-XY-T	B	30.00000	2.99	2.49	2.24	1.99	1.79	1000	1.64
815-ASVMB-32MXYT	ASVMB-32.000MHZ-XY-T	B	32.00000	2.99	2.49	2.24	1.99	1.79	1000	1.64
815-ASVMB-33MXYT	ASVMB-33.000MHZ-XY-T	B	33.00000	2.99	2.49	2.24	1.99	1.79	1000	1.64
815-ASVMB-33.3MXYT	ASVMB-33.333MHZ-XY-T	B	33.33300	2.99	2.49	2.24	1.99	1.79	1000	1.64
815-ASVMB-40MXYT	ASVMB-40.000MHZ-XY-T	B	40.00000	2.99	2.49	2.24	1.99	1.79	1000	1.64
815-ASVMB-48MXYT	ASVMB-48.000MHZ-XY-T	B	48.00000	2.99	2.49	2.24	1.99	1.79	1000	1.64
815-ASVMB-50MXYT	ASVMB-50.000MHZ-XY-T	B	50.00000	2.99	2.49	2.24	1.99	1.79	1000	1.64
815-ASVMB-60MXYT	ASVMB-60.000MHZ-XY-T	B	60.00000	2.99	2.49	2.24	1.99	1.79	1000	1.64
815-ASVMB-66MXYT	ASVMB-66.000MHZ-XY-T	B	66.00000	2.99	2.49	2.24	1.99	1.79	1000	1.64
815-ASVMB-80MXYT	ASVMB-80.000MHZ-XY-T	B	80.00000	3.40	2.84	2.56	2.27	2.04	1000	1.87
815-ASVMB-100MXYT	ASVMB-100.000MHZ-XY-T	B	100.00000	3.40	2.84	2.56	2.27	2.04	1000	1.87
815-ASVMB-125MXYT	ASVMB-125.000MHZ-XY-T	B	125.00000	3.40	2.84	2.56	2.27	2.04	1000	1.87

DIMENSIONS: mm (in.)

A

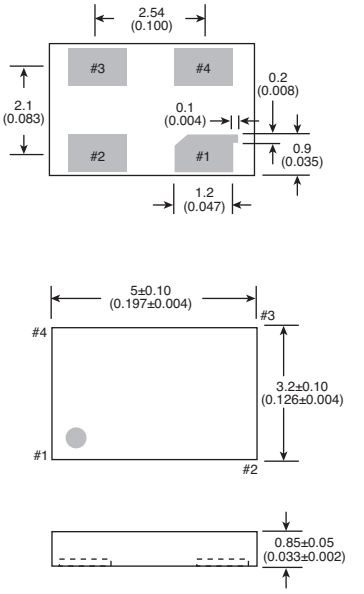

B

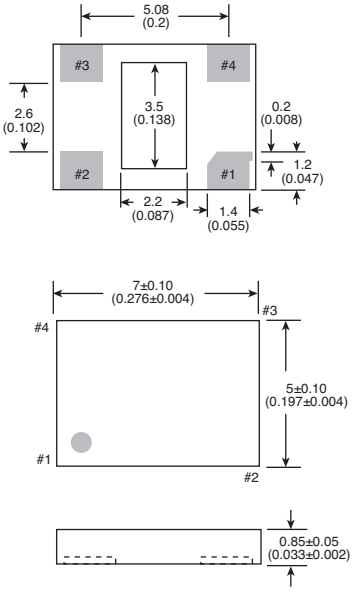

© Copyright 2013 Mouser Electronics

ABRACON SMD Crystals and Oscillators

RoHS Compliant This product is RoHS compliant.

ABM2 SERIES SMD MICROPROCESSOR CRYSTALS

Features:

- Low in height; suitable for thin equipment
- Glass sealed package assures high reliability and high temperature operation
- Tight tolerance and stability available
- Suitable for RoHS compliant reflow
- Low cost glass sealed crystal solution

DIMENSIONS: in. (mm)

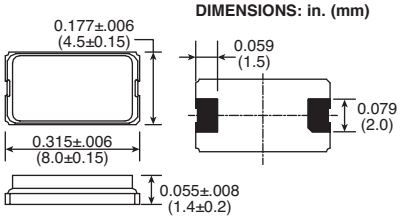

For quantities greater than listed, call for quote.

MOUSER STOCK NO.	Abracon Part No.	Freq. (MHz)	Price Each 1	10	50	100
815-ABM2-10-D4Y-T	ABM2-11.0592MHZ-D4Y-T	11.05920	.74	.621	.556	.492
815-ABM2-11.05-D4Y-T	ABM2-12.000MHZ-D4Y-T	12.00000	.74	.621	.556	.492
815-ABM2-14.3-D4Y-T	ABM2-14.31818MHZ-D4Y-T	14.31818	.74	.621	.556	.492
815-ABM2-14.7-D4Y-T	ABM2-14.7456MHZ-D4Y-T	14.74560	.74	.621	.556	.492
815-ABM2-16-D4Y-T	ABM2-16.000MHZ-D4Y-T	16.00000	.74	.621	.556	.492
815-ABM2-18.4-D4Y-T	ABM2-18.432MHZ-D4Y-T	18.43200	.74	.621	.556	.492
815-ABM2-20-D4Y-T	ABM2-20.000MHZ-D4Y-T	20.00000	.74	.621	.556	.492
815-ABM2-24-D4Y-T	ABM2-24.000MHZ-D4Y-T	24.00000	.74	.621	.556	.492
815-ABM2-25-D4Y-T	ABM2-25.000MHZ-D4Y-T	25.00000	.74	.621	.556	.492
815-ABM2-26-D4Y-T	ABM2-26.000MHZ-D4Y-T	26.00000	.74	.621	.556	.492
815-ABM2-27-D4Y-T	ABM2-27.000MHZ-D4Y-T	27.00000	.74	.621	.556	.492
815-ABM2-30-D4YF-T	ABM2-30.000MHZ-D4YF-T	30.00000	.74	.621	.556	.492

ABM8X SERIES SMD ULTRA MINIATURE, HIGH STABILITY CRYSTALS

Features:

- -40ºC to +125ºC wide operating temperature range
- ±40ppm Max. All Inclusive frequency stability over 10-year product life
- Fundamental Mode, low ESR Quartz design
- Ultra miniature, Seam-Sealed, RoHS compliant reflow-able package

DIMENSIONS: in. (mm)

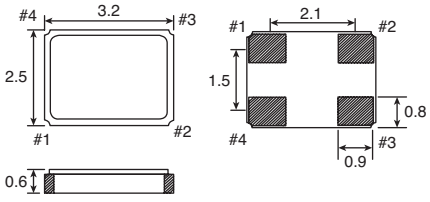

Pin function:
#1 crystal connection
#2 GND
#3 crystal connection
#4 GND

For quantities greater than listed, call for quote.

MOUSER STOCK NO.	Abracon Part No.	Freq. (MHz)	Price Each 1	10	50	100
815-ABM8X-101-24.0-T	ABM8X-101-24.000MHZ-T	24.00000	10.08	8.40	7.56	6.72
815-ABM8X-102-32.0-T	ABM8X-102-32.000MHZ-T	32.00000	10.30	8.59	7.73	6.87

ABM3C SERIES SMD ULTRA MINIATURE CRYSTALS

Features:

- Low in height; suitable for thin equipment.
- Glass sealed package assures high reliability and high temperature operation
- Tight tolerance and stability available
- Suitable for RoHS reflow profile

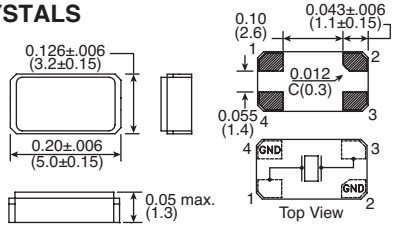

DIMENSIONS: in. (mm)

For quantities greater than listed, call for quote.

MOUSER STOCK NO.	Abracon Part No.	Freq. (MHz)	Price Each 1	10	50	100
815-ABM3C-10-D4YT	ABM3C-10.000MHZ-D4Y-T	10.00000	.96	.803	.728	.642
815-ABM3C-11.05-D4YT	ABM3C-11.0592MHZ-D4Y-T	11.00000	.96	.803	.728	.642
815-ABM3C-12-D4YT	ABM3C-12.000MHZ-D4Y-T	12.00000	.96	.803	.728	.642
815-ABM3C-12.28-D4YT	ABM3C-12.288MHZ-D4Y-T	12.28800	.96	.803	.728	.642
815-ABM3C-13-D4YT	ABM3C-13.000MHZ-D4Y-T	13.00000	.96	.803	.728	.642
815-ABM3C-13.56-D4YT	ABM3C-13.560MHZ-D4Y-T	13.56000	.96	.803	.728	.642
815-ABM3C-14.31-D4YT	ABM3C-14.31818MHZ-D4Y-T	14.31818	.96	.803	.728	.642
815-ABM3C-14.74-D4YT	ABM3C-14.7456MHZ-D4Y-T	14.74560	.96	.803	.728	.642
815-ABM3C-15-D4YT	ABM3C-15.000MHZ-D4Y-T	15.00000	.96	.803	.728	.642
815-ABM3C-16-D4YT	ABM3C-16.000MHZ-D4Y-T	16.00000	.96	.803	.728	.642
815-ABM3C-16.38-D4YT	ABM3C-16.384MHZ-D4Y-T	16.38400	.96	.803	.728	.642
815-ABM3C-18.43-D4YT	ABM3C-18.432MHZ-D4Y-T	18.43200	.96	.803	.728	.642
815-ABM3C-19.66-D4YT	ABM3C-19.6608MHZ-D4Y-T	19.66080	.96	.803	.728	.642
815-ABM3C-20-D4YT	ABM3C-20.000MHZ-D4Y-T	20.00000	.96	.803	.728	.642
815-ABM3C-22.11-D4YT	ABM3C-22.1184MHZ-D4Y-T	22.11840	.96	.803	.728	.642
815-ABM3C-24-D4YT	ABM3C-24.000MHZ-D4Y-T	24.00000	.96	.803	.728	.642
815-ABM3C-24.57-D4YT	ABM3C-24.576MHZ-D4Y-T	24.57600	.96	.803	.728	.642
815-ABM3C-25-D4YT	ABM3C-25.000MHZ-D4Y-T	25.00000	.96	.803	.728	.642
815-ABM3C-26-D4YT	ABM3C-26.000MHZ-D4Y-T	26.00000	.96	.803	.728	.642
815-ABM3C-27-D4YT	ABM3C-27.000MHZ-D4Y-T	27.00000	.96	.803	.728	.642
815-ABM3C-29.49-D4YT	ABM3C-29.4912MHZ-D4Y-T	29.49120	.96	.803	.728	.642
815-ABM3C-30-D4YFT	ABM3C-30.000MHZ-D4YF-T	30.00000	.96	.803	.728	.642
815-ABM3C-32-D4YFT	ABM3C-32.000MHZ-D4YF-T	32.00000	.96	.803	.728	.642
815-ABM3C-33-D4YFT	ABM3C-33.000MHZ-D4YF-T	33.00000	.96	.803	.728	.642
815-ABM3C-36-D4YFT	ABM3C-36.000MHZ-D4YF-T	36.00000	.96	.803	.728	.642
815-ABM3C-40-D4YFT	ABM3C-40.000MHZ-D4YF-T	40.00000	.96	.803	.728	.642
815-ABM3C-48-D4YFT	ABM3C-48.000MHZ-D4YF-T	48.00000	.96	.803	.728	.642

ABM3X SERIES SMD ULTRA MINIATURE, HIGH STABILITY CRYSTALS

Features:

- -40ºC to +125ºC wide operating temperature range
- ±40ppm Max. All Inclusive frequency stability over 10-year product life
- Fundamental Mode, low ESR Quartz design
- Ultra miniature, Seam-Sealed, RoHS compliant reflow-able package

DIMENSIONS: in. (mm)

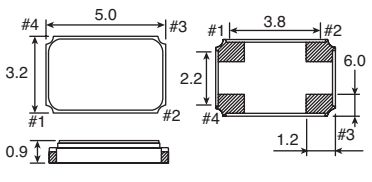

Pin function:
#1 crystal connection
#2 GND
#3 crystal connection
#4 GND

For quantities greater than listed, call for quote.

MOUSER STOCK NO.	Abracon Part No.	Freq. (MHz)	Price Each 1	10	50	100
815-ABM3X-101-24.0-T	ABM3X-101-24.000MHZ-T	24.00000	7.83	6.53	5.87	5.22
815-ABM3X-102-32.0-T	ABM3X-102-32.000MHZ-T	32.00000	7.99	6.67	5.99	5.33

ABLJO SERIES LOW JITTER CRYSTAL OSCILLATORS

Features:

- High "Q", 3rd Overtone Crystal Technology
- Ultra Low Jitter performance 0.10ps Max. (12kHz to 20MHz)
- Standard LVCMOS RF Output
- Wide Operating Temperature (-40ºC to +85ºC) standard
- ±40ppm Max. All inclusive Stability (including Aging) over 10-years
- (17) Standard Frequencies between 80MHz & 200MHz
- 9x14mm RoHS Compliant SMT package

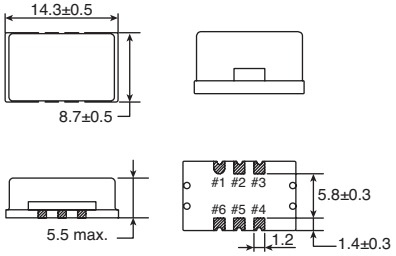

DIMENSIONS: in. (mm)

Connection:
#1 V.C
#2 NC
#3 GND
#4 Output
#5 N.C.
#6 Vcc

For quantities greater than listed, call for quote.

MOUSER STOCK NO.	Abracon Part No.	Freq. (MHz)	Price Each 1	10	50	100
Fixed Frequency						
815-ABLJO-80M	ABLJO-80.000MHz	80.000	28.53	25.67	19.97	19.25
815-ABLJO-81.92M	ABLJO-81.920MHz	81.920	28.53	25.67	19.97	19.25
815-ABLJO-92.16M	ABLJO-92.160MHz	92.160	28.53	25.67	19.97	19.25
815-ABLJO-96M	ABLJO-96.000MHz	96.000	28.53	25.67	19.97	19.25
815-ABLJO-98.3M	ABLJO-98.304MHz	98.304	28.53	25.67	19.97	19.25
815-ABLJO-100M	ABLJO-100.000MHz	100.000	28.53	25.67	19.97	19.25
815-ABLJO-106.25M	ABLJO-106.250MHz	106.250	28.53	25.67	19.97	19.25
815-ABLJO-120M	ABLJO-120.000MHz	120.000	28.53	25.67	19.97	19.25
815-ABLJO-122.88M	ABLJO-122.880MHz	122.880	28.53	25.67	19.97	19.25
815-ABLJO-125M	ABLJO-125.000MHz	125.000	28.53	25.67	19.97	19.25
815-ABLJO-150M	ABLJO-150.000MHz	150.000	28.53	25.67	19.97	19.25
815-ABLJO-155.52M	ABLJO-155.520MHz	155.520	28.53	25.67	19.97	19.25
815-ABLJO-156.250M	ABLJO-156.250MHz	156.250	28.53	25.67	19.97	19.25
815-ABLJO-160M	ABLJO-160.000MHz	160.000	28.53	25.67	19.97	19.25
815-ABLJO-184.320M	ABLJO-184.320MHz	184.320	28.53	25.67	19.97	19.25
815-ABLJO-187.500M	ABLJO-187.500MHz	187.500	28.53	25.67	19.97	19.25
815-ABLJO-200M	ABLJO-200.000MHz	200.000	32.10	28.89	22.47	21.67
±45 ppm min.						
815-ABLJO-V80M	ABLJO-V-80.000MHz	80.000	28.53	25.67	19.97	19.25
815-ABLJO-V81.92M	ABLJO-V-81.920MHz	81.920	28.53	25.67	19.97	19.25
815-ABLJO-V92.16M	ABLJO-V-92.160MHz	92.160	28.53	25.67	19.97	19.25
815-ABLJO-V96M	ABLJO-V-96.000MHz	96.000	28.53	25.67	19.97	19.25
815-ABLJO-V98.3M	ABLJO-V-98.304MHz	98.304	28.53	25.67	23.53	21.40
815-ABLJO-V100M	ABLJO-V-100.000MHz	100.000	28.53	25.67	19.97	19.25
815-ABLJO-V106.25M	ABLJO-V-106.250MHz	106.250	28.53	25.67	19.97	19.25
815-ABLJO-V120M	ABLJO-V-120.000MHz	120.000	28.53	25.67	19.97	19.25
815-ABLJO-V122.88M	ABLJO-V-122.880MHz	122.880	28.53	25.67	19.97	19.25
815-ABLJO-V125M	ABLJO-V-125.000MHz	125.000	28.53	25.67	19.97	19.25
815-ABLJO-V150M	ABLJO-V-150.000MHz	150.000	28.53	25.67	19.97	19.25
815-ABLJO-V155.52M	ABLJO-V-155.520MHz	155.520	28.53	25.67	19.97	19.25
815-ABLJO-V156.25M	ABLJO-V-156.2500MHz	156.250	28.53	25.67	19.97	19.25
815-ABLJO-V160M	ABLJO-V-160.000MHz	160.000	28.53	25.67	19.97	19.25
815-ABLJO-V184.32M	ABLJO-V-184.320MHz	184.320	28.53	25.67	19.97	19.25
815-ABLJO-V187.5M	ABLJO-V-187.500MHz	187.500	28.53	25.67	19.97	19.25
815-ABLJO-V200M	ABLJO-V-200.000MHz	200.000	32.10	28.89	22.47	21.67

© Copyright 2013 Mouser Electronics
© Copyright 2013 Mouser Electronics

ABRACON Crystals and Oscillators

RoHS Compliant **This product is RoHS compliant.**

ABRACON CORPORATION

DIMENSIONS: mm (in.)

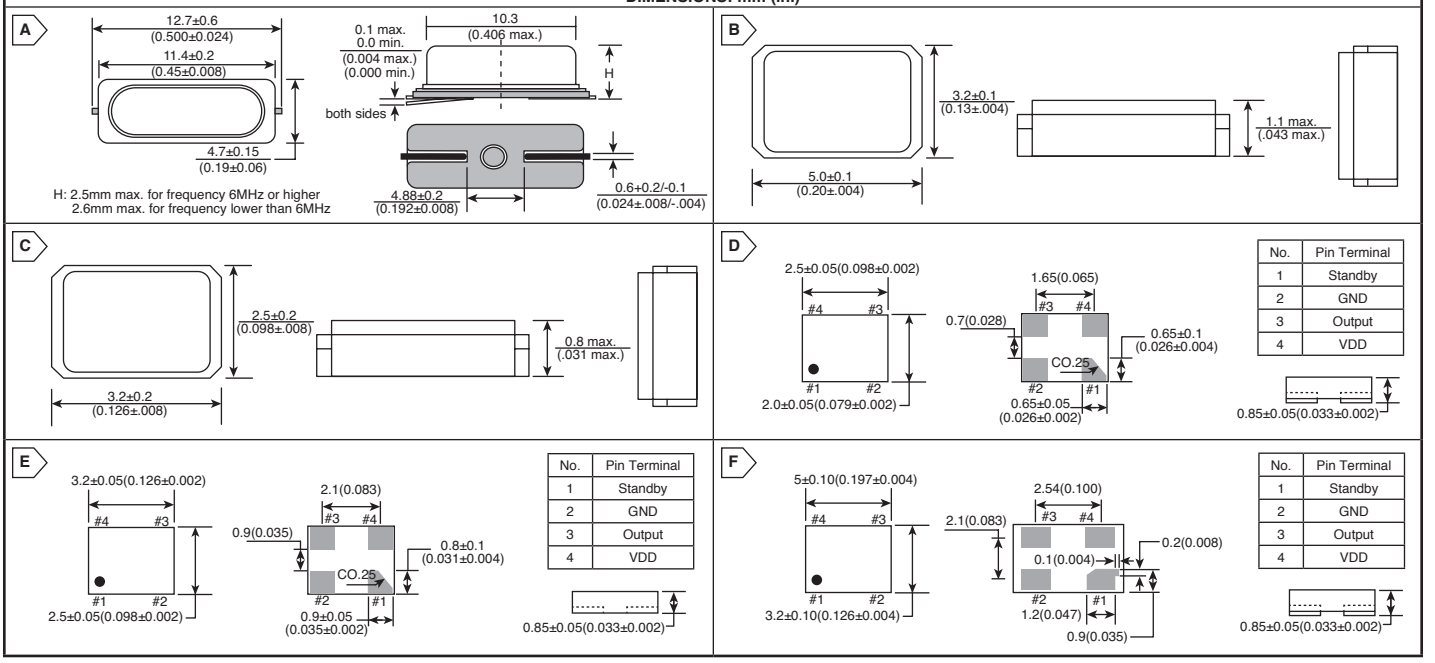

No.	Pin Terminal
1	Standby
2	GND
3	Output
4	VDD

ABLS3 SERIES LOW PROFILE MICROPROCESSOR CRYSTALS

Features:

- High reliability, Low cost
- Tight stability and extended temperature
- Low profile (2.6mm max.)
- Reflow capable

For quantities greater than listed, call for quote.

MOUSER STOCK NO.	Abracon Part No.	Fig.	Freq. (MHz)	Price Each 1	10	50	100	500
815-ABLS3-4MD4YT	ABLS3-4.000MHZ-D4Y-T	A	4.0000	.63	.535	.439	.385	.342
815-ABLS3-4.09MD4YT	ABLS3-4.096MHZ-D4Y-T	A	4.0960	.63	.535	.439	.385	.342
815-ABLS3-4.9MD4YT	ABLS3-4.9152MHZ-D4Y-T	A	4.9152	.63	.535	.439	.385	.342
815-ABLS3-5MD4YT	ABLS3-5.000MHZ-D4Y-T	A	5.0000	.63	.535	.439	.385	.342
815-ABLS3-6MD4YT	ABLS3-6.000MHZ-D4Y-T	A	6.0000	.63	.535	.439	.385	.342
815-ABLS3-6.1MD4YT	ABLS3-6.144MHZ-D4Y-T	A	6.1440	.63	.535	.439	.385	.342
815-ABLS3-7.3MD4YT	ABLS3-7.3728MHZ-D4Y-T	A	7.3728	.63	.535	.439	.385	.342
815-ABLS3-8.1MD4YT	ABLS3-8.192MHZ-D4Y-T	A	8.1920	.63	.535	.439	.385	.342
815-ABLS3-9.8MD4YT	ABLS3-9.8304MHZ-D4Y-T	A	9.8304	.63	.535	.439	.385	.342
815-ABLS3-10MD4YT	ABLS3-10.000MHZ-D4Y-T	A	10.0000	.63	.535	.439	.385	.342
815-ABLS3-11.05MD4YT	ABLS3-11.0592MHZ-D4Y-T	A	10.0592	.63	.535	.439	.385	.342
815-ABLS3-12MD4YT	ABLS3-12.000MHZ-D4Y-T	A	12.0000	.63	.535	.439	.385	.342
815-ABLS3-12.28MD4YT	ABLS3-12.288MHZ-D4Y-T	A	12.2880	.63	.535	.439	.385	.342
815-ABLS3-13MD4YT	ABLS3-13.000MHZ-D4Y-T	A	13.0000	.63	.535	.439	.385	.342
815-ABLS3-14.3MD4YT	ABLS3-14.31818MHZ-D4Y-T	A	14.3182	.63	.535	.439	.385	.342
815-ABLS3-14.7MD4YT	ABLS3-14.7456MHZ-D4Y-T	A	14.7456	.63	.535	.439	.385	.342
815-ABLS3-15MD4YT	ABLS3-15.000MHZ-D4Y-T	A	15.0000	.63	.535	.439	.385	.342
815-ABLS3-16MD4YT	ABLS3-16.000MHZ-D4Y-T	A	16.0000	.63	.535	.439	.385	.342
815-ABLS3-16.3MD4YT	ABLS3-16.384MHZ-D4Y-T	A	16.3840	.63	.535	.439	.385	.342
815-ABLS3-18.4MD4YT	ABLS3-18.432MHZ-D4Y-T	A	18.4320	.63	.535	.439	.385	.342
815-ABLS3-19.6MD4YT	ABLS3-19.6608MHZ-D4Y-T	A	19.6608	.63	.535	.439	.385	.342
815-ABLS3-20MD4YT	ABLS3-20.000MHZ-D4Y-T	A	20.0000	.63	.535	.439	.385	.342
815-ABLS3-22.1MD4YT	ABLS3-22.1184MHZ-D4Y-T	A	22.1840	.63	.535	.439	.385	.342
815-ABLS3-24MD4YFT	ABLS3-24.000MHZ-D4YF-T	A	24.0000	.63	.535	.439	.385	.342
815-ABLS3-24.5MD4YFT	ABLS3-24.576MHZ-D4YF-T	A	24.5760	.63	.535	.439	.385	.342
815-ABLS3-25MD4YFT	ABLS3-25.000MHZ-D4YF-T	A	25.0000	.63	.535	.439	.385	.342
815-ABLS3-26MD4YFT	ABLS3-26.000MHZ-D4YF-T	A	26.0000	.63	.535	.439	.385	.342
815-ABLS3-27MD4YFT	ABLS3-27.000MHZ-D4YF-T	A	27.0000	.63	.535	.439	.385	.342
815-ABLS3-29.4MD4YFT	ABLS3-29.4912MHZ-D4YF-T	A	29.4912	.63	.535	.439	.385	.342
815-ABLS3-30MD4YFT	ABLS3-30.000MHZ-D4YF-T	A	30.0000	.66	.556	.46	.407	.364

ABM3B SERIES CERAMIC SMD CRYSTALS

Features:

- Fundamental mode
- Suitable for reflow
- Tight Stability available
- Ceramic package and metal lid assures high precision and reliability
- Seam sealing

For quantities greater than listed, call for quote.

MOUSER STOCK NO.	Abracon Part No.	Fig.	Frequency (MHz)	Price Each 1	10	50	100	500
815-ABM3B-155-12.8T	ABM3B-155-12.800MHZ-T	B	12.8	1.28	1.07	.963	.856	.77

ABM8 ULTRA MINIATURE CERAMIC SMD CRYSTALS

Features:

- Low in height; suitable for thin equipment, 0.8mm max
- Seam sealed package assures high reliability
- Tight tolerance and stability available
- Available for fundamental and 3rd over tone mode

For quantities greater than listed, call for quote.

MOUSER STOCK NO.	Abracon Part No.	Fig.	Frequency (MHz)	Price Each 1	10	50	100	500
815-ABM8-156-20-T	ABM8-156-20.000MHZ-T	C	20	1.28	1.07	.963	.856	.77

ASDMB SERIES INDUSTRIAL GRADE OSCILLATORS 2.5MM X 2.0MM

Features:

- Ultra Miniature Pure Silicon™ Clock Oscillator
- 2nd Generation MEMS Technology with reduced jiter by Discera
- Low Power Consumption <10mA
- Compact QFN Plastic Packaging

For quantities greater than listed, call for quote.

MOUSER STOCK NO.	Abracon Part No.	Fig.	Freq. (MHz)	Price Each 1	10	50	100	500
815-ASDMB-16MHZ-LC	ASDMB-16.000MHZ-LC-T	D	16	1.44	1.21	1.08	.963	.867
815-ASDMB-24MHZ-LC	ASDMB-24.000MHZ-LC-T	D	24	1.44	1.21	1.08	.963	.867
815-ASDMB-25MHZ-LC	ASDMB-25.000MHZ-LC-T	D	25	1.44	1.21	1.08	.963	.867
815-ASDMB-26MHZ-LC	ASDMB-26.000MHZ-LC-T	D	26	1.44	1.21	1.08	.963	.867
815-ASDMB-48MHZ-LC	ASDMB-48.000MHZ-LC-T	D	48	1.44	1.21	1.08	.963	.867
815-ASDMB-50MHZ-LC	ASDMB-50.000MHZ-LC-T	D	50	1.44	1.21	1.08	.963	.867

ASEMB SERIES INDUSTRIAL GRADE OSCILLATORS 3.2MM X 2.5MM

Features:

- Ultra Miniature Pure Silicon™ Clock Oscillator
- 2nd Generation MEMS Technology with reduced jiter by Discera
- Low Power Consumption <10mA
- Compact QFN Plastic Packaging

For quantities greater than listed, call for quote.

MOUSER STOCK NO.	Abracon Part No.	Fig.	Freq. (MHz)	Price Each 1	10	50	100	500
815-ASEMB-10MHZ-LC	ASEMB-10.000MHZ-LC-T	E	10	1.48	1.23	1.11	.984	.888
815-ASEMB-12MHZ-LC	ASEMB-12.000MHZ-LC-T	E	12	1.48	1.23	1.11	.984	.888
815-ASEMB-20MHZ-LC	ASEMB-20.000MHZ-LC-T	E	20	1.48	1.23	1.11	.984	.888
815-ASEMB-24MHZ-LC	ASEMB-24.000MHZ-LC-T	E	24	1.48	1.23	1.11	.984	.888
815-ASEMB-25MHZ-LC	ASEMB-25.000MHZ-LC-T	E	25	1.48	1.23	1.11	.984	.888
815-ASEMB-26MHZ-LC	ASEMB-26.000MHZ-LC-T	E	26	1.48	1.23	1.11	.984	.888
815-ASEMB-50MHZ-LC	ASEMB-50.000MHZ-LC-T	E	50	1.48	1.23	1.11	.984	.888

ASFLMB SERIES INDUSTRIAL GRADE OSCILLATORS 5.0MM X 3.2MM

Features:

- Ultra Miniature Pure Silicon™ Clock Oscillator
- 2nd Generation MEMS Technology with reduced jiter by Discera
- Low Power Consumption <10mA
- Compact QFN Plastic Packaging

For quantities greater than listed, call for quote.

MOUSER STOCK NO.	Abracon Part No.	Fig.	Freq. (MHz)	Price Each 1	10	50	100	500
815-ASFLMB-8MHZ-LC	ASFLMB-8.000MHZ-LC-T	F	8	1.51	1.26	1.13	1.01	.91
815-ASFLMB-10MHZ-LC	ASFLMB-10.000MHZ-LC-T	F	10	1.51	1.26	1.13	1.01	.91
815-ASFLMB-16MHZ-LC	ASFLMB-16.000MHZ-LC-T	F	16	1.51	1.26	1.13	1.01	.91
815-ASFLMB-20MHZ-LC	ASFLMB-20.000MHZ-LC-T	F	20	1.51	1.26	1.13	1.01	.91
815-ASFLMB-24MHZ-LC	ASFLMB-24.000MHZ-LC-T	F	24	1.51	1.26	1.13	1.01	.91
815-ASFLMB-25MHZ-LC	ASFLMB-25.000MHZ-LC-T	F	25	1.51	1.26	1.13	1.01	.91
815-ASFLMB-27MHZ-LC	ASFLMB-27.000MHZ-LC-T	F	27	1.51	1.26	1.13	1.01	.91
815-ASFLMB-40MHZ-LC	ASFLMB-40.000MHZ-LC-T	F	40	1.51	1.26	1.13	1.01	.91
815-ASFLMB-50MHZ-LC	ASFLMB-50.000MHZ-LC-T	F	50	1.51	1.26	1.13	1.01	.91

© Copyright 2013 Mouser Electronics

ABRACON Ceramic Microprocessor Crystals

PIERCE ANALYZER SYSTEM - CIRCUIT CHARACTERIZATION SERVICE

MOUSER STOCK NO.	Abracon Part No.	Description	Price Each
815-PAS-BC1WK	PAS-BC1WK	Analysis & Report 1-week max lead-time	1712.00
815-PAS-BC2WK	PAS-BC2WK	Analysis & Report 2-week max lead-time	1364.25
815-PAS-BC3WK	PAS-BC3WK	Analysis & Report 3-week max lead-time	839.95

ABM3 SERIES MINI CERAMIC, 3.2 X 5

RoHS Compliant

Features:

- Operating temperature: -20°C to 70°C
- Frequency tolerance: ± 20ppm
- Fundamental mode, 18pF load capacitance
- Stability: ±100ppm (-40°C to +85°C)

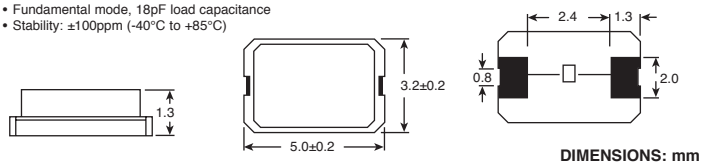

DIMENSIONS: mm

For quantities greater than listed, call for quote.

MOUSER STOCK NO.	Abracon Part No.	Frequency (MHz)	Price Each 1	10	50	100	500
815-ABM3-12-B2-T	ABM3-12.000MHZ-B2-T	12.000	1.53	1.32	1.16	.91	.77
815-ABM3-13.560-B2-T	ABM3-13.560MHZ-B2-T	13.560	1.53	1.32	1.16	.91	.77
815-ABM3-14.31818B2T	ABM3-14.31818MHZ-B2-T	14.3182	1.53	1.32	1.16	.91	.77
815-ABM3-16-B2-T	ABM3-16.000MHZ-B2-T	16.000	1.53	1.32	1.16	.91	.77
815-ABM3-18.432-B2-T	ABM3-18.432MHZ-B2-T	18.432	1.53	1.32	1.16	.91	.77
815-ABM3-20-B2-T	ABM3-20.000MHZ-B2-T	20.000	1.53	1.32	1.16	.91	.77
815-ABM3-24-B2-T	ABM3-24.000MHZ-B2-T	24.000	1.53	1.32	1.16	.91	.77
815-ABM3-24.576-B2-T	ABM3-24.576MHZ-B2-T	24.576	1.53	1.32	1.16	.91	.77
815-ABM3-25-B2-T	ABM3-25.000MHZ-B2-T	25.000	1.53	1.32	1.16	.91	.77
815-ABM3-27-B2-T	ABM3-27.000MHZ-B2-T	27.000	1.53	1.32	1.16	.91	.77
815-ABM3-28.6363-B2T	ABM3-28.6363MHZ-B2-T	28.6363	1.53	1.32	1.16	.91	.77
815-ABM3-29.4912-B2T	ABM3-29.4912MHZ-B2-T	29.4912	1.53	1.32	1.16	.91	.77
815-ABM3-30-B2-T	ABM3-30.000MHZ-B2-T	30.000	1.53	1.32	1.16	.91	.77
815-ABM3-33-B2-T	ABM3-33.000MHZ-B2-T	33.000	1.53	1.32	1.16	.91	.77
815-ABM3-40-B2-T	ABM3-40.000MHZ-B2-T	40.000	1.53	1.32	1.16	.91	.77
815-ABM3-48-B2-T	ABM3-48.000MHZ-B2-T	48.000	1.53	1.32	1.16	.91	.77

- Operating temperature: -40°C to +85°C
- Stability: ±30ppm

815-ABM3-8-D2Y-T	ABM3-8.000MHz-D2Y-T	8.000	1.28	1.07	.963	.856	.77
815-ABM3-10-D2Y-T	ABM3-10.0000MHZ-D2Y-T	10.0000	1.28	1.07	.963	.856	.77
815-ABM3-12-D2Y-T	ABM3-12.000MHZ-D2Y-T	12.000	1.28	1.07	.963	.856	.77
815-ABM3-14.74-D2Y-T	ABM3-14.7456MHZ-D2Y-T	14.7456	1.28	1.07	.963	.856	.77
815-ABM3-16-D2Y-T	ABM3-16.000MHZ-D2Y-T	16.000	1.28	1.07	.963	.856	.77
815-ABM3-18.43-D2Y-T	ABM3-18.432MHZ-D2Y-T	18.432	1.28	1.07	.963	.856	.77
815-ABM3-20-D2Y-T	ABM3-20.000MHZ-D2Y-T	20.000	1.28	1.07	.963	.856	.77
815-ABM3-22.11-D2Y-T	ABM3-22.1184MHZ-D2Y-T	22.1184	1.28	1.07	.963	.856	.77
815-ABM3-24-D2Y-T	ABM3-24.000MHZ-D2Y-T	24.000	1.28	1.07	.963	.856	.77
815-ABM3-25-D2Y-T	ABM3-25.000MHZ-D2Y-T	25.000	1.28	1.07	.963	.856	.77
815-ABM3-27-D2Y-T	ABM3-27.000MHz-D2Y-T	27.000	1.28	1.07	.963	.856	.77
815-ABM3-40-D2Y-F-T	ABM3-40.000MHz-D2Y-F-T	40.000	1.41	1.18	1.06	.942	.845
815-ABM3-48-D2Y-F-T	ABM3-48.000MHZ-D2Y-F-T	48.000	1.41	1.18	1.06	.942	.845

ABM3B SERIES MINI CERAMIC, 3.2 X 5

RoHS Compliant

Features:

- Operating temperature: -20°C to +70°C
- Frequency tolerance at 25°C: ± 20ppm
- Fundamental mode, 18pF load capacitance
- Stability: ±50ppm (-20°C to +70°C)

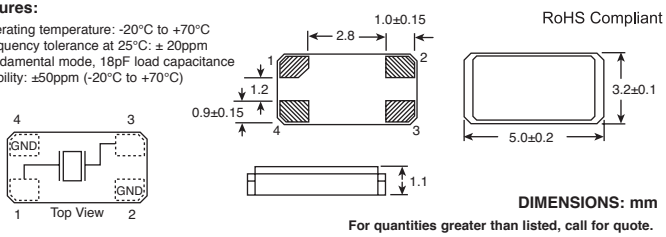

DIMENSIONS: mm

For quantities greater than listed, call for quote.

MOUSER STOCK NO.	Abracon Part No.	Frequency (MHz)	Price Each 1	10	50	100	500
815-ABM3B-12-B2	ABM3B-12.000MHZ-B2-T	12.000	1.22	1.02	.92	.813	.728
815-ABM3B-12.288-B2T	ABM3B-12.288MHZ-B2-T	12.288	1.22	1.02	.92	.813	.728
815-ABM3B-13-B2-T	ABM3B-13.000MHZ-B2-T	13.000	1.22	1.02	.92	.813	.728
815-ABM3B-13.824-B2T	ABM3B-13.824MHZ-B2-T	13.824	1.22	1.02	.92	.813	.728
815-ABM3B-14.3181B2T	ABM3B-14.31818MHZ-B2-T	14.3182	1.22	1.02	.92	.813	.728
815-ABM3B-15.360-B2T	ABM3B-15.360MHZ-B2-T	15.360	1.22	1.02	.92	.813	.728
815-ABM3B-16-B2	ABM3B-16.000MHZ-B2-T	16.000	1.22	1.02	.92	.813	.728
815-ABM3B-16.384-B2	ABM3B-16.384MHZ-B2-T	16.384	1.22	1.02	.92	.813	.728
815-ABM3B-18.432-B2	ABM3B-18.432MHZ-B2-T	18.432	1.22	1.02	.92	.813	.728
815-ABM3B-20-B2	ABM3B-20.000MHZ-B2-T	20.000	1.22	1.02	.92	.813	.728
815-ABM3B-24-B2	ABM3B-24.000MHZ-B2-T	24.000	1.22	1.02	.92	.813	.728
815-ABM3B-24.576-B2	ABM3B-24.576MHZ-B2-T	24.576	1.22	1.02	.92	.813	.728
815-ABM3B-25-B2	ABM3B-25.000MHZ-B2-T	25.000	1.22	1.02	.92	.813	.728
815-ABM3B-27-B2	ABM3B-27.000MHZ-B2-T	27.000	1.22	1.02	.92	.813	.728
815-ABM3B-30-B2	ABM3B-30.000MHZ-B2-T	30.000	1.22	1.02	.92	.813	.728
815-ABM3B-32-B2	ABM3B-32.000MHZ-B2-T	32.000	1.22	1.02	.92	.813	.728
815-ABM3B-40-B2	ABM3B-40.000MHZ-B2-T	40.000	1.22	1.02	.92	.813	.728
815-ABM3B-48-B2	ABM3B-48.000MHZ-B2-T	48.000	1.22	1.02	.92	.813	.728

© Copyright 2013 Mouser Electronics

ABM8G GLASS SEALED CRYSTALS

RoHS Compliant

Features:

- Low in height; suitable for thin equipment
- Glass sealed package assures high reliability and high temperature operation

Applications:

- Automotive applications
- High Density Applications
- Modems, communication and test equipment
- PMCIA, Wireless applications

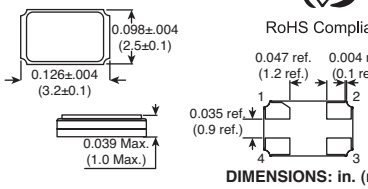

DIMENSIONS: in. (mm)

For quantities greater than listed, call for quote.

MOUSER STOCK NO.	Abracon Part No.	Frequency (KHz)	Price Each 1	10	100	500	1000
-20°C +7°C Freq. Tol. 30ppm							
815-ABM8G-12-B4Y-T	ABM8G-12.000MHZ-B4Y-T	12.00000	1.24	1.06	.706	.631	.494
815-ABM8G-12.2-B4Y-T	ABM8G-12.288MHZ-B4Y-T	12.28800	1.24	1.06	.706	.631	.494
815-ABM8G-13-B4Y-T	ABM8G-13.000MHZ-B4Y-T	13.00000	1.24	1.06	.706	.631	.494
815-ABM8G-13.5-B4Y-T	ABM8G-13.560MHZ-B4Y-T	13.56000	1.24	1.06	.706	.631	.494
815-ABM8G-14.3-B4Y-T	ABM8G-14.31818MHZ-B4Y-T	14.31818	1.24	1.06	.706	.631	.494
815-ABM8G-14.7-B4Y-T	ABM8G-14.7456MHZ-B4Y-T	14.74560	1.24	1.06	.706	.631	.494
815-ABM8G-16-B4Y-T	ABM8G-16.000MHZ-B4Y-T	16.00000	1.24	1.06	.706	.631	.494
815-ABM8G-16.3-B4Y-T	ABM8G-16.384MHz-B4Y-T	16.38400	1.24	1.06	.706	.631	.494
815-ABM8G-18.4-B4Y-T	ABM8G-18.432MHZ-B4Y-T	18.43200	1.24	1.06	.706	.631	.494
815-ABM8G-20-B4Y-T	ABM8G-20.000MHZ-B4Y-T	20.00000	1.24	1.06	.706	.631	.494
815-ABM8G-22.1-B4Y-T	ABM8G-22.1184MHZ-B4Y-T	22.11840	1.24	1.06	.706	.631	.494
815-ABM8G-24-B4Y-T	ABM8G-24.000MHZ-B4Y-T	24.00000	1.24	1.06	.706	.631	.494
815-ABM8G-24.5-B4Y-T	ABM8G-24.576MHZ-B4Y-T	24.57600	1.24	1.06	.706	.631	.494
815-ABM8G-25-B4Y-T	ABM8G-25.000MHZ-B4Y-T	25.00000	1.24	1.06	.706	.631	.494
815-ABM8G-26-B4Y-T	ABM8G-26.000MHZ-B4Y-T	26.00000	1.24	1.06	.706	.631	.494
815-ABM8G-27-B4Y-T	ABM8G-27.000MHZ-B4Y-T	27.00000	1.24	1.06	.706	.631	.494
815-ABM8G-40-B4Y-T	ABM8G-40.000MHZ-B4Y-T	40.00000	1.24	1.06	.706	.631	.494
-40°C +85°C Freq. Tol. 20ppm							
815-ABM8G-12-18D2Y	ABM8G-12.000MHZ-18-D2Y-T	12.00000	1.47	1.25	.835	.749	.584
815-ABM8G-13.5-18D2Y	ABM8G-13.560MHZ-18-D2Y-T	13.56000	1.47	1.25	.835	.749	.584
815-ABM8G-14.3-18D2Y	ABM8G-14.31818MHZ-18-D2Y-T	14.31818	1.47	1.25	.835	.749	.584
815-ABM8G-14.7-18D2Y	ABM8G-14.7456MHZ-18-D2Y-T	14.74560	1.47	1.25	.835	.749	.584
815-ABM8G-16-18D2Y	ABM8G-16.000MHZ-18-D2Y-T	16.00000	1.47	1.25	.835	.749	.584
815-ABM8G-18.4-18D2Y	ABM8G-18.432MHZ-18-D2Y-T	18.43200	1.47	1.25	.835	.749	.584
815-ABM8G-19.6-18D2Y	ABM8G-19.6608MHZ-18-D2Y-T	19.66080	1.47	1.25	.835	.749	.584
815-ABM8G-20-18D2Y	ABM8G-20.000MHZ-18-D2Y-T	20.00000	1.47	1.25	.835	.749	.584
815-ABM8G-22.1-18D2Y	ABM8G-22.1184MHZ-18-D2Y-T	22.11840	1.47	1.25	.835	.749	.584
815-ABM8G-24-18-D2Y	ABM8G-24.000MHZ-18-D2Y-T	24.00000	1.47	1.25	.835	.749	.584
815-ABM8G-24.5-18D2Y	ABM8G-24.576MHZ-18-D2Y-T	24.57600	1.47	1.25	.835	.749	.584
815-ABM8G-25-18D2Y	ABM8G-25.000MHZ-18-D2Y-T	25.00000	1.47	1.25	.835	.749	.584
815-ABM8G-26-18D2Y	ABM8G-26.000MHZ-18-D2Y-T	26.00000	1.47	1.25	.835	.749	.584
815-ABM8G-27-18D2Y	ABM8G-27.000MHZ-18-D2Y-T	27.00000	1.47	1.25	.835	.749	.584
815-ABM8G-40-18D2Y	ABM8G-40.000MHZ-18-D2Y-T	40.00000	1.47	1.25	.835	.749	.584
815-ABM8G-48-18D2Y	ABM8G-48.000MHZ-18-D2Y-T	48.00000	1.47	1.25	.835	.749	.584

ABM10 SERIES ULTRA MINI CERAMIC, 2 X 2.5

RoHS Compliant

Features:

- Operating temperature: -20°C to +80°C
- Frequency tolerance at 25°C: ± 20ppm max.
- Fundamental mode, 10pF load capacitance
- Stability: ±20ppm (-20°C to +70°C)

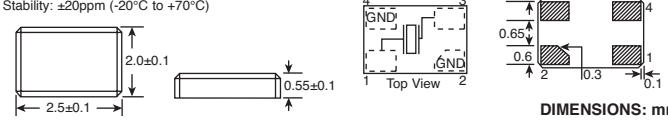

DIMENSIONS: mm

For quantities greater than listed, call for quote.

MOUSER STOCK NO.	Abracon Part No.	Frequency (MHz)	Price Each 1	10	50	100	500
815-ABM10-22.118E20T	ABM10-22.1184MHZ-E20-T	22.1184	2.09	1.83	1.56	1.32	.974
815-ABM10-24-E20-T	ABM10-24.000MHZ-E20-T	24.000	2.09	1.83	1.56	1.32	.974
815-ABM10-24.576E20T	ABM10-24.576MHZ-E20-T	24.576	2.09	1.83	1.56	1.32	.974
815-ABM10-25-E20-T	ABM10-25.000MHZ-E20-T	25.000	2.09	1.83	1.56	1.32	.974
815-ABM10-27-E20-T	ABM10-27.000MHZ-E20-T	27.000	2.09	1.83	1.56	1.32	.974
815-ABM10-30-E20-T	ABM10-30.000MHZ-E20-T	30.000	2.09	1.83	1.56	1.32	.974
815-ABM10-40-E20-T	ABM10-40.000MHZ-E20-T	40.000	2.09	1.83	1.56	1.32	.974
815-ABM10-48-E20-T	ABM10-48.000MHZ-E20-T	48.000	2.09	1.83	1.70	1.56	1.32

ABM11 SERIES ULTRA MINI CERAMIC, 1.6 X 2

Features:

- Fundamental mode
- Suitable for reflow
- Tight Stability available
- Ceramic package and metal lid assures high precision and reliability
- Seam sealing

Applications:

- Communication and Test equipment
- High Density applications
- PCMCIA and wireless applications

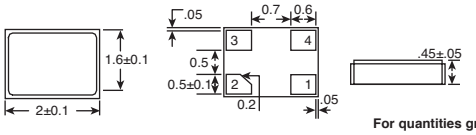

RoHS Compliant

DIMENSIONS: mm

For quantities greater than listed, call for quote.

815-ABM11-20-B7G-T	ABM11-20.000MHZ-B7G-T	20.000	2.55	2.18	1.46	1.31	1.17
815-ABM11-24-B7G-T	ABM11-24.000MHZ-B7G-T	24.000	2.55	2.18	1.46	1.31	1.17
815-ABM11-25-B7G-T	ABM11-25.000MHZ-B7G-T	25.000	2.55	2.18	1.46	1.31	1.17
815-ABM11-26-B7G-T	ABM11-26.000MHZ-B7G-T	26.000	2.18	1.92	1.64	1.38	1.02
815-ABM11-27-B7G-T	ABM11-27.000MHZ-B7G-T	27.000	2.18	1.92	1.64	1.38	1.02
815-ABM11-28.6-B7G-T	ABM11-28.63636MHZ-B7G-T	28.6364	2.18	1.92	1.64	1.38	1.02
815-ABM11-30-B7G-T	ABM11-30.000MHZ-B7G-T	30.000	2.18	1.92	1.64	1.38	1.02
815-ABM11-32-B7G-T	ABM11-32.000MHZ-B7G-T	32.000	2.18	1.92	1.64	1.38	1.02
815-ABM11-38.4-B7G-T	ABM11-38.400MHz-B7G-T	38.400	2.18	1.92	1.64	1.38	1.02
815-ABM11-40-B7G-T	ABM11-40.000MHZ-B7G-T	40.000	2.18	1.92	1.64	1.38	1.02
815-ABM11-44-B7G-T	ABM11-44.000MHZ-B7G-T	44.000	2.18	1.92	1.64	1.38	1.02
815-ABM11-48-B7G-T	ABM11-48.000MHZ-B7G-T	48.000	2.18	1.92	1.64	1.38	1.02

© Copyright 2013 Mouser Electronics

ABRACON Microprocessor Crystals

RoHS Compliant. This product is RoHS compliant.

ABLS/ABLS2 SERIES SMD MICROPROCESSOR CRYSTALS, HC49SM, 12.7 X 4.7MM

ABLS Series Features:
- Operating temperature: -55°C to +125°C
- Frequency tolerance: ±30ppm
- 18pF load capacitance
- Stability: ±100ppm
- Dimensions: 11.4x4.7x4.2mm

ABLS2 Series Features:
- Operating temperature: -40°C to +85°C
- Frequency tolerance: ±30ppm
- 18pF load capacitance
- Stability: ±30ppm
- Dimensions: 11.4x4.7x3.3mm

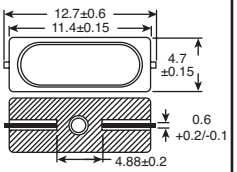

DIMENSIONS: mm

For quantities greater than listed, call for quote.

MOUSER STOCK NO.	Abracon Part No.	Freq. (MHz).	Price Each 1	10	50	100	500
ABLS Series							
815-ABLS-6.0ML4Q-T	ABLS-6.000MHZ-L4Q-T	6.0000	1.12	.974	.845	.674	.567
815-ABLS-8.0ML4Q-T	ABLS-8.000MHZ-L4Q-T	8.0000	1.12	.974	.845	.674	.567
815-ABLS-10.0ML4Q-T	ABLS-10.000MHZ-L4Q-T	10.0000	1.12	.974	.845	.674	.567
815-ABLS-12.0ML4Q-T	ABLS-12.000MHZ-L4Q-T	12.0000	1.12	.974	.845	.674	.567
815-ABLS-16.0ML4Q-T	ABLS-16.000MHZ-L4Q-T	16.0000	1.12	.974	.845	.674	.567
815-ABLS-20.0ML4Q-T	ABLS-20.000MHZ-L4Q-T	20.0000	1.12	.974	.845	.674	.567
815-ABLS-24.0ML4QF-T	ABLS-24.000MHZ-L4QF-T	24.0000	1.12	.974	.845	.674	.567
815-ABLS-25.0ML4QF-T	ABLS-25.000MHZ-L4QF-T	25.0000	1.12	.974	.845	.674	.567
815-ABLS-26.0ML4QF-T	ABLS-26.000MHZ-L4QF-T	26.0000	1.12	.974	.845	.674	.567
ABLS2 Series							
815-ABLS2-6-D4Y-T	ABLS2-6.000MHZ-D4Y-T	6.0000	.67	.589	.514	.407	.342
815-ABLS2-8-D4Y-T	ABLS2-8.000MHZ-D4Y-T	8.0000	.67	.589	.514	.407	.342
815-ABLS2-10-D4Y-T	ABLS2-10.000MHZ-D4Y-T	10.0000	.67	.589	.514	.407	.342
815-ABLS2-12-D4Y-T	ABLS2-12.000MHZ-D4Y-T	12.0000	.67	.589	.514	.407	.342
815-ABLS2-12.2-D4Y-T	ABLS2-12.288MHZ-D4Y-T	12.2550	.67	.589	.514	.407	.342
815-ABLS2-16-D4Y-T	ABLS2-16.000MHZ-D4Y-T	16.0000	.67	.589	.514	.407	.342
815-ABLS2-18.4-D4Y-T	ABLS2-18.432MHZ-D4Y-T	18.4320	.67	.589	.514	.407	.342
815-ABLS2-20-D4Y-T	ABLS2-20.000MHZ-D4Y-T	20.0000	.67	.589	.514	.407	.342
815-ABLS2-25-D4YF-T	ABLS2-25.000MHZ-D4YF-T	25.0000	.69	.606	.529	.418	.352
815-ABLS2-26-D4YF-T	ABLS2-26.000MHZ-D4YF-T	26.0000	.66	.589	.514	.407	.341
815-ABLS2-27-D4YF-T	ABLS2-27.000MHZ-D4YF-T	27.0000	.69	.606	.529	.418	.352

ABC2 SERIES MICROPROCESSOR CRYSTALS, LOW FREQUENCY

Features:
- Low frequency in small size SMD
- 2.0mm height ideal for high density circuit boards
- Ceramic package offers excellent environmental and heat resistance
- Extended temperature -40°C to +85°C for industrial applications

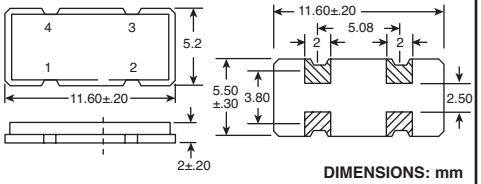

DIMENSIONS: mm

For quantities greater than listed, call for quote.

MOUSER STOCK NO.	Abracon Part No.	Freq. (MHz).	Price Each 1	10	50	100	500
815-ABC2-3.57-4-T	ABC2-3.579545MHZ-4-T	3.57955	1.93	1.61	1.44	1.28	1.16
815-ABC2-3.686M-4-T	ABC2-3.6864MHZ-4-T	3.6864	3.21	2.69	2.41	2.14	1.93
815-ABC2-4.0M-4-T	ABC2-4.000MHZ-4-T	4.000	3.21	2.69	2.41	2.14	1.93
815-ABC2-6.0M-4-T	ABC2-6.000MHZ-4-T	6.000	3.51	2.94	2.64	2.34	2.11
815-ABC2-7.372M-4-T	ABC2-7.3728MHZ-4-T	7.3728	1.93	1.61	1.44	1.28	1.16
815-ABC2-8.0M-4-T	ABC2-8.000MHZ-4-T	8.000	3.05	2.55	2.29	2.03	1.83
815-ABC2-10.0M-4-T	ABC2-10.000MHZ-4-T	10.000	3.60	3.02	2.70	2.40	2.16
815-ABC2-11.05M-4-T	ABC2-11.0592MHZ-4-T	11.0592	1.93	1.61	1.44	1.28	1.16
815-ABC2-12.0M-4-T	ABC2-12.000MHZ-4-T	12.000	1.93	1.61	1.44	1.28	1.16
815-ABC2-16.0M-4-T	ABC2-16.000MHZ-4-T	16.000	3.60	3.02	2.70	2.40	2.16
815-ABC2-18.4-4-T	ABC2-18.432MHZ-4-T	18.432	1.93	1.61	1.44	1.28	1.16
815-ABC2-25.0M-4-T	ABC2-25.000MHZ-4-T	25.000	4.11	3.45	3.08	2.74	2.47

ABL SERIES MICROPROCESSOR CRYSTALS, LEADED, HC49US

Features:
- Operating temperature: -20°C to +70°C
- Frequency tolerance: ±20ppm
- 18pF load capacitance
- Stability: ±50ppm (-20°C to +70°C)

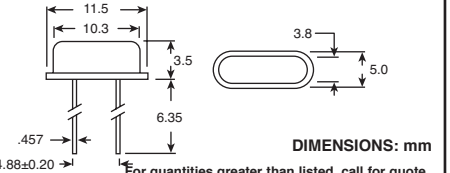

DIMENSIONS: mm

For quantities greater than listed, call for quote.

MOUSER STOCK NO.	Abracon Part No.	Freq. (MHz).	Price Each 1	10	50	100	500
815-ABL-3.579545B2	ABL-3.579545MHZ-B2	3.57955	.42	.353	.321	.289	.235
815-ABL-4-B2	ABL-4.000MHZ-B2	4.000	.42	.353	.321	.289	.235
815-ABL-6-B2	ABL-6.000MHZ-B2	6.000	.42	.353	.321	.289	.235
815-ABL-7.3728-B2	ABL-7.3728MHZ-B2	7.3728	.42	.353	.321	.289	.235
815-ABL-8-B2	ABL-8.000MHZ-B2	8.000	.42	.353	.321	.289	.235
815-ABL-12-B2	ABL-12.000MHZ-B2	12.000	.42	.353	.321	.289	.235
815-ABL-16-B2	ABL-16.000MHZ-B2	16.000	.42	.353	.321	.289	.235
815-ABL-18.432-B2	ABL-18.432MHZ-B2	18.432	.42	.353	.321	.289	.235
815-ABL-20-B2	ABL-20.000MHZ-B2	20.000	.42	.353	.321	.289	.235
815-ABL-25-B2F	ABL-25.000MHZ-B2F	25.000	.42	.353	.321	.289	.235

© Copyright 2013 Mouser Electronics

ABLS ULTRA LOW ESR SMD CRYSTAL

Features:
- Ultra low ESR as low as 20 ohms for 4MHz, 85% lower than typical ABLS 4MHz
- Low negative resistance(-R) IC design can ensure high oscillation margin
- Tight stability and automotive grade temperature available
- Hermetically resistance weld sealed
- Designed to mate with next-generation micro controller and transceiver circuits enabling designers to arrive at low power solutions, without compromising performance
- Crystals are optimized to properly function under low drive level conditions of a few uW up to 500uW without impacting the gain margin of the oscillator loop

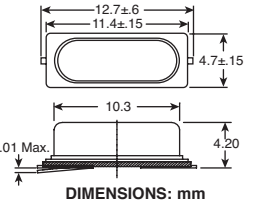

DIMENSIONS: mm

For quantities greater than listed, call for quote.

MOUSER STOCK NO.	Abracon Part No.	Freq. (MHz).	Max ESR (Ω)	Price Each 1	10	50	100	500
815-ABLS-LR-3.0M-T	ABLS-LR-3.000MHZ-T	3.000000	30	3.85	3.47	3.08	2.77	2.62
815-ABLS-LR-3.27M-T	ABLS-LR-3.2768MHZ-T	3.276800	30	3.85	3.47	3.08	2.77	2.62
815-ABLS-LR-3.579M-T	ABLS-LR-3.579545MHZ-T	3.579545	30	1.93	1.73	1.54	1.39	1.31
815-ABLS-LR-3.686M-T	ABLS-LR-3.6864MHZ-T	3.686400	30	1.93	1.73	1.54	1.39	1.31
815-ABLS-LR-4.0M-T	ABLS-LR-4.000MHZ-T	4.000000	20	1.93	1.73	1.54	1.39	1.31
815-ABLS-LR-4.19M-T	ABLS-LR-4.194304MHZ-T	4.194304	20	1.93	1.73	1.54	1.39	1.31
815-ABLS-LR-4.43M-T	ABLS-LR-4.433619MHZ-T	4.433619	20	1.93	1.73	1.54	1.39	1.31
815-ABLS-LR-4.500M-T	ABLS-LR-4.500MHZ-T	4.500000	20	1.93	1.73	1.54	1.39	1.31
815-ABLS-LR-4.91M-T	ABLS-LR-4.9152MHZ-T	4.915200	20	1.93	1.73	1.54	1.39	1.31
815-ABLS-LR-5.0M-T	ABLS-LR-5.000MHZ-T	5.000000	20	1.93	1.73	1.54	1.39	1.31
815-ABLS-LR-6.0M-T	ABLS-LR-6.000MHZ-T	6.000000	20	1.93	1.73	1.54	1.39	1.31
815-ABLS-LR-6.144M-T	ABLS-LR-6.144MHZ-T	6.144000	20	1.93	1.73	1.54	1.39	1.31
815-ABLS-LR-6.74M-T	ABLS-LR-6.7458MHZ-T	6.745800	20	1.93	1.73	1.54	1.39	1.31
815-ABLS-LR-7.37M-T	ABLS-LR-7.3728MHZ-T	7.372800	15	1.93	1.73	1.54	1.39	1.31
815-ABLS-LR-8.0M-T	ABLS-LR-8.000MHZ-T	8.000000	15	1.93	1.73	1.54	1.39	1.31
815-ABLS-LR-9.216M-T	ABLS-LR-9.216MHZ-T	9.216000	15	1.93	1.73	1.54	1.39	1.31
815-ABLS-LR-9.83M-T	ABLS-LR-9.8304MHZ-T	9.830400	15	1.93	1.73	1.54	1.39	1.31
815-ABLS-LR-10.0M-T	ABLS-LR-10.000MHZ-T	10.000000	15	1.93	1.73	1.54	1.39	1.31
815-ABLS-LR-10.24M-T	ABLS-LR-10.240MHZ-T	10.240000	15	1.93	1.73	1.54	1.39	1.31
815-ABLS-LR-11.05M-T	ABLS-LR-11.0592MHZ-T	11.059200	15	1.93	1.73	1.54	1.39	1.31
815-ABLS-LR-12.0M-T	ABLS-LR-12.000MHZ-T	12.000000	15	1.93	1.73	1.54	1.39	1.31
815-ABLS-LR-12.28M-T	ABLS-LR-12.288MHZ-T	12.288000	15	1.93	1.73	1.54	1.39	1.31
815-ABLS-LR-13.0M-T	ABLS-LR-13.000MHZ-T	13.000000	10	1.93	1.73	1.54	1.39	1.31
815-ABLS-LR-13.50M-T	ABLS-LR-13.500MHZ-T	13.500000	10	1.93	1.73	1.54	1.39	1.31
815-ABLS-LR-14.31M-T	ABLS-LR-14.31818MHZ-T	14.318180	10	1.93	1.73	1.54	1.39	1.31
815-ABLS-LR-14.74M-T	ABLS-LR-14.7456MHZ-T	14.745600	10	1.93	1.73	1.54	1.39	1.31
815-ABLS-LR-15.0M-T	ABLS-LR-15.000MHZ-T	15.000000	10	1.93	1.73	1.54	1.39	1.31
815-ABLS-LR-15.36M-T	ABLS-LR-15.360MHZ-T	15.360000	10	1.93	1.73	1.54	1.39	1.31
815-ABLS-LR-16.0M-T	ABLS-LR-16.000MHZ-T	16.000000	10	1.93	1.73	1.54	1.39	1.31
815-ABLS-LR-16.38M-T	ABLS-LR-16.384MHZ-T	16.384000	10	1.93	1.73	1.54	1.39	1.31
815-ABLS-LR-16.93M-T	ABLS-LR-16.9344MHZ-T	16.934400	10	1.93	1.73	1.54	1.39	1.31
815-ABLS-LR-18.0M-T	ABLS-LR-18.000MHZ-T	18.000000	10	1.93	1.73	1.54	1.39	1.31
815-ABLS-LR-18.43M-T	ABLS-LR-18.432MHZ-T	18.432000	10	1.93	1.73	1.54	1.39	1.31
815-ABLS-LR-19.66M-T	ABLS-LR-19.6608MHZ-T	19.660800	10	1.93	1.73	1.54	1.39	1.31
815-ABLS-LR-20.0M-T	ABLS-LR-20.000MHZ-T	20.000000	10	1.93	1.73	1.54	1.39	1.31
815-ABLS-LR-24.0M-T	ABLS-LR-24.000MHZ-T	24.000000	10	1.93	1.73	1.54	1.39	1.31
815-ABLS-LR-24.5MF-T	ABLS-LR-24.576MHZ-F-T	24.576000	10	1.93	1.73	1.54	1.39	1.31
815-ABLS-LR-25.0MF-T	ABLS-LR-25.000MHZ-F-T	25.000000	10	1.93	1.73	1.54	1.39	1.31
815-ABLS-LR-27.0MF-T	ABLS-LR-27.000MHZ-F-T	27.000000	10	1.93	1.73	1.54	1.39	1.31
815-ABLS-LR-30.0M-T	ABLS-LR-30.000MHZ-T	30.000000	10	1.93	1.73	1.54	1.39	1.31

ABLSG SERIES 3RD LEAD CASE-GROUNDED SMD LOW PROFILE CRYSTAL, 5.35 X 12.7

Features:
- Operating temperature: -20°C to +70°C
- Frequency tolerance: ±20ppm
- 18pF load capacitance
- Stability: ±50ppm (-20°C to +70°C)

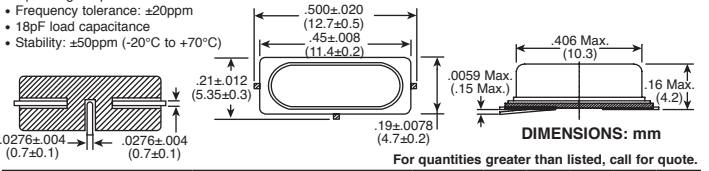

DIMENSIONS: mm

For quantities greater than listed, call for quote.

MOUSER STOCK NO.	Abracon Part No.	Freq. (MHz).	Price Each 1	10	50	100	500
815-ABLSG-3.57-D2YT	ABLSG-3.579545MHZ-D-2-Y-T	3.579545	.67	.567	.503	.449	.407
815-ABLSG-3.68-D2YT	ABLSG-3.6864MHZ-D-2-Y-T	3.6864	.67	.567	.503	.449	.407
815-ABLSG-4-D2YT	ABLSG-4.000MHZ-D-2-Y-T	4.000	.67	.567	.503	.449	.407
815-ABLSG-4.9-D2YT	ABLSG-4.9152MHZ-D-2-Y-T	4.9152	.67	.567	.503	.449	.407
815-ABLSG-5-D2YT	ABLSG-5.000MHZ-D-2-Y-T	5.000	.67	.567	.503	.449	.407
815-ABLSG-6-D2YT	ABLSG-6.000MHZ-D-2-Y-T	6.000	.67	.567	.503	.449	.407
815-ABLSG-7.37-D2YT	ABLSG-7.3728MHZ-D-2-Y-T	7.3728	.67	.567	.503	.449	.407
815-ABLSG-8-D2YT	ABLSG-8.000MHZ-D-2-Y-T	8.000	.67	.567	.503	.449	.407
815-ABLSG-10-D2YT	ABLSG-10.000MHZ-D-2-Y-T	10.000	.67	.567	.503	.449	.407
815-ABLSG-11.05-D2YT	ABLSG-11.0592MHZ-D-2-Y-T	11.0592	.67	.567	.503	.449	.407
815-ABLSG-12-D2YT	ABLSG-12.000MHZ-D-2-Y-T	12.000	.67	.567	.503	.449	.407
815-ABLSG-13-D2YT	ABLSG-13.000MHZ-D-2-Y-T	13.000	.67	.567	.503	.449	.407
815-ABLSG-14.74-D2YT	ABLSG-14.7456MHZ-D-2-Y-T	14.7456	.67	.567	.503	.449	.407
815-ABLSG-16-D2YT	ABLSG-16.000MHZ-D-2-Y-T	16.000	.67	.567	.503	.449	.407
815-ABLSG-18.43-D2YT	ABLSG-18.432MHZ-D-2-Y-T	18.432	.67	.567	.503	.449	.407
815-ABLSG-20-D2YT	ABLSG-20.000MHZ-D-2-Y-T	20.000	.67	.567	.503	.449	.407
815-ABLSG-24-D2YT	ABLSG-24.000MHZ-D-2-Y-T	24.000	.67	.567	.503	.449	.407
815-ABLSG-24.5-D2YFT	ABLSG-24.576MHZ-D-2-Y-F-T	24.576	.67	.567	.503	.449	.407
815-ABLSG-25-D2YFT	ABLSG-25.000MHZ-D-2-Y-F-T	25.000	.67	.567	.503	.449	.407
815-ABLSG-27-D2YFT	ABLSG-27.000MHZ-D-2-Y-F-T	27.000	.67	.567	.503	.449	.407

© Copyright 2013 Mouser Electronics

AB308 SERIES HIGH FREQUENCY, CYLINDRICAL TYPE, MICROPROCESSOR CRYSTALS

Features:

- Operating Temperature: -10°C to +60°C
- Frequency tolerance: ±30ppm max.
- 18pF load capacitance
- Stability: ±50ppm (-10°C to +60°C)

RoHS Compliant

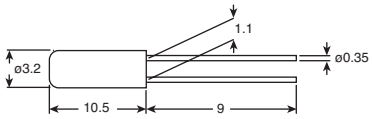

DIMENSIONS: mm

For quantities greater than listed, call for quote.

MOUSER STOCK NO.	Abracon Part No.	Frequency (MHz)	Price Each 1	25	100	500	1000
815-AB308-4.000	AB308-4.000MHZ	4.0000	.70	.556	.428	.407	.385
815-AB308-4.9152	AB308-4.9152MHZ	4.9152	.70	.556	.428	.407	.385
815-AB308-5.000	AB308-5.000MHZ	5.0000	.70	.556	.428	.407	.385
815-AB308-6.000	AB308-6.000MHZ	6.0000	.70	.556	.428	.407	.385
815-AB308-7.3728	AB308-7.3728MHZ	7.3728	.70	.556	.428	.407	.385
815-AB308-8.000	AB308-8.000MHZ	8.0000	.70	.556	.428	.407	.385
815-AB308-10.000	AB308-10.000MHZ	10.0000	.70	.556	.428	.407	.385
815-AB308-12.000	AB308-12.000MHZ	12.0000	.70	.556	.428	.407	.385
815-AB308-12.288	AB308-12.288MHZ	12.2880	.70	.556	.428	.407	.385
815-AB308-12.352	AB308-12.352MHZ	12.3520	.70	.556	.428	.407	.385
815-AB308-16.000	AB308-16.000MHZ	16.0000	.70	.556	.428	.407	.385
815-AB308-16.257	AB308-16.257MHZ	16.2570	.70	.556	.428	.407	.385
815-AB308-16.667	AB308-16.667MHZ	16.6670	.70	.556	.428	.407	.385
815-AB308-20.000	AB308-20.000MHZ	20.0000	.70	.556	.428	.407	.385
815-AB308-26.540	AB308-26.540MHZ	26.5400	.87	.696	.535	.514	.482
815-AB308-28.6363	AB308-28.6363MHZ	28.6363	.87	.696	.535	.514	.482
815-AB308-29.4912	AB308-29.4912MHZ	29.4912	.87	.696	.535	.514	.482
815-AB308-53.125	AB308-53.125MHZ	53.1250	.87	.696	.535	.514	.482

32.768KHZ TUNING FORK WATCH CRYSTALS

Series	Operating Temperature	Frequency Tolerance
AB--T Series	-10°C to +60°C	±20ppm max.
AB26TRB Series	-40°C to +85°C	±20ppm max.
ABS13 Series	-40°C to +85°C	±20ppm max.
ABS25 Series	-40°C to +85°C	±20ppm max.

RoHS Compliant

AB Series Tuning Fork Crystals

- Frequency range from 30kHz to 200khz
- Excellent heat resistance

For quantities greater than listed, call for quote.

MOUSER STOCK NO.	Abracon Part No.	Fig.	Frequency (MHz)	Price Each 1	25	100	500	1000
815-AB15T-32.768KHZ	AB15T-32.768KHZ	A	32.768000	1.61	1.34	1.07	.888	.749
815-AB26T-32.768KHZ	AB26T-32.768KHZ	B	32.768000	.27	.203	.15	.124	.105
815-AB38T-32.768KHZ	AB38T-32.768KHZ	C	32.768000	.26	.225	.15	.124	.105

AB26TRB Series Tuning Fork, Leaded

- Frequency from 30kHz to 165khz
- Formed leads for low cost SMD type

For quantities greater than listed, call for quote.

MOUSER STOCK NO.	Abracon Part No.	Fig.	Frequency (MHz)	Price Each 1	25	100	500	1000
815-AB26TRB-32.76KHZ	AB26TRB-32.768KHZ	D	32.768000	.55	.471	.385	.342	.332

ABS05 Series SMD Ceramic Ultra Miniature

- Smallest SMD type, 0.5 mm height
- Heat resistant packaging

NEW PRODUCT

For quantities greater than listed, call for quote.

MOUSER STOCK NO.	Abracon Part No.	Fig.	Freq. (MHz)	Load Cap. (pF)	Price Each 1	10	50	100	500
815-ABS05-32.768K9T	ABS05-32.768KHZ-9-T	E	32.768	9	2.18	1.82	1.64	1.46	1.31
815-ABS05-32.768K-T	ABS05-32.768KHZ-T	E	32.768	12.5	2.18	1.82	1.64	1.46	1.31

ABS06 Series SMD Ceramic Ultra Miniature

- Smallest SMD type, 0.6 mm height
- Heat resistant packaging

NEW PRODUCT

For quantities greater than listed, call for quote.

MOUSER STOCK NO.	Abracon Part No.	Fig.	Freq. (MHz)	Load Cap. (pF)	Price Each 1	10	50	100	500
815-ABS06-32.768K-T	ABS06-32.768KHz-T	E	32.768	12.5	2.55	2.18	1.82	1.46	1.31
815-ABS06L-32.768KT	ABS06L-32.768KHZ-T	E	32.768	12.5	2.02	1.69	1.52	1.35	1.11

ABS07 Series SMD Ceramic Ultra Miniature

- Small SMD type, 0.9 mm height
- Heat resistant packaging

NEW PRODUCT

For quantities greater than listed, call for quote.

MOUSER STOCK NO.	Abracon Part No.	Fig.	Freq. (MHz)	Load Cap. (pF)	Price Each 1	50	100	1500	3000
815-ABS07-32.768K6T	ABS07-32.768KHZ-6-T	E	32.768	6	1.09	.824	.728	.509	.491
815-ABS07-32.768K7T	ABS07-32.768KHZ-7-T	E	32.768	7	1.53	.984	.899	.685	.605
815-ABS07-32.768K9T	ABS07-32.768KHZ-9-T	E	32.768	9	1.53	.984	.899	.685	.605
815-ABS07-32.768KHZT	ABS07-32.768KHZ-T	E	32.768	12.5	1.69	1.28	1.02	.685	.589

ABS09 Series SMD Ceramic Ultra Miniature

- Small SMD type, 0.9 mm height
- Heat resistant packaging

For quantities greater than listed, call for quote.

MOUSER STOCK NO.	Abracon Part No.	Fig.	Freq. (MHz)	Load Cap. (pF)	Price Each 1	50	100	1500	3000
815-ABS09-32.768K7T	ABS09-32.768KHZ-7-T	E	32.768	7	1.27	.824	.749	.567	.505
815-ABS09-32.768K9T	ABS09-32.768KHZ-9-T	E	32.768	9	1.27	.824	.749	.567	.505
815-ABS09-32.768KHZT	ABS09-32.768KHZ-T	E	32.768	12.5	1.27	.824	.749	.567	.505

ABS10 Series SMD Ceramic Ultra Miniature

- Small SMD type, 1.0 mm height
- Heat resistant packaging

For quantities greater than listed, call for quote.

MOUSER STOCK NO.	Abracon Part No.	Fig.	Freq. (MHz)	Load Cap. (pF)	Price Each 1	50	100	1500	3000
815-ABS10-32.768K7T	ABS010-32.768KHZ-7-T	E	32.768	7	1.06	.696	.631	.492	.433
815-ABS10-32.768K9T	ABS010-32.768KHZ-9-T	E	32.768	9	1.06	.696	.631	.492	.433
815-ABS10-32.768KHZT	ABS10-32.768KHZ-T	E	32.768	12.5	1.09	.706	.642	.492	.433

ABS13 Series Molded Plastic, SMD

- Small SMD type, 1.3 mm height
- Heat resistant packaging

For quantities greater than listed, call for quote.

MOUSER STOCK NO.	Abracon Part No.	Fig.	Freq. (MHz)	Load Cap. (pF)	Price Each 1	50	100	1500	3000
815-ABS13-32.768KHZT	ABS13-32.768KHZ-T	F	32.768	12.5	1.08	.867	.621	.434	.427

ABS25 Series Molded Plastic, SMD

- Small SMD type, 2.5 mm height
- Heat resistant packaging

For quantities greater than listed, call for quote.

MOUSER STOCK NO.	Abracon Part No.	Fig.	Freq. (MHz)	Load Cap. (pF)	Price Each 1	50	100	1500	3000
815-ABS25-32.768KHZT	ABS25-32.768KHZ-T	G	32.768	12.5	.88	.567	.514	.305	.274

DIMENSIONS: mm

A

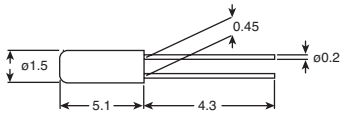

B

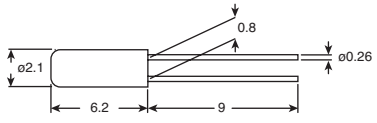

C

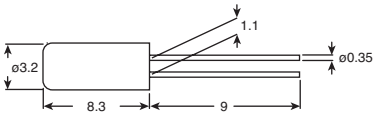

D

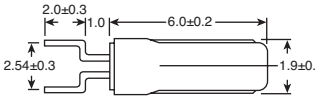

E

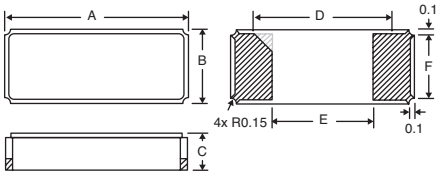

MOUSER STOCK NO.	Dimensions: mm A	B	C (Max.)	D	E	F
ABS05	1.6±0.1	1.0±0.1	0.5	0.5	0.6	1.0
ABS06L	2.0±0.1	1.2±0.1	0.38	0.6	0.8	1.1
ABS06	2.0±0.1	1.2±0.1	0.6	1.5	1.0	1.0
ABS07	3.2±0.1	1.5±0.1	0.9	2.4	1.8	1.3
ABS09	4.1±0.1	1.5±0.1	0.9	3.3	2.7	1.3
ABS10	4.9±0.15	1.0±0.15	1.0	3.95	3.2	1.6

F

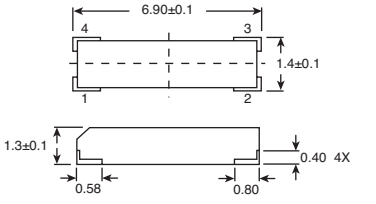

G

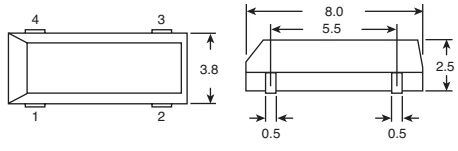

© Copyright 2013 Mouser Electronics

© Copyright 2013 Mouser Electronics

ABRACON SMD Crystal Clock Oscillators

ASFL1 SERIES MINIATURE CRYSTAL CLOCK OSCILLATORS, 3.2 X 5

Features:
- Frequency Range: 1.5Mhz to 125.0Mhz
- Operating Temperature: -40°C to +85°C
- Stability: ±30ppm (-20°C to +70°C)
- Supply Voltage (VDD): 3.3VDC ±10%
- Low current consumption
- Tight stability option
- Glass sealed package

Pin Assignment	
1	Tristate
2	GND/Case
3	Output
4	VDD

RoHS Compliant

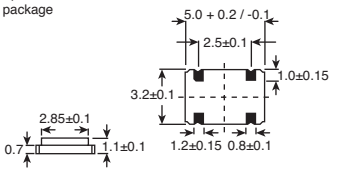

DIMENSIONS: mm

For quantities greater than listed, call for quote.

MOUSER STOCK NO.	Abracon Part No.	Frequency (MHz)	Price Each 1	25	100	500	1000
815-ASFL1-1.8432-EKT	ASFL1-1.8432MHZ-EK-T	1.8432	3.58	3.05	2.38	2.01	1.48
815-ASFL1-3.6864-EKT	ASFL1-3.6864MHZ-EK-T	3.6864	2.71	2.30	1.88	1.61	1.29
815-ASFL1-4-EK-T	ASFL1-4.000MHZ-EK-T	4.0000	3.58	3.05	2.38	2.01	1.48
815-ASFL1-7.3728-EKT	ASFL1-7.3728MHZ-EK-T	7.3728	3.58	3.05	2.38	2.01	1.48
815-ASFL1-8-EK-T	ASFL1-8.000MHZ-EK-T	8.0000	3.58	3.05	2.38	2.01	1.48
815-ASFL1-10-EK-T	ASFL1-10.000MHZ-EK-T	10.0000	3.58	3.05	2.38	2.01	1.48
815-ASFL1-11.0592EKT	ASFL1-11.0592MHZ-EK-T	11.0592	3.58	3.05	2.49	2.12	1.72
815-ASFL1-12-EK-T	ASFL1-12.000MHZ-EK-T	12.0000	3.58	3.05	2.38	2.01	1.48
815-ASFL1-14.3181EKT	ASFL1-14.31818MHZ-EK-T	14.3182	2.71	2.30	1.80	1.52	1.11
815-ASFL1-14.7456EKT	ASFL1-14.7456MHZ-EK-T	14.7456	2.71	2.30	1.80	1.52	1.11
815-ASFL1-16-EK-T	ASFL1-16.000MHZ-EK-T	16.0000	3.97	3.02	2.38	2.01	1.48
815-ASFL1-18.432EKT	ASFL1-18.432MHZ-EK-T	18.3420	2.71	2.30	1.80	1.52	1.11
815-ASFL1-20-EK-T	ASFL1-20.000MHZ-EK-T	20.0000	3.58	3.05	2.38	2.01	1.48
815-ASFL1-24-EK-T	ASFL1-24.000MHZ-EK-T	24.0000	3.58	3.05	2.38	2.01	1.48
815-ASFL1-24.576EKT	ASFL1-24.576MHZ-EK-T	24.5760	3.97	3.02	2.38	2.01	1.48
815-ASFL1-25-EK-T	ASFL1-25.000MHZ-EK-T	25.0000	3.58	3.05	2.38	2.01	1.48
815-ASFL1-27-EK-T	ASFL1-27.000MHZ-EK-T	27.0000	3.58	3.05	2.38	2.01	1.48
815-ASFL1-30-EK-T	ASFL1-30.000MHZ-EK-T	30.0000	2.71	2.30	1.80	1.52	1.11
815-ASFL1-32-EK-T	ASFL1-32.000MHZ-EK-T	32.0000	2.71	2.30	1.80	1.52	1.11
815-ASFL1-33-EK-T	ASFL1-33.000MHZ-EK-T	33.0000	2.71	2.30	1.80	1.52	1.11
815-ASFL1-33.333EKT	ASFL1-33.333MHZ-EK-T	33.3330	2.71	2.30	1.80	1.52	1.11
815-ASFL1-40-EK-T	ASFL1-40.000MHZ-EK-T	40.0000	3.58	3.05	2.38	2.01	1.48
815-ASFL1-50-EK-T	ASFL1-50.000MHZ-EK-T	50.0000	3.97	3.02	2.38	2.01	1.48

ASV SERIES CRYSTAL CLOCK OSCILLATOR, 5 X 7

Features:
- Frequency Range: 1.000Mhz to 150Mhz
- Operating Temperature: -40°C to +85°C
- Stability: ±20ppm (-20°C to +70°C)
- Supply Voltage: (VDD) 3.3VDC ±10%
- HCMOS and TTL compatible, 3.3VDC operation

Pin Assignment	
1	Tristate enable/disable
2	GND/Case
3	Output
4	VDD

RoHS Compliant

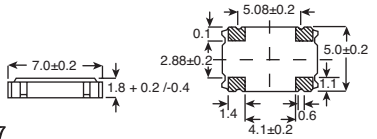

DIMENSIONS: mm

For quantities greater than listed, call for quote.

MOUSER STOCK NO.	Abracon Part No.	Frequency (MHz)	Price Each 1	10	50	100	500
815-ASV-1.8432-EJ-T	ASV-1.8432MHZ-EJ-T	1.84320	3.09	2.78	2.44	1.82	1.63
815-ASV-3.6864-EJ-T	ASV-3.6864MHZ-EJ-T	3.68640	3.09	2.78	2.44	1.82	1.63
815-ASV-4-EJ-T	ASV-4.000MHZ-EJ-T	4.00000	3.09	2.78	2.44	1.82	1.63
815-ASV-7.3728-EJ-T	ASV-7.3728MHZ-EJ-T	7.37280	3.09	2.78	2.44	1.82	1.63
815-ASV-8-EJ-T	ASV-8.000MHZ-EJ-T	8.00000	3.09	2.78	2.44	1.82	1.63
815-ASV-10-EJ-T	ASV-10.000MHZ-EJ-T	10.00000	3.09	2.78	2.44	1.82	1.63
815-ASV-11.0592-EJT	ASV-11.0592MHZ-EJ-T	11.05920	3.09	2.78	2.44	1.82	1.63
815-ASV-12-EJ-T	ASV-12.000MHZ-EJ-T	12.00000	3.09	2.78	2.44	1.82	1.63
815-ASV-14.7456-EJ-T	ASV-14.7456MHZ-EJ-T	14.74560	3.09	2.78	2.44	1.82	1.63
815-ASV-16-EJ-T	ASV-16.000MHZ-EJ-T	16.00000	3.09	2.78	2.44	1.82	1.63
815-ASV-16.384-EJ-T	ASV-16.384MHZ-EJ-T	16.38400	3.09	2.78	2.44	1.82	1.63
815-ASV-20-EJ-T	ASV-20.000MHZ-EJ-T	20.00000	3.09	2.78	2.44	1.82	1.63
815-ASV-24-EJ-T	ASV-24.000MHZ-EJ-T	24.00000	2.70	2.43	2.13	1.58	1.42
815-ASV-24.576-EJ-T	ASV-24.576MHZ-EJ-T	24.57600	3.09	2.78	2.44	1.82	1.63
815-ASV-25-EJ-T	ASV-25.000MHZ-EJ-T	25.00000	3.09	2.78	2.44	1.82	1.63
815-ASV-27-EJ-T	ASV-27.000MHZ-EJ-T	27.00000	3.09	2.97	2.46	1.82	1.80
815-ASV-29.4912-EJ-T	ASV-29.4912MHZ-EJ-T	29.49120	3.09	2.78	2.44	1.82	1.63
815-ASV-30-EJ-T	ASV-30.000MHZ-EJ-T	30.00000	3.09	2.78	2.44	1.82	1.63
815-ASV-32-EJ-T	ASV-32.000MHZ-EJ-T	32.00000	3.09	2.78	2.44	1.82	1.63
815-ASV-33-EJ-T	ASV-33.000MHZ-EJ-T	33.00000	3.09	2.78	2.44	1.82	1.63
815-ASV-33.333-EJ-T	ASV-33.333MHZ-EJ-T	33.33300	3.09	2.78	2.44	1.82	1.63
815-ASV-40-EJ-T	ASV-40.000MHZ-EJ-T	40.00000	3.09	2.78	2.44	1.82	1.63
815-ASV-48-EJ-T	ASV-48.000MHZ-EJ-T	48.00000	3.09	2.78	2.44	1.82	1.63
815-ASV-50-EJ-T	ASV-50.000MHZ-EJ-T	50.00000	3.09	2.78	2.44	1.82	1.63

© Copyright 2013 Mouser Electronics

SYNC'N GO® FREQUENCY REFERENCE

- Stand alone 10.00MHz portable precision frequency reference



For quantities greater than listed, call for quote.

MOUSER STOCK NO.	Abracon Part No.	Description	Price Each
815-SYNC-10.00MHZ	SYNC-10.00MHz	Portable Precision Frequency Reference	588.50

ACO/ACOL SERIES CRYSTAL CLOCK OSCILLATOR, LEADED

Features:
- Frequency Range: 500 Hz to 200 MHz
- Operating Temperature: -20°C to +70°C
- Stability: ±30ppm (-20°C to +70°C)
- HCMOS and TTL compatible
- Fast rise and fall times

RoHS Compliant

Pin Assignment	
1	NC or Tristate Enable/Disable
7	GND/Case
8	Output
14	VDD

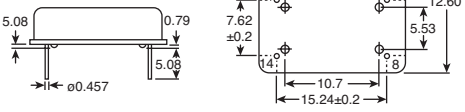

DIMENSIONS: mm

For quantities greater than listed, call for quote.

MOUSER STOCK NO.	Abracon Part No.	Frequency (MHz)	Price Each 1	10	50	100	500
5 Volt							
815-ACO-3.6864-EK	ACO-3.6864MHZ-EK	3.68640	1.71	1.54	1.37	1.17	1.06
815-ACO-4-EK	ACO-4.000MHZ-EK	4.00000	1.71	1.54	1.37	1.17	1.06
815-ACO-8-EK	ACO-8.000MHZ-EK	8.00000	1.71	1.54	1.37	1.17	1.06
815-ACO-10-EK	ACO-10.000MHZ-EK	10.00000	1.71	1.54	1.37	1.17	1.06
815-ACO-11.0592-EK	ACO-11.0592MHZ-EK	11.05920	1.71	1.54	1.37	1.17	1.06
815-ACO-12-EK	ACO-12.000MHZ-EK	12.00000	1.71	1.54	1.37	1.17	1.06
815-ACO-14.31818EK	ACO-14.31818MHZ-EK	14.31818	1.71	1.54	1.37	1.17	1.06
815-ACO-16-EK	ACO-16.000MHZ-EK	16.00000	1.71	1.54	1.37	1.17	1.06
815-ACO-18.432-EK	ACO-18.432MHZ-EK	18.43200	1.71	1.54	1.37	1.17	1.06
815-ACO-20-EK	ACO-20.000MHZ-EK	20.00000	1.71	1.54	1.37	1.17	1.06
815-ACO-24.576-EK	ACO-24.576MHZ-EK	24.57600	1.71	1.54	1.37	1.17	1.06
815-ACO-25-EK	ACO-25.000MHZ-EK	25.00000	1.71	1.54	1.37	1.17	1.06
815-ACO-32-EK	ACO-32.000MHZ-EK	32.00000	1.71	1.54	1.37	1.17	1.06
815-ACO-32.768-EK	ACO-32.768MHZ-EK	32.76800	1.71	1.54	1.37	1.17	1.06
815-ACO-40-EK	ACO-40.000MHZ-EK	40.00000	1.71	1.54	1.37	1.17	1.06
815-ACO-48-EK	ACO-48.000MHZ-EK	48.00000	1.71	1.54	1.37	1.17	1.06
815-ACO-50-EK	ACO-50.000MHZ-EK	50.00000	1.96	1.75	1.56	1.33	1.21
3.3 Volt							
815-ACOL-4-EK	ACOL-4.000MHZ-EK	4.00000	1.71	1.54	1.37	1.17	1.06
815-ACOL-10-EK	ACOL-10.000MHZ-EK	10.00000	1.71	1.54	1.37	1.17	1.06
815-ACOL-11.0592-EK	ACOL-11.0592MHZ-EK	11.05920	1.71	1.54	1.37	1.17	1.06
815-ACOL-12-EK	ACOL-12.000MHZ-EK	12.00000	1.71	1.54	1.37	1.17	1.06
815-ACOL-14.31818EK	ACOL-14.31818MHZ-EK	14.31818	1.71	1.54	1.37	1.17	1.06
815-ACOL-16-EK	ACOL-16.000MHZ-EK	16.00000	1.71	1.54	1.37	1.17	1.06
815-ACOL-20-EK	ACOL-20.000MHZ-EK	20.00000	1.71	1.54	1.37	1.17	1.06
815-ACOL-24.576-EK	ACOL-24.576MHZ-EK	24.57600	1.71	1.54	1.37	1.17	1.06
815-ACOL-25-EK	ACOL-25.000MHZ-EK	25.00000	1.71	1.54	1.37	1.17	1.06
815-ACOL-27-EK	ACOL-27.000MHZ-EK	27.00000	1.71	1.54	1.37	1.17	1.06
815-ACOL-32-EK	ACOL-32.000MHZ-EK	32.00000	1.66	1.49	1.33	1.12	1.03
815-ACOL-32.768-EK	ACOL-32.768MHZ-EK	32.76800	1.71	1.54	1.37	1.17	1.06
815-ACOL-40-EK	ACOL-40.000MHZ-EK	40.00000	1.71	1.54	1.37	1.17	1.06
815-ACOL-50-EK	ACOL-50.000MHZ-EK	50.00000	1.96	1.75	1.56	1.33	1.21

ASVTX SERIES VOLTAGE CONTROLLED TEMPERATURE COMPENSATED CRYSTAL OSCILLATOR VCTCXO, 3.2 X 5

Features:
- Frequency range: 12.800MHz - 19.2MHz
- Operating temperature: -40°C to +85°C
- Supply voltage (Vcc): 3.0VDC ±5%
- Low current consumption
- Tolerance: ±0.5ppm @ 25°C
- Stability: ±2.5ppm (-30°C to +75°C)

RoHS Compliant

Pin Assignment	
1	Vc
2	GND
3	Output
4	VCC

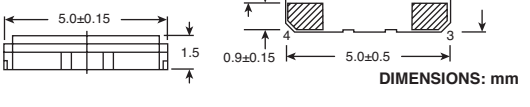

DIMENSIONS: mm

For quantities greater than listed, call for quote.

MOUSER STOCK NO.	Abracon Part No.	Frequency (MHz)	Price Each 1	10	50	100	500
815-ASVTX-09-12.800	ASVTX-09-12.800MHZ	12.80	6.30	5.46	4.78	3.78	3.19
815-ASVTX-09-13.00	ASVTX-09-13.00MHZ	13.00	6.30	5.46	4.78	3.78	3.19
815-ASVTX-09-14.400	ASVTX-09-14.400MHZ	14.40	6.30	5.46	4.78	3.78	3.19
815-ASVTX-09-26	ASVTX-09-26.000MHZ	26.00	6.30	5.46	4.78	3.78	3.19

© Copyright 2013 Mouser Electronics

ABRACON Crystal Oscillators

RoHS Compliant This product is RoHS compliant.

ASE SERIES CMOS SMD, 3.2 X 2.5

Features:
- Frequency Range: 0.625 to 200MHz
- Operating Temp: -10°C to +70°C

Applications:
- CCD clock for VTR camera
- PDA, wireless communication

DIMENSIONS: mm

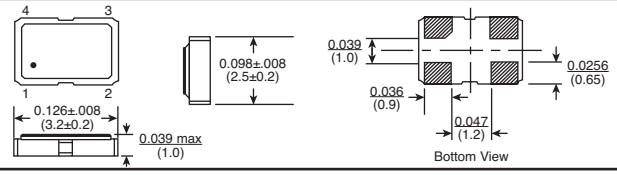

For quantities greater than listed, call for quote.

MOUSER STOCK NO.	Abracon Part No.	Freq. (MHz)	Volt.	Price Each 1	10	50	100
815-ASE-1.843MLCT	ASE-1.8432MHZ-LC-T	1.8432	3.3	3.21	2.78	2.38	1.93
815-ASE-4.000MLCT	ASE-4.000MHZ-LC-T	4.000	3.3	3.21	2.78	2.38	1.93
815-ASE-8.000MLCT	ASE-8.000MHZ-LC-T	8.000	3.3	3.21	2.78	2.38	1.93
815-ASE-11.059MLCT	ASE-11.0592MHZ-LC-T	11.0592	3.3	3.21	2.78	2.38	1.93
815-ASE-14.318MLCT	ASE-14.31818MHZ-LC-T	14.31818	3.3	3.21	2.78	2.38	1.93
815-ASE-14.745MLCT	ASE-14.7456MHZ-LC-T	14.7456	3.3	3.21	2.78	2.38	1.93
815-ASE-18.432MLCT	ASE-18.432MHZ-LC-T	18.432	3.3	3.21	2.78	2.38	1.93
815-ASE-20.000MLCT	ASE-20.000MHZ-LC-T	20.000	3.3	3.21	2.78	2.38	1.93
815-ASE-24.576MLCT	ASE-24.576MHZ-LC-T	24.576	3.3	3.21	2.78	2.38	1.93
815-ASE-29.491MLCT	ASE-29.4912MHZ-LC-T	29.4912	3.3	3.21	2.78	2.38	1.93
815-ASE-48.000MLCT	ASE-48.000MHZ-LC-T	48.000	3.3	3.21	2.78	2.38	1.93

ASVV SERIES VCXO VOLTAGE CONTROLLED SMD, 7 X 5

Features:
- Frequency Range: 1.000MHz to 125.00MHz
- Operating Temp: -40°C to +85°C
- Stability: ±50ppm (0°C to +70°C)

DIMENSIONS: mm

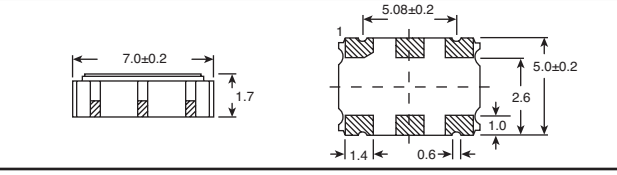

For quantities greater than listed, call for quote.

MOUSER STOCK NO.	Abracon Part No.	Freq. (MHz)	Volt.	Price Each 1	10	50	100	500
815-ASVV-27-N152	ASVV-27.000MHZ-N152	27.0000	3.3	4.24	3.88	3.53	2.79	2.55
815-ASVV-32.768-N152	ASVV-32.768MHZ-N152	32.7680	3.3	4.24	3.88	3.53	2.79	2.55
815-ASVV-44.736-N152	ASVV-44.736MHZ-N102	44.7360	3.3	4.24	3.88	3.53	2.79	2.55

ACH/ACHL SERIES, HALF SIZE LEADED

Features:
- Frequency Range: 32.768kHz to 200MHz
- Operating Temp: -20°C to +70°C
- Stability: ±30ppm
- HCMOS and TTL compatible
- Tight symmetry option
- Fast rise and fall times

DIMENSIONS: mm

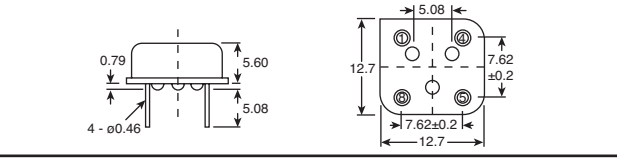

For quantities greater than listed, call for quote.

MOUSER STOCK NO.	Abracon Part No.	Freq. (MHz)	Volt.	Price Each 1	10	50	100	500
815-ACH-4-EK	ACH-4.000MHZ-EK	4.00000	5	1.71	1.54	1.37	1.17	1.06
815-ACH-8-EK	ACH-8.000MHZ-EK	8.00000	5	1.71	1.54	1.37	1.17	1.06
815-ACH-10-EK	ACH-10.000MHZ-EK	10.00000	5	1.71	1.54	1.37	1.17	1.06
815-ACH-11.0592-EK	ACH-11.0592MHZ-EK	11.05920	5	1.71	1.54	1.37	1.17	1.06
815-ACH-16-EK	ACH-16.000MHZ-EK	16.00000	5	1.71	1.54	1.37	1.17	1.06
815-ACH-18.432-EK	ACH-18.432MHZ-EK	18.43200	5	1.71	1.54	1.37	1.17	1.06
815-ACH-20-EK	ACH-20.000MHZ-EK	20.00000	5	1.43	1.28	1.14	.978	.888
815-ACH-24.576-EK	ACH-24.576MHZ-EK	24.57600	5	1.66	1.49	1.33	1.12	1.03
815-ACH-32.768-EK	ACH-32.768MHZ-EK	32.76800	5	1.71	1.54	1.37	1.17	1.06
815-ACH-40-EK	ACH-40.000MHZ-EK	40.00000	5	1.71	1.54	1.37	1.17	1.06
815-ACH-48-EK	ACH-48.000MHZ-EK	48.00000	5	1.71	1.54	1.37	1.17	1.06
815-ACH-50-EK	ACH-50.000MHZ-EK	50.00000	5	1.71	1.54	1.37	1.17	1.06
815-ACHL-3.6864-EK	ACHL-3.6864MHZ-EK	3.68640	3.3	1.71	1.54	1.37	1.17	1.06
815-ACHL-4-EK	ACHL-4.000MHZ-EK	4.00000	3.3	1.71	1.54	1.37	1.17	1.06
815-ACHL-8-EK	ACHL-8.000MHZ-EK	8.00000	3.3	1.71	1.54	1.37	1.17	1.06
815-ACHL-10-EK	ACHL-10.000MHZ-EK	10.00000	3.3	1.71	1.54	1.37	1.17	1.06
815-ACHL-16-EK	ACHL-16.000MHZ-EK	16.00000	3.3	1.71	1.54	1.37	1.17	1.06
815-ACHL-20-EK	ACHL-20.000MHZ-EK	20.00000	3.3	1.71	1.54	1.37	1.17	1.06
815-ACHL-24.576-EK	ACHL-24.576MHZ-EK	24.57600	3.3	1.71	1.54	1.37	1.17	1.06
815-ACHL-25-EK	ACHL-25.000MHZ-EK	25.00000	3.3	1.71	1.54	1.37	1.17	1.06
815-ACHL-27-EK	ACHL-27.000MHZ-EK	27.00000	3.3	1.71	1.54	1.37	1.17	1.06
815-ACHL-40-EK	ACHL-40.000MHZ-EK	40.00000	3.3	1.71	1.54	1.37	1.17	1.06
815-ACHL-48-EK	ACHL-48.000MHZ-EK	48.00000	3.3	1.71	1.54	1.37	1.17	1.06
815-ACHL-50-EK	ACHL-50.000MHZ-EK	50.00000	3.3	1.71	1.54	1.37	1.17	1.06

ASE2 SERIES CMOS COMPATIBLE SMD, 3.2 X 2.5

Features:
- Frequency Range: 0.75 to 75MHz
- Operating Temp: -40°C to +85°C
- Stability: ±50ppm max.

Applications:
- CCD clock for VTR camera
- Equipment connected to PC or PC cards
- Wireless communication

DIMENSIONS: mm

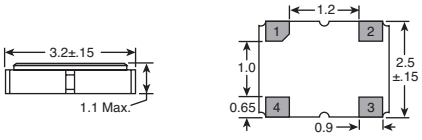

For quantities greater than listed, call for quote.

MOUSER STOCK NO.	Abracon Part No.	Freq. (MHz)	Volt.	Price Each 1	25	100	500
815-ASE2-4.000	ASE2-4.000MHZ-LC-T	4.0000	2.5	4.46	3.72	2.97	2.61
815-ASE2-14.7456	ASE2-14.7456MHz-LC-T	14.7456	2.5	3.51	3.18	2.68	2.34
815-ASE2-24.000	ASE2-24.000MHz-LC-T	24.0000	2.5	3.51	3.18	2.68	2.34
815-ASE2-25.000	ASE2-25.000MHz-LC-T	25.0000	2.5	3.51	3.18	2.68	2.34
815-ASE2-26.000	ASE2-26.000MHz-R	26.0000	2.5	3.51	3.18	2.68	2.34
815-ASE2-33.000	ASE2-33.000MHz-LC-T	33.0000	2.5	3.51	3.18	2.68	2.34
815-ASE2-48.000	ASE2-48.000MHz-LC-T	48.0000	2.5	3.51	3.18	2.68	2.34

ASEK SERIES CERAMIC SMD, 3.2 X 2.5

Features:
- IR-Reflow consumption
- Lower current consumption
- Seam sealed assure high-reliability performance

Applications:
- LCD
- Laptop
- Bluetooth and mobile communication

DIMENSIONS: mm

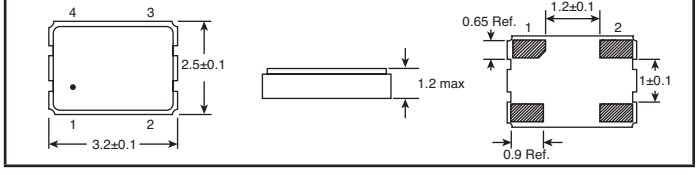

For quantities greater than listed, call for quote.

MOUSER STOCK NO.	Abracon Part No.	Freq. (MHz)	Volt.	Price Each 1	10	100	500
815-ASEK-32.7K-LRT	ASEK-32.768KHz-LRT	32.768	3.3	3.92	3.42	2.94	2.61
815-ASEK1-32.7K-LRT	ASEK1-32.768KHz-LRT	32.768	2.5	3.92	3.42	2.94	2.61
815-ASEK2-32.7K-LRT	ASEK2-32.768KHz-LRT	32.768	1.8	3.92	3.42	2.94	2.61

ASHEK SERIES CMOS SMD, 3.2 X 2.5MM

Features:
- Ultra Low uA current comsumption with COS output
- Tri-state function
- Operating Temp: -40°C to +85°C

Applications:
- Mobile phone
- Clock and Data recovery
- Computers and peripherals

DIMENSIONS: mm

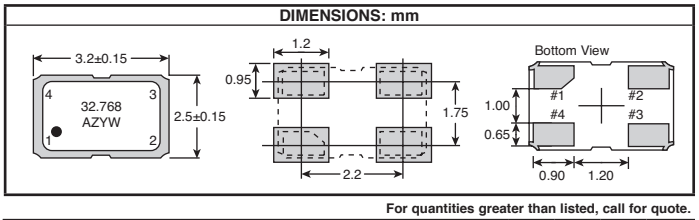

For quantities greater than listed, call for quote.

MOUSER STOCK NO.	Abracon Part No.	Freq. (MHz)	Volt.	Price Each 1	10	50	100	500
815-ASHEK2-32.7K-LT	ASHEK2-32.768KHZ-LT	32.768	5	5.22	4.52	3.96	3.12	2.64
815-ASHEK-32.7K-LT	ASHEK-32.768KHZ-LT	32.768	3.3	5.22	4.52	3.96	3.12	2.64
815-ASHEK3-32.7K-LT	ASHEK3-32.768KHZ-LT	32.768	2.8	5.22	4.52	3.96	3.12	2.64
815-ASHEK4-32.7K-LT	ASHEK4-32.768KHZ-LT	32.768	1.8	5.22	4.52	3.96	3.12	2.64
815-ASHEK5-32.7K-LT	ASHEK5-32.768KHZ-LT	32.768	1.5	5.22	4.52	3.96	3.12	2.64

ASDK SERIES CERAMIC SMD, 2.5 X 2.0

Features:
- IR-Reflow consumption
- Lower current consumption
- Seam sealed assure high-reliability performance

Applications:
- LCD
- Laptop
- Bluetooth and mobile communication

DIMENSIONS: mm

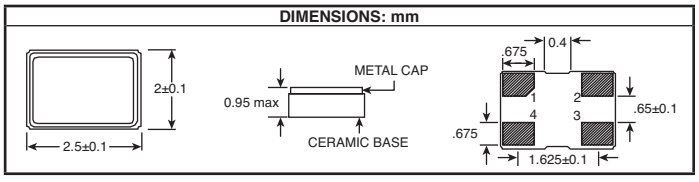

For quantities greater than listed, call for quote.

MOUSER STOCK NO.	Abracon Part No.	Freq. (MHz)	Volt.	Price Each 1	10	100	500
815-ASDK-32.7K-LRT	ASDK-32.768KHz-LRT	32.768	3.3	4.33	3.79	3.25	2.89
815-ASDK2-32.7K-LRT	ASDK2-32.768KHz-LRT	32.768	1.8	4.33	3.79	3.25	2.89

© Copyright 2013 Mouser Electronics

© Copyright 2013 Mouser Electronics

AVX SMD Ceramic Resonators

RoHS Compliant This product is RoHS compliant.

DIMENSIONS: mm

A

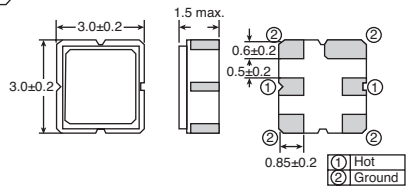

Features:
- Small size
- High reliablity
- Excellent temperature characteristics

Applications:
- Remote keyless entry system
- Garage openers
- Security systems

B

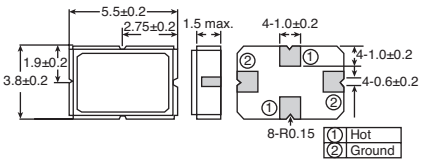

Features:
- Small size (5.5x3.8mm)
- Hermetic seal
- Excellent temperature characteristics

Applications:
- Keyless entry systems
- Garage Openers
- Security Systems

C

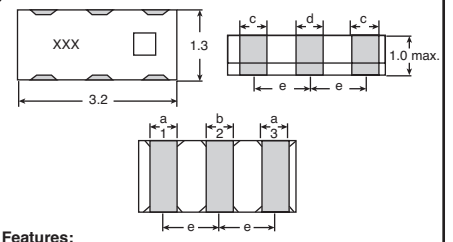

Features:
- Small and low profile
- Reflow solderable
- Excellent solderability
- Rectangular shape allows easy pick and placement
- High reliability, high temperature withholding package

D

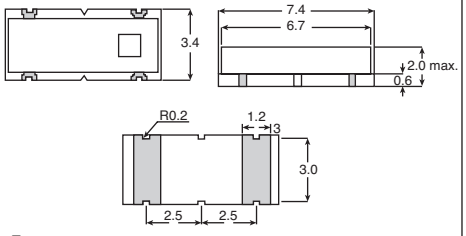

Features:
- Small and low profile
- Reflow solderable
- Excellent solderability
- Rectangular shape allows easy pick and placement
- High reliability, high temperature withholding ceramic case

E

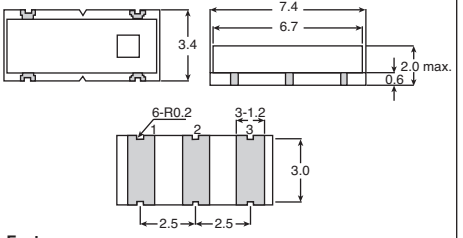

Features:
- Small and low profile
- Reflow solderable
- Excellent solderability
- Rectangular shape allows easy pick and placement
- High reliability, high temperature withholding package

F

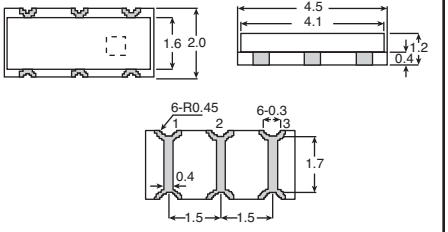

Features:
- Small and low profile
- Reflow solderable
- Excellent solderability
- Rectangular shape allows easy pick and placement
- High reliability, high temperature withholding package

MOUSER STOCK NO.	AVX Part No.	Fig.	Frequency (MHz)	Frequency Tolerance	Price Each 1	10	100	500	1000	Reel Quantity	Price Per Piece
PARM Series											
581-PARM433.92K04R	PARM-433.92K04R	A	433.92	±75kHz	7.39	3.45	2.42	2.07	1.87	2000	1.80
PARS Series Saw Resonators											
581-PARS418.00K04R	PARS418.00K04R	B	418.00	±75kHz	2.25	1.93	1.51	1.28	1.03	2000	.899
581-PARS433.92K04R	PARS-433.92K04R	B	433.92	±75kHz	2.25	1.35	1.16	1.09	1.03	2000	.984
PRQC Series Chip Resonators											
581-PBRC-4.00A	PBRC-4.00AR	C	4.00	±0.5%	.74	.706	.663	.621	.61	2000	.599
581-PBRC-5.00A	PBRC-5.00AR	C	5.00	±0.5%	.74	.706	.663	.621	.61	2000	.599
581-PRQC8.00CR5010X	PRQC8.00CR5010X000	C	8.00	±0.5%	.60	.514	.482	.353	.321	3000	.278
581-PRQC10.00CR5010X	PRQC10.00CR5010X000	C	10.00	±0.5%	.73	.621	.578	.428	.385	3000	.332
581-PRQC12.00CR5010X	PRQC12.00CR5010X000	C	12.00	±0.5%	.73	.621	.578	.428	.385	3000	.332
581-PRQC16.00SR5010X	PRQC16.00SR5010X000	C	16.00	±0.5%	.64	.556	.514	.385	.342	3000	.30
PBRC-G Series Chip Resonators											
581-PBRC2.00GR50X000	PBRC2.00GR50X000	D	2.00	±0.5%	.60	.514	.482	.353	.321	2000	.278
581-PBRC4.00GR50X000	PBRC4.00GR50X000	D	4.00	±0.5%	.52	.449	.417	.31	.278	2000	.244
581-PBRC-20.00G	PBRC-20.00GR	D	20.00	±0.5%	1.44	1.33	.984	.877	.835	2000	.781
PBRC-H Series Chip Resonators											
581-PBRC-2.00B	PBRC2.00HR50X000	E	2.00	±0.5%	.92	.792	.61	.492	.46	2000	.428
581-PBRC-2.45B	PBRC2.45HR50X000	E	2.45	±0.5%	3.75	2.89	1.99	1.58	1.19	2000	.942
581-PBRC-3.58B	PBRC3.58HR50X000	E	3.58	±0.5%	.60	.514	.396	.321	.30	2000	.278
581-PBRC-3.68B	PBRC3.68HR50X000	E	3.68	±0.5%	.50	.428	.332	.268	.235	2000	.234
581-PBRC-4.00B	PBRC4.00HR50X000	E	4.00	±0.5%	.50	.428	.332	.268	.235	2000	.234
581-PBRC-4.19B	PBRC4.19HR50X000	E	4.19	±0.5%	.59	.503	.385	.31	.268	2000	.241
581-PBRC-4.91B	PBRC4.91HR50X000	E	4.91	±0.5%	.60	.514	.396	.321	.30	2000	.278
581-PBRC-5.00H	PBRC5.00HR50X000	E	5.00	±0.5%	.74	.706	.663	.621	.61	2000	.599
581-PBRC-6.00B	PBRC6.00HR50X000	E	6.00	±0.5%	.60	.514	.396	.321	.30	2000	.278
581-PBRC-6.96BR	PBRC6.96HR50X000	E	6.96	±0.5%	3.62	2.17	1.26	1.18	1.08	2000	.91
581-PBRC-7.00BR	PBRC7.00HR50X000	E	7.00	±0.5%	3.62	2.17	1.26	1.18	1.08	2000	.91
581-PBRC-7.37B	PBRC7.37HR50X000	E	7.37	±0.5%	2.92	1.75	1.03	.952	.877	2000	.728
581-PBRC-8.00B	PBRC8.00HR50X000	E	8.00	±0.5%	.60	.514	.396	.321	.30	2000	.278
581-PBRC-11.0592BR07	PBRC11.06HR70X000	E	11.06	±0.7%	5.34	3.47	3.08	1.81	1.50	2000	1.35
581-PBRC1200HR70X000	PBRC12.00HR70X000	E	12.00	±0.7%	.76	.642	.589	.546	.535	2000	.524
581-PBRC-14.74BR07	PBRC14.74HR70X000	E	14.74	±0.7%	3.08	2.96	1.73	1.61	1.49	2000	1.07
581-PBRC1600HR50X0RZ	PBRC16.00HR50X0RZ	E	16.00	±0.5%	2.92	1.75	1.03	.952	.877	2000	.728
581-PBRC1600HR70X000	PBRC16.00HR70X000	E	16.00	±0.7%	.76	.642	.589	.546	.535	2000	.524
581-PBRC-18.43BR07	PBRC18.43HR70X000	E	18.43	±0.7%	3.08	2.96	1.73	1.61	1.49	2000	1.07
581-PBRC2000HR50X000	PBRC20.00HR50X000	E	20.00	±0.5%	.92	.792	.61	.492	.46	2000	.428
581-PBRC-20.00B	PBRC20.00HR70X000	E	20.00	±0.7%	1.44	1.33	.984	.877	.835	2000	.781
PBRC-M Series Chip Resonators											
581-PBRC4.00MR50X	PBRC4.00MR50X000	F	4.00	±0.5%	.52	.449	.417	.31	.278	3000	.244
581-PBRC4.19MR50X	PBRC4.19MR50X000	F	4.19	±0.5%	.52	.449	.417	.31	.278	3000	.244
581-PBRC4.91MR50X	PBRC4.91MR50X000	F	4.91	±0.5%	.52	.449	.417	.31	.278	3000	.244
581-PBRC5.00MR50X	PBRC5.00MR50X000	F	5.00	±0.5%	.60	.514	.482	.353	.321	3000	.278
581-PBRC6.00MR50X	PBRC6.00MR50X000	F	6.00	±0.5%	.60	.514	.482	.353	.321	3000	.278
581-PBRC7.37MR50X	PBRC7.37MR50X000	F	7.37	±0.5%	.60	.514	.482	.353	.321	3000	.278
581-PBRC8.00MR50X	PBRC8.00MR50X000	F	8.00	±0.5%	.96	.845	.492	.375	.342	3000	.278
581-PBRC10.00MR70X	PBRC10.00MR70X000	F	10.00	±0.7%	.76	.642	.589	.546	.535	3000	.524
581-PBRC11.06MR70X	PBRC11.06MR70X000	F	11.06	±0.7%	.44	.417	.396	.375	.364	3000	.353
581-PBRC12.00MR70X	PBRC12.00MR70X000	F	12.00	±0.7%	.44	.417	.396	.375	.364	3000	.353
581-PBRC16.00MR70X	PBRC16.00MR70X000	F	16.00	±0.7%	.74	.706	.663	.621	.61	3000	.599
581-PBRC20.00MR70X	PBRC20.00MR70X000	F	20.00	±0.7%	.74	.706	.663	.621	.61	3000	.599

© Copyright 2013 Mouser Electronics
© Copyright 2013 Mouser Electronics

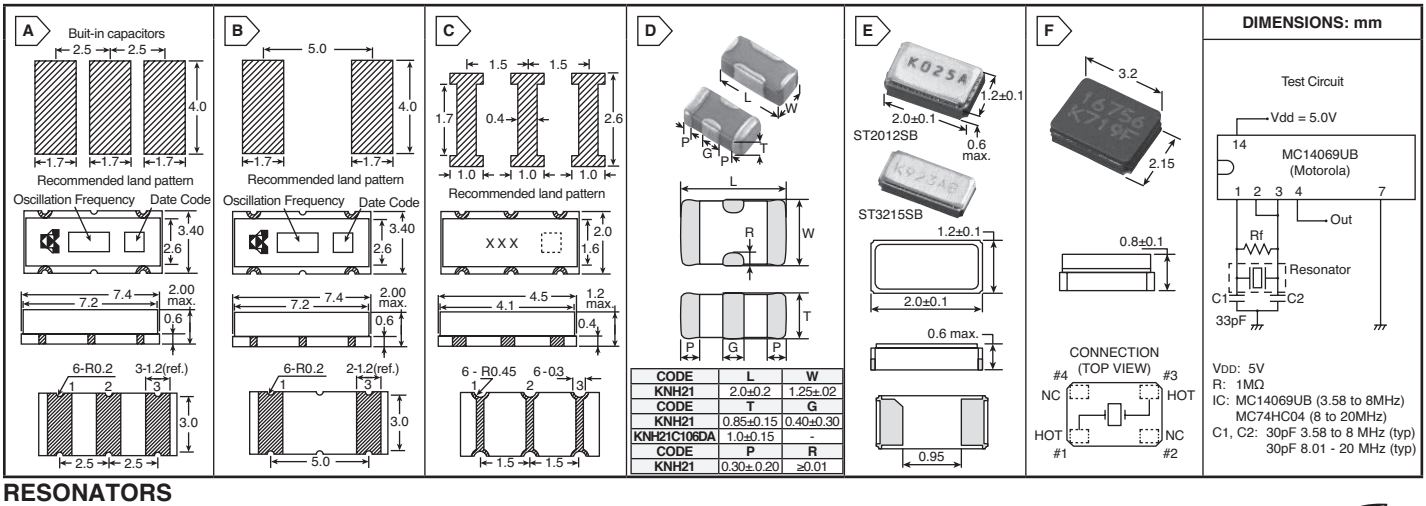

CODE	L	W
KNH21	2.0±0.2	1.25±.02
CODE	T	G
KNH21	0.85±0.15	0.40±0.30
KNH21C106DA	1.0±0.15	-
CODE	P	R
KNH21	0.30±0.20	≥0.01

RESONATORS

AVX produces a broad range of high quality ceramic resonators. The high quality and extensive coverage of this product line allows optimum design of almost any oscillating circuit.
Ceramic resonators stand between quartz crystal oscillators and LC/RC oscillators in regard to accuracy but are considerably smaller, require no adjustments, have improved start-up times, and are low in cost.

RoHS Compliant

Specifications:

- Temperature Characteristics: -20°C to +80°C
- Frequency Tolerance: ±0.5%
- Resonant Impedance: 2.00-2.90MHz = 200 ohm max
  3.00-3.57MHz = 100 ohm max
  3.58-8.00MHz = 30 ohm max
  8.01-20.00MHz = ohm max

MOUSER STOCK NO.	AVX Part No.	Fig.	Frequency (MHz)	Load Capacitance	Price Each 1	10	100	500	1000	Reel Quantity	Price Per Piece
581-PBRC-2.00B	PBRC2.00HR50X000	A	2.00	33pF	.92	.792	.61	.492	.46	2000	.428
581-PBRC-2.45B	PBRC2.45HR50X000	A	2.45	33pF	3.75	2.89	1.99	1.58	1.19	2000	.942
581-PBRC-3.58B	PBRC3.58HR50X000	A	3.58	33pF	.60	.514	.396	.321	.30	2000	.278
581-PBRC-3.68B	PBRC3.68HR50X000	A	3.68	33pF	.50	.428	.332	.268	.235	2000	.234
581-PBRC-4.00B	PBRC4.00HR50X000	A	4.00	33pF	.50	.428	.332	.268	.235	2000	.234
581-PBRC-5.00H	PBRC5.00HR50X000	A	5.00	33pF	.74	.706	.663	.621	.61	2000	.599
581-PBRC-6.00B	PBRC6.00HR50X000	A	6.00	33pF	.60	.514	.396	.321	.30	2000	.278
581-PBRC-7.37B	PBRC7.37HR50X000	A	7.37	33pF	2.92	1.75	1.03	.952	.877	2000	.728
581-PBRC-8.00B	PBRC8.00HR50X000	A	8.00	33pF	.60	.514	.396	.321	.30	2000	.278
581-PBRC-11.0592BR07	PBRC11.06HR70X000	A	11.06	10pF	5.34	3.47	3.08	1.81	1.50	2000	1.35
581-PBRC-14.74BR07	PBRC14.74HR70X000	A	14.74	10pF	3.08	2.96	1.73	1.61	1.49	2000	1.07
581-PBRC-4.00A	PBRC-4.00AR	B	4.00	none	.74	.706	.663	.621	.61	2000	.599
581-PBRC-20.00G	PBRC-20.00AR	B	20.00	none	1.44	1.33	.984	.877	.835	2000	.781
581-PBRC4.00MR50X	PBRC4.00MR50X000	C	4.00	15pF	.52	.449	.417	.31	.278	3000	.244
581-PBRC4.91MR50X	PBRC4.91MR50X000	C	4.91	15pF	.52	.449	.417	.31	.278	3000	.244
581-PBRC5.00MR50X	PBRC5.00MR50X000	C	5.00	15pF	.60	.514	.482	.353	.321	3000	.278
581-PBRC6.00MR50X	PBRC6.00MR50X000	C	6.00	15pF	.60	.514	.482	.353	.321	3000	.278
581-PBRC7.37MR50X	PBRC7.37MR50X000	C	7.37	15pF	.60	.514	.482	.353	.321	3000	.278
581-PBRC8.00MR50X	PBRC8.00MR50X000	C	8.00	15pF	.96	.845	.492	.375	.342	3000	.278
581-PBRC10.00MR70X	PBRC10.00MR70X000	C	10.00	10pF	.76	.642	.589	.546	.535	3000	.524
581-PBRC12.00MR70X	PBRC12.00MR70X000	C	12.00	10pF	.44	.417	.396	.375	.364	3000	.353
581-PBRC20.00MR70X	PBRC20.00MR70X000	C	20.00	10pF	.74	.706	.663	.621	.61	3000	.599

KNH21 SERIES EMI FILTERS

Features:
- 0805 Size. Rated current up to 6A MAX
- Effective for filtering noise on power (Vcc) lines

MOUSER STOCK NO.	AVX Part No.	Fig.	Capacitance	Rated Current	Rated Voltage	Price Each 1	10	100	500	1000	Reel Quantity	Price Per Piece
581-KNH21C104DA3T	KNH21C104DA3T	D	100,000pf	2.0A	25VDC	.87	.824	.482	.278	.195	3000	.135
581-KNH21C105DA3T	KNH21C105DA3T	D	1,000,000pf	4.0A	10VDC	1.44	1.41	.835	.482	.332	3000	.231
581-KNH21C473DA3T	KNH21C473DA3T	D	47,000pf	2.0A	50VDC	.87	.824	.482	.278	.195	3000	.135

ST2012SB/ST3215SB KHZ RANGE CRYSTAL DEVICES

Features:
- Small, Low Profile
- Ceramic Package
- Pb Free
- Reflow Compatible

MOUSER STOCK NO.	AVX Part No.	Fig.	Frequency (MHz)	Load Capacitance	Price Each 1	10	100	500	1000	Reel Quantity	Price Per Piece
Dimensions: 2.0x1.2mm											
581-ST2012SB32H5HPWA	ST2012SB32768H5HPWAA	E	32.768	12.5pf	1.31	1.23	1.00	.917	.878	3000	.823
581-ST2012SB32E0HPWB	ST2012SB32768E0HPWBB	E	32.768	9.0pf	1.31	1.23	1.00	.917	.878	3000	.823
581-ST2012SB32C0HPWB	ST2012SB32768C0HPWBB	E	32.768	7.0pf	1.31	1.23	1.00	.917	.878	3000	.823
Dimensions: 3.2x1.5mm											
581-ST3232768H5HPWAA	ST3215SB32768H5HPWAA	E	32.768	12.5pf	1.61	1.51	1.18	.874	.773	3000	.569
581-ST3232768E0HPWBB	ST3215SB32768E0HPWBB	E	32.768	9pf	1.61	1.51	1.20	.963	.91	3000	.803

CX3225GB SMT CRYSTAL UNITS

Features:
- Crystal unit for consumer products
- Ceramic Package
- Product with lead free terminations
- Reflow Compatible

NEW PRODUCT

MOUSER STOCK NO.	AVX Part No.	Fig.	Frequency (MHz)	Load Capacitance	Price Each 1	10	100	500	1000	Reel Quantity	Price Per Piece
581-CX3225GB10000HE	CX3225GB10000D0HEQZ1	F	10	8pf	1.39	1.13	.918	.751	.584	3000	.389
581-CX3225GB12000HE	CX3225GB12000D0HEQZ1	F	12	8pf	1.39	1.13	.918	.751	.584	3000	.389
581-CX3225GB14318HE	CX3225GB14318D0HEQZ1	F	14	8pf	1.39	1.13	.918	.751	.584	3000	.389
581-CX3225GB16000HE	CX3225GB16000D0HEQZ1	F	16	8pf	1.39	1.13	.918	.751	.584	3000	.389
581-CX3225GB20000HE	CX3225GB20000D0HEQZ1	F	20	8pf	1.39	1.13	.918	.751	.584	3000	.389
581-CX3225GB24000HE	CX3225GB24000D0HEQZ1	F	24	8pf	1.39	1.13	.918	.751	.584	3000	.389
581-CX3225GB25000HE	CX3225GB25000D0HEQZ1	F	25	8pf	1.39	1.13	.918	.751	.584	3000	.389
581-CX3225GB27000HE	CX3225GB27000D0HEQZ1	F	27	8pf	1.39	1.13	.918	.751	.584	3000	.389
581-CX3225GB32000HE	CX3225GB32000D0HEQZ1	F	32	8pf	1.39	1.13	.918	.751	.584	3000	.389
581-CX3225GB40000HE	CX3225GB40000D0HEQZ1	F	40	8pf	1.39	1.13	.918	.751	.584	3000	.389
581-CX3225GB48000HE	CX3225GB48000D0HEQZ1	F	48	8pf	1.39	1.13	.918	.751	.584	3000	.389
581-CX3225GB10000HP	CX3225GB10000D0HPQZ1	F	10	8pf	1.77	1.44	1.16	.953	.742	3000	.494
581-CX3225GB12000HP	CX3225GB12000D0HPQZ1	F	12	8pf	1.77	1.44	1.16	.953	.742	3000	.494
581-CX3225GB14318HP	CX3225GB14318D0HPQZ1	F	14	8pf	1.77	1.44	1.16	.953	.742	3000	.494
581-CX3225GB16000HP	CX3225GB16000D0HPQZ1	F	16	8pf	1.77	1.44	1.16	.953	.742	3000	.494
581-CX3225GB20000HP	CX3225GB20000D0HPQZ1	F	20	8pf	1.77	1.44	1.16	.953	.742	3000	.494
581-CX3225GB24000HP	CX3225GB24000D0HPQZ1	F	24	8pf	1.77	1.44	1.16	.953	.742	3000	.494
581-CX3225GB25000HP	CX3225GB25000D0HPQZ1	F	25	8pf	1.77	1.44	1.16	.953	.742	3000	.494
581-CX3225GB27000HP	CX3225GB27000D0HPQZ1	F	27	8pf	1.77	1.44	1.16	.953	.742	3000	.494
581-CX3225GB32000HP	CX3225GB32000D0HPQZ1	F	32	8pf	1.77	1.44	1.16	.953	.742	3000	.494
581-CX3225GB40000HP	CX3225GB40000D0HPQZ1	F	40	8pf	1.77	1.44	1.16	.953	.742	3000	.494
581-CX3225GB48000HP	CX3225GB48000D0HPQZ1	F	48	8pf	1.77	1.44	1.16	.953	.742	3000	.494

© Copyright 2013 Mouser Electronics
© Copyright 2013 Mouser Electronics

AVX SMD Clock Oscillators

RoHS Compliant This product is RoHS compliant.

TEMPERATURE COMPENSATED CRYSTAL OSCILLATORS (TCXO)

NEW! TECHNOLOGY

1.8 Volt (2.5 and 3.3 Volt Compatible)

Common Features:

- Miniature SMD type
- Reflow compatible
- Frequency Stability: ±0.5x10-6/-30 to +85°C

Applications:

- GPS Units

For quantities greater than listed, call for quote.

MOUSER STOCK NO.	AVX Part No.	Fig.	Frequency (MHz)	Voltage (V)	Size (mm)	Price Each 1	Price Each 10	Price Each 100	Reel Qty.	Price Per Piece
581-KT2520F16ACW18T	KT2520F16369ACW18TAN	A	16.369	1.7-3.6	2.5x2.0	5.22	4.42	3.21	3000	2.49
581-KT2520F19ACV29R	KT2520F19200ACV29RAK	A	19.2	1.7-3.6	2.5x2.0	4.87	4.12	3.00	3000	2.32
581-KT2520F26ACW18T	KT2520F26000ACW18TAN	A	26	1.7-3.6	2.5x2.0	5.22	4.42	3.21	3000	2.49
581-KT2520F40ECV28T	KT2520F40000ECV28TAK	A	40	1.7-3.6	2.5x2.0	4.87	4.12	3.00	3000	2.32
581-KT3225R40ECV28T	KT3225R40000ECV28TBA	B	40	1.7-3.5	3.2x2.5	4.82	4.33	3.61	1000	2.19
581-KT3225F27ZAW28TA	KT3225F27456ZAW28TA0	B	27.456	1.7-3.5	3.2x2.5	5.78	5.20	4.33	1000	2.63
581-KT3225R26ZAW28TM	KT3225R26000ZAW28TMA	B	26	1.7-3.5	3.2x2.5	5.78	5.20	4.33	1000	2.63
581-KT3225F16ACW28TA	KT3225F16369ACW28TA0	B	16.369	1.7-3.5	3.2x2.5	5.78	5.20	4.33	1000	2.63

SAW CLOCK OSCILLATORS

2.5x2.0mm 1.8 Volt and 2.5 Volt (2.5 and 3.3 Volt Compatible)

KC2520B-C1, KC3225A, KC5032C, KC7050A, KC7050P, KC7050Y Series

PRODUCT NEW

For quantities greater than listed, call for quote.

MOUSER STOCK NO.	AVX Part No.	Fig.	Frequency (MHz)	Voltage (V)	Size (mm)	Price Each 1	Price Each 10	Price Each 100	Reel Qty.	Price Per Piece
581-KC2520B12C10E	KC2520B12.0000C10E00	C	12	3.3	2.5x2.0	3.21	2.89	2.41	2000	1.56
581-KC2520B25.0C10	KC2520B25.0000C10E00	C	25	1.8	2.5x2.0	3.53	3.18	2.64	2000	1.77
581-KC2520B27.0C10	KC2520B27.0000C10E00	C	27	1.8	2.5x2.0	3.53	3.20	2.64	2000	1.77
581-KC2520B14.31C10	KC2520B14.3182C10E00	C	14.3182	1.8/2.5/3.3	2.5x2.0	3.53	3.18	2.64	2000	1.77
581-KC2520B24.0C10	KC2520B24.0000C10E00	C	24	1.8/2.5/3.3	2.5x2.0	3.53	3.18	2.64	2000	1.77
581-KC2520B24.57C10	KC2520B24.5760C10E00	C	24.576	1.8/2.5/3.3	2.5x2.0	3.53	3.18	2.64	2000	1.77
581-KC2520B25.0C10	KC2520B25.0000C10E00	C	25	1.8/2.5/3.3	2.5x2.0	3.53	3.18	2.64	2000	1.77
581-KC2520B27.0C10	KC2520B27.0000C10E00	C	27	1.8/2.5/3.3	2.5x2.0	3.53	3.20	2.64	2000	1.77
581-KC2520B48.0C10	KC2520B48.0000C10E00	C	48	1.8/2.5/3.3	2.5x2.0	3.53	3.18	2.64	2000	1.77
581-KC3225A100C30E	KC3225A100.000C30E00	D	100	3.3	2.5x3.2	4.65	4.18	3.49	2000	2.32
581-KC3225A125C30E	KC3225A125.000C30E00	D	125	3.3	2.5x3.2	4.65	4.18	3.49	2000	2.32
581-KC3225A12.0C30	KC3225A12.0000C30E00	D	12	3.3	3.2x2.5	3.18	2.86	2.38	2000	1.42
581-KC3225A14.31C30	KC3225A14.3182C30E00	D	14.3182	3.3	3.2x2.5	3.18	2.86	2.38	1000	1.74
581-KC3225A24.57C30	KC3225A24.5760C30E00	D	24.576	3.3	3.2x2.5	3.18	2.86	2.38	2000	1.58
581-KC3225A25.00C30	KC3225A25.0000C30E00	D	25	3.3	3.2x2.5	3.18	2.86	2.38	1000	1.74
581-KC3225A27.00C30	KC3225A27.0000C30E00	D	27	3.3	3.2x2.5	3.18	2.86	2.38	1000	1.74
581-KC3225A30.0C30	KC3225A30.0000C30E00	D	30	3.3	3.2x2.5	3.18	2.86	2.38	2000	1.58
581-KC3225A40.0C30	KC3225A40.0000C30E00	D	40	3.3	3.2x2.5	3.18	2.86	2.38	2000	1.58
581-KC3225A48.00C30	KC3225A48.0000C30E00	D	48	3.3	3.2x2.5	3.18	2.86	2.38	1000	1.74
581-KC3225A49.15C30	KC3225A49.1520C30E00	D	49.152	3.3	3.2x2.5	3.18	2.86	2.38	2000	1.58
581-KC3225A50.0C30	KC3225A50.0000C30E00	D	50	3.3	3.2x2.5	3.18	2.86	2.38	2000	1.58
581-KC3225A54.0C30	KC3225A54.0000C30E00	D	54	3.3	3.2x2.5	3.69	3.32	2.76	2000	1.84
581-KC3225A72.0C30	KC3225A72.0000C30E00	D	72	3.3	3.2x2.5	3.69	3.32	2.76	2000	1.84
581-KC3225A75.0C30	KC3225A75.0000C30E00	D	75	3.3	3.2x2.5	3.69	3.32	2.76	2000	1.84
581-KC5032C125.0C30	KC5032C125.000C30E00	E	125	3.3	5.0x3.2	4.82	4.33	3.61	1000	2.41
581-KC5032C14.31C30E	KC5032C14.3182C30E00	E	14.3182	3.3	5.0x3.2	3.21	2.89	2.41	1000	1.61
581-KC5032C14.74C30E	KC5032C14.7456C30E00	E	14.7456	3.3	5.0x3.2	3.21	2.89	2.41	1000	1.61
581-KC5032C16C30E	KC5032C16.0000C30E00	E	16	3.3	5.0x3.2	3.21	2.89	2.41	1000	1.61
581-KC5032C20C30E	KC5032C20.0000C30E00	E	20	3.3	5.0x3.2	3.21	2.89	2.41	1000	1.44
581-KC5032C24C30E	KC5032C24.0000C30E00	E	24	3.3	5.0x3.2	3.21	2.89	2.41	1000	1.61
581-KC5032C24.5C30E	KC5032C24.5760C30E00	E	24.756	3.3	5.0x3.2	3.21	2.89	2.41	1000	1.61
581-KC5032C25C30E	KC5032C25.0000C30E00	E	25	3.3	5.0x3.2	3.21	2.89	2.41	1000	1.61
581-KC5032C27C30E	KC5032C27.0000C30E00	E	27	3.3	5.0x3.2	3.21	2.89	2.41	1000	1.61
581-KC5032C40C30E	KC5032C40.0000C30E00	E	40	3.3	5.0x3.2	3.21	2.89	2.41	1000	1.61
581-KC5032C50C30E	KC5032C50.0000C30E00	E	50	3.3	5.0x3.2	3.21	2.89	2.41	1000	1.61
581-KC5032C60C30E	KC5032C60.0000C30E00	E	60	3.3	5.0x3.2	3.21	2.89	2.41	1000	1.61
581-KC5032C66.6C30E	KC5032C66.6667C30E00	E	66.6667	3.3	5.0x3.2	3.21	2.89	2.41	1000	1.44
581-KC5032C75.0C30	KC5032C75.0000C30E00	E	75	3.3	5.0x3.2	2.95	2.65	2.21	1000	1.48
581-KC5032C100.0C30	KC5032C100.000C30E00	E	100	3.3	5.0x3.2	4.82	4.33	3.61	1000	2.41
581-KC5032C106.2C30	KC5032C106.250C30E00	E	106.25	3.3	5.0x3.2	4.82	4.33	3.61	1000	2.41
581-KC5032C125.0C30	KC5032C125.000C30E00	E	125	3.3	5.0x3.2	4.82	4.33	3.61	1000	2.41
581-KC7050A75.0C30	KC7050A75.0000C30E00	E	75	3.3	7.0x5.0	2.95	2.65	2.21	1000	1.48
581-KC7050A100.0C30	KC7050A100.000C30E00	E	100	3.3	7.0x5.0	4.82	4.33	3.61	1000	2.41
581-KC7050A106.2C30	KC7050A106.250C30E00	E	106.25	3.3	7.0x5.0	4.82	4.33	3.61	1000	2.41
581-KC7050A125.0C30	KC7050A125.000C30E00	E	125	3.3	7.0x5.0	4.82	4.33	3.61	1000	2.41
581-KC7050P125L30E	KC7050P125.000L30E00	E	125	3.3	7.0x5.0	18.62	16.76	13.96	1000	9.31
581-KC7050P150.0L30	KC7050P150.000L30E00	E	150	3.3	7.0x5.0	15.69	11.94	10.84	1000	9.10
581-KC7050P106.2P30	KC7050P106.250P30E00	E	106.25	3.3	7.0x5.0	13.41	12.41	9.93	1000	7.61
581-KC7050T156.25P20	KC7050T156.250P20E00	F	156.25	2.5	7.0x5.0	32.10	25.20	24.08	1000	18.19
581-KC7050T200.0P20	KC7050T200.000P20E00	F	200	2.5	7.0x5.0	21.40	20.54	19.53	1000	18.19
581-KC7050T250.0P20	KC7050T250.000P20E00	F	250	2.5	7.0x5.0	25.68	24.08	19.80	1000	19.58
581-KC7050T312.5P20	KC7050T312.500P20E00	F	312.5	2.5	7.0x5.0	38.52	30.70	28.89	1000	21.45
581-KC7050T156.25P30	KC7050T156.250P30E00	F	156.25	3.3	7.0x5.0	32.10	25.20	24.08	1000	18.19
581-KC7050T200.0P30	KC7050T200.000P30E00	F	200	3.3	7.0x5.0	32.10	25.20	24.08	1000	18.19
581-KC7050T250.0P30	KC7050T250.000P30E00	F	250	3.3	7.0x5.0	38.52	30.70	28.89	1000	21.45
581-KC7050T312.5P30	KC7050T312.500P30E00	F	312.5	3.3	7.0x5.0	38.52	30.70	28.89	1000	21.45
581-KC7050Y75.0L20	KC7050Y75.0000L20EZU	F	75	2.5	7.0x5.0	14.05	12.64	9.82	500	7.47
581-KC7050Y75.0L30	KC7050Y75.0000L30EZU	F	75	2.5	7.0x5.0	14.05	12.64	9.82	500	7.47
581-KC7050Y75.0P20	KC7050Y75.0000P20EZU	F	75	2.5	7.0x5.0	14.05	12.64	9.82	500	7.47
581-KC7050Y75.0P30	KC7050Y75.0000P30EZU	F	75	2.5	7.0x5.0	14.05	12.64	9.82	500	7.47
581-KC7050Y125.0L20	KC7050Y125.000L20EZU	F	125	2.5	7.0x5.0	14.05	12.64	9.82	500	7.47
581-KC7050Y125.0L30	KC7050Y125.000L30EZU	F	125	2.5	7.0x5.0	14.05	12.64	9.82	500	7.47
581-KC7050Y125.0P20	KC7050Y125.000P20EZU	F	125	2.5	7.0x5.0	14.05	12.64	9.82	500	7.47
581-KC7050Y125.0P30	KC7050Y125.000P30EZU	F	125	2.5	7.0x5.0	14.05	12.64	9.82	500	7.47
581-KC7050Y156.25L20	KC7050Y156.250L20EZU	F	156.25	2.5	7.0x5.0	14.05	12.64	9.82	500	7.47
581-KC7050Y156.25L30	KC7050Y156.250L30EZU	F	156.25	2.5	7.0x5.0	14.05	12.64	9.82	500	7.47
581-KC7050Y156.25P20	KC7050Y156.250P20EZU	F	156.25	2.5	7.0x5.0	14.05	12.64	9.82	500	7.47
581-KC7050Y156.25P30	KC7050Y156.250P30EZU	F	156.25	2.5	7.0x5.0	11.24	10.11	7.86	500	6.17
581-KC7050Y200.0L20	KC7050Y200.000L20EZU	F	200	2.5	7.0x5.0	14.05	12.64	9.82	500	7.47
581-KC7050Y200.0L30	KC7050Y200.000L30EZU	F	200	2.5	7.0x5.0	14.05	12.64	9.82	500	7.47
581-KC7050Y200.0P20	KC7050Y200.000P20EZU	F	200	2.5	7.0x5.0	14.05	12.64	9.82	500	7.47
581-KC7050Y200.0P30	KC7050Y200.000P30EZU	F	200	2.5	7.0x5.0	14.05	12.64	9.82	500	7.47
581-KC7050Y250.0L20	KC7050Y250.000L20EZU	F	250	2.5	7.0x5.0	14.05	12.64	9.82	500	7.47
581-KC7050Y250.0L30	KC7050Y250.000L30EZU	F	250	2.5	7.0x5.0	14.05	12.64	9.82	500	7.47
581-KC7050Y250.0P20	KC7050Y250.000P20EZU	F	250	2.5	7.0x5.0	14.05	12.64	9.82	500	7.47
581-KC7050Y250.0P30	KC7050Y250.000P30EZU	F	250	2.5	7.0x5.0	14.05	12.64	9.82	500	7.47
581-KC7050Y312.5L20	KC7050Y312.500L20EZU	F	312.5	2.5	7.0x5.0	16.85	15.17	11.79	500	8.96
581-KC7050Y312.5L30	KC7050Y312.500L30EZU	F	312.5	2.5	7.0x5.0	16.85	15.17	11.79	500	8.96
581-KC7050Y312.5P20	KC7050Y312.500P20EZU	F	312.5	2.5	7.0x5.0	16.85	15.17	11.79	500	8.96
581-KC7050Y312.5P30	KC7050Y312.500P30EZU	F	312.5	2.5	7.0x5.0	16.85	15.17	11.79	500	8.96

DIMENSIONS: mm (in.)

A

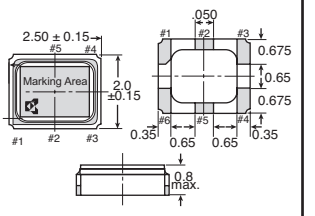

B

Standard Tolerance: ±0.2 (.008)

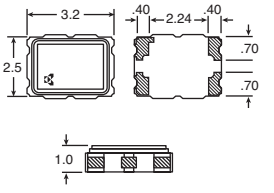

C

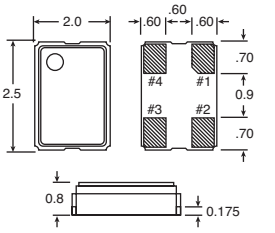

D

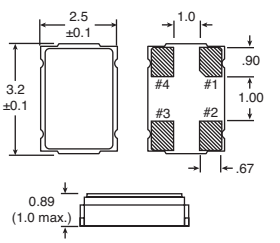

E

Standard Tolerance: ±0.2 (.008)

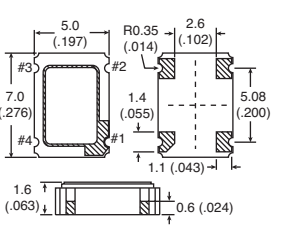

F

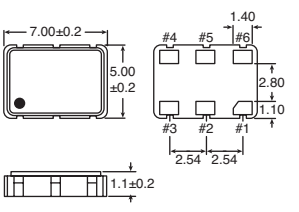

© Copyright 2013 Mouser Electronics

© Copyright 2013 Mouser Electronics

CITIZEN SMD Programmable, XO and VCXO Oscillators

RoHS Compliant This product is RoHS compliant.

CITIZEN CM309S SERIES PLASTIC SMD CRYSTALS 4.6 X 12.5

Specifications:
- Operating Temperature: -40°C to +85°C
- Frequency Tolerance: ±30ppm
- Load Capacitance: 18.0pF typ.
- Insulation Resistance: 500MΩ min.

Features:
- Heat resistant
- Plastic encased cylinder type AT-cut crystal
- Reflow solderable
- Suitable for automatic insertion

RoHS Compliant

DIMENSIONS: mm

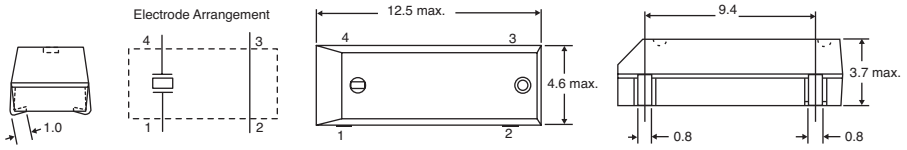

For quantities greater than listed, call for quote.

MOUSER STOCK NO.	Citizen Part No.	Frequency (MHz)	Price Each 1	10	50	100	1000	2000
695-CM309S-357-U	CM309S3.579545MABJUT	3.579545	1.35	1.10	.963	.819	.509	.483
695-CM309S-368-U	CM309S3.6864MABJUT	3.686400	1.35	1.10	.963	.819	.509	.483
695-CM309S-4-U	CM309S4.000MABJUT	4.000000	1.35	1.10	.963	.819	.509	.483
695-CM309S-491-U	CM309S4.9152MABJUT	4.915200	1.35	1.10	.963	.819	.509	.483
695-CM309S-6-U	CM309S6.000MABJUT	6.000000	1.35	1.10	.963	.819	.509	.483
695-CM309S-614-U	CM309S6.144MABJUT	6.144000	1.35	1.10	.963	.819	.509	.483
695-CM309S-737-U	CM309S7.3728MABJUT	7.372800	1.35	1.10	.963	.819	.509	.483
695-CM309S-8-U	CM309S8.000MABJUT	8.000000	1.35	1.10	.963	.819	.509	.483
695-CM309S-10-U	CM309S10.000MABJUT	10.000000	1.35	1.10	.963	.819	.509	.483

For quantities greater than listed, call for quote.

MOUSER STOCK NO.	Citizen Part No.	Frequency (MHz)	Price Each 1	10	50	100	1000	2000
695-CM309S-110-U	CM309S11.0592MABJUT	11.059200	1.35	1.10	.963	.819	.509	.483
695-CM309S-12-U	CM309S12.000MABJUT	12.000000	1.35	1.10	.963	.819	.509	.483
695-CM309S-143-U	CM309S14.31818MABJUT	14.318180	1.35	1.10	.963	.819	.509	.483
695-CM309S-147-U	CM309S14.7456MABJUT	14.745600	1.35	1.10	.963	.819	.509	.483
695-CM309S-16-U	CM309S16.000MABJUT	16.000000	1.35	1.10	.963	.819	.509	.483
695-CM309S-20-U	CM309S20.000MABJUT	20.000000	1.35	1.10	.963	.819	.509	.483
695-CM309S-245-U	CM309S24.576MABJUT	24.576000	1.35	1.10	.963	.819	.509	.483
695-CM309S-25-U	CM309S25.000MABJUT	25.000000	1.35	1.10	.963	.819	.509	.483
695-CM309S-327-U	CM309S32.768MABJUT	32.768000	1.35	1.10	.963	.819	.509	.483

CITIZEN CSX-750F SERIES CERAMIC CRYSTAL CLOCK OSCILLATORS 7 X 5 X 1.6

RoHS Compliant

3.3 Volt

For quantities greater than listed, call for quote.

MOUSER STOCK NO.	Citizen Part No.	Frequency (MHz)	Price Each 1	10	50	100	500
695-CSX750FBC-184	CSX750FBC1.8432MUT	1.84320	3.21	2.78	2.44	1.93	1.66
695-CSX750FBC-368	CSX750FBC3.6864MUT	3.68640	2.14	2.04	1.77	1.69	1.68
695-CSX750FBC-4	CSX750FBC4.000MUT	4.00000	3.21	2.78	2.44	1.93	1.66
695-CSX750FBC-8	CSX750FBC8.000MUT	8.00000	3.21	2.78	2.44	1.93	1.66
695-CSX750FBC-10	CSX750FBC10.000MUT	10.00000	3.21	2.78	2.44	1.93	1.66
695-CSX750FBC-12	CSX750FBC12.000MUT	12.00000	3.21	2.78	2.44	1.93	1.66
695-CSX750FBC-147	CSX750FBC14.7456MUT	14.74560	3.21	2.78	2.44	1.93	1.66
695-CSX750FBC-16	CSX750FBC16.000MUT	16.00000	3.21	2.78	2.44	1.93	1.66
695-CSX750FBC-18.4	CSX750FBC18.432MUT	18.43200	3.21	2.78	2.44	1.93	1.66
695-CSX750FBC-20	CSX750FBC20.000MUT	20.00000	3.21	2.78	2.44	1.93	1.66
695-CSX750FBC-24	CSX750FBC24.000MUT	24.00000	3.21	2.78	2.44	1.93	1.66
695-CSX750FBC-245	CSX750FBC24.576MUT	24.57600	3.21	2.78	2.44	1.93	1.66
695-CSX750FBC-25	CSX750FBC25.000MUT	25.00000	3.21	2.78	2.44	1.93	1.66
695-CSX750FBC-32	CSX750FBC32.000MUT	32.00000	3.21	2.78	2.44	1.93	1.66
695-CSX750FBC-333	CSX750FBC33.333MUT	33.33300	3.21	2.78	2.44	1.93	1.66
695-CSX750FJC-48	CSX750FJC48.000MUT	48.00000	3.21	2.78	2.44	1.93	1.66
695-CSX750FJC-50	CSX750FJC50.000MUT	50.00000	3.21	2.78	2.44	1.93	1.66
695-CSX750FJC-60	CSX750FJC60.000MUT	60.00000	2.14	2.04	1.77	1.69	1.68
695-CSX750FJC-64	CSX750FJC64.000MUT	64.00000	3.21	2.78	2.44	1.93	1.66

RoHS Compliant

5.0 Volt

For quantities greater than listed, call for quote.

MOUSER STOCK NO.	Citizen Part No.	Frequency (MHz)	Price Each 1	10	50	100	500
695-CSX750FCC-184	CSX750FCC1.8432M-UT	1.84320	3.21	2.78	2.44	1.93	1.66
695-CSX750FCC-4	CSX750FCC4.000M-UT	4.00000	3.21	2.78	2.44	1.93	1.66
695-CSX750FCC-8	CSX750FCC8.000M-UT	8.00000	3.21	2.78	2.44	1.93	1.66
695-CSX750FCC-10	CSX750FCC10.000M-UT	10.00000	3.21	2.78	2.44	1.93	1.66
695-CSX750FCC-143	CSX750FCC14.31818M-UT	14.31818	3.21	2.78	2.44	1.93	1.66
695-CSX750FCC-16	CSX750FCC16.000M-UT	16.00000	3.21	2.78	2.44	1.93	1.66
695-CSX750FCC-20	CSX750FCC20.000M-UT	20.00000	5.01	4.34	3.81	3.01	2.59
695-CSX750FCC-40	CSX750FCC40.000M-UT	40.00000	3.21	2.78	2.44	1.93	1.66
695-CSX750FCC-48	CSX750FCC48.000M-UT	48.00000	3.21	2.78	2.44	1.93	1.66
695-CSX750FCC-50	CSX750FCC50.000M-UT	50.00000	3.21	2.78	2.44	1.93	1.66

PART NUMBERING GUIDE:

695-CSX750 _ _ - _ -FREQ

Product Family

Programmable Frequency:

	Voltage	Load Condition
PT	5V	TTL
PC	5V	CMOS
PB	3.3V	CMOS

Frequency Tolerance (at Operating Temp.):
B = ±50ppm (-20°C to +70°C)
C = ±100ppm (-20°C to +70°C) (Std)
F = ±100ppm (-40°C to +85°C)
G = ±200ppm (-40°C to +85°C)

Packaging Method:
UT = Tape & Reel (2000 pcs min.)
UB = Bulk

Frequency:
Numerical Value - Max. characters as follows:

XXX.XXXXXX
Followed by "M" for MHz

CITIZEN CSX750 SERIES PROGRAMMABLE CRYSTAL OSCILLATORS 7.0 X 5.0MM

Features:
- Wide range of output frequency by PLL technology

Applications:
- Communication Devices
- AV Devices
- Automotive Devices
- Measuring Instruments

Specifications:
- Frequency Range: CSX750PT - 1.000MHz to 125.000MHz
  CSX750PC - 1.000MHz to 125.000MHz
  CSX750PB - 1.000MHz to 100.000MHz

RoHS Compliant

DIMENSIONS: mm

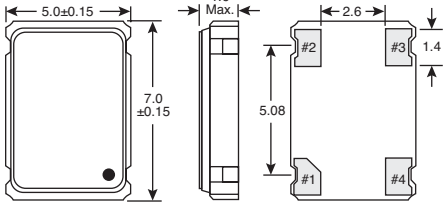

Pin Assignment	
Pin No.	Connection
#1	OE or Stand By
#2	GND
#3	OUT
#4	Vdd

MOUSER STOCK NO.	Price Each 1	10
695-CSX750XXX-XX-Freq	4.73	4.03

Function	
#1 Input	#3 Output Condition
H	Oscillation Out
Open	Oscillation Out
L	Oscillation Stop

© Copyright 2013 Mouser Electronics

© Copyright 2013 Mouser Electronics

CITIZEN Crystals

CITIZEN

RoHS Compliant This product is RoHS compliant.

DIMENSIONS: mm

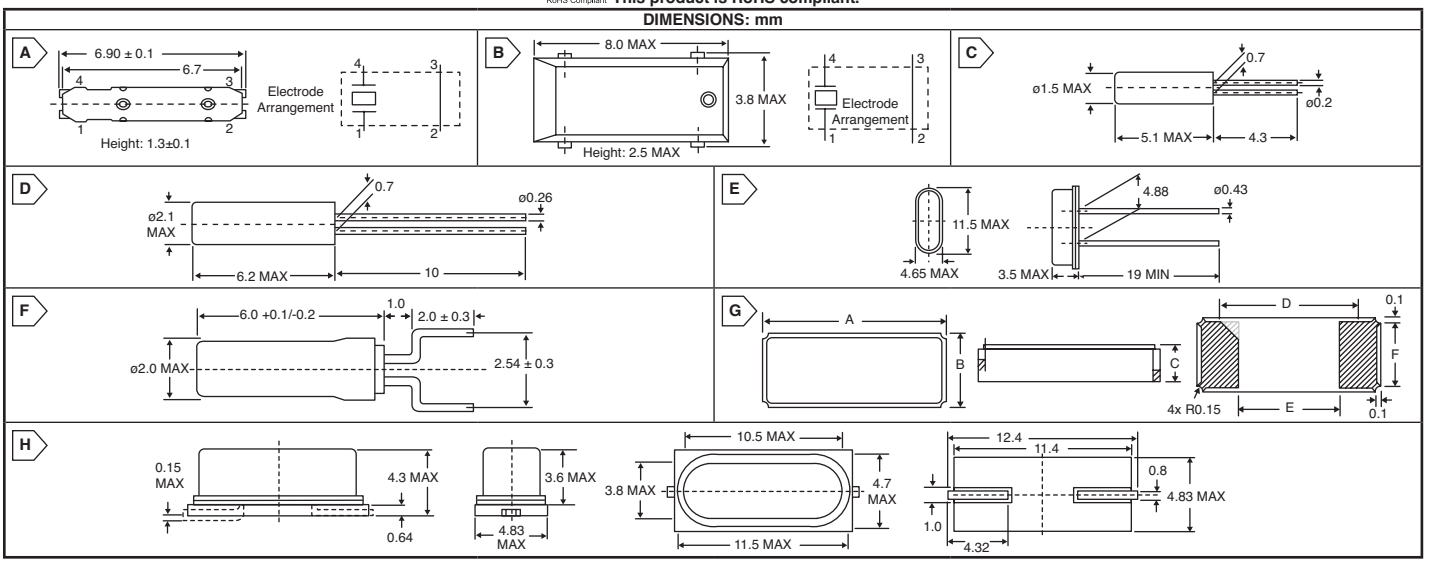

CM130 SERIES 32.768 KHZ PLASTIC SMD CRYSTALS 1.4 X 6.9

For quantities greater than listed, call for quote.

MOUSER STOCK NO.	Citizen Part No.	Fig.	Freq. (KHz)	L.C. (pF)	Price Each 1	10	50	100
695-CM130-327K-U	CM13032.768KDZFTR-UT	A	32.768	6.0	1.01	.813	.728	.706

CM200C SERIES 32.768 KHZ PLASTIC SMD CRYSTALS 3.8 X 8

695-CM200C-327KF-U	CM200C32.768KDZF-UT	B	32.768	12.5	.67	.556	.482	.428
695-CM200C-327K-U	CM200C32.768KDZB-UT	B	32.768	6.0	.90	.77	.578	.482

CFS/CFV SERIES KHZ RANGE CYLINDER CRYSTALS

Specifications:

- Operating Temperature: -10°C to +60°C
- Freq. Tolerance: CFS ±20ppm, CFV ±30ppm
- Load Capacitance: 12.5pF typ.; (CFS-145) 8.0pF typ.
- Insulation Resistance: 500MΩ min.

695-CFS145-327K-U	CFS145 32.768KDZF-UB	C	32.768	12.5	1.69	1.44	1.21	.963
695-CFV206-32K-U	CFV206 32.000KAZF-UB	D	32.000	12.5	1.07	.963	.696	.621
695-CFV206-38.4K-U	CFV206 38.400KAZF-UB	D	38.400	12.5	1.07	.963	.696	.621
695-CFV206-40K-U	CFV206 40.000KAZF-UB	D	40.000	12.5	1.07	.963	.696	.621
695-CFV206-75K-U	CFV206 75.000KAZF-UB	D	75.000	12.5	.88	.749	.642	.589
695-CFV206-76.8K-U	CFV206 76.800KAZF-UB	D	76.800	12.5	1.07	.963	.696	.621
695-CFV206-96K-U	CFV206 96.000KAZF-UB	D	96.000	12.5	1.07	.963	.696	.621
695-CFV206-100K-U	CFV206 100.000KAZF-UB	D	100.000	12.5	1.07	.963	.696	.621

HC49US SERIES MHZ RANGE METAL CAN CRYSTALS

Specifications:

- Operating Temperature: -20°C to +70°C
- Frequency Tolerance: ±30ppm
- Load Capacitance: 18.0pF typ.

For quantities greater than listed, call for quote.

MOUSER STOCK NO.	Citizen Part No.	Fig.	Frequency (MHz)	Price Each 1	10	50
695-HC49US-357-U	HC49US3.579545MABJ-UB	E	3.579545	.62	.556	.479
695-HC49US-368-U	HC49US3.6864MABJ-UB	E	3.686400	.62	.556	.479
695-HC49US-4-U	HC49US4.000MABJ-UB	E	4.000000	.62	.556	.479
695-HC49US-419-U	HC49US4.194304MABJ-UB	E	1.194304	.62	.556	.479
695-HC49US-491-U	HC49US4.9152MABJ-UB	E	4.915200	.62	.556	.479
695-HC49US-5-U	HC49US5.000MABJ-UB	E	5.000000	.62	.556	.479
695-HC49US-6-U	HC49US6.000MABJ-UB	E	6.000000	.62	.556	.479
695-HC49US-614-U	HC49US6.144MABJ-UB	E	6.144000	.62	.556	.479
695-HC49US-617-U	HC49US6.176MABJ-UB	E	6.176000	.62	.556	.479
695-HC49US-737-U	HC49US7.3728MABJ-UB	E	7.372800	.62	.556	.479
695-HC49US-8-U	HC49US8.000MABJ-UB	E	8.000000	.62	.556	.479
695-HC49US-819-U	HC49US8.192MABJ-UB	E	8.192000	.62	.556	.479
695-HC49US-983-U	HC49US9.8304MABJ-UB	E	9.830400	.62	.556	.479
695-HC49US-10-U	HC49US10.000MABJ-UB	E	10.000000	.62	.556	.479
695-HC49US-110-U	HC49US11.0592MABJ-UB	E	11.059200	.62	.556	.479
695-HC49US-12-U	HC49US12.000MABJ-UB	E	12.000000	.62	.556	.479
695-HC49US-122-U	HC49US12.288MABJ-UB	E	12.288000	.62	.556	.479
695-HC49US-135-U	HC49US13.500MABJ-UB	E	13.500000	.62	.556	.479
695-HC49US-143-U	HC49US14.31818MABJ-UB	E	14.318180	.62	.556	.479
695-HC49US-147-U	HC49US14.7456MBJ-UB	E	14.745600	.62	.556	.479
695-HC49US-153-U	HC49US15.360MABJ-UB	E	15.360000	.62	.556	.479
695-HC49US-16-U	HC49US16.000MABJ-UB	E	16.000000	.62	.556	.479
695-HC49US-18-U	HC49US18.000MABJ-UB	E	18.000000	.62	.556	.479
695-HC49US-196-U	HC49US19.6608MABJ-UB	E	19.660800	.62	.556	.479
695-HC49US-20-U	HC49US20.000MABJ-UB	E	20.000000	.62	.556	.479
695-HC49US-214-U	HC49US21.47720MABJ-UB	E	21.477200	.62	.556	.479
695-HC49US-221-U	HC49US22.1184MABJ-UB	E	22.118400	.62	.556	.479
695-HC49US-24-U	HC49US24.000MABJ-UB	E	24.000000	.62	.556	.479
695-HC49US-245-U	HC49US24.576MABJ-UB	E	24.576000	.62	.556	.479
695-HC49US-25-U	HC49US25.000MABJ-UB	E	25.000000	.62	.556	.479
695-HC49US-27-U	HC49US27.000MABJ-UB	E	27.000000	.62	.556	.479
695-HC49US-282-U	HC49US28.224MABJ-UB	E	28.224000	.62	.556	.479
695-HC49US-338-U	HC49US33.8688MABJ-UB	E	33.868800	.62	.556	.479
695-HC49US-40-U	HC49US40.000MABJ-UB	E	40.000000	.62	.556	.479
695-HC49US-49.1-U	H49US49.152MABJ-UB	E	49.152000	.62	.556	.479
695-HC49US-50M-U	HC49US50.000MABJ-UB	E	50.000000	.62	.556	.479

CMR200T SERIES 32.768 KHZ REFLOWABLE CRYSTALS

For quantities greater than listed, call for quote.

MOUSER STOCK NO.	Citizen Part No.	Fig.	Freq. (KHz)	Price Each 1	10	50	100
695-CMR200TB-327K-U	CMR200TB32.768KDZF-UT	F	32.768	.76	.663	.61	.556
695-CMR200TB-327KD-U	CMR200TB32.768KDZB-UT	F	32.768	.67	.578	.428	.385

TUNING FORK CRYSTALS

For quantities greater than listed, call for quote.

MOUSER STOCK NO.	Citizen Part No.	Fig.	Freq. (KHz)	L.C. (pF)	Price Each 1	10	50	100
Dimensions: (A) 3.2±0.1 (B) 1.5±0.1 (C) 0.9 Max. (D) 2.4 (E) 1.8 (F) 1.3								
695-CM315-32.768	CM315 32.768KDZF-UT	G	32.768	12.5	2.29	2.01	1.79	1.56
695-CM315-32.768C	CM315-32.768KDZC-UT	G	32.768	9	2.29	2.01	1.79	1.61
695-CM315-32.768Y	CM315-32.768KDZY-UT	G	32.768	7	2.29	2.01	1.79	1.61
Dimensions: (A) 4.1±0.1 (B) 1.5±0.1 (C) 0.9 Max. (D) 3.3 (E) 2.7 (F) 1.3								
695-CM41532.768KDZF	CM415 32.768KDZF-UT	G	32.768	12.5	1.83	1.61	1.42	1.28
695-CM415-32.768KDZC	CM415-32.768KDZC-UT	G	32.768	9	1.83	1.61	1.42	1.28
Dimensions: (A) 4.9±0.15 (B) 1.0±0.15 (C) 1.0 Max. (D) 3.95 (E) 3.2 (F) 1.6								
695-CM519-32.768	CM519 32.768KDZF-UT	G	32.768	12.5	1.20	1.03	.768	.685
695-CM519-32.768Y	CM519-32.768KDZY-UT	G	32.768	7	1.98	1.63	1.42	1.27

HCM49 SERIES MHZ METAL CAN SMD CRYSTALS HC49SM 4.7 X 11.5

Specifications:

- Operating Temperature: -40°C to +85°C
- Frequency Tolerance: ±30ppm
- Load Capacitance: 18.0pF typ.
- Aging (First year): ±5ppm max.
- Shock Resistance: ±10ppm max.
- Insulation Resistance: 500MΩ min.

For quantities greater than listed, call for quote.

MOUSER STOCK NO.	Citizen Part No.	Fig.	Frequency (MHz)	Price Each 1	10	50	100
695-HCM49-357-U	HCM493.579545MABJ-UT	H	3.579545	.80	.696	.599	.428
695-HCM49-368-U	HCM493.6864MABJ-UT	H	3.686400	.80	.696	.599	.428
695-HCM49-4-U	HCM494.000MABJ-UT	H	4.000000	.80	.696	.599	.428
695-HCM49-409-U	HCM494.096MABJ-UT	H	4.096000	.80	.696	.599	.428
695-HCM49-419-U	HCM494.194304MABJ-UT	H	4.194304	.88	.76	.653	.471
695-HCM49-491-U	HCM494.9152MABJ-UT	H	4.915200	.80	.696	.599	.428
695-HCM49-5-U	HCM495.000MABJ-UT	H	5.000000	.80	.696	.599	.428
695-HCM49-737-U	HCM497.3728MABJ-UT	H	7.372800	.80	.696	.599	.428
695-HCM49-8-U	HCM498.000MABJ-UT	H	8.000000	.80	.696	.599	.428
695-HCM49-819-U	HCM498.192MABJ-UT	H	8.192000	.80	.696	.599	.428
695-HCM49-9-U	HCM499.000MABJ-UT	H	9.000000	.80	.696	.599	.428
695-HCM49-983-U	HCM499.8304MABJ-UT	H	9.830400	.80	.696	.599	.428
695-HCM49-10-U	HCM4910.000MABJ-UT	H	10.000000	.80	.696	.599	.428
695-HCM49-102-U	HCM4910.240MABJ-UT	H	10.240000	.80	.696	.599	.428
695-HCM49-110-U	HCM4911.0592MABJ-UT	H	11.059200	.80	.696	.599	.428
695-HCM49-12-U	HCM4912.000MABJ-UT	H	12.000000	.80	.696	.599	.428
695-HCM49-122-U	HCM4912.288MABJ-UT	H	12.288000	.80	.696	.599	.428
695-HCM49-143-U	HCM4914.31818MABJ-UT	H	14.318180	.80	.696	.599	.428
695-HCM49-147-U	HCM4914.7456MABJ-UT	H	14.745600	.80	.696	.599	.428
695-HCM49-15-U	HCM4915.000MABJ-UT	H	15.000000	.80	.696	.599	.428
695-HCM49-16-U	HCM4916.000MABJ-UT	H	16.000000	.80	.696	.599	.428
695-HCM49-163-U	HCM4916.384MABJ-UT	H	16.384000	.80	.696	.599	.428
695-HCM49-177-U	HCM4917.734475MABJ-UT	H	17.734475	.80	.696	.599	.428
695-HCM49-184-U	HCM4918.432MABJ-UT	H	18.432000	.80	.696	.599	.428
695-HCM49-196-U	HCM4919.6608MABJ-UT	H	19.660800	.80	.696	.599	.428
695-HCM49-20-U	HCM4920.000MABJ-UT	H	20.000000	.80	.696	.599	.428
695-HCM49-221-U	HCM4922.1184MABJ-UT	H	22.118400	.80	.696	.599	.428
695-HCM49-24-U	HCM4924.000MABJ-UT	H	24.000000	.72	.626	.539	.385
695-HCM49-245-U	HCM4924.576MABJ-UT	H	24.576000	.80	.696	.599	.428
695-HCM49-25-U	HCM4925.000MABJ-UT	H	25.000000	.80	.696	.599	.428
695-HCM49-27-U	HCM4927.000MABJ-UT	H	27.000000	.80	.696	.599	.428
695-HCM49-32-U	HCM4932.000MABJ-UT	H	32.000000	.80	.696	.599	.428
695-HCM49-48-U	HCM4948.000MABJ-UT	H	48.000000	.80	.696	.599	.428
695-HCM49-49-U	HCM4949.152MABJ-UT	H	49.152000	.80	.696	.599	.428

© Copyright 2013 Mouser Electronics

© Copyright 2013 Mouser Electronics

CRYSTEK High Performance Oscillators

CRYSTEK CORPORATION

RoHS Compliant **This product is RoHS compliant.**

TEMPERATURE COMPENSATED CRYSTAL OSCILLATORS (TCXO) 20 X 20MM

Features:
- Tight Stability at ±1.0PPM (parts per million)
- Low Phase Noise

Output:
- HCMOS
- Symmetry: 40/60% max. @ (Vdd)/2
- Load: 15pF

Specifications:
- Frequency: 10.000MHz
- Frequency Stability: ±1.0PPM @-10°C to +60°C
- Supply Voltage: 5V±0.5V
- Supply Current: 20mA max.
- Phase Noise: -135dBc/Hz @ 10KHz Offset

DIMENSIONS: in. (mm)

Pad	Connection
1	Supply Voltage
2	RF Output
3	Case Ground
4	Case Ground
5	Case Ground

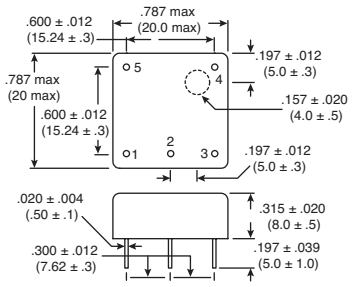

For quantities greater than listed, call for quote.

MOUSER STOCK NO.	Crystek Part No.	Package	Operating Freq. (MHz)	Price Each 1	5	10	25
549-CXOH20-BP-10	CXOH20-BP-10.000	20x20mm thru-hole	10.000	49.39	47.74	46.10	44.45

CVT32 SERIES, 3.2 X 5MM SMD - TXCO WITH VOLTAGE CONTROL

Specifications:
- Frequency Range: 12.8-30MHz
- Input Voltage: 3.0V±10%
- Input Current: 1.2mA typ., 2mA max.
- Low Phase Noise Floor @ -140dBc/Hz
- Calibration Tolerance: ±1.5ppm
- Stability: ±2.5ppm @ -20°C to +80°C
- Aging: 1ppm max./year

Output:
- Clipped Sinewave
- Load: 6-15KΩ/2-10pF
- Harmonics: -12dBc max.

Voltage Control:
- 1.5V±1.0V
- Vcont Trim: ±4ppm min., ±12ppm max.

DIMENSIONS: mm (in.)

Pad	Connection	Pad	Connection
1	Volt. Cont.	3	OUT
2	GND	4	Vdd

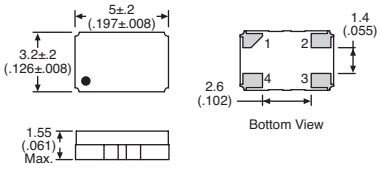

Note: Other TCXO (Temperature Compensated Crystal Oscillators) and TCVCXO (Temperature Compensated Voltage Controlled Crystal Oscillators) available. Please contact your Mouser representative for more information.)

For quantities greater than listed, call for quote.

MOUSER STOCK NO.	Crystek Part No.	Package	Operating Freq. (MHz)	Price Each 1	10	25	100	500
549-CVT-10	CVT32-10.000	3.2x5mm SMD	10.000	8.67	8.53	7.51	5.78	4.33
549-CVT-20	CVT32-20.000	3.2x5mm SMD	20.000	8.67	8.53	7.51	5.78	4.33

CVT25 SERIES, 2.5 X 3.2MM SMD - TXCO ULTRA MINIATURE WITH VOLTAGE TRIM

Specifications:
- Frequency Range: 13.0 to 38.4MHz
- Input Voltage: 3V±5%
- Input Current: 1.2mA typ., 2mA max.
- Phase Noise: -110dBc/Hz max. 100Hz offset
  -130dBc/Hz max. 1KHz offset
- Calibration Tolerance: ±1.5ppm
- Frequency Stability: ±2.5ppm
- Aging: 1 ppm max./year

Output:
- Clipped Sinewave
- Load: 6-15KΩ/2-10pF
- Harmonics: -12dBc max.

Voltage Control:
- 1.5V±1.0V
- Vcont Trim: ±8ppm min.

DIMENSIONS: in. (mm)

Pad	Connection	Pad	Connection
1	Volt. Cont.	3	OUT
2	GND	4	Vdd

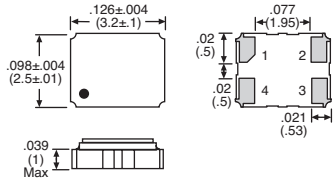

Note: Other TCXO (Temperature Compensated Crystal Oscillators) and TCVCXO (Temperature Compensated Voltage Controlled Crystal Oscillators) available. Please contact your Mouser representative for more information.)

For quantities greater than listed, call for quote.

MOUSER STOCK NO.	Crystek Part No.	Package	Operating Freq. (MHz)	Price Each 1	10	25	100	500
549-CVT25-26	CVT25-26.000	2.5 X 3.2mm	26.0000	8.92	8.62	8.04	5.35	4.76
549-CVT25-38.4	CVT25-38.400	2.5 X 3.2mm	38.4000	8.92	8.62	8.04	5.35	4.76

CVCSO SERIES, VOLTAGE CONTROLLED SAW OSCILLATORS 14.2 X 9.14MM

True Sinewave

Other synergistic and related products available including Semiconductors, and Receivers/Transceivers.
Custom designs available also, ask your Mouser representative.

Wireless Technologies supported:

Bluetooth	ISM Band	WiMAX
CDMA2000	RFID	Wi-Fi
GSM	UMTS/3G	ZigBee
InfrRed (IR)	UWB	

Features:
- SAW Resonator Technology
- Low Phase Noise
- Low Jitter

Output:
- True SINEWAVE
- Symmetry: 45/55% max @ (Vdd)/2
- Pullability APR: ±50ppm min.
- Linearity: 20% max.
- No Sub-Harmonics

Specifications:
- Frequency: 1GHz
- Frequency Stability: ± 200ppm @0°C to +70°C
- Supply Voltage: 5V±0.25V
- Control Voltage: 2.5V±2.5V
- Supply Current: 25mA typ., 35mA max.
- Phase Noise: -135dBc/Hz @ 10KHz Offset
- Jitter: 1psec RMS max.

Phase Noise Typical	
1KHz	-108 dBc/Hz
10KHz	-135 dBc/Hz
100KHz	-145 dBc/Hz
1MHz	-155 dBc/Hz

Pad	Connection
1	Voltage Cont.
2	GND
3	OUT
4	Vdd.

DIMENSIONS: in. (mm)

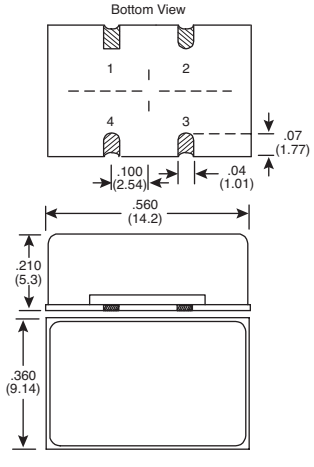

For quantities greater than listed, call for quote.

MOUSER STOCK NO.	Crystek Part No.	Volt	Package	Operating Freq. (MHz)	Price Each 1	5	10	25
549-CVCSO-914	CVCSO-914-1000	5.0	9x14mm SMD	1000	79.91	74.91	71.90	63.92
549-CCSO-914X-1000	CCSO-914X-1000	5.0	9x14mm SMD	1000	60.63	-	56.84	54.56
549-CCSO-914X3-1000	CCSO-914X3-1000	3.3	9x14mm SMD	1000	60.63	-	54.56	48.51

CVS575 SERIES, VOLTAGE CONTROLLED SAW OSCILLATOR 7.5 X 5MM SMD

Specifications:
- 315MHz to 1GHz Available Freq. Range
- 5x7.5mm SMD Package
- Complementary LVPECL Output
- +3.3V Supply
- Ultra-Low Jitter <0.20 pSec RMS (50KHz to 80MHz)
- Ultra-Low Phase Noise -130dBc/Hz @ 10KHz offset
- CMOS Logic Enable/Disable

Wireless Technologies supported:

Bluetooth	ISM Band	WiMAX
CDMA2000	RFID	Wi-Fi
GSM	UMTS/3G	ZigBee
InfrRed (IR)	UWB	

Output Phase Noiset	
@1KHz offset	-108 dBc/Hz
@10KHz offset	-130 dBc/Hz
@100KHz offset	-138 dBc/Hz
@1MHz offset	-140 dBc/Hz
@10MHz offset	-142 dBc/Hz

DIMENSIONS: in. (mm)

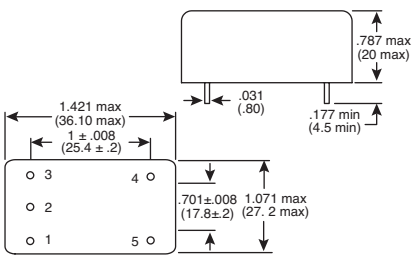

For quantities greater than listed, call for quote.

MOUSER STOCK NO.	Crystek Part No.	Package	Operating Freq. (MHz)	Price Each 1	5	10	25
549-CVS575-622.08	CVS575-622.080MHz	5x7mm SMD	622.08	63.80	62.06	58.64	55.18
549-CVS575-500	CVS575-500MHz	5x7mm SMD	500.00	65.53	62.07	58.63	55.18

© Copyright 2013 Mouser Electronics

© Copyright 2013 Mouser Electronics

CRYSTEK Oscillators, VCXOs and Filters

RoHS Compliant **This product is RoHS compliant.**

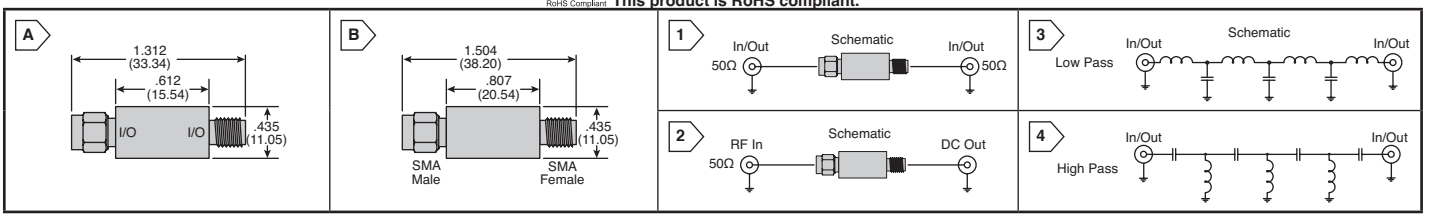

FILTERS

DIMENSIONS: in. (mm)

For quantities greater than listed, call for quote.

MOUSER STOCK NO.	Crystek Part No.	Fig.	Schematic	Center Freq. (MHz)	Pass Bandwidth (MHz)	Price Each 1	Price Each 5
SAW Band Pass Filters							
549-CBPFS-0836	CBPFS-0836	A	1	836.5	25	**39.29**	**32.36**
549-CBPFS-0881	CBPFS-0881	A	1	881.5	25	**39.29**	**32.36**
549-CBPFS-0902	CBPFS-0902	A	1	902.5	25	**39.29**	**32.36**
549-CBPFS-0915	CBPFS-0915	A	1	915.0	26	**39.29**	**32.36**
549-CBPFS-1880	CBPFS-1880	A	1	1880.0	60	**39.29**	**32.36**
549-CBPFS-1960	CBPFS-1960	A	1	1960.0	60	**39.29**	**32.36**

For quantities greater than listed, call for quote.

MOUSER STOCK NO.	Crystek Part No.	Fig.	Schematic	Freq. Range	Price Each 1	Price Each 5
Low Pass						
549-CLPFL-0600	CLPFL-0600	B	2	DC to 600MHz	**25.78**	**23.43**
549-CLPFL-0700	CLPFL-0700	B	2	DC to 700MHz	**25.78**	**23.43**
549-CLPFL-0800	CLPFL-0800	B	2	DC to 800MHz	**25.78**	**23.43**
High Pass						
549-CHPFL-0100	CHPFL-0100	B	3	100MHz to 3.0GHz	**25.78**	**23.94**
549-CHPFL-0300	CHPFL-0300	B	3	300MHz to 3.0GHz	**25.78**	**23.94**
549-CHPFL-0500	CHPFL-0500	B	3	500MHz to 3.0GHz	**25.78**	**23.94**
549-CHPFL-0700	CHPFL-0700	B	3	700MHz to 3.0GHz	**25.78**	**23.94**
549-CHPFL-1000	CHPFL-1000	B	3	1000MHz to 3.0GHz	**25.78**	**23.94**
RF Power Dectector						
549-CPDETLS-4000	CPDETLS-4000	B	4	10MHz to 4000MHz	**33.20**	**27.34**

CCPD-033/034, LVPECL CLOCK OSCILLATORS, 5 X 7MM SMD

Specifications:

- Frequency Range: 77.760~311.040MHz
- Input Voltage: 3.3V ± 0.3V
- Input Current: 55mA Typ, 88mA max.
- Jitter: 1ps RMS max.
- Low phase noise, non PLL design

Pad	Connection	Pad	Connection
1	E/D	4	OUT
2	N/C	5	COUT
3	GND	6	Vdd

Output:

- Differential LVPECL
- Symmetry: 45/55% max. @ 50% Vdd
- Logic: Terminated to Vdd-2V into 50 ohms
- Rise/Fall Time: 1ns max.@20% to 80% Vdd

✻ Also available in 9x14

DIMENSIONS: in. (mm)

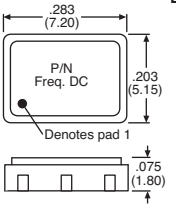

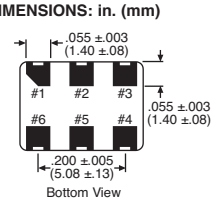

Suggested Pad Layout

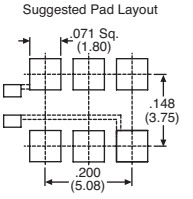

Bypass Capacitor Recommended

(Other frequencies, stabilities, voltages, outputs and temperature ranges available. Please contact your Mouser representative for more information.)

For quantities greater than listed, call for quote.

MOUSER STOCK NO.	Crystek Part No.	Package ✻	Operating Frequency (MHz)	Stability over Temperature Range	Price Each 1	Price Each 5	Price Each 10
549-CCPD03350-77.76	CCPD-033-50-77.760	5x7mm SMD	77.76	±50ppm @ 0°C to 70°C	**10.19**	**8.85**	**8.31**
549-CCPD03350-125	CCPD-033-50-125.000	5x7mm SMD	125.00	±50ppm @ 0°C to 70°C	**11.04**	**9.60**	**9.01**
549-CCPD033X-155.2	CCPD-033X-50-155.520	5x7mm SMD	155.52	±50ppm @ -40°C to 85°C	**20.34**	**14.80**	**12.57**
549-CCPD033X-156.25	CCPD-033X-50-156.250	5x7mm SMD	156.25	±50ppm @ -40°C to 85°C	**20.34**	**14.80**	**12.57**
549-CCPD03450-200	CCPD-034-50-200.000	5x7mm SMD	200.00	±50ppm @ 0°C to 70°C	**21.26**	**18.36**	**17.26**
549-CCPD034X-200	CCPD-034X-50-200.000	5x7mm SMD	200.00	±50ppm @ -40°C to 85°C	**39.90**	**29.02**	**24.66**

CCLD-033/054X SERIES, LVDS CLOCK OSCILLATORS, 5 X 7MM SMD

Specifications:

- Frequency Range: 77.760~250.00MHz
- Input Voltage: 3.3V ± 0.3V
- Input Current: 35mA typ., 47mA max.
- Jitter: 0.5psec typ., 1ps RMS max.
- Low Phase Noise, non-PLL design

Pad	Connection	Pad	Connection
1	E/D	4	OUT
2	N/C	5	COUT
3	GND	6	Vdd

Output:

- Differential LVDS
- Symmetry: 45/55% Max @ 50% Vdd
- Differential Output Voltage: 247mV min., 454mV max.
- Rise/Fall Time: 1ns max. @ 20% to 80% Vdd

✻ Also available in 9 x14

DIMENSIONS: in. (mm)

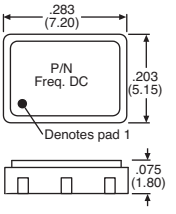

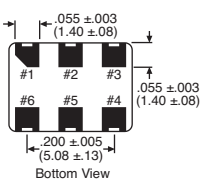

Suggested Pad Layout

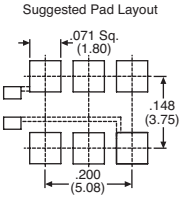

Bypass Capacitor Recommended

(Other frequencies, stabilities, voltages, outputs and temperature ranges available. Please contact your Mouser representative for more information.)

For quantities greater than listed, call for quote.

MOUSER STOCK NO.	Crystek Part No.	Package ✻	Operating Frequency (MHz)	Stability over Temperature Range	Price Each 1	Price Each 5	Price Each 10
549-CCLD033-50-100	CCLD-033-50-100.000	5x7x1.8mm SMD	100.00	±50ppm @ 0°C to +70°C	**12.62**	**10.89**	**10.24**
549-CCLD033-50-125	CCLD-033-50-125.000	5x7x1.8mm SMD	125.00	±50ppm @ 0°C to +70°C	**12.05**	**10.40**	**9.78**

CVXO-018T SERIES, HCMOS, VCXO, 5 X 7MM SMD

Specifications:

- Frequency Range: 1~52MHz
- Input Voltage: 3.3V ± 0.3V
- Control Voltage: 1.65V ± 1.65V
- Input Current: 40mA max.
- Low Jitter, non PLL design

Pad	Connection	Pad	Connection
1	Cont. Volt.	4	O/P
2	Tri-State	5	N/C
3	GND	6	Vdd

Output:

- HCMOS
- Symmetry: 40/60% max. @ 50% Vdd
- Rise/Fall Time: 5ns max. @ 20% to 80% Vdd
- Pulling Range: ±100ppm min.
- Linearity: ±10% max.

✻ Also available in 9x14

DIMENSIONS: in. (mm)

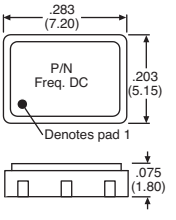

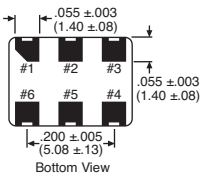

Suggested Pad Layout

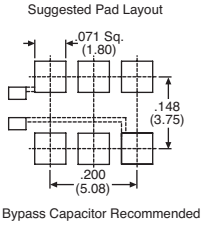

Bypass Capacitor Recommended

(Other frequencies, stabilities, voltages, outputs and temperature ranges available. Please contact your Mouser representative for more information.)

For quantities greater than listed, call for quote.

MOUSER STOCK NO.	Crystek Part No.	Package ✻	Operating Frequency (MHz)	Stability over Temperature Range	Price Each 1	Price Each 10	Price Each 100	Price Each 500
549-CVXO018TX508.192	CVXO-018TX-50-8.192	5x7mm SMD	8.192	±50ppm @ -40°C to +85°C	**6.38**	**6.06**	**4.62**	**4.30**
549-CVXO018TX5019.44	CVXO-018TX-50-19.440	5x7mm SMD	19.440	±50ppm @ -40°C to +85°C	**6.38**	**6.06**	**4.62**	**4.30**
549-CVXO018TX5027	CVXO-018TX-50-27.000	5x7mm SMD	27.000	±50ppm @ -40°C to +85°C	**6.38**	**6.06**	**4.62**	**4.30**

© Copyright 2013 Mouser Electronics

© Copyright 2013 Mouser Electronics

CRYSTALS

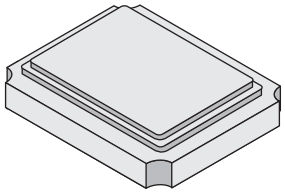

2.5 x 2.0 x 0.65mm

Features:
- Stable frequency over temperature and drive level
- Fundamental crystal design
- Frequency tolerance, ±30ppm
- Frequency stability, ±50ppm
- Operating temperature to -20°C to +70°C

For quantities greater than listed, call for quote.

MOUSER STOCK NO.	CTS Part No.	Frequency (MHz)	Price Each 1	Price Each 10	Price Each 100	Reel Qty.	Price Per Piece
774-425F35B020M0000	425F35B020M0000	20.00000	2.47	2.14	1.65	3000	1.24
774-425F35B024M0000	425F35B024M0000	24.00000	2.47	2.14	1.65	3000	1.24
774-425F35B025M0000	425F35B025M0000	25.00000	2.47	2.14	1.65	3000	1.24
774-425F35B027M0000	425F35B027M0000	27.00000	2.47	2.14	1.65	3000	1.24
774-425F35B030M0000	425F35B030M0000	30.00000	2.47	2.14	1.65	3000	1.24
774-425F35B040M0000	425F35B040M0000	40.00000	2.47	2.14	1.65	3000	1.24

3.2 x 2.5 x 0.80mm

Features:
- Stable frequency over temperature and drive level
- Frequency tolerance, ±30ppm
- Frequency stability, ±50ppm
- Operating temperature to -40°C to +85°C

For quantities greater than listed, call for quote.

MOUSER STOCK NO.	CTS Part No.	Frequency (MHz)	Price Each 1	Price Each 10	Price Each 100	Reel Qty.	Price Per Piece
774-403C35E16M00000	403C35E16M00000	16.00000	2.25	1.84	1.50	3000	.867
774-403C35E18M43200	403C35E18M43200	18.00000	2.13	1.84	1.27	3000	.765
774-403C35E20M00000	403C35E20M00000	20.00000	2.13	1.84	1.27	3000	.765
774-403C35E22M11840	403C35E22M11840	22.11840	2.13	1.84	1.27	3000	.765
774-403C35E24M00000	403C35E24M00000	24.00000	2.13	1.84	1.27	3000	.765
774-403C35E24M57600	403C35E24M57600	24.57600	2.13	1.84	1.27	3000	.765
774-403C35E25M00000	403C35E25M00000	25.00000	2.39	2.10	1.43	3000	.899
774-403C35E27M0	403C35E27M00000	27.00000	2.13	1.84	1.27	3000	.765
774-403C35E28M63636	403C35E28M63636	28.63636	2.13	1.84	1.27	3000	.765
774-403C35E30M00000	403C35E30M00000	30.00000	2.13	1.84	1.27	3000	.765
774-403C35E44M00000	403C35E44M00000	44.00000	2.13	1.84	1.27	3000	.765
774-403C35E48M00000	403C35E48M00000	48.00000	2.13	1.84	1.27	3000	.765

5.0 x 3.2 x 1.05mm

Features:
- Stable frequency over temperature and drive level
- Frequency tolerance, ±30ppm
- Frequency stability, ±50ppm
- Operating temperature to -40°C to +85°C

For quantities greater than listed, call for quote.

MOUSER STOCK NO.	CTS Part No.	Frequency (MHz)	Price Each 1	Price Each 10	Price Each 100	Reel Qty.	Price Per Piece
774-405C35B12M0	405C35B12M00000	12.00000	1.67	1.39	1.11	1000	.888
774-405C35B13M0	405C35B13M00000	13.00000	1.67	1.39	1.11	1000	.888
774-405C35B13M56000	405C35B13M56000	13.56000	1.54	1.28	1.03	1000	.824
774-405C35B16M0	405C35B16M00000	16.00000	1.67	1.39	1.11	1000	.888
774-405C35B18M43200	405C35B18M43200	18.43200	1.54	1.28	1.03	1000	.824
774-405C35B20M0	405C35B20M00000	20.00000	1.67	1.39	1.11	1000	.888
774-405C35B24M0	405C35B24M00000	24.00000	1.67	1.39	1.11	1000	.888
774-405C35B25M0	405C35B25M00000	25.00000	1.67	1.39	1.11	1000	.888
774-405C35B26M0	405C35B26M00000	26.00000	1.67	1.39	1.11	1000	.888
774-405C35B27M00000	405C35B27M00000	27.00000	1.54	1.28	1.03	1000	.824
774-405C35B30M00000	405C35B30M00000	30.00000	1.54	1.28	1.03	1000	.824
774-405C35B32M0	405C35B32M00000	32.00000	1.67	1.39	1.11	1000	.888
774-405C35B40M0	405C35B40M00000	40.00000	1.85	1.54	1.23	1000	.984
774-405C35B48M00000	405C35B48M00000	48.00000	1.75	1.54	1.17	3000	.876

7.0 x 5.0 x 1.20mm

Features:
- Stable frequency over temperature and drive level
- Frequency tolerance, ±30ppm
- Frequency stability, ±50ppm
- Operating temperature to -40°C to +85°C

For quantities greater than listed, call for quote.

MOUSER STOCK NO.	CTS Part No.	Frequency (MHz)	Price Each 1	Price Each 10	Price Each 100	Reel Qty.	Price Per Piece
774-407F35E008M00000	407F35E008M00000	8.00000	1.70	1.35	1.12	1000	.653
774-407F35E010M00000	407F35E010M00000	10.00000	1.70	1.35	1.12	1000	.653
774-407F35E012M00000	407F35E012M00000	12.00000	1.70	1.35	1.12	1000	.653
774-407F35E014M74560	407F35E014M74560	14.74560	1.70	1.35	1.12	1000	.653
774-407F35E016M00000	407F35E016M00000	16.00000	1.70	1.35	1.12	1000	.653
774-407F35E025M00000	407F35E025M00000	25.00000	1.70	1.35	1.12	1000	.653

© Copyright 2013 Mouser Electronics

CLOCK OSCILLATORS

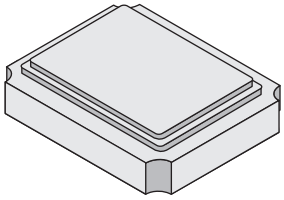

2.5 x 2.0 x 1.0mm

Features:
- CMOS compatible
- Fundamental and 3RD overtone crystals
- Frequency stability, ±50ppm
- +1.8Vdc,+2.5Vdc,+3.3Vdc operation
- Operating temperature to –10°C to +70°C
- Output enable standard

For quantities greater than listed, call for quote.

MOUSER STOCK NO.	CTS Part No.	Frequency (MHz)	Price Each 1	Price Each 10	Price Each 100	Reel Qty.	Price Per Piece
774-625L3C012M00000	625L3C012M00000	12.0000	4.54	4.22	3.56	3000	2.65
774-625L3C020M00000	625L3C020M00000	20.0000	4.54	4.22	3.56	3000	2.65
774-625L3C024M00000	625L3C024M00000	24.0000	4.54	4.22	3.56	3000	2.65
774-625L3C024M57600	625L3C024M57600	24.5760	4.54	4.22	3.56	3000	2.65
774-625L3C025M0	625L3C025M00000	25.0000	4.54	4.22	3.56	3000	2.65
774-625L3C040M00000	625L3C040M00000	40.0000	4.54	4.22	3.56	3000	2.65
774-625L3C048M00000	625L3C048M00000	48.0000	4.54	4.22	3.56	3000	2.65
774-625L3C050M00000	625L3C050M00000	50.0000	4.54	4.22	3.56	3000	2.65

3.2 x 2.5 x 1.0mm

Features:
- HCMOS/TTL compatible
- Fundamental and 3RD overtone crystals
- Frequency stability, ±50ppm
- +1.8Vdc,+2.5Vdc,+2.8Vdc,+3.3Vdc operation
- Operating temperature to –40°C to +85°C
- Output enable standard

For quantities greater than listed, call for quote.

MOUSER STOCK NO.	CTS Part No.	Frequency (MHz)	Price Each 1	Price Each 10	Price Each 100	Reel Qty.	Price Per Piece
774-632L3I002M04800	632L3I002M04800	2.0480	4.54	4.22	3.56	3000	2.65
774-632L3I008M00000	632L3I008M00000	8.0000	4.54	4.22	3.56	3000	2.65
774-632L3I010M00000	632L3I010M00000	10.0000	4.54	4.22	3.56	3000	2.65
774-632L3I012M00000	632L3I012M00000	12.0000	4.54	4.22	3.56	3000	2.65
774-632L3I016M00000	632L3I016M00000	16.0000	4.54	4.22	3.56	3000	2.65
774-632L3I020M00000	632L3I020M00000	20.0000	4.54	4.22	3.56	3000	2.65
774-632L3I024M00000	632L3I024M00000	24.0000	4.54	4.22	3.56	3000	2.65
774-632L3I024M57600	632L3I024M57600	24.5760	4.54	4.22	3.56	3000	2.65
774-632L3I025M00000	632L3I025M00000	25.0000	4.54	4.22	3.56	3000	2.65
774-632L3I030M00000	632L3I030M00000	30.0000	4.54	4.22	3.56	3000	2.65
774-632L3I040M00000	632L3I040M00000	40.0000	4.54	4.22	3.56	3000	2.65
774-632L3I048M00000	632L3I048M00000	48.0000	4.54	4.22	3.56	3000	2.65
774-632L3I050M00000	632L3I050M00000	50.0000	4.54	4.22	3.56	3000	2.65

5.0 x 3.2 x 1.3mm

Features:
- HCMOS/TTL compatible
- Fundamental and 3rd overtone crystals
- Frequency stability, ±50ppm
- +1.8Vdc, +2.5Vdc, +3.3Vdc or +5.0Vdc operation
- Operating temperature to –40°C to +85°C
- Output enable standard

For quantities greater than listed, call for quote.

MOUSER STOCK NO.	CTS Part No.	Frequency (MHz)	Price Each 1	Price Each 10	Price Each 100	Reel Qty.	Price Per Piece
774-636L3I008M00000	636L3I008M00000	8.0000	3.75	3.21	2.68	1000	1.93
774-636L3I010M00000	636L3I010M00000	10.0000	3.75	3.21	2.68	1000	1.93
774-636L3I012M00000	636L3I012M00000	12.0000	3.75	3.21	2.68	1000	1.93
774-636L3I016M00000	636L3I016M00000	16.0000	3.75	3.21	2.68	1000	1.93
774-636L3I020M00000	636L3I020M00000	20.0000	3.75	3.21	2.68	1000	1.93
774-636L3I024M57600	636L3I024M57600	24.5760	3.12	2.91	2.11	1000	1.74
774-636L3I025M00000	636L3I025M00000	25.0000	3.75	3.21	2.68	1000	1.93
774-636L3I030M00000	636L3I030M00000	30.0000	3.75	3.21	2.68	1000	1.93
774-636L3I040M00000	636L3I040M00000	40.0000	3.75	3.21	2.68	1000	1.93
774-636L3I048M00000	636L3I048M00000	48.0000	3.75	3.21	2.68	1000	1.93
774-636L3I050M00000	636L3I050M00000	50.0000	2.48	2.07	1.66	1000	1.16
774-636L3I100M00000	636L3I100M00000	100.0000	12.49	10.40	8.32	1000	5.82

7.0 x 5.0 x 1.7mm

Features:
- HCMOS/TTL compatible
- Fundamental and 3RD overtone crystals
- Frequency stability, ±50ppm
- +3.3Vdc or +5.0Vdc operation
- Operating temperature to –40°C to +85°C
- Output enable standard

For quantities greater than listed, call for quote.

MOUSER STOCK NO.	CTS Part No.	Frequency (MHz)	Price Each 1	Price Each 10	Price Each 100	Reel Qty.	Price Per Piece
774-CB3LV-3I-8M0000	CB3LV-3I-8M0000	8.0000	2.28	1.98	1.52	1000	.877
774-CB3LV-3I-10M0000	CB3LV-3I-10M0000	10.0000	3.15	2.73	2.10	1000	1.22
774-CB3LV-3I-12M0000	CB3LV-3I-12M0000	12.0000	3.15	2.73	2.10	1000	1.22
774-CB3LV-3I-20M0000	CB3LV-3I-20M0000	20.0000	3.15	2.73	2.10	1000	1.22
774-CB3LV-3I-24M0000	CB3LV-3I-24M0000	24.0000	3.15	2.73	2.10	1000	1.22
774-CB3LV-3I-24M576	CB3LV-3I-24M5760	24.5760	3.15	2.73	2.10	1000	1.22
774-CB3LV-3I-25M0000	CB3LV-3I-25M0000	25.0000	3.15	2.73	2.10	1000	1.17
774-CB3LV-3I-30M0000	CB3LV-3I-30M0000	30.0000	3.15	2.73	2.10	1000	1.22
774-CB3LV-3I-40M0000	CB3LV-3I-40M0000	40.0000	3.15	2.73	2.10	1000	1.22
774-CB3LV-3I-48M0	CB3LV-3I-48M0000	48.0000	3.15	2.73	2.10	1000	1.17
774-CB3LV-3I-50M0000	CB3LV-3I-50M0000	50.0000	3.15	2.73	2.10	1000	1.22
774-CB3LV-3I-66M0	CB3LV-3I-66M0000	66.0000	2.01	1.90	1.69	1000	1.19
774-CB3LV-3I-80M0000	CB3LV-3I-80M0000	80.0000	3.38	2.92	2.56	1000	1.25
774-CB3LV-3I-100M0	CB3LV-3I-100M0000	100.0000	4.30	3.72	3.25	1000	1.57

© Copyright 2013 Mouser Electronics

CTS Crystals, Clock Oscillators and Tuning Forks

RoHS Compliant This product is RoHS compliant.

CTS 445 SMD QUARTZ CRYSTALS

NEW PRODUCT

Features:
- Standard 5.0x3.2mm Glass Seal Package
- Fundamental Crystal Design
- Low Cost
- Wide range of applications

For quantities greater than listed, call for quote.

MOUSER STOCK NO.	CTS Part No.	Fig.	Frequency (MHz)	Price Each 1	10	100	500	1000
-20°C to +70°C								
774-445C25D12M00000	445C25D12M00000	A	12.00000	.93	.825	.681	.621	.479
774-445C25D14M31818	445C25D14M31818	A	14.31818	.93	.825	.681	.621	.479
774-445C25D20M00000	445C25D20M00000	A	20.00000	.93	.825	.681	.621	.479
774-445C25D24M00000	445C25D24M00000	A	24.00000	.93	.825	.681	.621	.479
774-445C25D24M57600	445C25D24M57600	A	24.57600	.93	.825	.681	.621	.479
774-445C25D25M00000	445C25D25M00000	A	25.00000	.93	.825	.681	.621	.479
774-445C25D27M00000	445C25D27M00000	A	27.00000	.93	.825	.681	.621	.479
774-445C25D30M00000	445C25D30M00000	A	30.00000	.93	.825	.681	.621	.479
-40°C to +85°C								
774-445I23D14M31818	445I23D14M31818	A	14.31818	1.00	.882	.728	.663	.513
774-445I23D20M00000	445I23D20M00000	A	20.00000	1.00	.882	.728	.663	.513
774-445I23D24M00000	445I23D24M00000	A	24.00000	1.00	.882	.728	.663	.513
774-445I23D24M57600	445I23D24M57600	A	24.57600	1.00	.882	.728	.663	.513
774-445I23D25M00000	445I23D25M00000	A	25.00000	1.00	.882	.728	.663	.513
774-445I23D27M00000	445I23D27M00000	A	27.00000	1.00	.882	.728	.663	.513
774-445I23D30M00000	445I23D30M00000	A	30.00000	1.00	.882	.728	.663	.513

CTS ATS-SM SMD QUARTZ CRYSTALS HC49SM (12.3X4.83X4.3)

Features:
- Stable frequency over temperature and drive level
- Operating temperature: -20°C to +70°C
- Frequency range: 3.5-60MHz
- Frequency tolerance: ±30ppm standard
- Frequency stability: ±50ppm standard
- Fundamental and 3rd overtone crystals

RoHS Compliant

For quantities greater than listed, call for quote.

MOUSER STOCK NO.	CTS Part No.	Fig.	Frequency (MHz)	Price Each 1	10	50	100
774-ATS040SM-1	ATS040SM-1	B	4.00000	.52	.439	.417	.353
774-ATS08ASM-1	ATS08ASM-1	B	8.00000	.65	.546	.492	.439
774-ATS100SM-1	ATS100SM-1	B	10.0000	.52	.439	.417	.353
774-ATS120SM-1	ATS120SM-1	B	12.0000	.52	.439	.417	.353
774-ATS160SM-1	ATS160SM-1	B	16.0000	.52	.439	.417	.353
774-ATS18ASM-1	ATS18ASM-1	B	18.0000	.42	.373	.32	.288
774-ATS200SM-1	ATS200SM-1	B	20.00000	.52	.439	.417	.353

CTS MP SERIES THRU HOLE QUARTZ CRYSTALS HC49U (13.46X10.85X3.8)

NEW PRODUCT

Features:
- Stable frequency over temperature and drive level
- Operating temperature: -20°C to +70°C
- Frequency range: 1.8-48MHz
- Frequency tolerance: ±45ppm standard
- Frequency stability: ±50ppm standard
- Fundamental and 3rd overtone crystals

RoHS Compliant

For quantities greater than listed, call for quote.

MOUSER STOCK NO.	CTS Part No.	Fig.	Freq. (MHz)	Price Each 1	10	100	250
774-MP018S	MP018S	C	1.84320	1.88	1.57	1.14	.984
774-MP037	MP037	C	3.68640	.77	.642	.471	.407
774-MP040	MP040	C	4.00000	.77	.642	.471	.407
774-MP04A	MP04A	C	4.00000	.77	.642	.471	.407
774-MP041	MP041	C	4.1943	.77	.642	.471	.407
774-MP060	MP060	C	6.00000	.77	.642	.471	.407
774-MP073	MP073	C	7.3728	.77	.642	.471	.407
774-MP080A	MP080A	C	8.00000	.90	.674	.535	.419

MOUSER STOCK NO.	CTS Part No.	Fig.	Freq. (MHz)	Price Each 1	10	100	250
774-MP098	MP098	C	9.0000	.77	.642	.471	.407
774-MP100	MP100	C	10.00000	.77	.642	.471	.407
774-MP101	MP101	C	10.00000	.77	.642	.471	.407
774-MP111	MP111	C	11.05920	.77	.642	.471	.407
774-MP120	MP120	C	12.00000	.77	.642	.471	.407
774-MP122	MP122	C	12.2880	.77	.642	.471	.407
774-MP184	MP184	C	18.43200	.77	.642	.471	.407
774-MP200	MP200	C	20.00000	.77	.642	.471	.407

CTS CB3 AND CB3LV SERIES SMD HCMOS/TTL CLOCK OSCILLATORS (7.0X5.0X1.8)

Features:
- Standard 7.0x5.0mm surface mount footprint
- HCMOS/TTL compatible
- +3.3VDC (CB3LV) or +5.0VDC (CB3) operation
- Operating temperature: -20°C to +70°C
- Frequency Range: 1.5 - 160MHz
- Frequency Stability: ±50ppm standard

RoHS Compliant

For quantities greater than listed, call for quote.

MOUSER STOCK NO.	CTS Part No.	Fig.	Frequency (MHz)	Price Each 1	10	50	100
5.0VDC							
774-CB3-3C-3M6	CB3-3C-3M686400	D	3.68640	3.15	2.73	2.10	1.47
774-CB3-3C-4M0	CB3-3C-4M000000	D	4.00000	3.15	2.73	2.10	1.47
774-CB3-3C-10M0	CB3-3C-10M000000	D	10.00000	3.15	2.73	2.10	1.47
774-CB3-3C-14M3	CB3-3C-14M318180	D	14.31818	3.15	2.73	2.10	1.47
774-CB3-3C-16M0	CB3-3C-16M000000	D	16.00000	3.15	2.73	2.10	1.47
774-CB3-3C-20M0	CB3-3C-20M000000	D	20.00000	3.15	2.73	2.10	1.47
774-CB3-3C-25M0	CB3-3C-25M000000	D	25.00000	3.15	2.73	2.10	1.47
774-CB3-3C-29M4	CB3-3C-29M491200	D	29.49120	3.15	2.73	2.10	1.47
774-CB3-3C-32M0	CB3-3C-32M000000	D	32.00000	3.15	2.73	2.10	1.47
774-CB3-3C-33M3	CB3-3C-33M333000	D	33.33300	3.15	2.73	2.10	1.47
774-CB3-3C-40M0	CB3-3C-40M000000	D	40.00000	3.15	2.73	2.10	1.47
774-CB3-3C-50M0	CB3-3C-50M000000	D	50.00000	3.15	2.73	2.10	1.47
774-CB3-3C-66M6	CB3-3C-66M666600	D	66.66660	3.19	2.76	2.42	1.90
774-CB3-3C-80M0	CB3-3C-80M000000	D	80.00000	3.38	2.92	2.56	2.02
3.3VDC							
774-CB3LV-3C-3M6	CB3LV-3C-3M686400	D	3.68640	3.15	2.73	2.10	1.47
774-CB3LV-3C-10M0	CB3LV-3C-10M000000	D	10.00000	3.15	2.73	2.10	1.47
774-CB3LV-3C-20M0	CB3LV-3C-20M000000	D	20.00000	3.15	2.73	2.10	1.47
774-CB3LV-3C-25M0	CB3LV-3C-25M000000	D	25.00000	3.15	2.73	2.10	1.47
774-CB3LV-3C-32M0	CB3LV-3C-32M000000	D	32.00000	3.15	2.73	2.10	1.47
774-CB3LV-3C-33M3	CB3LV-3C-33M333000	D	33.33300	3.15	2.73	2.10	1.47
774-CB3LV-3C-40M0	CB3LV-3C-40M000000	D	40.00000	3.15	2.73	2.10	1.47
774-CB3LV-3C-50M0	CB3LV-3C-50M000000	D	50.00000	3.15	2.73	2.10	1.47
774-CB3LV-3C-66M6	CB3LV-3C-66M666600	D	66.66660	3.15	2.73	2.10	1.47
774-CB3LV-3C-80M0	CB3LV-3C-80M000000	D	80.00000	3.20	2.79	2.26	1.80

CTS TF SERIES TUNING FORK CRYSTALS

NEW PRODUCT

Features:
- Hermetic Ceramic Package
- Frequency Tolerance, ±20pp, Standard
- Frequency Temperature Coefficient, -0.03ppm/°C2
- Operating Temperatue, -40°C to +85°C Standard

For quantities greater than listed, call for quote.

2.0mm x 1.2mm							
774-TF202P32K7680	TF202P32K7680	E	32.768	1.83	1.53	1.37	1.22
3.2mm x 1.5mm							
774-TF322P32K7680	TF322P32K7680	E	32.768	1.43	1.20	1.08	.963

DIMENSIONS: mm (in.)

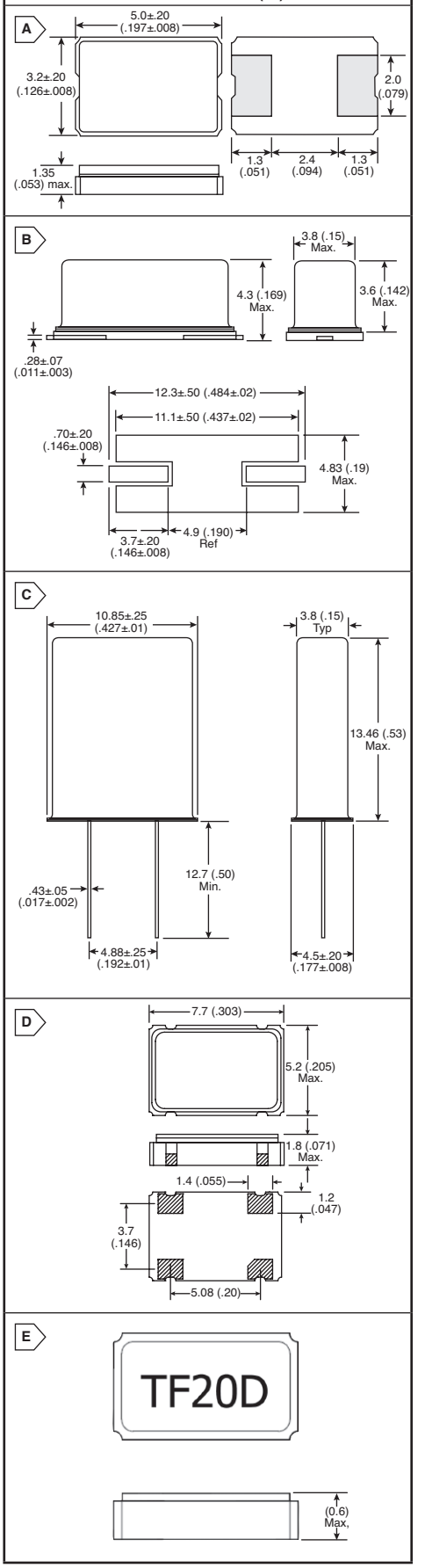

© Copyright 2013 Mouser Electronics

© Copyright 2013 Mouser Electronics

RoHS Compliant **This product is RoHS compliant.**

CTS TC SERIES REAL TIME CLOCK OSCILLATORS

Features:
- Fundamental Crystal Design
- Hermetic Ceramic Package
- Frequency Stability, ±50ppm Standard
- +1.5Vdc, +1.8Vdc, +2.5Vdc, +3.3Vdc operation
- Operating Temperature, -40°C to +85°C Standard
- Tape & Reel Packaging, EAI-418

For quantities greater than listed, call for quote.

MOUSER STOCK NO.	CTS Part No.	Fig.	Frequency (MHz)	Price Each 1	10	50	100	500	1000
2.5mm x 2.0mm									
774-TC25L5I32K7680	TC25L5I32K7680	A	32.768	3.61	3.16	2.71	2.48	2.26	1.80
774-TC25N5I32K7680	TC25N5I32K7680	A	32.768	3.61	3.16	2.71	2.48	2.26	1.80
774-TC25M5I32K7680	TC25M5I32K7680	A	32.768	3.61	3.16	2.71	2.48	2.26	1.80
3.2mm x 2.5mm									
774-TC32L5I32K7680	TC32L5I32K7680	B	32.768	3.53	3.08	2.64	2.43	2.20	1.77
774-TC32N5I32K7680	TC32N5I32K7680	B	32.768	3.53	3.08	2.64	2.43	2.20	1.77
774-TC32M5I32K7680	TC32M5I32K7680	B	32.768	3.53	3.08	2.64	2.43	2.20	1.77
5.0mm x 3.2mm									
774-TC50L5I32K7680	TC50L5I32K7680	C	32.768	3.76	3.28	2.81	2.58	2.35	1.88
7.0mm x 5.0mm									
774-TC70L5I32K7680	TC70L5I32K7680	D	32.768	3.99	3.49	3.00	2.74	2.49	1.99

CTS MODEL 636 SMD HCMOS/TTL CLOCK OSCILLATORS (5.0X3.2X1.3)

Ceramic packaged clock oscillator offering reduced size and enhanced stability.

Features:
- Standard 5.0x3.2mm surface mount footprint
- HCMOS/TTL compatible
- +3.3VDC operation
- Operating temperature: -20°C to +70°C
- Frequency stability: ±50ppm standard
- Frequency range: 1.0 - 125MHz
- Output enable standard
- Fundamental and 3rd overtone crystals

For quantities greater than listed, call for quote.

MOUSER STOCK NO.	CTS Part No.	Fig.	Frequency (MHz)	Price Each 1	10	100	500
774-636L3C014M7	636L3C014M74560	E	14.74560	3.75	3.21	2.68	2.14
774-636L3C016M0	636L3C016M00000	E	16.00000	3.75	3.21	2.68	2.14
774-636L3C016M3	636L3C016M38400	E	16.38400	3.75	3.21	2.68	2.14
774-636L3C018M4	636L3C018M43200	E	18.43200	3.75	3.21	2.68	2.14
774-636L3C020M0	636L3C020M00000	E	20.00000	3.75	3.21	2.68	2.14
774-636L3C020M4	636L3C020M48000	E	20.48000	3.75	3.21	2.68	2.14
774-636L3C024M0	636L3C024M00000	E	24.00000	3.75	3.21	2.68	2.14
774-636L3C025M0	636L3C025M00000	E	25.00000	3.75	3.21	2.68	2.14
774-636L3C032M7	636L3C032M76800	E	32.76800	3.75	3.21	2.68	2.14
774-636L3C033M0	636L3C033M00000	E	33.00000	3.75	3.21	2.68	2.14
774-636L3C044M0	636L3C044M00000	E	44.00000	3.75	3.21	2.68	2.14
774-636L3C048M0	636L3C048M00000	E	48.00000	3.75	3.21	2.68	2.14

CTS MODEL 357 SMD VOLTAGE CONTROLLED CRYSTAL OSCILLATORS (VCXO) (7X5X2)

Ceramic packaged voltage controlled oscillator offering reduced size and enhanced stability.

Features:
- Standard 7x5mm surface mount footprint
- HCMOS/TTL compatible output
- Frequency range: 1.5-77.76MHz
- Frequency stability: ±50ppm standard
- APR: ±50ppm standard
- +3.3VDC operation
- Operating temperature: -40°C to +85°C
- Output enable standard
- Low phase jitter, NON-multiplied

For quantities greater than listed, call for quote.

MOUSER STOCK NO.	CTS Part No.	Fig.	Frequency (MHz)	Price Each 1	10	100	500
774-357LB3I027M0	357LB3I027M0000	F	27.00000	7.34	5.87	4.90	3.25

CTS MXO45 AND MXO45HS SERIES THRU HOLE CLOCK OSCILLATORS

The MXO45/MXO45HS are DIP packaged clock oscillators offering reliable performance at an economical cost.

Features:
- Standard 14 pin or 8 pin DIP footprint
- HCMOS/TTL compatible
- Fundamental and 3rd overtone crystals
- Frequency range: 1.0-105.561MHz
- Frequency stability: ±50ppm standard
- +5.0VDC operation
- Operating temperature: 20°C to +70°C
- Output enable option

For quantities greater than listed, call for quote.

MOUSER STOCK NO.	CTS Part No.	Fig.	Frequency (MHz)	Price Each 1	10	100
Standard						
774-MXO45-3C-1.0	MXO45-3C-1M0000	G	1.00000	3.15	2.29	1.95
774-MXO45-3C-3.6	MXO45-3C-3M6864	G	3.68640	3.15	2.29	1.95
774-MXO45-3C-4.0	MXO45-3C-4M0000	G	4.00000	3.15	2.29	1.95
774-MXO45-3C-10.0	MXO45-3C-10M0000	G	10.00000	3.15	2.29	1.95
774-MXO45-3C-12.0	MXO45-3C-12M0000	G	12.00000	3.15	2.29	1.95
774-MXO45-3C-16.0	MXO45-3C-16M0000	G	16.00000	3.15	2.29	1.95
774-MXO45-3C-20.0	MXO45-3C-20M0000	G	20.00000	3.15	2.29	1.95
774-MXO45-3C-24.0	MXO45-3C-24M0000	G	24.00000	3.15	2.29	1.95
774-MXO45-3C-40.0	MXO45-3C-40M0000	G	40.00000	3.15	2.29	1.95
774-MXO45-3C-50.0	MXO45-3C-50M0000	G	50.00000	3.15	2.29	1.95
Tri-State						
774-MXO45T-3C-1.0	MXO45T-3C-1M0000	G	1.00000	2.97	2.63	2.34
774-MXO45T-3C-3.6	MXO45T-3C-3M6864	G	3.68640	2.97	2.63	2.34
774-MXO45T-3C-4.0	MXO45T-3C-4M0000	G	4.00000	2.97	2.63	2.34
774-MXO45T-3C-10.0	MXO45T-3C-10M0000	G	10.00000	2.97	2.63	2.34
774-MXO45T-3C-12.0	MXO45T-3C-12M0000	G	12.00000	2.97	2.63	2.34
774-MXO45T-3C-16.0	MXO45T-3C-16M0000	G	16.00000	2.97	2.63	2.34
774-MXO45T-3C-20.0	MXO45T-3C-20M0000	G	20.00000	2.97	2.63	2.34
774-MXO45T-3C-24.0	MXO45T-3C-24M0000	G	24.00000	2.97	2.63	2.34
774-MXO45T-3C-40.0	MXO45T-3C-40M0000	G	40.00000	2.97	2.63	2.34
774-MXO45T-3C-50.0	MXO45T-3C-50M0000	G	50.00000	2.97	2.63	2.34
Standard						
774-MXO45HS-3C-1.0	MXO45HS-3C-1M0000	H	1.00000	2.97	2.63	2.34
774-MXO45HS-3C-3.6	MXO45HS-3C-3M6864	H	3.68640	2.97	2.63	2.34
774-MXO45HS-3C-4.0	MXO45HS-3C-4M0000	H	4.00000	2.97	2.63	2.34
774-MXO45HS-3C-10.0	MXO45HS-3C-10M0000	H	10.00000	2.97	2.63	2.34
774-MXO45HS-3C-12.0	MXO45HS-3C-12M0000	H	12.00000	2.97	2.63	2.34
774-MXO45HS-3C-16.0	MXO45HS-3C-16M0000	H	16.00000	2.97	2.63	2.34
774-MXO45HS-3C-20.0	MXO45HS-3C-20M0000	H	20.00000	2.97	2.63	2.34
774-MXO45HS-3C-24.0	MXO45HS-3C-24M0000	H	24.00000	2.97	2.63	2.34
774-MXO45HS-3C-40.0	MXO45HS-3C-40M0000	H	40.00000	2.97	2.63	2.34
774-MXO45HS-3C-50.0	MXO45HS-3C-50M0000	H	50.00000	2.97	2.63	2.34
Tri-State						
774-MXO45HST-3C-1.0	MXO45HST-3C-1M0000	H	1.00000	2.97	2.63	2.34
774-MXO45HST-3C-4.0	MXO45HST-3C-4M0000	H	4.00000	2.97	2.63	2.34
774-MXO45HST-3C-10.0	MXO45HST-3C-10M0000	H	10.00000	2.97	2.63	2.34
774-MXO45HST-3C-12.0	MXO45HST-3C-12M0000	H	12.00000	2.97	2.63	2.34
774-MXO45HST-3C-16.0	MXO45HST-3C-16M0000	H	16.00000	2.97	2.63	2.34
774-MXO45HST-3C-20.0	MXO45HST-3C-20M0000	H	20.00000	2.97	2.63	2.34
774-MXO45HST-3C-24.0	MXO45HST-3C-24M0000	H	24.00000	2.97	2.63	2.34
774-MXO45HST-3C-40.0	MXO45HST-3C-40M0000	H	40.00000	2.97	2.63	2.34
774-MXO45HST-3C-50.0	MXO45HST-3C-50M0000	H	50.00000	2.97	2.63	2.34

DIMENSIONS: mm (in.)

A

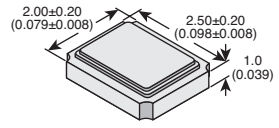

B

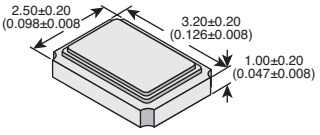

C

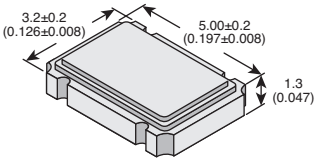

D

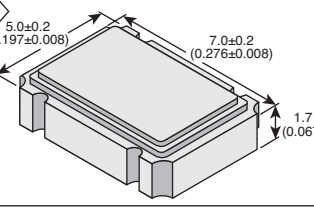

E

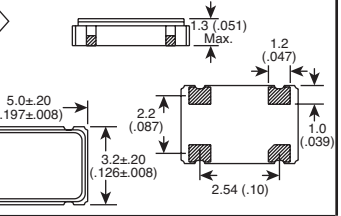

F

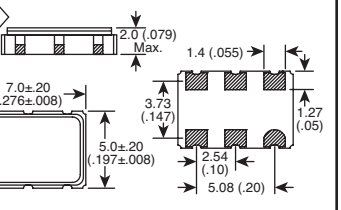

G

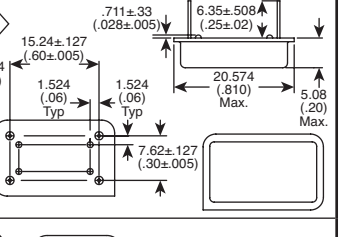

H

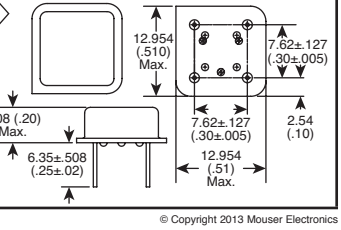

© Copyright 2013 Mouser Electronics

© Copyright 2013 Mouser Electronics

ECS Ceramic Resonators, Filters and Cylinder Crystals

ZTT SERIES CERAMIC RESONATORS

The ZTT Series ceramic resonator offers wide frequency range and extended temperature range capabilities with built-in load capacitance.

Specifications:
- Operating temp.: -20°C to +80°C
- Frequency accuracy (@25°C): ±0.5%
- Aging for 10 years: ±0.3%

Features:
- Low profile
- Wide frequency range
- Extended temperature range
- High stability
- Built-in load capacitance

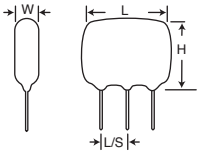

DIMENSIONS: mm

RoHS Compliant

For quantities greater than listed, call for quote.

MOUSER STOCK NO.	ECS Part No.	Frequency (MHz)	Load Cap	Dimensions W	L	H	L/S	Price Each 1	10	100
520-ZTT358MG	ZTT-3.58MG	3.580000	30pf	5	10	7.5	2.5	.54	.471	.375
520-ZTT400MG	ZTT-4.00MG	4.000000	30pf	5	10	7.5	2.5	.54	.471	.375
520-ZTT600MG	ZTT-6.00MG	6.000000	30pf	5	10	10	2.5	.54	.471	.375
520-ZTT800MT	ZTT-8.00MT	8.000000	30pf	5	10	10	2.5	.54	.471	.375
520-ZTT1000MT	ZTT-10.00MT	10.000000	30pf	5	10	10	2.5	.54	.471	.375
520-ZTT1200MT	ZTT-12.00MT	12.000000	30pf	5	10	10	2.5	.54	.471	.375
520-ZTT1600MX	ZTT-16.00MX	16.000000	30pf	5	10	10	2.5	.54	.471	.375
520-ZTT2000MX	ZTT-20.00MX	20.000000	30pf	5	10	10	2.5	.54	.471	.375

ZTA SERIES CERAMIC RESONATORS

The ZTA Series ceramic resonator offers wide frequency range and extended temperature range capabilities.

Specifications:
- Operating temp.: -20°C to +80°C
- Frequency accuracy (@25°C): ±0.5%
- Aging for 10 years: ±0.3%

Features:
- Low profile
- Wide frequency range
- Extended temperature range
- High stability

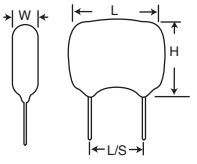

DIMENSIONS: mm

RoHS Compliant

For quantities greater than listed, call for quote.

MOUSER STOCK NO.	ECS Part No.	Frequency (MHz)	Dimensions W	L	H	L/S	Price Each 1	10	100
520-ZTA358MG	ZTA-3.58MG	3.580000	5	10	7.5	5	.44	.396	.353
520-ZTA400MG	ZTA-4.00MG	4.000000	5	10	7.5	5	.44	.396	.353
520-ZTA800MT	ZTA-8.00MT	8.000000	5	10	10	5	.44	.396	.353
520-ZTA1000MT	ZTA-10.00MT	10.000000	5	10	10	5	.44	.396	.353
520-ZTA7.3728MT	ZTA-7.3728MT	7.3728	5	10	10	5	.44	.396	.353
520-ZTA1600MX	ZTA-16.00MX	16.000000	5	10	10	5	.44	.396	.353
520-ZTA2000MX	ZTA-20.00MX	20.000000	5	10	10	5	.44	.396	.353

ECS-SR1-A SERIES SMD CERAMIC RESONATORS

The ECS-SR-A SMD ceramic resonator is an excellent low cost frequency control solution when absolute frequency accuracy is not important.

Specifications:
- Operating temp.: -20°C to +80°C
- Frequency accuracy (@25°C): ±0.5%
- Aging for 10 years: ±0.3%

Features:
- Low profile
- Wide frequency range
- Extended temperature range
- Height: 1.8max.

DIMENSIONS: mm

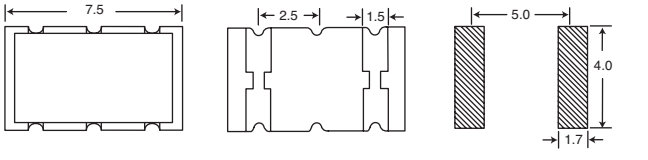

For quantities greater than listed, call for quote.

MOUSER STOCK NO.	ECS Part No.	Frequency (MHz)	Resonant Resistance	Price Each 1	10	100
520-ECS-SR1-3.58A	ECS-SR1-3.58-A	3.58	40	.82	.706	.546
520-ECS-SR1-4.00A	ECS-SR1-4.00-A	4.00	40	.82	.706	.546
520-ECS-SR1-4.19A	ECS-SR1-4.19-A	4.19	40	.82	.706	.546
520-ECS-SR1-6.00A	ECS-SR1-6.00-A	6.00	40	.82	.706	.546
520-ECS-SR1-8.00A	ECS-SR1-8.00-A	8.00	40	.82	.706	.546

10.7 MHZ MONOLITHIC CRYSTAL FILTERS

Specifications:
- Operating temp.: -20°C to +70°C
- Center frequency: 10.7MHz

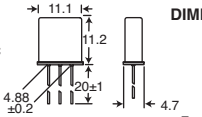

DIMENSIONS: mm

RoHS Compliant

For quantities greater than listed, call for quote.

MOUSER STOCK NO.	ECS Part No.	No. of Poles	Pass Band 3dB min. (KHz)	Ripple Max. (dB)	Insertion Loss Max. (dB)	Price Each 1	10	100
520-107-7.5A	ECS-10.7-7.5A	2	± 3.75	0.5	1.5	3.94	3.54	3.35
520-107-7.5B	ECS-10.7-7.5B	4	± 3.75	1.0	2.5	9.11	8.20	7.74
520-107-15B	ECS-10.7-15B	4	± 7.5	1.0	2.5	4.80	4.32	4.09

ECS-SR-B SERIES SMD CERAMIC RESONATORS

The ECS-SR-B Series SMD ceramic resonator includes a built in capacitor for simplification of oscillator circuits and reduces component count. The SMD ceramic resonator is an excellent low cost frequency control solution when absolute frequency accuracy is not important.

Specifications:
- Operating temp.: -20°C to +80°C
- Frequency accuracy (@25°C): ±0.5%
- Aging for 10 years: ±0.3%

Features:
- Low profile
- Wide frequency range
- Extended temperature range
- Built-in load capacitance
- Height: 2.2max.

DIMENSIONS: mm

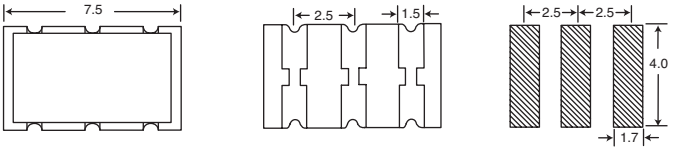

For quantities greater than listed, call for quote.

MOUSER STOCK NO.	ECS Part No.	Freq. (MHz)	Load Cap.	Resonant Resist.	Price Each 1	10	100
520-ECS-SR1-3.58B	ECS-SR1-3.58-B	3.58	30pf	40	.88	.749	.578
520-ECS-SR1-4.00B	ECS-SR1-4.00-B	4.00	30pf	40	.82	.706	.546
520-ECS-SR1-4.19B	ECS-SR1-4.19-B	4.19	30pf	40	.88	.749	.578
520-ECS-SR1-6.00B	ECS-SR1-6.00-B	6.00	30pf	40	.88	.749	.578
520-ECS-SR1-8.00B	ECS-SR1-8.00-B	8.00	30pf	40	.88	.749	.578

MHZ RANGE CYLINDER TYPE CRYSTALS

This product represents our selection of miniature tubular high frequency crystals.
They feature outstanding shock/vibration resistance and environmental characteristics.

Features:
- Cost effective
- Excellent aging
- Load cap.: 18pf
- Lead length: .394in.
- Wide frequency range
- Excellent reliability

DIMENSIONS: mm

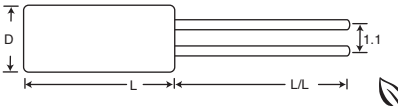

RoHS Compliant

For quantities greater than listed, call for quote.

MOUSER STOCK NO.	ECS Part No.	Frequency (MHz)	Dimensions D	L	L/L	Price Each 1	10	100
520-ECS-357-18-10X	ECS-35-18-10X	3.579545	3.2	10.5	10	.72	.653	.556
520-ECS-368-18-10X	ECS-36-18-10X	3.686400	3.2	10.5	10	.77	.701	.599
520-ECS-400-18-10X	ECS-40-18-10X	4.000000	3.2	10.5	10	.72	.653	.556
520-ECS-491-18-10X	ECS-49-18-10X	4.915200	3.2	10.5	10	.72	.653	.556
520-ECS-600-18-10X	ECS-60-18-10X	6.000000	3.2	10.5	10	.72	.653	.556
520-ECS-737-18-10X	ECS-73-18-10X	7.372800	3.2	10.5	10	.72	.653	.556
520-ECS-800-18-10X	ECS-80-18-10X	8.000000	3.2	10.5	10	.72	.653	.556
520-ECS-819-18-9X	ECS-81-18-9X	8.192000	3.2	9	10	.72	.653	.578
520-ECS-1000-18-9X	ECS-100-18-9X	10.000000	3.2	9	10	.72	.653	.556
520-ECS-1105-18-9X	ECS-110.5-18-9X	11.059000	3.2	9	10	.72	.653	.556
520-ECS-1200-18-9X	ECS-120-18-9X	12.000000	3.2	9	10	.72	.653	.556
520-ECS-1431-18-9X	ECS-143-18-9X	14.318180	3.2	9	10	.72	.653	.556
520-ECS-1474-18-9X	ECS-147-18-9X	14.745600	3.2	9	10	.72	.653	.578
520-ECS-1600-18-9X	ECS-160-18-9X	16.000000	3.2	9	10	.72	.653	.556
520-ECS-1843-18-9X	ECS-184-18-9X	18.432000	3.2	9	10	.72	.653	.556
520-ECS-2000-18-9X	ECS-200-18-9X	20.000000	3.2	9	10	.72	.653	.556
520-ECS-2457-18-9X	ECS-245-18-9X	24.576000	3.2	9	10	.72	.653	.578
520-ECS-2500-18-9X	ECS-250-18-9X	25.000000	3.2	9	10	.72	.653	.556
520-ECS-2700-18-9X	ECS-270-18-9X	27.000000	3.2	9	10	.72	.653	.556
520-ECS-3200-18-9X	ECS-320-18-9X	32.000000	3.2	9	10	.72	.653	.578
520-ECS-3276-18-9X	ECS-327-18-9X	32.768000	3.2	9	10	.72	.653	.578
520-ECS-4000-18-10X	ECS-400-18-10X	40.000000	3.2	10.5	10	.72	.653	.578
520-ECS-5000-18-9X	ECS-500-18-9X	50.000000	3.2	9	10	.72	.653	.578
520-ECS-6000-18-9X	ECS-600-18-9X	60.000000	3.2	9	10	.72	.653	.578
520-ECS-6666-18-9X	ECS-666-18-9X	66.666000	3.2	9	10	.72	.653	.578

ECS-31 SERIES KHZ RANGE CYLINDER TYPE CRYSTALS, 2X6

The ECS-31 Series features the same characteristics as the only tuning fork crystals offer.
Because of their miniature size they are ideal for portable and communication equipment applications.

Features:
- Miniature size
- Cost effective
- Lead length: .394in.
- Long term stability
- Load cap.: 12.5pf

DIMENSIONS: mm

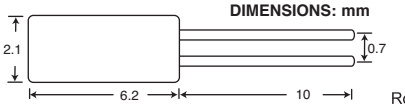

RoHS Compliant

For quantities greater than listed, call for quote.

MOUSER STOCK NO.	ECS Part No.	Frequency (KHz)	Price Each 1	10	100
520-ECS-32-12.5-13X	ECS-.320-12.5-13X	32.00	.81	.738	.653
520-ECS-40-12.5-13X	ECS-.400-12.5-13X	40.00	.81	.738	.653
520-ECS-60-12.5-13X	ECS-.600-12.5-13X	60.00	.81	.738	.653
520-ECS-655-12.5-13X	ECS-.655-12.5-13X	65.50	.81	.738	.631
520-ECS-75-12.5-13X	ECS-.750-12.5-13X	75.00	.81	.738	.653
520-ECS-100-12.5-13X	ECS-1.00-12.5-13X	100.00	.81	.738	.631
520-ECS-153-12.5-13X	ECS-1.536-12.5-13X	153.60	.81	.738	.631

© Copyright 2013 Mouser Electronics
© Copyright 2013 Mouser Electronics

ECS-3951M/3953M SERIES SMD CLOCK OSCILLATORS 7.5 X 5.0MM

New Industrial Grade

The ECS-3953M (3.3V) and ECS-3951M (5V). Series are miniature, crystal controlled, low current clock oscillators in a ceramic SMD package. Package is seam welded with a metal lid. The low profile package is ideal for today's advanced portable PC and instrumentation designs.

Features:
- 3.3V or 5.0V version
- Low power consumption
- Standby function
- Stability Tolerance: ±50ppm

Specifications:
- Frequency range: 1.8 to 125MHz
- Temperature range: Extended -40° to +85°
- Height: 1.6max.

Pin Connectors	
1	Standby
2	GND
3	OUTPUT
4	Vcc

DIMENSIONS: mm

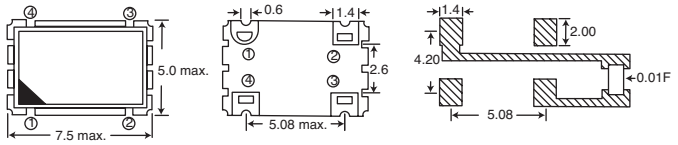

For quantities greater than listed, call for quote.

MOUSER STOCK NO.	ECS Part No.	Frequency (MHz)	Price Each 1	10	100	500	Reel Qty.	Price Each
3.3 Volts Extended Temperature								
520-3953M-036-BN	ECS-3953M-036-BN	3.686400	3.69	3.09	1.50	1.34	1000	1.27
520-3953M-040-BN	ECS-3953M-040BN	4.000000	3.69	3.09	1.50	1.34	1000	1.27
520-3953M-080-BN	ECS-3953M-080-BN	8.000000	3.69	3.09	1.50	1.34	1000	1.27
520-3953M-100-BN	ECS-3953M-100-BN	10.000000	3.69	3.09	1.50	1.34	1000	1.27
520-3953M-120-BN	ECS-3953M-120-BN	12.000000	3.69	3.09	1.50	1.34	1000	1.27
520-3953M-160-BN	ECS-3953M-160-BN	16.000000	3.69	3.09	1.50	1.34	1000	1.27
520-3953M-200-BN	ECS-3953M-200-BN	20.000000	3.69	3.09	1.50	1.34	1000	1.27
520-3953M-240-BN	ECS-3953M-240-BN	24.000000	3.69	3.09	1.50	1.34	1000	1.27
520-3953M-250-BN	ECS-3953M-250-BN	25.000000	3.69	3.09	1.50	1.34	1000	1.27
520-3953M-320-BN	ECS-3953M-320-BN	32.000000	3.69	3.09	1.50	1.34	1000	1.27
520-3953M-400-BN	ECS-3953M-400-BN	40.000000	3.69	3.09	1.50	1.34	1000	1.27
520-3953M-500-BN	ECS-3953M-500-BN	50.000000	3.69	3.09	1.50	1.34	1000	1.27
520-3953M-666-BN	ECS-3953M-666-BN	66.666000	5.89	5.32	4.43	3.47	1000	2.94
520-3953M-800-BN	ECS-3953M-800-BN	80.000000	5.89	5.32	4.43	3.47	1000	2.94
520-3953M-1000-BN	ECS-3953M-1000-BN	100.000000	5.89	5.32	4.43	3.47	1000	2.94
520-3953M-1250-BN	ECS-3953M-1250-BN	125.000000	5.89	5.32	4.43	3.47	1000	2.94
5 Volts Extended Temperature								
520-3951M-018-BN	ECS-3951M-018-BN	1.843200	5.84	5.34	4.39	3.55	1000	2.97
520-3951M-040-BN	ECS-3951M-040-BN	4.000000	5.84	5.34	4.39	3.55	1000	2.97
520-3951M-080-BN	ECS-3951M-080-BN	8.000000	5.84	5.34	4.39	3.55	1000	2.97
520-3951M-100-BN	ECS-3951M-100-BN	10.000000	5.84	5.34	4.39	3.55	1000	2.97
520-3951M-160-BN	ECS-3951M-160-BN	16.000000	5.84	5.34	4.39	3.55	1000	2.97
520-3951M-200-BN	ECS-3951M-200-BN	20.000000	5.84	5.34	4.39	3.55	1000	2.97
520-3951M-320-BN	ECS-3951M-320-BN	32.000000	5.84	5.34	4.39	3.55	1000	2.97
520-3951M-400-BN	ECS-3951M-400-BN	40.000000	5.84	5.34	4.39	3.55	1000	2.97
520-3951M-500-BN	ECS-3951M-500-BN	50.000000	5.84	5.34	4.39	3.55	1000	2.97
520-3951M-1000-BN	ECS-3951M-1000-BN	100.000000	5.84	5.34	4.39	3.55	1000	2.97

TUNING FORK CRYSTALS

DIMENSIONS: mm

Specifications:
- Operating temp.: -10°C to +60°C
- Frequency tolerance: ±20ppm

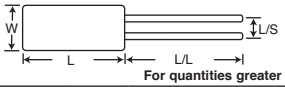

RoHS Compliant

For quantities greater than listed, call for quote.

MOvUSER STOCK NO.	ECS Part No.	Freq. (kHz)	Load Cap.	Dimensions W	L	L/L	L/S	Price Each 1	10	100
520-TFC327-X	ECS-.327-8-14-X	32.768	8	1.5	5.1	4.3	.45	3.23	2.89	2.32
520-ECS327-6-13-X	ECS-.327-6-13-X	32.768	6	2.1	6.2	10	0.7	1.61	1.29	1.12
520-TFC2X6-X	ECS-.327-12.5-13-X	32.768	12.5	2.1	6.2	10	0.7	.32	.289	.23
520-TFC3X8-X	ECS-.327-12.5-8-X	32.768	12.5	3.1	8.2	10	1.1	.32	.289	.225

ECX-306 SMD TUNING FORK CRYSTAL, 2.5X8

DIMENSIONS: mm

Specifications:
- Operating temp.: -10°C to +60°C
- Frequency tolerance: ±20ppm

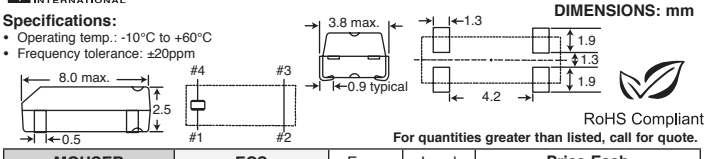

RoHS Compliant

For quantities greater than listed, call for quote.

MOUSER STOCK NO.	ECS Part No.	Freq. (kHz)	Load Cap.	Price Each 1	10	100
520-ECS-327-6-17-X	ECS-.327-6-17-X	32.768	6pf	1.40	1.21	1.07
520-ECS327-12.5-17X	ECS-.327-12.5-17-X	32.768	12.5pf	1.40	1.21	1.06

ECS-327SMO SMD CLOCK OSCILLATOR 6.5 X 4.0MM

DIMENSIONS: mm

The ECS-327SMO oscillator utilizes the 32.768KHz tuning fork crystal in a SMD ceramic package. It is designed specifically for wireless PCMCIA and portable communication equipment applications.

Features:
- 2.0mm low profile
- SMD version
- 3.3V input voltage
- Tape and reel

Specifications:
- Operating temperature: -10°C to +60°C
- Frequency stability: -60ppm/-30ppm
- Height: 2.0max.

Pin Connectors	
1	NC
2	GND
3	OUTPUT
4	Vcc

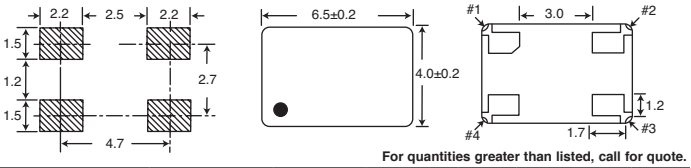

For quantities greater than listed, call for quote.

MOUSER STOCK NO.	ECS Part No.	Frequency (MHz)	Voltage	Price Each 1	10	100	500
520-ECS-327SMO	ECS-327SMO	32.768	3.3	8.19	6.68	6.03	5.60

© Copyright 2013 Mouser Electronics

ECS-64A SMD QUARTZ CRYSTALS 6 X 3.5MM

The ECX-64A are subminiature SMD crystals with 3.5x6mm footprint. The package height measures 1.1mm max., which is ideal for densely populated PCB applications.

Features:
- Compact and low profile
- Glass sealed ceramic package
- Tape and reel

Specifications:
- Stability: ±50ppm
- Extended Temp.: -40°C to +85°C

DIMENSIONS: mm

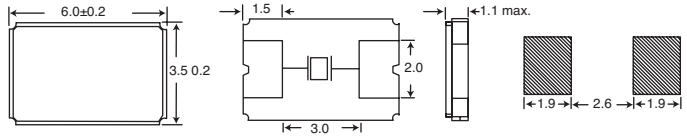

For quantities greater than listed, call for quote.

MOUSER STOCK NO.	ECS Part No.	Frequency (MHz)	Load Cap.	Price Each 1	10	100	500
520-120-18-23A-EN	ECS-120-18-23A-EN	12.000000	18pF	1.21	1.08	.867	.77
520-ECS143-20-23A-EN	ECS-143-20-23A-EN	14.318180	20pf	3.15	2.62	2.35	1.88
520-147.4-18-23A-EN	ECS-147.4-18-23A-EN	14.745600	18pF	1.21	1.08	.867	.77
520-ECS147-20-23A-EN	ECS-147.4-20-23A-EN	14.745600	20pf	3.15	2.62	2.35	1.88
520-160-18-23A-EN	ECS-160-18-23A-EN	16.000000	18pF	1.21	1.08	.867	.77
520-ECS160-20-23A-EN	ECS-160-20-23A-EN	16.000000	20pf	3.15	2.62	2.35	1.88
520-ECS160-S-23A-EN	ECS-160-S-23A-EN	16.000000	Series	3.15	2.62	2.35	1.88
520-184-18-23A-EN	ECS-184-18-23A-EN	18.432000	18pF	1.21	1.08	.867	.77
520-ECS184-20-23A-EN	ECS-184-20-23A-EN	18.432000	20pf	3.15	2.62	2.35	1.88
520-ECS184-S-23A-EN	ECS-184-S-23A-EN	18.432000	Series	3.15	2.62	2.35	1.88
520-ECS196-20-23A-EN	ECS-196.6-20-23A-EN	19.660800	20pf	3.15	2.62	2.35	1.88
520-ECS196-S-23A-EN	ECS-196.6-S-23A-EN	19.660800	Series	3.15	2.62	2.35	1.88
520-200-18-23A-EN	ECS-200-18-23A-EN	20.000000	18pF	1.21	1.08	.867	.77
520-ECS200-20-23A-EN	ECS-200-20-23A-EN	20.000000	20pf	3.15	2.62	2.35	1.88
520-ECS200-S-23A-EN	ECS-200-S-23A-EN	20.000000	Series	3.15	2.62	2.35	1.88
520-240-18-23A-EN	ECS-240-18-23A-EN	24.000000	18pF	1.21	1.08	.867	.77
520-ECS240-S-23A-EN	ECS-240-S-23A-EN	24.000000	Series	3.15	2.62	2.35	1.88
520-250-18-23A-EN	ECS-250-18-23A-EN	25.000000	18pF	1.21	1.08	.867	.77
520-270-18-23A-EN	ECS-270-18-23A-EN	27.000000	18pF	1.21	1.08	.867	.77

ECX-53B-DU SMD CRYSTAL WITH EXTENDED TEMPERATURE 5.0 X 3.2MM

Specifications:
- Frequency range: 10 (min.) - 150 (max.)MHz
- Operating temperature: -55° to +125°C
- Load capacitance: 20pF

DIMENSIONS: mm

RoHS Compliant

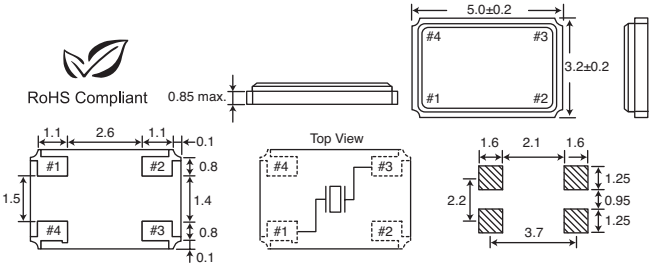

For quantities greater than listed, call for quote.

MOUSER STOCK NO.	ECS Part No.	Frequency (MHz)	Price Each 1	10	100	500	Reel Qty	Price Each
520-100-20-30B-DU	ECS-100-20-30B-DU	10.0000	1.89	1.70	1.41	1.13	1000	.942
520-120-20-30B-DU	ECS-120-20-30B-DU	12.0000	1.89	1.70	1.41	1.13	1000	.942
520-143-20-30B-DU	ECS-143-20-30B-DU	14.31818	1.89	1.70	1.41	1.13	1000	.942
520-160-20-30B-DU	ECS-160-20-30B-DU	16.0000	1.89	1.70	1.41	1.13	1000	.942
520-200-20-30B-DU	ECS-200-20-30B-DU	20.0000	1.89	1.70	1.41	1.13	1000	.942
520-240-20-30B-DU	ECS-240-20-30B-DU	24.0000	1.89	1.70	1.41	1.13	1000	.942
520-250-20-30B-DU	ECS-250-20-30B-DU	25.0000	1.89	1.70	1.41	1.13	1000	.942
520-270-20-30B-DU	ECS-270-20-30B-DU	27.0000	1.89	1.70	1.41	1.13	1000	.942
520-300-20-30B-DU	ECS-300-20-30B-DU	30.0000	1.89	1.70	1.41	1.13	1000	.942
520-320-20-30B-DU	ECS-320-20-30B-DU	32.0000	1.89	1.70	1.41	1.13	1000	.942
520-400-20-30B-DU	ECS-400-20-30B-DU	40.0000	2.08	1.92	1.63	1.35	1000	1.16

© Copyright 2013 Mouser Electronics

ECS Clock Oscillators

RoHS Compliant This product is RoHS compliant.

ECS-2535HS SMD CLOCK OSCILLATOR 3.2 X 2.5MM

Specifications:

- Frequency range: 1.000min. - 45.000max. MHz
- Operating temperature: -30°C to +85°C
- Output load: 15pF

RoHS Compliant

DIMENSIONS: mm

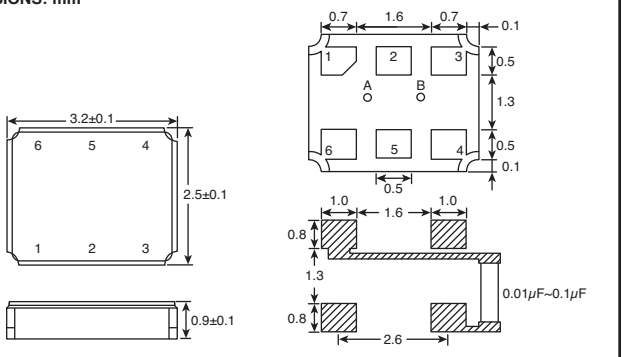

For quantities greater than listed, call for quote.

MOUSER STOCK NO.	ECS Part No.	Frequency (MHz)	Volt (Vdc)	Price Each 1	10	100
520-2532HS-221-3-G	ECS-2532HS-221-3-G	22.1184	3.3	13.32	11.11	9.99
520-2532HS-240-3-G	ECS-2532HS-240-3-G	24.0000	3.3	13.32	11.11	9.99
520-2532HS-260-3-G	ECS-2532HS-260-3-G	26.0000	3.3	13.32	11.11	9.99
520-2532HS-270-3-G	ECS-2532HS-270-3-G	27.0000	3.3	13.32	11.11	9.99
520-2532HS-400-3-G	ECS-2532HS-400-3-G	40.0000	3.3	14.39	12.18	11.06
520-2532HS-440-3-G	ECS-2532HS-440-3-G	44.0000	3.3	13.32	11.11	9.99

ECS-2033 SMD CLOCK OSCILLATOR 2.5 X 2.0MM

Specifications:

- Frequency range: 0.750min. - 75.000max. MHz
- Operating temperature: -40°C to +85°C
- Frequency stability: ±50ppm
- Output load: 15pF

RoHS Compliant

DIMENSIONS: mm

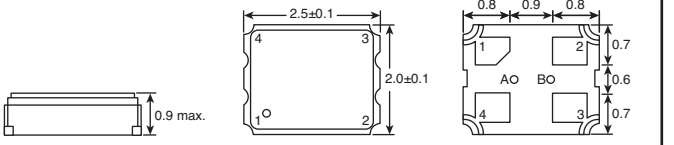

For quantities greater than listed, call for quote.

MOUSER STOCK NO.	ECS Part No.	Frequency (MHz)	Price Each 1	10	100
520-ECS-2033-036-BN	ECS-2033-036-BN	3.6864	6.36	5.71	4.76
520-ECS-2033-040-BN	ECS-2033-040-BN	4.0000	6.36	5.71	4.76
520-ECS-2033-060-BN	ECS-2033-060-BN	6.0000	6.36	5.71	4.76
520-ECS-2033-073-BN	ECS-2033-073-BN	7.3728	6.36	5.71	4.76
520-ECS-2033-080-BN	ECS-2033-080-BN	8.0000	6.36	5.71	4.76
520-ECS-2033-100-BN	ECS-2033-100-BN	10.0000	6.36	5.71	4.76
520-ECS-2033-143-BN	ECS-2033-143-BN	14.31818	6.36	5.71	4.76
520-ECS-2033-160-BN	ECS-2033-160-BN	16.0000	6.36	5.71	4.76
520-ECS-2033-200-BN	ECS-2033-200-BN	20.0000	6.36	5.71	4.76
520-ECS-2033-240-BN	ECS-2033-240-BN	24.0000	6.36	5.71	4.76
520-ECS-2033-250-BN	ECS-2033-250-BN	25.0000	6.36	5.71	4.76
520-ECS-2033-300-BN	ECS-2033-300-BN	30.0000	6.36	5.71	4.76
520-ECS-2033-320-BN	ECS-2033-320-BN	32.0000	6.36	5.71	4.76
520-ECS-2033-400-BN	ECS-2033-400-BN	40.0000	6.36	5.71	4.76
520-ECS-2033-480-BN	ECS-2033-480-BN	48.0000	6.36	5.71	4.76
520-ECS-2033-500-BN	ECS-2033-500-BN	50.0000	6.36	5.71	4.76

FULL SIZE (TTL/HCMOS) CLOCK OSCILLATORS

Specifications:

- Frequency stability: ±100ppm max.
- Supply voltage: +5.0 ±0.25
- Operating temp.: 0°C to +70°C
- Storage temp: -55°C to +125°C
- Output Load: TTL: 10TTL max.

RoHS Compliant

DIMENSIONS: mm

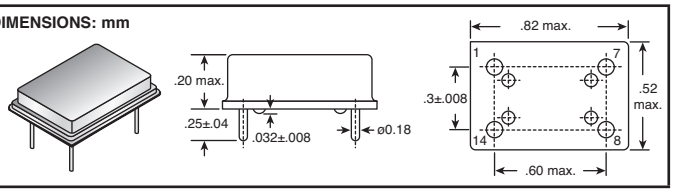

For quantities greater than listed, call for quote.

MOUSER STOCK NO.	ECS Part No.	Frequency (MHz)	Price Each 1	10	100	500
520-TCF100-X	ECS-100AX-1.0MHZ	1.000000	2.00	1.79	1.44	1.28
520-TCF122-X	ECS-100AX-1.2288MHZ	1.228800	2.00	1.79	1.44	1.28
520-TCF200-X	ECS-100AX-2.0MHZ	2.000000	2.00	1.79	1.44	1.28
520-TCF357-X	ECS-100AX-3.579545MHZ	3.579545	2.00	1.79	1.44	1.28
520-TCF368-X	ECS-100AX-3.6864MHZ	3.686400	2.00	1.79	1.44	1.28
520-TCF400-X	ECS-100AX-4.0MHZ	4.000000	2.00	1.79	1.44	1.28
520-TCF491-X	ECS-100AX-4.9152MHZ	4.915200	2.00	1.79	1.44	1.28
520-TCF500-X	ECS-100AX-5.0MHZ	5.000000	2.00	1.79	1.44	1.28
520-TCF506-X	ECS-100AX-5.0688MHZ	5.068800	2.00	1.79	1.44	1.28
520-TCF600-X	ECS-100AX-6.0MHZ	6.000000	2.00	1.79	1.44	1.28
520-TCF614-X	ECS-100AX-6.144MHZ	6.144000	2.00	1.79	1.44	1.28
520-TCF737-X	ECS-100AX-7.3728MHZ	7.372800	2.00	1.79	1.44	1.28
520-TCF800-X	ECS-100AX-8.0MHZ	8.000000	2.00	1.79	1.44	1.28
520-TCF921-X	ECS-100AX-9.216MHZ	9.216000	2.00	1.79	1.44	1.28
520-TCF983-X	ECS-100AX-9.8304MHZ	9.830400	2.00	1.79	1.44	1.28
520-TCF1000-X	ECS-100AX-10.0MHZ	10.000000	2.00	1.79	1.44	1.28
520-TCF1431-X	ECS-100AX-14.31818MHZ	14.318180	2.00	1.79	1.44	1.28
520-TCF1600-X	ECS-100AX-16.0MHZ	16.000000	2.00	1.79	1.44	1.28
520-TCF1800-X	ECS-100AX-18.0MHZ	18.000000	2.00	1.79	1.44	1.28
520-TCF1843-X	ECS-100AX-18.432MHZ	18.432000	2.00	1.79	1.44	1.28
520-TCF1966-X	ECS-100AX-19.6608MHZ	19.660800	2.00	1.79	1.44	1.28
520-TCF2000-X	ECS-100AX-20.000MHZ	20.000000	2.00	1.79	1.44	1.28
520-TCF2400-X	ECS-100AX-24.0MHZ	24.000000	2.00	1.79	1.44	1.28
520-TCF2500-X	ECS-100AX-25.0MHZ	25.000000	2.00	1.79	1.44	1.28
520-TCF2832-X	ECS-100AX-28.322MHZ	28.322000	2.00	1.79	1.44	1.28
520-TCF3000-X	ECS-100AX-30.0MHZ	30.000000	2.00	1.79	1.44	1.28
520-TCF3500-X	ECS-100AX-35.0MHZ	35.000000	2.00	1.79	1.44	1.28
520-TCF4000-X	ECS-100AX-40.0MHZ	40.000000	2.00	1.79	1.44	1.28
520-TCF5000-X	ECS-100AX-50.0MHZ	50.000000	2.00	1.79	1.44	1.28

Aries Sockets

For quantities greater than listed, call for quote.

MOUSER STOCK NO.	Aries Part No.	Description	Price Each 1	25	100	500
535-1107741	1107741	Full size socket	.62	.514	.417	.369

HALF SIZE (TTL/HCMOS) CLOCK OSCILLATORS

Specifications:

- Frequency stability: ±100ppm max.
- Supply voltage: +5.0±0.25
- Operating temp.: 0°C to +70°C
- Storage temp: -55°C to +125°C
- Output load: TTL: 10TTL max.; HCMOS: 50pf

RoHS Compliant

DIMENSIONS: mm

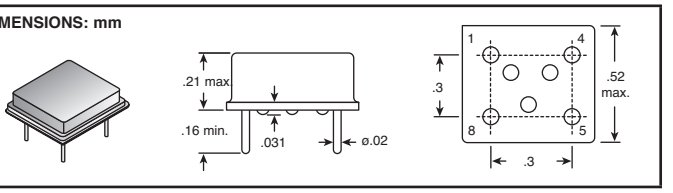

For quantities greater than listed, call for quote.

MOUSER STOCK NO.	ECS Part No.	Frequency (MHz)	Price Each 1	10	100	500
520-TCH100-X	ECS-2100AX-1.0MHZ	1.000000	2.26	2.03	1.64	1.46
520-TCH122-X	ECS-2100AX-1.2288MHZ	1.228800	2.26	2.03	1.64	1.46
520-TCH184-X	ECS-2100AX-1.8432MHZ	1.843200	2.26	2.03	1.64	1.46
520-TCH200-X	ECS-2100AX-2.0MHZ	2.000000	2.26	2.03	1.64	1.46
520-TCH357-X	ECS-2100AX-3.579545MHZ	3.579545	2.26	2.03	1.64	1.46
520-TCH368-X	ECS-2100AX-3.6864MHZ	3.686400	2.26	2.03	1.64	1.46
520-TCH400-X	ECS-2100AX-4.0MHZ	4.000000	2.26	2.03	1.64	1.46
520-TCH506-X	ECS-2100AX-5.0688MHZ	5.068800	2.26	2.03	1.64	1.46
520-TCH600-X	ECS-2100AX-6.0MHZ	6.000000	2.26	2.03	1.64	1.46
520-TCH614-X	ECS-2100AX-6.144MHZ	6.144000	2.26	2.03	1.64	1.46
520-TCH800-X	ECS-2100AX-8.0MHZ	8.000000	2.26	2.03	1.64	1.46
520-TCH921-X	ECS-2100AX-9.216MHZ	9.216000	2.26	2.03	1.64	1.46
520-TCH983-X	ECS-2100AX-9.8304MHZ	9.830400	2.26	2.03	1.64	1.46
520-TCH1000-X	ECS-2100AX-10.0MHZ	10.000000	2.26	2.03	1.64	1.46
520-TCH1105-X	ECS-2100AX-11.0592MHZ	11.059200	2.26	2.03	1.64	1.46
520-TCH1200-X	ECS-2100AX-12.0MHZ	12.000000	2.26	2.03	1.64	1.46
520-TCH1431-X	ECS-2100AX-14.31818MHZ	14.318180	2.26	2.03	1.64	1.46
520-TCH1600-X	ECS-2100AX-16.0MHZ	16.000000	2.26	2.03	1.64	1.46
520-TCH1625-X	ECS-2100AX-16.257MHZ	16.257000	2.26	2.03	1.64	1.46
520-TCH1800-X	ECS-2100AX-18.0MHZ	18.000000	2.26	2.03	1.64	1.46
520-TCH1843-X	ECS-2100AX-18.432MHZ	18.432000	2.26	2.03	1.64	1.46
520-TCH1966-X	ECS-2100AX-19.6608MHZ	19.660800	2.26	2.03	1.64	1.46
520-TCH2000-X	ECS-2100AX-20.0MHZ	20.000000	2.26	2.03	1.64	1.46
520-TCH2500-X	ECS-2100AX-25.0MHZ	25.000000	2.26	2.03	1.64	1.46
520-TCH2832-X	ECS-2100AX-28.322MHZ	28.322000	2.26	2.03	1.64	1.46
520-TCH3000-X	ECS-2100AX-30.0MHZ	30.000000	2.26	2.03	1.64	1.46
520-TCH3200-X	ECS-2100AX-32.0MHZ	32.000000	2.26	2.03	1.64	1.46
520-TCH4000-X	ECS-2100AX-40.0MHZ	40.000000	2.26	2.03	1.64	1.46
520-TCH4800-X	ECS-2100AX-48.0MHZ	48.000000	2.26	2.03	1.64	1.46
520-TCH6400-X	ECS-2100AX-64.0MHZ	64.000000	2.26	2.03	1.64	1.46
520-TCH6666-X	ECS-2100AX-66.666MHZ	66.666000	2.26	2.03	1.64	1.46

Aries Sockets

For quantities greater than listed, call for quote.

MOUSER STOCK NO.	Aries Part No.	Description	Price Each 1	25	100	500
535-1108800	1108800	Half size socket	.62	.514	.417	.369

© Copyright 2013 Mouser Electronics
© Copyright 2013 Mouser Electronics

ECS HC49 Microprocessor Crystals

RoHS Compliant **This product is RoHS compliant.**

ECS HC-49U/US BASE INSULATOR, HC-49/U AND HC-49/US

- Frequency tolerance: ±30ppm
- Shunt capacitance: 7.0pF
- Load capacitance: specified or series
- Operating temperature Range: -10°C to +70°C
- Storage temperature: -30°C to +85°C
- Cost effective
- Excellent aging
- Wide frequency range
- Excellent reliability

RoHS Compliant

DIMENSIONS: mm

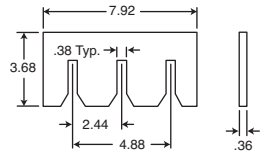

HC-49U/US Base Insulator

DIMENSIONS: mm

HC-49/UX Series: H = 13.46
H2 = 12.7 (Opt. 20)

HC-49/USX Series: H = 3.5
H2 = 12.7± 5

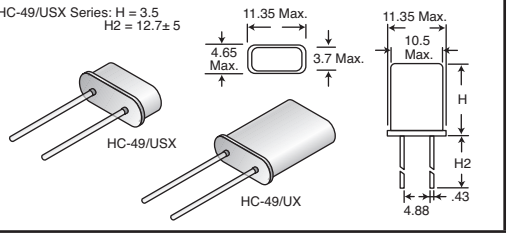

HC-49/UX

- "AT" cut crystal

For quantities greater than listed, call for quote.

MOUSER STOCK NO.	ECS Part No.	Frequency (MHz)	Load Cap.	Price Each 1	10	100	500
520-HCA100-13X	ECS-10-13-1X	1.000000	13pF	13.78	12.31	11.02	10.34
520-HCA184-SX	ECS-18-S-1X	1.843200	Series	1.48	1.33	1.18	1.04
520-HCA184-13X	ECS-18-13-1X	1.843200	13pF	1.48	1.33	1.18	1.04
520-HCA200-SX	ECS-20-S-1X	2.000000	Series	1.48	1.33	1.18	1.04
520-HCA200-20X	ECS-20-20-1X	2.000000	20pF	1.48	1.33	1.18	1.04
520-HCA204-12X	ECS-20.48-12-1X	2.048000	12pF	1.48	1.33	1.18	1.04
520-HCA250-SX	ECS-25-S-1X	2.500000	Series	1.23	1.11	.984	.867
520-HCA300-SX	ECS-30-S-1X	3.000000	Series	1.23	1.11	.984	.867
520-HCA327-17X	ECS-32-17-1X	3.276800	17pF	.49	.439	.396	.305
520-HCA357-SX	ECS-35-S-1X	3.579545	Series	.49	.439	.396	.31
520-HCA357-17X	ECS-35-17-1X	3.579545	17pF	.49	.439	.396	.305
520-HCA368-SX	ECS-36-S-1X	3.686400	Series	.49	.439	.396	.31
520-HCA368-18X	ECS-36-18-1X	3.686400	18pF	.49	.439	.396	.305
520-HCA393-17X	ECS-39-17-1X	3.932160	17pF	.49	.439	.396	.305
520-HCA400-20X	ECS-40-20-1X	4.000000	20pF	.49	.439	.396	.305
520-HCA400-SX	ECS-40-S-1X	4.000000	Series	.49	.439	.396	.31
520-HCA403-20X	ECS-40.3-20-1X	4.032000	20pF	.49	.439	.396	.305
520-HCA419-12X	ECS-42-12-1X	4.194304	12pF	.49	.439	.396	.305
520-HCA443-20X	ECS-44-20-1X	4.433618	20pF	.49	.439	.396	.305
520-HCA500-20X	ECS-50-20-1X	5.000000	20pF	.49	.439	.396	.305
520-HCA500-SX	ECS-50-S-1X	5.000000	Series	.49	.439	.396	.31
520-HCA506-20X	ECS-51-20-1X	5.068800	20pF	.49	.439	.396	.305
520-HCA518-32X	ECS-52-32-1X	5.185000	32pF	.49	.439	.396	.305
520-HCA518-SX	ECS-52-S-1X	5.185000	Series	.49	.439	.396	.31
520-HCA599-20X	ECS-59-20-1X	5.990400	20pF	.49	.439	.396	.305
520-HCA599-SX	ECS-59-S-1X	5.990400	Series	.49	.439	.396	.31
520-HCA600-32X	ECS-60-32-1X	6.000000	32pF	.49	.439	.396	.305
520-HCA600-SX	ECS-60-S-1X	6.000000	Series	.49	.439	.396	.31
520-HCA614-32X	ECS-61-32-1X	6.144000	32pF	.49	.439	.396	.305
520-HCA655-12X	ECS-65-12-1X	6.553600	12pF	.49	.439	.396	.305
520-HCA737-20X	ECS-73-20-1X	7.372800	20pF	.49	.439	.396	.305
520-HCA768-20X	ECS-76.8-20-1X	7.680000	20pF	.49	.439	.396	.305
520-HCA800-20X	ECS-80-20-1X	8.000000	20pF	.49	.439	.396	.305
520-HCA800-32X	ECS-80-32-1X	8.000000	32pF	.49	.439	.396	.305
520-HCA800-SX	ECS-80-S-1X	8.000000	Series	.49	.439	.396	.31
520-HCA921-SX	ECS-92.1-S-1X	9.216000	Series	.49	.439	.396	.31
520-HCA983-20X	ECS-98.3-20-1X	9.830400	20pF	.49	.439	.396	.305
520-HCA1000-SX	ECS-100-S-1X	10.000000	Series	.49	.439	.396	.31
520-HCA1073-SX	ECS-107-S-1X	10.738635	Series	.49	.439	.396	.31
520-HCA1104-SX	ECS-110.4-S-1X	11.046000	Series	.49	.439	.396	.31
520-HCA1105-20X	ECS-110.5-20-1X	11.059200	20pF	.49	.439	.396	.305
520-HCA1105-32X	ECS-110.5-32-1X	11.059200	32pF	.49	.439	.396	.305
520-HCA1105-SX	ECS-110.5-S-1X	11.059200	Series	.49	.439	.396	.31
520-HCA1122-SX	ECS-112.2-S-1X	11.228000	Series	.49	.439	.396	.31
520-HCA1152-SX	ECS-115.2-S-1X	11.520000	Series	.49	.439	.396	.31
520-HCA1198-SX	ECS-119.8-S-1X	11.981350	Series	.49	.439	.396	.31
520-HCA1200-SX	ECS-120-S-1X	12.000000	Series	.49	.439	.396	.31
520-HCA1200-32X	ECS-120-32-1X	12.000000	32pF	.49	.439	.396	.305
520-HCA1209-SX	ECS-121-S-1X	12.096000	Series	.49	.439	.396	.31
520-HCA1228-20X	ECS-122.8-20-1X	12.288000	20pF	.49	.439	.396	.305
520-HCA1228-SX	ECS-122.8-S-1X	12.288000	Series	.49	.439	.396	.31
520-HCA1351-SX	ECS-135-S-1X	13.516800	Series	.49	.439	.396	.31
520-HCA1469-SX	ECS-146-S-1X	14.690000	Series	.49	.439	.396	.31
520-HCA1474-SX	ECS-147.4-S-1X	14.745600	Series	.49	.439	.396	.31
520-HCA1600-SX	ECS-160-S-1X	16.000000	Series	.49	.439	.396	.31
520-HCA1600-20X	ECS-160-20-1X	16.000000	20pF	.49	.439	.396	.305
520-HCA1601-18X	ECS-160.003-18-1X	16.000312	18pF	.49	.439	.396	.305
520-HCA1800-20X	ECS-180-20-1X	18.000000	20pF	.49	.439	.396	.305
520-HCA1800-SX	ECS-180-S-1X	18.000000	Series	.49	.439	.396	.31
520-HCA1843-20X	ECS-184-20-1X	18.432000	20pF	.49	.439	.396	.305
520-HCA1966-20X	ECS-196.6-20-1X	19.660800	20pF	.49	.439	.396	.305
520-HCA2000-20X	ECS-200-20-1X	20.000000	20pF	.49	.439	.396	.305
520-HCA2000-SX	ECS-200-S-1X	20.000000	Series	.49	.439	.396	.31
520-HCA2400-SX	ECS-240-S-1X	24.000000	Series	.49	.439	.396	.31
520-HCA2401-18X	ECS-240.0001-18-1X	24.000140	18pF	.49	.439	.396	.305
520-HCA3801-18X	ECS-380.005-18-1X	38.000530	18pF	.49	.439	.396	.305
520-HCA4800-SX	ECS-480-S-1X	48.000000	Series	.49	.439	.396	.31
520-HCA4800-20X	ECS-480-20-1X	48.000000	20pF	.49	.439	.396	.305
520-HCA4986-20X	ECS-498.6-20-1X	49.860000	20pF	.49	.439	.396	.305

© Copyright 2013 Mouser Electronics

HC-49USX

RoHS Compliant

- Industrial range: -40°C to +85°C (±50ppm)
- Low profile
- "AT strip" blank technology

For quantities greater than listed, call for quote.

MOUSER STOCK NO.	ECS Part No.	Frequency (MHz)	Load Cap.	Price Each 1	10	100	500
520-HCU357-17X	ECS-35-17-4X	3.579545	17pF	.57	.503	.394	.319
520-HCU357-SX	ECS-35-S-4X	3.579545	Series	.57	.503	.442	.394
520-HCU368-18X	ECS-36-18-4X	3.686400	18pF	.57	.503	.442	.394
520-HCU368-SX	ECS-36-S-4X	3.686400	Series	.57	.503	.442	.394
520-HCU400-20X	ECS-40-20-4X	4.000000	20pF	.57	.503	.439	.396
520-HCU400-SX	ECS-40-S-4X	4.000000	Series	.57	.503	.442	.394
520-HCU409-20X	ECS-41-20-4X	4.096000	20pF	.57	.503	.442	.394
520-HCU419-12X	ECS-42-12-4X	4.194304	12pF	.57	.503	.442	.394
520-HCU500-20X	ECS-50-20-4X	5.000000	20pF	.57	.503	.442	.394
520-HCU506-20X	ECS-51-20-4X	5.068800	20pF	.57	.503	.442	.394
520-HCU518-32X	ECS-52-32-4X	5.185000	32pF	.57	.503	.442	.394
520-HCU600-32X	ECS-60-32-4X	6.000000	32pF	.57	.503	.442	.394
520-HCU600-SX	ECS-60-S-4X	6.000000	Series	.57	.503	.442	.394
520-HCU614-32X	ECS-61-32-4X	6.144000	32pF	.57	.503	.442	.394
520-HCU650-20X	ECS-65-20-4X	6.500000	20pF	.57	.503	.442	.394
520-HCU737-20X	ECS-73-20-4X	7.372800	20pF	.57	.503	.46	.396
520-HCU768-20X	ECS-76.8-20-4X	7.680000	20pF	.57	.503	.442	.394
520-HCU800-18X	ECS-80-18-4X	8.000000	18pF	.57	.503	.439	.385
520-HCU800-20X	ECS-80-20-4X	8.000000	20pF	.57	.503	.439	.391
520-HCU800-32X	ECS-80-32-4X	8.000000	32pF	.57	.503	.442	.394
520-HCU800-SX	ECS-80-S-4X	8.000000	Series	.57	.503	.442	.394
520-HCU900-SX	ECS-90-S-4X	9.000000	Series	.57	.503	.46	.396
520-HCU921-SX	ECS-92.1-S-4X	9.216000	Series	.57	.503	.442	.394
520-HCU983-20X	ECS-98.3-20-4X	9.830400	20pF	.57	.503	.442	.394
520-HCU983-SX	ECS-98.3-S-4X	9.830400	Series	.57	.503	.442	.394
520-HCU1000-SX	ECS-100-S-4X	10.000000	Series	.57	.503	.442	.394
520-HCU1100-SX	ECS-110-S-4X	11.000000	Series	.57	.503	.442	.394
520-HCU1105-20X	ECS-110.5-20-4X	11.059200	20pF	.57	.503	.442	.394
520-HCU1105-32X	ECS-110.5-32-4X	11.059200	32pF	.57	.503	.442	.394
520-HCU1105-SX	ECS-110.5-S-4X	11.059200	Series	.57	.503	.442	.394
520-HCU1200-20X	ECS-120-20-4X	12.000000	20pF	.57	.503	.442	.394
520-HCU1200-32X	ECS-120-32-4X	12.000000	32pF	.57	.503	.442	.394
520-HCU1200-SX	ECS-120-S-4X	12.000000	Series	.57	.503	.442	.394
520-HCU1209-SX	ECS-121-S-4X	12.096000	Series	.57	.503	.442	.394
520-HCU1228-SX	ECS-122.8-S-4X	12.288000	Series	.57	.503	.442	.394
520-HCU1296-18X	ECS-129-18-4X	12.960000	18pF	.57	.503	.442	.394
520-HCU1474-20X	ECS-147.4-20-4X	14.745600	20pF	.57	.503	.442	.394
520-HCU1474-SX	ECS-147.4-S-4X	14.745600	Series	.57	.503	.442	.394
520-HCU1536-20X	ECS-153-20-4X	15.360000	20pF	.57	.503	.442	.394
520-HCU1600-20X	ECS-160-20-4X	16.000000	20pF	.57	.503	.439	.385
520-HCU1600-SX	ECS-160-S-4X	16.000000	Series	.57	.503	.442	.394
520-HCU1625-SX	ECS-162.5-S-4X	16.257000	Series	.57	.503	.442	.394
520-HCU1800-SX	ECS-180-S-4X	18.000000	Series	.57	.503	.442	.394
520-HCU1843-20X	ECS-184-20-4X	18.432000	20pF	.57	.503	.439	.385
520-HCU1966-20X	ECS-1966-20X	19.660800	20pF	.57	.503	.442	.394
520-HCU2000-20X	ECS-200-20-4X	20.000000	20pF	.57	.503	.439	.396
520-HCU2000-SX	ECS-200-S-4X	20.000000	Series	.57	.503	.442	.394
520-HCU2048-20X	ECS-204.8-20-4X	20.480000	20pF	.57	.503	.442	.394
520-HCU2400-16X	ECS-240-16-4X	24.000000	16pF	.57	.503	.442	.394
520-HCU2400-SX	ECS-240-S-4X	24.000000	Series	.57	.503	.442	.394
520-HCU2457-20X	ECS-245.7-20-4X	24.576000	20pF	.57	.503	.442	.394
520-HCU2500-18X	ECS-250-18-4X-F	25.000000	18pF	.57	.503	.439	.385
520-HCU4800-20X	ECS-480-20-4X	48.000000	20pF	.57	.503	.442	.394
520-HCU357-17DNX	ECS-35-17-4X-DN	3.579545	17pF	1.11	.984	.888	.77
520-HCU368-20DNX	ECS-36-20-4X-DN	3.686400	20pF	1.17	1.05	.867	.76
520-HCU400-20DNX	ECS-40-20-4X-DN	4.000000	20pF	1.17	1.05	.867	.76
520-HCU600-32DNX	ECS-60-32-4X-DN	6.000000	32pF	1.17	1.05	.867	.76
520-HCU737-20DNX	ECS-73-20-4X-DN	7.372800	20pF	.86	.77	.616	.59
520-HCU1200-20DNX	ECS-120-20-4X-DN	12.000000	20pF	1.17	1.05	.867	.76
520-HCU1431-20DNX	ECS-143-20-4X-DN	14.318100	20pF	1.17	1.05	.867	.76
520-HCU1600-20DNX	ECS-160-20-4X-DN	16.000000	20pF	1.17	1.05	.867	.76
520-HCU1843-20DNX	ECS-184-20-4X-DN	18.432000	20pF	1.17	1.05	.867	.76
520-HCU2000-20DNX	ECS-200-20-4X-DN	20.000000	20pF	1.17	1.05	.867	.76
520-HCU2400-20DNX	ECS-240-20-4X-DN	24.000000	20pF	1.17	1.05	.867	.76
520-110.5-18-4XEN	ECS-110.5-18-4XEN	11.059200	18pF	.59	.53	.424	.377
520-120-18-4XEN	ECS-120-18-4XEN	12.000000	18pF	.59	.53	.424	.377
520-135-18-4XEN	ECS-135-18-4XEN	13.516800	18pF	.59	.53	.424	.377
520-147.4-18-4XEN	ECS-147.4-18-4XEN	14.745600	18pF	.59	.53	.424	.377
520-160-18-4XEN	ECS-160-18-4XEN	16.000000	18pF	.59	.53	.424	.377
520-200-18-4XEN	ECS-200-18-4XEN	20.000000	18pF	.59	.53	.424	.377
520-240-18-4XEN	ECS-240-18-4XEN	24.000000	18pF	.59	.53	.424	.377
520-400-18-4XEN	ECS-400-18-4XEN	40.000000	18pF	.59	.53	.424	.377

© Copyright 2013 Mouser Electronics

ECS Microprocessor Crystals

RoHS Compliant **This product is RoHS compliant.**

CSM-7 HC49SM

The CSM-7 is an excellent choice for the SMD version of the HC-49US leaded crystal. The CSM-7 has a case height of 4.3mm maximum in a resistance weld metal package.

Specifications:

- Frequency tolerance: ±30ppm
- Extended temp.: +25°C to ±30ppm
- Shunt capacitance: 7.0pF
- Load capacitance: specified or series
- Operating temp. range: -10°C to +70°C
- Industrial range: -40°C + 85°C (50ppm)
- Storage temp.: -30°C to +85°C

Features:

- Cost effective
- Space saving design
- Low profile

DIMENSIONS: mm

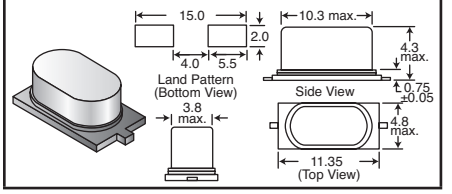

For quantities greater than listed, call for quote.

MOUSER STOCK NO.	ECS Part No.	Frequency (MHz)	Load Cap.	Price Each 1	10	100	500
520-CSM400-20-X	ECS-40-20-5PX	4.000000	20pF	.44	.321	.271	.265
520-CSM737-20-X	ECS-73-20-5PX	7.372800	20pF	.44	.321	.271	.265
520-CSM800-18-X	ECS-80-18-5PX	8.000000	18pF	.44	.321	.271	.265
520-CSM1105-20-X	ECS-110.5-20-5PX	11.059200	20pF	.44	.321	.271	.265
520-CSM1600-S-X	ECS-160-S-5PX	16.000000	Series	.44	.321	.271	.265
520-CSM2000-20-X	ECS-200-20-5PX	20.000000	20pF	.44	.321	.271	.265
520-CSM2500-18-X	ECS-250-18-5PX	25.000000	18pF	.44	.321	.271	.265
Extended Temperature Range (-40°C to + 85°C ± 100ppm)							
520-CSM800-18DN-X	ECS-80-18-5PX-DN	8.000000	18pF	1.38	1.01	.856	.835
520-CSM1200-20DN-X	ECS-120-20-5PX-DN	12.000000	20pF	1.38	1.01	.856	.835
Extended Temperature Range (-40°C to + 85°C ± 50ppm)							
520-35-18-5PXEN	ECS-35-18-5PXEN	3.579545	18pF	.62	.554	.443	.394
520-40-18-5PXEN	ECS-40-18-5PXEN	4.000000	18pF	.62	.554	.443	.394
520-60-18-5PXEN	ECS-60-18-5PXEN	6.000000	18pF	.62	.554	.443	.394
520-73-18-5PXEN	ECS-73-18-5PXEN	7.372800	18pF	.62	.554	.443	.394
520-110.5-18-5PXEN	ECS-110.5-18-5PXEN	11.059200	18pF	.62	.554	.443	.394
520-160-18-5PXEN	ECS-160-18-5PXEN	16.000000	18pF	.62	.554	.443	.394
520-200-18-5PXEN	ECS-200-18-5PXEN	20.000000	18pF	.62	.554	.443	.394
520-240-18-5PXEN	ECS-240-18-5PXEN	24.000000	18pF	.62	.554	.443	.394

CSM-7SSX LOW PROFILE SMD CRYSTAL

DIMENSIONS: mm

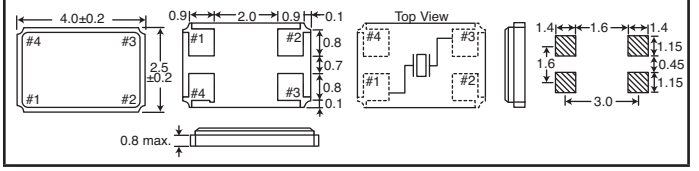

Specifications: • 2.6mm height • Industry std. footprint • Operating temp.: -10°C to +70°C

For quantities greater than listed, call for quote.

MOUSER STOCK NO.	ECS Part No.	Frequency (MHz)	Load Cap.	Price Each 1	10	100	500	Reel 1000
520-160-9-42-CKM-T	ECS-160-9-42-CKM-TR	16.000	9	1.77	1.58	1.32	1.06	.877
520-320-13-42-CKM-T	ECS-320-13-42-CKM-TR	32.000	13	1.86	1.67	1.38	1.11	.931

ZIGBEE/BLUETOOTH CRYSTALS

The miniature ECX-42 is a compact SMD crystal. The 4.0x2.5x0.8mm ceramic package is ideal for today's SMD manufacturing environment.

Specifications:

- Low profile
- 4.0x2.5mm footprint
- Extended temp. range option
- Operating temp.: -10°C to +70°C

DIMENSIONS: mm

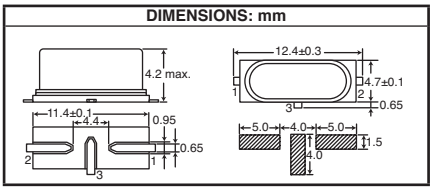

For quantities greater than listed, call for quote.

520-ECS-40-20-5GXT	ECS-40-20-5G3XDS-TR	4.000000	20pF	1.12	.984	.835	.674	.556
520-ECS-60-20-5GXT	ECS-60-20-5G3XDS-TR	6.000000	20pF	1.12	.984	.835	.674	.556
520-ECS-80-20-5GXT	ECS-80-20-5G3XDS-TR	8.000000	20pF	1.12	.984	.835	.674	.556
520-ECS-100-20-5G3XT	ECS-100-20-5G3XDS-TR	10.000000	20pF	1.12	.984	.835	.674	.556
520-ECS-1105-20-5GXT	ECS-110.5-20-5G3XDS-TR	11.059200	20pF	1.12	.984	.835	.674	.556
520-ECS-120-18-5GXT	ECS-120-18-5G3XDS-TR	12.000000	18pF	1.12	.984	.835	.674	.556
520-ECS-160-20-5GXT	ECS-160-20-5G3XDS-TR	16.000000	20pF	1.12	.984	.835	.524	.412
520-ECS-200-20-5GXT	ECS-200-20-5G3XDS-TR	20.000000	20pF	1.12	.984	.835	.674	.556
520-ECS-250-20-5G3XT	ECS-250-20-5G3XDS-F-TR	25.000000	20pF	1.12	.984	.835	.674	.556

CSM-7X-3L SMD CRYSTAL

The CSM-7X-3L is a low profile SMD crystal with case ground. Ideal for applications that require a case ground.

Specifications:

- Case ground
- Industry std. HC-49US package
- Extended temp. range option
- Operating temp.: -10°C to +70°C

DIMENSIONS: mm

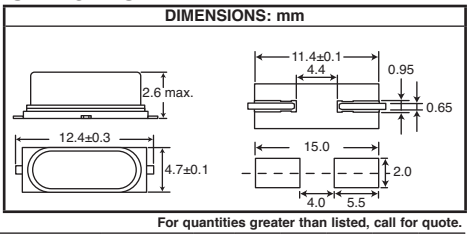

For quantities greater than listed, call for quote.

520-ECS-80-20-5PVX	ECS-80-20-5PVX	8.000000	20pF	1.67	1.46	1.25	1.11	.996
520-ECS-120-18-5PVX	ECS-120-18-5PVX	12.000000	18pF	1.67	1.46	1.25	1.11	.996
520-ECS-250-20-5PVX	ECS-250-20-5PVX	25.000000	20pF	1.67	1.46	1.25	1.11	.996
520-ECS-270-20-5PVX	ECS-270-20-5PVX	27.000000	20pF	1.67	1.46	1.25	1.11	.996

ECS HC-46X QUARTZ CRYSTALS

DIMENSIONS: mm

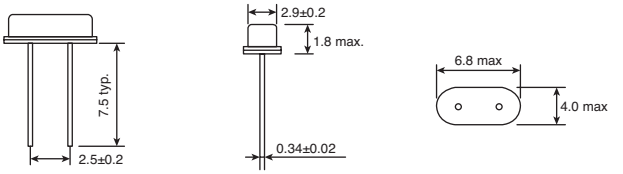

For quantities greater than listed, call for quote.

MOUSER STOCK NO.	ECS Part No.	Frequency (MHz)	Price Each 1	10	50	100
520-120-20-46X	ECS-120-20-46X	12.0000	.49	.417	.348	.278
520-147.4-20-46X	ECS-147.4-20-46X	14.7456	.49	.417	.348	.278
520-160-20-46X	ECS-160-20-46X	16.0000	.49	.417	.348	.278
520-184-20-46X	ECS-184-20-46X	18.4320	.49	.417	.348	.278
520-200-20-46X	ECS-200-20-46X	20.0000	.49	.417	.348	.278
520-245.7-20-46X	ECS-245.7-20-46X	24.5760	.49	.417	.348	.278
520-250-20-46X	ECS-250-20-46X	25.0000	.49	.417	.348	.278
520-270-20-46X	ECS-270-20-46X	27.0000	.49	.417	.348	.278
520-400-20-46X	ECS-400-20-46X	40.0000	.52	.449	.375	.30

ECS CSM-3X QUARTZ CRYSTALS

DIMENSIONS: mm

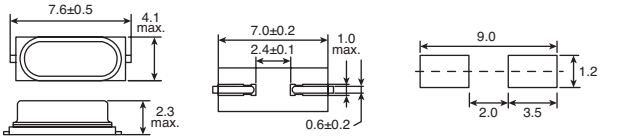

For quantities greater than listed, call for quote.

MOUSER STOCK NO.	ECS Part No.	Frequency (MHz)	Price Each 1	10	50	100
-10°C to + 70°C						
520-120-20-3XT	ECS-120-20-3X-TR	12.00	.57	.482	.427	.337
520-122.8-20-3XT	ECS-122.8-20-3X-TR	12.288	.57	.482	.427	.337
520-130-20-3XT	ECS-130-20-3X-TR	13.00	.57	.482	.427	.337
520-135.6-20-3XT	ECS-135.6-20-3X-TR	13.56	.57	.482	.427	.337
520-143-20-3XT	ECS-143-20-3X-TR	14.31818	.57	.482	.427	.337
520-147.4-20-3XT	ECS-147.4-20-3X-TR	14.7456	.57	.482	.427	.337
520-160-20-3XT	ECS-160-20-3X-TR	16.00	.57	.482	.427	.337
520-184-20-3XT	ECS-184-20-3X-TR	18.432	.57	.482	.427	.337
520-196.6-20-3XT	ECS-196.6-20-3X-TR	19.6608	.57	.482	.427	.337
520-200-20-3XT	ECS-200-20-3X-TR	20.00	.57	.482	.427	.337
520-250-20-3XT	ECS-250-20-3X-TR	25.00	.57	.482	.427	.337
520-270-20-3XT	ECS-270-20-3X-TR	27.00	.57	.482	.427	.337
520-300-20-3XT	ECS-300-20-3X-TR	30.00	.57	.482	.427	.337
- 40°C to + 85°C						
520-120-20-3XENT	ECS-120-20-3X-EN-TR	12.00	.64	.556	.488	.385
520-122.8-20-3XENT	ECS-122.8-20-3X-EN-TR	12.288	.64	.556	.488	.385
520-135.6-20-3XENT	ECS-135.6-20-3X-EN-TR	13.56	.64	.556	.488	.385
520-147.4-20-3XENT	ECS-147.4-20-3X-EN-TR	14.7456	.64	.556	.488	.385
520-160-20-3XENT	ECS-160-20-3X-EN-TR	16.00	.64	.556	.488	.385
520-184-20-3XENT	ECS-184-20-3X-EN-TR	18.432	.64	.556	.488	.385
520-196.6-20-3XENT	ECS-196.6-20-3X-EN-TR	19.6608	.64	.556	.488	.385
520-200-20-3XENT	ECS-200-20-3X-EN-TR	20.00	.64	.556	.488	.385
520-250-20-3XENT	ECS-250-20-3X-EN-TR	25.00	.64	.556	.488	.385
520-270-20-3XENT	ECS-270-20-3X-EN-TR	27.00	.64	.556	.488	.385
520-300-20-3XENT	ECS-300-20-3X-EN-TR	30.00	.64	.556	.488	.385

CSM-12 SMD CRYSTALS

Specifications:

• Low profile • Operating temp: -40°C to +85°C • 11.8x5.5mm footprint

DIMENSIONS: mm

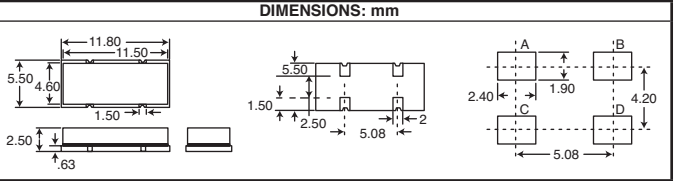

For quantities greater than listed, call for quote.

MOUSER STOCK NO.	ECS Part No.	Frequency (MHz)	Load Cap.	Price Each 1	10	100	500	Reel 1000
520-36-18-18-TR	ECS-36-18-18-TR	3.686400	18pF	2.54	2.27	1.89	1.52	1.14
520-40-18-18-TR	ECS-40-18-18-TR	4.000000	18pF	2.54	2.12	1.90	1.69	1.10
520-60-18-18-TR	ECS-60-18-18-TR	6.000000	18pF	2.54	2.27	1.89	1.52	1.14
520-73-18-18-TR	ECS-73-18-18-TR	7.372800	18pF	2.54	2.27	1.89	1.52	1.14
520-100-18-18-TR	ECS-100-18-18-TR	10.000000	18pF	2.54	2.27	1.89	1.52	1.14
520-120-18-18-TR	ECS-120-18-18-TR	12.000000	18pF	2.54	2.27	1.89	1.52	1.14
520-147.4-18-18-TR	ECS-147.4-18-18-TR	14.745600	18pF	2.54	2.27	1.89	1.52	1.14
520-160-18-18-TR	ECS-160-18-18-TR	16.000000	18pF	2.54	2.27	1.89	1.52	1.14
520-200-18-18-TR	ECS-200-18-18-TR	20.000000	18pF	2.54	2.27	1.89	1.52	1.14
520-250-18-18-TR	ECS-250-18-18-TR	25.000000	18pF	2.54	2.27	1.89	1.52	1.14

© Copyright 2013 Mouser Electronics

© Copyright 2013 Mouser Electronics

EPCOS SAW Components and Filters

RoHS Compliant **This product is RoHS compliant.**

DIMENSIONS: mm

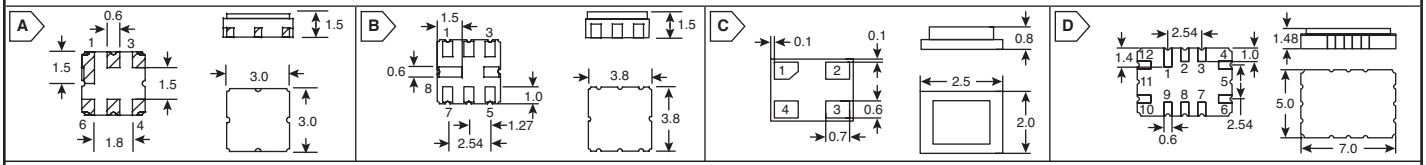

Pin Configurations

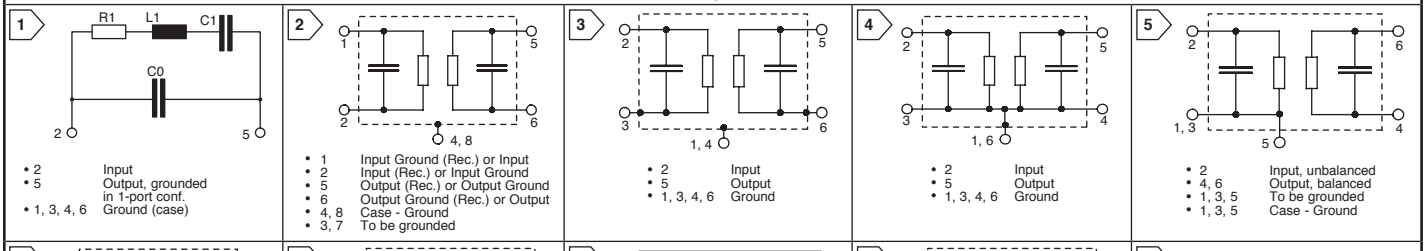

Surface Acoustic Wave (SAW) resonators and front end filters are key components in modern Remote Control Applications, which transmit in Europe typically at 433.92MHz or 868-870MHz and in the USA at 315 or 915MHz. These remote controls are used in systems for Remote Keyless Entry (RKE, wireless operation of a car's central locking system), wireless Tire Pressure Monitoring (TPMS), electronic toll, RFID, short range data transmission, security alarms and garage door openers. They consist of several transmitters and receivers as well as the combination of both, transceivers.

Transmitter The code which is supposed to be transmitted to the receiver consists of an encoded identifier (including a rolling code for security reasons) and the message itself to e.g. unlock the central locking system of a car. An oscillator which is synchronized by a SAW resonator oscillates at an exact frequency. Thereby, it generates an RF carrier signal, which (using the simple on off-keying procedure, OOK) is modulated according to the transmission code by simply turning the oscillator on and off. This coded, modulated RF signal will be sent out through the antenna of the transmitter.

Receiver The modulated RF signal (encoded message) sent from the transmitter is received by the antenna of the receiver a few feet away (typically 30-300ft.). Additionally, the receiver will involuntarily pick up environmental noise and spurious emissions which may jam/block the receiver, making it deaf for any message from the transmitter. To avoid this, a narrow band SAW front end filter with high selectivity can filter out this unwanted noise. A local oscillator (stabilized e.g. by a SAW resonator like the transmitter oscillator) generates an LO frequency, typically 500KHz or 10.7MHz below transmission frequency. The filtered RF signal from the antenna will now be mixed down in a mixer with this LO frequency to an intermediate frequency (IF), which can be decoded by decoder ICs and microcontrollers.

Features:
- Provides reliable, fundamental mode, quartz frequency stabilization in transmitters or local oscillators
- RoHS compatible
- Ni, gold-plated terminals
- Passivation layer elpas
- AEC-Q200 qualified

SAW COMPONENTS

For quantities greater than listed, call for quote.

MOUSER STOCK NO.	Epcos Part No.	Application	Center Frequency (MHz)	Case Size (mm)	Min. Insertion Attenuation (dB)	Price Each 1	50	100	1000
Signal Conditioning									
871-B39162B7829C710	B39162B7829C710	Low-loss Filter for GPS receiver	1575.42	2.0x1.4x0.68	1.2	1.34	.888	.813	.627
871-B39182B4142U410	B39182B4142U410	Low-loss Filter for Mobile Communication	1842.50	3.0x3.0x1.1	3	3.99	3.61	3.01	2.32
871-B39182B9019E610	B39182B9019E610	Low-loss Filter for Mobile Communication	1842.50	2.0x1.4x0.68	1.9	1.33	.888	.81	.629
871-B39311B3768Z810	B39311B3768Z810	Low-loss Filter for RC Receivers	313.85	3.8x3.8x1.5	1.9	2.79	2.51	2.10	1.67
871-B39321B3576U310	B39321B3576U310	Low-loss Filter for RC Receivers	315.00	5.0x5.0x1.35	3.3	3.11	2.87	2.60	1.73
871-B39431B3555U310	B39431B3555U310	Low-loss Filter for RC Receivers	433.96	5.0x5.0x1.35	2.2	3.48	3.19	2.90	1.74
871-B39431B3557U310	B39431B3557U310	Low-loss Filter for RC Receivers	434.46	5.0x5.0x1.35	2	2.86	2.61	2.39	1.74
871-B39431B3580Z810	B39431B3580Z810	Low-loss Filter for RC Receivers	433.92	5.0x5.0x1.35	2.8	2.51	2.30	2.10	1.53
871-B39431B3733H110	B39431B3733H110	Low-loss Filter for RC Receivers	434.42	3.0x3.0x1.0	2.1	1.83	1.65	1.37	1.09
871-B39431B3757U310	B39431B3757U310	Low-loss Filter for RC Receivers	434.42	5.0x5.0x1.35	2	2.73	2.62	2.28	1.52
871-B39871B3571U310	B39871B3571U310	Low-loss Filter for RC Receivers	868.69	5.0x5.0x1.35	3.1	3.72	3.42	3.10	1.73
871-B39871B3574U310	B39871B3574U310	Low-loss Filter for RC Receivers	868.30	5.0x5.0x1.35	4.2	2.25	2.05	1.87	1.78
871-B39871B3717U410	B39871B3717U410	Low-loss Filter for RC Receivers	866.50	3.0x3.0x1.1	2.1	1.65	1.48	1.37	1.03
871-B39871B3725U410	B39871B3725U410	Low-loss Filter for RC Receivers	869.00	3.0x3.0x1.1	2.5	1.82	1.68	1.53	1.14
871-B39871B3744H110	B39871B3744H110	Low-loss Filter for RC Receivers	868.30	3.0x3.0x1.0	3	1.82	1.68	1.53	1.14
871-B39871R2709U310	B39871R2709U310	Transmitter stability	868.30	5.0x5.0x1.35	7	1.95	1.79	1.63	1.18
871-B39921B3726U410	B39921B3726U410	Low-loss RF Filter	915.00	3.0x3.0x1.1	2.6	1.23	1.12	1.03	.76
871-B39921B3728U410	B39921B3728U410	Low-loss Filter for RC Receivers	915.00	3.0x3.0x1.1	2.2	1.23	1.12	1.03	.76
871-B39921B4637Z610	B39921B4637Z610	Low-loss Filter for Mobile Communication	915.00	3.8x3.8x1.5	2.5	4.40	3.97	3.31	2.56
871-B69812N1577B403	B69812N1577B403	GPS Filter	1575.00	3.9x5.1x1.9	0.8	1.95	1.29	1.18	.91
871-B69842N5257A200	B69842N5257A200	WLAN 5GHz	5250.00	3.0x2.4x1.6	1.4	2.70	2.08	1.88	1.57

SAW FILTERS

For quantities greater than listed, call for quote.

MOUSER STOCK NO.	Epcos Part No.	Application	Internal Schematic Diagrams	Center Frequency	Case Size (mm)	Min. Insertion Attenuation (dB)	Price Each 1	50	100	1000	Reel Qty.	Price Per Piece
871-B39321B3741H110	B39321B3741H110	Keyless Entry, Short Range RF	A1	315	3.0x3.0x1.0	1.9	1.11	1.03	.942	.706	9000	.589
871-B39431R960H110	B39431R960H110	ISM Band & Keyless Entry	A1	433.92	3.0x3.0x1.0	1.3	1.83	1.64	1.37	1.06	9000	.749
871-B39431B3760Z810	B39431B3760Z810	ISM Band & Keyless Entry	B2	433.92	3.8x3.8x1.5	1.9	1.93	1.72	1.61	1.32	3000	1.25
871-B39431B3710U410	B39431B3710U410	Short Range Devices	A3	433.92	3.0x3.0x1.1	2.0	1.23	1.12	1.03	.76	9000	.611
871-B39921B3718U410	B39921B3718U410	Short Range Devices	A4	916	3.0x3.0x1.1	2.4	1.65	1.48	1.37	1.03	9000	.856
871-B39162B3520U410	B39162B3520U410	Automotive RF	A4	1575.42	3.0x3.0x1.1	1.3	1.48	1.35	1.23	.942	9000	.766
871-B39192B4143U410	B39192B4143U410	Short Range Devices	A4	1880	3.0x3.0x1.1	3.2	3.19	2.12	1.93	1.49	9000	1.23
871-B39202B4150U410	B39202B4150U410	Mobile Telephone PCS	A4	1960	3.0x3.0x1.1	2.8	4.86	3.23	2.93	2.27	9000	1.88
871-B39431B3750U310	B39431B3750U310	Short Range Devices	A3	433.92	3.0x3.0x1.1	2.0	2.73	2.50	2.28	1.68	3000	1.52
871-B39921B3588U410	B39921B3588U410	Short Range Devices	A4	915	3.0x3.0x1.1	2.9	1.11	1.03	.942	.706	9000	.589
871-B39162B4031Z810	B39162B4031Z810	GPS	A5	1575.42	3.0x3.0x1.1	3.3	5.13	4.56	3.49	2.66	3000	2.61
871-B39401B3742H110	B39401B3742H110	Short Range Devices	A6	400	3.0x3.0x1.0	2.3	1.65	1.48	1.37	1.03	9000	.856
871-B39431B3730H110	B39431B3730H110	Short Range Devices	A6	433.92	3.0x3.0x1.0	2.4	1.65	1.48	1.37	1.03	9000	.856
871-B39321B3711U410	B39321B3711U410	Short Range Devices	A3	315	3.0x3.0x1.1	1.7	1.23	1.12	1.03	.76	9000	.643
871-B39212B7750C810	B39212B7750C810	W-CDMA	C7	2140	2.5x2.0x0.8	2.6	1.93	1.57	1.44	1.32	9000	1.25
871-B39162B9080L310	B39162B9080L310	GPS	C8	1575.42	2.0x1.6x0.86	1.2	1.48	1.33	1.10	.794	9000	.706
871-B39111B4542H310	B39111B4542H310	Low Loss GPS	D9	110.59	2.0x1.6x0.86	12.2	5.40	4.07	3.75	3.60	3000	2.36
871-B39431B3780Z810	B39431B3780Z810	Short Range Devices	B2	433.92	3.8x3.8x1.5	2.0	2.73	2.50	2.28	1.68	3000	1.52
871-B39431B3790Z810	B39431B3790Z810	Short Range Devices	B10	433.92	3.8x3.8x1.5	3.6	2.73	2.50	2.28	1.68	3000	1.52
871-B39871B3762Z810	B39871B3762Z810	Short Range Devices	B2	868.3	3.8x3.8x1.5	3.1	2.73	2.50	2.28	1.68	3000	1.52
871-B39431B3760Z810	B39431B3760Z810	Short Range Devices	B2	433.92	3.8x3.8x1.5	1.9	1.93	1.72	1.61	1.32	3000	1.25

© Copyright 2013 Mouser Electronics
© Copyright 2013 Mouser Electronics

EPCOS SAW Filters, Duplexers and Resonators

RoHS Compliant **This product is RoHS compliant.**

DIMENSIONS: mm

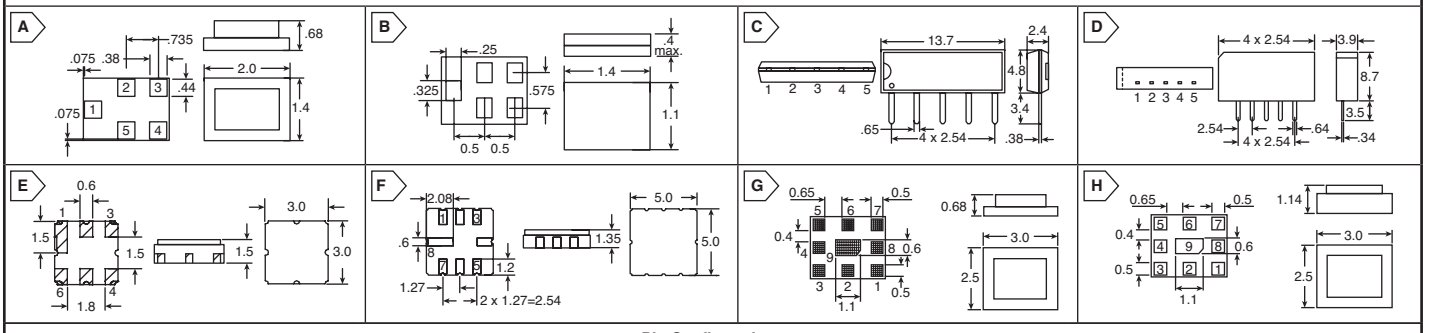

Pin Configurations

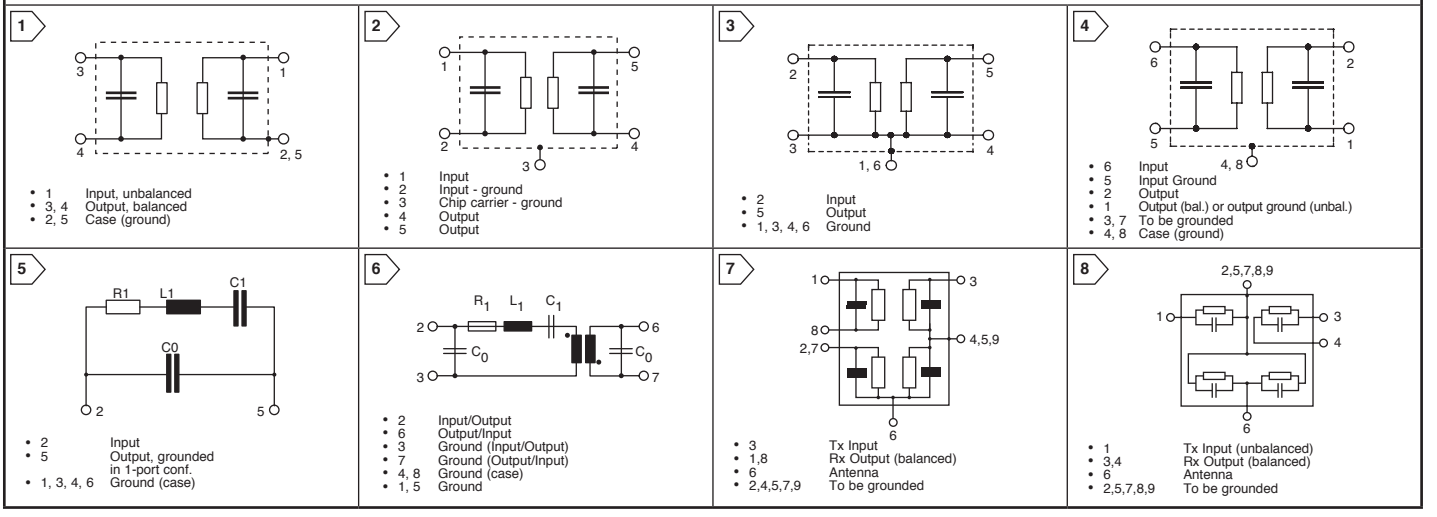

Surface Acoustic Wave (SAW) resonators and front end filters are key components in modern Remote Control Applications, which transmit in Europe typically at 433.92MHz or 868-870MHz and in the USA at 315 or 915MHz. These remote controls are used in systems for Remote Keyless Entry (RKE, wireless operation of a car's central locking system), wireless Tire Pressure Monitoring (TPMS), electronic toll, RFID, short range data transmission, security alarms and garage door openers. They consist of several transmitters and receivers as well as the combination of both, transceivers.

Transmitter The code which is supposed to be transmitted to the receiver consists of an encoded identifier (including a rolling code for security reasons) and the message itself to e.g. unlock the central locking system of a car. An oscillator which is synchronized by a SAW resonator oscillates at an exact frequency. Thereby, it generates an RF carrier signal, which (using the simple on off-keying procedure, OOK) is modulated according to the transmission code by simply turning the oscillator on and off. This coded, modulated RF signal will be sent out through the antenna of the transmitter.

Receiver The modulated RF signal (encoded message) sent from the transmitter is received by the antenna of the receiver a few feet away (typically 30-300 ft.). Additionally, the receiver will involuntarily pick up environmental noise and spurious emissions which may jam/block the receiver, making it deaf for any message from the transmitter. To avoid this, a narrow band SAW front end filter with high selectivity can filter out this unwanted noise. A local oscillator (stabilized e.g. by a SAW resonator like the transmitter oscillator) generates an LO frequency, typically 500KHz or 10.7MHz below transmission frequency. The filtered RF signal from the antenna will now be mixed down in a mixer with this LO frequency to an intermediate frequency (IF), which can be decoded by decoder ICs and microcontrollers.

Features:
- Provides reliable, fundamental mode, quartz frequency stabilization in transmitters or local oscillators
- RoHS Compatible
- Ni, Gold-Plated Terminals
- Passivation Layer Elpas
- AEC-Q200 Qualified

For quantities greater than listed, call for quote.

MOUSER STOCK NO.	Epcos Part No.	Application	Internal Schematic Diagrams	Center Frequency (MHz)	Case Size (mm)	Min. Insertion Attenuation (dB)	Price Each 1	50	100	1000	Reel Qty.	Price Per Piece
SAW Filters												
871-B39162B7840C710	B39162B7840C710	Low Loss GPS	A1	1575.42	2.0x1.4x0.68	1.2	1.70	1.53	1.27	.838	9000	.77
871-B39162B9417K610	B39162B9417K610	GPS	B1	1575.42	1.4x1.1x0.4	1.1	1.11	.995	.824	.663	15000	.492
871-B39242B9413K610	B39242B9413K610	Bluetooth	B1	2441.75	1.4x1.1x0.4	2.0	.93	.835	.698	.559	6000	.465
871-B39252B9430M410	B39252B9430M410	WLAN	B1	2450	1.4x1.1x0.4	2.2	.93	.835	.698	.559	15000	.46
871-B39361X6865N201	B39361X6865N201	BandPass 6.0MHz	C2	36.125	SIP5D	17.6	-	-	-	-	2000	-
871-B39438X6964M100	B39438X6964M100	BandPass 6.0MHz	D2	43.75	SIP5K	14.8	5.91	5.49	4.98	3.75	1000	3.75
871-B39438X6964N201	B39438X6964N201	BandPass 6.0MHz	D2	43.75	SIP5K	14.8	3.30	2.20	2.01	1.54	2000	1.44
871-B39440X6855M100	B39440X6855M100	BandPass 7.9MHz	C2	44	SIP5D	17.3	1.39	.931	.847	.655	1000	.655
871-B39440X6941N201	B39440X6941N201	BandPass 7.5MHz	C2	44	SIP5D	20.0	8.44	6.75	5.63	4.34	2000	4.18
SAW Resonators												
871-B39871B3716U410	B39871B3716U410	ISM Band Europe	E3	869	3.0x3.0x1.1	3.9	1.65	1.48	1.37	1.03	9000	.856
871-B39162B4060U810	B39162B4060U810	GPS	E4	1575.42	3.0x3.0x1.1	1.8	2.24	2.04	1.86	1.28	9000	.766
871-B39311R854H210	B39311R854H210	Transmitter Stability	E5	314.5	3.0x3.0x1.1	1.3	2.78	1.84	1.66	1.39	3000	1.27
871-B39321R801H210	B39321R801H210	Transmitter Stability	E5	315	3.0x3.0x1.1	1.5	1.06	.888	.792	.629	3000	.624
871-B39321R821H210	B39321R821H210	Transmitter Stability	E5	315	3.0x3.0x1.1	1.5	1.19	1.06	1.00	.738	3000	.685
871-B39431R880H210	B39431R880H210	Transmitter Stability	E5	433.92	3.0x3.0x1.1	1.2	1.06	.931	.792	.706	3000	.673
871-B39431R900U410	B39431R900U410	Transmitter Stability	E5	433.92	3.0x3.0x1.1	1.4	1.35	1.21	1.01	.663	9000	.556
871-B39871R2711U310	B39871R2711U310	Transmitter Stability	F6	868.3	5.0x5.0x1.35	7.0	2.33	2.14	1.95	1.31	3000	1.08
SAW Duplexers												
871-B39781B7928P810	B39781B7928P810	Low Loss Mobile Telephone	G7	782, 751	3x2.5	1.5, 2	3.20	2.59	2.35	1.97	9000	1.64
871-B39881B7654P810	B39881B7654P810	Low Loss Mobile Telephone	H8	836.5, 881.5	3x2.5	1.7, 2.2	3.20	2.59	2.35	1.97	9000	1.64

SAW Resonators

For quantities greater than listed, call for quote.

MOUSER STOCK NO.	Epcos Part No.	Application	Center Frequency (MHz)	Case Size (mm)	Min. Insertion Attenuation (dB)	Price Each 1	50	100	1000
871-B39311R2710U310	B39311R2710U310	Transmitter stability	311.06	5.0x5.0x1.35	8.7	2.33	2.24	1.95	1.08
871-B39321R2704U310	B39321R2704U310	Transmitter stability	315.00	5.0x5.0x1.35	9.4	2.33	2.25	1.95	1.08
871-B39421R2702U310	B39421R2702U310	Transmitter stability	418.05	5.0x5.0x1.35	9.2	2.17	1.95	1.63	1.29
871-B39431R2701U310	B39431R2701U310	Transmitter stability	433.92	5.0x5.0x1.35	9.2	2.33	2.14	1.95	1.31
871-B39431R980U410	B39431R980U410	Transmitter stability	433.92	3.0x3.0x1.1	1.4	1.16	1.04	.869	.667
871-B39801R2712U310	B39801R2712U310	Transmitter stability	868.69	5.0x5.0x1.35	3.1	2.33	2.14	1.95	1.08
871-B39921R2706U310	B39921R2706U310	Transmitter stability	915.00	5.0x5.0x1.35	7.0	1.70	1.57	1.41	1.10

© Copyright 2013 Mouser Electronics
© Copyright 2013 Mouser Electronics

RoHS Compliant This product is RoHS compliant.

CYLINDER TYPE KHZ CRYSTALS

Specifications:
- Frequency range: 32.768KHz (20KHz to 307.2KHz)
- Operating temperature: -10°C to +60°C

Applications:
- Clock and microcomputer

RoHS Compliant

DIMENSIONS: mm					
Model	L1	L2	D1	D2	B
C-001R	8.0 max.	9.0 min.	ø3.1 max.	ø0.3	1.1
C-002RX, C-2-TYPE	6.0 max.	4.0 min.	ø2.0 max.	ø0.2	0.7
C-004R	5.0 max.	4.0 min.	ø1.5 max.	ø0.18	0.5
C-005R	4.6 max.	4.0 min.	ø1.2 max.	ø0.15	0.3

For quantities greater than listed, call for quote.

MOUSER STOCK NO.	Epson Toyocom Part No.	Fig.	Frequency (KHz)	Load Capacitance (pF)	Price Each 1	10	50	100	500
732-C001R32.76K-APB	C-001R 32.7680K-A:PBFREE	A	32.768000	12.5	.34	.289	.241	.193	.159
732-C002RX32.76K-APB	C-002RX 32.7680K-A:PBFREE	A	32.768000	12.5	.34	.289	.241	.193	.159
732-C002RX32.76K-EPB	C-002RX 32.7680K-E:PBFREE	A	32.768000	6	.34	.289	.241	.193	.159
732-C004R32.76K-APB	C-004R 32.7680K-A:PBFREE	A	32.768000	12.5	1.72	1.48	1.23	.984	.816
732-C005R32.76K-ACPB	C-005R 32.7680K-AC:PBFREE	A	32.768000	9	7.04	6.03	5.03	4.02	3.34
732-C-2100.0000K-PPB	C-2 100.0000K-P:PBFREE	A	100.000000	11	1.84	1.57	1.31	1.05	.905
732-C-2120.0000K-PPB	C-2 120.0000K-P:PBFREE	A	120.000000	11	1.84	1.57	1.31	1.05	.905
732-C-2149.4750K-PPB	C-2 149.4750K-P:PBFREE	A	149.475000	11	2.21	1.89	1.57	1.26	1.09
732-C-220.0000K-PPB	C-2 20.0000K-P:PBFREE	A	20.000000	11	1.54	1.32	1.09	.877	.728
732-C-225.6000K-PPB	C-2 25.6000K-P:PBFREE	A	25.600000	11	1.54	1.32	1.09	.877	.728
732-C-231.2500K-PPB	C-2 31.2500K-P:PBFREE	A	31.250000	11	1.54	1.32	1.09	.877	.728
732-C-232.0000K-PPB	C-2 32.0000K-P:PBFREE	A	32.000000	11	1.54	1.32	1.09	.877	.728
732-C-238.4000K-PPB	C-2 38.4000K-P:PBFREE	A	38.400000	11	1.54	1.32	1.09	.877	.728
732-C-240.0000K-PPB	C-2 40.0000K-P:PBFREE	A	40.000000	11	1.54	1.32	1.09	.877	.728
732-C-260.0000K-PPB	C-2 60.0000K-P:PBFREE	A	60.000000	11	1.54	1.32	1.09	.877	.728
732-C-265.5350K-PPB	C-2 65.5350K-P:PBFREE	A	65.535000	11	1.54	1.32	1.09	.877	.728
732-C-276.8000K-PPB	C-2 76.8000K-P:PBFREE	A	76.800000	11	1.54	1.32	1.09	.877	.728
732-C-296.0000K-PPB	C-2 96.0000K-P:PBFREE	A	96.000000	11	1.84	1.57	1.31	1.05	.87

CYLINDER TYPE MHZ CRYSTALS

Specifications:
- Frequency range: 4.0MHz to 64.0MHz

Applications:
- For clock of integrated circuit

RoHS Compliant

For quantities greater than listed, call for quote.

MOUSER STOCK NO.	Epson Toyocom Part No.	Fig.	Frequency (MHz)	Package DxL (mm)	Price Each 1	10	50	100	500
732-CA30110.0M-CPB	CA-301 10.0000M-C:PBFREE	B	10.000000	3.1x8.9	1.20	1.03	.856	.696	.568
732-CA30110.24M-CPB	CA-301 10.2400M-C:PBFREE	B	10.240000	3.1x8.9	1.20	1.03	.856	.696	.568
732-CA30111.05M-CPB	CA-301 11.0592M-C:PBFREE	B	11.059200	3.1x8.9	1.20	1.03	.856	.696	.568
732-CA30112.00M-CPB	CA-301 12.0000M-C:PBFREE	B	12.000000	3.1x8.9	1.20	1.03	.856	.696	.568
732-CA30112.28M-CPB	CA-301 12.2880M-C:PBFREE	B	12.288000	3.1x8.9	1.20	1.03	.856	.696	.568
732-CA30114.318M-CPB	CA-301 14.31818M-C:PBFREE	B	14.318180	3.1x8.9	1.20	1.03	.856	.696	.568
732-CA30114.74M-CPB	CA-301 14.7456M-C:PBFREE	B	14.745600	3.1x8.9	1.20	1.03	.856	.696	.568
732-CA30116.00M-CPB	CA-301 16.0000M-C:PBFREE	B	16.000000	3.1x8.9	1.20	1.03	.856	.696	.568
732-CA30118.43M-CPB	CA-301 18.4320M-C:PBFREE	B	18.432000	3.1x8.9	1.20	1.03	.856	.696	.568
732-CA30120.00M-CPB	CA-301 20.0000M-C:PBFREE	B	20.000000	3.1x8.9	1.20	1.03	.856	.696	.568
732-CA30122.11M-CPB	CA-301 22.1184M-C:PBFREE	B	22.184000	3.1x8.9	1.20	1.03	.856	.696	.568
732-CA30124.00M-CPB	CA-301 24.0000M-C:PBFREE	B	24.000000	3.1x8.9	1.20	1.03	.856	.696	.568
732-CA30125.00M-CPB	CA-301 25.0000M-C:PBFREE	B	25.000000	3.1x8.9	1.20	1.03	.856	.696	.568
732-CA30133.00M-CPB	CA-301 33.0000M-C:PBFREE	B	33.000000	3.1x8.9	2.66	2.28	1.89	1.52	1.25
732-CA3014.0000M-CPB	CA-301 4.0000M-C:PBFREE	B	4.000000	3.1x9.1	2.66	2.28	1.89	1.52	1.25
732-CA3014.194M-CPB	CA-301 4.194304M-C:PBFREE	B	4.194304	3.1x9.1	2.66	2.28	1.89	1.52	1.25
732-CA3014.9152M-CPB	CA-301 4.9152M-C:PBFREE	B	4.915200	3.1x9.1	2.66	2.28	1.89	1.52	1.25
732-CA30140.00M-CPB	CA-301 40.0000M-C:PBFREE	B	40.000000	3.1x8.9	2.66	2.28	1.89	1.52	1.25
732-CA3015.5000M-CPB	CA-301 5.5000M-C:PBFREE	B	5.500000	3.1x9.1	2.66	2.28	1.89	1.52	1.25
732-CA3016.000M-CPB	CA-301 6.000M-C:PBFREE	B	6.000000	3.1x8.9	2.66	2.28	1.89	1.52	1.25
732-CA3016.1440M-CPB	CA-301 6.1440M-C:PBFREE	B	6.144000	3.1x8.9	2.66	2.28	1.89	1.52	1.25
732-CA3017.200M-CPB	CA-301 7.200M-C:PBFREE	B	7.200000	3.1x8.9	2.66	2.28	1.89	1.52	1.25
732-CA3017.372M-CPB	CA-301 7.372M-C:PBFREE	B	7.372000	3.1x8.9	2.66	2.28	1.89	1.52	1.25
732-CA3018.000M-CPB	CA-301 8.000M-C:PBFREE	B	8.000000	3.1x8.9	2.66	2.28	1.89	1.52	1.25
732-CA3018.432M-CPB	CA-301 8.432M-C:PBFREE	B	8.432000	3.1x8.9	2.66	2.28	1.89	1.52	1.25
732-CA3019.830M-CPB	CA-301 9.830M-C:PBFREE	B	9.830000	3.1x8.9	2.66	2.28	1.89	1.52	1.25

ULTRA MINIATURE SIZE, LOW PROFILE, SMD, MHZ RANGE CRYSTAL UNITS

Specifications:
- Case size: 5mm x 2.0mm x .55mm
- Frequency range: 12MHz to 48MHz

Applications:
- Mobile phone, Bluetooth, W-LAN, ISM band radio, clock for MPU

RoHS Compliant

For quantities greater than listed, call for quote.

MOUSER STOCK NO.	Epson Toyocom Part No.	Fig.	Frequency (MHz)	Load Capacitance (pF)	Price Each 1	10	50	100	500
732-FA-20H20L81ZAC3	FA-20H 20.0000ML81Z-AC3	C	20.000000	9	4.65	3.87	3.49	3.35	2.17
732-FA-20H26L81ZAC3	FA-20H 26.0000ML81Z-AC3	C	26.000000	9	4.65	3.87	3.49	3.35	2.17

LOW PROFILE, SMD, KHZ RANGE CRYSTAL UNITS

Specifications:
- Frequency range: 22.0KHz to 100KHz

Applications:
- Small communication devices

RoHS Compliant

For quantities greater than listed, call for quote.

MOUSER STOCK NO.	Epson Toyocom Part No.	Fig.	Package LxWxH (mm)	Frequency (KHz)	Load Capacitance (pF)	Price Each 1	10	50	100	500
732-FC-13532.76KAA0	FC-135 32.7680KA-A0	D	3.2x1.5x.8	32.768	12.5	3.19	2.73	2.27	2.04	1.82
732-FC-25532.76KA3	FC-255 32.7680K-A3	E	4.9x1.8x.8	32.768	12.5	1.99	1.70	1.41	1.27	.91
732-MC14632.76KA-A0R	MC-146 32.7680KA-A0 ROHS	F	7.0x1.5x1.4	32.768	12.5	1.50	1.28	1.07	.963	.856
732-MC14632.76KAAC3R	MC-146 32.768KA-AC3:ROHS	F	7.0x1.5x1.4	32.768	9	1.50	1.28	1.07	.963	.856
732-MC15632.76KAA0R	MC-156 32.7680KA-A0:ROHS	G	7.1x3.3x1.5	32.768	12.5	1.39	1.19	.984	.888	.792

DIMENSIONS: mm

A

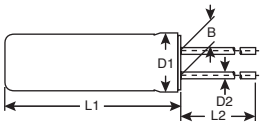

B

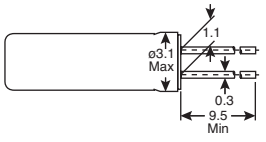

C

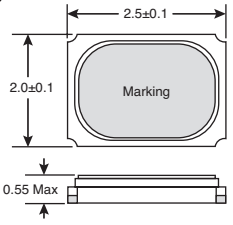

D

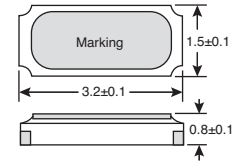

E

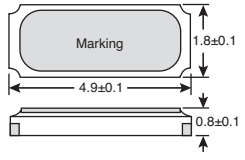

F

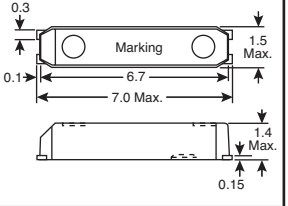

G

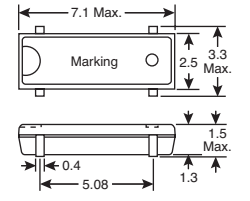

© Copyright 2013 Mouser Electronics

© Copyright 2013 Mouser Electronics

EPSON TOYOCOM Crystals

EPSON TOYOCOM

RoHS Compliant **This product is RoHS compliant.**

SMD MHZ RANGE CRYSTAL UNITS

Specifications:
- Frequency range: 14.31818MHz, 17.734MHz to 41.0MHz

Applications:
- Clock of integrated circuit

RoHS Compliant

For quantities greater than listed, call for quote.

MOUSER STOCK NO.	Epson Toyocom Part No.	Fig.	Frequency (MHz)	Package LxWxH (mm)	Price Each 1	10	50	100	500
732-MA-30618.4-C0R	MA-306 18.4320M-C0:ROHS	A	18.432000	8.0x3.8x2.54	2.29	1.96	1.63	1.47	1.31
732-MA-30620-C0:R	MA-306 20.0000M-C0:ROHS	A	20.000000	8.0x3.8x2.54	2.29	1.96	1.63	1.47	1.31
732-MA-30624-C0R	MA-306 24.0000M-C0:ROHS	A	24.000000	8.0x3.8x2.54	2.29	1.96	1.63	1.47	1.31
732-MA-30624.57-C0R	MA-306 24.5760M-C0:ROHS	A	24.576000	8.0x3.8x2.54	2.29	1.96	1.63	1.47	1.31
732-MA-30625-C0R	MA-306 25.0000M-C0:ROHS	A	25.000000	8.0x3.8x2.54	2.29	1.96	1.63	1.47	1.31
732-MA-30632-C0R	MA-306 32.0000M-C0:ROHS	A	32.000000	8.0x3.8x2.54	2.29	1.96	1.63	1.47	1.31
732-MA-40625-C3R	MA-406 25.0000M-C3:ROHS	B	25.000000	11.7x4.8x3.7	1.20	1.03	.856	.77	.615
732-MA-50510-C0R	MA-505 10.0000M-C0:ROHS	C	10.000000	12.7x5.08x4.6	1.20	1.03	.856	.77	.685
732-MA-50511.05-C0R	MA-505 11.0592M-C0:ROHS	C	11.059200	12.7x5.08x4.6	1.20	1.03	.856	.77	.685
732-MA-50512-C0R	MA-505 12.0000M-C0:ROHS	C	12.000000	12.7x5.08x4.6	1.20	1.03	.856	.77	.685
732-MA-50514.31-C0R	MA-505 14.3180M-C0:ROHS	C	14.318000	12.7x5.08x4.6	1.20	1.03	.856	.77	.685
732-MA-50514.74-C0R	MA-505 14.7456M-C0:ROHS	C	14.745600	12.7x5.08x4.6	1.20	1.03	.856	.77	.685
732-MA-50516-C0R	MA-505 16.0000M-C0:ROHS	C	16.000000	12.7x5.08x4.6	1.20	1.03	.856	.77	.685
732-MA-50518.43-C0R	MA-505 18.4320M-C0:ROHS	C	18.432000	12.7x5.08x4.6	1.20	1.03	.856	.77	.685
732-MA-50520-C0R	MA-505 20.0000M-C0:ROHS	C	20.000000	12.7x5.08x4.6	1.20	1.03	.856	.77	.685
732-MA-50524-C0R	MA-505 24.0000M-C0:ROHS	C	24.000000	12.7x5.08x4.6	1.20	1.03	.856	.77	.685
732-MA-50524.57-C0R	MA-505 24.5760M-C0:ROHS	C	24.576000	12.7x5.08x4.6	1.20	1.03	.856	.77	.685
732-MA-50525-C0R	MA-505 25.0000M-C0:ROHS	C	25.000000	12.7x5.08x4.6	1.20	1.03	.856	.77	.685
732-MA-5054-C0R	MA-505 4.0000M-C0:ROHS	C	4.000000	12.7x5.08x4.6	3.00	2.57	2.14	1.93	1.71
732-MA-5056-C0R	MA-505 6.0000M-C0:ROHS	C	6.000000	12.7x5.08x4.6	1.20	1.03	.856	.77	.685
732-MA-5057.37-C0R	MA-505 7.3728M-C0:ROHS	C	7.372800	12.7x5.08x4.6	1.20	1.03	.856	.77	.685
732-MA-5058-C0R	MA-505 8.0000M-C0:ROHS	C	8.000000	12.7x5.08x4.6	1.20	1.03	.856	.77	.685
732-MA-50610-C0R	MA-506 10.0000M-C0:ROHS	C	10.000000	12.7x5.08x4.6	1.20	1.03	.856	.77	.685
732-MA-50611.05-C0R	MA-506 11.0592M-C0:ROHS	C	11.059200	12.7x5.08x4.6	1.20	1.03	.856	.77	.685
732-MA-50612-C0R	MA-506 12.0000M-C0:ROHS	C	12.000000	12.7x5.08x4.6	1.20	1.03	.856	.77	.685
732-MA-50612.28-C0R	MA-506 12.2880M-C0:ROHS	C	12.288000	12.7x5.08x4.6	1.20	1.03	.856	.77	.685
732-MA-50614.74-C0R	MA-506 14.7456M-C0:ROHS	C	14.745600	12.7x5.08x4.6	1.20	1.03	.856	.77	.685
732-MA-50616-C0R	MA-506 16.0000M-C0:ROHS	C	16.000000	12.7x5.08x4.6	1.20	1.03	.856	.77	.685
732-MA-50618.43-C0R	MA-506 18.4320M-C0:ROHS	C	18.432000	12.7x5.08x4.6	1.20	1.03	.856	.77	.685
732-MA-50620-C0R	MA-506 20.0000M-C0:ROHS	C	20.000000	12.7x5.08x4.6	1.20	1.03	.856	.77	.685
732-MA-50622.11-C0R	MA-506 22.1184M-C0:ROHS	C	22.118400	12.7x5.08x4.6	1.20	1.03	.856	.77	.685
732-MA-50624.57-C0R	MA-506 24.5760M-C0:ROHS	C	24.576000	12.7x5.08x4.6	1.20	1.03	.856	.77	.685
732-MA-50625-C0R	MA-506 25.0000M-C0:ROHS	C	25.000000	12.7x5.08x4.6	1.20	1.03	.856	.77	.685
732-MA-5064-C0R	MA-506 4.0000M-C0:ROHS	C	4.000000	12.7x5.08x4.6	3.00	2.57	2.14	1.93	1.71
732-MA-5064.09-C0R	MA-506 4.0960M-C0:ROHS	C	4.096000	12.7x5.08x4.6	3.00	2.57	2.14	1.93	1.71
732-MA-5064.91-C0R	MA-506 4.9152M-C0:ROHS	C	4.915200	12.7x5.08x4.6	3.00	2.57	2.14	1.93	1.71
732-MA-5066-C0R	MA-506 6.0000M-C0:ROHS	C	6.000000	12.7x5.08x4.6	1.20	1.03	.856	.77	.685
732-MA-5067.37-C0R	MA-506 7.3728M-C0:ROHS	C	7.372800	12.7x5.08x4.6	1.20	1.03	.856	.77	.685
732-MA-5068-C0R	MA-506 8.0000M-C0:ROHS	C	8.000000	12.7x5.08x4.6	1.20	1.03	.856	.77	.685

SMD KHZ RANGE CRYSTAL UNITS

Specifications:
- Case size: 8.0x3.8x2.54mm
- Frequency range: 14.31818MHz, 17.734MHz to 41.0MHz

Applications:
- Clock and microcomputer

RoHS Compliant

For quantities greater than listed, call for quote.

MOUSER STOCK NO.	Epson Toyocom Part No.	Fig.	Frequency (MHz)	Load Capacitance (pF)	Price Each 1	10	50	100	500
732-MC30632.7680KA0R	MC-306 32.7680K-A0:ROHS	A	32.768	12.5	1.02	.867	.722	.649	.578
732-MC30632.768K-E3R	MC-306 32.768K-E3:ROHS	A	32.768	6	1.02	.867	.722	.649	.578
732-MC40532.7680KA0R	MC-405 32.7680K-A0:ROHS	D	32.768	12.5	1.02	.867	.722	.649	.578
732-MC40632.768K-A3R	MC-406 32.768K-A3:ROHS	D	32.768	12.5	1.02	.867	.722	.649	.578

MINIATURE SIZE, LOW PROFILE, SMD, MHZ RANGE CRYSTAL UNITS

Specifications:
- Case size: 3.2mm x 2.5mm x .6mm
- Frequency range: 12.0MHz to 54MHz

Applications:
- Mobile phone, Bluetooth, W-LAN, ISM band radio, clock for MPU

RoHS Compliant

For quantities greater than listed, call for quote.

MOUSER STOCK NO.	Epson Toyocom Part No.	Fig.	Frequency (MHz)	Load Capacitance (pF)	Price Each 1	10	50	100	500
732-TX325-16F09Z-AC3	TSX-3225 16.0000MF09Z-AC3	E	16.000000	9	1.77	1.68	1.49	1.41	1.20
732-TX325-16F18X-AC3	TSX-3225 16.0000MF18X-AC3	E	16.000000	9	1.67	1.58	1.40	1.33	1.12
732-TX325-20F20G-AC3	TSX-3225 20.0000MF20G-AC3	E	20.000000	9	2.77	2.71	2.58	2.25	1.90
732-TX325-24F15X-AC3	TSX-3225 24.0000MF15X-AC3	E	24.000000	9	2.77	2.71	2.58	2.25	1.90
732-TX325-24F20G-AC3	TSX-3225 24.0000MF20G-AC3	E	24.000000	9	2.77	2.71	2.58	2.25	1.90
732-TX325-26F09Z-AC3	TSX-3225 26.0000MF09Z-AC3	E	26.000000	9	1.77	1.68	1.49	1.41	1.20
732-TX325-38.4F10ZA3	TSX-3225 38.4000MF10Z-AS3	E	38.400000	8.5	1.59	1.51	1.34	1.27	1.07

DIMENSIONS: (mm)

A

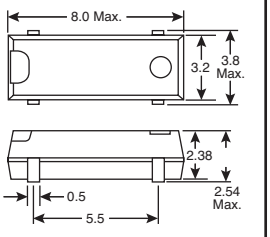

B

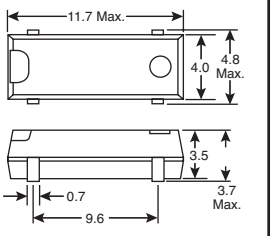

C

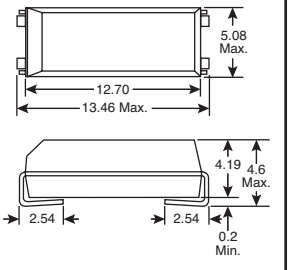

D

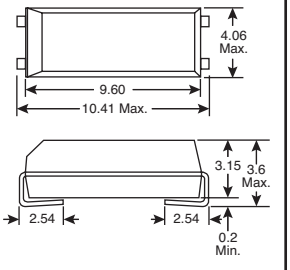

E

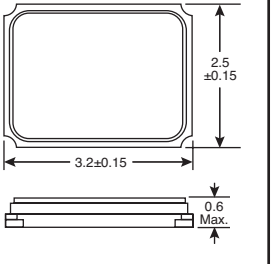

© Copyright 2013 Mouser Electronics

© Copyright 2013 Mouser Electronics

EPSON TOYOCOM Real-Time Clocks and Oscillators

EPSON TOYOCOM

RoHS Compliant **This product is RoHS compliant.**

REAL TIME CLOCK MODULES

4-Bit • 12/24 hour changeable and leap year auto

For quantities greater than listed, call for quote.

MOUSER STOCK NO.	Epson Toyocom Part No.	Fig.	Operating Temperature (°C)	Voltage	Price Each 1	10	50	100
732-RTC-72421AR	RTC-72421A:ROHS	A	-10 to +70	5.5V	9.51	8.15	6.79	5.44
732-RTC-72423A:3R	RTC-72423A:3:ROHS	B	-40 to +85	5.5V	10.68	9.15	7.62	6.10
732-RTC-72423AR	RTC-72423A:ROHS	B	-40 to +85	5.5V	10.68	9.15	7.62	6.10

Low Current Consumption I²C-Bus Interface • Full calendar, alarm, timer, power supply voltage monitoring **For quantities greater than listed, call for quote.**

732-RTC-8564NB:B3R	RTC-8564NB:B3:ROHS	C	-40 to +85	3V	6.78	5.81	4.84	4.35

Built-In SRAM Serial Interface • 128bit (8bitx16) RAM • Full calendar, alarm, timer **For quantities greater than listed, call for quote.**

732-RX-4581NB:B3R	RX-4581NB:B3:ROHS	C	-40 to +85	3V	5.59	4.78	3.98	3.58

High Stability I²C-Bus Interface • Full calendar, alarm, timer **For quantities greater than listed, call for quote.**

732-RX-8025SA:AA3	RX-8025SA:AA3	D	-40 to +85	3V	4.34	3.72	3.10	2.79

I²C-Bus Interface • Full calendar, alarm, timer **For quantities greater than listed, call for quote.**

732-RX-8581SA:B3R	RX-8581SA:B3:ROHS	D	-40 to +85	3V	3.21	2.68	2.41	2.19

Simple Function Serial-Interface • Full calendar, timer, low voltage detection **For quantities greater than listed, call for quote.**

732-RTC-4543SA:A0R	RTC-4543SA:A0:ROHS	D	-10 to +85	5.0V	5.39	4.62	3.85	3.47

SPXO CRYSTAL OSCILLATORS

For quantities greater than listed, call for quote.

MOUSER STOCK NO.	Epson Toyocom Part No.	Fig.	Frequency (MHz)	Package LxWxH (mm)	Voltage	Price Each 1	10	50	100
732-3030JC32.76KB3R	SG-3030JC 32.7680KB3:ROHS	E	32.768	10.5x5.8x2.7	1.5-5.5V	5.00	4.28	3.14	2.89
732-3030LC32.7KB0,SN	SG-3030LC 32.7680KB0, PURE SN	F	32.768	3.6x2.4x1.2	1.5-5.5V	5.22	4.52	3.96	3.32
732-3040LC32.7KB3,SN	SG-3040LC, 32.7680KB3, PURE SN	F	32.768	3.6x2.4x1.2	0.9-3.6V	5.22	4.52	3.96	3.32
732-310SCF25.0000MB3	SG-310SCF 25.0000MB3	G	25.000000	3.2x2.51.05	3.3	7.14	6.11	4.48	4.12
732-310SCF48.0000MC3	SG-310SCF 48.0000MC3	G	48.000000	3.2x2.51.05	3.3	6.35	5.44	3.98	3.66
732-531P10.0000MCR	SG-531P 10.0000MC:ROHS	H	10.000000	13.7x6.6x5.3	5	5.51	4.72	3.46	3.15
732-531P12.2880MCR	SG-531P 12.2880MC:ROHS	H	12.288000	13.7x6.6x5.3	5	5.51	4.72	3.46	3.15
732-531P14.7456MCR	SG-531P 14.7456MC:ROHS	H	14.745600	13.7x6.6x5.3	5	5.51	4.72	3.46	3.15
732-531P18.4320MCR	SG-531P 18.4320MC:ROHS	H	18.432000	13.7x6.6x5.3	5	5.51	4.72	3.46	3.15
732-531P19.6608MCR	SG-531P 19.6608MC:ROHS	H	16.660800	13.7x6.6x5.3	5	5.51	4.72	3.46	3.15
732-531P3.2768MCR	SG-531P 3.2768MC:ROHS	H	3.276800	13.7x6.6x5.3	5	5.51	4.72	3.46	3.15
732-531P3.579545MCR	SG-531P 3.579545MC:ROHS	H	3.579545	13.7x6.6x5.3	5	5.51	4.72	3.46	3.15
732-531P3.6864MCR	SG-531P 3.6864MC:ROHS	H	3.686400	13.7x6.6x5.3	5	5.51	4.72	3.46	3.15
732-531P4.0000MCR	SG-531P 4.0000MC:ROHS	H	4.000000	13.7x6.6x5.3	5	5.51	4.72	3.46	3.15
732-531P8.0000MCR	SG-531P 8.0000MC:ROHS	H	8.000000	13.7x6.6x5.3	5	5.51	4.72	3.46	3.15
732-531PTJ27.0000MCR	SG-531PTJ 27.0000MC:ROHS	H	27.000000	13.7x6.6x5.3	5	5.51	4.72	3.46	3.15
732-531PTJ29.4910MCR	SG-531PTJ 29.4910MC:ROHS	H	29.491000	13.7x6.6x5.3	5	5.51	4.72	3.46	3.15
732-615P1.8432MC0R	SG-615P 1.8432MC0:ROHS	I	1.843200	14.0x9.8x4.7	5	5.62	4.82	3.53	3.21
732-615P10.0000MC0R	SG-615P 10.0000MC0:ROHS	I	10.000000	14.0x9.8x4.7	5	5.62	4.82	3.53	3.21
732-615P11.0592MC0R	SG-615P 11.0592MC0:ROHS	I	11.059200	14.0x9.8x4.7	5	5.62	4.82	3.53	3.21
732-615P12.0000MC0R	SG-615P 12.0000MC0:ROHS	I	12.000000	14.0x9.8x4.7	5	5.62	4.82	3.53	3.21
732-615P12.2880MC0R	SG-615P 12.2880MC0:ROHS	I	12.288000	14.0x9.8x4.7	5	5.62	4.82	3.53	3.21
732-615P14.31818MC0R	SG-615P 14.31818MC0:ROHS	I	14.318180	14.0x9.8x4.7	5	5.62	4.82	3.53	3.21
732-615P14.7456MC3R	SG-615P 14.7456MC3:ROHS	I	14.745600	14.0x9.8x4.7	5	5.62	4.82	3.53	3.21
732-615P16.0000MC0R	SG-615P 16.0000MC0:ROHS	I	16.000000	14.0x9.8x4.7	5	5.62	4.82	3.53	3.21
732-615P18.4320MC0R	SG-615P 18.4320MC0:ROHS	I	18.432000	14.0x9.8x4.7	5	5.62	4.82	3.53	3.21
732-615P19.6608MC0R	SG-615P 19.6608MC0:ROHS	I	19.660800	14.0x9.8x4.7	5	5.62	4.82	3.53	3.21
732-615P2.0000MC0R	SG-615P 2.0000MC0:ROHS	I	2.000000	14.0x9.8x4.7	5	5.62	4.82	3.53	3.21
732-615P2.0480MC0R	SG-615P 2.0480MC0:ROHS	I	2.048000	14.0x9.8x4.7	5	5.62	4.82	3.53	3.21
732-615P2.4576MC0R	SG-615P 2.4576MC0:ROHS	I	2.457600	14.0x9.8x4.7	5	5.62	4.82	3.53	3.21
732-615P20.0000MC0R	SG-615P 20.0000MC0:ROHS	I	20.000000	14.0x9.8x4.7	5	5.62	4.82	3.53	3.21
732-615P22.1184MC0R	SG-615P 22.1184MC0:ROHS	I	22.118400	14.0x9.8x4.7	5	5.62	4.82	3.53	3.21
732-615P25.0000MC0R	SG-615P 25.0000MC0:ROHS	I	25.000000	14.0x9.8x4.7	5	5.62	4.82	3.53	3.21
732-615P3.6864MC0R	SG-615P 3.6864MC0:ROHS	I	3.686400	14.0x9.8x4.7	5	5.62	4.82	3.53	3.21
732-615P4.0000MC0R	SG-615P 4.0000MC0:ROHS	I	4.000000	14.0x9.8x4.7	5	5.62	4.82	3.53	3.21
732-615P7.3728MC0R	SG-615P 7.3728MC0:ROHS	I	7.372800	14.0x9.8x4.7	5	5.62	4.82	3.53	3.21
732-615PCG25.0B3R	SG-615PCG 25.0000MB3:ROHS	I	25.000000	14.0x9.8x4.7	5	6.24	5.34	3.92	3.69
732-615PTJ27.0C0R	SG-615PTJ 27.0000MC0:ROHS	I	27.000000	14.0x9.8x4.7	5	5.62	4.82	3.53	3.21
732-636PCE3.6864MC0R	SG-636PCE 3.6864MC0:ROHS	E	3.686400	10.5x5.8x2.7	3.3	3.01	2.94	2.80	2.44
732-636PCE36.0C0R	SG-636PCE 36.0000MC0:ROHS	E	36.000000	10.5x5.8x2.7	3.3	3.01	2.94	2.80	2.44
732-636PCE4.0000MC0R	SG-636PCE 4.0000MC0:ROHS	E	4.000000	10.5x5.8x2.7	3.3	3.01	2.94	2.80	2.44
732-636PCE40.0C0R	SG-636PCE 40.0000MC0:ROHS	E	40.000000	10.5x5.8x2.7	3.3	3.01	2.94	2.80	2.44
732-636PCE5.0000MC0R	SG-636PCE 5.0000MC0:ROHS	E	5.000000	10.5x5.8x2.7	3.3	3.01	2.94	2.80	2.44
732-636PCE6.0000MC0R	SG-636PCE 6.0000MC0:ROHS	E	6.000000	10.5x5.8x2.7	3.3	3.01	2.94	2.80	2.44
732-636PCE8.0000MC0R	SG-636PCE 8.0000MC0:ROHS	E	8.000000	10.5x5.8x2.7	3.3	3.01	2.94	2.80	2.44

LOW-JITTER SAW CRYSTAL OSCILLATORS

- Case size: 7.0x5.0x1.4mm (max.)
- Low jitter and low phase noise

For quantities greater than listed, call for quote.

MOUSER STOCK NO.	Epson Toyocom Part No.	Fig.	Frequency (MHz)	Output	Voltage	Price Each 1	10	50	100	500
732-EG2001106.2PCHL3	EG-2001CA 106.2500M-PCHL3	J	106.250000	CMOS	3.3	25.28	21.67	15.89	14.45	12.78
732-EG2001125PCHL3	EG-2001CA 125.0000M-PCHL3	J	125.000000	CMOS	3.3	25.28	21.67	15.89	14.45	12.78
732-EG2101125PCHL3	EG-2101CA 125.0000M-PCHL3	K	125.000000	Diff LVPECL	3.3	34.99	29.16	26.25	23.33	19.25
732-2101161.1MPCHL3	EG-2101CA 161.1328M-PCHL3	K	161.132800	Diff LVPECL	3.3	38.84	32.37	29.14	25.89	22.01
732-2102125PHPAL3	EG-2102CA 125.0000M-PHPAL3	K	125.000000	LVPECL	3.3	38.52	32.10	28.89	25.68	21.83
732-2102212.5MPHPAL3	EG-2102CA 212.5000M-PHPAL3	K	212.500000	HCSL	3.3	42.37	35.31	31.78	28.25	24.01
732-2102312.5MPHPAL3	EG-2102CA 312.5000M-PHPAL3	K	312.500000	HCSL	3.3	42.37	35.31	31.78	28.25	24.01
732-2121100LGPAL3	EG-2121CA 100.0000M-LGPAL3	K	100.000000	LVDS	2.5	47.19	39.32	35.40	31.46	26.74
732-2121125LHPAL3	EG-2121CA 125.0000M-LHPAL3	K	125.000000	LVDS	2.5	42.37	35.31	31.78	28.25	24.01
732-2121156.2LHPAL3	EG-2121CA 156.2500M-LHPAL3	K	156.250000	LVDS	2.5	45.26	37.72	33.95	30.17	25.65
732-2121200LGPAL3	EG-2121CA 200.0000M-LGPAL3	K	200.000000	LVDS	2.5	52.16	43.47	39.12	34.78	28.69
732-2121200LGPNL3	EG-2121CA 200.0000M-LGPNL3	K	200.000000	LVDS	2.5	24.56	22.92	22.10	21.76	21.28
732-2121200LHPAL3	EG-2121CA 200.0000M-LHPAL3	K	200.000000	LVDS	2.5	45.26	37.72	33.95	30.17	25.65
732-2121200PHPAL3	EG-2121CA 200.0000M-PHPAL3	K	200.000000	LVPECL	2.5	45.26	37.72	33.95	30.17	25.65
732-2121250LGPAL3	EG-2121CA 250.0000M-LGPAL3	K	250.000000	LVDS	2.5	52.16	43.47	39.12	34.78	29.56
732-2121312.5MLGPAL3	EG-2121CA 312.5000M-LGPAL3	K	312.500000	LVDS	2.5	52.16	43.47	39.12	34.78	29.56

DIMENSIONS: (mm)

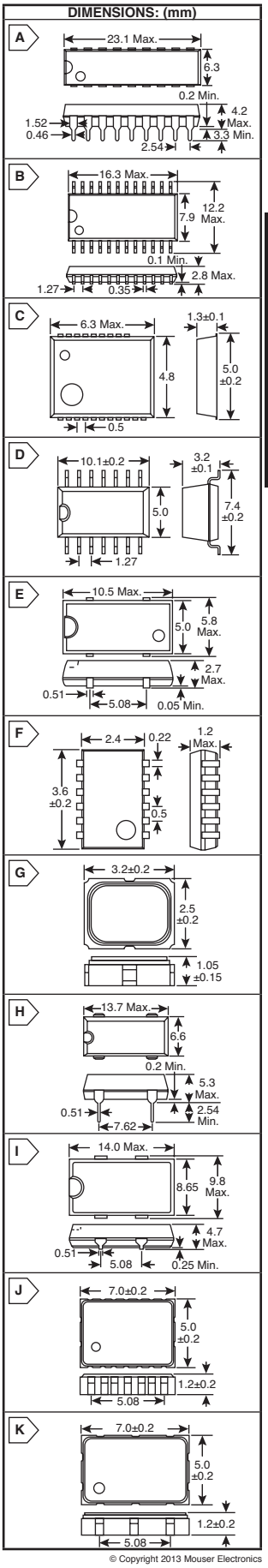

Frequency Control

Epson Toyocom

© Copyright 2013 Mouser Electronics

© Copyright 2013 Mouser Electronics

FOX Oscillators

RoHS Compliant This product is RoHS compliant.

XPRESSO FAMILY - LOW JITTER CONFIGURABLE OSCILLATORS

Features:

- Low jitter comparable to fixed-frequency oscillators, 10x less than programmables
- Frequency options: 0.75MHz to 1.3GHz
- Low jitter, low noise

DIMENSIONS: mm

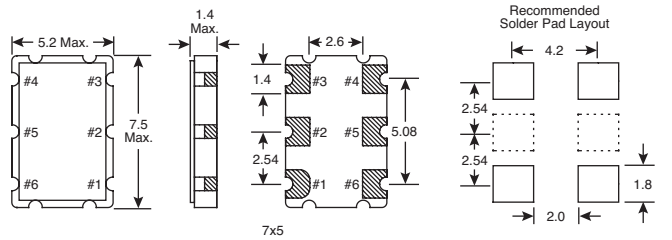

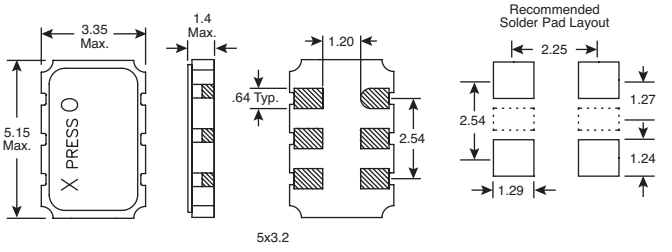

PART NUMBERING GUIDE:

XPO-HC 3 -FREQUENCY

Type:
H = HCMOS
P = LVPECL
L = LVDS

Material:
C = Ceramic

Package Size:
7 = 7.5x5.0mm
5 = 5.0x3.2mm

Voltage:
3 = 3.3V

Stability:
0 = ±100ppm
5 = ±50ppm
6 = ±25ppm
8 = ±20ppm (-20°C to +70°C Only)

Operating Temperature:
Blank = -20°C to +70°C
R = -40°C to +85°C

Frequency

4MHz to 50MHz Stocked Frequencies

MOUSER STOCK NO.	Fox XpressO Part No.	Price Each 1	10	50	100	500	1000
XPO-HC735-4.00000	FXO-HC735-4.00000	1.83	1.67	1.46	1.03	.867	.706
XPO-HC735-10.00000	FXO-HC735-10.00000	1.83	1.67	1.46	1.03	.867	.706
XPO-HC735-12.00000	FXO-HC735-12.00000	1.83	1.67	1.46	1.03	.867	.706
XPO-HC735-16.00000	FXO-HC735-16.00000	1.83	1.67	1.46	1.03	.867	.706
XPO-HC735-20.00000	FXO-HC735-20.00000	1.83	1.67	1.46	1.03	.867	.706
XPO-HC735-24.57600	FXO-HC735-24.57600	1.83	1.67	1.46	1.03	.867	.706
XPO-HC735-25.00000	FXO-HC735-25.00000	1.83	1.67	1.46	1.03	.867	.706
XPO-HC735-27.00000	FXO-HC735-27.00000	1.83	1.67	1.46	1.03	.867	.706
XPO-HC735-33.33300	FXO-HC735-33.33300	1.83	1.67	1.46	1.03	.867	.706
XPO-HC735-48.00000	FXO-HC735-48.00000	1.83	1.67	1.46	1.03	.867	.706
XPO-HC735-50.00000	FXO-HC735-50.00000	1.83	1.67	1.46	1.03	.867	.706

MINI SMD HCMOS OSCILLATORS 7.5 X 5.2MM

DIMENSIONS: in.

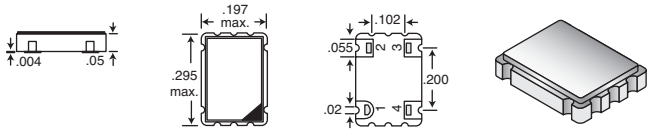

Pin connections:
1 - Enable/Disable Function
2 - GND
3 - Output
4 - +5VDC

- Sealed ceramic package
- For applications such as portable computers and peripherals, telecommunication devices and instrumentation
- Operating temp: -10°C to +70°C
- Frequency stability: ±100ppm

For quantities greater than listed, call for quote.

MOUSER STOCK NO.	Frequency (MHz)	Price Each 1	10	100
559-F3345-1431	14.318118	2.53	2.21	1.58
559-F3345-2500	25.000000	2.53	2.21	1.58
559-F3345-3200	32.000000	2.53	2.21	1.58
559-F3345-4000	40.000000	2.53	2.21	1.58
559-F3345-5000	50.000000	2.53	2.21	1.58
559-F3345-6400	64.000000	2.82	2.47	1.77

SMD HCMOS 3.3V CLOCK OSCILLATORS 7.5 X 5.2MM

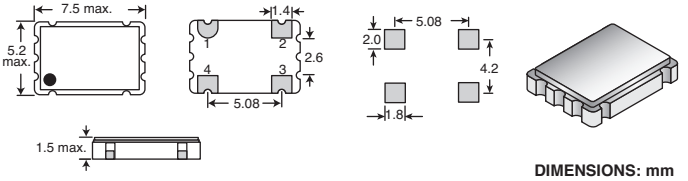

DIMENSIONS: mm

Pin connections:
1 - Enable/Disable
2 - GND
3 - Output
4 - 3.3VDC

- Operating temp.: -10°C to +70°C
- Storage temp.: -55°C to +125°C
- Supply volt.: 3.3VDC ±10%
- Frequency Stability: ±100ppm
- Output symmetry:
  1.544 to 50.000 =
  45%/55% (min./max.)
  50.000 to 106.25 =
  40%/60% (min./max.)

For quantities greater than listed, call for quote.

MOUSER STOCK NO.	Frequency (MHz)	Price Each 1	10	100
559-F4100-184	1.843200	2.53	2.21	1.58
559-F4100-1000	10.000000	2.53	2.21	1.58
559-F4100-1431	14.318180	2.53	2.21	1.58
559-F4100-1600	16.000000	2.53	2.21	1.58
559-F4100-2000	20.000000	2.53	2.21	1.58
559-F4100-2500	25.000000	2.53	2.21	1.58
559-F4100-4000	40.000000	2.53	2.21	1.58
559-F4100-5000	50.000000	2.53	2.21	1.58

© Copyright 2013 Mouser Electronics

ULTRA MINI SMD TCXO/VCTCXO 5.0 X 3.2MM

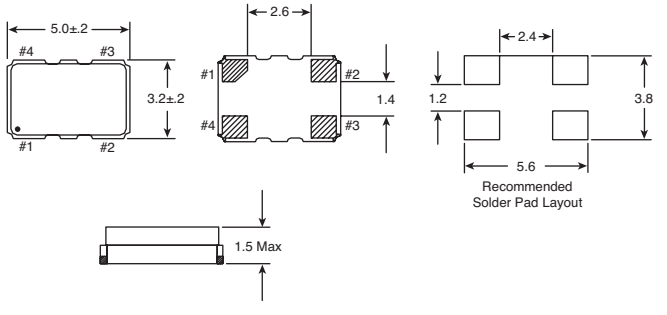

Pin Connections

FOX914B:	FOX914E:
1 - GND	1 - V_C[3]
2 - GND	2 - GND
3 - Output	3 - Output
4 - V_{DD}	4 - V_{DD}

FOX924B:	FOX924E:
1 - NC	1 - V_C
2 - GND	2 - GND
3 - Output	3 - Output
4 - V_{CC}	4 - V_{CC}

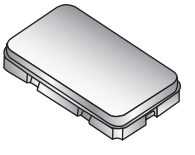

DIMENSIONS: mm

MOUSER STOCK NO.	Fox Part No.	Freq. (MHz)	Temp. (°C)	Price Each 1	10	50	100	Reel Qty.	Price Per Piece
914 Series -3.0 Volts									
559-FOX914B-12.8	FOX914B-12.8	12.80	-20 +75	8.97	6.62	6.40	5.82	2000	3.09
559-FOX914B-19.2	FOX914B-19.2	19.20	-20 +75	8.97	6.62	6.40	5.82	2000	3.09
559-FOX914B-20	FOX914B-20	20.00	-20 +75	8.97	6.62	6.40	5.82	2000	3.09
559-FOX914B-26	FOX914B-26	26.00	-20 +75	8.97	6.62	6.40	5.82	2000	3.09
924 Series -3.3 Volts									
559-FOX924B-10.0	FOX924B-10.0	10.00	-30 +85	6.86	5.94	5.21	4.11	2000	2.38
559-FOX924B-12	FOX924B-12	12.00	-30 +85	6.86	5.94	5.21	4.11	2000	2.38
559-FOX924B-12.288	FOX924B-12.288	12.288	-30 +85	6.86	5.94	5.21	4.11	2000	2.38
559-FOX924B-14.7456	FOX924B-14.7456	14.7456	-30 +85	6.86	5.94	5.21	4.11	2000	2.38
559-FOX924B-16	FOX924B-16	16.00	-30 +85	6.86	5.94	5.21	4.11	2000	2.38
559-FOX924B-20	FOX924B-20	20.00	-30 +85	6.86	5.94	5.21	4.11	2000	2.38
559-FOX924B-25	FOX924B-25	25.00	-30 +85	6.86	5.94	5.21	4.11	2000	2.38
559-FOX924B-27	FOX924B-27	27.00	-30 +85	6.86	5.94	5.21	4.11	2000	2.38

© Copyright 2013 Mouser Electronics

FOX Low Jitter Configurable Oscillators

RoHS Compliant **This product is RoHS compliant.**

Features:

- Low jitter comparable to fixed-frequency oscillators, 10x less than programmables
- Frequency options: 0.75MHz to 1.3GHz
- Low jitter, low noise

Note: Must specify desired frequency.

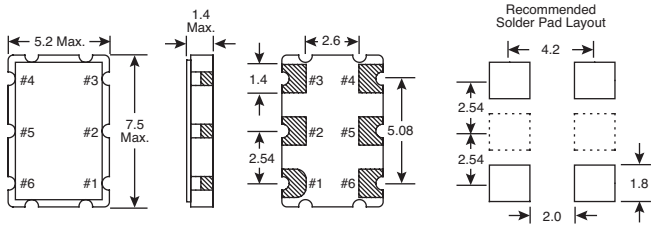

DIMENSIONS: mm

7.5x5

PART NUMBERING GUIDE:

XPO-HC 3 -FREQUENCY

Type:
H = HCMOS
P = LVPECL
L = LVDS

Material:
C = Ceramic

Package Size:
7 = 7.5x5.0mm
5 = 5.0x3.2mm

Voltage:
3 = 3.3V

Stability:
0 = ±100ppm
5 = ±50ppm
6 = ±25ppm
8 = ±20ppm (-20°C to +70°C Only)
B = ±50ppm (Absolute Pull Range)

Operating Temperature:
Blank = -20°C to +70°C
R = -40°C to +85°C

Frequency

XPRESSO FAMILY - XO SERIES

RoHS Compliant

HCMOS, 7.5x5.0mm, 1MHz to 250MHz

For quantities greater than listed, call for quote.

MOUSER STOCK NO.	Fox XpressO Part No.	Frequency Range	Voltage	Stability	Temperature Range	Price Each 1	10	25	50	100
XPO-HC735-1-59	FXO-HC735	1.000000-59.999999	3.3V	±50ppm	-20°C to +70°C	22.16	17.93	8.83	6.96	4.93
XPO-HC735-60-69	FXO-HC735	60.000000-69.999999	3.3V	±50ppm	-20°C to +70°C	23.26	18.83	9.26	7.31	5.18
XPO-HC735-70-79	FXO-HC735	70.000000-79.999999	3.3V	±50ppm	-20°C to +70°C	24.43	19.77	9.74	7.66	5.44
XPO-HC735-80-89	FXO-HC735	80.000000-89.000000	3.3V	±50ppm	-20°C to +70°C	25.64	20.76	10.21	8.04	5.71
XPO-HC735-90-99	FXO-HC735	90.000000-99.999999	3.3V	±50ppm	-20°C to +70°C	29.48	23.84	11.75	9.24	6.56
XPO-HC735-100-106	FXO-HC735	100.000000-106.250000	3.3V	±50ppm	-20°C to +70°C	33.91	27.43	13.49	10.64	7.54
XPO-HC735-106-124	FXO-HC735	106.250001-125.000000	3.3V	±50ppm	-20°C to +70°C	39.01	31.58	15.53	12.23	8.67
XPO-HC735-125-149	FXO-HC735	125.000001-150.000000	3.3V	±50ppm	-20°C to +70°C	48.74	39.44	19.40	15.28	10.84
XPO-HC735-150-169	FXO-HC735	150.000001-170.000000	3.3V	±50ppm	-20°C to +70°C	60.94	49.33	24.27	19.13	13.55
XPO-HC735-170-199	FXO-HC735	170.000001-200.000000	3.3V	±50ppm	-20°C to +70°C	76.17	61.63	30.32	23.90	16.95
XPO-HC735-200-250	FXO-HC735	200.000001-250.000000	3.3V	±50ppm	-20°C to +70°C	95.23	77.07	37.92	29.87	21.19

LVDS, 7.5x5.0mm, 1MHz to 1.1GHz

For quantities greater than listed, call for quote.

XPO-LC735-1-99	FXO-LC735	1.000000-99.999999	3.3V	±50ppm	-20°C to +70°C	44.08	36.52	29.10	26.34	20.26
XPO-LC735-100-199	FXO-LC735	100.000000-199.999999	3.3V	±50ppm	-20°C to +70°C	46.29	38.34	30.55	27.66	21.26
XPO-LC735-200-299	FXO-LC735	200.000000-299.999999	3.3V	±50ppm	-20°C to +70°C	48.49	40.25	32.08	28.98	22.28
XPO-LC735-300-399	FXO-LC735	300.000000-399.999999	3.3V	±50ppm	-20°C to +70°C	50.70	42.27	33.68	30.29	23.29
XPO-LC735-400-499	FXO-LC735	400.000000-499.999999	3.3V	±50ppm	-20°C to +70°C	52.90	44.38	35.37	31.61	24.30
XPO-LC735-500-599	FXO-LC735	500.000000-599.999999	3.3V	±50ppm	-20°C to +70°C	55.11	46.60	37.14	32.92	25.32
XPO-LC735-600-699	FXO-LC735	600.000000-699.999999	3.3V	±50ppm	-20°C to +70°C	57.31	48.93	38.99	34.24	26.32
XPO-LC735-700-799	FXO-LC735	700.000000-799.999999	3.3V	±50ppm	-20°C to +70°C	59.51	51.38	40.95	35.57	27.34
XPO-LC735-800-899	FXO-LC735	800.000000-899-999999	3.3V	±50ppm	-20°C to +70°C	61.72	53.95	42.99	36.87	28.36
XPO-LC735-900-999	FXO-LC735	900.000000-999.9999999	3.3V	±50ppm	-20°C to +70°C	63.92	56.65	45.14	38.19	29.36
XPO-LC735-1.0G-1.1G	FXO-LC735	1000.000000-1100.000000	3.3V	±50ppm	-20°C to +70°C	66.13	59.48	47.40	39.52	30.38

LVPECL, 7.5x5.0mm, 1MHz to 1.1GHz

For quantities greater than listed, call for quote.

XPO-PC735-1-99	FXO-PC735	1.000000-99.999999	3.3V	±50ppm	-20°C to +70°C	44.08	36.52	29.10	26.34	20.26
XPO-PC735-100-199	FXO-PC735	100.000000-199.999999	3.3V	±50ppm	-20°C to +70°C	46.29	38.34	30.55	27.66	21.26
XPO-PC735-200-299	FXO-PC735	200.000000-299.999999	3.3V	±50ppm	-20°C to +70°C	48.49	40.25	32.08	28.98	22.28
XPO-PC735-300-399	FXO-PC735	300.000000-399.999999	3.3V	±50ppm	-20°C to +70°C	50.70	42.27	33.68	30.29	23.29
XPO-PC735-400-499	FXO-PC735	400.000000-499.999999	3.3V	±50ppm	-20°C to +70°C	52.90	44.38	35.37	31.61	24.30
XPO-PC735-500-599	FXO-PC735	500.000000-599.999999	3.3V	±50ppm	-20°C to +70°C	55.11	46.60	37.14	32.92	25.32
XPO-PC735-600-699	FXO-PC735	600.000000-699.999999	3.3V	±50ppm	-20°C to +70°C	57.31	48.93	38.99	34.24	26.32
XPO-PC735-700-799	FXO-PC735	700.000000-799.999999	3.3V	±50ppm	-20°C to +70°C	59.51	51.38	40.95	35.57	27.34
XPO-PC735-800-899	FXO-PC735	800.000000-899-999999	3.3V	±50ppm	-20°C to +70°C	61.72	53.95	42.99	36.87	28.36
XPO-PC735-900-999	FXO-PC735	900.000000-999.9999999	3.3V	±50ppm	-20°C to +70°C	63.92	56.65	45.14	38.19	29.36
XPO-PC735-1.0G-1.1G	FXO-PC735	1000.000000-1100.000000	3.3V	±50ppm	-20°C to +70°C	66.13	59.48	47.40	39.52	30.38

XPRESSO FAMILY - VCXO SERIES

RoHS Compliant

LVDS, 7.5x5.0mm, 1MHz to 1.1GHz

For quantities greater than listed, call for quote.

XPO-LC73B-1-99	FVXO-LC73B	1.000000-99.999999	3.3V	±50ppm	-20°C to +70°C	50.39	41.73	33.26	27.09	20.83
XPO-LC73B-100-199	FVXO-LC73B	100.000000-199.999999	3.3V	±50ppm	-20°C to +70°C	52.90	43.82	34.91	28.45	21.87
XPO-LC73B-200-299	FVXO-LC73B	200.000000-299.999999	3.3V	±50ppm	-20°C to +70°C	55.43	46.01	36.67	29.81	22.91
XPO-LC73B-300-399	FVXO-LC73B	300.000000-399.999999	3.3V	±50ppm	-20°C to +70°C	57.94	48.31	38.50	31.16	23.96
XPO-LC73B-400-499	FVXO-LC73B	400.000000-499.999999	3.3V	±50ppm	-20°C to +70°C	60.47	50.72	40.42	32.51	25.00
XPO-LC73B-500-599	FVXO-LC73B	500.000000-599.999999	3.3V	±50ppm	-20°C to +70°C	62.98	53.25	42.45	33.87	26.03
XPO-LC73B-600-699	FVXO-LC73B	600.000000-699.999999	3.3V	±50ppm	-20°C to +70°C	65.49	55.92	44.57	35.21	27.08
XPO-LC73B-700-799	FVXO-LC73B	700.000000-799.999999	3.3V	±50ppm	-20°C to +70°C	68.02	58.72	46.79	36.57	28.12
XPO-LC73B-800-899	FVXO-LC73B	800.000000-899-999999	3.3V	±50ppm	-20°C to +70°C	70.53	61.65	49.13	37.93	29.16
XPO-LC73B-900-999	FVXO-LC73B	900.000000-999.9999999	3.3V	±50ppm	-20°C to +70°C	73.06	64.74	51.60	39.28	30.21
XPO-LC73B-1.0G-1.1G	FVXO-LC73B	1000.000000-1100.000000	3.3V	±50ppm	-20°C to +70°C	75.57	67.98	54.17	40.64	31.24

LVPECL, 7.5x5.0mm, 1MHz to 1.1GHz

For quantities greater than listed, call for quote.

XPO-PC73B-1-99	FVXO-PC73B	1.000000-99.999999	3.3V	±50ppm	-20°C to +70°C	50.39	41.73	33.26	27.09	20.83
XPO-PC73B-100-199	FVXO-PC73B	100.000000-199.999999	3.3V	±50ppm	-20°C to +70°C	52.90	43.82	34.91	28.45	21.87
XPO-PC73B-200-299	FVXO-PC73B	200.000000-299.999999	3.3V	±50ppm	-20°C to +70°C	55.43	46.01	36.67	29.81	22.91
XPO-PC73B-300-399	FVXO-PC73B	300.000000-399.999999	3.3V	±50ppm	-20°C to +70°C	57.94	48.31	38.50	31.16	23.96
XPO-PC73B-400-499	FVXO-PC73B	400.000000-499.999999	3.3V	±50ppm	-20°C to +70°C	60.47	50.72	40.42	32.51	25.00
XPO-PC73B-500-599	FVXO-PC73B	500.000000-599.999999	3.3V	±50ppm	-20°C to +70°C	62.98	53.25	42.45	33.87	26.03
XPO-PC73B-600-699	FVXO-PC73B	600.000000-699.999999	3.3V	±50ppm	-20°C to +70°C	65.49	55.92	44.57	35.21	27.08
XPO-PC73B-700-799	FVXO-PC73B	700.000000-799.999999	3.3V	±50ppm	-20°C to +70°C	68.02	58.72	46.79	36.57	28.12
XPO-PC73B-800-899	FVXO-PC73B	800.000000-899-999999	3.3V	±50ppm	-20°C to +70°C	70.53	61.65	49.13	37.93	29.16
XPO-PC73B-900-999	FVXO-PC73B	900.000000-999.9999999	3.3V	±50ppm	-20°C to +70°C	73.06	64.74	51.60	39.28	30.21
XPO-PC73B-1.0G-1.1G	FVXO-PC73B	1000.000000-1100.000000	3.3V	±50ppm	-20°C to +70°C	75.57	67.98	54.17	40.64	31.24

© Copyright 2013 Mouser Electronics
© Copyright 2013 Mouser Electronics

FOX Microprocessor Crystals

RoHS Compliant This product is RoHS compliant.

HC49U CRYSTALS

- Operating temp.: -20°C to +70°C
- Frequency tolerance: ±30ppm
- Aging: ±5PPM per year max.
- Drive level (typ./max.): 1.0-3.0MHz, 0.1/5.0mW 3.0-32.0MHz, 0.1/2.0mW
- Maximum height: .530"

DIMENSIONS: in.

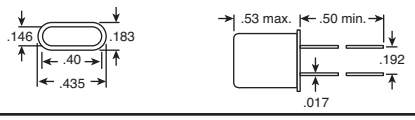

For quantities greater than listed, call for quote.

MOUSER STOCK NO.	Fox Part No.	Frequency (MHz)	Load Cap.	Price Each 1	10	100
559-FOX018S-LF	FOXLF018S	1.843200	13pF	1.72	1.40	1.28
559-FOX020S-LF	FOXLF020S	2.000000	20pF	1.72	1.40	1.28
559-FOX024S-LF	FOXLF024S	2.457600	32pF	.97	.792	.728
559-FOX036S-LF	FOXLF036S	3.579545	18pF	.45	.375	.30
559-FOX0368-20-LF	FOXLF0368-20	3.686400	20pF	.49	.407	.321
559-FOX040-LF	FOXLF040	4.000000	20pF	.88	.73	.655
559-FOX073-20-LF	FOXLF073-20	7.372800	20pF	1.21	1.02	.813
559-FOX080-20-LF	FOXLF080-20	8.000000	20pF	.50	.417	.375
559-FOX100-LF	FOXLF100	10.000000	Series	.50	.417	.375
559-FOX111-20-LF	FOXLF111-20	11.000000	20pF	.50	.417	.375
559-FOX115-20-LF	FOXLF115-20	11.059200	20pF	.41	.364	.289
559-FOX120-20-LF	FOXLF120-20	12.000000	20pF	.50	.417	.375
559-FOX147-20-LF	FOXLF147-20	14.7456	20pF	1.21	1.02	.813
559-FOX160-20-LF	FOXLF160-20	16.000000	20pF	.48	.407	.321
559-FOX200-20-LF	FOXLF200-20	20.000000	20pF	.95	.805	.712
559-FOX240F-20-LF	FOXLF240F-20	24.000000	20pF	.76	.696	.567
559-FOX250F-20-LF	FOXLF250F-20	25.000000	20pF	.59	.503	.439
559-FOX320-20-LF	FOXLF320-20	32.000000	20pF	.73	.621	.449

HC49S CRYSTALS

- Operating temperature: -20°C to +70°C
- Frequency tolerance: ±30ppm
- Maximum height: .142"
- Aging: ±5ppm per year max.
- Drive level (typ./max.): 0.1mW/1.0m

DIMENSIONS: in.

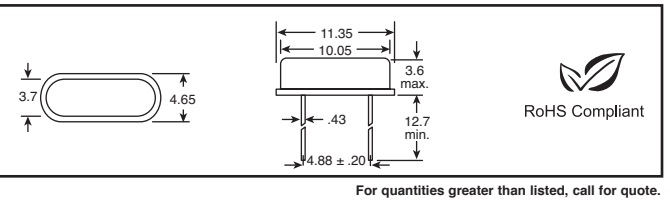

For quantities greater than listed, call for quote.

MOUSER STOCK NO.	Fox Part No.	Frequency (MHz)	Load Cap.	Price Each 1	10	100
559-FOXS036S-LF	FOXSLF/036S	3.579545	18pF	.52	.449	.30
559-FOXS0368S-20-LF	FOXSLF/0368-20	3.686400	20pF	.52	.449	.30
559-FOXS040-LF	FOXSLF/040	4.000000	20pF	.52	.449	.30
559-FOXS041-LF	FOXSLF/041	4.194304	12pF	.61	.524	.482
559-FOXS073-20-LF	FOXS/073-20-LF	7.372800	20pF	.61	.524	.46
559-FOXS080-20-LF	FOXSLF/080-20	8.000000	20pF	.52	.449	.30
559-FOXS100-20-LF	FOXSLF/100-20	10.000000	20pF	.52	.449	.30
559-FOXS115-20-LF	FOXSLF/115-20	11.059200	20pF	.52	.449	.30
559-FOXS120-20-LF	FOXSLF/120-20	12.000000	20pF	.52	.449	.30
559-FOXS143-20-LF	FOXSLF/143-20	14.318180	20pF	.52	.449	.30
559-FOXS147-20-LF	FOXSLF/147-20	14.745600	20pF	.52	.449	.30
559-FOXS160-20-LF	FOXSLF/160-20	16.000000	20pF	.52	.449	.30
559-FOXS184-20-LF	FOXSLF/184-20	18.432000	20pF	.52	.449	.30
559-FOXS200-20-LF	FOXSLF/200-20	20.000000	20pF	.52	.449	.30
559-FOXS240F-20-LF	FOXSLF/240F-20	24.000000	20pF	.69	.589	.546
559-FOXS250F-20-LF	FOXSLF/250F-20	25.000000	20pF	.52	.449	.30

HC49SM SMD CRYSTALS

- Operating temp.: 0°C to +70°C
- Frequency tolerance: ±30ppm
- Aging: ±5ppm per year max.
- Drive level (typ./max.): 0.1mW/1.0mW
- Maximum height: .177"

DIMENSIONS: in.

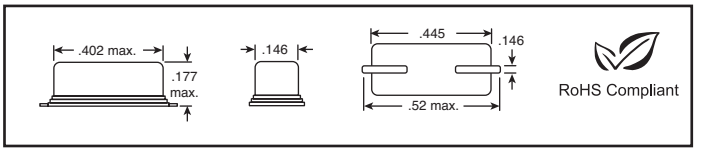

For quantities greater than listed, call for quote.

MOUSER STOCK NO.	Fox Part No.	Frequency (MHz)	Load Cap.	Price Each 1	10	100
559-FOXSD0368-20-LF	FOXSDLF/0368-20	3.686400	20pF	.89	.631	.46
559-FOXSD040-LF	FOXSDLF/040	4.000000	20pF	.56	.462	.37
559-FOXSD049-20-LF	FOXSDLF/049-20	4.915200	20pF	.89	.631	.46
559-FOXSD060-20-LF	FOXSDLF/060-20	6.000000	20pF	.56	.462	.37
559-FOXSD073-20-LF	FOXSDLF/073-20	7.372800	20pF	.89	.631	.46
559-FOXSD080-20-LF	FOXSDLF/080-20	8.000000	20pF	.56	.462	.37
559-FOXSD098-20-LF	FOXSDLF/098-20	9.830400	20pF	.89	.631	.46
559-FOXSD100-20-LF	FOXSDLF/100-20	10.000000	20pF	.89	.631	.46
559-FOXSD115-20-LF	FOXSDLF/115-20	11.059200	20pF	.89	.631	.46
559-FOXSD120-20-LF	FOXSDLF/120-20	12.000000	20pF	.56	.462	.37
559-FOXSD143-20-LF	FOXSDLF/143-20	14.318180	20pF	.89	.631	.46
559-FOXSD147-20-LF	FOXSDLF/147-20	14.745600	20pF	.89	.631	.46
559-FOXSD160-20-LF	FOXSDLF/160-20	16.000000	20pF	.56	.462	.37
559-FOXSD196-20-LF	FOXSDLF/196-20	19.660800	20pF	.89	.631	.46
559-FOXSD200-20-LF	FOXSD/200-20-LF	20.000000	20pF	.74	.631	.546
559-FOXSD221-20-LF	FOXSDLF/221-20	22.118400	20pF	.89	.631	.46
559-FOXSD240F-20-LF	FOXSDLF/240F-20	24.000000	20pF	.56	.462	.37
559-FOXSD245F-20-LF	FOXSDLF/245F-20	24.576000	20pF	.89	.631	.46
559-FOXSD250F-20-LF	FOXSDLF/250F-20	25.000000	20pF	.56	.462	.37

ENCAPSULATED SMD CRYSTALS

- Operating temp.: -10°C to +70°C
- Frequency tolerance: ±50ppm
- Aging: ±5ppm per year max
- Drive level (typ./max.): 0.1mW/1.0mW
- Maximum height: .197"

DIMENSIONS: in.

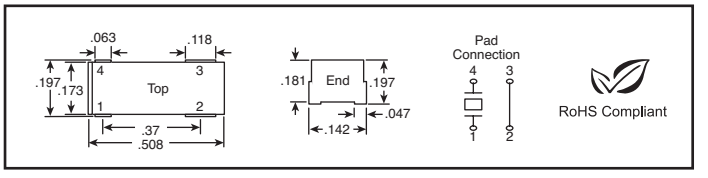

For quantities greater than listed, call for quote.

MOUSER STOCK NO.	Fox Part No.	Frequency (MHz)	Load Cap.	Price Each 1	10	100
559-FPX036S-LF	FPXLF036S	3.579545	18pF	2.04	1.40	1.16
559-FPX073-20-LF	FPXLF073-20	7.372800	20pF	2.04	1.40	1.16
559-FPX080-20-LF	FPXLF080-20	8.000000	20pF	2.04	1.40	1.16
559-FPX100-20-LF	FPXLF100-20	10.000000	20pF	2.04	1.40	1.16
559-FPX115-20-LF	FPXLF115-20	11.059200	20pF	2.04	1.40	1.16
559-FPX120-20-LF	FPXLF120-20	12.000000	20pF	2.04	1.40	1.16
559-FPX143-20-LF	FPXLF143-20	14.318180	20pF	2.04	1.40	1.16
559-FPX160-20-LF	FPXLF160-20	16.000000	20pF	2.04	1.40	1.16
559-FPX200-20-LF	FPXLF200-20	20.000000	20pF	2.04	1.40	1.16
559-FPX250F-20-LF	FPXLF250F-20	25.000000	20pF	2.04	1.40	1.16

FQ SERIES CRYSTALS

- Surface mount all quartz
- Ultra low profile

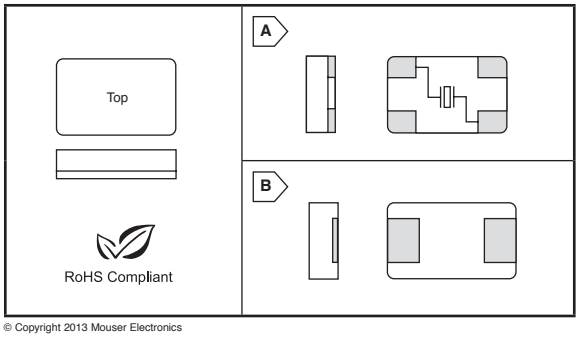

For quantities greater than listed, call for quote.

MOUSER STOCK NO.	Fox Part No.	Fig.	Freq. (MHz)	Price Each 1	10	50	100	500	Reel Qty.	Price Per Piece
7.0x5.0mm										
559-FQ7050B-7.3728	FQ7050B-7.3728	A	7.37280	1.32	1.10	.984	.877	.792	1000	.725
559-FQ7050B-8	FQ7050B-8	A	8.00000	1.03	.835	.749	.653	.567	1000	.524
559-FQ7050B-10	FQ7050B-10	A	10.00000	1.32	1.10	.984	.877	.792	1000	.725
559-FQ7050B-11.0592	FQ7050B-11.0592	A	11.05920	1.03	.835	.749	.653	.567	1000	.524
5.0x3.2mm										
559-FQ5032B-12	FQ5032B-12	A	12.00000	1.14	.931	.835	.728	.631	1000	.584
559-FQ5032B-16	FQ5032B-16	A	16.00000	1.14	.931	.835	.728	.631	1000	.584
559-FQ5032B-20	FQ5032B-20	A	20.00000	1.14	.931	.835	.728	.631	1000	.584
559-FQ5032B-24	FQ5032B-24	A	24.00000	1.14	.931	.835	.728	.631	1000	.584
559-FQ5032B-24.576	FQ5032B-24.576	A	24.57600	1.14	.931	.835	.728	.631	1000	.584
559-FQ5032B-25	FQ5032B-25	A	25.00000	1.14	.931	.835	.728	.631	1000	.584
10x4.5mm										
559-FQ1045A-3.6864	FQ1045A-3.6864	B	3.68640	1.59	1.29	1.16	1.02	.867	1000	.809
559-FQ1045A-4	FQ1045A-4	B	4.00000	1.59	1.29	1.16	1.02	.867	1000	.809
559-FQ1045A-4.9152	FQ1045A-4.9152	B	4.91520	1.48	1.20	1.07	.942	.803	1000	.749
559-FQ1045A-6	FQ1045A-6	B	6.00000	1.48	1.20	1.07	.942	.803	1000	.749

© Copyright 2013 Mouser Electronics
© Copyright 2013 Mouser Electronics

muRata
Innovator in Electronics

CERAMIC RESONATORS (CERALOCK®)
CHIP TYPE THREE-TERMINALS CSTCC/E/R/W/G SERIES

Features:

- Oscillation circuits do not require external load capacitors
- The resonators are extremely small and have a low profile
- No adjustment is necessary for oscillation circuits
- Temperature range: -20°C to +80°C

Application:

- Clock oscillators for microprocessors
- Electronic control circuits for small electronic equipment
- Audio-visual applications (Camcorder, Remote Controller, etc.)
- Office automation equipment (DVD, CD-ROM, HDD, FDD, etc.)

For quantities greater than listed, call for quote.

MOUSER STOCK NO.	Murata Part No.	Fig.	Oscillating Freq. (MHz)	Price Each 1	50	100	Reel Qty.	Price Per Piece
CSTCC-G Series Commercial								
81-CSTCC2.0MG-TC	CSTCC2M00G53-R0	A	2.00	1.21	.821	.647	2000	.312
81-CSTCC2M00G53Z-R0	CSTCC2M00G53Z-R0	A	2.00	1.27	.889	.781	2000	.377
81-CSTCC2M00G56A-R0	CSTCC2M00G56A-R0	A	2.00	1.44	1.00	.789	2000	.377
81-CSTCC2M00G56-R0	CSTCC2M00G56-R0	A	2.00	1.21	1.00	.745	2000	.378
81-CSTCC2M00G56Z-R0	CSTCC2M00G56Z-R0	A	2.00	1.27	.889	.781	2000	.377
81-CSTCC3.58MG-TC	CSTCC3M58G53-R0	A	3.58	1.19	.737	.491	2000	.284
81-CSTCC3M58G53A-R0	CSTCC3M58G53A-R0	A	3.58	1.33	1.11	.752	2000	.35
81-CSTCC3M58G56A-R0	CSTCC3M58G56A-R0	A	3.58	1.33	1.11	.752	2000	.468
81-CSTCC3M58G56-R0	CSTCC3M58G56-R0	A	3.58	1.18	.798	.679	2000	.331
81-CSTCC4M00G56-R0	CSTCC4M00G56-R0	A	4.00	1.16	.798	.67	2000	.326
81-CSTCR6M00G55-R0	CSTCC6M00G56-R0	A	6.00	.96	.55	.371	3000	.22
CSTCR-G Series Commercial								
81-CSTCR4M00G53	CSTCR4M00G53-R0	B	4.00	.96	.55	.371	3000	.22
81-CSTCR4M00G53Z-R0	CSTCR4M00G53Z-R0	B	4.00	.93	.577	.385	3000	.221
81-CSTCR4M00G55Z-R0	CSTCR4M00G55Z-R0	B	4.00	.92	.614	.531	3000	.258
81-CSTCR4M19G53Z-R0	CSTCR4M19G53Z-R0	B	4.19	.93	.577	.385	3000	.221
81-CSTCR4M19G55-R0	CSTCR4M19G55-R0	B	4.19	1.09	.712	.577	3000	.241
81-CSTCR4M19G55Z-R0	CSTCR4M19G55Z-R0	B	4.19	.92	.614	.531	3000	.259
81-CSTCR4M19G53	CSTCR4M19G53-R0	B	4.19	.96	.55	.371	3000	.22
81-CSTCR4M91G53	CSTCR4M91G53-R0	B	4.91	.96	.55	.371	3000	.22
81-CSTCR4M91G53Z-R0	CSTCR4M91G53Z-R0	B	4.91	.90	.576	.518	3000	.221
81-CSTCR4M91G55-R0	CSTCR4M91G55-R0	B	4.91	1.09	.712	.577	3000	.241
81-CSTCR5M00G53	CSTCR5M00G53-R0	B	5.00	.96	.55	.371	3000	.22
81-CSTCR6M00G53	CSTCR6M00G53-R0	B	6.00	.96	.55	.371	3000	.22
CSTCE-G Series Commercial								
81-CSTCE8M00G55-R0	CSTCE8M00G55-R0	C	8.00	.98	.611	.408	3000	.235
81-CSTCE8M00G52Z-R0	CSTCE8M00G52Z-R0	C	8.00	1.04	.713	.602	3000	.292
81-CSTCE10M0G52-R0	CSTCE10M0G52-R0	C	10.00	.98	.611	.408	3000	.235
81-CSTCE10M0G52Z-R0	CSTCE10M0G52Z-R0	C	10.00	1.04	.713	.602	3000	.292
81-CSTCE10M0G55Z-R0	CSTCE10M0G55Z-R0	C	10.00	1.04	.713	.602	3000	.292
81-CSTCE10M0G55-R0	CSTCE10M0G55-R0	C	10.00	.98	.611	.408	3000	.235
81-CSTCE12M0G52-R0	CSTCE12M0G52-R0	C	12.00	.97	.657	.563	3000	.274
81-CSTCE12M0G55-R0	CSTCE12M0G55-R0	C	12.00	.98	.611	.408	3000	.235
81-CSTCE16M0V53-R0	CSTCE16M0V53-R0	C	16.00	1.03	.637	.425	3000	.245
81-CSTCE16M0V51-R0	CSTCE16M0V51-R0	C	16.00	1.02	.678	.586	3000	.286
81-CSTCE16M3V51-R0	CSTCE16M3V51-R0	C	16.00	1.11	.745	.643	3000	.312
81-CSTCE20M0V51-R0	CSTCE20M0V51-R0	C	20.00	1.02	.678	.58	3000	.286
81-CSTCE20M0V53-R0	CSTCE20M0V53-R0	C	20.00	1.03	.637	.425	3000	.245
CSTCW-X Series Commercial								
81-CSTCW24M0X53-R0	CSTCW24M0X53-R0	D	24.00	.69	.389	.262	3000	.155
81-CSTCW30M0X51-R0	CSTCW30M0X51-R0	D	30.00	.59	.319	.305	3000	.177
81-CSTCW30M0X53-R0	CSTCW30M0X53-R0	D	30.00	.59	.319	.305	3000	.177
81-CSTCW48M0X51-R0	CSTCW48M0X51-R0	D	48.00	.69	.389	.262	3000	.155
CSTCG-V Series Commercial								
81-CSTCG20M0V51-R0	CSTCG20M0V51-R0	E	20.00	1.29	.899	.708	3000	.338
81-CSTCG24M0V53-R0	CSTCG24M0V53-R0	E	24.00	1.29	.899	.708	3000	.338

LEAD TYPE THREE-TERMINALS CSTLS SERIES

Features:

- Oscillation circuits do not require external load capacitors
- The resonators are compact, light weight and exhibit superior shock resistance performance
- They enable the design of oscillator circuits requiring no adjustment
- Temperature range: -20°C to +80°C

Application:

- DTMF generators
- Clock oscillators for microcomputers
- Remote control units
- Automated office equipment

For quantities greater than listed, call for quote.

MOUSER STOCK NO.	Murata Part No.	Fig.	Oscillating Freq. (MHz)	Price Each 1	50	100	500	1000
CSTLS Series Commercial								
81-CSTS0358MG03	CSTLS3M58G53-B0	F	3.58	.45	.242	.18	.156	.133
81-CSTLS3M58G53-A0	CSTLS3M58G53-A0	F	3.58	.56	.273	.233	.174	.148
81-CSTLS3M58G56-A0	CSTLS3M58G56-A0	F	3.58	.56	.273	.233	.174	.148
81-CSTLS3M58G56-B0	CSTLS3M58G56-B0	F	3.58	.45	.242	.18	.156	.133
81-CSTLS4M00G56-B0	CSTLS4M00G56-B0	F	4.00	.44	.238	.175	.153	.131
81-CSTLS4M00G56Z-A0	CSTLS4M00G56Z-A0	F	4.00	.54	.295	.257	.19	.165
81-CSTS0400MG03	CSTLS4M00G53-B0	F	4.00	.44	.238	.175	.153	.131
81-CSTLS4M19G53-B0	CSTLS4M19G53-B0	F	4.19	.45	.242	.18	.156	.133
81-CSTLS4M19G53-A0	CSTLS4M19G53-A0	F	4.19	.56	.273	.233	.174	.148
81-CSTLS4M19G56-A0	CSTLS4M19G56-A0	F	4.19	.56	.273	.233	.174	.148
81-CSTLS4M19G56-B0	CSTLS4M19G56-B0	F	4.19	.45	.242	.18	.156	.133
81-CSTLS4M91G53-A0	CSTLS4M91G53-A0	F	4.91	.56	.273	.233	.174	.148
81-CSTLS4M91G56-A0	CSTLS4M91G56-A0	F	4.91	.56	.273	.233	.174	.148
81-CSTLS5M00G53-B0	CSTLS5M00G53-B0	E	5.00	.45	.242	.18	.156	.133
81-CSTS0600MG03	CSTLS6M00G53-B0	E	6.00	.45	.242	.18	.156	.133
81-CSTLS6M00G53-A0	CSTLS6M00G53-A0	F	6.00	.56	.273	.233	.174	.148
81-CSTLS6M00G56-A0	CSTLS6M00G56-A0	F	6.00	.56	.273	.233	.174	.148
81-CSTLS6M00G56-B0	CSTLS6M00G56-B0	F	6.00	.45	.242	.18	.156	.133
81-CSTLS8M00G53Z-A0	CSTLS8M00G53Z-A0	F	8.00	.54	.295	.257	.19	.165
81-CSTLS8M00G56-A0	CSTLS8M00G56-A0	F	8.00	.56	.271	.232	.174	.147
81-CSTLS8M00G56-B0	CSTLS8M00G56-B0	F	8.00	.45	.241	.179	.155	.132
81-CSTLS8M00G56Z-A0	CSTLS8M00G56Z-A0	F	8.00	.54	.295	.257	.19	.165
81-CSTS1000MG03	CSTLS10M0G53-B0	F	10.00	.47	.255	.188	.164	.139
81-CSTLS16M0X51-A0	CSTLS16M0X51-A0	F	16.00	.82	.442	.385	.285	.25
81-CSTLS16M0X51Z-A0	CSTLS16M0X51Z-A0	F	16.00	.95	.639	.552	.444	.352
81-CSTLS16M0X53-A0	CSTLS16M0X53-A0	F	16.00	.82	.442	.385	.296	.273
81-CSTLS16M0X55-A0	CSTLS16M0X55-A0	F	16.00	.82	.442	.385	.285	.25
81-CSTLS16M0X55Z-A0	CSTLS16M0X55Z-A0	F	16.00	.95	.639	.552	.444	.352
81-CSTLS20M0X53-A0	CSTLS20M0X53-A0	F	20.00	.77	.455	.389	.309	.301
81-CSTLS16M0X53-B0	CSTLS16M0X53-B0	G	16.00	.67	.40	.315	.272	.229
81-CSTLS20M0X53-B0	CSTLS20M0X53-B0	G	20.00	.77	.456	.358	.309	.261

DIMENSIONS: mm

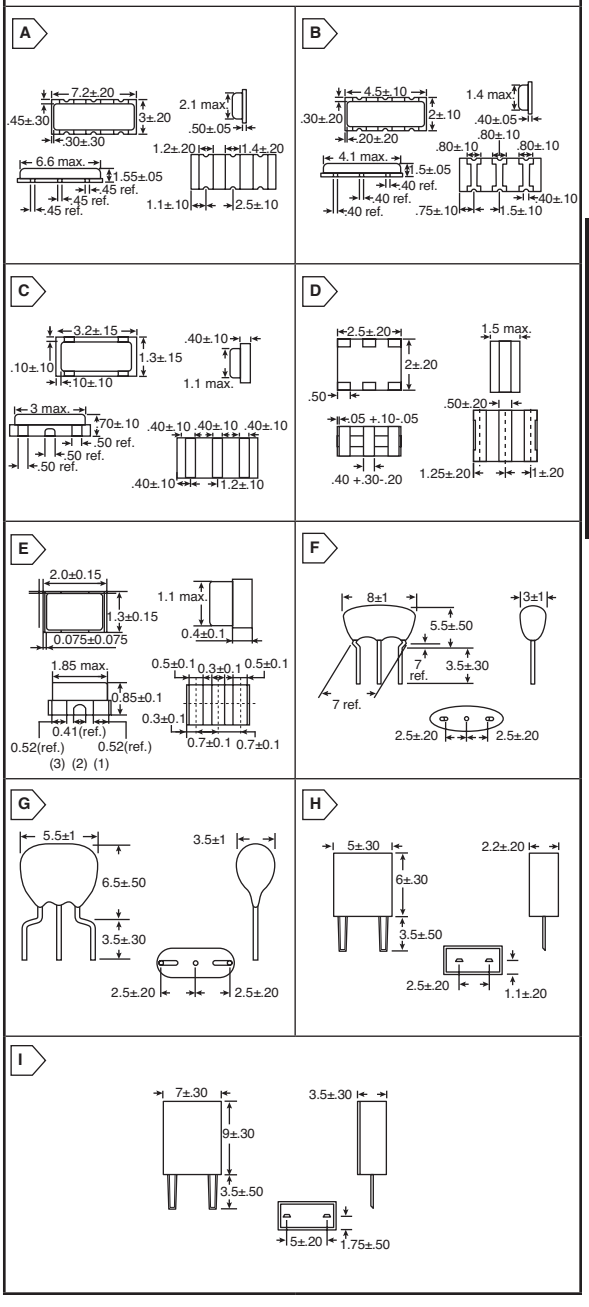

LEAD TYPE TWO-TERMINAL CSBLA SERIES

Features:

- The series comprises fixed, tuned, solid-state devices
- The resonators are miniature, light weight and exhibit excellent shock resistance
- Oscillating circuits requiring no adjustment can be designed by utilizing these resonators in conjunction with transistors or appropriate ICs
- Temperature range: -20°C to +80°C

Application:

- Square-wave and sine-wave oscillator
- Clock generator for microprocessors
- Remote control systems

For quantities greater than listed, call for quote.

MOUSER STOCK NO.	Murata Part No.	Fig.	Oscillating Freq.(KHz)	Price Each 1	50	100	500	1000
Washable								
81-CSB400J	CSBLA400KJ5E-B0	H	400	2.35	1.67	1.36	1.27	1.20
81-CSB480J	CSBLA480KJ58-B0	H	480	2.91	2.01	1.67	1.25	1.09
81-CSB800J	CSBLA800KJ58-B0	H	800	1.25	.794	.684	.53	.488
81-CSB1000J	CSBLA1M00J58-B0	H	1000	.97	.569	.496	.392	.363
Non-Washable								
81-CSB455E	CSBLA455KEC8-B0	I	455	.84	.486	.419	.333	.303
81-CSB480E	CSBLA480KEC8-B0	I	480	.79	.468	.40	.317	.301
81-CSB500E	CSBLA500KEC8-B0	I	500	.91	.537	.46	.365	.323
81-CSB540E	CSBLA540KEC8-B0	I	540	.92	.579	.499	.385	.356

© Copyright 2013 Mouser Electronics

© Copyright 2013 Mouser Electronics

MURATA Hybrid Crystal Resonators

RoHS Compliant **This product is RoHS compliant.**

muRata Innovator in Electronics

XRCGB SERIES - CRYSTAL RESONATORS

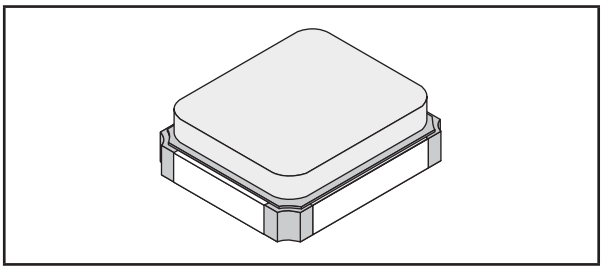

Murata's XRCGB crystal family features a quartz crystal element manufactured by Tokyo Denpa encased in Murata's proven packaging derived from its ceramic resonator technology. This combination creates a timing device that is smaller and lower cost than standard quartz crystals whilst maintaining the precision of quartz.

The XRCGB series benefits from a tiny package size of just 2.0x1.6x0.7mm, comparing favorably to its quartz crystal equivalents. Murata's hybrid crystal resonators now all feature four connection pads on the base allowing for use on existing 3225 and 2520 board layouts.

Features:
- More inexpensive compared with quartz crystal units
- Based on Murata's excellent production technology, achieving small size and high performance
- Higher-precision compared with ceramic resonators
- Accommodates lead-free solder mounting
- Extremely small size: 2.0x1.6x0.7mm

Specifications:
- Temperature Range: -30°C to +85°C
- Nominal frequency: 24 to 48MHz
- Initial Frequency deviation: ±100ppm
- Temperature characteristics: ±50ppm
- Load capacitance: 6pF

✻Product note: Conformal coating or washing of the component is not acceptable because it is not hermetically sealed.

Applications:
- Used for storage devices such as HDDs and ODDs
- USB2.0 High Speed specification compliant
- Audio equipment and musical instruments
- Other applications for replacement from other crystal resonators or oscillators

Dimensions: (mm)

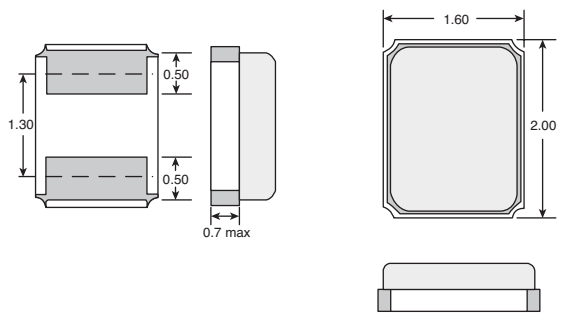

Recommended Pad Layout: (mm)

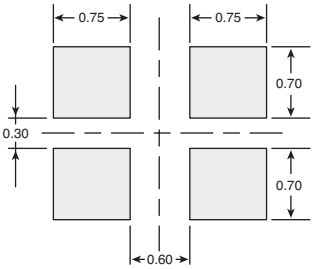

Temperature Characteristics

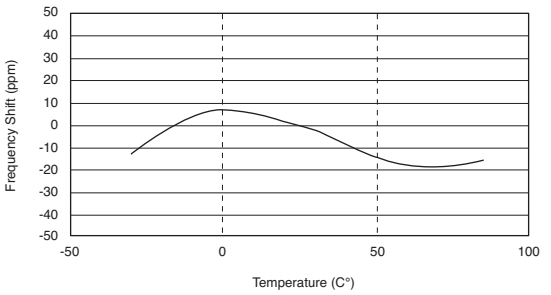

For quantities greater than listed, call for quote.

MOUSER STOCK NO.	Murata Part No.	Nominal Freq. (MHz)	Tolerance (±)	Temperature Stability (±)	Price Each 1	50	100	500	Reel Qty.	Price Per Piece
81-XRCGB24M000FAN0R0	XRCGB24M000FAN00R0	24.0000	25	25	.80	.621	.564	.513	3000	.444
81-XRCGB24M000F3N0R0	XRCGB24M000F3N00R0	24.0000	30	30	.76	.587	.534	.486	3000	.421
81-XRCGB24M000F3M0R0	XRCGB24M000F3M00R0	24.0000	30	40	1.29	.876	.577	.519	3000	.334
81-XRCGB24M000F0L0R0	XRCGB24M000F0L00R0	24.0000	100	50	1.24	.871	.762	.618	3000	.386
81-XRCGB25M000FAN0R0	XRCGB25M000FAN00R0	25.0000	25	25	.80	.621	.564	.513	3000	.444
81-XRCGB25M000F3N0R0	XRCGB25M000F3N00R0	25.0000	30	30	.76	.587	.534	.486	3000	.421
81-XRCGB25M000F3M0R0	XRCGB25M000F3M00R0	25.0000	30	40	1.29	.876	.577	.519	3000	.334
81-XRCGB25M000F0L0R0	XRCGB25M000F0L00R0	25.0000	100	50	1.24	.871	.762	.618	3000	.386
81-XRCGB26M000FAN0R0	XRCGB26M000FAN00R0	26.0000	25	25	.80	.621	.564	.513	3000	.444
81-XRCGB26M000F3N0R0	XRCGB26M000F3N00R0	26.0000	30	30	.76	.587	.534	.486	3000	.421
81-XRCGB26M000F3M0R0	XRCGB26M000F3M00R0	26.0000	30	40	1.31	.905	.803	.652	3000	.469
81-XRCGB26M000F0L0R0	XRCGB26M000F0L00R0	26.0000	100	50	1.24	.871	.762	.618	3000	.386
81-XRCGB27M000FAN0R0	XRCGB27M000FAN00R0	27.0000	25	25	.80	.621	.564	.513	3000	.444
81-XRCGB27M000F3N0R0	XRCGB27M000F3N00R0	27.0000	30	30	.76	.587	.534	.486	3000	.421
81-XRCGB27M000F3M0R0	XRCGB27M000F3M00R0	27.0000	30	40	1.29	.876	.577	.519	3000	.334
81-XRCGB27M000F0L0R0	XRCGB27M000F0L00R0	27.0000	100	50	1.24	.871	.762	.618	3000	.386
81-XRCGB27M120F3M0R0	XRCGB27M120F3M00R0	27.1200	30	40	1.29	.876	.577	.519	3000	.334
81-XRCGB27M120F3M1R0	XRCGB27M120F3M10R0	27.1200	30	40	1.40	.976	.859	.697	3000	.51
81-XRCGB30M000FAN0R0	XRCGB30M000FAN00R0	30.0000	25	25	.80	.621	.564	.513	3000	.444
81-XRCGB30M000F3N0R0	XRCGB30M000F3N00R0	30.0000	30	30	.76	.587	.534	.486	3000	.421
81-XRCGB30M000F3M0R0	XRCGB30M000F3M00R0	30.0000	30	40	1.29	.876	.577	.519	3000	.334
81-XRCGB30M000F0L0R0	XRCGB30M000F0L00R0	30.0000	100	50	1.24	.871	.762	.618	3000	.386
81-XRCGB33M868F0L0R0	XRCGB33M868F0L00R0	33.8688	100	50	1.24	.871	.762	.618	3000	.386
81-XRCGB40M000F4M0R0	XRCGB40M000F4M00R0	40.0000	45	40	1.29	.878	.578	.52	3000	.335
81-XRCGB40M000F0L0R0	XRCGB40M000F0L00R0	40.0000	100	50	1.24	.872	.763	.62	3000	.386
81-XRCGB48M000F4M0R0	XRCGB48M000F4M00R0	48.0000	45	40	1.29	.878	.578	.52	3000	.335
81-XRCGB48M000F0L0R0	XRCGB48M000F0L00R0	48.0000	100	50	1.24	.872	.763	.62	3000	.386

© Copyright 2013 Mouser Electronics
© Copyright 2013 Mouser Electronics

PLETRONICS Oscillators

RoHS Compliant **This product is RoHS compliant.**

LC55P SERIES CMOS CLOCK OSCILLATORS

Pletronics' LC55P Series is a precision square wave oscillator with a CMOS output. This rugged, all silicon design does not rely on vibrating or resonating mechanical structures. The LC55P Series is exceptionally resistant to mechanical shock and vibration. This low cost oscillator is a drop in replacement for traditional crystal oscillators in most applications.

Features:
- Frequencies from 8MHz to 125MHz
- Supply voltages from 1.8V to 3.3V
- Very low power consumption
- 3.2mm x 5mm Plastic Package
- Enable/Disable Function
- Low Jitter

For quantities greater than listed, call for quote.

MOUSER STOCK NO.	Pletronics Part No.	Fig.	Frequency (MHz)	Price Each 1	10	50	100
959-LC5500PV-8.0	LC5500PV-8.0	A	8.000	1.61	1.34	1.21	1.07
959-LC5500PV-12.0	LC5500PV-12.0	A	12.000	1.61	1.34	1.21	1.07
959-LC5500PV-16.0	LC5500PV-16.0	A	16.000	1.61	1.34	1.21	1.07
959-LC5500PV-20.0	LC5500PV-20.0	A	20.000	1.61	1.34	1.21	1.07
959-LC55500PV-25.0	LC55500PV-25.0	A	25.000	1.61	1.34	1.21	1.07
959-LC5500PV-40.0	LC5500PV-40.0	A	40.000	1.61	1.34	1.21	1.07
959-LC5500PV-50.0	LC5500PV-50.0	A	50.000	1.61	1.34	1.21	1.07
959-LC550PV-62.50	LC550PV-62.50	A	62.500	1.61	1.34	1.21	1.07
959-LC5500PV-66.0	LC5500PV-66.0	A	66.000	1.61	1.34	1.21	1.07
959-LC5500PV-75.0	LC5500PV-75.0	A	75.000	1.61	1.34	1.21	1.07
959-LC5500PV-80.0	LC5500PV-80.0	A	80.000	1.61	1.34	1.21	1.07
959-LC5500PV-100.0	LC5500PV-100.0	A	100.000	1.61	1.34	1.21	1.07
959-LC5500PV-125.0	LC5500PV-125.0	A	125.000	1.61	1.34	1.21	1.07

OeD4 SERIES TCVCXO OSCILLATORS

Pletronics' OeD4 is from the OeXO™ Series of temperature compensated voltage controlled crystal oscillator with a CMOS output.

Features:
- 3.2mm x 5mm LCC Ceramic Pacakge
- Supply Voltage: 3.3V

For quantities greater than listed, call for quote.

MOUSER STOCK NO.	Pletronics Part No.	Fig.	Freq. (MHz)	Frequency Stability	Price Each 1	10	50	100
959-OED4204-10.0	OED4204-10.0	B	10.000	± 50 ppb over 0°C to +70°C	61.85	57.21	54.12	51.03
959-OED4212-10.0	OED4212-10.0	B	10.000	± 100 ppb over -40°C to +85°C	49.43	45.73	43.26	40.79
959-OED4205-19.20	OED4205-19.20	B	19.200	± 50 ppb over 0°C to +70°C	67.41	62.36	58.99	55.62
959-OED4213-19.20	OED4213-19.20	B	19.200	± 100 ppb over -40°C to +85°C	49.43	45.73	43.26	40.79
959-OED4206-20.0	OED4206-20.0	B	20.000	± 50 ppb over 0°C to +70°C	67.41	62.36	58.99	55.62
959-OED4214-20.0	OED4214-20.0	B	20.000	± 100 ppb over -40°C to +85°C	49.43	45.73	43.26	40.79
959-OED4207-26.0	OED4207-26.0	B	26.000	± 50 ppb over 0°C to +70°C	67.41	62.36	58.99	55.62
959-OED4215-26.0	OED4215-26.0	B	26.000	± 100 ppb over -40°C to +85°C	49.43	45.73	43.26	40.79

TCD4 SERIES TCVCXO OSCILLATORS

Features:
- 3.2mm x 5mm size ceramic SMD package
- Clipped Sinewave
- ±0.1ppm over 0°C to 80°C
- Holdover for 24 hours: ±0.1ppm
- Frequency Pullability: ±8ppm
- Low phase noise

For quantities greater than listed, call for quote.

MOUSER STOCK NO.	Pletronics Part No.	Fig.	Freq. (MHz)	Frequency Stability	Price Each 1	10	50	100
959-TCD4051-10.0	TCD4051-10.0	B	10.000	± 100 ppb over 0°C to +80°C	20.97	19.40	18.35	17.30
959-TCD4025-19.2	TCD4025-19.2	B	19.200	± 100 ppb over 0°C to +70°C	18.83	17.42	16.48	15.54
959-TCD4032-19.2	TCD4032-19.2	B	19.200	± 100 ppb over 0°C to +80°C	20.97	19.40	18.35	17.30
959-TCD4050-20.0	TCD4050-20.0	B	20.000	± 100 ppb over 0°C to +80°C	20.97	19.40	18.35	17.30
959-TCD4027-26.0	TCD4027-26.0	B	26.000	± 100 ppb over 0°C to +70°C	18.83	17.42	16.48	15.54
959-TCD4029-26.0	TCD4029-26.0	B	26.000	± 100 ppb over 0°C to +80°C	20.97	19.40	18.35	17.30

THA3 SERIES STRATUM-III

The package is desgined for high density surface mount designs.

Features:
- Optional Voltage Control Function
- HCMOS output
- 5mm x 7mm LCC Ceramic Package

For quantities greater than listed, call for quote.

MOUSER STOCK NO.	Pletronics Part No.	Fig.	Frequency (MHz)	Price Each 1	10	50	100
959-THA3001-12.8	THA3001-12.8	C	12.800	32.10	29.69	28.09	26.48
959-THA3004-16.384	THA3004-16.384	C	16.384	32.10	29.69	28.09	26.48
959-THA3005-19.44	THA3005-19.44	C	19.440	32.10	29.69	28.09	26.48
959-THA3002-20.0	THA3002-20.0	C	20.000	32.10	29.69	28.09	26.48
959-THA3003-38.8	THA3003-38.8	C	38.800	32.10	29.69	28.09	26.48

THD3 SERIES STRATUM-III

Pletronics' THD3 Series is a temperature compensated crystal oscillator.

Features:
- Optional Voltage Control Function
- HCMOS output
- 5mm x 7mm LCC Ceramic Package

For quantities greater than listed, call for quote.

MOUSER STOCK NO.	Pletronics Part No.	Fig.	Frequency (MHz)	Price Each 1	10	50	100
959-THD3001-12.8	THD3001-12.8	B	12.800	29.96	27.71	26.22	24.72
959-THD3004-16.384	THD3004-16.384	B	16.384	29.96	27.71	26.22	24.72
959-THD3005-19.44	THD3005-19.44	B	19.440	29.96	27.71	26.22	24.72
959-THD3002-20.0	THD3002-20.0	B	20.000	29.96	27.71	26.22	24.72
959-THD3003-38.8	THD3003-38.8	B	38.800	29.96	27.71	26.22	24.72

DIMENSIONS: in. (mm)

A

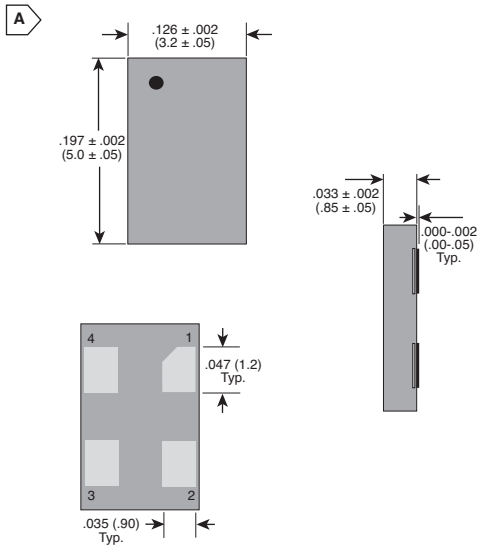

B

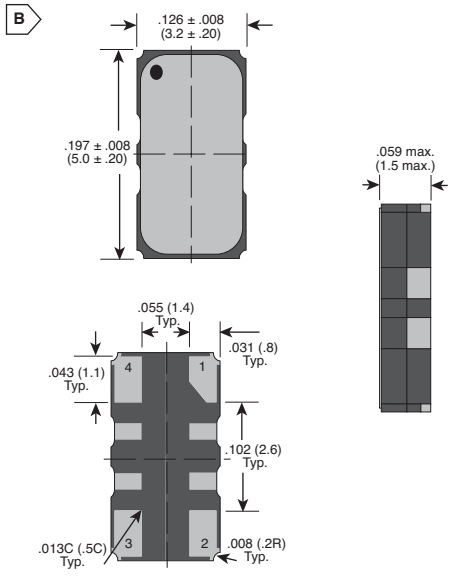

C

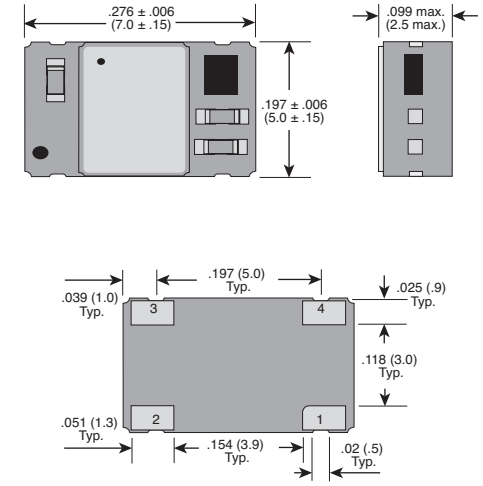

© Copyright 2013 Mouser Electronics

© Copyright 2013 Mouser Electronics

RFM SAW Filters

RoHS Compliant This product is RoHS compliant.

SAW FILTERS - RF AND SF SERIES

Features:
- Ideal front-end filter for European wireless receivers
- Operating temperature range: -40°C to +85°C
- Low-loss, coupled-resonator - quartz design
- Simple external impedance matching

MOUSER STOCK NO.	RFM Part No.	Package	Center Freq.(Typ.)(MH)	Bandwidth			Insertion Loss	Price Each			
				Min.	Typ.	Max.		1	100	500	1000
RF Series											
719-RF3602D	RF3602D	SM3838-8	305.3000	-----	12500	-----	1.8	1.98	1.70	1.64	1.58
719-RF1211	RF1211	TO39-3	315.0000	500	700	800	3.0	2.08	1.69	1.12	1.09
719-RF3417E	RF3417E	SM3030-6	315.0000	525	600	675	1.8	1.40	1.13	.76	.738
719-RF1211C	RF1211C	SM5050-8	315.0000	800	900	-----	1.8	1.58	1.28	.856	.835
719-RF1402D	RF1402D	SM3838-8	315.0000	1000	-----	-----	2.7	1.55	1.26	.835	.813
719-RF3603D	RF3603D	SM3838-8	316.4000	-----	13000	-----	1.8	1.98	1.70	1.64	1.58
719-RF1432C	RF1432C	SM5050-8	319.5000	500	600	800	1.8	1.58	1.28	.856	.835
719-RF3604D	RF3604D	SM3838-8	345.0000	-----	16000	-----	1.5	1.98	1.70	1.64	1.18
719-RF3605D	RF3605D	SM3838-8	372.2500	-----	16000	-----	1.5	1.98	1.70	1.64	1.18
719-RF3606D	RF3606D	SM3838-8	390.0000	-----	16000	-----	1.4	1.98	1.70	1.64	1.18
719-RF3607D	RF3607D	SM3838-8	403.5000	-----	18000	-----	1.7	1.98	1.70	1.64	1.18
719-RF3608D	RF3608D	SM3838-8	426.4000	-----	19500	-----	1.8	1.98	1.70	1.64	1.18
719-RF1391C	RF1391C	SM5050-8	433.4200	500	600	750	3.0	1.71	1.39	.92	.899
719-RF1172	RF1172	TO39-3	433.9200	500	600	800	3.5	2.08	1.69	1.12	1.09
719-RF1172C	RF1172C	SM5050-8	433.9200	500	600	800	3.0	1.58	1.28	.856	.835
719-RF3404D	RF3404D	SM3838-8	433.9200	500	600	800	1.6	1.40	1.13	.76	.738
719-RF3404E	RF3404E	SM3030-6	433.9200	600	650	750	2.3	1.40	1.13	.76	.738
719-RF1404C	RF1404C	SM5050-8	433.9200	650	700	-----	2.4	1.58	1.28	.856	.835
719-RF1404D	RF1404D	SM5050-8	433.9200	650	700	-----	2.4	1.47	1.19	.792	.77
719-RF1396C	RF1396C	SM5050-8	434.4200	500	700	800	5.0	1.71	1.39	.92	.899
719-RF3609D	RF3609D	SM3838-8	449.0000	-----	18000	-----	1.4	1.98	1.70	1.64	1.18
719-RF3501E	RF3501E	SM3030-8	866.1000	-----	40000	-----	3.0	1.98	1.70	1.64	1.18
719-RF1407D	RF1407D	SM3838-8	868.6000	1200	1800	-----	4.2	1.47	1.19	.792	.77
719-RF3600E	RF3600E	SM3030-8	868.6000	-----	1600	2100	1.8	1.98	1.70	1.64	1.18
719-RF3319D	RF3319D	SM3838-8	868.9500	500	650	900	2.2	1.47	1.19	.792	.77
719-RF1411D	RF1411D	SM3838-8	869.2625	-----	1250	-----	3.3	1.47	1.19	.792	.77
719-RF2040E	RF2040E	SM3030-8	915.0000	-----	31000	-----	2.0	2.03	1.77	1.70	1.23
719-RF3181D	RF3181D	SM3838-8	916.5000	500	600	900	2.5	1.47	1.19	.792	.77
719-RF3181E	RF3181E	SM3030-6	916.5000	500	750	900	2.7	1.40	1.13	.76	.738
719-RF3181	RF3181	TO39-3	916.5000	600	750	1000	3.2	2.08	1.69	1.12	1.09
719-RF3601E	RF3601E	SM3030-8	960.0000	-----	40000	-----	2.1	1.98	1.70	1.64	1.18
SF Series											
719-SF1177A	SF1177A	SM13365-12	57.60000	21.2	-----	-----	15.0	17.12	13.93	12.96	10.37
719-SF2037B	SF2037B	SMP-03	76.5000	3.8	4.1	-----	10.0	5.35	4.35	4.32	3.33
719-SF2038B	SF2038B	SMP-03	76.5000	12.5	14.0	-----	10.0	5.35	4.35	4.32	3.33
719-SF1200B	SF1200B	SMP-03	96.0000	51	57	-----	8.0	15.28	12.43	11.90	9.73
719-SF2135A	SF2135A	SM13365-12	96.0000	1.56	1.80	-----	11.8	9.98	7.73	7.31	5.59
719-SF1056A	SF1056A	SM13365-12	110.5920	576	750	-----	8.5	12.25	9.97	9.85	7.89
719-SF1126A	SF1126A	SM9171-10	127.0000	15000	-----	-----	14.0	22.60	15.07	14.45	13.91
719-SF1114A-1	SF1114A-1	SM9171-10	137.2000	100	-----	-----	7.0	27.57	17.46	16.54	15.86
719-SF1088A	SF1088A	SMP-75	170.6000	90	-----	-----	8.0	15.16	12.34	12.20	9.76
719-SF1179B	SF1179B	SMP-03	184.1400	11	13.9	-----	8.2	4.03	3.28	3.05	2.44
719-SF1092A	SF1092A	SMP-75	199.0000	100	140	-----	5.5	17.42	14.18	13.20	10.56
719-SF1115A	SF1115A	SM9171-10	199.0000	100	-----	-----	7.0	12.93	10.52	8.73	6.99
719-SF1091A	SF1091A	SM13365-12	211.0000	450	500	-----	7.0	13.94	11.34	10.55	8.44
719-SF2030A	SF2030A	SM1154-14	243.9500	150	-----	-----	5.0	21.40	17.42	16.65	13.62
719-SF1120B	SF1120B	SMP-03	298.7400	1100	1150	1300	12.0	6.05	4.92	4.59	3.67
719-SF2109D	SF2109D	SM3838-8	305.0000	30	35	-----	7.0	9.17	7.46	7.40	5.70
719-SF2125D	SF2125D	SM3838-8	305.0000	5	7.5	-----	8.5	4.58	3.72	3.56	2.92
719-SF1143B	SF1143B	SMP-03	315.0000	6.35	7.05	-----	15.1	5.07	4.13	4.10	3.16
719-SF1059A	SF1059A	SM9171-10	350.0000	400	600	-----	8.0	10.75	8.75	6.45	5.17
719-SF1174B	SF1174B	SM5050-8	374.0000	17	23	-----	8.7	2.87	2.33	2.18	1.74
719-SF1174D	SF1174D	SM3838-8	374.0000	17	23.3	-----	8.6	2.57	2.09	1.95	1.55
719-SF1145B	SF1145B	SMP-03	427.2500	15	-----	-----	3.5	12.99	10.57	7.86	6.29
719-SF2136E	SF2136E	SM3030-6	433.9200	-----	8.5	-----	2.0	1.44	.963	.867	.793
719-SF2073B	SF2073B	SMP-03	456.0000	35	50	-----	12.5	6.75	5.50	5.25	4.30
719-SF2046B	SF2046B	SMP-03	456.4400	-----	6.5	-----	8.0	12.12	9.87	9.45	7.73
719-SF1188C	SF1188C	SM5050-8	465.0000	4500	-----	10000	2.0	3.05	2.48	2.32	2.09
719-SF2126E	SF2126E	SM3030-8	725.0000	40	-----	-----	2.6	1.83	1.05	.944	.866
719-SF2092E	SF2092E	SM3030-8	810.0000	41	48	-----	1.6	1.86	1.24	1.11	1.03
719-SF2137E	SF2137E	SM3030-6	869.0000	-----	17	-----	2.8	1.61	.92	.83	.759
719-SF2049E	SF2049E	SM3030-6	915.0000	50	63	-----	2.2	1.31	.749	.675	.617
719-SF2053E	SF2053E	SM3030-6	915.0000	18	31	-----	3.0	1.86	1.24	1.11	1.03
719-SF2093E	SF2093E	SM3030-8	915.0000	40	54	-----	2.5	1.31	.749	.675	.617
719-SF2008D	SF2008D	SM3838-6	930.5000	35	-----	-----	4.5	2.80	2.28	2.13	1.70
719-SF2002B-2	SF2002B-2	SM3030-6	942.5000	17	20.5	-----	2.2	2.80	2.28	2.13	1.70
719-SF2002E	SF2002E	SM3030-6	942.5000	17	20.5	-----	2.2	1.61	.92	.83	.759
719-SF1184B-1	SF1184B-1	SM3030-6	947.5000	50	62.1	-----	2.7	1.44	.963	.867	.793
719-SF2017E	SF2017E	SM3030-8	1220.0000	50	57	-----	3.4	18.73	12.84	12.63	12.54
719-SF2032E	SF2032E	SM3030-8	1220.0000	40	59	-----	4.0	1.83	1.05	.944	.866
719-SF1186B-2	SF1186B-2	SM3030-6	1575.4200	2046	15300	-----	15.3	1.44	.963	.867	.793
719-SF1186G	SF1186G	SM2520-4	1575.4200	35	37	-----	2.2	1.31	.749	.675	.617
719-SF1192B	SF1192B	SM3030-6	1842.5000	20	28	-----	2.2	1.83	1.05	.944	.866
719-SF2036E	SF2036E	SM3030-6	1880.0000	30	35	-----	2.45	1.83	1.05	.944	.866
719-SF2001E	SF2001E	SM3030-6	1960.0000	20	32	-----	2.35	1.61	.92	.83	.759
719-SF2124E	SF2124E	SM3030-6	2441.8000	20	29	-----	2.1	1.83	1.05	.944	.866

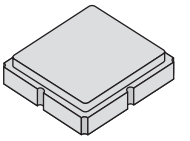
SM3838-8 / SM3030-8 / SM3838-6

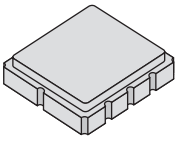
SM3030-6 / SM5050-8

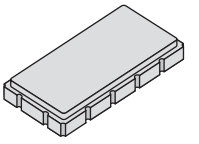
SM13365-12 / SMP-53

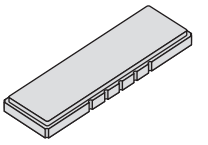
SMP-87 / SMP-75

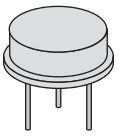
TO39-3

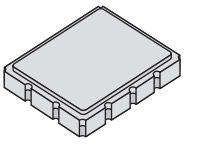
SM9171-10

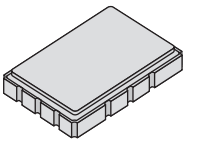
SMP-03

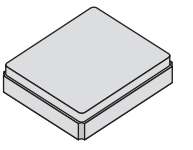
SM2520-4

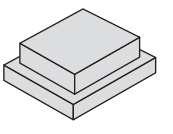
SM1411-5

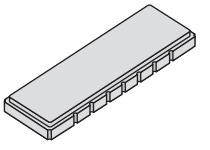
SM1154-14

© Copyright 2013 Mouser Electronics

© Copyright 2013 Mouser Electronics

TRIQUINT BAW and SAW Filters

RoHS Compliant **This product is RoHS compliant.**

TriQuint SEMICONDUCTOR

BAW FILTERS

For quantities greater than listed, call for quote.

MOUSER STOCK NO.	TriQuint Part No.	Fig.	Ctr. Frequency (MHz)	BW	Insertion Loss (dB)	Package (mm)	Price Each			
							1	25	100	250
772-885007	885007	A	2400	72	2	1.70x1.30	8.29	6.96	5.35	5.35
772-885008	885008	A	2400	72	1.5	1.70x1.30	8.29	6.96	5.35	5.35
772-885010	885010	A	2400	85	2	1.70x1.30	8.29	6.96	5.35	5.35

SAW FILTERS

NEW PRODUCT

For quantities greater than listed, call for quote.

MOUSER STOCK NO.	TriQuint Part No.	Fig.	Ctr. Frequency (MHz)	BW	Insertion Loss (dB)	Package (mm)	Price Each			
							1	25	100	250
772-855735	855735	B	70	0.25	20	24.6x9.0	89.41	69.24	54.68	44.50
772-854651	854651	C	70	0.5	8	19.0x6.5	72.31	53.49	39.56	32.83
772-854652	854652	C	70	1	8	19.0x6.5	72.32	53.49	39.56	32.84
772-854653	854653	C	70	1.5	8.25	19.0x6.5	72.32	53.49	40.05	32.84
772-854655	854655	C	70	2.5	9.25	19.0x6.5	72.32	53.49	39.56	32.84
772-854656	854656	D	70	3	7.5	13.3x6.5	42.41	37.48	33.12	28.15
772-854657	854657	D	70	3.5	7.7	13.3x6.5	42.41	37.48	34.34	28.15
772-854658	854658	D	70	4	7.5	13.3x6.5	42.41	37.48	33.12	28.15
772-854659	854659	D	70	4.5	7.5	13.3x6.5	42.41	37.48	33.12	28.15
772-854660	854660	D	70	5	8	13.3x6.5	42.41	37.48	33.12	28.15
772-854661	854661	D	70	6	8.5	13.3x6.5	42.41	37.48	33.12	28.38
772-854662	854662	D	70	7	9.5	13.3x6.5	42.41	37.48	33.12	28.15
772-854663	854663	D	70	8	10	13.3x6.5	42.41	37.48	33.12	28.15
772-854665	854665	D	70	10	11	13.3x6.5	42.41	37.48	33.12	28.15
772-854666	854666	D	70	12	12.5	13.3x6.5	42.41	37.48	33.12	28.15
772-854668	854668	D	70	16	13.5	13.3x6.5	42.41	37.48	33.12	28.15
772-854670	854670	D	70	20	15	13.3x6.5	42.41	37.48	33.12	28.15
772-854671	854671	D	70	22	16	13.3x6.5	42.41	37.48	33.12	28.15
772-854672	854672	D	70	24	17	13.3x6.5	42.41	37.48	33.12	28.15
772-854673	854673	D	70	26	17.5	13.3x6.5	42.41	37.48	33.12	28.15
772-854674	854674	D	70	28	18	13.3x6.5	42.41	37.48	33.12	28.15
772-854678	854678	D	70	36	21.5	13.3x6.5	42.41	37.48	33.12	28.15
772-854680	854680	D	70	40	22	13.3x6.5	42.41	37.48	33.12	28.15
772-856064	856064	E	140	2	22.186	19.0x6.5	75.21	60.92	49.35	38.49
772-854909	854909	D	140	4	12.5	13.3x6.5	42.41	37.48	33.12	28.15
772-854913	854913	D	140	7	7.5	13.3x6.5	42.41	37.48	33.12	28.15
772-856929	856929	F	140	1	10.25	7.0x5.5	8.56	6.33	4.69	3.94
772-854916	854916	D	140	10	11	13.3x6.5	42.41	37.48	33.12	28.15
772-854917	854917	D	140	12	12.5	13.3x6.5	42.41	37.48	33.12	28.15
772-854919	854919	D	140	16	11	13.3x6.5	42.41	37.48	33.12	28.15
772-854920	854920	D	140	18	12	13.3x6.5	42.41	37.48	33.12	28.15
772-854923	854923	D	140	24	13	13.3x6.5	42.41	37.48	33.12	28.15
772-854927	854927	D	140	32	13	13.3x6.5	42.41	37.48	33.12	28.15
772-856072	856072	G	140	33.2	22.5	9.0x7.0	82.91	58.51	41.28	35.09
772-856073	856073	G	140	43.95	22.5	9.0x7.0	56.03	44.38	35.16	31.29
772-855653	855653	H	374	17	11	7.0x5.5	13.03	13.03	13.03	13.03
772-856288	856288	I	465	6	1.7	3.0x3.0	15.26	10.29	7.60	5.85
772-855272	855272	H	479.75	20	13	7.0x5.5	27.82	26.17	24.82	18.51
772-856844	856844	J	782	10	2.5	3.0x3.0	8.56	6.33	4.69	3.94
772-855821	855821	I	836.5	25	1.9	3.0x3.0	8.56	6.33	4.69	3.94
772-855728	855728	I	881.5	25	3.5	3.0x3.0	8.56	6.33	4.69	3.94
772-856671	856671	I	897.5	35	1.9	3.0x3.0	8.56	6.33	4.69	3.94
772-856824	856824	K	897.5	35	2.5	3.0x3.0	8.56	6.33	4.69	3.94
772-856327	856327	L	915	26	2.3	2.0x1.5	11.68	9.93	7.94	5.55
772-856528	856528	I	942.5	35	2.5	3.0x3.0	8.56	6.33	4.69	3.94
772-856298	856298	I	1220	10	5.5	3.0x3.0	19.10	12.23	7.83	5.48
772-856561	856561	M	1575.42	2	0.8	1.4x1.2	1.51	1.21	.963	.845
772-855969	855969	I	1575.42	2.4	1.8	3.0x3.0	2.50	2.03	1.65	1.44
772-855860	855860	I	1842.5	75	3.6	3.0x3.0	8.56	6.33	4.69	3.94
772-855849	855849	I	1880	60	2.4	3.0x3.0	8.56	6.33	4.69	3.94
772-856530	856530	I	1880	60	2.8	3.0x3.0	8.56	6.33	4.69	3.94
772-856880	856880	K	1880	60	3	3.0x3.1	8.56	6.33	4.69	3.94
772-856532	856532	I	1950	60	2.2	3.0x3.0	8.56	6.33	4.69	3.94
772-855817	855817	I	1960	60	2.1	3.0x3.0	8.56	6.33	4.69	3.94
772-856539	856539	M	2441	83.5	-	1.4x1.2	5.09	4.91	4.74	3.38
772-855916	855916	I	2441.75	83.5	5	3.0x3.0	8.13	5.75	4.06	3.35

DIMENSIONS: mm

A

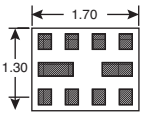

B

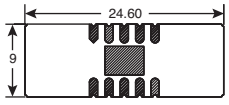

C

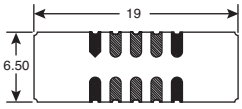

D

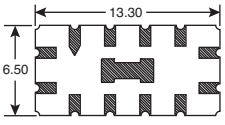

E

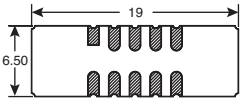

F

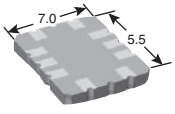

G

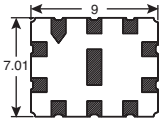

H

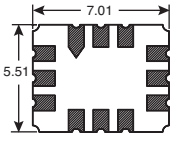

I

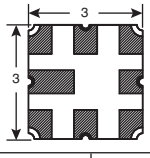

J

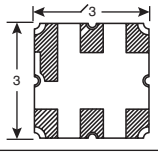

K

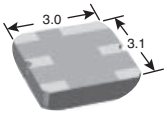

L

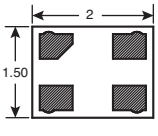

M

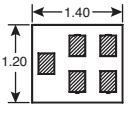

Frequency Control

TriQuint

© Copyright 2013 Mouser Electronics

© Copyright 2013 Mouser Electronics

TXC Automotive Grade Crystals

AA SERIES 5.0 X 3.2MM GLASS SEALING CRYSTALS

Features:
- Compact glass sealed SMD crystal units.
- Wide operating temperature range.
- Superior and reliable performance in harsh environment.

For quantities greater than listed, call for quote.

MOUSER STOCK NO.	TXC Part No.	Fig.	Freq.	Price Each			
				1	10	50	100
717-AA-8.000MALV-T	AA-8.000MALV-T	A	8.00000	.93	.842	.749	.674
717-AA-10.000MAGY-T	AA-10.000MAGY-T	A	10.00000	.93	.842	.749	.674
717-AA-12.000MAGE-T	AA-12.000MAGE-T	A	12.00000	.93	.842	.749	.674
717-AA-13.560MAGE-T	AA-13.560MAGE-T	A	13.56000	.93	.842	.749	.674
717-AA-14.31818MAGDT	AA-14.31818MAGD-T	A	14.31818	.93	.842	.749	.674
717-AA-16.000MALE-T	AA-16.000MALE-T	A	16.00000	.93	.842	.749	.674
717-AA-20.000MAGE-T	AA-20.000MAGE-T	A	20.00000	.93	.842	.749	.674
717-AA-25.000MALE-T	AA-25.000MALE-T	A	25.00000	.93	.842	.749	.674
717-AA-27.000MAGK-T	AA-27.000MAGK-T	A	27.00000	.93	.842	.749	.674
717-AA-48.000MAGE-T	AA-48.000MAGE-T	A	48.00000	.93	.842	.749	.674

AB SERIES 5.0 X 3.2MM SEAM SEALING CRYSTALS

Features:
- Reliable seam sealed ceramic package.
- Wide operating termperature range.
- Superior and reliable performance in harsh environment.
- Application: TPMS, ECM, ABS and sensor modules.

For quantities greater than listed, call for quote.

MOUSER STOCK NO.	TXC Part No.	Fig.	Freq.	Price Each			
				1	10	50	100
717-AB-10.000MALE-T	AB-10.000MALE-T	B	10.0000	1.07	.963	.856	.77
717-AB-11.0592MAGQ-T	AB-11.0592MAGQ-T	B	11.0592	1.07	.963	.856	.77
717-AB-12.000MALE-T	AB-12.000MALE-T	B	12.0000	1.07	.963	.856	.77
717-AB-15.360MAGE-T	AB-15.360MAGE-T	B	15.3600	1.07	.963	.856	.77
717-AB-16.000MAGE-T	AB-16.000MAGE-T	B	16.0000	1.07	.963	.856	.77
717-AB-18.432MAGE-T	AB-18.432MAGE-T	B	18.4320	1.07	.963	.856	.77
717-AB-20.000MAGE-T	AB-20.000MAGE-T	B	20.0000	1.07	.963	.856	.77
717-AB-24.000MAGE-T	AB-24.000MAGE-T	B	24.0000	1.07	.963	.856	.77
717-AB-24.576MAGQ-T	AB-24.576MAGQ-T	B	24.5760	1.07	.963	.856	.77
717-AB-25.000MAGE-T	AB-25.000MAGE-T	B	25.0000	1.07	.963	.856	.77
717-AB-26.000MAGE-T	AB-26.000MAGE-T	B	26.0000	1.07	.963	.856	.77
717-AB-27.000MAGE-T	AB-27.000MAGE-T	B	27.0000	1.07	.963	.856	.77

AC SERIES 5.0 X 3.2MM CMOS OUTPUT

Features:
- Ultra small SMD seam sealed clock crystal oscillator units.
- High precision characteristic covering up to high frequency range.
- Designed for automatic mounting and reflow soldering.
- Optionable stand-by function for output: Tri-state output.
- Supply voltage range : 1.8 V- 3.3 V.
- High stability, low jitter, low power consumption.

For quantities greater than listed, call for quote.

MOUSER STOCK NO.	TXC Part No.	Fig.	Freq.	Price Each			
				1	10	50	100
717-AC-3.6864MBE-T	AC-3.6864MBE-T	C	3.6864	2.65	2.35	2.12	1.95
717-AC-4.000MAE-T	AC-4.000MAE-T	C	4.0000	2.65	2.35	2.12	1.95
717-AC-13.500MCE-T	AC-13.500MCE-T	C	13.5000	2.65	2.35	2.12	1.95
717-AC-27.000MBE-T	AC-27.000MBE-T	C	27.0000	2.65	2.35	2.12	1.95
717-AC-33.333MBE-T	AC-33.333MBE-T	C	33.3330	2.65	2.35	2.12	1.95
717-AC-40.000MDE-T	AC-40.000MDE-T	C	40.0000	2.65	2.35	2.12	1.95
717-AC-48.000MBE-T	AC-48.000MBE-T	C	48.0000	2.65	2.35	2.12	1.95
717-AC-50.000MBE-T	AC-50.000MBE-T	C	50.0000	2.65	2.35	2.12	1.95

ACZ SERIES 5.0 X 3.2MM CMOS OUTPUT

Features:
- Ultra small SMD seam sealed clock crystal oscillator units.
- High precision characteristic
- Designed for automatic mounting and reflow soldering.
- Optionable stand-by function for output: Tri-state output.
- Supply voltage range : 1.8 V ~ 3.3 V.
- High stability, low jitter, low power consumption.

For quantities greater than listed, call for quote.

MOUSER STOCK NO.	TXC Part No.	Fig.	Freq.	Price Each			
				1	10	50	100
717-ACZ-32.768KBE-T	ACZ-32.768KBE-T	D	32.768	2.53	2.25	2.02	1.85

AM SERIES 3.2 X 2.5MM SEAM SEALING CRYSTALS

Features:
- Reliable seam sealed ceramic package.
- Wide operating temperature range.
- Superior performance and stringent reliability in harsh environment.
- Application: TPMS, ECM, ABS and sensor modules.

For quantities greater than listed, call for quote.

MOUSER STOCK NO.	TXC Part No.	Fig.	Freq.	Price Each			
				1	10	50	100
717-AM-11.2896MAGQ-T	AM-11.2896MAGQ-T	E	11.28960	1.20	1.08	.963	.867
717-AM-12.000MAGE-T	AM-12.000MAGE-T	E	12.00000	1.20	1.08	.963	.867
717-AM-13.560MAGE-T	AM-13.560MAGE-T	E	13.56000	1.20	1.08	.963	.867
717-AM-14.31818MAGQT	AM-14.31818MAGQ-T	E	14.31818	1.20	1.08	.963	.867
717-AM-16.000MAGE-T	AM-16.000MAGE-T	E	16.00000	1.20	1.08	.963	.867
717-AM-18.432MAGQ-T	AM-18.432MAGQ-T	E	18.43200	1.20	1.08	.963	.867
717-AM-20.000MAGE-T	AM-20.000MAGE-T	E	20.00000	1.20	1.08	.963	.867
717-AM-24.000MAGE-T	AM-24.000MAGE-T	E	24.00000	1.20	1.08	.963	.867
717-AM-24.576MAGE-T	AM-24.576MAGE-T	E	24.57600	1.20	1.08	.963	.867
717-AM-26.000MAGE-T	AM-26.000MAGE-T	E	26.00000	1.20	1.08	.963	.867
717-AM-27.000MAGE-T	AM-27.000MAGE-T	E	27.00000	1.20	1.08	.963	.867
717-AM-28.224MAGQ-T	AM-28.224MAGQ-T	E	28.22400	1.20	1.08	.963	.867
717-AM-30.000MAGE-T	AM-30.000MAGE-T	E	30.00000	1.20	1.08	.963	.867
717-AM-40.000MAGE-T	AM-40.000MAGE-T	E	40.00000	1.20	1.08	.963	.867
717-AM-48.000MAGE-T	AM-48.000MAGE-T	E	48.00000	1.20	1.08	.963	.867

DIMENSIONS: mm

A

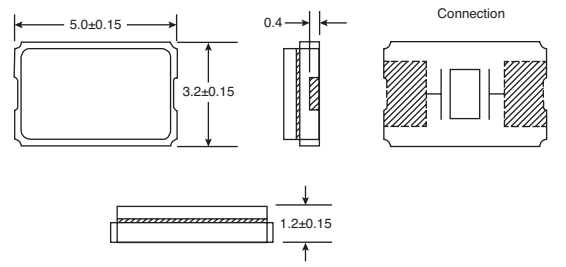

B

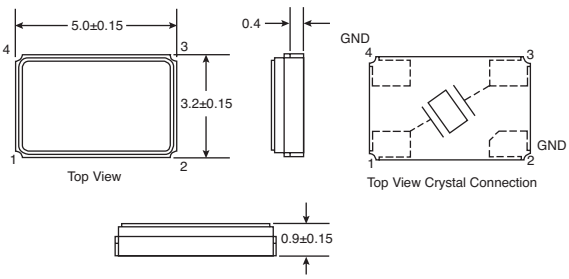

C

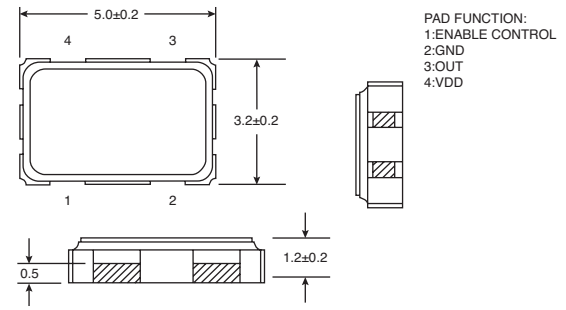

D

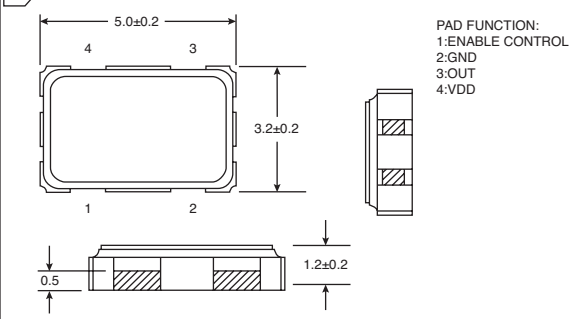

E

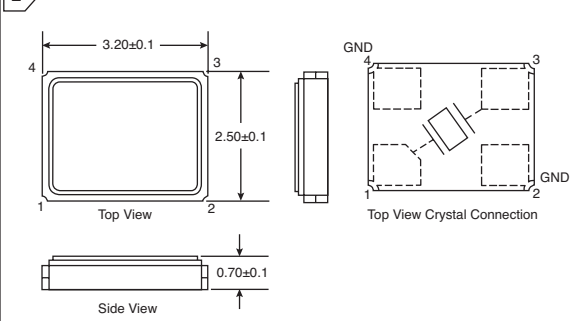

© Copyright 2013 Mouser Electronics

© Copyright 2013 Mouser Electronics

TXC Automotive Grade Crystals

AS SERIES METAL CAN TYPE

Features:
- Wide operating temperature range.
- Superior and reliable performance in harsh environment.

For quantities greater than listed, call for quote.

MOUSER STOCK NO.	TXC Part No.	Fig.	Freq.	Price Each 1	10	50	100
717-AS-3.579545MAHEB	AS-3.579545MAHE-B	A	3.57955	.54	.482	.428	.355
717-AS-4.194304MAHEB	AS-4.194304MAHE-B	A	4.19430	.54	.482	.428	.355
717-AS-14.31818MAHIB	AS-14.31818MAHI-B	A	14.31818	.54	.482	.428	.355
717-AS-16.000MAHK-B	AS-16.000MAHK-B	A	16.00000	.54	.482	.428	.355
717-AS-16.9344MAHH-B	AS-16.9344MAHH-B	A	16.93440	.54	.482	.428	.355
717-AS-28.63636MAHEB	AS-28.63636MAHE-B	A	28.63636	.54	.482	.428	.355

AT SERIES SMD METAL CAN TYPE

Features:
- Surface-mount type crystal units.
- Wide operating temperature range.
- Superior and reliable performance in harsh environment.

For quantities greater than listed, call for quote.

717-AT-3.6864MAGE-T	AT-3.6864MAGE-T	B	3.6864	.59	.53	.471	.424
717-AT-4.000MAGE-T	AT-4.000MAGE-T	B	4.0000	.59	.53	.471	.424
717-AT-8.000MAGK-T	AT-8.000MAGK-T	B	8.0000	.59	.53	.471	.424
717-AT-10.000MAGI-T	AT-10.000MAGI-T	B	10.0000	.59	.53	.471	.424
717-AT-11.0592MAGK-T	AT-11.0592MAGK-T	B	11.0592	.59	.53	.471	.424
717-AT-11.2896MAGK-T	AT-11.2896MAGK-T	B	11.2896	.59	.53	.471	.424
717-AT-12.000MAGK-T	AT-12.000MAGK-T	B	12.0000	.59	.53	.471	.424
717-AT-12.288MAGE-T	AT-12.288MAGE-T	B	12.2880	.59	.53	.471	.424
717-AT-13.560MAGE-T	AT-13.560MAGE-T	B	13.5600	.59	.53	.471	.424
717-AT-18.432MAGQ-T	AT-18.432MAGQ-T	B	18.4320	.59	.53	.471	.424
717-AT-20.000MAGE-T	AT-20.000MAGE-T	B	20.0000	.59	.53	.471	.424
717-AT-24.000MAGE-T	AT-24.000MAGE-T	B	24.0000	.59	.53	.471	.424
717-AT-24.576MAGK-T	AT-24.576MAGK-T	B	24.5760	.59	.53	.471	.424
717-AT-27.000MAGK-T	AT-27.000MAGK-T	B	27.0000	.59	.53	.471	.424

AU SERIES 3.2 X 2.5 CMOS OUTPUT

Features:
- Ultra Small SMD seam sealed clock crystal oscillator units.

For quantities greater than listed, call for quote.

MOUSER STOCK NO.	TXC Part No.	Fig.	Freq.	Price Each 1	10	50	100
717-AU-12.000MBE-T	AU-12.000MBE-T	C	12.00000	3.35	3.01	2.68	2.21
717-AU-12.288MBE-T	AU-12.288MBE-T	C	12.28800	3.35	3.01	2.68	2.21
717-AU-13.500MBE-T	AU-13.500MBE-T	C	13.50000	3.35	3.01	2.68	2.21
717-AU-14.31818MBE-T	AU-14.31818MBE-T	C	14.31818	3.35	3.01	2.68	2.21
717-AU-14.7456MBE-T	AU-14.7456MBE-T	C	14.74560	3.35	3.01	2.68	2.21
717-AU-24.000MBE-T	AU-24.000MBE-T	C	24.00000	3.35	3.01	2.68	2.21
717-AU-25.000MBE-T	AU-25.000MBE-T	C	25.00000	3.35	3.01	2.68	2.21
717-AU-26.000MBE-T	AU-26.000MBE-T	C	26.00000	3.35	3.01	2.68	2.21
717-AU-27.000MBE-T	AU-27.000MBE-T	C	27.00000	3.35	3.01	2.68	2.21
717-AU-28.63636MBE-T	AU-28.63636MBE-T	C	28.63636	3.35	3.01	2.68	2.21
717-AU-33.000MBE-T	AU-33.000MBE-T	C	33.00000	3.35	3.01	2.68	2.21
717-AU-40.000MDE-T	AU-40.000MDE-T	C	40.00000	3.34	3.01	2.68	2.21
717-AU-48.000MBE-T	AU-48.000MBE-T	C	48.00000	3.35	3.01	2.68	2.21
717-AU-50.000MBE-T	AU-50.000MBE-T	C	50.00000	3.35	3.01	2.68	2.21

AUZ SERIES 3.2 X 2.5MM CMOS OUTPUT

Features:
- Ultra small SMD seam sealed clock crystal oscillator units.

For quantities greater than listed, call for quote.

717-AUZ-32.768KBE-T	AUZ-32.768KBE-T	D	32.768	2.89	2.57	2.31	2.12

AV SERIES 3.2 X 2.5MM GLASS SEALING CRYSTALS

Features:
- 4 pads SMD glass sealed crystal.
- Applications in wireless communication, DSC and USB interface card.
- Excellent heat resistance and enviromental characteristics.

For quantities greater than listed, call for quote.

717-AV-13.560MAGE-T	AV-13.560MAGE-T	E	13.56000	1.07	.963	.856	.77
717-AV-14.31818MAGVT	AV-14.31818MAGV-T	E	14.31818	1.28	.963	.856	.77
717-AV-24.000MAGV-T	AV-24.000MAGV-T	E	24.00000	1.28	.963	.856	.77
717-AV-24.576MAGV-T	AV-24.576MAGV-T	E	24.57600	1.28	.963	.856	.77
717-AV-26.000MAGV-T	AV-26.000MAGV-T	E	26.00000	1.28	.963	.856	.77
717-AV-27.000MAGE-T	AV-27.000MAGE-T	E	27.00000	1.07	.963	.856	.77
717-AV-28.63636MAGVT	AV-28.63636MAGV-T	E	28.63636	1.28	.963	.856	.77
717-AV-30.000MAGJ-T	AV-30.000MAGJ-T	E	30.00000	1.07	.963	.856	.77
717-AV-33.333MAGV-T	AV-33.333MAGV-T	E	33.33300	1.28	.963	.856	.77

AW SERIES 2.5 X 2.0MM CMOS OUTPUT

Features:
- Ultra Small SMD seam sealed clock crystal oscillator units.
- Tri-state function available.

For quantities greater than listed, call for quote.

MOUSER STOCK NO.	TXC Part No.	Fig.	Freq.	Price Each 1	10	50	100
717-AW-11.2896MBE-T	AW-11.2896MBE-T	F	11.28960	3.75	3.37	3.00	2.47
717-AW-20.000MCE-T	AW-20.000MCE-T	F	20.00000	3.75	3.37	3.00	2.47
717-AW-26.000MBE-T	AW-26.000MBE-T	F	26.00000	3.75	3.37	3.00	2.47

AX SERIES 8.0 X 4.5MM GLASS SEALING CRYSTALS

Features:
- Reliable glass sealed ceramic package.
- Wide operating temperature range.
- Superior and reliable performance in harsh environment.
- Application : TPMS, ECM, ABS and sensor modules.

For quantities greater than listed, call for quote.

717-AX-10.000MALV-T	AX-10.000MALV-T	G	10.00000	.77	.685	.621	.567
717-AX-12.000MAGV-T	AX-12.000MAGV-T	G	12.00000	.77	.685	.621	.567
717-AX-13.560MALE-T	AX-13.560MALE-T	G	13.56000	.77	.685	.621	.567
717-AX-16.000MAGV-T	AX-16.000MAGV-T	G	16.00000	.77	.685	.621	.567
717-AX-16.9344MAGV-T	AX-16.9344MAGV-T	G	16.93440	.77	.685	.621	.567
717-AX-20.000MAGE-T	AX-20.000MAGE-T	G	20.00000	.77	.685	.621	.567
717-AX-24.576MAGV-T	AX-24.576MAGV-T	G	24.57600	.77	.685	.621	.567
717-AX-33.333MAGQ-T	AX-33.333MAGQ-T	G	33.33300	.77	.685	.621	.567

DIMENSIONS: mm

A

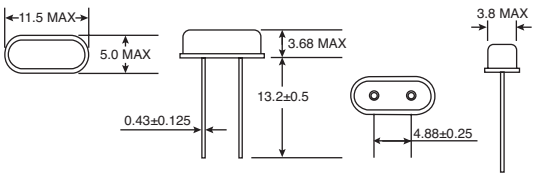

B

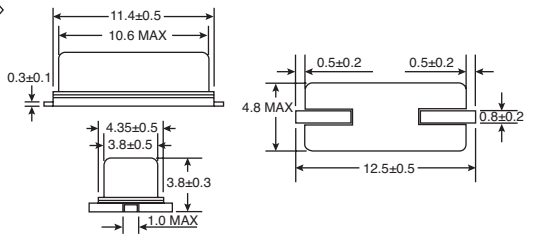

C

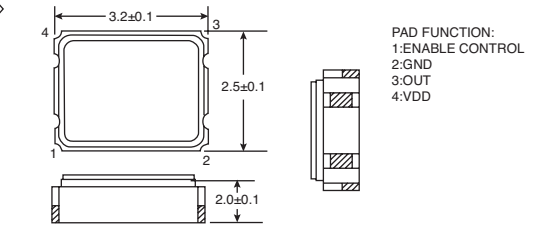

D

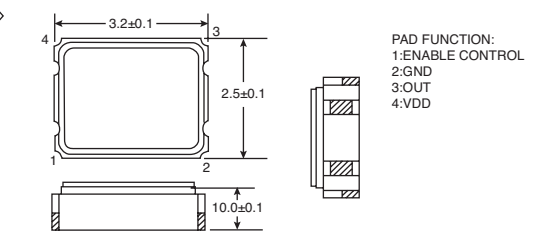

E

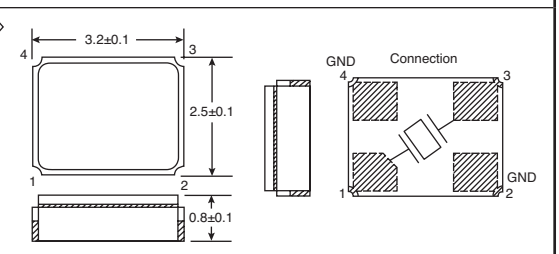

F

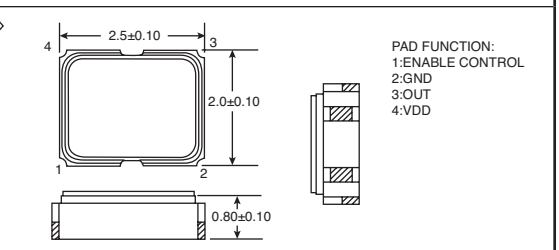

G

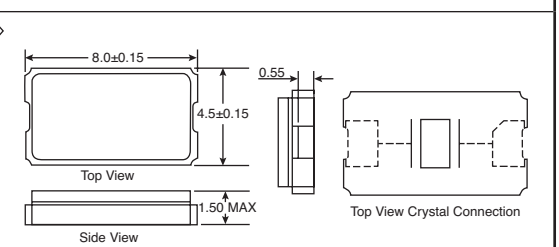

© Copyright 2013 Mouser Electronics

© Copyright 2013 Mouser Electronics

TXC SMD CMOS CXO Oscillators

RoHS Compliant **This product is RoHS compliant.**

7C SERIES 5 X 3.2MM

Features:
- Operating Temperature Range: -10˚C to 70˚C
- Ultra small SMD seam sealed clock crystal oscillator units
- Designed for automatic mounting and reflow soldering
- Optionable stand-by function for output: Tri-state output
- High stability, low jitter, low power consumption
- High precision characteristic covering up to wide frequency range

Applications:
- Wireless communication set, PDA and DSC

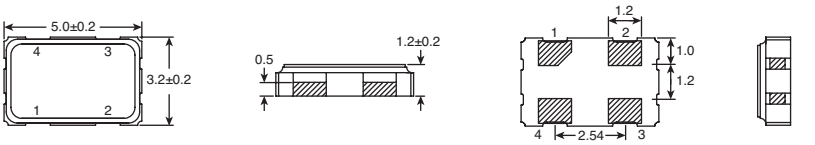

For quantities greater than listed, call for quote.

MOUSER STOCK NO.	TXC Part No.	Freq. (MHz)	Price Each 1	Price Each 10	Price Each 100	Price Per Reel of 1000 ea.
2.5 Volts						
717-7C-20.000MCB-T	7C-20.000MCB-T	20.000	2.57	2.14	1.71	1.20
717-7C-25.000MCB-T	7C-25.000MCB-T	25.000	2.57	2.14	1.71	1.20
717-7C-40.000MCB-T	7C-40.000MCB-T	40.000	2.57	2.14	1.71	1.20
3.3 Volts						
717-7C-16.000MBA-T	717-7C-16.000MBA-T	16.000	3.56	3.05	2.03	1.42
717-7C-16.000MBB-T	717-7C-16.000MBB-T	16.000	3.21	2.78	1.93	1.20
717-7C-20.000MBA-T	717-7C-20.000MBA-T	20.000	3.56	3.05	2.03	1.42
717-7C-20.000MBB-T	717-7C-20.000MBB-T	20.000	3.21	2.78	1.93	1.20

For quantities greater than listed, call for quote.

MOUSER STOCK NO.	TXC Part No.	Freq. (MHz)	Price Each 1	Price Each 10	Price Each 100	Price Per Reel of 1000 ea.
3.3 Volts						
717-7C-24.000MBA-T	7C-24.000MBA-T	24.000	3.56	3.05	2.03	1.42
717-7C-24.000MBB-T	7C-24.000MBB-T	24.000	3.21	2.78	1.93	1.20
717-7C-25.000MBA-T	7C-25.000MBA-T	25.000	3.56	3.05	2.03	1.42
717-7C-25.000MBB-T	7C-25.000MBB-T	25.000	3.21	2.78	1.93	1.20
717-7C-40.000MBA-T	7C-40.000MBA-T	40.000	3.56	3.05	2.03	1.42
717-7C-40.000MBB-T	7C-40.000MBB-T	40.000	3.21	2.78	1.93	1.20
717-7C-50.000MBA-T	7C-50.000MBA-T	50.000	3.56	3.05	2.03	1.42
717-7C-50.000MBB-T	7C-50.000MBB-T	50.000	3.21	2.78	1.93	1.20

7W SERIES 7 X 5MM

Features:
- Operating Temperature Range: -10˚C to 70˚C
- Small SMD seam sealed clock crystal oscillator units
- High stability, low jitter, low power consumption
- Designed for automatic mounting and reflow soldering
- Optionable stand-by function for output: Tri-state output
- High precision characteristic covering up to wide frequency range

Applications:
- Wireless communication, PC and LCDM.

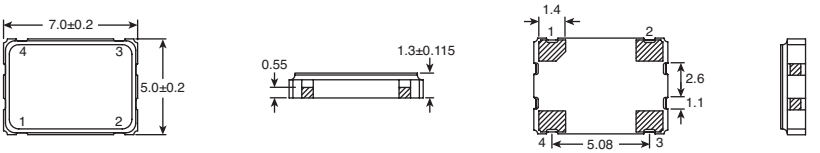

For quantities greater than listed, call for quote.

MOUSER STOCK NO.	TXC Part No.	Freq. (MHz)	Price Each 1	Price Each 10	Price Each 100	Price Per Reel of 1000 ea.
2.5 Volts						
717-7W-1.544MBA-T	7W-1.544MBA-T	1.5440	3.19	2.73	1.82	1.27
717-7W-1.544MBB-T	7W-1.544MBB-T	1.5440	2.81	2.43	1.68	1.05
717-7W-1.8432MBA-T	7W-1.8432MBA-T	1.8432	3.19	2.73	1.82	1.27
717-7W-1.8432MBB-T	7W-1.8432MBB-T	1.8432	2.81	2.43	1.68	1.05
717-7W-3.6864MBA-T	7W-3.6864MBA-T	3.6864	3.19	2.73	1.82	1.27
717-7W-3.6864MBB-T	7W-3.6864MBB-T	3.6864	2.81	2.43	1.68	1.05
717-7W-4.000MBA-T	7W-4.000MBA-T	4.0000	3.19	2.73	1.82	1.27
717-7W-4.000MBB-T	7W-4.000MBB-T	4.0000	2.81	2.43	1.68	1.05
717-7W-7.3728MBA-T	7W-7.3728MBA-T	7.3728	3.19	2.73	1.82	1.27
717-7W-7.3728MBB-T	7W-7.3728MBB-T	7.3728	2.81	2.43	1.68	1.05
717-7W-8.000MBA-T	7W-8.000MBA-T	8.0000	3.19	2.73	1.82	1.27
717-7W-8.000MBB-T	7W-8.000MBB-T	8.0000	2.81	2.43	1.68	1.05
717-7W-10.000MBA-T	7W-10.000MBA-T	10.0000	3.19	2.73	1.82	1.27
717-7W-10.000MBB-T	7W-10.000MBB-T	10.0000	2.81	2.43	1.68	1.05
717-7W-12.000MBA-T	7W-12.000MBA-T	12.0000	3.19	2.73	1.82	1.27
717-7W-12.000MBB-T	7W-12.000MBB-T	12.0000	2.81	2.43	1.68	1.05
717-7W-12.288MBA-T	7W-12.288MBA-T	12.2880	3.19	2.73	1.82	1.27
717-7W-12.288MBB-T	7W-12.288MBB-T	12.2880	2.81	2.43	1.68	1.05
717-7W-14.7456MBA-T	7W-14.7456MBA-T	14.7456	3.19	2.73	1.82	1.27
717-7W-14.7456MBB-T	7W-14.7456MBB-T	14.7456	2.81	2.43	1.68	1.05
717-7W-16.000MBA-T	7W-16.000MBA-T	16.0000	3.19	2.73	1.82	1.27
717-7W-16.000MBB-T	7W-16.000MBB-T	16.0000	2.81	2.43	1.68	1.05
717-7W-18.432MBA-T	7W-18.432MBA-T	18.4320	3.19	2.73	1.82	1.27
717-7W-18.432MBB-T	7W-18.432MBB-T	18.4320	2.81	2.43	1.68	1.05
717-7W-20.000MBA-T	7W-20.000MBA-T	20.0000	3.19	2.73	1.82	1.27
717-7W-20.000MBB-T	7W-20.000MBB-T	20.0000	2.81	2.43	1.68	1.05
717-7W-24.000MBA-T	7W-24.000MBA-T	24.0000	3.19	2.73	1.82	1.27
717-7W-24.000MBB-T	7W-24.000MBB-T	24.0000	2.81	2.43	1.68	1.05
717-7W-24.576MBA-T	7W-24.576MBA-T	24.5760	3.19	2.73	1.82	1.27
717-7W-24.576MBB-T	7W-24.576MBB-T	24.5760	2.81	2.43	1.68	1.05
717-7W-25.000MBA-T	7W-25.000MBA-T	25.0000	3.19	2.73	1.82	1.27
717-7W-25.000MBB-T	7W-25.000MBB-T	25.0000	2.81	2.43	1.68	1.05

For quantities greater than listed, call for quote.

MOUSER STOCK NO.	TXC Part No.	Freq. (MHz)	Price Each 1	Price Each 10	Price Each 100	Price Per Reel of 1000 ea.
3.3 Volts						
717-7W-27.000MBA-T	7W-27.000MBA-T	27.0000	3.19	2.73	1.82	1.27
717-7W-27.000MBB-T	7W-27.000MBB-T	27.0000	2.81	2.43	1.68	1.05
717-7W-30.000MBA-T	7W-30.000MBA-T	30.0000	3.19	2.73	1.82	1.27
717-7W-30.000MBB-T	7W-30.000MBB-T	30.0000	2.81	2.43	1.68	1.05
717-7W-32.000MBA-T	7W-32.000MBA-T	32.0000	3.19	2.73	1.82	1.27
717-7W-32.000MBB-T	7W-32.000MBB-T	32.0000	2.81	2.43	1.68	1.05
717-7W-40.000MBA-T	7W-40.000MBA-T	40.0000	3.19	2.73	1.82	1.27
717-7W-40.000MBB-T	7W-40.000MBB-T	40.0000	2.81	2.43	1.68	1.05
717-7W-48.000MBA-T	7W-48.000MBA-T	48.0000	3.19	2.73	1.82	1.27
717-7W-48.000MBB-T	7W-48.000MBB-T	48.0000	2.81	2.43	1.68	1.05
717-7W-49.152MBA-T	7W-49.152MBA-T	49.1520	3.19	2.73	1.82	1.27
717-7W-49.152MBB-T	7W-49.152MBB-T	49.1520	2.81	2.43	1.68	1.05
717-7W-50.000MBA-T	7W-50.000MBA-T	50.0000	3.19	2.73	1.82	1.27
717-7W-50.000MBB-T	7W-50.000MBB-T	50.0000	2.81	2.43	1.68	1.05
717-7W-66.6666MBB-T	7W-66.6666MBB-T	66.6666	3.00	2.57	1.71	1.20
717-7W-75.000MBB-T	7W-75.000MBB-T	75.0000	3.00	2.57	1.71	1.20
717-7W-80.000MBB-T	7W-80.000MBB-T	80.0000	3.00	2.57	1.71	1.20
717-7W-100.000MBB-T	7W-100.000MBB-T	100.0000	5.02	4.34	3.01	1.87
717-7W-125.000MBB-T	7W-125.000MBB-T	125.0000	6.02	5.21	3.61	2.25
5 Volts						
717-7W-3.6864MAB-T	7W-3.6864MAB-T	3.6864	1.93	1.61	1.28	.899
717-7W-4.000MAB-T	7W-4.000MAB-T	4.0000	1.93	1.61	1.28	.899
717-7W-8.000MAB-T	7W-8.000MAB-T	8.0000	1.93	1.61	1.28	.899
717-7W-10.000MAB-T	7W-10.000MAB-T	10.0000	1.93	1.61	1.28	.899
717-7W-20.000MAB-T	7W-20.000MAB-T	20.0000	1.93	1.61	1.28	.899
717-7W-24.000MAB-T	7W-24.000MAB-T	24.0000	1.93	1.61	1.28	.899
717-7W-25.000MAB-T	7W-25.000MAB-T	25.0000	1.93	1.61	1.28	.899
717-7W-27.000MAB-T	7W-27.000MAB-T	27.0000	1.93	1.61	1.28	.899
717-7W-30.000MAB-T	7W-30.000MAB-T	30.0000	1.93	1.61	1.28	.899
717-7W-40.000MAB-T	7W-40.000MAB-T	40.0000	1.93	1.61	1.28	.899
717-7W-48.000MAB-T	7W-48.000MAB-T	48.0000	2.09	1.74	1.39	1.14
717-7W-50.000MAB-T	7W-50.000MAB-T	50.0000	1.93	1.61	1.28	.899

7W SERIES 7 X 5MM

Features:
- Operating Temperature Range: -10˚C to 70˚C
- Tri-state function available
- Ultra small SMD seam sealed clock crystal oscillator units

Applications:
- WLAN, Bluetooth, DSC, DSL and other IT product

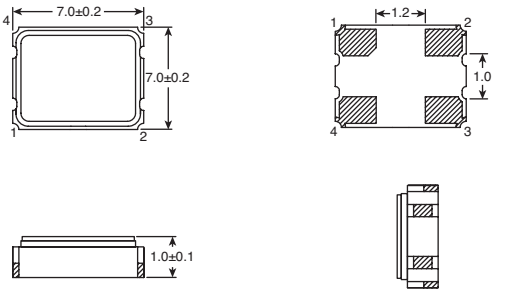

For quantities greater than listed, call for quote.

MOUSER STOCK NO.	TXC Part No.	Freq. (MHz)	Price Each 1	Price Each 10	Price Each 100	Price Per Reel of 1000 ea.
3.3 Volts						
717-7X-25.000MBA-T	7X-25.000MBA-T	25.000	4.12	3.53	2.35	1.65
717-7X-25.000MBB-T	7X-25.000MBB-T	25.000	3.81	3.30	2.28	1.52
717-7X-26.000MBA-T	7X-26.000MBA-T	26.000	4.12	3.53	2.35	1.65
717-7X-26.000MBB-T	7X-26.000MBB-T	26.000	3.81	3.30	2.28	1.52

© Copyright 2013 Mouser Electronics

© Copyright 2013 Mouser Electronics

TXC SMD, DIP and Tuning Fork Crystals

RoHS Compliant **This product is RoHS compliant.**

9HT10 & 9H12 SERIES SMD CRYSTALS

Features:
- 2 pads surface mount package
- High reliable environmental performance
- Application for NB, Smart Phone, variety of compact portable consumer products reference clocks



For quantities greater than listed, call for quote.

MOUSER STOCK NO.	TXC Part No.	Frequency (MHz)	Price Each 1	Price Each 10	Price Each 100	Reel Qty.	Price Per Piece
3.2 x 1.5 x 0.75, ±10ppm							
717-9HT10-32.768KEZF	9HT10-32.768KEZF-T	32.768	1.61	1.34	1.07	3000	.776
3.2 x 1.5 x 0.75, ±20ppm							
717-9HT10-32.768KDZF	9HT10-32.768KDZF-T	32.768	1.44	1.21	.963	3000	.699
1.6 x 1.0 x 0.5, ±20ppm							
717-9HT1232.768KDZFT	9HT12-32.768KDZF-T	32.768	2.14	1.93	1.54	3000	1.16
1.6 x 1.0 x 0.5, ±30ppm							
717-9HT1232.768KAZFT	9HT12-32.768KAZF-T	32.768	2.01	1.81	1.44	3000	1.08

9C SERIES SMD CYRSTALS, HC-49S

Features:
- Operating Temperature Range: -20˚C to 70˚C
- High frequency pullability and low equivalent series resistance.
- Highly mass production capability

Applications:
- PC
- STB
- LCDM
- Cable Modem

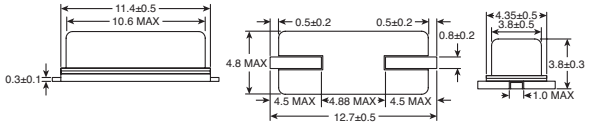

For quantities greater than listed, call for quote.

MOUSER STOCK NO.	TXC Part No.	Freq. (MHz)	Price Each 1	Price Each 10	Price Each 100	Price Per Reel of 1000 ea.
717-9C-3.6864MAAJ-T	9C-3.6864MAAJ-T	3.68640	.57	.482	.342	.246
717-9C-4.000MAAJ-T	9C-4.000MAAJ-T	4.00000	.57	.482	.342	.246
717-9C-4.9152MAAJ-T	9C-4.9152MAAJ-T	4.91520	.57	.482	.342	.246
717-9C-6.000MAAJ-T	9C-6.000MAAJ-T	6.00000	.57	.482	.342	.246
717-9C-7.3728MAAJ-T	9C-7.3728MAAJ-T	7.37280	.57	.482	.342	.246
717-9C-8.000MEEJ-T	9C-8.000MEEJ-T	8.00000	.73	.621	.428	.268
717-9C-8.000MAAJ-T	9C-8.000MAAJ-T	8.00000	.57	.482	.342	.246
717-9C-8.192MEEJ-T	9C-8.192MEEJ-T	8.19200	.73	.621	.428	.268
717-9C-8.192MAAJ-T	9C-8.192MAAJ-T	8.19200	.57	.482	.342	.246
717-9C-10.000MEEJ-T	9C-10.000MEEJ-T	10.00000	.73	.621	.428	.268
717-9C-10.000MAAJ-T	9C-10.000MAAJ-T	10.00000	.57	.482	.342	.246
717-9C-11.0592MEEJ-T	9C-11.0592MEEJ-T	11.05920	.73	.621	.428	.268
717-9C-11.0592MAAJ-T	9C-11.0592MAAJ-T	11.05920	.57	.482	.342	.246
717-9C-12.000MEEJ-T	9C-12.000MEEJ-T	12.00000	.73	.621	.428	.268
717-9C-12.000MAAJ-T	9C-12.000MAAJ-T	12.00000	.57	.482	.342	.246
717-9C-12.288MEEJ-T	9C-12.288MEEJ-T	12.28800	.73	.621	.428	.268
717-9C-12.288MAAJ-T	9C-12.288MAAJ-T	12.28800	.57	.482	.342	.246
717-9C-13.560MEEJ-T	9C-13.560MEEJ-T	13.56000	.73	.621	.428	.268
717-9C-13.560MAAJ-T	9C-13.560MAAJ-T	13.56000	.57	.482	.342	.246
717-9C-14.31818MEEJT	9C-14.31818MEEJT	14.31818	.73	.621	.428	.268
717-9C-14.31818MAAJT	9C-14.31818MAAJT	14.31818	.57	.482	.342	.246
717-9C-14.7456MEEJ-T	9C-14.7456MEEJ-T	14.74560	.73	.621	.428	.268
717-9C-14.7456MAAJ-T	9C-14.7456MAAJ-T	14.74560	.57	.482	.342	.246
717-9C-16.000MEEJ-T	9C-16.000MEEJ-T	16.00000	.73	.621	.428	.268
717-9C-16.000MAAJ-T	9C-16.000MAAJ-T	16.00000	.57	.482	.342	.246
717-9C-18.432MEEJ-T	9C-18.432MEEJ-T	18.43200	.73	.621	.428	.268
717-9C-18.432MAAJ-T	9C-18.432MAAJ-T	18.43200	.57	.482	.342	.246
717-9C-20.000MEEJ-T	9C-20.000MEEJ-T	20.00000	.73	.621	.428	.268
717-9C-20.000MAAJ-T	9C-20.000MAAJ-T	20.00000	.57	.482	.342	.246
717-9C-22.1184MEEJ-T	9C-22.1184MEEJ-T	22.11840	.73	.621	.428	.268
717-9C-22.1184MAAJ-T	9C-22.1184MAAJ-T	22.11840	.57	.482	.342	.246
717-9C-24.000MEEJ-T	9C-24.000MEEJ-T	24.00000	.73	.621	.428	.268
717-9C-24.000MAAJ-T	9C-24.000MAAJ-T	24.00000	.57	.482	.342	.246
717-9C-25.000MEEJ-T	9C-25.000MEEJ-T	25.00000	.73	.621	.428	.268
717-9C-25.000MAAJ-T	9C-25.000MAAJ-T	25.00000	.57	.482	.342	.246
717-9C-26.000MEEJ-T	9C-26.000MEEJ-T	26.00000	.73	.621	.428	.268
717-9C-26.000MAAJ-T	9C-26.000MAAJ-T	26.00000	.57	.482	.342	.246
717-9C-27.000MEEJ-T	9C-27.000MEEJ-T	27.00000	.73	.621	.428	.268
717-9C-27.000MAAJ-T	9C-27.000MAAJ-T	27.00000	.57	.482	.342	.246
717-9C-30.000MEEJ-T	9C-30.000MEEJ-T	30.00000	.73	.621	.428	.268
717-9C-30.000MAAJ-T	9C-30.000MAAJ-T	30.00000	.57	.482	.342	.246
717-9C-48.000MEEJ-T	9C-48.000MEEJ-T	48.00000	.82	.706	.471	.332
717-9C-48.000MAAJ-T	9C-48.000MAAJ-T	48.00000	.57	.482	.342	.246

9B SERIES DIP CRYSTALS, LEADED, HC-49S

Features:
- Operating Temperature Range: -20˚ to 70˚C
- Resistance welded type crystal units.
- High frequency pullability and low equivalent series resistance.
- Lower cost and highly mass production capability.

Applications:
- TV
- STB
- LCDM
- Cable Modem

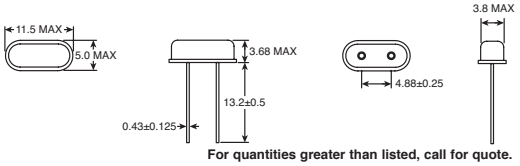

For quantities greater than listed, call for quote.

MOUSER STOCK NO.	TXC Part No.	Freq. (MHz)	Price Each 1	Price Each 10	Price Each 100	Price Per Reel of 1000 ea.
717-9B-3.579545MAAJB	9B-3.579545MAAJB	3.579545	.49	.417	.278	.193
717-9B-3.6864MAAJ-B	9B-3.6864MAAJ-B	3.686400	.49	.417	.278	.193
717-9B-4.000MAAJ-B	9B-4.000MAAJ-B	4.000000	.49	.417	.278	.193
717-9B-4.096MAAJ-B	9B-4.096MAAJ-B	4.096000	.49	.417	.278	.193
717-9B-4.9152MAAJ-B	9B-4.9152MAAJ-B	4.915200	.49	.417	.278	.193
717-9B-6.000MAAJ-B	9B-6.000MAAJ-B	6.000000	.49	.417	.278	.193
717-9B-7.3728MAAJ-B	9B-7.3728MAAJ-B	7.372800	.49	.417	.278	.193
717-9B-8.000MEEJ-B	9B-8.000MEEJ-B	8.000000	.60	.514	.342	.235
717-9B-8.000MAAJ-B	9B-8.000MAAJ-B	8.000000	.49	.417	.278	.193
717-9B-8.192MEEJ-B	9B-8.192MEEJ-B	8.192000	.60	.514	.342	.235
717-9B-8.192MAAJ-B	9B-8.192MAAJ-B	8.192000	.49	.417	.278	.193
717-9B-10.000MEEJ-B	9B-10.000MEEJ-B	10.000000	.60	.514	.342	.235
717-9B-10.000MAAJ-B	9B-10.000MAAJ-B	10.000000	.49	.417	.278	.193
717-9B-11.0592MEEJ-B	9B-11.0592MEEJ-B	11.059200	.60	.514	.342	.235
717-9B-11.0592MAAJ-B	9B-11.0592MAAJ-B	11.059200	.49	.417	.278	.193
717-9B-12.000MEEJ-B	9B-12.000MEEJ-B	12.000000	.60	.514	.342	.235
717-9B-12.000MAAJ-B	9B-12.000MAAJ-B	12.000000	.49	.417	.278	.193
717-9B-14.31818MEEJB	9B-14.31818MEEJB	14.318180	.60	.514	.342	.235
717-9B-14.31818MAAJB	9B-14.31818MAAJB	14.318180	.49	.417	.278	.193
717-9B-14.7456MEEJ-B	9B-14.7456MEEJ-B	14.745600	.60	.514	.342	.235
717-9B-14.7456MAAJ-B	9B-14.7456MAAJ-B	14.745600	.49	.417	.278	.193
717-9B-16.000MEEJ-B	9B-16.000MEEJ-B	16.000000	.60	.514	.342	.235
717-9B-16.000MAAJ-B	9B-16.000MAAJ-B	16.000000	.49	.417	.278	.193
717-9B-18.432MEEJ-B	9B-18.432MEEJ-B	18.432000	.60	.514	.342	.235
717-9B-18.432MAAJ-B	9B-18.432MAAJ-B	18.432000	.49	.417	.278	.193
717-9B-20.000MEEJ-B	9B-20.000MEEJ-B	20.000000	.60	.514	.342	.235
717-9B-20.000MAAJ-B	9B-20.000MAAJ-B	20.000000	.49	.417	.278	.193
717-9B-22.1184MEEJ-B	9B-22.1184MEEJ-B	22.118400	.60	.514	.342	.235
717-9B-22.1184MAAJ-B	9B-22.1184MAAJ-B	22.118400	.49	.417	.278	.193
717-9B-24.000MEEJ-B	9B-24.000MEEJ-B	24.000000	.72	.61	.407	.278
717-9B-24.000MAAJ-B	9B-24.000MAAJ-B	24.000000	.49	.417	.278	.193
717-9B-24.576MEEJ-B	9B-24.576MEEJ-B	24.576000	.60	.514	.342	.235
717-9B-24.576MAAJ-B	9B-24.576MAAJ-B	24.576000	.49	.417	.278	.193
717-9B-25.000MEEJ-B	9B-25.000MEEJ-B	25.000000	.60	.514	.342	.235
717-9B-25.000MAAJ-B	9B-25.000MAAJ-B	25.000000	.49	.417	.278	.193
717-9B-27.000MEEJ-B	9B-27.000MEEJ-B	27.000000	.60	.514	.342	.235
717-9B-27.000MAAJ-B	9B-27.000MAAJ-B	27.000000	.49	.417	.278	.193
717-9B-48.000MEEJ-B	9B-48.000MEEJ-B	48.000000	.72	.61	.407	.289
717-9B-48.000MAAJ-B	79B-48.000MAAJ-B	48.000000	.49	.417	.278	.193

9HT11 SERIES SMD TUNING FORK CRYSTALS

Features:
- Operating Temperature Range: -40˚C to 85˚C
- Frequency Tolerance: ±20ppm
- Load Capacitance: 12.5pF
- Ceramic surface mount package.

Applications:
- Mobile phone
- Notebook
- DSC

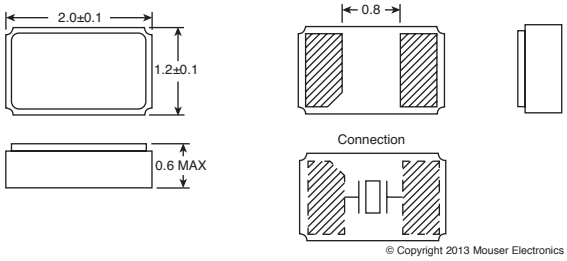

For quantities greater than listed, call for quote.

MOUSER STOCK NO.	TXC Part No.	Freq. (MHz)	Price Each 1	Price Each 10	Price Each 100	Price Per Reel of 1000 ea.
717-9HT11-32.7KDZC-T	9HT11-32.7KDZC-T	32.768	2.84	2.60	1.80	1.20
717-9HT11-32.7KDZF-T	9HT11-32.7KDZF-T	32.768	2.84	2.60	1.80	1.20

© Copyright 2013 Mouser Electronics

© Copyright 2013 Mouser Electronics

TXC SMD Seam and Glass Crystals

RoHS Compliant **This product is RoHS compliant.**

7B SERIES SMD SEAM CRYSTAL 5 X 3.2MM

Features:
- Operating Temperature Range: -20˚C to 70˚C
- Ultra small SMD type crystal units
- High precision characteristics covering up to wide frequency range.
- Higher frequency stability and reliability
- Excellent for reducing EMI effect

Applications:
- Bluetooth
- Wireless communication set
- DSC
- PDA
- Mobile phone
- USB interface card

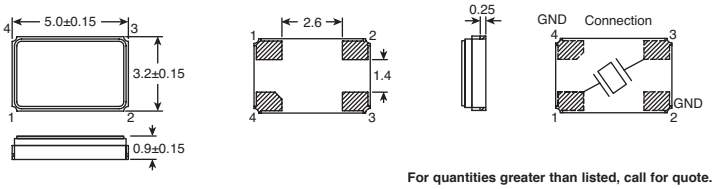

For quantities greater than listed, call for quote.

MOUSER STOCK NO.	TXC Part No.	Freq. (KHz)	Price Each 1	10	100	Price Per Reel of 1000 ea.
717-7B-12.000MEEQ-T	7B-12.000MEEQ-T	12.00000	1.50	1.28	.856	.599
717-7B-12.000MAAJ-T	7B-12.000MAAJ-T	12.00000	1.21	1.04	.717	.449
717-7B-13.560MAAJ-T	7B-13.560MAAJ-T	13.56000	1.21	1.04	.717	.449
717-7B-14.31818MEEQT	7B-14.31818MEEQT	14.31818	1.50	1.28	.856	.599
717-7B-14.31818MAAJT	7B-14.31818MAAJT	14.31818	1.21	1.04	.717	.449
717-7B-14.7456MEEQ-T	7B-14.7456MEEQ-T	14.74560	1.50	1.28	.856	.599
717-7B-14.7456MAAJ-T	7B-14.7456MAAJ-T	14.74560	1.21	1.04	.717	.449
717-7B-16.000MEEQ-T	7B-16.000MEEQ-T	16.00000	1.50	1.28	.856	.599
717-7B-16.000MAAJ-T	7B-16.000MAAJ-T	16.00000	1.21	1.04	.717	.449
717-7B-18.432MEEQ-T	7B-18.432MEEQ-T	18.43200	1.50	1.28	.856	.599
717-7B-18.432MAAJ-T	7B-18.432MAAJ-T	18.43200	1.21	1.04	.717	.449
717-7B-18.432MAAJ-T	7B-18.432MAAJ-T	18.43200	1.21	1.04	.717	.449
717-7B-20.000MEEQ-T	7B-20.000MEEQ-T	20.00000	1.50	1.28	.856	.599
717-7B-20.000MAAJ-T	7B-20.000MAAJ-T	20.00000	1.21	1.04	.717	.449
717-7B-24.000MAAJ-T	7B-24.000MAAJ-T	24.00000	1.21	1.04	.717	.449

For quantities greater than listed, call for quote.

MOUSER STOCK NO.	TXC Part No.	Freq. (KHz)	Price Each 1	10	100	Price Per Reel of 1000 ea.
717-7B-24.576MEEQ-T	7B-24.576MEEQ-T	24.57600	1.50	1.28	.856	.599
717-7B-24.576MAAJ-T	7B-24.576MAAJ-T	24.57600	1.21	1.04	.717	.449
717-7B-25.000MEEQ-T	7B-25.000MEEQ-T	25.00000	1.50	1.28	.856	.599
717-7B-25.000MAAJ-T	7B-25.000MAAJ-T	25.00000	1.21	1.04	.717	.449
717-7B-26.000MEEQ-T	7B-26.000MEEQ-T	26.00000	1.50	1.28	.856	.599
717-7B-26.000MAAJ-T	7B-26.000MAAJ-T	26.00000	1.21	1.04	.717	.449
717-7B-27.000MAAJ-T	7B-27.000MAAJ-T	27.00000	1.21	1.04	.717	.449
717-7B-30.000MEEQ-T	7B-30.000MEEQ-T	30.00000	1.50	1.28	.856	.599
717-7B-30.000MAAJ-T	7B-30.000MAAJ-T	30.00000	1.21	1.04	.717	.449
717-7B-32.000MEEQ-T	7B-32.000MEEQ-T	32.00000	1.44	1.21	.963	.795
717-7B-32.000MAAJ-T	7B-32.000MAAJ-T	32.00000	1.21	1.04	.717	.449
717-7B-40.000MEEQ-T	7B-40.000MEEQ-T	40.00000	1.50	1.28	.856	.599
717-7B-40.000MAAJ-T	7B-40.000MAAJ-T	40.00000	1.21	1.04	.717	.449
717-7B-48.000MEEQ-T	7B-48.000MEEQ-T	48.00000	1.50	1.28	.856	.599
717-7B-48.000MAAJ-T	7B-48.000MAAJ-T	48.00000	1.21	1.04	.717	.449

7M SERIES SMD SEAM CRYSTAL 3.2 X 2.5MM

Features:
- Operating Temperature Range: -20˚C to 70˚C
- Extremely small SMD type crystal units
- High precision and high frequency stability
- Extremely good for reducing EMI effect

Applications:
- Bluetooth
- Wireless communication set
- DSC
- PDA
- Mobile phone

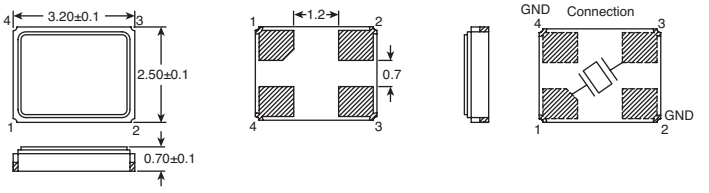

For quantities greater than listed, call for quote.

MOUSER STOCK NO.	TXC Part No.	Freq. (KHz)	Price Each 1	50	100	Price Per Reel of 1000 ea.
717-7M-12.000MEEQ-T	7M-12.000MEEQ-T	12.000	1.69	1.44	1.19	.792
717-7M-12.000MAAJ-T	7M-12.000MAAJ-T	12.000	1.40	1.06	.835	.556
717-7M-16.000MEEQ-T	7M-16.000MEEQ-T	16.000	1.69	1.44	1.19	.792
717-7M-16.000MAAJ-T	7M-16.000MAAJ-T	16.000	1.40	1.06	.835	.556
717-7M-18.432MEEQ-T	7M-18.432MEEQ-T	18.432	1.69	1.44	1.19	.792
717-7M-18.432MAAJ-T	7M-18.432MAAJ-T	18.432	1.40	1.06	.835	.556
717-7M-20.000MEEQ-T	7M-20.000MEEQ-T	20.000	1.69	1.44	1.19	.792
717-7M-20.000MAAJ-T	7M-20.000MAAJ-T	20.000	1.40	1.06	.835	.556
717-7M-24.000MEEQ-T	7M-24.000MEEQ-T	24.000	1.69	1.44	1.19	.792

For quantities greater than listed, call for quote.

MOUSER STOCK NO.	TXC Part No.	Freq. (KHz)	Price Each 1	50	100	Price Per Reel of 1000 ea.
717-7M-24.000MAAJ-T	7M-24.000MAAJ-T	24.000	1.40	1.06	.835	.556
717-7M-25.000MEEQ-T	7M-25.000MEEQ-T	25.000	1.69	1.44	1.19	.792
717-7M-25.000MAAJ-T	7M-25.000MAAJ-T	25.000	1.40	1.06	.835	.556
717-7M-26.000MEEQ-T	7M-26.000MEEQ-T	26.000	1.69	1.44	1.19	.792
717-7M-26.000MAAJ-T	7M-26.000MAAJ-T	26.000	1.40	1.06	.835	.556
717-7M-27.000MEEQ-T	7M-27.000MEEQ-T	27.000	1.69	1.44	1.19	.792
717-7M-27.000MAAJ-T	7M-27.000MAAJ-T	27.000	1.40	1.06	.835	.556
717-7M-48.000MEEQ-T	7M-48.000MEEQ-T	48.000	1.87	1.61	1.33	.888
717-7M-48.000MAAJ-T	7M-48.000MAAJ-T	48.000	1.61	1.22	.963	.642

8Z SERIES SMD SEAM CRYSTAL 2.5 X 2MM

Features:
- Operating Temperature Range: -20˚C to 70˚C
- High precision and high frequency stability
- Excellent heat resistance and environmental characteristics

Applications:
- PDA
- DSC
- DVC
- PC

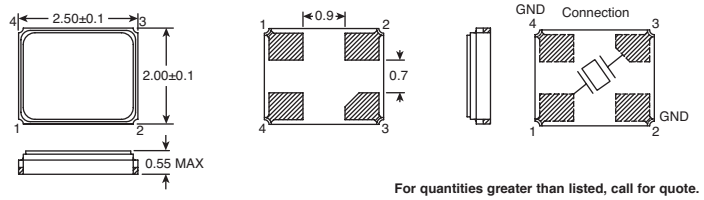

For quantities greater than listed, call for quote.

MOUSER STOCK NO.	TXC Part No.	Freq. (KHz)	Price Each 1	10	100	Price Per Reel of 1000 ea.
717-8Z-16.000MEEQ-T	8Z-16.000MEEQ-T	16.000	3.01	2.60	1.80	1.20
717-8Z-16.000MAAJ-T	8Z-16.000MAAJ-T	16.000	2.41	2.09	1.44	.963

For quantities greater than listed, call for quote.

MOUSER STOCK NO.	TXC Part No.	Freq. (KHz)	Price Each 1	10	100	Price Per Reel of 1000 ea.
717-8Z-25.000MEEQ-T	8Z-25.000MEEQ-T	25.000	2.81	2.43	1.68	1.12
717-8Z-25.000MAAJ-T	8Z-25.000MAAJ-T	25.000	2.20	1.90	1.32	.877

7A SERIES 2 PADS SMD GLASS SEALED CRYSTALS 5 X 3.2MM

Features:
- Operating Temperature Range: -20˚C to 70˚C
- High reliable environmental performance
- Tight tolerance and stability parts are available
- Designed for automatic mounting and reflow soldering
- Reasonable cost and good delivery performance
- Contains Pb in sealing glass exempted by RoHS directive

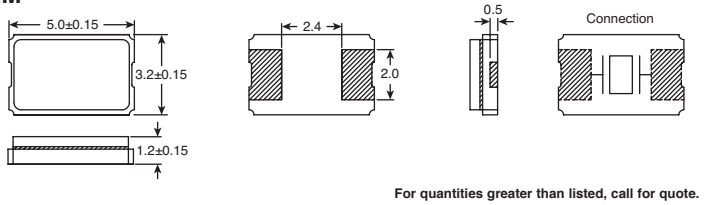

For quantities greater than listed, call for quote.

MOUSER STOCK NO.	TXC Part No.	Freq. (MHz)	Price Each 1	10	100	Price Per Reel of 1000 ea.
717-7A-10.000MAAJ-T	7A-10.000MAAJ-T	10.000	1.01	.867	.599	.375
717-7A-13.560MAAJ-T	7A-13.560MAAJ-T	13.560	1.01	.867	.599	.375
717-7A-14.31818MAAJT	7A-14.31818MAAJT	14.31818	1.01	.867	.599	.375
717-7A-14.7456MAAJ-T	7A-14.7456MAAJ-T	14.7456	1.01	.867	.599	.375
717-7A-16.000MAAJ-T	7A-16.000MAAJ-T	16.000	1.01	.867	.599	.375
717-7A-18.432MAAJ-T	7A-18.432MAAJ-T	18.432	1.01	.867	.599	.375

For quantities greater than listed, call for quote.

MOUSER STOCK NO.	TXC Part No.	Freq. (MHz)	Price Each 1	10	100	Price Per Reel of 1000 ea.
717-7A-20.000MAAJ-T	7A-20.000MAAJ-T	20.000	1.01	.867	.599	.375
717-7A-24.000MAAJ-T	7A-24.000MAAJ-T	24.000	1.01	.867	.599	.375
717-7A-24.576MAAJ-T	7A-24.576MAAJ-T	24.576	1.01	.867	.599	.375
717-7A-25.000MAAJ-T	7A-25.000MAAJ-T	25.000	1.01	.867	.599	.375
717-7A-27.000MAAJ-T	7A-27.000MAAJ-T	27.000	1.01	.867	.599	.375
717-7A-48.000MAAJ-T	7A-48.000MAAJ-T	48.000	1.01	.867	.599	.375

© Copyright 2013 Mouser Electronics
© Copyright 2013 Mouser Electronics

VECTRON RF Oscillators

RoHS Compliant **This product is RoHS compliant.**

VECTRON INTERNATIONAL A BOVERN COMPANY

VCC1 SERIES CMOS CRYSTAL OSCILLATORS 5 X 7 X 1.6MM

Features:
- CMOS output
- Output frequencies to 190MHz
- Low jitter, fundamental or 3rd OT crystal
- Tri-state output for board test and debug
- -10/70°C or -40/85°C operating temperature
- Gold over nickel contact pads
- Hermetically sealed ceramic SMD package
- Product is compliant to RoHS directive and fully compatible with lead free assembly

Applications:
- SONET/SDH/DWDM
- Ethernet, Gigabit Ethernet
- Storage Area Network
- Digital Video
- Broadband Access
- Microprocessors/DSP/FPGA



RoHS Compliant

MOUSER STOCK NO.	Vectron Part No.	Voltage	Frequency (MHz)	Absolute Pull Range (ppm)	Price Each				Reel Quantity	Price Per Piece
					1	50	100	500		
711-VCC1-B3B-25M	VCC1-B3B-25M0000000	3.3	25.000	50	1.99	1.74	1.50	1.33	1000	1.20
711-VCC1-B3B-33M333	VCC1-B3B-33M3330000	3.3	33.333	50	1.99	1.74	1.50	1.33	1000	1.20
711-VCC1-B3B-50M	VCC1-B3B-50M0000000	3.3	50.000	50	2.78	2.43	2.09	1.85	1000	1.67
711-VCC1-B3B-66M667	VCC1-B3B-66M6670000	3.3	66.667	50	1.99	1.74	1.50	1.33	1000	1.20
711-VCC1-B3B-75M	VCC1-B3B-75M0000000	3.3	75.000	50	2.41	2.11	1.81	1.61	1000	1.44
711-VCC1-B3B-125M	VCC1-B3B-125M0000	3.3	125.000	50	3.69	3.23	2.77	2.46	1000	2.21
711-VCC1-B3B-100M	VCC1-B3B-100M000000	3.3	100.000	50	3.79	3.32	2.85	2.53	1000	2.27
711-VCC1-B3B-150M	VCC1-B3B-150M000000	3.3	150.000	50	5.78	5.06	4.33	3.85	1000	3.47
711-VCC1-B3D-25M	VCC1-B3D-25M0000000	3.3	25.000	50	2.50	2.19	1.88	1.67	1000	1.50
711-VCC1-B3D-33M333	VCC1-B3D-33M3330000	3.3	33.333	50	2.50	2.19	1.88	1.67	1000	1.50
711-VCC1-B3D-50M	VCC1-B3D-50M0000000	3.3	50.000	50	2.50	2.19	1.88	1.67	1000	1.50
711-VCC1-B3D-75M	VCC1-B3D-75M0000000	3.3	75.000	50	3.05	2.66	2.29	2.03	1000	1.83
711-VCC1-B3D-100M	VCC1-B3D-100M000000	3.3	100.000	50	4.11	3.60	3.08	2.74	1000	2.46
711-VCC1-B3D-125M	VCC1-B3D-125M000000	3.3	125.000	50	4.65	4.08	3.49	3.10	1000	2.79
711-VCC1-FIBS-106M25	VCC1-FIBS-106M25	3.3	106.250	50	3.69	3.23	2.77	2.46	1000	2.21

VCC6-Q/R SERIES LVPECL CRYSTAL OSCILLATORS 5 X 7.5 X 2.2MM

Features:
- 2.5 or 3.3V LVPECL
- 3rd Overtone Crystal for best jitter performance
- Output frequencies to 270MHz
- 0.2pS rms jitter, 12kHz-20MHz,155.52MHz
- Enable/Disable for test and board debug
- -10/70°C or -40/85°C operating temperature
- Hermetically sealed ceramic SMD package
- Product is compliant to RoHS directive

Applications:
- SONET/SDH/DWDM
- Fiber Channel
- Ethernet, Gigabit Ethernet
- Storage Area Network
- Digital Video
- Broadband Access



RoHS Compliant

MOUSER STOCK NO.	Vectron Part No.	Supply Voltage (V)	Frequency (MHz)	Absolute Pull Range (ppm)	Price Each				Reel Quantity	Price Per Piece
					1	50	100	500		
711-VCC6-QCD-100M	VCC6-QCD-100M000000	3.3	100.00	50	19.84	17.36	14.88	13.23	1000	11.90
711-VCC6-QCD-125M	VCC6-QCD-125M000000	3.3	125.00	50	19.84	17.36	14.88	13.23	1000	11.90
711-VCC6-QCD-155M52	VCC6-QCD-155M520000	3.3	155.52	50	19.84	17.36	14.88	13.23	1000	11.90
711-VCC6-QCD-156M25	VCC6-QCD-156M250000	3.3	156.25	50	19.84	17.36	14.88	13.23	1000	11.90

VS-705 SERIES SINGLE FREQUENCY VCSO OSCILLATORS 5 X 7.5 X 2.5MM

Features:
- Industry standard package, 5.0x7.5x2.5mm
- 5th generation ASIC technology for ultra low jitter
- 120fs-rms (fN = 622.08MHz, 12kHz to 20MHz)
- 105fs-rms (fN = 622.08MHz, 50kHz to 80MHz)
- Output frequencies from 122.88MHz to 985.00MHz
- Spurious suppression, 90dBc typical
- 2.5V or 3.3V supply voltage
- LVPECL or LVDS output configurations
- Tri-State output select (OD, OS, OE)
- Compliant to EC RoHS directive

C4400 Applications:
- 1-2-4 Gigabit Fibre Channel
- 10 Gigabit Fibre Channel
- 10GbE LAN/WAN
- Synchronous Ethernet
- OC-192
- SONET/SDH
- WiMax



RoHS Compliant

MOUSER STOCK NO.	Vectron Part No.	Output Type	Frequency (MHz)	Absolute Pull Range (ppm)	Price Each			Reel Quantity	Price Per Piece
					1	10	100		
711-705KAAN-155M52	VS-705-LFF-KAAN-155M520000	LVPECL	155.52000	50	47.10	44.85	41.49	200	39.25
711-705KAAN-491M52	VS-705-LFF-KAAN-491M520000	LVPECL	491.52000	50	47.10	44.85	41.49	1000	35.89
711-705KAAN-622M08	VS-705-LFF-KAAN-622M080000	LVPECL	622.08000	50	43.48	38.65	36.71	1000	27.05
711-705KAAN644M53125	VS-705-LFF-KAAN-644M531250	LVPECL	644.53125	50	58.87	56.07	51.86	200	49.06
711-705KAAN-800M	VS-705-LFF-KAAN-800M000000	LVPECL	800.00000	50	71.64	68.22	63.11	200	59.70
711-705KAAN-983M04	VS-705-LFF-KAAN-983M040000	LVPECL	983.04000	50	71.64	68.22	63.11	200	59.70
711-705SAAN-125M	VS-705-LFF-SAAN-125M000000	LVPECL	125.00000	100	50.40	48.00	44.41	200	42.00
711-705SAAN-156M25	VS-705-LFF-SAAN-156M250000	LVPECL	156.25000	100	50.40	48.00	44.41	200	42.00

© Copyright 2013 Mouser Electronics
© Copyright 2013 Mouser Electronics

Line Filters, EMI Filters and Soft Ferrites

RoHS Compliant **This product is RoHS compliant.**

BOURNS® LINE FILTERS

DIMENSIONS: mm (in.)

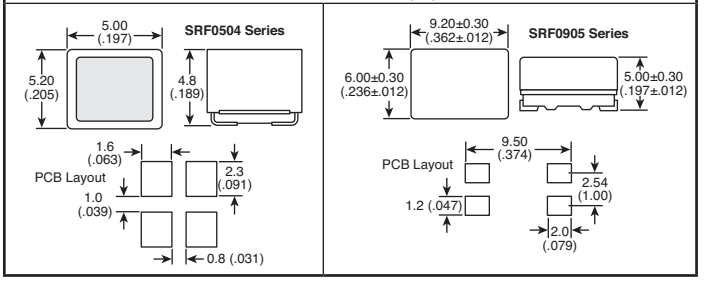

Features:

- Current rating up to 5A
- Inductance range: SRF0504: 0.55 to 5.0μH; SRF0905: 10 to 6500μH
- Frequency range: SRF0504: 1200MHz; SRF0905: 300MHz

MOUSER STOCK NO.	L (uH)	Leakage Inductance (nH) Max.	DCR (mΩ) Max.	Rated Current (mA)	Impedance Freq. (MHz)	Impedance (Ω) Min.	Price Each 1	Price Each 100	Price Each 500	Reel Qty.	Price Per Piece
SRF0504 Series											
652-SRF0504-191Y	190	60	20	5000	70-1200	150	1.50	1.18	.91	1000	.642
652-SRF0504-351Y	350	65	40	2000	55-900	250	1.50	1.18	.91	1000	.642
652-SRF0504-102Y	1000	85	60	1500	40-420	500	1.50	1.18	.91	1000	.642
652-SRF0504-152Y	1500	190	100	1000	30-300	700	1.50	1.18	.91	1000	.642
652-SRF0504-302Y	3000	435	200	500	30-150	1000	1.50	1.18	.91	1000	.642
652-SRF0504-402Y	4000	150	300	200	70-120	2500	1.50	1.18	.91	1000	.642
SRF0905 Series											
652-SRF0905-100Y	10	8	0.08	1.6	20-300	200	1.35	1.06	.963	1000	.578
652-SRF0905-250Y	25	16	0.16	1.0	20-150	600	1.35	1.06	.963	1000	.578
652-SRF0905-400Y	40	18	0.25	0.9	20-100	800	1.35	1.06	.963	1000	.578
652-SRF0905-500Y	50	22	0.32	0.8	20-100	1500	1.35	1.06	.963	1000	.578
652-SRF0905-251Y	250	0.11	0.13	1.2	3-20	600	1.35	1.06	.963	1000	.578
652-SRF0905-471Y	470	0.12	0.14	1.1	2-20	1000	1.35	1.06	.963	1000	.578
652-SRF0905-501Y	500	0.12	0.15	1.0	1-20	1000	1.35	1.06	.963	1000	.578
652-SRF0905-102Y	1000	0.17	0.31	0.8	1-15	1500	1.35	1.06	.963	1000	.578
652-SRF0905-202Y	2000	0.25	0.42	0.6	1-5	3000	1.35	1.06	.963	1000	.578
652-SRF0905-472Y	4700	0.36	0.90	0.4	.3-3	4000	1.35	1.06	.963	1000	.578
652-SRF0905-652Y	6500	0.39	1.05	0.3	.3-2	5000	1.35	1.06	.963	1000	.578

Fair-Rite Products Corp. SURFACE MOUNT EMI SHIELD BEADS

The rugged construction decreases DC resistance and increases current carrying capacity compared with plated beads.

DIMENSIONS: in.

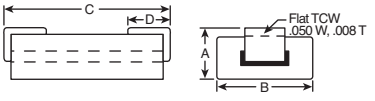

Features:

- Offered in low frequency (73), broadband (43) and high frequency (61) materials

Lead Free

For quantities greater than listed, call for quote.

MOUSER STOCK NO.	Typical Imp. (Ω)	Typical Imp. MHz	Dimensions: in. A	B	C	D	Price Each 1	100	500	1000	2000
623-2773019447LF	40	25	.112	.120	.184	.059	.23	.203	.15	.133	.118
623-2773021447LF	78	25	.112	.120	.359	.059	.24	.182	.15	.127	.108
623-2743019447LF	47	100	.112	.120	.184	.059	.13	.098	.086	.08	.073
623-2743021447LF	95	100	.112	.120	.359	.059	.15	.128	.107	.096	.087
623-2761021447LF	100	250	.112	.120	.184	.059	.30	.265	.194	.173	.153

Fair-Rite Products Corp. EMI SHIELD BEADS

DIMENSIONS: in.

Beads with a "1" as the last digit of the part number are not burnished, those with the last digit "2" are supplied burnished to break the sharp edges.

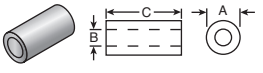

Applications:

- Recommended suppression material of unwanted signals between 20MHz and 200MHz

For quantities greater than listed, call for quote.

MOUSER STOCK NO.	Typ. Imp. (Ω) @ 100MHz	Dimensions: in. A	B	C	Price Each 1	100	500	1000
623-2643002402	43	0.380	0.197	0.190	.08	.064	.059	.055
623-2643000801	92	0.296	0.094	0.297	.09	.051	.05	.049
623-2643250402	102	0.250	0.125	0.500	.16	.149	.134	.126
623-2643021801	131	0.200	0.062	0.437	.09	.075	.064	.057

Fair-Rite Products Corp. WOUND EMI SHIELD BEADS

Features:

- Wire used for winding is oxygen free, high conductivity copper
- Offered in broadband (44) and high frequency (61) materials

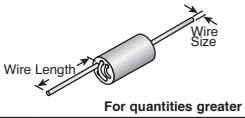

For quantities greater than listed, call for quote.

MOUSER STOCK NO.	Typical Imp. (Ω)	Typical Imp. MHz	Turns	Wire Size	Wire Length (in.)	Price Each 1	100	500	1000
Lead Free									
623-2944666671LF	850	50	2 1/2	24AWG	1.5	.40	.342	.321	.278
623-2961666671LF	845	100	2 1/2	24AWG	1.5	.43	.375	.342	.322

© Copyright 2013 Mouser Electronics

Panasonic Electronic Components ELKE SERIES SMD COIL TYPE DIGITAL NOISE EMI FILTERS

DIMENSIONS: mm (in.)

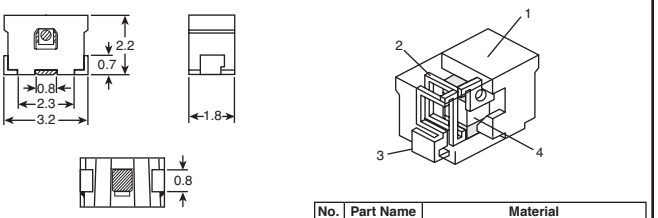

No.	Part Name	Material
1	Enclosure	PPS resin mixed with ferrite powder
2	Coil	Copper alloy plate
3	Terminal	Copper alloy plate SnCu
4	Capacitor	Chip capacitor

Features:

- 3218 case size
- Operating temperature: –20°C to +85°C
- No variation in attenuation characteristics as current changes
- Part numbers are laser applied to make viewing eaiser
- ELK-EV: High ESD suppression with varistor and included coils

MOUSER STOCK NO.	Value (pF)	Cut off Frequency (MHz)	Rated Voltage (V)	Rated Current (mA)	Price Each 1	100	500	Reel Qty.	Price Per Piece
667-ELK-E100FA	10	250	50	2	.51	.404	.287	2000	.247
667-ELK-E220FA	22	200	50	2	.51	.404	.287	2000	.247
667-ELK-E470FA	47	100	50	2	.51	.404	.287	2000	.247
667-ELK-E101FA	100	50	50	2	.51	.404	.287	2000	.247
667-ELK-E221FA	220	25	50	2	.51	.404	.287	2000	.247
667-ELK-E471FA	470	10	50	2	.51	.404	.287	2000	.247
667-ELK-E102FA	1000	5	50	2	.51	.404	.287	2000	.247
667-ELK-E222FA	2200	2	50	2	.51	.404	.287	2000	.247
667-ELK-E103FA	10000	0.5	50	2	.51	.404	.287	2000	.247
667-ELK-E333FA	33000	0.2	25	2	.51	.404	.287	2000	.247
667-ELK-EA100FA	10	500	50	6	.57	.448	.318	2000	.265
667-ELK-EA220FA	22	300	50	6	.57	.448	.318	2000	.265
667-ELK-EA470FA	47	150	50	6	.57	.448	.318	2000	.265
667-ELK-EA101FA	100	70	50	6	.57	.448	.318	2000	.265
667-ELK-EA221FA	220	30	50	6	.57	.448	.318	2000	.265
667-ELK-EA471FA	470	15	50	6	.57	.448	.318	2000	.265
667-ELK-EA102FA	1000	7	50	6	.57	.448	.318	2000	.265
667-ELK-EA222FA	2200	3	50	6	.57	.448	.318	2000	.265
667-ELK-EA103FA	10000	0.5/DC	50	6	.57	.448	.318	2000	.265
667-ELK-EA333FA	33000	0.2/DC	25	6	.57	.448	.318	2000	.265
667-ELK-EV561FE	560	10	22	2	.94	.748	.53	2000	.442
667-ELK-EV112FC	1100	8	12	2	.94	.748	.53	2000	.442
667-ELK-EV352FC	3500	1/DC	12	2	.94	.748	.53	2000	.442

Fair-Rite Products Corp. EMI SHIELD BEADS ON LEADS

Features:

- Beads on oxygen free, high conductivity copper
- Offered in low frequency (73), broadband (43), and high frequency (61) material

DIMENSIONS: in.

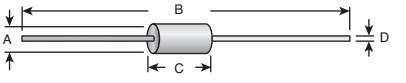

For quantities greater than listed, call for quote.

MOUSER STOCK NO.	Typical Imp. (Ω)	Typical Imp. MHz	Dimensions: in. A	B	C	D	Price Each 1	100	500	1000
Lead Free										
623-2743001112LF	68	100	.138	2.440	.175	22AWG	.14	.118	.107	.086
623-2743002112LF	133	100	.138	2.440	.350	22AWG	.11	.073	.063	.06
623-2743009112LF	220	100	.138	2.440	.545	22AWG	.19	.182	.15	.128

Fair-Rite Products Corp. EMI SUPPRESSION CHIP BEADS

Features:

- Standard Signal Speed
- Controlled 100% for impedance and DCR
- Suitable for both wave and reflow solder process

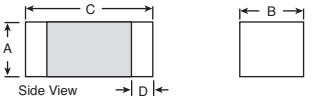

For quantities greater than listed, call for quote.

MOUSER STOCK NO.	Z(Ω)±25% @100MHz	Max Current (mA)	Dimensions: in. A	B	C	D	Price Each 1	100	500	1000
623-2518065007Y6	50	6000	.063	.063	.177	.024	.14	.075	.064	.057
623-2512067007Y3	70	3000	.043	.063	.126	.022	.05	.043	.041	.032
623-2518121217Y6	80	6000	.063	.126	.177	.022	.27	.225	.161	.15
623-2506033017Y0	300	100	.031	.031	.063	.016	.21	.107	.086	.07
623-2506036017Y0	600	100	.031	.031	.063	.016	.04	.032	.031	.028
623-2508056017Y0	600	200	.035	.049	.079	.018	.04	.032	.025	.02
623-2512066017Y1	600	1000	.043	.063	.126	.022	.08	.054	.05	.046

© Copyright 2013 Mouser Electronics

FAIR-RITE EMI Suppression Ferrite Cores

RoHS Compliant This product is RoHS compliant.

Fair-Rite Products Corp.

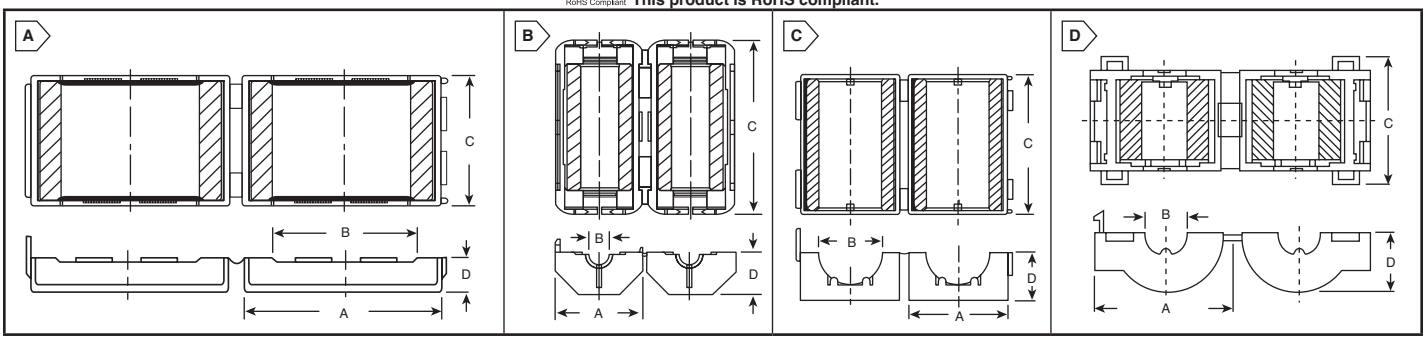

DIMENSIONS: in.

Fair-Rite Products Corp. EMI SUPPRESSION CORES WITH CASES

RoHS Compliant

Flat Cable Cores with Cases

- Case material: Polypropylene
- Flammability rating: UL94-V0

For quantities greater than listed, call for quote.

MOUSER STOCK NO.	Fair-Rite Part No.	Fig.	Typ. Imp. (Ω) @ 100MHz	Typ. Imp. (Ω) @ 10MHz	Dimensions: in.				Price Each		
					A	B	C	D	1	10	50
623-0443166651	0443166651	A	225	- - -	1.950	1.350	1.272	.320	2.89	2.59	2.56
623-0443163951	0443163951	A	235	35	2.670	2.050	1.272	.320	4.25	3.93	3.86
623-0443164051	0443164051	A	215	- - -	3.180	2.570	1.272	.320	8.57	6.60	6.00

Round Cable Cores with Cases

For quantities greater than listed, call for quote.

MOUSER STOCK NO.	Fair-Rite Part No.	Fig.	Typ. Imp. (Ω) @ 10MHz	Typ. Imp. (Ω) @ 25MHz	Typ. Imp. (Ω) @ 100MHz	Typ. Imp. (Ω) @ 250MHz	Typ. Imp. (Ω) @ 500MHz	Dimensions: in.				Price Each		
								A	B	C	D	1	10	50
Material 31														
623-0431164181	0431164181	B	100	156	260	---	---	1.220	0.512	1.550	0.600	3.89	3.85	3.07
623-0431164281	0431164281	B	113	188	310	---	---	0.788	0.260	1.550	0.385	2.28	1.94	1.58
623-0431164951	0431164951	B	100	169	280	---	---	0.680	0.200	1.420	0.331	1.64	1.36	1.33
623-0431167281	0431167281	B	81	144	240	---	---	0.933	0.400	1.550	0.460	2.82	2.49	1.93
623-0431173951	0431173951	B	60	100	180	---	---	0.504	0.200	0.984	0.220	1.36	1.27	.973
623-0431176451	0431176451	B	130	225	380	---	---	1.520	0.722	1.870	0.754	8.12	7.32	7.17
623-0431177081	0431177081	B	145	235	375	---	---	2.220	1.000	1.690	1.080	21.08	16.21	14.73
Material 43														
623-0443164151	0443164151	C	---	156	250	---	---	1.142	0.528	1.280	0.583	3.57	3.31	2.94
623-0443164251	0443164251	C	---	163	275	---	---	0.705	0.275	1.272	0.362	2.00	1.86	1.72
623-0443167251	0443167251	C	---	138	225	---	---	0.870	0.402	1.272	0.433	2.14	1.72	1.66
623-0443625006	0443625006	D	---	50	113	---	---	0.972	0.311	0.898	0.402	1.14	1.05	.935
623-0443665806	0443665806	D	---	41	88	---	---	1.035	0.362	0.843	0.433	1.57	1.33	1.28
623-0443800506	0443800506	D	---	35	75	---	---	1.169	0.504	0.811	0.500	1.70	1.58	1.41
623-0443806406	0443806406	D	---	43	90	---	---	1.350	0.591	0.835	0.591	1.16	1.06	1.03
Material 44														
623-0444164181	0444164181	B	---	138	230	---	---	1.220	0.512	1.550	0.600	2.36	2.25	2.14
623-0444164281	0444164281	B	---	156	260	---	---	0.788	0.260	1.550	0.385	1.72	1.58	1.43
623-0444167281	0444167281	B	---	125	210	---	---	0.933	0.400	1.550	0.461	2.11	1.98	1.77
623-0444173951	0444173951	B	---	94	150	---	---	0.504	0.200	0.984	0.220	1.09	.963	.942
623-0444176451	0444176451	B	---	175	365	---	---	1.520	0.722	1.870	0.754	6.87	6.18	5.35
623-0444177081	0444177081	B	---	195	340	---	---	2.220	1.000	1.690	1.080	23.80	21.79	19.82
Material 61														
623-0461164181	0461164181	B	---	---	206	334	475	1.220	0.512	1.550	0.600	3.61	3.51	3.40
623-0461164281	0461164281	B	---	---	269	395	430	0.788	0.260	1.550	0.385	2.59	2.53	2.48
623-0461167281	0461167281	B	---	---	195	315	450	0.933	0.400	1.550	0.461	1.78	1.71	1.61

Fair-Rite Products Corp. EMI SUPPRESSION CORES

Recommended suppression materials of unwanted signals between 10MHz and 1000MHz

RoHS Compliant

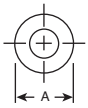

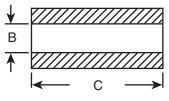

For quantities greater than listed, call for quote.

MOUSER STOCK NO.	Fair-Rite Part No.	Typ. Imp. (Ω) @ 10MHz	Typ. Imp. (Ω) @ 25MHz	Typ. Imp. (Ω) @ 100MHz	Typ. Imp. (Ω) @ 250MHz	Typ. Imp. (Ω) @ 1000MHz	Dimensions: in.			Price Each			
							A	B	C	1	100	500	1000
Material 31													
623-2631102002	2631102002	103	156	260	---	---	1.020	0.505	1.125	1.98	1.71	1.52	1.48
623-2631480002	2631480002	115	175	295	---	---	0.485	0.200	1.000	.54	.45	.439	.417
623-2631480102	2631480102	58	88	140	---	---	0.485	0.200	0.500	.52	.46	.428	.396
623-2631540002	2631540002	119	181	300	---	---	0.562	0.250	1.125	1.09	.766	.698	.599
623-2631665702	2631665702	89	138	225	---	---	0.687	0.375	1.125	.80	.696	.663	.61
Material 43													
623-2643102002	2643102002	---	145	235	---	---	1.020	0.505	1.125	1.69	1.49	1.36	1.26
623-2643480002	2643480002	---	165	236	---	---	0.485	0.200	1.000	.97	.616	.567	.522
623-2643540002	2643540002	---	171	250	---	---	0.562	0.250	1.125	.67	.514	.486	.428
623-2643625002	2643625002	---	70	113	---	---	0.625	0.312	0.562	.54	.353	.342	.332
623-2643625202	2643625202	---	235	384	---	---	0.625	0.312	2.000	1.34	1.19	1.07	.974
623-2643626402	2643626402	---	128	196	---	---	0.735	0.400	1.125	1.22	.939	.902	.79
623-2643665702	2643665702	---	125	200	---	---	0.687	0.375	1.125	1.10	.696	.621	.61
623-2643665802	2643665802	---	55	88	---	---	0.687	0.375	0.500	.74	.356	.338	.321
623-2643800502	2643800502	---	45	82	---	---	0.825	0.520	0.468	.51	.439	.407	.38
623-2643801002	2643801002	---	28	47	---	---	1.142	0.748	0.295	.67	.538	.47	.462
623-2643802702	2643802702	---	48	80	---	---	1.400	0.900	0.500	1.32	.984	.899	.857
623-2643803802	2643803802	---	58	108	---	---	2.400	1.400	0.500	4.32	3.53	3.38	3.21
Material 61													
623-2661102002	2661102002	---	---	225	310	275	1.020	0.505	1.125	3.48	2.97	2.74	2.46
623-2661540002	2661540002	---	---	250	310	260	0.562	0.250	1.125	1.80	1.54	1.16	.899

© Copyright 2013 Mouser Electronics

© Copyright 2013 Mouser Electronics

FERRISHIELD Ferrite RFI Suppressors

LEADER TECH a HEICO company
The Leading Edge In EMI Shielding Technology

RoHS Compliant **This product is RoHS compliant.**

Anywhere there is an antenna-like structure such as a power cord or I/O cable, in the presence of a microprocessor, there is a need for RFI suppressors to control unwanted high frequency interference.
The selection below is an assortment of the most popular sizes in the most universally applicable broadband formula – effective up to 1GHz by allowing data signals to pass unimpeded and absorbing the high frequency energy.

SPLIT CABLE SNAP FERRITES

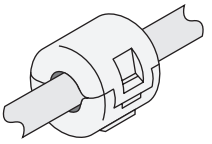

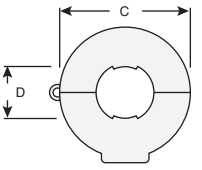

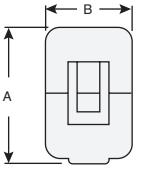

RoHS Compliant

For Round Cables up to 0.96" Diameter

For quantities greater than listed, call for quote.

MOUSER STOCK NO.	FerriShield Part No.	Dimensions: in. (mm) A	B	C	D	Impedance (Ω)	Price Each 1	10	20
861-CS28B1642	CS28B1642	0.852 (21.6)	0.885 (22.5)	0.840 (21.3)	0.282 (7.2)	100@100MHz	9.23	8.38	7.77
861-CS28B1805	CS28B1805	1.040 (26.4)	0.667 (16.9)	1.025 (26.4)	0.340 (8.6)	73@100MHz	10.63	9.64	8.95
861-CS28B1937	CS28B1937	1.182 (30.0)	0.780 (19.8)	1.188 (30.2)	0.425 (10.8)	117@100MHz	10.91	9.89	9.17
861-CS28B1984	CS28B1984	1.218 (30.9)	0.705 (17.9)	1.220 (31.0)	0.525 (13.3)	62@100MHz	10.35	9.38	8.70
861-CS28B1500	CS28B1500	1.725 (43.8)	1.232 (31.3)	1.720 (43.7)	0.960 (24.4)	133@100MHz	25.07	22.81	21.06

High Frequency (700MHz) - For Round Cables up to 1.96" Diameter

For quantities greater than listed, call for quote.

MOUSER STOCK NO.	FerriShield Part No.	Dimensions: in. (mm) A	B	C	D	Impedance (Ω)	Price Each 1	10	20
861-CS25B1642	CS25B1642	0.852 (21.6)	0.885 (22.5)	0.840 (21.3)	0.282 (7.2)	290@700MHz	11.57	10.53	9.72
861-CS25B1937	CS25B1937	1.182 (30.0)	0.780 (19.8)	1.188 (30.2)	0.425 (10.8)	305@700MHz	13.66	12.43	11.48
861-CS25B2000	CS25B2000	2.350 (59.7)	1.851 (47.0)	2.309 (58.6)	0.960 (24.4)	890@700MHz	70.23	63.91	59.00
861-CS25B4000	CS25B4000	4.500 (114.2)	1.851 (47.0)	4.687 (110.0)	1.960 (49.8)	590@700MHz	249.67	227.20	209.73

SPLIT SLEEVE SNAP FERRITES

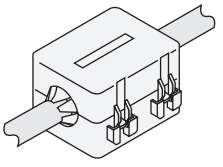

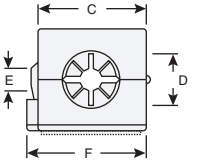

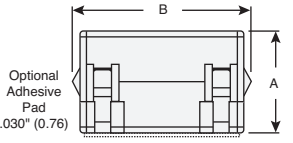

RoHS Compliant

With Variable Diameter Opening - For Round Cables up to 0.79" Diameter

For optional adhesive pad replace "SS" in part number with "AS".

For quantities greater than listed, call for quote.

MOUSER STOCK NO.	FerriShield Part No.	Dimensions: in. (mm) A	B	C	D	E	F	Impedance (Ω)	Price Each 1	10	20
861-SS28B2031	SS28B2031	0.700 (23.8)	1.255 (31.9)	0.675 (17.1)	0.230 (5.8)	0.180 (4.7)	0.768 (19.5)	200@100MHz	11.71	10.64	9.91
861-SS28B2034	SS28B2034	0.585 (14.9)	1.250 (31.8)	0.585 (14.9)	0.250 (6.4)	0.120 (3.0)	0.680 (17.3)	220@100MHz	8.78	7.98	7.44
861-SS28B2037	SS28B2037	0.790 (20.1)	1.450 (36.8)	0.770 (19.6)	0.350 (8.8)	0.200 (5.1)	0.885 (22.5)	200@100MHz	10.80	9.81	9.14
861-SS28B2042	SS28B2042	0.965 (24.5)	1.480 (37.6)	0.930 (23.6)	0.425 (10.8)	0.170 (4.3)	1.035 (26.3)	238@100MHz	14.37	13.08	12.07
861-SS28B2032	SS28B2032	1.155 (29.3)	1.450 (36.8)	1.125 (28.6)	0.500 (12.7)	0.200 (5.1)	1.230 (31.2)	230@100MHz	21.41	19.47	18.12

High Frequency (700MHz) - For Round Cables up to 0.50" Diameter

For optional adhesive pad replace "SS" in part number with "AS".

For quantities greater than listed, call for quote.

MOUSER STOCK NO.	FerriShield Part No.	Dimensions: in. (mm) A	B	C	D	E	F	Impedance (Ω)	Price Each 1	10	20
861-SS25B2037	SS25B2037	0.790 (20.1)	1.450 (36.8)	0.770 (19.6)	0.350 (8.8)	0.200 (5.1)	0.885 (22.5)	390@700MHz	15.76	14.35	13.24

JELLY BEAN SNAP WITH INTERNAL LOCKING SYSTEM AND CABLE GRIP ENDS

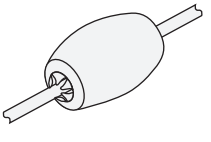

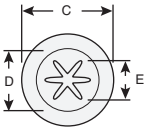

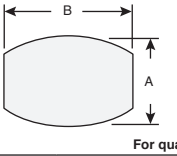

RoHS Compliant

For Round Cables up to 0.120" Diameter

For quantities greater than listed, call for quote.

MOUSER STOCK NO.	FerriShield Part No.	Dimensions: in. (mm) A	B	C	D	E	Impedance (Ω)	Price Each 1	10	20
861-JB28B0010	JB28B0010	0.670 (17.0)	0.820 (20.8)	0.670 (17.0)	0.290 (7.4)	0.055 (1.4)	140@100MHz	8.13	7.40	6.83

SOLID FERRITE BEADS

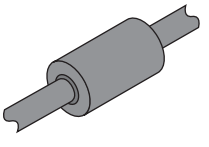

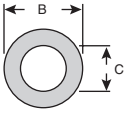

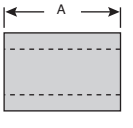

RoHS Compliant

For Round Cables up to 0.620" Diameter

For quantities greater than listed, call for quote.

MOUSER STOCK NO.	FerriShield Part No.	Dimensions: in. (mm) A	B	C	Impedance (Ω)	Price Each 1	10	20
861-28B0375-3	28B0375-3	0.750 (19.1)	0.375 (9.5)	0.192 (4.8)	140@100MHz	2.59	2.35	2.18
861-28B0562-2	28B0562-2	1.125 (28.6)	0.562 (14.2)	0.250 (6.4)	257@100MHz	4.88	4.43	4.11
861-28B0625-0	28B0625-0	0.562 (14.3)	0.625 (15.9)	0.310 (7.9)	120@100MHz	4.61	4.17	3.87
861-28B0736-0	28B0736-0	1.125 (28.6)	0.736 (18.7)	0.430 (10.9)	176@100MHz	5.99	5.46	5.03
861-28B1020-1	28B1020-1	1.125 (28.6)	1.020 (25.9)	0.505 (12.8)	225@100MHz	8.32	7.58	7.00
861-28B1102-1	28B1102-1	1.000 (25.4)	1.102 (27.9)	0.620 (15.7)	147@100MHz	8.62	7.84	7.24

© Copyright 2013 Mouser Electronics
© Copyright 2013 Mouser Electronics

FERRISHIELD RFI/EMI Gaskets and Fabrics

RoHS Compliant **This product is RoHS compliant.**

LEADER TECH a HEICO company — *The Leading Edge In EMI Shielding Technology*

RFI/EMI CONDUCTIVE SHIELDING FABRIC

Shielding effectiveness is determined by a combination of two events: reflection and absorption of RF signals. Absorption depends on the bulk, or thickness, of the shield material. However, reflection occurs at the shield surface and its effectiveness is independent of thickness. Reflection is the determining factor for all high frequency signal attenuation. (Note: When these materials are used in another regime; i.e., conductive shielding gaskets, conductivity is the determinant.) Maximum reflection occurs with the highest conductivity materials. The best overall metals are copper, nickel and combinations of both - based on high conductivity, compatibility with mating metals, manufacturing versatility and cost. The large 1040mm material width (41") minimizes seams; thin 0.08-0.10mm cross sections (0.003-0.004") maximize conformability to irregular surfaces.

Applications:

- Bonding or laminating to complex geometric shapes
- ESD, RFI-EMI; shielding attenuation >70.0dB up to 10.0GHz for CuNi type
- Enclosure panels and frames, seams, joints, shield curtains for back panel openings
- RFI-EMI conductive shielding gasket cover membranes
- Architectural shielding; shielded room finishing - ceilings, walls, floors; special purpose rooms

RoHS Compliant

Conductive Adhesive

- Sheet size 1040x914mm (41" wide x 36" long)
- Available in full rolls of 50 meters (~164')

For quantities greater than listed, call for quote.

MOUSER STOCK NO.	FerriShield Part No.	Adhesive	Polyester Fabric Bonded with	Surface Resistivity (Ω/mm²)	Attenuation (dB)				Price Each			
					500KHz	100MHz	300MHz	1GHz	1	2	5	10
861-SF005PCN-CA	SF005PCN-CA	Conductive	Copper / Nickel	.005	79	81	86	82	80.18	77.24	74.27	70.65
861-SF030PCU-CA	SF030PCU-CA	Conductive	Copper	.030	N/A	67	65	62	72.36	69.68	66.99	63.73
861-SF050PNI-CA	SF050PNI-CA	Conductive	Nickel	.050	N/A	72	67	63	71.28	68.63	65.99	62.77

Hot Melt Adhesive

- Sheet size 1040x914mm (41" wide x 36" long)
- Available in full rolls of 100 meters (~325')

For quantities greater than listed, call for quote.

MOUSER STOCK NO.	FerriShield Part No.	Adhesive	Polyester Fabric Bonded with	Surface Resistivity (Ω/mm²)	Attenuation (dB)				Price Each			
					500KHz	100MHz	300MHz	1GHz	1	2	5	10
861-SF005PCN-HM	SF005PCN-CA	Hot Melt	Copper / Nickel	.005	79	81	86	82	67.14	64.64	62.16	59.12
861-SF030PCU-HM	SF030PCU-HM	Hot Melt	Copper	.030	N/A	67	65	62	64.71	62.32	59.92	56.99
861-SF050PNI-HM	SF050PNI-HM	Hot Melt	Nickel	.050	N/A	72	67	63	58.17	56.01	53.85	51.23

No Adhesive

- Sheet size 1040x914mm (41" wide x 36" long)
- Available in full rolls of 100 meters (~325')

For quantities greater than listed, call for quote.

MOUSER STOCK NO.	FerriShield Part No.	Adhesive	Polyester Fabric Bonded with	Surface Resistivity (Ω/mm²)	Attenuation (dB)				Price Each			
					500KHz	100MHz	300MHz	1GHz	1	2	5	10
861-SF005PCN	SF005PCN-CA	None	Copper / Nickel	.005	79	81	86	82	60.02	57.79	55.57	52.86
861-SF030PCU	SF030PCU	None	Copper	.030	N/A	67	65	62	52.18	50.25	48.31	45.96
861-SF050PNI	SF050PNI	None	Nickel	.050	N/A	72	67	63	45.98	45.92	45.89	44.98

EMC Conductive Shielding Aluminum

A high performance, cost-effective sheet shielding material. Very good electrical and thermal conductivity, high reflectivity and resistance to oxidation and corrosive environments. Composition is a four-layer matrix of static dissipative-EMC coating/polyester/Aluminum/polyethylene.

- Sheet size 1040x914mm (41" wide x 36" long)
- Available in full rolls of 182 meters (~600')

For quantities greater than listed, call for quote.

MOUSER STOCK NO.	FerriShield Part No.	Adhesive	Polyester Fabric Bonded with	Attenuation (dB)				Price Each			
				500KHz	100MHz	300MHz	1GHz	1	2	5	10
861-SF100PAL	SF100PAL	None	Aluminum	48	65	65	60	6.86	6.68	6.59	6.32

D-Sub RFI/EMI Shielding Gaskets

- Conformable to irregular surfaces
- Eliminates gap problems between connector and I/O surface plates
- Compresses from 0.10" to 0.025"

RoHS Compliant

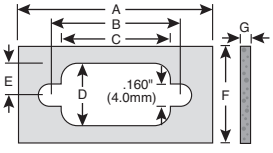

For quantities greater than listed, call for quote.

MOUSER STOCK NO.	FerriShield Part No.	Conductors	Dimensions: mm							Price Each			
			A	B	C	D	E	F	G	1	25	50	100
861-SG140009DS	SG140009DS	9 Pin	35.6	24.9	19.8	11.2	5.6	17.8	2.5	1.43	1.37	1.32	1.27
861-SG175015DS	SG175015DS	15 Pin	44.5	33.3	28.2	11.2	5.6	17.8	2.5	2.41	2.00	1.80	1.61
861-SG228025DS	SG228025DS	25 Pin	57.9	47	41.9	11.2	5.6	17.8	2.5	1.78	1.72	1.65	1.58
861-SG293037DS	SG293037DS	37 Pin	74.4	63.5	58.2	11.2	5.6	17.8	2.5	1.71	1.63	1.57	1.51
861-SG284050DS	SG284050DS	50 Pin	72.1	61.2	55.9	14.2	7.1	20.3	2.5	2.21	2.10	2.02	1.95

RFI/EMI Metallized Fabric over Foam Shielding Gaskets

- Omnidirectional compression loading from any angle
- Quick, easy adhesive mounting on any surface
- Groove mount or surface mount
- Eliminates the need for mechanical clip-ons
- Universally functional for most applications
- Copper-nickel metallized fabric over open cell polyurethane foam

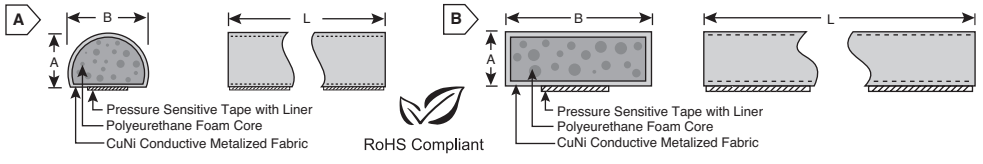

RoHS Compliant

For quantities greater than listed, call for quote.

MOUSER STOCK NO.	FerriShield Part No.	Fig.	Shape	Surface Resistivity (Ω/Lin. Inch)	Dimensions: mm			Price Each			
					A	B	L	1	25	50	100
861-SG187250D-24	SG187250D-24	A	D Shape RFI	0.005-0.01	4.7	6.35	610	5.37	5.34	5.30	4.69
861-SG250375D-24	SG250375D-24	A	D Shape RFI	0.005-0.01	6.35	9.5	610	8.76	8.13	7.54	5.69
861-SG375500D-24	SG375500D-24	A	D Shape RFI	0.005-0.01	9.5	12.7	610	12.32	11.17	10.26	8.53
861-SG125187D-24	SG125187D-24	A	Micro D Shape RFI	0.005-0.01	3.2	4.7	610	4.73	4.39	4.08	3.07
861-SG060125R-24	SG060125R-24	B	Rectangular RFI	0.005-0.01	1.2	3.2	610	3.37	3.33	3.30	2.91
861-SG125250R-24	SG125250R-24	B	Rectangular RFI	0.005-0.01	3.2	6.35	610	5.14	4.99	4.79	4.48
861-SG187375R-24	SG187375R-24	B	Rectangular RFI	0.005-0.01	4.7	9.5	610	5.84	5.68	5.46	5.16

RFI/EMI Shielding Contacts

- Very low profile
- Low compression force
- Simple adhesive mounting
- Excellent alternative to liquid Form-in-place gaskets

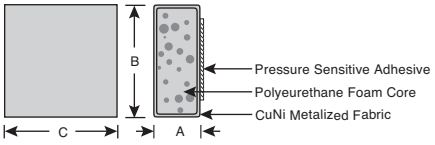

RoHS Compliant

For quantities greater than listed, call for quote.

MOUSER STOCK NO.	FerriShield Part No.	Surface Resistivity (Ω/Lin. Inch)	Dimensions: mm			Price Each			
			A	B	C	1	25	50	100
861-SC060138R	SC060138R	0.005-0.01	1.2	3.5	3.5	.39	.365	.334	.265

Thermal Transfer Material

- Fills microscopic gaps promoting efficient heat transfer between component and heatsink
- For each increase in operating temperature of 10°C, component life decreases 50%
- 4 grades accommodate most applications
- Sheet size 300x200x1.0mm

RoHS Compliant

For quantities greater than listed, call for quote.

MOUSER STOCK NO.	FerriShield Part No.	Thermal Conductivity (W/m-K)	Color	Withstand Voltage (KV)	Price Each			
					1	2	5	10
861-TGF120K	TGF120K	1.2	Black	16	17.51	15.93	14.70	13.65
861-TGF150D	TGF150D	1.5	Light Gray	14	22.97	20.91	19.29	17.92
861-TGF280L	TGF280L	2.8	Dark Gray	13	32.36	29.45	27.18	25.24
861-TGF600M	TGF600M	6.0	Brown	13	59.57	54.21	50.03	46.46

© Copyright 2013 Mouser Electronics
© Copyright 2013 Mouser Electronics

GORE SMT EMI Gaskets and Grounding Pads

RoHS Compliant **This product is RoHS compliant.**

GORE Creative Technologies Worldwide

GORE GS8000 SAMPLE PADS



For quantities greater than listed, call for quote.

MOUSER STOCK NO.	Gore Part No.	Pad Size	Parts Per Sheet	Price Each			
				1	2	5	10
880-GS8000-3.2-063	20GS-5408-01	3.2x3.2x1.6mm	GS8000 230 Pads Each	53.49	44.02	40.02	36.38
880-GS8000-4.0-063	20GS-5408-02	4.0x4.0x1.6mm	GS8000 144 Pads Each	53.49	44.02	40.02	36.38
880-GS8000-5.0-063	20GS-5408-03	5.0x5.0x1.6mm	GS8000 116 Pads Each	66.35	53.08	48.26	43.87
880-GS8000-7.0-063	20GS-5408-04	7.0x7.0x1.6mm	GS8000 80 Pads Each	93.87	75.09	68.27	62.06
880-GS8000-9.0-063	20GS-5408-05	9.0x9.0x1.6mm	GS8000 64 Pads Each	106.99	96.46	87.69	79.72
880-GS8000-ALL-063	20GS-5408-06	All 5 Sizes 1.6mm	GS8000 634 Pads	320.99	297.78	270.71	246.10
880-GS8000-3.2-126	20GS-5408-07	3.2x3.2x3.2mm	GS8000 230 Pads Each	90.63	72.50	65.91	59.92
880-GS8000-4.0-126	20GS-5408-08	4.0x4.0x3.2mm	GS8000 144 Pads Each	90.63	72.50	65.91	59.92
880-GS8000-5.0-126	20GS-5408-09	5.0x5.0x3.2mm	GS8000 116 Pads Each	110.47	88.37	80.34	73.03
880-GS8000-7.0-126	20GS-5408-10	7.0x7.0x3.2mm	GS8000 80 Pads Each	155.78	124.62	113.29	102.99
880-GS8000-9.0-126	20GS-5408-11	9.0x9.0x3.2mm	GS8000 64 Pads Each	200.37	160.30	145.72	132.48
880-GS8000-ALL-126	20GS-5408-12	All 5 Sizes 3.2mm	GS8000 634 Pads	427.95	405.12	393.64	386.61

GORE-SHIELD® SMT EMI GROUNDING PADS KIT

Features:

- Standardization of product allows late-stage implementation
- Consists of 2 basic parts: Electrically conductive gasket material and solderable support layer
- Nickel or silver base
- High shielding effectiveness
- Installed to ground trace with standard pick & place equipment
- Will survive multiple reflow operations
- Multiple parts can be used as building blocks to make EMI Gaskets
- As grounding pads, individual parts create discrete electrical contact points with low DC resistance
- Form factor insures repeatability, eliminates hand labor and cure time, and is lead free process compatible
- Ideal for metal enclosures or narrow trace widths
- A proven solution for in a variety of applications: power amps, mobile phones, GPS, RF Scanning, automotive telematics, audio applications
- Provided on EIA-481 standard tape and reel



Dimensions: mm

MOUSER STOCK NO.	L	W	T	Qty Per Kit	Price Each
880-25SMT-3645-13	5.5	1.25	.45	25-30	.42
880-25SMT-3645-17	5.5	1.1	.65	25-30	.41
880-25SMT-3645-18	8	1.1	.65	25-30	.47
880-25SMT-3645-33	3.2	1.1	.65	25-30	.33

GORE-SHIELD® STRIP GASKETS KITS



Kit Includes:

- 5 each of GS500
- 2 each of GS5200
- 3 each of GS8000

MOUSER STOCK NO.	Price Each
880-GS-GASKET-KIT	85.71

GORE-SHIELD® SMT EMI GROUNDING PADS

For quantities greater than listed, call for quote.

MOUSER STOCK NO.	Gore Part No.	Dimensions: mm			Carrier Tape Width X (mm)	Recommended Compression Stop (RCS)	Resistance @ RCS (mΩ)	Price Each				Reel Quantity	Price Per Piece
		Length	Width	Thickness				1	25	100	1000		
Supersoft													
880-25SMT-4442-01	25SMT-4442-01	3.6	1.7	1.6	12x4	1.35	29	.57	.375	.352	.33	6500	.239
880-25SMT-4442-03	25SMT-4442-03	3.6	2.6	2.4	12x4	1.95	35	.63	.422	.378	.335	6500	.248
880-25SMT-4442-04	25SMT-4442-04	8.1	2.5	2.5	16x4	1.95	10	.64	.432	.391	.356	6500	.278
Standard													
880-25SMT-3645-09	25SMT-3645-09	5.5	1.25	.65	12x4	.52	2.0	.41	.275	.242	.22	15000	.166
880-25SMT-3645-17	25SMT-3645-17	5.5	1.10	.65	12x4	.52	2.0	.41	.275	.242	.22	15000	.166
880-25SMT-3645-18	25SMT-3645-18	8.0	1.10	.65	16x4	.52	2.0	.47	.305	.282	.259	15000	.192
880-25SMT-3645-21	25SMT-3645-21	5.5	1.10	.45	12x4	.36	2.0	.42	.285	.251	.228	15000	.172
880-25SMT-3645-22	25SMT-3645-22	8.0	1.10	.45	16x4	.36	2.0	.46	.295	.274	.251	15000	.186
880-25SMT-3645-25	25SMT-3645-25	12	2.0	.65	24x4	.52	2.0	.46	.307	.285	.263	15000	.195
880-25SMT-3645-33	25SMT-3645-33	3.2	1.1	.65	12x4	.52	2.0	.33	.22	.196	.184	15000	.136
880-25SMT-3645-40	25SMT-3645-40	5.5	1.25	.80	12x4	.64	2.0	.43	.293	.258	.234	10000	.178
880-25SMT-3645-41	25SMT-3645-41	3.2	1.25	.80	12x4	.64	4.0	.33	.225	.203	.18	10000	.136
880-25SMT-3645-43	25SMT-3645-43	3.2	3.2	1.3	12x8	1.04	2.0	.42	.284	.249	.227	5000	.157
880-25SMT-3645-44	25SMT-3645-44	8.0	2.0	1.3	16x4	1.04	2.0	.42	.277	.256	.234	7500	.149

GORE-SHIELD® STRIP GASKETS • With adhesive

For quantities greater than listed, call for quote.

MOUSER STOCK NO.	Gore Part No.	Type	Dimensions: mm		Price Per Meter				Reel Length (Meters)	Price Per Meter
			Width	Thickness	1	3	5	10		
880-EDR050200125SC	EDR-05-020-0125-SC	GS500	3.2	0.5	17.80	11.86	10.77	9.80	15	9.44
880-EDR050200250SC	EDR-05-020-0250-SC	GS500	6.5	0.5	25.68	17.12	15.55	14.13	15	13.72
880-EDR050200375SC	EDR-05-020-0375-SC	GS500	9.5	0.5	38.00	25.32	23.02	20.92	15	20.03
880-EDR050200500SC	EDR-05-020-0500-SC	GS500	12.7	0.5	52.14	34.74	31.59	28.72	15	26.87
880-EDR050400125SC	EDR-05-040-0125-SC	GS500	3.2	1.0	24.34	16.22	14.73	13.41	15	13.23
880-EDR050400250SC	EDR-05-040-0250-SC	GS500	6.5	1.0	27.45	18.29	16.64	15.12	15	14.72
880-EDR050400500SC	EDR-05-040-0500-SC	GS500	12.7	1.0	55.77	37.17	33.78	30.71	15	28.69
880-EDR050600125SC	EDR-05-060-0125-SC	GS500	3.2	1.5	30.41	20.27	18.43	16.73	15	15.84
880-EDR050600250SC	EDR-05-060-0250-SC	GS500	6.5	1.5	34.10	22.72	20.65	18.77	15	17.90
880-EDR050800125SC	EDR-05-080-0125-SC	GS500	3.2	2.0	34.27	22.84	20.75	18.89	15	18.53
880-EDR050800250SC	EDR-05-080-0250-SC	GS500	6.5	2.0	39.89	26.60	24.17	21.98	15	21.08
880-EDR050800500SC	EDR-05-080-0500-SC	GS500	12.7	2.0	76.68	51.11	46.46	42.23	15	41.28
880-EDR210100125SC	EDR-21-010-0125-SC	GS2100	3.2	0.2	32.56	21.70	19.72	17.92	15	14.25
880-EDR210200125SC	EDR-21-020-0125-SC	GS2100	3.2	0.5	31.16	20.78	18.89	17.16	15	12.87
880-EDR210200250SC	EDR-21-020-0250-SC	GS2100	6.5	0.5	45.69	30.46	27.68	25.17	15	20.53
880-EDR210200375SC	EDR-21-020-0375-SC	GS2100	9.5	0.5	61.09	40.72	37.01	33.65	15	26.57
880-EDR210201000SC	EDR-21-020-1000-SC	GS2100	25.4	0.5	136.09	90.73	82.49	74.99	15	69.75
880-EDR210400250SC	EDR-21-040-0250-SC	GS2100	6.5	1.0	46.78	31.18	28.34	25.77	15	20.36
880-EDR210400375SC	EDR-21-040-0375-SC	GS2100	9.5	1.0	57.18	38.12	34.66	31.50	15	26.46
880-EDR210400500SC	EDR-21-040-0500-SC	GS2100	12.7	1.0	73.32	48.89	44.44	40.39	15	34.17
880-EDR210401000SC	EDR-21-040-1000-SC	GS2100	25.4	1.0	142.97	95.32	86.65	78.77	15	71.25
880-EDR210600250SC	EDR-21-060-0250-SC	GS2100	6.5	1.5	66.22	44.15	40.14	36.49	15	30.53
880-EDR210600500SC	EDR-21-060-0500-SC	GS2100	12.7	1.5	129.89	86.57	78.71	71.55	15	56.28
880-EDR210800125SC	EDR-21-080-0125-SC	GS2100	3.2	2.0	75.39	50.26	45.69	41.54	15	32.75

© Copyright 2013 Mouser Electronics

© Copyright 2013 Mouser Electronics

LAIRD TECHNOLOGIES EMI Components

RoHS Compliant This product is RoHS compliant.

LAIRD TECHNOLOGIES FABRIC-OVER-FOAM EMI SHIELDING GASKETS

Features:

- Shielding effectiveness of >100dB across a wide spectrum of frequencies (MIL-STD 285 mod.)
- Extremely low compression forces allow for use of lighter materials
- Low surface resistivity of <0.07 ohms/square provides improved conductivity (ASTM F390)
- Abrasion resistant metallized fabrics show virtually no degradation in shielding performance after 1,000,000 cycles
- Urethane & thermoplastic elastomer (TPE) core provide low compression set ensuring long-term reliable gasket performance
- Service temperatures from -40°F to 158°F (-40°C to 70°C)

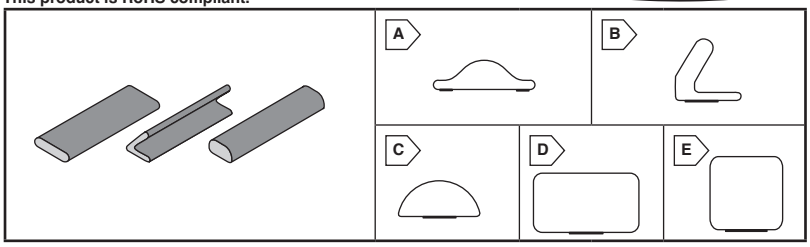

For quantities greater than listed, call for quote.

MOUSER STOCK NO.	Laird Tech Part No.	Fig.	UL 94 Rating	Shape	Dimensions: in. (mm)			Price Each			
					Height	Width	Length	1	10	50	100
739-4633PA-51H-01800	4633-PA-51H-01800	A	V0	Bell	0.100 (2.54)	0.300 (7.62)	18.00 (457.20)	5.30	4.85	4.41	4.18
739-4593PA-H1K-01800	4593-PA-H1K-01800	B	V0	C-Fold	0.250 (6.35)	0.280 (7.11)	18.00 (457.20)	10.09	9.26	8.41	7.98
739-4184PA-51H-01800	4184-PA-51H-01800	C	V0	D	0.60 (1.52)	0.150 (3.81)	18.00 (457.20)	2.57	2.36	2.15	2.03
739-4548PA-51H-01800	4548-PA-51H-01800	C	V0	D	0.060 (1.50)	0.250 (6.35)	18.00 (457.20)	3.04	2.78	2.53	2.40
739-4053PA-51H-01800	4053-PA-51H-01800	C	V0	D	0.090 (2.29)	0.090 (2.29)	18.00 (457.20)	2.35	2.15	2.02	1.96
739-4240PA-51H-01800	4240-PA-51H-01800	C	V0	D	0.100 (2.54)	0.300 (7.62)	18.00 (457.20)	2.94	2.70	2.53	2.45
739-4742PA-51H-01800	4742-PA-51H-01800	C	V0	D	0.120 (3.05)	0.150 (3.81)	18.00 (457.20)	2.62	2.40	2.26	2.18
739-4202PA-51H-01800	4202-PA-51H-01800	C	V0	D	0.120 (3.05)	0.250 (6.35)	18.00 (457.20)	3.82	3.51	3.30	3.18
739-4078PA-51H-01800	4078-PA-51H-01800	C	V0	D	0.120 (3.05)	0.360 (9.14)	18.00 (457.20)	4.09	3.75	3.53	3.41
739-4692PA-51H-01800	4692-PA-51H-01800	C	V0	D	0.140 (3.56)	0.250 (6.35)	18.00 (457.20)	3.49	3.21	3.01	2.90
739-4105PA-51H-01800	4105-PA-51H-01800	C	V0	D	0.375 (9.52)	0.500 (12.70)	18.00 (457.20)	6.21	5.69	5.34	5.18
739-4245PA-51H-01800	4245-PA-51H-01800	D	V0	Rectangle	0.040 (1.02)	0.120 (3.05)	18.00 (457.20)	2.35	2.15	2.02	1.96
739-4220PA-51H-01800	4220-PA-51H-01800	D	V0	Rectangle	0.040 (1.02)	0.200 (5.08)	18.00 (457.20)	3.16	2.92	2.70	2.61
739-4056PA-51H-01800	4056-PA-51H-01800	D	V0	Rectangle	0.060 (1.52)	0.200 (5.08)	18.00 (457.20)	2.87	2.63	2.47	2.39
739-4209PA-51H-01800	4209-PA-51H-01800	D	V0	Rectangle	0.120 (3.05)	0.155 (3.94)	18.00 (457.20)	2.75	2.53	2.38	2.30
739-4788PA-51H-01800	4788-PA-51H-01800	D	V0	Rectangle	0.125 (3.18)	0.250 (6.35)	18.00 (457.20)	3.50	3.21	3.01	2.91
739-4701PA-51H-01800	4701-PA-51H-01800	D	V0	Rectangle	0.250 (6.35)	0.375 (9.53)	18.00 (457.20)	4.87	3.73	3.09	2.85
739-4520PA-51H-01800	4520-PA-51H-01800	E	V0	Square	0.079 (2.01)	0.079 (2.01)	18.00 (457.20)	5.05	4.62	4.33	4.21
739-4046PA-51H-01800	4046-PA-51H-01800	E	V0	Square	0.118 (3.00)	0.118 (3.00)	18.00 (457.20)	2.88	2.63	2.48	2.40
739-4212PA-51H-01800	4212-PA-51H-01800	E	V0	Square	0.195 (4.96)	0.195 (4.96)	18.00 (457.20)	3.48	3.20	3.00	2.90

LAIRD TECHNOLOGIES FINGERSTOCK GASKETS AND METAL GROUNDING PRODUCTS

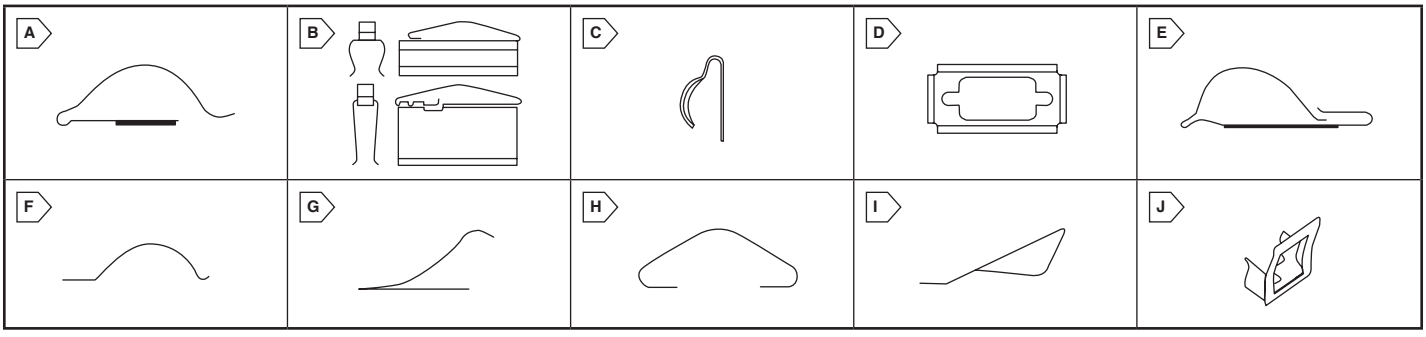

BeCu=Beryllium Copper / RCC=Recyclable Clean Copper

For quantities greater than listed, call for quote.

MOUSER STOCK NO.	Laird Tech Part No.	Fig.	Description	Dimensions: in. (mm)			Price Each			
				Height	Width	Length	1	10	50	100
739-0097053802	0097053802	A	All-Purpose (BeCu)	.250 (6.35)	.780 (19.81	24.00 (609.60)	20.68	16.53	15.31	14.18
739-0097054002	0097054002	A	All-Purpose (BeCu)	.110 (2.79)	.280 (7.11)	16.00 (406.40)	22.07	17.66	16.35	15.14
739-0087054002	0087054002	A	All-Purpose (RCC)	.110 (2.79)	.280 (7.11)	16.00 (406.40)	30.55	24.44	22.62	20.93
739-0097098302	0097098302	B	Card Guide Clip-On (BeCu)	.256 (6.50)	.080 (2.03)	--	.69	.552	.516	.477
739-0097061302	0097061302	C	Clip-On Gasket w/ "D" Lance (BeCu)	.100 (2.54)	.300 (7.62)	16.00 (406.40)	24.30	19.43	18.00	16.67
739-0097060502	0097060502	C	Clip-On Gasket w/ "T" Lance (BeCu)	.200 (2.54)	.380 (9.65)	16.00 (406.40)	16.38	13.10	12.13	11.22
739-0087065502	0087065502	--	Clip-On Perpendicular (RCC)	.070 (1.78)	.305 (7.75)	12.00 (304.80)	27.69	22.30	20.59	19.12
739-0087065602	0087065602	--	Clip-On Perpendicular (RCC)	.250 (6.35)	.544 (13.82)	16.00 (406.40)	28.63	23.06	21.28	19.76
739-0097031002	0097031002	C	Contact Strip (BeCu)	.280 (7.11)	.480 (12.19)	15.00 (381.00)	10.50	8.39	7.77	7.19
739-0097039002	0097039002	C	Contact Strip (BeCu)	.200 (5.08)	.280 (7.11)	16.00 (406.40)	27.67	22.14	20.49	18.97
739-0087038002	0087038002	C	Contact Strip (BeCu)	.090 (2.28)	.190 (4.83)	16.00 (406.40)	33.82	27.05	25.05	23.19
739-0097077800	0097077800	D	D Connector Shield (BeCu)	.025 (0.64)	1.410 (35.81)	--	3.43	2.76	2.55	2.36
739-0097052102	0097052102	E	Fold-Over Series (BeCu)	.140 (3.556)	.510 (12.95)	16.00 (406.40)	22.63	18.09	16.76	15.50
739-9743802240	9743802240	F	Large Enclosure (BeCu)	.250 (6.35)	1.090 (27.69)	24.00 (609.40)	26.78	24.33	21.89	20.69
739-0097097402	0097097402	G	Mini-Longitudinal Grounding (BeCu)	.145 (3.68)	.180 (4.57)	16.00 (406.40)	16.59	13.26	12.27	11.37
739-0077001002	0077001002	H	Slot Mount (BeCu)	.110 (2.79)	.320 (8.13)	16.00 (406.40)	15.20	12.16	11.25	10.41
739-0067001102	0067001102	H	Slot Mount (RCC)	.220 (5.59)	.600 (15.24)	16.00 (406.40)	7.67	6.40	5.76	5.11
739-0097055002	0097055002	I	Twist Series (BeCu)	.030 (0.76)	.230 (5.84)	24.00 (609.90)	13.81	11.05	10.23	9.47
739-0097055502	0097055502	I	Twist Series (BeCu)	.070 (1.78)	.340 (8.64)	24.00 (609.90)	14.47	11.58	10.72	9.93
739-0097072802	0097072802	J	USB Connector (BeCu)	.511 (12.98)	.625 (15.88)	--	2.04	1.88	1.75	1.71

LAIRD TECHNOLOGIES STANDARD PRECISION ELECTRONIC CONTACTS

Laird Technologies standard precision electronic contacts ground, carry current and signals, and interconnect boards and devices. Laird Technologies offers a wide choice of plating options and designs in standard formats that are ready for product.

- Materials: 0.10mm BeCU
- Typical Applications: Grounding, energy carrying

BeCU=Beryllium Copper

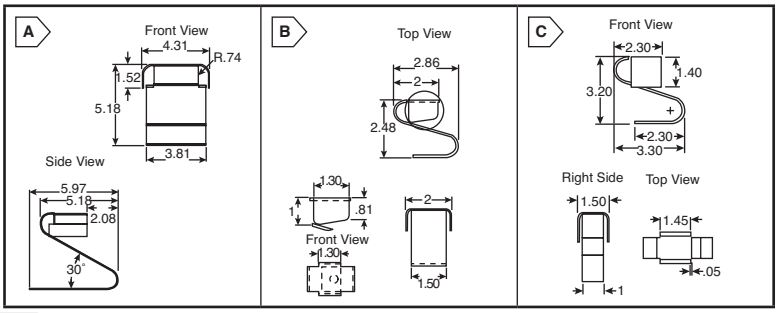

For quantities greater than listed, call for quote.

MOUSER STOCK NO.	Laird Part No.	Fig.	Coil Voltage	Contact Form	Price Each			
					1	25	50	100
739-BMIC-004	BMIC-004	A	Gold	1400	.93	.738	.692	.64
739-BMIC-006	BMIC-006	B	Tin	3500	.34	.333	.289	.278
739-BMIC-007	BMIC-007	C	Tin	2300	.60	.462	.321	.295

© Copyright 2013 Mouser Electronics

© Copyright 2013 Mouser Electronics

LAIRD TECHNOLOGIES EMI Components

RoHS Compliant **This product is RoHS compliant.**

LAIRD TECHNOLOGIES BOARD LEVEL SHIELDS

Standard Surface Mount Shields - One Piece

One-piece shields offer six sides of protection, with the sixth side being the board itself. One-piece designs offer economical shielding protection where access to covered components is not necessary.
The One-piece design offers economical shield protection.
No tooling costs associated with one or two piece standard designs

Standard Surface Mount Shields - Two Piece

Two-piece board level shields offer users the flexibility to inspect or repair shielded components without having to risk board damage by removing the entire shield or incur any tooling costs. Covers snap on and off with ease, which makes repair of the component under the shield quicker and easier.

One Piece Unit 

Two Piece Unit Requires Purchase of 1 Frame and 1 piece Cover 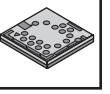

For quantities greater than listed, call for quote.

MOUSER STOCK NO.	Laird Tech Part No.	Surface Area in. (mm)	Piece Type	Dimensions: in. (mm) Max. Overall Dim.	Max. Overall Height	Dimensions: mm Carrier Tape	Carrier Width	Pitch Parts Per Reel	Price Each 1	10	50	100
One Piece												
739-BMIS-105	BMIS-105	1.461² (942.50²)	- - - - -	1.500x1.000 (38.10x25.40)	.236 (6.00)	56	32	250	**1.87**	**1.50**	**1.38**	**1.27**
Two Piece												
739-BMIS-201-F	BMIS-201-F	.253² (163.10²)	Frame	.538x.476 (13.66x12.10)	.100 (2.54)	24	20	1000	**.96**	**.744**	**.621**	**.57**
739-BMIS-201-C	BMIS-201-C	.253² (163.10²)	Cover	.538x.476 (13.66x12.10)	.100 (2.54)	--	--	--	**.79**	**.611**	**.505**	**.461**
739-BMIS-202-F	BMIS-202-F	.402² (259.21²)	Frame	.650x.650 (16.50x16.50)	.142 (3.60)	32	24	700	**.92**	**.846**	**.80**	**.778**
739-BMIS-202-C	BMIS-202-C	.402² (259.21²)	Cover	.650x.650 (16.50x16.50)	.142 (3.60)	--	--	--	**.74**	**.675**	**.64**	**.617**
739-BMIS-203-F	BMIS-203-F	1.033² (666.16²)	Frame	1.032x1.032 (26.21x26.21)	.200 (5.08)	44	32	300	**1.21**	**1.11**	**1.05**	**1.02**
739-BMIS-203-C	BMIS-203-C	1.033² (666.16²)	Cover	1.032x1.032 (26.21x26.21)	.200 (5.08)	--	--	--	**.61**	**.559**	**.532**	**.518**
739-BMIS-205-F	BMIS-205-F	1.461² (942.50²)	Frame	1.500x1.000 (38.10x25.40)	.236 (6.00)	56	32	250	**1.70**	**1.56**	**1.46**	**1.42**
739-BMIS-205-C	BMIS-205-C	1.461² (942.50²)	Cover	1.500x1.000 (38.10x25.40)	.236 (6.00)	--	--	--	**1.13**	**1.05**	**.984**	**.942**
739-BMIS-206-F	BMIS-206-F	1.879² (1212.39²)	Frame	1.450x1.326 (36.83x33.68)	.200 (5.08)	56	40	300	**1.70**	**1.56**	**1.48**	**1.42**
739-BMIS-206-C	BMIS-206-C	1.879² (1212.39²)	Cover	1.450x1.326 (36.83x33.68)	.200 (5.08)	--	--	--	**1.61**	**1.23**	**1.12**	**1.03**
739-BMIS-207-F	BMIS-207-F	2.997² (1933.36²)	Frame	1.747x1.747 (44.37x44.37)	.384 (9.75)	56	56	120	**2.31**	**1.84**	**1.70**	**1.58**
739-BMIS-207-C	BMIS-207-C	2.997² (1933.36²)	Cover	1.747x1.747 (44.37x44.37)	.384 (9.75)	--	--	--	**2.14**	**1.97**	**1.84**	**1.78**

LAIRD TECHNOLOGIES MICROWAVE ABSORBERS

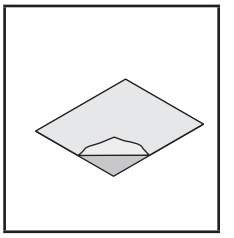

Q-Zorb™ RFSW Surface Wave

Q-Zorb RFSW surface wave absorbers are thin, magnetically loaded elastomeric sheets designed to provide attenuation at high angles of incidence for surface wave attenuation. The are nominally manufactured in the thickness range of 0.010 in. to 0.125 in. (0.3mm to 3.2mm).

Features:

- The materials available are in UL fire retardant versions for use in commercial devices.
- Excellent performance at frequencies between 500MHz and 40GHz.
- Several magnetic fillers are available carbonyl iron powder is standard, but other materials such as iron silicide (FeSi) are used for corrosion resistant applications.

For quantities greater than listed, call for quote.

MOUSER STOCK NO.	Laird Tech Part No.	Description	Optimum Frequency Range (GHz)	Dimensions: in. (mm) Height	Width	Thickness	Price Each
739-02240	02240	Q-Zorb Surface Wave Fire Retardant PSA	8-12	24.00 (609.60)	24.00 (609.60)	0.060 (1.50)	**369.50**
739-02242	02242	Q-Zorb Surface Wave Fire Retardant PSA	2-4	24.00 (609.60)	24.00 (609.60)	0.125 (3.175)	**470.25**

Microwave Absorbing Foam

Microwave absorbing foam is commonly used around antennas and wireless devices to provide isolation or side lobe reduction. It can be die-cut into components for EMI reduction inside microwave cavities and is used to manufacture antenna hats and test boxes. It can be encapsulated into a textile cover for use outdoors and fabricated into blankets, covers and over components.

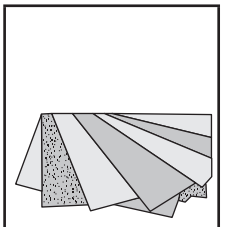

RFRET - Reticulated Foam Absorbers

RFRET is a urethane-based reticulated foam absorber. RFRET is offered with a graded carbon coating providing excellent broadband reflectivity reduction.
RFRET with constant carbon loading provides excellent insertion loss. RFRET is useful for antenna sidelobe reduction and pattern enhancement.

RFLS - Lossy Foam Absorbers

RFLS is a single layer "lossy" sheet produced by dipping lightweight open-celled urethane foam into a resistive solution. The end product is a uniform lightweight, loaded sheet material with a specified insertion loss at a given frequency. RFLS offers the lowest cost in microwave absorber products.

Features:

- Typical applications: antennas, amplifiers, oscillators, computer housings and wireless equipment
- Lowers the noise or cavity Q in microwave components
- Can be supplied with PSA backing
- Excellent performance at low frequencies (> 100 MHz)

For quantities greater than listed, call for quote.

MOUSER STOCK NO.	Laird Tech Part No.	Description	Dimensions: in. (mm) Height	Width	Length	Price Each 1	5	10	50
739-04001	04001	Reticulated Foam	24.00 (609.60)	24.00 (609.60)	ø.50 (1.27)	**126.46**	**115.92**	**112.41**	**108.90**
739-05099	05099	Lossy Foam, with PSA	24.00 (609.60)	24.00 (609.60)	0.125 (3.18)	**102.45**	**85.38**	**71.14**	**66.02**
739-05102	05102	Lossy Foam, with PSA	24.00 (609.60)	24.00 (609.60)	0.250 (6.35)	**65.43**	**59.97**	**58.17**	**56.34**

MULTIPLE TURN AXIAL LEAD FERRITE BEAD/CORES - DIFFERENTIAL MODE

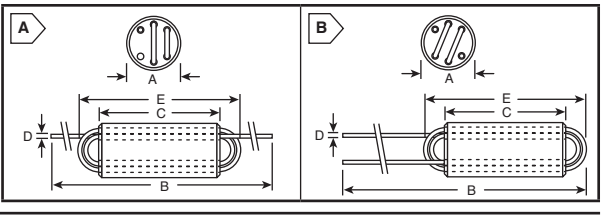

For quantities greater than listed, call for quote.

MOUSER STOCK NO.	Steward Part No.	Fig.	Impedance @ 100MHz (Ω)	Rated Current	Number of Turns	Price Each 1	10	50	100
875-28C0236-0BW-10	28C0236-0BW-10	A	835	7	2.5	**.49**	**.419**	**.361**	**.324**
875-28C0236-0EW-10	28C0236-0EW-10	B	998	7	3.0	**.49**	**.419**	**.361**	**.324**

DIFFERENTIAL MODE FERRITE EMI FILTERS

For quantities greater than listed, call for quote.

MOUSER STOCK NO.	Steward Part No.	Fig.	Impedance @ 100MHz (Ω)	Rated Current	Dimensions: mm A	B	C	Price Each 1	10	50	100
875-29F0418-1SR-10	29F0418-1SR-10	A	119	6	6.10	4.50	4.19	**2.56**	**2.21**	**2.04**	**1.70**
875-29F0430-2SR-10	29F0430-2SR-10	A	200	9	10.87	10.87	6.35	**2.93**	**2.54**	**2.35**	**1.38**
875-29F0428-0T0-10	29F0428-0T0-10	B	342	10	10.88	10.88	10.57	**2.23**	**1.84**	**1.59**	**1.27**
875-29F0429-0T0-10	29F0429-0T0-10	B	285	10	10.88	5.49	10.44	**1.68**	**1.41**	**1.22**	**.972**

COMMON MODE CHIP BEAD - HIGH CURRENT

For quantities greater than listed, call for quote.

875-CM1812X330R-10	CM1812X330R-10	C	33	10	4.57	3.05	1.60	**.91**	**.859**	**.795**	**.602**
875-CM3312R111R-10	CM3312R111R-10	C	110	5	8.50	3.05	2.36	**.66**	**.521**	**.464**	**.428**
875-CM3322U610R-10	CM3322U610R-10	D	61	7	8.50	5.60	2.10	**1.27**	**1.12**	**.937**	**.75**

HIGH CURRENT COMMON MODE CHOKE ARRAYS

For quantities greater than listed, call for quote.

875-CM2545X171B-10	CM2545X171B-10	E	170	10	6.3	11.38	9.32	**1.38**	**1.13**	**.989**	**.886**
875-CM4545Z131B-10	CM4545Z131B-10	F	130	10	11.38	11.38	9.32	**1.62**	**1.34**	**1.16**	**.92**
875-CM3440Z171R-10	CM3440Z171R-10	G	170	20	8.51	10.03	9.32	**2.57**	**1.98**	**1.71**	**1.47**
875-CM5740Z171B-10	CM5740Z171B-10	H	170	20	14.48	10.03	9.32	**2.08**	**1.73**	**1.55**	**1.38**
875-CM5740Z171R-10	CM5740Z171R-10	I	170	20	14.48	10.03	9.32	**2.90**	**2.25**	**1.96**	**1.82**
875-CM5441Z101B-10	CM5441Z101B-10	J	100	30	13.72	10.41	10.52	**3.00**	**2.49**	**2.14**	**1.17**
875-CM5441Z161B-10	CM5441Z161B-10	J	160	30	13.72	10.41	10.52	**3.14**	**2.62**	**2.25**	**1.39**
875-CM4732V301R-10	CM4732V301R-10	K	300	8	11.94	8.13	9.45	**4.19**	**3.25**	**2.82**	**2.56**

COMMON MODE EMI FILTER ARRAYS

For quantities greater than listed, call for quote.

875-CM2722R201R-10	CM2722R201R-10	L	200	5	6.99	5.72	9.53	**2.13**	**1.84**	**1.70**	**1.44**
875-CM3822R201R-10	CM3822R201R-10	K	200	5	9.78	5.72	7.62	**2.45**	**2.13**	**1.96**	**1.19**
875-CM5022R151R-10	CM5022R151R-10	M	150	5	12.57	5.72	7.62	**2.23**	**1.94**	**1.79**	**1.18**
875-CM5022R201R-10	CM5022R201R-10	M	200	5	12.57	5.72	7.62	**2.88**	**2.50**	**2.31**	**1.56**
875-CM5022R800R-10	CM5022R800R-10	M	80	5	12.57	5.72	7.62	**2.47**	**2.32**	**2.21**	**2.07**

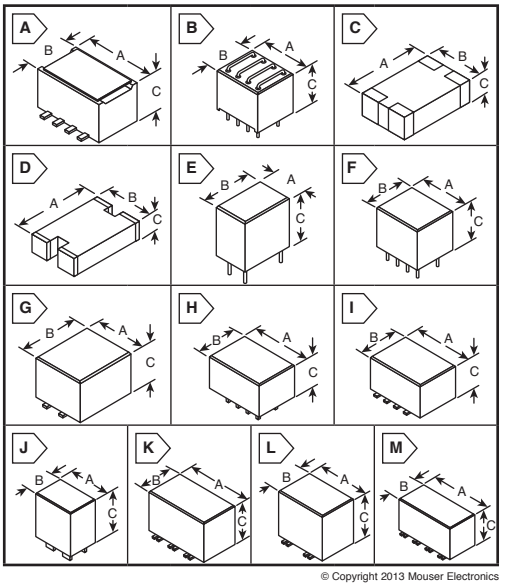

© Copyright 2013 Mouser Electronics

© Copyright 2013 Mouser Electronics

LAIRD TECHNOLOGIES EMI Chip Beads

RoHS Compliant **This product is RoHS compliant.**

SMD FERRITE BEAD ASSEMBLIES

Specifications:
- 10Amp continuous operating current apability
- Low DCR
- Rugged construction

Applications:
- EMI filtering
- Board flexture applications

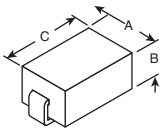

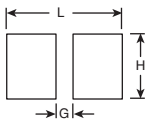

Land Pattern
(For Reflow Soldering)

For quantities greater than listed, call for quote.

MOUSER STOCK NO.	Steward Part No.	Case Size	Impedance @ 100MHz (Ω)	Rated Current (A)	Price Each 1	Price Each 50	Price Each 100	Reel Price 2500
875-28F0121-0SR-10	28F0121-0SR-10	1612	48	10	.30	.258	.247	.146
875-28F0121-1SR-10	28F0121-1SR-10	3312	96	10	.38	.325	.303	.18

Steward Part No.	Dimensions: mm A	B	C	L	G	H
28F0121-0SR-10	3.05	2.54	4.06	7.29	1.02	3.45
28F0121-1SR-10	3.05	2.54	8.51	10.74	4.14	4.60

SMD FERRITE EMI CHIP BEADS

Specifications:
- Excellent retention under bias
- Rugged monolithic construction
- Superior impedance vs frequency characteristics
- Economical

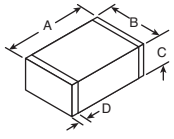

Applications:
- Filtering of power input pins and devices using high speed clocks
- High frequency filtering of medium speed clocks and video signals
- Data bus filtration; high frequency amplifier oscillation killers

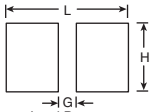

Land Pattern
(For Reflow Soldering)

Series Codes:
LI - Low Current Chips (1amp & <400ohms)
MI - Mid Current Chips (1-2.5amps)
HZ - High Impedance Chip (<1amp & >400ohms)
HI - High Current Chip (>3amps)
LF - Low Frequency Chips

EIA Package Size	Dimensions: mm A	B	C	D	L	G	H
0201	0.60	0.30	0.30	0.15	0.69	6.25	0.32
0402	1.01	0.50	0.50	0.30	2.10	0.50	0.55
0603	1.60	0.80	0.80	0.36	2.60	0.60	0.80
0805	2.00	1.25	1.25	0.51	3.23	0.66	1.47
1206	3.20	1.60	1.10	0.51	4.40	2.20	1.40
1612	4.06	3.05	2.28	0.89	8.64	1.57	4.06
1806	4.50	1.60	1.60	0.51	5.70	2.70	2.24
1812	4.50	3.20	1.40	0.46	5.90	2.57	4.22
2220	5.59	5.08	1.80	0.76	9.19	3.05	6.10
3312	8.50	3.05	2.28	0.89	13.08	6.02	4.06

For quantities greater than listed, call for quote.

MOUSER STOCK NO.	Case Size	Impedance @ 100MHz (Ω)	DCR (Ω)	Imax (A)	Price Each 1	Price Each 50	Price Each 100	Reel Qty.	Price Each
High Current Chip Beads									
875-HI0603P600R-10	0603	60	0.04	3	.16	.109	.095	4000	.06
875-HI0805Q310R-10	0805	31	0.025	4.5	.16	.11	.095	4000	.06
875-HI0805R800R-10	0805	80	0.016	5	.16	.109	.095	4000	.06
875-HI0805O121R-10	0805	120	0.02	3.5	.16	.11	.095	4000	.06
875-HI1206T500R-10	1206	50	0.01	6	.19	.153	.139	3000	.09
875-HI1206N800R-10	1206	80	0.035	3	.19	.152	.138	3000	.09
875-HI1206N101R-10	1206	100	0.035	3	.19	.153	.138	3000	.09
875-HI1206P121R-10	1206	120	0.03	4	.18	.133	.113	3000	.071
875-HI1206T161R-10	1206	160	0.018	6	.20	.162	.147	3000	.095
875-HI1612X560R-10	1612	56	0.004	10	1.11	.854	.738	2500	.455
875-HI1806T600R-10	1806	60	0.01	6	.40	.306	.259	2000	.165
875-HI1806N910R-10	1806	91	0.03	3	.15	.105	.093	2000	.073
875-HI1812T800R-10	1812	80	0.01	6	.41	.318	.271	2500	.177
875-HI1812V101R-10	1812	100	0.01	8	.41	.317	.27	2500	.41
875-HI2220T101R-10	2220	100	0.006	6	1.35	1.05	.956	2000	.607
875-HI2220R181R-10	2220	180	0.02	5	1.35	1.05	.956	2000	.607
875-HI2220P251R-10	2220	250	0.015	4	1.35	1.05	.956	2000	.607
875-HI2220R301R-10	2220	300	0.02	5	1.35	1.05	.956	2000	.607
875-HI2220Q401R-10	2220	400	0.025	4.5	1.06	.88	.759	2000	.516
875-HI2220P551R-10	2220	550	0.035	4	1.69	1.32	1.13	2000	.698
875-HI2220P601R-10	2220	600	0.025	4	1.69	1.32	1.13	2000	.698
875-HI2220P701R-10	2220	700	0.025	4	1.69	1.32	1.13	2000	.698
875-HI3312X101R-10	3312	100	0.004	10	2.00	1.53	1.33	2500	.91
Low Current Chip Beads									
875-LI0201B241R-10	0201	240	1	0.2	.08	.066	.061	15000	.036
875-LI0402E190R-10	0402	19	0.1	0.5	.08	.054	.037	10000	.024
875-LI0402E300R-10	0402	30	0.3	0.5	.10	.086	.075	10000	.048
875-LI0402C470R-10	0402	47	0.15	0.3	.04	.035	.033	10000	.021
875-LI0402E600R-10	0402	60	0.3	0.5	.15	.086	.07	10000	.043
875-LI0402B800R-10	0402	80	0.8	0.2	.08	.034	.031	10000	.021
875-LI0402D121R-10	0402	120	0.4	0.4	.15	.08	.07	10000	.043
875-LI0402C221R-10	0402	220	0.35	0.3	.08	.034	.031	10000	.021
875-LI0402B301R-10	0402	300	0.8	0.2	.15	.08	.07	10000	.043
875-LI0603E470R-10	0603	47	0.1	0.5	.10	.074	.064	4000	.041
875-LI0603G800R-10	0603	80	0.2	0.7	.10	.074	.064	4000	.041
875-LI0603G121R-10	0603	120	0.2	0.7	.10	.074	.063	4000	.041
875-LI0603E151R-10	0603	150	0.25	0.5	.08	.054	.032	4000	.021
875-LI0603B201R-10	0603	200	0.4	0.2	.10	.091	.078	4000	.054
875-LI0603G221R-10	0603	220	0.3	0.7	.10	.074	.064	4000	.041
875-LI0603D301R-10	0603	300	0.35	0.4	.10	.074	.064	4000	.041
875-LI0805H750R-10	0805	75	0.15	0.8	.15	.083	.073	4000	.045
875-LI0805H121R-10	0805	120	0.15	0.8	.15	.083	.073	4000	.045
875-LI0805H151R-10	0805	150	0.15	0.8	.15	.083	.073	4000	.045
875-LI0805G201R-10	0805	200	0.3	0.7	.10	.074	.063	4000	.041
875-LI0805G301R-10	0805	300	0.2	0.7	.15	.09	.073	4000	.045
875-LI1206H121R-10	1206	120	0.15	0.8	.17	.10	.085	3000	.056
875-LI1206H151R-10	1206	150	0.15	0.8	.09	.052	.046	3000	.035
875-LI1806E800R-10	1806	80	0.3	0.5	.35	.271	.235	3000	.141
875-LI1806E101R-10	1806	100	0.3	0.5	.34	.27	.234	3000	.14
875-LI1806C151R-10	1806	150	0.5	0.3	.35	.271	.235	3000	.141
875-LI1812D121R-10	1812	120	0.4	0.4	.25	.164	.152	2500	.117

For quantities greater than listed, call for quote.

MOUSER STOCK NO.	Case Size	Impedance @ 100MHz (Ω)	DCR (Ω)	Imax (A)	Price Each 1	Price Each 50	Price Each 100	Reel Qty.	Price Each
Mid Current Chip Beads									
875-MI0603K300R-10	0603	30	0.09	1.5	.10	.074	.064	4000	.042
875-MI0603J600R-10	0603	60	0.1	1	.15	.085	.073	4000	.045
875-MI0603J680R-10	0603	68	0.1	1	.10	.073	.066	4000	.044
875-MI0603M121R-10	0603	120	0.05	2.5	.17	.109	.095	4000	.061
875-MI0603L221R-10	0603	220	0.065	2	.17	.106	.091	4000	.056
875-MI0603L301R-10	0603	300	0.1	2	.17	.109	.095	4000	.061
875-MI0603J601R-10	0603	600	0.2	1	.17	.11	.095	4000	.061
875-MI0805K110R-10	0805	11	0.06	1.5	.16	.098	.085	4000	.054
875-MI0805K400R-10	0805	40	0.05	1.5	.27	.162	.139	4000	.088
875-MI0805M221R-10	0805	220	0.05	2.5	.19	.123	.107	4000	.066
875-MI0805L301R-10	0805	300	0.1	2	.18	.112	.10	4000	.064
875-MI0805K601R-10	0805	600	0.1	1.5	.18	.123	.10	4000	.064
875-MI0805J102R-10	0805	1000	0.15	1	.17	.106	.092	4000	.056
875-MI1206K260R-10	1206	26	0.06	1.5	.19	.118	.104	3000	.067
875-MI1206K310R-10	1206	31	0.045	1.5	.21	.133	.113	3000	.071
875-MI1206K601R-10	1206	60	0.1	2	.24	.165	.141	3000	.091
875-MI1206K900R-10	1206	90	0.08	1.5	.21	.133	.113	3000	.071
875-MI1206L391R-10	1206	390	0.05	2	.08	.042	.037	3000	.025
875-MI1206L501R-10	1206	500	0.06	2	.21	.133	.113	3000	.071
875-MI1210K600R-10	1210	60	0.035	1.5	.29	.212	.188	3000	.118
875-MI1806J800R-10	1806	78	0.03	1	.16	.107	.097	2000	.078
875-MI1812K121R-10	1812	120	0.055	1.5	.42	.309	.266	2500	.164
Low Frequency Chip Beads									
875-LF0805A252R-10	0805	1267	1.25	0.1	.13	.105	.095	2000	.061
875-LF1206A302R-10	1206	915	1.05	0.1	.10	.055	.05	3000	.041
875-LF1206C202R-10	1206	915	0.5	0.3	.10	.048	.043	3000	.035
875-LF1206E152R-10	1206	950	0.3	0.5	.10	.042	.039	3000	.03
High Impedance Chip Beads									
875-HZ0402A601R-10	0402	600	1	0.1	.16	.105	.091	10000	.059
875-HZ0402B102R-10	0402	1000	1	0.2	.08	.039	.034	10000	.024
875-HZ0402A152R-10	0402	1500	2	0.05	.08	.044	.04	10000	.032
875-HZ0603C601R-10	0603	600	0.45	0.3	.14	.083	.072	4000	.044
875-HZ0603C651R-10	0603	650	0.6	0.3	.14	.078	.066	4000	.041
875-HZ0603B751R-10	0603	750	0.6	0.2	.14	.078	.067	4000	.041
875-HZ0603B102R-10	0603	1000	0.8	0.2	.14	.083	.072	4000	.044
875-HZ0603B112R-10	0603	1100	0.8	0.2	.14	.083	.071	4000	.044
875-HZ0603A152R-10	0603	1500	0.9	0.1	.10	.034	.031	4000	.026
875-HZ0603A182R-10	0603	1800	1.5	0.05	.10	.034	.031	4000	.026
875-HZ0603A222R-10	0603	2200	1.5	0.1	.14	.083	.071	4000	.044
875-HZ0603A252R-10	0603	2500	1.5	0.05	.10	.034	.031	4000	.026
875-HZ0805Q471R-10	0805	470	0.35	0.7	.15	.083	.073	4000	.045
875-HZ0805E601R-10	0805	600	0.3	0.5	.15	.085	.073	4000	.045
875-HZ0805D102R-10	0805	1000	0.35	0.4	.16	.107	.092	4000	.06
875-HZ0805D152R-10	0805	1500	0.4	0.4	.16	.107	.091	4000	.057
875-HZ0805C202R-10	0805	2000	0.5	0.3	.16	.107	.091	4000	.057
875-HZ0805B222R-10	0805	2200	0.8	0.2	.10	.078	.071	4000	.045
875-HZ0805B272R-10	0805	2700	0.8	0.2	.18	.123	.108	4000	.067
875-HZ1206E601R-10	1206	600	0.3	0.5	.19	.129	.113	3000	.071
875-HZ1206C202R-10	1206	950	0.5	0.3	.19	.128	.113	3000	.07
875-HZ1206D102R-10	1206	1000	0.4	0.4	.19	.129	.113	3000	.071
875-HZ1206E152R-10	1206	1500	0.3	0.5	.08	.042	.037	3000	.025
875-HZ1806K102R-10	1806	1000	0.15	1.5	.27	.177	.165	2000	.129

© Copyright 2013 Mouser Electronics
© Copyright 2013 Mouser Electronics

LAIRD TECHNOLOGIES Ferrite Cable EMI Filters

RoHS Compliant **This product is RoHS compliant.**

SNAP-ON EMI FERRITE CLAMP FILTERS IN PLASTIC CASES

Features:
- For retrofit and post assembly usages
- Excellent common and differential mode EMI suppression
- Black or white plastic snap-on cases provide secure closure
- For round cables and wire bundles

For quantities greater than listed, call for quote.

MOUSER STOCK NO.	Steward Part No.	Fig.	Impedance @ 100MHz (Ω)	Maximum Cable Diameter	Dimensions: mm			Case Color	Price Each			
					A	B	C		1	10	50	100
875-28A0350-0B2	28A0350-0B2	A	240	3.50	13.00	3.50	25.20	Black	2.07	1.70	1.48	1.34
875-28A0392-0A0	28A0392-0A0	A	170	4.75	13.72	5.44	30.56	White	1.41	1.18	1.03	.928
875-28A0392-0A2	28A0392-0A2	A	170	4.75	13.72	5.44	30.56	Black	1.05	.875	.763	.685
875-28A2026-0A2	28A2026-0A2	A	270	6.35	21.00	6.80	41.70	Black	2.07	1.71	1.48	1.33
875-28A2736-0A2	28A2736-0A2	A	220	8.90	19.70	9.00	35.10	Black	1.75	1.44	1.26	1.13
875-28A0640-0A2	28A0640-0A2	A	240	8.95	19.90	9.80	41.40	Black	1.46	1.20	1.04	.943
875-28A3851-0A2	28A3851-0A2	A	260	12.85	30.00	13.00	33.70	Black	11.27	9.92	8.17	7.05
875-28A2005-0A2	28A2005-0A2	B	190	2.50	13.00	5.00	23.50	Black	.65	.507	.456	.415
875-28A2307-0A2	28A2307-0A2	B	183	7.00	16.50	7.00	30.50	Black	1.20	.936	.845	.768
875-28A2738-0A0	28A2738-0A0	B	233	8.00	19.70	9.00	35.10	White	1.18	.913	.829	.754
875-28A2738-0A2	28A2738-0A2	B	233	8.00	19.70	9.00	35.10	Black	.85	.653	.593	.539
875-28A2432-0A2	28A2432-0A2	B	160	8.05	19.20	8.20	19.90	Black	2.82	2.33	2.01	1.80
875-28A2809-0A2	28A2809-0A2	B	220	9.00	16.00	9.00	28.00	Black	1.98	1.53	1.38	1.26
875-28A3039-0A2	28A3039-0A2	B	130	10.15	24.55	10.20	13.60	Black	2.96	2.46	2.11	1.92
875-28A2913-0A2	28A2913-0A2	B	177	13.00	23.50	13.06	36.25	Black	1.68	1.31	1.19	1.08
875-28A4155-0A2	28A4155-0A2	B	120	13.55	28.80	13.60	15.40	Black	3.42	2.82	2.45	2.18
875-28A1507-0A2	28A1507-0A2	B	123	22.00	15.00	7.00	18.00	Black	.65	.503	.449	.407
875-28A2025-0A0	28A2025-0A0	C	320	6.35	18.15	7.05	32.50	White	1.94	1.59	1.39	1.24
875-28A2025-0A2	28A2025-0A2	C	320	6.45	18.15	7.05	32.50	Black	1.94	1.59	1.38	1.24
875-28A2029-0A0	28A2029-0A0	C	250	9.95	22.28	10.00	32.77	White	2.54	2.09	1.80	1.62
875-28A2029-0A2	28A2029-0A2	C	250	9.95	22.28	10.00	32.77	Black	2.54	2.09	1.80	1.62
875-28A2024-0A0	28A2024-0A0	C	280	12.85	29.00	13.00	32.50	White	3.28	2.72	2.33	2.10
875-28A0592-0A2	28A0592-0A2	D	572	4.40	18.75	5.04	53.39	Black	1.97	1.63	1.40	1.25
875-28A0434-0A2	28A0434-0A2	D	227	5.05	14.71	5.44	42.88	Black	1.31	1.08	.944	.842
875-28A0593-0A2	28A0593-0A2	D	407	6.50	18.75	6.75	52.91	Black	2.01	1.64	1.41	1.14
875-28A5131-0A2	28A5131-0A2	E	425	25.40	56.64	19.50	45.00	Black	17.17	14.21	12.24	11.02

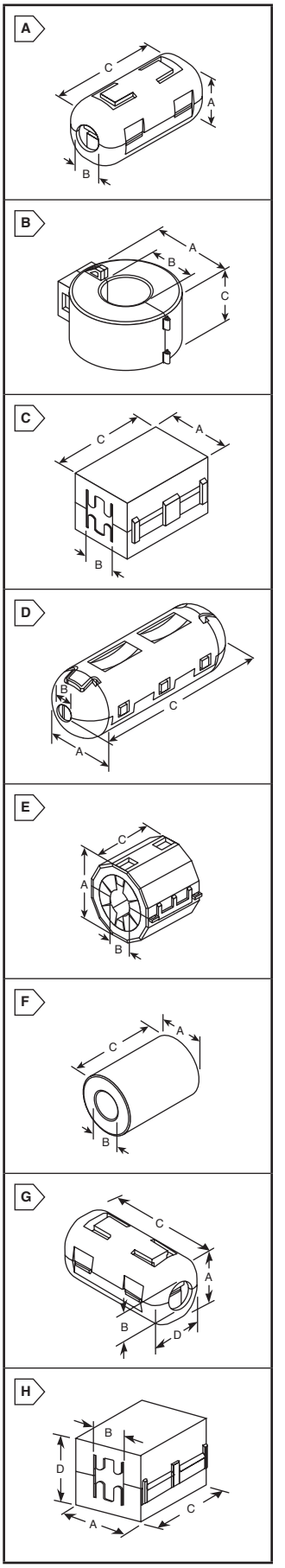

ROUND AND CYLINDRICAL FERRITE EMI SUPPRESSION CORES

Features:
- Excellent common and differential mode EMI suppression
- For round cables and wire bundles
- Broadband performance
- Impedance value is NET impedance of the ferrite core only

For quantities greater than listed, call for quote.

MOUSER STOCK NO.	Steward Part No.	Fig.	Impedance @ 100MHz (Ω)	Dimensions: mm			Price Each			
				A	B	C	1	10	50	100
875-28B0268-000	28B0268-000	F	138	6.78	3.99	14.22	.16	.125	.114	.103
875-28B0375-100	28B0375-100	F	154	9.53	5.08	14.48	.20	.18	.157	.135
875-28B0375-300	28B0375-300	F	194	9.53	5.08	19.05	.33	.273	.242	.212
875-28B0485-000	28B0485-000	F	320	12.32	4.88	25.40	.65	.548	.472	.426
875-28B0500-100	28B0500-100	F	83	12.70	7.92	6.35	.23	.197	.181	.151
875-28B0562-200	28B0562-200	F	317	14.27	6.35	28.58	.64	.539	.472	.427
875-28B0563-200	28B0563-200	F	287	14.27	7.26	28.57	.82	.699	.593	.532
875-28B0625-100	28B0625-100	F	280	15.88	7.87	28.58	1.00	.837	.73	.654
875-28B0631-100	28B0631-100	F	243	16.00	9.25	28.00	.67	.562	.483	.438
875-28B0672-000	28B0672-000	F	245	17.07	8.76	25.40	1.14	.887	.808	.73
875-28B0686-000	28B0686-000	F	91	17.42	9.52	6.35	.34	.304	.258	.227
875-28B0686-100	28B0686-100	F	139	17.42	9.52	12.70	1.23	.96	.868	.792
875-28B0686-200	28B0686-200	F	242	17.42	9.52	28.58	1.10	.928	.79	.715
875-28B0734-000	28B0734-000	F	229	18.67	11.18	28.58	2.11	1.64	1.49	1.35
875-28B0735-000	28B0735-000	F	250	18.67	10.16	28.58	1.25	1.05	.912	.821
875-28B0870-100	28B0870-100	F	122	22.10	13.72	12.70	.74	.624	.532	.486
875-28B1000-000	28B1000-000	F	151	25.40	12.70	12.70	1.11	.932	.808	.73
875-28B1020-100	28B1020-100	F	276	25.91	12.83	28.58	2.46	2.02	1.73	1.57
875-28B1122-100	28B1122-100	F	307	28.50	13.77	28.58	2.96	2.46	2.10	1.89
875-28B1142-000	28B1142-000	F	85	29.01	19.00	7.49	.75	.622	.541	.478

LAIRD HIGH FREQUENCY (300MHZ - 2GHZ) SPLIT/SNAP-ON FERRITE CORES FOR CABLES AND WIRING HARNESSES

For quantities greater than listed, call for quote.

MOUSER STOCK NO.	Steward Part No.	Fig.	Net Impedance @ 500 MHz (Ω)	Net Impedance @ 800 MHz (Ω)	Max. Cable Dia. (mm)	Dimensions: mm				Case Color	Price Each			
						A	B	C	D		1	10	50	100
875-HFA100049-0A2	HFA100049-0A2	G	152	168	4.88	12.80	5.30	29.30	12.40	Black	2.25	1.85	1.61	1.28
875-HFA150068-0A2	HFA150068-0A2	G	340	281	6.76	21.03	8.13	41.68	21.00	Black	2.96	2.46	2.12	1.84
875-HFA163090-0A2	HFA163090-0A2	G	260	262	9.01	19.10	9.09	40.36	20.80	Black	4.31	3.56	3.06	2.45
875-HFA150066-0A2	HFA150066-0A2	H	350	339	6.60	17.88	7.00	32.50	18.90	Black	2.61	2.24	1.63	1.44
875-HFA187102-0A2	HFA187102-0A2	H	290	280	10.16	21.77	10.00	32.64	21.95	Black	4.76	3.97	3.41	3.08
875-HFA259131-0A2	HFA259131-0A2	H	315	275	13.06	29.01	13.00	32.51	29.60	Black	5.62	4.65	4.02	3.62

© Copyright 2013 Mouser Electronics

© Copyright 2013 Mouser Electronics

MURATA EMI Suppression Filters (EMIFIL®) Chip Ferrite Beads

muRata Innovator in Electronics

RoHS Compliant **This product is RoHS compliant.**

BLM__A SERIES

BLM__A series generates an impedance from the relatively low frequencies. Therefore, BLM__A series is effective in noise suppression in a wide frequency range.

Features:

- Suitable for flow and reflow soldering
- Wide temperature range; -55°C to +125°C
- High Z characteristics

Applications:

- I/O ports, DC power lines, and signal lines

For quantities greater than listed, call for quote.

MOUSER STOCK NO.	Murata Part No.	Case Code	Impedence (@100MHz) (Ω)	Rated Current (mA)	Rdc Max. (Ω)	Category	Price Each 1	100	500	1000
81-BLM03AX100SN1D	BLM03AX100SN1D	0201	10	1000	0.05	Standard	.46	.189	.108	.086
81-BLM03AX800SN1D	BLM03AX800SN1D	0201	80	500	0.18	Standard	.46	.189	.108	.086
81-BLM03AX121SN1D	BLM03AX121SN1D	0201	120	450	0.23	Standard	.46	.189	.108	.086
81-BLM03AX241SN1D	BLM03AX241SN1D	0201	240	350	0.38	Standard	.46	.189	.108	.086
81-BLM03AG601SN1D	BLM03AG601SN1D	0201	600	100	1.5	Standard	.38	.174	.085	.068
81-BLM03AX601SN1D	BLM03AX601SN1D	0201	600	250	0.85	Standard	.46	.189	.108	.086
81-BLM03AX102SN1D	BLM03AX102SN1D	0201	1000	200	1.25	Standard	.46	.189	.108	.086
81-BLM15AX100SN1D	BLM15AX100SN1D	0603	10	1740	0.015	Automotive	.26	.122	.059	.048
81-BLM15AX700SN1D	BLM15AX700SN1D	0603	70	780	0.1	Automotive	.26	.122	.059	.048
81-BLM15AX121SN1D	BLM15AX121SN1D	0603	120	680	0.13	Automotive	.26	.122	.059	.048
81-BLM18AG121SH1D	BLM18AG121SH1D	0603	120	200	0.20	Automotive	.26	.123	.06	.048
81-BLM18AG151SH1D	BLM18AG151SH1D	0603	150	200	0.25	Automotive	.26	.123	.06	.048
81-BLM15AX221SN1D	BLM15AX221SN1D	0603	220	580	0.18	Automotive	.26	.122	.059	.048
81-BLM18AG221SH1D	BLM18AG221SH1D	0603	220	200	0.30	Automotive	.26	.123	.06	.048
81-BLM18AG471SH1D	BLM18AG471SH1D	0603	470	200	0.50	Automotive	.29	.071	.048	.04
81-BLM15AX601SN1D	BLM15AX601SN1D	0603	600	420	0.34	Automotive	.26	.097	.047	.039
81-BLM18AG601SH1D	BLM18AG601SH1D	0603	600	200	0.50	Automotive	.26	.123	.06	.048
81-BLM15AX102SN1D	BLM15AX102SN1D	0603	1000	350	0.49	Automotive	.26	.097	.047	.039
81-BLM18AG102SH1D	BLM18AG102SH1D	0603	1000	100	0.70	Automotive	.26	.123	.06	.048
81-BLM21AF121SH1D	BLM21AF121SH1D	0805	120	200	0.15	Automotive	.43	.178	.102	.082
81-BLM21A121S	BLM21AF121SN1D	0805	120	200	0.15	Standard	.30	.092	.072	.057
81-BLM21AG121SH1D	BLM21AG121SH1D	0805	120	200	0.15	Automotive	.42	.174	.10	.078
81-BLM21AG151SH1D	BLM21AG151SH1D	0805	150	200	0.15	Automotive	.43	.178	.102	.082
81-BLM21AG471SH1D	BLM21AG471SH1D	0805	470	200	0.25	Automotive	.43	.178	.102	.082
81-BLM21AG601SH1D	BLM21AG601SH1D	0805	600	200	0.30	Automotive	.42	.174	.10	.078
81-BLM21AJ601SH1D	BLM21AJ601SH1D	0805	600	200	0.30	Automotive	.43	.178	.102	.082
81-BLM21A601S	BLM21AJ601SN1D	0805	600	200	0.30	Standard	.30	.093	.073	.057
81-BLM21AG102SH1D	BLM21AG102SH1D	0805	1000	200	0.45	Automotive	.52	.21	.12	.094
81-BLM21AH102SH1D	BLM21AH102SH1D	0805	1000	200	0.45	Automotive	.49	.202	.116	.091
81-BLM21A102S	BLM21AH102SN1D	0805	1000	200	0.45	Standard	.33	.104	.08	.063
81-BLM31AJ260SH1L	BLM31AJ260SH1L	1206	26	500	0.05	Automotive	.46	.165	.141	.11
81-BLM31A260S	BLM31AJ260SN1L	1206	26	500	0.05	Standard	.45	.161	.137	.107
81-BLM31AF700SH1L	BLM31AF700SH1L	1206	70	200	0.15	Automotive	.57	.266	.171	.133
81-BLM31A700S	BLM31AF700SN1L	1206	70	200	0.15	Standard	.56	.263	.169	.131
81-BLM31AJ601SH1L	BLM31AJ601SH1L	1206	600	200	0.90	Automotive	.77	.377	.246	.194
81-BLM31A601S	BLM31AJ601SN1L	1206	600	200	0.90	Standard	.61	.219	.187	.146
81-BLM41A800S	BLM41AF800SN1L	1806	80	500	0.10	Standard	.61	.218	.186	.146
81-BLM41AF151SH1L	BLM41AF151SH1L	1806	150	200	0.50	Automotive	.80	.386	.247	.193
81-BLM41A151S	BLM41AF151SN1L	1806	150	200	0.50	Standard	.50	.207	.187	.15

BLM__B SERIES DESIGNED FOR HIGH SPEED SIGNALS

BLM__B series can minimize attenuation of the signal waveform due to its sharp impedance characteristics.

Features:

- Suitable for flow and reflow soldering
- Operating temperature: -55°C to +125°C
- High impedance characteristics
- Designed to reduce noise above operating frequencies from 10 to 100MHz

Applications:

- Computers and peripheral equipment
- Consumer products
- High speed circuits

For quantities greater than listed, call for quote.

81-BLM18BA050SH1D	BLM18BA050SH1D	0603	5	500	0.20	Automotive	.27	.127	.064	.052
81-BLM18BB050SH1D	BLM18BB050SH1D	0603	5	700	0.10	Automotive	.27	.127	.064	.052
81-BLM18BA100SH1D	BLM18BA100SH1D	0603	10	500	0.20	Automotive	.27	.127	.064	.052
81-BLM18BB100SH1D	BLM18BB100SH1D	0603	10	500	0.15	Automotive	.27	.127	.064	.052
81-BLM18BA220SH1D	BLM18BA220SH1D	0603	22	500	0.35	Automotive	.27	.127	.064	.052
81-BLM18BB220SH1D	BLM18BB220SH1D	0603	22	500	0.25	Automotive	.27	.127	.064	.052
81-BLM18BA470SH1D	BLM18BA470SH1D	0603	47	300	0.55	Automotive	.27	.127	.064	.052
81-BLM18BB470SH1D	BLM18BB470SH1D	0603	47	500	0.30	Automotive	.27	.127	.064	.052
81-BLM18BB600SH1D	BLM18BB600SH1D	0603	60	200	0.35	Automotive	.27	.127	.064	.052
81-BLM18BB750SH1D	BLM18BB750SH1D	0603	75	200	0.35	Automotive	.27	.127	.064	.052
81-BLM18BA750SH1D	BLM18BA750SH1D	0603	75	300	0.70	Automotive	.27	.127	.064	.052
81-BLM18BA121SH1D	BLM18BA121SH1D	0603	120	200	0.90	Automotive	.27	.127	.064	.052
81-BLM18BB121SH1D	BLM18BB121SH1D	0603	120	200	0.50	Automotive	.27	.127	.064	.052
81-BLM18BD121SH1D	BLM18BD121SH1D	0603	120	200	0.40	Automotive	.27	.127	.064	.052
81-BLM18BB141SH1D	BLM18BB141SH1D	0603	140	200	0.55	Automotive	.27	.127	.064	.052
81-BLM18BB151SH1D	BLM18BB151SH1D	0603	150	200	0.55	Automotive	.27	.127	.064	.052
81-BLM18BD151SH1D	BLM18BD151SH1D	0603	150	200	0.40	Automotive	.27	.127	.064	.052
81-BLM18BB221SH1D	BLM18BB221SH1D	0603	220	200	0.65	Automotive	.27	.127	.064	.052
81-BLM18BD221SH1D	BLM18BD221SH1D	0603	220	200	0.45	Automotive	.27	.127	.064	.052
81-BLM18BB331SH1D	BLM18BB331SH1D	0603	330	200	0.75	Automotive	.27	.127	.064	.052
81-BLM18BD331SH1D	BLM18BD331SH1D	0603	330	200	0.50	Automotive	.27	.127	.064	.052
81-BLM18BD421SH1D	BLM18BD421SH1D	0603	420	200	0.55	Automotive	.27	.127	.064	.052
81-BLM18BB471SH1D	BLM18BB471SH1D	0603	470	50	1.00	Automotive	.27	.127	.064	.052
81-BLM18BD471SH1D	BLM18BD471SH1D	0603	470	200	0.55	Automotive	.27	.127	.064	.052
81-BLM18BD601SH1D	BLM18BD601SH1D	0603	600	200	0.65	Automotive	.27	.127	.064	.052
81-BLM18BD102SH1D	BLM18BD102SH1D	0603	1000	100	0.85	Automotive	.27	.127	.064	.052
81-BLM18BD152SH1D	BLM18BD152SH1D	0603	1500	50	1.20	Automotive	.27	.127	.064	.052
81-BLM18BD182SH1D	BLM18BD182SH1D	0603	1800	50	1.50	Automotive	.27	.127	.064	.052
81-BLM18BD222SH1D	BLM18BD222SH1D	0603	2200	50	1.50	Automotive	.27	.127	.064	.052
81-BLM18BD252SH1D	BLM18BD252SH1D	0603	2500	50	1.50	Automotive	.27	.127	.064	.052
81-BLM21BB050SH1D	BLM21BB050SH1D	0805	5	500	0.07	Automotive	.48	.201	.114	.091
81-BLM21BB600SH1D	BLM21BB600SH1D	0805	60	200	0.20	Automotive	.43	.178	.102	.082
81-BLM21BB750SH1D	BLM21BB750SH1D	0805	75	200	0.25	Automotive	.43	.178	.102	.082
81-BLM21BB121SH1D	BLM21BB121SH1D	0805	120	200	0.25	Automotive	.43	.178	.102	.082
81-BLM21BD121SH1D	BLM21BD121SH1D	0805	120	200	0.25	Automotive	.43	.178	.102	.082
81-BLM21BB151SH1D	BLM21BB151SH1D	0805	150	200	0.25	Automotive	.43	.178	.102	.082
81-BLM21BD151SH1D	BLM21BD151SH1D	0805	150	200	0.25	Automotive	.43	.178	.102	.082
81-BLM21BB201SH1D	BLM21BB201SH1D	0805	200	200	0.35	Automotive	.42	.127	.10	.078
81-BLM21BB221SH1D	BLM21BB221SH1D	0805	220	200	0.35	Automotive	.36	.112	.087	.068
81-BLM21BD221SH1D	BLM21BD221SH1D	0805	220	200	0.25	Automotive	.43	.178	.102	.082
81-BLM21BB331SH1D	BLM21BB331SH1D	0805	330	200	0.40	Automotive	.43	.178	.102	.082
81-BLM21BD331SH1D	BLM21BD331SH1D	0805	330	200	0.30	Automotive	.43	.178	.102	.082
81-BLM21BD421SH1D	BLM21BD421SH1D	0805	420	200	0.30	Automotive	.43	.178	.102	.082
81-BLM21BB471SH1D	BLM21BB471SH1D	0805	470	200	0.45	Automotive	.43	.178	.102	.082
81-BLM21BD471SH1D	BLM21BD471SH1D	0805	470	200	0.35	Automotive	.43	.178	.102	.082
81-BLM21BD601SH1D	BLM21BD601SH1D	0805	600	200	0.35	Automotive	.39	.12	.093	.073
81-BLM21BD751SH1D	BLM21BD751SH1D	0805	750	200	0.40	Automotive	.52	.21	.12	.094
81-BLM21BD102SH1D	BLM21BD102SH1D	0805	1000	200	0.40	Automotive	.52	.21	.12	.094
81-BLM21BD152SH1D	BLM21BD152SH1D	0805	1500	200	0.45	Automotive	.50	.239	.153	.119
81-BLM21BD182SH1D	BLM21BD182SH1D	0805	1800	200	0.50	Automotive	.50	.239	.153	.119
81-BLM21BD222SH1L	BLM21BD222SH1L	0805	2200	200	0.60	Automotive	.50	.239	.153	.119
81-BLM21BD222TH1D	BLM21BD222TH1D	0805	2200	200	0.60	Automotive	.50	.239	.153	.119
81-BLM21BD272SH1L	BLM21BD272SH1L	0805	2700	200	0.80	Automotive	.41	.144	.123	.096

DIMENSIONS: mm

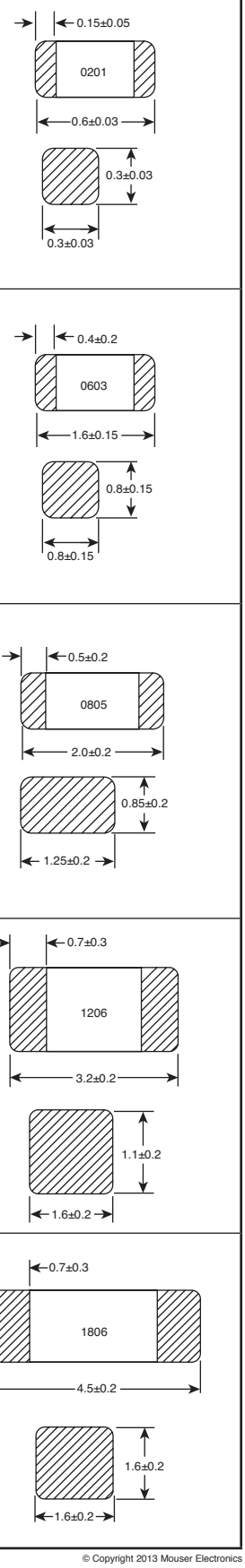

EMI Suppression

Murata

© Copyright 2013 Mouser Electronics

© Copyright 2013 Mouser Electronics

MURATA EMI Suppression Filters (EMIFIL®) Chip Ferrite Beads

RoHS Compliant **This product is RoHS compliant.**

The chip ferrite beads BLM series comprises ferrite bead in the shape of a chip. This ferrite bead generates a high impedance which at high frequency mainly consists of a resistance element. The BLM series is effective in circuits without stable ground lines because the BLM series does not need a connection to ground. The nickel barrier structure of the external electrodes provides excellent solder heat resistance.

BLM__B SERIES DESIGNED FOR HIGH SPEED SIGNALS

The BLM__B series can minimize attenuation of the signal waveform due to its sharp impedance characteristics.

Features:
- Designed to reduce noise above operating frequencies from 10 to 100MHz
- High impedance characteristics
- Suitable for flow and reflow soldering
- Operating temperature: -55°C to +125°C

Applications:
- Computers and peripheral equipment
- Consumer products
- High speed circuits

RoHS Compliant

For quantities greater than listed, call for quote.

MOUSER STOCK NO.	Murata Part No.	Case Code	Impedance (at 100MHz) (Ω)	Rated Current (mA)	Rdc Max. (Ω)	Price Each 1	50	100	500	Reel Qty.	Price Per Piece
81-BLM15BB050SN1D	BLM15BB050SN1D	0402	5	500	.08	.26	.112	.064	.044	10000	.025
81-BLM15BB100SN1D	BLM15BB100SN1D	0402	10	300	.10	.26	.112	.064	.044	10000	.025
81-BLM15BB220SN1D	BLM15BB220SN1D	0402	22	300	.20	.26	.112	.064	.044	10000	.025
81-BLM15BB470SN1D	BLM15BB470SN1D	0402	47	300	.35	.26	.112	.064	.044	10000	.025
81-BLM15BB750SN1D	BLM15BB750SN1D	0402	75	300	.40	.26	.112	.064	.044	10000	.025
81-BLM15BB121SN1D	BLM15BB121SN1D	0402	120	300	.55	.26	.112	.064	.044	10000	.025
81-BLM15BB221SN1D	BLM15BB221SN1D	0402	220	200	.80	.26	.112	.064	.044	10000	.025
81-BLM15BD471SN1D	BLM15BD471SN1D	0402	470	200	.60	.26	.112	.064	.044	10000	.025
81-BLM15BD601SN1D	BLM15BD601SN1D	0402	600	200	.65	.26	.112	.064	.044	10000	.025
81-BLM15BD102SN1D	BLM15BD102SN1D	0402	1K	200	.90	.24	.139	.112	.055	10000	.028
81-BLM18BA050SN1D	BLM18BA050SN1D	0603	5	500	.20	.26	.112	.064	.044	4000	.028
81-BLM18BA100SN1D	BLM18BA100SN1D	0603	10	500	.25	.26	.112	.064	.044	4000	.028
81-BLM18BA220SN1D	BLM18BA220SN1D	0603	22	500	.35	.26	.112	.064	.044	4000	.028
81-BLM18BA470SN1D	BLM18BA470SN1D	0603	47	300	.55	.26	.112	.064	.044	4000	.028
81-BLM18BA750SN1D	BLM18BA750SN1D	0603	75	300	.70	.26	.112	.064	.044	4000	.028
81-BLM18BA121SN1D	BLM18BA121SN1D	0603	120	200	.90	.26	.112	.064	.044	4000	.028
81-BLM18BB050SN1D	BLM18BB050SN1D	0603	5	700	.10	.36	.128	.071	.05	4000	.027
81-BLM18BB100SN1D	BLM18BB100SN1D	0603	10	500	.15	.36	.128	.071	.05	4000	.027
81-BLM18BB220S	BLM18BB220SN1D	0603	22	500	.25	.21	.15	.123	.063	4000	.027
81-BLM18BB470SN1D	BLM18BB470SN1D	0603	47	500	.30	.36	.128	.071	.05	4000	.027
81-BLM18BB600S	BLM18BB600SN1D	0603	60	200	.35	.36	.128	.071	.05	4000	.027
81-BLM11B750S	BLM18BB750SN1D	0603	75	200	.35	.36	.128	.071	.05	4000	.027
81-BLM18BB121SN1D	BLM18BB121SN1D	0603	120	200	.50	.36	.128	.071	.05	4000	.027
81-BLM11B141S	BLM18BB141SN1D	0603	140	200	.55	.36	.128	.071	.05	4000	.027
81-BLM18BB151SN1D	BLM18BB151SN1D	0603	150	200	.55	.36	.128	.071	.05	4000	.027
81-BLM18BB221SN1D	BLM18BB221SN1D	0603	220	200	.65	.36	.128	.071	.05	4000	.027
81-BLM18BB331SN1D	BLM18BB331SN1D	0603	330	200	.75	.36	.128	.071	.05	4000	.027
81-BLM18BB471SN1D	BLM18BB471SN1D	0603	470	50	1.0	.36	.128	.071	.05	4000	.027
81-BLM18BD121SN1D	BLM18BD121SN1D	0603	120	200	.40	.36	.128	.071	.05	4000	.027
81-BLM18BD151SN1D	BLM18BD151SN1D	0603	150	200	.40	.36	.128	.071	.05	4000	.027
81-BLM18BD221SN1D	BLM18BD221SN1D	0603	220	200	.45	.36	.128	.071	.05	4000	.027
81-BLM18BD331SN1D	BLM18BD331SN1D	0603	330	200	.50	.36	.128	.071	.05	4000	.027
81-BLM11B421S	BLM18BD421SN1D	0603	420	200	.55	.36	.128	.071	.05	4000	.027
81-BLM18BD471SN1D	BLM18BD471SN1D	0603	470	200	.55	.36	.128	.071	.05	4000	.027
81-BLM11B601S	BLM18BD601SN1D	0603	600	200	.65	.36	.128	.071	.05	4000	.027
81-BLM18BD102SN1D	BLM18BD102SN1D	0603	1K	100	.85	.36	.128	.071	.05	4000	.027
81-BLM18BD152SN1D	BLM18BD152SN1D	0603	1.5K	50	1.2	.26	.112	.064	.044	4000	.028
81-BLM18BD182SN1D	BLM18BD182SN1D	0603	1.8K	50	1.5	.26	.112	.064	.044	4000	.028
81-BLM18BD222SN1D	BLM18BD222SN1D	0603	2.2K	50	1.5	.26	.112	.064	.044	4000	.028
81-BLM18BD252SN1D	BLM18BD252SN1D	0603	2.5K	50	1.5	.26	.112	.064	.044	4000	.028
81-BLM21B050S	BLM21BB050SN1D	0805	5	500	.07	.32	.169	.098	.077	4000	.043
81-BLM21BB600SN1D	BLM21BB600SN1D	0805	60	200	.20	.30	.157	.092	.072	4000	.041
81-BLM21B750S	BLM21BB750SN1D	0805	75	200	.25	.30	.157	.092	.072	4000	.041
81-BLM21B121S	BLM21BB121SN1D	0805	120	200	.25	.40	.228	.189	.091	4000	.046
81-BLM21BB151SN1D	BLM21BB151SN1D	0805	150	200	.25	.40	.228	.189	.091	4000	.046
81-BLM21B201S	BLM21BB201SN1D	0805	200	200	.35	.34	.181	.106	.082	4000	.046
81-BLM21B221S	BLM21BB221SN1D	0805	220	200	.35	.30	.157	.092	.072	4000	.041
81-BLM21BB331SN1D	BLM21BB331SN1D	0805	330	200	.40	.30	.157	.092	.072	4000	.041
81-BLM21BB471SN1D	BLM21BB471SN1D	0805	470	200	.45	.30	.157	.092	.072	4000	.041
81-BLM21BD121SN1D	BLM21BD121SN1D	0805	120	200	.25	.30	.157	.092	.072	4000	.041
81-BLM21BD151SN1D	BLM21BD151SN1D	0805	150	200	.25	.40	.228	.189	.091	4000	.046
81-BLM21BD221SN1D	BLM21BD221SN1D	0805	220	200	.25	.30	.157	.092	.072	4000	.041
81-BLM21BD331SN1D	BLM21BD331SN1D	0805	330	200	.30	.30	.157	.092	.072	4000	.041
81-BLM21BD421SN1D	BLM21BD421SN1D	0805	420	200	.30	.30	.157	.092	.072	4000	.041
81-BLM21BD471SN1D	BLM21BD471SN1D	0805	470	200	.35	.30	.157	.092	.072	4000	.041
81-BLM21B601S	BLM21BD601SN1D	0805	600	200	.35	.32	.169	.098	.077	4000	.043
81-BLM21B751S	BLM21BD751SN1D	0805	750	200	.40	.34	.179	.105	.081	4000	.046
81-BLM21B102S	BLM21BD102SN1D	0805	1000	200	.40	.33	.177	.104	.08	4000	.045
81-BLM21BD152SN1D	BLM21BD152SN1D	0805	1.5K	200	.45	.45	.234	.138	.107	4000	.06
81-BLM21BD182SN1D	BLM21BD182SN1D	0805	1.8K	200	.50	.45	.234	.138	.107	4000	.06
81-BLM21BD222TN1D	BLM21BD222TN1D	0805	2.2K	200	.60	.45	.234	.138	.107	4000	.06
81-BLM21B222S	BLM21BD222SN1L	0805	2200	200	.60	.45	.234	.138	.107	3000	.085
81-BLM21BD272SN1L	BLM21BD272SN1L	0805	2.7K	200	.80	.45	.234	.138	.107	3000	.085
81-BLM31B601S	BLM31BE601SN1L	1206	600	300	.35	.61	.35	.219	.187	3000	.146

DIMENSIONS: mm

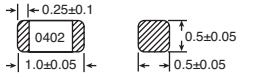

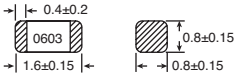

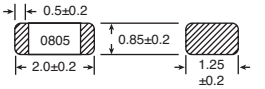

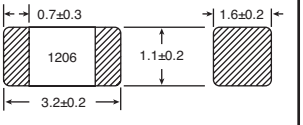

© Copyright 2013 Mouser Electronics

© Copyright 2013 Mouser Electronics

MURATA EMI Suppression Filters (EMIFIL®) Chip Ferrite Beads

muRata Innovator in Electronics

RoHS Compliant **This product is RoHS compliant.**

The chip ferrite beads BLM series comprises ferrite bead in the shape of a chip. This ferrite bead generates a high impedance which at high frequency mainly consists of a resistance element. The BLM series is effective in circuits without stable ground lines because the BLM series does not need a connection to ground. The nickel barrier structure of the external electrodes provides excellent solder heat resistance.

BLM__A SERIES DESIGNED FOR STANDARD TYPE SIGNALS

BLM__A series generates an impedance from the relatively low frequencies. Therefore, BLM__A series is effective in noise suppression in a wide frequency range.

Features:

- Suitable for flow and reflow soldering
- Wide temperature range: -55°C to +125°C
- High Z characteristics
- Operating temperature: -55°C to +125°C

Applications:

- I/O ports, DC power lines, and signal lines

For quantities greater than listed, call for quote.

MOUSER STOCK NO.	Murata Part No.	Case Code	Impedance (at 100MHz) (Ω)	Rated Current (mA)	Rdc Max. (Ω)	Price Each 1	50	100	500	Reel Qty.	Price Per Piece
81-BLM15AG100SN1D	BLM15AG100SN1D	0402	10	1000	.05	.35	.123	.068	.049	10000	.024
81-BLM15AG700SN1D	BLM15AG700SN1D	0402	70	500	.15	.35	.123	.068	.049	10000	.024
81-BLM15AG121SN1D	BLM15AG121SN1D	0402	120	500	.25	.35	.123	.068	.049	10000	.024
81-BLM15AG221SN1D	BLM15AG221SN1D	0402	220	300	.35	.35	.123	.068	.049	10000	.024
81-BLM15AG601SN1D	BLM15AG601SN1D	0402	600	300	.60	.35	.123	.068	.049	10000	.024
81-BLM15AG102SN1D	BLM15AG102SN1D	0402	1K	200	1.0	.35	.123	.068	.049	10000	.024
81-BLM11A121S	BLM18AG121SN1D	0603	120	200	.20	.33	.117	.064	.046	4000	.025
81-BLM18AG151SN1D	BLM18AG151SN1D	0603	150	200	.25	.33	.117	.064	.046	4000	.025
81-BLM11A221S	BLM18AG221SN1D	0603	220	200	.30	.33	.117	.064	.046	4000	.025
81-BLM18AG331SN1D	BLM18AG331SN1D	0603	330	200	.30	.33	.117	.064	.046	4000	.025
81-BLM18AG471SN1D	BLM18AG471SN1D	0603	470	200	.50	.33	.117	.064	.046	4000	.025
81-BLM11A601S	BLM18AG601SN1D	0603	600	200	.50	.33	.117	.064	.046	4000	.025
81-BLM11A102S	BLM18AG102SN1D	0603	1000	100	.70	.33	.117	.064	.046	4000	.025
81-BLM21AG350SN1D	BLM21AG350SN1D	0805	35	200	.15	.36	.204	.174	.081	4000	.044
81-BLM21AG121SN1D	BLM21AG121SN1D	0805	120	200	.15	.41	.18	.103	.07	4000	.044
81-BLM21AG151SN1D	BLM21AG151SN1D	0805	150	200	.15	.30	.157	.092	.072	4000	.041
81-BLM21AG221SN1D	BLM21AG221SN1D	0805	220	200	.20	.30	.157	.092	.072	4000	.041
81-BLM21AG331SN1	BLM21AG331SN1D	0805	330	200	.25	.30	.157	.092	.072	4000	.041
81-BLM21AG471SN1D	BLM21AG471SN1D	0805	470	200	.25	.30	.157	.092	.072	4000	.041
81-BLM21A601F	BLM21AG601SN1D	0805	600	200	.30	.42	.182	.104	.071	4000	.045
81-BLM21AG102SN1	BLM21AG102SN1D	0805	1000	200	.45	.33	.177	.104	.08	4000	.045

BLM__H SERIES DESIGNED FOR UHF APPLICATIONS

BLM18H series has a modified internal electrode structure, that minimizes stray capacitance and increases the effective frequency range.

- BLM18H series realizes high impedance at 1GHz and is suitable for noise suppression from 500MHz to GHz range
- HG-type is effective in noise suppression in wide frequency range
- HD-type for high-speed signal line provides a sharper roll-off after the cut off frequency
- The magnetic shielded structure minimizes cross talk
- Operating temperature: -55°C to +125°C

For quantities greater than listed, call for quote.

81-BLM15HD601SN1D	BLM15HD601SN1D	0402	600	300	.85	.45	.234	.137	.107	10000	.057
81-BLM15HD102SN1D	BLM15HD102SN1D	0402	1K	250	1.25	.45	.234	.137	.107	10000	.057
81-BLM15HG601SN1D	BLM15HG601SN1D	0402	600	300	.70	.45	.234	.137	.107	10000	.057
81-BLM15HG102SN1D	BLM15HG102SN1D	0402	1K	250	1.1	.45	.234	.137	.107	10000	.057
81-BLM18HB121SN1	BLM18HB121SN1D	0603	120	200	.50	.32	.168	.098	.076	4000	.043
81-BLM18HB221SN1D	BLM18HB221SN1D	0603	220	100	.80	.32	.168	.098	.076	4000	.043
81-BLM18HB331SN1D	BLM18HB331SN1D	0603	330	50	1.2	.40	.246	.164	.094	4000	.049
81-BLM18HD471SN1D	BLM18HD471SN1D	0603	470	100	1.2	.38	.199	.117	.09	4000	.05
81-BLM11HB601SD	BLM18HD601SN1D	0603	600	100	1.5	.38	.199	.117	.09	4000	.05
81-BLM11HB102SD	BLM18HD102SN1D	0603	1000	50	1.8	.38	.199	.117	.09	4000	.05
81-BLM11HA471SG	BLM18HG471SN1D	0603	470	200	.85	.38	.199	.117	.09	4000	.05
81-BLM11HA601SG	BLM18HG601SN1D	0603	600	200	1.0	.38	.199	.117	.09	4000	.05
81-BLM11HA102SG	BLM18HG102SN1D	0603	1000	100	1.6	.48	.30	.197	.112	4000	.06
81-BLM18HK331SN1	BLM18HK331SN1D	0603	330	200	.50	.48	.30	.197	.112	4000	.06
81-BLM18HK471SN1D	BLM18HK471SN1D	0603	470	200	.70	.38	.199	.117	.09	4000	.05
81-BLM18HK601SN1D	BLM18HK601SN1D	0603	600	100	.90	.48	.30	.197	.112	4000	.06
81-BLM18HK102SN1D	BLM18HK102SN1D	0603	1K	50	1.5	.38	.199	.117	.09	4000	.05

BLM__P SERIES DESIGNED FOR LOW DCR HIGH CURRENT CIRCUITS

BLM__P series can match power lines to a maximum of 6A DC

- Operating temperature: -55°C to +125°C

For quantities greater than listed, call for quote.

81-BLM03PG220SN1D	BLM03PG220SN1D	0603	22	900	0.065	.30	.156	.091	.071	15000	.034
81-BLM11P300S	BLM18PG300SN1D	0603	30	1000	0.05	.35	.123	.067	.048	4000	.026
81-BLM18PG330SN1D	BLM18PG330SN1D	0603	33	3000	0.025	.35	.123	.067	.048	4000	.026
81-BLM03PG330SN1D	BLM03PG330SN1D	0603	33	750	0.09	.30	.156	.091	.071	15000	.034
81-BLM11P600S	BLM18PG600SN1D	0603	60	500	0.10	.35	.123	.067	.048	4000	.026
81-BLM18PG121SN1D	BLM18PG121SN1D	0603	120	2000	0.05	.35	.123	.067	.048	4000	.026
81-BLM18PG181SN1D	BLM18PG181SN1D	0603	180	1500	0.09	.35	.123	.067	.048	4000	.026
81-BLM21PG220SN1D	BLM21PG220SN1D	0805	22	6000	0.01	.32	.141	.08	.055	4000	.026
81-BLM21P300S	BLM21PG300SN1D	0805	30	3000	0.015	.32	.141	.08	.055	4000	.026
81-BLM21P600S	BLM21PG600SN1D	0805	60	3000	0.025	.32	.141	.08	.055	4000	.026
81-BLM21P221SG	BLM21PG221SN1D	0805	220	2000	0.05	.38	.132	.073	.052	4000	.026
81-BLM21P331SG	BLM21PG331SN1D	0805	330	1500	0.09	.32	.141	.08	.055	4000	.026
81-BLM31P330S	BLM31PG330SN1L	1206	33	6000	0.01	.56	.321	.201	.171	3000	.134
81-BLM31P500S	BLM31PG500SN1L	1206	50	3000	0.025	.56	.321	.201	.171	3000	.134
81-BLM31PG121SN1L	BLM31PG121SN1L	1206	120	3000	0.025	.56	.321	.201	.171	3000	.134
81-BLM31P391S	BLM31PG391SN1L	1206	390	2000	0.05	.56	.321	.201	.171	3000	.134
81-BLM31PG601SN1	BLM31PG601SN1L	1206	600	1500	0.09	.71	.467	.333	.213	3000	.134
81-BLM41P600S	BLM41PG600SN1L	1806	60	6000	0.01	.58	.346	.238	.216	2500	.133
81-BLM41P750S	BLM41PG750SN1L	1806	75	3000	0.025	.58	.346	.238	.216	2500	.133
81-BLM41PG101SN1L	BLM41PG101SN1L	1806	100	3000	0.025	.54	.321	.22	.20	2500	.133
81-BLM41P181S	BLM41PG181SN1L	1806	180	3000	0.025	.52	.311	.214	.195	2500	.133
81-BLM41PG471SN1L	BLM41PG471SN1L	1806	470	2000	0.05	.52	.318	.218	.199	2500	.133
81-BLM41PG102SN1L	BLM41PG102SN1L	1806	1K	1500	0.09	.58	.349	.24	.218	2500	.133

BLM__R SERIES DESIGNED FOR DIGITAL INTERFACE

Resistance of BLM__R series especially grows in the lower frequency range. Therefore BLM__R series is less effective for digital signal waveform at low frequency range and can suppress the ringing.

- Operating temperature: -55°C to +125°C

For quantities greater than listed, call for quote.

81-BLM18RK121SN1D	BLM18RK121SN1D	0603	120	200	.25	.26	.112	.064	.044	4000	.028
81-BLM18RK221SN1D	BLM18RK221SN1D	0603	220	200	.30	.26	.112	.064	.044	4000	.028
81-BLM18RK471SN1D	BLM18RK471SN1D	0603	470	200	.50	.26	.112	.064	.044	4000	.028
81-BLM18RK601SN1	BLM18RK601SN1D	0603	600	200	.60	.26	.112	.064	.044	4000	.028
81-BLM18RK102SN1D	BLM18RK102SN1D	0603	1K	200	.80	.26	.112	.064	.044	4000	.028
81-BLM21RK121SN1D	BLM21RK121SN1D	0805	120	200	.15	.40	.227	.188	.09	4000	.046
81-BLM21RK221SN1D	BLM21RK221SN1D	0805	220	200	.20	.40	.227	.188	.09	4000	.046
81-BLM21RK471SN1D	BLM21RK471SN1D	0805	470	200	.25	.30	.158	.093	.073	4000	.041
81-BLM21RK601SN1D	BLM21RK601SN1D	0805	600	200	.30	.34	.181	.106	.082	4000	.046
81-BLM21RK102SN1D	BLM21RK102SN1D	0805	1K	200	.50	.32	.169	.098	.077	4000	.043

DIMENSIONS: mm

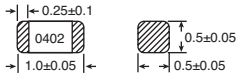

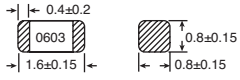

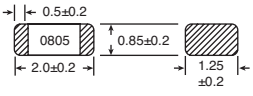

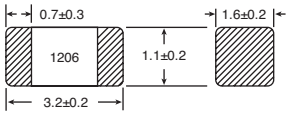

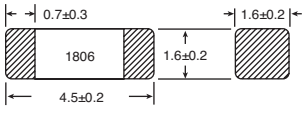

EMI Suppression

Murata

© Copyright 2013 Mouser Electronics

© Copyright 2013 Mouser Electronics

MURATA EMI Filters and Ferrite Beads

muRata
Innovator in Electronics

RoHS Compliant This product is RoHS compliant.

DS_6 SERIES DISC TYPE EMIFIL® LEADED EMI SUPPRESSION FILTER

DS_6 is a compact, high performance lead type EMI suppression filter which can be mounted 2.54mm pitch. Its three terminal structure enables nice high frequency performance.

Applications:

- Computer and peripherals interfaces
- Compact digital equipment
- Compact PPC, electronic typewriters, other electronic equipment and appliances
- Helps all electronic equipment and appliances meet FCC, VDE and CISPR regulations
- STD footprint for high density mounting

RoHS Compliant

For quantities greater than listed, call for quote.

MOUSER STOCK NO.	Murata Part No.	Fig.	Capacitance (pF)	Capacitor Vdc	Capacitor T.C.	Ferrite Beads	Current (A)	Price Each 1	100	250	500
Manufacturers Type DSN6 Series											
81-DS306Y5S470M50	DSN6NC51H470Q55B	A	47	50	20%	None	6	.49	.33	.312	.253
81-DS306Y5S101M50	DSN6NC51H101Q55B	A	100	50	20%	None	6	.49	.33	.312	.253
81-DS306FZ103Z50	DSN6NZ81H103Q55B	A	10000	50	80%-20%	None	6	.49	.33	.312	.253
Manufacturers Type DSS6 Series											
81-DSS306Y5S470M100	DSS6NC52A470Q55B	B	47	100	20%	Internal	6	.54	.347	.32	.277
81-DSS306Y5S101M100	DSS6NC52A101Q55B	B	100	100	20%	Internal	6	.54	.347	.32	.277
81-DSS306Y5S271M100	DSS6NC52A271Q55B	B	270	100	20%	Internal	6	.54	.347	.32	.277
81-DSS306Y5S471M100	DSS6NC52A471Q55B	B	470	100	20%	Internal	6	.54	.347	.32	.277
81-DSS306Y5S102M100	DSS6NC52A102Q55B	B	1000	100	20%	Internal	6	.54	.347	.32	.277
81-DSS306Y5U222Z100	DSS6NE52A222Q55B	B	2200	100	80%-20%	Internal	6	.61	.593	.559	.502

DS_9 SERIES DISC TYPE EMIFIL® LEADED EMI SUPPRESSION FILTER

Disc type EMIFIL®, DSS9 and DST9 are T-type EMI suppression filters. The disc-type EMIFIL increases the self-resonant frequency of the capacitor by attaching two lead wires to one of the electrodes of the capacitor and increases the insertion loss by adding inductance to the lead. Frequencies to be suppressed can be selected by choosing the capacitance. They are also recommended for use as by-pass capacitors.

RoHS Compliant

For quantities greater than listed, call for quote.

MOUSER STOCK NO.	Murata Part No.	Fig.	Capacitance (pF)	Capacitor Vdc	Capacitor T.C.	Ferrite Beads	Current (A)	Price Each 1	100	250	500
Manufacturers Type DSS9 Series											
81-DSS310Y5S220M100	DSS9NC52A220Q55B	C	22	100	20%	Internal	7	.96	.559	.499	.445
81-DSS310Y5S470M100	DSS9NC52A470Q55B	C	47	100	20%	Internal	7	.96	.559	.499	.445
81-DSS310Y5S271M100	DSS9NC52A271Q55B	C	270	100	20%	Internal	7	.70	.462	.439	.354
81-DSS310Y5S222M100	DSS9NC52A222Q55B	C	2200	100	20%	Internal	7	.70	.462	.439	.354
81-DSS310BL222M100	DSS9NP32A222Q55B	C	2200	100	20%	Internal	7	.96	.559	.499	.445
81-DSS310Y5S223S50	DSS9NC51H223Q55B	C	22000	50	50%-20%	Internal	7	.59	.388	.369	.297
Manufacturers Type DST9 Series											
81-DST310Y5S271M100	DST9NC52A271Q55B	D	270	100	20%	External	7	1.16	.609	.478	.434
81-DST310Y5S222M100	DST9NC52A222Q55B	D	2200	100	20%	External	7	1.16	.609	.478	.434
81-DST310Y5S223S50	DST9NC51H223Q55B	D	22000	50	50%-20%	External	7	.24	.23	.225	.221

BNX SERIES LEADED EMI FILTER LC COMBINED TYPE

The block type "EMIFIL" BNX Series incorporates through-type capacitor, multilayer chip capacitors and bead. The BNX is high performance for use in DC power circuits.

Applications:

- Noise suppression for DC power line of large screen display
- PDP
- LCD-TV

Features:

- The filter enables obtaining high insertion loss in wide frequency ranges from 0.5MHz to 1GHz
- The only one filter block enable noise suppression of both the positive and negative lines
- There are no connection routes in the current circuits, thus ensuring highly reliable performance

RoHS Compliant

For quantities greater than listed, call for quote.

MOUSER STOCK NO.	Murata Part No.	Fig.	Vdc	Withstand Voltage	Rated Current	Insulation Resistance (min.) (MΩ)	Price Each 1	10	25	50
81-BNX002-01	BNX002-01	E	50	125	10A	100	9.06	8.24	7.55	6.97
81-BNX003-01	BNX003-01	E	150	375	10A	100	8.45	7.68	7.04	6.49
81-BNX005-01	BNX005-01	F	50	125	15A	100	11.66	10.59	9.72	8.97

BL01/02/03 SERIES FERRITE BEAD INDUCTORS

BL01/02/03 series are ferrite beads with lead wires to produce a high frequency loss for suppression of noise. Simple construction and easy-to-use, effective for low impedance circuits such as power supplies and grounds. Effective also for preventing overshoot and undershoot of digital signal in clocks or the like, and suppressing the higher harmonic wave. Suitable for prevention of abnormal oscillation at high frequency amplifying circuit.

RoHS Compliant

For quantities greater than listed, call for quote.

MOUSER STOCK NO.	Murata Part No.	Fig.	Number of Beads Core	Rated Current	Price Each 1	50	100	500
81-BL01RN1A1D2B	BL01RN1A1D2B	G	1	7A	.49	.321	.225	.144
81-BL01RN1A2A2B	BL01RN1A2A2B	H	1	7A	.46	.268	.167	.142
81-BL02RN2R1M2B	BL02RN2R1M2B	I	2	7A	.54	.305	.19	.163
81-BL03RN2R1M1B	BL03RN2R1M1B	J	2	7A	.54	.305	.19	.163

DIMENSIONS: mm

A

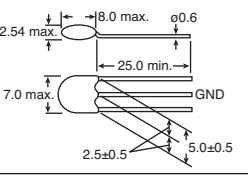

B

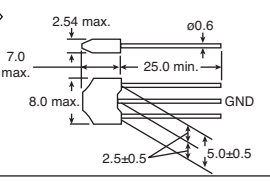

C

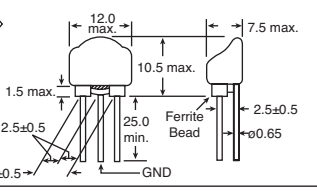

D

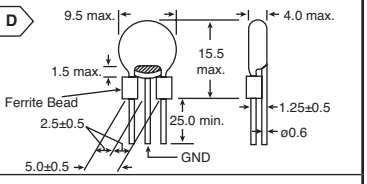

E

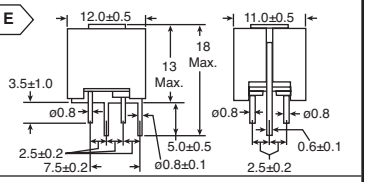

F

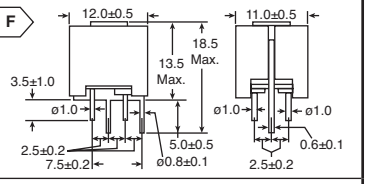

G

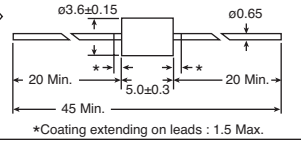

*Coating extending on leads : 1.5 Max.

H

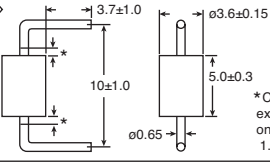

*Coating extending on leads : 1.5 Max.

I

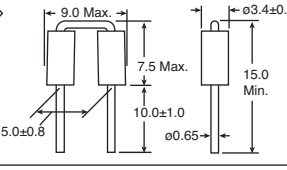

J

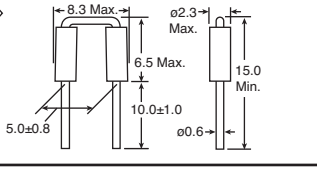

© Copyright 2013 Mouser Electronics
© Copyright 2013 Mouser Electronics

MURATA Chip Capacitor Type and LC Combined EMI Filters

muRata
Innovator in Electronics

CHIP CAPACITOR TYPE EMI FILTERS

NFM21CC Series - 0805 Case Size

The "EMIFIL" NFM21C series is a chip type three terminal EMI suppression filter. It can reduce residual inductance to an extremely low level making it excellent for noise suppression at high frequencies.

Applications:

- PCs and peripherals which emit high amounts of noise
- Compact size equipment such as PDA, PC card and mobile telecommunications equipment
- Severe EMI suppression and high impedance circuits such as digital circuits

Features:

- Three terminal structure enables high performance in high frequency range
- Uses original electrode structure which realizes excellent solderability

For quantities greater than listed, call for quote.

MOUSER STOCK NO.	Murata Part No.	Fig.	Value (pF)	Volt (DC)	Rated Current (A)	Price Each 1	Price Each 100	Price Each 500	Reel Qty.	Price Per Piece
81-NFM21CC220U1H3D	NFM21CC220U1H3D	A	22	50	.7	.48	.305	.246	4000	.171
81-NFM21CC470U1H3D	NFM21CC470U1H3D	A	47	50	.7	.48	.305	.246	4000	.171
81-NFM21CC101U1H3D	NFM21CC101U1H3D	A	100	50	.7	.48	.305	.246	4000	.171
81-NFM21CC221R1H3D	NFM21CC221R1H3D	A	220	50	.7	.49	.294	.255	4000	.167
81-NFM21CC471R1H3D	NFM21CC471R1H3D	A	470	50	1.0	.49	.294	.255	4000	.167
81-NFM21CC102R1H3D	NFM21CC102R1H3D	A	1000	50	1.0	.49	.294	.255	4000	.167
81-NFM21CC222R1H3D	NFM21CC222R1H3D	A	2200	50	1.0	.49	.294	.255	4000	.167
81-NFM21CC223R1H3D	NFM21CC223R1H3D	A	22000	50	2.0	.49	.294	.255	4000	.167

NFM21PC Series - 0805 Case Size

NFM21P is a three terminal structure component. This product can be applied to large current DC power lines. NFM21P is suitable for noise suppression of DC power lines where relatively large current operates.

Features:

- The rated current of 4A is suitable for IC's individual power lines
- Murata's original internal electrode structure design realizes excellent EMI suppression effects from low frequency to high frequency

For quantities greater than listed, call for quote.

MOUSER STOCK NO.	Murata Part No.	Fig.	Value (pF)	Volt (DC)	Rated Current (A)	Price Each 1	Price Each 100	Price Each 500	Reel Qty.	Price Per Piece
81-NFM21PC104R1E3D	NFM21PC104R1E3D	B	0.1	25	2	.29	.172	.15	4000	.097
81-NFM21PC474R1C	NFM21PC474R1C3D	B	0.47	16	2	.34	.205	.179	4000	.117
81-NFM21PC105B1A3D	NFM21PC105B1A3D	B	1	10	4	.31	.186	.162	4000	.106

NFE31PT Series - 1206 Case Size

The "EMIFIL" NFE31P is a small size T-type circuit EMI suppression filter.

Features:

- Its large rated current of 6A and low voltage drop due to small DC resistance are suitable for DC power line use
- The feedthrough capacitor realizes excellent high frequency characteristics
- The structure incorporates built-in ferrite beads which minimize resonance with surrounding circuits

For quantities greater than listed, call for quote.

MOUSER STOCK NO.	Murata Part No.	Fig.	Value (pF)	Volt (DC)	Rated Current (A)	Price Each 1	Price Each 100	Price Each 500	Reel Qty.	Price Per Piece
81-NFE31PT220R1E9L	NFE31PT220R1E9L	C	22	25	6	.74	.467	.377	2000	.262
81-NFE31PT470C1E9L	NFE31PT470C1E9L	C	47	25	6	.74	.467	.377	2000	.262
81-NFE31PT101C1E9L	NFE31PT101C1E9L	C	100	25	6	.74	.467	.377	2000	.262
81-NFE31PT221D1E9L	NFE31PT221D1E9L	C	220	25	6	1.03	.589	.474	2000	.286
81-NFE31PT471F1E9L	NFE31PT471F1E9L	C	470	25	6	.74	.467	.377	2000	.262
81-NFE31PT152Z1E9L	NFE31PT152Z1E9L	C	1500	25	6	.74	.467	.377	2000	.262
81-NFE31PT222Z1E9L	NFE31PT222Z1E9L	C	2200	25	6	.74	.467	.377	2000	.262

NFM41PC Series - 1806 Case Size

The "EMIFIL" NFM41P series consists of three terminal structure. These components are able to be applied to large current DC power lines. NFM41P series are suitable in noise suppression in DC lines where relatively large currents operate.

Applications:

- Personal computers, word processors and peripherals
- Telephones, PCs, communication equipment, etc.
- Digital TVs, VCRs
- Telecommunications equipment

For quantities greater than listed, call for quote.

MOUSER STOCK NO.	Murata Part No.	Fig.	Value (pF)	Volt (DC)	Rated Current (A)	Price Each 1	Price Each 100	Price Each 500	Reel Qty.	Price Per Piece
81-NFM41PC204F1H	NFM41PC204F1H3L	D	0.2	50	2	1.18	.744	.60	4000	.417

NFE61PT Series - 2606 Case Size

Features:

- The NFE61PT series has large rated current of 2A and low voltage drop due to small DC resistance suitable for power line use
- The feedthrough capacitor realizes excellent high frequency characteristics
- The structure incorporates built-in ferrite beads which minimize resonance with surrounding circuits

For quantities greater than listed, call for quote.

MOUSER STOCK NO.	Murata Part No.	Fig.	Value (pF)	Volt (DC)	Rated Current (A)	Price Each 1	Price Each 100	Price Each 500	Reel Qty.	Price Per Piece
81-NFE61PT330B1H9L	NFE61PT330B1H9L	E	33	50	2	.96	.609	.491	2500	.331
81-NFE61PT101Z1H9L	NFE61PT101Z1H9L	E	100	50	2	.96	.609	.491	2500	.341
81-NFE61PT181B1H9L	NFE61PT181B1H9L	E	180	50	2	1.20	.73	.596	2500	.372
81-NFE61PT361B1H9L	NFE61PT361B1H9L	E	360	50	2	.96	.609	.491	2500	.341
81-NFE61PT681B1H9L	NFE61PT681B1H9L	E	680	50	2	1.20	.736	.596	2500	.372
81-NFE61PT102E1H9L	NFE61PT102E1H9L	E	1000	50	2	.96	.609	.491	2500	.331
81-NFE61PT472C1H9L	NFE61PT472C1H9L	E	4700	50	2	1.17	.74	.597	2500	.402

LC COMBINED CHIP EMIFIL

NFL18ST Series

The NFL18ST series is an EMI suppression filter for high speed signal lines, achieving T-type structure in 1.6x0.8mm size with Murata's multilayer technology.

Applications:

- Noise suppression for video signal lines (RGB lines) and high speed clock lines

Features:

- Steep insertion loss characteristics realize excellent noise suppression and prevent distortion of signal waveform
- By minimizing stray capacitance of inductor, achieves high performance in noise suppression in high frequency range

For quantities greater than listed, call for quote.

MOUSER STOCK NO.	Murata Part No.	Fig.	Cut-Off Freq. (MHz)	Value (pF)	Inductance (nH)	Volt (DC)	Current (mA)	Price Each 1	Price Each 100	Price Each 500	Reel Qty.	Price Per Piece
81-NFL18ST507X1C3D	NFL18ST507X1C3D	F	500	10	43	16	200	.70	.438	.353	4000	.246
81-NFL18ST307X1C3D	NFL18ST307X1C3D	F	300	18	62	16	200	.70	.438	.353	4000	.246
81-NFL18ST157X1C3D	NFL18ST157X1C3D	F	150	32	140	16	100	.65	.411	.332	4000	.23

NFL21SP Series

- Suppresses noise with little attenuation of the signal itself due to its steep filtering characteristics
- Murata's original internal structure design enables excellent noise suppression up to high frequencies

For quantities greater than listed, call for quote.

MOUSER STOCK NO.	Murata Part No.	Fig.	Cut-Off Freq. (MHz)	Value (pF)	Inductance (nH)	Volt (DC)	Current (mA)	Price Each 1	Price Each 100	Price Each 500	Reel Qty.	Price Per Piece
81-NFL21SP407X1C3D	NFL21SP407X1C3D	G	400	16	34	16	300	.66	.353	.251	4000	.147
81-NFL21SP307X1C3D	NFL21SP307X1C3D	G	300	19	45	16	300	.42	.253	.219	4000	.143
81-NFL21SP107X1C3D	NFL21SP107X1C3D	G	100	44	135	16	200	.42	.25	.217	4000	.142
81-NFL21SP706X1C3D	NFL21SP706X1C3D	G	70	76	185	16	150	.51	.323	.26	4000	.181
81-NFL21SP506X1C3D	NFL21SP506X1C3D	G	50	84	305	16	150	.51	.322	.26	4000	.181

NFW31SP Series

The EMI filter NFW31S series consists of high performance EMI suppression filters. They are designed for noise suppression in high speed signal digital circuits in which the signal harmonics are prone to becoming noise sources. These filters achieve a 100dB/dec. (typ.) damping characteristic with Murata's innovative circuit design. This makes these chips effective in applications where the signal and noise frequencies are close to each other.

For quantities greater than listed, call for quote.

MOUSER STOCK NO.	Murata Part No.	Fig.	Nominal Cut-Off Freq. (MHz)	Attenuation @ MHz 20	50	100	200	400	500	1000	Price Each 1	Price Each 100	Price Each 500	Reel Qty.	Price Per Piece
81-NFW31SP206X1E4L	NFW31SP206X1E4L	H	20	6	5	25	25	-	30	30	1.35	.826	.671	2000	.421
81-NFW31SP506X1E4L	NFW31SP506X1E4L	H	50	-	6	10	30	-	30	30	1.35	.826	.671	2000	.421
81-NFW31SP207X1E4L	NFW31SP207X1E4L	H	200	-	-	-	6	-	10	30	1.35	.826	.671	2000	.421
81-NFW31SP407X1E4L	NFW31SP407X1E4L	H	400	-	-	-	-	6	-	10	1.35	.826	.671	2000	.421
81-NFW31SP507X1E4L	NFW31SP507X1E4L	H	500	-	-	-	-	-	6	10	1.35	.826	.671	2000	.421

DIMENSIONS: mm

A

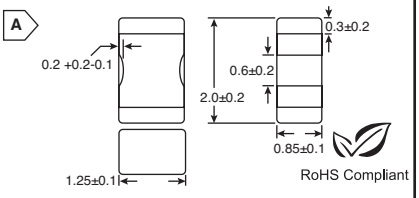

B

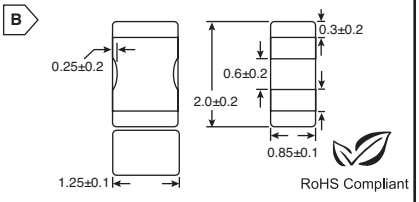

C

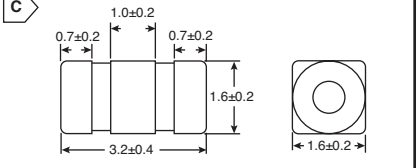

D

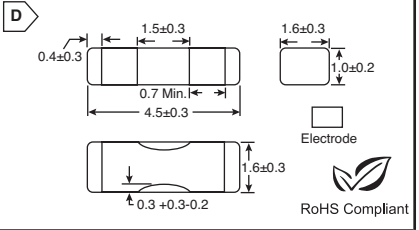

E

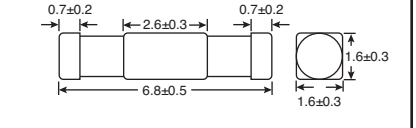

F

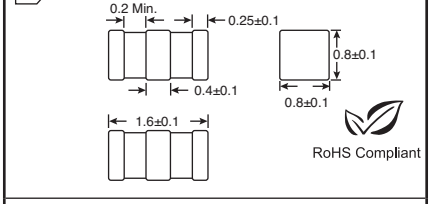

G

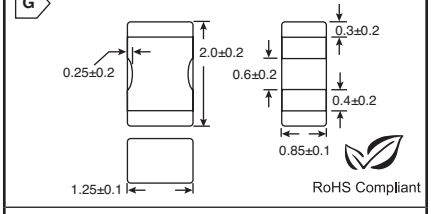

H

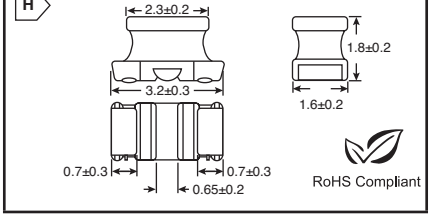

EMI Suppression

Murata

© Copyright 2013 Mouser Electronics

© Copyright 2013 Mouser Electronics

SCHAFFNER Chokes and Low Pass Filters

RoHS Compliant This product is RoHS compliant.

SCHAFFNER CURRENT-COMPENSATED CHOKES

- Maximum operating voltage: 250V at 40ºC
- 0.3 to 10A Ratings
- 0.7 to 100mH inductances (dual choke configurations)
- 100KHz-3MHz common-mode resonance frequencies
- Operating temperature: -40ºC to +125ºC
- More Inductors available, Contact a Mouser Representative for assistance

RoHS Compliant

For quantities greater than listed, call for quote.

MOUSER STOCK NO. Mfr.	Mfr. Part No.	Fig.	Choke Type	Nominal Current @ 40°C (A	Inductance L (mH path)	Resistance R (mΩ/path)	Dimensions: mm A	B	C	Price Each 1	25	50	100
631	RN102-0.3-02	A	Horizontal	0.3A	12.0	1275	14.0	14.0	9.0	2.21	1.78	1.61	1.43
631	RN102-1/02	A	Horizontal	1.0A	3.0	205	14.0	14.0	9.0	2.45	1.93	1.74	1.59
631	RN102-2/02	A	Horizontal	2.0A	1.1	70	14.0	14.0	9.0	2.21	1.78	1.61	1.43
631	RN112-0.4-02	B	Horizontal	0.4A	39.0	1460	17.1	17.7	12.6	2.21	1.78	1.61	1.43
631	RN112-0.5-02	B	Horizontal	0.5A	27.0	1250	17.1	17.7	12.6	2.45	1.93	1.82	1.71
631	RN112-0.6-02	B	Horizontal	0.6A	15.0	465	17.1	17.7	12.6	2.45	1.93	1.82	1.71
631	RN112-0.8-02	B	Horizontal	0.8A	10.0	370	17.1	17.7	12.6	2.21	1.78	1.61	1.43
631	RN112-1.2-02	B	Horizontal	1.2A	6.8	245	17.1	17.7	12.6	2.51	1.98	1.87	1.75
631	RN112-1.5/02	B	Horizontal	1.5A	3.3	135	17.1	17.7	12.6	2.21	1.78	1.61	1.43
631	RN112-2-02	B	Horizontal	2.0A	1.8	75	17.1	17.7	12.6	2.21	1.78	1.61	1.43
631	RN112-4/02	B	Horizontal	4.0A	0.7	27	17.1	17.7	12.6	2.21	1.78	1.61	1.43
631	RN114-0.3-02	B	Horizontal	0.3A	47.0	1750	21.5	22.5	13.2	2.97	2.41	2.25	2.14
631	RN114-0.8-02	B	Horizontal	0.8A	27.0	500	21.5	22.5	13.2	2.88	2.27	2.13	2.01
631	RN114-1-02	B	Horizontal	1.0A	15.0	375	21.5	22.5	13.2	2.88	2.27	2.13	2.01
631	RN114-1.2-02	B	Horizontal	1.2A	10.0	200	21.5	22.5	13.2	2.41	1.93	1.82	1.72
631	RN114-4/02	B	Horizontal	4.0A	1.5	35	21.5	22.5	13.2	2.93	2.31	2.17	2.04
631	RN122-4/02	B	Horizontal	4.0A	3.3	45	27.0	28.0	16.5	2.93	2.31	2.17	2.04
631	RN152-1-02	C	Horizontal	1.0A	68.0	1300	41.8	43.0	25.0	6.01	4.86	4.59	4.35
631	RN152-10-02	C	Horizontal	10.0A	1.8	14	41.8	43.0	25.0	6.01	5.05	4.68	4.43
631	RN202-0.3-02	D	Vertical	0.3A	12.0	1275	8.8	18.2	13.5	2.45	1.93	1.82	1.71
631	RN202-0.6-02	D	Vertical	0.6A	4.4	385	8.8	18.2	13.5	2.45	1.93	1.82	1.71
631	RN202-1-02	D	Vertical	1.0A	3.0	205	8.8	18.2	13.5	2.45	1.93	1.82	1.71
631	RN202-2-02	D	Vertical	2.0A	1.1	70	8.8	18.2	13.5	2.51	1.98	1.87	1.75
631	RN212-1.2-02	D	Vertical	1.2A	6.8	245	12.5	18.0	20.0	2.21	1.78	1.61	1.43
631	RN212-4-02	D	Vertical	4.0A	0.7	27	12.5	18.0	20.0	2.45	1.93	1.82	1.71
631	RN214-0.3-02	D	Vertical	0.3A	47.0	1750	15.5	23.0	25.0	2.80	2.20	2.08	1.96
631	RN214-1.5-02	D	Vertical	1.5A	6.8	130	15.5	23.0	25.0	2.88	2.27	2.13	2.01
631	RN214-2.5-02	D	Vertical	2.5A	3.3	72	15.5	23.0	25.0	2.88	2.27	2.13	2.01
631	RN222-3-02	D	Vertical	3.0A	4.5	80	18.0	31.0	29.3	2.91	2.33	2.20	2.09
631	RN222-4-02	D	Vertical	4.0A	3.3	45	18.0	31.0	29.3	2.92	2.30	2.16	2.04
631	RN242-6-02	D	Vertical	6.0A	1.8	20	18.0	31.0	34.3	2.96	2.89	2.72	2.55

SCHAFFNER COMMON-MODE SUPPRESSION CHOKES

- Rated currents up to 5A
- Broadband attenuation characteristics
- Low magnetic leakage flux
- UL rated materials

For quantities greater than listed, call for quote.

MOUSER STOCK NO. Mfr.	Mfr. Part No.	Fig.	Choke Type	Rated Current (50°C) A	L Nominal mH	DC Resistance R (mΩ/path)	Dimensions: mm A	B	C	Price Each 1	25	50	100
631	EH20-1.2-02-3M3	E	Horizontal	1.2A	3.3	127	21.0	21.0	17.8	1.48	1.22	1.09	.995
631	EH20-2.0-02-0M8	E	Horizontal	2.0A	0.82	38	21.0	21.0	17.8	1.52	1.25	1.12	1.03
631	EH24-2.0-02-2M5	E	Horizontal	2.0A	2.5	62	24.0	24.0	20.0	2.05	1.63	1.52	1.39
631	EH24-3.0-02-1M2	E	Horizontal	3.0A	1.2	29	24.0	24.0	20.0	2.05	1.69	1.52	1.39
631	EH24-4.0-02-0M5	E	Horizontal	4.0A	0.5	16	24.0	24.0	20.0	2.11	1.73	1.56	1.42
631	EH35-1.0-02-90M	E	Horizontal	1.0A	90.0	628	36.0	36.0	27.7	5.17	4.27	4.06	3.86
631	EH35-2.0-02-20M	E	Horizontal	2.0A	20.0	150	36.0	36.0	27.7	5.32	4.40	4.17	3.98
631	EH35-3.0-02-10M	E	Horizontal	3.0A	10.0	72	36.0	36.0	27.7	5.17	4.27	4.06	3.86
631	EV20-0.3-02-33M	F	Vertical	0.3A	33.0	1780	21.0	16.0	25.0	1.52	1.25	1.12	1.03
631	EV20-0.8-02-5M6	F	Vertical	0.8A	5.6	245	21.0	16.0	25.0	1.52	1.25	1.12	1.03
631	EV20-1.0-02-3M9	F	Vertical	1.0A	3.9	168	21.0	16.0	25.0	1.52	1.25	1.12	1.03
631	EV20-1.2-02-3M3	F	Vertical	1.2A	3.3	127	21.0	16.0	25.0	1.52	1.25	1.12	1.03
631	EV20-2.0-02-0M8	F	Vertical	2.0A	0.82	38	21.0	16.0	25.0	1.52	1.25	1.12	1.03
631	EV24-1.0-02-10M	F	Vertical	1.0A	10.0	244	24.6	17.4	29.1	2.11	1.73	1.56	1.42
631	EV24-1.5-02-4M5	F	Vertical	1.5A	4.5	116	24.6	17.4	29.1	2.05	1.69	1.52	1.39
631	EV24-3.0-02-1M2	F	Vertical	3.0A	1.2	29	24.6	17.4	29.1	2.11	1.73	1.56	1.42
631	EV28-1.5-02-20M	F	Vertical	1.5A	20.0	282	29.2	21.0	34.7	3.11	2.48	2.35	2.23
631	EV28-2.00211M	F	Vertical	2.0A	11.0	162	29.2	21.0	34.7	2.64	2.08	1.96	1.84
631	EV28-3.0-02-5M0	F	Vertical	3.0A	5.0	79	29.2	21.0	34.7	2.64	2.08	1.96	1.84
631	EV28-4.0-02-2M3	F	Vertical	4.0A	2.3	40	29.2	21.0	34.7	2.64	2.08	1.96	1.84
631	EV35-2.0-02-20M	F	Vertical	2.0A	20.0	150	36.0	24.5	42.7	4.77	3.81	3.60	3.40
631	EV35-3.0-02-10M	F	Vertical	3.0A	10.0	72	36.0	24.5	42.7	4.63	3.70	3.50	3.31
631	EV35-5.0-02-3M6	F	Vertical	5.0A	3.6	33	36.0	24.5	42.7	4.77	3.81	3.60	3.40

SCHAFFNER RB SERIES EMC/EMI CHOKES

- current-compensated chokes for the circuit board up to 80A

† high inductance

PRODUCT NEW

For quantities greater than listed, call for quote.

MOUSER STOCK NO. Mfr.	Mfr. Part No.	Fig.	Choke Type	Nominal @ 60° C (A)	Forced Cooling @ 60° C (A)	Inductance L (mH path)	Resistance R (mΩ / path)	Dimensions: mm A	B	C	Price Each 1	25	50	100
631	RB6122-16-1M0	G	Horizontal	16.0A	25.0A	1.00	4.8	53.3	51.34	41.5	10.72	10.08	9.61	8.80
631	RB6122-25-0M6	G	Horizontal	25.0A	39.0A	0.64	2.7	53.3	51.34	41.5	14.07	13.23	12.62	11.53
631	RB6122-36-0M5	G	Horizontal	36.0A	53.0A	0.45	1.5	61.0	57.8	38.0	17.95	16.87	16.08	14.71
631	RB6122-50-0M3	G	Horizontal	50.0A	80.0A	0.25	0.9	61.0	57.8	38.0	19.75	18.56	17.70	16.19
631	RB6522-16-1M0	G	Vertical	16.0A	25.0A	1.00	4.6	45.0	46.93	52.0	11.88	11.17	10.65	9.74
631	RB6522-25-0M6	G	Vertical	25.0A	39.0A	0.64	2.6	45.0	46.93	52.0	14.82	13.93	13.28	12.14
631	RB6522-36-0M5	G	Vertical	36.0A	53.0A	0.45	1.5	50.0	43.4	58.0	18.58	17.46	16.65	15.23
631	RB6522-50-0M3	G	Vertical	50.0A	80.0A	0.25	0.9	50.0	43.4	58.0	20.83	19.58	18.66	17.08
† 631	RB8522-16-3M0	G	Vertical	16.0A	25.0A	3.00	8.4	50.0	43.4	58.0	14.27	13.41	12.79	11.70
† 631	RB8522-25-2M0	G	Vertical	25.0A	39.0A	2.00	4.2	54.0	45.9	68.0	24.00	22.56	21.51	19.68
† 631	RB8522-36-1M5	G	Vertical	36.0A	58.0A	1.50	3.0	45.24	50.5	80.0	27.98	26.29	25.07	22.93
† 631	RB8522-50-0M8	G	Vertical	50.0A	83.0A	0.75	1.7	43.4	50.0	58.0	30.01	28.21	26.90	24.60
631	RB6132-16-0M8	G	Horizontal	16.0A	26.5A	0.80	4.6	58.8	57.8	48.0	13.93	13.10	12.49	11.43
631	RB6132-25-0M5	G	Horizontal	25.0A	41.0A	0.47	2.4	58.8	57.8	48.0	18.40	17.29	16.49	15.09
631	RB6132-36-0M4	G	Horizontal	36.0A	60.0A	0.42	1.4	67.9	43.73	52.0	25.94	24.39	23.25	21.26
631	RB6132-50-0M2	G	Horizontal	50.0A	81.0A	0.18	0.9	67.9	43.73	52.0	28.34	26.64	25.40	23.24
631	RB6532-16-0M8	G	Vertical	16.0A	26.5A	0.80	4.7	58.0	55.0	58.0	14.61	13.73	13.09	11.97
631	RB6532-25-0M5	G	Vertical	25.0A	41.0A	0.47	2.4	58.0	55.0	58.0	18.81	17.68	16.86	15.42
631	RB6532-36-0M4	G	Vertical	36.0A	60.0A	0.42	1.5	62.0	58.0	70.0	26.22	24.64	23.49	21.49
631	RB6532-50-0M2	G	Vertical	50.0A	81.0A	0.18	0.8	62.0	58.0	70.0	28.67	26.94	25.68	23.50
† 631	RB8532-16-1M3	G	Vertical	16.0A	27.0A	1.30	5.7	58.0	55.0	58.0	15.15	14.24	13.58	12.42
† 631	RB8532-25-0M9	G	Vertical	25.0A	41.0A	0.94	3.0	62.0	58.0	70.0	24.78	23.29	22.21	20.32
† 631	RB8532-36-0M8	G	Vertical	36.0A	58.0A	0.83	2.3	76.0	63.0	82.0	30.21	28.39	27.07	24.76
† 631	RB8532-50-0M3	G	Vertical	50.0A	82.0A	0.33	1.2	76.0	63.0	82.0	31.85	29.94	28.55	26.11

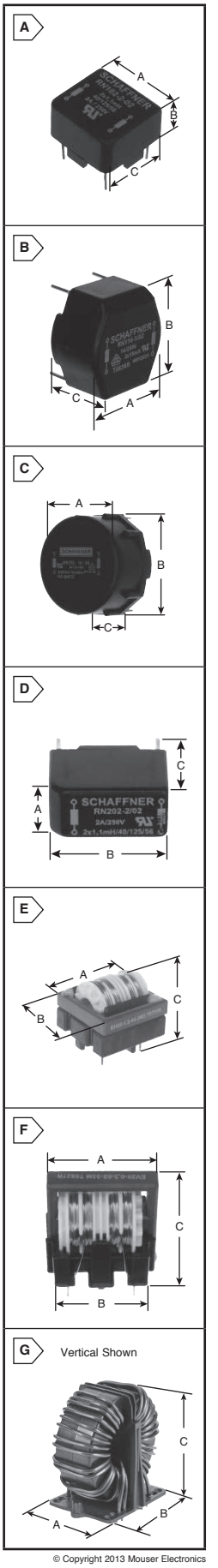

© Copyright 2013 Mouser Electronics

© Copyright 2013 Mouser Electronics

SPECTRUM ASP EMI Low Pass Filters

RoHS Compliant **This product is RoHS compliant.**

DIMENSIONS: mm (in.)

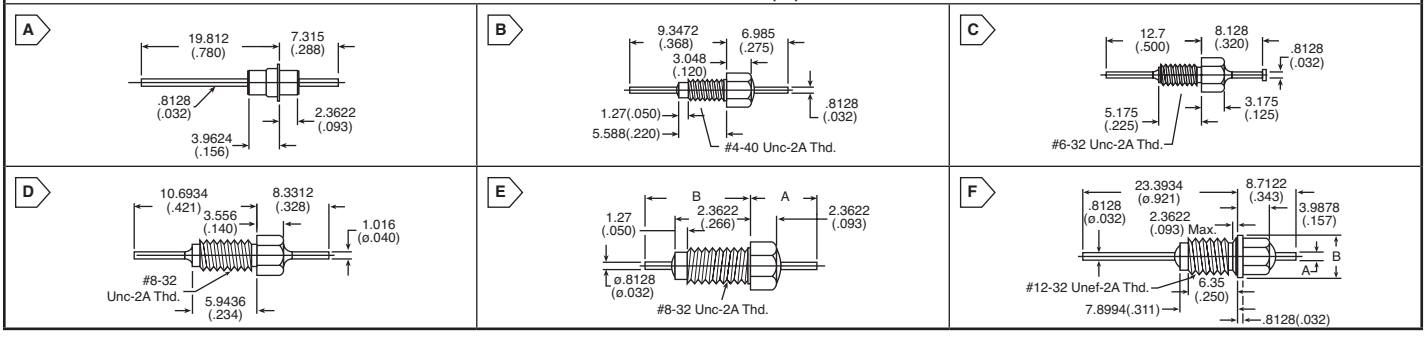

SOLDER-IN PI CIRCUIT FILTERS

Solder-in filters are ideal for use in critical areas where space does not allow use of mounting tools or hardware. The solder-in feature also allows installation in unison with other board mounted components. Primarily used in filtering signal/data lines and DC power lines.

For quantities greater than listed, call for quote.

MOUSER STOCK NO.	Spectrum ASP Part No.	Fig.	Hex.	VDC (125°C)	Min. Cap.	Minimum Insertion Loss (dB)				Price Each		
						1MHz	10MHz	100MHz	1GHz	1	5	10
⁎ 657-1214F-001	1214F-001	A	- - -	200	1750pF	- - -	5	50	60	**4.19**	**3.98**	**3.69**

⁎ With Turret on one end

RESIN SEALED BOLT-IN FILTERS

These filters are easily mounted in a tapped hole or thru-hole with supplied nut and lock-washer. The rugged case with resin seals at both ends provides excellent environmental protection. Primarily used in filtering signal/data lines and DC power lines.

For quantities greater than listed, call for quote.

MOUSER STOCK NO.	Spectrum ASP Part No.	Fig.	Dimensions: in.		Hex.	VDC (125°C)	Min. Cap.	Minimum Insertion Loss (dB)				Price Each		
			A	B				1MHz	10MHz	100MHz	1GHz	1	5	10
C Circuit 4-40 Thread														
657-9900F-381-6004	9900F-381-6004	B	- - -	- - -	0.156	50	5000 pF	- - -	15	30	45	**7.31**	**6.92**	**6.43**
657-9900F-381-6020	9900F-381-6020	B	- - -	- - -	0.156	200	100 pF	- - -	- - -	3	20	**7.15**	**6.81**	**6.46**
LB Circuit 6-32 Thread														
657-51F-726-002	51F-726-002	C	- - -	- - -	0.156	100	0.022 μF	7	27	43	60	**7.95**	**7.58**	**7.20**
C Circuit 8-32 Thread														
657-54F-785-005	54F-785-005	D	- - -	- - -	0.187	100	0.05 μF	15	34	45	60	**8.09**	**7.70**	**7.32**
Pi Circuit 8-32 Thread														
657-1250F-054	1250F-054	E	0.312	0.500	0.187	70	5000 pF	- - -	20	65	70	**8.96**	**8.46**	**7.82**
⁎† 657-51-712-063	51-712-063	E	0.312	0.500	0.187	100	5500 pF	- - -	15	65	70	**8.56**	**8.15**	**7.74**
657-1250F-003	1250F-003	E	0.312	0.890	0.187	200	3000 pF	- - -	5	45	60	**7.56**	**7.27**	**6.96**
† 657-51F-712-001	51F-712-001	E	0.312	0.890	0.187	200	3000 pF	- - -	5	42	70	**6.36**	**6.06**	**5.76**
⁎⁎ 657-51F-744-002	51F-744-002	E	0.265	0.413	0.187	200	5500 pF	- - -	14	55	70	**6.45**	**6.14**	**5.83**
Pi Circuit 12-32 Thread														
657-1270F-016	1270F-016	F	0.032	0.250	0.187	100	5500 pF	- - -	20	65	70	**7.14**	**6.84**	**6.55**

⁎ 5 Ampre † with Turret lead ⁎⁎ Supplied with .040 diameter lead

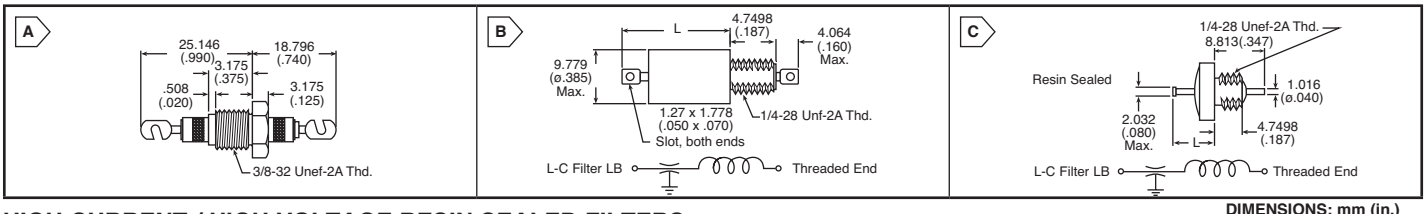

DIMENSIONS: mm (in.)

HIGH CURRENT / HIGH VOLTAGE RESIN SEALED FILTERS

High current filters are ideal for use in high current 5 volt logic buss, but also can be used for 48VDC telephone rack buss, high current switch mode power supplies and DC charging systems. High voltage filters find use in high voltage power supplies and applications requiring U.L. Hi-Pot.

Pi Circuit 3/8-32 Thread

For quantities greater than listed, call for quote.

MOUSER STOCK NO.	Spectrum ASP Part No.	Fig.	Hex.	VDC (125°C)	Min. Cap.	Minimum Insertion Loss (dB)				Price Each		
						1 MHz	10 MHz	100 MHz	1 GHz	1	5	10
657-1280F-060	1280F-060	A	0.500	2500	1500 pF	----	5	50	50	**29.01**	**27.56**	**25.46**

HERMETICALLY SEALED THREADED CASE FILTERS

This series of filters features hermetic glass seals and high EMI filtering performance. They are excellent for critical applications that demand high reliability in the toughest enviromental conditions and provide broad-band high performance EMI filtering from 10KHz to over 10GHz.

For quantities greater than listed, call for quote.

MOUSER STOCK NO.	Spectrum ASP Part No.	Fig.	Hex.	VDC (125°C)	Min. Cap.	CKT	Max. L (In.)	Minimum Insertion Loss (dB)				Price Each		
								1MHz	10MHz	100MHz	1GHz	1	5	10
.375 L Circuit Standard Low Profile - 15Amp														
657-9051F-100-0000	9051F-100-0000	B	- - -	50	1.200μF	LB	0.370	44	60	70	70	**24.33**	**23.18**	**22.02**
657-51F-717-001	51F-717-001	C	- - -	50	1.400μF	LB	0.325	44	60	70	70	**19.56**	**17.21**	**14.86**

SPECTRUM ASP MINIATURE HERMETIC L CIRCUIT SOLDER-IN EMI FILTERS

Features:

- Voltage ratings from 50VDC to 200VDC
- EMI filtering from 10KHz to over 10GHz
- Glass seal one end provides protection from hostile environments
- Designed to be soldered into a package, bracket or bulkhead

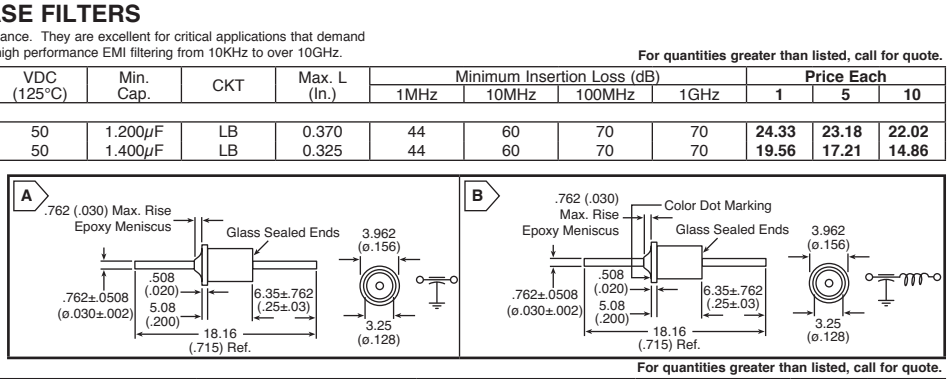

For quantities greater than listed, call for quote.

MOUSER STOCK NO.	Spectrum ASP Part No.	Fig.	DC Amps	Working Voltage	Cap. (pF)	Price Each			
						1	10	25	50
657-SCI-9980-000	SCI-9980-000	A	10	200	0	**10.34**	**9.84**	**9.35**	**8.86**
657-SCI-9980-101	SCI-9980-101	B	10	200	100	**13.56**	**12.91**	**12.26**	**11.62**
657-SCI-9980-122	SCI-9980-122	B	10	200	1200	**13.87**	**13.20**	**12.54**	**11.88**
657-SCI-9980-502	SCI-9980-502	B	10	100	5000	**14.17**	**13.49**	**12.82**	**12.14**
657-SCI-9980-153	SCI-9980-153	B	10	100	15000	**14.37**	**13.69**	**13.00**	**12.32**

© Copyright 2013 Mouser Electronics
© Copyright 2013 Mouser Electronics

SYFER EMI Filters

RoHS Compliant **This product is RoHS compliant.**

DIMENSIONS: mm (in.)

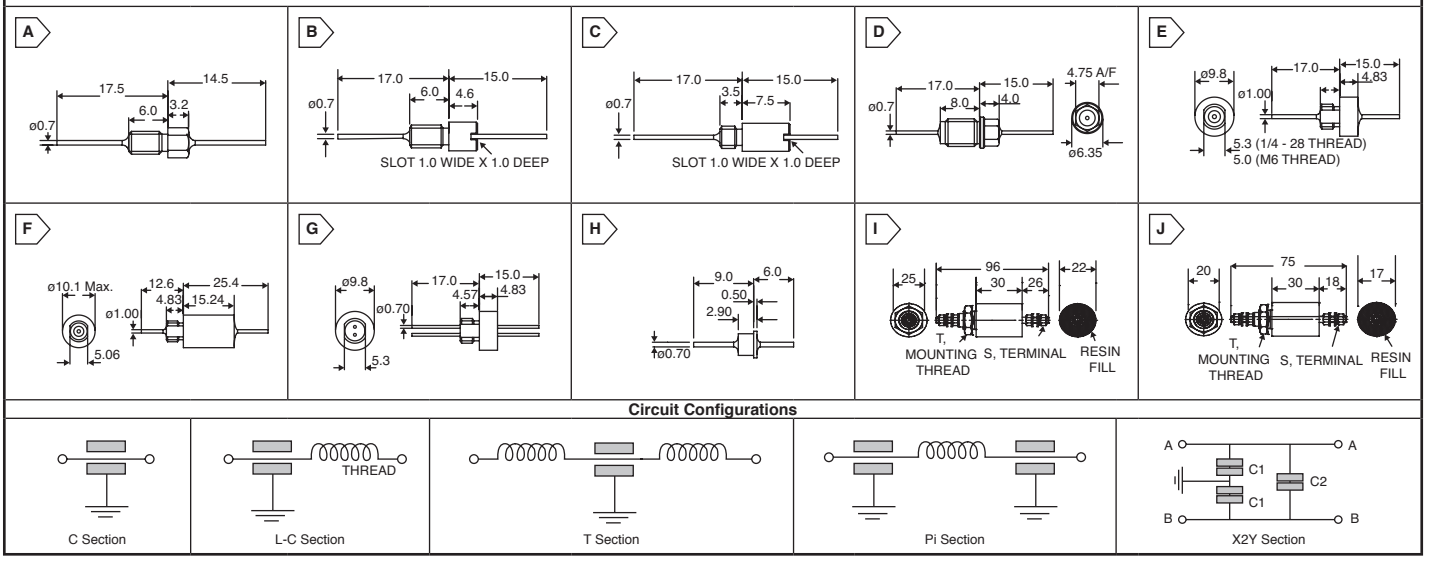

Circuit Configurations

The SYFER range of EMI/RFI panel mount filters is extensive, covering both threaded and solder-in panel mounting versions. The threaded types are available in both metric and non-metric threads.

At the heart of every SYFER "SF" filter is a discoidal multilayer ceramic element, manufactured using a unique "Wet Process" . This gives a robust construction with higher capacitance values than traditional tubular types. Dielectric materials used include stable X7R types which ensures excellent insertion loss performance. Ultra stable C0G versions are available on request. Syfer offers one of the highest capacitance values per case size - C, LC section up to 3.3uF, Pi section up to 6.6uF and maximum voltage ratings up to 3kV d.c

RoHS Compliant

For quantities greater than listed, call for quote.

MOUSER STOCK NO.	Syfer Part No.	Fig.	Value (uF)	Rated Voltage (DC)	Circuit	Head	Mounting	Typical no-load insertion loss when measured in a 50Ω system							Price Each			
								10kHz	100kHz	1MHz	10MHz	100MHz	1GHz	10GHz	1	10	25	50
Feedthrough EMI Filters																		
843-SFAAC5000682MX0	SFAAC5000682MX0	A	.0068	500	C	4 A/F	4-40 UNC	--	--	2	19	39	57	70+	18.43	16.90	15.35	13.82
843-SFAAC2000683MX0	SFAAC2000683MX0	A	.068	200	C	4 A/F	4-40 UNC	--	2	19	39	54	70+	70+	12.84	11.77	10.70	9.42
843-SFABC1000104MX1	SFABC1000104MX1	A	.1000	100	C	4 A/F	6-32 UNC	--	4	22	41	57	70+	70+	30.46	27.93	25.39	22.34
843-SFKBC5000102MX0	SFKBC5000102MX0	B	.001	500	C	Ø4.4	6-32 UNC	--	--	--	4	23	41	70+	16.88	15.48	14.07	12.67
843-SFKBC2000683MX0	SFKBC2000683MX0	B	.068	200	C	Ø4.4	6-32 UNC	--	2	19	39	54	70+	70+	23.79	21.81	19.83	17.44
843-SFKKT5000152MX0	SFKKT5000152MX0	C	.0015	500	T	Ø4.4	M3.5	--	--	--	10	30	50	70+	19.07	17.48	15.89	13.98
843-SFKKT1000104MX0	SFKKT1000104MX0	C	.1000	100	T	Ø4.4	M3.5	--	4	22	46	62	70+	70+	29.11	26.69	24.27	21.35
843-SFBCC5000222MX1	SFBCC5000222MX1	A	.0022	500	C	4.75 A/F	8-32 UNC	--	--	--	10	30	50	70+	19.65	18.01	16.37	14.73
843-SFBCC1000104MX1	SFBCC1000104MX1	A	.1000	100	C	4.75 A/F	8-32 UNC	--	4	22	41	57	70+	70+	27.73	25.42	23.11	20.34
843-SFBCL1000104MX1	SFBCL1000104MX1	A	.1000	100	L-C	4.75 A/F	8-32 UNC	--	4	22	44	60	70+	70+	29.11	26.69	24.27	21.35
843-SFBLL1000223MX1	SFBLL1000223MX1	A	.0220	100	L-C	4.75 A/F	M4	--	--	10	38	48	68	70+	20.29	18.60	16.91	15.22
843-SFBLP2000942ZX1	SFBLP2000942ZX1	A	.0094	200	Pi	4.75 A/F	M4	--	--	4	24	60	70+	70+	30.30	27.78	25.25	22.22
843-SFBCP0500943ZX1	SFBCP0500943ZX1	A	.0940	50	Pi	4.75 A/F	8-32 UNC	--	2	18	57	70+	70+	70+	46.19	42.34	38.50	33.88
843-SFBDT5000103MX1	SFBDT5000103MX1	D	.0100	500	T	4.75 A/F	12-32 UNEF	--	--	4	26	45	66	70+	34.54	31.66	28.78	25.33
843-SFBDT1000104MX1	SFBDT1000104MX1	D	.1000	100	T	4.75 A/F	12-32 UNEF	--	4	22	46	62	70+	70+	35.66	32.69	29.72	26.15
843-SFBDP0500943MX1	SFBDP0500943MX1	D	.0940	50	Pi	4.75 A/F	12-32 UNEF	--	4	18	68	70+	70+	70+	31.07	28.48	25.89	23.30
843-SFBDP1000204MX1	SFBDP1000204MX1	D	.2000	100	Pi	4.75 A/F	12-32 UNEF	--	10	27	70+	70+	70+	70+	45.65	41.85	38.04	34.24
843-SFCIC5000103MX1	SFCIC5000103MX1	A	.0100	500	C	6.35 A/F	2BA	--	--	4	22	41	60	70+	20.03	18.36	16.69	15.02
843-SFCML1000474MX1	SFCML1000474MX1	A	.4700	100	L-C	6.35 A/F	M5	1	16	35	55	68	70+	70+	38.20	35.02	31.83	28.01
843-SFCDL1000224MX1	SFCDL1000224MX1	A	.2200	100	L-C	6.35 A/F	12-32 UNEF	--	10	29	49	62	70+	70+	29.31	26.87	24.43	21.50
843-SFCDP5000942MX1	SFCDP5000942MX1	A	.0094	500	Pi	6.35 A/F	12-32 UNEF	--	--	4	27	68	70+	70+	32.07	29.39	26.73	23.52
843-SFJNC5000104MX1	SFJNC5000104MX1	E	.1000	500	C	Ø9.8	M6	--	4	22	41	57	70+	70+	38.20	35.02	31.83	28.65
843-SFJNL2K00103MX1	SFJNL2K00103MX1	E	.0100	2000	L-C	Ø9.8	M6	--	--	4	22	41	60	70+	38.91	35.66	32.42	28.53
843-SFJNL1K00333MX1	SFJNL1K00333MX1	E	.0330	1000	L-C	Ø9.8	M6	--	--	13	34	50	68	70+	39.16	35.90	32.64	28.72
843-SFJEC2K00332MX1	SFJEC2K00332MX1	E	.0033	2000	C	Ø9.8	1/4-28 UNF	--	--	--	13	33	52	70+	40.51	37.14	33.76	29.70
843-SFJEC1000225MX1	SFJEC1000225MX1	E	2.2	100	C	Ø9.8	1/4-28 UNF	10	29	48	66	70+	70+	70+	59.29	54.35	49.41	43.47
843-SFJEL2000105MX1	SFJEL2000105MX1	E	1.0	200	L-C	Ø9.8	1/4-28 UNF	4	22	41	61	70+	70+	70+	59.29	54.35	49.41	43.47
843-SFJEL1000155MX1	SFJEL1000155MX1	E	1.5	100	L-C	Ø9.8	1/4-28 UNF	7	25	45	64	70+	70+	70+	47.38	43.43	39.48	35.53
843-SFJGP1K0136NMX1	SFJGP1K0136NMX1	F	.1360	1000	Pi	Ø10	1/4-28 UNF	--	8	20	70+	70+	70+	70+	90.56	86.85	79.93	71.94
843-SFJGP5000664MX1	SFJGP5000664MX1	F	.6600	500	Pi	Ø10	1/4-28 UNF	2	17	54	70+	70+	70+	70+	95.34	87.39	79.45	71.50
843-SFJGP1000445MX1	SFJGP1000445MX1	F	4.4	100	Pi	Ø10	1/4-28 UNF	14	30	70+	70+	70+	70+	70+	99.19	90.93	82.66	74.40
X2Y (Balanced Line) Filters																		
843-SFJEB2000103MX1	SFJEB2000103MX1	G	.0100	200	X2Y	Ø9.8	1/4-28 UNF	--	--	--	--	--	--	--	94.21	86.36	78.52	70.66
843-SFJEB2000104MX1	SFJEB2000104MX1	G	.1000	200	X2Y	Ø9.8	1/4-28 UNF	--	--	--	--	--	--	--	95.69	87.72	79.75	71.76
Solder-In Panel Mount Filters																		
843-SFSRC0500103ZX0	SFSRC0500103ZX0	H	.0100	50	C	Ø3.2	ø2.8	--	--	4	22	41	60	70+	22.63	20.75	18.86	16.60
843-SFSTC5000222MX0	SFSTC5000222MX0	H	.0022	500	C	Ø4.0	ø3.25	--	--	--	10	30	50	70+	19.23	17.62	16.03	14.10
843-SFSTC3000333MX0	SFSTC3000333MX0	H	.0330	300	C	Ø4.0	ø3.25	--	--	13	33	48	68	70+	22.86	20.95	19.05	16.76
843-SFSUC5000103MX0	SFSUC5000103MX0	H	.0100	500	C	Ø6.5	ø5.6	--	--	4	22	41	60	70+	25.23	23.13	21.03	18.50
843-SFSUC5000223MX0	SFSUC5000223MX0	H	.0220	500	C	Ø6.5	øt5.6	--	--	10	29	46	65	70+	21.99	20.16	18.33	16.12

EMI POWER FILTERS

Utilising plastic film technology, which offers the advantage of being self-healing, the "SL" range includes high ac and dc working voltage options along with parts designed and tested to meet the rigorous demands of EN132400/EN60950 safety specifications.

RoHS Compliant

For quantities greater than listed, call for quote.

MOUSER STOCK NO.	Syfer Part No.	Fig.	Value (nF)	Rated Voltage (DC)	Circuit	Rated Current (A)	Mounting	Thread Size	Typical no-load insertion loss when measured in a 50Ω system							Price Each		
									10kHz	30kHz	100kHz	1MHz	10MHz	100MHz	1GHz	1	5	10
843-SLGNC6000804M11	SLGNC6000804M11	I	800	600	C	100	M16x1	M4	-	12	22	42	50	82	90+	152.48	121.98	112.83
843-SLGNC4000205M11	SLGNC4000205M11	I	2000	400	C	100	M16x1	M4	-	20	30	50	58	90+	90+	152.48	121.98	112.83
843-SLDLC0630146M11	SLDLC0630146M11	J	14000	63	C	32	M12x1	M6	27	37	47	63	87	90+	90+	152.48	121.98	112.83

© Copyright 2013 Mouser Electronics

© Copyright 2013 Mouser Electronics

SYFER SMD EMI and X2Y Filters

RoHS Compliant **This product is RoHS compliant.**

SMD EMI PI FILTERS

Features:
- Miniature SMD package
- X7R and C0G dielectrics
- EMI filtering performance up to 1GHz and higher
- Ideal for telecom, power supplies, and industrial equipment
- Also suitable for mil/aerospace applications

Specifications:
- Tolerance: 20%
- Temperature rating: -55°C to +125°C
- Rated current: 1Amp DC
- Ferrite inductance: 0.25uH(SBSP), 0.5uH (SBSG,SBSM)
- Max solder temperature: 220°C

DIMENSIONS: mm

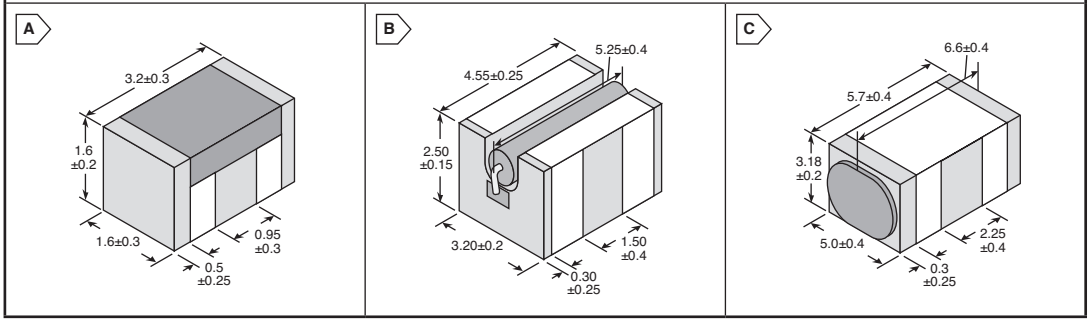

SBSP Series (1 Amp)

For quantities greater than listed, call for quote.

MOUSER STOCK NO.	Syfer Part No.	Fig.	Cap Value	Volt (DC)	Dielectric	Price Each 1	50	100	500	Reel Quantity	Price Per Piece
843-SBSPP1000101MC	SBSPP1000101MCT	A	100pF	100	C0G	2.17	1.63	1.09	.813	1500	.674
843-SBSPP1000221MC	SBSPP1000221MCT	A	220pF	100	C0G	2.17	1.63	1.09	.813	1500	.674
843-SBSPP1000471MC	SBSPP1000471MCT	A	470pF	100	C0G	2.17	1.63	1.09	.813	1500	.674
843-SBSPP1000102MX	SBSPP1000102MXT	A	1000pF	100	X7R	2.17	1.63	1.09	.813	1500	.674
843-SBSPP1000472MX	SBSPP1000472MXT	A	.0047uF	100	X7R	2.17	1.63	1.09	.792	1500	.653
843-SBSPP1000103MX	SBSPP1000103MXT	A	.01uF	100	X7R	1.63	1.22	.819	.61	1500	.525
843-SBSPP0500473MX	SBSPP0500473MXT	A	.047uF	50	X7R	2.17	1.63	1.09	.813	1500	.674
843-SBSPP0500683MX	SBSPP0500683MXT	A	.068uF	50	X7R	2.17	1.63	1.09	.813	1500	.674
843-SBSPP0250104MX	SBSPP0250104MXT	A	.1uF	25	X7R	2.17	1.63	1.09	.813	1500	.674
843-SBSPP0250154MX	SBSPP0250154MXT	A	.15uF	25	X7R	2.17	1.63	1.09	.813	1500	.674

SBSG Series (5 Amp)

For quantities greater than listed, call for quote.

MOUSER STOCK NO.	Syfer Part No.	Fig.	Cap Value	Volt (DC)	Dielectric	Price Each 1	50	100	500	Reel Quantity	Price Per Piece
843-SBSGP5000472MX	SBSGP5000472MXT	B	.0047uF	500	X7R	15.99	11.99	7.99	6.05	500	6.05
843-SBSGP5000103MX	SBSGP5000103MXT	B	.01uF	500	X7R	14.45	10.83	7.22	5.41	500	5.41
843-SBSGP2000683MX	SBSGP2000683MXT	B	.068uF	200	X7R	15.50	13.48	9.44	6.07	500	6.07
843-SBSGP1000154MX	SBSGP1000154MXT	B	.15uF	100	X7R	17.70	15.42	10.80	6.93	500	6.93
843-SBSGP0500224MX	SBSGP0500224MXT	B	.22uF	50	X7R	15.74	13.72	9.60	6.16	500	6.16

SBSM Series (10 Amp)

For quantities greater than listed, call for quote.

MOUSER STOCK NO.	Syfer Part No.	Fig.	Cap Value	Volt (DC)	Dielectric	Price Each 1	50	100	500	Reel Quantity	Price Per Piece
843-SBSMP5000102MX	SBSMP5000102MXT	C	1000pF	500	X7R	20.22	15.16	10.10	7.58	500	7.58
843-SBSMP5000153MX	SBSMP5000153MXT	C	.015uF	500	X7R	20.54	15.41	10.27	7.69	500	7.69
843-SBSMP5000683MX	SBSMP5000683MXT	C	.068uF	500	X7R	20.79	15.59	10.40	7.79	500	7.79
843-SBSMP1000334MX	SBSMP1000334MXT	C	.33uF	100	X7R	21.54	16.16	10.77	8.08	500	8.08
843-SBSMP0500474MX	SBSMP0500474MXT	C	.47uF	50	X7R	21.90	16.42	10.95	8.21	500	8.21

X2Y FILTERS

The Syfer X2Y Integrated Passive Component is a 3 terminal EMI chip device. The revolutionary design provides simultaneous line-to-line and line-to-ground filtering, using a single ceramic chip. In this way, differential and common mode filtering are provided in one device. Available in sizes from 0603 to 2220, these filters can prove invaluable in meeting stringent EMC demands.

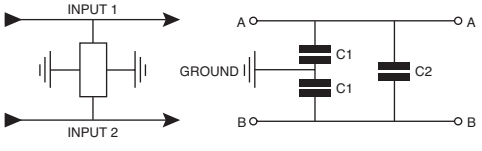

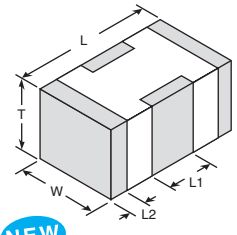

Features:
- Replaces 2 or 3 capacitors with one device
- Matched capacitance line to ground on both lines
- Ultra low inductance due to cancellation effect
- Differential and common mode attenuation
- Effects of temperature and voltage variation eliminated
- Effect of ageing equal on both lines
- High current capability

Specifications:
- Dielectric: X7R or C0G
- Temperature rating: -55°C to 125°C
- Dielectric withstand voltage: 2.5 x Rated Volts for 5 secs.; Charging current limited to 50mA Max.
- Insulation resistance: 100Gohms or 1000s (whichever is the less)

Applications:
- Balanced lines and twisted pairs
- EMI Suppression on DC motors
- Sensor/transducer applications
- Wireless communications
- Audio amplifiers
- CANBUS systems

NEW PRODUCT

For quantities greater than listed, call for quote.

MOUSER STOCK NO.	Syfer Part No.	Cap Value	Volt (DC)	Dielectric	Termination	Dimensions: mm L	W	T	L1	L2	Price Each 1	50	100	500	Reel Qty.	Price Per Piece
843-0603J0500330MC3	0603J0500330MCTE03	33pF	50	C0G	Matte Tin	1.6±0.2	0.8±0.2	0.5±0.15	0.4±0.15	0.25±0.15	1.18	.942	.76	.589	4000	.385
843-0603J0250101MC3	0603J0250101MCTE03	100pF	25	C0G	Matte Tin	1.6±0.2	0.8±0.2	0.5±0.15	0.4±0.15	0.25±0.15	1.18	.942	.76	.589	4000	.385
843-0805J1000101MC3	0805J1000101MCTE03	100pF	100	C0G	Matte Tin	2.0±0.3	1.25±0.2	1.0±0.15	0.50±0.25	0.3±0.15	1.43	1.06	.877	.621	3000	.46
843-1206J1000103MX3	1206J1000103MXTE03	.01uF	100	X7R	Matte Tin	3.2±0.3	1.6±0.2	1.1±0.2	0.95±0.3	0.5±0.25	2.15	1.59	1.32	.942	2500	.696
843-1206Y2000103MX3	1206Y2000103MXTE03	.01uF	200	X7R	FlexiCap	3.2±0.3	1.6±0.2	1.1±0.2	0.95±0.3	0.5±0.25	1.65	1.22	1.01	.717	2500	.535
843-1206J1000473MX3	1206J1000473MXTE03	.047uF	100	X7R	Matte Tin	3.2±0.3	1.6±0.2	1.1±0.2	0.95±0.3	0.5±0.25	2.15	1.59	1.32	.942	2500	.696
843-1410Y2000473MX3	1410Y2000473MXTE03	.047uF	200	X7R	FlexiCap	3.6±0.3	2.5±0.2	2 Max.	1.2±0.3	0.5±0.25	4.14	3.06	2.53	1.80	2000	1.34
843-1410Y0500334MX3	1410Y0500334MXTE03	.33uF	50	X7R	FlexiCap	3.6±0.3	2.5±0.2	2 Max.	1.2±0.3	0.5±0.25	3.49	2.58	2.12	1.52	2000	1.12
843-1410Y0500404MX3	1410Y0500404MXTE03	.4uF	50	X7R	FlexiCap	3.6±0.3	2.5±0.2	2 Max.	1.2±0.3	0.5±0.25	3.49	2.58	2.12	1.52	2000	1.12
843-1812Y5000272MX3	1812Y5000272MXTE03	.0027uF	500	X7R	FlexiCap	4.5±0.35	3.2±0.2	2 Max.	1.4±0.35	0.75±0.25	5.10	3.78	3.11	2.23	1000	1.78
843-1812Y5000393MX3	1812Y5000393MXTE03	.039uF	500	X7R	FlexiCap	4.5±0.35	3.2±0.2	2 Max.	1.4±0.35	0.75±0.25	5.35	3.96	3.26	2.33	1000	1.86
843-1812Y5000104MX3	1812Y5000104MXTE03	.1uF	500	X7R	FlexiCap	4.5±0.35	3.2±0.2	2 Max.	1.4±0.35	0.75±0.25	6.51	4.82	3.96	2.82	1000	2.27
843-1812Y1000334MX3	1812Y1000334MXTE03	.33uF	100	X7R	FlexiCap	4.5±0.35	3.2±0.2	2 Max.	1.4±0.35	0.75±0.25	4.65	3.43	2.84	2.02	1000	1.62
843-1812Y0500444MX3	1812Y0500444MXTE03	.44uF	50	X7R	FlexiCap	4.5±0.35	3.2±0.2	2 Max.	1.4±0.35	0.75±0.25	4.65	3.43	2.84	2.02	1000	1.62
843-1812Y0500474MX3	1812Y0500474MXTE03	.47uF	50	X7R	FlexiCap	4.5±0.35	3.2±0.2	2 Max.	1.4±0.35	0.75±0.25	5.23	3.86	3.19	2.28	1000	1.82

© Copyright 2013 Mouser Electronics
© Copyright 2013 Mouser Electronics

TAIYO YUDEN Ferrite Chip Beads

TAIYO YUDEN

RoHS Compliant This product is RoHS compliant.

FB SERIES M TYPE HIGH CURRENT

Features:
- Power supply units:
  - Withstand large current (allowable current: up to 6A)
  - Resistance to high energy
  - High reliability
- There are several variations of the FBMJ type
  - HS: for broadband applications
  - HM: for upper MHz range applications
  - HL: for GHz range applications
- The FBMH type is optimal for circiut designs which require high impedances and large currents to combat radiated noise on power lines, etc.

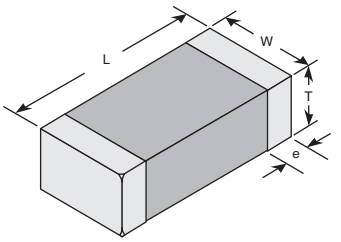

Specifications:
- Operating temperature: -40°C to 125°C (Including self-generated heat)

DIMENSIONS: mm (in.)				
Type	**L**	**W**	**T**	**e**
BKH1005 (0402)	1.0±0.05 (0.039±0.002)	0.5±0.05 (0.02±0.002)	0.5±0.05 (0.02±0.002)	0.25±0.1 (0.01±0.004)
FBMJ1608 (0603)	1.6±0.2 (0.063±0.008)	0.8±0.2 (0.031±0.008)	0.8±0.2 (0.031±0.008)	0.3±0.2 (0.012±0.008)
FBMJ2125 (0805)	2.0±0.2 (0.079±0.008)	1.25±0.2 (0.049±0.008)	0.85±0.2 (0.033±0.008)	0.5±0.3 (0.020±0.012)
FBMJ3216 (1206)	3.2±0.3 (0.126±0.012)	1.6±0.2 (0.063±0.008)	1.1±0.2 (0.043±0.008)	0.5±0.3 (0.020±0.012)
FBMJ4516 (1806)	4.5±0.3 (0.177±0.012)	1.6±0.2 (0.063±0.008)	1.1±0.2 (0.043±0.008)	0.5±0.3 (0.020±0.012)
FBMH1608 (0603)	1.6±0.1 (0.063±0.004)	0.8±0.1 (0.031±0.004)	0.8±0.1 (0.031±0.004)	0.3±0.15 (0.012±0.006)
FBMH2012 (0805)	2.0±0.2 (0.079±0.008)	1.25±0.2 (0.049±0.008)	0.85±0.2 (0.033±0.008)	0.5±0.3 (0.020±0.012)
FBMH2016 (0806)	2.0±0.2 (0.079±0.008)	1.6±0.2 (0.063±0.008)	1.6±0.2 (0.063±0.008)	0.5±0.3 (0.020±0.012)
FBMH3225 (1210)	3.2±0.3 (0.126±0.012)	2.5±0.3 (0.098±0.012)	2.5±0.3 (0.098±0.012)	0.5±0.3 (0.020±0.012)
FBMH4516 (1806)	4.5±0.3 (0.177±0.012)	1.6±0.2 (0.063±0.008)	1.6±0.2 (0.063±0.008)	0.5±0.3 (0.020±0.012)
FBMH4525 (1810)	4.5±0.4 (0.177±0.016)	2.5±0.3 (0.098±0.012)	2.5±0.3 (0.098±0.012)	0.9±0.6 (0.035±0.024)
FBMH4532 (1812)	4.5±0.4 (0.177±0.016)	3.2±0.3 (0.126±0.012)	3.2±0.3 (0.126±0.012)	0.9±0.6 (0.035±0.024)

Standard

- For additional values and sizes visit mouser.com

For quantities greater than listed, call for quote.

MOUSER STOCK NO.	Taiyo Yuden Part No.	Impedance (Ω)	DC Resistance (mΩ) (max.)	Rated Current (A) (max.)	Price Each 1	10	50	100	500	Reel Qty.	Price Per Piece
0603											
963-FBMJ1608HM230NT	FBMJ1608HM230NT	23±30%	0.007	4.0	.41	.30	.178	.102	.068	4000	.041
963-FBMJ1608HS280NT	FBMJ1608HS280NT	28±30%	0.006	6.0	.41	.30	.178	.102	.068	4000	.041
0805											
963-FBMJ2125HL8R0NT	FBMJ2125HL8R0NT	8±30%	0.008	4.0	.43	.321	.187	.107	.073	4000	.043
963-FBMJ2125HM210NT	FBMJ2125HM210NT	21±30%	0.004	6.0	.43	.321	.187	.107	.073	4000	.043
963-FBMJ2125HS250NT	FBMJ2125HS250NT	25±30%	0.004	6.0	.43	.321	.187	.107	.073	4000	.043
963-FBMJ2125HM330-T	FBMJ2125HM330-T	33±25%	0.008	4.0	.43	.321	.187	.107	.073	4000	.043
963-FBMJ2125HS420-T	FBMJ2125HS420-T	42±25%	0.008	4.0	.43	.321	.187	.107	.073	4000	.043
1206											
963-FBMJ3216HL160NT	FBMJ3216HL160NT	16±30%	0.012	4.0	.45	.353	.232	.136	.083	2000	.059
963-FBMJ3216HM380NT	FBMJ3216HM380NT	38±30%	0.005	6.0	.45	.353	.232	.136	.083	2000	.059
963-FBMJ3216HS480NT	FBMJ3216HS480NT	48±30%	0.005	6.0	.45	.353	.232	.136	.083	2000	.059
963-FBMJ3216HM600-T	FBMJ3216HM600-T	60±25%	0.010	4.0	.45	.353	.232	.136	.083	2000	.059
963-FBMJ3216HS800-T	FBMJ3216HS800-T	80±25%	0.010	4.0	.45	.353	.232	.136	.083	2000	.059
1806											
963-FBMJ4516HL230NT	FBMJ4516HL230NT	23±30%	0.014	3.5	.52	.407	.271	.158	.097	2000	.068
963-FBMJ4516HM560NT	FBMJ4516HM560NT	56±30%	0.007	6.0	.52	.407	.271	.158	.097	2000	.068
963-FBMJ4516HS720NT	FBMJ4516HS720NT	72±30%	0.007	6.0	.52	.407	.271	.158	.097	2000	.068
963-FBMJ4516HM900-T	FBMJ4516HM900-T	90±25%	0.014	4.0	.52	.407	.271	.158	.097	2000	.068
963-FBMJ4516HS111-T	FBMJ4516HS111-T	110±25%	0.014	3.5	.52	.407	.271	.158	.097	2000	.068

High Impedance

For quantities greater than listed, call for quote.

0402											
963-BKH1005LM152-T	BKH1005LM152-T	1500	1500	0.2	.11	.086	.063	.04	.033	1000	.022
963-BKH1005LM182-T	BKH1005LM182-T	1800	2000	0.2	.11	.086	.063	.04	.033	1000	.022
0603											
963-FBMH1608HL300-T	FBMH1608HL300-T	30±25%	0.028	2.5	.41	.30	.178	.102	.068	4000	.041
963-FBMH1608HM470-T	FBMH1608HM470-T	47±25%	0.020	3.5	.41	.30	.178	.102	.068	4000	.041
963-FBMH1608HL600-T	FBMH1608HL600-T	60±25%	0.045	1.8	.41	.30	.178	.102	.068	4000	.041
963-FBMH1608HM600-T	FBMH1608HM600-T	60±25%	0.025	3.0	.41	.30	.178	.102	.068	4000	.041
963-FBMH1608HM101-T	FBMH1608HM101-T	100±25%	0.035	2.0	.41	.30	.178	.102	.068	4000	.041
963-FBMH1608HL121-T	FBMH1608HL121-T	120±25%	0.130	0.9	.41	.30	.178	.102	.068	4000	.041
963-FBMH1608HM151-T	FBMH1608HM151-T	150±25%	0.050	2.0	.41	.30	.178	.102	.068	4000	.041
963-FBMH1608HL221-T	FBMH1608HL221-T	220±25%	0.170	0.7	.41	.30	.178	.102	.068	4000	.041
963-FBMH1608HM221-T	FBMH1608HM221-T	220±25%	0.070	1.5	.41	.30	.178	.102	.068	4000	.041
963-FBMH1608HL331-T	FBMH1608HL331-T	330±25%	0.210	0.6	.41	.30	.178	.102	.068	4000	.041
963-FBMH1608HM331-T	FBMH1608HM331-T	330±25%	0.130	0.9	.41	.30	.178	.102	.068	4000	.041
963-FBMH1608HL471-T	FBMH1608HL471-T	470±25%	0.350	0.5	.41	.30	.178	.102	.068	4000	.041
963-FBMH1608HM471-T	FBMH1608HM471-T	470±25%	0.150	0.7	.41	.30	.178	.102	.068	4000	.041
963-FBMH1608HL601-T	FBMH1608HL601-T	600±25%	0.450	0.4	.41	.30	.178	.102	.068	4000	.041
963-FBMH1608HM601-T	FBMH1608HM601-T	600±25%	0.170	0.7	.41	.30	.178	.102	.068	4000	.041
963-FBMH1608HM102-T	FBMH1608HM102-T	1000±25%	0.350	0.5	.41	.30	.178	.102	.068	4000	.041
0805											
963-FBMH2012HM800-T	FBMH2012HM800-T	80±25%	0.025	2.7	.38	.289	.194	.113	.088	4000	.049
963-FBMH2012HM121-T	FBMH2012HM121-T	120±25%	0.032	2.5	.38	.289	.194	.113	.088	4000	.049
963-FBMH2012HM221-T	FBMH2012HM221-T	220±25%	0.060	2.0	.38	.289	.194	.113	.088	4000	.049
963-FBMH2012HM331-T	FBMH2012HM331-T	330±25%	0.080	1.8	.38	.289	.194	.113	.088	4000	.049
0806											
963-FBMH2016HM251NT	FBMH2016HM251NT	250±30%	0.050	2.0	.45	.353	.232	.136	.083	2000	.059
1210											
963-FBMH3225HM601NT	FBMH3225HM601NT	600±30%	0.042	3.0	.81	.674	.488	.335	.305	1000	.172
963-FBMH3225HM102NT	FBMH3225HM102NT	1000±30%	0.100	2.0	.81	.674	.488	.335	.305	1000	.172
963-FBMH3225HM202NT	FBMH3225HM202NT	2000±30%	0.130	1.2	.81	.674	.488	.335	.305	1000	.172
1806											
963-FBMH4516HM851NT	FBMH4516HM851NT	850±30%	0.100	1.5	.86	.717	.514	.353	.257	2000	.161
1810											
963-FBMH4525HM102NT	FBMH4525HM102NT	1000±30%	0.060	3.0	1.13	.963	.728	.564	.528	1000	.291
963-FBMH4525HM162NT	FBMH4525HM162NT	1600±30%	0.130	2.0	1.13	.963	.728	.564	.528	1000	.291
1812											
963-FBMH4532HM681-T	FBMH4532HM681-T	680±25%	0.028	4.0	.92	.77	.586	.454	.337	2000	.204
963-FBMH4532HM132-T	FBMH4532HM132-T	1300±25%	0.060	4.0	.92	.77	.586	.454	.337	2000	.204
963-FBMH4532HM202-T	FBMH4532HM202-T	2000±25%	0.130	1.3	.92	.77	.586	.454	.337	2000	.204

© Copyright 2013 Mouser Electronics
© Copyright 2013 Mouser Electronics

TDK ZCAT Snap-On EMI Clamp Filters

RoHS Compliant **This product is RoHS compliant.**

INTERNAL CONSTRUCTION

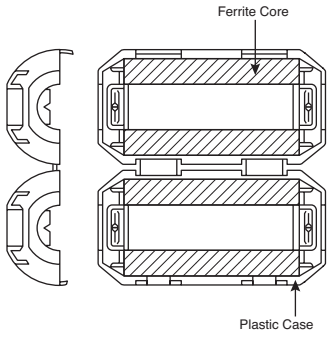

TYPICAL EMC SUPPRESSION EFFECTS - RADIATION LEVEL vs. FREQUENCY CHARACTERISTICS

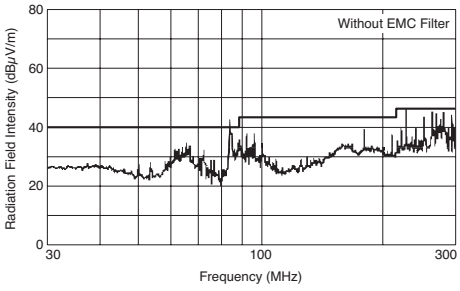

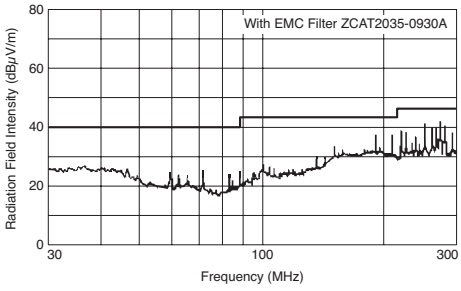

Features:

- Unique Plastic case ensures simple, convenient installation
- Includes a self-locking mechanism to prevent slippage on cables
- Ferrite core provides excellent absorption of high-frequency EMC
- Highly effective as countermeasure against common mode EMC without adverse affect on signal quality
- Large cores prevent saturation during large signal surges

Applications:

- Personal computers, word processors, monitors, hard disk drives, digital telephone systems, audio devices, electronics musical instruments, video games, copiers, and fax machines

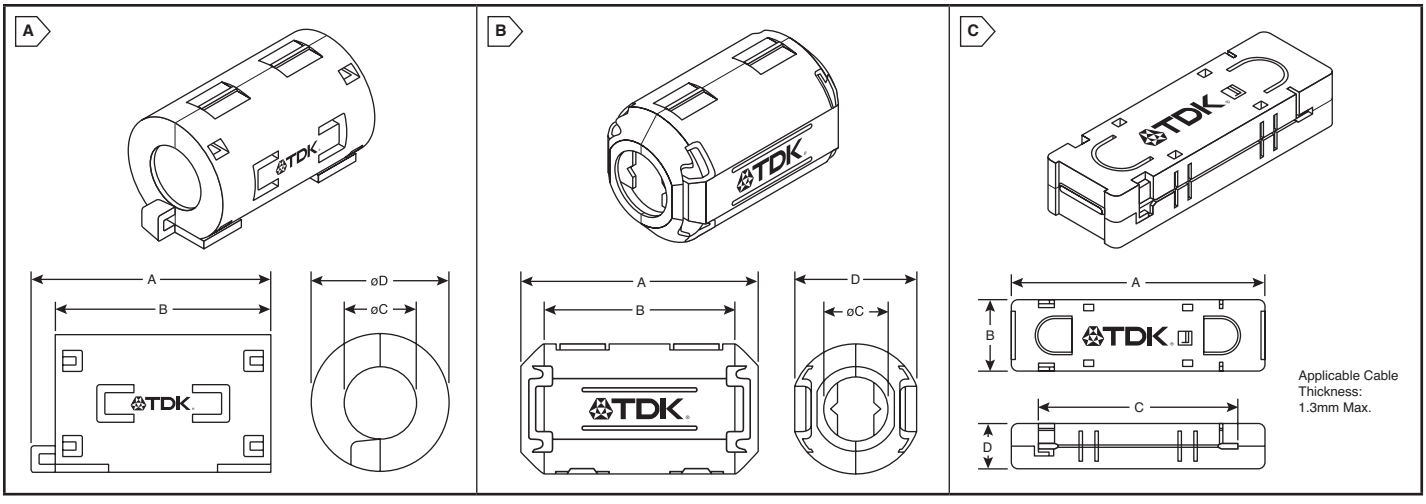

ZCAT ROUND CASE - GRAY

For quantities greater than listed, call for quote.

MOUSER STOCK NO.	TDK Part No.	Fig.	Dimensions: mm					Cable Form	Price Each				
			Total Length (A)	Case Length (B)	Inside Diameter (C)	Outside Diameter (D)	Cable Diameter		1	10	50	100	500
810-ZCAT1325-0530A	ZCAT1325-0530A	A	25	20	4	12.8	3 to 5	Round USB	1.31	1.12	.942	.722	.632
810-ZCAT1518-0730	ZCAT1518-0730	A	22	18	7	15	7 max.	Round	1.31	1.12	.942	.722	.632
810-ZCAT1730-0730A	ZCAT1730-0730A	B	30	23	7	16.5	4 to 7	Round USB	2.11	1.80	1.39	1.17	1.02
810-ZCAT2017-0930	ZCAT2017-0930	A	21	17	9	20	9 max.	Round	2.11	1.80	1.39	1.17	1.02
810-ZCAT2035-0930A	ZCAT2035-0930A	B	35	28	9	19.5	6 to 9	Round	2.53	2.16	1.77	1.39	1.22
810-ZCAT2132-1130	ZCAT2132-1130	A	36	32	11	20.5	11 max.	Round	2.95	2.53	2.03	1.63	1.42
810-ZCAT2235-1030A	ZCAT2235-1030A	B	35	28	10	21.5	8 to 10	Round	3.05	2.59	2.25	1.69	1.47
810-ZCAT2436-1330A	ZCAT2436-1330A	B	36	29	13	23.5	10 to 13	Round	4.07	3.46	2.88	2.26	1.95
810-ZCAT3035-1330	ZCAT3035-1330	A	39	34	13	30	13 max.	Round	5.46	4.91	4.41	3.16	2.80

ZCAT ROUND CASE - BLACK

For quantities greater than listed, call for quote.

MOUSER STOCK NO.	TDK Part No.	Fig.	Dimensions: mm					Cable Form	Price Each				
			Total Length (A)	Case Length (B)	Inside Diameter (C)	Outside Diameter (D)	Cable Diameter		1	10	50	100	500
810-ZCAT1325-0530ABK	ZCAT1325-0530A-BK	B	25	20	5	12.8	3 to 5	Round USB	1.31	1.12	.942	.722	.632
810-ZCAT1518-0730BK	ZCAT1518-0730-BK	A	22	18	7	15	7 max.	Round	1.31	1.12	.942	.722	.632
810-ZCAT1730-0730ABK	ZCAT1730-0730A-BK	B	30	23	7	16.5	4 to 7	Round USB	2.11	1.80	1.39	1.17	1.02
810-ZCAT2017-0930BK	ZCAT2017-0930-BK	A	21	17	9	20	9 max.	Round	2.11	1.80	1.39	1.17	1.02
810-ZCAT2035-0930ABK	ZCAT2035-0930A-BK	B	35	28	9	19.5	6 to 9	Round	2.53	2.16	1.77	1.39	1.22
810-ZCAT2132-1130BK	ZCAT2132-1130-BK	A	36	32	11	20.5	11 max.	Round	2.95	2.53	2.03	1.63	1.42
810-ZCAT2235-1030ABK	ZCAT2235-1030A-BK	B	35	28	10	21.5	8 to 10	Round	3.05	2.59	2.25	1.69	1.47
810-ZCAT2436-1330ABK	ZCAT2436-1330A-BK	B	36	29	13	23.5	10 to 13	Round	4.07	3.46	2.88	2.26	1.95
810-ZCAT3035-1330BK	ZCAT3035-1330-BK	A	39	34	13	30	13 max.	Round	5.46	4.91	4.41	3.16	2.80

ZCAT FLAT CASE - BLACK

For quantities greater than listed, call for quote.

MOUSER STOCK NO.	TDK Part No.	Fig.	Dimensions: mm				Cable Capacity	Cable Form	Price Each				
			Length (A)	Width (B)	Cable Width (C)	Thickness (D)			1	10	50	100	500
810-ZCAT3618-2630DBK	ZCAT3618-2630D-BK	C	33.5	17.5	26	11.5	20 Wires	Flat	2.89	2.61	2.03	1.61	1.39
810-ZCAT4625-3430DBK	ZCAT4625-3430D-BK	C	45.5	24.5	34	12	26 Wires	Flat	4.01	3.42	2.89	2.32	2.05
810-ZCAT6819-5230DBK	ZCAT6819-5230D-BK	C	67.5	18.5	52	17	40 Wires	Flat	5.89	5.30	4.52	3.41	3.02

© Copyright 2013 Mouser Electronics

© Copyright 2013 Mouser Electronics

TUSONIX EMI Filters and Feedthru Capacitors

RoHS Compliant **This product is RoHS compliant.**

TUSONIX
A Subsidiary of CTS Electronic Components

EMI/RFI FILTERS

Tusonix, Inc. manufactures thousands of EMC Products featuring an extensive line of EMI/RFI Filters and Capacitors. We combine Technology, Expertise, Versatility and Innovation to produce the industry's most complete line of ceramic EMI/RFI Filters. TUSONIX draws upon its 50+ years of manufacturing expertise and an accumulated base of ceramic dielectric technology to provide an ever expanding line of EMI/RFI Filters and Capacitors. Tusonix products not only set the industry standard but lead the way in the development of tomorrow's EMI Technology.

For quantities greater than listed, call for quote.

MOUSER STOCK NO. / Mfr. Mfr. Part No.	Fig.	Circuit Type	Dia.	AWG	Working Voltage (DC) @125°C	Capacitance (pF)	Minimum No-Load Insertion Loss (dB) @25°C per MIL-Std-220 1MHz	10MHz	100MHz	1GHz	10GHz	Price Each 1	10	50
Solder Mount and No-Solder Filters														
800—4100-000LF	A	Pi	0.138	20	125	1,500	--	6	45	60	60	7.94	6.61	5.95
800—4101-001LF	B	Pi	0.143	20	200	1,500	--	3	45	70	70	4.75	3.96	3.56
800—4100-053LF	C	Pi	--	--	200dc	1,500	--	18	60	70	--	6.63	5.53	4.98
800—4101-000LF	D	Pi	--	--	125	1,750	--	5	35	50	50	4.60	3.84	3.46
800—4101-002LF	B	Pi	0.195	20	125	1,750	--	5	50	60	60	4.71	3.92	3.53
800—4101-003LF	A	Pi	0.195	20	125	1,750	--	5	50	60	60	4.71	3.92	3.53
800—4101-004LF	B	Pi	0.195	20	125	1,750	--	5	50	60	60	5.79	4.83	4.33
800—4100-003LF	A	Pi	0.140	18	50	3,000	--	7	50	65	60	8.11	6.76	6.08
800—4102-000LF	A	Pi	0.180	18	200	3,000	--	8	55	65	65	9.16	7.63	6.87
800—4106-000LF	E	Pi	--	--	500dc/350ac	3,000	--	--	50	50	--	7.94	6.61	5.95
800—4106-001LF	E	Pi	--	--	500	4,500	--	8	50	70	50	7.94	6.61	5.95
800—4151-001LF	B	Pi	0.195	20	70	22,000	--	35	70	70	70	20.80	17.83	15.44
Epoxy Sealed Top (Flange)/Glass Sealed Bottom														
800—4300-680LF	A	C	0.156	.03"	200	5	--	--	--	--	--	7.70	6.60	5.50
800—4300-681LF	A	C	0.156	.03"	200	5	--	--	--	--	--	7.70	6.60	5.50
800—4300-008LF	A	C	0.156	.03"	200	10	--	--	--	5	20	8.38	7.17	5.98
800—4300-000LF	A	C	0.156	.03"	200	100	--	--	3	20	28	8.38	7.17	5.98
800—4300-020LF	A	C	0.156	.03"	200	100	--	--	3	20	28	8.38	7.17	5.98
800—4300-001LF	A	C	0.156	.03"	200	500	--	--	15	35	40	10.94	9.37	7.81
800—4300-002LF	A	C	0.156	.03"	200	1,200	--	5	20	35	45	9.27	7.93	6.61
800—4300-003LF	A	C	0.156	.03"	100	2,700	--	10	25	40	50	8.06	6.90	5.76
800—4300-004LF	A	C	0.156	.03"	100	5,000	--	15	30	45	55	11.83	10.14	8.45
800—4300-024LF	A	C	0.156	.03"	100	5,000	--	15	30	50	50	11.09	9.50	7.92
800—4300-005LF	A	C	0.156	.03"	50	10,000	4	21	35	50	60	8.84	7.58	6.31
800—4300-025LF	A	C	0.156	.03"	50	10,000	4	20	35	50	60	11.98	10.27	8.56
800—4300-006LF	A	C	0.156	.03"	50	15,000	7	20	35	55	60	12.23	10.20	9.17
800—4300-013LF	A	C	0.156	.03"	50	27,000	10	28	42	65	65	12.35	10.57	8.82
800—4300-034LF	A	C	0.156	.03"	50	50,000	15	35	45	70	--	17.60	15.09	12.57
800—4304-000LF	F	C	0.156	.03"	200	10	--	--	--	5	20	16.90	14.07	12.67
800—4304-003LF	F	C	0.156	.03"	200	100	--	--	3	20	28	18.33	15.28	13.75
800—4306-012LF	F	C	0.146	.03"	200	5	--	--	--	--	5	11.80	9.83	8.85
800—4306-680LF	F	C	0.146	.03"	200	5	--	--	--	--	--	13.26	11.36	9.47
800—4306-028LF	F	C	0.146	.03"	200	10	--	--	--	5	20	15.05	12.90	10.75
800—4306-005LF	F	C	0.146	.03"	200	50	--	--	--	10	25	13.10	10.91	9.82
800—4306-029LF	F	C	0.146	.03"	200	100	--	--	3	20	28	15.05	12.90	10.75
800—4306-007LF	F	C	0.146	.03"	200	250	--	--	5	22	30	16.11	13.43	12.08
800—4306-003LF	F	C	0.146	.03"	200	500	--	--	15	35	40	17.15	14.70	12.25
800—4306-008LF	F	C	0.146	.03"	200	1,000	--	5	20	35	45	17.68	15.15	12.63
800—4306-009LF	F	C	0.146	.03"	200	1,500	--	5	22	35	45	17.68	15.15	12.63
800—4306-030LF	F	C	0.146	.03"	100	5,000	--	15	30	45	55	18.05	15.47	12.89
Glass Sealed Top (Flange)/Epoxy Sealed Bottom														
800—4306-025LF	F	C	0.146	.03"	200	5	--	--	--	--	5	12.07	10.06	9.05
800—4306-019LF	F	C	0.146	.03"	200	25	--	--	--	10	25	15.05	12.90	10.75
800—4306-018LF	F	C	0.146	.03"	200	50	--	--	--	10	25	13.10	10.91	9.82
800—4306-014LF	F	C	0.146	.03"	200	100	--	--	3	20	28	15.05	12.90	10.75
800—4306-020LF	F	C	0.146	.03"	200	250	--	--	5	22	30	21.47	17.89	16.10
800—4306-016LF	F	C	0.146	.03"	200	500	--	--	15	35	40	17.15	14.70	12.25
800—4306-021LF	F	C	0.146	.03"	200	1,000	--	5	20	35	45	17.68	15.15	12.63
800—4306-022LF	F	C	0.146	.03"	200	1,500	--	5	22	35	45	17.68	15.15	12.63
800—4306-017LF	F	C	0.146	.03"	100	5,000	--	15	30	45	55	19.02	16.31	13.59

THREADED FILTERS AND FEED-THROUGH CAPACITORS

For quantities greater than listed, call for quote.

MOUSER STOCK NO. / Mfr. Mfr. Part No.	Fig.	Ckt	Thread	Hex Size	Working Voltage (DC) @125°C	Capacitance (pF)	Minimum No-Load Insertion Loss (dB) @25°C per MIL-Std-220 1MHz	10MHz	100MHz	1GHz	10GHz	Price Each 1	10	50
800—4400-680LF	G	C	4-40 UNC-2A	.156	200	5	--	--	--	--	--	6.37	5.46	4.55
800—4400-008LF	G	C	4-40 UNC-2A	.156	200	10	--	--	--	5	20	7.61	6.51	5.93
800—4400-038LF	G	C	4-40 UNC-2A	.156	200	10	--	--	--	5	20	7.61	6.51	5.93
800—4403-039LF	G	C	4-40 UNC-2A	.125	200	25	--	--	--	10	25	8.24	7.06	6.76
800—4400-030LF	G	C	4-40 UNC-2A	.156	200	100	--	--	3	20	28	7.63	6.54	5.45
800—4403-030LF	G	C	4-40 UNC-2A	.125	200	100	--	--	3	20	28	4.95	4.13	3.71
800—4400-000LF	G	C	4-40 UNC-2A	.156	200	100	--	--	3	20	28	7.61	6.51	5.93
800—4400-007LF	G	C	4-40 UNC-2A	.156	200	1,000	--	5	20	35	45	8.91	7.43	6.69
800—4403-037LF	G	C	4-40 UNC-2A	.125	200	1,000	--	5	20	35	45	9.12	7.81	7.48
800—4400-037LF	G	C	4-40 UNC-2A	.156	200	1,000	--	5	20	35	45	8.91	7.43	6.69
800—4400-032LF	G	C	4-40 UNC-2A	.156	200	1,200	--	5	20	35	45	7.32	6.26	5.70
800—4403-033LF	G	C	4-40 UNC-2A	.125	100	2,700	--	10	25	40	50	9.30	7.75	6.98
800—4400-033LF	G	C	4-40 UNC-2A	.156	100	2,700	--	10	25	40	50	9.39	8.06	7.47
800—4400-004LF	G	C	4-40 UNC-2A	.156	100	5,000	--	15	30	45	55	9.57	7.97	7.17
800—4400-034LF	G	C	4-40 UNC-2A	.156	100	5,000	--	15	30	45	55	11.00	9.43	9.00
800—4261-001LF	G	Pi	4-40 UNC-2A	.156	50	5,500	--	14	55	70	--	16.87	14.06	12.66
800—4400-035LF	G	C	4-40 UNC-2A	.156	50	10,000	4	21	35	50	60	9.70	8.31	7.95
800—4403-035LF	G	C	4-40 UNC-2A	.125	50	10,000	4	21	35	50	60	9.79	8.16	7.34
800—4400-089LF	G	C	4-40 UNC-2A	.156	50	10,000	4	21	35	50	60	9.89	8.47	7.06
800—4400-060LF	G	L	4-40 UNC-2A	.156	50	27,000	10	28	45	65	70	11.51	9.60	8.63
800—4403-040LF	G	C	4-40 UNC-2A	.125	50	27,000	10	28	42	65	65	11.21	9.60	9.15
800—4400-057LF	G	L	4-40 UNC-2A	.156	50	50,000	15	35	52	70	--	11.96	9.97	8.98
800—4402-018LF	G	C	6-32 UNC-2A	.156	50	100,000	22	40	47	65	65	11.80	10.10	8.93
800—4200-000LF	H	Pi	6-40 UNF-2A	.125	200	1,500	--	5	40	60	60	15.14	12.63	11.36
800—4200-005LF	H	Pi	6-40 UNF-2A	.125	200	3,000	--	8	50	70	70	20.61	17.66	14.71
800—4205-002LF	G	Pi	8-32 UNC-2A	.187	125	65	--	--	3	16	45	8.97	7.47	6.72
800—4201-000LF	G	Pi	8-32 UNC-2A	.187	100	1,500	--	5	45	65	70	5.74	4.88	4.09
800—4201-001LF	G	Pi	8-32 UNC-2A	.187	100	1,500	--	5	45	65	70	7.32	6.27	5.22
800—4205-001LF	G	Pi	8-32 UNC-2A	.187	125	1,500	--	5	35	60	60	8.88	7.63	6.99

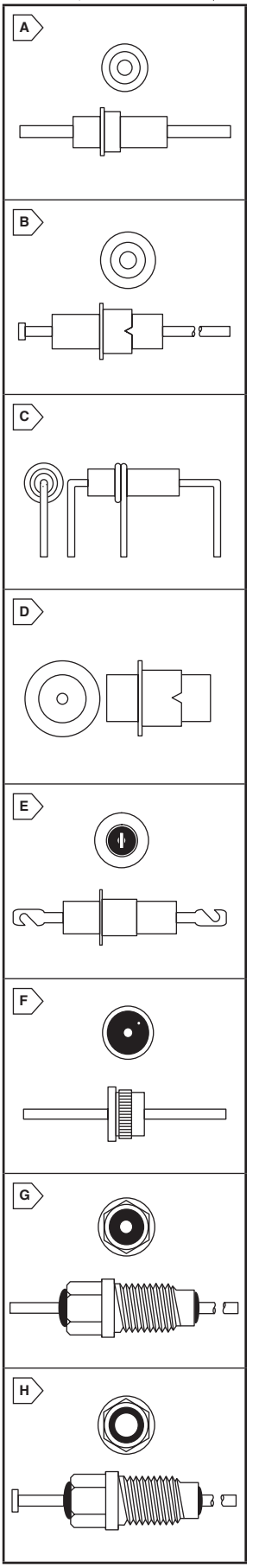

© Copyright 2013 Mouser Electronics

© Copyright 2013 Mouser Electronics

TUSONIX EMI Filters and Feedthru Capacitors

TUSONIX
A Subsidiary of CTS Electronic Components

RoHS Compliant This product is RoHS compliant.

THREADED FILTERS AND FEED-THROUGH CAPACITORS

For quantities greater than listed, call for quote.

MOUSER STOCK NO. / Mfr. / Mfr. Part No.	Fig.	Ckt	Thread	Hex Size	Working Voltage (DC) @125°C	Capacitance (pF)	Minimum No-Load Insertion Loss (dB) @25°C per MIL-Std-220 1MHz	10MHz	100MHz	1GHz	10GHz	Price Each 1	10	50
800—4201-003LF	A	Pi	8-32 UNC-2A	.187	100	2,000	--	5	38	63	70	12.18	10.43	8.70
800—4201-050LF	A	Pi	8-32 UNC-2A	.187	100	5,500	--	14	55	70	70	10.56	9.04	7.58
800—4201-051LF	A	Pi	8-32 UNC-2A	.187	100	5,500	--	14	55	70	70	8.39	6.99	6.29
800—4201-053LF	A	Pi	8-32 UNC-2A	.187	100	5,500	--	14	55	70	70	8.39	6.99	6.29
800—4251-004LF	A	Pi	8-32 UNC-2A	.187	100	28,000	10	38	75	75	75	24.49	20.42	18.37
800—4404-003LF	A	C	8-32 UNC-2A	.187	100	100,000	20	38	47	65	--	15.45	12.87	11.59
800—4202-000LF	A	Pi	12-32 UNEF-2A	.250	200	1,500	--	5	45	70	70	14.15	12.11	10.10
800—4202-001LF	A	Pi	12-32 UNEF-2A	.250	200	1,500	--	5	45	70	70	11.13	9.53	7.95
800—4203-003LF	A	Pi	12-32 UNEF-2A	.187	200	1,500	--	5	45	70	70	8.13	6.77	6.10
800—4202-004LF	A	Pi	12-32 UNEF-2A	.250	350	2,500	--	5	50	70	70	8.60	7.17	6.45
800—4203-053LF	A	Pi	12-32 UNEF-2A	.187	100	5,000	--	20	65	70	70	8.13	6.77	6.10
800—4253-001LF	B	Pi	12-32 UNEF-2A	.187	100	25,000	--	30	65	70	70	24.48	20.40	18.36
800—4253-002LF	A	Pi	12-32 UNEF-2A	.187	70	50,000	--	60	75	75	75	45.87	38.23	34.40
800—4401-000LF	A	C	12-28 UNF-2A	.250	200	100	--	--	3	20	28	10.30	8.59	7.73
800—4202-021LF	A	Pi	12-28 UNF-2A	.250	200	1,500	--	5	45	70	70	13.60	11.65	9.72
800—4204-001LF	A	Pi	12-28 UNF-2A	.250	200	1,500	--	5	45	70	70	12.11	10.38	9.50
800—4202-053LF	A	Pi	12-28 UNF-2A	.250	100	5,000	--	20	65	70	70	11.27	9.38	8.44
800—4204-051LF	A	Pi	12-28 UNF-2A	.250	100	5,000	--	20	65	70	70	11.68	9.74	8.76
800—4206-006LF	C	Pi	5/16-32 UNEF-2A	.375	500	3000	--	10	55	70	70	15.50	13.28	13.17
Metric Thread														
800—4400-683LF	A	C	M3 X 0.5-6g	.157	200	5	--	--	--	--	--	9.18	7.86	6.56
800—4400-076LF	A	C	M3 X 0.5-6g	.157	200	100	--	--	3	20	28	7.61	6.51	5.93
800—4400-096LF	A	C	M3 X 0.5-6g	.157	200	470	--	--	15	35	40	7.76	6.46	5.82
800—4400-091LF	A	C	M3 X 0.5-6g	.157	200	1,000	--	5	20	35	45	8.09	6.74	6.07
800—4400-095LF	A	C	M3 X 0.5-6g	.157	200	1,000	--	5	20	35	45	7.61	6.51	5.93
800—4400-097LF	A	C	M3 X 0.5-6g	.157	100	2,700	--	10	25	40	50	7.40	6.35	5.89
800—4400-094LF	A	C	M3 X 0.5-6g	.157	100	4,700	--	15	30	45	55	10.84	9.29	8.86
800—4400-093LF	A	C	M3 X 0.5-6g	.157	50	10,000	4	20	35	50	50	6.98	5.81	5.23
800—4400-098LF	A	C	M3 X 0.5-6g	.157	50	27,000	10	28	42	55	60	11.51	9.60	8.63
800—4400-099LF	A	C	M3 X 0.5-6g	.157	50	50,000	15	35	45	70	--	11.70	10.03	8.35
800—4209-053LF	B	Pi	M5 X 0.8-6g	.187	100	5,500	--	20	65	70	70	5.69	4.88	4.76
800—4209-003LF	B	Pi	M5 X 0.8-6g	.187	200	1,500	--	20	65	70	70	11.73	10.05	9.26

EMI FEEDTHRU FILTERS

For quantities greater than listed, call for quote.

MOUSER STOCK NO. / Mfr. / Mfr. Part No.	Fig.	Circuit Type	Dia.	AWG	Thread	Hex Size	Working Voltage (DC)	Capacitance (pF)	Minimum No-Load Insertion Loss (dB) @25°C per MIL-Std-220 1MHz	10MHz	100MHz	1GHz	10GHz	Price Each 1	10	50
800—240400X5U0102PLF	D	C	0.23	16	--	--	500@85°C	1,000	--	3	20	35	40	5.04	4.21	3.78
800—240414X5U0102PLF	-	C	0.23	--	--	--	500@85°C	1,000	--	3	20	35	40	1.83	1.53	1.37
800—24610X7V0102PLF	E	C	0.17	--	--	--	100@125°C	1,000	--	3	20	35	40	.89	.76	.631
800—24611X7V0102PLF	E	C	0.17	--	--	--	100@125°C	1,000	--	--	--	--	--	1.16	.963	.867
800—24610X7V0152PLF	E	C	0.17	--	--	--	100@125°C	1,500	--	--	--	--	--	1.61	1.41	1.25
800—24251X5U0101AALF	B	C	--	--	8-32 UNC-2A	0.187	100@125°C	100	--	--	--	--	--	13.24	11.03	9.93
800—24251X5U0102AALF	B	C	--	--	8-32 UNC-2A	0.187	100@125°C	1,000	--	--	--	--	--	13.91	11.59	10.43
800—24251X5U0152AALF	B	C	--	--	8-32 UNC-2A	0.187	100@125°C	1,500	--	--	--	--	--	14.93	12.43	11.19
800—2425601X5W103ZLF	A	C	--	--	8-32 UNC-2A	0.187	100@125°C	10,000	--	--	--	--	--	11.53	9.89	8.24
800—24993X5S0102MLF	A	C	--	--	12-28 UNF-2A	0.25	500@85°C	1,000	--	--	--	--	--	7.54	6.29	5.66
800—24993X5S0152MLF	A	C	--	--	12-28-UNF-2A	0.25	500@85°C	1,500	--	--	--	--	--	7.62	6.36	5.71
800—24993X5W0103ZLF	A	C	--	--	12-28-UNF-2A	0.25	500@85°C	10,000	--	--	--	--	--	7.85	6.55	5.89

COAXIAL BROADBAND FILTER

For quantities greater than listed, call for quote.

MOUSER STOCK NO. / Mfr. / Mfr. Part No.	Fig.	Circuit Type	Thread	Working Voltage (DC) @125°C	Capacitance (pF)	Current (A)	Minimum No-Load Insertion Loss (dB) @25°C per MIL-Std-220 1MHz	10MHz	100MHz	1GHz	10GHz	Price Each 1	10	50
800—4600-000LF	F	C	1/4-28 UNF-2A	70	1.4µF	15	25	34	44	60	70	26.84	22.36	20.13
800—4601-000LF	G	C	1/4-28 UNF-2A	70	1.4µF	15	25	34	44	60	70	36.64	30.53	27.48
800—4600-050LF	F	L	1/4-28 UNF-2A	70	1.4µF	15	25	34	44	60	70	27.46	22.88	20.59
800—4601-050LF	G	L	1/4-28 UNF-2A	70	1.4µF	15	25	34	44	60	70	37.72	31.43	28.28
800—4601-052LF	G	L	1/4-28 UNF-2A	70	1.4µF	15	25	34	44	60	70	39.92	33.27	29.94
800—4600-009LF	F	C	1/4-28 UNF-2A	200dc/125ac	.15µF	--	7	15	25	40	60	36.70	30.59	27.53
800—4600-053LF	F	L	1/4-28 UNF-2A	50	1.4µF	15	25	34	44	60	70	58.58	48.81	43.93
800—4600-054LF	F	L	1/4-28 UNF-2A	50	1.4µF	15	25	34	44	60	70	55.45	46.20	41.58
800—4601-054LF	G	L	1/4-28 UNF-2A	50	1.4µF	15	25	34	44	60	70	66.82	55.68	50.12

EMI/RFI SURFACE MOUNT PI & C FILTERS FOR SMT APPLICATIONS

For quantities greater than listed, call for quote.

MOUSER STOCK NO. / Mfr. / Mfr. Part No.	Fig.	Circuit Type	Working Voltage (DC) @85°C	Capacitance (pF)	Minimum No-Load Insertion Loss (dB) @25°C per MIL-Std-220 10MHz	100MHz	1GHz	Price Each 1	10	50
800—4700-006LF	H	Pi	100	100	--	3	16	2.46	2.10	2.04
800—4702-000LF	H	C	100	100	--	1	19	2.65	2.28	2.00
800—4700-009LF	H	Pi	100	470	1	16	40	2.19	1.87	1.82
800—4700-005LF	H	Pi	100	1000	7	40	65	2.46	2.10	2.04
800—4700-003LF	H	Pi	100	2000	10	45	70	1.38	1.16	1.04
800—4700-008LF	H	Pi	100	4000	13	52	70	1.32	1.09	.984
800—4702-005LF	H	C	100	4000	15	30	45	2.65	2.28	2.00
800—4701-002LF	I	Pi	100	6800	16	60	70	2.49	2.12	1.98
800—4701-001LF	I	Pi	100	8200	20	65	70	2.46	2.10	1.96
800—4700-056LF	H	C	100	--	15	55	70	2.58	2.20	2.14

ENGINEER'S DESIGN KITS

NEW PRODUCT

For quantities greater than listed, call for quote.

MOUSER STOCK NO. / Mfr. / Mfr. Part No.	Fig.	Quantity	Value Range	Voltage Range	Termination Style	Price Each
800—SK2000-900	-	5 each of 9 P/N	47 pF to 10000 pF	100 V to 500 V	Axial	69.55
800—SK4000-900	-	5 each of 12 P/N	5 pF to 50000 pF	50 V to 350 V	Axial	69.55
800—SK4000-901	-	5 each of 10 P/N	5 pF to 50000 pF	50 V to 500 V	Axial	69.55
800—SK4000-903	-	5 each of 12 P/N	5 pF to 27000 pF	50 V to 300 V	Axial	69.55
800—SK4700-900	-	5 each of 10 P/N	100 pF to 8200 pF	100 V	SMT	69.55

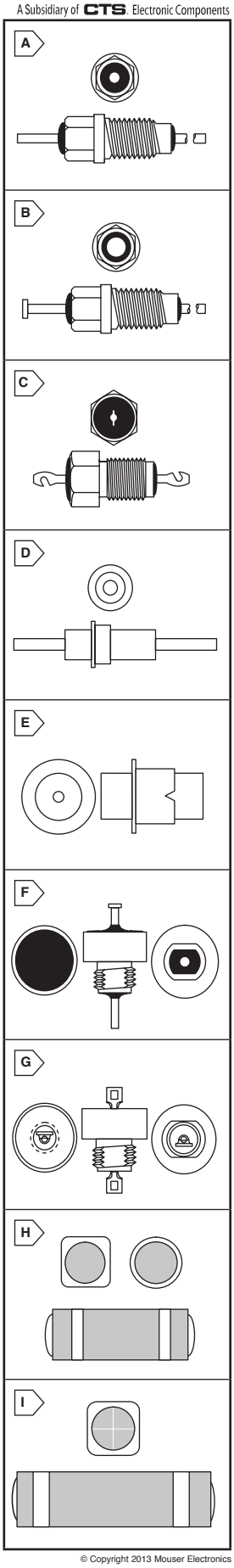

© Copyright 2013 Mouser Electronics

WURTH ELECTRONICS Snap-On Ferrite EMI Filters

STAR-TEC ROUND CABLE SNAP FERRITES WITH SAFETY KEY TECHNOLOGY

Features:
- Built in cable guide eases the cable assembling process
- Patented case design prevents air gaps for a perfect EMI suppression
- The security lock guarantees electromagnetic compatibility because only authorized persons can unlock the snap ferrite with the STAR-TEC key
- The innovative sleek design without sharp edges makes the STAR-TEC blend in on the cable
- The ferrite core is made of NiZn, a material which provides broadband suppression from 30MHz – 1.5GHz
- Material: plastic case PA 6, UL 94 V-0
- Operating temperature: -25°C to 105°C
- Reinforced hinge design out performs competition
- **Additional keys sold separately part # 710-74271**

Applications:
- Internal and external computer data and power cable
- Perfect for cables with difficult access because of easy installation and removal
- Reusable because of the key technology therefore perfect for test and measuring purposes

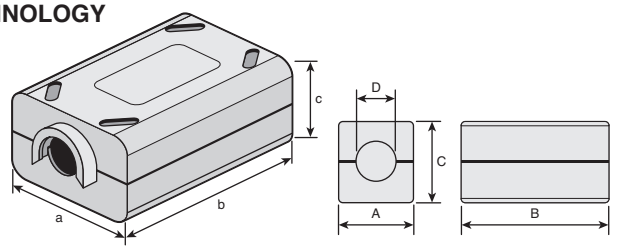

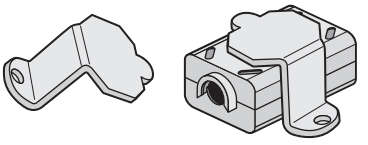

STAR-CLIP mounting bracket for STAR-TEC snap ferrites

MOUSER STOCK NO.	Wurth Electronics Part No.	Suitable For	Price Each		
			1	25	50
710-7427711	7427711	74271112	1.38	1.13	1.05
710-7427713	7427713	74271131 / 74271132	2.36	2.11	1.61

For quantities greater than listed, call for quote.

MOUSER STOCK NO.	Wurth Electronics Part No.	Impedance (Ω) 25MHz (1 turn)	Impedance (Ω) 25MHz (2 turns)	Impedance (Ω) 100MHz (1 turn)	Impedance (Ω) 100MHz (2 turns)	Min. Cable Dia. (mm)	Max. Cable Dia. (mm)	Dimensions: mm							Pack Qty.	Price Each		
								a	b	c	A	B	C	D		1	25	100
710-74271112	74271112	176	773	321	806	4.50	6.00	23.7	36.9	18.2	15.0	28.5	15.0	6.6	180	5.36	5.03	4.28
710-74271131	74271131	145	607	246	755	6.00	7.50	24.2	36.4	20.1	16.0	28.0	16.0	9.0	180	5.36	5.03	4.28
710-74271132	74271132	141	603	241	755	7.00	8.50	24.2	36.3	19.7	16.0	28.0	16.0	9.0	180	5.92	5.46	4.62
710-74271221	74271221	151	641	270	783	8.50	10.50	33.6	37.7	29.5	25.0	28.0	25.0	13.0	140	6.63	5.92	5.42
710-74271222	74271222	145	638	265	779	10.50	12.50	33.5	37.6	28.8	25.0	28.0	25.0	13.0	140	9.38	8.80	8.53

STAR-FIX WITH FLEXIBLE CABLE GRIP AND SAFETY KEY TECHNOLOGY

Features:
- NEW: with flexible cable grip
- Built in cable guide eases the cable assembling process
- Patented case design prevents air gaps for a perfect EMI suppression
- The security lock guarantees electromagnetic compatibility because only authorized persons can unlock the snap ferrite with the STAR-TEC key
- The innovative sleek design without sharp edges makes the STAR-TEC blend in on the cable
- The ferrite core is made of NiZn, a material which provides broadband suppression from 30MHz – 1.5GHz
- Material: plastic case PA 6, UL94 V-0
- Operating temperature: -25°C to 105°C
- **Additional keys sold separately part # 710-74271**

Applications:
- Internal and external computer data and power cable
- Perfect for cables with difficult access because of easy installation and removal
- Reusable because of the key technology therefore perfect for test and measuring purposes

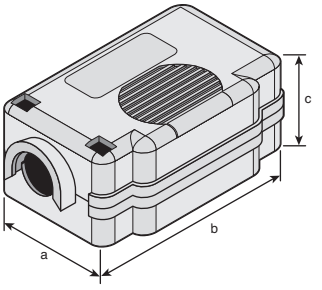

For quantities greater than listed, call for quote.

MOUSER STOCK NO.	Wurth Electronics Part No.	Impedance (Ω) 25MHz (1 turn)	Impedance (Ω) 25MHz (2 turns)	Impedance (Ω) 100MHz (1 turn)	Impedance (Ω) 100MHz (2 turns)	Cable Dia. (mm)	Dimensions: mm			Pack Qty.	Price Each		
							a	b	c		1	25	100
710-74271733	74271733	145	607	246	755	4.5-8.0	22.5	35.0	19.0	280	4.89	4.75	4.62
710-74271722	74271722	151	641	270	783	8.5-12.5	31.5	35.0	28.0	140	8.95	8.58	8.22

STAR-RING SNAP FERRITES WITH SAFETY KEY TECHNOLOGY

Features:
- The STAR-RING outperforms the competition due to its use of a patented no spring design which eliminates air gaps.
- Built in cable guide eases the cable assembling process
- Patented case design prevents air gaps for a perfect EMI suppression
- The security lock guarantees electromagnetic compatibility because only authorized persons can unlock the snap ferrite with the STAR-TEC key
- The innovative sleek design without any sharp edges makes the STAR-TEC blend in on the cable
- The ferrite core is made of NiZn, a material which provides broadband suppression from 30MHz – 1.5GHz
- Material: plastic case PA 6, UL 94 V-0
- Operating temperature: -25°C to 105°C
- Reinforced hinge design out performs competition.
- **Additional keys sold separately part # 710-74271**

Applications:
- Internal and external computer data and power cable
- Perfect for cables with difficult access because of easy installation and removal
- Reusable because of the key technology therefore perfect for test and measuring

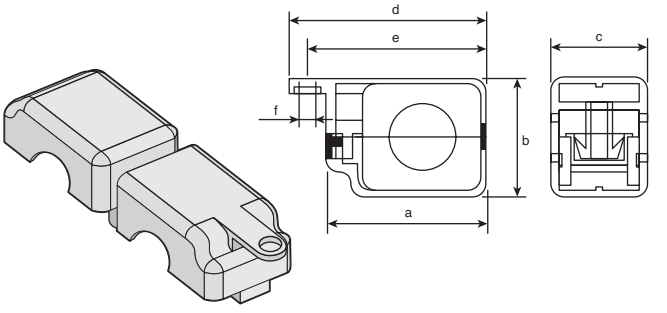

For quantities greater than listed, call for quote.

MOUSER STOCK NO.	Wurth Electronics Part No.	Impedance (Ω) 25MHz (1 turn)	Impedance (Ω) 25MHz (2 turns)	Impedance (Ω) 100MHz (1 turn)	Impedance (Ω) 100MHz (2 turns)	Max Cable Dia. (mm)	A Dia. (mm)	B Dia. (mm)	Dimensions: mm						Pack Qty.	Price Each		
									a	b	c	d	e	f		1	25	100
710-7427153	7427153	83	304	165	572	8.00	8.15	17.00	23.0	20.0	20.0	30.0	25.5	3.5	400	3.72	3.21	2.35
710-7427151	7427151	64	242	119	443	14.50	15.00	17.00	32.0	30.0	20.0	40.0	36.5	3.5	280	4.11	3.85	3.35
710-7427154	7427154	71	271	130	495	16.00	16.30	17.00	35.0	32.0	20.0	43.0	39.5	3.5	240	4.76	4.49	3.88
710-7427155	7427155	142	205	327	401	27.00	27.50	17.00	48.0	44.0	20.0	55.0	51.5	3.5	150	9.24	8.89	8.56

SAFETY KEY

Features:
- Guarantees electronmagnetic compatibility
- Only authorized persons can unlock the ferrite
- Ferrites become reusable because of the key

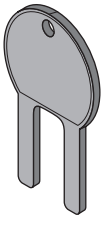

DIMENSIONS: mm

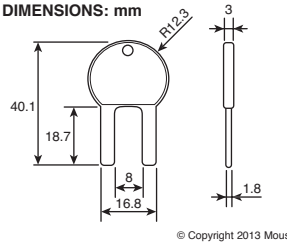

MOUSER STOCK NO.	Wurth Electronics Part No.	Description	Price Each		
			1	25	100
710-74271	74271	Safety Key, Black	.46	.396	.286

© Copyright 2013 Mouser Electronics

© Copyright 2013 Mouser Electronics

WURTH ELECTRONICS Ferrite EMI Cores and Ferrite Beads

STAR-GAP W/DEFINED AIR GAP

Features:
- Worldwide first split case ferrite with „defined air-gap“ (patent pending)
- Especially helpful for EMI problems in frequency range of 100MHz up to 2.5GHz
- Data signals up to 100MHz will not be effected
- Best performance (impedance) especially with 2 windings (2 cable through)
- Low magnetic saturation of the material because of high DC current apply and therefore only low reduction of impedance because of DC current
- Pre fixing and cable protection system makes it easier to assemble and save time
- UL 94 V-0 plastic material for the case working temperature: -25°C to 105°C
- Not possible to remove from the cable without the WE key
- Non visible locking in closed conditions

Applications:
- High speed data lines, especially LAN network CAT 5and higher
- Less interference to your electronic by wireless mobile phone radiations, bluetooth and wireless LAN
- Reduce disturbance by USB 2.0 and other fast digital signals
- Minimize the interference by fast circuits and switching power supply suppression of the harmonic waves and no damping for the signal below 100MHz
- Better performance for high DC current applications with interference problems like power supply, motor & drives and more

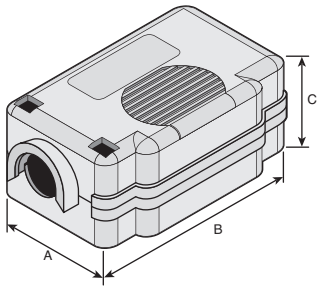

For quantities greater than listed, call for quote.

MOUSER STOCK NO.	Wurth Electronics Part No.	Z@25MHz (Ω)		Z@100MHz (Ω)		Z@200MHz (Ω)		Z@300MHz (Ω)		Z@500MHz (Ω)		Cable Dia. (mm)	Dimensions: mm			Price Each		
		1 win	2 win	1 win	2 win	1 win	2 win	1 win	2 win	1 win	2 win		A	B	C	1	25	100
710-74271633S	74271633S	28	90	100	400	190	900	250	1750	345	1100	4.5-8.0	21.7	35.1	19	5.00	4.61	4.33
710-74271622S	74271622S	35	135	140	640	200	1400	300	1900	400	830	8.5-12.5	31.5	35	28.3	8.45	8.15	7.85
710-74271	74271	Safety Key, Black														.46	.396	.286

EMI SUPPRESSION TOROIDAL FERRITE BEADS

Features:
- Ferrite core made of NiZn, a material which works in a broadband frequency range
- Many different types and grades of material (NiZn) for the best possible interference suppression

Applications:
- Wires
- Coaxial cables
- Wire-wrapping cables
- Multiconductor wires
- E.g. of power supplies, data and Gauge signal lines

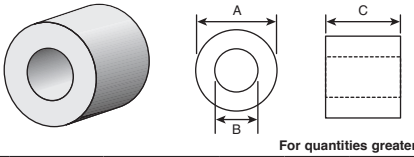

For quantities greater than listed, call for quote.

MOUSER STOCK NO.	Wurth Electronics Part No.	Impedance (Ω) 25MHz (1 turn)	Impedance (Ω) 25MHz (2 turns)	Impedance (Ω) 100MHz (1 turn)	Impedance (Ω) 100MHz (2 turns)	Max. Cable Dia. (mm)	Material	Dimensions: mm			Price Each		
								A	B	C	1	25	100
710-74270111	74270111	30	123	50	151	3	4 W 620	7.3	3.3	4.3	.42	.221	.193
710-742701712	742701712	44	134	75	203	4.5	7 W 700	9.0	5.0	8.0	.76	.662	.662
710-74270121	74270121	76	195	123	370	4.6	4 W 620	19	11.5	8.0	2.19	1.97	1.25
710-74270113	74270113	68	256	126	405	4.6	4 W 620	11.5	5.0	9.0	1.04	.843	.727
710-74270161	74270161	25	115	37	136	4.7	3 W 800	10.0	5.0	3.7	.77	.688	.428
710-74270176	74270176	38	105	60	170	4.7	7 W 850	10.0	5.0	5.0	.90	.817	.817
710-742701707	742701707	40	191	100	305	9.5	7 W 850	20.0	10.0	10.0	1.65	1.31	1.14
710-74270117	74270117	41	215	161	343	9.6	3 W 800	14.0	10.0	8.0	.84	.805	.662
710-74270182	74270182	55	200	65	265	10	4 W 1500	18.6	10.2	10.0	2.07	1.86	1.18
710-74270181	74270181	59	237	83	307	10.3	4 W 1500	17.5	10.7	12.7	1.16	1.04	1.04
710-74270110	74270110	47	131	70	195	11.5	4 W 1500	16.0	12.0	16.0	1.81	1.68	1.64
710-7427012	7427012	76	342	148	471	11.8	4 W 620	23.5	12.6	14.0	1.14	1.09	1.03
710-74270118	74270118	30	100	70	170	12.3	3 W 800	21.2	12.7	6.0	1.44	1.28	.934
710-74270119	74270119	45	187	133	398	13.3	3 W 800	22.5	13.8	6.4	1.44	1.28	.934
710-7427013	7427013	72	295	159	428	15.5	3 W 800	28.0	16.0	13.0	2.54	2.01	1.77
710-742701110	742701110	45	205	152	330	17.5	3 W 800	16.0	12.0	16.0	2.13	1.97	1.25
710-742701111	742701111	55	208	155	335	18.5	3 W 800	29.5	19.0	7.7	2.07	1.86	1.18
710-74270104	74270104	35	133	67	251	18.5	4 W 620	31.7	19.0	8.0	1.54	1.34	1.34
710-74270115	74270115	80	221	167	350	18.5	3 W 800	31.5	19.0	16.0	4.37	3.94	2.49
710-74270151	74270151	56	207	101	416	20.4	4 W 620	34.6	20.8	12.7	4.15	3.85	3.11
710-742701112	742701112	39	165	127	350	24.8	3 W 800	35.6	25.4	7.5	3.61	3.25	2.72
710-7427015	7427015	54	217	108	399	26.9	4 W 620	40.6	27.4	15.0	4.13	3.71	2.35

EMI SUPPRESSION AXIAL FERRITE BEADS

Features:
- Ferrite core made of NiZn, a material which works in a broadband frequency range
- Many different types and grades of materials (NiZn) for the best possible interference suppression
- Suitable for interference suppression within the HF and VHF range

Applications:
- Wires
- Coaxial cables
- Wire-wrapping cables
- Multiconductor wires
- E.g. of power supplies, data and Gauge signal lines

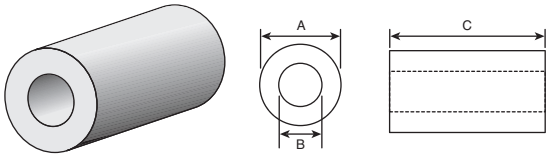

For quantities greater than listed, call for quote.

MOUSER STOCK NO.	Wurth Electronics Part No.	Impedance (Ω) 25MHz (1 turn)	Impedance (Ω) 25MHz (2 turns)	Impedance (Ω) 100MHz (1 turn)	Impedance (Ω) 100MHz (2 turns)	Max. Cable Dia. (mm)	Material	Dimensions: mm			Price Each		
								A	B	C	1	25	100
710-74270033	74270033	56	243	162	501	4.4	3 W 800	9.50	4.75	9.50	.64	.547	.501
710-74270030	74270030	125	128	158	418	4.6	3 W 800	11.50	5.00	18.50	.76	.675	.675
710-74270031	74270031	163	608	198	625	4.6	4 W 1500	11.50	5.00	20.50	.64	.571	.547
710-74270032	74270032	170	703	255	1001	4.6	4 W 620	11.50	5.00	25.00	.69	.622	.607
710-74270060	74270060	120	518	192	714	5.9	4 W 620	14.10	6.30	18.00	1.16	1.11	1.05
710-7427004	7427004	180	767	158	709	5.9	4 W 620	14.10	6.30	28.60	1.20	1.11	1.02
710-74270077	74270077	154	402	278	510	6	7 W 380	14.20	6.35	28.50	1.40	1.28	1.20
710-74270061	74270061	85	331	120	430	6	4 W 1500	9.90	6.35	19.50	.85	.805	.758
710-74270035	74270035	173	567	275	731	6.5	4 W 620	15.50	6.90	20.00	2.19	2.03	1.98
710-74270045	74270045	133	535	211	845	7	4 W 620	14.20	7.20	25.00	1.04	1.00	.941
710-74270034	74270034	85	326	160	454	6.9	3 W 800	12.10	7.30	15.50	1.33	1.21	.753
710-74270044	74270044	300	774	451	805	7.5	4 W 620	15.85	7.93	50.80	7.21	6.51	3.09
710-74270053	74270053	195	354	258	568	7.6	3 W 800	16.00	8.00	28.50	1.50	1.42	1.33
710-742700781	742700781	120	420	220	600	8	7 W 700	14.20	8.20	28.50	2.10	1.65	1.44
710-7427006	7427006	46	170	70	232	8.1	4 W 620	12.00	8.50	15.00	1.25	1.18	1.05
710-74270054	74270054	83	339	143	577	8.6	4 W 620	16.00	9.00	17.00	1.19	1.11	1.05
710-7427005	7427005	133	544	217	705	8.6	4 W 620	16.00	9.00	28.00	1.77	1.50	1.29
710-74270091	74270091	71	252	170	386	9.1	3 W 800	17.50	9.50	12.70	1.97	1.77	.841
710-74270055	74270055	133	453	225	554	9.8	4 W 620	18.60	10.20	28.50	2.82	2.62	1.77
710-74270093	74270093	90	387	150	648	10	4 W 620	17.50	10.70	25.00	2.38	2.19	1.77
710-74270057	74270057	202	843	338	808	11	4 W 620	19.00	11.50	50.80	4.65	4.12	3.92
710-74270095	74270095	115	459	153	577	17.5	4 W 1500	28.00	18.00	28.50	4.11	3.72	3.52
710-74270096	74270096	116	320	192	519	15	4 W 620	26.00	15.50	28.50	5.21	4.82	4.12
710-74270097	74270097	64	323	133	680	33.4	4 W 620	61.00	35.50	12.70	11.20	10.44	10.11

© Copyright 2013 Mouser Electronics
© Copyright 2013 Mouser Electronics

WURTH ELECTRONICS Ferrite Chip Beads

SMD EMI SUPPRESSION FERRITE BEADS WE-CBF

Features:
- The special SMD chip bead ferrites can be put directly on the printed circuit board
- They offer excellent anti-EMI properties and low DC-resistance
- Placed very close next to the interference source even with smallest size 0402,
- Maximal impedances at 660W can be reached

Applications:
- Reliable Ni-Sn electrodes
- Suitable for wave and reflow soldering as well as pasting
- Perfect as data lined filter and for uncoupling of distribution voltage
- High rated current up to 6A
- Highly extended spectrum

Dimensions: mm				
Size	A	B	C	D
0402	1	0.5	0.5	0.25
0603	1.6	0.8	0.8	0.3
0805	2	1.2	0.9	0.5
1206	3.2	1.6	1.6	0.5
1210	3.2	2.5	1.3	0.5
1806	4.5	1.6	1.6	0.5
1812	4.5	3.2	1.5	0.5

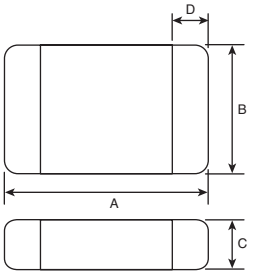

MOUSER STOCK NO.	Wurth Electronics Part No.	Case Size	Impedance @ 100MHz (Ω)	RDC Max. (Ω)	In Max. (mA)	Max. Impedance (Ω)	Type	Price Each 1	Price Each 25	Price Each 100	Reel Qty.	Price per Piece
710-742792701	742792701	0402	10	0.05	500	16 @ 1000	High Speed	.20	.186	.147	10000	.116
710-74279270	74279270	0402	40	0.3	300	60 @ 800	High Speed	.20	.186	.147	4000	.116
710-74279276	74279276	0402	60	0.35	300	84 @ 550	High Speed	.20	.182	.124	4000	.116
710-74279271	74279271	0402	120	0.4	300	200 @ 600	Wide Band	.20	.186	.147	4000	.116
710-742792780	742792780	0402	220	0.4	200	360 @ 450	High Speed	.20	.182	.124	4000	.116
710-74279278	74279278	0402	240	0.7	200	290 @ 350	Wide Band	.20	.182	.163	4000	.09
710-74279272	74279272	0402	300	0.8	200	400 @ 380	Wide Band	.20	.186	.124	4000	.103
710-74279279	74279279	0402	600	1	200	660 @ 180	Wide Band	.20	.182	.124	4000	.103
710-742792796	742792796	0402	1000	1.5	200	1200 @ 200	Wide Band	.20	.182	.161	10000	.107
710-74279268	74279268	0603	15	0.1	500	60 @ 1000	High Speed	.16	.131	.103	4000	.089
710-742792604	742792604	0603	22	0.05	1000	40 @ 1000	High Current	.18	.14	.116	4000	.102
710-742792603	742792603	0603	28	0.03	4000	45 @ 1000	High Current	.18	.14	.116	4000	.102
710-742792609	742792609	0603	30	0.04	3000	40 @ 1000	High Current	.16	.14	.116	4000	.102
710-74279260	74279260	0603	40	0.15	400	60 @ 1000	High Speed	.28	.195	.131	4000	.089
710-742792608	742792608	0603	47	0.1	500	75 @ 1000	High Speed	.15	.131	.103	4000	.089
710-74279267	74279267	0603	60	0.3	500	110 @ 650	Wide Band	.16	.131	.103	4000	.089
710-74279261	74279261	0603	80	0.3	200	350 @ 450	High Speed	.16	.131	.108	4000	.108
710-742792620	742792620	0603	100	0.15	500	125 @ 450	Wide Band	.16	.131	.103	4000	.089
710-74279262	74279262	0603	120	0.3	500	200 @ 510	Wide Band	.16	.131	.103	4000	.089
710-742792622	742792622	0603	180	0.3	500	290 @ 380	Wide Band	.16	.131	.108	4000	.108
710-74279263	74279263	0603	220	0.3	500	280 @ 350	Wide Band	.16	.131	.103	4000	.089
710-742792641	742792641	0603	300	0.015	2000	450 @ 250	High Current	.18	.14	.114	4000	.102
710-742792640	742792640	0603	300	0.35	300	1500 @ 250	High Speed	.16	.131	.103	4000	.089
710-742792642	742792642	0603	470	0.45	200	780 @ 300	Wide Band	.16	.131	.103	4000	.089
710-742792651	742792651	0603	600	0.2	1000	800 @ 200	High Current	.16	.14	.114	4000	.102
710-74279265	74279265	0603	600	0.45	200	720 @ 200	Wide Band	.16	.131	.103	4000	.089
710-74279266A	74279266A	0603	1000	0.6	200	1350 @ 140	Wide Band	.18	.163	.103	4000	.103
710-742792664	742792664	0603	1000	0.6	300	1100 @ 120	High Speed	.16	.131	.103	4000	.089
710-742792663	742792663	0603	1000	0.85	100	1100 @ 150	Wide Band	.16	.131	.103	4000	.089
710-742792691	742792691	0603	1500	0.7	50	1900 @ 140	Wide Band	.16	.131	.111	4000	.103
710-742792693	742792693	0603	2200	0.8	50	2250 @ 110	Wide Band	.16	.131	.111	4000	.103
710-742792695	742792695	0603	2500	1	50	3000 @ 70	Wide Band	.16	.131	.111	4000	.103
710-742792010	742792010	0805	7	0.03	3000	11 @ 1000	High Current	.35	.325	.173	4000	.122
710-7427920	7427920	0805	11	0.15	600	24 @ 1000	High Speed	.18	.163	.104	4000	.095
710-74279206	74279206	0805	30	0.025	3000	55 @ 1000	High Current	.21	.181	.154	4000	.122
710-74279201	74279201	0805	32	0.15	500	70 @ 1000	High Speed	.18	.163	.104	4000	.095
710-742792063	742792063	0805	60	0.025	3000	90 @ 500	High Current	.21	.175	.154	4000	.122
710-742792064	742792064	0805	75	0.2	300	300 @ 500	High Speed	.18	.163	.136	4000	.114
710-742792023	742792023	0805	120	0.03	3000	180 @ 250	High Current	.21	.181	.154	4000	.122
710-74279202	74279202	0805	120	0.1	500	200 @ 400	High Speed	.18	.163	.104	4000	.095
710-742792022	742792022	0805	220	0.05	2000	330 @ 300	High Current	.21	.175	.154	4000	.122
710-742792034	742792034	0805	220	0.3	300	300 @ 240	High Speed	.18	.163	.104	4000	.095
710-742792037	742792037	0805	330	0.08	2000	375 @ 250	High Current	.21	.181	.154	4000	.122
710-742792036	742792036	0805	470	0.3	200	560 @190	Wide Band	.18	.163	.104	4000	.095
710-742792040	742792040	0805	600	0.15	2000	700 @ 150	High Current	.21	.181	.154	4000	.122
710-7427920415	7427920415	0805	600	0.3	500	660 @ 150	Wide Band	.23	.205	.131	4000	.122
710-74279204	74279204	0805	600	0.35	200	700 @ 160	Wide Band	.18	.163	.116	4000	.116
710-742792041	742792041	0805	600	0.4	200	700 @ 160	Wide Band	.18	.163	.122	4000	.122
710-74279205	74279205	0805	1000	0.45	200	1050 @ 120	Wide Band	.18	.167	.122	4000	.122
710-742792097	742792097	0805	1500	0.3	1000	1800 @ 70	High Current	.21	.181	.154	4000	.128
710-742792091	742792091	0805	1500	0.55	200	1500 @ 100	Wide Band	.18	.167	.149	4000	.149
710-742792090	742792090	0805	1800	0.4	200	2000 @ 120	High Speed	.18	.167	.14	4000	.122
710-742792093	742792093	0805	2200	0.6	200	3000 @ 80	Wide Band	.18	.167	.14	4000	.122
710-742792095	742792095	0805	2700	0.6	200	2700 @ 100	Wide Band	.23	.205	.116	4000	.116
710-742792112	742792112	1206	31	0.04	3000	52 @ 1000	High Current	.29	.26	.248	3000	.168
710-742792114	742792114	1206	50	0.025	3000	82 @ 1000	High Current	.29	.26	.248	3000	.168
710-74279215	74279215	1206	80	0.03	3000	160 @ 550	High Current	.29	.26	.248	3000	.168
710-742792113	742792113	1206	120	0.03	3000	180 @ 500	High Current	.29	.26	.248	3000	.168
710-742792122	742792122	1206	220	0.3	300	240 @ 200	Wide Band	.29	.26	.248	3000	.168
710-74279214	74279214	1206	1000	0.45	200	1250 @ 75	Wide Band	.29	.26	.248	3000	.168
710-74279218	74279218	1206	6000	0.1	2000	700 @ 90	High Current	.29	.26	.248	3000	.168
710-742792310	742792310	1210	30	0.05	3000	50 @ 900	High Current	.29	.26	.243	2000	.168
710-742792311	742792311	1210	52	0.05	3000	90 @ 1000	High Current	.29	.26	.243	2000	.168
710-742792312	742792312	1210	65	0.03	3000	110 @ 1000	High Current	.29	.26	.243	2000	.168
710-7427923	7427923	1210	90	0.3	400	180 @ 1000	High Speed	.27	.238	.231	2000	.168
710-742792410	742792410	1806	60	0.01	6000	120 @ 1000	High Current	.34	.322	.303	2000	.257
710-742792411	742792411	1806	80	0.04	3000	140 @ 1000	High Current	.34	.322	.303	2000	.257
710-74279245	74279245	1806	110	0.035	4000	170 @ 600	High Current	.34	.322	.303	2000	.257
710-74279242	74279242	1806	150	0.5	200	280 @ 500	Wide Band	.34	.322	.303	2000	.257
710-74279244	74279244	1806	850	0.1	1500	1250 @ 50	High Current	.34	.322	.303	2000	.257
710-742792510	742792510	1812	70	0.03	6000	120 @ 1000	High Current	.34	.322	.303	1000	.257
710-742792511	742792511	1812	120	0.05	3000	190 @ 6000	High Current	.34	.322	.303	1000	.271
710-742792515	742792515	1812	530	0.05	3000	1300 @ 60	High Current	.34	.322	.303	1000	.257
710-742792514	742792514	1812	600	0.04	3000	600 @ 100	High Current	.34	.322	.303	1000	.303

© Copyright 2013 Mouser Electronics
© Copyright 2013 Mouser Electronics

AVX Inductors

RoHS Compliant **This product is RoHS compliant.**

AVX A KYOCERA GROUP COMPANY

GL SERIES ULTRA BROAD BAND INDUCTORS

RoHS Compliant

Features:
- Ultra Broad Band Performance
- Ultra-Low Insertion Loss
- Excellent Return Loss Through 40GHz
- Flat Frequency Response
- Part to Part Performance Repeatability
- Rugged Powdered Iron Core
- Operating temperature: -400°C to + 85°C

Applications:
- Communication Customers
- Receiver Optical Sub-Assemblies
- Transimpedance Amplifier Customers
- Test Equipment Manufacturers



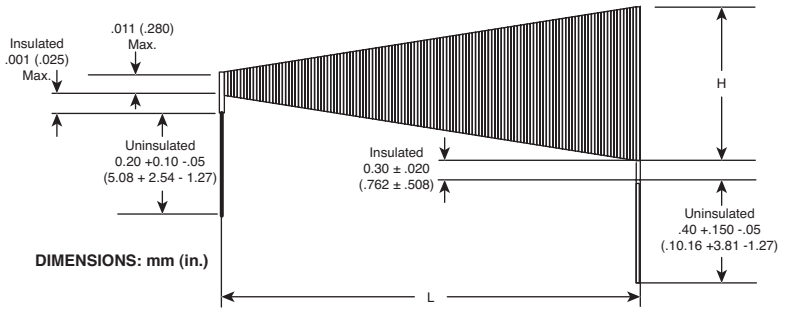

DIMENSIONS: mm (in.)

Inductance (μh)	L	H	# of Turns
2	0.102±0.002 (2.59 ± 0.051)	0.065±0.002 (1.65 ± 0.051)	46 Turns #44 AWG Cu
6	0.182±0.003 (4.62 ± 0.076)	0.073±0.002 (1.85 ± 0.051)	80 Turns #44 AWG Cu
11	0.182±0.003 (4.62 ± 0.076)	0.072±0.002 (1.83 ± 0.051)	110 Turns #47 AWG Cu

For quantities greater than listed, call for quote.

MOUSER STOCK NO.	AVX Part No.	Inductance (μh)	Operating Freq. Range	Tolerance	RDC (Ω)	IDC (mA)	Price Each 1	50	100
581-GL2R0KA7B250	GL2R0KA7B250	2	2.3-40GHz	±10%	1.45	250	17.68	16.20	16.12
581-GL6R0KA7B200	GL6R0KA7B200	6	850-40GHz	±10%	2.9	200	17.68	16.20	16.12
581-GL110KA7B115	GL110KA7B115	11	500-40GHz	±10%	7	115	17.68	16.20	16.12

MULTILAYER ORGANIC INDUCTORS

RoHS Compliant

Features:
- High Q
- High SRF
- High Frequency
- Low DC Resistance
- Expansion Matched to PCB

Applications:
- Mobile communications
- Satellite Applications
- GPS
- Collision Avoidance
- Wireless LAN's

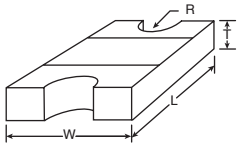

DIMENSIONS: mm (in.)				
Series	L	W	T	R
HLC	1.00±0.10 (0.040±0.004)	0.58±0.075 (0.023±0.003)	0.35±0.10 (0.014±0.004)	0.125±0.050 (0.005±0.002)
HLQ				
HL02	1.00±0.10 (0.039±0.004)	0.58±0.075 (0.023±0.003)	0.35±0.10 (0.014±0.004)	0.008±0.002 (0.023±0.051)

For quantities greater than listed, call for quote.

MOUSER STOCK NO.	AVX Part No.	Value (nH)	SRF Min (GHz)	RDC Max (mΩ)	IDC Max (mA)	Price Each 1	50	100
HLC Series High Current								
581-HLC021R1BTTR	HLC021R1BTTR	1.1	20	100	782	.36	.318	.273
581-HLC021R2BTTR	HLC021R2BTTR	1.2	20	110	751	.36	.318	.273
581-HLC021R3BTTR	HLC021R3BTTR	1.3	19	130	725	.36	.318	.273
581-HLC021R5BTTR	HLC021R5BTTR	1.5	19	150	679	.36	.318	.273
581-HLC021R6BTTR	HLC021R6BTTR	1.6	18	150	660	.36	.318	.273
581-HLC021R8BTTR	HLC021R8BTTR	1.8	18	160	626	.36	.318	.273
581-HLC022R2BTTR	HLC022R2BTTR	2.2	16	200	571	.36	.318	.273
581-HLC022R4BTTR	HLC022R4BTTR	2.4	15	200	549	.36	.318	.273
581-HLC022R7BTTR	HLC022R7BTTR	2.7	14	250	521	.36	.318	.273
581-HLC023R3BTTR	HLC023R3BTTR	3.3	11	340	476	.36	.318	.273
581-HLC023R6BTTR	HLC023R6BTTR	3.6	10	350	457	.36	.318	.273
581-HLC023R9BTTR	HLC023R9BTTR	3.9	10	400	441	.36	.318	.273
581-HLC024R7BTTR	HLC024R7BTTR	4.7	9	480	405	.61	.501	.439
581-HLC025R6BTTR	HLC025R6BTTR	5.6	8	500	375	.61	.501	.439
581-HLC026R8BTTR	HLC026R8BTTR	6.8	7	600	343	.61	.501	.439
581-HLC028R2BTTR	HLC028R2BTTR	8.2	6	800	315	.61	.501	.439
581-HLC021R0BTTR	HLC021R0BTTR	1	20	100	800	.36	.318	.273
581-HLC022R0BTTR	HLC022R0BTTR	2	17	180	596	.36	.318	.273
581-HLC023R0BTTR	HLC023R0BTTR	3	12	300	497	.36	.318	.273
581-HLC02100HTTR	HLC02100HTTR	10	5	1000	290	.41	.36	.308
581-HLC02120HTTR	HLC02120HTTR	12	4	1100	265	.41	.36	.308
581-HLC02150HTTR	HLC02150HTTR	15	4	1200	240	.41	.36	.308
581-HLC02180HTTR	HLC02180HTTR	18	3	1500	210	.41	.36	.308
581-HLC02220HTTR	HLC02220HTTR	22	3	1900	202	.41	.36	.308
581-HLC02270HTTR	HLC02270HTTR	27	3	2100	184	.41	.36	.308
581-HLC02320HTTR	HLC02320HTTR	32	2	2200	175	.41	.36	.308
HLQ Series High Q								
581-HLQ021R1BTTR	HLQ021R1BTTR	1.1	7	100	330	.58	.473	.414
581-HLQ021R2BTTR	HLQ021R2BTTR	1.2	7	110	330	.58	.473	.414
581-HLQ021R3BTTR	HLQ021R3BTTR	1.3	7	130	330	.58	.473	.414
581-HLQ021R5BTTR	HLQ021R5BTTR	1.5	7	150	330	.58	.473	.414
581-HLQ021R6BTTR	HLQ021R6BTTR	1.6	7	150	300	.58	.473	.414
581-HLQ021R8BTTR	HLQ021R8BTTR	1.8	7	160	300	.58	.473	.414
581-HLQ022R2BTTR	HLQ022R2BTTR	2.2	7	200	245	.58	.473	.414
581-HLQ022R4BTTR	HLQ022R4BTTR	2.4	7	200	245	.58	.473	.414
581-HLQ022R7BTTR	HLQ022R7BTTR	2.7	7	250	245	.58	.473	.414
581-HLQ023R3BTTR	HLQ023R3BTTR	3.3	7	340	225	.58	.473	.414
581-HLQ023R6BTTR	HLQ023R6BTTR	3.6	7	350	200	.58	.473	.414
581-HLQ023R9BTTR	HLQ023R9BTTR	3.9	7	400	200	.58	.473	.414
581-HLQ024R7BTTR	HLQ024R7BTTR	4.7	7	480	195	.61	.501	.439

For quantities greater than listed, call for quote.

MOUSER STOCK NO.	AVX Part No.	Value (nH)	SRF Min (GHz)	RDC Max (mΩ)	IDC Max (mA)	Price Each 1	50	100
HLQ Series High Q (Cont.)								
581-HLQ025R6BTTR	HLQ025R6BTTR	5.6	7	500	170	.61	.501	.439
581-HLQ026R8BTTR	HLQ026R8BTTR	6.8	7	600	160	.61	.501	.439
581-HLQ028R2BTTR	HLQ028R2BTTR	8.2	6	800	130	.61	.501	.439
581-HLQ021R0BTTR	HLQ021R0BTTR	1	7	100	330	.58	.473	.414
581-HLQ022R0BTTR	HLQ022R0BTTR	2	7	180	245	.58	.473	.414
581-HLQ023R0BTTR	HLQ023R0BTTR	3	7	300	225	.58	.473	.414
581-HLQ02100HTTR	HLQ02100HTTR	10	5	1000	120	.61	.501	.439
581-HLQ02120HTTR	HLQ02120HTTR	12	4	1100	110	.61	.501	.439
581-HLQ02150HTTR	HLQ02150HTTR	15	4	1200	110	.61	.501	.439
581-HLQ02180HTTR	HLQ02180HTTR	18	3	1500	110	.61	.501	.439
581-HLQ02220HTTR	HLQ02220HTTR	22	3	1900	95	.61	.501	.439
581-HLQ02270HTTR	HLQ02270HTTR	27	3	2100	95	.61	.501	.439
581-HLQ02320HTTR	HLQ02320HTTR	32	2	2200	85	.61	.501	.439
HL02 Series								
581-HL021R0BTTR	HL021R0BTTR	1.0	18.3	0.095	346	.34	.26	.232
581-HL021R1BTTR	HL021R1BTTR	1.1	17.45	0.099	345	.34	.26	.232
581-HL021R2BTTR	HL021R2BTTR	1.2	16.35	0.107	343	.34	.26	.232
581-HL021R3BTTR	HL021R3BTTR	1.3	15.55	0.113	342	.34	.26	.232
581-HL021R5BTTR	HL021R5BTTR	1.5	14	0.128	340	.34	.26	.232
581-HL021R6BTTR	HL021R6BTTR	1.6	13.4	0.137	339	.34	.26	.232
581-HL021R8BTTR	HL021R8BTTR	1.8	12.1	0.154	337	.34	.257	.229
581-HL022R0BTTR	HL022R0BTTR	2	10.85	0.168	335	.34	.26	.232
581-HL022R2BTTR	HL022R2BTTR	2.2	10.15	0.178	334	.34	.26	.232
581-HL022R4BTTR	HL022R4BTTR	2.4	9.4	0.192	330	.34	.26	.232
581-HL022R7BTTR	HL022R7BTTR	2.7	8.55	0.219	327	.34	.26	.232
581-HL023R0BTTR	HL023R0BTTR	3	7.9	0.245	324	.34	.26	.232
581-HL023R3BTTR	HL023R3BTTR	3.3	7.35	0.265	321	.34	.26	.232
581-HL023R6BTTR	HL023R6BTTR	3.6	6.85	0.28	311	.34	.26	.232
581-HL023R9BTTR	HL023R9BTTR	3.9	6.5	0.294	314	.34	.26	.232
581-HL024R7BTTR	HL024R7BTTR	4.7	5.65	0.342	294	.49	.38	.338
581-HL025R6BTTR	HL025R6BTTR	5.6	5.08	0.394	295	.49	.376	.334
581-HL026R8BTTR	HL026R8BTTR	6.8	4.45	0.47	274	.49	.376	.334
581-HL028R2BTTR	HL028R2BTTR	8.2	3.95	0.57	255	.49	.38	.338
581-HL02100GTTR	HL02100GTTR	10	3.53	0.674	235	.63	.484	.429
581-HL02120GTTR	HL02120GTTR	12	3.08	0.756	210	.63	.484	.429
581-HL02150GTTR	HL02150GTTR	15	2.68	0.904	200	.63	.484	.429
581-HL02180GTTR	HL02180GTTR	18	2.38	1.213	190	.63	.484	.429
581-HL02220GTTR	HL02220GTTR	22	2.2	1.317	180	.63	.484	.429
581-HL02270GTTR	HL02270GTTR	27	1.94	1.621	160	.63	.478	.425
581-HL02320GTTR	HL02320GTTR	32	7.73	1.935	150	.63	.484	.429

© Copyright 2013 Mouser Electronics

© Copyright 2013 Mouser Electronics

AVX LMAX SMD Power Inductors

RoHS Compliant **This product is RoHS compliant.**

AVX A KYOCERA GROUP COMPANY

LMXS SERIES - SHIELDED



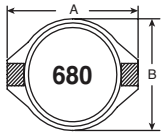

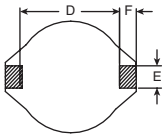



Type	A max.	B max.	C max.	D	E	F
0704	6.60 (0.260)	4.45 (0.175)	2.92 (0.115)	4.32 (0.170)	1.27 (0.050)	1.02 (0.040)

Style D

For quantities greater than listed, call for quote.

MOUSER STOCK NO.	AVX Part No.	Inductance @ 100 KHz L (μH)	Tol. (%)	DCR (Ω) Max.	IDC (A) Max.	Type	Price Each 1	Price Each 10	Price Each 100	Reel Qty.	Price Per Piece
581-LMXS0704M100DTAS	LMXS0704M100DTAS	10	20	0.075	38	0704	**4.12**	**3.71**	**3.24**	2000	**1.71**
581-LMXS0704M680DTAS	LMXS0704M680DTAS	68	20	0.29	15	0704	**4.12**	**3.71**	**3.24**	2000	**1.71**
581-LMXS0704M471DTAS	LMXS0704M471DTAS	470	20	1.80	4	0704	**4.12**	**3.71**	**3.24**	2000	**1.71**



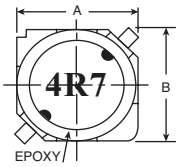

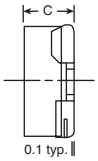

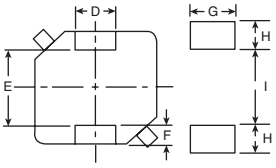

Type	A	B	C	D	E	F
06C6	6.00 ± 0.20 (0.236 ± 0.008)	6.00 ± 0.20 (0.236 ± 0.008)	2.80 ± 0.20 (0.110 ± 0.008)	2.00 ± 0.10 (0.079 ± 0.004)	3.00 typ. (0.118 typ)	1.50 typ. (0.059 typ)
131J	12.5 ± 0.30 (0.492 ± 0.012)	12.5 ± 0.30 (0.492 ± 0.012)	7.50 ± 0.35 (0.295 ± 0.014)	3.00 ± 0.10 (0.118 ± 0.004)	8.60 ± 0.30 (0.339 ± 0.012)	2.00 ± 0.15 (0.079 ± 0.006)

Style F

For quantities greater than listed, call for quote.

581-LMXS06C6M100FTAS	LMXS06C6M100FTAS	10	20	0.098	1.30	06C6	**3.60**	**3.23**	**2.82**	1000	**1.49**
581-LMXS131JM220FTAS	LMXS131JM220FTAS	22	20	0.032	4.00	131J	**5.24**	**4.72**	**4.12**	500	**2.62**
581-LMXS131JM470FTAS	LMXS131JM470FTAS	47	20	0.064	2.70	131J	**5.24**	**4.72**	**4.12**	500	**2.62**
581-LMXS131JM680FTAS	LMXS131JM680FTAS	68	20	0.094	2.00	131J	**5.24**	**4.72**	**4.12**	500	**2.62**



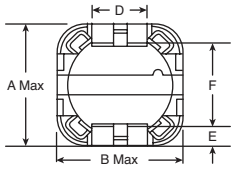

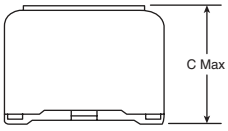

Type	A max.	B max.	C max.	D	E	F
1212	12.5 (0.492)	12.5 (0.492)	4.50 (0.177)	5.00 (0.197)	2.00 (0.079)	7.60 (0.299)
121J	12.5 (0.492)	12.5 (0.492)	8.00 (0.315)	5.00 (0.197)	2.00 (0.079)	7.60 (0.299)

Style H

For quantities greater than listed, call for quote.

581-LMXS1212M330HTAS	LMXS1212M330HTAS	33	20	0.097	2.70	1212	**5.09**	**4.58**	**4.00**	500	**2.55**
581-LMXS121JM470HTAS	LMXS121JM470HTAS	47	20	0.100	2.50	121J	**4.49**	**4.04**	**3.53**	500	**2.25**



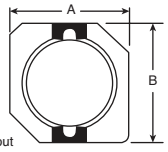

Recommended Solder PAD Layout

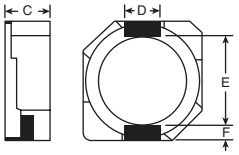

Type	A	B	C	D	E	F
1010	10.3 (0.398)	10.5 (0.414)	3.10 (0.122)	3.00 ± 0.10 (0.119 ± 0.004)	7.70 ± 0.30 (0.303 ± 0.012)	1.20 ± 0.150 (0.048 ± 0.006)
101D	10.3 (0.398)	10.5 (0.414)	3.80 ± 0.20 (0.150 ± 0.008)	3.00 ± 0.1 (0.119 ± 0.004)	7.70 ± 0.30 (0.303 ± 0.012)	1.2 ± 0.15 (0.048 ± 0.006)

Style L

For quantities greater than listed, call for quote.

581-LMXS1010N100LTAS	LMXS1010N100LTAS	10	30	0.059	3.18	1010	**4.72**	**4.25**	**3.71**	800	**2.84**
581-LMXS101DN100LTAS	LMXS101DN100LTAS	10	30	0.035	4.40	101D	**3.89**	**3.51**	**3.06**	800	**1.95**
581-LMXS101DN220LTAS	LMXS101DN220LTAS	22	30	0.073	2.90	101D	**3.89**	**3.51**	**3.06**	800	**1.95**
581-LMXS101DN470LTAS	LMXS101DN470LTAS	47	30	0.128	2.10	101D	**3.89**	**3.51**	**3.06**	800	**1.95**

LMXN SERIES - NON SHIELDED



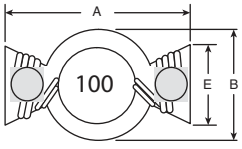

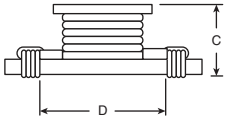

Type	A max.	B max.	C max.	D	E
0906	8.89 (0.350)	6.40 (0.252)	5.00 (0.197)	5.84 (0.230)	2.60 (0.103)
2216	22.35 (0.880)	16.26 (0.604)	8.00 (0.315)	16.00 (0.630)	8.00 (0.315)

Style B

For quantities greater than listed, call for quote.

MOUSER STOCK NO.	AVX Part No.	Inductance @ 100 KHz L (μH)	Tol. (%)	DCR (Ω) Max.	IDC (A) Max.	Type	Price Each 1	Price Each 10	Price Each 100	Reel Qty.	Price Per Piece
581-LMXN0906MR47BTAS	LMXN0906MR47BTAS	0.47	20	0.250	7.7	0906	**3.67**	**3.31**	**2.89**	1000	**1.52**
581-LMXN2216M2R2BTAS	LMXN2216M2R2BTAS	2.2	20	0.006	20	2216	**7.64**	**6.88**	**6.00**	250	**4.37**
581-LMXN0906M220BTAS	LMXN0906M220BTAS	22	20	0.250	1.2	0906	**3.67**	**3.31**	**2.89**	1000	**1.52**
581-LMXN2216M470BTAS	LMXN2216M470BTAS	47	20	0.096	5	2216	**7.64**	**6.88**	**6.00**	250	**4.37**



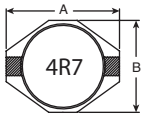

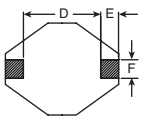

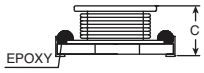

Type	A max.	B max.	C max.	D	E	F
1915	18.54 (0.730)	15.24 (0.600)	7.11 (0.280)	12.7 (0.500)	2.54 (0.100)	2.54 (0.100)

Style C

For quantities greater than listed, call for quote.

581-LMXN1915M100CTAS	LMXN1915M100CTAS	10	20	0.031	10	1915	**7.64**	**6.88**	**6.00**	250	**4.37**
581-LMXN1915M102CTAS	LMXN1915M102CTAS	1000	20	1.800	1.0	1915	**7.64**	**6.88**	**6.00**	250	**4.37**



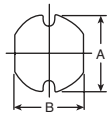

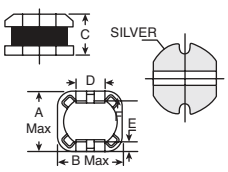

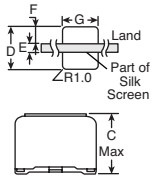

Type	A	B	C	D	E	F	G
0605	5.80 ± 0.30 (0.228 ± .012)	5.20 ± 0.30 (0.205 ± 0.012)	4.50 ± 0.35 (0.177 ± 0.014)	6.00 (0.236)	1.70 (0.067)	2.15 (0.085)	5.50 (0.217)

Style D

For quantities greater than listed, call for quote.

581-LMXN0605M330DTAS	LMXN0605M330DTAS	33	0605	0.230	0.88	20	**2.40**	**2.16**	**1.88**	1000	**.995**
581-LMXN0605M470DTAS	LMXN0605M470DTAS	47	0605	0.370	0.72	20	**2.40**	**2.16**	**1.88**	1000	**.995**

© Copyright 2013 Mouser Electronics

© Copyright 2013 Mouser Electronics

BI TECHNOLOGIES Power Inductors

RoHS Compliant This product is RoHS compliant.

TT electronics
BI Technologies

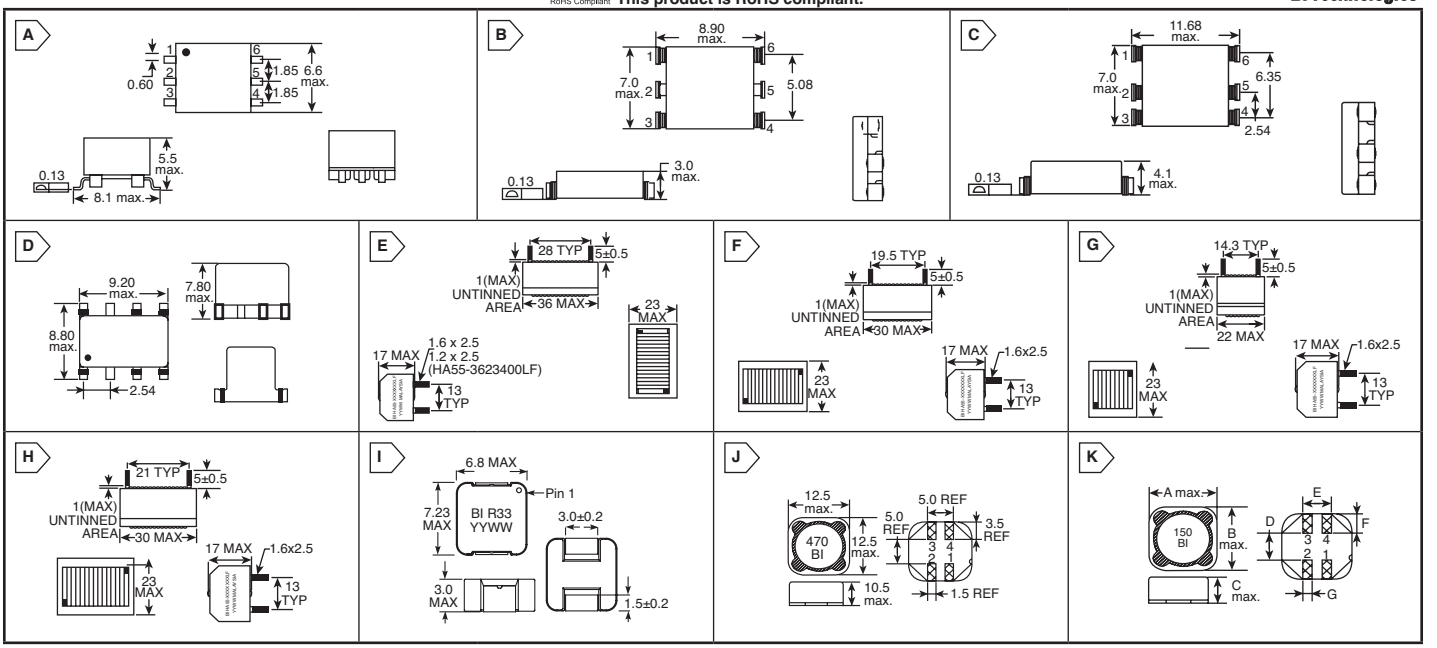

HM42 SERIES GATE DRIVE TRANSFORMER INDUCTORS

Features:
- Operating Temperature Range: -40 to +125°C
- Ambient Temperature Max.: +85°C
- 1500VDC Isolation between gate and drive
- Basic insulation 1500Vrms between primary and secondary

For quantities greater than listed, call for quote.

MOUSER STOCK NO.	Mfr. Part No.	Fig.	Inductance (µH) Min.	Leakage Inductance (µH) Max.	DCR (Ω) Max.	Price Each 1	50	100	Reel Qty.	Price Per Piece
858—HM42-10001LFTR		A	300	2.30	2.00	3.72	2.99	2.72	750	1.84
858—HM42-10002LFTR		A	300	2.30	2.00	3.72	2.99	2.72	750	1.83
858—HM42-20001LFTR		B	695	0.50	1.00	3.28	2.65	2.42	1500	1.64
858—HM42-20002LFTR		B	785	0.46	0.60	3.28	2.65	2.42	1500	1.64
858—HM42-30001LFTR		C	980	0.75	0.50	4.16	3.33	3.04	1000	2.07
858—HM42-30002LFTR		C	980	0.75	0.50	4.10	3.27	2.97	1000	2.02
858—HM42-30003LFTR		C	1500	0.50	0.62	4.24	3.39	3.08	1000	2.10
858—HM42-40001LFTR		D	3300	0.70	1.60	3.72	2.73	2.47	450	1.85
858—HM42-40002LFTR		D	1400	0.50	0.60	4.01	2.94	2.68	450	2.00
858—HM42-40003LFTR		D	1200	0.50	0.50	4.01	2.94	2.68	450	1.99
858—HM42-40004LFTR		D	1200	0.60	0.60	4.40	3.22	2.92	450	2.18

HA55 SERIES POWER INDUCTORS

Features:
- Operating Temperature Range: -40 to +155°C
- Ambient Temperature Max.: +85°C

Applications:
- Use as DC-DC converter and in high current applications. Suitable for industrial as well as automotive application.

For quantities greater than listed, call for quote.

MOUSER STOCK NO.	Mfr. Part No.	Fig.	Inductance (µH) Typ.	Irated (A)	Isat (A)	DC Resistance (mΩ)	Price Each 1	50	100
858—HA55-3623200LF		E	20.00	33.00	35.0	3.35	19.66	14.23	12.31
858—HA55-3023115LF		F	11.50	39.00	43.0	2.30	15.18	12.27	11.15
858—HA55-2223070LF		G	7.00	40.00	48.0	1.70	14.52	11.47	9.60
858—HA55-3023130LF		H	13.00	37.00	40.0	2.50	15.88	12.59	11.45
858—HA55L-3623220LF		E	22.00	34.00	26.0	3.35	16.63	11.94	10.31
858—HA55L-3023135LF		F	13.50	39.00	30.0	2.30	12.54	10.02	9.11
858—HA55L-2223088LF		G	8.83	41.00	33.0	1.70	12.04	11.24	8.46
858—HA55L-3023163LF		H	16.30	37.00	27.0	2.50	13.21	10.36	9.42
858—HA55L-3623400LF		E	40.00	26.00	20.0	5.70	18.51	12.43	10.75

HM72B SERIES SMT INDUCTORS

- Operating Temperature Range: -40°C to +130°C
- Temperature Rise, Maximum: +50°C
- Operating Frequency: Up to 3MHz

For quantities greater than listed, call for quote.

MOUSER STOCK NO.	Mfr. Part No.	Fig.	Inductance µH±20%	Heating Current (ADC)	Isat (ADC)	DCR (mΩ) Typ.	Price Each 1	100	500	2000
858—HM72B-06R10LF		I	0.1	26.2	60	1.5	2.08	1.44	1.32	1.14
858—HM72B-06R15LF		I	0.15	23.3	52	1.9	1.40	.984	.899	.781
858—HM72B-06R22LF		I	0.22	20.3	40	2.5	1.40	.984	.899	.781
858—HM72B-06R33LF		I	0.33	18	30	3.2	1.40	.984	.899	.781
858—HM72B-06R47LF		I	0.47	16.1	26	4	1.40	.984	.899	.781
858—HM72B-06R68LF		I	0.68	14.4	25	5	1.40	.984	.899	.781
858—HM72B-06R82LF		I	0.82	12	24	7.2	1.40	.984	.899	.781
858—HM72B-061R0LF		I	1	10.3	22	9	1.40	.984	.899	.781
858—HM72B-061R5LF		I	1.5	8.4	18	13	1.40	.984	.899	.781
858—HM72B-062R2LF		I	2.2	8.3	14	15	1.40	.984	.899	.781
858—HM72B-063R3LF		I	3.3	6.6	13.5	26.5	1.40	.984	.899	.781
858—HM72B-064R7LF		I	4.7	5.4	10	35	1.40	.984	.899	.781
858—HM72B-066R8LF		I	6.8	4.1	8	62	1.40	.984	.899	.792
858—HM72B-06100LF		I	10	3.2	7	100	1.94	1.35	1.23	1.06

© Copyright 2013 Mouser Electronics

HM78D SERIES SURFACE MOUNT COUPLED INDUCTORS

Features:
- Operating Temperature Range: -40 to +125°C
- Ambient Temperature Max.: +85°C
- Temperature Rise, Max.: +40°C
- Operating Frequency: Up to 3MHz

Applications:
- Ideal for SEPIC applications, high inductance, high efficiency and excellent current handling in rugged, low cost part
- Use as DC-DC converter and in applications like hand phones, CD/DVD player, digital camera, GPS system

Case Size	A	B	C	D	E	F	G
128	12.50	12.50	8.05	5.00	5.00	3.50	1.50
755	7.70	7.70	4.80	3.90	2.70	1.55	0.72

Shielded

For quantities greater than listed, call for quote.

MOUSER STOCK NO.	Mfr. Part No.	Fig.	Inductance (µH±20%)	DCR (Ω) Typ.	Isat (A)	Irms (A)	Price Each 1	50	100	500
Case 128										
858—HM78D1284R7MLFTR		J	4.7	0.0190	14.90	7.40	1.49	1.14	1.05	.614
858—HM78D1286R8MLFTR		J	6.8	0.0240	13.10	6.90	1.49	1.14	1.05	.614
858—HM78D128100MLFTR		J	10	0.0290	10.50	6.20	1.49	1.14	1.05	.614
858—HM78D128150MLFTR		J	15	0.0360	9.10	5.80	1.49	1.14	1.05	.614
858—HM78D128220MLFTR		J	22	0.0480	6.80	5.20	1.49	1.14	1.05	.614
858—HM78D128330MLFTR		J	33	0.0750	5.60	4.20	1.49	1.14	1.05	.614
858—HM78D128470MLFTR		J	47	0.0900	5.20	3.00	1.49	1.14	1.05	.614
858—HM78D128680MLFTR		J	68	0.1050	4.10	2.60	1.49	1.14	1.05	.614
858—HM78D128101MLFTR		J	100	0.1500	3.40	2.00	1.49	1.14	1.05	.614
858—HM78D128151MLFTR		J	150	0.2300	2.80	1.80	1.49	1.14	1.05	.614
858—HM78D128221KLFTR		J	220	0.3450	2.30	1.60	1.49	1.14	1.05	.614
858—HM78D128151KLFTR		J	150	0.2300	2.80	1.80	1.49	1.14	1.05	.614
858—HM78D128331KLFTR		J	330	0.5100	1.90	1.30	1.49	1.14	1.05	.614
858—HM78D128471KLFTR		J	470	0.7650	1.60	0.87	1.49	1.14	1.05	.614
858—HM78D128681KLFTR		J	680	1.1450	1.30	0.76	1.49	1.14	1.05	.614
858—HM78D128102KLFTR		J	1000	1.4150	1.10	0.60	1.49	1.14	1.05	.614
Case 755										
858—HM78D755R33MLFTR		J	0.33	0.0074	18.40	6.20	1.61	1.23	1.12	1.03
858—HM78D7551R5MLFTR		J	1.5	0.0115	8.35	4.96	1.61	1.23	1.12	1.03
858—HM78D7553R3MLFTR		J	3.3	0.0183	5.40	3.94	1.61	1.23	1.12	1.03
858—HM78D7556R8MLFTR		J	6.8	0.0418	3.67	2.60	1.61	1.23	1.12	1.03
858—HM78D755100MLFTR		J	10	0.0489	3.17	2.41	1.61	1.23	1.12	1.03
858—HM78D755220MLFTR		J	22	0.0925	2.13	1.75	1.61	1.23	1.12	1.03
858—HM78D755470MLFTR		J	47	0.2160	1.41	1.15	1.61	1.23	1.12	1.03
858—HM78D755820MLFTR		J	82	0.3450	1.11	0.91	1.61	1.23	1.12	1.03
858—HM78D755151MLFTR		J	150	0.5910	0.81	0.69	1.61	1.23	1.12	1.03
858—HM78D755331MLFTR		J	330	1.4100	0.54	0.45	1.61	1.23	1.12	1.03
858—HM78D755681MLFTR		J	680	2.5800	0.38	0.33	1.61	1.23	1.12	1.03
858—HM78D755102MLFTR		J	1000	3.8900	0.31	0.27	1.61	1.23	1.12	1.03

Unshielded

For quantities greater than listed, call for quote.

MOUSER STOCK NO.	Mfr. Part No.	Fig.	Inductance (µH±20%)	DCR (Ω) Typ.	Isat (A)	Irms (A)	Price Each 1	150	300	600
858—HM78D12104R7MLFR		K	4.7	0.014	18.00	3.25	2.38	1.83	1.13	1.10
858—HM78D12106R8MLFR		K	6.8	0.017	14.20	3.10	2.38	1.83	1.13	1.10
858—HM78D12108R2MLFR		K	8.2	0.018	12.85	2.25	2.38	1.83	1.13	1.10
858—HM78D1210100MLFR		K	10	0.020	11.75	3.20	2.38	1.83	1.13	1.10
858—HM78D1210220MLFR		K	22	0.040	8.20	2.70	2.38	1.83	1.13	1.10
858—HM78D1210330MLFR		K	33	0.050	6.60	2.00	2.38	1.83	1.13	1.10
858—HM78D1210470MLFR		K	47	0.065	5.50	1.90	2.38	1.83	1.13	1.10
858—HM78D1210560MLFR		K	56	0.081	4.90	0.85	2.38	1.83	1.13	1.10
858—HM78D1210680MLFR		K	68	0.098	4.45	0.80	2.38	1.83	1.13	1.10
858—HM78D1210101MLFR		K	100	0.128	3.70	0.70	2.38	1.83	1.13	1.10
858—HM78D1210121MLFR		K	120	0.170	3.40	0.63	2.38	1.83	1.13	1.10
858—HM78D1210331MLFR		K	330	0.440	2.10	0.41	2.38	1.83	1.13	1.10
858—HM78D1210471MLFR		K	470	0.570	1.80	0.30	2.38	1.83	1.13	1.10

© Copyright 2013 Mouser Electronics

BOURNS SMD Power Inductors

BOURNS®

RoHS Compliant **This product is RoHS compliant.**

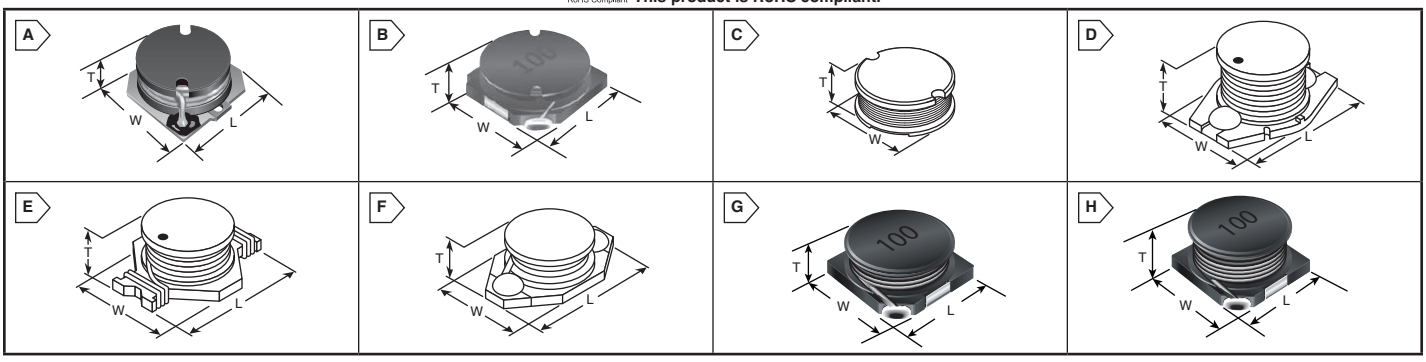

SDR SERIES LEAD FREE NON-SHIELDED POWER INDUCTORS

NEW PRODUCT

Applications:

- Input/output of DC/DC Converters
- Portable Communication Equipment
- Camcorders
- LCD TVs
- Car Radios

For quantities greater than listed, call for quote.

Series.	DIMENSIONS: mm (in.)			Price Each		Reel Qty.	Price Per Piece
	Length (L)	Width (W)	Thickness (T)	1	100		
SDR1105	10 (.394)	11.1 (.437)	4.8 (.189)	**.51**	**.362**	800	**.351**
SDR1305	12.7 (.3)	12.7 (.3)	4.8 (.189)	**.67**	**.428**	600	**.407**
SDR1307	- -	13 (.512)	7.0 (.276)	**.91**	**.492**	400	**.439**
SDR1806	18.3 (.720)	14.0 (.551)	6.6 (.260)	**.97**	**.567**	250	**.482**
SDR2207	22.0 (.866)	15.0 (.591)	7.0 (.276)	**1.22**	**.653**	250	**.631**
SDR6603	6.60 (.260)	4.45 (.175)	2.92 (.115)	**.91**	**.492**	600	**.417**
SDR7030	7.0 (.276)	7.0 (.276)	3.0 (0.3)	**.70**	**.375**	1500	**.289**
SDR7045	7.0 (.276)	7.0 (.276)	4.5 (0.3)	**.73**	**.396**	1000	**.332**

SDR1105 Series

MOUSER STOCK NO. Mfr.	Mfr. Part No.	Fig.	Value (uF)	RDC max. (Ω)	I rms max. (A)	I sat Type (A)
652	SDR1105-220ML	A	22	0.080	3.00	6.5
652	SDR1105-330KL	A	33	0.100	2.60	5.0
652	SDR1105-390KL	A	39	0.140	2.40	4.5
652	SDR1105-101KL	A	100	0.320	1.50	2.8
652	SDR1105-151KL	A	150	0.500	1.20	2.3
652	SDR1105-201KL	A	200	0.650	1.00	1.8

SDR1305 Series

MOUSER STOCK NO. Mfr.	Mfr. Part No.	Fig.	Value (uF)	Q (min.)	Test Freq. (MHz)	SRF MHz (min.)
652	SDR1305-221K	B	220	16	0.796	7
652	SDR1305-102K	B	1000	41	0.252	2.7

SDR1307 Series

MOUSER STOCK NO. Mfr.	Mfr. Part No.	Fig.	Value (uF)	Q (min.)	Test Freq. (MHz)	SRF MHz (min.)
652	SDR1307-1R5ML	C	1.5	20	7.96	65
652	SDR1307-2R2ML	C	2.2	22	7.96	50
652	SDR1307-2R7ML	C	2.7	24	7.96	40
652	SDR1307-3R3ML	C	3.3	26	7.96	38
652	SDR1307-4R7ML	C	4.7	25	7.96	36
652	SDR1307-5R6ML	C	5.6	24	7.96	28
652	SDR1307-6R8ML	C	6.8	24	7.96	26
652	SDR1307-8R2ML	C	8.2	24	7.96	24
652	SDR1307-100ML	C	10	22	2.52	22
652	SDR1307-120ML	C	12	25	2.52	20
652	SDR1307-150ML	C	15	28	2.52	17
652	SDR1307-180ML	C	18	28	2.52	16
652	SDR1307-220ML	C	22	40	2.52	15
652	SDR1307-270ML	C	27	35	2.52	11
652	SDR1307-330KL	C	33	35	2.52	10
652	SDR1307-390KL	C	39	28	2.52	9
652	SDR1307-470KL	C	47	24	2.52	7.5
652	SDR1307-560KL	C	56	22	2.52	7.2
652	SDR1307-680KL	C	68	24	2.52	7
652	SDR1307-820KL	C	82	18	2.52	6
652	SDR1307-101KL	C	100	25	0.796	5.8
652	SDR1307-121KL	C	120	20	0.796	5.5
652	SDR1307-151KL	C	150	20	0.796	4.5
652	SDR1307-181KL	C	180	18	0.796	4
652	SDR1307-221KL	C	220	15	0.796	3.8
652	SDR1307-271KL	C	270	15	0.796	3.5
652	SDR1307-331KL	C	330	15	0.796	3.2
652	SDR1307-391KL	C	390	12	0.796	2.5
652	SDR1307-471KL	C	470	12	0.796	2.2
652	SDR1307-561KL	C	560	10	0.796	2
652	SDR1307-681KL	C	680	10	0.796	1.6
652	SDR1307-821KL	C	820	10	0.796	1.5
652	SDR1307-102KL	C	1000	10	0.252	1.4

SDR1806 Series

MOUSER STOCK NO. Mfr.	Mfr. Part No.	Fig.	Value (uF)	Q (min.)	Test Freq. (MHz)	SRF MHz (min.)
652	SDR1806-1R0ML	D	1	21	7.96	100
652	SDR1806-2R2ML	D	2.2	22	7.96	55
652	SDR1806-3R3ML	D	3.3	22	7.96	40
652	SDR1806-5R6ML	D	5.6	23	7.96	30
652	SDR1806-100ML	D	10	22	2.52	25
652	SDR1806-150ML	D	15	20	2.52	17

SDR1806 Series (Cont.)

MOUSER STOCK NO. Mfr.	Mfr. Part No.	Fig.	Value (uF)	Q (min.)	Test Freq. (MHz)	SRF MHz (min.)
652	SDR1806-220ML	D	22	22	2.52	13
652	SDR1806-330ML	D	33	24	2.52	11
652	SDR1806-470ML	D	47	22	2.52	9
652	SDR1806-680ML	D	68	22	2.52	8
652	SDR1806-101KL	D	100	25	0.796	7
652	SDR1806-151KL	D	150	23	0.796	5
652	SDR1806-221KL	D	220	20	0.796	4.5
652	SDR1806-331KL	D	330	18	0.796	3.5
652	SDR1806-471KL	D	470	15	0.796	3
652	SDR1806-681KL	D	680	12	0.796	2.5
652	SDR1806-102KL	D	1000	10	0.252	2

SDR2207 Series

MOUSER STOCK NO. Mfr.	Mfr. Part No.	Fig.	Value (uF)	Q (min.)	Test Freq. (MHz)	SRF MHz (min.)
652	SDR2207-1R8ML	E	1.8	31	3	51
652	SDR2207-3R3ML	E	3.3	38	3	39
652	SDR2207-4R7ML	E	4.7	38	3	33
652	SDR2207-8R2ML	E	8.2	35	3	25
652	SDR2207-100ML	E	10	53	5	20
652	SDR2207-150YL	E	15	38	5	16
652	SDR2207-180YL	E	18	46	5	15
652	SDR2207-220YL	E	22	27	3	14
652	SDR2207-330YL	E	33	27	3	11
652	SDR2207-470KL	E	47	27	3	9
652	SDR2207-680KL	E	68	18	2	7.9
652	SDR2207-101KL	E	100	18	2	6
652	SDR2207-121KL	E	120	20	2	6
652	SDR2207-181KL	E	180	20	2	5.7

SDR6603 Series

MOUSER STOCK NO. Mfr.	Mfr. Part No.	Fig.	Value (uF)	Q (min.)	Test Freq. (MHz)	SRF MHz (min.)
652	SDR6603-1R0M	F	1	20	8	130
652	SDR6603-1R5M	F	1.5	19	7.96	115
652	SDR6603-2R2M	F	2.2	18	7.96	90
652	SDR6603-3R3M	F	3.3	18.5	7.96	70
652	SDR6603-4R7M	F	4.7	17	7.96	50
652	SDR6603-6R8M	F	6.8	15.5	7.96	45
652	SDR6603-100M	F	10	17	2.52	35
652	SDR6603-150M	F	15	17	2.52	30
652	SDR6603-220M	F	22	16	2.52	20
652	SDR6603-330M	F	33	24	2.52	15
652	SDR6603-470M	F	47	15	2.52	14
652	SDR6603-680M	F	68	18	2.52	11
652	SDR6603-101M	F	100	29	0.796	9
652	SDR6603-151M	F	150	41	0.796	6
652	SDR6603-221M	F	220	33	0.796	5.5
652	SDR6603-331M	F	330	42	0.796	5
652	SDR6603-471M	F	470	42	0.796	4
652	SDR6603-681M	F	680	58	0.796	3
652	SDR6603-102M	F	1000	71	0.252	2

SDR7030 Series

MOUSER STOCK NO. Mfr.	Mfr. Part No.	Fig.	Value (uF)	Q (min.)	Test Freq. (MHz)	SRF MHz (min.)
652	SDR7030-100M	G	10	16	2.52	35

SDR7045 Series

MOUSER STOCK NO. Mfr.	Mfr. Part No.	Fig.	Value (uF)	Q (min.)	Test Freq. (MHz)	SRF MHz (min.)
652	SDR7045-680K	H	68	17	2.52	11
652	SDR7045-331K	H	330	20	0.796	6

© Copyright 2013 Mouser Electronics

© Copyright 2013 Mouser Electronics



DUAL-WINDING SHIELDED POWER INDUCTORS

For quantities greater than listed, call for quote.

MOUSER STOCK NO.	Mfr. Part No.	Fig.	Impedance @ 100 MHz (Ω) ±25%	Tol. %	DCR (Ω) Max.	Irms (A)	Isat (A)	Price Each 1	50	100	500	1500
SRF0703 Series												
652—SRF0703-R33M		A	0.33	±20	0.0092	6.19	14.4	.94	.867	.803	.674	.535
652—SRF0703-1R0M		A	1.0	±20	0.0135	5.25	7.97	.94	.867	.803	.674	.535
652—SRF0703-1R5M		A	1.5	±20	0.0191	4.64	6.52	.94	.867	.803	.674	.535
652—SRF0703-2R2M		A	2.2	±20	0.0217	4.11	5.52	.94	.867	.803	.674	.535
652—SRF0703-3R3M		A	3.3	±20	0.0316	3.31	4.22	.94	.867	.803	.674	.535
652—SRF0703-4R7M		A	4.7	±20	0.0406	3.09	3.78	.94	.867	.803	.674	.535
652—SRF0703-6R8M		A	6.8	±20	0.0658	2.55	3.12	.73	.601	.468	.428	.401
652—SRF0703-8R2M		A	8.2	±20	0.0772	2.19	2.66	.94	.867	.803	.674	.535
652—SRF0703-100M		A	10	±20	0.0826	2.08	2.47	.94	.867	.803	.674	.535
652—SRF0703-150M		A	15	±20	0.119	1.83	2.05	.94	.867	.803	.674	.535
652—SRF0703-220M		A	22	±20	0.15	1.62	1.67	.94	.867	.803	.674	.535
652—SRF0703-330M		A	33	±20	0.24	1.31	1.35	.94	.867	.803	.674	.535
652—SRF0703-470M		A	47	±20	0.338	1.08	1.14	.73	.601	.468	.428	.394
652—SRF0703-680M		A	68	±20	0.507	0.89	0.96	.94	.867	.803	.674	.535
652—SRF0703-820M		A	82	±20	0.61	0.86	0.89	.87	.601	.468	.428	.394
652—SRF0703-101M		A	100	±20	0.715	0.73	0.79	.94	.867	.803	.674	.535
652—SRF0703-151M		A	150	±20	0.986	0.58	0.65	.94	.867	.803	.674	.535
652—SRF0703-221M		A	220	±20	1.48	0.52	0.53	.94	.867	.803	.674	.535
652—SRF0703-331M		A	330	±20	2.16	0.42	0.44	.73	.601	.468	.428	.394
652—SRF0703-471M		A	470	±20	2.82	0.35	0.37	.94	.867	.803	.674	.535
652—SRF0703-681M		A	680	±20	3.96	0.29	0.31	.94	.867	.803	.674	.535
652—SRF0703-821M		A	820	±20	5.01	0.27	0.28	.94	.867	.803	.674	.535
652—SRF0703-102M		A	1000	±20	6.11	0.26	0.25	.94	.867	.803	.674	.535
SRF1260 Series												
652—SRF1260-100M		B	10	±20	0.0246	5.35	7.17	1.06	.867	.674	.654	.578
652—SRF1260-150M		B	15	±20	0.0329	4.27	5.69	1.06	.867	.674	.654	.578
652—SRF1260-220M		B	22	±20	0.0451	3.7	4.71	1.35	1.25	1.16	.963	.867
652—SRF1260-330M		B	33	±20	0.0618	3.28	3.84	1.06	.867	.674	.654	.578
652—SRF1260-470M		B	47	±20	0.086	2.71	3.24	1.25	.867	.674	.654	.578
652—SRF1260-680M		B	68	±20	0.117	2.22	2.7	1.35	1.25	1.16	.963	.867
652—SRF1260-820M		B	82	±20	0.15	2.05	2.39	1.35	1.25	1.16	.963	.867
652—SRF1260-101M		B	100	±20	0.171	1.78	2.2	1.25	.867	.674	.654	.578
652—SRF1260-151M		B	150	±20	0.254	1.48	1.81	1.35	1.25	1.16	.963	.867
652—SRF1260-221M		B	220	±20	0.354	1.19	1.51	1.35	1.25	1.16	.963	.867
652—SRF1260-331M		B	330	±20	0.574	1.06	1.22	1.35	1.25	1.16	.963	.867
652—SRF1260-471M		B	470	±20	0.83	0.87	1.02	1.35	1.25	1.16	.963	.867
652—SRF1260-681M		B	680	±20	1.212	0.7	0.85	1.35	1.25	1.16	.963	.867
652—SRF1260-821M		B	820	±20	1.46	0.6	0.77	1.35	1.25	1.16	.963	.867
652—SRF1260-102M		B	1000	±20	1.854	0.57	0.7	1.35	1.25	1.16	.963	.867
SRF1280 Series												
652—SRF1280-100M		C	10	±20	0.0241	6.04	11.2	1.38	1.12	.88	.853	.754
652—SRF1280-150M		C	15	±20	0.0333	5.03	9.66	1.77	1.64	1.51	1.26	1.13
652—SRF1280-220M		C	22	±20	0.0503	4	7.57	1.77	1.64	1.51	1.26	1.13
652—SRF1280-330M		C	33	±20	0.0664	3.23	6.22	1.77	1.64	1.51	1.26	1.13
652—SRF1280-470M		C	47	±20	0.0898	2.95	5.28	1.38	1.12	.88	.853	.754
652—SRF1280-680M		C	68	±20	0.123	2.44	4.44	1.77	1.64	1.51	1.26	1.13
652—SRF1280-820M		C	82	±20	0.153	2.09	4.06	1.77	1.64	1.51	1.26	1.13
652—SRF1280-101M		C	100	±20	0.175	1.96	3.64	1.77	1.64	1.51	1.26	1.13
652—SRF1280-151M		C	150	±20	0.261	1.59	3.01	1.38	1.12	.88	.853	.754
652—SRF1280-221M		C	220	±20	0.343	1.29	2.43	1.77	1.64	1.51	1.26	1.13
652—SRF1280-331M		C	330	±20	0.54	1.04	2.01	1.77	1.64	1.51	1.26	1.13
652—SRF1280-471M		C	470	±20	0.865	0.85	1.68	1.77	1.64	1.51	1.26	1.13
652—SRF1280-681M		C	680	±20	1.296	0.76	1.39	1.77	1.64	1.51	1.26	1.13
652—SRF1280-821M		C	820	±20	1.632	0.65	1.27	1.77	1.64	1.51	1.26	1.13
652—SRF1280-102M		C	1000	±20	1.992	0.61	1.14	1.77	1.64	1.51	1.26	1.13

MULTILAYER POWER CHIP INDUCTORS

NEW PRODUCT

For quantities greater than listed, call for quote.

MOUSER STOCK NO.	Mfr. Part No.	Fig.	Impedance @ 100 MHz (Ω) ±25%	Tol. %	DCR (Ω) Max.	IDC Max. (mA)	Price Each 1	50	100	500	2000
CVH252009 Series											
652—CVH252009-R47M		D	±20%	0.04	100	1800	.26	.225	.193	.167	.118
652—CVH252009-1R0M		D	±20%	0.055	60	1600	.26	.225	.193	.167	.118
652—CVH252009-1R5M		D	±20%	0.07	50	1500	.26	.225	.193	.167	.118
652—CVH252009-2R2M		D	±20%	0.08	40	1300	.26	.225	.193	.167	.118
652—CVH252009-3R3M		D	±20%	0.10	30	1200	.26	.225	.193	.167	.118
652—CVH252009-4R7M		D	±20%	0.11	25	1100	.26	.225	.193	.167	.118

COMMON MODE CHIP INDUCTORS

NEW PRODUCT

For quantities greater than listed, call for quote.

MOUSER STOCK NO.	Mfr. Part No.	Fig.	Impedance @ 100 MHz (Ω) ±25%	Tol. %	DCR (Ω) Max.	IDC Max. (mA)	Price Each 1	50	100	500	2000
SRF2012 Series											
652—SRF2012-670YA		E	67	±25	0.25	400	.30	.268	.246	.225	.193
652—SRF2012-900YA		E	90	±25	0.3	400	.30	.268	.246	.225	.193
652—SRF2012-121YA		E	120	±25	0.3	400	.30	.268	.246	.225	.193
652—SRF2012-161YA		E	160	±25	0.35	350	.30	.268	.246	.225	.193
652—SRF2012-181YA		E	180	±25	0.35	350	.30	.268	.246	.225	.193
652—SRF2012-201YA		E	200	±25	0.4	300	.30	.268	.246	.225	.193
652—SRF2012-221YA		E	220	±25	0.4	300	.30	.268	.246	.225	.193
652—SRF2012-261YA		E	260	±25	0.4	300	.30	.268	.246	.225	.193
652—SRF2012-361YA		E	360	±25	0.45	300	.30	.268	.246	.225	.193
SRF4532 Series											
652—SRF4532-110Y		F	700	+50/-30	0.8	300	.52	.433	.337	.308	.279
652—SRF4532-220Y		F	1000	+50/-30	2.65	200	.52	.433	.337	.308	.279
652—SRF4532-510Y		F	2000	+50/-30	3.5	200	.52	.433	.337	.308	.279
652—SRF4532-101Y		F	5000	+50/-30	8.9	200	.52	.433	.337	.308	.279

SEMI-SHIELDED POWER INDUCTORS

NEW PRODUCT

For quantities greater than listed, call for quote.

MOUSER STOCK NO.	Mfr. Part No.	Fig.	Inductance @ 100 MHz L (μH)	Tol. %	DCR (Ω) Max.	Irms (A)	Isat (A)	Price Each 1	100	500	2000
SRN3015 Series											
652—SRN3015-1R0Y		G	1.0	±30	0.048	2.35	2.35	.29	.187	.171	.161
652—SRN3015-1R5Y		G	1.5	±30	0.066	2.10	2.00	.29	.187	.171	.161
652—SRN3015-2R2M		G	2.2	±20	0.072	1.80	1.65	.29	.187	.171	.161
652—SRN3015-3R3M		G	3.3	±20	0.112	1.60	1.40	.29	.187	.171	.161
652—SRN3015-4R7M		G	4.7	±20	0.136	1.40	1.20	.29	.187	.171	.161
652—SRN3015-6R8M		G	5.8	±20	0.211	1.10	1.05	.29	.187	.171	.161
652—SRN3015-100M		G	10	±20	0.276	1.00	0.88	.29	.187	.171	.161
652—SRN3015-150M		G	15	±20	0.422	0.80	0.68	.29	.187	.171	.161
652—SRN3015-180M		G	18	±20	0.546	0.65	0.62	.29	.187	.171	.161
652—SRN3015-220M		G	22	±20	0.622	0.60	0.58	.29	.187	.171	.161
652—SRN3015-330M		G	33	±20	0.959	0.50	0.46	.29	.187	.171	.161
652—SRN3015-470M		G	47	±20	1.406	0.40	0.38	.29	.187	.171	.161
652—SRN3015-101M		G	100	±20	2.920	0.29	0.27	.29	.187	.171	.161
SRN6045 Series											
652—SRN6045-1R0Y		H	1.0	±30	0.0139	4.2	8.5	.35	.225	.205	.186
652—SRN6045-1R3Y		H	1.3	±30	0.017	4.0	8.0	.35	.225	.205	.186
652—SRN6045-1R8Y		H	1.8	±30	0.0198	3.7	7.0	.35	.225	.205	.186
652—SRN6045-2R2Y		H	2.2	±30	0.0251	3.5	6.0	.35	.225	.205	.186
652—SRN6045-3R3Y		H	3.3	±30	0.0302	3.2	5.0	.35	.225	.205	.186
652—SRN6045-4R7Y		H	4.7	±30	0.0376	3.0	4.0	.35	.225	.205	.186
652—SRN6045-6R8Y		H	6.8	±30	0.0473	2.8	3.8	.35	.225	.205	.186
652—SRN6045-8R2Y		H	8.2	±30	0.055	2.7	3.3	.35	.225	.205	.186
652—SRN6045-100M		H	10	±20	0.0586	2.5	3.0	.35	.225	.205	.186
652—SRN6045-150M		H	15	±20	0.0958	1.9	2.3	.35	.225	.205	.186
652—SRN6045-220M		H	22	±20	0.142	1.5	1.9	.35	.225	.205	.186
652—SRN6045-330M		H	33	±20	0.188	1.4	1.5	.35	.225	.205	.186
652—SRN6045-470M		H	47	±20	0.257	1.1	1.3	.35	.225	.205	.186
652—SRN6045-680M		H	68	±20	0.351	0.9	1.0	.35	.225	.205	.186
652—SRN6045-101M		H	100	±20	0.494	0.7	0.8	.35	.225	.205	.186
SRN8040 Series											
652—SRN8040-R50Y		I	0.5	±30	0.007	10	12	.47	.278	.268	.24
652—SRN8040-1R0Y		I	1.0	±30	0.01	7.8	11	.47	.278	.268	.24
652—SRN8040-1R5Y		I	1.5	±30	0.011	7	8.2	.47	.278	.268	.24
652—SRN8040-2R2Y		I	2.2	±30	0.013	6.3	7.4	.47	.278	.268	.24
652—SRN8040-3R3Y		I	3.3	±30	0.021	5.6	5.5	.47	.278	.268	.24
652—SRN8040-3R6Y		I	3.6	±30	0.022	4.9	5.3	.47	.278	.268	.24
652—SRN8040-4R7Y		I	4.7	±30	0.024	4.1	4.7	.47	.278	.268	.24
652—SRN8040-6R8Y		I	6.8	±30	0.033	3.9	4.2	.47	.278	.268	.24
652—SRN8040-8R2Y		I	8.2	±30	0.045	3.7	4	.47	.278	.268	.24
652—SRN8040-100M		I	10	±20	0.05	3.1	3.4	.47	.278	.268	.24
652—SRN8040-150M		I	15	±20	0.07	2.4	2.7	.47	.278	.268	.24
652—SRN8040-220M		I	22	±20	0.1	2.2	2.2	.47	.278	.268	.24
652—SRN8040-330M		I	33	±20	0.145	1.7	1.9	.47	.278	.268	.24
652—SRN8040-470M		I	47	±20	0.19	1.4	1.5	.47	.278	.268	.24
652—SRN8040-680M		I	68	±20	0.275	1.1	1.2	.47	.278	.268	.24
652—SRN8040-101M		I	100	±20	0.4	1	1	.47	.278	.268	.24

© Copyright 2013 Mouser Electronics

© Copyright 2013 Mouser Electronics

BOURNS Shielded SMD Power Inductors

BOURNS®

RoHS Compliant **This product is RoHS compliant.**

CHIP BEAD AND INDUCTOR KITS

Bourns Kits include surface-mount chip inductors, power chokes, chip beads, chip bead arrays, as well as radial-leaded and axial-leaded inductors. These components are used in computer, instrumentation, industrial, and medical applications.



For quantities greater than listed, call for quote.

MOUSER STOCK NO.	Bourns Part No.	Description	Qty.	Number of Parts	Price Each 1	Price Each 5
652-CI100505-LAB1	CI100505-LAB1	Multi Layer Chip Inductors	40	18	89.66	84.54
652-CI160808-LAB1	CI160808-LAB1	Multi Layer Chip Inductors	20	18	54.27	51.17
652-CE201210-LAB1	CE201210-LAB1	Multi Layer Chip Inductors	40	18	61.34	57.84
652-CS160808-LAB1	CS160808-LAB1	Ferrite Multi Layer Chip Inductors	30	18	54.27	51.17
652-CV201210-LAB1	CV201210-LAB1	Ferrite Multi Layer Chip Inductors	30	18	98.44	86.14
652-CS321613-LAB1	CS321613-LAB1	Ferrite Multi Layer Chip Inductors	30	18	63.71	60.07
652-CM100505-LAB1	CM100505-LAB1	CM45, CM32, CM25, CM20, CM16, CM10 SMT Chip Inductors	40	19	82.58	77.86
652-CM201212-LAB1	CM201212-LAB1	CM45, CM32, CM25, CM20, CM16, CM10 SMT Chip Inductors	30	13	256.80	224.70
652-CM322522-LAB1	CM322522-LAB1	CM45, CM32, CM25, CM20, CM16, CM10 SMT Chip Inductors	10	21	92.02	86.77
652-CM252016-LAB1	CM252016-LAB1	CM45, CM32, CM25, CM20, CM16, CM10 SMT Chip Inductors	20	25	107.00	101.65
652-SRU10-LAB1	SRU10-LAB1	Sheilded SMD Power Inductors	3	18	47.19	45.89
652-SRU30-LAB1	SRU30-LAB1	Sheilded SMD Power Inductors	3	18	47.19	45.89
652-SRU50-LAB1	SRU50-LAB1	Sheilded SMD Power Inductors	3	18	47.19	45.89
652-SRU60-LAB1	SRU60-LAB1	Sheilded SMD Power Inductors	3	18	47.19	45.89
652-SRP12-LAB1	SRP12-LAB1	Sheilded SMD Power Inductors	2	18	58.99	56.71
652-SRR12-LAB1	SRR12-LAB1	Shielded SMD Power Inductors	2	18	70.78	69.19
652-SRU20-LAB1	SRU20-LAB1	Shielded SMD Power Inductors	3	18	47.19	45.89
652-SRP-LAB1	SRP-LAB1	Shielded Power Inductors	3	32	139.10	117.70
652-SRP-LAB2	SRP-LAB2	Shielded Power Inductors	3	32	139.10	117.70
652-MHBEAD-LAB1	MHBEAD-LAB1	MH Series High Current Chip Ferrite Beads	5	18	47.19	45.90
652-MUBEAD-LAB1	MUBEAD-LAB1	MG, MU, MZ Series High Impedance Chip Ferrite Beads	5	18	47.19	45.90

DIMENSIONS: mm (in.)

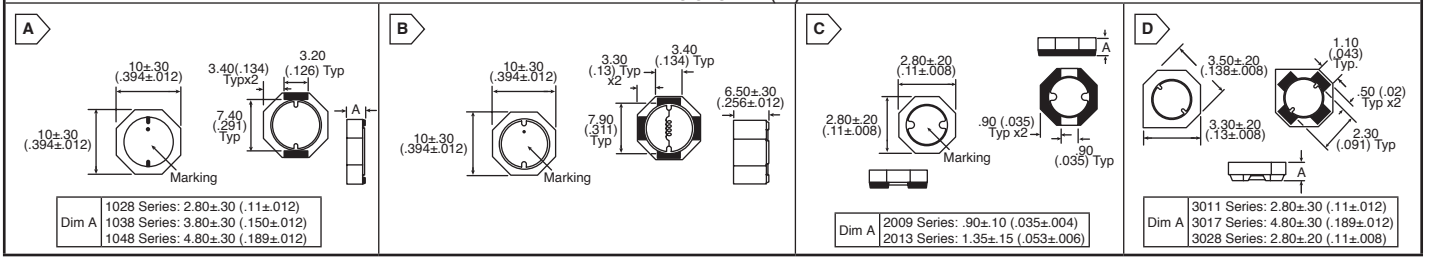

SERIES: SRU1028, SRU1038, SRU1048, SRU1063, SRU2009, SRU2013, SRU3011, SRU3017, SRU3028

Applications:
- Input/output of DC/DC converters
- Power supplies for portable communication equipment, camcorders, LDS TVs, and car radios

Specifications:
- Test voltage: 1V
- Reflow soldering: 230°C, 50 sec. max.
- Operating temperature: -40°C to +125°C
- Storage temperature: -40°C to +125°C
- Resistance to soldering heat: 260°C for 10 sec.

For quantities greater than listed, call for quote.

MOUSER STOCK NO. Mfr.	Mfr. Part No.	Fig.	Inductance 100KHz uH	Test Freq. (MHz)	RDC (mΩ)	I rms Max. (A)	Price Each 1	Price Each 100	Reel Qty.	Price Per Piece
SRU1028 Series										
652—SRU1028-1R0Y		A	1.0	7.96	4.9	7.00	1.07	.492	1000	.407
652—SRU1028-1R5Y		A	1.5	7.96	7.3	6.50	1.07	.492	1000	.407
652—SRU1028-2R2Y		A	2.2	7.96	11	5.30	1.07	.492	1000	.407
652—SRU1028-3R3Y		A	3.3	7.96	15	4.60	1.07	.492	1000	.407
652—SRU1028-4R7Y		A	4.7	7.96	16	4.50	.62	.431	1000	.387
652—SRU1028-6R8Y		A	6.8	7.96	25	3.50	1.07	.492	1000	.407
652—SRU1028-8R2Y		A	8.2	7.96	28	3.30	1.07	.492	1000	.407
652—SRU1028-100Y		A	10.0	7.96	40	2.80	1.07	.492	1000	.407
652—SRU1028-150Y		A	15.0	2.52	69	2.00	1.07	.492	1000	.407
652—SRU1028-220Y		A	22.0	2.52	104	1.60	1.07	.492	1000	.407
652—SRU1028-330Y		A	33.0	2.52	139	1.25	1.07	.492	1000	.407
652—SRU1028-470Y		A	47.0	2.52	167	1.30	1.07	.492	1000	.407
652—SRU1028-560Y		A	56.0	2.52	208	1.10	1.07	.492	1000	.407
652—SRU1028-680Y		A	68.0	2.52	232	1.00	1.07	.492	1000	.407
652—SRU1028-820Y		A	82.0	2.52	323	0.90	1.07	.492	1000	.407
652—SRU1028-101Y		A	100.0	0.796	365	0.85	1.07	.492	1000	.407
652—SRU1028-121Y		A	120.0	0.796	428	0.65	1.07	.492	1000	.407
652—SRU1028-151Y		A	150.0	0.796	518	0.70	1.07	.492	1000	.407
SRU1038 Series										
652—SRU1038-1R5Y		A	1.5	7.96	5.2	7.20	.62	.431	800	.401
652—SRU1038-2R5Y		A	2.5	7.96	12.5	6.10	.71	.447	800	.375
652—SRU1038-5R2Y		A	5.2	7.96	22	4.60	.71	.447	800	.401
652—SRU1038-6R2Y		A	6.2	7.96	16.5	4.00	.62	.431	800	.375
652—SRU1038-100Y		A	10.0	7.96	25	3.80	.70	.445	800	.428
652—SRU1038-150Y		A	15.0	2.52	37	2.80	.62	.431	800	.401
652—SRU1038-220Y		A	22.0	2.52	55.8	2.20	.73	.468	800	.401
652—SRU1038-330Y		A	33.0	2.52	86	1.80	.73	.468	800	.401
652—SRU1038-470Y		A	47.0	2.52	121	1.65	.70	.445	800	.428
652—SRU1038-680Y		A	68.0	2.52	166	1.10	.62	.431	800	.401
652—SRU1038-101Y		A	100.0	0.796	220	1.30	.62	.431	800	.401
652—SRU1038-151Y		A	150.0	0.796	358	0.90	.62	.431	800	.401
652—SRU1038-221Y		A	220.0	0.796	565	0.65	.62	.431	800	.401
652—SRU1038-331Y		A	330.0	0.796	773	0.55	.62	.431	800	.401
SRU1048 Series										
652—SRU1048-R80Y		A	0.8	7.96	3.6	7.8	1.12	.813	600	.717
652—SRU1048-1R5Y		A	1.5	7.96	4.3	7.0	.73	.468	600	.401
652—SRU1048-2R2Y		A	2.2	7.96	5.3	6.5	1.07	.492	600	.387
652—SRU1048-4R7Y		A	4.7	7.96	9.5	5.5	1.07	.492	600	.428
652—SRU1048-6R8Y		A	6.8	7.96	13.6	4.8	.62	.431	600	.401
652—SRU1048-8R2Y		A	8.2	7.96	15	4.6	.73	.468	600	.401
652—SRU1048-100Y		A	10.0	7.96	18.5	4.5	1.07	.492	600	.428
652—SRU1048-150Y		A	15.0	2.52	29	3.2	1.07	.492	600	.428
652—SRU1048-220Y		A	22.0	2.52	42	2.6	.70	.445	600	.428
652—SRU1048-330Y		A	33.0	2.52	63	2.1	.71	.447	600	.401

MOUSER STOCK NO. Mfr.	Mfr. Part No.	Fig.	Inductance 100KHz uH	Test Freq. (MHz)	RDC (mΩ)	I rms Max. (A)	Price Each 1	Price Each 100	Reel Qty.	Price Per Piece
SRU1048 Series Cont										
652—SRU1048-470Y		A	47.0	2.52	94	1.7	.71	.447	600	.401
652—SRU1048-560Y		A	56.0	2.52	110	1.6	.71	.447	600	.387
652—SRU1048-680Y		A	68.0	2.52	127	1.4	.62	.431	600	.401
652—SRU1048-820Y		A	82.0	2.52	149	1.3	1.07	.492	600	.387
652—SRU1048-101Y		A	100.0	0.796	160	1.2	.62	.431	600	.401
652—SRU1048-151Y		A	150.0	0.796	235	1.0	.70	.445	600	.435
652—SRU1048-221Y		A	220.0	0.796	350	0.8	1.07	.492	600	.428
652—SRU1048-331Y		A	330.0	0.796	490	0.65	1.07	.492	600	.428
SRU1063 Series										
652—SRU1063-4R7Y		B	4.7	7.96	14	5.50	1.07	.492	500	.428
652—SRU1063-100Y		B	10.0	7.96	38	3.80	1.07	.492	500	.428
652—SRU1063-150Y		B	15.0	2.52	42	3.20	1.07	.492	500	.428
652—SRU1063-220Y		B	22.0	2.52	60	3.00	.70	.445	500	.428
652—SRU1063-330Y		B	33.0	2.52	105	2.20	1.07	.492	500	.428
652—SRU1063-470Y		B	47.0	2.52	150	1.40	1.07	.492	500	.428
652—SRU1063-680Y		B	68.0	2.52	210	1.20	1.07	.492	500	.428
652—SRU1063-101Y		B	100.0	2.52	320	1.10	1.07	.492	500	.428
SRU2009 Series										
652—SRU2009-1R0Y		C	1.0	7.96	110	1.45	.90	.781	1500	.556
652—SRU2009-2R2Y		C	2.2	7.96	210	1.1	.90	.781	1500	.556
652—SRU2009-3R3Y		C	3.3	7.96	320	0.8	.90	.781	1500	.556
652—SRU2009-100Y		C	10.0	2.52	1080	0.4	.90	.781	1500	.556
652—SRU2009-220Y		C	22.0	2.52	2600	0.22	.90	.781	1500	.556
SRU3011 Series										
652—SRU3011-4R7Y		D	4.7	7.96	178	0.63	.72	.663	1500	.46
652—SRU3011-6R8Y		D	6.8	7.96	245	0.50	.72	.663	1500	.46
652—SRU3011-100Y		D	10.0	2.52	340	0.40	.72	.663	1500	.46
SRU3017 Series										
652—SRU3017-3R3Y		D	3.3	7.96	55	0.80	1.04	.803	800	.599
652—SRU3017-4R7Y		D	4.7	7.96	68	0.63	1.04	.803	800	.599
652—SRU3017-6R8Y		D	6.8	7.96	85	0.53	1.04	.803	800	.599
652—SRU3017-100Y		D	10.0	7.96	120	0.47	1.04	.803	800	.599
652—SRU3017-150Y		D	15.0	2.52	175	0.35	1.04	.792	800	.599
652—SRU3017-220Y		D	22.0	2.52	250	0.30	1.04	.792	800	.599
652—SRU3017-330Y		D	33.0	2.52	430	0.25	1.04	.792	800	.599
652—SRU3017-470Y		D	47.0	2.52	540	0.21	1.04	.803	800	.599
SRU3028 Series										
652—SRU3028-100Y		D	10.0	7.96	160	0.72	.90	.728	600	.674
652—SRU3028-150Y		D	15.0	2.52	230	0.66	.90	.728	600	.674
652—SRU3028-220Y		D	22.0	2.52	270	0.60	.90	.728	600	.674
652—SRU3028-330Y		D	33.0	2.52	450	0.47	.90	.728	600	.674
652—SRU3028-470Y		D	47.0	2.52	815	0.32	.90	.728	600	.674
652—SRU3028-680Y		D	68.0	2.52	1400	0.24	.90	.728	600	.674
652—SRU3028-101Y		D	100.0	0.796	2200	0.19	.90	.728	600	.294

© Copyright 2013 Mouser Electronics

© Copyright 2013 Mouser Electronics

BOURNS Shielded SMD Power Inductors

BOURNS®

RoHS Compliant **This product is RoHS compliant.**

DIMENSIONS: mm (in.)

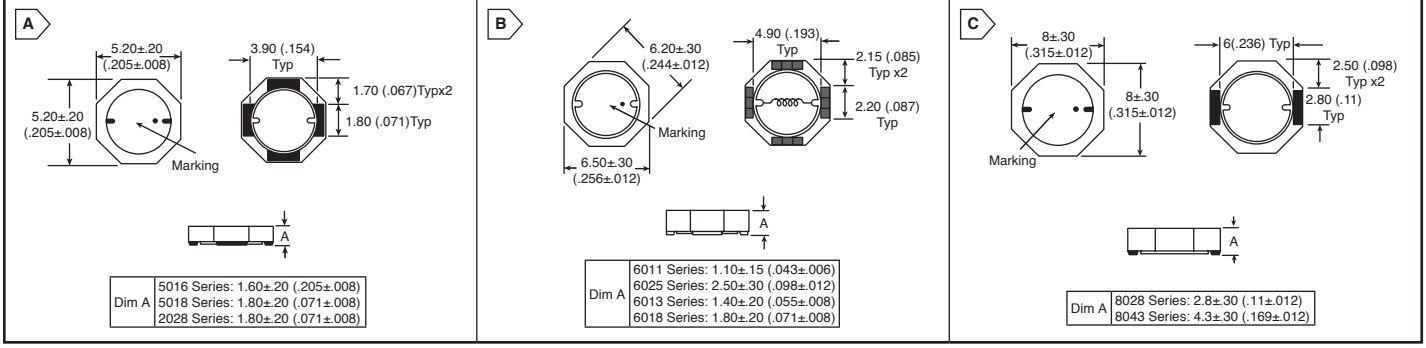

SERIES: SRU5016, SRU5018, SRU5028, SRU6011, SRU6013, SRU6018, SRU6025, SRU8028, SRU8043

Applications:
- Input/output of DC/DC converters
- Power supplies for portable communication equipment, camcorders, LDS TVs, and car radios

Specifications:
- Test voltage: 1V
- Reflow soldering: 230°C, 50 sec. max.
- Operating temperature: -40°C to +125°C
- Storage temperature: -40°C to +125°C
- Resistance to soldering heat: 260°C for 10 sec.

SRU5016 Series

For quantities greater than listed, call for quote.

MOUSER STOCK NO.		Fig.	Inductance 100KHz uH	Test Freq. (MHz)	RDC (mΩ)	I rms Max. (A)	Price Each		Reel Qty.	Price Per Piece
Mfr.	Mrf. Part No.						1	100		
652—	SRU5016-100Y	A	10.0	2.52	84	1.00	.47	.327	1000	.305
652—	SRU5018-2R2Y	A	2.2	7.96	20.5	2.30	.47	.458	1000	.307

SRU5018 Series

For quantities greater than listed, call for quote.

MOUSER STOCK NO.		Fig.	Inductance 100KHz uH	Test Freq. (MHz)	RDC (mΩ)	I rms Max. (A)	Price Each		Reel Qty.	Price Per Piece
Mfr.	Mrf. Part No.						1	100		
652—	SRU5018-1R5Y	A	1.5	7.96	15.5	2.50	.89	.653	1000	.449
652—	SRU5018-2R2Y	A	2.2	7.96	20.5	2.30	.47	.458	1000	.307
652—	SRU5018-3R5Y	A	3.5	7.96	32.0	2.10	.89	.653	1000	.449
652—	SRU5018-4R7Y	A	4.7	7.96	36.0	2.00	.89	.653	1000	.449
652—	SRU5018-6R8Y	A	6.8	7.96	50.0	1.45	.89	.653	1000	.449
652—	SRU5018-100Y	A	10.0	2.52	65.0	1.25	.56	.355	1000	.305
652—	SRU5018-150Y	A	15.0	2.52	100.0	0.95	.89	.653	1000	.449
652—	SRU5018-220Y	A	22.0	2.52	160.0	0.68	.89	.653	1000	.449
652—	SRU5018-330Y	A	33.0	2.52	220.0	0.66	.89	.653	1000	.449
652—	SRU5018-470Y	A	47.0	2.52	330.0	0.54	.89	.653	1000	.449
652—	SRU5018-680Y	A	68.0	2.52	480.0	0.37	.89	.653	1000	.449
652—	SRU5018-101Y	A	100.0	0.796	620.0	0.32	.89	.653	1000	.449

SRU5028 Series

For quantities greater than listed, call for quote.

MOUSER STOCK NO.		Fig.	Inductance 100KHz uH	Test Freq. (MHz)	RDC (mΩ)	I rms Max. (A)	Price Each		Reel Qty.	Price Per Piece
Mfr.	Mrf. Part No.						1	100		
652—	SRU5028-1R2Y	A	1.2	7.96	16.8	3.50	.47	.327	600	.305
652—	SRU5028-3R3Y	A	3.3	7.96	24.0	2.80	.90	.428	600	.332
652—	SRU5028-4R7Y	A	4.7	7.96	32.0	2.20	.90	.428	600	.332
652—	SRU5028-6R8Y	A	6.8	7.96	42.0	2.00	.90	.428	600	.332
652—	SRU5028-100Y	A	10.0	2.52	63.0	1.80	.64	.355	600	.305
652—	SRU5028-150Y	A	15.0	2.52	108.0	1.10	.90	.428	600	.332
652—	SRU5028-330Y	A	33.0	2.52	203.0	0.80	.47	.327	600	.305
652—	SRU5028-470Y	A	47.0	2.52	285.0	0.70	.90	.428	600	.332
652—	SRU5028-680Y	A	68.0	2.52	450.0	0.56	.90	.428	600	.332
652—	SRU5028-101Y	A	100.0	0.796	625.0	0.47	.56	.355	600	.305

SRU6011 Series

MOUSER STOCK NO.		Fig.	Inductance 100KHz uH	Test Freq. (MHz)	RDC (mΩ)	I rms Max. (A)	Price Each		Reel Qty.	Price Per Piece
Mfr.	Mrf. Part No.						1	100		
652—	SRU6011-1R4Y	B	1.4	7.96	40	2.60	.94	.77	1000	.589
652—	SRU6011-4R7Y	B	4.7	7.96	86	1.80	.94	.77	1000	.589
652—	SRU6011-100Y	B	10.0	2.52	220	1.10	.94	.77	1000	.589
652—	SRU6011-220Y	B	22.0	2.52	390	0.80	.94	.77	1000	.589
652—	SRU6011-470Y	B	47.0	2.52	850	0.55	.94	.77	1000	.589
652—	SRU6011-680Y	B	68.0	2.52	1200	0.46	.94	.77	1000	.589

SRU6013 Series

MOUSER STOCK NO.		Fig.	Inductance 100KHz uH	Test Freq. (MHz)	RDC (mΩ)	I rms Max. (A)	Price Each		Reel Qty.	Price Per Piece
Mfr.	Mrf. Part No.						1	100		
652—	SRU6013-330Y	B	33	2.52	500	0.78	.64	.412	1000	.318

SRU6018 Series

For quantities greater than listed, call for quote.

MOUSER STOCK NO.		Fig.	Inductance 100KHz uH	Test Freq. (MHz)	RDC (mΩ)	I rms Max. (A)	Price Each		Reel Qty.	Price Per Piece
Mfr.	Mrf. Part No.						1	100		
652—	SRU6018-4R7Y	B	4.7	7.96	42	2.20	.62	.457	800	.443
652—	SRU6018-150Y	B	15.0	2.52	130	1.50	1.03	.76	800	.663

SRU6025 Series

For quantities greater than listed, call for quote.

MOUSER STOCK NO.		Fig.	Inductance 100KHz uH	Test Freq. (MHz)	RDC (mΩ)	I rms Max. (A)	Price Each		Reel Qty.	Price Per Piece
Mfr.	Mrf. Part No.						1	100		
652—	SRU6025-1R2Y	B	1.2	7.96	19	4.00	1.21	.931	600	.706
652—	SRU6025-2R2Y	B	2.2	7.96	24	3.40	1.21	.931	600	.706
652—	SRU6025-3R3Y	B	3.3	7.96	27	3.20	1.21	.931	600	.706
652—	SRU6025-4R7Y	B	4.7	7.96	35	2.70	1.21	.931	600	.706
652—	SRU6025-6R8Y	B	6.8	7.96	42	2.40	1.21	.931	600	.706
652—	SRU6025-8R2Y	B	8.2	7.96	52	2.20	1.21	.931	600	.706
652—	SRU6025-100Y	B	10.0	7.96	57	2.00	1.21	.931	600	.706
652—	SRU6025-150Y	B	15.0	2.52	86	1.80	1.21	.931	600	.706
652—	SRU6025-220Y	B	22.0	2.52	130	1.60	1.21	.931	600	.341
652—	SRU6025-330Y	B	33.0	2.52	180	1.20	1.21	.931	600	.706
652—	SRU6025-470Y	B	47.0	2.52	250	1.00	1.21	.931	600	.706
652—	SRU6025-680Y	B	68.0	2.52	365	0.80	1.21	.931	600	.706
652—	SRU6025-101Y	B	100.0	2.52	500	0.70	1.21	.931	600	.706
652—	SRU6025-151Y	B	150.0	2.52	770	0.54	1.21	.931	600	.706
652—	SRU6025-221Y	B	220.0	2.52	1250	0.42	1.21	.931	600	.706

SRU8028 Series

For quantities greater than listed, call for quote.

MOUSER STOCK NO.		Fig.	Inductance 100KHz uH	Test Freq. (MHz)	RDC (mΩ)	I rms Max. (A)	Price Each		Reel Qty.	Price Per Piece
Mfr.	Mrf. Part No.						1	100		
652—	SRU8028-2R5Y	C	2.5	7.96	13.6	4.50	1.08	.482	1500	.385
652—	SRU8028-3R3Y	C	3.3	7.96	17.5	3.60	1.08	.482	1500	.385
652—	SRU8028-4R7Y	C	4.7	7.96	20.0	3.70	1.08	.482	1500	.385
652—	SRU8028-6R8Y	C	6.8	7.96	34.0	2.80	1.08	.482	1500	.385
652—	SRU8028-100Y	C	10.0	2.52	45.0	2.60	1.08	.482	1500	.385
652—	SRU8028-150Y	C	15.0	2.52	66.0	2.00	1.08	.482	1500	.385
652—	SRU8028-220Y	C	22.0	2.52	106	1.60	1.08	.482	1500	.385
652—	SRU8028-330Y	C	33.0	2.52	147	1.30	1.08	.482	1500	.385
652—	SRU8028-470Y	C	47.0	2.52	177	1.20	.71	.449	1500	.385
652—	SRU8028-680Y	C	68.0	2.52	317	0.85	1.08	.482	1500	.385
652—	SRU8028-101Y	C	100.0	0.796	390	0.75	1.08	.482	1500	.385

SRU8043 Series

For quantities greater than listed, call for quote.

MOUSER STOCK NO.		Fig.	Inductance 100KHz uH	Test Freq. (MHz)	RDC (mΩ)	I rms Max. (A)	Price Each		Reel Qty.	Price Per Piece
Mfr.	Mrf. Part No.						1	100		
652—	SRU8043-2R2Y	C	2.2	7.96	11.2	5.40	1.08	.492	1000	.396
652—	SRU8043-3R9Y	C	3.9	7.96	14.6	4.80	.85	.492	1000	.396
652—	SRU8043-4R7Y	C	4.7	7.96	17.0	4.60	1.08	.492	1000	.396
652—	SRU8043-6R8Y	C	6.8	7.96	22.4	3.80	.71	.449	1000	.385
652—	SRU8043-100Y	C	10.0	2.52	30.0	3.50	.71	.449	1000	.385
652—	SRU8043-150Y	C	15.0	2.52	46.0	2.70	.71	.449	1000	.385
652—	SRU8043-220Y	C	22.0	2.52	72.5	2.20	.71	.449	1000	.385
652—	SRU8043-330Y	C	33.0	2.52	100.0	1.70	.71	.449	1000	.385
652—	SRU8043-470Y	C	47.0	2.52	120.0	1.50	.71	.449	1000	.385
652—	SRU8043-680Y	C	68.0	2.52	192.0	1.20	.59	.414	1000	.388
652—	SRU8043-101Y	C	100.0	0.796	287.0	1.00	.71	.449	1000	.385

© Copyright 2013 Mouser Electronics

© Copyright 2013 Mouser Electronics

BOURNS SMD Power Inductors

BOURNS®

RoHS Compliant **This product is RoHS compliant.**

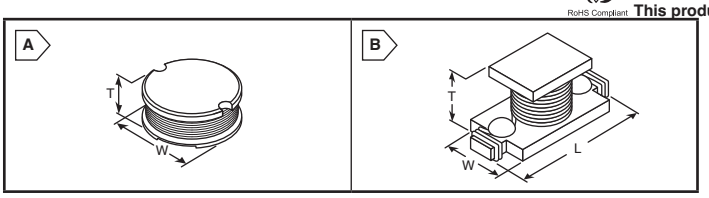

SDR SERIES LEAD FREE NON-SHIELDED POWER INDUCTORS

Applications:

- Input/output of DC/DC Converters
- Portable Communication Equipment
- Camcorders
- LCD TVs
- Car Radios

For quantities greater than listed, call for quote.

Series.	DIMENSIONS: mm (in.)			Price Each		Reel Qty.	Price Per Piece
	Length (L)	Width (W)	Thickness (T)	1	100		
SDR0302	2.8 (.110)	3.0 (.118)	2.5 (.098)	**.45**	**.243**	2000	**.184**
SDR0403	4.0 (.157)	4.5 (.177)	3.2 (.126)	**.45**	**.243**	2000	**.193**
SDR0503	4.8 (.189)	5.0 (.197)	3.0 (.118)	**.49**	**.262**	500	**.225**
SDR0603	5.8 (.228)	3.0 (.118)	2.5 (.098)	**.45**	**.243**	400	**.235**
SDR0604	5.8 (.228)	5.8 (.228)	4.8 (.189)	**.43**	**.243**	400	**.209**
SDR0703	6.5 (.256)	4.5 (.177)	2.7 (.106)	**.57**	**.31**	500	**.278**

SDR0302 Series

MOUSER STOCK NO. Mfr.	Mfr. Part No.	Fig.	Value (uF)	Q (min.)	Test Freq. (MHz)	SRF MHz (min.)
652	SDR0302-1R0ML	A	1	20	7.96	125
652	SDR0302-1R5ML	A	1.5	23	7.96	95
652	SDR0302-1R8ML	A	1.8	23	7.96	85
652	SDR0302-2R2ML	A	2.2	22	7.96	75
652	SDR0302-2R7ML	A	2.7	22	7.96	72
652	SDR0302-3R3ML	A	3.3	23	7.96	68
652	SDR0302-3R9ML	A	3.9	24	7.96	50
652	SDR0302-4R7ML	A	4.7	18	7.96	45
652	SDR0302-5R6ML	A	5.6	18	7.96	42
652	SDR0302-6R8ML	A	6.8	18	7.96	40
652	SDR0302-8R2ML	A	8.2	16	7.96	35
652	SDR0302-120ML	A	12	15	2.52	33
652	SDR0302-150ML	A	15	20	2.52	32
652	SDR0302-180ML	A	18	18	2.52	28
652	SDR0302-220ML	A	22	23	2.52	22
652	SDR0302-270ML	A	27	23	2.52	20
652	SDR0302-330KL	A	33	20	2.52	18
652	SDR0302-390KL	A	39	24	2.52	18
652	SDR0302-470KL	A	47	23	2.52	17
652	SDR0302-560KL	A	56	18	2.52	16
652	SDR0302-680KL	A	68	24	2.52	14
652	SDR0302-820KL	A	82	24	2.52	12
652	SDR0302-101KL	A	100	40	0.796	10
652	SDR0302-121KL	A	120	40	0.796	10
652	SDR0302-151KL	A	150	38	0.796	9
652	SDR0302-181KL	A	180	45	0.796	8.5
652	SDR0302-221KL	A	220	40	0.796	8
652	SDR0302-271KL	A	270	45	0.796	7
652	SDR0302-331KL	A	330	40	0.796	6
652	SDR0302-391KL	A	390	40	0.796	5.5
652	SDR0302-471KL	A	470	42	0.796	5
652	SDR0302-561KL	A	560	43	0.796	4.8
652	SDR0302-821KL	A	820	45	0.796	4
652	SDR0302-102KL	A	1000	40	.252	3.2
652	SDR0302-122KL	A	1200	40	0.252	3

SDR0403 Series

MOUSER STOCK NO. Mfr.	Mfr. Part No.	Fig.	Value (uF)	Q (min.)	Test Freq. (MHz)	SRF MHz (min.)
652	SDR0403-1R0ML	A	1	28	7.96	150
652	SDR0403-1R4ML	A	1.4	28	7.96	110
652	SDR0403-1R8ML	A	1.8	28	7.96	90
652	SDR0403-2R2ML	A	2.2	28	7.96	80
652	SDR0403-2R7ML	A	2.7	28	7.96	75
652	SDR0403-3R3ML	A	3.3	28	7.96	65
652	SDR0403-3R9ML	A	3.9	28	7.96	55
652	SDR0403-4R7ML	A	4.7	28	7.96	50
652	SDR0403-5R6ML	A	5.6	28	7.96	45
652	SDR0403-6R8ML	A	6.8	28	7.96	40
652	SDR0403-8R2ML	A	8.2	28	7.96	36
652	SDR0403-100ML	A	10	28	2.52	33
652	SDR0403-120ML	A	12	28	2.52	30
652	SDR0403-150ML	A	15	28	2.52	28
652	SDR0403-180ML	A	18	25	2.52	23
652	SDR0403-220ML	A	22	25	2.52	20
652	SDR0403-270KL	A	27	23	2.52	17
652	SDR0403-330KL	A	33	23	2.52	15
652	SDR0403-390KL	A	39	20	2.52	14
652	SDR0403-470KL	A	47	20	2.52	13
652	SDR0403-560KL	A	56	20	2.52	12
652	SDR0403-680KL	A	68	20	2.52	11
652	SDR0403-101KL	A	100	35	0.796	9
652	SDR0403-221KL	A	220	50	0.796	4
652	SDR0403-271KL	A	270	45	0.796	3
652	SDR0403-331KL	A	330	40	0.796	4
652	SDR0403-471KL	A	470	50	0.796	3
652	SDR0403-561KL	A	560	50	0.796	2.8
652	SDR0403-681KL	A	680	40	0.796	2.8
652	SDR0403-102KL	A	1000	38	0.796	2

SDR0503 Series

MOUSER STOCK NO. Mfr.	Mfr. Part No.	Fig.	Value (uF)	Q (min.)	Test Freq. (MHz)	SRF MHz (min.)
652	SDR0503-100ML	A	10	10	2.52	30
652	SDR0503-120ML	A	12	20	2.52	29
652	SDR0503-150ML	A	15	20	2.52	27
652	SDR0503-180ML	A	18	20	2.52	24
652	SDR0503-220ML	A	22	20	2.52	22
652	SDR0503-270ML	A	27	20	2.52	20
652	SDR0503-330KL	A	33	15	2.52	18
652	SDR0503-390KL	A	39	15	2.52	17
652	SDR0503-470KL	A	47	20	2.52	14
652	SDR0503-680KL	A	68	20	2.52	12
652	SDR0503-820KL	A	82	15	2.52	10
652	SDR0503-121KL	A	120	40	0.796	8
652	SDR0503-151KL	A	150	40	0.796	7
652	SDR0503-181KL	A	180	40	0.796	7
652	SDR0503-271KL	A	270	35	0.796	6
652	SDR0503-331KL	A	330	30	0.796	5
652	SDR0503-471KL	A	470	30	0.796	5
652	SDR0503-561KL	A	560	30	0.796	4
652	SDR0503-102KL	A	1000	40	0.252	3
652	SDR0503-152JL	A	1500	40	0.252	2
652	SDR0503-182JL	A	1800	40	0.252	2
652	SDR0503-222JL	A	2200	40	0.252	2
652	SDR0503-272JL	A	2700	40	0.252	2
652	SDR0503-332JL	A	3300	40	0.252	2
652	SDR0503-472JL	A	4700	40	0.252	1
652	SDR0503-562JL	A	5600	40	0.252	1
652	SDR0503-682JL	A	6800	40	0.252	1
652	SDR0503-822JL	A	8200	40	0.252	1
652	SDR0503-103JL	A	10000	30	0.0796	1

SDR0603 Series

MOUSER STOCK NO. Mfr.	Mfr. Part No.	Fig.	Value (uF)	Q (min.)	Test Freq. (MHz)	SRF MHz (min.)
652	SDR0603-271KL	A	270	26	0.796	5
652	SDR0603-391KL	A	390	28	0.796	4

SDR0604 Series

MOUSER STOCK NO. Mfr.	Mfr. Part No.	Fig.	Value (uF)	Q (min.)	Test Freq. (MHz)	SRF MHz (min.)
652	SDR0604-100ML	A	10	30	2.52	23
652	SDR0604-120ML	A	12	30	2.52	22
652	SDR0604-150YL	A	15	30	2.52	20
652	SDR0604-180YL	A	18	30	2.52	18
652	SDR0604-220YL	A	22	30	2.52	16
652	SDR0604-270YL	A	27	28	2.52	14
652	SDR0604-330KL	A	33	24	2.52	13
652	SDR0604-390KL	A	39	24	2.52	13
652	SDR0604-470KL	A	47	22	2.52	12
652	SDR0604-560KL	A	56	22	2.52	11
652	SDR0604-680KL	A	68	22	2.52	10
652	SDR0604-820KL	A	82	20	2.52	9
652	SDR0604-101KL	A	100	20	0.796	9
652	SDR0604-121KL	A	120	22	0.796	7
652	SDR0604-151KL	A	150	20	0.796	6
652	SDR0604-181KL	A	180	20	0.796	6
652	SDR0604-221KL	A	220	20	0.796	6
652	SDR0604-331KL	A	330	25	0.796	3
652	SDR0604-681KL	A	680	26	0.252	2

SDR0703 Series

MOUSER STOCK NO. Mfr.	Mfr. Part No.	Fig.	Value (uF)	Q (min.)	Test Freq. (MHz)	SRF MHz (min.)
652	SDR0703-1R0ML	B	1	25	7.96	160
652	SDR0703-1R8ML	B	1.8	25	7.96	105
652	SDR0703-2R2ML	B	2.2	24	7.96	95
652	SDR0703-2R7ML	B	2.7	23	7.96	80
652	SDR0703-3R3ML	B	3.3	23	7.96	65
652	SDR0703-3R9ML	B	3.9	22	7.96	70
652	SDR0703-4R7ML	B	4.7	20	7.96	60
652	SDR0703-5R6ML	B	5.6	20	7.96	56

© Copyright 2013 Mouser Electronics
© Copyright 2013 Mouser Electronics

BOURNS SRR Series Shielded SMD Power Inductors

BOURNS®

RoHS Compliant This product is RoHS compliant.

SRR SERIES SHIELDED SMD POWER INDUCTORS

Specifications:

- Test Voltage: 1V
- Reflow Soldering: 230°C, 50 sec. max.
- Operating/Storage Temp.: -40°C to +125°C
- Resistance to solder heat: 260°C, 5 sec.

Applications:

- Input/output of DC/DC converters
- Power supplies for: Portable communication equipment
  Camcorders
  LCD TVs
  Car radios

For quantities greater than listed, call for quote.

Series	Dimensions: mm (in.)			Price Each		Reel Qty.	Price Per Piece
	A	B	C	1	100		
SRR0604	6.5(.256)	6.5(.256)	4.8(.189)	.77	.449	1000	.364
SRR0905	9.9(.390)	2.9(.114)	4.5(.177)	1.02	.792	800	.439
SRR1005	12.7(.500)	10.0(.393)	5.2(.205)	.90	.706	600	.439
SRR1205	12.7(.500)	12.7(.500)	5.5(.217)	.97	.824	600	.434
SRR1206	12.7(.500)	12.7(.500)	6.5(.256)	.97	.524	600	.449
SRR1208	12.5(.492)	12.5(.492)	6.5(.236)	.97	.599	400	.449
SRR1210	12.0(.472)	12.0(.472)	10.0(.394)	1.14	.617	250	.53
SRR1240	12.5(.492)	12.5(.492)	4.0(.157)	1.14	.91	800	.503
SRR1260	12.5(.492)	12.5(.492)	6.0(.236)	1.06	.58	600	.498

SRR0604 Series

MOUSER STOCK NO.		Fig.	Inductance 1kHz (µH)	Q Ref.	Test Freq. MHz	SRF MHz (Min.)
Mfr.	Mfr. Part No.					
652	SRR0604-2R5ML	A	2.5	21	7.96	100.0
652	SRR0604-220ML	A	22	16	2.52	25.0
652	SRR0604-221KL	A	220	20	0.796	10.0

SRR0905 Series

652	SRR0905-100M	B	10	39	2.52	29
652	SRR0905-120M	B	12	40	2.52	26
652	SRR0905-150M	B	15	35	2.52	24
652	SRR0905-180M	B	18	39	2.52	21
652	SRR0905-220M	B	22	35	2.52	18
652	SRR0905-270M	B	27	35	2.52	17
652	SRR0905-330Y	B	33	27	2.52	14
652	SRR0905-390Y	B	39	31	2.52	14
652	SRR0905-470Y	B	47	27	2.52	11
652	SRR0905-680Y	B	68	26	2.52	10
652	SRR0905-101K	B	100	29	0.796	8
652	SRR0905-121K	B	120	31	0.796	7
652	SRR0905-151K	B	150	24	0.796	6
652	SRR0905-221K	B	220	27	0.796	5
652	SRR0905-271K	B	270	30	0.796	5
652	SRR0905-331K	B	330	29	0.796	4
652	SRR0905-391K	B	390	26	0.796	3
652	SRR0905-471K	B	470	26	0.796	3

SRR1005 Series

652	SRR1005-3R3M	C	3.3	25	7.96	75.0
652	SRR1005-4R7M	C	4.7	25	7.96	50.0
652	SRR1005-6R8M	C	6.8	22	7.96	35.0
652	SRR1005-100M	C	10	48	2.52	30.0
652	SRR1005-120M	C	12	45	2.52	25.0
652	SRR1005-150M	C	15	40	2.52	20.0
652	SRR1005-180Y	C	18	35	2.52	19.0
652	SRR1005-220Y	C	22	42	2.52	18.0
652	SRR1005-270Y	C	27	40	2.52	17.0
652	SRR1005-470Y	C	47	35	2.52	12.0
652	SRR1005-680Y	C	68	35	2.52	9.0
652	SRR1005-820Y	C	82	35	2.52	8.0
652	SRR1005-101K	C	100	35	0.796	7.5
652	SRR1005-121K	C	120	30	0.796	7.2
652	SRR1005-151K	C	150	28	0.796	6.2
652	SRR1005-181K	C	180	28	0.796	5.8
652	SRR1005-221K	C	220	30	0.796	5.2
652	SRR1005-271K	C	270	30	0.796	4.8
652	SRR1005-331K	C	330	30	0.796	4.5
652	SRR1005-471K	C	470	40	0.796	3.0
652	SRR1005-681K	C	680	37	0.796	2.6
652	SRR1005-102K	C	1000	65	0.252	2.0
652	SRR1005-122K	C	1200	58	0.252	2.0
652	SRR1005-152K	C	1500	53	0.252	1.6
652	SRR1005-182K	C	1800	65	0.252	1.4
652	SRR1005-222K	C	2200	55	0.252	1.4
652	SRR1005-272K	C	2700	55	0.252	1.2
652	SRR1005-332K	C	3300	50	0.252	1.2

SRR1205 Series

652	SRR1205-180ML	D	18	20	2.52	10
652	SRR1205-390ML	D	39	18	2.52	7.5

SRR1206 Series

652	SRR1206-100ML	D	10	18	2.52	18.0

SRR1208 Series

652	SRR1208-6R5ML	D	6.5	25	7.96	20
652	SRR1208-150ML	D	15	21	2.52	11
652	SRR1208-180ML	D	18	21	2.52	9
652	SRR1208-270ML	D	27	23	2.52	6.5
652	SRR1208-390YL	D	39	25	2.52	6
652	SRR1208-560YL	D	56	23	2.52	5
652	SRR1208-680YL	D	68	20	2.52	5
652	SRR1208-101YL	D	100	15	0.796	4
652	SRR1260-121K	E	120	26	0.796	5.5
652	SRR1260-181K	E	180	26	0.796	4.5

SRR1210 Series

MOUSER STOCK NO.		Fig.	Inductance 1kHz (µH)	Q Ref.	Test Freq. MHz	SRF MHz (Min.)
Mfr.	Mfr. Part No.					
652	SRR1210-1R8Y	F	1.8	10	7.96	56
652	SRR1210-100M	F	10	16	2.52	12.0
652	SRR1210-120M	F	12	14	2.52	18.0
652	SRR1210-150M	F	15	16	2.52	10.5
652	SRR1210-180M	F	18	13	2.52	8.00
652	SRR1210-220M	F	22	16	2.52	8.00
652	SRR1210-270M	F	27	16	2.52	6.50
652	SRR1210-330M	F	33	16	2.52	6.50
652	SRR1210-390M	F	39	16	2.52	4.50
652	SRR1210-470M	F	47	16	2.52	4.50
652	SRR1210-560M	F	56	8	2.52	4.00
652	SRR1210-680M	F	68	12	2.52	3.80
652	SRR1210-820M	F	82	15	2.52	3.50
652	SRR1210-101M	F	100	16	0.796	3.00
652	SRR1210-121M	F	120	13	0.796	2.60
652	SRR1210-151M	F	150	12	0.796	2.20
652	SRR1210-181M	F	180	14	0.796	1.80
652	SRR1210-221M	F	220	15	0.796	1.80
652	SRR1210-271M	F	270	16	0.796	1.80
652	SRR1210-331M	F	330	14	0.796	1.80
652	SRR1210-391M	F	390	16	0.796	1.30
652	SRR1210-471M	F	470	12	0.796	0.85
652	SRR1210-561M	F	560	12	0.796	0.85
652	SRR1210-681M	F	680	11	0.796	0.85
652	SRR1210-821M	F	820	6	0.796	0.85
652	SRR1210-102M	F	1000	22	0.796	0.85

SRR1240 Series

MOUSER STOCK NO.		Fig.	Inductance 1kHz (µH)	Q Ref.	Test Freq. MHz	SRF MHz (Min.)
Mfr.	Mfr. Part No.					
652	SRR1240-1R0Y	E	1.0	10	7.96	85
652	SRR1240-3R3Y	F	3.3	14	7.96	43
652	SRR1240-5R6M	E	5.6	14	7.96	35
652	SRR1240-6R8M	E	6.8	14	7.96	34
652	SRR1240-8R2M	E	8.2	10	7.96	32
652	SRR1240-100M	E	10	17	2.52	27
652	SRR1240-150M	E	15	16	2.52	22
652	SRR1240-220M	E	22	18	2.52	16
652	SRR1240-330M	E	33	19	2.52	15
652	SRR1240-470M	E	47	19	2.52	13
652	SRR1240-680M	E	68	19	2.52	11
652	SRR1240-101M	E	100	14	0.796	8
652	SRR1240-151K	E	150	12	0.796	7.5
652	SRR1240-221K	E	220	12	0.796	6.6
652	SRR1240-331K	E	330	12	0.796	5.5
652	SRR1240-471K	E	470	12	0.796	4.5
652	SRR1240-681K	E	680	14	0.796	3.8
652	SRR1240-821K	E	820	10	0.796	3.5
652	SRR1240-102K	E	1000	16	0.252	2.8

SRR1260 Series

MOUSER STOCK NO.		Fig.	Inductance 1kHz (µH)	Q Ref.	Test Freq. MHz	SRF MHz (Min.)
Mfr.	Mfr. Part No.					
652	SRR1260-1R0Y	E	1.0	26	7.96	100.00
652	SRR1260-1R5Y	E	1.5	24	7.96	86.00
652	SRR1260-2R2Y	E	2.2	22	7.96	70.00
652	SRR1260-3R3Y	E	3.3	20	7.96	40.00
652	SRR1260-4R7Y	E	4.7	19	7.96	36.70
652	SRR1260-6R8Y	E	6.8	20	7.96	28.20
652	SRR1260-7R6Y	E	7.6	16	7.96	27.90
652	SRR1260-8R2Y	E	8.2	18	7.96	24.00
652	SRR1260-100M	E	10	32	2.52	21.00
652	SRR1260-120M	E	12	27	2.52	19.40
652	SRR1260-150M	E	15	25	2.52	17.60
652	SRR1260-180M	E	18	28	2.52	15.50
652	SRR1260-220M	E	22	29	2.52	13.40
652	SRR1260-270M	E	27	26	2.52	12.70
652	SRR1260-330M	E	33	27	2.52	9.97
652	SRR1260-390M	E	39	22	2.52	10.40
652	SRR1260-470M	E	47	22	2.52	7.63
652	SRR1260-560M	E	56	24	2.52	7.92
652	SRR1260-680M	E	68	22	2.52	7.43
652	SRR1260-820M	E	82	25	2.52	6.85
652	SRR1260-101M	E	100	26	0.796	6.07
652	SRR1260-151K	E	150	20	0.796	5.00
652	SRR1260-221K	E	220	22	0.796	4.20
652	SRR1260-271K	E	270	20	0.796	3.60
652	SRR1260-331K	E	330	22	0.796	3.20
652	SRR1260-391K	E	390	20	0.796	2.80
652	SRR1260-471K	E	470	18	0.796	2.60
652	SRR1260-681K	E	680	18	0.796	2.20
652	SRR1260-821K	E	820	20	0.796	2.00
652	SRR1260-102K	E	1000	30	0.796	1.80

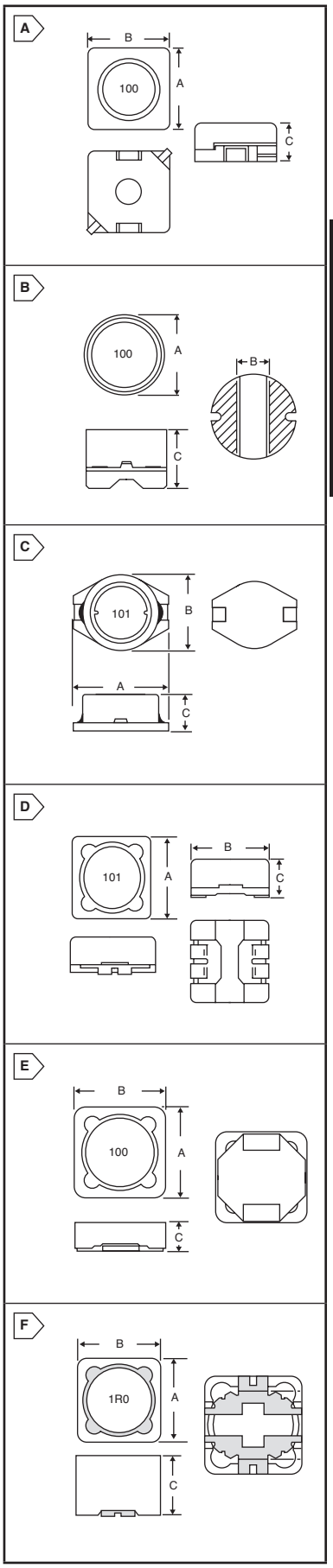

© Copyright 2013 Mouser Electronics

© Copyright 2013 Mouser Electronics

BOURNS SRR Series Shielded SMD Power Inductors

BOURNS®

RoHS Compliant **This product is RoHS compliant.**

SRR SERIES SHIELDED SMD POWER INDUSTORS

Specifications:

- Test Voltage: 1 Volt
- Reflow Soldering: 230°C, 50 sec. max.
- Operating/Storage Temperature: -40°C to +125°C
- Resistance to solder heat: 260°C for 10 sec.

Applications:

- Input/output of DC/DC converters
- Power supplies for:
  - Portable communication equipment
  - Camcorders
  - LCD TVs
  - Car radios

For quantities greater than listed, call for quote.

Series	Dimensions: mm (in.)			Price Each		Reel Qty.	Price Per Piece
	A	B	C	1	100		
SRR1280	12.5 (.492)	12.5 (.492)	7.5 (.295)	**1.07**	**.58**	400	**.503**
SRR1806	18.3 (.720)	14.0 (.551)	6.8 (.268)	**1.08**	**.835**	250	**.503**
SRR4018	4.8 (.189)	4.8 (.189)	1.8 (.071)	**.72**	**.556**	800	**.31**
SRR4028	4.8 (.189)	4.8 (.189)	2.8 (.110)	**.72**	**.556**	500	**.294**
SRR5018	5.8 (.228)	5.8 (.228)	1.8 (.071)	**.72**	**.556**	500	**.31**
SRR5028	5.8 (.228)	5.8 (.228)	2.8 (.110)	**.72**	**.556**	400	**.407**

SRR1280 Series

MOUSER STOCK NO. Mfr.	Mfr. Part No.	Fig.	Inductance 1kHz (µH)	Q Ref.	Test Freq. MHz	SRF MHz (Min.)
652	SRR1280-1R1Y	A	1.1	26	7.96	85
652	SRR1280-1R2Y	A	1.2	28	7.96	83
652	SRR1280-1R4Y	A	1.4	24	7.96	80
652	SRR1280-2R4Y	A	2.4	20	7.96	45
652	SRR1280-3R3Y	A	3.3	20	7.96	40
652	SRR1280-4R5Y	A	4.5	20	7.96	34
652	SRR1280-4R7Y	A	4.7	22	7.96	30
652	SRR1280-100M	A	10	24	2.52	17
652	SRR1280-120M	A	12	26	2.52	15
652	SRR1280-180M	A	18	24	2.52	12
652	SRR1280-220M	A	22	20	2.52	11
652	SRR1280-270M	A	27	26	2.52	10
652	SRR1280-330M	A	33	28	2.52	9.5
652	SRR1280-390M	A	39	24	2.52	8.5
652	SRR1280-470M	A	47	24	2.52	7.5
652	SRR1280-680M	A	68	20	2.52	6.5
652	SRR1280-820M	A	82	20	0.796	5.0
652	SRR1280-121K	A	120	16	0.796	4.3
652	SRR1280-151K	A	150	24	0.796	4.1
652	SRR1280-181K	A	180	24	0.796	4.0
652	SRR1280-221K	A	220	24	0.796	3.4
652	SRR1280-271K	A	270	20	0.796	3.1
652	SRR1280-331K	A	330	18	0.796	2.9
652	SRR1280-391K	A	390	20	0.796	2.7
652	SRR1280-471K	A	470	20	0.796	2.2
652	SRR1280-681K	A	680	26	0.796	1.7
652	SRR1280-821K	A	820	20	0.796	1.4
652	SRR1280-102K	A	1000	40	0.252	1.3

SRR1806 Series

MOUSER STOCK NO. Mfr.	Mfr. Part No.	Fig.	Inductance 1kHz (µH)	Q Ref.	Test Freq. MHz	SRF MHz (Min.)
652	SRR1806-100M	B	10	56	2.52	19.0
652	SRR1806-150M	B	15	53	2.52	17.5
652	SRR1806-220M	B	22	51	2.52	16.0
652	SRR1806-470M	B	47	40	2.52	8.0
652	SRR1806-680M	B	68	37	2.52	6.0
652	SRR1806-151M	B	150	39	0.796	4.3
652	SRR1806-221M	B	220	29	0.796	3.5
652	SRR1806-331M	B	330	30	0.796	3.0
652	SRR1806-471M	B	470	27	0.796	2.4

SRR4018 Series

- Test Voltage: 0.1V, 100KHz

MOUSER STOCK NO. Mfr.	Mfr. Part No.	Fig.	Inductance 1kHz (µH)	Q Ref.	Test Freq. MHz	SRF MHz (Min.)
652	SRR4018-1R0Y	C	1.0	9	7.960	219
652	SRR4018-3R3Y	C	3.3	8	7.960	61
652	SRR4018-4R7Y	C	4.7	8	7.960	55
652	SRR4018-6R8Y	C	6.8	8	7.960	49
652	SRR4018-8R2Y	C	8.2	7	7.960	40
652	SRR4018-100Y	C	10	10	2.520	38
652	SRR4018-150Y	C	15	8	2.520	30
652	SRR4018-220Y	C	22	7	2.520	29
652	SRR4018-270Y	C	27	7	2.520	23
652	SRR4018-330Y	C	33	7	2.520	21
652	SRR4018-390Y	C	39	8	2.520	19
652	SRR4018-470Y	C	47	8	2.520	20
652	SRR4018-680Y	C	68	7	2.520	13
652	SRR4018-101Y	C	100	10	0.796	12
652	SRR4018-151Y	C	150	14	0.796	10
652	SRR4018-181Y	C	180	10	0.796	10

SRR4028 Series

- Test Voltage: 0.1 Volt, 100 KHz

MOUSER STOCK NO. Mfr.	Mfr. Part No.	Fig.	Inductance 1kHz (µH)	Q Ref.	Test Freq. MHz	SRF MHz (Min.)
652	SRR4028-1R2Y	C	1.2	9.34	7.96	176
652	SRR4028-2R7Y	C	2.7	8.64	7.96	92
652	SRR4028-3R3Y	C	3.3	7.72	7.96	76
652	SRR4028-3R9Y	C	3.9	8.58	7.96	56
652	SRR4028-4R7Y	C	4.7	8.12	7.96	55
652	SRR4028-5R6Y	C	5.6	9.56	7.96	69
652	SRR4028-6R8Y	C	6.8	9.62	7.96	77
652	SRR4028-8R2Y	C	8.2	8.24	7.96	45
652	SRR4028-100Y	C	10	11.26	2.52	34
652	SRR4028-150Y	C	15	9.66	2.52	27
652	SRR4028-220Y	C	22	8.26	2.52	23
652	SRR4028-270Y	C	27	10.76	2.52	18
652	SRR4028-330Y	C	33	9.70	2.52	16
652	SRR4028-390Y	C	39	9.74	2.52	14
652	SRR4028-470Y	C	47	10.88	2.52	13
652	SRR4028-680Y	C	68	8.42	2.52	11
652	SRR4028-820Y	C	82	8.60	2.52	8
652	SRR4028-101Y	C	100	8.78	0.796	9
652	SRR4028-151Y	C	150	11.72	0.796	6
652	SRR4028-221Y	C	220	11.30	0.796	5
652	SRR4028-271Y	C	270	17.46	0.796	5
652	SRR4028-331Y	C	330	16.48	0.796	5
652	SRR4028-391Y	C	390	13.18	0.796	4
652	SRR4028-471Y	C	470	13.26	0.796	3

SRR5018 Series

MOUSER STOCK NO. Mfr.	Mfr. Part No.	Fig.	Inductance 1kHz (µH)	Q Ref.	Test Freq. MHz	SRF MHz (Min.)
652	SRR5018-1R2Y	C	1.2	9.2	7.96	118
652	SRR5018-3R0Y	C	3.0	8.3	7.96	79
652	SRR5018-3R9Y	C	3.9	8	7.96	64
652	SRR5018-6R2Y	C	6.2	7.5	7.96	51
652	SRR5018-7R5Y	C	7.5	7.9	7.96	42
652	SRR5018-8R9Y	C	8.9	7.3	7.96	40
652	SRR5018-100Y	C	10	11	2.52	41
652	SRR5018-150Y	C	15	12.7	2.52	32
652	SRR5018-180Y	C	18	8.8	2.52	29
652	SRR5018-220Y	C	22	14.7	2.52	22
652	SRR5018-270Y	C	27	10.2	2.52	21
652	SRR5018-330Y	C	33	10.9	2.52	20
652	SRR5018-390Y	C	39	10.6	2.52	17
652	SRR5018-470Y	C	47	8.9	2.52	14
652	SRR5018-560Y	C	56	8.9	2.52	13
652	SRR5018-680Y	C	68	9.9	2.52	12
652	SRR5018-820Y	C	82	9.1	2.52	11
652	SRR5018-101Y	C	100	13.1	0.796	10
652	SRR5018-151Y	C	150	11.8	0.796	11
652	SRR5018-181Y	C	180	13.6	0.796	10
652	SRR5018-221Y	C	220	8.7	0.796	8

SRR5028 Series

MOUSER STOCK NO. Mfr.	Mfr. Part No.	Fig.	Inductance 1kHz (µH)	Q Ref.	Test Freq. MHz	SRF MHz (Min.)
652	SRR5028-3R0Y	C	3.0	7	7.96	65
652	SRR5028-4R2Y	C	4.2	7	7.96	51
652	SRR5028-6R2Y	C	6.2	7	7.96	39
652	SRR5028-8R2Y	C	8.2	7	7.96	34
652	SRR5028-100Y	C	10	9	2.52	30
652	SRR5028-150Y	C	15	9	2.52	22
652	SRR5028-180Y	C	18	10	2.52	20
652	SRR5028-220Y	C	22	7	2.52	20
652	SRR5028-270Y	C	27	10	2.52	17
652	SRR5028-330Y	C	33	11	2.52	13
652	SRR5028-390Y	C	39	8	2.52	13
652	SRR5028-470Y	C	47	7	2.52	13
652	SRR5028-560Y	C	56	9	2.52	12
652	SRR5028-680Y	C	68	8	2.52	11
652	SRR5028-820Y	C	82	8	2.52	9.0
652	SRR5028-101Y	C	100	8	0.796	8.0
652	SRR5028-151Y	C	150	7	0.796	7.5
652	SRR5028-221Y	C	220	7	0.796	6.5
652	SRR5028-331Y	C	330	8	0.796	5.0
652	SRR5028-471Y	C	470	12	0.796	5.0
652	SRR5028-561Y	C	560	12	0.796	4.0
652	SRR5028-681Y	C	680	11	0.796	3.0

A

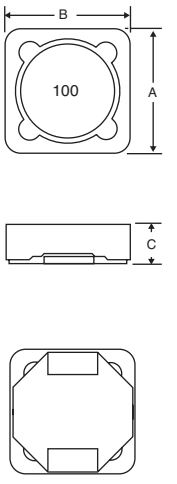

B

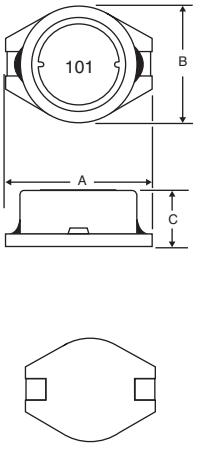

C

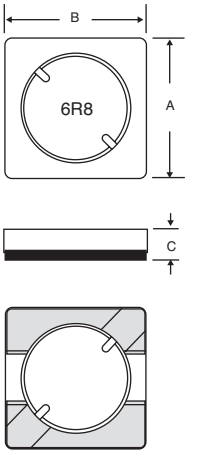

© Copyright 2013 Mouser Electronics

BOURNS SRR Series Shielded SMD Power Inductors

BOURNS®

This product is RoHS compliant.

SRR SERIES SHIELDED SMD POWER INDUCTORS

Applications:

- Input/output of DC/DC converters
- Power supplies for: Portable communication equipment
  Camcorders
  LCD TVs
  Car radios

Specifications:

- Test voltage: 0.1V, 100 KHz
- Reflow soldering: 230°C, 50 sec. max.
- Operating/storage temperature: -40°C to +125°C
- Resistance to soldering heat: 260°C, 10 sec.

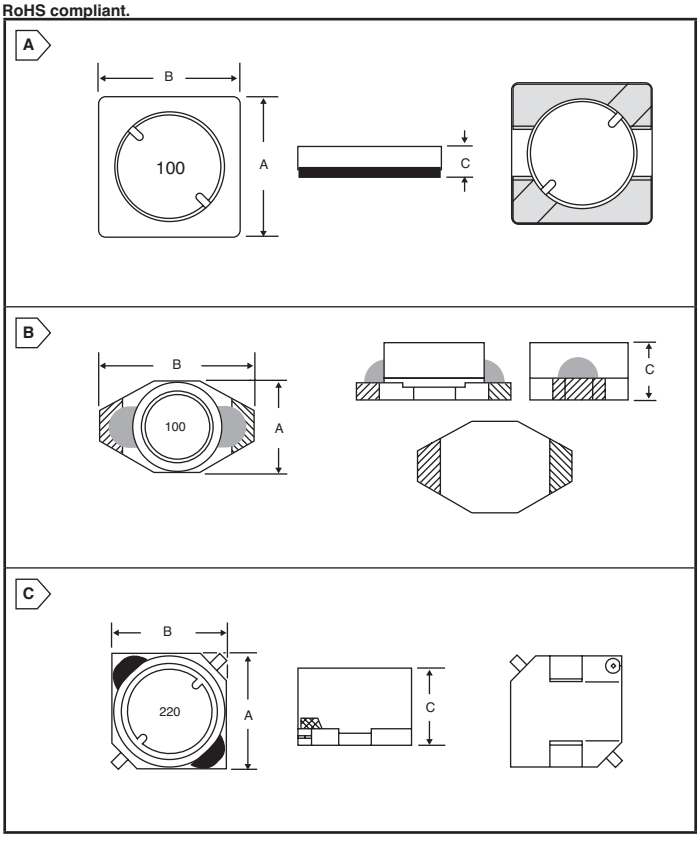

For quantities greater than listed, call for quote.

Series	Dimensions: mm (in.)			Price Each		Reel Qty.	Price Per Piece
	A	B	C	1	100		
SRR6028	6.8 (.268)	6.8 (.268)	2.8 (.110)	**.72**	**.556**	500	**.31**
SRR6038	6.8 (.268)	6.8 (.268)	3.8 (.150)	**.72**	**.556**	1000	**.31**
SRR6603	6.6 (.260)	4.4 (.173)	3.0 (.118)	**1.17**	**.91**	600	**.546**
SRR7032	7.0 (.276)	7.0 (.276)	3.2 (.126)	**.66**	**.556**	1500	**.31**
SRR7045	7.0 (.276)	7.0 (.276)	4.5 (.177)	**.72**	**.556**	1000	**.30**

SRR6028 Series

MOUSER STOCK NO. Mfr.	Mfr. Part No.	Fig.	Inductance 100kHz (µH)	Q Ref.	Test Freq. MHz	SRF MHz(Typ.)
652	SRR6028-2R5Y	A	2.5	8.5	7.96	70
652	SRR6028-3R3Y	A	3.3	10.0	7.96	43
652	SRR6028-3R9Y	A	3.9	9.0	7.96	47
652	SRR6028-5R0Y	A	5.0	7.5	7.96	50
652	SRR6028-6R0Y	A	6.0	9.0	7.96	48
652	SRR6028-7R3Y	A	7.3	6.0	7.96	38
652	SRR6028-100Y	A	10	11.0	2.52	29
652	SRR6028-120Y	A	12	10.0	2.52	24
652	SRR6028-150Y	A	15	9.5	2.52	23
652	SRR6028-180Y	A	18	9.0	2.52	21
652	SRR6028-220Y	A	22	8.5	2.52	19
652	SRR6028-270Y	A	27	9.0	2.52	19
652	SRR6028-330Y	A	33	10.0	2.52	14
652	SRR6028-390Y	A	39	10.0	2.52	17
652	SRR6028-470Y	A	47	10.0	2.52	11
652	SRR6028-560Y	A	56	10.0	0.796	15
652	SRR6028-680Y	A	68	11.0	0.796	10.5
652	SRR6028-820Y	A	82	9.0	0.796	14
652	SRR6028-101Y	A	100	8.5	0.796	7
652	SRR6028-151Y	A	150	12.0	0.796	6.8
652	SRR6028-221Y	A	220	15.0	0.796	5.8
652	SRR6028-331Y	A	330	11.0	0.796	3.8
652	SRR6028-471Y	A	470	11.0	0.796	3.3
652	SRR6028-681Y	A	680	13.0	0.796	2.9
652	SRR6028-102Y	A	1000	32.0	0.252	2.6

SRR6038 Series

MOUSER STOCK NO. Mfr.	Mfr. Part No.	Fig.	Inductance 100kHz (µH)	Q Ref.	Test Freq. MHz	SRF MHz(Typ.)
652	SRR6038-3R3Y	A	3.3	9.8	7.96	75.9
652	SRR6038-5R0Y	A	5.0	8.9	7.96	42.6
652	SRR6038-6R2Y	A	6.2	9.0	7.96	42.3
652	SRR6038-7R4Y	A	7.4	7.5	7.96	32.9
652	SRR6038-8R2Y	A	8.2	7.4	7.96	29.6
652	SRR6038-8R7Y	A	8.7	7.3	7.96	27.5
652	SRR6038-100Y	A	10	8.8	2.52	24.9
652	SRR6038-120Y	A	12	8.3	2.52	17.9
652	SRR6038-150Y	A	15	8.6	2.52	18.0
652	SRR6038-180Y	A	18	8.0	2.52	13.8
652	SRR6038-220Y	A	22	8.8	2.52	13.9
652	SRR6038-270Y	A	27	7.7	2.52	12.5
652	SRR6038-330Y	A	33	8.6	2.52	12.5
652	SRR6038-390Y	A	39	8.3	2.52	11.8
652	SRR6038-470Y	A	47	8.5	2.52	10.4
652	SRR6038-560Y	A	56	8.2	2.52	8.8
652	SRR6038-680Y	A	68	7.4	2.52	7.5
652	SRR6038-820Y	A	82	7.6	2.52	7.6
652	SRR6038-101Y	A	100	6.7	0.796	6.2

SRR6603 Series

MOUSER STOCK NO. Mfr.	Mfr. Part No.	Fig.	Inductance 100kHz (µH)	Q Ref.	Test Freq. MHz	SRF MHz(Typ.)
652	SRR6603-221ML	B	220	40	100	6
652	SRR6603-152ML	B	1500	50	100	2
652	SRR6603-332ML	B	3300	50	100	1
652	SRR6603-472ML	B	4700	50	100	1
652	SRR6603-103ML	B	10000	50	100	0.8

SRR7032 Series

- Test voltage: 0.5V

MOUSER STOCK NO. Mfr.	Mfr. Part No.	Fig.	Inductance 100kHz (µH)	Q Ref.	Test Freq. MHz	SRF MHz(Typ.)
652	SRR7032-3R3M	C	3.3	16	7.96	55
652	SRR7032-4R7M	C	4.7	16	7.96	43
652	SRR7032-6R8M	C	6.8	17	7.96	37
652	SRR7032-100M	C	10	25	2.52	35
652	SRR7032-150M	C	15	22	2.52	32
652	SRR7032-220M	C	22	20	2.52	29
652	SRR7032-330M	C	33	23	2.52	20
652	SRR7032-470M	C	47	26	2.52	18
652	SRR7032-680M	C	68	22	2.52	16
652	SRR7032-101M	C	100	28	0.796	12
652	SRR7032-151M	C	150	35	0.796	10
652	SRR7032-221M	C	220	47	0.796	7.5
652	SRR7032-331M	C	330	46	0.796	6.1
652	SRR7032-471M	C	470	34	0.796	5.1
652	SRR7032-681M	C	680	58	0.796	3.8
652	SRR7032-102M	C	1000	120	0.252	3.1

SRR7045 Series

MOUSER STOCK NO. Mfr.	Mfr. Part No.	Fig.	Inductance 100kHz (µH)	Q Ref.	Test Freq. MHz	SRF MHz(Typ.)
652	SRR7045-1R0M	C	1.0	10	7.96	60
652	SRR7045-2R7M	C	2.7	10	7.96	60
652	SRR7045-3R3M	C	3.3	10	7.96	43
652	SRR7045-3R9M	C	3.9	10	7.96	40
652	SRR7045-4R7M	C	4.7	10	7.96	35
652	SRR7045-5R6M	C	5.6	10	7.96	33
652	SRR7045-6R8M	C	6.8	10	7.96	28
652	SRR7045-100M	C	10	30	2.52	25
652	SRR7045-150M	C	15	31	2.52	24
652	SRR7045-220M	C	22	26	2.52	18
652	SRR7045-270M	C	27	25	2.52	18
652	SRR7045-330M	C	33	25	2.52	12
652	SRR7045-390M	C	39	26	2.52	13
652	SRR7045-470M	C	47	29	2.52	11
652	SRR7045-680M	C	68	22	2.52	10
652	SRR7045-820M	C	82	22	2.52	9
652	SRR7045-101M	C	100	40	0.796	8
652	SRR7045-151M	C	150	51	0.796	7
652	SRR7045-221M	C	220	44	0.796	5
652	SRR7045-271M	C	270	30	0.796	5
652	SRR7045-331M	C	330	65	0.796	4
652	SRR7045-391M	C	390	27	0.796	5
652	SRR7045-471M	C	470	80	0.796	3
652	SRR7045-681M	C	680	65	0.796	3
652	SRR7045-821M	C	820	26	0.796	3
652	SRR7045-102M	C	1000	90	0.252	3

© Copyright 2013 Mouser Electronics

BOURNS SRP Series Shielded Power Inductors

BOURNS®

RoHS Compliant **This product is RoHS compliant.**

Series	Dimensions: mm (in.)			Price Each		Reel Qty.	Price Per Piece
	A	B	C	1	100		
Fig. A							
SRP1040	10.5 (.413)	11.8 (.465)	4.2 (.165)	**2.05**	**1.55**	900	**1.34**
SRP1235	13.9 (.547)	13.9 (.547)	3.7 (.146)	**1.74**	**1.31**	600	**.781**
SRP1250	13.5 (.531)	13.9 (.547)	5.9 (.232)	**1.80**	**1.41**	500	**.77**
SRP1270	13.7 (.539)	13.7 (.539)	7.0 (.276)	**2.05**	**1.55**	400	**1.23**
SRP7030	7.0 (.276)	7.8 (.307)	3.2 (.126)	**1.25**	**.692**	1000	**.594**
Fig. B							
SRP1204	12.5 (.492)	12.5 (.492)	4.0 (.157)	**3.21**	**2.41**	800	**1.12**
Fig. C							
SRP4012	4.0 (.157)	4.7 (.185)	1.2 (.047)	**1.08**	**.685**	2000	**.554**
SRP4020	4.0 (.157)	4.8 (.189)	2.0 (.079)	**1.69**	**1.27**	1000	**.749**
SRP7030F	6.5 (.039)	7.6 (.299)	3.2 (.126)	**1.25**	**.692**	1000	**.594**

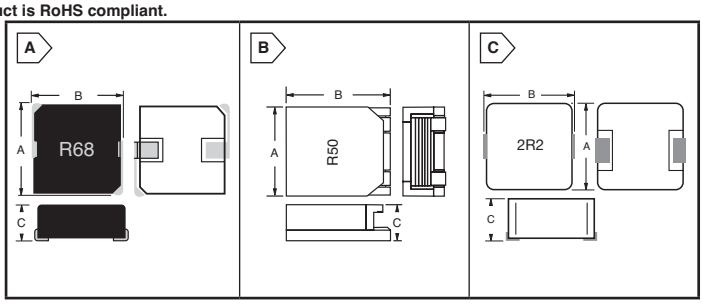

SRP SERIES SHIELDED POWER INDUCTORS

Features:
- Lead Free
- RoHS Compliant

Specifications:
- Test Voltage: 0.25V (1.0V for SRP1270 Series)
- Test Frequency: 100KHz
- Reflow Soldering: 230°C; 50 sec. max.
- Operating Temperature: -55°C to 150°C (temperature rise included
- Storage Temperature: -55°C to +150°C
- Resistance to Soldering Heat: +260°C for 10 sec.

Applications (Fig. A and B):
- Input/output fo DC/DC converters
- Power Supplies for:
  - Portable communications equipment
  - Camcorders
  - LCD TVs
  - Car audio systems

Applications (Fig. C):
- DC/DC converters
- Power Supplies for:
  - Portable communications equipment
  - Laptop computers
  - Camcorders, HDTV, car audio systems
  - Video game consoles

SRP1040 Series

MOUSER STOCK NO.	Inductance	I sat (A)	I rms (A)	DCR (mΩ) max.
652-SRP1040-R15M	0.15	40	34	1.3
652-SRP1040-R20M	0.20	40	32	1.0
652-SRP1040-R36M	0.36	40	28	1.4
652-SRP1040-R39M	0.39	32	24	1.4
652-SRP1040-R47M	0.47	38	26	1.6
652-SRP1040-R50M	0.50	32	23	1.9
652-SRP1040-R68M	0.68	32	23	2.4
652-SRP1040-R75M	0.75	28	22	2.5
652-SRP1040-R80M	0.80	30	21	3.0
652-SRP1040-1R0M	1.0	28	20	3.5
652-SRP1040-1R2M	1.2	24	18	4.7
652-SRP1040-2R2M	2.2	17	12	8.6
652-SRP1040-2R5M	2.5	14	11.5	8.7
652-SRP1040-3R3M	3.3	14	10	10
652-SRP1040-4R7M	4.7	13	8.0	14
652-SRP1040-5R6M	5.6	12	7.0	16
652-SRP1040-6R8M	6.8	11	6.5	24
652-SRP1040-8R2M	8.2	8.0	5.0	33
652-SRP1040-100M	10	9.0	5.0	35
652-SRP1040-150M	15	7.0	5.0	57
652-SRP1040-220M	22	6.0	3.5	62
652-SRP1040-330M	33	5.0	3.0	87
652-SRP1040-470M	47	3.0	2.0	160

SRP1204 Series

652-SRP1204-1R8M	0.75	14	13	3

SRP1235 Series

MOUSER STOCK NO.	Inductance	I sat (A)	I rms (A)	DCR (mΩ) max.
652-SRP1235-R10M	0.10	56	43.0	0.96
652-SRP1235-R15M	0.15	50	41.0	1.2
652-SRP1235-R33M	0.33	50	36.5	1.5
652-SRP1235-R47M	0.47	44	32.0	2.0
652-SRP1235-R60M	0.60	42	29.0	2.5
652-SRP1235-R68M	0.68	40	28.0	2.5
652-SRP1235-R82M	0.82	38	25.0	3.0
652-SRP1235-1R0M	1.00	36	24.0	3.5
652-SRP1235-1R5M	1.50	28	19.0	5.5
652-SRP1235-1R8M	1.80	24	16.5	7.0
652-SRP1235-3R3M	3.30	18	12.0	12
652-SRP1250-4R7M	4.70	27	12.0	15
652-SRP1235-4R7M	4.70	16	10.0	15
652-SRP1235-5R6M	5.60	14	10.0	18
652-SRP1235-6R8M	6.80	13	9.0	22
652-SRP1250-100M	10.00	9	16.0	25.5

SRP1250 Series

652-SRP1250-R22M	0.22	80	45	1
652-SRP1250-R36M	0.36	75	41	1.1
652-SRP1250-R47M	0.47	65	38	1.3
652-SRP1250-R50M	0.50	55	36	1.5
652-SRP1250-R56M	0.56	55	36	1.5
652-SRP1250-R68M	0.68	54	34	1.7
652-SRP1250-1R0M	1.00	50	29	2.5
652-SRP1250-1R2M	1.20	49	27	3.3
652-SRP1250-1R5M	1.50	48	23	4.1
652-SRP1250-1R8M	1.80	40	21	4.7
652-SRP1250-2R2M	2.20	32	20	5.5
652-SRP1250-2R7M	2.70	32	17	7.3
652-SRP1250-3R3M	3.30	32	15	9.2
652-SRP1250-6R0M	6.00	14	9.5	10
652-SRP1250-6R8M	6.80	21	11	18.5
652-SRP1250-7R8M	7.80	18	10	18

SRP1270 Series

MOUSER STOCK NO.	Inductance	I sat (A)	I rms (A)	DCR (mΩ) max.
652-SRP1270-R68M	0.68	60	35	1.6
652-SRP1270-1R0M	1.00	50	32	2.1
652-SRP1270-1R5M	1.50	48	27	2.6
652-SRP1270-2R2M	2.20	40	22	4.2
652-SRP1270-3R3M	3.30	35	18	6.6
652-SRP1270-4R7M	4.70	30	15	11.2
652-SRP1270-5R6M	5.60	26.5	14	10
652-SRP1270-6R8M	6.80	21	12	14
652-SRP1270-8R2M	8.20	17	11	15.5
652-SRP1270-100M	10.00	16	10	16.8

SRP4012 Series

NEW PRODUCT

652-SRP4012-R22M	0.22	10	9	9.3
652-SRP4012-R47M	0.47	9	6.5	20
652-SRP4012-R56M	0.56	8	5.5	25
652-SRP4012-1R0M	1.0	6.3	4.8	33.6
652-SRP4012-1R2M	1.2	6	3	45
652-SRP4012-1R5M	1.5	5.5	3	50

SRP4020 Series

652-SRP4020-R22M	0.22	10	15	100
652-SRP4020-R47M	0.47	8	9	100
652-SRP4020-R56M	0.56	7	8	100
652-SRP4020-R68M	0.68	6.3	7	100
652-SRP4020-R88M	0.88	5.5	6.5	100
652-SRP4020-1R0M	1.00	5	6	100
652-SRP4020-1R2M	1.20	5	5	100
652-SRP4020-1R5M	1.50	4.5	4.5	100
652-SRP4020-2R2M	2.20	4.5	4	100

SRP7030 Series

652-SRP7030-R10M	0.10	42	32.5	1.7
652-SRP7030-R15M	0.15	38	26	2.5
652-SRP7030-R20M	0.20	36	24	3.0
652-SRP7030-R22M	0.22	36	23	2.8
652-SRP7030-R33M	0.33	30	20	3.9
652-SRP7030-R47M	0.47	26	17.5	4.2
652-SRP7030-R68M	0.68	23	15.5	5.5
652-SRP7030-R82M	0.82	20	13.0	8.0
652-SRP7030-1R5M	1.5	14	9.0	15
652-SRP7030-2R2M	2.2	12	8.0	20
652-SRP7030-3R3M	3.3	10	6.0	30
652-SRP7030-4R7M	4.7	6.5	5.5	40
652-SRP7030-6R8M	6.8	6	4.5	60
652-SRP7030-8R2M	8.2	5.5	4.0	68
652-SRP7030-100M	10	4.5	3.0	85

SRP7030F Series

652-SRP7030-R10FM	0.10	60	32	100
652-SRP7030-R15FM	0.15	37	28	100
652-SRP7030-R20FM	0.20	34	23	100
652-SRP7030-R22FM	0.22	34	23	100
652-SRP7030-R33FM	0.33	25	18	100
652-SRP7030-R47FM	0.47	19	17	100
652-SRP7030-R56FM	0.56	17	15	100
652-SRP7030-R68FM	0.68	17	15	100
652-SRP7030-R82FM	0.82	14	12	100
652-SRP7030-1R0FM	1.00	13	11	100
652-SRP7030-1R1FM	1.10	13	11	100
652-SRP7030-1R5FM	1.50	12	10	100
652-SRP7030-2R2FM	2.20	11	7	100
652-SRP7030-3R3FM	3.30	10	7	100
652-SRP7030-4R7FM	4.70	7	5	100
652-SRP7030-5R6FM	5.60	6	5	100
652-SRP7030-6R8FM	6.80	5.5	4.5	100
652-SRP7030-8R2FM	8.20	5	4.5	100
652-SRP7030-100FM	10.00	5	3.5	100

© Copyright 2013 Mouser Electronics

© Copyright 2013 Mouser Electronics

BOURNS High Q and Multi Layer Chip Inductors

BOURNS®

RoHS Compliant This product is RoHS compliant.

HIGH Q CHIP INDUSTRIES

NEW PRODUCT

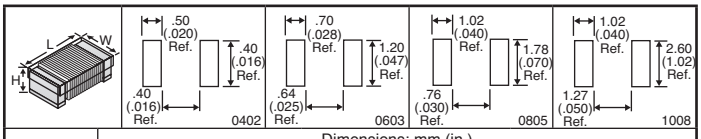

Case Size	Dimensions: mm (in.)		
	L	W	H
0402	1.00 ±0.10 (.039 ±.004)	0.55 ±0.10 (.022 ±.004)	0.5 ±0.10 (.020 ±.004)
0603	1.65 ±0.15 (.065 ±.008)	1.05 ±0.20 (.041 ±.008)	1.0 ±0.20 (.040 ±.008)
0805	2.1 ±0.20 (.083 ±.008)	1.5 ±0.20 (.059 ±.008)	1.3 ±0.20 (.051 ±.008)
1008	2.75 ±0.20 (.079 ±.008)	2.6 ±0.20 (.102 ±.008)	2.0 ±0.20 (.079 ±.008)

For quantities greater than listed, call for quote.

MOUSER STOCK NO.		Inductance		Q	Test Freq.	SRF MHz	Price Each			Reel Price Each
Mfr.	Mfr. Part No.	nH	Tol. ±	(min.)	MHz	(min.)	1	100	500	
CW100505 Series 0402 Size										10000
652	CW100505-1N0D	1.0	0.3nH	13	250	6000	.44	.289	.257	.214
652	CW100505-2N2D	2.2	0.3nH	18	250	6000	.44	.289	.257	.214
652	CW100505-2N7D	2.7	0.3nH	16	250	6000	.44	.289	.257	.214
652	CW100505-3N3J	3.3	5%	20	250	6000	.44	.289	.257	.214
652	CW100505-3N9J	3.9	5%	20	250	5800	.44	.289	.257	.214
652	CW100505-4N7J	4.7	5%	15	250	4775	.44	.289	.257	.214
652	CW100505-5N6J	5.6	5%	23	250	5800	.44	.289	.257	.214
652	CW100505-6N8J	6.8	5%	20	250	4800	.44	.289	.257	.214
652	CW100505-8N2J	8.2	5%	25	250	4400	.44	.289	.257	.214
652	CW100505-10NJ	10	5%	23	250	3900	.44	.289	.257	.214
652	CW100505-12NJ	12	5%	26	250	3600	.44	.289	.257	.214
652	CW100505-15NJ	15	5%	26	250	3280	.44	.289	.257	.214
652	CW100505-18NJ	18	5%	25	250	3100	.44	.289	.257	.214
652	CW100505-22NJ	22	5%	25	250	2800	.44	.289	.257	.214
652	CW100505-27NJ	27	5%	26	250	2480	.44	.289	.257	.214
652	CW100505-33NJ	33	5%	24	250	2350	.44	.289	.257	.214
652	CW100505-39NJ	39	5%	25	250	2100	.44	.289	.257	.214
652	CW100505-47NJ	47	5%	26	200	2100	.44	.289	.257	.214
652	CW100505-56NJ	56	5%	22	200	1760	.44	.289	.257	.214
652	CW100505-68NJ	68	5%	22	200	1620	.44	.289	.257	.214
652	CW100505-82NJ	82	5%	20	150	1500	.44	.289	.257	.214
652	CW100505-R10J	100	5%	20	150	1300	.44	.289	.257	.214
652	CW100505-R12J	120	5%	20	150	1100	.44	.289	.257	.214
CW160808 Series 0603 Size										3000
652	CW160808-4N7K	4.7	10%	16	250	5800	.29	.15	.139	.123
652	CW160808-6N8J	6.8	5%	25	250	5800	.29	.15	.139	.091
652	CW160808-10NJ	10	5%	30	250	4800	.29	.15	.139	.123
652	CW160808-15NJ	15	5%	30	250	4000	.29	.15	.118	.091
652	CW160808-22NJ	22	5%	35	250	3000	.29	.153	.128	.091
652	CW160808-33NJ	33	5%	35	250	2300	.29	.15	.139	.123
652	CW160808-47NJ	47	5%	35	200	2100	.29	.15	.139	.123
652	CW160808-68NJ	68	5%	35	200	1700	.29	.15	.139	.091
652	CW160808-R10J	100	5%	34	150	1400	.20	.139	.139	.091
652	CW160808-R15J	150	5%	28	150	1300	.29	.15	.118	.091
652	CW160808-R22J	220	5%	25	100	990	.29	.15	.139	.123
652	CW160808-R27J	270	5%	25	100	990	.29	.177	.148	.091
CW201212 Series 0805 Size										2000
652	CW201212-2N2J	2.2	5%	50	250	6000	.26	.175	.147	.093
652	CW201212-4N7J	4.7	5%	60	250	5800	.30	.204	.181	.128
652	CW201212-10NJ	10	5%	60	250	4800	.30	.204	.181	.128
652	CW201212-15NJ	15	5%	60	250	3600	.30	.204	.181	.128
652	CW201212-22NJ	22	5%	60	250	3300	.30	.204	.181	.128
652	CW201212-33NJ	33	5%	60	250	2400	.25	.164	.137	.093
652	CW201212-47NJ	47	5%	60	200	1700	.30	.204	.181	.128
652	CW201212-68NJ	68	5%	60	200	1450	.30	.204	.181	.128
652	CW201212-R10J	100	5%	60	150	1200	.30	.204	.181	.128
652	CW201212-R15J	150	5%	50	100	950	.30	.204	.181	.114
652	CW201212-R22J	220	5%	50	100	860	.27	.185	.154	.093
652	CW201212-R33J	330	5%	45	100	800	.27	.185	.154	.093
652	CW201212-R47J	470	5%	33	250	375	.30	.204	.181	.114
CW252016 Series 1008 Size										2000
652	CW252016-10NK	10	10%	50	100	4100	.23	.156	.131	.122
652	CW252016-15NK	15	10%	40	100	2500	.26	.174	.161	.122
652	CW252016-22NK	22	10%	55	100	2400	.26	.171	.161	.122
652	CW252016-33NK	33	10%	60	100	1600	.26	.171	.161	.122
652	CW252016-47NK	47	10%	60	100	1500	.26	.171	.161	.122
652	CW252016-68NJ	68	5%	60	100	1300	.26	.171	.161	.122
652	CW252016-R10J	100	5%	60	100	1000	.26	.171	.161	.122
652	CW252016-R15J	150	5%	45	25	850	.26	.171	.161	.122
652	CW252016-R22J	220	5%	45	25	700	.26	.174	.161	.122
652	CW252016-R33J	330	5%	45	25	570	.26	.171	.161	.122
652	CW252016-R47J	470	5%	45	25	450	.26	.171	.161	.122
652	CW252016-R68J	680	5%	45	25	375	.26	.171	.161	.122
652	CW252016-1R0J	1000	5%	25	25	290	.26	.174	.161	.122
652	CW252016-1R5J	1500	5%	25	7.9	200	.26	.171	.161	.122
652	CW252016-2R2J	2200	5%	25	7.9	160	.26	.171	.161	.122

MULTI-LAYER CHIP INDUCTORS

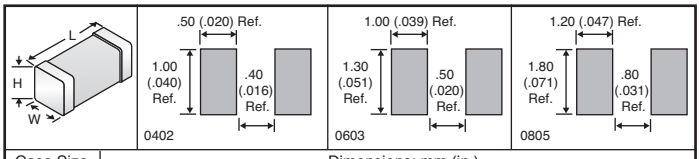

Case Size	Dimensions: mm (in.)		
	L	W	H
CI100505	1.0 ±0.05 (.039 ±.002)	0.5 ±0.05 (.020 ±.002)	0.5 ±0.05 (.020 ±.002)
CI160808	2.0 ±0.20 (.079 ±.008)	1.0 ±0.20 (.039 ±.008)	✻A ±0.20 (A ±.008)
CE201210	2.0 ±0.20 (.079 ±.008)	1.25 ±0.20 (.049 ±.008)	1.0 ±0.20 (.049 ±.008)

Specifications:

- Operating/Storage Temperature: -55°C to +125°C
- Reflow Soldering: 230°C, 50 sec. max.
- Resistance to Solder Heat: 260°C, 5 sec.

Materials:

- Base Material: Ceramic
- Terminal Electrode: Ag, Ni, Sn

✻Model Type: CE201210-	A Dim. mm (in.)
1N5D thru 82NJ	0.85 (0.033)
R10J thru R39J	1.00 (0.039)
R47J	1.25 (0.050)

RoHS Compliant

CI100505 Series

For quantities greater than listed, call for quote.

MOUSER TOCK NO.		Inductance		Q	Test Freq.	SRF MHz	Price Each			Reel Price Ea.
Mfr.	Mfr. Part No.	nH	Tol. ±	(min.)	MHz	(min.)	1	100	500	10000
652	CI100505-1N0D	1.0	0.3nH	8	100	6000	.05	.043	.041	.028
652	CI100505-1N5D	1.5	0.3nH	8	100	6000	.05	.043	.041	.028
652	CI100505-2N2D	2.2	0.3nH	8	100	6000	.05	.043	.041	.028
652	CI100505-3N3D	3.3	0.3nH	8	100	6000	.05	.043	.041	.028
652	CI100505-4N7D	4.7	0.3nH	8	100	4000	.05	.043	.041	.028
652	CI100505-6N8J	6.8	5%	8	100	3900	.05	.043	.041	.028
652	CI100505-8N2J	8.2	5%	8	100	3600	.05	.043	.041	.028
652	CI100505-10NJ	10	5%	8	100	3200	.05	.043	.041	.028
652	CI100505-15NJ	15	5%	8	100	2300	.05	.043	.041	.028
652	CI100505-22NJ	22	5%	8	100	1900	.05	.043	.041	.028
652	CI100505-33NJ	33	5%	8	100	1300	.05	.043	.041	.028
652	CI100505-47NJ	47	5%	8	100	1000	.05	.043	.041	.028
652	CI100505-68NJ	68	5%	8	100	700	.05	.043	.041	.028
652	CI100505-82NJ	82	5%	8	100	600	.05	.043	.041	.028
652	CI100505-R10J	100	5%	8	100	550	.05	.043	.041	.028

CI160808 Series and CE201210 Series

For quantities greater than listed, call for quote.

MOUSER TOCK NO.		Inductance		Q	Test Freq.	SRF MHz	Price Each			Reel Price Ea.
Mfr.	Mfr. Part No.	nH	Tol. ±	(min.)	MHz	(min.)	1	100	500	4000
CI160808 Series										
652	CI160808-1N0D	1.0	0.3nH	8	100	4000	.05	.043	.041	.029
652	CI160808-1N5D	1.5	0.3nH	8	100	4000	.05	.043	.041	.029
652	CI160808-2N2D	2.2	0.3nH	8	100	3600	.05	.043	.041	.029
652	CI160808-3N3D	3.3	0.3nH	10	100	3200	.05	.043	.041	.029
652	CI160808-4N7D	4.7	0.3nH	10	100	2800	.05	.043	.041	.029
652	CI160808-6N8J	6.8	5%	10	100	2600	.05	.043	.041	.029
652	CI160808-8N2J	8.2	5%	10	100	2200	.05	.043	.041	.029
652	CI160808-10NJ	10	5%	10	100	1800	.05	.043	.041	.029
652	CI160808-15NJ	15	5%	10	100	1350	.05	.043	.041	.029
652	CI160808-22NJ	22	5%	10	100	1100	.05	.043	.041	.029
652	CI160808-33NJ	33	5%	10	100	1000	.05	.043	.041	.029
652	CI160808-47NJ	47	5%	10	100	800	.05	.043	.041	.029
652	CI160808-68NJ	68	5%	10	100	700	.05	.043	.041	.029
652	CI160808-82NJ	82	5%	10	100	600	.05	.043	.041	.029
652	CI160808-R10J	100	5%	10	50	500	.05	.043	.041	.029
652	CI160808-R15J	150	5%	8	50	500	.05	.043	.041	.029
652	CI160808-R22J	220	5%	8	50	350	.05	.043	.041	.029
CE201210 Series										
652	CE201210-1N5D	1.5	0.3nH	21	100	4000	.11	.08	.075	.043
652	CE201210-2N2D	2.2	0.3nH	18	100	4000	.11	.08	.075	.043
652	CE201210-3N3J	3.3	5%	16	100	4000	.11	.08	.075	.043
652	CE201210-4N7J	4.7	5%	18	100	3500	.11	.08	.075	.043
652	CE201210-6N8J	6.8	5%	20	100	2800	.11	.08	.075	.043
652	CE201210-8N2J	8.2	5%	21	100	2400	.11	.08	.075	.043
652	CE201210-10NJ	10	5%	20	100	2100	.11	.08	.075	.043
652	CE201210-15NJ	15	5%	22	100	1600	.11	.08	.075	.043
652	CE201210-22NJ	22	5%	23	100	1400	.11	.08	.075	.043
652	CE201210-33NJ	33	5%	24	100	1200	.11	.08	.075	.043
652	CE201210-47NJ	47	5%	23	100	900	.11	.08	.075	.043
652	CE201210-68NJ	68	5%	25	100	700	.11	.08	.075	.043
652	CE201210-82NJ	82	5%	24	100	600	.11	.08	.075	.043
652	CE201210-R10J	100	5%	23	100	600	.11	.08	.075	.043
652	CE201210-R15J	150	5%	22	50	500	.11	.08	.075	.043
652	CE201210-R22J	220	5%	20	50	350	.11	.08	.075	.043
652	CE201210-R33J	330	5%	22	50	250	.11	.08	.075	.043
652	CE201210-R47J	470	5%	17	50	200	.11	.08	.075	.043

HIGH Q CHIP INDUCTOR KITS

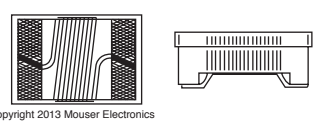

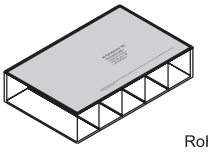

RoHS Compliant

For quantities greater than listed, call for quote.

MOUSER STOCK NO.	Fig.	Coil Voltage	Price Each	
			1	2
652-CW160808-LAB1	0603	30 each 18 values	175.44	159.00
652-CW201212-LAB1	0805	25 each 18 values	175.44	159.00
652-CW252016-LAB1	1008	20 each 15 values	106.18	100.11

© Copyright 2013 Mouser Electronics

© Copyright 2013 Mouser Electronics

BOURNS SMD Power Inductors

BOURNS®

RoHS Compliant **This product is RoHS compliant.**

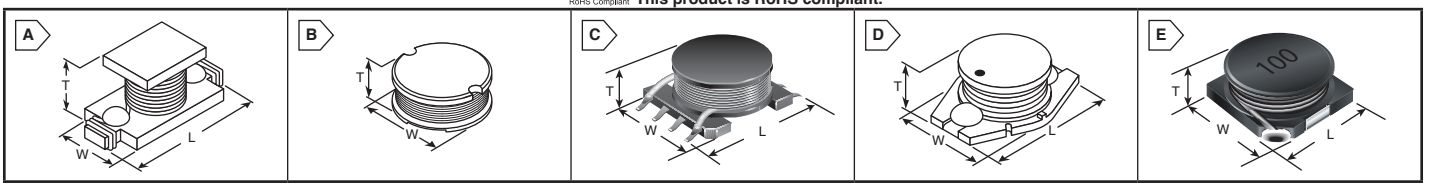

SDR SERIES LEAD FREE NON-SHIELDED POWER INDUCTORS

Applications:

- Input/output of DC/DC Converters
- Portable Communication Equipment
- Camcorders
- LCD TVs
- Car Radios

For quantities greater than listed, call for quote.

Series.	DIMENSIONS: mm (in.)			Price Each		Reel Qty.	Price Per Piece
	Length (L)	Width (W)	Thickness (T)	1	100		
SDR0703	6.5 (.256)	4.5 (.177)	2.7 (.106)	**.57**	**.31**	500	**.278**
SDR0805	7.8 (.307)	7.8 (.307)	5.3 (.209)	**.54**	**.30**	1000	**.257**
SDR0906	12.5 (.492)	10.5 (.413)	6.3 (.248)	**.80**	**.428**	600	**.396**
SDR1005	12.7 (.500)	10.0 (.393)	5.0 (.197)	**.66**	**.355**	600	**.31**
SDR1006	- -	9.8 (.386)	5.8 (.228)	**.70**	**.375**	800	**.321**
SDR1045	10.0 (.394)	10.0 (.394)	4.5 (.177)	**.80**	**.428**	700	**.396**

SDR0703 Series (Cont.)

MOUSER STOCK NO. Mfr.	Mfr. Part No.	Fig.	Value uF	Q (min.)	Test Freq. (MHz)	SRF MHz (min.)
652	SDR0703-6R8ML	A	6.8	20	7.96	45
652	SDR0703-8R2ML	A	8.2	20	7.96	40
652	SDR0703-100KL	A	10	23	2.52	36
652	SDR0703-120KL	A	12	20	2.52	36
652	SDR0703-150KL	A	15	23	2.52	30
652	SDR0703-220KL	A	22	20	2.52	26
652	SDR0703-330KL	A	33	17	2.52	20
652	SDR0703-470KL	A	47	20	2.52	15
652	SDR0703-560KL	A	56	20	2.52	13
652	SDR0703-680KL	A	68	18	2.52	13
652	SDR0703-820KL	A	82	18	2.52	12
652	SDR0703-101KL	A	100	33	0.796	11
652	SDR0703-151KL	A	150	30	0.796	9
652	SDR0703-221KL	A	220	31	0.796	7
652	SDR0703-271KL	A	270	30	0.796	7
652	SDR0703-331KL	A	330	33	0.796	6
652	SDR0703-391KL	A	390	36	0.796	5.5
652	SDR0703-471KL	A	470	33	0.796	5
652	SDR0703-561KL	A	560	36	0.796	4
652	SDR0703-681KL	A	680	32	0.796	4
652	SDR0703-821KL	A	820	32	0.796	3.6
652	SDR0703-102KL	A	1000	30	0.252	3.2

SDR0805 Series

MOUSER STOCK NO. Mfr.	Mfr. Part No.	Fig.	Value uF	Q (min.)	Test Freq. (MHz)	SRF MHz (min.)
652	SDR0805-1R5ML	B	1.5	32	7.96	120
652	SDR0805-2R5ML	B	2.5	32	7.96	70
652	SDR0805-3R3ML	B	3.3	32	7.96	55
652	SDR0805-4R7ML	B	4.7	31	7.96	38
652	SDR0805-5R6ML	B	5.6	31	7.96	34
652	SDR0805-6R8ML	B	6.8	30	7.96	33
652	SDR0805-7R5ML	B	7.5	29	7.96	30
652	SDR0805-100ML	B	10	25	2.52	22
652	SDR0805-120ML	B	12	25	2.52	20
652	SDR0805-150ML	B	15	25	2.52	16
652	SDR0805-180ML	B	18	20	2.52	15
652	SDR0805-220ML	B	22	20	2.52	13
652	SDR0805-270KL	B	27	20	2.52	12
652	SDR0805-330KL	B	33	15	2.52	10
652	SDR0805-390KL	B	39	15	2.52	10
652	SDR0805-470KL	B	47	15	2.52	9
652	SDR0805-560KL	B	56	15	2.52	9
652	SDR0805-680KL	B	68	15	2.52	8
652	SDR0805-820KL	B	82	12	2.52	7
652	SDR0805-101KL	B	100	12	0.796	7
652	SDR0805-121KL	B	120	12	0.796	6
652	SDR0805-151KL	B	150	12	0.796	6
652	SDR0805-181KL	B	180	12	0.796	5
652	SDR0805-221KL	B	220	12	0.796	5
652	SDR0805-271KL	B	270	12	0.796	5
652	SDR0805-331KL	B	330	12	0.796	4
652	SDR0805-391KL	B	390	12	0.796	4
652	SDR0805-471KL	B	470	12	0.796	4
652	SDR0805-122KL	B	1200	28	0.252	2
652	SDR0805-152KL	B	1500	27	0.252	2
652	SDR0805-182KL	B	1800	30	0.252	2
652	SDR0805-392KL	B	3900	28	0.252	1

SDR0906 Series

MOUSER STOCK NO. Mfr.	Mfr. Part No.	Fig.	Value uF	Q (min.)	Test Freq. (MHz)	SRF MHz (min.)
652	SDR0906-121KL	C	120	15	0.796	8

SDR1005 Series

MOUSER STOCK NO. Mfr.	Mfr. Part No.	Fig.	Value uF	Q (min.)	Test Freq. (MHz)	SRF MHz (min.)
652	SDR1005-R68ML	D	0.68	26	7.960	160
652	SDR1005-1R0ML	D	1	20	10	137
652	SDR1005-1R5ML	D	1.5	50	3	95
652	SDR1005-2R5ML	D	2.5	49	3	56
652	SDR1005-3R3ML	D	3.3	50	4	54
652	SDR1005-4R7ML	D	4.7	50	4	42
652	SDR1005-6R8ML	D	6.8	50	3	31
652	SDR1005-100ML	D	10	50	3	26
652	SDR1005-150ML	D	15	50	3	22
652	SDR1005-220ML	D	22	40	3	18
652	SDR1005-330KL	D	33	25	1	14
652	SDR1005-470KL	D	47	25	1	12
652	SDR1005-680KL	D	68	25	1	11
652	SDR1005-101KL	D	100	30	0.05	8
652	SDR1005-151KL	D	150	30	0.05	6
652	SDR1005-221KL	D	220	33	0.05	5
652	SDR1005-331KL	D	330	33	0.05	4
652	SDR1005-471KL	D	470	57	0.05	4
652	SDR1005-681KL	D	680	57	0.05	3
652	SDR1005-102KL	D	1000	81	0.07	2
652	SDR1005-152KL	D	1500	97	0.131	2
652	SDR1005-222KL	D	2200	85	0.128	2
652	SDR1005-222JL	D	2200	91	0.07	2
652	SDR1005-332JL	D	3300	93	0.07	1
652	SDR1005-332KL	D	3300	106	0.128	1
652	SDR1005-472JL	D	4700	93	0.07	1
652	SDR1005-682KL	D	6800	105	0.171	1
652	SDR1005-822KL	D	8200	102	0.145	1
652	SDR1005-103KL	D	10000	101	0.07	1

SDR1006 Series

MOUSER STOCK NO. Mfr.	Mfr. Part No.	Fig.	Value uF	Q (min.)	Test Freq. (MHz)	SRF MHz (min.)
652	SDR1006-1R5ML	B	1.5	35	7.96	105
652	SDR1006-3R3ML	B	3.3	34	7.96	55
652	SDR1006-4R7ML	B	4.7	33	7.96	40
652	SDR1006-6R8ML	B	6.8	33	7.96	32
652	SDR1006-100ML	B	10	30	2.52	21
652	SDR1006-120ML	B	12	30	2.52	20
652	SDR1006-150ML	B	15	30	2.52	16
652	SDR1006-180ML	B	18	30	2.52	15
652	SDR1006-220ML	B	22	25	2.52	13
652	SDR1006-270KL	B	27	25	2.52	11
652	SDR1006-330KL	B	33	25	2.52	10
652	SDR1006-390KL	B	39	20	2.52	9
652	SDR1006-470KL	B	47	20	2.52	8
652	SDR1006-560KL	B	56	20	2.52	7.5
652	SDR1006-680KL	B	68	15	2.52	7
652	SDR1006-820KL	B	82	15	2.52	6
652	SDR1006-101KL	B	100	15	0.796	5.2
652	SDR1006-121KL	B	120	15	0.796	5
652	SDR1006-151KL	B	150	15	0.796	4.5
652	SDR1006-181KL	B	180	12	0.796	4
652	SDR1006-221KL	B	220	12	0.796	3.8
652	SDR1006-271KL	B	270	12	0.796	3.5
652	SDR1006-331KL	B	330	12	0.796	3.2
652	SDR1006-391KL	B	390	12	0.796	3.0
652	SDR1006-471KL	B	470	12	0.796	2.5
652	SDR1006-561KL	B	560	12	.796	2.3
652	SDR1006-681KL	B	680	12	0.796	2.1
652	SDR1006-102KL	B	1000	30	0.252	1.9
652	SDR1006-222KL	B	2200	31	0.252	1.5
652	SDR1006-332KL	B	3300	32	0.252	1.3
652	SDR1006-472KL	B	4700	32	0.252	0.8

SDR1045 Series

MOUSER STOCK NO. Mfr.	Mfr. Part No.	Fig.	Value uF	Q (min.)	Test Freq. (MHz)	SRF MHz (min.)
652	SDR1045-102K	E	1000	25	0.252	2.9

© Copyright 2013 Mouser Electronics

© Copyright 2013 Mouser Electronics

RoHS Compliant This product is RoHS compliant.

COLD CATHODE FLUORESCENT LAMP INVERTER TRANSFORMERS

Specifications:

- Transformers for use in CCFL power supplies
- Supply output current up to 30 milli-Amps
- Frequency range from 40 to 80KHz
- Deliver output power from 2.5 to 6 Watts
- Ferrite core material
- Operating ambient temperature range: 0°C to +70°C

RoHS Compliant

For quantities greater than listed, call for quote.

MOUSER STOCK NO.	Coiltronics Part No.	Fig.	Pout (Watts)	Lp (µH)	DCRp Ω Max	DCRs Ω Max	TR Ns/Np	Vpri (VDC Max)	Vsec (VDC Max)	Is (A Max)	Price Each 1	10	25	50
704-CTX210659-R	CTX210659-R	A	2.5	19	0.190	285	100	13	1340	0.005	8.45	7.63	7.21	6.66
704-CTX210655-R	CTX210655-R	A	2.5	43	0.220	285	67	20	1340	0.005	8.45	7.61	6.91	5.75
704-CTX110607-R	CTX110607-R	B	6.0	27	0.132	176	86	15	1340	0.011	8.99	8.09	7.28	6.42
704-CTX210607-R	CTX210607-R	C	6.0	27	0.132	176	86	15	1340	0.011	8.99	8.09	7.28	6.42
704-CTX110605-R	CTX110605-R	B	6.0	44	0.160	176	67	20	1340	0.011	8.99	8.09	7.28	6.42
704-CTX210603-R	CTX210603-R	C	6.0	44	0.160	132	50	26	1340	0.011	8.99	8.09	7.28	6.42
704-CTX210605-R	CTX210605-R	C	6.0	44	0.160	176	67	20	1340	0.011	8.99	8.09	7.28	6.42

POWER INDUCTORS AND TRANSFORMERS

Specifications:

- OCTA-PAC's are designed around high frequency, low loss female core material
- ECONO-PAC's are a lower cost version of OCTA-PAC's offering high saturation flux density, Powder Iron core material
- OCTA-PAC PLUS's offer higher current ratings and higher saturation flux densities than OCTA-PAC and ECONO-PAC, Amorphous metal core material
- Secure 4 terminal mounting
- Inductor more versatile inductance combination by series or parallel connections
- Operating ambient temperature range: -40°C to +85°C

RoHS Compliant

OCTA-PAC®

For quantities greater than listed, call for quote.

MOUSER STOCK NO.	Coiltronics Part No.	Fig.	Parallel Ratings: Inductance (µH) Open Circuit	Parallel Ratings: Inductance (µH) Full Load	Parallel Ratings: Full Load Current (A)	Parallel Ratings: DCR (Ω) Max	Series Ratings: Inductance (µH) Open Circuit	Series Ratings: Inductance (µH) Full Load	Series Ratings: Full Load Current (A)	Series Ratings: DCR (Ω) Max	Price Each 1	50	100	500
704-CTX10-1-R	CTX10-1-R	D	10.0	4.85	1.90	0.440	40.0	19.40	0.95	0.176	5.24	3.66	3.34	2.40
704-CTX20-1-R	CTX20-1-R	D	19.6	11.54	1.00	0.146	78.4	46.15	0.50	0.583	5.24	3.66	3.34	2.40
704-CTX5-2-R	CTX5-2-R	D	4.70	2.66	3.0	0.021	18.80	10.65	1.50	0.084	5.74	4.25	3.76	2.59
704-CTX10-2-R	CTX10-2-R	D	10.58	5.18	2.5	0.031	42.30	20.72	1.25	0.125	6.11	4.53	4.00	3.35
704-CTX33-2-R	CTX33-2-R	D	31.77	15.90	1.4	0.105	127.09	63.59	0.70	0.420	6.11	4.53	4.00	3.35
704-CTX100-2-R	CTX100-2-R	D	99.45	57.45	0.62	0.457	397.81	229.79	0.32	1.828	6.11	4.53	4.00	3.35
704-CTX33-3-R	CTX33-3-R	E	32.86	19.69	0.96	0.083	131.42	78.77	0.48	0.331	7.24	4.61	4.08	3.42
704-CTX5-4-R	CTX5-4-R	E	4.90	2.59	4.4	0.014	19.60	10.37	2.2	0.056	5.89	4.54	3.86	2.69
704-CTX10-4-R	CTX10-4-R	E	9.60	4.82	3.4	0.019	38.42	19.28	1.7	0.078	6.29	4.67	4.13	2.87
704-CTX15-4-R	CTX15-4-R	E	14.16	6.76	3.0	0.024	56.64	27.03	1.5	0.096	6.29	4.67	4.13	2.87
704-CTX20-4-R	CTX20-4-R	E	19.60	10.68	2.1	0.055	78.40	42.73	1.05	0.220	6.29	4.67	4.13	2.87
704-CTX50-4-R	CTX50-4-R	E	50.18	25.03	1.5	0.111	200.7	100.11	0.75	0.443	6.29	4.67	4.13	2.87
704-CTX100-4-R	CTX100-4-R	E	99.23	54.46	0.92	0.302	396.9	218.25	0.46	1.210	6.29	4.67	4.13	2.87
704-CTX150-4-R	CTX150-4-R	E	148.23	77.17	0.82	0.372	592.9	308.69	0.41	1.488	6.29	4.67	4.13	2.87
704-CTX300-4-R	CTX300-4-R	E	298.12	147.92	0.62	0.672	1192.46	591.66	0.31	2.687	6.29	4.67	4.13	2.87

ECONO-PAC®

For quantities greater than listed, call for quote.

MOUSER STOCK NO.	Coiltronics Part No.	Fig.	Parallel Ratings: Inductance (µH) Open Circuit	Parallel Ratings: Inductance (µH) Full Load	Parallel Ratings: Full Load Current(A)	Parallel Ratings: DCR (Ω) Max	Series Ratings: Inductance (µH) Open Circuit	Series Ratings: Inductance (µH) Full Load	Series Ratings: Full Load Current(A)	Series Ratings: DCR (Ω) Max	Price Each 1	50	100	500
704-CTX10-1P-R	CTX10-1P-R	D	9.62	6.23	1.70	0.057	38.48	24.94	0.85	0.227	3.65	2.60	2.30	2.10
704-CTX100-1P-R	CTX100-1P-R	D	99.01	63.64	0.54	0.557	396.06	254.55	0.27	2.227	3.79	2.58	2.29	2.09
704-CTX10-2P-R	CTX10-2P-R	D	9.83	6.73	2.1	0.045	39.30	26.92	1.05	0.179	3.79	2.76	2.51	2.03
704-CTX20-2P-R	CTX20-2P-R	D	19.56	13.37	1.5	0.097	78.34	53.48	0.75	0.387	3.79	2.76	2.51	2.03
704-CTX33-2P-R	CTX33-2P-R	D	32.67	21.29	1.3	0.126	130.7	85.17	0.65	0.503	3.79	2.75	2.50	2.28
704-CTX10-4P-R	CTX10-4P-R	E	9.88	6.70	2.5	0.047	39.53	29.76	1.25	0.187	3.79	2.76	2.51	2.03
704-CTX50-4P-R	CTX50-4P-R	E	48.80	32.21	1.2	0.201	195.2	128.83	0.60	0.805	3.79	2.75	2.50	2.28
704-CTX68-4P-R	CTX68-4P-R	E	67.37	43.04	1.1	0.238	269.5	172.16	0.55	0.952	3.79	2.75	2.50	2.28

OCTA-PAC® PLUS

For quantities greater than listed, call for quote.

MOUSER STOCK NO.	Coiltronics Part No.	Fig.	Rated Inductance (µH)	Parallel Ratings: Open Circuit Inductance (µH)	Parallel Ratings: DCR (mΩ@20°C) (Max)	Parallel Ratings: Volt/ µSec (Typical)	Series Ratings: Open Circuit Inductance (µH)	Series Ratings: DCR (mΩ@20°C) (Max)	Series Ratings: Volt/ µSec (Typical)	Price Each 1	50	100	500
704-CTX10-4A-R	CTX10-4A-R	E	10	10.53	0.020	5.40	42.11	0.081	10.8	5.24	3.66	3.66	3.34
704-CTX25-4A-R	CTX25-4A-R	E	25	25.14	0.048	8.34	100.51	0.193	16.7	5.24	3.66	3.66	3.34

OCTA-PAC® PLUS

For quantities greater than listed, call for quote.

MOUSER STOCK NO.	Coiltronics Part No.	Fig.	Rated Inductance (µH)	Ratings: Open Circuit Inductance (µH)	Ratings: DCR (mΩ@20°C) (Max)	Ratings: Volt/ µSec (Typical)	Price Each 1	50	100	500
704-CTX02-18713-R	CTX02-18713-R	F	11.9	0.0978	5.3	0.498	1.50	1.03	.888	.782
704-CTX02-18714-R	CTX02-18714-R	F	11.9	0.0978	5.53	1.65	1.50	1.03	.888	.782

DIMENSIONS: mm

A

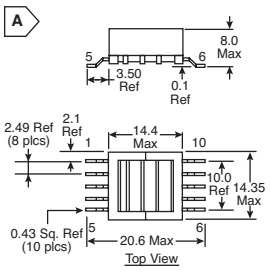

B

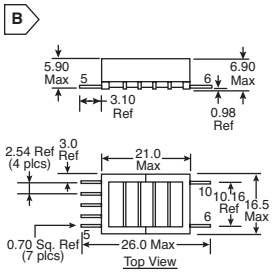

C

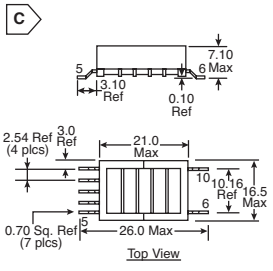

D

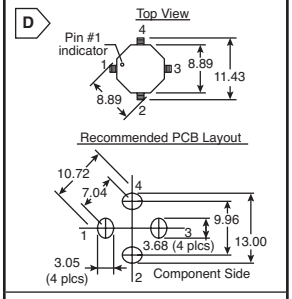

E

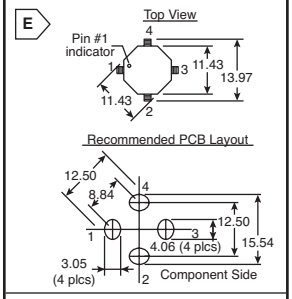

F

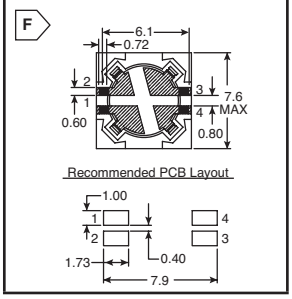

Inductors

Coiltronics

© Copyright 2013 Mouser Electronics

© Copyright 2013 Mouser Electronics

COILTRONICS® Low Profile Power Inductors

RoHS Compliant **This product is RoHS compliant.**

DR1030 SERIES

Features:
- 125°C maximum total temperature operation
- 10.3x10.5x3.0mm shielded drum core
- Ferrite core material
- Frequency Range up to 1MHz

Specifications:
- Storage Temperature Range: -40°C to +125°C
- Operating Temperature Range: -40°C to +125°C
- Solder Reflow Temperature: +260°C max. for 10 seconds max.

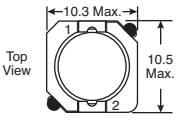

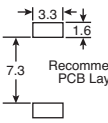

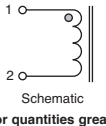

DIMENSIONS: mm

RoHS Compliant

For quantities greater than listed, call for quote.

MOUSER STOCK NO.	Coiltronics Part No.	Rated Inductance (µH)	OCL (µH) ±30%	Irms (A)	Isat (A)	DCR (mΩ @ 20°C) (Typical)	DCR (mΩ @ 20°C) (Max.)	K-Factor	Price Each 1	10	100	500
704-DR1030-1R1-R	DR1030-1R1-R	1.1	1.1	7.0	9.50	6.5	7.9	22	2.17	2.02	1.50	1.16
704-DR1030-1R8-R	DR1030-1R8-R	1.8	1.9	5.9	7.41	9.1	11.0	17	2.17	2.02	1.50	1.16
704-DR1030-2R8-R	DR1030-2R8-R	2.8	2.8	5.1	6.08	12.1	14.5	14	2.17	2.02	1.50	1.16
704-DR1030-3R9-R	DR1030-3R9-R	3.9	4.0	4.3	5.13	16.4	20.0	12	2.17	2.02	1.50	1.16
704-DR1030-5R2-R	DR1030-5R2-R	5.2	5.2	3.7	4.75	22.9	27.5	10	2.17	2.02	1.50	1.16
704-DR1030-6R8-R	DR1030-6R8-R	6.8	6.8	3.5	3.90	24.9	30.0	9.0	2.17	2.02	1.50	1.16
704-DR1030-8R2-R	DR1030-8R2-R	8.2	8.4	3.3	3.54	28.4	34.1	8.0	2.17	2.02	1.50	1.16
704-DR1030-100-R	DR1030-100-R	10	10.4	2.8	3.18	40.2	48.0	7.0	2.17	2.02	1.50	1.16
704-DR1030-150-R	DR1030-150-R	15	14.8	2.3	2.66	57.3	68.8	6.0	2.17	2.02	1.50	1.16
704-DR1030-220-R	DR1030-220-R	22	22.8	1.8	2.19	95.5	114.6	4.5	2.17	2.02	1.50	1.16
704-DR1030-330-R	DR1030-330-R	33	32.4	1.6	1.81	113.6	136.3	4.0	2.17	2.02	1.50	1.16
704-DR1030-470-R	DR1030-470-R	47	47.9	1.3	1.52	166.6	200.0	3.4	2.17	2.02	1.50	1.16
704-DR1030-680-R	DR1030-680-R	68	66.6	1.1	1.24	253.1	303.7	2.9	2.17	2.02	1.50	1.16
704-DR1030-101-R	DR1030-101-R	100	100.0	0.86	1.05	375.0	450.0	2.4	2.17	2.02	1.50	1.16
704-DR1030-151-R	DR1030-151-R	150	155.3	0.68	0.86	590.0	700.0	1.4	2.17	2.02	1.50	1.16

DR1040 SERIES

Features:
- 125°C maximum total temperature operation
- 10.3x10.5x4.0mm shielded drum core
- Ferrite core material
- Frequency Range up to 1MHz

Specifications:
- Storage Temperature Range: -40°C to +125°C
- Operating Temperature Range: -40°C to +125°C
- Solder Reflow Temperature: +260°C max. for 10 seconds max.

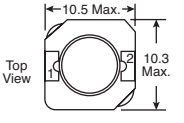

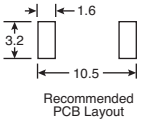

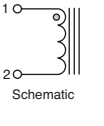

DIMENSIONS: mm

RoHS Compliant

For quantities greater than listed, call for quote.

MOUSER STOCK NO.	Coiltronics Part No.	Rated Inductance (µH)	OCL (µH) ±30%	Irms (A)	Isat (A)	DCR (mΩ @ 20°C) (Typical)	DCR (mΩ @ 20°C) (Max.)	K-Factor	Price Each 1	50	100	500
704-DR1040-1R5-R	DR1040-1R5-R	1.5	1.4	6.5	10	6	8.1	15.48	2.17	1.86	1.50	1.16
704-DR1040-2R5-R	DR1040-2R5-R	2.5	2.4	6.1	7.8	7	9	12.04	2.17	1.86	1.50	1.16
704-DR1040-3R8-R	DR1040-3R8-R	3.8	3.6	5.5	6.4	9.6	13	9.85	2.17	1.86	1.50	1.16
704-DR1040-5R2-R	DR1040-5R2-R	5.2	5.2	5.4	5.5	14	17	8.33	2.17	1.86	1.50	1.16
704-DR1040-7R0-R	DR1040-7R0-R	7.0	6.8	4.5	4.8	17	20	7.22	2.17	1.86	1.50	1.16
704-DR1040-8R2-R	DR1040-8R2-R	8.2	8.1	3.98	4.6	24	29	6.37	2.17	1.86	1.50	1.16
704-DR1040-100-R	DR1040-100-R	10	9.6	3.8	4.4	26	35	5.70	2.17	1.86	1.50	1.16
704-DR1040-150-R	DR1040-150-R	15	14.9	3.1	3.6	37	50	4.71	2.17	1.86	1.50	1.16
704-DR1040-220-R	DR1040-220-R	22	21.1	2.5	2.9	54	73	4.01	2.17	1.86	1.50	1.16
704-DR1040-330-R	DR1040-330-R	33	32.6	2.2	2.45	69	93	3.28	2.17	1.86	1.50	1.16
704-DR1040-470-R	DR1040-470-R	47	45.8	1.9	2.10	95	128	2.78	2.17	1.86	1.50	1.16
704-DR1040-680-R	DR1040-680-R	68	65.3	1.42	1.65	152	183	2.30	2.17	1.86	1.50	1.16
704-DR1040-820-R	DR1040-820-R	82	86.8	1.29	1.47	214	260	2.04	2.17	1.86	1.50	1.16
704-DR1040-101-R	DR1040-101-R	100	101.4	1.25	1.35	225	304	1.90	2.17	1.86	1.50	1.16
704-DR1040-151-R	DR1040-151-R	150	148.3	0.85	1.15	356	430	1.57	2.17	1.86	1.50	1.16
704-DR1040-221-R	DR1040-221-R	220	216.2	0.70	0.92	530	640	1.27	2.17	1.86	1.50	1.16
704-DR1040-331-R	DR1040-331-R	330	323.4	0.52	0.70	810	1090	1.03	2.17	1.86	1.50	1.16

DR1050 SERIES

Features:
- 125°C maximum total temperature operation
- 10.3x10.5x5.0mm shielded drum core
- Ferrite core material
- Frequency Range up to 1MHz

Specifications:
- Storage Temperature Range: -40°C to +125°C
- Operating Temperature Range: -40°C to +125°C
- Solder Reflow Temperature: +260°C max. for 10 seconds max.

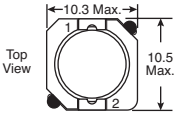

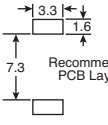

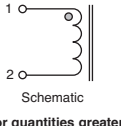

DIMENSIONS: mm

RoHS Compliant

For quantities greater than listed, call for quote.

MOUSER STOCK NO.	Coiltronics Part No.	Rated Inductance (µH)	OCL (µH) ±30%	Irms (A)	Isat (A)	DCR (mΩ @ 20°C) (Typical)	DCR (mΩ @ 20°C) (Max.)	K-Factor	Price Each 1	50	100	500
704-DR1050-R80-R	DR1050-R80-R	0.8	0.70	9.70	13.5	3.2	4.0	20.47	2.17	2.02	1.86	1.50
704-DR1050-1R5-R	DR1050-1R5-R	1.5	1.37	8.60	10.5	4.0	5.0	14.62	2.17	2.02	1.86	1.50
704-DR1050-2R2-R	DR1050-2R2-R	2.2	2.27	7.52	9.25	5.6	6.8	11.37	2.17	2.02	1.86	1.50
704-DR1050-8R2-R	DR1050-8R2-R	8.2	8.09	5.24	5.00	15.1	19.0	6.02	2.17	2.02	1.86	1.50
704-DR1050-100-R	DR1050-100-R	10	10.1	4.80	4.58	18.0	22.5	5.39	2.17	2.02	1.86	1.50
704-DR1050-150-R	DR1050-150-R	15	14.8	3.80	3.70	26.0	32.5	4.45	2.17	2.02	1.86	1.50
704-DR1050-220-R	DR1050-220-R	22	23.5	3.12	3.00	38.7	48.4	3.53	2.17	2.02	1.86	1.50
704-DR1050-330-R	DR1050-330-R	33	34.3	2.56	2.50	57.5	71.9	2.92	2.17	2.02	1.86	1.50
704-DR1050-470-R	DR1050-470-R	47	47.1	2.06	2.10	89.0	111	2.50	2.17	2.02	1.86	1.50
704-DR1050-560-R	DR1050-560-R	56	56.7	1.96	1.94	98.0	123	2.27	2.17	2.02	1.86	1.50
704-DR1050-680-R	DR1050-680-R	68	67.2	1.84	1.70	111	139	2.09	2.17	2.02	1.86	1.50
704-DR1050-101-R	DR1050-101-R	100	97.5	1.52	1.45	164	205	1.73	2.17	2.02	1.86	1.50
704-DR1050-151-R	DR1050-151-R	150	149.2	1.26	1.15	238	298	1.40	2.17	2.02	1.86	1.50
704-DR1050-221-R	DR1050-221-R	220	221.8	1.00	0.98	377	472	1.15	2.17	2.02	1.86	1.50
704-DR1050-331-R	DR1050-331-R	330	320.6	0.83	0.80	554	693	0.96	2.17	2.02	1.64	1.50
704-DR1050-391-R	DR1050-391-R	390	396.5	0.76	0.72	648	810	0.86	2.17	2.02	1.86	1.50

DR124 SERIES

Features:
- 125°C maximum total temperature operation
- 12.3x12.3x4.5mm shielded drum core
- Ferrite core material
- Frequency Range up to 1MHz

Specifications:
- Storage Temperature Range: -40°C to +125°C
- Operating Temperature Range: -40°C to +125°C
- Solder Reflow Temperature: +260°C max. for 10 seconds max.

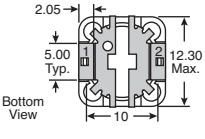

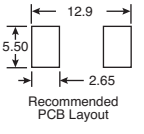

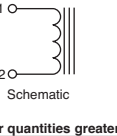

DIMENSIONS: mm

RoHS Compliant

For quantities greater than listed, call for quote.

MOUSER STOCK NO.	Coiltronics Part No.	Rated Inductance (µH)	OCL (µH) ±30%	Irms (A)	Isat (A)	DCR (mΩ @ 20°C) (Typical)	DCR (mΩ @ 20°C) (Max.)	K-Factor	Price Each 1	50	100	500
704-DR124-2R2-R	DR124-2R2-R	2.2	2.04	9.1	11.45	5.92	7.1	7.96	1.99	1.71	1.41	1.28
704-DR124-4R7-R	DR124-4R7-R	4.7	4.88	6.5	7.65	13.50	16.2	5.15	1.99	1.71	1.41	1.28
704-DR124-100-R	DR124-100-R	10	8.94	4.5	5.80	23.33	28.0	3.81	1.99	1.71	1.41	1.28
704-DR124-120-R	DR124-120-R	12	11.5	4.1	4.96	31.67	38.0	3.5	1.99	1.71	1.41	1.28
704-DR124-150-R	DR124-150-R	15	14.2	3.6	4.62	37.30	44.8	3.02	1.99	1.71	1.41	1.28
704-DR124-221-R	DR124-221-R	220	216	1.0	1.15	558	669.6	0.77	1.99	1.71	1.41	1.28

© Copyright 2013 Mouser Electronics
© Copyright 2013 Mouser Electronics

COILTRONICS® Shielded Power Inductors

RoHS Compliant **This product is RoHS compliant.**

DR SERIES - HIGH POWER DENSITY, HIGH EFFICIENCY, SHIELDED INDUCTORS

Features:
- 125°C maximum total temperature operation
- Four sizes of shielded drum core inductors
- Ferrite core material
- Magnetic shielding
- Secure mounting

RoHS Compliant

Specifications:
- Storage Temperature Range: -40°C to +125°C
- Operating Temperature Range: -40°C to +125°C
- Solder Reflow Temperature: +260°C max. for 10 seconds max.

Applications:
- Computer, DVD players, and portable power devices
- LCD panels
- DC-DC converters
- Buck, boost, forward, and resonant converters
- Noise filtering and filter chokes

DIMENSIONS: mm

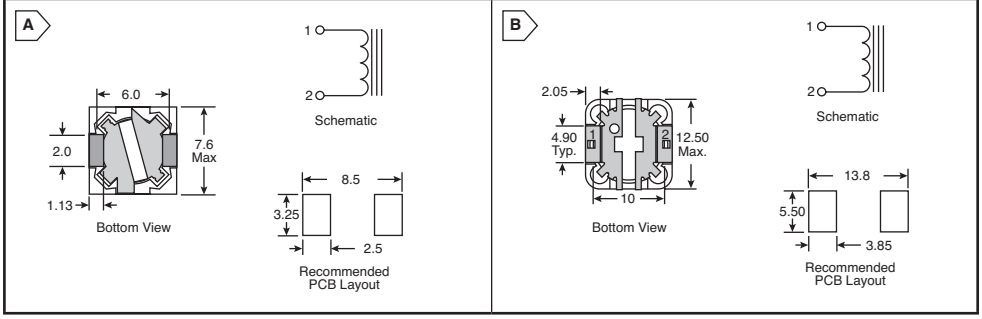

For quantities greater than listed, call for quote.

MOUSER STOCK NO.	Coiltronics Part No.	Fig.	Rated Inductance (µH)	OCL (µH) ±20%	Irms (A)	Isat (A)	DCR (Ω @ 20°C) (Typical)	Volt / µSec (Typical)	Price Each 1	50	100	500
704-DR73-R33-R	DR73-R33-R	A	0.33	0.306	6.21	14.4	0.0073	1.98	1.92	1.51	1.35	1.16
704-DR73-1R0-R	DR73-1R0-R	A	1.0	0.992	5.28	7.97	0.0102	3.56	1.92	1.51	1.35	1.16
704-DR73-1R5-R	DR73-1R5-R	A	1.5	1.48	4.67	6.52	0.0130	4.36	1.92	1.51	1.35	1.16
704-DR73-2R2-R	DR73-2R2-R	A	2.2	2.07	4.15	5.52	0.0165	5.15	1.92	1.51	1.35	1.16
704-DR73-3R3-R	DR73-3R3-R	A	3.3	3.54	3.31	4.22	0.0259	6.73	1.92	1.51	1.35	1.16
704-DR73-4R7-R	DR73-4R7-R	A	4.7	4.42	3.09	3.78	0.0297	7.52	1.92	1.51	1.35	1.16
704-DR73-6R8-R	DR73-6R8-R	A	6.8	6.48	2.55	3.12	0.0435	9.11	1.92	1.51	1.35	1.16
704-DR73-8R2-R	DR73-8R2-R	A	8.2	8.93	2.19	2.66	0.0592	10.7	1.92	1.51	1.35	1.16
704-DR73-100-R	DR73-100-R	A	10	10.30	2.08	2.47	0.0656	11.5	1.92	1.51	1.35	1.16
704-DR73-150-R	DR73-150-R	A	15	15.01	1.83	2.05	0.0844	13.9	1.92	1.51	1.35	1.16
704-DR73-220-R	DR73-220-R	A	22	22.65	1.62	1.67	0.107	17.0	1.92	1.51	1.35	1.16
704-DR73-330-R	DR73-330-R	A	33	34.41	1.31	1.35	0.166	21.0	1.92	1.51	1.35	1.16
704-DR73-470-R	DR73-470-R	A	47	48.62	1.08	1.14	0.241	24.9	1.92	1.51	1.35	1.16
704-DR73-101-R	DR73-101-R	A	100	101.4	0.73	0.79	0.527	36.0	1.92	1.51	1.35	1.16
704-DR73-151-R	DR73-151-R	A	150	150.9	0.58	0.65	0.851	44.0	1.92	1.51	1.35	1.16
704-DR73-221-R	DR73-221-R	A	220	223.3	0.52	0.53	1.05	53.5	1.92	1.51	1.35	1.16
704-DR73-331-R	DR73-331-R	A	330	325.5	0.42	0.44	1.59	64.5	1.92	1.51	1.35	1.16
704-DR74-R33-R	DR74-R33-R	A	0.33	0.294	6.26	18.4	0.0074	1.71	1.89	1.63	1.39	1.21
704-DR74-1R0-R	DR74-1R0-R	A	1.0	0.952	5.39	10.2	0.0099	3.08	1.89	1.63	1.39	1.21
704-DR74-1R5-R	DR74-1R5-R	A	1.5	1.42	4.94	8.35	0.0118	3.76	1.89	1.63	1.39	1.21
704-DR74-2R2-R	DR74-2R2-R	A	2.2	1.98	4.76	7.06	0.0126	4.45	1.89	1.63	1.39	1.21
704-DR74-3R3-R	DR74-3R3-R	A	3.3	3.39	3.94	5.40	0.0183	5.81	1.89	1.63	1.39	1.21
704-DR74-4R7-R	DR74-4R7-R	A	4.7	5.18	3.34	4.37	0.0254	7.18	1.89	1.63	1.39	1.21
704-DR74-6R8-R	DR74-6R8-R	A	6.8	7.34	2.60	3.67	0.0418	8.55	1.89	1.63	1.39	1.21
704-DR74-8R2-R	DR74-8R2-R	A	8.2	8.56	2.53	3.40	0.0441	9.23	1.89	1.63	1.39	1.21
704-DR74-100-R	DR74-100-R	A	10	9.88	2.41	3.17	0.0489	9.92	1.89	1.63	1.39	1.21
704-DR74-150-R	DR74-150-R	A	15	16.09	2.11	2.48	0.0637	12.7	1.89	1.63	1.39	1.21
704-DR74-220-R	DR74-220-R	A	22	21.73	1.75	2.13	0.0925	14.7	1.89	1.63	1.39	1.21
704-DR74-330-R	DR74-330-R	A	33	33.01	1.41	1.73	0.143	18.1	1.89	1.63	1.39	1.21
704-DR74-470-R	DR74-470-R	A	47	49.64	1.15	1.41	0.216	22.2	1.89	1.63	1.39	1.21
704-DR74-680-R	DR74-680-R	A	68	69.67	1.03	1.19	0.265	26.3	1.89	1.63	1.39	1.21
704-DR74-101-R	DR74-101-R	A	100	101.6	0.86	0.99	0.383	31.8	1.89	1.63	1.39	1.21
704-DR74-151-R	DR74-151-R	A	150	150.0	0.69	0.81	0.591	38.6	1.89	1.63	1.39	1.21
704-DR74-221-R	DR74-221-R	A	220	227.0	0.56	0.66	0.907	47.5	1.89	1.63	1.39	1.21
704-DR74-331-R	DR74-331-R	A	330	335.6	0.45	0.54	1.41	57.8	1.89	1.63	1.39	1.21
704-DR125-R47-R	DR125-R47-R	B	0.47	0.456	17.6	33.0	0.0018	3.17	1.99	1.57	1.41	1.28
704-DR125-1R0-R	DR125-1R0-R	B	1.0	0.894	15.0	23.6	0.0024	4.43	1.99	1.71	1.41	1.28
704-DR125-1R5-R	DR125-1R5-R	B	1.5	1.47	13.8	18.3	0.0029	5.70	1.99	1.71	1.41	1.28
704-DR125-2R2-R	DR125-2R2-R	B	2.2	2.21	10.9	15.0	0.0045	6.97	1.99	1.71	1.41	1.28
704-DR125-3R3-R	DR125-3R3-R	B	3.3	3.08	9.26	12.7	0.0063	8.23	1.99	1.71	1.41	1.28
704-DR125-4R7-R	DR125-4R7-R	B	4.7	5.27	7.18	9.71	0.0105	10.8	1.99	1.71	1.41	1.28
704-DR125-6R8-R	DR125-6R8-R	B	6.8	6.58	6.64	8.68	0.0123	12.0	1.99	1.71	1.41	1.28
704-DR125-8R2-R	DR125-8R2-R	B	8.2	8.04	5.54	7.86	0.0176	13.3	1.99	1.57	1.41	1.28
704-DR125-100-R	DR125-100-R	B	10	9.65	5.35	7.17	0.0189	14.6	1.99	1.71	1.41	1.28
704-DR125-150-R	DR125-150-R	B	15	15.35	4.27	5.69	0.0298	18.4	1.99	1.71	1.41	1.28
704-DR125-220-R	DR125-220-R	B	22	22.36	3.70	4.71	0.0396	22.2	1.99	1.71	1.41	1.28
704-DR125-330-R	DR125-330-R	B	33	33.74	3.28	3.84	0.0505	27.2	1.99	1.71	1.41	1.28
704-DR125-470-R	DR125-470-R	B	47	47.47	2.71	3.24	0.0740	32.3	1.99	1.71	1.41	1.28
704-DR125-680-R	DR125-680-R	B	68	67.91	2.22	2.70	0.101	38.6	1.99	1.71	1.41	1.28
704-DR125-101-R	DR125-101-R	B	100	102.7	1.78	2.20	0.170	47.5	1.99	1.71	1.41	1.28
704-DR125-151-R	DR125-151-R	B	150	151.1	1.48	1.81	0.248	57.6	1.99	1.71	1.41	1.28
704-DR125-221-R	DR125-221-R	B	220	216.8	1.19	1.51	0.384	69.0	1.99	1.71	1.41	1.28
704-DR125-331-R	DR125-331-R	B	330	332.6	1.06	1.22	0.482	85.5	1.99	1.71	1.41	1.28
704-DR127-R47-R	DR127-R47-R	B	0.47	0.419	17.9	56.0	0.00195	3.5	2.13	1.67	1.47	1.08
704-DR127-1R0-R	DR127-1R0-R	B	1.0	0.821	15.5	40.0	0.00313	4.9	2.13	1.67	1.47	1.08
704-DR127-1R5-R	DR127-1R5-R	B	1.5	1.35	13.5	31.1	0.00341	6.3	2.13	1.67	1.47	1.08
704-DR127-2R2-R	DR127-2R2-R	B	2.2	2.02	12.5	25.5	0.00402	7.7	2.13	1.67	1.47	1.08
704-DR127-3R3-R	DR127-3R3-R	B	3.3	2.83	10.5	21.5	0.00567	9.1	2.13	1.67	1.47	1.08
704-DR127-4R7-R	DR127-4R7-R	B	4.7	4.84	8.25	16.5	0.00917	11.9	2.13	1.67	1.47	1.08
704-DR127-6R8-R	DR127-6R8-R	B	6.8	7.38	7.34	13.3	0.0116	14.7	2.13	1.67	1.47	1.08
704-DR127-8R2-R	DR127-8R2-R	B	8.2	8.86	6.32	12.2	0.0157	16.1	2.13	1.67	1.47	1.08
704-DR127-100-R	DR127-100-R	B	10	10.47	6.04	11.2	0.0172	17.5	2.13	1.67	1.47	1.08
704-DR127-150-R	DR127-150-R	B	15	14.09	5.03	9.66	0.0247	20.3	2.13	1.67	1.47	1.08
704-DR127-220-R	DR127-220-R	B	22	22.93	4.00	7.57	0.0391	25.9	2.13	1.67	1.47	1.08
704-DR127-330-R	DR127-330-R	B	33	33.92	3.23	6.22	0.060	31.5	2.13	1.67	1.47	1.08
704-DR127-470-R	DR127-470-R	B	47	47.05	2.95	5.28	0.0719	37.1	2.13	1.67	1.47	1.08
704-DR127-680-R	DR127-680-R	B	68	66.48	2.44	4.44	0.105	44.1	2.13	1.67	1.47	1.08
704-DR127-101-R	DR127-101-R	B	100	99.31	1.96	3.94	0.163	53.9	2.13	1.67	1.47	1.08
704-DR127-151-R	DR127-151-R	B	150	144.9	1.59	3.01	0.247	65.1	2.13	1.67	1.47	1.08
704-DR127-221-R	DR127-221-R	B	220	221.5	1.29	2.43	0.376	80.5	2.13	1.67	1.47	1.08
704-DR127-331-R	DR127-331-R	B	330	323.6	1.04	2.01	0.574	97.3	2.13	1.67	1.47	1.08
704-DR127-102-R	DR127-102-R	B	1000	1005	0.61	1.14	1.66	172	2.13	1.67	1.47	1.08

© Copyright 2013 Mouser Electronics
© Copyright 2013 Mouser Electronics

COILTRONICS® Automotive Power Inductors

RoHS Compliant **This product is RoHS compliant.**

DIMENSIONS: mm

A

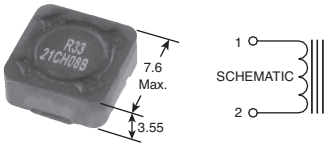

B

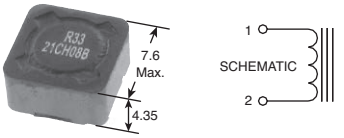

C

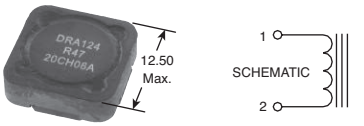

DRA SERIES

Features:

- 165°C maximum total temperature operation
- Five sizes of Automotive grade shielded drum core inductors
- Inductance range from 0.28uH to 1000uH
- Current range up to 56Amps
- Mechanical secure mounting for high shock and vibration environments
- Good thermal dispersion with thermal conductive epoxy
- Customized dual winding versions available upon request for SEPIC or Flyback configurations

For quantities greater than listed, call for quote.

MOUSER STOCK NO.	Coiltronics Part No.	Fig.	Rated Inductance (µH)	Open Circuit Inductance (µH)	Irms (A)	Isat (A)	DCR (Ω)	Price Each 1	Price Each 50	Price Each 100	Price Each 500	Reel Qty.	Price Each
DRA73 Series													
704-DRA73-R33-R	DRA73-R33-R	A	0.33	0.29	8.42	14.8	0.004	**1.26**	**1.01**	**.921**	**.834**	1350	**.773**
704-DRA73-1R0-R	DRA73-1R0-R	A	1.0	0.91	6.5	8.22	0.0067	**1.26**	**1.01**	**.921**	**.834**	1350	**.773**
704-DRA73-1R5-R	DRA73-1R5-R	A	1.5	1.36	5.39	6.73	0.0097	**1.26**	**1.01**	**.921**	**.834**	1350	**.773**
704-DRA73-2R2-R	DRA73-2R2-R	A	2.2	2.52	4.18	4.93	0.016	**1.26**	**1.01**	**.921**	**.834**	1350	**.773**
704-DRA73-3R3-R	DRA73-3R3-R	A	3.3	3.18	3.59	4.35	0.022	**1.26**	**1.01**	**.921**	**.834**	1350	**.773**
704-DRA73-4R7-R	DRA73-4R7-R	A	4.7	4.86	2.92	3.52	0.033	**1.26**	**1.01**	**.921**	**.834**	1350	**.773**
704-DRA73-6R8-R	DRA73-6R8-R	A	6.8	6.63	2.62	2.96	0.041	**1.26**	**1.01**	**.921**	**.834**	1350	**.773**
704-DRA73-8R2-R	DRA73-8R2-R	A	8.2	8.06	2.3	2.74	0.053	**1.26**	**1.01**	**.921**	**.834**	1350	**.773**
704-DRA73-100-R	DRA73-100-R	A	10	10.27	2.11	2.39	0.064	**1.26**	**1.01**	**.921**	**.834**	1350	**.773**
704-DRA73-150-R	DRA73-150-R	A	15	14.98	1.74	2.0	0.094	**1.26**	**1.01**	**.921**	**.834**	1350	**.773**
704-DRA73-220-R	DRA73-220-R	A	22	22.39	1.42	1.64	0.141	**1.26**	**1.01**	**.921**	**.834**	1350	**.773**
704-DRA73-330-R	DRA73-330-R	A	33	31.84	1.25	1.35	0.183	**1.26**	**1.01**	**.921**	**.834**	1350	**.773**
704-DRA73-470-R	DRA73-470-R	A	47	47.83	1.02	1.1	0.275	**1.26**	**1.01**	**.921**	**.834**	1350	**.773**
704-DRA73-680-R	DRA73-680-R	A	68	66.89	0.845	0.937	0.397	**1.26**	**1.01**	**.921**	**.834**	1350	**.773**
704-DRA73-820-R	DRA73-820-R	A	82	83.77	0.731	0.851	0.53	**1.26**	**1.01**	**.921**	**.834**	1350	**.773**
704-DRA73-101-R	DRA73-101-R	A	100	101.7	0.682	0.763	0.609	**1.26**	**1.01**	**.921**	**.834**	1350	**.773**
704-DRA73-151-R	DRA73-151-R	A	150	151.1	0.551	0.632	0.932	**1.26**	**1.01**	**.921**	**.834**	1350	**.773**
704-DRA73-221-R	DRA73-221-R	A	220	218.8	0.479	0.51	1.23	**1.26**	**1.01**	**.921**	**.834**	1350	**.773**
704-DRA73-331-R	DRA73-331-R	A	330	326.4	0.391	0.423	1.85	**1.26**	**1.01**	**.921**	**.834**	1350	**.773**
704-DRA73-471-R	DRA73-471-R	A	470	472.6	0.326	0.354	2.67	**1.26**	**1.01**	**.921**	**.834**	1350	**.773**
704-DRA73-681-R	DRA73-681-R	A	680	682.9	0.27	0.297	3.89	**1.26**	**1.01**	**.921**	**.834**	1350	**.773**
704-DRA73-821-R	DRA73-821-R	A	820	825.3	0.252	0.267	4.46	**1.26**	**1.01**	**.921**	**.834**	1350	**.773**
704-DRA73-102-R	DRA73-102-R	A	1000	991.9	0.235	0.239	5.15	**1.26**	**1.01**	**.921**	**.834**	1350	**.773**
DRA74 Series													
704-DRA74-R33-R	DRA74-R33-R	B	0.33	0.288	7.26	18.40	0.0054	**1.26**	**1.00**	**.917**	**.83**	1100	**.786**
704-DRA74-1R0-R	DRA74-1R0-R	B	1.0	0.897	6.01	10.22	0.0078	**1.26**	**1.00**	**.917**	**.83**	1100	**.786**
704-DRA74-1R5-R	DRA74-1R5-R	B	1.5	1.31	5.55	8.36	0.0092	**1.26**	**1.00**	**.917**	**.83**	1100	**.786**
704-DRA74-2R2-R	DRA74-2R2-R	B	2.2	2.33	4.82	6.13	0.012	**1.26**	**1.00**	**.917**	**.83**	1100	**.786**
704-DRA74-3R3-R	DRA74-3R3-R	B	3.3	3.05	4.16	5.41	0.016	**1.26**	**1.00**	**.917**	**.83**	1100	**.786**
704-DRA74-4R7-R	DRA74-4R7-R	B	4.7	4.68	3.41	4.38	0.024	**1.26**	**1.00**	**.917**	**.83**	1100	**.786**
704-DRA74-6R8-R	DRA74-6R8-R	B	6.8	6.51	2.91	3.68	0.034	**1.26**	**1.00**	**.917**	**.83**	1100	**.786**
704-DRA74-8R2-R	DRA74-8R2-R	B	8.2	8.51	2.66	3.17	0.040	**1.26**	**1.00**	**.917**	**.83**	1100	**.786**
704-DRA74-100-R	DRA74-100-R	B	10.0	9.62	2.56	2.97	0.043	**1.26**	**1.00**	**.917**	**.83**	1100	**.786**
704-DRA74-150-R	DRA74-150-R	B	15.0	15.14	2.06	2.36	0.067	**1.26**	**1.00**	**.917**	**.83**	1100	**.786**
704-DRA74-220-R	DRA74-220-R	B	22.0	22.25	1.68	1.96	0.100	**1.26**	**1.00**	**.917**	**.83**	1100	**.786**
704-DRA74-330-R	DRA74-330-R	B	33.0	33.21	1.37	1.61	0.151	**1.26**	**1.00**	**.917**	**.83**	1100	**.786**
704-DRA74-470-R	DRA74-470-R	B	47.0	46.56	1.14	1.37	0.219	**1.26**	**1.00**	**.917**	**.83**	1100	**.786**
704-DRA74-680-R	DRA74-680-R	B	68.0	68.37	0.996	1.108	0.286	**1.26**	**1.00**	**.917**	**.83**	1100	**.786**
704-DRA74-820-R	DRA74-820-R	B	82.0	81.45	0.879	1.034	0.367	**1.26**	**1.00**	**.917**	**.83**	1100	**.786**
704-DRA74-101-R	DRA74-101-R	B	100	98.5	0.822	0.929	0.419	**1.26**	**1.00**	**.917**	**.83**	1100	**.786**
704-DRA74-151-R	DRA74-151-R	B	150	150.9	0.661	0.748	0.648	**1.26**	**1.00**	**.917**	**.83**	1100	**.786**
704-DRA74-221-R	DRA74-221-R	B	220	218.9	0.544	0.626	0.96	**1.26**	**1.00**	**.917**	**.83**	1100	**.786**
704-DRA74-331-R	DRA74-331-R	B	330	328.9	0.435	0.514	1.50	**1.26**	**1.00**	**.917**	**.83**	1100	**.786**
704-DRA74-471-R	DRA74-471-R	B	470	471.5	0.383	0.420	1.93	**1.26**	**1.00**	**.917**	**.83**	1100	**.786**
704-DRA74-681-R	DRA74-681-R	B	680	682.8	0.315	0.352	2.86	**1.26**	**1.00**	**.917**	**.83**	1100	**.786**
704-DRA74-821-R	DRA74-821-R	B	820	815.0	0.279	0.327	3.63	**1.26**	**1.00**	**.917**	**.83**	1100	**.786**
704-DRA74-102-R	DRA74-102-R	B	1000	1001.7	0.260	0.292	4.19	**1.26**	**1.00**	**.917**	**.83**	1100	**.786**
DRA124 Series													
704-DRA124-R47-R	DRA124-R47-R	C	0.47	0.423	15.15	30.80	0.0019	**1.52**	**1.22**	**1.10**	**1.01**	750	**.928**
704-DRA124-1R0-R	DRA124-1R0-R	C	1.0	0.821	11.65	22.00	0.0031	**1.52**	**1.22**	**1.10**	**1.01**	750	**.928**
704-DRA124-1R5-R	DRA124-1R5-R	C	1.5	1.36	9.36	17.11	0.0049	**1.52**	**1.22**	**1.10**	**1.01**	750	**.928**
704-DRA124-2R2-R	DRA124-2R2-R	C	2.2	2.04	7.64	14.00	0.007	**1.52**	**1.22**	**1.10**	**1.01**	750	**.928**
704-DRA124-3R3-R	DRA124-3R3-R	C	3.3	2.79	6.94	11.85	0.009	**1.52**	**1.22**	**1.10**	**1.01**	750	**.928**
704-DRA124-4R7-R	DRA124-4R7-R	C	4.7	4.74	5.47	9.06	0.014	**1.52**	**1.22**	**1.10**	**1.01**	750	**.928**
704-DRA124-6R8-R	DRA124-6R8-R	C	6.8	7.28	4.46	7.33	0.021	**1.52**	**1.22**	**1.10**	**1.01**	750	**.928**
704-DRA124-8R2-R	DRA124-8R2-R	C	8.2	8.88	3.87	6.70	0.028	**1.52**	**1.22**	**1.10**	**1.01**	750	**.928**
704-DRA124-100-R	DRA124-100-R	C	10.0	10.37	3.67	6.16	0.031	**1.52**	**1.22**	**1.10**	**1.01**	750	**.928**
704-DRA124-150-R	DRA124-150-R	C	15.0	14.10	3.10	5.31	0.044	**1.52**	**1.22**	**1.10**	**1.01**	750	**.928**
704-DRA124-220-R	DRA124-220-R	C	22.0	23.00	2.44	4.16	0.071	**1.52**	**1.22**	**1.10**	**1.01**	750	**.928**
704-DRA124-330-R	DRA124-330-R	C	33.0	34.13	1.98	3.42	0.108	**1.52**	**1.22**	**1.10**	**1.01**	750	**.928**
704-DRA124-470-R	DRA124-470-R	C	47.0	46.27	1.78	2.91	0.134	**1.52**	**1.22**	**1.10**	**1.01**	750	**.928**
704-DRA124-680-R	DRA124-680-R	C	68.0	69.77	1.454	2.369	0.201	**1.52**	**1.22**	**1.10**	**1.01**	750	**.928**
704-DRA124-820-R	DRA124-820-R	C	82.0	80.57	1.285	2.232	0.257	**1.52**	**1.22**	**1.10**	**1.01**	750	**.928**
704-DRA124-101-R	DRA124-101-R	C	100	98.8	1.199	2.000	0.296	**1.52**	**1.22**	**1.10**	**1.01**	750	**.928**
704-DRA124-151-R	DRA124-151-R	C	150	151.7	0.967	1.621	0.454	**1.52**	**1.22**	**1.10**	**1.01**	750	**.928**
704-DRA124-221-R	DRA124-221-R	C	220	209.6	0.865	1.363	0.568	**1.52**	**1.22**	**1.10**	**1.01**	750	**.928**
704-DRA124-331-R	DRA124-331-R	C	330	326.9	0.690	1.092	0.892	**1.52**	**1.22**	**1.10**	**1.01**	750	**.928**
704-DRA124-471-R	DRA124-471-R	C	470	473.0	0.568	0.911	1.32	**1.52**	**1.22**	**1.10**	**1.01**	750	**.928**
704-DRA124-681-R	DRA124-681-R	C	680	682.1	0.466	0.759	1.96	**1.52**	**1.22**	**1.10**	**1.01**	750	**.928**
704-DRA124-821-R	DRA124-821-R	C	820	826.7	0.406	0.697	2.57	**1.52**	**1.22**	**1.10**	**1.01**	750	**.928**
704-DRA124-102-R	DRA124-102-R	C	1000	1001.0	0.380	0.629	2.94	**1.52**	**1.22**	**1.10**	**1.01**	750	**.928**

© Copyright 2013 Mouser Electronics

© Copyright 2013 Mouser Electronics

COILTRONICS® Automotive Rated Shielded Power Inductors

RoHS Compliant **This product is RoHS compliant.**

DIMENSIONS: mm

A

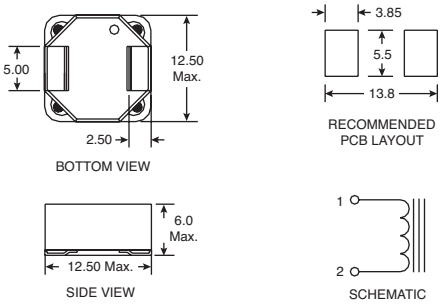

B

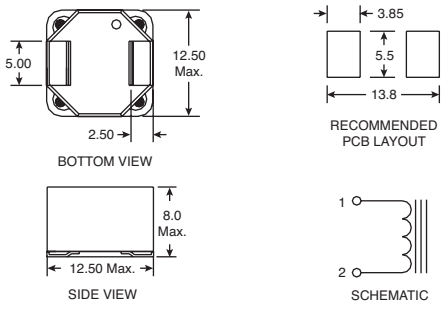

Features:
- 165°C maximum total temperature operation
- Five sizes of Automotive grade shielded drum core inductors
- Inductance range from 0.28uH to 1000uH
- Current range up to 56Amps
- Mechanical secure mounting for high shock and vibration environments
- Good thermal dispersion with thermal conductive epoxy
- Customized dual winding versions available upon request for SEPIC or Flyback configurations

Applications:
- Automotive Electronics (under the hood, interior/exterior)
- Telematics
- DC-DC converters
- Buck, boost, forward, and resonant converters
- Noise filtering and filter chokes

Environmental Data:
- Storage temperature range: -40°C to +165°C
- Operating ambient temperature range: -40°C to +165°C
- Solder reflow temperature: +260°C max. for 10 seconds max.
- Complies with AEC-Q200 standard

DRA125 SERIES

MOUSER STOCK NO.	Coiltronics Part No.	Fig.	Rated Inductance (µH)	Open Circuit Inductance (µH)	Irms (A)	Isat (A)	DCR (Ω)	Price Each 1	10	50	100	Reel Quantity	Price Each
704-DRA125-R47-R	DRA125-R47-R	A	0.47	0.453	18.47	33.20	0.0016	1.36	1.22	1.09	.989	600	.847
704-DRA125-1R0-R	DRA125-1R0-R	A	1.0	0.854	15.94	23.71	0.0021	1.36	1.22	1.09	.989	600	.847
704-DRA125-1R5-R	DRA125-1R5-R	A	1.5	1.41	12.89	18.44	0.0033	1.36	1.22	1.09	.989	600	.847
704-DRA125-2R2-R	DRA125-2R2-R	A	2.2	2.12	10.61	15.09	0.0048	1.36	1.22	1.09	.989	600	.847
704-DRA125-3R3-R	DRA125-3R3-R	A	3.3	2.89	9.69	12.77	0.0058	1.36	1.22	1.09	.989	600	.847
704-DRA125-4R7-R	DRA125-4R7-R	A	4.7	4.90	7.67	9.76	0.0092	1.36	1.22	1.09	.989	600	.847
704-DRA125-6R8-R	DRA125-6R8-R	A	6.8	6.23	6.81	8.74	0.012	1.36	1.22	1.09	.989	600	.847
704-DRA125-8R2-R	DRA125-8R2-R	A	8.2	7.49	6.41	7.9	0.013	1.36	1.22	1.09	.989	600	.847
704-DRA125-100-R	DRA125-100-R	A	10.0	9.22	5.57	7.22	0.017	1.36	1.22	1.09	.989	600	.847
704-DRA125-150-R	DRA125-150-R	A	15.0	14.67	4.45	5.72	0.027	1.36	1.22	1.09	.989	600	.847
704-DRA125-220-R	DRA125-220-R	A	22.0	20.65	3.95	4.74	0.035	1.36	1.22	1.09	.989	600	.847
704-DRA125-330-R	DRA125-330-R	A	33.0	31.47	3.19	3.86	0.053	1.36	1.22	1.09	.989	600	.847
704-DRA125-470-R	DRA125-470-R	A	47.0	47.83	2.59	3.13	0.081	1.36	1.22	1.09	.989	600	.847
704-DRA125-680-R	DRA125-680-R	A	68.0	68.48	2.125	2.635	0.120	1.36	1.22	1.09	.989	600	.847
704-DRA125-820-R	DRA125-820-R	A	82.0	80.86	2.005	2.406	0.135	1.36	1.22	1.09	.989	600	.847
704-DRA125-101-R	DRA125-101-R	A	100	97.6	1.745	2.213	0.178	1.36	1.22	1.09	.989	600	.847
704-DRA125-151-R	DRA125-151-R	A	150	150.0	1.409	1.785	0.273	1.36	1.22	1.09	.989	600	.847
704-DRA125-221-R	DRA125-221-R	A	220	222.8	1.142	1.469	0.416	1.36	1.22	1.09	.989	600	.847
704-DRA125-331-R	DRA125-331-R	A	330	325.1	0.998	1.194	0.543	1.36	1.22	1.09	.989	600	.847
704-DRA125-471-R	DRA125-471-R	A	470	466.3	0.826	1.006	0.79	1.36	1.22	1.09	.989	600	.847
704-DRA125-681-R	DRA125-681-R	A	680	683.3	0.673	0.834	1.20	1.36	1.22	1.09	.989	600	.847
704-DRA125-821-R	DRA125-821-R	A	820	813.6	0.632	0.758	1.36	1.36	1.22	1.09	.989	600	.847
704-DRA125-102-R	DRA125-102-R	A	1000	992.8	0.552	0.695	1.78	1.36	1.22	1.09	.989	600	.847

DRA127 SERIES

MOUSER STOCK NO.	Coiltronics Part No.	Fig.	Rated Inductance (µH)	Open Circuit Inductance (µH)	Irms (A)	Isat (A)	DCR (Ω)	Price Each 1	10	50	100	Reel Quantity	Price Each
704-DRA127-R47-R	DRA127-R47-R	B	0.47	0.413	22.5	56	0.0012	1.90	1.62	1.44	1.29	350	1.12
704-DRA127-1R0-R	DRA127-1R0-R	B	1.0	0.772	19.22	40	0.0017	1.71	1.44	1.29	1.17	350	1.06
704-DRA127-1R5-R	DRA127-1R5-R	B	1.5	1.27	15.32	31.1	0.0027	1.90	1.62	1.44	1.29	350	1.12
704-DRA127-2R2-R	DRA127-2R2-R	B	2.2	1.92	12.52	25.5	0.0040	1.71	1.44	1.29	1.17	350	1.06
704-DRA127-3R3-R	DRA127-3R3-R	B	3.3	3.51	9.59	18.7	0.0068	1.90	1.62	1.44	1.29	350	1.12
704-DRA127-4R7-R	DRA127-4R7-R	B	4.7	4.58	8.14	16.5	0.0094	1.51	1.21	1.10	1.06	350	.993
704-DRA127-6R8-R	DRA127-6R8-R	B	6.8	6.72	7.32	13.3	0.012	1.46	1.17	1.06	.984	350	.96
704-DRA127-8R2-R	DRA127-8R2-R	B	8.2	8.33	6.33	12.2	0.016	1.50	1.21	1.10	1.06	350	.993
704-DRA127-100-R	DRA127-100-R	B	10.0	9.63	6.02	11.2	0.017	1.46	1.17	1.06	.984	350	.96
704-DRA127-150-R	DRA127-150-R	B	15.0	14.90	4.83	9.03	0.027	1.50	1.21	1.10	1.06	350	.993
704-DRA127-220-R	DRA127-220-R	B	22.0	21.47	3.98	7.57	0.040	1.51	1.21	1.10	1.06	350	.993
704-DRA127-330-R	DRA127-330-R	B	33.0	32.01	3.22	6.22	0.060	1.51	1.21	1.10	1.06	350	.993
704-DRA127-470-R	DRA127-470-R	B	47.0	47.91	2.62	5.09	0.091	1.51	1.21	1.10	1.06	350	.993
704-DRA127-680-R	DRA127-680-R	B	68.0	68.22	2.333	4.18	0.115	1.50	1.21	1.10	1.06	350	.993
704-DRA127-820-R	DRA127-820-R	B	82.0	83.91	2.008	3.84	0.155	1.51	1.21	1.10	1.06	350	.993
704-DRA127-101-R	DRA127-101-R	B	100	100.8	1.888	3.46	0.175	1.50	1.21	1.10	1.06	350	.993
704-DRA127-151-R	DRA127-151-R	B	150	151.2	1.524	2.83	0.269	1.50	1.21	1.10	1.06	350	.993
704-DRA127-221-R	DRA127-221-R	B	220	219.8	1.253	2.35	0.398	1.50	1.21	1.10	1.06	350	.993
704-DRA127-331-R	DRA127-331-R	B	330	328.3	1.011	1.93	0.612	1.50	1.21	1.10	1.06	350	.993
704-DRA127-471-R	DRA127-471-R	B	470	474.5	0.827	1.62	0.91	1.51	1.21	1.10	1.06	350	.993
704-DRA127-681-R	DRA127-681-R	B	680	676.6	0.736	1.33	1.15	1.50	1.21	1.10	1.06	350	.993
704-DRA127-821-R	DRA127-821-R	B	820	824.6	0.637	1.22	1.54	1.50	1.21	1.10	1.06	350	.993
704-DRA127-102-R	DRA127-102-R	B	1000	998.7	0.598	1.1	1.75	1.46	1.17	1.06	.984	350	.96

© Copyright 2013 Mouser Electronics
© Copyright 2013 Mouser Electronics

COILTRONICS® Power Inductors

RoHS Compliant **This product is RoHS compliant.**

DUAL WINDING, SHIELDED POWER INDUCTOR/TRANSFORMERS

Features:
- 125°C maximum total temperature operation
- Dual winding inductors that can be used as either a single inductor or in a coupled inductor/transformer application
- Four sizes of shielded drum core inductors

Specifications:
- Storage Temperature Range: -40°C to +125°C
- Operating Temperature Range: -40°C to +125°C
- Solder Reflow Temperature: +260°C max. for 10 seconds max.

Applications:
- As a transformer: Sepic, flyback
- As an inductor: Buck, boost, coupled inductor
- DC-DC converters
- VRM inductor for CPU and DDR power supplies
- Input and output filter chokes

DIMENSIONS: mm



DRQ73 and DRQ74



DRQ125 and DRQ127

Inductors

Coiltronics

DRQ73 Series

MOUSER STOCK NO.	Coiltronics Part No.	Rated Inductance (µH)	Parallel Ratings					Series Ratings					Price Each			
			OCL (µH) ±20%	Irms (A)	Isat (A)	DCR (Ω @ 20°C) (Typical)	Volt/µSec (Typical)	OCL (µH) ±20%	Irms (A)	Isat (A)	DCR (Ω @ 20°C) (Typical)	Volt/µSec (Typical)	1	50	100	500
704-DRQ73-3R3-R	DRQ73-3R3-R	3.3	3.54	3.31	4.22	0.0259	6.73	14.16	1.66	2.11	0.1035	13.5	1.93	1.55	1.29	.862
704-DRQ73-4R7-R	DRQ73-4R7-R	4.7	4.42	3.09	3.78	0.0297	7.52	17.69	1.55	1.89	0.1188	15.0	1.93	1.55	1.29	.862
704-DRQ73-100-R	DRQ73-100-R	10	10.30	2.08	2.47	0.0656	11.5	41.2	1.04	1.24	0.2623	23.0	1.93	1.55	1.29	.862
704-DRQ73-150-R	DRQ73-150-R	15	15.01	1.83	2.05	0.0844	13.9	60.04	0.916	1.03	0.339	27.8	1.93	1.55	1.29	.862
704-DRQ73-220-R	DRQ73-220-R	22	22.65	1.62	1.67	0.107	17.0	90.6	0.811	0.83	0.429	34.0	1.93	1.55	1.29	.862
704-DRQ73-330-R	DRQ73-330-R	33	34.41	1.31	1.35	0.166	21.0	137.6	0.653	0.68	0.665	42.0	1.93	1.55	1.29	.862

DRQ74 Series

MOUSER STOCK NO.	Coiltronics Part No.	Rated Inductance (µH)	Parallel Ratings					Series Ratings					Price Each			
			OCL (µH) ±20%	Irms (A)	Isat (A)	DCR (Ω @ 20°C) (Typical)	Volt/µSec (Typical)	OCL (µH) ±20%	Irms (A)	Isat (A)	DCR (Ω @ 20°C) (Typical)	Volt/µSec (Typical)	1	50	100	500
704-DRQ74-6R8-R	DRQ74-6R8-R	6.8	7.34	2.60	3.67	0.0418	8.55	29.38	1.30	1.84	0.167	17.1	2.11	1.58	1.42	1.11
704-DRQ74-100-R	DRQ74-100-R	10	9.88	2.41	3.17	0.0489	9.92	39.53	1.20	1.58	0.196	19.8	2.11	1.58	1.42	1.11
704-DRQ74-220-R	DRQ74-220-R	22	21.73	1.75	2.13	0.0925	14.7	86.92	0.874	1.07	0.371	29.4	2.11	1.58	1.42	1.11
704-DRQ74-330-R	DRQ74-330-R	33	33.01	1.41	1.73	0.143	18.1	132.0	0.702	0.87	0.574	36.2	2.11	1.58	1.42	1.11

DRQ125 Series

MOUSER STOCK NO.	Coiltronics Part No.	Rated Inductance (µH)	Parallel Ratings					Series Ratings					Price Each			
			OCL (µH) ±20%	Irms (A)	Isat (A)	DCR (Ω @ 20°C) (Typical)	Volt/µSec (Typical)	OCL (µH) ±20%	Irms (A)	Isat (A)	DCR (Ω @ 20°C) (Typical)	Volt/µSec (Typical)	1	50	100	500
704-DRQ125-100-R	DRQ125-100-R	10	9.65	5.35	7.17	0.0189	14.6	38.62	2.67	3.59	0.0757	29.2	2.10	1.59	1.41	.875
704-DRQ125-150-R	DRQ125-150-R	15	15.35	4.27	5.69	0.0298	18.4	61.4	2.13	2.85	0.12	36.8	2.10	1.59	1.41	.875
704-DRQ125-330-R	DRQ125-330-R	33	33.74	3.28	3.84	0.0505	27.2	135.0	1.64	1.92	0.203	54.4	2.10	1.59	1.41	.875
704-DRQ125-101-R	DRQ125-101-R	100	102.7	1.78	2.20	0.17	47.5	410.8	0.892	1.10	0.682	95.0	2.10	1.59	1.41	.875

DRQ127 Series

MOUSER STOCK NO.	Coiltronics Part No.	Rated Inductance (µH)	Parallel Ratings					Series Ratings					Price Each			
			OCL (µH) ±20%	Irms (A)	Isat (A)	DCR (Ω @ 20°C) (Typical)	Volt/µSec (Typical)	OCL (µH) ±20%	Irms (A)	Isat (A)	DCR (Ω @ 20°C) (Typical)	Volt/µSec (Typical)	1	50	100	500
704-DRQ127-4R7-R	DRQ127-4R7-R	4.7	4.84	8.25	16.5	0.00917	11.9	19.36	4.13	8.24	0.0367	23.8	2.29	1.89	1.58	1.04
704-DRQ127-100-R	DRQ127-100-R	10	10.47	6.04	11.2	0.0172	17.5	41.88	3.02	5.60	0.0686	35.0	2.29	1.73	1.58	1.01
704-DRQ127-150-R	DRQ127-150-R	15	14.09	5.03	9.66	0.0247	20.3	56.36	2.51	4.83	0.099	40.6	2.29	1.73	1.58	1.04
704-DRQ127-220-R	DRQ127-220-R	22	22.93	4.00	7.57	0.0391	25.9	91.72	2.00	3.78	0.157	51.8	2.29	1.85	1.58	1.04
704-DRQ127-470-R	DRQ127-470-R	47	47.05	2.95	5.28	0.0719	37.1	188.2	1.47	2.64	0.288	74.2	2.29	1.73	1.58	1.04
704-DRQ127-101-R	DRQ127-101-R	100	99.31	1.96	3.64	0.163	53.9	397.2	0.98	1.82	0.653	107.8	2.29	1.73	1.58	1.04

MPA7030 SERIES, HIGH FREQUENCY HIGH CURRENT POWER INDUCTORS

Features:
- Halogen free
- 165°C maximum total temperature operation
- 7.6x7.0x3.0mm maximum surface mount package
- Magnetically shielded
- Rugged construction
- Handles high transient inrush current spikes
- Inductance Range from 1.5µH to 8.2µH
- Current range from 3.5 to 17.5Amps

For quantities greater than listed, call for quote.

MOUSER STOCK NO.	Coiltronics Part No.	Open Circuit Inductance (µH)	Irms (A)	Irms (A)	Isat (A)	SRF (MHz) Min	DCR (Ω)	Price Each 1	Price Each 50	Price Each 100	Price Each 500	Reel Qty.	Price Each
704-MPA7030-1R5-R	MPA7030-1R5-R	1.5	9.20	7.60	17.5	37	13.5	2.53	2.18	1.74	1.48	1500	1.02
704-MPA7030-2R2-R	MPA7030-2R2-R	2.2	7.70	6.30	11.0	28	19.6	2.53	2.18	1.74	1.48	1500	1.02
704-MPA7030-3R3-R	MPA7030-3R3-R	3.3	6.20	5.40	11.0	19	26.0	2.53	2.18	1.74	1.48	1500	1.02
704-MPA7030-4R7-R	MPA7030-4R7-R	4.7	5.50	4.70	9.5	15	36.5	2.53	2.18	1.74	1.48	1500	1.02
704-MPA7030-6R8-R	MPA7030-6R8-R	6.8	4.50	3.80	7.5	12	55.0	2.53	2.18	1.74	1.48	1500	1.02
704-MPA7030-8R2-R	MPA7030-8R2-R	8.2	4.00	3.50	8.0	10	64.5	2.53	2.18	1.74	1.48	1500	1.02

DIMENSIONS: mm



MPA7030

HIGH FREQUENCY, HIGH CURRENT MINIATURE POWER INDUCTORS

Features:
- Halogen Free
- Magnetically Shielded
- Handles high transient inrush current spikes

Specifications:
- Storage Temperature Range: -40°C to +125°C
- Operating Temperature Range: -40°C to +125°C
- Solder Reflow Temperature: J-STD-020D Compliant

Applications:
- Handheld/Mobile Devices
- GPS/PDAs
- MP3 Players
- Notebook/Netbook

MOUSER STOCK NO.	Coiltronics Part No.	OCL1 ± 15% (µH)	I_{rms}[2] (Amps)	I_{sat}[3] (Amps)	(mΩ) @ 20°C ± 15%	K-factor[4]	Price Each 1	Price Each 50	Price Each 100	Price Each 500
704-MPI4040R1-R15-R	MPI4040R1-R15-R	0.15	6.5	26	11	1694	1.28	1.00	.915	.83
704-MPI4040R1-R47-R	MPI4040R1-R47-R	0.47	3.75	11	35	912	1.28	1.00	.915	.83
704-MPI4040R1-R68-R	MPI4040R1-R68-R	0.68	3.1	9	51	790	1.28	1.00	.915	.83
704-MPI4040R2-R47-R	MPI4040R2-R47-R	0.47	4.3	13	28	912	1.32	1.00	.915	.83
704-MPI4040R2-1R0-R	MPI4040R2-1R0-R	1	3.8	2.25	38	760	1.32	1.00	.915	.83
704-MPI4040R3-1R5-R	MPI4040R3-1R5-R	1.5	3.8	8.2	36	600	1.65	1.26	1.16	1.01
704-MPI4040R2-2R2-R	MPI4040R2-2R2-R	2.2	2.3	1.5	82	506	1.32	1.00	.915	.83
704-MPI4040R3-2R2-R	MPI4040R3-2R2-R	2.2	3.4	7.9	48	506	1.65	1.26	1.16	1.01
704-MPI4040R2-3R3-R	MPI4040R2-3R3-R	3.3	1.96	1.25	113	430	1.32	1.00	.915	.83
704-MPI4040R3-3R3-R	MPI4040R3-3R3-R	3.3	3	6.6	60	430	1.65	1.26	1.16	1.01
704-MPI4040R2-4R7-R	MPI4040R2-4R7-R	4.7	1.6	1.1	175	368	1.32	1.00	.915	.83
704-MPI4040R3-4R7-R	MPI4040R3-4R7-R	4.7	2.3	4.8	92	350	1.65	1.26	1.16	1.01
704-MPI4040R3-6R8-R	MPI4040R3-6R8-R	6.8	2	4.5	140	290	1.65	1.26	1.16	1.01
704-MPI4040R3-100-R	MPI4040R3-100-R	10	1.5	3.8	213	240	1.65	1.26	1.16	1.01
704-MPI4040R3-220-R	MPI4040R3-220-R	22	1.1	2.2	408	160	1.65	1.26	1.16	1.01

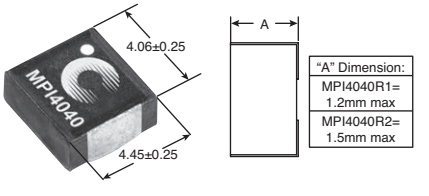

MPI4040R

© Copyright 2013 Mouser Electronics

© Copyright 2013 Mouser Electronics

COILTRONICS® Power Inductors

RoHS Compliant This product is RoHS compliant.

HCM1103 SERIES HIGH CURRENT, HIGH FREQUENCY POWER INDUCTORS

Features:
- Power iron core material
- Magnetically shielded, low EMI
- High current carrying capacity, low core losses

Specifications:
- Operating Temperature Range: -55°C to +125°C

NEW PRODUCT

For quantities greater than listed, call for quote.

MOUSER STOCK NO.	Coiltronics Part No.	Fig.	Open Circuit Inductance (uH)	Full Load Inductance (uH)	Irms (A)	Isat (A)	Price Each 1	Price Each 50	Price Each 100	Reel Qty.	Price Per Piece
704-HCM1103-R12-R	HCM1103-R12-R	A	0.12	0.07	30	75	3.54	2.31	2.05	1000	1.10
704-HCM1103-R36-R	HCM1103-R36-R	A	0.36	0.26	23	28	3.54	2.31	2.05	1000	1.10
704-HCM1103-R47-R	HCM1103-R47-R	A	0.47	0.33	20	26	3.54	2.31	2.05	1000	1.10
704-HCM1103-R68-R	HCM1103-R68-R	A	0.68	0.38	21	23	3.54	2.31	2.05	1000	1.10
704-HCM1103-1R0-R	HCM1103-1R0-R	A	1	0.56	15	21	3.54	2.31	2.05	1000	1.10
704-HCM1103-2R2-R	HCM1103-2R2-R	A	2.2	1.2	13	16	3.54	2.31	2.05	1000	1.10
704-HCM1103-3R3-R	HCM1103-3R3-R	A	3.3	1.9	9	14	3.54	2.31	2.05	1000	1.10
704-HCM1103-4R7-R	HCM1103-4R7-R	A	4.7	2.6	7	13	3.54	2.31	2.05	1000	1.10
704-HCM1103-8R2-R	HCM1103-8R2-R	A	8.2	4.6	5	8.5	3.54	2.31	2.05	1000	1.10
704-HCM1103-100-R	HCM1103-100-R	A	10	5.6	5	7.5	3.54	2.31	2.05	1000	1.10
704-HCM1103-150-R	HCM1103-150-R	A	15	8.4	4	6	3.54	2.31	2.05	1000	1.10
704-HCM1103-220-R	HCM1103-220-R	A	22	12.3	3	5	3.54	2.31	2.05	1000	1.10

HCM0503 AND HCM0703 SERIES HIGH CURRENT POWER INDUCTORS

Features:
- Power iron core material
- Magnetically shielded, low EMI
- High current carrying capacity, low core losses
- Wide Frequency Range
- High Energy Density
- Good thermal dissipation
- Soft roll-off
- High Saturation Current

Specifications:
- Operating Temperature Range: -55°C to +125°C

NEW PRODUCT

For quantities greater than listed, call for quote.

MOUSER STOCK NO.	Coiltronics Part No.	Fig.	Open Circuit Inductance (uH)	Full Load Inductance (uH)	Irms (A)	Isat (A)	Price Each 1	Price Each 50	Price Each 100	Reel Qty.	Price Per Piece
704-HCM0503-R20-R	HCM0503-R20-R	B	0.20	0.128	22.2	21	1.28	.984	.899	2000	.688
704-HCM0503-R35-R	HCM0503-R35-R	B	0.35	0.224	16.6	14.9	1.28	.984	.899	2000	.688
704-HCM0503-R75-R	HCM0503-R75-R	B	0.75	0.480	11.3	9.7	1.28	.984	.899	2000	.688
704-HCM0503-1R0-R	HCM0503-1R0-R	B	1	0.640	10.1	8.5	1.68	1.35	1.12	2000	.703
704-HCM0703-R15-R	HCM0703-R15-R	C	0.15	0.09	26	52	2.19	1.42	1.26	1500	.92
704-HCM0703-R22-R	HCM0703-R22-R	C	0.22	0.13	23	40	2.19	1.42	1.26	1500	.92
704-HCM0703-R47-R	HCM0703-R47-R	C	0.47	0.28	17.5	26	2.19	1.42	1.26	1500	.92
704-HCM0703-R68-R	HCM0703-R68-R	C	0.68	0.41	15.5	25	2.19	1.42	1.26	1500	.92
704-HCM0703-R82-R	HCM0703-R82-R	C	0.82	0.49	13	24	2.19	1.42	1.26	1500	.92
704-HCM0703-1R0-R	HCM0703-1R0-R	C	1	0.60	11	22	2.19	1.42	1.26	1500	.92
704-HCM0703-1R5-R	HCM0703-1R5-R	C	1.5	0.90	9	18	2.19	1.42	1.26	1500	.92
704-HCM0703-2R2-R	HCM0703-2R2-R	C	2.2	1.32	8	14	2.19	1.42	1.26	1500	.92
704-HCM0703-3R3-R	HCM0703-3R3-R	C	3.3	1.98	6	13.5	2.19	1.42	1.26	1500	.92
704-HCM0703-4R7-R	HCM0703-4R7-R	C	4.7	2.82	5.5	10	2.19	1.42	1.26	1500	.92
704-HCM0703-6R8-R	HCM0703-6R8-R	C	6.8	4.08	4.5	8	2.19	1.42	1.26	1500	.92
704-HCM0703-8R2-R	HCM0703-8R2-R	C	8.2	4.92	4	7.5	2.28	1.59	1.41	1500	1.09
704-HCM0703-100-R	HCM0703-100-R	C	10	6	3.2	7	2.28	1.59	1.41	1500	1.09

HCF1007 SERIES HIGH CURRENT, HIGH FREQUENCY POWER INDUCTORS

Features:
- Ferrite core material
- Secure 3 terminal mounting
- High current carrying capacity, low core losses
- Controlled DCR tolerance for sensing currents

Specifications:
- Operating Temperature Range: -40°C to +125°C

For quantities greater than listed, call for quote.

MOUSER STOCK NO.	Coiltronics Part No.	Fig.	Open Circuit Inductance (uH)	Full Load Inductance (uH)	Irms (A)	Isat (A)	Price Each 1	Price Each 50	Price Each 100	Reel Qty.	Price Per Piece
704-HCF1007-R56-R	HCF1007-R56-R	D	0.56	0.40	26	36	2.81	1.69	1.50	700	1.20
704-HCF1007-1R0-R	HCF1007-1R0-R	D	1	0.72	16	26	2.81	1.69	1.50	700	1.20
704-HCF1007-1R5-R	HCF1007-1R5-R	D	1.5	1.08	13	22	2.81	1.69	1.50	700	1.20
704-HCF1007-2R2-R	HCF1007-2R2-R	D	2.2	1.57	10.7	18	1.65	1.50	1.27	700	1.20
704-HCF1007-3R3-R	HCF1007-3R3-R	D	3.3	2.37	10	14.5	2.81	1.69	1.50	700	1.20
704-HCF1007-4R7-R	HCF1007-4R7-R	D	4.7	3.38	9.4	12	2.81	1.69	1.50	700	1.20
704-HCF1007-6R8-R	HCF1007-6R8-R	D	6.8	4.90	9.4	7.8	2.81	1.69	1.50	700	1.20
704-HCF1007-100-R	HCF1007-100-R	D	10	7.20	9.4	5.3	2.81	1.69	1.50	700	1.20

SDH2812 SERIES LOW PROFILE, HIGH POWER, SHIELDED DRUM INDUCTORS

Features:
- Ferrite core material
- High power density, ultra-compact footprint
- Magnetically shielded, low EMI

Specifications:
- Operating Temperature Range: -40°C to +125°C

For quantities greater than listed, call for quote.

MOUSER STOCK NO.	Coiltronics Part No.	Fig.	Open Circuit Inductance (uH)	Full Load Inductance (uH)	Irms (A)	Isat (A)	Price Each 1	Price Each 50	Price Each 100	Reel Qty.	Price Per Piece
704-SDH2812-1R5-R	SDH2812-1R5-R	E	1.5	A	1.33	1.71	1.05	.842	.71	4500	.449
704-SDH2812-2R2-R	SDH2812-2R2-R	E	2.2	B	1.26	1.53	1.05	.842	.71	4500	.449
704-SDH2812-3R3-R	SDH2812-3R3-R	E	3.2	C	1.08	1.16	1.05	.842	.71	4500	.449
704-SDH2812-4R7-R	SDH2812-4R7-R	E	4.2	D	0.90	1.00	1.05	.842	.71	4500	.449
704-SDH2812-100-R	SDH2812-100-R	E	9.67	G	0.62	0.71	1.05	.842	.71	4500	.449
704-SDH2812-150-R	SDH2812-150-R	E	14.7	H	0.50	0.57	1.05	.842	.71	4500	.449
704-SDH2812-220-R	SDH2812-220-R	E	21.6	I	0.44	0.46	1.05	.842	.71	4500	.449
704-SDH2812-470-R	SDH2812-470-R	E	46.7	K	0.30	0.32	1.05	.842	.71	4500	.449
704-SDH2812-680-R	SDH2812-680-R	E	68	L	0.27	0.27	1.05	.842	.71	4500	.449

DIMENSIONS: mm

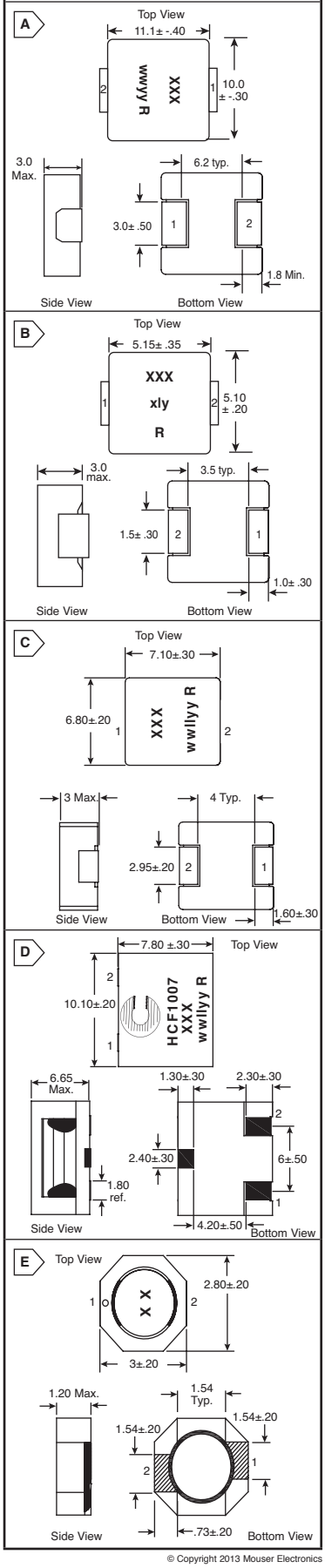

Inductors

Coiltronics

© Copyright 2013 Mouser Electronics

COILTRONICS® Uni-Pac™ SMT Power Inductors

RoHS Compliant **This product is RoHS compliant.**

Features:
- Miniature surface mount design
- Inductance range from 0.470uH to 1000uH
- Current range from 19.2 to .47 Amps
- Maximum power density
- Ideal for applications requiring low inductance and high current in a miniature package

Applications:
- DC-DC converters on board level and industrial products

Packaging:
- Supplied in tape and reel packaging, 900 (UP1B), 550 (UP2B), 450 (UP3B), and 275 (UP4B) per reel

Environmental Data:
- Storage temperature range: -40°C to +125°C
- Operating ambient temperature range: -40°C to +85°C
- Solder reflow temperature: +260°C max. for 10 seconds max.

UP1B SERIES

For quantities greater than listed, call for quote.

MOUSER STOCK NO.	Coiltronics Part No.	Fig.	Value (µH)	Open Circuit Value (µH)	Irms (A)	Isat (A)	DCR (Ω) Max.	Price Each 1	50	100	500
704-UP1B-R47-R	UP1B-R47-R	A	0.47	0.569	6.0	7.7	0.0097	1.39	.886	.804	.657
704-UP1B-1R0-R	UP1B-1R0-R	A	1.0	1.20	4.4	5.3	0.0177	1.39	.886	.804	.657
704-UP1B-1R5-R	UP1B-1R5-R	A	1.5	1.61	4.2	4.5	0.020	1.39	.886	.804	.657
704-UP1B-2R2-R	UP1B-2R2-R	A	2.2	2.62	3.1	3.5	0.0363	1.39	.886	.804	.657
704-UP1B-3R3-R	UP1B-3R3-R	A	3.3	3.79	2.9	3.0	0.0428	1.39	.886	.804	.657
704-UP1B-4R7-R	UP1B-4R7-R	A	4.7	5.15	2.2	2.6	0.0544	1.39	.886	.804	.657
704-UP1B-6R8-R	UP1B-6R8-R	A	6.8	6.87	1.7	2.2	0.0897	1.39	.886	.804	.657
704-UP1B-100-R	UP1B-100-R	A	10	11.0	1.5	1.9	0.1107	1.39	.886	.804	.657
704-UP1B-150-R	UP1B-150-R	A	15	16.0	1.2	1.5	0.1747	1.39	.886	.804	.657
704-UP1B-220-R	UP1B-220-R	A	22	23.5	1.0	1.2	0.2541	1.39	.886	.804	.657
704-UP1B-330-R	UP1B-330-R	A	33	36.0	0.82	0.99	0.367	1.39	.886	.804	.657
704-UP1B-470-R	UP1B-470-R	A	47	48.5	0.72	0.87	0.474	1.39	.886	.804	.657
704-UP1B-680-R	UP1B-680-R	A	68	73.52	0.58	0.67	0.732	1.39	.886	.804	.657
704-UP1B-101-R	UP1B-101-R	A	100	112.67	0.47	0.53	1.11	1.39	.886	.804	.657
704-UP1B-151-R	UP1B-151-R	A	150	152.4	0.40	0.46	1.61	1.39	.886	.804	.657
704-UP1B-221-R	UP1B-221-R	A	220	223.1	0.36	0.38	1.96	1.39	.886	.804	.657
704-UP1B-331-R	UP1B-331-R	A	330	331.9	0.28	0.31	3.10	1.39	.886	.804	.657

UP2B SERIES

For quantities greater than listed, call for quote.

MOUSER STOCK NO.	Coiltronics Part No.	Fig.	Value (µH)	Open Circuit Value (µH)	Irms (A)	Isat (A)	DCR (Ω) Max.	Price Each 1	55	110	220
704-UP2B-R47-R	UP2B-R47-R	B	0.47	0.595	10.6	11.4	0.0049	1.71	.984	.858	.805
704-UP2B-1R0-R	UP2B-1R0-R	B	1.0	1.0	9.3	9.9	0.0065	1.71	.984	.858	.805
704-UP2B-1R5-R	UP2B-1R5-R	B	1.5	1.46	8.3	7.9	0.0081	1.71	.984	.858	.805
704-UP2B-2R2-R	UP2B-2R2-R	B	2.2	2.56	7.2	6.1	0.0107	1.71	.984	.858	.805
704-UP2B-3R3-R	UP2B-3R3-R	B	3.3	3.23	6.5	5.1	0.0128	1.71	.984	.858	.805
704-UP2B-4R7-R	UP2B-4R7-R	B	4.7	4.77	5.5	4.2	0.0165	1.71	.984	.858	.805
704-UP2B-6R8-R	UP2B-6R8-R	B	6.8	6.63	5.0	3.6	0.0202	1.71	.984	.858	.805
704-UP2B-100-R	UP2B-100-R	B	10	9.73	4.3	3.3	0.0267	1.71	.984	.858	.805
704-UP2B-150-R	UP2B-150-R	B	15	15.43	3.5	2.4	0.041	1.71	.984	.858	.805
704-UP2B-220-R	UP2B-220-R	B	22	22.5	2.8	2.0	0.0617	1.71	.984	.858	.805
704-UP2B-330-R	UP2B-330-R	B	33	33.13	2.1	1.7	0.0917	1.71	.984	.858	.805
704-UP2B-470-R	UP2B-470-R	B	47	48.65	1.7	1.4	0.1388	1.71	.984	.858	.805
704-UP2B-680-R	UP2B-680-R	B	68	68.17	1.5	1.2	0.1787	1.71	.984	.858	.805
704-UP2B-820-R	UP2B-820-R	B	82	84.1	1.34	1.03	0.2235	1.71	.984	.858	.805
704-UP2B-101-R	UP2B-101-R	B	100	102.6	1.2	0.95	0.2707	1.71	.984	.858	.805
704-UP2B-151-R	UP2B-151-R	B	150	150	1.0	0.77	0.41	1.71	.984	.858	.805
704-UP2B-221-R	UP2B-221-R	B	220	223	0.773	0.637	0.6717	1.71	.984	.858	.805
704-UP2B-331-R	UP2B-331-R	B	330	338	0.676	0.510	0.8783	1.71	.984	.858	.805
704-UP2B-471-R	UP2B-471-R	B	470	471	0.553	0.427	1.31	1.71	.984	.858	.805
704-UP2B-681-R	UP2B-681-R	B	680	700	0.452	0.355	1.97	1.71	.984	.858	.805
704-UP2B-821-R	UP2B-821-R	B	820	823	0.423	0.334	2.24	1.71	.984	.858	.805
704-UP2B-102-R	UP2B-102-R	B	1000	1005	0.369	0.300	2.96	1.71	.984	.858	.805

UP3B SERIES

For quantities greater than listed, call for quote.

MOUSER STOCK NO.	Coiltronics Part No.	Fig.	Value (µH)	Open Circuit Value (µH)	Irms (A)	Isat (A)	DCR (Ω) Max.	Price Each 1	25	50	100
704-UP3B-R47-R	UP3B-R47-R	C	0.47	0.452	16	25.1	0.0021	2.03	1.35	1.22	1.11
704-UP3B-1R0-R	UP3B-1R0-R	C	1.0	1.34	12.5	15.3	0.0034	2.03	1.35	1.22	1.11
704-UP3B-1R5-R	UP3B-1R5-R	C	1.5	2.08	10	12	0.0053	2.03	1.35	1.22	1.11
704-UP3B-2R2-R	UP3B-2R2-R	C	2.2	3.01	9.2	10.2	0.0074	2.03	1.35	1.22	1.11
704-UP3B-3R3-R	UP3B-3R3-R	C	3.3	3.96	8.0	9.3	0.0083	2.03	1.35	1.22	1.11
704-UP3B-4R7-R	UP3B-4R7-R	C	4.7	5.0	6.5	7.7	0.0114	2.03	1.35	1.22	1.11
704-UP3B-6R8-R	UP3B-6R8-R	C	6.8	7.7	5.8	6.2	0.0183	2.03	1.35	1.22	1.11
704-UP3B-100-R	UP3B-100-R	C	10	11.0	4.3	5.2	0.026	2.03	1.35	1.22	1.11
704-UP3B-150-R	UP3B-150-R	C	15	16.38	3.9	4.3	0.0317	2.03	1.35	1.22	1.11
704-UP3B-220-R	UP3B-220-R	C	22	23.93	3.1	3.7	0.049	2.03	1.35	1.22	1.11
704-UP3B-330-R	UP3B-330-R	C	33	33.85	2.4	3.0	0.0688	2.03	1.35	1.22	1.11
704-UP3B-470-R	UP3B-470-R	C	47	51	1.9	2.4	0.1082	2.03	1.35	1.22	1.11
704-UP3B-680-R	UP3B-680-R	C	68	69.5	1.6	2.0	0.1558	2.03	1.35	1.22	1.11
704-UP3B-101-R	UP3B-101-R	C	100	101.4	1.4	1.8	0.2053	2.03	1.35	1.22	1.11
704-UP3B-151-R	UP3B-151-R	C	150	152.9	1.2	1.4	0.296	2.03	1.35	1.22	1.11
704-UP3B-331-R	UP3B-331-R	C	330	332.8	0.75	0.98	0.733	2.03	1.35	1.22	1.11

UP4B SERIES

For quantities greater than listed, call for quote.

MOUSER STOCK NO.	Coiltronics Part No.	Fig.	Value (µH)	Open Circuit Value (µH)	Irms (A)	Isat (A)	DCR (Ω) Max.	Price Each 1	25	50	100
704-UP4B-R47-R	UP4B-R47-R	D	0.47	0.473	19.2	51.7	0.0019	2.50	1.72	1.56	1.23
704-UP4B-1R0-R	UP4B-1R0-R	D	1.0	0.916	17.3	37.3	0.0023	2.50	1.72	1.56	1.23
704-UP4B-1R5-R	UP4B-1R5-R	D	1.5	1.52	13.4	28.9	0.0039	2.50	1.72	1.56	1.23
704-UP4B-2R2-R	UP4B-2R2-R	D	2.2	2.27	12	23.7	0.0048	2.50	1.72	1.56	1.23
704-UP4B-3R3-R	UP4B-3R3-R	D	3.3	3.14	11	20.2	0.0057	2.50	1.72	1.56	1.23
704-UP4B-4R7-R	UP4B-4R7-R	D	4.7	5.34	8.6	15.6	0.0093	2.50	1.72	1.56	1.23
704-UP4B-6R8-R	UP4B-6R8-R	D	6.8	6.66	8.3	14.1	0.01	2.50	1.72	1.56	1.23
704-UP4B-100-R	UP4B-100-R	D	10	9.77	6.8	11.5	0.015	2.50	1.72	1.56	1.23
704-UP4B-150-R	UP4B-150-R	D	15	15.61	5.5	9.1	0.023	2.50	1.72	1.56	1.23
704-UP4B-220-R	UP4B-220-R	D	22	22.61	4.5	7.6	0.034	2.50	1.72	1.56	1.23
704-UP4B-330-R	UP4B-330-R	D	33	34.3	3.7	6.1	0.052	2.50	1.72	1.56	1.23
704-UP4B-470-R	UP4B-470-R	D	47	48.1	3.1	5.2	0.074	2.50	1.72	1.56	1.23
704-UP4B-680-R	UP4B-680-R	D	68	69.14	2.4	4.3	0.12	2.50	1.72	1.56	1.23
704-UP4B-101-R	UP4B-101-R	D	100	99.42	2.0	3.6	0.17	2.50	1.72	1.56	1.23
704-UP4B-151-R	UP4B-151-R	D	150	146.9	1.7	3.0	0.2392	2.50	1.72	1.56	1.23
704-UP4B-221-R	UP4B-221-R	D	220	221.4	1.4	2.4	0.3571	2.50	1.72	1.56	1.23
704-UP4B-331-R	UP4B-331-R	D	330	330	1.1	2.0	0.58	2.50	1.72	1.56	1.23
704-UP4B-471-R	UP4B-471-R	D	470	470.1	0.91	1.7	0.833	2.50	1.72	1.56	1.23

DIMENSIONS: mm

A

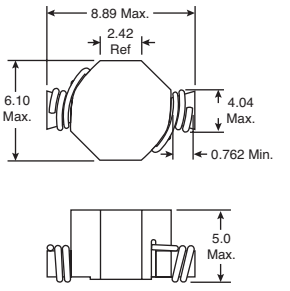

B

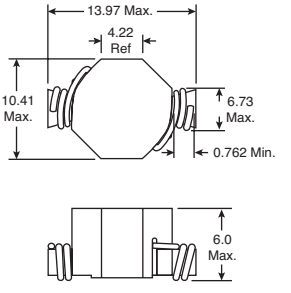

C

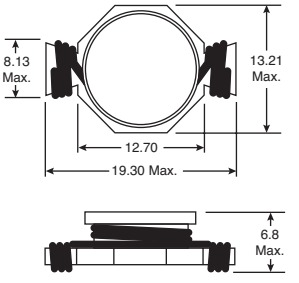

D

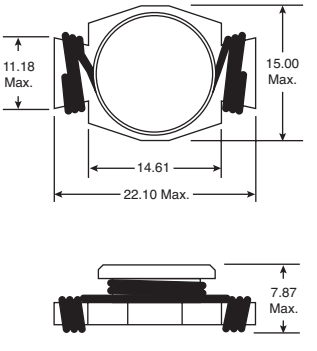

© Copyright 2013 Mouser Electronics

© Copyright 2013 Mouser Electronics

COILTRONICS® Versa-Pac SMT Inductors & Transformers

RoHS Compliant **This product is RoHS compliant.**

Features:
- Six winding, surface mount devices that offer more than 500 usable inductor or transformer configurations
- High power density and low profile
- Low radiated noise and tightly coupled windings
- Power range from 1 Watt - 70 Watts
- Frequency range to over 1MHz
- 500 VAC Isolation
- Ferrite core material

Applications:
- Inductors: buck, boost, coupled, choke, filter, resonant, noise filtering, differential, forward, common mode
- Transformers: flyback, feed forward, push-pull, multipleoutput, inverter, step-up, step-down, gate drive, basedrive, wide band, pulse, control, impedance, isolation,bridging, ringer, converter, auto

NOTE: Base - The value for a single winding. There are 6 windings in each device.

Environmental Data:
- Storage temperature range: -55°C to 125°C
- Operating ambient temperature range: -40°C to +85°C
- Solder reflow temperature: +260°C max. for 10 seconds max.

Packaging:
- Supplied in tape and reel packaging, 600 (VP01), 300 (VP02), and 200 (VP03) per reel
- Supplied in bulk packaging (VP04 and VP05)

VP1 SERIES

For quantities greater than listed, call for quote.

MOUSER STOCK NO.	Coiltronics Part No.	Fig.	Value (Base) (µH)	Tol.	Isat (Base) (A)	Irms (Base) (A)	DCR (Base) (A)	Volt (µSec) (Base)(µVs)	Epeak (Base) (µJ)	Leakage Inductance (Base) (µH)	Thermal Resistance (°C/Watt)	Price Each 1	10	50	100
704-VP1-0059-R	VP1-0059-R	A	3.8	±20%	1.37	0.85	0.145	21.8	2.48	0.096	60.7	7.23	5.57	5.07	4.61
704-VP1-0076-R	VP1-0076-R	A	4.9	±20%	1.06	0.85	0.145	21.8	1.92	0.096	60.7	7.23	5.57	5.07	4.61
704-VP1-0190-R	VP1-0190-R	A	12.2	±20%	0.43	0.85	0.145	21.8	0.77	0.096	60.7	7.23	5.57	5.07	4.61
704-VP1-1400-R	VP1-1400-R	A	89.6	±30%	0.06	0.85	0.145	21.8	0.11	0.096	60.7	7.23	5.57	5.07	4.61

VPH1 SERIES

For quantities greater than listed, call for quote.

MOUSER STOCK NO.	Coiltronics Part No.	Fig.	Value (Base) (µH)	Tol.	Isat (Base) (A)	Irms (Base) (A)	DCR (Base) (A)	Volt (µSec) (Base)(µVs)	Epeak (Base) (µJ)	Leakage Inductance (Base) (µH)	Thermal Resistance (°C/Watt)	Price Each 1	10	50	100
704-VPH1-0059-R	VPH1-0059-R	A	8.5	±20%	0.92	0.55	0.344	32.9	2.48	0.212	60.7	7.23	5.57	5.07	4.61
704-VPH1-0076-R	VPH1-0076-R	A	10.9	±20%	0.72	0.55	0.344	32.9	1.92	0.212	60.7	7.23	5.57	5.07	4.61
704-VPH1-0102-R	VPH1-0102-R	A	14.7	±20%	0.53	0.55	0.344	32.9	1.45	0.212	60.7	7.23	5.57	5.07	4.61
704-VPH1-0190-R	VPH1-0190-R	A	27.4	±20%	0.29	0.55	0.344	32.9	0.77	0.212	60.7	7.23	5.57	5.07	4.61
704-VPH1-1400-R	VPH1-1400-R	A	201.6	±30%	0.04	0.55	0.344	32.9	0.11	0.212	60.7	7.23	5.57	5.07	4.61

VP2 SERIES

For quantities greater than listed, call for quote.

MOUSER STOCK NO.	Coiltronics Part No.	Fig.	Value (Base) (µH)	Tol.	Isat (Base) (A)	Irms (Base) (A)	DCR (Base) (A)	Volt (µSec) (Base)(µVs)	Epeak (Base) (µJ)	Leakage Inductance (Base) (µH)	Thermal Resistance (°C/Watt)	Price Each 1	25	50	100
704-VP2-0066-R	VP2-0066-R	B	3.2	±20%	2.50	1.26	0.090	33.7	7.01	0.083	44.0	7.45	5.89	5.26	5.03
704-VP2-0083-R	VP2-0083-R	B	4.1	±20%	1.95	1.26	0.090	33.7	5.47	0.083	44.0	8.56	6.67	6.32	4.71
704-VP2-0116-R	VP2-0116-R	B	5.7	±20%	1.41	1.26	0.090	33.7	3.94	0.083	44.0	7.45	5.89	5.26	5.03
704-VP2-0216-R	VP2-0216-R	B	10.6	±20%	0.76	1.26	0.090	33.7	2.11	0.083	44.0	7.45	5.89	5.26	5.03
704-VP2-1600-R	VP2-1600-R	B	78.4	±30%	0.10	1.26	0.090	33.7	0.29	0.083	44.0	7.45	5.89	5.26	5.03

VPH2 SERIES

For quantities greater than listed, call for quote.

MOUSER STOCK NO.	Coiltronics Part No.	Fig.	Value (Base) (µH)	Tol.	Isat (Base) (A)	Irms (Base) (A)	DCR (Base) (A)	Volt (µSec) (Base)(µVs)	Epeak (Base) (µJ)	Leakage Inductance (Base) (µH)	Thermal Resistance (°C/Watt)	Price Each 1	25	50	100
704-VPH2-0066-R	VPH2-0066-R	B	6.6	±20%	1.74	0.95	0.159	48.3	7.01	0.165	44.0	7.45	5.89	5.26	5.03
704-VPH2-0083-R	VPH2-0083-R	B	8.3	±20%	1.39	0.95	0.159	48.3	5.47	0.165	44.0	7.45	5.89	5.26	5.03
704-VPH2-0116-R	VPH2-0116-R	B	11.6	±20%	0.99	0.95	0.159	48.3	3.94	0.165	44.0	7.45	5.89	5.26	5.03
704-VPH2-0216-R	VPH2-0216-R	B	21.6	±20%	0.53	0.95	0.159	48.3	2.11	0.165	44.0	7.45	5.89	5.26	5.03

VP3 SERIES

For quantities greater than listed, call for quote.

MOUSER STOCK NO.	Coiltronics Part No.	Fig.	Value (Base) (µH)	Tol.	Isat (Base) (A)	Irms (Base) (A)	DCR (Base) (A)	Volt (µSec) (Base)(µVs)	Epeak (Base) (µJ)	Leakage Inductance (Base) (µH)	Thermal Resistance (°C/Watt)	Price Each 1	10	25	100
704-VP3-0047-R	VP3-0047-R	C	3.8	±20%	1.73	1.47	0.061	27.7	4.00	0.058	43.4	7.65	7.01	5.41	5.18
704-VP3-0055-R	VP3-0055-R	C	4.5	±20%	1.46	1.47	0.061	27.7	3.38	0.058	43.4	7.65	7.01	5.41	5.18
704-VP3-0084-R	VP3-0084-R	C	6.8	±20%	0.97	1.47	0.061	27.7	2.23	0.058	43.4	7.65	7.01	5.41	5.18
704-VP3-0138-R	VP3-0138-R	C	11.2	±20%	0.59	1.47	0.061	27.7	1.36	0.058	43.4	7.65	7.01	5.41	5.18
704-VP3-0780-R	VP3-0780-R	C	63.2	±30%	0.10	1.47	0.061	27.7	0.24	0.058	43.4	7.65	7.01	5.41	5.18

VPH3 SERIES

For quantities greater than listed, call for quote.

MOUSER STOCK NO.	Coiltronics Part No.	Fig.	Value (Base) (µH)	Tol.	Isat (Base) (A)	Irms (Base) (A)	DCR (Base) (A)	Volt (µSec) (Base)(µVs)	Epeak (Base) (µJ)	Leakage Inductance (Base) (µH)	Thermal Resistance (°C/Watt)	Price Each 1	10	25	100
704-VPH3-0047-R	VPH3-0047-R	C	7.94	±20%	1.19	0.97	0.14	39.8	4.00	0.125	43.4	7.65	7.01	5.41	5.18
704-VPH3-0055-R	VPH3-0055-R	C	9.3	±20%	1.02	0.97	0.14	39.8	3.38	0.125	43.4	7.65	7.01	5.41	5.18
704-VPH3-0084-R	VPH3-0084-R	C	14.2	±20%	0.67	0.97	0.14	39.8	2.23	0.125	43.4	7.65	7.01	5.41	5.18
704-VPH3-0138-R	VPH3-0138-R	C	23.3	±20%	0.41	0.97	0.14	39.8	1.36	0.125	43.4	7.65	7.01	5.41	5.18
704-VPH3-0780-R	VPH3-0780-R	C	132	±30%	0.07	0.97	0.14	39.8	0.24	0.125	43.4	7.65	7.01	5.41	5.18

VP4 SERIES

For quantities greater than listed, call for quote.

MOUSER STOCK NO.	Coiltronics Part No.	Fig.	Value (Base) (µH)	Tol.	Isat (Base) (A)	Irms (Base) (A)	DCR (Base) (A)	Volt (µSec) (Base)(µVs)	Epeak (Base) (µJ)	Leakage Inductance (Base) (µH)	Thermal Resistance (°C/Watt)	Price Each 1	6	12	24
704-VP4-0047-R	VP4-0047-R	D	3.8	±20%	2.81	1.70	0.057	44.7	10.52	0.075	39.4	7.15	6.49	6.30	5.52
704-VP4-0060-R	VP4-0060-R	D	4.9	±20%	2.18	1.70	0.057	44.7	8.16	0.075	39.4	7.15	6.49	6.30	5.52
704-VP4-0075-R	VP4-0075-R	D	6.1	±20%	1.75	1.70	0.057	44.7	6.55	0.075	39.4	7.15	6.49	6.30	5.52
704-VP4-0140-R	VP4-0140-R	D	11.3	±20%	0.95	1.70	0.057	44.7	3.54	0.075	39.4	7.15	6.49	6.30	5.52
704-VP4-0860-R	VP4-0860-R	D	87	±30%	0.15	1.70	0.057	44.7	0.57	0.075	39.4	7.15	6.49	6.30	5.52

VPH4 SERIES

For quantities greater than listed, call for quote.

MOUSER STOCK NO.	Coiltronics Part No.	Fig.	Value (Base) (µH)	Tol.	Isat (Base) (A)	Irms (Base) (A)	DCR (Base) (A)	Volt (µSec) (Base)(µVs)	Epeak (Base) (µJ)	Leakage Inductance (Base) (µH)	Thermal Resistance (°C/Watt)	Price Each 1	6	12	24
704-VPH4-0047-R	VPH4-0047-R	D	7.94	±20%	1.94	1.41	0.0828	64.6	10.52	0.156	39.4	8.68	7.89	7.49	6.92
704-VPH4-0060-R	VPH4-0060-R	D	10.1	±20%	1.52	1.41	0.0828	64.6	8.16	0.156	39.4	8.68	7.89	7.49	6.92
704-VPH4-0075-R	VPH4-0075-R	D	12.7	±20%	1.21	1.41	0.0828	64.6	6.55	0.156	39.4	8.68	7.89	7.49	6.92
704-VPH4-0140-R	VPH4-0140-R	D	23.7	±20%	0.65	1.41	0.0828	64.6	3.54	0.156	39.4	8.68	7.89	7.49	6.92
704-VPH4-0860-R	VPH4-0860-R	D	159.65	±30%	0.11	1.41	0.0828	64.6	0.57	0.156	39.4	8.68	7.89	7.49	6.92

VP5 SERIES

For quantities greater than listed, call for quote.

MOUSER STOCK NO.	Coiltronics Part No.	Fig.	Value (Base) (µH)	Tol.	Isat (Base) (A)	Irms (Base) (A)	DCR (Base) (A)	Volt (µSec) (Base)(µVs)	Epeak (Base) (µJ)	Leakage Inductance (Base) (µH)	Thermal Resistance (°C/Watt)	Price Each 1	15	25	35
704-VP5-0053-R	VP5-0053-R	E	3.4	±20%	4.59	2.08	0.047	65.6	25.10	0.105	30.3	7.77	7.42	6.56	5.77
704-VP5-0067-R	VP5-0067-R	E	4.3	±20%	3.63	2.08	0.047	65.6	19.83	0.105	30.3	7.77	7.42	6.56	5.77
704-VP5-0083-R	VP5-0083-R	E	5.3	±20%	2.95	2.08	0.047	65.6	16.07	0.105	30.3	7.77	7.42	6.56	5.77
704-VP5-0155-R	VP5-0155-R	E	9.9	±20%	1.60	2.08	0.047	65.6	8.83	0.105	30.3	7.77	7.42	6.56	5.77
704-VP5-1200-R	VP5-1200-R	E	76.8	±30%	0.20	2.08	0.047	65.6	1.11	0.105	30.3	7.77	7.42	6.56	5.77

VPH5 SERIES

For quantities greater than listed, call for quote.

MOUSER STOCK NO.	Coiltronics Part No.	Fig.	Value (Base) (µH)	Tol.	Isat (Base) (A)	Irms (Base) (A)	DCR (Base) (A)	Volt (µSec) (Base)(µVs)	Epeak (Base) (µJ)	Leakage Inductance (Base) (µH)	Thermal Resistance (°C/Watt)	Price Each 1	15	25	35
704-VPH5-0053-R	VPH5-0053-R	E	7.63	±20%	3.07	1.70	0.0711	98.4	25.10	0.235	30.3	7.77	7.42	6.56	5.77
704-VPH5-0067-R	VPH5-0067-R	E	9.65	±20%	2.43	1.70	0.0711	98.4	19.83	0.235	30.3	9.66	9.22	8.15	7.17
704-VPH5-0083-R	VPH5-0083-R	E	12	±20%	1.96	1.70	0.0711	98.4	16.07	0.235	30.3	7.77	7.42	6.56	5.77
704-VPH5-0155-R	VPH5-0155-R	E	22.3	±20%	1.05	1.70	0.0711	98.4	8.83	0.235	30.3	7.77	7.42	6.56	5.77
704-VPH5-1200-R	VPH5-1200-R	E	173	±30%	0.14	1.70	0.0711	98.4	1.11	0.235	30.3	7.77	7.42	6.56	5.77

DIMENSIONS: mm

A

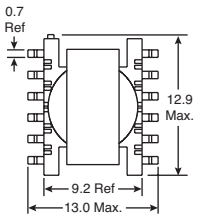

B

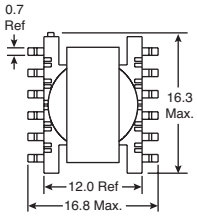

C

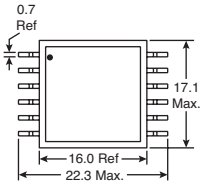

D

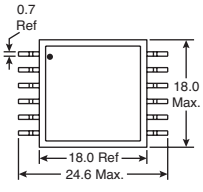

E

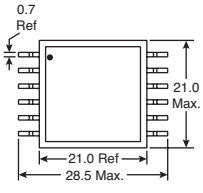

Inductors

Coiltronics

© Copyright 2013 Mouser Electronics

© Copyright 2013 Mouser Electronics

EPCOS Power Inductors

RoHS Compliant **This product is RoHS compliant.**

SMD SERIES B82554

- Enamel Copper Flat Wire Winding
- Magnetically Shielded Ferrite Core
- High Current Rating
- Low DC Resistance

For quantities greater than listed, call for quote.

MOUSER STOCK NO.	Epcos Part No.	Fig.	L (µH)	Idc (A)	Price Each 1	10	25	100
871-B82559A112A13	B82559A112A13	A	1.1	20	2.68	2.14	2.03	1.94
871-B82559A222A13	B82559A222A13	A	2.2	15	2.68	2.14	2.03	1.94
871-B82559A501A13	B82559A501A13	A	0.5	30	2.68	2.14	2.03	1.94
871-B82559A142A13	B82559A142A13	A	1.4	22	2.68	2.14	2.03	1.94
871-B82559A242A13	B82559A242A13	A	2.4	16.5	2.68	2.14	2.03	1.94
871-B82559A392A13	B82559A392A13	A	3.9	12	2.68	2.14	2.03	1.94
871-B82559A951A13	B82559A951A13	A	0.95	25	2.68	2.14	2.03	1.94

SMD SERIES B82462-G4

- Enamel Copper Wire Winding Welded to Terminals
- Magnetically Shielded Ferrite Core
- Size: 6mm by 6mm
- Wide Temp Range
- High Current Rating
- Low DC Resistance

For quantities greater than listed, call for quote.

MOUSER STOCK NO.	Epcos Part No.	Fig.	L (µH)	Idc (A)	Price Each 1	10	25	100
871-B82462G4102M	B82462G4102M	B	1	3.4	1.78	1.66	1.43	1.26
871-B82462G4103M	B82462G4103M	B	10	1.5	1.82	1.71	1.57	1.31
871-B82462G4104M	B82462G4104M	B	100	0.53	1.82	1.71	1.57	1.31
871-B82462G4222M	B82462G4222M	B	2.2	2.55	1.82	1.71	1.57	1.31
871-B82462G4223M	B82462G4223M	B	22	1.05	1.82	1.71	1.57	1.31
871-B82462G4224M	B82462G4224M	B	220	0.35	1.78	1.66	1.43	1.26
871-B82462G4333M	B82462G4333M	B	33	0.85	1.78	1.66	1.43	1.26
871-B82462G4334M	B82462G4334M	B	330	0.27	1.78	1.66	1.43	1.26

SMD SERIES B82464-A4

- Enamel Copper Wire Winding Welded to Terminals
- Ferrite Core
- Size: 10mm by 10mm
- Wide Temp Range
- Very High Current Rating
- Low DC Resistance

For quantities greater than listed, call for quote.

MOUSER STOCK NO.	Epcos Part No.	Fig.	L (µH)	Idc (A)	Price Each 1	10	25	100
871-B82464A4224K	B82464A4224K	C	220	0.8	2.02	1.89	1.63	1.43
871-B82464A4334K	B82464A4334K	C	330	0.6	2.02	1.89	1.63	1.43
871-B82464G4102M	B82464G4102M	C	1	7.5	2.27	2.12	1.83	1.57
871-B82464G4103M	B82464G4103M	C	10	2.5	2.45	2.28	1.83	1.69
871-B82464G4104M	B82464G4104M	C	100	1	2.27	2.12	1.83	1.57
871-B82464G4105M	B82464G4105M	C	1000	0.3	2.27	2.12	1.83	1.57

SMD SERIES B82471

- Enamel Copper Wire Winding Welded to Terminals
- Ferrite Core
- Size: 6mm by 6mm
- High Current Rating
- Low DC Resistance

For quantities greater than listed, call for quote.

MOUSER STOCK NO.	Epcos Part No.	Fig.	L (µH)	Idc (A)	Price Each 1	10	25	100
871-B82471A1103M	B82471A1103M	D	10	1.44	1.44	1.35	1.17	1.03
871-B82471A1104K	B82471A1104K	D	100	0.52	1.44	1.35	1.17	1.03
871-B82471A1224K	B82471A1224K	D	220	0.35	1.44	1.35	1.17	1.03

SMD SERIES B82472-G4

- Enamel Copper Wire Winding Soldered to Terminals
- Magnetically Shielded Ferrite Core
- Plastic Terminal Carrier
- Size: 7mm by 7mm
- Wide Temp Range
- Very High Current Rating
- Low DC Resistance

For quantities greater than listed, call for quote.

MOUSER STOCK NO.	Epcos Part No.	Fig.	L (µH)	Idc (A)	Price Each 1	10	25	100
871-B82472G4102M	B82472G4102M	E	1	2.9	1.39	1.29	1.11	.991
871-B82472G4103M	B82472G4103M	E	10	1.34	1.39	1.29	1.11	.991
871-B82472G4104M	B82472G4104M	E	100	0.45	1.39	1.29	1.11	.991
871-B82472G4224M	B82472G4224M	E	220	0.3	1.39	1.29	1.11	.991
871-B82472G4473M	B82472G4473M	E	47	0.65	1.39	1.29	1.11	.991
871-B82472G6102M	B82472G6102M	E	1	3.6	1.39	1.29	1.11	.991
871-B82472G6103M	B82472G6103M	E	10	1.9	1.39	1.29	1.11	.991
871-B82472G6104M	B82472G6104M	E	100	0.67	1.39	1.29	1.11	.991
871-B82472G6105M	B82472G6105M	E	1000	0.2	1.39	1.29	1.11	.991

SMD SERIES B82473

- Enamel Copper Wire Winding Soldered to Terminals
- Ferrite Core
- Plastic Core
- Size: 7mm by 7mm
- High Current Rating
- Low DC Resistance

For quantities greater than listed, call for quote.

MOUSER STOCK NO.	Epcos Part No.	Fig.	L (µH)	Idc (A)	Price Each 1	10	25	100
871-B82473A1103K	B82473A1103K	F	10	2.3	1.57	1.47	1.26	1.11
871-B82473A1104K	B82473A1104K	F	100	0.72	1.57	1.47	1.26	1.11
871-B82473A1224K	B82473A1224K	F	220	0.49	1.57	1.47	1.26	1.11
871-B82473A1474K	B82473A1474K	F	470	0.34	1.57	1.47	1.26	1.11

SMD SERIES B82475

- Enamel Copper Wire Winding Soldered to Terminals
- Ferrite Core
- Plastic Terminal Carrier
- Size: 10mm by 10mm
- High Current Rating
- Low DC Resistance

For quantities greater than listed, call for quote.

MOUSER STOCK NO.	Epcos Part No.	Fig.	L (µH)	Idc (A)	Price Each 1	10	25	100
871-B82475A1104K	B82475A1104K	G	100	0.97	1.64	1.53	1.32	1.17
871-B82475A1474K	B82475A1474K	G	470	0.42	1.64	1.53	1.32	1.17

DIMENSIONS: mm

A

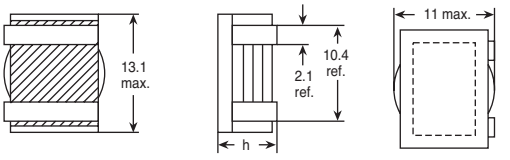

B

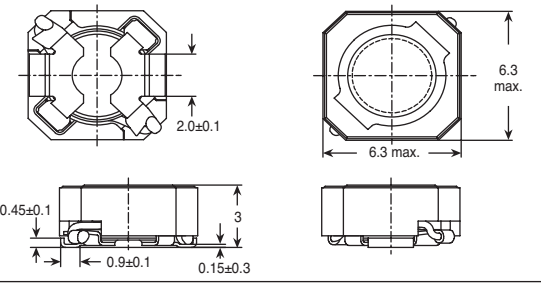

C

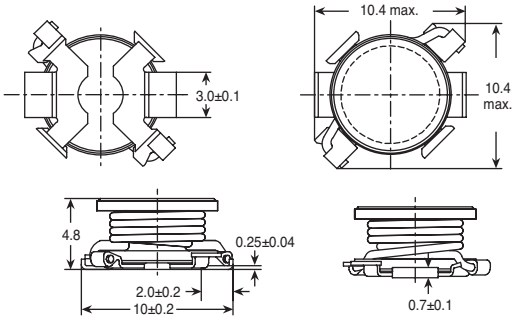

D

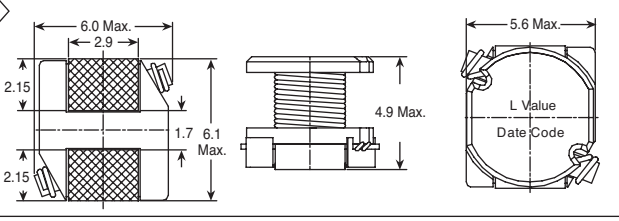

E

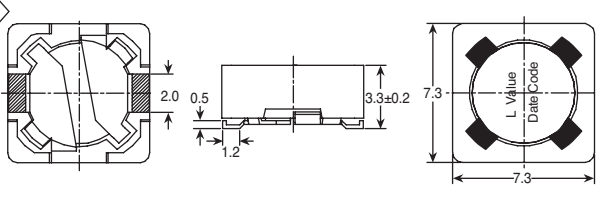

F

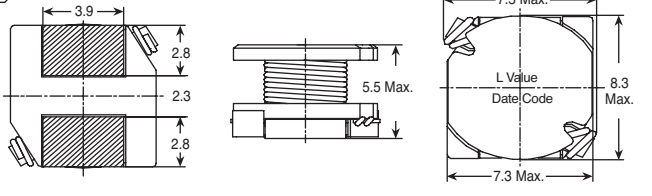

G

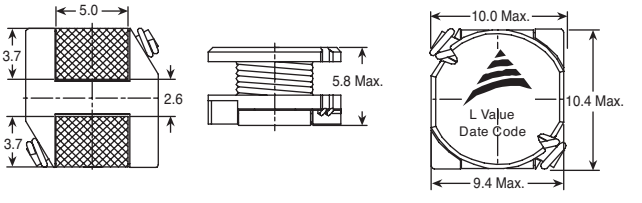

© Copyright 2013 Mouser Electronics

© Copyright 2013 Mouser Electronics

RoHS Compliant This product is RoHS compliant.

SMT GATE DRIVE TRANSFORMERS

Features:
- Low leakage inductance
- Low inter-winding capacitance
- High SRF value
- High isolation between primary and secondary side
- Footprint: 8.1x6.7mm

DIMENSIONS: mm

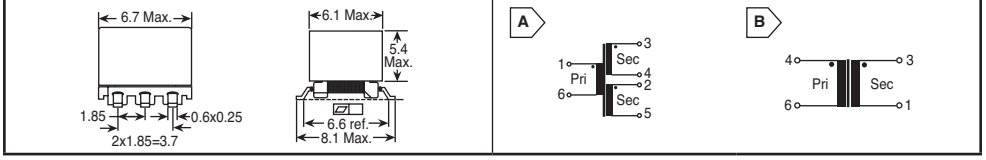

For quantities greater than listed, call for quote.

MOUSER STOCK NO.	Epcos Part No.	Fig.	L (μH)	Turns Ratio pri-sec	$R_{DC\text{-}pri}$ Ω	$R_{DC\text{-}sec}$ Ω	f_{res} MHz	Price Each 1	50	100	5000
871-B82804A304A225	B82804A304A225	A	300	2.5:1:1	1.8	0.3	2.6	4.48	3.45	3.14	2.04
871-B82804A324A220	B82804A324A220	A	317	2:1:1	1.6	0.45	2	4.48	3.45	3.14	2.04
871-B82804A264A210	B82804A264A210	A	264	1:1:1	1.5	1.5	2.9	4.48	3.45	3.14	2.04
871-B82804A354A110	B82804A354A110	B	350	1:1	1	0.65	1.2	4.48	3.45	3.14	2.04
871-B82804A694A115	B82804A694A115	B	690	1.5:1	1.65	0.86	0.7	4.48	3.45	3.14	2.04
871-B82804A474A125	B82804A474A125	B	473	2.5:1	1.5	0.3	1.7	4.48	3.45	3.14	2.04

POWER INDUCTORS

SMD Series B82789N

- Current Compensated Double Choke with Ferrite Core
- BiFilar Winding
- Lead Free Tinned Terminals

Applications:
- Automotive
- Industrial
- Telecommunications

For quantities greater than listed, call for quote.

MOUSER STOCK NO.	Epcos Part No.	Fig.	L (μH)	Idc (A)	Price Each 1	10	25	100
871-B82789C113N2	B82789C113N2	A	11	300	2.19	2.05	1.78	1.52
871-B82789C513N2	B82789C513N2	A	51	250	2.28	2.12	1.82	1.57

Chokes Series B82731T

- Current Compensated Double Choke with Closed E Core Ferrite Core
- 2 Section Winding
- High Resonant Frequency
- High Pulse Strength
- Lead spacing 10x10mm
- Lead free Pin Leads

For quantities greater than listed, call for quote.

MOUSER STOCK NO.	Epcos Part No.	Fig.	L (μH)	Idc (A)	Price Each 1	10	25	100
871-B82731T2102A20	B82731T2102A20	B	10	1	2.95	2.55	2.35	1.77
871-B82731T2132A20	B82731T2132A20	B	6.8	1.3	2.95	2.55	2.35	1.77
871-B82731T2801A20	B82731T2801A20	B	15	0.8	2.95	2.55	2.35	1.77

Chokes Series B82732F

- Current Compensated Double Choke
- 4 Section Winding
- 14mm Height
- High Pulse Handling
- Industry best Inductance/rated current ratio
- Excellent diffential mode suppression

For quantities greater than listed, call for quote.

MOUSER STOCK NO.	Epcos Part No.	Fig.	L (μH)	Idc (A)	Price Each 1	10	25	100
871-B82732F2142A1	B82732F2142A1	C	15	1.4	1.90	1.66	1.53	1.37
871-B82732R2142B30	B82732R2142B30	C	10	1.4	2.02	1.62	1.54	1.35
871-B82732R2172B30	B82732R2172B30	C	6.8	1.7	2.02	1.62	1.54	1.35
871-B82732R2222B30	B82732R2222B30	C	3.3	2.2	2.02	1.62	1.54	1.35

Series B82734

- Current Compensated Double Choke with Closed Rectangular Ferrite Core
- 2 Section Winding
- Low Leakage
- High Pulse Strength
- High Resonant Frequency

For quantities greater than listed, call for quote.

MOUSER STOCK NO.	Epcos Part No.	Fig.	L (μH)	Idc (A)	Price Each 1	10	25	100
871-B82734R2172B30	B82734R2172B30	D	27	1.7	4.00	3.00	2.33	2.00
871-B82734R2262B30	B82734R2262B30	D	10	2.6	4.00	3.00	2.33	2.00
871-B82734R2462B30	B82734R2462B30	D	3.3	4.6	4.00	3.00	2.33	2.00

RING CORE DOUBLE CHOKES

Series B82721

- Current Compensated Ring Core Double Choke with Ferrite Core
- Polycarbonate Case
- Polyurethane Potting
- Sector Winding

Applications:
- Lamp ballasts
- Switch mode power supplies
- Washing machines

For quantities greater than listed, call for quote.

MOUSER STOCK NO.	Epcos Part No.	Fig.	L (μH)	Idc (A)	Price Each 1	10	25	100
871-B82721A2152N1	B82721A2152N1	E	3.3	1.5	3.05	2.28	2.08	1.78
871-B82721A2202N1	B82721A2202N1	E	1	2	3.05	2.28	2.08	1.78
871-B82721A2362N1	B82721A2362N1	E	0.4	3.6	3.05	2.28	2.08	1.78
871-B82721A2401N20	B82721A2401N20	E	39	0.4	3.27	2.62	2.49	2.18
871-B82721A2501N1	B82721A2501N1	E	18	0.5	3.05	2.28	2.08	1.78
871-B82721A2701N20	B82721A2701N20	E	10	0.7	3.05	2.28	2.08	1.78
871-B82722J2102N1	B82722J2102N1	F	10	1	3.00	2.25	1.92	1.74
871-B82722J2202N1	B82722J2202N1	F	2.2	2	2.18	1.74	1.66	1.46
871-B82722J2301N1	B82722J2301N1	F	47	0.3	2.18	1.74	1.66	1.50
871-B82722J2302N1	B82722J2302N1	F	1.2	3	2.18	1.74	1.66	1.46
871-B82722J2501N1	B82722J2501N1	F	27	0.5	2.18	1.74	1.66	1.46
871-B82723J2102N1	B82723J2102N1	G	27	1	4.03	3.31	3.05	2.90
871-B82723J2202N1	B82723J2202N1	G	5.6	2	4.03	3.31	3.05	2.90
871-B82723J2402N1	B82723J2402N1	G	2.7	4	4.03	3.31	3.05	2.90
871-B82723J2501N1	B82723J2501N1	G	56	0.5	4.03	3.31	3.05	2.90
871-B82724J2501N1	B82724J2501N1	H	82	0.5	3.20	2.56	2.44	2.14
871-B82724J2102N1	B82724J2102N1	H	33	1	3.20	2.56	2.44	2.14
871-B82724J2142N1	B82724J2142N1	H	27	1.4	3.20	2.56	2.44	2.14
871-B82724J2202N1	B82724J2202N1	H	6.8	2	3.20	2.56	2.44	2.14
871-B82724J2402N1	B82724J2402N1	H	3.3	4	3.20	2.56	2.44	2.14

DIMENSIONS: mm

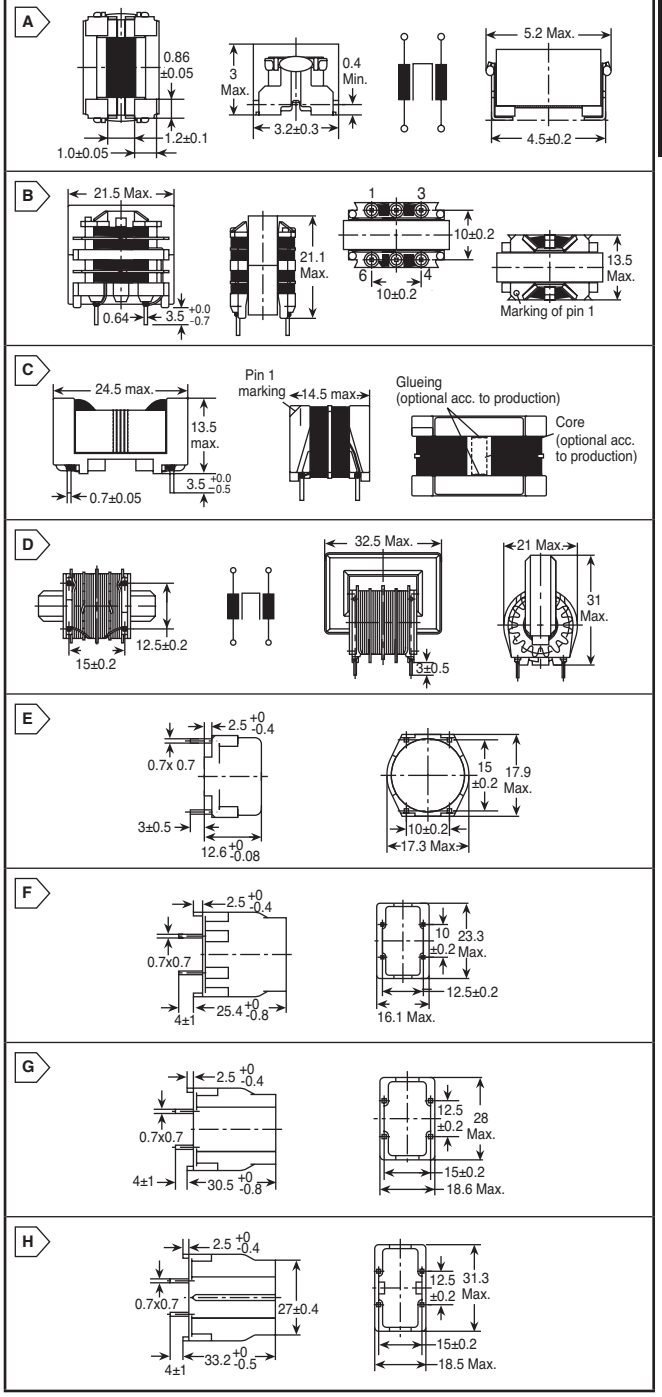

© Copyright 2013 Mouser Electronics

© Copyright 2013 Mouser Electronics

EPCOS SIMID Series SMD Inductors

RoHS Compliant **This product is RoHS compliant.**

SIMID 0805-F SERIES

Features:
- Close inductance tolerance
- High resonance frequency
- Suitable for reflow (IR and vapor phase) and wave soldering

Construction:
- Cubic coil with ceramic or ferrite core
- Epoxy moulded flat top for vacuum pickup
- Wire welded to terminations

Applications:
- Antenna amplifiers
- DECT systems
- Mobile phones
- Keyless entry
- GPS

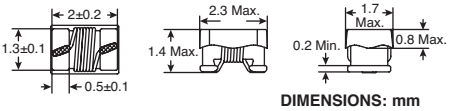

DIMENSIONS: mm

MOUSER STOCK NO.	Epcos Part No.	Case Size	Core Material	Value (nH)	Q (Min)	F_L:F_Q (MHz)	I_R (mA)	R (Ω Max)	F_{RES} (MHz Min)	Price Each 1	50	100	500	Reel Qty.	Price Per Piece
871-B82498F3100J	B82498F3100J	0805	Ceramic	10	50	250	700	0.09	5000	.85	.625	.563	.488	3000	.27
871-B82498F3220J	B82498F3220J	0805	Ceramic	22	60	250	700	0.08	2500	.85	.625	.563	.488	3000	.27
871-B82498F3680J	B82498F3680J	0805	Ceramic	68	60	200	500	0.18	1600	.85	.625	.563	.488	3000	.27
871-B82498F3101J	B82498F3101J	0805	Ceramic	100	55	150	450	0.28	1350	.85	.625	.563	.488	3000	.27
871-B82498F3221J	B82498F3221J	0805	Ceramic	220	45	100	320	0.7	950	.85	.625	.563	.488	3000	.27
871-B82498F3471J	B82498F3471J	0805	Ceramic	470	30	50	190	1.9	650	.85	.625	.563	.488	3000	.27

SIMID 1210-H SERIES

Features:
- Very high current handling capability
- Qualified acc. AEC-Q200
- Suitable for reflow soldering acc. JEDEC J-STD 020C

Construction:
- Ferrite drum core
- Laser-welded winding
- Flame-retardant encapsulation

Applications:
- Filtering of supply voltages, coupling, decoupling
- DC/DC converters, switch mode power supplies
- Automotive electronics
- Telecommunications

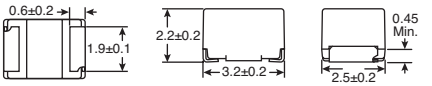

DIMENSIONS: mm

MOUSER STOCK NO.	Epcos Part No.	Case Size	Core Material	Value (nH)	Q (Min)	F_L:F_Q (MHz)	I_R (mA)	R (Ω Max)	F_{RES} (MHz Min)	Price Each 1	50	100	500	Reel Qty.	Price Per Piece
871-B82422H1102K	B82422H1102K	1210	Ferrite	1	8	7.96	1150	0.1	150	.75	.557	.501	.434	2000	.256
871-B82422H1222K	B82422H1222K	1210	Ferrite	2.2	8	7.96	800	0.16	90	.75	.557	.501	.434	2000	.256
871-B82422H1472K	B82422H1472K	1210	Ferrite	4.7	8	7.96	700	0.25	46	.75	.557	.501	.434	2000	.256
871-B82422H1103K	B82422H1103K	1210	Ferrite	10	12	2.52	500	0.46	30	.75	.557	.501	.434	2000	.256
871-B82422H1223K	B82422H1223K	1210	Ferrite	22	12	2.52	330	1.0	21	.75	.557	.501	.434	2000	.256
871-B82422H1473K	B82422H1473K	1210	Ferrite	47	15	2.52	230	2.1	12	.75	.557	.501	.434	2000	.256
871-B82422H1104K	B82422H1104K	1210	Ferrite	100	20	0.796	150	4.8	8	.75	.557	.501	.434	2000	.256
871-B82422H1224K	B82422H1224K	1210	Ferrite	220	20	0.796	100	10.9	5.5	.75	.557	.501	.434	2000	.256
871-B82422H1474K	B82422H1474K	1210	Ferrite	470	20	0.796	76	20.0	3.5	.75	.557	.501	.434	2000	.256

SIMID 1210-T SERIES

Features:
- High Q factor and L value
- High resonance frequency
- Suitable for reflow (IR and vapor phase) and wave soldering

Construction:
- Ceramic or ferrite core
- Laser-welded winding
- Flame-retardant encapsulation

Applications:
- Filtering of supply voltages, coupling, decoupling
- Antenna systems
- Automotive electronics
- Telecommunications

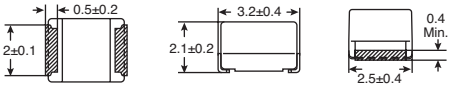

DIMENSIONS: mm

MOUSER STOCK NO.	Epcos Part No.	Case Size	Core Material	Value (nH)	Q (Min)	F_L:F_Q (MHz)	I_R (mA)	R (Ω Max)	F_{RES} (MHz Min)	Price Each 1	50	100	500	Reel Qty.	Price Per Piece
871-B82422T3101K	B82422T3101K	1210	Ceramic	0.1	28	100	450	0.31	900	.48	.356	.321	.278	2000	.164
871-B82422T1221K	B82422T1221K	1210	Ferrite	0.22	30	25.2	450	0.2	500	.48	.356	.321	.278	2000	.164
871-B82422T1471K	B82422T1471K	1210	Ferrite	0.47	30	25.2	450	0.3	400	.48	.356	.321	.278	2000	.164
871-B82422T1102K	B82422T1102K	1210	Ferrite	1	30	7.96	400	0.6	300	.48	.356	.321	.278	2000	.164
871-B82422T1222K	B82422T1222K	1210	Ferrite	2.2	30	7.96	320	0.8	100	.48	.356	.321	.278	2000	.164
871-B82422T1472K	B82422T1472K	1210	Ferrite	4.7	30	7.96	220	1.5	50	.48	.356	.321	.278	2000	.164
871-B82422T1103K	B82422T1103K	1210	Ferrite	10	27	2.52	150	2.1	30	.48	.356	.321	.278	2000	.164
871-B82422T1333K	B82422T1333K	1210	Ferrite	33	27	2.52	70	5.6	17	.48	.356	.321	.278	2000	.164
871-B82422T1473K	B82422T1473K	1210	Ferrite	47	27	2.52	60	7	15	.48	.356	.321	.278	2000	.164
871-B82422T1104K	B82422T1104K	1210	Ferrite	100	20	0.796	60	11	8	.48	.356	.321	.278	2000	.164
871-B82422T1224K	B82422T1224K	1210	Ferrite	220	20	0.796	45	22	6	.48	.356	.321	.278	2000	.164

SIMID 1812-T SERIES

Features:
- High current handling capability
- Same measuring frequency for L and Q
- Suitable for reflow (IR and vapor phase) and wave soldering

Construction:
- Upright ferrite drum core
- Laser-welded winding
- Flame-retardant encapsulation

Applications:
- Filtering of supply voltages, coupling, decoupling
- DC/DC converters
- Automotive electronics
- Telecommunications

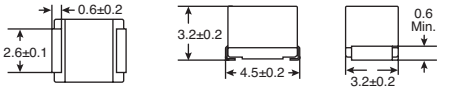

DIMENSIONS: mm

MOUSER STOCK NO.	Epcos Part No.	Case Size	Core Material	Value (nH)	Q (Min)	F_L:F_Q (MHz)	I_R (mA)	R (Ω Max)	F_{RES} (MHz Min)	Price Each 1	50	100	500	Reel Qty.	Price Per Piece
871-B82432T1102K	B82432T1102K	1812	Ferrite	1	10	7.96	1300	0.08	110	1.09	.806	.724	.628	2500	.348
871-B82432T1222K	B82432T1222K	1812	Ferrite	2.2	10	7.96	1000	0.15	60	1.09	.806	.724	.628	2500	.348
871-B82432T1103K	B82432T1103K	1812	Ferrite	10	10	2.52	650	0.35	25	1.09	.806	.724	.628	2500	.348
871-B82432T1223K	B82432T1223K	1812	Ferrite	22	10	2.52	450	0.7	15	1.09	.806	.724	.628	2500	.348
871-B82432T1473K	B82432T1473K	1812	Ferrite	47	10	2.52	350	1.35	11	1.09	.806	.724	.628	2500	.348
871-B82432T1104K	B82432T1104K	1812	Ferrite	100	20	0.796	200	3.5	6.5	1.09	.806	.724	.628	2500	.348
871-B82432T1224K	B82432T1224K	1812	Ferrite	220	20	0.796	130	7.5	4.5	1.09	.806	.724	.628	2500	.348
871-B82432T1105K	B82432T1105K	1812	Ferrite	1000	20	0.252	70	30	2.3	1.09	.806	.724	.628	2500	.348

SIMID 2220-A SERIES

Features:
- High current handling capability
- High inductance ratings
- Suitable for reflow (IR and vapor phase) and wave soldering

Construction:
- Upright ferrite drum core
- Laser-welded winding
- Flame-retardant encapsulation

Applications:
- Filtering of supply voltages, coupling, decoupling
- DC/DC converters
- Automotive electronics
- Telecommunications

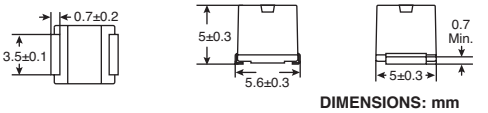

DIMENSIONS: mm

MOUSER STOCK NO.	Epcos Part No.	Case Size	Core Material	Value (nH)	Q (Min)	F_L:F_Q (MHz)	I_R (mA)	R (Ω Max)	F_{RES} (MHz Min)	Price Each 1	50	100	500	Reel Qty.	Price Per Piece
871-B82442A1102K	B82442A1102K	2220	Ferrite	1	10	7.96	1800	0.024	95	1.14	.927	.819	.66	1500	.413
871-B82442A1472K	B82442A1472K	2220	Ferrite	4.7	10	7.96	950	0.088	29	1.14	.927	.819	.66	1500	.413
871-B82442A1103K	B82442A1103K	2220	Ferrite	10	10	2.52	690	0.168	19	1.14	.927	.819	.66	1500	.413
871-B82442A1223K	B82442A1223K	2220	Ferrite	22	10	2.52	480	0.35	13	1.14	.927	.819	.66	1500	.413
871-B82442A1473K	B82442A1473K	2220	Ferrite	47	10	2.52	340	0.68	8.5	1.14	.927	.819	.66	1500	.413
871-B82442A1104K	B82442A1104K	2220	Ferrite	100	20	0.796	250	1.28	6	1.14	.927	.819	.66	1500	.413
871-B82442A1224K	B82442A1224K	2220	Ferrite	220	20	0.796	170	2.72	3.9	1.14	.927	.819	.66	1500	.413
871-B82442A1105K	B82442A1105K	2220	Ferrite	1000	30	0.252	85	12	1.8	1.14	.927	.819	.66	1500	.413

© Copyright 2013 Mouser Electronics
© Copyright 2013 Mouser Electronics

ICE COMPONENTS Transformers

RoHS Compliant This product is RoHS compliant.

ice components

CT02 SERIES SMT CURRENT SENSE TRANSFORMERS

Features:
- Smallest Footprint
- Hi-Pot tested at 1,500VAC
- Current Ratings to 18A
- Patent Pending

Applications:
- DC/DC Converters
- AC/DC Converters
- POL Converters

For quantities greater than listed, call for quote.

MOUSER STOCK NO.	ICE Part No.	Fig.	Turns Ratio	E-T Product (V-μs)	Frequency Range (MHz)	Ls Min. (mH)	Rs Max (Ω)	Price Each 1	50	100	500
911-CT02-050	CT02-050	A	1:50	4.0	0.10-2.0	0.44	0.85	2.27	1.74	1.58	1.44
911-CT02-100	CT02-100	A	1:100	8.0	0.10-2.0	1.8	4.8	2.27	1.74	1.58	1.44
911-CT02-150	CT02-150	A	1:150	12.0	0.10-2.0	4.0	15.0	2.35	1.81	1.65	1.50
911-CT02-200	CT02-200	A	1:200	16.0	0.10-1.0	7.1	25.0	2.36	1.82	1.65	1.50
911-CT02-250	CT02-250	A	1:250	20.0	0.10-1.0	11.1	37.2	2.36	1.82	1.65	1.50

CT04 SERIES SMT CURRENT SENSE TRANSFORMERS

Features:
- Low Profile
- Full Selection of Turns Ratios
- Primary Rated for 20A
- Frequency Range up to 1MHz
- Suitable for Pick And Place Applications
- Withstands Solder Reflow

Applications:
- DC/DC Converters
- AC/DC Converters

For quantities greater than listed, call for quote.

MOUSER STOCK NO.	ICE Part No.	Fig.	Turns Ratio	Ls Min. (μH)	Rs Max (Ω)	Termination Resistor (Ω)	Price Each 1	50	100	500
911-CT04-050	CT04-050	B	1:50	352	0.9	2.5	2.28	1.75	1.59	1.44
911-CT04-070	CT04-070	B	1:70	690	1.7	3.5	2.34	1.80	1.64	1.50
911-CT04-100	CT04-100	B	1:100	1400	3.0	5.0	2.43	1.86	1.70	1.55
911-CT04-125	CT04-125	B	1:125	2200	5.0	6.25	2.49	1.92	1.73	1.57

CT05 SERIES CURRENT SENSE TRANSFORMERS

NEW PRODUCT

For quantities greater than listed, call for quote.

MOUSER STOCK NO.	ICE Part No.	Fig.	Turns Ratio (Np:Ns)	Sec. Ls (mH, min.)	Sec. DCR (Ω, max.)	ET	Price Each 1	50	100	500
911-CT05-050	CT05-050	C	1:50	4.7	0.5	175	3.08	2.36	2.14	1.94
911-CT05-100	CT05-100	C	1:100	18	2	350	3.30	2.53	2.29	2.08
911-CT05-500	CT05-500	C	1:500	470	16	1750	4.01	3.08	2.78	2.53
911-CT05-1000	CT05-1000	C	1:1000	1900	50	3500	5.02	3.86	3.49	3.17

CT06 SERIES CURRENT SENSE TRANSFORMERS

Features:
- Small Footprint
- Hi-Pot tested at 1,500VAC
- Current Ratings to 18A
- Patent Pending
- Meets basic creepage

Applications:
- DC/DC Converters
- AC/DC Converters
- POL Converters

NEW PRODUCT

For quantities greater than listed, call for quote.

MOUSER STOCK NO.	ICE Part No.	Fig.	Turns Ratio (Np:Ns)	Sec. Ls (mH, min.)	Sec. DCR (Ω, max.)	ET	Price Each 1	50	100	500
911-CT06-050	CT06-050	D	1:50	0.35	1.3	27	2.45	1.87	1.70	1.54
911-CT06-100	CT06-100	D	1:100	1.4	4.8	54	2.45	1.87	1.70	1.54
911-CT06-150	CT06-150	D	1:150	3.15	15.2	813	2.49	1.92	1.73	1.57
911-CT06-200	CT06-200	D	1:200	5.6	25	110	2.49	1.92	1.73	1.57
911-CT06-250	CT06-250	D	1:250	8.78	37.2	135	2.49	1.92	1.73	1.57

CT07 SERIES CURRENT SENSE TRANSFORMERS

Features:
- Rated to 200A
- PCB Mount
- Encapsulated Construction
- 40Hz to 200kHz Freq. Range

Applications:
- Switching power supplies
- Motor controls

NEW PRODUCT

For quantities greater than listed, call for quote.

MOUSER STOCK NO.	ICE Part No.	Fig.	Turns Ratio (Np:Ns)	Sec. Ls (mH, min.)	Sec. DCR (Ω, max.)	ET	Price Each 1	50	100	500
911-CT07-1000	CT07-1000	E	1:1000	8	26	7400	7.94	6.10	5.52	5.01

CT08 SERIES CURRENT SENSE TRANSFORMERS

Features:
- Rated up to 50A
- PCB Mount
- Encapsulated Construction
- 40Hz to 200kHz Freq. Range

Applications:
- Switching power supplies
- Motor controls

NEW PRODUCT

For quantities greater than listed, call for quote.

MOUSER STOCK NO.	ICE Part No.	Fig.	Turns Ratio (Np:Ns)	Sec. Ls (mH, min.)	Sec. DCR (Ω, max.)	ET	Price Each 1	50	100	500
911-CT08-1200	CT08-1200	F	1:1200	10	40	3700	7.39	5.67	5.14	4.67

X-COIL SERIES GATE AND SIGNAL TRANSFORMERS

Features:
- Small Footprint
- Low Profile
- Flat Top Surface Suitable for Pick-and-Place
- RoHS Compliant

Applications:
- Gate Drive Transformer
- Isolated Pulse and Signal Transformers
- DC/DC and AC/DC Converters

For quantities greater than listed, call for quote.

MOUSER STOCK NO.	ICE Part No.	Fig.	Turns Ratio	Ls Min. (μH)	L LKG Max. (μH)	DCR Max. (Ω)	E-T (V-μs)	Hi-Pot (Vdc)	Price Each 1	50	100	500
911-XT01	XT01	G	1:1	100	150	320	10.0	2250	2.36	1.82	1.65	1.50
911-XT02	XT02	G	1:1	140	150	350	12.8	120	2.36	1.82	1.65	1.50
911-XT03	XT03	G	1:1	31	600	120	3.75	2350	2.07	1.58	1.43	1.31
911-XT04	XT04	G	1:1	86	100	140	6.25	2350	2.49	1.92	1.73	1.57

GT02 SERIES SMT GATE DRIVE TRANSFORMERS

Features:
- Low Profile - 3mm
- Designed for Frequencies from 75kHz to over 1MHz
- Suiteable for Pick and Place applications

Applications:
- Gate Drive Transformer
- AC/DC and DC/DC Converters
- Pulse/Signal Transformers

For quantities greater than listed, call for quote.

MOUSER STOCK NO.	ICE Part No.	Fig.	DCR (mΩ)	E-T Product (V-μs)	Hi-Pot (Vdc)	Inductance (μH)	Leakage Inductance (μH)	Schematic	Turns Ratio	Price Each 1	50	100	500
911-GT02-110-019	GT02-110-019	H	600:520	19.4	1500	785	0.36	A	1:1	2.49	1.92	1.74	1.57

GT03 SERIES SMT GATE DRIVE TRANSFORMERS

Features:
- Meets medical VDE creepage/clearance
- Optimized for frequencies from 100kHz to 350kHz

Applications:
- Gate Drive Transformer
- AC/DC and DC/DC Converters
- Signal Transformer Across Isolation Barrier

For quantities greater than listed, call for quote.

MOUSER STOCK NO.	ICE Part No.	Fig.	DCR (mΩ)	Drive Inductance (μH)	E-T Product (V-μs)	Hi-Pot (Vdc)	Leakage Inductance (μH)	Turns Ratio	Price Each 1	50	100	500
911-GT03-111-034-B	GT03-111-034-B	I	600:600	882	34.6	3750	360	1:1:1	2.54	1.95	1.77	1.61
911-GT03-111-052-A	GT03-111-052-A	I	850:850	1985	51.9	1500	370	1:1:1	3.71	2.85	2.58	2.34
911-GT03-111-069-B	GT03-111-069-B	I	1430:1300	2000	69	3750	470	1:1:1	2.74	2.11	1.92	1.74
911-GT03-111-110-A	GT03-111-110-A	I	1900:1900	5100	110	1500	550	1:1:1	2.44	1.87	1.70	1.54
911-GT03-122-055-A	GT03-122-055-A	I	400:900	365	55.6	1500	300	1:2.5:2.5	2.44	1.87	1.70	1.54

DIMENSIONS: mm

A

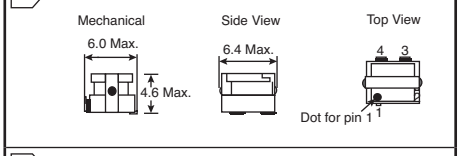

B

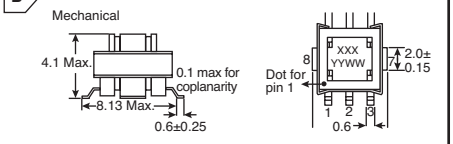

C

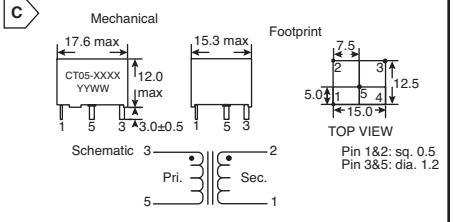

D

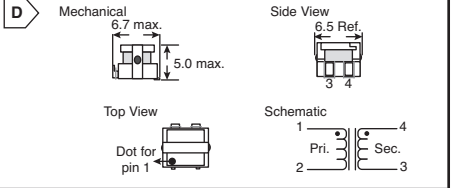

E

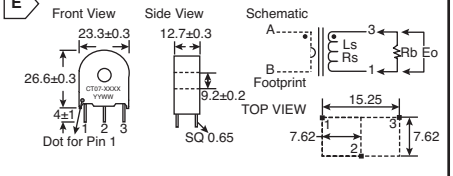

F

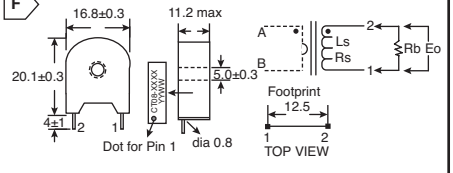

G

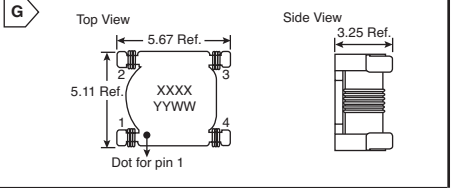

H

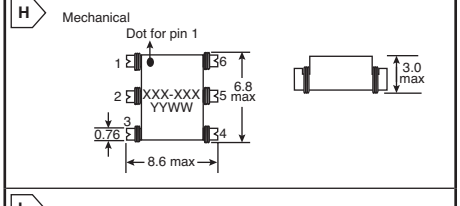

I

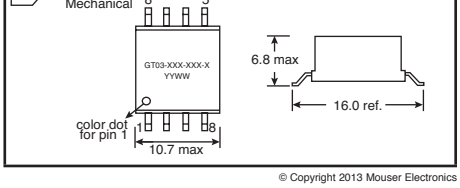

Inductors

ICE Components

© Copyright 2013 Mouser Electronics

© Copyright 2013 Mouser Electronics

ICE COMPONENTS Transformers and Inductors

RoHS Compliant **This product is RoHS compliant.**

GT04 SERIES SMT GATE DRIVE TRANSFORMERS

Features:
- Meets medical safety isolation requirements
- Designed for frequencies from 20kHz to 300kHz
- Available in UL Class F (155˚C) or Economical Class B (130˚C) Versions

Applications:
- Gate Drive Transformer
- Signal Transformer Across Isolation Barriers
- Off-Line AC/DC Converters
- High-Powered DC/DC Converters

NEW PRODUCT

DIMENSIONS: mm

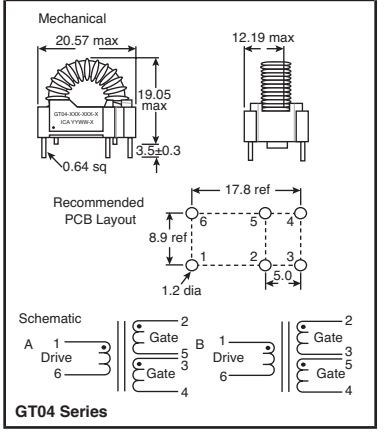

For quantities greater than listed, call for quote.

MOUSER STOCK NO.	ICE Part No.	Turns Ratio (Drive:Gate)	Primary L (mH, min.)	DCR (Ω, max.) N1:N2:N3	Leakage L (μH max.)	ET	Price Each 1	10	25	50
911-GT04-111-063-B	GT04-111-063-B	1:1:1	0.247	0.04:0.04:0.04	0.2	63	4.47	4.08	3.69	3.43
911-GT04-111-126-A	GT04-111-126-A	1:1:1	0.99	0.07:0.07:0.07	0.4	126	5.02	4.58	4.15	3.86
911-GT04-111-126-B	GT04-111-126-B	1:1:1	0.99	0.07:0.07:0.07	0.4	126	5.02	4.58	4.15	3.86
911-GT04-111-189-A	GT04-111-189-A	1:1:1	2.22	0.2:0.2:0.2	0.5	189	6.33	5.74	5.14	4.87
911-GT04-111-252-A	GT04-111-252-A	1:1:1	3.96	0.5:0.5:0.5	0.7	252	6.88	6.25	5.62	5.29
911-GT04-111-252-B	GT04-111-252-B	1:1:1	3.96	0.5:0.5:0.5	0.7	252	6.88	6.25	5.62	5.29
911-GT04-111-315-A	GT04-111-315-A	1:1:1	6.18	1:1:1	0.8	315	7.39	6.78	6.17	5.67
911-GT04-111-315-B	GT04-111-315-B	1:1:1	6.18	1:1:1	0.8	315	7.39	6.78	6.17	5.67
911-GT04-111-378-A	GT04-111-378-A	1:1:1	8.91	2.7:2.7:2.7	1.2	378	7.39	6.78	6.17	5.67
911-GT04-111-378-B	GT04-111-378-B	1:1:1	8.91	2.7:2.7:2.7	1.2	378	7.39	6.78	6.17	5.67
911-GT04-122-252-A	GT04-122-252-A	1:2.5:2.5	0.634	0.2:0.45:0.45	0.3	252	5.02	4.58	4.15	3.86
911-GT04-122-378-A	GT04-122-378-A	1:2.5:2.5	1.42	1.1:2.5:2.5	0.5	378	6.33	5.74	5.14	4.87

REFERENCE DESIGNS SERIES TRANSFORMERS

DIMENSIONS: mm

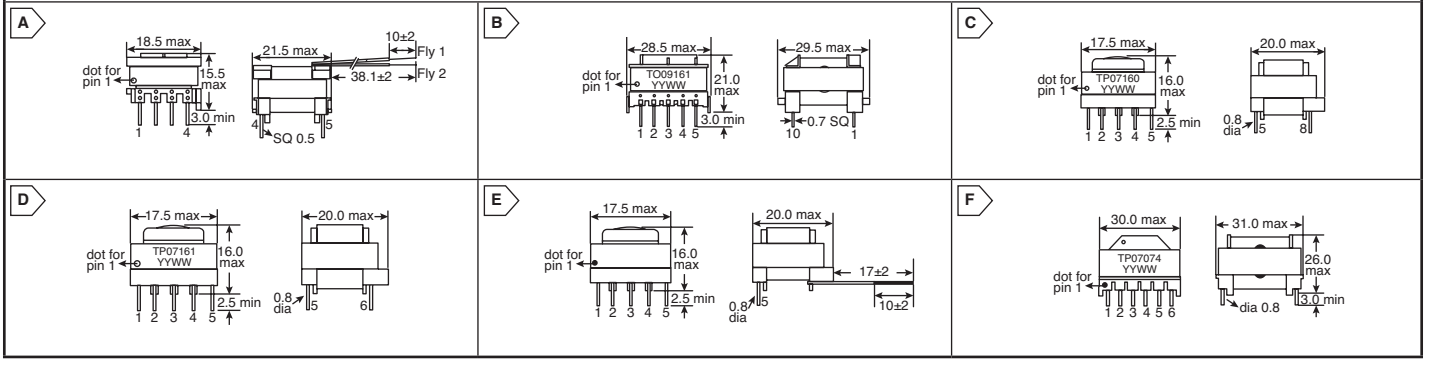

For quantities greater than listed, call for quote.

MOUSER STOCK NO.	ICE Part No.	Fig.	Power Rating (W)	Vout (V)	Iout (A)	IC Part No.	Price Each 1	10	25	50
911-TO09035	TO09035	A	8	24	0.36	NCP1014	16.83	12.95	11.77	10.70
911-TO09161R3	TO09161r3	B	30	32	0.94	NCP1237	16.83	12.95	11.77	10.70
911-TP07160	TP07160	C	35	5, 12	2.2, 2	TOP258PN	16.83	12.95	11.77	10.70
911-TP07161	TP07161	D	2.78	5	0.555	LNK613DG	16.83	12.95	11.77	10.70
911-TP08027	TP08027	E	5	5	1	LNK616PG	16.83	12.95	11.77	10.70
911-TP07074	TP07074	F	2.4	8	0.3	LNK603DG	16.83	12.95	11.77	10.70

DIMENSIONS: mm



CLASS D INDUCTORS

Features:
- Small Footprint
- Shielded Design for low EMI
- Ferrite Material Designed for Audio Applications

Applications:
- Class D Audio Amplifiers

1D10A Series

For quantities greater than listed, call for quote.

MOUSER STOCK NO.	ICE Part No.	L_S (μH)	DCR (mΩ)	L_{SAT} (mA)	I_{DC} (Adc)	Price Each 1	50	100	500
911-1D10A-100M	1D10A-100M	10	20.5	7.5	4.5	2.32	1.79	1.62	1.47
911-1D10A-150M	1D10A-150M	15	20.5	5	4.5	2.32	1.79	1.62	1.47
911-1D10A-220M	1D10A-220M	22	20.5	3.5	4.5	2.32	1.79	1.62	1.47
911-1D10A-330M	1D10A-330M	33	20.5	2	4.5	2.32	1.79	1.62	1.47

1D14A Series

For quantities greater than listed, call for quote.

MOUSER STOCK NO.	ICE Part No.	L_S (μH)	DCR (mΩ)	L_{SAT} (mA)	I_{DC} (Adc)	Price Each 1	50	100	500
911-1D14A-100M	1D14A-100M	10	9	11	7.5	2.65	2.04	1.85	1.68
911-1D14A-150M	1D14A-150m	15	16	11	6.5	2.65	2.04	1.85	1.68
911-1D14A-220M	1D14A-220m	22	16	7.5	6.5	2.65	2.04	1.85	1.68
911-1D14A-330M	1D14A-330M	33	16	5	6.5	2.65	2.04	1.85	1.68

© Copyright 2013 Mouser Electronics
© Copyright 2013 Mouser Electronics

ICE COMPONENTS Transformers, Inductors and Chokes

RoHS Compliant **This product is RoHS compliant.**

ice components

DIMENSIONS: mm

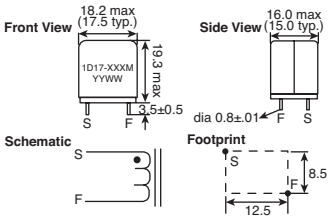

1D17A Series

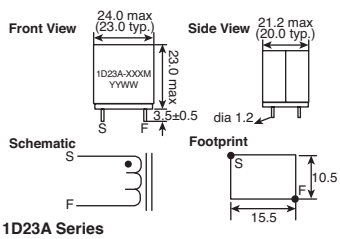

1D23A Series

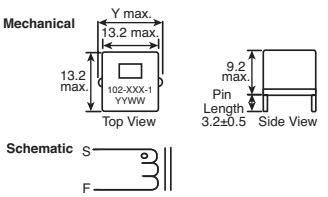

I02 Series

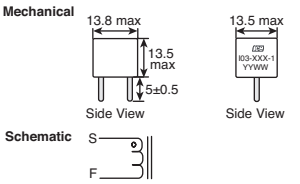

I03 Series

CLASS D INDUCTORS (CONT.)

1D17A Series

For quantities greater than listed, call for quote.

MOUSER STOCK NO.	ICE Part No.	L_S (µH)	DCR (mΩ)	L_{SAT} (mA)	I_{DC} (Adc)	Price Each 1	50	100	500
911-1D17A-100M	1D17A-100M	10	18	31	6	3.70	2.85	2.59	2.35
911-1D17A-150M	1D17A-150M	15	18	21	6	3.70	2.85	2.59	2.35
911-1D17A-220M	1D17A-220M	22	18	15	6	3.70	2.85	2.59	2.35
911-1D17A-330M	1D17A-330M	33	18	10	6	3.70	2.85	2.59	2.35

1D23A Series

For quantities greater than listed, call for quote.

MOUSER STOCK NO.	ICE Part No.	L_S (µH)	DCR (mΩ)	L_{SAT} (mA)	I_{DC} (Adc)	Price Each 1	50	100	500
911-1D23A-100M	1D23A-100M	10	9.6	37.8	9.4	3.73	2.87	2.61	2.38
911-1D23A-150M	1D23A-150M	15	9.6	23.5	9.4	3.73	2.87	2.61	2.38
911-1D23A-220M	1D23A-220M	22	9.6	18.5	9.4	3.73	2.87	2.61	2.38
911-1D23A-330M	1D23A-330M	33	9.6	10.4	9.4	3.73	2.87	2.61	2.38

I02 SERIES CURRENT POWER INDUCTORS

Features:
- High Saturation Current to 60A
- DCR as low as 0.60mΩ
- High Energy Storage in a Compact Package
- Lower DCR than similar Toroid Design

Applications:
- Desktop CPUs
- Servers
- VRMs
- DC/DC Converters

For quantities greater than listed, call for quote.

MOUSER STOCK NO.	ICE Part No.	Inductance (uH,+/-10%)	DCR (mΩ) Typ.	DCR (mΩ) Max.	Isat (A)	Idc (A)	Price Each 1	50	100	500
911-I02-221-1	I02-221-1	0.22	0.45	0.6	60+	45	9.00	6.91	6.25	5.67
911-I02-451-1	I02-451-1	0.45	1.1	1.45	50	29	9.00	6.91	6.25	5.67
911-I02-801-1	I02-801-1	0.8	2.1	2.4	44	23	9.00	6.91	6.25	5.67

I03 SERIES CURRENT POWER INDUCTORS

Features:
- High Saturation Current to 50A
- DCR as low as 0.98mΩ
- High Energy Storage in a Compact Package
- Lower DCR than similar Toroid Design

Applications:
- Desktop CPUs
- Servers
- VRMs
- DC/DC Converters

For quantities greater than listed, call for quote.

MOUSER STOCK NO.	ICE Part No.	Inductance (uH,+/-10%)	DCR (mΩ) Typ.	DCR (mΩ) Max.	Isat (A)	Idc (A)	Price Each 1	50	100	500
911-I03-142-1	I03-142-1	1.4	0.98	1.03	50	35	4.22	3.24	2.93	2.66
911-I03-302-1	I03-302-1	3.0	2.6	2.73	30	21	4.22	3.24	2.93	2.66
911-I03-562-1	I03-562-1	5.6	7.0	7.66	14	9	4.22	3.24	2.93	2.66

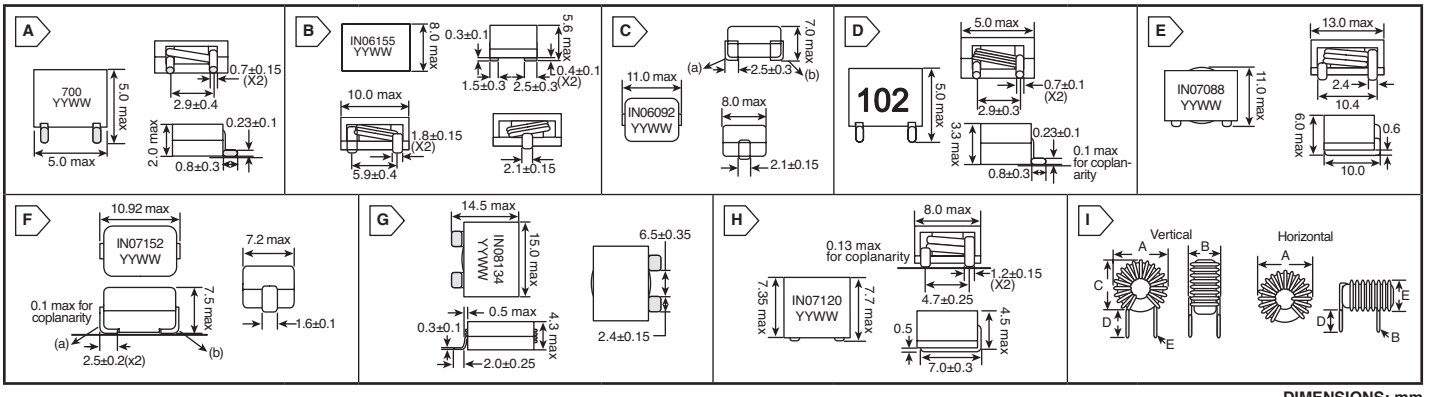

DIMENSIONS: mm

SMT HIGH CURRENT INDUCTORS

Features:
- Low Cost Designs
- Wide Selection of Footprints and Heights
- Wide Slection of Inductance Values

Applications:
- Voltage Regulator Modules (VRMs)
- High Frequency, High Current Switching Power Supplies
- Synchronous Buck DC/DC Converters

For quantities greater than listed, call for quote.

MOUSER STOCK NO.	ICE Part No.	Fig.	DCR (mΩ)	Footprint (mm)	Height (mm)	!SAT @ 125ºC	!SAT @ 25ºC	Inductance (nH)	Sheilded	Price Each 1	50	100	500
911-IN07077	IN07077	A	2.2	5 x 5	2	-	35 Adc	70	Yes	2.45	1.88	1.71	1.55
911-IN06155	IN06155	B	2.3	10 x 8	5.6	-	19 Adc	1000	Yes	2.49	1.92	1.73	1.57
911-IN06092	IN06092	C	0.48	11 x 8	7	25 Adc	30 Adc	300	No	1.59	1.23	1.11	1.02
911-IN06142	IN06142	D	5.4	5 x 5	3	4.5 Adc	5.8 Adc	1000	Yes	2.54	1.95	1.77	1.61
911-IN07088R0	IN07088r0	E	1.45	11 x 13	6	-	25 Adc	1000	Yes	2.75	2.12	1.94	1.75
911-IN07152R0	IN07152r0	F	0.29	7.2 x 10.92	7.5	33 Adc	41 Adc	230	No	1.42	1.09	.999	.908
911-IN08134R1	IN08134r1	G	3.5	14.5 x 15	4.3	-	34 Adc	1000	Yes	2.91	2.24	2.03	1.84
911-IN07120	IN07120	H	1.5	8 x 7.7	4.5	21 Adc	26 Adc	430	Yes	2.31	1.78	1.62	1.47

I04 SERIES OUTPUT POWER CHOKES

Features:
- Designed for Use with Popular Flyback Controllers
- Cost Effective Toroid Design
- Low DCR to Minimize Losses
- Range of Inductance Values at Each Current Rating

Applications:
- 2nd Stage Output Filter for Offline Power Supplies

Part No.	A	B	C	D	Lead Dia. E
I04-220-3R3	16.0	12.0	14.5	12.7	#21
I04-220-8R0	33.0	17.0	30.5	12.7	#14

For quantities greater than listed, call for quote.

MOUSER STOCK NO.	ICE Part No.	Fig.	Loaded Inductance (µH) 0A	3A	6A	8A	Sec. DCR (Ω, max.)	Temp Rise (°C)	Price Each 1	50	100	500
911-I04-220-3R3-H	I04-220-3R3-H	I	28.8	22	-	-	26	17.8	2.74	2.11	1.90	1.72
911-I04-220-3R3-V	I04-220-3R3-V	I	28.8	22	-	-	26	17.8	2.74	2.11	1.90	1.72
911-I04-220-8R0-H	I04-220-8R0-H	I	27.5	26	24	22	7	13.1	5.53	4.25	3.84	3.49
911-I04-220-8R0-V	I04-220-8R0-V	I	27.5	26	24	22	7	13.1	5.53	4.25	3.84	3.49

© Copyright 2013 Mouser Electronics
© Copyright 2013 Mouser Electronics

FASTRON Chip Inductors and RFID Transponder Coils

Fine Inductors Fastron

RoHS Compliant **This product is RoHS compliant.**

RF CHIP INDUCTORS

Specifications:
- Operating Temperature: -40°C to +125°C
- Tolerance: 5% and 10%
- Gold plated terminals
- High reliability

✻Additional case sizes and values avaible at Mouser.com

NEW PRODUCT

MOUSER STOCK NO.	Fastron Part No.	Fig.	L	fL (MHz)	Q Min.	fQ (MHz)	SRF typ. (MHz)	DCR Max. (Ω)	Rated DC Current (mA)	Price Each 1	Price Each 100	Reel Qty.	Price Per Piece
1210AS Series													
434-1210AS-010K-01	1210AS-010K-01	A	10nH	50	50	500	4100	0.08	1000	.75	.611	800	.578
434-1210AS-015K-01	1210AS-015K-01	A	15nH	50	50	500	2400	0.10	1000	.75	.611	800	.578
434-1210AS-022K-01	1210AS-022K-01	A	22nH	50	55	350	2400	0.12	1000	.75	.611	800	.578
434-1210AS-033J-01	1210AS-033J-01	A	33nH	50	60	350	1600	0.14	1000	.75	.611	800	.578
434-1210AS-047J-01	1210AS-047J-01	A	47nH	50	65	350	1200	0.16	1000	.75	.611	800	.578
434-1210AS-068J-01	1210AS-068J-01	A	68nH	50	65	350	1000	0.20	1000	.75	.611	800	.578
434-1210AS-R10J-01	1210AS-R10J-01	A	100nH	25	60	350	1000	0.24	980	.75	.611	800	.578
434-1210AS-R15J-01	1210AS-R15J-01	A	150nH	25	50	100	750	0.29	870	.75	.611	800	.578
434-1210AS-R22J-01	1210AS-R22J-01	A	220nH	25	50	100	650	0.35	790	.75	.611	800	.578
434-1210AS-R33J-01	1210AS-R33J-01	A	330nH	25	45	100	500	0.49	680	.75	.611	800	.578
434-1210AS-R47J-01	1210AS-R47J-01	A	470nH	25	45	100	450	0.60	610	.75	.611	800	.578
434-1210AS-R68J-01	1210AS-R68J-01	A	680nH	25	45	100	350	1.15	420	.75	.611	800	.578
434-1210AS-1R0K-01	1210AS-1R0K-01	A	1000nH	25	35	50	290	2.16	330	.75	.611	800	.578
434-1210AS-1R5K-01	1210AS-1R5K-01	A	1500nH	7.9	25	50	200	2.64	300	.75	.611	800	.578
434-1210AS-2R2K-01	1210AS-2R2K-01	A	2200nH	7.9	25	50	160	2.98	200	.75	.611	800	.578
434-1210AS-3R3K-01	1210AS-3R3K-01	A	3300nH	7.9	25	25	120	3.66	250	.75	.611	800	.578
434-1210AS-4R7K-01	1210AS-4R7K-01	A	4700nH	7.9	20	25	90	4.30	230	.75	.611	800	.578
434-1210AS-6R8K-01	1210AS-6R8K-01	A	6800nH	7.9	15	25	60	5.20	210	.75	.611	800	.578
434-1210AS-100K-01	1210AS-100K-01	A	10000nH	7.9	17	7.9	38	6.00	160	.75	.611	800	.578
1812AF Series													
434-1812AF-100K-01	1812AF-100K-01	B	10uH	2.5	42	2.5	23	1.8	310	1.23	1.06	600	.957
434-1812AF-150K-01	1812AF-150K-01	B	15uH	2.5	42	2.5	40	2.5	290	1.12	.97	600	.873
434-1812AF-220K-01	1812AF-220K-01	B	22uH	2.5	45	2.5	40	3.2	260	1.12	.97	600	.873
434-1812AF-330K-01	1812AF-330K-01	B	33uH	2.5	45	2.5	34	4.0	230	1.12	.97	600	.873
434-1812AF-470K-01	1812AF-470K-01	B	47uH	2.5	42	2.5	30	5.0	200	1.12	.97	600	.873
434-1812AF-680K-01	1812AF-680K-01	B	68uH	2.5	40	2.5	23	6.0	180	1.12	.97	600	.873
434-1812AF-101K-01	1812AF-101K-01	B	100uH	2.5	40	2.5	13	8.0	150	1.12	.97	600	.873
434-1812AF-151K-01	1812AF-151K-01	B	150uH	0.79	36	0.79	10	13.0	125	1.23	1.06	600	.956
434-1812AF-221K-01	1812AF-221K-01	B	220uH	0.79	38	0.79	6.0	16.2	115	1.23	1.06	600	.956
434-1812AF-331K-01	1812AF-331K-01	B	330uH	0.79	38	0.79	3.5	22.5	100	1.23	1.06	600	.956
434-1812AF-471K-01	1812AF-471K-01	B	470uH	0.79	33	0.79	2.1	26.5	85	1.23	1.06	600	.956
434-1812AF-681K-01	1812AF-681K-01	B	680uH	0.79	27	0.79	1.8	38.0	60	1.23	1.06	600	.956
434-1812AF-102K-01	1812AF-102K-01	B	1000uH	0.79	26	0.79	1.6	44.0	50	1.23	1.06	600	.956

FASTRON transponder coils are optimized for Low Frequency RFID applications, especially in automotive subsystems and wireless data transmissions. They can be used as miniature SMD transponder antennae.

Specifications:
- Operating Temperature: -40˚C to +125˚C
- Core types: Ferrite and Ceramic/Ferrite
- Tolerance: 5% and 10%

Features:
- High Q
- Gold pad metallization
- For surface mount assembly
- Direct cross to Coilcraft (4408AF, 4513FP)

Applications:
- Access control and tracking devices
- Passive keyless entry/keyless go systems
- Antennas and wireless modules
- Low frequency RFID products
- TPMS with wake-up function

NEW PRODUCT

4408AF SERIES TRANSPONDER COIL - 5% TOLERANCE

✻Additional case sizes and values avaible at Mouser.com

For quantities greater than listed, call for quote.

MOUSER STOCK NO.	Fastron Part No.	Fig.	L (mH)	fL (kHz)	Q Min.	fQ (kHz)	SRF Min. (kHz)	DCR Max. (Ω)	Price Each 1	Price Each 100	Price Each 500
434-4408AF-242J	4408AF-242J-04	C	2.38	125	32	125	560	30.8	1.44	1.09	.951
434-4408AF-472J	4408AF-472J-04	C	4.7	125	29	125	380	70	1.44	1.09	.947
434-4408AF-482J	4408AF-482J-04	C	4.8	125	29	125	380	80	1.44	1.09	.951
434-4408AF-492J	4408AF-492J-04	C	4.9	125	29	125	380	80	1.44	1.09	.951
434-4408AF-562J	4408AF-562J-04	C	5.6	125	28	125	350	80	1.44	1.09	.951
434-4408AF-682J	4408AF-682J-04	C	6.8	125	28	125	345	95	1.44	1.09	.951
434-4408AF-702J	4408AF-702J-04	C	7.0	125	30	125	340	100	1.44	1.09	.951
434-4408AF-722J	4408AF-722J-04	C	7.2	125	30	125	335	86.4	1.44	1.09	.951
434-4408AF-902J	4408AF-902J-04	C	9.0	125	28	125	310	111.6	1.44	1.09	.951
434-4408AF-103J	4408AF-103J-04	C	10.0	125	30	125	310	111.6	1.44	1.09	.947

1812AFTC SERIES HIGH Q - SMALL PACKAGE TRANSPONDER COIL - 10% TOLERANCE

For quantities greater than listed, call for quote.

MOUSER STOCK NO.	Fastron Part No.	Fig.	L (mH)	fL (kHz)	Q Min.	fQ (kHz)	SRF Min. (kHz)	Price Each 1	Price Each 100	Price Each 500
434-1812AFTC-242K	1812AFTC-242K-01	D	2.38	125	19	125	650	1.22	.861	.785
434-1812AFTC-292K	1812AFTC-292K-01	D	2.89	125	19	125	620	1.22	.861	.786
434-1812AFTC-342K	1812AFTC-342K-01	D	3.44	125	19	125	600	1.22	.861	.786
434-1812AFTC-412K	1812AFTC-412K-01	D	4.15	125	19	125	600	1.22	.861	.786
434-1812AFTC-492K	1812AFTC-492K-01	D	4.91	125	18	125	560	1.22	.861	.786
434-1812AFTC-602K	1812AFTC-602K-01	D	6.00	125	18	125	530	1.22	.861	.786
434-1812AFTC-722K	1812AFTC-722K-01	D	7.20	125	16	125	470	1.22	.861	.785
434-1812AFTC-742K	1812AFTC-742K-01	D	7.36	125	16	125	470	1.22	.861	.786

4513FP SERIES VERY ROBUST, SHOCK PROOF TRANSPONDER COIL - 5% TOLERANCE

For quantities greater than listed, call for quote.

MOUSER STOCK NO.	Fastron Part No.	Fig.	L (mH)	fL/fQ (kHz)	Q Min.	SRF Min. (kHz)	Read Dist. (cm)	Sensitivity (mV/μT)	DCR Max (Ω)	Price Each 1	Price Each 100	Price Each 500
434-4513FP-401J	4513FP-401J-08	E	.40	125	21	6340	50	9	11.5	2.05	1.43	1.32
434-4513FP-102J	4513FP-102J-08	E	1.00	125	21	4150	62	15	29	2.05	1.43	1.32
434-4513FP-242J	4513FP-242J-08	E	2.38	125	26	2470	72	25	55	2.05	1.43	1.32
434-4513FP-492J	4513FP-492J-08	E	4.90	125	24	1270	83	42	103	2.05	1.43	1.32
434-4513FP-722J	4513FP-722J-08	E	7.20	125	30	1465	89	60	128	2.05	1.43	1.32
434-4513FP-902J	4513FP-902J-08	E	9.00	125	32	1200	91	78	150	2.05	1.43	1.32

DIMENSIONS: mm

A

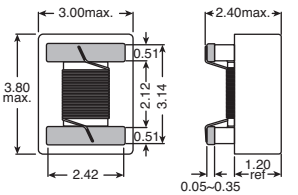

B

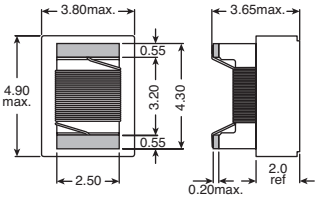

C

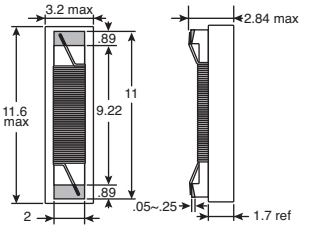

D

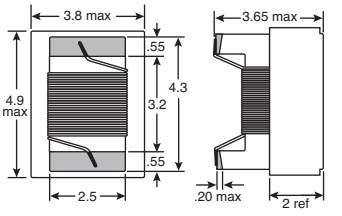

E

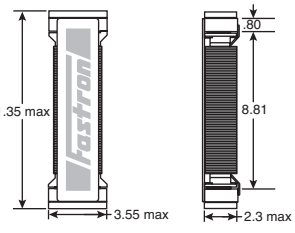

© Copyright 2013 Mouser Electronics

© Copyright 2013 Mouser Electronics

MURATA SMD Inductors

RoHS Compliant **This product is RoHS compliant.**

muRata *Innovator in Electronics*

DIMENSIONS: mm

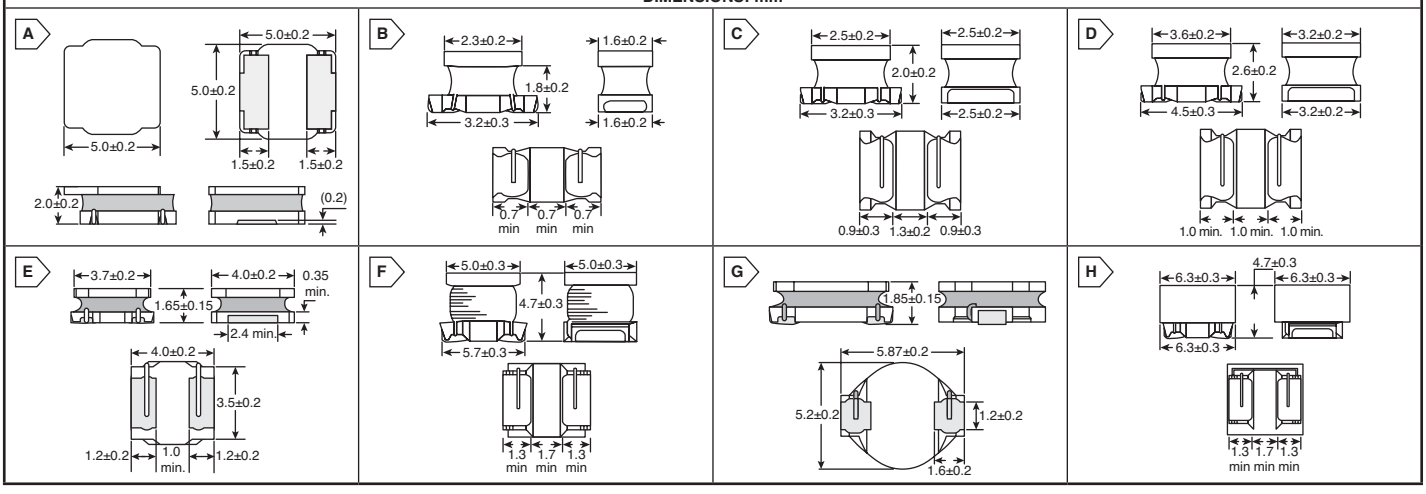

LQH SERIES

For quantities greater than listed, call for quote.

MOUSER STOCK NO. Mfr.	Mfr. Part No.	Fig.	Value (µH)	Tol.	DCR (Max.)	Rated Current (mA)	Price Each 1	Price Each 50	Price Each 100	Reel Qty.	Price Per Piece
LQH5BP Series 2020 Case Size											
81	LQH5BPNR47NT0L0L	A	0.47	30%	0.012	7.7	.38	.285	.259	500	.235
81	LQH5BPN1R0NT0L0L	A	1.0	30%	0.019	5.8	.38	.285	.259	500	.235
81	LQH5BPN1R2NT0L0L	A	1.2	30%	0.019	5.4	.38	.285	.259	500	.235
81	LQH5BPN1R5NT0L0L	A	1.5	30%	0.024	5	.38	.285	.259	500	.235
81	LQH5BPN2R2NT0L0L	A	2.2	30%	0.03	4	.38	.285	.259	500	.235
81	LQH5BPN2R7NT0L0L	A	2.7	30%	0.035	3.8	.38	.285	.259	500	.235
81	LQH5BPN3R3NT0L0L	A	3.3	30%	0.044	3.5	.38	.285	.259	500	.235
81	LQH5BPN4R7NT0L0L	A	4.7	30%	0.058	3	.38	.285	.259	500	.235
81	LQH5BPN6R8NT0L0L	A	6.8	30%	0.083	2.5	.38	.285	.259	500	.235
81	LQH5BPN100MT0L0L	A	10	20%	0.106	2	.38	.285	.259	500	.235
81	LQH5BPN150MT0L0L	A	15	20%	0.187	1.6	.38	.285	.259	500	.235
81	LQH5BPN220MT0L0L	A	22	20%	0.259	1.4	.38	.285	.259	500	.235
LQH31M Series 1206 Case Size											
81	LQH31MN100K03L	B	10	10%	2.5	100	.58	.473	.437	2000	.279
81	LQH31MN220J03L	B	22	5%	3.1	85	.61	.491	.454	2000	.29
81	LQH31MN470K03L	B	47	10%	8	55	.58	.473	.437	2000	.279
LQH32C Series 1210 Case Size											
81	LQH32CN1R0M33L	C	1	20%	0.09	800	.31	.242	.208	2000	.124
81	LQH32CN1R0M53L	C	1	20%	0.060	1000	.34	.263	.226	2000	.136
81	LQH32CN2R2M23L	C	2.2	20%	0.13	600	.31	.242	.208	2000	.124
81	LQH32CN2R2M33L	C	2.2	20%	0.13	600	.31	.242	.208	2000	.124
81	LQH32CN2R2M53L	C	2.2	20%	0.13	600	.34	.263	.226	2000	.136
81	LQH32CN4R7M23L	C	4.7	20%	0.20	450	.31	.242	.208	2000	.124
81	LQH32CN4R7M33L	C	4.7	20%	0.20	450	.31	.242	.208	2000	.124
81	LQH32CN4R7M53L	C	4.7	20%	0.20	450	.34	.263	.226	2000	.136
81	LQH32CN100K23L	C	10	10%	0.44	300	.31	.242	.208	2000	.124
81	LQH32CN100K33L	C	10	10%	0.44	300	.31	.242	.208	2000	.124
81	LQH32CN100K53L	C	10	10%	0.44	300	.34	.263	.226	2000	.136
81	LQH32CN220K23L	C	22	10%	0.71	250	.31	.242	.208	2000	.124
81	LQH32CN220K53L	C	22	10%	0.71	250	.34	.263	.226	2000	.136
81	LQH32CN330K53L	C	33	10%	1.1	200	.34	.263	.226	2000	.136
81	LQH32CN470K23L	C	47	10%	1.3	170	.31	.242	.208	2000	.124
81	LQH32CN470K53L	C	47	10%	1.3	170	.34	.263	.226	2000	.136
81	LQH32CN101K23L	C	100	10%	3.5	100	.31	.242	.208	2000	.124
81	LQH32CN101K53L	C	100	10%	3.5	100	.32	.282	.263	2000	.125
81	LQH32CN221K23L	C	220	10%	8.40	70	.31	.242	.208	2000	.124
81	LQH32CN331K23L	C	330	10%	10.00	60	.29	.259	.242	2000	.114
81	LQH32CN471K23L	C	470	10%	19	60	.31	.242	.208	2000	.124
81	LQH32CN561K23L	C	560	10%	22	60	.31	.242	.208	2000	.124
LQH32M Series 1210 Case Size											
81	LQH32MN1R5K23L	C	1.5	10%	0.6	400	.31	.242	.208	2000	.124
81	LQH32MN100J23L	C	10	5%	1.8	190	.31	.242	.208	2000	.124
81	LQH32MN100K23L	C	10	10%	1.8	190	.31	.242	.208	2000	.124
81	LQH32MN220J23L	C	22	5%	2.8	150	.31	.242	.208	2000	.124
81	LQH32MN220K23L	C	22	10%	2.8	150	.31	.242	.208	2000	.124
81	LQH32MN330J23L	C	33	5%	3.5	115	.31	.242	.208	2000	.124
81	LQH32MN470J23L	C	47	5%	4.3	170	.31	.242	.208	2000	.124
81	LQH32MN820J23L	C	82	5%	6.2	70	.29	.259	.242	2000	.114
81	LQH32MN101J23L	C	100	5%	7.0	80	.29	.259	.242	2000	.114
81	LQH32MN101K23L	C	100	10%	7.0	80	.31	.242	.208	2000	.124
81	LQH32MN151J23L	C	150	5%	9.3	70	.31	.242	.208	2000	.124
81	LQH32MN221J23L	C	220	5%	11.8	65	.31	.242	.208	2000	.124
81	LQH32MN221K23L	C	220	10%	11.8	65	.29	.259	.242	2000	.114
LQH43C Series 1812 Case Size											
81	LQH43CN1R0M03L	D	1	20%	0.08	1080	.46	.37	.341	500	.239
81	LQH43CN2R2M03L	D	2.2	20%	0.11	900	.46	.37	.341	500	.239
81	LQH43CN3R3M03L	D	3.3	20%	0.13	800	.46	.37	.341	500	.239
81	LQH43CN4R7M03L	D	4.7	20%	0.15	750	.46	.37	.341	500	.239
81	LQH43CN100K03L	D	10	10%	0.24	650	.46	.37	.341	500	.239
81	LQH43CN150K03L	D	15	10%	0.32	570	.46	.37	.341	500	.239
81	LQH43CN220K03L	D	22	10%	0.60	420	.46	.37	.341	500	.239
81	LQH43CN330K03L	D	33	10%	1.0	310	.46	.37	.341	500	.239
81	LQH43CN470K03L	D	47	10%	1.1	280	.46	.37	.341	500	.239
81	LQH43CN101K03L	D	100	10%	2.2	190	.48	.388	.358	500	.25
81	LQH43CN221K03L	D	220	10%	4.0	110	.48	.388	.358	500	.25

For quantities greater than listed, call for quote.

MOUSER STOCK NO. Mfr.	Mfr. Part No.	Fig.	Value (µH)	Tol.	DCR (Max.)	Rated Current (mA)	Price Each 1	Price Each 50	Price Each 100	Reel Qty.	Price Per Piece
LQH43M Series 1812 Case Size											
81	LQH43MN1R0M03L	D	1	20%	0.20	500	.60	.526	.491	500	.233
81	LQH43MN4R7K03L	D	4.7	10%	0.40	500	.60	.526	.491	500	.233
81	LQH43MN100J03L	D	10	5%	0.56	400	.50	.408	.377	500	.263
81	LQH43MN100K03L	D	10	10%	0.56	400	.51	.452	.399	500	.20
81	LQH43MN220K03L	D	22	10%	0.94	320	.48	.393	.363	500	.254
81	LQH43MN330K03L	D	33	10%	1.2	270	.51	.452	.399	500	.20
81	LQH43MN470J03L	D	47	5%	1.5	220	.52	.467	.435	500	.225
81	LQH43MN470K03L	D	47	10%	1.5	220	.51	.399	.211	500	.197
81	LQH43MN101J03L	D	100	5%	2.5	160	.50	.408	.377	500	.263
81	LQH43MN101K03L	D	100	10%	2.5	160	.51	.452	.399	500	.20
81	LQH43MN221J03L	D	220	5%	5.4	110	.50	.408	.377	500	.263
81	LQH43MN561K03L	D	560	10%	14.5	70	.48	.393	.363	500	.254
81	LQH43MN681J03L	D	680	5%	17	65	.52	.467	.435	500	.225
81	LQH43MN102J03L	D	1000	5%	25	50	.59	.49	.387	500	.28
81	LQH43MN102K03L	D	1000	10%	25	50	.48	.393	.363	500	.254
LQH44PP 1515 Case Size											
81	LQH44PN1R0NP0L	E	1	30%	0.03	2450	.45	.353	.303	1000	.232
81	LQH44PN2R2MP0L	E	2.2	20%	0.049	1800	.45	.353	.303	1000	.232
81	LQH44PN3R3MP0L	E	3.3	20%	0.065	1770	.45	.353	.303	1000	.232
81	LQH44PN4R7MP0L	E	4.7	20%	0.08	1700	.45	.353	.303	1000	.232
81	LQH44PN6R8MP0L	E	6.8	20%	0.12	1340	.43	.378	.352	1000	.167
81	LQH44PN100MP0L	E	10	20%	0.16	1170	.45	.353	.303	1000	.232
81	LQH44PN220MP0L	E	22	20%	0.37	790	.45	.353	.303	1000	.232
81	LQH44PN1R0NJ0L	E	1	30%	0.048	1530	.43	.378	.352	2000	.167
81	LQH44PN1R5MJ0L	E	2	20%	0.061	1380	.43	.378	.352	2000	.167
81	LQH44PN2R2MJ0L	E	2.2	20%	0.074	1230	.43	.378	.352	2000	.167
81	LQH44PN3R3MJ0L	E	3.3	20%	0.088	1000	.43	.378	.352	2000	.167
81	LQH44PN4R7MJ0L	E	4.7	20%	0.117	980	.43	.378	.352	2000	.167
81	LQH44PN6R8MJ0L	E	6.8	20%	0.143	860	.43	.378	.352	2000	.167
81	LQH44PN100MJ0L	E	10	20%	0.207	790	.43	.378	.352	2000	.167
81	LQH44PN150MJ0L	E	15	20%	0.385	610	.43	.378	.352	2000	.167
81	LQH44PN220MJ0L	E	22	20%	0.480	550	.43	.378	.352	2000	.167
81	LQH44PN330MJ0L	E	33	20%	0.740	430	.43	.378	.352	2000	.167
81	LQH44PN470MJ0L	E	47	20%	1.014	380	.43	.378	.352	2000	.167
LQH55D Series 2220 Case Size											
81	LQH55DN1R0M03L	F	1	20%	0.019	4000	1.34	1.12	1.07	350	.984
81	LQH55DN2R2M03L	F	2.2	20%	0.029	3200	1.34	1.12	1.07	350	.984
81	LQH55DN3R3M03L	F	3.3	20%	0.036	2900	1.34	1.12	1.07	350	.984
81	LQH55DN4R7M03L	F	4.7	20%	0.041	2700	1.34	1.12	1.07	350	.984
81	LQH55DN6R8M03L	F	6.8	20%	0.074	2000	1.34	1.12	1.07	350	.984
81	LQH55DN100M03L	F	10	20%	0.093	1700	1.34	1.12	1.07	350	.984
81	LQH55DN220M03L	F	22	20%	0.19	1200	1.34	1.12	1.07	350	.984
81	LQH55DN330M03L	F	33	20%	0.32	900	1.34	1.12	1.07	350	.984
81	LQH55DN470M03L	F	47	20%	0.40	800	1.34	1.12	1.07	350	.984
81	LQH55DN101M03L	F	100	20%	0.86	560	1.34	1.12	1.07	350	.984
81	LQH55DN102M03L	F	1000	20%	10.3	150	1.34	1.12	1.07	350	.984
81	LQH55DN222M03L	F	2200	20%	21.5	100	1.34	1.12	1.07	350	.984
81	LQH55DN103M03L	F	10000	20%	100	50	1.34	1.12	1.07	350	.984
LQH55PP 2220 Case Size											
81-LQH55PN1R2NR0L		G	1.2	30%	0.021	2900	.47	.382	.335	500	.247
81-LQH55PN2R2NR0L		G	2.2	30%	0.031	2500	.47	.382	.335	500	.247
81-LQH55PN2R7NR0L		G	2.7	30%	0.04	2150	.49	.44	.411	500	.196
81-LQH55PN4R7NR0L		G	4.7	30%	0.06	1750	.47	.382	.335	500	.247
81-LQH55PN6R8NR0L		G	6.8	30%	0.087	1450	.49	.44	.411	500	.211
81-LQH55PN100MR0L		G	10	20%	0.11	1250	.49	.44	.411	500	.196
81-LQH55PN220MR0L		G	22	20%	0.26	850	.47	.382	.335	500	.247
LQH66S Series 2525 Case Size											
81	LQH66SN100M03L	H	10	20%	0.036	1600	1.93	1.61	1.54	350	1.42
81	LQH66SN101M03L	H	100	20%	0.36	520	1.93	1.61	1.54	350	1.42
81	LQH66SN150M03L	H	15	20%	0.069	1300	1.93	1.61	1.54	350	1.42
81	LQH66SN220M03L	H	22	20%	0.087	1100	1.93	1.61	1.54	350	1.42
81	LQH66SN2R2M03L	H	2.2	20%	0.019	3300	1.93	1.61	1.54	350	1.42
81	LQH66SN330M03L	H	33	20%	0.14	860	1.93	1.61	1.54	350	1.42
81	LQH66SN4R7M03L	H	4.7	20%	0.025	2200	1.93	1.61	1.54	350	1.42
81	LQH66SN6R8M03L	H	6.8	20%	0.029	1800	1.93	1.61	1.54	350	1.42
81	LQH66SNR68M03L	H	0.68	20%	0.010	5300	1.93	1.61	1.54	350	1.42

© Copyright 2013 Mouser Electronics

© Copyright 2013 Mouser Electronics

MURATA SMD Inductors

RoHS Compliant This product is RoHS compliant.

muRata Innovator in Electronics

LQG HIGH FREQUENCY MULTILAYER TYPE AIR CORE COIL

The LQG15HS series are chip inductors specifically designed for high frequency applications. The LQG15H series is designed to realize stable characteristics in high frequency range applying integrated multilayer process.

Applications:

- High frequency circuits of mobile phones such as PA, ANT, VCO, SAW, etc.
- Mobile phones such as GSM, CDMA, PDC, etc.
- "Bluetooth"
- W-LAN
- High frequency circuits in general

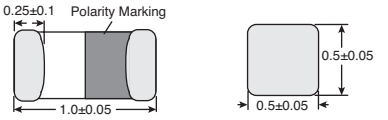

For quantities greater than listed, call for quote.

MOUSER STOCK NO.	Murata Part No.	Value (nH)	DCR (max)	Rated Current (mA)	Price Each 1	Price Each 100	Reel Qty.	Price Per Piece
LQG15H Series 0402 Case Size								
81-LQG15HS1N0S02D	LQG15HS1N0S02D	1.0	0.07	300	.11	.044	10000	.02
81-LQG15HS1N2S02D	LQG15HS1N2S02D	1.2	0.09	300	.11	.041	10000	.02
81-LQG15HN1N2S02D	LQG15HN1N2S02D	1.2	0.09	300	.14	.118	10000	.021
81-LQG15HS1N5S02D	LQG15HS1N5S02D	1.5	0.1	300	.11	.044	10000	.02
81-LQG15HS1N8S02D	LQG15HS1N8S02D	1.8	0.1	300	.11	.044	10000	.02
81-LQG15HS2N2S02D	LQG15HS2N2S02D	2.2	0.12	300	.11	.044	10000	.02
81-LQG15HN2N2S02D	LQG15HN2N2S02D	2.2	0.12	300	.11	.041	10000	.02
81-LQG15HS2N7S02D	LQG15HS2N7S02D	2.7	0.15	300	.11	.041	10000	.02
81-LQG15HN2N7S02D	LQG15HN2N7S02D	2.7	0.15	300	.11	.041	10000	.02
81-LQG15HS3N3S02D	LQG15HS3N3S02D	3.3	0.17	300	.11	.041	10000	.02
81-LQG15HN3N3S02D	LQG15HN3N3S02D	3.3	0.17	300	.14	.118	10000	.021
81-LQG15HS3N9S02D	LQG15HS3N9S02D	3.9	0.18	300	.11	.041	10000	.02
81-LQG15HN3N9S02D	LQG15HN3N9S02D	3.9	0.18	300	.11	.041	10000	.02
81-LQG15HS4N7S02D	LQG15HS4N7S02D	4.7	0.18	300	.11	.044	10000	.02
81-LQG15HN4N7S02D	LQG15HN4N7S02D	4.7	0.18	300	.11	.041	10000	.02
81-LQG15HS5N6S02D	LQG15HS5N6S02D	5.6	0.2	300	.11	.041	10000	.02
81-LQG15HS6N2S02D	LQG15HS6N2S02D	6.2	0.22	300	.11	.044	10000	.02
81-LQG15HS6N8J02D	LQG15HS6N8J02D	6.8	0.24	300	.11	.041	10000	.02
81-LQG15HN7N5J02D	LQG15HN7N5J02D	7.5	0.24	300	.11	.044	10000	.02
81-LQG15HS8N2J02D	LQG15HS8N2J02D	8.2	0.24	300	.11	.041	10000	.02
81-LQG15HN8N2J02D	LQG15HN8N2J02D	8.2	0.24	300	.11	.041	10000	.02
81-LQG15HS10NJ02D	LQG15HS10NJ02D	10	0.26	300	.11	.041	10000	.02
81-LQG15HS12NJ02D	LQG15HS12NJ02D	12	0.28	300	.11	.041	10000	.02
81-LQG15HS15NJ02D	LQG15HS15NJ02D	15	0.32	300	.11	.041	10000	.02
81-LQG15HN15NJ02D	LQG15HN15NJ02D	15	0.32	300	.11	.044	10000	.02
81-LQG15HS18NJ02D	LQG15HS18NJ02D	18	0.36	300	.11	.044	10000	.02
81-LQG15HS22NJ02D	LQG15HS22NJ02D	22	0.42	300	.11	.044	10000	.019
81-LQG15HS27NJ02D	LQG15HS27NJ02D	27	0.46	300	.11	.041	10000	.02
81-LQG15HS33NJ02D	LQG15HS33NJ02D	33	0.58	200	.11	.044	10000	.02
81-LQG15HS39NJ02D	LQG15HS39NJ02D	39	0.65	200	.11	.047	10000	.022
81-LQG15HS47NJ02D	LQG15HS47NJ02D	47	0.72	200	.11	.045	10000	.021

For quantities greater than listed, call for quote.

MOUSER STOCK NO.	Murata Part No.	Value (nH)	DCR (max)	Rated Current (mA)	Price Each 1	Price Each 100	Reel Qty.	Price Per Piece
LQG15H Series 0402 Case Size (Cont.)								
81-LQG15HS56NJ02D	LQG15HS56NJ02D	56	0.82	200	.11	.047	10000	.022
81-LQG15HS68NJ02D	LQG15HS68NJ02D	68	0.92	180	.11	.045	10000	.021
81-LQG15HN68NJ02D	LQG15HN68NJ02D	68	0.92	180	.11	.047	10000	.022
81-LQG15HS82NJ02D	LQG15HS82NJ02D	82	1.2	150	.11	.048	10000	.024
81-LQG15HSR10J02D	LQG15HSR10J02D	100	1.25	150	.11	.048	10000	.024
81-LQG15HSR12J02D	LQG15HSR12J02D	120	1.3	150	.11	.051	10000	.025
81-LQG15HSR15J02D	LQG15HSR15J02D	150	2.99	140	.11	.056	10000	.027
81-LQG15HSR18J02D	LQG15HSR18J02D	180	3.38	130	.11	.056	10000	.027
81-LQG15HSR22J02D	LQG15HSR22J02D	220	3.77	120	.11	.056	10000	.027
81-LQG15HSR27J02D	LQG15HSR27J02D	270	4.94	110	.11	.056	10000	.027
LQG18H Series 0603 Case Size								
81-LQG18HN1N2S00	LQG18HN1N2S00D	1.2	0.1	300	.21	.129	4000	.072
81-LQG11A1N5S00	LQG18HN1N5S00D	1.5	0.1	300	.21	.129	4000	.072
81-LQG18HN1N8S00D	LQG18HN1N8S00D	1.8	0.1	300	.21	.129	4000	.072
81-LQG11A2N2S00	LQG18HN2N2S00D	2.2	0.1	300	.21	.129	4000	.072
81-LQG11A2N7S00	LQG18HN2N7S00D	2.7	0.15	300	.21	.129	4000	.072
81-LQG11A3N3S00	LQG18HN3N3S00D	3.3	0.15	300	.21	.129	4000	.072
81-LQG11A3N9S00	LQG18HN3N9S00D	3.9	0.15	300	.24	.142	4000	.079
81-LQG11A4N7S00	LQG18HN4N7S00D	4.7	0.2	300	.21	.129	4000	.072
81-LQG18HN5N6S00D	LQG18HN5N6S00D	5.6	0.2	300	.21	.129	4000	.072
81-LQG18HN6N8J00D	LQG18HN6N8J00D	6.8	0.25	300	.21	.129	4000	.072
81-LQG18HN8N2J00D	LQG18HN8N2J00D	8.2	0.25	300	.21	.129	4000	.072
81-LQG11A10NJ00	LQG18HN10NJ00D	10	0.3	300	.16	.139	4000	.065
81-LQG11A12NJ00	LQG18HN12NJ00D	12	0.35	300	.16	.139	4000	.065
81-LQG11A15NJ00	LQG18HN15NJ00D	15	0.4	300	.21	.129	4000	.072
81-LQG18HN18NJ00D	LQG18HN18NJ00D	18	0.45	300	.21	.129	4000	.072
81-LQG18HN22NJ00	LQG18HN22NJ00D	22	0.5	300	.21	.129	4000	.072
81-LQG18HN27NJ00D	LQG18HN27NJ00D	27	0.55	300	.21	.129	4000	.072
81-LQG11A33NJ00	LQG18HN33NJ00D	33	0.6	300	.21	.129	4000	.072
81-LQG18HN39NJ00D	LQG18HN39NJ00D	39	0.65	300	.19	.163	4000	.077
81-LQG18HN47NJ00D	LQG18HN47NJ00D	47	0.7	300	.19	.163	4000	.077

LQH SERIES CHOKE WINDING TYPE FERRITE CORE

The LQH31C series consists of miniature chip inductors with low DC resistance, high current capacity, and high impedance characteristics. It is suitable for use as choke coils in DC power supply circuits.

DIMENSIONS: mm

Series	A	B	C	D	E	F
LQH31CN	2.3±0.2	1.8±0.2	3.2±0.3	0.7 Min.	0.7 Min.	1.6±0.2
LQH32CN	2.5±0.2	2.0±0.2	3.2±0.3	0.9±0.3	1.3±0.2	2.5±0.2

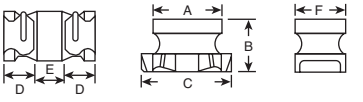

For quantities greater than listed, call for quote.

MOUSER STOCK NO. / Mfr.	Mfr. Part No.	Value (nH)	Tol. (%)	DCR (Max.)	Rated Current (mA)	Price Each 1	Price Each 50	Price Each 100	Reel Qty.	Price Per Piece
1206										
81—LQH31CN1R0M03L		1.0	20	0.28	510	.58	.473	.437	2000	.279
81—LQH31CN2R2M03L		2.2	20	0.41	430	.58	.473	.437	2000	.279
81—LQH31CN100K03L		10	10	1.3	230	.58	.473	.437	2000	.279
81—LQH31CN470K03L		47	10	8	100	.58	.473	.437	2000	.279
81—LQH31CN101K03L		100	10	12	80	.58	.473	.437	2000	.279

For quantities greater than listed, call for quote.

MOUSER STOCK NO. / Mfr.	Mfr. Part No.	Value (nH)	Tol. (%)	DCR (Max.)	Rated Current (mA)	Price Each 1	Price Each 50	Price Each 100	Reel Qty.	Price Per Piece
1210										
81—LQH32CNR15M33L		0.15	20	0.028	1450	.29	.259	.242	2000	.114
81—LQH32CNR47M33L		0.47	20	0.042	1100	.31	.242	.208	2000	.124
81—LQH32CN1R0M23L		1.0	20	0.09	800	.31	.242	.208	2000	.124

PLA10 SERIES - COMMON MODE CHOKE COILS

Features:

- Compact and lightweight
- Low profile in vertical core layout
- Both a standard winding type and a sectional winding for higher frequency noise is available

Specifications:

- Operating Temperature Range: -25°C to 60°C

✻ Safety standards: EN60065

For quantities greater than listed, call for quote

MOUSER STOCK NO. / Mfr.	Mfr. Part No.	Fig.	Common Mode Inductance (min.) (mH)	Rated Voltage (V)	Rated Current (A)	Price Each 1	Price Each 10	Price Each 25
Standard Winding								
81—PLA10AN1522R0R2B		A	1.5	300	2.0	1.96	1.84	1.71
81—PLA10AN2221R5R2B		A	2.2	300	1.5	1.68	1.64	1.58
81—PLA10AN3021R3R2B		A	3.0	300	1.3	1.96	1.84	1.71
81—PLA10AN3521R2R2B		A	3.5	300	1.2	1.96	1.84	1.71
81—PLA10AN5521R0R2B		A	5.5	300	1.0	1.68	1.64	1.58
81—PLA10AN7420R8R2B		A	7.4	300	0.8	1.68	1.64	1.58
81—PLA10AN1030R7R2B		A	10.0	300	0.7	1.96	1.84	1.71
81—PLA10AN2030R5R2B		A	20.0	300	0.5	1.96	1.84	1.71
81—PLA10AN3030R4R2B		A	30.0	300	0.4	1.96	1.84	1.71
81—PLA10AN4330R3R2B		A	43.0	300	0.3	1.68	1.64	1.58
✻ 81—PLA10AS1522R0R2B		A	1.5	250	2.0	1.68	1.64	1.58
✻ 81—PLA10AS1821R7R2B		A	1.8	250	1.7	1.68	1.64	1.58
✻ 81—PLA10AS1030R7R2B		A	10.0	250	0.7	1.68	1.64	1.58
✻ 81—PLA10AS1230R6R2B		A	12.0	250	0.6	1.68	1.64	1.58
✻ 81—PLA10AS3030R4R2B		A	30.0	250	0.4	1.68	1.64	1.58
Sectional Winding								
81—PLA10AN9012R0D2B		B	0.9	300	2.0	1.96	1.84	1.71
81—PLA10AN1321R7D2B		B	1.3	300	1.7	1.68	1.64	1.58
81—PLA10AN1821R5D2B		B	1.8	300	1.5	1.68	1.64	1.58
81—PLA10AN3621R0D2B		B	3.6	300	1.0	1.68	1.64	1.58
81—PLA10AN7720R7D2B		B	7.7	300	0.7	1.68	1.64	1.58
81—PLA10AN1330R5D2B		B	13.0	300	0.5	1.68	1.64	1.58
81—PLA10AN2230R4D2B		B	22.0	300	0.4	1.68	1.64	1.58
81—PLA10AN3630R3D2B		B	36.0	300	0.3	1.68	1.64	1.58

DIMENSIONS: mm

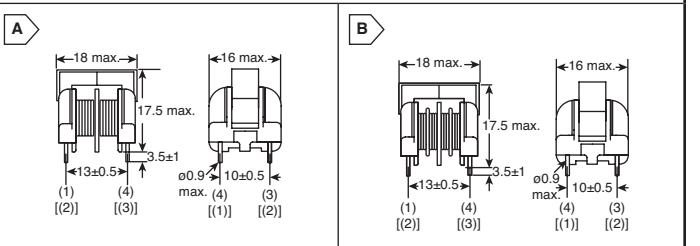

PLH10 SERIES - COMMON MODE CHOKE COILS

Features:

- High performance in high frequency range
- Low profile in vertical core layout
- Compact and lightweight

Specifications:

- Operating Temperature Range: -25°C to 60°C

✻ Safety standards: EN60065

For quantities greater than listed, call for quote

MOUSER STOCK NO. / Mfr.	Mfr. Part No.	Fig.	Common Mode Inductance (min.) (μH)	Rated Voltage (V)	Rated Current (A)	Price Each 1	Price Each 10	Price Each 25
81—PLH10AN7003R6P2B		A	70	300	3.6	1.96	1.84	1.71
81—PLH10AN1612R1P2B		A	160	300	2.1	1.96	1.84	1.71
81—PLH10AN2211R5P2B		A	220	300	1.5	1.96	1.84	1.71
81—PLH10AN2911R2P2B		A	290	300	1.2	1.68	1.64	1.58
81—PLH10AN3711R0P2B		A	370	300	1.0	1.68	1.64	1.58
✻ 81—PLH10AS7003R6P2B		A	70	250	3.6	1.68	1.64	1.58
✻ 81—PLH10AS1612R1P2B		A	160	250	2.1	1.96	1.84	1.71
✻ 81—PLH10AS2211R5P2B		A	220	250	1.5	1.68	1.64	1.58

© Copyright 2013 Mouser Electronics

© Copyright 2013 Mouser Electronics

MURATA SMD Inductors

muRata
Innovator in Electronics

RoHS Compliant This product is RoHS compliant.

LQM SERIES MULTILAYER TYPE FOR CHOKE FERRITE CORE

The LQM21D series consists of magnetically shielded chip inductors. It has less than half the DC resistance of our conventional monolithic chip inductors as well as high inductance.

Inductance	Dimension of H
1.0 to 10μH	0.85±0.2
22 to 47μH	1.25±0.2

DIMENSIONS: mm

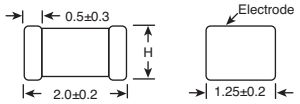

RoHS Compliant

For quantities greater than listed, call for quote.

MOUSER STOCK NO.	Murata Part No.	Value (nH)	Tol. (%)	DCR (Max.)	Rated Current (mA)	Price Each 1	Price Each 50	Price Each 100	Reel Qty.	Price Per Piece
0603										
81-LQM18NN47NM00D	LQM18NN47NM00D	47nH	20	0.30	50	.17	.154	.144	4000	.068
81-LQM18NNR10K00D	LQM18NNR10K00D	0.10	10	0.50	50	.23	.161	.134	4000	.074
81-LQM18NNR56K00D	LQM18NNR56K00D	0.56	10	1.55	35	.23	.161	.134	4000	.074
81-LQM18NN2R2K00D	LQM18NN2R2K00D	2.20	10	1.15	15	.25	.182	.151	4000	.083
0805										
81-LQG21NR10K10	LQM21NNR10K10D	0.10	10	0.26	250	.21	.157	.131	4000	.073
81-LQG21NR15K10	LQM21NNR15K10D	0.15	10	0.32	250	.24	.149	.138	4000	.066
81-LQM21NNR18K10D	LQM21NNR18K10D	0.18	10	0.35	250	.21	.157	.131	4000	.073
81-LQG21NR22K10	LQM21NNR22K10D	0.22	10	0.38	250	.24	.149	.138	4000	.066
81-LQG21NR39K10	LQM21NNR39K10D	0.39	10	0.53	200	.24	.149	.138	4000	.066
81-LQG21NR47K10	LQM21NNR47K10D	0.47	10	0.57	200	.21	.157	.131	4000	.073
81-LQG21NR56K10	LQM21NNR56K10D	0.56	10	0.63	150	.24	.149	.138	4000	.066
81-LQM21NNR68K10D	LQM21NNR68K10D	0.68	10	0.72	150	.24	.171	.142	4000	.079
81-LQG21NR82K10	LQM21NNR82K10D	0.82	10	0.81	150	.18	.164	.153	4000	.073
81-LQM21FN1R0N00D	LQM21FN1R0N00D	1.0	30	0.40	50	.12	.104	.096	4000	.044
81-LQG21C1R0N00	LQM21DN1R0N00D	1.0	30	0.10	60	.28	.182	.17	4000	.082
81-LQG21N1R0K10	LQM21NN1R0K10D	1.0	10	0.40	50	.24	.169	.141	4000	.078
81-LQG21N1R2K10	LQM21NN1R2K10D	1.2	10	0.47	50	.25	.161	.149	4000	.072
81-LQG21N1R5K10	LQM21NN1R5K10D	1.5	10	0.50	50	.25	.161	.149	4000	.072
81-LQG21C2R2N00	LQM21DN2R2N00D	2.2	30	0.17	40	.28	.182	.17	4000	.082
81-LQG21N2R2K10	LQM21NN2R2K10D	2.2	10	0.63	30	.24	.169	.141	4000	.078
81-LQG21N2R7K10	LQM21NN2R7K10L	2.7	10	0.69	30	.18	.143	.132	3000	.102
81-LQG21N3R3K10	LQM21NN3R3K10L	3.3	10	0.80	30	.27	.192	.159	3000	.088
81-LQM21FN4R7N00L	LQM21FN4R7N00L	4.7	30	0.30	80	.12	.104	.096	3000	.046
81-LQG21C4R7N00	LQM21DN4R7N00D	4.7	30	0.30	30	.27	.193	.161	4000	.089
81-LQG21N4R7K10	LQM21NN4R7K10L	4.7	10	1.00	30	.27	.192	.159	3000	.088
81-LQM21FN100N00L	LQM21FN100N00L	10	30	0.50	60	.12	.106	.10	3000	.047
81-LQG21C100N00	LQM21DN100N00D	10	30	0.50	15	.27	.193	.161	4000	.089
81-LQG21C220N00	LQM21DN220N00L	22	30	0.65	13	.27	.193	.161	3000	.089

DIMENSIONS: mm

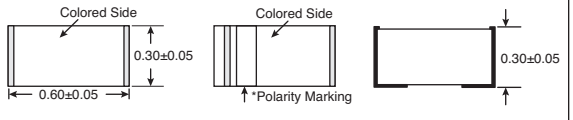

LQP03T Series

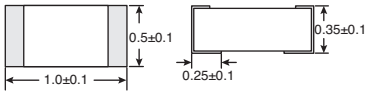

LQP15M Series

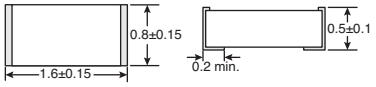

LQP18M Series

LQP SERIES HIGH FREQUENCY FILM TYPE

For quantities greater than listed, call for quote.

MOUSER STOCK NO. Mfr.	Mfr. Part No.	Value (nH)	Tol.	DCR (Max.)	Rated Current (mA)	Price Each 1	Price Each 50	Price Each 100	Reel Qty.	Price Per Piece
LQP03T Series 0201 Case Size										
81	LQP03TN1N0C00D	1	0.2nH	0.10	400	.21	.157	.132	10000	.064
81	LQP03TN1N0C02D	1	0.2nH	0.10	750	.13	.117	.108	15000	.052
81	LQP03TN1N1C02D	1.1	0.2nH	0.10	750	.13	.117	.108	15000	.052
81	LQP03TN1N2C02D	1.2	0.2nH	0.10	750	.13	.117	.108	15000	.052
81	LQP03TN1N3C02D	1.3	0.2nH	0.15	600	.13	.117	.108	15000	.052
81	LQP03TN1N5B00D	1.5	0.1nH	0.16	280	.27	.195	.163	10000	.08
81	LQP03TN1N5C02D	1.5	0.2nH	0.15	600	.13	.117	.108	15000	.052
81	LQP03TN1N6C02D	1.6	0.2nH	0.15	600	.13	.117	.108	15000	.052
81	LQP03TN1N8C00D	1.8	0.2nH	0.16	280	.17	.151	.141	10000	.066
81	LQP03TN1N8C02D	1.8	0.2nH	0.15	600	.13	.117	.108	15000	.052
81	LQP03TN2N0C02D	2	0.2nH	0.15	600	.13	.117	.108	15000	.052
81	LQP03TN2N2C00D	2.2	0.2nH	0.18	220	.17	.151	.141	10000	.066
81	LQP03TN2N2C02D	2.2	0.2nH	0.15	600	.13	.117	.108	15000	.052
81	LQP03TN2N4C02D	2.4	0.2nH	0.20	500	.13	.117	.108	15000	.052
81	LQP03TN2N7C00D	2.7	0.2nH	0.21	220	.17	.151	.141	10000	.066
81	LQP03TN2N7C02D	2.7	0.2nH	0.20	500	.13	.117	.108	15000	.052
81	LQP03TN3N0B00D	3	0.1nH	0.20	190	.27	.195	.163	10000	.08
81	LQP03TN3N0C02D	3	0.2nH	0.25	450	.13	.117	.108	15000	.052
81	LQP03TN3N3C00D	3.3	0.2nH	0.20	190	.17	.151	.141	10000	.066
81	LQP03TN3N3C02D	3.3	0.2nH	0.25	450	.13	.117	.108	15000	.052
81	LQP03TN3N6C02D	3.6	0.2nH	0.30	400	.13	.117	.108	15000	.052
81	LQP03TN3N9C02D	3.9	0.2nH	0.30	400	.13	.117	.108	15000	.052
81	LQP03TN5N1J02D	5.1	5%	0.40	350	.13	.117	.108	15000	.052
81	LQP03TN5N6J02D	5.6	5%	0.40	350	.13	.117	.108	15000	.052
81	LQP03TN6N2J02D	6.2	5%	0.60	300	.13	.117	.108	15000	.052
81	LQP03TN6N8J02D	6.8	5%	0.60	300	.13	.117	.108	15000	.052
81	LQP03TN7N5J02D	7.5	5%	0.60	300	.13	.117	.108	15000	.052
81	LQP03TN8N2J02D	8.2	5%	0.70	250	.13	.117	.108	15000	.052
81	LQP03TN9N1J02D	9.1	5%	0.70	250	.13	.117	.108	15000	.052

For quantities greater than listed, call for quote.

MOUSER STOCK NO. Mfr.	Mfr. Part No.	Value (nH)	Tol.	DCR (Max.)	Rated Current (mA)	Price Each 1	Price Each 50	Price Each 100	Reel Qty.	Price Per Piece
LQP03T Series 0201 Case Size (Cont.)										
81	LQP03TN10NJ00D	10	5%	1.10	100	.17	.151	.141	10000	.066
81	LQP03TN10NJ02D	10	5%	0.70	250	.13	.117	.108	15000	.052
81	LQP03TN12NJ02D	12	5%	0.70	250	.13	.117	.108	15000	.052
81	LQP03TN15NJ02D	15	5%	0.70	250	.13	.117	.108	15000	.052
81	LQP03TN22NJ02D	22	5%	1.90	150	.13	.117	.108	15000	.052
81	LQP03TN27NJ00D	27	5%	2.90	70	.17	.151	.141	10000	.066
81	LQP03TN27NJ02D	27	5%	2.30	140	.13	.117	.108	15000	.052
81	LQP03TN39NJ02D	39	5%	3.00	120	.13	.117	.108	15000	.052
LQP15M Series 0402 Case Size										
81	LQP15MN1N0B02D	1	0.1nH	0.10	400	.19	.139	.117	10000	.057
81	LQP15MN1N5B02D	1.5	0.1nH	0.20	280	.19	.139	.117	10000	.057
81	LQP15MN2N0B02D	2	0.1nH	0.30	220	.19	.139	.117	10000	.057
81	LQP15MN2N7B02D	2.7	0.1nH	0.30	220	.15	.134	.124	10000	.059
81	LQP15MN3N0B02D	3	0.1nH	0.40	190	.19	.139	.117	10000	.057
81	LQP15MN3N0B02D	3.3	0.1nH	0.40	190	.19	.139	.117	10000	.057
81	LQP15MN3N6B02D	3.6	0.1nH	0.50	170	.15	.134	.124	10000	.059
81	LQP15MN4N3B02D	4.3	0.1nH	0.60	160	.15	.134	.124	10000	.059
81	LQP15MN4N7B02D	4.7	0.1nH	0.60	160	.19	.139	.117	10000	.057
81	LQP15MN5N6B02D	5.6	0.1nH	0.70	140	.15	.134	.124	10000	.059
81	LQP15MN8N2B02D	8.2	0.1nH	1.10	110	.19	.139	.117	10000	.057
81	LQP15MN15NG02D	15	2%	1.80	90	.21	.155	.129	10000	.063
81	LQP15MN18NG02D	18	2%	2.00	80	.21	.155	.129	10000	.063
81	LQP15MN22NG02D	22	2%	2.60	70	.21	.155	.129	10000	.063
81	LQP15MN33NG02D	33	2%	3.80	60	.15	.139	.128	10000	.075
LQP18M Series 0603 Case Size										
81	LQP18MN3N3C02D	3.3	0.2nH	0.40	250	.34	.239	.204	4000	.116
81	LQP18MN5N6C02D	5.6	0.2nH	0.60	200	.34	.239	.204	4000	.116
81	LQP18MN6N8C02D	6.8	0.2nH	0.70	200	.45	.399	.353	4000	.148
81	LQP18MN12NG02D	12	2%	1.00	150	.34	.239	.204	4000	.116

© Copyright 2013 Mouser Electronics

© Copyright 2013 Mouser Electronics

MURATA SMD Inductors

RoHS Compliant This product is RoHS compliant.

muRata Innovator in Electronics

LQW15A SERIES HIGH FREQUENCY WINDING TYPE AIR CORE COIL

The LQW 15A series consists of air core chip coil using a miniature alumina core. The LQW15A series has a high Q value in high frequency range and high self resonant frequency.

Inductance (nH)	Dimension of W
1.5-22, 100, 120 24-82	0.6±0.1 0.5±0.1

DIMENSIONS: mm

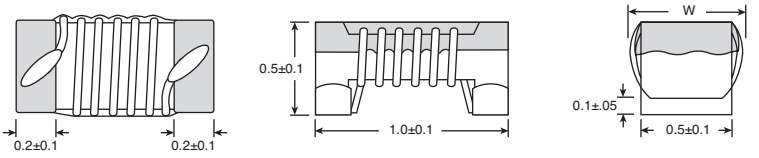

For quantities greater than listed, call for quote.

MOUSER STOCK NO.	Mfr. Part No.	Value (nH)	Tol.	DCR (Max.)	Rated Current (mA)	Price Each 1	Price Each 50	Price Each 100	Reel Qty.	Price Per Piece
Case 0402										
81—LQW15AN1N5D00D		1.5	0.5nH	0.03	1000	.29	.255	.238	10000	.113
81—LQW15AN2N7D00D		2.7	0.5nH	0.05	850	.29	.255	.238	10000	.113
81—LQW15AN4N3C00D		4.3	0.2nH	0.07	750	.35	.25	.215	10000	.111
81—LQW15AN4N7C00D		4.7	0.2nH	0.07	750	.35	.25	.215	10000	.111
81—LQW15AN5N1D00D		5.1	0.5nH	0.12	600	.29	.255	.238	10000	.113
81—LQW15AN6N2D00D		6.2	0.5nH	0.09	700	.34	.239	.204	10000	.106
81—LQW15AN6N8J00D		6.8	5%	0.09	700	.34	.239	.204	10000	.106
81—LQW15AN7N5J00D		7.5	5%	0.13	570	.34	.239	.204	10000	.106
81—LQW15AN9N1J00D		9.1	5%	0.14	540	.34	.239	.204	10000	.106
81—LQW15AN10NJ00D		10	5%	0.17	500	.34	.239	.204	10000	.106
81—LQW15AN12NJ00D		12	5%	0.14	500	.34	.239	.204	10000	.106
81—LQW15AN15NJ00D		15	5%	0.16	460	.29	.238	.22	10000	.105
81—LQW15AN18NJ00D		18	5%	0.27	370	.34	.239	.204	10000	.106
81—LQW15AN22NJ00D		22	5%	0.30	310	.34	.239	.204	10000	.106
81—LQW15AN27NJ00D		27	5%	0.52	280	.34	.239	.204	10000	.106
81—LQW15AN33NJ00D		33	5%	0.63	260	.34	.239	.204	10000	.106
81—LQW15AN39NJ00D		39	5%	0.70	250	.29	.255	.238	10000	.113
81—LQW15AN47NJ00D		47	5%	1.08	210	.34	.239	.204	10000	.106
81—LQW15AN56NJ00D		56	5%	1.17	200	.34	.239	.204	10000	.106
81—LQW15AN68NJ00D		68	5%	1.96	140	.34	.239	.204	10000	.106
Case 0603										
81—LQW18AN2N2D00D		2.2	0.5nH	0.049	700	.35	.246	.211	4000	.12
81—LQW18AN3N6D00D		3.6	0.5nH	0.059	850	.35	.246	.211	4000	.12
81—LQW18AN3N9C00D		3.9	0.2nH	0.059	850	.39	.27	.231	4000	.131
81—LQW18AN4N7D00D		4.7	0.5nH	0.059	850	.35	.246	.211	4000	.12
81—LQW18AN5N6D00D		5.6	0.5nH	0.082	750	.30	.246	.225	4000	.117
81—LQW18AN5N6C00D		5.6	0.2nH	0.082	750	.39	.27	.231	4000	.131
81—LQW18AN6N2C00D		6.2	0.2nH	0.082	750	.33	.289	.27	4000	.128
81—LQW18AN6N2D00D		6.2	0.5nH	0.082	750	.35	.246	.211	4000	.12
81—LQW18AN6N8C00D		6.8	0.2nH	0.082	750	.39	.27	.231	4000	.131
81—LQW18AN6N8D00D		6.8	0.5nH	0.082	750	.35	.246	.211	4000	.12
81—LQW18AN7N5D00D		7.5	0.5nH	0.082	750	.35	.246	.211	4000	.12
81—LQW18AN8N2D10D		8.2	0.5nH	0.11	650	.31	.278	.254	4000	.14
81—LQW18AN8N2D00D		8.2	0.5nH	0.11	650	.35	.246	.211	4000	.12
81—LQW18AN8N7D00D		8.7	0.5nH	0.11	650	.35	.246	.211	4000	.12
81—LQW18AN10NJ00D		10	5%	0.11	650	.35	.246	.211	4000	.12
81—LQW18AN10NG00D		10	2%	0.11	650	.39	.27	.231	4000	.131
81—LQW18AN12NJ00D		12	5%	0.13	600	.35	.246	.211	4000	.12
81—LQW18AN12NG00D		12	2%	0.13	600	.39	.27	.231	4000	.131

For quantities greater than listed, call for quote.

MOUSER STOCK NO.	Mfr. Part No.	Value (nH)	Tol.	DCR (Max.)	Rated Current (mA)	Price Each 1	Price Each 50	Price Each 100	Reel Qty.	Price Per Piece
Case 0603 (Cont.)										
81—LQW18AN15NJ00D		15	5%	0.13	600	.35	.246	.211	4000	.12
81—LQW18AN15NG00D		15	2%	0.13	600	.39	.27	.231	4000	.131
81—LQW18AN18NJ00D		18	5%	0.16	550	.35	.246	.211	4000	.12
81—LQW18AN18NG00D		18	2%	0.16	550	.39	.27	.231	4000	.131
81—LQW18AN22NJ00D		22	5%	0.17	500	.35	.246	.211	4000	.12
81—LQW18AN22NG00D		22	2%	0.17	500	.39	.27	.231	4000	.131
81—LQW18AN27NJ00D		27	5%	0.21	440	.35	.246	.211	4000	.12
81—LQW18AN27NG00D		27	2%	0.21	440	.39	.27	.231	4000	.131
81—LQW18AN33NJ00D		33	5%	0.23	420	.35	.246	.211	4000	.12
81—LQW18AN33NG00D		33	2%	0.23	420	.39	.27	.231	4000	.131
81—LQW18AN36NG00D		36	2%	0.26	400	.33	.289	.27	4000	.128
81—LQW18AN39NJ00D		39	5%	0.26	400	.35	.246	.211	4000	.12
81—LQW18AN47NG00D		47	2%	0.29	380	.39	.27	.231	4000	.131
81—LQW18AN56NJ00D		56	5%	0.35	360	.35	.246	.211	4000	.12
81—LQW18AN68NG00D		68	2%	0.38	340	.39	.27	.231	4000	.131
81—LQW18AN68NJ00D		68	5%	0.38	340	.30	.263	.246	4000	.117
81—LQW18AN72NJ00D		72	5%	0.56	270	.30	.263	.246	4000	.117
81—LQW18AN82NG00D		82	2%	0.60	250	.39	.27	.231	4000	.131
81—LQW18AN91NG00D		91	2%	0.64	230	.33	.289	.27	4000	.128
81—LQW18ANR10J00D		100	5%	0.68	220	.35	.246	.211	4000	.12
81—LQW18ANR10G00D		100	2%	0.68	220	.39	.27	.231	4000	.131
81—LQW18ANR12J00D		120	5%	1.3	180	.30	.263	.246	4000	.117
81—LQW18ANR15G00D		150	2%	1.5	160	.39	.27	.231	4000	.131
81—LQW18ANR18G00D		180	2%	2.2	140	.33	.289	.27	4000	.128
81—LQW18ANR22G00D		220	2%	2.5	120	.39	.27	.231	4000	.131
81—LQW18ANR22J00		220	5%	2.5	120	.35	.246	.211	4000	.12
81—LQW18ANR27J00D		270	5%	3.4	110	.39	.27	.231	4000	.131
81—LQW18ANR33J00D		330	5%	5.5	85	.39	.27	.231	4000	.131
81—LQW18ANR39J00D		390	5%	6.2	80	.39	.27	.231	4000	.131
81—LQW18ANR47G00D		470	2%	7.0	75	.42	.292	.25	4000	.142
81—LQW18ANR47J00D		470	5%	7.0	75	.39	.27	.231	4000	.131
Case 0805										
81—LQW2BHN6N8D03L		6.8	0.5nH	0.11	680	.43	.377	.342	2000	.171
81—LQW2BHN15NJ03L		15	5%	0.12	630	.43	.377	.342	2000	.171
81—LQW2BHN27NJ03L		27	5%	0.17	540	.43	.377	.342	2000	.171
81—LQW2BHN33NJ03L		33	5%	0.15	570	.43	.377	.342	2000	.171
81—LQW2BHN56NJ03L		56	5%	0.26	430	.43	.377	.342	2000	.171
81—LQW2BHN68NG03L		68	2%	0.23	460	.79	.502	.46	2000	.228
81—LQW2BHNR10J03L		100	5%	0.38	350	.51	.365	.314	2000	.187

LQW2UA SERIES HIGH FREQUENCY HORIZONTAL WIRE WOUND SMD INDUCTORS

LQW2UA series consists of air-core chip inductor using a alumina core as a bobbin.

Features:

- Inductance: 12 to 4700nH (Wide inductance ranges)
- Because of the high self-resonant frequency, it can be used in high frequency range from several 10MHz to 3GHz.
- Tight inductance tolerance (+/-5%)
- It is easy to mount because the resin is coated on the upper surface.
- Reflow soldering methods can be employed.

Applications:

- Impedance Matching: Set Top Box
  Cable Modem

DIMENSIONS: mm

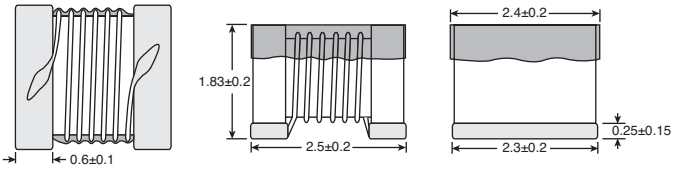

For quantities greater than listed, call for quote.

MOUSER STOCK NO.	Mfr. Part No.	Value (nH)	Tol.	DCR (Max.)	Rated Current (mA)	Price Each 1	Price Each 50	Price Each 100	Reel Qty.	Price Per Piece
Case 1008										
81—LQW2UAS12NJ00L		12	5	0.09	1000	.48	.428	.399	2000	.223
81—LQW2UAS18NJ00L		18	5	0.11	1000	.48	.428	.399	2000	.223
81—LQW2UAS22NJ00L		22	5	0.12	1000	.48	.428	.399	2000	.223
81—LQW2UAS27NJ00L		27	5	0.13	1000	.48	.428	.399	2000	.223
81—LQW2UAS33NJ00L		33	5	0.14	1000	.48	.428	.399	2000	.223
81—LQW2UAS39NJ00L		39	5	0.15	1000	.48	.428	.399	2000	.223
81—LQW2UAS47NJ00L		47	5	0.16	1000	.48	.428	.399	2000	.223
81—LQW2UAS56NJ00L		56	5	0.18	1000	.48	.428	.399	2000	.223
81—LQW2UAS68NJ00L		68	5	0.2	1000	.48	.428	.399	2000	.223
81—LQW2UAS82NJ00L		82	5	0.22	1000	.48	.428	.399	2000	.223
81—LQW2UASR10J00L		100	5	0.56	650	.48	.428	.399	2000	.223
81—LQW2UASR12J00L		120	5	0.63	650	.48	.428	.399	2000	.223
81—LQW2UASR15J00L		150	5	0.7	580	.48	.428	.399	2000	.223
81—LQW2UASR18J00L		180	5	0.77	620	.48	.428	.399	2000	.223
81—LQW2UASR22J00L		220	5	0.84	500	.48	.428	.399	2000	.223
81—LQW2UASR27J00L		270	5	0.91	500	.48	.428	.399	2000	.223
81—LQW2UASR33J00L		330	5	1.05	450	.48	.428	.399	2000	.223

For quantities greater than listed, call for quote.

MOUSER STOCK NO.	Mfr. Part No.	Value (nH)	Tol.	DCR (Max.)	Rated Current (mA)	Price Each 1	Price Each 50	Price Each 100	Reel Qty.	Price Per Piece
Case 1008 (Cont.)										
81—LQW2UASR39J00L		390	5	1.12	470	.48	.428	.399	2000	.223
81—LQW2UASR47J00L		470	5	1.19	470	.48	.428	.399	2000	.223
81—LQW2UASR56J00L		560	5	1.33	400	.48	.428	.399	2000	.223
81—LQW2UASR62J00L		620	5	1.4	300	.48	.428	.399	2000	.223
81—LQW2UASR68J00L		680	5	1.47	400	.48	.428	.399	2000	.223
81—LQW2UASR75J00L		750	5	1.54	360	.48	.428	.399	2000	.223
81—LQW2UASR82J00L		820	5	1.61	400	.48	.428	.399	2000	.223
81—LQW2UASR91J00L		910	5	1.68	380	.48	.428	.399	2000	.223
81—LQW2UAS1R0J00L		1000	5	1.75	370	.48	.428	.399	2000	.223
81—LQW2UAS1R2J00L		1200	5	2	310	.48	.428	.399	2000	.223
81—LQW2UAS1R5J00L		1500	5	2.3	330	.48	.428	.399	2000	.223
81—LQW2UAS1R8J00L		1800	5	2.6	300	.48	.428	.399	2000	.223
81—LQW2UAS2R2J00L		2200	5	2.8	280	.48	.428	.399	2000	.223
81—LQW2UAS2R7J00L		2700	5	3.2	290	.48	.428	.399	2000	.223
81—LQW2UAS3R3J00L		3300	5	3.4	290	.48	.428	.399	2000	.223
81—LQW2UAS3R9J00L		3900	5	3.6	260	.48	.428	.399	2000	.223
81—LQW2UAS4R7J00L		4700	5	4	260	.48	.428	.399	2000	.223

© Copyright 2013 Mouser Electronics

© Copyright 2013 Mouser Electronics

MURATA Common Mode Choke Coils

RoHS Compliant **This product is RoHS compliant.**

muRata Innovator in Electronics

PLY10 SERIES HYBRID CHOKE COIL

Features:
- PLY10 has both functions of a common mode choke coil and a differential mode choke coil in its compact body
- Low profile in vertical core layout
- PHY10 has the same pin layout as a general common mode choke coil which enables it to replace conventional components

✻ Safety standards: EN60065

Specifications:
- Operating Temperature Range: -25°C to 60°C

For quantities greater than listed, call for quote

MOUSER STOCK NO.		Fig.	Common Mode Inductance (min.) (mH)	Rated Voltage (V)	Rated Current (A)	Insulation Resistance (min.) (M ohm)	Price Each		
Mfr.	Mfr. Part No.						1	10	25
Standard Winding									
81	PLY10AN1121R8R2B	A	1.1	1.8	90	300	3.14	3.04	2.93
81	PLY10AN1521R6R2B	A	1.5	1.6	110	300	3.14	3.04	2.93
81	PLY10AN1430R5R2B	A	14.0	1000	0.5	300	3.65	3.42	3.19
✻ 81	PLY10AS1430R5R2B	A	14.0	0.5	1000	300	3.14	3.04	2.93
✻ 81	PLY10AS6220R8R2B	A	6.2	0.8	400	300	3.14	3.04	2.93
Sectional Winding									
81	PLY10AN7012R0D2B	B	0.7	2.0	50	300	3.14	3.04	2.75
81	PLY10AN1121R7D2B	B	1.1	1.7	65	300	3.14	3.04	2.93
81	PLY10AN1421R4D2B	B	1.4	1.4	110	300	3.14	3.04	2.93
81	PLY10AN2321R2D2B	B	2.3	1.2	160	300	3.14	3.04	2.93
81	PLY10AN8720R7D2B	B	8.7	0.7	500	300	3.14	3.04	2.93
✻ 81	PLY10AS1421R4D2B	B	1.4	1.4	110	300	3.14	3.04	2.93
✻ 81	PLY10AS8720R7D2B	B	8.7	0.7	500	300	3.14	3.04	2.93

PLY17 SERIES

Features:
- Integration of choke coil function to suppress differential mode/low and high frequency common mode noise.
- Low profile (H=<13mm)

Applications:
- For AC power supply, AC adapter
- Low-profile equipment such as lighting equipment FPD, Digital amplifier

Specifications:
- Operating Temperature Range: -25°C to 60°C

For quantities greater than listed, call for quote

MOUSER STOCK NO.		Fig.	Common Mode Inductance (min.) (mH)	Rated Current (A)	Normal Mode Inductance (min.) (uH)	Rated Voltage (V)	Price Each		
Mfr.	Mfr. Part No.						1	10	25
81	PLY17BN4912R4A2B	C	0.49	2.4	18	300	2.80	2.71	2.61
81	PLY17BN9612R0A2B	C	0.96	2.0	36	300	2.80	2.71	2.61
81	PLY17BN1023R0A2B	C	1.0	3.0	36	300	2.80	2.71	2.61
81	PLY17BN1121R8A2B	C	1.1	1.8	44	300	2.80	2.71	2.61
81	PLY17BN1721R5A2B	C	1.7	1.5	67	300	2.80	2.71	2.61
81	PLY17BN2921R2A2B	C	2.9	1.2	110	300	2.80	2.71	2.61
81	PLY17BN3721R0A2B	C	3.7	1.0	140	300	2.80	2.71	2.61
81	PLY17BN5620R8A2B	C	5.6	0.8	210	300	2.80	2.71	2.61
81	PLY17BN7820R7A2B	C	7.8	0.7	290	300	2.80	2.71	2.61
81	PLY17BN9320R6A2B	C	9.3	0.6	350	300	2.80	2.71	2.61
81	PLY17BN4912R4B2B	C	0.49	2.4	24	300	3.33	3.22	3.10
81	PLY17BN9612R0B2B	C	0.96	2.0	47	300	3.33	3.22	3.10
81	PLY17BN1023R0B2B	C	1.0	3.0	47	300	3.33	3.22	3.10
81	PLY17BN1121R8B2B	C	1.1	1.8	58	300	3.33	3.22	3.10
81	PLY17BN1721R5B2B	C	1.7	1.5	88	300	3.33	3.22	3.10
81	PLY17BN2921R2B2B	C	2.9	1.2	140	300	3.33	3.22	3.10
81	PLY17BN3721R0B2B	C	3.7	1.0	180	300	3.33	3.22	3.10
81	PLY17BN5620R8B2B	C	5.6	0.8	280	300	3.33	3.22	3.10
81	PLY17BN7820R7B2B	C	7.8	0.7	390	300	3.33	3.22	3.10
81	PLY17BN9320R6B2B	C	9.3	0.6	460	300	3.33	3.22	3.10

PLT08C SERIES COMMON MODE CHOKE COILS (FOR DC LINE)

The PTC08C series is common mode choke coil for DC line. It is effective against the common mode noise that can cause radiative noise in power supply lines and interface lines. The high coupling factor enables effective suppression of common mode noise without appreciably altering the normal mode signal waveforms even when the signal and noise frequencies are close to each other.

Applications:
- For suppressing noise radiation from interface cables of digital equipment such as computers and computer peripherals
- For supressing noise radiation from the power supply cords of supply cords of digital equipment that uses adapters

Specifications:
- Operating Temperature Range: -25°C to 60°C

For quantities greater than listed, call for quote

MOUSER STOCK NO.		Fig.	Common Mode Inductance (min.) (mH)	Rated Current (A)	Normal Mode Inductance (min.) (uH)	Rated Voltage (V)	Price Each		
Mfr.	Mfr. Part No.						1	10	25
81	PLT08CN0R53R0T0B	D	0.5 min.	125	50	3	8.51	7.39	7.17
81	PLT08CN1R53R0T0B	D	1.5 min.	125	50	3	3.38	2.75	2.72

PLT09H SERIES COMMON MODE CHOKE COILS (FOR DC LINE)

PLT09H seies is a common mode choke coil for DC lines. It is effective against the common mode noise that can cause radiative noise in power supply lines and interface lines. The additional normal mode inductance enables a high suppression effect to radiation noise.

Features:
- This is a wide frequency range type, suitable in applications ranging from a few MHz to several 100MHz

Applications:
- Noise suppression of SW power supply, DC-DC converter
- DC power lines in a AC adapter of portable equipment

Specifications:
- Operating Temperature Range: -40°C to +85°C

For quantities greater than listed, call for quote

MOUSER STOCK NO.		Fig.	Common Mode Inductance (min.) (mH)	Rated Current (A)	Normal Mode Inductance (min.) (uH)	Rated Voltage (V)	Price Each		
Mfr.	Mfr. Part No.						1	10	25
81	PLT09HN2003R0P1B	E	20 min.	50	3	125	10.03	8.77	8.56

DIMENSIONS: mm

A

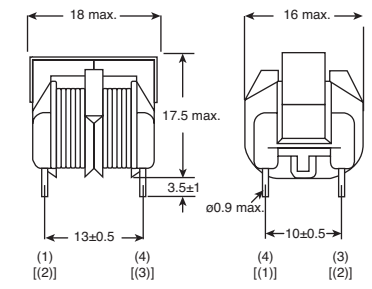

B

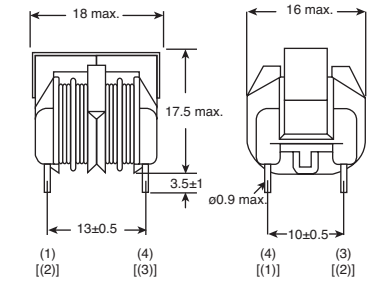

C

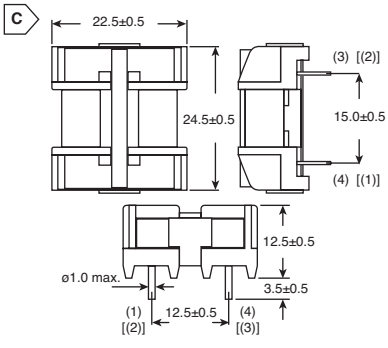

D

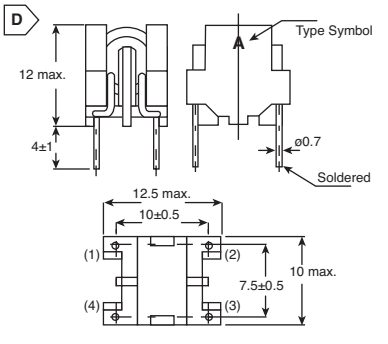

E

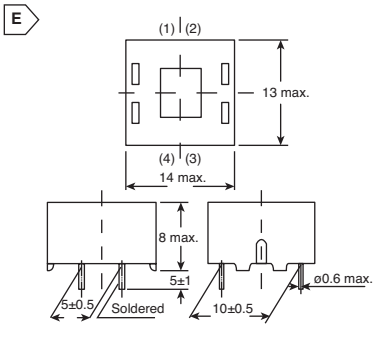

Inductors

Murata

© Copyright 2013 Mouser Electronics

© Copyright 2013 Mouser Electronics

MURATA SMD Common Mode Choke Coils

muRata
Innovator in Electronics

RoHS Compliant This product is RoHS compliant.

PLT10H SERIES COMMON MODE CHOKE COIL

NEW PRODUCT

For quantities greater than listed, call for quote.

MOUSER STOCK NO.	Murata Part No.	Fig.	Common Mode Imp @ 100MHz	Rated Current (m)	Rated Volt.	Insulation Resistance (min) Ω	Withstanding Volt. (Vdc)	DC Resistance (Ω) max.	Price Each 1	10	25	125
81-PLT10HH1026R0PNL	PLT10HH1026R0PNL	A	400	10	100	10M	250	3.6	8.03	7.71	7.38	6.96
81-PLT10HH9016R0PNL	PLT10HH9016R0PNL	A	500	10	100	10M	250	3.6	8.03	7.71	7.38	6.96
81-PLT10HH501100PNL	PLT10HH501100PNL	A	900	6	100	10M	250	8.0	8.03	7.71	7.38	6.96
81-PLT10HH401100PNL	PLT10HH401100PNL	A	1000	6	100	10M	250	8.0	8.03	7.71	7.38	6.96

DLP11TB SERIES - 1210 SIZE CHIP TYPE COMMON MODE CHOKE COILS

Features:
- Small size of 1.25x1.0mm is optimally suited to mobile devices.
- Cut-off frequency in the transmission characteristics (Sdd21) boosted to 8GHz or more to reduce the effects of noise on the signals.
- Operating temperature: -40°C to +85°C

Applications:
- USB 3.0 connectors featured in personal computers and in PC peripheral devices.

RoHS Compliant

NEW! TECHNOLOGY

For quantities greater than listed, call for quote.

MOUSER STOCK NO.	Murata Part No.	Fig.	Common Mode Imp @ 100MHz	Rated Current (mA)	Rated Volt. (Vdc)	Insulation Resistance (min) Ω	Price Each 1	50	100	500	Reel Qty.	Price Per Piece
81-DLP11TB800UL2	DLP11TB800UL2	B	80	100	5	1.5	.75	.537	.471	.38	5000	.256

DLP SERIES - COMMON MODE CHOKE COILS

DLP0NS Features:
- Small size: 0.85x0.65x0.45mm
- Enables noise suppression for differential signal line without distortion in high-speed signal transmission due to its line impedance matching.

DLP2AD Features:
- 2 components are included in 2.0x1.0mm size.
- Can suppress common mode noise without damage to signal wave.

DLP11SA and DLP11SN Features:
- Small size: 1.25x1.0x0.82mm
- Enables noise suppression for differential signal line without distortion in high-speed signal transmission due to its high coupling.

DLP31S Features:
- Small size: 3.2x1.6x1.15mm
- Suppresses high frequency noise that was unable to be suppressed with exisiting common mode choke coils.

DLP31D Features:
- 2 components included in 3.2x1.6mm size. Thin type: 1.15mm
- Can suppress common mode noise without damage to signal wave.

RoHS Compliant

For quantities greater than listed, call for quote.

MOUSER STOCK NO.	Murata Part No.	Fig.	Common Mode Imp @ 100MHz	Rated Current (mA)	Insulation Resistance (min) Ω	Withstanding Voltage (Vdc)	DC Resistance (Ω) max	Price Each 1	50	100	500	Reel Qty.	Price Per Piece
DLP0NS Series - 03025 Size Film Type													
81-DLP0NSN670HL2L	DLP0NSN670HL2L	C	67	5	100M	12.5	2.4	.65	.471	.413	.334	5000	.225
81-DLP0NSN900HL2L	DLP0NSN900HL2L	C	90	5	100M	12.5	3.0	.65	.471	.413	.334	5000	.225
81-DLP0NSN121HL2L	DLP0NSN121HL2L	C	120	5	100M	12.5	3.8	.65	.471	.413	.334	5000	.225
DLP2AD Series - 0804 Size Film Type (Array)													
81-DLP2ADN670HL4L	DLP2ADN670HL4L	D	67	5	100M	12.5	1.25	.80	.696	.658	.517	3000	.33
81-DLP2ADN900HL4L	DLP2ADN900HL4L	D	90	5	100M	12.5	1.75	.80	.696	.658	.517	3000	.33
81-DLP2ADN121HL4L	DLP2ADN121HL4L	D	120	5	100M	12.5	2.5	.85	.612	.536	.433	3000	.301
81-DLP2ADN161HL4L	DLP2ADN161HL4L	D	160	5	100M	12.5	3.125	.80	.696	.658	.517	3000	.33
81-DLP2ADN201HL4L	DLP2ADN201HL4L	D	200	5	100M	12.5	4.0	.80	.696	.658	.517	3000	.33
81-DLP2ADN241HL4L	DLP2ADN241HL4L	D	240	5	100M	12.5	4.75	.80	.611	.564	.489	3000	.301
81-DLP2ADN281HL4L	DLP2ADN281HL4L	D	280	5	100M	12.5	5.75	.85	.612	.536	.433	3000	.301
DLP11SA Series - 0504 Size Film Type													
81-DLP11SA350HL2L	DLP11SA350HL2L	E	35	5	100M	12.5	0.9	.52	.46	.433	.34	3000	.216
81-DLP11SA670HL2L	DLP11SA670HL2L	E	67	5	100M	12.5	1.2	.52	.46	.433	.34	3000	.216
81-DLP11SA900HL2L	DLP11SA900HL2L	E	90	5	100M	12.5	1.4	.57	.407	.356	.288	3000	.20
DLP11SN Series - 0504 Size Film Type													
81-DLP11SN670SL2L	DLP11SN670SL2L	E	67	5	100M	12.5	1.3	.50	.36	.316	.255	3000	.177
81-DLP11SN900HL2L	DLP11SN900HL2L	E	90	5	100M	12.5	1.5	.50	.36	.316	.255	3000	.177
81-DLP11SN121SL2L	DLP11SN121SL2L	E	120	5	100M	12.5	2.0	.50	.36	.316	.255	3000	.177
81-DLP11SN161SL2L	DLP11SN161SL2L	E	160	5	100M	12.5	2.7	.47	.407	.386	.304	3000	.194
81-DLP11SN201HL2L	DLP11SN201HL2L	E	200	5	100M	12.5	3.1	.50	.36	.316	.255	3000	.177
81-DLP11SN241HL2L	DLP11SN241HL2L	E	240	5	100M	12.5	3.5	.47	.407	.386	.304	3000	.194
81-DLP11SN281HL2L	DLP11SN281HL2L	E	280	5	100M	12.5	4.2	.47	.407	.386	.304	3000	.194
81-DLP11SN331HL2L	DLP11SN331HL2L	E	330	5	100M	12.5	4.9	.50	.36	.316	.255	3000	.177
DLP31S Series - 1206 Size Film Type													
81-DLP31SN121ML2L	DLP31SN121ML2L	F	120	16	100M	40	2.0	1.99	1.50	1.29	1.10	3000	.774
81-DLP31SN221ML2L	DLP31SN221ML2L	F	220	16	100M	40	2.5	2.12	1.85	1.73	1.36	3000	.871
81-DLP31SN551ML2L	DLP31SN551ML2L	F	550	16	100M	40	3.6	1.99	1.50	1.29	1.10	3000	.774
DLP31D Series - 1206 Size Film Type (Array)													
81-DLP31DN131ML4L	DLP31DN131ML4L	G	130	10	100M	25	1.6	1.77	1.55	1.44	1.13	3000	.725
81-DLP31DN201ML4L	DLP31DN201ML4L	G	200	10	100M	25	2.2	1.77	1.55	1.44	1.13	3000	.725
81-DLP31DN321ML4L	DLP31DN321ML4L	G	320	10	100M	25	3.5	1.77	1.55	1.44	1.13	3000	.725
81-DLP31DN441ML4L	DLP31DN441ML4L	G	440	10	100M	25	4.3	1.66	1.24	1.08	.913	3000	.643
81-DLP31DN900ML4L	DLP31DN900ML4L	G	90	10	100M	25	1.1	1.66	1.24	1.08	.913	3000	.643

DLW SERIES - WOUND TYPE

DLW5BS Features:
- High impedance
- Large rated current
- Does not damage high speed signal due to high coupling common mode choke coil.
- Rated Voltage: 50Vdc

DLW21 Features:
- Low profile
- Small size: 2.0x1.2x0.9mm
- Suitable for differential signal line like USB 2.0, IEEE1394 and LVDS.
- Rated Voltage: 50Vdc

DLW31 Features:
- Low profile
- Small size: 3.2x1.6x1.9mm
- Enables noise suppression for differential signal lines without distortion in high speed signal transmission due to its high coupling.
- Rated Voltage: 50Vdc

RoHS Compliant

For quantities greater than listed, call for quote.

MOUSER STOCK NO.	Murata Part No.	Fig.	Common Mode Imp @ 100MHz	Rated Current (mA)	Insulation Resistance (min) Ω	Withstanding Voltage (Vdc)	DC Resistance (Ω) max	Price Each 1	10	25	100	Reel Qty.	Price Per Piece
DLW5BS Series													
81-DLW5BSN302SQ2L	DLW5BSN302SQ2L	H	3000	500	10M	125	0.3	5.09	4.73	3.79	3.35	400	2.48
81-DLW5BSN152SQ2L	DLW5BSN152SQ2L	H	1500	1000	10M	125	0.1	5.09	4.73	3.79	3.35	400	2.48
81-DLW5BSN102SQ2L	DLW5BSN102SQ2L	H	1000	1500	10M	125	0.06	5.09	4.73	3.79	3.35	400	2.48
81-DLW5BSN351SQ2L	DLW5BSN351SQ2L	H	350	2000	10M	125	0.04	5.09	4.73	3.79	3.35	400	2.48
81-DLW5BSN191SQ2L	DLW5BSN191SQ2L	H	190	5000	10M	125	0.02	5.09	4.73	3.79	3.35	400	2.48
DLW21H Series								1	50	100	500		
81-DLW21HN670SQ2L	DLW21HN670SQ2L	I	67	330	10M	125	0.35	.56	.402	.353	.285	3000	.198
81-DLW21HN900SQ2L	DLW21HN900SQ2L	I	90	330	10M	125	0.35	.56	.402	.353	.285	3000	.198
81-DLW21HN121SQ2L	DLW21HN121SQ2L	I	120	280	10M	125	0.45	.56	.402	.353	.285	3000	.198
81-DLW21HN181SQ2L	DLW21HN181SQ2L	I	180	250	10M	125	0.5	.56	.402	.353	.285	3000	.198
DLW31S Series													
81-DLW31SN222SQ2L	DLW31SN222SQ2L	J	2200	200	10M	125	1.2	1.29	.976	.845	.716	2000	.504
81-DLW31SN102SQ2L	DLW31SN102SQ2L	J	1000	230	10M	125	1	1.29	.976	.845	.716	2000	.504
81-DLW31SN601SQ2L	DLW31SN601SQ2L	J	600	260	10M	125	0.8	1.29	.976	.845	.716	2000	.504
81-DLW31SN900SQ2L	DLW31SN900SQ2L	J	90	370	10M	125	0.3	1.29	.976	.845	.716	2000	.504

DIMENSIONS: in. (mm)

A

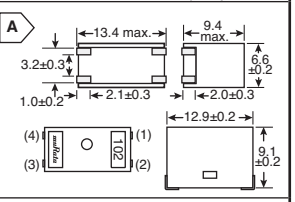

B

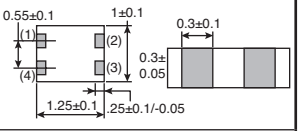

C

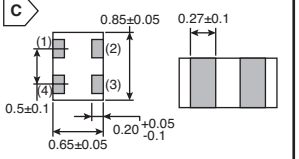

D

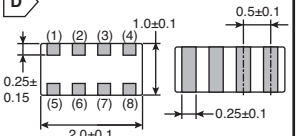

E

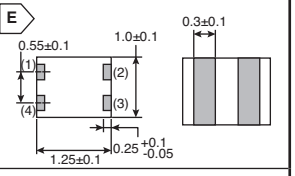

F

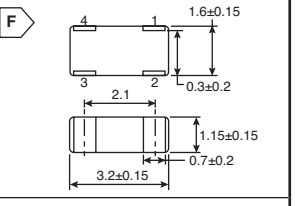

G

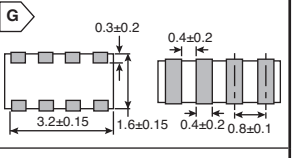

H

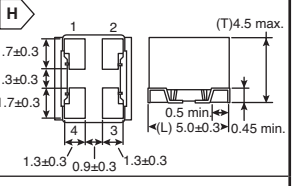

I

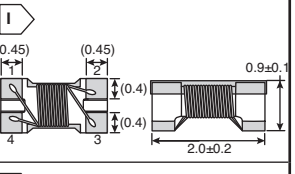

J

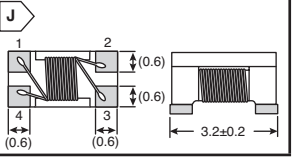

© Copyright 2013 Mouser Electronics

© Copyright 2013 Mouser Electronics

MURATA POWER SOLUTIONS Inductors

RoHS Compliant This product is RoHS compliant.

Murata Power Solutions



RADIAL LEAD INDUCTORS

- UL VW-1 rated sleeving
- Low DC resistance
- RoHS Compliant

1100R Series, Radial Lead

- Dimensions (mm): A-5.0, B-7.5, C-41.0, D-45.0

For quantities greater than listed, call for quote.

MOUSER STOCK NO.	MPS Part No.	Fig.	L (µH)	IDC Max. (A)	RDC Max. (Ω)	Price Each 1	5	10
580-11R102C	11R102C	A	1.0	3.00	0.02	.31	.30	.289
580-11R152C	11R152C	A	1.5	2.40	0.03	.31	.30	.289
580-11R222C	11R222C	A	2.2	1.90	0.05	.31	.30	.289
580-11R332C	11R332C	A	3.3	1.50	0.07	.31	.30	.289
580-11R472C	11R472C	A	4.7	1.30	0.09	.31	.30	.289
580-11R682C	11R682C	A	6.8	1.10	0.10	.31	.30	.289
580-11R103C	11R103C	A	10	0.95	0.14	.31	.30	.289
580-11R153C	11R153C	A	15	0.80	0.19	.31	.30	.289
580-11R223C	11R223C	A	22	0.65	0.27	.31	.30	.289
580-11R333C	11R333C	A	33	0.55	0.42	.31	.30	.289
580-11R473C	11R473C	A	47	0.50	0.54	.31	.30	.289
580-11R683C	11R683C	A	68	0.40	0.85	.31	.30	.289
580-11R104C	11R104C	A	100	0.35	1.10	.31	.30	.289
580-11R154C	11R154C	A	150	0.30	1.65	.31	.30	.289
580-11R224C	11R224C	A	220	0.24	2.40	.31	.30	.289
580-11R334C	11R334C	A	330	0.19	3.60	.31	.30	.289
580-11R474C	11R474C	A	470	0.14	6.40	.31	.30	.289

1300R Series, Radial Lead

- Dimensions (mm): A-9.5, B-13.5, C-43.0, D-47.0

580-13R152C	13R152C	A	1.5	6.300	0.008	.63	.61	.599
580-13R222C	13R222C	A	2.2	5.300	0.010	.63	.61	.599
580-13R332C	13R332C	A	3.3	4.800	0.013	.63	.61	.599
580-13R472C	13R472C	A	4.7	4.300	0.017	.63	.61	.599
580-13R682C	13R682C	A	6.8	3.500	0.023	.63	.61	.599
580-13R103C	13R103C	A	10	3.000	0.031	.63	.61	.599
580-13R153C	13R153C	A	15	2.500	0.042	.63	.61	.599
580-13R223C	13R223C	A	22	2.000	0.070	.63	.61	.599
580-13R333C	13R333C	A	33	1.800	0.092	.63	.61	.599
580-13R473C	13R473C	A	47	1.500	0.110	.63	.61	.599
580-13R683C	13R683C	A	68	1.300	0.150	.63	.61	.599
580-13R104C	13R104C	A	100	1.000	0.240	.63	.61	.599
580-13R154C	13R154C	A	150	0.820	0.330	.63	.61	.599
580-13R224C	13R224C	A	220	0.700	0.470	.63	.61	.599
580-13R334C	13R334C	A	330	0.580	0.640	.63	.61	.599
580-13R474C	13R474C	A	470	0.450	1.050	.63	.61	.599
580-13R684C	13R684C	A	680	0.420	1.500	.63	.61	.599
580-13R105C	13R105C	A	1.0mH	0.330	2.100	.63	.61	.599
580-13R155C	13R155C	A	1.5mH	0.280	3.100	.63	.61	.599
580-13R225C	13R225C	A	2.2mH	0.240	4.500	.63	.61	.599
580-13R335C	13R335C	A	3.3mH	0.190	7.000	.63	.61	.599
580-13R475C	13R475C	A	4.7mH	0.160	9.300	.63	.61	.599
580-13R685C	13R685C	A	6.8mH	0.130	13.500	.63	.61	.599
580-13R106C	13R106C	A	10mH	0.085	23.800	.63	.61	.599
580-13R156C	13R156C	A	15mH	0.080	31.000	.63	.61	.599
580-13R226C	13R226C	A	22mH	0.070	48.000	.63	.61	.599
580-13R336C	13R336C	A	33mH	0.060	68.000	.63	.61	.599
580-13R476C	13R476C	A	47mH	0.045	120.000	.63	.61	.599
580-13R686C	13R686C	A	68mH	0.040	152.000	.63	.61	.599

1900R SERIES RADIAL LEAD INDUCTORS

- Low DC resistance
- PCB mounting
- Dimensions (mm): A-12, B-21, C-40, D-45
- Fully tinned leads
- RoHS Compliant

For quantities greater than listed, call for quote.

MOUSER STOCK NO.	MPS Part No.	Fig.	L (µH)	IDC Max. (A)	RDC Max. (Ω)	Price Each 1	5	10
580-19R472C	19R472C	B	4.7	7.8	0.008	1.95	1.87	1.81
580-19R682C	19R682C	B	6.8	6.7	0.011	1.95	1.87	1.81
580-19R103C	19R103C	B	10	6.0	0.017	1.95	1.87	1.81
580-19R153C	19R153C	B	15	4.8	0.022	1.95	1.87	1.81
580-19R223C	19R223C	B	22	4.0	0.026	1.95	1.87	1.81
580-19R473C	19R473C	B	47	3.4	0.038	1.95	1.87	1.81
580-19R683C	19R683C	B	68	2.9	0.055	1.95	1.87	1.81
580-19R154C	19R154C	B	150	1.9	0.129	1.95	1.87	1.81
580-19R224C	19R224C	B	220	1.6	0.162	1.95	1.87	1.81
580-19R334C	19R334C	B	330	1.34	0.240	1.95	1.87	1.81
580-19R474C	19R474C	B	470	1.09	0.380	1.95	1.87	1.81
580-19R684C	19R684C	B	680	0.91	0.548	1.95	1.87	1.81
580-19R105C	19R105C	B	1.0mH	0.73	0.844	1.95	1.87	1.81
580-19R155C	19R155C	B	1.5mH	0.63	1.2	1.95	1.87	1.81
580-19R225C	19R225C	B	2.2mH	0.50	2.0	1.95	1.87	1.81
580-19R335C	19R335C	B	3.3mH	0.42	2.5	1.95	1.87	1.81
580-19R475C	19R475C	B	4.7mH	0.35	3.5	1.95	1.87	1.81
580-19R685C	19R685C	B	6.8mH	0.29	5.7	1.95	1.87	1.81
580-19R106C	19R106C	B	10mH	0.23	7.3	1.95	1.87	1.81
580-19R156C	19R156C	B	15mH	0.19	12	1.95	1.87	1.81
580-19R226C	19R226C	B	22mH	0.15	22	1.95	1.87	1.81
580-19R336C	19R336C	B	33mH	0.13	26	1.95	1.87	1.81
580-19R476C	19R476C	B	47mH	0.11	36	1.95	1.87	1.81
580-19R107C	19R107C	B	100mH	0.07	90	1.95	1.87	1.81

© Copyright 2013 Mouser Electronics

INDUCTORS

- Low DC resistance
- Operating temperature: 0°C to 70°C
- RoHS Compliant
- Dimensions (mm): A-7.2, B-8.2, C-41, D-45.5

1700 Series, Radial Lead

For quantities greater than listed, call for quote.

MOUSER STOCK NO.	MPS Part No.	Fig.	L (µH)	IDC Max. (A)	RDC Max. (Ω)	Nom. Q @ f kHz Q	F	SRF Nom. (MHz)	Price Each 1	5	10
580-17103C	17103C	A	10	1.80	0.05	65	1000	21.2	1.59	1.50	1.43
580-17223C	17223C	A	22	1.20	0.08	50	500	17.0	1.59	1.50	1.43
580-17333C	17333C	A	33	1.00	0.13	50	500	11.4	1.59	1.50	1.43
580-17473C	17473C	A	47	0.86	0.20	50	500	10.9	1.59	1.50	1.43
580-17683C	17683C	A	68	0.85	0.26	90	100	8.7	1.59	1.50	1.43
580-17104C	17104C	A	100	0.74	0.35	90	100	7.0	1.59	1.50	1.43
580-17154C	17154C	A	150	0.58	0.49	90	100	5.7	1.59	1.50	1.43
580-17224C	17224C	A	220	0.48	0.75	100	100	4.4	1.59	1.50	1.43
580-17334C	17334C	A	330	0.42	1.10	100	100	3.7	1.59	1.50	1.43
580-17474C	17474C	A	470	0.34	1.50	110	100	3.2	1.59	1.50	1.43
580-17105C	17105C	A	1.0mH	0.19	3.30	120	100	2.1	1.59	1.50	1.43
580-17155C	17155C	A	1.5mH	0.15	5.90	130	100	1.9	1.59	1.50	1.43
580-17225C	17225C	A	2.2mH	0.12	7.80	90	50	1.7	1.59	1.50	1.43

1800 Series, Axial Lead

- Dimensions (mm): A-18.25, B-13.7, C-78.25

For quantities greater than listed, call for quote.

MOUSER STOCK NO.	MPS Part No.	Fig.	L (µH)	IDC Max. (A)	RDC Max. (Ω)	Nom. Q @ f kHz Q	F	SRF Nom. (MHz)	Price Each 1	5	10
580-18472C	18472C	C	4.7	5.35	9.0mΩ	112	1000	36.4	1.52	1.47	1.43
580-18103C	18103C	C	10	3.45	15mΩ	64	500	19.0	1.52	1.47	1.43
580-18153C	18153C	C	15	3.00	18mΩ	55	500	15.9	1.52	1.47	1.43
580-18223C	18223C	C	22	2.42	25mΩ	59	500	11.8	1.52	1.47	1.43
580-18333C	18333C	C	33	2.00	40mΩ	48	500	11.5	1.52	1.47	1.43
580-18473C	18473C	C	47	1.65	55mΩ	55	500	8.5	1.52	1.47	1.43
580-18104C	18104C	C	100	1.20	100mΩ	40	100	7.4	1.52	1.51	1.50
580-18154C	18154C	C	150	1.10	165mΩ	47	100	4.4	1.52	1.47	1.43
580-18224C	18224C	C	220	0.90	230mΩ	46	100	3.5	1.52	1.47	1.43
580-18334C	18334C	C	330	0.73	335mΩ	58	100	3.0	1.52	1.51	1.50
580-18474C	18474C	C	470	0.60	465mΩ	56	100	2.2	1.52	1.47	1.43
580-18105C	18105C	C	1.0mH	0.44	1.0	94	50	1.6	1.52	1.51	1.50
580-18155C	18155C	C	1.5mH	0.33	1.5	107	50	1.3	1.52	1.47	1.43
580-18106C	18106C	C	10mH	0.13	12	143	40	0.5	1.52	1.47	1.43

1800R Series, Radial Lead

- Dimensions (mm): A-13.7, B-13, C-45, D-50

For quantities greater than listed, call for quote.

MOUSER STOCK NO.	MPS Part No.	Fig.	L (µH)	IDC Max. (A)	RDC Max. (Ω)	Nom. Q @ f kHz Q	F	SRF Nom. (MHz)	Price Each 1	5	10
580-18R472C	18R472C	A	4.7	5.35	9.0mΩ	106	1000	35.1	1.52	1.47	1.43
580-18R682C	18R682C	A	6.8	4.15	12.0mΩ	73	500	26.3	1.52	1.47	1.43
580-18R103C	18R103C	A	10	3.45	15mΩ	59	500	23.8	1.52	1.51	1.50
580-18R153C	18R153C	A	15	3.00	18mΩ	55	500	17.0	1.52	1.47	1.43
580-18R223C	18R223C	A	22	2.42	25mΩ	51	500	14.1	1.52	1.47	1.43
580-18R333C	18R333C	A	33	2.00	40mΩ	48	500	11.5	1.52	1.51	1.50
580-18R473C	18R473C	A	47	1.65	55mΩ	46	500	9.85	1.52	1.47	1.43
580-18R683C	18R683C	A	68	1.35	70mΩ	27	100	8.29	1.52	1.47	1.43
580-18R104C	18R104C	A	100	1.20	100mΩ	40	100	7.4	1.52	1.51	1.50
580-18R154C	18R154C	A	150	1.10	165mΩ	40	100	5.58	1.52	1.47	1.43
580-18R224C	18R224C	A	220	0.90	230mΩ	39	100	4.0	1.52	1.51	1.50
580-18R254C	18R254C	A	250	0.80	255mΩ	40	100	3.85	1.52	1.47	1.43
580-18R334C	18R334C	A	330	0.73	335mΩ	49	100	3.57	1.52	1.47	1.43
580-18R474C	18R474C	A	470	0.60	465mΩ	50	100	2.81	1.52	1.47	1.43
580-18R684C	18R684C	A	680	0.53	630mΩ	48	100	2.43	1.52	1.47	1.43
580-18R105C	18R105C	A	1000	0.44	1000mΩ	92	50	1.82	1.52	1.51	1.50
580-18R155C	18R155C	A	1.5mH	0.33	1.5	106	50	1.6	1.52	1.47	1.43
580-18R106C	18R106C	A	10mH	0.13	12.0	142	40	.58	1.52	1.47	1.43

2200R Series, Radial Lead

- Operating Temperature: -25° to +70°C
- Dimensions (mm): A=7.2, B=8.2, C=41, D=45

For quantities greater than listed, call for quote.

580-22R155C	22R155C	A	1.5	0.13	6.49	130	100	1.9	.63	.61	.599
580-22R475C	22R475C	A	4.7	0.081	15	150	150	0.95	.63	.61	.599
580-22R103C	22R103C	A	10	1.62	0.05	40	1000	21.2	.63	.61	.599
580-22R153C	22R153C	A	15	1.35	0.07	30	500	19.4	.63	.61	.599
580-22R223C	22R223C	A	22	1.08	0.09	30	500	17.0	.63	.61	.599
580-22R226C	22R226C	A	22	0.045	82.5	100	50	0.34	.90	.877	.856
580-22R333C	22R333C	A	33	0.90	0.14	25	500	11.4	.63	.61	.599
580-22R473C	22R473C	A	47	0.77	0.22	25	500	10.9	.63	.61	.599
580-22R476C	22R476C	A	47	0.027	169.4	90	50	0.25	.90	.877	.856
580-22R683C	22R683C	A	68	0.77	0.28	70	100	10.6	.63	.61	.599
580-22R104C	22R104C	A	100	0.67	0.39	65	100	8.9	.63	.61	.599
580-22R154C	22R154C	A	150	0.52	0.54	80	100	6.2	.63	.61	.599
580-22R224C	22R224C	A	220	0.43	0.83	90	100	5.4	.63	.61	.599
580-22R334C	22R334C	A	330	0.38	1.21	95	100	4.5	.63	.61	.599
580-22R474C	22R474C	A	470	0.31	1.65	100	100	3.2	.63	.61	.599
580-22R684C	22R684C	A	680	0.25	2.64	105	100	3.0	.63	.61	.599
580-22R105C	22R105C	A	1000	0.17	3.63	120	100	2.5	.63	.61	.599
580-22R225C	22R225C	A	2.2mH	0.11	8.58	130	50	1.9	.63	.61	.599
580-22R335C	22R335C	A	3.3mH	0.10	11.0	125	150	1.2	.63	.61	.599
580-22R106C	22R106C	A	10mH	0.063	37.4	140	150	0.62	.90	.877	.856
580-22R156C	22R156C	A	15.0mH	0.054	51.7	145	150	0.51	.90	.877	.856

© Copyright 2013 Mouser Electronics

MURATA POWER SOLUTIONS Inductors

RoHS Compliant This product is RoHS compliant.

1400 SERIES BOBBIN INDUCTORS

- Low DC resistance
- Low temperature dependence
- Radial format
- PCB Mounting hole
- Operating temperature: -40°C to +85°C
- RoHS Compliant

✻ Dim: 29.8

RoHS Compliant

For quantities greater than listed, call for quote.

MOUSER STOCK NO.	MPS Part No.	Fig.	L (µH)	IDC Max. (A)	RDC Max. (Ω)	Nom. Q @ f kHz Q	Nom. Q @ f kHz F	SRF Typ. (MHz)	Dimen.: (mm) A	Dimen.: (mm) B	Price Each 1	Price Each 5	Price Each 10
580-1410313C	1410313C	A	10	13	0.007	54	50	20.7	27.0	14.0	2.66	2.59	2.50
580-1422311C	1422311C	A	22	11	0.011	64	100	9.3	27.0	14.0	2.66	2.65	2.63
580-1433393C	1433393C	A	33	9.3	0.015	27	50	9.1	27.0	14.0	2.66	2.65	2.63
580-1447383C	1447383C	A	47	8.3	0.019	40	100	6.0	27.0	18.5	2.82	2.73	2.65
580-1447385C	1447385C	A	47	8.5	0.021	33	100	6.7	26.8	14.0	2.66	2.65	2.63
580-1468362C	1468362C	A	68	6.2	0.032	32	100	5.3	26.5	14.0	2.66	2.65	2.63
580-1468373C	1468373C	A	68	7.3	0.022	45	100	5.3	27.0	18.5	2.82	2.73	2.65
580-1410454C	1410454C	A	100	5.4	0.042	24	100	4.6	26.4	14.0	2.66	2.59	2.50
580-1410478C	1410478C	A	100	7.8	0.040	34	50	3.3	32.4	29.8	4.32	4.19	4.07
580-1415440C	1415440C	A	150	4.0	0.069	24	50	3.4	26.2	14.0	2.66	2.59	2.50
✻ 580-1422435C	1422435C	A	220	3.5	0.096	22	50	2.8	26.1	14.0	2.66	2.65	2.63
580-1422455C	1422455C	A	220	5.5	0.062	30	50	2.2	32.1	21.8	4.32	4.28	4.22
580-1430430C	1430430C	A	300	3	0.14	26	50	2.6	25.9	14.0	2.66	2.59	2.50
✻ 580-1433428C	1433428C	A	330	2.8	0.150	22	50	2.5	25.9	14.0	2.66	2.59	2.50
580-1433445C	1433445C	A	330	4.5	0.091	25	50	1.6	31.8	21.8	4.32	4.28	4.22
580-1447423C	1447423C	A	470	2.3	0.222	34	50	2.0	25.7	14.0	2.66	2.65	2.63
580-1468420C	1468420C	A	680	2.0	0.276	23	50	1.6	25.7	14.0	2.66	2.65	2.63
580-1410516C	1410516C	A	1000	1.6	0.419	30	50	1.4	25.6	14.0	2.66	2.65	2.63
✻ 580-1410517C	1410517C	A	1000	1.7	0.336	35	50	1.2	25.7	18.5	2.82	2.73	2.65
✻ 580-1410524C	1410524C	A	1000	2.4	0.277	33	50	1	31.4	21.8	4.32	4.19	4.07
580-1415517C	1415517C	A	1.5mH	1.7	0.374	28	50	0.7	31.3	21.8	4.32	4.19	4.07
580-1422509C	1422509C	A	2.2mH	0.9	0.916	43	50	0.9	25.3	14.0	2.66	2.59	2.50
✻ 580-1422512C	1422512C	A	2.2mH	1.2	0.649	33	50	0.7	25.6	18.5	2.82	2.73	2.65
580-1422514C	1422514C	A	2.2mH	1.4	0.622	33	50	0.6	31.1	21.8	4.32	4.19	4.07
580-1433507C	1433507C	A	3.3mH	0.7	1.428	45	50	0.8	25.2	14.0	2.66	2.59	2.50
580-1433510C	1433510C	A	3.3mH	1	1.992	20	50	0.7	25.5	18.5	2.82	2.73	2.65
580-1447506C	1447506C	A	4.7mH	0.6	2.2	60	50	0.6	25.2	14.0	2.66	2.59	2.50
580-1410604C	1410604C	A	10mH	0.4	4.34	51	50	0.4	25.1	14.0	2.66	2.59	2.50
✻ 580-1410605C	1410605C	A	10mH	0.5	3.394	48	50	0.3	25.2	18.5	2.82	2.73	2.65
580-1410606C	1410606C	A	10mH	0.6	2.294	48	50	0.2	30.9	21.8	4.32	4.19	4.07
✻ 580-1415604C	1415604C	A	15mH	0.4	4.912	61	10	0.2	25.1	18.5	2.82	2.73	2.65
580-1422604C	1422604C	A	22mH	0.4	6.962	30	50	0.2	30.5	21.8	4.32	4.19	4.07

1500 SERIES RADIAL LEAD INDUCTORS

- Low DC resistance
- PCB mounting
- Dimensions (mm): A-16.8, B-21.3, C-13
- Fully tinned leads
- RoHS Compliant

RoHS Compliant

For quantities greater than listed, call for quote.

MOUSER STOCK NO.	MPS Part No.	Fig.	L (µH)	IDC Max. (A)	RDC Max. (Ω)	Nom. Q @ f kHz Q	Nom. Q @ f kHz F	SRF Nom. (MHz)	Price Each 1	Price Each 5	Price Each 10
580-15102C	15102C	B	1.0	16.2	2.76	151	1000	142	2.14	2.04	1.93
580-15152C	15152C	B	1.5	14.9	3.48	155	1000	108	2.14	2.04	1.93
580-15332C	15332C	B	3.3	11.8	5.76	128	1000	68	2.14	2.04	1.93
580-15472C	15472C	B	4.7	11.7	6.48	131	1000	60	2.14	2.04	1.93
580-15682C	15682C	B	6.8	10.2	8.04	133	1000	46	2.14	2.04	1.93
580-15103C	15103C	B	10	9.01	10.6	112	1000	30	2.14	2.04	1.93
580-15223C	15223C	B	22	6.80	18.8	102	1000	11	2.14	2.04	1.93
580-15333C	15333C	B	33	5.08	31.2	107	1000	8	2.14	2.04	1.93
580-15473C	15473C	B	47	4.04	45.6	104	1000	5	2.14	2.04	1.93
580-15683C	15683C	B	68	3.33	70.3	100	1000	4	2.14	2.04	1.93
580-15104C	15104C	B	100	2.62	110	89	1000	3	2.14	2.04	1.93
580-15154C	15154C	B	150	2.28	149	126	800	2	2.14	2.04	1.93
580-15224C	15224C	B	220	2.08	185	69	20	2	2.14	2.04	1.93
580-15334C	15334C	B	330	1.71	263	68	20	1.6	2.14	2.04	1.93
580-15684C	15684C	B	680	1.12	574	86	25	1.0	2.14	2.04	1.93
580-15105C	15105C	B	1000	0.91	887	96	30	0.8	2.14	2.04	1.93

VERTICAL MOUNT TOROIDAL INDUCTORS

- Toroidal construction
- Low DC resistance
- Low EMI
- UL94V-0 packaging materials
- Through-hole
- RoHS Compliant

RoHS Compliant

For quantities greater than listed, call for quote.

MOUSER STOCK NO.	MPS Part No.	Fig.	L (µH)	IDC Max. (A)	RDC Max. (Ω)	Nom. Q @ f kHz Q	Nom. Q @ f kHz F	SRF Typ. (MHz)	Price Each 1	Price Each 5	Price Each 10
3200 Series	• Dimensions (mm): A-18, B-24, C-10										
580-32100C	32100C	C	10	4.5	20	3.1	1.0	69	1.83	1.79	1.74
580-32220C	32220C	C	22	3.0	29	3.2	1.0	41	1.83	1.79	1.74
580-32101C	32101C	C	100	1.4	77	3.5	0.8	5.3	1.83	1.79	1.74
580-32221C	32221C	C	220	0.96	141	3.3	0.8	2.8	1.83	1.79	1.74
580-32331C	32331C	C	330	0.78	215	3.2	0.8	2.3	1.83	1.79	1.74
580-32471C	32471C	C	470	0.66	312	2.8	0.8	1.6	1.83	1.79	1.74
580-32102C	32102C	C	1000	0.45	568	1.2	0.8	1.0	1.83	1.79	1.74
3300 Series	• Dimensions (mm): A-24, B-31, C-16.3										
580-33100C	33100C	C	10	7.6	20	3.4	1.0	68	1.94	1.89	1.84
580-33330C	33330C	C	33	4.2	40	3.5	1.0	24	1.94	1.89	1.84
580-33470C	33470C	C	47	3.5	48	3.4	1.0	17	1.94	1.89	1.84
580-33101C	33101C	C	100	2.4	70	3.9	0.8	9.7	1.94	1.89	1.84
580-33151C	33151C	C	150	2.0	84	3.8	0.8	7.2	1.94	1.89	1.84
580-33221C	33221C	C	220	1.6	102	3.2	0.8	2.0	1.94	1.89	1.84
580-33331C	33331C	C	330	1.3	126	3.4	0.8	1.9	1.94	1.89	1.84
580-33471C	33471C	C	470	1.1	152	2.6	0.8	1.4	1.94	1.89	1.84
580-33102C	33102C	C	1000	0.76	221	0.85	0.8	0.7	1.94	1.89	1.84

DIMENSIONS: mm



FLAT COIL SMD POWER INDUCTORS

- Inductance range from 0.25µH to 4.7µH
- UL94V-0 packaging materials
- Low DC resistance
- RoHS Compliant

RoHS Compliant

For quantities greater than listed, call for quote.

MOUSER STOCK NO.	MPS Part No.	Fig.	L (µH)	IDC Max. (A)	RDC Max. (mΩ)	Dimension A (mm)	Price Each 1	Price Each 5	Price Each 10
3600 Series									
580-36102C	36102C	D	1.0	9.5	7.5	4.2	1.27	1.21	1.16
580-36232C	36232C	D	2.3	6.0	20	4.2	1.27	1.21	1.16
580-36472C	36472C	D	4.7	3.6	41	4.2	1.27	1.21	1.16

5000 SERIES SURFACE MOUNT COMMON MODE CHOKES

- Up to 0.7A Idc
- UL94V-0 package
- Compact Size
- J-STD-020C reflow
- RoHS Compliant

RoHS Compliant

For quantities greater than listed, call for quote.

MOUSER STOCK NO.	MPS Part No.	Fig.	L (mH)	Leakage L Typ. (µH)	IDC Max. (mA)	RDC Max. (Ω)	Price Each 1	Price Each 5	Price Each 10
580-50474C	50474C	E	0.47	0.2	700	0.3	1.61	1.53	1.41
580-50105C	50105C	E	1.00	0.2	700	0.3	2.78	2.68	2.61
580-50225C	50225C	E	2.20	0.25	500	0.4	1.61	1.55	1.41
580-50475C	50475C	E	4.70	0.4	400	0.7	1.66	1.53	1.41

TOROIDAL COMMON MODE CHOKES

- Toroidal construction
- UL94V-0 packaging materials
- Low DC resistance
- Through-hole
- Guaranteed 3.0mm creepage and clearance between windings
- RoHS Compliant

RoHS Compliant

For quantities greater than listed, call for quote.

MOUSER STOCK NO.	MPS Part No.	Fig.	L (mH)	Leakage L Max. (µH)	IDC Max. (mA)	RDC Max. (Ω)	Price Each 1	Price Each 5	Price Each 10
5100 Series	• Dimensions (mm): A-18, B-24, C-10								
580-51504C	51504C	F	0.5	9.0	4.1	27	2.91	2.85	2.77
580-51105C	51105C	F	1.0	18	3.3	38	2.91	2.85	2.77
580-51305C	51305C	F	3.0	45	1.9	97	2.91	2.85	2.77
580-51505C	51505C	F	5.0	75	1.2	197	2.91	2.85	2.77
5200 Series	• Dimensions (mm): A-24, B-31, C-16.3								
580-52305C	52305C	F	3.0	40	3.5	45	3.56	3.43	3.37
580-52505C	52505C	F	5.0	75	2.4	91	3.56	3.43	3.37
580-52705C	52705C	F	7.0	90	2.2	107	3.56	3.43	3.37
580-52106C	52106C	F	10	130	1.7	193	3.56	3.43	3.37

8400 SERIES MINIATURE SMD POWER INDUCTORS

- Small footprint
- Ultra-low profile
- UL94V-0 packaging materials
- J-STD-020C reflow
- RoHS Compliant

RoHS Compliant

For quantities greater than listed, call for quote.

MOUSER STOCK NO.	MPS Part No.	Fig.	L (µH)	IDC Max. (A)	RDC Max. (Ω)	Price Each 1	Price Each 5	Price Each 10
580-84222C	84222C	G	2.2	2.0	0.09	.39	.375	.353
580-84103C	84103C	G	10	0.95	0.24	.39	.375	.353
580-84473C	84473C	G	47	0.42	1.1	.39	.375	.353
580-84104C	84104C	G	100	0.3	2.0	.39	.375	.353
580-84334C	84334C	G	330	0.17	6.5	.39	.375	.353
580-84225C	84225C	G	2200	0.05	45	.39	.375	.353

© Copyright 2013 Mouser Electronics
© Copyright 2013 Mouser Electronics

MURATA POWER SOLUTIONS Inductors

RoHS Compliant This product is RoHS compliant.

Murata Power Solutions

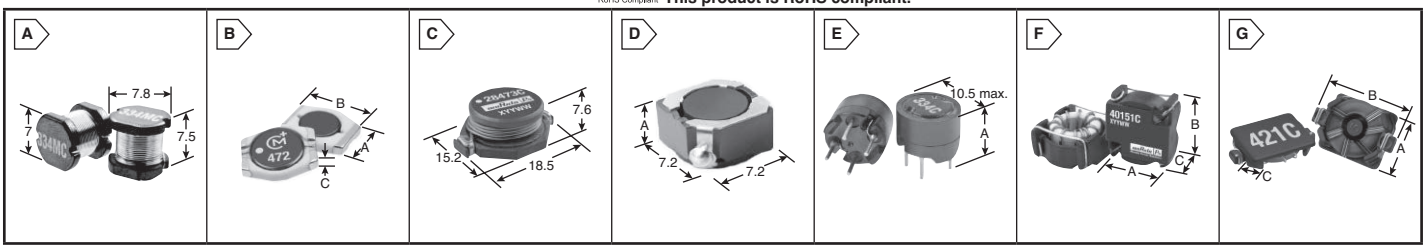

2200RM SERIES BOBBIN WOUND SURFACE MOUNT INDUCTORS

- Up to 2.52A IDC
- 10µH to 68µH
- Compact size
- Surface mount
- Tape & reel packaging

For quantities greater than listed, call for quote.

MOUSER STOCK NO.	MPS Part No.	Fig.	L (µH)	IDC Max. (A)	RDC Max. (Ω)	Price Each 1	5	10
580-22R103MC	22R103MC	A	10.0	2.52	0.05	.91	.877	.856
580-22R153MC	22R153MC	A	15.0	2.08	0.07	.91	.877	.856
580-22R223MC	22R223MC	A	22.0	1.81	0.09	.91	.877	.856
580-22R333MC	22R333MC	A	33.0	1.31	0.14	.91	.877	.856
580-22R473MC	22R473MC	A	47.0	0.99	0.22	.91	.877	.856
580-22R683MC	22R683MC	A	68.0	0.84	0.28	.91	.877	.856
580-22R104MC	22R104MC	A	100.0	0.80	0.39	.91	.877	.856
580-22R154MC	22R154MC	A	150.0	0.64	0.54	.91	.877	.856
580-22R224MC	22R224MC	A	220.0	0.50	0.83	.91	.877	.856
580-22R334MC	22R334MC	A	330.0	0.42	1.21	.91	.877	.856
580-22R474MC	22R474MC	A	470.0	0.37	1.65	.91	.877	.856
580-22R684MC	22R684MC	A	680.0	0.30	2.64	.91	.877	.856
580-22R105MC	22R105MC	A	1.0mH	0.21	3.63	.91	.877	.856
580-22R155MC	22R155MC	A	1.5mH	0.16	6.49	.91	.877	.856
580-22R225MC	22R225MC	A	2.2mH	0.14	8.58	.91	.877	.856
580-22R335MC	22R335MC	A	3.3mH	0.12	10.0	.91	.877	.856
580-22R475MC	22R475MC	A	4.7mH	0.10	13.2	.91	.877	.856
580-22R685MC	22R685MC	A	6.8mH	0.077	22.0	.91	.877	.856
580-22R106MC	22R106MC	A	10.0mH	0.068	37.4	.91	.877	.856
580-22R156MC	22R156MC	A	15.0mH	0.055	49.5	.91	.877	.856
580-22R226MC	22R226MC	A	22.0mH	0.044	82.5	.91	.877	.856
580-22R336MC	22R336MC	A	33.0mH	0.037	110.0	.91	.877	.856
580-22R476MC	22R476MC	A	47.0mH	0.033	154.0	.91	.877	.856
580-22R686MC	22R686MC	A	68.0mH	0.026	242.0	.91	.877	.856

2700 SERIES SMT POWER INDUCTORS

- UL 94V-0 packaging materials
- J-STD-020D reflow
- Ultra-low profile
- Custom inductance values available

For quantities greater than listed, call for quote.

MOUSER STOCK NO.	MPS Part No.	Fig.	L (µH)	IDC Max. (A)	RDC Max. (Ω)	Price Each 1	5	10
2700 Series • Dimensions (mm) : A-7.7, B-9.0, C-1.65								
580-27472C	27472C	B	4.7	1.6	0.10	1.24	1.16	1.10
580-27682C	27682C	B	6.8	1.4	0.13	1.24	1.16	1.10
580-27103C	27103C	B	10	1.1	0.15	1.24	1.16	1.10
580-27153C	27153C	B	15	0.9	0.23	1.24	1.16	1.10
580-27223C	27223C	B	22	0.75	0.30	1.24	1.16	1.10
580-27333C	27333C	B	33	0.6	0.45	1.24	1.16	1.10
580-27473C	27473C	B	47	0.5	0.70	1.24	1.16	1.10
580-27683C	27683C	B	68	0.42	0.90	1.24	1.16	1.10
580-27104C	27104C	B	100	0.35	1.30	1.24	1.16	1.10
580-27154C	27154C	B	150	0.28	2.00	1.24	1.16	1.10
580-27224C	27224C	B	220	0.24	3.00	1.24	1.16	1.10
580-27334C	27334C	B	330	0.19	4.50	1.24	1.16	1.10
580-27474C	27474C	B	470	0.16	6.50	1.24	1.16	1.10
580-27684C	27684C	B	680	0.14	8.50	1.24	1.16	1.10
580-27105C	27105C	B	1000	0.11	14.0	1.24	1.16	1.10
2700T Series • Dimensions (mm) : A-5.4, B-6.45, C-1.0								
580-27T102C	27T102C	B	1.0	2.0	0.08	.94	.888	.845
580-27T152C	27T152C	B	1.5	1.6	0.10	.94	.888	.845
580-27T222C	27T222C	B	2.2	1.4	0.12	.94	.888	.845
580-27T332C	27T332C	B	3.3	1.2	0.16	.94	.888	.845
580-27T472C	27T472C	B	4.7	1.0	0.20	.94	.888	.845
580-27T682C	27T682C	B	6.8	0.85	0.32	.94	.888	.845
580-27T103C	27T103C	B	10	0.7	0.41	.94	.888	.845
580-27T153C	27T153C	B	15	0.6	0.55	.94	.888	.845
580-27T223C	27T223C	B	22	0.5	0.85	.94	.888	.845
580-27T333C	27T333C	B	33	0.4	1.30	.94	.888	.845
580-27T473C	27T473C	B	47	0.32	1.80	.94	.888	.845
580-27T683C	27T683C	B	68	0.28	2.50	.94	.888	.845
580-27T104C	27T104C	B	100	0.23	3.50	.94	.888	.845
580-27T154C	27T154C	B	150	0.17	5.00	.94	.888	.845
580-27T224C	27T224C	B	220	0.15	7.00	.94	.888	.845
580-27T334C	27T334C	B	330	0.13	15.0	.94	.888	.845

2800 SERIES BOBBIN WOUND SMD INDUCTORS

- Compact size, low profile
- Tape & reel packaging
- UL94V-0 materials

For quantities greater than listed, call for quote.

MOUSER STOCK NO.	MPS Part No.	Fig.	L (µH)	IDC Max. (A)	RDC Max. (mΩ)	Nom. Q @ f MHz Q	F	SRF Typ. (MHz)	Price Each 1	5	10
580-28154C	28154C	C	150	1.4	276	20.9	0.8	6.7	1.46	1.33	1.26
580-28334C	28334C	C	330	0.95	575	30.8	0.8	5.0	1.43	1.33	1.26
580-28474C	28474C	C	470	0.78	816	31.7	0.8	4.3	1.42	1.38	1.26
580-28155C	28155C	C	1500	0.41	2620	19.8	0.8	3.4	1.46	1.33	1.26
580-28335C	28335C	C	3300	0.29	5760	12.8	0.8	3.2	1.46	1.33	1.26

SHIELDED SMD POWER INDUCTORS

- Tape & reel packaging
- J-STD-020-C reflow
- UL 94V-0 materials

For quantities greater than listed, call for quote.

MOUSER STOCK NO.	MPS Part No.	Fig.	L (µH)	IDC Max. (A)	RDC Max. (mΩ)	Dim. A (mm)	Price Each 1	5	10
2900 Series									
580-29332C	29332C	D	3.3	4	28	4	.79	.749	.706
580-29472C	29472C	D	4.7	2.3	30	4	.79	.749	.706
580-29333C	29333C	D	33	1	120	4	.92	.877	.824

1200 SERIES RADIAL LEAD SHIELDED INDUCTORS

- Integral EMI shield
- Low DC resistance
- UL 94V-0 materials

For quantities greater than listed, call for quote.

MOUSER STOCK NO.	MPS Part No.	Fig.	L (µH)	IDC Max. (A)	RDC Max. (mΩ)	Dim. A (mm)	Price Each 1	5	10
LRS Series									
580-12LRS103C	12LRS103C	E	10	3.4	50	8.5	.76	.749	.717
580-12LRS223C	12LRS223C	E	22	2.6	90	8.5	.76	.749	.717
580-12LRS333C	12LRS333C	E	33	2.1	110	8.5	.76	.749	.717
580-12LRS473C	12LRS473C	E	47	1.7	140	8.5	.76	.749	.717
580-12LRS104C	12LRS104C	E	100	1.4	200	8.5	.76	.749	.717
580-12LRS154C	12LRS154C	E	150	1	350	8.5	.76	.749	.717
580-12LRS224C	12LRS224C	E	220	0.78	540	8.5	.76	.749	.717
580-12LRS334C	12LRS334C	E	330	0.63	860	8.5	.76	.749	.717
580-12LRS474C	12LRS474C	E	470	0.53	1.23Ω	8.5	.76	.749	.717
580-12LRS105C	12LRS105C	E	1mH	0.4	2.3Ω	8.5	.76	.749	.717
580-12LRS155C	12LRS155C	E	1.5mH	0.31	3.4Ω	8.5	.76	.749	.717
580-12LRS225C	12LRS225C	E	2.2mH	0.28	4.6Ω	8.5	.76	.749	.717
580-12LRS335C	12LRS335C	E	3.3mH	0.2	8.7Ω	8.5	.76	.749	.717
RS Series									
580-12RS103C	12RS103C	E	10	4.6	23	10.5	.91	.899	.888
580-12RS223C	12RS223C	E	22	3.3	42	10.5	.91	.899	.888
580-12RS333C	12RS333C	E	33	2.7	57	10.5	.91	.899	.888
580-12RS473C	12RS473C	E	47	2.2	100	10.5	.91	.899	.888
580-12RS104C	12RS104C	E	100	1.4	190	10.5	.91	.899	.888
580-12RS224C	12RS224C	E	220	1.1	290	10.5	.91	.899	.888
580-12RS334C	12RS334C	E	330	0.85	510	10.5	.91	.899	.888
580-12RS474C	12RS474C	E	470	0.72	980	10.5	.91	.899	.888
580-12RS105C	12RS105C	E	1mH	0.44	1.5Ω	10.5	.91	.899	.888

TOROIDAL SMD INDUCTORS

- Toroidal construction minimizes EMI
- J-STD-020C reflow
- UL 94V-0 materials

For quantities greater than listed, call for quote.

MOUSER STOCK NO.	MPS Part No.	Fig.	L (µH)	IDC Max. (A)	RDC Max. (mΩ)	Price Each 1	5	10
4000 Series • Dimensions (mm): A-14.1, B-14.22, C-8.76								
580-40100C	40100C	F	10	3.00	23	2.18	2.10	2.01
580-40220C	40220C	F	22	2.10	35	2.18	2.10	2.01
580-40330C	40330C	F	33	1.66	54	2.18	2.10	2.01
580-40680C	40680C	F	68	1.20	148	2.18	2.10	2.01
580-40101C	40101C	F	100	0.94	177	2.18	2.10	2.01
4100 Series • Dimensions (mm): A-16.76, B-17.53, C-9.91								
580-41100C	41100C	F	10	4.70	24	2.40	2.31	2.23
580-41330C	41330C	F	33	2.70	38	2.40	2.31	2.23
8300 Series • Dimensions (mm): A-5.2, B-7.80, C-1.80								
580-83421C	83421C	G	0.42	3.00	24	1.57	1.48	1.41
580-83751C	83751C	G	0.75	2.70	30	1.57	1.48	1.41
580-83122C	83122C	G	1.2	1.70	65	1.57	1.48	1.41
580-83172C	83172C	G	1.7	1.55	73	1.57	1.48	1.41
580-83232C	83232C	G	2.3	1.40	86	1.57	1.48	1.41
580-83332C	83332C	G	3.3	1.35	98	1.57	1.48	1.41
580-83472C	83472C	G	4.7	1.10	130	1.57	1.48	1.41
580-83682C	83682C	G	6.8	0.95	150	1.57	1.48	1.41
580-83852C	83852C	G	8.5	0.85	167	1.57	1.48	1.41
580-83103C	83103C	G	10.0	0.75	185	1.57	1.48	1.41
580-83153C	83153C	G	15.0	0.60	300	1.57	1.48	1.41
580-83223C	83223C	G	22.0	0.50	350	1.57	1.48	1.41
580-83333C	83333C	G	33.0	0.42	600	1.57	1.48	1.41
580-83473C	83473C	G	47.0	0.35	710	1.57	1.48	1.41
580-83683C	83683C	G	68.0	0.30	850	1.57	1.48	1.41
580-83823C	83823C	G	82.0	0.27	1250	1.57	1.48	1.41
580-83104C	83104C	G	100.0	0.24	1320	1.57	1.48	1.41

© Copyright 2013 Mouser Electronics

© Copyright 2013 Mouser Electronics

MURATA POWER SOLUTIONS Inductors

RoHS Compliant **This product is RoHS compliant.**

Murata Power Solutions

DIMENSIONS: mm

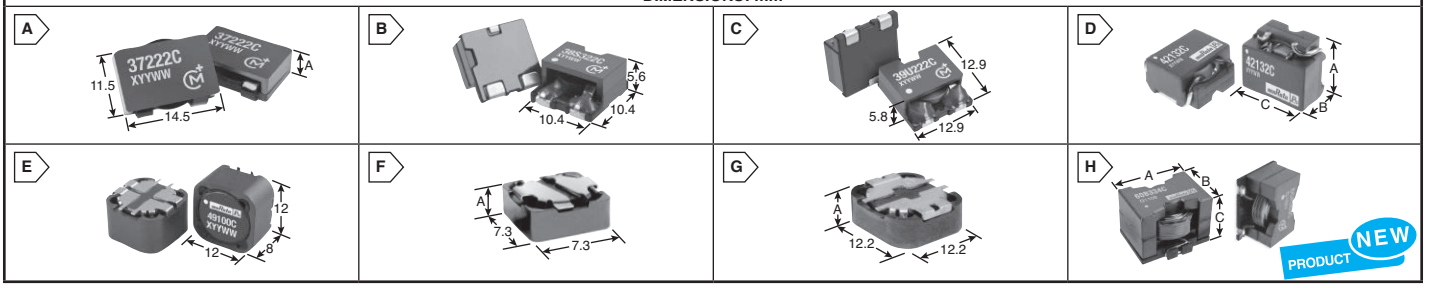

3700 SERIES FLAT COIL SMT POWER INDUCTORS

- High current, low DCR
- Pick & place compatible
- Backward compatible with Sn/Pb soldering systems

For quantities greater than listed, call for quote.

MOUSER STOCK NO.	MPS Part No.	Fig.	L(μH)	IDC Max. A	Saturation Current Typ. A	RDC Max. mΩ	Dimen. A (mm)	Price Each 1	5	10
580-37301C	37301C	A	0.30 ±20%	19.5	39	0.9	5.8	2.39	2.24	2.13
580-37501C	37501C	A	0.50 ±20%	19.5	30	1.0	5.8	2.39	2.24	2.13
580-37951C	37951C	A	0.95 ±20%	18.0	25	1.3	6.8	2.39	2.24	2.13
580-37112C	37112C	A	1.1	14.5	20	2.2	5.8	2.39	2.24	2.13
580-37142C	37142C	A	1.4	16.0	22	1.9	6.8	2.39	2.24	2.13
580-37222C	37222C	A	2.2	11.5	15	4.0	5.8	2.39	2.24	2.13
580-37242C	37242C	A	2.4	12.0	16.5	3.0	6.8	2.39	2.24	2.13
580-37302C	37302C	A	3.0	9.0	13	4.8	5.8	2.39	2.24	2.13
580-37392C	37392C	A	3.9	10.0	12	4.2	6.8	2.39	2.24	2.13

3800 SERIES FLAT COIL SMT POWER INDUCTORS

- High current, low DCR
- Pick & place compatible
- Backward compatible with Sn/Pb soldering systems

For quantities greater than listed, call for quote.

MOUSER STOCK NO.	MPS Part No.	Fig.	L(μH)	IDC Max. A	Saturation Current Typ. A	RDC Max. mΩ	Price Each 1	5	10
580-38L361C	38L361C	B	0.36 ±30%	18	27	1.8	1.73	1.63	1.55
580-38L801C	38L801C	B	0.8	16	20	2.5	1.73	1.63	1.55
580-38L142C	38L142C	B	1.40	12.0	15	3.7	1.73	1.63	1.55
580-38L222C	38L222C	B	2.20	9.6	12	5	1.73	1.63	1.55
580-38L322C	38L322C	B	3.20	7.8	10	6.8	1.73	1.63	1.55
580-38L432C	38L432C	B	4.30	6.8	8.8	9.7	1.73	1.63	1.55
580-38L572C	38L572C	B	5.70	5.8	7.3	11.9	1.73	1.63	1.55
580-38L722C	38L722C	B	7.20	5.3	6.6	15.5	1.73	1.63	1.55
580-38L882C	38L882C	B	8.80	4.8	5.9	19.6	1.73	1.63	1.55
580-38S221C	38S221C	B	0.22 ±30%	18	35	2.2	1.73	1.63	1.55
580-38S451C	38S451C	B	0.45	16	27	2.6	1.73	1.63	1.55
580-38S801C	38S801C	B	0.8	12.5	20	3.7	1.73	1.63	1.55
580-38S132C	38S132C	B	1.30	10.5	17	5	1.73	1.63	1.55
580-38S182C	38S182C	B	1.80	9.0	14	6.8	1.73	1.63	1.55
580-38S252C	38S252C	B	2.50	7.2	12	9.7	1.73	1.63	1.55
580-38S322C	38S322C	B	3.20	6.5	10	11.9	1.73	1.63	1.55
580-38S402C	38S402C	B	4.00	5.5	9.1	15.1	1.73	1.63	1.55
580-38S502C	38S502C	B	5.00	4.9	8.1	20.3	1.73	1.63	1.55
580-38H151C	38H151C	B	0.15 ±30%	18	38	1.9	1.73	1.63	1.55
580-38H301C	38H301C	B	0.30 ±30%	16	32	2.2	1.73	1.63	1.55
580-38H501C	38H501C	B	0.5	12.5	24	3.7	1.73	1.63	1.55
580-38H801C	38H801C	B	0.8	10.5	20	5	1.73	1.63	1.55
580-38H122C	38H122C	B	1.20	9	17	6.8	1.73	1.63	1.55
580-38H152C	38H152C	B	1.50	7.2	14	9.5	1.73	1.63	1.55
580-38H202C	38H202C	B	2.00	6.5	12	11.8	1.73	1.63	1.55
580-38H252C	38H252C	B	2.50	5.5	11	15.1	1.73	1.63	1.55
580-38H302C	38H302C	B	3.00	4.9	9.4	19.4	1.73	1.63	1.55

3900 SERIES FLAT COIL SMT POWER INDUCTORS

- Compact size
- Pick & place compatible
- J-STD-020D reflow
- Backward compatible with Sn/Pb soldering systems

For quantities greater than listed, call for quote.

MOUSER STOCK NO.	MPS Part No.	Fig.	L(μH)	IDC Max. A	Saturation Current Typ. A	RDC Max. mΩ	Price Each 1	5	10
580-39S681C	39S681C	C	0.68 ±30%	19.5	20.4	1.9	2.00	1.87	1.79
580-39S152C	39S152C	C	1.50 ±30%	13.5	14.0	2.5	2.00	1.87	1.79
580-39S252C	39S252C	C	2.50	10.0	10.0	3.9	2.00	1.87	1.79
580-39S402C	39S402C	C	4.00	8.3	8.3	5.4	2.00	1.87	1.79
580-39S602C	39S602C	C	6.00	6.7	6.7	8.0	2.00	1.87	1.79
580-39S822C	39S822C	C	8.20	5.8	5.8	11.4	2.00	1.87	1.79
580-39S103C	39S103C	C	10.0	5.0	5.0	13.5	2.00	1.87	1.79
580-39H471C	39H471C	C	0.47 ±30%	19.5	28.8	1.9	2.00	1.87	1.79
580-39H102C	39H102C	C	1.00	17.5	20.0	2.5	2.00	1.87	1.79
580-39H182C	39H182C	C	1.80	13.5	15.3	3.9	2.00	1.87	1.79
580-39H282C	39H282C	C	2.80	11.0	12.3	5.4	2.00	1.87	1.79
580-39H402C	39H402C	C	4.00	9.7	10.3	8.0	2.00	1.87	1.79
580-39H562C	39H562C	C	5.60	8.2	8.8	11.4	2.00	1.87	1.79
580-39H722C	39H722C	C	7.20	6.6	7.8	13.5	2.00	1.87	1.79
580-39U351C	39U351C	C	0.35 ±30%	19.5	35.0	1.9	2.00	1.87	1.79
580-39U801C	39U801C	C	0.80 ±30%	18.0	25.7	2.5	2.00	1.87	1.79
580-39U142C	39U142C	C	1.40	13.5	19.2	3.9	2.00	1.87	1.79
580-39U222C	39U222C	C	2.20	11.0	14.8	5.4	2.00	1.87	1.79
580-39U322C	39U322C	C	3.20	9.7	12.8	8.0	2.00	1.87	1.79
580-39U432C	39U432C	C	4.30	8.2	11	11.4	2.00	1.87	1.79
580-39U562C	39U562C	C	5.60	6.6	9.5	13.5	2.00	1.87	1.79

4200 SERIES TOROIDAL SMD INDUCTORS

- Toroidal contruction minimizes EMI
- Compact size
- Pick & place compatible
- J-STD-020-C reflow
- UL94V-0 package materials
- RoHS Compliant

For quantities greater than listed, call for quote.

MOUSER STOCK NO.	MPS Part No.	Fig.	L (μH)	IDC Max. (A)	RDC Max. (mΩ)	SRF Min. (MHz)	Dimensions: mm A	B	C	Price Each 1	5	10
580-42652C	42652C	D	6.50	12.4	6.0	57	18.80	9.9	18.80	1.95	1.87	1.81
580-42103C	42103C	D	10.20	15.4	6.0	38	23.88	9.9	23.88	2.26	2.16	2.10
580-42183C	42183C	D	17.60	10.9	11.6	24	23.88	9.9	23.88	2.26	2.16	2.10

4900 SERIES DUAL WINDING SMD INDUCTORS

- Tape & reel packaging
- Integral EMI shield
- Bobbin format
- No voltage breakdown at 500VDC
- J-STD-020C reflow
- RoHS Compliant

For quantities greater than listed, call for quote.

MOUSER STOCK NO.	MPS Part No.	Fig.	L (μH)	IDC Max. (A)	RDC Max. (mΩ)	Price Each 1	5	10
580-49100C	49100C	E	10	4.5	41	1.24	1.17	1.12
580-49220C	49220C	E	22	3.0	81	1.24	1.17	1.12
580-49470C	49470C	E	47	2.1	191	1.24	1.17	1.12

SHIELDED SMD POWER INDUCTORS

- Bobbin format
- Tape & reel packaging
- J-STD-020-C reflow
- Integral EMI shield
- UL94V-0 materials
- RoHS Compliant

For quantities greater than listed, call for quote.

MOUSER STOCK NO.	MPS Part No.	Fig.	L (μH)	IDC Max. (A)	RDC Max. (mΩ)	Dimension A (mm)	Price Each 1	5	10
4500 Series									
580-45102C	45102C	F	1.0	6.0	14	3.55	.86	.803	.76
580-45332C	45332C	F	3.3	3.7	34	3.55	.86	.803	.76
580-45103C	45103C	F	10	2.2	82	3.55	.81	.76	.717
580-45153C	45153C	F	15	1.8	120	3.55	.97	.91	.845
580-45223C	45223C	F	22	1.35	180	3.55	.81	.76	.717
580-45333C	45333C	F	33	1.25	250	3.55	.70	.653	.61
580-45473C	45473C	F	47	1.05	360	3.55	.97	.91	.845
580-45683C	45683C	F	68	0.82	510	3.55	.81	.76	.717
580-45104C	45104C	F	100	0.70	710	3.55	.80	.76	.717
580-45224C	45224C	F	220	0.50	1550	3.55	.81	.76	.717
4600 Series									
580-46332C	46332C	F	3.3	4.3	29	4.55	.91	.856	.803
580-46682C	46682C	F	6.8	3.1	52	4.55	.86	.803	.76
580-46103C	46103C	F	10	2.4	66	4.55	.87	.813	.76
580-46223C	46223C	F	22	1.8	120	4.55	.87	.813	.76
580-46333C	46333C	F	33	1.45	190	4.55	.86	.803	.76
580-46683C	46683C	F	68	1.05	360	4.55	.87	.813	.76
580-46104C	46104C	F	100	0.86	500	4.55	.86	.803	.76
580-46334C	46334C	F	330	0.46	1850	4.55	.87	.813	.76
580-46684C	46684C	F	680	0.32	3900	4.55	.86	.803	.76
580-46105C	46105C	F	1000	0.27	4900	4.55	.86	.803	.76

For quantities greater than listed, call for quote.

MOUSER STOCK NO.	MPS Part No.	Fig.	L (μH)	IDC Max. (A)	RDC Max. (mΩ)	Nom. Q @ f MHz Q	F	SRF Typ. (MHz)	Dimen. A (mm)	Price Each 1	5	10
4700S Series												
580-47470SC	47470SC	G	47	1.9	168	23	1	11	5	1.17	1.12	1.07
580-47680SC	47680SC	G	68	1.6	210	23	1	9	5	1.16	1.02	.942
4800S Series												
580-48100SC	48100SC	G	10	4.5	28	32	1	20	6	1.25	1.10	1.02
580-48330SC	48330SC	G	33	2.8	73	31	1	11	6	1.25	1.10	1.02
580-48680SC	48680SC	G	68	1.8	145	33	1	9	6	1.25	1.10	1.02
4900S Series												
580-49680SC	49680SC	G	68	2.0	143	47	1	7	8	1.67	1.47	1.36
580-49102SC	49102SC	G	1000	0.50	1500	26	0.8	3	8	1.69	1.61	1.54

6000A SERIES HIGH-CURRENT SMT POWER INDUCTORS

- High energy storage, low resistance
- J-STD-020D.1 reflow
- Tape and reel packaging
- UL 94V-0 packaging materials

For quantities greater than listed, call for quote.

MOUSER STOCK NO.	MPS Part No.	Fig.	L (μH)	IDC Max. (A)	RDC Max. (mΩ)	SRF Typ. (MHz)	Dimen. A (mm) A	B	C	Price Each 1	5	10
580-60A582C	60A582C	H	5.8	14.5	5	31	22.0	19.0	12.0	2.99	2.79	2.66
580-60A782C	60A782C	H	7.8	13.5	6	26	22.0	19.0	12.0	2.99	2.79	2.66
580-60A103C	60A103C	H	10.2	12.0	7	21	22.0	19.0	12.0	2.99	2.79	2.66
580-60A163C	60A163Ct	H	16.0	9.6	9	17	22.0	19.0	12.0	2.99	2.79	2.66
580-60A193C	60A193C	H	19.4	8.5	11	15	22.0	19.0	12.0	2.99	2.79	2.66
580-60A233C	60A233C	H	23.0	8.4	12	13	22.0	19.0	12.0	2.99	2.79	2.66
580-60A273C	60A273C	H	27.0	7.5	15	13	22.0	19.0	12.0	2.99	2.79	2.66
580-60A313C	60A313C	H	31.4	6.8	18	12	22.0	19.0	12.0	2.99	2.79	2.66
580-60A363C	60A363C	H	36.0	6.4	20	11	22.0	19.0	12.0	2.99	2.79	2.66
580-60A413C	60A413C	H	41.0	5.6	26	10	22.0	19.0	12.0	2.99	2.79	2.66
580-60A583C	60A583C	H	57.8	4.9	36	8	22.0	19.0	12.0	2.99	2.79	2.66
580-60B473C	60B473C	H	47.0	10.5	13	7.45	27.0	19.5	20.0	3.96	3.69	3.52
580-60B683C	60B683C	H	68.0	9.0	17	6.07	27.0	19.5	20.0	3.96	3.69	3.52
580-60B104C	60B104C	H	100.0	7.5	25	4.98	27.0	19.5	20.0	3.96	3.69	3.52
580-60B154C	60B154C	H	150.0	6.0	38	3.9	27.0	19.5	20.0	3.96	3.69	3.52
580-60B224C	60B224C	H	220.0	5.0	50	3.21	27.0	19.5	20.0	3.96	3.69	3.52
580-60B334C	60B334C	H	330.0	4.0	80	2.66	27.0	19.5	20.0	3.96	3.69	3.52
580-60B474C	60B474C	H	470.0	3.5	100	2.15	27.0	19.5	20.0	3.96	3.69	3.52
580-60B684C	60B684C	H	680.0	3.0	135	1.59	27.0	19.5	20.0	3.96	3.69	3.52

© Copyright 2013 Mouser Electronics

© Copyright 2013 Mouser Electronics

PANASONIC SMD Power Choke Coils

RoHS Compliant **This product is RoHS compliant.**

ETQ-P3W SERIES

Features:
- Low profile at 3mm height
- Low DC resistance (DCR) for high frequency
- Rated power range: 8.1A down to 3.8A for inductances ranging from 0.92μH to 4.2μH
- Metal composite core material
- Wirewound construction
- Shielded

Benefits:
- Linear inductance vs. current performance
- Structural integrity
- Low audible noise
- Vibration tolerant

Applications:
- DC-to-DC conversion
- Battery powered devices

Industries:
- Communications
- Industrial
- Computer
- Transportation



For quantities greater than listed, call for quote.

MOUSER STOCK NO.		Fig.	Inductance (@ 20°C)			Rated Current (A)	DC Resistance (at 20°C) (mΩ)	Price Each				Reel Qty.	Price Per Piece
			L0 at 0A	L1 Reference									
Mfr.	Mfr. Part No.		(μH)	(μH)	Measurement Current (A)			1	50	100	500		
667—ETQ-P3W1R0WFN		A	1.0±20%	(0.92)	8.1	8.1	6.9±15 %	.85	.781	.696	.646	1000	.595
667—ETQ-P3W1R5WFN		A	1.5±20%	(1.33)	6.6	6.6	9.8±15 %	.85	.781	.71	.646	1000	.595
667—ETQ-P3W2R2WFN		A	2.2±20%	(1.95)	5.8	5.8	15.5±15 %	.85	.781	.71	.646	1000	.595
667—ETQ-P3W3R3WFN		A	3.3±20%	(2.90)	4.8	4.8	25.0±15 %	.85	.781	.71	.646	1000	.595
667—ETQ-P3W4R7WFN		A	4.7±20%	(4.20)	3.8	3.8	33.0±15 %	.85	.781	.71	.646	1000	.595

PCC-D124H SERIES

Features:
- High power, high inductance (No saturation performance limitation due to metal dust core) (17A to 32A/1.25μH to 0.32μH)
- Low loss due to low R_{DC} (using flat wire)
- Low buzz noise due to its gap-less structure
- Surface mount, low profile (H)3.9mm x (L)13.0mm x (W)12.9mm

Applications:
- DC-DC converter for CPU in PCs
- Thin on-board power supply modules for servers

For quantities greater than listed, call for quote.

MOUSER STOCK NO.		Fig.	Inductance @ 20°C						Idc	DCR (mΩ)	Price Each			Reel Qty.	Price Per Piece
			L1			L2 Reference									
Mfr.	Mfr. Part No.		Value (μH)	Tol.	Current (A)	Value (μh)	Current (A)				1	25	100		
667—ETQ-P3H0R4BFA		B	0.36	±20%	23	0.32	32		23	1.04	2.74	2.47	2.26	500	1.82
667—ETQ-P3H0R8BFA		B	0.8	±20%	16	0.71	22		16	2.33	2.74	2.47	2.26	500	1.82
667—ETQ-P3H1R4BFA		B	1.43	±20%	12	1.25	17		12	4.52	2.74	2.47	2.26	500	1.55
667—ETQ-P6F0R6BFA		B	0.58	±20%	19	0.54	27		19	1.44	2.16	1.96	1.79	500	1.44
667—ETQ-P6F1R1BFA		B	1.06	±20%	16	0.99	22		16	2.24	2.16	1.96	1.79	500	1.44
667—ETQ-P6F1R8BFA		B	1.71	±20%	14	1.5	20		14	3.3	2.16	1.96	1.79	500	1.44
667—ETQ-P6F2R5BFA		B	2.45	±20%	12	2.17	17		12	4.92	2.16	1.96	1.79	500	1.44
667—ETQ-P6F3R4BFA		B	3.32	±20%	10	2.96	14		10	6.48	2.16	1.96	1.79	500	1.44

PCC-F126F SERIES

Features:
- High Power (Isat 20A/100°C)
- Thin profile (5.7mm height)/SMD
- Low leakage flux

Applications:
- DC-DC converter for driving PCs at high speed
- On-board power supply module for DC-DC converters (10 to 40W)

For quantities greater than listed, call for quote.

MOUSER STOCK NO.		Fig.	Type	Initial Inductance @ 25°C		Inductance @ Flat Point		Saturation Current Isat (A Min.)		I (A)	DCR (mΩ) (Max.)	Price Each			Reel Qty.	Price Per Piece
Mfr.	Mfr. Part No.			Value (μH)	Tol.	Value (μh)	Tol.	@25°C	@100°C			1	25	100		
667—ETQ-P6F1R2HFA		C	HL	2.3	±30%	1.2	±30%	14.3	11.7	14.2	2.24	2.16	1.96	1.79	500	1.44
667—ETQ-P6F2R0HFA		C	HL	3.5	±30%	2	±30%	10.7	8.7	12.5	3.3	2.16	1.96	1.79	500	1.44
667—ETQ-P6F3R2HFA		C	HL	4.8	±20%	3.2	±20%	8.6	7.1	10.8	4.92	2.16	1.96	1.79	500	1.44
667—ETQ-P6F4R6HFA		C	HL	6.6	±20%	4.6	±20%	7.3	6	9.3	6.48	2.16	1.96	1.79	500	1.44
667—ETQ-P6F6R4HFA		C	HL	8.3	±20%	6.4	±20%	6.2	5.2	7.9	8.64	2.16	1.96	1.79	500	1.44
667—ETQ-P6F8R2HFA		C	HL	10.4	±20%	8.2	±20%	6	5	7.2	10.9	2.16	1.96	1.79	500	1.44
667—ETQ-P6F102HFA		C	HL	12.5	±20%	10.2	±20%	4.7	4	6.5	13.3	2.16	1.96	1.79	500	1.44
667—ETQ-P6F1R0SFA		C	SP	1.9	±30%	1	±30%	19.4	15.4	14.2	2.24	2.16	1.96	1.79	500	1.44
667—ETQ-P6F1R6SFA		C	SP	2.8	±30%	1.6	±30%	14.9	12.2	12.5	3.3	2.16	1.96	1.79	500	1.44
667—ETQ-P6F2R5SFA		C	SP	3.6	±30%	2.5	±30%	11.3	9.3	10.8	4.92	2.16	1.96	1.79	500	1.44
667—ETQ-P6F3R5SFA		C	SP	4.9	±30%	3.5	±30%	9.5	8	9.3	6.48	2.16	1.96	1.79	500	1.44
667—ETQ-P6F0R8LFA		C	LB	1.8	±30%	0.8	±30%	25.2	20	14.2	2.24	2.16	1.96	1.79	500	1.44
667—ETQ-P6F1R3LFA		C	LB	2.5	±30%	1.3	±30%	18.6	15.8	12.5	3.3	2.16	1.96	1.79	500	1.44
667—ETQ-P6F2R0LFA		C	LB	3.1	±30%	2	±30%	15.1	12.1	10.8	4.92	2.16	1.96	1.79	500	1.44
667—ETQ-P6F2R9LFA		C	LB	4.1	±30%	2.9	±30%	12	10	9.3	6.48	2.16	1.96	1.79	500	1.44
667—ETQ-P6F4R1LFA		C	LB	5.0	±20%	4.1	±20%	10.8	8.7	7.9	8.64	2.16	1.96	1.79	500	1.44

PCC-D125H SERIES

Features:
- High power, high inductance (No saturation performance limitation due to metal dust core) (17A to 50A/2.12μH to 0.24μH)
- Low loss due to low R_{DC} (using flat wire)
- Low buzz noise due to its gap-less structure
- Surface mount, low profile (H) 4.9mm x (L) 13.0mm x (W) 12.9mm

Applications:
- DC-DC converter for CPU in PCs
- Thin on-board power supply modules for servers

For quantities greater than listed, call for quote.

MOUSER STOCK NO.		Fig.	Inductance @ 20°C					Idc	DCR (mΩ)	Price Each			Reel Qty.	Price Per Piece
			L1			L2 Reference								
Mfr.	Mfr. Part No.		Value (μH)	Tol.	Current (A)	Value (μh)	Current (A)			1	25	100		
667—ETQ-P2H1R2BFA		D	1.22	±20%	16	1.04	22	16	2.27	2.74	2.47	2.26	500	1.55
667—ETQ-P2H1R8BFA		D	1.83	±20%	14	1.49	20	14	3.48	2.74	2.47	2.26	500	1.82
667—ETQ-P2H2R6BFA		D	2.61	±20%	12	2.12	17	12	4.98	2.74	2.47	2.26	500	1.82

PCC-M104L SERIES

Features:
- Small mounting size for multi-phase DC-DC converter circuits
- Small type (11.5x10.0xH4.0mm)
- High power (21A to 28A)
- Low loss (R_{DC}: 0.7mΩ to 1.56mΩ)
- Tighter DCR tolderance (±5% to ±10%)
- Suitable for high frequency circuit (up to 1MHz)
- Low buzz noise due to its gap-less structure

Applications:
- Servers, routers, DC-DC converters for driving CPUs
- Notebook PC power supply modules



For quantities greater than listed, call for quote.

MOUSER STOCK NO.		Fig.	Inductance @ 20°C					Idc (A)	DCR (mΩ)	Price Each			Reel Qty.	Price Per Piece
			L0@0A	L1		L2 Reference								
Mfr.	Mfr. Part No.		(μH)	(μH)	Current (A)	(μH)	Current (A)			1	25	100		
667—ETQ-P4LR19WFC		E	0.2	0.19	0.21	0.17	0.3	0.28	0.7	2.81	2.55	2.32	500	1.87
667—ETQ-P4LR36WFC		E	0.37	0.36	17	0.34	24	24	1.1	2.81	2.55	2.32	500	1.87
667—ETQ-P4LR56WFC		E	0.6	0.56	15	0.53	21	21	1.56	2.81	2.55	2.32	500	1.87
667—ETQ-P4LR45XFC		E	0.45	~	~	0.38	25	25	1.1	2.81	2.55	2.32	500	1.87

DIMENSIONS: mm

A

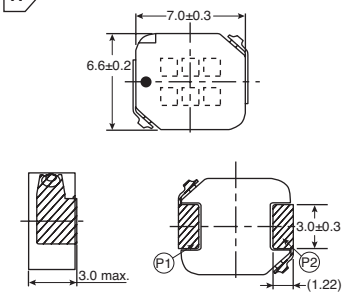

B

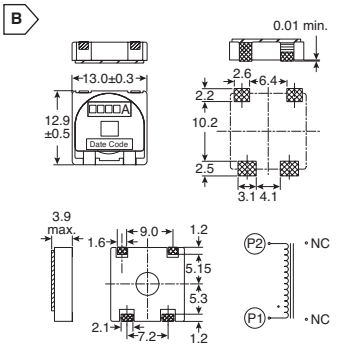

C

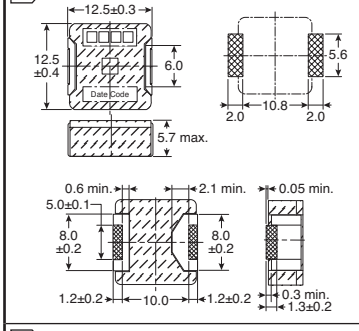

D

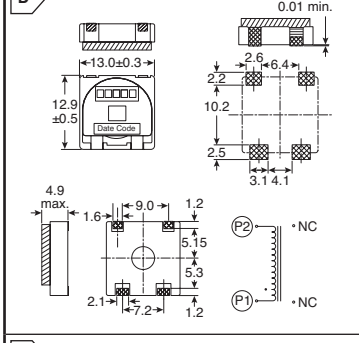

E

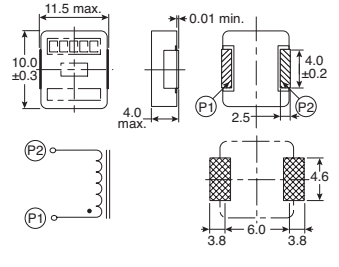

Inductors

Panasonic

© Copyright 2013 Mouser Electronics

© Copyright 2013 Mouser Electronics

PANASONIC SMD Choke Coils

Panasonic

RoHS Compliant **This product is RoHS compliant.**

SMD POWER CHOKE COILS

PCC-M125I Series

Features:
- High power (25A to 30A)
- Low loss (R_{DC}: 0.8mΩ to 1.1mΩ)
- Narrow R_{DC} tolerance (±5% to ±7%)
- Low profile (14.5x12.5xH5.0mm)
- High frequency (up to 1MHz)
- Low buzz noise due to its gap-less structure

Applications:
- Servers, routers, DC-DC converters for driving CPUs
- Notebook PC power supply modules



For quantities greater than listed, call for quote.

MOUSER STOCK NO.		Fig.	Inductance @ 20°C				Idc (A)	DCR (mΩ)	Price Each			Reel Qty.	Price Per Piece
			L1		L2 Reference								
Mfr.	Mfr. Part No.		Value (uH)	Current (A)	Value (uH)	Current (A)			1	25	100		
667—ETQ-P5LR50XFA		A	0.5	30	0.46	42	30	0.8	2.81	2.55	2.32	500	1.87
667—ETQ-P5LR60XFA		A	0.6	30	0.54	42	27	1.1	2.81	2.55	2.32	500	1.87

PCC-M0754M/M0854M/M1050M/M1054M Series

Features:
- High heat resistance: operation up to 150°C
- High reliability: high vibration tolerance in high temperature due to newly developed integral construction and sever condition of automotive application is cleared
- High bias current: excellent inductance stability by using ferrous alloy magnetic material
- Temp. stability: excellent inductance stability in wide temp. range
- Low buzz noise: new metal composite core technology
- High efficiency: low R_{DC} of winding and low eddy-current loss of the core

Applications:
- Noise filter for various drive circuitry requiring high temp. operation and peak current handling capability
- DC-DC converters

DIMENSIONS: mm				
Series	L	W	H Max.	a
M0754M	7.0±0.4	7.5±0.4	5.4	3.0±0.3
M0854M	8.0±0.4	8.5±0.4	5.4	3.0±0.3
M1050M	10.0±0.4	10.7±0.5	5.0	4.2±0.3
M1054M	10.7±0.5	10.0±0.4	5.4	4.2±0.3

For quantities greater than listed, call for quote.

MOUSER STOCK NO.		Fig.	Series	Inductance @ 20°C		Idc		DCR (mΩ)		Price Each			Reel Qty.	Price Per Piece
Mfr.	Mfr. Part No.			Value (uH)	Tol	Rated Current	Refer. Current	Typ. (mΩ)	Tol	1	25	100		
667—ETQP5M4R7YFM		B	M0754M	4.7	±20	2.8	4.5	20.4	±10	2.20	3.00	2.73	500	2.20
667—ETQ-P5M470YFM		B	M0754M	48	±20	1	1.6	156	±10	2.20	3.00	2.73	500	2.20
667—ETQ-P5M2R5YFK		B	M0854M	2.45	±20	4.5	7.5	7.6	±10	1.99	2.35	2.07	500	1.99
667—ETQ-P5M220YFK		B	M0854M	22	±20	1.6	2.6	63	±10	2.49	3.39	3.09	500	2.49
667—ETQP5M470YFK		B	M0854M	48	±20	1.1	1.8	125	±10	2.49	3.39	3.09	500	2.49
667—ETQP5M101YGC		B	M1050M	97	±20	1	1.6	208	±10	2.48	3.26	2.92	500	2.48
667—ETQ-P5M2R5YFC		B	M1054M	2.5	±20	6	10	5.3	±10	2.91	3.96	3.62	500	2.91
667—ETQP5M3R3YFC		B	M1054M	3.3	±20	5.1	8.6	7.1	±10	2.91	3.96	3.62	500	2.91
667—ETQP5M4R7YFC		B	M1054M	4.7	±20	4.4	7.2	10.2	±10	2.91	3.96	3.62	500	2.91

SMD CHIP CHOKE COILS

ELL - VEG/VFG-C/VGG Series

Features:
- Magnetically shielded structure
- Low DC resistance and large current capability
- Shock resistant

Applications:
- DC-DC converter circuitry for computer peripherals and cellular phones
- Chopper circuit decoupling chokes for DC-DC converter circuitry

Type	H
ELLVEG	1.0 max.
ELLVFG-C	1.2 max.
ELLVGG	1.5 max.

For quantities greater than listed, call for quote.

MOUSER STOCK NO.	Panasonic Part No.	Fig.	Value (μF)	Tol.	DCR (mΩ)	Isat (mA Max.)	I temp (mA Max.)	Price Each 1	25	100	500	Reel Qty.	Price Per Piece
VEG Series													
667-ELL-VEG1R0N	ELL-VEG1R0N	C	1.0	±30%	61	1900	1600	.38	.337	.296	.277	2000	.186
667-ELL-VEG2R2N	ELL-VEG2R2N	C	2.2	±30%	110	1100	1250	.38	.337	.296	.277	2000	.186
667-ELL-VEG3R3N	ELL-VEG3R3N	C	3.3	±30%	210	1000	820	.38	.337	.296	.277	2000	.186
667-ELL-VEG4R7N	ELL-VEG4R7N	C	4.7	±30%	240	750	770	.38	.337	.296	.277	2000	.186
667-ELL-VEG6R8N	ELL-VEG6R8N	C	6.8	±30%	350	580	650	.38	.337	.296	.277	2000	.186
667-ELL-VEG100M	ELL-VEG100M	C	10	±20%	480	520	600	.38	.337	.296	.277	2000	.186
667-ELL-VEG150M	ELL-VEG150M	C	15	±20%	710	430	490	.38	.337	.296	.277	2000	.186
667-ELL-VEG220M	ELL-VEG220M	C	22	±20%	1200	330	400	.38	.337	.296	.277	2000	.186
667-ELL-VEG330M	ELL-VEG330M	C	33	±20%	2300	260	290	.38	.337	.296	.277	2000	.186
667-ELL-VEG470M	ELL-VEG470M	C	47	±20%	2700	220	250	.38	.337	.296	.277	2000	.186
667-ELL-VEG680M	ELL-VEG680M	C	68	±20%	3500	180	220	.38	.337	.296	.277	2000	.186
VFG Series													
667-ELL-VFG1R0NC	ELL-VFG1R0NC	C	1.0	±30%	50	1500	1700	.41	.368	.324	.303	2000	.203
667-ELL-VFG1R5NC	ELL-VFG1R5NC	C	1.5	±30%	61	1300	1550	.41	.368	.324	.303	2000	.203
667-ELL-VFG2R2NC	ELL-VFG2R2NC	C	2.2	±30%	87	1100	1400	.41	.368	.324	.303	2000	.203
667-ELL-VFG3R3NC	ELL-VFG3R3NC	C	3.3	±30%	110	980	1250	.41	.368	.324	.303	2000	.203
667-ELL-VFG4R7NC	ELL-VFG4R7NC	C	4.7	±30%	150	740	1050	.41	.368	.324	.303	2000	.203
667-ELL-VFG100MC	ELL-VFG100MC	C	10	±20%	380	550	640	.41	.368	.324	.303	2000	.203
667-ELL-VFG150MC	ELL-VFG150MC	C	15	±20%	540	500	480	.41	.368	.324	.303	2000	.203
667-ELL-VFG220MC	ELL-VFG220MC	C	22	±20%	710	350	430	.41	.368	.324	.303	2000	.203
667-ELL-VFG330MC	ELL-VFG330MC	C	33	±20%	1160	280	330	.41	.368	.324	.303	2000	.203
VGG Series													
667-ELL-VGG1R0N	ELL-VGG1R0N	C	1.0	±30%	52	2200	1800	.36	.328	.289	.27	2000	.181
667-ELL-VGG1R6N	ELL-VGG1R6N	C	1.6	±30%	73	1800	1550	.36	.328	.289	.27	2000	.181
667-ELL-VGG2R2N	ELL-VGG2R2N	C	2.2	±30%	92	1600	1400	.36	.328	.289	.27	2000	.181
667-ELL-VGG3R3N	ELL-VGG3R3N	C	3.3	±30%	130	1350	1100	.36	.328	.289	.27	2000	.181
667-ELL-VGG3R9N	ELL-VGG3R9N	C	3.9	±30%	150	1300	1000	.36	.328	.289	.27	2000	.181
667-ELL-VGG4R7N	ELL-VGG4R7N	C	4.7	±30%	170	1200	980	.36	.328	.289	.27	2000	.181
667-ELL-VGG6R8N	ELL-VGG6R8N	C	6.8	±30%	230	1000	800	.36	.328	.289	.27	2000	.181
667-ELL-VGG100M	ELL-VGG100M	C	10	±20%	280	800	730	.36	.328	.289	.27	2000	.181
667-ELL-VGG120M	ELL-VGG120M	C	12	±20%	480	690	580	.36	.328	.289	.27	2000	.181
667-ELL-VGG150M	ELL-VGG150M	C	15	±20%	640	600	490	.36	.328	.289	.27	2000	.181
667-ELL-VGG220M	ELL-VGG220M	C	22	±20%	800	500	460	.36	.328	.289	.27	2000	.181
667-ELL-VGG330M	ELL-VGG330M	C	33	±20%	1330	450	340	.36	.328	.289	.27	2000	.181
667-ELL-VGG470M	ELL-VGG470M	C	47	±20%	2100	350	270	.36	.328	.289	.27	2000	.181

SMD CHOKE COILS

ELL-5PR Series

Features:
- Magnetically shielded structure
- Low DC resistance and large current capability

Applications:
- DC-DC converter circuitry for computer peripherals and cellular phones
- Chopper circuit decoupling chokes for DC-DC converter circuitry

NEW PRODUCT

For quantities greater than listed, call for quote.

MOUSER STOCK NO.	Panasonic Part No.	Fig.	Value (μF)	Tol.	DCR (mΩ)	Idc (mA Max.)	Price Each 1	25	100	500	Reel Qty.	Price Per Piece
667-ELL-5PRR47N	ELL-5PRR47N	D	0.47	±30%	12	5000	.49	.439	.354	.321	2000	.278
667-ELL-5PR1R2N	ELL-5PR1R2N	D	1.2	±30%	21	4200	.49	.439	.354	.321	2000	.278
667-ELL-5PR1R5N	ELL-5PR1R5N	D	1.5	±30%	25	4000	.49	.439	.354	.321	2000	.278
667-ELL-5PR2R2N	ELL-5PR2R2N	D	2.2	±30%	32	3200	.49	.439	.354	.321	2000	.278
667-ELL-5PR3R3N	ELL-5PR3R3N	D	3.3	±30%	37	2600	.49	.439	.354	.321	2000	.278
667-ELL-5PR4R7N	ELL-5PR4R7N	D	4.7	±30%	56	2200	.49	.439	.354	.321	2000	.278
667-ELL-5PR6R8N	ELL-5PR6R8N	D	6.8	±30%	85	1700	.49	.439	.354	.321	2000	.278
667-ELL-5PR100M	ELL-5PR100M	D	10	±20%	100	1400	.49	.439	.354	.321	2000	.278

DIMENSIONS: mm

A

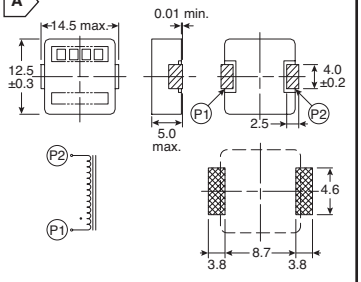

B



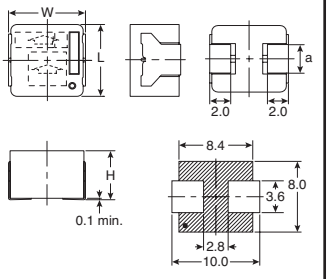

Recommended Land Pattern: PCC-M0754M Series

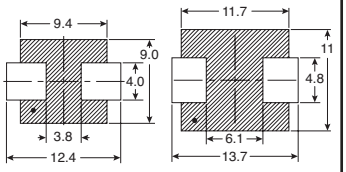

Recommended Land Pattern: PCC-M0854M Series

Recommended Land Pattern: PCC-M1050M and PCC-M1054M Series

C

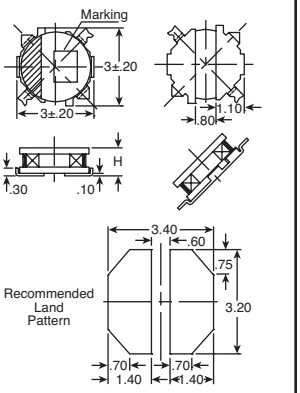

Recommended Land Pattern

D

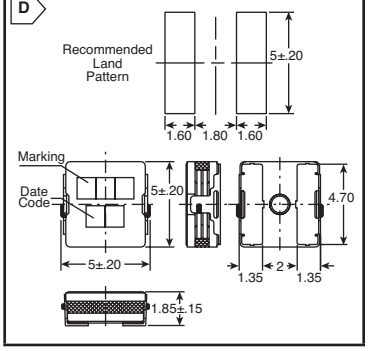

© Copyright 2013 Mouser Electronics

© Copyright 2013 Mouser Electronics

RoHS Compliant **This product is RoHS compliant.**

SMD CHOKE COILS

ELL-5PS Series

Features:
- Magnetically shielded structure
- Low DC resistance and large current capability

Applications:
- DC-DC converter circuitry for computer peripherals and cellular phones
- Chopper circuit decoupling chokes for DC-DC converter circuitry

PRODUCT NEW

For quantities greater than listed, call for quote.

MOUSER STOCK NO.	Panasonic Part No.	Fig.	Value (μF)	Tol.	DCR (mΩ)	Idc (mA Max.)	Price Each 1	25	100	500	Reel Qty.	Price Per Piece
667-ELL-5PS1R2N	ELL-5PS1R2N	A	1.2	±30%	22	2500	.55	.494	.435	.407	2000	.273
667-ELL-5PS1R5N	ELL-5PS1R5N	A	1.5	±30%	28	2400	.55	.494	.435	.407	2000	.273
667-ELL-5PS2R2N	ELL-5PS2R2N	A	2.2	±30%	34	2100	.55	.494	.435	.407	2000	.273
667-ELL-5PS2R7N	ELL-5PS2R7N	A	2.7	±30%	40	2000	.55	.494	.435	.407	2000	.273
667-ELL-5PS3R3N	ELL-5PS3R3N	A	3.3	±30%	46	1900	.55	.494	.435	.407	2000	.273
667-ELL-5PS4R7N	ELL-5PS4R7N	A	4.7	±30%	61	1500	.55	.494	.435	.407	2000	.273
667-ELL-5PS100M	ELL-5PS100M	A	10	±20%	120	1000	.55	.494	.435	.407	2000	.273
667-ELL-5PS150M	ELL-5PS150M	A	15	±20%	170	790	.55	.494	.435	.407	2000	.273
667-ELL-5PS220M	ELL-5PS220M	A	22	±20%	290	650	.55	.494	.435	.407	2000	.273
667-ELL-5PS330M	ELL-5PS330M	A	33	±20%	470	490	.55	.494	.435	.407	2000	.273
667-ELL-5PS470M	ELL-5PS470M	A	47	±20%	620	450	.55	.494	.435	.407	2000	.273
667-ELL-5PS560M	ELL-5PS560M	A	56	±20%	680	430	.55	.494	.435	.407	2000	.273
667-ELL-5PS680M	ELL-5PS680M	A	68	±20%	750	380	.55	.494	.435	.407	2000	.273
667-ELL-5PS820M	ELL-5PS820M	A	82	±20%	1160	340	.55	.494	.435	.407	2000	.273
667-ELL-5PS101M	ELL-5PS101M	A	100	±20%	1320	300	.55	.494	.435	.407	2000	.273

ELL-6GG/6PG Series

Features:
- Magnetically shielded structure
- Low DC resistance and large current capability

Applications:
- DC-DC converter circuitry for computer peripherals and cellular phones
- Chopper circuit decoupling chokes for DC-DC converter circuitry

Type	H
ELL6GG	1.6 max.
ELL6PG	2.0 max.

For quantities greater than listed, call for quote.

MOUSER STOCK NO.	Panasonic Part No.	Fig.	Value (μF)	Tol.	DCR (mΩ)	Isat (mA Max.)	I temp (mA Max.)	Price Each 1	25	100	500	Reel Qty.	Price Per Piece
6GG Series													
667-ELL-6GG1R0N	ELL-6GG1R0N	B	1.0	±30%	27	2,500	2,500	.74	.663	.584	.546	1,000	.446
667-ELL-6GG1R5N	ELL-6GG1R5N	B	1.5	±30%	36	2,300	2,250	.74	.663	.584	.546	1,000	.446
667-ELL-6GG2R2M	ELL-6GG2R2M	B	2.2	±20%	45	1,950	2,000	.74	.663	.584	.546	1,000	.446
667-ELL-6GG2R7M	ELL-6GG2R7M	B	2.7	±20%	54	1,850	1,800	.74	.663	.584	.546	1,000	.446
667-ELL-6GG3R9M	ELL-6GG3R9M	B	3.9	±20%	60	1,650	1,700	.74	.663	.584	.546	1,000	.446
667-ELL-6GG4R7M	ELL-6GG4R7M	B	4.7	±20%	70	1,400	1,550	.74	.663	.584	.546	1,000	.446
667-ELL-6GG6R8M	ELL-6GG6R8M	B	6.8	±20%	110	1,150	1,300	.74	.663	.584	.546	1,000	.446
667-ELL-6GG100M	ELL-6GG100M	B	10	±20%	170	900	1,000	.74	.663	.584	.546	1,000	.446
667-ELL-6GG150M	ELL-6GG150M	B	15	±20%	210	800	900	.74	.663	.584	.546	1,000	.446
667-ELL-6GG220M	ELL-6GG220M	B	22	±20%	300	620	850	.74	.663	.584	.546	1,000	.446
667-ELL-6GG330M	ELL-6GG330M	B	33	±20%	510	490	580	.74	.663	.584	.546	1,000	.446
667-ELL-6GG470M	ELL-6GG470M	B	47	±20%	610	400	480	.74	.663	.584	.546	1,000	.446
667-ELL-6GG680M	ELL-6GG680M	B	68	±20%	860	380	410	.74	.663	.584	.546	1,000	.446
667-ELL-6GG101M	ELL-6GG101M	B	100	±20%	1,480	300	350	.74	.663	.584	.546	1,000	.446
6PG Series													
667-ELL-6PGR08N	ELL-6PGR08N	B	0.8	±30%	24	3,800	2,800	.62	.561	.493	.461	1,000	.377
667-ELL-6PG1R5N	ELL-6PG1R5N	B	1.5	±30%	30	2,500	2,500	.62	.561	.493	.461	1,000	.377
667-ELL-6PG2R2N	ELL-6PG2R2N	B	2.2	±30%	37	2,200	2,200	.62	.561	.493	.461	1,000	.377
667-ELL-6PG3R3N	ELL-6PG3R3N	B	3.3	±30%	44	1,700	2,000	.62	.561	.493	.461	1,000	.377
667-ELL-6PG3R9N	ELL-6PG3R9N	B	3.9	±30%	51	1,600	1,900	.62	.561	.493	.461	1,000	.377
667-ELL-6PG4R7N	ELL-6PG4R7N	B	4.7	±30%	58	1,500	1,750	.62	.561	.493	.461	1,000	.377
667-ELL-6PG5R6N	ELL-6PG5R6N	B	5.6	±30%	65	1,450	1,650	.62	.561	.493	.461	1,000	.377
667-ELL-6PG6R8N	ELL-6PG6R8N	B	6.8	±30%	70	1,400	1,600	.62	.561	.493	.461	1,000	.377
667-ELL-6PG100M	ELL-6PG100M	B	10	±20%	110	1,300	1,300	.62	.561	.493	.461	1,000	.377
667-ELL-6PG150M	ELL-6PG150M	B	15	±20%	150	1,000	1,100	.62	.561	.493	.461	1,000	.377
667-ELL-6PG220M	ELL-6PG220M	B	22	±20%	230	800	900	.62	.561	.493	.461	1,000	.377
667-ELL-6PG270M	ELL-6PG270M	B	27	±20%	260	730	800	.62	.561	.493	.461	1,000	.377
667-ELL-6PG330M	ELL-6PG330M	B	33	±20%	300	700	750	.62	.561	.493	.461	1,000	.377
667-ELL-6PG470M	ELL-6PG470M	B	47	±20%	470	550	600	.62	.561	.493	.461	1,000	.377
667-ELL-6PG560M	ELL-6PG560M	B	56	±20%	520	500	550	.62	.561	.493	.461	1,000	.377
667-ELL-6PG680M	ELL-6PG680M	B	68	±20%	700	420	500	.62	.561	.493	.461	1,000	.377
667-ELL-6PG820M	ELL-6PG820M	B	82	±20%	800	400	450	.62	.561	.493	.461	1,000	.377
667-ELL-6PG101M	ELL-6PG101M	B	100	±20%	1,000	380	400	.62	.561	.493	.461	1,000	.377

ELL-6RH Series

Features:
- Thin (height 2.5 mm, 3.0 mm)
- Higher reliability in mounting by separating the user terminal and internal connection
- Large current capability

Applications:
- Video, Audio, Mobile communications, Electric battery driven equipment
- As a decoupling choke coil in DC-DC converters

Type	H
ELL6RH	2.5 ±.30
ELL6SH	3±.30
ELL6UH	5 max.

For quantities greater than listed, call for quote.

MOUSER STOCK NO.	Panasonic Part No.	Fig.	Value (μF)	Tol.	DCR (mΩ)	Idc (mA Max.)	Price Each 1	25	100	500	Reel Qty.	Price Per Piece
667-ELL-6RH1R0M	ELL-6RH1R0M	C	1.0	±20%	19	3,000	.89	.816	.737	.672	1,000	.449
667-ELL-6RH1R5M	ELL-6RH1R5M	C	1.5	±20%	24	2,400	.89	.816	.737	.672	1,000	.449
667-ELL-6RH2R7M	ELL-6RH2R7M	C	2.7	±20%	39	1,800	1.28	1.12	1.05	.824	1,000	.453
667-ELL-6RH3R3M	ELL-6RH3R3M	C	3.3	±20%	44	1,600	.89	.816	.737	.672	1,000	.449
667-ELL-6RH5R1M	ELL-6RH5R1M	C	5.1	±20%	56	1,550	.89	.816	.737	.672	1,000	.449
667-ELL-6RH6R2M	ELL-6RH6R2M	C	6.2	±20%	62	1,400	.89	.816	.737	.672	1,000	.449
667-ELL-6RH7R5M	ELL-6RH7R5M	C	7.5	±20%	80	1,250	.89	.816	.737	.672	1,000	.449
667-ELL-6RH8R2M	ELL-6RH8R2M	C	8.2	±20%	87	1,200	.89	.816	.737	.672	1,000	.449
667-ELL-6RH100M	ELL-6RH100M	C	10	±20%	95	1,100	1.28	1.12	1.05	.824	1,000	.453
667-ELL-6RH120M	ELL-6RH120M	C	12	±20%	130	1,000	.89	.816	.737	.672	1,000	.449
667-ELL-6RH150M	ELL-6RH150M	C	15	±20%	150	850	.89	.816	.737	.672	1,000	.449
667-ELL-6RH180M	ELL-6RH180M	C	18	±20%	170	800	.89	.816	.737	.672	1,000	.449
667-ELL-6RH220M	ELL-6RH220M	C	22	±20%	220	700	.89	.816	.737	.672	1,000	.449
667-ELL-6RH270M	ELL-6RH270M	C	27	±20%	260	650	.89	.816	.737	.672	1,000	.449
667-ELL-6RH330M	ELL-6RH330M	C	33	±20%	380	600	.89	.816	.737	.672	1,000	.449
667-ELL-6RH390M	ELL-6RH390M	C	39	±20%	410	550	.89	.816	.737	.672	1,000	.449
667-ELL-6RH470M	ELL-6RH470M	C	47	±20%	480	500	.89	.816	.737	.672	1,000	.449
667-ELL-6RH560M	ELL-6RH560M	C	56	±20%	540	450	.89	.816	.737	.672	1,000	.449
667-ELL-6RH680M	ELL-6RH680M	C	68	±20%	770	400	.89	.816	.737	.672	1,000	.449
667-ELL-6RH820M	ELL-6RH820M	C	82	±20%	870	350	.89	.816	.737	.672	1,000	.449
667-ELL-6RH101M	ELL-6RH101M	C	100	±20%	1000	300	.89	.816	.737	.672	1,000	.449
667-ELL-6RH121M	ELL-6RH121M	C	120	±20%	1500	280	.89	.816	.737	.672	1,000	.449
667-ELL-6RH151M	ELL-6RH151M	C	150	±20%	1800	250	.89	.816	.737	.672	1,000	.449
667-ELL-6RH181M	ELL-6RH181M	C	180	±20%	2000	230	.89	.816	.737	.672	1,000	.449

DIMENSIONS: mm

A

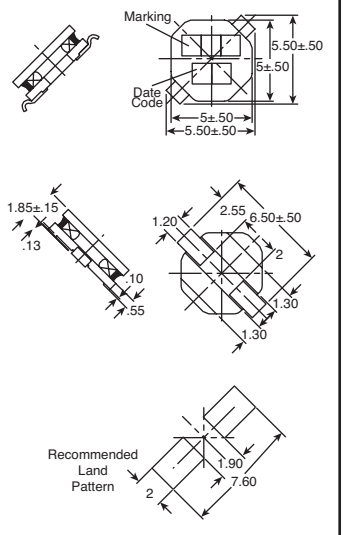

B

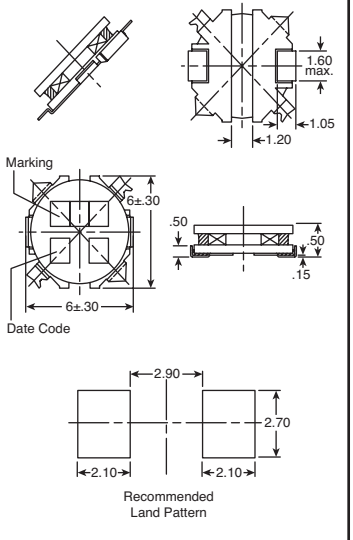

C

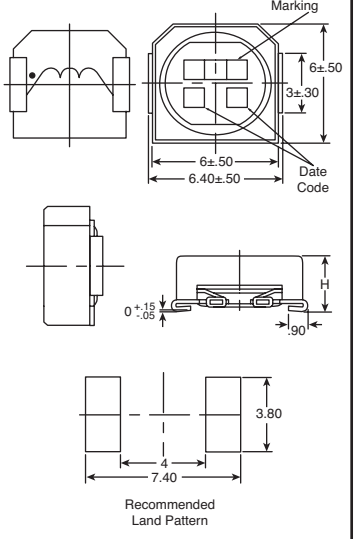

© Copyright 2013 Mouser Electronics

© Copyright 2013 Mouser Electronics

PANASONIC Fixed Inductors

Panasonic

RoHS Compliant This product is RoHS compliant.

ELL-6SH SERIES - SMD CHOKE COILS

Applications:
- Video, Audio, Mobile communications, Electric battery driven equipment
- As a decoupling choke coil in DC-DC converters

Features:
- Thin (height 2.5mm, 3.0mm)
- Higher reliability in mounting by separating the user terminal and internal connection
- Large current capability

RoHS Compliant

Recommended land patterns in mm (not to scale)

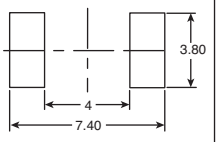

Connections (Top View)

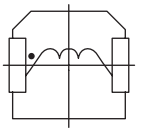

DIMENSIONS: mm (not to scale)

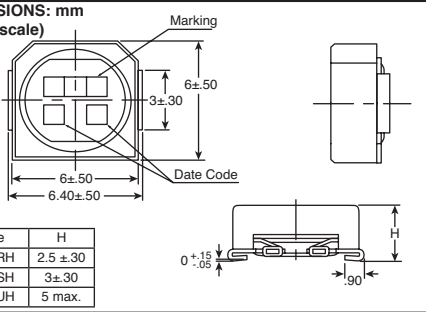

Type	H
ELL6RH	2.5 ±.30
ELL6SH	3±.30
ELL6UH	5 max.

For quantities greater than listed, call for quote.

MOUSER STOCK NO.	Panasonic Part No.	Value (μF)	Tolerance	DCR (mΩ)	Idc (mA max.)	Price Each 1	25	100	500	Reel Quantity	Price Each
667-ELL-6SH1R0M	ELL-6SH1R0M	1.0	±20%	19	3,400	.86	.767	.675	.63	1,000	.516
667-ELL-6SH1R5M	ELL-6SH1R5M	1.5	±20%	24	3,200	.86	.767	.675	.63	1,000	.516
667-ELL-6SH2R7M	ELL-6SH2R7M	2.7	±20%	31	2,400	.86	.767	.675	.63	1,000	.516
667-ELL-6SH3R3M	ELL-6SH3R3M	3.3	±20%	34	2,200	.86	.767	.675	.63	1,000	.516
667-ELL-6SH4R7M	ELL-6SH4R7M	4.7	±20%	42	2,000	.86	.767	.675	.63	1,000	.516
667-ELL-6SH5R6M	ELL-6SH5R6M	5.6	±20%	49	1,800	.86	.767	.675	.63	1,000	.516
667-ELL-6SH6R8M	ELL-6SH6R8M	6.8	±20%	52	1,500	.86	.767	.675	.63	1,000	.516
667-ELL-6SH8R2M	ELL-6SH8R2M	8.2	±20%	61	1,400	.86	.767	.675	.63	1,000	.516
667-ELL-6SH100M	ELL-6SH100M	10	±20%	65	1,300	.86	.767	.675	.63	1,000	.516
667-ELL-6SH120M	ELL-6SH120M	12	±20%	71	1,200	.86	.767	.675	.63	1,000	.516
667-ELL-6SH150M	ELL-6SH150M	15	±20%	96	1,100	.86	.767	.675	.63	1,000	.516
667-ELL-6SH180M	ELL-6SH180M	18	±20%	130	1,000	.86	.767	.675	.63	1,000	.516
667-ELL-6SH220M	ELL-6SH220M	22	±20%	140	900	.86	.767	.675	.63	1,000	.516
667-ELL-6SH270M	ELL-6SH270M	27	±20%	160	800	.86	.767	.675	.63	1,000	.516
667-ELL-6SH330M	ELL-6SH330M	33	±20%	180	700	.86	.767	.675	.63	1,000	.516
667-ELL-6SH390M	ELL-6SH390M	39	±20%	240	650	.86	.767	.675	.63	1,000	.516
667-ELL-6SH470M	ELL-6SH470M	47	±20%	270	600	.86	.767	.675	.63	1,000	.516
667-ELL-6SH560M	ELL-6SH560M	56	±20%	290	550	.86	.767	.675	.63	1,000	.516
667-ELL-6SH680M	ELL-6SH680M	68	±20%	520	500	.86	.767	.675	.63	1,000	.516
667-ELL-6SH820M	ELL-6SH820M	82	±20%	600	450	.86	.767	.675	.63	1,000	.516
667-ELL-6SH101M	ELL-6SH101M	100	±20%	680	400	.86	.767	.675	.63	1,000	.516
667-ELL-6SH121M	ELL-6SH121M	120	±20%	750	370	.86	.767	.675	.63	1,000	.516
667-ELL-6SH151M	ELL-6SH151M	150	±20%	860	350	.86	.767	.675	.63	1,000	.516
667-ELL-6SH181M	ELL-6SH181M	180	±20%	1300	300	.86	.767	.675	.63	1,000	.516

ELL-6UH SERIES - SMD CHOKE COILS

Applications:
- Video, Audio, Mobile communications, Electric battery driven equipment
- As a decoupling choke coil in DC-DC converters

Features:
- Thin (height 2.5mm, 3.0mm)
- Higher reliability in mounting by separating the user terminal and internal connection
- Large current capability

RoHS Compliant

Recommended land patterns in mm (not to scale)

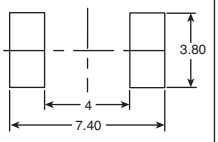

Connections (Top View)

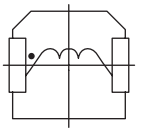

DIMENSIONS: mm (not to scale)

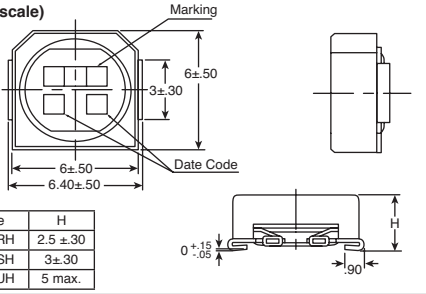

Type	H
ELL6RH	2.5 ±.30
ELL6SH	3±.30
ELL6UH	5 max.

For quantities greater than listed, call for quote.

MOUSER STOCK NO.	Panasonic Part No.	Value (μF)	Tolerance	DCR (mΩ)	Idc (mA max.)	Price Each 1	25	100	500	Reel Quantity	Price Each
667-ELL-6UH100M	ELL-6UH100M	10	±20%	63	1,800	.61	.548	.483	.45	1,000	.368
667-ELL-6UH120M	ELL-6UH120M	12	±20%	71	1,700	.61	.548	.483	.45	1,000	.368
667-ELL-6UH150M	ELL-6UH150M	15	±20%	79	1,600	.61	.548	.483	.45	1,000	.368
667-ELL-6UH180M	ELL-6UH180M	18	±20%	88	1,400	.61	.548	.483	.45	1,000	.368
667-ELL-6UH220M	ELL-6UH220M	22	±20%	98	1,300	.61	.548	.483	.45	1,000	.368
667-ELL-6UH270M	ELL-6UH270M	27	±20%	110	1,200	.61	.548	.483	.45	1,000	.368
667-ELL-6UH330M	ELL-6UH330M	33	±20%	130	1,100	.61	.548	.483	.45	1,000	.368
667-ELL-6UH390M	ELL-6UH390M	39	±20%	150	1,000	.61	.548	.483	.45	1,000	.368
667-ELL-6UH470M	ELL-6UH470M	47	±20%	160	900	.61	.548	.483	.45	1,000	.368
667-ELL-6UH560M	ELL-6UH560M	56	±20%	210	800	.61	.548	.483	.45	1,000	.368
667-ELL-6UH680M	ELL-6UH680M	68	±20%	230	700	.61	.548	.483	.45	1,000	.368
667-ELL-6UH820M	ELL-6UH820M	82	±20%	260	650	.61	.548	.483	.45	1,000	.368
667-ELL-6UH101M	ELL-6UH101M	100	±20%	360	600	.61	.548	.483	.45	1,000	.368
667-ELL-6UH121M	ELL-6UH121M	120	±20%	480	580	.61	.548	.483	.45	1,000	.368
667-ELL-6UH151M	ELL-6UH151M	150	±20%	680	500	.61	.548	.483	.45	1,000	.368
667-ELL-6UH181M	ELL-6UH181M	180	±20%	750	470	.61	.548	.483	.45	1,000	.368
667-ELL-6UH221M	ELL-6UH221M	220	±20%	840	410	.61	.548	.483	.45	1,000	.368
667-ELL-6UH271M	ELL-6UH271M	270	±20%	1200	370	.61	.548	.483	.45	1,000	.368
667-ELL-6UH331M	ELL-6UH331M	330	±20%	1360	330	.61	.548	.483	.45	1,000	.368
667-ELL-6UH391M	ELL-6UH391M	390	±20%	1500	300	.61	.548	.483	.45	1,000	.368
667-ELL-6UH471M	ELL-6UH471M	470	±20%	1680	270	.61	.548	.483	.45	1,000	.368
667-ELL-6UH561M	ELL-6UH561M	560	±20%	2530	260	.61	.548	.483	.45	1,000	.368
667-ELL-6UH681M	ELL-6UH681M	680	±20%	2830	240	.61	.548	.483	.45	1,000	.368
667-ELL-6UH821M	ELL-6UH821M	820	±20%	3140	200	.61	.548	.483	.45	1,000	.368
667-ELL-6UH102M	ELL-6UH102M	1000	±20%	3670	180	.61	.548	.483	.45	1,000	.368

© Copyright 2013 Mouser Electronics
© Copyright 2013 Mouser Electronics

RoHS Compliant This product is RoHS compliant.

ELL-ATV SERIES - SMD CHOKE COILS

Applications:

- DC-DC converter circuitry for computer peripherals and cellular phones
- Chopper circuit decoupling chokes for DC-DC converter circuitry

Features:

- Magnetically shielded structure
- Low DC resistance and large current capability
- Available on tape and reel for automatic insertion

RoHS Compliant

Recommended land patterns in mm (not to scale)

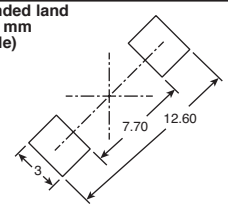

DIMENSIONS: mm (not to scale)

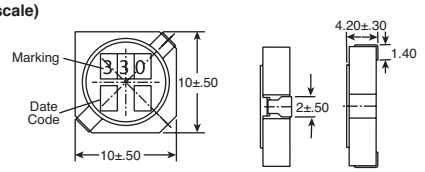

For quantities greater than listed, call for quote.

MOUSER STOCK NO.	Panasonic Part No.	Value (μF)	Tolerance	DCR (mΩ)	Isat (mA max.)	Price Each 1	Price Each 25	Price Each 100	Reel Quantity	Price Each
667-ELL-ATV1R5N	ELL-ATV1R5N	1.5	±30%	5.3	6700	1.53	1.36	1.20	500	1.12
667-ELL-ATV2R2N	ELL-ATV2R2N	2.2	±30%	6.3	6200	1.53	1.36	1.20	500	1.12
667-ELL-ATV3R3N	ELL-ATV3R3N	3.3	±30%	8.8	5350	1.53	1.36	1.20	500	1.12
667-ELL-ATV4R3N	ELL-ATV4R3N	4.3	±30%	10	5000	1.53	1.36	1.20	500	1.12
667-ELL-ATV5R1N	ELL-ATV5R1N	5.1	±30%	14	4350	1.53	1.36	1.20	500	1.12
667-ELL-ATV6R8N	ELL-ATV6R8N	6.8	±30%	16	4000	1.53	1.36	1.20	500	1.12
667-ELL-ATV8R2N	ELL-ATV8R2N	8.2	±30%	18	3700	1.53	1.36	1.20	500	1.12
667-ELL-ATV100M	ELL-ATV100M	10	±20%	23	3300	1.53	1.36	1.20	500	1.12
667-ELL-ATV120M	ELL-ATV120M	12	±20%	25	2900	1.53	1.36	1.20	500	1.12
667-ELL-ATV150M	ELL-ATV150M	15	±20%	32	2800	1.53	1.36	1.20	500	1.12
667-ELL-ATV180M	ELL-ATV180M	18	±20%	38	2500	1.53	1.36	1.20	500	1.12
667-ELL-ATV220M	ELL-ATV220M	22	±20%	45	2200	1.53	1.36	1.20	500	1.12
667-ELL-ATV270M	ELL-ATV270M	27	±20%	56	2000	1.53	1.36	1.20	500	1.12
667-ELL-ATV330M	ELL-ATV330M	33	±20%	62	1800	1.53	1.36	1.20	500	1.12
667-ELL-ATV390M	ELL-ATV390M	39	±20%	74	1600	1.53	1.36	1.20	500	1.12
667-ELL-ATV470M	ELL-ATV470M	47	±20%	94	1550	1.53	1.36	1.20	500	1.12
667-ELL-ATV560M	ELL-ATV560M	56	±20%	100	1350	1.53	1.36	1.20	500	1.12
667-ELL-ATV680M	ELL-ATV680M	68	±20%	130	1200	1.53	1.36	1.20	500	1.12
667-ELL-ATV820M	ELL-ATV820M	82	±20%	150	1100	1.53	1.36	1.20	500	1.12
667-ELL-ATV101M	ELL-ATV101M	100	±20%	180	1000	1.53	1.36	1.20	500	1.12
667-ELL-ATV121M	ELL-ATV121M	120	±20%	190	840	1.53	1.36	1.20	500	1.12
667-ELL-ATV151M	ELL-ATV151M	150	±20%	250	780	1.53	1.36	1.20	500	1.12
667-ELL-ATV181M	ELL-ATV181M	180	±20%	320	750	1.53	1.36	1.20	500	1.12
667-ELL-ATV221M	ELL-ATV221M	220	±20%	360	700	1.53	1.36	1.20	500	1.12
667-ELL-ATV271M	ELL-ATV271M	270	±20%	460	600	1.53	1.36	1.20	500	1.12
667-ELL-ATV331M	ELL-ATV331M	330	±20%	550	550	1.53	1.36	1.20	500	1.12
667-ELL-ATV391M	ELL-ATV391M	390	±20%	690	520	1.53	1.36	1.20	500	1.12
667-ELL-ATV471M	ELL-ATV471M	470	±20%	780	470	1.53	1.36	1.20	500	1.12
667-ELL-ATV561M	ELL-ATV561M	560	±20%	820	390	1.53	1.36	1.20	500	1.12
667-ELL-ATV681M	ELL-ATV681M	680	±20%	1150	370	1.53	1.36	1.20	500	1.12
667-ELL-ATV821M	ELL-ATV821M	820	±20%	1270	340	1.53	1.36	1.20	500	1.12
667-ELL-ATV102M	ELL-ATV102M	1000	±20%	1750	320	1.53	1.36	1.20	500	1.12

ELL-CTV SERIES - SMD CHOKE COILS

Applications:

- DC-DC converter circuitry for computer peripherals and cellular phones
- Chopper circuit decoupling chokes for DC-DC converter circuitry

Features:

- Magnetically shielded structure
- Low DC resistance and large current capability
- Available on tape and reel for automatic insertion

RoHS Compliant

Recommended land patterns in mm (not to scale)

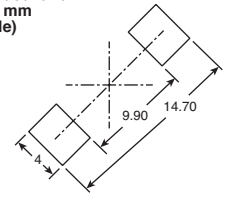

DIMENSIONS: mm (not to scale)

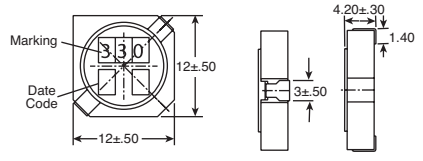

For quantities greater than listed, call for quote.

MOUSER STOCK NO.	Panasonic Part No.	Value (μF)	Tolerance	DCR (mΩ)	Isat (mA max.)	Price Each 1	Price Each 25	Price Each 100	Reel Quantity	Price Each
667-ELL-CTV1R2N	ELL-CTV1R2N	1.2	±30%	4.6	6,500	1.61	1.43	1.26	500	1.18
667-ELL-CTV2R0N	ELL-CTV2R0N	2	±30%	5.6	6,300	1.61	1.43	1.26	500	1.18
667-ELL-CTV2R7N	ELL-CTV2R7N	2.7	±30%	7	5,700	1.61	1.43	1.26	500	1.18
667-ELL-CTV3R9N	ELL-CTV3R9N	3.9	±30%	8.5	5,600	1.61	1.43	1.26	500	1.18
667-ELL-CTV4R7N	ELL-CTV4R7N	4.7	±30%	9.9	5,200	1.61	1.43	1.26	500	1.18
667-ELL-CTV5R6N	ELL-CTV5R6N	5.6	±30%	11	4,900	1.61	1.43	1.26	500	1.18
667-ELL-CTV6R8N	ELL-CTV6R8N	6.8	±30%	14	4,500	1.61	1.43	1.26	500	1.18
667-ELL-CTV8R2N	ELL-CTV8R2N	8.2	±30%	15	4,400	1.61	1.43	1.26	500	1.18
667-ELL-CTV100M	ELL-CTV100M	10	±20%	17	3,900	1.61	1.43	1.26	500	1.18
667-ELL-CTV120M	ELL-CTV120M	12	±20%	22	3,700	1.61	1.43	1.26	500	1.18
667-ELL-CTV150M	ELL-CTV150M	15	±20%	25	3,100	1.61	1.43	1.26	500	1.18
667-ELL-CTV180M	ELL-CTV180M	18	±20%	30	3,000	1.61	1.43	1.26	500	1.18
667-ELL-CTV220M	ELL-CTV220M	22	±20%	37	2,700	1.61	1.43	1.26	500	1.18
667-ELL-CTV270M	ELL-CTV270M	27	±20%	43	2,300	1.61	1.43	1.26	500	1.18
667-ELL-CTV330M	ELL-CTV330M	33	±20%	50	2,200	1.61	1.43	1.26	500	1.18
667-ELL-CTV390M	ELL-CTV390M	39	±20%	61	2,100	1.61	1.43	1.26	500	1.18
667-ELL-CTV470M	ELL-CTV470M	47	±20%	69	1,900	1.61	1.43	1.26	500	1.18
667-ELL-CTV560M	ELL-CTV560M	56	±20%	87	1,600	1.61	1.43	1.26	500	1.18
667-ELL-CTV680M	ELL-CTV680M	68	±20%	100	1,500	1.61	1.43	1.26	500	1.18
667-ELL-CTV820M	ELL-CTV820M	82	±20%	120	1,400	1.61	1.43	1.26	500	1.18
667-ELL-CTV101M	ELL-CTV101M	100	±20%	150	1,200	1.61	1.43	1.26	500	1.18
667-ELL-CTV121M	ELL-CTV121M	120	±20%	190	1,100	1.61	1.43	1.26	500	1.18
667-ELL-CTV151M	ELL-CTV151M	150	±20%	220	1,000	1.61	1.43	1.26	500	1.18
667-ELL-CTV181M	ELL-CTV181M	180	±20%	270	930	1.61	1.43	1.26	500	1.18
667-ELL-CTV221M	ELL-CTV221M	220	±20%	310	840	1.61	1.43	1.26	500	1.18
667-ELL-CTV271M	ELL-CTV271M	270	±20%	400	810	1.61	1.43	1.26	500	1.18
667-ELL-CTV331M	ELL-CTV331M	330	±20%	500	660	1.61	1.43	1.26	500	1.18
667-ELL-CTV391M	ELL-CTV391M	390	±20%	560	630	1.61	1.43	1.26	500	1.18
667-ELL-CTV471M	ELL-CTV471M	470	±20%	690	580	1.61	1.43	1.26	500	1.18
667-ELL-CTV561M	ELL-CTV561M	560	±20%	810	540	1.61	1.43	1.26	500	1.18
667-ELL-CTV681M	ELL-CTV681M	680	±20%	1010	470	1.61	1.43	1.26	500	1.18
667-ELL-CTV821M	ELL-CTV821M	820	±20%	1140	440	1.61	1.43	1.26	500	1.18
667-ELL-CTV102M	ELL-CTV102M	1000	±20%	1500	410	1.61	1.43	1.26	500	1.18

© Copyright 2013 Mouser Electronics

© Copyright 2013 Mouser Electronics

PANASONIC Fixed Inductors

Panasonic

RoHS Compliant This product is RoHS compliant.

ELL-4FG SERIES - SMD CHOKE COILS

Applications:
- DC-DC converter circuitry for computer peripherals and cellular phones
- Chopper circuit decoupling chokes for DC-DC converter circuitry

RoHS Compliant

Features:
- Magnetically shielded structure
- Low DC resistance and large current capability
- Shock resistant

Recommended land patterns in mm (not to scale)

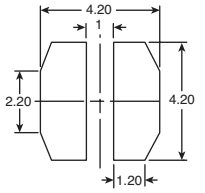

DIMENSIONS: mm (not to scale)

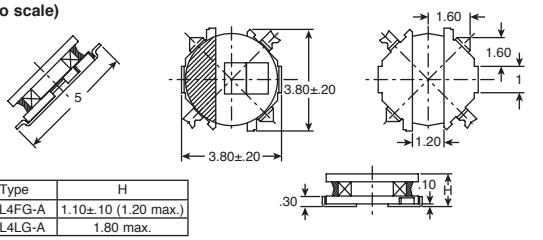

Type	H
ELL4FG-A	1.10±.10 (1.20 max.)
ELL4LG-A	1.80 max.

For quantities greater than listed, call for quote.

MOUSER STOCK NO.	Panasonic Part No.	Value (μF)	Tolerance	DCR	Isat (mA max.)	I temp (mA max.)	Price Each 1	25	100	500
667-ELL-4FG1R0NA	ELL-4FG1R0NA	1.0	±30%	45	1,900	1,950	.61	.552	.486	.454
667-ELL-4FG1R5NA	ELL-4FG1R5NA	1.5	±30%	60	1,600	1,700	.61	.552	.486	.454
667-ELL-4FG2R0NA	ELL-4FG2R0NA	2.0	±30%	70	1,300	1,550	.61	.552	.486	.454
667-ELL-4FG3R3NA	ELL-4FG3R3NA	3.3	±30%	110	1,100	1,220	.61	.552	.486	.454
667-ELL-4FG4R7NA	ELL-4FG4R7NA	4.7	±30%	160	1,000	1,000	.61	.552	.486	.454
667-ELL-4FG6R8NA	ELL-4FG6R8NA	6.8	±30%	220	800	860	.61	.552	.486	.454
667-ELL-4FG100MA	ELL-4FG100MA	10	±20%	290	700	750	.61	.552	.486	.454
667-ELL-4FG150MA	ELL-4FG150MA	15	±20%	480	600	580	.61	.552	.486	.454
667-ELL-4FG220MA	ELL-4FG220MA	22	±20%	620	420	500	.61	.552	.486	.454
667-ELL-4FG330MA	ELL-4FG330MA	33	±20%	1,060	360	400	.61	.552	.486	.454
667-ELL-4FG470MA	ELL-4FG470MA	47	±20%	1,600	290	330	.61	.552	.486	.454

ELL-4GG SERIES - SMD CHOKE COILS

Applications:
- DC-DC converter circuitry for computer peripherals and cellular phones
- Chopper circuit decoupling chokes for DC-DC converter circuitry

RoHS Compliant

Features:
- Magnetically shielded structure
- Low DC resistance and large current capability
- Shock resistant

Recommended land patterns in mm (not to scale)

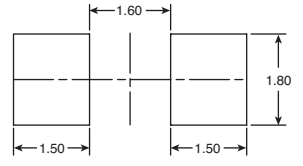

DIMENSIONS: mm (not to scale)

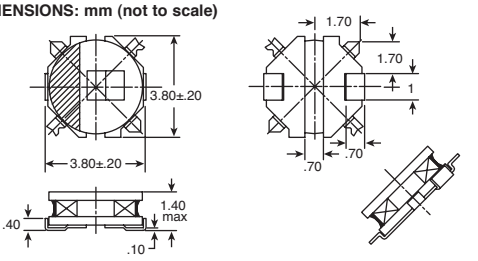

For quantities greater than listed, call for quote.

MOUSER STOCK NO.	Panasonic Part No.	Value (μF)	Tolerance	DCR	Isat (mA max.)	I temp (mA max.)	Price Each 1	25	100	500
667-ELL-4GG1R2N	ELL-4GG1R2N	1.2	±30%	50	2,400	1,900	.46	.416	.366	.342
667-ELL-4GG1R8N	ELL-4GG1R8N	1.8	±30%	71	1,900	1,550	.46	.416	.366	.342
667-ELL-4GG2R2N	ELL-4GG2R2N	2.2	±30%	88	1,700	1,400	.46	.416	.366	.342
667-ELL-4GG3R3N	ELL-4GG3R3N	3.3	±30%	110	1,500	1,200	.46	.416	.366	.342
667-ELL-4GG3R9N	ELL-4GG3R9N	3.9	±30%	120	1,400	1,150	.46	.416	.366	.342
667-ELL-4GG4R7N	ELL-4GG4R7N	4.7	±30%	160	1,200	1,000	.46	.416	.366	.342
667-ELL-4GG6R8N	ELL-4GG6R8N	6.8	±30%	200	1,050	930	.46	.416	.366	.342
667-ELL-4GG8R2N	ELL-4GG8R2N	8.2	±30%	220	1,000	870	.46	.416	.366	.342
667-ELL-4GG100M	ELL-4GG100M	10	±20%	250	900	770	.46	.416	.366	.342
667-ELL-4GG120M	ELL-4GG120M	12	±20%	380	800	650	.46	.416	.366	.342
667-ELL-4GG150M	ELL-4GG150M	15	±20%	500	700	580	.46	.416	.366	.342
667-ELL-4GG220M	ELL-4GG220M	22	±20%	640	600	500	.46	.416	.366	.342
667-ELL-4GG330M	ELL-4GG330M	33	±20%	980	450	400	.46	.416	.366	.342
667-ELL-4GG101M	ELL-4GG101M	100	±20%	2,400	290	250	.46	.416	.366	.342

ELL-4LG-A SERIES - SMD CHOKE COILS

Applications:
- DC-DC converter circuitry for computer peripherals and cellular phones
- Chopper circuit decoupling chokes for DC-DC converter circuitry

RoHS Compliant

Features:
- Magnetically shielded structure
- Low DC resistance and large current capability
- Shock resistant

Recommended land patterns in mm (not to scale)

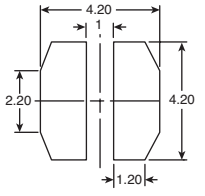

DIMENSIONS: mm (not to scale)

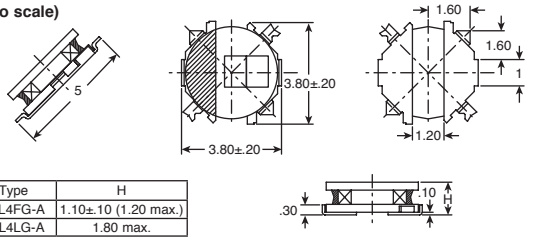

Type	H
ELL4FG-A	1.10±.10 (1.20 max.)
ELL4LG-A	1.80 max.

For quantities greater than listed, call for quote.

MOUSER STOCK NO.	Panasonic Part No.	Value (μF)	Tolerance	DCR	Isat (mA max.)	I temp (mA max.)	Price Each 1	25	100	500
667-ELL-4LG100MA	ELL-4LG100MA	10	±20%	200	800	950	.52	.469	.413	.385
667-ELL-4LG2R2NA	ELL-4LG2R2NA	2.2	±20%	55	1,500	1,700	.52	.469	.413	.385
667-ELL-4LG680MA	ELL-4LG680MA	68	±20%	1,300	270	350	.52	.469	.413	.385
667-ELL-4LG150MA	ELL-4LG150MA	15	±20%	300	620	730	.52	.469	.413	.385
667-ELL-4LG1R0NA	ELL-4LG1R0NA	1	±20%	41	2,200	1,900	.52	.469	.413	.385
667-ELL-4LG1R5NA	ELL-4LG1R5NA	1.5	±20%	48	1,700	1,800	.52	.469	.413	.385
667-ELL-4LG220MA	ELL-4LG220MA	22	±20%	390	550	640	.52	.469	.413	.385
667-ELL-4LG2R7NA	ELL-4LG2R7NA	2.7	±20%	63	1,400	1,550	.52	.469	.413	.385
667-ELL-4LG330MA	ELL-4LG330MA	33	±20%	610	430	510	.52	.469	.413	.385
667-ELL-4LG3R3NA	ELL-4LG3R3NA	3.3	±20%	72	1,300	1,450	.52	.469	.413	.385
667-ELL-4LG470MA	ELL-4LG470MA	47	±20%	920	360	410	.52	.469	.413	.385
667-ELL-4LG4R7NA	ELL-4LG4R7NA	4.7	±20%	90	1,100	1,300	.52	.469	.413	.385
667-ELL-4LG6R2NA	ELL-4LG6R2NA	6.2	±20%	140	930	1,100	.52	.469	.413	.385
667-ELL-4LG101MA	ELL-4LG101MA	100	±20%	2,200	250	260	.52	.469	.413	.385
667-ELL-4LG151MA	ELL-4LG151MA	150	±20%	3,000	220	220	.52	.469	.413	.385

© Copyright 2013 Mouser Electronics
© Copyright 2013 Mouser Electronics

RoHS Compliant **This product is RoHS compliant.**

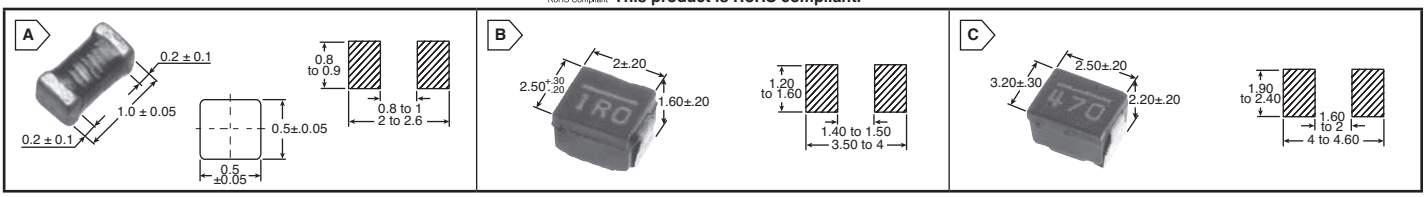

ELJ-OE SERIES - 1608 CASE SIZE, LASER-CUT CHIP INDUCTORS

Features:

- Non polar product
- Laser-cut technology offering precision
- Unique Ceramic Core
- High Self Resonant Frequency (SRF)
- High Q devices in 0603 case size
- Capable of being re-flow or flow soldered
- Cost effective over wire-wound

NEW PRODUCT

For quantities greater than listed, call for quote.

MOUSER STOCK NO.	Panasonic Part No.	Fig.	Inductance (nh)	Inductance Tol.	Inductance Test Freq. (MHz)	Q 100 MHz min.	Q 800 MHz min.	SRF (MHz min)	RDC (Ω) max.	DC Current (mA) max.	Price Each 1	Price Each 25	Price Each 500
667-ELJ-QE2N2DFA	ELJ-QE2N2DFA	A	2.2	±0.3nh	100	15	88.6	6000	0.04	970	.28	.256	.186
667-ELJ-QE2N7DFA	ELJ-QE2N7DFA	A	2.7	±0.3nh	100	15	65.4	6000	0.05	880	.28	.256	.186
667-ELJ-QE3N3DFA	ELJ-QE3N3DFA	A	3.3	±0.3nh	100	15	61.3	6000	0.06	800	.28	.256	.186
667-ELJ-QE3N9DFA	ELJ-QE3N9DFA	A	3.9	±0.3nh	100	15	68.4	6000	0.07	750	.28	.256	.186
667-ELJ-QE4N7DFA	ELJ-QE4N7DFA	A	4.7	±0.3nh	100	15	65.2	6000	0.09	660	.28	.256	.186
667-ELJ-QE5N6DFA	ELJ-QE5N6DFA	A	5.6	±0.3nh	100	15	57.4	6000	0.11	600	.28	.256	.186
667-ELJ-QE6N8JFA	ELJ-QE6N8JFA	A	6.8	±5%	100	15	65.0	6000	0.14	540	.28	.256	.186
667-ELJ-QE8N2JFA	ELJ-QE8N2JFA	A	8.2	±5%	100	15	65.5	5700	0.17	490	.28	.256	.186
667-ELJ-QE10NJFA	ELJ-QE10NJFA	A	10	±5%	100	15	63.8	5300	0.21	450	.28	.256	.186
667-ELJ-QE12NJFA	ELJ-QE12NJFA	A	12	±5%	100	15	61.9	4900	0.26	400	.28	.256	.186
667-ELJ-QE15NJFA	ELJ-QE15NJFA	A	15	±5%	100	15	59.0	4400	0.34	350	.28	.256	.186
667-ELJ-QE18NJFA	ELJ-QE18NJFA	A	18	±5%	100	15	58.6	4000	0.41	320	.28	.256	.186
667-ELJ-QE22NJFA	ELJ-QE22NJFA	A	22	±5%	100	15	59.1	3700	0.52	290	.28	.256	.186
667-ELJ-QE27NJFA	ELJ-QE27NJFA	A	27	±5%	100	15	55.0	3400	0.66	260	.28	.256	.186
667-ELJ-QE33NJFA	ELJ-QE33NJFA	A	33	±5%	100	15	54.2	3000	0.82	230	.28	.256	.186
667-ELJ-QE39NJFA	ELJ-QE39NJFA	A	39	±5%	100	15	52.9	2800	1.00	210	.28	.256	.186
667-ELJ-QE47NJFA	ELJ-QE47NJFA	A	47	±5%	100	15	54.4	2500	1.23	190	.28	.256	.186
667-ELJ-QE56NJFA	ELJ-QE56NJFA	A	56	±5%	100	15	51.5	2500	1.51	180	.28	.256	.186
667-ELJQE2N2ZFA	ELJQE2N2ZFA	A	2.18	±0.2nH	100	15	88.6	6000	0.04	970	.36	.323	.235
667-ELJQE2N7ZFA	ELJQE2N7ZFA	A	2.62	±0.2nH	100	15	65.4	6000	0.05	880	.36	.323	.235
667-ELJQE3N3ZFA	ELJQE3N3ZFA	A	3.24	±0.2nH	100	15	61.3	6000	0.06	800	.36	.323	.235
667-ELJQE3N9ZFA	ELJQE3N9ZFA	A	3.83	±0.2nH	100	15	68.4	6000	0.07	750	.36	.323	.235
667-ELJQE4N7ZFA	ELJQE4N7ZFA	A	4.61	±0.2nH	100	15	65.2	6000	0.09	660	.36	.323	.235
667-ELJQE5N6ZFA	ELJQE5N6ZFA	A	5.48	±0.2nH	100	15	57.4	6000	0.11	600	.36	.323	.235
667-ELJ-QE6N8ZFA	ELJ-QE6N8ZFA	A	6.70	±0.2nH	100	15	65.0	6000	0.14	540	.36	.323	.235
667-ELJ-QE8N2ZFA	ELJ-QE8N2ZFA	A	8.12	±0.2nH	100	15	65.5	5700	0.17	490	.36	.323	.235
667-ELJ-QE10NGFA	ELJ-QE10NGFA	A	9.89	±2%	100	15	63.8	5300	0.21	450	.36	.323	.235
667-ELJ-QE12NGFA	ELJ-QE12NGFA	A	12.0	±2%	100	15	61.9	4900	0.26	400	.36	.323	.235
667-ELJ-QE15NGFA	ELJ-QE15NGFA	A	14.9	±2%	100	15	59.0	4400	0.34	350	.36	.323	.235
667-ELJ-QE18NGFA	ELJ-QE18NGFA	A	18.0	±2%	100	15	58.6	4000	0.41	320	.36	.323	.235
667-ELJ-QE22NGFA	ELJ-QE22NGFA	A	22.0	±2%	100	15	59.1	3700	0.52	290	.36	.323	.235
667-ELJ-QE27NGFA	ELJ-QE27NGFA	A	27.1	±2%	100	15	55.0	3400	0.66	260	.36	.323	.235
667-ELJ-QE33NGFA	ELJ-QE33NGFA	A	33.9	±2%	100	15	54.2	3000	0.82	230	.36	.323	.235
667-ELJ-QE39NGFA	ELJ-QE39NGFA	A	40.3	±2%	100	15	52.9	2800	1.00	210	.36	.323	.235
667-ELJ-QE47NGFA	ELJ-QE47NGFA	A	49.6	±2%	100	15	54.4	2500	1.23	190	.36	.323	.235
667-ELJ-QE56NGFA	ELJ-QE56NGFA	A	58.8	±2%	100	15	51.5	2500	1.51	180	.36	.323	.235

HIGH POWER INDUCTORS

Features:

- Low DCR and large current capability, suitable for power circuitry
- Wire wound, resin molded chip inductor. (PC, PA, PB types)
- Unique Ceramic Core/Laser-cut technology (PF, PE type)
- Capable of being Re-fl ow or fl ow soldered
- Wide line-up from 1005 to 4532 case sizes

For quantities greater than listed, call for quote.

MOUSER STOCK NO.	Panasonic Part No.	Fig.	Inductance Value (μH)	Inductance Tol.	Inductance Test Freq. (MHz)	Q Min.	Q Test Freq. (MHz)	SRF (MHz min)	DCR (Ω)	Irms (mA)	Price Each 1	Price Each 25	Price Each 100	Price Each 500
ELJ-PC Series 1008 Case Size														
667-ELJ-PC1R0MF	ELJ-PC1R0MF	B	1.0	±20%	7.96	10	7.96	95	0.45	475	.29	.251	.234	.184
667-ELJ-PC1R5MF	ELJ-PC1R5MF	B	1.5	±20%	7.96	10	7.96	85	0.55	435	.29	.251	.234	.184
667-ELJ-PC2R2MF	ELJ-PC2R2MF	B	2.2	±20%	7.96	10	7.96	65	0.65	390	.29	.251	.234	.184
667-ELJ-PC3R3MF	ELJ-PC3R3MF	B	3.3	±20%	7.96	8	7.96	55	0.85	340	.29	.251	.234	.184
667-ELJ-PC4R7MF	ELJ-PC4R7MF	B	4.7	±20%	7.96	8	7.96	43	1.2	285	.29	.251	.234	.184
667-ELJ-PC6R8KF	ELJ-PC6R8KF	B	6.8	±10%	2.52	8.5	2.52	44	1.3	170	.29	.251	.234	.184
667-ELJ-PC100KF	ELJ-PC100KF	B	10	±10%	2.52	20	2.52	32	2.2	210	.29	.251	.234	.184
667-ELJ-PC120KF	ELJ-PC120KF	B	12	±10%	2.52	20	2.52	25	2.7	195	.29	.251	.234	.184
667-ELJ-PC150KF	ELJ-PC150KF	B	15	±10%	2.52	20	2.52	21	3.2	175	.29	.251	.234	.184
667-ELJ-PC220KF	ELJ-PC220KF	B	22	±10%	2.52	20	2.52	18	4	160	.29	.251	.234	.184
667-ELJ-PC330KF	ELJ-PC330KF	B	33	±10%	2.52	20	2.52	16	6.5	120	.29	.251	.234	.184
ELJ-PA Series 1210 Case Size														
667-ELJ-PA1R0MF	ELJ-PA1R0MF	C	1.0	±20%	7.96	7	7.96	150	0.15	600	.29	.251	.234	.184
667-ELJ-PA1R5MF	ELJ-PA1R5MF	C	1.5	±20%	7.96	7	7.96	110	0.18	550	.29	.251	.234	.184
667-ELJ-PA2R2MF	ELJ-PA2R2MF	C	2.2	±20%	7.96	7	7.96	80	0.23	500	.29	.251	.234	.184
667-ELJ-PA3R3MF	ELJ-PA3R3MF	C	3.3	±20%	7.96	7	7.96	58	0.28	400	.29	.251	.234	.184
667-ELJ-PA4R7MF	ELJ-PA4R7MF	C	4.7	±20%	7.96	7	7.96	46	0.34	350	.29	.251	.234	.184
667-ELJ-PA6R8MF	ELJ-PA6R8MF	C	6.8	±20%	7.96	7	7.96	38	0.42	300	.29	.251	.234	.184
667-ELJ-PA100KF	ELJ-PA100KF	C	10	±10%	2.52	15	2.52	23	0.5	240	.29	.251	.234	.184
667-ELJ-PA120KF	ELJ-PA120KF	C	12	±10%	2.52	15	2.52	21	0.6	230	.29	.251	.234	.184
667-ELJ-PA150KF	ELJ-PA150KF	C	15	±10%	2.52	15	2.52	18	0.74	220	.29	.251	.234	.184
667-ELJ-PA180KF	ELJ-PA180KF	C	18	±10%	2.52	15	2.52	17	0.9	205	.29	.251	.234	.184
667-ELJ-PA220KF	ELJ-PA220KF	C	22	±10%	2.52	15	2.52	15	1.15	185	.29	.251	.234	.184
667-ELJ-PA270KF	ELJ-PA270KF	C	27	±10%	2.52	15	2.52	13	1.45	165	.29	.251	.234	.184
667-ELJ-PA330KF	ELJ-PA330KF	C	33	±10%	2.52	15	2.52	12	1.65	155	.29	.251	.234	.184
667-ELJ-PA390KF	ELJ-PA390KF	C	39	±10%	2.52	15	2.52	11	1.9	145	.29	.251	.234	.184
667-ELJ-PA470KF	ELJ-PA470KF	C	47	±10%	2.52	15	2.52	9.5	2.25	135	.29	.251	.234	.184
667-ELJ-PA560KF	ELJ-PA560KF	C	56	±10%	2.52	15	2.52	8.5	3.3	110	.29	.251	.234	.184
667-ELJ-PA680KF	ELJ-PA680KF	C	68	±10%	2.52	15	2.52	7.5	3.7	105	.29	.251	.234	.184
667-ELJ-PA820KF	ELJ-PA820KF	C	82	±10%	2.52	15	2.52	7	4.2	100	.29	.251	.234	.184
667-ELJ-PA101KF	ELJ-PA101KF	C	100	±10%	0.796	20	0.796	6.5	5	90	.29	.251	.234	.184
667-ELJ-PA121KF	ELJ-PA121KF	C	120	±10%	0.796	20	0.796	6	7	75	.29	.251	.234	.184
667-ELJ-PA151KF	ELJ-PA151KF	C	150	±10%	0.796	20	0.796	5.5	8	70	.29	.251	.234	.184
667-ELJ-PA181KF	ELJ-PA181KF	C	180	±10%	0.796	20	0.796	5	9.5	65	.29	.251	.234	.184
667-ELJ-PA221KF	ELJ-PA221KF	C	220	±10%	0.796	20	0.796	4	11	60	.29	.251	.234	.184
667-ELJ-PA271KF	ELJ-PA271KF	C	270	±10%	0.796	20	0.796	3.5	14.5	55	.29	.251	.234	.184
667-ELJ-PA331KF	ELJ-PA331KF	C	330	±10%	0.796	20	0.796	3	16	50	.29	.251	.234	.184

© Copyright 2013 Mouser Electronics

© Copyright 2013 Mouser Electronics

RoHS Compliant This product is RoHS compliant.

ELJ-PB SERIES - 1812 CASE SIZE, HIGH POWER

Applications:

- AV equipment, Wireless communication equipment and various types of general electronic equipment

RoHS Compliant

Features:

- Low DCR and large current capability, suitable for power circuitry
- Wire wound, resin molded chip inductor. (PC, PA, PB types)
- Capable of being Re-flow or flow soldered
- Wide line-up from 1005 to 4532 case sizes • Good for mounting

Specifications:

- Operating Temperature : –20°C to +85°C

Recommended land patterns in mm (not to scale)

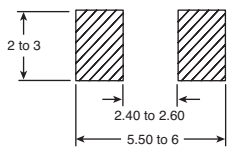

DIMENSIONS: mm (not to scale)

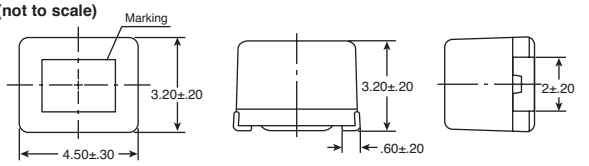

For quantities greater than listed, call for quote.

MOUSER STOCK NO.	Panasonic Part No.	Inductance			Q		SRF (MHz min)	DCR (Ω)	Irms (mA)	Price Each			
		Value (μH)	Tol.	Test Freq. (MHz)	Min.	Test Freq. (MHz)				1	50	100	500
667-ELJ-PB100KF	ELJ-PB100KF	10	±10%	2.52	10	2.52	19	0.65	360	.47	.408	.393	.17
667-ELJ-PB120KF	ELJ-PB120KF	12	±10%	2.52	10	2.52	17	0.7	340	.47	.408	.393	.17
667-ELJ-PB150KF	ELJ-PB150KF	15	±10%	2.52	10	2.52	15	0.8	320	.47	.408	.393	.17
667-ELJ-PB180KF	ELJ-PB180KF	18	±10%	2.52	10	2.52	14	0.9	310	.47	.408	.393	.17
667-ELJ-PB220KF	ELJ-PB220KF	22	±10%	2.52	10	2.52	13	1	300	.47	.408	.393	.17
667-ELJ-PB270KF	ELJ-PB270KF	27	±10%	2.52	10	2.52	11	1.2	270	.47	.408	.393	.17
667-ELJ-PB330KF	ELJ-PB330KF	33	±10%	2.52	10	2.52	10	1.4	250	.47	.408	.393	.17
667-ELJ-PB390KF	ELJ-PB390KF	39	±10%	2.52	10	2.52	9.5	1.6	230	.47	.408	.393	.17
667-ELJ-PB470KF	ELJ-PB470KF	47	±10%	2.52	10	2.52	8.5	1.9	210	.47	.408	.393	.17
667-ELJ-PB560KF	ELJ-PB560KF	56	±10%	2.52	10	2.52	8	2.2	190	.47	.408	.393	.17
667-ELJ-PB680KF	ELJ-PB680KF	68	±10%	2.52	10	2.52	7	2.6	170	.47	.408	.393	.17
667-ELJ-PB820KF	ELJ-PB820KF	82	±10%	2.52	10	2.52	6.5	3.5	160	.47	.408	.393	.17
667-ELJ-PB101KF	ELJ-PB101KF	100	±10%	0.796	20	0.796	6	4	150	.47	.408	.393	.17
667-ELJ-PB121KF	ELJ-PB121KF	120	±10%	0.796	20	0.796	5.5	4.5	130	.47	.408	.393	.17
667-ELJ-PB151KF	ELJ-PB151KF	150	±10%	0.796	20	0.796	5	6.5	120	.47	.408	.393	.17
667-ELJ-PB181KF	ELJ-PB181KF	180	±10%	0.796	20	0.796	4.5	7.5	110	.47	.408	.393	.17
667-ELJ-PB221KF	ELJ-PB221KF	220	±10%	0.796	20	0.796	0	0	0	.47	.408	.393	.17

ELJ-FC SERIES - 1008 CASE SIZE, GENERAL USE

Applications:

- AV equipment, Wireless communication equipment and various types of general electronic equipment

Features:

- General use wire wound, resin molded chip inductor
- Capable of being Re-fl ow or fl ow soldered
- Wide line-up from 2520 to 4532 case sizes
- Good for mounting

RoHS Compliant

Specifications:

- Operating Temperature : –20°C to +85°C

Recommended land patterns in mm (not to scale)

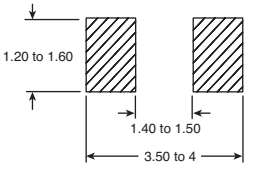

DIMENSIONS: mm (not to scale)

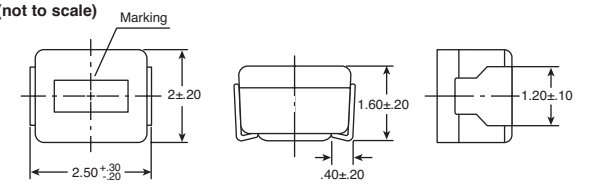

For quantities greater than listed, call for quote.

MOUSER STOCK NO.	Panasonic Part No.	Inductance			Q		SRF (MHz min)	DCR (Ω)	Irms (mA)	Price Each			
		Value (μH)	Tol.	Test Freq. (MHz)	Min.	Test Freq. (MHz)				1	25	100	500
667-ELJ-FC1R0JF	ELJ-FC1R0JF	1.0	±5%	7.96	25	7.96	115	0.65	195	.29	.251	.234	.184
667-ELJ-FC1R2JF	ELJ-FC1R2JF	1.2	±5%	7.96	25	7.96	100	0.75	180	.29	.251	.234	.184
667-ELJ-FC1R5JF	ELJ-FC1R5JF	1.5	±5%	7.96	25	7.96	90	0.85	170	.29	.251	.234	.184
667-ELJ-FC1R8JF	ELJ-FC1R8JF	1.8	±5%	7.96	25	7.96	85	0.95	160	.29	.251	.234	.184
667-ELJ-FC2R2JF	ELJ-FC2R2JF	2.2	±5%	7.96	25	7.96	80	1.05	155	.29	.251	.234	.184
667-ELJ-FC2R7JF	ELJ-FC2R7JF	2.7	±5%	7.96	25	7.96	75	1.2	145	.29	.251	.234	.184
667-ELJ-FC3R3JF	ELJ-FC3R3JF	3.3	±5%	7.96	25	7.96	65	1.3	135	.29	.251	.234	.184
667-ELJ-FC3R9JF	ELJ-FC3R9JF	3.9	±5%	7.96	25	7.96	60	1.4	130	.29	.251	.234	.184
667-ELJ-FC4R7JF	ELJ-FC4R7JF	4.7	±5%	7.96	25	7.96	55	1.55	125	.29	.251	.234	.184
667-ELJ-FC5R6JF	ELJ-FC5R6JF	5.6	±5%	7.96	25	7.96	50	1.75	120	.29	.251	.234	.184
667-ELJ-FC6R8JF	ELJ-FC6R8JF	6.8	±5%	7.96	25	7.96	45	1.95	115	.29	.251	.234	.184
667-ELJ-FC8R2JF	ELJ-FC8R2JF	8.2	±5%	7.96	25	7.96	40	2.2	105	.29	.251	.234	.184
667-ELJ-FC100JF	ELJ-FC100JF	10	±5%	2.52	25	2.52	32	3.7	80	.29	.251	.234	.184
667-ELJ-FC120JF	ELJ-FC120JF	12	±5%	2.52	25	2.52	30	4.1	75	.29	.251	.234	.184
667-ELJ-FC150JF	ELJ-FC150JF	15	±5%	2.52	25	2.52	28	5	70	.29	.251	.234	.184
667-ELJ-FC180JF	ELJ-FC180JF	18	±5%	2.52	25	2.52	25	5.4	65	.29	.251	.234	.184
667-ELJ-FC220JF	ELJ-FC220JF	22	±5%	2.52	25	2.52	22	6	60	.29	.251	.234	.184
667-ELJ-FC270JF	ELJ-FC270JF	27	±5%	2.52	20	2.52	21	6.3	115	.29	.251	.234	.184
667-ELJ-FC330JF	ELJ-FC330JF	33	±5%	2.52	20	2.52	20	7.1	110	.29	.251	.234	.184
667-ELJ-FC390JF	ELJ-FC390JF	39	±5%	2.52	20	2.52	18	9.5	90	.29	.251	.234	.184
667-ELJ-FC470JF	ELJ-FC470JF	47	±5%	2.52	20	2.52	17	11	80	.29	.251	.234	.184
667-ELJ-FC560JF	ELJ-FC560JF	56	±5%	2.52	20	2.52	16	12.1	75	.29	.251	.234	.184
667-ELJ-FC680JF	ELJ-FC680JF	68	±5%	2.52	20	2.52	15	16.6	70	.29	.251	.234	.184
667-ELJ-FC820JF	ELJ-FC820JF	82	±5%	2.52	20	2.52	13	19	65	.29	.251	.234	.184
667-ELJ-FC101JF	ELJ-FC101JF	100	±5%	0.796	15	0.796	12	21	60	.29	.251	.234	.184
667-ELJ-FCR22KF	ELJ-FCR22KF	0.22	±10%	25.2	25	25.2	230	0.7	190	.29	.251	.234	.184
667-ELJ-FCR27KF	ELJ-FCR27KF	0.27	±10%	25.2	25	25.2	210	0.75	180	.29	.251	.234	.184
667-ELJ-FCR39KF	ELJ-FCR39KF	0.39	±10%	25.2	25	25.2	175	0.95	160	.29	.251	.234	.184
667-ELJ-FCR47KF	ELJ-FCR47KF	0.47	±10%	25.2	25	25.2	160	1	155	.29	.251	.234	.184
667-ELJ-FCR68KF	ELJ-FCR68KF	0.68	±10%	25.2	25	25.2	135	1.25	140	.29	.251	.234	.184
667-ELJ-FCR82KF	ELJ-FCR82KF	0.82	±10%	25.2	25	25.2	125	1.4	130	.29	.251	.234	.184
667-ELJ-FC1R0KF	ELJ-FC1R0KF	1.0	±10%	7.96	25	7.96	115	0.65	195	.29	.251	.234	.184
667-ELJ-FC1R2KF	ELJ-FC1R2KF	1.2	±10%	7.96	25	7.96	100	0.75	180	.29	.251	.234	.184
667-ELJ-FC1R5KF	ELJ-FC1R5KF	1.5	±10%	7.96	25	7.96	90	0.85	170	.29	.251	.234	.184
667-ELJ-FC1R8KF	ELJ-FC1R8KF	1.8	±10%	7.96	25	7.96	85	0.95	160	.29	.251	.234	.184
667-ELJ-FC2R2KF	ELJ-FC2R2KF	2.2	±10%	7.96	25	7.96	80	1.05	155	.29	.251	.234	.184
667-ELJ-FC2R7KF	ELJ-FC2R7KF	2.7	±10%	7.96	25	7.96	75	1.2	145	.29	.251	.234	.184
667-ELJ-FC3R3KF	ELJ-FC3R3KF	3.3	±10%	7.96	25	7.96	65	1.3	135	.29	.251	.234	.184
667-ELJ-FC3R9KF	ELJ-FC3R9KF	3.9	±10%	7.96	25	7.96	60	1.4	130	.29	.251	.234	.184
667-ELJ-FC4R7KF	ELJ-FC4R7KF	4.7	±10%	7.96	25	7.96	55	1.55	125	.29	.251	.234	.184
667-ELJ-FC5R6KF	ELJ-FC5R6KF	5.6	±10%	7.96	25	7.96	50	1.75	120	.29	.251	.234	.184
667-ELJ-FC6R8KF	ELJ-FC6R8KF	6.8	±10%	7.96	25	7.96	45	1.95	115	.29	.251	.234	.184
667-ELJ-FC8R2KF	ELJ-FC8R2KF	8.2	±10%	7.96	25	7.96	40	2.2	105	.29	.251	.234	.184
667-ELJ-FC100KF	ELJ-FC100KF	10	±10%	2.52	25	2.52	32	3.7	80	.29	.251	.234	.184
667-ELJ-FC120KF	ELJ-FC120KF	12	±10%	2.52	25	2.52	30	4.1	75	.29	.251	.234	.184
667-ELJ-FC150KF	ELJ-FC150KF	15	±10%	2.52	25	2.52	28	5	70	.29	.251	.234	.184
667-ELJ-FC180KF	ELJ-FC180KF	18	±10%	2.52	25	2.52	25	5.4	65	.29	.251	.234	.184
667-ELJ-FC220KF	ELJ-FC220KF	22	±10%	2.52	25	2.52	22	6	60	.29	.251	.234	.184
667-ELJ-FC101KF	ELJ-FC101KF	100	±10%	0.796	15	0.796	12	21	60	.29	.251	.234	.184
667-ELJ-FCR22MF	ELJ-FCR22MF	0.22	±20%	25.2	25	25.2	230	0.7	190	.29	.251	.234	.184
667-ELJ-FCR27MF	ELJ-FCR27MF	0.27	±20%	25.2	25	25.2	210	0.75	180	.29	.251	.234	.184
667-ELJ-FCR33MF	ELJ-FCR33MF	0.33	±20%	25.2	25	25.2	190	0.85	170	.29	.251	.234	.184

© Copyright 2013 Mouser Electronics

© Copyright 2013 Mouser Electronics

RoHS Compliant This product is RoHS compliant.

ELJ-FC SERIES - 1008 CASE SIZE, GENERAL USE (CONT.)

Applications:
- AV equipment, Wireless communication equipment and various types of general electronic equipment

Features:
- General use wire wound, resin molded chip inductor
- Capable of being Re-fl ow or fl ow soldered
- Wide line-up from 2520 to 4532 case sizes
- Good for mounting

Specifications:
- Operating Temperature : –20°C to +85°C

RoHS Compliant

Recommended land patterns in mm (not to scale)

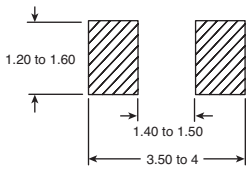

DIMENSIONS: mm (not to scale)

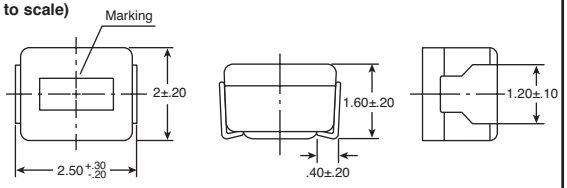

For quantities greater than listed, call for quote.

MOUSER STOCK NO.	Panasonic Part No.	Inductance			Q		SRF	DCR	Irms	Price Each			
		Value (μH)	Tol.	Test Freq. (MHz)	Min.	Test Freq. (MHz)	(MHz min)	(Ω)	(mA)	1	25	100	500
667-ELJ-FCR39MF	ELJ-FCR39MF	0.39	±20%	25.2	25	25.2	175	0.95	160	.29	.251	.234	.184
667-ELJ-FCR47MF	ELJ-FCR47MF	0.47	±20%	25.2	25	25.2	160	1	155	.29	.251	.234	.184
667-ELJ-FCR68MF	ELJ-FCR68MF	0.68	±20%	25.2	25	25.2	135	1.25	140	.29	.251	.234	.184
667-ELJ-FCR82MF	ELJ-FCR82MF	0.82	±20%	25.2	25	25.2	125	1.4	130	.29	.251	.234	.184

ELJ-FB SERIES - 1210 CASE SIZE, GENERAL USE

Applications:
- AV equipment, Wireless communication equipment and various types of general electronic equipment

Features:
- General use wire wound, resin molded chip inductor
- Capable of being Re-fl ow or fl ow soldered
- Wide line-up from 2520 to 4532 case sizes
- Good for mounting

Specifications:
- Operating Temperature : –20°C to +85°C

RoHS Compliant

Recommended land patterns in mm (not to scale)

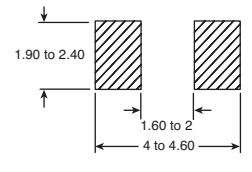

DIMENSIONS: mm (not to scale)

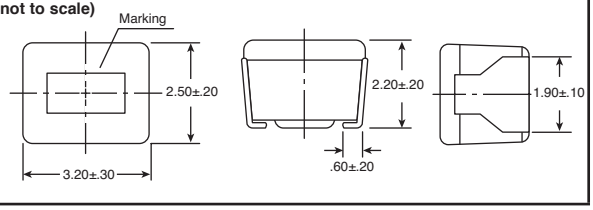

For quantities greater than listed, call for quote.

MOUSER STOCK NO.	Panasonic Part No.	Inductance			Q		SRF	DCR	Irms	Price Each			
		Value (μH)	Tol.	Test Freq. (MHz)	Min.	Test Freq. (MHz)	(MHz min)	(Ω)	(mA)	1	25	100	500
667-ELJ-FA1R0JF2	ELJ-FA1R0JF2	1.0	±5%	7.96	30	7.96	115	0.7	230	.29	.251	.234	.184
667-ELJ-FA1R2JF2	ELJ-FA1R2JF2	1.2	±5%	7.96	30	7.96	100	0.8	215	.29	.251	.234	.184
667-ELJ-FA1R5JF	ELJ-FA1R5JF	1.5	±5%	7.96	30	7.96	90	0.8	210	.29	.251	.234	.184
667-ELJ-FA1R8JF	ELJ-FA1R8JF	1.8	±5%	7.96	30	7.96	85	0.8	200	.29	.251	.234	.184
667-ELJ-FA2R2JF	ELJ-FA2R2JF	2.2	±5%	7.96	30	7.96	80	1.0	190	.29	.251	.234	.184
667-ELJ-FA2R7JF	ELJ-FA2R7JF	2.7	±5%	7.96	30	7.96	75	1.1	180	.29	.251	.234	.184
667-ELJ-FA3R3JF	ELJ-FA3R3JF	3.3	±5%	7.96	30	7.96	65	1.2	180	.29	.251	.234	.184
667-ELJ-FA3R9JF	ELJ-FA3R9JF	3.9	±5%	7.96	30	7.96	60	1.3	175	.29	.251	.234	.184
667-ELJ-FA4R7JF	ELJ-FA4R7JF	4.7	±5%	7.96	30	7.96	55	1.5	165	.29	.251	.234	.184
667-ELJ-FA5R6JF	ELJ-FA5R6JF	5.6	±5%	7.96	30	7.96	50	1.6	160	.29	.251	.234	.184
667-ELJ-FA6R8JF	ELJ-FA6R8JF	6.8	±5%	7.96	30	7.96	45	1.8	150	.29	.251	.234	.184
667-ELJ-FA8R2JF	ELJ-FA8R2JF	8.2	±5%	7.96	30	7.96	40	2.0	140	.29	.251	.234	.184
667-ELJ-FA100JF	ELJ-FA100JF	10	±5%	2.52	30	2.52	36	2.1	140	.29	.251	.234	.184
667-ELJ-FA120JF	ELJ-FA120JF	12	±5%	2.52	30	2.52	33	2.5	125	.29	.251	.234	.184
667-ELJ-FA150JF	ELJ-FA150JF	15	±5%	2.52	30	2.52	30	2.8	120	.29	.251	.234	.184
667-ELJ-FA180JF	ELJ-FA180JF	18	±5%	2.52	30	2.52	27	3.3	110	.29	.251	.234	.184
667-ELJ-FA220JF	ELJ-FA220JF	22	±5%	2.52	30	2.52	25	3.7	105	.29	.251	.234	.184
667-ELJ-FA270JF	ELJ-FA270JF	27	±5%	2.52	30	2.52	22	5.0	90	.29	.251	.234	.184
667-ELJ-FA330JF	ELJ-FA330JF	33	±5%	2.52	30	2.52	20	5.6	85	.29	.251	.234	.184
667-ELJ-FA390JF	ELJ-FA390JF	39	±5%	2.52	30	2.52	20	6.4	80	.29	.251	.234	.184
667-ELJ-FA470JF	ELJ-FA470JF	47	±5%	2.52	30	2.52	15	7.0	75	.29	.251	.234	.184
667-ELJ-FA560JF	ELJ-FA560JF	56	±5%	2.52	30	2.52	15	8.0	70	.29	.251	.234	.184
667-ELJ-FA680JF	ELJ-FA680JF	68	±5%	2.52	30	2.52	15	9.0	65	.29	.251	.234	.184
667-ELJ-FA820JF	ELJ-FA820JF	82	±5%	2.52	30	2.52	10	10.0	60	.29	.251	.234	.184
667-ELJ-FA101JF	ELJ-FA101JF	100	±5%	0.80	20	0.80	10	10.0	60	.29	.251	.234	.184
667-ELJ-FA121JF	ELJ-FA121JF	120	±5%	0.80	20	0.80	10	11.0	55	.29	.251	.234	.184
667-ELJ-FA151JF	ELJ-FA151JF	150	±5%	0.80	20	0.80	8	15.0	50	.29	.251	.234	.184
667-ELJ-FA181JF	ELJ-FA181JF	180	±5%	0.80	20	0.80	7	17.0	50	.29	.251	.234	.184
667-ELJ-FA221JF	ELJ-FA221JF	220	±5%	0.80	20	0.80	7	21.0	45	.29	.251	.234	.184
667-ELJ-FA1R0KF2	ELJ-FA1R0KF2	1	±10%	7.96	30	7.96	115	0.7	230	.29	.251	.234	.184
667-ELJ-FA1R2KF2	ELJ-FA1R2KF2	1.2	±10%	7.96	30	7.96	100	0.8	215	.29	.251	.234	.184
667-ELJ-FA1R8KF	ELJ-FA1R8KF	1.8	±10%	7.96	30	7.96	85	0.8	200	.29	.251	.234	.184
667-ELJ-FA2R2KF	ELJ-FA2R2KF	2.2	±10%	7.96	30	7.96	80	1.0	190	.29	.251	.234	.184
667-ELJ-FA2R7KF	ELJ-FA2R7KF	2.7	±10%	7.96	30	7.96	75	1.1	180	.29	.251	.234	.184
667-ELJ-FA3R3KF	ELJ-FA3R3KF	3.3	±10%	7.96	30	7.96	65	1.2	180	.29	.251	.234	.184
667-ELJ-FA3R9KF	ELJ-FA3R9KF	3.9	±10%	7.96	30	7.96	60	1.3	175	.29	.251	.234	.184
667-ELJ-FA4R7KF	ELJ-FA4R7KF	4.7	±10%	7.96	30	7.96	55	1.5	165	.29	.251	.234	.184
667-ELJ-FA5R6KF	ELJ-FA5R6KF	5.6	±10%	7.96	30	7.96	50	1.6	160	.29	.251	.234	.184
667-ELJ-FA8R2KF	ELJ-FA8R2KF	8.2	±10%	7.96	30	7.96	40	2.0	140	.29	.251	.234	.184
667-ELJ-FA100KF	ELJ-FA100KF	10	±10%	2.52	30	2.52	36	2.1	140	.29	.251	.234	.184
667-ELJ-FA120KF	ELJ-FA120KF	12	±10%	2.52	30	2.52	33	2.5	125	.29	.251	.234	.184
667-ELJ-FA150KF	ELJ-FA150KF	15	±10%	2.52	30	2.52	30	2.8	120	.29	.251	.234	.184
667-ELJ-FA180KF	ELJ-FA180KF	18	±10%	2.52	30	2.52	27	3.3	110	.29	.251	.234	.184
667-ELJ-FA220KF	ELJ-FA220KF	22	±10%	2.52	30	2.52	25	3.7	105	.29	.251	.234	.184
667-ELJ-FA270KF	ELJ-FA270KF	27	±10%	2.52	30	2.52	22	5.0	90	.29	.251	.234	.184
667-ELJ-FA330KF	ELJ-FA330KF	33	±10%	2.52	30	2.52	20	5.6	85	.29	.251	.234	.184
667-ELJ-FA390KF	ELJ-FA390KF	39	±10%	2.52	30	2.52	20	6.4	80	.29	.251	.234	.184
667-ELJ-FA470KF	ELJ-FA470KF	47	±10%	2.52	30	2.52	15	7.0	75	.29	.251	.234	.184
667-ELJ-FA560KF	ELJ-FA560KF	56	±10%	2.52	30	2.52	15	8.0	70	.29	.251	.234	.184
667-ELJ-FA680KF	ELJ-FA680KF	68	±10%	2.52	30	2.52	15	9.0	65	.29	.251	.234	.184
667-ELJ-FA820KF	ELJ-FA820KF	82	±10%	2.52	30	2.52	10	10.0	60	.29	.251	.234	.184
667-ELJ-FA101KF	ELJ-FA101KF	100	±10%	0.80	20	0.80	10	10.0	60	.29	.251	.234	.184
667-ELJ-FA121KF	ELJ-FA121KF	120	±10%	0.80	20	0.80	10	11.0	55	.29	.251	.234	.184
667-ELJ-FA151KF	ELJ-FA151KF	150	±10%	0.80	20	0.80	8	15.0	50	.29	.251	.234	.184
667-ELJ-FA181KF	ELJ-FA181KF	180	±10%	0.80	20	0.80	7	17.0	50	.29	.251	.234	.184
667-ELJ-FA221KF	ELJ-FA221KF	220	±10%	0.80	20	0.80	7	21.0	45	.29	.251	.234	.184
667-ELJ-FAR22MF2	ELJ-FAR22MF2	0.22	±20%	25.20	25	25.20	230	0.3	360	.29	.251	.234	.184
667-ELJ-FAR27MF2	ELJ-FAR27MF2	0.27	±20%	25.20	25	25.20	210	0.3	345	.29	.251	.234	.184
667-ELJ-FAR33MF2	ELJ-FAR33MF2	0.33	±20%	25.20	25	25.20	190	0.4	330	.29	.251	.234	.184
667-ELJ-FAR39MF2	ELJ-FAR39MF2	0.39	±20%	25.20	25	25.20	175	0.4	305	.29	.251	.234	.184
667-ELJ-FAR47MF2	ELJ-FAR47MF2	0.47	±20%	25.20	25	25.20	160	0.4	290	.29	.251	.234	.184
667-ELJ-FAR68MF2	ELJ-FAR68MF2	0.68	±20%	25.20	25	25.20	135	0.6	260	.29	.251	.234	.184
667-ELJ-FAR82MF2	ELJ-FAR82MF2	0.82	±20%	25.20	25	25.20	125	0.6	245	.29	.251	.234	.184

© Copyright 2013 Mouser Electronics

© Copyright 2013 Mouser Electronics

PANASONIC High Frequency Fixed Inductors

RoHS Compliant **This product is RoHS compliant.**

DIMENSIONS: mm

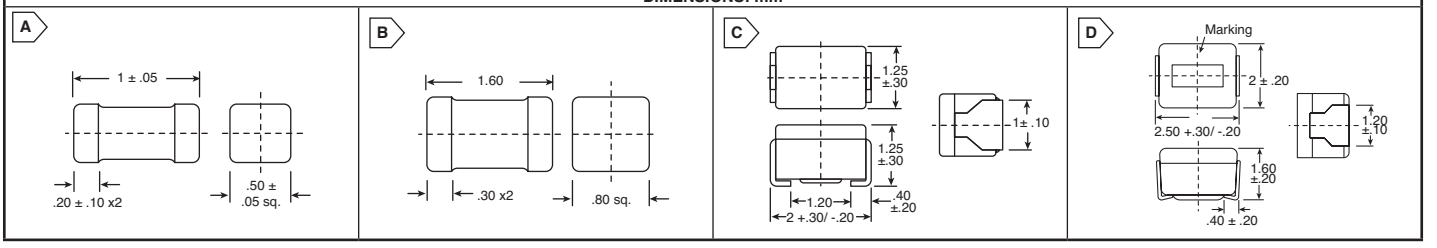

HIGH FREQUENCY - NON MAGNETIC CORE

RF and ND Series

For quantities greater than listed, call for quote.

MOUSER STOCK NO.		Fig.	Value (nH)	Tol. %	SRF (MHz)	DCR (Ω max)	Irms (A max)	Price Each			
Mfr.	Mfr. Part No.							1	25	100	500
RF Series 0402 Case Size											
667—ELJ-RF4N7ZFB		A	4.7	±0.2nH	4800	0.170	360	.11	.095	.089	.07
667—ELJ-RF1N0ZFB		A	1.0	±0.2nH	6000	0.050	400	.11	.095	.089	.07
667—ELJ-RF1N2ZFB		A	1.2	±0.2nH	6000	0.060	400	.11	.095	.089	.07
667—ELJ-RF1N5ZFB		A	1.5	±0.2nH	6000	0.070	400	.11	.095	.089	.07
667—ELJ-RF6N8ZFB		A	6.8	±0.2nH	4000	0.300	320	.11	.095	.089	.07
667—ELJ-RF8N2ZFB		A	8.2	±0.2nH	3500	0.350	320	.11	.095	.089	.07
667—ELJ-RF1N8ZFB		A	1.8	±0.2nH	6000	0.080	400	.11	.095	.089	.07
667—ELJ-RF2N7ZFB		A	2.7	±0.2nH	5500	0.100	400	.11	.095	.089	.07
667—ELJ-RF3N3ZFB		A	3.3	±0.2nH	5500	0.120	400	.11	.095	.089	.07
667—ELJ-RF3N9ZFB		A	3.9	±0.2nH	5200	0.150	360	.11	.095	.089	.07
667—ELJ-RF5N6ZFB		A	5.6	±0.2nH	4600	0.190	340	.11	.095	.089	.07
667—ELJ-RF1N8DFB		A	1.8	±0.3nH	6000	0.080	400	.29	.251	.234	.184
667—ELJ-RF1N2DFB		A	1.2	±0.3nH	6000	0.060	400	.29	.251	.234	.184
667—ELJ-RF3N3DFB		A	3.3	±0.3nH	5500	0.120	400	.29	.251	.234	.184
667—ELJ-RF1N0DFB		A	1.0	±0.3nH	6000	0.050	400	.29	.251	.234	.184
667—ELJ-RF2N7DFB		A	2.7	±0.3nH	5500	0.100	400	.29	.251	.234	.184
667—ELJ-RF3N9DFB		A	3.9	±0.3nH	5200	0.150	360	.29	.251	.234	.184
667—ELJ-RF5N6DFB		A	5.6	±0.3nH	4600	0.190	340	.29	.251	.234	.184
667—ELJ-RF47NGFB		A	47	±2	1800	2.100	140	.11	.095	.089	.07
667—ELJ-RF10NGFB		A	10	±2	2800	0.410	320	.11	.095	.089	.07
667—ELJ-RF22NGFB		A	22	±2	2000	0.800	200	.11	.095	.089	.07
667—ELJ-RF27NGFB		A	27	±2	1800	1.200	200	.11	.095	.089	.07
667—ELJ-RF33NGFB		A	33	±2	1800	1.400	170	.11	.095	.089	.07
667—ELJ-RF56NGFB		A	56	±2	1500	2.500	130	.11	.095	.089	.07
667—ELJ-RF68NGFB		A	68	±2	1500	4.000	120	.11	.095	.089	.07
667—ELJ-RF82NGFB		A	82	±2	1400	4.500	110	.11	.095	.089	.07
667—ELJ-RFR10GFB		A	100	±2	1200	5.500	90	.11	.095	.089	.07
667—ELJ-RF39NJFB		A	39	±5	1800	1.700	150	.29	.251	.234	.184
667—ELJ-RF82NJFB		A	82	±5	1400	4.500	110	.29	.251	.234	.184
667—ELJ-RFR10JFB		A	100	±5	1200	5.500	90	.29	.251	.234	.184
667—ELJ-RF12NJFB		A	12	±5	2800	0.450	320	.29	.251	.234	.184
667—ELJ-RF27NJFB		A	27	±5	1800	1.200	200	.29	.251	.234	.184
667—ELJ-RF18NJFB		A	18	±5	2200	0.700	240	.29	.251	.234	.184
667—ELJ-RF33NJFB		A	33	±5	1800	1.400	170	.29	.251	.234	.184
667—ELJ-RF6N8JFB		A	6.8	±5	4000	0.300	320	.29	.251	.234	.184
667—ELJ-RF8N2JFB		A	8.2	±5	3500	0.350	320	.29	.251	.234	.184
667—ELJ-RF10NJFB		A	10	±5	2800	0.410	320	.29	.251	.234	.184
667—ELJ-RF15NJFB		A	15	±5	2500	0.600	240	.29	.251	.234	.184
667—ELJ-RF22NJFB		A	22	±5	2000	0.800	200	.29	.251	.234	.184
667—ELJ-RF47NJFB		A	47	±5	1800	2.100	140	.29	.251	.234	.184
667—ELJ-RF56NJFB		A	56	±5	1500	2.500	130	.29	.251	.234	.184
667—ELJ-RF68NJFB		A	68	±5	1500	4.000	120	.29	.251	.234	.184
RF Series 0603 Case Size											
667—ELJ-RE1N0ZFA		B	1	±0.2nH	6000	0.05	500	.14	.128	.12	.094
667—ELJ-RE1N5ZFA		B	1.5	±0.2nH	6000	0.07	500	.14	.128	.12	.094
667—ELJ-RE1N8ZFA		B	1.8	±0.2nH	6000	0.08	500	.14	.128	.12	.094
667—ELJ-RE2N2ZFA		B	2.2	±0.2nH	6000	0.09	500	.14	.128	.12	.094
667—ELJ-RE3N3ZFA		B	3.3	±0.2nH	5500	0.12	500	.14	.128	.12	.094
667—ELJ-RE3N9ZFA		B	3.9	±0.2nH	5500	0.15	450	.14	.128	.12	.094
667—ELJ-RE6N8ZFA		B	6.8	±0.2nH	3550	0.20	430	.14	.128	.12	.094
667—ELJ-RE1N2DFA		B	1.2	±0.3nH	6000	0.06	500	.11	.098	.091	.072
667—ELJ-RE1N8DFA		B	1.8	±0.3nH	6000	0.08	500	.11	.098	.091	.072
667—ELJ-RE2N2DFA		B	2.2	±0.3nH	6000	0.09	500	.11	.098	.091	.072
667—ELJ-RE2N7DFA		B	2.7	±0.3nH	6000	0.10	500	.11	.098	.091	.072
667—ELJ-RE3N3DFA		B	3.3	±0.3nH	5500	0.12	500	.11	.098	.091	.072
667—ELJ-RE10NGFA		B	10	±2	2800	0.32	400	.14	.128	.12	.094
667—ELJ-RE18NGFA		B	18	±2	2300	0.45	350	.14	.128	.12	.094
667—ELJ-RE22NGFA		B	22	±2	2000	0.50	300	.14	.128	.12	.094
667—ELJ-RE27NGFA		B	27	±2	2000	0.55	300	.14	.128	.12	.094
667—ELJ-RE33NGFA		B	33	±2	1800	0.60	300	.14	.128	.12	.094
667—ELJ-RE39NGFA		B	39	±2	1800	0.80	300	.14	.128	.12	.094
667—ELJ-RE47NGFA		B	47	±2	1800	0.95	250	.14	.128	.12	.094
667—ELJ-RE56NGFA		B	56	±2	1800	1.20	250	.14	.128	.12	.094
667—ELJ-RE68NGFA		B	68	±2	1500	1.30	250	.14	.128	.12	.094
667—ELJ-RE82NGFA		B	82	±2	1500	1.50	250	.14	.128	.12	.094
667—ELJ-RER10GFA		B	100	±2	1300	1.80	200	.14	.128	.12	.094
667—ELJ-RER18GFA		B	180	±2	1000	6.50	80	.14	.128	.12	.094
667—ELJ-RER22GFA		B	220	±2	900	7.50	70	.14	.128	.12	.094
667—ELJ-RE3N9JFA		B	3.9	±5	5500	0.15	450	.11	.098	.091	.072
667—ELJ-RE4N7JFA		B	4.7	±5	4800	0.17	450	.11	.098	.091	.072
667—ELJ-RE5N6JFA		B	5.6	±5	4600	0.18	430	.11	.098	.091	.072
667—ELJ-RE6N8JFA		B	6.8	±5	3550	0.20	430	.11	.098	.091	.072
667—ELJ-RE8N2JFA		B	8.2	±5	3500	0.28	400	.11	.098	.091	.072

For quantities greater than listed, call for quote.

MOUSER STOCK NO.		Fig.	Value (nH)	Tol. %	SRF (MHz)	DCR (Ω max)	Irms (A max)	Price Each			
Mfr.	Mfr. Part No.							1	25	100	500
RF Series 0603 Case Size Cont.											
667—ELJ-RE10NJFA		B	10	±5	2800	0.32	400	.11	.098	.091	.072
667—ELJ-RE12NJFA		B	12	±5	2800	0.35	400	.11	.098	.091	.072
667—ELJ-RE15NJFA		B	15	±5	2500	0.41	350	.11	.098	.091	.072
667—ELJ-RE18NJFA		B	18	±5	2300	0.45	350	.11	.098	.091	.072
667—ELJ-RE22NJFA		B	22	±5	2000	0.50	300	.11	.098	.091	.072
667—ELJ-RE33NJFA		B	33	±5	1800	0.60	300	.11	.098	.091	.072
667—ELJ-RE39NJFA		B	39	±5	1800	0.80	300	.11	.098	.091	.072
667—ELJ-RE47NJFA		B	47	±5	1800	0.95	250	.11	.098	.091	.072
667—ELJ-RE56NJFA		B	56	±5	1800	1.20	250	.11	.098	.091	.072
667—ELJ-RE68NJFA		B	68	±5	1500	1.30	250	.11	.098	.091	.072
667—ELJ-RE82NJFA		B	82	±5	1500	1.50	250	.11	.098	.091	.072
667—ELJ-RER10JFA		B	100	±5	1300	1.80	200	.11	.098	.091	.072
667—ELJ-RER12JFA		B	120	±5	1200	3.00	130	.11	.098	.091	.072
667—ELJ-RER15JFA		B	150	±5	1100	4.50	100	.11	.098	.091	.072
667—ELJ-RER18JFA		B	180	±5	1000	6.50	80	.11	.098	.091	.072
667—ELJ-RER22JFA		B	220	±5	900	7.50	70	.11	.098	.091	.072
ND Series 0805 Case Size											
667—ELJ-ND12NJF		C	12	±5	3300	0.24	535	.34	.31	.289	.226
667—ELJ-ND39NJF		C	39	±5	2000	0.41	390	.34	.31	.289	.226
667—ELJ-ND47NJF		C	47	±5	1650	0.46	385	.34	.31	.289	.226
667—ELJ-ND56NJF		C	56	±5	1550	0.51	360	.34	.31	.289	.226
667—ELJ-ND68NJF		C	68	±5	1450	0.57	340	.34	.31	.289	.226
667—ELJ-ND82NJF		C	82	±5	1100	0.63	330	.34	.31	.289	.226
667—ELJ-NDR10JF		C	100	±5	800	0.86	285	.34	.31	.289	.226
667—ELJ-NDR12JF		C	120	±5	600	0.99	275	.34	.31	.289	.226
667—ELJ-NDR15JF		C	150	±5	600	1.47	230	.34	.31	.289	.226
667—ELJ-NDR18JF		C	180	±5	600	1.61	195	.34	.31	.289	.226
667—ELJ-NDR22JF		C	220	±5	500	1.84	170	.34	.31	.289	.226
667—ELJ-NDR27JF		C	270	±5	300	1.95	165	.34	.31	.289	.226
667—ELJ-NDR33JF		C	330	±5	200	2.16	160	.34	.31	.289	.226
667—ELJ-NDR39JF		C	390	±5	150	2.37	150	.34	.31	.289	.226
667—ELJ-NDR47JF		C	470	±5	150	2.56	145	.34	.31	.289	.226
667—ELJ-NDR56JF		C	560	±5	100	2.69	140	.34	.31	.289	.226
667—ELJ-NDR68JF		C	680	±5	100	3.02	130	.34	.31	.289	.226
667—ELJ-NDR82JF		C	820	±5	80	3.38	125	.34	.31	.289	.226
667—ELJ-ND1R0JF		C	1000	±5	80	3.88	120	.34	.31	.289	.226
667—ELJ-ND10NKF		C	10	±10	3300	0.18	540	.34	.31	.289	.226
667—ELJ-ND12NKF		C	12	±10	3300	0.24	535	.34	.31	.289	.226
667—ELJ-ND15NKF		C	15	±10	3000	0.24	520	.34	.31	.289	.226
667—ELJ-ND22NKF		C	22	±10	2600	0.29	465	.34	.31	.289	.226
667—ELJ-ND27NKF		C	27	±10	2500	0.34	455	.34	.31	.289	.226
NC Series 1008 Case Size											
667—ELJ-NC33NJF		D	33	±5	1000	0.51	220	.29	.251	.234	.184
667—ELJ-NC39NJF		D	39	±5	890	0.55	215	.29	.251	.234	.184
667—ELJ-NC47NJF		D	47	±5	770	0.59	205	.29	.251	.234	.184
667—ELJ-NC56NJF		D	56	±5	670	0.63	200	.29	.251	.234	.184
667—ELJ-NC82NJF		D	82	±5	520	0.73	185	.29	.251	.234	.184
667—ELJ-NCR10JF		D	100	±5	460	0.8	175	.29	.251	.234	.184
667—ELJ-NCR12JF		D	120	±5	400	0.87	170	.29	.251	.234	.184
667—ELJ-NCR15JF		D	150	±5	340	0.98	160	.29	.251	.234	.184
667—ELJ-NCR18JF		D	180	±5	300	1.05	155	.29	.251	.234	.184
667—ELJ-NCR22JF		D	220	±5	260	1.15	145	.29	.251	.234	.184
667—ELJ-NCR27JF		D	270	±5	230	1.25	140	.29	.251	.234	.184
667—ELJ-NCR33JF		D	330	±5	200	1.37	135	.29	.251	.234	.184
667—ELJ-NCR39JF		D	390	±5	180	1.47	130	.29	.251	.234	.184
667—ELJ-NCR47JF		D	470	±5	160	1.58	125	.29	.251	.234	.184
667—ELJ-NCR68JF		D	680	±5	130	1.85	110	.29	.251	.234	.184
667—ELJ-NC10NKF		D	10	±10	2500	0.32	280	.29	.251	.234	.184
667—ELJ-NC12NKF		D	12	±10	2200	0.34	270	.29	.251	.234	.184
667—ELJ-NC15NKF		D	15	±10	1800	0.38	255	.29	.251	.234	.184
667—ELJ-NC18NKF		D	18	±10	1550	0.4	250	.29	.251	.234	.184
667—ELJ-NC22NKF		D	22	±10	1350	0.43	240	.29	.251	.234	.184
667—ELJ-NC27NKF		D	27	±10	1150	0.47	230	.29	.251	.234	.184
667—ELJ-NC33NKF		D	33	±10	1000	0.51	220	.29	.251	.234	.184
667—ELJ-NC39NKF		D	39	±10	890	0.55	215	.29	.251	.234	.184
667—ELJ-NC47NKF		D	47	±10	770	0.59	205	.29	.251	.234	.184
667—ELJ-NC68NKF		D	68	±10	590	0.68	190	.29	.251	.234	.184
667—ELJ-NC82NKF		D	82	±10	520	0.73	185	.29	.251	.234	.184
667—ELJ-NCR10KF		D	100	±10	460	0.8	175	.29	.251	.234	.184
667—ELJ-NCR12KF		D	120	±10	400	0.87	170	.29	.251	.234	.184
667—ELJ-NCR15KF		D	150	±10	340	0.98	160	.29	.251	.234	.184
667—ELJ-NCR18KF		D	180	±10	300	1.05	155	.29	.251	.234	.184
667—ELJ-NCR82JF		D	820	±10	100	2.1	100	.29	.251	.234	.184

© Copyright 2013 Mouser Electronics

© Copyright 2013 Mouser Electronics

PANASONIC High Frequency Fixed Inductors

Panasonic

RoHS Compliant This product is RoHS compliant.

ELC SERIES CHOKE COILS - MAGNETIC SHIELD TYPE

Features:
- High-u and High Bm cores
- Wide inductor range
- Magnetic shield type

Applications:
- CTV, VCR, Audio, PC, Fax machines, PDP, Home applicance

DIMENSIONS: mm

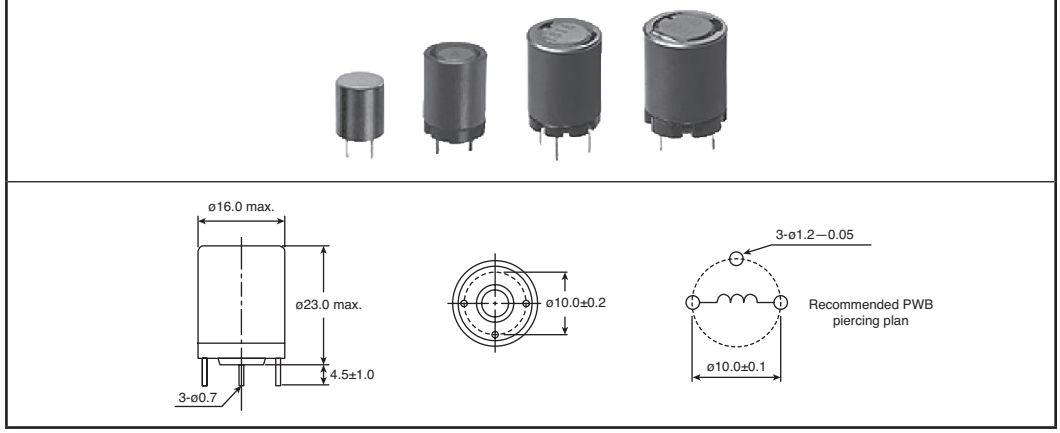

For quantities greater than listed, call for quote.

MOUSER STOCK NO.	Panasonic Part No.	Value (nH)	Tol. %	DCR (Ω)	Idc (A max)	Price Each 1	50	100	500
667-ELC-15E5R6L	ELC-15E5R6L	5.6	±20	0.012	6.80	3.15	2.38	2.19	1.84
667-ELC-15E6R8L	ELC-15E6R8L	6.8	±20	0.013	6.30	3.15	2.38	2.19	1.84
667-ELC-15E8R2L	ELC-15E8R2L	8.2	±20	0.016	5.30	3.15	2.38	2.19	1.84
667-ELC-15E100L	ELC-15E100L	10	±20	0.018	5.40	3.15	2.38	2.19	1.84
667-ELC-15E120L	ELC-15E120L	12	±20	0.019	5.10	3.15	2.38	2.19	1.84
667-ELC-15E150L	ELC-15E150L	15	±20	0.022	4.70	3.15	2.38	2.19	1.84
667-ELC-15E180L	ELC-15E180L	18	±20	0.024	4.50	3.15	2.38	2.19	1.84
667-ELC-15E220L	ELC-15E220L	22	±10	0.027	4.30	3.15	2.38	2.19	1.84
667-ELC-15E270L	ELC-15E270L	27	±10	0.029	4.10	3.15	2.38	2.19	1.84
667-ELC-15E330L	ELC-15E330L	33	±10	0.032	4.00	3.15	2.38	2.19	1.84
667-ELC-15E390L	ELC-15E390L	39	±10	0.033	3.80	3.15	2.38	2.19	1.84
667-ELC-15E470L	ELC-15E470L	47	±10	0.037	3.70	3.15	2.38	2.19	1.84
667-ELC-15E560L	ELC-15E560L	56	±10	0.039	3.60	3.15	2.38	2.19	1.84
667-ELC-15E680L	ELC-15E680L	68	±10	0.045	3.50	3.15	2.38	2.19	1.84
667-ELC-15E820L	ELC-15E820L	82	±10	0.048	3.20	3.15	2.38	2.19	1.84
667-ELC-15E101L	ELC-15E101L	100	±10	0.053	3.00	3.15	2.38	2.19	1.84
667-ELC-15E121L	ELC-15E121L	120	±10	0.059	2.60	3.15	2.38	2.19	1.84
667-ELC-15E151L	ELC-15E151L	150	±10	0.077	2.40	3.15	2.38	2.19	1.84
667-ELC-15E181L	ELC-15E181L	180	±10	0.100	2.30	3.15	2.38	2.19	1.84
667-ELC-15E221L	ELC-15E221L	220	±10	0.140	2.00	3.15	2.38	2.19	1.84

For quantities greater than listed, call for quote.

MOUSER STOCK NO.	Panasonic Part No.	Value (nH)	Tol. %	DCR (Ω)	Idc (A max)	Price Each 1	50	100	500
667-ELC-15E271L	ELC-15E271L	270	±10	0.150	1.70	3.15	2.38	2.19	1.84
667-ELC-15E331L	ELC-15E331L	330	±10	0.170	1.60	3.15	2.38	2.19	1.84
667-ELC-15E391L	ELC-15E391L	390	±10	0.190	1.50	3.15	2.38	2.19	1.84
667-ELC-15E471L	ELC-15E471L	470	±10	0.210	1.30	3.15	2.38	2.19	1.84
667-ELC-15E561L	ELC-15E561L	560	±10	0.280	1.20	3.15	2.38	2.19	1.84
667-ELC-15E681L	ELC-15E681L	680	±10	0.310	1.10	3.15	2.38	2.19	1.84
667-ELC-15E821L	ELC-15E821L	820	±10	0.440	1.00	3.15	2.38	2.19	1.84
667-ELC-15E102L	ELC-15E102L	1000	±10	0.490	0.95	3.15	2.38	2.19	1.84
667-ELC-15E122L	ELC-15E122L	1200	±10	0.540	0.85	3.15	2.38	2.19	1.84
667-ELC-15E152L	ELC-15E152L	1500	±10	0.710	0.80	3.15	2.38	2.19	1.84
667-ELC-15E182L	ELC-15E182L	1800	±10	0.870	0.75	3.15	2.38	2.19	1.84
667-ELC-15E222L	ELC-15E222L	2200	±10	1.100	0.63	3.15	2.38	2.19	1.84
667-ELC-15E272L	ELC-15E272L	2700	±10	1.400	0.60	3.15	2.38	2.19	1.84
667-ELC-15E332L	ELC-15E332L	3300	±10	1.600	0.53	3.15	2.38	2.19	1.84
667-ELC-15E392L	ELC-15E392L	3900	±10	1.700	0.47	3.15	2.38	2.19	1.84
667-ELC-15E472L	ELC-15E472L	4700	±10	2.400	0.43	3.15	2.38	2.19	1.84
667-ELC-15E562L	ELC-15E562L	5600	±10	2.600	0.39	3.15	2.38	2.19	1.84
667-ELC-15E682L	ELC-15E682L	6800	±10	2.900	0.36	3.15	2.38	2.19	1.84
667-ELC-15E822L	ELC-15E822L	8200	±10	3.500	0.34	3.15	2.38	2.19	1.84
667-ELC-15E103L	ELC-15E103L	10000	±10	4.600	0.30	3.15	2.38	2.19	1.84

QF SERIES HIGH FREQUENCY HIGH Q - NON MAGNETIC CORE

Features:
- Non polarity product
- Good for mounting
- High self resonance frequency
- Capable of being Re-flow or flow soldered
- Unique Ceramic Core/Laser-cut technology

Specifications:
- Operating Temp: -20°C to +85°C

Recommended Applications:
- RF circuitry for cellular phones and wireless communication equipment

DIMENSIONS: mm

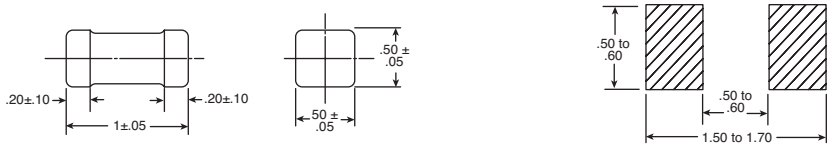

For quantities greater than listed, call for quote.

MOUSER STOCK NO.	Panasonic Part No.	Value (nH)	Tol. %	SRF (MHz)	DCR (Ω max)	Irms (A max)	Price Each 1	50	100	500
0402 Case Size										
667-ELJ-QF3N0DF	ELJ-QF3N0DF	3	±0.3 nH	5500	0.12	400	.27	.236	.228	.098
667-ELJ-QF3N0ZF	ELJ-QF3N0ZF	3	±0.2 nH	5500	0.12	400	.29	.248	.24	.104
667-ELJ-QF3N6DF	ELJ-QF3N6DF	3.6	±0.3 nH	5300	0.14	380	.27	.236	.228	.098
667-ELJ-QF3N6ZF	ELJ-QF3N6ZF	3.6	±0.2 nH	5300	0.14	380	.29	.248	.24	.104
667-ELJ-QF4N3DF	ELJ-QF4N3DF	4.3	±0.3 nH	5000	0.16	360	.27	.236	.228	.098
667-ELJ-QF4N3ZF	ELJ-QF4N3ZF	4.3	±0.2 nH	5000	0.16	360	.29	.248	.24	.104
667-ELJ-QF5N1DF	ELJ-QF5N1DF	5.1	±0.3 nH	4700	0.18	350	.27	.236	.228	.098
667-ELJ-QF5N1ZF	ELJ-QF5N1ZF	5.1	±0.2 nH	4700	0.18	350	.29	.248	.24	.104
667-ELJ-QF6N2DF	ELJ-QF6N2DF	6.2	±0.3 nH	4300	0.25	330	.27	.236	.228	.098
667-ELJ-QF6N2ZF	ELJ-QF6N2ZF	6.2	±0.2 nH	4300	0.25	330	.29	.248	.24	.104
667-ELJ-QF7N5JF	ELJ-QF7N5JF	7.5	5	3700	0.33	320	.27	.236	.228	.098
667-ELJ-QF7N5ZF	ELJ-QF7N5ZF	7.5	±0.2 nH	3700	0.33	320	.29	.248	.24	.104
667-ELJ-QF9N1JF	ELJ-QF9N1JF	9.1	5	3100	0.38	320	.27	.236	.228	.098
667-ELJ-QF9N1ZF	ELJ-QF9N1ZF	9.1	±0.2 nH	3100	0.38	320	.29	.248	.24	.104

For quantities greater than listed, call for quote.

MOUSER STOCK NO.	Panasonic Part No.	Value (nH)	Tol. %	SRF (MHz)	DCR (Ω max)	Irms (A max)	Price Each 1	50	100	500
0402 Case Size Cont.										
667-ELJ-QF11NJF	ELJ-QF11NJF	11	5	2800	0.43	320	.27	.236	.228	.098
667-ELJ-QF11NGF	ELJ-QF11NGF	11	2	2800	0.43	320	.29	.248	.24	.104
667-ELJ-QF13NJF	ELJ-QF13NJF	13	5	2600	0.53	280	.27	.236	.228	.098
667-ELJ-QF13NGF	ELJ-QF13NGF	13	2	2600	0.53	280	.29	.248	.24	.104
667-ELJ-QF16NJF	ELJ-QF16NJF	16	5	2300	0.65	240	.27	.236	.228	.098
667-ELJ-QF16NGF	ELJ-QF16NGF	16	2	2300	0.65	240	.29	.248	.24	.104
667-ELJ-QF20NJF	ELJ-QF20NJF	20	5	2100	0.75	220	.27	.236	.228	.098
667-ELJ-QF20NGF	ELJ-QF20NGF	20	2	2100	0.75	220	.29	.248	.24	.104
667-ELJ-QF24NJF	ELJ-QF24NJF	24	5	1900	1	200	.27	.236	.228	.098
667-ELJ-QF24NGF	ELJ-QF24NGF	24	2	1900	1	200	.29	.248	.24	.104
667-ELJ-QF30NJF	ELJ-QF30NJF	30	5	1800	1.3	190	.27	.236	.228	.098
667-ELJ-QF30NGF	ELJ-QF30NGF	30	2	1800	1.3	190	.29	.248	.24	.104
667-ELJ-QF36NJF	ELJ-QF36NJF	36	5	1800	1.6	160	.27	.236	.228	.098
667-ELJ-QF36NGF	ELJ-QF36NGF	36	2	1800	1.6	160	.29	.248	.24	.104

© Copyright 2013 Mouser Electronics

© Copyright 2013 Mouser Electronics

PULSE SMT Power Inductors and Shielded Drum Core

RoHS Compliant **This product is RoHS compliant.**

DIMENSIONS: in.

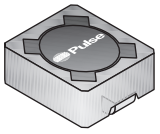

P1166, P1167

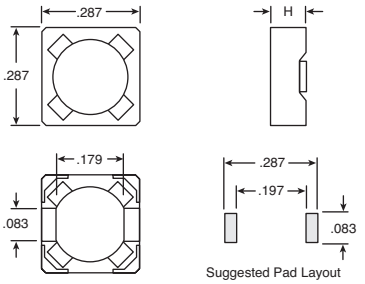



P1168, P1169

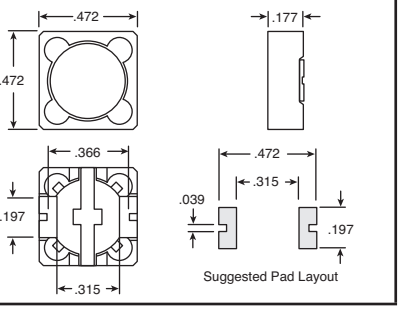

Pulse offers a complete range of power magnetics for DC-DC converter and switchmode designs. These magnetics include power inductors, power transformers, current sensors, gate drive transformers and common mode inductors.

Many parts are designed for low voltage, high current and high frequency applications. Pulse manufactures the broadest selection of packaging options from various through hole devices to the smallest available surface mount solution with a height of .071" (1.80mm).

Features:

- Low profile and suitable for compact surface area mounting
- Large permissible DC current
- Low DC resistance

Pulse P1166 SERIES

Height =.138"

For quantities greater than listed, call for quote.

MOUSER STOCK NO.	Inductance (µH± 20%)	IPK (A)	Price Each				Reel Price Per Piece
Mfr. Mfr. Part No.			1	10	50	100	1200
RoHS Compliant							
673—P1166.103NLT	10	1.6	1.68	1.58	1.48	1.08	.587
673—P1166.123NLT	12	1.5	1.68	1.58	1.48	1.08	.587
673—P1166.153NLT	15	1.4	1.68	1.58	1.48	1.08	.587
673—P1166.183NLT	18	1.2	1.68	1.58	1.48	1.08	.587
673—P1166.223NLT	22	1.2	1.68	1.58	1.48	1.08	.587
673—P1166.273NLT	27	1	1.68	1.58	1.48	1.08	.587
673—P1166.333NLT	33	0.94	1.68	1.58	1.48	1.08	.587
673—P1166.393NLT	39	0.86	1.68	1.58	1.48	1.08	.587
673—P1166.473NLT	47	0.83	1.68	1.58	1.48	1.08	.587
673—P1166.563NLT	56	0.73	1.68	1.58	1.48	1.08	.587
673—P1166.683NLT	68	0.67	1.68	1.58	1.48	1.08	.587
673—P1166.823NLT	82	0.6	1.68	1.58	1.48	1.08	.587
673—P1166.104NLT	100	0.56	1.68	1.58	1.48	1.08	.587
673—P1166.124NLT	120	0.53	1.68	1.58	1.48	1.08	.587
673—P1166.184NLT	180	0.39	1.68	1.58	1.48	1.08	.587
673—P1166.224NLT	220	0.35	1.68	1.58	1.48	1.08	.587
673—P1166.274NLT	270	0.32	1.68	1.58	1.48	1.08	.587
673—P1166.334NLT	330	0.31	1.68	1.58	1.48	1.08	.587
673—P1166.394NLT	390	0.26	1.68	1.58	1.48	1.08	.587
673—P1166.474NLT	470	0.25	1.68	1.58	1.48	1.08	.587
673—P1166.564NLT	560	0.23	1.68	1.58	1.48	1.08	.587
673—P1166.684NLT	680	0.2	1.68	1.58	1.48	1.08	.587
673—P1166.824NLT	820	0.17	1.68	1.58	1.48	1.08	.587
Non-RoHS Compliant							
673—P1166.103T	10	1.6	4.92	4.43	4.19	3.21	2.89
673—P1166.183T	18	1.2	1.61	1.18	.974	.867	.738
673—P1166.683T	68	0.67	2.87	1.99	1.73	1.59	1.19

Pulse P1167 SERIES

Height =.177"

For quantities greater than listed, call for quote.

MOUSER STOCK NO.	Inductance (µH± 20%)	IPK (A)	Price Each				Reel Price Per Piece
Mfr. Mfr. Part No.			1	10	50	100	900
RoHS Compliant							
673—P1167.103NLT	10	2	1.68	1.58	1.48	1.08	.622
673—P1167.123NLT	12	1.9	1.68	1.58	1.48	1.08	.622
673—P1167.153NLT	15	1.7	1.68	1.58	1.48	1.08	.622
673—P1167.183NLT	18	1.5	1.68	1.58	1.48	1.08	.622
673—P1167.223NLT	22	1.4	1.68	1.58	1.48	1.08	.622
673—P1167.273NLT	27	1.2	1.68	1.58	1.48	1.08	.622
673—P1167.333NLT	33	1.1	1.68	1.58	1.48	1.08	.622
673—P1167.393NLT	39	1	1.68	1.58	1.48	1.08	.622
673—P1167.473NLT	47	0.94	1.68	1.58	1.48	1.08	.622
673—P1167.563NLT	56	0.86	1.68	1.58	1.48	1.08	.622
673—P1167.683NLT	68	0.78	1.68	1.58	1.48	1.08	.622
673—P1167.823NLT	82	0.7	1.68	1.58	1.48	1.08	.622
673—P1167.104NLT	100	0.63	1.68	1.58	1.48	1.08	.622
673—P1167.124NLT	120	0.57	1.68	1.58	1.48	1.08	.622
673—P1167.154NLT	150	0.52	1.68	1.58	1.48	1.08	.622
673—P1167.184NLT	180	0.47	1.68	1.58	1.48	1.08	.622
673—P1167.224NLT	220	0.43	1.68	1.58	1.48	1.08	.622
673—P1167.274NLT	270	0.39	1.68	1.58	1.48	1.08	.622
673—P1167.334NLT	330	0.35	1.68	1.58	1.48	1.08	.622
673—P1167.394NLT	390	0.32	1.68	1.58	1.48	1.08	.622
673—P1167.474NLT	470	0.29	1.68	1.58	1.48	1.08	.622
673—P1167.564NLT	560	0.26	1.68	1.58	1.48	1.08	.622
673—P1167.684NLT	680	0.23	1.68	1.58	1.48	1.08	.622
673—P1167.824NLT	820	0.21	1.68	1.58	1.48	1.08	.622
673—P1167.105NLT	1000	0.19	1.68	1.58	1.48	1.08	.622
Non-RoHS Compliant							
673—P1167.104T	100	0.63	4.65	4.19	3.97	3.04	1.49

Pulse P1168 SERIES

For quantities greater than listed, call for quote.

MOUSER STOCK NO.	Inductance (µH± 20%)	IPK (A)	Price Each				Reel Price Per Piece
Mfr. Mfr. Part No.			1	10	50	100	500
RoHS Compliant							
673—P1168.103NLT	10	3.6	2.51	2.26	2.19	2.12	1.62
673—P1168.123NLT	12	3.5	2.51	2.26	2.19	2.12	1.62
673—P1168.153NLT	15	3.1	2.51	2.26	2.19	2.12	1.62
673—P1168.183NLT	18	2.8	2.51	2.26	2.19	2.12	1.62
673—P1168.223NLT	22	2.6	2.51	2.26	2.19	2.12	1.62
673—P1168.273NLT	27	2.4	2.51	2.26	2.19	2.12	1.62
673—P1168.333NLT	33	2.2	2.51	2.26	2.19	2.12	1.62
673—P1168.393NLT	39	1.9	2.51	2.26	2.19	2.12	1.62
673—P1168.473NLT	47	1.8	2.51	2.26	2.19	2.12	1.62
673—P1168.563NLT	56	1.7	2.51	2.26	2.19	2.12	1.62
673—P1168.683NLT	68	1.5	2.51	2.26	2.19	2.12	1.62
673—P1168.823NLT	82	1.4	2.51	2.26	2.19	2.12	1.62
673—P1168.104NLT	100	1.2	2.51	2.26	2.19	2.12	1.62
673—P1168.124NLT	120	1.1	2.51	2.26	2.19	2.12	1.62
673—P1168.154NLT	150	1	2.51	2.26	2.19	2.12	1.62
673—P1168.184NLT	180	0.9	2.51	2.26	2.19	2.12	1.62
673—P1168.224NLT	220	0.8	2.51	2.26	2.19	2.12	1.62
673—P1168.274NLT	270	0.7	2.51	2.26	2.19	2.12	1.62
673—P1168.334NLT	330	0.66	2.51	2.26	2.19	2.12	1.62
673—P1168.394NLT	390	0.62	2.51	2.26	2.19	2.12	1.62
673—P1168.474NLT	470	0.57	2.51	2.26	2.19	2.12	1.62
673—P1168.564NLT	560	0.53	2.51	2.26	2.19	2.12	1.62
673—P1168.684NLT	680	0.5	2.51	2.26	2.19	2.12	1.62
673—P1168.824NLT	820	0.44	2.51	2.26	2.19	2.12	1.62
673—P1168.105NLT	1000	0.4	2.51	2.26	2.19	2.12	1.62
Non-RoHS Compliant							900
673—P1168.153T	15	3.1	3.47	2.92	2.78	2.65	1.94
673—P1168.223T	22	2.6	1.46	1.12	.792	.663	.599
673—P1168.683T	68	1.5	1.46	1.12	.792	.663	.599
673—P1168.334T	330	0.66	6.26	5.64	5.48	5.31	4.06
673—P1168.564T	560	0.53	1.46	1.12	.792	.663	.599

Pulse P1169 SERIES

For quantities greater than listed, call for quote.

MOUSER STOCK NO.	Inductance (µH± 20%)	IPK (A)	Price Each				Reel Price Per Piece
Mfr. Mfr. Part No.			1	10	50	100	500
RoHS Compliant							
673—P1169.103NLT	10	3.6	2.51	2.26	2.19	2.12	1.62
673—P1169.123NLT	12	3.5	2.51	2.26	2.19	2.12	1.62
673—P1169.153NLT	15	3.1	2.51	2.26	2.19	2.12	1.62
673—P1169.183NLT	18	2.8	2.51	2.26	2.19	2.12	1.62
673—P1169.223NLT	22	2.6	2.51	2.26	2.19	2.12	1.62
673—P1169.273NLT	27	2.4	2.51	2.26	2.19	2.12	1.62
673—P1169.333NLT	33	2.2	2.51	2.26	2.19	2.12	1.62
673—P1169.393NLT	39	1.9	2.51	2.26	2.19	2.12	1.62
673—P1169.473NLT	47	1.8	2.51	2.26	2.19	2.12	1.62
673—P1169.563NLT	56	1.7	2.51	2.26	2.19	2.12	1.62
673—P1169.683NLT	68	1.5	2.51	2.26	2.19	2.12	1.62
673—P1169.823NLT	82	1.4	2.51	2.26	2.19	2.12	1.62
673—P1169.104NLT	100	1.2	2.51	2.26	2.19	2.12	1.62
673—P1169.124NLT	120	1.1	2.51	2.26	2.19	2.12	1.62
673—P1169.184NLT	180	0.9	2.51	2.26	2.19	2.12	1.62
673—P1169.224NLT	220	0.8	2.51	2.26	2.19	2.12	1.62
673—P1169.274NLT	270	0.7	2.51	2.26	2.19	2.12	1.62
673—P1169.334NLT	330	0.66	2.51	2.26	2.19	2.12	1.62
673—P1169.394NLT	390	0.62	2.51	2.26	2.19	2.12	1.62
673—P1169.474NLT	470	0.57	2.51	2.26	2.19	2.12	1.62
673—P1169.564NLT	560	0.53	2.51	2.26	2.19	2.12	1.62
673—P1169.684NLT	680	0.5	2.51	2.26	2.19	2.12	1.62
673—P1169.824NLT	820	0.44	2.51	2.26	2.19	2.12	1.62
673—P1169.105NLT	1000	0.4	2.51	2.26	2.19	2.12	1.62
Non-RoHS Compliant							900
673—P1169.103T	10	3.6	5.83	5.22	5.06	4.86	3.76
673—P1169.124T	120	1.1	1.93	1.72	1.67	1.61	1.24
673—P1169.224T	220	0.8	1.93	1.72	1.67	1.61	1.24

© Copyright 2013 Mouser Electronics

© Copyright 2013 Mouser Electronics

PULSE SMT Power Inductors

RoHS Compliant **This product is RoHS compliant.**

DIMENSIONS: in.

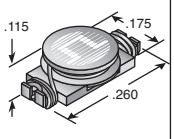

P0770

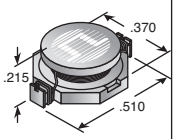

P0751/2

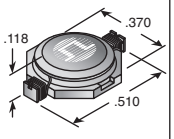

P0762

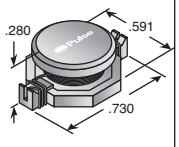

P0250

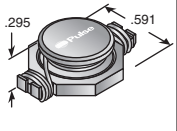

P1252

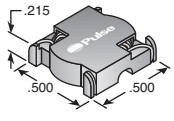

"Bobcat"

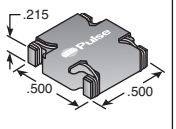

"Polecat"

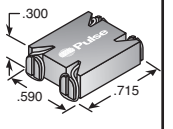

"Tomcat"

Features:

- Reliable self-leads
- High energy storage and low DC resistance
- Ideal for DC/DC conversion in notebook computers
- Direct Coilcraft replacement
- PDA's, step-up or step-down converters

Specifications:

- Operating Temperature: -40°C to +85°C

Cross Reference Chart	
Pulse Series	Coilcraft Series
P0770	DO1608
P0751	DO3316P
P0762	DO3308P
P0250	DO5022
P1252	DO5022HC

Pulse P0770 SERIES

For quantities greater than listed, call for quote.

MOUSER STOCK NO. Mfr. / Mfr. Part No.	Inductance (µH± 20%)	IPK (A)	Price Each 1	10	100	Reel 500
673—P0770.102NLT	1	2.9	1.18	1.01	.773	.69
673—P0770.152NLT	1.5	2.6	1.18	1.01	.773	.69
673—P0770.222NLT	2.2	2.3	1.18	1.01	.773	.69
673—P0770.332NLT	3.3	2	1.18	1.01	.773	.69
673—P0770.472NLT	4.7	1.5	1.18	1.01	.773	.69
673—P0770.682NLT	6.8	1.2	1.18	1.01	.773	.69
673—P0770.103NLT	10	1.1	1.18	1.01	.773	.69
673—P0770.153NLT	15	0.9	1.18	1.01	.773	.69
673—P0770.223NLT	22	0.7	1.18	1.01	.773	.69
673—P0770.333NLT	33	0.58	1.18	1.01	.773	.69
673—P0770.473NLT	47	0.5	1.18	1.01	.773	.69
673—P0770.683NLT	68	0.4	1.18	1.01	.773	.69
673—P0770.104NLT	100	0.31	1.18	1.01	.773	.69
673—P0770.154NLT	150	0.27	1.18	1.01	.773	.69
673—P0770.224NLT	220	0.22	1.18	1.01	.773	.69

Pulse P0751 SERIES

For quantities greater than listed, call for quote.

MOUSER STOCK NO. Mfr. / Mfr. Part No.	Inductance (µH± 20%)	IPK (A)	Price Each 1	50	100	Reel 800
673—P0751.102NLT	1	9	1.09	.846	.605	.417
673—P0751.152NLT	1.5	8	1.13	.846	.605	.417
673—P0751.222NLT	2.2	7	1.09	.846	.605	.417
673—P0751.332NLT	3.3	6.4	1.09	.846	.605	.417
673—P0751.472NLT	4.7	5.4	1.09	.846	.605	.417
673—P0751.682NLT	6.8	4.6	1.09	.846	.605	.417
673—P0751.103NLT	10	3.8	1.09	.846	.605	.417
673—P0751.153NLT	15	3	1.09	.846	.605	.417
673—P0751.223NLT	22	2.6	1.09	.846	.605	.417
673—P0751.333NLT	33	2	1.09	.846	.605	.417
673—P0751.473NLT	47	1.6	1.09	.846	.605	.417
673—P0751.683NLT	68	1.4	1.09	.846	.605	.417

Pulse P0752 SERIES

For quantities greater than listed, call for quote.

MOUSER STOCK NO. Mfr. / Mfr. Part No.	Inductance (µH± 20%)	IPK (A)	Price Each 1	10	100	Reel 800
673—P0752.104NLT	100	1.2	1.13	1.03	.638	.433
673—P0752.154NLT	150	1	1.13	1.03	.638	.433
673—P0752.224NLT	220	0.8	1.13	1.03	.638	.433
673—P0752.334NLT	330	0.6	1.13	1.03	.638	.433
673—P0752.474NLT	470	0.5	1.13	1.03	.638	.433
673—P0752.684NLT	680	0.4	1.13	1.03	.638	.433
673—P0752.105NLT	1000	0.3	1.13	1.03	.638	.433

Pulse P0762 SERIES

For quantities greater than listed, call for quote.

MOUSER STOCK NO. Mfr. / Mfr. Part No.	Inductance (µH± 20%)	IPK (A)	Price Each 1	10	100	Reel 500
673—P0762.103NLT	10	2.4	1.54	.95	.702	.611
673—P0762.153NLT	15	2	1.54	.95	.702	.611
673—P0762.223NLT	22	1.6	1.54	.95	.702	.611
673—P0762.333NLT	33	1.4	1.54	.95	.702	.611
673—P0762.473NLT	47	1	1.54	.95	.702	.611
673—P0762.683NLT	68	0.9	1.54	.95	.702	.611
673—P0762.104NLT	100	0.7	1.54	.95	.702	.611
673—P0762.154NLT	150	0.6	1.54	.95	.702	.611
673—P0762.224NLT	220	0.5	1.54	.95	.702	.611
673—P0762.334NLT	330	0.4	1.54	.95	.702	.611
673—P0762.474NLT	470	0.3	1.54	.95	.702	.611
673—P0762.684NLT	680	0.2	1.54	.95	.702	.611
673—P0762.105NLT	1000	0.1	1.54	.95	.702	.611

© Copyright 2013 Mouser Electronics

Pulse P0250 SERIES

For quantities greater than listed, call for quote.

MOUSER STOCK NO. Mfr. / Mfr. Part No.	Inductance (µH± 20%)	IPK (A)	Price Each 1	10	100	Reel 250
673—P0250.102NLT	1	20	1.46	1.37	1.20	.514
673—P0250.222NLT	2	16	1.50	1.41	1.23	.53
673—P0250.332NLT	3	14	1.46	1.37	1.20	.514
673—P0250.562NLT	5	12	1.46	1.37	1.20	.514
673—P0250.103NLT	9.5	10	1.50	1.41	1.23	.53
673—P0250.153NLT	13.5	8	1.50	1.41	1.23	.53
673—P0250.223NLT	20	7	1.55	1.46	1.27	.546
673—P0250.333NLT	30	5.5	1.50	1.41	1.23	.53
673—P0250.473NLT	43	4.5	1.27	1.20	1.05	.449
673—P0250.683NLT	62	3.5	1.59	1.50	1.31	.562
673—P0250.104NLT	95	3	1.32	1.24	1.08	.465
673—P0250.154NLT	135	2.6	1.59	1.50	1.31	.562
673—P0250.224NLT	200	2.4	1.55	1.46	1.27	.546
673—P0250.334NLT	300	1.9	1.64	1.54	1.35	.578
673—P0250.474NLT	430	1.4	1.55	1.46	1.27	.546
673—P0250.684NLT	620	1.2	1.55	1.46	1.27	.546
673—P0250.105NLT	950	1	1.68	1.58	1.38	.594

Pulse P1252 SERIES

For quantities greater than listed, call for quote.

MOUSER STOCK NO. Mfr. / Mfr. Part No.	Inductance (µH± 20%)	IPK (A)	Price Each 1	10	100	Reel 300
673—P1252.781NLT	0.78	30	1.70	1.25	.922	.877
673—P1252.332NLT	2.2	20	1.70	1.25	.922	.877
673—P1252.392NLT	3.3	17	1.70	1.25	.922	.877
673—P1252.472NLT	3.9	15	1.70	1.25	.922	.877
673—P1252.602NLT	4.7	13	1.70	1.25	.922	.877
673—P1252.782NLT	6	12	1.70	1.25	.922	.877
673—P1252.222NLT	7.8	11	1.70	1.25	.922	.877
673—P1252.103NLT	10	10	1.70	1.25	.922	.877

Pulse SMT TOROIDAL INDUCTORS

"Bobcat" Series Inductor

For quantities greater than listed, call for quote.

MOUSER STOCK NO. Mfr. / Mfr. Part No.	IDC (A)	LDC (µH)	Price Each 1	10	100	Reel 500
673—P0144NLT	3.80	9.4	4.49	3.75	3.35	3.00
673—P0147NLT	1.65	50	4.49	3.75	3.35	3.00
673—P0151NLT	0.81	200	4.63	3.75	2.91	2.16

"Polecat" Series, Dual Inductor

For quantities greater than listed, call for quote.

MOUSER STOCK NO. Mfr. / Mfr. Part No.	IDC (A) Parallel	Series	Ref. L @ DC LDC (µH) Parallel	Series	DCR (mΩ) (max.) Parallel	Series	Price Each 1	10	100	500
673—P0174NL	8.3	4.15	2	7.8	7.6	30.3	4.85	3.98	2.81	2.58
673—P0175NL	7.2	3.6	2.4	9.6	10.9	43.6	4.85	3.98	2.81	2.58
673—P0176NL	5.2	2.6	5	20	19	76	4.85	3.98	2.81	2.58
673—P0177NL	3.84	1.92	9.3	37.3	29.8	119	4.85	3.98	2.81	2.58
673—P0178NL	3.12	1.56	14.1	56.2	45.3	181	4.85	3.98	2.81	2.58
673—P0179NL	2.64	1.32	19.7	79	66.3	265	4.85	3.98	2.81	2.58
673—P0180NL	2.16	1.08	29.3	117.3	106	424	4.85	3.98	2.81	2.58
673—P0181NL	1.8	0.9	42.6	170.3	151	603	4.85	3.98	2.81	2.58
673—P0182NL	1.48	0.74	61.3	245.3	224	897	4.85	3.98	2.81	2.58
673—P0183NL	1.22	0.61	84.2	336.7	324	1295	4.85	3.98	2.81	2.58

"Tomcat" Series, Dual Inductor

For quantities greater than listed, call for quote.

MOUSER STOCK NO. Mfr. / Mfr. Part No.	IDC (A) Parallel	Series	Ref. L @ DC LDC (µH) Parallel	Series	DCR (mΩ) (max.) Parallel	Series	Price Each 1	10	100
673—P0395NL	14.4	7.2	1.5	6.1	4.41	17.6	2.47	1.84	1.41
673—P0396NL	11.2	5.6	2.4	9.7	6.54	26.2	2.47	1.84	1.41
673—P0397NL	8.2	4.1	4.2	17	10.47	41.9	2.47	1.84	1.41
673—P0398NL	6.8	3.4	5.8	23.1	14.94	59.7	2.47	1.78	1.41
673—P0399NL	5.7	2.85	7.6	30.6	20.99	84	2.47	1.84	1.41
673—P0400NL	5.4	2.7	12.1	48.5	23.24	93	2.47	1.84	1.41
673—P0401NL	4.4	2.2	18	72	38.15	152.6	2.47	1.84	1.41
673—P0402NL	3.54	1.77	27	108	53.21	212.8	2.47	1.84	1.41
673—P0403NL	3	1.5	34.8	139.1	73.89	295.6	2.47	1.84	1.41

© Copyright 2013 Mouser Electronics

SUMIDA Power Inductors

RoHS Compliant **This product is RoHS compliant.**

CDRH6D28 SERIES

Low profile SMD power inductors with electrodes directly attached to the ferrite core.
EMI Shielding is used to minimize crosstalk interference.

For quantities greater than listed, call for quote.

MOUSER STOCK NO.	Sumida Part No.	Value (μH)	Current (A)	Price Each 1	10	100	500
851-CDRH6D28NP-3R0NC	CDRH6D28NP-3R0NC	3	3	1.42	1.29	.974	.781
851-CDRH6D28NP-3R9NC	CDRH6D28NP-3R9NC	3.9	2.6	1.42	1.29	.974	.781
851-CDRH6D28NP-5R0NC	CDRH6D28NP-5R0NC	5	2.4	1.22	1.11	.836	.669
851-CDRH6D28NP-6R0NC	CDRH6D28NP-6R0NC	6	2.25	1.42	1.29	.974	.781
851-CDRH6D28NP-7R3NC	CDRH6D28NP-7R3NC	7.3	2.1	1.22	1.11	.836	.669
851-CDRH6D28NP-100NC	CDRH6D28NP-100NC	10	1.7	1.22	1.11	.836	.669
851-CDRH6D28NP-150NC	CDRH6D28NP-150NC	15	1.4	1.42	1.29	.974	.781
851-CDRH6D28NP-180NC	CDRH6D28NP-180NC	18	1.32	1.42	1.29	.974	.781
851-CDRH6D28NP-220NC	CDRH6D28NP-220NC	22	1.2	1.22	1.11	.836	.669
851-CDRH6D28NP-330NC	CDRH6D28NP-330NC	33	0.97	1.42	1.29	.974	.781
851-CDRH6D28NP-470NC	CDRH6D28NP-470NC	47	0.8	1.42	1.29	.974	.781
851-CDRH6D28NP-680NC	CDRH6D28NP-680NC	68	0.65	1.42	1.29	.974	.781
851-CDRH6D28NP-101NC	CDRH6D28NP-101NC	100	0.54	1.42	1.29	.974	.781

DIMENSIONS: mm

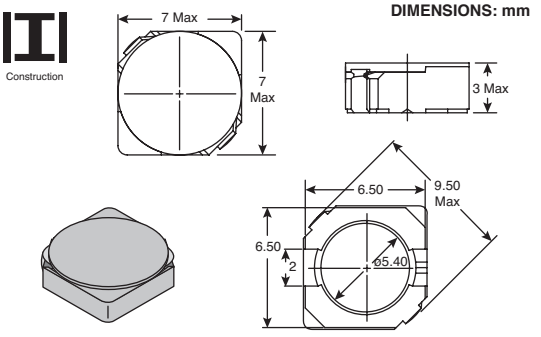

CDRH6D38T SERIES

Specifications:

- Ferrite drum core construction
- Magnetically shielded
- Moisture Sensitivity Level: 1
- Halogen Free available
- Operating temperature range: -40°C to 125°C
- Solder reflow temperature: 260°C peak

PRODUCT NEW

For quantities greater than listed, call for quote.

MOUSER STOCK NO.	Sumida Part No.	Value (μH)	Current (A)	Inductance Tolerance	Price Each 1	10	100	500
851-CDRH6D38T125N3R0	CDRH6D38T125NP-3R0NC	3	3	±30%	.65	.631	.449	.439
851-CDRH6D38T125N5R6	CDRH6D38T125NP-5R6NC	5.6	2.1	±30%	.65	.631	.449	.439
851-CDRH6D38T125N100	CDRH6D38T125NP-100PC	10	1.7	±25%	.65	.631	.449	.439
851-CDRH6D38T125N220	CDRH6D38T125NP-220PC	22	1	±25%	.65	.631	.449	.439

DIMENSIONS: mm

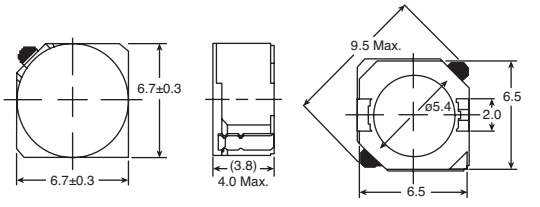

CDRH74 SERIES

SMD power inductors with electrodes directly attached to the ferrite core.
EMI Shielding is used to minimize crosstalk interference.

For quantities greater than listed, call for quote.

MOUSER STOCK NO.	Sumida Part No.	Value (μH)	Current (A)	Price Each 1	10	100	500
851-CDRH74NP-100MC	CDRH74NP-100MC	10	1.84	1.59	1.46	1.08	.942
851-CDRH74NP-150MC	CDRH74NP-150MC	15	1.47	1.59	1.46	1.08	.942
851-CDRH74NP-180MC	CDRH74NP-180MC	18	1.31	1.59	1.46	1.08	.942
851-CDRH74NP-220MC	CDRH74NP-220MC	22	1.23	1.59	1.46	1.08	.942
851-CDRH74NP-330MC	CDRH74NP-330MC	33	0.96	1.59	1.46	1.08	.942
851-CDRH74NP-470MC	CDRH74NP-470MC	47	0.88	1.59	1.46	1.08	.942
851-CDRH74NP-680MC	CDRH74NP-680MC	68	0.69	1.59	1.46	1.08	.942
851-CDRH74NP-101MC	CDRH74NP-101MC	100	0.6	1.59	1.46	1.08	.942
851-CDRH74NP-331MC	CDRH74NP-331MC	330	0.32	1.59	1.46	1.08	.942
851-CDRH74NP-471MC	CDRH74NP-471MC	470	0.26	1.59	1.46	1.08	.942
851-CDRH74NP-102MC	CDRH74NP-102MC	1000	0.45	1.59	1.46	1.08	.942

DIMENSIONS: mm

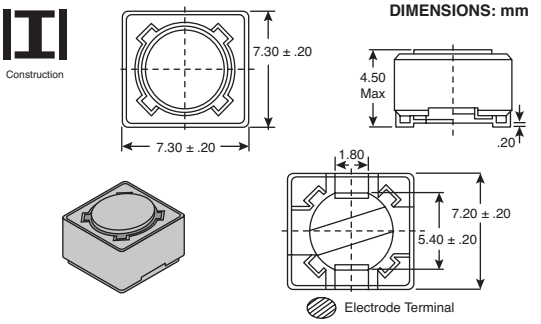

CDRH8D43RT SERIES

Specifications:

- Ferrite drum core construction
- Magnetically shielded
- Moisture Sensitivity Level: 1
- Halogen Free available
- Operating temperature range: -40°C to 125°C
- Solder reflow temperature: 260°C peak

PRODUCT NEW

For quantities greater than listed, call for quote.

MOUSER STOCK NO.	Sumida Part No.	Value (μH)	Current (A)	Inductance Tolerance	Price Each 1	10	100	500
851-CDRH8D43RT1254R3	CDRH8D43RT125NP-4R3NC	4.3	4.2	±30%	1.20	1.17	.824	.813
851-CDRH8D43RT125100	CDRH8D43RT125NP-100MC	10	2.75	±20%	1.20	1.17	.824	.813
851-CDRH8D43RT125150	CDRH8D43RT125NP-150MC	15	2.3	±20%	1.20	1.17	.824	.813
851-CDRH8D43RT125470	CDRH8D43RT125NP-470MC	47	1.3	±20%	1.20	1.17	.824	.813

DIMENSIONS: mm

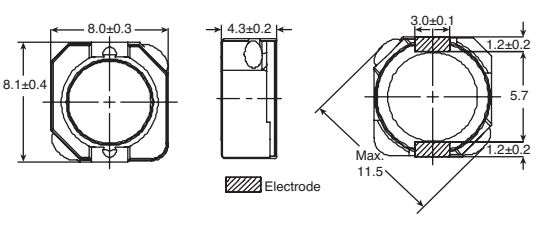

CDRH8D48A SERIES

Specifications:

- Ferrite drum core construction
- Magnetically shielded
- Moisture Sensitivity Level: 1
- Halogen Free available
- Operating temperature range: -40°C to 125°C
- Solder reflow temperature: 260°C peak

Applications:

- Automotive and other high temperature, high reliablity application

PRODUCT NEW

For quantities greater than listed, call for quote.

MOUSER STOCK NO.	Sumida Part No.	Value (μH)	Current (A)	Inductance Tolerance	Price Each 1	10	100	500
851-CDRH8D48/ANP100	CDRH8D48/ANP-100MC	10	2.26	±20%	1.04	1.02	.717	.706

DIMENSIONS: mm

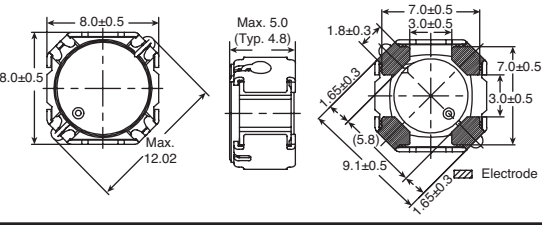

CEP125 SERIES

Features:

- Measuring Freq. (L): 100kHz
- Tolerance of Inductance: (S) 0.68μH±30% (N), 1.5μH-10μH±20% (M)
  (H) 0.47μH±30% (N), 1.0μH-7.2μH±20% (M)
  (U) 0.35μH-0.8±30% (N), 1.4μH-5.6μH±20% (M)

For quantities greater than listed, call for quote.

MOUSER STOCK NO.	Sumida Part No.	Value (μH)	Current (A)	Price Each 1	10	100	500
851-CEP125NP-1R0MC-H	CEP125NP-1R0MC-H	1.0	20	3.25	2.96	2.43	2.20
851-CEP125NP-1R4MC-U	CEP125NP-1R4MC-U	1.4	19.2	4.37	3.97	3.25	2.95
851-CEP125NP-1R5MC	CEP125NP-1R5MC	1.5	14	3.25	2.96	2.43	2.20
851-CEP125NP-1R8MC-H	CEP125NP-1R8MC-H	1.8	15.3	3.25	2.96	2.43	2.20
851-CEP125NP-2R5MC	CEP125NP-2R5MC	2.5	10	3.25	2.96	2.43	2.20
851-CEP125NP-4R0MC	CEP125NP-4R0MC	4.0	8.3	3.25	2.96	2.43	2.20
851-CEP125NP-4R0MC-H	CEP125NP-4R0MC-H	4.0	10.3	3.25	2.96	2.43	2.20
851-CEP125NP-4R3MC-U	CEP125NP-4R3MC-U	4.3	11	4.37	3.97	3.25	2.95
851-CEP125NP-5R6MC-H	CEP125NP-5R6MC-H	5.6	8.8	5.84	5.31	3.95	3.60
851-CEP125NP-6R0MC	CEP125NP-6R0MC	6.0	6.7	2.18	2.04	1.92	1.10
851-CEP125NP-7R2MC-H	CEP125NP-7R2MC-H	7.2	7.8	3.25	2.96	2.43	2.20
851-CEP125NP-100MC	CEP125NP-100MC	10	5.0	3.25	2.96	2.43	2.20

DIMENSIONS: mm

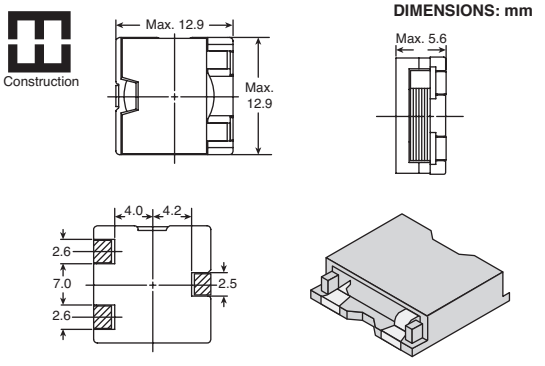

© Copyright 2013 Mouser Electronics

© Copyright 2013 Mouser Electronics

SUMIDA Power Inductors

RoHS Compliant **This product is RoHS compliant.**

CDEP134 SERIES

High current handling and low DCR are achieved in a small package with Flat Wire Technology. EMI Shielding is used to minimize crosstalk interference.

For quantities greater than listed, call for quote.

MOUSER STOCK NO.	Sumida Part No.	Value (µH)	Current (A)	Inductance Tolerance	Price Each 1	10	100	500
851-CDEP134NP-0R9MC	CDEP134NP-0R9MC	0.9	17	±20%	5.05	4.53	3.42	2.99
851-CDEP134NP1R2MC-H	CDEP134NP-1R2MC-H	1.2	15	±20%	5.05	4.53	3.42	2.99
851-CDEP134NP-1R6MC	CDEP134NP-1R6MC	1.6	15	±20%	5.05	4.53	3.42	2.99
851-CDEP134NP-2R5MC	CDEP134NP-2R5MC	2.5	10.5	±20%	5.05	4.53	3.42	2.99
851-CDEP134NP3R6MC-H	CDEP134NP-3R6MC-H	3.6	7.5	±20%	5.05	4.53	3.42	2.99
851-CDEP134NP-4R8MC	CDEP134NP-4R8MC	4.8	7	±20%	5.05	4.53	3.42	2.99
851-CDEP134NP-6R4MC	CDEP134NP-6R4MC	6.4	7	±20%	5.05	4.53	3.42	2.99
851-CDEP134NP-8R0MC	CDEP134NP-8R0MC	8	6.5	±20%	5.05	4.53	3.42	2.99

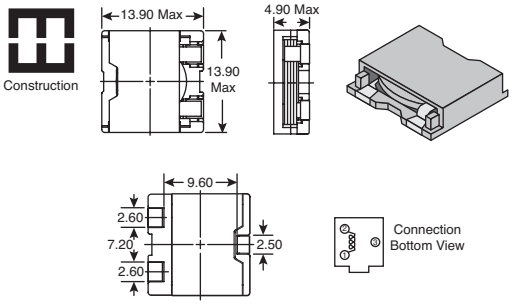

CDR7D28MN SERIES

The DC superposition characteristic is extended by making manganese zinc and nickel zinc ferrite core into a hybrid as compared with the previous type.

For quantities greater than listed, call for quote.

MOUSER STOCK NO.	Sumida Part No.	Value (µH)	Current (A)	Price Each 1	10	100	500
851-CDR7D28MNNP2R0NC	CDR7D28MNNP-2R0NC	2	3.95	2.18	1.82	1.58	1.38
851-CDR7D28MNNP4R6NC	CDR7D28MNNP-4R6NC	4.6	3.1	2.18	1.82	1.58	1.38
851-CDR7D28MNNP6R8NC	CDR7D28MNNP-6R8NC	6.8	2.75	2.18	1.82	1.58	1.38
851-CDR7D28MNNP8R0NC	CDR7D28MNNP-8R0NC	8	2.6	2.18	1.82	1.58	1.38
851-CDR7D28MNNP100NC	CDR7D28MNNP-100NC	10	2.5	2.18	1.82	1.58	1.38
851-CDR7D28MNNP150NC	CDR7D28MNNP-150NC	15	2	2.18	1.82	1.58	1.38
851-CDR7D28MNNP220NC	CDR7D28MNNP-220NC	22	1.6	2.30	1.92	1.67	1.46
851-CDR7D28MNNP330NC	CDR7D28MNNP-330NC	33	1.2	2.18	1.82	1.58	1.38

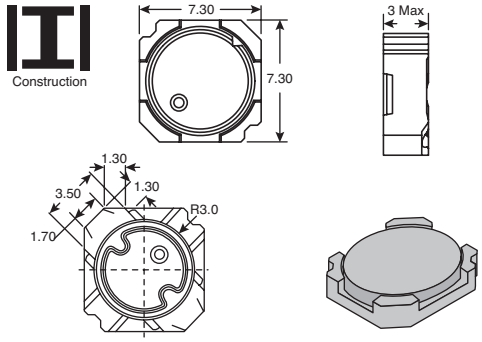

CDRH104R SERIES

Specifications:
- Magnetically shielded

Applications:
- Ideally used in Notebook PC, LCD TV,DVD, Game machine, STB ,Projector etc as DC-DC Converter inductors

For quantities greater than listed, call for quote.

MOUSER STOCK NO.	Sumida Part No.	Value (µH)	Current (A)	Price Each 1	10	100	500
851-CDRH104RNP-1R5NC	CDRH104RNP-1R5NC	1.5	6.5	2.70	2.45	2.20	1.81
851-CDRH104RNP-2R5NC	CDRH104RNP-2R5NC	2.5	6.1	2.70	2.45	2.20	1.81
851-CDRH104RNP-3R8NC	CDRH104RNP-3R8NC	3.8	5.5	2.70	2.45	2.20	1.81
851-CDRH104RNP5R2NC	CDRH104RNP-5R2NC	5.2	5.4	2.71	2.46	2.21	1.82
851-CDRH104RNP-100NC	CDRH104RNP-100NC	10	3.8	2.70	2.45	2.20	1.81
851-CDRH104RNP-150NC	CDRH104RNP-150NC	15	3.1	2.70	2.45	2.20	1.93
851-CDRH104RNP-220NC	CDRH104RNP-220NC	22	2.5	2.70	2.45	2.20	1.81
851-CDRH104RNP-330NC	CDRH104RNP-330NC	33	2.2	2.70	2.45	2.20	1.81
851-CDRH104RNP-470NC	CDRH104RNP-470NC	47	1.9	2.70	2.45	2.20	1.81
851-CDRH104RNP-680NC	CDRH104RNP-680NC	68	1.42	2.70	2.45	2.20	1.81
851-CDRH104RNP-101NC	CDRH104RNP-101NC	100	1.25	2.70	2.45	2.20	1.81

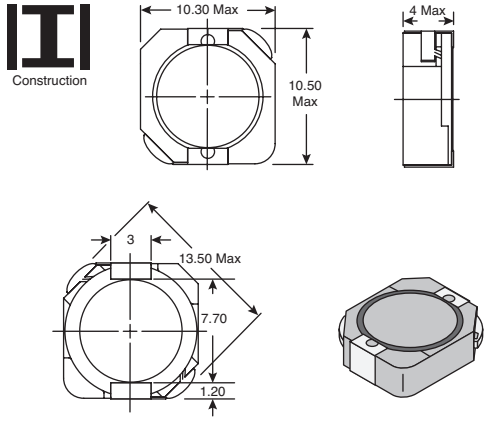

CDRH104RT SERIES

Specifications:
- Ferrite drum core construction
- Magnetically shielded
- Moisture Sensitivity Level: 1
- Halogen Free available
- Operating temperature range: -40°C to 125°C
- Solder reflow temperature: 260°C peak

NEW PRODUCT

For quantities greater than listed, call for quote.

MOUSER STOCK NO.	Sumida Part No.	Value (µH)	Current (A)	Inductance Tolerance	Price Each 1	10	100	500
851-CDRH104RT125N4R7	CDRH104RT125NP-4R7PC	4.7	4.6	±30%	1.36	1.33	.931	.92
851-CDRH104RT125N100	CDRH104RT125NP-100MC	10	3.46	±30%	1.36	1.33	.931	.92
851-CDRH104RT125N220	CDRH104RT125NP-220MC	22	2.18	±30%	1.36	1.33	.931	.92
851-CDRH104RT125N330	CDRH104RT125NP-330MC	33	1.8	±30%	1.36	1.33	.931	.92

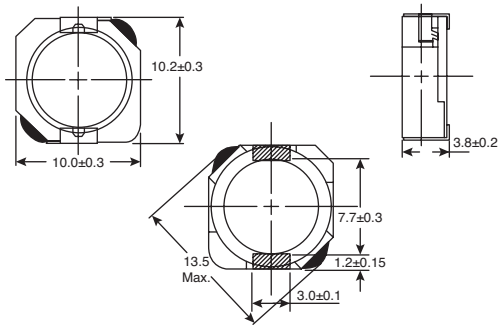

CDRH125L SERIES

Specifications:
- Ferrite drum core construction
- Magnetically shielded
- Moisture Sensitivity Level: 1
- Halogen Free available
- Operating temperature range: -40°C to 125°C
- Solder reflow temperature: 260°C peak

NEW PRODUCT

For quantities greater than listed, call for quote.

MOUSER STOCK NO.	Sumida Part No.	Value (µH)	Current (A)	Inductance Tolerance	Price Each 1	10	100	500
851-CDRH125L125NP100	CDRH125L125NP-100MC	10	4.1	±20%	.86	.835	.589	.578
851-CDRH125L125NP220	CDRH125L125NP-220MC	22	2.81	±20%	.86	.835	.589	.578
851-CDRH125L125NP470	CDRH125L125NP-470MC	47	2.44	±20%	.86	.835	.589	.578
851-CDRH125L125NP101	CDRH125L125NP-101MC	100	1.37	±20%	.86	.835	.589	.578

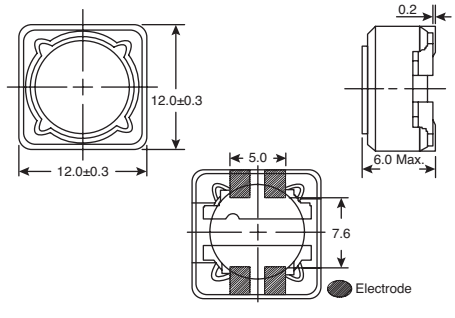

© Copyright 2013 Mouser Electronics

© Copyright 2013 Mouser Electronics

SUMIDA Power Inductors

RoHS Compliant **This product is RoHS compliant.**

CDRH127 SERIES

CDRH127 series are SMD power inductors with electrodes directly attached to the ferrite core. EMI Shielding is used to minimize crosstalk interference.

For quantities greater than listed, call for quote.

MOUSER STOCK NO.	Sumida Part No.	Value (µH)	Current (A)	Price Each 1	10	100	500
851-CDRH127NP-4R7NC	CDRH127NP-4R7NC	4.7	6.8	3.26	2.97	2.21	1.87
851-CDRH127NP-6R1NC	CDRH127NP-6R1NC	6.1	6.6	3.26	2.97	2.21	1.87
851-CDRH127NP-7R6NC	CDRH127NP-7R6NC	7.6	5.9	3.26	2.97	2.21	1.87
851-CDRH127NP-100MC	CDRH127NP-100MC	10	5.4	3.26	2.97	2.21	1.87
851-CDRH127NP-150MC	CDRH127NP-150MC	15	4.5	3.26	2.97	2.21	1.87
851-CDRH127NP-220MC	CDRH127NP-220MC	22	3.6	3.26	2.97	2.21	1.87
851-CDRH127NP-270MC	CDRH127NP-270MC	27	3.4	3.26	2.97	2.21	1.87
851-CDRH127NP-330MC	CDRH127NP-330MC	33	3	3.26	2.97	2.21	1.87
851-CDRH127NP-390MC	CDRH127NP-390MC	39	2.75	3.26	2.97	2.21	1.87
851-CDRH127NP-470MC	CDRH127NP-470MC	47	2.5	3.26	2.97	2.21	1.87
851-CDRH127NP-560MC	CDRH127NP-560MC	56	2.35	3.26	2.97	2.21	1.87
851-CDRH127NP-680MC	CDRH127NP-680MC	68	2.1	3.26	2.97	2.21	1.87
851-CDRH127NP-101MC	CDRH127NP-101MC	100	1.7	3.26	2.97	2.21	1.87
851-CDRH127NP-102MC	CDRH127NP-102MC	1000	0.55	3.26	2.97	2.21	1.87

DIMENSIONS: mm

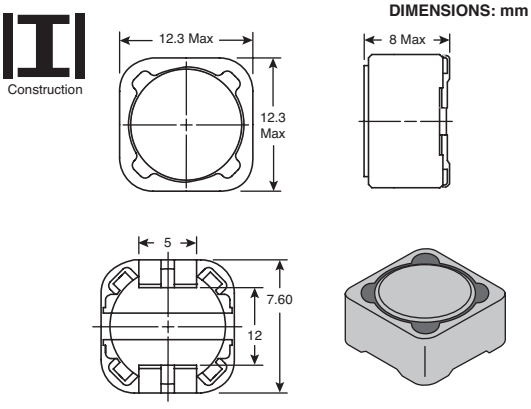

CDRH127L SERIES

Specifications:
- Ferrite drum core construction
- Magnetically shielded
- Moisture Sensitivity Level: 1
- Halogen Free available
- Operating temperature range: -40°C to 125°C
- Solder reflow temperature: 260°C peak

PRODUCT NEW

For quantities greater than listed, call for quote.

MOUSER STOCK NO.	Sumida Part No.	Value (µH)	Current (A)	Inductance Tolerance	Price Each 1	10	100	500
851-CDRH127L125NP100	CDRH127L125NP-100MC	10	6.6	±20%	.98	.963	.674	.663
851-CDRH127L125NP470	CDRH127L125NP-470MC	47	3.15	±20%	.98	.963	.674	.663
851-CDRH127L125NP4R7	CDRH127L125NP-4R7MC	4.7	12.3	±30%	.98	.963	.674	.663
851-CDRH127L125NP4R7	CDRH127L125NP-4R7NC	4.7	12.3	±30%	.98	.963	.674	.663
851-CDRH127L125NP220	CDRH127L125NP-220MC	22	4.4	±20%	.98	.963	.674	.663

DIMENSIONS: mm

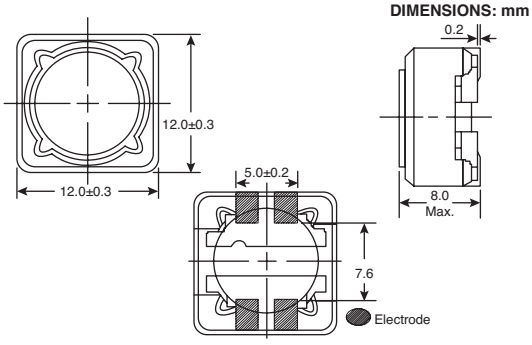

CDRH127LD SERIES

CDRH127/LD is a low DCR direct drop-in version of Sumida's most popular series, the CDRH127 series. EMI Shielding is used to minimize crosstalk interference.

For quantities greater than listed, call for quote.

MOUSER STOCK NO.	Sumida Part No.	Value (µH)	Current (A)	Price Each 1	10	100	500
851-CDRH127LDNP2R4NC	CDRH127/LDNP-2R4NC	2.4	10.3	1.43	1.18	.975	.731
851-CDRH127LDNP100MC	CDRH127/LDNP-100MC	10	6.7	1.43	1.18	.975	.731
851-CDRH127LDNP120MC	CDRH127/LDNP-120MC	12	6.45	1.43	1.18	.975	.731
851-CDRH127LDNP150MC	CDRH127/LDNP-150MC	15	5.65	1.43	1.18	.975	.731
851-CDRH127LDNP180MC	CDRH127/LDNP-180MC	18	5.1	1.43	1.18	.975	.731
851-CDRH127LDNP220MC	CDRH127/LDNP-220MC	22	4.7	1.43	1.18	.975	.731
851-CDRH127LDNP270MC	CDRH127/LDNP-270MC	27	4.2	1.43	1.18	.975	.731
851-CDRH127LDNP330MC	CDRH127/LDNP-330MC	33	3.9	1.43	1.18	.975	.792
851-CDRH127LDNP390MC	CDRH127/LDNP-390MC	39	3.5	1.43	1.18	.975	.731
851-CDRH127LDNP470MC	CDRH127/LDNP-470MC	47	3.25	1.43	1.18	.975	.731
851-CDRH127LDNP680MC	CDRH127/LDNP-680MC	68	2.6	1.43	1.18	.975	.731
851-CDRH127LDNP820MC	CDRH127/LDNP-820MC	82	2.4	1.43	1.18	.975	.731
851-CDRH127LDNP101MC	CDRH127/LDNP-101MC	100	2.1	1.43	1.18	.975	.792
851-CDRH127LDNP151MC	CDRH127/LDNP-151MC	150	1.8	1.43	1.18	.975	.731
851-CDRH127LDNP221MC	CDRH127/LDNP-221MC	220	1.45	1.43	1.18	.975	.731
851-CDRH127LDNP331MC	CDRH127/LDNP-331MC	330	1.2	1.43	1.18	.975	.792
851-CDRH127LDNP471MC	CDRH127/LDNP-471MC	470	1	1.43	1.18	.975	.792
851-CDRH127LDNP681MC	CDRH127/LDNP-681MC	680	0.85	1.43	1.18	.975	.731
851-CDRH127LDNP102MC	CDRH127/LDNP-102MC	1000	0.7	1.43	1.18	.975	.731

DIMENSIONS: mm

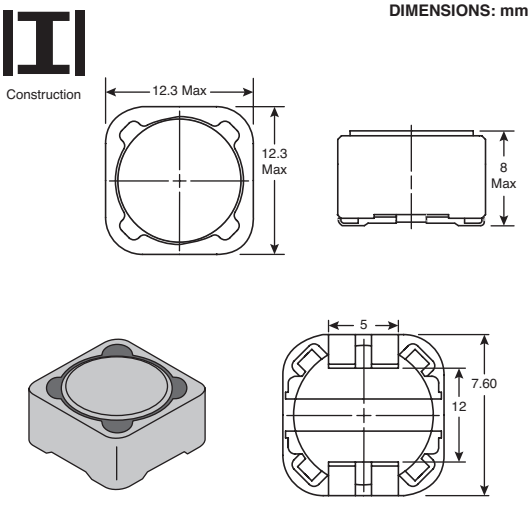

CDRH12D58A SERIES

Specifications:
- Ferrite drum core construction
- Magnetically shielded
- Moisture Sensitivity Level: 1
- Operating temperature range: -40°C to 155°C
- Solder reflow temperature: 260°C peak

PRODUCT NEW

For quantities greater than listed, call for quote.

MOUSER STOCK NO.	Sumida Part No.	Value (µH)	Current (A)	Inductance Tolerance	Price Each 1	10	100	500
851-CDRH12D58/ANP470	CDRH12D58/ANP-470MC	47	1.8	±20%	1.04	1.02	.717	.706

DIMENSIONS: mm

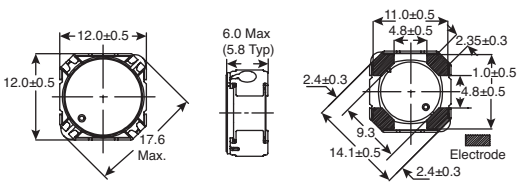

CDRH12D78A SERIES

Specifications:
- Ferrite drum core construction
- Magnetically shielded
- Moisture Sensitivity Level: 1
- Operating temperature range: -40°C to 155°C
- Solder reflow temperature: 260°C peak

PRODUCT NEW

For quantities greater than listed, call for quote.

MOUSER STOCK NO.	Sumida Part No.	Value (µH)	Current (A)	Inductance Tolerance	Price Each 1	10	100	500
851-CDRH12D78/ANP100	CDRH12D78/ANP-100MC	10	4.2	±20%	1.57	1.53	1.07	1.06
851-CDRH12D78/ANP150	CDRH12D78/ANP-150MC	15	3.7	±20%	1.57	1.53	1.07	1.06
851-CDRH12D78/ANP220	CDRH12D78/ANP-220MC	22	2.9	±20%	1.57	1.53	1.07	1.06
851-CDRH12D78/ANP470	CDRH12D78/ANP-470MC	47	2.1	±20%	1.57	1.53	1.07	1.06

DIMENSIONS: mm

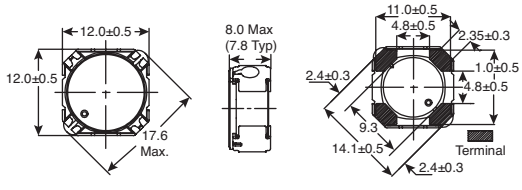

© Copyright 2013 Mouser Electronics

© Copyright 2013 Mouser Electronics

SUMIDA Power Inductors

RoHS Compliant **This product is RoHS compliant.**

CDRH2D09 SERIES

Features:
- Measuring Freq. (L): 100KHz
- Tolerance of Inductance: 1.5μH-10μH ± 30% (N)

DIMENSIONS: mm

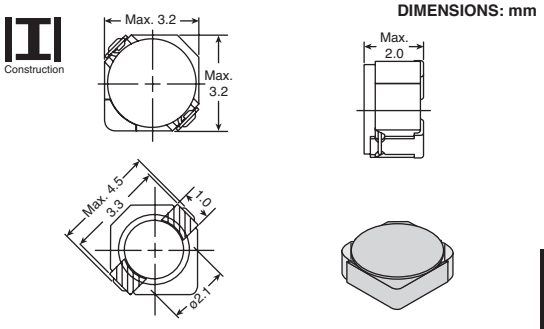

For quantities greater than listed, call for quote.

MOUSER STOCK NO.	Sumida Part No.	Value (μH)	Current (mA)	Price Each 1	10	100	500
851-CDRH2D09NP-2R2MC	CDRH2D09NP-2R2MC	2.2	600	.94	.749	.685	.621
851-CDRH2D09NP-3R0MC	CDRH2D09NP-3R0MC	3.0	470	.94	.749	.685	.621
851-CDRH2D09NP-3R9MC	CDRH2D09NP-3R9MC	3.9	450	.94	.749	.685	.621
851-CDRH2D09NP-4R7MC	CDRH2D09NP-4R7MC	4.7	410	.94	.749	.685	.621
851-CDRH2D09NP-5R6MC	CDRH2D09NP-5R6MC	5.6	370	.94	.749	.685	.621
851-CDRH2D09NP-6R8MC	CDRH2D09NP-6R8MC	6.8	330	.94	.749	.685	.621
851-CDRH2D09NP-100MC	CDRH2D09NP-100MC	10	280	.94	.749	.685	.621

CDRH2D18 SERIES

Features:
- Measuring Freq. (L): 100KHz
- Tolerance of Inductance: 1.7μH-10μH ± 30% (N)

DIMENSIONS: mm

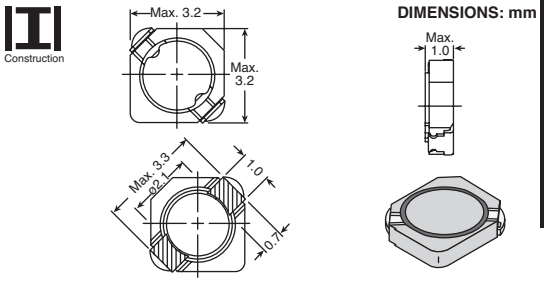

For quantities greater than listed, call for quote.

MOUSER STOCK NO.	Sumida Part No.	Value (μH)	Current (mA)	Price Each 1	10	100	500
851-CDRH2D18HP-1R7NC	CDRH2D18/HP-1R7NC	1.7	185	.88	.696	.631	.578
851-CDRH2D18HP-4R7NC	CDRH2D18/HP-4R7NC	4.7	630	.87	.728	.653	.578
851-CDRH2/HPNP-6R3NC	CDRH2D18/HPNP-6R3NC	6.3	550	.87	.696	.631	.578
851-CDRH2D18HP-100NC	CDRH2D18/HP-100NC	10	430	.87	.696	.631	.578
851-CDRH2D18HP-150NC	CDRH2D18/HP-150NC	15	350	.88	.696	.631	.578

CDRH3D16 SERIES

Features:
- Measuring Freq. (L): 100KHz
- Tolerance of Inductance: 1.5μH-33μH ± 30% (N)

DIMENSIONS: mm

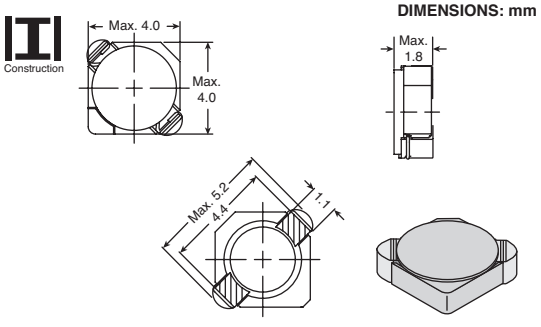

For quantities greater than listed, call for quote.

MOUSER STOCK NO.	Sumida Part No.	Value (μH)	Current (mA)	Price Each 1	10	100	500
851-CDRH3D16NP-1R5NC	CDRH3D16NP-1R5NC	1.5	1550	1.39	1.11	1.02	.92
851-CDRH3D16NP-2R2NC	CDRH3D16NP-2R2NC	2.2	1200	1.56	1.25	1.13	1.03
851-CDRH3D16NP-3R3NC	CDRH3D16NP-3R3NC	3.3	1100	1.56	1.25	1.13	1.03
851-CDRH3D16NP4R7NC	CDRH3D16NP-4R7NC	4.7	900	1.56	1.25	1.13	1.03
851-CDRH3D16NP-6R8NC	CDRH3D16NP-6R8NC	6.8	730	1.56	1.25	1.13	1.03
851-CDRH3D16NP-100NC	CDRH3D16NP-100NC	10	550	1.56	1.25	1.13	1.03
851-CDRH3D16NP-150NC	CDRH3D16NP-150NC	15	450	1.39	1.11	1.02	.92
851-CDRH3D16NP-220NC	CDRH3D16NP-220NC	22	400	1.56	1.25	1.13	1.03
851-CDRH3D16NP-330NC	CDRH3D16NP-330NC	33	320	1.56	1.25	1.13	1.03

CDRH5D18 SERIES

Features:
- Measuring Freq. (L): 100KHz
- Tolerance of Inductance: 4.1μH-100μH ± 30% (N)

DIMENSIONS: mm

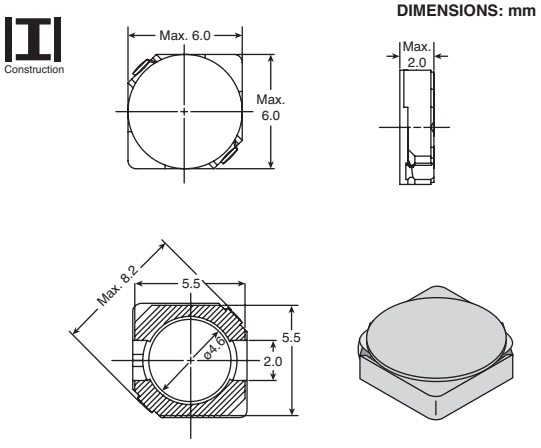

For quantities greater than listed, call for quote.

MOUSER STOCK NO.	Sumida Part No.	Value (μH)	Current (mA)	Price Each 1	10	100	500
851-CDRH5D18NP-4R1NC	CDRH5D18NP-4R1NC	4.1	1950	.85	.674	.61	.556
851-CDRH5D18NP-5R4NC	CDRH5D18NP-5R4NC	5.4	1600	.85	.674	.61	.556
851-CDRH5D18NP-6R2NC	CDRH5D18NP-6R2NC	6.2	1400	.92	.738	.668	.609
851-CDRH5D18NP-8R9NC	CDRH5D18NP-8R9NC	8.9	1250	1.07	.855	.774	.706
851-CDRH5D18NP-100NC	CDRH5D18NP-100NC	10	1200	.92	.738	.668	.609
851-CDRH5D18NP-120NC	CDRH5D18NP-120NC	12	1100	1.07	.855	.774	.706
851-CDRH5D18NP-150NC	CDRH5D18NP-150NC	15	970	.85	.674	.61	.556
851-CDRH5D18NP-180NC	CDRH5D18NP-180NC	18	850	1.07	.855	.774	.706
851-CDRH5D18NP-220NC	CDRH5D18NP-220NC	22	800	.85	.674	.61	.556
851-CDRH5D18NP-270NC	CDRH5D18NP-270NC	27	750	1.07	.855	.774	.706
851-CDRH5D18NP-330NC	CDRH5D18NP-330NC	33	650	1.07	.855	.774	.706
851-CDRH5D18NP-470NC	CDRH5D18NP-470NC	47	540	.85	.674	.61	.556
851-CDRH5D18NP-560NC	CDRH5D18NP-560NC	56	500	1.07	.855	.774	.706
851-CDRH5D18NP-680NC	CDRH5D18NP-680NC	68	430	1.07	.855	.774	.706

CDRH5D28RH SERIES

Specifications:
- Ferrite drum core construction
- Magnetically shielded
- Moisture Sensitivity Level: 1
- Halogen Free available
- Operating temperature range: -40°C to 125°C
- Solder reflow temperature: 260°C peak

NEW PRODUCT

DIMENSIONS: mm

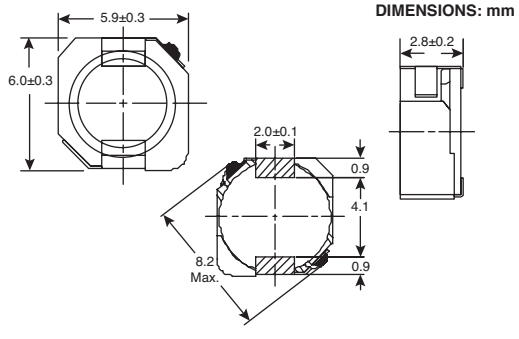

For quantities greater than listed, call for quote.

MOUSER STOCK NO.	Sumida Part No.	Value (μH)	Current (A)	Inductance Tolerance	Price Each 1	10	100	500
851-CDRH5D28RH1253R3	CDRH5D28RH125NPt-3R3PC	3.3	3.4	±25%	1.02	.984	.696	.685
851-CDRH5D28RH1254R7	CDRH5D28RH125NP-4R7PC	4.7	2.89	±25%	1.02	.984	.696	.685
851-CDRH5D28RH125220	CDRH5D28RH125NP-220MC	22	1.33	±20%	1.02	.984	.696	.685
851-CDRH5D28RH125470	CDRH5D28RH125NP-470MC	47	0.91	±20%	1.02	.984	.696	.685

© Copyright 2013 Mouser Electronics

© Copyright 2013 Mouser Electronics

TAIYO YUDEN Multilayer Chip Inductors TAIYO YUDEN

RoHS Compliant **This product is RoHS compliant.**

Type	Dimensions: mm (in.)			
	L	W	T	e
BK0603 (0201)	0.30±0.03 (0.024±0.001)	0.30±0.03 (0.012±0.001)	0.30±0.03 (0.012±0.001)	0.15±0.05 (0.006±0.002)
BK1005 (0402)	1.00±0.05 (0.024±0.001)	0.30±0.03 (0.012±0.001)	0.50±0.05 (0.020±0.002)	0.25±0.10 (0.010±0.004)
BK1608 (0603)	1.6±0.15 (0.063±0.006)	0.8±0.15 (0.031±0.006)	0.8±0.15 (0.031±0.006)	0.3±0.2 (0.012±0.008)
BKP0603 (0201)	0.6±0.03 (0.024±0.001)	0.3±0.03 (0.012±0.001)	0.3±0.03 (0.012±0.001)	0.15±0.05 (0.006±0.002)
BKP1005 (0402)	1.00±0.05 (0.039±0.002)	0.50±0.05 (0.020±0.002)	0.50±0.05 (0.020±0.002)	0.25±0.10 (0.010±0.004)
BKP1608 (0603)	1.6±0.15 (0.063±0.006)	0.8±0.15 (0.031±0.006)	0.8±0.15 (0.031±0.006)	0.3±0.2 (0.012±0.008)
BKP2125 (0805)	2.0+0.3/-0.1 0.079+0.012/-0.004	1.25±0.2 (0.049±0.008)	0.85±0.2 (0.033±0.008)	0.5±0.3 (0.020±0.012)

BK SERIES CHIP BEAD INDUCTORS

Features:
- Internal silver printed layer creates a closed circuit which acts as a magnetic shield minimizing heat generation and crosswalk
- No need for grounding provides greater circuit design flexibility
- Several material types and a broad range of impedance values provide noise countermeasures for various applications

Applications:
- Noise suppression in video and other AV products
- Radiated noise suppression in computer or printed interfaces and harness connectors

For additional sizes and values, visit mouser.com

For quantities greater than listed, call for quote.

MOUSER STOCK NO. / Mfr. Part No.	Impedance (Ω)	DCR (Ω max)	Current (mA) max.	Price Each 1	50	100	500
0201							
963—BK0603LL100-T	10	0.25	200	.49	.215	.123	.083
963—BK0603HS220-T	22	0.065	500	.49	.215	.123	.083
963—BK0603HS330-T	33	0.07	500	.49	.215	.123	.083
963—BK0603HM121-T	120	0.4	200	.49	.214	.123	.082
963—BK0603HM241-T	240	0.8	200	.49	.215	.123	.083
0402							
963—BK1005HS100-T	10	0.03	1000	.32	.11	.061	.044
963—BK1005HS330-T	33	0.06	700	.32	.11	.061	.044
963—BK1005HM121-T	120	0.18	300	.32	.11	.061	.044
963—BK1005HM241-T	240	0.3	300	.32	.11	.061	.044
963—BK1005HM102-T	1000	0.7	150	.32	.11	.061	.044
0603							
963—BK1608HS330-T	33	0.08	1200	.42	.144	.08	.057
963—BK1608HM121-T	120	0.2	350	.42	.144	.08	.057
963—BK1608LL181-T	180	0.65	250	.42	.144	.08	.057
963—BK1608HM241-T	240	0.35	300	.42	.144	.08	.057
963—BK1608HM102-T	1000	0.7	200	.35	.122	.067	.048

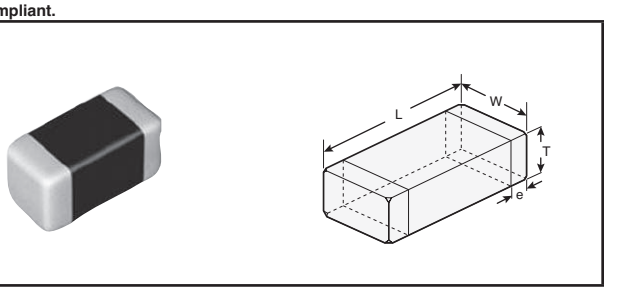

BK SERIES P TYPE CHIP BEAD INDUCTOR FOR POWER LINES

Features:
- Low Rdc value can lower the power consumption and extend the life of batteries. That stands on the high advanced green sheet and printing technologies
- No need for grounding provides greater circuit design flexibility

Applications:
- High frequency noise debug on the DC power supply line in personal computers and other information system products

For quantities greater than listed, call for quote.

MOUSER STOCK NO. / Mfr. Part No.	Impedance (Ω)	DCR (Ω max)	Current (A) max.	Price Each 1	50	100	500
0201							
963—BKP0603HS220-T	22	65	1	.49	.215	.123	.083
963—BKP0603HS330-T	33	70	1	.49	.215	.123	.083
0402							
963—BKP1005HS100-T	10	30	2	.32	.11	.061	.044
963—BKP1005HS330-T	33	50	1.7	.32	.11	.061	.044
963—BKP1005HS680-T	120	75	1.5	.32	.11	.061	.044
963—BKP1005HM121-T	220	120	1.1	.32	.11	.061	.044
963—BKP1005HM221-T	68	180	0.9	.32	.11	.061	.044
0403							
963—BKP1608HS330-T	33	25	3	.42	.144	.08	.057
963—BKP1608HS101-T	100	50	1.7	.42	.144	.08	.057
963—BKP1608HS121-T	120	35	2.7	.35	.122	.067	.048
963—BKP1608HS181-T	180	75	1.5	.35	.122	.067	.048
963—BKP1608HS271-T	270	110	1.2	.42	.144	.08	.057
0805							
963—BKP2125HS330-T	33	20	4	.36	.159	.091	.062
963—BKP2125HS101-T	100	40	2.5	.32	.14	.08	.055
963—BKP2125HS221-T	220	50	2	.32	.14	.08	.055
963—BKP2125HS331-T	330	75	1.5	.36	.159	.091	.062

Type	Dimensions: mm (in.)			
	L	W	T	e
CK1608 (0603)	1.6±0.15 (0.063±0.006)	0.8±0.15 (0.031±0.006)	0.8±0.15 (0.031±0.006)	0.3±0.2 (0.012±0.008)
CK2125 CKS2125 (0805)	2.0+0.3/-0.1 (0.079+0.012/0.004)	1.25±0.2 (0.049±0.008)	0.85±0.2 (0.033±0.008)	0.5±0.3 (0.020±0.012)
			1.25±0.2 (0.049±0.008)	
CKP2012 NM2012 (0805)	2.0±0.2 (0.079±0.008)	1.25±0.2 (0.049±0.008)	1.0 max. (0.039 max.)	0.5±0.3 (0.02±0.012)
CKP2016 (0806)		1.6±0.2 (0.063±0.008)		
CKP2520 NM2520 (1008)	2.5±0.2 (0.098±0.008)	2.0±0.2 (0.079±0.008)	0.8 max. (0.031 max.)	
			1.0 max. (0.039 max.)	
			1.2 max. (0.047 max.)	

CK SERIES

Features:
- Internal printed coil structure creates a closed magnetic shield eliminating crosswalk, thus permitting higher mounting densities
- Multilayer block structure yields higher reliability

Applications:
- Separation of analog & digial circuits

For additional sizes and values, visit mouser.com

For quantities greater than listed, call for quote.

MOUSER STOCK NO. / Mfr. Part No.	Inductance (uH)	DCR (Ω typ.)	Current (mA) max.	Price Each 1	50	100	500
0603							
963—CK16084R7M-T	4.7	0.45	60	.15	.136	.126	.10
963—CK1608100M-T	10	0.85	50	.14	.124	.116	.091
0805							
963—CK2125R10M-T	0.10	0.08	500	.12	.104	.096	.061
963—CK2125R15M-T	0.15	0.13	500	.12	.104	.096	.061
963—CK2125R22M-T	0.22	0.16	400	.12	.104	.096	.061
963—CK2125R33M-T	0.33	0.21	400	.12	.104	.096	.061
963—CK2125R47M-T	0.47	0.25	400	.12	.104	.096	.061
963—CK2125R68M-T	0.68	0.35	300	.12	.104	.096	.061
963—CK21251R0M-T	1	0.19	220	.12	.104	.096	.061
963—CKS21251R0M-T	1	0.09	280	.13	.119	.111	.071
963—CK21251R5M-T	1.5	0.23	170	.12	.104	.096	.061
963—CK21252R2M-T	2.2	0.26	150	.11	.092	.086	.055
963—CKS21252R2M-T	2.2	0.15	170	.13	.119	.111	.071
963—CK21253R3M-T	3.3	0.38	130	.12	.104	.096	.061
963—CK21254R7M-T	4.7	0.44	120	.11	.092	.086	.055
963—CKS21254R7M-T	4.7	0.25	130	.13	.119	.111	.071
963—CK21256R8M-T	6.8	0.39	70	.12	.104	.096	.061
963—CK2125100M-T	10	0.55	60	.12	.104	.096	.061
963—CKS2125100M-T	10	0.4	110	.13	.119	.111	.071

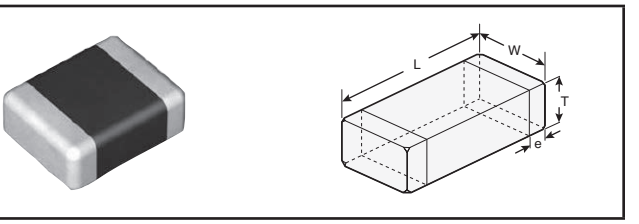

CK SERIES P TYPE CHIP POWER INDUCTORS

Features:
- Low profile below 1.2mm
- Low Rdc
- Multilayer block structure yields higher reliability

Applications:
- DC/DC converter for mobile equipment, cellular phones, DSC, DVC

For quantities greater than listed, call for quote.

MOUSER STOCK NO. / Mfr. Part No.	Inductance (uH)	DCR (Ω typ.)	Current (A) max.	Price Each 1	50	100	500
0805							
963—CKP2012NR47M-T	0.47	0.06	1.2	.56	.287	.168	.131
963—CKP2012N1R0M-T	1	0.11	1	.56	.287	.168	.131
963—CKP2012N1R5M-T	1.5	0.15	0.8	.56	.287	.168	.131
963—CKP2012N2R2M-T	2.2	0.15	0.8	.56	.287	.168	.131
963—CKP2012N3R3M-T	3.3	0.2	0.7	.56	.287	.168	.131
963—CKP2012N4R7M-T	4.7	0.23	0.7	.56	.287	.168	.131
0806							
963—CKP2016R47M-T	0.47	0.06	1.6	.36	.324	.303	.238
963—CKP20161R0M-T	1	0.09	1.3	.36	.324	.303	.238
963—CKP20161R5M-T	1.5	0.1	1.2	.36	.324	.303	.238
963—CKP20162R2M-T	2.2	0.11	1.2	.36	.324	.303	.238
963—CKP20163R3M-T	3.3	0.13	1.1	.36	.324	.303	.238
963—CKP20164R7M-T	4.7	0.16	0.9	.36	.324	.303	.238
1008							
963—CKP2520R47M-T	0.47	0.04	1.8	.41	.361	.337	.264
963—CKP25201R0M-T	1	0.065	1.4	.41	.361	.337	.264
963—CKP2520N1R0M-T	1	0.09	1.2	.41	.361	.337	.264
963—CKP2520V1R0M-T	1	0.09	1.2	.41	.361	.337	.216
963—CKP25201R5M-T	1.5	0.075	1.3	.41	.361	.337	.264
963—CKP2520M1R5M-T	1.5	0.075	1.3	.41	.361	.337	.264
963—CKP25202R2M-T	2.2	0.075	1.3	.41	.361	.337	.264
963—CKP2520M2R2M-T	2.2	0.08	1.2	.41	.361	.337	.264
963—CKP2520V2R2M-T	2.2	0.12	1.1	.41	.361	.337	.216
963—CKP2520N2R2M-T	2.2	0.09	1.2	.41	.361	.337	.264
963—CKP25203R3M-T	3.3	0.09	1.2	.41	.361	.337	.264
963—CKP2520V3R3M-T	3.3	0.11	1.1	.41	.361	.337	.216
963—CKP25204R7M-T	4.7	0.12	1.1	.41	.361	.337	.264
963—CKP2520N4R7M-T	4.7	0.14	1.1	.41	.361	.337	.264
963—CKP2520V4R7M-T	4.7	0.14	1.1	.41	.361	.337	.216

© Copyright 2013 Mouser Electronics
© Copyright 2013 Mouser Electronics

TAIYO YUDEN Multilayer Chip Inductors

RoHS Compliant **This product is RoHS compliant.**

Type	Dimensions: mm (in.)			
	L	W	T	e
HK0603 (0201)	0.6±0.03 (0.024±0.001)	0.3±0.03 (0.012±0.001)	0.3±0.03 (0.012±0.001)	0.15±0.05 (0.006±0.002)
HK1005 (0402)	1.0±0.05 (0.039±0.002)	0.5±0.05 (0.020±0.002)	0.5±0.05 (0.020±0.002)	0.25±0.10 (0.010±0.004)
HK1608 (0603)	1.6±0.15 (0.063±0.006)	0.8±0.15 (0.031±0.006)	0.8±0.15 (0.031±0.006)	0.3±0.2 (0.012±0.008)
HKQ0603S (0201)	0.6±0.03 (0.024±0.001)	0.3±0.03 (0.012±0.001)	0.3±0.03 (0.012±0.001)	0.1±0.05 (0.004±0.002)

HK SERIES FOR HIGH FREQUENCY APPLICATIONS

Common Features:
- Multilayer inductor made of advanced ceramics with low-resistivity silver used as internal conductors provides excellent Q and SRF characteristics
- Multilayer block structure ensures outstanding reliability, high productivity and product quality

Common Applications:
- Portable telephones, PHS and W-LAN
- Miscellaneous high-frequency circuits
- EMI countermeasure in high-frequency circuits

For additional sizes and values, visit mouser.com

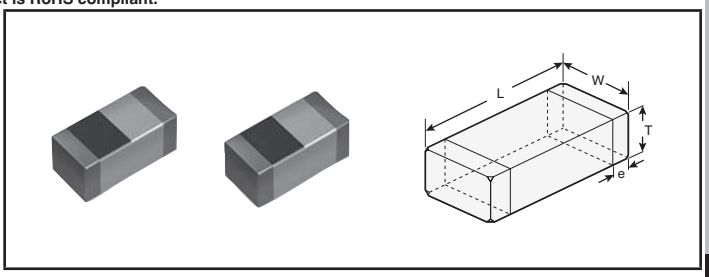

For quantities greater than listed, call for quote.

MOUSER STOCK NO.	Inductance	DCR	Current	Price Each			
Mfr. Mfr. Part No.	(nH)	(Ω max)	(mA) max.	1	50	100	500
0201							
963—HK060310NJ-T	10	0.51	220	.06	.051	.048	.037
963—HK060312NJ-T	12	0.68	190	.06	.051	.048	.037
963—HK060315NJ-T	15	0.71	180	.06	.051	.048	.037
963—HK060318NJ-T	18	0.81	170	.06	.051	.048	.037
963—HK06031N0S-T	1	0.11	470	.06	.051	.048	.037
963—HK06031N2S-T	1.2	0.12	450	.06	.051	.048	.037
963—HK06031N5S-T	1.5	0.13	430	.06	.051	.048	.037
963—HK06031N8S-T	1.8	0.16	390	.06	.051	.048	.037
963—HK060322NJ-T	22	1	150	.06	.051	.048	.037
963—HK060327NJ-T	27	1.35	120	.06	.051	.048	.037
963—HK06032N0S-T	2	0.17	380	.06	.051	.048	.037
963—HK06032N2S-T	2.2	0.19	360	.06	.051	.048	.037
963—HK06032N4S-T	2.4	0.2	350	.06	.051	.048	.037
963—HK06032N7S-T	2.7	0.21	340	.06	.051	.048	.037
963—HK060333NJ-T	33	1.47	110	.06	.051	.048	.037
0402							
963—HK100510NJ-T	10	0.23	300	.05	.041	.037	.035
963—HK100512NJ-T	12	0.28	300	.05	.041	.037	.035
963—HK100515NJ-T	15	0.31	300	.05	.041	.037	.035
963—HK100518NJ-T	18	0.35	300	.05	.041	.037	.035
963—HK10051N0S-T	1	0.04	300	.05	.041	.037	.035
963—HK10051N2S-T	1.2	0.04	300	.05	.041	.037	.035
963—HK10051N5S-T	1.5	0.05	300	.05	.041	.037	.035
963—HK10051N8S-T	1.8	0.06	300	.05	.041	.037	.035
963—HK100522NJ-T	22	0.42	300	.05	.041	.037	.035
963—HK100527NJ-T	27	0.47	300	.05	.041	.037	.035
963—HK10052N0S-T	2	0.06	300	.05	.041	.037	.035
963—HK10052N2S-T	2.2	0.07	300	.05	.041	.037	.035
963—HK10052N4S-T	2.4	0.07	300	.05	.041	.037	.035
963—HK10052N7S-T	2.7	0.08	300	.05	.041	.037	.035
963—HK100533NJ-T	33	0.5	200	.05	.041	.037	.035
0603							
963—HK160810NJ-T	10	0.16	300	.08	.064	.06	.047
963—HK160812NJ-T	12	0.17	300	.11	.081	.076	.06
963—HK160815NJ-T	15	0.2	300	.08	.064	.06	.047
963—HK160818NJ-T	18	0.21	300	.08	.064	.06	.047
963—HK16081N0S-T	1	0.015	300	.08	.064	.06	.047
963—HK16081N2S-T	1.2	0.015	300	.08	.064	.06	.047
963—HK16081N5S-T	1.5	0.03	300	.08	.064	.06	.047
963—HK16081N8S-T	1.8	0.06	300	.08	.064	.06	.047
963—HK160822NJ-T	22	0.25	300	.08	.064	.06	.047

For quantities greater than listed, call for quote.

MOUSER STOCK NO.	Inductance	DCR	Current	Price Each			
Mfr. Mfr. Part No.	(nH)	(Ω max)	(mA) max.	1	50	100	500
0603 (Cont.)							
963—HK160827NJ-T	27	0.28	300	.09	.081	.076	.06
963—HK16082N2S-T	2.2	0.06	300	.09	.081	.076	.06
963—HK16082N7S-T	2.7	0.06	300	.08	.064	.06	.047
963—HK160833NJ-T	33	0.35	300	.08	.064	.06	.047
963—HK160839NJ-T	39	0.38	300	.08	.064	.06	.047
963—HK16083N3S-T	3.3	0.06	300	.08	.064	.06	.047

HK SERIES Q TYPE HIGH Q FOR HIGH FREQUENCY APPLICATIONS

For quantities greater than listed, call for quote.

MOUSER STOCK NO.	Inductance	DCR	Current	Price Each			
Mfr. Mfr. Part No.	(nH)	(Ω max)	(mA) max.	1	50	100	500
0201							
963—HKQ0603S0N6C-T	0.6	0.06	600	.06	.051	.048	.037
963—HKQ0603S0N7C-T	0.7	0.07	500	.06	.051	.048	.037
963—HKQ0603S0N8C-T	0.8	0.07	550	.06	.051	.048	.037
963—HKQ0603S0N9C-T	0.9	0.08	520	.06	.051	.048	.037
963—HKQ0603S10NH-T	10	0.85	160	.06	.051	.048	.037
963—HKQ0603S12NH-T	12	0.85	160	.06	.051	.048	.037
963—HKQ0603S15NH-T	15	0.89	150	.06	.051	.048	.037
963—HKQ0603S18NH-T	18	1.05	140	.06	.051	.048	.037
963—HKQ0603S1N0C-T	1	0.09	490	.06	.051	.048	.037
963—HKQ0603S1N1C-T	1.1	0.12	420	.06	.051	.048	.037
963—HKQ0603S1N2C-T	1.2	0.015	380	.06	.051	.048	.037
963—HKQ0603S1N3C-T	1.3	0.19	330	.06	.051	.048	.037
963—HKQ0603S1N4C-T	1.4	0.11	440	.06	.051	.048	.037
963—HKQ0603S1N5C-T	1.5	0.12	420	.06	.051	.048	.037
963—HKQ0603S1N6C-T	1.6	0.13	410	.06	.051	.048	.037
963—HKQ0603S1N7C-T	1.7	0.15	380	.06	.051	.048	.037
963—HKQ0603S1N8C-T	1.8	0.16	370	.06	.051	.048	.037
963—HKQ0603S1N9C-T	1.9	0.2	330	.06	.051	.048	.037
963—HKQ0603S22NH-T	22	1.29	130	.06	.051	.048	.037
963—HKQ0603S2N0C-T	2	0.24	300	.06	.051	.048	.037
963—HKQ0603S2N1C-T	2.1	0.26	290	.06	.051	.048	.037
963—HKQ0603S2N2C-T	2.2	0.28	270	.06	.051	.048	.037
963—HKQ0603S2N3C-T	2.3	0.3	270	.06	.051	.048	.037
963—HKQ0603S2N4C-T	2.4	0.32	260	.06	.051	.048	.037
963—HKQ0603S2N5C-T	2.5	0.2	330	.06	.051	.048	.037
963—HKQ0603S2N6C-T	2.6	0.22	310	.06	.051	.048	.037
963—HKQ0603S2N7C-T	2.7	0.24	300	.06	.051	.048	.037
963—HKQ0603S2N8C-T	2.8	0.25	290	.06	.051	.048	.037
963—HKQ0603S2N9C-T	2.9	0.28	270	.06	.051	.048	.037
963—HKQ0603S3N0C-T	3	0.28	270	.06	.051	.048	.037

Type	Dimensions: mm (in.)			
	L	W	T	e
LK1608 (0603)	1.6±0.15 (0.063±0.006)	0.8±0.15 (0.031±0.006)	0.8±0.15 (0.031±0.006)	0.3±0.2 (0.012±0.008)

LK SERIES

Features:
- Internal printed coil structure creates a closed magnetic circuit which acts as a magnetic shield emiminating crosswalk, thus permitting higher mounting densities
- Multilayer block structure yields higher reliability

Applications:
- Any general circuit of portable equipment in which compact size and high mounting densities are required

For additional sizes and values, visit mouser.com

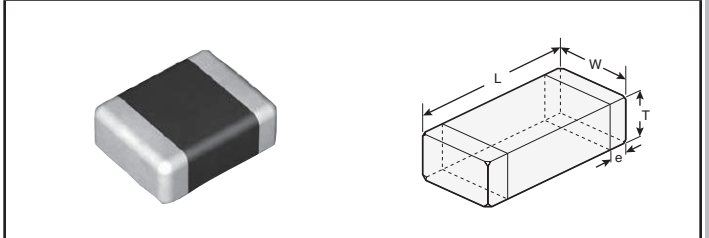

For quantities greater than listed, call for quote.

MOUSER STOCK NO.	Inductance	DCR	Current	Price Each			
Mfr. Mfr. Part No.	(uH)	(Ω max)	(mA) max.	1	50	100	500
0603							
963—LK1608R10K-T	0.10	0.35	150	.13	.117	.111	.089
963—LK1608R12K-T	0.12	0.4	150	.12	.105	.10	.079
963—LK1608R15K-T	0.15	0.45	150	.13	.117	.111	.089
963—LK1608R18K-T	0.18	0.5	100	.13	.117	.111	.089
963—LK1608R22K-T	0.22	0.55	100	.12	.105	.10	.079
963—LK1608R27K-T	0.27	0.8	100	.12	.105	.10	.079
963—LK1608R33K-T	0.33	0.75	80	.12	.105	.10	.079
963—LK1608R39K-T	0.39	0.85	80	.13	.117	.111	.089
963—LK1608R47K-T	0.47	0.95	80	.13	.117	.111	.089
963—LK1608R56K-T	0.56	1.05	80	.13	.117	.111	.089
963—LK1608R68K-T	0.68	1.25	40	.12	.105	.10	.079
963—LK1608R82K-T	0.82	1.4	40	.13	.117	.111	.089
963—LK16081R2K-T	1.2	0.65	40	.13	.117	.111	.089
963—LK16081R5K-T	1.5	0.7	40	.13	.117	.111	.089
963—LK16081R8K-T	1.8	0.95	40	.13	.117	.111	.089
963—LK1608100K-T	10	1.7	10	.13	.117	.111	.089
963—LK1608120K-T	12	1.8	10	.13	.117	.111	.089
963—LK1608150M-T	15	1.5	1	.13	.117	.111	.089

For quantities greater than listed, call for quote.

MOUSER STOCK NO.	Inductance	DCR	Current	Price Each			
Mfr. Mfr. Part No.	(uH)	(Ω max)	(mA) max.	1	50	100	500
0603 (Cont.)							
963—LK1608180M-T	18	1.6	1	.13	.117	.111	.089
963—LK16081R0K-T	1	0.6	40	.12	.105	.10	.079
963—LK16082R2K-T	2.2	1	30	.13	.117	.111	.089
963—LK16082R2M-T	2.2	1	30	.13	.117	.111	.089
963—LK16082R7K-T	2.7	1.15	30	.13	.117	.111	.089
963—LK16082R7M-T	2.7	1.15	30	.13	.117	.111	.089
963—LK1608220M-T	22	1.7	1	.13	.117	.111	.089
963—LK1608270M-T	27	1.8	1	.12	.105	.10	.079
963—LK16083R3K-T	3.3	1.3	30	.12	.105	.10	.079
963—LK16083R9K-T	3.9	1.5	30	.12	.105	.10	.079
963—LK1608330M-T	33	2.2	1	.12	.105	.10	.079
963—LK16084R7K-T	4.7	1.6	30	.12	.105	.10	.079
963—LK16084R7M-T	47	0.2	150	.13	.117	.111	.089
963—LK16085R6K-T	5.6	1.1	10	.12	.105	.10	.079
963—LK16086R8K-T	6.8	1.3	10	.13	.117	.111	.089
963—LK16086R8NM-T	68	0.3	150	.13	.117	.111	.089
963—LK16088R2K-T	8.2	1.5	10	.13	.117	.111	.089
963—LK160882NM-T	82	0.3	150	.13	.117	.111	.089

© Copyright 2013 Mouser Electronics

© Copyright 2013 Mouser Electronics

TAIYO YUDEN Shielded SMD Power Inductors

TAIYO YUDEN

RoHS Compliant This product is RoHS compliant.

A

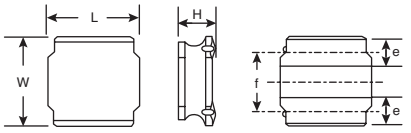

DIMENSIONS: mm (in.)

Type	L	W	H	e	f
NRH2410	2.4±0.1 (0.095±0.004)	2.4±0.1 (0.095±0.004)	1.0 max (0.039 max)	0.6±0.2 (0.024±0.008)	1.45±0.2 (0.057±0.008)
NR 3010 / NRH3010 / NR3012 / NRH3012 / NR 3015	3.0±0.1 (0.118±0.004)	3.0±0.1 (0.118±0.004)	1.0 max (0.039 max) / 1.2 max (0.047 max) / 1.5 max (0.059 max)	0.9±0.2 (0.035±0.008)	1.9±0.2 (0.075±0.008)
NR 4010 / NR 4012 / NR 4018	4.0±0.2 (0.157±0.008)	4.0±0.2 (0.157±0.008)	1.0 max (0.039 max) / 1.2 max (0.047 max) / 1.8 max (0.071 max)	1.1±0.2 (0.043±0.008)	2.5±0.2 (0.098±0.008)
NR 8040	8.0±0.2 (0.315±0.008)	8.0±0.2 (0.315±0.008)	*1) 4.2 max (0.165 max) *2) 4.0 max (0.157 max)	1.60±0.3 (0.063±0.012)	5.6±0.3 (0.22±0.012)

B

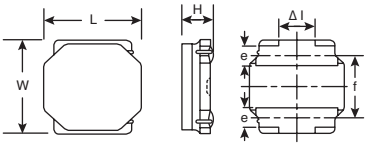

DIMENSIONS: mm (in.)

Type	L	W	H	e	f	ΔI
NR 5040	4.9±0.2 (0.193±0.008)	4.9±0.2 (0.193±0.008)	*3) 4.1 max (0.161 max) *4) 4.0 max (0.157 max)	1.2±0.2 (0.047±0.008)	3.3±0.2 (0.130±0.008)	1.3typ (0.051typ)
NR 6012 / NR 6020 / NR 6028 / NR 6045	6.0±0.2 (0.236±0.008)	6.0±0.2 (0.236±0.008)	1.2 max (0.047 max) / 2.0 max (0.079 max) / 2.8 max (0.110 max) / 4.5 max (0.177 max)	1.35±0.2 (0.053±0.008)	4.0±0.2 (0.157±0.008)	2.3typ (0.091typ)

NR SERIES / NR SERIES H TYPE

Features:
- Small and Low Profile inductor
- Corresponds to High current.
- Simple and original magnetic sheild structure.
- Durable structure against dropping impact.

Applications:
- For small DC/DC converter

✻For additional values and sizes, visit mouser.com

NR SERIES

For quantities greater than listed, call for quote.

MOUSER STOCK NO. Mfr.	Mfr. Part No.	Fig.	Inductance (uH)	DCR (Ω)	Self-resonant Freq. (MHz) min.	Price Each 1	50	100	500
NR3010									
963	NR3010T1R0N	A	1	0.065	126	.41	.361	.337	.216
963	NR3010T1R5N	A	1.5	0.080	98	.41	.361	.337	.216
963	NR3010T2R2M	A	2.2	0.095	82	.41	.361	.337	.216
963	NR3010T100M	A	10	0.450	35	.41	.361	.337	.216
963	NR3010T150M	A	15	0.740	30	.41	.361	.337	.216
963	NR3010T220M	A	22	1.03	25	.41	.361	.337	.216
NR3012									
963	NR3012T1R0N	A	1	0.050	110	.73	.437	.30	.218
963	NR3012T1R5N	A	1.5	0.060	92	.73	.437	.30	.218
963	NR3012T2R2M	A	2.2	0.080	70	.39	.34	.318	.204
963	NR3012T100M	A	10	0.290	32	.73	.437	.30	.218
963	NR3012T150M	A	15	0.450	27	.73	.437	.30	.218
963	NR3012T220M	A	22	0.630	22	.73	.437	.30	.218
NR3015									
963	NR3015T1R0N	A	1	0.030	100	.36	.321	.30	.193
963	NR3015T1R5N	A	1.5	0.040	87	.36	.321	.30	.193
963	NR3015T2R2M	A	2.2	0.060	64	.36	.321	.30	.193
963	NR3015T100M	A	10	0.230	28	.36	.321	.30	.193
963	NR3015T150M	A	15	0.360	23	.36	.321	.30	.193
963	NR3015T220M	A	22	0.520	20	.36	.321	.30	.193
NR4010									
963	NR4010T1R0N	A	1	0.100	116	.86	.514	.353	.257
963	NR4010T2R2N	A	2.2	0.150	73	.86	.514	.353	.257
963	NR4010T100M	A	10	0.380	31	.86	.514	.353	.257
963	NR4010T150M	A	15	0.510	24	.86	.514	.353	.257
963	NR4010T220M	A	22	0.870	19	.86	.514	.353	.257
963	NR4010T330M	A	33	1.54	15	.86	.514	.353	.257
NR4012									
963	NR4012T1R0N	A	1	0.060	131	.43	.381	.355	.279
963	NR4012T2R2M	A	2.2	0.090	66	.43	.381	.355	.279
963	NR4012T100M	A	10	0.240	28	.43	.381	.355	.279
963	NR4012T150M	A	15	0.400	23	.43	.381	.355	.279
963	NR4012T220M	A	22	0.480	18	.43	.381	.355	.279
963	NR4012T330M	A	33	0.810	15	.43	.381	.355	.279
NR4018									
963	NR4018T1R0N	A	1	0.030	80	.40	.345	.322	.253
963	NR4018T100M	A	10	0.180	24	.40	.345	.322	.253
963	NR4018T150M	A	15	0.250	19	.40	.345	.322	.253
963	NR4018T220M	A	22	0.360	16	.40	.345	.322	.253
963	NR4018T101M	A	100	1.50	6.5	.40	.345	.322	.253
963	NR4018T151M	A	150	2.50	5.5	.40	.345	.322	.253
NR5040									
963	NR5040T1R5N	B	1.5	0.020	60	.44	.388	.363	.285
963	NR5040T2R2N	B	2.2	0.022	42	.44	.388	.363	.285
963	NR5040T100M	B	10	0.056	18	.44	.388	.363	.285
963	NR5040T150M	B	15	0.080	13	.44	.388	.363	.285
963	NR5040T220M	B	22	0.126	9	.44	.388	.363	.285
963	NR5040T330M	B	33	0.180	7	.44	.388	.363	.285

NR SERIES (CONT.)

For quantities greater than listed, call for quote.

MOUSER STOCK NO. Mfr.	Mfr. Part No.	Fig.	Inductance (uH)	DCR (Ω)	Self-resonant Freq. (MHz) min.	Price Each 1	50	100	500
NR6012									
963	NR6012T2R5NE	B	2.5	0.090	45	.55	.477	.445	.35
963	NR6012T100ME	B	10	0.235	22	.55	.477	.445	.35
963	NR6012T150ME	B	15	0.330	18	.55	.477	.445	.35
963	NR6012T220ME	B	22	0.530	12	.55	.477	.445	.35
963	NR6012T330ME	B	33	0.700	8	.55	.477	.445	.35
963	NR6012T101ME	B	100	2.18	1	.55	.477	.445	.35
NR6020									
963	NR6020T0R8N	B	0.8	0.020	110	.90	.539	.37	.337
963	NR6020T1R5N	B	1.5	0.060	93	.90	.539	.37	.337
963	NR6020T2R2N	B	2.2	0.034	73	.48	.421	.393	.308
963	NR6020T3R3N	B	3.3	0.040	55	.48	.421	.393	.308
963	NR6020T100M	B	10	0.125	18	.90	.539	.37	.337
963	NR6020T220M	B	22	0.290	11	.90	.539	.37	.337
NR6028									
963	NR6028T0R9N	B	0.9	0.013	90	.36	.317	.295	.189
963	NR6028T1R5N	B	1.5	0.016	78	.36	.317	.295	.189
963	NR6028T100M	B	10	0.065	20	.36	.317	.295	.189
963	NR6028T150M	B	15	0.095	17	.36	.317	.295	.189
963	NR6028T220M	B	22	0.135	12	.36	.317	.295	.189
963	NR6028T101M	B	100	0.600	3	.36	.317	.295	.189
NR6045									
963	NR6045T1R0N	B	1	0.014	110	.43	.381	.355	.279
963	NR6045T1R3N	B	1.3	0.016	95	.43	.381	.355	.279
963	NR6045T1R8N	B	1.8	0.018	80	.43	.381	.355	.279
963	NR6045T100M	B	10	0.047	12	.43	.381	.355	.279
963	NR6045T150M	B	15	0.077	10	.43	.381	.355	.279
963	NR6045T101M	B	100	0.500	3	.43	.381	.355	.279
NR8040									
963	NR8040T0R9N	A	0.9	0.006	85	.55	.455	.361	.324
963	NR8040T1R4N	A	1.4	0.007	63	.61	.541	.505	.397
963	NR8040T100M	A	10	0.034	22	.61	.541	.505	.397
963	NR8040T150M	A	15	0.050	16	.61	.541	.505	.397
963	NR8040T220M	A	22	0.066	13	.61	.541	.505	.397
963	NR8040T101M	A	100	0.290	6	.61	.541	.505	.397

NR SERIES H TYPE

For quantities greater than listed, call for quote.

MOUSER STOCK NO. Mfr.	Mfr. Part No.	Fig.	Inductance (uH)	DCR (Ω)	Self-resonant Freq. (MHz) min.	Price Each 1	50	100	500
NRH2410									
963	NRH2410T1R0NN4	A	1	0.070	106	.41	.361	.337	.216
963	NRH2410T1R5MN	A	1.5	0.110	94	.41	.361	.337	.216
963	NRH2410T2R2MN	A	2.2	0.150	77	.41	.361	.337	.216
963	NRH2410T100MN	A	10	0.690	32	.41	.361	.337	.216
963	NRH2410T150MN	A	15	1.02	27	.41	.361	.337	.216
963	NRH2410T220MN	A	22	1.47	22	.41	.361	.337	.216
NRH3010									
963	NRH3010T1R2NN	A	1.2	0.065	120	.70	.415	.286	.208
963	NRH3010T1R5NN	A	1.5	0.075	99	.70	.415	.286	.208
963	NRH3010T2R2MN	A	2.2	0.083	86	.70	.415	.286	.208
963	NRH3010T100MN	A	10	0.350	34	.70	.415	.286	.208
963	NRH3010T150MN	A	15	0.550	25	.70	.415	.286	.208
963	NRH3010T220MN	A	22	0.770	22	.70	.415	.286	.208
NRH3012									
963	NRH3012T1R0NN	A	1	0.048	111	.70	.415	.286	.208
963	NRH3012T1R5NN	A	1.5	0.055	95	.70	.415	.286	.208
963	NRH3012T2R2MN	A	2.2	0.075	78	.70	.415	.286	.208
963	NRH3012T100MN	A	10	0.270	32	.70	.415	.286	.208
963	NRH3012T150MN	A	15	0.450	26	.70	.415	.286	.208
963	NRH3012T220MN	A	22	0.063	22	.70	.415	.286	.208

© Copyright 2013 Mouser Electronics
© Copyright 2013 Mouser Electronics

TAIYO YUDEN Shielded SMD Power Inductors

TAIYO YUDEN

RoHS Compliant **This product is RoHS compliant.**

A

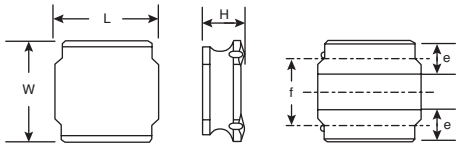

DIMENSIONS: mm (in.)

Type	L	W	H	e	f
NRS4010	4.0±0.2 (0.157±0.008)	4.0±0.2 (0.157±0.008)	1.0 max (0.039 max)	1.1±0.2 (0.043±0.008)	2.5±0.2 (0.098±0.008)
NRS4012			1.2 max (0.047 max)		
NRS4018			1.8 max (0.071 max)		
NRS8030	8.0±0.2 (0.315±0.008)	8.0±0.2 (0.315±0.008)	3.0 max (0.118 max)	1.60±0.3 (0.063±0.012)	5.6±0.3 (0.22±0.012)
NRS8040			*1) 4.2 max (0.165 max) *2) 4.0 max (0.157 max)		

B

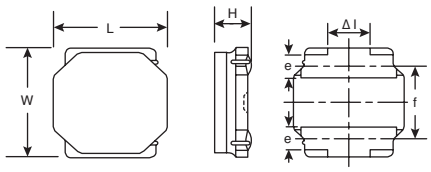

DIMENSIONS: mm (in.)

Type	L	W	H	e	f	ΔI
NRS5012	4.9±0.2 (0.193±0.008)	4.9±0.2 (0.193±0.008)	1.2 max (0.047 max)	1.2±0.2 (0.047±0.008)	3.3±0.2 (0.130±0.008)	1.3typ (0.051typ)
NRS5014			1.4 max (0.005 max)			
NRS5020			2.0 max (0.079 max)			
NRS6010	6.0±0.2 (0.236±0.008)	6.0±0.2 (0.236±0.008)	1.0 max (0.039 max)	1.35±0.2 (0.053±0.008)	4.0±0.2 (0.157±0.008)	2.3typ (0.091typ)
NRS6012			1.2 max (0.047 max)			
NRS6020			2.0 max (0.079 max)			
NRS6028			2.8 max (0.110 max)			
NRS6045			4.5 max (0.177 max)			

NR SERIES S TYPE

Features:
- Small and Low Profile inductor
- Corresponds to High current.
- Simple and original magnetic sheild structure.
- Durable structure against dropping impact.

Applications:
- For small DC/DC converter

※For additional values and sizes, visit mouser.com

NR SERIES S TYPE

For quantities greater than listed, call for quote.

MOUSER STOCK NO. Mfr.	Mfr. Part No.	Fig.	Inductance (uH)	DCR (Ω)	Self-resonant Freq. (MHz) min.	Price Each 1	50	100	500
NRS4010									
963—	NRS4010T1R0NDGG	A	1	0.056	116	.86	.514	.353	.257
963—	NRS4010T2R2MDGG	A	2.2	0.085	73	.86	.514	.353	.257
963—	NRS4010T3R3MDGG	A	3.3	0.100	58	.86	.514	.353	.257
963—	NRS4010T100MDGG	A	10	0.300	31	.86	.514	.353	.257
963—	NRS4010T150MDGG	A	15	0.430	24	.86	.514	.353	.257
963—	NRS4010T220MDGG	A	22	0.570	19	.86	.514	.353	.257
NRS4012									
963—	NRS4012T1R0NDGG	A	1	0.042	100	.43	.381	.355	.279
963—	NRS4012T2R2MDGJ	A	2.2	0.060	70	.43	.381	.355	.279
963—	NRS4012T3R3MDGJ	A	3.3	0.070	60	.43	.381	.355	.279
963—	NRS4012T100MDGJ	A	10	0.170	30	.43	.381	.355	.279
963—	NRS4012T150MDGJ	A	15	0.260	24	.43	.381	.355	.279
963—	NRS4012T220MDGJ	A	22	0.400	18	.43	.381	.355	.279
NRS4018									
963—	NRS4018T1R0NDGJ	A	1	0.027	90	.40	.345	.322	.253
963—	NRS4018T2R2MDGJ	A	2.2	0.042	60	.40	.345	.322	.253
963—	NRS4018T100MDGJ	A	10	0.150	25	.40	.345	.322	.253
963—	NRS4018T150MDGJ	A	15	0.210	18	.40	.345	.322	.253
963—	NRS4018T220MDGJ	A	22	0.290	15	.40	.345	.322	.253
963—	NRS4018T330MDGJ	A	33	0.460	12	.40	.345	.322	.253
NRS5012									
963—	NRS5012T1R0NMGF	B	1	0.053	100	.41	.361	.337	.216
963—	NRS5012T1R5NMGF	B	1.5	0.070	86	.41	.361	.337	.216
963—	NRS5012T2R2MMGF	B	2.2	0.085	70	.41	.361	.337	.216
963—	NRS5012T3R3MMGF	B	3.3	0.160	48	.41	.361	.337	.216
963—	NRS5012T100MMGF	B	10	0.420	26	.41	.361	.337	.216
963—	NRS5012T150MMGF	B	15	0.670	22	.41	.361	.337	.216
NRS5014									
963—	NRS5014T1R2NMGG	B	1.2	0.045	86	.41	.361	.337	.216
963—	NRS5014T2R2NMGG	B	2.2	0.065	56	.41	.361	.337	.216
963—	NRS5014T3R3NMGG	B	3.3	0.080	48	.41	.361	.337	.216
963—	NRS5014T4R7NMGG	B	4.7	0.100	41	.41	.361	.337	.216
963—	NRS5014T6R8MMGG	B	6.8	0.150	33	.41	.361	.337	.216
963—	NRS5014T100MMGG	B	10	0.200	27	.41	.361	.337	.216
NRS5020									
963—	NRS5020T1R0NMGJ	B	1	0.021	81	.41	.361	.337	.144
963—	NRS5020T1R5NMGJ	B	1.5	0.026	68	.41	.361	.337	.144
963—	NRS5020T2R2NMGJ	B	2.2	0.035	57	.41	.361	.337	.144
963—	NRS5020T100MMGJ	B	10	0.120	24	.41	.361	.337	.216
963—	NRS5020T150MMGJ	B	15	0.165	20	.41	.361	.337	.144
963—	NRS5020T220MMGJ	B	22	0.260	17	.41	.361	.337	.144
NRS6010									
963—	NRS6010T1R5MMGF	B	1.5	0.090	77	.44	.388	.363	.285
963—	NRS6010T2R2MMGF	B	2.2	0.110	56	.44	.388	.363	.285
963—	NRS6010T3R3MMGF	B	3.3	0.135	42	.44	.388	.363	.285

NR SERIES S TYPE (CONT.)

For quantities greater than listed, call for quote.

MOUSER STOCK NO. Mfr.	Mfr. Part No.	Fig.	Inductance (uH)	DCR (Ω)	Self-resonant Freq. (MHz) min.	Price Each 1	50	100	500
NRS6010 (Cont.)									
963—	NRS6010T4R7MMGF	B	4.7	0.165	36	.44	.388	.363	.285
963—	NRS6010T100MMGF	B	10	0.270	25	.44	.388	.363	.285
963—	NRS6010T220MMGF	B	220	0.580	12	.44	.388	.363	.285
NRS6012									
963—	NRS6012T2R5NMGG	B	2.5	0.090	45	.55	.477	.445	.35
963—	NRS6012T100MMGJ	B	10	0.200	22	.55	.477	.445	.35
963—	NRS6012T150MMGJ	B	15	0.295	18	.55	.477	.445	.35
963—	NRS6012T220MMGJ	B	22	0.465	12	.55	.477	.445	.35
963—	NRS6012T330MMGJ	B	33	0.580	8	.55	.477	.445	.35
963—	NRS6012T101MMGJ	B	100	1.670	1	.55	.477	.445	.35
NRS6020									
963—	NRS6020T0R8NMGG	B	0.8	0.020	110	.48	.421	.393	.308
963—	NRS6020T1R5NMGJ	B	1.5	0.026	93	.48	.421	.393	.308
963—	NRS6020T2R2NMGJ	B	2.2	0.034	73	.48	.421	.393	.308
963—	NRS6020T3R3NMGJ	B	3.3	0.040	55	.48	.421	.393	.308
963—	NRS6020T100MMGG	B	10	0.125	18	.48	.421	.393	.308
963—	NRS6020T220MMGG	B	22	0.290	11	.48	.421	.393	.308
NRS6028									
963—	NRS6028T0R9NMGJ	B	0.9	0.013	90	.36	.317	.295	.189
963—	NRS6028T1R5NMGJ	B	1.5	0.016	78	.36	.317	.295	.189
963—	NRS6028T100MMGK	B	10	0.065	20	.36	.317	.295	.189
963—	NRS6028T150MMGJ	B	15	0.095	17	.36	.317	.295	.189
963—	NRS6028T220MMGJ	B	22	0.135	12	.36	.317	.295	.189
963—	NRS6028T101MMGJ	B	100	0.600	3	.36	.317	.295	.189
NRS6045									
963—	NRS6045T1R0NMGK	B	1	0.014	110	.43	.381	.355	.279
963—	NRS6045T1R3NMGK	B	1.3	0.016	95	.43	.381	.355	.279
963—	NRS6045T1R8NMGK	B	1.8	0.019	80	.43	.381	.355	.279
963—	NRS6045T100MMGK	B	10	0.046	12	.43	.381	.355	.279
963—	NRS6045T150MMGK	B	15	0.070	10	.43	.381	.355	.279
963—	NRS6045T101MMGK	B	100	0.466	3	.43	.381	.355	.279
NRS8030									
963—	NRS8030T1R0NJGJ	A	1	0.009	120	.51	.449	.419	.33
963—	NRS8030T1R5NJGJ	A	1.5	0.012	80	.51	.449	.419	.33
963—	NRS8030T2R2NJGJ	A	2.2	0.015	60	.51	.449	.419	.33
963—	NRS8030T100MJGJ	A	10	0.033	27	.51	.449	.419	.33
963—	NRS8030T150MJGJ	A	15	0.060	20	.51	.449	.419	.33
963—	NRS8030T220MJGJ	A	22	0.070	16	.51	.449	.419	.33
NRS8040									
963—	NRS8040T0R9NJGJ	A	0.9	0.006	85	.61	.541	.505	.397
963—	NRS8040T1R4NJGJ	A	1.4	0.007	63	.61	.541	.505	.397
963—	NRS8040T2R0NJGJ	A	2	0.009	50	.61	.541	.505	.397
963—	NRS8040T100MJGJ	A	10	0.034	22	.61	.541	.505	.397
963—	NRS8040T150MJGJ	A	15	0.050	16	.61	.541	.505	.397
963—	NRS8040T220MJGJ	A	22	0.066	13	.61	.541	.505	.397

© Copyright 2013 Mouser Electronics

© Copyright 2013 Mouser Electronics

TAIYO YUDEN Shielded SMD Power Inductors

TAIYO YUDEN

RoHS Compliant **This product is RoHS compliant.**

A

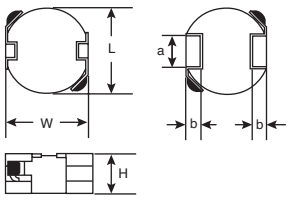

DIMENSIONS: mm (in.)

Type	L	W	H	a	b
NR 10050	10.0±0.3 (0.394±0.012)	9.8±0.5 (0.386±0.020)	5.0 max (0.197 max)	4.0 (0.16)	1.75 (0.07)

B

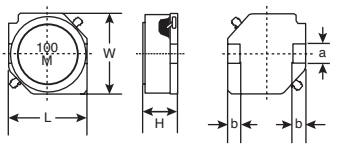

DIMENSIONS: mm (in.)

Type	L	W	H	a	b
NS10145	10.1±0.3 (0.398±0.012)	10.1±0.3 (0.398±0.012)	4.5±0.35 (0.177±0.014)	2.8±0.1 (0.110±0.004)	2.0±0.15 (0.079±0.006)
NS10155	10.1±0.3 (0.398±0.012)	10.1±0.3 (0.398±0.012)	5.5±0.35 (0.217±0.014)	2.8±0.1 (0.110±0.004)	2.0±0.15 (0.079±0.006)
NS10165	10.1±0.3 (0.398±0.012)	10.1±0.3 (0.398±0.012)	6.5±0.35 (0.256±0.014)	2.8±0.1 (0.110±0.004)	2.0±0.15 (0.079±0.006)
NS12555	12.5±0.3 (0.492±0.012)	12.5±0.3 (0.492±0.012)	5.5±0.35 (0.217±0.014)	3.0±0.1 (0.118±0.004)	2.0±0.15 (0.079±0.006)
NS12565	12.5±0.3 (0.492±0.012)	12.5±0.3 (0.492±0.012)	6.5±0.35 (0.256±0.014)	3.0±0.1 (0.118±0.004)	2.0±0.15 (0.079±0.006)
NS12575	12.5±0.3 (0.492±0.012)	12.5±0.3 (0.492±0.012)	7.5±0.35 (0.295±0.014)	3.0±0.1 (0.118±0.004)	2.0±0.15 (0.079±0.006)

NR SERIES HIGH CURRENT WOUND SMD POWER INDUCTORS

Features:
- Simple and original magnetic shield structure.

Applications:
- Power supply circuits / DC-DC converters in a variety of applications such as PDP TV, LCD TV, HDD, PC.

✻For additional values and sizes, visit mouser.com

For quantities greater than listed, call for quote.

MOUSER STOCK NO. Mfr.	Mfr. Part No.	Fig.	Inductance (uH)	DCR (Ω)	Self-resonant Freq. (MHz) min.	Price Each 1	50	100	500
963—	NR10050T1R3N	A	1.3	0.0068	53	1.33	.895	.706	.424
963—	NR10050T100M	A	10	0.025	15	1.33	.895	.706	.424
963—	NR10050T150M	A	15	0.035	11	1.33	.895	.706	.424
963—	NR10050T220M	A	22	0.045	10	1.33	.895	.706	.424
963—	NR10050T101M	A	100	0.209	4.6	1.33	.895	.706	.424
963—	NR10050T221M	A	220	0.450	3.0	1.01	.883	.824	.353

NS SERIES SMD HIGH CURRENT POWER INDUCTORS

Features:
- Low Rdc and high current
- Magnetic shield structure

Applications:
- Power supply circuits / DC-DC converters in a variety of applications such as PDP TV, LCD TV, HDD, PC.

✻For additional values and sizes, visit mouser.com

For quantities greater than listed, call for quote.

MOUSER STOCK NO. Mfr.	Mfr. Part No.	Fig.	Inductance (uH)	DCR (Ω)	Self-resonant Freq. (MHz) min.	Price Each 1	50	100	500
NS10145									
963—	NS10145T100MNA	B	10	0.0248	21.6	1.41	.951	.751	.45
963—	NS10145T150MNA	B	15	0.0381	19.0	1.41	.951	.751	.45
963—	NS10145T101MNA	B	100	0.200	6.0	1.41	.951	.751	.45
963—	NS10145T151MNA	B	150	0.341	4.7	1.41	.951	.751	.45
963—	NS10145T102MNA	B	1000	2.58	1.7	1.41	.951	.751	.45
963—	NS10145T152MNA	B	1500	3.70	1.5	1.41	.951	.751	.45
NS10155									
963—	NS10155T1R5NNA	B	1.5	0.0060	75.5	1.49	1.00	.793	.476
963—	NS10155T2R2NNA	B	2.2	0.0072	55.6	1.49	1.00	.793	.476
963—	NS10155T3R3NNA	B	3.3	0.0097	40.6	1.49	1.00	.793	.476

NS SERIES SMD HIGH CURRENT POWER INDUCTORS (CONT.)

Features:
- Low Rdc and high current
- Magnetic shield structure

Applications:
- Power supply circuits / DC-DC converters in a variety of applications such as PDP TV, LCD TV, HDD, PC.

✻For additional values and sizes, visit mouser.com

For quantities greater than listed, call for quote.

MOUSER STOCK NO. Mfr.	Mfr. Part No.	Fig.	Inductance (uH)	DCR (Ω)	Self-resonant Freq. (MHz) min.	Price Each 1	50	100	500
NS10155 (Cont.)									
963—	NS10155T100MNA	B	10	0.0200	20.2	1.49	1.00	.793	.476
963—	NS10155T150MNA	B	15	0.0284	15.5	1.49	1.00	.793	.476
963—	NS10155T220MNA	B	22	0.0380	11.3	1.49	1.00	.793	.476
NS10165									
963—	NS10165T1R5NNA	B	1.5	0.0062	85.4	1.39	1.00	.807	.473
963—	NS10165T2R2NNA	B	2.2	0.0074	63.0	1.39	1.00	.807	.473
963—	NS10165T3R3NNA	B	3.3	0.0086	42.0	1.39	1.00	.807	.473
963—	NS10165T100MNA	B	10	0.0174	16.6	1.39	1.00	.807	.473
963—	NS10165T150MNA	B	15	0.0250	13.2	1.39	1.00	.807	.473
963—	NS10165T220MNA	B	22	0.0313	10.6	1.39	1.00	.807	.473
NS12555									
963—	NS12555T100MN	B	10	0.0175	21.8	1.61	1.41	1.32	.529
963—	NS12555T150MN	B	15	0.0233	16.6	1.61	1.41	1.32	.529
963—	NS12555T101MN	B	100	0.117	6.7	1.61	1.41	1.32	.529
963—	NS12555T151MN	B	150	0.176	5.1	1.61	1.41	1.32	.529
963—	NS12555T102MN	B	1000	1.12	2.0	1.61	1.41	1.32	.529
963—	NS12555T152MN	B	1500	1.73	1.7	1.61	1.41	1.32	.529
NS12565									
963—	NS12565T100MN	B	10	0.0199	15.8	1.80	1.58	1.48	.593
963—	NS12565T150MN	B	15	0.0237	14.4	1.80	1.58	1.48	.593
963—	NS12565T220MN	B	22	0.0310	12.5	1.80	1.58	1.48	.593
963—	NS12565T101MN	B	100	0.123	5.5	1.80	1.58	1.48	.593
963—	NS12565T151MN	B	150	0.173	4.8	1.80	1.58	1.48	.593
963—	NS12565T221MN	B	220	0.273	3.6	1.80	1.58	1.48	.593
NS12575									
963—	NS12575T1R2NN	B	1.2	0.0058	101.7	1.21	.813	.642	.589
963—	NS12575T100MN	B	10	0.0156	21.5	1.21	.813	.642	.589
963—	NS12575T150MN	B	15	0.0184	14.0	1.21	.813	.642	.589
963—	NS12575T101MN	B	100	0.110	3.9	1.21	.813	.642	.589
963—	NS12575T151MN	B	150	0.161	3.4	1.21	.813	.642	.589
963—	NS12575T102MN	B	1000	0.927	1.4	1.21	.813	.642	.589

© Copyright 2013 Mouser Electronics
© Copyright 2013 Mouser Electronics

TAIYO YUDEN Wire-Wound Chip Power Inductors TAIYO YUDEN

RoHS Compliant **This product is RoHS compliant.**

Type	Dimensions: mm (in.)			
	L	W	T	e
BR L1608	1.6±0.2	0.8±0.2	0.7 max.	0.45±0.15
BR C1608	1.6±0.2	0.8±0.2	0.8±0.2	0.45±0.15
BR L2012	2.0±0.2	1.25±0.2	1.0 max.	0.5±0.2
BR C2012	2.0±0.2	1.25±0.2	1.4 max.	0.5±0.2
BR C2016	2.5±0.2	1.6±0.2	1.6±0.2	0.5±0.2
BR L2515	2.5±0.2	1.5±0.2	1.2 max.	0.5±0.2

Type	Dimensions: mm (in.)			
	L	W	T	e
BRFL2518	2.5±0.2	1.8±0.2	1.00 max.	0.5±0.2
BR L2518	2.5±0.2	1.8±0.2	1.2 max.	0.5±0.2
BRHL2518	2.5±0.2	1.8±0.2	1.5 max.	0.5±0.2
BR C2518	2.5±0.2	1.8±0.2	1.8±0.2	0.5±0.2
BR L3225	3.2±0.2	2.5±0.2	1.7 max.	0.75±0.2

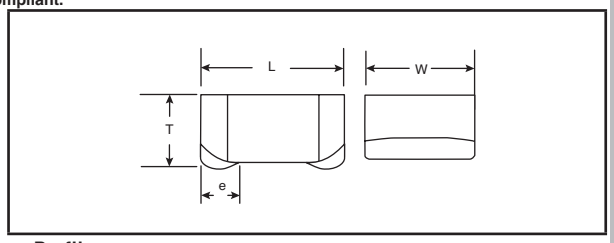

BR SERIES

For additional sizes and values, visit mouser.com

C Type High Current

For quantities greater than listed, call for quote.

MOUSER STOCK NO. / Mfr. Part No.	Inductance (uH)	DCR (Ω max)	Current (mA) max.	Price Each 1	50	100	500
1608 (0603)							
963—BRC1608TR20M	0.20	0.06	1.75	.33	.289	.27	.212
963—BRC1608TR35M	0.35	0.08	1.4	.33	.289	.27	.212
963—BRC1608TR45M	0.45	0.09	1.25	.33	.289	.27	.212
963—BRC1608TR43M6	0.48	0.082	1400	.33	.289	.27	.212
963—BRC1608TR50M6	0.5	0.09	1200	.33	.289	.27	.212
963—BRC1608TR60M6	0.6	0.099	1100	.33	.289	.27	.212
963—BRC1608TR72M6	0.72	0.144	1000	.33	.289	.27	.212
963—BRC1608TR82M6	0.82	0.176	950	.33	.289	.27	.212
963—BRC1608T1R0M	1	0.18	850	.33	.289	.27	.212
963—BRC1608T1R0M6	1	0.188	890	.33	.289	.27	.212
963—BRC1608T1R5M	1.5	0.3	700	.33	.289	.27	.212
963—BRC1608T2R2M	2.2	0.55	550	.33	.289	.27	.212
2012 (0805)							
963—BRC2012T1R0M	1	0.06	1.5	.30	.269	.25	.161
963—BRC2012T1R5MD	1.5	0.09	1.2	.30	.269	.25	.161
963—BRC2012T2R2MD	2.2	0.11	1.1	.30	.269	.25	.161
963—BRC2012T3R3MD	3.3	0.17	800	.30	.269	.25	.161
963—BRC2012T4R7MD	4.7	0.265	700	.30	.269	.25	.161
2016 (0806)							
963—BRC2016T1R0M	1	0.085	1.35	.28	.248	.232	.149
963—BRC2016T1R5M	1.5	0.15	1.1	.28	.248	.232	.149
963—BRC2016T100K	10	0.4	450	.28	.248	.232	.149
963—BRC2016T150K	15	0.6	400	.28	.248	.232	.149
963—BRC2016T220K	22	1	310	.28	.248	.232	.149
963—BRC2016T101K	100	3.4	140	.28	.248	.232	.149
2518 (1007)							
963—BRC2518T1R0M	1	0.05	2.55	.31	.273	.255	.164
963—BRC2518T1R5M	1.5	0.08	2.1	.31	.273	.255	.164
963—BRC2518T100K	10	0.35	890	.31	.273	.255	.164
963—BRC2518T150K	15	0.43	760	.31	.273	.255	.164
963—BRC2518T220K	22	0.56	640	.31	.273	.255	.164
963—BRC2518T101K	100	3.6	300	.31	.273	.255	.164

FL Type Low Profile

For quantities greater than listed, call for quote.

MOUSER STOCK NO. / Mfr. Part No.	Inductance (uH)	DCR (Ω max)	Current (mA) max.	Price Each 1	50	100	500
2518 (1007)							
963—BRFL2518T1R0M	1	0.09	1.2	.31	.276	.258	.202
963—BRFL2518T1R5M	1.5	0.11	1.1	.31	.276	.258	.202
963—BRFL2518T2R2M	2.2	0.13	850	.31	.276	.258	.202
963—BRFL2518T3R3M	3.3	0.22	700	.31	.276	.258	.202
963—BRFL2518T4R7M	4.7	0.33	650	.31	.276	.258	.202

HL Type Low Profile

For quantities greater than listed, call for quote.

MOUSER STOCK NO. / Mfr. Part No.	Inductance (uH)	DCR (Ω max)	Current (mA) max.	Price Each 1	50	100	500
1608 (0603)							
963—BRHL2518T1R0M	1	0.055	2	.31	.276	.258	.202
963—BRHL2518T1R5M	1.5	0.085	1.7	.31	.276	.258	.202
963—BRHL2518T2R2M	2.2	0.115	1.5	.31	.276	.258	.202
963—BRHL2518T3R3MD	3.3	0.165	1.2	.31	.276	.258	.202
963—BRHL2518T4R7MD	4.7	0.245	1.1	.31	.276	.258	.202

L Type Low Profile

For quantities greater than listed, call for quote.

MOUSER STOCK NO. / Mfr. Part No.	Inductance (uH)	DCR (Ω max)	Current (mA) max.	Price Each 1	50	100	500
1608 (0603)							
963—BRL1608T1R0M	1	0.23	510	.33	.289	.27	.212
963—BRL1608T1R5M	1.5	0.28	440	.33	.289	.27	.212
963—BRL1608T2R2M	2.2	0.4	360	.33	.289	.27	.212
963—BRL1608T3R3M	3.3	0.65	290	.33	.289	.27	.212
963—BRL1608T100M	10	2	170	.33	.289	.27	.212
963—BRL1608T150M	15	2.56	150	.33	.289	.27	.212
2012 (0805)							
963—BRL2012T1R0M	1	0.135	850	.29	.253	.235	.185
963—BRL2012T1R5M	1.5	0.18	700	.29	.253	.235	.185
963—BRL2012T100M	10	0.85	270	.29	.253	.235	.185
963—BRL2012T150M	15	1	220	.29	.253	.235	.185
963—BRL2012T220M	22	1.3	190	.29	.253	.235	.185
963—BRL2012T101M	100	7.7	85	.29	.253	.235	.185
2515 (1006)							
963—BRL2515T1R0M	1	0.07	1.5	.31	.276	.258	.202
963—BRL2515T1R5M	1.5	0.1	1.2	.31	.276	.258	.202
963—BRL2515T2R2M	2.2	0.135	1000	.31	.276	.258	.202
963—BRL2515T3R3MD	3.3	0.215	800	.31	.276	.258	.202
963—BRL2515T4R7MD	4.7	0.265	650	.31	.276	.258	.202
2518 (1007)							
963—BRL2518T1R0M	1	0.08	1.6	.32	.285	.265	.209
963—BRL2518T1R5M	1.5	0.1	1.2	.32	.285	.265	.209
963—BRL2518T2R2M	2.2	0.135	1000	.32	.285	.265	.209
963—BRL2518T3R3M	3.3	0.3	800	.32	.285	.265	.209
963—BRL2518T4R7M	4.7	0.4	700	.32	.285	.265	.209
3225 (1210)							
963—BRL3225T1R0M	1	0.043	2.4	.25	.22	.205	.132
963—BRL3225T1R5M	1.5	0.045	2.2	.25	.22	.205	.132
963—BRL3225T100K	10	0.35	900	.25	.22	.205	.132
963—BRL3225T150K	15	0.57	700	.25	.22	.205	.132
963—BRL3225T220K	22	0.69	550	.25	.22	.205	.132
963—BRL3225T101K	100	2.5	270	.25	.22	.205	.132

CB SERIES

CB series are Wound Chip Inductors having wide line-up, which are suitable for any circuit designs.

Features:
- CBC series has large rated current
- CBL series has low profile characteristic
- CBMF series has a low loss characteristic

Applications:
- DSC, DVC, HDD, LCD-TV, mobile phones, PC, game equipment

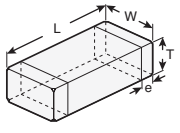

Type	Dimensions: mm			
	L	W	T	e
CBMF1608	1.6±0.2	0.8±0.2	0.8±0.2	0.45±0.15
CBL2012	2.0±0.2	1.25±0.2	0.9±0.1	0.5±0.2
CB2012 CBC2012	2.0±0.2	1.25±0.2	1.25±0.2	0.5±0.2
CB2016	2.0±0.2	1.6±0.2	1.6±0.2	0.5±0.2
CB2518 CBC2518	2.5±0.2	1.8±0.2	1.8±0.2	0.5±0.2
CBC3225	3.2±0.2	2.5±0.2	2.5±0.2	0.6±0.3

Standard Type

For quantities greater than listed, call for quote.

MOUSER STOCK NO. / Mfr. Part No.	Inductance (uH)	DCR (Ω max)	Current (mA) max.	Price Each 1	50	100	500
2012 (0805)							
963—CB2012T1R0M	1	0.15	500	.20	.18	.168	.132
963—CB2012T100K	10	0.7	190	.20	.18	.168	.132
963—CB2012T100KR	10	0.5	200	.20	.18	.168	.132
963—CB2012T150K	15	1.3	170	.20	.18	.168	.132
963—CB2012T220K	22	1.7	135	.20	.18	.168	.132
963—CB2012T101K	100	7	60	.20	.18	.168	.132
2016 (0806)							
963—CB2016T1R0M	1	0.09	600	.21	.184	.172	.11
963—CB2016T1R5M	1.5	0.11	550	.21	.184	.172	.11
963—CB2016T100K	10	0.5	250	.21	.184	.172	.11
963—CB2016T150K	15	0.7	210	.21	.184	.172	.11
963—CB2016T220K	22	1	165	.21	.184	.172	.11
963—CB2016T101K	100	4.5	70	.21	.184	.172	.11
2518 (1007)							
963—CB2518T1R0M	1	0.06	1.2	.15	.136	.127	.081
963—CB2518T100K	10	0.25	250	.15	.136	.127	.081
963—CB2518T150K	15	0.32	180	.15	.136	.127	.081
963—CB2518T151K	150	3.2	55	.15	.136	.127	.081
963—CB2518T101K	100	2.1	60	.15	.136	.127	.081
963—CB2518T102K	1000	24	25	.15	.136	.127	.081

C Type High Current

For quantities greater than listed, call for quote.

MOUSER STOCK NO. / Mfr. Part No.	Inductance (uH)	DCR (Ω max)	Current (mA) max.	Price Each 1	50	100	500
2012 (0805)							
963—CBC2012T1R0M	1	0.19	700	.21	.188	.175	.138
963—CBC2012T2R2M	2.2	0.33	530	.21	.188	.175	.138
963—CBC2012T4R7M	4.7	0.5	360	.21	.188	.175	.138
963—CBC2012T100K	10	1.2	240	.21	.188	.175	.138
963—CBC2012T220K	22	3.7	170	.21	.188	.175	.138
963—CBC2012T470K	47	5.8	120	.21	.188	.175	.138
2518 (1007)							
963—CBC2518T1R0M	1	0.08	1000	.18	.161	.15	.096
963—CBC2518T1R5M	1.5	0.11	950	.18	.161	.15	.096

C Type High Current

For quantities greater than listed, call for quote.

MOUSER STOCK NO. / Mfr. Part No.	Inductance (uH)	DCR (Ω max)	Current (mA) max.	Price Each 1	50	100	500
2518 (1007) (Cont.)							
963—CBC2518T100K	10	0.36	480	.18	.161	.15	.096
963—CBC2518T150K	15	0.65	350	.18	.161	.15	.096
963—CBC2518T101K	100	3.7	160	.18	.161	.15	.096
963—CBC2518T151K	150	6.1	140	.18	.161	.15	.096
3225 (1210)							
963—CBC3225T1R0MR	1	0.055	2	.28	.244	.228	.179
963—CBC3225T1R5MR	1.5	0.06	2	.28	.244	.228	.179
963—CBC3225T100KR	10	0.133	900	.28	.244	.228	.179
963—CBC3225T150KR	15	0.195	730	.28	.244	.228	.179
963—CBC3225T220KR	22	0.27	620	.28	.244	.228	.179
963—CBC3225T101KR	100	1.4	270	.28	.244	.228	.179
963—CBC3225T102KR	1000	13	100	.28	.244	.228	.179

L Type Low Profile

For quantities greater than listed, call for quote.

MOUSER STOCK NO. / Mfr. Part No.	Inductance (uH)	DCR (Ω max)	Current (mA) max.	Price Each 1	50	100	500
2012 (0805)							
963—CBL2012T1R0M	1	0.15	620	.25	.22	.205	.162
963—CBL2012T2R2M	2.2	0.39	440	.25	.22	.205	.162
963—CBL2012T4R7M	4.7	0.66	275	.25	.22	.205	.162
963—CBL2012T100M	10	1	205	.25	.22	.205	.162
963—CBL2012T220M	22	2.1	150	.25	.22	.205	.162
963—CBL2012T470M	47	4.2	100	.25	.22	.205	.162

MF Type Low Loss

For quantities greater than listed, call for quote.

MOUSER STOCK NO. / Mfr. Part No.	Inductance (uH)	DCR (Ω max)	Current (mA) max.	Price Each 1	50	100	500
1608 (0603)							
963—CBMF1608T1R0M	1	0.09	290	.24	.209	.195	.153
963—CBMF1608T2R2M	2.2	0.17	190	.24	.209	.195	.153
963—CBMF1608T3R3M	3.3	0.22	170	.24	.209	.195	.153
963—CBMF1608T4R7M	4.7	0.24	145	.24	.209	.195	.153
963—CBMF1608T100K	10	0.36	115	.24	.209	.195	.153
963—CBMF1608T220K	22	1	70	.24	.209	.195	.153
963—CBMF1608T470K	47	2.5	50	.24	.209	.195	.153

© Copyright 2013 Mouser Electronics

© Copyright 2013 Mouser Electronics

TAIYO YUDEN Wire-Wound Chip Inductors TAIYO YUDEN

RoHS Compliant **This product is RoHS compliant.**

Type	Dimensions: mm (in.)			
	L	W	T	e
LB1608	1.6±0.1 (0.063±0.004)	0.8±0.1 (0.031±0.004)	0.8±0.1 (0.031±0.004)	0.35±0.15 (0.014±0.006)
LBMF1608	1.6±0.2 (0.063±0.008)	0.8±0.2 (0.031±0.004)	0.8±0.2 (0.031±0.008)	0.45±0.15 (0.016±0.006)
LB2012 LBC2012 LBR2012	2.0±0.2 (0.079±0.008)	1.25±0.2 (0.049±0.008)	1.25±0.2 (0.049±0.008)	0.5±0.2 (0.020±0.008)
LB2016 LBC2016 LBM2016	2.0±0.2 (0.079±0.008)	1.6±0.2 (0.063±0.008)	1.6±0.2 (0.063±0.008)	0.5±0.2 (0.020±0.008)
LB2518 LBC2518 LBR2518	2.5±0.2 (0.098±0.008)	1.8±0.2 (0.071±0.008)	1.8±0.2 (0.071±0.008)	0.5±0.2 (0.020±0.008)
LB3218	3.2±0.2 (0.128±0.008)	1.8±0.2 (0.071±0.008)	1.8±0.2 (0.071±0.008)	0.6±0.2 (0.024±0.008)
LBC3225	3.2±0.2 (0.128±0.008)	2.5±0.2 (0.098±0.008)	2.5±0.2 (0.098±0.008)	0.6±0.3 (0.024±0.012)

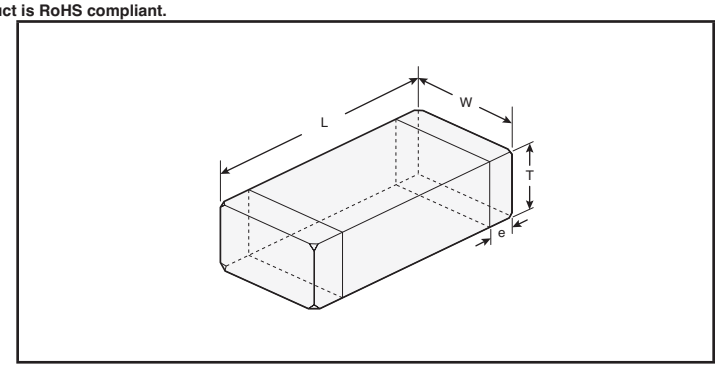

LB SERIES WIRE-WOUND CHIP INDUCTORS

LB series are Wound Chip Inductors having wide line-up, which are suitable for any circuit designs.

Features:
- LBC series has large rated current
- LBR series has low DC resistance
- LBMF series has a low loss characteristic
- LB series M type for Signal line propose down sizing with High Q and narrow balance

Common Applications:
- DSC, DVC, HDD, LCD-TV, various communication equipment

For additional sizes and values, visit mouser.com

Standard

For quantities greater than listed, call for quote.

MOUSER STOCK NO.	Mfr. Part No.	Inductance (uH)	DCR (Ω max)	Current (mA) max.	Price Each 1	50	100	500
1608 (0603)								
963—LB1608T1R0M		1	0.17	160	.46	.24	.14	.109
963—LB1608T2R2M		2.2	0.33	115	.46	.24	.14	.109
963—LB1608T4R7M		4.7	0.55	70	.46	.24	.14	.109
963—LB1608T8R2M		8.2	0.7	60	.46	.24	.14	.109
963—LB1608T100M		10	0.7	60	.46	.24	.14	.109
2012 (0805)								
963—LB2012T1R0M		1	0.15	405	.14	.124	.116	.091
963—LB2012T100K		10	0.7	120	.46	.24	.14	.109
963—LB2012T100KR		10	0.5	120	.14	.124	.116	.091
963—LB2012T150K		15	1.3	100	.14	.124	.116	.091
963—LB2012T101K		100	7	45	.14	.124	.116	.091
2016 (0806)								
963—LB2016T1R0M		1	0.09	490	.14	.124	.116	.091
963—LB2016T1R5M		1.5	0.11	380	.14	.124	.116	.091
963—LB2016T100K		10	0.5	155	.14	.124	.116	.091
963—LB2016T150K		15	0.7	130	.14	.124	.116	.091
963—LB2016T220K		22	1	105	.14	.124	.116	.091
963—LB2016T101K		100	4.5	40	.14	.124	.116	.091
2518 (1007)								
963—LB2518T1R0M		1	0.06	665	.12	.112	.105	.067
963—LB2518T100K		10	0.25	165	.12	.112	.105	.067
963—LB2518T150K		15	0.32	145	.12	.112	.105	.067
963—LB2518T101K		100	2.1	60	.12	.112	.105	.067
963—LB2518T151K		150	3.2	45	.12	.112	.105	.067
963—LB2518T102K		1000	24	15	.12	.112	.105	.067
3218 (1207)								
963—LB3218T100K		10	0.25	340	.14	.124	.116	.074
963—LB3218T150K		15	0.32	300	.14	.124	.116	.074
963—LB3218T101K		100	2.4	140	.14	.124	.116	.074
963—LB3218T151K		150	3.2	105	.14	.124	.116	.074
963—LB3218T102K		1000	27	39	.14	.124	.116	.074

C Type High Current

For quantities greater than listed, call for quote.

MOUSER STOCK NO.	Mfr. Part No.	Inductance (uH)	DCR (Ω max)	Current (mA) max.	Price Each 1	50	100	500
1608 (0603)								
963—LBC2012T1R0M		1	0.19	620	.54	.279	.164	.10
963—LBC2012T2R2M		2.2	0.33	430	.54	.279	.164	.10
963—LBC2012T100K		10	1.2	200	.54	.279	.164	.10
963—LBC2012T220K		22	3.7	130	.54	.279	.164	.10
963—LBC2012T470K		47	5.8	90	.54	.279	.164	.10
2016 (0806)								
963—LBC2016T1R0M		1	0.1	690	.52	.271	.158	.123
963—LBC2016T1R5M		1.5	0.15	600	.52	.271	.158	.123
963—LBC2016T100K		10	0.82	245	.52	.271	.158	.123
963—LBC2016T150K		15	1.2	200	.52	.271	.158	.123
963—LBC2016T101K		100	8	75	.52	.271	.158	.123
2518 (1007)								
963—LBC2518T1R0M		1	0.08	775	.49	.256	.15	.116
963—LBC2518T100K		10	0.36	375	.49	.256	.15	.116
963—LBC2518T150K		15	0.65	285	.49	.256	.15	.116
963—LBC2518T101K		100	3.7	125	.49	.256	.15	.116
963—LBC2518T151K		150	6.1	95	.49	.256	.15	.116
3225 (1210)								
963—LBC3225T1R0MR		1	0.055	1.1	.54	.279	.164	.10
963—LBC3225T1R5MR		1.5	0.06	1	.54	.279	.164	.10
963—LBC3225T100KR		10	0.133	540	.54	.279	.164	.10
963—LBC3225T150KR		15	0.195	420	.54	.279	.164	.10
963—LBC3225T101KR		100	1.4	150	.54	.279	.164	.10

MF Type Low Loss

For quantities greater than listed, call for quote.

MOUSER STOCK NO.	Mfr. Part No.	Inductance (uH)	DCR (Ω max)	Current (mA) max.	Price Each 1	50	100	500
1608 (0603)								
963—LBMF1608T1R0M		1	0.09	230	.20	.18	.168	.132
963—LBMF1608T2R2M		2.2	0.17	160	.20	.18	.168	.132
963—LBMF1608T3R3M		3.3	0.22	130	.20	.18	.168	.132
963—LBMF1608T4R7M		4.7	0.24	110	.20	.18	.168	.132
963—LBMF1608T100K		10	0.36	80	.20	.18	.168	.132
963—LBMF1608T220K		22	1	50	.20	.18	.168	.132
963—LBMF1608T470K		47	2.5	35	.20	.18	.168	.132

R Type Low Rdc

For quantities greater than listed, call for quote.

MOUSER STOCK NO.	Mfr. Part No.	Inductance (uH)	DCR (Ω max)	Current (mA) max.	Price Each 1	50	100	500
2012 (0805)								
963—LBR2012T1R0M		1	0.07	400	.12	.10	.093	.073
963—LBR2012T2R2M		2.2	0.13	260	.12	.10	.093	.073
963—LBR2012T100K		10	0.36	150	.12	.10	.093	.073
963—LBR2012T220K		22	1	100	.12	.10	.093	.073
963—LBR2012T101K		100	4	50	.12	.10	.093	.073
2518 (1007)								
963—LBR2518T1R0M		1	0.045	960	.34	.15	.086	.058
963—LBR2518T2R2M		2.2	0.07	480	.34	.15	.086	.058
963—LBR2518T100K		10	0.19	235	.34	.15	.086	.058
963—LBR2518T220K		22	0.44	175	.34	.15	.086	.058
963—LBR2518T101K		100	1.89	80	.34	.15	.086	.058

LB Series M Type For Signal Lines

For quantities greater than listed, call for quote.

MOUSER STOCK NO.	Mfr. Part No.	Inductance (uH)	DCR (Ω max)	Current (mA) max.	Price Each 1	50	100	500
2016 (0806)								
963—LBM2016TR12J		0.12	0.13	610	.56	.287	.168	.131
963—LBM2016TR15J		0.15	0.15	570	.56	.287	.168	.131
963—LBM2016TR18J		0.18	0.15	560	.56	.287	.168	.131
963—LBM2016TR22J		0.22	0.2	520	.56	.287	.168	.131
963—LBM2016TR27J		0.27	0.21	510	.56	.287	.168	.131
963—LBM2016TR33J		0.33	0.21	490	.56	.287	.168	.131
963—LBM2016TR39J		0.39	0.26	440	.56	.287	.168	.131
963—LBM2016TR47J		0.47	0.26	430	.56	.287	.168	.131
963—LBM2016TR56J		0.56	0.29	410	.56	.287	.168	.131
963—LBM2016TR68J		0.68	0.32	400	.56	.287	.168	.131
963—LBM2016TR82J		0.82	0.34	390	.56	.287	.168	.131
963—LBM2016T1R0J		1	0.38	385	.56	.287	.168	.131
963—LBM2016T1R2J		1.2	0.41	370	.56	.287	.168	.131
963—LBM2016T1R5J		1.5	0.47	350	.56	.287	.168	.131
963—LBM2016T1R8J		1.8	0.48	345	.56	.287	.168	.131
963—LBM2016T2R2J		2.2	0.54	340	.56	.287	.168	.131
963—LBM2016T2R7J		2.7	0.59	310	.56	.287	.168	.131
963—LBM2016T3R3J		3.3	0.68	290	.56	.287	.168	.131
963—LBM2016T3R9J		3.9	0.74	275	.56	.287	.168	.131
963—LBM2016T4R7J		4.7	0.78	270	.56	.287	.168	.131
963—LBM2016T5R6J		5.6	0.88	255	.56	.287	.168	.131
963—LBM2016T6R8J		6.8	0.97	240	.56	.287	.168	.131
963—LBM2016T8R2J		8.2	1.1	225	.56	.287	.168	.131
963—LBM2016T100J		10	1.2	215	.56	.287	.168	.131
963—LBM2016T120J		12	1.4	200	.56	.287	.168	.131
963—LBM2016T150J		15	1.5	190	.56	.287	.168	.131
963—LBM2016T180J		18	2.5	150	.56	.287	.168	.131
963—LBM2016T220J		22	2.8	140	.56	.287	.168	.131
963—LBM2016T270J		27	3.2	130	.56	.287	.168	.131
963—LBM2016T330J		33	3.6	125	.56	.287	.168	.131
963—LBM2016T390J		39	3.9	120	.56	.287	.168	.131
963—LBM2016T470J		47	4.1	115	.56	.287	.168	.131
963—LBM2016T560J		56	5.9	95	.56	.287	.168	.131
963—LBM2016T680J		68	7	90	.56	.287	.168	.131
963—LBM2016T820J		82	7.7	85	.56	.287	.168	.131
963—LBM2016T101J		100	8	80	.56	.287	.168	.131

© Copyright 2013 Mouser Electronics
© Copyright 2013 Mouser Electronics

TDK Inductors, Ferrite Beads, and Filters

RoHS Compliant This product is RoHS compliant.

MLG SERIES MULTILAYER/HIGH-Q FOR HIGH-FREQUENCY CIRCUITS

For quantities greater than listed, call for quote.

MOUSER STOCK NO.	TDK Part No.	Fig.	Case Size	Value (nH)	Tol.	SRF (GHz)	DCR (Ω)	Rated Current (mA)	Price Each 1	50	100	500
810-MLG0603P0N6C	MLG0603P0N6C	A	0603	0.6	0.2	20.0	0.01	1000	.12	.109	.094	.08
810-MLG0603P0N7C	MLG0603P0N7C	A	0603	0.7	0.2	20.0	0.01	1000	.12	.109	.094	.08
810-MLG0603P0N8C	MLG0603P0N8C	A	0603	0.8	0.2	20.0	0.02	1000	.12	.109	.094	.08
810-MLG0603P0N9C	MLG0603P0N9C	A	0603	0.9	0.2	20.0	0.02	1000	.12	.109	.094	.08
810-MLG0603P1N0C	MLG0603P1N0C	A	0603	1.0	0.2	20.0	0.02	1000	.12	.109	.094	.08
810-MLG0603P1N1C	MLG0603P1N1C	A	0603	1.1	0.2	19.9	0.03	1000	.12	.109	.094	.08
810-MLG0603P1N2C	MLG0603P1N2C	A	0603	1.2	0.2	16.0	0.04	800	.12	.109	.094	.08
810-MLG0603P1N3C	MLG0603P1N3C	A	0603	1.3	0.2	13.9	0.03	800	.12	.109	.094	.08
810-MLG0603P1N5C	MLG0603P1N5C	A	0603	1.5	0.2	11.7	0.03	800	.12	.109	.094	.08
810-MLG0603P1N6C	MLG0603P1N6C	A	0603	1.6	0.2	13.4	0.03	700	.12	.109	.094	.08
810-MLG0603P1N8C	MLG0603P1N8C	A	0603	1.8	0.2	10.7	0.03	700	.12	.109	.094	.08
810-MLG0603P2N0C	MLG0603P2N0C	A	0603	2.0	0.2	8.5	0.03	600	.12	.109	.094	.08
810-MLG0603P2N2C	MLG0603P2N2C	A	0603	2.2	0.2	9.0	0.07	600	.12	.109	.094	.08
810-MLG0603P2N4C	MLG0603P2N4C	A	0603	2.4	0.2	10.9	0.12	500	.12	.109	.094	.08
810-MLG0603P2N7C	MLG0603P2N7C	A	0603	2.7	0.2	10.0	0.14	500	.12	.109	.094	.08
810-MLG0603P3N0C	MLG0603P3N0C	A	0603	3.0	0.2	9.1	0.14	450	.12	.109	.094	.08
810-MLG0603P3N3C	MLG0603P3N3C	A	0603	3.3	0.2	8.4	0.13	450	.12	.109	.094	.08
810-MLG0603P3N6C	MLG0603P3N6C	A	0603	3.6	0.2	7.7	0.10	400	.12	.109	.094	.08
810-MLG0603P3N9C	MLG0603P3N9C	A	0603	3.9	0.2	7.1	0.22	400	.12	.109	.094	.08
810-MLG0603P4N3S	MLG0603P4N3S	A	0603	4.3	0.3	6.7	0.24	350	.12	.109	.094	.08
810-MLG0603P4N7S	MLG0603P4N7S	A	0603	4.7	0.3	6.9	0.16	350	.12	.109	.094	.08
810-MLG0603P5N1S	MLG0603P5N1S	A	0603	5.1	0.3	6.6	0.30	350	.12	.109	.094	.08
810-MLG0603P5N6S	MLG0603P5N6S	A	0603	5.6	0.3	5.3	0.32	350	.12	.109	.094	.08
810-MLG0603P6N2S	MLG0603P6N2S	A	0603	6.2	0.3	6.3	0.59	300	.12	.109	.094	.08
810-MLG0603P6N8J	MLG0603P6N8J	A	0603	6.8	5%	6.1	0.62	300	.12	.109	.094	.08
810-MLG0603P7N5J	MLG0603P7N5J	A	0603	7.5	5%	5.4	0.70	300	.12	.109	.094	.08
810-MLG0603P8N2J	MLG0603P8N2J	A	0603	8.2	5%	5.2	0.71	250	.12	.109	.094	.08
810-MLG0603P9N1J	MLG0603P9N1J	A	0603	9.1	5%	5.0	0.76	250	.12	.109	.094	.08
810-MLG0603P10NJ	MLG0603P10NJ	A	0603	10	5%	4.7	0.85	250	.12	.109	.094	.08
810-MLG0603P12NJ	MLG0603P12NJ	A	0603	12	5%	4.3	0.82	180	.12	.109	.094	.08
810-MLG0603P15NJ	MLG0603P15NJ	A	0603	15	5%	3.7	0.94	170	.12	.109	.094	.08
810-MLG0603P18NJ	MLG0603P18NJ	A	0603	18	5%	3.5	1.04	160	.12	.109	.094	.08
810-MLG0603P22NJ	MLG0603P22NJ	A	0603	22	5%	2.9	1.31	150	.12	.109	.094	.08
810-MLG0603P27NJ	MLG0603P27NJ	A	0603	27	5%	2.7	1.45	140	.12	.109	.094	.08
810-MLG0603P33NJ	MLG0603P33NJ	A	0603	33	5%	2.4	1.55	130	.12	.109	.094	.08
810-MLG0603P39NJ	MLG0603P39NJ	A	0603	39	5%	2.2	1.72	120	.12	.109	.094	.08
810-MLG0603P47NJ	MLG0603P47NJ	A	0603	47	5%	2.0	2.18	110	.12	.109	.094	.08
810-MLG0603P56NJ	MLG0603P56NJ	A	0603	56	5%	1.8	2.35	100	.12	.109	.094	.08
810-MLG0603P68NJ	MLG0603P68NJ	A	0603	68	5%	1.6	2.69	100	.12	.109	.094	.08
810-MLG0603P82NJ	MLG0603P82NJ	A	0603	82	5%	1.5	2.71	80	.12	.109	.094	.08
810-MLG0603PR10J	MLG0603PR10J	A	0603	100	5%	1.3	3.20	80	.12	.109	.094	.08
810-MLG0603PR12J	MLG0603PR12J	A	0603	120	5%	1.0	3.79	80	.12	.109	.094	.08

MLP SERIES INDUCTORS FOR POWER CIRCUITS

For quantities greater than listed, call for quote.

MOUSER STOCK NO.	TDK Part No.	Fig.	Case Size	Value (nH)	Tol.	DCR (Ω)	Rated Current (mA)	Price Each 1	50	100	500
810-MLP2016SR47M	MLP2016SR47M	B	2016	0.47	20%	0.05	1600	.31	.292	.253	.214
810-MLP2016S1R0M	MLP2016S1R0M	B	2016	1	20%	0.09	1400	.31	.292	.253	.214
810-MLP2016S1R5M	MLP2016S1R5M	B	2016	1.5	20%	0.09	1200	.31	.292	.253	.214
810-MLP2016S2R2M	MLP2016S2R2M	B	2016	2.2	20%	0.11	1200	.31	.292	.253	.214
810-MLP2016S4R7M	MLP2016S4R7M	B	2016	4.7	20%	0.27	800	.31	.292	.253	.214

MMZ SERIES CHIP BEADS FOR SIGNAL LINE

For quantities greater than listed, call for quote.

MOUSER STOCK NO.	TDK Part No.	Fig.	Case Size	Imp. (Ω) (±25%)	DCR (Ω)	Rated Current (mA)	Price Each 1	50	100	500
810-MMZ0603F220C	MMZ0603F220C	C	0603	22	1.00	200	.14	.078	.064	.046
810-MMZ0603F330C	MMZ0603F330C	C	0603	33	1.30	150	.14	.078	.064	.046
810-MMZ0603Y601C	MMZ0603Y601C	C	0603	600	1.50	200	.14	.078	.064	.046

MPZ SERIES CHIP BEADS FOR POWER LINE

For quantities greater than listed, call for quote.

MOUSER STOCK NO.	TDK Part No.	Fig.	Case Size	Imp. (Ω) (±25%)	DCR (Ω)	Rated Current (mA)	Price Each 1	50	100	500
810-MPZ0603S220C	MPZ0603S220C	C	0603	22	0.065	1000	.33	.233	.129	.101
810-MPZ0603S330C	MPZ0603S330C	C	0603	33	0.09	750	.33	.233	.129	.101
810-MPZ0603S470C	MPZ0603S470C	C	0603	47	0.12	500	.33	.233	.129	.101

TCE SERIES COMMON MODE FILTERS

For quantities greater than listed, call for quote.

MOUSER STOCK NO.	TDK Part No.	Fig.	Case Size	Imp. (Ω) (±25%)	DCR (Ω)	Rated Current (mA)	Price Each 1	50	100	500
810-TCE1210-900-2P	TCE1210-900-2P	D	1210	90	1.75	100	1.57	1.35	1.11	1.04
810-TCE1608-900-4P	TCE1608-900-4P	E	1608	90	1.95	100	2.61	2.39	2.15	1.93

DIMENSIONS: mm

A

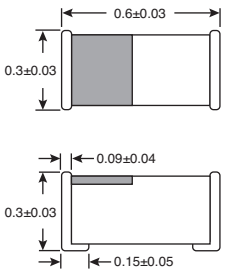

B

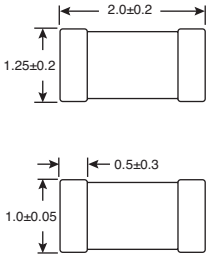

C

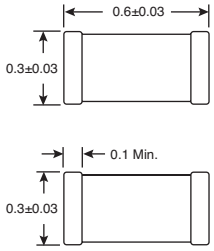

D

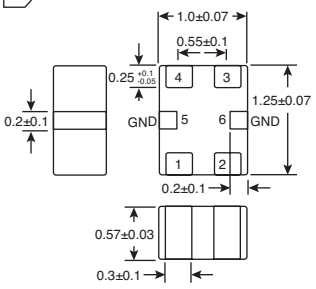

E

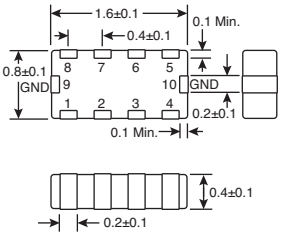

© Copyright 2013 Mouser Electronics

© Copyright 2013 Mouser Electronics

TDK Ferrite Beads and GigaHertz Rated Inductors

TDK MLK SERIES INDUCTORS

Features:

- Supports operating frequency bands of up to 12GHz with nominal inductance values from 1 to 33nH.
- The gigaspiral multilayer structure reduces self-resonant frequencies and suppresses the reduction of Q values in gigahertz bandwidths.
- Advanced monolithic structure is formed using a multilayering and sintering process with ceramic and conductive materials for high-frequency.
- Completely lead-free product which contains no lead in any of the materials used. It supports lead-free solder, as well.

Applications:

- High-frequency circuits for portable telephones, PA, Bluetooth modules, etc.

Specifications:

- Operating Temperature Range: -55°C to +125°C
- Storage Temperature Range: -55°C to +125°C (unit of product)

For quantities greater than listed, call for quote.

MOUSER STOCK NO.	TDK Part No.	Case Size	Value (nH)	Tol. (±)	SRF (GHz)	DCR (Ω)	Rated Current (mA)	Price Each 1	10	100	500
810-MLK0603L1N0S	MLK0603L1N0S	0201	1.0	0.3nH	12	0.20	300	.19	.15	.125	.094
810-MLK0603L1N2S	MLK0603L1N2S	0201	1.2	0.3nH	11	0.25	300	.19	.15	.125	.094
810-MLK0603L1N5S	MLK0603L1N5S	0201	1.5	0.3nH	9.5	0.30	300	.19	.15	.125	.094
810-MLK0603L1N8S	MLK0603L1N8S	0201	1.8	0.3nH	8.5	0.35	300	.19	.15	.125	.094
810-MLK0603L2N2S	MLK0603L2N2S	0201	2.2	0.3nH	8.0	0.40	300	.19	.15	.125	.094
810-MLK0603L2N7S	MLK0603L2N7S	0201	2.7	0.3nH	7.5	0.45	300	.19	.15	.125	.094
810-MLK0603L3N3S	MLK0603L3N3S	0201	3.3	0.3nH	7.0	0.50	200	.19	.15	.125	.094
810-MLK0603L3N9S	MLK0603L3N9S	0201	3.9	0.3nH	6.5	0.55	200	.19	.15	.125	.094
810-MLK0603L4N7S	MLK0603L4N7S	0201	4.7	0.3nH	6.0	0.60	200	.19	.15	.125	.094
810-MLK0603L5N6S	MLK0603L5N6S	0201	5.6	0.3nH	5.7	0.70	200	.19	.15	.125	.094
810-MLK0603L6N8J	MLK0603L6N8J	0201	6.8	5%	5.5	0.80	200	.19	.15	.125	.094
810-MLK0603L8N2J	MLK0603L8N2J	0201	8.2	5%	5.0	0.90	200	.19	.15	.125	.094
810-MLK0603L10NJ	MLK0603L10NJ	0201	10	5%	4.7	1.0	200	.19	.15	.125	.094
810-MLK0603L12NJ	MLK0603L12NJ	0201	12	5%	4.3	1.1	150	.19	.15	.125	.094
810-MLK0603L15NJ	MLK0603L15NJ	0201	15	5%	4.0	1.2	150	.19	.15	.125	.094
810-MLK0603L18NJ	MLK0603L18NJ	0201	18	5%	3.7	1.4	100	.19	.15	.125	.094
810-MLK0603L22NJ	MLK0603L22NJ	0201	22	5%	3.5	1.6	100	.19	.15	.125	.094
810-MLK1005S1N0S	MLK1005S1N0S	0402	1.0	0.3nH	19	0.10	300	.16	.128	.104	.077
810-MLK1005S1N2S	MLK1005S1N2S	0402	1.2	0.3nH	16.2	0.15	300	.16	.128	.104	.077
810-MLK1005S1N5S	MLK1005S1N5S	0402	1.5	0.3nH	13.6	0.16	300	.16	.128	.104	.077
810-MLK1005S1N8S	MLK1005S1N8S	0402	1.8	0.3nH	10.5	0.20	300	.16	.128	.104	.077
810-MLK1005S2N2S	MLK1005S2N2S	0402	2.2	0.3nH	10	0.21	300	.16	.128	.104	.077
810-MLK1005S2N7S	MLK1005S2N7S	0402	2.7	0.3nH	9.2	0.23	300	.16	.128	.104	.077
810-MLK1005S3N3S	MLK1005S3N3S	0402	3.3	0.3nH	8.5	0.25	300	.16	.128	.104	.077
810-MLK1005S3N9S	MLK1005S3N9S	0402	3.9	0.3nH	8.2	0.28	300	.16	.128	.104	.077
810-MLK1005S4N7S	MLK1005S4N7S	0402	4.7	0.3nH	7.3	0.32	300	.16	.128	.104	.077
810-MLK1005S5N6D	MLK1005S5N6D	0402	5.6	0.5nH	7.2	0.35	300	.16	.128	.104	.077
810-MLK1005S6N8D	MLK1005S6N8D	0402	6.8	0.5nH	6.8	0.38	300	.16	.128	.104	.077
810-MLK1005S8N2D	MLK1005S8N2D	0402	8.2	0.5nH	6.5	0.42	300	.16	.128	.104	.077
810-MLK1005S10NJ	MLK1005S10NJ	0402	10	5%	6.3	0.45	200	.16	.128	.104	.077
810-MLK1005S12NJ	MLK1005S12NJ	0402	12	5%	6.2	0.50	200	.16	.128	.104	.077
810-MLK1005S15NJ	MLK1005S15NJ	0402	15	5%	5.6	0.55	200	.16	.128	.104	.077
810-MLK1005S18NJ	MLK1005S18NJ	0402	18	5%	5.3	0.65	200	.16	.128	.104	.077
810-MLK1005S22NJ	MLK1005S22NJ	0402	22	5%	5.1	0.75	200	.16	.128	.104	.077
810-MLK1005S27NJ	MLK1005S27NJ	0402	27	5%	4.7	0.95	200	.16	.128	.104	.077
810-MLK1005S33NJ	MLK1005S33NJ	0402	33	5%	4.2	1.1	200	.16	.128	.104	.077
810-MLK1005S39NJ	MLK1005S39NJ	0402	39	5%	3.4	1.2	100	.16	.128	.104	.077
810-MLK1005S47NJ	MLK1005S47NJ	0402	47	5%	2.9	1.3	100	.16	.128	.104	.077
810-MLK1005S56NJ	MLK1005S56NJ	0402	56	5%	2.8	1.4	100	.16	.128	.104	.077
810-MLK1005S68NJ	MLK1005S68NJ	0402	68	5%	2.7	1.6	100	.16	.128	.104	.077
810-MLK1005S82NJ	MLK1005S82NJ	0402	82	5%	2.1	1.8	50	.16	.128	.104	.077
810-MLK1005SR10J	MLK1005SR10J	0402	100	5%	2.0	2.2	50	.16	.128	.104	.077

DIMENSIONS: mm

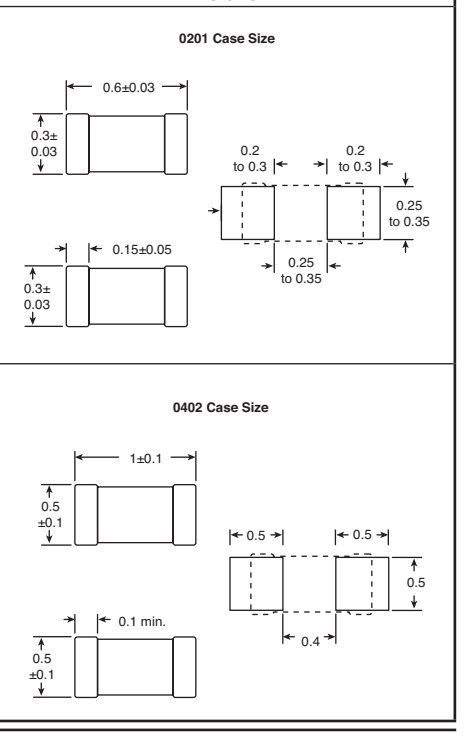

TDK MMZ SERIES CHIP FERRITE BEADS

Features:

- Size standardized for use by automatic assembly equipment. No preferred orientation.
- Either flow or reflow soldering methods can be used due to electroplating of the terminal electrodes.
- High reliability due to an entirely monolithic structure.
- Low DC resistance structure of electrode prevents wasteful electric power consumption.
- The products contain no lead and also support lead-free soldering.

Applications:

- PCs, CRTs, liquid crystal display panels, printers, hard disk drives, game machines, cell phones, etc.

Specifications:

- Operating/Storage Temp. Range: -55°C to +125°C

For quantities greater than listed, call for quote.

MOUSER STOCK NO.	TDK Part No.	Case Size	Imp. (Ω)	DCR (Ω)	Rated Current (mA)	Material Characteristics	Price Each 1	25	100	1000
810-MMZ1608A152E	MMZ1608A152E	0603	1500	1.0	300	A	.12	.081	.056	.032
810-MMZ1608R150A	MMZ1608R150A	0603	15	0.05	1500	R	.11	.062	.039	.021
810-MMZ1608R300A	MMZ1608R300A	0603	30	0.05	1500	R	.11	.062	.039	.021
810-MMZ1608R600A	MMZ1608R600A	0603	60	0.10	800	R	.11	.062	.039	.021
810-MMZ1608R121A	MMZ1608R121A	0603	120	0.18	500	R	.11	.062	.039	.021
810-MMZ1608R301A	MMZ1608R301A	0603	300	0.25	500	R	.11	.062	.039	.021
810-MMZ1608R601A	MMZ1608R601A	0603	600	0.40	500	R	.11	.062	.039	.021
810-MMZ1608R102A	MMZ1608R102A	0603	1000	0.50	400	R	.11	.062	.039	.021
810-MMZ1608S400A	MMZ1608S400A	0603	40	0.10	600	S	.11	.062	.039	.021
810-MMZ1608S800A	MMZ1608S800A	0603	80	0.15	500	S	.11	.062	.039	.021
810-MMZ1608S121A	MMZ1608S121A	0603	120	0.20	500	S	.11	.062	.039	.021
810-MMZ1608S181A	MMZ1608S181A	0603	180	0.20	500	S	.11	.062	.039	.021
810-MMZ1608S301A	MMZ1608S301A	0603	300	0.30	500	S	.11	.062	.039	.021
810-MMZ1608S601A	MMZ1608S601A	0603	600	0.40	500	S	.11	.062	.039	.021
810-MMZ1608S102A	MMZ1608S102A	0603	1000	0.50	400	S	.11	.062	.039	.021
810-MMZ1608Y121B	MMZ1608Y121B	0603	120	0.20	500	Y	.11	.062	.039	.021
810-MMZ1608Y301B	MMZ1608Y301B	0603	300	0.30	500	Y	.11	.062	.039	.021
810-MMZ1608Y601B	MMZ1608Y601B	0603	600	0.40	500	Y	.11	.062	.039	.021
810-MMZ1608Y102B	MMZ1608Y102B	0603	1000	0.50	400	Y	.11	.062	.039	.021
810-MMZ1608Y152B	MMZ1608Y152B	0603	1500	0.60	300	Y	.11	.062	.039	.021
810-MMZ2012D121B	MMZ2012D121B	0805	120	0.30	500	D	.11	.081	.054	.03
810-MMZ2012D301B	MMZ2012D301B	0805	300	0.50	400	D	.11	.081	.054	.03
810-MMZ2012R150A	MMZ2012R150A	0805	15	0.05	1500	R	.11	.081	.054	.03
810-MMZ2012R300A	MMZ2012R300A	0805	30	0.05	1500	R	.11	.081	.054	.03
810-MMZ2012R600A	MMZ2012R600A	0805	60	0.10	1000	R	.11	.081	.054	.03
810-MMZ2012R121A	MMZ2012R121A	0805	120	0.12	800	R	.11	.081	.054	.03
810-MMZ2012R301A	MMZ2012R301A	0805	300	0.15	600	R	.11	.081	.054	.03
810-MMZ2012R601A	MMZ2012R601A	0805	600	0.20	500	R	.11	.081	.054	.03
810-MMZ2012R102A	MMZ2012R102A	0805	1000	0.30	500	R	.11	.081	.054	.03
810-MMZ2012S400A	MMZ2012S400A	0805	40	0.10	1000	S	.11	.081	.054	.03
810-MMZ2012S800A	MMZ2012S800A	0805	80	0.10	800	S	.11	.081	.054	.03
810-MMZ2012S121A	MMZ2012S121A	0805	120	0.15	800	S	.11	.081	.054	.03
810-MMZ2012S301A	MMZ2012S301A	0805	300	0.20	600	S	.11	.081	.054	.03
810-MMZ2012S601A	MMZ2012S601A	0805	600	0.30	500	S	.11	.081	.054	.03
810-MMZ2012S102A	MMZ2012S102A	0805	1000	0.35	500	S	.11	.081	.054	.03
810-MMZ2012Y150B	MMZ2012Y150B	0805	15	0.05	1500	Y	.11	.081	.054	.03
810-MMZ2012Y300B	MMZ2012Y300B	0805	30	0.05	1500	Y	.11	.081	.054	.03
810-MMZ2012Y600B	MMZ2012Y600B	0805	60	0.10	1000	Y	.11	.081	.054	.03
810-MMZ2012Y121B	MMZ2012Y121B	0805	120	0.12	800	Y	.11	.081	.054	.03
810-MMZ2012Y301B	MMZ2012Y301B	0805	300	0.15	600	Y	.11	.081	.054	.03
810-MMZ2012Y601B	MMZ2012Y601B	0805	600	0.20	500	Y	.11	.081	.054	.03
810-MMZ2012Y102B	MMZ2012Y102B	0805	1000	0.30	500	Y	.11	.081	.054	.03
810-MMZ2012Y152B	MMZ2012Y152B	0805	1500	0.40	500	Y	.11	.081	.054	.03
810-MMZ2012Y202B	MMZ2012Y202B	0805	2000	0.50	400	Y	.11	.081	.054	.03

Code	Freq. Range	Applications
A	80-400 MHz	Very high impedance @ 100MHz, based on Y material
D	200-500 MHz	High impedance @ high frequencies
R	10-200 MHz	For digital signal lines req'g good waveform integrity
S	40-300 MHz	Standard type with blocking frequency near 100MHz
Y	80-400 MHz	Usable where signal freq. is far from cut-off frequency

DIMENSIONS: mm

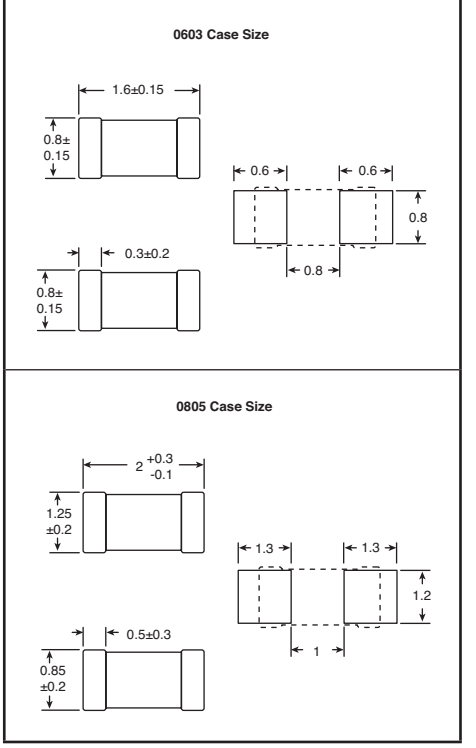

© Copyright 2013 Mouser Electronics

© Copyright 2013 Mouser Electronics

TDK SMD Ferrite Core, Magnetic Shielded Chip Inductors

MLF SERIES MLF2012 TYPE

Features:

- High-reliability monolithic structure
- Ferrite core and magnetic shielding enables the design of compact circuits with high packing density
- Excellent solderability and hig heat resistance permits either flow or reflow soldering
- The products contain no lead and aslo support lead-free soldering

Applications:

- Digital cellular phone, car audio, TV, personal computers, or various electronic appliances

Specifications:

- Operating Temperature Range: -25°C to +85°C
- Storage Temperature Range: -40°C to +85°C

(unit of products)

DIMENSIONS: mm

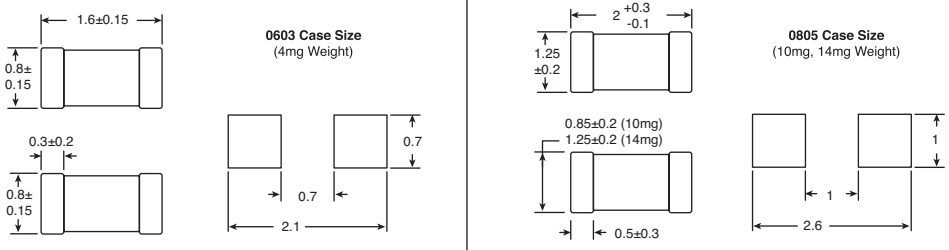

For quantities greater than listed, call for quote.

MOUSER STOCK NO.	TDK Part No.	Case Size	Value (μH)	Tolerance (±)	SRF (MHz)	DCR (Ω)	Rated Current	Price Each 1	10	100	2000
810-MLF1608D47NM	MLF1608D47NM	0603	0.047	20%	350	0.3	50	.47	.396	.317	.138
810-MLF1608D68NM	MLF1608D68NM	0603	0.068	20%	325	0.3	50	.47	.396	.317	.138
810-MLF1608D82NM	MLF1608D82NM	0603	0.082	20%	310	0.3	50	.47	.396	.317	.138
810-MLF1608DR10K	MLF1608DR10K	0603	0.1	10%	295	0.5	50	.41	.345	.276	.121
810-MLF1608DR12K	MLF1608DR12K	0603	0.12	10%	280	0.5	50	.41	.345	.276	.121
810-MLF1608DR15K	MLF1608DR15K	0603	0.15	10%	260	0.6	50	.41	.345	.276	.121
810-MLF1608DR18K	MLF1608DR18K	0603	0.18	10%	245	0.6	50	.41	.345	.276	.121
810-MLF1608DR22K	MLF1608DR22K	0603	0.22	10%	230	0.8	50	.41	.345	.276	.121
810-MLF1608DR27K	MLF1608DR27K	0603	0.27	10%	210	0.8	50	.41	.345	.276	.121
810-MLF1608DR33K	MLF1608DR33K	0603	0.33	10%	200	0.85	35	.41	.345	.276	.121
810-MLF1608DR39K	MLF1608DR39K	0603	0.39	10%	185	1	35	.41	.345	.276	.121
810-MLF1608DR47K	MLF1608DR47K	0603	0.47	10%	170	1.35	35	.41	.345	.276	.121
810-MLF1608DR56K	MLF1608DR56K	0603	0.56	10%	155	1.55	35	.41	.345	.276	.121
810-MLF1608DR68K	MLF1608DR68K	0603	0.68	10%	140	1.7	35	.41	.345	.279	.121
810-MLF1608A1R0K	MLF1608A1R0K	0603	1	10%	105	0.6	25	.41	.345	.276	.121
810-MLF1608A1R2K	MLF1608A1R2K	0603	1.2	10%	100	0.8	25	.41	.345	.276	.121
810-MLF1608A1R5K	MLF1608A1R5K	0603	1.5	10%	90	0.8	25	.41	.345	.276	.121
810-MLF1608A1R8K	MLF1608A1R8K	0603	1.8	10%	80	0.95	25	.41	.345	.276	.121
810-MLF1608A2R2K	MLF1608A2R2K	0603	2.2	10%	75	1.15	15	.41	.345	.276	.121
810-MLF1608A2R7K	MLF1608A2R7K	0603	2.7	10%	65	1.35	15	.41	.345	.276	.121
810-MLF1608A3R3K	MLF1608A3R3K	0603	3.3	10%	60	1.55	15	.41	.345	.276	.121
810-MLF1608A3R9K	MLF1608A3R9K	0603	3.9	10%	50	1.7	15	.41	.345	.276	.121
810-MLF1608A4R7K	MLF1608A4R7K	0603	4.7	10%	47	2.1	15	.41	.345	.276	.121
810-MLF1608E5R6K	MLF1608E5R6K	0603	5.6	10%	45	1.55	5	.41	.345	.276	.121
810-MLF1608E6R8K	MLF1608E6R8K	0603	6.8	10%	40	1.7	5	.41	.345	.276	.121
810-MLF1608E8R2K	MLF1608E8R2K	0603	8.2	10%	38	2.1	5	.41	.345	.276	.121
810-MLF1608E100K	MLF1608E100K	0603	10	10%	37	1.85	3	.20	.182	.127	.065
810-MLF1608E120K	MLF1608E120K	0603	12	10%	35	2.1	3	.41	.345	.276	.121
810-MLF1608C150K	MLF1608C150K	0603	15	10%	30	1.7	1	.41	.345	.276	.121
810-MLF1608C180K	MLF1608C180K	0603	18	10%	28	1.85	1	.41	.345	.276	.121
810-MLF1608C220K	MLF1608C220K	0603	22	10%	25	2.1	1	.41	.345	.276	.121
810-MLF1608C330K	MLF1608C330K	0603	33	10%	21	2.95	1	.41	.345	.276	.121
810-MLF2012D47NM	MLF2012D47NM	0805	0.047	20%	400	0.2	300	.46	.387	.31	.135
810-MLF2012D68NM	MLF2012D68NM	0805	0.068	20%	350	0.2	300	.46	.387	.31	.135
810-MLF2012D82NM	MLF2012D82NM	0805	0.082	20%	320	0.2	300	.46	.387	.31	.135
810-MLF2012DR10K	MLF2012DR10K	0805	0.1	10%	300	0.3	250	.44	.364	.291	.127
810-MLF2012DR12K	MLF2012DR12K	0805	0.12	10%	280	0.3	250	.44	.364	.291	.127
810-MLF2012DR15K	MLF2012DR15K	0805	0.15	10%	250	0.4	250	.44	.364	.291	.127
810-MLF2012DR18K	MLF2012DR18K	0805	0.18	10%	230	0.4	250	.44	.364	.291	.127
810-MLF2012DR22K	MLF2012DR22K	0805	0.22	10%	220	0.5	250	.43	.356	.285	.124
810-MLF2012DR27K	MLF2012DR27K	0805	0.27	10%	200	0.5	250	.44	.364	.291	.127
810-MLF2012DR33K	MLF2012DR33K	0805	0.33	10%	180	0.55	250	.44	.364	.291	.127
810-MLF2012DR39K	MLF2012DR39K	0805	0.39	10%	170	0.65	200	.44	.364	.291	.127
810-MLF2012DR47K	MLF2012DR47K	0805	0.47	10%	160	0.65	200	.42	.342	.282	.122
810-MLF2012DR56K	MLF2012DR56K	0805	0.56	10%	150	0.75	150	.44	.364	.291	.127
810-MLF2012DR68K	MLF2012DR68K	0805	0.68	10%	135	0.8	150	.42	.342	.28	.122
810-MLF2012DR82K	MLF2012DR82K	0805	0.82	10%	125	1	150	.44	.364	.291	.127
810-MLF2012A1R0K	MLF2012A1R0K	0805	1	10%	105	0.4	50	.42	.342	.28	.118
810-MLF2012A1R2K	MLF2012A1R2K	0805	1.2	10%	95	0.5	50	.44	.364	.291	.127
810-MLF2012A1R5K	MLF2012A1R5K	0805	1.5	10%	85	0.5	50	.44	.364	.291	.127
810-MLF2012A1R8K	MLF2012A1R8K	0805	1.8	10%	78	0.6	50	.44	.364	.291	.127
810-MLF2012A2R2K	MLF2012A2R2K	0805	2.2	10%	70	0.65	30	.44	.364	.291	.127
810-MLF2012A2R7K	MLF2012A2R7K	0805	2.7	10%	64	0.75	30	.44	.364	.291	.127
810-MLF2012A3R3K	MLF2012A3R3K	0805	3.3	10%	58	0.8	30	.44	.364	.291	.127
810-MLF2012A3R9K	MLF2012A3R9K	0805	3.9	10%	53	0.9	30	.44	.364	.291	.127
810-MLF2012A4R7K	MLF2012A4R7K	0805	4.7	10%	48	1	30	.42	.342	.28	.122
810-MLF2012E5R6K	MLF2012E5R6K	0805	5.6	10%	44	0.9	15	.44	.364	.291	.127
810-MLF2012E6R8K	MLF2012E6R8K	0805	6.8	10%	40	1	15	.44	.364	.291	.127
810-MLF2012E8R2K	MLF2012E8R2K	0805	8.2	10%	36	1.1	15	.44	.364	.291	.127
810-MLF2012E100K	MLF2012E100K	0805	10	10%	33	1.15	15	.16	.141	.126	.08
810-MLF2012E120K	MLF2012E120K	0805	12	10%	30	1.25	15	.44	.364	.291	.127
810-MLF2012C150K	MLF2012C150K	0805	15	10%	27	0.8	5	.43	.356	.285	.124
810-MLF2012C180K	MLF2012C180K	0805	18	10%	25	0.9	5	.44	.364	.291	.127
810-MLF2012C220K	MLF2012C220K	0805	22	10%	22	1.1	5	.44	.364	.291	.127
810-MLF2012C270K	MLF2012C270K	0805	27	10%	20	1.15	5	.44	.364	.291	.127
810-MLF2012C330K	MLF2012C330K	0805	33	10%	18	1.25	5	.44	.364	.291	.127
810-MLF2012K390K	MLF2012K390K	0805	39	10%	15	2.9	4	.44	.364	.291	.127
810-MLF2012K470K	MLF2012K470K	0805	47	10%	14	3	4	.42	.342	.28	.122
810-MLF2012K560K	MLF2012K560K	0805	56	10%	13	3.1	4	.44	.364	.291	.127
810-MLF2012C680K	MLF2012C680K	0805	68	10%	12	2.9	2	.44	.364	.291	.127
810-MLF2012C820K	MLF2012C820K	0805	82	10%	11	3	2	.47	.428	.364	.131
810-MLF2012C101K	MLF2012C101K	0805	100	10%	10	3.1	2	.44	.364	.291	.127

© Copyright 2013 Mouser Electronics
© Copyright 2013 Mouser Electronics

NLV SERIES NLV25/32 TYPE

For Signal Line

Features:

- The product has good heat durability that withstands lead-free compatible reflow soldering conditions
- Lead-free material is used for the plating on the terminal
- The electrical characteristics, reliability, shape and pad shape are the same as the previous NL series
- Highly heat resistant thermoplastic resin is used to form the exterior package
- This product conforms to the RoHS standard

RoHS Compliant

LEAD-FREE

Applications:

- PCs, hard disk drives, and other types of electronics

Specifications:

- Operating Temperature: -40°C to +105°C
- Inductance Tolerance: ±5%

DIMENSIONS: in (mm)

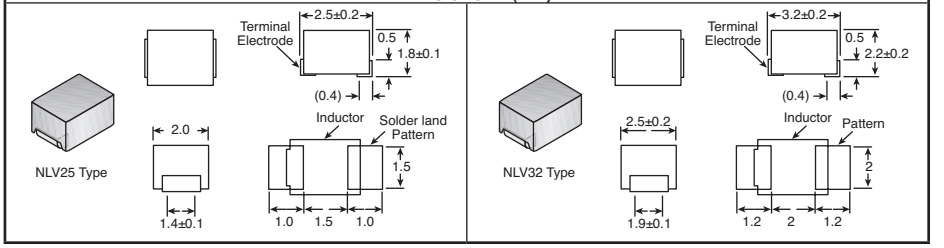

For quantities greater than listed, call for quote.

MOUSER STOCK NO.	TDK Part No.	L (µH)	Q Min.	Test Freq. (MHz)	Rdc (Ω) max.	Idc (mA) max.	Price Each 1	100	2000
810-NLV25T-010J	NLV25T-010J-PF	0.01	15	100	.26	530	.29	.182	.082
810-NLV25T-012J	NLV25T-012J-PF	0.012	15	100	.27	500	.33	.203	.096
810-NLV25T-015J	NLV25T-015J-PF	0.015	15	100	.29	480	.34	.214	.098
810-NLV25T-018J	NLV25T-018J-PF	0.018	15	100	.31	450	.34	.214	.098
810-NLV25T-022J	NLV25T-022J-PF	0.022	15	100	.37	420	.29	.182	.082
810-NLV25T-027J	NLV25T-027J-PF	0.027	15	100	.40	410	.29	.182	.082
810-NLV25T-033J	NLV25T-033J-PF	0.033	20	100	.42	400	.34	.214	.098
810-NLV25T-039J	NLV25T-039J-PF	0.039	20	100	.45	380	.33	.203	.096
810-NLV25T-047J	NLV25T-047J-PF	0.047	20	100	.50	360	.34	.214	.098
810-NLV25T-056J	NLV25T-056J-PF	0.056	20	100	.60	340	.34	.214	.098
810-NLV25T-068J	NLV25T-068J-PF	0.068	20	100	.65	320	.34	.214	.098
810-NLV25T-082J	NLV25T-082J-PF	0.082	20	100	.75	300	.34	.214	.098
810-NLV25T-R10J	NLV25T-R10J-PF	0.1	20	100	.80	280	.34	.214	.098
810-NLV25T-R12J	NLV25T-R12J-PF	0.12	30	25.2	.30	550	.34	.214	.098
810-NLV25T-R15J	NLV25T-R15J-PF	0.15	30	25.2	.35	500	.29	.182	.082
810-NLV25T-R18J	NLV25T-R18J-PF	0.18	30	25.2	.40	460	.29	.182	.082
810-NLV25T-R22J	NLV25T-R22J-PF	0.22	30	25.2	.50	430	.33	.203	.096
810-NLV25T-R27J	NLV25T-R27J-PF	0.27	30	25.2	.55	420	.29	.182	.082
810-NLV25T-R33J	NLV25T-R33J-PF	0.33	30	25.2	.60	400	.29	.182	.082
810-NLV25T-R39J	NLV25T-R39J-PF	0.39	30	25.2	.65	375	.33	.203	.096
810-NLV25T-R47J	NLV25T-R47J-PF	0.47	30	25.2	.68	350	.29	.182	.082
810-NLV25T-R56J	NLV25T-R56J-PF	0.56	30	25.2	.75	325	.29	.182	.082
810-NLV25T-R68J	NLV25T-R68J-PF	0.68	30	25.2	.85	300	.34	.214	.098
810-NLV25T-R82J	NLV25T-R82J-PF	0.82	30	25.2	1.00	260	.34	.214	.098
810-NLV25T-1R0J	NLV25T-1R0J-PF	1.0	30	7.96	1.10	245	.29	.182	.082
810-NLV25T-1R2J	NLV25T-1R2J-PF	1.2	30	7.96	1.20	230	.29	.182	.082
810-NLV25T-1R5J	NLV25T-1R5J-PF	1.5	30	7.96	1.30	220	.34	.214	.098
810-NLV25T-1R8J	NLV25T-1R8J-PF	1.8	30	7.96	1.45	210	.34	.214	.098
810-NLV25T-2R2J	NLV25T-2R2J-PF	2.2	30	7.96	1.55	200	.29	.182	.082
810-NLV25T-2R7J	NLV25T-2R7J-PF	2.7	30	7.96	1.70	195	.34	.214	.098
810-NLV25T-3R3J	NLV25T-3R3J-PF	3.3	30	7.96	1.90	185	.34	.214	.098
810-NLV25T-3R9J	NLV25T-3R9J-PF	3.9	30	7.96	2.10	180	.34	.214	.098
810-NLV25T-4R7J	NLV25T-4R7J-PF	4.7	30	7.96	2.30	175	.29	.182	.082
810-NLV25T-5R6J	NLV25T-5R6J-PF	5.6	25	7.96	2.50	170	.33	.203	.096
810-NLV25T-6R8J	NLV25T-6R8J-PF	6.8	25	7.96	2.70	165	.29	.182	.082
810-NLV25T-8R2J	NLV25T-8R2J-PF	8.2	25	7.96	3.05	160	.29	.182	.082
810-NLV25T-100J	NLV25T-100J-PF	10	25	2.52	3.50	155	.29	.182	.082
810-NLV25T-120J	NLV25T-120J-PF	12	25	2.52	3.80	150	.29	.182	.082
810-NLV25T-150J	NLV25T-150J-PF	15	25	2.52	4.40	140	.29	.182	.082
810-NLV25T-180J	NLV25T-180J-PF	18	25	2.52	4.80	130	.34	.214	.098

For quantities greater than listed, call for quote.

MOUSER STOCK NO.	TDK Part No.	L (µH)	Q Min.	Test Freq. (MHz)	Rdc (Ω) max.	Idc (mA) max.	Price Each 1	100	2000
NLV25 Type (Cont.)									
810-NLV25T-220J	NLV25T-220J-PF	22	25	2.52	5.50	125	.29	.182	.082
810-NLV25T-270J	NLV25T-270J-PF	27	25	2.52	6.30	115	.34	.214	.098
810-NLV25T-330J	NLV25T-330J-PF	33	25	2.52	7.10	110	.34	.214	.098
810-NLV25T-390J	NLV25T-390J-PF	39	20	2.52	9.50	90	.29	.182	.082
810-NLV25T-470J	NLV25T-470J-PF	47	20	2.52	11.10	80	.29	.182	.082
810-NLV25T-560J	NLV25T-560J-PF	56	20	2.52	12.10	75	.34	.214	.098
810-NLV25T-680J	NLV25T-680J-PF	68	20	2.52	16.60	70	.34	.214	.098
810-NLV25T-820J	NLV25T-820J-PF	82	20	2.52	19.00	66	.29	.182	.082
810-NLV25T-101J	NLV25T-101J-PF	100	15	0.796	21.00	60	.29	.182	.082
NLV32 Type									
810-NLV32T-010J	NLV32T-010J-PF	0.01	15	100	.13	450	.33	.182	.098
810-NLV32T-015J	NLV32T-015J-PF	0.015	19	100	.16	450	.33	.182	.098
810-NLV32T-022J	NLV32T-022J-PF	0.022	23	100	.20	450	.31	.171	.09
810-NLV32T-033J	NLV32T-033J-PF	0.033	25	100	.24	450	.33	.182	.098
810-NLV32T-047J	NLV32T-047J-PF	0.047	26	100	.30	450	.33	.182	.098
810-NLV32T-068J	NLV32T-068J-PF	0.068	27	100	.36	450	.33	.182	.098
810-NLV32T-R10J	NLV32T-R10J-PF	0.1	28	100	.44	450	.31	.171	.09
810-NLV32T-R15J	NLV32T-R15J-PF	0.15	30	25.2	.25	450	.31	.171	.09
810-NLV32T-R22J	NLV32T-R22J-PF	0.22	30	25.2	.32	450	.31	.171	.09
810-NLV32T-R33J	NLV32T-R33J-PF	0.33	30	25.2	.40	450	.33	.182	.098
810-NLV32T-R47J	NLV32T-R47J-PF	0.47	30	25.2	.50	450	.33	.182	.101
810-NLV32T-R68J	NLV32T-R68J-PF	0.68	30	25.2	.60	450	.31	.171	.09
810-NLV32T-1R0J	NLV32T-1R0J-PF	1	30	7.96	0.7	400	.31	.171	.09
810-NLV32T-1R5J	NLV32T-1R5J-PF	1.5	30	7.96	0.85	370	.33	.182	.098
810-NLV32T-2R2J	NLV32T-2R2J-PF	2.2	30	7.96	1	320	.31	.171	.09
810-NLV32T-3R3J	NLV32T-3R3J-PF	3.3	30	7.96	1.2	260	.33	.182	.098
810-NLV32T-4R7J	NLV32T-4R7J-PF	4.7	30	7.96	1.5	220	.31	.171	.09
810-NLV32T-6R8J	NLV32T-6R8J-PF	6.8	30	7.96	1.8	180	.31	.171	.09
810-NLV32T-100J	NLV32T-100J-PF	10	30	2.52	2.1	150	.33	.182	.098
810-NLV32T-150J	NLV32T-150J-PF	15	30	2.52	2.8	130	.33	.182	.098
810-NLV32T-220J	NLV32T-220J-PF	22	30	2.52	3.7	110	.31	.171	.09
810-NLV32T-330J	NLV32T-330J-PF	33	30	2.52	5.6	70	.33	.182	.098
810-NLV32T-470J	NLV32T-470J-PF	47	30	2.52	7	60	.33	.182	.098
810-NLV32T-680J	NLV32T-680J-PF	68	30	2.52	9	50	.31	.171	.09
810-NLV32T-101J	NLV32T-101J-PF	100	20	0.796	10	40	.31	.171	.09
810-NLV32T-151J	NLV32T-151J-PF	150	20	0.796	15	65	.31	.171	.09
810-NLV32T-221J	NLV32T-221J-PF	220	30	2.52	21	50	.31	.171	.09
810-NLV32T-331J	NLV32T-331J-PF	330	20	0.796	34	40	.31	.171	.09
810-NLV32T-471J	NLV32T-471J-PF	470	20	0.796	40	25	.31	.171	.09

NLCV SERIES NLCV25/32 TYPE

For Power Line

Features:

- The product has good heat durability that withstands lead-free compatible reflow soldering conditions
- Lead-free material is used for the plating on the terminal
- The electrical characteristics, reliability, shape and pad shape are the same as the previous NL series
- Highly heat resistant thermoplastic resin is used to form the exterior package
- This product conforms to the RoHS standard

Applications:

- PCs, hard disk drives, and other types of electronics

RoHS Compliant

Specifications:

- Operating Temperature: -40°C to +105°C
- Inductance Tolerance: 10% (K); 20% (M)

LEAD-FREE

DIMENSIONS: mm

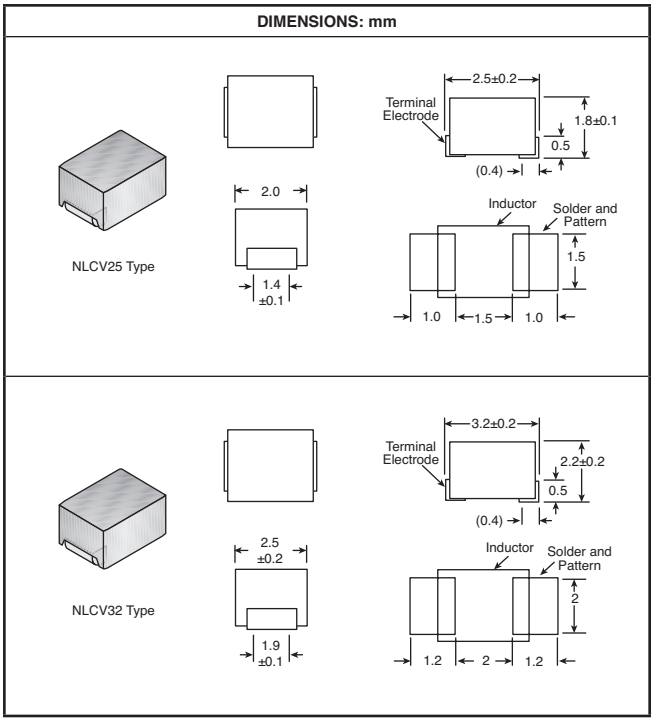

For quantities greater than listed, call for quote.

MOUSER STOCK NO.	TDK Part No.	L (µH)	Q Min.	Test Freq. (MHz)	Rdc (Ω) max.	Idc (mA) max.	Price Each 1	100	2000
NLCV25 Type									
810-NLCV25T-1R0M	NLCV25T-1R0M-PF	1	20	7.96	0.34	475	.29	.182	.082
810-NLCV25T-1R5M	NLCV25T-1R5M-PF	1.5	20	7.96	0.42	435	.34	.214	.098
810-NLCV25T-2R2M	NLCV25T-2R2M-PF	2.2	20	7.96	0.5	390	.34	.214	.098
810-NLCV25T-3R3M	NLCV25T-3R3M-PF	3.3	20	7.96	0.65	340	.29	.182	.082
810-NLCV25T-4R7M	NLCV25T-4R7M-PF	4.7	20	7.96	0.8	285	.29	.182	.082
810-NLCV25T-6R8M	NLCV25T-6R8M-PF	6.8	20	7.96	1	275	.34	.214	.098
810-NLCV25T-100K	NLCV25T-100K-PF	10	30	2.52	1.69	210	.29	.182	.082
810-NLCV25T-150K	NLCV25T-150K-PF	15	30	2.52	2.2	175	.34	.214	.098
810-NLCV25T-220K	NLCV25T-220K-PF	22	30	2.52	2.8	160	.34	.214	.098
810-NLCV25T-330K	NLCV25T-330K-PF	33	30	2.52	4.2	120	.29	.182	.082
NLCV32 Type									
810-NLCV32T-1R0M	NLCV32T-1R0M-PF	1	10	7.96	0.08	850	.31	.203	.09
810-NLCV32T-1R5M	NLCV32T-1R5M-PF	1.5	10	7.96	0.11	700	.31	.203	.09
810-NLCV32T-2R2M	NLCV32T-2R2M-PF	2.2	10	7.96	0.13	600	.34	.225	.10
810-NLCV32T-3R3M	NLCV32T-3R3M-PF	3.3	10	7.96	0.16	500	.33	.214	.098
810-NLCV32T-100K	NLCV32T-100K-PF	10	15	2.52	0.36	300	.31	.203	.09
810-NLCV32T-150K	NLCV32T-150K-PF	15	15	2.52	0.56	250	.31	.203	.09
810-NLCV32T-220K	NLCV32T-220K-PF	22	15	2.52	0.77	210	.31	.203	.09
810-NLCV32T-330K	NLCV32T-330K-PF	33	15	2.52	1.1	170	.31	.203	.09
810-NLCV32T-470K	NLCV32T-470K-PF	47	15	2.52	1.64	150	.33	.214	.098
810-NLCV32T-101K	NLCV32T-101K-PF	100	15	0.796	3.7	100	.31	.203	.09
810-NLCV32T-151K	NLCV32T-151K-PF	150	20	0.796	6.1	85	.33	.214	.098
810-NLCV32T-221K	NLCV32T-221K-PF	220	20	0.796	8.4	70	.33	.214	.098
810-NLCV32T-331K	NLCV32T-331K-PF	330	20	0.796	12.3	60	.33	.214	.098

© Copyright 2013 Mouser Electronics

© Copyright 2013 Mouser Electronics

TDK SMD Power Inductors

VLCF SERIES

Features:
- Miniature Size
- Magnetic Shielded
- Use in DC-DC converters

DIMENSIONS: mm

RoHS Compliant

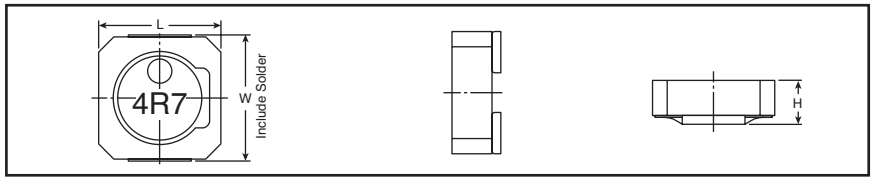

For quantities greater than listed, call for quote.

MOUSER STOCK NO.	TDK Part No.	Inductance (μH)	Current (A)	Tolerance	Test Freq. (KHz)	DC Resistance (Ω)	Case Size (LxWxH)	Price Each 1	10	100	500
810-VLCF418T1R6N1R72	VLCF4018T-1R6N1R7-2	1.6	1.7	±30%	100	0.051	4x4x1.8mm	.82	.728	.637	.546
810-VLCF418T3R3N1R22	VLCF4018T-3R3N1R2-2	3.3	1.2	±30%	100	0.079	4x4x1.8mm	.96	.856	.749	.642
810-VLCF418T4R7N1R02	VLCF4018T-4R7N1R0-2	4.7	1.0	±30%	100	0.101	4x4x1.8mm	.82	.728	.637	.546
810-VLCF418T6R8NR942	VLCF4018T-6R8NR94-2	6.8	0.94	±30%	100	0.124	4x4x1.8mm	.82	.728	.637	.546
810-VLCF418T100MR742	VLCF4018T-100MR74-2	10	0.74	±20%	100	0.188	4x4x1.8mm	.96	.856	.749	.642
810-VLCF418T150MR592	VLCF4018T-150MR59-2	15	0.59	±20%	100	0.268	4x4x1.8mm	.82	.728	.637	.546
810-VLCF418T220MR492	VLCF4018T-220MR49-2	22	0.49	±20%	100	0.369	4x4x1.8mm	.82	.728	.637	.546
810-VLCF418T330MR422	VLCF4018T-330MR42-2	33	0.42	±20%	100	0.54	4x4x1.8mm	.96	.856	.749	.642
810-VLCF418T470MR342	VLCF4018T-470MR34-2	47	0.34	±20%	100	0.76	4x4x1.8mm	.82	.728	.637	.546
810-VLCF4020T1R8N1R9	VLCF4020T-1R8N1R9	1.8	1.9	±30%	100	0.051	4x4x2.0mm	.82	.728	.637	.546
810-VLCF4020T2R2N1R7	VLCF4020T-2R2N1R7	2.2	1.7	±30%	100	0.059	4x4x2.0mm	.82	.728	.637	.546
810-VLCF4020T3R3N1R5	VLCF4020T-3R3N1R5	3.3	1.5	±30%	100	0.078	4x4x2.0mm	.82	.728	.637	.546
810-VLCF4020T4R7N1R2	VLCF4020T-4R7N1R2	4.7	1.2	±30%	100	0.098	4x4x2.0mm	.82	.728	.637	.546
810-VLCF4020T6R8N1R0	VLCF4020T-6R8N1R0	6.8	1.0	±30%	100	0.131	4x4x2.0mm	.82	.728	.637	.546
810-VLCF4020T100MR85	VLCF4020T-100MR85	10	0.85	±20%	100	0.185	4x4x2.0mm	.82	.728	.637	.546
810-VLCF4020T150MR68	VLCF4020T-150MR68	15	0.68	±20%	100	0.303	4x4x2.0mm	.82	.728	.637	.546
810-VLCF4020T220MR56	VLCF4020T-220MR56	22	0.56	±20%	100	0.431	4x4x2.0mm	.82	.728	.637	.546
810-VLCF4020T270MR48	VLCF4020T-270MR48	27	0.48	±20%	100	0.496	4x4x2.0mm	.82	.728	.637	.546
810-VLCF4020T330MR47	VLCF4020T-330MR47	33	0.47	±20%	100	0.628	4x4x2.0mm	.82	.728	.637	.546
810-VLCF4020T470MR39	VLCF4020T-470MR39	47	0.39	±20%	100	0.934	4x4x2.0mm	.82	.728	.637	.546
810-VLCF4020T101MR26	VLCF4020T-101MR26	100	0.26	±20%	100	1.4	4x4x2.0mm	.82	.728	.637	.546
810-VLCF5020T1R8N2R0	VLCF5020T-1R8N2R0	1.8	2.0	±30%	100	0.059	5x5x2.0mm	.87	.77	.674	.337
810-VLCF52T2R2N2R61	VLCF5020T-2R2N2R6-1	2.2	2.6	±30%	100	0.071	5x5x2.0mm	1.01	.899	.786	.393
810-VLCF5020T2R7N1R7	VLCF5020T-2R7N1R7	2.7	1.7	±30%	100	0.071	5x5x2.0mm	.87	.77	.674	.337
810-VLCF52T2R7N2R21	VLCF5020T-2R7N2R2-1	2.7	2.2	±30%	100	0.083	5x5x2.0mm	.87	.77	.674	.337
810-VLCF5020T3R3N1R6	VLCF5020T-3R3N1R6	3.3	1.6	±30%	100	0.083	5x5x2.0mm	.87	.77	.674	.337
810-VLCF52T3R3N2R01	VLCF5020T-3R3N2R0-1	3.3	2.0	±30%	100	0.096	5x5x2.0mm	.87	.77	.674	.337
810-VLCF5020T4R7N1R4	VLCF5020T-4R7N1R4	4.7	1.4	±30%	100	0.096	5x5x2.0mm	.87	.77	.674	.337
810-VLCF52T4R7N1R71	VLCF5020T-4R7N1R7-1	4.7	1.7	±30%	100	0.122	5x5x2.0mm	1.01	.899	.786	.393
810-VLCF5020T6R8N1R1	VLCF5020T-6R8N1R1	6.8	1.1	±30%	100	0.122	5x5x2.0mm	.87	.77	.674	.337
810-VLCF52T6R8N1R31	VLCF5020T-6R8N1R3-1	6.8	1.3	±30%	100	0.165	5x5x2.0mm	.87	.77	.674	.337
810-VLCF5020T100MR87	VLCF5020T-100MR87	10	0.87	±20%	100	0.182	5x5x2.0mm	.87	.77	.674	.337
810-VLCF52T100M1R11	VLCF5020T-100M1R1-1	10	1.1	±20%	100	0.237	5x5x2.0mm	.87	.77	.674	.337
810-VLCF5020T150MR71	VLCF5020T-150MR71	15	0.71	±20%	100	0.256	5x5x2.0mm	.87	.77	.674	.337
810-VLCF52T150MR901	VLCF5020T-150MR90-1	15	0.90	±20%	100	0.35	5x5x2.0mm	.87	.77	.674	.337
810-VLCF5020T220MR58	VLCF5020T-220MR58	22	0.58	±20%	100	0.373	5x5x2.0mm	.87	.77	.674	.337
810-VLCF52T220MR751	VLCF5020T-220MR75-1	22	0.75	±20%	100	0.496	5x5x2.0mm	1.01	.899	.786	.393
810-VLCF5020T330MR48	VLCF5020T-330MR48	33	0.48	±20%	100	0.522	5x5x2.0mm	.87	.77	.674	.337
810-VLCF52T330MR621	VLCF5020T-330MR62-1	33	0.62	±20%	100	0.717	5x5x2.0mm	1.01	.899	.786	.393
810-VLCF5020T470MR40	VLCF5020T-470MR40	47	0.40	±20%	100	0.748	5x5x2.0mm	.87	.77	.674	.337
810-VLCF52T470MR511	VLCF5020T-470MR51-1	47	0.51	±20%	100	1.05	5x5x2.0mm	1.01	.899	.786	.393
810-VLCF5020T101MR27	VLCF5020T-101MR27	100	0.27	±20%	100	1.581	5x5x2.0mm	.87	.77	.674	.337

VLF SERIES

Features:
- Low Coil Resistance
- Excellent Shielding Effect
- Lead Free - RoHS Compliant
- Usable in mobile electronics

DIMENSIONS: mm

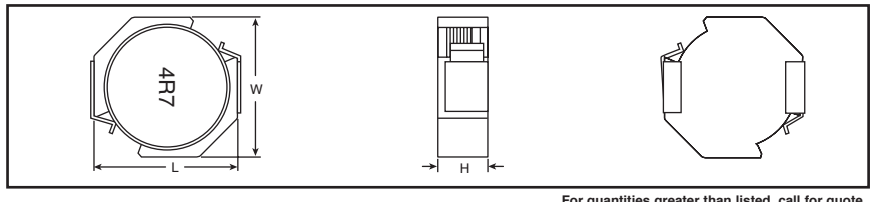

For quantities greater than listed, call for quote.

810-VLF3010AT1R5N1R2	VLF3010AT-1R5N1R2	1.5	1.2	±30%	100	0.068	2.6x2.8x1.0mm	.96	.856	.749	.642
810-VLF3010AT2R2M1R0	VLF3010AT-2R2M1R0	2.2	1.0	±20%	100	0.10	2.6x2.8x1.0mm	.96	.856	.749	.642
810-VLF3010AT3R3MR87	VLF3010AT-3R3MR87	3.3	0.87	±20%	100	0.15	2.6x2.8x1.0mm	.96	.856	.749	.642
810-VLF3010AT4R7MR70	VLF3010AT-4R7MR70	4.7	0.70	±20%	100	0.24	2.6x2.8x1.0mm	.96	.856	.749	.642
810-VLF3010AT6R8MR61	VLF3010AT-6R8MR61	6.8	0.61	±20%	100	0.34	2.6x2.8x1.0mm	.96	.856	.749	.642
810-VLF3010AT100MR49	VLF3010AT-100MR49	10	0.49	±20%	100	0.58	2.6x2.8x1.0mm	.96	.856	.749	.642
810-VLF3010AT150MR40	VLF3010AT-150MR40	15	0.40	±20%	100	0.75	2.6x2.8x1.0mm	.96	.856	.749	.642
810-VLF3010AT220MR33	VLF3010AT-220MR33	22	0.33	±20%	100	1.3	2.6x2.8x1.0mm	.96	.856	.749	.642
810-VLF3012AT1R5N1R2	VLF3012AT-1R5N1R2	1.5	1.2	±30%	100	0.059	2.6x2.8x1.2mm	.92	.813	.712	.61
810-VLF3012AT2R2M1R0	VLF3012AT-2R2M1R0	2.2	1.0	±20%	100	0.088	2.6x2.8x1.2mm	.92	.813	.712	.61
810-VLF3012AT3R3MR87	VLF3012AT-3R3MR87	3.3	0.87	±20%	100	0.11	2.6x2.8x1.2mm	.92	.813	.712	.61
810-VLF3012AT4R7MR74	VLF3012AT-4R7MR74	4.7	0.74	±20%	100	0.16	2.6x2.8x1.2mm	.92	.813	.712	.61
810-VLF3012AT6R8MR59	VLF3012AT-6R8MR59	6.8	0.59	±20%	100	0.23	2.6x2.8x1.2mm	.92	.813	.712	.61
810-VLF3012AT100MR49	VLF3012AT-100MR49	10	0.49	±20%	100	0.36	2.6x2.8x1.2mm	.92	.813	.712	.61
810-VLF3012AT150MR41	VLF3012AT-150MR41	15	0.41	±20%	100	0.54	2.6x2.8x1.2mm	.92	.813	.712	.61
810-VLF3012AT220MR33	VLF3012AT-220MR33	22	0.33	±20%	100	0.66	2.6x2.8x1.2mm	.92	.813	.712	.61
810-VLF3012AT330MR27	VLF3012AT-330MR27	33	0.27	±20%	100	1.1	2.6x2.8x1.2mm	.92	.813	.712	.61
810-VLF3012AT470MR22	VLF3012AT-470MR22	47	0.22	±20%	100	1.9	2.6x2.8x1.2mm	.92	.813	.712	.61
810-VLF4012AT1R5M1R6	VLF4012AT-1R5M1R6	1.5	1.6	±20%	100	0.069	3.5x3.7x1.2mm	.87	.77	.674	.578
810-VLF4012AT2R2M1R5	VLF4012AT-2R2M1R5	2.2	1.5	±20%	100	0.076	3.5x3.7x1.2mm	.87	.77	.674	.578
810-VLF4012AT3R3M1R3	VLF4012AT-3R3M1R3	3.3	1.3	±20%	100	0.10	3.5x3.7x1.2mm	.87	.77	.674	.578
810-VLF4012AT4R7M1R1	VLF4012AT-4R7M1R1	4.7	1.1	±20%	100	0.14	3.5x3.7x1.2mm	.87	.77	.674	.578
810-VLF4012AT6R8MR96	VLF4012AT-6R8MR96	6.8	0.96	±20%	100	0.20	3.5x3.7x1.2mm	.87	.77	.674	.578
810-VLF4012AT100MR79	VLF4012AT-100MR79	10	0.79	±20%	100	0.30	3.5x3.7x1.2mm	.87	.77	.674	.578
810-VLF4012AT150MR63	VLF4012AT-150MR63	15	0.63	±20%	100	0.46	3.5x3.7x1.2mm	.87	.77	.674	.578
810-VLF4012AT220MR51	VLF4012AT-220MR51	22	0.51	±20%	100	0.71	3.5x3.7x1.2mm	.87	.77	.674	.578
810-VLF4012AT330MR39	VLF4012AT-330MR39	33	0.39	±20%	100	1.2	3.5x3.7x1.2mm	.87	.77	.674	.578
810-VLF4012AT470MR30	VLF4012AT-470MR30	47	0.30	±20%	100	2.0	3.5x3.7x1.2mm	.87	.77	.674	.578
810-VLF5014AT4R7M1R1	VLF5014AT-4R7M1R1	4.7	1.1	±20%	100	0.12	4.5x4.7x1.4mm	1.35	1.20	1.05	.899
810-VLF5014AT6R8MR99	VLF5014AT-6R8MR99	6.8	0.99	±20%	100	0.16	4.5x4.7x1.4mm	2.50	2.23	1.95	1.67
810-VLF5014AT100MR92	VLF5014AT-100MR92	10	0.92	±20%	100	0.19	4.5x4.7x1.4mm	2.50	2.23	1.95	1.67
810-VLF5014AT150MR76	VLF5014AT-150MR76	15	0.76	±20%	100	0.28	4.5x4.7x1.4mm	2.50	2.23	1.95	1.67

© Copyright 2013 Mouser Electronics
© Copyright 2013 Mouser Electronics

TRIAD Transformers and Inductors

TRIAD CURRENT SENSE TRANSFORMERS

Features for CST2 & CST3:
- Derate ET product by 32% for 50kHz, 52% for 100 Hz and 50% for unidirectional operation
- Rated primary current renders approximately 40°C temperature rise
- CST206 models have maximum recommended terminating resistance of 1 ohm per turn

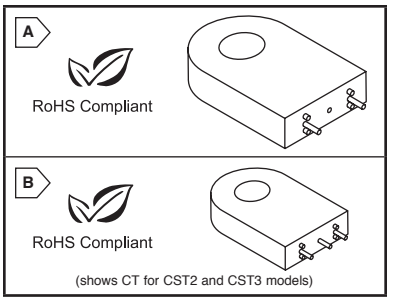

CST2 & CST3 Series

For quantities greater than listed, call for quote.

MOUSER STOCK NO. Mfr.	Mfr. Part No.	Fig.	Pri. Amps RMS	Turns	Min. Inductance	Max. DCR (Ω)	ET VμSec Ref. 20 kHz	Price Each 1	Price Each 10
553—	CST206-1A	A	110.0	100	14.0mH	.58	2000	6.54	5.56
553—	CST206-2A	A	80.0	200	56.0mH	3.5	4000	6.54	5.56
553—	CST206-3A	A	70.0	300	130.0mH	12.40	6000	6.54	5.56
553—	CST306-1A	B	35.0	50	3.5mH	.34	500	4.40	3.75
553—	CST306-1T	B	35.0	50 CT	3.5mH	.58	500	5.00	4.25
553—	CST306-2A	B	25.0	100	14.0mH	1.55	1000	4.40	3.75
553—	CST306-3A	B	25.0	200	55.0mH	3.75	2000	4.40	3.75
553—	CST306-3T	B	25.0	200 CT	55.0mH	3.75	2000	5.00	4.25

CST-10 Series

For quantities greater than listed, call for quote.

MOUSER STOCK NO. Mfr.	Mfr. Part No.	Fig.	Pri. Amps	Turn Ratio	Terminating Resistor Ohms	Terminating Resistor Watt	Nominal DCR (Ω)	Price Each 1	Price Each 10
553—	CST-1005	B	5	1000:1	100	0.0025	40	6.54	5.89
553—	CST-1010	B	10	1000:1	100	0.0100	40	6.54	5.89
553—	CST-1020	B	20	1000:1	100	0.0400	40	6.54	5.89
553—	CST-1025	B	25	1000:1	100	0.0630	46	7.36	6.63
553—	CST-1030	B	30	1000:1	100	0.0900	46	9.35	8.43

TRIAD ROD CORE INDUCTORS

Triad rod core inductors provide cost effective energy storage. By conditioning the output signal, the inductor smoothes out the current waveform to provide a more stable current. These low cost inductors are designed to be compatible with automated P.C.B. installation.

Features:
- Rated current 10 amps per pin maximum
- Rated current renders @ 40°C temp. rise

DIMENSIONS: in.

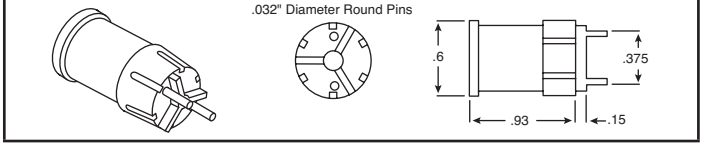

For quantities greater than listed, call for quote.

MOUSER STOCK NO. Mfr.	Mfr. Part No.	10% Inductance	DC Current (A)	± 15% DC Resistance	Price Each 1	Price Each 10
553—	RC-5	915.0μH	.625	1.000Ω	2.90	2.47
553—	RC-8	250.0μH	1.250	.210Ω	2.90	2.47
553—	RC-9	200.0μH	1.600	.180Ω	2.90	2.47
553—	RC-10	100.0μH	2.000	.098Ω	2.90	2.47
553—	RC-11	75.0μH	2.500	.070Ω	2.90	2.47

TRIAD TOROIDAL FILTER INDUCTORS

Features:
- Nominal inductance values are typically 10% higher than minimal rating
- Biased inductance measure at rated DC amps
- Operation at rated current yields @ 40°C rise over 20°C ambient

RoHS Compliant

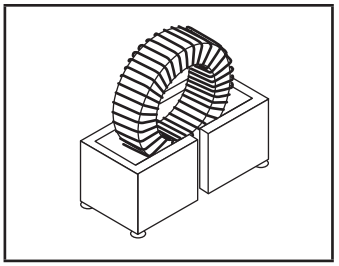

For quantities greater than listed, call for quote.

MOUSER STOCK NO. Mfr.	Mfr. Part No.	Min. Inductance (μH) No Bias	Min. Inductance (μH) At Bias	Rated DC Amps	Max. DCR (mΩ)	Price Each 1	Price Each 10
553—	FIT44-1	18.85	12.72	2.8	44.8	2.10	1.78
553—	FIT44-4	8.06	5.22	4.8	15.9	2.10	1.78
553—	FIT50-1	47.40	29.00	2.8	78.9	2.47	2.11
553—	FIT50-2	35.48	23.77	3.4	57.8	2.47	2.11
553—	FIT50-7	8.86	4.80	8.1	11.0	2.47	2.11
553—	FIT68-1	89.50	57.99	2.8	108.0	3.00	2.55
553—	FIT68-4	43.30	26.63	4.8	42.4	3.00	2.55
553—	FIT68-6	24.31	13.56	6.8	20.2	3.00	2.55
553—	FIT80-1	128.00	74.04	4.0	95.2	3.71	3.16
553—	FIT80-6	38.07	18.11	9.7	17.0	3.71	3.16
553—	FIT106-6	70.05	35.30	9.7	24.0	4.61	3.93

© Copyright 2013 Mouser Electronics

TRIAD COMMON MODE INDUCTORS

Highly dependable Triad common mode EMI suppression inductors are used in various types of power supplies to eliminate noise common to all lines. These units also provide effective differential mode filtering. Meeting VDE, IEC, UL, and CSA requirements, they minimize AC line transmitted interference often created by high frequency switching power supplies.

Features:
- Hi-Pot tested at 2500VRMS
- Current rating for approximately 40°C temperature rise
- DC resistance at 20°C ± 10%
- Inductances are minimum measured at 10 Gauss

DIMENSIONS: in.

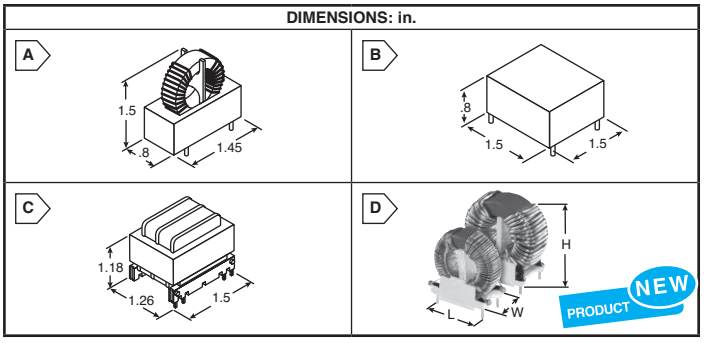

For quantities greater than listed, call for quote.

MOUSER STOCK NO. Mfr.	Mfr. Part No.	Fig.	Min. Inductance	Amps RMS	Max. DCR (Ω)	Min. Leakage	Price Each 1	Price Each 10
553—	CMT908-V1	A	2.0mH	7.50	.020	25.0μH	5.11	4.34
553—	CMT908-V2	A	4.0mH	5.20	.040	45.0μH	5.11	4.34
553—	CMT908V3	A	8.0mH	3.20	.120	90.0μH	5.11	4.34
553—	CMT908-V4	A	16.0mH	2.60	.160	180.0μH	5.11	4.34
553—	CMT908H1	B	2.0mH	7.50	.020	25.0μH	5.11	4.34
553—	CME375-2	C	6.9mH	4.40	.077	70.0μH	8.28	7.03

For quantities greater than listed, call for quote.

Dimensions: A (L) 0.76 X C (W) 0.600 X E (H) 0.90							
553— CMT-8101	D	4.0	1.7	0.173	-	6.01	4.52
553— CMT-8102	D	2.5	2.4	0.09	-	6.01	4.52
553— CMT-8103	D	1.0	4.8	0.022	-	6.01	4.52

For quantities greater than listed, call for quote.

Dimensions: A (L)1.20 X C (W) 0.800 X E (H) 1.20							
553— CMT-8104	D	10.0	2.4	0.17	-	8.34	7.08
553— CMT-8105	D	7.0	2.8	0.12	-	8.34	7.08
553— CMT-8106	D	5.0	3.7	0.07	-	8.34	7.08
553— CMT-8107	D	2.0	6.6	0.022	-	8.34	7.08
553— CMT-8108	D	1.0	10.0	0.01	-	8.34	7.08

For quantities greater than listed, call for quote.

Dimensions: A (L)1.35 X C (W) 0.900 X E (H) 1.45							
553— CMT-8109	D	30.0	2.3	0.33	-	11.30	9.61
553— CMT-8110	D	20.0	2.9	0.21	-	11.30	9.61
553— CMT-8111	D	12.0	4.0	0.11	-	11.30	9.61
553— CMT-8112	D	8.0	5.6	0.055	-	11.30	9.61

For quantities greater than listed, call for quote.

Dimensions: A (L) 1.45 X C (W) 0.900 X E (H) 1.50							
553— CMT8113	D	5.0	8.9	0.022	-	11.30	9.61
553— CMT-8114	D	2.5	12.5	0.011	-	11.30	9.61

For quantities greater than listed, call for quote.

Dimensions: A (L)1.50 X C (W) 0.900 X E (H) 1.53							
553— CMT-8115	D	1.2	16.0	0.006	-	11.30	9.61

For quantities greater than listed, call for quote.

Dimensions: A (L) 1.55 X C (W) 0.900 X E (H) 1.53							
553— CMT-8116	D	50.0	2.3	0.45	-	11.73	10.55
553— CMT-8117	D	36.0	2.9	0.30	-	11.73	10.55

For quantities greater than listed, call for quote.

Dimensions: A (L) 1.65 X C (W) 0.900 X E (H) 1.65							
553— CMT-8118	D	7.3	9.3	0.032	-	11.73	10.55

For quantities greater than listed, call for quote.

Dimensions: A (L) 1.70 X C (W) 1.20 X E (H) 1.65							
553— CMT-8119	D	4.0	14.5	0.012	-	11.73	10.55
553— CMT-8120	D	2.4	17.0	0.008	-	11.73	10.55
553— CMT-8121	D	1.0	20.0	0.007	-	11.73	10.55

© Copyright 2013 Mouser Electronics

VISHAY/DALE Low Profile - SMD High Current Inductors

RoHS Compliant **This product is RoHS compliant.**

Example of how to build part numbers:			
Catalog Part No.	**Vishay Part No.**	**Code**	**Value**
IHLP2525CZER__M5A	IHLP2525CZERR47M5A	R47	0.47μH
IHLP2525CZER__M5A	IHLP2525CZER4R7M5A	4R7	4.7μH
IHLP4040DZER__M5A	IHLP4040DZER150M5A	150	15μH



IHLP AUTOMOTIVE SERIES

Features:
- AEC-Q200 Qualified
- High Temperature: up to 155°C
- Frequency Range: up to 1.0MHz
- Shielded construction with ultra-low buzz noise
- Handles high transient current spikes without saturation

Applications:
- Engine and transmission control units
- Diesel injection drivers
- DC/DC converters for entertainment/navigation systems
- Noise suppression for motors

PRODUCT NEW

For quantities greater than listed, call for quote.

Vishay Part No.	Series	Inductance (μH)		Dimensions: mm (Max.)			Frequency (Max.)	Price Each			Reel Qty.	Price Per Piece
		Min.	Max.	Length	Width	Height		1	10	100		
IHLP2525CZER__M5A	IHLP-2525CZ-5A	0.47	4.7	6.86	6.47	3.0	1 MHz	2.16	1.97	1.62	2000	1.14
IHLP2525CZER__M5A	IHLP-2525CZ-5A	5.6	10	6.86	6.47	3.0	1 MHz	3.17	2.57	2.13	2000	1.44
IHLP2525CZER__M5A	IHLP-2525CZ-5A	15	22	6.86	6.47	3.0	1 MHz	3.37	2.73	2.27	2000	1.54
IHLP3232DZER__M5A	IHLP-3232DZ-5A	0.22	10	8.79	8.26	4.0	1 MHz	1.85	1.50	1.25	500	.856
IHLP3232DZER__M5A	IHLP-3232DZ-5A	15	33	8.79	8.26	4.0	1 MHz	2.19	1.78	1.48	500	1.01
IHLP4040DZER__M5A	IHLP-4040DZ-5A	0.47	10	10.92	10.3	4.0	1 MHz	1.89	1.54	1.28	500	.867
IHLP4040DZER__M5A	IHLP-4040DZ-5A	15	33	10.92	10.3	4.0	1 MHz	1.73	1.58	1.29	500	1.16
IHLP5050FDER__M5A	IHLP-5050FD-5A	1.0	10	13.767	12.9	6.4	1 MHz	6.32	5.78	4.73	250	4.19
IHLP5050FDER__M5A	IHLP-5050FD-5A	12	22	13.767	12.9	6.4	1 MHz	6.64	6.08	4.98	250	4.41
IHLP6767GZER__M5A	IHLP-6767GZ-5A	0.47	22	17.15	17.15	7.0	1 MHz	5.77	5.28	4.32	200	3.83

IHLP HIGH TEMPERATURE SERIES

Features:
- High Temperature: up to 155°C
- Frequency Range: up to 1.0MHz
- Shielded construction with ultra-low buzz noise
- Handles high transient current spikes without saturation

Applications:
- PDA/notebook/desktop/server applications
- High current POL converters
- Low profile, high current power supplies
- Battery powered devices
- DC/DC converters

PRODUCT NEW

For quantities greater than listed, call for quote.

IHLP2525CZER__M51	IHLP-2525CZ-51	0.47	4.7	6.86	6.47	3.0	1 MHz	2.07	1.88	1.54	2000	1.09
IHLP2525CZER__M51	IHLP-2525CZ-51	5.6	22	6.86	6.47	3.0	1 MHz	3.05	2.47	2.05	2000	1.39
IHLP3232DZER__M51	IHLP-3232DZ-51	0.22	10	8.79	8.26	4.0	1 MHz	1.77	1.43	1.20	500	.813
IHLP3232DZER__M51	IHLP-3232DZ-51	15	47	8.79	8.26	4.0	1 MHz	1.61	1.47	1.20	5000	.824
IHLP4040DZER__M51	IHLP-4040DZ-51	0.47	10	10.92	10.3	4.0	1 MHz	1.81	1.47	1.22	500	.835
IHLP4040DZER__M51	IHLP-4040DZ-51	15	33	10.92	10.3	4.0	1 MHz	1.67	1.53	1.25	500	1.11
IHLP5050FDER__M51	IHLP-5050FD-51	1.0	10	13.767	12.9	6.4	1 MHz	7.40	6.00	5.00	250	3.39
IHLP5050FDER__M51	IHLP-5050FD-51	12	22	13.767	12.9	6.4	1 MHz	7.77	6.29	5.24	250	3.56
IHLP6767GZER__M51	IHLP-6767GZ-51	0.47	22	17.65	17.15	7.0	1 MHz	6.89	5.59	4.65	200	3.16

IHLP HIGH FREQUENCY SERIES

Features:
- High Temperature: up to 125°C
- Frequency Range: up to 5.0MHz
- Shielded construction with ultra-low buzz noise
- Handles high transient current spikes without saturation

Applications:
- PDA/notebook/desktop/server applications
- High current POL converters
- Low profile, high current power supplies
- Battery powered devices
- DC/DC converters

For quantities greater than listed, call for quote.

IHLP1616ABER__M01	IHLP-1616AB-01	0.047	1.0	4.45	4.06	1.2	5 MHz	2.77	2.25	1.87	4000	1.27
IHLP1616BZER__M01	IHLP-1616BZ-01	0.1	2.2	4.45	4.06	2.0	5 MHz	2.81	2.28	1.89	4000	1.28
IHLP2020ABER__M01	IHLP-2020AB-01	0.1	4.7	5.49	5.18	1.2	5 MHz	2.11	1.73	1.44	4000	.92
IHLP2020BZER__M01	IHLP-2020BZ-01	0.1	10	5.49	5.18	2.0	5 MHz	2.54	2.05	1.71	2000	1.16
IHLP2020CZER__M01	IHLP-2020CZ-01	0.1	15	5.49	5.18	3.0	5 MHz	2.45	1.99	1.80	2000	1.19
IHLP2525AHER__M01	IHLP-2525AH-01	0.1	4.7	6.86	6.47	1.8	5 MHz	3.12	2.50	2.19	2000	1.51
IHLP2525BDER__M01	IHLP-2525BD-01	0.1	4.7	6.86	6.47	2.4	5 MHz	3.08	2.45	2.09	2000	1.39
IHLP2525BDER__M01	IHLP-2525BD-01	6.8	10	6.86	6.47	2.4	5 MHz	3.21	2.57	2.25	2000	1.54
IHLP2525CZER__M01	IHLP-2525CZ-01	0.1	4.7	6.86	6.47	3.0	5 MHz	2.42	1.96	1.63	2000	1.10
IHLP2525CZER__M01	IHLP-2525CZ-01	6.8	10	6.86	6.47	3.0	5 MHz	1.46	1.40	1.38	2000	.963
IHLP2525EZER__M01	IHLP-2525EZ-01	0.56	10	6.86	6.47	5.0	5 MHz	3.43	2.82	2.41	500	1.59
IHLP3232CZER__M01	IHLP-3232CZ-01	0.22	10	8.64	8.18	3.0	5 MHz	1.44	1.19	.985	1000	.793
IHLP3232DZER__M01	IHLP-3232DZ-01	0.22	10	8.64	8.18	4.0	5 MHz	1.57	1.28	1.07	500	.728
IHLP4040DZER__M01	IHLP-4040DZ-01	0.19	10	11.5	10.3	4.0	5 MHz	2.69	2.18	1.82	500	1.23
IHLP5050CEER__M01	IHLP-5050CE-01	0.1	10	13.2	12.9	3.5	5 MHz	5.47	4.43	3.69	500	2.50
IHLP5050EZER__M01	IHLP-5050EZ-01	0.1	10	13.2	12.9	5.0	5 MHz	8.12	6.58	5.48	250	3.28
IHLP5050FDER__M01	IHLP-5050FD-01	0.1	10	13.2	12.9	6.5	5 MHz	9.34	7.58	6.31	500	4.10
IHLP6767DZER__M01	IHLP-6767DZ-01	0.22	10	17.65	17.15	4.0	5 MHz	6.45	5.32	4.52	250	3.62
IHLP6767GZER__M01	IHLP-6767GZ-01	0.22	22	17.65	17.15	7.0	5 MHz	6.53	5.30	4.41	200	3.00

IHLP STANDARD SERIES

Features:
- High Temperature: up to 125°C
- Frequency Range: up to 2.0MHz
- Shielded construction with ultra-low buzz noise
- Handles high transient current spikes without saturation

Applications:
- PDA/notebook/desktop/server applications
- High current POL converters
- Low profile, high current power supplies
- Battery powered devices
- DC/DC converters

For quantities greater than listed, call for quote.

IHLP1212ABER__M11	IHLP-1212AB-11	0.22	1.0	3.6	3.0	1.2	1 MHz	1.31	1.06	.883	3000	.60
IHLP1212AER__M11	IHLP-1212AE-11	0.22	1.5	3.6	3.0	1.5	1 MHz	1.19	.963	.803	3000	.546
IHLP1212BZER__M11	IHLP-1212BZ-11	0.22	3.3	3.6	3.0	2.0	1 MHz	1.19	.963	.803	3000	.546
IHLP1616ABER__M11	IHLP-1616AB-11	0.047	2.2	4.45	4.06	1.2	1 MHz	2.77	2.25	1.87	4000	1.27
IHLP1616BZER__M11	IHLP-1616BZ-11	0.1	4.7	4.45	4.06	2.0	1 MHz	2.81	2.28	1.89	4000	1.28
IHLP2020BZER__M11	IHLP-2020BZ-11	0.1	10	5.49	5.18	2.0	1 MHz	2.54	2.05	1.71	2000	1.16
IHLP2020CZER__M11	IHLP-2020CZ-11	0.1	22	5.49	5.18	3.0	1 MHz	2.45	1.99	1.66	2000	1.12
IHLP2525CZER__M11	IHLP-2525CZ-11	1.0	22	6.86	6.47	3.0	1 MHz	1.61	1.36	1.11	2000	.792
IHLP3232CZER__M11	IHLP-3232CZ-11	0.22	33	8.64	8.18	3.0	1 MHz	1.44	1.19	.985	1000	.793
IHLP3232DZER__M11	IHLP-3232DZ-11	0.22	33	8.64	8.18	4.0	1 MHz	1.57	1.28	1.07	500	.728
IHLP4040DZER__M11	IHLP-4040DZ-11	0.19	47	11.5	10.3	4.0	1 MHz	2.69	2.18	1.82	500	1.23
IHLP6767DZER__M11	IHLP-6767DZ-11	1.0	47	17.65	17.15	4.0	750 KHz	6.45	5.32	4.52	250	3.62
IHLP6767GZER__M11	IHLP-6767GZ-11	0.33	100	17.65	17.15	7.0	2 MHz	6.53	5.30	4.41	200	3.00

© Copyright 2013 Mouser Electronics

© Copyright 2013 Mouser Electronics

VISHAY/DALE High Current Inductors

RoHS Compliant This product is RoHS compliant.

IWAS SERIES WIRELESS CHARGING RECEIVING COIL/SHIELD WITH ATTRACTOR

NEW! TECHNOLOGY



Features:
- Wireless charging receiving coil
- Optimized for 5 V charging circuitry
- High permeability shielding for wireless charging receiving coils
- Blocks charging flux from sensitive components or batteries
- Dimensions: 48mm x 32mm x 1.05mm max.

For quantities greater than listed, call for quote.

MOUSER STOCK NO.	Vishay Part No.	Inductance (µH ± 5%)	DCR Typ @ 25°C (mΩ)	Efficiency (%)	Q at 200 kHz (min)	Price Each 1	10	25	50
70-IWAS4832FFEB9R7J5	IWAS4832FFEB9R7J50	9.7	200	>70	30	4.54	3.64	3.55	3.17
70-IWAS3827ECEB100J5	IWAS3827ECEB100J50	10.7	183	> 70	30	3.93	3.33	2.72	2.42

IFSC SERIES LOW PROFILE, HIGH CURRENT SMD INDUCTORS



Features:
- Operating temperature: -55°C to +125°C
- Shielded construction
- Handles high transient current spikes without saturation

Applications:
- PDA/Notebook/Server applications
- High current POL converters
- Power supplies
- Battery powered devices
- DC/DC converters in distributed power systems, FPGAs

For quantities greater than listed, call for quote.

MOUSER STOCK NO.	Vishay Part No.	Inductance (µH ± 20%)	Height (mm)	DCR Typ @ 25°C (mΩ)	DCR Max @ 25°C (mΩ)	Heat Rating Current DC Typ. (A)	Saturation Current DC Typ. (A)	Price Each 1	100	500	Reel Qty.	Price Per Piece
IFSC-0806AZ-01 Series												
70-IFSC0806AZER1R0M0	IFSC0806AZER1R0M01	1	1	96	115	1.60	1.88	.57	.449	.407	2000	.342
70-IFSC0806AZER1R5M0	IFSC0806AZER1R5M01	1.5	1	143	172	1.40	1.63	.57	.449	.407	2000	.342
70-IFSC0806AZER2R2M0	IFSC0806AZER2R2M01	2.2	1	196	236	1.30	1.40	.57	.449	.407	2000	.342
70-IFSC0806AZER3R3M0	IFSC0806AZER3R3M01	3.3	1	247	297	1.05	1.00	.57	.449	.407	2000	.342
70-IFSC0806AZER4R7M0	IFSC0806AZER4R7M01	4.7	1	331	398	0.90	0.85	.57	.449	.407	2000	.342
70-IFSC0806AZER6R8M0	IFSC0806AZER6R8M01	6.8	1	623	748	0.60	0.80	.57	.449	.407	2000	.342
70-IFSC0806AZER100M0	IFSC0806AZER100M01	10	1	1108	1330	0.45	0.62	.57	.449	.407	2000	.342
70-IFSC0806AZER220M0	IFSC0806AZER220M01	22	1	2367	2840	0.30	0.43	.57	.449	.407	2000	.342
IFSC-1008AB-01 Series												
70-IFSC1008ABERR47M0	IFSC1008ABERR47M01	0.47	1.2	25	29	3.70	3.90	.57	.449	.407	2000	.342
70-IFSC1008ABER1R0M0	IFSC1008ABER1R0M01	1	1.2	37	43	2.60	2.70	.57	.449	.407	2000	.342
70-IFSC1008ABER1R5M0	IFSC1008ABER1R5M01	1.5	1.2	63	72	2.20	2.30	.57	.449	.407	2000	.342
70-IFSC1008ABER2R2M0	IFSC1008ABER2R2M01	2.2	1.2	80	90	1.85	2.15	.57	.449	.407	2000	.342
70-IFSC1008ABER3R3M0	IFSC1008ABER3R3M01	3.3	1.2	140	155	1.45	1.70	.52	.364	.289	2000	.246
70-IFSC1008ABER4R7M0	IFSC1008ABER4R7M01	4.7	1.2	190	212	1.20	1.50	.57	.449	.407	2000	.342
70-IFSC1008ABER6R0M0	IFSC1008ABER6R0M01	6	1.2	260	288	1.10	1.35	.57	.449	.407	2000	.342
70-IFSC1008ABER6R8M0	IFSC1008ABER6R8M01	6.8	1.2	325	370	1.00	1.15	.52	.364	.289	2000	.249
70-IFSC1008ABER100M0	IFSC1008ABER100M01	10	1.2	360	410	0.75	0.85	.57	.449	.407	2000	.342
70-IFSC1008ABER220M0	IFSC1008ABER220M01	22	1.2	910	1050	0.50	0.56	.57	.449	.407	2000	.342
IFSC-1111AB-01 Series												
70-IFSC1111ABER2R2M0	IFSC1111ABER2R2M01	2.2	1.2	82	98	1.9	1.7	.57	.449	.407	2000	.342
70-IFSC1111ABER3R3M0	IFSC1111ABER3R3M01	3.3	1.2	100	120	1.7	1.5	.57	.449	.407	2000	.342
70-IFSC1111ABER4R7M0	IFSC1111ABER4R7M01	4.7	1.2	130	156	1.4	1.2	.57	.449	.407	2000	.342
70-IFSC1111ABER6R8M0	IFSC1111ABER6R8M01	6.8	1.2	190	228	1.2	1.0	.57	.449	.407	2000	.342
70-IFSC1111ABER100M0	IFSC1111ABER100M01	10	1.2	280	336	1.0	0.8	.57	.449	.407	2000	.342
70-IFSC1111ABER220M0	IFSC1111ABER220M01	22	1.2	630	756	0.67	0.55	.57	.449	.407	2000	.342
IFSC-1111AZ-01 Series												
70-IFSC1111AZER1R0M0	IFSC1111AZER1R0M01	1	1.2	55	68	2.00	1.50	.57	.449	.407	2000	.342
70-IFSC1111AZER1R5M0	IFSC1111AZER1R5M01	1.5	1.2	65	75	1.45	1.35	.57	.449	.407	2000	.342
70-IFSC1111AZER2R2M0	IFSC1111AZER2R2M01	2.2	1.2	90	105	1.30	1.10	.57	.449	.407	2000	.342
70-IFSC1111AZER3R3M0	IFSC1111AZER3R3M01	3.3	1.2	130	150	1.20	0.90	.57	.449	.407	2000	.342
70-IFSC1111AZER4R7M0	IFSC1111AZER4R7M01	4.7	1.2	170	200	1.00	0.75	.57	.449	.407	2000	.342
70-IFSC1111AZER6R8M0	IFSC1111AZER6R8M01	6.8	1.2	200	230	0.90	0.65	.57	.449	.407	2000	.342
70-IFSC1111AZER100M0	IFSC1111AZER100M01	10	1.2	300	340	0.80	0.52	.57	.449	.407	2000	.342
70-IFSC1111AZER150M0	IFSC1111AZER150M01	15	1.2	500	570	0.65	0.40	.57	.449	.407	2000	.342
70-IFSC1111AZER220M0	IFSC1111AZER220M01	22	1.2	350	750	0.50	0.35	.57	.449	.407	2000	.342
70-IFSC1111AZER330M0	IFSC1111AZER330M01	33	1.2	1000	1250	0.40	0.30	.57	.449	.407	2000	.342
70-IFSC1111AZER470M0	IFSC1111AZER470M01	47	1.2	1800	2050	0.35	0.235	.57	.449	.407	2000	.342
IFSC-1515AH-01 Series												
70-IFSC1515AHERR56M0	IFSC1515AHERR56M01	0.56	1.8	17	22	5.40	5.50	.46	.371	.337	2000	.28
70-IFSC1515AHER1R0M0	IFSC1515AHER1R0M01	1	1.8	20	25	3.80	3.80	.46	.371	.337	2000	.28
70-IFSC1515AHER1R2M0	IFSC1515AHER1R2M01	1.2	1.8	25	30	3.60	3.60	.46	.371	.337	2000	.28
70-IFSC1515AHER2R2M0	IFSC1515AHER2R2M01	2.2	1.8	35	45	3.00	3.00	.40	.278	.225	2000	.189
70-IFSC1515AHER3R3M0	IFSC1515AHER3R3M01	3.3	1.8	45	56	2.70	2.40	.46	.371	.337	2000	.28
70-IFSC1515AHER4R7M0	IFSC1515AHER4R7M01	4.7	1.8	70	90	2.20	2.00	.46	.371	.337	2000	.28
70-IFSC1515AHER6R8M0	IFSC1515AHER6R8M01	6.8	1.8	90	115	1.90	1.50	.46	.371	.337	2000	.28
70-IFSC1515AHER8R2M0	IFSC1515AHER8R2M01	8.2	1.8	105	132	1.40	1.40	.46	.371	.337	2000	.28
70-IFSC1515AHER100M0	IFSC1515AHER100M01	10	1.8	135	170	1.30	1.30	.46	.371	.337	2000	.28
70-IFSC1515AHER150M0	IFSC1515AHER150M01	15	1.8	185	222	1.25	1.00	.46	.371	.337	2000	.28
70-IFSC1515AHER220M0	IFSC1515AHER220M01	22	1.8	250	315	1.20	0.83	.46	.371	.337	2000	.28
70-IFSC1515AHER330M0	IFSC1515AHER330M01	33	1.8	405	486	0.90	0.68	.46	.371	.337	2000	.28
70-IFSC1515AHER470M0	IFSC1515AHER470M01	47	1.8	495	594	0.80	0.56	.46	.371	.337	2000	.28

IHTH SERIES THROUGH HOLE, HIGH CURRENT AND HIGH TEMPERATURE INDUCTORS



Features:
- Operating temperature: -55°C to +155°C
- Shielded construction
- Handles high transient current spikes without saturation
- Ultra low buzz noise, due to composite construction

Applications:
- Desktop/Server applications
- High current POL converters
- Line filters
- DC/DC converters in distributed power systems, FPGAs

For quantities greater than listed, call for quote.

MOUSER STOCK NO.	Vishay Part No.	Inductance (µH ± 20%)	DCR Typ @ 25°C (mΩ)	DCR Max @ 25°C (mΩ)	Heat Rating Current DC Typ. (A)	Saturation Current DC Typ. (A)	Price Each 1	5	15	30
IHTH-1125MZ-5A Series										
70-IHTH1125MZEB2R2M5	IHTH1125MZEB2R2M5A	2.2	-	-	-	-	9.61	8.31	7.73	7.09
70-IHTH1125MZEB4R7M5	IHTH1125MZEB4R7M5A	4.7	1.65	2.00	44.5	62.0	9.61	8.31	7.73	7.09
70-IHTH1125MZEB100M5	IHTH1125MZEB100M5A	1	0.43	0.48	86.0	69.0	9.61	8.31	7.73	7.09
70-IHTH1125MZEB220M5	IHTH1125MZEB220M5A	22	6.39	6.83	21.0	23.0	9.61	8.31	7.73	7.09
70-IHTH1125MZEB470M5	IHTH1125MZEB470M5A	47	13.2	15.3	14.7	16.0	9.61	8.31	7.73	7.09
70-IHTH1125MZEB101M5	IHTH1125MZEB101M5A	100	30.7	32.2	9.2	11.0	9.61	8.31	7.73	7.09

© Copyright 2013 Mouser Electronics
© Copyright 2013 Mouser Electronics

VISHAY/DALE Surface Mount Inductors

RoHS Compliant This product is RoHS compliant.

IMC-0603 SURFACE MOUNT INDUCTORS HIGH FREQUENCY, LASER SPIRAL, COATED

Features:
- High self-resonant frequency values
- High Q values relative to size at higher frequencies
- Coated coil provides protection and moisture resistance
- Compatible with vapor phase and infrared reflow soldering
- L and Q value not affected by mounting orientation

Specifications:
- Operating temperature: -40°C to +100°C
- Core Material: Ceramic

DIMENSIONS: in.

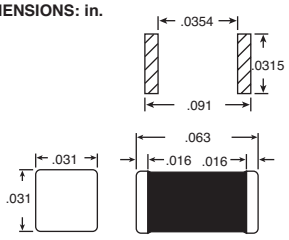

For quantities greater than listed, call for quote.

MOUSER STOCK NO.	L (nH)	Tol. ±	Q Min	Test Freq MHz	SRF Min. MHz	DCR Max. (Ω)	Rated DC Curr. (mA)	Price Each 1	Price Each 50	Price Each 100	Reel Qty.	Price Per Piece
70-IMC0603ER2N2S	2.2	.3nH	8	100	6000	0.09	500	.13	.096	.086	3000	.067
70-IMC0603ER3N3S	3.3	.3nH	9	100	5500	0.12	500	.13	.096	.086	3000	.067
70-IMC0603ER4N7J	4.7	5%	9	100	4800	0.17	450	.13	.096	.086	3000	.067
70-IMC0603ER10NJ	10	5%	10	100	2800	0.32	400	.13	.096	.086	3000	.067
70-IMC0603ER22NJ	22	5%	10	100	2000	0.5	300	.13	.096	.086	3000	.067
70-IMC0603ER33NJ	33	5%	10	100	1800	0.6	300	.13	.096	.086	3000	.067
70-IMC0603ER47NJ	47	5%	11	100	1800	0.95	250	.13	.096	.086	3000	.067
70-IMC0603ER82NJ	82	5%	12	100	1500	1.5	250	.13	.096	.086	3000	.067
70-IMC0603ERR10J	100	5%	12	100	1300	1.8	200	.13	.096	.086	3000	.067

IMC-0805-01 SURFACE MOUNT INDUCTORS HIGH FREQUENCY

Features:
- High self-resonant frequency values
- High Q values relative to size at higher frequencies
- Wirewound construction
- Compatible with vapor phase and infrared reflow soldering

Specifications:
- Operating temperature: -40°C to +125°C
- Core Material: Ceramic for 2.2nH to 390nH
- Ferrite for 470nH to 10,000nH

DIMENSIONS: in.

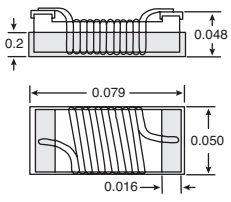

For quantities greater than listed, call for quote.

MOUSER STOCK NO.	L (nH)	Tol. ±	Q Min	Test Freq MHz	SRF Min. MHz	DCR Max. (Ω)	Rated DC Curr. (mA)	Price Each 1	Price Each 50	Price Each 100	Reel Qty.	Price Per Piece
70-IMC0805ER2N2S01	2.2	.3nH	50	1000	6000	0.06	600	.16	.15	.139	2000	.123
70-IMC0805ER2N7S01	2.7	.3nH	35	1000	6000	0.08	600	.16	.15	.139	2000	.123
70-IMC0805ER5N6J01	5.6	5%	60	1000	5800	0.08	600	.16	.15	.139	2000	.123
70-IMC0805ER10NJ01	10	5%	60	500	4800	0.08	600	.16	.15	.139	2000	.123
70-IMC0805ER22NJ01	22	5%	60	500	3300	0.10	600	.16	.15	.139	2000	.123
70-IMC0805ER27NJ01	27	5%	60	500	2600	0.12	600	.16	.15	.139	2000	.123
70-IMC0805ER47NJ01	47	5%	60	500	2100	0.15	500	.16	.15	.139	2000	.123
70-IMC0805ERR10J01	100	5%	60	500	1200	0.43	500	.16	.15	.139	2000	.123
70-IMC0805ERR22J01	220	5%	50	250	860	1.10	300	.16	.15	.139	2000	.123
70-IMC0805ERR27J01	270	5%	45	250	850	1.46	250	.16	.15	.139	2000	.123
70-IMC0805ERR47J01	470	5%	45	100	750	0.99	330	.16	.15	.139	2000	.123
70-IMC0805ER1R0J01	1000	5%	35	50	480	2.50	120	.16	.15	.139	2000	.123
70-IMC0805ER2R2J01	2200	5%	15	7.96	100	1.15	320	.16	.15	.139	2000	.123
70-IMC0805ER2R7J01	2700	5%	15	7.96	100	1.25	320	.17	.161	.15	2000	.134

IMC-1008 SURFACE MOUNT INDUCTORS HIGH FREQUENCY

Features:
- High self-resonant frequency values
- High Q values at higher frequencies
- Wirewound construction
- Compatible with vapor phase and infrared reflow soldering

Specifications:
- Inductance and Q measured on HP4191A
- SRF measured on HP8753B
- Temperature range: -40°C to +85°C
- Core material: non-magnetic

DIMENSIONS: in.

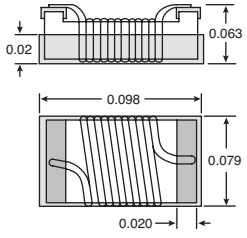

For quantities greater than listed, call for quote.

MOUSER STOCK NO.	L (nH)	Tol. ±	Q Min	Test Freq MHz	SRF Min. MHz	DCR Max. (Ω)	Rated DC Curr. (mA)	Price Each 1	Price Each 50	Price Each 100	Reel Qty.	Price Per Piece
70-IMC1008ER10NJ	10	5%	50	1000	4300	0.08	600	.16	.15	.139	2000	.123
70-IMC1008ER22NJ	22	5%	60	350	2500	0.10	600	.16	.15	.139	2000	.123
70-IMC1008ER27NJ	27	5%	60	350	1800	0.10	600	.16	.15	.139	2000	.123
70-IMC1008ER47NJ	47	5%	60	350	1500	0.10	600	.16	.15	.139	2000	.123
70-IMC1008ERR10J	100	5%	60	350	1100	0.18	500	.16	.15	.139	2000	.123
70-IMC1008ERR22J	220	5%	45	100	730	0.45	500	.16	.15	.139	2000	.123
70-IMC1008ERR27J	270	5%	45	100	650	0.75	500	.16	.15	.139	2000	.123
70-IMC1008ERR47J	470	5%	45	100	480	1.30	400	.16	.15	.139	2000	.123
70-IMC1008ER1R0J	1000	5%	35	50	310	3.60	90	.16	.15	.139	2000	.123
70-IMC1008ER2R2J	2200	5%	30	7.96	105	1.55	200	.17	.161	.15	2000	.134
70-IMC1008ER2R7J	2700	5%	30	7.96	70	1.70	195	.17	.161	.15	2000	.134
70-IMC1008ER4R7J	4700	5%	30	7.96	43	2.30	175	.17	.161	.15	2000	.134
70-IMC1008ER6R8J	6800	5%	25	7.96	39	2.80	165	.17	.161	.15	2000	.134
70-IMC1008ER8R2J	8200	5%	25	7.96	36	3.05	160	.17	.161	.15	2000	.134

IMC-1210 MOLDED SURFACE MOUNT INDUCTORS

Features:
- Printed marking
- Compatible with vapor phase and infrared reflow soldering
- Molded construction provides superior strength and moisture resistance

Specifications:
- Operating temperature: -55°C to +125°C
- Core material: Ceramic for 3.3nH to 1000nH, ferrite for 1200nH to 22,000nH

DIMENSIONS: in.

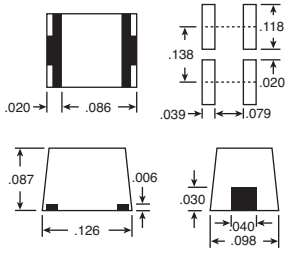

For quantities greater than listed, call for quote.

MOUSER STOCK NO.	L (nH)	Tol. ±	Q Min	Test Freq MHz	SRF Min. MHz	DCR Max. (Ω)	Rated DC Curr. (mA)	Price Each 1	Price Each 50	Price Each 100	Reel Qty.	Price Per Piece
70-IMC1210ERR10M	0.1	20%	30	50	700	0.44	450	.69	.567	.417	2000	.31
70-IMC1210ERR22M	0.22	20%	30	25.2	350	0.32	484	.69	.567	.417	2000	.31
70-IMC1210ER1R0K	1	10%	30	7.96	120	0.7	400	.50	.449	.407	2000	.268
70-IMC1210ER2R2K	2.2	10%	30	7.96	75	1	320	.50	.449	.407	2000	.268
70-IMC1210ER2R7K	2.7	10%	30	7.96	70	1.1	290	.56	.471	.385	2000	.278
70-IMC1210ER3R3K	3.3	10%	30	7.96	60	1.2	260	.50	.449	.407	2000	.268
70-IMC1210ER4R7K	4.7	10%	30	7.96	50	1.5	224	.50	.449	.407	2000	.268
70-IMC1210ER100K	10	10%	30	2.52	33	2.1	189	.50	.449	.407	2000	.268
70-IMC1210ER220K	22	10%	30	2.52	19	3.7	145	.59	.556	.546	2000	.492
70-IMC1210ER101K	100	10%	20	0.796	9	14	73	.59	.556	.546	2000	.492

IMC-1812 MOLDED SURFACE MOUNT INDUCTORS

Features:
- Molded construction provides superior strength and moisture resistance
- Printed marking
- Compatible with vapor phase and infrared reflow soldering

Specifications:
- Inductance tolerance: ±10%
- Temperature range: -40°C to +105°C
- Core material: powdered iron for 1.0μH to 100μH, ferrite for 150μH to 1000μH

DIMENSIONS: in.

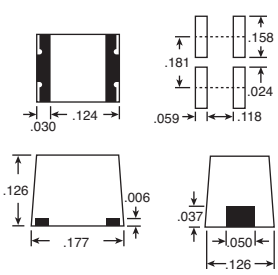

For quantities greater than listed, call for quote.

MOUSER STOCK NO.	L (nH)	Tol. ±	Q Min	Test Freq MHz	SRF Min. MHz	DCR Max. (Ω)	Rated DC Curr. (mA)	Price Each 1	Price Each 50	Price Each 100	Reel Qty.	Price Per Piece
70-IMC1812ER1R0K	1	10%	50	7.96	100	0.5	450	1.07	1.01	.92	500	.835
70-IMC1812ER1R2K	1.2	10%	50	7.96	80	0.55	430	1.07	1.01	.92	500	.835
70-IMC1812ER1R5K	1.5	10%	50	7.96	70	0.6	410	1.07	1.01	.92	500	.835
70-IMC1812ER2R7K	2.7	10%	50	7.96	50	0.75	370	1.07	1.01	.92	500	.835
70-IMC1812ER4R7K	4.7	10%	50	7.96	35	1	315	1.07	1.01	.92	500	.835
70-IMC1812ER5R6K	5.6	10%	50	7.96	33	1.1	300	1.07	1.01	.92	500	.835
70-IMC1812ER100K	10	10%	50	2.52	20	1.6	250	1.07	1.01	.92	500	.835
70-IMC1812ER150K	15	10%	50	2.52	17	2.5	200	1.09	1.03	.974	500	.942
70-IMC1812ER220K	22	10%	50	2.52	13	3.2	180	1.09	1.03	.974	500	.942
70-IMC1812ER470K	47	10%	50	2.52	10	5	140	1.09	1.03	.974	500	.942
70-IMC1812ER101K	100	10%	40	0.79	8	8	110	1.10	1.03	.974	500	.942
70-IMC1812ER221K	220	10%	40	0.79	4	10	100	1.10	1.03	.974	500	.942
70-IMC1812ER331K	330	10%	40	0.79	3.5	14	85	1.10	1.03	.974	500	.942
70-IMC1812ER102K	1000	10%	30	0.25	2.5	40	30	1.02	.963	.91	500	.824

© Copyright 2013 Mouser Electronics

WURTH ELECTRONICS Inductors

RoHS Compliant **This product is RoHS compliant.**

WE-LQ SMD INDUCTORS

Features:
- Miniature chip inductor wound on a special ferrite core
- Small inductances for compact circuits
- High Q at high frequencies
- Low DC-resistance
- Operating temperature: -40ºC to +125ºC

NEW! TECHNOLOGY

RoHS Compliant

For quantities greater than listed, call for quote.

MOUSER STOCK NO.	Wurth Electronics Part No.	Fig.	L (µH)	I_R (A)	I_{sat} (A)	R_{DC} (Ω)	f_{res} (MHz)	A (mm)	B (mm)	C (mm)	Price Each 1	10	100	200
710-7440329002	7440329002	A	2.2	0.79	1.2	0.79	63	3.2	2.5	1.55	1.04	.921	.843	.739
710-7440329004	7440329004	A	4.7	0.65	0.85	0.65	43	3.2	2.5	1.55	1.04	.921	.843	.739
710-7440329100	7440329100	A	100	0.45	0.6	0.45	26	3.2	2.5	1.55	1.04	.921	.843	.739
710-7440329220	7440329220	A	22	0.25	0.4	0.92	19	3.2	2.5	1.55	1.04	.921	.843	.739
710-7440329470	7440329470	A	47	0.17	0.25	1.69	15	3.2	2.5	1.55	1.04	.921	.843	.739

WE-SPC SMD SHIELDED POWER INDUCTOR

Features:
- Extremely small size
- High saturation current, up to 13A
- Magnetic shielded, which results in a low leakage field
- High self resonance frequency
- Low self-losses
- Optimize solderability characteristics
- Constant saturation characteristics
- Operating temperature: -40°C up to +125°C

NEW! TECHNOLOGY

RoHS Compliant

For quantities greater than listed, call for quote.

MOUSER STOCK NO.	Wurth Electronics Part No.	Fig.	L (µH)	I_R (A)	I_{sat} (A)	$R_{DC\ Typ}$ (Ω)	R_{DC} (Ω)	f_{res} (MHz)	Price Each 1	50	100	500
710-74408943150	74408943150	B	15	1.4	1.7	0.12	0.14	22	1.46	1.38	1.23	1.19

WE-MPSB EMI MULTILAYER POWER SUPPRESSION BEAD

Features:
- High Rated Current up to 10A
- Recommended soldering: Reflow
- Operating Temperature: -55°C to +125°C
- Very low RDC

NEW! TECHNOLOGY

RoHS Compliant

For quantities greater than listed, call for quote.

MOUSER STOCK NO.	Wurth Electronics Part No.	Fig.	Z@ 100MHz (Ω)	Z_{max} (Ω)	Test-condition Z_{max}	I_R (A)	R_{DC} (Ω)	A (mm)	B (mm)	C (mm)	D (mm)	Price Each 1	10	100	200
710-74279223560	74279223560	C	56	90	1000MHz	10000	0.004	4.06	3.05	2.28	0.89	.43	.351	.332	.309
710-74279224101	74279224101	C	100	160	1000MHz	7000	0.005	5.59	5.08	1.8	0.76	1.01	.817	.753	.727
710-74279224151	74279224151	C	150	230	700MHz	5000	0.010	5.59	5.08	1.52	0.76	1.01	.817	.753	.727
710-74279224171	74279224171	C	170	250	700MHz	4000	0.015	5.59	5.08	1.8	0.76	1.01	.817	.753	.727
710-74279224181	74279224181	C	180	240	600MHz	5000	0.010	5.59	5.08	1.8	0.76	1.01	.817	.753	.727
710-74279224251	74279224251	C	250	300	150MHz	4000	0.012	5.59	5.08	1.8	0.76	1.01	.817	.753	.727
710-74279224271	74279224271	C	270	350	300MHz	4000	0.020	5.59	5.08	3.2	0.76	1.01	.817	.753	.727
710-74279224401	74279224401	C	400	460	110MHz	4500	0.020	5.59	5.08	3.2	0.76	1.01	.817	.753	.727
710-74279224551	74279224551	C	550	660	300MHz	4000	0.035	5.59	5.08	1.97	0.76	1.01	.817	.753	.727
710-74279225101	74279225101	C	100	160	1200MHz	10000	0.004	8.5	3.05	2.28	0.89	1.01	.817	.753	.727
710-74279226101	74279226101	C	100	160	1100MHz	8000	0.006	4.5	3.2	2.3	0.46	.65	.623	.584	.519

WE-CMBH COMMON MODE POWER LINE CHOKE (HORIZONTAL)

Features:
- Horizontal design for compact housings
- Suppression even at low frequency ranges
- Broadband screening because of low capacitance winding technique
- Highest possible current with small sizes
- Customer specific designs on request
- Operating temperature: -40°C to +125°C

NEW! TECHNOLOGY

RoHS Compliant

For quantities greater than listed, call for quote.

MOUSER STOCK NO.	Wurth Electronics Part No.	Fig.	Coil Ratio	L (mH)	I_R (A)	R_{DC} (Ω)	U_T (V (AC))	Design	Price Each 1	10	100	200
710-744834101	744834101	D	2	1.0	10.0	12.5	250	THT	6.72	6.63	6.63	6.63
710-744834622	744834622	D	2	2.2	6.0	22.0	250	THT	6.72	6.63	6.63	6.63
710-744834433	744834433	D	2	3.3	5.0	37.0	250	THT	6.72	6.63	6.63	6.63
710-744834405	744834405	D	2	5.0	4.0	50.0	250	THT	6.72	6.63	6.63	6.63
710-744834407	744834407	D	2	7.0	3.5	80.0	250	THT	6.72	6.63	6.63	6.63

DESIGN KIT EXAR

Features:
- Suitable for switching power supplies of Exar

NEW! TECHNOLOGY

RoHS Compliant

For quantities greater than listed, call for quote.

MOUSER STOCK NO.	Wurth Electronics Part No.	Fig.	Description	Price Each
710-IC-744721	IC-744721	-	6 Sizes, 35 Values, 825 Components	105.93

WE-TI RADIAL LEADED WIRE WOUND INDUCTOR

Features:
- Radial through-hole inductor
- High saturation core material
- Maximum current up to 8.5A
- Small size

Applications:
- EMI filter
- Signal filtering
- Power supply filter
- Switches, switching power supply for small and medium voltage
- Operating range: - 40°C to +105°C

RoHS Compliant

Size	A (mm)	B (mm)	C (mm)	D (mm)	E (mm)	F (mm)	Version
5075	6.0	6.0	9.5	3.5	2.5	0.5	Heat Shrinking Tube

5075

For quantities greater than listed, call for quote.

MOUSER STOCK NO.	Wurth Electronics Part No.	Fig.	L (µH)	I_R (A)	I_{sat} (A)	R_{DC} (Ω)	Price Each 1	50	100	500
710-7447462010	7447462010	E	1.0	8.50	8.00	0.015	1.36	1.03	.987	.987
710-7447462022	7447462022	E	2.2	6.30	4.30	0.020	1.36	1.03	.987	.987
710-7447462033	7447462033	E	3.3	4.70	4.00	0.025	1.36	1.03	.987	.987
710-7447462047	7447462047	E	4.7	4.20	3.70	0.030	1.36	1.03	.987	.987
710-7447462100	7447462100	E	10	2.50	2.60	0.080	1.36	1.03	.987	.987
710-7447462220	7447462220	E	22	1.80	1.70	0.130	1.36	1.03	.987	.987
710-7447462330	7447462330	E	33	1.40	1.40	0.220	1.36	1.03	.987	.987
710-7447462470	7447462470	E	47	1.18	1.20	0.340	1.36	1.03	.987	.987
710-7447462101	7447462101	E	100	0.80	0.80	0.650	1.36	1.03	.987	.987
710-7447462221	7447462221	E	220	0.50	0.50	1.20	1.36	1.03	.987	.987
710-7447462471	7447462471	E	470	0.35	0.40	2.40	1.36	1.03	.987	.987
710-7447462102	7447462102	E	1000	0.25	0.27	6.00	1.36	1.03	.987	.987
710-7447462152	7447462152	E	1500	0.19	0.20	8.00	1.36	1.03	.987	.987

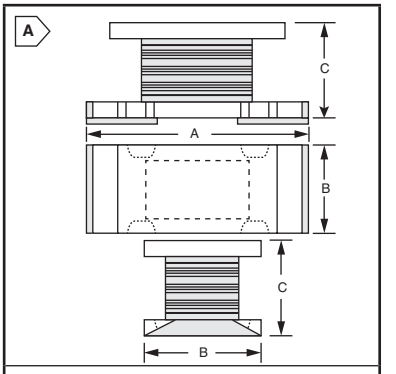

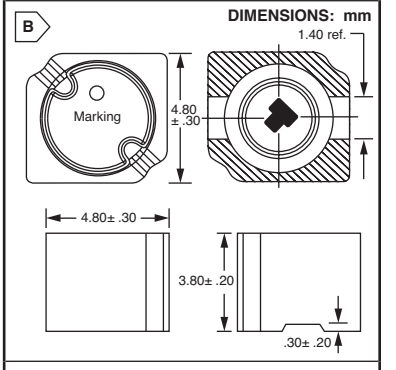

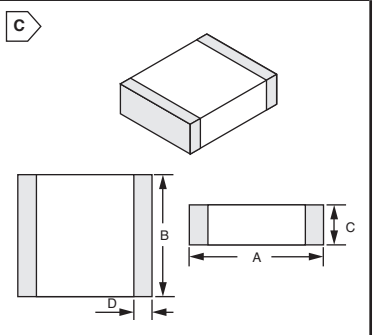

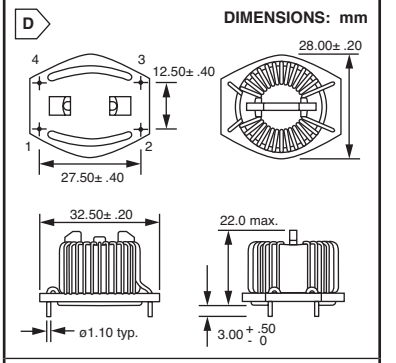

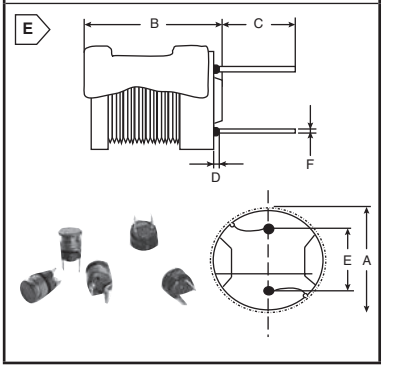

© Copyright 2013 Mouser Electronics

© Copyright 2013 Mouser Electronics

RoHS Compliant This product is RoHS compliant.

WE-CMB NIZI COMMION MODE POWER LINE CHOKE

Features:
- Compact size
- Noise suppression up to 300MHz
- Operating tempature: -40°C + 125°C

Applications:
- Power electronics
- Power line in and output filter
- Optimized for burst signals

RoHS Compliant

For quantities greater than listed, call for quote.

MOUSER STOCK NO. / Mfr. Part No.	Coil Ratio	L (µH)	I_R (A)	R_{DC} (mΩ)	U_T (VAC)	U_R (VAC)	Price Each 1	25	100
Type XS									
710—744841414	2	14	4.0	15	1500	250	4.08	4.00	3.85
710—744841330	2	30	3.0	26	1500	250	4.08	4.00	3.85
710—744841247	2	47	2.0	40	1500	250	4.08	4.00	3.85
710—744841210	2	100	1.5	80	1500	250	4.08	4.00	3.85
Type S									
710—7448421016	2	16	10.0	2.7	1500	250	11.11	9.70	9.70
710—744842932	2	32	8.5	5.5	1500	250	9.96	8.50	8.50
710—744842742	2	42	6.5	8.1	1500	250	9.96	8.50	8.50
710—744842565	2	65	5.0	13	1500	250	9.96	8.50	8.50
710—744842311	2	110	3.0	31	1500	250	9.96	8.50	8.50

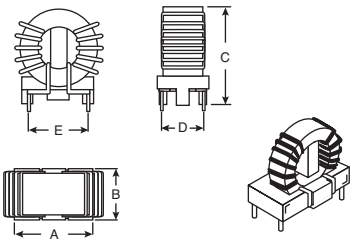

Size	Dimensions: mm A	B	C	D	E
Type XS	16.0	7.5	17.5	4.5	10.0
Type S	18.5	14.5	22.0	5.0	7.7

WE-CMB COMMON MODE POWER LINE CHOKE

Features:
- Compact design
- Highest possible current with small sizes
- Operating tempature: -40°C + 125°C

Applications:
- Power electronics
- Power line in and output filter
- Radio interference suppression in motors

RoHS Compliant

For quantities greater than listed, call for quote.

MOUSER STOCK NO. / Mfr. Part No.	Coil Ratio	L (mH)	I_R (A)	R_{DC} (mΩ)	U_T (VAC)	U_R (VAC)	Price Each 1	25	100
Type XS									
710—744821201	2	1	2.0	44.5	1500	250	4.67	4.03	3.91
710—744821240	2	4	1.5	140	1500	250	4.67	4.03	3.91
710—744821110	2	10	0.7	350	1500	250	4.67	4.03	3.91
710—744821120	2	20	0.5	1000	1500	250	4.67	4.03	3.91
Type S									
710—744822301	2	1.0	3	35	1500	250	5.54	5.35	5.35
710—744822222	2	2.2	2.0	70	1500	250	5.54	5.35	5.35
710—744822233	2	3.3	1.5	120	1500	250	5.54	5.35	5.35
710—744822110	2	10	1.0	360	1500	250	5.54	5.35	5.35
710—744822120	2	20	0.5	540	1500	250	5.54	5.35	5.35
Type M									
710—744823601	2	1.0	6.0	13	1500	250	8.49	8.12	7.38
710—744823422	2	2.2	4.0	30	1500	250	8.49	8.12	7.38
710—744823333	2	3.3	2.5	60	1500	250	8.49	8.12	7.38
710—744823210	2	10	2.0	125	1500	250	8.49	8.12	7.38
710—744823220	2	20	1.5	270	1500	250	8.49	8.12	7.38
Type L									
710—744824101	2	1.0	10.0	7	1500	250	9.88	9.31	8.29
710—744824622	2	2.2	6.0	20	1500	250	9.88	9.31	8.29
710—744824433	2	3.3	4.0	35	1500	250	9.88	9.31	8.29
710—744824310	2	10	3.0	105	1500	250	9.88	9.31	8.29
710—744824220	2	20	2.0	220	1500	250	9.88	9.31	8.29
Type XL									
710—7448251201	2	1.0	12.0	9	1500	250	13.41	12.89	12.89
710—7448258022	2	2.2	8.0	14	1500	250	13.41	12.89	12.89
710—7448256033	2	3.3	6.0	25	1500	250	13.41	12.89	12.89
710—744825510	2	10	5.0	55	1500	250	13.41	12.89	12.89
710—744825320	2	20	3.0	160	1500	250	13.41	12.89	12.89

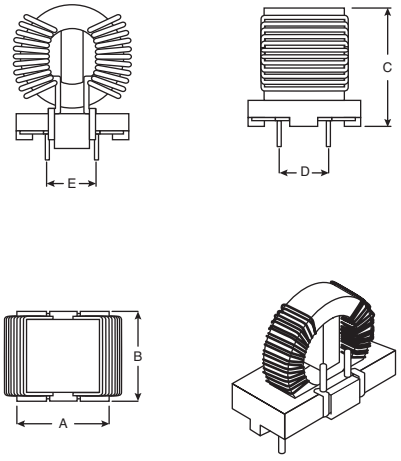

Size	Dimensions: mm A	B	C	D	E
Type XS	16.0	7.5	17.5	4.5	10.0
Type S	18.5	14.5	22.0	5.0	7.7
Type M	25.0	17.0	28.0	10.7	7.5
Type L	27.5	18.5	33.0	12.0	10.0
Type XL	30.0	22.0	35.0	15.0	25.0

WE-HCF SMD HIGH CURRENT INDUCTOR

Features:
- Winding Style: Sectional
- UL94-VO compliant housing
- Operating tempature: -40°C + 125°C

Applications:
- Data lines
- Power lines
- Suppression for common mode noise

RoHS Compliant

For quantities greater than listed, call for quote.

MOUSER STOCK NO. / Mfr. Part No.	Coil Ratio	L (µH)	Z (Ω)	I_R (mA)	R_{DC} (mΩ)	U_T (VAC)	U_R (VAC)	Price Each 1	25	100
Type XS										
710—744273501	2	5	500	5000	0.0055	500	80	3.50	3.32	2.86
710—744273801	2	9	800	3500	0.011	500	80	3.50	3.32	2.86
710—744273102	2	11	1000	2500	0.030	500	80	3.33	3.16	2.72
710—744273222	2	30	2200	1400	0.060	500	80	3.33	3.16	2.72

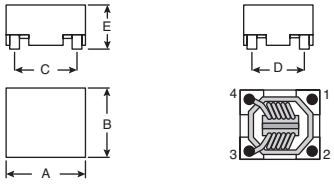

Size	Dimensions: mm A	B	C	D	E	F
744273	9.5	8.3	5.3	6.3	7.5	1.2

WE-CMB COMMON MODE POWER LINE CHOKE

Features:
- Magnetically shielded
- Current capability up to 32 A
- Operating tempature: -40°C + 125°C

Applications:
- Storage inductor for high efficiency DC/DC converters
- Single and polyphase buck converters
- Filter for audio applications

RoHS Compliant

For quantities greater than listed, call for quote.

MOUSER STOCK NO. / Mfr. Part No.	L (µH)	I_R (A)	I_{sat} (A)	R_{DC} (mΩ)	Price Each 1	25	100
Type XS							
710—7443630070	0.7	32.0	75.0	0.83	8.55	7.98	7.79
710—7443630140	1.4	31.5	60.0	1.08	8.55	7.98	7.79
710—7443630220	2.2	28.0	52.0	1.50	8.55	7.98	7.79
710—7443630310	3.1	26.0	45.0	2.09	8.55	7.98	7.79
710—7443630420	4.2	24.0	38.0	3.04	8.55	7.98	7.79
710—7443630550	5.5	22.0	33.0	4.00	8.55	7.98	7.79
710—7443630700	7.0	21.0	30.0	5.61	8.55	7.98	7.79
710—7443630860	8.6	17.0	25.0	7.16	8.55	7.98	7.79
710—7443631000	10	16.0	23.0	7.96	8.55	7.98	7.79
710—7443631500	15	14.0	21.0	8.70	8.55	7.98	7.79
710—7443632200	22	12.0	15.0	10.65	8.55	7.98	7.79
710—7443633300	33	12.0	11.0	11.4	8.55	7.98	7.79
710—7443634700	47	12.0	8.5	12.2	8.55	7.98	7.79

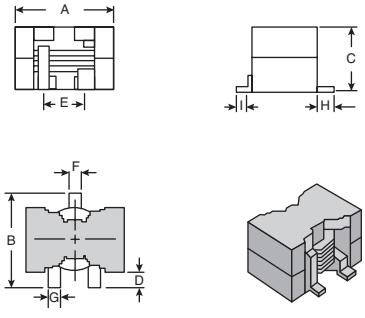

Size	Dimensions: mm A	B	C	D	E	F	G	H	I	Core Material
2013	21.5	21.0	14.0	3.5	9.0	2.5	2.5	3.0	2.0	MnZn

© Copyright 2013 Mouser Electronics
© Copyright 2013 Mouser Electronics

WURTH ELECTRONICS Inductors and Ferrites

RoHS Compliant **This product is RoHS compliant.**

WE-FLAT FLAT FERRITE CORE

Features:
- Filter for common mode interferences
- Also available with adhesive tape
- Operating temperature: -25°C to +125°C

Applications:
- Interference problems on data lines of digital devices

PRODUCT NEW

RoHS Compliant

For quantities greater than listed, call for quote.

MOUSER STOCK NO.	Wurth Part No.	Fig.	Z @ 25MHz 1 turn (Ω)	Z @ 100MHz 1 turn (Ω)	Number of Poles	Version	Material	Dimensions: mm A	B	C	D	E	Price Each 1	10	25	100
710-7427221	7427221	A	50	166	10	Round	3 W 800	18.0	8.0	5.0	1.0	14.0	4.37	3.79	3.45	3.25
710-7427226	7427226	A	30	75	13	Round	4 W 620	23.8	12.0	6.6	1.1	18.8	3.85	3.69	3.63	3.47
710-7427224	7427224	B	55	115	16	Edged	4 W 620	28.0	14.6	7.7	1.5	23.0	4.27	4.09	4.02	3.85
710-7427220	7427220	A	50	90	21	Round	4 W 620	33.5	20.0	6.5	1.3	28.0	4.91	4.87	4.82	4.78
710-7427223	7427223	A	23	48	23	Round	3 W 800	35.0	8.0	8.0	1.5	30.0	6.63	6.28	5.62	5.62
710-7427228	7427228	A	35	80	26	Round	4 W 620	41.2	15.0	7.7	1.5	35.0	5.44	5.23	5.06	5.06
710-7427214	7427214	A	26	66	30	Round	3 W 800	45.2	12.0	6.5	1.3	40.0	6.10	5.64	5.28	5.01
710-7427218	7427218	A	25	66	34	Round	4 W 620	49.6	12.0	6.5	1.3	44.0	5.75	5.66	5.56	5.48
710-7427216	7427216	A	25	63	40	Round	4 W 620	57.9	12.0	7.0	1.3	52.0	5.97	5.92	5.85	5.80

STAR-FLAT SNAP FERRITE WITH SAFETY KEY TECHNOLOGY

Features:
- STAR-FLAT's ribbon cable holding feature prevents sliding and cable crimping
- The security lock guarentees electromagnetic compatibility because only authorized person can unlock the snap ferrite with the STAR-TEC key
- Color: Grey
- Patented technology
- Classification of the plastic case: UL94V0
- Operating temperature: -25°C to +105°C
- Safety Key: 74271

PRODUCT NEW

RoHS Compliant

For quantities greater than listed, call for quote.

MOUSER STOCK NO.	Wurth Part No.	Fig.	Z @ 25MHz 1 turn (Ω)	Z @ 100MHz 1 turn (Ω)	Number of Poles	Material	Dimensions: mm A	B	C	D	Price Each 1	50	100	500
710-7427246	7427246	C	97	194	26	4 W 620	53.3	33.1	16	34	13.66	13.12	12.34	11.53
710-7427247	7427247	C	72	192	50	4 W 620	84.5	33.1	16	64.5	27.73	26.69	26.69	26.69
710-74272475	74272475	C	42	114	50	4 W 620	84.5	19.6	16	64.5	22.36	21.95	21.40	21.40
710-7427248	7427248	C	78	180	40	4 W 620	71.3	33.1	16	52	17.46	16.79	15.64	15.64

LFS EMI SUPPRESSION AXIAL FERRITE BEADS WE-AFB

Features:
- Core material: MnZn for low frequency applications
- Operating temperature: –25°C to +85°C

Applications:
- Especially for applications in the low frequency range from 150kHz to 30MHz
- Suppression of electronic ballasts (i.e. neon tube) in the lighting industry

RoHS Compliant

For quantities greater than listed, call for quote.

MOUSER STOCK NO.	Wurth Part No.	Fig.	Z @ 1 MHz 1 turn(Ω)	Z @ 10MHz 1 turn(Ω)	Dimensions: mm Cable Dia.	A	B	C	Price Each 1	25	100
710-74277253	74277253	D	100	80	≤7.6	16.0	8.0	28.5	6.01	5.85	5.46
710-7427729	7427729	D	100	60	≤9.1	17.5	9.5	28.5	6.01	5.85	5.46
710-74277255	74277255	D	90	60	≤9.8	18.6	10.2	28.5	6.75	6.63	6.47
710-74277290	74277290	D	90	50	≤12.5	26.0	13.0	28.5	10.85	10.18	9.74

SNAP FERRITES STAR-FIX LFS

Features:
- With patented flexible cable fixing
- Prefixing cable system facilitates the cable assembling process
- Cable clamping protection
- One key in each packaging unit
- Classification of the plastic case: UL94-V0
- Operating temperature: –25°C to +105°C
- Patented technology
- Core material: MnZn

Applications:
- Especially for applications in the low frequency range from 300kHz to 30MHz
- Perfect for applications with varying cable diameter
- Reusable because of the key technology therefore perfect for test and measuring purposes and cables with difficult access
- Suppression of electronic ballasts (i.e. neon tube) in the lighting industry

RoHS Compliant

For quantities greater than listed, call for quote.

MOUSER STOCK NO.	Wurth Part No.	Fig.	Z @ 1 MHz 1 turn(Ω)	Z @ 10MHz 1 turn(Ω)	Dimensions: mm Cable Dia.	A	B	C	Price Each 1	25	100
710-74272722	74272722	E	30	45	4.5 - 8.0	35.1	21.7	18.2	16.26	15.34	14.20
710-74272733	74272733	E	30	45	8.5 - 12.5	35.1	31.0	28.0	8.68	8.37	8.09

SMD SHIELDED TINY POWER INDUCTORS WE-TPC

Features:
- Extremely flat power inductor
- High current capability
- Magnetically shielded which results in a low leakage field
- Recommended solder profile: Reflow
- Operating temperature: –40°C to +125°C

Applications:
- Portable power like PDA, digital camera, PCMCIA cards and displays
- DC/DC converter
- Embedded PC
- Mobile data gathering, telemetric

RoHS Compliant

For quantities greater than listed, call for quote.

MOUSER STOCK NO.	Wurth Part No.	Fig.	L (uH)	I_R (A)	I_{sat} (A)	R_{DC} (Ω)	R_{DC} typ (Ω)	f_{res} (MHz)	Price Each 1	25	100
2828											
710-74402500047	74402500047	F	0.47	3.30	4.70	0.023	0.019	290	1.85	1.80	1.73
710-74402500072	74402500072	F	0.72	3.00	4.00	0.028	0.024	210	1.85	1.80	1.73
710-744025001	744025001	F	1.2	2.60	3.00	0.042	0.036	180	1.85	1.80	1.73
710-744025002	744025002	F	2.2	1.80	2.40	0.066	0.057	130	1.85	1.80	1.73
710-744025003	744025003	F	3.3	1.50	1.80	0.101	0.085	100	1.85	1.80	1.73
710-744025004	744025004	F	4.7	1.35	1.70	0.120	0.100	84	1.85	1.80	1.73
710-744025006	744025006	F	6.8	1.10	1.30	0.165	0.142	59	1.85	1.80	1.73
710-744025100	744025100	F	10	1.00	1.10	0.190	0.170	41	1.85	1.80	1.73
710-744025150	744025150	F	15	0.72	0.90	0.400	0.356	32	1.85	1.80	1.73
710-744025220	744025220	F	22	0.50	0.75	0.575	0.525	23	1.85	1.80	1.73

POWER MULTILAYER INDUCTORS WE-PMI

Features:
- Compact multilayer type
- Suitable for applications with high currents up to 2.5A
- DCR values below 0.2Ω
- Magnetically shielded construction: No crosstalk
- Operating temperature: –40°C to +125°C

Applications:
- DC/DC converters especially at high switching frequencies
- Portable devices like PDA and digital cameras

DIMENSIONS: mm	A	B	C	D
0805	2.0	1.2	1.0	0.5
0806	2.0	1.6	1.0	0.5

RoHS Compliant

For quantities greater than listed, call for quote.

MOUSER STOCK NO.	Wurth Part No.	Fig.	L (uH)	I_R (A)	I_{sat} (A)	R_{DC} (Ω)	f_{res} (MHz)	Q	Price Each 1	25	100
0805											
710-74479775210	74479775210	G	1.0	1100	700	90	100	10	.79	.739	.664
710-74479775222	74479775222	G	2.2	700	500	270	70	12	.79	.739	.664
0806											
710-74479776222	74479776222	G	2.2	1200	400	110	75	15	.79	.739	.664
710-74479776233	74479776233	G	3.3	1100	300	130	60	15	.79	.739	.664
710-74479776247	74479776247	G	4.7	1000	250	160	45	15	.79	.739	.664

DIMENSIONS: mm

A

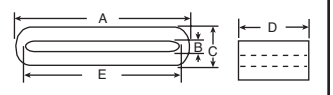

B

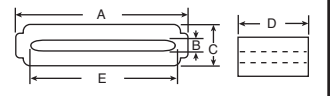

C

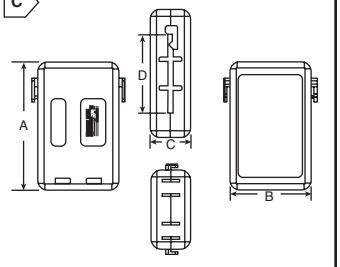

D

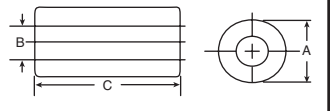

E

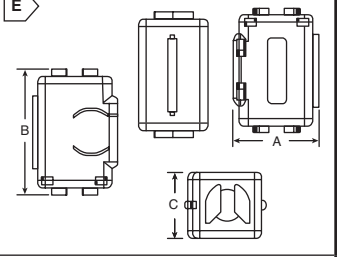

F

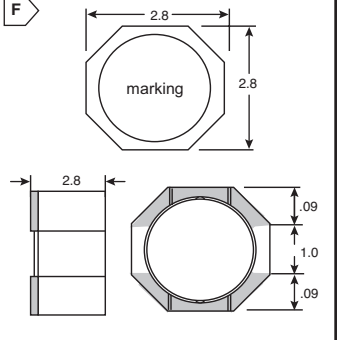

G

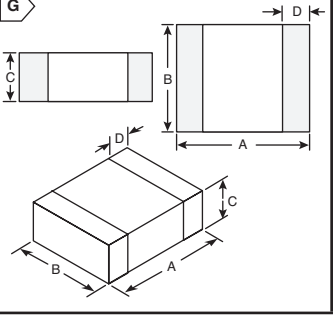

© Copyright 2013 Mouser Electronics

© Copyright 2013 Mouser Electronics

WURTH ELECTRONICS SMD Inductors

RoHS Compliant **This product is RoHS compliant.**

WE-LHMI SMD POWER INDUCTOR

Features:
- Compact Design
- Magnetically shielded
- High current capability
- Handles high transient current spikes
- No acoustic noise and no leakage field
- Operating temperature: -40°C to +125°C

Applications:
- DC/DC Converters for high current power supplies
- DC/DC Converters for Field
- Programmable Gate Arrays (FPGA)
- POL Converters
- Portable power like PDA, digital camera
- Mainboards/ graphic cards
- Battery powered devices

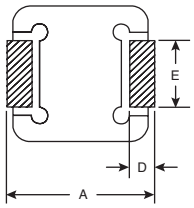





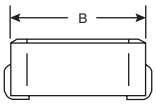

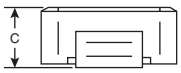

Size	A (mm)	B (mm)	C (mm)	D (mm)	E (mm)
4020	4.45	4.06	1.80	0.76	2.00
7030	7.30	6.60	2.80	1.80	3.00
7050	7.30	6.60	4.80	1.80	3.00
1040	11.00	10.00	3.80	2.30	3.00
1335	13.50	12.60	3.30	2.30	3.00

For quantities greater than listed, call for quote.

MOUSER STOCK NO.	Wurth Part No.	L (µH)	I_R (A)	I_{sat} (A)	R_{DC} typ (mΩ)	R_{DC} (mΩ)	f_{res} (MHz)	Price Each 1	10	100	200
4020 Case Size											
710-744373240010	744373240010	0.1	12.0	30.0	3.2	4.0	323	2.97	2.86	2.72	2.43
710-744373240022	744373240022	0.22	9.5	17.0	6.6	7.3	195	2.97	2.86	2.72	2.43
710-744373240033	744373240033	0.33	8.0	16.5	7.8	8.6	143	2.97	2.86	2.72	2.43
710-744373240047	744373240047	0.47	6.8	14.5	11.2	14.0	122	2.97	2.86	2.72	2.43
710-744373240056	744373240056	0.56	6.0	10.5	13.5	16.0	104	2.97	2.86	2.72	2.43
710-744373240068	744373240068	0.68	5.5	10.0	16.0	19.0	90	2.97	2.86	2.72	2.43
710-74437324010	74437324010	1.0	5.0	9.0	22.0	27.0	89	2.97	2.86	2.72	2.43
710-74437324012	74437324012	1.2	4.7	8.5	25.0	30.0	71	2.97	2.86	2.72	2.43
710-74437324015	74437324015	1.5	3.8	8.0	34.8	42.0	64	2.97	2.86	2.72	2.43
710-74437324022	74437324022	2.2	3.3	6.5	51.0	61.0	49	2.97	2.86	2.72	2.43
710-74437324033	74437324033	3.3	2.5	4.2	69.0	76.0	40	2.97	2.86	2.72	2.43
710-74437324047	74437324047	4.7	2.2	4.0	95.0	105.0	31	2.97	2.86	2.72	2.43
710-74437324056	74437324056	5.6	2.0	3.8	120.0	125.0	30	2.97	2.86	2.72	2.43
710-74437324068	74437324068	6.8	1.8	3.5	150.0	172.0	29	2.97	2.86	2.72	2.43
710-74437324082	74437324082	8.2	1.6	2.8	158.0	180.0	22	2.97	2.86	2.72	2.43
710-74437324100	74437324100	10	1.5	2.4	215.0	243.0	23	2.97	2.86	2.72	2.43
710-74437324220	74437324220	22	1.0	2.0	470.0	500.0	14	2.97	2.86	2.72	2.43
7030 Case Size											
710-744373460022	744373460022	0.22	15.0	44.0	2.1	2.8	149	2.85	2.73	2.57	2.26
710-744373460033	744373460033	0.33	13.0	38.0	3.5	3.9	124	2.85	2.73	2.57	2.26
710-744373460047	744373460047	0.47	11.5	31.0	4.0	4.2	91	2.85	2.73	2.57	2.26
710-744373460068	744373460068	0.68	11.0	25.0	4.8	5.5	72	2.85	2.73	2.57	2.26
710-744373460082	744373460082	0.82	9.0	24.0	6.7	8.0	60	2.85	2.73	2.57	2.26
710-74437346010	74437346010	1.0	8.0	22.0	8.3	10.0	54	2.85	2.73	2.57	2.26
710-74437346015	74437346015	1.5	7.2	19.0	13.0	15.0	45	2.85	2.73	2.57	2.26
710-74437346018	74437346018	1.8	6.8	16.5	14.0	17.0	35	2.85	2.73	2.57	2.26
710-74437346022	74437346022	2.2	6.5	15.0	18.0	20.0	32	2.85	2.73	2.57	2.26
710-74437346025	74437346025	2.5	5.5	13.0	20.0	22.0	30	2.85	2.73	2.57	2.26
710-74437346033	74437346033	3.3	5.0	13.5	28.0	30.0	27	2.85	2.73	2.57	2.26
710-74437346047	74437346047	4.7	3.8	12.0	37.0	40.0	22	2.85	2.73	2.57	2.26
710-74437346056	74437346056	5.6	3.6	9.0	43.0	48.0	20	2.85	2.73	2.57	2.26
710-74437346068	74437346068	6.8	3.4	8.0	54.0	60.0	18	2.85	2.73	2.57	2.26
710-74437346082	74437346082	8.2	3.3	7.5	64.0	68.0	17	2.85	2.73	2.57	2.26
710-74437346100	74437346100	10	3.0	7.3	75.0	85.0	15	2.85	2.73	2.57	2.26
710-74437346220	74437346220	22	1.9	4.5	165.0	190.0	10	2.85	2.73	2.57	2.26
7050 Case Size											
710-744373490047	744373490047	0.47	13.5	30.0	3.5	3.9	96	3.07	2.95	2.79	2.48
710-744373490056	744373490056	0.56	13.0	28.0	3.6	4.2	85	3.07	2.95	2.79	2.48
710-744373490068	744373490068	0.68	12.0	26.0	4.0	4.5	73	3.07	2.95	2.79	2.48
710-744373490082	744373490082	0.82	11.3	25.0	4.6	4.9	70	3.07	2.95	2.79	2.48
710-74437349010	74437349010	1.0	10.0	19.5	6.1	6.5	51	3.07	2.95	2.79	2.48
710-74437349012	74437349012	1.2	9.0	18.0	7.2	7.5	45	3.07	2.95	2.79	2.48
710-74437349015	74437349015	1.5	8.0	14.5	8.6	9.0	35	3.07	2.95	2.79	2.48
710-74437349022	74437349022	2.2	7.5	14.0	11.2	12.0	30	3.07	2.95	2.79	2.48
710-74437349033	74437349033	3.3	6.0	12.0	19.0	20.9	26	3.07	2.95	2.79	2.48
710-74437349047	74437349047	4.7	5.0	11.0	28.0	30.8	24	3.07	2.95	2.79	2.48
710-74437349056	74437349056	5.6	3.8	10.5	44.0	49.0	17	3.07	2.95	2.79	2.48
710-74437349068	74437349068	6.8	3.5	9.5	46.0	51.5	16	3.07	2.95	2.79	2.48
710-74437349082	74437349082	8.2	3.3	9.0	56.0	63.0	15	3.07	2.95	2.79	2.48
710-74437349100	74437349100	10	3.2	8.0	65.0	69.0	12	3.07	2.95	2.79	2.48
710-74437349220	74437349220	22	2.1	6.5	140.0	170.0	8	3.07	2.95	2.79	2.48
1040 Case Size											
710-744373680022	744373680022	0.22	24.0	70.0	0.8	1.0	153	2.97	2.80	2.57	2.26
710-744373680036	744373680036	0.36	21.0	64.0	1.1	1.2	104	2.97	2.80	2.57	2.26
710-744373680039	744373680039	0.39	20.5	63.0	1.1	1.3	101	2.97	2.80	2.57	2.26
710-744373680045	744373680045	0.45	20.0	50.0	1.3	1.5	82	2.97	2.80	2.57	2.26
710-744373680056	744373680056	0.56	19.0	44.0	1.6	1.8	70	2.97	2.80	2.57	2.26
710-74437368010	74437368010	1.0	14.5	36.0	3.0	3.3	45	2.97	2.80	2.57	2.26
710-74437368022	74437368022	2.2	10.0	28.0	6.5	7.0	27	2.97	2.80	2.57	2.26
710-74437368033	74437368033	3.3	8.0	23.0	10.8	11.8	22	2.97	2.80	2.57	2.26
710-74437368047	74437368047	4.7	7.0	19.0	15.0	15.5	16	2.97	2.80	2.57	2.26
710-74437368068	74437368068	6.8	6.0	14.0	17.5	23.3	13	2.97	2.80	2.57	2.26
710-74437368100	74437368100	10	5.2	12.5	27.0	30.0	12	2.97	2.80	2.57	2.26
1335 Case Size											
710-744373770022	744373770022	0.22	25.0	40.0	0.8	0.9	130	3.10	2.96	2.78	2.61
710-744373770033	744373770033	0.33	24.0	35.0	0.9	1.1	84	3.10	2.96	2.78	2.61
710-744373770047	744373770047	0.47	19.0	29.0	1.3	1.6	77	3.10	2.96	2.78	2.61
710-744373770056	744373770056	0.56	18.5	28.0	1.4	1.7	59	3.10	2.96	2.78	2.61
710-744373770068	744373770068	0.68	17.5	27.0	1.8	2.2	51	3.10	2.96	2.78	2.61
710-74437377010	74437377010	1.0	15.0	26.0	2.7	3.5	41	3.10	2.96	2.78	2.61
710-74437377015	74437377015	1.5	12.5	25.5	4.7	5.5	30	3.10	2.96	2.78	2.61
710-74437377022	74437377022	2.2	10.0	25.0	7.2	8.0	22	3.10	2.96	2.78	2.61
710-74437377033	74437377033	3.3	9.5	24.5	9.0	11.0	17	3.10	2.96	2.78	2.61
710-74437377047	74437377047	4.7	7.5	18.0	13.0	15.0	13	3.10	2.96	2.78	2.61

© Copyright 2013 Mouser Electronics
© Copyright 2013 Mouser Electronics

WURTH ELECTRONICS SMD Inductors

RoHS Compliant **This product is RoHS compliant.**

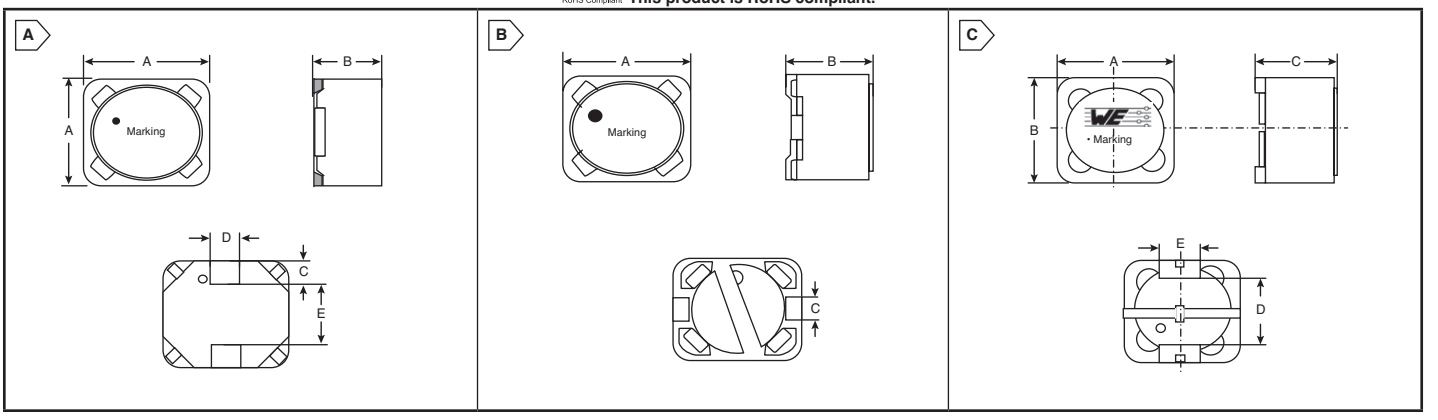

POWER INDUCTORS WE-PD

Characteristics:
- Magnetically shielded version which results in a low leakage field
- High storage capacity
- Low self-losses
- Highest possible current loading for SMD Inductors
- Operating temperature: –40°C to +125°C
- Recommended solder profile: Reflow

Applications:
- Switching regulators with low operating voltages (computer, laptop, mobile phones, pagers)
- Integrated DC/DC-converter
- Perfectly suitable for switching regulators with extremely high efficiency (> 86%)
- Graphic cards
- Plastic base: Because of the one piece construction these are more suitable for high vibration or shock applications

Dimensions: mm						
Size	A	B	C	D	E	Base
7332	7.3	3.2	1.5	1.5	4.0	Plastic
7345	7.3	4.5	1.5	1.5	4.0	Plastic
7345	7.3	4.5	2.0	-	-	Metal
1260	12.0	12.0	6.0	8.0	5.0	Plastic

7332

For quantities greater than listed, call for quote.

MOUSER STOCK NO.	Wurth Electronics Part No.	Fig.	Base	Inductance (µH)	Rated Current (A)	Saturation Current (A)	DC Resist. (Ω)	DC Resist. Typical (Ω)	Self Resonant Freq. (MHz)	Price Each 1	Price Each 25	Price Each 100	Reel Qty.	Price per Piece
710-7447789001	7447789001	A	Plastic	1.0	5.37	6.4	0.012	0.01	42	2.50	2.38	2.30	1000	1.80
710-7447789002	7447789002	A	Plastic	2.2	4.02	4.8	0.02	0.019	36	2.50	2.38	2.30	1000	1.80
710-7447789003	7447789003	A	Plastic	3.3	3.42	4.2	0.03	0.024	33	2.50	2.38	2.30	1000	1.80
710-7447789004	7447789004	A	Plastic	4.7	2.9	3.9	0.035	0.033	30	2.50	2.38	2.30	1000	1.80
710-7447789006	7447789006	A	Plastic	6.8	2.5	2.75	0.044	0.042	26	2.50	2.38	2.30	1000	1.80
710-744778910	744778910	A	Plastic	10	1.83	2.2	0.072	0.064	23	2.50	2.38	2.30	1000	1.80
710-7447789112	7447789112	A	Plastic	12	1.73	1.9	0.098	0.076	22	2.50	2.38	2.30	1000	1.80
710-7447789118	7447789118	A	Plastic	18	1.41	1.7	0.14	0.114	19.6	2.50	2.38	2.30	1000	2.01
710-7447789122	7447789122	A	Plastic	22	1.38	1.4	0.019	0.119	18	2.50	2.38	2.30	1000	1.80
710-7447789133	7447789133	A	Plastic	33	1.22	1.15	0.024	0.153	15.6	2.50	2.38	2.30	1000	1.80
710-7447789139	7447789139	A	Plastic	39	1.03	1.1	0.32	0.209	15	2.50	2.38	2.30	1000	1.80
710-7447789147	7447789147	A	Plastic	47	0.85	1.0	0.36	0.315	13	2.50	2.38	2.30	1000	1.80
710-7447789156	7447789156	A	Plastic	56	0.84	0.9	0.47	0.335	11	2.50	2.38	2.30	1000	1.80
710-7447789168	7447789168	A	Plastic	68	0.74	0.84	0.52	0.427	10.2	2.50	2.38	2.30	1000	1.80
710-7447789182	7447789182	A	Plastic	82	0.69	0.78	0.69	0.47	8.1	2.50	2.38	2.30	1000	1.80
710-744778920	744778920	A	Plastic	100	0.62	0.76	0.79	0.585	7	2.50	2.38	2.30	1000	1.80

7345

For quantities greater than listed, call for quote.

MOUSER STOCK NO.	Wurth Electronics Part No.	Fig.	Base	Inductance (µH)	Rated Current (A)	Saturation Current (A)	DC Resist. (Ω)	DC Resist. Typical (Ω)	Self Resonant Freq. (MHz)	Price Each 1	Price Each 25	Price Each 100	Reel Qty.	Price per Piece
710-7447779001	7447779001	A	Plastic	1.0	5.3	9.5	0.011	0.01	49	2.42	2.28	2.00	1000	1.89
710-7447779002	7447779002	A	Plastic	2.2	4.2	6.0	0.018	0.015	45	2.42	2.28	2.00	1000	1.89
710-7447779003	7447779003	A	Plastic	3.3	3.3	4.5	0.03	0.026	38	2.42	2.28	2.00	1000	1.89
710-7447779004	7447779004	A	Plastic	4.7	3.16	4.4	0.032	0.028	35	2.42	2.28	2.00	1000	1.89
710-744777910	744777910	A	Plastic	10	2.0	2.6	0.049	0.045	23	2.42	2.28	2.00	1000	1.89
710-74477710	74477710	B	Metal	10	2.0	2.6	0.049	0.045	23	2.42	2.28	2.00	1000	1.89
710-7447779112	7447779112	A	Plastic	12	1.82	2.4	0.058	0.05	21	2.42	2.28	2.00	1000	1.89
710-7447779118	7447779118	A	Plastic	18	1.5	2.05	0.091	0.08	17	2.42	2.28	2.00	1000	1.89
710-7447779122	7447779122	A	Plastic	22	1.41	1.7	0.11	0.09	15	2.42	2.28	2.00	1000	1.89
710-7447779133	7447779133	A	Plastic	33	1.13	1.4	0.17	0.14	12	2.42	2.28	2.00	1000	1.89
710-7447779139	7447779139	A	Plastic	39	1.13	1.4	0.17	0.14	12	2.42	2.28	2.00	1000	1.89
710-7447779147	7447779147	A	Plastic	47	1.03	1.1	0.26	0.19	10	2.42	2.28	2.00	1000	1.89
710-7447779168	7447779168	A	Plastic	68	0.87	0.95	0.38	0.239	9	2.42	2.28	2.00	1000	1.89
710-7447779182	7447779182	A	Plastic	82	0.84	0.9	0.43	0.25	8	2.42	2.28	2.00	1000	1.89
710-744777920	744777920	A	Plastic	100	0.79	0.75	0.38	0.29	7	2.42	2.28	2.00	1000	1.89

1260

For quantities greater than listed, call for quote.

MOUSER STOCK NO.	Wurth Electronics Part No.	Fig.	Base	Inductance (µH)	Rated Current (A)	Saturation Current (A)	DC Resist. (Ω)	DC Resist. Typical (Ω)	Self Resonant Freq. (MHz)	Price Each 1	Price Each 25	Price Each 100	Reel Qty.	Price per Piece
710-744771001	744771001	C	Metal	1.5	10.5	12.5	0.006	0.004	60	2.53	2.43	2.35	500	2.35
710-744771002	744771002	C	Metal	2.2	10.0	11.0	0.008	0.005	50	2.53	2.43	2.35	500	2.35
710-744771003	744771003	C	Metal	3.5	9.25	9.0	0.0075	0.005	40	2.53	2.43	2.35	500	2.35
710-744771004	744771004	C	Metal	4.7	8.25	8.0	0.0106	0.008	35	2.53	2.43	2.35	500	2.35
710-744771008	744771008	C	Metal	8.2	6.25	6.25	0.02	0.014	25	2.53	2.43	2.35	500	2.35
710-74477110	74477110	C	Metal	10	5.0	5.5	0.025	0.018	21.5	2.53	2.43	2.35	500	2.35
710-744771112	744771112	C	Metal	12	3.91	4.85	0.027	0.023	19.7	2.53	2.43	2.35	500	2.35
710-744771118	744771118	C	Metal	18	3.48	4.3	0.034	0.029	14.3	2.53	2.43	2.35	500	2.35
710-744771122	744771122	C	Metal	22	3.37	3.77	0.036	0.031	13	2.53	2.43	2.35	500	2.35
710-744771133	744771133	C	Metal	33	2.68	3.0	0.057	0.049	10	2.53	2.43	2.35	500	2.35
710-744771139	744771139	C	Metal	39	2.49	2.74	0.068	0.057	9	2.53	2.43	2.35	500	2.35
710-744771147	744771147	C	Metal	47	2.21	2.6	0.075	0.072	8	2.53	2.43	2.35	500	2.35
710-744771156	744771156	C	Metal	56	2.01	2.35	0.11	0.087	7	2.53	2.43	2.35	500	2.35
710-744771168	744771168	C	Metal	68	1.91	2.19	0.12	0.096	6	2.53	2.43	2.35	500	2.35
710-744771182	744771182	C	Metal	82	1.65	1.88	0.14	0.129	5.2	2.53	2.43	2.35	500	2.35
710-74477120	74477120	C	Metal	100	1.53	1.7	0.016	0.15	4.9	2.53	2.43	2.35	500	2.35

© Copyright 2013 Mouser Electronics
© Copyright 2013 Mouser Electronics

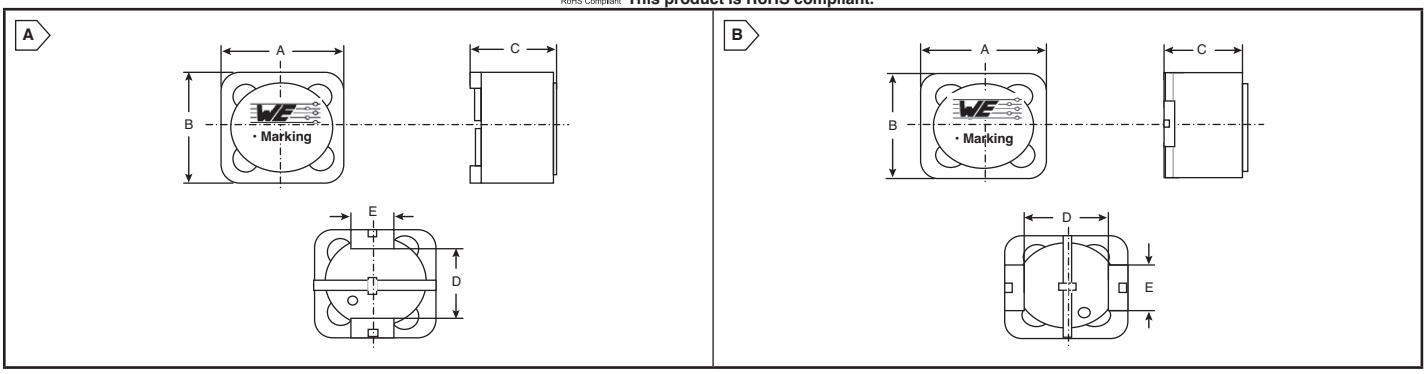

POWER INDUCTORS WE-PD (CONT.)

DIMENSIONS: mm						
Size	A	B	C	D	E	Base
1280	12.0	12.0	8.0	8.0	5.0	Metal
1210	12.0	12.0	10.0	7.6	5.0	Metal

Characteristics:
- Magnetically shielded version which results in a low leakage field
- High storage capacity
- Low self-losses
- Highest possible current loading for SMD Inductors
- Operating temperature: –40°C to +125°C
- Recommended solder profile: Reflow

Applications:
- Switching regulators with low operating voltages (computer, laptop, mobile phones, pagers)
- Integrated DC/DC-converter
- Perfectly suitable for switching regulators with extremely high efficiency (> 86%)
- Graphic cards
- Plastic base: Because of the one piece construction these are more suitable for high vibration or shock applications

Design Kits

For quantities greater than listed, call for quote.

MOUSER STOCK NO.	Wurth Electronics Part No.	Description	Price Each
710-744778	744778	Sample Kit for WE-PD small sizes, 6033/7332	151.61
710-744777	744777	Sample Kit for WE-PD medium sizes, 7345/1260	140.53
710-744770	744770	Sample Kit for WE-PD big sizes, 1280/1210	126.43

1280

For quantities greater than listed, call for quote.

MOUSER STOCK NO.	Wurth Electronics Part No.	Fig.	Base	Inductance (µH)	Rated Current (A)	Saturation Current (A)	DC Resist. (Ω)	DC Resist. Typical (Ω)	Self Resonant Freq. (MHz)	Price Each 1	Price Each 25	Price Each 100	Reel Qty.	Price per Piece
710-74477001	74477001	A	Metal	1.2	12.0	16.6	0.007	0.005	45	2.71	2.56	2.41	500	2.40
710-744770015	744770015	A	Metal	1.5	10.0	12.0	0.006	-	42	2.71	2.56	2.41	500	2.40
710-74477002	74477002	A	Metal	2.4	10.1	14.3	0.012	0.009	41	2.71	2.56	2.41	500	2.40
710-74477003	74477003	A	Metal	3.5	8.9	9.6	0.014	0.011	37.5	2.71	2.56	2.41	500	2.40
710-74477004	74477004	A	Metal	4.7	8.5	9.3	0.016	0.012	31.2	2.71	2.56	2.41	500	2.40
710-74477006	74477006	A	Metal	6.1	7.6	8.6	0.018	0.015	25	2.71	2.56	2.41	500	2.40
710-74477010	74477010	A	Metal	10	6.2	6.6	0.022	0.019	18	2.71	2.56	2.41	500	2.40
710-744770112	744770112	A	Metal	12	5.9	6.3	0.024	0.021	16	2.71	2.56	2.41	500	2.40
710-744770115	744770115	A	Metal	15	5.0	6.0	0.027	0.024	14.5	2.71	2.56	2.41	500	2.40
710-744770118	744770118	A	Metal	18	4.2	5.4	0.039	0.032	13.2	2.71	2.56	2.41	500	2.40
710-744770122	744770122	A	Metal	22	4.1	5.0	0.043	0.033	12	2.71	2.56	2.41	500	2.40
710-744770127	744770127	A	Metal	27	3.7	3.8	0.046	0.035	10	2.71	2.56	2.41	500	2.40
710-744770133	744770133	A	Metal	33	3.2	3.6	0.064	0.047	8.5	2.71	2.56	2.41	500	2.40
710-744770139	744770139	A	Metal	39	3.0	3.5	0.073	0.053	8.2	2.71	2.56	2.41	500	2.40
710-744770147	744770147	A	Metal	47	2.7	3.0	0.1	0.076	7.9	2.71	2.56	2.41	500	2.40
710-744770156	744770156	A	Metal	56	2.4	2.9	0.11	0.085	7.1	2.71	2.56	2.41	500	2.40
710-744770168	744770168	A	Metal	68	2.3	2.5	0.14	0.09	6.4	2.71	2.56	2.41	500	2.40
710-744770182	744770182	A	Metal	82	2.25	2.45	0.16	0.086	3.5	2.71	2.56	2.41	500	2.40
710-74477020	74477020	A	Metal	100	2.2	2.4	0.22	0.102	5.2	2.71	2.56	2.41	500	2.40
710-744770218	744770218	A	Metal	180	1.4	1.6	0.35	0.188	4.2	2.71	2.56	2.41	500	2.40
710-744770222	744770222	A	Metal	220	1.3	1.49	0.39	0.247	3.8	2.71	2.56	2.41	500	2.40
710-744770233	744770233	A	Metal	330	1.1	1.1	0.64	0.349	3	2.71	2.56	2.41	500	2.40
710-744770247	744770247	A	Metal	470	0.9	0.9	0.98	0.496	2.6	2.71	2.56	2.41	500	2.40
710-744770256	744770256	A	Metal	560	0.8	0.9	1.07	0.593	2.5	2.71	2.56	2.41	500	2.40
710-744770268	744770268	A	Metal	680	0.7	0.8	1.46	0.84	2.2	2.71	2.56	2.41	500	2.40
710-744770282	744770282	A	Metal	820	0.6	0.8	1.64	0.936	2	2.71	2.56	2.41	500	2.40
710-74477030	74477030	A	Metal	1000	0.6	0.7	1.82	1.04	1.8	2.71	2.56	2.41	500	2.40

1210

For quantities greater than listed, call for quote.

MOUSER STOCK NO.	Wurth Electronics Part No.	Fig.	Base	Inductance (µH)	Rated Current (A)	Saturation Current (A)	DC Resist. (Ω)	DC Resist. Typical (Ω)	Self Resonant Freq. (MHz)	Price Each 1	Price Each 25	Price Each 100	Reel Qty.	Price per Piece
710-7447709001	7447709001	B	Metal	1.0	13.0	25.0	0.006	0.004	120	3.56	3.32	2.99	250	2.99
710-7447709002	7447709002	B	Metal	2.2	11.5	20.0	0.006	0.005	65	3.56	3.32	2.99	250	2.99
710-7447709003	7447709003	B	Metal	3.5	11	16.5	0.009	0.006	45	3.56	3.32	2.99	250	2.99
710-7447709004	7447709004	B	Metal	4.7	9.3	13.0	0.011	0.007	38	3.56	3.32	2.99	250	2.99
710-7447709006	7447709006	B	Metal	6.8	8.4	12.8	0.014	0.009	23	3.56	3.32	2.99	250	2.99
710-7447709100	7447709100	B	Metal	10	7.1	10.5	0.021	0.013	21	3.56	3.32	2.99	250	2.99
710-7447709150	7447709150	B	Metal	15	6.5	8.0	0.026	0.021	17	3.56	3.32	2.99	250	2.99
710-7447709220	7447709220	B	Metal	22	5.3	6.5	0.028	0.023	10	3.56	3.32	2.99	250	2.99
710-7447709330	7447709330	B	Metal	33	4.2	5.5	0.045	0.037	8.5	3.56	3.32	2.99	250	2.99
710-7447709390	7447709390	B	Metal	39	4.1	5.0	0.056	0.044	6	3.56	3.32	2.99	250	2.99
710-7447709470	7447709470	B	Metal	47	3.8	4.5	0.06	0.046	6.5	3.56	3.32	2.99	250	2.99
710-7447709680	7447709680	B	Metal	68	3.2	3.6	0.089	0.069	6	3.56	3.32	2.99	250	2.99
710-7447709101	7447709101	B	Metal	100	2.5	3.1	0.11	0.100	6	3.56	3.32	2.99	250	2.99
710-7447709151	7447709151	B	Metal	150	2.1	2.7	0.2	0.151	5.5	3.56	3.32	2.99	250	2.99
710-7447709221	7447709221	B	Metal	220	1.8	2.2	0.3	0.193	2.2	3.56	3.32	2.99	250	2.99
710-7447709271	7447709271	B	Metal	270	1.6	2.1	0.33	0.248	2.5	3.56	3.32	2.99	250	2.99
710-7447709331	7447709331	B	Metal	330	1.5	1.7	0.43	0.363	2	3.56	3.32	2.99	250	2.99
710-7447709471	7447709471	B	Metal	470	1.4	1.5	0.56	0.437	2	3.56	3.32	2.99	250	2.99
710-7447709681	7447709681	B	Metal	680	1.1	1.3	0.825	0.660	1.5	3.56	3.32	2.99	250	2.99
710-7447709821	7447709821	B	Metal	820	0.95	1.1	1.0	0.815	1.2	3.56	3.32	2.99	250	2.99
710-7447709102	7447709102	B	Metal	1000	0.9	1.0	1.2	0.93	-	3.56	3.32	2.99	250	2.99

© Copyright 2013 Mouser Electronics

© Copyright 2013 Mouser Electronics

WURTH ELECTRONICS SMD Inductors

RoHS Compliant **This product is RoHS compliant.**

SMD POWER INDUCTORS WE-PD2

Features:
- Open size
- Current capability up to 14A
- Operating temperature: –40°C to +125°C

Applications:
- Switching regulators with low operating voltage (computer, laptop, mobile phones and pagers)
- Integrated DC/DC-converter
- Perfectly suitable for switching regulators with extremely high efficiency

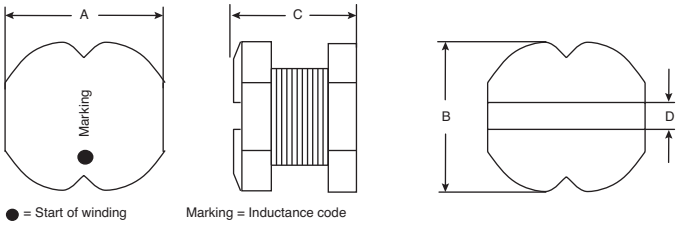

● = Start of winding Marking = Inductance code

DIMENSIONS: mm				
	A	B	C	D
4532	4.0	4.5	3.2	1.0
5820	5.2	5.8	2.0	2.0
5845	5.2	5.8	4.5	2.0
7850	7.0	7.8	5.0	3.0
1054	9.0	10.0	5.4	3.5

RoHS Compliant

For quantities greater than listed, call for quote.

MOUSER STOCK NO.	Wurth Electronics Part No.	L (µH)	I_R (A)	I_{sat} (A)	R_{DC} (Ω)	$R_{DC\ typ}$ (Ω)	f_{res} (MHz)	Price Each 1	25	100
4532										
710-7447730	7447730	1	4.0	5.72	0.049	0.014	110	1.65	1.50	1.38
710-744773018	744773018	1.8	2.7	3.6	0.064	0.028	85	1.65	1.50	1.38
710-744773022	744773022	2.2	2.5	3.38	0.071	0.034	74	1.65	1.50	1.38
710-744773033	744773033	3.3	2.0	2.88	0.086	0.041	55	1.65	1.50	1.38
710-744773047	744773047	4.7	1.82	2.46	0.11	0.059	45	1.65	1.50	1.38
710-744773056	744773056	5.6	1.58	2.43	0.126	0.069	40	1.65	1.50	1.38
710-744773068	744773068	6.8	1.54	2.1	0.131	0.076	35	1.65	1.50	1.38
710-744773082	744773082	8.2	1.5	1.8	0.146	0.116	30	1.65	1.50	1.38
710-74477310	74477310	10	1.45	1.74	0.182	0.118	30	1.65	1.50	1.38
710-744773112	744773112	12	1.28	1.62	0.21	0.156	30	1.65	1.50	1.38
710-744773118	744773118	18	1.1	1.29	0.338	0.225	22	1.65	1.50	1.38
710-744773122	744773122	22	1.0	1.22	0.37	0.2261	20	1.65	1.50	1.38
710-744773133	744773133	33	0.86	0.9	0.54	0.37	16	1.65	1.50	1.38
710-744773139	744773139	39	0.77	0.87	0.587	0.418	15	1.65	1.50	1.38
710-744773147	744773147	47	0.68	0.77	0.844	0.523	12	1.65	1.50	1.38
710-744773156	744773156	56	0.64	0.75	0.937	0.714	12	1.65	1.50	1.38
710-744773168	744773168	68	0.56	0.68	1.117	0.754	11	1.65	1.50	1.38
5820										
710-74477450012	74477450012	0.12	10.0	14.0	0.004	0.003	250	1.93	1.79	1.52
710-74477450027	74477450027	0.27	8.2	9.5	0.005	0.004	180	1.93	1.79	1.52
710-74477450056	74477450056	0.56	6.5	6.5	0.01	0.008	145	1.93	1.79	1.52
710-74477450082	74477450082	0.82	5.4	5.8	0.014	0.012	120	1.93	1.79	1.52
710-7447745012	7447745012	1.2	4.8	4.6	0.021	0.017	96	1.93	1.79	1.52
710-7447745017	7447745017	1.7	4.0	3.6	0.027	0.023	92	1.93	1.79	1.52
710-7447745022	7447745022	2.2	3.6	3.5	0.036	0.03	64	1.93	1.79	1.52
710-7447745033	7447745033	3.3	3.0	3.0	0.049	0.041	57	1.93	1.79	1.52
710-7447745039	7447745039	3.9	2.8	2.6	0.045	0.047	48	1.93	1.79	1.52
710-7447745047	7447745047	4.7	2.5	2.4	0.065	0.057	42	1.93	1.79	1.52
710-7447745056	7447745056	5.6	2.3	2.1	0.078	0.07	32	1.93	1.79	1.52
710-7447745062	7447745062	6.2	2.1	2.0	0.09	0.08	30	1.93	1.79	1.52
710-7447745076	7447745076	7.6	1.9	1.8	0.105	0.095	29	1.93	1.79	1.52
710-7447745100	7447745100	10	1.7	1.6	0.13	0.12	28	1.93	1.79	1.52
5845										
710-74477410	74477410	10	2.2	2.5	0.1	0.078	26	2.01	1.88	1.70
710-74477420	74477420	100	0.57	0.68	0.65	0.51	7	2.01	1.88	1.70
710-744774022	744774022	2.2	4.6	8.2	0.041	0.026	54	2.01	1.88	1.70
710-744774027	744774027	2.7	4.0	8.0	0.045	0.032	50	2.01	1.88	1.70
710-744774033	744774033	3.3	4.0	7.5	0.06	0.042	43	2.01	1.88	1.70
710-744774047	744774047	4.7	3.0	5.5	0.071	0.056	33	2.01	1.88	1.70
710-744774068	744774068	6.8	2.4	5.0	0.082	0.071	28	2.01	1.88	1.70
710-744774112	744774112	12	2.0	1.94	0.11	0.082	24	2.01	1.88	1.70
710-744774118	744774118	18	1.45	1.69	0.15	0.104	19	2.01	1.88	1.70
710-744774122	744774122	22	1.28	1.53	0.18	0.109	16	2.01	1.88	1.70
710-744774127	744774127	27	1.19	1.4	0.2	0.133	15	2.01	1.88	1.70
710-744774133	744774133	33	1.09	1.17	0.23	0.15	14	2.01	1.88	1.70
710-744774139	744774139	39	0.94	1.1	0.32	0.215	12	2.01	1.88	1.70
710-744774147	744774147	47	0.86	1.0	0.37	0.26	10	2.01	1.88	1.70
710-744774168	744774168	68	0.64	0.86	0.46	0.313	10	2.01	1.88	1.70
7850										
710-74477510	74477510	10	2.3	2.95	0.07	0.044	23	2.00	1.93	1.77
710-74477520	74477520	100	0.77	0.86	0.43	0.208	7	2.00	1.93	1.77
710-744775112	744775112	12	2.18	2.2	0.08	0.042	20	2.00	1.93	1.77
710-744775118	744775118	18	1.89	2.14	0.1	0.053	17	2.00	1.93	1.77
710-744775122	744775122	22	1.76	1.81	0.11	0.065	15	2.00	1.93	1.77
710-744775133	744775133	33	1.35	1.47	0.13	0.088	13	2.00	1.93	1.77
710-744775139	744775139	39	1.25	1.33	0.16	0.116	12	2.00	1.93	1.77
710-744775147	744775147	47	1.17	1.24	0.18	0.134	10	2.00	1.93	1.77
710-744775168	744775168	68	0.99	1.05	0.28	0.218	8	2.00	1.93	1.77
1054										
710-74477610	74477610	10	2.98	3.24	0.06	0.028	22	2.26	2.12	2.00
710-744776112	744776112	12	2.72	3.15	0.07	0.033	20	2.26	2.12	2.00
710-744776118	744776118	18	2.36	1.43	0.09	0.043	18	2.26	2.12	2.00
710-744776122	744776122	22	2.04	2.07	0.1	0.051	16	2.26	2.12	2.00
710-744776127	744776127	27	1.95	1.98	0.11	0.063	15	2.26	2.12	2.00
710-744776133	744776133	33	1.78	1.89	0.012	0.083	12	2.26	2.12	2.00
710-744776147	744776147	47	1.45	1.62	0.17	0.095	11	2.26	2.12	2.00
710-744776156	744776156	56	1.36	1.53	0.19	0.112	9	2.26	2.12	2.00
710-744776168	744776168	68	1.19	1.49	0.22	0.138	8	2.26	2.12	2.00
710-744776182	744776182	82	1.11	1.17	0.25	0.15	7	2.26	2.12	2.00
710-74477620	74477620	100	1.02	1.1	0.35	0.2	7	2.26	2.12	2.00
710-744776233	744776233	330	0.52	0.59	1.15	0.75	4	1.77	1.62	1.36
710-744776268	744776268	680	0.36	0.43	2.25	1.245	2.5	1.77	1.62	1.36

© Copyright 2013 Mouser Electronics
© Copyright 2013 Mouser Electronics

WURTH ELECTRONICS SMD Inductors

RoHS Compliant **This product is RoHS compliant.**

WÜRTH ELEKTRONIK

SMD FLAT WIRE HIGH CURRENT INDUCTORS WE-HCI

Features:
- Magnetically shielded
- Flat wire coil for low losses at high frequency
- Low stray field
- Operating temperature: –40°C to +125°C / +150°C

Applications:
- Graphic cards
- Laptops
- Industrial computers
- Motherboards
- High current switching regulators
- DC/DC converter
- Polyphase-switching regulators
- Filter

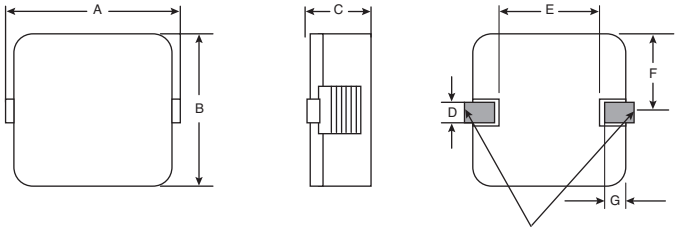

RDC is measured at these points

DIMENSIONS: mm							
	A	B	C	D	E	F	G
7030	7.0	6.9	3.0	1.2	2.5	3.45	1.8
7040	7.0	6.9	3.8	1.2	3.4	3.45	1.8
7050	7.0	6.9	4.8	1.2	2.5	3.45	1.8
1040	10.5	10.2	4.0	2.5	4.2	5.1	2.0
1050	10.5	10.2	4.7	2.2	4.0	5.1	3.0
1350	13.0	12.8	4.7	2.5	6.0	6.4	3.0
1365	13.2	12.8	6.2	2.5	6.0	6.4	3.0

RoHS Compliant

For quantities greater than listed, call for quote.

MOUSER STOCK NO.	Wurth Electronics Part No.	Core Material	L (μH)	L_R (μH)	I_R (A)	I_{sat} (A)	R_{DC} (mΩ)	f_{res} (MHz)	Price Each 1	25	100
7030											
710-744310013	744310013	Superflux	0.13	0.11	22.0	48.0	0.91	400	**2.84**	**2.73**	**2.59**
710-744310024	744310024	Superflux	0.24	0.22	18.0	40.0	1.8	220	**2.84**	**2.73**	**2.59**
710-744310055	744310055	Superflux	0.52	0.43	14.0	20.0	3.7	140	**2.84**	**2.73**	**2.59**
710-744310095	744310095	Superflux	0.95	0.71	11.0	13.0	6.2	90	**2.84**	**2.73**	**2.59**
710-744310115	744310115	Superflux	1.15	1.0	8.5	13.0	8.6	84	**2.84**	**2.73**	**2.59**
710-744310200	744310200	Superflux	2.0	1.55	6.5	9.0	14.2	58	**2.84**	**2.73**	**2.59**
7040											
710-744311068	744311068	Superflux	0.68	0.52	17.0	20.0	3.1	105	**5.06**	**4.06**	**3.33**
710-744311150	744311150	Superflux	1.5	1.12	11.0	14.0	6.6	72	**2.87**	**2.77**	**2.62**
710-744311220	744311220	Superflux	2.2	1.75	9.0	13.0	11.4	52	**2.87**	**2.77**	**2.62**
710-744311330	744311330	Superflux	3.3	2.75	6.5	11.0	17.2	43	**2.87**	**2.77**	**2.62**
710-744311470	744311470	Superflux	4.7	3.5	6.0	7.0	19.5	33	**2.87**	**2.77**	**2.62**
7050											
710-744314024	744314024	Superflux	0.24	0.19	20.0	28.0	1.0	320	**3.85**	**3.36**	**3.17**
710-744314047	744314047	Superflux	0.47	0.38	18.0	20.0	1.35	235	**3.85**	**3.36**	**3.17**
710-744314076	744314076	Superflux	0.76	0.6	15.5	15.0	2.25	200	**3.85**	**3.36**	**3.17**
710-744314110	744314110	Superflux	1.1	0.78	15.0	13.0	3.15	135	**3.85**	**3.36**	**3.17**
710-744314150	744314150	Superflux	1.5	1.1	13.0	11.0	4.3	110	**3.85**	**3.36**	**3.17**
710-744314200	744314200	Superflux	2.0	1.35	11.5	9.0	5.85	68	**3.85**	**3.36**	**3.17**
710-744314330	744314330	Superflux	3.3	2.2	9.0	8.0	9.0	65	**3.85**	**3.36**	**3.17**
710-744314490	744314490	Superflux	4.9	3.4	6.5	6.5	14.5	56	**3.85**	**3.36**	**3.17**
710-744314650	744314650	Superflux	6.5	4.5	6.0	6.0	21.5	50	**3.85**	**3.36**	**3.17**
710-744314760	744314760	Superflux	7.6	6.0	4.2	4.8	30.2	48	**2.84**	**2.72**	**2.59**
710-744314850	744314850	Superflux	8.5	6.8	4.0	4.5	32.5	44	**2.84**	**2.72**	**2.59**
710-744314101	744314101	Superflux	10.0	7.5	3.5	4.0	33.0	40	**2.84**	**2.72**	**2.59**
1040											
710-744355215	744355215	WE-PERM	0.15	0.13	25.0	60.0	0.58	275	**2.74**	**2.65**	**2.65**
710-744355230	744355230	WE-PERM	0.3	0.25	22.0	35.0	1.1	170	**2.74**	**2.65**	**2.65**
710-744355256	744355256	WE-PERM	0.56	0.47	20.0	30.0	1.61	100	**2.74**	**2.65**	**2.55**
710-7443552100	7443552100	WE-PERM	1.0	0.78	16.0	20.0	3.3	80	**2.74**	**2.65**	**2.55**
710-7443552150	7443552150	WE-PERM	1.5	1.1	14.0	17.0	5.3	63	**2.74**	**2.65**	**2.55**
710-7443552200	7443552200	WE-PERM	2.0	1.48	11.0	13.0	7.3	53	**2.74**	**2.65**	**2.65**
710-7443552280	7443552280	WE-PERM	2.8	2.1	9.5	11.0	10.6	46	**2.74**	**2.65**	**2.65**
710-7443552430	7443552430	WE-PERM	4.3	3.0	8.0	8.0	14.1	33	**2.74**	**2.65**	**2.55**
1050											
710-744325016	744325016	Superflux	0.16	0.14	25.0	58.0	0.51	400	**3.57**	**3.36**	**3.18**
710-744325040	744325040	Superflux	0.4	0.33	24.0	37.0	0.67	160	**3.57**	**3.36**	**3.18**
710-744325072	744325072	Superflux	0.72	0.6	22.0	35.0	1.3	115	**3.57**	**3.36**	**3.18**
710-744325120	744325120	Superflux	1.2	1.0	20.0	25.0	1.8	65	**3.57**	**3.36**	**3.18**
710-744325180	744325180	Superflux	1.8	1.4	16.0	18.0	3.5	80	**3.57**	**3.36**	**3.18**
710-744325240	744325240	Superflux	2.4	1.8	14.0	17.0	4.75	67	**3.57**	**3.36**	**3.18**
710-744325330	744325330	Superflux	3.3	2.4	12.0	15.0	5.9	54	**3.57**	**3.36**	**3.18**
710-744325420	744325420	Superflux	4.2	3.3	11.0	14.0	7.1	33	**3.57**	**3.36**	**3.18**
710-744325550	744325550	Superflux	5.5	4.3	10.0	12.0	10.3	30	**3.57**	**3.36**	**3.18**
1350											
710-744355019	744355019	WE-PERM	0.19	0.17	29.0	60.0	0.5	225	**3.46**	**3.36**	**3.26**
710-744355047	744355047	WE-PERM	0.47	0.41	26.0	50.0	0.9	95	**3.46**	**3.36**	**3.26**
710-744355090	744355090	WE-PERM	0.9	0.66	24.0	28.0	1.6	72	**3.46**	**3.36**	**3.26**
710-7443550140	7443550140	WE-PERM	1.4	1.05	22.0	26.0	2.4	60	**3.46**	**3.36**	**3.26**
710-7443550230	7443550230	WE-PERM	2.3	1.6	17.5	17.0	3.7	40	**3.46**	**3.36**	**3.26**
710-7443550320	7443550320	WE-PERM	3.2	2.2	16.0	15.0	5.3	34	**3.46**	**3.36**	**3.26**
710-7443550480	7443550480	WE-PERM	4.8	3.55	11.0	13.0	10.5	28	**3.46**	**3.36**	**3.26**
710-7443550600	7443550600	WE-PERM	6.0	4.7	9.5	11.5	13.5	22	**3.47**	**3.36**	**3.27**
1365											
710-744355122	744355122	WE-PERM	0.2	0.17	32.0	65.0	0.35	230	**3.52**	**3.40**	**3.32**
710-744355147	744355147	WE-PERM	0.47	0.41	30.0	50.0	0.67	100	**3.52**	**3.40**	**3.32**
710-744355182	744355182	WE-PERM	0.82	0.64	27.0	35.0	0.9	72	**3.52**	**3.40**	**3.32**
710-7443551111	7443551111	WE-PERM	11.3	7.5	11.0	9.5	9.1	12	**3.52**	**3.40**	**3.32**
710-7443551130	7443551130	WE-PERM	1.3	0.9	25.0	25.0	1.8	59	**3.52**	**3.40**	**3.32**
710-7443551131	7443551131	WE-PERM	13.0	9.0	10.0	9.0	11.2	14	**3.52**	**3.40**	**3.32**
710-7443551151	7443551151	WE-PERM	15.4	10.0	9.0	8.0	14.8	15	**3.52**	**3.40**	**3.32**
710-7443551200	7443551200	WE-PERM	2.0	1.4	23.0	22.0	2.6	45	**3.52**	**3.40**	**3.32**
710-7443551280	7443551280	WE-PERM	2.8	1.85	20.0	17.5	3.3	35	**3.52**	**3.40**	**3.32**
710-7443551370	7443551370	WE-PERM	3.7	2.6	17.0	16.0	4.9	26	**3.52**	**3.40**	**3.32**
710-7443551470	7443551470	WE-PERM	4.7	3.4	13.0	15.0	7.0	30	**3.52**	**3.40**	**3.32**
710-7443551600	7443551600	WE-PERM	6.0	4.5	12.0	14.0	8.4	22	**3.52**	**3.40**	**3.32**
710-7443551730	7443551730	WE-PERM	7.3	5.0	13.0	12.0	5.9	28	**3.52**	**3.40**	**3.32**
710-7443551920	7443551920	WE-PERM	9.2	6.6	12.0	10.5	7.8	26	**3.52**	**3.40**	**3.32**

© Copyright 2013 Mouser Electronics
© Copyright 2013 Mouser Electronics

WURTH ELECTRONICS SMD Inductors

RoHS Compliant This product is RoHS compliant.

SMD HIGH CURRENT CUBE INDUCTOR, FERRITE FILTER CHOKE WE-HCC

Features:
- Magnetically shielded
- Operating temperature: -40˚C to +125˚C
- Current capability up to 27A

Applications:
- Filter choke for DC/DC converter
- Single and polyphase buck converter
- Filter choke for motor electronics

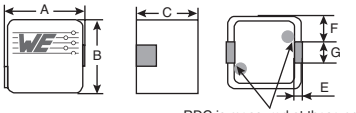

RDC is measured at these points

DIMENSIONS: mm						
Type	A	B	C	D	E	F
8070	8.4	7.9	7.2	2.3	1.5	2.75
1090	10.9	10.0	9.3	3.0	1.6	3.5
1210	12.1	11.4	9.5	3.5	2.0	3.9

For quantities greater than listed, call for quote.

MOUSER STOCK NO.	Wurth Electronics Part No.	Type	Inductance (µF)	Rated Current (A)	Saturation Current (A)	DC Resistance (mΩ)	SRF (MHz)	Price Each 1	Price Each 25	Price Each 100	Reel Quantity	Price Per Piece
710-7443340030	7443340030	8070	0.3	20.5	36	1.4	272	2.10	1.98	1.77	500	1.77
710-7443340047	7443340047	8070	0.47	19	32	1.72	232	2.10	1.98	1.77	500	1.77
710-7443340068	7443340068	8070	0.68	19	23.5	1.72	181	2.10	1.98	1.77	500	1.77
710-7443340100	7443340100	8070	1	17	24	2.95	147	2.10	1.98	1.77	500	1.77
710-7443340150	7443340150	8070	1.5	16.5	18.5	4.4	120	2.10	1.98	1.77	500	1.77
710-7443340220	7443340220	8070	2.2	16.5	12.5	4.4	97	2.10	1.98	1.77	500	1.77
710-7443340330	7443340330	8070	3.3	14	8.5	6.5	81	2.10	1.98	1.77	500	1.77
710-7443330022	7443330022	1090	0.22	21.5	60	0.6	300	2.24	2.08	2.08	400	2.08
710-7443330033	7443330033	1090	0.33	21.5	55	0.6	250	2.24	2.08	2.08	400	2.08
710-7443330100	7443330100	1090	1	20	27.5	1.35	100	2.24	2.08	2.08	400	2.08
710-7443330150	7443330150	1090	1.5	18	27	2.5	78	2.24	2.08	2.08	400	2.08
710-7443330220	7443330220	1090	2.2	16.5	22	3.7	80	2.24	2.08	2.08	400	2.08
710-7443330330	7443330330	1090	3.3	14	15.5	5.4	51	2.24	2.08	2.08	400	2.08
710-7443330470	7443330470	1090	4.7	13	15	8.2	49	2.24	2.08	2.08	400	2.08
710-7443330680	7443330680	1090	6.8	11.5	11	13.2	40	2.24	2.08	2.08	400	2.08
710-7443330820	7443330820	1090	8.2	11.5	8	13.2	36	2.24	2.08	2.08	400	2.08
710-7443331000	7443331000	1090	10	9	8	20.7	35	2.24	2.08	2.08	400	2.08
710-7443320033	7443320033	1210	0.33	27	55	0.53	214	2.61	2.54	2.47	300	2.47
710-7443320047	7443320047	1210	0.47	26	48	0.72	138	2.61	2.54	2.47	300	2.47
710-7443320068	7443320068	1210	0.68	26	38	0.72	108	2.61	2.54	2.47	300	2.47
710-7443320100	7443320100	1210	1	24	32	1.17	96	2.61	2.54	2.47	300	2.47
710-7443320150	7443320150	1210	1.5	19.5	27	2.1	92	2.61	2.54	2.47	300	2.47
710-7443320220	7443320220	1210	2.2	18	23	3.05	64	2.61	2.54	2.47	300	2.47
710-7443320330	7443320330	1210	3.3	17	17	4.4	44	2.61	2.54	2.47	300	2.47
710-7443320470	7443320470	1210	4.7	15.5	17	6.35	43	2.61	2.54	2.47	300	2.47
710-7443320680	7443320680	1210	6.8	13	13	8.98	42	2.61	2.54	2.47	300	2.47
710-7443320820	7443320820	1210	8.2	13	12	9.9	34	2.61	2.54	2.47	300	2.47
710-7443321000	7443321000	1210	10	9	10	14.4	29	2.61	2.54	2.47	300	2.47

SMD FLAT WIRE HIGH CURRENT INDUCTOR WE-HCI

Features:
- Magnetically shielded
- Operating temperature: -40˚C to +125˚C/+150°C
- Flat wire coil for low losses at high frequency
- Low stray field

Applications:
- Graphic cards
- Laptops
- Industrial computers
- Motherboards
- High current switching regulators
- DC/DC converter
- Polyphase-switching regulators
- Filter

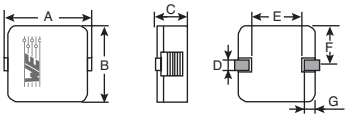

DIMENSIONS: mm							
Type	A	B	C	D	E	F	G
1890	18.3	18.2	8.9	4.2	8.0	9.0	5.0

For quantities greater than listed, call for quote.

MOUSER STOCK NO.	Wurth Electronics Part No.	Type	Inductance (µF)	Rated Current (A)	Saturation Current (A)	DC Resistance (mΩ)	SRF (MHz)	Price Each 1	Price Each 25	Price Each 100	Reel Quantity	Price Per Piece
710-7443556082	7443556082	1890	0.82	41.5	65	0.54	85	8.76	8.34	7.49	150	7.49
710-7443556130	7443556130	1890	1.3	34.5	62	0.94	78	8.76	8.34	7.49	150	7.49
710-7443556190	7443556190	1890	1.9	32.5	52	1.2	51	8.76	8.34	7.49	150	7.49
710-7443556260	7443556260	1890	2.6	31.5	50	1.58	42	8.76	8.34	7.49	150	7.49
710-7443556350	7443556350	1890	3.5	22.5	37	3.1	38	8.76	8.34	7.49	150	7.49
710-7443556450	7443556450	1890	4.5	20.5	37	3.4	35	8.76	8.34	7.49	150	7.49
710-7443556560	7443556560	1890	5.6	19	33	3.7	28	8.76	8.34	7.49	150	7.49
710-7443556680	7443556680	1890	6.8	18.5	27	4.1	24	8.76	8.34	7.49	150	7.49
710-74435561100	74435561100	1890	10	15	21.5	6.9	14	8.76	8.34	7.49	150	7.49
710-74435571100	74435571100	1890	10	16.5	18.5	6.9	16	8.76	8.34	7.49	150	7.49
710-74435571500	74435571500	1890	15	14	14	9	14	8.76	8.34	7.49	150	7.49
710-74435572200	74435572200	1890	22	11	11	14.6	10.5	8.76	8.34	7.49	150	7.49
710-74435573300	74435573300	1890	33	8.5	9	21.7	9.5	6.17	5.98	2.02	150	7.49
710-74435574700	74435574700	1890	47	6.8	7	33.5	7.5	8.76	8.34	7.49	150	7.49

SMD WIRE WOUND CERAMIC INDUCTOR WE-KI

Features:
- High thermal stability
- Operating temperature: -40˚C to +125˚C

Applications:
- RF transceiver/communications
- Developed for high frequency applications
- Bluetooth and Wireless LAN

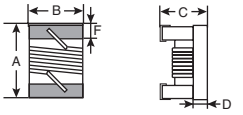

DIMENSIONS: mm									
Type	A	B	C	D	F	H	I	J
0402	1	0.55	0.5	0.2	-	0.65	0.375	0.45
0603	1.65	1.15	0.9	0.5	0.3	0.762	0.625	0.65
1008	2.5	2.0	1.6	0.5	0.5	2.2	0.9	1.2

For quantities greater than listed, call for quote.

MOUSER STOCK NO.	Wurth Electronics Part No.	Type	Inductance (nH)	Test Condition Inductance	Q-Factor	Test Condition Q Factor	Rated Current (mA)	DC Resistance	SRF (MHz)	Price Each 1	Price Each 25	Price Each 100	Price Each 500	Reel Quantity	Price Per Piece
710-744765010A	744765010A	0402	1	250	13	250	1360	0.045	6000	.39	.364	.352	.323	3000	.268
710-744765019A	744765019A	0402	1.9	250	16	250	1040	0.07	6000	.39	.364	.352	.323	3000	.268
710-744765020A	744765020A	0402	2	250	16	250	1040	0.07	6000	.39	.364	.352	.323	3000	.268
710-744765022A	744765022A	0402	2.2	250	18	250	960	0.07	6000	.39	.364	.352	.323	3000	.268
710-744765024A	744765024A	0402	2.4	250	16	250	790	0.068	6000	.39	.364	.352	.323	3000	.268
710-744765027A	744765027A	0402	2.7	250	16	250	640	0.12	6000	.39	.364	.352	.323	3000	.268
710-744765033A	744765033A	0402	3.3	250	20	250	840	0.066	6000	.39	.364	.352	.323	3000	.268
710-744765036A	744765036A	0402	3.6	250	20	250	840	0.066	6000	.39	.364	.352	.323	3000	.268
710-744765039A	744765039A	0402	3.9	250	20	250	840	0.066	5800	.39	.364	.352	.323	3000	.268

© Copyright 2013 Mouser Electronics
© Copyright 2013 Mouser Electronics

WURTH ELECTRONICS SMD Inductors

RoHS Compliant **This product is RoHS compliant.**

SMD WIRE WOUND CERAMIC INDUCTOR WE-KI (CONT.)

Features:
- High thermal stability
- Operating temperature: -40˚C to +125˚C

Applications:
- RF transceiver/communications
- Developed for high frequency applications
- Bluetooth and Wireless LAN

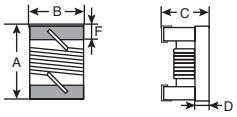

DIMENSIONS: mm								
Type	A	B	C	D	F	H	I	J
0402	1	0.55	0.5	0.2	-	0.65	0.375	0.45
0603	1.65	1.15	0.9	0.5	0.3	0.762	0.625	0.65
1008	2.5	2.0	1.6	0.5	0.5	2.2	0.9	1.2

For quantities greater than listed, call for quote.

MOUSER STOCK NO.	Wurth Electronics Part No.	Type	Inductance (nH)	Test condition Inductance	Q-factor	Test condition Q Factor	Rated Current (mA)	DC Resistance	SRF (MHz)	Price Each 1	Price Each 25	Price Each 100	Price Each 500	Reel Quantity	Price per Piece
710-744765043A	744765043A	0402	4.3	250	18	250	700	0.091	6000	.39	.364	.352	.323	3000	.268
710-744765047A	744765047A	0402	4.7	250	15	250	640	0.13	4775	.39	.364	.352	.323	3000	.268
710-744765051A	744765051A	0402	5.1	250	23	250	800	0.083	5800	.39	.364	.352	.323	3000	.268
710-744765056A	744765056A	0402	5.6	250	23	250	760	0.083	5800	.39	.364	.352	.323	3000	.268
710-744765062A	744765062A	0402	6.2	250	23	250	760	0.083	5800	.39	.364	.352	.323	3000	.268
710-744765068A	744765068A	0402	6.8	250	20	250	680	0.083	4800	.39	.364	.352	.323	3000	.268
710-744765075A	744765075A	0402	7.5	250	25	250	680	0.104	5800	.39	.364	.352	.323	3000	.268
710-744765082A	744765082A	0402	8.2	250	25	250	680	0.104	4400	.39	.364	.352	.323	3000	.268
710-744765087A	744765087A	0402	8.7	250	18	250	480	0.2	4100	.39	.364	.352	.323	3000	.268
710-744765090A	744765090A	0402	9	250	25	250	680	0.104	4160	.39	.364	.352	.323	3000	.268
710-744765095A	744765095A	0402	9.5	250	18	250	680	0.2	4000	.39	.364	.352	.323	3000	.268
710-744765110A	744765110A	0402	10	250	23	250	480	0.195	3900	.39	.364	.352	.323	3000	.268
710-744765111A	744765111A	0402	11	250	26	250	640	0.12	3680	.39	.364	.352	.323	3000	.268
710-744765112A	744765112A	0402	12	250	26	250	640	0.12	3600	.39	.364	.352	.323	3000	.268
710-744765113A	744765113A	0402	13	250	24	250	560	0.21	3450	.39	.364	.352	.323	3000	.268
710-744765115A	744765115A	0402	15	250	26	250	560	0.172	3280	.39	.364	.352	.323	3000	.268
710-744765116A	744765116A	0402	16	250	24	250	560	0.22	3100	.39	.364	.352	.323	3000	.268
710-744765118A	744765118A	0402	18	250	25	250	420	0.23	3100	.39	.364	.352	.323	3000	.268
710-744765119A	744765119A	0402	19	250	26	250	480	0.202	3040	.39	.364	.352	.323	3000	.268
710-744765120A	744765120A	0402	20	250	25	250	420	0.25	3000	.39	.364	.352	.323	3000	.268
710-744765122A	744765122A	0402	22	250	25	250	400	0.3	2800	.39	.364	.352	.323	3000	.268
710-744765123A	744765123A	0402	23	250	26	250	400	0.214	2720	.39	.364	.352	.323	3000	.268
710-744765124A	744765124A	0402	24	250	25	250	400	0.3	2700	.39	.364	.352	.323	3000	.268
710-744765127A	744765127A	0402	27	250	26	250	400	0.298	2480	.39	.364	.352	.323	3000	.268
710-744765130A	744765130A	0402	30	250	25	250	400	0.3	2350	.39	.364	.352	.323	3000	.268
710-744765133A	744765133A	0402	33	250	24	250	400	0.35	2350	.39	.364	.352	.323	3000	.268
710-744765136A	744765136A	0402	36	250	26	250	320	0.403	2350	.39	.364	.352	.323	3000	.268
710-744765139A	744765139A	0402	39	250	25	250	320	0.55	2100	.39	.364	.352	.323	3000	.268
710-744765140A	744765140A	0402	40	250	26	250	320	0.438	2240	.39	.364	.352	.323	3000	.268
710-744765143A	744765143A	0402	43	250	25	250	100	0.81	2030	.39	.364	.352	.323	3000	.268
710-744765147A	744765147A	0402	47	200	26	200	100	0.83	2100	.39	.364	.352	.323	3000	.268
710-744765151A	744765151A	0402	51	200	25	200	100	0.82	1750	.39	.364	.352	.323	3000	.268
710-744765156A	744765156A	0402	56	200	22	200	100	0.97	1760	.39	.364	.352	.323	3000	.268
710-744765210A	744765210A	0402	100	150	20	150	100	2.52	1300	.39	.364	.352	.323	3000	.268
710-744761016C	744761016C	0603	1.6	250	18	250	700	0.03	12500	.35	.338	.327	.302	3000	.255
710-744761043C	744761043C	0603	4.3	250	22	250	700	0.07	5900	.35	.338	.327	.302	3000	.255
710-744761047C	744761047C	0603	4.7	250	20	250	700	0.08	5800	.35	.338	.327	.302	3000	.255
710-744761051C	744761051C	0603	5.1	250	18	250	700	0.15	5700	.35	.338	.327	.302	3000	.255
710-744761056C	744761056C	0603	5.6	250	16	250	700	0.19	5700	.35	.338	.327	.302	3000	.255
710-744761075C	744761075C	0603	7.5	250	28	250	700	0.10	4800	.35	.338	.327	.302	3000	.255
710-744761082C	744761082C	0603	8.2	250	28	250	700	0.10	4700	.35	.338	.327	.302	3000	.255
710-744761087C	744761087C	0603	8.7	250	28	250	700	0.10	4600	.35	.338	.327	.302	3000	.255
710-744761111C	744761111C	0603	11	250	30	250	700	0.10	4000	.35	.338	.327	.302	3000	.255
710-744761112C	744761112C	0603	12	250	32	250	700	0.10	4000	.35	.338	.327	.302	3000	.255
710-744761118C	744761118C	0603	18	250	35	250	700	0.12	3100	.35	.338	.327	.302	3000	.255
710-744761120C	744761120C	0603	20	250	35	250	700	0.12	3100	.35	.338	.327	.302	3000	.255
710-744761124C	744761124C	0603	24	250	35	250	700	0.14	2650	.35	.338	.327	.302	3000	.255
710-744761133C	744761133C	0603	33	250	36	250	600	0.2	2300	.35	.338	.327	.302	3000	.255
710-744761136C	744761136C	0603	36	250	36	250	600	0.2	2080	.35	.338	.327	.302	3000	.255
710-744761139C	744761139C	0603	39	250	36	250	600	0.21	2200	.35	.338	.327	.302	3000	.255
710-744761147C	744761147C	0603	47	200	35	200	600	0.23	2000	.35	.338	.327	.302	3000	.255
710-744761151C	744761151C	0603	51	200	32	200	600	0.24	1950	.35	.338	.327	.302	3000	.255
710-744761156C	744761156C	0603	56	200	32	200	600	0.25	1900	.35	.338	.327	.302	3000	.255
710-744761168C	744761168C	0603	68	200	32	200	600	0.35	1700	.35	.338	.327	.302	3000	.255
710-744761182C	744761182C	0603	82	150	30	150	400	0.58	1700	.35	.338	.327	.302	3000	.255
710-744761212C	744761212C	0603	120	150	30	150	300	0.65	1300	.52	.46	.342	.278	3000	.278
710-744761215C	744761215C	0603	150	100	30	150	280	0.85	990	.35	.338	.327	.302	3000	.255
710-744761218C	744761218C	0603	180	100	25	100	250	1	990	.35	.338	.327	.302	3000	.255
710-744761222C	744761222C	0603	220	100	25	100	250	1.8	900	.35	.338	.327	.302	3000	.255
710-744761227C	744761227C	0603	270	100	25	100	200	2.1	822	.35	.338	.327	.302	3000	.255
710-744762033A	744762033A	1008	3.3	100	50	1000	1000	0.06	6000	.89	.727	.546	.428	2000	.326
710-744762082A	744762082A	1008	8.2	100	50	1000	1000	0.06	5500	.89	.727	.546	.428	2000	.326
710-744762110A	744762110A	1008	10	100	50	1000	1000	0.08	4300	.89	.727	.546	.428	2000	.326
710-744762115A	744762115A	1008	15	100	60	500	1000	0.08	2700	.89	.727	.546	.428	2000	.326
710-744762122A	744762122A	1008	22	100	60	350	1000	0.1	2500	.89	.727	.546	.428	2000	.326
710-744762127A	744762127A	1008	27	100	60	350	1000	0.1	1800	.89	.727	.546	.428	2000	.326
710-744762133A	744762133A	1008	33	100	60	350	1000	0.1	1700	.89	.727	.546	.428	2000	.326
710-744762147A	744762147A	1008	47	100	60	350	1000	0.1	1500	.89	.727	.546	.428	2000	.326
710-744762182A	744762182A	1008	82	100	60	350	1000	0.18	1100	.89	.727	.546	.428	2000	.326
710-744762210A	744762210A	1008	100	100	60	350	1000	0.18	1100	.89	.727	.546	.428	2000	.326
710-744762212A	744762212A	1008	120	25	45	100	800	0.2	950	.89	.727	.546	.428	2000	.326
710-744762215A	744762215A	1008	150	25	45	100	800	0.22	880	.89	.727	.546	.428	2000	.326
710-744762218A	744762218A	1008	180	25	45	100	800	0.33	800	.89	.727	.546	.428	2000	.326
710-744762222A	744762222A	1008	220	25	45	100	800	0.45	730	.89	.727	.546	.428	2000	.326
710-744762227A	744762227A	1008	270	25	45	100	600	0.75	650	.89	.727	.546	.428	2000	.326
710-744762233A	744762233A	1008	330	25	45	100	500	0.9	570	.89	.727	.546	.428	2000	.326
710-744762247A	744762247A	1008	470	25	45	100	420	1.17	480	.89	.727	.546	.428	2000	.326
710-744762256A	744762256A	1008	560	25	45	100	310	1.5	430	.89	.727	.546	.428	2000	.326
710-744762268A	744762268A	1008	680	25	45	100	230	2.06	380	.89	.727	.546	.428	2000	.326
710-744762282A	744762282A	1008	820	25	45	100	180	2.3	350	.89	.727	.546	.428	2000	.326
710-744762310A	744762310A	1008	1000	25	35	50	120	3.3	310	.89	.727	.546	.428	2000	.326

© Copyright 2013 Mouser Electronics
© Copyright 2013 Mouser Electronics

WURTH ELECTRONICS SMD Inductors

SHIELDED TINY POWER INDUCTORS WE-TPC

RoHS Compliant **This product is RoHS compliant.**

Features:
- Extremely flat power inductor
- High current capability
- High reliability and perfect soldering characteristics because of an integrated soldering pad
- Magnetically shielded which results in a low leakage field
- Operating temperature range: 40°C up to +125°C

Applications:
- Portable power-like PDA, digital camera, PCMICA-cards and displays
- DC/DC converter
- Recommended for switching regulator IC's from Linear Technology, National Semiconductor, Texas Instruments, and Fairchild Semiconductor

NEW! TECHNOLOGY

DIMENSIONS: mm					
Size	A	B	C	D	E
2811	2.8	2.8	1.1	0.9	0.9
2813	2.8	2.8	1.4	0.9	0.9
3816	3.8	3.8	1.7	1.3	1.2
4818	4.8	4.8	1.8	1.6	1.6
4828	4.8	4.8	2.8	1.6	1.6
5818	5.8	5.8	1.8	1.9	2.0

For quantities greater than listed, call for quote.

MOUSER STOCK NO.	Wurth Electronics Part No.	Fig.	Inductance (uH)	DCR typ. (Ω)	DCR max. (Ω)	Rated Current (mA)	Saturation Current (mA)	Price Each 1	Price Each 25	Price Each 100	Reel Qty.	Price Per Piece
2811												
710-74402800011	74402800011	A	0.11	0.013	0.018	4600	4800	1.39	1.32	1.16	1500	1.13
710-74402800033	74402800033	A	0.33	0.027	0.035	3000	2400	1.39	1.32	1.16	1500	1.13
710-74402800047	74402800047	A	0.47	0.036	0.042	2500	2000	1.39	1.32	1.16	1500	1.13
710-74402800082	74402800082	A	0.82	0.053	0.065	2200	1600	1.39	1.32	1.16	1500	1.13
710-744028001	744028001	A	1.00	0.065	0.085	1900	1500	1.39	1.32	1.16	1500	1.13
710-744028002	744028002	A	2.20	0.125	0.155	1500	1000	1.39	1.32	1.16	1500	1.13
710-744028003	744028003	A	3.30	0.185	0.220	1100	850	1.39	1.32	1.16	1500	1.13
710-744028004	744028004	A	4.70	0.265	0.310	900	700	1.39	1.32	1.16	1500	1.13
710-744028006	744028006	A	6.80	0.325	0.400	830	550	1.39	1.32	1.16	1500	1.13
710-744028100	744028100	A	10.00	0.550	0.670	630	450	1.39	1.32	1.16	1500	1.13
2813												
710-74402900011	74402900011	A	0.11	0.0110	0.0150	4800	5500	1.24	1.21	1.16	1200	1.16
710-74402900033	74402900033	A	0.33	0.0230	0.0290	3200	2700	1.24	1.21	1.16	1200	1.16
710-74402900047	74402900047	A	0.47	0.0290	0.0370	2800	2200	1.24	1.21	1.16	1200	1.16
710-74402900082	74402900082	A	0.82	0.0360	0.0450	2600	1800	1.24	1.21	1.16	1200	1.16
710-744029001	744029001	A	1.00	0.0450	0.0550	2500	1600	1.24	1.21	1.16	1200	1.16
710-744029002	744029002	A	2.20	0.0880	0.1050	1700	1150	1.24	1.21	1.16	1200	1.16
710-744029003	744029003	A	3.30	0.1100	0.1300	1400	950	1.24	1.21	1.16	1200	1.16
710-744029004	744029004	A	4.70	0.1700	0.2000	1200	800	1.24	1.21	1.16	1200	1.16
710-744029006	744029006	A	6.80	0.2500	0.3000	950	650	1.24	1.21	1.16	1200	1.16
710-744029100	744029100	A	10.00	0.3900	0.4700	750	500	1.24	1.21	1.16	1200	1.16
3816												
710-744031001	744031001	B	1.50	0.04	0.047	1750	1550	1.27	1.22	1.20	1000	1.12
710-744031002	744031002	B	2.50	0.05	0.058	1450	1250	1.27	1.22	1.20	1000	1.12
710-744031003	744031003	B	3.60	0.066	0.085	1380	1100	1.27	1.22	1.20	1000	1.12
710-744031004	744031004	B	4.70	0.09	0.105	1200	900	1.27	1.22	1.20	1000	1.12
710-744031006	744031006	B	6.80	0.135	0.156	850	750	1.27	1.22	1.20	1000	1.12
710-744031100	744031100	B	10.00	0.185	0.205	740	560	1.27	1.22	1.20	1000	1.12
710-744031150	744031150	B	15.00	0.255	0.285	620	450	1.27	1.22	1.20	1000	1.12
710-744031220	744031220	B	22.00	0.41	0.45	510	360	1.27	1.22	1.20	1000	1.12
710-744031330	744031330	B	33.00	0.635	0.66	420	320	1.27	1.22	1.20	1000	1.12
710-744031470	744031470	B	47.00	0.94	1	390	250	1.27	1.22	1.20	1000	1.12
4818												
710-744042001	744042001	B	1.00	0.0280	0.030	2700	2600	1.44	1.25	1.19	800	1.19
710-7440420018	7440420018	B	1.80	0.0400	0.058	2350	2400	1.44	1.25	1.19	800	1.19
710-7440420027	7440420027	B	2.70	0.0470	0.060	2030	2200	1.44	1.25	1.19	800	1.19
710-744042003	744042003	B	3.30	0.0550	0.065	1950	1800	1.44	1.25	1.19	800	1.19
710-7440420039	7440420039	B	3.90	0.0650	0.075	1820	1700	1.44	1.25	1.24	800	1.19
710-744042004	744042004	B	4.70	0.0700	0.082	1720	1650	1.44	1.25	1.19	800	1.19
710-744042005	744042005	B	5.60	0.0850	0.090	1640	1350	1.44	1.25	1.24	800	1.19
710-744042006	744042006	B	6.80	0.0950	0.100	1500	1200	1.44	1.25	1.19	800	1.19
710-744042008	744042008	B	8.20	0.1010	0.135	1400	1100	1.44	1.25	1.19	800	1.19
710-744042100	744042100	B	10.00	0.1200	0.150	1300	1000	1.44	1.25	1.19	800	1.19
710-744042120	744042120	B	12.00	0.17	0.17	1.15	0.95	1.44	1.25	1.24	800	1.24
710-744042150	744042150	B	15.00	0.22	0.22	1.03	0.75	1.44	1.25	1.24	800	1.24
710-744042180	744042180	B	18.00	0.28	0.28	0.92	0.7	1.44	1.25	1.24	800	1.24
710-744042220	744042220	B	22.00	0.3	0.3	0.88	0.6	1.44	1.25	1.24	800	1.24
710-744042330	744042330	B	33.00	0.42	0.42	0.73	0.5	1.44	1.25	1.24	800	1.24
710-744042101	744042101	B	100.00	1.35	1.35	0.4	0.3	1.44	1.25	1.24	800	1.24
4828												
710-74404300047	74404300047	B	0.47	0.01	0.016	3800	5000	1.21	1.19	1.19	500	1.19
710-74404300082	74404300082	B	0.82	0.014	0.018	3500	3700	1.21	1.19	1.19	500	1.19
710-7440430012	7440430012	B	1.20	0.0170	0.020	3100	2800	1.36	1.32	1.32	500	1.32
710-7440430018	7440430018	B	1.80	0.0200	0.025	2700	2450	1.36	1.32	1.32	500	1.32
710-7440430022	7440430022	B	2.20	0.0230	0.028	2500	2350	1.36	1.32	1.32	500	1.32
710-7440430027	7440430027	B	2.70	0.0270	0.030	2350	1950	1.36	1.32	1.32	500	1.32
710-744043003	744043003	B	3.30	0.0300	0.035	2150	1800	1.36	1.32	1.32	500	1.32
710-7440430039	7440430039	B	3.90	0.0470	0.060	1720	1650	1.36	1.32	1.32	500	1.32
710-744043004	744043004	B	4.70	0.0520	0.070	1550	1700	1.36	1.32	1.32	500	1.32
710-744043005	744043005	B	5.60	0.0800	0.085	1380	1300	1.36	1.32	1.32	500	1.32
710-744043006	744043006	B	6.80	0.0800	0.090	1300	1250	1.36	1.32	1.32	500	1.32
710-744043008	744043008	B	8.20	0.0850	0.100	1250	1050	1.36	1.32	1.32	500	1.32
710-744043100	744043100	B	10.00	0.0950	0.110	1190	1000	1.36	1.32	1.32	500	1.32
710-744043120	744043120	B	12.00	0.1080	0.125	1120	950	1.36	1.32	1.32	500	1.32
710-744043150	744043150	B	15.00	0.1240	0.150	1030	750	1.36	1.32	1.32	500	1.32
710-744043180	744043180	B	18.00	0.1380	0.160	980	700	1.36	1.32	1.32	500	1.32
710-744043220	744043220	B	22.00	0.1550	0.185	925	700	1.36	1.32	1.32	500	1.32
710-744043330	744043330	B	33.00	0.1950	0.230	820	550	1.36	1.32	1.32	500	1.32
710-744043470	744043470	B	47.00	0.2500	0.280	750	500	1.36	1.32	1.32	500	1.32
710-744043680	744043680	B	68.00	0.3400	0.400	630	400	1.36	1.32	1.32	500	1.32
710-744043101	744043101	B	100.00	0.5200	0.600	510	300	1.36	1.32	1.32	500	1.32
5818												
710-7440520012	7440520012	B	1.20	0.020	0.030	3000	3500	1.36	1.32	1.32	500	1.32
710-7440520018	7440520018	B	1.80	0.024	0.035	2600	3000	1.36	1.32	1.32	500	1.32
710-744052002	744052002	B	2.50	0.030	0.040	2400	2700	1.36	1.32	1.32	500	1.32
710-744052003	744052003	B	3.00	0.035	0.045	2200	2400	1.36	1.32	1.32	500	1.32
710-7440520039	7440520039	B	3.90	0.047	0.055	2000	2100	1.36	1.32	1.32	500	1.32
710-744052005	744052005	B	5.00	0.047	0.060	1650	1800	1.36	1.32	1.32	500	1.32
710-744052006	744052006	B	6.20	0.060	0.080	1450	1600	1.36	1.32	1.32	500	1.32
710-744052007	744052007	B	7.50	0.070	0.090	1350	1500	1.36	1.32	1.32	500	1.32
710-744052100	744052100	B	10.00	0.106	0.130	1100	1250	1.36	1.32	1.32	500	1.32

A

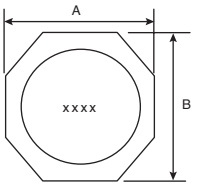

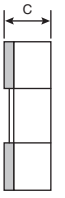

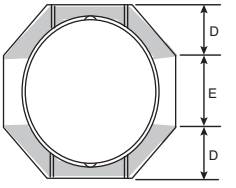

B

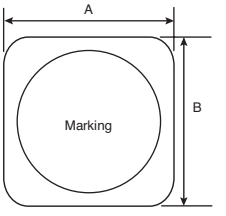



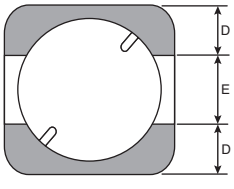

© Copyright 2013 Mouser Electronics

© Copyright 2013 Mouser Electronics

WURTH ELECTRONICS SMD Inductors

RoHS Compliant This product is RoHS compliant.

SHIELDED TINY POWER INDUCTORS WE-TPC (CONT.)

Features:
- Extremely flat power inductor
- High current capability
- High reliability and perfect soldering characteristics because of an integrated soldering pad
- Magnetically shielded which results in a low leakage field
- Operating temperature range: 40°C up to +125°C

Applications:
- Portable power-like PDA, digital camera, PCMICA-cards and displays
- DC/DC converter
- Recommended for switching regulator IC's from Linear Technology, National Semiconductor, Texas Instruments, and Fairchild Semiconductor

DIMENSIONS: mm					
Size	A	B	C	D	E
5828	5.8	5.8	2.8	1.9	2.0
1028	10.0	10.0	2.8	3.2	7.4
1038	10.0	10.0	3.8	3.2	7.4

For quantities greater than listed, call for quote.

MOUSER STOCK NO.	Wurth Electronics Part No.	Fig.	Inductance (uH)	DCR typ. (Ω)	DCR max. (Ω)	Rated Current (mA)	Saturation Current (mA)	Price Each 1	Price Each 25	Price Each 100	Reel Qty.	Price per Piece
5828												
710-744053002	744053002	A	2.6	0.0220	0.030	3000	2700	2.13	1.86	1.52	400	1.51
710-744053003	744053003	A	3.0	0.0240	0.030	2800	2500	2.13	1.86	1.52	400	1.51
710-7440530047	7440530047	A	4.7	0.0300	0.038	2400	1950	2.13	1.86	1.52	400	1.51
710-744053005	744053005	A	5.3	0.0300	0.040	2300	1900	2.13	1.86	1.52	400	1.51
710-744053006	744053006	A	6.2	0.0350	0.045	2200	1700	2.13	1.86	1.52	400	1.51
710-744053008	744053008	A	8.2	0.0400	0.055	2100	1600	2.13	1.86	1.52	400	1.51
710-744053100	744053100	A	10.0	0.0500	0.070	1500	1400	2.13	1.86	1.52	400	1.51
710-744053120	744053120	A	12.0	0.0600	0.080	1460	1250	2.13	1.86	1.52	400	1.51
710-744053150	744053150	A	15.0	0.0700	0.100	1380	1150	2.13	1.86	1.52	400	1.51
710-744053180	744053180	A	18.0	0.0880	0.110	1250	1100	2.13	1.86	1.52	400	1.51
710-744053220	744053220	A	22.0	0.0950	0.120	1150	900	2.13	1.86	1.52	400	1.51
710-744053270	744053270	A	27.0	0.1250	0.160	1050	800	2.13	1.86	1.52	400	1.51
710-744053330	744053330	A	33.0	0.1550	0.190	900	750	2.13	1.86	1.52	400	1.51
710-744053470	744053470	A	47.0	0.2200	0.250	820	650	2.13	1.86	1.52	400	1.51
710-744053680	744053680	A	68.0	0.2750	0.350	620	560	2.13	1.86	1.52	400	1.51
710-744053101	744053101	A	100.0	0.360	0.480	450	450	2.13	1.86	1.52	400	1.51
1028												
710-744065001	744065001	B	1.0	0.0058	0.0065	8000	9500	1.67	1.57	1.51	1000	1.37
710-7440650015	7440650015	B	1.5	0.0085	0.0100	7200	7500	1.67	1.57	1.51	1000	1.37
710-7440650022	7440650022	B	2.2	0.0104	0.0150	6200	5900	1.67	1.57	1.51	1000	1.37
710-7440650033	7440650033	B	3.3	0.0150	0.0200	5300	4700	1.67	1.57	1.51	1000	1.37
710-7440650047	7440650047	B	4.7	0.0200	0.0230	4600	4200	1.67	1.57	1.51	1000	1.37
710-7440650082	7440650082	B	8.2	0.0310	0.0370	3800	2800	1.67	1.57	1.51	1000	1.37
710-744065100	744065100	B	10.0	0.0450	0.0530	3000	2500	1.67	1.57	1.51	1000	1.37
710-744065150	744065150	B	15.0	0.0750	0.0900	2200	2250	1.67	1.57	1.51	1000	1.37
710-744065220	744065220	B	22.0	0.1100	0.1350	1800	1900	1.67	1.57	1.51	1000	1.37
710-744065330	744065330	B	33.0	0.1400	0.1800	1600	1300	1.67	1.57	1.51	1000	1.37
710-744065470	744065470	B	47.0	0.1800	0.2300	1400	1150	1.67	1.57	1.51	1000	1.37
710-744065560	744065560	B	56.0	0.2100	0.2700	1250	1100	1.67	1.57	1.51	1000	1.37
710-744065680	744065680	B	68.0	0.2300	0.3000	1200	1050	1.67	1.57	1.51	1000	1.37
710-744065820	744065820	B	82.0	0.3100	0.4200	1100	1000	1.67	1.57	1.51	1000	1.37
710-744065101	744065101	B	100.0	0.3300	0.4700	1000	900	1.67	1.57	1.51	1000	1.37
710-744065121	744065121	B	120.0	0.4200	0.5600	900	850	1.67	1.57	1.51	1000	1.37
710-744065151	744065151	B	150.0	0.5300	0.6800	850	750	1.67	1.57	1.51	1000	1.37
1038												
710-7440660015	7440660015	B	1.5	0.0062	0.0075	7200	10000	2.34	2.12	2.01	800	1.93
710-7440660022	7440660022	B	2.2	0.0080	0.0105	6700	6800	2.34	2.12	2.01	800	1.93
710-7440660035	7440660035	B	3.5	0.0115	0.0150	5800	6400	2.34	2.12	2.01	800	1.93
710-744066005	744066005	B	5.0	0.0165	0.0220	4900	5500	2.25	2.03	1.94	800	1.93
710-7440660062	7440660062	B	6.2	0.0200	0.0240	4300	4500	2.25	2.03	1.94	800	1.93
710-744066100	744066100	B	10.0	0.0280	0.0350	3600	4000	2.25	2.03	1.94	800	1.93
710-744066150	744066150	B	15.0	0.0400	0.0500	3200	3250	2.25	2.03	1.94	800	1.93
710-744066220	744066220	B	22.0	0.0600	0.0750	2500	2300	2.25	2.03	1.94	800	1.93
710-744066330	744066330	B	33.0	0.0920	0.1120	2100	1800	2.25	2.03	1.94	800	1.93
710-744066470	744066470	B	47.0	0.1320	0.1600	1750	1850	2.25	2.03	1.94	800	1.93
710-744066680	744066680	B	68.0	0.1850	0.2160	1500	1500	2.25	2.03	1.94	800	1.93
710-744066101	744066101	B	100.0	0.2550	0.3000	1200	1200	2.25	2.03	1.94	800	1.93
710-744066151	744066151	B	150.0	0.3950	0.4700	1000	1100	2.25	2.03	1.94	800	1.93
710-744066221	744066221	B	220.0	0.5700	0.7400	750	850	2.25	2.03	1.94	800	1.93
710-744066331	744066331	B	330.0	0.8500	1.0000	600	700	2.25	2.03	1.94	800	1.93

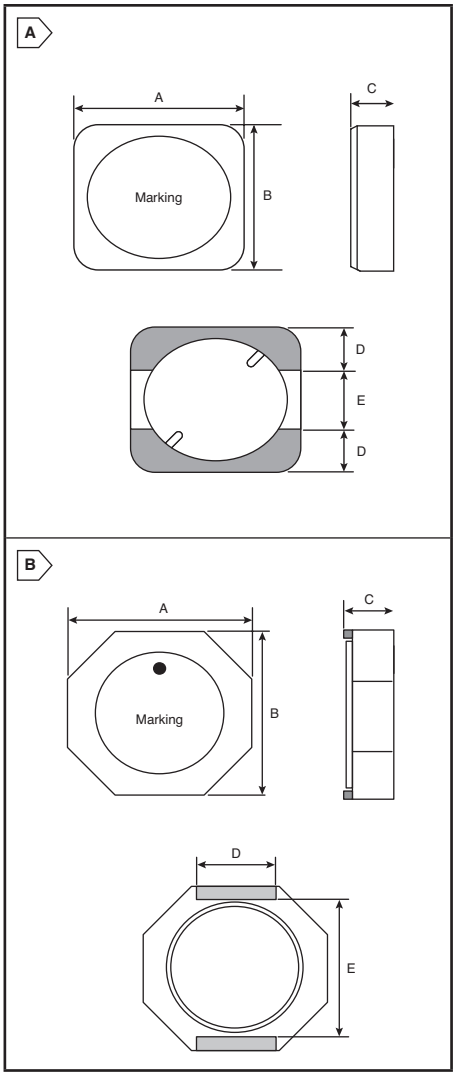

SMD COMMON MODE NOISE SUPPRESSORS WE-CNSW

Features:
- High common-mode noise suppression at high frequency
- Small influence for high speed signals through winding symmetry

Applications:
- USB 2.0
- Firewire/IEEE 1394
- LVDS
- High speed data lines
- Common mode filters

DIMENSIONS: mm					
Type	A	B	C	D	E
0805	2.00	1.20	1.20	0.45	0.40
1206	3.20	1.90	1.60	0.60	0.60

For quantities greater than listed, call for quote.

MOUSER STOCK NO.	Wurth Electronics Part No.	Fig.	Impedance (Ω)	Rated Volt. (Ω)	DC Resistance (Ω)	Rated Current (mA)	Pack Size	Price Each 1	Price Each 25	Price Each 100	Reel Qty.	Price per Piece
0805												
710-744231061	744231061	C	67	50	0.25	400	2000	1.01	.921	.865	2000	.701
710-744231091	744231091	C	90	50	0.30	370	2000	1.01	.921	.865	2000	.701
710-744231121	744231121	C	120	50	0.30	370	2000	1.01	.921	.865	2000	.701
710-744231181	744231181	C	180	50	0.35	330	2000	1.01	.921	.865	2000	.701
710-744231261	744231261	C	260	50	0.40	300	2000	1.01	.921	.865	2000	.701
710-744231371	744231371	C	370	50	0.45	280	2000	1.01	.921	.865	2000	.701
1206												
710-744232090	744232090	C	90	50	0.3	370	2000	1.80	1.61	1.54	2000	.96
710-744232161	744232161	C	160	50	0.4	340	2000	1.80	1.61	1.54	2000	.96
710-744232261	744232261	C	260	50	0.5	310	2000	1.80	1.61	1.54	2000	.96
710-744232601	744232601	C	600	50	0.8	260	2000	1.80	1.61	1.54	2000	.96
710-744232102	744232102	C	1000	50	1.0	230	2000	1.80	1.61	1.54	2000	.96
710-744232222	744232222	C	2200	50	1.2	200	2000	1.80	1.61	1.54	2000	.96

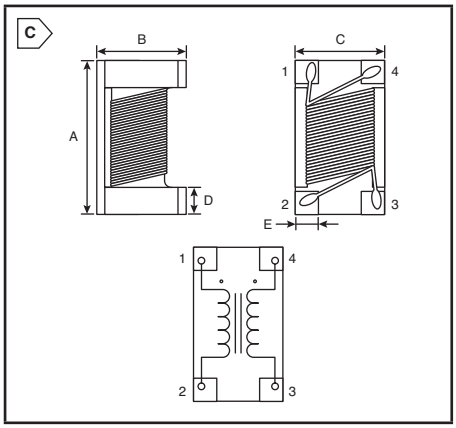

© Copyright 2013 Mouser Electronics
© Copyright 2013 Mouser Electronics

WURTH ELECTRONICS Inductors and Coils

RoHS Compliant **This product is RoHS compliant.**

SMD COMMON MODE CHOKES FOR SIGNAL LINES WE-SL2

Features:
- For distortion-free removal of noise from transmitted electrical signals
- Double current-compensated choke
- Offering a wide bandwidth with the core materials NiZn / MnZn
- Ambient temperature: -40°C to +85°C
- Nominal voltage: 80 VDC (42V AC)
- UL compliant housing

Applications:
- Current compensated choke for data and signal lines
- Power supply systems
- Filter for measurement signals

For quantities greater than listed, call for quote.

MOUSER STOCK NO. Mfr.	Mfr. Part No.	Fig.	Inductance (uH)	Tol. (%)	RDC (Ω)	IDC (mA)	Impedance max (Ω)	Price Each 1	25	100	Reel Qty.	Price Per Piece
710—744226		A	2 x 10	30	0.08	1.6	920	2.49	2.31	2.18	1000	1.88
710—744226S		A	2 x 10	30	0.08	1.6	920	2.49	2.31	2.18	1000	1.88
710—744228		A	2 x 25	30	0.12	1.0	2800	2.49	2.31	2.18	1000	1.88
710—744228S		A	2 x 25	30	0.12	1.0	2800	2.49	2.31	2.18	1000	1.88
710—744225		A	2 x 40	30	0.25	0.9	3100	2.49	2.31	2.18	1000	1.88
710—744225S		A	2 x 40	30	0.25	0.9	3100	2.49	2.31	2.18	1000	1.88
710—744227		A	2 x 51	30	0.16	1.0	5500	2.49	2.31	2.18	1000	1.88
710—744227S		A	2 x 51	30	0.16	1.0	5500	2.49	2.31	2.18	1000	1.88
710—744224		A	2 x 250	50	0.13	1.2	1800	2.49	2.31	2.18	1000	1.88
710—744223		A	2 x 500	50	0.15	1.0	3300	2.49	2.31	2.18	1000	1.88
710—744222		A	2 x 1000	50	0.31	0.8	6000	2.49	2.31	2.18	1000	1.88
710—744221		A	2 x 2000	50	0.42	0.6	9200	2.49	2.31	2.18	1000	1.88
710—744220		A	2 x 4700	50	0.75	0.5	20000	2.49	2.31	2.18	1000	1.88
710—744229		A	2 x 6500	50	0.95	0.4	18400	2.49	2.31	2.18	1000	1.88

SMD COMMON MODE LINE FILTERS WE-SL5

Features:
- Small size
- Low profile
- High impedance up to 13000 Ω
- High current up to 2500 mA
- Low stray/leakage inductance
- UL compliant housing (UL 94-V0)
- Rated voltage 60V

Applications:
- USB
- CAN
- Firewire
- Data lines
- Power lines

For quantities greater than listed, call for quote.

MOUSER STOCK NO. Mfr.	Mfr. Part No.	Fig.	Inductance (uH)	Tol. (%)	RDC (Ω)	IDC (mA)	Impedance max (Ω)	Price Each 1	25	100	Reel Qty.	Price Per Piece
710—744272121		B	2 x 120	40	0.025	2500	460	3.30	2.72	2.54	800	2.54
710—744272221		B	2 x 220	40	0.032	2200	780	3.30	2.72	2.54	800	2.54
710—744272251		B	2 x 250	40	0.035	2000	970	3.30	2.72	2.54	800	2.54
710—744272471		B	2 x 470	40	0.065	1600	1750	3.30	2.72	2.54	800	2.54
710—744272102		B	2 x 1000	40	0.18	950	3600	3.30	2.72	2.54	800	2.54
710—744272222		B	2 x 2200	40	0.3	750	7500	3.30	2.72	2.54	800	2.54
710—744272332		B	2 x 3300	40	0.36	650	8900	3.30	2.72	2.64	800	2.64
710—744272392		B	2 x 3900	40	0.54	520	9600	3.30	2.72	2.54	800	2.54
710—744272472		B	2 x 4700	40	0.72	350	13000	3.30	2.72	2.54	800	2.54

SMD COMMON MODE LINE FILTERS WE-SLM

Features:
- Small size
- High current up to 300 mA
- Nominal voltage: 80V DC (42V AC)
- Operating temperature: -40°C to +125°C
- Recommended soldering profile: Reflow

Applications:
- USB
- CAN
- Firewire
- Data lines
- Filter for measurement signals
- Power supplies

For quantities greater than listed, call for quote.

MOUSER STOCK NO. Mfr.	Mfr. Part No.	Fig.	Inductance (uH)	Tol. (%)	RDC (Ω)	IDC (mA)	Impedance max (Ω)	Price Each 1	25	100	Reel Qty.	Price Per Piece
710—744242110		C	11	+50/-30	0.18	300	800	2.73	2.44	2.29	500	2.13
710—744242220		C	22	+50/-30	0.23	300	1500	2.73	2.44	2.29	500	2.13
710—744242330		C	33	+50/-30	0.27	300	2000	2.73	2.44	2.29	500	2.13
710—744242510		C	51	+50/-30	0.32	300	2500	2.73	2.44	2.29	500	2.13
710—744242101		C	100	+50/-30	0.58	300	4000	2.73	2.44	2.29	500	2.13
710—744242471		C	470	+50/-30	0.35	400	2200	2.73	2.44	2.29	500	2.13

DESIGN KITS

For quantities greater than listed, call for quote.

MOUSER STOCK NO.	Wurth Electronics Part No.	Description	Price Each
710-744728	744728	Assortment of SMD Power Chokes--Texas Instruments 5 different types, 35 values, and 176 components	146.59
710-744725	744725	Common mode chokes WE-CNSW and WE-SL/SL1/LS2/SL3/Sl5 7 different types, 35 values, and 425 components	207.52
710-744062	744062	Assortment of SMD Inductors--WE-TPC, large size	146.59
710-744043	744043	Assortment of SMD Inductors--WE-TPC, medium size	146.59
710-744028	744028	Assortment of SMD Inductors--WE-TPC, small size	146.61

WE-WPC WIRELESS POWER CHARGING COILS

NEW! TECHNOLOGY

Characteristics:
- Qi standard compliant
- Evaluated and approved from several IC-Manufacturers

Applications:
- Cell Phones/Smartphones
- Headsets
- Digital Cameras
- Hand Held Devices

For quantities greater than listed, call for quote.

MOUSER STOCK NO.	Wurth Electronics Part No.	Fig.	Inductance (µH)	Q	Rated Current (A)	Saturation Current (A)	DCR (Ω)	Price Each 1	25	50	100
710-760308101	760308101	D	24	90	5.5	10.0	0.07	15.34	14.61	13.91	13.91
710-760308201	760308201	E	10	50	4.5	8.0	0.16	12.39	11.80	11.24	10.70

DIMENSIONS: mm

A

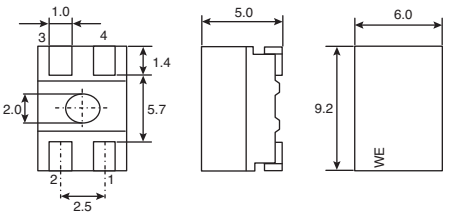

B

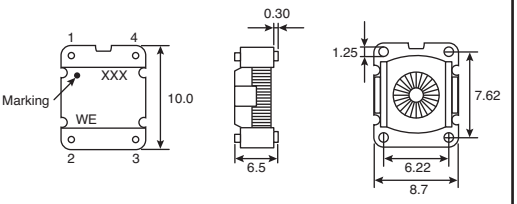

C

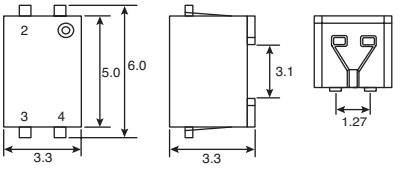

D

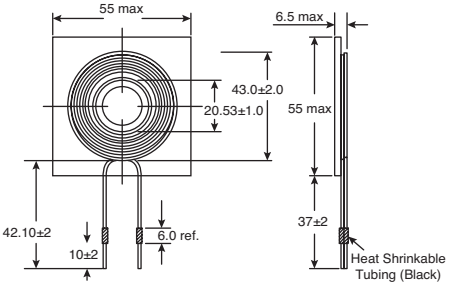

E

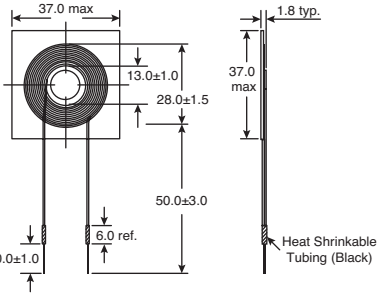

© Copyright 2013 Mouser Electronics
© Copyright 2013 Mouser Electronics

MURATA Band Pass and Low Pass Filters

RoHS Compliant **This product is RoHS compliant.**

muRata *Innovator in Electronics*

Murata's world's smallest 2.4 GHz balanced output filter for Texas Instruments wireless connectivity solutions. The new filter has been designed specifically for use with wireless connectivity system-on-chips (SoCs) from Texas Instruments Incorporated (TI), the CC253x and CC254x for ZigBee and Bluetooth technology networking respectively.



Ultra-small, low-profiled, lightweight chip filters based on ceramic multilayer technology.
Extremely ultra-small band-bass filters.

Features:
- Ultra-small, low-profiled, lightweight band-pass filters
- Absolutely no adjustment required
- Reflow solderable
- Available in tape and reel packagings for automatic mounting
- Applicable for applications using frequency in the 0.5GHz to 0.6GHz

For quantities greater than listed, call for quote.

MOUSER STOCK NO.	Murata Part No.	Unbalance Port Impedance (Ω)	Application	Frequency Range (GHz)	Insertion Loss (dB Max.)	Attenuation	Price Each	Reel Quantity	Price Per Piece
81-LFB182G45BG2D280	LFB182G45BG2D280	50	Zigbee and Bluetooth	2450.00 ± 50.00 MHz	1.75 dB max. at 25°C	20.0 dB min. at 25 °C; 19.0 dB min. at -40~+85 °C @ 4800.00 ~ 5000.00 MHz 20.0 dB min. at 25 °C; 19.0 dB min. at -40~+85 °C @ 7200.00 ~ 7500.00 MHz	.90	4000	.199

LIGHTWEIGHT CHIP FILTERS

For quantities greater than listed, call for quote.

MOUSER STOCK NO.	Murata Part No.	Unbalance Port Impedance (Ω)	Application	Frequency Range (GHz)	Insertion Loss (dB Max.)	Attenuation	Price Each	Reel Quantity	Price Per Piece
81-LFB322G45SN1A504	LFB322G45SN1A504	50	WIMAX	2600MHz ± 100MHz	3.3dB max. (at 25°C) 3.6dB max. (-40to+85°C) 47dB min. at 824to960MHz	39dB min. at 1710to1990MHz 39dB min. at 1710to1990MHz 29dB min. at 2110to2170MHz 20dB min. at 7500to8100MHz	1.24	2000	.492
81-LFL151G81TC1B786	LFL151G81TC1B786	50	GSM1800/1900	1810MHz ± 100MHz	0.60dB max. (at 25°C) 0.70dB max. (-40to+85°C)	23dB min. at 3420to3570MHz 21dB min. at 3700to3820MHz 19dB min. at 3x(fo±100)MHz	.63	2000	.297
81-LFL15869MTC1B787	LFL15869MTC1B787	50	GSM850/900	869.5MHz ± 45.5MHz	0.50dB max. (at 25°C)	18dB min. at 2x(fo±45.5)MHz 17dB min. at 3x(fo±45.5)MHz	.63	2000	.297
81-LFB2H2G60BB1C106	LFB2H2G60BB1C106	50	WIMAX	2600MHz ± 100MHz	3.3dB max. (at 25°C) 3.6dB max. (-40to+85°C)	47dB min. at 824to960MHz 39dB min. at 1710to1990MHz 29dB min. at 2110to2170MHz 20dB min. at 7500to8100MHz	.93	3000	.318
81-LFB2H2G60BB1B973	LFB2H2G60BB1B973	50	WIMAX	2600MHz ± 100MHz	3.3dB max. (at 25°C) 3.6dB max. (-40to+85°C)	39dB min. at 1710to1990MHz 29dB min. at 2110to2170MHz 20dB min. at 7500to8100MHz	.93	3000	.318
81-LFB182G45SG9A246	LFB182G45SG9A246	50	W-LAN/BT	2450MHz ± 50MHz	2.2dB max. (at 25°C) 2.2dB max. (at 25°C)	24.5dB min. at 880to960MHz 12.5dB min. at 1710to1990MHz 15.5dB min. at 4800to5000MHz 19.5dB min. at 7200to7500MHz	.47	4000	.161
81-LFB212G45SG8A127	LFB212G45SG8A127	50	W-LAN/BT	2450MHz ± 50MHz	1.5dB max. (at 25°C) 1.7dB max. (-40to+85°C)	25dB min. at 1200to1300MHz 10.0dB min. at 2000MHz 30dB min. at 3600to3800MHz 34dB min. at 4800to5000MHz	.50	4000	.17
81-LFB212G45SG8A166	LFB212G45SG8A166	50	W-LAN/BT	2450MHz ± 50MHz	1.4dB max. (at 25°C) 1.6dB max. (-40to+85°C)	30dB min. at 824to960MHz 30dB min. at 1710to1910MHz 6dB min. at 2110to2170MHz 20dB min. at 4800to5000MHz	.50	4000	.159
81-LFB212G49SG8B830	LFB212G49SG8B830	50	WIMAX	2495MHz ± 195MHz	2.4dB max. (at 25°C) 2.6dB max. (-40to+85°C)	30dB min. at 824to960MHz 9dB min. at 1710to1990MHz 9dB min. at 1710to1990MHz 30dB min. at 4600to5380MHz 30dB min. at 6900to8070MHz	.79	4000	.175
81-LFB213G60SG8B831	LFB213G60SG8B831	50	WIMAX	3600MHz ± fo±300MHz	1.5dB max. (at 25°C) 1.8dB max. (-40to+85°C)	32dB min. at 824to960MHz 24dB min. at 1710to1990MHz 21dB min. at 1990to2170MHz 28.5dB min. at 6900to8070MHz	.79	4000	.175
81-LFB215G37SG8A185	LFB215G37SG8A185	50	WLAN/BT	5375MHz ± 475MHz	2.2dB max. (at 25°C) 2.5dB max. (-40to+85°C)	40dB min. at 340to1195MHz 21dB min. at 2140to3580MHz 21dB min. at 2140to3580MHz 20dB min. at 8570to8930MHz	.63	4000	.175
81-LFL182G45TC3B746	LFL182G45TC3B746	50	WLAN/BT	2450MHz ± 50MHz	0.60dB max. (at 25°C) 0.70dB max. (-40to+85°C)	35dB min. at 2x(fo±50)MHz 30dB min. at 3x(fo±50)MHz	.54	4000	.182
81-LFL182G50TC1B905	LFL182G50TC1B905	50	WIMAX	2500MHz ± 200MHz	0.4dB max. (at 25°C) 0.43dB max. (-40to+85°C)	21dB min. at 4600to5400MHz 22dB min. at 6900to8100MHz	.96	4000	.425
81-LFL182G54TC1B838	LFL182G54TC1B838	50	WIMAX	2545MHz ± 145MHz	0.4dB max. (at 25°C) 0.43dB max. (-40to+85°C)	26dB min. at 4800to5390MHz 23dB min. at 7200to8085MHz 7dB min. at 8000to10000MHz	.54	4000	.182
81-LFL183G55TC2B908	LFL183G55TC2B908	50	WIMAX	3550MHz ± 250MHz	0.45dB max. (at 25°C) 0.55dB max. (-40to+85°C)	17dB min. at 6600to7600MHz 20dB min. at 9900to11400MHz	.54	4000	.182
81-LFL211G44TC1A014	LFL211G44TC1A014	50	-	10.700MHz ± 30MHz	6.0dB ±2.0dB	35dB min. at 9MHz 35dB min. at 12MHz	.62	4000	.198
81-LFL212G45TC1A007	LFL212G45TC1A007	50	WLAN	2450MHz ± 50MHz	0.50 max. (at 25°C)	27dB min. at 2x(fo±50.0)MHz 30dB min. at 3x(fo±50.0)MHz 30dB min. at 4x(fo±50.0)MHz	.62	4000	.198
81-LFL215G37TC1A210	LFL215G37TC1A210	50	WLAN	5375MHz ± 475MHz	0.70 max. (at 25°C) 0.90dB max. (-40to+85°C)	30dB min. at 2x(fo±475)MHz 20 min. at 3x(fo±475)MHz	.73	4000	.246
81-LFL152G45TC1A219	LFL152G45TC1A219	50	WLAN/BT	2450MHz ± 50MHz	0.45dB max. (at 25°C) 0.55dB max. (-40to+85°C)	21dB min. at 2x(fo±50.0)MHz 21dB min. at 3x(fo±50.0)MHz	.63	10000	.128

© Copyright 2013 Mouser Electronics

© Copyright 2013 Mouser Electronics

MURATA Ceramic Filters (Cerafil®)

RoHS Compliant **This product is RoHS compliant.**

muRata
Innovator in Electronics







SFECF
SFECF10M7 series for FM-receivers are small, high performance and super thin (1.4mm max.) filters. Piezoelectric element is connected in the sandwich shape by ceramics substrate.
They have 1.4mm max. thickness and small mounting area. (3.45x3.1mm)
SFECF series and CDSCB series (MHz Discriminator) enable customers to make VICS/RKE/TPMS set so thin and small sized.

SFELF
SFELA10M7 series for FM-receivers are monolithic type ceramic filters which use the thickness expander mode of the piezoelectric ceramic.

Features:
- Insertion loss is 1 to 1.5dB lower than conventional products
  These types are useful for elevating the sensitivity of sets
- Small dispersion and stable characteristics
- Excellent shape factor of frequency response
- Good waveform symmetry

SFSCE
SFSCE series are chip surface mount filters available for 3dB bandwidth at 700kHz to 1.3MHz. (more than twice width compared with current types)
They have 1.0mm max. thickness and small mounting area (4.5x3.8mm).

Features:
- The filters are mountable by automatic placers.
- They are slim, at only 1.0mm max. thickness, and have a small mounting area (4.5x3.8mm) enabling flexible PCB design.
- Available lead (Pb) free solder reflow.
- Operating temperature range: -20 to +80 (degrees C)
- Storage temperature range: -40 to +85 (degrees C)

Applications:
- SS digital communication system
- Digital wireless audio
- PHS Evolution system
- RFID Reader Writer
- RKE

SFECV
SFECV/SFECK10M7 series for FM-receivers are monolithic type ceramic filters which utilize the thickness expander mode of piexoelectric ceramics. SFECV series enable customers to make AM/FM set very thin, and it can be of help to the total chip circuit.

SFVLF
SFELF10M7LFTA/KAH0, SFVLF/SFKLF series realizes narrower band characteristics not obtained by conventional ceramic filters. Besides, low spurious and temperature characteristics is stable. This series is suitable for European car-audio or AM up conversion use that needs narrow band characteristics are stable. As part of the environment protection activity, solder for terminal plating and terminal-element connection inside of ceramic filters contain no lead (Pb).

For quantities greater than listed, call for quote.

MOUSER STOCK NO.	Murata Part No.	Unbalance Port Impedance (Ω)	Frequency Range (GHz)	Insertion Loss (dB Max.)	Attenuation	Price Each 1	50	100	500
Small Chip Type SFECF Series									
81-SFECF10M7DF00-R0	SFECF10M7DF00-R0	330	10.700MHz ± 150kHz	6.0dB ± 3.0dB	20dB min. at 9MHz 20dB min. at 12MHz	1.71	1.23	1.12	.921
81-SFECF10M7EA00-R0	SFECF10M7EA00-R0	330	10.700MHz ±30kHz	3.0dB ± 2.0dB	30dB min. at 9MHz 30dB min. at 12MHz	1.89	1.36	.908	.813
81-SFECF10M7FA00-R0	SFECF10M7FA00-R0	330	10.700MHz ±30kHz	3.0dB ± 2.0dB	30dB min. at 9MHz 30dB min. at 12MHz	1.68	1.21	.808	.723
81-SFECF10M7GA00-R0	SFECF10M7GA00-R0	330	10.700MHz ±30kHz	3.5dB ±2.0dB	30dB min. at 9MHz 30dB min. at 12MHz	1.68	1.21	.808	.723
81-SFECF10M7HA00-R0	SFECF10M7HA00-R0	330	10.700MHz ±30kHz	4.0dB ±2.0dB	30dB min. at 9MHz 30dB min. at 12MHz	1.68	1.21	.808	.723
81-SFECS10M7DF0021R0	SFECF10M7HA00-R0	330	10.700MHz ±30kHz	4.0dB ±2.0dB	30dB min. at 9MHz 30dB min. at 12MHz	1.67	1.28	1.14	1.03
81-SFECS10M7FA00-R0	SFECS10M7FA00-R0	330	10.700MHz ±30kHz	4.0dB ±2.0dB	30dB min. at 9MHz 30dB min. at 12MHz	1.47	1.06	.706	.632
Narrow Band Type SFECV Series									
81-SFECV10.7MS3	SFECV10M7HA00-R0	330	10.700MHz ±30kHz	4.0dB ±2.0dB	30dB min. at 9MHz 30dB min. at 12MHz	1.26	1.07	.984	.803
81-SFECV10M7FA00-R0	SFECV10M7FA00-R0	330	10.700MHz ±30kHz	4.0dB ±2.0dB	30dB min. at 9MHz 30dB min. at 12MHz	1.52	1.27	1.11	.877
81-SFECV10M7KA00-R0	SFECV10M7KA00-R0	330	10.700MHz ±30kHz	6.0dB ±2.0dB	35dB min at 9MHz 35dB min at 12MHz	1.82	1.28	1.19	.979
Standard Lead Type SFELF Series									
81-SFELF10M7DF0021B0	SFELF10M7DF0021-B0	330	10.700MHz ±30kHz	3.0dB ±2.0dB	20dB min. at 5MHz 20dB min. at 15MHz	.93	.552	.434	.375
81-SFELF10M7DF00-B0	SFELF10M7DF00-B0	470	10.700MHz ± 175kHz	3.0dB ±2.0dB	20dB min. at 5MHz 20dB min. at 15MHz	.98	.579	.495	.393
81-SFELF10M7EA00-B0	SFELF10M7EA00-B0	470	10.700MHz ±30kHz	3.0dB ±2.0dB	30dB min. at 9MHz 30dB min. at 12MHz	.67	.397	.34	.269
81-SFELF10M7FA00-B0	SFELF10M7FA00-B0	330	10.700MHz ±30kHz	4.0dB ±2.0dB	30dB min. at 9MHz 30dB min. at 12MHz	.62	.331	.289	.213
81-SFELF10M7FA0G-B0	SFELF10M7FA0G-B0	330	10.700MHz ±30kHz	4.0dB ±2.0dB	30dB min. at 9MHz 30dB min. at 12MHz	.88	.76	.546	.278
81-SFELF10M7GA00-A0	SFELF10M7GA00-A0	330	10.700MHz ±30kHz	4.0dB ±2.0dB	30dB min. at 9MHz 30dB min. at 12MHz	.88	.60	.471	.341
81-SFELF10M7GA00-B0	SFELF10M7GA00-B0	470	10.700MHz ±30kHz	4.0dB ±2.0dB	40dB min. at 9MHz 40dB min. at 12MHz	.57	.301	.262	.194
81-SFELF10M7HA00-B0	SFELF10M7HA00-B0	330	10.700MHz ±30kHz	7.0dB ± 1.0dB	40dB min. at 9MHz 40dB min. at 12MHz	.72	.383	.285	.247
81-SFELF10M7JAA0-B0	SFELF10M7JAA0-B0	470	10.700MHz ±30kHz	4.5dB ±2.0dB	35dB min. at 9MHz 35dB min. at 12MHz	.71	.418	.328	.284
81-SFELF10M7KAB0-B0	SFELF10M7KAB0-B0	330	10.700MHz ±30kHz	7.0dB ±2.0dB	45/30dB min. at 9MHz 30dB min. at 12MHz	.93	.597	.505	.391
81-SFELF10M7KAH0-B0	SFELF10M7KAB0-B0	330	10.700MHz ±30kHz	7.0dB ±2.0dB	45/30dB min. at 9MHz 30dB min. at 12MHz	.96	.888	.706	.485
Wide Band Type SFSCE Series									
81-SFSCE10M7WF04-R0	SFSCE10M7WF04-R0	470	10.700MHz ± 400kHz	6.0dB ± 1.5dB	-	2.60	2.02	1.89	1.57
81-SFSCE10M7WF05-R0	SFSCE10M7WF05-R0	470	10.700MHz ± 325kHz	6.0dB ± 1.5dB	-	2.50	1.92	1.73	1.27
Narrow Bandwidth Type SFVLF Series									
81-SFVLF10M7LF00-B0	SFVLF10M7LF00-B0	330	10.700MHz ± 25kHz	5.5dB ±2.5dB	30dB min. at 9MHz	2.02	1.42	1.25	1.07
81-SFVLF10M7MF00-B0	SFVLF10M7MF00-B0	330	10.700MHz ± 13kHz	5.5dB ±2.5dB	30dB min. at 9MHz 30dB min. at 12MHz	2.05	1.44	1.08	.965

© Copyright 2013 Mouser Electronics
© Copyright 2013 Mouser Electronics

TAIYO YUDEN Filters, Diplexers and Baluns

TAIYO YUDEN

RoHS Compliant **This product is RoHS compliant.**

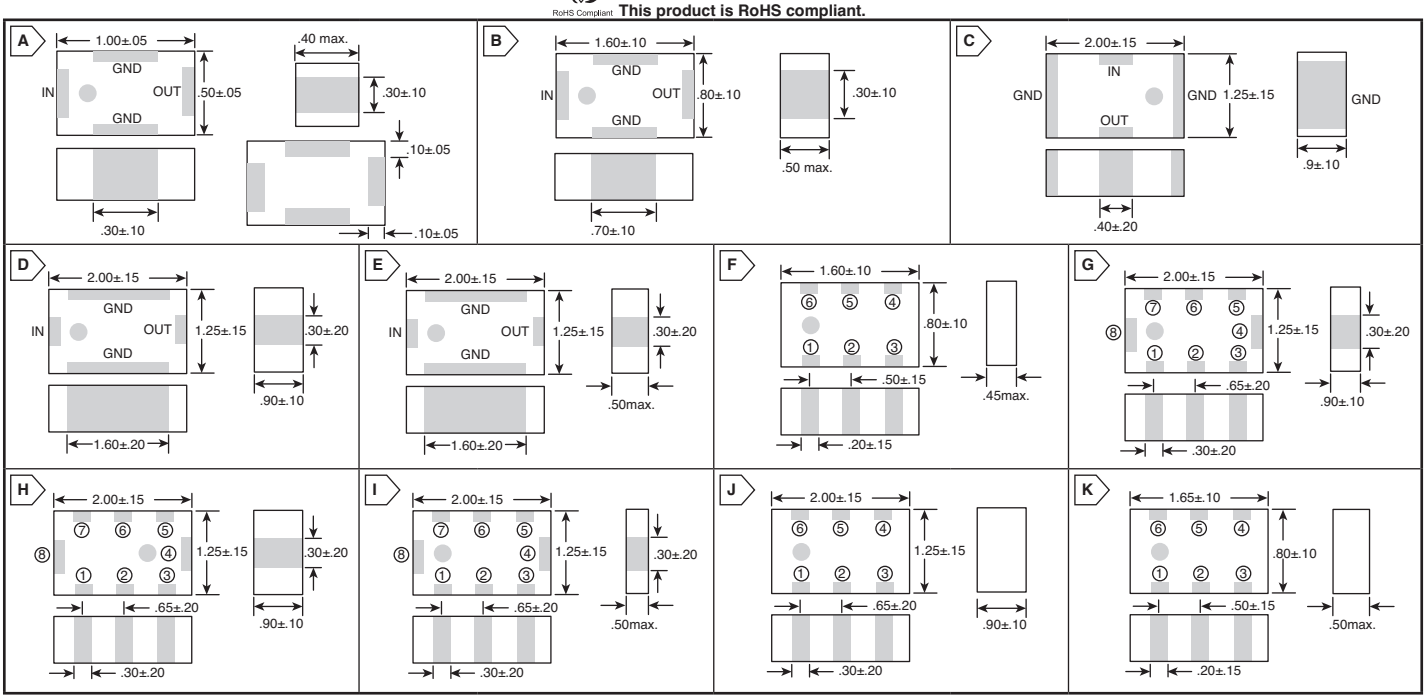

Features:
- High Frequency
- Compact and Low-profile
- Low loss and high attenuation
- Stable temperature characteristics

Applications:
- Bluetooth module, Wireless LAN, Digital TV

DIMENSIONS: mm

✻ For additional values and sizes, visit mouser.com

CHIP BAND PASS FILTERS

For quantities greater than listed, call for quote.

MOUSER STOCK NO.	Taiyo Yuden Part No.	Fig.	Frequency Range (MHz)	Frequency (MHz)	Impedance (Ohms)	Price Each 1	10	50	100	500
963-FI105B245024-T	FI105B245024-T	A	2400 - 2500	2450	50	.71	.599	.59	.468	.421
963-FI168B245001-T	FI168B245001-T	B	2400 - 2500	2450	50	.71	.599	.59	.468	.421
963-FI168B250065-T	FI168B250065-T	B	2300 - 2700	2500	50	.76	.653	.64	.508	.457
963-FI212B190223-T	FI212B190223-T	C	1884 - 1930	1902	50	.76	.653	.64	.508	.457
963-FI212B245025-T	FI212B245025-T	C	2400 - 2500	2450	50	.76	.653	.64	.508	.457
963-FI212B245026-T	FI212B245026-T	D	2400 - 2500	2450	50	.76	.653	.64	.508	.457
963-FI212B245027-T	FI212B245027-T	D	2400 - 2500	2450	50	.76	.653	.64	.508	.457
963-FI212B396001-T	FI212B396001-T	D	3168 - 4752	3960	50	.76	.653	.64	.508	.457
963-FI212B448802-T	FI212B448802-T	D	4224 - 4752	4488	50	.76	.653	.64	.508	.457

LOW PASS FILTERS

For quantities greater than listed, call for quote.

MOUSER STOCK NO.	Taiyo Yuden Part No.	Fig.	Frequency Range (MHz)	Frequency (MHz)	Impedance (Ohms)	Price Each 1	10	50	100	500
963-FI105L250014-T	FI105L250014-T	A	2400 - 2500	2500	50	1.05	.899	.876	.696	.626
963-FI168L062005-T	FI168L062005-T	B	470 - 770	620	50	1.44	1.20	.976	.77	.462
963-FI168L259764-T	FI168L259764-T	B	2300 - 2700	2597	50	1.44	1.20	.976	.77	.462
963-FI212L062002-T	FI212L062002-T	E	470 - 770	620	50	1.44	1.20	.976	.77	.462
963-FI212L062003-T	FI212L062003-T	E	470 - 770	620	50	1.44	1.20	.976	.77	.462
963-FI212L062007-T	FI212L062007-T	E	470 - 770	620	50	1.44	1.20	.976	.77	.462
963-FI212L062009-T	FI212L062009-T	E	470 - 770	620	50	1.44	1.20	.976	.77	.462

DUAL FILTERS

For quantities greater than listed, call for quote.

MOUSER STOCK NO.	Taiyo Yuden Part No.	Fig.	Frequency Range (MHz)	Frequency (MHz)	Impedance (Ohms)	Price Each 1	10	50	100	500
963-FI168D087018-T	FI168D087018-T	F	824 - 915	870	50	.71	.599	.59	.468	.421

BALANCE FILTERS

For quantities greater than listed, call for quote.

MOUSER STOCK NO.	Taiyo Yuden Part No.	Fig.	Frequency Range (MHz)	Frequency (MHz)	Impedance (Ohms)	Price Each 1	10	50	100	500
963-FI212C245031-T	FI212C245031-T	G	2400 - 2500	2450	50	.76	.653	.64	.508	.457
963-FI212C245032-T	FI212C245032-T	G	2400 - 2500	2450	50	.76	.653	.64	.508	.457
963-FI212C245033-T	FI212C245033-T	H	2400 - 2500	2540	50	.76	.653	.64	.508	.457
963-FI212C245034-T	FI212C245034-T	H	2400 - 2500	2450	50	.76	.653	.64	.508	.457
963-FI212C245035-T	FI212C245035-T	G	2400 - 2500	2450	50	.76	.653	.64	.508	.457
963-FI212C245036-T	FI212C245036-T	G	2400 - 2500	2450	50	.76	.653	.64	.508	.457
963-FI212C245041-T	FI212C245041-T	G	2400 - 2500	2450	50	.76	.653	.64	.508	.457
963-FI212C245051-T	FI212C245051-T	G	2400 - 2500	2450	50	.76	.653	.64	.508	.457
963-FI212C245072-T	FI212C245072-T	G	2400 - 2500	2450	50	.76	.653	.64	.508	.457
963-FI212C249566-T	FI212C249566-T	I	2300 - 2690	2495	100	.76	.653	.64	.508	.457

DIPLEXERS

For quantities greater than listed, call for quote.

MOUSER STOCK NO.	Taiyo Yuden Part No.	Fig.	Frequency Range (MHz)	Frequency (MHz)	Impedance (Ohms)	Price Each 1	10	50	100	500
963-FI212P089208-T	FI212P089208-T	J	698 - 960	892	50	.76	.653	.64	.508	.457
963-FI212P089208-T	FI212P245003-T	J	698 - 960	892	50	.76	.653	.64	.508	.457

BALUN

For quantities greater than listed, call for quote.

MOUSER STOCK NO.	Taiyo Yuden Part No.	Fig.	Frequency Range (MHz)	Frequency (MHz)	Impedance (Ohms)	Price Each 1	10	50	100	500
963-FI168T578717-T	FI168T578717-T	K	5725 - 5850	5787	100	1.44	1.20	.976	.77	.462

© Copyright 2013 Mouser Electronics
© Copyright 2013 Mouser Electronics

TAIYO YUDEN Filters and Diplexers

TAIYO YUDEN

RoHS Compliant **This product is RoHS compliant.**

DIMENSIONS: mm

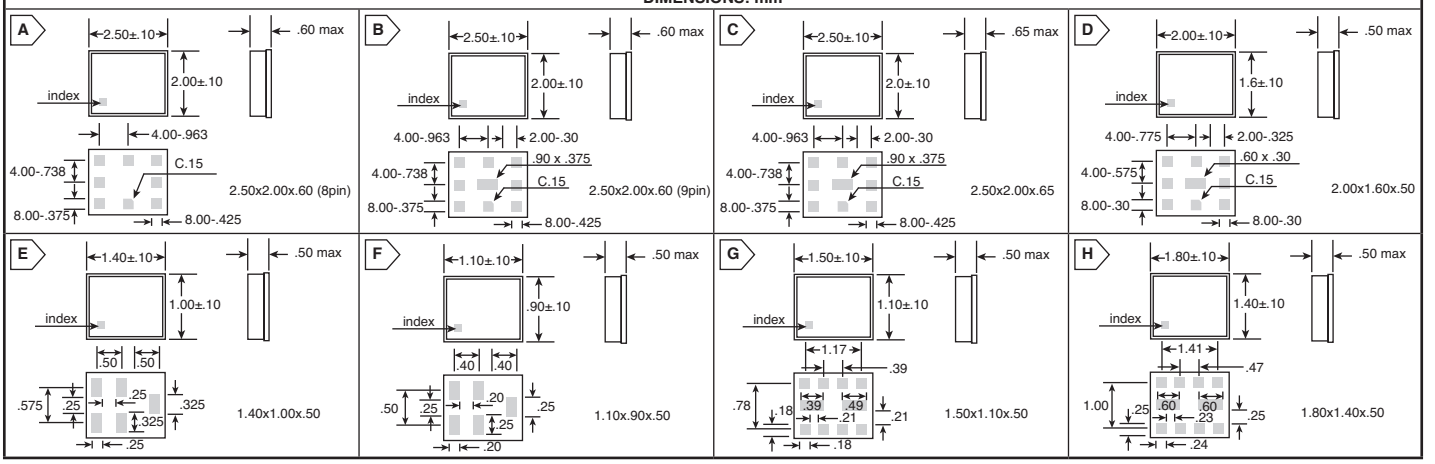

FAR SERIES

Features:
- Low insertion loss
- High attenuation
- Small size package
- High reliability with hermetic sealing

Applications:
- UMTS (W-CDMA)
- GSM
- LTE
- GPS

✻ For additional values and sizes, visit mouser.com

Saw Duplexers

For quantities greater than listed, call for quote.

MOUSER STOCK NO.	Taiyo Yuden Part No.	Fig.	Frequency Range (MHz)	Frequency (MHz)	Insertion Loss (dB)	Isolation (dB)	Price Each 1	10	50	100	500
963-FAD5NA881M50P1A2	FAR-D5NA-881M50-P1A2-Z	A	700 - 1000	881	-	-	1.51	1.29	1.26	1.00	.902
963-FAD5NC881M50M11A	FAR-D5NC-881M50-M11A-Z	A	700 - 1000	881	-	-	1.51	1.29	1.26	1.00	.902
963-FAD5NC881M50M11B	FAR-D5NC-881M50-M11B-Z	A	700 - 1000	881	-	-	1.51	1.29	1.26	1.00	.902
963-FAD5NE740M00P1C9	FAR-D5NE-740M00-P1C9-Z	B	700 - 1000	740	1.7/2.0	61/58	2.81	2.43	2.35	1.87	1.68
963-FAD5NE881M50P1A6	FAR-D5NE-881M50-P1A6QZ	B	700 - 1000	881	1.6/1.7	60/53	1.51	1.29	1.26	1.00	.902
963-FAD5NE881M50P1A9	FAR-D5NE-881M50-P1A9-Z	B	700 - 1000	881	1.6/1.8	57/51	1.51	1.29	1.26	1.00	.902
963-FAD5NF942M50P1GW	FAR-D5NF-942M50-P1GWQZ	C	700 - 1000	942	1.9/2.3	59/54	2.89	2.50	2.42	1.93	1.73
963-FAD5NF942M50P1GZ	FAR-D5NF-942M50-P1GZ-Z	C	700 - 1000	942	1.9/2.3	57/51	2.89	2.50	2.42	1.93	1.73
963-FAD6JH2G1325B1YZ	FAR-D6JH-2G1325-B1YZ-Z	C	1000 - 5000	1325	1.5/1.7	57/51	2.29	1.98	1.92	1.52	1.37
963-FAD6NF1G9600P1BT	FAR-D6NF-1G9600-P1BT-Z	C	1000 - 5000	1960	2.5/2.8	54/55	3.30	2.85	2.76	2.19	1.97
963-FAD6NH1G9600M1Z6	FAR-D6NH-1G9600-M1Z6-Z	C	1000 - 5000	1960	2.3/2.7	55/53	3.30	2.85	2.76	2.19	1.97
963-FAD6NH1G9600M1Z9	FAR-D6NH-1G9600-M1Z9-Z	C	1000 - 5000	1960	2.2/3.1	55/50	3.30	2.85	2.76	2.19	1.97
963-D5NF878M0P1ET-Z	D5NF878M0P1ET-Z	C	700 - 1000	878	1.9/2.5	58/50	2.81	2.43	2.35	1.87	1.68
963-D6HH1G960BH95-Z	D6HH1G960BH95-Z	C	1000 - 5000	960	2.3/2.5	56/53	5.02	4.34	4.21	3.34	3.01
963-D6NF1G960P1BR-Z	D6NF1G960P1BR-Z	C	1000 - 5000	960	2.5/3.4	56/53	3.30	2.85	2.76	2.19	1.97

Saw Filters

For quantities greater than listed, call for quote.

MOUSER STOCK NO.	Taiyo Yuden Part No.	Fig.	Frequency Range (MHz)	Frequency (MHz)	Insertion Loss (dB)	Isolation (dB)	Price Each 1	10	50	100	500
963-FAF5KA710M00D4VQ	FAR-F5KA-710M00-D4VQ-Z	D	700 - 1000	710	-	-	.55	.46	.455	.361	.324
963-FARF5KY751M00B4U	FAR-F5KY-751M00-B4UQ-Z	E	700-1000	751	1.6	-	.60	.514	.505	.401	.361
963-FAF5KA782M00D4VP	FAR-F5KA-782M00-D4VP-Z	D	700 - 1000	782	-	-	.55	.46	.455	.361	.324
963-FAF5KA836M50D4DF	FAR-F5KA-836M50-D4DF-Z	E	700 - 1000	836	1.9	-	.55	.46	.455	.361	.324
963-FAF5KA881M50D4DB	FAR-F5KA-881M50-D4DB-Z	E	700 - 1000	881	1.7	56	.60	.514	.505	.401	.361
963-FAF5KA897M50D4DC	FAR-F5KA-897M50-D4DC-Z	E	700 - 1000	897	2.2	16	.55	.46	.455	.361	.324
963-FAF5KB836M50B4EG	FAR-F5KB-836M50-B4EG-Z	E	700 - 1000	836	1.6	42	.55	.46	.455	.361	.324
963-FAF5KB881M50B4ED	FAR-F5KB-881M50-B4ED-Z	E	700 - 1000	881	1.5	61	.60	.514	.505	.401	.361
963-FAF5KB942M50B4EB	FAR-F5KB-942M50-B4EB-Z	E	700 - 1000	942	1.6	26	.60	.514	.505	.401	.361
963-FAF5KY740M00B4UR	FAR-F5KY-740M00-B4UR-Z	E	700 - 1000	740	1.4	60	.60	.514	.505	.401	.361
963-FAF5KY881M50B4UZ	FAR-F5KY-881M50-B4UZ-Z	E	700 - 1000	881	1.5	61	.60	.514	.505	.401	.361
963-FAF6KA1G5754L4AB	FAR-F6KA-1G5754-L4AB-Z	E	1000 - 5000	1575	0.44	-	.60	.514	.505	.401	.361
963-FAF6KA1G5754L4AJ	FAR-F6KA-1G5754-L4AJ-Z	E	1000 - 5000	1575	0.9	-	.60	.514	.505	.401	.361
963-FAF6KA1G7400D4DE	FAR-F6KA-1G7400-D4DE-Z	E	1000 - 5000	1740	1.5	44	.55	.46	.455	.361	.324
963-FAF6KA1G8800L4AF	FAR-F6KA-1G8800-L4AF-Z	E	1000 - 5000	1880	2.4	35	.55	.46	.455	.361	.324
963-FAF6KA1G9500D4DG	FAR-F6KA-1G9500-D4DG-Z	E	1000 - 5000	1950	1.6	38	.55	.46	.455	.361	.324
963-F6KY1G960B4NF-Z	F6KY1G960B4NF-Z	E	1000-5000	1960	2.8	-	.60	.503	.503	.40	.36
963-FAF6KA1G9600D4MT	FAR-F6KA-1G9600-D4MT-Z	E	1000 - 5000	1960	3.4	43	.60	.514	.505	.401	.361
963-FAF6KA2G0175D4DR	FAR-F6KA-2G0175-D4DR-Z	E	1000 - 5000	2017	1.8	-	.60	.514	.505	.401	.361
963-FAF6KA2G1400D4CG	FAR-F6KA-2G1400-D4CG-Z	E	1000 - 5000	2140	1.9	39	.60	.514	.505	.401	.361
963-FARF6KA2G1400D4D	FAR-F6KA-2G1400-D4DW-Z	E	1000-5000	2140	1.9	-	.60	.514	.505	.401	.361
963-FAF6KB1G8425B4GA	FAR-F6KB-1G8425-B4GA-Z	E	1000 - 5000	1842	1.5	14	.60	.514	.505	.401	.361
963-FAF6KB1G9500B4GJ	FAR-F6KB-1G9500-B4GJ-Z	E	1000 - 5000	1950	2.1	34	.55	.46	.455	.361	.324
963-FAF6KB1G9600B4GB	FAR-F6KB-1G9600-B4GB-Z	E	1000 - 5000	1960	1.6	18	.60	.514	.505	.401	.361
963-FAF6KB1G9600B4GP	FAR-F6KB-1G9600-B4GP-Z	E	1000 - 5000	1960	2.1	23	.60	.514	.505	.401	.361
963-FAF6KB2G1400B4GC	FAR-F6KB-2G1400-B4GC-Z	E	1000 - 5000	2140	1.7	39	.60	.514	.505	.401	.361
963-FAF5QA915M00M2AK	FAR-F5QA-915M00-M2AK-J	F	700 - 1000	915	1.8	-	.55	.46	.455	.361	.324
963-F5KA833M0D4MG-Z	F5KA833M0D4MG-Z	G	700 -1000	833	-	-	.55	.46	.455	.361	.324
963-F5KY878M0B4ND-Z	F5KY878M0B4ND-Z	G	700 - 1000	878	-	-	.60	.514	.505	.401	.361
963-F5QB881M5P2BG-J	F5QB881M5P2BG-J	G	700 -1000	881	-	-	.55	.46	.455	.361	.324
963-F6KA2G535L4AM-Z	F6KA2G535L4AM-Z	G	1000 - 5000	2535	-	-	.55	.46	.455	.361	.324

Saw Dual Filters

For quantities greater than listed, call for quote.

MOUSER STOCK NO.	Taiyo Yuden Part No.	Fig.	Frequency Range (MHz)	Frequency (MHz)	Insertion Loss (dB)	Isolation (dB)	Price Each 1	10	50	100	500
963-FAG6KZ1G8425Y4WY	FAR-G6KZ-1G8425-Y4WY-Z	H	1000 - 5000	1842	1.6/1.8	16/31	.82	.706	.69	.548	.493
963-FAG6KZ1G8425Y4WZ	FAR-G6KZ-1G8425-Y4WZ-Z	H	1000 - 5000	1842	1.8/1.6	31/16	.82	.706	.69	.548	.493

© Copyright 2013 Mouser Electronics
© Copyright 2013 Mouser Electronics

TDK Baluns, Diplexers and Filters

RoHS Compliant **This product is RoHS compliant.**

MULTILAYER BALUN TRANSFORMERS

For quantities greater than listed, call for quote.

MOUSER STOCK NO.	TDK Part No.	Application	Frequency Range (GHz)	Insetion Loss (dB)	Balanced Impedance (Ω)	Case Size (mm)	Price Each 1	10	100	500
810-HHM1904C1	HHM1904C1	2.4GHz W-LAN/Bluetooth	2.4 -2.5	1.0	75	1.0 x 0.5 x 0.4	1.34	1.07	.862	.703
810-HHM1907B1	HHM1907B1	2.4GHz W-LAN/Bluetooth	4.9 - 5.9	0.8	50	1.0 x 0.5 x 0.5	1.34	1.07	.862	.703
810-HHM1908A1	HHM1908A1	2.4GHz W-LAN/Bluetooth	4.9 - 5.9	0.8	100	1.0 x 0.5 x 0.5	1.34	1.07	.862	.703
810-HHM1902A1	HHM1902A1	2.4GHz W-LAN/Bluetooth	2.4 -2.5	1.0	50	1.0 x 0.5 x 0.5	1.34	1.07	.862	.703
810-HHM1903A1	HHM1903A1	2.4GHz W-LAN/Bluetooth	2.4 -2.5	1.0	100	1.0 x 0.5 x 0.5	1.67	1.41	1.17	.919
810-HHM-1710D1	HHM1710D1	2.4GHz W-LAN/Bluetooth	2.4 -2.5	1.2	50	1.6 x 0.8 x 0.6	1.34	1.07	.862	.749
810-HHM-1711D1	HHM1711D1	2.4GHz W-LAN/Bluetooth	2.4 - 2.5	1.2	100	1.6 x 0.8 x 0.6	1.34	1.07	.862	.749
810-HHM1713E2	HHM1713E2	2.4GHz W-LAN/Bluetooth	2.4 -2.5	1.2	200	1.6 x 0.8 x 0.6	1.34	1.07	.862	.703
810-HHM-1521	HHM1521	2.4GHz W-LAN/Bluetooth	2.4 - 2..5	1.0	200	2.0 x 1.25 x .095	1.34	1.07	.862	.749
810-HHM-1517	HHM1517	2.4GHz W-LAN/Bluetooth	2.4 -2.5	1.2	50	2.0 x 1.25 x .095	1.34	1.07	.862	.749
810-HHM1520	HHM1520	2.4GHz W-LAN/Bluetooth	2.4 - 2..5	1.2	100	2.0 x 1.25 x .095	2.19	1.26	1.09	1.05
810-HHM1541E1	HHM1541E1	2.4GHz W-LAN/Bluetooth	2.4 - 2..5	1.0	75	2.0 x 1.25 x 0.95	1.34	1.07	.862	.703
810-HHM-1732B1	HHM1732B1	5.0GHz W-LAN	4.9 - 5.9	1.0	100	1.6 x 0.8 x 0.6	1.34	1.07	.862	.703
810-HHM-1732B1	HHM1733B1	5.0GHz W-LAN	4.9 - 5.9	1.0	50	1.6 x 0.8 x 0.6	1.34	1.07	.862	.703
810-HHM1752A2	HHM1752A2	5.0GHz W-LAN	4.9 - 5.9	1.0	200	1.6 x 0.8 x 0.6	1.34	1.07	.862	.703
810-HHM1562B	HHM1562B	5.0GHz W-LAN	5.15 - 5.87	1.0	100	2.0 x 1.25 x 0.95	2.19	1.64	1.09	.942
810-HHM1570B1	HHM1570B1	5.0GHz W-LAN	5.15 - 5.87	1.0	100	2.0 x 1.25 x 0.95	1.34	1.07	.862	.703
810-HHM1749K1	HHM1749K1	DCS Tx & Rx	1.7 - 1.9	0.8	100	1.6 x 0.8 x 0.6	1.34	1.07	.862	.703
810-HHM1779B1	HHM1779B1	DCS Tx & Rx	2.11 - 2.17	0.8	100	1.6 x 0.8 x 0.6	1.34	1.07	.862	.703
810-HHM1749H1	HHM1749H1	DCS Tx & Rx	1.93 - 1.99	0.9	100	1.6 x 0.8 x 0.6	1.34	1.07	.862	.703
810-HHM1704A2	HHM1704A2	DCS Tx & Rx	1.71 - 1.88	1.1	50	1.6 x 0.8 x 0.65	1.34	1.07	.862	.703
810-HHM1726P1	HHM1726P1	GSM900 Tx & Rx	880 - 960	0.8	100	1.6 x 0.8 x 0.6	1.34	1.07	.862	.703
810-HHM1776B3	HHM1776B3	GSM900 Tx & Rx	880 - 960	1.2	50	1.6 x 0.8 x 0.6	1.34	1.07	.862	.703
810-HHM1596A1	HHM1596A1	UWB	3.1 - 4.9	1.0	100	2.0 x 1.25 x 0.95	2.41	2.04	1.68	1.32
810-HHM1595A1	HHM1595A1	UWB	3.0 - 8.0	1.5	100	2.0 x 1.25 x 0.95	2.41	2.04	1.68	1.32

MULTILAYER DIPLEXERS

For quantities greater than listed, call for quote.

MOUSER STOCK NO.	TDK Part No.	Application	Frequency Range (GHz)	Insetion Loss (dB)	Case Size (mm)	Price Each 1	10	100	500
810-DPX16585DT8017A1	DPX165850DT-8017A1	2.4/5.0 GHz W-LAN	4.9 - 5.85	0.6	1.6 x 0.8 x 0.6	1.87	1.50	1.20	.985
810-DPX16595DT8018A1	DPX165950DT-8018A1	2.4/5.0 GHz W-LAN	4.9 - 5.95	0.9	1.6 x 0.8 x 0.6	1.87	1.50	1.20	.985
810-DPX20595DT9026A1	DPX205950DT-9026A1	2.4/5.0 GHz W-LAN	4.9 - 5.95	0.65	2.0 x 1.25 x 0.6	1.87	1.50	1.20	.985
810-DPX20585DT4043A1	DPX205850DT-4043A1	2.4/5.0 GHz W-LAN	4.9 - 5.85	0.75	2.0 x 1.25 x 0.95	1.87	1.50	1.20	.985
810-DPX20595DT9008A1	DPX205950DT-9008A1	2.4/5.0 GHz W-LAN	4.9 - 5.95	1.6	2.0 x 1.25 x 0.95	1.87	1.50	1.20	.985
810-DPX16250DT8014A1	DPX162500DT-8014A1	GPS & 2.4GHz Bluetooth	1.565 - 1.585	0.75	1.6 x 0.8 x 0.6	1.87	1.50	1.20	.985
810-DPX204752DT-4028	DPX204752DT-4028A1	UWB	2.3 - 4.752	1.1	2.0 x 1.25 x 0.95	4.28	3.64	3.00	2.35

MULTILAYER BAND PASS FILTERS

For quantities greater than listed, call for quote.

MOUSER STOCK NO.	TDK Part No.	Application	Frequency Range (GHz)	Insetion Loss (dB)	Case Size (mm)	Price Each 1	10	100	500
810-DEA16245BT1241A1	DEA162450BT-1241A1	2.4GHz W-LAN/Bluetooth	2.4 - 2.5	2.0	1.6 x 0.8 x 0.6	1.61	1.28	1.03	.844
810-DEA16245BT126B2	DEA162450BT-1260B2	2.4GHz W-LAN/Bluetooth	2.4 - 2.5	2.2	1.6 x 0.8 x 0.6	1.61	1.28	1.03	.844
810-DEA16245BT1262B1	DEA162450BT-1262B1	2.4GHz W-LAN/Bluetooth	2.4 - 2.5	2.4	1.6 x 0.8 x 0.6	1.61	1.28	1.03	.844
810-DEA16245BT1247C1	DEA162450BT-1247C1	2.4GHz W-LAN/Bluetooth	2.4 - 2.5	2.5	1.6 x 0.8 x 0.6	1.61	1.28	1.03	.844
810-DEA16245BT296A1H	DEA162450BT-2096A1-H	2.4GHz W-LAN/Bluetooth	2.4 - 2.5	2.8	1.6 x 0.8 x 0.6	1.61	1.28	1.03	.844
810-DEA16245BT1271A3	DEA162450BT-1271A3	2.4GHz W-LAN/Bluetooth	2.4 - 2.5	3.0	1.6 x 0.8 x 0.6	1.61	1.28	1.03	.844
810-DEA16245BT292A1H	DEA162450BT-2092A1-H	2.4GHz W-LAN/Bluetooth	2.4 - 2.5	3.5	1.6 x 0.8 x 0.6	1.61	1.28	1.03	.844
810-DEA16245BT1210A1	DEA162450BT-1210A1	2.4GHz W-LAN/Bluetooth	2.4 - 2.5	3.3	1.6 x 0.8 x 0.65	1.61	1.28	1.03	.844
810-DEA20245BT3201B2	DEA202450BT-3201B2	2.4GHz W-LAN/Bluetooth	2.4 - 2.5	2.5	2.0 x 1.25 x 0.8	1.71	1.37	1.10	.901
810-DEA20245BT1275A1	DEA202450BT-1275A1	2.4GHz W-LAN/Bluetooth	2.4 - 2.5	1.6	2.0 x 1.25 x 0.95	1.71	1.37	1.10	.901
810-DEA202450B2038A1	DEA202450BT-2038A1	2.4GHz W-LAN/Bluetooth	2.4 - 2.5	2.6	2.0 x 1.25 x 0.95	1.71	1.37	1.10	.901
810-DEA20245BT1283A2	DEA202450BT-1283A2	2.4GHz W-LAN/Bluetooth	2.4 - 2.5	1.6	2.0 x 1.25 x 1.05	1.71	1.37	1.10	.901
810-DEA25245BT208B2	DEA252450BT-2080B2	2.4GHz W-LAN/Bluetooth	2.4 - 2.5	2.0	2.5 x 2.0 x 0.9	1.71	1.37	1.10	.901
810-DEA25245BT2024C2	DEA252450BT-2024C2	2.4GHz W-LAN/Bluetooth	2.4 - 2.8	3.0	2.5 x 2.0 x 0.9	1.71	1.37	1.10	.901
810-DEA25245BT2027A1	DEA252450BT-2027A1	2.4GHz W-LAN/Bluetooth	2.4 - 2.5	1.2	2.5 x 2.0 x 1	1.71	1.37	1.10	.901
810-DEA25245BT2031A1	DEA252450BT-2031A1	2.4GHz W-LAN/Bluetooth	2.4 - 2.5	1.5	2.5 x 2.0 x 1	1.71	1.37	1.10	.901
810-DEA252450B2063C1	DEA252450BT-2063C1	2.4GHz W-LAN/Bluetooth	2.4 - 2.5	2.4	2.5 x 2.0 x 1	2.14	1.82	1.50	1.18
810-DEA25245BT2109C3	DEA252450BT-2109C3	2.4GHz W-LAN/Bluetooth	2.4 - 2.5	2.5	2.5 x 2.0 x 1	1.71	1.37	1.10	.901
810-DEA25245BT2037C1	DEA252450BT-2037C1	2.4GHz W-LAN/Bluetooth	5.375	1.8	2.5 x 2.0 x 1.5	1.71	1.37	1.10	.901
810-DEA252400BT2030A	DEA252400BT-2030A1	2.4GHz W-LAN/Bluetooth	880 - 915	1.4	2.5x2.0x1.0	2.94	2.49	2.05	1.62
810-DEA16537BT2122A1	DEA165375BT-2122A1	5.0GHz W-LAN	5.375	1.8	1.6 x 0.8 x 0.6	1.61	1.28	1.03	.844
810-DEA20542BT1209B2	DEA205425BT-1209B2	5.0GHz W-LAN	4.9 - 5.95	1.5	2.0 x 1.25 x 0.9	1.71	1.37	1.10	.901
810-DEA20537BT2054A1	DEA205375BT-2054A1	5.0GHz W-LAN	4.9 - 5.85	2.5	2.0 x 1.25 x 0.95	1.71	1.37	1.10	.901
810-DEA25578BT2044A1	DEA255787BT-2044A1	5.0GHz W-LAN	5.725 - 5.85	1.6	2.5 x 2 x 1.5	1.71	1.37	1.10	.901
810-DEA205437BT1200	DEA205437BT-1200	5.0GHz W-LAN	5.15 - 5.9	1.5	3 x 1.25 x 0.9	1.71	1.37	1.10	.901
810-DEA205425BT2028A	DEA205425BT-2028A4	5.0GHz W-LAN	1.28 - 3.3	1.6	3 x 1.25 x 0.95	2.76	2.34	1.93	1.52
810-DEA252593B2074A3	DEA252593BT-2074A3	WiMAX	5.725 - 5.85	1.6	2.5 x 2 x 1.5	2.14	1.82	1.50	1.18

MULTILAYER BAND PASS FILTERS (BALANCE OUTPUT TYPE)

For quantities greater than listed, call for quote.

MOUSER STOCK NO.	TDK Part No.	Application	Frequency Range (GHz)	Insetion Loss (dB)	Case Size (mm)	Price Each 1	10	100	500
810-DEA202450BT-7077	DEA202450BT-7077A1	2.4GHz W-LAN/Bluetooth	2.4 - 2.5	3.9	2.0 x 1.25 x 0.95	3.14	2.65	2.19	1.72
810-DEA252450BT-7035	DEA252450BT-7035B2	Bluetooth	2.4 - 2.5	3.6	2.5 x 2.0 x 1.8	3.52	2.99	2.46	1.93
810-DEA202450B7210A1	DEA202450BT-7210A1	ZigBee	2.4 - 2.5	0.95	2.0 x 1.25 x 0.8	1.06	.828	.753	.685

MULTILAYER LOW PASS FILTERS

For quantities greater than listed, call for quote.

MOUSER STOCK NO.	TDK Part No.	Application	Frequency Range (GHz)	Insetion Loss (dB)	Case Size (mm)	Price Each 1	10	100	500
810-DEA16250LT1212A1	DEA162500LT-1212A1	2.4GHz W-LAN/Bluetooth	2.4 - 2.484	0.75	2.0 x 1.25 x 1	1.34	1.07	.862	.703
810-DEA16250LT1217A1	DEA162500LT-1217A1	2.4GHz W-LAN/Bluetooth	2.4 -2.5	0.48	1.6 x0 .8 x 0.6	1.34	1.07	.862	.703
810-DEA16191LT5003C1	DEA161910LT-5003C1	DCS/PCS	1.71 - 1.91	0.52	1.6 x 0.8 x 0.6	1.34	1.07	.862	.703
810-DEA160915LT-1169	DEA160915LT-1169	GSM850/GSM900 Tx	880 - 915	0.7	1.6 x 0.8 x 0.2	1.34	1.07	.862	.703
810-DEA16269LT1217A2	DEA162690LT-1217A2	WiMAX	2.3 - 2.69	0.8	1.6 x 0.8 x 0.6	1.34	1.07	.862	.703

MULTILAYER HIGH PASS FILTERS

For quantities greater than listed, call for quote.

MOUSER STOCK NO.	TDK Part No.	Application	Frequency Range (GHz)	Insetion Loss (dB)	Case Size (mm)	Price Each 1	10	100	500
810-DEA16240HT8004B1	DEA162400HT-8004B1	2.4GHz W-LAN/Bluetooth	1.8 - 1.9	1.4	1.6 x 0.8 x 0.6	1.67	1.41	1.17	.919
810-DEA20248HT8002A1	DEA202484HT-8002A1	2.4GHz W-LAN/Bluetooth	2.4 - 2.484	0.75	2.0 x 1.25 x 1	1.44	1.16	.931	.76

© Copyright 2013 Mouser Electronics
© Copyright 2013 Mouser Electronics

TDK Common Mode Filters and Antennas

Products may be RoHS compliant. Check mouser.com for RoHS status.

TCM SERIES COMMON MODE FILTERS SMD

Specifications:
- Operating Temperature: –25°C to +85°C

TCM0806 Type Ultra-Compact Common Mode Filter

Applications:
- PDP/LCD/DLP/PJ TVs
- DVD players
- Notebook PCs
- High speed interface (LVDS, IEEE1394 and USB2.0)
- Portable audio
- Amusement machines
- Digital cellular phones

RoHS Compliant



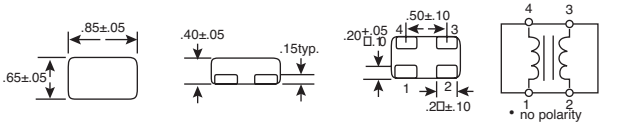

For quantities greater than listed, call for quote.

MOUSER STOCK NO.	TDK Part No.	Impedance @ 100MHz	Size (wxd) mm	Thickness (t) mm	Lines	Price Each 1	50	100	500
810-TCM0806G-350-2P	TCM0806G-350-2P	35W±30%	0.85x0.65	0.4	1	.50	.385	.335	.268
810-TCM0806G-650-2P	TCM0806G-650-2P	65W±20%	0.85x0.65	0.4	1	.50	.385	.335	.268
810-TCM0806G-900-2P	TCM0806G-900-2P	90W±20%	0.85x0.65	0.4	1	.50	.385	.335	.268

TCM1608G Type Dual-Circuit Modularized Common Mode Filter Array

Applications:
- PDP/LCD/DLP/PJ TVs
- DVD players
- Notebook PCs
- High speed interface (LVDS, IEEE1394 and USB2.0)
- Portable audio
- Amusement machines
- Digital cellular phones

RoHS Compliant



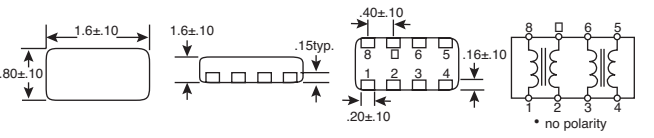

For quantities greater than listed, call for quote.

MOUSER STOCK NO.	TDK Part No.	Impedance @ 100MHz	Size (wxd) mm	Thickness (t) mm	Lines	Price Each 1	50	100	500
810-TCM1608G-350-4P	TCM1608G-350-4P	35W±30%	1.6x0.8	0.4	2	.65	.492	.445	.356
810-TCM1608G-650-4P	TCM1608G-650-4P	65W±20%	1.6x0.8	0.4	2	.65	.492	.445	.356
810-TCM1608G-900-4P	TCM1608G-900-4P	90W±20%	1.6x0.8	0.4	2	.65	.492	.445	.356
810-TCM1608G-201-4P	TCM1608G-201-4P	200W±20%	1.6x0.8	0.4	2	.65	.492	.445	.356

MCZ1210AH Type Compact Size Multilayer Common Mode Filter

Applications:
- High speed interface (LVDS and USB2.0)
- Digital cellular phones, PCs, DSCs, portable game machines.

RoHS Compliant



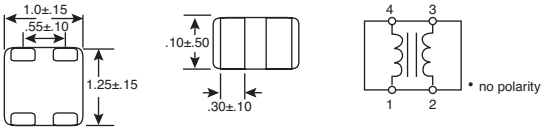

For quantities greater than listed, call for quote.

MOUSER STOCK NO.	TDK Part No.	Impedance @ 100MHz	Size (wxd) mm	Thickness (t) mm	Lines	Price Each 1	50	100	500
810-MCZ1210AH360	MCZ1210AH360	36W±25%	1.25x1.0	0.5	1	.50	.401	.334	.268
810-MCZ1210AH900	MCZ1210AH900	90W±25%	1.25x1.0	0.5	1	.50	.401	.334	.268
810-MCZ2010AH900	MCZ2010AH900	90W±25%	2.0x1.0	0.5	2	1.01	.803	.669	.535
810-MCZ2010AH121	MCZ2010AH121	120W±25%	2.0x1.0	0.5	2	1.01	.803	.669	.535

DIMENSIONS: mm

A



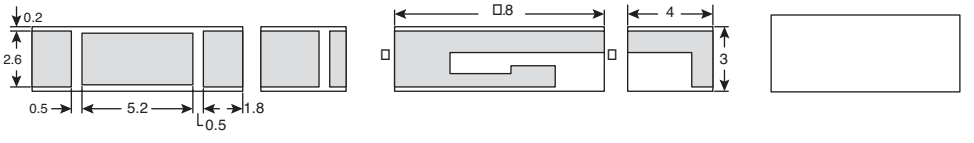

□□ □□□□in□ point
□□ □i□in□ □l□□tro□□
□ol□ran□□□ ±0.2□□

□i□□n□ion□ in □□

B

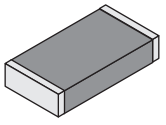

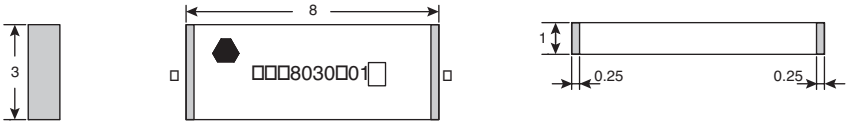

□□ □□□□ □oint
□□NC

□□i□□□t□ 0.08□
□ol□ran□□□ ±0.2□□
□□nit□□□□

CERAMIC CHIP ANTENNAS

NEW PRODUCT

For quantities greater than listed, call for quote.

MOUSER STOCK NO.	TDK Part No.	Fig.	Application	Frequency Range (GHz)	Polarization	Antenna Gain	Impedance (Ohms)	VSWR (Max)	Price Each 1	10	100	500
810-ANT98030CGS2442M	ANT098030CGS2442MB1	A	ISM Band	2.4-2.485	Linear	5.0 dBi	50	3.7	3.20	2.59	2.35	2.14

MULTILAYER CHIP ANTENNAS

For quantities greater than listed, call for quote.

MOUSER STOCK NO.	TDK Part No.	Fig.	Application	Frequency Range (GHz)	Polarization	Antenna Gain	Impedance (Ohms)	VSWR (Max)	Price Each 1	10	100	500
810-ANT8030-2R4-01A	ANT8030-2R4-01A	B	Bluetooth	2.4 to 2.5	Linear	2.0 dBi	50	2.0	4.76	3.66	3.33	2.08

© Copyright 2013 Mouser Electronics
© Copyright 2013 Mouser Electronics

Antennas, Filters and Diplexers

RoHS Compliant **This product is RoHS compliant.**

VJ SERIES MULTILAYER CHIP ANTENNAS

Features:

- Operating temperature range: -40°C to + 85°C

NEW PRODUCT

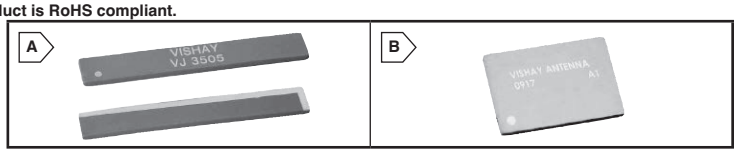

MOUSER STOCK NO.	Vishay Part No.	Fig.	Frequency Range MHz)	Dimensions: mm L	W	H	Price Each 1	100	500	Reel Qty.	Price Per Piece
77-VJ5301M915MXBSR	VJ5601M868MXBSR	A	800 to 940	35	5	1.2	4.62	3.72	3.08	1000	1.73
77-VJ5301M868MXBSR	VJ5301M868MXBSR	A	820 to 920	35	5	1.2	4.62	3.72	3.08	1000	1.73
77-VJ5601M915MXBSR	VJ5601M915MXBSR	A	835 to 995	15.5	10.5	1.2	4.34	3.18	2.64	1000	1.48
77-VJ5301M915MXBSR	VJ5301M915MXBSR	A	835 to 995	15.5	10.5	1.2	4.62	3.72	3.08	1000	1.73
77-VJ3505M011SXMSRA0	VJ3505M011SXMSRA0	A	470 to 860	35	5	1.2	8.29	6.69	5.32	1000	3.40
77-VJ6040M011SXISRA0	VJ6040M011SXISRA0	B	470 to 860	10.5	15.5	1.2	6.71	5.59	4.68	1000	2.64

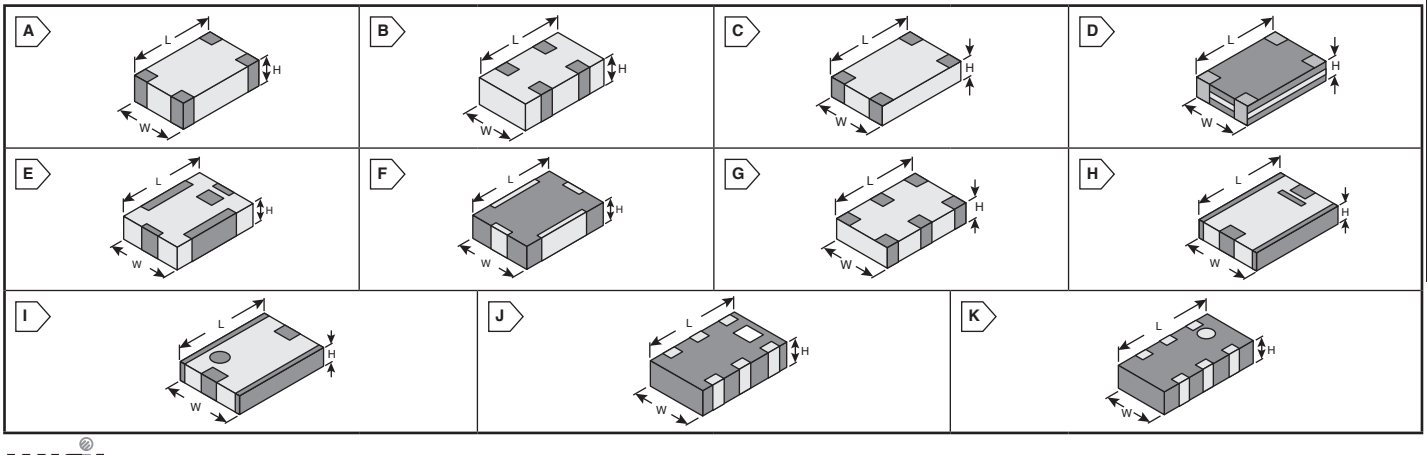

COMMON MODE FILTERS USB 2.0/1394

For quantities greater than listed, call for quote.

MOUSER STOCK NO.	Fig.	Dimensions: mm			Common Mode Attenuation)	Differential Mode Insertion Loss (dB)	DC Resistance (Ω)	Rate Current (mA)	Characteristic Impedance (Ω)	Price Each			
Mfr. Mfr. Part No.		L	W	H						1	50	100	500
791—RFCMF1632140M2T	A	1.60±0.20	3.20 ±0.20	1.40±0.20	9.0 dB@140MHz~1GHz	0.8 @240MHz	2.5	300	90	1.26	.841	.58	.40
791—RFCMF1220100M3T	B	1.20±0.20	2.00±0.20	1.00±0.20	9.0 dB@240MHz~1GHz	0.6 @240MHz	1.5	300	90	.74	.495	.341	.235
791—RFCMF1220100M4T	B	1.20±0.20	2.00±0.20	1.00±0.20	9.0 dB@240MHz~1GHz	1.0 @240MHz	2.5	200	90	.74	.495	.341	.235
791—RGCMF1220080M5T	C	1.20±0.20	2.00±0.20	1.00±0.20	120Ω±20% @ 100HMz	----------	1.5	200	90	.45	.296	.204	.141
791—RFCMF1210080M1T	D	1.20±0.20	2.00±0.20	1.00±0.20	75Ω±20% @ 100HMz	----------	0.85	100	90	.66	.445	.307	.212
791—RFCMF1210080M2T	D	1.20±0.20	2.00±0.20	1.00±0.20	100Ω±20% @ 100HMz	----------	1	100	90	1.14	.766	.529	.365

BAND PASS FILTERS

For quantities greater than listed, call for quote.

MOUSER STOCK NO.	Fig.	Dimensions: mm			Frequency Range	Insertion Loss (dB) (Max)	Attenuation (dB) (Min)	VSWR (Max)	Imped. (Ω)	Price Each			
Mfr. Mfr. Part No.		L	W	H						1	50	100	500
2.4GHz ISM Band													
791—RFBPF1608070A0T	E	1.60±0.15	0.80±0.15	0.70±0.10	2450 ± 50MHz	2.5	30 @960MHz, 25 @1910MHz, 20 @1990MHz, 30 @4800MHz, 25 @7200MHz	2.0	50	1.11	.744	.513	.353
791—RFBPF2012090A1T	F	2.00±0.15	1.25±0.15	0.90±0.10	2450 ± 50MHz	1.7	30 @900MHz, 20 @1850MHz, 30 @4800MHz	2.0	50	1.49	.99	.683	.471
791—RFBPF2012080A5T	G	2.00±0.15	1.25±0.15	0.90±0.10	2450 ± 50MHz	3.0	40 @880-960MHz, 40 @1710-1990MHz, 20 @2110-2170MHz, 40 @4800-5000MHz, 30 @7200-7500MHz	2.0	50	1.49	.99	.683	.471
791—RFBPF2520120A1T	H	2.50±0.20	2.00±0.20	1.20±0.10	2450 ± 50MHz	1.7	30 @900MHz, 30 @1850MHz, 20 @2100MHz, 40 @4800MHz, 25 @7200MHz	2.0	50	1.49	.99	.683	.471
791—RFBPF2520120A2T	H	2.50±0.20	2.00±0.20	1.20±0.10	2450 ± 50MHz	2.1	30 @900MHz, 30 @1850MHz, 30 @4800MHz	2.0	50	1.49	.99	.683	.471
791—RFBPF2520120A3T	H	2.50±0.20	2.00±0.20	1.20±0.10	2450 ± 50MHz	1.2	30 @900MHz, 30 @1850MHz, 25@4800MHz	2.0	50	1.49	.99	.683	.471
791—RFBPF2520120A4T	H	2.50±0.20	2.00±0.20	1.20±0.10	2450 ± 50MHz	1.7	30 @900MHz, 30 @1850MHz, 25@4800MHz	2.0	50	1.49	.99	.683	.471
791—RFBPF2520100A6T	I	2.50±0.20	2.00±0.20	1.00±0.10	2450 ± 50MHz	1.4	35 @1900MHz, 35 @4800MHz	2.0	50	1.49	.99	.683	.471
791—RFBPF3225150A4T	H	3.20±0.20	2.50±0.20	1.50±0.10	2450 ± 50MHz	2.0	30 @900MHz, 30 @1850MHz, 20 @2100MHz, 30 @4800MHz	2.0	50	1.86	1.24	.854	.589
791—RFBPF3225150A5T	H	3.20±0.20	2.50±0.20	1.50±0.10	2450 ± 50MHz	1.8	30 @900MHz, 30 @1850MHz, 20 @2100MHz, 30 @4800MHz	2.0	50	1.86	1.24	.854	.589
5.2/5.8GHz ISM Dualband													
791—RFBPF2012100K0T	F	2.00±0.15	1.25±0.15	0.95±0.10	5400 ± 500MHz	-1.7@4.90GHz -1.5@5.25GHz -1.5@5.85GHz	-30 @3450MHz, -20 @11000MHz	2.0	50	1.49	.99	.683	.471

DIPLEXERS

For quantities greater than listed, call for quote.

MOUSER STOCK NO.	Fig.	Dimensions: mm			Central Frequency		Insertion Loss (dB)		Return Loss (dB) (min)	Attenuation (dB)		Price Each			
Mfr. Mfr. Part No.		L	W	H	Band 1	Band 2	Band 1	Band 2		Band 1	Band 2	1	50	100	500
791—RFDIP2012100L0T	J	2.00±0.15	1.25±0.15	0.95±0.10	2450±50MHz	5400±500MHz	0.7	0.9	10	-20 @4.9GHz -25 @5.2GHz -25 @5.8GHz	-25 @2.45GHz -25 @2.45GHz -25 @2.45GHz	2.01	1.34	.921	.636
791—RFDIP2012100L3T	K	2.00±0.15	1.25±0.15	0.95±0.10	2450±50MHz	5400±500MHz	0.7	0.9	10	-20 @4.9GHz -25 @5.2GHz -25 @5.8GHz	-25 @2.45GHz -25 @2.45GHz -25 @2.45GHz	2.01	1.34	.921	.636

© Copyright 2013 Mouser Electronics
© Copyright 2013 Mouser Electronics

WALSIN Antennas, Baluns, and Balance Filters

RoHS Compliant This product is RoHS compliant.

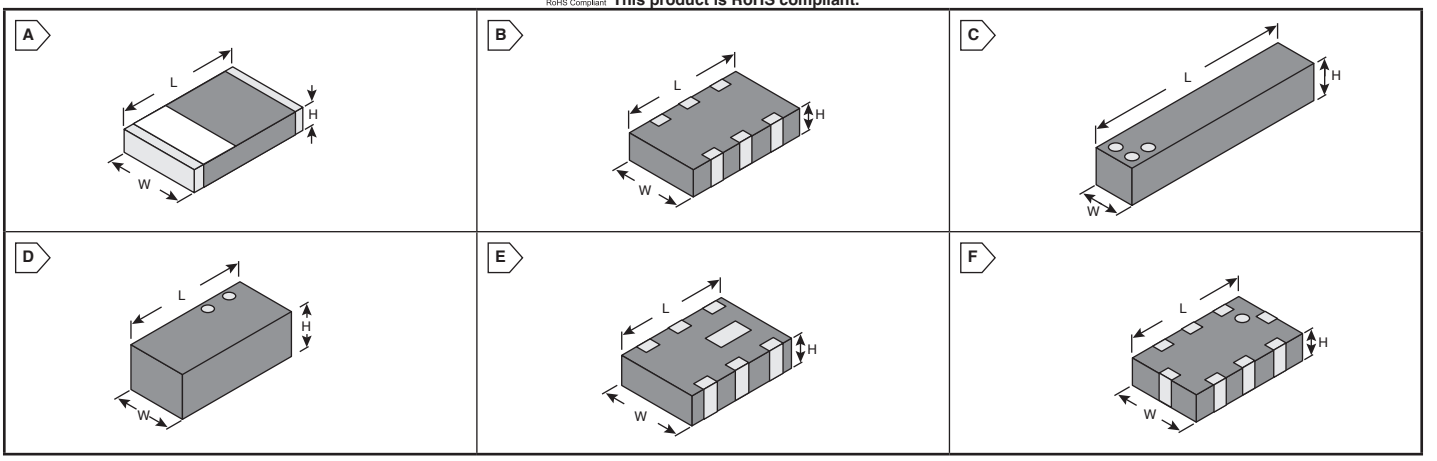

BLUETOOTH/WLAN ANTENNAS

For quantities greater than listed, call for quote.

MOUSER STOCK NO.		Fig.	Dimensions: mm			Frequency Range	Polarization	Gain (Typ)	Impedance (Ω)	VSWR (Max)	Bandwidth	Price Each			
Mfr.	Mfr. Part No.		L	W	H							1	50	100	500
Chip 2.4GHz ISM Band															
791—	RFANT3216120A1T	A	3.20±0.20	1.60±0.10	1.20±0.10	2450 ± 50MHz	Linear	2dBi	50	2.0	150MHz	1.86	1.24	.854	.589
791—	RFANT3216120A3T	A	3.20±0.20	1.60±0.10	1.20±0.10	2450 ± 50MHz	Linear	2dBi	50	2.0	150MHz	1.86	1.24	.854	.589
791—	RFANT3216120A5T	A	3.20±0.20	1.60±0.10	1.20±0.10	2450 ± 50MHz	Linear	2dBi	50	2.0	150MHz	1.86	1.24	.854	.589
791—	RFANT5220110A0T	A	2.00±0.20	5.00±0.20	1.15±0.10	2.4~2.5GHz	Linear	2dBi	50	2.0	100MHz	2.44	1.63	1.12	.777
791—	RFANT5220110A2T	A	2.00±0.20	5.00±0.20	1.15±0.10	2.4~2.5GHz	Linear	2dBi	50	2.0	100MHz	2.44	1.63	1.12	.777
791—	RFANT9520120A0T	A	9.50±0.20	2.00±0.20	1.20±0.20	2.4~2.6GHz	Linear	2dBi	50	2.0	200Mhz	2.44	1.63	1.12	.777
Chip 2.4/4.9/5.8GHz Multiband															
791—	RFANT6050110L0T	B	5.90±0.30	5.10±0.30	1.10±0.10	2.45GHz 5.25GHz 5.85GHz	Linear	1.5dBi 4.0dBi 4.0dBi	50	2.0	100MHz 200MHz 100MHz	4.45	2.96	2.04	1.41
791—	RFANT6050110L1T	B	5.90±0.30	5.10±0.30	1.10±0.10	2.45GHz 5.25GHz 5.85GHz	Linear	1.5dBi 4.0dBi 4.0dBi	50	2.0	100MHz 200MHz 100MHz	4.45	2.96	2.04	1.41
Free 2.4GHz ISM Band															
791—	RGFRA1903041A1T	C	1.90±0.15	3.00±0.15	3.80±0.20	2.45GHz	Linear	2dBi	50	2.0	200MHz	5.94	3.96	2.73	1.88
791—	RGFRA9937380A3T	D	9.90±0.15	3.70±0.15	3.80±0.20	2.55GHz	Linear	2dBi	50	2.0	100MHz	4.75	3.17	2.18	1.51

HIGH FREQUENCY BALUNS

For quantities greater than listed, call for quote.

MOUSER STOCK NO.		Fig.	Dimensions: mm			Frequency Range	Impedance (Ω)		Return Loss (dB) (Min)	Inband Amplitude Imbalance (dB)	Phase Difference	Insertion Loss (dB)	Price Each			
Mfr.	Mfr. Part No.		L	W	H		Unbalanced	Balanced					1	50	100	500
2.4GHz ISM Band																
791—	RGBLN1608070A1T	E	1.60±0.10	0.85±0.10	0.70±0.10	2450±50MHz	50	100	10	2.0	180°±15°	1.5	.89	.594	.41	.282
791—	RGBLN1608070A5T	E	1.60±0.10	0.85±0.10	0.70±0.10	2450±50MHz	50	100	10	2.0	180°±10°	1.2	.89	.594	.41	.282
791—	RFBLN2012090A0T	E	2.00±0.15	1.25±0.15	0.95±0.10	2450±50MHz	50	50	10	2.0	180°±10°	1.2	.89	.594	.41	.282
791—	RFBLN2012090A1T	E	2.00±0.15	1.25±0.15	0.95±0.10	2450±50MHz	50	100	10	2.0	180°±10°	1.0	.89	.594	.41	.282
791—	RFBLN2012090A2T	E	2.00±0.15	1.25±0.15	0.95±0.10	2450±50MHz	50	200	10	2.0	180°±10°	1.0	1.19	.792	.546	.377
5.2/5.8GHz ISM Dualband																
791—	RFBLN2012090K1T	E	2.00±0.15	1.25±0.15	0.95±0.10	5400±500MHz	50	100	-10	2.0	180°±10°	-1.2	.89	.594	.41	.282

HIGH FREQUENCY BALANCE FILTERS, 2.4GHZ ISM BAND

For quantities greater than listed, call for quote.

MOUSER STOCK NO.		Fig.	Dimensions: mm			Frequency Range	Insertion Loss (dB)	Impedance (Ω)		Phase Difference	Amplitude Difference (dB)	Attenuation (dB) (Min)	Price Each			
Mfr.	Mfr. Part No.		L	W	H			Unbalanced	Balanced				1	50	100	500
791—	RFBPB2012090A1T	F	2.00±0.15	1.25±0.15	0.90±0.10	2450 50MHz	3.5dB	50	Match BC series	180°±10°	2.0	35 @880-960MHz 30 @1710-1880MHz 20 @1880-1990MHz 30 @4800-5000MHz	1.86	1.24	.854	.589
791—	RFBPB2012090A3T	F	2.00±0.15	1.25±0.15	0.90±0.10	2450 50MHz	3.5dB	50	Match BC series	180°±10°	2.0	35 @880-960MHz 30 @1710-1880MHz 20 @1880-1990MHz 30 @4800-5000MHz	1.86	1.24	.854	.589
791—	RFBPB2012090A9T	F	2.00±0.15	1.25±0.15	0.90±0.10	2450 50MHz	2.8dB	50	Match BC series	180°±10°	2.0	35 @880-960MHz 25 @1710-1880MHz 30 @4800-5000MHz	1.86	1.24	.854	.589
791—	RFBPB2012110A5T	F	2.00±0.15	1.25±0.15	1.10±0.10	2450 50MHz	2.8dB	50	Match BC series	180°±10°	2.0	30 @880-960MHz 30 @1710-1880MHz 20 @1880-1990MHz 30 @4800-5000MHz	1.86	1.24	.854	.589

© Copyright 2013 Mouser Electronics
© Copyright 2013 Mouser Electronics



Connect to a world of **innovation.**

With over 75 years of experience, Molex is one of the world's largest global manufacturers of interconnect products. Through their vast product portfolio and commitment to their environmental management system, ECOCARE, Molex offers you the fastest connection to create product and business solutions.

When it comes to an ever-expanding selection of the newest products and technologies, Mouser delivers with no minimums, same-day shipping and the clear speed-to-market advantage design engineers demand. Plus, we back it all with unsurpassed support. Get your hands on what's next from Mouser.

To learn more, visit www.mouser.com/molex

Interconnects, Wire & Cable

Pages 1295-1816



2.4 GHz SMD On-Ground Antenna
Page 1463



U.FL Cable Assemblies
Page 1438



Premo-Flex™ FFC Jumpers
Page 1710



RF Connectors
Page 1437



Glow-Wire Mini-Fit Jr.™ Connectors
Page 1703



Mini50™ Automotive Connectors
Page 1615



LED Array Holders
Page 1584

Sponsored By

MOUSER ELECTRONICS

molex
one company › a world of innovation

The Newest Products for Your Newest Designs®

Mouser and Mouser Electronics are registered trademarks of Mouser Electronics, Inc. Other products, logos, and company names mentioned herein, may be trademarks of their respective owners.

Wire & Cable

WIRE & CABLE MGMT.
Cable Ties, Duct, Identification, Mounting
3M . . . 1297
Avery Dennison . . . 1298-1299
Eagle Plastic Devices . . . 1300-1301
Panduit . . . 1302-1307

TUBING
Alpha Wire . . . 1308-1312
Qualtek . . . 1313-1314
TE Connectivity/Raychem . . . 1315-1317
3M . . . 1318

WIRE & CABLE
3M . . . 1319-1322
Alpha Wire . . . 1324-1333
Kobiconn . . . 1322
Amphenol . . . 1323
Belden . . . 1334-1346
Gore . . . Available at mouser.com

CABLE ASSEMBLIES
3M . . . 1347
AIM/Cambridge . . . 1350
Amphenol . . . 1348
Crystek . . . 1349
Johnson Components . . . 1351-1352
Kobiconn . . . 1353-1354
Qualtek . . . 1355
Semflex . . . 1352

AC POWER CORDS
Kobiconn . . . 1356
Qualtek . . . 1357
Volex . . . 1358-1359

Interconnects

AC POWER CONNECTORS
Power Cords, Power Entry Modules, Power Filters, Power Outlets and Inlets
Kobiconn . . . 1360-1361
Bulgin . . . 1361-1362
Qualtek . . . 1363-1364
TE Connectivity/Corcom . . . 1365-1367
Schaffner . . . 1368
Schurter . . . 1369-1376
Qualtek . . . 1377-1378

DC POWER CONNECTORS
Kobiconn . . . 1379-1380
Kycon . . . 1381
Switchcraft . . . 1382

AUDIO / VIDEO CONNECTORS
Audio Connectors, Adapters, Banana, DIN, Phone, Phono, and XLR
Amphenol . . . Available at mouser.com
Bomar Interconnect . . . 1383
Deltron . . . 1384-1385
Johnson Components . . . 1386-1387
Kobiconn . . . 1388-1391
Kycon . . . 1392-1393
Neutrik . . . 1394, 1396-1398
Pomona . . . 1399
Rean . . . 1395
Switchcraft . . . 1400-1403

RF CONNECTORS
Amphenol . . . 1404-1417
AVX . . . 1418
Crystek . . . 1418
Kobiconn . . . 1418
Bomar Interconnect . . . 1419-1420
AIM/Cambridge . . . 1423
Connector City . . . 1421-1422
Hirose . . . 1435-1436
JAE . . . 1438
Johnson Components . . . 1424-1428
Molex . . . 1437-1438
Murata . . . 1438
Pomona . . . 1439
Stratos . . . 1428
TE Connectivity/AMP . . . 1440-1444
Trompeter . . . 1429-1431
Vitelec . . . 1432-1434

DATA / NETWORK / TELECOM CONNECTORS
Modular, SFP+, DisplayPort, USB, HDMI and Fiber
Amphenol . . . 1445, 1471-1472, 1482-1486
FCI . . . 1446, 1454, 1465
Bomar Interconnect . . . 1448
Eagle Plastic Devices . . . 1448
Kobiconn . . . 1448, 1454
Molex . . . 1450, 1458, 1463-1464, 1467, 1476-1479
Kycon . . . 1449, 1455-1456, 1495
TE Connectivity/AMP . . . 1451-1453, 1466, 1474-1475, 1480, 1492-1493
Conxall . . . 1467
EDAC . . . 1467
Mill-Max . . . 1467
Neutrik . . . 1457
3M . . . 1459
Hirose . . . 1447, 1460-1461
JAE . . . 1462
Wurth . . . 1468
Spectrum ASP . . . 1470
Yamaichi . . . 1469
Fujitsu . . . 1473
HARTING . . . 1481, 1489-1490
CONEC . . . 1487-1488
Phoenix Contact . . . 1491
Bulgin . . . 1494-1495
Pulse . . . Available at mouser.com

PHOTOVOLTAIC (SOLAR) CONNECTORS
Amphenol . . . 1496
Anderson Power . . . 1497
Molex . . . 1497
TE Connectivity . . . 1498-1499

"D" CONNECTORS
D Sub Connectors, Adapters and Hoods
3M . . . 1500-1502
Amphenol . . . 1503-1504
Cinch . . . 1505
CONEC . . . 1506-1508
FCI . . . 1509
FCT . . . Available at mouser.com
HARTING . . . 1510
Kobiconn . . . 1511-1512
Switchcraft . . . 1511
Molex . . . 1512
Kycon . . . 1513
NorComp . . . 1514-1521
Phoenix Contact . . . 1522
Spectrum ASP . . . 1523
TE Connectivity/AMP . . . 1524-1531

CIRCULAR CONNECTORS
TE Connectivity/AMP . . . 1576-1581
Amphenol . . . 1532-1551
Bulgin . . . 1552-1555
Conxall/Switchcraft . . . 1556-1558
Harwin . . . 1559
Hirose . . . 1560-1563
Kobiconn . . . 1564
Kycon . . . 1565
Lemo . . . 1566
Molex . . . Available at mouser.com
Neutrik . . . 1564
Phoenix Contact . . . 1567-1569
Souriau . . . 1570-1574
Switchcraft . . . 1575

LIGHTING CONNECTORS
AVX . . . 1582-1583
Amphenol . . . 1584
Hirose . . . 1585
JAE . . . 1585
Molex . . . 1584
Souriau . . . 1585
TE Connectivity . . . 1586-1589

MEMORY CARD CONNECTORS
ALPS . . . 1590
AVX . . . 1591
JAE . . . 1592
FCI . . . 1593
Hirose . . . 1594
Molex . . . 1595

BACKPLANE / CARD EDGE
3M . . . 1596
JAE . . . 1597
EDAC . . . Available at mouser.com
FCI . . . 1598-1600
HARTING . . . 1601-1604
Molex . . . 1605
TE Connectivity/AMP . . . 1597, 1606-1609
Yamaichi . . . 1610

AUTOMOTIVE CONNECTORS
Amphenol . . . 1611-1612
FCI . . . 1613
JAE . . . 1614
Molex . . . 1615
Yamaichi . . . 1611

POWER CONNECTORS
Amphenol . . . 1616
Anderson Power . . . 1616-1619
Cinch . . . Available at mouser.com
HARTING . . . 1620-1626
Molex . . . 1627

RECTANGULAR CONNECTORS
Headers/Receptacles, Housings, Pin and Socket
3M . . . 1628-1636
Amphenol . . . 1637
AVX . . . 1638
Cinch . . . 1639
FCI . . . 1640-1651
Harwin . . . 1652-1657
Hirose . . . 1658-1671
JAE . . . 1672-1674
Kobiconn . . . 1675
Norcomp . . . 1675
Molex . . . 1676-1711
Omron . . . 1712-1714
TE Connectivity/AMP . . . 1715-1742
Yamaichi . . . 1651

SOCKETS
Component and Test Sockets
3M . . . 1743-1744
Aries . . . 1745-1746
FCI . . . 1747
Kobiconn . . . 1747
Harwin . . . 1748
Mill-Max . . . 1747, 1749-1756
TE Connectivity/AMP . . . 1757
Yamaichi . . . 1758

TERMINALS
3M . . . 1759-1760
Keystone . . . 1761-1764
Kobiconn . . . 1765-1766
Mill-Max . . . 1765
Molex . . . 1767-1769
Panduit . . . 1770-1772
Phoenix Contact . . . 1773
TE Connectivity/AMP . . . 1774-1776

TERMINAL BLOCKS
Pluggable, Barrier, PCB, and DIN Rail
Cinch . . . 1777
Kobiconn . . . 1778-1779
Molex . . . 1780-1783
Phoenix Contact . . . 1784-1813
TE Connectivity/AMP . . . 1814-1816

3M™ Wire Management and Marking Products

RoHS Compliant **This product is RoHS compliant.**

WIRE MANAGEMENT FASTENERS

3M™ Scotchmate™ Fastener Hook and Loop

- Provide excellent moisture resistance
- For static loads temperature should not exceed 49°C / 120°F
- Temperature range: -29°C / -20°F to 49°C / 120°F continuous, to 70°C / 158°F intermittent



For quantities greater than listed, call for quote.

MOUSER STOCK NO.	Description	Price Each	
		1	5
517-3526/REEL	1" wide, black adhesive, 4.9 yards	48.44	45.11
517-3526W/REEL	1" wide, white adhesive, 4.9 yards	60.72	56.54

3M™ Dual Lock™ Reclosable Fastener

- High temperature and solvent resistant
- Black polyproplyene reclosable fastener with rubber based pressure sensitive adhesive
- Tensile strength can replace mechanical fasteners when mushroom shaped stems interlock



For quantities greater than listed, call for quote.

MOUSER STOCK NO.	Description	Price Each	
		1	5
517-3541/REEL	1" wide, black adhesive	69.86	64.82
517-3551/REEL	1" wide, black adhesive, UV resistant	114.96	106.90
517-3560/REEL	1" wide, clear adhesive	131.80	122.57

WIRE MARKING AND LABELING

ScotchCode™ Wire Marker Tape Dispensers

Dispenser with ten refillable compartments for the easy-to-cut colored, lettered, or numbered tape.



For quantities greater than listed, call for quote.

MOUSER STOCK NO.	Description	Price Each		
		1	10	25
517-STD09	1 roll each # 0-9	53.34	50.68	48.13
517-STDC	Dispenser, 1 roll each color: black, blue, brown, green, gray, orange, red, violet, white, and yellow	46.44	43.88	41.25

Numbered and Colored Tape Refills

For quantities greater than listed, call for quote.

MOUSER STOCK NO.	Description	Price Each		
		1	10	25
517-SDR-0	Numbered Refill - 0	3.34	3.09	2.78
517-SDR-1	Numbered Refill - 1	3.34	3.09	2.78
517-SDR-2	Numbered Refill - 2	3.34	3.09	2.78
517-SDR-3	Numbered Refill - 3	3.34	3.09	2.78
517-SDR-4	Numbered Refill - 4	3.34	3.09	2.78
517-SDR-5	Numbered Refill - 5	3.34	3.09	2.78
517-SDR-6	Numbered Refill - 6	3.34	3.09	2.78
517-SDR-7	Numbered Refill - 7	3.34	3.09	2.78
517-SDR-8	Numbered Refill - 8	3.34	3.09	2.78
517-SDR-9	Numbered Refill - 9	3.34	3.09	2.78
517-SDR-BK	Color Refill - Black	3.34	3.09	2.78
517-SDR-BL	Color Refill - Blue	3.34	3.09	2.78
517-SDR-BN	Color Refill - Brown	3.37	3.12	2.81
517-SDR-GN	Color Refill - Green	3.34	3.09	2.78
517-SDR-OR	Color Refill - Orange	3.43	3.18	2.87
517-SDR-RD	Color Refill - Red	3.34	3.09	2.78
517-SDR-VL	Color Refill - Violet	3.34	3.09	2.78
517-SDR-WH	Color Refill - White	3.34	3.09	2.78
517-SDR-YL	Color Refill - Yellow	3.34	3.09	2.78

ScotchCode™ Write-On Wire Marker Tape Dispensers and Refills

- SWD comes with the pen and 250 markers
- Used for cable, motor panels, control panels or sub-assemblies
- Provides a smooth, stable writing surface

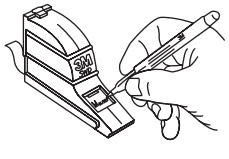

For quantities greater than listed, call for quote.

MOUSER STOCK NO.	Description	Price Each		
		1	10	25
517-SWD	Dispenser for write-on markers, size 3/4" x 1-3/8"	41.88	38.79	34.90
517-SWD-R	Write-on marker refills, size 3/4" x 1-3/8"	32.38	29.99	26.99

SPB Pre-Printed Wire Marker Books

- To mark electrical wires and terminal strips
- Material: Vinyl impregnated cloth film with natural rubber adhesive
- Clearly printed
- Wide Variety
- Legible, Neat
- Convenient



For quantities greater than listed, call for quote.

MOUSER STOCK NO.	Contents	Price Each
517-SPB-01	45 ea. 0-9; 15 ea. L1-L3, T1-T3	19.47
517-SPB-02	10 ea. A-Z, 0-15, +, -, /	19.67
517-SPB-03	10 ea. 1-45	19.10
517-SPB-04	150 ea. 1, 2, 3	19.10
517-SPB-05	150 ea. A, B, C	19.10
517-SPB-08	6 ea. 1-15; 4 ea. 16-90; 2 ea. A-Z, +, -, /, O	19.10
517-SPB-09	45 ea. 1, 2, 3, A, B, C; 30 ea. L1-L3, T1-T3	19.68
517-SPB-11	15 ea. 1-30	19.67
517-SPB-12	15 ea. A-Z; 8 ea. +; 7 ea. -; 21 ea. Write-On Markers	20.65
517-SPB-13	45 ea. +, -, AC, DC; 33 ea. POS, NEG, GND; 27 ea. NEUT, SPARE; 21 ea. Write-On Markers	20.06
517-SPB-14	46-90	19.48

SWB Write-On Wire Marker Books

The 3M SWB Write-on Wire Marker Book contains self laminating, write-on markers designed for small volume applications involving special or complex legends that are hand written at the job site.

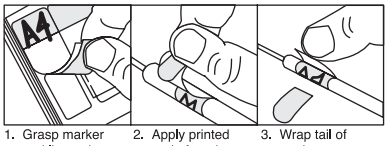

1. Grasp marker and liner tab at bottom and remove by peeling upward.
2. Apply printed end of marker to wire and wrap, bending marker to lift tab.
3. Wrap tail of marker over legend as tab seperates from marker.

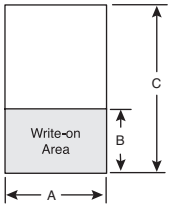

For quantities greater than listed, call for quote.

MOUSER STOCK NO.	Labels per Book	Write-on Area (in.)		Marker size (in.)		Recommended Wire O.D.	Price Each
		A	B	A	C		
517-SWB-01	180	0.50	0.50	0.50	1.50	0.16 x 0.31	20.68
517-SWB-02	120	0.75	0.75	0.75	1.75	0.24 x 0.31	21.52
517-SWB-03	60	1.00	1.00	1.00	2.85	0.32 x 0.58	21.30
517-SWB-04	30	1.00	1.00	1.00	5.00	0.32 x 1.55	21.51

© Copyright 2013 Mouser Electronics
© Copyright 2013 Mouser Electronics

AVERY DENNISON Cable Mounting Ties

AVERY DENNISON
Fastener Division

RoHS Compliant **This product is RoHS compliant.**

SCREW MOUNT TIES

Screw Mount Ties are preferred when position is critical or the operation requires the product to be pre-mounted to a surface before final assembly. For an added dimension of security, Avery Dennison Screw Mount Cable Ties are easily applied to keep your application secure and positioned exactly where it needs to be.

For quantities greater than listed, call for quote.

MOUSER STOCK NO.	Avery Dennison Part No.	Fig.	Color	Dimensions: in.			Bundle Dia min-max.	Min Loop Tensile Strength	Price Each		
				Length	Width	Thickness			1	100	1000
514-08415	08415	A	Natural	7.5	0.177	0.055	1/16"-1-3/4"	50lbs.	.46	.28	.19
514-08443	08443	A	Black	7.5	0.177	0.055	1/16"-1-3/4"	50lbs.	.50	.303	.201
514-10351	10351	A	Black	11	0.177	0.50	1/16"-3"	50lbs.	.65	.403	.269
514-10035	10035	A	Natural	14.5	0.25	0.075	3/16"-3.5"	120lbs.	1.48	.888	.589
514-08441	08441	A	Black	14.5	0.25	0.075	3/16"-3.5"	120lbs.	1.55	.932	.617
514-20085	20085	A	Natural	7.5	0.18	0.05	1/16"-1-3/4"	50lbs.	1.23	.742	.494

HOLE TIES

Hole Ties are an easy way to secure wire, hose, or tubing bundles. Fir Tree Ties are designed with either punched or hreaded holes of any shape and are ideal for securing bundles in a fixed position on a specific surface. Push Mount Arrow Head Ties require significantly less extraction force than Fir Tree Ties.

For quantities greater than listed, call for quote.

MOUSER STOCK NO.	Avery Dennison Part No.	Fig.	Color	Dimensions: in.			Bundle Dia min-max.	Min Loop Tensile Strength	Price Each		
				Length	Width	Thickness			1	100	1000
Fir Tree											
514-20049	20049	B	Black	7.5	0.25	0.053	1/16"-1-34"	50lbs.	1.65	.989	.662
Arrow Head Push Mount											
514-20060	20060	C	Black	7.5	0.18	0.053	1/16"-5/8"	50lbs.	3.30	1.97	1.32

STUD TIES

A fool-proof bundling tie that really holds tight. Ideal for bundling wires, hoses, and tubing and for attaching the bundle to the bolt, Weld Stud Ties are designed to fit all over threaded bolts that protrude from a surface. They take very little force to insert and much greater force to remove.

For quantities greater than listed, call for quote.

MOUSER STOCK NO.	Avery Dennison Part No.	Fig.	Color	Dimensions: in.			Bundle Dia min-max.	Min Loop Tensile Strength	Price Each		
				Length	Width	Thickness			1	100	1000
Weld Stud											
514-20014	20014	D	Brown	7.5	0.25	0.053	1/4"-1-3/4"	50lbs.	3.30	1.97	1.32
514-20015	20015	D	Natural	7.5	0.25	0.053	1/16"-1-3/4"	50lbs.	1.16	.697	.46
514-20046	20046	D	Natural	7.5	0.25	0.053	1/16"-1-3/4"	50lbs.	1.16	.697	.46
Mount											
514-20062	20062	E	Natural	7.5	0.175	0.047	1/16"-1-3/4"	50lbs.	1.16	.697	.46

SPECIALTY TIES

Avery Dennison offers many innovative products including: Super Bar-Lok, Ladder Tie, Secure-a-Seal, all of which take advantage of Avery Dennison's highly advanced stretching technology. Using this technology, they continue to produce strong, flexible, light-weight and economical products.

For quantities greater than listed, call for quote.

MOUSER STOCK NO.	Avery Dennison Part No.	Fig.	Color	Dimensions: in.			Bundle Dia min-max.	Min Loop Tensile Strength	Price Each		
				Length	Width	Thickness			1	100	1000
Flip-Clip Fasteners											
514-08316	08316	F	--	1.18	0.75	--	1/2"	--	.17	.112	.078
Stopper Ties											
514-20097	20097	G	Gray	5.5	0.12	0.05	17mm	40lbs.	.27	.157	.101
514-20086	20086	G	Brown	8	0.25	0.05	7/8"-1-3/4"	50lbs.	3.30	1.97	1.32
Releasable											
514-10361	10361	H	Natural	7.5	0.177	0.05	1/16"-1-3/4"	50lbs.	.65	.396	.268
514-10362	10362	H	Black	7.5	0.177	0.05	1/16"-1-3/4"	50lbs.	.72	.428	.289
514-10367	10367	H	Natural	11	0.177	0.05	1/16"-3"	50lbs.	.79	.483	.325
514-10368	10368	H	Black	11	0.177	0.05	1/16"-3"	50lbs.	.87	.528	.348
Double Headed											
514-10424	10424	I	Natural	7.5	0.177	0.055	1/16"-1-3/4"	50lbs.	.45	.27	.18
514-10425	10425	I	Black	7.5	0.177	0.055	1/16"-1-3/4"	50lbs.	.49	.292	.202
514-10430	10430	I	Natural	11	0.177	0.055	1/16"-3"	50lbs.	.49	.303	.201
514-10431	10431	I	Black	11	0.177	0.055	1/16"-3"	50lbs.	.55	.325	.213
Convoluted Tubing Tie											
514-20093	20093	J	Black	7.5	0.25	0.04	1/16"-1-3/4"	50lbs.	1.65	.989	.662
Double Strap											
514-20040	20040	K	Black	6	0.13	0.048	1/4"-1-5/8"	20lbs.	1.16	.697	.46
Super Bar-Lok®											
514-10001	10001	L	Natural	7.5	0.195	0.038	1/16"-1-3/4"	50 lbs.	.38	.225	.157
514-10003	10003	L	Black	7.5	0.195	0.038	1/16"-1-3/4"	50 lbs.	.38	.235	.157
Inline Arrow											
514-20087	20087	M	Black	7.5	0.25	0.05	1/4"-1-3/4"	50 lbs.	1.65	.989	.662

CONNECTOR CABLE TIES

For quantities greater than listed, call for quote.

MOUSER STOCK NO.	Avery Dennison Part No.	Fig.	Description	Price Each		
				1	100	1000
514-20101	20101	--	Amp/Tyco Connector Cable Tie	1.65	.989	.662
514-20111	20111	--	FCI Apex Connector Cable Tie	2.07	1.23	.831
514-20113	20113	--	Delphi GT Connector Cable Tie	1.97	1.18	.792

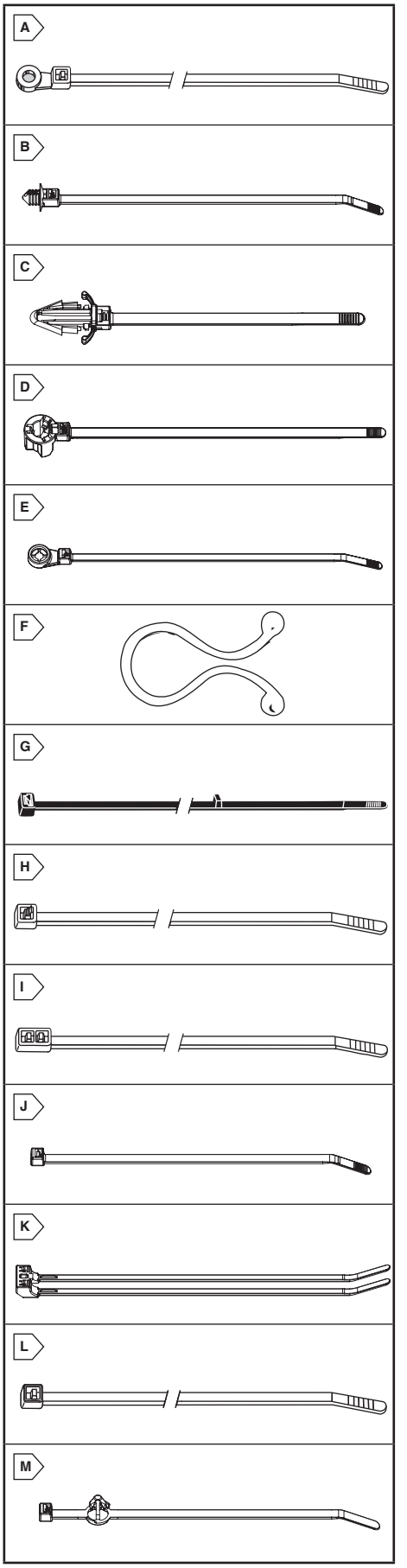

© Copyright 2013 Mouser Electronics

© Copyright 2013 Mouser Electronics

AVERY DENNISON Cable Mounting Hardware

AVERY DENNISON™
Fastener Division

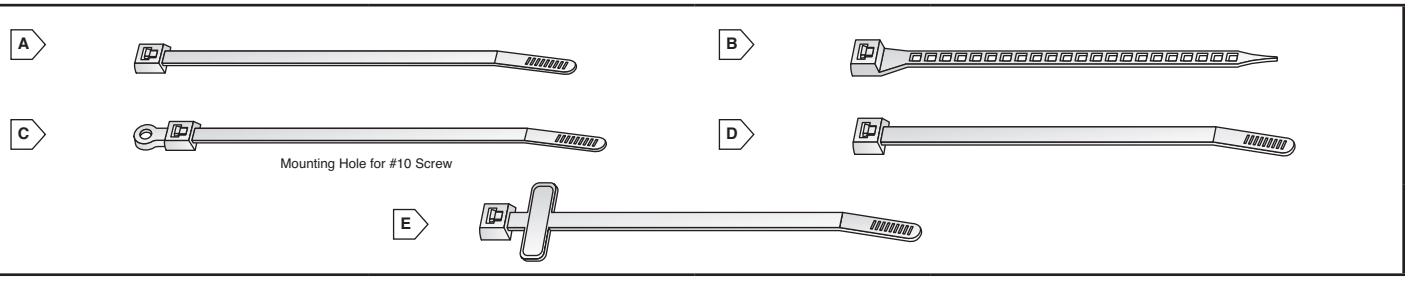

BAR-LOK® CABLE TIES

Features:
- Manufactured of 100% Nylon
- Bent-tip design for ease of handling and installation
- Maximum holding ability

Specifications:
- Type 6/6 Nylon
- Self-extinguishing - UL94 flam., class: V-2
- Meet MIL-S-23190, MS3367, ASTM D 4066-82
- Operating Temperature: -40°C to 85°C
- Heat Stabilized: -40°C to 105°C

Miniature Ties

For quantities greater than listed, call for quote.

MOUSER STOCK NO.	Fig.	Style	Tensile Strength (lbs.)	Length (in.)	Max. Bundle Dia. (in.)	Width (in.)	Price Each 1	100	1000
514-08432	A	Natural	18	4	.875	.095	.05	.032	.021
514-08433	A	Black Weather Resist	18	4	.875	.095	.06	.043	.032

Intermediate Ties

For quantities greater than listed, call for quote.

MOUSER STOCK NO.	Fig.	Style	Tensile Strength (lbs.)	Length (in.)	Max. Bundle Dia. (in.)	Width (in.)	Price Each 1	100	1000
514-08376	A	Natural	40	5.5	1 1/4	.130	.08	.064	.054
514-08377	A	Natural	40	8	2 1/8	.130	.12	.101	.066
514-08380	A	Black Weather Resist	40	8	2 1/8	.130	.14	.118	.075

Standard Ties

For quantities greater than listed, call for quote.

MOUSER STOCK NO.	Fig.	Style	Tensile Strength (lbs.)	Length (in.)	Max. Bundle Dia. (in.)	Width (in.)	Price Each 1	100	1000
514-08387	A	Natural	50	7.5	1 3/4	.177	.10	.075	.054
514-08600	A	Natural	50	11	3	.177	.16	.128	.107
514-10036	A	Natural	50	15	4	.177	.25	.203	.161
514-10037	A	Black Weather Resist	50	15	4	.177	.30	.246	.193

Ladder Ties

For quantities greater than listed, call for quote.

MOUSER STOCK NO.	Fig.	Style	Tensile Strength (lbs.)	Length (in.)	Max. Bundle Dia. (in.)	Width (in.)	Price Each 1	100	1000
514-08472	B	Black Heat Stabilized	40	7	1 3/4	.140	.08	.066	.044
514-08476-1	B	Natural	40	7	1 3/4	.140	.12	.064	.043
514-08471	B	Natural	40	11	3	.140	.17	.096	.075

Screw Mount-Standard Ties

For quantities greater than listed, call for quote.

MOUSER STOCK NO.	Fig.	Style	Tensile Strength (lbs.)	Length (in.)	Max. Bundle Dia. (in.)	Width (in.)	Price Each 1	100	1000
514-08484-1	C	Natural	50	7.5	1 3/4	.177	.15	.139	.107
514-10350	C	Natural	50	11	3	.177	.17	.15	.128

Slim Line Ties

For quantities greater than listed, call for quote.

MOUSER STOCK NO.	Fig.	Style	Tensile Strength (lbs.)	Length (in.)	Max. Bundle Dia. (in.)	Width (in.)	Price Each 1	100	1000
514-10325	D	Natural	18	8	2 1/8	.095	.06	.054	.032
514-10327	D	Black Weather Resist.	18	8	2 1/8	.095	.10	.064	.043
514-10335	D	Natural	40	15	4	.140	.32	.235	.146

Miniature Identification Ties

Features:
- Made for bundling and identification purposes
- Can be heat stamped

Specifications:
- Type 6/6 Nylon
- Self-extinguishing - UL94 flam., class: V-2
- Designed in accordance with MIL-S-23190 and MS 3368

For quantities greater than listed, call for quote.

MOUSER STOCK NO.	Fig.	Style	Tensile Strength (lbs.)	Length (in.)	Max. Bundle Dia. (in.)	Width (in.)	Price Each 1	100	1000
514-08412	E	Natural ID	18	4	.875	.095	.21	.179	.078

CABLE TIE ID PLATE (NYLON)

Features:
- For convenient tagging of wire bundles and cables

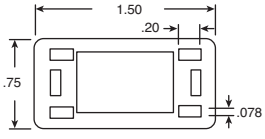

DIMENSIONS: in.

For quantities greater than listed, call for quote.

MOUSER STOCK NO.	Price Each 1	100	1000	10000
514-08457-1	.42	.225	.161	.139

BAR-LOK® CABLE TIE MOUNTS

Features:
- Natural Nylon (Type 6/6)
- Accommodates minimal space limitations
- Slips through slot easily and is securely contained for easy assembly and tensioning



For quantities greater than listed, call for quote.

MOUSER STOCK NO.	Fig.	Description	Price Each 1	100	500	1000
514-08461	A	3/4" adhesive 4-way mount for mini & intermediate ties	.58	.203	.128	.118
514-08462-1	A	1" adhesive 4-way mount for mini and standard ties	.59	.30	.225	.171
514-10045-1	B	#8 screw size, cradle mount, for standard ties	.31	.171	.128	.107
514-10046-1	B	#10 screw size, cradle mount, for heavy duty ties	.45	.238	.187	.138
514-10027-1	C	#8 screw size, ANC base mount, for standard ties	.28	.149	.122	.081
514-10028-1	C	#10 screw size, ANC base mount, for standard ties	.32	.168	.132	.095
514-10056-1	D	Push-in mount for standard ties, .25" mounting hole	.50	.259	.201	.143

CABLE TIE INSTALLATION TOOL

Features:
- This tool can accommodate all miniature, intermediate and standard ties and is ideally built to with stand the rigors of daily use on the assembly line of high production operations
- Rugged, lightweight cast Aluminum body built to last in production environments
- Nose of the tool allows easy access for miniature, intermediate and standard ties
- Distance between the trigger and handle designed to lower the trigger force necessary or opera tion, avoiding fatigue and increasing comfort for smaller hands

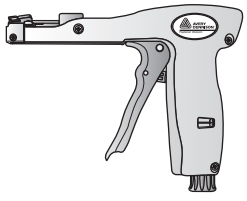

For quantities greater than listed, call for quote.

MOUSER STOCK NO.	Price Each
514-12001-0	185.02

CABLE CLIP

Features:
- Allows use of any width cable
- Made of Type 6 Nylon
- Accommodates stacked cable

For quantities greater than listed, call for quote.

MOUSER STOCK NO.	Description	Price Each 1	100	500	1000
514-08406	High quality, durable, non-conductive cable clip	.91	.482	.342	.257

DIMENSIONS: in.

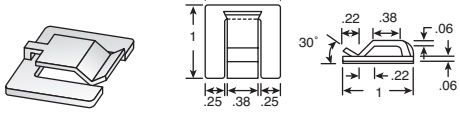

© Copyright 2013 Mouser Electronics

© Copyright 2013 Mouser Electronics

EAGLE PLASTIC DEVICES Nylon Cable Ties & Installation Tool

eagle plastic devices

STANDARD TIES



- Color: Natural

✻Material: Type 6/6 Nylon

For quantities greater than listed, call for quote.

MOUSER STOCK NO.	Tensile Strength (lbs.)	Length (in.)	Max. Bundle Dia. (in.)	Width (in.)	Price Each 1	100	1000	10000
Miniature Range								
✻ 561-N3502	17	2.95	.71	.094	.09	.064	.054	.032
481-0102	18	4.0	.98	.098	.08	.054	.043	.032
✻ 561-N3506	17	6.5	1.73	.098	.11	.086	.064	.043
✻ 561-N3508	17	7.9	2.16	.098	.13	.096	.064	.043
Intermediate Range								
481-0108	40	6.0	1.50	.146	.17	.086	.075	.064
✻ 561-N3512	40	7.9	2.16	.126	.14	.107	.086	.064
✻ 561-N3514	40	11.5	3.35	.142	.17	.139	.096	.086
Standard Range								
✻ 561-N3522	50	6.3	1.65	.189	.10	.064	.054	.043
✻ 561-N3515	50	7.48	2.05	.189	.11	.086	.064	.054
✻ 481-0115	50	8.0	2.17	.181	.13	.085	.071	.057
✻ 561-N3524	50	9.84	2.91	.189	.11	.086	.075	.064
Light Heavy Range								
✻ 561-N3540	120	5.9	1.54	.299	.21	.161	.139	.118
✻ 561-N3542	120	7.9	2.16	.299	.19	.15	.139	.116
✻ 561-N3544	120	11.02	3.07	.299	.27	.214	.193	.161

STANDARD WEATHER RESISTANT TIES

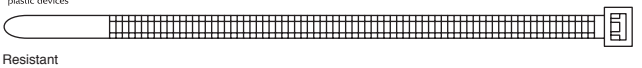

- UV Resistant
- Color: Black

✻Material: Type 6/6 Nylon

For quantities greater than listed, call for quote.

MOUSER STOCK NO.	Tensile Strength (lbs.)	Length (in.)	Max. Bundle Dia. (in.)	Width (in.)	Price Each 1	100	1000	10000
Miniature Range								
✻ 561-N3503	17	2.95	.71	.094	.11	.086	.075	.054
481-0102UV	18	4.0	.98	.098	.12	.077	.051	.026
✻ 561-N3507	17	6.5	1.73	.098	.12	.096	.075	.064
✻ 561-N3509	17	7.9	2.16	.098	.12	.086	.068	.059
Intermediate Range								
481-0108UV	40	6.0	1.5	.146	.11	.086	.064	.043
✻ 561-N3513	40	7.9	2.16	.126	.13	.107	.086	.064
✻ 561-N3516	40	11.5	3.35	.142	.17	.15	.118	.086
Standard Range								
✻ 561-N3523	50	6.3	1.65	.189	.23	.171	.15	.128
✻ 561-N3534	50	7.48	2.05	.189	.23	.171	.15	.128
481-0115UV	50	8.0	2.17	.181	.23	.15	.123	.107
✻ 561-N3537	50	9.84	2.91	.189	.25	.193	.161	.139
Light Heavy Range								
✻ 561-N3541	120	5.9	1.54	.299	.34	.278	.253	.211
✻ 561-N3543	120	7.9	2.16	.299	.21	.171	.159	.133
✻ 561-N3545	120	11.02	3.07	.299	.39	.31	.268	.225

SCREWMOUNT TIES



- Color: Natural
- Screw Mount: ø0.181"

For quantities greater than listed, call for quote.

MOUSER STOCK NO.	Tensile Strength (lbs.)	Length (in.)	Max. Bundle Dia. (in.)	Width (in.)	Price Each 1	100	1000	10000
Intermediate Range								
481-0200	40	6.7	1.57	.146	.16	.108	.097	.089

IDENTIFICATION TIES

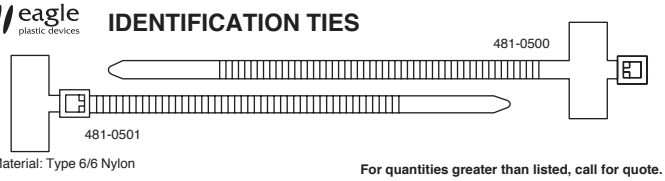

- Material: Type 6/6 Nylon

For quantities greater than listed, call for quote.

MOUSER STOCK NO.	Tensile Strength (lbs.)	Length (in.)	Max. Bundle Dia. (in.)	Width (in.)	Price Each 1	100	1000	10000
Miniature Range								
481-0500	18	4.1	.98	.098	.15	.118	.107	.096
481-0501	18	4.4	.98	.098	.17	.128	.118	.107

RELEASABLE TIES

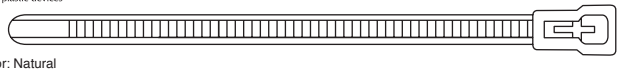

- Color: Natural

For quantities greater than listed, call for quote.

MOUSER STOCK NO.	Tensile Strength (lbs.)	Length (in.)	Max. Bundle Dia. (in.)	Price Each 1	100	1000	10000
Standard Release							
481-0300	26	4.9	1.18	.38	.193	.139	.128
481-0302	50	7.8	1.97	.28	.235	.193	.161
481-0303	50	11.7	3.15	.71	.471	.332	.278

LABEL BEADED TIES

Nylon beaded tie with integral label area for writing. Permanent ink pens, felt tip pens, pressure-sensitive adhesive labels, or even Post-it® notes can be used on the polished label area.

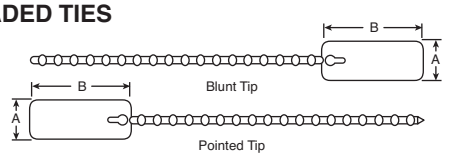

For quantities greater than listed, call for quote.

MOUSER STOCK NO.	Description	Dimensions (in.) A-Width	B-Length	Price Each 1	100	1000
Standard Release						
561-0400N	4" Blunt Tip	0.50	1.31	.61	.407	.31
561-0600N	6" Blunt Tip	0.50	1.31	.65	.428	.332
561-0400P	4" Pointed Tip	0.50	1.31	.64	.428	.332
561-0600P	6" Pointed Tip	0.50	1.31	.65	.428	.332

BEADED TIES

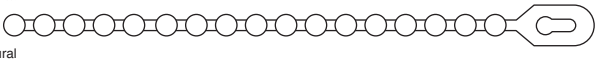

- Color: Natural
- Material: Type 6/6 Nylon

For quantities greater than listed, call for quote.

MOUSER STOCK NO.	Tensile Strength (lbs.)	Length (in.)	Max. Bundle Dia. (in.)	Price Each 1	100	1000	10000
561-N3525	30	4 1/4	1.00	.09	.064	.054	.043
561-N3530	30	6	1.25	.10	.078	.066	.056
561-N3535	30	8	2.00	.13	.096	.086	.075
561-N35100	30	10	2.25	.16	.118	.096	.086

AC CORD TIES

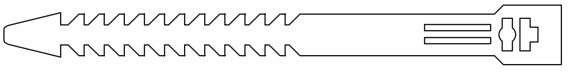

For quantities greater than listed, call for quote.

MOUSER STOCK NO.	Tensile Strength (lbs.)	Length (in.)	Max. Bundle Dia. (in.)	Color	Price Each 1	100	1000	10000
481-0600	18	6.2	1.77	Natural	.18	.151	.131	.073
481-0601	18	6.2	1.77	Black	.18	.149	.127	.072

NYLON WIRE & CABLE TIE MOUNTS

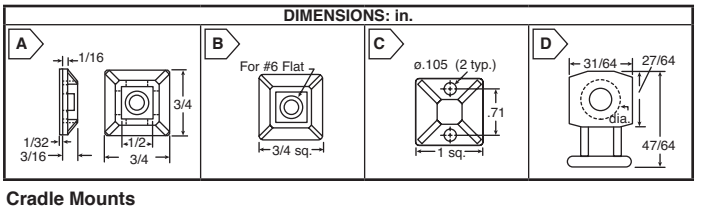

Cradle Mounts

Used in applications where low profile is necessary. Each mount offers a four way entry and is secured with either a screw or adhesive backing. Note: the adhesive mounts have an acrylic foam backing and should be used on a smooth, clean, dry surface.

For quantities greater than listed, call for quote.

MOUSER STOCK NO. Mfr.	Mfr. Part No.	Fig.	Description	Price Each 1	100	500	1000
561	N3588	A	3/4" Cradle Mount (adhesive)	.23	.182	.161	.096
561	N3608	B	3/4" Cradle Mount (screw)	.41	.325	.269	.201
561	N3590	C	1" Cradle Mount (adhesive)	.36	.257	.193	.161
561	N3590B	C	1" Cradle Mount (adhesive) black	.36	.257	.203	.171

Screw Tabs

Designed for use where space is limited. Tabs are fastened with a screw to provide a low profile assembly.

561—N3595	D	#8 Screw Tab	.15	.118	.079	.068

CABLE TIE GUN

Standard adjustable metal tensioning tool for cable tie widths from .087 inch to .189 inch.

For quantities greater than listed, call for quote.

MOUSER STOCK NO.	Price Each 1	5
561-N3000	78.45	72.95

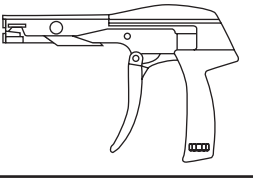

CABLE TIE KITS

- 105 cable ties per kit
- 15 pieces of each size
- 7 different ties in each
- Resealable storage bag

For quantities greater than listed, call for quote.

MOUSER STOCK NO. Mfr.	Mfr. Part No.	Size Range (in.)	Price Each
370	CT-1	4-6	13.86
370	CT-2	6-8	13.86

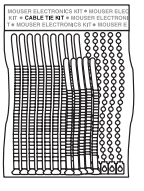

© Copyright 2013 Mouser Electronics

© Copyright 2013 Mouser Electronics

EAGLE PLASTIC DEVICES Nylon Wire Handling Hardware

eagle plastic devices

RoHS Compliant **This product is RoHS compliant.**

DIMENSIONS: in.

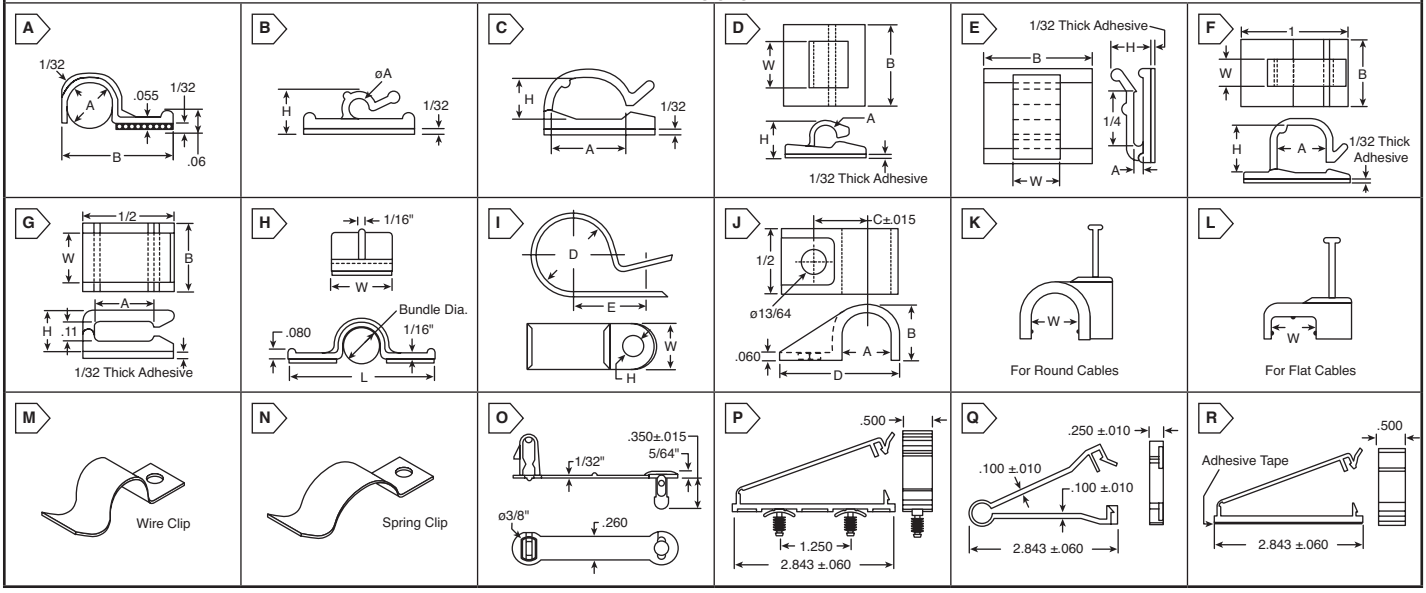

ADHESIVE BACKED CABLE CLIPS

• For fast installation • Natural Nylon 6/6

For quantities greater than listed, call for quote.

MOUSER STOCK NO.	Fig.	Dimensions: in.				Price Each			
		A	B	W	H	1	100	500	1000
561-SP13037	A	.125	.493	.375	.217	.21	.171	.15	.118
561-SP25550	A	.250	.865	.500	.343	.21	.171	.15	.118
561-SP38562	A	.375	1.000	.625	.475	.25	.203	.171	.15
561-SP50575	A	.500	1.125	.750	.593	.27	.235	.203	.161
561-AWC00125	B	.125	.510	.200	.200	.16	.128	.107	.086
561-AWC00375	C	.460	.750	.375	.310	.27	.225	.193	.161
561-AWC187	D	.187	.650	.375	.266	.34	.278	.235	.225
561-AWCF2547	E	.035	.470	.200	.219	.29	.235	.217	.183
561-AWC440	F	.460	.625	.250	.440	.40	.31	.286	.262
561-AWCF32811	G	.328	.375	.270	.190	.29	.235	.214	.182

DOUBLE ADHESIVE CABLE CLIPS

Features:
- Tough, corrosion resistant natural nylon 6/6 clip is backed with a quality foam adhesive tape.
- The double clip design develops greater shear loads and holding power.
- To install, simply pull the clip off of the liner strip and press into place.
- No holes to drill or screws to turn.
- Nylon press clips provide a low in-place assembly that is quick and permanent.
- Polyethylene foam tape has excellent conformability, high temperature and solvent resistance and high ultimate bond strength.

For quantities greater than listed, call for quote.

MOUSER STOCK NO.	Fig.	Dimensions: in.			Price Each		
		Bundle Dia.	Hole Size	Width	1	100	1000
561-PC1337	H	.125	.760	.375	.54	.417	.278
561-PC2550	H	.250	1.380	.500	.54	.417	.278
561-PC3862	H	.375	1.505	.625	.67	.514	.353
561-PC5075	H	.500	1.600	.750	.72	.546	.378

CABLE CLAMPS

Heavy Duty

• Natural Nylon 6/6

For quantities greater than listed, call for quote.

MOUSER STOCK NO.	Fig.	Dimensions: in.				Price Each		
		D	W	H	E	1	100	1000
561-B0125	I	1/8	1/2	.203	.315	.14	.086	.054
561-B0187	I	3/16	1/2	.203	.425	.14	.086	.054
561-B0250	I	1/4	1/2	.203	.410	.15	.107	.075
561-B0312	I	5/16	1/2	.203	.500	.14	.096	.064
561-B0375	I	3/8	1/2	.203	.530	.17	.118	.096
561-B0437	I	7/16	1/2	.203	.560	.17	.118	.096
561-B0500	I	1/2	1/2	.203	.595	.20	.086	.064
561-B0562	I	9/16	1/2	.203	.606	.16	.096	.075
561-B0625	I	5/8	1/2	.203	.655	.16	.096	.075
561-B0750	I	3/4	1/2	.203	.780	.20	.128	.096
561-B1000	I	1	1/2	.203	.910	.23	.15	.118
561-B1250	I	1 1/4	1/2	.203	1.06	.23	.15	.118
561-B1500	I	1 1/2	1/2	.203	1.19	.23	.15	.118

Standard

• Natural Nylon 6/6

For quantities greater than listed, call for quote.

MOUSER STOCK NO.	Fig.	Dimensions: in.				Price Each		
		D	W	H	E	1	100	500
561-C0125	I	1/8	3/8	.167	.329	.13	.075	.054
561-C0187	I	3/16	3/8	.167	.430	.13	.075	.054
561-C0250	I	1/4	3/8	.167	.410	.14	.086	.064
561-C0312	I	5/16	3/8	.167	.495	.13	.075	.054
561-C0375	I	3/8	3/8	.167	.595	.14	.086	.064
561-C0500	I	1/2	3/8	.167	.605	.15	.086	.064

HEAVY DUTY CABLE CLIPS

• Natural Nylon 6/6

For quantities greater than listed, call for quote.

MOUSER STOCK NO.	Fig.	Size (In.)	Dimensions: in.				Price Each		
			A	B	C	D	1	100	500
561-1250CC	J	1/8	.115	.115	.307	.675	.33	.171	.125
561-1720CC	J	3/16	.172	.172	.328	.732	.34	.193	.139
561-2340CC	J	1/4	.234	.234	.366	.793	.36	.203	.139
561-2970CC	J	5/16	.297	.297	.400	.859	.38	.171	.107
561-3590CC	J	3/8	.359	.359	.430	.910	.43	.214	.137
561-4220CC	J	7/16	.422	.422	.460	.980	.42	.268	.229
561-4840CC	J	1/2	.484	.484	.492	1.044	.44	.214	.137

NAIL-IN CABLE CLIPS

Molded nail-in clips are used to safely install cable TV, fiber optics, computer networks, telephone, and other communication systems, hydraulic and pneumatic systems.

• Molded in Black, White Polyethylene

For quantities greater than listed, call for quote.

MOUSER STOCK NO.	Fig.	W: in.	Fits Cable Type	Price Each			
				1	100	500	1000
561-C0050	K	.197	RG-58	.31	.203	.159	.123
561-C0070	K	.276	RG-6	.28	.182	.139	.118
561-C0080	K	.315	TRIAX	.30	.202	.158	.134
561-C0090	L	.354	DUAL RG-6	.30	.203	.171	.139

WIRE CLIPS-SPRING CLIPS

These clips provide fast, secure assembly and routing of wires, standard round cable, flat cable and tubing. The spring clip can also be used to mount panels, glass, displays, or signs. All contact edges are rounded for product protection.

• Natural Nylon 6/6

For quantities greater than listed, call for quote.

MOUSER STOCK NO.	Fig.	Dimensions: in.	Price Each			
			1	100	500	1000
561-WC500312	M	1/2 x .312 Wire Clip	.31	.235	.161	.128
561-SCP375132	N	3/8 x .132 Spring Clip	.27	.193	.139	.107

WIRE RETAINING STRAPS

Wire and tube retaining straps are designed to be pushed into a .250 dia. hole, the wire or tube can then be placed on the strap, simply push the pin end into the receiver end and the wire or tube is secured in place. Part is molded in electrically insulating Nylon 6/6

For quantities greater than listed, call for quote.

MOUSER STOCK NO.	Fig.	Dimensions: in.			Price Each		
		Bundle Dia.	Hole Size	Width	1	100	1000
561-R25500	O	.500	.250	.260	.57	.439	.297
561-R25562	O	.562	.250	.260	.54	.417	.278

RIBBON CLIPS

Features:
- One Piece Ribbon Clip and Adhesive Ribbon Cable are molded in tough non-conductive nylon.
- The design allows for quick positive clamping of flat cable up to 50 conductors wide, without the need for securing the clip to a board or chassis. One Piece Ribbon Clips are releasable and reusable. The Adhesive Clips have a peel and stick adhesive backing.
- Natural Nylon 6/6

For quantities greater than listed, call for quote.

MOUSER STOCK NO.	Fig.	Dimensions: in.	Price Each		
			1	100	1000
561-CC250	P	Ribbon clip - Fin clip base	1.00	.781	.706
561-CC200	Q	Ribbon clip - Quick move	.54	.407	.274
561-CC251	R	Ribbon clip - Adhesive base	1.13	.856	.749

© Copyright 2013 Mouser Electronics

© Copyright 2013 Mouser Electronics

PANDUIT Cable Ties

PANDUIT PAN-TY® NYLON CABLE TIES

General Purpose Locking Cable Ties



Features:

- Engineered with quality features designed to increase productivity & reduce your total installed cost
- Low threading force • No sharp edges • Finger grip tip • Bent tip
- Consistent quality assured by tests conducted by military and independent testing labs
- One-piece constructions - up to 250lbs. minimum loop tensile strength
- Materials and colors to suit the application and environment
- Applicable sizes meet all appropriate Military Specifications and are U.L. Recognized

Nylon 6.6 (Natural)

For quantities greater than listed, call for quote.

MOUSER STOCK NO.	Panduit Part No.	Length (in.)	Max. Bundle Dia. (in.)	Width (in.)	Price Each 1	100	500	1000
Subminiature - Minimum Loop Tensile Strength: 12lbs.								
644-PLT.6SM-M	PLT.6SM-M	2.80	0.60	0.098	.08	.065	.055	.044
Miniature - Minimum Loop Tensile Strength: 18lbs.								
644-PLT.7M-M	PLT.7M-M	3.10	0.68	0.098	.08	.065	.055	.044
644-PLT1M-M	PLT1M-M	3.90	0.87	0.098	.08	.067	.056	.045
644-PLT1.5M-M	PLT1.5M-M	5.60	1.25	0.098	.11	.104	.08	.068
644-PLT2M-M	PLT2M-M	8.00	2.00	0.098	.11	.098	.077	.065
Intermediate - Minimum Loop Tensile Strength: 40lbs.								
644-PLT1.5I-M	PLT1.5I-M	5.60	1.38	0.142	.09	.078	.066	.056
644-PLT2I-M	PLT2I-M	8.00	2.00	0.142	.13	.098	.088	.065
644-PLT2.5I-M	PLT2.5I-M	9.70	2.50	0.145	.15	.143	.132	.121
644-PLT3I-M	PLT3I-M	11.40	3.00	0.145	.19	.184	.161	.126
644-PLT4I-M	PLT4I-M	14.60	4.00	0.145	.38	.334	.30	.266
Standard - Minimum Loop Tensile Strength: 50lbs.								
644-PLT1S-M	PLT1S-M	4.80	1.00	0.190	.16	.121	.109	.088
644-PLT1.5S-M	PLT1.5S-M	6.20	1.50	0.190	.16	.132	.098	.088
644-PLT2S-M	PLT2S-M	7.40	1.88	0.190	.16	.136	.102	.079
644-PLT2.5S-M	PLT2.5S-M	9.80	2.50	0.190	.34	.198	.187	.175
644-PLT3S-M	PLT3S-M	11.50	3.00	0.190	.30	.28	.235	.202
644-PLT4S-M	PLT4S-M	14.50	4.00	0.190	.30	.258	.235	.213
Heavy - Minimum Loop Tensile Strength: 120lbs.								
644-PLT4H-L	PLT4H-L	14.50	4.00	0.300	.77	.683	.627	.55

Weather (UV) Resistant Nylon 6.6 (Black)

- UL94V-2 rating

For quantities greater than listed, call for quote.

MOUSER STOCK NO.	Panduit Part No.	Length (in.)	Max. Bundle Dia. (in.)	Width (in.)	Price Each 1	100	500	1000
Subminiature - Minimum Loop Tensile Strength: 12lbs.								
644-PLT.6SM-M0	PLT.6SM-M0	2.80	0.60	0.098	.12	.091	.079	.067
Miniature - Minimum Loop Tensile Strength: 18lbs.								
644-PLT.7M-M0	PLT.7M-M0	3.10	0.68	0.098	.10	.079	.067	.056
644-PLT1M-M0	PLT1M-M0	3.90	0.87	0.098	.11	.09	.078	.067
644-PLT1.5M-M0	PLT1.5M-M0	5.60	1.25	0.098	.12	.113	.102	.079
644-PLT2M-M0	PLT2M-M0	8.00	2.00	0.098	.12	.107	.096	.075
Intermediate - Minimum Loop Tensile Strength: 40lbs.								
644-PLT1.5I-M0	PLT1.5I-M0	5.60	1.38	0.142	.12	.112	.09	.078
644-PLT2I-M0	PLT2I-M0	8.00	2.00	0.142	.13	.12	.109	.098
644-PLT2.5I-M0	PLT2.5I-M0	9.70	2.50	0.145	.18	.165	.154	.142
644-PLT4I-M0	PLT4I-M0	14.60	4.00	0.145	.38	.334	.323	.289
Standard - Minimum Loop Tensile Strength: 50lbs.								
644-PLT1S-M0	PLT1S-M0	4.80	1.00	0.190	.16	.132	.121	.109
644-PLT1.5S-M0	PLT1.5S-M0	6.20	1.50	0.190	.26	.11	.088	.077
644-PLT2S-M0	PLT2S-M0	7.40	1.88	0.190	.16	.142	.121	.098
644-PLT2.5S-M0	PLT2.5S-M0	9.80	2.50	0.190	.43	.22	.209	.198
644-PLT3S-M0	PLT3S-M0	11.50	3.00	0.190	.31	.28	.247	.225
644-PLT4S-M0	PLT4S-M0	14.50	4.00	0.190	.33	.291	.269	.224
Heavy - Minimum Loop Tensile Strength: 120lbs.								
644-PLT6H-L0	PLT6H-L0	20.90	6.00	0.350	2.03	1.59	1.26	1.17
Light - Heavy - Minimum Loop Tensile Strength: 120lbs.								
644-PLT6LH-L0	PLT6LH-L0	21.90	6.00	0.300	1.63	1.40	1.25	1.12
644-PLT7LH-L0	PLT7LH-L0	24.70	7.00	0.300	1.78	1.38	1.24	1.13
644-PLT9LH-L0	PLT9LH-L0	30.50	9.00	0.300	2.11	1.65	1.31	1.25

Releaseable Locking Cable Ties

The extended tab end of releasable cable ties permits easy release and reuse even after tie has been pulled up snug by hand. Releasable ties are particularly useful in harnessing where changes are anticipated during development, production or servicing in the field.

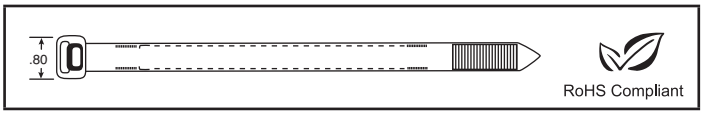

Features:

- Tensile Strength: 50lbs. • Curved tip

Nylon 6.6 (Natural)

For quantities greater than listed, call for quote.

MOUSER STOCK NO.	Panduit Part No.	Length (in.)	Max. Bundle Dia. (in.)	Width (in.)	Price Each 1	100	500	1000
644-PRT2S-M	PRT2S-M	7.40	1.88	0.190	.25	.228	.205	.182
644-PRT3S-M	PRT3S-M	11.50	3.00	0.190	1.00	.462	.407	.38
644-PRT4S-M	PRT4S-M	14.50	4.00	0.190	.64	.583	.526	.469

Weather (UV) Resistant Nylon 6.6 (Black)

- UL94V-2 rating

For quantities greater than listed, call for quote.

MOUSER STOCK NO.	Panduit Part No.	Length (in.)	Max. Bundle Dia. (in.)	Width (in.)	Price Each 1	100	500	1000
644-PRT2S-M0	PRT2S-M0	7.40	1.88	0.190	.27	.231	.209	.165
644-PRT3S-M0	PRT3S-M0	11.50	3.00	0.190	.62	.537	.503	.434
644-PRT4S-M0	PRT4S-M0	14.50	4.00	0.190	.70	.562	.506	.452

PANDUIT DOME-TOP® BARB TY CABLE TIES

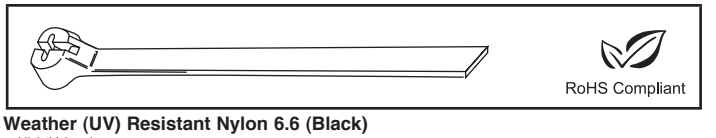

Features:

- Stainless steel barb provides consistent performance and reliability
- Tensile strength exceeds Aerospace Standard SAE (AS23190) standards
- Low threading force and high strength
- Curved tip
- Round, smooth edges

Nylon 6.6 (Natural)

For quantities greater than listed, call for quote.

MOUSER STOCK NO.	Panduit Part No.	Length (in.)	Max. Bundle Dia. (in.)	Width (in.)	Price Each 1	100	500	1000
Miniature - Minimum Loop Tensile Strength: 18lbs.								
644-BT1M-M	BT1M-M	4.00	0.90	0.095	.09	.068	.056	.045
644-BT1.5M-M	BT1.5M-M	6.10	1.50	0.095	.09	.08	.07	.057
644-BT2M-M	BT2M-M	8.00	2.00	0.095	.11	.091	.079	.067
644-BT4M-M	BT4M-M	14.00	4.00	0.095	.27	.24	.216	.17
Intermediate - Minimum Loop Tensile Strength: 40lbs.								
644-BT1.5I-M	BT1.5I-M	6.10	1.50	0.141	.11	.088	.077	.066
644-BT2I-M	BT2I-M	8.00	2.00	0.141	.13	.113	.091	.079
644-BT3I-M	BT3I-M	11.10	3.00	0.141	.19	.175	.154	.132
644-BT4I-M	BT4I-M	14.30	4.00	0.141	.27	.23	.218	.208
Standard - Minimum Loop Tensile Strength: 50lbs.								
644-BT2S-M	BT2S-M	8.00	2.00	0.185	.12	.114	.091	.079
644-BT3S-M	BT3S-M	11.20	3.00	0.185	.34	.33	.297	.275
644-BT4S-M	BT4S-M	14.40	4.00	0.185	.28	.253	.209	.187
Light-Heavy - Minimum Loop Tensile Strength: 120lbs.								
644-BT5LH-C	BT5LH-C	18.100	5.000	0.275	.71	.649	.58	.523

Weather (UV) Resistant Nylon 6.6 (Black)

- UL94V-2 rating

For quantities greater than listed, call for quote.

MOUSER STOCK NO.	Panduit Part No.	Length (in.)	Max. Bundle Dia. (in.)	Width (in.)	Price Each 1	100	500	1000
Miniature - Minimum Loop Tensile Strength: 18lbs.								
644-BT1M-M0	BT1M-M0	4.00	0.90	0.095	.25	.217	.17	.136
644-BT1.5M-M0	BT1.5M-M0	6.10	1.50	0.095	.16	.121	.11	.088
644-BT2M-M0	BT2M-M0	8.00	2.00	0.095	.13	.125	.113	.091
644-BT4M-M0	BT4M-M0	14.00	4.00	0.095	.36	.23	.207	.184
Intermediate - Minimum Loop Tensile Strength: 40lbs.								
644-BT1.5I-M0	BT1.5I-M0	6.10	1.50	0.141	.19	.125	.114	.091
644-BT2I-M0	BT2I-M0	8.00	2.00	0.141	.42	.164	.153	.132
644-BT3I-M0	BT3I-M0	11.10	3.00	0.141	.24	.198	.186	.165
Standard - Minimum Loop Tensile Strength: 50lbs.								
644-BT2S-M0	BT2S-M0	8.00	2.00	0.185	.34	.142	.132	.11
644-BT3S-M0	BT3S-M0	11.20	3.00	0.185	.30	.286	.264	.242
644-BT4S-M0	BT4S-M0	14.40	4.00	0.185	.32	.296	.263	.242
Light-Heavy - Minimum Loop Tensile Strength: 120lbs.								
644-BT5LH-C0	BT5LH-C0	18.10	5.00	0.275	.87	.794	.694	.617
644-BT6LH-C0	BT6LH-C0	21.20	6.00	0.275	1.05	.974	.846	.766

PANDUIT SUPER-GRIP™ CABLE TIES



Features:

- Thin, wide strap body provides flexibility enabling it to conform to bundle while maintaining tensile strength
- High strength allows tie to withstand rough installation practices that occur in MRO and Construction environments
- Resists lateral movement on the bundle - tie is designed to grip the bundle when tightly applied
- Curved tip is easy to pick up from flat surfaces, allows faster initial threading, and speeds installation
- Flared neck and strong locking wedge

Nylon 6.6 (Natural)

For quantities greater than listed, call for quote.

MOUSER STOCK NO.	Panduit Part No.	Length (in.)	Max. Bundle Dia. (in.)	Width (in.)	Price Each 1	100	500	1000
Standard - Minimum Loop Tensile Strength: 50lbs.								
644-SG200S-M	SG200S-M	8.300	2.000	0.225	.18	.148	.125	.102
644-SG250S-C	SG250S-C	10.400	2.600	0.225	.81	.63	.492	.434
644-SG300S-M	SG300S-M	12.400	3.200	0.225	.47	.354	.32	.285

Weather (UV) Resistant Nylon 6.6 (Black)

- UL94V-2 rating

For quantities greater than listed, call for quote.

MOUSER STOCK NO.	Panduit Part No.	Length (in.)	Max. Bundle Dia. (in.)	Width (in.)	Price Each 1	100	500	1000
Standard - Minimum Loop Tensile Strength: 50lbs.								
644-SG200S-M0	SG200S-M0	8.300	2.000	0.225	.21	.154	.129	.104
644-SG250S-C0	SG250S-C0	10.400	2.600	0.225	.91	.698	.549	.492
644-SG300S-M0	SG300S-M0	12.400	3.200	0.225	.63	.462	.385	.341

© Copyright 2013 Mouser Electronics

© Copyright 2013 Mouser Electronics

PANDUIT Cable Ties and Tools

RoHS Compliant **This product is RoHS compliant.**

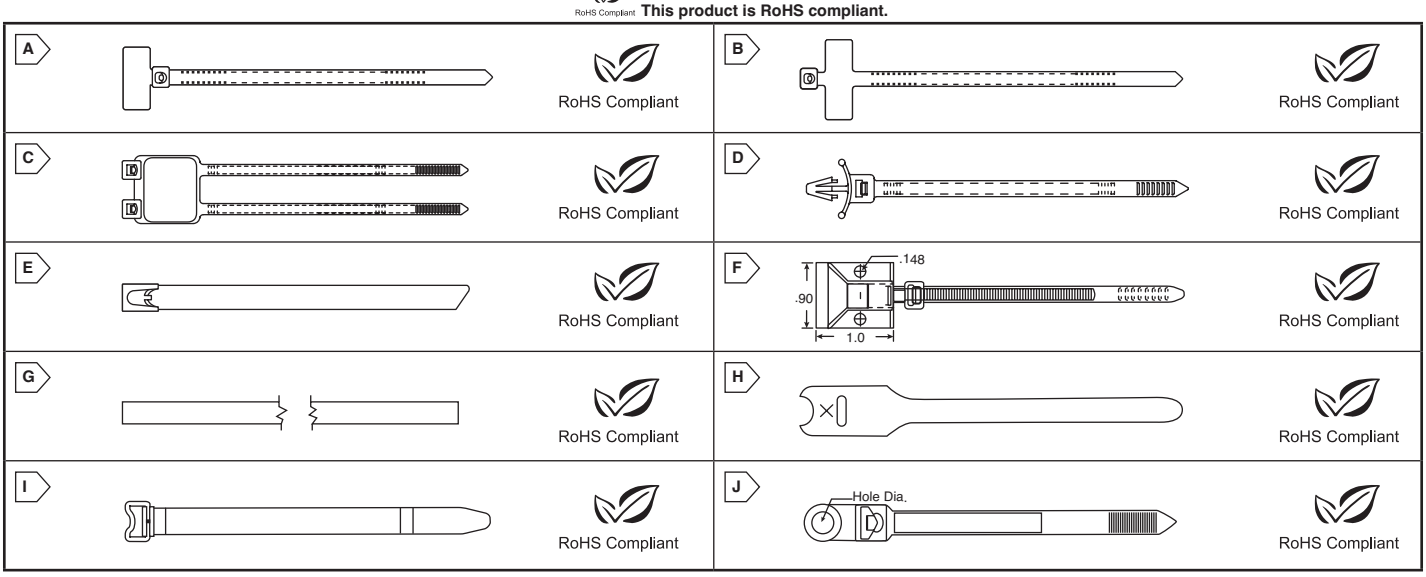

NYLON 6.6 MARKER TIES WITH TAGS

- Natural Nylon
- UL94V-2 rating
- Used to fasten and identify bundles at the same time

For quantities greater than listed, call for quote.

MOUSER STOCK NO.	Fig.	Tensile Strength (lbs.)	Length (in.)	Max. Bundle Dia. (in.)	Width (in.)	Price Each 1	100	500	1000
Nylon 6.6 (Natural)									
644-PLF1M-M	A	18	4.3	0.87	0.098	.35	.268	.235	.214
644-PLM1M-M	B	18	3.9	0.75	0.098	.42	.278	.246	.225
644-PLM2M-M	B	18	8	2	0.098	.48	.417	.375	.332
644-PLM2S-D	B	18	7.4	1.75	0.098	.51	.467	.423	.378
644-PL2M2S-L	C	50	7.4	1.75	0.185	1.92	1.68	1.61	1.44
Weather (UV) Resistant Nylon 6.6 (Black)									
644-PLF1M-M0	A	18	4.3	0.87	0.098	.41	.342	.266	.225
644-PLM2M-M0	B	18	8	2	0.098	.48	.445	.40	.355
Nylon 6.6 Winged Push Mount Ties									
644-PLWP1M-D	D	18	4.3	.87	.098	.34	.274	.271	.243
644-PLWP1.5I-C	D	40	6.0	1.25	.135	.44	.40	.354	.32
644-PLWP1S-C	D	50	5.2	1.00	.190	.46	.423	.378	.342
644-PLWP2S-C	D	50	7.8	1.75	.190	.50	.399	.332	.297
644-PLWP3H-TL	D	120	12.0	3.00	.300	1.07	.974	.87	.79

PAN-STEEL™ STAINLESS STEEL METAL LOCKING

- General Purpose

For quantities greater than listed, call for quote.

644-MLT1S-CP	E	100	5.00	1.00	0.18	1.18	.963	.888	.824
644-MLT2S-CP	E	100	7.90	2.00	0.18	1.29	1.21	1.14	1.06
644-MLT4H-LP	E	100	14.30	4.00	0.18	1.86	1.73	1.65	1.52
644-MLT4S-CP	E	100	14.20	4.00	0.18	1.55	1.44	1.38	1.27
644-MLT6H-LP	E	100	20.50	6.00	0.18	2.74	2.55	2.43	2.24
644-MLT6S-CP	E	100	20.40	6.00	0.18	2.28	2.13	2.02	1.86

STAINLESS STEEL MARKER PLATE

- Color: Natural
- Long life



For quantities greater than listed, call for quote.

MOUSER STOCK NO.	Size (W x L)	Description	Price Each 1	100	500	1000
644-MMP350-C	.75" x 3.50"	304 stainless steel	1.35	1.10	.99	.896

ADHESIVE MOUNT/CABLE TIE COMBO

Adhesive mount & cable tie molded as one piece helps reduce inventory costs.

- Color: White
- Locking cable tie

For quantities greater than listed, call for quote.

MOUSER STOCK NO.	Fig.	Tensile Strength (lbs.)	Length (in.)	Max. Bundle Dia. (in.)	Width (in.)	Price Each 1	100	500	1000
644-PLA2S-A-Q	F	50	7.30	1.85	.19	1.68	1.50	1.22	1.14

TAK-TY® HOOK AND LOOP CABLE TIES

- Black
- Material: Nylon loop, polyethylene hook
- Adjustable, releasable and reusable

For quantities greater than listed, call for quote.

MOUSER STOCK NO.	Fig.	Tensile Strength (lbs.)	Length (in.)	Max. Bundle Dia. (in.)	Width (in.)	Price Each 1	100	500	1000
644-HLS1.5S-X0	G	50	6.0	1.5	.75	1.21	1.02	.969	.926
644-HLT2I-X0	H	40	8.0	1.9	.50	1.42	1.29	1.14	1.05
644-HLTP2I-X0	H	40	8.0	1.9	.50	1.97	1.79	1.69	1.61
644-HLC3S-X0	I	50	12.0	3.0	.75	2.03	1.88	1.73	1.59
644-HLTP3I-X0	H	50	12.0	3.0	.75	2.40	1.87	1.51	1.43
644-HLS3S-X0	G	50	12.0	3.2	.75	2.31	2.15	2.00	1.85
644-HLSP3S-X0	G	50	12.0	3.2	.75	3.42	2.68	2.13	2.03
644-HLT3I-X0	H	40	12.0	3.2	.50	1.97	1.69	1.54	1.33
644-HLC5S-X0	I	50	18.0	5.0	.75	2.59	2.36	1.96	1.88
644-HLS5S-X0	G	50	18.0	5.0	.75	3.19	2.82	2.65	2.40
644-HLSP5S-X0	G	50	18.0	5.0	.75	4.28	3.35	2.66	2.54
644-HLS-15R0	G	50	180.0	Various	.75	27.97	26.29	24.71	23.23

NYLON 6.6 CLAMP TIES

Clamps are used to attach a bundle to another surface such as a control panel, wall or ceiling using another fastener. The design allows for bundling before or after screwing clamp in place.

- One piece construction
- Curved tip

Nylon 6.6 (Natural)

For quantities greater than listed, call for quote.

MOUSER STOCK NO.	Fig.	Tensile Strength (lbs.)	Hole Dia.	Length (in.)	Max. Bundle Dia. (in.)	Screw Size	Price Each 1	100	500	1000
Miniature										
644-PLC1M-S4-M	J	18	0.118	4.3	0.75	#4	.30	.275	.242	.22
Intermediate										
644-PLC-1.5I-S8-M	J	40	0.172	6.1	1.25	#8	.34	.231	.221	.209
Standard										
644-PLC2S-S10-M	J	50	0.206	7.9	1.84	#10	.44	.319	.286	.253
644-PLC3S-S10-M	J	50	0.206	12	3	#10	.58	.526	.469	.423
644-PLC4S-S10-M	J	50	0.206	15	4	#10	1.00	.583	.545	.531

Weather (UV) Resistant Nylon 6.6 (Black)

For quantities greater than listed, call for quote.

MOUSER STOCK NO.	Fig.	Tensile Strength (lbs.)	Hole Dia.	Length (in.)	Max. Bundle Dia. (in.)	Screw Size	Price Each 1	100	500	1000
Intermediate										
644-PLC1.5I-S8-M0	J	40	0.172	6.1	1.25	#8	1.24	.462	.418	.363
Standard										
644-PLC-2S-S6-M0	J	50	0.206	7.9	1.84	#6	.62	.503	.471	.419
644-PLC2S-S10-M0	J	50	0.206	7.9	1.84	#10	.54	.441	.408	.363

CABLE TIE INSTALLATION TOOLS

- The preferred tool design in the industry
- Lightweight and balanced
- Requires no special maintenance
- Rugged all-steel construction
- Easy to operate

RoHS Compliant

STS2

- Installer controlled tension and cut-off
- Perfect size for pocket or tool box
- Especially suited to maintenance and construction applications
- Installs miniature, intermediate and standard ties

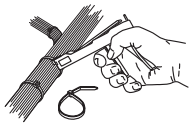

644-STS2	32.27

GTS

- Installs miniature, intermediate and standard cross section cable ties
- Manual tool/lightweight 8.8oz.
- Meets Mil. std. MS90387-1

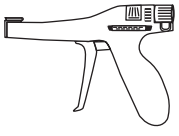

644-GTS	187.25

GS2B

- Tool controlled tension and cut-off
- Automatic tension and cut-off by squeezing trigger
- Reduces fatigue and increases productivity
- Especially suited to medium production applications
- Q.P.L. per Mil. Std. MS90387-1
- Installs miniature, intermediate and standard ties

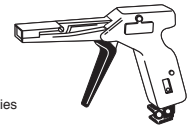

644-GS2B	253.54

© Copyright 2013 Mouser Electronics

© Copyright 2013 Mouser Electronics

PANDUIT Wiring Accessories

RoHS Compliant This product is RoHS compliant.

WIRING ACCESSORIES

Cable Tie Mounts

For quantities greater than listed, call for quote.

MOUSER STOCK NO.	Fig.	Material	Adhesive Type	Mounting Method	Color	Dimensions W x L (in.)	Price Each 1	100	500	1000
644-ABM2S-A-D	A	ABS	Rubber	4-way Adh Backed	White	1.0 x 1.0	.80	.658	.594	.454
644-ABM2S-AT-D	A	ABS	Acrylic	4-way Adh Backed	White	1.0 x 1.0	.75	.61	.578	.524
644-ABM3H-A-L	A	Nylon 6.6	Rubber	4-way Adh Backed	White	1.5 x 1.5	2.03	1.96	1.71	1.42
644-ABM1M-A-M	A	Nylon 6.6	Rubber	4-way Adh Backed	White	.50 x .50	.45	.396	.363	.339
644-ABM1M-AT-M	A	Nylon 6.6	Acrylic	4-way Adh Backed	White	.50 x .50	.51	.485	.448	.412
644-ABM100-A-D	A	Nylon 6.6	Rubber	4-way Adh Backed	White	1.0 x 1.0	.81	.775	.731	.698
644-ABM100-AT-D	A	Nylon 6.6	Acrylic	4-way Adh Backed	White	1.0 x 1.0	.77	.683	.606	.55
644-ABMM-A-D	A	ABS	Rubber	4-way Adh Backed	White	.75 x .75	.84	.67	.454	.421
644-ABMM-AT-D	A	ABS	Acrylic	4-way Adh Backed	White	.75 x .75	.71	.639	.583	.518
644-ABM4H-A-T	A	Nylon 6.6	Rubber	4-way Adh Backed	White	2.0 x 2.0	1.57	1.39	1.33	1.19
644-ABMS-A-D	B	Nylon 6.6	Rubber	2-way Adh Backed	Natural	1.13 x 1.13	.86	.738	.653	.514
644-ABMT-A-C	C	Nylon 6.6	Rubber	Rubber	Natural	1.10 x 1.12	2.08	1.79	1.64	1.51
644-PWMS-H25-C	D	Nylon 6.6	---	Push Barb	Natural	.37 x .75	.45	.378	.345	.289
644-TM1S4-M	E	Nylon 6.6	---	#4 (M2.5) Screw	Natural	.32 x .51	.24	.224	.212	.188
644-TM2S6-M	E	Nylon 6.6	---	#6 (M3) Screw	Natural	.43 x .63	.32	.203	.158	.147
644-TM2S8-M	E	Nylon 6.6	---	#8 (M4) Screw	Natural	.43 x .63	.32	.203	.181	.158
644-TM3S10-M	E	Nylon 6.6	---	#10 (M5) Screw	Natural	.62 x .86	.35	.312	.302	.27
644-TM3S8-M	E	Nylon 6.6	---	#8 (M4) Screw	Natural	.62 x .86	.80	.628	.562	.275
644-TM3S25-M	E	Nylon 6.6	---	1/4 (M6) Screw	Natural	.62 x .86	.34	.319	.297	.275
644-TM3R6-M	E	Nylon 6.6	---	#6 (M3) Rivet	Natural	.62 x .86	.34	.319	.297	.275

Wire Mounting Devices

For quantities greater than listed, call for quote.

MOUSER STOCK NO.	Fig.	Material	Adhesive Type	Mounting Method	Color	Dimensions W x L (in.)	Price Each 1	100	500	1000
644-ARC.68-A-C	F	Polypro.	Rubber	Rubber Adhesive	Natural	1.0 x 1.0	.91	.813	.663	.621
644-ARC.68-A-C14	F	Polypro.	Rubber	Rubber Adhesive	Gray	1.0 x 1.0	.97	.888	.813	.685
644-ARC.68-S6-C	F	Polypro.	---	#6 (M3) Screw	Natural	1.0 x 1.0	.55	.495	.473	.418
644-ARC.68-S6-C14	F	Polypro.	---	#6 (M3) Screw	Gray	1.0 x 1.0	.62	.506	.429	.418
644-ACC19-A-M	G	Nylon 6.6	Rubber	Adhesive Backed	Natural	.62 x .75	.63	.544	.499	.453
644-ACC38-A-M	G	Nylon 6.6	Rubber	Adhesive Backed	Natural	1.0 x 1.0	.67	.612	.578	.555
644-AJC12-A-C	H	PVC	Rubber	Rubber	Lt. Gray	.86 x 1.0	.50	.455	.361	.29
644-AJC25-A-C	H	PVC	Rubber	Rubber	Lt. Gray	.97 x 1.5	.52	.473	.429	.385
644-CCH12-S10-M	I	Nylon 6.6	---	#10 (M5) Screw	Natural	.50 x ø.125	.16	.132	.11	.077
644-CCH19-S10-M	I	Nylon 6.6	---	#10 (M5) Screw	Natural	.50 x ø.187	.16	.132	.109	.088
644-CCH25-S10-M	I	Nylon 6.6	---	#10 (M5) Screw	Natural	.50 x ø.25	.15	.139	.117	.092
644-CCH31-S10-M	I	Nylon 6.6	---	#10 (M5) Screw	Natural	.50 x ø.312	.16	.109	.088	.077
644-CCH38-S10-M	I	Nylon 6.6	---	#10 (M5) Screw	Natural	.50 x ø.375	.16	.121	.109	.088
644-CCH44-S10-M	I	Nylon 6.6	---	#10 (M5) Screw	Natural	.50 x ø.437	.16	.121	.11	.088
644-CCH50-S10-M	I	Nylon 6.6	---	#10 (M5) Screw	Natural	.50 x ø.500	.16	.121	.11	.088
644-CCS19-S8-M	I	Nylon 6.6	---	#8 (M4) Screw	Natural	.37 x ø.187	.11	.088	.077	.065
644-CCS25-S8-M	I	Nylon 6.6	---	#8 (M4) Screw	Natural	.37 x ø.25	.11	.088	.065	.044
644-CCS31-S8-M	I	Nylon 6.6	---	#8 (M4) Screw	Natural	.37 x ø.312	.11	.088	.077	.065
644-CCS38-S8-C	I	Nylon 6.6	---	#8 (M4) Screw	Natural	.37 x ø.375	.15	.142	.11	.088
644-CCS44-S8-M	I	Nylon 6.6	---	#8 (M4) Screw	Natural	.37 x ø.437	.14	.121	.098	.077
644-CCS50-S8-M	I	Nylon 6.6	---	#8 (M4) Screw	Natural	.37 x ø.500	.14	.121	.098	.077
644-FCC-A-C8	J	PVC	Rubber	Rubber Adhesive	Gray	1.09 x 1.00	.52	.492	.396	.324
644-WS25-50-C	K	Nylon 6.6	---	Push Barb	Natural	.50 H x ø.25	.41	.361	.315	.268
644-WS50-25-C	K	Nylon 6.6	---	Push Barb	Natural	.25 H x ø.50	.45	.396	.325	.279
644-WS50-50-C	K	Nylon 6.6	---	Push Barb	Natural	.50 H x ø.50	.48	.419	.338	.291
644-CBP12-C	L	Nylon 6.6	---	Push Barb	Natural	.125 standoff H	.26	.244	.186	.151
644-CBP25-C	L	Nylon 6.6	---	Push Barb	Natural	.250 standoff H	.28	.231	.187	.154
644-CBP37-C	L	Nylon 6.6	---	Push Barb	Natural	.375 standoff H	.30	.279	.244	.221
644-CBP50-C	L	Nylon 6.6	---	Push Barb	Natural	.500 standoff H	.26	.244	.198	.173
644-CBLS25-C	M	Nylon 6.6	---	Push Barb	Natural	.250 standoff H	.24	.22	.154	.142
644-CBLS50-C	M	Nylon 6.6	---	Push Barb	Natural	.500 standoff H	.26	.242	.198	.165
644-CBLS75-C	M	Nylon 6.6	---	Push Barb	Natural	.750 standoff H	.29	.253	.209	.187

Flat Cable Mounting Device

For quantities greater than listed, call for quote.

MOUSER STOCK NO.	Fig.	Material	Adhesive Type	Mounting Method	Color	Dimensions W x L (in.)	Price Each 1	100	500	1000
644-FCM1-A-C14	N	Nylon 6.6	Rubber	Rubber Adhesive	Gray	1.05 x 2.90	1.38	1.07	.919	.853
644-FCM1.2-A-C14	N	Nylon 6.6	Rubber	Rubber Adhesive	Gray	1.37 x 3.16	1.71	1.34	1.01	.969
644-FCM2-A-C14	N	Nylon 6.6	Rubber	Rubber Adhesive	Gray	2.22 x 5.06	1.53	1.19	1.08	.959
644-FCM3.25-A-L14	N	Nylon 6.6	Rubber	Rubber Adhesive	Gray	3.38 x 7.30	2.80	1.82	1.44	1.35
644-FCM1-S6-C14	N	Nylon 6.6	---	#6 (M3) Screw	Gray	1.00 x 2.90	1.39	1.09	1.02	.927
644-FCM1.2-S6-C14	N	Nylon 6.6	---	#6 (M3) Screw	Gray	1.37 x 3.16	1.64	1.28	1.05	.98
644-FCM2-S6-C14	N	Nylon 6.6	---	#6 (M3) Screw	Gray	2.22 x 5.06	1.80	1.40	1.16	1.06

Latching Clips

For quantities greater than listed, call for quote.

MOUSER STOCK NO.	Fig.	Material	Adhesive Type	Mounting Method	Color	Dimensions W x L (in.)	Price Each 1	100	500	1000
644-LC3-A-C8	O	PVC	Rubber	Adhesive Backed	Lt. Gray	.75 x .75	.70	.616	.584	.539
644-LC5-A-C8	O	PVC	Rubber	Adhesive Backed	Lt. Gray	1.01 x 1.01	.66	.595	.562	.518
644-LC10-A-L8	O	PVC	Rubber	Adhesive Backed	Lt. Gray	1.51 x 1.51	.79	.705	.683	.616

LWC Type

For quantities greater than listed, call for quote.

MOUSER STOCK NO.	Fig.	Material	Adhesive Type	Mounting Method	Color	Dimensions W x L (in.)	Price Each 1	100	500	1000
644-LWC19-A-M14	P	Nylon 6.6	Rubber	Rubber Adhesive	Gray	.61 x .85	.43	.396	.35	.325
644-LWC25-A-C14	P	Nylon 6.6	Rubber	Rubber Adhesive	Gray	1.00 x .88	.80	.727	.649	.583
644-LWC38-A-C14	P	Nylon 6.6	Rubber	Rubber Adhesive	Gray	1.0 x 1.0	.85	.676	.641	.607
644-LWC50-A-L14	P	Nylon 6.6	Rubber	Rubber Adhesive	Gray	1.0 x 1.26	1.34	1.06	.815	.771

© Copyright 2013 Mouser Electronics

DIMENSIONS: in. (mm)

A

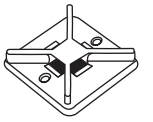

B



C

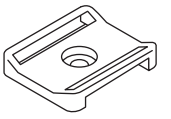

D

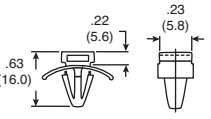

E

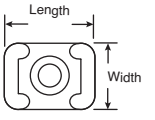

F

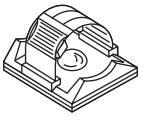

G



H

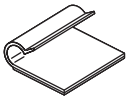

I

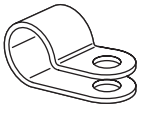

J



K

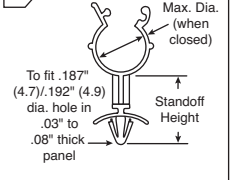

L

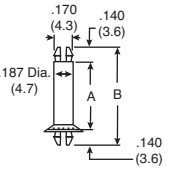

M

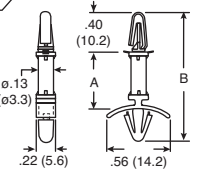

N



O

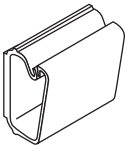

P

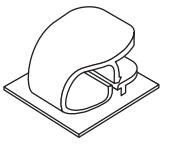

© Copyright 2013 Mouser Electronics

PANDUIT Wire Identification Products

RoHS Compliant **This product is RoHS compliant.**

PAN-CODE™ WIRE MARKER CARDS

All markers are mounted on a flexible release coated plastic for easy marker removal.

- Marker in a variety of legends allows "kitting" for project builds
- 1-1/2" long for wire O.D. up to 3/8"
- One card for each number
- Vinyl cloth
- Temperature: -50°F to +170°F, indoor
- Color- Black/White

644-PCM-1-33 Shown

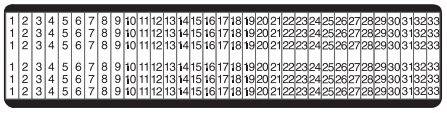

RoHS Compliant

For quantities greater than listed, call for quote.

MOUSER STOCK NO.	Mounting Method	Dimensions W x L (in.)	Price Each 1	25	100	500
644-PCM-0	0	36	2.21	1.68	1.52	1.33
644-PCM-1	1	36	3.15	2.38	2.15	1.90
644-PCM-2	2	36	3.15	2.38	2.15	1.90
644-PCM-3	3	36	3.15	2.38	2.15	1.90
644-PCM-5	5	36	2.82	2.66	2.48	2.35
644-PCM-6	6	36	3.15	2.38	2.15	1.90
644-PCM-7	7	36	2.90	2.32	2.09	1.90
644-PCM-8	8	36	3.15	2.38	2.15	1.90
644-PCM-9	9	36	3.15	2.38	2.15	1.90
644-PCM-1-33	1 thru 33	33	3.18	2.40	2.17	1.92
644-PCM-34-66	34 thru 663	33	3.33	2.51	2.28	2.00
644-PCMCP-1-25	1 thru 25	36	59.10	53.22	47.04	43.31

PAN-CODE™ WIRE MARKER BOOKS

- Material: GMMI Vinyl cloth
- 1-3/8" long for wire O.D. up to 3/8"
- Each marker is preformed to form half markers for wire O.D. up to 3/16"
- .22 x .25 long terminal block marker is provided for each full length marker
- 10 pages per book
- Legend: Black
- Background: White

644-PCMB-2 Shown

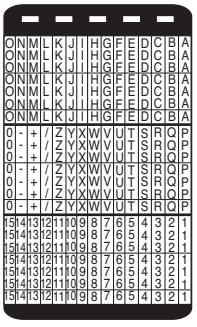

RoHS Compliant

For quantities greater than listed, call for quote.

MOUSER STOCK NO.	Legend	Markers Per Card	Price Each 1	10	50	100
644-PCMB-1	0 thru 9	45	26.74	24.73	21.28	19.55
644-PCMB-2	A-Z, 0-15, +, -, /	10	26.74	24.88	21.28	19.55
644-PCMB-3	1 thru 45	10	26.74	24.88	21.28	19.55
644-PCMB-5	A,B,C	150	27.27	25.38	21.70	19.93
644-PCMB-8	1 thru 15 16 thru 90 A-Z, +,-,/,0	6 4 2	25.72	23.91	20.47	18.80

TAPE WIRE MARKERS

NEMA Colors Consist of: Black, LT. Blue, Brown, Gray, LT. Green, Orange, Purple, Red, White, Yellow

- Flexible polyester marker tape conforms tightly to wires/cables
- Dispenser allows marker tape to be cut to the exact length required for marking any size wire/cable
- Durable plastic dispenser can be attached to tool belt for industrial use

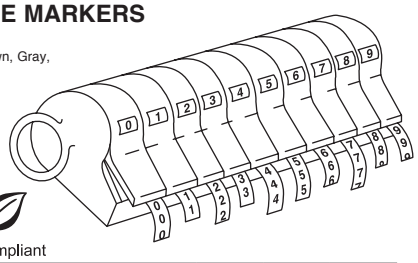

RoHS Compliant

Dispenser and Tape

- Material: GMMI polyester

MOUSER STOCK NO.	Panduit Part No.	Description	Price Each 1	10	25
644-PMD	PMD	Empty Dispenser	20.58	18.48	16.66
644-PMD-NEMA	PMD-NEMA	One roll of each color filled in dispenser	55.21	49.81	44.65

8 ft. Length Refill Tape

Used with PMD Dispenser (644-PMD)

For quantities greater than listed, call for quote.

MOUSER STOCK NO.	Panduit Part No.	Legend	Price Each 1	25	100
644-PMDR-0	PMDR-0	0	3.63	3.30	2.93
644-PMDR-1	PMDR-1	1	3.77	3.41	3.03
644-PMDR-2	PMDR-2	2	3.32	3.00	2.68
644-PMDR-3	PMDR-3	3	2.99	2.70	2.40
644-PMDR-4	PMDR-4	4	3.43	3.11	2.77
644-PMDR-5	PMDR-5	5	3.63	3.30	2.93
644-PMDR-6	PMDR-6	6	3.78	3.42	3.04
644-PMDR-7	PMDR-7	7	3.43	3.11	2.77
644-PMDR-8	PMDR-8	8	3.63	3.30	2.93
644-PMDR-9	PMDR-9	9	3.63	3.30	2.93
644-PMDR-0-9	PMDR-0-9	0-9	38.22	34.58	30.93
644-PMDR-BL	PMDR-BL	Blue	3.63	3.30	2.93
644-PMDR-GRN	PMDR-GRN	Green	3.63	3.30	2.93
644-PMDR-RED	PMDR-RED	Red	3.63	3.30	2.93
644-PMDR-YEL	PMDR-YEL	Yellow	3.63	3.30	2.93
644-PMDR-NEMA	PMDR-NEMA	One of ea. Color	39.19	35.34	31.70

DISPENSER KIT AND TAPE

- White, write on, vinyl label
- Self-laminating labels are provided in handy dispenser which protects markers when not in use
- Clear Section of marker overlaminates and protects write-on legend
- Quick, easy to use for smaller installations and maintenance

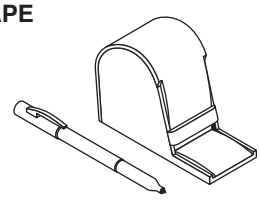

RoHS Compliant

MOUSER STOCK NO.	Panduit Part No.	Description W x L (in.)	Price Each 1	10	25
Dispenser, PFX-0 Pen, Tape					
644-S100X125VARY	S100X125VARY	1.0" X 1.25" 200/Roll	40.03	36.05	32.04
644-S100X225VARY	S100X225VARY	1.0" X 2.25" 100/Roll	46.49	41.82	37.14
Self-Laminated Blank Tape Refill					
644-S100X125VAFY	S100X125VAFY	1.0" X 1.25" 200/Roll	26.73	25.12	23.60
644-S100X225VAFY	S100X225VAFY	1.0" x 2.25" 100/Roll	26.73	25.12	23.60

PANTHER™ LS8E HAND-HELD THERMAL TRANSFER PRINTER

- Cut-to-length functionality eliminates label waste and label trimming labor
- Partial cut feature available to provide tear-apart strips of labels
- Label cassette contains integrated memory device for automatic formatting recall of last legend used and number of labels remaining in cassette
- Fast loading label cassette includes both label material and ribbon to make changing labels easy
- Prints self-laminating labels, heat shrink tubing, die-cut component labels and continuous tape
- Large graphic display with backlight for improved visibility
- USB interface for importing data, system upgrades and printing from a wireless laptop or desktop computer

RoHS Compliant



MOUSER STOCK NO.	Panduit Part No.	Description	Price Each
644-LS8E	LS8E	Includes LS8E printer, 1 cassette of S100X150VAC self-laminating labels, 6 AA alkaline batteries & quick reference card.	362.88
644-LS8E-KIT	LS8E-KIT	Includes above, plus rigid carrying case, USB cable, PC interface software, wrist strap, protective impact bumper	460.10

LABEL PRODUCTS FOR LS8E HAND-HELD THERMAL TRANSFER PRINTER

Heat Shrink Labels

- Polyolefin
- Continuous roll
- White

MOUSER STOCK NO.	Panduit Part No.	Size: (in.) W x L	Diameter	AWG	Price Each
644-H000X025F1C	H000X025F1C	.25" x 8'	1/8"	22-16	45.73
644-H000X044F1C	H000X044F1C	.44" x 6'	1/4"	16-10	43.92

Black On White Tape Labels

- Vinyl

MOUSER STOCK NO.	Panduit Part No.	Size: (in.) W x L	Labels Per Cassette	Price Each
644-T050X000VPC-BK	T050X000VPC-BK	.50" x 25'	Continuous roll	44.85
644-T100X000VPC-BK	T100X000VPC-BK	1.00" x 25'	Continuous roll	50.34

Self-Laminating Wire Marker

- White
- Vinyl

MOUSER STOCK NO.	Panduit Part No.	Size: (in.) W x L	Labels Per Cassette	Price Each
644-S050X150VAC	S050X150VAC	.50" x 1.50"	200	34.14
644-S100X125VAC	S100X125VAC	1.00" x 1.25"	225	54.04
644-S100X150VAC	S100X150VAC	1.00" x 1.50"	200	50.44

Non-Laminated Wire Marker

- Perforated Vinyl cloth for 12-10 AWG wires

MOUSER STOCK NO.	Panduit Part No.	Size: (in.) W x L	Labels Per Cassette	Price Each
644-N100X125CBC	N100X125CBC	1.00" x 1.25"	75	24.13

© Copyright 2013 Mouser Electronics

© Copyright 2013 Mouser Electronics

PANDUIT Abrasion Protection

SPIRAL WRAP

Clear polyethylene wrap provides abrasion protection for wire bundles. Can be installed gapped, butted, or a combination of both.

Other sizes, colors, and materials available. Contact a Mouser Service Representative.

- Flammability rating: UL 94HB

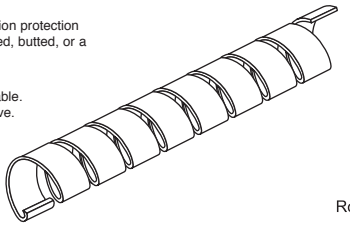

E141152

RoHS Compliant

For quantities greater than listed, call for quote.

MOUSER STOCK NO.	Panduit Part No.	O.D. Size: in.	Color	Material	Price Each	
					1	10
644-T12F-C	T12F-C	.125D x 100FT	Natural	Polyethylene	64.09	60.55
644-T25F-C	T25F-C	.250D x 100FT	Natural	Polyethylene	80.47	71.57
644-T25F-C3	T25F-C3	.250D x 100FT	Orange	Polyethylene	86.21	76.79
644-T25F-C4	T25F-C4	.250D x 100FT	Yellow	Polyethylene	72.55	64.54
644-T38F-C	T38F-C	.375D x 100FT	Natural	Polyethylene	105.66	101.37
644-T50F-C	T50F-C	.500D x 100FT	Natural	Polyethylene	228.96	203.67

CORRUGATED LOOM TUBING

Used where spiral wrap or braided expandable sleeving may be difficult to install.

- Material: Black polyethylene
- Temp Range: -40°F to 122°F
- Flammability Rating: UL94 HB

Other sizes available. Contact a Mouser Service Representative.

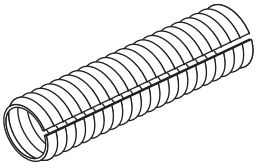

RoHS Compliant

MOUSER STOCK NO.	Panduit Part No.	Size: in. (ID x OD)	Loom Tubing Wall	Reel Length	Price Each	
					1	5
644-CLT25F-C20	CLT25F-C20	.28 x .40	Slit	100 feet	49.20	44.28
644-CLT50F-C20	CLT50F-C20	.51 x .670	Slit	100 feet	69.13	61.27
644-CLTS25F-C	CLTS25F-C	.28 x .40	Solid	100 feet	50.10	44.59
644-CLTS38F-C	CLTS38F-C	.42 x .56	Solid	100 feet	71.65	63.58
644-CLTS50F-C	CLTS50F-C	.51 x .670	Solid	100 feet	88.80	81.07

GROMMET EDGING

Protects and insulates wires and cables from chafing against sharp edges.

- Slotted wall

F= Natural polyethylene
FR= UL94V-0, flame retardant polyethylene

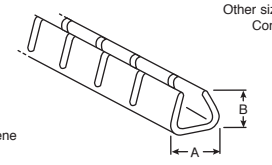

Other sizes and materials available. Contact a Mouser Service Representative.

RoHS Compliant

MOUSER STOCK NO.	Panduit Part No.	Dimensions: in.		Price Each		
		A	B	1	10	25
644-GEE36F-C	GEE36F-C	.026	.036	43.82	38.86	36.87
644-GEE62F-C	GEE62F-C	.036	.062	53.93	47.96	45.51
644-GEE99F-C	GEE99F-C	.062	.099	70.09	65.76	63.27
644-GEE144F-C	GEE144F-CY	.099	.144	85.82	76.37	72.44
644-GEE62FR-CY	GEE62FR-CY	.036	.062	69.05	64.91	62.83
644-GEE99FR-CY	GEE99FR-CY	.062	.099	95.44	84.58	80.52
644-GEE144FR-CY	GEE144FR-CY	.099	.144	90.96	80.92	76.78

BRAIDED EXPANDABLE SLEEVING

Provides continuous abrasion resistance for wires, cables and tubing. Lightweight, durable protection. Highly flexible open weave will not trap heat or humidity.

- Material: black polyethylene terephthalate
- Flammability rating: UL 94HB

E116868



RoHS Compliant

MOUSER STOCK NO.	Panduit Part No.	Nominal ID: in.	Nominal Diameter Range: in.	Reel Length	Price Each	
					1	5
644-SE12P-TR0	SE12P-TR0	1/8	.094 to .250	200 feet	128.74	112.49
644-SE25P-TR0	SE25P-TR0	1/4	.125 to .375	200 feet	172.91	151.07
644-SE38P-TR0	SE38P-TR0	3/8	.188 to .562	200 feet	242.69	212.02
644-SE50P-CR0	SE50P-CR0	1/2	.250 to .750	100 feet	183.86	167.14
644-SE75P-CR0	SE75P-CR0	3/4	.500 to 1.25	100 feet	217.04	189.63
644-SE125P-LR0	SE125P-LR0	1 1/4	.750 to 1.50	50 feet	123.15	107.59
644-SE150P-LR0	SE150P-LR0	1 1/2	1.00 to 2.25	50 feet	179.11	161.20

J-PRO CABLE SUPPORT SYSTEM

The J-Pro Cable Support System is designed to provide a competitive alternative to metal J Hooks for routing communication cables. It is suitable for use in air handling space and prevents pinch points that could cause damage to cable. The pre-riveted assemblies allow for attachment to ceilings, beams, threaded rods, drop wires and under floor supports to meet requirements of a variety of applications.

- Max bundle capacity: 2"
- Max static load: 30lbs.
- Material: Nylon 6/6

RoHS Compliant

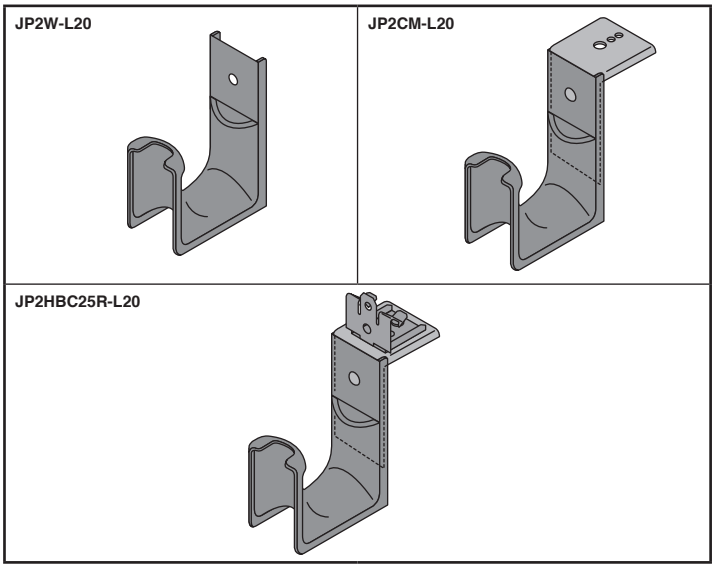

MOUSER STOCK NO.	Panduit Part No.	Description	Price Each		
			1	10	25
Wall Mount					
644-JP2W-L20	JP2W-L20	One 1/4" mounting hole for user supplied screw	2.89	2.60	2.34
Ceiling Mount					
644-JP2CM-L20	JP2CM-L20	One 3/16", 1/4" & 3/8" mtg hole	4.11	3.70	3.32
Hammer-On Beam Clamp					
644-JP2HBC25R-L20	JP2HBC25R-L20	For use w/flanges1/8"-1/4" thick. Rotates 360°	4.91	4.42	3.98

PAN-WRAP™ INSTALLATION TOOLS

Installation tool with 180° opening allows easy loading of maximum bundle diameters to speed installation, providing the lowest installed cost.

- For split harness wrap
- Material: Polyethylene
- 180° opening allows easy loading

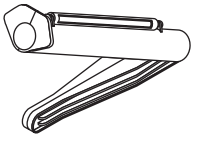

RoHS Compliant

MOUSER STOCK NO.	Panduit Part No.	Size	Color	For use with:	Price Each	
					1	5
644-PWT50	PWT50	1/2"	White	PW50F	7.42	6.90
644-PWT75	PWT75	3/4"	White	PW75F	10.53	9.96

© Copyright 2013 Mouser Electronics

© Copyright 2013 Mouser Electronics

PANDUIT Wiring Duct and Accessories

RoHS Compliant **This product is RoHS compliant.**

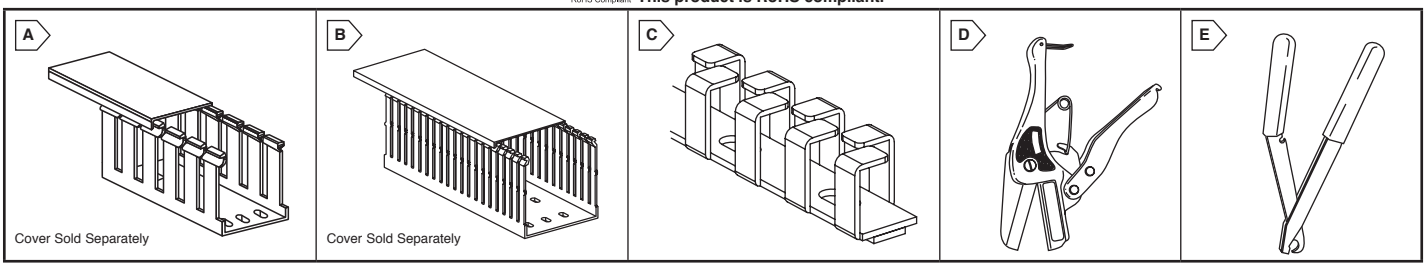

PANDUCT® WIRING DUCT

Used for general purpose control panel wiring and to route and protect wiring in communication closets. The nonslip cover conceals all wiring and is easy to install. The duct and cover form a flush sidewall providing increased capacity and improved aesthetics. UL recognized, CSA certified.
Other sizes and colors available. Contact a Mouser Service Representative for assistance.

Specifications:
- Rigid PVC construction
- Lead-free PVC
- Color light gray
- UL flammability rating: 94V-0
- Provided with mounting holes

E147128

RoHS Compliant

Type "G" Wiring Duct

Wide fingers provide added support • Light gray

MOUSER STOCK NO.	Panduit Part No.	Fig.	Duct External Dim.: (in) Width	Duct External Dim.: (in) Height	Price Per Each 6' Section 1	Price Per Each 6' Section 5	MOUSER STOCK NO.	Panduit Part No.	Price Per Each 6' Section 1	Price Per Each 6' Section 5
Wiring Duct							**Wiring Duct Cover - Sold Separately**			
644-G.5X.5LG6-1	G.5X.5LG6	A	.69	.60	20.74	19.35	644-C.5LG6-1	C.5LG6	8.32	7.48
644-G.75X.75LG6-1	G.75X.75LG6	A	.93	.82	30.71	27.64	644-C.75LG6-1	C.75LG6	8.96	8.07
644-G1X1LG6-1	G1X1LG6	A	1.26	1.12	31.28	28.15	644-C1LG6-1	C1LG6	8.41	7.99
644-G1X1.5LG6-1	G1X1.5LG6	A	1.25	1.59	46.47	43.22	644-C1LG6-1	C1LG6	8.41	7.99
644-G1X2LG6-1	G1X2LG6	A	1.25	2.09	44.31	39.88	644-C1LG6-1	C1LG6	8.41	7.99
644-G1X3LG6-1	G1X3LG6	A	1.25	3.10	46.88	44.53	644-C1LG6-1	C1LG6	8.41	7.99
644-G1.5X1LG6-1	G1.5X1LG6	A	1.75	1.59	41.11	39.07	644-C1.5LG6-1	C1.5LG6	12.27	11.67
644-G1.5X1.5LG6-1	G1.5X1.5LG6	A	1.75	1.62	48.10	46.63	644-C1.5LG6-1	C1.5LG6	12.27	11.67
644-G1.5X3LG6-1	G1.5X3LG6	A	1.75	3.10	51.43	44.26	644-C1.5LG6-1	C1.5LG6	12.27	11.67
644-G2X1LG6-1	G2X1LG6	A	2.25	1.09	39.94	37.36	644-C2LG6-1	C2LG6	14.43	13.72
644-G2X1.5LG6-1	G2X1.5LG6	A	2.25	1.59	35.82	31.18	644-C2LG6-1	C2LG6	14.43	13.72
644-G2X2LG6-1	G2X2LG6	A	2.25	2.09	49.87	46.06	644-C2LG6-1	C2LG6	14.43	13.72
644-G2X4LG6-1	G2X4LG6	A	2.25	4.10	73.32	64.29	644-C2LG6-1	C2LG6	14.43	13.72
644-G3X1LG6-1	G3X1LG6	A	3.25	1.09	40.55	32.89	644-C3LG6-1	C3LG6	25.87	23.81
644-G3X2LG6-1	G3X2LG6	A	3.25	2.09	50.27	40.76	644-C3LG6-1	C3LG6	25.87	23.81
644-G3X3LG6-1	G3X3LG6	A	3.25	3.10	79.61	73.25	644-C3LG6-1	C3LG6	25.87	23.81
644-G4X2LG6-1	G4X2LG6	A	4.25	2.09	58.59	47.50	644-C4LG6-1	C4LG6	25.78	23.20
644-G4X3LG6-1	G4X3LG6	A	4.25	3.10	65.45	53.04	644-C4LG6-1	C4LG6	25.78	23.20

Type "F" Wiring Duct

Narrow fingers feature less "fanning" of wires for a neater appearance.
Provides the proper spacing for use with high density terminal blocks.

- Rounded edges protects hands and wiring/cabling from abrasion
- Light gray

E147128

RoHS Compliant

MOUSER STOCK NO.	Panduit Part No.	Fig.	Duct External Dim.: (in) Width	Duct External Dim.: (in) Height	Price Per Each 6' Section 1	Price Per Each 6' Section 5	MOUSER STOCK NO.	Panduit Part No.	Price Per Each 6' Section 1	Price Per Each 6' Section 5
Wiring Duct							**Wiring Duct Cover - Sold Separately**			
644-F.5X.5LG6-1	F.5X.5LG6	B	0.69	0.60	25.85	23.26	644-C.5LG6-1	C.5LG6	8.32	7.48
644-F.75X.75LG6-1	F.75X.75LG6	B	0.93	0.82	25.10	23.43	644-C.75LG6-1	C.75LG6	8.96	8.07
644-F1X1LG6-1	F1X1LG6	B	1.26	1.12	28.45	27.04	644-C1LG6-1	C1LG6	8.41	7.99
644-F1X2LG6-1	F1X2LG6	B	1.26	2.12	42.27	39.31	644-C1LG6-1	C1LG6	8.41	7.99
644-F1.5X1.5LG6-1	F1.5X1.5LG6	B	1.75	1.62	44.64	41.07	644-C1.5LG6-1	C1.5LG6	12.27	11.67
644-F2X2LG6-1	F2X2LG6	B	2.25	2.12	42.95	40.80	644-C2LG6-1	C2LG6	14.43	13.72

PANDUCT® FLEXIBLE WIRING DUCT

Panduct® Flexible Wiring Duct one-piece design is intended to route and protect wires in applications that require flexibility.

- Length: 19.7" (500mm)
- Slotted sidewall, open finger design wiring duct
- Material: Polypropylene, UL94V-2
- Color: RAL 7040 Light Gray
- No special tooling needed for addition or removel of wires after termination

RoHS Compliant

MOUSER STOCK NO.	Panduit Part No.	Fig.	Duct External Dim. in (mm) Width	Duct External Dim. in (mm) Height	Tape Width in. (mm)	Price Each 1	Price Each 10	Price Each 50	Price Each 100
644-FL12X12LG-A	FL12X12LG-A	C	0.49 (12.5)	0.49 (12.5)	.24 (25)	6.40	6.08	5.77	5.48
644-FL25X25LG-A	FL25X25LG-A	C	0.98 (25.0)	0.98 (25.0)	.58 (14.7)	10.77	10.02	9.31	8.67
644-FL50X50LG-A	FL50X50LG-A	C	1.97 (50.0)	1.97 (50.0)	.58 (14.7) x 2	18.46	16.61	15.28	13.75

PANDUCT® TOOLS AND ACCESSORIES

Cutting Tool

Heavy duty steel tool incorporates a new, improved blade design, which minimizes cutting force and blade wear. Provides a smooth burr-free cut on both wiring duct and cover.

RoHS Compliant

MOUSER STOCK NO.	Panduit Part No.	Fig.	Price Each
644-DCT	DCT	D	143.81

Notching Tool

Heavy duty tool used to notch slotted wall wiring duct from the bottom of a slot to the base of the duct. Notches duct sidewalls to bottom scoreline for tee and corner junctions.

RoHS Compliant

MOUSER STOCK NO.	Panduit Part No.	Fig.	Price Each
644-DNT-100	DNT-100	E	148.45

Duct Corner Strips

A one-piece PVC corner strip for joining sections of PVC duct at corners or a tee corner.

- UL Flammability Rating 94V-0
- Color: Light Gray
- Material: Rigid PVC

RoHS Compliant

MOUSER STOCK NO.	Panduit Part No.	For Wiring Duct Height	Price Each 1	Price Each 5	Price Each 10	Price Each 25
644-CSP1LG-Q	CSP1LG-Q	1.0"	2.68	2.39	2.09	1.93
644-CSP2LG-Q	CSP2LG-Q	2.0"	5.93	5.29	4.61	4.27
644-CSP3LG-Q	CSP3LG-Q	3.0"	6.05	5.36	4.69	4.37

Wire Retainers

Inserts between fingers of Slotted Wiring Duct to contain wiring when cover is removed

RoHS Compliant

MOUSER STOCK NO.	Panduit Part No.	For Wiring Duct Type	Material	For Wiring Duct Width	Price Each 1	Price Each 10	Price Each 100
644-FWR-C	FWR-C	F	Rigid PVC	1.5" - 4.0"	1.21	1.09	1.01

© Copyright 2013 Mouser Electronics
© Copyright 2013 Mouser Electronics

ALPHA WIRE Braid, Tubing and Sleeving

RoHS Compliant This product is RoHS compliant.

AlphaWire
Cables you trust. Service you deserve.

HEAT SHRINKABLE WOVEN FABRIC TUBING

Specifications:
- Operating Temperature: -40°C to +125°C
- Shrink Ratio: Approx. 2:1 at 135°C depending on size
- Color: Black
- Meets MVSS 302 horizontal burn test
- Cuts with scissors

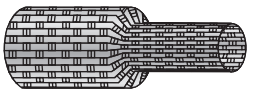

RoHS Compliant

For quantities greater than listed, call for quote.

Shrink Ratio	Expanded ID Min (in.)	Small Spools			Large Spools		
		MOUSER STOCK NO.	Spool Length (ft.)	Price Per Spool	MOUSER STOCK NO.	Spool Length (ft.)	Price Per Spool
2 to 1	.47	602-FITFAB-1	50	122.04	602-FITFAB-1-200	200	361.72
2 to 1	.79	602-FITFAB-2	50	145.76	602-FITFAB-2-200	200	472.29
2 to 1	1.18	602-FITFAB-3	50	181.07	602-FITFAB-3-200	200	575.57
2 to 1	1.57	602-FITFAB-4	50	214.00	- - - - - - - - - - - -	--	--
2 to 1	1.97	602-FITFAB-5	25	144.62	602-FITFAB-5-100	100	410.73
2 to 1	2.36	602-FITFAB-6	25	157.27	602-FITFAB-6-100	100	447.56
2 to 1	2.76	602-FITFAB-7	25	214.96	602-FITFAB-7-100	100	532.74

ZIP-GRP EXPANDABLE POLYESTER WEBBED SLEEVING

With its Velcro-Type enclosure, wires, cable assemblies and wire harnesses are always accessible and can be easily opened for any number of breakouts.

To prevent fraying of ends, ZIP-GRP should be cut/sealed with a hot knife.



RoHS Compliant

Features:
- Unlimited Breakouts
- Abrasion, Cut-Through Resistance
- Oil and Solvent Resistance
- Superb Flexibility and High Tensile Strength

Specifications:
- Operating Temperature: -70°C to 125°C
- Color: Black

Size	Rec. I.D. (in.)	Exp. I.D. Min. (in.)	25 ft. Spools		50 ft. Spools	
			MOUSER STOCK NO.	Price Per Spool	MOUSER STOCK NO.	Price Per Spool
7/8	.750	1.000	602-ZGRP7/8-25B	203.29	602-ZGRP7/8-50B	361.37
1 1/2	1.000	2.000	602-ZGRP11/2-25B	238.68	602-ZGRP11/2-50B	398.15
2	1.500	2.125	602-ZGRP2-25B	266.74	602-ZGRP2-50B	494.60

GRP-120 EXPANDABLE BRAIDED POLYESTER SLEEVING

RoHS Compliant

GRP-120 should be cut/sealed with a hot knife to prevent fraying of the ends. GRP-120NF cuts with ordinary scissors without fraying. Does not require a hot knife when cutting.

Specifications:
- Operating Temperature: -75°C to +125°C
- GRP-120/GRP 120NF passes UL VW-1 flame test
- Color: Black



Typical application for protection of wire, cable, and hoses. Cable not included.

Size	Rec. I.D. (in.)	Exp. I.D. Min. (in.)	By the Spool		
			MOUSER STOCK NO.	Spool Length (ft.)	Price Per Spool
GRP-120 Expandable Braided Polyester Sleeving					
1/8	.093	.250	602-120018-100B	100	63.91
1/4	.125	.437	602-120014-100B	100	103.39
1/2	.250	.750	602-120012-100B	100	185.06
3/4	.500	1.250	602-120034-100B	100	284.41
1 1/4	.750	1.750	602-120114-50B	50	177.34
GRP-120NF Non-Fraying Expandable Braid Sleeving					
1/8	.093	.250	602-120018NF-100B	100	103.72
1/4	.125	.440	602-120014NF-100B	100	150.70
1/2	.250	.750	602-120012NF-100B	100	258.68
3/4	.500	1.250	602-120034NF-100B	100	386.36
1 1/4	.750	1.750	602-1200114NF-50B	50	245.05

TUBULAR BRAID

Each strand soft drawn Tinned Plated Copper Braid Wire meets Federal Specifications. A-A-59569A types and ASTM-B-33. Shield Coverage: 95%+ when placed over mandrel of equivalent diameter to that of braid interior.



RoHS Compliant

For quantities greater than listed, call for quote.

Nominal Round Width (in.)	Braid Construction			Approximate AWG Equiv.	Nominal Circular Mil Area CM	Current Carrying Capacity (Amps)	100 ft. Spools				
	AWG of Individual Ends	Carrier	Total No. of Individual Ends				MOUSER STOCK NO.	Price Per Spool 1	5	10	25
1/16	36	24	48	19	1200	11	602-2162-100	86.35	80.34	75.32	71.43
1/8	36	24	120	15	3000	25	602-2166-100	158.94	147.91	138.66	131.50
11/64	36	24	168	14	4200	32	602-2168-100	213.23	198.43	186.03	176.43
1/4	36	24	384	10	9600	53	602-2171-100	408.45	380.10	356.34	337.95
3/8	36	48	384	10	9600	53	602-2172-100	438.74	408.29	382.77	363.02
1/2	36	48	528	9	13200	62	602-2174-100	629.01	585.34	548.76	520.44
21/32	30	48	768	1	77180	190	602-2175/1-100	2109.85	1963.39	1840.67	1745.67
25/32	36	48	864	7	21600	88	602-2176-100	1670.23	1554.28	1457.14	1381.93

TINNED COPPER FLAT BRAID

Woven Tinned Copper Braid rolled to specific width. Each strand meets requirements of Federal Specifications A-A-59569A type S & ASTM-B-33. Current carrying capacity shown is for bare cable in free air at 30°C & intended as a reference guide only. Actual values will depend on permissible temperature rise, voltage drop, & other conditions of use.

RoHS Compliant

Features:
- High current carrying ability
- High flexibility
- Meets A-A-59569A
- Suitable for bonding and grounding applications



For quantities greater than listed, call for quote.

Nom Flat Width (in.)	AWG Equiv.	Nom. Thick (In.)	No. of Strands	Current Amps	100 ft. Spools		
					MOUSER STOCK NO.	Price Per Spool 1	5
1/8	18	.020	72	16	602-1229-100	129.00	124.56
3/16	15	.020	120	25	602-1230-100	141.07	136.20
1/4	14	.030	168	32	602-1231-100	194.07	184.02
3/8	12	.030	288	46	602-1232-100	291.85	255.27
1/2	10	.030	384	53	602-1233/2-100	385.80	372.50
5/8	10	.030	384	53	602-1233-100	390.81	377.32
3/4	7	.040	864	85	602-1234-100	918.20	886.54
1	7	.045	864	85	602-1235-100	1178.64	1137.99

© Copyright 2013 Mouser Electronics

© Copyright 2013 Mouser Electronics

ALPHA WIRE FIT® Sleeving for Rugged Applications

RoHS Compliant **This product is RoHS compliant.**

ADVANCED CHEMICAL RESISTANCE EXPANDABLE SLEEVING GRP-170

Features:
- -70°C to +200°C temperature range
- 8-mil polyphenylene sulfide (PPS) monofilaments
- Resists acids, bases, solvents, and fuels
- Ultra-lightweight
- High abrasion resistance
- Expandable to 150%
- Flame resistant
- Cuts cleanly with hot knife
- Color: Black

MOUSER STOCK NO.	Alpha Part No.	Fig	Description	Size: in. (mm)	Expansion Range in.	Expansion Range mm.	Price Each
602-170018-100BK	GRP1701/8 BK005	A	1/8" Black 100'	.125 (3.18)	.094 – .250	2.38 – 6.35	146.19
602-170014-100BK	GRP1701/4 BK005	A	1/4" Black 100'	.250 (6.35)	.125 – .375	3.18 – 9.53	213.48
602-170012-100BK	GRP1701/2 BK005	A	1/2" Black 100'	.500 (12.70)	.250 – .750	6.35 – 19.05	305.84
602-170034-50BK	GRP1703/4 BK007	A	3/4" Black 50'	.750 (19.05)	.500 – 1.250	12.70 – 31.75	178.25

MAXIMUM PERFORMANCE EXPANDABLE SLEEVING GRP-180

Features:
- Superior abrasion resistance
- -60°C to +150°C temperature range
- Easy to install
- Flat 20-mil nylon filaments for superior coverage and abrasion resistance
- Resists fuels, solvents, chemicals, salt water, and UV rays
- Smooth inner wall to prevent internal abrasion damage
- Color: Black

602-180012-50BK	GRP1801/2 BK007	B	1/2" Black 50'	.500 (12.70)	.375 – .625	9.53 – 15.88	135.99
602-180012-250BK	GRP1801/2 BK003	B	1/2" Black 250'	.500 (12.70)	.375 – .625	9.53 – 15.88	563.17
602-180034-50BK	GRP1803/4 BK007	B	3/4" Black 50'	.750 (19.05)	.625 – 1.000	15.88 – 25.40	189.36
602-180100-50BK	GRP1801IN BK007	B	1" Black 50'	1.00 (25.40)	.875 – 1.250	22.22 – 31.75	210.22
602-180114-25BK	GRP18011/4 BK008	B	1 1/4" Black 25'	1.25 (31.75)	1.000 – 1.500	25.40 – 38.10	122.40
602-180134-25BK	GRP18013/4 BK008	B	1 3/4" Black 25'	1.75 (44.45)	1.500 – 2.000	38.10 – 50.80	149.84
602-180200-25BK	GRP1802IN BK008	B	2" Black 25'	2.00 (50.80)	1.750 – 2.750	44.45 – 69.85	170.20

ABRASION-RESISTANT NON-EXPANDABLE NYLON SLEEVING XS300

Features:
- -45°C to +120°C temperature range
- 45-mil thick nylon
- Excellent abrasion resistance
- Tightly woven
- Cuts cleanly with scissors
- Deflects high-pressure hose ruptures
- Resists fuels, chemicals, UV rays, rot, and vermin
- ISO 6945 Certified
- Color: Black

MOUSER STOCK NO.	Alpha Part No.	Fig	Description	Size: in. (mm)	Price Each
602-XS300100-25BK	XS300100 BK008	C	1.00" Black 25'	1.00 - (25.40)	83.07

FLEXIBLE, SEMIRIGID WRAPPABLE SLEEVING GRP-130 AND GRP-130NF

Features:
- -70°C to +125°C temperature range
- 10-mil PET braid
- GRP-130 is flame resistant GRP-130NF is flame retardant
- Bends tightly without distorting or opening
- 25% edge overlap to accommodate connectors and splices
- Fast, easy wrap-around installation
- More flexible than spiral wrap or split convoluted tubing
- GRP-130T tool for fast, easy installation
- Color: GRP-130: Black or orange GRP-130NF: Black with white tracer

GRP-130

✻Designed for up to 1.22" Cable Diameter

MOUSER STOCK NO.	Alpha Part No.	Fig	Description	Size: in. (mm)	Installation Tool	Price Each
602-130018-50BK	GRP1301/8 BK007	D	1/8" Black 50'	.125 (3.18)	GRP-130T-1/4	32.16
602-130018-50RNG	GRP1301/8 OR007	D	1/8" Orange 50'	.125 (3.18)	GRP-130T-1/4	33.76
602-130018-200BK	GRP1301/8 BK004	D	1/8" Black 200'	.125 (3.18)	GRP-130T-1/4	119.20
602-130014-50BK	GRP1301/4 BK007	D	1/4" Black 50'	.250 (6.35)	GRP-130T-1/4	60.55
602-130014-50RNG	GRP1301/4 OR007	D	1/4" Orange 50'	.250 (6.35)	GRP-130T-1/4	57.66
602-130014-200BK	GRP1301/4 BK004	D	1/4" Black 200'	.250 (6.35)	GRP-130T-1/4	213.72
602-130038-50BK	GRP1303/8 BK007	D	3/8" Black 50'	.375 (9.53)	GRP-130T-1/2	80.96
602-130038-50RNG	GRP1303/8 OR007	D	3/8" Orange 50'	.375 (9.53)	GRP-130T-1/2	80.96
602-130038-100BK	GRP1303/8 BK005	D	3/8" Black 100'	.375 (9.53)	GRP-130T-1/2	152.26
602-130012-50BK	GRP1301/2 BK007	D	1/2" Black 50'	.500 (12.70)	GRP-130T-1/2	97.09
602-130012-50RNG	GRP1301/2 OR007	D	1/2" Orange 50'	.500 (12.70)	GRP-130T-1/2	101.94
602-130012-100BK	GRP1301/2 BK005	D	1/2" Black 100'	.500 (12.70)	GRP-130T-1/2	168.86
602-130034-50BK	GRP1303/4 BK007	D	3/4" Black 50'	.750 (19.05)	GRP-130T-3/4	117.53
602-130034-100BK	GRP1303/4 BK005	D	3/4" Black 100'	.750 (19.05)	GRP-130T-3/4	204.42
602-130100-100BK	GRP1301IN BK005	D	1" Black 100'	1.00 (25.40)	GRP-130T-1IN	275.33
602-130114-25RNG	GRP13011/4 OR008	D	1 1/4" Orange 25'	1.25 (31.75)	GRP-130T-1-1/4✻	105.28

GRP-130 NF (Non-Fraying)

602-130018NF-50BK	GRP130NF18 BK007	E	1/8" Black 50'	.125 (3.18)	GRP-130T-1/4	59.61
602-130014NF-50BK	GRP130NF14 BK007	E	1/4" Black 50'	.250 (6.35)	GRP-130T-1/4	93.54
602-130014NF-200BK	GRP130NF14 BK004	E	1/4" Black 200'	.250 (6.35)	GRP-130T-1/4	320.59
602-130012NF-50BK	GRP130NF12 BK007	E	1/2" Black 50'	.500 (12.70)	GRP-130T-1/2	142.06
602-130012NF-100BK	GRP130NF12 BK005	E	1/2" Black 200'	.500 (12.70)	GRP-130T-1/2	254.47

Installation Tools

MOUSER STOCK NO.	Alpha Part No.	Fig	Use With	Price Each
602-130T014-ORANGE	GRP-130T-1/4	F	1/8" & 1/4"	5.34
602-130T012-ORANGE	GRP-130T-1/2	F	3/8" & 1/2"	6.08
602-130T034-ORANGE	GRP-130T-3/4	F	3/4"	7.73
602-130T100-ORANGE	GRP-130T-1IN	F	1"	8.47

ADVANCED PROTECTION EXPANDABLE SLEEVING GRP-160

Features:
- -45°C to +150°C temperature range
- 20-mil nylon polyamide monofilament
- Extreme abrasion resistance without losing flexibility or durability
- Cuts cleanly with hot knife
- Resists fuels, solvents, salt water, chemicals, and UV rays
- Expandable to 150%
- Color: Black

MOUSER STOCK NO.	Alpha Part No.	Fig	Description	Size: in. (mm)	Expansion Range in.	Expansion Range mm.	Price Each
602-160014-50BK	GRP1601/4 BK007	G	1/4" Black 50'	.250 (6.35)	.250 - .500	6.35 - 12.70	79.59
602-160014-250BK	GRP1601/4 BK003	G	1/4" Black 250'	.250 (6.35)	.250 - .500	6.35 - 12.70	338.95
602-160012-50BK	GRP1601/2 BK007	G	1/2" Black 50'	.500 (12.70)	.500 - 1.00	12.70 - 25.40	117.97
602-160012-250BK	GRP1601/2 BK003	G	1/2" Black 250'	.500 (12.70)	.500 - 1.00	12.70 - 25.40	456.91
602-160034-50BK	GRP1603/4 BK007	G	3/4" Black 50'	.750 (19.05)	.750 - 1.25	19.05 - 31.75	148.86
602-160034-250BK	GRP1603/4 BK003	G	3/4" Black 250'	.750 (19.05)	.750 - 1.25	19.05 - 31.75	537.10
602-160100-250BK	GRP1601IN BK003	G	1" Black 250'	1.00 (25.40)	1.00 - 1.50	25.40 - 38.10	630.10
602-160114-25BK	GRP16011/4 BK008	G	1 1/4" Black 25'	1.25 (31.75)	1.25 - 2.00	31.75 - 50.80	101.25
602-160134-25BK	GRP16013/4 BK008	G	1 3/4" Black 25'	1.75 (44.45)	1.75 - 2.75	44.45 - 69.85	118.96
602-160134-100BK	GRP16013/4 BK005	G	1 3/4" Black 100'	1.75 (44.45)	1.75 - 2.75	44.45 - 69.85	379.60
602-160214-25BK	GRP16021/4 BK008	G	2 1/4" Black 25'	2.25 (57.15)	2.25 - 3.00	57.15 - 76.20	141.23



© Copyright 2013 Mouser Electronics

© Copyright 2013 Mouser Electronics

ALPHA WIRE Tubing/Sleeving

RoHS Compliant **This product is RoHS compliant.**

AlphaWire
Cables you trust. Service you deserve.

PVC-105 ALL PURPOSE PVC TUBING

Features:
- Flexible Wire Protection
- Resistance to Heat, Oil, and Abrasion



Specifications:
- Operating Temperature: -20°C to 105°C
- Flammability: Self Extinguishing (UL VW-1)

COLOR CODE CHART
Replace the blank in the part number with:
BK for **Black**, **CL** for **Clear**

Alpha Part No.	AWG No.	Nom I.D. (in.)	Wall Thickness	Spool Size (Ft.)	MOUSER STOCK NO.	Price Per Spool
PVC-105-24	24	.022	.012	1000	602-PVC105-24-1000__	64.55
PVC-105-22	22	.025	.012	100	602-PVC105-22-100__	19.06
PVC-105-20	20	.032	.016	1000	602-PVC105-20-1000__	56.69
PVC-105-19	19	.036	.016	1000	602-PVC105-19-1000__	56.69
PVC-105-18	18	.040	.016	100	602-PVC105-18-100__	14.17
PVC-105-17	17	.045	.016	100	602-PVC105-17-100__	15.43
PVC-105-16	16	.051	.016	100	602-PVC105-16-100__	14.37
PVC-105-15	15	.057	.016	100	602-PVC105-15-100__	15.74
PVC-105-14	14	.064	.016	100	602-PVC105-14-100__	16.25
PVC-105-13	13	.072	.016	100	602-PVC105-13-100__	16.67
PVC-105-12	12	.081	.016	500	602-PVC105-12-500__	41.91
PVC-105-11	11	.091	.016	100	602-PVC105-11-100__	18.66
PVC-105-10	10	.102	.016	500	602-PVC105-10-500__	40.67
PVC-105-9	9	.114	.020	500	602-PVC105-9-500__	53.99
PVC-105-8	8	.129	.020	100	602-PVC105-8-100__	17.06
PVC-105-7	7	.144	.020	100	602-PVC105-7-100__	18.83
PVC-105-6	6	.162	.020	100	602-PVC105-6-100__	20.54
PVC-105-5	5	.183	.020	100	602-PVC105-5-100__	20.47
PVC-105-4	4	.204	.020	100	602-PVC105-4-100__	23.89
PVC-105-3	3	.234	.020	100	602-PVC105-3-100BK	25.95
PVC-105-2	2	.258	.020	250	602-PVC105-2-250__	46.44
PVC-105-1	1	.289	.020	100	602-PVC105-1-100__	29.95
PVC-105-0	0	.325	.020	100	602-PVC105-0-100__	33.74
PVC-105-5/16	5/16	.313	.025	100	602-PVC1055/16-100__	39.19

SW SERIES SPIRAL WRAP TUBING

Specifications:
- Polyethylene Operating Temp: -66°C to +88°C
- Flammability: Not Flame Retardant
- Nylon Operating Temp: -40°C to +121°C
- Flammability: 94V-2

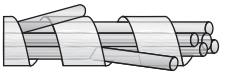

Size	25 ft. Spool		100 ft. Spool	
	MOUSER STOCK NO.	Price Per Spool	MOUSER STOCK NO.	Price Per Spool
Polyethylene, Clear				
1/8	602-SW-1-25	15.19	602-SW-1-100	19.08
1/4	602-SW-2-25	9.94	602-SW-2-100	31.76
3/8	602-SW-3-25	14.15	602-SW-3-100	54.39
1/2	602-SW-4-25	16.85	602-SW-4-100	57.27
Polyethylene, Black UV Resistant				
1/8	602-SW-40-25	14.45	602-SW-40-100	19.60
1/4	602-SW-41-25	12.67	602-SW-41-100	41.83
3/8	602-SW-42-25	17.57	602-SW-42-100	55.76
1/2	602-SW-43-25	22.42	602-SW-43-100	77.25
Nylon, Natural Color				
1/4	602-SW-21-25	28.07	602-SW-21-100	92.54
3/8	602-SW-22-25	62.61	602-SW-22-100	199.81
1/2	602-SW-23-25	80.16	602-SW-23-100	263.51

PIF-240 UNCOATED FIBERGLASS SLEEVING

Features:
- Extreme Flexibility
- Extreme Heat Environments
- High Temperature Wire Harnesses
- High Temperature Cable Connections



Specifications:
- Operating Temp: -60°C to 648°C
- Color: Natural

Alpha Part No.	AWG No.	Nom I.D. (in.)	100 ft. Spool	
			MOUSER STOCK NO.	Price Per Spool
PIF-240-18	18	.040	602-PIF-240-18	24.46
PIF-240-16	16	.051	602-PIF-240-16	24.00
PIF-240-14	14	.064	602-PIF-240-14	27.01
PIF-240-12	12	.081	602-PIF-240-12	27.02
PIF-240-11	11	.091	602-PIF-240-11	27.50
PIF-240-10	10	.102	602-PIF-240-10	29.32
PIF-240-9	9	.114	602-PIF-240-9	30.54
PIF-240-8	8	.129	602-PIF-240-8	33.94
PIF-240-7	7	.144	602-PIF-240-7	35.83
PIF-240-6	6	.162	602-PIF-240-6	38.46
PIF-240-5	5	.186	602-PIF-240-5	40.75
PIF-240-4	4	.204	602-PIF-240-4	50.91
PIF-240-3	3	.229	602-PIF-240-3	50.49
PIF-240-2	2	.258	602-PIF-240-2	58.71
PIF-240-1	1	.289	602-PIF-240-1	64.08
PIF-240-0	0	.325	602-PIF-240-0	83.75
PIF-240-3/8	3/8	.375	602-PIF-240-3/8	107.35
PIF-240-7/16	7/16	.438	602-PIF-240-7/16	129.37
PIF-240-1/2A	1/2	.500	602-PIF-240-1/2A	168.39

TFT-200 PTFE TUBING

Features:
- Wire Harnesses
- High Temperature Component Covering
- Excellent Heat and Chemical Resistance
- Superior Dielectric Strength



Specifications:
- Operating Temperature: -65°C to 260°C
- Tensile Strength: 2500 psi
- Color: Transparent

Alpha Part No.	AWG No.	Nom I.D. (in.)	Wall Thickness	100 ft. Spool	
				MOUSER STOCK NO.	Price Per Spool
TFT-200-30	30	.010	.009	602-TFT-200-30-100	64.70
TFT-200-28	28	.013	.009	602-TFT-200-28-100	58.26
TFT-200-26	26	.016	.009	602-TFT-200-26-100	61.65
TFT-200-24	24	.020	.010	602-TFT200-24-100	63.06
TFT-200-22	22	.026	.010	602-TFT200-22-100	76.00
TFT-200-20	20	.032	.012	602-TFT20020-100	88.69
TFT-200-19	19	.036	.012	602-TFT-200-19-100	78.73
TFT-200-18	18	.040	.012	602-TFT20018-100	109.09
TFT-200-17	17	.045	.012	602-TFT-200-17-100	106.68
TFT-200-16	16	.051	.012	602-TFT-200-16-100	134.72
TFT-200-15	15	.057	.012	602-TFT20015-100	109.65
TFT-200-14	14	.064	.012	602-TFT200-14-100	110.38
TFT-200-13	13	.072	.012	602-TFT-200-13-100	107.22
TFT-200-12	12	.081	.012	602-TFT200-12-100	130.37
TFT-200-11	11	.091	.012	602-TFT20011-100	139.37
TFT-200-10	10	.102	.012	602-TFT20010-100	142.63

PIF-200 SILICONE COATED FIBERGLASS SLEEVING

Features:
- High Flexible Routing
- Extreme Abrasion Resistance
- Superior Electrical Properties



Specifications:
- Operating Temperature: -70°C to 200°C
- Voltage Rating: 600V
- Color: Natural

Alpha Part No.	AWG No.	Nom I.D. (in.)	100 ft. Spool	
			MOUSER STOCK NO.	Price Per Spool
PIF-200-10	10	.102	602-PIF-200-10	136.61
PIF-200-9	9	.114	602-PIF-200-9	175.91
PIF-200-8	8	.129	602-PIF-200-8	154.69
PIF-200-7	7	.144	602-PIF-200-7	163.84
PIF-200-6	6	.162	602-PIF-200-6	170.94
PIF-200-5	5	.182	602-PIF-200-5	201.66
PIF-200-4	4	.204	602-PIF-200-4	198.08
PIF-200-3	3	.229	602-PIF-200-3	234.98
PIF-200-2	2	.258	602-PIF-200-2	267.59
PIF-200-1	1	.289	602-PIF-200-1	327.74
PIF-200-0	0	.313	602-PIF-200-0	364.71
PIF-200-3/8	3/8	.375	602-PIF-200-3/8	477.90
PIF-200-7/16	7/16	.438	602-PIF-200-7/16	662.08
PIF-200-1/2A	1/2	.500	602-PIF-200-1/2A	773.03

PIF-130 PVC COATED FIBERGLASS SLEEVING

Features:
- Flexible Wire Harnessing
- High Temperature, Abrasion, and Oil Resistance
- Resists Fraying, Bending, and Knotting



Specifications:
- Operating Temp: -20°C to 130°C
- Color: Black

Alpha Part No.	AWG No.	Nom I.D. (in.)	100 ft. Spool	
			MOUSER STOCK NO.	Price Per Spool
PIF-130-20	20	.032	602-PIF-130-20	34.55
PIF-130-18	18	.040	602-PIF-130-18	36.93
PIF-130-16	16	.051	602-PIF-130-16	39.09
PIF-130-14	14	.064	602-PIF-130-14	42.33
PIF-130-10	10	.102	602-PIF-130-10	48.64
PIF-130-8	8	.129	602-PIF-130-8	54.11
PIF-130-6	6	.162	602-PIF-130-6	64.06
PIF-130-4	4	.204	602-PIF-130-4	74.61
PIF-130-2	2	.258	602-PIF-130-2	91.78
PIF-130-0	0	.325	602-PIF-130-0	131.43
PIF-130-3/8	3/8	.375	602-PIF-130-3/8	154.04
PIF-130-7/16	7/16	.438	602-PIF-130-7/16	201.68
PIF-130-1/2A	1/2	.500	602-PIF-130-1/2A	256.21
PIF-130-5/8	5/8	.625	602-PIF-130-5/8	331.41
PIF-130-3/4	3/4	.750	602-PIF-130-3/4	413.80
PIF-130-7/8	7/8	.875	602-PIF-130-7/8	524.88
PIF-130-1 IN	1	1.000	602-PIF-130-1	633.45

© Copyright 2013 Mouser Electronics
© Copyright 2013 Mouser Electronics

ALPHA WIRE Heat Shrinkable Flexible Tubing

AlphaWire Cables you trust. Service you deserve.

FIT® Preferred Heat Shrink Products

RoHS Compliant **This product is RoHS compliant.**

100 FLEXIBLE NON-IRRADIATED PVC SHRINKABLE TUBING



RoHS Compliant

Specifications:
- Operating Temperature: 105°C
- UL VW-1
- 20% Longitudinal Shrinkage
- Shrinkage Temperature: 100°C

Size	Expanded I.D. Min (in.)	Recovered I.D. (in.)	MOUSER STOCK NO.	Spool Length (ft.)	Price Per Spool
1/4	.250	.125	602-100014CL	1000	264.80

105 FLEXIBLE IRRADIATED PVC SHRINKABLE TUBING



RoHS Compliant

Specifications:
- Operating Temperature: -35°C to 105°C
- Shrinkage Ratio: app. 2 to 1 @ 175°C
- Longitudinal Shrinkage: 10%
- Flammability: Self-Extinguishing (UL VW-1)
- Tensile Strength: 2600psi
- Ultimate Elongation: 250%
- Fungus Resistance: No Growth (MIL-1-7444)
- Dielectric Strength: 750V
- MIL-1-23053/2C, class 1
- Color: Black

Features:
- Economy
- Flexibility
- Excellent Flame Retardancy
- Military, UL/CSA requirements
- Extended shelf life

Applications:
- Use w/ Irradiated PVC wire/cable
- Wire harnesses
- Cable/connector protection
- Insulation of terminals
- Wire splices

Size	Expanded I.D. Min (in.)	Recovered I.D. (in.)	25 ft. Spools		100 ft. Spools		Large Spools		
			MOUSER STOCK NO.	Price Per Spool	MOUSER STOCK NO.	Price Per Spool	MOUSER STOCK NO.	Length (ft.)	Price Per Spool
3/64	.046	.023	602-105364-25	17.61	602-105364-100	61.95	602-105364	1000	346.96
1/16	.062	.031	602-105116-25	20.78	602-105116-100	63.68	602-105116	1000	279.02
3/32	.093	.046	602-105332-25	21.46	602-105332-100	81.80	602-105332	1000	400.51
1/8	.125	.062	602-105018-25	23.94	602-105018-100	87.78	602-105018	1000	320.71
3/16	.187	.093	602-105316-25	26.62	602-105316-100	89.91	602-105316	1000	403.67
1/4	.250	.125	602-105014-25	37.12	602-105014-100	122.93	602-105014	1000	513.18
3/8	.375	.187	602-105038-25	38.10	602-105038-100	129.77	602-105038	500	285.95
1/2	.500	.250	602-105012-25	42.91	602-105012-100	166.80	602-105012	250	189.88
3/4	.750	.375	602-105034-25	55.01	602-105034-100	219.89	- - - - - - - - -	-	-
1	1.000	.500	602-105100-25	80.22	602-105100-100	312.71	602-105100	250	465.57

221 FLEXIBLE IRRADIATED POLYOLEFIN SHRINKABLE TUBING

Specifications:
- Operating Temperature: -55°C to 135°C
- Shrinkage Ratio: App. 2 to 1 @ 121°C
- Longitudinal Shrinkage: ±5%
- Color: Black



RoHS Compliant

Size	Expanded I.D. Min (in.)	Recovered I.D. (in.)	6 in. Lengths				4 ft. Lengths				Large Spools		
			MOUSER STOCK NO.	Price Per Piece			MOUSER STOCK NO.	Price Per Piece			MOUSER STOCK NO.	Length (ft.)	Price Per Spool
				1	5	10		1	25	100			
3/64	.046	.023	602-221364-6BK	.41	.375	.364	602-221364-4BK	1.38	1.08	.792	602-221364BK	1000	214.11
1/16	.063	.031	602-221116-6BK	.45	.417	.407	602-221116-4BK	1.47	1.13	.91	602-221116BK	1000	212.12
3/32	.093	.046	602-221332-6BK	.86	.674	.492	602-221332-4BK	1.84	1.39	1.02	602-221332BK	500	127.62
1/8	.125	.062	602-221018-6BK	.58	.535	.514	602-221018-4BK	1.41	.984	.877	602-221018BK	500	177.42
3/16	.187	.093	602-221316-6BK	.67	.621	.599	602-221316-4BK	2.61	2.01	1.61	602-221316BK	500	193.78
1/4	.250	.125	602-221014-6BK	.88	.812	.789	602-221014-4BK	2.55	1.77	1.56	602-221014BK	250	95.69
3/8	.375	.187	602-221038-6BK	1.02	.931	.899	602-221038-4BK	2.93	2.27	1.80	602-221038BK	200	89.91
1/2	.500	.250	602-221012-6BK	1.16	1.06	1.02	602-221012-4BK	2.48	2.30	2.16	602-221012BK	150	72.31
3/4	.750	.375	602-221034-6BK	1.48	1.35	1.32	602-221034-4BK	3.43	3.16	3.00	602-221034BK	250	191.95
1	1.000	.500	602-221100-6BK	2.02	1.85	1.79	602-221100-4BK	4.72	4.37	4.10	602-221100BK	250	236.72
1 1/2	1.500	.750	602-221112-6BK	3.22	2.95	2.86	602-221112-4BK	12.55	11.59	10.98	602-221112BK	125	206.53
2	2.000	1.000	602-221200-6BK	5.91	5.41	5.23	602-221200-4BK	20.11	18.58	17.59	602-221200BK	125	350.49
3	3.000	1.500	602-221300-6BK	9.97	9.18	8.63	602-221300-4BK	36.49	33.75	31.93	602-221300BK	100	680.76
4	4.000	2.000	--	--	--	--	602-221400-4BK	46.82	43.30	40.97	602-221400BK	50	473.25

221V HIGHLY FLAME RETARDANT IRRADIATED POLYOLEFIN SHRINKABLE TUBING



Specifications:
- Operating Temperature: -55°C to +135°C
- Shrinkage Ratio: App. 2 to 1 @ 121°C
- Longitudinal Shrinkage: ±3% ± 5%
- Color: Black
- UL VW-1

RoHS Compliant

Size	Expanded I.D. Min (in.)	Recovered I.D. (in.)	6 in. Lengths				4 ft. Lengths			
			MOUSER STOCK NO.	Price Per Piece			MOUSER STOCK NO.	Price Per Piece		
				1	5	10		1	25	100
3/64	.046	.023	602-221V364-6	.42	.407	.385	602-221V364-4	1.62	1.06	.835
1/16	.063	.031	602-221V116-6	.50	.493	.47	602-221V116-4	1.66	1.11	.859
3/32	.093	.046	602-221V332-6	.52	.503	.482	602-221V332-4	2.09	1.41	1.08
1/8	.125	.062	602-221V018-6	.65	.635	.599	602-221V018-4	1.98	1.32	1.03
3/16	.187	.093	602-221V316-6	.70	.674	.642	602-221V316-4	2.31	1.57	1.22
1/4	.250	.125	602-221V014-6	.84	.803	.77	602-221V014-4	2.89	1.90	1.47
3/8	.375	.187	602-221V038-6	1.05	1.01	.963	602-221V038-4	3.53	2.38	1.81
1/2	.500	.250	602-221V012-6	1.27	1.25	1.20	602-221V012-4	4.38	2.92	2.76
3/4	.750	.375	602-221V034-6	1.39	1.34	1.27	602-221V034-4	5.76	3.84	3.63
1	1.000	.500	602-221V100-6	2.09	2.01	1.92	602-221V100-4	7.37	4.90	4.67

321 3 TO 1 SHRINK RATIO POLYOLEFIN SHRINKABLE TUBING

Specifications:
- Operating Temperature: -55°C to +125°C
- Shrinkage Ratio: App. 3 to 1 @ 125°C
- Longitudinal Shrinkage: 15%
- Color: Black

Features:
- Adhesive Inner Wall



RoHS Compliant

For quantities greater than listed, call for quote.

Size	Expanded I.D. Min (in.)	Recovered I.D. Min (in.)	6 in. Lengths					4 ft. Lengths				
			MOUSER STOCK NO.	Price Per Piece				MOUSER STOCK NO.	Price Per Piece			
				1	5	25	100		1	5	25	100
1/8	.125	.04	602-321018-6BK	2.31	2.25	2.17	2.03	602-321018-4BK	11.27	10.65	10.06	9.11
1/4	.252	.08	602-321014-6BK	3.21	3.11	3.02	2.84	602-321014-4BK	17.03	16.14	15.24	14.62
1/2	.500	.16	602-321012-6BK	4.59	4.46	4.32	4.04	602-321012-4BK	25.07	23.73	22.42	21.09
1	.954	.32	602-321100-6BK	6.46	6.27	6.08	5.70	602-321100-4BK	40.15	38.15	36.13	34.12

© Copyright 2013 Mouser Electronics

© Copyright 2013 Mouser Electronics

ALPHA WIRE Heat Shrinkable Tubing

AlphaWire FIT Preferred Heat Shrink Products

RoHS Compliant **This product is RoHS compliant.**

FIT®-CLEAR, CRYSTAL CLEAR HEAT SHRINKABLE TUBING, HIGHLY FLAME RETARDANT

Features:
- Where visual inspection and identification are required
- Excellent flame retardancy
- Excellent heat resistance
- Excellent chemical resistance
- Operating Temperature: -55°C to 175°C
- Shrinkage ratio: Approximately 2 to 1 @ 150°C
- All standard packages: Clear
- For use with XTRA-Guard® 4 and XTRA-Guard® 5



Specification:
- Passes UL VW-1 Flame Test

RoHS Compliant

Alpha Part No.	Size	Expanded I.D. Min (in)	Recovered I.D. (in.)	MOUSER STOCK NO.	Spool Length (ft.)	Price Per Spool
FIT-CLEAR-3/64	3/64	0.046	0.023	602-FITCLR364	100	171.39
FIT-CLEAR-1/16	1/16	0.063	0.031	602-FITCLR116	100	186.40
FIT-CLEAR-3/32	3/32	0.093	0.046	602-FITCLR332	100	218.70
FIT-CLEAR-1/8	1/8	0.125	0.062	602-FITCLR018	100	238.64
FIT-CLEAR-3/16	3/16	0.187	0.093	602-FITCLR316	100	378.22
FIT-CLEAR-1/4	1/4	0.250	0.125	602-FITCLR014	100	495.05
FIT-CLEAR-3/8	3/8	0.375	0.187	602-FITCLR038	100	631.66
FIT-CLEAR-1/2	1/2	0.500	0.250	602-FITCLR012	50	459.49
FIT-CLEAR-3/4	3/4	0.750	0.375	602-FITCLR034	50	566.89
FIT-CLEAR-1	1	1.000	0.500	602-FITCLR100	50	968.11
FIT-CLEAR-1-1/2	1 1/2	1.500	0.750	602-FITCLR112	50	1048.84
FIT-CLEAR-2	2	2.000	1.000	602-FITCLR200	50	1758.99

FLEX

Specifications: UL Standard 224

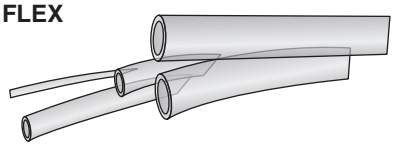

Features:
- Highest flexibility available
- Scrape abrasion resistance
- Flame retardancy
- Flexibility in widest temperature range: -50°C to 200°C
- Pliability when substrate requires "Give"
- Use with XTRA-Guard® Flexible Cables
- Color: Slate

RoHS Compliant

Alpha Part No.	Expanded I.D. Min (in.)	Recovered I.D. (in.)	25 ft. Spools MOUSER STOCK NO.	25 ft. Spools Price Per Spool	100 ft. Spools MOUSER STOCK NO.	100 ft. Spools Price Per Spool
FIT-FLEX-2	.118	.071	602-FITFLEX2	291.43	602-FITFLEX2C	1300.07
FIT-FLEX-3	.198	.114	602-FITFLEX3	338.48	602-FITFLEX3C	1816.39
FIT-FLEX-5	.307	.173	602-FITFLEX5	584.61	602-FITFLEX5C	2283.04
FIT-FLEX-6	.394	.244	- - - - - - - - - -	-	602-FITFLEX6C	2577.57
FIT-FLEX-9	.591	.354	602-FITFLEX9	877.45	602-FITFLEX9C	3649.51
FIT-FLEX-12	.787	.492	602-FITFLEX12	1118.00	602-FITFLEX12C	5366.05
FIT-FLEX-20	1.142	.748	602-FITFLEX20	1960.11	602-FITFLEX20C	9407.38

321V LOW SHRINK TEMP, FLAME RETARDANT IRRADIATED POLYOLEFIN

Specifications:
- Operating temperature: -55°C to 135°C
- Shrinkage ratio: App 3 to 1 @ 90°C
- Color: Black
- UL Standard 224
- Fast recovery time
- For use with Series V (VFD Cable)

Applications:
- Delicate and intricate electronics protection
- Industrial applications
- Where substrates are heat sensitive

RoHS Compliant

Alpha Part No.	Size	Expanded I.D. Min (in)	Recovered I.D. (in.)	MOUSER STOCK NO.	Spool Length (ft.)	Price Per Spool
FIT-321V-3/32	3/32	.060	.020	602-321V332BK	500	193.34
FIT-321V-1/8	1/8	.120	.040	602-321V018BK	500	230.72
FIT-321V-1/4	1/4	.240	.080	602-321V014BK	250	140.07
FIT-321V-3/8	3/8	.360	.120	602-321V038BK	200	127.39
FIT-321V-1/2	1/2	.472	.160	602-321V012BK	150	116.42
FIT-321V-3/4	3/4	.720	.240	602-321V034BK	250	235.16
FIT-321V-1	1	.945	.315	602-321V100BK	250	345.16

400 TEMPERATURE/CHEMICAL RESISTANT FEP TEFLON® HEAT SHRINK

Features:
- Excellent chemical resistance
- Thinnest wall thickness available
- Color: Natural
- Extreme temperature: -75°C to 200°C
- Use with XTRA-Guard® 4 and XTRA-Guard® 5

RoHS Compliant

Alpha Part No.	Expanded I.D. Min (in.)	Recovered I.D. (in.)	4 ft. Lengths MOUSER STOCK NO.	4 ft. Lengths Price Per Piece
FIT-400-6	.225	.180	602-FIT-400-6	21.36
FIT-400-8	.180	.143	602-FIT-400-8	17.68
FIT-400-10	.141	.114	602-FIT-400-10	13.97
FIT-400-12	.115	.089	602-FIT-400-12	10.88
FIT-400-14	.092	.072	602-FIT-400-14	10.87
FIT-400-16	.075	.061	602-FIT-400-16	10.81
FIT-400-18	.060	.049	602-FIT-400-18	16.54
FIT-400-20	.045	.039	602-FIT-400-20	8.32

421 OVER EXPANDED, IRRADIATED POLYOLEFIN

Features:
- Large supplied diameter sizes
- Resistance to water, fungus, and UV light

Specifications:
- Tensile strength: 1500psi
- Operating temperature: -55°C to +135°C
- Shrinkage ratio: Approximately 4 to 1 @ 121°C
- Color: Black

Applications:
- D-Sub connector strain relief
- RS-232 25 pin connector to cable coverage
- Covers the most irregular shapes and connectors
- PC board coverage and protection

RoHS Compliant

Alpha Part No.	Size	Expanded I.D. Min (in)	Recovered I.D. (in.)	4 ft. Lengths MOUSER STOCK NO.	4 ft. Lengths Price Per Piece
FIT-421-1	1"	1.000	0.260	602-FIT421100	65.62
FIT-421-1-1/2	1 1/2"	1.150	0.375	602-FIT421112	70.07
FIT-421-2	2"	2.000	0.550	602-FIT421200	103.17
FIT-421-3	3"	3.000	0.810	602-FIT421300	81.26
FIT-421-4	4"	4.000	1.050	602-FIT421400	128.50

600 HIGHLY-FLEXIBLE IRRADIATED ELASTOMER

- Improved flexibility over standard XLPO
- More than twice the tensile strength of silicone rubber
- Oil resistance and flame retardancy
- Large tubbing diameters
- Use with XTRA-GUARD® 4
- Color: Black

RoHS Compliant

Alpha Part No.	Size	Expanded I.D. Min (in.)	Recovered I.D. (in.)	25 ft. Spools MOUSER STOCK NO.	25 ft. Spools Price Per Spool
FIT-600-1/4	1/4	0.250	0.143	602-FIT60014	142.52
FIT-600-3/8	3/8	0.375	0.211	602-FIT60038	187.45
FIT-600-5/8	5/8	0.625	0.357	602-FIT60058	233.98
FIT-600-7/8	7/8	0.875	0.500	602-FIT60078	290.89
FIT-600-1	1	1.000	0.570	602-FIT600100	322.87
FIT-600-1-1/4	1 1/4	1.250	0.714	602-FIT600114	443.78
FIT-600-1-1/2	1 1/2	1.500	0.857	602-FIT600112	504.85
FIT-600-1-3/4	1 3/4	1.750	1.000	602-FIT600134	639.57

650 CHEMICAL AND TEMPERATURE RESISTANT IRRADIATED VITON®

Features:
- Flexibility
- Color: Black
- Extreme temperatures: -40°C to 200°C
- Use with XTRA-GUARD® 5 and XTRA-GUARD® Flexible Cables
- Excellent chemical resistance (water, oil, acid and fuels)

RoHS Compliant

Alpha Part No.	Size	Expanded I.D. Min (in.)	Recovered I.D. (in.)	100 ft. Spools MOUSER STOCK NO.	100 ft. Spools Price Per Spool
FIT-650-1/8	1/8	0.125	0.062	602-FIT65018	1573.44
FIT-650-3/16	3/16	0.187	0.093	602-FIT650316	1553.09
FIT-650-1/4	1/4	0.250	0.125	602-FIT65014	1172.27
FIT-650-3/8	3/8	0.375	0.187	602-FIT65038	1345.20
FIT-650-1/2	1/2	0.500	0.250	602-FIT65012	2176.77
FIT-650-3/4	3/4	0.750	0.375	602-FIT65034	3256.32
FIT-650-1	1	1.000	0.500	602-FIT650100	4164.56

700 BONDING, MASTIC LINED, IRRADIATED POLYOLEFIN

Features:
- Bonding adhesion to most materials
- Prevents wicking and fills interstices
- Superior strength
- Use with XTRA-GUARD® 3
- Temperature range: -55°C to +110°C
- Environmental and water-tight seal
- High voltage to 1Kv at 90°C
- Tubing sizes match 14AWG-2000MCM sizes
- Color: Black

RoHS Compliant

Alpha Part No.	Expanded I.D. Min (in.)	Recovered I.D. (in.)	12 in. Lengths MOUSER STOCK NO.	12 in. Lengths Price Per Piece 1	12 in. Lengths Price Per Piece 5
FIT-700-21	0.750	.240	602-FIT70021	23.01	20.85
FIT-700-22	1.100	.350	602-FIT70022	18.51	16.80
FIT-700-23	1.500	.470	602-FIT70023	27.79	25.53
FIT-700-24	2.000	.630	602-FIT70024	28.96	26.27
FIT-700-25	3.000	1.250	602-FIT70025	87.89	79.77
FIT-700-26	4.500	1.750	602-FIT70026	104.15	94.50

750 BONDING, ADHESIVE-LINED, IRRADIATED POLYOLEFIN

Features:
- Bonding to substrates
- Total encapsulation
- Permanent water and corrosion protection
- Internal isolation of individual substrates- "pinching"
- Use with XTRA-GUARD® 2
- Similar to FIT®-221 with adhesive liner
- Reduced diameters
- Color: Black
- Temperature range: -55°C to 110°C

RoHS Compliant

Alpha Part No.	Size	Expanded I.D. Min (in.)	Recovered I.D. (in.)	4 ft. Lengths MOUSER STOCK NO.	4 ft. Lengths Price Per Piece
FIT-750-1/4	1/4	0.250	0.125	602-FIT75014	13.63
FIT-750-3/8	3/8	0.375	0.187	602-FIT75038	15.20
FIT-750-1/2	1/2	0.500	0.250	602-FIT75012	18.01
FIT-750-3/4	3/4	0.750	0.375	602-FIT75034	27.78
FIT-750-1	1	1.000	0.500	602-FIT750100	44.17
FIT-750-1-1/2	1 1/2	1.500	0.750	602-FIT750112	61.01

© Copyright 2013 Mouser Electronics

© Copyright 2013 Mouser Electronics

QUALTEK Heat Shrink Tubing

Qualtek Electronics Corporation

Q2-F SERIES - HIGH STRENGTH, VW-1, THIN WALL POLYOLEFIN, 2:1 SHRINK RATIO

Designed for use in commercial and military applications that require high strength and durability. Flexible, flame retardant and resistant to common fluids and solvents. Meets SAE-AMS-DTL-23053/5, Class 1 & 3 and meets the Sony SS-00259 standard. Wide range of standard colors available.

- Operating Temp: -55°C to +135°C
- Minimum Shrink Temp: 70°C
- UL File No. E236137
- Color: Black

c UL us — RoHS Compliant

Pre-Cut Lengths

Size (In.)	As Supplied: Min. Inside Dia. (mm)	After Recovered: Max. Inside Dia.(mm)	After Recovered: Min. Wall Thickness (mm)	6 in. Lengths: MOUSER STOCK NO.	6 in. Lengths: Pieces Per Pkg.	6 in. Lengths: Price per Pkg. 1	6 in. Lengths: Price per Pkg. 10	4 ft. Lengths: MOUSER STOCK NO.	4 ft. Lengths: Pieces Per Pkg.	4 ft. Lengths: Price per Pkg. 1	4 ft. Lengths: Price per Pkg. 10
3/64	1.6	0.60	0.33	562-Q2F364-6N40	40	1.98	1.87	562-Q2F364-48N25	25	6.33	6.01
1/16	2.0	0.80	0.36	562-Q2F116-6N36	36	1.87	1.78	562-Q2F116-48N25	25	9.36	8.88
3/32	3.1	1.20	0.44	562-Q2F332-6N32	32	1.82	1.72	562-Q2F332-48N25	25	9.10	8.65
1/8	3.7	1.60	0.44	562-Q2F18-6N28	28	1.50	1.42	562-Q2F18-48N25	25	7.92	7.52
3/16	5.2	2.40	0.51	562-Q2F316-6N24	24	2.14	2.03	562-Q2F316-48N25	25	14.18	13.47
1/4	6.8	3.20	0.56	562-Q2F14-6N20	20	1.93	1.83	562-Q2F14-48N25	25	17.66	16.78
5/16	8.8	4.00	0.56	562-Q2F516-6N18	18	2.03	1.93	562-Q2F516-48N25	25	21.62	20.54
3/8	10.7	4.80	0.56	562-Q2F38-6N16	16	2.10	1.96	562-Q2F38-48N25	25	21.08	17.92
1/2	13.7	6.40	0.65	562-Q2F12-6N14	14	2.69	2.55	562-Q2F12-48N5	5	5.22	4.95
5/8	16.7	8.00	0.69	562-Q2F58-6N14	14	4.13	3.72	562-Q2F58-48N5	5	10.86	10.31
3/4	20.5	9.50	0.80	562-Q2F34-6N12	12	3.53	3.35	562-Q2F34-48N5	5	12.57	11.94
1	26.5	12.70	0.90	562-Q2F1-6N8	8	3.96	3.53	562-Q2F1-48N5	5	17.99	17.09
1 1/4	33.5	15.90	1.02	562-Q2F114-6N8	8	5.63	5.34	562-Q2F114-48N5	5	28.36	26.94
1 1/2	41.0	19.10	1.02	562-Q2F112-6N5	5	5.03	4.60	562-Q2F112-48N5	5	22.98	21.84
2	52.0	25.40	1.14	562-Q2F2-6N3	3	3.48	3.30	- - - - - - - - - - - -	-	-	-

Spools

Size (In.)	As Supplied: Min. Inside Dia. (mm)	After Recovered: Max. Inside Dia.(mm)	After Recovered: Min. Wall Thickness (mm)	Mini Spools: MOUSER STOCK NO.	Mini Spools: Spool Length (ft.)	Mini Spools: Price per Spool 1	Mini Spools: Price per Spool 10	Large Spools: MOUSER STOCK NO.	Large Spools: Spool Length (ft.)	Large Spools: Price per Spool 1	Large Spools: Price per Spool 10
3/64	1.6	0.60	0.33	562-Q2F364-MS100	100	8.88	8.43	- - - - - - - - - - - -	-	-	-
1/16	2.0	0.80	0.36	562-Q2F116-MS100	100	9.31	8.85	562-Q2F116-SS1000	1000	55.88	53.08
3/32	3.1	1.20	0.44	562-Q2F332-MS100	100	7.64	7.25	562-Q2F332-SS500	500	30.59	29.06
1/8	3.7	1.60	0.44	562-Q2F18-MS100	100	9.51	9.04	562-Q2F18-SS500	500	60.84	54.75
3/16	5.2	2.40	0.51	562-Q2F316-MS100	100	15.68	14.89	562-Q2F316-SS500	500	91.29	82.17
1/4	6.8	3.20	0.56	562-Q2F14-MS100	100	19.80	18.81	- - - - - - - - - - - -	-	-	-
5/16	8.8	4.00	0.56	562-Q2F516-MS100	100	22.47	21.35	- - - - - - - - - - - -	-	-	-
3/8	10.7	4.80	0.56	562-Q2F38-MS100	100	23.01	21.86	562-Q2F38-SS250	250	37.58	35.70
1/2	13.7	6.40	0.65	562-Q2F12-MS100	100	33.36	30.03	- - - - - - - - - - - -	-	-	-
5/8	16.7	8.00	0.69	562-Q2F58-MS50	50	25.92	23.33	- - - - - - - - - - - -	-	-	-
3/4	20.5	9.50	0.80	562-Q2F34-MS50	50	30.47	27.42	- - - - - - - - - - - -	-	-	-
1	26.5	12.70	0.90	562-Q2F1-MS50	50	32.10	30.50	- - - - - - - - - - - -	-	-	-
1 1/4	33.5	15.90	1.02	- - - - - - - - - - - -	-	-	-	562-Q2F114-SS100	100	92.02	87.42

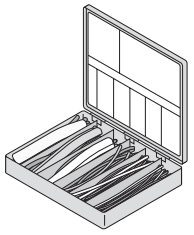

QUALTEK Q2-F TYPE - TUBING KIT, ASSORTED SIZES & COLORS

- Polyolefin
- Flexible
- 3:1 Ratio
- 135°

c UL us — RoHS Compliant

Kit 1 (Black):
Consists of 180 6" pieces: 3/64" - 40pcs., 1/16" - 36pcs., 3/32" - 32pcs., 1/8" - 28pcs., 3/16" - 24pcs., 1/4" - 20pcs.

Kit 2 (Black):
Consists of 82 6" pieces: 5/16" - 18pcs., 3/8" - 16pcs., 1/2" - 14pcs., 5/8" - 14pcs., 3/4" - 12pcs., 1" - 8pcs.

Kit 4 (Assorted):
Consists of 141 6" pieces of various colors/sizes as shown below.

Color/Size	1/16	1/8	1/4	3/8	1/2	1
Black	10	9	8	5	5	3
White	5	4	3	2	2	1
Red	4	3	2	2	2	1
Blue	4	3	2	2	2	1
Yellow	4	3	2	2	2	1
Green	4	3	2	2	2	1
Yellow/Green	4	3	2	2	2	1
Clear	4	3	2	2	2	1

MOUSER STOCK NO.	Description	Price per Kit
562-Q2F-KIT1	Q Kit 1	30.13
562-Q2F-KIT2	Q Kit 2	33.03
562-Q2FQK411-141	Q Kit 4	32.23

Tubing

Qualtek

Q2-Z SERIES - LOW COST, VW-1, THIN WALL POLYOLEFIN, 2:1 SHRINK RATIO

An environment friendly flame retardant tubing that is widely used for insulation, strain relief, harnessing, and color coding with good flexibility and superior mechanical strength. Wide range of standard colors.

- Operating Temp: -55°C to +135°C
- Minimum Shrink Temp: 70°C
- UL File No. E236137
- Color: Black

c UL us — RoHS Compliant

Pre-Cut Lengths

Size (In.)	As Supplied: Min. Inside Dia. (mm)	After Recovered: Max. Inside Dia.(mm)	After Recovered: Min. Wall Thickness (mm)	6 in. Lengths: MOUSER STOCK NO.	6 in. Lengths: Pieces Per Pkg.	6 in. Lengths: Price per Pkg. 1	6 in. Lengths: Price per Pkg. 10	4 ft. Lengths: MOUSER STOCK NO.	4 ft. Lengths: Pieces Per Pkg.	4 ft. Lengths: Price per Pkg. 1	4 ft. Lengths: Price per Pkg. 10
3/64	1.6	0.60	0.33	562-Q2Z364-6N40	40	1.58	1.50	562-Q2Z364-48N25	25	6.06	5.75
1/16	2.0	0.80	0.36	562-Q2Z116-6N36	36	1.23	1.17	562-Q2Z116-48N25	25	7.32	6.94
3/32	3.1	1.20	0.44	562-Q2Z332-6N32	32	1.12	1.06	562-Q2Z332-48N25	25	7.49	7.12
1/8	3.7	1.60	0.44	562-Q2Z18-6N28	28	1.00	.95	562-Q2Z18-48N25	25	8.30	7.89
3/16	5.2	2.40	0.51	562-Q2Z316-6N24	24	1.42	1.35	562-Q2Z316-48N25	25	10.70	10.17
1/4	6.8	3.20	0.56	562-Q2Z14-6N20	20	1.39	1.32	562-Q2Z14-48N25	25	10.13	9.62
5/16	8.8	4.00	0.56	562-Q2Z516-6N18	18	1.72	1.54	562-Q2Z516-48N25	25	13.77	13.09
3/8	10.7	4.80	0.56	562-Q2Z38-6N16	16	1.61	1.52	562-Q2Z38-48N25	25	18.01	17.10
1/2	13.7	6.40	0.65	562-Q2Z12-6N14	14	1.83	1.73	562-Q2Z12-48N5	5	3.89	3.69
5/8	16.7	8.00	0.69	562-Q2Z58-6N14	14	2.57	2.44	562-Q2Z58-48N5	5	6.69	6.35
3/4	20.5	9.50	0.80	562-Q2Z34-6N12	12	3.27	3.10	562-Q2Z34-48N5	5	10.11	9.60
1	26.5	12.70	0.90	562-Q2Z1-6N8	8	2.45	2.32	562-Q2Z1-48N5	5	12.93	12.28
1 1/4	33.5	15.90	1.02	562-Q2Z114-6N8	8	4.56	4.07	562-Q2Z114-48N5	5	19.80	18.81
1 1/2	41.0	19.10	1.02	562-Q2Z112-6N5	5	3.40	3.24	562-Q2Z112-48N5	5	27.84	26.45
2	52.0	25.40	1.14	562-Q2Z-2-6N3	3	1.98	1.87	562-Q2Z-2-48N5	5	36.40	34.58

Spools

Size (In.)	As Supplied: Min. Inside Dia. (mm)	After Recovered: Max. Inside Dia.(mm)	After Recovered: Min. Wall Thickness (mm)	Mini Spools: MOUSER STOCK NO.	Mini Spools: Spool Length (ft.)	Mini Spools: Price per Spool 1	Mini Spools: Price per Spool 10	Large Spools: MOUSER STOCK NO.	Large Spools: Spool Length (ft.)	Large Spools: Price per Spool 1	Large Spools: Price per Spool 10
3/64	1.6	0.60	0.33	562-Q2Z364-MS100	100	5.87	5.29	562-Q2Z364-SS1000	1000	55.38	49.85
1/16	2.0	0.80	0.36	562-Q2Z116-MS100	100	6.13	5.51	562-Q2Z116-SS1000	1000	57.77	51.98
3/32	3.1	1.20	0.44	562-Q2Z332-MS100	100	6.30	5.67	562-Q2Z332-SS500	500	34.63	31.16
1/8	3.7	1.60	0.44	562-Q2Z18-MS100	100	6.89	6.21	562-Q2Z18-SS500	500	37.78	34.00
3/16	5.2	2.40	0.51	562-Q2Z316-MS100	100	10.33	9.30	562-Q2Z316-SS500	500	56.69	51.02
1/4	6.8	3.20	0.56	562-Q2Z14-MS100	100	12.25	11.02	562-Q2Z14-SS500	500	67.19	60.46
5/16	8.8	4.00	0.56	562-Q2Z516-MS100	100	19.35	17.42	562-Q2Z516-SS250	250	32.10	30.50
3/8	10.7	4.80	0.56	562-Q2Z38-MS100	100	20.02	18.02	562-Q2Z38-SS250	250	40.67	36.59
1/2	13.7	6.40	0.65	562-Q2Z12-MS100	100	23.53	21.18	562-Q2Z12-SS200	200	51.58	46.42
5/8	16.7	8.00	0.69	562-Q2Z58-MS50	50	18.81	16.93	562-Q2Z58-SS200	200	70.95	63.86
3/4	20.5	9.50	0.80	562-Q2Z34-MS50	50	24.14	21.73	- - - - - - - - - - - -	-	-	-
1	26.5	12.70	0.90	562-Q2Z1-MS50	50	31.30	28.16	562-Q2Z1-SS200	200	74.77	71.04
1 1/4	33.5	15.90	1.02	562-Q2Z114-MS50	50	35.31	33.57	- - - - - - - - - - - -	-	-	-
1 1/2	41.0	19.10	1.02	562-Q2Z112-MS50	50	67.22	60.50	- - - - - - - - - - - -	-	-	-
2	52.0	25.40	1.14	562-Q2Z2-MS50	50	74.14	66.73	562-Q2Z2-SS100	100	141.21	127.08

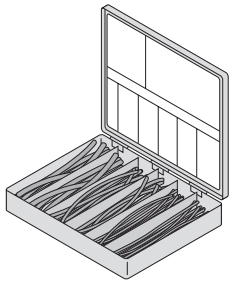

QUALTEK Q2-Z TYPE - TUBING KIT, ASSORTED SIZES / BLACK

c UL us — RoHS Compliant

QKIT 1 : 180 6" pieces	
Size	Quantity
3/64	40 pieces
1/16	36 pieces
3/32	32 pieces
1/8	28 pieces
3/16	24 pieces
1/4	20 pieces

QKIT 2 : 82 6" pieces	
Size	Quantity
5/16	18 pieces
3/8	16 pieces
1/2	14 pieces
5/8	14 pieces
3/4	12 pieces
1	8 pieces

MOUSER STOCK NO.	Description	Price per Kit
562-Q2ZQK101-180	Q Kit 1	20.19
562-Q2ZQK201-82	Q Kit 2	30.00

© Copyright 2013 Mouser Electronics

© Copyright 2013 Mouser Electronics

QUALTEK Heat Shrink Tubing

Qualtek Electronics Corporation

RoHS Compliant This product is RoHS compliant.

Q5-2X & Q5-3X TYPE - DUAL WALL, ADHESIVE LINES, FLEXIBLE POLYOLEFIN 2:1 SHRINK RATIO

Dual wall, adhesive lined tubing manufactured by co-extrusion of polyolefin and hot-melt adhesive. Designed to provide insulation and sealing protection against water and moisture for a wide variety of applications such as automotive harnessing, bundled wires, ship board cables, metal tubes, and many others. Standard color is black but other colors available for special order.



- Operating Temp: -45°C + 125°C
- Min Shrink Temp.: 80°C
- UL File No. E236137
- Color: black

Size (In.)	As Supplied Min. Inside Dia. (mm)	After Recovered Max. Inside Dia. (mm)	After Recovered Min. Wall Thickness (mm)	6 in. Lengths MOUSER STOCK NO.	6 in. Lengths Pieces per Pkg.	6 in. Lengths Price per Pkg 1	6 in. Lengths Price per Pkg 10	4 ft. Lengths MOUSER STOCK NO.	4 ft. Lengths Pieces per Pkg.	4 ft. Lengths Price per Pkg 1	4 ft. Lengths Price per Pkg 10
Q5-2X											
1/8	3.2	1.6	0.70	562-Q52X18-6N28	28	4.44	4.22	562-Q52X18-48N25	25	33.18	31.52
3/16	4.8	2.4	0.70	562-Q52X316-6N24	24	5.35	5.08	562-Q52X316-48N25	25	40.65	38.62
1/4	6.4	3.2	0.75	562-Q52X14-6N20	20	5.56	5.29	562-Q52X14-48N25	25	32.10	30.50
3/8	9.5	4.8	0.75	562-Q52X38-6N16	16	6.05	5.74	562-Q52X38-48N25	25	40.71	38.67
1/2	12.7	6.4	0.75	562-Q52X12-6N14	14	7.48	7.10	562-Q52X12-48N5	5	12.37	11.75
3/4	19.1	9.5	0.90	562-Q52X34-6N12	12	10.27	9.76	562-Q52X34-48N5	5	25.31	24.03
1	25.4	12.7	1.10	562-Q52X1-6N8	8	8.56	8.13	562-Q52X1-48N5	5	43.85	41.66
1 1/2	38.1	19.0	1.10	562-Q52X112-6N5	5	10.44	9.92	- - - - - - - - - - - -	-	-	-
Q5-3X											
1/8	3.0	0.6	1.00	562-Q53X18-6N28	28	3.71	3.40	562-Q53X18-48N25	25	19.91	18.91
3/16	4.8	1.5	1.10	562-Q53X316-6N24	24	3.82	3.50	562-Q53X316-48N25	25	23.90	22.69
1/4	6.0	2.0	1.20	562-Q53X14-6N20	20	3.89	3.57	562-Q53X14-48N25	25	29.21	27.73
3/8	9.0	3.0	1.30	562-Q53X38-6N16	16	3.86	3.54	562-Q53X38-48N25	25	39.80	37.81
1/2	12.0	4.0	1.70	562-Q53X12-6N14	14	5.69	5.22	562-Q53X12-48N5	5	14.16	12.98
3/4	19.0	6.0	2.00	562-Q53X34-6N12	12	7.75	7.10	562-Q53X34-48N5	5	27.86	25.78
1	24.0	8.0	2.20	562-Q53X1-6N8	8	8.14	7.46	562-Q53X1-48N5	5	43.88	41.68
1 1/4	30.0	10.0	2.40	562-Q53X114-6N5	5	6.11	5.60	562-Q53X114-48N5	5	52.67	48.73
1 1/2	40.0	13.0	2.50	562-Q53X112-6N5	5	8.23	7.54	562-Q53X112-48N5	5	69.55	66.07
2	50.0	19.0	2.50	562-Q53X2-6N3	3	7.08	6.49	562-Q53X2-48N5	5	101.91	94.27

Q-150K TYPE - KYNAR® THIN WALL

Flame retardant PVDF tubing used for applications requiring high temperature performance.

- Operating Temp: -55°C + 150°C
- Min Shrink Temp.: 135°C
- UL File No. E245010



Size (In.)	As Supp. Min. Inside Dia. (mm)	After Recovered Max. Inside Dia. (mm)	After Recovered Min. Wall Thickness (mm)	4 ft. Lengths MOUSER STOCK NO.	4 ft. Lengths Pieces per Pkg.	4 ft. Lengths Price per Pkg 1	4 ft. Lengths Price per Pkg 10
Q-150K 2:1 Shrink Ratio, Black							
3/64	1.2	0.6	0.25	562-Q150K364-48N25	25	34.75	33.02
1/16	1.6	0.8	0.25	562-Q150K116-48N25	25	39.59	37.61
3/32	2.4	1.2	0.25	562-Q150K332-48N25	25	48.14	45.73
1/2	12.7	6.4	0.3	562-Q150K12-48N5	5	34.80	33.05
Q-150K 2:1 Shrink Ratio, Clear							
1/16	1.6	0.8	0.25	562-Q150K116-48N25C	25	39.59	37.61
3/16	4.8	2.4	0.25	562-Q150K316-48N25C	25	86.14	81.83
3/8	9.5	4.8	0.3	562-Q150K38-48N25C	25	155.15	147.39
1/2	12.7	6.4	0.3	562-Q150K12-48N5C	5	34.81	33.06
3/4	19.1	9.5	0.43	562-Q150K34-48N5C	5	64.20	60.99

Q2-F3X - HIGHLY FLEXIBLE HEAT SHRINK TUBING FLAME RETARDANT POLYOLEFIN, SHRINK RATIO 3:1

Outstanding physical, chemical and electrical properties make it a good choice for electrical insulation, bundling, and marking. Prevents corrosion plus provides mechanical protection.

- Operating Temp: -55°C + 135°C
- Min Shrink Temp.: 70°C
- Full Recovery: 100°C

Size (In.)	As Supplied Min. Inside Dia. (mm)	After Recovered Max. Inside Dia.(mm)	After Recovered Min. Wall Thickness (mm)	6 in. Lengths MOUSER STOCK NO.	6 in. Lengths Pieces per Pkg.	6 in. Lengths Price per Pkg. 1	6 in. Lengths Price per Pkg. 10	4 ft. Lengths MOUSER STOCK NO.	4 ft. Lengths Pieces per Pkg.	4 ft. Lengths Price per Pkg. 1	4 ft. Lengths Price per Pkg. 10	Mini Spools MOUSER STOCK NO.	Mini Spools Spool Length (ft.)	Mini Spools Price per Pkg. 1	Mini Spools Price per Pkg. 10
1/16	1.6	0.50	0.45	562-Q2F3X116-6N28	28	1.27	1.16	562-Q2F3X116-48N25	25	9.04	8.30	562-Q2F3X116-MS200	200	14.83	14.08
1/8	3.2	1.00	0.55	562-Q2F3X18-6N24	24	1.35	1.23	562-Q2F3X18-48N25	25	11.21	10.28	562-Q2F3X18-MS200	200	21.40	19.58
3/16	4.8	1.50	0.60	562-Q2F3X316-6N24	24	3.35	3.18	562-Q2F3X316-48N25	25	22.90	21.75	562-Q2F3X316-MS100	100	15.25	14.49
1/4	6.4	2.00	0.65	562-Q2F3X14-6N20	20	2.16	2.00	562-Q2F3X14-48N25	25	21.94	20.19	562-Q2F3X14-MS100	100	21.13	19.24
3/8	9.5	3.00	0.75	562-Q2F3X38-6N16	16	2.19	2.00	562-Q2F3X38-48N25	25	30.23	27.58	562-Q2F3X38-MS50	50	23.95	22.75
1/2	12.7	4.00	0.80	562-Q2F3X12-6N14	14	2.94	2.77	562-Q2F3X12-48N5	5	7.49	6.88	562-Q2F3X12-MS50	50	16.85	16.01
3/4	19.1	6.00	0.90	562-Q2F3X34-6N12	12	3.83	3.47	562-Q2F3X34-48N5	5	14.19	12.88	562-Q2F3X34-MS50	50	28.76	27.33
1	25.4	8.00	1.20	562-Q2F3X1-6N8	8	3.96	3.60	562-Q2F3X1-48N5	5	19.78	18.13	562-Q2F3X1-MS50	50	47.08	44.73
1 1/2	39.0	13.00	1.25	562-Q2F3X112-6N5	5	5.14	4.73	- - - - - - - - - - - -	-	-	-	- - - - - - - - - - - -	-	-	-

Q2-F3X HEAT SHRINK TUBING KIT, BLACK - 106 PIECES

Kit

MOUSER STOCK NO.	Description	Price per Kit
562-Q2F3X-QK1-KIT106	106 pieces in 6" Lengths	41.99

Q2-F3X : 106 6" pieces

Size	Quantity
1/16	28 pieces
1/8	24 pieces
1/4	20 pieces
1/2	14 pieces
3/4	12 pieces
1	8 pieces

Refills

MOUSER STOCK NO.	Pieces per Package	Size	Price per Kit
562-Q2F3XRK116-6N28	28	1/16	1.46
562-Q2F3XRK18-6N24	24	1/8	1.33
562-Q2F3XRK14-6N20	20	1/4	2.19
562-Q2F3XRK12-6N14	14	1/2	3.04
562-Q2F3XRK34-6N12	12	3/4	4.89
562-Q2F3XRK1-6N8	8	1	4.60



Q2-F4X HIGH SHRINK RATIO, 4:1, HIGHLY FLEXIBLE, FLAME RETARDANT POLYOLEFIN TUBING

With it's outstanding physical, chemical and electrical properties it's widely used in military, aerospace, and fine electronic instruments for insulating or repairing harnesses, cables and connectors.

- Operating Temp: -55°C + 135°C



Size (In.)	As Supplied Min. Inside Dia. (mm)	After Recovered Max. Inside Dia.(mm)	After Recovered Min. Wall Thickness (mm)	4 ft. Lengths MOUSER STOCK NO.	4 ft. Lengths Pieces per Pkg.	4 ft. Lengths Price per Pkg. 1	4 ft. Lengths Price per Pkg. 10
3/4	19.1/4.6	4.6	1.7	562-Q2F4X34-48N5	5	29.25	26.81
1	25.4/7.0	7.0	1.7	562-Q2F4X1-48N5	5	35.71	32.73
1 1/2	38.1/9.5	9.5	1.7	562-Q2F4X112-48N5	5	39.54	37.56
2	50.8/14.0	14.0	1.7	562-Q2F4X2-48N5	5	81.06	74.30

Q2-PTFE TEFLON 2:1 SHRINK RATIO

Designed specially for applications where high temperature and chemical resistance is required. Works great as an electrical insulator and where highly flame retardant properties are required.



- Operating Temp: -55°C + 260°C

Wire Gauge	As Supplied Min. Inside Dia. (mm)	After Recovered Max. Inside Dia.(mm)	After Recovered Min. Wall Thickness (mm)	4 ft. Lengths MOUSER STOCK NO.	4 ft. Lengths Pieces per Pkg.	4 ft. Lengths Price per Pkg. 1	4 ft. Lengths Price per Pkg. 10
16	2.36	1.45	.30	562-QPTFE-16	25	134.02	121.86
8	6.10	3.55	.38	562-QPTFE-8	5	74.66	70.93
6	7.67	4.40	.38	562-QPTFE-6	5	66.53	63.20

QSEC HEAT SHRINKABLE CABLE END CAPS WITH SPIRAL ADHESIVE COATING

Economical means of sealing the ends of power and control cables to ensure a watertight seal. Protects against oxidation, ozone, UV radiation, etc.



- Operating Temp: -55°C + 110°C

MOUSER STOCK NO.	Cable Diameter	Length (Min/Max)	Dimensions (L x W)	Price per Piece 1	Price per Piece 10
562-QSEC1	5-12	14/4.5	45 x 2.0	.96	.92
562-QSEC2	10-20	25/8	70 x 2.3	1.97	1.87

© Copyright 2013 Mouser Electronics

© Copyright 2013 Mouser Electronics

TE CONNECTIVITY Heat Shrinkable Tubing

RoHS Compliant This product is RoHS compliant.

TE connectivity Authorized Distributor

RAYCHEM RNF-100

A premium grade flame-retardant polyolefin heat-shrinkable tubing. Outstanding all around performance. Excellent physical and electrical performance. Good chemical and solvent resistant flexibility.

- Shrink Ratio: 2:1
- Operating Temperature Range: -55° to +135°C
- Minimum Shrink Temperature: +95°C
- Minimum Full Recovery Temperature: +121°C
- Color: Black



NOTE: Factory Packaging 4ft. stick (Price Per Ft.)

MOUSER STOCK NO.	Raychem Part No.	Size	Price Per Ft.				
			1	20	100	200	500
650-RNF100364	RNF-100-3/64-BK-STK	3/64	.33	.289	.278	.257	.235
650-RNF100116	RNF-100-1/16-BK-STK	1/16	.33	.30	.278	.268	.246
650-RNF100332	RNF-100-3/32-BK-STK	3/32	.35	.321	.30	.278	.257
650-RNF100018	RNF-100-1/8-BK-STK	1/8	.39	.342	.321	.30	.278
650-RNF100316	RNF-100-3/16-BK-STK	3/16	.46	.417	.396	.364	.342
650-RNF100014	RNF-100-1/4-BK-STK	1/4	.64	.567	.546	.503	.471
650-RNF100038	RNF-100-3/8-BK-STK	3/8	.65	.578	.556	.514	.482
650-RNF100012	RNF-100-1/2-BK-STK	1/2	.79	.696	.589	.556	.526
650-RNF100034	RNF-100-3/4-BK-STK	3/4	1.09	.974	.92	.867	.803
650-RNF100100	RNF-100-1-BK-STK	1	1.66	1.49	1.40	1.32	1.22
650-RNF100112	RNF-100-1-1/2-BK-STK	1 1/2	3.50	3.12	2.96	2.78	2.58
650-RNF100200	RNF-100-2-BK-STK	2	4.04	3.58	3.11	2.81	2.74
650-RNF100300	RNF-100-3-BK-STK	3	10.95	9.77	9.27	8.68	8.05
650-RNF100400	RNF-100-4-BK-STK	4	13.62	12.04	11.22	10.07	9.23

Small Volume Spools

MOUSER STOCK NO.	Raychem Part No.	Size	Length (ft.)	Per Spool			
				1	3	5	10
650-RNF100364SP	RNF-100-MINI-SPL-3/64-BK	3/64	100	23.38	22.14	20.76	19.47
650-RNF100116SP	RNF-100-MINI-SPL-1/16-BK	1/16	75	23.38	22.14	20.76	19.47
650-RNF100332SP	RNF-100-MINI-SPL-3/32-BK	3/32	65	23.38	22.14	20.76	19.47
650-RNF100018SP	RNF-100-MINI-SPL-1/8-BK	1/8	60	23.38	22.14	20.76	19.47
650-RNF100316SP	RNF-100-MINI-SPL-3/16-BK	3/16	50	23.38	22.14	20.76	19.47
650-RNF100014SP	RNF-100-MINI-SPL-1/4-BK	1/4	40	23.38	22.14	20.76	19.47
650-RNF100038SP	RNF-100-MINI-SPL-3/8-BK	3/8	35	23.38	22.14	20.76	19.47
650-RNF100012SP	RNF-100-MINI-SPL-1/2-BK	1/2	30	23.38	22.14	20.76	19.47
650-RNF100034SP	RNF-100-MINI-SPL-3/4-BK	3/4	25	23.38	22.14	20.76	19.47
650-RNF100100SP	RNF-100-MINI-SPL-1-BK	1	15	23.38	22.14	20.76	19.47

RAYCHEM RW-175

High temperature, fluid resistant, extra tough and semi-rigid heat-shrinkable tubing. Excellent chemical resistance.

- Shrink Ratio: 2:1
- Operating Temperature Range: -55° to +175°C
- Minimum Shrink Temperature: +155°C
- Minimum Full Recovery Temperature: +175°C
- Color: Clear



NOTE: Factory Packaging 4ft. stick (Price Per Ft.)

MOUSER STOCK NO.	Raychem Part No.	Size	Price Per Ft.				
			1	20	100	200	500
650-RW175364	RW-175-3/64-X-STK	3/64	.91	.856	.792	.749	.685
650-RW175116	RW-175-1/16-X-STK	3/32	.95	.899	.835	.781	.717
650-RW175332	RW-175-3/32-X-STK	1/16	1.06	.995	.92	.877	.803
650-RW175018	RW-175-1/8-X-STK	1/8	1.16	1.09	1.01	.952	.877
650-RW175316	RW-175-3/16-X-STK	3/16	1.81	1.70	1.57	1.49	1.37

RAYCHEM VERSAFIT

Highly flame-retardant, very flexible and low-shrink-temperature Polyolefin tubing.

Free of Polybrominated Biphenyls (PBBs) and Polybrominated Biphenyl Oxides and Ethers (PBBOs and PBBEs), which are classified as environmentally hazardous substances.

- Shrink Ratio: 2:1
- Operating Temperature Range: -55° to +135°C
- Minimum Shrink Temperature: 70°C
- Minimum Full Recovery Temperature: 90°C
- Color: Black



Small Volume Spools

MOUSER STOCK NO.	Raychem Part No.	Size	Length (ft.)	Per Spool			
				1	3	5	10
650-VER364SP	VERSAFIT-MINI-SPL-3/64-BK	3/64	100	24.59	23.38	22.33	21.42
650-VER116SP	VERSAFIT-MINI-SPL-1/16-BK	1/16	75	24.59	23.38	22.33	21.42
650-VER332SP	VERSAFIT-MINI-SPL-3/32-BK	3/32	65	24.59	23.38	22.33	21.42
650-VER018SP	VERSAFIT-MINI-SPL-1/8-BK	1/8	60	24.59	23.38	22.33	21.42
650-VER316SP	VERSAFIT-MINI-SPL-3/16-BK	3/16	50	24.59	23.38	22.33	21.42
650-VER014SP	VERSAFIT-MINI-SPL-1/4-BK	1/4	40	24.59	23.38	22.33	21.42
650-VER038SP	VERSAFIT-MINI-SPL-3/8-BK	3/8	35	24.59	23.38	22.33	21.42
650-VER012SP	VERSAFIT-MINI-SPL-1/2-BK	1/2	30	24.59	23.38	22.33	21.42
650-VER034SP	VERSAFIT-MINI-SPL-3/4-BK	3/4	25	24.59	23.38	22.33	21.42
650-VER100SP	VERSAFIT-MINI-SPL-1-BK	1	15	24.59	23.38	22.33	21.42

RAYCHEM VERSAFIT KITS AND REFILLS

Versafit Kit 1

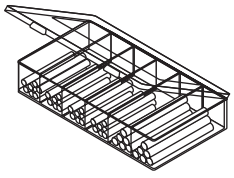

Contents:
- 30pcs. 3/16" Black-fits 18-14 AWG
- 28pcs. 1/4" Black-fits 12-10 AWG
- 24pcs. 3/8" Black-fits 8 AWG
- 20pcs. 1/2" Black-fits 6-3 AWG
- 14pcs. 3/4" Black-fits 2-1/0 AWG
- 10pcs. 1" Black-fits 2/0-4/0 AWG

Shrink Ratio: 2:1. Rated for 1000V, 125°C VW1 for dry application insulation and strain-relief.

MOUSER STOCK NO.	Raychem Part No.	Description	Price Each
650-KIT1	VERSAFIT-KIT-1-0	126 Pieces - Assorted Sizes - Black	73.79

Versafit Kit 2

Contents:
- 35pcs. 3/32" 5 each of 7 colors-fits 18 AWG
- 28pcs. 1/8" 4 each of 7 colors-fits 16 AWG
- 21pcs. 3/16" 3 each of 7 colors-fits 14 AWG
- 21pcs. 1/4" 3 each of 7 colors-fits 12-10 AWG
- 14pcs. 3/8" 2 each of 7 colors-fits 8 AWG
- 14pcs. 1/2" 2 each of 7 colors-fits 6-3 AWG

Shrink Ratio: 2:1. Rated for 1000V, 125°C VW1 for dry application insulation and strain-relief.

Colors: Blue, Black, Clear, Green, Red, White, Yellow

For quantities greater than listed, call for quote.

MOUSER STOCK NO.	Raychem Part No.	Description	Price Each
650-KIT2	VERSAFIT-KIT-2-0	133 Pieces- Assorted Sizes/Colors	68.48

Kit-1 Refills - Versafit - 6" Cut Pieces in Bag, Black

MOUSER STOCK NO.	Raychem Part No.	Size	No. of Pieces	Per Each				
				1	50	100	250	500
650-VER316B	VERSAFIT-3/16-KT1-REFIL	3/16	30	9.05	8.23	7.54	6.96	6.46
650-VER014B	VERSAFIT-1/4-KT1-REFIL	1/4	28	9.05	8.23	7.54	6.96	6.46
650-VER038B	VERSAFIT-3/8-KT1-REFIL	3/8	24	9.05	8.23	7.54	6.96	6.46
650-VER012B	VERSAFIT-1/2-KT1-REFIL	1/2	20	9.05	8.23	7.54	6.96	6.46
650-VER034B	VERSAFIT-3/4-KT1-REFIL	3/4	14	9.50	8.62	7.92	7.30	6.78
650-VER100B	VERSAFIT-1-KT1-REFIL	1	10	8.80	7.99	7.33	6.76	6.28

Kit-2 Refills - Versafit - 6" Cut Pieces in Bag, Assorted Colors

Colors: Blue, Black, Clear, Green, Red, White, Yellow

MOUSER STOCK NO.	Raychem Part No.	Size	No. of Pieces	Per Each				
				1	50	100	250	500
650-VER332C	VERSAFIT-3/32-KT2-REFIL	3/32	35	9.89	8.56	7.84	7.23	6.72
650-VER018C	VERSAFIT-1/8-KT2-REFIL	1/8	28	9.05	8.23	7.54	6.96	6.46
650-VER014C	VERSAFIT-1/4-KT2-REFIL	1/4	21	9.05	8.23	7.54	6.96	6.46
650-VER038C	VERSAFIT-3/8-KT2-REFIL	3/8	14	9.50	8.63	7.92	7.30	6.77
650-VER012C	VERSAFIT-1/2-KT2-REFIL	1/2	14	9.05	8.23	7.54	6.96	6.46

Kit 4/6- Versafit - 6" Cut Pieces in Bag, Black

For quantities greater than listed, call for quote.

MOUSER STOCK NO.	Raychem Part No.	Size	No. of Pieces	Price Each
650-KIT4	VERSAFIT-KIT-4-0	3/16, 1/4, 3/8, 1/2, 3/4, 1	3	8.81
650-KIT6	VERSAFIT-KIT-6-0	3/64, 1/16, 3/32, 1/8	6	9.50

© Copyright 2013 Mouser Electronics

HEAT SHRINK WRAP AROUND MARKER

Features:
- Heat-shrinkable wrap-around
- Color: white
- Hot-melt adhesive for a permanent bond
- Thermal transfer printable
- Post termination / retrofit suitable
- Extremely durable and resistant to harsh environments

Dimensions:
- Width: 48.2 mm (1.9 in)
- Thickness: 0.56 mm (0.022 in) - uninstalled
- Spool length: 100 feet (30.5m)

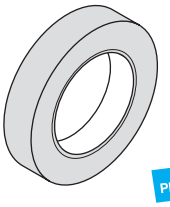

PRODUCT NEW

MOUSER STOCK NO.	TE Part No.	Description	Price Per Foot
650-WM-SCE-48.2-9	WM-SCE-48.2-9	Heat-shrinkable wrap-around marker	5.51

DUAL WALL/4 CLASS 2

Adhesive-lined, flexible, polyolefin tubing.

Seals and protects simple in-line splices, bimetallic joints, and components from fluids, moisture, and corrosion. Repairs damaged wire insulation, especially where flexibility is required. Provides one-step electrical insulation and moisture sealing.



Specifications:
- Shrink ratio: 2:1
- Operating temperature range: -55° to +135°C
- Minimum shrink temperature: +95°C
- Minimum full recovery temperature: +121°C
- Color: Black

E85381

RoHS Compliant

Note: Factory Packaging 4 Ft. Stick (Price Per Ft.)

MOUSER STOCK NO.	TE Part No.	Size	Price Per Foot				
			1	20	100	200	500
650-TAT125018	TAT-125-1/8-0-STK	1/8	1.25	1.09	1.01	.867	.813
650-TAT125316	TAT-125-3/16-0-STK	3/16	1.52	1.33	1.22	1.06	.984
650-TAT125014	TAT-125-1/4-0-STK	1/4	1.92	1.67	1.53	1.33	1.24
650-TAT125038	TAT-125-3/8-0-STK	3/8	2.27	1.86	1.64	1.49	1.29
650-TAT125012	TAT-125-1/2-0-STK	1/2	2.65	2.31	2.12	1.84	1.72
650-TAT125034	TAT-125-3/4-0-STK	3/4	3.53	3.08	2.82	2.46	2.29
650-TAT125100	TAT-125-1-0-STK	1	5.29	4.61	4.23	3.68	3.42
650-TAT125112	TAT-125-1-1/2-0-STK	1 1/2	9.39	8.20	7.51	6.54	6.09

DUAL WALL /4 CLASS 3

ATUM semi-flexible, general purpose adhesive-lined, moisture proof heat-shrinkable tubing. Provides excellent environmental sealing, high strength bonding, operating temperature -55°C to +110°C.



Specifications:
- Shrink ratio: 3:1
- Operating temperature range: -55°C to +110°C
- Minimum shrink temperature: +80°C
- Minimum full recovery temperature: +110°C
- Color: Black

E85381

RoHS Compliant

Note: Factory Packaging 4 Ft. Stick (Price Per Ft.)

MOUSER STOCK NO.	TE Part No.	Size	Price Per Foot				
			1	20	100	200	500
650-ATUM31	ATUM-3/1-0-STK	1/8	2.16	1.87	1.66	1.37	1.25
650-ATUM62	ATUM-6/2-0-STK	1/4	3.28	2.86	2.53	2.09	1.90
650-ATUM93	ATUM-9/3-0-STK	3/8	5.01	4.35	3.85	3.18	2.90
650-ATUM124	ATUM-12/4-0-STK	1/2	6.21	4.77	3.81	3.37	3.05
650-ATUM196	ATUM-19/6-0-STK	3/4	8.35	7.25	6.42	5.30	4.84
650-ATUM248	ATUM-24/8-0-STK	1	11.63	10.11	8.95	7.38	6.74
650-ATUM4013	ATUM-40/13-0-STK	1 1/2	19.06	16.57	14.66	12.10	11.04

TIE-ON CABLE MARKERS

CM-NMX cable markers are used for identification of wire and cable bundles, and are suitable for aerospace and other applications where light-weight and resistance to harsh environments are important. The cable markers are attached using cable ties.



For quantities greater than listed, call for quote.

MOUSER STOCK NO.	TE Part No.	Markable Height (in.)	Color	Price Each				
				1	25	50	100	250
650-CM4221-000	CM-NMX-2.5K-1/4-4H-4	1/4	Yellow	.50	.449	.407	.385	.376
650-CM4220-000	CM-NMX-2.5K-1/4-4H-9	1/4	White	.50	.449	.407	.385	.376
650-CM4218-000	CM-NMX-2.5K-1/2-4H-4	1/2	Yellow	.80	.717	.663	.621	.607
650-CM4217-000	CM-NMX-2.5K-1/2-4H-9	1/2	White	.80	.717	.663	.621	.607

© Copyright 2013 Mouser Electronics

MINISEAL CRIMP SPLICES

Features:
- Wire range from 26 AWG to 12 AWG
- Nickel-plated conductors
- Insulation rated for at least 135°C
- SAE-AMS-DTL-23053/13 (applies only to insulation sleeve)
- SAE-AS81824/1 (modified for 200°C applications)
- Under qualification for EN 3373-014



MOUSER STOCK NO.	TE Part No.	AWG Range	Color	Price Each			
				1	25	50	100
650-D-200-82	D-200-82	26-20	Red	7.39	6.32	5.77	5.29
650-D-200-83	D-200-83	20-16	Blue	7.97	6.87	6.24	5.69

SOLDERSHIELD CABLE SPLICES

Features:
- Immersion-resistant crimp splices
- EMI protection
- Insulation and strain relief
- Easy installation
- Small size
- Light weight



MOUSER STOCK NO.	TE Part No.	Primary No.	AWG Range	Color Code	L max. (in.)	Price Each			
						1	25	50	100
650-D-150-0169	D-150-0169	1	20-16	Blue	3.17	24.55	23.06	21.13	19.60
650-D-150-0175	D-150-0175	2	18-16	Blue	4.17	32.27	29.34	24.81	23.04
650-D-150-0180	D-150-0180	3/4	18-16	Blue	4.17	43.61	39.64	36.33	33.53

COLD APPLIED SPLICES

Features:
- One-step termination and environmental protection
- No heating required for installation
- Reliable in a wide variety of environmental conditions
- Easy installation
- Prevents water ingress under permanent pressure/weight



MOUSER STOCK NO.	TE Part No.	Primary No.	AWG Range	Color Code	L max. (in.)	Price Each			
						1	25	50	100
650-D-436-36-COLD	D-436-36-COLD	26-20	Red	1.45	9.20	8.83	7.91	6.74	6.47
650-D-436-37-COLD	D-436-37-COLD	18-16	Blue	1.484	10.81	10.36	9.33	7.96	7.47
650-D-436-38-COLD	D-436-38-COLD	14-12	Yellow	1.484	10.90	10.48	9.32	7.94	7.69

Crimp Tool

MOUSER STOCK NO.	TE Part No.	Description	Price Each
650-AD-1381	AD-1381	Crimp Tool for D-436	283.87

DURASEAL WIRE SPLICES

DuraSeal devices provide a tough, environmentally sealed wire connection. Their crimp barrel or terminal, encased in rugged, heat shrinkable nylon tubing lined with a special hot-melt adhesive, resists damage from abrasions and cuts.



Features:
- Resistance to moisture and abrasion
- Strain relief
- Protection from wire pull-out
- Easy installation

1pc. Crimp Splice with Tubing

For quantities greater than listed, call for quote.

MOUSER STOCK NO.	TE Part No.	Size (AWG)	Price Each				
			1	50	100	250	500
650-D4060001	D-406-0001	22-18	1.29	1.09	.903	.808	.709
650-D4060002	D-406-0002	16-14	1.22	1.09	.899	.706	.567
650-D4060003	D-406-0003	12-10	1.14	1.05	.965	.896	.827

© Copyright 2013 Mouser Electronics

TE CONNECTIVITY Sleeves and Bushings

TE connectivity Authorized Distributor

C-WRAP SIDE ENTRY REPAIR SLEEVES

NEW PRODUCT

C-Wrap Side Entry Repair Sleeves consist of two pieces; the heat shrinkable outer tubing and meltable adhesive inner layer. The wrap around design provides a permanent repair of nicks, chafed, or radial cracks to damaged wire.

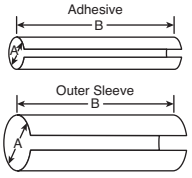

Features:
- Used as a side-entry repair kit
- Prevents galvanic corrosion on center conductor
- Color-coded to ensure proper sizing for each application
- Temperature range: -65 deg C to 150 deg C
- Immersion resistant
- Cut Length (B): Adhesive - 21.59
  Sleeve - 19.05

For quantities greater than listed, call for quote.

MOUSER STOCK NO.	TE Part No.	Color Code	I.D. (A)		AWG		Price Each		
			Adhesive	Sleeve	Min.	Max.	1	25	50
650-D-150-C-11	D-150-C-11	Green	1.11	2.29	26	24	6.70	6.09	5.57
650-D-150-C-12	D-150-C-12	Red	1.68	2.74	22	20	8.03	7.29	6.69
650-D-150-C-13	D-150-C-13	Blue	2.13	3.43	18	16	9.37	8.52	7.81
650-D-150-C-14	D-150-C-14	Yellow	3.34	4.80	14	12	10.70	9.73	8.91

SOLDERSLEEVE SHIELD TERMINATORS

Specifications:
- Immersion resistant
- One-piece design offers easy installation and lower installed cost
- Optional preinstalled ground leads provide convenience and ease of installation
- Suitable for use in environments up to 200°C



Without Lead

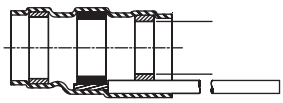

With Lead

For quantities greater than listed, call for quote.

MOUSER STOCK NO.	TE Part No.	Inner Dia. Min.(in.)	Length (in.)	Price Each				
				1	25	50	100	500
Without Leads								
650-S200-1-00	S200-1-00	1.9	16.5	3.38	3.10	2.81	2.59	2.42
650-S200-2-00	S200-2-00	2.67	16.5	3.72	3.41	3.09	2.86	2.65
650-S200-3-00	S200-3-00	4.32	16.5	4.06	3.71	3.37	3.11	2.90
650-S200-4-00	S200-4-00	5.97	19.1	4.44	4.07	3.69	3.40	3.17
650-S200-5-00	S200-5-00	6.98	19.1	5.13	4.69	4.26	3.93	3.66
With Leads								
650-S200-2-W1-22-9	S200-2-W1-22-9	0.105	0.65	5.20	4.75	4.31	3.97	3.71
650-S200-3-W1-22-9	S200-3-W1-22-9	0.17	0.65	5.26	4.83	4.38	4.03	3.76
650-S200-3-W2-22-9	S200-3-W2-22-9	0.17	0.65	5.37	4.92	4.47	4.12	3.83
650-S200-4-W1-22-9	S200-4-W1-22-9	0.235	0.75	5.95	5.45	4.94	4.56	4.25
650-S200-5-W1-22-9	S200-5-W1-22-9	0.275	0.75	6.08	5.56	5.05	4.65	4.34

CWT SOLDER SLEEVE SHEILD TERMINATORS

Specifications:
- Transparent insulation sleeve provides encapsulation, inspectability, strain relief and insulation
- Prefluxed solder preform provides a controlled soldering process
- One-piece design offers easy installation and lower installed cost
- Optional preinstalled ground leads provide convenience and ease of installation

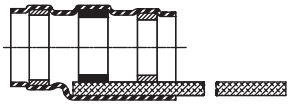

For quantities greater than listed, call for quote.

MOUSER STOCK NO.	TE Part No.	Inside Dia. (in.)	Length (in.)	Price Each		
				1	50	100
650-SO63-2-9030	SO63-2-9030	0.105	0.65	6.27	5.98	5.68
650-SO63-3-9030	SO63-3-9030	0.17	0.65	6.31	6.01	5.71
650-SO63-4-9030	SO63-4-9030	0.235	0.75	4.17	3.48	3.20

SIDE ENTRY BUSHINGS

Features:
- Fewer wraps needed than conventional silicone tapes
- High temperature resistant silicone material rated to 180°C
- Trim to fit capabilities. Fit any size saddle clamp/wire bundle combination
- Thermally formed so it naturally conforms to circular wire bundles
- No adhesive layer for easy removal
- Re-usable

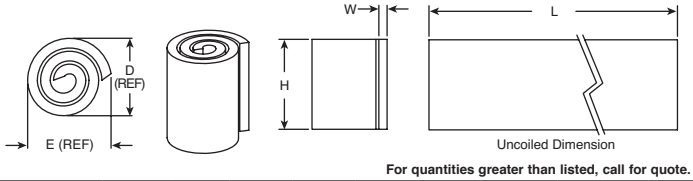

For quantities greater than listed, call for quote.

MOUSER STOCK NO.	TE Part No.	Dimensions (in.)						Price Each		
		E Ref.	D Ref.	H ± 10%	L ± 10%	W ± 10%	Bundle O.D. Min	1	25	50
650-SEB-B	SEB-B	.35	.40	.40	2.00	.06	.05	7.79	6.94	6.42
650-SEB-C	SEB-C	.48	.53	.50	3.00	.06	.05	10.92	9.50	9.02
650-SEB-D	SEB-D	.55	.60	.60	4.00	.06	.10	12.67	11.22	10.36

HIGH TEMPERATURE SEALING SLEEVES

High temperature fluoropolymer sealing sleeve provides a robust, lightweight cover which shrinks to environmentally seal in-line compression joints and terminal lugs.

Features:
- No oven curing equipment needed
- Labor saving preinstall sealing sleeves
- Meets FAR Part 25 appendix F of the FAA standards
- Sealing material is pre-installed

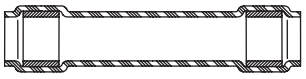

For quantities greater than listed, call for quote.

MOUSER STOCK NO.	TE Part No.	Size (in.)	Length (in.)	Price Each				
				1	50	100	250	500
650-CJ6775-000	CJ6775-000	3/8	4.75	6.28	5.72	5.24	4.69	4.38
650-CJ6777-000	CJ6777-000	1/2	5.75	8.96	8.16	7.51	6.93	6.76
650-CJ6779-000	CJ6779-000	3/4	6.75	12.01	10.91	9.28	8.04	7.95
650-CJ6781-000	CJ6781-000	1	6.75	14.13	13.28	11.66	11.12	10.83
650-CJ6774-000	CJ6774-000	3/8	2.75	5.07	4.61	4.23	3.91	3.62
650-CJ6776-000	CJ6776-000	1/2	2.75	5.62	5.10	4.68	4.17	3.86
650-CJ6778-000	CJ6778-000	3/4	3.00	7.13	6.53	5.98	5.37	4.65
650-CJ6780-000	CJ6780-000	1	3.75	11.29	10.26	8.73	7.62	7.33

SOLDER SLEEVES

TE Connectivity's SolderSleeve heat-shrinkable wire and cable interconnection devices are a labor-saving alternative to conventional wire and cable termination methods such as craft-sensitive, time-consuming hand soldering or crimping.

Features:
- Controlled soldering with high level of sealing
- Strain relief
- Insulation
- Easy one step installation
- Application from 125°C to 260°C
- NAS, MIL-SPEC, and UL approvals

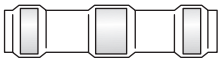

150C Mil-Spec 83519 Qualified

For quantities greater than listed, call for quote.

MOUSER STOCK NO.	TE Part No.	Inner Dia. Min.	Shields Dia. Min.	Price Each				
				1	50	100	250	500
650-S0101R	S01-01-R	.075"	.035"	1.22	1.11	1.02	.942	.867
650-S0102R	S01-02-R	.105"	.055"	1.21	1.06	.952	.845	.781
650-S0103R	S01-03-R	.170"	.085"	3.48	3.10	2.56	2.01	1.61
650-S0104R	S01-04-R	.235"	.130"	2.04	1.84	1.68	1.53	1.41
650-S0105R	S01-05-R	.275"	.170"	2.68	2.57	2.35	2.25	2.14

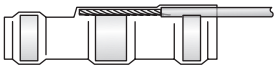

125C (Commercial Shield Term with Lead)

For quantities greater than listed, call for quote.

MOUSER STOCK NO.	TE Part No.	Inner Dia. Min.	Shields Dia. Min.	Price Each				
				1	50	100	250	500
650-CWT3122	CWT-3-W122-5	.098"	.059"	4.07	3.64	3.00	2.35	1.82
650-CWT5122	CWT-5-W122-5	.169"	.079"	4.42	3.76	3.09	2.85	2.43
650-CWT7122	CWT-7-W122-5	.252"	.130"	2.78	2.51	2.16	2.02	1.86

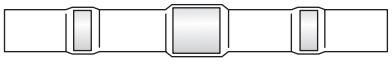

Solder Splicing Sleeves (For Wire to Wire Splices)

For quantities greater than listed, call for quote.

MOUSER STOCK NO.	TE Part No.	Wire Jacket O.D. (mm)		Price Each				
		Min.	Max.	1	50	100	250	500
650-CWT9001	CWT-9001	0.4	1.7	.63	.546	.482	.448	.386
650-CWT9002	CWT-9002	1.3	2.7	.54	.46	.407	.353	.31
650-CWT9003	CWT-9003	1.8	4.5	.63	.546	.492	.439	.396



Solder Terminating Sleeves (For Wire to Pin Termination)

For quantities greater than listed, call for quote.

MOUSER STOCK NO.	TE Part No.	Wire to Pin Size (AWG)	Wire to Tab Size (AWG)	Price Each				
				1	50	100	250	500
650-CWT1501	CWT-1501	24-20	24-20	.42	.379	.347	.323	.292
650-CWT1502	CWT-1502	24-18	24-18	.35	.336	.312	.288	.264
650-CWT1503	CWT-1503	22-20	24-18	.49	.446	.421	.402	.366

Tubing

TE Connectivity

© Copyright 2013 Mouser Electronics

3M™ Heat Shrinkable Tubing

RoHS Compliant **This page of product is compliant.**

FP-301 FLEXIBLE POLYOLEFIN SHRINKABLE TUBING

- Shrink ratio: 2:1
- Shrink temperature: 100°C min.
- Temperature range: -55°C to +135°C
- Meets MIL-DTL-23053/5 Class 1&2
- Longitudinal shrinkage: <5%
- High resistance to solvents, acids, and alkalis
- Cross-linked polyolefin
- 600V @ 125°C

Small Reel: Replace blank with **5** for **Black**, **6** for **Clear**
Large Reel: Black is available from stock.
Replace blank with: **BK** for **Black**, **R** for **Red**, **Y** for **Yellow**, **W** for **White**, **BU** for **Blue**, **C** for **Clear**

RoHS Compliant

Replace the blank in the Mouser Stock No. with:
1 for **Black**, **2** for **Blue**, **3** for **Clear**, **4** for **Red**, **5** for **White**, **6** for **Yellow, 7** for **Green**

✻Available from stock in black only

MOUSER STOCK NO.	Expanded I.D. (in.)	Price Per 4' Length			
		1	5	10	25
5174-1364__	3/64	.96	.888	.838	.768
5174-1116__	1/16	.98	.908	.857	.786
5174-1332__	3/32	1.04	.95	.896	.822
5174-118__	1/8	1.12	1.03	.974	.893
5174-1316__	3/16	.91	.877	.851	.825
5174-114__	1/4	1.71	1.57	1.48	1.36
5174-138__	3/8	1.88	-	1.74	1.66
5174-112__	1/2	2.14	1.96	1.85	1.70
5174-134__	3/4	2.86	2.62	2.47	2.27
5174-1100__	1	4.54	3.55	3.45	3.39
5174-1112__	1 1/2	7.93	7.29	6.88	6.31
5174-1200__	2	10.97	10.08	9.50	8.72
5174-1300__	3	22.14	20.34	19.19	17.60
5174-1400__	4	31.05	28.54	26.91	24.70

For quantities greater than listed, call for quote.

Expanded I.D. (in.)	Small Reel			Large Reel		
	MOUSER STOCK NO.	Reel Lth. (ft.)	Price Per Reel	MOUSER STOCK NO.	Reel Lth. (ft.)	Price Per Reel
3/64	517-5__01	100	38.67	517-301364__/REEL	1000	194.27
1/16	517-5__02	100	26.57	517-301116__/REEL	1000	186.23
3/32	517-5__03	100	27.35	517-301332__/REEL	500	104.95
1/8	517-5__04	100	32.16	517-301018__/REEL	500	110.96
3/16	517-5__05	100	39.06	517-301316__/REEL	250	68.11
1/4	517-5__06	100	47.76	517-301014__/REEL	200	66.76
3/8	✻ 517-5507	100	53.91	517-301038__/REEL	200	74.50
1/2	517-5__08	100	47.43	517-301012__/REEL	200	85.73
3/4	✻ 517-5509	50	40.78	517-301034__/REEL	200	112.01
1	✻ 517-5510	50	102.66	517-301100__/REEL	100	83.71
1 1/2	✻ 517-5511	50	171.46	517-301112__/REEL	100	160.72
2	✻ 517-5512	50	236.80	517-301200__/REEL	100	222.11
3	- - -	-	-	517-301300__/REEL	50	224.03
4	- - -	-	-	517-301400__/REEL	50	314.14

EPS-300 ADHESIVE LINED POLYOLEFLIN HEAT-SHRINK

Flexible bond with a wide variety of rubbers, plastics and metals. EPS-300 offers superb environmental protection for electronic components, wire splices, wire bundles, and harness breakouts. The tubing is made from flame-retardant, flexible polyolefin with an internal layer of special thermoplastic adhesive.

- Shrink ratio: 3:1
- Shrink temperature: 121°C min.
- Temperature range: -55°C to +110°C
- Superior moisture sealing
- Environmental protection
- Longitudinal shrinkage: <15%
- Tensile strength: 2100 PSI
- Dielectric strength: 700V/mil

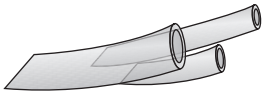

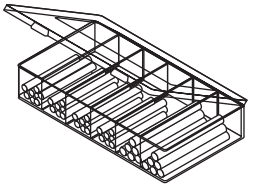

RoHS Compliant

Kit

MOUSER STOCK NO.	Size (in.)	Package Quantity	Color	Price Per Kit
517-5300	1/2, 3/4, 1	42	Red/Black	157.54

Precut 4' Lengths

For quantities greater than listed, call for quote.

MOUSER STOCK NO.	Size (in.)	Color	Price Per 4' Length		
			1	5	10
5174-348316	3/16	Black	4.47	4.11	3.87
5174348014	1/4	Black	5.50	5.10	4.82
5174-348038	3/8	Black	9.33	7.07	5.51
5174-348012	1/2	Black	7.23	6.66	6.27
5174-348034	3/4	Black	9.87	9.06	8.55
5174-348100	1	Black	30.78	28.29	26.68

6" Refills for EPS-300 Kits

For quantities greater than listed, call for quote.

MOUSER STOCK NO.	Size (in.)	Package Quantity	Color	Price Per Package		
				1	5	10
517-5307	3/16	24	Black	25.11	23.68	22.36
517-5308	1/4	20	Black	30.75	29.00	27.38
517-5309	3/8	16	Black	35.52	34.48	33.54
517-5301	1/2	14	Red	43.08	40.61	38.35
517-5302	1/2	14	Black	43.08	40.61	38.35
517-5303	3/4	12	Red	51.27	48.34	45.66
517-5304	3/4	12	Black	50.27	47.39	44.76
517-5306	1	8	Black	75.39	71.07	67.12

VFP-876 VERY FLEXIBLE SHRINKABLE TUBING

Ideal for shrink-fit jacketing and insulation of flexible wire bundles and sensitive components.

- Shrink ratio: 2:1
- Shrink temperature: 121°C min.
- Temperature range: -55°C to +135°C
- Longitudinal shrinkage: <5%
- Reels available upon request with a typical 1-2 week lead time

Available in Black Only

RoHS Compliant

Precut 4' Lengths

For quantities greater than listed, call for quote.

MOUSER STOCK NO.	Expanded I.D. (in.)	Price Per 4' Length		
		1	5	10
5174-33321	3/32	1.21	1.11	1.05
5174-3181	1/8	1.31	1.20	1.13
5174-33161	3/16	1.59	1.47	1.38
5174-3141	1/4	1.63	1.54	1.46
5174-3121	1/2	2.49	2.29	2.16
5174-31001	1	4.96	4.57	4.30

6" Lengths

For quantities greater than listed, call for quote.

MOUSER STOCK NO.	Number per package	Expanded I.D. (in.)	Price Per Package		
			1	5	10
517-6001	38	1/6	5.11	4.83	4.56
517-6002	36	3/32	5.99	5.10	4.82
517-6003	34	1/8	5.72	5.39	5.09
517-6015	30	3/16	6.49	6.12	5.78
517-6005	26	1/4	7.50	7.07	6.68
517-6006	24	3/8	8.13	7.66	7.23
517-6007	20	1/2	9.75	9.19	8.68
517-6008	14	3/4	13.93	12.81	12.07

FP-301 FLEXIBLE POLYOLEFIN SHRINKABLE TUBING KIT

These heat shrink tubing kits are available in assorted colors or black.
Each plastic box has a large selection of popular sizes and colors in 6" lengths.
Assorted colors include black, red, white, yellow, blue, green, and clear.

- Shrink ratio: 2:1
- Shrink temperature: 100°C min.
- Reels are also available with a typical 1 to 2 week leadtime
- Operating temperature: -55°C to +135°C
- Longitudinal shrinkage: <5%

RoHS Compliant

For quantities greater than listed, call for quote.

MOUSER STOCK NO.	Size (in.)	Package Quantity	Color	Price Each	
				1	5
517-5100	3/32 - 1/2	133	Assorted	94.16	90.55
517-5200	3/16/01	102	Black	94.16	90.55

6" Refills for FP-301 Kits

For quantities greater than listed, call for quote.

MOUSER STOCK NO.	Size (in.)	Package	Color	Price Per Package
517-5101	3/32	35	Assorted	13.18
517-5102	1/8	28	Assorted	13.84
517-5103	3/16	21	Assorted	13.18
517-5203	3/16	30	Black	6.85
517-5104	1/4	21	Assorted	13.18
517-5204	1/4	26	Black	7.91
517-5105	3/8	14	Assorted	13.18
517-5205	3/8	24	Black	8.56
517-5106	1/2	14	Assorted	13.69
517-5206	1/2	20	Black	10.27
517-5207	3/4	14	Black	14.67
517-5208	1	10	Black	20.53

© Copyright 2013 Mouser Electronics

© Copyright 2013 Mouser Electronics

3M™ Halogen Free Cable

RoHS Compliant **This page of product is compliant.**

DIMENSIONS: in. (mm)

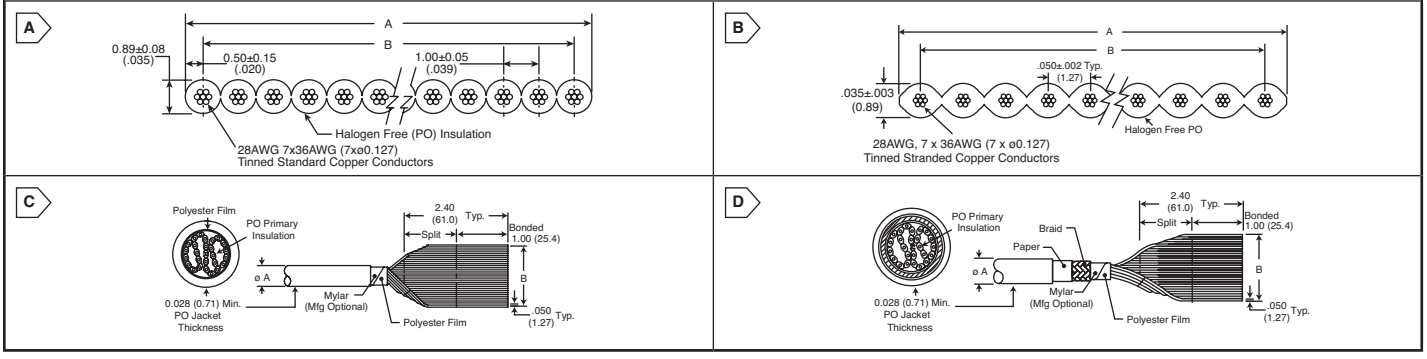

Features:

- Low Smoke Zero Halogen (LSZH) Insulation. Advantages of LSZH insulation are the low smoke (IEC 61034-2:2005), and low toxicity of combustion gases (NF X 70-100-2:2006), reducing the risk to firefighters, and reducing the soot and corrosion damage to nearby equipment.
- Broad operating temperature range from -40°C to 105°C
- 28 AWG wire on .050 inch centers permits mass termination to broad line of IDC connectors
- Zippable for branching or discrete terminations
- See the Regulatory Information Appendix (RIA) in the "RoHS compliance" section of www.3Mconnector.com for compliance information (RIA E1 & C1 apply)

HF625 SERIES ROUND CONDUCTOR FLAT CABLE

Specifications:

- Voltage Rating: USA: 300V Canada: 150V EU: <50V
- Flammability Rating: UL: Horizontal
- Color: Dark Gray

MOUSER STOCK NO.	3M Part No.	Fig.	No. of Cond.	Dimensions: in. (mm)		Price Per 30m Roll
				A ±.013	B (Pertains to Bonded Area Only)	
517-HF625/08-30	HF625/08-30	A	8	8.00 ± 0.20 (.315)	7.00 ± 0.18 (.276)	25.68
517-HF625/10-30	HF625/10-30	A	10	10.00 ± 0.20 (.394)	9.00 ± 0.18 (.354)	32.10
517-HF625/12-30	HF625/12-30	A	12	12.00 ± 0.20 (.472)	11.00 ± 0.18 (.433)	35.56
517-HF625/14-30	HF625/14-30	A	14	14.00 ± 0.20 (.551)	13.00 ± 0.18 (.512)	41.48
517-HF625/16-30	HF625/16-30	A	16	16.00 ± 0.22 (.630)	15.00 ± 0.20 (.591)	47.41
517-HF625/20-30	HF625/20-30	A	20	20.00 ± 0.22 (.787)	19.00 ± 0.20 (.748)	59.26
517-HF625/26-30	HF625/26-30	A	26	26.00 ± 0.22 (1.024)	25.00 ± 0.20 (.984)	77.04
517-HF625/30-30	HF625/30-30	A	30	30.00 ± 0.25 (1.181)	29.00 ± 0.23 (1.142)	84.97
517-HF625/34-30	HF625/34-30	A	34	34.00 ± 0.25 (1.339)	33.00 ± 0.23 (1.299)	96.30
517-HF625/40-30	HF625/40-30	A	40	40.00 ± 0.25 (1.575)	39.00 ± 0.23 (1.535)	113.29
517-HF625/44-30	HF625/44-30	A	44	44.00 ± 0.25 (1.732)	43.00 ± 0.23 (1.693)	124.62
517-HF625/50-30	HF625/50-30	A	50	50.00 ± 0.25 (1.969)	49.00 ± 0.23 (1.929)	141.61

HF365 SERIES ROUND CONDUCTOR FLAT CABLE

Specifications:

- Voltage Rating: USA: 300V Canada: 150V EU: <50V
- Flammability Rating: UL: Horizontal
- Color: Dark Gray

MOUSER STOCK NO.	3M Part No.	Fig.	No. of Cond.	Dimensions: in. (mm)		Price Per 100' Spool
				A ±.013	B (Pertains to Bonded Area Only)	
Splice Free						
517-HF365/06SF	HF365/06SF	B	6	.300 ± .010 (11.43)	.250 ± .007 (10.16)	42.05
517-HF365/09SF	HF365/09SF	B	9	.450 ± .010 (11.43)	.350 ± .007 (10.16)	40.26
517-HF365/10SF	HF365/10SF	B	10	.500 ± .010 (12.70)	.450 ± .007 (11.43)	51.49
517-HF365/14SF	HF365/14SF	B	14	.700 ± .010 (17.78)	.650 ± .007 (16.51)	55.05
517-HF365/16SF	HF365/16SF	B	16	.800 ± .015 (20.32)	.750 ± .011 (19.05)	61.02
517-HF365/20SF	HF365/20SF	B	20	1.000 ± .015 (25.40)	0.950 ± .011 (24.13)	72.88
517-HF365/24SF	HF365/24SF	B	24	1.200 ± .015 (30.48)	1.150 ± .011 (29.21)	84.72
517-HF365/25SF	HF365/25SF	B	25	1.250 ± .015 (31.75)	1.200 ± .011 (30.48)	88.37
517-HF365/26SF	HF365/26SF	B	26	1.300 ± .015 (33.02)	1.250 ± .011 (31.75)	92.01
517-HF365/34SF	HF365/34SF	B	34	1.700 ± .020 (43.18)	1.650 ± .015 (41.91)	122.11
517-HF365/40SF	HF365/40SF	B	40	2.000 ± .020 (50.80)	1.950 ± .015 (49.53)	143.66
517-HF365/50SF	HF365/50SF	B	50	2.500 ± .020 (63.50)	2.450 ± .015 (62.23)	176.22
Spliced						
517-HF365/09	HF365/09	B	9	.450 ± .010 (11.43)	.350 ± .007 (10.16)	36.57
517-HF365/14	HF365/14	B	14	.700 ± .010 (17.78)	.650 ± .007 (16.51)	50.04
517-HF365/20	HF365/20	B	20	1.000 ± .015 (25.40)	0.950 ± .011 (24.13)	66.22
517-HF365/30	HF365/30	B	30	1.500 ± .020 (38.10)	1.450 ± .015 (36.83)	95.70
517-HF365/50	HF365/50	B	50	2.500 ± .020 (63.50)	2.450 ± .015 (62.23)	155.22

HF759 SERIES ROUND, JACKETED, FLAT CABLE

Specifications:

- Voltage Rating: USA: 300V Canada: 150V EU: <50V
- Flammability Rating: USA: VW-1, Canada: FT-1
- Color: Dark Gray

MOUSER STOCK NO.	3M Part No.	Fig.	No. of Cond.	Dimensions: in. (mm)		Price Per 275' Spool
				A ±.013	B (Pertains to Bonded Area Only)	
517-HF759/09SF	HF759/09SF	C	9	0.26 (6.6)	0.40 (10.2)	337.45
517-HF759/14SF	HF759/14SF	C	14	0.27 (6.9)	0.65 (16.5)	383.91
517-HF759/16SF	HF759/16SF	C	16	0.27 (6.9)	0.75 (19.1)	414.58
517-HF759/34SF	HF759/34SF	C	34	0.37 (9.4)	1.65 (41.9)	527.73
517-HF759/37SF	HF759/37SF	C	37	0.39 (9.9)	1.80 (45.7)	557.00
517-HF759/40SF	HF759/40SF	C	40	0.39 (9.9)	1.95 (49.5)	571.55
517-HF759/50SF	HF759/50SF	C	50	0.44 (11.2)	2.45 (62.2)	665.53
517-HF759/64SF	HF759/64SF	C	64	0.50 (12.7)	3.15 (80.0)	801.04
Spliced						
517-HF759/10	HF759/10	C	10	0.26 (6.6)	0.45 (11.4)	321.07
517-HF759/20	HF759/20	C	20	0.30 (7.6	0.95 (24.1)	390.97

HF659 SERIES ROUND, SHEILDED/JACKETED, FLAT CABLE

Specifications:

- Voltage Rating: USA: 300V Canada: 150V EU: <50V
- Flammability Rating: USA: VW-1, Canada: FT-1
- Color: Dark Gray

MOUSER STOCK NO.	3M Part No.	Fig.	No. of Cond.	Dimensions: in. (mm)		Price Per 275' Spool
				A ±.013	B (Pertains to Bonded Area Only)	
517-HF659/37SF	HF659/37SF	D	37	0.43 (10.9)	1.80 (45.7)	651.85

© Copyright 2013 Mouser Electronics
© Copyright 2013 Mouser Electronics

MASS TERMINATION POWER CABLE

Specifications:

- Mass termination
- Primary material: Polyvinyl Chloride (PVC)
- RoHS Compliant per 3M documentation

For quantities greater than listed, call for quote.

MOUSER STOCK NO.	3M Part No.	Fig.	No. of Cond.	Dia. A ± .015 in. (mm)	Dim. B (Pertains to Bonded Area Only)	Wire Gauge	Price Per 100' Spool
3896 Series .025"							
517-8124/04	8124/04-100	A	4	.368(9.35)	.300(7.6)	22	**61.87**
517-8124/05	8124/05-100	A	5	0.468(11.89)	0.4(10.16)	22	**65.40**
517-8124/6	8124/06-100	A	6	0.568(14.43)	0.5(12.70)	22	**79.31**
517-8124/08	8124/08-100	A	8	0.768(19.51)	0.7(15.24)	22	**90.98**
517-8124/10	8124/10-100	A	10	0.968(24.59)	0.9(22.86)	22	**137.56**
3758 Series .050"							
517-8132/04	8132/04-100	B	4	.564(14.33)	.468(11.89)	18	**79.07**
517-8132/05	8132/05-100	B	5	.720(18.29)	.624(15.85)	18	**102.78**
517-8132/06	8132/06-100	B	6	.876(22.25)	.780(19.81)	18	**129.60**

For quantities greater than listed, call for quote.

MOUSER STOCK NO.	3M Part No.	Fig.	No. of Cond.	Dia. A ± .03 in. (mm)	Dim. B (Pertains to Bonded Area Only)	Wire Gauge	Price Per 100' Spool
3759 Series .050"							
517-3759/09	3759/09-100	C	9	0.26 (6.6)	0.40 (10.2)	28 AWG	**128.40**
517-3759/10	3759/10-100	C	10	0.26 (6.6)	0.45 (11.4)	28 AWG	**89.02**
517-3759/14	3759/14-100	C	14	0.27 (6.9)	0.65 (16.5)	28 AWG	**95.87**
517-3759/15	3759/15-100	C	15	0.27 (6.9)	0.70 (17.8)	28 AWG	**94.42**
517-3759/16	3759/16-100	C	16	0.27 (6.9)	0.75 (19.1)	28 AWG	**98.18**
517-3759/20	3759/20-100	C	20	0.30 (7.6)	0.95 (24.1)	28 AWG	**112.99**
517-3759/24	3759/24-100	C	24	0.33 (8.4)	1.15 (29.2)	28 AWG	**109.51**
517-3759/25	3759/25-100	C	25	0.33 (8.4)	1.20 (30.5)	28 AWG	**114.08**
517-3759/26	3759/26-100	C	26	0.33 (8.4)	1.25 (31.8)	28 AWG	**129.08**
517-3759/34	3759/34-100	C	34	0.37 (9.4)	1.65 (41.9)	28 AWG	**139.70**
517-3759/37	3759/37-100	C	37	0.39 (9.9)	1.80 (45.7)	28 AWG	**152.03**
517-3759/40	3759/40-100	C	40	0.39 (9.9)	1.95 (49.5)	28 AWG	**236.26**
517-3759/50	3759/50-100	C	50	0.44 (11.2)	2.45 (62.2)	28 AWG	**171.20**
517-3759/60	3759/60-100	C	60	0.47 (11.9)	2.95 (74.9)	28 AWG	**205.44**
517-3759/64	3759/64-100	C	64	0.50 (12.7)	3.15 (80.0)	28 AWG	**195.66**

ROUND, SHIELDED/JACKETED FLAT CABLE - 3659 SERIES .050"

For EMI/ESD Protection

Specifications:

- 28 AWG stranded
- Splice free
- Mass termination
- Jacket material: Black Polyvinyl Chloride (PVC)
- Primary material: Gray Polyvinyl Chloride (PVC)
- Conductors: tinned stranded copper
- Voltage rating: 300V
- Temperature rating: -20°C to +80°C
- Flammability rating: USA: N.E.C. 725, CL2
- RoHS Compliant per 3M documentation

By the 100 ft. Spool					By the Foot			
MOUSER STOCK NO.	3M Part No.	Fig.	No. of Cond.	Price Per Spool	MOUSER STOCK NO.	Price Per Foot 1	10	25
3659 Series .050"								
517-3659/9	3659/09-100SF	D	9	**103.09**	517-3659/9FT	**1.31**	**1.21**	**1.10**
517-3659/10	3659/10-100SF	D	10	**109.27**	517-3659/10FT	**1.40**	**1.29**	**1.19**
517-3659/15	3659/15-100SF	D	15	**124.25**	517-3659/15FT	**1.58**	**1.47**	**1.34**
517-3659/26	3659/26-100SF	D	26	**151.21**	517-3659/26FT	**1.97**	**1.82**	**1.66**
517-3659/34	3659/34-100SF	D	34	**162.97**	517-3659/34FT	**2.12**	**1.96**	**1.79**
517-3659/37	3659/37-100SF	D	37	**177.36**	517-3659/37FT	**2.38**	**2.18**	**2.00**

HIGH FLEX LIFE CABLE - 3319 SERIES .050"

Specifications:

- Flex life of 100 million cycles at 1 3/4 in. dia.
- Insulation color: black
- Conductors: Silver plated stranded copper alloy
- RoHS Compliant per 3M documentation
- Voltage rating: 300V
- Temperature rating: -20°C to +105°C
- Flammability rating: USA: VW-1
- Color: black

For quantities greater than listed, call for quote.

MOUSER STOCK NO.	3M Part No.	Fig.	No. of Cond.	Wire Gauge	Insulation Material	Price Per 100' Spool
3319 Series .050"						
517-3319/09	3319/09-100	E	9	28 AWG	PVC	**394.25**
517-3319/10	3319/10-100	E	10	28 AWG	PVC	**191.07**
517-3319/14	3319/14-100	E	14	28 AWG	PVC	**267.50**
517-3319/15	3319/15-100	E	15	28 AWG	PVC	**1046.36**
517-3319/16	3319/16-100	E	16	28 AWG	PVC	**305.71**
517-3319/20	3319/20-100	E	20	28 AWG	PVC	**382.14**
517-3319/34	3319/34-100	E	34	28 AWG	PVC	**606.34**
517-3319/40	3319/40-100	E	40	28 AWG	PVC	**3388.33**

A

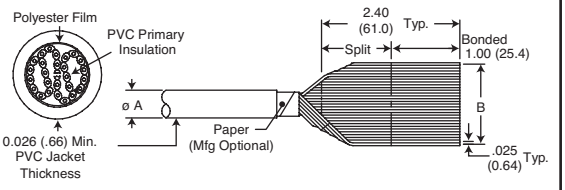

B

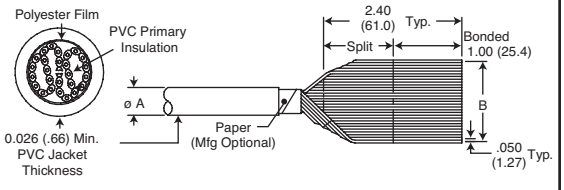

C

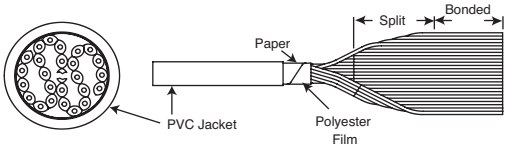

D

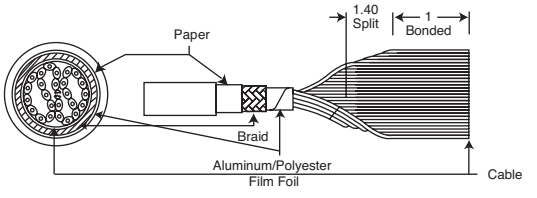

E



© Copyright 2013 Mouser Electronics

© Copyright 2013 Mouser Electronics

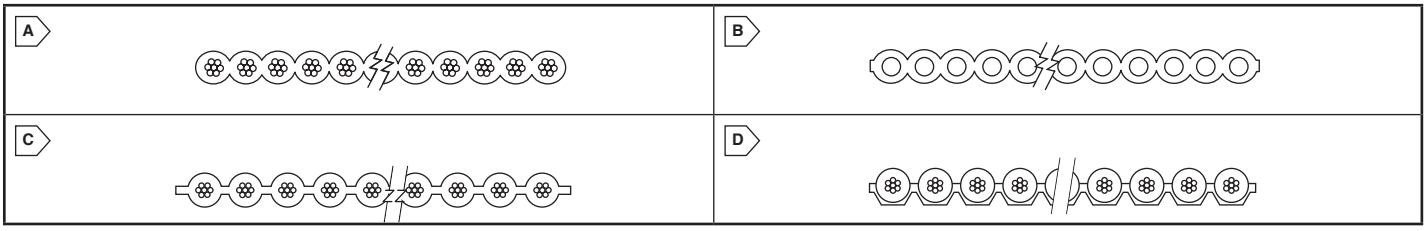

ROUND CONDUCTOR IDC FLAT CABLE

- Mass Termination

MOUSER STOCK NO.	3M Part No.	Fig.	No. of Conductors	Wire Gauge	Insulation Material	Conductors	Color	Price Per Spool
3756 Series .025" - 100 Foot Spool								
517-3756/26	3756/26-100	A	26	30AWG	TPE	Tinned Stranded Copper	Gray	74.31
517-3756/34	3756/34-100	A	34	30AWG	TPE	Tinned Stranded Copper	Gray	305.60
517-3756/40	3756/40-100	A	40	30AWG	TPE	Tinned Stranded Copper	Gray	311.11
517-3756-50	3756/50-100	A	50	30AWG	TPE	Tinned Stranded Copper	Gray	175.21
517-3756/68	3756/68-100	A	68	30AWG	TPE	Tinned Stranded Copper	Gray	165.52
517-3756/80	3756/80-100	A	80	30AWG	TPE	Tinned Stranded Copper	Gray	194.73
517-3756/100	3756/100-100	A	100	30AWG	TPE	Tinned Stranded Copper	Gray	604.74
3754 Series .025" - 300 Foot Spool								
517-3754/20-300	3754/20-300	A	20	30AWG	PVC	Tinned Stranded Copper	Gray	98.34
517-3754/30-300	3754/30-300	A	30	30AWG	PVC	Tinned Stranded Copper	Gray	147.50
517-3754/34-300	3754/34-300	A	34	30AWG	PVC	Tinned Stranded Copper	Gray	162.39
517-3754/40-300	3754/40-300	A	40	30AWG	PVC	Tinned Stranded Copper	Gray	191.06
517-3754/50-300	3754/50-300	A	50	30AWG	PVC	Tinned Stranded Copper	Gray	238.82
3801 Series .050" - 100 Foot Spool								
517-3801/09	3801/09-100	A	9	26AWG	PVC	Tinned Stranded Copper	Gray	21.85
517-3801/10	3801/10-100	A	10	26AWG	PVC	Tinned Stranded Copper	Gray	24.39
517-3801/14	3801/14-100	A	14	26AWG	PVC	Tinned Stranded Copper	Gray	34.65
517-3801/16	3801/16-100	A	16	26AWG	PVC	Tinned Stranded Copper	Gray	39.59
517-3801/18	3801/18-100	A	18	26AWG	PVC	Tinned Stranded Copper	Gray	44.28
517-3801/20	3801/20-100	A	20	26AWG	PVC	Tinned Stranded Copper	Gray	49.52
517-3801/24	3801/24-100	A	24	26AWG	PVC	Tinned Stranded Copper	Gray	66.46
517-3801/25	3801/25-100	A	25	26AWG	PVC	Tinned Stranded Copper	Gray	67.80
517-3801/26	3801/26-100	A	26	26AWG	PVC	Tinned Stranded Copper	Gray	64.36
517-3801/34	3801/34-100	A	34	26AWG	PVC	Tinned Stranded Copper	Gray	80.45
517-3801/40	3801/40-100	A	40	26AWG	PVC	Tinned Stranded Copper	Gray	94.65
517-3801/50	3801/50-100	A	50	26AWG	PVC	Tinned Stranded Copper	Gray	118.31
517-3801/60	3801/60-100	A	60	26AWG	PVC	Tinned Stranded Copper	Gray	141.97
3625 Series 1.0MM - 30 Meter Spool								
517-3625/10	3625/10-30M	A	10	28AWG	PVC	Tinned Stranded Copper	Gray	34.80
517-3625/12	3625/12-30M	A	12	28AWG	PVC	Tinned Stranded Copper	Gray	41.76
517-3625/20	3625/20-30M	A	20	28AWG	PVC	Tinned Stranded Copper	Gray	69.58
517-3625/26	3625/26-30M	A	26	28AWG	PVC	Tinned Stranded Copper	Gray	90.49
517-3625/34	3625/34-30M	A	34	28AWG	PVC	Tinned Stranded Copper	Gray	118.29
517-3625/44	3625/44-30M	A	44	28AWG	PVC	Tinned Stranded Copper	Gray	153.08
517-3625/50	3625/50-30M	A	50	28AWG	PVC	Tinned Stranded Copper	Gray	173.98
3749 Series .025" - 100 Foot Spool								
517-3749/20	3749/20-100	B	20	30AWG	TPE	Tinned Copper	Gray	130.42
517-3749/26	3749/26-100	B	26	30AWG	TPE	Tinned Copper	Gray	65.52
517-3749/36	3749/36-100	B	36	30AWG	TPE	Tinned Copper	Gray	85.59
517-3749/40	3749/40-100	B	40	30AWG	TPE	Tinned Copper	Gray	85.41
517-3749-50	3749/50-100	B	50	30AWG	TPE	Tinned Copper	Gray	122.58
517-3749/68	3749/68-100	B	68	30AWG	TPE	Tinned Copper	Gray	167.62
517-3749/80	3749/80-100	B	80	30AWG	TPE	Tinned Copper	Gray	185.59
517-3749/100	3749/100-100	B	100	30AWG	TPE	Tinned Copper	Gray	207.12
3601 Series .050" - 100 Foot Spool								
517-3601/10	3601/10-100	C	10	28AWG	FEP	Silver Plated Stranded Copper Alloy	Blue	228.51
517-3601/15	3601/15-100	C	15	28AWG	FEP	Silver Plated Stranded Copper Alloy	Blue	369.15
517-3601/20	3601/20-100	C	20	28AWG	FEP	Silver Plated Stranded Copper Alloy	Blue	408.13
517-3601/40	3601/40-100	C	40	28AWG	FEP	Silver Plated Stranded Copper Alloy	Blue	853.13

3365 SERIES .050"

Can be purchased by 100ft. spool or by the foot.

MOUSER STOCK NO.	3M Part No.	Fig.	No. of Conductors	Wire Gauge	Insulation Material	Color	Price Per 100' Spool	MOUSER STOCK NO.	Price Per Foot 1	10	25
517-3365/9	3365/09-100SF	D	9	28AWG Stranded	PVC	Gray	20.34	517-3365/9FT	.24	.214	.203
517-3365/10	3365/10-100SF	D	10	28AWG Stranded	PVC	Gray	22.60	517-3365/10FT	.26	.246	.235
517-3365/14	3365/14-100SF	D	14	28AWG Stranded	PVC	Gray	26.36	517-3365/14FT	.29	.278	.268
517-3365/15	3365/15-100SF	D	15	28AWG Stranded	PVC	Gray	28.25	517-3365/15FT	.29	.278	.268
517-3365/16	3365/16-100SF	D	16	28AWG Stranded	PVC	Gray	30.13	517-3365/16FT	.34	.321	.31
517-3365/20	3365/20-100SF	D	20	28AWG Stranded	PVC	Gray	37.66	517-3365/20FT	.43	.407	.385
517-3365/25	3365/25-100SF	D	25	28AWG Stranded	PVC	Gray	47.08	517-3365/25FT	.52	.503	.482
517-3365/26	3365/26-100SF	D	26	28AWG Stranded	PVC	Gray	48.96	517-3365/26FT	.56	.535	.503
517-3365/34	3365/34-100SF	D	34	28AWG Stranded	PVC	Gray	64.03	517-3365/34FT	.73	.685	.663
517-3365/40	3365/40-100SF	D	40	28AWG Stranded	PVC	Gray	75.33	517-3365/40FT	.85	.813	.77
517-3365/50	3365/50-100SF	D	50	28AWG Stranded	PVC	Gray	94.16	517-3365/50FT	1.06	1.02	.963
517-3365/64	3365/64-100SF	D	64	28AWG Stranded	PVC	Gray	120.52	517-3365/64FT	1.36	1.29	1.23

© Copyright 2013 Mouser Electronics
© Copyright 2013 Mouser Electronics

Flat Cable, Discrete Wire and Data Cable

RoHS Compliant **This product is RoHS compliant.**

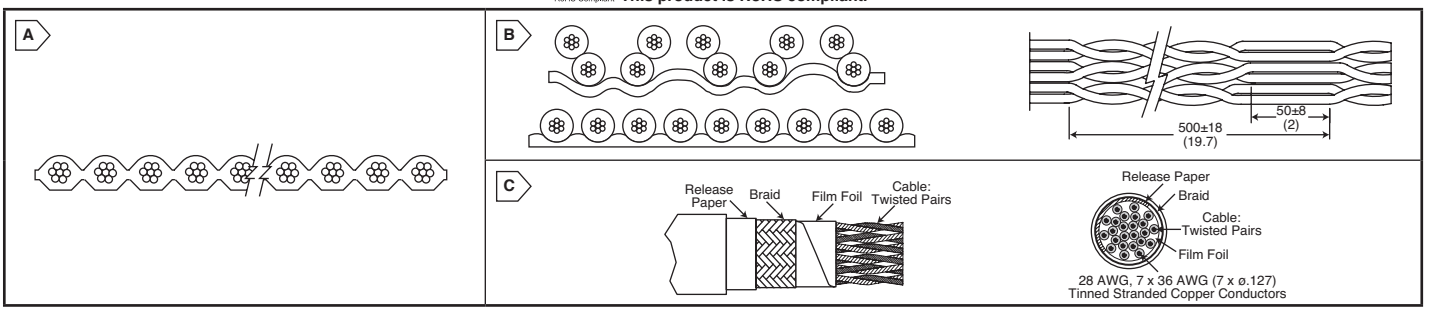

3M TWIN AXIAL CABLE

Features:

- 100Ohm differential pairs
- Four pairs with and without sidebands
- Solid polyolefin insulation
- .88 mm thick
- The cable is UL AWM 21008 (150V, 80C); file number E42769
- Halogen free

NEW! TECHNOLOGY

With Sideband:

Without Sideband:

3M Part No.	Description	MOUSER STOCK NO. (Cut Length)	Price Per Foot	MOUSER STOCK NO. (500' Reels)	Price Per Reel
SL8802/08-211N5-00	4PR, 2 GND, Sn	517-SL880208211NCUT	1.11	517-SL880208211N500	429.70
SL8802/08-201N5-00	4PR, 2 GND, Ag	517-SL880208201NCUT	1.43	- - - - - - - - - - - - - - - -	-
SL8801/12-111A5-00	4PR, with 4 Sideband, Sn	517-SL880112111ACUT	1.22	517-SL880112111A500	470.71
SL8801/12-101A5-00	4PR, with 4 Sideband, Ag	517-SL880112101ACUT	1.54	- - - - - - - - - - - - - - - -	-

ROUND CONDUCTOR FLAT CABLE AND DISCRETE WIRE

3302 Series .050" Color Coded Flat Cable

Can be purchased by 100ft. spool or by the foot.

MOUSER STOCK NO.	3M Part No.	Fig.	No. of Conductors	Wire Gauge	Insulation Material	Conductors	Color	Price Per 1000' Spool	MOUSER STOCK NO.	Price Per Foot 1	10	25
517-3302/9	3302/09-100	A	9	28AWG Stranded	PVC	Tinned Stranded Copper	10 color repeat	35.59	517-3302/9FT	.39	.353	.319
517-3302/10	3302/10-100	A	10	28AWG Stranded	PVC	Tinned Stranded Copper	10 color repeat	39.53	517-3302/10FT	.40	.364	.332
517-3302/14	3302/14-100	A	14	28AWG Stranded	PVC	Tinned Stranded Copper	10 color repeat	145.01	517-3302/14FT	.57	.54	.506
517-3302/16	3302/16-100	A	16	28AWG Stranded	PVC	Tinned Stranded Copper	10 color repeat	63.26	517-3302/16FT	.69	.618	.578
517-3302/20	3302/20-100	A	20	28AWG Stranded	PVC	Tinned Stranded Copper	10 color repeat	83.02	517-3302/20FT	.81	.773	.723
517-3302/25	3302/25-100	A	25	28AWG Stranded	PVC	Tinned Stranded Copper	10 color repeat	256.70	517-3302/25FT	1.06	.979	.888
517-3302/26	3302/26-100	A	26	28AWG Stranded	PVC	Tinned Stranded Copper	10 color repeat	102.78	517-3302/26FT	1.05	.996	.941
517-3302/34	3302/34-100	A	34	28AWG Stranded	PVC	Tinned Stranded Copper	10 color repeat	146.06	517-3302/34FT	1.44	1.34	1.22
517-3302/37	3302/37-100	A	37	28AWG Stranded	PVC	Tinned Stranded Copper	10 color repeat	135.89	517-3302/37FT	1.57	1.44	1.32
517-3302/40	3302/40-100	A	40	28AWG Stranded	PVC	Tinned Stranded Copper	10 color repeat	136.62	517-3302/40FT	1.70	1.56	1.42
517-3302/50	3302/50-100	A	50	28AWG Stranded	PVC	Tinned Stranded Copper	10 color repeat	170.77	517-3302/50FT	2.04	1.95	1.82

Twisted Pair Flat Cable 1700 Series .050"

Can be purchased by 100ft. spool or by the foot.

MOUSER STOCK NO.	3M Part No.	Fig.	No. of Conductors	Wire Gauge	Insulation Material	Conductors	Color	Price Per 1000' Spool	MOUSER STOCK NO.	Price Per Foot 1	10	25
517-1700/10	1700/10-100	B	10	28AWG	PVC	Tinned Stranded Copper	10 color repeat	36.51	517-1700/10FT	.41	.375	.342
517-1700/14	1700/14-100	B	14	28AWG	PVC	Tinned Stranded Copper	10 color repeat	49.93	- - - - -	-	-	-
517-1700/16	1700/16-100	B	16	28AWG	PVC	Tinned Stranded Copper	10 color repeat	57.42	517-1700/16FT	.65	.599	.546
517-1700/26	1700/26-100	B	26	28AWG	PVC	Tinned Stranded Copper	10 color repeat	85.69	517-1700/26FT	1.06	.984	.92
517-1700/34	1700/34-100	B	34	28AWG	PVC	Tinned Stranded Copper	10 color repeat	116.42	517-1700/34FT	1.55	1.39	1.33
517-1700/40	1700/40-100	B	40	28AWG	PVC	Tinned Stranded Copper	10 color repeat	125.89	517-1700/40FT	1.78	1.64	1.50
517-1700/50	1700/50-100	B	50	28AWG	PVC	Tinned Stranded Copper	10 color repeat	152.86	517-1700/50FT	2.03	1.87	1.72

Round, Shielded/Jacketed, Discrete Wire Cable 3600X Series

MOUSER STOCK NO.	3M Part No.	Fig.	No. of Conductors	Wire Gauge	Insulation Material	Conductors	Color	Price Per 300' Spool
517-3600B/14	3600B/14-300	C	14	28AWG	PVC	Tinned Stranded Copper	Beige	234.83
517-3600B/20-300	3600B/20-300	C	20	28AWG	PVC	Tinned Stranded Copper	Beige	288.43
517-3600B/26-300	3600B/26-300	C	26	28AWG	PVC	Tinned Stranded Copper	Beige	336.34
517-3600B/36	3600B/36-300	C	36	28AWG	PVC	Tinned Stranded Copper	Beige	434.67
517-3600B/68-300	3600B/68-300	C	68	28AWG	PVC	Tinned Stranded Copper	Beige	794.54

KOBICONN .050" FLAT IDC RIBBON CABLE

- By the 100ft. Spool
- RoHS Compliant per Kobiconn documentation



MOUSER STOCK NO.	No. of Conductors	Wire Gauge	Insulation Material	Conductors	Color	Price Per 1000' Spool 1	5	10
172-0902-E	9	28AWG	PVC	Tinned Stranded Copper	Gray	29.20	26.55	24.13
172-1010-E	10	28AWG	PVC	Tinned Stranded Copper	Gray	32.46	29.51	26.82
172-1402-E	14	28AWG	PVC	Tinned Stranded Copper	Gray	45.10	41.00	37.28
172-6002-E	60	28AWG	PVC	Tinned Stranded Copper	Gray	158.22	143.84	130.76

KOBICONN FLAT MODULAR TELEPHONE AND DATA CABLE

This modular telephone cable is available in 4, 6, and 8 conductor in three colors: silver satin, black and white. It is sold in 1000' spools.

Features:

- Available in black, white, or silver satin
- Tinned copper conductors prevent corrosion
- Compatible with all USOC modular plugs
- RoHS Compliant per Kobiconn documentation

Specifications:

- 26AWG, 7 x 34 stranding
- Conductors are USOC color coded
- PVC jacket

MOUSER STOCK NO.	No. of Conductors	Color	Price Per 1000' Spool 1	5
172-UL4010-E	4	Silver	129.83	118.03
172-UL6010-E	6	Silver	217.00	197.27
172-UL8010-E	8	Silver	288.14	261.94
172-UL4110-E	4	Black	133.53	121.39
172-UL6110-E	6	Black	197.78	179.79
172-UL8110-E	8	Black	252.70	236.17
172-UL4210-E	4	White	133.53	121.39
172-UL6210-E	6	White	197.78	179.79

Cable Diagrams

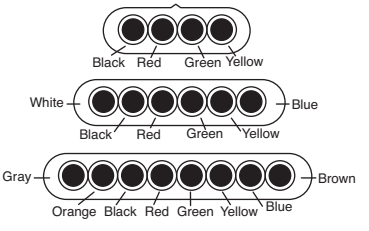

© Copyright 2013 Mouser Electronics

© Copyright 2013 Mouser Electronics

AMPHENOL® Spectra-Strip Cable

Amphenol®

RoHS Compliant This product is RoHS compliant.

SKEWCLEAR PLUS 1X & 4X INFINIBAND CABLE



- The InfiniBand specification provides for data rates over high performance copper lengths: 1x (500MBytes/s 4x (2GBytes/s)

✻ 12x (6GBytes/s) available-please contact your Mouser Sales Representative

For quantities greater than listed, call for quote.

MOUSER STOCK NO.	Amphenol Part No.	No. of Pairs	AWG	Application	Price Per 1000' Spool
523-160-2499-997	160-2499-997	2	24	1X	1696.62
523-166-2499-998	166-2499-998	8	24	4X	2521.99
523-166-2899-997	166-2899-997	8	28	4X	4.27

.025" TWIST'N'FLAT 125 SERIES

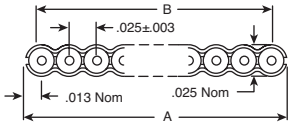

- Programmable twist-length sections
- Ideal for single-ended, LVD SCSI, Ultra320 higher
- 1.707 (in.) width (A)
- 1.675 ± 0.010 (in.) width (B)

For quantities greater than listed, call for quote.

MOUSER STOCK NO.	Amphenol Part No.	No. of Pairs	Price Per Foot		
			1	50	100
523-125-3017-068	125-3017-068	32	4.93	3.72	3.38
523-125-3011-068	125-3011-068	32	4.44	3.37	3.30
523-125-3007-068	125-3007-068	32	4.73	3.45	3.33
523-125-3096-900	125-3096-900	32	4.30	3.70	3.47
523-125-3096-996	125-3096-996	32	5.61	4.48	4.08

TWIST'N'FLAT .050" CENTERS COLOR CODED FLAT CABLE

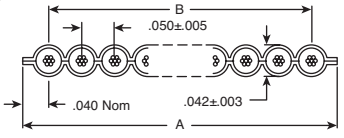

- Rapid mass termination of twisted pair cable
- 28AWG, 7/36 strand tinned copper
- Temperature rating: 176°F (80°C)
- Terminates to standard IDC connectors

For quantities greater than listed, call for quote.

MOUSER STOCK NO.	Amphenol Part No.	No. of Pairs	Total Width A (in.)	Total Width B (in.)	Price Per 100' Spool
523-132-2801-010	132-2801-010	5	0.526	0.450±0.015	52.39
523-132-2801-016	132-2801-016	8	0.826	0.750±0.015	72.21
523-132-2801-020	132-2801-020	10	1.026	0.950±0.015	95.50
523-132-2801-026	132-2801-026	13	1.326	1.250±0.015	110.28
523-132-2801-034	132-2801-034	17	1.726	1.650±0.015	164.07
523-132-2801-050	132-2801-050	25	2.526	2.450±0.020	196.67
523-132-2801-060	132-2801-060	30	3.026	2.950±0.025	231.12
523-132-2801-064	132-2801-064	32	3.226	3.150±0.025	228.55

ROUND TWIST'N'FLAT LOOSE PAIR .050" FLAT CABLE

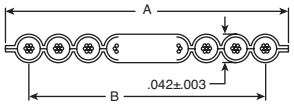

- 28AWG, 7/36 strand tinned copper
- Voltage Rating: 300V
- Temperature rating: 221°F (105°C)

For quantities greater than listed, call for quote.

MOUSER STOCK NO.	Amphenol Part No.	No. of Pairs	Total Width A (in.)	Total Width B (in.)	Price Per 100' Spool
523-169-2832-010	169-2832-010	5	0.526	0.450±0.015	189.68
523-169-2832-020	169-2832-020	10	1.026	0.950±0.015	219.62
523-169-2832-026	169-2832-026	13	1.326	1.25±0.015	262.62
523-169-2832-034	169-2832-034	17	1.726	1.65±0.020	269.89
523-169-2832-050	169-2832-050	25	2.526	2.45±0.020	366.27

ROUND'N'FLAT .050" CENTERS ZIP CABLE

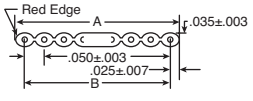

- 28AWG, 7/36 strand tinned copper
- Voltage Rating: 300V
- Internal cable is gray with a red edge
- Temperature rating: 221°F (105°C)
- Black PVC jacket with indicators for cable flats

For quantities greater than listed, call for quote.

MOUSER STOCK NO.	Amphenol Part No.	No. of Pairs	Total Width A (in.)	Total Width B (in.)	Price Per 100' Spool
523-159-2801-010	159-2801-010	10	0.500	0.450±0.015	154.20
523-159-2801-016	159-2801-016	16	0.800	0.750±0.015	171.95
523-159-2801-020	159-2801-020	20	1.000	0.950±0.020	170.37
523-159-2801-025	159-2801-025	25	1.250	1.200±0.011	164.39
523-159-2801-026	159-2801-026	26	1.300	1.250±0.011	170.48
523-159-2801-034	159-2801-034	34	1.700	1.650±0.011	204.23
523-159-2801-040	159-2801-040	40	2.000	1.950±0.015	218.30
523-159-2801-050	159-2801-050	50	2.500	1.450±0.015	249.64

HIGH FLEX ZIP 191-2811 SERIES

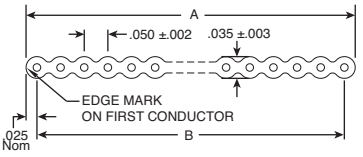

- Designed for applications that require repeated flexing without circuit interruption

For quantities greater than listed, call for quote.

MOUSER STOCK NO.	Amphenol Part No.	No. of Conductors	Total Width A (in.)	Total Width B (in.)	Price Per 100' Spool
523-191-2811-010	191-2811-010	10	0.500	0.450±0.007	134.17
523-191-2811-016	191-2811-016	16	0.800	0.750±0.011	216.30
523-191-2811-020	191-2811-020	20	1.000	0.950±0.011	272.49

SPECTRA-ZIP .050" CENTERS GRAY FLAT CABLE

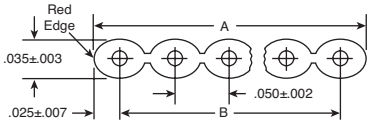

- 28AWG, 7/36 strand tinned copper
- Current Rating: 1A
- Voltage rating: 300V
- Temperature rating: 221°F (105°C)

For quantities greater than listed, call for quote.

MOUSER STOCK NO.	Amphenol Part No.	No. of Conductors	Total Width A (in.)	Total Width B (in.)	Price Per 100' Spool
523-191-2801-110	191-2801-110	10	0.500	0.450±0.007	23.67
523-191-2801-114	191-2801-114	14	0.700	0.650±0.007	28.85
523-191-2801-116	191-2801-116	16	0.800	0.750±0.011	31.89
523-191-2801-120	191-2801-120	20	1.000	0.950±0.011	39.86
523-191-2801-124	191-2801-124	24	1.200	1.150±0.011	44.05
523-191-2801-125	191-2801-125	25	1.250	1.200±0.011	45.82
523-191-2801-126	191-2801-126	26	1.300	1.250±0.011	43.51
523-191-2801-134	191-2801-134	34	1.700	1.650±0.011	54.62
523-191-2801-136	191-2801-136	36	1.800	1.750±0.015	98.41
523-191-2801-140	191-2801-140	40	2.000	1.950±0.015	66.28
523-191-2801-150	191-2801-150	50	2.500	2.450±0.015	86.88
523-191-2801-160	191-2801-160	60	3.000	2.950±0.015	99.67
523-191-2801-164	191-2801-164	64	3.200	3.150±0.015	91.89

JACKETED AND SHIELDED ZIP .050" FLAT CABLE

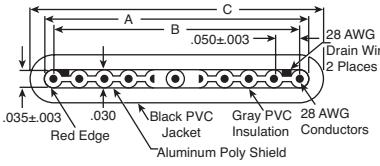

- Rugged flexible black PVC jacket
- EMI/RFI internal shielding
- Terminates to standard IDC connectors
- 28 AWG, 7/36 strand tinned copper
- Temperature rating: 221°F (105°C)
- Voltage rating: 300V

For quantities greater than listed, call for quote.

MOUSER STOCK NO.	Amphenol Part No.	No. of Cond.	A (in.)	B (in.)	C (in.)	Price Per 100' Spool
523-151-2831-010	151-2831-010	10	0.500	0.450	0.560	150.62
523-151-2831-015	151-2831-015	15	0.750	0.700	0.810	166.88
523-151-2831-016	151-2831-016	16	0.800	0.750	0.860	205.98
523-151-2831-020	151-2831-020	20	1.000	0.950	1.060	254.59
523-151-2831-040	151-2831-040	40	2.000	1.950	2.060	390.98
523-151-2831-050	151-2831-050	50	2.500	2.450	2.560	567.01

3C COLOR CODED .050" CENTERS FLAT CABLE

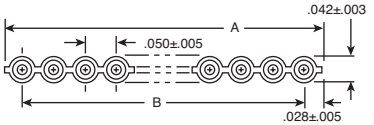

- 28AWG, 7/36 strand tinned copper
- Temperature rating: 221°F (105°C)
- Terminates to standard IDC connector
- Current Rating: 1A
- Voltage rating: 300V
- Precise spacing for controlled electrical current

For quantities greater than listed, call for quote.

MOUSER STOCK NO.	Amphenol Part No.	No. of Conductors	Total Width A (in.)	Total Width B (in.)	Price Per 100' Spool
523-135-2801-010	135-2801-010	10	0.505	0.450±0.015	48.88
523-135-2801-014	135-2801-014	14	0.705	0.050±0.015	62.82
523-135-2801-016	135-2801-016	16	0.805	0.750±0.015	71.89
523-135-2801-020	135-2801-020	20	1.005	0.950±0.015	74.89
523-135-2801-025	135-2801-025	25	1.255	1.200±0.015	99.16
523-135-2801-026	135-2801-026	26	1.305	1.250±0.015	89.17
523-135-2801-040	135-2801-040	40	2.005	1.950±0.020	142.19
523-135-2801-050	135-2801-050	50	2.505	2.450±0.020	174.11
523-135-2801-064	135-2801-064	64	3.205	3.150±0.020	230.46

© Copyright 2013 Mouser Electronics

ALPHA WIRE IDC Flat Cable, Wire and Cable

RoHS Compliant **This product is RoHS compliant.**

AlphaWire
Cables you trust. Service you deserve.

AlphaWire .050" SLATE FLAT CABLE

Specifications:
- Voltage Rating: 300V
- Temperature Rating: -20°C to 105°C
- Conductors: Stranded Tinned 28AWG
- Insulation: PVC



MOUSER STOCK NO.	No. of Cond.	Price Per 100' Spool
602-3580/9	9	55.17
602-3580/10	10	64.45
602-3580/14	14	95.97
602-3580/15	15	98.46
602-3580/16	16	105.69
602-3580/20	20	129.61
602-3580/24	24	176.95
602-3580/25	25	199.56
602-3580/26	26	192.17
602-3580/34	34	279.84
602-3580/40	40	314.28
602-3580/50	50	399.20

AlphaWire .050" COLOR-CODED FLAT CABLE

Specifications:
- Voltage Rating: 300V
- Temperature Rating: -20°C to 105°C
- Conductors: Stranded Tinned 28AWG
- Insulation: PVC



MOUSER STOCK NO.	No. of Cond.	Price Per 100' Spool
602-3583/9	9	126.94
602-3583/10	10	154.80
602-3583/14	14	213.54
602-3583/15	15	213.60
602-3583/16	16	259.88
602-3583/20	20	351.01
602-3583/24	24	389.18
602-3583/25	25	428.79
602-3583/26	26	400.37
602-3583/34	34	629.91
602-3583/40	40	613.85
602-3583/50	50	956.26
602-3583/64	64	1214.44

AlphaWire .050" COLOR-CODED, TWISTED-TO-FLAT CABLE



Specifications:
- Voltage Rating: 300V
- Temperature Rating: -20°C to 105°C
- Conductors: Stranded Tinned 28AWG
- Insulation: PVC

MOUSER STOCK NO.	No. of Cond.	Price Per 100' Spool
602-3586/26	26	555.84
602-3586/40	40	870.34
602-3586/50	50	1199.76
602-3586/60	60	1350.40

AlphaWire .050" SLATE SHIELDED/JACKETED FLAT CABLE



Specifications:
- Voltage Rating: 150V
- Temperature Rating: -20°C to 105°C
- Conductors: Stranded Tinned 28AWG
- Insulation: PVC

MOUSER STOCK NO.	No. of Cond.	Price Per 100' Spool
602-3590/10	10	573.68
602-3590/14	14	492.82
602-3590/16	16	784.85
602-3590/26	26	1228.98

AlphaWire .025 " SLATE FLAT CABLE



Specifications:
- Voltage Rating: 150V
- Temperature Rating: -20°C to +105°C
- Conductors: Solid Bare Copper 30AWG
- Insulation: PVC

MOUSER STOCK NO.	No. of Cond.	Price Per 100' Spool
602-3582/40	40	384.02
602-3582/50	50	475.41
602-3582/60	60	582.72

AlphaWire .050" ROUND-TO-FLAT CABLE

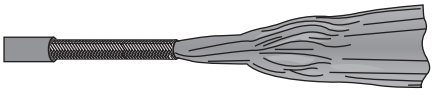

Specifications:
- Voltage Rating: 300V-AWM; 150V-CL2
- Temperature Rating: -20°C to +105°C
- Conductors: Stranded Copper 28AWG
- Insulation: PVC
- Jacket: Black

MOUSER STOCK NO.	No. of Cond.	Price Per 100' Spool
602-3585/25	25	626.05

AlphaWire MODULAR TELEPHONE CABLE

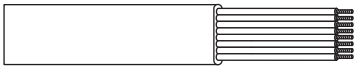

Specifications:
- 26AWG 7/34 Stranded Bare Copper Wire
- Voltage rating: 150V

MOUSER STOCK NO.	No. of Cond.	Price Per 328' Spool
602-1604	4	100.47
602-1606	6	116.78
602-1608	8	149.04

AlphaWire LACING CORD AND TAPE

Specifications:
- Color Description: WH=White; BK=Black
- Excellent Abrasion Resistance and Knot Retention

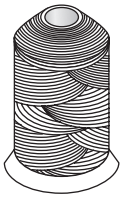

MOUSER STOCK NO.	Tensile Strength (lbs.)	Width (in.)	Color	Material	Price Per 500 yd Spool
602-805040B-BK	50	.085	BK	Synthetic Rubber/Elastomer	60.68
602-805040W-WH	50	.085	WH	Synthetic Rubber/Elastomer	60.68
602-LC134-BK	25	.060	BK	Wax	61.30
602-LC134-WH	25	.060	WH	Wax	61.30
602-805036B-BK032	50	.085	BK	Wax	67.88
602-805036W	50	.085	WH	Wax	64.65
602-805032B-BK	50	.085	BK	Synthetic Resin/Vinyl	52.76
602-805032W-WH	50	.085	WH	Synthetic Resin/Vinyl	52.76
602-LC143-500-BK	50	.085	BK	Synthetic Resin/Vinyl	56.24
602-LC143-500-WH	50	.085	WH	Synthetic Resin/Vinyl	56.24
602-805062B-BK032	50	.085	BK	Wax	58.02
602-805062W-WH032	50	.085	WH	Wax	58.02

AlphaWire TEST LEAD WIRE

Specifications:
- Conductor: Stranded Tinned Copper
- Operating Temperature: -30°C to 90°C
- Insulation: Color-Coded Rubber
- Voltage: 1500V to 10,000V, as needed



Alpha Part No.	Conductor		Insulation Color	Working Voltage	O.D. (in.)	100 ft. Spool		1000 ft. Spool	
	AWG	Strand				MOUSER STOCK NO.	Price Per 100' Spool	MOUSER STOCK NO.	Price Per 1000' Spool
1632	20	41/36	Red	1500	.118	602-1632-100-03	80.84	602-1632-1000-03	601.81
1632	20	41/36	Black	1500	.118	602-1632-100-02	80.84	602-1632-1000-02	601.81
1635	20	41/36	Red	3000	.132	602-1635-100-03	93.30	602-1635-1000-03	658.90
1635	20	41/36	Black	3000	.132	602-1635-100-02	93.30	602-1635-1000-02	627.52
1636	18	65/36	Red	5000	.137	602-1636-100-03	108.40	602-1636-1000-03	737.34
1636	18	65/36	Black	5000	.137	602-1636-100-02	108.40	602-1636-1000-02	737.34

© Copyright 2013 Mouser Electronics
© Copyright 2013 Mouser Electronics

ALPHA WIRE Multi-Conductor Cable

RoHS Compliant **This product is RoHS compliant.**

MULTICONDUCTOR, UNSHIELDED

Alpha Part No.	Fig.	No. of Cond.	Conductor AWG	Conductor Strand	O.D. (in.)	100 ft. Spool MOUSER STOCK NO.	100 ft. Spool Price Per Spool	500 ft. Spool MOUSER STOCK NO.	500 ft. Spool Price Per Spool	1000 ft. Spool MOUSER STOCK NO.	1000 ft. Spool Price Per Spool
UL Type CM, UL AWM 2576, CSA CMG FT4, 300V (Insulation: Color-Coded PVC)											
1172C	A	2	22	7/30	.164	602-1172C-100	34.37	602-1172C-500	111.50	602-1172C-1000	184.26
1173C	A	3	22	7/30	.172	602-1173C-100	44.91	602-1173C-500	155.64	602-1173C-1000	247.16
1174C	A	4	22	7/30	.185	602-1174C-100	52.23	602-1174C-500	176.83	602-1174C-1000	325.15
1175C	A	5	22	7/30	.200	602-1175C-100	61.62	602-1175C-500	227.64	602-1175C-1000	410.59
1176C	A	6	22	7/30	.215	602-1176C-100	65.84	602-1176C-500	249.83	602-1176C-1000	482.86
1177C	A	7	22	7/30	.215	602-1177C-100	78.35	- - - - - - - - - -	-	602-1177C-1000	558.35
1178C	A	8	22	7/30	.230	602-1178C-100	85.67	602-1178C-500	318.75	602-1178C-1000	593.76
1180C	A	10	22	7/30	.264	602-1180C-100	104.01	602-1180C-500	393.00	602-1180C-1000	728.05
1181C	A	12	22	7/30	.272	602-1181C-100	151.81	602-1181C-500	569.02	602-1181C-1000	1113.60
1181/15C	A	15	22	7/30	.294	602-1181/15C-100	211.07	- - - - - - - - - -	-	602-1181/15C-1000	1292.63
1181/25C	A	25	22	7/30	.364	602-1181/25C-100	380.46	602-1181/25C-500	1446.04	602-1181/25C-1000	2448.00
UL Type CM, UL AWM 2509, UL CSA CMG FT4, 300V (Insulation: Color-Coded PVC)											
1895C	A	2	20	7/28	.180	602-1895C-100	44.68	602-1895C-500	163.22	602-1895C-1000	292.38
1896C	A	3	20	7/28	.191	602-1896C-100	52.74	602-1896C-500	211.74	602-1896C-1000	396.54
1896/4C	A	4	20	7/28	.209	602-1896/4C-100	62.02	602-1896/4C-500	236.88	602-1896/4C-1000	435.16
1896/5C	A	5	20	7/28	.230	602-1896/5C-100	85.20	- - - - - - - - - -	-	602-1896/5C-1000	608.21
1896/6C	A	6	20	7/28	.251	602-1896/6C-100	92.21	- - - - - - - - - -	-	602-1896/6C-1000	719.75
1896/7C	A	7	20	7/28	.251	602-1896/7C-100	107.34	- - - - - - - - - -	-	- - - - - - - - - -	-
1896/8C	A	8	20	7/28	.273	602-1896/8C-100	157.29	602-1896/8C-500	633.44	602-1896/8C-1000	1186.18
1896/12C	A	12	20	7/28	.331	602-1896/12C-100	229.42	602-1896/12C-500	852.38	602-1896/12C-1000	1429.66
1897C	A	2	18	16/30	.198	602-1897C-100	54.41	602-1897C-500	214.97	602-1897C-1000	388.37
1898C	A	3	18	16/30	.210	602-1898C-100	78.44	602-1898C-500	306.97	- - - - - - - - - -	-
1898/4C	A	4	18	16/30	.231	602-1898/4C-100	93.06	602-1898/4C-500	343.68	602-1898/4C-1000	644.09
1898/6C	A	6	18	16/30	.278	602-1898/6C-100	149.69	602-1898/6C-500	612.00	602-1898/6C-1000	1174.33
1898/7C	A	7	18	16/30	.278	602-1898/7C-100	149.97	602-1898/7C-500	641.72	602-1898/7C-1000	1147.80
1898/8C	A	8	18	16/30	.313	602-1898/8C-100	216.41	- - - - - - - - - -	-	602-1898/8C-1000	1635.06
1898/9C	A	9	18	16/30	.337	602-1898/9C-100	261.62	602-1898/9C-500	1021.99	602-1898/9C-1000	1740.41
1898/10C	A	10	18	16/30	.366	602-1898/10C-100	304.17	602-1898/10C-500	1148.18	602-1898/10C-1000	2276.65
1898/12C	A	12	18	16/30	.378	602-1898/12C-100	331.20	602-1898/12C-500	1267.98	602-1898/12C-1000	2181.70
1898/15C	A	15	18	16/30	.423	- - - - - - - - - -	-	602-1898/15C-500	1680.72	602-1898/15C-1000	3070.32
1898/19C	A	19	18	16/30	.455	602-1898/19C-100	555.83	602-1898/19C-500	2077.18	602-1898/19C-1000	3853.86
1898/25C	A	25	18	16/30	.544	- - - - - - - - - -	-	602-1898/25C-500	2947.49	602-1898/25C-1000	5534.71
1899C	A	2	16	19/.0117	.222	602-1899C-100	87.08	602-1899C-500	356.50	602-1899C-1000	644.80

MULTICONDUCTOR, SHIELDED

Foil Shield, UL Type CM, VW-1 and CSA CMG FT4											
2461C	B	2	22	7/30	.126	602-2461C-100	57.46	602-2461C-500	171.35	602-2461C-1000	337.59
Foil Shield, UL Type CMG, UL AWM 2092, 2093, 2094, CSA CMG FT4, 300V (Insulation: Color-Coded Polyethylene (PE)											
2400C	B	2	24	7/32	.156	602-2400C-100	40.67	602-2400C-500	159.93	602-2400C-1000	254.27
2401C	B	2	22	7/30	.168	602-2401C-100	50.60	602-2401C-500	195.97	602-2401C-1000	352.73
2403C	B	3	22	7/30	.178	602-2403C-100	55.69	602-2403C-500	229.77	602-2403C-1000	384.37
2404C	B	4	22	7/30	.194	602-2404C-100	83.71	602-2404C-500	347.60	602-2404C-1000	618.85
2411C	B	2	20	7/28	.184	602-2411C-100	59.77	602-2411C-500	230.90	602-2411C-1000	442.11
2413C	B	3	20	7/28	.195	602-2413C-100	67.43	602-2413C-500	244.89	602-2413C-1000	453.84
2414C	B	4	20	7/28	.213	602-2414C-100	91.17	602-2414C-500	339.43	602-2414C-1000	582.43
2421C	B	2	18	16/30	.202	602-2421C-100	71.67	602-2421C-500	258.72	602-2421C-1000	487.98
2423C	B	3	18	16/30	.214	602-2423C-100	95.02	602-2423C-500	370.03	602-2423C-1000	677.99
2424C	B	4	18	16/30	.235	602-2424C-100	135.63	602-2424C-500	474.36	602-2424C-1000	974.29
2432C	B	2	16	19/.0117	.226	602-2432C-100	115.59	602-2432C-500	397.90	602-2432C-1000	778.83
2433C	B	3	16	19/.0117	.240	602-2433C-100	149.69	- - - - - - - - - -	-	602-2433C-1000	1161.67
Foil Shield, UL Type CM, UL AWM 2576, CSA CMG FT4, 300V (Insulation: Color-Coded PVC/PVC											
1213C	C	3	24	7/32	.163	602-1213C-100	136.48	602-1213C-500	317.96	602-1213C-1000	472.93
1214C	C	4	24	7/32	.174	602-1214C-100	154.60	602-1214C-500	345.55	602-1214C-1000	519.46
1219/10C	C	10	24	7/32	.244	602-1219/10C-100	206.07	602-1219/10C-500	659.39	602-1219/10C-1000	991.28
1219/12C	C	12	24	7/32	.251	602-1219/12C-100	244.56	602-1219/12C-500	866.70	602-1219/12C-1000	1241.64
1219/15C	C	15	24	7/32	.270	602-1219/15C-100	295.31	602-1219/15C-500	1095.73	602-1219/15C-1000	1511.15
1219/25C	C	25	24	7/32	.332	602-1219/25C-100	598.55	602-1219/25C-500	1814.72	602-1219/25C-1000	2579.36

LOW-SMOKE, ZERO-HALOGEN CABLES

Multiconductor, Unshielded

Alpha Part No.	Fig.	No. of Cond.	Conductor AWG	Conductor Strand	O.D. (in.)	100 ft. Spool MOUSER STOCK NO.	100 ft. Spool Price Per Spool	500 ft. Spool MOUSER STOCK NO.	500 ft. Spool Price Per Spool
UL Type CM, CSA CMG FT4, 300V (Insulation: LSZH)									
1895L	A	2	20	7/28	.190	602-1895L-100-09	47.73	602-1895L-500-09	206.49
1896L	A	3	20	7/28	.201	602-1896L-100-09	55.11	- - - - - - - - - -	-
1896/4L	A	4	20	7/28	.219	602-1896/4L-100-09	68.52	602-1896/4L-500-09	276.03
1896/5L	A	5	20	7/28	.240	602-1896/5L-100-09	85.60	602-1896/5L-500-09	385.62
1896/6L	A	6	20	7/28	.261	602-1896/6L-100-09	99.78	- - - - - - - - - -	-
1172L	A	2	22	7/30	.150	602-1172L-100-09	38.49	602-1172L-500-09	123.33
1173L	A	3	22	7/30	.158	602-1173L-100-09	49.66	602-1173L-500-09	176.37
1174L	A	4	22	7/30	.171	602-1174L-100-09	55.19	602-1174L-500-09	222.44
1175L	A	5	22	7/30	.186	602-1175L-100-09	72.06	602-1175L-500-09	268.56
1176L	A	6	22	7/30	.201	602-1176L-100-09	72.37	602-1176L-500-09	312.60
1177L	A	7	22	7/30	.201	602-1177L-100-09	84.58	602-1177L-500-09	339.79
1178L	A	8	22	7/30	.216	602-1178L-100-09	90.77	- - - - - - - - - -	-
1179L	A	9	22	7/30	.232	602-1179L-100-09	93.86	602-1179L-500-09	407.85
1180L	A	10	22	7/30	.250	602-1180L-100-09	105.75	602-1180L-500-09	511.24

Multipair, Shielded

Individually Foil Shield, UL Type CM, CSA CMG FT4 , 300V (Insulation: LSZH)									
6010L	D	3	22	7/30	.262	602-6010L-100-09	144.79	602-6010L-500-09	477.97
6012L	D	6	22	7/30	.332	- - - - - - - - - -	-	602-6012L-500-09	1108.11
6014L	D	9	22	7/30	.390	602-6014L-100-09	674.29	602-6014L-500-09	2873.74
6017L	D	12	22	7/30	.437	602-6017L-100-09	1016.46	602-6017L-500-09	4334.89
Individually Foil Shield, UL Type CM, CSA CMG FT4 , 300V (Insulation: LSZH)									
2463L	D	4	22	7/30	.300	602-2463L-100-09	270.74	602-2463L-500-09	1300.73
Individually Foil Shield, UL Type CM, CSA CMG FT4 , 300V (Insulation: LSZH)									
2466L	D	2	22	7/30	.248	602-2466L-100-09	79.37	602-2466L-500-09	332.00
Foil Shield, UL Type CM, CSA CMG FT4 , 300V (Insulation: LSZH)									
5471L	B	1	24	7/32	.142	602-5471L-100-09	50.03	602-5471L-500-09	210.21
5472L	B	2	24	7/32	.198	602-5472L-100-09	60.64	602-5472L-500-09	234.61
5473L	B	3	24	7/32	.210	602-5473L-100-09	84.13	602-5473L-500-09	376.73
5474L	B	4	24	7/32	.229	602-5474L-100-09	106.43	- - - - - - - - - -	-
5475L	B	5	24	7/32	.250	602-5475L-100-09	125.39	602-5475L-500-09	605.43
5476L	B	6	24	7/32	.272	602-5476L-100-09	166.55	602-5476L-500-09	807.53
5477L	B	7	24	7/32	.272	602-5477L-100-09	227.42	602-5477L-500-09	968.63
5478L	B	8	24	7/32	.294	602-5478L-100-09	274.93	602-5478L-500-09	898.89
5479L	B	9	24	7/32	.317	602-5479L-100-09	267.47	602-5479L-500-09	1320.85
5480L	B	10	24	7/32	.343	602-5480L-100-09	310.86	602-5480L-500-09	1324.32

© Copyright 2013 Mouser Electronics

AlphaWire
Cables you trust. Service you deserve.

A

- Stranded tinned copper
- Jacket Color: Slate



RoHS Compliant

AlphaWire Recommend Heat Shrink FIT221

AlphaWire Recommend Heat Shrink FIT321

B

- Stranded tinned copper
- Jacket Color: Slate PVC
- Shield: Aluminum/ Polyester Tape (100 % coverage)



RoHS Compliant

AlphaWire Recommend Heat Shrink FIT221

AlphaWire Recommend Heat Shrink FIT321

C

The Low-Smoke and Zero-Halogen Cables, minimizes smoke and harmful, corrosive gases under combustion.

- Stranded tinned copper
- Jacket Color: Slate



RoHS Compliant

AlphaWire Recommend Heat Shrink FIT221

AlphaWire Recommend Heat Shrink FIT321

D

- Shield: Alum/Mylar Tape
- Jacket Color: Slate



RoHS Compliant

AlphaWire Recommend Heat Shrink FIT221

AlphaWire Recommend Heat Shrink FIT321

© Copyright 2013 Mouser Electronics

AlphaWire
Cables you trust. Service you deserve.

RoHS Compliant This product is RoHS compliant.

ALPHA WIRE MULTICONDUCTOR, FOIL SHIELD

UL Type CM, UL AWM 2464,
CSA CMG FT4 300V

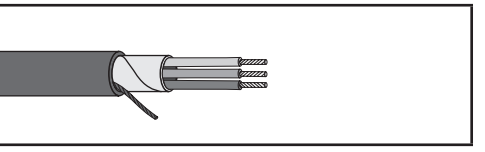

Description:
- Stranded Tinned Copper conductors
- Aluminum/Polyester Foil shield.
- Drain wire is Stranded Tinned Copper
- Operating Temperature: -20°C to 80°C
- Insulation: Color-Coded SR-PVC
- Jacket: Slate PVC

RoHS Compliant

Recommend Heat Shrink FIT321

Recommend Heat Shrink FIT221

Alpha Part No.	No. of Cond.	Nom. O.D.	Jacket Thickness	500 ft. Spools MOUSER STOCK NO.	500 ft. Spools Price Per Spool	1000 ft. Spools MOUSER STOCK NO.	1000 ft. Spools Price Per Spool
24 AWG 7/32							
6307	15	.270	.032	602-6307-500	664.83	602-6307-1000	1218.38
6308	20	.298	.032	602-6308-500	1284.37	602-6308-1000	2242.20
6309	25	.332	.032	602-6309-500	1458.88	602-6309-1000	2524.71
6310	30	.366	.040	602-6310-500	2134.43	602-6310-1000	3756.27
6311	40	.406	.040	602-6311-500	2927.79	602-6311-1000	5152.44
6312	50	.453	.045	602-6312-500	4321.95	602-6312-1000	7916.43

ALPHA WIRE MULTICONDUCTOR, FOIL/BRAID SHIELD

UL Type CM, UL AWM Style 2464, CSA CMG FT4 300V

Description:
- Stranded Tinned Copper conductors
- Aluminum/polyester/65% Tinned Copper Braid.
- Drain wire is Stranded Tinned Copper
- Operating Temperature: -20°C to 80°C
- Insulation: Color-Coded SR-PVC
- Jacket: Slate PVC

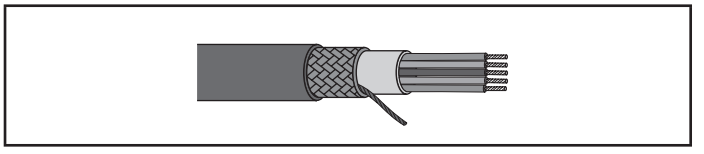

RoHS Compliant

Recommend Heat Shrink FIT321

Recommend Heat Shrink FIT221

Alpha Part No.	No. of Cond.	Nom. O.D.	Jacket Thickness	500 ft. Spools MOUSER STOCK NO.	500 ft. Spools Price Per Spool	1000 ft. Spools MOUSER STOCK NO.	1000 ft. Spools Price Per Spool
24 AWG 7/32							
6327	3	.185	.032	- - - - - - - -	-	602-6327-1000	647.95
6328	4	.196	.032	- - - - - - - -	-	602-6328-1000	781.49
6329	5	.209	.032	- - - - - - - -	-	602-6329-1000	934.65
6330	6	.223	.032	602-6330-500	703.74	602-6330-1000	1217.93
6331	7	.223	.032	- - - - - - - -	-	602-6331-1000	1439.20
6332	8	.236	.032	602-6332-500	914.46	602-6332-1000	1669.67
6333	9	.250	.032	602-6333-500	1135.60	602-6333-1000	1990.22
6334	10	.266	.032	- - - - - - - -	-	602-6334-1000	2590.11
6335	15	.292	.032	602-6335-500	1945.15	602-6335-1000	3408.95
6336	25	.354	.032	602-6336-500	3299.16	602-6336-1000	5782.35
6337	37	.398	.032	602-6337-500	5596.71	602-6337-1000	9768.70
6338	50	.449	.032	602-6338-500	7054.18	602-6338-1000	12112.89
22 AWG 7/30							
6339	3	.198	.032	- - - - - - - -	-	602-6339-1000	520.22
6340	4	.211	.032	- - - - - - - -	-	602-6340-1000	685.74
6341	5	.226	.032	- - - - - - - -	-	602-6341-1000	808.36
6342	6	.241	.032	- - - - - - - -	-	602-6342-1000	1008.68
6343	7	.241	.032	602-6343-500	644.05	602-6343-1000	1180.45
6344	8	.256	.032	602-6344-500	644.47	- - - - - - - -	-
6345	9	.272	.032	602-6345-500	784.91	602-6345-1000	1438.65
6346	10	.290	.032	602-6346-500	878.61	602-6346-1000	1583.95
6347	15	.320	.032	602-6347-500	1248.47	602-6347-1000	2250.46
6348	25	.390	.032	602-6348-500	2106.16	602-6348-1000	3645.39
6349	37	.440	.032	602-6349-500	6270.19	602-6349-1000	11466.52
6350	50	.540	.053	602-6350-500	7336.42	602-6350-1000	12718.75

UL Type CM, UL AWM Style 2919, CSA CMH FT1 300V

- Insulation: Color-coded foam polyethylene

Alpha Part No.	No. of Cond.	Nom. O.D.	Jacket Thickness	500 ft. Spools MOUSER STOCK NO.	500 ft. Spools Price Per Spool	1000 ft. Spools MOUSER STOCK NO.	1000 ft. Spools Price Per Spool
24 AWG 7/32							
6351	3	.217	.035	- - - - - - - -	-	602-6351-1000	624.71
6352	4	.321	.035	- - - - - - - -	-	602-6352-1000	712.87
6353	5	.248	.035	- - - - - - - -	-	602-6353-1000	925.23
6354	6	.265	.035	- - - - - - - -	-	602-6354-1000	1046.40
6355	7	.265	.035	602-6355-500	638.16	602-6355-1000	1104.19
6356	8	.282	.035	- - - - - - - -	-	602-6356-1000	1160.99
6357	9	.300	.035	602-6357-500	788.49	602-6357-1000	1421.56
6358	10	.320	.035	602-6358-500	796.78	602-6358-1000	1393.28
6359	15	.353	.035	602-6359-500	1275.23	602-6359-1000	2298.92
6360	25	.432	.035	602-6360-500	2036.31	602-6360-1000	3583.52
6361	37	.514	.035	602-6361-500	3602.62	602-6361-1000	6331.38

ALPHA WIRE DATA, COMMUNICATION AND CONTROL CABLES

Multiconductor, Braided Shield

- Stranded Tinned Copper
- Color-Coded PE Insulation
- Slate PVC Jacket
- Temp: -20°C to 60°C
- 600V



RoHS Compliant

Recommend Heat Shrink FIT321

Recommend Heat Shrink FIT221

Alpha Part No.	No. of Cond.	AWG	Strand	Nom. O.D.	500 ft. Spools MOUSER STOCK NO.	500 ft. Spools Price Per Spool	1000 ft. Spools MOUSER STOCK NO.	1000 ft. Spools Price Per Spool
1712	2	20	26/34	.185	602-1712-500	956.42	602-1712-1000	1163.60
1713	3	20	26/34	.248	602-1713-500	1214.74	602-1713-1000	2004.97
1715	4	20	26/34	.266	602-1715-500	1273.74	602-1715-1000	2179.22
1716	5	20	26/34	.285	602-1716-500	1415.45	602-1716-1000	2531.04
1719	8	20	26/34	.327	602-1719-500	2775.30	602-1719-1000	3882.42
1721	10	20	26/34	.373	602-1721-500	4255.52	602-1721-1000	6038.67
1723	12	20	26/34	.384	602-1723-500	4512.26	602-1723-1000	7394.13

Multiconductor, Braided Shield, UL1108, UL2095

- Stranded Tinned Copper
- Color-Coded PVC Insulation
- Slate PVC Jacket
- Temp: -20°C to 80°C
- 300V

Alpha Part No.	No. of Cond.	AWG	Strand	Nom. O.D. (in.)	500 ft. Spools MOUSER STOCK NO.	500 ft. Spools Price Per Spool	1000 ft. Spools MOUSER STOCK NO.	1000 ft. Spools Price Per Spool
1735	1	22	7/30	.124	- - - - - - - -	-	602-1735-1000	809.97
1736C	2	22	7/30	.189	- - - - - - - -	-	602-1736C-1000	856.83
1737C	3	22	7/30	.199	602-1737C-500	687.35	602-1737C-1000	851.97
1738C	4	22	7/30	.215	602-1738C-500	971.47	602-1738C-1000	1662.85
1745	1	18	16/30	.141	602-1745-500	939.75	602-1745-1000	1525.85
1746C	2	18	16/30	.223	602-1746C-500	1523.32	602-1746C-1000	2556.20
1747C	3	18	16/30	.235	602-1747C-500	2481.23	602-1747C-1000	3957.59

Multiconductor, Braided Shield, MIL-W-16878D, Type B/N

- Stranded Tinned Copper
- Color-Coded PVC (Nylon) Insulation
- Slate PVC Jacket
- Temp: -55°C to 105°C
- 600V

Alpha Part No.	No. of Cond.	AWG	Strand	Nom. O.D. (in.)	500 ft. Spools MOUSER STOCK NO.	500 ft. Spools Price Per Spool	1000 ft. Spools MOUSER STOCK NO.	1000 ft. Spools Price Per Spool
3200	1	26	7/34	.087	- - - - - - - -	-	602-3200-1000	810.11
3203	4	26	7/34	.166	- - - - - - - -	-	602-3203-1000	1714.75
3211	2	24	19/36	.159	602-3211-500	755.76	- - - - - - - -	-
3212	3	24	19/36	.167	602-3212-500	832.06	- - - - - - - -	-
3221	2	22	19/34	.173	- - - - - - - -	-	602-3221-1000	932.61
3222	3	22	19/34	.184	602-3222-500	786.39	- - - - - - - -	-
3223	4	22	19/34	.203	602-3223-500	898.96	602-3223-1000	1344.79
3232	3	20	19/32	.205	602-3232-500	904.67	602-3232-1000	1344.74
3246	2	16	19/29	.241	602-3246-500	1199.18	602-3246-1000	1831.18
3247	3	16	19/29	.254	602-3247-500	1580.56	602-3247-1000	2428.64

© Copyright 2013 Mouser Electronics

© Copyright 2013 Mouser Electronics

ALPHA WIRE Communication and Control Cable

RoHS Compliant This product is RoHS compliant.

PLENUM RATED, FOIL SHIELD: TYPE CL2P, CSA CMP FT6, NEC ARTICLE 725, 300/150V UL CMP

Specifications:
- Jacket: Slate, Plenum-rated PVC
- Shield: Aluminum/Polyester
- Insulation: Color-Coded Plenum rated PVC
- Conductor: Stranded Bare Copper

Applications:
- Remote control
- Intercom systems
- Burglar alarm systems
- Signaling and power-limited circuits
- Cash registers
- CRT-to-control interface
- Other low voltage systems

RoHS Compliant

Recommend Heat Shrink FIT321

Recommend Heat Shrink FIT221

Multiconductor

Alpha Part No.	Number of Conductors	Conductor AWG	Conductor Strand	O.D. (in.)	500 ft. Spool MOUSER STOCK NO.	500 ft. Spool Price Per Spool	1000 ft. Spool MOUSER STOCK NO.	1000 ft. Spool Price Per Spool
58411	2	22	7/30	.126	602-58411-500	442.56	602-58411-1000	803.31
58113	3	22	7/30	.133	602-58113-500	492.41	602-58113-1000	750.83
58114	4	22	7/30	.145	602-58114-500	547.39	602-58114-1000	976.23
58116	6	22	7/30	.172	602-58116-500	755.43	602-58116-1000	1414.69
58421	2	20	7/28	.138	602-58421-500	489.53	602-58421-1000	915.78
58124	4	20	7/28	.160	- - - - -	-	602-58124-1000	1376.87
58126	6	20	7/28	.191	602-58126-500	1024.02	602-58126-1000	1933.40
58431	2	18	7/.0152	.162	- - - - -	-	602-58431-1000	1248.06

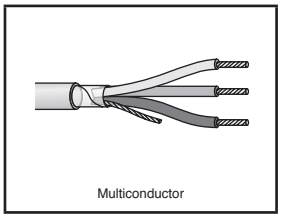
Multiconductor

Multipair, UL

Alpha Part No.	Number of Pairs	Conductor AWG	Conductor Strand	O.D. (in.)	500 ft. Spool MOUSER STOCK NO.	500 ft. Spool Price Per Spool	1000 ft. Spool MOUSER STOCK NO.	1000 ft. Spool Price Per Spool
57602	2	24	7/32	.165	- - - - -	-	602-57602-1000	732.94
57604	4	24	7/32	.193	- - - - -	-	602-57604-1000	1712.13
58413	3	22	7/30	.197	602-58413-500	767.22	602-58413-1000	1412.44
58414	4	22	7/30	.217	- - - - -	-	602-58414-1000	1740.85
58415	5	22	7/30	.239	- - - - -	-	602-58415-1000	2069.12
57634	4	20	7/28	.240	602-57634-500	877.57	602-57634-1000	1473.80

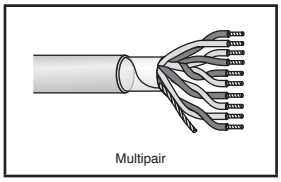
Multipair

MULTIPAIR, SHIELDED: UL TYPE CM, 300V

RoHS Compliant

Recommend Heat Shrink FIT321

Recommend Heat Shrink FIT221

Foil Shielded, UL AWM 2464, CSA CMG FT4

Specifications:
- Jacket: Slate PVC
- Insulation: color-coded semirigid PVC
- Shield: Aluminum/Polyester tape (100% coverage)
- Conductor: Stranded Tinned Copper

Alpha Part No.	No. of Pairs	Conductor AWG	Conductor Strand	O.D. (in.)	100 ft. Spool MOUSER STOCK NO.	100 ft. Spool Price Per Spool	500 ft. Spool MOUSER STOCK NO.	500 ft. Spool Price Per Spool	1000 ft. Spool MOUSER STOCK NO.	1000 ft. Spool Price Per Spool
5471C	1	24	7/32	.16	602-5471C-100	52.37	602-5471C-500	160.66	602-5471C-1000	219.47
5472C	2	24	7/32	.21	602-5472C-100	60.65	602-5472C-500	215.61	602-5472C-1000	371.56
5473C	3	24	7/32	.22	602-5473C-100	83.00	602-5473C-500	280.98	602-5473C-1000	502.81
5474C	4	24	7/32	.24	602-5474C-100	110.35	602-5474C-500	368.59	602-5474C-1000	628.53
5902C	2	22	Solid	.24	- - - - -	-	602-5902C-500	297.36	602-5902C-1000	525.43
5905C	4	22	Solid	.27	602-5905C-100	124.66	- - - - -	-	602-5905C-1000	817.85

Foil Shielded, Low Cap, UL AWM 2919, ULCM CSA CMH FT1

- Jacket: Slate PVC
- Shield: Aluminum/Polyester Tape
- Insulation: Color-Coded Polyethylene
- Conductor: Stranded tinned copper

Alpha Part No.	Number of Pairs	Conductor AWG	Conductor Strand	O.D. (in.)	500 ft. Spool MOUSER STOCK NO.	500 ft. Spool Price Per Spool	1000 ft. Spool MOUSER STOCK NO.	1000 ft. Spool Price Per Spool
6301	6	24	7/32	.351	602-6301-500	750.84	602-6301-1000	1297.34

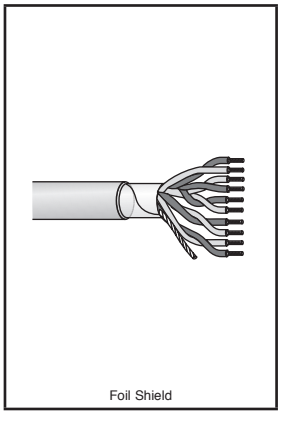
Foil Shield

MULTIPAIR, INDIVIDUALLY FOIL SHIELDED: UL TYPE CM, CMG CSA, CMG FT4, 300V

Applications:
- Audio, Pulse, or RF signal transmission
- Computer or Electronic peripheral interconnectors where high levels of noise are anticipated

Specifications:
- Jacket: Slate PVC
- Insul.: Color-Coded Polypropylene (PP)
- Shield: Aluminum/Polyester tape
- Conductor: Stranded Tinned Copper

RoHS Compliant

Recommend Heat Shrink FIT321

Recommend Heat Shrink FIT221

Alpha Part No.	No. of Pairs	Conductor AWG	Conductor Strand	O.D. (in.)	100 ft. Spool MOUSER STOCK NO.	100 ft. Spool Price Per Spool	500 ft. Spool MOUSER STOCK NO.	500 ft. Spool Price Per Spool	1000 ft. Spool MOUSER STOCK NO.	1000 ft. Spool Price Per Spool
UL AWM 2493										
6010C	3	22	7/30	.30	602-6010C-100	107.05	602-6010C-500	447.04	- - - - -	-
6012C	6	22	7/30	.38	602-6012C-100	193.72	602-6012C-500	802.05	602-6012C-1000	1525.85
6017C	12	22	7/30	.48	602-6017C-100	793.13	602-6017C-500	2986.82	602-6017C-1000	4368.32
6032C	2	20	10/30	.33	602-6032C-100	151.58	602-6032C-500	481.40	602-6032C-1000	902.65
6033C	3	20	10/30	.35	- - - - -	-	602-6033C-500	604.56	602-6033C-1000	1186.39
6025C	9	18	16/30	.65	602-6025C-100	779.96	602-6025C-500	3403.22	602-6025C-1000	5300.78
UL AWM 2717 (Not UL Type CM)										
2463C	4	22	7/30	.23	602-2463C-100	265.24	602-2463C-500	1038.00	602-2463C-1000	1877.36
2466C	2	22	7/30	.17	602-2466C-100	74.35	602-2466C-500	281.11	602-2466C-1000	387.50

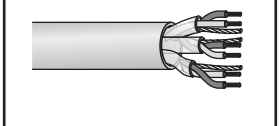
Foil/Braid Shield

© Copyright 2013 Mouser Electronics

© Copyright 2013 Mouser Electronics

XTRA-GUARD® 1 Multiconductor and Multi-Pair Cable

AlphaWire
Cables you trust. Service you deserve.

RoHS Compliant **This product is RoHS compliant.**

Characteristics:
- Operating Temperature: -30°C to 105°C - AWM
- Voltage Rating: 300V
- Conductor: Stranded Tinned Copper
- Insulation: Color-Coded Premium PVC
- Nylon rip cord for ease of jacket stripping
- Jacket: Premium PVC for extended cable life
- Jacket Color: Slate

Applications:
- High technology applications in controlled environments
- Medical electronics
- Point-of-sale equipment
- Industrial process controls
- EIA RS232C interface

Specifications:
- UL Type CM, AWM style 2464
- CSA PCC FT4
- Passes UL VW-1 flame test
- Passes CSA FT4 flame test

Features:
- Unsurpassed flame and moisture resistance
- Fast, easy stripping of insulation and jacket
- Flexible cable routing requirements

RoHS Compliant

MULTICONDUCTOR, UNSHIELDED



Recommend Heat Shrink FIT Flex
Recommend Heat Shrink FIT 650

✻ Conductors color coded per international standards: Brown, Blue, Green/Yellow

Alpha Part No.	No. of Cond.	Conductor AWG	Conductor Strand	100 ft. Spools MOUSER STOCK NO.	100 ft. Spools Price Per Spool	500 ft. Spools MOUSER STOCK NO.	500 ft. Spools Price Per Spool
5002C	2	22	7/30	602-5002C-100	183.37	602-5002C-500	902.46
5003C	3	22	7/30	602-5003C-100	219.11	602-5003C-500	1085.56
5004C	4	22	7/30	602-5004C-100	272.92	602-5004C-500	1362.36
5006C	6	22	7/30	602-5006C-100	312.45	- - - - -	-
5008C	8	22	7/30	602-5008C-100	407.38	602-5008C-500	2030.00
5010C	10	22	7/30	602-5010C-100	466.94	602-5010C-500	2237.93
5010/15C	15	22	7/30	602-5010/15C-100	715.23	602-5010/15C-500	3565.19
5056C	6	20	7/28	602-5056C-100	416.22	602-5056C-500	2075.25
5058C	8	20	7/28	602-5058C-100	449.71	602-5058C-500	2427.69
5060C	10	20	7/28	602-5060C-100	520.74	602-5060C-500	2820.97
5060/15C	15	20	7/28	602-5060/15C-100	933.15	602-5060/15C-500	4657.07
5062C	2	18	16/30	602-5062C-100	236.62	602-5062C-500	1359.81
5062/1C	2 ✻	18	16/30	602-5062/1C-100	273.32	602-5062/1C-500	1359.81
5063C	3	18	16/30	602-5063C-100	347.74	602-5063C-500	1717.34
5063/1C	3 ✻	18	16/30	602-5063/1C-100	347.74	602-5063/1C-500	1717.34
5064C	4	18	16/30	602-5064C-100	412.27	602-5064C-500	2049.37
5066C	6	18	16/30	602-5066C-100	591.60	602-5066C-500	3199.11
5068C	8	18	16/30	602-5068C-100	709.67	602-5068C-500	3835.52
5070C	10	18	16/30	602-5070C-100	911.40	602-5070C-500	4498.54
5070/15C	15	18	16/30	602-5070/15C-100	1374.02	602-5070/15C-500	6862.45
5072C	2	16	19/.0117	602-5072C-100	347.74	602-5072C-500	1717.34
5073C	3	16	19/.0117	602-5073C-100	461.67	602-5073C-500	2302.55
5073/1C	3 ✻	16	19/.0117	602-5073/1C-100	461.67	602-5073/1C-500	2302.55
5074C	4	16	19/.0117	602-5074C-100	524.55	602-5074C-500	2868.11
5076C	6	16	19/.0117	602-5076C-100	758.61	602-5076C-500	4113.34
5078C	8	16	19/.0117	602-5078C-100	1019.75	602-5078C-500	5514.95
5080C	10	16	19/.0117	602-5080C-100	1325.05	602-5080C-500	7611.56
5080/15C	15	16	19/.0117	602-5080/15C-100	1898.47	602-5080/15C-500	9454.05

FOIL SHIELD



Recommend Heat Shrink FIT 221
Recommend Heat Shrink FIT 321

Multiconductor

Alpha Part No.	No. of Cond.	Conductor AWG	Conductor Strand	100 ft. Spools MOUSER STOCK NO.	100 ft. Spools Price Per Spool	500 ft. Spools MOUSER STOCK NO.	500 ft. Spools Price Per Spool
5192C	2	22	7/30	602-5192C-100	240.18	602-5192C-500	1152.37
5193C	3	22	7/30	602-5193C-100	281.88	602-5193C-500	1362.36
5194C	4	22	7/30	602-5194C-100	347.45	602-5194C-500	1602.46
5196C	6	22	7/30	602-5196C-100	394.88	602-5196C-500	1957.82
5198C	8	22	7/30	602-5198C-100	485.29	602-5198C-500	2237.93
5199/10C	10	22	7/30	602-5199/10C-100	542.68	602-5199/10C-500	2703.67
5199/15C	15	22	7/30	602-5199/15C-100	777.80	602-5199/15C-500	3739.16
5199/25C	25	22	7/30	602-5199/25C-100	1276.38	602-5199/25C-500	6252.06
5462C	2	20	7/28	- - - - -	-	602-5462C-500	1335.35
5463C	3	20	7/28	602-5463C-100	347.45	602-5463C-500	1602.46
5464C	4	20	7/28	- - - - -	-	602-5464C-500	1773.04
5466C	6	20	7/28	602-5466C-100	473.43	602-5466C-500	2167.66
5468C	8	20	7/28	- - - - -	-	602-5468C-500	2613.24
5470C	10	20	7/28	- - - - -	-	602-5470C-500	3263.94
5470/15C	15	20	7/28	- - - - -	-	602-5470/15C-500	4710.04
5382C	2	18	16/30	602-5382C-100	406.34	602-5382C-500	1872.97
5383C	3	18	16/30	602-5383C-100	422.35	602-5383C-500	2098.95
5384C	4	18	16/30	602-5384C-100	492.63	602-5384C-500	2271.71
5386C	6	18	16/30	602-5386C-100	667.16	602-5386C-500	3231.09
5388C	8	18	16/30	602-5388C-100	861.16	602-5388C-500	4193.60
5390C	10	18	16/30	602-5390C-100	1004.46	602-5390C-500	4798.02
5390/15C	15	18	16/30	602-5390/15C-100	1374.02	602-5390/15C-500	6862.45
5362C	2	16	19/.0117	602-5362C-100	422.35	602-5362C-500	2098.95
5363C	3	16	19/.0117	602-5363C-100	539.76	602-5363C-500	2664.70
5364C	4	16	19/.0117	602-5364C-100	618.89	602-5364C-500	2996.91
5366C	6	16	19/.0117	602-5366C-100	911.40	602-5366C-500	4439.74
5368C	8	16	19/.0117	602-5368C-100	1176.35	602-5368C-500	5846.42
5370C	10	16	19/.0117	602-5370C-100	1578.39	602-5370C-500	7889.87
5370/15C	15	16	19/.0117	602-5370/15C-100	2049.19	602-5370/15C-500	10223.88

Multi-Pair

Alpha Part No.	No. of Pairs	Conductor AWG	Conductor Strand	100 ft. Spools MOUSER STOCK NO.	100 ft. Spools Price Per Spool	500 ft. Spools MOUSER STOCK NO.	500 ft. Spools Price Per Spool
5491C	1	24	7/32	602-5491C-100	258.18	602-5491C-500	1116.18
5492C	2	24	7/32	602-5492C-100	333.65	602-5492C-500	1475.14
5493C	3	24	7/32	602-5493C-100	403.78	602-5493C-500	1852.27
5494C	4	24	7/32	602-5494C-100	484.07	602-5494C-500	2080.18
5495C	5	24	7/32	602-5495C-100	561.51	602-5495C-500	2487.26
5496C	6	24	7/32	602-5496C-100	673.52	602-5496C-500	2971.36
5499C	9	24	7/32	602-5499C-100	962.03	602-5499C-500	4405.31
5481C	1	22	7/30	602-5481C-100	264.32	602-5481C-500	1185.53
5482C	2	22	7/30	602-5482C-100	364.75	602-5482C-500	1552.15
5483C	3	22	7/30	602-5483C-100	426.49	602-5483C-500	1922.52
5484C	4	22	7/30	602-5484C-100	509.46	602-5484C-500	2281.67
5485C	5	22	7/30	602-5485C-100	579.79	602-5485C-500	2618.77
5486C	6	22	7/30	602-5486C-100	707.70	602-5486C-500	3139.95
5489C	9	22	7/30	602-5489C-100	1086.49	602-5489C-500	4976.26

SUPRASHIELD®
(Foil Shield Plus Braid Shield)



Recommend Heat Shrink FIT 221
Recommend Heat Shrink FIT 321

Multiconductor

✻ Conductors color coded per international standards: Brown, Blue, Green/Yellow

Alpha Part No.	No. of Cond.	Conductor AWG	Conductor Strand	100 ft. Spools MOUSER STOCK NO.	100 ft. Spools Price Per Spool	500 ft. Spools MOUSER STOCK NO.	500 ft. Spools Price Per Spool
5102C	2	22	7/30	602-5102C-100	411.33	602-5102C-500	1919.54
5103C	3	22	7/30	602-5103C-100	432.60	602-5103C-500	2150.61
5104C	4	22	7/30	602-5104C-100	459.13	602-5104C-500	2281.30
5106C	6	22	7/30	602-5106C-100	562.93	602-5106C-500	2957.60
5108C	8	22	7/30	602-5108C-100	641.66	602-5108C-500	3455.59
5110C	10	22	7/30	602-5110C-100	745.36	602-5110C-500	4034.41
5110/15C	15	22	7/30	602-5110/15C-100	1015.74	602-5110/15C-500	5848.40
5152C	2	20	7/28	602-5152C-100	447.47	602-5152C-500	2231.25
5153C	3	20	7/28	602-5153C-100	472.16	602-5153C-500	2542.47
5154C	4	20	7/28	602-5154C-100	515.21	602-5154C-500	2773.64
5156C	6	20	7/28	602-5156C-100	715.64	602-5156C-500	3868.05
5158C	8	20	7/28	602-5158C-100	784.68	602-5158C-500	4253.99
5160C	10	20	7/28	- - - - -	-	602-5160C-500	5127.16
5160/15C	15	20	7/28	- - - - -	-	602-5160/15C-500	7693.14
5162C	2	18	16/30	602-5162C-100	533.48	602-5162C-500	2895.12
5162/1C	2 ✻	18	16/30	602-5162/1C-100	533.48	602-5162/1C-500	2895.12
5163C	3	18	16/30	602-5163C-100	629.79	602-5163C-500	3375.89
5163/1C	3 ✻	18	16/30	602-5163/1C-100	629.79	602-5163/1C-500	3375.89
5164C	4	18	16/30	- - - - -	-	602-5164C-500	3783.51
5166C	6	18	16/30	602-5166C-100	943.01	602-5166C-500	5095.23
5168C	8	18	16/30	602-5168C-100	1081.40	602-5168C-500	6225.40
5170C	10	18	16/30	602-5170C-100	1618.94	602-5170C-500	7470.43
5170/15C	15	18	16/30	602-5170/15C-100	2065.95	602-5170/15C-500	10326.89
5172C	2	16	19/.0117	602-5172C-100	636.55	602-5172C-500	3317.75
5173C	3	16	19/.0117	602-5173C-100	789.26	602-5173C-500	4273.02
5174C	4	16	19/.0117	602-5174C-100	872.17	602-5174C-500	4719.07
5176C	6	16	19/.0117	602-5176C-100	1155.55	602-5176C-500	6468.14
5178C	8	16	19/.0117	602-5178C-100	1513.88	602-5178C-500	8603.81
5180C	10	16	19/.0117	602-5180C-100	2101.30	602-5180C-500	10497.37
5180/15C	15	16	19/.0117	602-5180/15C-100	2843.94	602-5180/15C-500	14217.64

Multi-Pair

Alpha Part No.	No. of Pairs	Conductor AWG	Conductor Strand	100 ft. Spools MOUSER STOCK NO.	100 ft. Spools Price Per Spool	500 ft. Spools MOUSER STOCK NO.	500 ft. Spools Price Per Spool
5271C	1	24	7/32	602-5271C-100	382.25	602-5271C-500	1732.68
5272C	2	24	7/32	602-5272C-100	495.63	602-5272C-500	2185.34
5273C	3	24	7/32	602-5273C-100	630.25	602-5273C-500	2890.79
5274C	4	24	7/32	602-5274C-100	748.39	602-5274C-500	3451.07
5275C	5	24	7/32	602-5275C-100	883.51	602-5275C-500	4068.47
5276C	6	24	7/32	602-5276C-100	942.97	602-5276C-500	4347.54
5279C	9	24	7/32	602-5279C-100	1253.41	602-5279C-500	5768.92
5121C	1	22	7/30	602-5121C-100	418.09	602-5121C-500	1778.34
5122C	2	22	7/30	602-5122C-100	522.40	602-5122C-500	2408.97
5123C	3	22	7/30	602-5123C-100	703.63	602-5123C-500	3238.09
5125C	5	22	7/30	602-5125C-100	967.76	602-5125C-500	4442.23
5126C	6	22	7/30	602-5126C-100	1098.84	602-5126C-500	5062.37
5129C	9	22	7/30	602-5129C-100	1466.95	602-5129C-500	6759.52

© Copyright 2013 Mouser Electronics
© Copyright 2013 Mouser Electronics

ALPHA WIRE XTRA-GUARD® Flexible Data Cables

RoHS Compliant **This product is RoHS compliant.**

XTRA-GUARD® FLEXIBLE CABLE

Multiconductor Shielded



Specifications:
- Operating Temperature: 5°C to 105°C
- Voltage Rating: 300V
- Jacket: Slate Oil Resistant PVC
- Insulation Thickness: .010"
- Extreme flexibility in small spaces
- Continual flexing in cable tracks
- 6 million flex life cycles

Applications:
- Industrial Electronic Processing Equipment
- DataComm Connections
- Connecting Sensors and Actuators to Controllers
- Sensor and I/O Interconnects

RoHS Compliant

Recommend Heat Shrink FIT Flex

Recommend Heat Shrink FIT 650

Alpha Part No.	No. of Cond.	Conductor AWG	Conductor Strand	Nom. O.D. (in.)	100 ft. Spool MOUSER STOCK NO.	100 ft. Spool Price Per Spool	500 ft. Spool MOUSER STOCK NO.	500 ft. Spool Price Per Spool
86002CY	2	28	7/36	.174	602-86002CY-100	146.91	602-86002CY-500	581.26
86003CY	3	28	7/36	.180	602-86003CY-100	166.88	602-86003CY-500	692.30
86004CY	4	28	7/36	.190	602-86004CY-100	194.65	- - - - - - - - -	-
86005CY	5	28	7/36	.200	602-86005CY-100	226.99	602-86005CY-500	869.04
86007CY	7	28	7/36	.223	602-86007CY-100	276.85	602-86007CY-500	1112.90
86012CY	12	28	7/36	.283	602-86012CY-100	452.03	602-86012CY-500	1802.02
86018CY	18	28	7/36	.282	602-86018CY-100	694.75	602-86018CY-500	2769.68
86102CY	2	26	7/34	.182	602-86102CY-100	154.09	602-86102CY-500	649.64
86103CY	3	26	7/34	.188	602-86103CY-100	195.62	602-86103CY-500	761.54
86104CY	4	26	7/34	.199	602-86104CY-100	218.75	602-86104CY-500	878.27
86105CY	5	26	7/34	.211	602-86105CY-100	252.27	602-86105CY-500	1014.07
86107CY	7	26	7/34	.237	602-86107CY-100	329.88	602-86107CY-500	1252.42
86112CY	12	26	7/34	.303	602-86112CY-100	533.74	602-86112CY-500	2026.41
86118CY	18	26	7/34	.302	602-86118CY-100	781.38	602-86118CY-500	2966.80
86202CY	2	24	10/34	.192	602-86202CY-100	172.09	- - - - - - - - -	-
86203CY	3	24	10/34	.199	602-86203CY-100	210.74	602-86203CY-500	806.82
86204CY	4	24	10/34	.211	602-86204CY-100	231.25	- - - - - - - - -	-
86205CY	5	24	10/34	.225	602-86205CY-100	263.89	602-86205CY-500	1051.98
86207CY	7	24	10/34	.253	602-86207CY-100	377.29	602-86207CY-500	1516.79
86212CY	12	24	10/34	.327	602-86212CY-100	537.15	602-86212CY-500	2245.64
86218CY	18	24	10/34	.327	- - - - - - - - -	-	602-86218CY-500	3093.95
86302CY	2	22	19/34	.208	- - - - - - - - -	-	602-86302CY-500	715.04
86303CY	3	22	19/34	.217	602-86303CY-100	222.09	602-86303CY-500	886.01
86304CY	4	22	19/34	.231	602-86304CY-100	255.59	602-86304CY-500	1027.45
86305CY	5	22	19/34	.247	602-86305CY-100	295.06	602-86305CY-500	1190.77
86307CY	7	22	19/34	.280	602-86307CY-100	398.64	602-86307CY-500	1682.72
86312CY	12	22	19/34	.367	602-86312CY-100	631.25	602-86312CY-500	2513.56
86318CY	18	22	19/34	.367	602-86318CY-100	851.89	602-86318CY-500	3482.21

XTRA-GUARD® HIGH-FLEX MINI DIAMETER CABLE

Multipair Shielded

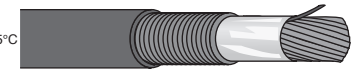

Specifications:
- Operating Temperature: -10°C to 105°C
- Voltage Rating: 300V
- Jacket: Slate Oil Resistant PVC
- Insulation Thickness: .010"
- Extreme flexibility in small spaces
- Continual flexing in cable tracks
- 6 million flex life cycles

Applications:
- Industrial Electronic Processing Equipment
- DataComm Connections
- Connecting Sensors and Actuators to Controllers
- Sensor and I/O Interconnects

RoHS Compliant

Recommend Heat Shrink FIT Flex

Recommend Heat Shrink FIT 650

Alpha Part No.	No. of Pairs	Conductor AWG	Conductor Strand	Nom. O.D. (in.)	100 ft. Spool MOUSER STOCK NO.	100 ft. Spool Price Per Spool	500 ft. Spool MOUSER STOCK NO.	500 ft. Spool Price Per Spool
86401CY	1	28	7/36	.186	602-86401CY-100	172.78	602-86401CY-500	642.62
86402CY	2	28	7/36	.231	602-86402CY-100	201.14	602-86402CY-500	703.51
86403CY	3	28	7/36	.240	602-86403CY-100	253.33	602-86403CY-500	895.02
86404CY	4	28	7/36	.256	602-86404CY-100	253.58	602-86404CY-500	1036.47
86405CY	5	28	7/36	.274	602-86405CY-100	315.46	- - - - - - - - -	-
86406CY	6	28	7/36	.293	602-86406CY-100	364.88	602-86406CY-500	1289.21
86408CY	8	28	7/36	.331	602-86408CY-100	404.83	602-86408CY-500	1472.32
86410CY	10	28	7/36	.365	602-86410CY-100	675.23	602-86410CY-500	2082.26
86501CY	1	26	7/34	.194	602-86501CY-100	186.29	602-86501CY-500	658.42
86502CY	2	26	7/34	.244	602-86502CY-100	230.93	602-86502CY-500	906.01
86503CY	3	26	7/34	.254	602-86503CY-100	245.42	602-86503CY-500	929.83
86504CY	4	26	7/34	.272	602-86504CY-100	303.64	602-86504CY-500	1061.95
86505CY	5	26	7/34	.292	- - - - - - - - -	-	602-86505CY-500	1219.36
86506CY	6	26	7/34	.313	602-86506CY-100	401.10	602-86506CY-500	1499.97
86508CY	8	26	7/34	.355	602-86508CY-100	493.05	602-86508CY-500	1887.64
86510CY	10	26	7/34	.392	602-86510CY-100	662.78	602-86510CY-500	2451.25
86601CY	1	24	10/34	.204	602-86601CY-100	196.25	602-86601CY-500	729.87
86602CY	2	24	10/34	.260	602-86602CY-100	249.34	602-86602CY-500	973.71
86603CY	3	24	10/34	.272	602-86603CY-100	218.62	602-86603CY-500	1172.19
86604CY	4	24	10/34	.292	602-86604CY-100	351.91	602-86604CY-500	1308.83
86605CY	5	24	10/34	.314	602-86605CY-100	390.87	602-86605CY-500	1301.92
86606CY	6	24	10/34	.337	602-86606CY-100	427.28	602-86606CY-500	1494.34
86608CY	8	24	10/34	.385	602-86608CY-100	529.90	602-86608CY-500	1765.02
86610CY	10	24	10/34	.427	- - - - - - - - -	-	602-86610CY-500	2573.05
86701CY	1	22	19/34	.220	602-86701CY-100	204.98	602-86701CY-500	728.26
86702CY	2	22	19/34	.287	602-86702CY-100	292.00	602-86702CY-500	1104.11
86703CY	3	22	19/34	.301	602-86703CY-100	322.85	602-86703CY-500	1147.03
86704CY	4	22	19/34	.324	602-86704CY-100	401.44	602-86704CY-500	1493.07
86705CY	5	22	19/34	.350	602-86705CY-100	449.34	602-86705CY-500	1546.64
86706CY	6	22	19/34	.377	602-86706CY-100	523.99	602-86706CY-500	1745.35
86708CY	8	22	19/34	.443	602-86708CY-100	641.93	602-86708CY-500	2138.19
86710CY	10	22	19/34	.497	602-86710CY-100	797.45	602-86710CY-500	2656.19

XTRA-GUARD® 2 MULTICONDUCTOR, SHIELDED

Specifications:
- Operating Temperature: -20°C to +90°C
- Voltage Rating: 300V
- Jacket: Specially formulated Polyurethane
- Insulation Thickness: .017"
- Unmatched resistance to Oils, Fuels, Solvents, and Water
- Twice the tensile strength of PVC
- Three times the tear and abrasion resistance of PVC
- Extraordinary fungus resistance
- Stranded Tinned Copper

Applications:
- Automotive Assembly Plant Operations
- CNC Machine Centers
- Military Ground Support Systems
- Packing Machinery
- Petrochemical Plant Operations
- Geophysical Exploration Equipment

RoHS Compliant

Recommend Heat Shrink FIT 750



Alpha Part No.	No. of Pairs	Conductor AWG	Conductor Strand	Nom. O.D. (in.)	100 ft. Spool MOUSER STOCK NO.	100 ft. Spool Price Per Spool	500 ft. Spool MOUSER STOCK NO.	500 ft. Spool Price Per Spool
25062	2	18	16/30	.23	- - - - - - - - -	-	602-25062-1000	2684.91
25064	4	18	16/30	.26	602-25064-500	2384.92	602-25064-1000	3982.32
25066	6	18	16/30	.31	602-25066-500	3794.09	602-25066-1000	6322.79
25070	10	18	16/30	.39	602-25070-500	5764.69	602-25070-1000	9607.79
25070/15	15	18	16/30	.45	602-25070/15-500	8129.29	602-25070/15-1000	10469.27

XTRA-GUARD® 2 MULTICONDUCTOR, SUPRASHIELD®

Specifications:
- Operating Temperature: -30°C to 90°C
- Voltage Rating: 300V
- Jacket: Specially formulated Polyurethane
- Unmatched resistance to Oils, Fuels, Solvents, and Water
- Twice the tensile strength of PVC
- Three times the tear and abrasion resistance of PVC
- Stranded Tinned Copper
- SUPRASHIELD® - Twice as effective as Foil Shielding

Applications:
- Automotive Assembly Plant Operations
- CNC Machine Centers
- Packing Machinery
- Petrochemical Plant Operations
- Geophysical Exploration Equipment



RoHS Compliant

Recommend Heat Shrink FIT 750

Alpha Part No.	No. of Cond.	Conductor AWG	Conductor Strand	Nom. O.D. (in.)	100 ft. Spool MOUSER STOCK NO.	100 ft. Spool Price Per Spool	500 ft. Spool MOUSER STOCK NO.	500 ft. Spool Price Per Spool
Insulation Thickness: 0.010"								
25114	4	24	7/32	.203	602-25114-500	2560.71	602-25114-1000	4267.59
25120/15	10	24	7/32	.300	602-25120/15-500	6129.12	602-25120/15-1000	10214.81
Insulation Thickness: 0.016"								
25153	3	20	7/28	.247	602-25153-500	2950.67	602-25153-1000	4917.59
25154	4	20	7/28	.266	602-25154-500	3343.16	602-25154-1000	5592.77
25168	8	18	16/30	.360	602-25168-500	7393.97	602-25168-1000	12322.71
25170	10	18	16/30	.412	602-25170-500	9962.77	602-25170-1000	16604.06
Insulation Thickness: 0.032" 600V UL AWM 20952 CSA AWM I A/B II A/B FT1								
25534	4	16	19/.0117	.456	602-25534-500	7449.80	602-25534-1000	12415.95
25544	4	14	41/30	.492	602-25544-500	9404.94	602-25544-1000	15674.24

XTRA-GUARD® 2 MULTICONDUCTOR, FOIL SHIELDED

Specifications:
- Operating Temperature: -30°C to 90°C
- Voltage Rating: 300V
- Jacket: Specially formulated Polyurethane
- Unmatched resistance to Oils, Fuels, Solvents, and Water
- Twice the tensile strength of PVC
- Three times the tear and abrasion resistance of PVC
- Extraordinary fungus resistance
- Stranded Tinned Copper

Applications:
- Automotive Assembly Plant Operations
- CNC Machine Centers
- Military Ground Support Systems
- Packing Machinery
- Petrochemical Plant Operations
- Geophysical Exploration Equipment

RoHS Compliant

Recommend Heat Shrink FIT 750

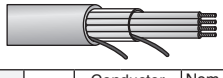

Alpha Part No.	No. of Cond.	Conductor AWG	Conductor Strand	Nom. O.D. (in.)	100 ft. Spool MOUSER STOCK NO.	100 ft. Spool Price Per Spool	500 ft. Spool MOUSER STOCK NO.	500 ft. Spool Price Per Spool
Insulation Thickness: 0.010"								
25092	2	24	7/32	.160	602-25092-500	1438.29	602-25092-1000	2396.89
25093	3	24	7/32	.167	602-25093-500	1484.14	602-25093-1000	2473.05
25100	10	24	7/32	.248	- - - - - - - - -	-	602-25100-1000	5204.06
25196	6	22	7/30	.223	602-25196-500	2619.97	602-25196-1000	4366.32
Insulation Thickness: 0.016"								
25464	4	20	7/28	.242	- - - - - - - - -	-	602-25464-1000	3524.70
25468	8	20	7/28	.306	602-25468-500	3466.52	602-25468-1000	5777.37
25382	2	18	16/30	.230	602-25382-500	1781.31	602-25382-1000	2968.84
25384	4	18	16/30	.263	602-25384-500	2761.95	602-25384-1000	4711.57
25388	8	18	16/30	.336	602-25388-500	5237.15	602-25388-1000	8728.14
25362	2	16	19/.0117	.254	602-25362-500	2384.92	602-25362-1000	3974.28
25363	3	16	19/.0117	.268	602-25363-500	3036.82	602-25363-1000	5061.27

© Copyright 2013 Mouser Electronics

© Copyright 2013 Mouser Electronics

ALPHA WIRE XTRA-GUARD® Flexible Control Cable

AlphaWire
Cables you trust. Service you deserve.

RoHS Compliant **This product is RoHS compliant.**

MULTICONDUCTOR, UNSHIELDED STANDARD-FLEX CONTROL CABLE

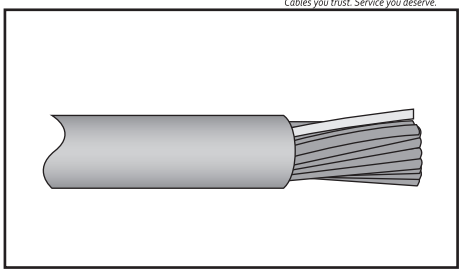

Characteristics:
- Operating Temperature: -5°C to 90°C
- Voltage Ratings: 600V
- Conductor: Finely Stranded Bare Copper
- Insulation: Lubricated PVC
- Jacket: Oil Resistant PVC

Specifications:
- UL AWM Style 2587, UL CSA AWM I/II A/B FT1 and CE
- Jacket Meets VDE 0472, Section 803 Oil Test
- Bend Radius: 5X Cable Diameter

Features:
- Outstanding Oil and Chemical Resistance
- Ease of Installation
- Not for use in High-Flex Applications

Applications:
- Increased Flexibility
- Machine Tools
- CNC Machine Centers
- Data Processing Equipment
- Automation Equipment
- Material Handling Equipment

RoHS Compliant

AlphaWire Recommend Heat Shrink FIT®650

AlphaWire Recommend Heat Shrink FIT®Flex

Alpha Part No.	No. of Cond.	Conductor AWG	Conductor Strand	Insulation Thickness	Nom. O.D. (in.)	100 ft. Spool MOUSER STOCK NO.	100 ft. Spool Price Per Spool	500 ft. Spool MOUSER STOCK NO.	500 ft. Spool Price Per Spool	1000 ft. Spool MOUSER STOCK NO.	1000 ft. Spool Price Per Spool
65002	2	20	10/30	.022	.238	602-65002	96.23	602-65002-500	401.26	602-65002-1000	577.37
65003	3	20	10/30	.022	.251	602-65003	123.57	602-65003-500	486.07	602-65003-1000	636.94
65004	4	20	10/30	.022	.272	- - - -	- -	602-65004-500	567.24	602-65004-1000	859.32
65005	5	20	10/30	.022	.305	602-65005	213.06	602-65005-500	812.23	602-65005-1000	1171.86
65007	7	20	10/30	.022	.327	602-65007	233.43	602-65007-500	878.27	602-65007-1000	1267.21
65009	9	20	10/30	.022	.416	602-65009	333.54	602-65009-500	1210.91	602-65009-1000	1747.15
65012	12	20	10/30	.022	.433	602-65012	422.34	602-65012-500	1506.13	602-65012-1000	2322.85
65018	18	20	10/30	.022	.527	602-65018	677.52	602-65018-500	2437.47	602-65018-1000	3516.74
65025	25	20	10/30	.022	.615	602-65025	973.76	602-65025-500	3480.64	602-65025-1000	5008.01
65802	2	18	16/30	.022	.258	602-65802	88.78	602-65802-500	383.89	- - - -	- -
65803	3	18	16/30	.022	.272	602-65803	136.75	602-65803-500	471.99	602-65803-1000	693.12
65804	4	18	16/30	.022	.296	602-65804	148.01	602-65804-500	586.31	602-65804-1000	843.61
65805	5	18	16/30	.022	.326	602-65805	208.35	602-65805-500	783.91	602-65805-1000	1131.06
65807	7	18	16/30	.022	.351	602-65807	220.94	602-65807-500	872.88	602-65807-1000	1259.42
65809	9	18	16/30	.022	.445	602-65809	329.73	602-65809-500	1197.05	602-65809-1000	1727.07
65812	12	18	16/30	.022	.470	602-65812	396.35	602-65812-500	1565.85	602-65812-1000	2259.16
65818	18	18	16/30	.022	.567	- - - -	- -	602-65818-500	2192.37	602-65818-1000	3154.38
65825	25	18	16/30	.022	.666	602-65825	786.94	602-65825-500	3281.65	602-65825-1000	4721.73
65834	34	18	16/30	.022	.769	602-65834	1238.04	602-65834-500	4425.23	602-65834-1000	6367.11
65841	41	18	16/30	.022	.835	602-65841	1455.85	602-65841-500	5203.82	602-65841-1000	7487.29
65602	2	16	26/30	.022	.284	602-65602	104.08	602-65602-500	461.52	602-65602-1000	664.11
65603	3	16	26/30	.022	.300	602-65603	150.80	- - - -	- -	602-65603-1000	859.48
65604	4	16	26/30	.022	.328	602-65604	188.93	602-65604-500	712.89	602-65604-1000	1025.74
65605	5	16	26/30	.022	.361	602-65605	233.21	602-65605-500	921.22	602-65605-1000	1329.21
65607	7	16	26/30	.022	.390	602-65607	282.07	602-65607-500	1061.28	602-65607-1000	1531.23
65609	9	16	26/30	.022	.509	602-65609	432.25	602-65609-500	1538.52	602-65609-1000	2219.74
65612	12	16	26/30	.022	.536	602-65612	504.47	602-65612-500	1898.12	602-65612-1000	2747.70
65618	18	16	26/30	.022	.632	602-65618	816.74	602-65618-500	2915.16	602-65618-1000	4205.92
65625	25	16	26/30	.022	.756	602-65625	1179.33	602-65625-500	4254.12	602-65625-1000	6141.33
65641	41	16	26/30	.022	.959	602-65641	1853.55	602-65641-500	6625.33	602-65641-1000	9548.50
65402	2	14	41/30	.022	.330	602-65402	158.98	602-65402-500	598.23	602-65402-1000	863.13
65403	3	14	41/30	.022	.351	602-65403	201.42	602-65403-500	767.79	602-65403-1000	1107.77
65404	4	14	41/30	.022	.404	602-65404	275.16	- - - -	- -	602-65404-1000	1513.47
65405	5	14	41/30	.022	.439	602-65405	320.22	602-65405-500	1220.65	602-65405-1000	1761.12
65407	7	14	41/30	.022	.479	602-65407	405.92	602-65407-500	1444.77	602-65407-1000	2091.49
65409	9	14	41/30	.022	.609	602-65409	471.04	602-65409-500	2072.84	602-65409-1000	3000.63
65412	12	14	41/30	.022	.667	602-65412	672.87	602-65412-500	2572.11	602-65412-1000	3700.78
65418	18	14	41/30	.022	.783	602-65418	1171.99	602-65418-500	4183.08	602-65418-1000	6018.63
65425	25	14	41/30	.022	.953	602-65425	1612.94	602-65425-500	5872.17	602-65425-1000	8449.00

MULTICONDUCTOR, UNSHIELDED HIGH-FLEX CONTROL CABLE

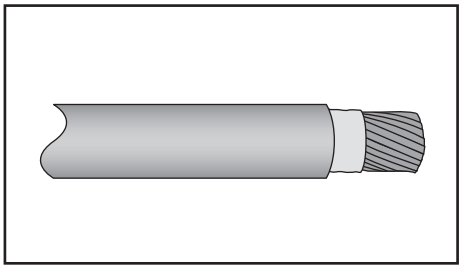

Characteristics:
- Operating Temperature: -5°C to 90°C
- Voltage Ratings: 600V
- Conductor: Super Finely Stranded Bare Copper
- Insulation: Lubricated PVC
- Jacket: Oil Resistant PVC

Specifications:
- UL AWM Style 2587, Rated CSA AWM I/II A/B FT1 and CE
- Jacket Meets VDE 0472, Section 803 Oil Test
- Passes MIL-C 13777G Flexlife Test
- Bend Radius: 8X Cable Diameter

Features:
- Outstanding Oil and Chemical Resistance
- Extra Flexibility and Durability for Continuous Motion
- Extended Flex Life up to 14 million flex life cycles

Applications:
- Robotics
- Assembly
- Installation in Cable Track
- Data Processing Equipment
- Automation Equipment
- Material Handling Equipment

RoHS Compliant

AlphaWire Recommend Heat Shrink FIT®650

AlphaWire Recommend Heat Shrink FIT®Flex

Alpha Part No.	No. of Cond.	Conductor AWG	Conductor Strand	Insulation Thickness	Nom. O.D. (in.)	100 ft. Spool MOUSER STOCK NO.	100 ft. Spool Price Per Spool	500 ft. Spool MOUSER STOCK NO.	500 ft. Spool Price Per Spool	1000 ft. Spool MOUSER STOCK NO.	1000 ft. Spool Price Per Spool
85004	4	20	63/38	.022	.287	602-85004	482.77	602-85004-500	1663.59	602-85004-1000	2482.97
85005	5	20	63/38	.022	.323	602-85005	514.48	602-85005-500	1805.58	602-85005-1000	2694.86
85007	7	20	63/38	.022	.388	602-85007	567.66	602-85007-500	1953.19	602-85007-1000	2915.23
85012	12	20	63/38	.022	.460	602-85012	743.71	602-85012-500	2752.50	602-85012-1000	4108.19
85018	18	20	63/38	.022	.548	602-85018	1033.28	602-85018-500	3824.09	602-85018-1000	5707.72
85025	25	20	63/38	.022	.691	602-85025	1463.90	602-85025-500	5238.10	602-85025-1000	7844.22
85034	34	20	63/38	.022	.746	602-85034	1886.23	602-85034-500	6749.41	602-85034-1000	10073.75
85803	3	18	105/38	.022	.298	602-85803	362.59	602-85803-500	1296.99	602-85803-1000	1935.88
85804	4	18	105/38	.022	.326	602-85804	487.01	602-85804-500	1802.48	602-85804-1000	2690.28
85805	5	18	105/38	.022	.355	602-85805	548.14	602-85805-500	2028.70	602-85805-1000	3027.86
85807	7	18	105/38	.022	.438	602-85807	591.36	602-85807-500	2188.58	602-85807-1000	3266.57
85812	12	18	105/38	.022	.520	- - - -	- -	602-85812-500	3123.21	602-85812-1000	4661.57
85815	15	18	105/38	.022	.577	602-85815	1039.02	602-85815-500	3978.00	602-85815-1000	5937.37
85818	18	18	105/38	.022	.608	602-85818	1144.12	602-85818-500	4544.01	602-85818-1000	6537.98
85825	25	18	105/38	.022	.767	602-85825	1595.42	602-85825-500	6336.04	602-85825-1000	9116.41
85834	34	18	105/38	.022	.830	602-85834	2063.77	602-85834-500	7901.10	602-85834-1000	11793.17
85603	3	16	168/38	.022	.331	602-85603	412.05	602-85603-500	1417.66	602-85603-1000	2116.02
85604	4	16	168/38	.022	.362	602-85604	536.22	602-85604-500	2052.92	602-85604-1000	2961.87
85605	5	16	168/38	.022	.396	602-85605	590.13	602-85605-500	2103.60	602-85605-1000	3035.08
85607	7	16	168/38	.022	.478	602-85607	746.99	602-85607-500	2658.79	602-85607-1000	3836.12
85612	12	16	168x38	.022	.573	602-85612	990.55	602-85612-500	3792.36	602-85612-1000	5660.27

© Copyright 2013 Mouser Electronics

© Copyright 2013 Mouser Electronics

ALPHA WIRE Hook-up Wire

RoHS Compliant **This product is RoHS compliant.**

AlphaWire
Cables you trust. Service you deserve.

COLOR CODE CHART
Colors = Ordering Suffix
✻ Not available in all colors

White=01	Black=02	Red=03	Green=04	Yellow=05	Blue=06	Brown=07
Orange=08	Slate=09	Violet=10	White/Black=11	White/Red=12	White/Green=13	White/Yellow=14
White/Blue=15	White/Brown=16	White/Orange=17	White/Gray=18	White/Violet=19	Green/Yellow=28	Pink=30

UL1007 PVC INSULATION

• Temperature Range: (-40°C to 80°C UL AWM 1007) (-40°C to 105°C UL AWM 1569) • Voltage Rating: 300V

Alpha Part No.	Conductor AWG	Conductor Strand	Nominal O.D. (in.)	100 ft. Spools MOUSER STOCK NO.	Price Per Spool 1	Price Per Spool 5	1000 ft. Spools MOUSER STOCK NO.	Price Per Spool 1	Price Per Spool 5
Solid Conductor									
3050/1	24	Solid	.052	602-3050/1-100-__	20.01	17.63	602-3050/1-1000-✻	104.38	95.93
3051/1	22	Solid	.057	602-3051/1-100-__	23.45	20.96	602-3051/1-1000-__	105.91	101.30
3053/1	20	Solid	.064	602-3053/1-100-__	26.11	23.33	602-3053/1-1000-✻	130.48	125.04
3055/1	18	Solid	.072	602-3055/1-100-__	36.69	32.78	602-3055/1-1000-__	157.34	149.48
3057/1	16	Solid	.083	602-3057/1-100-__	49.52	44.26	602-3057/1-1000-__	249.71	238.54
Stranded Conductor									
3047	30	7/38	.044	602-3047-100-__	22.12	19.82	602-3047-1000-__	134.49	121.55
3048	28	7/36	.047	602-3048-100-__	18.94	17.58	602-3048-1000-__	122.39	103.06
3049	26	7/34	.051	602-3049-100-__	19.26	17.24	602-3049-1000-__	125.76	110.96
3050	24	7/32	.056	602-3050-100-__	22.50	20.00	602-3050-1000-__	122.81	112.57
3051	22	7/30	.062	602-3051-100-__	25.99	23.22	602-3051-1000-__	119.64	106.90
3053	20	10/30	.069	602-3053-100-__	29.57	26.05	602-3053-1000-__	143.50	129.15
3055	18	16/30	.079	602-3055-100-__	36.69	32.78	602-3055-1000-__	201.31	177.15
3057	16	26/30	.092	602-3057-100-__	41.45	37.04	602-3057-1000-__	245.44	227.12

UL1015 PVC INSULATION

• Temperature Range: -20°C to 105°C • Voltage Rating: 600V

3070	24	7/32	.088	602-3070-100-__	29.60	27.84	602-3070-1000-__	154.84	143.42
3071	22	7/30	.094	602-3071-100-__	28.57	25.18	602-3071-1000-__	166.73	153.21
3073	20	10/30	.101	602-3073-100-__	44.85	41.66	602-3073-1000-__	206.31	189.58
3075	18	16/30	.111	602-3075-100-__	38.65	34.54	602-3075-1000-__	256.46	210.88
3077	16	26/30	.124	602-3077-100-__	50.88	45.46	602-3077-1000-__	292.70	243.92
3079	14	41/30	.138	602-3079-100-__	81.27	77.39	602-3079-1000-__	481.54	457.68
3080	12	65/30	.157	602-3080-100-✻	174.24	160.11	602-3080-1000-__	1082.55	1016.24
3081	10	105/30	.184	602-3081-100-✻	190.57	162.19	- - - - - - - - - -	-	-

UL1429 SOLDER IRON RESISTANT IRRADIATED PVC INSULATION

• Operating Temperature: -55°C to 105°C (CSA AWM I A/B FT1) -55°C to 105°C (MIL-W-I6878E); -55°C to 80°C (UL AWM 1429)
• Voltage Rating: 600/150V

7053	26	7/34	.039	602-7053-100-__	44.19	41.31	602-7053-1000-__	179.77	170.99
7054	24	7/32	.044	602-7054-100-__	49.82	45.05	602-7054-1000-__	210.58	204.56
7055	22	7/30	.050	602-7055-100-✻	54.88	52.32	602-7055-1000-__	213.26	207.34
7056	20	7/28	.058	602-7056-100-__	70.64	64.82	602-7056-1000-✻	259.25	253.69
7057	18	7/26	.068	602-7057-100-✻	37.20	33.94	602-7057-1000-✻	400.99	380.43

MIL-W-16878E PVC INSULATION, STRANDED CONDUCTOR

• Temperature Range: -55°C to 105°C • Voltage Rating: 600V

1850	32	7/40	.029	602-1850-100-__	70.62	67.09	602-1850-1000-✻	227.70	217.66
1852	28	7/36	.035	602-1852-100-__	34.86	32.51	602-1852-1000-__	141.42	135.09
1853	26	7/34	.039	602-1853-100-__	34.86	32.51	602-1853-1000-__	152.50	145.66
1854	24	7/32	.044	602-1854-100-__	33.51	31.50	602-1854-1000-✻	143.20	136.78
1854/19	24	19/36	.045	602-1854/19-100-__	56.29	50.66	602-1854/19-1000-✻	183.43	164.27
1855	22	7/30	.050	602-1855-100-__	37.85	33.84	602-1855-1000-__	154.27	141.06
1855/19	22	19/34	.052	602-1855/19-100-__	74.26	66.79	602-1855/19-1000-✻	175.11	169.63
1856	20	7/28	.058	602-1856-100-__	47.06	43.22	602-1856-1000-__	189.30	178.01
1856/19	20	19/32	.060	602-1856/19-100-__	73.13	67.16	602-1856/19-1000-__	226.53	209.62
1857	18	7/26	.068	602-1857-100-__	53.96	50.36	602-1857-1000-✻	273.47	261.75
1857/19	18	19/30	.070	602-1857/19-100-__	104.84	93.69	602-1857/19-1000-✻	314.08	304.27
1858/19	16	19/29	.076	602-1858/19-100-✻	69.02	61.67	602-1858/19-1000-✻	353.88	332.75
1859/19	14	19/27	.091	602-1859/19-100-__	140.37	125.45	602-1859/19-1000-__	429.57	397.52

MIL-W-16878E PTFE INSULATION

• Temperature Range: -60°C to 200°C • Voltage Rating: 250V

2840/7	32	7/40	.022	602-2840/7-100-__	50.68	48.26	602-2840/7-1000-✻	319.06	295.14
2841/7	30	7/38	.024	602-2841/7-100-__	56.32	52.13	602-2841/7-1000-__	305.40	293.18
2841/1	30	Solid	.022	602-2841/1-100-__	68.17	64.77	602-2841/1-1000-__	414.07	394.35
2842/7	28	7/36	.027	602-2842/7-100-__	66.15	61.65	602-2842/7-1000-__	318.27	304.73
2842/1	28	Solid	.025	602-2842/1-100-__	73.73	68.47	602-2842/1-1000-__	448.80	427.42
2842/19	28	19/40	.027	602-2842/19-100-✻	96.32	88.55	602-2842/19-1000-✻	542.10	505.97
2843/7	26	7/34	.031	602-2843/7-100-__	61.11	58.07	602-2843/7-1000-__	392.44	363.02
2843/19	26	19/38	.031	602-2843/19-100-__	83.02	79.07	602-2843/19-1000-__	508.41	475.97
2843/1	26	Solid	.028	602-2843/1-100-__	69.91	61.60	602-2843/1-1000-__	466.69	437.52
2844/7	24	7/32	.036	602-2844/7-100-__	62.41	58.08	602-2844/7-1000-✻	420.80	391.58
2844/19	24	19/36	.036	602-2844/19-100-__	74.44	71.06	602-2844/19-1000-__	442.87	425.84
2845/7	22	7/30	.042	602-2845/7-100-__	94.52	88.11	602-2845/7-1000-01	553.28	528.49
2845/19	22	19/34	.042	602-2845/19-100-__	76.41	70.95	602-2845/19-1000-✻	538.67	517.94

UL 1213 PTFE INSULATION

• Temperature Range: -60°C to 200°C (UL 105°C) • Voltage Rating: 600V

Solid Conductor									
2853/1	26	- - -	.036	602-2853/1-100-✻	67.59	60.40	602-2853/1-1000-__	459.45	446.68
2854/1	24	- - -	.040	602-2854/1-100-__	89.74	84.75	602-2854/1-1000-✻	596.10	570.55
2855/1	22	- - -	.045	602-2855/1-100-✻	101.13	95.51	602-2855/1-1000-__	702.87	671.40
2856/1	20	- - -	.052	602-2856/1-100-✻	138.00	117.30	602-2856/1-1000-✻	958.73	929.68
2857/1	18	- - -	.061	602-2857/1-100-✻	406.00	359.83	602-2857/1-1000-✻	2886.49	2492.82
Stranded Conductor									
5851	30	7/38	.032	602-5851-100-__	56.44	56.44	- - - - - - - - - -	-	-
5852	28	7/36	.036	602-5852-100-__	60.50	57.47	602-5852-1000-__	365.19	348.83
5853	26	7/34	.039	602-5853-100-__	50.22	47.82	602-5853-1000-__	392.58	380.70
5853/19	26	19/38	.039	602-5853/19-100-__	71.07	65.75	602-5853/19-1000-__	470.74	446.30
5854	24	19/36	.044	602-5854-100-__	74.30	71.07	602-5854-1000-__	519.72	503.97
5854/7	24	7/32	.044	602-5854/7-100-__	54.12	48.11	602-5854/7-1000-✻	386.44	375.71
5855	22	19/34	.050	602-5855-100-__	77.21	73.54	602-5855-1000-✻	545.45	512.39
5855/7	22	7/30	.050	602-5855/7-100-__	86.08	75.84	602-5855/7-1000-✻	629.72	601.10
5856	20	19/32	.058	602-5856-100-__	99.22	90.00	602-5856-1000-✻	753.38	699.07
5856/7	20	7/28	.058	602-58567100-__	111.95	106.36	602-5856/7-1000-__	669.67	621.84
5857	18	19/30	.069	602-5857-100-__	131.46	106.28	602-5857-1000-__	1030.35	958.79
5858	16	19/29	.080	602-5858-100-__	160.15	138.32	602-5858-1000-__	1256.11	1202.27
5859	14	19/27	.095	602-5859-100-✻	261.47	232.41	602-5859-1000-✻	1694.05	1619.47

UL 1180 PTFE INSULATION, STRANDED CONDUCTOR

• Temperature Range: -60°C to 200°C • Voltage Rating: 1000V

5874	24	19/36	.054	602-5874-100-__	87.88	81.30	602-5874-1000-__	588.78	571.95
5875	22	19/34	.060	602-5875-100-__	91.93	88.53	602-5875-1000-__	690.58	659.66
5876	20	19/32	.068	602-5876-100-✻	135.77	124.76	602-5876-1000-__	899.28	872.04
5877	18	19/30	.079	602-5877-100-__	167.01	150.31	602-5877-1000-__	1246.60	1190.78

© Copyright 2013 Mouser Electronics
© Copyright 2013 Mouser Electronics

ALPHA WIRE Hook-up Wire

RoHS Compliant **This product is RoHS compliant.**

AlphaWire
Cables you trust. Service you deserve.

UL 5107 MICA-GLASS INSULATION, UNSHIELDED

• Color: Brown

RoHS Compliant

Alpha Part No.	Conductor AWG	Conductor Strand	Nominal O.D. (in.)	Voltage Rating	Temperature Rating	100 ft. Spools MOUSER STOCK NO.	Price Per Spool 1	Price Per Spool 5
3111000	10	105/30	.206	600V	-55°C to 538°C	602-3111000-100	878.40	823.50
3111265	12	65/30	.157	600V	-55°C to 538°C	602-3111265-100	616.43	577.93
3111441	14	41/30	.138	600V	-55°C to 538°C	602-3111441-100	547.72	518.92
3111626	16	26/30	.124	600V	-55°C to 538°C	602-3111626-100	390.74	370.54
3111816	18	16/30	.111	600V	-55°C to 538°C	602-3111816-100	279.77	252.64
3112010	20	10/30	.101	600V	-55°C to 538°C	602-3112010-100	217.42	203.84
3112133	2	133/23	.444	600V	-55°C to 538°C	602-3112133-100	4273.15	4006.08
3114133	4	133/25	.361	600V	-55°C to 538°C	602-3114133-100	3191.01	2952.88
3116133	6	133/27	.304	600V	-55°C to 538°C	602-3116133-100	2028.47	1877.10
3118133	8	133/29	.260	600V	-55°C to 538°C	602-3118133-100	1572.22	1478.38

UL 5196 PTFE IMPREGNATED FIBERGLASS JACKET, DOUBLESPIRAL 100% SHIELD

• Temperature Range: -55°C to 250°C • Voltage Rating: 600V
• Color: Tan

RoHS Compliant

Alpha Part No.	Conductor AWG	Conductor Strand	Nominal O.D. (in.)	100 ft. Spools MOUSER STOCK NO.	Price Per Spool 1	Price Per Spool 5	500 ft. Spools MOUSER STOCK NO.	Price Per Spool 1	Price Per Spool 5
3131000	10	105/30	.180	602-3131000-100-07	631.82	583.24	602-3131000-500-07	2057.78	1904.21
3131265	12	65/30	.155	602-3131265-100-07	451.49	436.92	602-3131265-500-07	1529.00	1414.91
3131441	14	41/30	.136	602-3131441-100-07	388.93	371.07	- - - - - - - - - - - - - -	- - -	- - -
3131626	16	26/30	.122	602-3131626-100-07	285.23	270.19	602-3131626-500-07	776.29	755.30
3131816	18	16/30	.109	602-3131816-100-07	244.67	231.77	602-3131816-500-07	790.62	742.71
3138133	8	133/29	.232	602-3138133-100-07	1006.23	943.34	602-3138133-500-07	3245.48	3003.29

UL 3239, 3212, 3213 SILICONE INSULATION

• Temperature Range: -40°C to 150°C

Color Code Chart	
To order replace __ with applicable code for color desired.	
01=White	02 =Black

RoHS Compliant

Alpha Part No.	Conductor AWG	Conductor Strand	Nominal O.D. (in.)	Voltage Rating	100 ft. Spools MOUSER STOCK NO.	Price Per Spool 1	Price Per Spool 5	1000 ft. Spools MOUSER STOCK NO.	Price Per Spool 1	Price Per Spool 5
UL 3239										
390845	8	133/29	.259	15000	602-390845-100-__	972.49	919.01	602-390845-1000-__	2997.85	2865.94
390862	8	133/29	.293	25000	602-390862-100-__	1128.65	1058.12	602-390862-1000-__	2696.40	2600.10
390897	8	133/29	.363	40000	602-390897-100-__	1276.81	1181.54	602-390897-1000-__	4599.20	4215.94
391040	10	105/30	.198	10000	602-391040-100-__	573.53	537.68	602-391040-1000-__	1632.82	1574.51
391045	10	105/30	.208	15000	602-391045-100-__	559.81	541.75	602-391045-1000-__	2326.86	2153.23
391097	10	105/30	.312	40000	602-391097-100-__	968.39	907.90	602-391097-1000-__	3729.75	3451.41
391245	12	65/30	.183	15000	602-391245-100-__	482.85	469.06	602-391245-1000-__	1759.04	1640.92
391250	12	65/30	.193	20000	602-391250-100-__	561.97	526.88	602-391250-1000-__	1951.93	1806.27
391262	12	65/30	.217	25000	602-391262-100-__	616.20	570.21	602-391262-1000-__	1841.29	1775.53
391275	12	65/30	.243	30000	602-391275-100-__	652.56	633.91	602-391275-1000-__	2354.47	2275.47
391297	12	65/30	.287	40000	602-391297-100-__	781.85	728.31	602-391297-1000-__	2578.10	2410.73
391440	14	41/30	.154	10000	602-391440-100-__	452.93	386.32	602-391440-1000-__	1182.99	1109.04
392050	20	10/30	.137	20000	602-392050-100-__	340.13	290.11	602-392050-1000-02	1031.48	967.02
392062	20	10/30	.161	25000	602-392062-100-__	353.28	301.33	602-392062-1000-__	1105.49	1036.39
392075	20	10/30	.187	30000	602-392075-100-01	463.65	390.43	602-392075-1000-__	1567.41	1469.45
392097	20	10/30	.231	40000	602-392097-100-02	484.16	407.68	602-392097-1000-__	1870.38	1742.27
392240	22	7/30	.110	10000	602-392240-100-__	261.08	237.96	602-392240-1000-__	711.49	662.76
392245	22	7/30	.120	15000	602-392245-100-__	298.05	254.22	602-392245-1000-__	759.41	711.95
392250	22	7/30	.131	20000	602-392250-100-__	311.06	261.47	602-392250-1000-__	799.32	744.58
392262	22	7/30	.154	25000	602-392262-100-__	326.77	278.71	602-392262-1000-__	995.95	927.73
392275	22	7/30	.180	30000	602-392275-100-__	359.11	306.30	602-392275-1000-__	1278.64	1191.06
392297	22	7/30	.224	40000	602-392297-100-__	453.88	387.14	602-392297-1000-__	1533.65	1428.61
UL 3212										
391000	10	105/30	.212	600	602-391000-100-__	256.31	251.72	602-391000-1000-__	1457.68	1416.36
391265	12	65/30	.187	600	602-391265-100-__	229.41	216.18	602-391265-1000-__	1108.20	1084.45
391441	14	41/30	.168	600	602-391441-100-__	174.90	168.17	602-391441-1000-__	942.70	883.78
392207	22	7/30	.124	600	602-392207-100-__	99.94	89.94	602-392207-1000-__	452.43	421.00
UL 3212 and 3214										
398133	8	133/29	.295	600	602-398133-100-__	408.87	387.35	602-398133-1000-__	2239.63	2159.67

ULVW-1 SILICONE

• Temperature Range: -40°C to 200°C • Color: Whte

RoHS Compliant

Alpha Part No.	Conductor AWG	Conductor Strand	Nominal O.D. (in.)	Voltage Rating	100 ft. Spools MOUSER STOCK NO.	Price Per Spool 1	Price Per Spool 5	1000 ft. Spools MOUSER STOCK NO.	Price Per Spool 1	Price Per Spool 5
39X1260	12	19/25	.445	60000	602-39X1260-100-01	1363.86	1262.09	602-39X1260-1000-01	12766.23	11813.54
39X1460	14	19/27	.385	60000	602-39X1460-100-01	1104.36	1035.33	602-39X1460-1000-01	9922.45	9181.97
39X1620	16	19/29	.164	20000	602-39X1620-100-01	429.39	411.13	602-39X1620-1000-01	3546.52	3281.85
39X1635	16	19/29	.269	35000	602-39X1635-100-01	607.15	570.90	602-39X1635-1000-01	5525.89	5196.03
39X1645	16	19/29	.306	45000	602-39X1645-100-01	628.56	589.23	602-39X1645-1000-01	6212.67	5749.05
39X1660	16	19/29	.384	60000	602-39X1660-100-01	957.75	889.32	602-39X1660-1000-01	8950.04	8282.13
39X1825	18	19/30	.160	25000	602-39X1825-100-01	262.43	248.63	602-39X1825-1000-01	2074.34	1985.48
39X2015	20	19/32	.120	15000	- - - - - - - - - - - - - -	-	-	602-39X2015-1000-01	1630.85	1561.06
39X2020	20	19/32	.150	20000	602-39X2020-100-01	246.57	233.60	602-39X2020-1000-01	1784.10	1707.59
39X2025	20	19/32	.166	25000	602-39X2025-100-01	254.29	242.21	602-39X2025-1000-01	1934.41	1790.06
39X2205	22	7/30	.070	5000	602-39X2205-100-01	147.96	137.00	602-39X2205-1000-01	1098.32	1031.00
39X2215	22	7/30	.110	15000	602-39X2215-100-01	176.28	169.76	602-39X2215-1000-01	1341.07	1283.64
39X2220	22	7/30	.130	20000	602-39X2220-100-01	205.37	187.35	602-39X2220-1000-01	1562.82	1495.85

© Copyright 2013 Mouser Electronics
© Copyright 2013 Mouser Electronics

ALPHA WIRE Hook-up and Bus Bar Wire

RoHS Compliant **This product is RoHS compliant.**

AlphaWire
Cables you trust. Service you deserve.

AlphaWire ECOWIRE™

The EcoWire hook-up wires use Flexible Noryl insulation to provide an environmentally friendly alternative to PVC. Noryl is a modified polyphenylene ether (mPPE) thermoplastic that is inherently lighter, tougher, and more flame resistant then PVC. Noryl® insulation contains no halogens and can be fully recycled.

• Temperature Range: -40°C to +105°C • Voltage Rating: 600V

Color Code Chart			
To order replace __ with applicable code for color desired.			
01=White	04=Green	07=Brown	10=Violet
02=Black	05=Yellow	08=Orange	28=Grn/Ylw
03=Red	06=Blue	09=Slate	31=Dk Blue

Alpha Part No.	Conductor AWG	Conductor Strand	Nominal O.D. (in.)	100 ft. Spools MOUSER STOCK NO.	100 ft. Spools Price Per Spool 1	100 ft. Spools Price Per Spool 5	1000 ft. Spools MOUSER STOCK NO.	1000 ft. Spools Price Per Spool 1	1000 ft. Spools Price Per Spool 5
6710	28	7/36	.034	602-6710-100-__	26.99	25.23	602-6710-1000-__	151.76	143.48
6711	26	7/34	.038	602-6711-100-__	32.06	30.88	602-6711-1000-__	170.52	164.21
6712	24	7/32	.043	602-6712-100-__	33.61	31.91	602-6712-1000-__	200.20	182.01
6713	22	7/30	.049	602-6713-100-__	40.08	38.05	602-6713-1000-__	221.14	191.05
6714	20	10/30	.055	602-6714-100-__	46.61	44.28	602-6714-1000-__	261.73	220.84
6715	18	16/30	.067	602-6715-100-__	54.26	52.64	602-6715-1000-__	353.98	297.78
6715S	18	Solid	.059	602-6715S-100-__	54.26	52.64	602-6715S-1000-__	353.98	297.78
6716	16	26/30	.081	602-6716-100-__	85.12	79.35	602-6716-1000-__	461.13	390.06
6717	14	41/30	.096	602-6717-100-__	124.39	118.16	602-6717-1000-__	598.57	562.84
6717S	14	Solid	.086	602-6717S-100-__	124.39	118.16	602-6717S-1000-__	598.57	562.84
6718	12	65/30	.117	602-6718-100-__	187.88	181.61	602-6718-1000-__	891.74	865.12
6719	10	105/30	.142	602-6719-100-__	293.68	284.20	602-6719-1000-__	1398.89	1301.75

AlphaWire ECOWIRE™ PLUS

A 100% recyclable alternative to XLPEinsulated wire, with all the benefits of standards EcoWire with added resistance to the hazardous oils and chemicals common in industrial environments.

• Temperature Range: -40°C to +105°C • Voltage Rating: 300V



NEW PRODUCT

Color Code Chart		
To order replace __ with applicable code for color desired.		
01=White	04=Green	07=Brown
02=Black	05=Yellow	08=Orange
03=Red	06=Blue	09=Slate

Alpha Part No.	Conductor AWG	Conductor Strand	Nominal O.D. (in.)	100 ft. Spools MOUSER STOCK NO.	100 ft. Spools Price Per Spool 1	100 ft. Spools Price Per Spool 5	1000 ft. Spools MOUSER STOCK NO.	1000 ft. Spools Price Per Spool 1	1000 ft. Spools Price Per Spool 5
6820	28	7/36	0.031	602-6820-100-____	28.12	26.72	602-6820-1000-____	133.16	127.20
6821	26	7/34	0.035	602-6821-100-____	29.25	27.79	602-6821-1000-____	149.63	142.93
6822	24	7/32	0.040	602-6822-100-____	35.66	33.89	602-6822-1000-____	168.91	161.35
6823	22	7/30	0.046	602-6823-100-____	39.39	37.42	602-6823-1000-____	201.51	192.48
6824	20	7/28	0.054	602-6824-100-____	50.35	47.83	602-6824-1000-____	238.51	227.82
6825	18	19/0.0092	0.062	602-6825-100-____	66.83	63.49	602-6825-1000-____	316.59	302.41
6826	17	19/30	0.066	602-6826-100-____	77.77	73.88	602-6826-1000-____	368.39	351.88
6827	16	19/29	0.077	602-6827-100-____	88.70	84.26	602-6827-1000-____	420.21	401.40
6828	15	19/28	0.083	602-6828-100-____	111.52	105.93	602-6828-1000-____	528.28	504.63
6829	14	19/27	0.095	602-6829-100-____	134.33	127.62	602-6829-1000-____	636.35	617.07

AlphaWire HOOK-UP WIRE

MIL-W-76B Type MW PVC Insulation

• Temperature Range: -40°C to 80°C • Voltage Rating: 1000V



Color Code Chart			
To order replace __ with applicable code for color desired.			
01=White	04=Green	07=Brown	10=Violet
02 =Black	05=Yellow	08=Orange	✻Not available in all colors
03=Red	06=Blue	09=Slate	

Alpha Part No.	Conductor AWG	Conductor Strand	Nominal O.D. (in.)	100 ft. Spools MOUSER STOCK NO.	100 ft. Spools Price Per Spool 1	100 ft. Spools Price Per Spool 5	1000 ft. Spools MOUSER STOCK NO.	1000 ft. Spools Price Per Spool 1	1000 ft. Spools Price Per Spool 5
1550	24	7/32	.056	602-1550-100-___	34.49	31.94	602-1550-1000-___	128.65	122.93
1551	22	7/30	.062	602-1551-100-___	37.26	34.78	602-1551-1000-___	154.48	148.16
1553	20	10/30	.069	602-1553-100-___	43.86	39.75	602-1553-1000-___	179.29	168.73
1555	18	16/30	.079	602-1555-100-___	55.22	51.53	602-1555-1000- ✻	253.24	242.46
1557	16	26/30	.092	602-1557-100-___	77.19	72.04	602-1557-1000- ✻	373.91	358.95
1559	14	41/30	.106	602-1559-100- ✻	117.53	110.62	602-1559-1000- ✻	665.64	633.58
1560	12	65/30	.125	602-1560-100-___	196.13	183.87	602-1560-1000-___	1205.58	1171.14
1561/24	24	Solid	.052	602-1561/24-100- ✻	31.93	30.05	602-1561/24-1000- ✻	143.38	134.23
1561	22	Solid	.057	602-1561-100- ✻	31.93	30.05	602-1561-1000-___	140.74	135.43
1563	20	Solid	.064	602-1563-100- ✻	37.65	32.56	602-1563-1000- ✻	186.53	170.17
1565	18	Solid	.072	602-1565-100- ✻	77.30	71.36	602-1565-1000- ✻	320.40	305.84

UL1430 Irradiated PVC Insulation

• Temperature Range: -55°C to 105°C • Voltage Rating: 300V

Alpha Part No.	Conductor AWG	Conductor Strand	Nominal O.D. (in.)	100 ft. Spools MOUSER STOCK NO.	100 ft. Spools Price Per Spool 1	100 ft. Spools Price Per Spool 5	1000 ft. Spools MOUSER STOCK NO.	1000 ft. Spools Price Per Spool 1	1000 ft. Spools Price Per Spool 5
7130	24	7/32	.056	602-7130-100-___	74.72	63.50	602-7130-1000-___	268.68	248.63
7131	22	7/30	.062	602-7131-100- ✻	101.72	94.72	602-7131-1000- ✻	334.40	313.50
7132	20	7/28	.070	602-7132-100- ✻	103.57	97.00	602-7132-1000- ✻	367.97	351.25
7133	18	7/26	.080	602-7133-100-___	67.76	61.81	602-7133-1000- ✻	504.77	490.56
7134	16	19/.0117	.088	602-7134-100-___	184.32	173.63	602-7134-1000-___	644.95	614.23

PVDF Insulation for Wire Wrap (UL 1422, UL1423)

Wire wrapping is an automatic or semi-automatic termination method generally used in large scale wiring of computer backpanels. It involves the helical wrapping of a solid conductor around a rectangular post under controlled tension. Alpha PVDF wire wrap is manufactured with Silver-Plated OFHC (Oxygen-Free High Conductivity) conductor.

Color Code Chart			
To order replace __ with applicable code for color desired.			
01=White	04=Green	07=Brown	10=Violet
02 =Black	05=Yellow	08=Orange	
03=Red	06=Blue	09=Slate	

Alpha Part No.	AWG Size	Nominal O.D. (in.)	1000 ft. Spools MOUSER STOCK NO.	1000 ft. Spools Price Per Spool 1	1000 ft. Spools Price Per Spool 5
5951	30	.019	602-5951-1000-___	370.15	356.44
5952	28	.024	602-5952-1000-___	445.19	428.07
5953	26	.027	602-5953-1000-___	454.91	437.41
5954	24	.030	602-5954-1000-___	615.79	592.10

ETFE Insulation for Wire Wrap (UL 1516, UL1523)

- Solid Silver Plated OFHC (Oxygen-Free High Conductivity) conductor
- Color-Coded ETFE (Ethylene-Tetrafluoroethylene Copolymer)
- High abrasion, heat and cut-through resistance

Color Code Chart			
To order replace __ with applicable code for color desired.			
01=White	04=Green	07=Brown	10=Violet
02 =Black	05=Yellow	08=Orange	
03=Red	06=Blue	09=Slate	

Alpha Part No.	AWG Size	Nominal O.D. (in.)	100 ft. Spools MOUSER STOCK NO.	100 ft. Spools Price Per Spool	1000 ft. Spools MOUSER STOCK NO.	1000 ft. Spools Price Per Spool
1805	30	.020	602-1805-100-___	169.15	602-1805-1000-___	1108.82
1806	28	.024	602-1806-100-___	228.84	602-1806-1000-___	1254.35
1807	26	.027	- - - - - - - - - - - -	-	602-1807-1000-___	1203.78
1808	24	.030	- - - - - - - - - - - -	-	602-1808-1000-___	1387.34

AlphaWire HOOK-UP WIRE KITS

Hook-Up Wire Kits contain an assortment of 100' spools suitable for military or UL/CSA applications. Each kit contains five spools of stranded hook-up wire in a unique, rack-mounted, transparent dispensing tube. The tube and rack system keeps hook-up wire neat, clean, and conveniently at hand.

Features:

• Operating Temp.: -40°C to 105°C • Includes cut and strip tool
• Voltage Rating: 300V • Five assorted hook-up wire colors: White, Black, Red, Green, and Blue

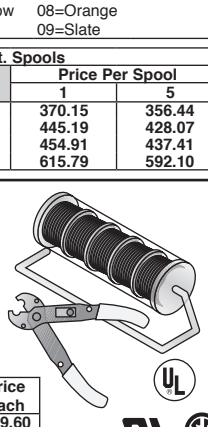

MOUSER STOCK NO.	Alpha Part No.	AWG Size	Price Each
602-HU-KIT-20	HU-KIT-20	22	219.60
602-HU-KIT-40	HU-KIT-40	24	219.60

AlphaWire BUS BAR WIRE

• Solid Tin Plated Copper
• AA-59551

Alpha Part No.	Cond. AWG	Dia. (in.)	100 ft. Spools MOUSER STOCK NO.	100 ft. Spools Price Per Spool 1	100 ft. Spools Price Per Spool 5
299/3	30	.01	602-299/3-100	35.99	33.93
299/2	28	.013	602-299/2-100	35.99	33.93
299/1	26	.016	602-299/1-100	35.73	32.64
299	24	.02	602-299-100	39.99	36.43
298	22	.025	602-298-100	37.57	34.78
297	20	.032	602-297-100	48.50	45.44
296	18	.04	602-296-100	57.75	52.34
295	16	.051	602-295-100	104.96	101.26
286	14	.064	602-286-100	142.67	133.39
289	12	.081	602-289-100	210.93	195.37

© Copyright 2013 Mouser Electronics

© Copyright 2013 Mouser Electronics

BELDEN Hook-up Wire

RoHS Compliant **This product is RoHS compliant.**

BELDEN PVC INSULATED HOOK-UP WIRE

PVC Hook-up Wire is Tinned Copper conducted and is PVC insulated. It is also flame and ozone resistant, as well as being inert to most chemicals, oils and solvents.

Color Code Chart		
To order replace __ with applicable code for color desired.		
01=Brown	06=Light Blue	11=Tan
02=Red	07=Violet	12=Pink
03=Orange	08=Gray	13=Dark Blue
04=Yellow	09=White	
05=Green	10=Black	

(Type B) MIL-W-16878/1-PVC (600V, 105°C)

Belden Part No.	Conductor AWG	Conductor Strand	Nominal O.D. (in.)	100 ft. Spools MOUSER STOCK NO.	100 ft. Spools Stocked Colors	100 ft. Spools Price Per Spool	1000 ft. Spools MOUSER STOCK NO.	1000 ft. Spools Stocked Colors	1000 ft. Spools Price Per Spool
8500	16	19x29	.079	566-8500-100-___	02, 04-06, 09-10	78.51	566-8500-1000-___	01-02, 05, 09-10	587.57
8501	18	7x26	.068	566-8501-100-___	01-06, 09-10	62.78	566-8501-1000-___	02, 06, 09-10	456.36
8502	20	7x28	.058	566-8502-100-___	01-10	60.58	566-8502-1000-___	01-06, 08-10	347.40
8503	22	7x30	.050	566-8503-100-___	01-10	43.86	566-8503-1000-___	04, 08-10	249.51
8504	24	7x32	.044	566-8504-100-___	01-06, 08-10	39.54	566-8504-1000-___	01-05, 08-10	255.88
8505	26	7x34	.039	566-8505-100-___	01-10	38.27	566-8505-1000-___	01-10	258.59

(Type MW) MIL-W-76C-PVC (1000V, 80°C)

8527	12	65x30	.128	566-8527-100-___	02-06, 09-10	188.29	----------	-----	-
8520	14	41x30	.111	566-8520-100-___	01-03, 05-06, 09-10	128.85	566-8520-1000-___	02, 10	1058.05
8521	16	26x30	.098	566-8521-100-___	01-05, 07-10	93.86	566-8521-1000-___	02-03, 05-06, 09-10	631.05
8522	18	16x30	.080	566-8522-100-___	01-10	55.45	566-8522-1000-___	01-05, 07, 10	389.70
8523	20	10x30	.070	566-8523-100-___	01-10	53.15	566-8523-1000-___	02-03, 05-06, 08-10	335.63
8529	20	Solid	.066	566-8529-100-___	09-10	46.61	566-8529-1000-___	02	289.24
8524	22	7x30	.064	566-8524-100-___	01-10	43.32	566-8524-1000-___	02-03, 05-08, 10	289.26
8530	22	Solid	.059	566-8530-100-___	02-06, 09-10	40.70	566-8530-1000-___	02, 04	240.40
8525	24	7x32	.058	566-8525-100-___	01-10	37.72	566-8525-1000-___	02, 06, 08, 10	238.61

UL AWM Style 1061 (300V, 80°C)

9984	24	7x32	.044	566-9984-100-___	02-05, 09, 10	35.62	566-9984-1000-___	01-05, 10	228.81
9975	24	Solid	.040	566-9975-100-___	02, 10	24.92	566-9975-1000-___	10	151.13
9985	26	7x34	.039	566-9985-100-___	01-05, 08-10	33.49	566-9985-1000-___	02-03, 09-10, 13	211.15
9986	28	7x36	.035	566-9986-100-___	02-03, 09, 10	31.32	566-9986-1000-___	02, 10	203.66
9987	30	7x38	.032	566-9987-100-___	09, 10	33.49	566-9987-1000-___	02, 07, 09	221.85
9978	30	Solid	.030	566-9978-100-___	01-05, 07-10	29.82	566-9978-1000-___	02	193.98

UL AWM Style 1015 (600V, 105°C)

9910	10	65x28	.180	566-9910-100-___	02, 09-10	330.84	----------	-----	-
9912	12	65x30	.158	566-9912-100-___	01-02, 04-05, 09-10	220.24	----------	-----	-
8916	14	41x30	.138	566-8916-100-___	01-03, 05, 09-10	138.02	----------	-----	-
8917	16	26x30	.123	566-8917-100-___	01-05, 09-10	90.51	566-8917-1000-___	02, 04-05, 10, 13	739.96
8918	18	16x30	.110	566-8918-100-___	01-05, 09-10	72.83	566-8918-1000-___	01-05, 09-10	483.23
8919	20	10x30	.100	566-8919-100-___	02, 04-05, 09-10, 13	58.12	566-8919-1000-___	09, 13	434.29
8920	22	7x30	.093	566-8920-100-___	02, 04, 09-10	43.75	566-8920-1000-___	02-03, 05, 10	324.20
9924	24	7x32	.088	----------	-----	-	566-9924-1000-___	02-03, 10, 13	263.47

Dual Rated UL AWM Style 1007 (300V, 80°C), (CSA Type TR-64, 90°C)

9916	16	26x30	.092	566-9916-100-___	01-02, 04-05, 07, 09-10	83.62	566-9916-1000-___	03-04, 08-09, 13	610.97
9918	18	16x30	.079	566-9918-100-___	01-10	60.99	566-9918-1000-___	01-05, 07-09, 13	405.97
9919	20	7x28	.069	566-9919-100-___	01-02, 04-05, 07, 09-10	54.17	566-9919-1000-___	01-03, 05, 08, 10, 13	326.16
9921	22	7x30	.062	566-9921-100-___	01-10	43.87	566-9921-1000-___	01-05, 07, 09, 13	267.85
9923	24	7x32	.056	566-9923-100-___	02, 09-10	37.57	566-9923-1000-___	01-04, 08-10, 13	229.34
9926	26	7x34	.051	566-9926-100-___	02, 10	33.49	566-9926-1000-___	02-05, 08-10	211.15
9928	28	7x36	.047	566-9928-100-___	01-10	31.32	566-9928-1000-___	02-05, 09, 10, 13	203.66

BELDEN HIGH-TEMPERATURE TEFLON® INSULATED HOOK-UP WIRE

Stranded Silver-Coated Copper conductor insulated with extruded TFE Teflon®.

Color Code Chart		
To order replace __ with applicable code for color desired.		
01=Brown	06=Light Blue	11=Tan
02=Red	07=Violet	12=Pink
03=Orange	08=Gray	13=Dark Blue
04=Yellow	09=White	
05=Green	10=Black	

UL AMW Style 1213 105°C MIL-W-16878/4 Teflon® 600V, 200°C

Belden Part No.	Conductor AWG	Conductor Strand	Nominal O.D. (in.)	100 ft. Spools MOUSER STOCK NO.	100 ft. Spools Stocked Colors	100 ft. Spools Price Per Spool	1000 ft. Spools MOUSER STOCK NO.	1000 ft. Spools Stocked Colors	1000 ft. Spools Price Per Spool
83008	20	7x28	.058	566-83008-100-___	01-06, 09-10	76.24	566-83008-1000-___	02, 09-10	646.84
83007	20	19x32	.058	566-83007-100-___	01-10	77.14	566-83007-1000-___	02, 04-06, 09-10	661.80
83006	22	19x34	.050	566-83006-100-___	01-10	64.39	566-83006-1000-___	02-06, 09-10	570.28
83005	22	7x30	.050	566-83005-100-___	01-10	60.92	566-83005-1000-___	01-05, 07-10	517.35
83004	24	7x32	.044	566-83004-100-___	01-10	50.46	566-83004-1000-___	09	414.63
83003	24	19x36	.044	566-83003-100-___	01-10	59.26	566-83003-1000-___	02-04, 06-10	509.86
83002	26	7x34	.039	566-83002-100-___	01-10	47.62	566-83002-1000-___	02, 06	403.23
83000	30	7x38	.032	566-83000-100-___	01-10	43.57	566-83000-1000-___	04, 06	385.20

UL AWM Style 1371-105°C MIL-W-16878/4 Teflon® 600V, 200°C

83009	18	19x30	.068	566-83009-100-___	01-10	105.97	566-83009-1000-___	01, 06, 09	953.02
83010	16	19x29	.077	566-83010-100-___	01-10	127.47	566-83010-1000-___	03-05, 09-10	1042.37

UL AWM Style 1180 300V 200°C MIL-W-16878/5 Teflon® 1000V, 200°C

83030	16	19x29	.088	566-83030-100-___	01-10	139.61	----------	-----	-
83029	18	19x30	.078	566-83029-100-___	01-06, 08-10	121.27	566-83029-1000-___	06, 09-10	1108.04
83028	20	7x28	.068	566-83028-100-___	01-06, 09-10	83.50	566-83028-1000-02	02	756.32
83027	20	19x32	.068	566-83027-100-___	01-10	98.39	566-83027-1000-___	02-03, 06, 08-10	841.23
83026	22	19x34	.060	566-83026-100-___	01-10	75.60	566-83026-1000-___	01-04, 06, 08-10	719.85
83025	22	7x30	.060	566-83025-100-___	01-06, 09-10	65.56	566-83025-1000-___	02-03, 07, 09-10	575.04
83023	24	19x36	.040	566-83023-100-___	01-10	70.76	566-83023-1000-___	02-05, 09-10	648.39

© Copyright 2013 Mouser Electronics

© Copyright 2013 Mouser Electronics

BELDEN Hook-Up Wire, Dispenser Kits & Test Prod Wire

RoHS Compliant **This product is RoHS compliant.**

Color Code Chart				
To order replace __ with applicable code for color desired.				
01=Brown	04=Yellow	07=Violet	09=White	13=Dark Blue
02=Red	05=Green	08=Gray	10=Black	189=Green/Yellow

HOOK UP/LEAD PPO HOOK-UP WIRE 600V, 105°C AWM STYLE

Electrical panel builders, Electrical/electronic manufacturers, Appliance manufacturers, Furniture, Computer manufacturers, Automotive companies and their sub-suppliers, Buildings



Green Choice

Belden Part No.	Conductor AWG	Strand	Nominal O.D. (in.)	100 ft. Spools			1000 ft. Spools		
				MOUSER STOCK NO.	Stocked Colors	Price Per 100' Spool	MOUSER STOCK NO.	Stocked Colors	Price Per 1000' Spool
39114	14	41x30	0.097	566-39114-100-___	01-02, 04-05, 07-10, 13, 18	142.43	566-39116-1000-___	01-02, 04-05, 07-10, 13, 18	662.91
39116	16	26x30	0.083	566-39116-100-___	01-02, 04-05, 07-10, 13, 18	80.52	566-39116-1000-___	01-02, 04-05, 07-10, 13, 18	662.91
39118	18	16x30	0.069	566-39118-100-___	01-02, 04-05, 07-10, 13, 18	62.08	566-39120-1000-___	01-02, 04-05, 07-10, 13, 18	356.30
39120	20	10x30	0.061	566-39120-100-___	01-02, 04-05, 07-10, 13	57.32	566-39120-1000-___	01-02, 04-05, 07-10, 13	356.30
39122	22	7x30	0.053	566-39122-100-___	01-02, 04-05, 07-10, 13	44.64	566-39122-1000-___	01-02, 04-05, 07-10, 13	295.19
39124	24	7x32	0.048	566-39124-100-___	01-02, 04-05, 07-10, 13	40.50	566-39124-1000-___	01-02, 04-05, 07-10, 13	246.44
39126	26	7x34	0.043	566-39126-100-___	01-02, 04-05, 07-10, 13	35.91	566-39126-1000-___	01-02, 04-05, 07-10, 13	217.11
39128	28	7x36	0.039	566-39128-100-___	01-02, 04-05, 07-10, 13	33.69	566-39128-1000-___	01-02, 04-05, 07-10, 13	203.75

UL AWM STYLE 3340 AND 3374 600V

Stranded Tinned Copper Conductor

- Stranded tinned copper conductor
- 125°C Flex/150°C No Flex

Belden Part No.	AWG (Strand)	Nominal O.D. (in.)	Description	500 ft. Spools		
				MOUSER STOCK NO.	Stocked Colors	Price Per 500' Spool
37118	18 (16x30)	.142	Stranded Conductor	566-37118-500-__	02, 05, 09, 10	194.92
37116	16 (26x30)	.154	Stranded Conductor	566-37116-500-__	02, 04, 05, 10, 13	242.27
37114	14 (41x30)	.169	Stranded Conductor	566-37114-500-__	02, 10	355.55
37112	12 (65x30)	.190	Stranded Conductor	566-37112-500-__	02, 10	475.66
37110	10 (65x28)	.240	Stranded Conductor	566-37110-500-__	10	675.32
37108	8 (84x27)	.327	Separator Over Conducor	566-37108-500-__	10	1280.82


8899


8898


8890

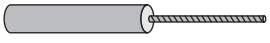
9899

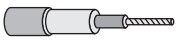
8869

TEST PROD WIRE

Tinned Copper, Rubber Insulated

Belden Part No.	Conductor AWG	Strand	Nominal O.D. (in.)	25 ft. Spools			100 ft. Spools			500 ft. Spools		
				MOUSER STOCK NO.	Stocked Colors	Price Per 25' Spool	MOUSER STOCK NO.	Stocked Colors	Price Per 100' Spool	MOUSER STOCK NO.	Stocked Colors	Price Per 500' Spool
8899	18	65x36	0.144	566-8899-25-___	02, 10	37.43	566-8899-100-___	02, 04, 05, 09, 10	121.08	566-8899-500-___	02, 05, 10	423.01
8898	18	65x36	0.229	----------	-----	-	566-8898-100-___	02, 10	157.71	566-8898-500-___	10	651.70
8890	24	45x40	0.066	----------	-----	-	566-8890-100-___	10	74.95	566-8890-500-___	02, 10	331.08

Tinned Copper, PVC Insulated

Use test probe leads for electrical and electronic measuring for test equipment.

Belden Part No.	Conductor AWG	Strand	Nominal O.D. (in.)	25 ft. Spools			100 ft. Spools			500 ft. Spools		
				MOUSER STOCK NO.	Stocked Colors	Price Per 25' Spool	MOUSER STOCK NO.	Stocked Colors	Price Per 100' Spool	MOUSER STOCK NO.	Stocked Colors	Price Per 500' Spool
9899	18	65x36	0.144	----------	-----	-	566-9899-100-___	02, 10	94.27	566-9899-500-___	02, 10	368.08

Tinned Copper, Polyethylene Insulated, PVC Jacket

Conductive polyethylene over inner conductor provides uniform distribution of voltage stress. PVC jacket in black.

Belden Part No.	Conductor AWG	Strand	Nominal O.D. (in.)	25 ft. Spools			100 ft. Spools			500 ft. Spools		
				MOUSER STOCK NO.	Stocked Colors	Price Per 25' Spool	MOUSER STOCK NO.	Stocked Colors	Price Per 100' Spool	MOUSER STOCK NO.	Stocked Colors	Price Per 500' Spool
8869	22	7x30	0.120	----------	-----	-	----------	-----	-	566-8869-500	10	266.07

HOOK-UP WIRE DISPENSER KITS

Great for R and D labs, engineers, servicemen and hobbyists. Kits are available in five 100' spools or eight 25' spools. Each spool is a different color and comes in a portable dispenser rack.

Belden Part No.	Wire	Temp. Rating	Stocked Colors	100 ft. Spools		
				MOUSER STOCK NO.	Price Per Spool 1	Price Per Spool 2
9531	22AWG (7x30)Stranded Tinned PVC (8524)	80°C	Red, Green, White, Light Blue, Black	566-9531	204.00	193.80
8825	20AWG (7x28) Stranded Tinned PVC (8502)	80°C	Red, Green, White, Yellow, Black	566-8825	251.58	239.61

Belden Part No.	Wire	Temp. Rating	Stocked Colors	25 ft. Spools		
				MOUSER STOCK NO.	Price Per Spool 1	Price Per Spool 2
8824	20AWG (10x30)Stranded Tinned PVC (8523)	80°C	Brown, White, Black, Orange, Green, Red, Light Blue, Yellow	566-8824	183.43	174.26
8816	18AWG (16x30) Stranded Tinned PVC (8522)	80°C	Brown, White, Black, Orange, Green, Red, Light Blue, Yellow	566-8816	189.74	177.51

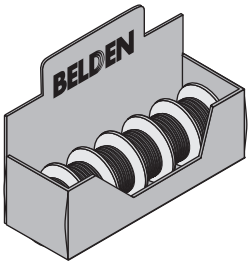

© Copyright 2013 Mouser Electronics

© Copyright 2013 Mouser Electronics

BELDEN Flat Cable, Magnet and Bus Bar Wire

RoHS Compliant **This product is RoHS compliant.**

BELDEN GRAY RIBBON FLAT CABLE

9L280XX Series .50" Pitch Unshielded

- Gray PVC Insulation, with a Red Polarity stripe for proper circuit alignment
- Voltage Rating: 300V RMS

Tinned Copper 28AWG (7x36) Stranded

Belden Part No.	Number of Conductors	100 ft. Spools		
		MOUSER STOCK NO.	Price Per Spool	
			1	2
9L28009	9	566-9L28009	52.77	50.13
9L28010	10	566-9L28010	51.95	48.71
9L28014	14	566-9L28014	72.48	69.03
9L28015	15	566-9L28015	78.11	74.20
9L28016	16	566-9L28016	83.13	79.17
9L28020	20	566-9L28020	108.07	104.47
9L28025	25	566-9L28025	139.69	132.70
9L28026	26	566-9L28026	136.98	128.42
9L28034	34	566-9L28034	187.25	181.01
9L28040	40	566-9L28040	211.81	204.74
9L28050	50	566-9L28050	261.81	253.08
9L28064	64	566-9L28064	325.23	309.74

9L260XX Series .050" Pitch

- .010" Nom. Wall Gray PVC Insulation
- 300V RMS

Tinned Copper 26AWG (7x36) Stranded.

Belden Part No.	Number of Conductors	100 ft. Spools		
		MOUSER STOCK NO.	Price Per Spool	
			1	2
9L26010	10	566-9L26010	53.17	50.63
9L26016	16	566-9L26016	87.73	83.00
9L26020	20	566-9L26020	118.02	112.40
9L26026	26	566-9L26026	144.82	140.31
9L26034	34	566-9L26034	204.47	194.73

BELDEN SINGLE BELDSOL™ SOLDERABLE MAGNET WIRE

Dual insulated magnet wire that combines the excellent dielectric characteristics of Polyurethane and the known toughness and solvent resistance of a Nylon overcoat. Rated by IEEE tests for 270°F usage and will solder without insulation removal at 750°F. Half Pound Spools

Belden Part No.	AWG Size	Approximate Length (ft.)	Half Pound Spools		
			MOUSER STOCK NO.	Price Per Spool	
				1	2
8049	18	100	566-8049	53.11	48.83
8050	20	160	566-8050	52.32	48.11
8051	22	254	566-8051	52.46	48.24
8052	24	404	566-8052	53.44	50.77
8053	26	645	566-8053	51.95	49.48
8054	28	1020	566-8054	56.66	52.09
8055	30	1615	566-8055	66.05	62.76
8056	32	2515	566-8056	67.96	62.48
8057	34	4060	566-8057	67.66	64.44
8058	36	6400	566-8058	80.15	76.15

BELDEN RAINBOW FLAT CABLE

9R280XX Series .050" Pitch

- .010" Nom. Wall Color-Coded PVC Insulation
- Voltage Rating: 300V RMS

Tinned Copper 28AWG (7x36) Stranded

Belden Part No.	Number of Conductors	100 ft. Spools		
		MOUSER STOCK NO.	Price Per Spool	
			1	2
9R28010	10	566-9R28010	131.78	127.38
9R28014	14	566-9R28014	175.74	170.25
9R28016	16	566-9R28016	205.78	195.98
9R28020	20	566-9R28020	247.26	239.53
9R28026	26	566-9R28026	340.94	307.25
9R28034	34	566-9R28034	481.77	434.18
9R28040	40	566-9R28040	520.90	487.11
9R28060	60	566-9R28060	856.61	771.96

BELDEN VARI-TWIST® FLAT CABLE

9V280XX Series .050" Pitch

- .010" Nom. Wall Color-Coded PVC Insulation
- Voltage Rating: 300V RMS

Tinned Copper 28AWG (7x36) Stranded
Designed to reduce crosstalk in the balanced mode by twisting the pairs
Standard twist length is 18" followed by a 2" flat section of .050" spaced conductor

Belden Part No.	Number of Pairs	100 ft. Spools		
		MOUSER STOCK NO.	Price Per Spool	
			1	2
9V28010	5	566-9V28010	110.35	106.89
9V28014	7	566-9V28014	161.21	153.65
9V28016	8	566-9V28016	184.82	164.54
9V28026	13	566-9V28026	289.44	272.73
9V28034	34	566-9V28034	389.18	370.94
9V28050	25	566-9V28050	566.14	531.26

BELDEN HEAVY-ARMORED POLY-THERMALEZE® HIGH-TEMPERATURE MAGNET WIRE

Poly-Thermaleze® is a dual coated magnet wire. Its base coat is a cross-linked, modified Polyester. Its top coat is an Amide-Imide Polyester. Rated for 180°C usage and has exceptional ability to resist solvents and abuse in difficult windings. One pound spools.

Belden Part No.	AWG Size	Approximate Length (ft.)	1 Pound Spools		
			MOUSER STOCK NO.	Price Per Spool	
				1	2
8073	14	80	566-8073	78.17	74.46
8074	16	126	566-8074	85.85	81.56
8076	20	315	566-8076	88.88	84.44
8079	26	1260	566-8079	92.42	88.02
8080	28	1990	566-8080	98.25	93.57

BELDEN BUS BAR WIRE

Solid Tinned Copper. Made in accordance with the performance requirements of Federal Spec. QQ-W-343G.

Belden Part No.	AWG	Nominal O.D. (in.)	100 ft. Spools		1000 ft. Spools	
			MOUSER STOCK NO.	Price Per 100' Spool	MOUSER STOCK NO.	Price Per 1000' Spool
8011	12	.083	566-8011	141.35	----------	-
8012	14	.065	566-8012	101.56	----------	-
8013	16	.052	566-8013	66.98	----------	-
8019	18	.041	566-8019	46.97	566-8019-1000	332.74
8020	20	.033	566-8020	38.99	----------	-
8021	22	.026	566-8021	30.77	566-8021-1000	192.25
8022	24	.021	566-8022	30.05	----------	-
8023	26	.016	566-8023	29.06	----------	-
8024	28	.013	566-8024	28.69	----------	-
8025	30	.010	566-8025	26.55	----------	-

BELDEN SHIELDING AND BONDING CABLE

Belden Part No.	Circular Area (CMA)	Stranded	Tubular I.D. (in.)	50 ft. Spools		
				MOUSER STOCK NO.	Price Per Spool	
					1	2
8662	22900	576x34	.781	566-8662-50	364.71	347.34
8669	13300	336x34	.500	566-8669-50	270.44	261.42
8663	6700	168x34	.219	566-8663-50	135.19	126.90

© Copyright 2013 Mouser Electronics
© Copyright 2013 Mouser Electronics

BELDEN 50 Ohm Coaxial Cables

RoHS Compliant **This product is RoHS compliant.**

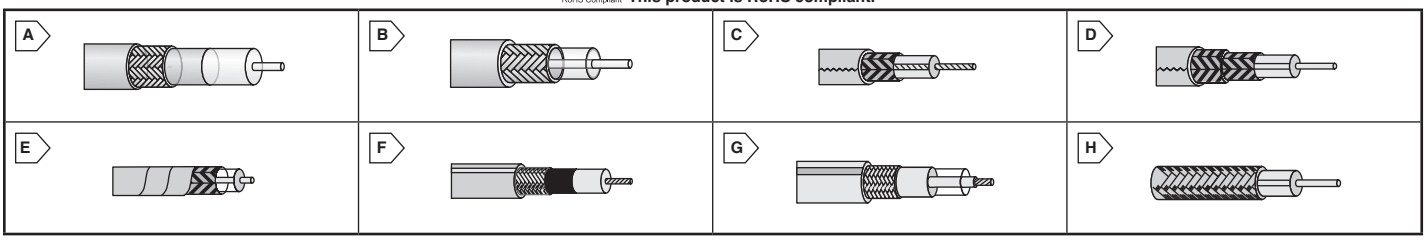

BELDEN TRANSMISSION CABLES

Low Loss Transmission Cable - CMR Rated

Recommend Heat Shrink AlphaWire FIT221

Belden Part No.	Fig.	RG Type	AWG (Stranded)	Nom. O.D. (in.)	500 ft. Spool MOUSER STOCK NO.	500 ft. Spool Price Per 500' Spool	1000 ft. Spool MOUSER STOCK NO.	1000 ft. Spool Price Per 1000' Spool
Beldfoil® + 90% Tinned Copper Braid Shield								
7805	A	RG-174	25(Solid)	.110	566-7805-500	329.21	566-7805-1000	658.41
Duofoil® Tape + 90% Tinned Copper Braid								
7805R	A	RG174	24.5 (Solid)	.110	566-7805R-500-08	378.51	566-7805R-1000-08	757.03
7806R	A	RG58	19 (Solid)	.195	566-7806R-500	463.49	566-7806R-1000-10	930.01
Duofoil® + 95% Tinned Cooper Braid Shield								
7807A	A	RG-58	17(Solid)	.195	566-7807A-500	424.89	566-7807A-1000	852.54
Duofoil® Tape + 95% Tinned Copper Braid								
7807R	A	RG58/U	17 (Solid)	.195	566-7807R-500	467.95	566-7807R-1000	894.95
Duofoil® II + 95% Tinned Cooper Braid Shield								
7808A	A	RG-8X	15(Solid)	.240	566-7808A-500	570.86	566-7808A-1000	1088.18
Duobond® II + 95% Tinned Copper Braid								
7808R	A	RG-8X	15 (Solid)	.240	566-7808R-500-10	598.58	566-7808R-1000-10	1144.77
7809R	A	- - -	13 (Solid)	.300	566-7809R-500-10	667.20	566-7809R-1000-10	1334.41
Duobond® II + Tinned Copper Braid Shield								
7809A	A	Intermediate	13(Solid)	.300	566-7809A-500	605.81	566-7809A-1000	1271.21
Duobond® II + Tinned Copper Braid Shield								
7810A	A	RG-8	10(Solid)	.403	566-7810A-500	786.28	566-7810A-1000	1577.70
Bonded Duofoil® Tape + 95% Tinned Copper Braid								
7810R	A	RG8/U	10 (Solid)	.403	566-7810R-500-10	872.67	566-7810R-1000-10	1663.53
Duofoil® + 90% Tinned Cooper Braid Shield								
7977R	A	- - -	5.5 (Solid)	.590	566-7977R-500	1311.89	566-7977R-1000	2752.83

MIL-C-17G QPL Cable

Recommend Heat Shrink AlphaWire FIT221

Belden Part No.	Fig.	RG Type	AWG (Stranded)	Nom. O.D. (in.)	100 ft. Spool MOUSER STOCK NO.	100 ft. Spool Price Per 100' Spool	500 ft. Spool MOUSER STOCK NO.	500 ft. Spool Price Per 500' Spool	1000 ft. Spool MOUSER STOCK NO.	1000 ft. Spool Price Per 1000' Spool
Military Specification M/155-00001, 95% Tinned Copper Braid, Black PVC Jacket										
8262	B	RG-58 C/U	20 (19 x 33)	.195	- - - - - - - - - - -	-	566-8262-500	380.83	566-8262-1000	760.22
Military Specification M17/169-00001, 96% Silver Coated Copper Braid, White FEP Jacket										
83265	C	RG-178B/U	30 (7 x 38)	.071	566-83265-100	153.05	- - - - - - - - - - -	-	- - - - - - - - - - -	-
Military Specification M/17/172-00001, 95% Silver Plated Copper Braid										
83284	C	RG-316/U	26 (7 x 34)	.098	566-83284-100	219.16	566-83284-500	1016.70	566-83284-1000	1945.51
Military Specification M17/60-RG142, 96% Silver Coated Copper Braid and Silver Coated Copper Braid, Plenum										
84142	D	RG-142/U	18 (Solid)	.195	566-84142-100	693.52	566-84142-500	3139.73	566-84142-1000	6279.48

Transmission and Computer Cable

Recommend Heat Shrink AlphaWire FIT221

Belden Part No.	Fig.	RG Type	AWG (Stranded)	Nom. O.D. (in.)	100 ft. Spool MOUSER STOCK NO.	100 ft. Spool Price Per 100' Spool	500 ft. Spool MOUSER STOCK NO.	500 ft. Spool Price Per 500' Spool	1000 ft. Spool MOUSER STOCK NO.	1000 ft. Spool Price Per 1000' Spool
95% Tinned Copper Braid, Black PVC Jacket										
8259	B	RG58 A/U	20 (19 x 33)	.192	566-8259-100	85.74	566-8259-500	277.34	566-8259-1000	599.20
Military Specification MIL-C-17D, 96% Silver Coated Copper Braid, White FEP Tape Jacket										
83269	E	RG-188A/U	26 (7x34)	.098	566-83269-100	270.73	566-83269-500	1260.21	566-83269-1000	2520.42

BELDEN LOW TRIBOELECTRIC NOISE COAX CABLE

Recommend Heat Shrink AlphaWire FIT221

Belden Part No.	Fig.	RG Type	AWG (Stranded)	Nom. O.D. (in.)	100 ft. Spool MOUSER STOCK NO.	100 ft. Spool Price Per 100' Spool	500 ft. Spool MOUSER STOCK NO.	500 ft. Spool Price Per 500' Spool	1000 ft. Spool MOUSER STOCK NO.	1000 ft. Spool Price Per 1000' Spool
Maximum Peak-to-Peak Noise Level: 5mv, 90% Tinned Copper Braid, Black PVC Jacket										
9239	F	RG-174/U	26 (7 x 34)	.101	566-9239-100	116.75	566-9239-500	435.33	566-9239-1000	825.71
Maximum Peak-to-Peak Noise Level: 8mv, Bonded Duofoil® Tape and 95% Tinned Copper Braid										
9223	G	RG-58/U	22 (7 x 30)	.195	566-9223-100	171.82	566-9223-500	633.20	- - - - - - - - - - -	-

BELDEN CONFORMABLE COAX MICROWAVE CABLE

Belden Part No.	Fig.	RG Type	AWG (Stranded)	Nom. O.D. (in.)	50 ft. Spool MOUSER STOCK NO.	50 ft. Spool Price Per 50' Spool	500 ft. Spool MOUSER STOCK NO.	500 ft. Spool Price Per 500' Spool	1000 ft. Spool MOUSER STOCK NO.	1000 ft. Spool Price Per 1000' Spool
100% Copper-Tin Composite										
1671A	H	RG-405/U	24 (Solid)	.085	566-1671A-50	356.53	566-1671A-500	2408.38	566-1671A-1000	5386.31
100% Copper-Tin Composite										
1673A	H	RG-402/U	19 (Solid)	.138	566-1673A-50	321.27	566-1673A-500	2710.79	- - - - - - - - - - -	-
100% Cooper-Tin Composite Shield										
1674A	H	M17/151	29 (Solid)	.047	- - - - - - - - - - -	-	566-1674A-500	2735.57	- - - - - - - - - - -	-
100% Cooper-Tin Composite Shield										
1671J	B	RG-405/U	24 (Solid)	.127	- - - - - - - - - - -	-	566-1671J-500	2495.72	- - - - - - - - - - -	-

© Copyright 2013 Mouser Electronics
© Copyright 2013 Mouser Electronics

BELDEN 75 Ohm Coaxial Cables

RoHS Compliant **This product is RoHS compliant.**

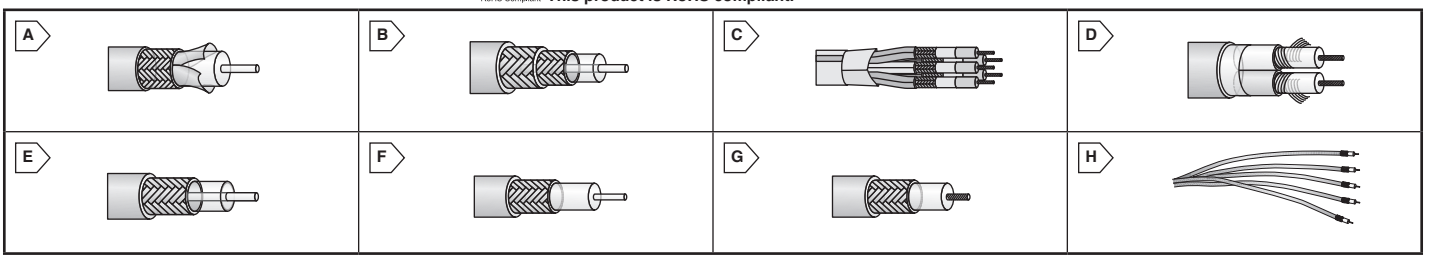

BELDEN PRECISION VIDEO INTERCONNECTS

† Cables are tested to 4.5GHz and have guaranteed maximum return loss of -23dB from 5MHz to 1.6Ghz and -21dB from 1.6Ghz to 4.5Ghz

AlphaWire Recommend Heat Shrink FIT 221

Color Code Chart		
To order replace __ with applicable code for color desired.		
01=Brown	05=Green	09=White
02=Red	06=Blue	10=Black
03=Orange	07=Violet	
04=Yellow	08=Gray	

Belden Part No.	Fig.	NEC Type	AWG (Stranded)	Nominal O.D. (in.)	500 ft. Spools MOUSER STOCK NO.	500 ft. Spools Price Per 500' Spool	1000 ft. Spools MOUSER STOCK NO.	1000 ft. Spools Price Per 1000' Spool
Duofoil® 95% Tinned Copper Braid Shield								
† 179DT	A	CMR	28.5 (Solid)	.100	566-179DT-500-10	372.01	566-179DT-1000-__	720.01
† 1855A	A	CMR	23 (Solid)	.102	566-1855A-500-10	303.99	566-1855A-1000-__	558.02
† 1506A	A	CMP	20 (Solid)	.196	566-1506A-500-10	1159.47	566-1506A-1000-__	2236.82
† 1505A	A	CMR	20 (Solid)	.223	566-1505A-500	316.37	566-1505A-1000-BLK	702.29
† 1695A	A	CMP	18 (Solid)	.234	566-1695A-500-10	1301.91	566-1695A-1000-__	2984.93
† 1694A	A	CMR	18 (Solid)	.274	566-1694A-500	388.32	566-1694A-1000	772.69
† 7731A	A	CMR	14 (Solid)	.400	566-7731A-500-__	816.36	566-7731A-1000-__	2132.48
Double Tinned Copper Braid Shield								
1505F	B	CM	22 (7 x 29)	.242	----------	-	566-1505F-1000-__	1110.56
1694F	B	CMR	19 (4 x 27)	.274	----------	-	566-1694F-1000-BK	1106.07
8281F	B	- - -	22 (7 x 29)	.305	566-8281F-500	1039.53	566-8281F-1000	1858.98

BELDEN MINIATURE BRILLIANCE® MULTI-COAX SNAKE CABLE

AlphaWire Recommend Heat Shrink FIT 600

- Duofoil® Tape and 95% Tinned Copper Braid (100% Shield Coverage)

Belden Part No.	Fig.	Number of Conductors	NEC Type	AWG (Stranded)	Nominal O.D. (in.)	500 ft. Spools MOUSER STOCK NO.	500 ft. Spools Price Per 500' Spool	1000 ft. Spools MOUSER STOCK NO.	1000 ft. Spools Price Per 1000' Spool
7787A	C	3	CMR	23 (solid)	.432	566-7787A-500	1575.20	566-7787A-1000	3150.39
7789A	C	5	CMR	23 (Solid)	.539	566-7789A-500-10	2362.20	566-7789A-1000-10	4956.74
7790A	C	6	CMR	23 (solid)	.597	566-7790A-500	2970.14	566-7790A-1000	6232.43

BELDEN HIGH FLEX, S-VHS PRECISION VIDEO CABLE

AlphaWire Recommend Heat Shrink FIT 221

- Matte Black PVC Jacket
- 90% Tinned Copper Shield
- Dual Coaxial Cables

Belden Part No.	Fig.	Description	AWG (Stranded)	Nominal O.D. (in.)	500 ft. Spools MOUSER STOCK NO.	500 ft. Spools Price Per 500' Spool	1000 ft. Spools MOUSER STOCK NO.	1000 ft. Spools Price Per 1000' Spool
1808A	D	Dual conductor, high flex VHS	30 (7 x 38)	.255	566-1808A-500	825.48	566-1808A-1000	1568.43

BELDEN STANDARD ANALOG VIDEO CABLE

AlphaWire Recommend Heat Shrink FIT 600

✻ Available in Box only

Belden Part No.	Fig.	NEC Type	AWG (Stranded)	100 ft. Spools MOUSER STOCK NO.	100 ft. Spools Price Per 100' Spool	500 ft. Spools MOUSER STOCK NO.	500 ft. Spools Price Per 500' Spool	1000 ft. Spools MOUSER STOCK NO.	1000 ft. Spools Price Per 1000' Spool
RG-59/U95% Bare Copper Braid Shield									
8241	E	CM	23 (Solid)	566-8241-100	86.52	566-8241-500	260.28	566-8241-1000	464.25
8241F	E	- - -	22 (7 x 30)	----------	-	----------	-	566-8241F-1000	723.01
82241	F	CMP	23 (Solid)	----------	-	✻ 566-82241-U500	1347.58	----------	-
8263	G	CMX	23 (Solid)	----------	-	----------	-	566-8263-1000	914.99
9259	G	CM	22 (7 x 30)	566-9259-100	124.31	566-9259-500	322.48	566-9259-1000	623.46
1426A	F	CM	20 (Solid)	----------	-	----------	-	✻ 566-1426A-1000	528.70
RG-6/U Duofoil®/60% Tinned Copper Braid Shield									
9248	A	CM	18 (Solid)	----------	-	----------	-	566-9248-1000	662.16
RG-6/U 96% Bare Copper Braid Shield									
8215	B	- - -	21 (Solid)	----------	-	----------	-	566-8215-1000-10	2710.89

BELDEN BRILLIANCE® BANANA PEEL PRECISION VIDEO SNAKE CABLES

† Cables are tested to 4.5GHz and have guaranteed maximum return loss of -23dB from 5MHz to 1.6Ghz and -21dB from 1.6Ghz to 4.5Ghz

Duofoil® + 95% Tinned Copper Braid Shield (100% coverage)

AlphaWire Recommend Heat Shrink FIT 600

Belden Part No.	Fig.	Number of Conductors	NEC Type	AWG (Stranded)	Nominal O.D. (in.)	500 ft. Spools MOUSER STOCK NO.	500 ft. Spools Price Per 500' Spool	1000 ft. Spools MOUSER STOCK NO.	1000 ft. Spools Price Per 1000' Spool
† 1855S3	H	3	CMR	23 (solid)	.159	566-1855S3-500	956.00	566-1855S3-1000	1999.48
† 1855S5	H	5	CMR	23 (solid)	.159	566-1855S5-500	1580.56	566-1855S5-1000	3161.12
† 1855S6	H	6	CMR	23 (solid)	.159	566-1855S6-500	1818.88	566-1855S6-1000	3714.16
† 1505S3	H	3	CMR	20 (solid)	.235	566-1505S3-500	997.95	566-1505S3-1000	2094.05
† 1505S5	H	5	CMR	20 (solid)	.235	566-1505S5-500	1485.16	566-1505S5-1000	3301.75
† 1505S6	H	6	CMR	20 (solid)	.235	566-1505S6-500	1939.47	566-1505S6-1000	3878.94
† 1694S3	H	3	CMR	18 (solid)	.274	566-1694S3-500	1501.21	566-1694S3-1000	3002.42
† 1694S5	H	5	CMR	18 (solid)	.274	566-1694S5-500	2139.99	566-1694S5-1000	4739.71
† 1694S6	H	6	CMR	18 (solid)	.274	566-1694S6-500	2773.14	566-1694S6-1000	5546.28

© Copyright 2013 Mouser Electronics
© Copyright 2013 Mouser Electronics

BELDEN Audio Cables

RoHS Compliant This page of product is compliant.

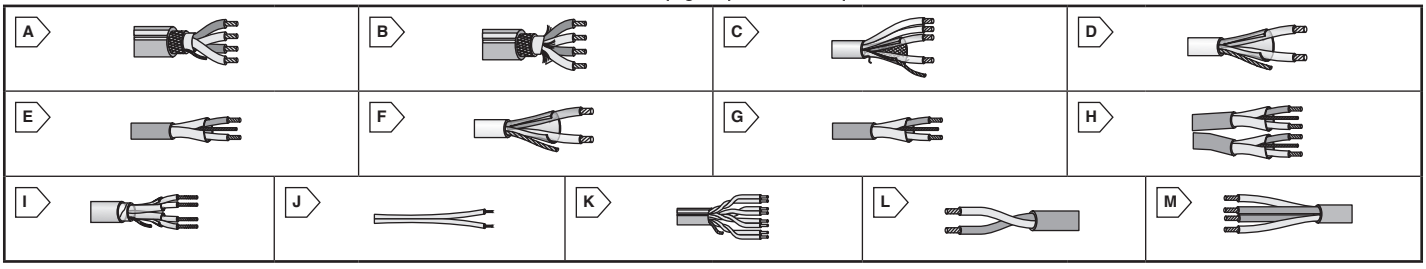

BELDEN FOUR-CONDUCTOR STAR QUAD, LOW IMPEDANCE CABLES

High-Conductivity Copper

- Polyethylene Insulation
- Matte PVC Jacket
- TC "French Braid" Shield (95% Coverage)

AlphaWire Recommend Heat Shrink FIT221

Color Code Chart		
To order replace __ with applicable code for color desired.		
02=Red	05=Green	08=Gray
04=Yellow	06=Blue	10=Black

Belden Part No.	Fig.	No. of Cond.	AWG (Stranded)	Nom. OD (in.)	100 ft. Spools MOUSER STOCK NO.	100 ft. Spools Stocked Colors	100 ft. Spools Price Per 100' Spool	500 ft. Spools MOUSER STOCK NO.	500 ft. Spools Stocked Colors	500 ft. Spools Price Per 500' Spool	1000 ft. Spools MOUSER STOCK NO.	1000 ft. Spools Stocked Colors	1000 ft. Spools Price Per 1000' Spool
1172A	A	4	26 (30x40)	.190	- - - - - - - - - - - -	-	-	566-1172A-500-___	10	576.16	566-1172A-1000-__	02, 04, 05, 06, 08, 10	1324.86
1192A	B	4	24 (42x40)	.245	566-1192A-100-___	10	218.82	566-1192A-500-___	06, 10	755.42	566-1192A-1000-__	02, 04, 05, 06, 08, 10	1686.39

BELDEN Brilliance® SPECIAL APPLICATION CABLE

AlphaWire Recommend Heat Shrink FIT221

Applications:
- Audio
- Communication
- Instrumentation

Features:
- PVC Jacket
- Tinned Copper Conductors
- Drain Wire: 18AWG (16x30)

Belden Part No.	Fig.	Description	NEC Type	No. of Pairs	AWG (Stranded)	Nom. OD (in.)	500 ft. Spool MOUSER STOCK NO.	500 ft. Spool Price Per 500' Spool
1502R	C	Black Flame Retardant Jacket	CMR	2	22 (7x30)	.250	566-1502R-500-10	354.27

BELDEN Brilliance® AUDIO CONTROL AND INSTRUMENTATION CABLE

Shielded, Twisted Pairs

- Tinned Copper
- Beldfoil® Aluminum-Polyester Shield

† Drain Wire: 18AWG (16x30)

✻ Available in box only

AlphaWire Recommend Heat Shrink FIT221

Color Code Chart		
To order replace __ with applicable code for color desired.		
01=Brown	04=Yellow	08=Gray
02=Red	06=Blue	09=White
03=Orange	07=Violet	10=Black

Belden Part No.	Fig.	Description	NEC Type	No. of Pairs	AWG (Stranded)	Nom. OD (in.)	100 ft. Spools MOUSER STOCK NO.	100 ft. Spools Price Per 100' Spool	500 ft. Spools MOUSER STOCK NO.	500 ft. Spools Price Per 500' Spool	1000 ft. Spools MOUSER STOCK NO.	1000 ft. Spools Stocked Colors	1000 ft. Spools Price Per 1000' Spool
88641	D	Red FEP Jacket	CMP	1	24 (7x32)	.106	566-88641-100	267.76	- - - - - - - - - - - -	-	- - - - - - - - - - - -	- - -	-
82761	E	Natural Flamarrest® Jacket	CMP	1	22 (7x30)	.116	- - - - - - - - - - - -	-	566-82761-500	538.99	566-82761-1000	- - -	1166.52
88761	D	Red FEP Jacket	CMP	1	22 (7x30)	.119	566-88761-100	222.73	- - - - - - - - - - - -	-	- - - - - - - - - - - -	- - -	-
9451P	E	Black Flamarrest® Jacket	CMP	1	22 (7x30)	.127	- - - - - - - - - - - -	-	- - - - - - - - - - - -	-	✻ 566-9451P-U1000-10	- - -	583.97
9451	E	Bonded Jacket and Shield	CMR	1	22 (7x30)	.135	- - - - - - - - - - - -	-	566-9451-500	143.68	- - - - - - - - - - - -	- - -	-
8451	F	Black PVC Jacket	CMR	1	22 (7x30)	.138	566-8451-100	30.63	566-8451-500	140.83	566-8451-1000	- - -	288.19
88760	D	Red FEP Jacket	CMP	1	18 (19x30)	.140	- - - - - - - - - - - -	-	✻ 566-88760-500	998.73	- - - - - - - - - - - -	- - -	-
1503A	G	Brown PVC Jacket	CM	1	22 (7x30)	.142	- - - - - - - - - - - -	-	- - - - - - - - - - - -	-	✻ 566-1503A-1000U-__	01-10	278.90
82760	E	Natural Flamarrest® Jacket	CMP	1	18 (19x30)	.146	- - - - - - - - - - - -	-	✻ 566-82760-U500	804.99	566-82760-1000	- - -	1530.83
8719	F	Chrome PVC Jacket	CM/CL2	1	16 (19x29)	.320	- - - - - - - - - - - -	-	566-8719-500	577.36	- - - - - - - - - - - -	- - -	-
8720	F	Chrome PVC Jacket	CL2	1	14 (19x27)	.355	- - - - - - - - - - - -	-	566-8720-500	719.49	566-8720-1000	- - -	1491.82
9451DP	H	White Flamarrest® Jacket	CMP	2	22 (7x30)	.127x.269	- - - - - - - - - - - -	-	- - - - - - - - - - - -	-	566-9451DP-1000-09	- - -	1180.76
82723	I	Natural Flamarrest® Jacket	CMP	2	22 (7x30)	.153	- - - - - - - - - - - -	-	✻ 566-82723-U500	697.69	- - - - - - - - - - - -	- - -	-
8723	I	Chrome PVC Jacket	CM	2	† 22 (7x30)	.165	566-8723-100	66.92	566-8723-500	263.36	566-8723-1000	- - -	526.72

AES/EBU Digital Audio Cable

- 110 Ohms Impedance
- Low Capacitance
- Unshield

1353A	J	Black PVC Jacket	CMR	1	24 (7x32)	.126	- - - - - - - - - - - -	-	566-1353A-500-10	84.98	566-1353A-1000-10	- - -	169.96

BELDEN Brilliance® 4 PAIR VIDEO TWIST LOW-SKEW UTP CABLES

Belden Part No.	Fig.	Description	NEC Type	No. of Pairs	AWG (Stranded)	Max Delay Skew per 100M	Category	Nominal O.D. (in.)	1000 ft. Spools MOUSER STOCK NO.	1000 ft. Spools Price Per 1000' Spool	1000 ft. Boxes MOUSER STOCK NO.	1000 ft. Boxes Price Per 1000' Box
7987R	K	Maroon PVC Jacket	CMR	4	24 (solid)	2.2nsec	-	.195	- - - - - - - - - - - -	-	566-7987R-U1000	326.35
7987P	K	Maroon Flamarrest® Jacket	CMR	4	24 (solid)	2.2nsec	-	.200	- - - - - - - - - - - -	-	566-7987P-U1000	736.06
7988R	K	Green PVC Jacket	CMR	4	24 (solid)	9nsec	5E	.200	- - - - - - - - - - - -	-	566-7988R-U1000	353.54
7988P	K	Green PVC Jacket	CMR	4	24 (solid)	9nsec	5E	.200	- - - - - - - - - - - -	-	566-7988P-U1000	877.87
7989R	K	BLUE PVC Jacket	CMR	4	23 (solid)	10nsec	6	.365x.165	566-7989R-1000-13	501.80	- - - - - - - - - - - -	-
7989P	K	Blue Flamarrest® Jacket	CMP	4	23 (solid)	10nsec	6	.365x.165	566-7989P-1000-13	1246.10	- - - - - - - - - - - -	-

Two Conductor Speaker Wire

Belden Part No.	Fig.	Cable Type	No. of Cond.	AWG	Stranded	Nom. OD (in.)	Color	500 ft. Spools MOUSER STOCK NO.	500 ft. Spools Price Per 500' Spool	1000 ft. Spools MOUSER STOCK NO.	1000 ft. Spools Price Per 1000' Spool
8782	J	Parallel	2	24	7x32	.058x.115	Clear	- - - - - - - - - - - -	-	566-8782-1000	167.93
9708	J	Parallel	2	18	16x30	.110x.220	Clear	566-9708-500	253.72	566-9708-1000	512.78
9717	J	Parallel	2	14	19x27	.146x.292	Clear	- - - - - - - - - - - -	-	566-9717-1000	1175.65
9718	J	Parallel NEC Type CL3	2	12	65x30	.185x.370	Clear	566-9718-500	1079.33	- - - - - - - - - - - -	-

BELDEN Brilliance® LOW CAP OFHC SPEAKER CABLES

Belden Part No.	Fig.	Cable Type	No. of Cond.	AWG	Stranded	Nom. OD (in.)	Color	100 ft. Spools MOUSER STOCK NO.	100 ft. Spools Price Per 100' Spool	500 ft. Boxes MOUSER STOCK NO.	500 ft. Boxes Price Per 500' Box	1000 ft. Spools MOUSER STOCK NO.	1000 ft. Spools Price Per 1000' Spool
1307A	L	CMR, CL3R	2	16	65x34	.210	Black	- - - - - - - - - - - -	-	566-1307A-U500-10	205.44	566-1307A-1000-10	414.63
1308A	M	CMR, CL3R	4	16	65x34	.270	Black	- - - - - - - - - - - -	-	566-1308A-U500-10	386.81	566-1308A-1000-10	739.77
1309A	L	CMR, CL3R	2	14	105x34	.264	Black	- - - - - - - - - - - -	-	566-1309A-U500-10	393.49	566-1309A-1000-10	789.56
1310A	M	CMR, CL3R	4	14	105x34	.319	Black	- - - - - - - - - - - -	-	566-1310A-U500-10	752.04	566-1310A-1000-10	1438.26
1311A	M	CMR, CL3R	2	12	168x34	.352	Black	566-1311A-500-10	574.30	- - - - - - - - - - - -	-	566-1311A-1000-10	1040.93
1312A	M	CMR, CL3R	4	12	168x34	.423	Black	566-1312A-500-10	1024.13	- - - - - - - - - - - -	-	566-1312A-1000-10	2048.26
1313A	L	CMR, CL3R	2	10	259x34	.428	Black	566-1313A-500-10	789.91	- - - - - - - - - - - -	-	566-1313A-1000-10	1657.49

© Copyright 2013 Mouser Electronics
© Copyright 2013 Mouser Electronics

BELDEN Audio, Control and Instrumentation Cable

RoHS Compliant **This product is RoHS compliant.**

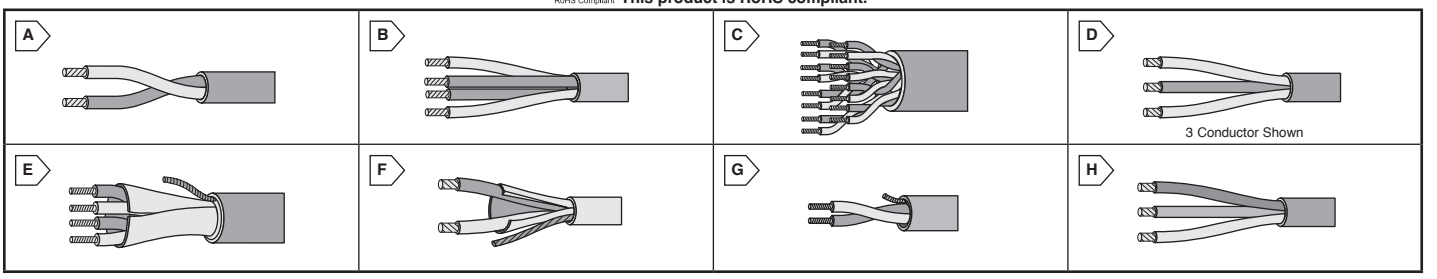

BELDEN CONTROL CABLES

Recommend Heat Shrink AlphaWire FIT221

Unshielded, Solid Conductors • AWG: 22 (Solid) • Rose Gray PVC Jacket

Belden Part No.	Fig.	Description	NEC Type	Number of Conductors	Nominal O.D. (in.)	500 ft. Boxes		1000 ft. Spools	
						MOUSER STOCK NO.	Price Per 500' Box	MOUSER STOCK NO.	Price Per 1000' Spool
8795	A	Bare Copper, Polyethylene Insulated	CM	2	.168	566-8795-U500	300.38	566-8795-1000	594.80
9794	B	Bare Copper, Polyethylene Insulated	MP/CM	4	.200	- - - - - - - - - -	-	566-9794-1000	681.11

Unshielded, Solid Conductors, Twisted Pairs • Chrome PVC Jacket

✻ Available in Box only

Belden Part No.	Fig.	Description	AWG (Strand)	NEC Type	No. of Pairs	Nominal O.D. (in.)	500 ft. Spools		1000 ft. Spools	
							MOUSER STOCK NO.	Price Per 500' Spool	MOUSER STOCK NO.	Price Per 1000' Spool
8741	C	Tinned Copper, PVC Insulated	22 (Solid)	MPG/CMG	2	.230	✻ 566-8741-U500	318.84	566-8741-1000	643.42
9740	C	Tinned Copper, PVC Insulated	18 (16 x 30)	CMG	1	.210	566-9740-500	283.19	566-9740-1000	549.27
8690	C	Tinned Copper, PVC Insulated	18 (16 x 30)	CMG	3	.347	566-8690-500	827.36	- - - - - - - - - -	-

Wire & Cable

Belden

BELDEN Brilliance® SOUND, BROADCAST, AUDIO, INSTRUMENTATION, AND CONTROL CABLE

Recommend Heat Shrink AlphaWire FIT221

High Conductive Cable, Unshielded, Twisted Pairs • Tinned Copper • PVC Insulated

Belden Part No.	Fig.	Description	NEC Type	No. of Pairs	AWG (Stranded)	Nom. OD (in.)	100 ft. Spools		500 ft. Spools		1000 ft. Spools	
							MOUSER STOCK NO.	Price Per 100' Spool	MOUSER STOCK NO.	Price Per 500' Spool	MOUSER STOCK NO.	Price Per 1000' Spool
8461	A	Chrome PVC Jacket, Black, White	CMG	1	18 (7 x 26)	.234	566-8461-100	68.81	566-8461-500	294.44	566-8461-1000	571.10

Unshielded, Stranded Conductors, Twisted Pairs • Conductors Cabled • PVC Insulated

8442	A	Tinned Copper, Chrome PVC Jacket	CMG	1	22 (7 x 30)	.170	566-8442-100	41.27	566-8442-500	173.55	566-8442-1000	347.10
8471	A	Tinned Copper, Chrome PVC Jacket	CMG	1	16 (19 x 29)	.274	- - - - - - - - - -	-	566-8471-500	525.32	- - - - - - - - - -	-

Unshielded, Stranded, Multi-Conductor Cable

Belden Part No.	Fig.	Cable Type	NEC Type	Number of Conductors	AWG (Stranded)	Nominal OD (in.)	100 ft. Spools		500 ft. Spools		1000 ft. Spools	
							MOUSER STOCK NO.	Price Per 100' Spool	MOUSER STOCK NO.	Price Per 500' Spool	MOUSER STOCK NO.	Price Per 1000' Spool
8443	D	UL 2576	CMG	3	22 (7 x 30)	.172	566-8443-100	53.80	- - - - - - - - - -	-	- - - - - - - - - -	-
8444	D	UL 2576	CMG	4	22 (7 x 30)	.185	566-8444-100	64.20	- - - - - - - - - -	-	- - - - - - - - - -	-

Shielded, Stranded Conductors • Overall Beldfoil® Shield (Aluminum-Polyester Shield)

Belden Part No.	Fig.	Description	NEC Type	No. of Cond.	AWG (Stranded)	Nominal OD (in.)	100 ft. Spools		500 ft. Spools		1000 ft. Spools	
							MOUSER STOCK NO.	Price Per 100' Spool	MOUSER STOCK NO.	Price Per 500' Spool	MOUSER STOCK NO.	Price Per 1000' Spool
9418	E	S-R PVC Insulated	CM	4	18 (19 x 30)	.245	566-9418-100	144.96	566-9418-500	560.54	566-9418-1000	1086.25

Shielded, Stranded Conductors, Twisted Pairs • Overall Beldfoil® Shield • Chrome PVC Jacket • S-R PVC Insulated

Belden Part No.	Fig.	Description	NEC Type	No. of Pairs	AWG (Stranded)	Nom. OD (in.)	100 ft. Spools		500 ft. Spools		1000 ft. Spools	
							MOUSER STOCK NO.	Price Per 100' Spool	MOUSER STOCK NO.	Price Per 500' Spool	MOUSER STOCK NO.	Price Per 1000' Spool
9501	F	Tinned Copper, Alumin.-Polyester Shield	CMG	1	24 (7 x 32)	.156	566-9501-100	48.57	566-9501-500	200.72	566-9501-1000	401.44
9462	F	Tinned Copper, Alumin.-Polyester Shield	CMG	1	22 (7 x 30)	.186	566-9462-100	75.77	566-9462-500	302.81	566-9462-1000	642.21

Shielded, Twisted Pairs

Belden Part No.	Fig.	Cable Type	NEC Type	No. of Cond.	AWG (Stranded)	Nominal OD (in.)	% Type Shield	100 ft. Spools		500 ft. Spools		1000 ft. Spools	
								MOUSER STOCK NO.	Price Per 100' Spool	MOUSER STOCK NO.	Price Per 500' Spool	MOUSER STOCK NO.	Price Per 1000' Spool
8641	F	UL2092, Non-Plenum	CM	1	24 (7 x 32)	.168	100 Foil	566-8641-100	51.45	566-8641-500	212.44	- - - - - - - - - -	-
8761	F	UL2092, Non-Plenum	CM	1	22 (7 x 30)	.175	100 Foil	- - - - - - - - - -	-	566-8761-500	277.74	566-8761-1000	512.05
8762	F	UL2092, Non-Plenum	CM	1	20 (7 x 28)	.204	-	- - - - - - - - - -	-	566-8762-500	351.90	566-8762-1000	680.35
8760	F	UL2092, Non-Plenum	CM	1	18 (16 x 30)	.222	-	- - - - - - - - - -	-	566-8760-500	308.41	566-8760-1000	616.81

BELDEN AUDIO WIRE AND CABLE

Color Code Chart		
To order replace __ with applicable code for color desired.		
05=Green	08=Gray	10=Black
06=Blue	09=White	

Recommend Heat Shrink AlphaWire FIT221

High-Flex Multi-Conductor Cable

- Audio use only
- Non-Plenum
- PVC Jacket

Belden Part No.	Fig.	No. of Cond.	AWG (Stranded)	Nominal OD (in.)	Materials	500 ft. Spools		1000 ft. Spools	
						MOUSER STOCK NO.	Price Per 500' Spool	MOUSER STOCK NO.	Price Per 1000' Spool
5200UP	G	2	16 (65 x 28)	.208	High Grade PVC Insulation, Bare High-Conductivity ETP Copper	566-5200-500-__	173.88	566-5200-1000-__	325.28

Speaker Cable • Natural Flamarrest® Jacket • Flamarrest® Insulation • Audio use only

Belden Part No.	Fig.	No. of Cond.	AWG (Stranded)	Nominal OD (in.)	Jacket Color	NEC Type	500 ft. Spools		1000 ft. Spools	
							MOUSER STOCK NO.	Price Per 500' Spool	MOUSER STOCK NO.	Price Per 1000' Spool
Non Plenum Bare High-Conductivity ETP Copper										
5T00UP	H	2	10 (65 x 28)	.356	Gray	CL2	566-5T00UP-500	591.78	566-5T00UP-1000	1196.82
Plenum Stranded Bare Copper										
6T00UP	H	2	10 (65 x 28)	.308	White	CL2P	- - - - - - - - - -	-	566-6T00UP-1000	1222.40

© Copyright 2013 Mouser Electronics
© Copyright 2013 Mouser Electronics

BELDEN Audio, Control and Instrumentation Cable

RoHS Compliant This product is RoHS compliant.

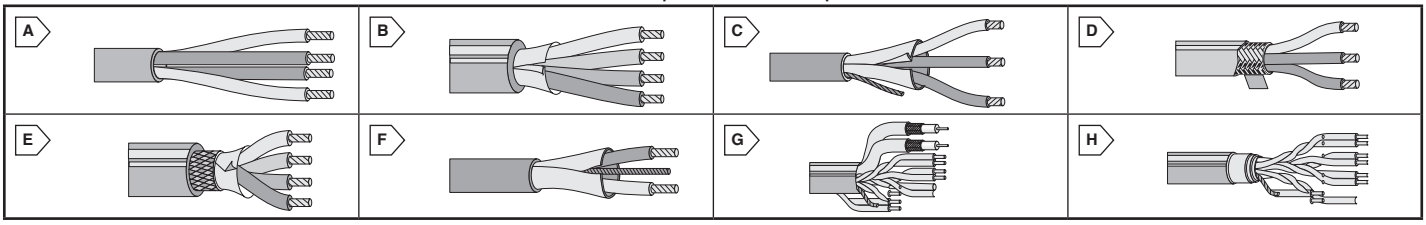

BELDEN AUDIO WIRE AND CABLE

Multi-Conductor Unshielded Control Cable (Plenum)

RoHS Compliant

AlphaWire Recommend Heat Shrink FIT400

- FEP Insulation • Red FEP Jacket • Suitable for Outdoor and Direct Burial Applications • Tinned Copper Conductor

Belden Part No.	Fig.	Number of Conductors	AWG (Stranded)	Nominal OD (in.)	100 ft. Spools MOUSER STOCK NO.	100 ft. Spools Price Per 100' Spool	500 ft. Spools MOUSER STOCK NO.	500 ft. Spools Price Per 500' Spool
88444	A	4	22 (7 x 30)	.121	566-88444-100	194.19	- - - - - - - - - - -	-

Multi-Conductor Overall Beldfoil® Shield (Non-Plenum)

AlphaWire Recommend Heat Shrink FIT221

- UL AWM Style 2094 • (300V 75°C) • Polyethylene Insulation • White PVC Jacket
- Has three solid and one Stranded Tinned-Copper-Coated Steel drain wires

Belden Part No.	Fig.	Number of Conductors	AWG (Stranded)	Nominal OD (in.)	100 ft. Spools MOUSER STOCK NO.	100 ft. Spools Price Per 100' Spool	500 ft. Spools MOUSER STOCK NO.	500 ft. Spools Price Per 500' Spool
8729	B	4	22 (19 x 34)	.257	- - - - - - - - - - -	-	566-8729-500	1100.08

Multi-Conductor Overall Beldfoil® Shield (Non-Plenum) w/TC Drain Wire

AlphaWire Recommend Heat Shrink FIT221

- (300V RMS) • Polyethylene Insulation • Brown PVC Jacket

Belden Part No.	Fig.	Number of Conductors	AWG (Stranded)	Nominal OD (in.)	100 ft. Spools MOUSER STOCK NO.	100 ft. Spools Price Per 100' Spool	500 ft. Spools MOUSER STOCK NO.	500 ft. Spools Price Per 500' Spool
9770	C	3	22 (7 x 30)	.145	- - - - - - - - - - -	-	566-9770-500	366.57

High-Temperature Overall Braid Shield; MIL-W-16878/4, Type E

- (600V RMS, -65°C to 200°C) • Extruded TFE Teflon® Insulation • White TFE Teflon® Tape-Wrapped Jacket

Belden Part No.	Fig.	Number of Conductors	AWG (Stranded)	Nominal OD (in.)	100 ft. Spools MOUSER STOCK NO.	100 ft. Spools Price Per 100' Spool	500 ft. Spools MOUSER STOCK NO.	500 ft. Spools Price Per 500' Spool
83318E	D	2	24 (19 x 36)	.131	566-83318-100	499.32	- - - - - - - - - - -	-
83319E	D	2	22 (19 x 34)	.143	566-83319-100	628.71	- - - - - - - - - - -	-

Multi-Conductor Plenum-Rated Overall Foil/Braid Shield

- FEP Insulation • Red FEP Jacket • 100% Beldfoil® + 85% Tinned Copper Braid Shield

Belden Part No.	Fig.	Number of Conductors	AWG (Stranded)	Nominal OD (in.)	100 ft. Spools MOUSER STOCK NO.	100 ft. Spools Price Per 100' Spool	500 ft. Spools MOUSER STOCK NO.	500 ft. Spools Price Per 500' Spool
83562	E	12	22 (7 x 30)	.234	- - - - - - - - - - -	-	566-83562-500	6504.23

High-Temperature Control and Instrumentation Cables

- (300V RMS 105°C) • Tefzel® Insulation • Clear Tefzel® Jacket • Overall 100% Beldfoil® Aluminum-Kapton® Shield

Belden Part No.	Fig.	Number of Conductors	AWG (Stranded)	Nominal OD (in.)	100 ft. Spools MOUSER STOCK NO.	100 ft. Spools Price Per 100' Spool	500 ft. Spools MOUSER STOCK NO.	500 ft. Spools Price Per 500' Spool
85231	F	2	16 (19 x 29)	.210	- - - - - - - - - - -	-	566-85231-500	4731.23

Multi-Conductor Overall Beldfoil® Shield (Non-Plenum)

AlphaWire Recommend Heat Shrink FIT221

- Polyethylene Insulation • Chrome PVC Jacket

Belden Part No.	Fig.	Cable Type	NEC Type	No. of Cond.	AWG (Stranded)	Nominal OD (in.)	% Type Shield	500 ft. Spools MOUSER STOCK NO.	500 ft. Spools Price Per 500' Spool	1000 ft. Spools MOUSER STOCK NO.	1000 ft. Spools Price Per 1000' Spool
8771	C	UL2093	CM	3	22 (7 x 30)	.199	100 Foil	566-8771-500	324.85	566-8771-1000	638.50
8770	C	UL2093	CM	3	18 (16 x 30)	.246	100 Foil	566-8770-500	434.39	566-8770-1000	868.78

BELDEN BRILLIANCE® DIGITAL AND ANALOG AUDIO/VIDEO COMPOSITE CABLES

RoHS Compliant

Matte Black Overall PVC Jacket

Belden Part No.	Fig.	NEC Type	No. of Pairs	AWG (Stranded)	Nominal OD (in.)	Nom Imp.	% Type Shield	500 ft. Spools MOUSER STOCK NO.	500 ft. Spools Price Per 500' Spool	1000 ft. Spools MOUSER STOCK NO.	1000 ft. Spools Price Per 1000' Spool
1347A	G	CMR	2-Coax 4-pair	20 (solid) 22 (7x30)	.630	75	95	566-1347A-500	2321.64	566-1347A-1000	4643.28

BELDEN BRILLIANCE® CATSNAKE TACTICAL HEAVY DUTY CAT5E AUDIO/VIDEO COMPOSITE CABLES

RoHS Compliant

- 100 ohms impedance

Belden Part No.	Fig.	NEC Type	No. of Pairs	AWG (Stranded)	Nominal OD (in.)	Nom Imp.	% Type Shield	500 ft. Spools MOUSER STOCK NO.	500 ft. Spools Price Per 500' Spool	1000 ft. Spools MOUSER STOCK NO.	1000 ft. Spools Price Per 1000' Spool
1304A	H	----	4	24 (7x32)	.245	----	----	566-1304A-500	504.27	566-1304A-1000	1040.40
1305A	H	----	4	24 (7x32)	.295	----	----	566-1305A-500	612.49	566-1305A-1000	1171.38

BELDEN HDMI CABLE ASSEMBLIES

- Gold Connector • Male to Male
- UL NEC/C(UL): CM or CL2 • Conductor: BC - Bare Copper
- Foam Polyolefin Insulation

For quantities of 5 and up, call for quote.

Belden Part No.	AWG (Stranded)	Length (ft.)	MOUSER STOCK NO.	Price Each 1	Price Each 2
HD2001	26 (7x34)	3.28	566-HD2001	25.70	24.60
HD2002	26 (7x34)	6.56	566-HD2002	32.45	30.91
HD2003	26 (7x34)	9.84	566-HD2003	41.09	39.03
HD2004	26 (7x34)	13.12	566-HD2004	51.95	49.11
HD2007	26 (7x34)	22.96	566-HD2007	81.49	77.41



© Copyright 2013 Mouser Electronics

© Copyright 2013 Mouser Electronics

BELDEN Audio, Security, Alarm and Camera Cables

RoHS Compliant **This product is RoHS compliant.**

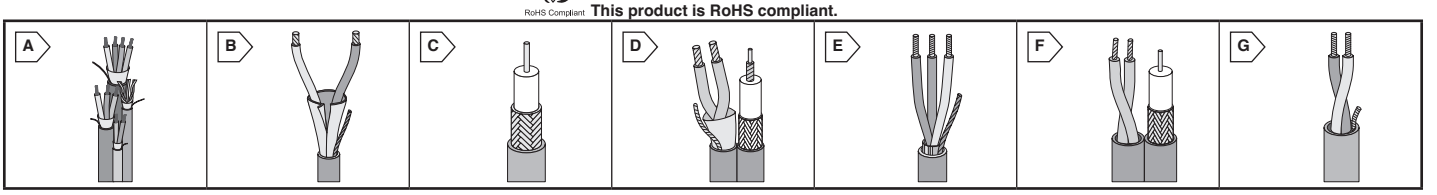

BELDEN® NEW GENERATION® WATERDOG CABLES

• Water and Moisture Resistant • UL Listed for a Range of Indoor/Outdoor and Direct Burial Installations

Belden Part No.	Fig.	Number of Conductors	AWG (Stranded)	Nominal OD (in.)	500 ft. Spools MOUSER STOCK NO.	500 ft. Spools Price Per 500' Spool	1000 ft. Spools MOUSER STOCK NO.	1000 ft. Spools Price Per 1000' Spool
Stranded Tinned Copper, PVC Jacketed, Unshielded								
5300U1	A	2	18 (7 x 26)	.207	- - - - - - - - -	-	566-5300U1-1000-08	281.25
Stranded Tinned Copper, PVC Jacketed, Shielded								
5500F1	B	2	22 (7 x 30)	.192	- - - - - - - - -	-	566-5500F1-1000-08	159.06
5400F1	B	2	20 (7 x 28)	.206	- - - - - - - - -	-	566-5400F1-1000-08	291.56
5300F1	B	2	18 (7 x 26)	.222	- - - - - - - - -	-	566-5300F1-1000-08	376.06
Stranded Tinned Copper, PVC Jacketed, Unshielded,								
5302U1	A	4	18 (7 x 26)	.254	- - - - - - - - -	-	566-5302U1-1000-10	497.03
5202U1	A	4	16 (7 x 24)	.291	- - - - - - - - -	-	566-5202U1-1000-10	638.18
5102U1	A	4	14 (19 x 27)	.341	- - - - - - - - -	-	566-5102U1-1000-10	1297.18
Stranded Tinned Copper, PVC Jacketed, Shielded								
5302F1	B	4	18 (7 x 26)	.255	- - - - - - - - -	-	566-5302F1-1000-10	577.46
5202F1	B	4	16 (7 x 24)	.295	- - - - - - - - -	-	566-5202F1-1000-10	746.75
Bare Copper Coax, PVC Jacket, Aluminum Braid Plus 100% Foil Shield (CATV)								
5339W5	C	-	18 (solid)	.270	- - - - - - - - -	-	566-5339W5-1000-10	226.05
Bare Copper Coax, PVC Jacket, Bare Cooper Braid Shield (CCTV)								
5439X5	C	-	20 (solid)	.244	- - - - - - - - -	-	566-5439X5-1000-10	413.64
5339X5	C	-	18 (solid)	.277	- - - - - - - - -	-	566-5339X5-1000-10	501.20
Bare Copper Coax, PVC Jacket, Tinned Copper Braid Shield Plus 100% Foil Shield (CCTV/MATV)								
5439W5	C	-	20 (solid)	.236	566-5439W5-500-10	190.16	566-5439W5-1000-10	375.91
COAX: Solid Bare Copper, PAIR: Stranded Bare Copper, PVC Jacket (CCTV + Power)								
5399X5	D	-	18(cx) Solid 16(pr) 7/w	.279 x .549	- - - - - - - - -	-	566-5399X5-1000-10	912.25
5499X5	D	-	20(cx) Solid 18(pr) 7/w	.249 x .497	- - - - - - - - -	-	566-5499X5-1000-10	701.83

BELDFOIL® SHIELD AUDIO, SECURITY, AND ALARM CABLE

• Bare Copper Conductors • Cabled Beldfoil® Shield Tape (Aluminum side out) with drain wire • Sequential footage marking every two feet • PVC Insulation • Gray PVC Jacket

✻ Available in box only

5000FE	B	2	12 (19 x 25)	0.272	566-5000FE-500-08	419.71	566-5000FE-1000-08	880.37
5200FE	B	2	16 (19 x 29)	0.188	566-5200FE-500-08	177.02	566-5200FE-1000-08	318.42
5300FE	B	2	18 (7 x 26)	0.165	566-5300FE-500-08	117.70	566-5300FE-1000-08	226.09
5301FE	B	3	18 (7 x 26)	0.175	566-5301FE-500-08	168.03	566-5301FE-1000-08	343.16
5302FE	B	4	18 (7 x 26)	0.192	566-5302FE-500-08	220.58	566-5302FE-1000-08	429.28
5304FE	B	6	18 (7 x 26)	0.23	- - - - - - - - -	-	566-5304FE-1000-08	595.87
5400FE	B	2	20 (7 x 28)	0.145	- - - - - - - - -	-	566-5400FE-1000-08	195.15
5500FE	B	2	22 (7 x 30)	0.150	566-5500FE-500-08	67.74	566-5500FE-1000-08	131.13
5502FE	B	4	22 (7 x 30)	0.152	566-5502FE-500-08	115.83	566-5502FE-1000-08	227.15
5504FE	B	6	22 (7 x 30)	0.179	- - - - - - - - -	-	✻ 566-5504FE-U1000-08	316.19

UNSHIELDED AUDIO, SECURITY, AND ALARM CABLE

• Bare Copper Conductors • PVC Insulation with rip cord • Sequential footage marking every two feet • Gray PVC Jacket

✻ Available in box only

5100UE	E	2	14 (19 x 26)	.234	566-5100UE-500-08	248.83	566-5100UE-1000-08	453.03
5200UE	E	2	16 (19 x 29)	.184	566-5200UE-500-08	143.94	566-5200UE-1000-08	278.97
5202UE	E	4	16 (19 x 29)	.216	566-5202UE-500-08	288.90	566-5202UE-1000-08	519.43
5300UE	E	2	18 (7 x 26)	.161	566-5300UE-500-08	102.22	566-5300UE-1000-08	193.15
5302UE	E	4	18 (7 x 26)	.188	- - - - - - - - -	-	566-5302UE-1000-08	342.58
5500UE	E	2	22 (7 x 30)	.128	- - - - - - - - -	-	566-5500UE-1000-08	115.35
5502UE	E	4	22 (7 x 30)	.148	✻ 566-5502UE-U500-08	90.12	✻ 566-5502UE-U1000-08	167.10
5504UE	E	6	22 (7 x 30)	.177	566-5504UE-500-08	139.20	566-5504UE-1000-08	251.80

• Bare Copper Conductors • Flamarrest® Insulation • Conductors Cabled • Natural Flamarrest® Jacket with rip cord • Sequential footage marking every two feet • Plenum-Rated

6200UE	E	2	16 (19 x 29)	.180	566-6200UE-500	156.19	- - - - - - - - -	-
6300UE	E	2	18 (7 x 26)	.157	566-6300UE-500	110.68	566-6300UE-1000	210.38
6301UE	E	3	18 (7 x 26)	.168	566-6301UE-500	161.88	566-6301UE-1000	302.24
6302UE	E	4	18 (7 x 26)	.186	566-6302UE-500	217.48	566-6302UE-1000	408.92
6502UE	E	4	22 (7 x 30)	.143	566-6502UE-500	104.47	566-6502UE-1000	194.39

CAMERA CABLES (FOR CCTV APPLICATIONS)

Banana Peel Jacketless Cables

• Bare Copper Shielded • No Overall Jacket • PVC Insulation • PVC Jacket

Fig.	Component Description	AWG (Stranded)	Flame-Retardant Belden Part No.	Flame-Retardant 500 ft. Spool MOUSER STOCK NO.	Flame-Retardant 500 ft. Spool Price Per 500' Spool	Flame-Retardant 1000 ft. Spool MOUSER STOCK NO.	Flame-Retardant 1000 ft. Spool Price Per 1000' Spool	Flamarrest® Belden Part No.	Flamarrest® 500 ft. Spool MOUSER STOCK NO.	Flamarrest® 500 ft. Spool Price Per 500' Spool	Flamarrest® 1000 ft. Spool MOUSER STOCK NO.	Flamarrest® 1000 ft. Spool Price Per 1000' Spool
F	4-Conductors 3-Pair 2-Conductors 4-Conductors	18 (7 x 26) 22 (7 x 30) 22 (7 x 30) 22 (7 x 30)	558AFS	566-558AFS-500	659.01	566-558AFS-1000	1328.36	658AFS	566-658AFS-500	763.47	566-658AFS-1000	1597.38

Camera Cables

Belden Part No.	Fig.	Component Description	AWG (Stranded)	Shielding	500 ft. Spools MOUSER STOCK NO.	500 ft. Spools Price Per 500' Spool	1000 ft. Spools MOUSER STOCK NO.	1000 ft. Spools Price Per 1000' Spool
Composite Camera Cable								
9265	D	75 Ohm Coax RG-59/U Foil Shielded Twisted Pair	22 (7 x 30) 22 (7 x 30)	95% Bare Copper Braid Beldfoil®	566-9265-500	803.39	566-9265-1000	1432.29
549945	F	75 Ohm Coax RG-59/U 1 Twisted Pair	20 (Solid) 18 (7 x 26	95% Bare Copper Braid Unshielded	566-549945-500	200.45	566-549945-1000	409.99
539945	F	75 Ohm Coax RG-6/U 1 Twisted Pair	18 (Solid) 18 (7)	95% Bare Copper Braid Unshielded	566-539945-500-10	286.59	566-539945-1000-10	534.15
75 Ohm Coaxial Camera Cable								
543945	G	RG-59/U	20 (Solid)	95% Bare Copper Braid	566-543945-500-10	142.58	566-543945-1000-10	280.46
533945	G	RG-6/U	18 (Solid)	95% Bare Copper Braid	566-533945-500	196.08	566-533945-1000	375.44
513945	G	RG-11/U	14 (Solid)	95% Bare Copper Braid	- - - - - - - - -	-	566-513945-1000-10	732.65

© Copyright 2013 Mouser Electronics

© Copyright 2013 Mouser Electronics

BELDEN Multi-Conductor Cables

RoHS Compliant This product is RoHS compliant.

UNSHIELDED AUDIO, CONTROL, AND INSTRUMENTATION CABLE

- Tinned copper stranded, PVC insulated, conductor cabled. Chrome PVC jacket
- Non-Plenum

Recommend Heat Shrink FIT 221

Belden Part No.	Fig.	Number of Conductors	AWG (Stranded)	Nominal O.D. (in.)	100 ft. Spools MOUSER STOCK NO.	100 ft. Spools Price Per 100' Spool	500 ft. Spools MOUSER STOCK NO.	500 ft. Spools Price Per 500' Spool	1000 ft. Spools MOUSER STOCK NO.	1000 ft. Spools Price Per 1000' Spool
UL AWM Style 2464, (300V 80°C)										
9439	A	7	20 (7 x 28)	.260	566-9439-100	159.63	566-9439-500	648.87	----------	-
9444	A	4	20 (7 x 28)	.217	566-9444-100	88.01	566-9444-500	358.19	566-9444-1000	781.11
9445	A	5	20 (7 x 28)	.239	566-9445-100	114.97	566-9445-500	452.25	----------	-
9455	A	9	20 (7 x 28)	.317	566-9455-100	213.51	----------	-	----------	-
UL AWM Style 2598, (300V 60°C)										
8489	A	4	18 (19 x 30)	.257	566-8489-100	115.38	566-8489-500	432.18	----------	-
8465	A	5	18 (19 x 30)	.282	566-8465-100	143.37	566-8465-500	554.42	----------	-
8467	A	7	18 (19 x 30)	.314	566-8467-100	202.23	----------	-	----------	-
8466	A	12	18 (19 x 30)	.412	566-8466-100	327.61	----------	-	----------	-
8468	A	15	18 (19 x 30)	.500	566-8468-100	447.89	----------	-	----------	-
8619	A	19	18 (19 x 30)	.490	566-8619-100	669.39	----------	-	----------	-
600V RMS 80°C										
8620	A	4	16 (19 x 29)	.376	566-8620-100	242.41	----------	-	----------	-
8621	A	7	16 (19 x 29)	.458	566-8621-100	392.71	----------	-	----------	-
9721	A	8	16 (19 x 29)	.496	566-9721-100	470.61	----------	-	----------	-
UL AVM Style 2576, (150V 80°C)										
8443	B	3	22 (7 x 30)	.172	----------	-	566-8443-500	226.26	566-8443-1000	467.59
8444	B	4	22 (7 x 30)	.185	----------	-	566-8444-500	270.09	566-8444-1000	575.66
8445	B	5	22 (7 x 30)	.194	566-8445-100	94.33	----------	-	----------	-
9430	B	7	22 (7 x 30)	.214	----------	-	566-9430-500	441.19	----------	-
9421	B	8	22 (7 x 30)	.229	566-9421-100	124.36	----------	-	566-9421-1000	997.28
9423	B	9	22 (7 x 30)	.244	566-9423-100	131.15	566-9423-500	551.85	----------	-
8456	B	10	22 (7 x 30)	.264	566-8456-100	154.06	----------	-	----------	-
8457	B	12	22 (7 x 30)	.272	566-8457-100	170.57	----------	-	----------	-
9431	B	20	22 (7 x 30)	.345	566-9431-100	367.77	----------	-	----------	-
8459	B	25	22 (7 x 30)	.387	566-8459-100	439.79	----------	-	----------	-
9432	B	30	22 (7 x 30)	.400	566-9432-100	569.84	----------	-	----------	-
9433	B	40	22 (7 x 30)	.455	566-9433-100	824.33	----------	-	----------	-

OVERALL FOIL / BRAID SHIELD COMPUTER CABLES

- Computer Cables for EIA RS-232 Applications
- Chrome PVC Jacket
- Tinned Copper Stranded
- UL AWM Style 2464 (300V 80°C)
- Semi-Rigid PVC Insulation

AlphaWire Recommend Heat Shrink FIT 221

9939	C	3	22 (7 x 30)	.202	566-9939-100	106.20	566-9939-500	410.47	----------	-
9940	C	4	22 (7 x 30)	.215	566-9940-100	118.02	566-9940-500	512.98	----------	-
9941	C	5	22 (7 x 30)	.23	566-9941-100	151.19	----------	-	----------	-
9942	C	6	22 (7 x 30)	.245	566-9942-100	171.66	566-9942-500	663.91	566-9942-1000	1447.81
9943	C	7	22 (7 x 30)	.245	566-9943-100	198.24	----------	-	----------	-
9944	C	8	22 (7 x 30)	.260	566-9944-100	209.19	566-9944-500	879.81	----------	-
9945	C	9	22 (7 x 30)	.280	566-9945-100	237.27	----------	-	----------	-
9946	C	10	22 (7 x 30)	.300	566-9946-100	275.34	566-9946-500	1083.46	----------	-
9947	C	15	22 (7 x 30)	.34	566-9947-100	383.76	566-9947-500	1415.36	----------	-
9949	C	37	22 (7 x 30)	.460	566-9949-100	1036.68	----------	-	----------	-
9608	C	3	24 (7 x 32)	.190	566-9608-100	114.22	----------	-	----------	-
9609	C	4	24 (7 x 32)	.200	566-9609-100	139.84	----------	-	----------	-
9610	C	5	24 (7 x 32)	.215	566-9610-100	153.97	566-9610-500	639.91	----------	-
9611	C	6	24 (7 x 32)	.225	566-9611-100	194.39	----------	-	----------	-
9612	C	7	24 (7 x 32)	.225	566-9612-100	218.15	----------	-	----------	-
9613	C	8	24 (7 x 32)	.240	566-9613-100	255.80	----------	-	----------	-
9614	C	9	24 (7 x 32)	.253	566-9614-100	317.74	----------	-	566-9614-1000	2681.63
9615	C	10	24 (7 x 32)	.27	566-9615-100	384.11	----------	-	----------	-
9616	C	15	24 (7 x 32)	.3003	566-9616-100	529.46	----------	-	----------	-

- UL AWM Style 2919 (30V 80°C)
- Datalene® Insulation
- Chrome PVC Jacket
- Low-Capacitance Coputer Cable for EIA RS-232 and EIA RS-423 Applications

9925	C	3	24 (7 x 32)	.215	566-9925-100	102.94	----------	-	566-9925-1000	839.49

OVERALL BRAID AUDIO, CONTROL, AND INSTRUMENTATION CABLE

- 200V RMS 105°C
- Chrome PVC Jacket
- Polypropylene Insulation
- 95% Tinned Copper Braid Shield

Recommend Heat Shrink FIT 221

Belden Part No.	Fig.	Number of Conductors	AWG (Stranded)	Nominal O.D. (in.)	100 ft. Spool MOUSER STOCK NO.	100 ft. Spool Price Per Spool	250 ft. Spool MOUSER STOCK NO.	250 ft. Spool Price Per Spool 1	250 ft. Spool Price Per Spool 2
8643	D	3	30 (7 x 38)	.096	----------	-	566-8643-250	487.28	462.91

OVERALL BRAID COMMUNICATION AND INSTRUMENTATION SHIELD CABLE

- 600V RMS 105°C
- 90% Tinned Copper Braid Shield
- MIL-W-16878 (Type) Conductors, Shielded, and Jacketed
- PVC Insulation and White PVC Jacket

Recommend Heat Shrink FIT 221

9962	E	2	20 (19 x 32)	.192	566-9962-100	205.68	----------	-	-

OVERALL 100% BELDFOIL® SHIELD

- Computer Cables for EIA RS-232 Applications
- UL AVM Style 2464, (300V 80°C)
- Chrome PVC Jacket
- Semi-Rigid PVC Insulation

AlphaWire Recommend Heat Shrink FIT 221

Belden Part No.	Fig.	Number of Conductors	AWG (Stranded)	Nominal O.D. (in.)	100 ft. Spools MOUSER STOCK NO.	100 ft. Spools Price Per Spool	500 ft. Spools MOUSER STOCK NO.	500 ft. Spools Price Per Spool 1	500 ft. Spools Price Per Spool 2	1000 ft. Spools MOUSER STOCK NO.	1000 ft. Spools Price Per Spool 1	1000 ft. Spools Price Per Spool 2
9533	F	3	24 (7 x 32)	.162	566-9533-100	55.83	566-9533-500	242.31	234.74	566-9533-1000	518.02	500.75
9535	F	5	24 (7 x 32)	.189	566-9535-100	90.44	566-9535-500	393.42	380.30	566-9535-1000	702.08	671.11
9536	F	6	24 (7 x 32)	.209	566-9536-100	102.63	566-9536-500	397.11	384.71	566-9536-1000	734.95	703.45
9537	F	7	24 (7 x 32)	.209	566-9537-100	124.22	----------	-	-	----------	-	-
9538	F	8	24 (7 x 32)	.224	566-9538-100	126.62	566-9538-500	489.88	474.57	----------	-	-
9540	F	10	24 (7 x 32)	.244	566-9540-100	145.45	566-9540-500	581.01	553.35	----------	-	-
9541	F	15	24 (7 x 32)	.284	566-9541-100	199.70	566-9541-500	772.39	748.25	----------	-	-
9543	F	25	24 (7 x 32)	.339	566-9543-100	407.49	----------	-	-	----------	-	-
9544	F	30	24 (7 x 32)	.380	566-9544-100	625.01	----------	-	-	----------	-	-

A

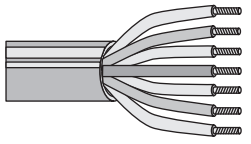

B



C

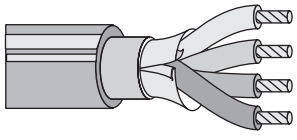

D

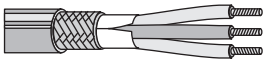

E

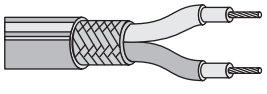

F

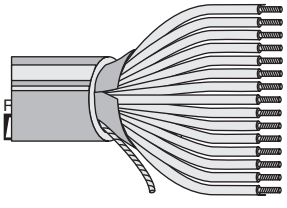

Wire & Cable

Belden

© Copyright 2013 Mouser Electronics

© Copyright 2013 Mouser Electronics

Portable Cordage and Datatuff® Industrial Ethernet Cable

BELDEN

RoHS Compliant This page of product is compliant.

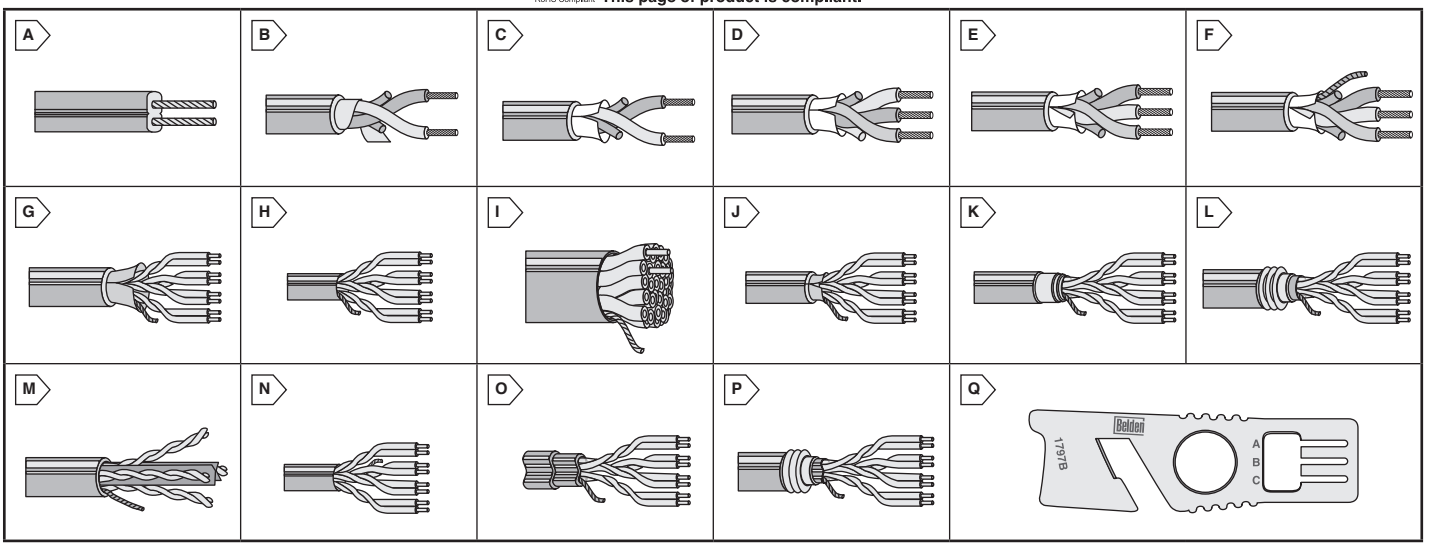

Belden® portable cordage products are available in a wide assorted of styles, lengths, and thickness. Products offered include 2-, 3-, 4- and 5-conductor as well as multi-conductor constructions.

PORTABLE CORDAGE 2-CONDUCTOR

SPT-1 PVC Parallel Lamp Cord

AlphaWire Recommend Heat Shrink FIT 221

- 300V, 60°C
- ✻ UL/CSA Listed

MOUSER STOCK NO.	Belden Part No.	Fig.	AWG (Stranded)	Nominal OD (in.)	250 ft. Spool 1	250 ft. Spool 2
✻ 566-19122-250-10	19122	A	18 (42 x 34)	.110 x .207	201.21	191.63
566-8888-250	8888	A	18 (42 x 34)	.110 x .207	204.86	195.26

SJO Oil-Resistant Rubber Jacket

- 300V, 90°C
- UL/CSA Listed

MOUSER STOCK NO.	Belden Part No.	Fig.	AWG (Stranded)	Nominal OD (in.)	250 ft. Spool 1	250 ft. Spool 2
566-19227-250-10	19227	B	18 (16 x 30)	.290	412.83	399.07
566-19228-250-10	19228	B	16 (26 x 30)	.315	520.07	495.70

SVT PVC Jacket

- 300V, 60°C
- UL/CSA Listed

MOUSER STOCK NO.	Belden Part No.	Fig.	AWG (Stranded)	Nominal OD (in.)	250 ft. Spool 1	250 ft. Spool 2
566-19140-250-10	19140	C	18 (42 x 34)	.243	274.40	260.68

PORTABLE CORDAGE 3-CONDUCTOR

SJT PVC Jacket (Smooth)

AlphaWire Recommend Heat Shrink FIT 221

- 300V, 60°C
- UL/CSA Listed

MOUSER STOCK NO.	Belden Part No.	Fig.	AWG (Stranded)	Nominal OD (in.)	250 ft. Spool 1	250 ft. Spool 2
566-19348-250-10	19348	D	18 (42 x 34)	.328	409.42	386.58
566-19349-250-10	19349	D	16 (65 x 34)	.340	509.56	485.67

SJT PVC Jacket (Serrated)

- 300V, 60°C
- UL/CSA Listed

MOUSER STOCK NO.	Belden Part No.	Fig.	AWG (Stranded)	Nominal OD (in.)	250 ft. Spool 1	250 ft. Spool 2
566-19353-250-10	19353	E	16 (65 x 34)	.353	503.04	486.27

SJTOW Belflex® Matte Black Premium PVC

- 300V, 105°C
- UL/CSA Listed

MOUSER STOCK NO.	Belden Part No.	Fig.	AWG (Stranded)	Nominal OD (in.)	250 ft. Spool 1	250 ft. Spool 2
566-19509-250-10	19509	E	18 (42 x 34)	.315	405.13	385.84
566-19510-250-10	19510	E	16 (65 x 34)	.340	583.14	554.14

SJT PVC Jacket (Smooth), Beldfoil® Shielded

- 300V, 60°C
- UL/CSA Listed

MOUSER STOCK NO.	Belden Part No.	Fig.	AWG (Stranded)	Nominal OD (in.)	250 ft. Spool 1	250 ft. Spool 2
566-19364-250-10	19364	F	14 (41 x 30)	.402	756.55	721.08

DATATWIST® 5 SCTP CABLE (NETWORKING CABLE)

- TIA/EIA-B.2, Category 5 Unbonded-Pair Cable
- Non-Plenum
- Polyolefin Insulation / PVC Jacket
- Solid Bare Copper

AlphaWire Recommend Heat Shrink FIT 221

MOUSER STOCK NO.	Belden Part No.	Fig.	AWG (Stranded)	Nominal OD (in.)	1000 ft. Spool 1	1000 ft. Spool 2
† 566-1624R-1000-02	1624R	G	24	.260	532.97	480.32
† 566-1583A-1000-10	1583A	H	24	.195	235.23	224.03
566-1633A-1000-06	1633A	G	24	.260	504.78	454.90
566-1864A-1000-06	1864A	I	24	.526	2821.63	2542.86

† Other Colors Available

DATATUFF® CAT 5E INDUSTRIAL ETHERNET CABLE

- Cat 5e Bonded-Pairs
- Non-Plenum
- Solid Bare Copper
- Polyolefin Insulation / PVC Jacket

AlphaWire Recommend Heat Shrink FIT 221

MOUSER STOCK NO.	Belden Part No.	Fig.	No. of Pairs	AWG	Nominal OD (in.)	1000 ft. Spool 1	1000 ft. Spool 2
566-7918A-1000	7918A	H	4	24	.230	378.82	350.54
566-7919A-1000	7919A	J	4	24	.265	762.42	727.77
566-7921A-1000	7921A	J	4	24	.330	1459.69	1334.87
566-7929A-1000	7929A	J	4	24	.265	895.29	855.21
Enhanced Cat 5e							
566-7932A-1000	7923A	H	2	24	.230	430.56	393.75
566-7933A-1000	7933A	J	2	24	.235	530.52	509.41
566-7922A-1000	7922A	H	4	22	.301	833.22	795.91
566-7923A-1000-10	7923A	H	4	24	.230	550.20	503.15
✻✻ 566-7924A-1000	7924A	H	4	24	.242	828.81	757.93
566-7928A-1000	7928A	H	4	24	.187	2071.80	1894.65
566-7934A-1000	7934A	H	4	24	.230	580.48	554.48
566-11700A-1000-10	11700A	K	4	24	.285	697.31	666.09
566-11700A2-1000	11700A2	K	4	24	.285	840.49	788.00
566-121700A-1000-10	121700A	L	4	24	.530	3382.31	3230.87

✻✻ Stranded Tinned Copper

DATATUFF® CAT 6 INDUSTRIAL ETHERNET CABLE

- Cat 6 Bonded-Pairs
- Non-Plenum
- Solid Bare Copper
- Polyolefin Insulation / PVC Jacket

AlphaWire Recommend Heat Shrink FIT 221

MOUSER STOCK NO.	Belden Part No.	Fig.	AWG	Nominal OD (in.)	1000 ft. Spool 1	1000 ft. Spool 2
566-7927A-1000	7927A	M	23	.251x.339	1174.41	1119.37
566-7931A-1000	7931A	N	23	.214	2642.26	2518.41
566-11872A-1000-10	11872A	O	23	.475x.265	1003.55	956.52
566-121872A-1000-10	121872A	P	23	.684	3769.26	3656.17

WI-FI SHIELDED TWISTED PAIR (SCTP) CABLE

- Cat 5e Twisted Pairs
- Non-Plenum
- Solid Bare Copper
- Polyolefin Insulation / PVC Jacket

AlphaWire Recommend Heat Shrink FIT 221

MOUSER STOCK NO.	Belden Part No.	Fig.	AWG	Nominal OD (in.)	1000 ft. Spool 1	1000 ft. Spool 2
566-1300A-1000-10	1300A	J	24	.265	629.44	598.13

CABLE PREPARATION TOOL (FOR DATATWIST® CABLE)

This tool makes it faster and easier to prepare cables for connector termination. It can be used to prepare any unbonded-pair cable for installation.

MOUSER STOCK NO.	Belden Part No.	Fig.	Price Each 1	Price Each 5
566-1797B	1797B	Q	13.85	12.53

© Copyright 2013 Mouser Electronics

© Copyright 2013 Mouser Electronics

BELDEN LAN and Computer Cables

RoHS Compliant **This page of product is compliant.**

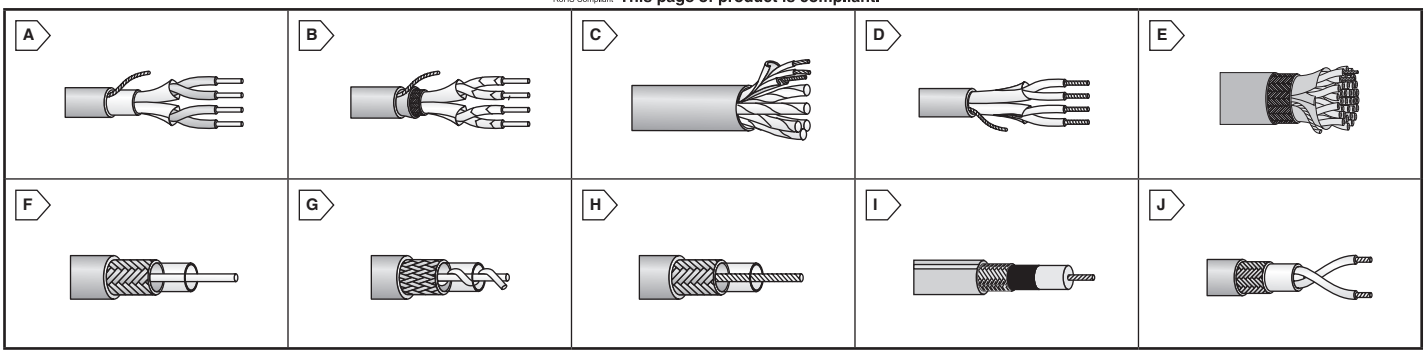

BELDEN IBM TYPE CABLES

AlphaWire Recommend Heat Shrink FIT221

IBM Type 1A, IEEE 802.5 • Strand: Solid

Belden Part No.	Fig.	Cable Type	IBM Part No.	NEC Type	AWG	No. of Pairs	Nominal OD (in.)	Nom. Imp. Ω	% Type Shield	500 ft. Spools		1000 ft. Spools	
										MOUSER STOCK NO.	Price Per 500' Spool	MOUSER STOCK NO.	Price Per 1000' Spool
9688	A	Non-Plenum	4716748	MPG/CMG	22	2	.296 x .431	150	100/Foil, 65 Braid	566-9688-500	338.23	566-9688-1000	733.56
82688	B	Plenum	4716749	CMP	22	2	.248 x .348	150	100/Foil, 65 Braid	- - - - - - - - - -	-	566-82688-1000	2194.18

BELDEN COMPUTER CABLES, PAIRED, AND INDIVIDUALLY SHIELDED

AlphaWire Recommend Heat Shrink FIT221

Belden Part No.	Fig.	NEC Type	No. of Pairs	AWG (Stranded)	Nom. OD (in.)	Nom. Imp. Ω	% Type Shield	100 ft. Spools		500 ft. Spools		1000 ft. Spools	
								MOUSER STOCK NO.	Price Per 100' Spool	MOUSER STOCK NO.	Price Per 500' Spool	MOUSER STOCK NO.	Price Per 1000' Spool
8777	C	CM	3	22 (7 x 30)	.273	50	100 Foil	566-8777-100	146.74	566-8777-500	534.20	566-8777-1000	1258.88
8778	C	CM	6	22 (7 x 30)	.362	50	100 Foil	566-8778-100	285.84	566-8778-500	1148.26	566-8778-1000	2380.86
9773	C	CM	3	18 (19 x 30)	.404	50	100 Foil	566-9773-100	231.38	- - - - - - - - - -	-	566-9773-1000	2105.79

BELDEN LAN TRUNK CABLE

BELDEN NEW GENERATION® STP PLENUM-RATED CABLES

Low capacitance, plenum-rated 2- and 3-pair STP cables have individually foil-shielded pairs, a particularly small OD and they are made with Low Smoke Flammarest® PVC insulations and jackets.

AlphaWire Recommend Heat Shrink FIT221

Belden Part No.	Fig.	NEC Type	No. of Pairs	AWG (Stranded)	Nominal OD (in.)	Nominal Imp. Ω	% Type Shield	100 ft. Spools		500 ft. Spools	
								MOUSER STOCK NO.	Price Per 100' Spool	MOUSER STOCK NO.	Price Per 500' Spool
1325A	D	CMP	2	22 (7 x 30)	.158	15	100	566-1325A-500-09	301.95	566-1325A-1000-09	575.57
1326A	D	CMP	3	22 (7 x 30)	.190	8.6	100	566-1326A-500-09	598.92	566-1326A-1000-09	1290.25

BELDEN LOW-CAPACITANCE COMPUTER CABLES

AlphaWire Recommend Heat Shrink FIT221

For EIA RS-232 and EIA RS-485 Applications

Belden Part No.	Fig.	NEC Type	No. of Pairs	AWG (Stranded)	Nominal OD (in.)	Nominal Imp. Ω	% Type Shield	100 ft. Spools		500 ft. Spools	
								MOUSER STOCK NO.	Price Per 100' Spool	MOUSER STOCK NO.	Price Per 500' Spool
8132FO	E	CL2	2	28 (7 x 36)	.215	23.1	100	566-8132F0-500	521.09	566-8132F0-1000	1116.31
8134FO	E	CL2	4	28 (7 x 36)	.270	20	100	566-8134F0-500	738.77	566-8134F0-1000	1561.78
8135FO	E	CL2	5	28 (7 x 36)	.280	20	100	566-8135F0-500	824.08	566-8135F0-1000	1742.16
8138FO	E	CL2	8	28 (7 x 36)	.310	17.7	100	- - - - - - - - - - -	-	566-8138F0-1000	2283.87

BELDEN COMPUTER CABLES

AlphaWire Recommend Heat Shrink FIT221

✻ Available in box only

Belden Part No.	Fig.	Description	AWG (Stranded)	Nom. OD (in.)	Nom. Imp. Ω	% Type Shield	100 ft. Spools		500 ft. Spools		1000 ft. Spools	
							MOUSER STOCK NO.	Price Per 100' Spool	MOUSER STOCK NO.	Price Per 500' Spool	MOUSER STOCK NO.	Price Per 1000' Spool
8240	F	51.5Ω Transmission Cable, RG58 /U	20 (Solid)	.193	51.5	95	566-8240-100	82.11	566-8240-500	268.04	566-8240-1000	536.07
9201	F	51.5Ω Transmission Cable, RG58 /U	20 (Solid)	.193	51.5	78	- - - - - - - - - -	-	566-9201-500-10	247.97	566-9201-1000-10	491.85
82240	F	RG 58/U Type, Plenum	20 (Solid)	.159	53.5	95	- - - - - - - - - -	-	✻ 566-82240-U500	991.99	566-82240-1000	2039.09
9269	G	RG 62A/U Type	22 (Solid)	.239	93	95	- - - - - - - - - -	-	566-9269-500	351.38	566-9269-1000	728.55
82269	G	RG 62/U Type, Plenum	22 (Solid)	.200	93	94	- - - - - - - - - -	-	- - - - - - - - - -	-	566-82269-1000	1792.38
8216	H	RG 174/U Type	26 (7 x 34)	.110	50	90	566-8216-100	73.95	566-8216-500	276.04	566-8216-1000	522.05
8219	H	RG 58A/U	20 (19 x 32)	.194	53.5	93	- - - - - - - - - -	-	566-8219-500	347.75	566-8219-1000	683.91
9311	I	RG 58A/U	20 (19 x 32)	.193	50	55	- - - - - - - - - -	-	566-9311-500-10	536.33	566-9311-1000-10	1178.43
9207	J	Twinaxial, Foil / Braid Shield	20 (7 x 28)	.330	100	86	566-9207-100	171.52	566-9207-500	723.73	566-9207-1000	1447.45

© Copyright 2013 Mouser Electronics
© Copyright 2013 Mouser Electronics

BELDEN Telephone and Data Cables

RoHS Compliant **This product is RoHS compliant.**

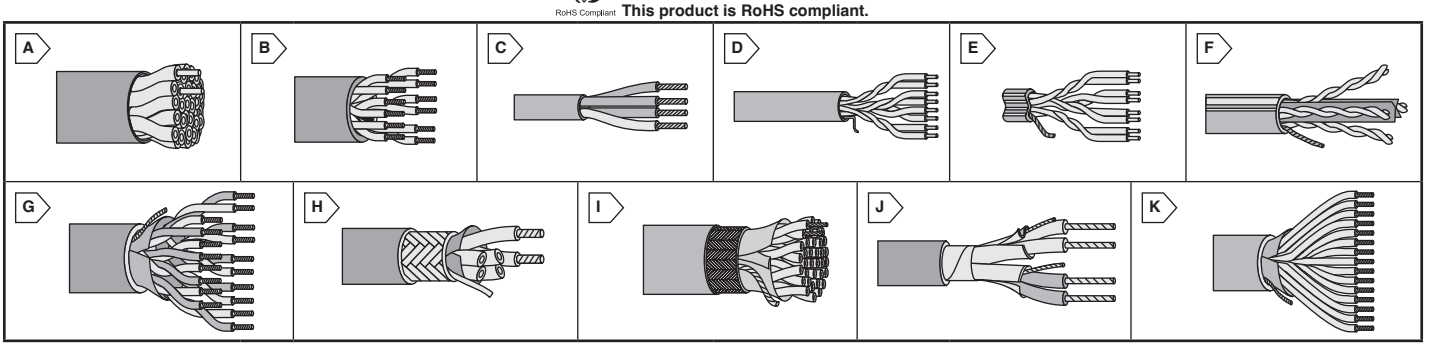

BELDEN TELEPHONE OR DATA CABLES

Unshielded, Twisted Pairs

AlphaWire Recommend Heat Shrink FIT221

✻ Available in box only

Belden Part No.	Fig.	Category Specification	Insulation	Jacket Material	Jacket Color	AWG (Stranded)	NEC Type	No. of Pairs	Nom. OD (in.)	500 ft. Spools MOUSER STOCK NO.	500 ft. Spools Price Per 500' Spool	1000 ft. Spools MOUSER STOCK NO.	1000 ft. Spools Price Per 1000' Spool
1227A	A	Category 3	S-R Polyolefin	PVC	Gray	24 (Solid)	CMR	2	.173	- - - - - - -	-	✻ 566-1227A1-U1000-08	178.97
9562	B	Category 1	PVC	Chrome PVC	Gray	24 (Solid)	CMG	2	.199	566-9562-500	274.93	566-9562-1000	543.31
9566	B	Category 1	PVC	Chrome PVC	Gray	24 (Solid)	CMG	6	.289	566-9566-500	725.87	566-9566-1000	1451.72
9585	B	Category 1	PVC	Chrome PVC	Gray	24 (Solid)	CMG	25	.480	566-9585-500	3051.07	566-9585-1000	5797.05

Unshielded, 4 Conductor

- Bare Copper

Belden Part No.	Fig.	Category Specification	Insulation	Jacket Material	Jacket Color	AWG (Stranded)	NEC Type	Nominal OD (in.)	1000 ft. Box MOUSER STOCK NO.	1000 ft. Box Price Per 1000' Box
1242A	C	- - -	Polyethylene	PVC	Light Gray	22 (Solid)	CM	.154	566-1242A-U1000-08	189.02

BELDEN TWISTED PAIR CABLES

Color Code Chart		
To order replace __ with applicable code for color desired.		
01=Brown	05=Green	09=White
02=Red	06=Blue	10=Black
03=Orange	07=Violet	
04=Yellow	08=Gray	

Unshielded, Twisted Pairs

AlphaWire Recommend Heat Shrink FIT221

- Nominal Impedance: 100Ω

Belden Part No.	Fig.	Category Specification	Insulation	Jacket Material	Jacket Color	AWG (Stranded)	NEC Type	Number of Pairs	Nominal OD (in.)	1000 ft. Spools MOUSER STOCK NO.	1000 ft. Spools Price Per 1000' Spool
1588A	D	Category 5e	Polyolefin	PVC	Gray	24 (Solid)	CM	2	.183	566-1588A-1000	216.86
1590A	D	Category 5e	FEP	Plenum	Blue	24 (Solid)	CMP	2	.165	566-1590A-1000	382.36
1583B	D	Category 5e	Polyolefin	PVC	Pink	24 (Solid)	CM	4	.195	566-1583B-1000	277.49
1585A	D	Category 5e	FEP	Plenum	Natural	24 (Solid)	CMP	4	.198	566-1585A-1000	430.32
1585B	D	Category 5e	FEP	Plenum	Pink	24 (Solid)	CMP	4	.197	566-1585B-1000	560.33
1701A	D	Category 5e	FEP	Plenum	02-05, 08-10	24 (Solid)	CMP	4	.195	566-1701A-1000-__	582.12
1702A	D	Category 5e	Polyolefin	PVC	Lt. Blue	24 (Solid)	CM	2 x 4	.200 x .415	566-1702A-1000-06	716.30
1703A	D	Category 5e	FEP	Plenum	Natural	24 (Solid)	CMP	2 x 4	.195 x .405	566-1703A-1000	1868.37
1752A	D	Category 5e	Polyolefin	PVC	02-07, 10	24 (7x32)	CM	4	.220	566-1752A-1000-__	503.80
1872A	E	Category 6	Polyolefin	PVC	02-07, 09, 10	23 (Solid)	CMR	4	.365 x .165	566-1872A-1000-__	472.26
1875GB	E	Category 6	Polyolefin	PVC	04-06, 09, 10	24 (Solid)	CMR	4	.365 x .165	566-1875GB-1000-__	588.80
1874A	E	Category 6	FEP	Plenum	02-05, 07, 09, 10	23 (Solid)	CMP	4	.365 x .165	566-1874A-1000-__	1048.38
7851A	F	Category 6	Polyolefin	PVC	02-06, 09, 10	23 (7x32)	CMR	4	.227 x .315	566-7851A-1000-__	624.92
7852A	F	Category 6	FEP	Plenum	01-02, 04-10	23 (Solid)	CMP	4	.218 x .290	566-7852A-1000-__	1479.10

Shielded, Twisted Pairs

- Aluminum-Polyester Shield

Belden Part No.	Fig.	Insulation	Jacket	AWG (Stranded)	NEC Type	No. of Pairs	Nom. OD (in.)	100 ft. Spools MOUSER STOCK NO.	100 ft. Spools Price Per 100' Spool	500 ft. Spools MOUSER STOCK NO.	500 ft. Spools Price Per 500' Spool	1000 ft. Spools MOUSER STOCK NO.	1000 ft. Spools Price Per 1000' Spool
For EIA RS-232 Applications													
9680	G	Polyethylene	PVC	24 (7x32)	CM	3	0.282	- - - - - - -	-	566-9680-500	550.10	- - - - - - -	-
For EIA RS-485 Applications • Nominal Impedance: 120Ω													
9841	H	Polyethylene	Chrome PVC	24 (7x32)	CM	1	.232	566-9841-100	141.64	566-9841-500	566.30	566-9841-1000	1096.04
9842	H	Polyethylene	Chrome PVC	24 (7x32)	CM	2	.340	566-9842-100	195.54	566-9842-500	794.92	566-9842-1000	1677.56
For EIA RS-422 Applications													
9806	I	Polypropylene	Chrome PVC	28 (7x36)	CL2	4	.237	566-9806-100	235.05	- - - - - - -	-	- - - - - - -	-
8102	I	Datalene®	Chrome PVC	24 (7x32)	CM	2	.270	566-8102-100	163.09	- - - - - - -	-	- - - - - - -	-
8103	I	Datalene®	Chrome PVC	24 (7x32)	CM	3	.283	566-8103-100	198.80	- - - - - - -	-	- - - - - - -	-
8104	I	Datalene®	Chrome PVC	24 (7x32)	CM	4	.302	566-8104-100	253.31	- - - - - - -	-	- - - - - - -	-
8302	I	Semi-rigid PVC	Chrome PVC	22 (7x30)	CMG	2	.260	566-8302-100	169.33	- - - - - - -	-	- - - - - - -	-
8312	I	Semi-rigid PVC	Chrome PVC	22 (7x30)	CMG	12	.455	566-8312-100	559.34	- - - - - - -	-	- - - - - - -	-
Low-Capacitance 100Ω Computer Cable													
9729	J	Datalene®	Chrome PVC	24 (7x32)	CM	2	.266	- - - - - - -	-	- - - - - - -	-	566-9729-1000	1246.34
9730	J	Datalene®	Chrome PVC	24 (7x32)	CM	3	.334	566-9730-100	221.30	- - - - - - -	-	- - - - - - -	-

Shielded, Multi-Conductor Cable For EIA RS-232 Applications

- Aluminum-Polyester Shield

Belden Part No.	Fig.	Insulation	Jacket	AWG (Stranded)	NEC Type	No. of Cond.	Nom. OD (in.)	100 ft. Spools MOUSER STOCK NO.	100 ft. Spools Price Per 100' Spool	500 ft. Spools MOUSER STOCK NO.	500 ft. Spools Price Per 500' Spool	1000 ft. Spools MOUSER STOCK NO.	1000 ft. Spools Price Per 1000' Spool
9534	K	S-R PVC	Chrome PVC	24 (7x32)	CMG	4	.184	566-9534-100	60.29	566-9534-500	253.71	566-9534-1000	523.79
9539	K	S-R PVC	Chrome PVC	24 (7x32)	CMG	9	.244	566-9539-100	134.30	566-9539-500	555.02	566-9539-1000	1076.55

© Copyright 2013 Mouser Electronics
© Copyright 2013 Mouser Electronics

3M™ SFP+, Camera Link™ and MDR Cable Assemblies

RoHS Compliant **This product is RoHS compliant.**

SFP+ TWINAX CABLE ASSEMBLIES

Features:
- Meets the following industry standard protocols: SFF-8431 Up to 10 Gigabit Ethernet (10 GBASE-CU / IEEE 802.3ae)
- Foldable, bendable, routable high performance
- Compatible with standard SFP/SFP+ interface
- Excellent crosstalk and insertion loss performance
- PVC / halogen-free jackets
- Made with highly-flexible, high-performance 3M Twin Axial Cable technology

NEW PRODUCT

For quantities greater than listed, call for quote.

MOUSER STOCK NO.	3M Part No.	Fig.	Cable Length	Withstanding Voltage (V DC)	AWG	Color	Price Each 1	Price Each 5
517-1410-P-11-00-0.5	1410-P-11-00-0.5	A	.5m (1.64ft)	300	30	Black	51.36	46.36
517-1410-P-11-00-1.0	1410-P-11-00-1.0	A	1m (3.28ft)	300	30	Black	53.50	48.30
517-1410-P-11-00-2.0	1410-P-11-00-2.0	A	2m (6.56ft)	300	30	Black	57.78	52.16
517-1410-P-11-00-3.0	1410-P-11-00-3.0	A	3m (9.84ft)	300	30	Black	62.06	56.03
517-1410-P-11-00-4.0	1410-P-11-00-4.0	A	4m (13.12ft)	300	30	Black	68.48	61.82
517-1410-P-11-00-5.0	1410-P-11-00-5.0	A	5m (16.40ft)	300	30	Black	77.04	69.55

CAMERA LINK™ STANDARD INTERFACE CABLE ASSEMBLIES

.050" High Speed Digital Transmission System, 26 position

CameraLink™ is a trademark of the Automated Imaging Association.

- Connector Contact Plating: 30µ" gold
- 26 position connector
- Positive retention overmold thumbscrew shell
- Supports new industrial CameraLink™ Standard for camera to frame grabber communications
- Eleven shielded pairs and four drain wires
- Rugged MDR ribbon type contact
- RoHS Compliance per 3M™ documentation

For quantities greater than listed, call for quote.

MOUSER STOCK NO.	3M Part No.	Fig.	Cable Length	Volts	Amp	Conductor Size	Price Each 1	Price Each 5
Overmold #4-40 Thumbscrew Shell								
517-14T26SZLB0500LC	14T26-SZLB-050-0LC	B	.5m (1.64ft)	30	1	28AWG Stranded	69.92	63.13
517-14T26-100-OLC	14T26-SZLB-100-0LC	B	1m (3.28ft.)	30	1	28AWG Stranded	75.41	68.08
517-14T26-200-OLC	14T26-SZLB-200-0LC	B	2m (6.56ft.)	30	1	28AWG Stranded	82.56	74.86
517-14T26-300-OLC	14T26-SZLB-300-0LC	B	3m (9.84ft.)	30	1	28AWG Stranded	93.05	84.36
517-14T26-500-OLC	14T26-SZLB-500-0LC	B	5m (16.40ft.)	30	1	28AWG Stranded	114.02	103.37
517-14T26-A00-OLC	14T26-SZLB-A00-0LC	B	10m (32.81ft.)	30	1	28AWG Stranded	161.69	147.00
Digital Camera Cable								
517-14B26-SZ3B-200	14B26-SZ3B-300-03C	B	1200cm (39.37ft.)	30	1	28AWG Stranded	60.11	54.27
Discrete #4-40 Thumbscrew Shell Kit								
517-14B26-SZLB0500LC	14B26-SZLB-050-0LC	B	.5m (1.64ft)	30	1	28AWG Stranded	70.34	63.50
517-14B26-SZLB1000LC	14B26-SZLB-100-0LC	B	1m (3.28ft.)	30	1	28AWG Stranded	75.82	68.45
517-14B26SZLB2000LC	14B26-SZLB-200-0LC	B	2m (6.56ft.)	30	1	28AWG Stranded	82.96	75.21
517-14B26SZLB300OLC	14B26-SZLB-300-OLC	B	3m (9.84ft.)	30	1	28AWG Stranded	93.45	84.73
517-14B26-SZLB5000LC	14B26-SZLB-500-0LC	B	5m (16.40ft.)	30	1	28AWG Stranded	114.42	103.74
517-14B26-SZLBA000LC	14B26-SZLB-A00-0LC	B	10m (32.81ft.)	30	1	28AWG Stranded	162.07	147.34
Overmolded #4-40 Thumbscrew to Jack Socket								
517-1W226-TZLB0500LC	1W226-TZLB-050-0LC	B	.5m (1.64ft)	30	1	28AWG Stranded	75.41	68.08
517-1W226-TZLB1	1W226-TZLB-100-0LC	B	1m (3.28ft.)	30	1	28AWG Stranded	76.12	68.72

MINI CAMERA LINK™ INTERFACE (SDR) CABLE ASSEMBLIES

Power over Camera Link (PoCL)

Features:
- Supports new AIA Industrial Camera Link® Standard for new Mini C/L camera to new frame grabber applications
- 11 shielded, twisted twinax pairs with four drain wires
- Double overall shield with inner foil and outer braid
- Rugged ribbon contact type
- 26 position

Specifications:
- Material: Polyvinyl Chloride (PVC)
- Flammability: AWM VW-1
- Connector Contact Plating: 30µ" min. gold
- Voltage Rating: 30V
- Current Rating: 0.5A
- Temperature Rating: 0°C to +70°C
- 28AWG Stranded

For quantities greater than listed, call for quote.

MOUSER STOCK NO.	3M Part No.	Fig.	Cable Length	Description	Price Each 1	Price Each 5
0.80mm High Speed Digital Data Transmission, 26 position						
517-1MG26-LFW000C2	1MG26-LFW0-00C-200	C	2m (6.56ft.)	Vertical MDR to Vertical SDR	184.04	166.61
517-1SF26-L12000C5	1SF26-L120-00C-500	C	5m (16.40ft.)	Vertical SDR to Vertical SDR	175.81	169.94
517-1MF26-L56000C5	1MF26-L560-00C-500	C	5m (16.40ft.)	Vertical MDR to Vertical SDR	185.60	179.32
0.80MM Digital Camera Cable, PoCL Compatible, 26 position						
517-1MD26356000C200	1MD26-3560-00C-200	D	2m (6.56ft.)	Vertical SDR to Vertical MDR	142.35	129.07
517-1MD26356000C500	1MD26-3560-00C-500	D	5m (16.40ft.)	Vertical SDR to Vertical MDR	155.50	141.37

MINI D RIBBON (MDR) CABLE ASSEMBLIES

.050" High Speed Digital Transmission System

- Supports LVDS Channel Link™ Signaling
- Connector Contact Plating: 30µ" min. gold
- Flammability: AWM VW-1
- RoHS compliant per 3M™ documentation
- Voltage Rating: 30V
- Current Rating: 1Amp
- Withstanding Voltage: 350Vrms for 1 minute
- Temperature Rating: -20°C to +75°C

For quantities greater than listed, call for quote.

MOUSER STOCK NO.	3M Part No.	Fig.	Cable Length	Description	Conductor Size	Price Each 1	Price Each 5
517-14526-EZ5B10002C	14526-EZ5B10002C	E	1m (3.28ft.)	26P Plug to 26P Plug	30AWG Stranded	61.96	55.94
517-14526-EZ8B-100-0	14526-EZ8B-100-07C	E	1m (3.28ft.)	26P Plug to 26P Plug	28AWG Stranded	54.51	49.21
517-14526-EZ8B500007C	14526-EZ8B-500-07C	E	5m (16.40ft.)	26P Plug to 26P Plug	28AWG Stranded	75.08	67.78

A



B



C



Vertical MDR to Vertical SDR Shown

D



E



Cable Assemblies 3M

© Copyright 2013 Mouser Electronics

© Copyright 2013 Mouser Electronics

AMPHENOL® RF Cable Assemblies

Amphenol®

RoHS Compliant **This product is RoHS compliant.**

SMA CABLE ASSEMBLIES

For quantities greater than listed, call for quote.

MOUSER STOCK NO.	Amphenol Part No.	Fig.	Cable Type	Length (L): in.	Connector 1	Connector 2	Price Each 1	Price Each 10
Straight Plug to Straight Plug								
523-135101-01-06.00	135101-01-06.00	A	RG-316/U	6	132114	132114	**12.40**	**11.77**
523-135101-01-12.00	135101-01-12.00	A	RG-316/U	12	132114	132114	**11.76**	**11.11**
523-135101-01-24.00	135101-01-24.00	A	RG-316/U	24	132114	132114	**17.80**	**16.91**
523-135101-01-36.00	135101-01-36.00	A	RG-316/U	36	132114	132114	**13.63**	**12.90**
523-135101-03-06.00	135101-03-06.00	A	RG-316/U Double Braid	6	132178	132178	**11.06**	**10.48**
523-135101-03-12.00	135101-03-12.00	A	RG-316/U Double Braid	12	132178	132178	**12.60**	**11.93**
523-135101-03-24.00	135101-03-24.00	A	RG-316/U Double Braid	24	132178	132178	**15.69**	**14.85**
523-135101-03-36.00	135101-03-36.00	A	RG-316/U Double Braid	36	132178	132178	**18.76**	**17.75**
523-135101-04-06.00	135101-04-06.00	A	RG-58/U	6	132113	132113	**11.87**	**11.33**
523-135101-04-12.00	135101-04-12.00	A	RG-58/U	12	132113	132113	**14.98**	**14.23**
523-135101-04-24.00	135101-04-24.00	A	RG-58/U	24	132113	132113	**16.46**	**15.63**
523-135101-04-48.00	135101-04-48.00	A	RG-58/U	48	132113	132113	**19.39**	**18.41**
523-135101-02-06.00	135101-02-06.00	A	RG-174/U	6	132114	132114	**14.27**	**13.56**
523-135101-02-12.00	135101-02-12.00	A	RG-174/U	12	132114	132114	**14.96**	**13.84**
523-135101-02-24.00	135101-02-24.00	A	RG-174/U	24	132114	132114	**16.39**	**15.57**
523-135101-02-36.00	135101-02-36.00	A	RG-174/U	36	132114	132114	**15.64**	**14.84**
523-135101-R1-03.00	135101-R1-03.00	A	.085" Semi Rigid	3	132101	132101	**15.41**	**14.64**
523-135101-R1-06.00	135101-R1-06.00	A	.085" Semi Rigid	6	132101	132101	**15.44**	**14.53**
523-135101-R1-12.00	135101-R1-12.00	A	.085" Semi Rigid	12	132101	132101	**15.89**	**15.00**
523-135101-R1-24.00	135101-R1-24.00	A	.085" Semi Rigid	24	132101	132101	**19.44**	**18.36**
523-135101-R2-03.00	135101-R2-03.00	A	.141 Semi Rigid	3	132102	132102	**14.37**	**13.52**
523-135101-R2-08.00	135101-R2-08.00	A	.141 Semi Rigid	8	132102	132102	**15.93**	**15.05**
Straight Bulkhead Jack to Straight Plug								
523-135110-02-06.00	135110-02-06.00	B	RG-174/U	6	132176	132114	**13.82**	**13.11**
523-135110-02-12.00	135110-02-12.00	B	RG-174/U	12	132176	132114	**13.98**	**13.30**
523-135110-01-06.00	135110-01-06.00	B	RG-316/U	6	132119	132114	**13.86**	**12.87**
523-135110-04-48.00	135110-04-48.00	B	RG-58/U	48	132118	132113	**17.88**	**16.96**
Straight Bulkhead Jack to Right Angle Plug								
523-135111-01-06.00	135111-01-06.00	C	RG-316/U	6	132119	132123	**12.93**	**12.24**
523-135111-03-12.00	135111-03-12.00	C	RG-316/U Double Braid	12	132176	132182	**17.48**	**16.90**
Right Angle Plug to Straight Plug								
523-135103-03-12.00	135103-03-12.00	D	RG-316/U Double Braid	12	132182	132178	**14.36**	**13.60**
Right Angle Plug to Right Angle Plug								
523-135104-02-12.00	135104-02-12.00	E	RG-174/U	12	132123	132123	**13.55**	**12.82**

SMA TO BNC CABLE ASSEMBLIES

For quantities greater than listed, call for quote.

MOUSER STOCK NO.	Amphenol Part No.	Fig.	Cable Type	Length (L): in.	Connector A	Connector B	Price Each 1	Price Each 10
Straight Plug to Straight Plug								
523-245101-01-06.00	245101-01-06.00	A	RG-316/U	6	132114	112132	**10.96**	**10.20**
523-245101-01-12.00	245101-01-12.00	A	RG-316/U	12	132114	112132	**11.49**	**10.59**
523-245101-01-24.00	245101-01-24.00	A	RG-316/U	24	132114	112132	**14.32**	**12.77**
523-245101-01-36.00	245101-01-36.00	A	RG-316/U	36	132114	112132	**15.23**	**13.59**
523-245101-04-06.00	245101-04-06.00	A	RG-58/U	6	132113	112116	**10.17**	**9.33**
523-245101-04-12.00	245101-04-12.00	A	RG-58/U	12	132113	112116	**14.40**	**13.67**
523-245101-04-24.00	245101-04-24.00	A	RG-58/U	24	132113	112116	**13.64**	**11.12**
523-245101-04-36.00	245101-04-36.00	A	RG-58/U	36	132113	112116	**14.23**	**13.59**

SMB CABLE ASSEMBLIES

For quantities greater than listed, call for quote.

MOUSER STOCK NO.	Amphenol Part No.	Fig.	Cable Type	Length (L): in.	Connector 1	Connector 2	Price Each 1	Price Each 10
Mini-SMB Straight Plug to Mini-SMB Straight Plug								
523-145101-05-06.00	145101-05-06.00	F	RG-179	6	142186-75	142186-75	**15.76**	**14.84**
523-145101-05-36.00	145101-05-36.00	F	RG-179	36	142186-75	142186-75	**23.86**	**22.54**
SMB Straight Plug to SMB Straight Plug								
523-145101-01-06.00	145101-01-06.00	F	RG-316	6	142193	142193	**16.99**	**16.14**
523-145101-01-12.00	145101-01-12.00	F	RG-316	12	142193	142193	**13.74**	**12.87**
523-145101-01-24.00	145101-01-24.00	F	RG-316	24	142193	142193	**15.86**	**14.66**
523-145101-01-36.00	145101-01-36.00	F	RG-316	36	142193	142193	**17.78**	**16.46**
SMB R/A Plug to SMB Straight Plug								
523-145103-01-06.00	145103-01-06.00	G	RG-316	6	142193	142186	**11.66**	**10.90**
SMB R/A Plug to SMB R/A Plug								
523-145104-01-06.00	145104-01-06.00	H	RG-316	6	142193	142193	**11.62**	**10.80**
523-145104-01-12.00	145104-01-12.00	H	RG-316	12	142193	142193	**17.06**	**16.20**
523-145104-01-24.00	145104-01-24.00	H	RG-316	24	142193	142193	**19.45**	**18.48**

MCX TO MCX ASSEMBLIES

For quantities greater than listed, call for quote.

MOUSER STOCK NO.	Amphenol Part No.	Fig.	Cable Type	Length (L): in.	Connector 1	Connector 2	Price Each 1	Price Each 10
Right Angle Plug to Right Angle Plug								
523-255104-08-06.00	255104-08-06.00	I	RG-178/U	6	252102	252102	**20.05**	**19.05**
523-255104-01-06.00	255104-01-06.00	I	RG-316/U	6	252102	252102	**13.64**	**12.88**
523-255104-03-12.00	255104-03-12.00	I	RG-316/U	12	252102	252102	**20.96**	**19.85**
523-255104-01-12.00	255104-01-12.00	I	RG-316 DS/U	12	252102	252102	**19.84**	**18.84**
Straight Plug to Bulkhead Jack								
523-255110-01-06.00	255110-01-06.00	J	RG-316/U	6	252103	252145	**12.29**	**11.49**
523-255110-01-12.00	255110-01-12.00	J	RG-316/U	12	252103	252145	**13.24**	**12.44**
Straight Plug to Right Angle Plug								
523-255103-01-06.00	255103-01-06.00	K	RG-316/U	6	252103	252102	**11.53**	**11.05**
523-255103-01-12.00	255103-01-12.00	K	RG-316/U	12	252103	252102	**17.42**	**13.75**
Straight Plug to Straight Plug								
523-255101-08-06.00	255101-08-06.00	L	RG-178/U	6	252103	252103	**16.61**	**15.77**
523-255101-05-06.00	255101-05-06.00	L	RG-179/U	6	252103	252103	**17.05**	**16.51**
523-255101-08-12.00	255101-08-12.00	L	RG-178/U	12	252103	252103	**12.05**	**11.35**
523-255101-05-12.00	255101-05-12.00	L	RG-179/U	12	252103	252103	**17.19**	**16.38**



© Copyright 2013 Mouser Electronics

© Copyright 2013 Mouser Electronics

CRYSTEK CORPORATION RF Cable Assemblies

RoHS Compliant This page of product is compliant.

RG174: 50Ω COAXIAL CABLE ASSEMBLIES

For quantities greater than listed, call for quote.

MOUSER STOCK NO.	Crystek Part No.	Fig.	Cable Type	Length (in.)	Price Each 1	Price Each 5
BNC (Male) to Alligator Clip						
549-CCBNCCL-MC-30	CCBNCCL-MC-30	A	RG 174	30	25.64	25.13
SMA Straight (Male) to BNC Straight (Male)						
549-BNS-MM-RG174-18	CCBNS-MM-RG174-18	A	RG 174	18	13.43	11.44
SMA Straight (Male) to SMA Straight (Male)						
549-SMA-MM-RG174-6	CCSMA-MM-RG174-6	A	RG 174	6	15.38	12.85
549-SMA-MM-RG174-12	CCSMA-MM-RG174-12	A	RG 174	12	15.55	13.00
549-SMA-MM-RG174-24	CCSMA-MM-RG174-24	A	RG 174	24	16.60	13.87
549-SMA-MM-RG174-36	CCSMA-MM-RG174-36	A	RG 174	36	16.77	14.02
549-SMA-MM-RG174-48	CCSMA-MM-RG174-48	A	RG 174	48	18.79	14.31
SMA Straight (Male) to SMA Right Angle (Male)						
549-SMA1-MM-RG174-6	CCSMA1-MM-RG174-6	A	RG 174	6	16.18	13.52
549-SMA1-MM-RG174-12	CCSMA1-MM-RG174-12	A	RG 174	12	16.35	13.67
549-SMA1-MM-RG174-24	CCSMA1-MM-RG174-24	A	RG 174	24	17.24	14.40
549-SMA1-MM-RG174-36	CCSMA1-MM-RG174-36	A	RG 174	36	17.40	14.54
SMA Straight (Male) to Alligator Clip						
549-CCSMACL-MC-24	CCSMACL-MC-24	A	RG 174	24	25.64	25.13

50Ω 18GHZ COAXIAL CABLE W/STAINLESS STEEL CONNECTORS

LL142: Low Loss

For quantities greater than listed, call for quote.

SMA Straight (Male) to SMA Straight (Male)						
549-SMA-MMLL142-24	CCSMA-MM-LL142-24	B	LL 142	24	92.04	88.50
549-SMA-MMLL142-48	CCSMA-MM-LL142-48	B	LL 142	48	131.71	122.17
549-SMAMMLL33536	CCSMA-MM-LL335-36	B	LL 335	36	312.18	289.87
Armored SMA Straight (Male) to SMA Straight (Male)						
549-CCASMAMMLL142-36	CCASMA-MM-LL142-36	C	LL 142	36	231.88	222.96
549-CCASMAMMLL142-48	CCASMA-MM-LL142-48	C	LL 142	48	248.41	238.86
N Straight (Male) to N Straight (Male)						
549-CCN-MM-LL335-36	CCN-MM-LL335-36	D	LL 335	36	208.01	200.00

SS402: Precision

For quantities greater than listed, call for quote.

SMA Straight (Male) to SMA Straight (Male)						
549-SMA-MMSS402-12	CCSMA-MM-SS402-12	E	SS 402	12	76.15	73.22
549-SMA-MMSS402-24	CCSMA-MM-SS402-24	E	SS 402	24	84.55	81.30
549-SMA-MMSS402-60	CCSMA-MM-SS402-60	E	SS 402	60	109.72	107.60
549-SMA-MMSS402-120	CCSMA-MM-SS402-120	E	SS 402	120	142.35	142.35

RG316DS: 50Ω DOUBLE SHIELDED COAXIAL CABLE ASSEMBLIES

✻ Sold in pairs

For quantities greater than listed, call for quote.

SMA Straight (Male) to BNC Straight (Male)						
549-BNS-MM-RG316DS6	CCBNS-MM-RG316DS-6	F	RG 316DS	6	15.10	13.15
549-BNS-MM-RG316DS12	CCBNS-MM-RG316DS-12	F	RG 316DS	12	15.70	13.49
549-BNS-MM-RG316DS36	CCBNS-MM-RG316DS-36	F	RG 316DS	36	18.83	17.39
SMA Straight (Male) to SMA Straight (Male)						
549-SMA-MMRG316DS6	CCSMA-MM-RG316DS-6	F	RG 316DS	6	15.31	13.90
549-SMA-MMRG316DS-12	CCSMA-MM-RG316DS-12	F	RG 316DS	12	15.91	14.24
549-SMA-MMRG316DS-24	CCSMA-MM-RG316DS-24	F	RG 316DS	24	17.17	16.03
549-SMA-MMRG316DS-36	CCSMA-MM-RG316DS-36	F	RG 316DS	36	20.13	18.78
549-SMA-MMRG316DS-48	CCSMA-MM-RG316DS-48	F	RG 316DS	48	25.38	23.68
SMA Straight (Male) To SMA Right Angle (Male)						
549-SMA1-MMRG316DS6	CCSMA1-MM-RG316DS-6	F	RG 316DS	6	16.11	14.57
549-SMA1-MMRG316DS12	CCSMA1-MM-RG316DS-12	F	RG 316DS	12	16.71	14.92
549-SMA1-MMRG316DS24	CCSMA1-MM-RG316DS-24	F	RG 316DS	24	18.52	16.70
SMA Right Angle (Male) to SMA Right Angle (Male)						
549-SMA2-MMRG316DS6	CCSMA2-MM-RG316DS-6	F	RG 316DS	6	16.92	15.25
549-SMA2-MMRG316DS12	CCSMA2-MM-RG316DS-12	F	RG 316DS	12	17.52	15.59
549-SMA2-MMRG316DS24	CCSMA2-MM-RG316DS-24	F	RG 316DS	24	19.32	17.38
549-SMA2-MMRG316DS36	CCSMA2-MM-RG316DS-36	F	RG 316DS	36	20.65	19.41
SMA Straight (Male) to SMA Straight (Male) - Electrically Matched Pairs						
✻ 549-SMAMMRG316DS12P	CCSMA-MM-RG316DS-12P	F	RG 316DS	12	45.51	45.51
✻ 549-SMAMMRG316DS24P	CCSMA-MM-RG316DS-24P	F	RG 316DS	24	48.69	48.69

26.5GHZ HAND FORMABLE COAX CABLES

NEW PRODUCT

For quantities greater than listed, call for quote.

SMA Straight (Male) to SMA Straight (Male)						
549-CCSMA26.5MM-86-3	CCSMA26.5-MM-086-3	G	.086	3	44.05	42.36
549-CCSMA26.5MM-86-4	CCSMA26.5-MM-086-4	G	.086	4	44.49	42.78
549-CCSMA26.5MM-86-5	CCSMA26.5-MM-086-5	G	.086	5	45.21	43.47
549-CCSMA26.5MM-86-6	CCSMA26.5-MM-086-6	G	.086	6	45.91	44.15
549-CCSMA26.5MM-86-7	CCSMA26.5-MM-086-7	G	.086	7	46.66	44.88
549-CCSMA26.5MM-86-8	CCSMA26.5-MM-086-8	G	.086	8	47.45	45.64
549-CCSMA26.5MM-8610	CCSMA26.5-MM-086-10	G	.086	10	50.01	48.10
549-CCSMA26.5MM-8612	CCSMA26.5-MM-086-12	G	.086	12	51.06	49.10

26.5GHZ LOW LOSS COAXIAL CABLES

For quantities greater than listed, call for quote.

2.92mm (K) Straight (Male) to 2.92mm (K) Straight (Male)						
549-CCK265MM190-30	CCK26.5-MM-190-30	H	190	30	264.14	260.49
549-CCK265MM190-36	CCK26.5-MM-190-36	H	190	36	295.94	264.24
549-CCK265MM190-39.4	CCK26.5-MM-190-39.4	H	190	39.4	280.82	273.44
549-CCK265MM190-48	CCK26.5-MM-190-48	H	190	48	296.06	288.31
SMA Straight (Male) to SMA Staight (Male)						
549-SMA265MM190-30	CCSMA26.5-MM-190-30	H	190	30	258.84	252.04
549-SMA265-MM-190-36	CCSMA26.5-MM-190-36	H	190	36	290.23	259.12
549-SMA265MM190-39.4	CCSMA26.5-MM-190-39.4	H	190	39.4	296.74	264.94
549-SMA265MM190-48	CCSMA26.5-MM-190-48	H	190	48	313.17	290.79

50Ω 40 GHZ LOW LOSS COAX CABLE ASSEMBLIES

For quantities greater than listed, call for quote.

2.9mm (K) Straight (Male) to 2.9mm (K) Straight (Male)						
549-CCK40-MM-160-36	CCK40-MM-160-36	H	160	36	244.38	234.98
549-CCK40-MM-160-48	CCK40-MM-160-48	H	160	48	264.72	254.55

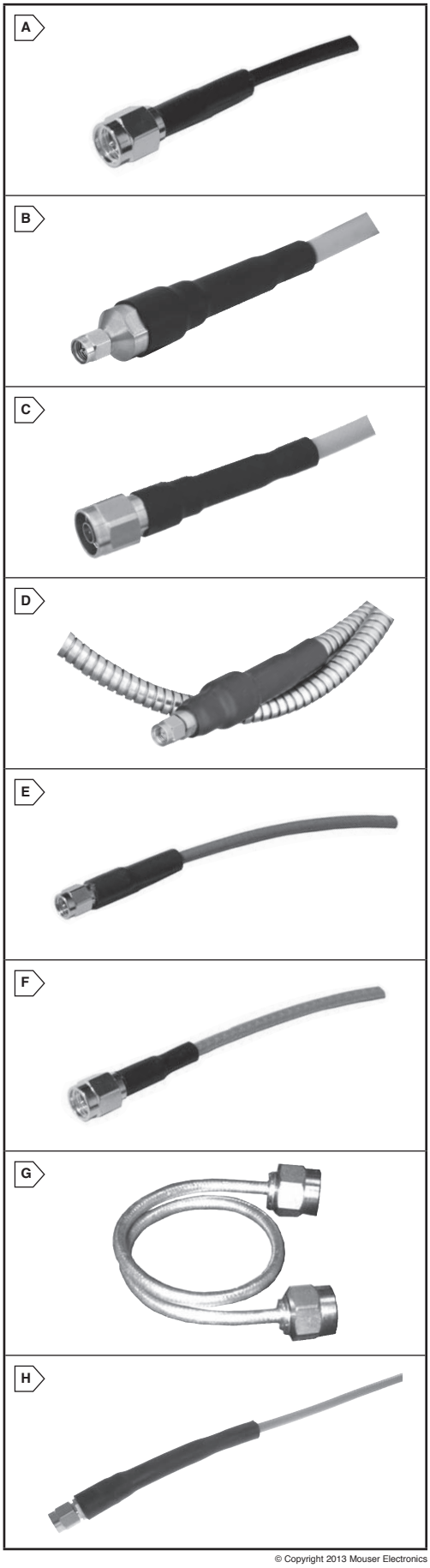

© Copyright 2013 Mouser Electronics

© Copyright 2013 Mouser Electronics

AIM-CAMBRIDGE BNC & Network Cable Assemblies

EMERSON Network Power
Connectivity Solutions

RoHS Compliant This product is RoHS compliant.

BNC THIN ETHERNET COAXIAL CABLES

Features:
- Body Plating: Nickel
- Center Contact Plating: Gold
- Impedance: 50ohm
- Cable Color: Black PVC
- AWG: 20 stranded

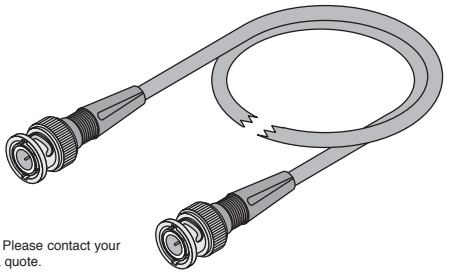

Custom assemblies are available. Please contact your Mouser Sales Representative for a quote.

MOUSER STOCK NO.	AIM-Cambridge Part No.	Boot Color	Length: ft (m)	Price Each 1	10	25	100
BNC plug to BNC plug, RG-58AU							
601-736300-3	73-6300-3	Black	3 (.914)	13.35	11.72	10.15	8.56
601-736351-3	73-6351-3	Blue	3 (.914)	13.50	11.86	10.92	9.49
601-736353-3	73-6353-3	Red	3 (.914)	11.19	10.18	9.33	8.61
601-736354-3	73-6354-3	Yellow	3 (.914)	10.34	9.39	8.61	7.95
601-736351-6	73-6351-6	Blue	6 (1.829)	17.51	15.75	15.08	13.33
601-736352-6	73-6352-6	Green	6 (1.829)	17.51	15.75	15.08	13.33
601-736300-10	73-6300-10	Black	10 (3.05)	18.05	15.75	14.70	13.79
601-736352-10	73-6352-10	Green	10 (3.05)	20.01	18.47	17.15	15.01
601-736353-10	73-6353-10	Red	10 (3.05)	19.69	17.87	16.08	14.40
601-736300-25	73-6300-25	Black	25 (7.62)	34.57	30.23	28.47	25.90
601-736351-25	73-6351-25	Blue	25 (7.62)	27.21	19.51	18.01	16.72
601-736352-25	73-6352-25	Green	25 (7.62)	42.75	36.70	34.52	22.94
601-736353-25	73-6353-25	Red	25 (7.62)	38.95	35.41	29.96	27.82
601-736354-25	73-6354-25	Yellow	25 (7.62)	38.95	35.41	29.96	27.82
BNC plug to BNC plug, RG-58 Thin							
601-736340-3	73-6340-3	Black	3 (.914)	10.76	9.79	8.97	8.28
601-736361-3	73-6361-3	Blue	3 (.914)	11.28	9.90	9.38	7.88
601-736362-3	73-6362-3	Green	3 (.914)	14.84	12.13	10.38	7.73
601-736364-3	73-6364-3	Yellow	3 (.914)	14.84	12.13	10.38	7.73
601-736340-6	73-6340-6	Black	6 (1.829)	12.98	11.13	10.52	8.92
601-736361-6	73-6361-6	Blue	6 (1.829)	12.98	10.22	9.60	8.51
601-736362-6	73-6362-6	Green	6 (1.829)	12.48	11.34	10.40	9.60
601-736363-6	73-6363-6	Red	6 (1.829)	12.98	11.27	10.51	9.66
601-736364-6	73-6364-6	Yellow	6 (1.829)	12.98	11.27	10.65	9.05
601-736340-10	73-6340-10	Black	10 (3.05)	14.66	13.32	12.22	10.48
601-736361-10	73-6361-10	Blue	10 (3.05)	14.67	12.02	11.26	10.60
601-736362-10	73-6362-10	Green	10 (3.05)	20.47	14.86	13.72	12.73
601-736363-10	73-6363-10	Red	10 (3.05)	30.81	22.37	20.66	19.17
601-736340-25	73-6340-25	Black	25 (7.62)	37.59	35.88	33.53	28.70
601-736361-25	73-6361-25	Blue	25 (7.62)	33.31	27.47	26.17	25.07
601-736363-25	73-6363-25	Red	25 (7.62)	23.33	20.61	18.17	17.84
601-736364-25	73-6364-25	Yellow	25 (7.62)	28.95	26.31	24.13	20.67

BNC AUDIO/VIDEO COAXIAL CABLES

Features:
- Body Plating: Nickel
- Center Contact Plating: Gold
- AWG: 22 stranded
- Matching color boot and cable
- Impedance: 75ohm

Custom assemblies are available. Please contact your Mouser Sales Representative for a quote.

BNC Plug to BNC Plug, RG-59

MOUSER STOCK NO.	AIM-Cambridge Part No.	Boot Color	Length: ft (m)	Price Each 1	10	25	100
601-736310-3	73-6310-3	Black	3 (.914)	11.52	8.65	7.98	7.40
601-736311-3	73-6311-3	Blue	3 (.914)	9.80	9.01	8.35	7.79
601-736312-3	73-6312-3	Green	3 (.914)	10.70	9.90	9.47	9.00
601-736313-3	73-6313-3	Red	3 (.914)	11.07	8.59	8.52	8.23
601-736314-3	73-6314-3	Yellow	3 (.914)	13.49	10.13	9.33	9.00
601-736310-6	73-6310-6	Black	6 (1.829)	14.41	11.15	10.36	9.79
601-736311-6	73-6311-6	Blue	6 (1.829)	16.05	14.59	13.38	12.35
601-736312-6	73-6312-6	Green	6 (1.829)	11.98	10.63	9.74	8.99
601-736313-6	73-6313-6	Red	6 (1.829)	11.61	9.92	9.10	8.47
601-736310-10	73-6310-10	Black	10 (3.05)	17.87	16.24	14.89	13.75
601-736311-10	73-6311-10	Blue	10 (3.05)	23.33	18.21	17.42	16.62
601-736312-10	73-6312-10	Green	10 (3.05)	28.21	27.75	25.36	24.66
601-736314-10	73-6314-10	Yellow	10 (3.05)	26.32	21.94	20.23	17.55
601-736310-25	73-6310-25	Black	25 (7.62)	36.27	32.64	30.23	28.04
601-736312-25	73-6312-25	Green	25 (7.62)	51.20	45.40	44.05	42.90

© Copyright 2013 Mouser Electronics

USB CABLE ASSEMBLIES

Features:
- USB version 2.0
- Color: Beige
- Contacts: Gold plated
- AWG: 20-28 for power; 28 for signal

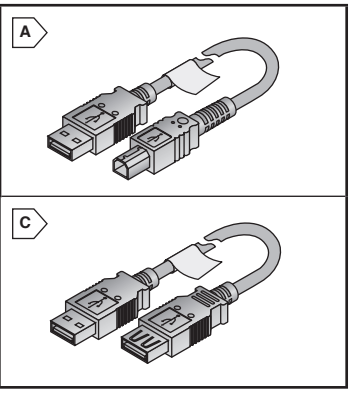

MOUSER STOCK NO.	AIM-Cambridge Part No.	Fig.	Length: ft (m)	Price Each 1	10	25	100
USB Type A Male to USB Type B Male							
601-30-3007-3	30-3007-3	A	3 (.914)	3.28	1.82	1.68	1.56
601-30-3007-6	30-3007-6	A	6 (1.829)	3.53	2.25	2.08	2.00
601-30-3007-10	30-3007-10	A	10 (3.05)	5.08	3.41	3.16	2.93
601-30-3007-15	30-3007-15	A	15 (4.572)	7.66	4.73	4.35	4.04
USB Type A Male to USB Type A Male							
601-30-3006-6	30-3006-6	B	6 (1.829)	4.13	2.45	2.27	2.12
601-30-3006-10	30-3006-10	B	10 (3.05)	4.99	2.94	2.72	2.53
USB Type A Male to USB Type A Female Extension							
601-30-3008-6	30-3008-6	C	6 (1.829)	4.50	2.33	2.16	2.00

MOLDED AND BOOTED LAN PATCH CABLES - CAT 5E AND CAT 6

Features:
- 24AWG Round UTP stranded
- Unshielded twisted pair cable
- Cat 5E-350MHz; Cat6-500MHz
- Tested to meet and exceed ANSI/TIA-568-B.2-1
- Cat 6 industry standards
- Flexible low-profile snagless strain relief

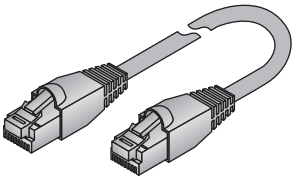

Custom assemblies are available. Please contact your Mouser Sales Representative for a quote.

MOUSER STOCK NO.	AIM-Cambridge Part No.	Color	Length: ft (m)	Price Each 1	10	25	100
Cat 5E							
601-737790-3	73-7790-3	Gray	3 (.914)	2.14	1.65	1.53	1.42
601-737791-3	73-7791-3	Black	3 (.914)	2.15	1.66	1.54	1.43
601-737792-3	73-7792-3	Blue	3 (.914)	2.16	1.67	1.55	1.44
601-737793-3	73-7793-3	Green	3 (.914)	2.16	1.67	1.55	1.44
601-737794-3	73-7794-3	Red	3 (.914)	2.16	1.67	1.55	1.44
601-737795-3	73-7795-3	Yellow	3 (.914)	2.15	1.66	1.54	1.43
601-737796-3	73-7796-3	White	3 (.914)	2.16	1.67	1.55	1.44
601-737790-7	73-7790-7	Gray	7 (2.13)	2.73	2.17	2.07	1.99
601-737791-7	73-7791-7	Black	7 (2.13)	3.40	2.71	2.50	2.32
601-737792-7	73-7792-7	blue	7 (2.13)	3.40	2.71	2.50	2.32
601-737793-7	73-7793-7	Green	7 (2.13)	3.41	2.72	2.51	2.33
601-737794-7	73-7794-7	Red	7 (2.13)	3.41	2.72	2.51	2.33
601-737795-7	73-7795-7	Yellow	7 (2.13)	2.73	2.50	2.34	2.19
601-737796-7	73-7796-7	White	7 (2.13)	3.41	2.72	2.51	2.33
601-737790-14	73-7790-14	Gray	14 (4.27)	5.79	4.57	4.22	3.91
601-737791-14	73-7791-14	Black	14 (4.27)	5.81	4.59	4.24	3.93
601-737792-14	73-7792-14	Blue	14 (4.27)	5.81	4.59	4.24	3.93
601-737793-14	73-7793-14	Green	14 (4.27)	5.81	4.59	4.24	3.93
601-737794-14	73-7794-14	Red	14 (4.27)	5.81	4.59	4.24	3.93
601-737795-14	73-7795-14	Yellow	14 (4.27)	5.81	4.59	4.24	3.93
601-737796-14	73-7796-14	White	14 (4.27)	5.81	4.59	4.24	3.93
601-737790-25	73-7790-25	Gray	25 (7.62)	12.67	9.95	9.20	8.54
601-737791-25	73-7791-25	Black	25 (7.62)	9.98	7.84	7.25	6.73
601-737792-25	73-7792-25	Blue	25 (7.62)	9.98	7.84	7.25	6.73
601-737793-25	73-7793-25	Green	25 (7.62)	9.98	7.84	7.25	6.73
601-737794-25	73-7794-25	Red	25 (7.62)	9.98	7.84	7.25	6.73
601-737795-25	73-7795-25	Yellow	25 (7.62)	9.98	7.84	7.25	6.73
601-737796-25	73-7796-25	White	25 (7.62)	9.99	7.85	7.27	6.74
601-737790-50	73-7790-50	Gray	50 (15.24)	14.03	11.68	10.79	10.14
601-737791-50	73-7791-50	Black	50 (15.24)	16.65	13.87	12.80	11.89
601-737792-50	73-7792-50	Blue	50 (15.24)	16.65	13.87	12.80	11.89
601-737793-50	73-7793-50	Green	50 (15.24)	16.65	13.87	12.80	11.89
601-737794-50	73-7794-50	Red	50 (15.24)	16.65	13.87	12.80	11.89
601-737796-50	73-7796-50	White	50 (15.24)	16.65	13.87	12.80	11.89
Cat 6							
601-738890-3	73-8890-3	Gray	3 (.914)	2.85	2.02	1.86	1.73
601-738892-3	73-8892-3	Blue	3 (.914)	2.86	2.03	1.88	1.75
601-738890-7	73-8890-7	Gray	7 (2.13)	4.24	3.14	2.90	2.69
601-738892-7	73-8892-7	Blue	7 (2.13)	4.24	3.14	2.90	2.69
601-738890-10	73-8890-10	Gray	10 (3.05)	6.63	4.15	3.83	3.55
601-738892-10	73-8892-10	Blue	10 (3.05)	6.53	4.09	3.77	3.50
601-738890-14	73-8890-14	Gray	14 (4.27)	5.46	5.03	4.68	4.38
601-738892-14	73-8892-14	Blue	14 (4.27)	6.93	5.49	5.07	4.71

© Copyright 2013 Mouser Electronics

JOHNSON COMPONENTS RF Cable Assemblies

RoHS Compliant **This product is RoHS compliant.**

EMERSON Network Power
Connectivity Solutions

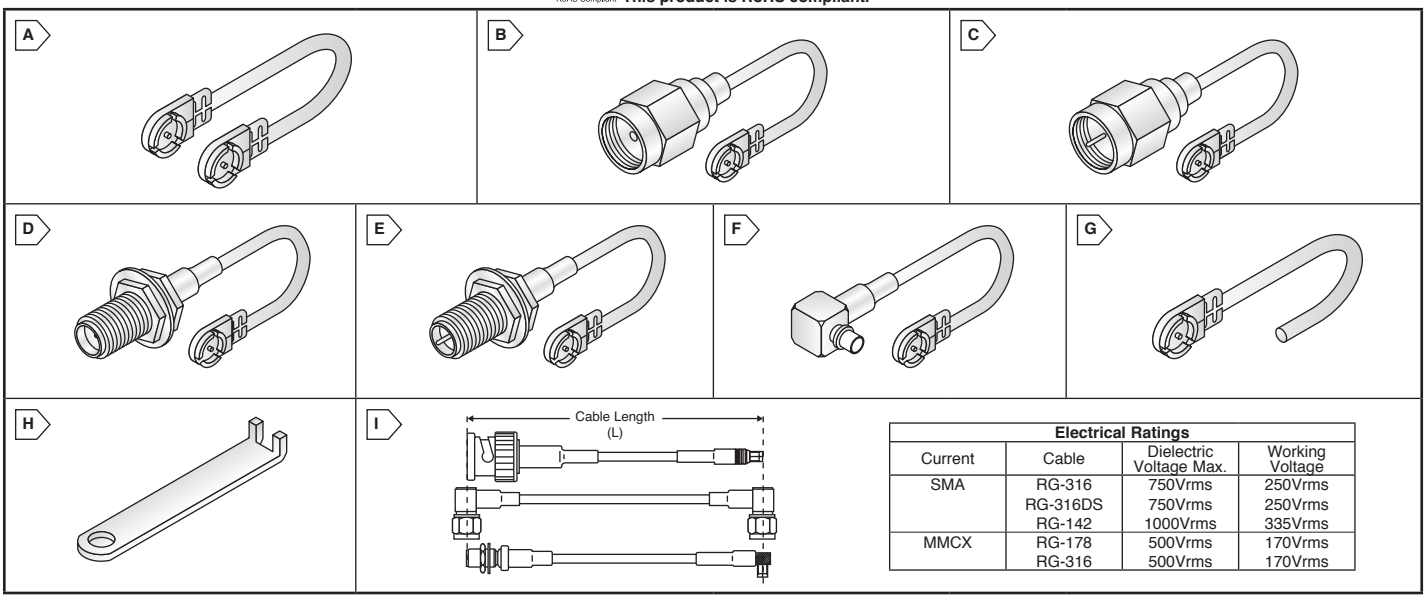

Electrical Ratings			
Current	Cable	Dielectric Voltage Max.	Working Voltage
SMA	RG-316	750Vrms	250Vrms
	RG-316DS	750Vrms	250Vrms
	RG-142	1000Vrms	335Vrms
MMCX	RG-178	500Vrms	170Vrms
	RG-316	500Vrms	170Vrms

✻ Hirose and U.FL are trademarks for Hirose Electric USA. Hirose Electric is not affiliated with UMC products.

FIXED LENGTH FLEXIBLE RF CABLE ASSEMBLIES

For quantities greater than listed, call for quote.

MOUSER STOCK NO.	Johnson Components Part No.	Fig.	Length (L): in. (mm)	Price Each 1	5	10	25
UMC Right Angle Plug to UMC Right Angle Plug							
530-415-0084-050	415-0084-050	A	50	2.91	2.80	2.49	2.33
530-415-0085-100	415-0085-100	A	100	2.80	2.60	2.43	2.28
530-415-0086-050	415-0086-050	A	50	2.70	2.50	2.33	2.18
530-415-0086-100	415-0086-100	A	100	3.46	3.21	3.00	2.81
530-415-0086-500	415-0086-500	A	500	4.63	4.30	4.02	3.78
530-415-0087-500	415-0087-500	A	500	3.92	3.64	3.40	3.19
530-415-0088-100	415-0088-100	A	100	4.03	3.82	3.58	3.31
530-415-0088-150	415-0088-150	A	150	4.29	3.94	3.26	2.94
530-415-0088-250	415-0088-250	A	250	4.56	4.18	3.48	3.12
530-415-0088-300	415-0088-300	A	300	3.36	3.11	2.91	2.73
530-415-0088-500	415-0088-500	A	500	5.39	4.94	4.56	4.24
UMC Right Angle Plug to SMA Straight Plug							
530-415-0089-150	415-0089-150	B	150	19.89	18.47	17.23	16.17
530-415-0089-250	415-0089-250	B	250	24.74	21.86	20.18	18.75
530-415-0090-150	415-0090-150	B	150	19.82	18.39	17.16	16.10
530-415-0091-150	415-0091-150	B	150	26.35	23.28	21.50	19.96
530-415-0091-250	415-0091-250	B	250	24.78	21.89	20.20	18.76
UMC Right Angle Plug to SMA Straight Reverse Polarity Plug							
530-415-0092-250	415-0092-250	C	250	26.47	23.38	21.58	20.04
530-415-0094-150	415-0094-150	C	150	21.28	19.77	18.46	17.29
530-415-0094-250	415-0094-250	C	250	21.56	20.03	18.68	17.52
UMC Right Angle Plug to SMA Straight Jack							
530-415-0095-150	415-0095-150	D	150	41.02	35.90	31.92	30.54
530-415-0095-250	415-0095-250	D	250	30.00	26.51	24.47	22.72
530-415-0096-150	415-0096-150	D	150	22.07	20.51	19.13	17.93
530-415-0096-250	415-0096-250	D	250	27.53	24.32	22.46	20.84
530-415-0097-150	415-0097-150	D	150	38.61	33.78	30.01	28.74
530-415-0097-250	415-0097-250	D	250	25.83	22.81	21.05	19.55
UMC Right Angle Plug to Bulkhead Reverse Polarity Jack							
530-415-0098-250	415-0098-250	E	250	26.65	23.54	21.73	20.18
530-415-0100-150	415-0100-150	E	150	24.56	21.69	20.03	18.60
UMC Right Angle Plug to MMCX Right Angle Plug							
530-415-0101-250	415-0101-250	F	250	27.50	24.30	22.42	20.82
530-415-0102-150	415-0102-150	F	150	27.16	24.00	22.14	20.57
530-415-0103-150	415-0103-150	F	150	27.81	24.56	22.66	21.06
530-415-0103-250	415-0103-250	F	250	27.51	24.30	22.43	20.82
UMC Right Angle Plug to Bare End							
530-415-0104-250	415-0104-250	G	250	4.52	3.94	3.51	3.35
530-415-0105-250	415-0105-250	G	250	2.43	2.26	2.11	1.97
530-415-0107-150	415-0107-150	G	150	2.14	1.99	1.86	1.74
530-415-0107-250	415-0107-250	G	250	2.43	2.26	2.11	1.97
530-415-0108-150	415-0108-150	G	150	2.63	2.33	2.14	1.99
530-415-0108-250	415-0108-250	G	250	2.97	2.62	2.43	2.26
Key			Description			1	10
530-128-0000-901	128-0000-901	H	UMC Separation Key			7.85	7.08

© Copyright 2013 Mouser Electronics

FIXED LENGTH RF CABLE ASSEMBLIES

For quantities greater than listed, call for quote.

MOUSER STOCK NO.	Johnson Components Part No.	Fig.	Length (L): in. (mm)	Price Each 1	5	10	25
SMA Right Angle Plug to SMA Straight Bulkhead Jack - 50Ω - 12.4GHz							
530-415-0074-006	415-0074-006	I	6 (152.4)	24.56	22.08	19.47	17.22
530-415-0074-012	415-0074-012	I	12 (304.8)	26.03	23.43	21.09	18.60
530-415-0074-048	415-0074-048	I	48 (1219.2)	28.34	25.51	22.96	20.26
530-415-0064-006	415-0064-006	I	6 (152.4)	23.03	20.72	18.64	16.46
530-415-0064-012	415-0064-012	I	12 (304.8)	20.30	18.26	16.44	14.50
530-415-0064-024	415-0064-024	I	24 (609.6)	25.08	22.58	20.31	17.91
SMA Straight Quick-Connect Plug to SMA Straight Quick Connect Plug - 50Ω - 12.4 GHz							
530-415-0065-018	415-0065-018	I	18 (457.2)	81.21	70.90	60.77	53.84
SMA Straight Quick-Connect Plug to SMA Straight Plug - 50Ω - 12.4 GHz							
530-415-0078-024	415-0078-024	I	24 (609.6)	53.49	48.16	43.35	38.20
MMCX Straight Plug to MMCX Straight Plug - 50Ω - 6 GHz							
530-415-0066-006	415-0066-006	I	6 (152.4)	17.41	15.65	14.09	12.39
530-415-0066-018	415-0066-018	I	18 (457.2)	16.92	15.71	14.66	13.74
530-415-0066-024	415-0066-024	I	24 (609.6)	24.70	22.22	20.00	17.66
530-415-0067-006	415-0067-006	I	6 (152.4)	18.47	17.15	16.01	15.00
530-415-0067-012	415-0067-012	I	12 (304.8)	19.12	17.76	16.57	15.54
530-415-0067-018	415-0067-018	I	18 (457.2)	24.30	21.46	19.82	17.64
530-415-0067-024	415-0067-024	I	24 (609.6)	20.51	19.04	17.77	16.66
MMCX Right Angle Plug to MMCX Right Angle Plug - 50Ω - 6GHz							
530-415-0068-006	415-0068-006	I	6 (152.4)	22.43	21.26	19.13	16.90
530-415-0068-018	415-0068-018	I	18 (457.2)	30.50	27.45	24.70	21.79
530-415-0068-024	415-0068-024	I	24 (609.6)	25.42	23.60	22.03	20.65
530-415-0069-012	415-0069-012	I	12 (304.8)	27.17	26.54	24.49	22.75
530-415-0069-024	415-0069-024	I	24 (609.6)	25.87	24.02	22.43	21.03
MMCX Straight Plug to SMA Straight Bulkhead Jack - 50Ω - 6GHz							
530-415-0070-006	415-0070-006	I	6 (152.4)	23.39	21.06	18.96	16.70
530-415-0070-012	415-0070-012	I	12 (304.8)	23.15	20.87	18.76	16.55
530-415-0070-036	415-0070-036	I	36 (914.4)	18.98	17.61	16.45	15.42
530-415-0071-006	415-0071-006	I	6 (152.4)	33.41	30.59	28.34	26.58
530-415-0071-012	415-0071-012	I	12 (304.8)	20.02	18.60	17.36	16.27
530-415-0071-024	415-0071-024	I	24 (609.6)	15.18	14.10	13.16	12.35
530-415-0071-036	415-0071-036	I	36 (914.4)	24.64	21.76	20.06	18.68
MMCX Right Angle Plug to SMA Straight Bulkhead Jack - 50Ω - 6GHz							
530-415-0072-006	415-0072-006	I	6 (152.4)	24.74	22.27	20.03	17.68
530-415-0072-012	415-0072-012	I	12 (304.8)	23.68	21.30	19.17	16.92
530-415-0072-036	415-0072-036	I	36 (914.4)	20.36	18.91	17.64	16.54
530-415-0073-006	415-0073-006	I	6 (152.4)	16.83	15.80	15.44	14.33
530-415-0073-012	415-0073-012	I	12 (304.8)	21.16	19.05	17.15	15.11
530-415-0073-036	415-0073-036	I	36 (914.4)	17.26	16.03	14.96	14.03
MCX 50Ω Straight Plug to MCX 50Ω Right Angle Plug							
530-415-0017-012	415-0017-012	I	12 (304.8)	22.62	20.34	18.31	17.41
MCX 75Ω Straight Plug to MCX 75Ω Straight Plug							
530-415-0022-036	415-0022-036	I	36 (914.4)	35.77	29.11	26.74	25.68

© Copyright 2013 Mouser Electronics

RF Cable Assemblies

RoHS Compliant **This product is RoHS compliant.**

EMERSON Network Power
Connectivity Solutions



Semflex Connectivity Solutions — SEMFLEX RF CABLE ASSEMBLIES

NEW SUPPLIER

Features:

- Precision stainless steel connectors
- FEP outer jacket; optional stainless steel armored jacketing available
- Triple shielded for >-90 dB leakage at 18 GHz
- Low loss PTFE tape dielectric
- Molded strain relief boots

For quantities greater than listed, call for quote.

MOUSER STOCK NO.	Semflex Part No.	Fig.	Length (in.)	Price Each 1	Price Each 5
Hand Formable SMA Straight Plug to SMA Straight Plug- 50Ω- 26.5GHz					
530-2121-DKF-0012	2121-DKF-0012	A	12	133.11	118.77
530-2121-DKF-0018	2121-DKF-0018	A	18	140.30	125.19
530-2121-DKF-0024	2121-DKF-0024	A	24	147.49	131.61
530-2121-DKF-0036	2121-DKF-0036	A	36	161.88	144.45
530-2121-DKF-0048	2121-DKF-0048	A	48	176.27	157.29
530-2121-DKF-0060	2121-DKF-0060	A	60	190.66	170.13
SMA Straight Plug to SMA Right Angle Plug					
530-2122-DKF-0012	2122-DKF-0012	B	12	166.41	148.48
530-2122-DKF-0024	2122-DKF-0024	B	24	180.80	161.32
530-2122-DKF-0036	2122-DKF-0036	B	36	195.18	174.16
530-2122-DKF-0048	2122-DKF-0048	B	48	209.57	187.00
530-2122-DKF-0060	2122-DKF-0060	B	60	223.96	199.84

For quantities greater than listed, call for quote.

MOUSER STOCK NO.	Semflex Part No.	Fig.	Length (in.)	Price Each 1	Price Each 5
SMA Straight Plug to N Straight Plug					
530-2151-DKF-0012	2151-DKF-0012	C	12	179.50	160.17
530-2151-DKF-0024	2151-DKF-0024	C	24	193.89	173.01
530-2151-DKF-0036	2151-DKF-0036	C	36	208.29	185.85
530-2151-DKF-0048	2151-DKF-0048	C	48	222.67	198.69
N Straight Plug to N Straight Plug					
530-5151-DKF-0012	5151-DKF-0012	D	12	187.64	167.43
530-5151-DKF-0018	5151-DKF-0018	D	18	194.84	173.85
530-5151-DKF-0024	5151-DKF-0024	D	24	202.03	180.27
530-5151-DKF-0036	5151-DKF-0036	D	36	216.42	193.11
530-5151-DKF-0048	5151-DKF-0048	D	48	230.81	205.95
N Straight Plug to N Right Angle Plug					
530-5152-DKF-0012	5152-DKF-0012	E	12	207.22	184.90
530-5152-DKF-0024	5152-DKF-0024	E	24	221.60	197.74
530-5152-DKF-0036	5152-DKF-0036	E	36	235.99	210.58
530-5152-DKF-0048	5152-DKF-0048	E	48	250.38	223.42

Johnson Connectivity Solutions — FIXED LENGTH FLEXIBLE RF CABLE ASSEMBLIES

Connector Materials:

- SMA, SMB, MCX: Brass Body with Gold Plating, Captivated Contacts, PTFE Insulators
- Type N: Brass Body with Nickel plating, Teflon Insulators
- Electrical ratings of a cable assembly are determined by the limiting connector type and cable size
- Custom assembles available. Contact your Mouser sales representative

† Cable length applies to the end of straight connectors. The length is applied to the vertical centroid of right angle connectors.

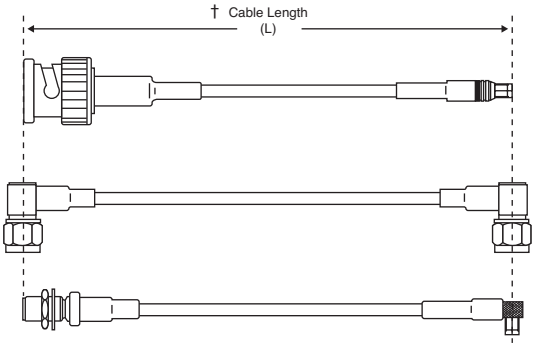

For quantities greater than listed, call for quote.

MOUSER STOCK NO.	Johnson Components Part No.	Cable Type	Length (L): in. (mm)	Price Each 1	Price Each 10	Price Each 25	Price Each 100
Hand Formable SMA Straight Plug to SMA Straight Plug- 50Ω- 26.5GHz							
530-415-0081-004	415-0081-004	.086	4 (101.6)	37.78	34.00	30.60	27.29
530-415-0081-005	415-0081-005	.086	5 (127)	38.61	34.75	31.27	27.87
530-415-0081-006	415-0081-006	.086	6 (152.4)	43.23	39.11	35.20	31.39
530-415-0081-012	415-0081-012	.086	12 (304.8)	38.34	35.38	32.85	30.67
530-415-0081-024	415-0081-024	.086	24 (609.6)	53.95	48.56	43.71	38.98
530-415-0082-008	415-0082-008	.141	8 (203.2)	38.53	35.62	33.06	29.01
SMA Straight Plug to SMA Straight Plug - 50Ω - 12.4GHz							
530-415-0025-006	415-0025-006	RG-178	6 (152.4)	16.99	13.82	12.70	10.72
530-415-0025-012	415-0025-012	RG-178	12 (304.8)	16.14	14.64	13.43	11.47
530-415-0025-018	415-0025-018	RG-178	18 (457.2)	19.93	17.40	15.66	14.62
530-415-0025-024	415-0025-024	RG-178	24 (609.6)	19.98	16.26	14.94	12.60
530-415-0025-036	415-0025-036	RG-178	36 (914.4)	22.40	18.67	17.23	14.94
530-415-0029-006	415-0029-006	RG-316	6 (152.4)	11.93	9.70	8.91	7.52
530-415-0029-012	415-0029-012	RG-316	12 (304.8)	11.77	10.74	9.84	8.46
530-415-0029-024	415-0029-024	RG-316	24 (609.6)	12.02	10.97	10.03	8.56
530-415-0029-036	415-0029-036	RG-316	36 (914.4)	15.93	12.97	11.91	10.07
530-415-0033-006	415-0033-006	RG-316 DS	6 (152.4)	15.89	12.91	11.88	10.58
530-415-0033-012	415-0033-012	RG-316 DS	12 (304.8)	14.51	12.73	11.27	9.51
530-415-0033-024	415-0033-024	RG-316 DS	24 (609.6)	15.52	12.63	11.59	9.79
530-415-0033-036	415-0033-036	RG-316 DS	36 (914.4)	17.95	14.63	13.43	11.33
530-415-0038-012	415-0038-012	RG-58	12 (304.8)	15.49	12.60	11.57	9.77
530-415-0038-024	415-0038-024	RG-58	24 (609.6)	16.36	13.33	12.23	10.33
530-415-0038-036	415-0038-036	RG-58	36 (914.4)	17.22	14.03	12.88	10.87
530-415-0043-012	415-0043-012	RG-142	12 (304.8)	18.59	15.12	13.90	12.20
530-415-0043-024	415-0043-024	RG-142	24 (609.6)	25.42	20.68	19.00	16.68
530-415-0043-036	415-0043-036	RG-142	36 (914.4)	26.39	23.30	21.51	19.15
SMA Straight Plug to SMA Straight Bulkhead Jack - 50Ω - 12.4GHz							
530-415-0031-006	415-0031-006	RG-316	6 (152.4)	14.84	12.08	11.09	9.36
530-415-0031-012	415-0031-012	RG-316	12 (304.8)	14.57	13.26	12.13	10.34
530-415-0031-018	415-0031-018	RG-316	18 (457.2)	15.93	12.97	12.22	11.77
530-415-0031-024	415-0031-024	RG-316	24 (609.6)	16.52	13.48	12.34	11.94
530-415-0031-036	415-0031-036	RG-316	36 (914.4)	18.97	15.45	14.19	11.98
530-415-0035-006	415-0035-006	RG-316 DS	6 (152.4)	16.88	13.74	12.62	11.05
530-415-0035-012	415-0035-012	RG-316 DS	12 (304.8)	12.64	11.74	10.95	10.26
530-415-0035-024	415-0035-024	RG-316 DS	24 (609.6)	14.01	13.00	12.13	11.37
SMA Straight Plug to SMA Right Angle Plug - 50Ω - 12.4GHz							
530-415-0034-006	415-0034-006	RG-316 DS	6 (152.4)	18.59	15.13	13.89	11.73
530-415-0034-012	415-0034-012	RG-316 DS	12 (304.8)	20.94	18.45	17.07	14.64
530-415-0034-024	415-0034-024	RG-316 DS	24 (609.6)	21.92	17.85	16.39	13.85
530-415-0034-036	415-0034-036	RG-316 DS	36 (914.4)	21.09	17.16	15.76	13.84
SMA Right Angle Plug to SMA Right Angle Plug - 50Ω - 12.4GHz							
530-415-0032-006	415-0032-006	RG-316	6 (152.4)	32.72	26.61	24.46	20.65
530-415-0032-012	415-0032-012	RG-316	12 (304.8)	33.22	27.04	24.82	20.97
530-415-0032-024	415-0032-024	RG-316	24 (609.6)	32.06	26.09	23.96	20.23
530-415-0032-036	415-0032-036	RG-316	36 (914.4)	32.36	28.72	25.42	22.83

For quantities greater than listed, call for quote.

MOUSER STOCK NO.	Johnson Components Part No.	Cable Type	Length (L): in. (mm)	Price Each 1	Price Each 10	Price Each 25	Price Each 100
SMA Straight Plug to Type N Straight Plug - 50Ω - 11.0GHz							
530-415-0059-024	415-0059-024	RG-58	24 (609.6)	19.98	16.26	14.92	14.41
530-415-0059-036	415-0059-036	RG-58	36 (914.4)	24.60	20.06	18.02	16.18
SMA Straight Plug to BNC Straight Plug - 50Ω - 4.0GHz							
530-415-0028-006	415-0028-006	RG-316	6 (152.4)	12.07	9.82	9.34	8.99
530-415-0028-012	415-0028-012	RG-316	12 (304.8)	13.05	10.63	9.75	8.24
530-415-0028-024	415-0028-024	RG-316	24 (609.6)	13.34	10.85	9.96	8.96
SMA Straight Plug to BNC Straight Plug - 50Ω - 4.0GHz (cont.)							
530-415-0028-036	415-0028-036	RG-316	36 (914.4)	14.73	13.06	11.88	9.61
530-415-0028-048	415-0028-048	RG-316	48 (1219.2)	13.27	11.36	10.80	10.40
530-415-0037-012	415-0037-012	RG-58	12 (304.8)	12.43	10.11	9.29	7.84
530-415-0037-024	415-0037-024	RG-58	24 (609.6)	13.76	11.20	10.27	8.68
530-415-0037-036	415-0037-036	RG-58	36 (914.4)	13.95	11.91	10.94	9.49
MCX Straight Plug to MCX Bulkhead Jack - 50Ω - 6.0GHz							
530-415-0016-012	415-0016-012	RG-316	12 (304.8)	22.32	20.72	19.35	18.14
MCX Right Angle to MCX Right Angle Plug - 50Ω - 6.0GHz							
530-415-0015-006	415-0015-006	RG-178	6 (152.4)	14.20	12.01	10.99	10.41
530-415-0021-012	415-0021-012	RG-316 DS	12 (304.8)	22.56	20.93	19.54	18.32
SMB Straight Plug to SMB Straight Plug - 50Ω - 4.0GHz							
530-415-0003-006	415-0003-006	RG-316	6 (152.4)	21.07	17.26	13.63	13.28
530-415-0003-012	415-0003-012	RG-316	12 (304.8)	22.34	18.34	14.77	13.89
530-415-0003-024	415-0003-024	RG-316	24 (609.6)	24.04	19.78	16.35	14.69
530-415-0003-036	415-0003-036	RG-316	36 (914.4)	28.70	21.52	18.17	14.82
SMB Right Angle Plug to SMB Right Angle Plug - 50Ω - 4.0GHz							
530-415-0004-006	415-0004-006	RG-316	6 (152.4)	23.18	20.91	18.66	14.15
530-415-0004-012	415-0004-012	RG-316	12 (304.8)	20.65	16.87	14.85	13.24
530-415-0004-024	415-0004-024	RG-316	24 (609.6)	21.53	17.64	15.56	13.55
530-415-0004-036	415-0004-036	RG-316	36 (914.4)	21.76	17.87	15.77	13.51
Type N Straight Plug to Type N Straight Plug - 50Ω - 11.0GHz							
530-415-0058-024	415-0058-024	RG-58	24 (609.6)	25.63	22.35	16.23	13.52
530-415-0058-036	415-0058-036	RG-58	36 (914.4)	30.37	25.63	22.84	21.21
530-415-0060-036	415-0060-036	RG-142	36 (914.4)	45.28	36.86	33.85	29.71
530-415-0062-060	415-0062-060	RG-8	60 (1524)	54.91	44.70	41.03	36.02

© Copyright 2013 Mouser Electronics

© Copyright 2013 Mouser Electronics

KOBICONN Cable Assemblies and Adapters

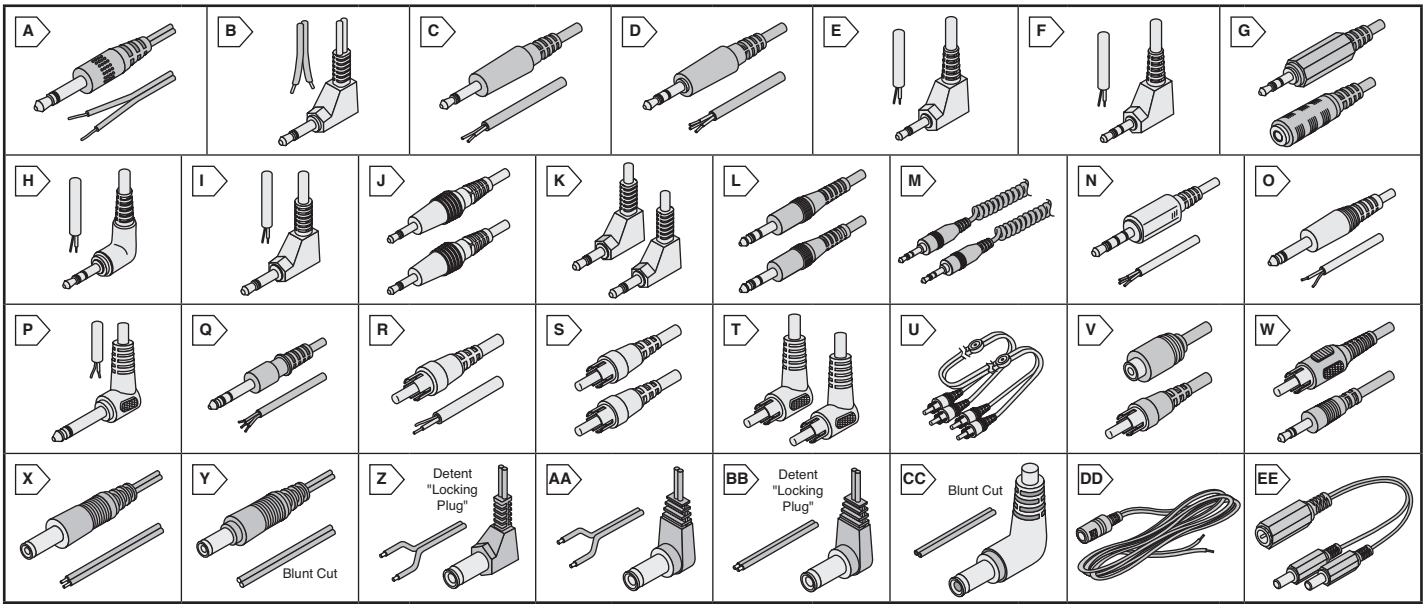

PHONE TYPE CABLES

For quantities greater than listed, call for quote.

MOUSER STOCK NO.	Fig.	Meters	Color	Termination	Termination	Price Each 1	10	100
2.5mm Connector, Parallel Cable								
172-2133	A	.914	Black	Mono plug	Stripped & tinned	2.51	1.94	1.75
172-2103	A	1.82	Black	Mono plug	Stripped & tinned	3.23	2.48	2.26
172-2003	B	1.82	Gray	Mono, 90° plug	Stripped & tinned	3.43	2.64	2.40
2.5mm Connector, Shielded Cable								
172-2104	C	1.82	Black	Mono plug	Stripped & tinned	3.38	2.60	2.36
172-2114	C	3.05	Black	Mono plug	Stripped & tinned	4.69	3.61	3.27
172-2134	C	.914	Black	Mono plug	Stripped & tinned	2.91	2.24	2.03
172-2234	D	.914	Black	Stereo plug	Stripped & tinned	4.29	3.31	3.01
172-2204	D	1.82	Black	Stereo plug	Stripped & tinned	5.50	4.24	3.85
172-2214	D	3.05	Black	Stereo plug	Stripped & tinned	7.40	5.69	5.18
172-2304	D	1.82	Gray	Stereo plug	Stripped & tinned	5.29	4.07	3.70
172-2009	E	.914	Black	Mono, 90° plug	Stripped & tinned	3.03	2.32	2.12
172-2069	E	1.82	Black	Mono, 90° plug	Stripped & tinned	4.03	3.10	2.82
172-2019	E	3.05	Black	Mono, 90° plug	Stripped & tinned	5.52	4.25	3.86
172-2310	F	.914	Black	Stereo, 90° plug	Stripped & tinned	4.65	3.58	3.26
172-2010	F	1.82	Black	Stereo, 90° plug	Stripped & tinned	6.02	4.62	4.21
172-2533	G	.914	Black	Stereo plug	Stereo Jack	5.79	4.45	4.04
172-2574	G	1.82	Black	Stereo plug	Stereo Jack	7.50	5.77	5.24
172-7446-E	H	1.82	Black	4 Cond Stereo 90°	Stripped & tinned	4.94	3.57	3.25
172-MC254-EX	I	1.82	Black	4 Cond 90° plug, use w/161-2828-E only	Stripped & tinned	20.87	16.05	14.59
3.5mm Connector, Parallel Cable								
172-1283	A	.914	Black	Mono plug	Stripped & tinned	2.56	1.96	1.79
172-1286	A	1.82	Black	Mono plug	Stripped & tinned	3.37	2.59	2.35
172-1281	A	3.05	Black	Mono plug	Stripped & tinned	4.24	3.25	2.96
172-2005	B	1.82	Gray	Mono, 90° plug	Stripped & tinned	3.92	3.55	3.23
3.5mm Connector, Shielded Cable								
172-0109	C	1.82	Gray	Mono plug	Stripped & tinned	3.77	2.90	2.63
172-2136	C	.914	Black	Mono plug	Stripped & tinned	2.51	1.94	1.77
172-2106	C	1.82	Black	Mono plug	Stripped & tinned	3.89	3.00	2.73
172-2116	C	3.05	Black	Mono plug	Stripped & tinned	5.11	3.94	3.57
172-7437-E	D	.914	Black	Stereo plug	Stripped & tinned	3.10	2.39	2.16
172-7435-E	D	1.82	Black	Stereo plug	Stripped & tinned	3.47	2.31	2.10
172-7436-E	D	3.05	Black	Stereo plug	Stripped & tinned	5.30	4.08	3.70
172-7438-E	D	1.82	Gray	Stereo plug	Stripped & tinned	3.80	2.59	2.35
172-7434-E	F	.914	Black	Stereo 90° plug	Stripped & tinned	3.65	3.04	2.77
172-7431-E	F	1.82	Black	Stereo 90° plug	Stripped & tinned	4.87	4.04	3.71
172-7432-E	F	3.05	Black	Stereo 90° plug	Stripped & tinned	5.30	3.55	3.23
172-7433-E	F	1.82	Gray	Stereo 90° plug	Stripped & tinned	3.98	3.31	3.04
172-2006	I	1.82	Gray	Mono, 90° plug	Stripped & tinned	3.81	2.93	2.66
172-3536	J	.914	Gray	Mono plug	Mono plug	3.99	3.06	2.78
172-2137	J	.914	Black	Mono plug	Mono plug	4.08	3.14	2.85
172-2107	J	1.52	Black	Mono plug	Mono plug	4.46	3.43	3.12
172-2117	J	3.05	Black	Mono plug	Mono plug	5.37	4.13	3.76
172-2007	K	1.52	Gray	Mono, 90° plug	Mono, 90° plug	3.71	2.86	2.60
172-2008	K	1.82	Gray	Mono, 90° plug	Mono, 90° plug	4.90	3.78	3.43
172-3533	G	.914	Black	Stereo plug	Stereo jack	5.11	3.93	3.57
172-3574	G	1.82	Black	Stereo plug	Stereo jack	6.55	5.03	4.58
172-3535	G	3.05	Black	Stereo plug	Stereo jack	8.28	6.37	5.79
172-8362-E	L	.914	Black	Stereo plug	Stereo plug	3.75	2.82	2.57
172-8361-E	L	1.82	Black	Stereo plug	Stereo plug	5.04	3.88	3.53
172-8363-E	L	3.05	Black	Stereo plug	Stereo plug	6.21	4.77	4.33
172-JT01-EX	M	1.54	Black	3.5mm	3.5mm	4.73	3.64	3.31
172-7435	N	1.82	Black	4 Cond Stereo plug	Stripped & tinned	6.16	4.74	4.31
172-7447-E	H	1.82	Black	4 Cond Stereo 90°	Stripped & tinned	5.10	3.40	3.08
1/4" Connector, Shielded Cable								
172-0110	O	1.82	Gray	Mono plug	Stripped & tinned	4.08	3.14	2.85
172-3101	O	1.82	Black	Mono plug	Stripped & tinned	3.85	2.96	2.70
172-3001	P	1.82	Gray	Mono, 90° plug	Stripped & tinned	3.93	3.02	2.75
172-0001	L	1.82	Black	Stereo plug	Stereo plug	7.40	5.69	5.17

PHONE TYPE CABLES (CONT.)

For quantities greater than listed, call for quote.

MOUSER STOCK NO.	Fig.	Meters	Color	Termination	Termination	Price Each 1	10	100
1/4" Connector, Unshielded Cable								
172-0108	Q	1.82	Black	Stereo plug	Stripped & tinned	6.14	4.73	4.29

RCA SHIELDED PHONO TYPE CABLES/ADAPTERS

For quantities greater than listed, call for quote.

MOUSER STOCK NO.	Fig.	Meters	Color	Termination	Termination	Price Each 1	10	100
172-1133	R	.914	Black	RCA plug	Stripped & tinned	2.65	2.03	1.85
172-1103	R	1.82	Black	RCA plug	Stripped & tinned	3.82	2.94	2.69
172-1113	R	3.05	Black	RCA plug	Stripped & tinned	4.85	3.72	3.39
17FH101	S	.914	Gray	RCA plug	RCA plug	3.50	2.70	2.45
172-1101	S	.914	Black	RCA plug	RCA plug	2.96	2.28	2.08
172-1166	S	1.82	Black	RCA plug	RCA plug	4.10	3.16	2.87
172-1112	S	1.82	Gray	RCA plug	RCA plug	4.46	3.43	3.11
172-1001	T	.914	Gray	90° RCA plug	90° RCA plug	3.36	2.59	2.35
172-1110	T	3.05	Gray	90° RCA plug	90° RCA plug	6.12	4.71	4.28
172-0004	U	1.82	Black	1red/1blk RCA plug	1red/1blk RCA plug	5.80	4.46	4.06
172-0023	V	.914	Black	RCA plug	RCA jack	3.17	2.44	2.21
172-0020	V	1.82	Black	RCA plug	RCA jack	3.53	2.72	2.47
172-0002	W	1.82	Black	RCA plug	3.5mm mono plug	3.46	2.65	2.41
172-0013	W	3.05	Black	RCA plug	3.5mm mono plug	5.05	3.88	3.53

DC POWER CABLES

✻ Detent Locking Plugs † Blunt Cut

For quantities greater than listed, call for quote.

MOUSER STOCK NO.	Fig.	Color	Length: in. (m)	AWG	Plug Dimensions: mm I.D.	O.D.	Length	Price Each 1	10	100
Straight • Cord Type: Parallel with striped pin indicator										
✻ 172-4206	X	Black	120 (3.05)	24	1.3	3.4	9.0	4.57	3.52	3.20
172-1370	X	Gray	72 (1.83)	24	1.3	3.4	12	4.75	3.66	3.32
172-0171	X	Black	72 (1.83)	24	1.7	4.0	9.5	3.64	2.79	2.55
172-0172	X	Black	72 (1.83)	24	1.7	4.8	9.5	3.42	2.63	2.40
172-7443-B-E	X	Black	72 (1.83)	24	2.1	5.5	11	3.63	2.79	2.54
172-7443-E	X	Red/White	72 (1.83)	24	2.1	5.5	11	3.63	2.79	2.54
172-4204	X	Black	36 (.914)	24	2.1	5.5	12	2.28	1.75	1.59
† 172-4203	Y	Black	24 (.61)	24	2.1	5.5	12	2.11	1.64	1.49
17FH114	X	Black	72 (1.83)	24	2.5	5.5	12	3.42	2.63	2.40
172-0014	X	Gray	72 (1.83)	24	2.5	5.5	11	3.18	2.45	2.23
172-7444-E	X	Black	72 (1.83)	18	2.5	5.5	12	4.61	3.55	3.23
172-8336-E	X	Black	180 (4.57)	18	2.5	5.5	12	7.06	5.94	5.40
172-4205	X	Black	36 (.914)	24	2.5	5.5	12	2.34	1.80	1.64
† 172-4202	Y	Black	24 (.61)	18	2.5	5.5	12	3.30	2.54	2.30
Right Angle										
✻ 172-1373	Z	Black	120 (3.05)	24	1.3	3.4	9.0	4.68	3.60	3.27
172-0173	AA	Black	72 (1.83)	24	1.7	4.0	9.5	2.95	2.27	2.07
✻ 172-1015	BB	Black	120 (3.05)	24	2.1	5.5	14	5.32	4.09	3.71
172-4001	AA	Gray	72 (1.83)	24	2.1	5.5	11	4.08	3.14	2.85
✻ 172-1016	BB	Black	6 (.152)	24	2.1	5.5	14	2.19	1.69	1.54
172-1018	AA	Black	120 (3.05)	24	2.5	5.5	12	4.06	3.11	2.84
172-4000	AA	Black	72 (1.83)	24	2.5	5.5	12	3.77	2.90	2.63
172-4208	AA	Black	24 (.61)	18	2.5	5.5	12	3.37	2.59	2.35
172-1017	AA	Black	6 (.152)	24	2.5	5.5	12	2.24	1.72	1.56
† 172-7445-E	CC	Black	24 (.61)	18	2.1	5.5	12	3.11	2.08	1.88
Straight Jack										
172-7426-E	DD	Black	72 (1.83)	24	2.1	5.5	9.5	4.13	2.75	2.50
172-0250	DD	Black	72 (1.83)	24	2.5	5.5	9.5	4.08	3.14	2.85
Y Adapters										
172-2111	EE	Black	8 (.203)	26	2.1 JK	-	-	7.93	6.10	5.54
172-2555	EE	Black	8 (.203)	26	2.5 JK	-	-	8.11	6.24	5.67

© Copyright 2013 Mouser Electronics

© Copyright 2013 Mouser Electronics

KOBICONN Cable Assemblies and Auto Power Connectors

KOBICONN

50Ω SHIELDED BNC/RCA TYPE RF CABLE ASSEMBLIES

All cable assemblies feature a molded strain relief that combines the cable and the nickel plated brass connectors into a single unified assembly minimizing failure due to bending and flexing.

Features:

- Low noise interference
- Weather resistant
- Excellent impedance characteristics
- Flexible
- Molded strain relief

Specifications:

- Cable type: RG 58C/U
- Impedance: 50Ω
- Insulation: polyethylene
- Shielding: tinned copper, 96% coverage

For quantities greater than listed, call for quote.

MOUSER STOCK NO.	Fig.	Length (m)	Color	Description	Price Each 1	10	100
172-2012-EX	A	.305	Black	BNC plug to BNC plug	8.19	6.25	5.67
172-2024-EX	A	.61	Black	BNC plug to BNC plug	8.38	6.40	5.82
172-2048-EX	A	1.22	Black	BNC plug to BNC plug	10.41	8.00	7.27
172-2150-EX	A	1.83	Black	BNC plug to BNC plug	11.12	8.56	7.77

75Ω SHIELDED BNC/RCA TYPE RF CABLE ASSEMBLIES

These coaxial cables offer low noise connections due to their shielded construction. Cables are securely attached to plugs and most are supplied with strain reliefs.

- Impedance: 75Ω
- Tinned copper braid shield

For quantities greater than listed, call for quote.

MOUSER STOCK NO.	Fig.	Length (m)	Color	Description	Price Each 1	10	100
172-2130-EX	B	1.83	Black	BNC plug to RCA plug	13.25	11.65	10.59

S-VHS VIDEO CABLES

For quantities greater than listed, call for quote.

MOUSER STOCK NO.	Fig.	Length (m)	Color	Description	Price Each 1	10	100
524-32-3166	C	3.66	Black	4-pin s-conn. plug to 4-pin s-conn. plug	9.35	7.65	6.14

MOLDED EXTENSION CABLES

Features:

- Non-UL wire
- 28AWG PVC cover
- Color: beige, black
- Max Current: 500ma
- 4-40 holding screws
- Connector Housing: nickel plated steel
- Insulator PBT 30% glass
- Pins: brass, gold plated

For quantities greater than listed, call for quote.

MOUSER STOCK NO.	Fig.	Length (m)	Color	Description	Price Each 1	10	100
9 Pin - 9 Pin							
172-0909	D	1.83	Beige	9-pin Male to 9-pin Male	10.09	7.77	7.06
172-7428-E	D	1.83	Black	9-pin Male to 9-pin Female	7.21	5.55	5.05
172-7428-G-E	D	1.83	Beige	9-pin Male to 9-pin Female	6.87	4.58	4.16
172-0910	D	3.05	Beige	9-pin Male to 9-pin Female	10.73	9.76	8.87
172-1906	D	1.83	Beige	9-pin Female to 9-pin Female	7.73	5.95	5.41

DIN TYPE CABLES

For quantities greater than listed, call for quote.

MOUSER STOCK NO.	Fig.	Length (m)	Color	Description	Price Each 1	10	100
172-0007	E	1.83	Black	5-pin DIN plug to stripped & tinned	7.44	5.72	5.20
172-0008	F	1.83	Black	8-pin DIN plug to 24AWG stripped and tinned leads shielded cable	10.29	7.91	7.19

ADAPTERS

For quantities greater than listed, call for quote.

MOUSER STOCK NO.	Fig.	Description	Price Each
172-0003	G	7.874" black shielded cable, 2 RCA jacks to 3.5mm stereo plug.	2.80

PHONO ADAPTERS

Specifications:

- Body material: PVC plastic
- Contact material: nickel plated brass
- Insulation resistance: 100MΩ min.
- Contact resistance: 30mΩ max.
- Breakdown voltage: 500VAC 1min.
- Insulation material: ABS plastic

For quantities greater than listed, call for quote.

MOUSER STOCK NO.	Fig.	Description	Price Each
172-0601	H	1 red/1 black RCA plug to 3.5mm stereo plug 39"	4.78
171-ADRPRP-E	I	RCA plug to RCA plug	2.28
171-ADRJRJ-E	J	RCA jack to RCA jack	1.35
171-AD32D31-E	K	3.5mm Stereo plug - 2 x 3.5mm mono jack	3.34

AUTO POWER PLUGS AND RECEPTACLES

- 12VDC, plugs directly into standard cigarette lighter

RoHS Compliant

Plugs

For quantities greater than listed, call for quote.

MOUSER STOCK NO.	Fig.	Description	Price Each 1	10	100	500
171-6001	L	Black plastic, unscrews for easy soldering	1.07	.824	.749	.685
171-A1378-EX	M	Black plastic, 15Amp, no fuse needed	2.39	1.83	1.67	1.51
171-A1326-EX	N	8A/12VDC Fuse and green led	2.62	2.13	1.92	1.72

Receptacles

For quantities greater than listed, call for quote.

MOUSER STOCK NO.	Fig.	Description	Price Each 1	10	100	500
161-2050	O	12VDC receptacle	3.33	2.64	2.40	2.18
161-65B2-E	P	Snap-in socket with fuseholder and wiring harness	5.81	5.01	4.55	4.14
161-1365-E	Q	Snap-in socket with dust cover	4.47	3.43	3.11	2.84
400-65B2-GRX	R	Mounting bracket for 161-65B2-E and 161-1365-E	1.28	.856	.781	.706

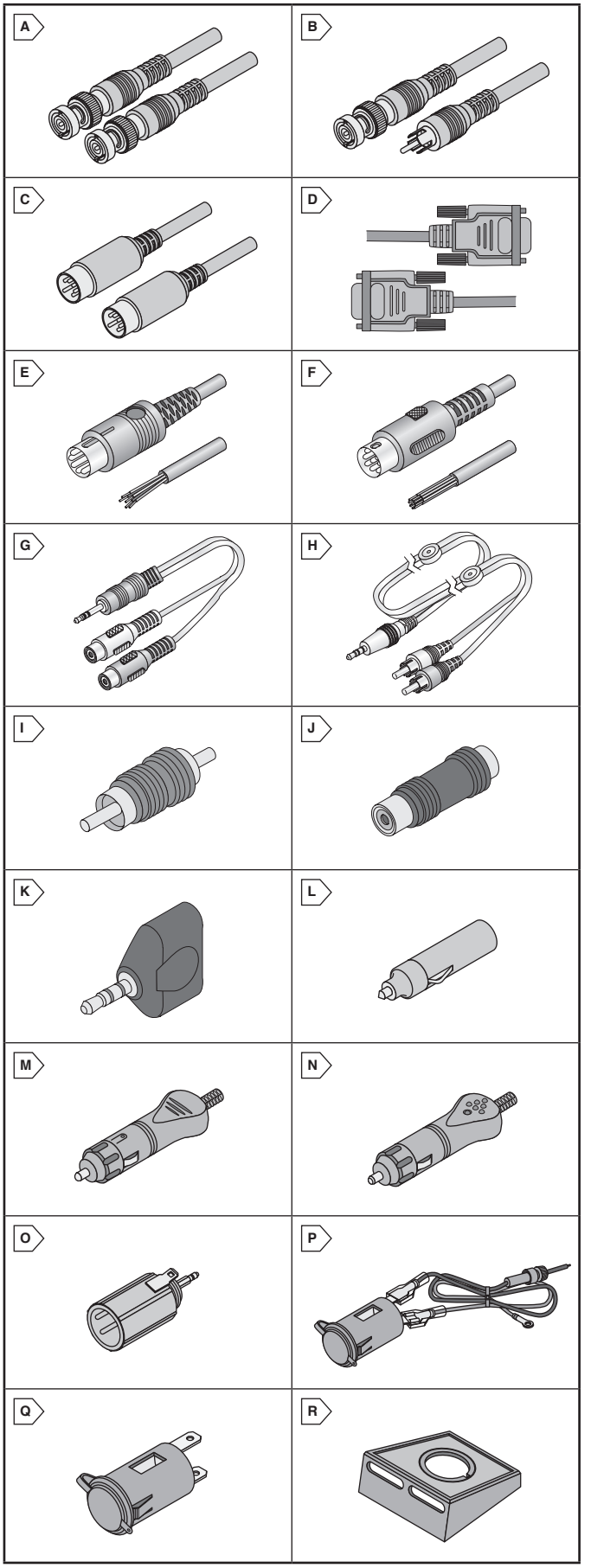

© Copyright 2013 Mouser Electronics

© Copyright 2013 Mouser Electronics

QUALTEK Cable Assemblies

Qualtek Electronics Corporation

RoHS Compliant **This product is RoHS compliant.**

302 SERIES: USB 3.0 CABLES

Features:
- Color: Black
- Conn. Plating: Nickel
- Nickel plated ground indents for superior connectivity with low cost
- Gold plated contacts for industry leading connectivity
- Aluminum-Foil/Mylar shield reduces cross-talk and interference
- Molded strain reliefs bend easily without sacrificing durability
- Devices utilizing increased speeds of USB 3.0 include external Blu-Ray players, externa high capacity HDD drives, high mega pixel cameras, high definition video capture devices, multi-channel audio interfaces, high capacity jump drives

RoHS Compliant

For quantities greater than listed, call for quote.

MOUSER STOCK NO.	Qualtek Part No.	Fig.	Description	Length (m)	Price Each	
					1	10
562-3023001-01M	3023001-01M	A	USB 3.0 A-A	1	9.27	7.83
562-3023003-01M	3023003-01M	B	USB 3.0 A-B	1	8.84	8.07
562-3023005-01M	3023005-01M	A	USB 3.0 A - MICRO B	1	10.31	9.42
562-3023007-01M	3023007-01M	C	USB 3.0 MICRO AB - MICRO B	1	12.01	10.97
562-3023009-01M	3023009-01M	D	USB 3.0 MICRO AB - B	1	10.54	9.84
562-3023011-01M	3023011-01M	E	USB 3.0 A - MICRO B + Power Cable	1	11.34	10.50
562-3023013-02M	3023013-02M	B	USB 3.0 A-A	2	10.31	9.42
562-3023015-02M	3023015-02M	F	USB 3.0 A-B	2	10.96	10.00
562-3023017-02M	3023017-02M	G	USB 3.0 A - MICRO B	2	10.81	9.99
562-3023019-02M	3023019-02M	H	USB 3.0 MICRO AB - MICRO B	2	12.09	11.18
562-3023021-02M	3023021-02M	C	USB 3.0 MICRO AB - B	2	10.97	9.95
562-3023023-02M	3023023-02M	D	USB 3.0 A - MICRO B + Power Cable	2	12.99	12.02
562-3023025-03M	3023025-03M	A	USB 3.0 A-A	3	10.81	9.99
562-3023027-03M	3023027-03M	B	USB 3.0 A-B	3	11.34	10.50
562-3023029-03M	3023029-03M	F	USB 3.0 A - MICRO B	3	12.63	11.68
562-3023031-03M	3023031-03M	H	USB 3.0 MICRO AB - MICRO B	3	13.74	12.71
562-3023033-03M	3023033-03M	C	USB 3.0 MICRO AB - B	3	13.18	12.20
562-3023035-03M	3023035-03M	D	USB 3.0 A - MICRO B + Power Cable	3	14.83	13.54

USB CABLE ASSEMBLIES

Universal Serial Bus

Features:
- Transfer rates up to 480Mbps depending on USB version
- Connect an USB peripheral to an USB Hub or USB port on PC/MAC
- Compatible with USB specifications 1.0, 1.1, and 2.0
- Make plug and play connections for such devices as keyboards, mice, modems, printers, and other USB peripherals.
- Black

RoHS Compliant

For quantities greater than listed, call for quote.

MOUSER STOCK NO.	Qualtek Part No.	Fig.	Description	Conn. Plating	Wire (AWG)	Length (m)	Price Each		
							1	10	25
562-3021001-03	3021001-03	I	A-B	Nickel	28/28	.914	2.16	1.79	1.69
562-3021003-03	3021003-03	J	A-mini B	Nickel	28/28	.914	2.43	2.35	2.32
562-3021005-03	3021005-03	K	A-Blunt	Nickel	28/28	.914	1.98	1.92	1.83
562-3021007-06	3021007-06	I	A-B	Nickel	26/28	1.83	3.02	2.93	2.89
562-3021009-06	3021009-06	J	A-mini B	Nickel	26/28	1.83	3.07	2.99	2.93
562-3021011-06	3021011-06	K	A-Blunt	Nickel	26/28	1.83	2.80	2.32	2.20
562-3021015-10	3021015-10	J	A-mini B	Nickel	26/28	3.05	4.92	4.67	4.43
562-3021017-10	3021017-10	K	A-Blunt	Nickel	26/28	3.05	4.83	4.65	4.48
562-3021019-16	3021019-16	I	A-B	Gold	24/26	4.88	6.56	6.23	5.91
562-3021021-16	3021021-16	J	A-mini B	Gold	24/26	4.88	10.06	9.68	9.31
562-3021023-16	3021023-16	K	A-Blunt	Gold	24/26	4.88	8.80	8.46	8.13
562-3021027-16	3021027-16	J	A-mini B	Gold	20/26	4.88	10.06	9.68	9.31
562-3021029-16	3021029-16	K	A-Blunt	Gold	20/26	4.88	8.78	8.46	8.14

HDMI CABLE ASSEMBLIES

High Definition Multimedia Interface

Broadcast quality digital video/audio, and inter component control signals all in one compact. High-performance connection!

Features:
- Three layers of shielding
- Nitrogen-injected dielectric, meticulous construction
- Black
- DTV Link to DVD player, D-VHS recorder, set-top box and camcorder

RoHS Compliant

For quantities greater than listed, call for quote.

MOUSER STOCK NO.	Qualtek Part No.	Fig.	Description	Conn. Plating	Wire (AWG)	Length (m)	Price Each		
							1	10	25
562-1721001-03	1721001-03	L	Type A-Type A	Nickel	28	.914	8.76	8.65	8.32
562-1721003-03	1721003-03	M	Type A-DVI (18+1)	Nickel	28	.914	8.76	8.65	8.32
562-1721005-06	1721005-06	L	Type A-Type A	Nickel	28	1.83	13.25	12.72	11.78
562-1721007-06	1721007-06	M	Type A-DVI (18+1)	Nickel	28	1.83	11.11	10.96	10.55
562-1721009-10	1721009-10	L	Type A-Type A	Nickel	28	3.05	15.57	15.08	14.67
562-1721011-10	1721011-10	M	Type A-DVI (18+1)	Nickel	28	3.05	15.98	15.49	14.66
562-1721013-16	1721013-16	L	Type A-Type A	Nickel	26	4.88	23.32	22.21	20.57
562-1721015-16	1721015-16	M	Type A-DVI (18+1)	Nickel	26	4.88	25.29	24.67	22.75



© Copyright 2013 Mouser Electronics

© Copyright 2013 Mouser Electronics

KOBICONN AC Power Cords

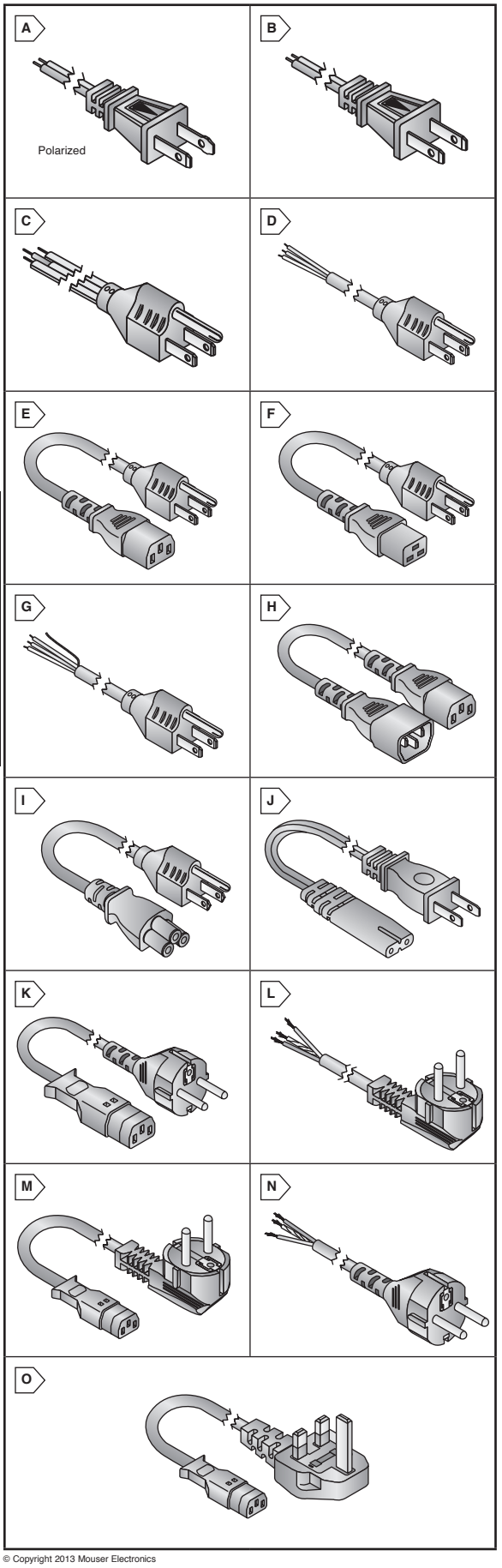

POWER SUPPLY CORDS

Both two and three conductors types are offered in 6', 7 1/2', 8', and 10' lengths with molded, low profile, crush resistant, NEMA 1-15P or 5-15P plugs. 18AWG types are rated 125V, 1250 watts. 16AWG type is rated 125V, 1625 watts. 14AWG type is rated 125V, 1875 watts.

Specifications:

- Temperature: 60°C
- Rated:

AWG	18	16	14	
Watts	1250	1625	1875	

Features:

- Economical and efficient
- Mechanical performance meets OEM requirements and blade wear requirements
- Excellent resistance to abrasion

RoHS Compliant

Two and Three Conductor Types

For quantities greater than listed, call for quote.

MOUSER STOCK NO.	Fig.	Size	Type	Rating @ 125V (A)	Length	Color	Price Each 1	10	100	500
Two Conductor Types, NEMA 1-15P Plug										
173-11112-E	A	18/2	SPT-1	10	6'	Black	3.46	3.14	2.86	2.60
173-11113-E	A	18/2	SPT-1	10	10'	Black	4.82	4.38	3.98	3.62
173-11116-E	A	18/2	SPT-1	10	10'	White	4.92	4.47	4.07	3.70
173-11102-E	B	18/2	SPT-1	10	6'	Black	3.46	3.15	2.86	2.60
173-11125-E	B	18/2	SPT-1	10	15'	Black	6.56	5.96	5.41	4.92
Three Conductor Types, NEMA 5-15P Plug										
173-33121-E	C	18/3	SPT-2	10	6'	Gray	5.38	4.89	4.45	4.04
173-33101-E	C	18/3	SPT-2	10	6'	Black	5.23	4.75	4.32	3.93
173-53101-E	D	18/3	SVT	10	6'	Black	5.36	4.88	4.43	4.02
173-53103-E	D	18/3	SVT	10	10'	Black	7.62	6.92	6.30	5.72
173-53102-E	D	18/3	SVT	10	8'	Black	6.56	5.96	5.42	4.93
173-53121-E	D	18/3	SVT	10	6'	Gray	5.23	4.75	4.32	3.93
173-53122-E	D	18/3	SVT	10	10'	Gray	7.76	7.05	6.42	5.83
173-73101-E	D	18/3	SJT	10	6'	Black	5.80	5.28	4.79	4.37
173-73103-E	D	18/3	SJT	10	10'	Black	8.87	8.07	7.33	6.67
173-73102-E	D	18/3	SJT	10	8'	Black	7.31	6.63	6.03	5.49
173-75102-E	D	16/3	SJT	13	8'	Black	9.72	8.84	8.04	7.30
173-75103-E	D	16/3	SJT	13	10'	Black	11.04	10.03	9.12	8.29
173-78101-E	D	14/3	SJT	15	6'	Black	11.50	10.44	9.50	8.63
173-78102-E	D	14/3	SJT	15	10'	Black	15.31	13.92	12.65	11.50
Three Conductor le AC Cord Set, NEMA 5-15P Plug										
173-63101-E	E	18/3	SVT	10	7'6"	Black	7.16	6.52	5.92	5.37
173-63102-E	E	18/3	SVT	10	8'	Black	7.49	6.81	6.18	5.62
173-63103-E	E	18/3	SVT	10	10'	Black	8.63	7.86	7.15	6.49
173-63121-E	E	18/3	SVT	10	7'6"	Gray	7.49	6.79	6.17	5.62
173-1218-E	F	14/3	SJT	15	6'6"	Black	18.52	16.84	15.30	13.91

SHIELDED, THREE CONDUCTOR POWER CORDS

Control the error-generating effects of ambient electrical interference.

- Low profile molded plug
- Color: black
- NEMA 5-15P Plug
- Drain wire terminated to ground pin of plug
- High stranding for extended flexibility
- 100% foil shield

RoHS Compliant

† Designed for use with Cincon and other table top power supplies.

For quantities greater than listed, call for quote.

MOUSER STOCK NO.	Fig.	AWG Strand	Type	Voltage Rating	Length	Price Each 1	10	100	500
173-53100-E	G	18/3 41/34	SVT	300V	6' 7"	7.02	6.38	5.80	5.26
† 173-0602-E	E	18/3 41/34	SVT	125VAC/10A	6' 7"	8.05	7.32	6.64	6.05
173-0621-E	E	18/3 41/34	SVT	125VAC/10A	10'	10.61	9.65	8.77	7.97
173-0603-E	H	18/3 41/34	SVT	125VAC/10A	3' 3"	5.59	5.07	4.62	4.21

LAPTOP / POWER SUPPLY CORDS

Can be used with many laptop power supplies.

RoHS Compliant

✻ Designed for use with Phihong, Cincon, and other table top power supplies.

For quantities greater than listed, call for quote.

MOUSER STOCK NO.	Fig.	Size	Type	Length	Color	Price Each 1	10	100	500
173-21103-E	I	3 conductor 18AWG	SVT	6'	Black	6.41	5.82	5.30	4.82
173-21113-E	I	3 conductor 18AWG	SVT	10'	Black	7.75	7.05	6.41	5.83
✻ 173-21102-E	J	2 conductor 18AWG	SPT-2	6'	Black	4.32	3.92	3.56	3.23

INTERNATIONAL POWER CORDS

- Conductors: 3 x 1.00 (mm2)

RoHS Compliant

For quantities greater than listed, call for quote.

MOUSER STOCK NO.	Fig.	Cord Type	Rating @ 250V (A)	Length (Meters)	Color	Price Each 1	10	100	500
Continental Europe									
173-4002-E	K	HO5VV-F	10	2.5	Black	8.51	7.74	7.03	6.40
173-6003-E	L	HO5VV-F	10	2.5	Black	7.47	6.79	6.17	5.62
173-7001-E	M	HO5VV-F	10	2.5	Black	8.52	7.74	7.03	6.40
173-6004-E	N	HO5VV-F	10	2.5	Black	7.47	6.79	6.17	5.62
United Kingdom									
173-0002-E	O	HO5VV-F	10	2.5	Black	11.64	10.58	9.62	8.75

© Copyright 2013 Mouser Electronics

© Copyright 2013 Mouser Electronics

QUALTEK Power Cords

RoHS Compliant **This product is RoHS compliant.**

Qualtek ELECTRONICS CORPORATION
Primary Power Components Div.

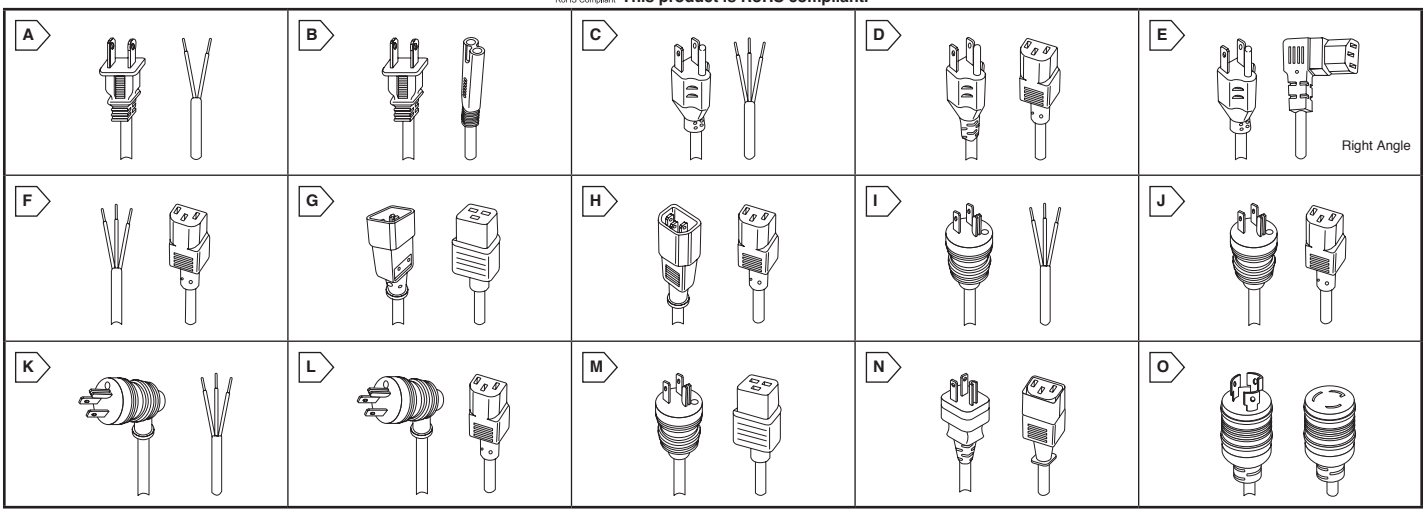

NORTH AMERICAN POWER CORDS

2 Conductor Power Cords

All cords have CEE Color Code (Brown/Blue/Green/Yellow), with 60°C temperature rating unless marked as below:

† North American Color Code (Black/White/Green)
# Temperature Rating: 105°C VW-1

c UL us LISTED

For quantities greater than listed, call for quote.

MOUSER STOCK NO.	Qualtek Part No.	Fig.	"L"	Cordage	No. of Cond. AWG	Amps 125V	Nema Plug	Conn.	Price Each 1	10	25
562-221001-01	221001-01	A	6'0"	SPT-1 †	2 x 18	10	1-15	-	2.05	1.97	1.90
562-221002-01	221002-01	A	9'0"	SPT-1 †	2 x 18	10	1-15	-	2.65	2.46	2.35
562-223020-01	223020-01	B	6'0"	SPT-2 † #	2 x 18	7	1-15	C7	2.25	2.09	2.01
562-223021-01	223021-01	B	8'0"	SPT-2 † #	2 x 18	7	1-15	C7	3.81	3.54	3.18

3 Conductor Power Cords - Unshielded

All cords have CEE Color Code (Brown/Blue/Green/Yellow), with 60°C temperature rating unless marked as below:

† North American Color Code (Black/White/Green)
# Temperature Rating: 105°C VW-1

Features:
- Black: -01
- Gray: -06

c UL us LISTED

For quantities greater than listed, call for quote.

MOUSER STOCK NO.	Qualtek Part No.	Fig.	"L"	Cordage	No. of Cond. AWG	Amps 125V	Nema Plug	Conn.	Price Each 1	10	25
562-211011-01	211011-01	C	6'0"	SVT †	3 x 18	10	5-15		3.62	3.43	3.25
562-211011-06	211011-06	C	6'0"	SVT †	3 x 18	10	5-15	-	4.39	4.08	3.79
562-211012-06	211012-06	C	8'0"	SVT †	3 x 18	10	5-15	-	4.56	4.28	4.01
562-211017-06	211017-06	C	6'0"	SVT †	3 x 18	10	5-15	-	5.71	5.32	4.94
562-21101806	211018-06	C	8'0"	SJT †	3 x 18	10	5-15	-	4.16	3.95	3.76
562-311010-01	311010-01	C	9'10"	SVT	3 x 18	10	5-15	-	5.19	5.03	4.82
562-311016-01	311016-01	C	9'10"	SJT	3 x 18	10	5-15	-	6.84	6.29	5.78
562-311007-01	311007-01	C	6'7"	SVT	3 x 18	10	5-15	-	3.42	3.08	2.91
562-311013-01	311013-01	C	6'6"	SJT	3 x 18	10	5-15	-	6.79	6.13	5.71
562-311019-01	311019-01	C	6'6"	SJT	3 x 16	13	5-15	-	6.90	6.24	5.65
562-311022-01	311022-01	C	9'8"	SJT	3 x 16	13	5-15	-	10.33	9.31	8.43
562-311027-01	311027-01	C	9'10"	SJT	3 x 14	15	5-15	-	10.33	9.30	9.01
562-212004-01	212004-01	D	7'6"	SVT †	3 x 18	10	5-15	C13	4.71	4.39	4.15
562-212013-01	212013-01	D	7'6"	SJT †	3 x 16	13	5-15	C13	6.54	6.27	6.07
562-312003-01	312003-01	D	7'6"	SVT	3 x 18	10	5-15	C13	4.33	4.15	4.01
562-312007-01	312007-01	D	6'7"	SJT	3 x 18	10	5-15	C13	5.04	4.17	3.89
562-312008-01	312008-01	D	7'6"	SJT	3 x 18	10	5-15	C13	5.67	5.35	5.00
562-312010-01	312010-01	D	9'10"	SJT	3 x 18	10	5-15	C13	6.90	6.55	6.42
562-312011-01	312011-01	D	6'6"	SJT	3 x 16	13	5-15	C13	6.53	5.39	4.74
562-312014-01	312014-01	D	9'10"	SJT	3 x 16	13	5-15	C13	7.49	7.22	6.96
562-312019-01	312019-01	D	9'10"	SJT	3 x 14	15	5-15	C13	9.60	8.75	7.84
562-312021-01	312021-01	D	7'6"	SVT #	3 x 18	10	5-15	C13	4.82	4.57	4.34
562-313001-01	313001-01	E	7'6"	SVT	3 x 18	10	5-15	C13	5.03	4.79	4.45
562-313003-01	313003-01	E	6'7"	SVT	3 x 18	10	5-15	C13	5.14	4.69	4.28
562-313006-01	313006-01	E	6'6"	SJT	3 x 18	10	5-15	C13	6.26	5.74	5.28
562-313011-01	313011-01	E	7'6"	SJT	3 x 16	13	5-15	C13	7.97	7.58	7.16
562-313014-01	313014-01	E	9'10"	SJT	3 x 16	13	5-15	C13	7.83	7.07	6.53
562-315005-01	315005-01	F	6'6"	SJT	3 x 16	10	-	C13	5.24	4.89	4.54
562-315008-01	315008-01	F	9'10"	SJT	3 x 18	10	-	C13	5.14	4.88	4.72

3 Conductor Power Cords - Unshielded (CONT.)

MOUSER STOCK NO.	Qualtek Part No.	Fig.	"L"	Cord.	No. of Cond. AWG	Amps V	Nema Plug	Conn.	Price Each 1	10	25
562-331010-01	331010-01	G	9'10"	SJT	3 x 14	15@250	C20	C19	12.84	12.41	11.98
562-318002-01	318002-01	H	3'3"	SVT	3 x 18	10@125	C14	C13	4.02	3.89	3.52
562-318005-01	318005-01	H	3'3"	SJT	3 x 18	10@125	C14	C13	3.73	3.57	3.31
562-318007-01	318007-01	H	3'3"	SJT	3 x 16	13@125	C14	C13	4.18	3.99	3.88

Hospital Grade - Unshielded

Features:
- With North American Color Code (Black/White/Green)
- Cordage: SJT
- Temperature rating: 60°C

✻ Hospital Grade Clear Plug
✻✻ Hospital Grade Gray Plug
†† Hospital Grade Black Plug
† Right Angle Plug

UL SA

For quantities greater than listed, call for quote.

MOUSER STOCK NO.	Qualtek Part No.	Fig.	"L"	Cord. Color	No. of Cond. AWG	Amps 125V	Nema Plug	Conn.	Price Each 1	10	25
✻ 562-232002-06	232002-06	I	8'0"	Gray	3 x 18	10	5-15	-	6.74	6.40	6.26
✻ 562-232003-06	232003-06	I	10'0"	Gray	3 x 18	10	5-15	-	9.69	9.20	8.98
✻✻ 562-232010-06	232010-06	I	8'0"	Gray	3 x 18	10	5-15	-	6.07	5.75	5.47
✻✻ 562-232011-06	232011-06	I	10'0"	Gray	3 x 18	10	5-15	-	7.97	7.65	7.17
✻ 562-233002-06	233002-06	J	8'0"	Gray	3 x 18	10	5-15	C13	6.67	6.42	6.12
✻ 562-233003-06	233003-06	J	10'0"	Gray	3 x 18	10	5-15	C13	11.81	11.21	10.66
✻✻ 562-233008-06	233008-06	J	8'0"	Gray	3 x 18	10	5-15	C13	7.08	6.73	6.42
✻✻ 562-233009-06	233009-06	J	10'0"	Gray	3 x 18	10	5-15	C13	7.44	7.06	6.71
†✻✻ 562-242003-06	242003-06	K	10'0"	Gray	3 x 18	10	5-15	-	6.12	5.93	5.52
†✻✻ 562-243003-06	243003-06	L	10'0"	Gray	3 x 18	10	5-15	C13	13.38	12.14	11.53
✻✻ 562-233080-06	233080-06	M	10'0"	Gray	3 x 12	20	5-15	C19	19.55	18.66	17.77
✻ 562-233081-06	233081-06	N	10'0"	Gray	3 x 12	20	5-20	C19	19.55	18.66	17.77
✻✻ 562-233082-06	233082-06	M	10'0"	Gray	3 x 14	15	5-15	C19	14.97	14.28	13.61
✻✻ 562-233056-06	233056-06	J	10'0"	Gray	3 x 16	13	5-15	C13	9.60	9.16	8.72
†† 562-233058-01	233058-01	J	10'0"	Black	3 x 16	13	5-15	C13	9.60	9.16	8.72

Twist Lock Power Cord - Unshielded

Features:
- With North American Color Code (Black/White/Green)
- Cordage: SJT
- Temperature rating: 60°C

c UL us LISTED

For quantities greater than listed, call for quote.

MOUSER STOCK NO.	Qualtek Part No.	Fig.	"L"	Cord. Color	No. of Cond. AWG	Amps 125V	Plug	Conn.	Price Each 1	10	25
562-250069-01	250069-01	O	10'0"	Black	3 x 16	13	L5-15P	L5-15R	14.61	13.94	13.28

Universal Jumper Cords

Features:
- Cordage: SJT/HO5VV-F
- CEE Color Code
- Temperature rating: 60°C

VDE UL SA

For quantities greater than listed, call for quote.

MOUSER STOCK NO.	Qualtek Part No.	Fig.	"L"	Cord. Color	No. of Cond. AWG	Amps 250V	Plug	Conn.	Price Each 1	10	25
562-319002	319002-T01	H	3'3"	Black	3 x 18/3 x 1.0mm²	10.0	C14	C13	4.71	4.55	4.10
562-319004	319004-T01	H	8'2"	Black	3 x 18/3 x 1.0mm²	10.0	C14	C13	6.73	6.42	6.01

SAFETY RETAINER CLIPS

Helps prevent accidental removal of detachable power cordsets from IEC 320-C14 Power Inlets and IEC 320-C13 Outlets.
Kit contains: 1 stainless steel clip; 2 threaded posts;
2 threaded nuts; 2 washers

For quantities greater than listed, call for quote.

MOUSER STOCK NO.	Qualtek Part No.	Description	Price Each 1	10	25
562-730B-01	730B-00/00	Used on power cord Fig. D, F, and H in conjunction with a screw mount IEC power inlet	2.66	2.38	2.18
562-730B-05	730B-00/05	Used on power cord Fig. D, F, and H in conjunction with a screw mount IEC power inlet	2.74	2.47	2.08
562-731B-00	731B-00/00	Used on power cord Fig. J or L in conjunction with a screw mount IEC power inlet	3.48	3.10	2.92
562-732B-00	732B-00/00	Used on power cord Fig. H in conjunction with a screw mount IEC power inlet	3.40	3.16	2.94

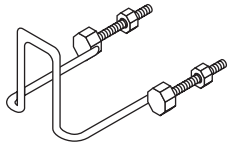

© Copyright 2013 Mouser Electronics

© Copyright 2013 Mouser Electronics

VOLEX 3-Conductor Power Cords

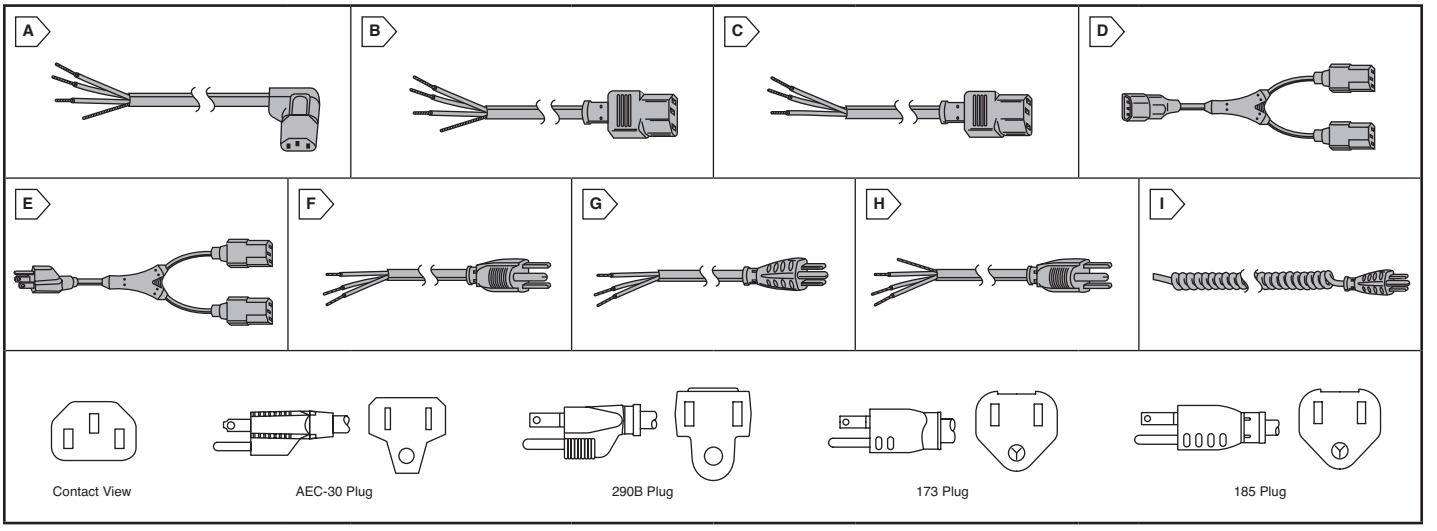

VOLEX 3-CONDUCTOR EQUIPMENT CORDS

- Outer Jacket Stripped 2"-51mm
- Conductors Stripped and Twisted 5/8"-16mm
- International Color Coding
- Temperature: 60°C
- Drain Wire: SVT-22AWG SJT - 20AWG

Shielded, Black Jacket Color - Right Angle

RoHS Compliant

MOUSER STOCK NO.	Volex Part No.	Fig.	Length	AWG (Stranded)	Nominal O.D. (in.)	Rating	Cord	Price Each
686-17751	17751	A	6' 7"	18 (41x34)	.270	1250W/10A	SVT	10.12

Unshielded, PVC Black Jacket Color - Right Angle

RoHS Compliant

MOUSER STOCK NO.	Volex Part No.	Fig.	Length	AWG (Stranded)	Nominal O.D. (in.)	Rating	Recap.	Cord	Price Each
686-17536	17536	A	6' 7"	18 (41x34)	.315	1250W/10A	PH910	SJT	7.88
686-17537	17537	A	9' 10"	18 (41x34)	.315	1250W/10A	PH910	SJT	11.00

Foil Shielded, PVC Jacketed Black Jacket Color

MOUSER STOCK NO.	Volex Part No.	Fig.	Length	AWG (Stranded)	Nominal O.D. (in.)	Rating	Recap.	Cord	Price Each
686-17749	17749	B	6' 7"	18 (41x34)	.270	1250W/10A	386A	SVT	14.52
686-17620	17620	B	6' 7"	16 (65x34)	.353	1625W/13A	386E	SJT	14.81
686-17621	17621	B	9' 10"	16 (65x34)	.353	1625W/13A	386E	SJT	24.80

Unshielded, PVC Jacketed, Black Jacket Color

MOUSER STOCK NO.	Volex Part No.	Fig.	Length	AWG (Stranded)	Nominal O.D. (in.)	Rating	Recap.	Cord	Price Each
686-17254	17254	C	7' 6"	18 (41x34)	.246	1250W/10A	386	SVT	7.06
686-17518	17518	C	6' 7"	18 (41x34)	.315	1250W/10A	386A	SJT	8.67
686-17520	17520	C	6' 7"	16 (26x30)	.340	1625W/13A	386E	SJT	11.57
686-17521	17521	C	9' 10"	16 (26x30)	.340	1625W/13A	386E	SJT	14.82

VOLEX Y-CORD TWIN END CORD SETS

- Color Coding North America
- Jack Color: Black
- Temperature Rating: 60°C
- Length of individual leg: 2ft.

MOUSER STOCK NO.	Volex Part No.	Fig.	Length	AWG (Stranded)	Nominal O.D. (in.)	Rating	Cord	Price Each 1	Price Each 25
686-17268A	17268A	D	6'	18 (41x34)	.315	125V, 10A	---	14.95	13.46
686-17272A	17272A	E	6'	18 (41x34)	.315	125V, 10A	AEC-30	13.88	12.47
686-17274A	17274A	E	6'	16 (65x34)	.340	250V, 13A	AEC-30	16.69	15.54

© Copyright 2013 Mouser Electronics

VOLEX 3-CONDUCTOR PLASTIC NEMA 5-15P ORIGINAL EQUIPMENT CORDS

- Outer Jacket Stripped 2"-51mm
- Conductors Stripped and Twisted 5/8"-16mm
- Jacket Color: Black
- International Color Coding
- Temperature Rating: 60°C
- Drain Wire: SVT-22AWG, SJT-20AWG
- ✻ Temperature Rating: 105°C

Unshielded

MOUSER STOCK NO.	Volex Part No.	Fig.	Length	AWG (Stranded)	Nominal O.D. (in.)	Rating	Plug	Cord	Price Each
PVC Jacketed									
686-17512	17512	F	6' 7"	18 (41x34)	.315	1250W/10A	290B	SJT	6.09
686-17513	17513	F	9' 10"	18 (41x34)	.315	1250W/10A	290B	SJT	7.96
686-17514	17514	F	6' 7"	16 (65x34)	.340	1625W/13A	290B	SJT	10.73
686-17516	17516	F	6' 7"	14 (41x30)	.380	1875W/15A	173	SJT	9.59
686-17517	17517	F	9' 10"	14 (41x30)	.380	1875W/15A	173	SJT	19.22
686-17534	17534	F	6' 7"	18 (41x34)	.246	1250W/10A	290B	SVT	5.30
686-17535	17535	F	9' 10"	18 (41x34)	.246	1250W/10A	290B	SVT	7.01
✻ 686-17747	17747	F	6' 7"	18 (41x34)	.246	1250W/10A	290B	SVT	5.55
Gray PVC Jacketed									
686-17237	17237	F	6'	18 (41x34)	.246	1250W/10A	290B	SVT	9.47
686-17239	17239	F	8'	18 (41x34)	.246	1250W/10A	290B	SVT	5.87
686-17405	17405	F	6'	18 (16x30)	.315	1250W/10A	290B	SJT	5.71
686-17407	17407	F	8'	18 (16x30)	.315	1250W/10A	290B	SJT	8.38
686-17276	17276	F	20'	16 (26x30)	.340	1625W/13A	290B	SJT	22.56
Black Rubber or Neoprene Jacketed									
686-17238	17238	F	8'	18 (41x34)	.246	1250W/10A	290B	SV	9.12
686-17406	17406	G	6'	18 (16x30)	.315	1250W/10A	290B	SJ	10.70
686-17408	17408	G	8'	18 (16x30)	.315	1250W/10A	290B	SJ	10.18
686-17412	17412	G	12'	18 (16x30)	.315	1250W/10A	290B	SJ	14.71
686-17419	17419	G	9'	16 (26x30)	.340	1625W/13A	185	SJ	15.86
686-17422	17422	G	12'	16 (26x30)	.340	1625W/13A	185	SJ	19.41
68617629	17629	G	9'	14 (41x30)	.380	1875W/15A	173	SJ	27.84
686-17635	17635	G	15'	14 (41x30)	.380	1875W/15A	173	SJ	35.95

Shielded

686-17614	17614	H	6' 7"	16 (65x34)	.365	1625W/13A	185	SJT	13.21
686-17615	17615	H	9' 10"	16 (65x34)	.365	1625W/13A	185	SJT	18.40
686-17720	17720	H	6' 7"	18 (41x34)	.270	1250W/10A	290B	SVT	10.76
✻ 686-17740	17740	H	6' 7"	18 (41x34)	.270	1250W/10A	290B	SVT	8.25
686-17741	17741	H	9' 10"	18 (41x34)	.270	1250W/10A	290B	SVT	12.97

Foil and Braid Shielded

RoHS Compliant

MOUSER STOCK NO.	Volex Part No.	Fig.	Length	AWG (Stranded)	Nominal O.D. (in.)	Rating	Plug	Cord	Price Each
686-17650	17650	H	6' 7"	18 (41x34)	.307	1250W/10A	290B	SVT	11.51

VOLEX RETRACTILE CORD

- Rubber Insulated, Neoprene Jacketed

686-17449	17449	I	2 to 12'	16 (65x34)	1.37	1625W/13A	173	SJO	49.57

VOLEX REPLACEMENT CORD FOR LAPTOP COMPUTERS

- Designed to work with Dell, Compaq, and IBM Laptop Computers. 18AWG, 3 Conductor

MOUSER STOCK NO.	Volex Part No.	Nominal O.D. (in.)	Length	Rating	Price Each 1	Price Each 25
686-17036	17036	.144 x .280	6'	125V/2.5A	6.31	5.72

© Copyright 2013 Mouser Electronics

VOLEX Power Cords and Retractile Cords

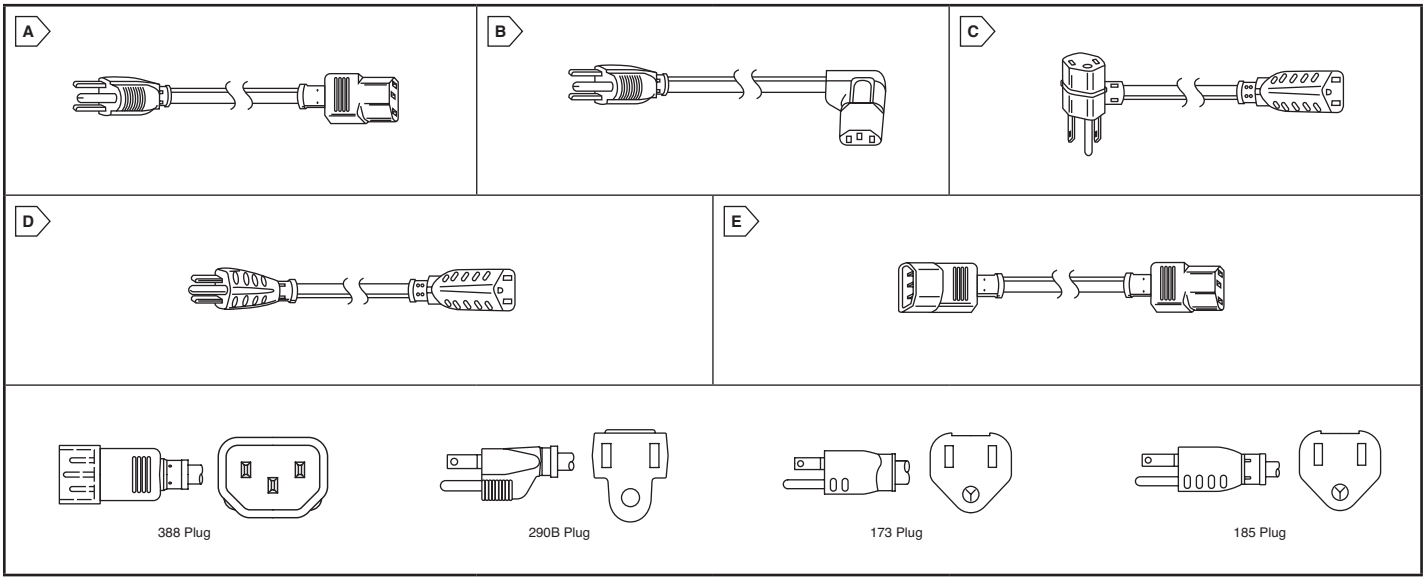

VOLEX 3-CONDUCTOR DETACHABLE POWER SUPPLY CORDS

- Temperature: 60°C, 125V ✻ Rated 105°C
- International Color Coding

Foil Shielded, Black PVC Jacketed

MOUSER STOCK NO.	Volex Part No.	Fig.	AWG (Stranded)	Length	Rating	Plug	Conn.	Cord	Price Each
686-17600	17600	A	18 (41x34)	6' 7"	1250 W/10A	185	386A	SJT	8.80
686-17601	17601	A	18 (41x34)	9' 10"	1250 W/10A	185	386A	SJT	11.52
686-17602	17602	A	16 (65x34)	6' 7"	1625 W/13A	290B	386E	SJT	11.06
686-17603	17603	A	16 (65x34)	9' 10"	1625 W/13A	290B	386E	SJT	18.31
686-17604	17604	A	14 (41x30)	6' 7"	1875 W/15A	173	386E	SJT	13.14
686-17605	17605	A	14 (41x30)	9' 10"	1875 W/15A	173	386E	SJT	19.93
✻ 686-17725	17725	A	18 (41x34)	6' 7"	1250 W/10A	290B	386A	SVT	8.83
686-17742	17742	A	18 (41x34)	6' 7"	1250 W/10A	290B	386A	SVT	6.91
686-17743	17743	A	18 (41x34)	9' 10"	1250 W/10A	290B	386A	SVT	11.34

Foil and Braid Shielded, Black PVC Jacketed

RoHS Compliant

MOUSER STOCK NO.	Volex Part No.	Fig.	AWG (Stranded)	Length	Rating	Plug	Conn.	Cord	Price Each
686-17660	17660	A	18 (41x34)	6' 7"	1250 W/10A	290B	386A	SVT	12.77
686-17661	17661	A	18 (41x34)	9' 10"	1250 W/10A	290B	386A	SVT	17.92

Foil Shielded, Black PVC Jacketed, Right Angle

RoHS Compliant

MOUSER STOCK NO.	Volex Part No.	Fig.	AWG (Stranded)	Length	Rating	Plug	Conn.	Cord	Price Each
686-17606	17606	B	18 (41x34)	6' 7"	1250 W/10A	290B	PH910	SJT	13.96
686-17609	17609	B	16 (65x34)	9' 10"	1625 W/13A	185	PH910	SJT	14.53
686-17746	17746	B	18 (41x34)	9' 10"	1250 W/10A	290B	PH910	SVT	11.68

Add-A-Line - SJT Cord Unshielded, Black PVC Jacketed

RoHS Compliant

MOUSER STOCK NO.	Volex Part No.	Fig.	AWG (Stranded)	Length	Rating	Plug	Conn.	Cord	Price Each
686-17462	17462	C	16 (26x30)	.340"	8'	1625 W/13A	AEC-50	AEC-210	20.08
686-17463	17463	C	16 (26x30)	.340"	15'	1625 W/13A	AEC-50	AEC-210	26.14

VOLEX 3-CONDUCTOR DETACHABLE CORD

Unshielded, Black PVC Jacketed

MOUSER STOCK NO.	Volex Part No.	Fig.	AWG (Stranded)	Length	Rating	Plug	Conn.	Cord	Price Each
686-17249	17249	A	18 (41x34)	6'	1250 W/10A	290B	386	SVT	4.78
686-17250	17250	A	18 (41x34)	7' 6"	1250 W/10A	290B	386	SVT	5.83
686-17251	17251	A	18 (41x34)	7' 6"	1250 W/10A	290B	386	SVT	6.02
686-17500	17500	A	18 (41x34)	6' 7"	1250 W/10A	290B	386A	SJT	5.45
686-17501	17501	A	18 (41x34)	9' 10"	1250 W/10A	290B	386A	SJT	8.57
686-17000A	17000A	A	18 (41x34)	3'	1250 W/10A	290B	386	SVT	5.31
686-17002A	17002A	A	18 (41x34)	1' 6"	1250 W/10A	290B	386A	SVT	3.42
686-17001A	17001A	A	16 (26x30)	3'	1625 W/13A	290B	386E	SJT	7.00
686-17502	17502	A	16 (26x30)	6' 7"	1625 W/13A	290B	386E	SJT	10.42
686-17255	17255	A	16 (26x30)	7' 6"	1625 W/13A	290B	386E	SJT	14.85
686-17503	17503	A	16 (26x30)	9' 10"	1625 W/13A	290B	386E	SJT	14.26
686-17504	17504	A	14 (41x30)	6' 7"	1875 W/15A	173	386E	SJT	6.98
686-17757	17757	A	18 (41x34)	7' 6"	1250 W/10A	290B	386A	SVT	13.34
✻ 686-17758	17758	A	18 (41x34)	6' 7"	1250 W/10A	290B	386A	SJT	11.72

Unshielded, Black PVC Jacketed, Right Angle

MOUSER STOCK NO.	Volex Part No.	Fig.	AWG (Stranded)	Length	Rating	Plug	Conn.	Cord	Price Each
686-17506	17506	B	18 (41x34)	6' 7"	1250 W/10A	290B	910	SJT	8.52
686-17507	17507	B	18 (41x34)	9' 10"	1250 W/10A	290B	910	SJT	12.03
686-17508	17508	B	16 (26x30)	6' 7"	1625 W/13A	290B	910	SJT	13.66
686-17509	17509	B	16 (26x30)	9' 10"	1625 W/13A	290B	910	SJT	13.50

VOLEX SJ CORD UNSHIELDED, BLACK PVC JACKETED

RoHS Compliant

MOUSER STOCK NO.	Volex Part No.	Fig.	AWG (Stranded)	Length	Rating	Plug	Conn.	Cord	Price Each
686-17461	17461	D	16 (26x30)	.340"	10'	1625 W/13A	290B	108	25.63

VOLEX JUMPER CORDS

- Rated 60°C, 125V

MOUSER STOCK NO.	Volex Part No.	Fig.	AWG (Stranded)	Length	Rating	Plug	Conn.	Cord	Price Each
Foil Shielded									
686-17753	17753	E	18 (41x34)	3' 3"	1250 W/10A	388A	386A	SVT	5.75
Unshielded									
686-17524	17524	E	18 (41x34)	3' 3"	1250 W/10A	388A	386A	SJT	6.90
686-17525	17525	E	16 (26x30)	3' 3"	1625 W/13A	388B	386E	SJT	8.45

© Copyright 2013 Mouser Electronics
© Copyright 2013 Mouser Electronics

KOBICONN AC Inlets and Outlets

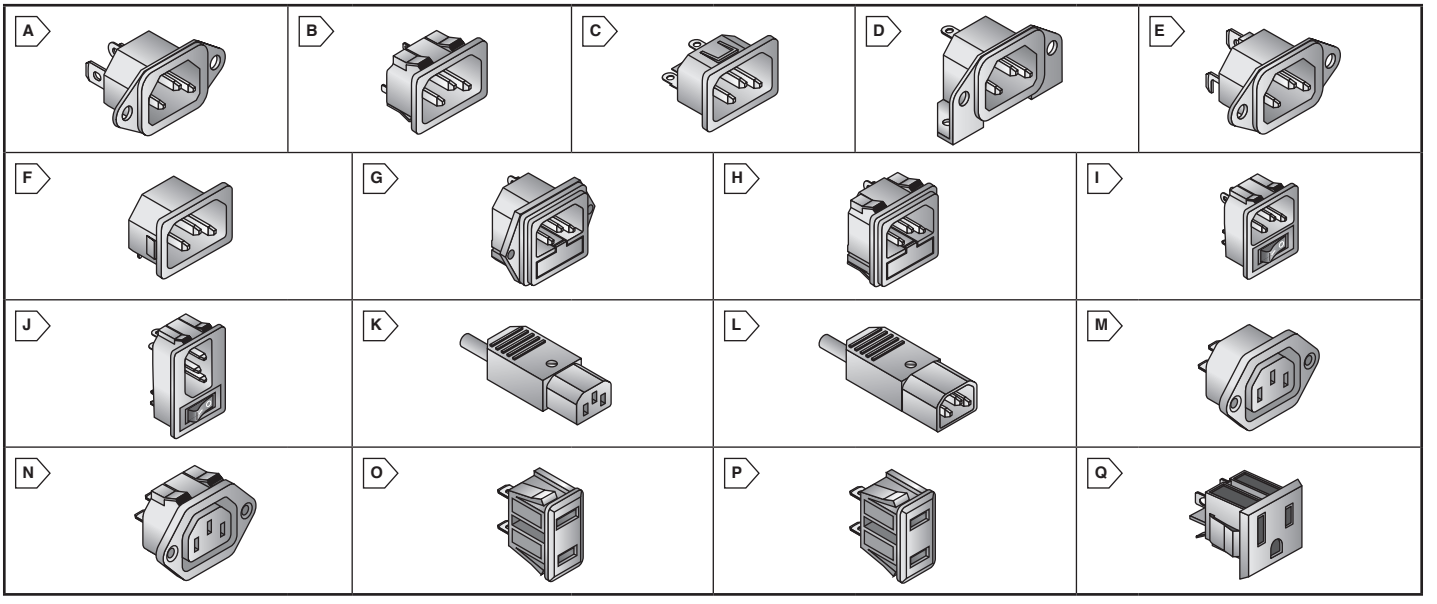

Common Features:

- Fuse Not Included
- RoHS Compliant

RoHS Compliant

IEC 60320 C14 INLETS

For quantities greater than listed, call for quote.

MOUSER STOCK NO.	Kobiconn Part No.	Fig.	Rating	Insulation Resistance	Mounting Type	Body Material	Price Each			
							1	10	100	500
161-R30148-E	R-301(48)	A	10A 250VAC	Over 100MΩ at 500VDC	Screw/Solder	Black Glass-Fiber Thermoplastic	1.96	1.78	1.62	1.47
161-R301SN-E	R-301SN (00)	B	15A 250VAC	Over 100MΩ at 500VDC	Screw/Solder	Nylon 66	.67	.61	.556	.503
161-R301SN01-E	R-301SN(01)	C	10A 250VAC	Over 100MΩ at 500VDC	Screw/Solder	Nylon 66	.82	.749	.685	.621
161-R3019013-E	R-30190(13)	D	10A 250VAC	Over 100MΩ at 500VDC	Screw/Solder	Black Glass-Fiber Thermoplastic	1.04	.942	.856	.781
161-R301B07-E	R-301(B07)	E	10A 250VAC	Over 100MΩ at 500VDC	Snap On/PCB	Black Glass-Fiber Thermoplastic	1.19	1.08	.835	.642
161-R301SNC01-E	R-301SN(C01)	F	10A 250VAC	Over 100MΩ at 500VDC	Snap On/PCB	Black Glass-Fiber Nylon 66	.87	.792	.717	.653

INLETS WITH FUSE HOLDERS

- Suitable for 5x20mm Fuse

For quantities greater than listed, call for quote.

MOUSER STOCK NO.	Kobiconn Part No.	Fig.	Rating	Insulation Resistance	Mounting Type	Body Material	Price Each			
							1	10	100	500
161-R3013-E	R-3013	G	10A 250VAC	Over 100MΩ at 500VDC	Screw/Solder	P.B.T.	2.14	1.95	1.77	1.61
161-R3014-E	R-3014	H	10A 250VAC	Over 100MΩ at 500VDC	Snap On/Solder	Nylon 66	2.14	1.95	1.77	1.61

INLETS/OUTLETS

For quantities greater than listed, call for quote.

MOUSER STOCK NO.	Kobiconn Part No.	Fig.	Rating	Insulation Resistance	Mounting Type	Body Material	Price Each			
							1	10	100	500
161-R30161-E	R-301SN(61)	I	15A 250VAC	Over 100MΩ at 500VDC	Solder/Snap on Panel	Thermoplastic	2.45	2.23	2.02	1.84
161-R301B12-E	R-301SN(B12)	J	10A 250VAC	Over 100MΩ at 500VDC	Solder/Snap on Panel	Black Glass Fiber Thermoplastic	2.16	1.97	1.79	1.63

CABLE CONNECTORS

For quantities greater than listed, call for quote.

MOUSER STOCK NO.	Kobiconn Part No.	Fig.	Rating	Insulation Resistance	Mounting Type	Body Material	Price Each			
							1	10	100	500
Outlet										
161-R332-E	R-332	K	10A 250VAC	Over 100MΩ at 500VDC	3 Wire Plug	Thermoplastic	3.03	2.75	2.50	2.28
Inlet										
161-R331-E	R-331	L	10A 250VAC	Over 100MΩ at 500VDC	3 Wire Plug	Thermoplastic	3.03	2.75	2.50	2.28

IEC 60320 C13 OUTLETS

For quantities greater than listed, call for quote.

MOUSER STOCK NO.	Kobiconn Part No.	Fig.	Rating	Insulation Resistance	Mounting Type	Body Material	Price Each			
							1	10	100	500
161-R30200-E	R-302(00)	M	10A 250VAC	Over 100MΩ at 500VDC	Screw/Solder	P.B.T.	.66	.599	.546	.492
161-R302SN-E	R-302SN(00)	N	10A 250VAC	Over 100MΩ at 500VDC	Snap/Solder	Nylon 66	.93	.845	.77	.696

NEMA OUTLETS

For quantities greater than listed, call for quote.

MOUSER STOCK NO.	Kobiconn Part No.	Fig.	Rating	Insulation Resistance	Mounting Type	Body Material	Price Each			
							1	10	100	500
161-RU0298-E	RU-02(98)	O	15A 125VAC	Over 100MΩ at 500VDC	Snap/Solder	Nylon 66	.59	.535	.482	.439
161-RU0299-E	RU-02(99)	P	15A 125VAC	Over 100MΩ at 500VDC	Snap/Solder	Nylon 66	.59	.535	.482	.439
161-RU0200-E	RU-02(00)	Q	15A 125VAC	Over 100MΩ at 500VDC	Snap/Solder	Nylon 66	.66	.599	.546	.492

© Copyright 2013 Mouser Electronics
© Copyright 2013 Mouser Electronics

AC Plugs, Receptacles and Connectors

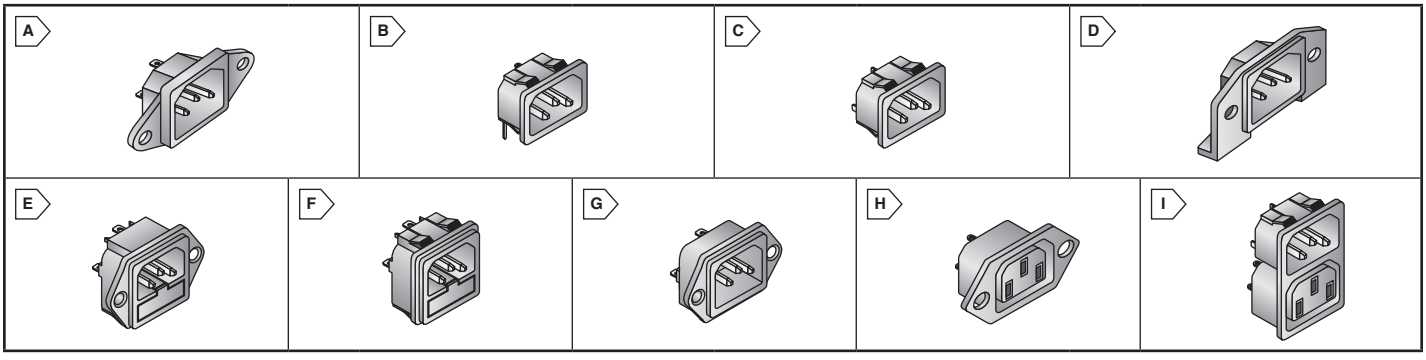

KOBICONN AC POWER INLETS/OUTLETS

AC Power Inlets

Specifications:

- Current rating: 15A/250VAC
- Temperature rating: 65°C

RoHS Compliant

For quantities greater than listed, call for quote.

MOUSER STOCK NO.	Fig.	Description	Terminal Type	Price Each		
				1	10	100
161-0707-1-E	A	Screw mount	Solder tab	.89	.685	.621
161-0707-1-187-E	A	Screw mount	Solder tab / .187" faston	.93	.717	.653
161-0707-1-250-E	A	Screw mount	.250" faston	1.11	.856	.781
161-0711-2-E	B	PCB mount	PC	1.34	1.03	.931
161-0711-250-E	C	Snap-in mount	.250" faston	1.24	.952	.867
161-0711-PQA-E	C	Snap-in mount	Solder tab / .187" faston	1.33	1.02	.92

PC Board AC Power Inlet

Specifications:

- Current rating: 15A/250VAC
- Temperature rating: 65°C

RoHS Compliant

For quantities greater than listed, call for quote.

MOUSER STOCK NO.	Fig.	Description	Terminal Type	Price Each		
				1	10	100
161-0714-7-E	D	Screw mount	PC	1.58	1.22	1.10

IEC 320 AC Power Inlets with Miniature Fuse Holder

Specifications:

- Current rating: 10A/250VAC
- Temperature rating: 65°C
- Accepts 5 x 20mm fuses

RoHS Compliant

For quantities greater than listed, call for quote.

MOUSER STOCK NO.	Fig.	Description	Terminal Type	Price Each		
				1	10	100
161-0717-187-E	E	Screw mount	Solder tab / .187" faston	2.24	1.86	1.69
161-0717-1-187-E	F	Snap-in mount	Solder tab / .187" faston	2.24	1.86	1.69

NEMA 5-15R, Screw Mount AC Power Inlets

Features:

- Mates to standard CEE-22 cord set
- Receptacles: approved for use in Europe
- Mates with detachable power cord sets 173-63101-E, 173-63102-E, 173-63121-E
- Mates to Belden 17250, 17251 power cords
- 16PJ522 fused receptacle accepts up to 6 amp midget fuse (5 x 20mm)

RoHS Compliant

For quantities greater than listed, call for quote.

MOUSER STOCK NO.	Fig.	Rating	Description	Price Each		
				1	10	100
161-3516-E	G	15A/250V	Standard w/solder lug terminal	1.51	1.16	1.05

IEC 320 AC Power Outlets

Specifications:

- Current rating: 10A / 250
- Temperature rating: 65°C

RoHS Compliant

For quantities greater than listed, call for quote.

MOUSER STOCK NO.	Fig.	Rating	Mounting Type	Terminal Type	Price Each		
					1	10	100
161-0708-1-E	H	10A/250V	Screw mount	Solder tab	.89	.738	.674

IEC 320 / CEE 22 Combination AC Power Inlet/Outlet

Specifications:

- Current Rating :10A / 250
- Temperature Rating: 65°

RoHS Compliant

For quantities greater than listed, call for quote.

MOUSER STOCK NO.	Fig.	Rating	Mounting Type	Terminal Type	Price Each		
					1	10	100
161-0712-E	I	10A/250V	Snap-in Mount	Solder Tab .187" Faston	3.19	2.99	2.61

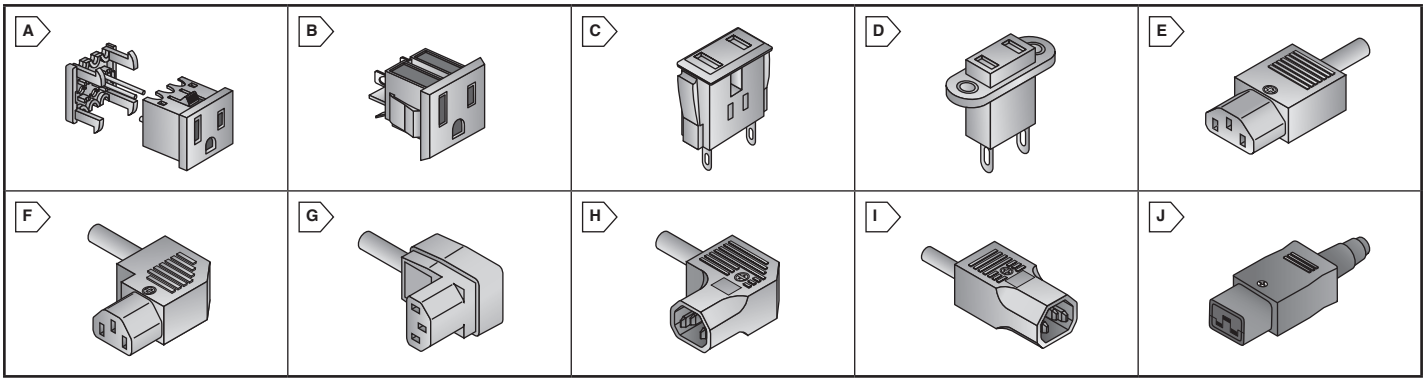

AC RECEPTACLES

Note: All 2 conductor receptacles are non-polarized unless otherwise noted.

Snap-In Mount

For quantities greater than listed, call for quote.

MOUSER STOCK NO.	Fig.	Description	Fits Panel Thickness	Price Each	
				1	10
161-0710-12-E	A	15A/125VAC, 3 cond. w/grd, v-slot, .205" faston	.039-.063	1.11	.931
161-0709-E	B	15A/125VAC, 3 cond. w/grd, solder tab, .187" faston	.039-.063	.75	.621
161-0715-E	C	15A/125VAC, 2 conductor, polarized	.031-.059	1.01	.77
15AC037	C	15A/125VAC, 2 conductor, polarized	.031-.047	1.51	1.17

Screw Mount

MOUSER STOCK NO.	Fig.	Rating	Description	Price Each	
				1	10
15AC021	D	15A/125VAC	2 conductor, black plastic	2.73	2.10

BULGIN AC CONNECTORS

- Nylon UL 94V0, screw terminals

RoHS Compliant

For quantities greater than listed, call for quote.

MOUSER STOCK NO.	Fig.	Rating	Description	Price Each	
				1	25
161-PX0587	E	10A/250VAC	3 wire socket	3.61	3.30
161-PX0587/SE	F	10A/250VAC	3 wire socket right angle	4.28	3.94
161-PX0588	G	10A/250VAC	3 wire socket	4.75	4.55
161-PX0597	H	10A/250VAC	3 wire socket hot conductor	4.37	4.01
171-PX0686	I	10A/250VAC	3 wire plug	4.30	3.95
171-PX0686/SE	H	10A/250VAC	3 wire plug right angle	4.95	4.55
161-PX0599	J	20A/250VAC	3 wire C19 socket	8.36	7.67

© Copyright 2013 Mouser Electronics
© Copyright 2013 Mouser Electronics

BULGIN Power Inlets and Outlets

IEC 320-1 FUSED POWER INLETS

5x20MM Single Fuse 10A 250VAC

- Room for spare fuse
- Fuses sold Separately

RoHS Compliant

For quantities greater than listed, call for quote.

MOUSER STOCK NO.	Bulgin Part No.	Fig.	Description	Price Each 1	25	50	100
161-PF0001/28	PF0001/28	A	Chassis mount 2.8mm solder tab	3.17	2.90	2.59	2.15
161-PF0001/63	PF0001/63	A	Chassis mount 6.3mm faston tab	3.16	2.90	2.58	2.15
161-PF0011/10/28	PF0011/10/28	B	Snap-in fit, 2.8mm solder tabs, 1mm panel thickness	3.14	2.88	2.56	2.14
161-PF0011/15/28	PF0011/15/28	B	Snap-in fit, 2.8mm solder tabs, 1.5mm panel thickness	3.14	2.88	2.56	2.14
161-PF0011/10/63	PF0011/10/63	B	Snap-in fit, 6.3mm faston tabs, 1mm panel thickness	3.20	2.93	2.61	2.17
161-PF0011/15/63	PF0011/15/63	B	Snap-in fit, 6.3mm faston tabs, 1.5mm panel thickness	3.20	2.93	2.61	2.17

Twin Fused 10A 250VAC

For quantities greater than listed, call for quote.

161-PF0030/28	PF0030/28	C	Chassis mount, 2.8mm solder tabs	4.82	4.41	3.93	3.28
161-PF0030/63	PF0030/63	C	Chassis mount, 6.3mm faston tabs	4.35	4.17	3.89	3.25
161-PF0033/15/28	PF0033/15/28	D	Snap-in fit, 2.8mm solder tabs, 1.5mm panel thickness	4.99	4.58	4.07	3.39
161-PF0033/15/63	PF0033/15/63	D	Snap-in fit, 6.3mm faston tabs, 1.5mm panel thickness	4.82	4.41	3.93	3.28

IEC 320-1 POWER INLETS

15A, 250VAC, UL and CSA

RoHS Compliant

For quantities greater than listed, call for quote.

MOUSER STOCK NO.	Bulgin Part No.	Fig.	Description	Price Each 1	25	50	100
161-PX0575/10/28	PX0575/10/28	E	Snap-in fit, 2.8mm solder tabs, 1mm panel thickness	1.64	1.50	1.33	1.11
161-PX0575/15/28	PX0575/15/28	E	Snap-in fit, 2.8mm solder tabs, 1.5mm panel thickness	1.71	1.56	1.40	1.17
161-PX0575/10/63	PX0575/10/63	E	Snap-in fit, 6.3mm faston tabs, 1mm panel thickness	1.73	1.59	1.40	1.18
161-PX0575/15/63	PX0575/15/63	E	Snap-in fit, 6.3mm faston tabs, 1.5mm panel thickness	1.69	1.54	1.37	1.14
161-PX0580/28	PX0580/28	F	Chassis mount, 2.8mm solder tabs	1.69	1.54	1.37	1.14
161-PX0580/63	PX0580/63	F	Chassis mount, 6.3mm faston tabs	1.77	1.63	1.43	1.20
161-PX0580/PC	PX0580/PC	G	PC mount	1.87	1.72	1.53	1.27

IEC 320-1 C20 POWER INLETS

20A, 250VAC, UL and CSA

RoHS Compliant

For quantities greater than listed, call for quote.

MOUSER STOCK NO.	Bulgin Part No.	Fig.	Description	Price Each 1	25	50	100
161-PX0596/63	PX0596/63	H	C20 Chassis mount, 6.3mm faston	2.28	1.80	1.65	1.48
161-PX0598/15/63	PX0598/15/63	I	C20 Snap-in fit, 6.3mm faston, 1.5mm panel thickness	2.48	2.28	2.03	1.69

IEC 320-2-2 POWER OUTLETS

15A, 250VAC, UL and CSA

RoHS Compliant

For quantities greater than listed, call for quote.

MOUSER STOCK NO.	Bulgin Part No.	Fig.	Description	Price Each 1	25	50	100
161-PX0675/28	PX0675/28	J	Chassis mount, 2.8mm solder tabs	1.85	1.69	1.49	1.24
161-PX0675/63	PX0675/63	J	Chassis mount, 6.3mm faston tabs	1.85	1.69	1.49	1.24
161-PX0675/PC	PX0675/PC	K	PC mount	1.92	1.75	1.56	1.29
161-PX0675/PC/12599	PC0675/PC/12600	K	PC mount with rear cover	4.22	3.88	3.45	3.17

IEC 320-2-2 POWER OUTLETS

15A, 250VAC, UL and CSA

RoHS Compliant

For quantities greater than listed, call for quote.

MOUSER STOCK NO.	Bulgin Part No.	Fig.	Description	Price Each 1	25	50	100
161-PX0695/15/28	PX0695/15/28	L	Snap-in fit, 2.8mm solder tabs, 1.5mm panel thickness	1.98	1.82	1.61	1.35
161-PX0695/15/63	PX0695/15/63	L	Snap-in fit, 6.3mm faston tabs, 1.5mm panel thickness	1.89	1.73	1.53	1.28

C14 IEC 320-1 FUSED INLETS

- Fuses sold Separately

Vertical Module Arrangement 10A, 250VAC

RoHS Compliant

For quantities greater than listed, call for quote.

MOUSER STOCK NO.	Bulgin Part No.	Fig.	Description	Price Each 1	25	50	100
161-BZV01/Z0000/01	BZV01/Z0000/01	M	Snap-in fit, SP switch, 6.3mm faston tabs	8.14	7.48	6.63	5.55
161-BZV01/Z0000/02	BZV01/Z0000/02	M	Snap-in fit, SP red neon switch, 6.3mm faston tabs	11.26	10.34	9.18	7.67
161-BZV01/Z0000/10	BZV01/Z0000/10	M	Snap-in fit, DP switch, 6.3mm faston tabs	8.62	7.92	7.04	5.87
161-BZV01/Z0000/11	BZV01/Z0000/11	M	Snap-in fit, DP red neon switch, 6.3mm faston tabs	12.13	11.14	9.90	8.25

Retaining Clip Kit

RoHS Compliant

For quantities greater than listed, call for quote.

MOUSER STOCK NO.	Bulgin Part No.	Fig.	Description	Price Each 1	25	50	100
161-KT0006	KT0006	N	Fits Bulgin PX0580, PX0590, PX0675, PX0690, PX0793, & PX0739/1	3.06	2.81	2.50	2.09
161-KT0012	KT0012	N	Fits Bulgin PX0596	6.37	5.83	3.86	3.73

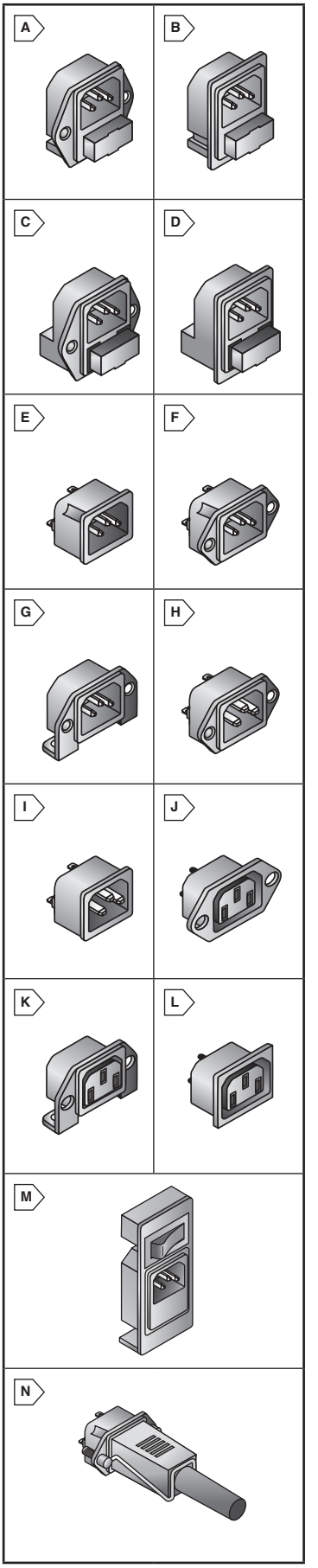

© Copyright 2013 Mouser Electronics

© Copyright 2013 Mouser Electronics

QUALTEK AC Receptacles

Qualtek Electronics Corporation

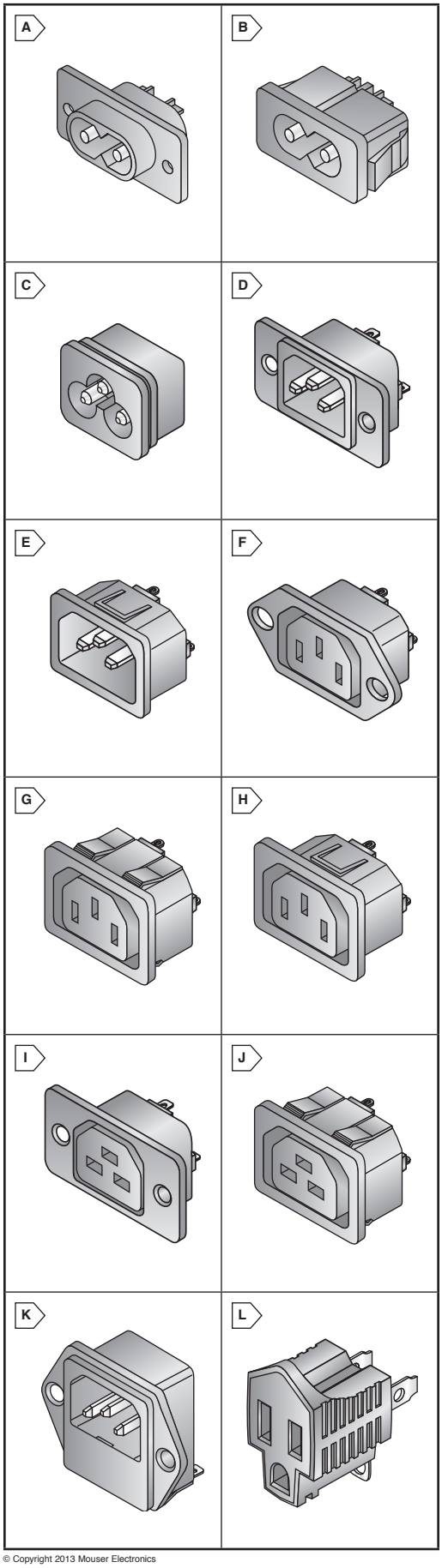

LOW CURRENT INLET IEC 320-C6/C8

Male low current inlet with snap-in and screw mount version.

Features:
- Max Rating: 2.5A/250VAC

✻ Universal snap-in feature to fit 0.6mm; 1.5mm panel thickness

RoHS Compliant

For quantities greater than listed, call for quote.

MOUSER STOCK NO.	Qualtek Part No.	Fig.	Description	Terminals	Price Each			
					1	10	25	50
562-77001	770W-00/01	A	Screw Mount	Solder Tab	.90	.782	.718	.663
562-77101	771W-X2/01	B	Snap-in Mount ✻	Solder Tab	.70	.621	.546	.482
562-77102	771W-X2/02	B	Snap-in Mount ✻	PCB Mount	1.05	.91	.835	.779
562-771W-CX2/01	771W-CX2/01	C	Snap-in Mount ✻	Solder Tab	1.16	1.06	.978	.908

AC POWER INLETS IEC 320-C20

Male power outlets include snap-in and screw mount types.

Features:
- Max Rating: UL & CSA 20A/250VAC - VDE 16A/250VAC

† Panel thickness: 1.5mm (1.0, 2.0, 2.5, & 3.0 are also available)

RoHS Compliant

For quantities greater than listed, call for quote.

MOUSER STOCK NO.	Qualtek Part No.	Fig.	Description	Terminals	Price Each			
					1	10	25	50
562-744W-001	744W-00/01	D	Screw Mount	Solder Tab	.82	.749	.685	.653
562-744W-003	744W-00/03	D	Screw Mount	.187 QD/Solder	.87	.79	.722	.688
562-744W-00/04	744W-00/04	D	Screw Mount	.250 Q.D.	.95	.888	.827	.793
562-745W-1505	745W-15/05	E	Snap-in Mount †	Solder Tab	.80	.76	.717	.685
562-745W-1507	745W-15/07	E	Snap-in Mount †	.187 QD/Solder	.86	.828	.746	.676
562-745W-1508	745W-15/08	E	Snap-in Mount †	.250 QD/Solder	.86	.792	.749	.663

AC POWER OUTLETS IEC 320-C13

Female power outlets available in screw or snap-in mounting.

Features:
- Max Rating: UL & CSA 15A/250VAC - VDE 10A/250VAC

✻✻ Universal snap-in feature to fit 0.8mm; 2.0mm panel thickness

† Panel thickness: 1.5mm (1.0, 2.0, 2.5, & 3.0 are also available)

RoHS Compliant

For quantities greater than listed, call for quote.

MOUSER STOCK NO.	Qualtek Part No.	Fig.	Description	Terminals	Price Each			
					1	10	25	50
562-710W-00/01	710W-00/01	F	Screw Mount	Solder Tab	.58	.492	.463	.40
562-710W-00/02	710W-00/02	F	Screw Mount	.187 QD/Solder	1.07	.91	.856	.77
562-710W-00/03	710W-00/03	F	Screw Mount	.250 Q.D.	.47	.449	.439	.428
562-716W-X2/02	716W-X2/02	G	Snap-in Mount ✻✻	.187 QD/Solder	.88	.823	.759	.684
562-716W-X2/03	716W-X2/03	G	Snap-in Mount ✻✻	.250 Q.D.	1.07	.968	.863	.782
562-716W-1505	716W-15/05	H	Snap-in Mount †	Solder Tab	.93	.835	.77	.728
562-716W-1510	716W-15/10	H	Snap-in Mount †	.187 QD/Solder	.97	.931	.91	.856
562-716W-15/15	716W-15/15	H	Snap-in Mount †	.250 Q.D.	.97	.877	.813	.76

LOW CURRENT OUTLET IEC 320-C19

Female power outlets available in screw or snap-in mounting.

Features:
- Max Rating: UL & CSA 20A/250VAC - VDE 16A/250VAC

† Panel thickness: 1.5mm (1.0, 2.0, 2.5, & 3.0 are also available)

RoHS Compliant

For quantities greater than listed, call for quote.

MOUSER STOCK NO.	Qualtek Part No.	Fig.	Description	Terminals	Price Each			
					1	10	25	50
562-743W-00/02	743W-00/02	I	Screw Mount	.187 QD/Solder	1.24	1.13	1.05	.982
562-743W-00/03	743W-00/03	I	Screw Mount	.250 Q.D.	1.28	1.16	1.07	.984
562-746W-1508	746W-15/08	J	Snap-in Mount †	.250 Q.D.	1.42	1.29	1.09	1.03

INLET W/VOLTAGE SELECTOR & FUSEHOLDER IEC 320-C14

Male power inlet with fuseholder and voltage selector switch. (Accepts 5 x 20mm fuse)

Features:
- Voltage selector switch adapts to 110V or 240V.

RoHS Compliant

For quantities greater than listed, call for quote.

MOUSER STOCK NO.	Qualtek Part No.	Fig.	Description	Terminals	Price Each			
					1	10	25	50
562-755-00/28	755-00/28	K	Screw Mount	Solder Tab	4.16	3.72	3.42	3.12

AC ADAPTER

Features:
- NEMA 5-15R

RoHS Compliant

For quantities greater than listed, call for quote.

MOUSER STOCK NO.	Qualtek Part No.	Fig.	Description	Price Each			
				1	10	25	50
562-738W-E-01	738W-E-01	L	3 Prong / 2 Prong - Wall Plug	1.24	1.12	.92	.813

© Copyright 2013 Mouser Electronics

© Copyright 2013 Mouser Electronics

QUALTEK AC Power Receptacles

Qualtek Electronics Corporation

AC POWER INLETS IEC 320 - C14

Male low current inlet with snap-in and screw mount version.

• Max. Rating: UL & CSA 15A/250VAC - VDE 10A/250VAC

✻ Universal snap-in feature to fit .08mm - 2.0mm panel thickness.
✻✻ Panel thickness 1.5mm

† Do not have countersunk holes
†† Have countersunk holes

RoHS Compliant

For quantities greater than listed, call for quote.

MOUSER STOCK NO.	Qualtek Part No.	Fig.	Description	Terminals	Price Each 1	10	25	50
✻ 562-701W-X2/02	701W-X2/02	A	Snap-In Mount	Solder Tab	.66	.642	.621	.599
✻ 562-701W-X2/03	701W-X2/03	A	Snap-In Mount	.187 Q.D./Solder	.70	.578	.546	.514
✻ 562-701W-X2/04	701W-X2/04	A	Snap-In Mount	.250 Q.D.	.66	.578	.546	.514
✻✻ 562-701W-15/21	701W-15/21	B	Snap-In Mount	Solder Tab	.67	.642	.589	.567
✻✻ 562-701W-15/26	701W-15/26	B	Snap-In Mount	.187 Q.D./Solder	.80	.728	.578	.492
✻✻ 562-701W-15/31	701W-15/31	B	Snap-In Mount	.250 Q.D.	.84	.781	.738	.696
† 562-703W-00/02	703W-00/02	C	Screw Mount	Solder Tab	.86	.781	.76	.696
† 562-703W-00/03	703W-00/03	C	Screw Mount	.187 Q.D./Solder	.73	.696	.674	.642
† 562-703W-00/04	703W-00/04	C	Screw Mount	.250 Q.D.	.84	.813	.792	.77
†† 562-703W-00/06	703W-00/06	C	Screw Mount	Solder Tab	.96	.803	.77	.728
†† 562-703W-00/07	703W-00/07	C	Screw Mount	.187 Q.D./Solder	.80	.77	.749	.728
†† 562-703W-00/08	703W-00/08	C	Screw Mount	.250 Q.D.	.77	.685	.642	.589

ANGLED INLET PCB MOUNT IEC 320 - C14

Male right angled PCB mount power inlet with 40mm mounting centers.

• Max. Rating: UL & CSA 15A/250VAC - VDE 10A/250VAC

RoHS Compliant

For quantities greater than listed, call for quote.

MOUSER STOCK NO.	Qualtek Part No.	Fig.	Description	Terminals	Price Each 1	10	25	50
562-703W-00/52	703W-00/52	D	PCB Mount - Round Pins	7mm	1.36	1.29	1.25	1.19
562-703W-00/53	703W-00/53	E	PCB Mount - Flat Pins	7mm	.95	.835	.792	.76
562-703W-00/54	703W-00/54	F	PCB Mount - Flat Pins	9mm	.80	.738	.653	.621

POWER INLET WITH FUSEHOLDER IEC 320 - C14

Male power inlets with a fuseholder for single fuse.

• Max. Rating: UL & CSA 10A/250VAC - VDE 10A/250VAC

RoHS Compliant

For quantities greater than listed, call for quote.

MOUSER STOCK NO.	Qualtek Part No.	Fig.	Description	Terminals	Price Each 1	10	25	50
562-719W-00/02	719W-00/02	G	Screw Mount	Solder Tab	1.23	1.17	1.10	1.05
562-719W-0003	719W-00/03	G	Screw Mount	.187 Q.D./Solder	1.86	1.75	1.69	1.65
562-719W-00/04	719W-00/04	G	Screw Mount	.250 Q.D.	1.10	1.04	.984	.942
562-723W-X2/02	723W-X2/02	H	Snap-In Mount	Solder Tab	1.86	1.75	1.69	1.64
562-723W-X2/03	723W-X2/03	H	Snap-In Mount	.187 Q.D./Solder	1.96	1.88	1.81	1.69
562-723W-X2/04	723W-X2/04	H	Snap-In Mount	.250 Q.D.	2.14	2.04	1.99	1.94

NEMA 1-15R, 5-15R, 5-20R POWER OUTLET

Snap-in outlets with quick disconnect and IDC terminals.

✻ Recommended for use with 12 or 14 AWG wire
✻✻ Recommended for use with 16 or 18 AWG wire

◆ RoHS, CSA and UR approvals only

RoHS Compliant

For quantities greater than listed, call for quote.

MOUSER STOCK NO.	Qualtek Part No.	Fig.	Description	Nema Type	Terminals	Max. Rating	Price Each 1	10	25	50
◆ 562-738W-CX2-01	738W-CX2/01	I	Snap-In Mount	1-15R	Q.D./Solder	15A/125VAC	1.03	.91	.749	.663
562-738W-X2/03	738W-X2/03	J	Snap-In Mount	5-15R	Q.D./Solder	15A/125VAC	.76	.696	.642	.599
✻ 562-739W-X2/03	739W-X2/03	K	Snap-In Mount	5-15R	IDC	15A/125VAC	.96	.899	.845	.803
✻✻ 562-739W-X2/04	739W-X2/04	K	Snap-In Mount	5-15R	IDC	10A/125VAC	.81	.782	.76	.738
562-739W-X2/20	739W-X2/20	L	Snap-In Mount	1-15R	IDC	20A/125VAC	.96	.91	.877	.856

AC POWER PLUG ASSEMBLIES

Male and female rewireable plug connectors with straight and 90° angle cable entry.
Easily converts a power cord into a detachable power cordset.

• Max. Rating: UL, CSA, VDE 10A/250VAC

RoHS Compliant

For quantities greater than listed, call for quote.

MOUSER STOCK NO.	Qualtek Part No.	Fig.	Description	Terminals	Price Each 1	10	25	50
562-704-00/00	704-00/00	M	Straight Entry	Screw	4.15	3.94	3.75	3.55
562-705-00/00	705-00/00	N	Angled Entry	Screw	4.82	4.65	4.55	4.28
562-712-00/00	712-00/00	O	Straight Entry	Screw	6.85	6.63	6.42	5.85
562-709-00/00	709-00/00	P	Straight Entry	Screw	6.10	5.80	5.50	5.22

MULTI-FUNCTION MODULES IEC 320 - C14

Both snap-in and screw mount incorporates an IEC male power inlet, fuseholder and optional voltage selector and power switch.

• Max. Rating: UL & CSA 6A/250VAC; VDE 10A/250VAC

✻ Panel Thickness: 1.0-1.8mm
✻✻ Fuseholder for 5 x 20 (EURO) or 6.3 x 32mm (North American Type)

RoHS Compliant

For quantities greater than listed, call for quote.

MOUSER STOCK NO.	Qualtek Part No.	Fig.	Description	Housing	Terminals	Fuseholder Switch	Power Selector	Volt.	Price Each 1	10	25	50
✻ 562-761-18/003	761-18/003	Q	Snap-In Mnt	Plastic	Solder Tab	Single 5x20	SPST	-	6.96	6.41	6.05	5.89
✻ 562-761-18/004	761-18/004	Q	Snap-In Mnt	Plastic	Solder Tab	Single 5x20	DPST	-	10.96	10.70	10.43	10.23
✻ 562-762-18/002	762-18/002	R	Snap-In Mnt	Metal	.250 Q.D.	Single 5x20	SPST	-	9.19	8.98	8.75	8.57
✻ 562-762-18/3	762-18/003	R	Snap-In Mnt	Metal	.250 Q.D.	Single 5x20	DPST	-	13.78	13.38	12.86	12.38
✻ 562-762-18/004	762-18/004	S	Snap-In Mnt	Metal	.250 Q.D.	Single 5x20	SPST	Rear	14.76	14.33	13.77	13.00
✻ 562-762-18/005	762-18/005	S	Snap-In Mnt	Metal	.250 Q.D.	Single 5x20	DPST	Rear	21.35	20.84	20.14	19.41
✻✻ 562-763-00/001	763-00/001	T	Screw Mount	Plastic	Solder Tab	Double ††	DPST	Front	7.02	6.90	6.69	6.48
562-764-00/002	764-00/002	U	Screw Mount	Plastic	Solder Tab	Double 5x20	DPST	-	8.87	7.98	7.37	7.21
562-764-00/003	764-00/003	V	Screw Mount	Plastic	Solder Tab	Double 5x20	DPST	Front	9.61	9.36	9.10	8.97

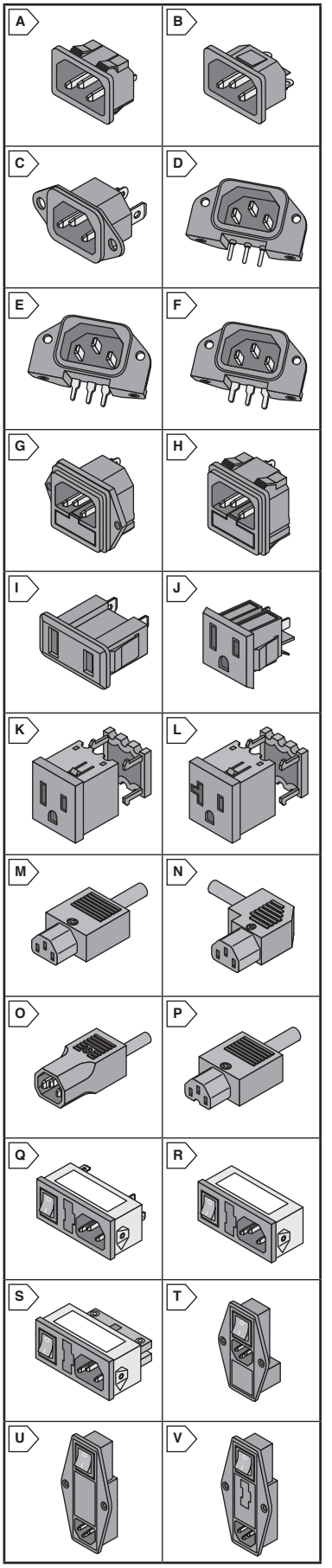

© Copyright 2013 Mouser Electronics

© Copyright 2013 Mouser Electronics

CORCOM Power Entry Modules

RoHS Compliant **This product is RoHS compliant.**

TE connectivity Authorized Distributor



P SERIES ADAPTABLE POWER ENTRY MODULES

NEW PRODUCT

- IEC power line connector
- Both North American and European fusing capabilities
- Optional DPST on/off switch
- Snap in mounting ears, horizontal or vertical
- 5 x 20mm fuse not included

For quantities greater than listed, call for quote.

MOUSER STOCK NO. Mfr.	Mfr. Part No.	Fig.	Amps	Filtered	Fused	Switch Function	Voltage Rating	Price Each 1	10	25	50
Mounting Ears - Vertical - High Performance/Shield Options: Complete Can											
592	PM0S0DZ6C	A	6	Yes	Dual	DPST	120, 250 VAC	38.32	37.48	36.47	33.43
592	PM0S0SZ6C	A	6	Yes	Single	DPST	120, 250 VAC	38.77	37.34	36.34	33.42
592	PM0S0DZXC	A	10	Yes	Dual	DPST	120, 250 VAC	42.39	42.14	39.18	35.93
592	PM0S0SZXC	A	10	Yes	Single	DPST	120, 250 VAC	44.52	42.53	40.47	37.17
Medical - Mounting Ears - Vertical - High Performance/Shield Options: Complete Can											
592	PM0S0DL6C	A	6	Yes	Dual	DPST	120, 250 VAC	44.66	42.37	41.23	38.03
592	PM0S0SL6C	A	6	Yes	Single	DPST	120, 250 VAC	44.51	40.50	37.46	37.14
592	PM0S0DLXC	A	10	Yes	Dual	DPST	120, 250 VAC	44.52	40.48	39.91	37.14
592	PM0S0SLXC	A	10	Yes	Single	DPST	120, 250 VAC	41.17	39.81	38.26	35.09
Mounting Ears - Horizontal											
592	PE0S0SS30	B	3	Yes	Single	DPST	120, 250 VAC	21.81	19.83	19.40	18.20
592	PE0S0SS6A	B	6	Yes	Single	DPST	120, 250 VAC	28.26	24.49	23.56	21.80
592	PE0SSSSX0	B	10	Yes	Single	DPST	120, 250 VAC	20.42	20.09	19.77	19.47
592	PE0S0DSXB	B	10	Yes	Dual	DPST	120, 250 VAC	30.56	26.46	25.49	23.43
592	PE0S0SZXC	B	10	Yes	Single	DPST	120, 250 VAC	41.51	38.85	35.47	33.71
592	PE0SXSSX0	B	10	Yes	Single	DPST	120, 250 VAC	23.57	21.27	20.49	18.80
Medical - Mounting Ears - Horizontal											
592	PE0SXSH3B	B	3	Yes	Single	DPST	120, 250 VAC	26.68	23.29	23.14	21.21
592	PE0S0SHXB	B	10	Yes	Single	DPST	120, 250 VAC	29.71	25.97	22.44	20.19
Snap-In											
592	PS0SXSS30	C	3	Yes	Single	DPST	120, 250 VAC	20.88	19.93	18.99	17.41
592	PS0SXSS60	C	6	Yes	Single	DPST	120, 250 VAC	21.69	21.30	19.74	18.38
592	PS0S0SS60	C	6	Yes	Single	DPST	120, 250 VAC	20.91	19.01	17.43	17.12
592	PS0SXDS6B	C	6	Yes	Dual	DPST	120, 250 VAC	26.96	23.08	22.54	21.84
592	PS000SSXB	C	10	Yes	Single	None	120, 250 VAC	23.76	21.61	21.25	19.82
592	PS00XD000	C	10	No	Dual	None	120, 250 VAC	12.34	11.62	11.22	10.30
592	PS0S0S000	C	10	No	Single	DPST	120, 250 VAC	14.67	13.38	13.34	12.23
592	PS0S0SBX0	C	10	Yes	Single	DPST	120, 250 VAC	15.47	14.39	13.51	12.55
592	PS0S0DBX0	C	10	Yes	Dual	DPST	120, 250 VAC	18.02	17.19	16.38	15.08
592	PS0S0DSXB	C	10	Yes	Dual	DPST	120, 250 VAC	24.02	21.87	20.34	19.46
592	PS0S0SSXB	C	10	Yes	Single	DPST	120, 250 VAC	26.25	25.07	23.87	21.88
592	PS0SXD000	C	10	No	Dual	DPST	120, 250 VAC	15.22	14.50	13.84	12.72
592	PS0SXS000	C	10	No	Single	DPST	120, 250 VAC	15.10	13.74	13.71	12.62
Medium Performance - Mounting Ears - Horizontal											
592	PE000SM3E	D	3	Yes	Single	None	120V, 250V	34.30	24.50	22.42	22.21
592	PE000DM6E	D	6	Yes	Dual	None	120V, 250V	38.09	27.20	24.89	24.67
592	PE0S0DM6E	D	6	Yes	Dual	DPST	120V, 250V	38.09	27.20	24.89	24.67
592	PE0S0SMXE	D	10	Yes	Single	DPST	120V, 250V	38.67	27.61	25.26	25.04
Medium Performance - Snap In											
592	PS0S0SM3E	E	3	Yes	Single	DPST	120V, 250V	36.19	25.84	23.65	23.44
592	PS000SM6E	E	6	Yes	Single	None	120V, 250V	34.18	24.40	22.33	22.13
592	PS0S0DM6E	E	6	Yes	Dual	DPST	120V, 250V	37.06	26.46	24.21	24.00
592	PS000DMXE	E	10	Yes	Dual	None	120V, 250V	34.73	24.79	22.69	22.49

J SERIES - VOLTAGE SELECTING AND FUSED CONNECTOR

6 Amps; 120 - 250 Volts AC; 50-60 Hz

- 5 x 20mm fuse not included

For quantities greater than listed, call for quote.

MOUSER STOCK NO. Mfr.	Mfr. Part No.	Fig.	Amps	Filtered	Filter Typ	Voltage Selection	Price Each 1	10	25	50
592	6VJ1	F	6	No	-	4	20.26	19.32	18.40	16.92
592	6J4	F	6	Yes	General Purpose	4	31.45	30.96	28.06	26.05

© Copyright 2013 Mouser Electronics
© Copyright 2013 Mouser Electronics

CORCOM Power Entry Modules

RoHS Compliant **This product is RoHS compliant.**

TE connectivity Authorized Distributor

DIMENSIONS: in. (mm)

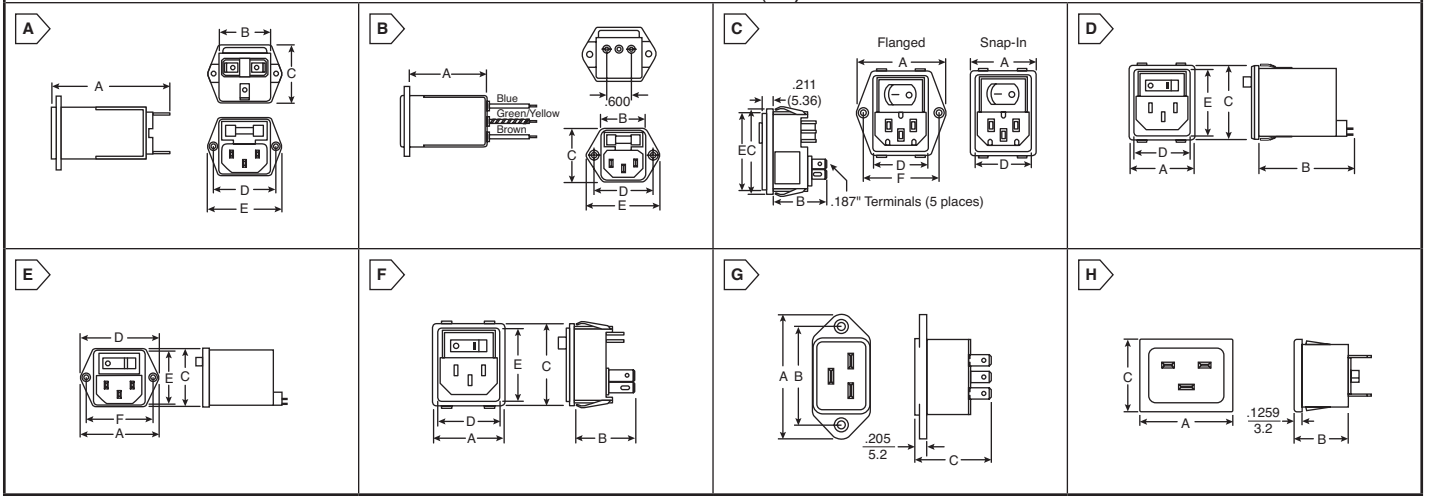

POWER-ENTRY MODULES WITH METRIC FUSE HOLDERS (GG SERIES)

- 5 x 20mm fuse not included

For quantities greater than listed, call for quote.

MOUSER STOCK NO.		Fig.	Amps	No. of Fuse Holders	Dimensions: in. (mm)					Price Each			
Mfr.	Mfr. Part No.				A	B	C	D	E	1	10	25	50
592—	1EGG1-2	A	1	2	1.66 (51.10)	1.13 (28.70)	1.29 (32.77)	1.41 (33.30)	1.76 (44.70)	18.28	17.28	15.94	14.82
592—	6EGG1-1	A	6	1	1.66 (51.10)	1.13 (28.70)	1.29 (32.77)	1.41 (33.30)	1.76 (44.70)	13.00	11.93	11.01	10.23
592—	6EGG1-2	A	6	2	1.66 (51.10)	1.13 (28.70)	1.29 (32.77)	1.41 (33.30)	1.76 (44.70)	16.92	15.31	14.05	13.30
592—	6EGG8-2	B	6	2	2.02 (51.10)	1.13 (28.70)	1.29 (32.80)	1.42 (36.00)	1.76 (44.70)	19.52	18.73	17.75	16.30
592—	10EGG1-2	A	10	2	2.15 (54.61)	1.13 (28.70)	1.29 (32.76)	1.42 (36.06)	1.76 (44.70)	17.46	16.19	15.90	14.55

C SERIES - POWER ENTRY MODULE WITH IEC CONNECTOR

✻Pre-Connected Terminals

For quantities greater than listed, call for quote.

	MOUSER STOCK NO.		Fig.	Amps	Mount Type	Filtered	Dimensions: in. (mm)						Price Each			
	Mfr.	Mfr. Part No.					A (Max.)	B (Max.)	C (Max.)	D	E	F	1	10	25	50
	592—	3CFE1	C	3	Flange	Yes	1.74 (44.20)	2.53 (64.26)	1.62 (41.17)	1.12 (28.50)	1.54 (39.12)	1.42 (36.00)	21.88	21.40	20.93	19.16
	592—	3CFS1	C	3	Snap-in	Yes	1.23 (31.24)	2.53 (64.26)	1.62 (41.17)	1.12 (28.50)	1.54 (39.12)	---	23.01	22.02	20.92	19.19
	592—	6CFE1	C	6	Flange	Yes	1.74 (44.20)	2.53 (64.26)	1.62 (41.17)	1.12 (28.50)	1.54 (39.12)	1.42 (36.00)	22.50	21.49	20.47	18.77
	592—	6CFS1	C	6	Snap-in	Yes	1.23 (31.24)	2.53 (64.26)	1.62 (41.17)	1.12 (28.50)	1.54 (39.12)	---	21.42	20.52	19.50	17.89
	592—	10CE1	C	10	Flange	No	1.74 (44.20)	0.97 (24.64)	1.62 (41.17)	1.06 (26.92)	1.54 (39.12)	1.42 (36.00)	7.00	6.43	5.93	5.51
	592—	10CFE1	C	10	Flange	Yes	1.74 (44.20)	2.53 (64.26)	1.62 (41.17)	1.12 (28.50)	1.54 (39.12)	1.42 (36.00)	22.90	20.98	19.39	18.00
	592—	10CFS1	C	10	Snap-in	Yes	1.23 (31.24)	2.53 (64.26)	1.62 (41.17)	1.12 (28.50)	1.54 (39.12)	---	23.83	22.76	21.69	19.88
	592—	10CS1	C	10	Snap-in	No	1.23 (31.24)	0.97 (24.64)	1.62 (41.17)	1.06 (26.92)	1.54 (39.12)	---	7.69	7.36	7.03	6.43
	592—	15CBS1	C	15	Snap-in	No	1.23 (31.24)	0.97 (24.64)	1.62 (41.17)	1.06 (26.92)	1.54 (39.12)	---	8.22	7.83	7.18	6.71
✻	592—	15CE1	C	15	Flange	No	1.74 (44.20)	0.97 (24.64)	1.62 (41.17)	1.06 (26.92)	1.54 (39.12)	1.42 (36.00)	7.78	7.39	6.77	6.31
	592—	15CBE1	C	15	Flange	No	1.74 (44.20)	0.97 (24.64)	1.62 (41.17)	1.06 (26.92)	1.54 (39.12)	1.42 (36.00)	8.86	7.83	7.64	7.19

CU SERIES

Specifications:

- Filling the need for smaller versions of Corcom's Switched inlet filters.
- Compact 1U height (1 3/4")
- Provides complete shielding, shrouded quick connect terminals and basic filtering for 1A-15A applications

✻ Pre-Connected Terminals

For quantities greater than listed, call for quote.

	MOUSER STOCK NO.		Fig.	Amps	Mount Type	Filtered	Dimensions: in. (mm)						Price Each			
	Mfr.	Mfr. Part No.					A (Max.)	B (Max.)	C (Max.)	D	E	F	1	10	25	50
	592—	1CUFS1	D	1	Snap-In	Yes	1.20 (30.60)	1.80 (45.00)	1.34 (34.10)	1.11 (28.10)	1.26 (32.00)	- - -	25.71	24.93	23.42	21.47
	592—	3CUFS1	D	3	Snap-In	Yes	1.20 (30.60)	1.80 (45.00)	1.34 (34.10)	1.11 (28.10)	1.26 (32.00)	- - -	18.41	18.03	16.51	15.87
	592—	3CUFF1	E	3	Flange	Yes	1.70 (43.10)	1.80 (45.00)	1.34 (34.10)	1.21 (30.80)	1.35 (34.30)	1.45 (36.80)	25.73	24.56	23.43	21.43
	592—	3CUFE1	E	3	Flange	Yes	1.73 (43.90)	1.75 (44.50)	1.34 (34.10)	1.11 (28.10)	1.26 (31.90)	1.45 (36.80)	25.67	24.54	23.41	21.46
	592—	6CUFS1	D	6	Snap-In	Yes	1.20 (30.60)	1.80 (45.00)	1.34 (34.10)	1.11 (28.10)	1.26 (32.00)	- - -	25.71	24.56	23.41	21.46
	592—	6CUFF1	E	6	Flange	Yes	1.70 (43.10)	1.80 (45.00)	1.34 (34.10)	1.21 (30.80)	1.35 (34.30)	1.45 (36.80)	25.70	24.55	23.40	21.43
	592—	6CUFE1	E	6	Flange	Yes	1.73 (43.90)	1.75 (44.50)	1.34 (34.10)	1.11 (28.10)	1.26 (31.90)	1.45 (36.80)	25.67	24.55	23.42	21.42
	592—	10CUFS1	D	10	Snap-In	Yes	1.20 (30.60)	1.80 (45.00)	1.34 (34.10)	1.11 (28.10)	1.26 (32.00)	- - -	26.68	25.44	24.22	22.45
	592—	10CUFF1	E	10	Flange	Yes	1.70 (43.10)	1.80 (45.00)	1.34 (34.10)	1.21 (30.80)	1.35 (34.30)	1.45 (36.80)	27.50	25.28	23.57	21.62
	592—	10CUFE1	E	10	Flange	Yes	1.73 (43.90)	1.75 (44.50)	1.34 (34.10)	1.11 (28.10)	1.26 (31.90)	1.45 (36.80)	25.71	24.52	23.40	21.47
	592—	15CUFF1	E	15	Flange	Yes	1.70 (43.10)	1.80 (45.00)	1.34 (34.10)	1.21 (30.80)	1.35 (34.30)	1.45 (36.80)	27.85	27.29	25.03	23.26
	592—	15CUFE1	E	15	Flange	Yes	1.73 (43.90)	1.75 (44.50)	1.34 (34.10)	1.11 (28.10)	1.26 (31.90)	1.45 (36.80)	27.72	26.48	25.24	23.13
	592—	15CUE1	F	15	Snap-In	No	1.73 (43.90)	0.96 (24.60)	1.34 (34.10)	1.06 (26.90)	1.09 (27.60)	- - -	13.13	12.19	11.01	10.67
	592—	15CUBS1	D	15	Snap-In	No	1.20 (30.60)	0.97 (24.60)	1.34 (34.10)	1.04 (26.40)	1.26 (32.00)	- - -	9.80	9.33	8.87	8.10
✻	592—	15CUBE1	E	15	Flange	No	1.73 (43.90)	0.96 (24.60)	1.34 (34.10)	1.06 (26.90)	1.09 (27.60)	1.45 (36.80)	14.04	13.40	12.75	11.72
	592—	15CU15S1	F	15	Snap-In	No	1.20 (30.60)	0.97 (24.60)	1.34 (34.10)	1.05 (26.70)	1.24 (31.60)	- - -	12.68	11.76	11.30	10.35
	592—	15CU10S1	F	15	Snap-In	No	1.20 (30.60)	0.97 (24.60)	1.34 (34.10)	1.05 (26.70)	1.24 (31.60)	- - -	8.67	8.26	7.86	7.20

SR SERIES 20A POWER INLET CONNECTORS

20 Amps; 120 - 250 Volts AC

For quantities greater than listed, call for quote.

MOUSER STOCK NO.		Fig.	Amps	Mount Type	Dimensions: in. (mm)			Price Each			
Mfr.	Mfr. Part No.				A (Max.)	B (Max.)	C (Max.)	1	10	25	50
592—	20ESRM-3	G	20	Flange	2.087 (53.00)	1.653 (42.00)	.999 (25.40)	3.14	2.87	2.64	2.45
592—	20ESRMC2	H	20	Snap-In	1.377 (35.00)	.921 (23.40)	1.06 (27.00)	3.14	2.87	2.64	2.45

© Copyright 2013 Mouser Electronics

© Copyright 2013 Mouser Electronics

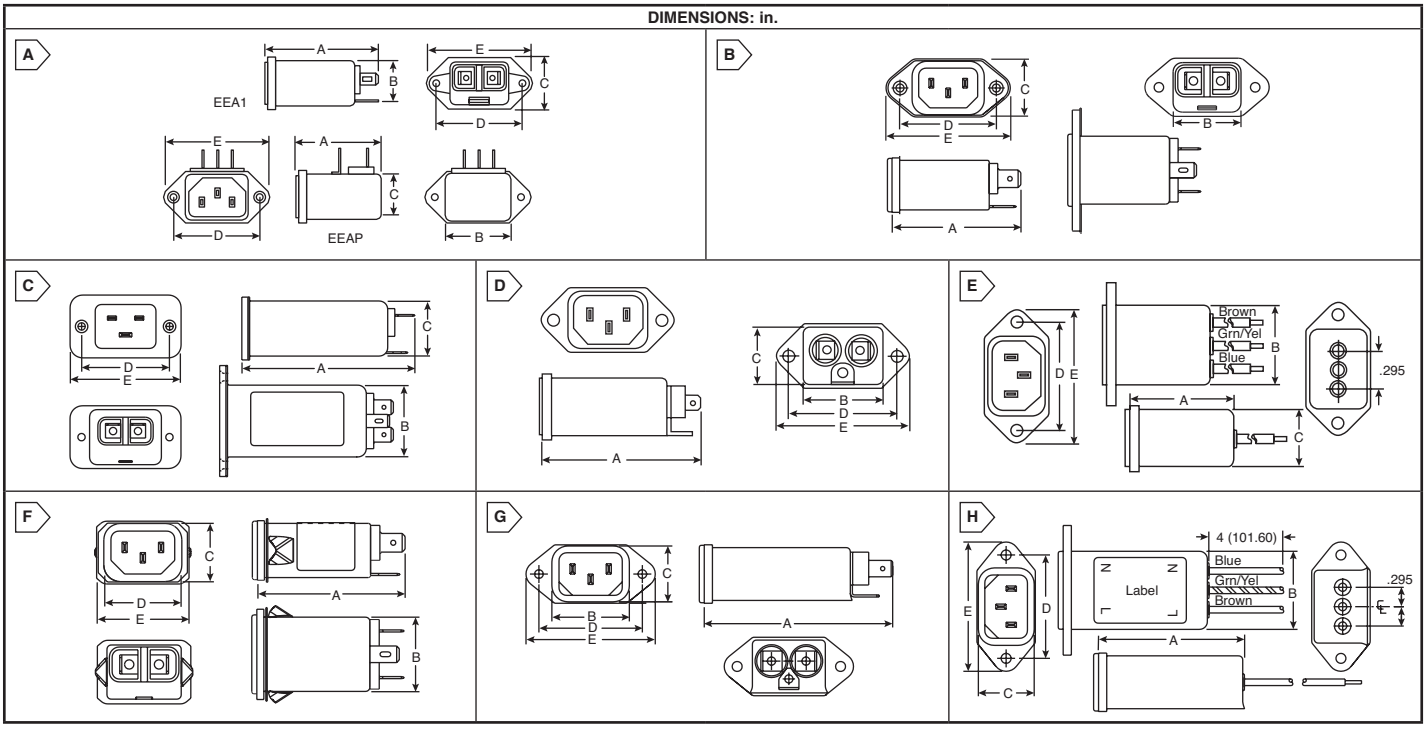

EEA SERIES FILTERS

• 1 to 10 Amps; 120/250 Volts AC; 50/60Hz

RoHS Compliant

For quantities greater than listed, call for quote.

MOUSER STOCK NO.	TE Part No.	Fig.	Amps	Dimensions: in. (mm)					Price Each			
				A	B	C	D	E	1	10	25	50
592-3EEA1	3EEA1	A	3	2.15 (53.8)	1.11 (28.2)	0.81 (20.6)	1.575 (40.01)	1.98 (50.3)	10.87	10.36	9.85	9.02
592-6EEA1	6EEA1	A	6	2.15 (53.8)	1.11 (28.2)	0.81 (20.6)	1.575 (40.01)	1.98 (50.3)	10.02	9.56	9.10	8.36
592-6EEAP	6EEAP	A	6	1.54 (39.2)	1.11 (28.2)	0.81 (20.6)	1.575 (40.01)	1.98 (50.3)	11.83	11.30	10.76	9.87
592-10EEA1	10EEA1	A	10	2.15 (53.8)	1.11 (28.2)	0.81 (20.6)	1.575 (40.01)	1.98 (50.3)	10.04	9.46	8.72	8.05

EEJ SERIES Enhanced Performance Compact RFI Filter IEC Connector Package

• 3 to 20 Amps; 120/250 Volts AC; 50/60Hz

RoHS Compliant

For quantities greater than listed, call for quote.

MOUSER STOCK NO.	TE Part No.	Fig.	Amps	Dimensions: in. (mm)					Price Each			
				A	B	C	D	E	1	10	25	50
592-3EEJ1	3EEJ1	B	3	2.15 (54.61)	1.13 (28.7)	0.96 (24.38)	1.58 (40.00)	2.04 (51.76)	8.15	7.78	7.38	6.85
592-6EEJ1	6EEJ1	B	6	2.15 (54.61)	1.13 (28.7)	0.96 (24.38)	1.58 (40.00)	2.04 (51.76)	7.59	7.23	6.88	6.32
592-15EEJ1	15EEJ1	B	15	2.15 (54.61)	1.13 (28.7)	0.96 (24.38)	1.58 (40.00)	2.04 (51.76)	8.95	8.51	8.14	7.46
592-20EEJ1	20EEJ1	C	20	3.13 (79.38)	1.37 (34.79)	1.18 (29.99)	1.65 (42.01)	2.09 (53.00)	14.68	14.02	13.36	12.26

EF SERIES Compact RFI Filter with IEC Connectors

• 1 to 10 Amps; 120/250 Volts AC; 50-60Hz

For quantities greater than listed, call for quote.

MOUSER STOCK NO.	TE Part No.	Fig.	Amps	Dimensions: in. (mm)					Price Each			
				A	B	C	D	E	1	10	25	50
592-1EF1F	1EF1F	D	1	2.20 (55.9)	1.19 (30.2)	0.81 (20.6)	1.575 (40.01)	1.98 (50.3)	12.60	11.66	10.91	10.41
592-3EF1F	3EF1F	D	3	2.20 (55.9)	1.19 (30.2)	0.81 (20.6)	1.575 (40.01)	1.98 (50.3)	13.24	12.62	12.01	11.03
592-6EF1	6EF1	D	6	2.20 (55.9)	1.19 (30.2)	0.81 (20.6)	1.575 (40.01)	1.98 (50.3)	16.39	15.64	14.89	13.66
592-6EF1F	6EF1F	D	6	2.20 (55.9)	1.19 (30.2)	0.81 (20.6)	1.575 (40.01)	1.98 (50.3)	13.25	12.64	12.03	11.03
592-6EF8	6EF8	E	6	1.55 (39.4)	1.19 (30.2)	0.81 (20.6)	1.575 (40.01)	1.98 (50.3)	12.82	12.25	11.67	10.71
592-10EF1F	10EF1F	D	10	2.62 (66.5)	1.19 (30.2)	0.81 (20.6)	1.575 (40.01)	1.98 (50.3)	13.44	11.58	11.38	11.20

EJS SERIES Enhanced Performance Snap-In Compact RFI Filter IEC Connector Package

• 3 to 15 Amps; 120/250 Volts AC; 50-60Hz

For quantities greater than listed, call for quote.

MOUSER STOCK NO.	TE Part No.	Fig.	Amps	Dimensions: in. (mm)					Price Each			
				A	B	C	D	E	1	10	25	50
592-15EJS1	15EJS1	F	15	2.20 (55.88)	1.10 (27.94)	0.96 (24.38)	1.19 (30.10)	1.35 (34.21)	9.45	8.75	8.17	7.61

EJT SERIES Compact RFI Filters with IEC Connector for Higher Frequency Applications

✻ 3 to 15 Amps; 120/250 Volts AC; 50-60Hz Wire leads

For quantities greater than listed, call for quote.

MOUSER STOCK NO.	TE Part No.	Fig.	Amps	Dimensions: in. (mm)					Price Each			
				A	B	C	D	E	1	10	25	50
592-6EJT1	6EJT1	G	6	2.87 (72.9)	1.19 (30.2)	0.875 (22.2)	1.575 (40.0)	1.98 (50.3)	15.18	14.19	13.42	12.27
592-10EJT1	10EJT1	G	10	2.87 (72.9)	1.19 (30.2)	0.875 (22.2)	1.575 (40.0)	1.98 (50.3)	16.51	15.50	15.04	13.79
592-15EJT1	15EJT1	G	15	2.87 (72.9)	1.19 (30.2)	0.875 (22.2)	1.575 (40.0)	1.98 (50.3)	16.77	15.87	14.98	13.98
✻ 592-15EJT8	15EJT8	H	15	2.23 (56.6)	1.19 (30.2)	0.875 (22.2)	1.575 (40.0)	1.98 (50.3)	16.32	15.60	14.61	13.61

© Copyright 2013 Mouser Electronics

© Copyright 2013 Mouser Electronics

GENERAL PURPOSE POWER ENTRY MODULES WITH FUSES

EN 133200
IEC60939

Specifications:
- Up to 6A current ratings
- IEC 950-compliant
- One or two fuses (5 x 20mm)
- Lightweight construction
- General-purpose application
- Optional medical version (B type)
- Fuse sold separately

For quantities greater than listed, call for quote.

MOUSER STOCK NO.	Schaffner Part No.	Fig.	Amps	L (mH)	Capacitance (nF) Cx	Capacitance (nF) Cy	Resistance R k(Ω)	Dimensions: mm A	B	D	Price Each 1	25	50	100	250
Dual Fuse															
631-FN9260-2/06	FN9260-2-06	A	2	2.7	0.1	2.2	1000	46	35	41	15.61	14.67	14.10	12.87	11.83
631-FN9260-4/06	FN9260-4-06	A	4	1.0	0.1	2.2	1000	46	35	41	15.61	14.67	14.10	12.87	11.83
631-FN9260-6/06	FN9260-6-06	A	6	0.3	0.1	2.2	1000	46	35	41	15.49	13.94	13.16	12.45	11.25
631-FN9260B-2/06	FN9260B-2-06	A	2	2.7	0.1	-	1000	46	35	41	16.31	14.67	13.85	13.11	11.83
631-FN9260B-4/06	FN9260B-4-06	A	4	1.0	0.1	-	1000	46	35	41	15.49	13.94	13.16	12.45	11.25
631-FN9260B-6/06	FN9260B-6-06	A	6	0.3	0.1	-	1000	46	35	41	15.61	14.67	14.10	12.87	11.83
Single Fuse															
631-FN261-4-06	FN261-4-06	A	4	1.0	0.1	2.2	1000	46	35	41	15.80	14.92	13.87	13.17	12.16
631-FN261-6-06	FN261-6-06	A	6	0.3	0.1	2.2	1000	46	35	41	16.29	15.37	14.28	13.57	12.52

FUSED INLETS

EN 133200
IEC60939

Specifications:
- Up to 6A current ratings
- IEC 950-compliant (twin fuse configurations only)
- One or two fuses (5 x 20 or 6.3 x 32mm)
- Easy-access fuse compartment
- Voltage selector
- Snap-in or flange-mount versions
- General-purpose application
- Fuse sold separately

For quantities greater than listed, call for quote.

MOUSER STOCK NO.	Schaffner Part No.	Fig.	Amps	L (mH)	Capacitance (nF) Cx	Capacitance (nF) Cy	Resistance R k(Ω)	Dimensions: mm A	B	D	Price Each 1	25	50	100	250
631-FN372-2/22	FN372-2-22	B	2	0.70	47	2.2	- - -	32	58	54	34.22	30.01	27.61	25.54	23.76
631-FN372-6/22	FN372-6-22	B	6	0.18	47	2.2	- - -	32	58	54	34.46	29.03	27.76	25.99	24.17
631-FN382-4/22	FN382-4-22	C	4	0.30	47	2.2	- - -	32	58	51	35.57	33.39	29.29	26.10	23.56
631-FN388-6/22	FN388-6-22	C	6	0.18	47	2.2	- - -	50	58	51	36.31	32.68	30.83	28.67	26.35
631-FN389B-6/22	FN389B-6-22	C	6	0.50	47	- - -	1000	50	58	61	45.53	35.02	31.96	29.38	27.19

GENERAL PERFORMANCE IEC INLET FILTERS

(10A max. for VDE and Semko)

EN 133200
IEC60939

Specifications:
- Up to 20A current ratings
- Standard housing with mounting flanges
- IEC 950-Compliant
- Bleed resistor

For quantities greater than listed, call for quote.

MOUSER STOCK NO.	Schaffner Part No.	Fig.	Amps	L (mH)	Capacitance (nF) Cx	Capacitance (nF) Cy	Resistance R k(Ω)	Dimensions: mm A	B	D	Price Each 1	25	50	100	250
631-FN9222R-1/06	FN9222R-1-06	D	15	1.21	0.3	2.2	1000	48	22.5	38.4	5.04	4.79	3.86	3.32	3.21
631-FN9222R-3/06	FN9222R-3-06	D	3	2.50	0.1	2.2	1000	48	22.5	38.4	5.65	5.05	4.56	4.16	3.96
631-FN9222R-6/06	FN9222R-6-06	D	6	0.78	0.1	2.2	1000	48	22.5	38.4	5.65	5.05	4.56	4.16	3.96
631-FN9222R-10/06	FN9222R-10-06	D	10	0.225	0.1	2.2	1000	48	22.5	38.4	5.65	5.05	4.56	4.16	3.96
631-FN9222R-12/06	FN9222R-12-06	D	12	0.11	0.1	2.2	1000	48	22.5	38.4	5.65	5.05	4.56	4.16	3.96
631-FN9222R-15/06	FN9222R-15-06	D	15	0.075	0.1	2.2	1000	48	22.5	38.4	6.60	5.82	5.20	4.88	4.61
631-FN9222R-16/06	FN9222R-16-06	E	16	0.54	0.33	2.2	1000	53	30	66	11.48	10.26	9.65	9.28	8.46
631-FN9222R-20/06	FN9222R-20-06	E	20	0.40	0.33	2.2	1000	53	30	66	10.64	10.00	9.44	8.93	8.32

MEDICAL HIGH PERFORMANCE MODULES

(10A max. for VDE and Semko)

EN 133200
IEC60939

Specifications:
- Up to 20A current ratings
- Medical version (with bleed resistor and without Y2-capacitor)
- IEC 950-Compliant

For quantities greater than listed, call for quote.

MOUSER STOCK NO.	Schaffner Part No.	Fig.	Amps	L (mH)	Capacitance (nF) Cx	Capacitance (nF) Cy	Resistance R k(Ω)	Dimensions: mm A	B	D	Price Each 1	25	50	100	250
631-FN9222B-3/06	FN9222B-3-06	D	3	2.50	0.1	--	1000	48	22.5	38.4	5.65	5.05	4.56	4.16	3.96
631-FN9222B-6/06	FN9222B-6-06	D	6	0.78	0.1	--	1000	48	22.5	38.4	5.65	5.05	4.56	4.16	3.96
631-FN9222B-10/06	FN9222B-10-06	D	10	0.225	0.1	--	1000	48	22.5	38.4	5.51	5.25	4.90	4.70	4.24

COMPACT FILTERED POWER ENTRY MODULES

EN 133200
IEC60939

Specifications:
- Current rating from 1 to 10A
- General-purpose application
- Flange mounting version left/right, single fuse
- Fuse sold separately

RoHS Compliant

† Medical version: B Type

For quantities greater than listed, call for quote.

MOUSER STOCK NO.	Schaffner Part No.	Fig.	Amps	L (mH)	Capacitance (nF) Cx	Capacitance (nF) Cy	Resistance R k(Ω)	Dimensions: mm A	B	D	Price Each 1	25	50	100	250
631-FN9264-1-06	FN9264-1-06	F	1	5.15	0.1	2.2	1000	46	35	45.95	17.68	13.42	12.13	10.86	10.17
631-FN9264-2-06	FN9264-2-06	F	2	2.7	0.1	2.2	1000	46	35	45.95	17.51	13.73	13.33	12.50	11.25
631-FN9264-4-06	FN9264-4-06	F	4	1.0	0.1	2.2	1000	46	35	45.95	17.68	13.42	12.13	10.86	10.17
631-FN9264-6-06	FN9264-6-06	F	6	0.3	0.1	2.2	1000	46	35	45.95	17.51	13.73	13.33	12.50	11.25
631-FN9264-10-06	FN9264-10-06	F	10	0.21	0.1	2.2	1000	46	35	45.95	17.64	13.73	13.42	12.59	11.33
Medical															
631-FN9264B-1-06	FN9264B-1-06	F	1	5.15	0.1	2.2	1000	46	35	45.95	17.68	13.42	12.13	10.86	10.17
631-FN9264B-2-06	FN9264B-2-06	F	2	2.7	0.1	2.2	1000	46	35	45.95	17.51	13.73	13.33	12.50	11.25
631-FN9264B-4-06	FN9264B-4-06	F	4	1.0	0.1	2.2	1000	46	35	45.95	17.68	13.42	12.13	10.86	10.17
631-FN9264B-6-06	FN9264B-6-06	F	6	0.3	0.1	2.2	1000	46	35	45.95	17.51	13.73	13.33	12.50	11.25
631-FN9264B-10-06	FN9264B-10-06	F	10	0.21	0.1	2.2	1000	46	35	45.95	17.64	13.73	13.42	12.59	11.33
Single Fuse															
631-FN283-1/06	FN283-1-06	G	1	7.5	220	2.2	1000	50	65	43.1	26.02	25.24	23.22	21.82	20.39
631-FN283-2/06	FN283-2-06	G	2	2.0	220	2.2	1000	50	65	43.1	26.56	23.45	22.69	21.99	20.40
631-FN283-4/06	FN283-4-06	G	4	1.0	220	2.2	1000	50	65	43.1	26.56	23.45	22.69	21.99	20.40
631-FN283-6/06	FN283-6-06	G	6	0.45	220	2.2	1000	50	65	43.1	27.06	23.85	22.69	21.65	20.11
Dual Fuse															
631-FN284-1-06	FN284-1-06	G	1	7.5	220	2.2	1000	50	65	43.1	27.58	25.77	24.37	21.58	19.77
631-FN284-2-06	FN284-2-06	G	2	2.0	220	2.2	1000	50	65	43.1	28.98	27.21	24.15	22.81	21.00
631-FN284-4-06	FN284-4-06	G	4	1.0	220	2.2	1000	50	65	43.1	28.98	27.21	24.15	22.81	21.00
631-FN284-6/06	FN284-6-06	G	6	0.45	220	2.2	1000	50	65	43.1	28.98	27.21	24.15	22.81	21.00
631-FN284-10/06	FN284-10-06	G	10	0.34	220	2.2	1000	50	65	43.1	28.98	27.21	24.15	22.81	21.00
† 631-FN284B-4-06	FN284B-4-06	G	4	1.0	220	-	1000	50	65	43.1	28.98	27.21	24.15	22.81	21.00
631-FN286-2-06	FN286-2-06	G	2	2.0	220	2.2	1000	32	65	43.6	24.47	22.46	21.27	19.93	18.82
631-FN286-4-06	FN286-4-06	G	4	1.0	220	2.2	1000	32	65	43.6	24.47	22.46	21.27	19.93	18.82
631-FN286-6/06	FN286-6-06	G	6	0.45	220	2.2	1000	32	65	43.6	24.47	22.46	21.27	19.93	18.82

IL 13 IEC INLET LOCKING SYSTEM POWER CORD

Specifications:
- Rated current up to 10A (C13 plug) 250VAC
- Fits any SCHAFFNER IEC C14 inlet filter
- Retrofit for any IEC C14 Inlet filter
- Various plugs for international useage
- Protection class I
- No accidental disconnection

For quantities greater than listed, call for quote.

MOUSER STOCK NO.	Schaffner Part No.	Fig.	Line Side Plug Type	Version	Price Each 1	25	50	100
631-ILC14SVT3100-183	IL13-C14-SVT-3100-183	H	IEC C14 male, straight	US	12.52	9.97	9.41	7.39
631-ILEU1H053100-200	IL13-EU1-H05-3100-200	H	CEE7/VII, right angled	EU	11.66	10.14	9.62	7.55
631-ILUS1SVT3100-183	IL13-US1-SVT-3100-183	H	NEMA5-15, straight	US	9.79	6.42	6.03	5.28
631-ILUK1H053100-200	IL13-UK1-H05-3100-200	H	BS1363, right angled, fused 5A	UK	13.27	11.55	10.95	8.59

A



B



Snap-In Mount Shown

C

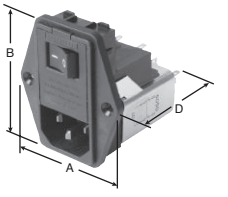

Flange-Mount Shown

D



E



F



G



Snap-In Mount Shown

H



© Copyright 2013 Mouser Electronics

© Copyright 2013 Mouser Electronics

SCHURTER GSP1 / GSP2 SERIES: IEC320 AC INLETS FOR PCB MOUNTING

- For "cold" connections 70°C.
- Class I level of protection (with ground terminal); IEC320/C14
- Ground terminal is solder/quick connect .187", 90° to connector axis
- Housing material: Black thermoplastic UL 94V-0
- Rating: UL/CSA - 15A/250V; VDE 10A/250V
- 2 screws included with GSP2. Screws for GSP1 not included.

For quantities greater than listed, call for quote.

MOUSER STOCK NO.	Schurter Part No.	Fig.	Terminal Spacing	Mounting Type	Price Each 1	25	50	100
Without Insulation Cover								
693-GSP1.8101.1	GSP1.8101.1	A	9.05/9.7mm	Flange with holes for M3 screws	1.57	1.39	1.26	1.20
693-GSP2.8101.13	GSP2.8101.13	B	9.05/9.7mm	Screw-on with self-tapping M3 screws	3.01	2.64	2.40	2.27
693-GSP2.8201.13	GSP2.8201.13	C	9.05/9.7mm	With snap-in feet for PCB 1.6mm	2.42	2.13	1.94	1.81
With Insulation Cover								
693-GSP1.9113.1	GSP1.9113.1	A	7/7.3mm	Flange with holes for M3 screws	2.07	1.83	1.65	1.56
693-GSP2.9113.13	GSP2.9113.13	B	7/7.3mm	Screw-on with self-tapping M3 screws	3.35	2.93	2.64	2.51
693-GSP2.9213.13	GSP2.9213.13	C	7/7.3mm	With snap-in feet for PCB 1.6mm	2.75	2.44	2.21	2.09

SCHURTER 6100 SERIES: PANEL MOUNT IEC320 AC INLETS

- For "cold" connections 70°C.
- Class I level of protection (with ground terminal); IEC320/C14
- Rating: UL/CSA - 15A/250V; VDE 10A/250V
- 6100 housing material: Black thermoplastic, PA 6.6

RoHS Compliant

For quantities greater than listed, call for quote.

MOUSER STOCK NO.	Schurter Part No.	Fig.	Mounting Type	Price Each 1	25	50	100
693-6100.3100	6100.3100	D	Screw-on, solder .138"	1.39	1.24	1.11	1.05
693-6100.3200	6100.3200	D	Screw-on, quick connect .187"	1.39	1.24	1.11	1.05
693-6100.3300	6100.3300	D	Screw-on, quick connect .250"	1.39	1.24	1.11	1.05
693-6100.4115	6100.4115	E	Snap-in, solder .138", panel thickness 1.5mm	1.46	1.28	1.16	1.10
693-6100.4215	6100.4215	E	Snap-in, quick connect .187", panel thickness 1.5mm	1.46	1.28	1.16	1.10
693-6100.4310	6100.4310	E	Snap-in, quick connect .250", panel thickness 1.0mm	1.46	1.28	1.16	1.10
693-6100.4315	6100.4315	E	Snap-in, quick connect .250", panel thickness 1.5mm	1.46	1.28	1.16	1.10
Insulation Cover for 6100 Series							
693-0859.0048	0859.0048	-	Flexible plastic PVC, UL 94V-0 rated	2.11	1.49	1.28	1.19

SCHURTER 4300 SERIES: LOW CURRENT AC INLETS

- For "cold" connections 70°C.
- Rating: UL/CSA/VDE - 2.5A/250V
- Housing material: Black thermoplastic, PBT
- Class I level of protection (with ground terminal) is IEC320/C6 3-pin
- Class II level of protection (without ground terminal) is IEC320/C8 2-pin

RoHS Compliant

For quantities greater than listed, call for quote.

MOUSER STOCK NO.	Schurter Part No.	Fig.	Protection Level	Terminal Type	Mounting Type	Price Each 1	25	50	100
693-4300.0096	4300.0096	F	Class II	Solder	Screw-on	1.05	.803	.728	.663
693-4300.0097	4300.0097	F	Class II	PCB	Screw-on	1.05	.803	.728	.663
693-4300.0098	4300.0098	G	Class II	Solder	Snap-in	1.05	.803	.728	.663
693-4300.0099	4300.0099	G	Class II	PCB	Snap-in	1.05	.803	.728	.663
693-4300.0100	4300.0100	H	Class I	Solder	Screw-on	1.17	1.05	.931	.888
693-4300.0101	4300.0101	H	Class I	PCB	Screw-on	1.17	1.05	.931	.888

SCHURTER 6600/4721 SERIES: AC OUTLETS FOR PANEL MOUNTING

Shuttered outlets have mechanical covers over the L and N contacts which slide aside like a camera shutter when a plug is inserted and then spring back when the plug is removed. This offers protections against ingress of dust and against electrical shock.

- Class I level of protection (with ground terminal); IEC320/F
- Ratings: 6600 - UL/CSA 15A/250V, VDE 10A/250V
  4721 - UL/CSA/VDE 10A/250V
- For "cold" connections 70°C.
- Housing materials: 6600 - Thermoplastic, Polyamid 6.6
  4721 - Modified PPO UL94V-0

For quantities greater than listed, call for quote.

MOUSER STOCK NO.	Schurter Part No.	Fig.			Terminal Type	Price Each 1	25	50	100
693-6600.4115	6600.4115	I	Class I	.138" Solder	Snap-in, 1.5mm panel thickness	2.12	1.88	1.70	1.61
693-6600.4315	6600.4315	I	Class I	.250" QC	Snap-in, 1.5mm panel thickness	2.12	1.88	1.70	1.61
693-6600.3100	6600.3100	J	Class I	.138"Solder	Screw-on	2.20	1.96	1.77	1.67
693-6600.3300	6600.3300	J	Class I	.250" QC	Screw-on	2.20	1.96	1.77	1.67
693-4721.0000	4721.0000	K	Class I	.250" QC	Screw-on, shuttered	4.21	3.73	3.38	3.17
693-4721.0300	4721.0300	K	Class I	.138" Solder	Screw-on, shuttered	4.18	3.34	3.01	2.84
Accessories for 6600 Series									
693-0859.0047	0859.0047	-			Insulation cover, flexible plastic PVC, UL 94V-0 rated	1.70	1.55	1.43	1.40
693-0888.0017	0888.0017	-			Cord retaining clamp for screw-on 6600	8.08	7.19	6.47	6.11

SCHURTER 4300 SERIES: NEMA 5-15R OUTLETS

Specifications:

- 4300.0701, 0702, 0703 have Class I level of protection (with ground terminal).
- 4300.0705 has Class II level of protection (without ground terminal).
- Ratings: UL/CSA 15A/125V
- Housing material: Black thermoplastic, Nylon 66
- Snap-in panel mount from front

For quantities greater than listed, call for quote.

MOUSER STOCK NO.	Schurter Part No.	Fig.	Panel Thickness	Terminal Type	Price Each 1	25	50	100
693-4300.0701	4300.0701	L	0.8-1.6mm	Solder/.187" quick connect	.95	.835	.749	.706
693-4300.0702	4300.0702	M	0.8-1.6mm	V-slotted (14 AWG)	.97	.92	.867	.77
693-4300.0703	4300.0703	N	0.8-2.0mm	Sockets for .205" tabs, solid wires (12-14 AWG)	1.22	1.09	1.00	.92
693-4300.0705	4300.0705	O	0.8-1.5mm	Solder/.187" quick connect	.60	.503	.437	.426

✻ Use terminals 534-1213 or 534-1286

SCHURTER HIGH CURRENT CORD CONNECTORS

These new power cord connectors are rated for use with cordage up to 16/21A. Two types, 4789 and 4790 (plug or connector), are angled for closer placement of the equipment to the wall, consuming less space and minimizing the potential for tangling or tripping.

Specifications:

- Ratings IEC: 16A / 250VAC; 50Hz
- Ratings UL/CSA: 21A / 250VAC; 60Hz
- Dielectric Strength: 2kVAC between L-N and L/N-PE
- Operation Temp: -25°C to 70°C

Features:

- Screw Terminals
- Rewireable plug/connector
- Housing material: Thermoplastic, Black UL 94V-0

RoHS Compliant

For quantities greater than listed, call for quote.

MOUSER STOCK NO.	Schurter Part No.	Fig.	Description	Max Cable Dia..	Max. Wire Size	Price Each 1	10	25	50
693-4789.12	4789.1200	P	Plug for cable 90° Entry	10.00mm	3 x 2mm² / 3 x 14 AWG	8.95	8.14	7.45	6.89
693-4790.11	4790.1100	Q	Connector for cable 90° Entry	8.7mm	3 x 1.5mm² / 3x16 AWG	7.88	7.16	6.56	6.07
693-4790.12	4790.1200	Q	Connector for cable 90° Entry	10.00mm	3 x 2mm² / 3 x 14 AWG	7.88	7.16	6.56	6.07

DIMENSIONS: mm

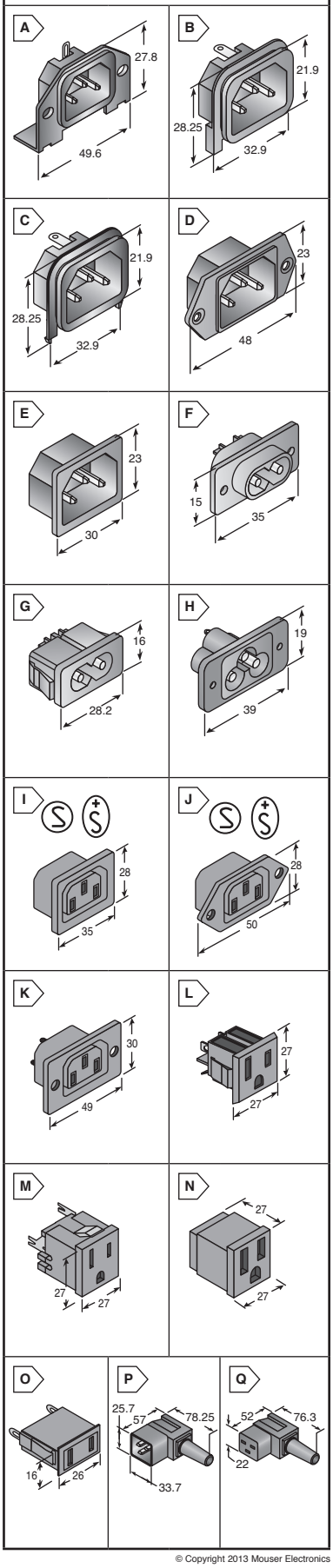

AC Power Connectors Schurter

© Copyright 2013 Mouser Electronics

© Copyright 2013 Mouser Electronics

AC Inlets, Outlets and Power Entry Modules

SCHURTER ELECTRONIC COMPONENTS

SCHURTER 4797 SERIES: HIGH CURRENT APPLIANCE OUTLETS

Specifications:
- Designed to IEC 60320 type "C20"
- Rated 16A VDE, 20A UL, 250 VAC
- Protection Class I (with ground). For pin temperatures to 70°C
- Screw-On or Snap-In mounting types; either quick connect or solder terminals
- Snap-In versions for other panel thickness available

RoHS Compliant

For quantities greater than listed, call for quote.

MOUSER STOCK NO.	Schurter Part No.	Fig.	Rated Current	Terminal Type	Mounting Type	Price Each			
						1	25	50	100
693-4797.0000	4797.0000	A	20A	6.3 x 0.8mm QC	Screw-On	3.25	3.01	2.53	2.29
693-4797.3000	4797.3000	A	20A	Solder	Screw-On	3.25	3.01	2.53	2.29

SCHURTER 4793/4798 SERIES: HIGH CURRENT IEC 320 AC INLETS

Specifications:
- Designed to IEC 60320 type C20
- Protection Class I (with ground). For pin temperatures to 70°C
- Rated 16A VDE, 20A UL, 250 VAC
- Snap-In versions for other panel thickness available
- Screw-On or Snap-In mounting types; either quick connect or solder terminals

RoHS Compliant

For quantities greater than listed, call for quote.

MOUSER STOCK NO.	Schurter Part No.	Fig.	Rated Current	Terminal Type	Mounting Type	Price Each			
						1	25	50	100
693-4793.4000	4793.4000	B	20A	6.3 x 0.8mm QC	1.5mm Snap-In	2.40	2.23	1.87	1.70
693-4798.9000	4798.9000	C	20A	6.3 x 0.8mm QC	Screw-On	2.40	2.23	1.87	1.70
693-4798.9200	4798.9200	C	20A	Solder	Screw-On	1.71	1.53	1.43	1.33

SCHURTER 5110 SERIES: AC INLETS WITH STANDARD RFI LINE FILTER

Specifications:
- For "cold" connections 70°C.
- Class I level of protection (with ground terminal); IEC320/C14
- Terminals: .250" quick connect
- Designed to replace discrete filters that require wiring between the filter and panel inlet
- Medical units qualify for use in equipment with safety requirements according to IEC 601-1
- Ratings: c-UL-us - 1A-15A/250V; VDE - 1A-10A/250V
- Max. leakage current: Standard - <0.5mA; Medical - <5µA

For quantities greater than listed, call for quote.

MOUSER STOCK NO.	Schurter Part No.	Fig.	Rated Current	Terminal Type	Mounting Type	Inductance	Price Each			
							1	25	50	100
693-5110.0343.1	5110.0343.1	D	3A	6.8 x 0.8mm QC	Snap-in	2.5 mH	16.37	13.09	12.37	10.97
693-5110.0633.1	5110.0633.1	E	6A	6.8 x 0.8mm QC	Screw-on	0.7 mH	16.37	13.09	12.37	10.97
693-5110.0833.1	5110.0833.1	E	8A	6.8 x 0.8mm QC	Screw-on	0.6 mH	19.33	15.44	14.61	11.13
693-5110.0843.1	5110.0843.1	D	8A	6.8 x 0.8mm QC	Snap-in	0.6 mH	16.37	13.09	12.37	10.97
693-5110.1033.1	5110.1033.1	E	10A	6.8 x 0.8mm QC	Screw-on	0.4 mH	16.37	13.09	12.37	11.24
693-5110.1043.1	5110.1043.1	D	10A	6.8 x 0.8mm QC	Snap-in	0.4 mH	16.37	13.09	12.37	11.24
693-5110.1533.1	5110.1533.1	E	15A	6.8 x 0.8mm QC	Screw-on	0.1 mH	18.41	14.71	13.91	10.60
693-5110.1543.1	5110.1543.1	D	15A	6.8 x 0.8mm QC	Snap-in	0.1 mH	17.18	13.74	12.98	11.51
693-5110.0333.3	5110.0333.3	E	3A	6.8 x 0.8mm QC	Screw-on	2.5 mH	16.37	13.09	12.37	10.97
693-5110.0343.3	5110.0343.3	D	3A	6.8 x 0.8mm QC	Snap-in	2.5 mH	19.33	15.44	14.61	11.13
693-5110.0633.3	5110.0633.3	E	6A	6.8 x 0.8mm QC	Screw-on	0.7 mH	17.18	13.74	12.98	11.79
693-5110.0643.3	5110.0643.3	D	6A	6.8 x 0.8mm QC	Snap-in	0.7 mH	16.37	13.09	12.37	10.97
693-5110.1533.3	5110.1533.3	E	15A	6.8 x 0.8mm QC	Screw-on	0.1 mH	16.37	13.09	12.37	10.97
693-5110.1543.3	5110.1543.3	D	15A	6.8 x 0.8mm QC	Snap-in	0.1 mH	16.37	13.09	12.37	10.97

SCHURTER 5120 SERIES: LOW COST AC INLETS WITH STANDARD RFI LINE FILTER

Specifications:
- For "cold" connections 70°C
- Class I level of protection (with ground terminal); IEC320/C14
- Terminals: 6.3mm quick connect
- Designed to replace discrete filters that require wiring between the filter and panel inlet
- Medical units qualify for use in equipment with safety requirements according to IEC 601-1
- Ratings: c-UL-us - 1A-15A/250V; VDE - 1A-10A/250V
- Max. leakage current: Standard - <0.5mA; Medical - 5µA

RoHS Compliant

For quantities greater than listed, call for quote.

MOUSER STOCK NO.	Schurter Part No.	Fig.	Rated Current	Terminal Type	Mounting Type	Inductance	Price Each			
							1	25	50	100
693-5120.0004.0	5120.0004.0	F	6A	6.3 x 0.8mm QC	Front/Rear Screw-On	0.8 mH	6.53	5.63	5.26	5.02
693-5120.0003.0	5120.0003.0	F	4A	6.3 x 0.8mm QC	Front/Rear Screw-On	2x2 mH	7.50	6.46	6.05	5.77
693-5120.0200.0	5120.0200.0	F	1A	6.3 x 0.8mm QC	Front/Rear Screw-On	2x12 mH	7.50	6.46	6.05	5.77
693-5120.0203.0	5120.0203.0	F	4A	6.3 x 0.8mm QC	Front/Rear Screw-On	2x2 mH	7.50	6.46	6.05	5.77
693-5120.0204.0	5120.0204.0	F	6A	6.3 x 0.8mm QC	Front/Rear Screw-On	2x0.8 mH	7.50	6.46	6.05	5.77
693-5120.0206.0	5120.0206.0	F	10A	6.3 x 0.8mm QC	Front/Rear Screw-On	2x0.4 mH	7.50	6.46	6.05	5.77
693-5120.0207.0	5120.0207.0	F	15A	6.3 x 0.8mm QC	Front/Rear Screw-On	2x0.1 mH	7.50	6.46	6.05	5.77
693-5120.0300.0	5120.0300.0	F	1A	6.3 x 0.8mm QC	Front/Rear Screw-On	2x12 mH	7.50	6.46	6.05	5.77
693-5120.0301.0	5120.0301.0	F	2A	6.3 x 0.8mm QC	Front/Rear Screw-On	2x5.2 mH	7.50	6.46	6.05	5.77
693-5120.0303.0	5120.0303.0	F	4A	6.3 x 0.8mm QC	Front/Rear Screw-On	2x2 mH	6.53	5.63	5.26	5.02
693-5120.0304.0	5120.0304.0	F	6A	6.3 x 0.8mm QC	Front/Rear Screw-On	2x0.8 mH	7.50	6.46	6.05	5.77
693-5120.0306.0	5120.0306.0	F	10A	6.3 x 0.8mm QC	Front/Rear Screw-On	2x0.4 mH	6.53	5.63	5.26	5.02
693-5120.0307.0	5120.0307.0	F	15A	6.3 x 0.8mm QC	Front/Rear Screw-On	2x0.1 mH	7.50	6.46	6.05	5.77

SCHURTER 5150 SERIES: HIGH FREQUENCY AC FILTERED INLETS

Specifications:
- Panel Mount:
  Screw-on version from front or rear side
- 2 Functions:
  Inlet, High frequency line filter as standard, industrial and medical version, Protection class I
- Quick connect terminals 6.3 x 0.8mm
- Very compact filter for frequencies up to 1GHz
- Patented X2Y Technologie for broadband high frequency filtering
- One single filter design for the given current range
- Suitable for assembly in metal plated plastic housings
- For use in equipment acc. IEC 60950/60601

RoHS Compliant

For quantities greater than listed, call for quote.

MOUSER STOCK NO.	Schurter Part No.	Fig.	Rated Current	Terminal Type	Mounting Type	Price Each			
						1	25	50	100
693-5150.0011.0	5150.0011.0	G	15A	6.3 x 0.8 mm QC	Front-/Rear-Side	74.90	68.28	60.25	52.43
693-5150.0011.1	5150.0011.1	G	15A	6.3 x 0.8 mm QC	Rear-Side	84.26	76.80	67.77	58.98
693-5150.0021.0	5150.0021.0	G	15A	6.3 x 0.8 mm QC	Rear-Side	84.26	76.80	67.77	58.98
693-5150.0021.1	5150.0021.1	G	15A	6.3 x 0.8 mm QC	Rear-Side	84.26	76.80	67.77	58.98
693-5150.0031.0	5150.0031.0	G	15A	6.3 x 0.8 mm QC	Front-/Rear-Side	74.90	68.28	60.25	52.43
693-5150.0031.1	5150.0031.1	G	15A	6.3 x 0.8 mm QC	Rear-Side	84.26	76.80	67.77	58.98

DIMENSIONS: mm

A
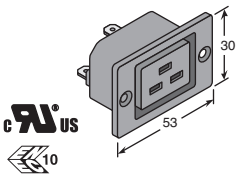

B
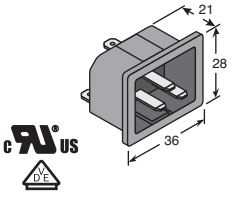

C
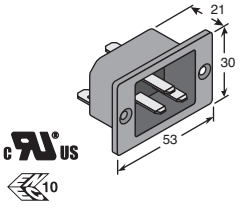

D
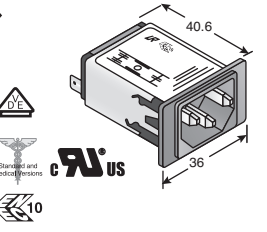

E
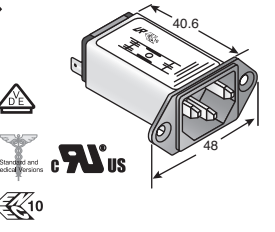

F
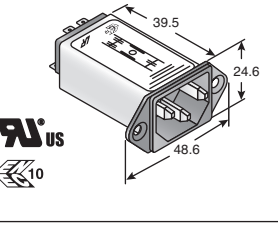

G
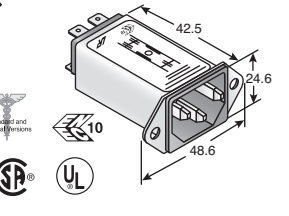

© Copyright 2013 Mouser Electronics

© Copyright 2013 Mouser Electronics

SCHURTER AC Inlets, AC Outlets and DC Power Entry Modules

SCHURTER ELECTRONIC COMPONENTS AC INLETS/OUTLETS

• Rating: 250VAC@15A UL/CSA, 10A VDE/SEMKO

For quantities greater than listed, call for quote.

MOUSER STOCK NO.	Schurter Part No.	Fig.	Mounting	Terminals	Price Each			
					1	25	50	100
693-4300.0301	4300.0301	A	Snap-in	4.8x0.8mm Q.C.	4.19	3.73	3.37	3.19
693-4304.6001	4304.6001	B	Vertical Screw-on	Solder	6.31	5.81	5.34	5.01
693-4304.6002	4304.6002	B	Vertical Screw-on	6.3x0.8mm Q.C.	4.55	3.97	3.42	3.16
693-4304.6003	4304.6003	C	Horizontal Screw-on	Solder	4.87	4.26	3.67	3.38
693-4304.6004	4304.6004	C	Horizontal Screw-on	6.3x0.8mm Q.C.	4.33	3.79	3.26	3.01

SCHURTER ELECTRONIC COMPONENTS INLET WITH SWITCH, FUSEHOLDER

RoHS Compliant

• Rating: 250VAC@1-10A cURus, ENEC10

For quantities greater than listed, call for quote.

MOUSER STOCK NO.	Schurter Part No.	Fig.	Mounting	Terminals	Price Each			
					1	25	50	100
693-4304.6090	4304.6090	D	Horizontal Screw-on	4.8x0.8mm Q.C.	11.07	9.84	9.12	7.89

SCHURTER ELECTRONIC COMPONENTS INLET WITH SWITCH, FUSEHOLDER, 1- OR 2-STAGE EMI FILTER

RoHS Compliant

• Rating: 250VAC@1-10A cURus, ENEC10

For quantities greater than listed, call for quote.

MOUSER STOCK NO.	Schurter Part No.	Fig.	I_N (A)	Stages	Mounting	Terminals	Price Each			
							1	25	50	100
693-4304.4022	4304.4022	E	2	1	Horizontal Screw-on	6.3x0.8mm Q.C.	81.87	67.31	58.22	57.04
693-4304.4024	4304.4024	E	6	1	Horizontal Screw-on	6.3x0.8mm Q.C.	72.77	59.85	51.76	50.71
693-4304.4025	4304.4025	E	10	1	Horizontal Screw-on	6.3x0.8mm Q.C.	81.87	67.31	58.22	57.04
693-4304.5021	4304.5021	F	1	2	Horizontal Screw-on	6.3x0.8mm Q.C.	97.61	80.25	69.40	68.00
693-4304.5023	4304.5023	F	4	2	Horizontal Screw-on	6.3x0.8mm Q.C.	92.96	76.43	66.10	64.77
693-4304.5024	4304.5024	F	6	2	Horizontal Screw-on	6.3x0.8mm Q.C.	82.64	67.95	58.76	57.58

SCHURTER ELECTRONIC COMPONENTS BACKPLANE OUTLETS

RoHS Compliant

• Rating: 250VAC@15A UL/CSA, 10A VDE

For quantities greater than listed, call for quote.

MOUSER STOCK NO.	Schurter Part No.	Fig.	Mounting	Terminals	Price Each			
					1	25	50	100
693-4787.1000	4787.1000	G	Screw-on	6.3x0.8mm Q.C.	2.43	2.16	2.01	1.73
693-4788.8000	4788.8000	H	Snap-in, 1.2mm	6.3x0.8mm Q.C.	2.86	2.55	2.36	2.04
693-4788.4000	4788.4000	H	Snap-in, 1.5mm	6.3x0.8mm Q.C.	2.86	2.55	2.36	2.04
693-4788.5000	4788.5000	H	Snap-in, 2.0mm	6.3x0.8mm Q.C.	2.86	2.55	2.36	2.04
693-4788.6000	4788.6000	H	Snap-in, 2.5mm	6.3x0.8mm Q.C.	2.79	2.55	2.34	2.15

SCHURTER ELECTRONIC COMPONENTS HIGH CURRENT AC CONNECTORS

RoHS Compliant

• Rating: 250VAC@21A UL/CSA, 16A VDE/ENEC05

For quantities greater than listed, call for quote.

MOUSER STOCK NO.	Schurter Part No.	Fig.	Mounting	Terminals	Price Each			
					1	25	50	100
693-6183.0004	6183.0004	I	Screw-on	6.3x0.8mm Q.C.	6.13	5.55	5.21	4.94
693-6163.0018	6163.0018	J	PCB	PCB+6.3x0.8mm	2.53	2.30	2.11	1.95

SCHURTER ELECTRONIC COMPONENTS DC FILTERED POWER ENTRY MODULES

RoHS Compliant

• Rating: 125VDC@3-15A • Terminals: 6.3x0.8mm QC

✻ Mounting holes are pre-threaded

For quantities greater than listed, call for quote.

MOUSER STOCK NO.	Schurter Part No.	Fig.	I_N (A)	Mounting Type	Housing	Female Terminal	Price Each			
							1	25	50	100
✻ 693-5003.0121.1	5003.0121.1	K	3	Rear Screw-on	538-03-12-1036	538-18-12-1222	11.09	9.56	8.93	8.53
✻ 693-5003.0221.1	5003.0221.1	K	6	Rear Screw-on	538-03-12-1036	538-18-12-1222	11.09	9.56	8.93	8.53
693-5003.1111.1	5003.1111.1	L	3	Front/Rear Screw-on	571-1-480700-0	538-02-08-1002	11.61	10.02	9.36	8.93
693-5003.1211.1	5003.1211.1	L	6	Front/Rear Screw-on	571-1-480700-0	538-02-08-1002	11.61	10.02	9.36	8.93
693-5003.1311.1	5003.1311.1	L	10	Front/Rear Screw-on	571-1-480700-0	538-02-08-1002	11.61	10.02	9.36	8.93
693-5003.1411.1	5003.1411.1	L	15	Front/Rear Screw-on	571-1-480700-0	538-02-08-1002	11.61	10.02	9.36	8.93
✻ 693-5003.1121.1	5003.1121.1	M	3	Rear Screw-on	571-1-480700-0	538-02-08-1002	11.61	10.02	9.36	8.93
✻ 693-5003.1321.1	5003.1321.1	M	10	Rear Screw-on	571-1-480700-0	538-02-08-1002	11.61	10.02	9.36	8.93
693-5003.0111.1	5003.0111.1	N	3	Front/Rear Screw-on	538-03-12-1036	538-18-12-1222	11.09	9.56	8.93	8.53
693-5003.0211.1	5003.0211.1	N	6	Front/Rear Screw-on	538-03-12-1036	538-18-12-1222	11.09	9.56	8.93	8.53
693-5003.0311.1	5003.0311.1	N	10	Front/Rear Screw-on	538-03-12-1036	538-18-12-1222	11.09	9.56	8.93	8.53
693-5003.0231.1	5003.0231.1	K	6	Front-Side	538-03-12-1036	538-18-12-1222	11.09	9.56	8.93	8.53
693-5003.0331.1	5003.0331.1	K	10	Front-Side	538-03-12-1036	538-18-12-1222	11.09	9.56	8.93	8.53
693-5003.1431.1	5003.1431.1	M	15	Front-Side	571-1-480700-0	538-02-08-1002	11.61	10.02	9.36	8.93



© Copyright 2013 Mouser Electronics

© Copyright 2013 Mouser Electronics

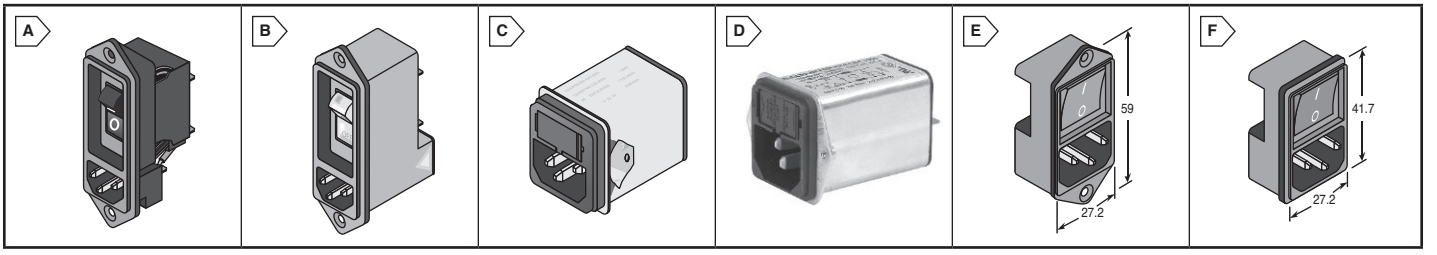

SCHURTER DF11 SERIES POWER ENTRY MODULES

Specifications:

- Two functions: Inlet protection Class I, fuseholder circuit breaker type TA45 2-pole
- Qualified for use in equipment according IEC/EN 60950
- Rating: IEC 10A @ 250VAC, 60Hz; UL/CSA 1-15A @ 250VAC, 60Hz
- Housing material: Thermoplastic, black, UL 94V-0
- Panel mount
- Quick connect terminals 6.3 x 0.8mm
- Thermal overload protection

RoHS Compliant

✻Embossed Legend

For quantities greater than listed, call for quote.

MOUSER STOCK NO.	Schurter Part No.	Fig.	Protected Poles	Rated Current	Panel Thickness	Rocker Color	Rocker Legend	Price Each 1	25	50	100
693-DF111089001001	DF11.1089.0010.01	A	2	15 A	Screw terminals	Black	I-O Vertical	31.50	27.99	25.20	23.80
693-DF111089001002	DF11.1089.0010.02	A	2	15 A	Screw terminals	Black	I-O Vertical	30.27	27.14	24.59	23.14
693-DF111477001202	DF11.1477.0012.02	A	1	10 A	1.5mm	Black	ON-OFF Vertical	32.57	28.95	26.08	24.62
693-DF112078001001	DF11.2078.0010.01	A	2	10 A	Screw terminals	Black	ON-OFF Vertical	29.60	26.54	24.04	22.63
693-DF11217300101	DF11.2173.0012.01	A	1	10 A	1.5mm	Black	✻ I-O Vertical	32.57	28.95	26.08	24.62

SCHURTER DF12 SERIES POWER ENTRY MODULES WITH LINE FILTER

Specifications:

- Three functions: Inlet protection Class I, fuseholder circuit breaker type TA45 2-pole, line filter in standard and medical version
- Qualified for use in equipment according IEC/EN 60950
- Rating: IEC 10 A @ Ta 40°C / 250VAC, 50Hz, UL/CSA 1-15A @ Ta 40°C / 250VAC, 60Hz
- Panel Mount
- Screw terminals
- Thermal overload protection
- Housing material: Thermoplastic, black, UL 94V-0

RoHS Compliant

✻Embossed Legend

For quantities greater than listed, call for quote.

MOUSER STOCK NO.	Schurter Part No.	Fig.	Protected Poles	Rated Current	Rocker Color	Rocker Legend	Leakage Current	Price Each 1	25	50	100
693-DF12003191101	DF12.0031.9110.1	B	1	15 A	White	✻ I-O Vertical	Standard	56.97	50.63	45.58	43.06
693-DF12003193101	DF12.0031.9310.1	B	1	15 A	White	✻ I-O Vertical	Medical	61.24	54.42	49.00	46.28
693-DF12047073101	DF12.0470.7310.1	B	2	10 A	White	✻ I-O Vertical	Medical	67.15	62.25	59.63	54.58
693-DF12047093101	DF12.0470.9310.1	B	2	10 A	White	✻ I-O Vertical	Medical	56.25	50.00	44.99	42.49
693-DF12058651101	DF12.0586.5110.1	B	1	5 A	White	✻ I-O Vertical	Standard	50.64	45.01	40.52	38.27
693-DF12084753101	DF12.0847.5310.1	B	2	5 A	White	✻ I-O Vertical	Medical	68.02	60.47	54.40	51.37
693-DF12088591101	DF12.0885.9110.1	B	2	15 A	White	✻ I-O Vertical	Standard	49.98	43.08	38.45	36.74
693-DF12088593101	DF12.0885.9310.1	B	2	15 A	White	✻ I-O Vertical	Medical	60.47	53.75	48.36	45.67
693-DF12089093101	DF12.0890.9310.1	B	2	15 A	White	I-O Vertical	Medical	49.98	43.08	38.45	36.74
693-DF12135641101	DF12.1356.4110.1	B	2	4 A	White	✻ I-O Vertical	Standard	56.25	50.00	44.99	42.49
693-DF12159373101	DF12.1593.7310.1	B	2	8 A	White	I-O Vertical	Medical	68.02	60.47	54.40	51.37
693-DF12277091101	DF12.2770.9110.1	B	1	15 A	Black	ON-OFF Vertical	Standard	61.24	54.42	49.00	46.28
693-DF12285191101	DF12.2851.9110.1	B	2	15 A	Orange	✻ I-O Vertical	Standard	72.50	64.45	58.00	54.79
693-DF12300093101	DF12.3000.9310.1	B	1	15 A	Black	✻ I-O Vertical	Medical	61.24	54.42	49.00	46.28

SCHURTER KFA SERIES POWER ENTRY MODULES WITH LINE FILTER

Specifications:

- Three functions: Inlet protection Class I, fuseholder circuit breaker type TA45 2-pole, line filter in standard and medical version
- Qualified for use in equipment according IEC/EN 60950
- Rating: IEC 10 A @ Ta 40°C / 250VAC, 50Hz, UL/CSA 1-15A @ Ta 40°C / 250VAC, 60Hz
- Housing material: Thermoplastic, black, UL 94V-0
- Panel Mount
- Screw terminals
- Thermal overload protection
- Fuse drawers are not included

RoHS Compliant

Front Mount With Medical Filter

For quantities greater than listed, call for quote.

MOUSER STOCK NO.	Schurter Part No.	Fig.	Rated Current	Fuseholder	Price Each 1	25	50	100
693-4301.6201	4301.6201	C	1 A	2 pole	42.85	38.09	34.28	32.38
693-4301.6203	4301.6203	C	2 A	2 pole	42.85	38.09	34.28	32.38
693-4301.6205	4301.6205	C	4 A	2 pole	42.85	38.09	34.28	32.38

Front Mount With Standard Filter

For quantities greater than listed, call for quote.

MOUSER STOCK NO.	Schurter Part No.	Fig.	Rated Current	Fuseholder	Price Each 1	25	50	100
693-4301.6012	4301.6012	C	2 A	1 pole	30.21	25.32	22.51	20.82
693-4301.6013	4301.6013	C	4 A	1 pole	30.58	27.18	24.45	23.10
693-4301.6014	4301.6014	C	6 A	1 pole	30.58	27.18	24.45	23.10
693-4301.6015	4301.6015	C	10 A	1 pole	30.58	27.18	24.45	23.10
693-4301.6004	4301.6004	C	6 A	2 pole	30.87	27.41	24.67	23.30

Rear Mount With Metal Flange and Standard Filter

For quantities greater than listed, call for quote.

MOUSER STOCK NO.	Schurter Part No.	Fig.	Rated Current	Fuseholder	Price Each 1	25	50	100
693-4301.7001	4301.7001	D	1 A	2 pole	31.05	27.45	24.70	23.32
693-4301.7002	4301.7002	D	2 A	2 pole	31.05	27.45	24.70	23.32
693-4301.7003	4301.7003	D	4 A	2 pole	31.05	27.45	24.70	23.32
693-4301.7004	4301.7004	D	6 A	2 pole	31.05	27.45	24.70	23.32
693-4301.7005	4301.7005	D	10 A	2 pole	32.67	26.13	23.52	22.20

SCHURTER KEB SERIES: AC INLETS WITH LINE SWITCH FOR PANEL MOUNT

Specifications:

- For "cold" connections 65°C
- Class I level of protection (with ground terminal); IEC320/C14
- Rating: UL/CSA/VDE - 10A/250V
- SPST or DPST switch (On-Off)
- Terminals: .187" quick connect
- Screw mount from front or rear, snap-in from front

For quantities greater than listed, call for quote.

MOUSER STOCK NO.	Schurter Part No.	Fig.	Panel Thickness	No. of Poles (Switch)	Mounting Type	Price Each 1	25	50	100
693-4302.2001	4302.2001	E	6mm max.	2	Screw-on	12.10	10.85	9.83	9.26
693-4302.2002	4302.2002	F	2.0mm	2	Snap-in	12.70	11.38	10.31	9.72
Accessories for KEB									
693-0859.0075	0859.0075	- -	Insulation cover, flexible plastic PVC, for 2-pole KEB			2.72	2.36	2.24	2.04
693-0888.0004	0888.0004	- -	Cord retaining clamp for screw-on KEB			8.27	7.36	6.63	6.26

© Copyright 2013 Mouser Electronics

© Copyright 2013 Mouser Electronics

SCHURTER DD11 SERIES: AC INLETS WITH LINE SWITCH, FUSEHOLDER

Fusedrawers and casings must be ordered separately, 5X20mm fuses sold separately

For quantities greater than listed, call for quote.

MOUSER STOCK NO.	Schurter Part No.	Fig.	Cover	Panel Thickness	No. of Poles Fuseholder/Switch	Illumination	Price Each 1	25	50	100
693-DD11.0111.1111	DD11.0111.1111	A	Y	8mm	1/2	None	10.31	8.59	7.94	7.16
693-DD11.0113.1111	DD11.0113.1111	A	Y	8mm	1/2	Red	11.59	9.66	8.91	8.15
693-DD11.0114.1111	DD11.0114.1111	A	Y	8mm	1/2	Green	13.03	10.86	10.03	9.04
693-DD11.0121.1111	DD11.0121.1111	A	Y	8mm	2/2	None	17.89	14.31	13.52	12.72
693-DD11.0123.1111	DD11.0123.1111	A	Y	8mm	2/2	Red	20.58	17.15	16.08	15.35
693-DD11.0124.1111	DD11.0124.1111	A	Y	8mm	2/2	Green	20.59	16.48	15.56	14.65
693-DD11.0111.1110	DD11.0111.1110	A	N	8mm	1/2	None	10.85	8.88	8.22	7.65
693-DD11.0113.1110	DD11.0113.1110	A	N	8mm	1/2	Red	12.49	10.22	9.46	8.81
693-DD11.0114.1110	DD11.0114.1110	A	N	8mm	1/2	Green	9.88	8.29	8.05	7.76
693-DD11.0121.1110	DD11.0121.1110	A	N	8mm	2/2	None	17.13	14.02	12.97	12.25
693-DD11.0123.1110	DD11.0123.1110	A	N	8mm	2/2	Red	14.85	12.37	12.28	12.23
693-DD11.0124.1110	DD11.0124.1110	A	N	8mm	2/2	Green	16.06	12.73	12.60	12.34

SCHURTER DD12 SERIES: AC INLETS WITH LINE SWITCH, FUSEHOLDER AND EMI/RFI FILTER

Fusedrawers and casings must be ordered separately, 5X20mm fuses sold separately

For quantities greater than listed, call for quote.

MOUSER STOCK NO.	Schurter Part No.	Fig.	Panel Thickness	No. of Poles Fuseholder/Switch	Rated Current (A)	Filter	Price Each 1	25	50	100
693-DD12.1111.1111	DD12.1111.111	B	8mm	1/2	1	Standard	28.14	23.44	21.98	20.99
693-DD12.2111.1111	DD12.2111.111	B	8mm	1/2	2	Standard	23.83	19.86	18.62	17.78
693-DD12.4111.1111	DD12.4111.111	B	8mm	1/2	4	Standard	23.83	19.86	18.62	17.78
693-DD12.6111.1111	DD12.6111.111	B	8mm	1/2	6	Standard	28.16	22.52	21.27	20.02
693-DD12.8111.111	DD12.8111.111	B	8mm	1/2	8	Standard	31.68	25.33	23.91	23.19
693-DD12.9111.1111	DD12.9111.111	B	8mm	1/2	10	Standard	26.82	21.45	20.27	19.07
693-DD12.1121.1111	DD12.1121.111	B	8mm	1 or 2/2	1	Standard	27.30	21.84	20.62	19.42
693-DD12.2121.1111	DD12.2121.111	B	8mm	1 or 2/2	2	Standard	27.30	21.84	20.62	19.42
693-DD12.4121.1111	DD12.4121.111	B	8mm	1 or 2/2	4	Standard	28.65	22.93	21.65	20.38
693-DD12.6121.1111	DD12.6121.111	B	8mm	1 or 2/2	6	Standard	32.23	25.79	24.34	22.93
693-DD12.8121.111	DD12.8121.111	B	8mm	1 or 2/2	8	Standard	27.30	21.84	20.62	19.32
693-DD12.9121.1111	DD12.9121.111	B	8mm	1 or 2/2	10	Standard	24.27	20.22	18.95	18.10
693-DD12.1321.1111	DD12.1321.111	B	8mm	1 or 2/2	1	Medical	36.25	29.00	27.37	25.77
693-DD12.2321.1111	DD12.2321.111	B	8mm	1 or 2/2	2	Medical	32.22	26.85	25.16	24.02
693-DD12.4321.1111	DD12.4321.111	B	8mm	1 or 2/2	4	Medical	28.64	23.87	22.37	21.37
693-DD12.6321.1111	DD12.6321.111	B	8mm	1 or 2/2	6	Medical	36.25	29.00	27.37	25.77
693-DD12.9321.1111	DD12.9321.111	B	8mm	1 or 2/2	10	Medical	29.24	23.39	22.08	20.79

SCHURTER DD21/DD22 SERIES: AC INLETS WITH LINE SWITCH

Fusedrawers and casings must be ordered separately, 5X20mm fuses sold separately

With Line Switch and Fuseholder

• Ratings: UL/CSA - 8, ENEC 10A

For quantities greater than listed, call for quote.

MOUSER STOCK NO.	Schurter Part No.	Fig.	Panel Thickness	Number of Poles (Fuseholder/Switch)	Description	Price Each 1	25	50	100
693-DD21.0111.1111	DD21.0111.1111	C	8mm	1/2	No Illumination	14.66	11.73	11.09	10.43
693-DD21.0123.1111	DD21.0123.1111	C	8mm	2/2	Red Illumination	29.96	23.96	22.63	21.30
693-DD21.0124.1111	DD21.0124.1111	C	8mm	2/2	Green Illumination	29.96	23.96	22.63	21.30

With Line Switch, Fuseholder and EMI/RFI Filter

• Ratings: UL/CSA, ENEC 1-10A

For quantities greater than listed, call for quote.

MOUSER STOCK NO.	Schurter Part No.	Fig.	Panel Thickness	Number of Poles (Fuseholder/Switch)	Rated Current (A)	Description	Price Each 1	10	25	50
693-DD22.1111.1111	DD22.1111.1111	D	8mm	1	1	Standard Filter	29.38	28.36	26.58	24.81
693-DD22.2111.1111	DD22.2111.1111	D	8mm	1	2	Standard Filter	29.38	28.36	26.58	24.81
693-DD22.9111.1111	DD22.9111.1111	D	8mm	1	10	Standard Filter	29.38	28.36	26.58	24.81
693-DD22.1121.1111	DD22.1121.1111	D	8mm	2	1	Standard Filter	40.61	36.10	32.47	30.68
693-DD22.2121.1111	DD22.2121.1111	D	8mm	2	2	Standard Filter	40.61	36.10	32.47	30.68
693-DD22.6121.1111	DD22.6121.1111	D	8mm	2	6	Standard Filter	38.68	34.39	30.93	29.22
693-DD22.9121.1111	DD22.9121.1111	D	8mm	2	10	Standard Filter	40.61	36.10	32.47	30.68
693-DD22.1321.1111	DD22.1321.1111	D	8mm	2	1	Medical Filter	50.71	40.56	36.51	34.46
693-DD22.9321.1111	DD22.9321.1111	D	8mm	2	10	Medical Filter	45.64	40.55	36.51	34.46

SCHURTER KM SERIES: AC INLETS WITH SWITCH AND FUSEHOLDER

Fusedrawers and casings must be ordered separately, 5X20mm fuses sold separately

✻ RoHS Compliant

For quantities greater than listed, call for quote.

MOUSER STOCK NO.	Schurter Part No.	Fig.	Panel Thickness	No. of Poles Fuseholder/Switch	Mounting Type	Price Each 1	25	50	100
Casing only without EMC Shield									
693-KM00.1105.11	KM00.1105.11	E	1.5mm	2/2	Snap-in	15.37	13.65	12.27	11.61
693-KM00.1205.11	KM00.1205.11	E	2.0mm	1/2	Snap-in	10.03	8.91	8.03	7.58
Casing only with EMC Shield									
693-KM01.1105.11	KM01.1105.11	E	1.5mm	2/2	Snap-in	17.55	15.60	14.04	13.27
693-KM01.1205.11	KM01.1205.11	E	2.0mm	1/2	Snap-in	11.99	10.67	9.60	9.07

FUSEDRAWERS FOR KEA, KM, AND DD SERIES

For quantities greater than listed, call for quote.

MOUSER STOCK NO.	Schurter Part No.	Fig.	Description	Price Each 1	25	50	100
693-4301.1405	4301.1405	-	Standard, 1-pole, black	2.00	1.75	1.65	1.52
693-4301.1407	4301.1407	-	Medical, 1-pole, black	2.10	1.84	1.72	1.58
693-4301.1401	4301.1401	-	Standard, 2-pole, black	3.35	3.03	2.77	2.59
693-4301.1403	4301.1403	-	Medical, 2-pole, black	3.35	3.03	2.77	2.59
693-4301.1413	4301.1413	-	Standard, 2-pole, black, with neutral side shorting bar	4.28	3.82	3.45	3.30
693-4301.1415	4301.1415	-	Medical, 2-pole, black, with neutral side shorting bar	5.03	4.48	4.03	3.83

DIMENSIONS: mm

A



B



C



D



E

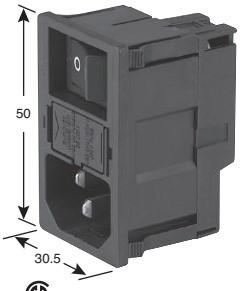

Shown w/o EMC shield

AC Power Connectors Schurter

© Copyright 2013 Mouser Electronics

© Copyright 2013 Mouser Electronics

SCHURTER KEA SERIES: AC INLETS WITH FUSEHOLDER

Features:
- For "cold" connections 65°C
- Class I level of protection (with ground terminal); IEC320/C14
- Rating: UL/CSA/VDE - 10A/250V

Fusedrawers and casings must be ordered separately, 5X20mm fuses sold separately

RoHS Compliant

Casing Only

For quantities greater than listed, call for quote.

MOUSER STOCK NO.	Schurter Part No.	Fig.	Panel Thickness	No. of Poles (Fuseholder)	Mounting Type	Price Each 1	25	50	100
693-4301.0521	4301.0521	A	8mm max.	1	Screw-on	3.79	3.22	2.82	2.59
693-4301.0501	4301.0501	A	8mm max.	2	Screw-on	4.40	3.93	3.55	3.38
693-4301.0522	4301.0522	B	1.5mm	1	Snap-in	3.79	3.22	2.82	2.59
693-4301.0502	4301.0502	B	1.5mm	2	Snap-in	4.17	3.83	3.53	3.31

SCHURTER KE/KG SERIES: AC INLETS WITH VOLTAGE SELECTOR AND INTERCHANGEABLE FUSEDRAWER

Features:
- For "cold" connections 65°C
- Terminals: .187" quick connect
- 2-pole fusing type
- IP40 protection (front side)
- Class I level of protection (with ground terminal); IEC320/C14
- Voltage selector with series parallel connections and 4, 3, or 2 switch positions
- Rating: UL - 15A/250V, CSA/VDE - 10A/250V
- Medical fusedrawers meet requirements of tool only accessibility of medical standards IEC 601-1

5X20mm fuses sold separately. Fusedrawers and casings must be ordered separately.

Casing Only

For quantities greater than listed, call for quote.

MOUSER STOCK NO.	Schurter Part No.	Fig.	Panel Thickness	Internal Connection	Mounting Type	Price Each 1	10	25	50
693-KE10.2100.105	KE10.2100.105	C	1.5mm	No	Snap-in	17.98	16.18	14.54	13.05
693-KE10.2100.151	KE10.2100.151	D	8mm max.	No	Screw-on	17.98	16.18	14.54	13.05
693-KE10.6100.151	KE10.6100.151	D	8mm max.	Yes	Screw-on	15.76	14.33	12.13	11.36
693-KG10.6101.105	KG10.6101.105	E	1.5mm	-----	Snap-in	22.96	21.05	19.43	18.04
693-KG10.6101.151	KG10.6101.151	F	8mm max.	-----	Screw-on	25.26	22.45	20.22	19.08

Accessories

For quantities greater than listed, call for quote.

MOUSER STOCK NO.	Schurter Part No.	Description	Price Each 1	25	50	100
Fusedrawers & Voltage Selector Inserts for KE/KG						
693-4305.0048.01	4305.0048.01	Voltage selector insert marking 100/120/220/240	7.66	6.99	6.10	5.77
693-4305.0048.03	4305.0048.03	Voltage selector insert marking 110/220	8.61	7.85	6.86	6.48
693-4305.0048.05	4305.0048.05	Voltage selector insert marking 115/230	7.28	6.60	6.12	5.67
693-4305.0001	4305.0001	Fusedrawer for 5 x 20mm, 2-pole black	5.61	5.00	4.59	4.30
693-4305.0021	4305.0021	Fusedrawer, 5 x 20mm, 2-pole black, neutral shorting bar	7.05	6.47	6.29	5.68
693-4305.0012	4305.0012	Fusedrawer for _x1_, 2-pole gray	5.35	4.76	4.38	4.10
Insulation Covers for KE/KG Series						
693-0859.0076	0859.0076	Insulation cover, flexible plastic PVC, UL 94V-0 rated for KE	4.80	4.27	3.85	3.63
693-0859.0109	0859.0109	Insulation cover for KG	3.79	3.47	3.20	2.97

SCHURTER DC11/DC12 POWER ENTRY MODULES FOR HIGH CURRENT

Specifications:
- Rated Voltage: DC11 - 2500VAC; DC12 - 125/250VAC
- Appliance inlet according to IEC/EN 60320-1/C14
- Degree of Protection: IP40
- Terminals: DC11 - .187"QC; DC12 - .250"QC
- Switch Rating: 16A/250VAC - 10,000 switch operations; 10A/250VAC - 50,000 switch operations

Features:
- All single elements are already wired
- Qualified for use in equipment according to IEC/EN 60950
- Models with line filter have EMC shield

For quantities greater than listed, call for quote.

MOUSER STOCK NO.	Schurter Part No.	Fig.	Rated Current	Mounting Type	Panel Thickness	Line Switch No. of Poles	Illumination	Price Each 1	10	25	50
Front Mount Without Line Filter											
693-DC11.0001.003	DC11.0001.003	G	12 A	Screw-on	-----	1	-----	8.89	7.91	7.12	6.72
693-DC11.0001.203	DC11.0001.203	G	12 A	Snap-in	1.5mm	1	-----	8.89	7.91	7.12	6.72
693-DC11.0001.303	DC11.0001.303	G	12 A	Snap-in	2.0mm	1	-----	10.24	9.11	8.20	7.74
693-DC11.0001.001	DC11.0001.001	G	12 A	Screw-on	-----	2	-----	9.37	8.34	7.51	7.08
693-DC11.0001.201	DC11.0001.201	G	12 A	Snap-in	1.5mm	2	-----	9.60	8.54	7.69	7.25
693-DC11.0001.301	DC11.0001.301	G	12 A	Snap-in	2.0mm	2	-----	9.37	8.34	7.51	7.08
693-DC11.0001.401	DC11.0001.401	G	12 A	Snap-in	2.5mm	2	-----	9.60	8.54	7.69	7.25
693-DC11.0021.001	DC11.0021.001	G	12 A	Screw-on	-----	2	Red	13.60	12.08	10.88	10.27
693-DC11.0021.201	DC11.0021.201	G	12 A	Snap-in	1.5mm	2	Red	13.60	12.08	10.88	10.27
Front Mount With Standard Line Filter											
* 693-DC12.1102.003	DC12.1102.003	H	1 A	Screw-on	-----	1	-----	35.70	31.74	28.57	26.99
* 693-DC12.2102.003	DC12.2102.003	H	2 A	Screw-on	-----	1	-----	36.58	32.53	29.28	27.66
* 693-DC12.3102.003	DC12.3102.003	H	4 A	Screw-on	-----	1	-----	36.58	32.53	29.28	27.66
* 693-DC12.4102.003	DC12.4102.003	H	6 A	Screw-on	-----	1	-----	35.70	31.74	28.57	26.99
* 693-DC12.5102.003	DC12.5102.003	H	10 A	Screw-on	-----	1	-----	29.98	27.25	25.41	23.42
* 693-DC12.1102.001	DC12.1102.001	H	1 A	Screw-on	-----	2	-----	34.10	31.01	28.89	26.64
* 693-DC12.2102.001	DC12.2102.001	H	2 A	Screw-on	-----	2	-----	38.39	34.11	30.71	28.99
* 693-DC12.3102.001	DC12.3102.001	H	4 A	Screw-on	-----	2	-----	38.39	34.11	30.71	28.99
* 693-DC12.4102.001	DC12.4102.001	H	6 A	Screw-on	-----	2	-----	37.46	33.29	29.96	28.28
* 693-DC12.5102.001	DC12.5102.001	H	10 A	Screw-on	-----	2	-----	34.52	30.69	27.63	26.09

SCHURTER DC21/DC22 SERIES: PCB MOUNT, COMPACT POWER ENTRY MODULES

Specifications:
- Screw-on rear side panel mount
- Non-illuminated 2-pole switch
- Inrush current: 100A 3-4ms, 5 A continuous
- Switch and inlet pre-wired for 3-pin (L, N, & E) installation
- Qualified for use in equipment according to IEC/EN 60950
- Switch UL1054 rating: 20A @ 125VAC
- DC22 also available with medical version filter

For quantities greater than listed, call for quote.

MOUSER STOCK NO.	Schurter Part No.	Fig.	Rated Current	Panel Thickness (max)	Description	Price Each 1	25	50	100
693-DC21.0021.1111	DC21.0021.1111	I	10 A	3.5mm	Switch and inlet only, covered	10.54	9.59	8.78	8.11
693-DC22.1121.111	DC22.1121.111	J	1 A	4.0mm	Switch and inlet with EMC filter	41.39	37.56	34.55	31.69
693-DC22.2121.111	DC22.2121.111	J	2 A	4.0mm	Switch and inlet with EMC filter	37.25	33.11	29.81	28.14
693-DC22.4121.111	DC22.4121.111	J	4 A	4.0mm	Switch and inlet with EMC filter	37.25	33.11	29.81	28.14

DIMENSIONS: mm

A

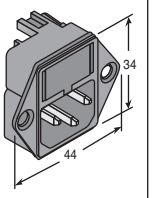

B

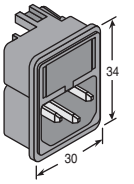

C

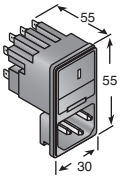

(Fusedrawer and voltage selector sold separately)

D

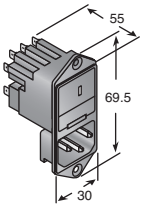

(Fusedrawer and voltage selector sold separately)

E

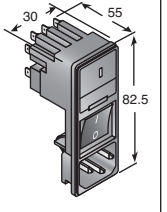

(Fusedrawer sold separately)

F

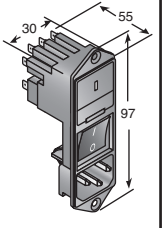

G

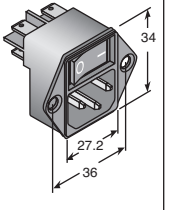

Screw Mount Shown

H

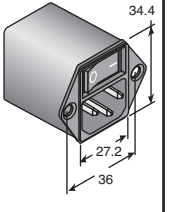

Screw Mount Shown

I

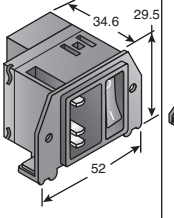

J

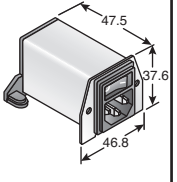

© Copyright 2013 Mouser Electronics

© Copyright 2013 Mouser Electronics

SCHURTER KD SERIES: POWER ENTRY MODULES

- For "cold" connections 65°C
- DPST switch (On-Off)
- IP40 protection (front side)
- Rating: UL/CSA/VDE - 10A/250V
- Terminals: .187" quick connect
- 2-pole fusing type with internal connections
- Class I level of protection (with ground terminal); IEC320/C14
- Medical fusedrawers meet requirements of tool only accessibility of medical standards IEC 601-1

5X20mm fuses sold separately. Fusedrawers and casings must be ordered separately.

For quantities greater than listed, call for quote.

MOUSER STOCK NO.	Schurter Part No.	Fig.	Panel Thickness	Voltage Selector	Mounting Type	Price Each 1	10	25	50
693-KD14.1101.105	KD14.1101.105	A	1.5mm	-----	Snap-in	16.98	15.57	14.37	13.34
693-KD14.1101.151	KD14.1101.151	B	8mm max.	-----	Screw-on	21.01	18.69	16.81	15.88
693-KD14.4101.105	KD14.4101.105	A	1.5mm	2-4 positions	Snap-in	28.69	26.03	23.10	20.70
693-KD14.4101.151	KD14.4101.151	B	8mm max.	2-4 positions	Screw-on	18.94	17.36	16.02	14.87
Accessories									
693-4303.2014.01	4303.2014.01		Standard 2-pole with voltage selector 100/120/220/240			5.92	5.28	4.75	4.48
693-4303.2024.01	4303.2024.01		Medical 2-pole with voltage selector 100/120/220/241			8.55	7.60	6.82	6.44
693-4303.2401	4303.2401		Standard 2-pole black			3.34	3.03	2.81	2.77
693-4303.2403	4303.2403		Medical 2-pole black			5.32	4.72	4.25	4.01
693-4303.2411	4303.2411		Standard 2-pole black with neutral side shorting bar			7.78	6.91	6.21	5.87
693-4303.2413	4303.2413		Medical 2-pole black with neutral side shorting bar			9.17	8.15	7.32	6.92
693-0859.0074	0859.0074		Insulation cover for KD			4.30	3.91	3.47	3.30

SCHURTER EF11/EF12 POWER ENTRY MODULES FOR HIGH CURRENT

Specifications:

- Rated Voltage: 125/250VAC
- No Release
- Circuit Breakers: EF11.ABT, EF12.ABT - 1-Pole Rocker Actuated; EF11.ABD, EF12.ABD - 2 Pole Rocker Actuated; EF11.A326 - 2-Pole Illuminated 220/240VAC

Features:

- All single elements are already wired
- Models with line filter have EMC shield
- Qualified for use in equipment according to IEC/EN 60950

For quantities greater than listed, call for quote.

MOUSER STOCK NO.	Schurter Part No.	Fig.	Rated Current	Mounting Type	Rocker Color	Rocker Legend	Price Each 1	10	25	50
With Circuit Breaker Type TA45										
693-EF110035.1001	EF11.ABTWF200C0.0010.01	C	20 A	Screw-on	White	Embossed -/O	26.16	23.25	20.92	19.76
693-EF110035.1201	EF11.ABTWF200C0.0012.01	C	20 A	Snap-in 1.5mm	White	Embossed -/O	30.79	27.37	24.63	23.25
693-EF111089.1001	EF11.ABDBL150C0.0010.01	C	15 A	Screw-on	Black	Printed -/O	29.74	26.44	23.80	22.48
693-EF112196.1001	EF11.ABDBL200C0.0010.01	C	20 A	Screw-on	Black	Printed -/O	29.89	26.57	23.91	22.59
693-EF112196.1301	EF11.ABDBL150C0.0013.01	C	15 A	Snap-in 2.0mm	Black	Printed -/O	28.73	25.55	22.99	21.71
693-EF112561.1201	EF11.A326K200C0.0012.01	C	20 A	Snap-in 1.5mm	Orange trans.	ON/OFF	34.26	32.56	30.29	28.32
With Standard Line Filter and Circuit Breaker Type TA45										
693-EF12034.211001	EF12.ABTWF160C0.2110.01	D	16 A	Screw-on	White	Embossed -/O	58.91	55.98	52.09	48.71
693-EF12035.111001	EF12.ABTWF200C0.1110.01	D	20 A	Screw-on	White	Embossed -/O	62.17	55.25	49.73	46.96
693-EF12572.111001	EF12.ABDWF200C0.1110.01	D	20 A	Screw-on	White	Embossed -/O	60.42	53.71	51.46	48.32
693-EF12699.211001	EF12.ABDWF160C0.2110.01	D	16 A	Screw-on	White	Embossed -/O	60.42	53.71	51.46	48.32

SCHURTER KFB SERIES: AC INLET WITH RFI LINE FILTER AND LINE SWITCH

Specifications:

- For "cold" connections 70° C.
- Terminals: .250" quick connect
- Screw mount from front or rear
- Medical units qualify for use in equipment with safety requirements according to IEC 601-1
- Class I level of protection (with ground terminal); IEC320/C14
- Max. leakage current: Standard - <0.5mA; Medical - <5µA

For quantities greater than listed, call for quote.

MOUSER STOCK NO.	Schurter Part No.	Fig.	Rated Current	Inductance	Switch Function	Price Each 1	10	25	50
With Standard RFI Filter									
693-4302.5311	4302.5311	E	1 A	10 mH	DPST On-Off	40.11	36.78	33.43	31.52
693-4302.5312	4302.5312	E	2 A	4 mH	DPST On-Off	62.06	54.45	49.37	45.76
693-4302.5313	4302.5313	E	4 A	1.5 mH	DPST On-Off	40.11	36.78	33.43	31.52
693-4302.5314	4302.5314	E	6 A	0.8 mH	DPST On-Off	42.12	38.61	35.10	33.10
693-4302.5315	4302.5315	E	10 A	0.3 mH	DPST On-Off	46.60	42.73	38.83	36.62
With Medical RFI Filter									
693-4302.5335	4302.5335	E	4 A	1.5 mH	DPST On-Off	49.64	44.13	39.71	37.51
693-4302.5337	4302.5337	E	6 A	0.8 mH	DPST On-Off	58.61	52.11	46.89	44.31
Accessories for KFB Series						1	25	50	100
693-0888.0004	0888.0004	---	Cord retaining clamp for KFB with SPST switch			8.27	7.36	6.63	6.26

SCHURTER 6110 SERIES: PANEL MOUNT IEC 6114 AC INLETS

Specifications:

- Ratings IEC 10 A / 250 VAC; Hz 50
- Ratings UL/CSA 15 A / 250 VAC; 60 Hz
- Suitable for appliances with protection class II acc. to IEC 61140

RoHS Compliant

For quantities greater than listed, call for quote.

MOUSER STOCK NO.	Schurter Part No.	Fig.	Description	Price Each 1	10	25	50
693-6102.5115	6102.5115	F	Solder terminals 3.8 x 0.8mm	2.92	2.29	2.19	2.10
693-6102.5220	6102.5220	F	Quick connect terminals 4.8 x 0.8mm	3.42	2.70	2.41	2.19
693-6102.5230	6102.5230	F	Quick connect terminals 4.8 x 0.8mm	3.46	3.15	2.86	2.64

SCHURTER 6200/6220 SERIES: AC INLETS WITH FUSEHOLDER

Specifications:

- Class I level of protection (with ground terminal); IEC320/C14
- Rating: UL/CSA/VDE - 10A/250V
- For "cold" connections 70°C
- 6200 fusedrawers meet requirements of tool only accessibility of medical standards IEC 601-1

RoHS Compliant

Casing and fusedrawer combined, 5x20mm fuses sold separately.

For quantities greater than listed, call for quote.

MOUSER STOCK NO.	Schurter Part No.	Fig.	No. of Poles (Fuseholder)	Mounting Type	Terminal Type	Price Each 1	25	50	100
693-6200.2100	6200.2100	G	1	Screw-on	.138" solder	3.42	3.16	2.91	2.73
693-6200.4115	6200.4115	H	1	Snap-in	.138" solder, 1.5mm panel	3.57	3.04	2.85	2.70
693-6200.2200	6200.2200	G	1	Screw-on	.187" quick connect	3.84	3.54	3.26	3.06
693-6200.4215	6200.4215	H	1	Snap-in	.187" QC, 1.5mm panel	3.64	3.28	3.07	2.85
693-6200.2300	6200.2300	G	1	Screw-on	.250" quick connect	3.84	3.54	3.26	3.06
693-6200.4315	6200.4315	H	1	Snap-in	.250" QC, 1.5mm panel	3.57	3.04	2.85	2.70
693-6220.2100	6220.2100	I	2	Screw-on	.138" solder	8.40	7.68	7.06	6.58
693-6220.5115	6220.5115	J	2	Snap-in	.138" solder, 1.5mm panel	9.45	8.63	7.94	7.39
693-6220.2300	6220.2300	I	2	Screw-on	.250" quick connect	9.93	8.83	7.95	7.50
693-6220.5315	6220.5315	J	2	Snap-in	.250" QC, 1.5mm panel	8.40	7.68	7.06	6.58
Accessories									
693-0859.0047	0859.0047	---	Insulation cover, flexible plastic PVC, UL 94V-0 rated			1.70	1.55	1.43	1.40
693-0888.0004	0888.0004	---	Cord retaining clamp for screw-on 6200 and 6220			8.27	7.36	6.63	6.26

SCHURTER KP SERIES: PCB MOUNT POWER ENTRY MODULES

Specifications:

- For "cold" connections 65°C
- Panel thickness 1.5-2.0mm
- Class I level of protection (with ground terminal)
- Fusedrawers meet requirements of tool only accessibility of medical standards IEC 601-1
- 2 M3 self-tapping screws included with screw on mounting types
- Ratings: Inlet/Outlet & Inlet/Fusedrawer - UL/CSA/VDE - 10A/250V Inlet/Switch - UL/CSA - 15A/250V, VDE - 10A/250V

5X20mm fuses for fusedrawer types sold separately

For quantities greater than listed, call for quote.

MOUSER STOCK NO.	Schurter Part No.	Fig.	No. of Poles (Fuseholder)	Mounting Type	Terminal Type	Price Each 1	10	25	50
693-KP01.1252.11	KP01.1252.11	K	1	Screw-on	AC inlet with on/off line switch	14.64	13.01	11.73	11.06
693-KP01.1112.11	KP01.1112.11	K	2	Snap-in feet	AC inlet with on/off line switch	12.54	11.13	10.03	9.46
693-KP01.1152.11	KP01.1152.11	K	2	Screw-on	AC inlet with on/off line switch	12.47	11.07	9.96	9.41
693-KP01.1452.01	KP01.1452.01	L	1	Screw-on	AC inlet with fusedrawer	11.45	10.21	9.16	8.65
693-KP01.1352.01	KP01.1352.01	L	2	Screw-on	AC inlet with fusedrawer	11.17	10.35	9.75	9.22

DIMENSIONS: mm

A

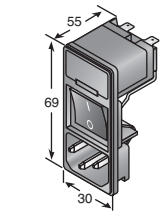

B

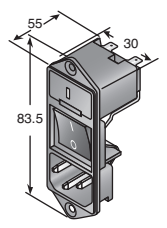

C

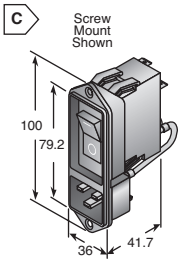

D

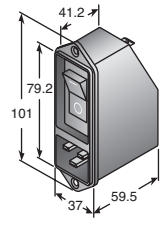

E

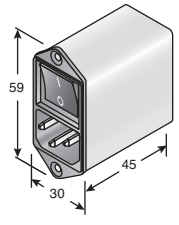

F

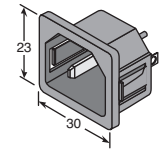

G

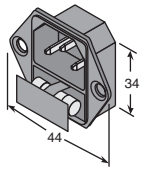

(Fuse not included)

H

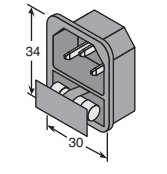

(Fuse not included)

I

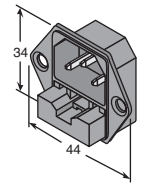

J

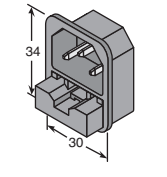

K

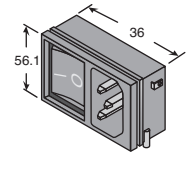

L

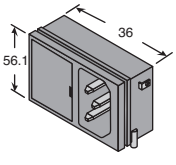

Fusedrawer meets medical standard IEC60-1

AC Power Connectors Schurter

© Copyright 2013 Mouser Electronics

© Copyright 2013 Mouser Electronics

SCHURTER 5200/5220 SERIES: AC INLET WITH RFI LINE FILTER AND FUSEHOLDER

Specifications:

- For "cold" connections 70°C.
- Class I level of protection (with ground terminal); IEC320/C14
- Terminals: .250" quick connect
- Max. leakage current: Standard - <0.5mA; Medical - <5µA
- Medical units qualify for use in equipment with safety requirements according to IEC 601-1
- **5X20mm fuses sold separately**

For quantities greater than listed, call for quote.

MOUSER STOCK NO.	Schurter Part No.	Fig.	Rated Current	Inductance	Mounting Type	Price Each 1	10	25	50
1-pole with Standard RFI Filter									
693-5200.0123.1	5200.0123.1	A	1A	11mH	Screw-on	30.97	27.51	24.78	23.40
693-5200.0143.1	5200.0143.1	B	1A	11mH	Snap-in	30.22	26.85	24.18	22.83
693-5200.0423.1	5200.0423.1	A	4A	1.6mH	Screw-on	27.53	24.46	22.03	20.80
693-5200.0623.1	5200.0623.1	A	6A	0.7mH	Screw-on	26.87	23.87	21.50	20.30
693-5200.0643.1	5200.0643.1	B	6A	0.7mH	Snap-in	26.87	23.87	21.49	20.30
693-5200.1023.1	5200.1023.1	A	10A	0.4mH	Screw-on	20.65	19.08	17.88	16.71
693-5200.1043.1	5200.1043.1	B	10A	0.4mH	Snap-in	27.53	24.46	22.02	20.80
2-pole with Standard RFI Filter									
693-5220.0623.1	5220.0623.1	C	6A	0.7mH	Screw-on	30.25	26.90	24.20	22.87
2-pole with Medical RFI Filter									
693-5220.0443.3	5220.0443.3	D	4A	1.6mH	Snap-in	36.47	32.41	29.19	27.56
693-5220.0643.3	5220.0643.3	D	6A	0.7mH	Snap-in	32.42	28.82	25.95	24.50
Accessories for 5200 and 5220 Series									
693-0888.0004	0888.0004	----	Cord retaining clamp for screw-on 5200 and 5220			8.27	7.36	6.63	6.26

SCHURTER KMF SERIES: AC INLETS WITH RFI LINE FILTER, SWITCH EMC SHIELD, AND FUSEHOLDER

RoHS Compliant

Specifications:

- For "cold" connections 70° C.
- Class I level of protection (with ground terminal); IEC320/C14
- Terminals: .187" quick connect
- DPST switch (On-Off)
- Snap-in mounting from front
- Medical units qualify for use in equipment with safety requirements according to IEC 601-1
- **5X20mm fuses sold separately**
- **Fusedrawers and casings must be ordered separately**

For quantities greater than listed, call for quote.

MOUSER STOCK NO.	Schurter Part No.	Fig.	Rated Current	Inductance	Mounting Type	Price Each 1	10	25	50
Casing with Standard RFI Filter									
693-KMF1.1211.11	KMF1.1211.11	E	1A	11mH	1-pole	25.18	22.37	20.14	19.02
693-KMF1.1261.11	KMF1.1261.11	E	6A	0.7mH	1-pole	28.32	25.17	22.65	21.40
693-KMF1.1291.11	KMF1.1291.11	E	10A	0.4mH	1-pole	25.18	22.37	20.14	19.02
693-KMF1.1111.11	KMF1.1111.11	E	1A	11mH	2-pole	27.82	24.73	22.26	21.03
693-KMF1.1161.11	KMF1.1161.11	E	6A	0.7mH	2-pole	27.82	24.73	22.26	21.03
693-KMF1.1191.11	KMF1.1191.11	E	10A	0.4mH	2-pole	28.50	25.34	22.80	21.55
Casing with Medical RFI filter									
693-KMF1.1123.11	KMF1.1123.11	E	6A	0.7mH	2-pole	32.61	28.98	26.09	24.62
693-KMF1.1193.11	KMF1.1193.11	E	10A	0.4mH	2-pole	31.82	28.27	25.46	24.02
Fusedrawers for KMF Series									
693-4301.1405	4301.1405		Standard, 1-pole, black			2.00	1.75	1.65	1.52
693-4301.1407	4301.1407		Medical, 1-pole, black			2.10	1.84	1.72	1.58
693-4301.1401	4301.1401		Standard, 2-pole, black			3.35	3.03	2.77	2.59
693-4301.1403	4301.1403		Medical, 2-pole, black			3.35	3.03	2.77	2.59
693-4301.1413	4301.1413		Standard, 2-pole, black, with neutral side shorting bar			4.28	3.82	3.45	3.30
693-4301.1415	4301.1415		Medical, 2-pole, black, with neutral side shorting bar			5.03	4.48	4.03	3.83

SCHURTER GRF4 SERIES: AC INLETS WITH RFI LINE FILTER AND EMI SHIELD

Specifications:

- For "cold" connections 70°C
- Class I level of protection (with ground terminal); IEC320/C14
- Terminals: .187" quick connect
- Max. leakage current: Standard - <0.5mA; Medical - <5µA
- Metal shield safeguards equipment against radiated EMI
- Snap-in design allows pre-wiring before mounting
- Flexible steel claws make multiple contact points on the panel to ensure shield integrity
- Medical units qualify for use in equipment with safety requirements according to IEC 601-1

For quantities greater than listed, call for quote.

MOUSER STOCK NO.	Schurter Part No.	Fig.	Rated Current	Inductance	Mounting Type	Price Each 1	10	25	50
With Medical RFI Filter									
693-GRF4.0029.013	GRF4.0029.013	F	15A	.075mH	Snap-in	14.96	13.30	11.96	11.30

SCHURTER PEM45 SERIES: AC INLET WITH THERMAL CIRCUIT BREAKER AND RFI FILTER

Specifications:

- AC inlet according to IEC 60320/C14
- Manual reset 2-pole white rocker switch with embossed I/O legend
- IP40 degree of protection on front side
- Screw-on panel mount
- Max. leakage current: Standard - <0.5mA; Medical - <5µA
- Terminals: .250" quick connect

For quantities greater than listed, call for quote.

MOUSER STOCK NO.	Schurter Part No.	Fig.	Rated Current CB/Filter	Thermal Overload Protection	Filter Induction	Price Each 1	10	25	50
With Standard RFI Filter									
693-5-ABTWF050C0-511	5-ABTWF050C0-511	G	5A/6A	1-pole	0.7mH	37.02	32.99	29.74	28.11
693-5-ABTWF150C0-811	5-ABTWF150C0-811	G	15A/15A	1-pole	0.1mH	36.43	32.40	29.15	27.52
693-5-ABDWF050C0-511	5-ABDWF050C0-511	G	5A/6A	2-pole	0.7mH	42.92	38.16	34.34	32.42
693-5-ABDWF150C0-811	5-ABDWF150C0-811	G	15A/15A	2-pole	0.1mH	42.92	38.16	34.34	32.42
With Medical RFI Filter									
693-5-ABTWF050C0-531	5-ABTWF050C0-531	G	5A/6A	1-pole	0.7mH	40.98	36.44	32.78	30.96
693-5-ABTWF150C0-831	5-ABTWF150C0-831	G	15A/15A	1-pole	0.1mH	40.98	36.44	32.78	30.96
693-5-ABDWF050C0-531	5-ABDWF050C0-531	G	5A/6A	2-pole	0.7mH	45.49	40.44	36.39	34.37
693-5-ABDWF150C0-831	5-ABDWF150C0-831	G	15A/15A	2-pole	0.1mH	45.49	40.44	36.39	34.37

DIMENSIONS: mm

A

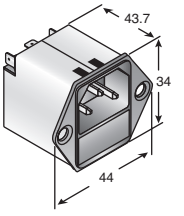

B

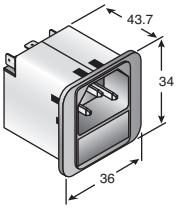

C

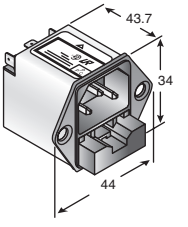

D

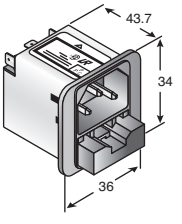

E

(overall depth= 40.35mm)

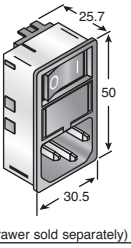

(Fusedrawer sold separately)

F

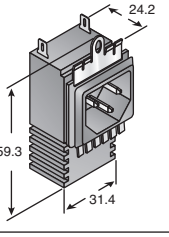

G

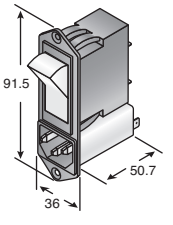

© Copyright 2013 Mouser Electronics

© Copyright 2013 Mouser Electronics

QUALTEK EMI Power Line Filters

Qualtek Electronics Corporation

MULTI-PURPOSE FILTERS

A compact filter providing noise suppression in industrial environments.

RoHS Compliant

For quantities greater than listed, call for quote.

MOUSER STOCK NO.	Qualtek Part No.	Fig.	Circuit Diagram	Amp Rating	Dimensions: in. L	W	H	Price Each 1	10	25
562-848-03/1	848-03/001	A	1	3	3.25	1.90	1.15	**9.63**	**9.15**	**8.69**
562-848-06/2	848-06/002	A	1	6	3.75	2.06	1.54	**13.38**	**12.71**	**12.07**
562-848-10/3	848-10/003	A	1	10	3.75	2.06	1.54	**16.15**	**15.34**	**14.57**
562-848-20/4	848-20/004	A	2	20	5.25	3.40	1.54	**23.54**	**22.36**	**21.24**
562-849-03/1	849-03/001	A	3	3	3.25	1.90	1.15	**10.17**	**9.66**	**9.17**
562-849-10/3	849-10/003	A	3	10	3.75	2.06	1.54	**14.39**	**13.05**	**11.98**
562-849-20/4	849-20/004	A	4	20	5.25	3.40	1.54	**24.43**	**23.20**	**22.04**
562-850-03/1	850-03/001	A	5	3	3.25	1.90	1.15	**10.97**	**10.42**	**9.90**
562-850-10/3	850-10/003	A	5	10	3.75	2.06	1.54	**14.88**	**13.56**	**12.45**
562-850-20/4	850-20/004	A	6	20	5.25	3.40	1.54	**26.59**	**24.18**	**22.15**

GENERAL PURPOSE COMMON MODE FILTERS

Designed to economically suppress line-to-ground interference and built to meet or exceed most international safety agency standards and requirements.

Specifications:
- Maximum leakage current each line-to-ground @ 115VAC 60Hz: .25mA; @ 250VAC 50Hz: .45mA
- Rated voltage: 115/250/VAC
- Hipot rating (one minute) line-to-ground: 2250VDC; line-to-line: 1450VDC
- Operating frequency: 50-60Hz

RoHS Compliant

Use Circuit Diagram 7

For quantities greater than listed, call for quote.

MOUSER STOCK NO.	Qualtek Part No.	Fig.	Inductance	Rated Current @ 250VAC	Dimensions: in. H	L	W	Price Each 1	25	50
562-851-03/3	851-03/003	B	2.8mH	3A	.77	2.50	2.54	**7.22**	**6.86**	**6.52**
562-851-03/4	851-03/004	C	2.8mH	3A	.77	2.50	1.33	**7.70**	**7.32**	**6.96**
562-851-05/5	851-05/005	B	2.9mH	5A	.77	2.50	2.54	**7.21**	**6.85**	**6.51**
562-851-05/6	851-05/006	C	2.9mH	5A	.77	2.50	1.33	**7.22**	**6.86**	**6.52**
562-851-10/7	851-10/007	B	1.5mH	10A	1.18	2.50	2.54	**9.64**	**9.16**	**8.69**
562-851-10/9	851-10/009	D	1.5mH	10A	1.18	2.77	3.10	**11.77**	**11.18**	**10.63**
562-851-20/11	851-20/011	D	0.7mH	20A	1.15	2.77	3.37	**15.30**	**14.53**	**13.81**

GENERAL PURPOSE IEC CONNECTOR FILTERS

Provide effective EMI suppression on line-to-ground (common mode) and low frequency line-to-line (differential mode) noise while saving space and reducing cost.

Specifications:
- Maximum leakage current each line-to-ground @ 115VAC 60Hz: .2mA; @ 250VAC 50Hz: .4mA
- Rated voltage: 115/250/VAC
- Hipot rating (one minute) line-to-ground: 2250VDC; line-to-line: 1450VDC
- Operating frequency: 50-60Hz

RoHS Compliant

Use Circuit Diagram 7

For quantities greater than listed, call for quote.

MOUSER STOCK NO.	Qualtek Part No.	Fig.	Inductance	Rated Current @ 250VAC	Dimensions: in. H	L	W	Price Each 1	25	50
562-857-01/46	857-01/046	E	5mH	1A	.88	1.50	1.58	**5.78**	**5.41**	**5.24**
562-857-03/47	857-03/047	E	2.3mH	3A	.88	1.67	1.58	**6.55**	**6.22**	**5.90**
562-857-06/48	857-06/048	E	.6mH	6A	.88	1.67	1.68	**5.78**	**5.41**	**5.24**
562-857-10/49	857-10/049	E	.18mH	10A	.88	1.55	1.99	**7.31**	**6.86**	**6.63**

HIGH PERFORMANCE IEC CONNECTOR FILTERS

Provide effective EMI suppression of line-to-ground and low frequency line-to-line noise.

Specifications:
- Maximum leakage current each line-to-ground @ 115VAC 60Hz: .25mA; @ 250VAC 50Hz: .45mA
- Rated voltage: 115/250/VAC
- Hipot rating (one minute) line-to-ground: 2250VDC; line-to-line: 1450VDC
- Operating frequency: 50-60Hz

RoHS Compliant

Use Circuit Diagram 7

For quantities greater than listed, call for quote.

MOUSER STOCK NO.	Qualtek Part No.	Fig.	Inductance	Rated Current @ 250VAC	Dimensions: in. H	L	W	Price Each 1	25	50
562-858-01/3	858-01/003	F	6.5mH	1A	.88	2.12	1.58	**5.14**	**4.82**	**4.65**
562-858-03/7	858-03/007	F	2.5mH	3A	.88	2.12	1.58	**5.65**	**5.36**	**5.09**
562-858-06/11	858-06/011	F	.8mH	6A	.88	2.12	1.58	**5.14**	**4.82**	**4.65**
562-858-10/15	858-10/015	F	.2mH	10A	.88	2.12	1.58	**6.06**	**5.75**	**5.46**

GENERAL PURPOSE FUSED IEC CONNECTOR FILTERS

Designed for one 5mm x 20mm fuse and a spare fuse with a safety interlock that prevents fuse removal with power cord inserted.

Specifications:
- Maximum leakage current each line-to-ground @ 115VAC 60Hz: .25mA; @ 250VAC 50Hz: .45mA
- Rated voltage: 115/250/VAC
- Hipot rating (one minute) line-to-ground: 2250VDC; line-to-line: 1450VDC
- Operating frequency: 50-60Hz

RoHS Compliant

Use Circuit Diagram 8

For quantities greater than listed, call for quote.

MOUSER STOCK NO.	Qualtek Part No.	Fig.	Inductance	Rated Current @ 250VAC	Dimensions: in. H	L	W	Price Each 1	25	50
562-860-02/1	860-02/001	G	2.4mH	2A	1.29	2.54	1.73	**11.88**	**11.29**	**10.75**
562-860-04/3	860-04/003	G	2.8mH	4A	1.29	2.23	1.73	**12.31**	**11.70**	**11.11**
562-860-06/5	860-06/005	G	1.3mH	6A	1.29	2.54	1.73	**12.31**	**11.70**	**11.11**

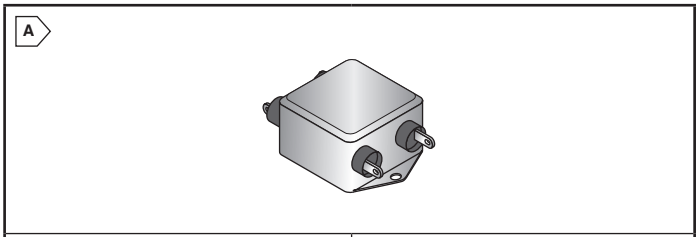

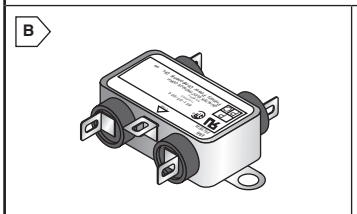

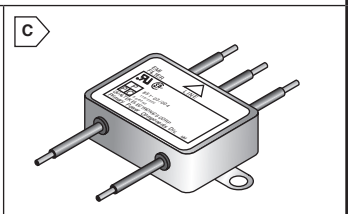

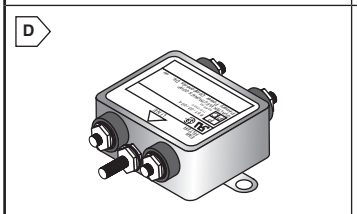

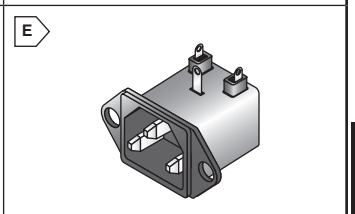

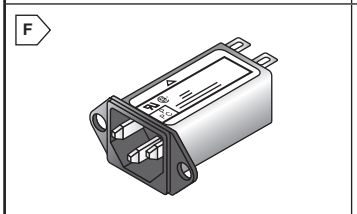

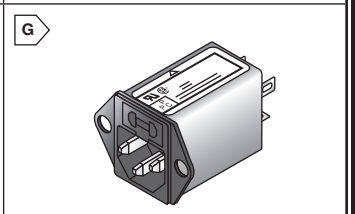

Circuit Diagrams

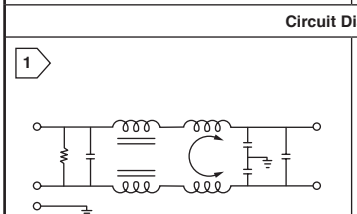

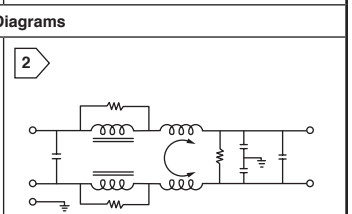

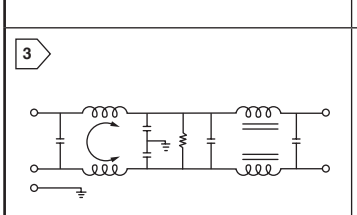

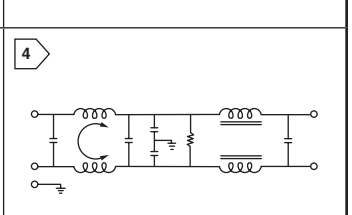

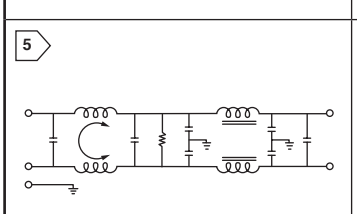

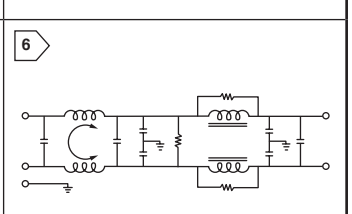

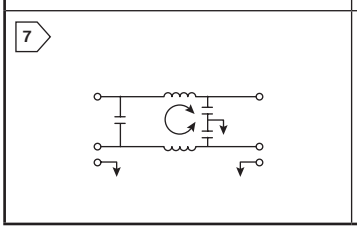

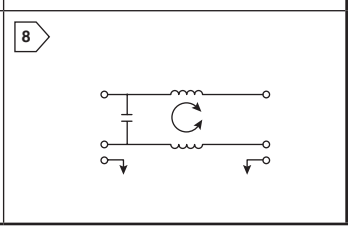

© Copyright 2013 Mouser Electronics

© Copyright 2013 Mouser Electronics

QUALTEK EMI Power Line Filters

Qualtek Electronics Corporation

862 SERIES MULTI-FUNCTION MODULE FILTERS

A multi-function power entry module filter that incorporates an IEC connector, a fuse holder with optional power on/off switch, and voltage selector switch.

- With IEC Connector
- With Fuse Holder

RoHS Compliant

For quantities greater than listed, call for quote.

MOUSER STOCK NO.	Qualtek Part No.	Fig.	Electrical Schematic Fig.	Amp Rating 115-250	Dimensions: in.			Power Switch	Voltage Selector	Price Each		
					L	W	H			1	10	25
562-862-06/1	862-06/001	A	1	6	2.17	1.15	2.65	No	No	14.61	13.88	13.18
562-862-06/2	862-06/002	A	1	6	2.17	1.15	2.65	SP	No	17.39	15.84	14.45
562-862-06/3	862-06/003	A	2	6-4	2.17	1.15	2.65	DP	No	19.48	17.66	16.16
562-862-06/7	862-06/007	A	3	6	2.17	1.15	2.65	No	Yes	21.80	19.46	17.82

864 SERIES MULTI-FUNCTION MODULE FILTERS

Effectively suppress EMI noise, both line-to-ground (common mode) and line-to-line (differential mode) for general applications. Compact design provides significant savings in space and cost compared with individual components.

Note: 5 x 20mm Fuse sold separately

Specifications:

- Maximum leakage current each line-to-ground @ 115VAC 60Hz: .25mA
  @ 250VAC 50Hz: .45mA
- Rated voltage: 115/250/VAC
- Hipot rating (one minute) line-to-ground: 2250VDC; line-to-line: 1450VDC
- Operating frequency: 50-60Hz

RoHS Compliant

For quantities greater than listed, call for quote.

MOUSER STOCK NO.	Qualtek Part No.	Fig.	Electrical Schematic Fig.	Inductance	Rated Current @ 250VAC	Dimensions: in.			Price Each		
						L	W	H	1	25	50
562-864-03/1	864-03/001	B	4	8.0mH	3A	3.51	1.12	2.58	26.68	25.01	24.17
562-864-03/3	864-03/003	B	4	8.0mH	3A	3.51	1.12	2.58	27.49	25.77	24.91
562-864-06/5	864-06/005	B	4	2.5mH	6A	3.51	1.12	2.58	26.68	25.01	24.17
562-864-06/7	864-06/007	B	4	2.5mH	6A	3.51	1.12	2.58	27.49	25.77	24.91
562-864-10/9	864-10/009	B	4	1.6mH	10A	3.51	1.12	2.58	27.49	25.77	24.91
562-864-10/11	864-10/011	B	4	1.6mH	10A	3.51	1.12	2.58	26.68	25.01	24.17

880 SERIES MULTI-FUNCTION MODULE FILTERS

A multi-function power entry module filter that incorporates an IEC connector, double pole power switch, voltage selector switch, and optional single or double fuse holder (5 x 20) offering space savings.

- With IEC Connector
- Voltage Selector: No
- Power Switch: DP (UL/CSA 125/250 VAC 10A VDE 250VAC 4A)

RoHS Compliant

For quantities greater than listed, call for quote.

MOUSER STOCK NO.	Qualtek Part No.	Fig.	Electrical Schematic Fig.	Amp Rating 115-250	Dimensions: in.			Fuse Holder	Price Each		
					L	W	H		1	10	25
562-880-01/1	880-01/001	C	5	1	2.46	1.13	2.59	Double	22.74	21.59	20.52
562-880-01/4	880-01/004	C	6	1	2.46	1.13	2.59	Single	20.78	19.73	18.76
562-880-03/2	880-03/002	C	5	3	2.46	1.13	2.59	Double	20.78	19.73	18.76
562-880-03/5	880-03/005	C	6	3	2.46	1.13	2.59	Single	20.16	19.14	18.19
562-880-06/3	880-06/003	C	5	6	2.46	1.13	2.59	Double	20.62	19.58	18.60
562-880-06/6	880-06/006	C	6	6	2.46	1.13	2.59	Single	20.62	19.58	18.60

882 SERIES COMPACT SNAP-IN MULTI-FUNCTION MODULE FILTERS

- With IEC Connector
- Power Switch: DP
- Voltage Selector: Yes

RoHS Compliant

For quantities greater than listed, call for quote.

MOUSER STOCK NO.	Qualtek Part No.	Fig.	Electrical Schematic Fig.	Amp Rating 115-250	Dimensions: in.			Fuse Holder	Price Each		
					L	W	H		1	10	25
562-882-03/1	882-03/001	D	7	3/3	2.17	1.26	2.28	Double	24.37	22.99	22.06
562-882-03/3	882-03/003	D	7	3/3	2.17	1.26	2.28	Single	24.37	22.99	22.06
562-882-06/11	882-06/011	D	7	6/6	2.17	1.26	2.28	Double	24.37	22.99	22.06
562-882-06/13	882-06/013	D	7	6/6	2.17	1.26	2.28	Single	24.37	22.99	22.06
562-882-10/16	882-10/016	D	7	10/6	2.17	1.26	2.28	Double	23.65	22.31	21.40
562-882-10/18	882-10/018	D	7	10/6	2.17	1.26	2.28	Single	24.36	22.98	22.05

883 SERIES COMPACT SCREW MOUNT MULTI-FUNCTION MODULE FILTERS

- With IEC Connector
- Power Switch: DP
- Voltage Selector: Yes

RoHS Compliant

For quantities greater than listed, call for quote.

MOUSER STOCK NO.	Qualtek Part No.	Fig.	Electrical Schematic Fig.	Amp Rating 115-250	Dimensions: in.			Fuse Holder	Price Each		
					L	W	H		1	10	25
562-883-03/1	883-03/001	E	7	3/3	2.17	1.10	2.28	Double	24.28	23.06	21.91
562-883-03/3	883-03/003	E	7	3/3	2.17	1.10	2.28	Single	24.28	23.06	21.91
562-883-06/11	883-06/011	E	7	6/6	2.17	1.10	2.28	Double	24.28	23.06	21.91
562-883-06/13	883-06/013	E	7	6/6	2.17	1.10	2.28	Single	24.28	23.06	21.91
562-883-10/16	883-10/016	E	7	10/6	2.17	1.10	2.28	Double	26.19	24.64	23.71
562-883-10/18	883-10/018	E	7	10/6	2.17	1.10	2.28	Single	26.19	24.64	23.71

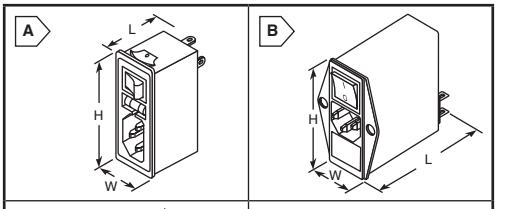

Electrical Schematic

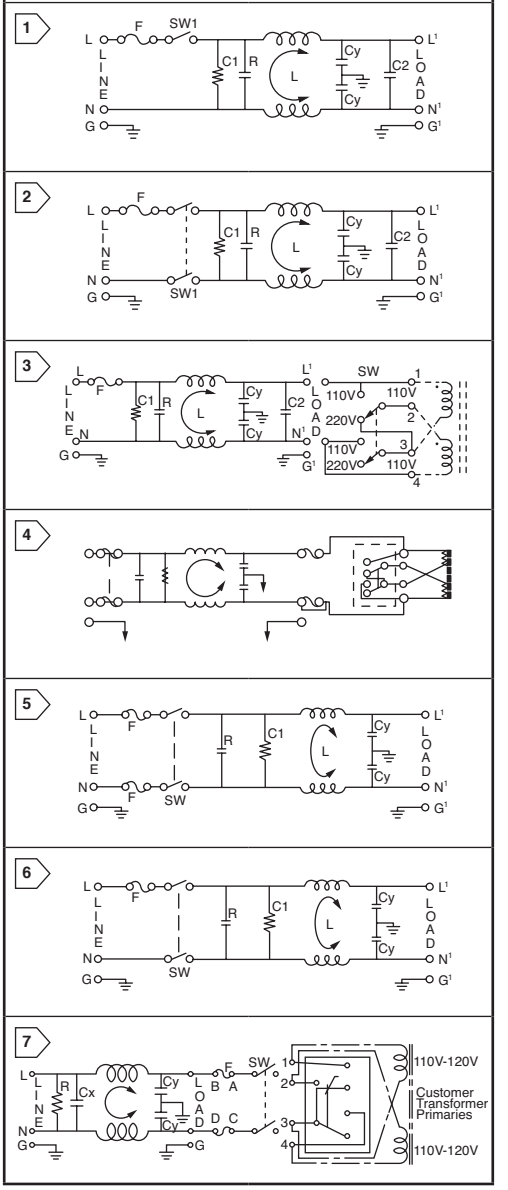

© Copyright 2013 Mouser Electronics

© Copyright 2013 Mouser Electronics

DC POWER PLUGS

.7mm Solder Terminals

For quantities greater than listed, call for quote.

MOUSER STOCK NO.	Fig.	Description	Price Each 1	10	100	500
171-3218-EX	A	Barrel 0.7mm x 2.35mm x 9.5mm, black, 2A@3.15VDC	1.98	1.52	1.38	1.25
171-3118-EX	B	Barrel 0.7mm x 2.35mm x 9.5mm, R/A black, 2A@3.15VDC	1.98	1.52	1.38	1.25

1.3mm Solder Terminals

For quantities greater than listed, call for quote.

MOUSER STOCK NO.	Fig.	Description	Price Each 1	10	100	500
171-3209	C	Barrel 1.3mm x 3.5mm x 9.1mm, blk locking detent,1A@12VDC	1.56	1.20	1.09	.995
171-3224-EX	D	Barrel 1.3mm x 3.4mm x 9mm, blk lkg detent R/A,0.5A@12VDC works best with 163-4013	1.78	1.37	1.24	1.12
171-PA35135-E	A	Barrel 1.3mm x 3.5mm x 9.1mm, black w/relief, 0.5A@12VDC	1.35	1.04	.942	.856
171-PA35135-1-E	E	Barrel 1.3mm x 3.5mm x 9.1mm, black, 0.5A@12VDC	1.22	.942	.899	.856
17PP200-EX	E	Barrel 1.3mm x 3.4mm x 9mm, black, 0.5A@12VDC	1.72	1.33	1.21	1.10
171-3210-E	A	Barrel 1.3mm x 3.4mm x 8.9mm, black w/ relief, 2A@12VDC	1.72	1.33	1.21	1.10

1.4mm Male DC Power Plug

- Mates with most laptop computers

For quantities greater than listed, call for quote.

MOUSER STOCK NO.	Fig.	Description	Price Each 1	10	100	500
171-6014-E	F	Barrel 1.4mm x 3.4mm x 6.5mm x 9mm, black, 5A@18VDC, use with 163-1203-E	1.36	1.05	.995	.952

1.7mm Solder Terminals

For quantities greater than listed, call for quote.

MOUSER STOCK NO.	Fig.	Description	Price Each 1	10	100	500
171-3219-EX	A	Barrel 1.7mm x 4.0mm x 9.5mm, black, 2A@3.15V-6.3VDC	1.78	1.37	1.24	1.12
171-3220-EX	A	Barrel 1.7mm x 4.75mm x 9.5mm, black, 2A@6.3V-10.5VDC	1.78	1.37	1.24	1.12
171-3221-EX	B	Barrel 1.7mm x 4.0mm x 9.5mm R/A black, 2A@6.3VDC	1.92	1.48	1.34	1.22
171-3222-EX	B	Barrel 1.7mm x 4.75mm x 9.5mm R/A black, 2A@10.5VDC	1.92	1.48	1.34	1.22

2.1mm Solder Terminals

For quantities greater than listed, call for quote.

MOUSER STOCK NO.	Fig.	Description	Price Each 1	10	100	500
171-PA5521-1-E	G	Barrel 2.1mm x 5.5mm x 9.9mm, black, 0.5A@12VDC	1.35	1.04	.942	.856
171-2122-EX	G	Barrel 2.1mm x 5.5mm x 14.0mm, gray, 0.5A@12VDC	1.19	.91	.824	.749
1710-2110	G	Barrel 2.1mm x 5.5mm x 9.5mm, black, 1.5A@24VDC	1.37	.91	.824	.749
171-PA5521A-1-E	G	Barrel 2.1mm x 5.5mm x 14.0mm, black, 2.A@12VDC	1.35	1.04	.942	.856
171-PA5521-1GY-E	H	Barrel 2.1mm x 5.5mm x 9.5mm, gray, 1.5A@24VDC	1.49	1.14	1.09	.995
171-PA5521B-1-E	H	Barrel 2.1mm x 5.5mm x 9.5mm black locking, 1A@50VDC	1.50	1.16	1.05	.952
171-3215-EX	I	Barrel 2.1mm x 5.5mm x 9.5mm, R/A black, 0.5A@12VDC	1.22	.942	.856	.781
171-3217-EX	A	Barrel 2.1mm x 5.5mm x 9.5mm, black w/ relief, 0.5A@12VDC	1.56	1.20	1.09	.995
171-PA5521-E	A	Barrel 2.1mm x 5.5mm x 9.5mm, black w/ relief, 1A@50VDC	1.35	1.04	.942	.856
171-0721-EX	J	Locking, 1A @ 12VDC, use with 161-0721-EX and 163-1000-EX only	2.23	1.71	1.55	1.41
171-7391	K	Ring lock, Barrel 2.1mm x 5.5mm x 9.5mm use/w 163-7421	5.65	4.34	3.95	3.58

2.5mm Solder Terminals

For quantities greater than listed, call for quote.

MOUSER STOCK NO.	Fig.	Description	Price Each 1	10	100	500
171-PA5525-1-E	G	Barrel 2.5mm x 5.5mm x 9.9mm, black, 0.5A@12VDC	1.22	.942	.899	.856
1710-2510	H	Barrel 2.5mm x 5.5mm x 9.5mm black, 1.5A@24VDC	1.37	.91	.824	.749
1710-2511	H	Barrel 2.5mm x 5.5mm x 9.5mm, gray, 1.5A@24VDC	1.50	.995	.91	.824
171-PA5525B-1-E	H	Barrel 2.5mm x 5.5mm x 9.5mm black locking, 1A@50VDC	1.50	1.16	1.05	.952
171-PA5525A-1-E	G	Barrel 2.5mm x 5.5mm x 14.0mm, black, 0.5A@12VDC	1.35	1.04	.942	.856
171-3216-EX	I	Barrel 2.5mm x 5.5mm x 9.5mm, R/A black, 0.5A@12VDC	1.22	.942	.856	.781
171-0702-EX	A	Barrel 2.5mm x 5.5mm x 9.5mm, black w/ relief, 1A@12VDC	1.78	1.37	1.24	1.12
171-PA5525-E	A	Barrel 2.5mm x 5.5mm x 9.5mm, black w/ relief, 1A@50VDC	1.35	1.04	.942	.856
171-0725-EX	J	Locking, 1A @ 12VDC, use with 161-0725-E and 163-1100-EX only	2.23	1.71	1.55	1.41
171-7395	K	Ring lock, Barrel 2.5mm x 5.5mm x 9.5mm use/w 163-7425	5.65	4.34	3.95	3.58

CUSTOM MOLDING PLUGS

- Nickel plated brass contacts
- Ideal for molding to your cable

For quantities greater than listed, call for quote.

MOUSER STOCK NO.	Fig.	Description	Price Each 1	10	100	500
171-0726-E	L	Locking, 1.0A@ 12VDC, use with 161-0725-E and 163-1100-EX only	.85	.653	.589	.535

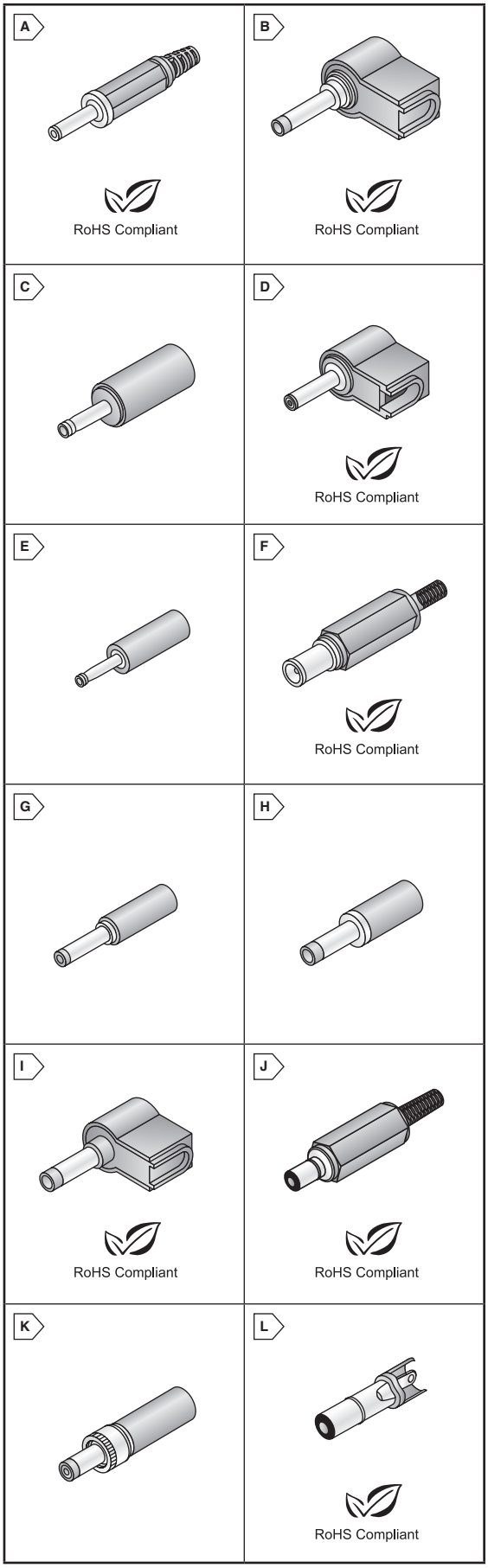

© Copyright 2013 Mouser Electronics

© Copyright 2013 Mouser Electronics

KOBICONN DC Power Jacks

Products may be RoHS compliant. Check mouser.com for RoHS status.

KOBICONN

DC POWER JACKS

Most feature Phosphor bronze springs, brass pins, and terminals.

Chassis/Panel Mount

t = Thickness

For quantities greater than listed, call for quote.

MOUSER STOCK NO.	Fig.	Description	Voltage Rating (VDC)	Current Rating (A)	Dimensions: mm		Price Each			
					Mating/Plg. O.D.	Center Pin (D x L)	1	10	100	500
.7mm										
163-4007-EX	A	Front mount, plastic thread	3.15	2	2.35	0.65 x 9.00	1.54	1.19	1.08	.984
1.3mm										
163-4013	B	Metal overall length .85", best w/ 171-3209	15	3	3.50	1.20 x 9.80	3.76	2.89	2.62	2.39
163-4012-EX	A	Front mount, plastic thread	12	0.5	3.50	1.30 x 9.00	1.54	1.19	1.08	.984
163-4015-EX	A	Front mount, plastic thread	12	0.5	3.40	1.30 x 9.00	1.54	1.19	1.08	.984
1.7mm										
163-4018-EX	A	Front mount, plastic thread	6.3	2	4.00	1.65 x 9.00	1.54	1.19	1.08	.984
163-4117-EX	C	Front mount, NC switch	10.5	2	4.75	1.65 x 9.00	1.85	1.42	1.29	1.18
163-4118-EX	A	Front mount, plastic thread	10.5	2	4.75	1.65 x 9.00	1.54	1.19	1.08	.984
2.1mm										
16PJ222	D	Molded, standard with NC switch	12	0.5	5.50	2.00 x 7.20	1.33	1.02	.92	.835
163-5006-E	E	Molded with NC switch	12	1.5	5.50	2.00 x 8.00	1.06	.824	.749	.685
163-4302-E	C	Round plastic with NC switch	12/24	0.5	5.50	2.00 x 9.00	1.62	1.24	1.03	.931
163-4304-E	F	Split pin with NC switch	16	2	5.50	2.00 x 8.00	2.68	2.05	1.87	1.70
163-MJ21-EX	F	Split pin with NC switch, t 1-3mm max.	12	3	5.50	2.00 x 8.00	2.96	2.28	2.08	1.88
163-4021	G	Metal overall length 1.06", t 5mm max.	100	2	5.50	2.00 x 7.50	3.77	2.90	2.63	2.40
163-R123B-E	G	Metal overall length 1.06"	250	1	5.50	2.00 x 7.50	1.87	1.56	1.42	1.29
163-4020	H	Metal overall length .78"	3.15-13.5	2	5.50	2.00 x 9.00	2.79	2.15	1.96	1.78
163-1060-EX	I	Snap-in	12	0.5	5.50	2.00 x 8.00	1.12	.845	.77	.696
163-1000-EX	J	Locking use w/ 171-0721-EX or 171-0722-E	12	0.5	5.50	2.00 x 8.00	1.22	.942	.856	.781
163-2111-E	K	Black with NC switch	16	2	5.50	2.00 x 9.00	.81	.535	.492	.449
2.5mm										
163-5005-E	E	Molded with NC switch	12	1.5	5.50	2.35 x 8.00	1.06	.824	.749	.685
163-MJ22-EX	F	Split pin with NC switch	12	3	5.50	2.35 x 8.00	2.96	2.28	2.08	1.88
163-4305-E	F	Split pin with NC switch	16	2	5.50	2.50 x 8.00	2.57	1.97	1.79	1.63
163-4025	G	Metal overall length 1.06"	100	2	5.50	2.40 x 7.50	3.77	2.90	2.63	2.40
163-2325-E	G	Metal overall length 1.06"	250	3	5.50	2.35 x 7.50	2.25	1.87	1.70	1.55
163-4024	G	Metal overall length .78"	3.15-13.5	2	5.50	2.35 x 9.00	3.01	2.31	2.10	1.92
163-1061-EX	I	Snap-in	12	1	5.50	2.35 x 8.00	1.10	.845	.77	.696
163-1100-EX	J	Locking use w/ 171-0725-EX or 171-0726-E	12	1	5.50	2.35 x 8.00	1.22	.942	.856	.781
163-2531-E	K	Black with NC switch	16	2	5.50	2.50 x 9.00	.81	.535	.492	.449

In-Line

For quantities greater than listed, call for quote.

MOUSER STOCK NO.	Fig.	Description	Voltage Rating (VDC)	Current Rating (A)	Dimensions: mm		Price Each			
					Mating/ Plg. O.D.	Center Pin (D x L)	1	10	100	500
.7mm										
163-0307-E	L	Cable mount, Max. Cable O.D. = 4 mm	3.15	2	2.35	0.65 x 8.50	2.30	1.77	1.61	1.46
1.3mm										
163-0308-EX	L	Cable mount, Max. Cable O.D. = 4 mm	12	0.5	3.50	1.30 x 8.50	2.30	1.77	1.61	1.46
163-0309-EX	L	Cable mount, Max. Cable O.D. = 4 mm	12	0.5	3.40	1.30 x 8.50	2.30	1.77	1.61	1.46
1.7mm										
163-0310-EX	L	Cable mount, Max. Cable O.D. = 4 mm	10.5	2	4.75	1.65 x 8.50	2.30	1.77	1.61	1.46
2.1mm										
163-0300-EX	L	Cable mount, Max. Cable O.D. = 4 mm	12	1	5.50	2.00 x 8.50	2.63	2.02	1.84	1.67
163-0302	M	Cable mount, Max. Cable O.D. = 4 mm	3.15-13.5	2	5.50	2.00 x 9.00	2.84	2.17	1.98	1.80
2.5mm										
163-0301-EX	L	Cable mount, Max. Cable O.D. = 4 mm	12	1	5.50	2.35 x 8.50	2.63	2.02	1.84	1.67
163-0303	M	Cable mount, Max. Cable O.D. = 4 mm	3.15-13.5	2	5.50	2.40 x 9.00	2.73	2.10	1.90	1.73

RoHS Compliant

PC MOUNT DC POWER JACKS

For quantities greater than listed, call for quote.

MOUSER STOCK NO.	Fig.	Description	Voltage Rating (VDC)	Current Rating (A)	Dimensions: mm		Price Each			
					Mating/ Plg. O.D.	Center Pin (D x L)	1	10	100	500
1.7mm										
163-4310-E	N	Molded snap mount with NC switch	6.3	2	4.00	1.65 x 8.50	1.78	1.37	1.24	1.12
163-4119-E	O	Molded NC switch, yellow	10.5	2	4.75	1.65 x 10.50	1.54	1.19	1.08	.984
2.1mm										
163-7620E-E	P	Molded with NC switch	18	1.5	5.50	2.00 x 8.00	.67	.449	.407	.375
163-179PH-EX	P	Molded with NC switch	18	1.5	5.50	1.95 x 8.00	1.11	.856	.781	.706
163-7421	Q	Positive ring lock use with 171-7391	3.15-13.5	2	5.50	2.00 x - - -	6.85	5.26	4.78	4.34
2.5mm										
163-180PH-EX	P	Molded with NC switch	18	1.5	5.50	2.35 x 8.00	1.11	.856	.781	.706

SURFACE MOUNT DC POWER JACKS

- NC Switch, Black
- Nickel plated brass contacts
- Operating Temperature: -25˚C to +70˚C
- Operating Life: 5000 cycles min.
- Contact Resistance: 50mΩ Max.

RoHS Compliant

For quantities greater than listed, call for quote.

MOUSER STOCK NO.	Fig.	Description	Voltage Rating (VDC)	Current Rating (A)	Dimensions: mm		Price Each			
					Mating/ Plg. O.D.	Center Pin (D x L)	1	10	100	500
1.7mm										
❊ 163-2217-E	R	SMT jack with Black NC Switch	12	1	5.20	1.60 x 8.50	1.03	.686	.627	.567
2.1mm										
163-0179-EX	S	SMT jack with Black NC Switch	24	3.5	5.50	2.00 x 8.00	1.67	1.28	1.17	1.06
2.5mm										
163-0180-EX	S	SMT jack with Black NC Switch	24	3.5	5.50	2.35 x 8.00	1.67	1.28	1.17	1.06

❊ Available on tape and reel as special order. Add /TR to end of P/N.

© Copyright 2013 Mouser Electronics

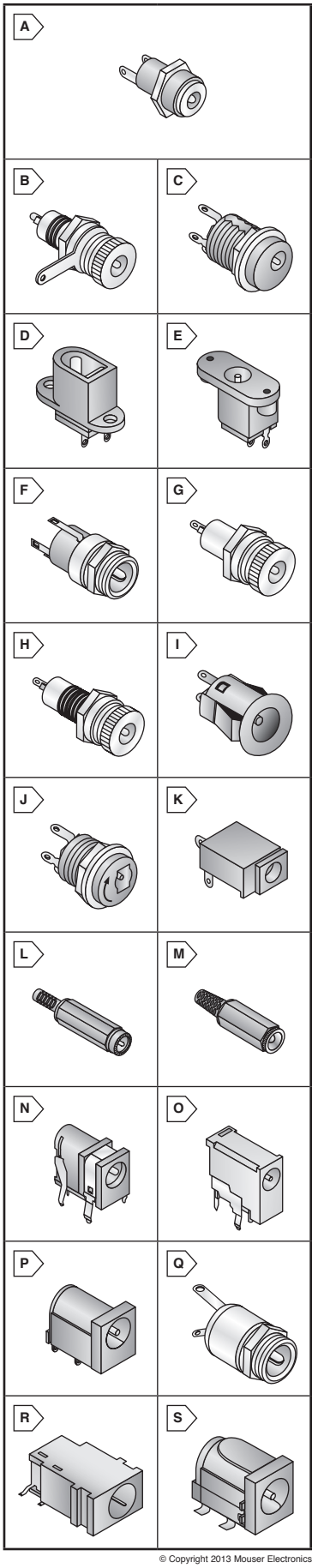

© Copyright 2013 Mouser Electronics

KYCON DC Power Connectors

RoHS Compliant **This product is RoHS compliant.**

STANDARD DC POWER JACKS AND PLUGS (2.0MM AND 2.5MM)

- Built in DC On/Off Switch
- Screw machine contact center pin
- Housing: PBT Thermoplastic, UL94V-0 Rated
- Color: Black
- RoHS Compliance per Kycon Documentation
- Durability: 5000 Cycles
- Operating Temperature: -25°C to +85°C
- Rated Current: 3.5 Amps, 3 Amps - Locking Jacks
- Rated Voltage: 24VDC, 16VDC - Vertical SMT and Locking Jacks

✻High Temperature Thermoplastic UL94V-0 Rated

For quantities greater than listed, call for quote.

MOUSER STOCK NO.	Kycon Part No.	Fig.	Inner Pin (mm)	Price Each 1	25	100	500
Right Angle PCB Jacks							
806-KLDX-0202-A	KLDX-0202-A	A	2.0	.70	.649	.474	.349
806-KLDX-0202-B	KLDX-0202-B	A	2.5	.71	.677	.495	.381
Right Angle PCB Jacks - 1 and 2 Pins Crimped							
806-KLDX-0202-AC	KLDX-0202-AC	A	2.0	.80	.777	.57	.428
806-KLDX-0202-BC	KLDX-0202-BC	A	2.5	.78	.744	.546	.429
Right Angle High Temperature PCB Jacks							
✻ 806-KLDX-0202-AHT	KLDX-0202-AHT	A	2.0	.98	.953	.886	.661
✻ 806-KLDX-0202-BHT	KLDX-0202-BHT	A	2.5	.98	.953	.784	.661
Right Angle Locking Type PCB Jacks - without Center Peg							
806-KLDX-0202-A-LT	KLDX-0202-A-LT	A	2.0	.90	.877	.803	.599
806-KLDX-0202-B-LT	KLDX-0202-B-LT	A	2.5	.94	.91	.845	.621
Right Angle Locking Type PCB Jacks - with Center Peg							
806-KLDX-0202-AP-LT	KLDX-0202-AP-LT	A	2.0	.90	.877	.803	.599
806-KLDX-0202-BP-LT	KLDX-0202-BP-LT	A	2.5	.94	.91	.845	.621
Locking Plugs							
806-KLDX-P-0202-A-LT	KLDX-P-0202-A-LT	B	2.1	.94	.91	.845	.621
806-KLDX-P-0202-B-LT	KLDX-P-0202-B-LT	B	2.5	.94	.91	.845	.621
Vertical PCB Jacks							
806-KLDVX-0202-A	KLDVX-0202-A	C	2.0	.82	.803	.674	.482
806-KLDVX-0202-B	KLDVX-0202-B	C	2.5	1.03	.944	.691	.492
Vertical High Temperature SMT Jacks							
806-KLDVX-SMT02ATR	KLDVX-SMT-02-ATR	D	2.0	1.71	1.41	1.05	.995
806-KLDVX-SMT02BTR	KLDVX-SMT-02-BTR	D	2.5	1.87	1.55	1.14	1.09
Right Angle High Temperature Hybrid SMT Jacks - without Center Peg							
✻ 806-KLDX-SMT-0202A	KLDX-SMT-0202-A	E	2.0	1.74	1.73	1.26	1.01
✻ 806-KLDX-SMT-0202B	KLDX-SMT-0202-B	E	2.5	1.56	1.54	1.12	.906
Right Angle High Temperature Hybrid SMT Jacks - with Center Peg							
✻ 806-KLDX-SMT0202AP	KLDX-SMT-0202-AP	E	2.0	1.55	1.52	1.12	.887
✻ 806-KLDX-SMT0202BP	KLDX-SMT-0202-BP	E	2.5	1.50	1.48	1.08	.866
Panel Mount Jacks - Solder Eyelets							
806-KLDPX-0207-A	KLDPX-0207-A	F	2.0	.98	.933	.698	.556
806-KLDPX-0207-B	KLDPX-0207-B	F	2.5	.98	.967	.713	.554

MINI DC POWER JACKS (1.0MM AND 1.3MM)

- Built in DC On/Off Switch
- Screw machine contact center pin
- Housing: PBT Thermoplastic, UL94V-0 Rated
- Color: Black
- Rated Current: 2.5 Amps
- Durability: 5000 Cycles
- Operating Temperature: -25°C to +85°C
- Rated Voltage: 24VDC
- RoHS Compliance per Kycon Documentation

✻✻High Temperature Thermoplastic UL94V-0 Rated

For quantities greater than listed, call for quote.

MOUSER STOCK NO.	Kycon Part No.	Fig.	Inner Pin (mm)	Price Each 1	25	100	500
Right Angle PCB Jacks							
806-KLDX-0201-A	KLDX-0201-A	G	1.0	.70	.599	.439	.407
806-KLDX-0201-B	KLDX-0201-B	G	1.3	1.09	.946	.739	.577
Right Angle PCB Jacks - 1 and 2 Pins Crimped							
806-KLDX-0201-AC	KLDX-0201-AC	G	1.0	.51	.46	.407	.385
806-KLDX-0201-BC	KLDX-0201-BC	G	1.3	.81	.667	.542	.431
Right Angle High Temperature PCB Jacks							
✻✻ 806-KLDX-0201-AHT	KLDX-0201-AHT	G	1.0	.72	.642	.578	.535
✻✻ 806-KLDX-0201-BHT	KLDX-0201-BHT	G	1.3	1.49	1.24	.856	.783

SNAP AND LOCK DC POWER CONNECTORS

- RoHS Compliance per Kycon Documentation
- Snap lock features prevents accidental disconnects
- 3 Position Contact Rating: Pin 1 & Pin 2: 20VDC at 7.5A max.; Pin 3: 20VDC at 1.0A max.
- Color: Black
- 4 Position Contact Rating: 20VDC at 7.5A max. for all pins

✻Shielded

For quantities greater than listed, call for quote.

MOUSER STOCK NO.	Kycon Part No.	Fig.	No. of Contacts	Price Each 1	25	100	500
Right Angle PCB Jacks- Open Frame							
806-KPJX-3S	KPJX-3S	H	3	2.28	2.14	1.56	1.31
✻ 806-KPJX-3S-S	KPJX-3S-S	H	3	3.35	3.26	1.78	1.41
806-KPJX-4S	KPJX-4S	H	4	3.35	3.26	1.86	1.43
✻ 806-KPJX-4S-S	KPJX-4S-S	H	4	3.64	3.55	2.00	1.55
Panel Mount							
806-KPJX-PM-3S	KPJX-PM-3S	I	3	2.08	1.96	1.70	1.58
✻ 806-KPJX-PM-3S-S	KPJX-PM-3S-S	I	3	3.88	3.02	2.72	2.47
806-KPJX-PM-4S	KPJX-PM-4S	I	4	2.28	2.14	1.85	1.72
✻ 806-KPJX-PM-4S-S	KPJX-PM-4S-S	I	4	7.02	6.20	4.46	3.56
Cable Mount Plugs							
806-KPPX-3P	KPPX-3P	J	3	4.52	4.18	3.07	2.58
806-KPPX-4P	KPPX-4P	J	4	4.87	3.28	2.66	2.38
Cable Mount Socket							
806-KPJX-CM-3S	KPJX-CM-3S	K	3	4.84	4.30	3.87	3.52
806-KPJX-CM-4S	KPJX-CM-4S	K	4	5.08	4.47	4.01	3.64

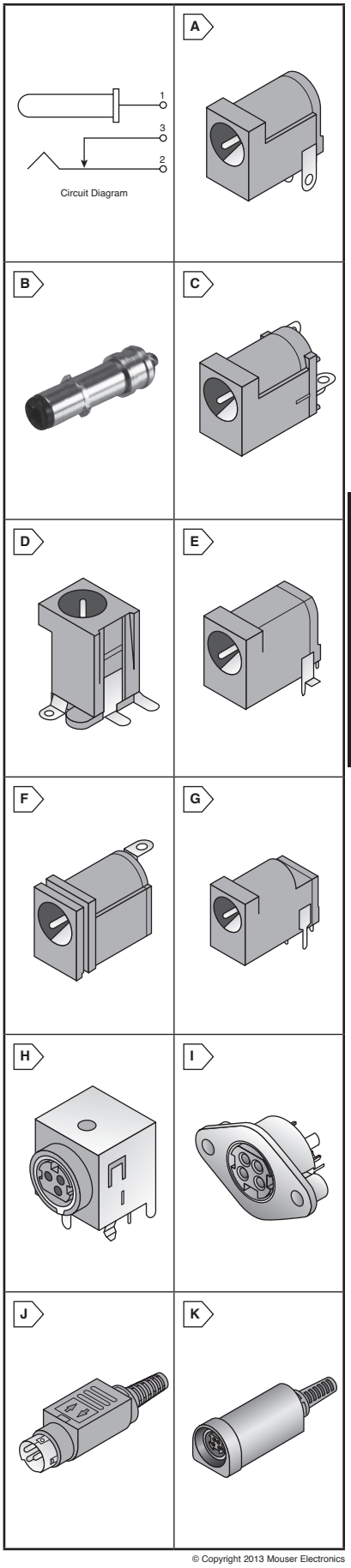

© Copyright 2013 Mouser Electronics

© Copyright 2013 Mouser Electronics

SWITCHCRAFT Power Plugs and Jacks

RoHS Compliant **This product is RoHS compliant.**

Switchcraft®
Harsh Environment Connectivity Solutions
A HEICO Company

MINIATURE SEALED POWER PLUGS

- IP rating of IP66,IP67,IP68/Nema 250 (6P) when mated
- Locking ring provides security in critical applications
- Sleeve terminal serves as cord clamp
- Handle/Boot with cable strain relief
- Plug sleeve and pin: Plated copper alloy
- Handle: Rigid thermoplastic overmolded with thermoplastic elastomer
- Lock ring: Plated copper alloy
- Lock ring thread size: 7/16-32 UN2B
- Handle thread size: 5/16-24 UNF 2A
- Rated current: 5 Amps
- Rated Voltage: Up to 30VDC

For quantities greater than listed, call for quote.

MOUSER STOCK NO.	Switchcraft Part No.	Fig.	Pin Size (In./mm)	Mating Jack	Description	Price Each 1	5	10	50
502-761KS12	761KS12	A	.100"/2.5	L712AS, L712RAS, PCL712S	Black Tip, .125-.150" Cable O.D.	6.00	4.53	4.12	3.95
502-761KS15	761KS15	A	.100"/2.5	L712AS, L712RAS, PCL712S	Black Tip, .150-.175" Cable O.D.	6.00	4.53	4.12	3.95
502-761KS17	761KS17	A	.100"/2.5	L712AS, L712RAS, PCL712S	Black Tip, .175-.200" Cable O.D.	6.00	4.53	4.12	3.95
502-S761KS12	S761KS12	A	.08"/2.0	L722AS, L722RAS, PCL722S	White Tip, .125-.150" Cable O.D.	6.93	5.20	4.77	4.33
502-S761KS15	S761KS15	A	.08"/2.0	L722AS, L722RAS, PCL722S	White Tip, .150-.175" Cable O.D.	6.00	4.53	4.12	3.95
502-S761KS17	S761KS17	A	.08"/2.0	L722AS, L722RAS, PCL722S	White Tip, .175-.200" Cable O.D.	6.00	4.53	4.12	3.95
502-767KS12	767KS12	A	.084"/2.1	L722AS, L722RAS, PCL722S	Red Tip, .125-.150" Cable O.D.	6.93	5.20	4.77	4.33
502-767KS15	767KS15	A	.084"/2.1	L722AS, L722RAS, PCL722S	Red Tip, .150-.175" Cable O.D.	6.60	4.98	4.54	4.34
502-767KS17	767KS17	A	.084"/2.1	L722AS, L722RAS, PCL722S	Red Tip, .175-.200" Cable O.D.	6.60	4.98	4.54	4.34

MINIATURE POWER PLUGS

- Plug Sleeve and pin: Nickel-plated copper alloy
- Lockring: Nickel-plated copper alloy
- Lockring Thread Size: 5/16 - 32 UNEF 2B
- Rated Current: 5 Amps
- Pin Length: 0.375"/ 9.5mm
- Molded Plastic Handle

Non-Locking Plugs

For quantities greater than listed, call for quote.

MOUSER STOCK NO.	Switchcraft Part No.	Fig.	Pin Size (In./mm)	Mating Jack	Description	Price Each 1	10	25	50
502-S-760	S760	B	.080"/2.0	722A, RAPC722X, PC722A	White Tip, Black Handle	2.35	2.30	2.13	2.08
502-762	762	B	.084"/2.1	Any 2.1 mm Jack and 722A, 722RA, PC722A	Red Tip, Black Handle	4.61	4.15	3.78	3.46
502-763	763	B	.084"/2.1	Any 2.1 mm Jack and 722A, 722RA, PC722A	Red Tip, Red Handle	5.59	4.82	4.23	3.77
502-760	760	B	.100"/2.5	712A, RAPC712X, RASH712X, RASM712X, PC712A	Black Tip, Black Handle	2.82	2.60	2.36	2.17
502-765	765	B	.100"/2.5	712A, RAPC712X, RASH712X, RASM712X, PC712A	Black tip, Red Handle	2.93	2.70	2.45	2.25

Locking Plugs

✻Pin Length: 0.475"/12.1mm

For quantities greater than listed, call for quote.

MOUSER STOCK NO.	Switchcraft Part No.	Fig.	Pin Size (In./mm)	Mating Jack	Description	Price Each 1	10	25	50
502-S760K	S760K	C	.080"/ 2.0	722A, PC722A, L722A	Black Tip, Black Handle	5.00	4.30	3.94	3.72
✻ 502-S761K	S761K	D	.080"/ 2.0	722A, PC722A, L722A	Black Tip, Black Handle	4.92	4.19	3.84	3.69
502-S760BK	S760BK	E	.080"/ 2.0	RAPC722BK, RASH722BK	White Locking Tip, Black Handle	4.09	3.06	2.81	2.55
502-762K	762K	C	.084"/2.1	Only 722A, 722RA, PC722A	Red Tip, Black Handle	6.98	6.29	5.71	5.23
502-763K	763K	C	.084"/2.1	Only 722A, 722RA, PC722A	Red Tip, Red Handle	6.98	6.29	5.71	5.23
✻ 502-767K	767K	D	.084"/2.1	Only L722A, L722RA, PCL722A	Red Tip, Black Handle	4.69	4.48	4.30	4.13
✻ 502-768K	768K	D	.084"/2.1	Only L722A, L722RA, PCL722A	Red Tip, Red Handle	6.98	6.29	5.71	5.23
502-760K	760K	C	.100"/ 2.5	712A, PC712A	Black Tip, Black Handle	4.68	4.08	3.73	3.52
502-760BK	760BK	E	.100"/ 2.5	RAPC712BK, RASH722BK	Black Locking Tip, Black Handle	4.18	3.83	3.55	3.28
✻ 502-761K	761K	D	.100"/ 2.5	L712A, L712PA. PCL712A	Black Tip, Black Handle	5.22	3.99	3.64	3.50

MINIATURE SEALED POWER JACKS

- IP rating of IP66,IP67,IP68/Nema 250 (6P) when mated
- Automatic switch over from AC to DC permitted by sleeve shunt spring
- Split center pin shaped to hold mating plug firmly
- Optional IP rated cap (JCAP) protects jack when not in use
- Housing Material: Rigid Thermoplastic
- Bushing material: Plated copper alloy
- Jack Hardware: Supplied with one nickel plated copper alloy hex nut (P1489), one nickel plated steel flat washer (P3031) and one o-ring for sealing jack to panel
- Terminals: Plated copper alloy
- Insulators: Rigid thermoplastic
- Rated current: 5 Amps
- Rated Voltage: Up to 30VDC
- JCAP Material: Thermoplastic elastomer

For quantities greater than listed, call for quote.

MOUSER STOCK NO.	Switchcraft Part No.	Fig.	Pin Size (In./mm)	Mating Plug	Description	Price Each 1	10	25	50
502-L712AS	L712AS	F	.100"/2.5	761KS12, 761KS15, 761KS18	Solder Lug	4.57	4.23	3.86	3.70
502-PCL712AS	PCL712AS	G	.100"/2.5	761KS12, 761KS15, 761KS18	Straight PC Terminal	5.82	5.38	5.02	4.76
502-L712RAS	L712RAS	H	.100"/2.5	761KS12, 761KS15, 761KS18	Right Angle PC Terminal	9.36	8.32	7.46	6.48
502-L722AS	L722AS	F	.080"/2.0	S761KS12, S761KS15, S761KS18, 767KS12, 767KS15, 767KS18	Solder Lug	5.30	4.23	3.86	3.68
502-PCL722AS	PCL722AS	G	.080"/2.0	S761KS12, S761KS15, S761KS18, 767KS12, 767KS15, 767KS18	Straight PC Terminal	5.82	5.38	5.02	4.76
502-L722RAS	L722RAS	H	.080"/2.0	S761KS12, S761KS15, S761KS18, 767KS12, 767KS15, 767KS18	Right Angle PC Terminal	6.81	5.10	4.68	4.26
502-JCAP	JCAP	I	-	-	Power Jack Seal Cap	1.44	1.21	1.10	1.07

STRAIGHT MINIATURE POWER JACKS

For quantities greater than listed, call for quote.

MOUSER STOCK NO.	Switchcraft Part No.	Fig.	Pin Size (In./mm)	Mating Plug	Description	Price Each 1	10	25	50
502-712A	712A	J	.100"/2.5	760	Solder lug	3.21	2.81	2.60	2.47
502-L712A	L712A	K	.100"/2.5	761K	Solder lug, long bushing	4.84	3.84	3.53	3.38
502-712RA	712RA	L	.100"/2.5	760	Right angle, pc terminal	3.45	3.23	2.93	2.69
502-L712RA	L712RA	L	.100"/2.5	761K	Right angle, pc terminal, long bushing	4.03	3.70	3.41	3.17
502-PC712A	PC712A	M	.100"/2.5	760	Straight pc terminal	3.75	2.80	2.57	2.48
502-PCL712A	PCL712A	M	.100"/2.5	761K	PC Terminal, long bushing	5.06	4.77	4.52	4.28
502-722A	722A	J	.080"/2.0	S760	Solder lug	3.21	2.81	2.60	2.47
502-L722A	L722A	K	.080"/2.0	S761K	Solder lug, long bushing	5.13	3.84	3.53	3.36
502-722RA	722RA	L	.080"/2.0	S760	Right angle, pc terminal	4.14	3.10	2.85	2.73
502-L722RA	L722RA	L	.080"/2.0	S761K	Right angle, pc terminal, long bushing	5.20	4.15	3.80	3.47
502-PC722A	PC722A	M	.080"/2.0	S760	Straight pc terminal	3.71	2.80	2.57	2.50
502-PCL722A	PCL722A	M	.080"/2.0	S761K	PC Terminal, long bushing	4.62	4.35	3.85	3.68
502-732A	732A	J	.050"/1.25	860	Solder lug	3.97	3.40	3.11	2.82
502-2C1072	2C1072	-	-	-	Jack Cover for 712A and 722A	11.02	10.00	9.17	8.47

RIGHT ANGLE MINIATURE POWER JACKS

For quantities greater than listed, call for quote.

MOUSER STOCK NO.	Switchcraft Part No.	Fig.	Pin Size (In./mm)	Mating Plug	Description	Price Each 1	10	25	50
502-RAPC712X	RAPC712X	N	.100"/2.5	760, 765	PC mount	1.54	1.52	1.06	1.03
502-RASH712X	RASH712X	O	.100"/2.5	760, 765	Hybrid mount (PC & SMT)	1.73	1.32	1.21	1.14
502-RAPC722X	RAPC722X	N	.080"/2.0	S760	PC mount	1.35	1.20	1.10	1.06
502-RASH722X	RASH722X	O	.080"/2.0	S760	Hybrid mount (PC & SMT)	1.69	1.29	1.18	1.13
502-RASM712X	RASM712X	P	.100"/2.5	760, 765	Surface Mount (SMT)	1.57	1.43	1.33	1.24
502-RASM-712PX	RASM712PX	O	.100"/2.5	760, 765	Surface Mount, Locating Post (SMT)	1.77	1.50	1.41	1.32
502-RASM722X	RASM722X	P	.080"/2.0	S760	Surface Mount (SMT)	1.73	1.35	1.25	1.18
502-RASM722PX	RASM722PX	P	.080"/2.0	S760	Surface Mount, Locating Post (SMT)	2.24	2.03	1.93	1.59

LOCKING RIGHT ANGLE JACKS

For quantities greater than listed, call for quote.

MOUSER STOCK NO.	Switchcraft Part No.	Fig.	Pin Size (In./mm)	Mating Plug	Description	Price Each 1	10	25	50
502-RAPC712BK	RAPC712BK	Q	.100"/2.5	760BK	PC mount	1.80	1.66	1.56	1.51
502-RAPC722BK	RAPC722BK	Q	.080"/2.0	S760BK	PC mount	2.26	2.04	1.94	1.84
502-RASM712BK	RASM712BK	R	.100"/2.5	760BK	Surface mount (SMT)	2.71	2.46	2.32	2.20
502-RASM722BK	RASM722BK	R	.080"/2.0	S760BK	Surface mount (SMT)	3.15	2.75	2.16	1.77
502-RASH712BK	RASH712BK	S	.100"/2.5	760BK	Hybrid mount (PC & SMT)	2.85	2.48	2.17	1.95
502-RASH722BK	RASH722BK	S	.080"/2.0	S760BK	Hybrid mount (PC & SMT)	3.12	2.73	2.40	2.15

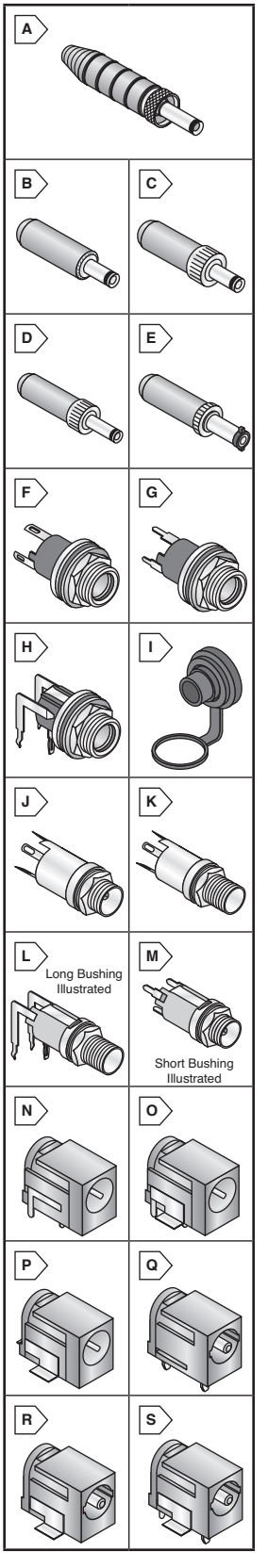

MOUNTING HARDWARE

For quantities greater than listed, call for quote.

MOUSER STOCK NO.	Switchcraft Part No.	Description	Size (in.)	Price Each 1	10	25	50
502-P2439	P2439	Hex Nut, Nickel Plated	5/16-32	.21	.193	.18	.167
502-P1489	P1489	Hex Nut, Nickel Plated	7/16-32	.72	.653	.599	.535
502-P2441	P2441	Washer, Flat Nickel Plated	13/32 x 5/16	.21	.193	.18	.167
502-P3031	P3031	Washer, Flat Nickel Plated	5/8 x 7/16	.49	.46	.449	.407
502-P2442	P2442	Washer, Phenolic w/ Shoulder	1/2 x 5/16	.15	.139	.128	.118

For quantities greater than listed, call for quote.

MOUSER STOCK NO.	Switchcraft Part No.	Description	Size (in.)	Price Each 1	10	25	50
502-S4263	S4263	Washer, Insulating w/ Shoulder	1/2 x 5/16	.48	.443	.406	.369
502-S-1029	S1029	Washer, Fiber w/ Shoulder	5/8 x 3/8	.63	.576	.526	.479
502-S-1028	S1028	Washer, Rigid Plastic (Brown)	5/8 x 3/8	.26	.193	.182	.182
502-S2207	S2207	Washer, Rigid Plastic	7/16 x 9/32	.57	.511	.421	.397

© Copyright 2013 Mouser Electronics

© Copyright 2013 Mouser Electronics

BOMAR Compression and Broadcast Connectors

BOMAR INTERCONNECT PRODUCTS, INC.

RoHS Compliant **This product is RoHS compliant.**



COMPRESSION CONNECTORS

Manufactured of precision-machined brass, with heavy nickel plating, these corrosion-resistant parts feature gold-plated, semi-captive contact for long-lasting connections. Their advanced shielding technology provides maximum isolation from EMI and RFI interference. Each BNC and RCA connector is shipped with six color coded O-rings to allow easy identification when systems require multiple cables.

Features:
- RoHS Compliant per Bomar documentation

BNC Connectors

For quantities greater than listed, call for quote.

MOUSER STOCK NO.	Bomar Part No.	Fig.	Belden Cable Type	RG Cable Type	Price Each			
					1	10	25	100
678-KCC1855B	KCC1855B	A	1855A	RG 59 mini	3.78	3.53	3.34	3.34

F Connectors

For quantities greater than listed, call for quote.

MOUSER STOCK NO.	Bomar Part No.	Fig.	Belden Cable Type	RG Cable Type	Price Each			
					1	10	25	100
678-KCC1505F	KCC1505F	B	1505A	RG 59	1.16	1.05	.974	.931

RCA Connectors

For quantities greater than listed, call for quote.

MOUSER STOCK NO.	Bomar Part No.	Fig.	Belden Cable Type	RG Cable Type	Price Each			
					1	10	25	100
678-KCC1505R	KCC1505R	C	1505A	RG 59	2.75	2.59	2.30	2.23
678-KCC1694R	KCC1694R	C	1649A	RG 6	3.37	3.19	3.03	2.88

Tool

For quantities greater than listed, call for quote.

MOUSER STOCK NO.	Bomar Part No.	Fig.	Description	Price Each	
				1	5
678-BDKC6000	BDKC6000	D	3 in 1 tool, KCC Series RG6, RG59, F, BNC and RCA connector adapters stored in handle	98.90	89.28

BNC AND RCA BROADCAST CONNECTORS FOR BELDEN CABLE

Features:
- HDTV Broadcast grade connectors matched for Belden cable
- True 75Ω connectors made from precision machined brass
- RCA Plugs are shielded with gold plated contacts
- RoHS Compliant per Bomar documentation

For quantities greater than listed, call for quote.

MOUSER STOCK NO.	Bomar Part No.	Fig.	Impedance (Ω)	Description	Belden Cable Type	Price Each			
						1	10	25	100
678-SBC1505A	SBC1505A	E	75	Plug, 3 pc., dual crimp	1505A	2.93	2.79	2.61	2.48
678-SBC8281	SBC8281	E	75	Plug, 3 pc., dual crimp	8281	4.16	4.00	3.41	3.27
678-SBC8241	SBC8241	E	75	Plug, 3 pc., dual crimp	8241	3.92	3.56	3.14	3.03
678-HBC1505A	HBC1505A	E	75	Plug, 3 pc., dual crimp	1505A (HD)	3.87	3.19	2.72	2.18
678-HBC1694A	HBC1694A	E	75	Plug, 3 pc., dual crimp	1694A (HD)	3.25	2.94	2.71	2.55
678-HBC179DT	HBC179DT	E	75	Plug, 3 pc., dual crimp	179DT (HD)	2.79	2.53	2.38	2.25
678-HBC1855A	HBC1855A	E	75	Plug, 3 pc., dual crimp	1855A (HD)	2.65	2.42	2.33	2.18
678-RBC1694A	RBC1694A	F	75	RCA Crimp Plug	1694A (HD)	5.36	4.68	4.48	4.34
678-RBC1855A	RBC1855A	F	75	RCA Crimp Plug	1855A (HD)	4.25	4.14	3.94	3.77
678-HBC335R744	HBC335R744	G	75	Jack/Jack iso. panel	- - - - -	13.18	11.98	11.57	10.51
678-HBC310X075	HBC310X075	H	75	Precision 0.1% term.	- - - - -	5.74	5.22	4.93	4.74

© Copyright 2013 Mouser Electronics
© Copyright 2013 Mouser Electronics

DELTRON Professional Phono and DIN Connectors

DELTRON Enclosures Components

PROFESSIONAL RCA PHONO PLUGS AND LINE JACKS

A range of high quality UK manufactured phono plugs and line sockets made from machined brass with various plating options

Specifications:

- Center contact: brass with silver or gold plated
- Ground contact and cable clamp: brass with nickel or gold plated
- Body and spring strain relief: brass with nickel, gold, or black chrome plate
- Current rating: 5A @ 200VDC/150VAC
- Insulation: Noryl SE1
- Insulation resistance: 100MΩ @ 500VDC
- Maximum cable size: .22"

Cable Jacks

- Spring center contact for secure cable connection

MOUSER STOCK NO.	Plating		Price Each		
	Center Contact	Body	1	10	100
164-3400	Silver	Nickel	3.58	3.42	3.25
164-3410	Gold	Gold	5.31	4.83	4.39
164-3420	Gold	Black chrome	5.83	5.30	4.82

Plugs

- Ground contact with unique "T" shape slot provide maximum contact area

MOUSER STOCK NO.	Plating		Price Each		
	Center Contact	Body	1	10	100
Hollow Center Pin					
174-3300	Silver	Nickel	4.27	3.88	3.53
174-3310	Gold	Gold	4.72	4.28	3.89
174-3320	Gold	Black chrome	4.09	4.04	3.68
Solid Center Pin					
174-3330	Silver	Nickel	4.09	3.71	3.37
174-3340	Gold	Gold	6.17	5.61	5.10
174-3350	Gold	Black chrome	5.46	4.95	4.52

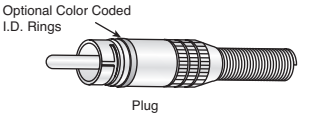

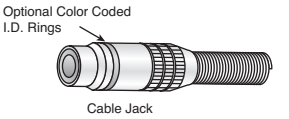

COLOR CODED I.D. RINGS

These unique color coded I.D. rings provide a durable, bright coding system for Deltron professional phono plugs and line sockets.

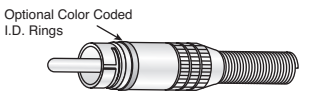

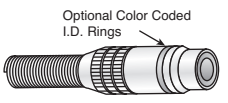

MOUSER STOCK NO.	Color	Price Each		
		1	25	100
174-3431	Black	.18	.161	.139
174-3432	Blue	.18	.161	.139
174-3434	Green	.27	.182	.161
174-3435	Red	.18	.161	.139
174-3436	White	.18	.161	.139
174-3437	Yellow	.18	.161	.139

COLORED CAP PHONO PLUGS

A range of high quality UK manufactured phono plugs made from machined brass with various plating options. The aluminum housing is anodized in various colors for easy identification.

Specifications:

- Current rating: 5A @ 200VDC/150VAC
- Insulation resistance: 100MΩ @ 500VDC
- Center contact, ground contact, and collect: brass with flash gold plate
- Body: anodized aluminum
- Spring: brass with black chrome plate
- Insulator: PTFE

Features:

- "T" shape ground contact for maximum contact area
- Accepts cable diameters up to .216"
- collect for cable gripping and dual grounding



MOUSER STOCK NO.	Cap Plating	Price Each		
		1	10	100
174-3461	Black anodized	8.71	7.91	7.19
174-3462	Blue anodized	8.71	7.91	7.19
174-3465	Red anodized	8.71	7.91	7.19
174-3467	Yellow anodized	6.84	6.22	5.65

PROFESSIONAL PHONO PLUGS

Designed and manufactured in the UK to the highest quality standards for use with Professional Audio Equipment.

Specifications:

- Current rating: 5A @ 200VDC/150VAC
- Insulation resistance: 100MΩ @ 500VDC
- Center contact, ground contact, and collet: 0.5 micron gold plated brass
- Insulator: PTFE for high dielectric constant

Features:

- Ground contact with "T" shaped slot for effective spring contact retention
- Solid brass body provides 100% shielding



MOUSER STOCK NO.	Cap and Spring	Color Band	Price Each		
			1	10	100
174-3200	Gold flash	None	14.21	12.91	11.74
174-3205	Gold flash	Red	20.22	18.38	16.71
174-3206	Gold flash	White	20.22	18.38	16.71
174-3215	Black chrome	Red	20.08	18.28	16.59
174-3216	Black chrome	White	20.08	18.28	16.59

PROFESSIONAL PHONO PANEL JACKS

A turned brass, single nut, fixing panel socket. Available in nickel or gold plated finish and either red or black insulator material for identification purposes. A mounting hole of ø7.2mm is required.

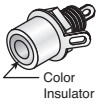

MOUSER STOCK NO.	Contact Plating	Insulator	Price Each		
			1	10	100
164-4215	Nickel	Black	2.58	2.35	2.14
164-4315	Nickel	Red	2.04	1.95	1.85
164-4321	Gold	Black	3.31	3.01	2.73
164-4325	Gold	Red	3.10	2.82	2.57

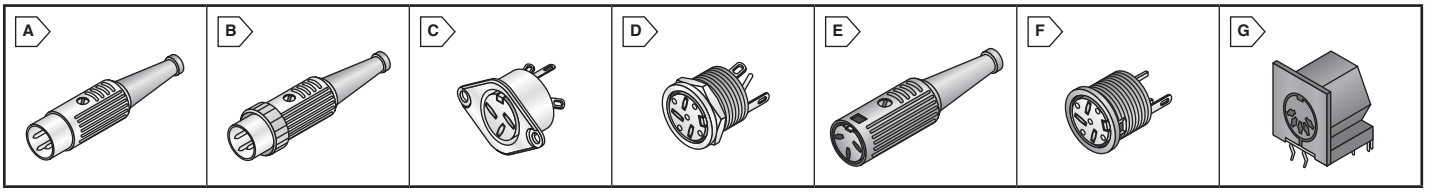

PROFESSIONAL DIN CONNECTORS

Specifications:

- Voltage rating: 100V
- Current rating: 4A
- Contact resistance: <2mΩ
- Temperature range: -25°C to +70°C

Features:

- Fully shielded housing
- Suitable for audio/instrumentation applications

DIN Plugs

For quantities greater than listed, call for quote.

MOUSER STOCK NO.	Fig.	Description	Degree of Arc	Price Each		
				1	10	100
Bright Nickel Finish						
17HR613	A	3 pin	180°	3.89	3.53	3.22
17HR615	A	5 pin 45°	180°	4.24	3.85	3.49
164-6051	A	5 pin 60°	240°	3.84	3.48	3.17
164-6060	A	6 pin	240°	4.62	4.21	3.81
17HR618	A	8 pin	270°	4.89	4.44	3.67
164-5951	A	5 pin 60° lockable	240°	5.03	4.57	4.15
Matte Black Finish						
174-2311	A	3 pin	180°	3.37	3.06	2.77
174-2411	A	4 pin	180°	3.56	3.24	2.95
174-2511	A	5 pin 45°	180°	4.85	4.41	4.01
164-6151	A	5 pin 60°	240°	4.00	3.64	3.30
174-2611	A	6 pin	240°	4.09	3.71	3.38
164-5140	A	4 pin lockable	180°	4.57	4.15	3.78
Ring Lock						
174-9231	B	3 pin	180°	4.31	3.92	3.55
174-9241	B	4 pin	180°	4.47	4.06	3.69
174-9252	B	5 pin 60°	240°	4.39	3.99	3.63
174-9281	B	8 pin	270°	5.32	4.83	4.38

DIN Receptacles

For quantities greater than listed, call for quote.

MOUSER STOCK NO.	Fig.	Description	Degree of Arc	Price Each		
				1	10	100
Bright Nickel Finish						
16HR633	C	3 pin chassis	180°	4.23	3.84	3.50
16HR635	C	5 pin 45° chassis	180°	4.44	4.03	3.66
164-3051	C	5 pin 60° chassis	240°	4.44	4.03	3.66
16HR636	C	6 pin chassis	240°	5.03	4.57	4.14
16HR638	C	8 pin chassis	270°	5.68	5.17	4.70
16HR653	D	3 pin chassis	180°	5.41	4.92	4.47
16HR654	D	4 pin chassis	180°	5.90	5.35	4.86
16HR655	D	5 pin 45° chassis	180°	6.23	5.66	5.15
164-5051	D	5 pin 60° chassis	240°	5.90	5.35	4.87
16HR656	D	6 pin chassis	240°	7.42	6.73	6.12
16HR658	D	8 pin chassis	270°	7.47	6.78	6.16
Matte Black						
164-2313	E	3 pin in-line	180°	4.49	4.08	3.70
164-60140	E	4 pin in-line	180°	4.68	4.24	3.85
164-2513	E	5 pin in-line	180°	5.36	4.87	4.42
164-2521	C	5 pin chassis	180°	6.61	6.01	5.47
164-2322	D	3 pin chassis	180°	6.88	6.25	5.68
164-2522	D	5 pin chassis	180°	7.08	6.43	5.85
164-6580	D	8 pin chassis	270°	9.46	8.60	7.82
164-2531	F	5 pin PCB	180°	7.06	6.43	5.84
164-2345	Hex mntg. nut for 164-2331, 164-2431, 164-2531			.57	.439	.407
PCB Mount 90° (Not Shielded)						
164-7150	G	5 pin 45°	180°	2.20	2.00	1.82
164-7151	G	5 pin 60°	240°	4.11	3.73	3.39
164-7106	G	6 pin	240°	2.17	1.97	1.80

© Copyright 2013 Mouser Electronics

© Copyright 2013 Mouser Electronics

DELTRON Banana Plugs/Jacks and Binding Posts

DELTRON Enclosures Components

DIMENSIONS: in.

A

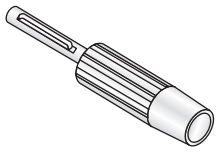

B

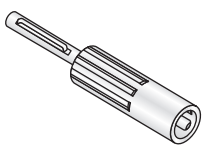

C

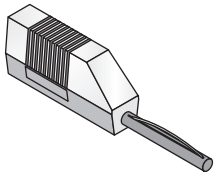

D

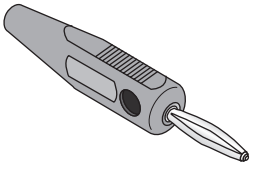

E

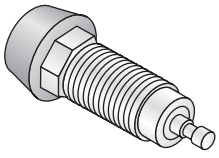

F

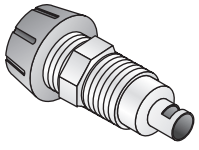

G

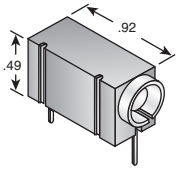

H

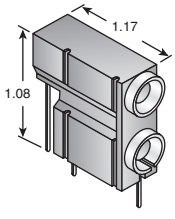

I

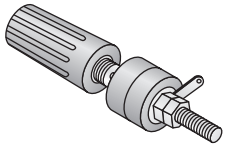

J

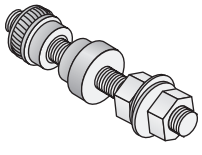

K

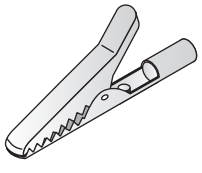

L

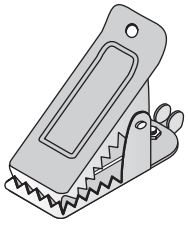

M

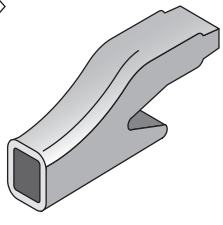

N

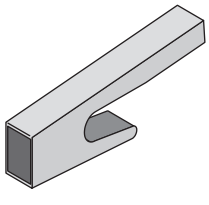

DELTRON BANANA PLUGS

These banana plugs fit all standard banana jacks and are interchangeable with all standard banana plugs. These plugs are available in a variety of styles and sizes to meet all kinds of industrial, OEM, and consumer applications.

RoHS Compliant

For quantities greater than listed, call for quote.

MOUSER STOCK NO.	Fig.	Description	Dimensions: in.		Price Each			
			H	Dia.	1	10	100	500
17HR549	A	Red, mates with 164-6217	1.72	.31	1.24	1.12	1.03	.939
17HR550	A	Black, mates with 164-6216	1.72	.31	1.06	.931	.845	.771
174-5791	B	Black, 7.1mm cable max	1.92	.39	2.17	1.81	1.65	1.50
174-5795	B	Red, 7.1mm cable max	1.92	.39	2.17	1.81	1.65	1.50
174-5801	B	Black, 7.1mm cable max, gold plated	1.92	.39	7.02	6.38	4.85	4.11
174-5805	B	Red, 7.1mm cable max, gold plated	1.92	.39	4.88	3.77	3.42	3.11
164-5310	C	Black, stackable	1.97	.45	1.95	1.75	1.57	1.31
164-5350	C	Red, stackable	1.97	.45	1.70	1.54	1.37	1.14
164-5501	D	Black, side stackable	2.36	.39	3.86	3.45	2.97	2.59
164-5505	D	Red, side stackable	2.36	.39	3.86	3.45	2.97	2.59

DELTRON BANANA JACKS

RoHS Compliant

For quantities greater than listed, call for quote.

MOUSER STOCK NO.	Fig.	Description	Dimensions: in.		Price Each			
			H	Dia.	1	10	100	500
164-6216	E	Banana jack, black	1.15	.46	1.41	1.24	1.13	1.03
164-6217	E	Banana jack, red	1.15	.46	1.39	1.23	1.12	1.02
164-6310	F	Banana jack, black, panel mount, solder bucket	1.12	.46	1.22	1.09	.999	.903
164-6350	F	Banana jack, red, panel mount, solder bucket	1.12	.46	1.22	1.09	.999	.903

DELTRON PCB INSULATED BANANA PLUG SOCKETS

These new sockets mount directly onto printed circuit boards and accept standard banana plugs. They incorporate alignment grooves in the outer housing which allows close mounting. A double height socket permits two test or feed points to be mounted to a PCB. Both single and double sockets are constructed of durable acetal plastic and are rated at 10 amps. Available in red or black.

RoHS Compliant

For quantities greater than listed, call for quote.

MOUSER STOCK NO.	Fig.	Description	Price Each			
			1	10	100	500
164-6218	G	Single printed circuit board socket, black	1.86	1.55	1.17	.969
164-6219	G	Single printed circuit board socket, red	2.20	1.84	1.68	1.52
164-7140	G	Single printed circuit board, green	2.28	1.90	1.73	1.57
† 164-6220	H	Double printed circuit board socket, black	3.45	2.77	2.59	2.36
† 164-6221	H	Double printed circuit board socket, red	3.56	2.85	2.66	2.44

† For use with single banana plugs only. Dual banana plugs will not fit.

DELTRON INSULATED BINDING POSTS

For quantities greater than listed, call for quote.

MOUSER STOCK NO.	Fig.	Description	Dimensions: in.		Price Each			
			H	Dia.	1	10	100	500
164-4201	I	Insulated binding post, black	1.84	.50	2.12	1.78	1.61	1.48
164-4205	I	Insulated binding post, red	1.84	.50	2.34	1.95	1.78	1.62
164-4202	I	Insulated binding post, blue	1.84	.50	2.20	1.84	1.67	1.52
164-4204	I	Insulated binding post, green	1.84	.50	2.20	1.84	1.67	1.52
164-4206	I	Insulated binding post, white	1.84	.50	2.20	1.84	1.67	1.52
164-4207	I	Insulated binding post, yellow	1.84	.50	2.20	1.84	1.67	1.52

DELTRON NON-INSULATED BINDING POST

• Nickel Plated Finish • 30A Rating

RoHS Compliant

For quantities greater than listed, call for quote.

MOUSER STOCK NO.	Fig.	Description	Dimensions: in.		Price Each			
			H	Dia.	1	10	100	500
164-4200	J	Non-insulated terminal binding post	1.50	.47	2.71	2.44	2.25	2.04

DELTRON CROCODILE CLIPS

• Nickel Plated Finish

RoHS Compliant

For quantities greater than listed, call for quote.

MOUSER STOCK NO.	Fig.	Description	Dimensions: in.		Price Each			
			H	Dia.	1	10	100	500
131-3000	K	Alligator clip, 5 amp, rear banana plug entry	2.01	.32	.73	.663	.599	.546
131-4000	L	Alligator clip, 25 amp	2.95	.63	1.69	1.54	1.40	1.27

DELTRON CROCODILE CLIP INSULATORS

RoHS Compliant

For quantities greater than listed, call for quote.

MOUSER STOCK NO.	Fig.	Description	Price Each			
			1	10	100	500
131-2010	M	Black insulator for 131-3000	.58	.546	.524	.503
131-2050	M	Red insulator for 131-3000	.58	.546	.524	.503
131-0010	N	Black insulator for 131-4000	.69	.631	.578	.524
131-0050	N	Red insulator for 131-4000	1.38	1.34	1.29	1.26

© Copyright 2013 Mouser Electronics

© Copyright 2013 Mouser Electronics

JOHNSON Banana Plugs and Jacks, Binding Posts

Johnson® EMERSON Network Power Connectivity Solutions

RoHS Compliant This product is RoHS compliant.

BANANA PLUGS

For quantities greater than listed, call for quote.

MOUSER STOCK NO.	Johnson Components Part No.	Fig.	Color	Amps	Max. Wire	Price Each 1	10	25	100	500	1000
Insulated Side Set Screw Solderless											
530-108-1702-101	108-1702-101	A	Red	15	16AWG	2.33	1.98	1.83	1.71	1.66	1.57
530-108-1703-101	108-1703-101	A	Black	15	16AWG	2.33	1.98	1.83	1.71	1.66	1.57
Insulated Solderless Tapered Handle											
530-108-0302-1	108-0302-001	B	Red	15	16AWG	1.72	1.53	1.38	1.22	1.05	1.00
530-108-0303-1	108-0303-001	B	Black	15	16AWG	1.72	1.53	1.38	1.22	1.05	1.00
530-108-0301-1	108-0301-001	B	White	15	16AWG	1.72	1.53	1.38	1.22	1.05	1.00
530-10803041	108-0304-001	B	Green	15	16AWG	1.72	1.53	1.38	1.22	1.05	1.00
530-108-0306-1	108-0306-001	B	Orange	15	16AWG	1.67	1.49	1.34	1.18	1.02	.974
530-108-0307-1	108-0307-001	B	Yellow	15	16AWG	1.48	1.32	1.19	1.05	.901	.859
530-108-0308-1	108-0308-001	B	Brown	15	16AWG	1.67	1.49	1.34	1.18	1.02	.974
530-108-0310-1	108-0310-001	B	Blue	15	16AWG	1.67	1.49	1.34	1.18	1.02	.974
530-108-0312-1	108-0312-001	B	Violet	15	16AWG	1.67	1.49	1.34	1.18	1.02	.974
530-108-0313-1	108-0313-001	B	Gray	15	16AWG	1.98	1.75	1.65	1.39	1.37	1.33
Insulated Hex Body Solder Long Handle											
530-108-0752-2	108-0752-002	C	Red	15	16AWG	2.38	2.16	1.98	1.83	1.70	1.54
530-108-0752-1	108-0752-001	C	Black	15	16AWG	3.47	2.79	2.68	2.33	2.11	1.89
Insulated Round Body Solder Stud											
530-108-1723-101	108-1723-101	D	Black	15	16AWG	4.23	3.85	3.53	2.99	2.79	2.60
530-108-1722-101	108-1722-101	D	Red	15	16AWG	4.71	4.23	3.85	2.99	2.79	2.60
530-108-1722-103	108-1722-103	D	Red	15	16AWG	2.03	1.80	1.74	1.47	1.38	1.23
Insulated Stacking Single											
530-108-1082-1	108-1082-001	E	Red	15	16AWG	2.34	2.05	1.85	1.63	1.42	1.32
530-108-1083-1	108-1083-001	E	Black	15	16AWG	2.34	2.05	1.85	1.63	1.42	1.32
530-108-1081-1	108-1081-001	E	White	15	16AWG	2.34	2.05	1.85	1.63	1.42	1.32
Dual-Insulated Stacking Set Screw											
530-108-0252-1	108-0252-001	F	Red	15	14AWG	11.92	10.14	8.93	8.46	7.79	7.35
530-108-0253-1	108-0253-001	F	Black	15	14AWG	13.77	11.72	10.31	9.78	9.01	8.50
Uninsulated Panel .375" Threaded Stud											
530-108-0750-1	108-0750-001	G	Nickel	15	14AWG	2.04	1.80	1.59	1.44	1.33	1.16
Uninsulated Panel Screw Type											
530-108-0753-1	108-0753-001	H	Silver	15	14AWG	1.21	1.13	.988	.902	.806	.708
Miniature-Insulated Solder Type											
530-108-1002-1	108-1002-001	I	Red	10	18AWG	1.83	1.64	1.43	1.29	1.17	1.08
530-108-1003-1	108-1003-001	I	Black	10	18AWG	1.83	1.64	1.43	1.29	1.17	1.08

BANANA JACKS

For quantities greater than listed, call for quote.

MOUSER STOCK NO.	Johnson Components Part No.	Fig.	Color	Amps	Max. Wire	Price Each 1	10	25	100	500	1000
Insulated Solder Terminal											
530-108-0902-1	108-0902-001	J	Red	15	16AWG	.59	.524	.483	.46	.382	.36
530-108-0903-1	108-0903-001	J	Black	15	16AWG	.59	.524	.483	.46	.382	.36
530-108-0901-1	108-0901-001	J	White	15	16AWG	.59	.524	.483	.46	.382	.36
530-1080904-1	108-0904-001	J	Green	15	16AWG	.61	.524	.462	.417	.373	.352
530-108-0906-1	108-0906-001	J	Orange	15	16AWG	.64	.589	.535	.482	.428	.421
530-108-0907-1	108-0907-001	J	Yellow	15	16AWG	.59	.482	.438	.393	.348	.325
530-108-0908-1	108-0908-001	J	Brown	15	16AWG	.69	.589	.517	.468	.418	.394
530-108-0910-1	108-0910-001	J	Blue	15	16AWG	.59	.482	.438	.393	.348	.325
530-108-0912-1	108-0912-001	J	Violet	15	16AWG	.63	.546	.48	.434	.388	.366
530-108-0913-1	108-0913-001	J	Grey	15	16AWG	.72	.578	.533	.478	.424	.396
Uninsulated Solder Terminal											
530-108-0740-1	108-0740-001	K	Nickel	15	12AWG	1.52	1.23	1.14	1.03	.869	.803
Miniature-Insulated Rib-Loc® Turret Terminal											
530-108-1102-1	108-1102-001	L	Red	10	- - -	1.33	1.07	.959	.829	.755	.719
Insulated Rib-Loc® Solder Terminal											
530-108-2301-1	108-2301-801	M	White	15	16AWG	1.01	.92	.834	.761	.703	.661
530-108-2302-1	108-2302-801	M	Red	15	16AWG	.60	.546	.51	.488	.465	.455

BINDING POSTS

For quantities greater than listed, call for quote.

MOUSER STOCK NO.	Johnson Components Part No.	Fig.	Color	Amps	Panel Thickness	Price Each 1	10	25	100	500	1000
Insulated Standard											
530-111-0102-1	111-0102-001	N	Red	15	up to .281	3.69	3.34	3.00	2.69	2.44	2.29
530-111-0103-1	111-0103-001	N	Black	15	up to .281	3.69	3.34	2.95	2.65	2.44	2.18
530-111-0101-1	111-0101-001	N	White	15	up to .281	4.17	3.78	3.34	3.01	2.76	2.46
530-111-0104-1	111-0104-001	N	Green	15	up to .281	3.73	3.30	3.08	2.90	2.77	2.43
530-111-0107-1	111-0107-001	N	Yellow	15	up to .281	3.88	3.54	3.22	3.00	2.77	2.45
530-111-0110-1	111-0110-001	N	Blue	15	up to .281	5.06	4.55	4.02	3.34	2.90	2.77
Uninsulated Grounded Type											
530-111-2223-001	111-2223-001	O	Nickel	15	up to .281	2.35	2.10	1.97	1.87	1.75	1.71
Insulated Grounded Type											
530-111-0702-001	111-0702-001	P	Red	15	up to .313	3.07	2.80	2.68	2.44	2.32	2.10
530-111-0703-001	111-0703-001	P	Black	15	up to .313	2.43	2.21	2.13	1.94	1.84	1.66

DIMENSIONS: in.

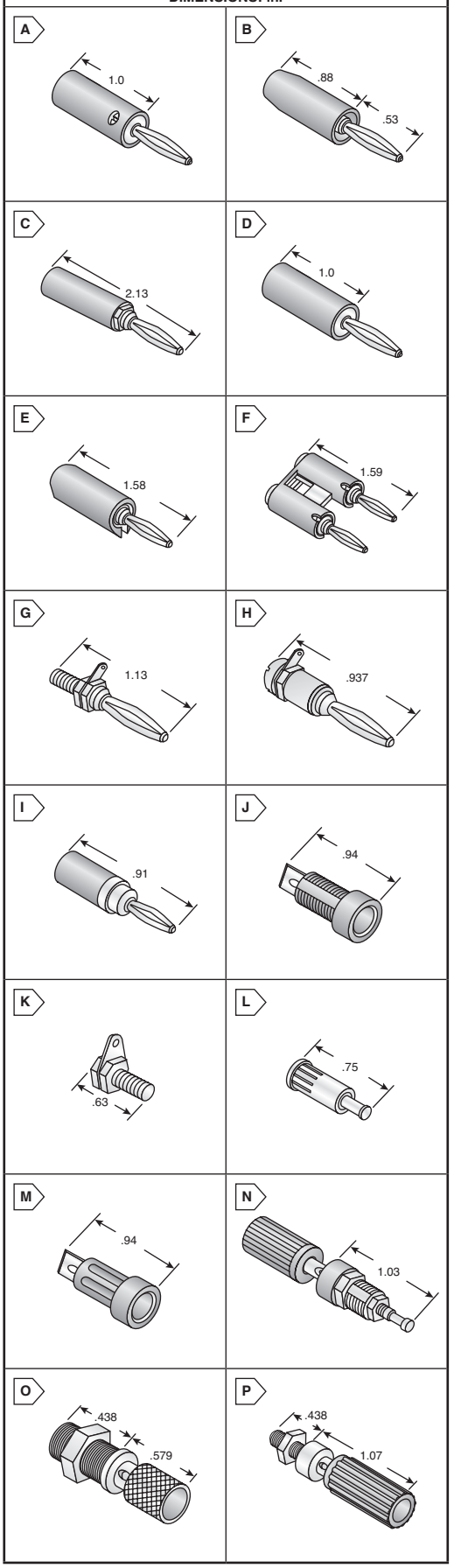

© Copyright 2013 Mouser Electronics

© Copyright 2013 Mouser Electronics

JOHNSON Tip Plugs and Jacks, Test Jacks

Johnson® EMERSON Network Power Connectivity Solutions

RoHS Compliant This product is RoHS compliant.

TIP PLUGS

Insulated Solderless Type

For quantities greater than listed, call for quote.

MOUSER STOCK NO.	Johnson Components Part No.	Fig.	Amp	Max Wire	Color	Price Each 1	10	25	100	500	1000
530-105-0302-1	105-0302-001	A	10	16AWG	Red	.94	.835	.777	.656	.62	.547
530-105-0303-1	105-0303-001	A	10	16AWG	Black	1.06	.927	.865	.729	.688	.607
530-105-0301-1	105-0301-001	A	10	16AWG	White	1.10	.963	.898	.756	.715	.659
530-105-0304-1	105-0304-001	A	10	16AWG	Green	1.10	.963	.898	.756	.715	.63
530-105-0310-1	105-0310-001	A	10	16AWG	Blue	1.10	.963	.898	.756	.715	.63

Insulated Small Handle Type

For quantities greater than listed, call for quote.

MOUSER STOCK NO.	Johnson Components Part No.	Fig.	Amp	Max Wire	Color	Price Each 1	10	25	100	500	1000
530-105-0772-1	105-0772-001	B	10	16AWG	Red	1.01	.888	.801	.72	.685	.615
530-105-0773-1	105-0773-001	B	10	16AWG	Black	1.10	.974	.875	.786	.749	.691

TIP JACKS

Insulated Metal Clad Standard Type

For quantities greater than listed, call for quote.

MOUSER STOCK NO.	Johnson Components Part No.	Fig.	Amp	Panel Thickness	Color	Price Each 1	10	25	100	500	1000
530-105-0251-1	105-0251-001	C	10	Up to .281"	White	1.63	1.56	1.44	1.34	1.24	1.18
530-105-0252-1	105-0252-001	C	10	Up to .281"	Red	1.66	1.40	1.24	1.11	1.04	.916
530-105-0253-1	105-0253-001	C	10	Up to .281"	Black	1.66	1.40	1.24	1.11	1.04	.916
530-105-0201-200	105-0201-200	C	10	Up to .281"	White	6.14	5.62	5.18	4.79	4.45	4.17
530-105-0202-200	105-0202-200	C	10	Up to .281"	Red	4.46	4.16	3.81	3.52	3.26	2.85
530-105-0203-200	105-0203-200	C	10	Up to .281"	Black	5.93	5.26	4.93	4.16	3.51	3.28
530-105-0204-200	105-0204-200	C	10	Up to .281"	Green	6.14	5.62	5.18	4.79	4.45	4.17

Insulated Standard

For quantities greater than listed, call for quote.

MOUSER STOCK NO.	Johnson Components Part No.	Fig.	Amp	Panel Thickness	Color	Price Each 1	10	25	100	500	1000
530-105-0802-1	105-0802-001	D	10	Up to .437"	Red	.77	.674	.596	.518	.473	.416
530-105-0803-1	105-0803-001	D	10	Up to .437"	Black	.77	.674	.596	.518	.473	.416
530-105-0801-1	105-0801-001	D	10	Up to .437"	White	.81	.717	.66	.564	.516	.492
530-105-0804-1	105-0804-001	D	10	Up to .437"	Green	.82	.717	.637	.552	.504	.444
530-105-0807-1	105-0807-001	D	10	Up to .437"	Yellow	.81	.721	.637	.552	.504	.444
530-105-0810-1	105-0810-001	D	10	Up to .437"	Blue	.79	.717	.648	.552	.504	.444

Insulated Standard Rib-Loc®

For quantities greater than listed, call for quote.

MOUSER STOCK NO.	Johnson Components Part No.	Fig.	Amp	Panel Thickness	Color	Price Each 1	10	25	100	500	1000
530-105-1042-1	105-1042-001	E	5	Up to .375"	Red	1.27	1.12	1.03	.901	.809	.752
530-105-1043-1	105-1043-001	E	5	Up to .375"	Black	1.27	1.12	1.03	.901	.809	.729
530-105-1041-1	105-1041-001	E	5	Up to .375"	White	1.27	1.12	1.03	.901	.809	.729
530-105-1044-1	105-1044-001	E	5	Up to .375"	Green	1.23	1.08	.99	.957	.923	.901
530-105-1047-1	105-1047-001	E	5	Up to .375"	Yellow	1.27	1.12	1.03	.901	.809	.763
530-105-1050-1	105-1050-001	E	5	Up to .375"	Blue	1.41	1.24	1.13	.996	.952	.924

Insulated Deluxe

For quantities greater than listed, call for quote.

MOUSER STOCK NO.	Johnson Components Part No.	Fig.	Amp	Panel Thickness	Color	Price Each 1	10	25	100	500	1000
530-105-0602-1	105-0602-001	F	10	Up to .437"	Red	1.39	1.24	1.12	.988	.913	.803
530-105-0603-1	105-0603-001	F	10	Up to .437"	Black	1.39	1.24	1.12	.988	.913	.803
530-105-0601-1	105-0601-001	F	10	Up to .437"	White	1.39	1.24	1.12	.988	.913	.803
530-105-0604-1	105-0604-001	F	10	Up to .437"	Green	2.08	1.85	1.73	1.48	1.36	1.20
530-105-0607-1	105-0607-001	F	10	Up to .437"	Yellow	1.21	1.09	1.04	.975	.913	.839
530-105-0610-1	105-0610-001	F	10	Up to .437"	Blue	1.65	1.46	1.37	1.16	.974	.91

TEST JACKS

Horizontal Insulated Standard

For quantities greater than listed, call for quote.

MOUSER STOCK NO.	Johnson Components Part No.	Fig.	Amp	Pin Spacing	Color	Price Each 1	10	25	100	500	1000
530-105-0751-1	105-0751-001	G	5	.400"	White	.72	.61	.513	.444	.41	.376
530-105-0752-1	105-0752-001	G	5	.400"	Red	.72	.61	.513	.444	.41	.376
530-10507531	105-0753-001	G	5	.400"	Black	.72	.61	.513	.444	.41	.376
530-105-0754-1	105-0754-001	G	5	.400"	Green	.64	.567	.532	.513	.456	.417
530-105-0757-1	105-0757-001	G	5	.400"	Yellow	.91	.824	.76	.696	.653	.556
530-105-0756-1	105-0756-001	G	5	.400"	Orange	1.13	.979	.815	.706	.653	.598
530-105-0758-1	105-0758-001	G	5	.400"	Brown	.91	.824	.76	.696	.653	.61
530-105-0760-1	105-0760-001	G	5	.400"	Blue	.91	.824	.76	.696	.653	.63
530-105-0762-1	105-0762-001	G	5	.400"	Violet	1.12	.968	.807	.699	.645	.618
530-105-0763-1	105-0763-001	G	5	.400"	Gray	.65	.626	.609	.575	.562	.56

Horizontal Insulated Miniature

For quantities greater than listed, call for quote.

MOUSER STOCK NO.	Johnson Components Part No.	Fig.	Amp	Pin Spacing	Color	Price Each 1	10	25	100	500	1000
530-105-1101-1	105-1101-001	H	5	.200"	White	.62	.535	.449	.389	.36	.345
530-105-1102-1	105-1102-001	H	5	.200"	Red	.66	.579	.486	.421	.388	.372
530-105-1103-1	105-1103-001	H	5	.200"	Black	.66	.579	.486	.421	.388	.372
530-105-1104-1	105-1104-001	H	5	.200"	Green	.62	.535	.449	.389	.36	.345
530-105-1107-1	105-1107-001	H	5	.200"	Yellow	.66	.579	.486	.421	.388	.372
530-105-1110-1	105-1110-001	H	5	.200"	Blue	.66	.579	.486	.421	.388	.372

Vertical Insulated - Machined Contact

For quantities greater than listed, call for quote.

MOUSER STOCK NO.	Johnson Components Part No.	Fig.	Amp	Pin Spacing	Color	Price Each 1	10	25	100	500	1000
530-105-0851-1	105-0851-001	I	5	- - -	White	1.65	1.49	1.33	1.17	1.03	.923
530-105-0852-1	105-0852-001	I	5	- - -	Red	1.39	1.26	1.17	1.07	.992	.856
530-105-0853-1	105-0853-001	I	5	- - -	Black	.87	.807	.738	.685	.642	.621

Vertical Insulated - Formed Contact

For quantities greater than listed, call for quote.

MOUSER STOCK NO.	Johnson Components Part No.	Fig.	Amp	Pin Spacing	Color	Price Each 1	10	25	100	500	1000
530-105-2201-1	105-2201-201	J	5	- - -	White	.64	.557	.542	.427	.403	.381
530-105-2202-1	105-2202-201	J	5	- - -	Red	.64	.564	.549	.432	.385	.362
530-105-2203-1	105-2203-201	J	5	- - -	Black	.59	.521	.50	.394	.351	.319

DIMENSIONS: in.

A

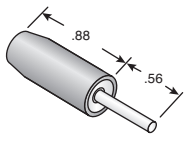

B

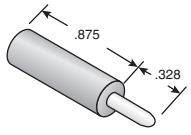

C

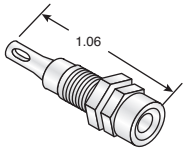

D

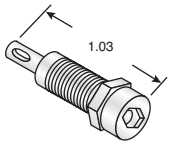

E

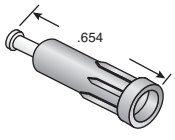

F

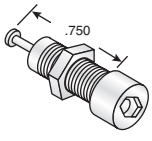

G

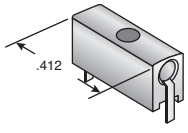

H

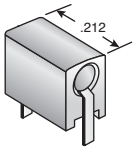

I

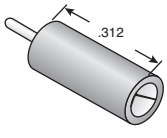

J

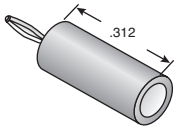

AudioVideo Connectors

Johnson Components

© Copyright 2013 Mouser Electronics

© Copyright 2013 Mouser Electronics

KOBICONN Phone Jacks

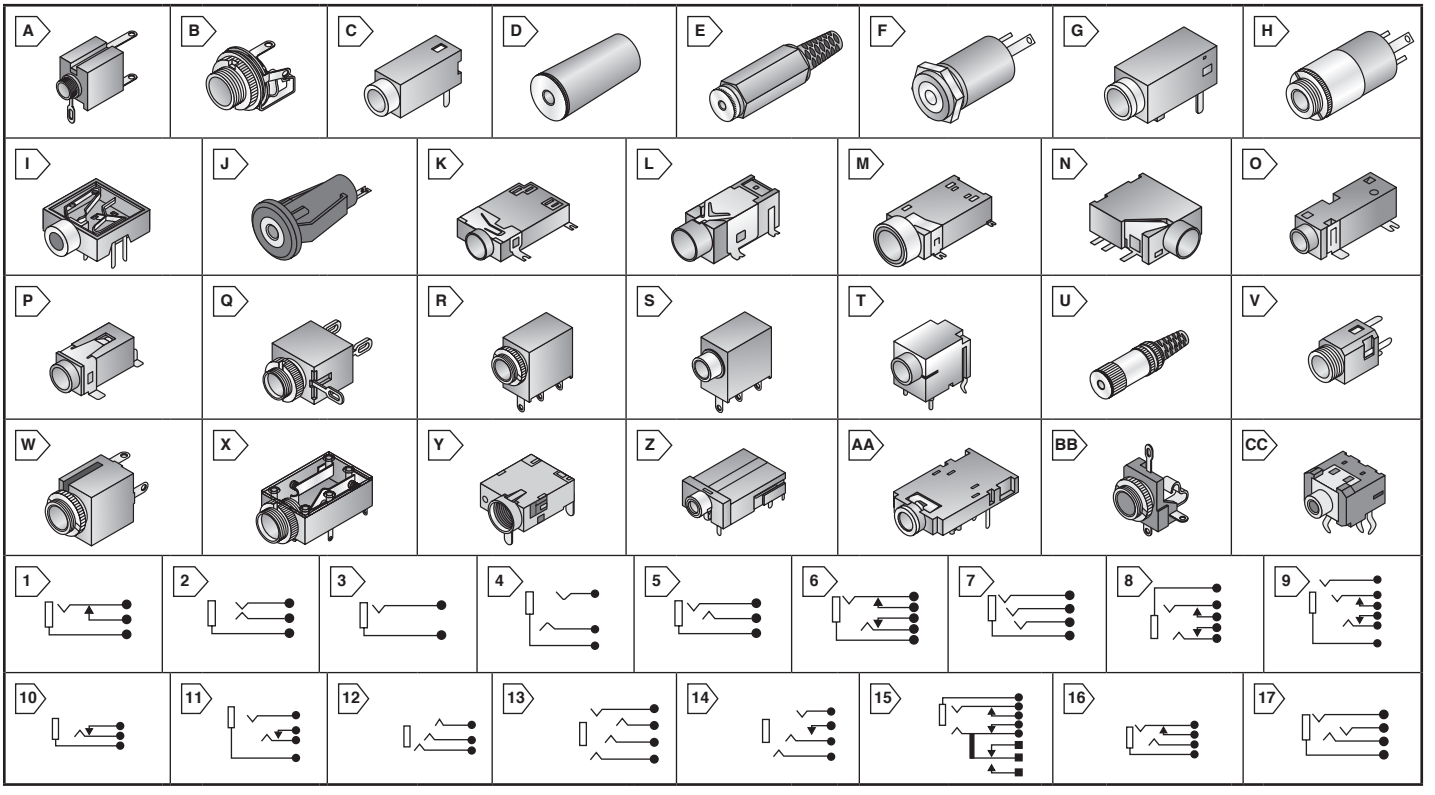

2.5MM JACKS

For quantities greater than listed, call for quote.

MOUSER STOCK NO.	Fig.	Mtg. Hole (In.)	Ckt. Dia.	Description	Price Each 1	10	100
Mono							
161-0250-E	A	- - -	1	Gray plastic, N/C swc., chassis mnt	.91	.696	.631
161-3403-E	A	- - -	1	Black plastic, N/C swc., chassis mnt	.73	.489	.443
16PJ100	B	0.18	1	Knurled nut, washer, N/C swc., chassis mnt	1.56	1.20	1.09
161-2505-E	C	0.22	2	Enclosed, open circuit, PCB mount	.74	.492	.449
16PJ105-EX	D	- - -	3	Black plastic handle, in-line	1.16	.888	.803
16PJ227-EX	E	- - -	3	Black PVC molded handle w/strain relief, in-line	1.11	.856	.781
161-1650-EX	F	0.32	3	Plastic housing, panel mount	1.11	.856	.781
Stereo							
161-348A0-EX	G	- - -	4	3-conductor, PCB mount w/metal sleeve	1.55	1.19	1.08
161-7000-EX	H	- - -	4	Panel mount plastic/metal housing	1.85	1.42	1.29
161-7100-EX	F	- - -	5	Plastic housing, panel mount	1.22	.942	.856
161-2508-EX	I	- - -	6	PC mount with two N/C switches - no nut	1.57	1.21	1.10
161-2225-EX	E	- - -	5	In-line with strain relief	1.85	1.42	1.29
161-071SP-EX	J	0.35	5	3-conductor sub-mini stereo jack, black	1.85	1.42	1.29
4 Conductor							
161-6425-EX	E	- - -	7	Black plastic housing with strain relief	1.85	1.42	1.29
161-5425-EX	F	- - -	7	Gray plastic housing	1.85	1.42	1.29
161-6900-EX	H	- - -	7	Plastic/metal housing with hex nut	2.16	1.66	1.51
161-068SP-EX	J	0.35	7	Sub-miniature jack, grey, snap-in	1.85	1.42	1.29

2.5MM SMT JACKS

- RoHS Compliant per Kobiconn documentation
- ◆ Available on tape & reel as special order. Add /TR to end of P/N.

RoHS Compliant

For quantities greater than listed, call for quote.

MOUSER STOCK NO.	Fig.	Mtg. Hole (In.)	Ckt. Dia.	Description	Price Each 1	10	100
Stereo							
◆ 161-2622-E	K	0.17	5	Black plastic open circuit	1.04	.803	.728
161-2623-E	K	0.17	8	Black plastic closed circuit	1.22	.931	.845
◆ 161-2625-E	L	0.17	5	Black plastic open circuit	1.10	.856	.77
4 Conductor							
161-2828-E	M	0.22	9	4-conductor closed circuit, use with 172-MC254-EX, 171-M19442-EX only	1.85	1.42	1.29
◆ 161-2624-E	N	0.17	9	4-conductor closed circuit	2.05	1.57	1.43

3.5MM SMT JACKS

- RoHS Compliant per Kobiconn documentation
- ◆ Available on tape & reel as special order. Add /TR to end of P/N.

RoHS Compliant

For quantities greater than listed, call for quote.

MOUSER STOCK NO.	Fig.	Mtg. Hole (In.)	Ckt. Dia.	Description	Price Each 1	10	100
Mono							
161-4035-E	O	0.22	10	Black plastic NC switch	1.11	.856	.781
161-3334-E	P	0.22	4	Black plastic open circuit	1.03	.693	.637
Stereo							
161-4033-E	O	0.22	5	Black plastic open circuit	1.11	.856	.781
161-4034-E	O	0.22	11	Black plastic NC switch	1.16	.888	.803
161-3935-E	P	0.27	12	Black plastic open circuit	.93	.717	.653
4 Conductor							
161-3934-E	P	0.27	13	4-conductor open circuit	.94	.728	.663

© Copyright 2013 Mouser Electronics

3.5MM JACKS

✻ With threaded bushing

† With knurled nut

For quantities greater than listed, call for quote.

MOUSER STOCK NO.	Fig.	Mtg. Hole (In.)	Ckt. Dia.	Description	Price Each 1	10	100
Mono							
16PJ138	Q	0.27	1	Beige plastic, N/C switch w/o spring, chassis mnt	.54	.417	.375
161-3520-EX	R	0.27	1	Enclosed plastic housing, N/C switch, PCB mnt	1.67	1.28	1.17
†✻ 161-314M-E	B	0.27	1	Knurled nut, N/C switch, chassis mnt	1.33	1.02	.931
161-352N-EX	S	0.28	1	Enclosed plastic housing, N/C switch, PCB mnt	1.67	1.28	1.17
161-3142M-E	B	0.27	1	Hex dress nut, N/C switch, chassis mount	1.46	1.12	1.02
16PJ119-EX	D	- - -	3	Black plastic handle, in-line	1.16	.888	.803
16PJ225-EX	E	- - -	3	Black PVC molded handle w/strain relief, in-line	1.21	.931	.845
161-3564-E	T	- - -	1	Black plastic housing, N/C switch, PCB mount	1.01	.781	.706
161-3200-EX	U	- - -	3	Shielded handle with black strain relief, in-line	2.41	1.85	1.68
161-3412-EX	V	0.27	1	Black plastic, PCB mount, N/C switch	1.22	.942	.856
161-1640-EX	P	0.32	3	Plastic housing, panel mount	1.11	.856	.781
161-164SP-EX	J	0.35	3	2 Cond mini mono jack, black	1.11	.856	.781
Stereo							
† 161-3402-E	Q	0.27	4	Black plastic, open circuit, chassis mount	.59	.385	.353
† 161-0352-EX	V	0.27	5	Black plastic, solder term, open circuit, chassis mnt	1.46	1.12	1.02
161-MJ355W-EX	W	- - -	5	Black Plastic, solder term, open circuit, chassis mnt	1.62	1.24	1.12
✻ 161-MJ352-EX	X	0.27	5	Black plastic, open circuit, with nut, PCB mount	1.96	1.51	1.37
16PJ106-EX	E	- - -	5	Black PVC molded handle w/strain relief, in-line	1.98	1.52	1.38
† 161-354W-EX	Y	0.32	6	2-SPST N/C switches, PCB mount	2.23	1.71	1.55
† 161-354W-SG-EX	R	0.32	6	2-SPST N/C switches, PCB mount, isolated bushing	2.41	1.85	1.68
161-3300-EX	U	- - -	5	Shielded with black strain relief, in-line	2.59	1.99	1.81
16PJ108-EX	Z	0.27	14	Black plastic housing, closed circuit, PCB mount	2.03	1.56	1.42
161-3503-EX	AA	0.27	15	2-SPST N/C switches plus 1-SPDT swc., PCB mnt	1.54	1.28	1.17
†✻ 161-3507-E	X	0.27	4	Black plastic, open circuit, with nut, PCB mount	.86	.621	.556
†✻ 161-3508-E	X	0.27	6	2-SPST N/C switches, PCB mount	.86	.653	.599
†✻ 161-3509-E	X	0.27	16	1-SPST N/C switch, PCB mount	.88	.631	.578
161-7300-EX	P	0.32	4	Plastic housing, panel mount	1.22	.942	.856
161-7400-EX	H	0.24	4	Panel mount, plastic/metal housing	1.85	1.42	1.29
161-MJ082-EX	BB	- - -	5	3-conductor, mini stereo jack, open circuit	1.40	1.08	.984
161-MJ083-EX	BB	- - -	11	3-conductor, mini stereo jack, closed circuit	1.86	1.43	1.10
161-073SP-EX	J	0.35	5	3-conductor, mini stereo jack, Black	1.72	1.33	1.21
161-064SP-EX	J	0.35	17	4-conductor, mini jack grey	1.85	1.42	1.29
161-MJ2735-5-E	CC	- - -	6	Stereo, earphone jack, PC mount	1.54	1.19	1.08
161-MJ2735-3-E	CC	- - -	5	Stereo, earphone jack, PC mount	1.47	1.12	.867
4 Conductor							
161-6435-EX	E	- - -	17	Black plastic housing with strain relief	1.85	1.42	1.29
161-5435-EX	F	0.32	17	Gray plastic housing with strain relief	1.85	1.42	1.29
161-7900-EX	H	0.30	17	Plastic/metal housing with hex nut	2.16	1.66	1.51

© Copyright 2013 Mouser Electronics

KOBICONN Phone Jacks, Iris Connectors, and Phone Plugs

Products may be RoHS compliant. Check mouser.com for RoHS status.

1/4" PHONE JACKS

✻ With nut and washer where included

For quantities greater than listed, call for quote.

	MOUSER STOCK NO.	Fig.	Mtg. Hole (In.)	Ckt. Dia.	Description	Price Each 1	10	100
Mono								
	161-1203-EX	A	---	1	With black strain relief, in-line	2.23	1.71	1.55
✻	161-0085-E	B	.49	2	With switch, N/C enclosed, chassis mount	1.57	1.21	1.10
	161-1200-EX	C	---	1	Shielded with black strain relief, in-line	4.63	3.56	3.24
✻	161-MJ159M-EX	D	0.37	1	Open Circuit, Chassis Mount	1.72	1.33	1.21
✻	161-MJ160M-EX	E	0.37	2	With Switch, NC, Chassis Mount	1.98	1.52	1.38
Stereo								
	16PJ226-EX	F	---	3	Open circuit, in-line	2.03	1.56	1.42
	161-1303-EX	A	---	3	With black strain relief, in-line	2.41	1.85	1.68
✻	16PJ509	G	.49	3	Open circuit, enclosed, PCB mount	3.28	2.53	2.30
✻	161-0087-E	B	.49	4	DPDT N/C, chassis mount	2.80	2.16	1.97
	161-1300-EX	C	---	3	Shielded with black strain relief, in-line	5.10	3.93	3.57
	161-MJ161M-EX	H	0.37	3	Open Circuit, Chassis Mount	1.98	1.52	1.38

DC Control Voltage type for Camera Plug

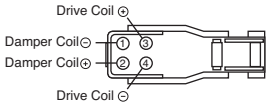

Video Signal Input type for Camera Plug

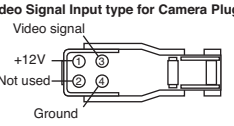

Plug

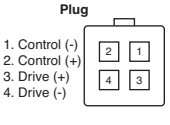

IRIS CONNECTORS

Features:

- Low Power Signal Control
- Security Video Cameras
- RoHS Compliant per Kobiconn documentation

For quantities greater than listed, call for quote.

MOUSER STOCK NO.	Fig.	Description	Price Each 1	10	100
Jacks					
163-156N-1-E	I	Snap-In, Front Panel Mount	3.65	2.80	2.55
163-156N-2-E	I	Snap-In, Front Panel Mount for PC Board	3.65	2.80	2.55
163-158N-2-E	I	Snap-In, Rear Panel Mount for PC Board	3.65	2.80	2.55
163-157J-E	J	Snap-In, PCB Mount	3.85	2.96	2.70
Plugs					
163-191J-E	K	Camera Plug, 2 pc, Cable Size ø2-4	4.00	3.08	2.80

CUSTOM MOLDING PHONE PLUGS

Features:

- Nickel plated brass contacts
- Ideal for molding to your cable

For quantities greater than listed, call for quote.

MOUSER STOCK NO.	Fig.	Description	Price Each 1	25	50	100
171-P3154-L-E	L	3.5mm mono plug, straight or right angle	.74	.567	.514	.471
171-3204	M	3.5mm stereo plug, straight or right angle	4.02	3.09	2.81	2.56
171-P6101SL-1S-EX	N	1/4" mono plug, high reliability, 2 conductor	1.43	.952	.867	.792
171-P6107L-3S-E	L	1/4" mono plug, standard 2 conductor	.85	.653	.589	.535

2.5MM PHONE PLUGS

For quantities greater than listed, call for quote.

MOUSER STOCK NO.	Fig.	Description	Price Each 1	25	50	100
Mono						
171-PA2181-1-E	O	Economy, black plastic handle, unshielded	.92	.706	.674	.642
171-101A-EX	O	Economy, black plastic handle, unshielded	1.11	.856	.781	.706
17PP053-EX	O	Black plastic handle, plastic threaded bushing, unshielded	.84	.556	.503	.46
171-3304-EX	P	Plastic threaded bushing, .33" (D) x 1.5" (L), unshielded	.84	.556	.503	.46
171-PA2181-2-E	Q	Shield handle spring strain relief	1.82	1.40	1.34	1.27
171-0250-EX	R	Right angle with strain relief	1.11	.856	.781	.706
Stereo						
171-0025-EX	P	Metal threaded bushing, strain relief	2.78	2.14	1.95	1.77
171-3306	S	Spring strain relief, shielded	5.36	4.12	3.75	3.40
171-PA2281-2-E	Q	Shield handle w/ spring strain relief and solder terminals	1.92	1.48	1.40	1.34
171-3325-EX	R	Right angle with strain relief	1.98	1.52	1.38	1.25
4 Conductor						
171-7425-E	T	Black plastic handle with strain relief	2.00	1.54	1.40	1.27

3.5MM PHONE PLUGS

† Insulated sleeve, black strain relief

For quantities greater than listed, call for quote.

	MOUSER STOCK NO.	Fig.	Description	Price Each 1	25	50	100
Mono							
	171-PA3191-1-E	O	Black plastic handle with metal threaded bushing, unshielded	.87	.663	.631	.599
	171-3302-EX	P	Metal threaded bushing, .33"(D)x1.5"(L), unshielded	1.34	1.03	.931	.845
	171-3500-E	O	Black plastic handle w/ threaded metal bushing, unshielded	1.34	1.03	.942	.856
	171-PA3191-2-E	Q	Shielded handle spring strain relief	1.82	1.40	1.34	1.27
	171-3200-EX	U	Black strain relief, insulated sleeve, U.S. tip, shielded	2.16	1.66	1.51	1.37
	171-3235-EX	V	Black strain relief, insulated sleeve, Japan tip, shielded	2.16	1.66	1.51	1.37
	171-0350-EX	N	Right angle with strain relief	1.11	.738	.674	.61
Stereo							
	171-PA3291-1-E	O	Black plastic handle with threaded bushing	1.11	.856	.813	.77
	17PP004-EX	P	Hi-rel, molded, plastic threaded bushing w/ strain relief, unshield	1.36	1.05	.952	.867
†	171-3300-EX	W	Plastic bushing screw threads, .37" (D) x .98" (L), shielded	3.07	2.36	2.15	1.96
†	171-3301-EX	W	Metal bushing screw threads, .37" (D) x .98" (L), shielded	3.07	2.36	2.15	1.96
	171-3308-EX	X	Black plastic body, right angle, unshielded	1.72	1.33	1.21	1.10
	171-PA3291-2-E	Q	Shielded handle spring strain relief	1.82	1.40	1.34	1.27
4 Conductor							
	171-7435-EX	T	Black plastic handle with strain relief	2.78	2.14	1.95	1.77
	171-6435-EX	Y	Right angle with strain relief	2.96	2.28	2.08	1.88

Circuit Diagrams

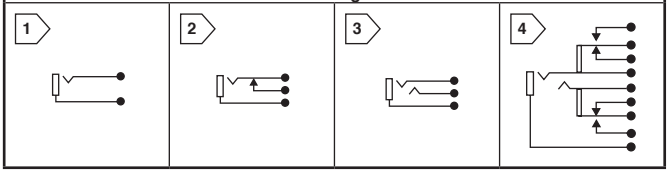

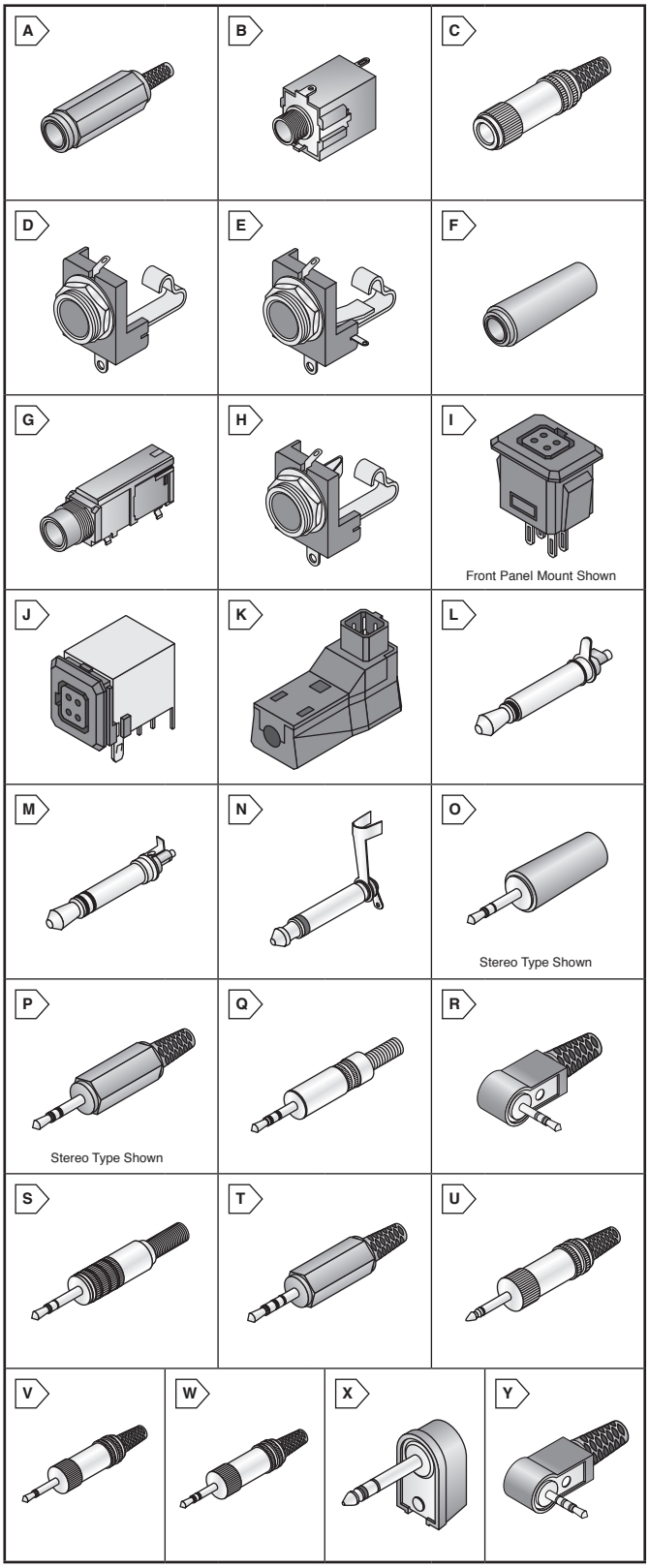

© Copyright 2013 Mouser Electronics

© Copyright 2013 Mouser Electronics

KOBICONN Phone Plugs, Phono Plugs and Jacks

KOBICONN

Products may be RoHS compliant. Check mouser.com for RoHS status.

1/4" PHONE PLUGS

For quantities greater than listed, call for quote.

MOUSER STOCK NO.	Fig.	Description	Price Each 1	25	50	100
Mono						
171-PA61111-1-E	A	Black plastic body, unshielded	1.36	1.05	.995	.952
171-1206	B	Nickel plated, all metal, right angle	3.12	2.40	2.18	1.98
171-1204-EX	C	Black plastic body, unshielded	1.80	1.38	1.25	1.13
171-1205-EX	C	Gray plastic body, unshielded	1.80	1.38	1.25	1.13
17PP057-E	D	Black plastic body, right angle, unshielded	2.63	2.02	1.84	1.67
171-1200-EX	E	Metal body with red strain relief, shielded	4.00	3.08	2.80	2.55
171-1201-EX	E	Metal body with black strain relief, shielded	4.00	3.08	2.80	2.55
Stereo						
171-PA62111-1-E	F	Black plastic body, unshielded	1.36	1.05	.995	.952
171-1304-EX	G	Black plastic body, unshielded	2.74	2.11	1.92	1.74
171-1306	H	Nickel plated, all metal, right angle	4.06	3.11	2.84	2.58
17PP071-EX	I	Black plastic body, right angle, unshielded	4.08	3.14	2.85	2.59
171-1301-EX	J	Metal body with black strain relief, shielded	4.92	3.79	3.45	3.14
171-1302-EX	J	Metal body with gray strain relief, shielded	4.92	3.79	3.45	3.14

PHONO PLUGS

For quantities greater than listed, call for quote.

MOUSER STOCK NO.	Fig.	Description	Price Each 1	10	100	500
Shielded						
17PP058	K	RCA phono plug	1.64	1.26	1.14	1.04
Non-Shielded						
17PP052	L	Black plastic insulator, hollow center pin	1.06	.813	.738	.674
171-0530	L	Hi-temp. phenolic insulator, hollow center pin	1.33	1.02	.92	.835
171-0520	L	Black plastic barrel with solid center pin	1.36	1.05	.952	.867
174-4356-E	M	General purpose w/strain relief & red ID ring	.78	.599	.546	.492
174-4357-E	M	General purpose w/strain relief & white ID ring	.78	.599	.546	.492
174-4358-E	M	General purpose w/strain relief & yellow ID ring	.78	.599	.546	.492
174-4359-E	M	General purpose w/strain relief & black ID ring	.78	.599	.546	.492
172-RPA1201-E	N	5mm RCA Plug Hexacon Cap	.50	.385	.353	.321
172-RPA1005-E	O	5mm RCA Plug Metal Cap	1.28	.984	.899	.813
174-0051-E	P	Red with hollow center pin	.65	.503	.46	.417
174-0052-E	P	Black with hollow center pin	.65	.503	.46	.417
174-0151-E	M	Red body with strain relief	.74	.567	.514	.471
174-0152-E	M	Black body with strain relief	.74	.567	.514	.471
174-0153-E	M	White body with strain relief	.74	.567	.514	.471
174-0154-E	M	Yellow body with strain relief	.74	.567	.514	.471
174-0251-E	Q	Red right angle with strain relief	1.11	.856	.781	.706
174-0252-E	Q	Black right angle with strain relief	1.11	.856	.781	.706
174-0253-E	Q	White right angle with strain relief	1.11	.856	.781	.706
174-0254-E	Q	Yellow right angle with strain relief	1.11	.856	.781	.706

PHONO JACKS

Panel Mount

For quantities greater than listed, call for quote.

MOUSER STOCK NO.	Fig.	Description	Price Each 1	10	100	500
16PJ052	R	Nickel plated grounded black insulator	1.36	1.05	.952	.867
161-1002	R	Nickel plated grounded red insulator	1.21	.931	.845	.77
161-1004	R	Nickel plated grounded white insulator	1.17	.899	.813	.738
161-1005	R	Nickel plated grounded yellow insulator	1.17	.899	.813	.738
161-1052	S	Front mounting 9mm hex base black insulator	1.42	1.09	.995	.899
161-1053	S	Front mounting 9mm hex base red insulator	1.35	1.04	.942	.856
161-1054	S	Front mounting 9mm hex base yellow insulator	1.35	1.04	.942	.856
161-1055	S	Front mounting 9mm hex base white insulator	1.35	1.04	.942	.856
✻ 161-2003	T	Nickel plated grounded black insulator	1.56	1.20	1.09	.995
161-2052	T	Nickel plated grounded black insulator	.96	.738	.674	.61
164-4215	T	Front mounting, grounded jack	2.58	2.35	2.14	1.95
16PJ035	U	Rear mounting, grounded jack, black	2.35	1.81	1.65	1.50
161-0351	U	Rear mounting, grounded jack, red	2.46	1.89	1.72	1.56
161-0251-EX	V	With red outside I.D. ring	1.40	1.08	.984	.899
161-0252-EX	V	With black outside I.D. ring	1.40	1.08	.984	.899
161-0253-EX	V	With white outside I.D. ring	1.40	1.08	.984	.899
161-0254-EX	V	With yellow outside I.D. ring	1.40	1.08	.984	.899

✻ With insulating nylon washers

PCB Mount

For quantities greater than listed, call for quote.

MOUSER STOCK NO.	Fig.	Description	Price Each 1	10	100	500
161-4216	W	90° nickel plated black phenolic insulator 200°C	.91	.696	.631	.578
161-0340-E	W	90° tin plated blue ABS insulator 70°C	.57	.428	.385	.353
161-0350-E	W	90° tin plated green ABS insulator 70°C	.58	.439	.396	.364
161-0360-E	W	90° tin plated white ABS insulator 70°C	.57	.396	.364	.332
161-0370-E	W	90° tin plated red ABS insulator 70°C	.57	.375	.342	.31
161-0390-E	W	90° tin plated black ABS insulator 70°C	.57	.396	.364	.332
161-0096-E	X	Non-switched PC mount jack, red	.59	.449	.407	.364
161-0097-E	X	Non-switched PC mount jack, black	.71	.542	.491	.439
161-0098-E	X	Non-switched PC mount jack, white	.71	.542	.491	.439
161-0099-E	X	Non-switched PC mount jack, yellow	.71	.542	.491	.439
161-4218-E	Y	Horiz. mounted, dual, with red/white insulator	.87	.664	.607	.56
161-4220-E	Y	Horiz. mount, dual, red/white insul., gold plated	1.22	.809	.738	.669
161-4219-E	Z	Vert. mounted, dual, with red/white insulator	.74	.492	.449	.407
16PJ092-E	AA	Jack for printed circuit board, black	1.11	.856	.781	.706
534-577	BB	Jack for printed circuit board	1.32	1.10	1.05	.912
161-0396-E	X	Jack for printed circuit board	1.06	.706	.642	.589
161-4221-E	X	Vert. mount, dual, red/white insul., gold plated	1.59	1.22	1.11	1.02
161-4319-E	CC	Vert. mount, triple, red, white and yellow	1.61	1.22	1.11	1.02
161-4320-E	CC	Vert. mount, triple, red, green and blue	1.61	1.22	1.11	1.02
161-4222-E	DD	Horiz. mount, triple, red, green and blue	1.22	.91	.835	.76
161-4223-E	DD	Horiz. mount, triple, red, white and yellow	1.22	.91	.835	.76

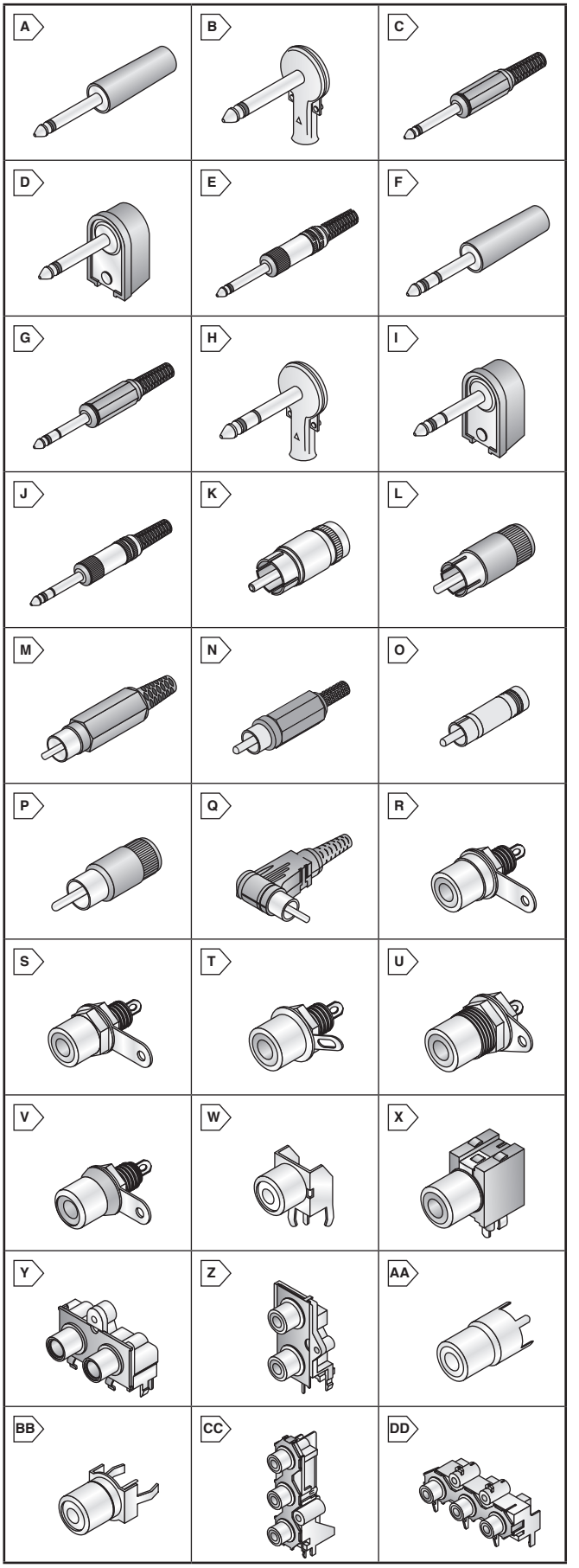

© Copyright 2013 Mouser Electronics

© Copyright 2013 Mouser Electronics

PHONO JACKS (CONT.)

Cable Mount

For quantities greater than listed, call for quote.

MOUSER STOCK NO.	Fig.	Description	Price Each			
			1	10	100	500
161-4356-E	A	Red ID ring	.78	.599	.546	.492
161-4357-E	A	White ID ring	.78	.599	.546	.492
161-4358-E	A	Yellow ID ring	.78	.599	.546	.492
161-4359-E	A	Black ID ring	.78	.599	.546	.492
16PJ150	B	Shielded	1.70	1.31	1.19	1.08
161-0151-E	A	Red handle with strain relief	.74	.567	.514	.471
161-0152-E	A	Black handle with strain relief	.74	.567	.514	.471
161-0153-E	A	White handle with strain relief	.74	.567	.514	.471
161-0154-E	A	Yellow handle with strain relief	.74	.567	.514	.471

BANANA JACKS

For quantities greater than listed, call for quote.

MOUSER STOCK NO.	Fig.	Description	Dimensions: in.		Price Each			
			H	Dia.	1	10	100	500
16BJ381	C	Chassis mount, red	.67	.44	1.70	1.31	1.19	1.08
16BJ382	C	Chassis mount, black	.67	.44	1.70	1.31	1.19	1.08
164-R104B-EX	D	With nut and solder tab, black	.67	.47	1.17	.899	.813	.738
164-R104R-EX	D	With nut and solder tab, red	.67	.47	1.17	.899	.813	.738
164-R116B-EX	E	With fibre washer, black	.95	.43	.80	.663	.61	.556
164-R116R-EX	E	With fibre washer, red	.95	.43	.80	.663	.61	.556
164-R122B-EX	F	With fibre washer, black	1.22	.43	.80	.663	.61	.556
164-R122R-EX	F	With fibre washer, red	1.22	.43	.80	.663	.61	.556
164-R124B-EX	G	Safety type, black	1.21	.56	2.08	1.64	1.39	1.26
164-R124R-EX	G	Safety type, red	1.21	.56	2.08	1.64	1.39	1.26

BANANA PLUGS

These banana plugs fit all standard banana jacks and are interchangeable with all standard banana plugs.
These plugs are available in a variety of styles and sizes to meet all kinds of industrial, OEM, and consumer applications.

For quantities greater than listed, call for quote.

MOUSER STOCK NO.	Fig.	Description	Dimensions: in.		Price Each			
			H	Dia.	1	10	100	500
171-5462	H	Insulated, soft spring plug, red	1.92	.40	1.51	1.08	.984	.899
174-8103B-EX	I	With safety sleeve, black	2.20	.61	3.38	2.60	2.35	2.15
174-8103R-EX	I	With safety sleeve, red	2.20	.61	3.38	2.60	2.35	2.15
174-R130B-EX	J	Audio power point, black	2.47	.46	3.36	2.24	2.03	1.85
174-R130R-EX	J	Audio power point, red	2.47	.46	3.36	2.24	2.03	1.85
174-R802-EX	K	Metal 30A	1.29	.154	1.38	.964	.887	.797
174-R818B-EX	L	Black 10A	1.87	.37	1.79	1.19	1.08	.984
174-R818R-EX	L	Red 10A	1.87	.37	1.79	1.19	1.08	.984
174-R819B-EX	M	Stackable 10A, black	1.88	.52	1.11	.92	.835	.76
174-R819R-EX	M	Stackable 10A, red	1.88	.52	1.22	1.02	.92	.835
174-R820B-EX	N	With strain relief 10A, black	2.36	.43	1.31	1.12	1.04	.942
174-R820R-EX	N	With strain relief 10A, red	2.36	.43	1.36	1.13	1.05	.95
174-R822B-EX	O	Solder cup 10A, black	1.63	.47	1.14	.76	.685	.621
174-R822R-EX	O	Solder cup 10A, red	1.63	.47	1.14	.76	.685	.621
174-R825B-EX	P	In-line plug with cross hole black	2.32	.35	1.69	1.12	1.02	.92
174-R825R-EX	P	In-line plug with cross hole red	2.32	.35	1.69	1.12	1.02	.92
174-R884-EX	Q	Dual plug with wire guide, black	1.55	1.26	3.36	2.24	2.12	1.93
174-R27AB-EX	R	Black, 10A	2.126	.1575	1.96	1.31	1.19	1.08
174-R27AR-EX	R	Red, 10A	2.126	.1575	1.96	1.31	1.19	1.08
174-R887B-EX	S	Black, 10A	2.122	.1535	2.34	1.56	1.42	1.29
174-R887R-EX	S	Red, 10A	2.122	.1535	2.34	1.56	1.42	1.29
174-R8104B-EX	T	Black, 30A	2.2835	.2402	3.47	2.31	2.10	1.90
174-R8104R-EX	T	Red, 30A	2.2835	.2402	3.47	2.31	2.10	1.90
174-R8120-EX	U	Fits 4mm Std. Banana Jack, 30A	1.1417	.1299	1.08	.984	.899	.813

INSULATED BINDING POSTS

RoHS Compliant

For quantities greater than listed, call for quote.

MOUSER STOCK NO.	Fig.	Description	Dimensions: in.		Price Each			
			H	Dia.	1	10	100	500
164-R101B-EX	V	With solder tab, black	1.50	.48	1.24	.952	.877	.792
164-R101R-EX	V	With solder tab, red	1.50	.48	1.42	1.10	.995	.91
164-R109B-EX	W	Insulated with 1 nut and washer black	1.97	.45	1.47	1.01	.91	.824
164-R109R-EX	W	Insulated with 1 nut and washer red	1.97	.45	1.47	1.01	.91	.824
164-R119B-EX	X	With 2 nuts and washer, black	1.84	.56	1.96	1.37	1.24	1.12
164-R119R-EX	X	With 2 nuts and washer, red	1.84	.56	1.96	1.37	1.24	1.12
164-19B2-EX	Y	Dual with base black; red and black	1.85	1.36	4.23	3.52	3.20	2.91
164-R126B-EX	Z	Heavy duty 30A, black	1.65	.63	3.07	2.13	1.96	1.78
164-R126R-EX	Z	Heavy duty 30A, red	1.65	.63	3.07	2.13	1.96	1.78
164-R134B-EX	AA	Gray with black color ring	1.90	.47	1.88	1.25	1.13	1.03
164-R134R-EX	AA	Gray with red color ring	1.90	.47	2.25	1.49	1.35	1.22

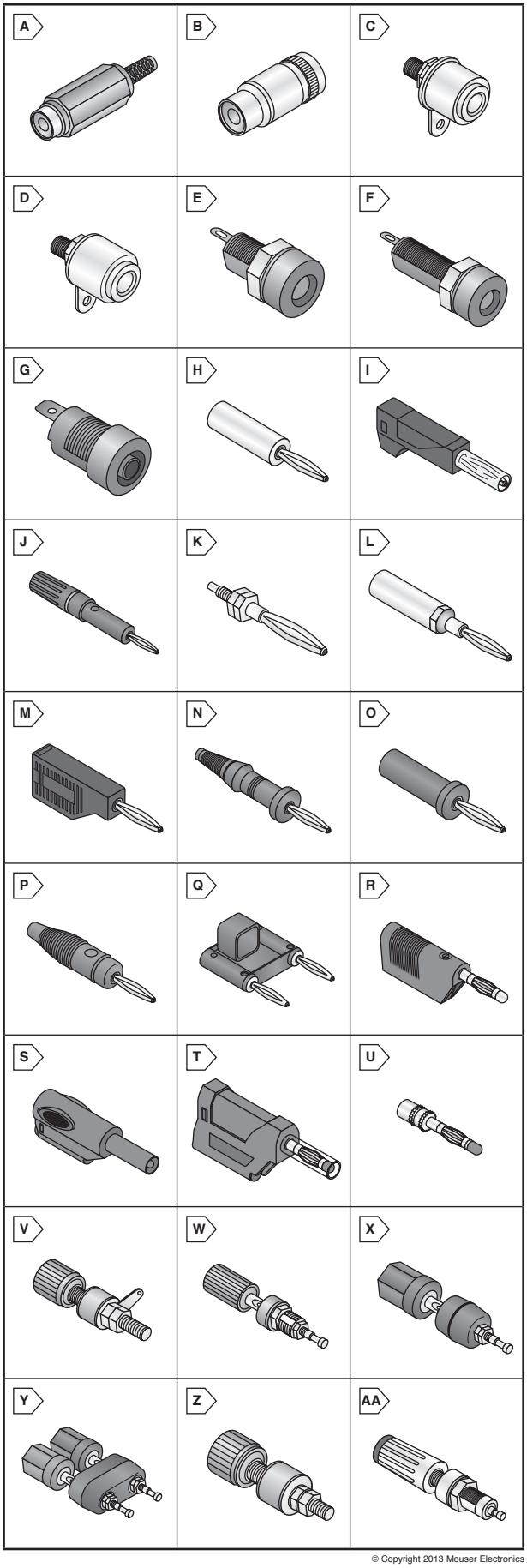

© Copyright 2013 Mouser Electronics

© Copyright 2013 Mouser Electronics

KYCON Stereo Audio Jacks

RoHS Compliant **This product is RoHS compliant.**

2.5MM STEREO AUDIO JACKS

- Used in devices such as audio equipment, cell phones, or digital still camera
- Housing: High Temperature Thermoplastic, UL94V-0 Rated
- Durability: 5000 Mating Cycles
- Complies with EIA standards
- RoHS Compliance per Kycon Documentation
- Operating Temperature: -25°C to +80°C
- Terminals: Copper Alloy, Silver or Gold plating
- Color: Black
- Non-threaded

NEW PRODUCT

✻ Housing: PBT Thermoplastic, UL94V-0 Rated

For quantities greater than listed, call for quote.

MOUSER STOCK NO.	Kycon Part No.	Fig.	Description	Circuit Diagram	Price Each 1	25	100
✻ 806-STX-2000-3N	STX-2000-3N	A	3P, Thru-Hole	1	1.08	.853	.629
806-STX-2500-3N	STX-2500-3N	B	3P, Surface Mount	1	.85	.696	.503
806-STX-25406-4N-TR	STX-25406-4N-TR	C	4P, Surface Mount, Silver terminals	2	1.35	1.23	1.14
806-STX-25427-6N-TR	STX-25427-6N-TR	D	6P, Surface Mount, narrow profile	3	1.58	1.46	1.34
806-STX-25441-6N-TR	STX-25441-6N-TR	E	6P, Surface Mount, Gold terminals	3	1.52	1.39	1.28
806-STX-25443-7N-TR	STX-25443-7N-TR	F	7P, Surface Mount	4	1.71	1.57	1.44
806-STX-25442-5N-TR	STX-25442-5N-TR	G	5P, Mid Mount, Gold terminals	5	1.24	1.08	1.01

3.5MM STEREO AUDIO JACKS – PCB MOUNT, ALL PLASTIC

- Housing: PBT Thermoplastic, UL94V-0 Rated
- Durability: 5000 Mating Cycles
- Operating Temperature: -25°C to +80°C
- Non-threaded
- RoHS Compliance per Kycon Documentation
- All Plastic
- Color: Black

For quantities greater than listed, call for quote.

MOUSER STOCK NO.	Kycon Part No.	Fig.	Description	Circuit Diagram	Price Each 1	25	100
806-STX-3000	STX-3000	H	3P, Thru-Hole	1	1.02	.926	.681
806-STX-3120-3B	STX-3120-3B	I	3P, Thru-Hole	6	.76	.696	.516
With Switch (DPST)							
806-STX-3120-5B	STX-3120-5B	I	5P, Thru-Hole, Black	7	.95	.83	.603
806-STX-31205B577C	STX-3120-5B-577C	I	5P, Thru-Hole, Green	7	.76	.724	.523

3.5MM STEREO AUDIO JACKS – PCB MOUNT, THRU-HOLE

- Housing: PBT Thermoplastic, UL94V-0 Rated
- Durability: 5000 Mating Cycles
- Switch Spring: SWP Steel
- Clip: P.B.S.
- Sleeve: SPCC, Nickel plated
- TIP and Ring: P.B.S., Tin plated
- Color: Black
- Terminals: Copper Alloy, Tin plated
- Thru-Hole
- Operating Temperature: -25°C to +80°C
- Sleeve Spring: Phosphor Bronze
- Clip Housing: Polyacetal
- RoHS Compliance per Kycon Documentation
- Terminals: Brass Silver plated
- Bushing: Copper Alloy, Nickel plated
- Contact Rating: 16VDC @ 0.3 Amps

✻ w/ Back Plate

For quantities greater than listed, call for quote.

MOUSER STOCK NO.	Kycon Part No.	Fig.	Description	Circuit Diagram	Price Each 1	25	100
806-STX-3100-3C	STX-3100-3C	J	3P, Threaded	6	1.24	1.11	.824
806-STX-3100-3N	STX-3100-3N	J	3P, Non-Threaded	6	1.09	1.04	.763
✻ 806-STX-3100-3NB	STX-3100-3NB	J	3P, Non-Threaded	6	1.12	1.06	.742
806-STX-3100-5C	STX-3100-5C	J	5P, Threaded	7	1.49	1.33	.98
806-STX-3100-5N	STX-3100-5N	J	5P, Non-Threaded	7	1.38	1.29	.951
✻ 806-STX-3100-5NB	STX-3100-5NB	J	5P, Non-Threaded	7	1.43	1.37	1.01
806-STX-3100-9N	STX-3100-9N	J	9P, Non-Threaded	8	1.31	1.25	.92
806-STX-3100-9C	STX-3100-9C	J	9P, Threaded	8	1.36	1.23	1.07

3.5MM STEREO AUDIO JACKS – PCB MOUNT, SLIM DESIGN

- Housing: PBT Thermoplastic, UL94V-0 Rated
- Terminals & Contacts: Phosphor Bronze, Tin plated
- Straight leads
- Contact rating: 16VDC @ 0.3 Amps
- Durability: 5000 Mating Cycles
- Operating Temperature: -25°C to +80°C
- Thru-Hole
- Color: Black
- RoHS Compliance per Kycon Documentation
- Bushing: Brass, Nickel plated

For quantities greater than listed, call for quote.

MOUSER STOCK NO.	Kycon Part No.	Fig.	Description	Circuit Diagram	Price Each 1	25	100
806-STX-3150-3C	STX-3150-3C	K	3P, Threaded	9	1.12	.937	.703
806-STX-3150-3N	STX-3150-3N	K	3P, Non-Threaded	1	1.32	1.09	.807
With Switch (DPST)							
806-STX-3150-5C	STX-3150-5C	K	5P, Threaded	10	1.12	.974	.717
806-STX-3150-5N	STX-3150-5N	K	5P, Non-Threaded	10	1.56	1.34	.985
806-STX-31505N577C	STX-3150-5N-577C	K	5P, Non-Threaded, Green	10	1.48	1.26	.933
806-STX-31505N701C	STX-3150-5N-701C	K	5P, Non-Threaded, Pink	10	1.25	1.07	.789

3.5MM STEREO AUDIO JACKS – ALL PLASTIC

- Housing: PBT Thermoplastic, UL94V-0 Rated
- Terminals: Copper Alloy, Silver over Nickel plated
- Contact rating: 16VDC @ 0.3 Amps
- Durability: 5000 Mating Cycles
- Operating Temperature: -25°C to +80°C
- Non-Threaded
- All Plastic
- RoHS Compliance per Kycon Documentation
- Color: Black

✻ High Temperature Thermoplastic UL94V-0 Rated

For quantities greater than listed, call for quote.

MOUSER STOCK NO.	Kycon Part No.	Fig.	Description	Circuit Diagram	Price Each 1	25	100
✻ 806-STX-3500-3NTR	STX-3500-3NTR	L	3P, Surface Mount	11	1.29	1.17	.868
806-STX-3501-3N	STX-3501-3N	L	3P, Thru-Hole	11	1.85	1.67	1.11
806-STX-3500-4NTR	STX-3500-4NTR	L	4P, Surface Mount	12	1.29	1.19	.877

Circuit Diagrams

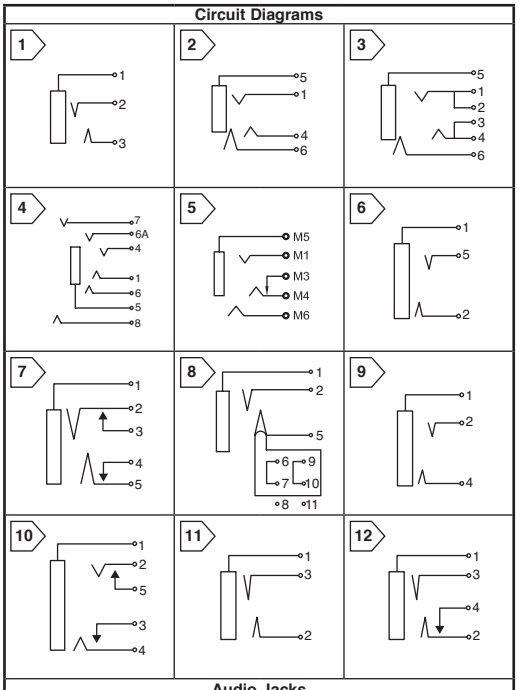

Audio Jacks

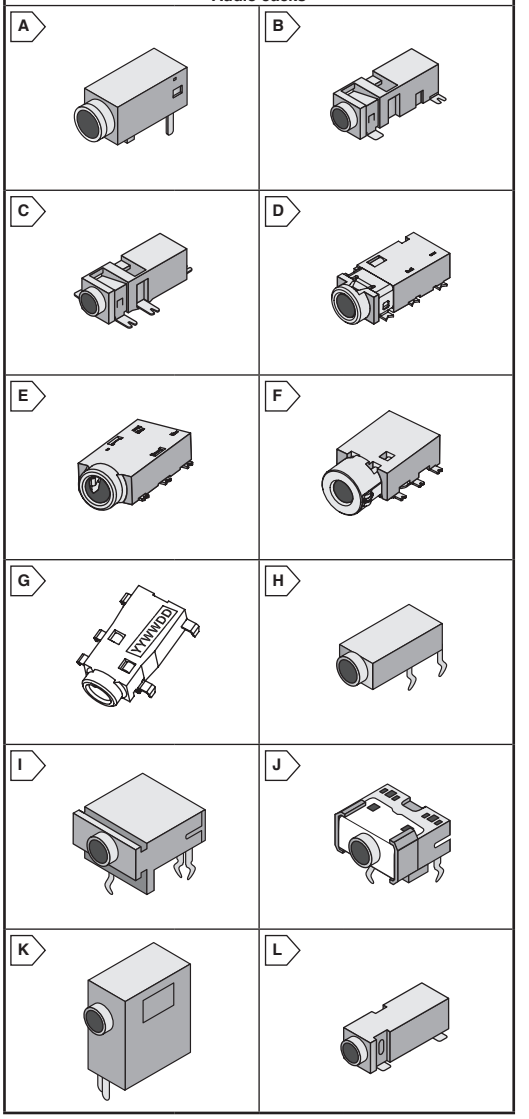

© Copyright 2013 Mouser Electronics

© Copyright 2013 Mouser Electronics

KYCON 3.5mm Stereo Audio Jacks

RoHS Compliant **This product is RoHS compliant.**

3.5MM STEREO AUDIO JACKS - MID-MOUNT

- Housing: High Temp, Plastic
- Terminals: Copper Alloy, Silver Plated
- Contact Resistance:
  Before Durability Test: 50 milliohms max.
  After Durability Test: 100 milliohms max.
- Rated Voltage: 16V DC
- Rated Current: 0.3A
- Insulation Resistance: 100 megohms min. at 500V DC
- Dielectric Strength: 500V AC RMS for 1 minute
- Operating Temperature: -25°C to + 85°C

RoHS Compliant

For quantities greater than listed, call for quote.

MOUSER STOCK NO.	Kycon Part No.	Fig.	Description	Circuit Diagram	Price Each 1	25	100
806-STX-35398A-5N-TR	STX-35398A-5N-TR	A	5P, Thru hole and SMT contacts with barrel	1	1.53	1.39	1.25
806-STX-35398E-5N-TR	STX-35398E-5N-TR	B	Thru hole contacts without barrel	1	1.80	1.63	1.46

3.5MM STEREO AUDIO JACKS – PCB MOUNT, LOW PROFILE THRU-HOLE

- Housing: PBT Thermoplastic 15% Glass Filled, UL94V-0 Rated
- Durability: 5000 Mating Cycles
- Operating Temperature: -25°C to +80°C
- RoHS Compliance per Kycon Documentation
- Color: Clear

RoHS Compliant

For quantities greater than listed, call for quote.

MOUSER STOCK NO.	Kycon Part No.	Fig.	Description	Circuit Diagram	Price Each 1	25	100
806-STX-3081-3N	STX-3081-3N	C	3P, Non-Threaded	2	.80	.749	.563
806-STX-3081-3C	STX-3081-3C	C	3P, Threaded	2	1.23	1.13	.827
With Switch (DPST)							
806-STX-3081-5N	STX-3081-5N	C	5P, Non-Threaded	3	.84	.798	.595
806-STX-3081-5C	STX-3081-5C	C	5P, Threaded	3	1.34	1.20	.949

3.5MM STEREO AUDIO JACKS – STACKED THRU-HOLE

- Housing: Nylon 66 Thermoplastic 15% Glass Filled, UL94V-0 Rated
- Durability: 5000 Mating Cycles
- Operating Temperature: -25°C to +80°C
- Switch Terminals: Copper Alloy, Silver plated
- Contact Rating: 16VDC @ 0.3 Amps
- RoHS Compliance per Kycon Documentation
- Terminals: Copper Alloy, Tin over Nickel plating
- Switch Housing: PBT Thermoplastic
- Switch Slide Knob: POM
- Non-Threaded

RoHS Compliant

✻ PC99 Color Barrels

For quantities greater than listed, call for quote.

MOUSER STOCK NO.	Kycon Part No.	Fig.	Description	Circuit Diagram	Price Each 1	25	100
806-STX-4235-3/3-N	STX-4235-3/3-N	D	3/3 Pin, Black/Black	5	3.15	2.86	2.10
806-STX-4235-3/9-N	STX-4235-3/9-N	D	3/9 Pin, Black/Black	-	4.12	3.67	2.69
✻806-STX-43355BGPS1	STX-4335-5BGP-S1	E	5/5/5 Pin,Blue/Green/Pink	4	3.32	3.25	2.21

3.5MM STEREO AUDIO JACKS – PCB MOUNT, VERTICAL

- Housing: Thermoplastic, UL94V-0 Rated
- Terminals: Copper Alloy, Tin plating
- Complies with EIA standards
- Used in devices such as car audio and navigation equipment, etc.
- Meets the accelerated market needs for higher performance and smaller size portable devices
- RoHS Compliance per Kycon Documentation

RoHS Compliant

For quantities greater than listed, call for quote.

MOUSER STOCK NO.	Kycon Part No.	Fig.	Description	Circuit Diagram	Price Each 1	25	100
806-STX-3680-5CB	STX-3680-5CB	F	5P, Threaded with Back Plate	6	1.51	1.38	1.27
806-STX-3680-5NB	STX-3680-5NB	G	5P, Non-Threaded with Back Plate	6	2.01	1.84	1.69
806-STX-3680-5NB577C	STX-3680-5NB-577C	G	5P, Non-Threaded with Back Plate, Green	6	1.80	1.64	1.52
806-STX-3680-5NB701C	STX-3680-5NB-701C	G	5P, Non-Threaded with Back Plate, Pink	6	1.80	1.64	1.52
806-STX-3680-6CB	STX-3680-6CB	F	6P, Threaded with Back Plate	7	1.27	1.17	1.08
806-STX-3790-5N	STX-3790-5N	H	5P, Non-Threaded	6	2.07	1.89	1.74
806-STX-3790-5N-701C	STX-3790-5N-701C	H	5P, Non-Threaded, Pink	6	2.05	1.88	1.73

3.5MM STEREO AUDIO JACKS – SURFACE MOUNT

- Housing: High Temp, UL94V-0 Rated
- Complies with EIA standards
- Rated Voltage: 16V DC
- Rated Current: 0.3A
- Insulation Resistance: 100 Megohms min. at 500V DC
- Dielectric Strength: 500V AC RMS for 1 minute
- RoHS Compliance per Kycon Documentation

RoHS Compliant

For quantities greater than listed, call for quote.

MOUSER STOCK NO.	Kycon Part No.	Fig.	Description	Circuit Diagram	Price Each 1	25	100
806-STX-35332-3N-TR	STX-35332-3N-TR	I	3P, Non-Threaded	8	1.69	1.56	1.43
806-STX-35331-4N-TR	STX-35331-4N-TR	J	4P, Non-Threaded	9	2.02	1.85	1.71
806-STX-35332-4N-TR	STX-35332-4N-TR	I	4P, Non-Threaded	10	1.46	1.33	1.23
806-STX-35382-4N-TR	STX-35382-4N-TR	K	4P, Non-Threaded	10	1.26	1.16	1.07
806-STX-35332-5N-TR	STX-35332-5N-TR	I	5P, Non-Threaded	6	1.46	1.32	1.22

Circuit Diagrams

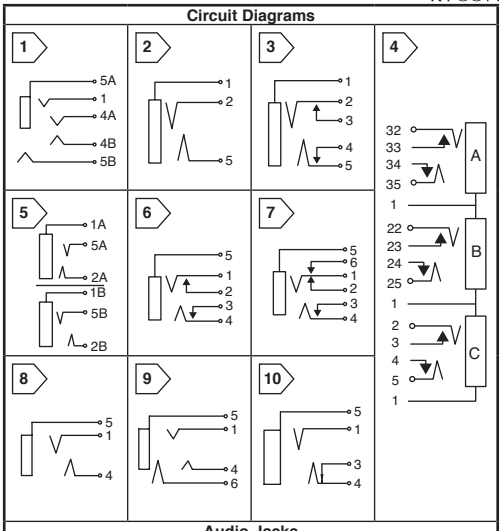

Audio Jacks

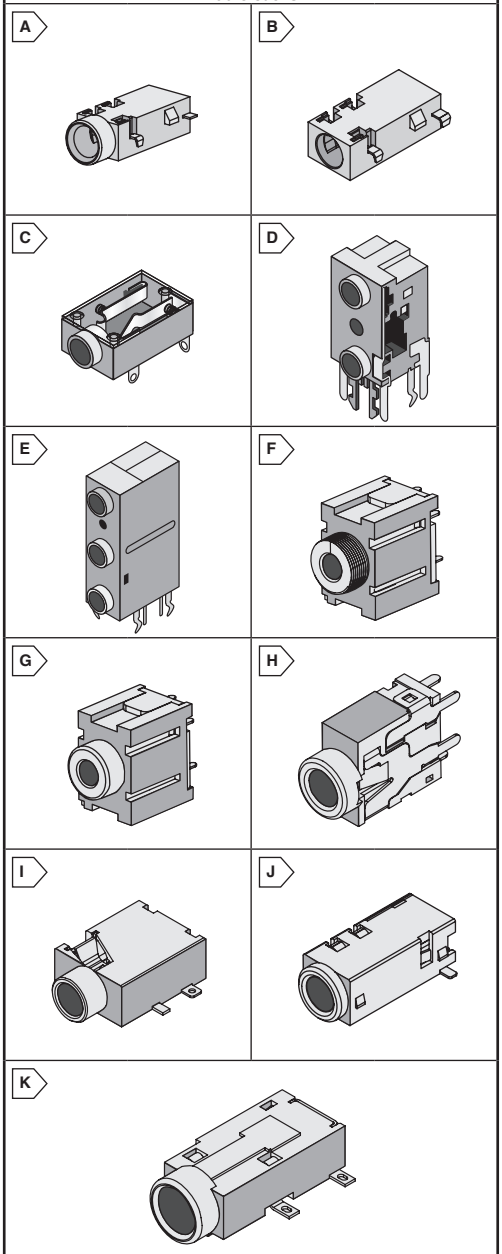

© Copyright 2013 Mouser Electronics

© Copyright 2013 Mouser Electronics

NEUTRIK Professional Jacks and Plugs

RoHS Compliant **This product is RoHS compliant.**

timbrePLUG

- Standard timbre of the cable plus three additional sound characteristics
- Slim right-angle plug with industry proven and reliable chuck type strain relief
- Sleek attractive design for convenient handling
- Gold plug finger, precision machined one piece contacts

For quantities greater than listed, call for quote.

MOUSER STOCK NO.	Neutrik Part No.	Fig.	Description	Price Each 1	10	25	50
568-NP2RX-TIMBRE	NP2RX-TIMBRE	A	1/4" Guitar Plug	26.20	23.89	21.85	21.01

silentPLUG

The silentPLUG automatically mutes (shorts) an instrument (guitar) cable to avoid pops and squeals when changing the instrument (guitar) under load.

For quantities greater than listed, call for quote.

MOUSER STOCK NO.	Neutrik Part No.	Fig.	No. of Cont.	Contact Plating	Description	Price Each 1	10	25	100
Straight									
568-NP2X-AU-SILENT	NP2X-AU-SILENT	B	2	Gold	Silent Reed switch, red housing	11.24	10.22	9.52	8.78
Right Angle									
568-NP2RX-AU-SILENT	NP2RX-AU-SILENT	B	2	Gold	Silent Reed switch, red housing	12.86	11.73	10.72	9.92

1/4" PROFESSIONAL PHONE PLUGS

- Diecast shell
- Soldering terminations
- Chuck-type strain relief

For quantities greater than listed, call for quote.

MOUSER STOCK NO.	Neutrik Part No.	Fig.	No. of Cont.	Contact Plating	Description	Price Each 1	10	25	100
Straight									
568-NP2X	NP2X	C	2	Nickel	Nickel satin housing	3.85	3.61	3.19	2.97
568-NP2X-B	NP2X-B	C	2	Gold	Black chrome housing	4.75	4.34	3.89	3.58
568-NP3X	NP3X	C	3	Nickel	Nickel satin housing	5.60	5.13	4.73	4.40
568-NP3X-BAG	NP3X-BAG	C	3	Nickel	Black chrome housing	5.94	5.41	4.95	4.50
568-NP2C	NP2C	D	2	Nickel	Nickel satin housing	4.17	3.72	3.49	3.16
568-NP2C-B	NP2C/B	D	2	Gold	Black chrome housing	5.02	4.56	4.24	3.92
568-NP2C-BAG	NP2C-BAG	D	2	Nickel	Black chrome housing	4.38	3.98	3.65	3.37
568-NP3C	NP3C	D	3	Nickel	Nickel satin housing	5.98	5.49	4.95	4.52
568-NP3C-BAG	NP3C-BAG	D	3	Nickel	Black chrome housing	6.38	5.79	5.31	4.89
Right Angle									
568-NP2RX	NP2RX	E	2	Nickel	Nickel satin	5.93	5.39	4.93	4.55
568-NP3RX	NP3RX	E	3	Nickel	Black chrome	8.17	7.46	6.87	6.35
568-NP2RX-BAG	NP2RX-BAG	E	2	Nickel	Nickel satin	5.85	5.37	4.85	4.42
568-NP3RX-BAG	NP3RX-BAG	E	3	Nickel	Black chrome	8.82	8.00	7.32	6.76

3.5MM RIGHT ANGLE PROFESSIONAL PHONE PLUGS

- Chuck-type strain relief and rubber gland
- Accepts cables from 2.0 to 4.5 mm
- Slim design - space saving

For quantities greater than listed, call for quote.

MOUSER STOCK NO.	Neutrik Part No.	Fig.	No. of Cont.	Contact Plating	Description	Price Each 1	10	25	100
568-NTP3RC	NTP3RC	F	3	Nickel	Nickel satin housing	4.26	3.89	3.61	3.32
568-NTP3RCB	NTP3RCB	F	3	Gold	Black chrome housing	5.85	5.37	4.85	4.42

LOCKING 1/4" JACKS

- Mates with all 1/4 mono or stereo plugs
- Provides secure lockable interconnection with latch release

For quantities greater than listed, call for quote.

MOUSER STOCK NO.	Neutrik Part No.	Fig.	Mount	Contact Plating	Description	Price Each 1	10	25	50
568-NJ3FC6	NJ3FC6	G	Cable	Silver	Nickel Metal Housing	8.37	7.67	6.93	6.62
568-NJ3FC6-BAG	NJ3FC6-BAG	G	Cable	Silver	Black Metal Housing	9.22	8.23	7.67	7.27
568-NJ3FP6C	NJ3FP6C	H	Chassis	Silver	Nickel Metal Housing	7.15	6.37	6.12	5.79
568-NJ3FP6P-BAG	NJ3FP6P-BAG	H	Chassis	Silver	Black Plastic Housing	6.36	5.79	5.31	5.09
568-NJ3FP6C-BAG	NJ3FP6C-BAG	H	Chassis	Silver	Black Metal Housing	7.18	6.83	6.62	6.38
568-NJ3FP6C-B	NJ3FP6C-B	H	Chassis	Gold	Black Metal Housing	8.52	7.75	7.48	7.19

M SERIES 1/4" NYLON STANDARD JACKS

- Body material: heavy duty nylon
- Contact material: solid nickel silver
- Mounting hardware included

For quantities greater than listed, call for quote.

MOUSER STOCK NO.	Neutrik Part No.	Fig.	Mono	Stereo	Switched	Terminal Type	Nose Type	Price Each 1	10	100	500
550-12001	NMJ2HC-S	I	X	-	No	Solder	1	1.16	1.04	.883	.815
550-10021	NMJ2HF-S	I	X	-	No	Solder	2	.66	.603	.557	.523
550-10201	NMJ4HFD2	I	X	-	Yes	PCB	2	.91	.83	.746	.654
550-12202	NMJ4HCD2	I	X	-	Yes	PCB	1	1.31	1.18	1.01	.884
550-NMJ6HCS	NMJ6HC-S	J	-	X	Yes	Solder	1	1.22	1.12	1.03	.954
550-20301	NMJ6HFD2	J	-	X	Yes	PCB	2	.86	.775	.638	.593
550-22302	NMJ6HCD2	J	-	X	Yes	PCB	1	1.48	1.34	1.12	1.02
✻ 550-25382	NMJ6HHD2	J	-	X	Yes	PCB	3	.81	.738	.689	.599

✻Mounting hardware must be ordered separately.

1/4" NYLON SLIM JACKS

Features:

- 19% space saving advantage over standard socket
- All SlimLine jacks have 1/4 inch PCB horizontal mount pins
- No mounting nuts and washers included, must be purchased separately.
- Body material: heavy duty nylon
- Contact material: solid nickel silver
- Contact resistance: <0.025 MΩ
- Temperature range: 0°C +70°C

For quantities greater than listed, call for quote.

MOUSER STOCK NO.	Neutrik Part No.	Fig.	Mono	Stereo	Switched	Terminal Type	Nose Type	Price Each 1	10	100	500
550-10284	NRJ4HF	K	X	-	Yes	PCB	2	.51	.469	.434	.401
550-15284	NRJ4HH	K	X	-	Yes	PCB	3	.54	.479	.453	.418
550-20311	NRJ6HF	K	-	X	Yes	PCB	2	.63	.578	.507	.472
✻ 550-20384	NRJ6HF-1	K	-	X	Yes	PCB	2	.63	.578	.507	.472
550-25301	NRJ6HH	K	-	X	Yes	PCB	3	.62	.565	.521	.476
550-20311AU	NRJ6HF-AU	K	-	X	Yes	PCB	2	1.90	1.73	1.44	1.28

✻Chassis Grounding

Nuts and Washers for Standard and Slim Jack Sockets

For quantities greater than listed, call for quote.

MOUSER STOCK NO.	Neutrik Part No.	Description	Price Each 1	10	100	500
550-1005	NRJNUT-B	Standard plastic nut	.15	.139	.107	.093
550-1002	NRJ-NUT-MK	Ring nut, knurled, nickel-plated brass	.80	.738	.587	.539
550-MW05	NRJ-WB	16 x 1.2mm Washer	.16	.15	.139	.128

© Copyright 2013 Mouser Electronics



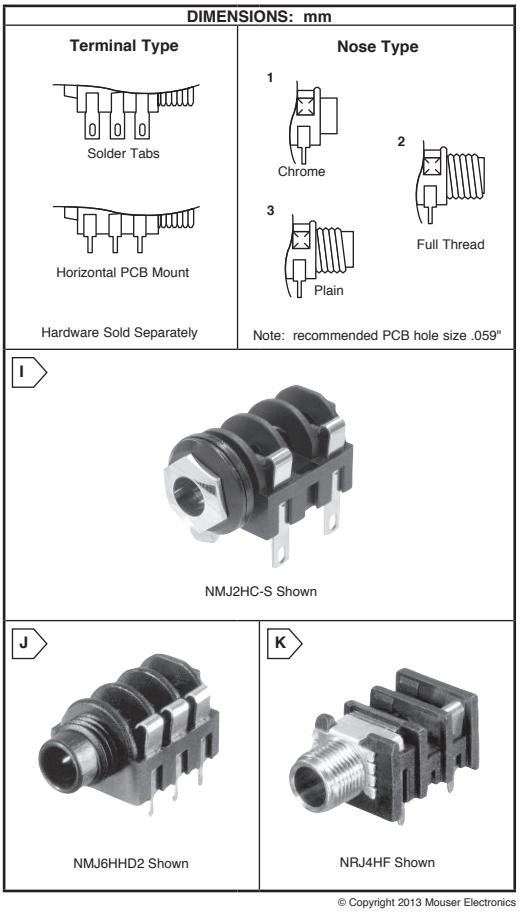

© Copyright 2013 Mouser Electronics

REAN Commercial Audio Connectors

RoHS Compliant **This product is RoHS compliant.**

TINY XLR PLUGS AND RECEPTACLES

- Robust metal housing with best flex relief
- Shielded system – high noise immunity and EMI protection
- Intuitive and rugged locking mechanism provides secure locking system
- Millionfold proven chuck type strain relief
- Keyed insert and strain relief
- Watertight chassis connector, even in unmated condition

NEW PRODUCT

For quantities greater than listed, call for quote.

MOUSER STOCK NO.	Neutrik Part No.	Fig.	No. of Cont.	Gender	Description	Price Each 1	10	25
Cable Mount								
568-RT3FC-B	RT3FC-B	A	3	Female	Black housing, gold contacts	2.72	2.23	2.04
568-RT3FC-B-W	RT3FC-B-W	B	3	Female	Blk Hsg, Au Cont , with sealing boot	3.37	2.77	2.55
568-RT3FCT-B	RT3FCT-B	C	3	Female	Blk Hsg, Au Cont, Screw Locking	3.23	2.84	2.74
568-RT3MC-B	RT3MC-B	D	3	Male	Black housing, gold contacts	2.24	2.14	1.96
568-RT4FC-B	RT4FC-B	A	4	Female	Black housing, gold contacts	3.04	2.76	2.56
568-RT4FC-B-W	RT4FC-B-W	B	4	Female	Blk Hsg, Au Cont , with sealing boot	3.18	3.07	2.95
568-RT4FCT-B	RT4FCT-B	C	4	Female	Blk Hsg, Au Cont, Screw Locking	3.62	3.18	3.07
568-RT4MC-B	RT4MC-B	D	4	Male	Black housing, gold contacts	2.70	2.59	2.36
568-RT5FC-B	RT5FC-B	A	5	Female	Black housing, gold contacts	3.42	3.09	2.88
568-RT5FC-B-W	RT5FC-B-W	B	5	Female	Blk Hsg, Au Cont , with sealing boot	4.30	3.89	3.56
568-RT5FCT-B	RT5FCT-B	C	5	Female	Blk Hsg, Au Cont, Screw Locking	3.96	3.48	3.36
568-RT5MC-B	RT5MC-B	D	5	Male	Black housing, gold contacts	3.12	3.00	2.74
Chassis Mount								
568-RT3MP-B	RT3MP	E	3	Male	Nickel Hsg, Front Mount, Au Cont	1.99	1.92	1.85
568-RT3MPR	RT3MPR	F	3	Male	Nickel Hsg, Rear Mount, Au Cont	2.04	1.96	1.79
568-RT4MP-B	RT4MP	E	4	Male	Nickel Hsg, Front Mount, Au Cont	2.88	2.35	2.14
568-RT4MPR	RT4MPR	F	4	Male	Nickel Hsg, Rear Mount, Au Cont	2.39	2.28	2.09
568-RT5MP	RT5MP	E	5	Male	Nickel Hsg, Front Mount, Au Cont	3.23	2.94	2.71
568-RT5MPR	RT5MPR	F	5	Male	Nickel Hsg, Rear Mount, Au Cont	2.73	2.61	2.39
Adapters								
568-RA3MT-B	RA3MT-B	G	3	Fem/Male	Tiny Female to XLR Male	6.66	6.38	5.83
568-RA3FT-B	RA3FT-B	G	3	Fem/Fem	Tiny Female to XLR Female	6.73	6.45	5.91

COMMERCIAL 1/4" PHONE PLUGS

- Features large cable clamp with solder tabs
- Housing/shell: Brass Ni/Au/Black plated or Zinc diecast
- Insulation: Thermoplastic
- Contacts: Brass, Ni/Au plated
- Strain relief: Crimp type SnCe plated

For quantities greater than listed, call for quote.

MOUSER STOCK NO.	Neutrik Part No.	Fig.	Description	Cable O.D.	Price Each 1	10	25
1/4" Phone Plugs							
568-NYS201	NYS201	H	Mono, short handle	6mm	1.37	1.24	1.13
568-NYS202	NYS202	H	Stereo, short handle	6mm	1.81	1.74	1.62
568-NYS208	NYS208	-	Stereo, Right Angle, Metal Housing	6mm	1.71	1.56	1.43
568-NYS203	NYS203	I	Mono, plastic handle	6mm	1.41	1.28	1.17
568-NYS204	NYS204	I	Stereo, plastic handle	6mm	1.47	1.35	1.22
568-NYS224	NYS224	H	Mono, long handle	8mm	1.51	1.46	1.32
568-NYS224L	NYS224L	H	Mono, long handle, outlet D=9.5mm	8mm	1.62	1.47	1.35
568-NYS228	NYS228	H	Stereo, long handle	6mm	1.99	1.95	1.92
568-NYS225	NYS225	J	Mono, Nickel lg. shell for speaker cable	8mm	2.89	2.66	2.43
568-NYS225B	NYS225B	J	Mono, black lg. shell for speaker cable	8mm	2.72	2.47	2.27
3.5MM TRS Phone Plugs							
568-NYS231	NYS231	K	Stereo, Tin Cnts, Nickel Shell	4mm	1.09	1.00	.916
568-NYS231BG	NYS231BG	K	Stereo, Gold Cnts, Black Shell	4mm	1.62	1.47	1.35
568-NYS231L	NYS231L	K	Stereo, Tin Cnts, Large Nickel Shell	6mm	1.09	1.00	.916

COMMERCIAL 1/4" PHONE JACKS

- Mono and stereo jacks
- Stereo jacks feature all contacts switched
- Can be used with panels as thick as 5.5mm with washer and nut (included)
- Housing/shell: Brass Ni/Au/Black plated or Zinc diecast
- Insulation: Thermoplastic
- Contacts: Brass, Ni/Au plated
- Strain relief: Crimp type SnCe plated

For quantities greater than listed, call for quote.

MOUSER STOCK NO.	Neutrik Part No.	Fig.	Description	Price Each 1	10	25
With Metal Nut/Washer Mounting Hardware						
568-NYS220	NYS2202	L	Mono thick panel - mounts flush - nickel/silver	2.44	2.20	2.05
568-NYS220/3	NYS2203	L	Stereo thick panel - mounts flush - nickel/silver	2.57	2.32	2.13
568-NYS221	NYS221	L	Phone Connectors 1/4" STEREO REAN	2.57	2.32	2.13
568-NYS229	NYS229	M	Open frame - mono- nickel/silver	1.11	.948	.923
568-NYS229L	NYS229L	M	Open frame-mono-6.5mm pnl thickness-nickel/silver	1.09	.99	.913
568-NYS230	NYS230	M	Open frame - stereo - nickel/silver	1.31	1.18	1.09
568-NYS234	NYS234	N	Stereo PCB vertical-TN and RN contacts-plastic/silver	1.03	.962	.872
568-NYS234-3	NYS2343	N	Stereo PCB vertical - no normals - plastic/silver	.77	.703	.646
With Plastic Nut/Washer Mounting Hardware						
568-NYS212	NYS212	O	Stereo - solder tap version - .450"	.77	.704	.625
568-NYS212/2	NYS2122	O	Mono - solder tap version	.77	.686	.626
568-NYS216	NYS216	O	Stereo - PC Horizontal -.322" length contacts	.77	.704	.625
568-NYS216/2	NYS2162	O	Mono - PC Horizontal -.322" length contacts	.77	.686	.626
568-NYS218	NYS218	O	Stereo - PC Horizontal -.590" length contacts	.77	.686	.626
568-NYS218/2	NYS2182	O	Mono - PC Horizontal -.590" length contacts	.77	.704	.625
568-NYS219	NYS219	O	Stereo - PC Horizontal - .492" length contacts	.77	.704	.625
568-NYS219/2	NYS2192	O	Mono - PC Horizontal - .492" length contacts	.77	.686	.626
With Chrome Ferrule Mounting Hardware						
568-NYS215	NYS215	O	Stereo - PC Horizontal - chrome ferrule	.88	.797	.73
Inline Cable Mount Jack						
568-NYS2202P	NYS2202P	P	Mono - Cable Mount Inline Jack, Solder, nickel/silver	1.77	1.63	1.49

PHONO (RCA) CONNECTORS

- Heavy duty all metal phono plugs with long handle
- Phono plug accepts cable OD up to 0.25"
- Housing/handle: Brass Ni/Au black plated or Zinc diecast
- Insulation: Thermoplastic
- Contacts: Brass Ni/Au plated

For quantities greater than listed, call for quote.

MOUSER STOCK NO.	Neutrik Part No.	Fig.	Description	Contacts	Price Each 1	10	25
568-NYS352	NYS352	Q	Plug, Nickel shell	Silver	1.12	.959	.935
568-NYS352G	NYS352G	Q	Plug, Nickel shell	Gold	1.50	1.36	1.26
568-NYS355	NYS355	R	Adapter, Nickel shell	Silver	1.83	1.74	1.63



© Copyright 2013 Mouser Electronics

© Copyright 2013 Mouser Electronics

NEUTRIK XLR Connectors

NEUTRIK

RoHS Compliant **This product is RoHS compliant.**

CONVERTCON® UNISEX XLR CONNECTORS

- World's first unisex XLR
- 3 pole male and female cable connector in one housing
- Substitute adapters, ideal as an emergency kit
- Easy selectable gender – converted by sliding housing back and forth
- All the benefits of the XLR XX series

For quantities greater than listed, call for quote.

MOUSER STOCK NO.	Neutrik Part No.	Fig.	No. of Cont.	Gender	Housing	Price Each 1	10	25	100
568-NC3FM-C	NC3FM-C	A	3	Unisex	Nickel/Silver	15.88	14.38	13.10	12.91
568-NC3FM-C-B	NC3FM-C-B	A	3	Unisex	Black/Gold	16.25	14.72	13.41	13.20

XLR CONNECTORS

The "industry standard" XLR cable connector, easy to assemble with only 4 parts and no screws. Compact design with sturdy die cast shell, fiberglass reinforced hard plastic insert and chuck type strain relief for secure clamping of all cables.

XX Series Straight Cable Connectors

The specifications of the X and XX series are equal, i.e. number of contacts, electrical and mechanical data and the range of accessories are the same.

The next generation of the worldwide accepted standard of XLR cable connectors. The successor of the X series offers several new features which make it more reliable, easier to assemble and improves contact integrity as well cable strain relief.

✻Crimp Type

For quantities greater than listed, call for quote.

MOUSER STOCK NO.	Neutrik Part No.	Fig.	No. of Cont.	Gender	Contacts	Price Each 1	10	25	100
Satin Nickel Housing									
568-NC3MXX	NC3MXX	B	3	Male	Silver	3.38	3.07	2.81	2.59
✻ 568-NC3MXX-HA	NC3MXX-HA	B	3	Male	Silver	3.19	2.90	2.66	2.45
568-NC4MXX	NC4MXX	B	4	Male	Silver	5.03	4.91	4.49	4.13
568-NC5MXX	NC5MXX	B	5	Male	Silver	5.57	5.04	4.73	4.38
568-NC6MXX	NC6MXX	B	6	Male	Silver	6.29	5.70	5.23	4.82
568-NC7MXX	NC7MXX	B	7	Male	Silver	6.91	6.24	5.70	5.24
568-NC3FXX	NC3FXX	C	3	Female	Silver	3.55	3.40	3.11	2.87
✻ 568-NC3FXX-HA	NC3FXX-HA	C	3	Female	Silver	4.26	3.98	3.86	3.32
568-NC4FXX	NC4FXX	C	4	Female	Silver	6.41	5.95	5.79	5.31
568-NC5FXX	NC5FXX	C	5	Female	Silver	8.16	7.27	6.64	6.10
568-NC6FXX	NC6FXX	C	6	Female	Silver	8.61	7.68	7.04	6.44
568-NC7FXX	NC7FXX	C	7	Female	Silver	11.19	9.97	9.12	8.37
Black Chrome Housing									
568-NC3MXX-B	NC3MXX-B	B	3	Male	Gold	4.75	4.31	3.95	3.65
✻ 568-NC3MXX-HA-BAG	NC3MXX-HA-BAG	B	3	Male	Silver	4.24	3.97	3.52	3.27
568-NC4MXX-B	NC4MXX-B	B	4	Male	Gold	5.91	5.25	5.08	4.42
568-NC5MXX-B	NC5MXX-B	B	5	Male	Gold	7.19	6.41	5.86	5.38
568-NC6MXX-B	NC6MXX-B	B	6	Male	Gold	7.29	6.47	5.94	5.45
568-NC7MXX-B	NC7MXX-B	B	7	Male	Gold	8.84	8.01	7.33	6.78
568-NC3FXX-B	NC3FXX-B	C	3	Female	Gold	5.41	4.92	4.73	4.15
✻ 568-NC3FXX-HA-BAG	NC3FXX-HA-BAG	C	3	Female	Silver	4.78	4.34	4.00	3.67
568-NC4FXX-B	NC4FXX-B	C	4	Female	Gold	7.46	7.05	6.89	6.25
568-NC5FXX-B	NC5FXX-B	C	5	Female	Gold	8.97	8.03	7.48	6.89
568-NC6FXX-B	NC6FXX-B	C	6	Female	Gold	10.59	9.63	8.81	8.05
568-NC7FXX-B	NC7FXX-B	C	7	Female	Gold	14.51	12.91	11.86	10.85

X Series Straight Cable Connectors

✻On-Off Switch

For quantities greater than listed, call for quote.

MOUSER STOCK NO.	Neutrik Part No.	Fig.	No. of Cont.	Gender	Contacts	Price Each 1	10	25	100
Satin Nickel Housing									
568-NC3MX	NC3MX	D	3	Male	Silver	3.62	3.28	3.00	2.77
568-NC4MX	NC4MX	D	4	Male	Silver	5.39	4.86	4.59	4.10
568-NC5MX	NC5MX	D	5	Male	Silver	5.95	5.37	4.90	4.53
568-NC6MX	NC6MX	D	6	Male	Silver	6.43	5.80	5.31	4.89
568-NC7MX	NC7MX	D	7	Male	Silver	7.70	7.01	6.43	5.95
568-NC3FX	NC3FX	E	3	Female	Silver	3.93	3.55	3.32	3.00
568-NC4FX	NC4FX	E	4	Female	Silver	7.03	6.35	6.05	5.34
568-NC5FX	NC5FX	E	5	Female	Silver	8.12	7.33	6.70	6.18
568-NC6FX	NC6FX	E	6	Female	Silver	8.52	7.75	7.48	6.91
568-NC7FX	NC7FX	E	7	Female	Silver	11.09	9.98	9.07	8.31
✻ 568-NC3FX-S	NC3FXS	F	3	Female	Silver	12.08	11.05	10.18	9.44
Black Chrome Housing									
568-NC3MX-B	NC3MX-B	D	3	Male	Gold	5.70	5.15	4.76	4.39
568-NC4MX-B	NC4MX-B	D	4	Male	Gold	6.78	6.12	5.60	5.17
568-NC5MX-B	NC5MX-B	D	5	Male	Gold	7.39	6.68	6.10	5.63
568-NC3FX-B	NC3FX-B	E	3	Female	Gold	6.13	5.54	5.06	4.65
568-NC4FX-B	NC4FX-B	E	4	Female	Gold	8.84	7.98	7.29	6.72
568-NC5FX-B	NC5FX-B	E	5	Female	Gold	10.03	9.05	8.27	7.63

RX SERIES RIGHT ANGLE XLR CABLE CONNECTORS

- 7 x 45° indexing
- Chuck type cable clamp
- Improved locking recess without "window"

For quantities greater than listed, call for quote.

MOUSER STOCK NO.	Neutrik Part No.	Fig.	No. of Cont.	Gender	Contacts	Price Each 1	10	25	100
Satin Nickel Housing									
568-NC3MRX	NC3MRX	G	3	Male	Silver	8.86	8.04	7.35	6.79
568-NC4MRX	NC4MRX	G	4	Male	Silver	9.79	9.11	8.30	7.59
568-NC3FRX	NC3FRX	H	3	Female	Silver	9.23	8.31	7.67	7.09
568-NC4FRX	NC4FRX	H	4	Female	Silver	10.35	9.38	8.58	7.94
Black Chrome Housing									
568-NC3MRX-B	NC3MRX-B	G	3	Male	Gold	9.65	8.75	8.25	7.40
568-NC4MRX-B	NC4MRX-B	G	4	Male	Gold	10.48	9.92	9.21	8.50
568-NC3FRX-B	NC3FRX-B	H	3	Female	Gold	11.26	10.40	9.99	8.63
568-NC4FRX-B	NC4FRX-B	H	4	Female	Gold	13.65	12.48	11.58	10.69

XLR GENDER CONVERSION ADAPTERS

- IEC 268-12 Available

For quantities greater than listed, call for quote.

MOUSER STOCK NO.	Neutrik Part No.	Fig.	Description	Price Each 1	10	25	100
568-NA3MM/W	NA3MM	I	XLR male to XLR male, pre-wired	11.19	10.19	9.35	8.62
568-NA3FF/W	NA3FF	I	XLR female to XLR female, pre-wired	11.43	10.38	9.75	9.17

© Copyright 2013 Mouser Electronics



© Copyright 2013 Mouser Electronics

NEUTRIK XLR Chassis Connectors

NEUTRIK

RoHS Compliant **This product is RoHS compliant.**



XLR CHASSIS CONNECTORS

DLX Series

Features:

- Unique cage type female contacts for increased conductivity
- D-style housing provides installation compatibility with industry standard D mounting dimensions

For quantities greater than listed, call for quote.

MOUSER STOCK NO.	Neutrik Part No.	Fig.	No. of Contacts	Gender	Contacts	Price Each 1	10	25	100
568-NC3MD-LX	NC3MD-LX	A	3	Male	Silver	3.42	3.09	2.88	2.64
568-NC3MD-LX-B	NC3MD-LX-B	A	3	Male	Gold	4.75	4.31	4.24	3.89
568-NC3MD-LX-BAG	NC3MD-LX-BAG	A	3	Male	Silver	3.42	3.09	2.88	2.64
568-NC3FD-LX	NC3FD-LX	B	3	Female	Silver	3.64	3.25	3.03	2.79
568-NC3FD-LX-B	NC3FD-LX-B	B	3	Female	Gold	4.75	4.34	3.89	3.58
568-NC3FD-LX-BAG	NC3FD-LX-BAG	B	3	Female	Silver	3.64	3.25	3.03	2.79

P Series

- Current rating per contact: 3C = 16A, 4C = 10A, 5C = 7.5A, 6C = 7.5A
- Maximum wire gauge: 3C = 14AWG, 4C = 16AWG, 5C & 6C = 18AWG
- Contact resistance: ≤ 3mΩ
- Rated voltage: 50VAC
- Smallest available

For quantities greater than listed, call for quote.

MOUSER STOCK NO.	Neutrik Part No.	Fig.	No. of Contacts	Gender	Contacts	Price Each 1	10	25	100
Satin Nickel Housing									
568-NC3MP	NC3MP	C	3	Male	Silver	4.25	3.87	3.53	3.26
568-NC4MP	NC4MP	C	4	Male	Silver	5.02	4.46	4.09	3.76
568-NC5MP	NC5MP	C	5	Male	Silver	7.74	7.09	6.56	6.08
568-NC6MP	NC6MP	C	6	Male	Silver	11.90	10.35	9.83	8.69
568-NC3FP-1	NC3FP-1	D	3	Female	Silver	3.95	3.65	3.34	3.06
568-NC4FP-1	NC4FP-1	D	4	Female	Silver	7.98	7.33	6.66	6.09
568-NC5FP-1	NC5FP-1	D	5	Female	Silver	10.21	9.27	8.47	7.78
568-NC6FP-1	NC6FP-1	D	6	Female	Silver	13.06	12.14	11.17	10.49
Black Chrome Housing									
568-NC3MP-B	NC3MP-B	C	3	Male	Gold	5.51	4.87	4.39	4.09
568-NC4MP-B	NC4MP-B	C	4	Male	Gold	6.26	5.70	5.20	4.82
568-NC5MP-B	NC5MP-B	C	5	Male	Gold	10.54	9.68	8.86	8.13
568-NC3FP-1-B	NC3FP-B-1	D	3	Female	Gold	5.13	4.57	4.17	3.83
568-NC4FP-1-B	NC4FP-B-1	D	4	Female	Gold	9.33	8.31	7.70	6.98
568-NC5FP-1-B	NC5FP-B-1	D	5	Female	Gold	13.60	12.62	12.18	11.14

D-S-1-B Series

- Black metal housing
- Robust "D" metal shell
- Standardized D-sized 24mm panel cutout
- Screw terminals

For quantities greater than listed, call for quote.

MOUSER STOCK NO.	Neutrik Part No.	Fig.	No. of Contacts	Gender	Contacts	Price Each 1	10	25	100
568-NC3MD-S-1-B	NC3MD-S-1-B	E	3	Male	Gold	5.76	5.25	4.83	4.46
568-NC3FD-S-1-B	NC3FD-S-1-B	F	3	Female	Gold	6.35	5.80	5.33	4.93

DL-1 Series

- Unified metal shell for male and female
- RF-protected
- Solder cups

For quantities greater than listed, call for quote.

MOUSER STOCK NO.	Neutrik Part No.	Fig.	No. of Contacts	Gender	Contacts	Price Each 1	10	25	100
Satin Nickel Housing									
568-NC3MD-L-1	NC3MD-L-1	G	3	Male	Silver	4.25	3.78	3.53	3.35
568-NC3FD-L-1	NC3FD-L-1	H	3	Female	Silver	3.73	3.26	3.04	2.80
Black Chrome Housing									
568-NC3MD-L-1-B	NC3MD-L-B-1	G	3	Male	Gold	4.76	4.29	3.93	3.64
568-NC3FD-L-1-B	NC3FD-L-1-B	H	3	Female	Gold	4.92	4.28	4.12	3.53
568-NC5FD-L-1-B	NC5FD-L-B-1	H	5	Female	Gold	11.73	10.90	10.03	9.43

D Series Rectangular

- Insert and shell design
- RF-protected
- Satin Ni housing
- PCB

For quantities greater than listed, call for quote.

MOUSER STOCK NO.	Neutrik Part No.	Fig.	Mount	Gender	Contacts: Qty / Type	Price Each 1	10	25	100
568-NC3MD-V	NC3MD-V	I	Vertical	Male	3 / Silver	5.09	4.73	4.31	3.87
568-NC3MD-H	NC3MD-H	I	Horizontal	Male	3 / Silver	5.02	4.54	4.15	3.83
568-NC3FD-V	NC3FD-V	J	Vertical	Female	3 / Silver	4.84	4.41	4.02	3.70
568-NC3FD-H	NC3FD-H	J	Horizontal	Female	3 / Silver	4.90	4.42	4.03	3.72

A & B-SERIES XLR RECEPTACLES

Specifications:

- Current rating per contact: 6A
- Rated voltage: 50VAC
- Contact resistance: female < 5mΩ, male: < 3mΩ

"A" Series: One piece high impact plastic shell. Internal shell and chassis contact.
"B" Series: Metal shell with plastic insert. Shell of F-version connected to mating shell with grounding contacts.

For quantities greater than listed, call for quote.

MOUSER STOCK NO.	Neutrik Part No.	Fig.	No. of Cont.	Gender	Series	Mount	Price Each 1	10	25	100
568-NC3FAH-O	NC3FAH-O	K	3	Female	"A" ✻	Horizontal	1.18	1.07	.984	.905
568-NC3FAH-2	NC3FAH2	K	3	Female	"A" ✻✻	Horizontal	1.90	1.77	1.59	1.46
568-NC3FAV-O	NC3FAV-O	K	3	Female	"A" ✻	Vertical	1.28	1.16	1.07	.987
568-NC3FBH-1	NC3FBH1	K	3	Female	"B" ✻✻	Horizontal	2.97	2.70	2.47	2.28
568-NC3FBV-1	NC3FBV1	K	3	Female	"B" ✻✻	Vertical	2.97	2.70	2.47	2.28
568-NC3MAH	NC3MAH	L	3	Male	"A"	Horizontal	1.41	1.31	1.26	1.13
568-NC5MAH	NC5MAH	L	5	Male	"A"	Horizontal	5.02	4.12	3.77	3.48
568-NC3MAV	NC3MAV	L	3	Male	"A" ✻	Vertical	1.41	1.31	1.21	1.03
568-NC3MAH-0	NC3MAH-0	L	3	Male	"A" ✻	Horizontal	1.41	1.31	1.21	1.03
568-NC3MAV-0	NC3MAV-0	L	3	Male	"A"	Vertical	1.41	1.31	1.21	1.03
568-NC3MBH	NC3MBH	L	3	Male	"B"	Horizontal	2.96	2.70	2.47	2.19
568-NC4MBH	NC4MBH	L	4	Male	"B"	Horizontal	4.54	4.03	3.86	3.43
568-NC3MBV	NC3MBV	L	3	Male	"B"	Vertical	2.86	2.59	2.38	2.19

✻ No chassis ground ✻✻ Pin 1 directly connected to chassis and shell ground

COMBO A-SERIES XLR RECEPTACLES

Features:

- 15% space savings
- Two connectors in one housing
- Very low conductor capacitance

MOUSER STOCK NO.	Neutrik Part No.	Fig.	No. of Cont.	Gender	Mount	Price Each 1	10	25	100
568-NCJ6FA-H	NCJ6FA-H	M	3	Female	Horizontal	2.26	2.03	1.83	1.68
568-NCJ6FA-H-0	NCJ6FA-H-0	M	3	Female	Horizontal	2.33	2.03	1.88	1.73
568-NCJ6FA-V	NCJ6FA-V	M	3	Female	Vertical	2.02	1.81	1.65	1.52
568-NCJ6FA-V-0	NCJ6FA-V-0	M	3	Female	Vertical	1.75	1.59	1.47	1.39

© Copyright 2013 Mouser Electronics
© Copyright 2013 Mouser Electronics

NEUTRIK powerCON® & speakON® Audio Connectors

RoHS Compliant **This product is RoHS compliant.**

powerCON® TRUE1 CONNECTORS

NEW PRODUCT

Specifications:
- Rated Current: 20A ac
- Rated Voltage: 250VAC
- Cable Range: 5mm-15mm
- Wiring: Screw Type Terminals

c UL LISTED

For quantities greater than listed, call for quote.

MOUSER STOCK NO.	Neutrik Part No.	Fig.	Mount	Gender	Type	Price Each 1	10	25
568-NAC3FX	NAC3FX	A	Cable	Female	Power Out	11.24	10.20	9.50
568-NAC3MX	NAC3MX	B	Cable	Male	Power In	11.24	10.20	9.50
568-NAC3PX	NAC3PX	C	Chassis	Female/Male	Power In/Out	12.99	11.82	10.85
568-NAC3MPX	NAC3MPX	D	Chassis	Male	Power In	4.82	4.69	4.24
568-NAC3FPX	NAC3FPX	E	Chassis	Female	Power Out	7.93	6.97	6.73
568-SCNAC-PX	SCNAC-PX	--	Chassis Cover	--	--	1.90	1.73	1.59

powerCON® 32 AMP HIGH CURRENT CONNECTORS

Specifications:
- Rated Current: 32A rms
- Rated Voltage: 250VAC
- Cable OD Range: 8mm-20mm
- Wiring: Screw type terminals; Cable and Receptacle Connector 2.5mm²-6.0mm²

c UL LISTED

For quantities greater than listed, call for quote.

MOUSER STOCK NO.	Neutrik Part No.	Fig.	Mount	Gender	Price Each 1	10	25
568-NAC3FC-HC	NAC3FC-HC	F	Cable	Female	23.08	21.26	20.04
568-NAC3MP-HC	NAC3MP-HC	G	Chassis	Male	13.82	12.73	12.01

powerCON® LOCKING 3-POLE CONNECTION SYSTEM

Specifications:
- Rated current: 20A rms @ wire size 2.5mm²
- Rated voltage: 250VAC
- Contact resistance: ≤3mΩ after 5000 insertion withdrawal operations
- Cable OD range: 5mm-15mm
- Wiring: cable-screw type terminals: chassis-flat tabs

For quantities greater than listed, call for quote.

MOUSER STOCK NO.	Neutrik Part No.	Fig.	Mount	Gender	Type	Price Each 1	10	25
568-NAC3FCA	NAC3FCA	H	Cable	Female	Power in	7.45	6.86	6.56
568-NAC3FCB	NAC3FCB	H	Cable	Female	Power out	7.45	6.86	6.56
※ 568-NAC3MPA-1	NAC3MPA-1	I	Chassis	Male	Power in	3.96	3.81	3.61
※ 568-NAC3MPB-1	NAC3MPB-1	I	Chassis	Male	Power out	3.96	3.81	3.61
† 568-NAC3MM-1	NAC3MM-1	--	Coupler	--	--	22.35	20.59	19.41

※The chassis connectors are panel compatible with Neutrik D-Series and SPEAKON NL4MP
† For coupling NAC3FCA to NAC3FCB

speakON® LOUDSPEAKER AMPLIFIER CONNECTORS

Specifications:
- Current rating per contact: 25A rms continuous
- Rated voltage: 250VAC
- Unique Neutrik chuck type strain relief
- Glass reinforced materials for housing and inserts
- Accurate twist lock latching system
- Panel cutouts the same as existing audio connector types
- Cable O.D. Range (for plug connectors only): 2-Pole = 6mm-10mm, 4-Pole = 6mm-15mm, 8-Pole = 8mm-20mm
- Precise keyway for secure mating

For quantities greater than listed, call for quote.

MOUSER STOCK NO.	Neutrik Part No.	Fig.	Type	Gender	Description	Price Each 1	10	25
568-NL2MP	NL2MP	J	2-pole	Male	Chassis, Faston Tabs	2.59	2.46	2.33
568-NL4MP	NL4MP	K	4-pole	Male	Chassis, Faston Tabs	3.33	2.96	2.72
568-NL4MP-ST	NL4MP-ST	K	4-pole	Male	Chassis, Screw Terminals	4.26	3.87	3.54
568-NL4MP-UC	NL4MP-UC	K	4-pole	Male	Chassis, High Power (40A rms)	4.69	4.26	3.99
568-NL4MPR	NL4MPR	L	4-pole	Male	Chassis, Faston Tabs	3.45	3.19	3.08
568-NL2FC	NL2FC	M	2-pole	Female	Cable, Screw Terminals	4.29	3.91	3.56
568-NL4FC	NL4FC	N	4-pole	Female	Cable, Screw Terminals	7.69	7.01	6.41
568-NL4MMX	NL4MMX	--	4-pole	Male	Coupler for Linking Cables	6.43	6.09	5.77
568-NL8MPR	NL8MPR	O	8-pole	Male	Chassis, Faston Tabs, Ni Face	10.12	9.50	8.85
568-NL8MPR-BAG	NL8MPR-BAG	O	8-pole	Male	Chassis, Faston Tabs, Black Face	11.03	9.96	9.32
568-NL8FC	NL8FC	N	8-pole	Female	Cable, Screw Terminals	13.76	12.51	11.47

speakON® SPX SERIES

Specifications:
- Rated Current/Contact: 40A rms continuous, 50 A audiosignal, duty cycle 50%
- Dielectric Strength: 4kV peak
- Rated Voltage: 250VAC
- Temperature Range: -30°C to +80°C
- Max. Wire Size: 10AWG/5mm
- Cable O.D. Range: 6mm-14mm

Materials:
- Contacts: Brass
- Locking Element: Zinc Diecast
- Housing/Insert: PBTP 20% GR
- Bushing: Polyamide PA 6 15% GR
- Chuck: Polyacetal POM

For quantities greater than listed, call for quote.

MOUSER STOCK NO.	Neutrik Part No.	Fig.	Type	Gender	Description	Price Each 1	10	25
568-NL4FX	NL4FX	P	4-pole	Female	Black Rear Boot	5.30	5.06	4.85
568-NL4FX-GN	NL4FX-5	P	4-pole	Female	Green Rear Boot	5.84	5.31	4.86
568-NL4FX-WT	NL4FX-9	P	4-pole	Female	White Rear Boot	5.84	5.31	4.86
568-NL4FX-R	NL4FX-2	P	4-pole	Female	Red Rear Boot	5.84	5.31	4.86
568-NL4FX-Y	NL4FX-4	P	4-pole	Female	Yellow Rear Boot	5.81	5.30	4.85
568-NL4FRX	NL4FRX	--	4-pole	Female	R/A with Black Rear Boot	8.06	7.32	6.72
Accessories								
568-NA4LJ	NA4LJX	--	--	--	Speakon Female to ¼" Jack Adapter	9.61	8.84	8.45
568-DBA	DBA-BL	--	--	--	D-size Blank Plate	.86	.784	.77
568-LRX	LRX	--	--	--	Conversion Kit Makes NL4FX to NL4FRX	1.83	1.67	1.53

speakON® STX SERIES

Specifications:
- Rated Current per Contact: 40A rms continuous
- Rated Insulation Voltage: 250VAC
- Temperature Range: -30°C to +80°C
- Max. Wire Size: 10AWG/6mm²
- Cable O.D. Range: 9mm-16mm

Materials:
- Contacts: Female-Brass; Male-Copper
- Housing/Bushing/Locking Element: Zinc Diecast
- Insert: Polyamide
- Chuck: Polyacetal

For quantities greater than listed, call for quote.

MOUSER STOCK NO.	Neutrik Part No.	Fig.	Type	Gender	Description	Price Each 1	10	25
568-NLT4FX	NLT4FX	Q	4-pole	Female	Cable Mount, Nickel with Solder Cups	13.18	11.98	11.16
568-NLT4FX-BAG	NLT4FX-BAG	Q	4-pole	Female	Cable Mount, Black with Solder Cups	14.15	12.90	12.08
568-NLT4MX	NLT4MX	R	4-pole	Male	Cable Mount, Nickel with Solder Cups	12.27	11.16	10.97
568-NLT4MX-BAG	NLT4MX-BAG	R	4-pole	Male	Cable Mount, Black with Solder Cups	13.23	12.03	11.47
568-NLT4FP	NLT4FP	S	4-pole	Female	Chassis Connector, Nickel with Solder Cups	11.72	10.64	9.76
568-NLT4MP	NLT4MP	T	4-pole	Male	Chassis Connector, Nickel w/0.25" Faston Tabs	7.68	7.36	6.79
568-NLT4MP-BAG	NLT4MP-BAG	T	4-pole	Male	Chassis Connector, Black w/0.25" Faston Tabs	8.87	8.08	7.39



© Copyright 2013 Mouser Electronics

© Copyright 2013 Mouser Electronics

POMONA Broadcast Connectors

Pomona ELECTRONICS

VIDEO BROADCAST

For quantities greater than listed, call for quote.

MOUSER STOCK NO. Mfr.	Mfr. Part No.	Fig.	Description	Price Each 1	25	50
75 Ohm Digital BNC Connectors						
565—	6705	A	BNC (F/F) Isolated Panel Connector for Digital Video	17.64	17.64	17.64
75 Ohm BNC Connectors and Adapters						
565—	6752A	B	BNC (m) Crimp for RG59, 59A, 59B, 62, 210 cable	4.41	4.24	3.92
565—	6746A	C	BNC (m) Comp Style, field inst, for RG59, 59A, 59B, 62, 210 cable	2.91	2.80	2.59
75 Ohm BNC Within Series Adapters						
565—	6738	D	BNC (f/f/f) Adapter	4.52	4.52	4.52
565—	6739	E	BNC (f/m/f) Adapter	4.21	3.98	3.78
565—	6754	F	BNC (f/m/f) Adapter, In-line	4.63	4.63	4.63
565—	6740	G	BNC (m/m) Adapter	2.60	2.60	2.60
565—	6737	H	BNC (f/f) Adapter	2.87	2.79	2.64
565—	6744	I	BNC (f/f) Panel Mount, Hermetically Sealed Adapter	3.86	3.86	3.86
75 Ohm BNC Panel Receptacles						
565—	6736	J	BNC (f) Panel Receptacle, 0.50 in. (13.46mm) hole spacing	3.26	3.26	3.26
565—	6735	K	BNC (m) Panel Receptacle, 0.50 in. (13.46mm) hole spacing	3.86	3.86	3.86
75 Ohm BNC Female PCB Mount						
565—	6748	L	BNC (f) PCB Mount, Right Angle	3.67	3.58	3.39
565—	6747	M	BNC (f) PCB Mount, Vertical	3.26	3.26	3.26
565—	6718	N	BNC (f) PCB Mount, Dual Right Angle, White Valox	19.57	19.57	19.57
75 Ohm BNC Bulkhead Receptacles						
565—	6745	O	BNC (f) Bulkhead Receptacle, 75 Ohm	2.93	2.93	2.93
565—	6741	O	BNC (f) Bulkhead Receptacle, Isolated Ground, 75 Ohm	3.15	3.15	3.15
75 Ohm BNC Terminators, Dust Cap, Shorting Cap						
565—	4391-75	P	BNC 75 Ohm Attenuator	47.95	46.03	42.64
565—	384075	Q	BNC Male Terminator Plug, 75 Ohm	15.99	15.99	15.99
565—	4119-75	R	BNC Feed-Thru Termination, 75 Ohm	71.65	71.65	71.65
565—	5085	S	BNC Shorting Cap	6.29	6.29	6.29
565—	3839	S	BNC Dust Cap	3.26	3.26	3.26

75 OHM BETWEEN SERIES ADAPTER

For quantities greater than listed, call for quote.

MOUSER STOCK NO. Mfr.	Mfr. Part No.	Fig.	Description	Price Each 1	25	50
565—	6779	T	BNC (m) 75 Ohm / F (f)	3.71	3.61	3.42
565—	6780	U	BNC (f) 75 Ohm / F (f)	4.25	4.25	4.25
565—	6781	V	BNC (f) 75 Ohm / F (m)	4.31	4.18	3.97
565—	6782	W	BNC (m) 75 Ohm / F (m)	4.18	4.06	3.85
565—	5319	X	BNC Female to Phono Plug	8.38	8.38	8.38
565—	4054	Y	BNC Male to Phono Jack	23.74	21.41	20.39
565—	1297	Z	BNC Female to 1/4in (6.35mm) Phone Plug	12.55	12.41	12.01
565—	3837	AA	BNC Female to Two Conductor, 0.14in (3.5mm) Dia. Tini Plug	17.91	17.91	17.91
565—	4043	BB	BNC Male to 1/4in (6.35mm) Two Conductor Phone Jack	47.95	45.75	43.46
565—	6519	CC	BNC Female to Mini-WECO Plug Adapter	39.12	38.67	36.72
565—	5008	CC	BNC Female to Standard WECO Plug Adapter	53.45	52.62	51.83
565—	4719	DD	BNC Female to Bantam Plug Adapter	26.45	25.26	23.51

75 OHM CABLE ASSEMBLIES

For quantities greater than listed, call for quote.

MOUSER STOCK NO. Mfr.	Mfr. Part No.	Fig.	Description	Length	Price Each 1	25	50
565—	6510-V-36-0	EE	BNC Male True 75 Ohm High Flex Cable	36in (0.9m)	21.40	20.54	19.04
565—	6510-V-48-0	EE	BNC Male True 75 Ohm High Flex Cable	48in (1.2m)	25.41	24.40	22.60
565—	6510-V-60-0	EE	BNC Male True 75 Ohm High Flex Cable	60in (1.5m)	25.41	24.40	22.60
565—	6510-V-72-0	EE	BNC Male True 75 Ohm High Flex Cable	72in (1.8m)	30.50	29.28	27.12
565—	2249-E-36	FF	BNC Male Cable with Molded Strain Reliefs	3ft (0.9m)	18.46	17.72	16.41
565—	2249-E-72	FF	BNC Male Cable with Molded Strain Reliefs	6ft (1.8m)	21.67	20.80	19.27
565—	2249-E-120	FF	BNC Male Cable with Molded Strain Reliefs	10ft (3.0m)	26.22	25.17	23.32
565—	2249-E-144	FF	BNC Male Cable with Molded Strain Reliefs	12ft (3.7m)	28.36	27.22	25.22
565—	2249-E-180	FF	BNC Male Cable with Molded Strain Reliefs	15ft (4.6m)	31.57	30.30	28.08
565—	2249-E-240	FF	BNC Male Cable with Molded Strain Reliefs	20ft (6.1m)	36.92	35.44	32.84
565—	2249-E-300	FF	BNC Male Cable with Molded Strain Reliefs	25ft (7.6m)	42.80	41.09	38.07
565—	2249-E-600	FF	BNC Male Cable with Molded Strain Reliefs	50ft (15.2m)	70.62	67.80	62.82

F CONNECTORS

For quantities greater than listed, call for quote.

MOUSER STOCK NO. Mfr.	Mfr. Part No.	Fig.	Description	Price Each 1	25	50
75 Ohm Type "F" Within Series Adapters						
565—	6800	GG	75Ω Type F (m/f) Right Angle Adapter	4.09	4.09	4.09
565—	6801	HH	75Ω Type F (m/f) in-line Adapter	1.61	1.46	1.41
75 Ohm Type "F" Bulkhead Receptacle						
565—	6802	II	75Ω Type F (f/f) in-line, with nut and washer	1.71	1.71	1.71
75 Ohm Type "F" PCB Mount						
565—	6803	JJ	75Ω Type F(f), vertical mount with PTFE insulator.	2.60	2.60	2.60

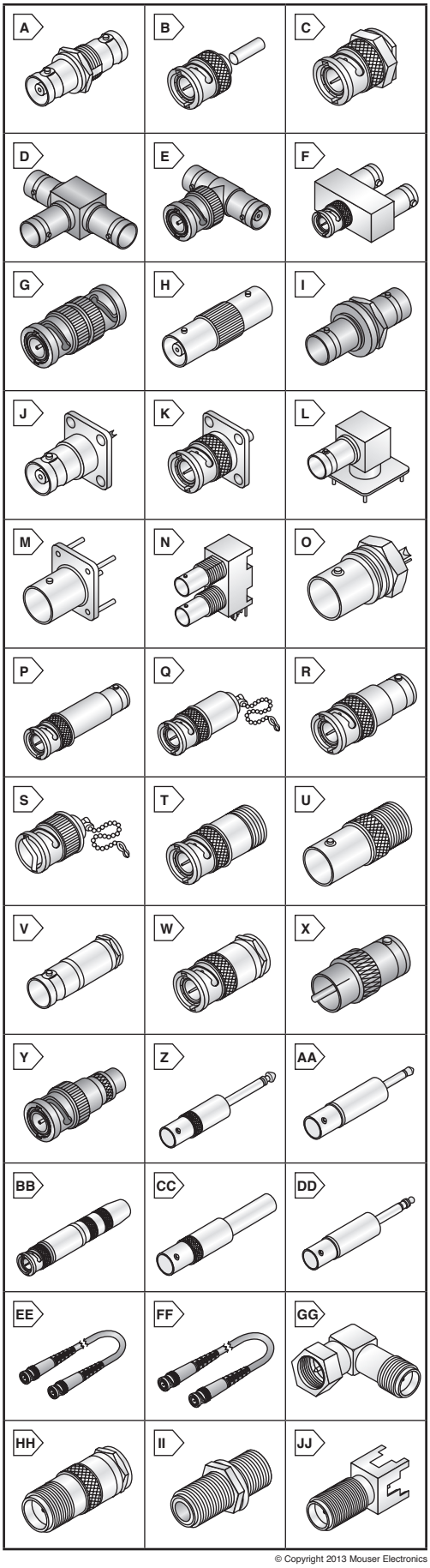

© Copyright 2013 Mouser Electronics

© Copyright 2013 Mouser Electronics

SWITCHCRAFT Phone Jacks and Accessories

Switchcraft®
Harsh Environment Connectivity Solutions
A HEICO Company

RoHS Compliant **This product is RoHS compliant.**

LITTEL-JAX® 1/4" COMMERICAL PHONE JACKS

Phone jacks mount in single .375" hole in panels up to .150" thick, except stock numbers 502-L-11 and 502-L-12 which mounts in panels up to .25" thick.

For quantities greater than listed, call for quote.

MOUSER STOCK NO.	Switchcraft Part No.	Fig. ✻	Circuit Dia.	Typical Mating Type	Description	Price Each 1	10	25
2-Conductor Standard 1/4" I.D. Types								
502-11	11	A	1	250	Open tip	2.26	1.83	1.73
502-C11X	C11X	A	1	440X	Open tip with locating pin	4.34	3.52	3.33
502-L-11	L11	A	1	250	Open tip with .375" bushing	2.89	2.32	2.13
502-FAL11	FAL11	A	1	250	Open tip, .375" bushing, .205 Faston	3.65	3.23	2.95
502-12A	12A	A	2	250	Closed tip	2.26	1.92	1.81
502-C12AX	C12AX	A	2	440X	Closed tip with locating pin	6.82	5.51	5.21
502-L-12A	L12A	A	2	250	Closed tip with .375" bushing	3.08	2.74	2.50
502-13	13	A	-	250	Isolated "Make" Circuit	8.41	6.79	6.42
502-13A	13A	A	3	250	Transfer circuit	7.15	5.82	5.42
502-13E	13E	A	4	250	Isolated "break" circuit	6.55	5.30	5.01
3-Conductor Standard 1/4" I.D. Types								
502-12B	12B	A	5	267	Open tip, open ring	2.39	1.93	1.82
502-C12BX	C12BX	A	5	480X	Open tip, open ring with locator pin mil 0.25/0.21	7.08	6.05	5.82
502-L-12B	L12B	A	5	267	Open tip, open ring with .375" bushing	3.62	3.30	2.99
502-13B	13B	A	6	267	Closed tip, open ring	7.39	5.98	5.65
502-14B	14B	A	7	267	Closed tip, closed ring	6.16	4.90	4.52
2-Conductor .210" I.D. Type for Polarized Connections								
502-S-11	S11	A	1	S-250	Open tip	3.89	3.27	2.49
3-Conductor .210" I.D. Type for Polarized Connections								
502-S-12B	S12B	A	5	S-260	Open tip, open ring	3.97	3.54	3.24

✻502-C11X is shown

1/4" EXTENSION JACKS (IN-LINE)

For quantities greater than listed, call for quote.

MOUSER STOCK NO.	Switchcraft Part No.	Fig.	Mating Plug	Description	Price Each 1	10	25
2-Conductor							
502-120	120	B	250	Shielded handle, screw terminal	10.12	8.44	7.75
502-121	121	C	250	Shielded handle, solder lugs, and cable clamp	12.02	9.87	9.04
502-88	88	D	250	Black handle, solder lugs	12.01	9.02	8.66
3-Conductor							
502-1230	1230	B	267	Shielded handle, screw terminals	12.67	11.21	10.26
502-131	131	C	267	Shielded handle, solder lug	18.24	14.45	12.66
502-S-830	S830	D	480X	Black handle, screw terminals, .21" I.D. Sleeve	18.51	15.12	13.84
502-838	838	D	267	Black handle, solder lugs	13.82	10.38	10.07

JACK COVERS - SPRING LOADED

For quantities greater than listed, call for quote.

MOUSER STOCK NO.	Switchcraft Part No.	Fig.	Mating Plug	Description	Price Each 1	10	25
502-515X	515X	-	N/A	Black, jack cover	11.90	9.37	8.59

HI-D JAX, 1/4" ENCLOSED PHONE JACKS

Small, compact phone jacks mate with standard .25" (6.35mm) phone plugs. The molded body protects the integral silver plated contacts.They feature low contact resistance, low electrical leakage and low capacity between contacts. Mounts in single .375" hole in panels up to .156" thick.

For quantities greater than listed, call for quote.

MOUSER STOCK NO.	Switchcraft Part No.	Fig.	Circuit Dia.	Typ. Mating Type	Description	Price Each 1	10	25
2-Conductor-Solder Type								
502-111X	111X	E	1	250	Open tip	2.66	2.40	2.17
502-N111X	N111X	E	1	250	Open tip, nylon bushing	2.86	2.55	2.33
502-112AX	112AX	E	2	250	Closed tip	3.14	2.25	2.05
502-N112AX	N112AX	E	2	250	Closed tip, nylon bushing	4.25	3.73	2.84
502-113X	113X	E	8	250	Open tip, isolated "Make" Circuit	4.78	4.35	4.13
3-Conductor-Solder Type								
502-112BX	112BX	E	5	267	Open tip, open ring	2.63	2.27	2.09
502-N112BX	N112BX	E	5	267	Open tip, open ring, nylon bushing	3.08	2.82	2.58
502-N113BX	N113BX	E	6	267	Closed Tip, Open ring, Nylon Bushing	6.77	5.87	5.33
502-113BX	113BX	E	6	267	Closed tip, open ring	4.06	3.68	3.15
502-114BX	114BX	E	7	267	Closed tip, closed ring	3.95	3.46	3.17
502-L-114BX	L114BX	E	7	267	Closed tip, closed ring, .375" bushing	5.54	4.53	3.68
502-N114BX	N114BX	E	7	267	Closed tip, closed ring, nylon bushing	5.55	3.09	2.88
2-Conductor-PC Terminals								
502-111PCX	111PCX	E	1	250	Open tip	3.20	2.93	2.88
502-N111PCX	N111PCX	E	1	250	Open tip, nylon bushing	2.84	2.57	2.46
502-112APCX	112APCX	E	2	250	Closed tip	3.05	2.77	2.64
502-RN111PC	RN111PC	F	1	250	Open tip, right angle	2.66	2.00	1.83
502-RN-112APC	RN112APC	F	2	250	Closed tip, right angle	3.14	2.34	2.15
3-Conductor-PC Terminals								
502-112BPCX	112BPCX	E	5	267	Open tip, open ring	2.92	2.66	2.54
502-N112BPCX	N112BPCX	E	5	267	Open tip, open ring, nylon bushing	3.45	3.12	2.97
502-113BPCX	113BPCX	E	6	267	Closed tip, open ring	5.10	4.26	3.86
✻ 502-N114BPCX	N114BPCX	E	7	267	Closed tip, closed ring	5.13	4.64	4.41
✻ 502-RN112BPC	RN112BPC	F	5	267	Open tip, open ring	3.35	2.50	2.30
✻ 502-RN-113BPC	RN113BPC	F	6	267	Closed tip, open ring	3.20	2.93	2.81
502-RN114BPC	RN114BPC	F	7	267	Closed tip, closed ring	4.56	4.22	3.63

✻ Right Angle

1/4" THICK PANEL PHONE JACKS

Extra shielded length eliminates microphone hum. • 1.25" panel size • .469" mounting hole

For quantities greater than listed, call for quote.

MOUSER STOCK NO.	Switchcraft Part No.	Fig.	Circuit Diagram	Mating Plug	Description	Price Each 1	10	25
502-151	151	G	1	280	2 Conductor, open circuit, nickel finish	9.23	7.14	6.55
502-152B	152B	G	5	297	3 Conductor, double open circuit, nickel finish	10.41	8.55	7.54

MICRO-JAX® .101" SUBMINIATURE PHONE JACKS

MOUSER STOCK NO.	Switchcraft Part No.	Fig.	Cir. Dia.	Mating Plug	Contact	Price Each 1	10	25
502-TR-2A	TR2A	H	2	850X	Open	3.05	2.80	2.27
502-MDSL2A	MDSL2A	I	2	850X	Enclosed	2.90	2.49	2.29
502-MDPC2A	MDPC2A	J	2	850X	Enclosed	3.34	2.50	2.30
502-MDPC-2A-RA	MDPC2ARA	K	2	850X	Enclosed	3.75	2.72	2.49
502-MDSL-2A-RA	MDSL-2A-RA	L	2	850X	Enclosed	3.43	2.72	2.49

TINI-JAX® .141 " MINIATURE PHONE JACKS

For Insulated Mount, order two washers separately, number S1564 and S2207

502-41	41	M	1	750	Open	2.32	2.11	2.00
502-42A	42A	M	2	750	Open	2.59	2.15	1.99
502-142AX	142AX	N	2	750	Enclosed	5.34	4.29	3.89

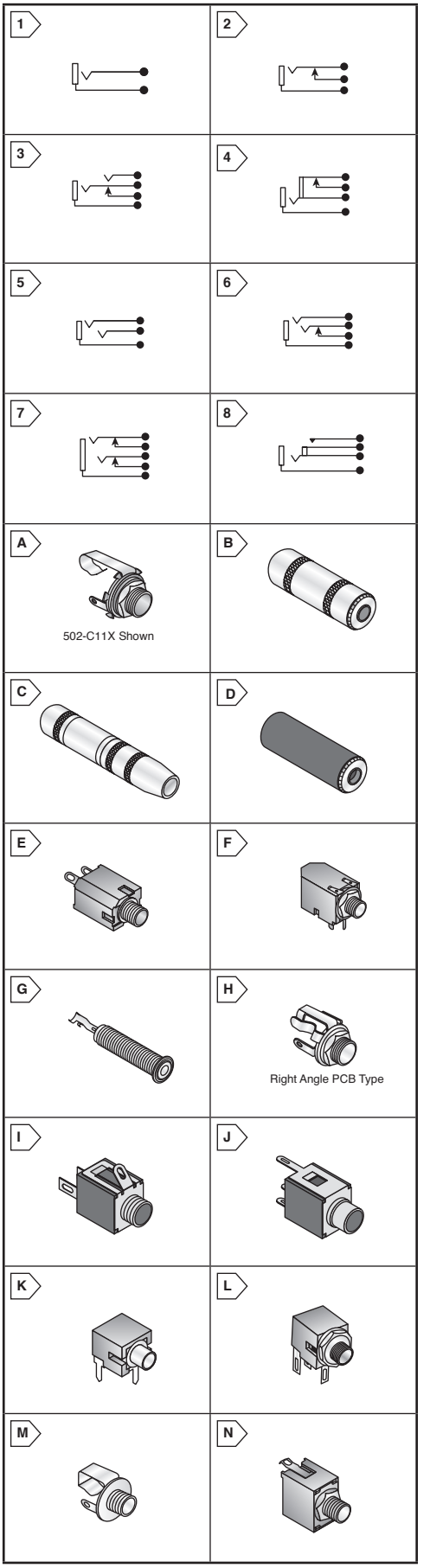

© Copyright 2013 Mouser Electronics

© Copyright 2013 Mouser Electronics

SWITCHCRAFT Phone Plugs

RoHS Compliant This page of product is compliant.

Switchcraft®
Harsh Environment Connectivity Solutions
A HEICO Company

MICRO-PLUG® .097" SUBMINIATURE PHONE PLUGS

2-conductor phone plugs for use with Micro-Jax® phone jacks, accommodates cables up to .125" (3.18mm)

For quantities greater than listed, call for quote.

MOUSER STOCK NO.	Switchcraft Part No.	Fig.	Mating Jack	Description	Price Each 1	10	25	100
502-850X	850X	A	TR2A	Black handle, solder lug	4.15	3.08	2.99	2.86
502-855X	855X	A	TR2A	Red handle, solder lug	4.31	3.63	3.15	2.97
502-880X	880X	A	TR2A	Natural handle, solder lug	5.31	3.98	3.65	3.32
502-851X	851X	B	TR2A	Black handle, solder lug (Locking feature)	7.13	5.89	4.96	3.78

TINI-PLUG® .141" MINIATURE PHONE PLUGS

2-conductor phone plugs for use with Tini-Jax® phone jacks 1/3 the size of standard phone plugs. Maximum cable O.D. is .218" (5.54 mm).

For quantities greater than listed, call for quote.

MOUSER STOCK NO.	Switchcraft Part No.	Fig.	Mating Jack	Description	Price Each 1	10	25	100
502-740	740	C	41	Black handle, screw terminals	4.14	3.56	3.27	2.97
502-745	745	C	41	Red handle, screw terminals	7.36	5.51	5.01	4.42
502-750	750	C	41	Black handle, solder lug, and cable clamp	4.71	3.61	3.15	3.00
502-755	755	C	41	Red handle, solder lug, and cable clamp	5.33	4.61	4.13	3.94
502-780	780	A	41	Shielded handle, solder lug, and cable clamp	6.57	4.93	4.50	4.10

LITTEL PLUG® 1/4" COMMERCIAL PHONE PLUGS

Solder terminals include built-in cable clamps. Shielded metal handles are nickel plated brass. Maximum cable diameter is .297" (7.54mm)

For quantities greater than listed, call for quote.

MOUSER STOCK NO.	Switchcraft Part No.	Fig.	Mating Jack	Description	Price Each 1	10	25	100
2 Conductor								
502-240	240	D	11	Black handle, screw terminal	4.25	3.78	3.52	3.37
502-250	250	D	11	Black handle, solder lug, and cable clamp	4.44	3.56	3.23	2.99
502-255X	255X	D	11	Red handle, solder lug, and cable clamp	6.49	5.97	5.11	4.74
502-270	270	E	11	Shielded handle, screw terminal	7.00	6.17	5.74	5.01
502-280	280	E	11	Shielded handle, solder lug, and cable clamp	5.10	4.17	3.80	3.47
502-440X	440X	D	C-11X	Shield. handle, screw term., MIL-TYPE PJ-055B	12.79	11.62	11.38	10.77
3 Conductor								
502-260	260	D	12B	Black handle, screw terminal	8.69	7.81	6.53	6.12
502-267	267	D	12B	Black handle, solder lug, and cable clamp	5.36	4.87	4.46	3.83
502-269X	269X	D	12B	Red handle, solder lug, and cable clamp	9.00	7.89	6.97	6.22
502-297	297	E	12B	Shielded handle, solder lug, and cable clamp	7.42	6.15	5.65	5.14
502-480X	480X	D	S830	Shield. handle, screw term., MIL-TYPE PJ-068	23.74	19.55	18.22	16.98

.206" COMMERCIAL PHONE PLUGS FOR POLARIZED CONNECTIONS

Designed for applications requiring polarization to prevent insertion of incorrect equipment.

For quantities greater than listed, call for quote.

MOUSER STOCK NO.	Switchcraft Part No.	Fig.	Mating Jack	Description	Price Each 1	10	25	100
2 Conductor								
502-S-250	S250	D	S11	Black handled, solder lug, and cable clamp	5.70	5.05	4.60	4.30
502-S-280	S280	E	S11	Shielded handle, solder lug, and cable clamp	7.18	6.35	5.90	5.10
3 Conductor								
502-S-260	S260	D	S12B	Black handle and screw terminal	11.10	10.19	8.68	7.34
502-S267	S267	D	S12B	Black handle, solder lug, and cable clamp	10.69	9.72	9.23	8.31

1/4" COMMERCIAL PHONE PLUGS

- Rugged reliablity for stable, long term, trouble-free operation
- All essential conducting members are brass with external parts nickel plated

For quantities greater than listed, call for quote.

MOUSER STOCK NO.	Switchcraft Part No.	Fig.	Conductors	Handle	Description	Price Each 1	10	25	100
502-60	60	D	3	Black	Solder Lug	7.94	7.00	6.51	5.92
502-70	70	E	2	Nickel	Screw Terminal	9.95	9.06	8.12	7.49
502-170	170	F	2	Nickel	Screw Terminal	12.64	10.60	9.79	9.08
502-188	188	E	2	Nickel	Solder Lug	7.53	6.89	5.92	5.80
502-220	220	G	2	Black	Screw Terminal, Right Angle	9.81	9.07	8.34	6.79
502-226	226	H	2	Nickel	Screw Terminal, Right Angle	4.91	4.43	4.04	3.73
502-227	227	G	2	Black	Solder Lug, Right Angle	4.68	4.33	3.98	3.45
502-228	228	I	2	Nickel	Solder Lug, Right Angle	7.00	5.24	4.67	4.38
502-236	236	H	3	Nickel	Screw Terminal, Right Angle	8.93	7.62	7.01	6.38
502-238X	238X	I	3	Nickel	Solder Lug, Right Angle	12.41	11.00	10.12	8.51

3.5MM STEREO PHONE PLUGS

- .250" Max Cable O.D.
- Metal Knurled Handle: Copper Alloy or Nickel
- Working Voltage: 250VAC, 140VDC
- Current @Working Voltage: 4A
- Solder lug

For quantities greater than listed, call for quote.

MOUSER STOCK NO.	Switchcraft Part No.	Fig.	Contact Plating	Handle	Description	Price Each 1	10	25	100
502-35HDBAU	35HDBAU	J	Gold	Black	Straight	8.97	8.06	7.33	6.71
502-35HDRABAU	35HDRABAU	K	Gold	Black	Right Angle	18.39	17.36	16.72	15.33
502-35HDBN	35HDBN	J	Tin	Black	Straight	7.88	7.59	6.83	5.95
502-35HDNN	35HDNN	J	Tin	Nickel	Straight	6.91	6.13	5.62	5.18
502-35HDLBAU	35HDLBAU	L	Gold	Black	Straight, Locking Feature	13.76	12.98	12.52	11.47
✻ 502-35HDLBAUS	35HDLBAUS	L	Gold	Black	Straight, Locking Feature	14.68	13.85	12.87	11.29
502-35HDLBN	35HDLBN	L	Tin	Black	Straight, Locking Feature	12.48	11.77	11.33	10.38
502-35HDLNN	35HDLNN	L	Tin	Nickel	Straight, Locking Feature	11.28	10.65	10.25	9.39

✻.175 Max. Cable O.D.

3.5MM INLINE JACKS

For quantities greater than listed, call for quote.

MOUSER STOCK NO.	Switchcraft Part No.	Fig.	Contact Plating	Cable Opening	Price Each 1	10	25	100
502-35LJNS	35LJNS	M	Silver	.175"	6.72	6.11	5.60	5.17
502-35LJNAUS	35LJNAUS	M	Gold	.175"	11.94	10.86	9.95	9.19
502-35LJN	35LJN	M	Silver	.29"	9.91	8.96	8.03	7.28
502-35LJNAU	35LJNAU	M	Gold	.29"	11.94	10.86	9.95	9.19

© Copyright 2013 Mouser Electronics

A

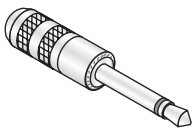

B

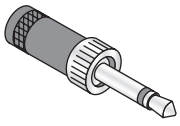

C

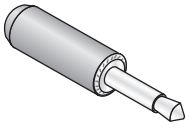

D

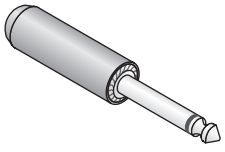

2-Conductor Illustrated

E

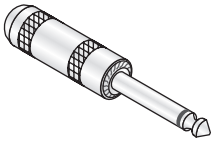

2-Conductor Illustrated

F

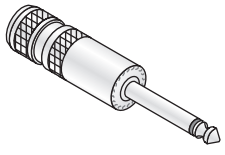

G

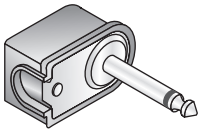

H

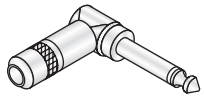

I

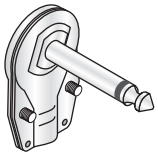

J

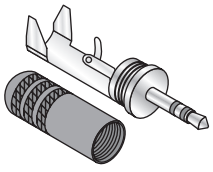

K

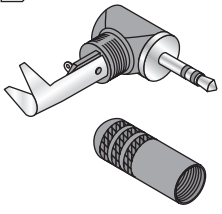

L

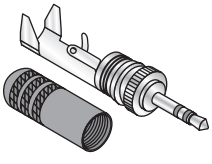

M



© Copyright 2013 Mouser Electronics

SWITCHCRAFT Audio and Circular DIN Connectors

Switchcraft®
Harsh Environment Connectivity Solutions
A HEICO Company

RoHS Compliant **This product is RoHS compliant.**

BULKHEAD PHONO JACKS

- Durable plated machined brass construction
- All mounting hardware is included
- Contact: nickel-plated brass
- ROHS compliant per Switchcraft Documentation

RoHS Compliant

For quantities greater than listed, call for quote.

MOUSER STOCK NO.	Switchcraft Part No.	Fig.	Description	Price Each 1	10	25
502-BPJF01AUX	BPJF01AUX	A	Front mount, black insulator, gold plated	2.74	2.49	2.38
502-BPJF02AUX	BPJF02AUX	A	Front mount, red insulator, gold plated	2.54	2.38	2.26
502-BPJF03AUX	BPJF03AUX	A	Front mount, white insulator, gold plated	3.21	2.71	2.33
502-BPJF04AUX	BPJF04AUX	A	Front mount yellow insulator gold plated	3.25	2.74	2.35
502-BPJF02X	BPJF02X	A	Front mount red insulator	2.04	1.85	1.44
502-BPJF03X	BPJF03X	A	Front mount, white insulator	2.04	1.85	1.44
502-BPJF04X	BPJF04X	A	Front mount, yellow insulator	1.93	1.74	1.67
502-BPJJ01X	BPJJ01X	B	Feed through black insulator	3.56	3.51	3.46
502-BPJJ02X	BPJJ02X	B	Feed through red insulator	5.53	4.78	4.24
502-BPJJ03X	BPJJ03X	B	Feed through white insulator	5.70	4.91	3.66
502-BPJJ04X	BPJJ04X	B	Feed through yellow insulator	6.05	5.59	4.77
502-3501FPX	3501FPX	C	Front mount, natural insulator	2.04	1.53	1.40
502-3501FRX	3501FRX	D	Rear Mount, natural insulator	2.74	2.05	1.88
502-3503X	3503X	E	Extension Jack, Shielded handle	4.27	3.20	2.93
502-3505FX	3505FX	F	Front mount, RF-JAX	3.56	2.70	2.48

MOUNTING HARDWARE - INSULATING WASHERS

- For the 3501FRX use S1028 and S1029
- For the 3501FPX use S2207 and S1564

RoHS Compliant

For quantities greater than listed, call for quote.

502-S2207	S2207	- -	Rigid plastic washer	.57	.511	.421
502-S1564	S1564	- -	Swedged gray fiber washer	.56	.417	.381
502-S-1028	S1028	- -	Rigid plastic washer (Brown)	.26	.193	.182
502-S-1029	S1029	- -	Swedged fiber washer	.63	.576	.526

PHONO PLUGS

- Nickel Plated pins
- Current carry @ Working voltage: 6A
- Working voltage: 250VAC, 140VDC
- ROHS compliant per Switchcraft Documentation

RoHS Compliant

For quantities greater than listed, call for quote.

MOUSER STOCK NO.	Switchcraft Part No.	Fig.	Description	Price Each 1	10	25
502-3501MX	3501MX	G	Nickel handle	.72	.546	.50
502-3501MCX	3501MCX	H	Nickel handle with cable clamp	1.62	1.21	1.11
502-3502	3502	I	Nickel handle (0.688" handle)	2.78	2.09	1.92
502-3502A	3502A	I	Nickel handle, long (1.08" handle)	3.30	2.54	2.33
502-3502RA	3502RA	J	Nickel handle, right angle	7.00	6.33	5.42
502-35581X	35581X	K	Red plastic handle	2.31	1.73	1.71
502-35582X	35582X	K	Black plastic handle	2.32	1.74	1.67

CIRCULAR DIN CONNECTORS

Designed for low level circuitry in computer, commercial, industrial, consumer, and military applications. They are exact replacements for many foreign built products. They are used extensively for computer keyboard, I/O, and peripheral applications.

RoHS Compliant

For quantities greater than listed, call for quote.

MOUSER STOCK NO.	Switchcraft Part No.	Fig.	No. of Contacts	Description	Price Each 1	10	25
DIN Cord End Plugs							
502-05CL3MX	05CL3MX	L	3	180° w/lock ring	12.05	10.24	8.19
502-05CL5MX	05CL5MX	L	5	180° w/lock ring	13.21	12.26	11.43
502-12CL5MX	12CL5MX	L	5	240° w/lock ring	15.58	13.80	12.62
502-05GM3MX	05GM3MX	M	3	180° w/shielded barrel	7.28	6.91	6.16
502-05GM5MX	05GM5MX	M	5	180° w/shielded barrel	7.14	6.49	5.98
502-12GM5MX	12GM5MX	M	5	240° w/shielded barrel	6.16	5.46	5.00
502-05BL3MX	05BL3MX	N	3	180° w/extended barrel	7.44	6.51	5.81
502-05BL5MX	05BL5MX	N	5	180° w/extended barrel	5.44	4.86	4.46
502-12BL5MX	12BL5MX	N	5	240° w/extended barrel	7.74	6.87	6.18
Panel Mount DIN Receptacles							
502-57HB5FX	57HB5FX	O	5	180° for lock ring plug	5.72	4.48	4.17
502-61HA5FX	61HA5FX	O	5	240° for lock ring plug	5.62	5.23	4.52
502-57GB3FX	57GB3FX	P	3	180° for shielded/extended barrel plug	4.55	3.99	3.28
502-57GB5FX	57GB5FX	P	5	180° for shielded/extended barrel plug	3.95	3.75	2.97
502-61GB5FX	61GB5FX	P	5	240° for shielded/extended barrel plug	5.40	4.78	4.38

MICROPHONE CONNECTOR

Designed with 5/8-27 threads for use with single conductor microphones with cable O.D. No greater than .281". The coupling ring is removable for fast change from female to male type.

RoHS Compliant

MOUSER STOCK NO.	Switchcraft Part No.	Fig.	Description	Price Each 1	10	25
502-2501F	2501F	Q	Female microphone connector	6.39	5.32	4.88
502-2501MP	2501MP	- -	Panel Mount	6.30	5.72	5.45

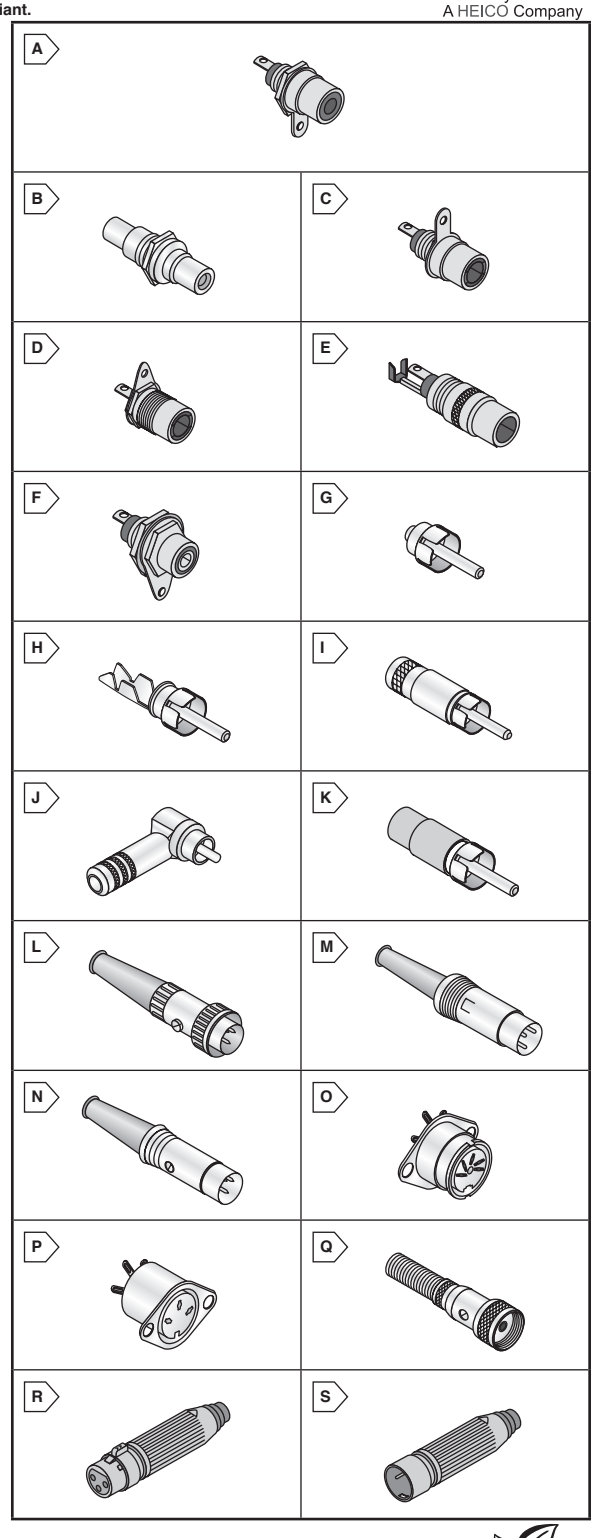

AAA SERIES XLR CONNECTORS

Features easy twist on combination handle/strain relief, and reduced number of parts to assemble.

Specifications:
- Current rating per contact: 3 pole=15 A
- Max Wire Size: 3 contact = 14 AWG

RoHS Compliant per Switchcraft documentation.

RoHS Compliant

For quantities greater than listed, call for quote.

MOUSER STOCK NO.	Switchcraft Part No.	Fig.	No. of Contacts	Contact Type/ Plating	Gender	Shell Finish	Handle Type	Handle Color	Price Each 1	10	25
502-AAA3FZ	AAA3FZ	R	3	Silver	Female	Nickel	Metal	Nickel	6.40	4.82	3.95
502-AAA3FBZ	AAA3FBZ	R	3	Silver	Female	Black	Metal	Black	4.24	3.85	3.31
502-AAA3FBAUZ	AAA3FBAUZ	R	3	Gold	Female	Black	Metal	Black	5.13	4.87	4.62
502-AAA3FPZ	AAA3FPZ	R	3	Silver	Female	Nickel	Plastic	Black	3.41	3.09	2.72
502-AAA3MZ	AAA3MZ	S	3	Silver	Male	Nickel	Metal	Nickel	3.48	2.61	2.39
502-AAA3MBZ	AAA3MBZ	S	3	Silver	Male	Black	Metal	Black	3.99	3.64	3.26
502-AAA3MBAUZ	AAA3MBAUZ	S	3	Gold	Male	Black	Metal	Black	4.83	4.28	3.97
502-AAA3MPZ	AAA3MPZ	S	3	Silver	Male	Nickel	Plastic	Black	3.11	2.32	1.93
502-AAA3MPBZ	AAA3MPBZ	S	3	Silver	Male	Black	Plastic	Black	3.76	3.08	2.62

© Copyright 2013 Mouser Electronics

© Copyright 2013 Mouser Electronics

SWITCHCRAFT Audio (XLR) DIN Connectors

RoHS Compliant **This product is RoHS compliant.**

Switchcraft®
Harsh Environment Connectivity Solutions
A HEICO Company

"Q-G" QUICK GROUND XLR AUDIO CONNECTORS

Specifications:
- Current Rating: 3C = 15A, 4C = 10A, 5C = 7.5A
- Cable Size: .21" to .30" O.D.
- RoHS compliance per Switchcraft documentation
- Pin and Socket Contact: Silver-plated copper alloy
- Wire Size: 3 contact-12 AWG solid, 14 AWG stranded; 4 contact-14 AWG solid, 16 AWG stranded; 5 contact-18 AWG solid, 20 AWG stranded
- Housing Material: Die-Cast zinc with satin nickel or black velvet finish

For quantities greater than listed, call for quote.

MOUSER STOCK NO.	Switchcraft Part No.	Fig.	No. of Contacts	Description	Price Each 1	10	25
Cord End Plugs							
502-A3F	A3F	A	3	Female plug	6.67	5.60	5.14
502-A3FBX	A3FBX	A	3	Female plug (black)	7.93	5.94	5.45
502-A3M	A3M	B	3	Male plug	5.41	4.62	4.32
502-A3MB	A3MB	B	3	Male plug (black)	6.62	5.00	4.59
502-A4F	A4F	A	4	Female plug	10.23	7.76	7.12
502-A4M	A4M	B	4	Male plug	7.63	5.71	5.24
502-A5F	A5F	A	5	Female plug	16.77	12.57	11.51
502-A5M	A5M	B	5	Male plug	13.21	10.02	9.17
502-A6F	A6F	A	6	Female plug	17.54	15.59	14.51
502-A6M	A6M	B	6	Male plug	19.44	14.91	13.08
502-R3FZ	R3FZ	C	3	F rt. angle plug w/strain relief	10.08	8.43	7.14
502-R3MZ	R3MZ	D	3	M rt. angle plug w/strain relief	10.27	8.10	6.86

Panel Mount Receptacles

For quantities greater than listed, call for quote.

502-B3F	B3F	E	3	Female receptacle	24.28	21.58	18.32
502-B3FBX	B3FBX	E	3	Female receptacle (black)	25.17	23.15	21.85
502-B3M	B3M	F	3	Male receptacle	12.83	11.53	10.51
502-B3MB	B3MB	F	3	Male receptacle (black)	13.39	10.12	9.50
502-B4M	B4M	F	4	Male receptacle	14.85	11.32	10.73
502-C3F	C3F	G	3	Female receptacle	10.24	9.39	7.99
502-C3M	C3M	H	3	Male receptacle	8.69	6.59	6.05
502-C4F	C4F	G	4	Female receptacle	19.90	17.90	15.28
502-C4M	C4M	H	4	Male receptacle	8.56	7.79	6.59
502-C5F	C5F	G	5	Female receptacle	28.74	23.43	21.43
502-D3F	D3F	I	3	Female receptacle	8.23	6.20	5.66
502-D3FBXAU	D3FBXAU	I	3	F recept., black w/gold contacts	13.67	12.41	11.93
502-D3M	D3M	J	3	Male receptacle, nickel	5.63	4.73	3.89
502-D3MB	D3MB	J	3	Male receptacle, black	8.58	6.78	4.86
502-D3MBAU	D3MBAU	J	3	M recept., black w/gold contacts	10.04	8.84	7.98
502-D4F	D4F	I	4	Female receptacle, nickel	11.76	8.90	8.15
502-D4M	D4M	J	4	Male receptacle, nickel	7.34	5.55	5.09
502-D5F	D5F	I	5	Female receptacle, nickel	19.97	14.98	14.51

TINI "Q-G" QUICK GROUND XLR AUDIO CONNECTORS

Specifications:
- Current Rating: Plug or Panel 3-4C = 5A, 5C = 4A; PCB Receptacle 3-5C = 5A
- Maximum Cable: .115" O.D. for flex relief versions; .170" O.D. for "L" version (omitted flex relief)
- Wire Size: 22 AWG solid; 24 AWG stranded
- Contacts: Pin and Socket-Silver-plated copper alloy; PCB Receptacle-Tin-plated brass
- Housing Material: Plugs and Male Receptable-Nickel-plated copper alloy, Female Receptable-Nickel-plated die cast zinc; PCB Receptable-Thermoplastic

For quantities greater than listed, call for quote.

MOUSER STOCK NO.	Switchcraft Part No.	Fig.	No. of Contacts	Description	Price Each 1	10	25
Cord End Plugs							
502-TA3FX	TA3FX	K	3	Female plug	9.62	8.22	7.60
502-TA3MX	TA3MX	L	3	Male plug	6.93	6.41	5.97
502-TA3FLX	TA3FLX	M	3	Female plug for larger cable	8.73	7.82	7.04
502-TA3MLX	TA3MLX	N	3	Male plug for larger cable	7.85	7.06	5.90
502-TA4FX	TA4FX	K	4	Female plug	9.27	8.43	7.74
502-TA4MX	TA4MX	L	4	Male plug	9.03	8.82	7.83
502-TA4FLX	TA4FLX	M	4	Female for larger cable	13.46	11.96	10.75
502-TA4MLX	TA4MLX	N	4	Male for larger cable	9.81	8.20	6.93
502-TA5FX	TA5FX	K	5	Female plug	12.31	10.07	9.45
502-TA5MX	TA5MX	L	5	Male plug	11.32	9.54	7.85
502-TA5FLX	TA5FLX	M	5	Female plug for larger cable	12.08	11.47	9.78
502-TA5MLX	TA5MLX	N	5	Male plug for larger cable	9.57	8.61	7.18
502-TA6FLX	TA6FLX	M	6	Female plug for larger cable	12.43	12.16	11.83

Panel Mount Receptacles

For quantities greater than listed, call for quote.

502-TB3M	TB3M	O	3	Male receptacle	9.81	8.80	7.77
502-TY3F	TY3F	P	3	Female receptacle	13.36	10.30	8.96
502-TB4M	TB4M	O	4	Male receptacle	11.12	8.35	7.65
502-TY4F	TY4F	P	4	Female receptacle	13.48	11.91	10.42
502-TB5M	TB5M	O	5	Male receptacle	11.79	10.33	9.20
502-TY5F	TY5F	P	5	Female receptacle	13.05	11.96	10.12

PC Board Mount Receptacles

For quantities greater than listed, call for quote.

502-TRAPC3MX	TRAPC3MX	Q	3	Male thru hole	10.25	9.32	8.85
502-TRAPC4MX	TRAPC4MX	Q	4	Male thru hole	13.19	10.06	9.46
502-TRASM5MX	TRASM5MX	Q	5	Male surface mount	15.92	11.93	11.31
502-TRAPC5MX	TRAPC5MX	Q	5	Male thru hole	11.29	10.26	8.63

A/V DIRECT BOX

The perfect direct box for a wide variety of applications. The 700 Series converts the outputs of equipment such as MP3 players, laptops and DJ mixers to balanced, mic level signals that can be connected to audio consoles, mic preamps and house sound systems. All stereo inputs on the 700 Series are summed to mono and output to a single 3-Pin XLR connector.

For quantities greater than listed, call for quote.

MOUSER STOCK NO.	Switchcraft Part No.	Fig.	Description	Price Each
502-SC700CT	SC700CT	-	A/V Direct Box - Custom Transformer	145.52

DIMENSIONS: in.

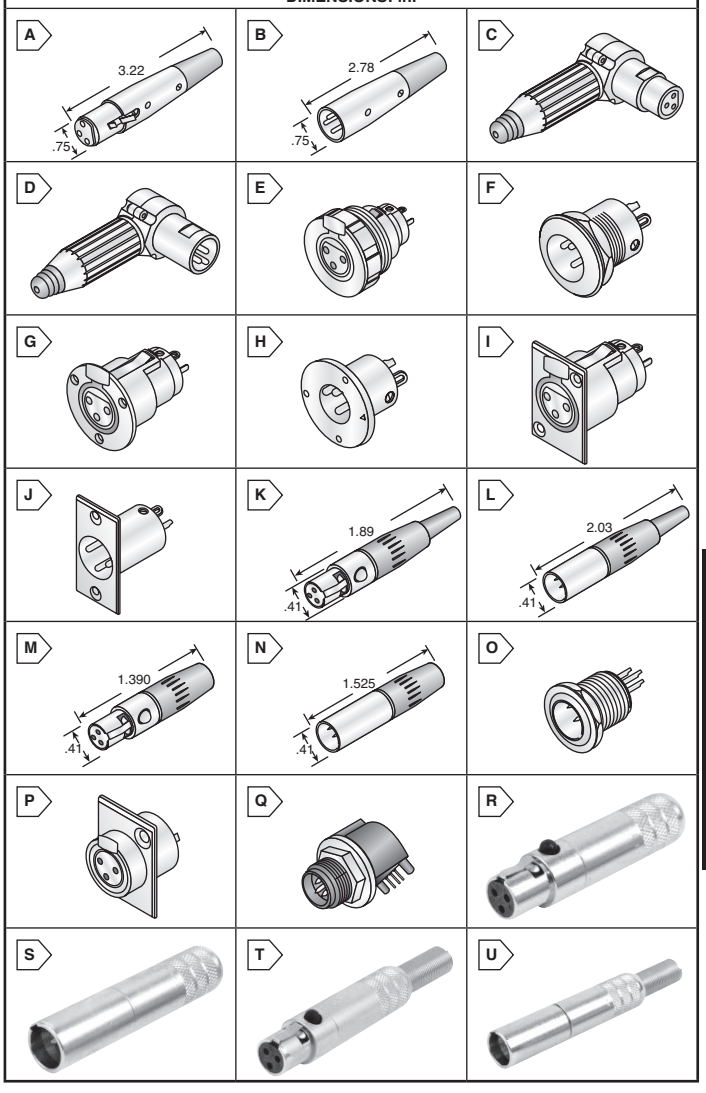

TINI "Q-G" SHIELDED MINI XLR AUDIO CONNECTORS

Specifications:
- Current Rating: 3-5C = 5A; 6-8C = 1.5A
- Pin and Socket Contacts: Copper Alloy, silver plated
- Housing: Copper Alloy, nickel-plated
- Wire Size: 3-5C #22 AWG solid, #24 AWG stranded; 6-8C #28 AWG stranded

For quantities greater than listed, call for quote.

MOUSER STOCK NO.	Switchcraft Part No.	Fig.	No. of Contacts	Description	Price Each 1	10	25
502-TA3FSH	TA3FSH	R	3	Female plug	11.77	8.83	8.09
502-TA3MSH	TA3MSH	S	3	Male plug	10.06	9.63	9.06
502-TA4FSH	TA4FSH	R	4	Female plug	11.28	9.93	9.04
502-TA4MSH	TA4MSH	S	4	Male plug	9.06	8.56	8.54
502-TA5FSH	TA5FSH	R	5	Female plug	13.74	10.91	10.39
502-TA5MSH	TA5MSH	S	5	Male plug	11.47	8.60	7.89
502-TA6FSH	TA6FSH	R	6	Female plug	14.12	13.89	12.84
502-TA6MSH	TA6MSH	S	6	Male plug	12.49	11.77	11.29
502-TA7FSH	TA7FSH	R	7	Female plug	15.01	14.74	13.91
502-TA7MSH	TA7MSH	S	7	Male plug	13.35	12.84	12.36
502-TA8FSH	TA8FSH	R	8	Female plug	15.84	12.84	12.70
502-TA8MSH	TA8MSH	S	8	Male plug	14.12	10.59	9.72

With Flex Relief

For quantities greater than listed, call for quote.

502-TA3FSHF	TA3FSHF	T	3	Female plug	12.07	9.05	8.30
502-TA3MSHF	TA3MSHF	U	3	Male plug	10.36	9.63	9.03
502-TA4FSHF	TA4FSHF	T	4	Female plug	13.14	12.84	12.70
502-TA4MSHF	TA4MSHF	U	4	Male plug	11.07	10.70	10.22
502-TA5FSHF	TA5FSHF	T	5	Female plug	13.98	13.08	12.37
502-TA5MSHF	TA5MSHF	U	5	Male plug	12.84	12.33	10.92
502-TA6FSHF	TA6FSHF	T	6	Female plug	13.74	12.84	12.26
502-TA6MSHF	TA6MSHF	U	6	Male plug	12.80	11.77	11.18
502-TA7FSHF	TA7FSHF	T	7	Female plug	15.31	11.48	10.53
502-TA7MSHF	TA7MSHF	U	7	Male plug	13.70	12.84	12.41
502-TA8FSHF	TA8FSHF	T	8	Female plug	16.09	15.52	14.98
502-TA8MSHF	TA8MSHF	U	8	Male plug	14.42	13.91	13.38

© Copyright 2013 Mouser Electronics
© Copyright 2013 Mouser Electronics

RoHS Compliant **This product is RoHS compliant.**

ARC RUGGEDIZED CONNECTORS

Features:

- Fully tested to IP67 Specifications in Mated and Unmated conditions
- Standard and Reverse Polarity TNC
- LMR 200 and LMR 400 cable sizes

NEW PRODUCT

TNC Connectors

For quantities greater than listed, call for quote.

MOUSER STOCK NO.	Amphenol Part No.	Fig.	Description	Cable Type	Price Each 1	10	25
Plugs							
523-31-6499	31-6499	A	Straight Plug	LMR-200	24.82	22.57	20.68
523-31-6502	31-6502	A	Straight Reversed Polarity Plug	LMR-200	24.82	22.57	20.68
523-31-6501	31-6501	B	Right Angle Plug	LMR-200	29.53	26.85	24.61
523-31-6504	31-6504	B	Right Angle Reversed Polarity Plug	LMR-200	29.53	26.85	24.61
Jacks							
523-31-6505	31-6505	C	Straight Jack	LMR-200	24.82	22.57	20.68
523-31-6506	31-6506	C	Straight Reversed Polarity Jack	LMR-200	24.82	22.57	20.68

Type N Connectors

Plug							
523-82-6489	82-6489	D	Right Angle Straight Plug	LMR-400	38.52	35.02	32.10
Jack							
523-82-6517	82-6517	E	Straight Jack	LMR-400	24.82	22.57	20.68

SMA CONNECTORS AND ADAPTERS

Features:

- Frequency Range: dc to 18GHz
- Insulation Resistance: 500 megaohms
- Durability: 500 cycles minimum
- Environmental standards per MIL-STD-202
- Impedance: 50Ω

Applications:

- Military
- Aerospace
- Satellite
- Industrial
- Telecommunications

For quantities greater than listed, call for quote.

MOUSER STOCK NO.	Amphenol Part No.	Fig.	Description	Price Each 1	10	25
Jacks						
523-2950-6061	2950-6061	F	4-Hole Flange Mount, Panel, AU Plating	12.07	10.72	9.65
523-SF2950-6061	SF2950-6061	F	4-Hole Flange Mount, Panel	8.86	7.86	7.08
523-SF2950-6062	SF2950-6062	G	2-Hole Flange Mount with Solder Cup	9.56	8.49	7.65
Plugs						
523-SF2902-6001	SF2902-6001	H	.141 S.R. Cable	5.26	4.68	4.21
523-2906-6002	2906-6002	I	Straight, Solder	9.45	8.39	7.55
523-M39012/55-3007	M39012/55-3007	J	Right Angle, Solder for RG-178	44.99	40.00	35.99
654-M39012/55-3009	M39012/55-3009	K	Straight Cable	24.82	22.06	19.86
523-M39012/55-3026	M39012/55-3026	L	Right Angle, Crimp for RG-317	29.19	25.94	23.35
523-M39012/56-3007	M39012/56-3007	M	Right Angle, Solder for RG-316	26.39	23.45	21.11
523-M39012/56-3026	M39012/56-3026	N	Lockwire Holes, Solder for .086"	18.19	16.17	14.55
523-M39012/56-3028	M39012/56-3028	N	Right Angle, Crimp for RG-142/400/233U	25.71	22.86	20.57
523-M39012/79B3001	M39012/79B3001	O	Straight, Crimp	24.06	21.39	19.25
523-M55339/28-30001	M55339/28-30001	P	Lockwire Holes Straight for RG-316	55.33	49.19	44.27
SMA in Series Adapters						
523-M55339/31-30001	M55339/31-30001	Q	SMA Jack to SMA Jack	36.54	32.49	29.23
523-2990-6002	2990-6002	R	SMA Jack to SMA Jack, Bulkhead	62.38	55.45	49.90
523-2990-6005	2990-6005	S	SMA Jack to SMA Jack, Bulkhead	23.04	20.48	18.43
523-SF2991-6002	SF2991-6002	T	SMA Jack to SMA Jack, Bulkhead, Hermetic	41.98	37.31	33.58
523-SF2991-6007	SF2991-6007	U	SMA Jack to SMA Jack, 4-Hole Flange	46.58	41.40	37.26
523-SF2993-6001	SF2993-6001	V	SMA Plug to SMA Plug	22.50	20.00	18.00
523-2994-6001	2994-6001	W	SMA Jack to SMA Plug Right Angle, AU Plating	29.85	26.54	23.88
523-SF2994-6001	SF2994-6001	W	SMA Jack to SMA Plug Right Angle	29.00	25.77	23.19
523-SF2997-6003	SF2997-6003	X	SMA Jack to SMA Plug	26.22	23.30	20.97
523-M39012/56-3006	M39012/56-3006	Y	SMA Jack to SMA Jack, Bulkhead, Hermetic	35.20	31.29	28.16

TERMINATORS

Features:

- Nominal Impedance: 50 Ohms
- Connector interfaces are in accordance with MIL-PRF-39102
- Terminations in accordance with MIL-DTL-39030
- Environmental standards per MIL-STD-202

For quantities greater than listed, call for quote.

MOUSER STOCK NO.	Amphenol Part No.	Fig.	Description	Freq. (GHz)	Price Each 1	10	25
523-SF8018-6005	SF8018-6005	Z	SMA Plug, 1 Watt, Passivated Stainless Steel	DC-18	25.38	22.56	20.30
523-8018-6005	8018-6005	Z	SMA Plug, AU Plating, 1 Watt	DC-18	23.33	20.74	18.66
523-8018-6174	8018-6174	AA	SMA Plug, AU Plating, 1 Watt, with Beaded Chain	DC-18	41.52	36.89	33.21
523-M39012/25-0021	M39012/25-0021	BB	TNC Plug Cap with Chain	DC-11	39.30	34.92	31.44

BNC ADAPTERS AND ACCESSORIES

Features:

- Bayonet coupling mechanism provides quick mating and unmating
- 50Ω and 75Ω impedance designs allow customers to match impedance to system requirements
- 50Ω and 75Ω connectors are intermateable to ensure non-destructive mating

Specifications:

- Frequency Range: 0-4GHz
- Insulators: TFE
- Crimps: Hex Braid
- Temperature Range: -65°C to 165°C (TFE Insulators)

For quantities greater than listed, call for quote.

MOUSER STOCK NO. / Mfr. Mfr. Part No.	Fig.	Imp.	MIL Type	Description	Price Each 1	10	25
Adapters							
523—31-218	CC	50	UG-491A/U	Plug to Plug	17.36	11.33	8.71
523—31-219	DD	50	UG-914/U	Jack to Jack	6.12	5.56	4.65
523—31-70019	DD	75	- - - - -	Jack to Jack	6.15	5.40	4.93
523—31-9	EE	50	UG-306/U	Right Angle Jack to Plug	15.74	13.17	11.93
523—31-209	EE	50	UG-306A/U	Right Angle Jack to Plug	26.24	17.16	11.97
523—31-220H	FF	50	UG-492A/U	Sealed Bulkhead Jack to Jack	8.86	8.05	6.78
523—31-220N	FF	50	- - - - -	Bulkhead Jack to Jack	7.51	6.98	5.99
523—31-220N-75	FF	75	- - - - -	Bulkhead Jack to Jack	14.23	13.08	12.48
523—31-3220	FF	50	UG-4920/U	Bulkhead Jack to Jack	14.08	12.80	10.58
523—31-4803	FF	50	- - - - -	Bulkhead Jack to Jack	12.37	10.21	8.75
523—31-4803-75	FF	75	- - - - -	Bulkhead Jack to Jack; Isolated	12.84	11.81	10.73
523—31-208	GG	50	UG-274A/U	TEE-Jack-Plug-Jack	18.98	12.41	8.68
Accessories							
523—35650-75	HH	75	- - - - -	Cap-Resistor Terminated with Chain	18.06	16.85	15.68
523—46650-51	HH	75	- - - - -	Cap-Resistor Terminated without Chain	16.46	14.25	12.75
523—31-6	II	75	CW-123/U	Male Cap and Chain	4.87	3.85	3.52
523—31-17	II	75	CW-159/U	Male Shorting Cap and Chain	12.62	8.25	5.77
523—31-759	JJ	75	IBM-2245373	Shield, Grounding Lug	.80	.649	.616

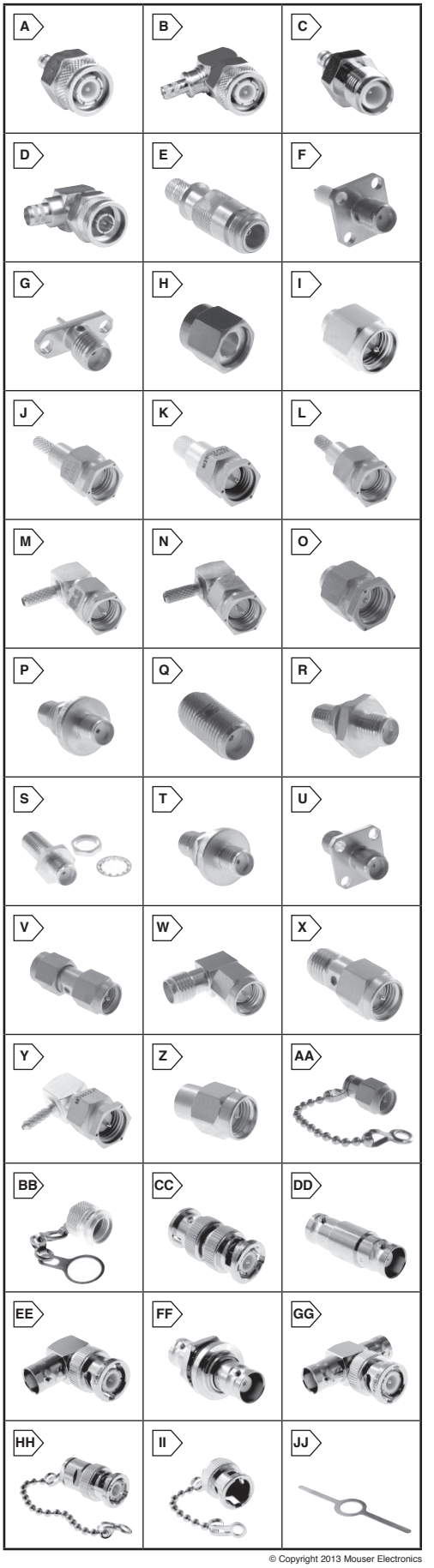

© Copyright 2013 Mouser Electronics

© Copyright 2013 Mouser Electronics

RoHS Compliant This product is RoHS compliant.

BNC CONNECTORS

For quantities greater than listed, call for quote.

MOUSER STOCK NO.	Amphenol Part No.	Fig.	Cable/Description	Finish	Crimp Tool	Price Each 1	10	25	100
PCB Mount, Vertical Receptacle									
523-112515-75	112515-75	A	4-Legs, 0.788 Inch	Nickel	-	4.88	4.45	4.06	3.66
523-112405	112405	A	4-Legs, 0.638 Inch	Nickel	-	3.97	3.08	2.68	2.43
523-112586	112586	A	4-Legs, 0.737 Inch Profile	Nickel	-	3.11	2.96	2.84	2.79
523-112586-13	112586-13	B	3-Legs, 0.737 Inch Profile	Nickel	-	12.33	10.67	8.53	7.93
PCB Mount, Right Angle Receptacle									
523-112778	112778	C	Standard Profile, T/H Center Contact	Nickel	-	12.37	10.70	8.57	7.97
PCB Mount, Right Angle Bulkhead Receptacle									
523-112659-75-12	112659-75-12	D	Low Profile with SMT Center Contact	Nickel	-	13.20	12.78	11.57	9.97
523-112800	112800	D	High Profile with SMT Center Contact	Nickel	-	13.26	12.13	10.64	10.50
523-112804	112804	E	High Profile, T/H Center Contact	Nickel	-	14.96	13.69	12.01	11.84
523-112809-75	112809-75	E	Standard Profile, T/H Center Contact	Nickel/Tin	-	13.26	12.13	10.64	10.50
PCB Mount, End Launch Bulkhead Receptacle with PCB Locks									
523-112775-75	112775-75	F	For 0.062 Inch Thick PCB with PCB Clips	Nickel	-	10.13	8.56	6.61	5.80
PCB Mount, End Launch Receptacle									
523-112801	112801	G	For 0.062 Inch Thick PCB	Gold	-	14.96	12.97	10.33	9.59
523-112641	112641	G	For 0.062 Inch Thick PCB	Nickel	-	8.38	7.07	5.49	4.76
PCB Mount, End Launch Bulkhead Plug, Push-On									
523-112770-10	112770-10	H	For 0.062 Inch Thick PCB	Nickel	-	12.33	10.67	8.53	7.93
Cable Mount, Straight Plugs									
523-112952	112952	I	59/62/140/210	Nickel	47-10110	3.22	3.01	2.73	2.54
523-112956	112956	I	59/U-20AWG/B1505	Nickel	47-10110	4.88	3.95	3.56	3.56
523-112958	112958	I	6 PLENUM/B1695A/B89248	Nickel	47-10110	9.47	9.16	8.06	6.96
523-112955	112955	I	180/195/122/B8218/B1865A/B1855	Nickel	47-10120	4.16	3.51	2.72	2.36
523-112950	112950	I	AT&T735A/B735A1	Nickel	47-10120	3.12	2.85	2.64	2.45
523-112951	112951	I	AT&T734A/B1505A/ B9145	Nickel	47-10110	2.55	2.32	2.12	1.96
523-112981	112981	I	-	Nickel	47-10110	10.15	9.47	9.16	7.62
523-112954	112954	I	179/187/B9221	Nickel	47-10120	5.03	4.25	3.28	2.86
523-112954-10	112954-10	I	179/187/B9221	Nickel	47-10120	12.33	10.67	8.53	7.93
523-112975	112975	I	59/U PLENUM/B9108/B9104	Nickel	47-10110	3.30	3.01	2.43	2.19
Cable Mount, Right Angle Plugs									
523-112961	112961	J	AT&T734A/B1505A/B9145	Nickel	47-10070	9.39	7.63	6.91	6.91
523-112962	112962	J	AT&T735A/B735A1	Nickel	47-10150	8.58	7.81	6.94	6.45
Cable Mount, Straight Jacks									
523-112989	112989	K	180/195/122/B8218/B1865A/B1855	Nickel	47-10120	11.40	10.15	9.47	9.16
523-112974	112974	K	AT&T735A/B735A1	Nickel	47-10120	4.54	4.14	3.18	3.00
523-112973	112973	K	AT&T734A/B1505A B9145	Nickel	47-10110	7.40	7.12	6.21	5.83
523-112966	112966	K	6 PLENUM/B1695A/B89248	Nickel	47-10110	2.94	2.41	2.00	1.86
523-112965	112965	K	B1694A/ B9248/B3093A QUAD SHIELD	Nickel	47-10110	4.00	3.11	2.70	2.45
Cable Mount, Straight Bulkhead Jack									
523-112970	112970	L	AT&T734A/B1505A/B9145	Nickel	47-10110	5.33	4.32	3.92	3.92
523-112969	112969	L	AT&T735A/B735A1	Nickel	47-10120	9.20	7.96	6.37	6.28
523-112662-10	112662-10	L	B1694A/B9248/B3093A QUAD SHIELD	Nickel	47-10110	11.40	10.15	9.47	9.16

1.0/2.3 COAXIAL CONNECTORS

For quantities greater than listed, call for quote.

MOUSER STOCK NO.	Amphenol Part No.	Fig.	Cable/Description	Finish	Crimp Tool	Price Each 1	10	25	100
PCB Mount, Vertical Receptacle									
523-282127-75	282127-75	M	4-Legs	Gold	-	9.12	8.28	7.60	7.02
523-282127-75-10	282127-75-10	N	3-Legs	Gold	-	11.40	10.15	9.47	9.16
PCB Mount, End Launch Receptacle									
523-282121-75	282121-75	O	-	Gold	-	10.02	9.11	8.35	7.70
PCB Mount, Vertical Bulkhead Receptacle, SMT									
523-282134-75	282134-75	P	-	Gold	-	8.81	8.08	7.46	6.92
PCB Mount, Right Angle Bulkhead Receptacle									
523-282139-75	282139-75	Q	-	Gold/Tin	-	9.12	8.28	7.60	7.02
PCB Mount, End Launch Receptacle									
523-282132-75	282132-75	R	For 0.062 Inch Thick PCB	Gold	-	13.26	12.13	10.64	10.50
PCB Mount, End Launch Bulkhead Receptacle									
523-282133-75	282133-75	S	For 0.062 Inch Thick PCB	Gold	-	13.09	11.91	10.91	10.07
Cable Mount, Straight Plugs									
523-282103-75	282103-75	T	179/187/B9221	Nickel	47-10120	7.37	6.60	5.95	5.51
523-282118-75	282118-75	T	AT&T735A/B735A1	Nickel	47-10120	6.59	5.94	5.72	5.50
523-282135-75	282135-75	T	AT&T734A/B1505A/B9145	Nickel	47-10110	7.36	6.59	5.94	5.50
523-282137-75	282137-75	T	B1694A/ B9248/B3093A QUAD SHIELD	Nickel	47-10240	9.97	8.90	8.35	8.10
523-282138-75	282138-75	T	180/195/122/B8218/B1865A/B1855	Nickel	47-10120	7.36	6.59	5.94	5.50
Cable Mount, Straight Bulkhead Jacks									
523-282102-75	282102-75	U	179/187/B9221	Gold/Nickel	47-10150	23.99	21.37	21.15	18.12

RF COAXIAL ADAPTERS

For quantities greater than listed, call for quote.

MOUSER STOCK NO.	Amphenol Part No.	Fig.	Cable/Description	Finish	Crimp Tool	Price Each 1	10	25	100
523-242229-75	242229-75	V	1.0/2.3 DIN Jack to BNC Jack Adapter	Gold/Nickel	-	23.86	22.74	21.26	21.11
523-242231-75	242231-75	W	1.0/2.3 DIN Jack to BNC Plug Adapter	Gold/Nickel	-	29.15	26.49	24.29	22.42
523-242238-75	242238-75	X	1.0/2.3 DIN Plug to BNC Jack Adapter	Nickel	-	24.95	22.68	20.79	19.20
523-112769	112769	Y	BNC Jack to BNC Bulkhead Push-On Plug	Nickel	-	9.47	9.16	9.05	9.00
523-112446	112446	Z	BNC Jack to BNC Jack Barrel Adapter	Nickel	-	2.47	2.32	1.96	1.81
523-112448	112448	AA	BNC Plug to BNC Plug Barrel Adapter	Nickel	-	9.35	7.91	6.93	6.11
523-112434	112434	BB	BNC Jack to BNC Jack Bulkhead Adapter	Nickel	-	5.48	5.13	4.52	4.24
523-282102-75	282102-75	U	179/187/B9221	Gold/Nickel	47-10150	23.99	21.37	21.15	18.12

TERMINATORS

For quantities greater than listed, call for quote.

MOUSER STOCK NO.	Amphenol Part No.	Fig.	Cable/Description	Finish	Crimp Tool	Price Each 1	10	25	100
523-202119	202119	CC	-	Nickel	-	6.58	6.01	4.88	4.43



© Copyright 2013 Mouser Electronics

© Copyright 2013 Mouser Electronics

RoHS Compliant This page of product is compliant.

AMPHENOL NON-MAGNETIC COAXIAL CONNECTORS

Designed to carry 50Ω signals within the magnetic imaging field of MRI equipment where a high signal-to-noise ratio (SNR) is required. Product is manufactured under strict quality procedures throughout the entire production process to ensure that each connector will not produce image artifacts during MRI scans. All product is 100% tested for magnetism prior to shipping.

- Contact and body plating: Gold over white bronze

For quantities greater than listed, call for quote.

MOUSER STOCK NO.	Amphenol Part No.	Fig.	Description	Cable Type	Price Each 1	10	25	100
Type MMCX								
523-908-NM43200	908-NM43200	A	Right Angle Plug	RG-178	10.96	9.96	9.14	8.26
523-908-NM43300	908-NM43300	A	Right Angle Plug	RG-316	12.90	11.71	10.44	9.43
523-908-NM22106	908-NM22106	B	Straight PCB Jack	- - -	5.72	5.21	4.53	4.09
523-908-NM24100	908-NM24100	C	Right Angle PCB Jack	- - -	14.46	13.06	12.08	11.09
Type MCX								
523-919-NM122P-51A	919-NM122P-51A	D	Right Angle Plug	RG-178	10.11	9.18	8.42	7.76
523-919-NM109J-51P	919-NM109J-51P	E	Straight PCB Jack	- - -	6.44	5.85	5.36	4.95
523-919-NM119J-51A	919-NM119J-51A	F	Right Angle PCB Jack	- - -	9.61	8.62	8.01	7.46
Type SMB								
523-903-NM291P-51A	903-NM291P-51A	G	Right Angle Plug	RG-178	13.62	12.57	11.35	10.22
523-903-NM289P-51A	903-NM289P-51A	G	Right Angle Plug	RG-316	10.29	9.21	7.91	7.55
523-903-NM285P-51S	903-NM285P-51S	H	Straight Plug	RG-316	10.59	9.51	8.16	7.49

AMPHENOL IN SERIES ADAPTERS

Amphenol's standard, in-line In-Series Adapters offer an attractive, seamless solution to all of your in-series interconect needs.

For quantities greater than listed, call for quote.

MOUSER STOCK NO.	Amphenol Part No.	Fig.	Description	Price Each 1	10	25	100
523-132168	132168	H	SMA Straight Plug to Plug 50Ω	5.84	5.63	5.40	4.70
523-132168RP	132168RP	H	SMA Straight Plug to Plug; Reverse Polarity 50Ω	10.90	9.82	9.01	8.32
523-132169	132169	I	SMA Striaght Jack to Jack 50Ω	4.25	3.89	3.52	3.19
523-132170	132170	J	SMA Straight Bulkhead Jack to Jack 50Ω	6.59	5.96	5.47	5.04
523-132170RP	132170RP	J	SMA Straight Bulkhead Jack to Jack; Reverse Polarity 50Ω	11.66	10.65	9.46	8.78
523-132171	132171	K	SMA Straight Plug to Jack 50Ω	6.20	5.64	5.31	4.83
523-132171RP	132171RP	K	SMA Straight Plug to Reverse Polarity Jack; 50Ω	5.72	5.25	4.37	4.01
523-132171RP-10	132171RP-10	K	SMA Straight Reverse Polarity Plug to Jack, 50Ω	6.17	5.46	4.89	4.27
523-132171RP-RP	132171RP-RP	L	SMA Straight Reverse Polarity Plug to Reverse Polarity Jack, 50Ω	7.42	7.23	6.67	6.24
523-132172	132172	M	SMA Right Angle Plug to Jack 50Ω	7.39	7.18	6.56	6.03
523-132172RP	132172RP	M	SMA Right Angle Plug to Jack; Reverse Polarity 50Ω	8.13	7.70	7.04	6.66
523-132216	132216	N	SMA Jack to Jack to Jack Tee 50Ω	11.88	10.69	9.85	9.15
523-132217	132217	O	SMA Jack to Plug to Jack Tee 50Ω	13.08	12.57	11.93	10.18
523-132274	132274	P	SMA Right Angle Jack to Jack 50Ω	7.77	7.08	6.46	5.87
523-132339	132339	Q	SMA Right Angle Plug to Plug, 50Ω	8.47	7.71	6.86	6.37
523-112437	112437	-	BNC Straight Bulkhead Jack to Jack 50Ω	3.56	3.26	3.03	2.77
523-112438	112438	-	BNC Striaght Bulkhead Jack to Jack 75Ω	3.65	3.35	3.09	2.84
523-112439	112439	-	BNC Straight Bulkhead Isolated Jack to Jack 50Ω	5.28	4.83	4.40	4.09
523-112440	112440	-	BNC Straight Bulkhead Isolated Jack to Jack 75Ω	5.39	4.98	4.39	4.16
523-112443	112443	-	BNC Straight Jack to Jack 50Ω Isolated	4.42	4.22	3.84	3.48
523-112445	112445	-	BNC Straight Jack to Jack 50Ω	2.75	2.63	2.48	2.10
523-112447	112447	-	BNC Straight Plug to Plug 50Ω; Brass	3.73	3.42	3.17	2.94
523-112455	112455	-	BNC Straight Jack to Jack to Jack Tee 50Ω	6.24	5.70	5.30	5.03
523-112461	112461	-	BNC Straight Jack to Plug to Jack Tee 50Ω	2.63	2.33	2.18	2.02
523-122352	122352	-	TNC Right Angle Plug to Jack 50Ω	4.82	4.40	3.88	3.61
523-172124	172124	R	N Straight Jack to Jack 50Ω	6.75	6.16	5.67	5.25

AMPHENOL BETWEEN SERIES ADAPTERS

Amphenol's standard, in-line Between-Series Adapters offer an attractive, low-VSWR solution to all of your between series interconnect needs.

Type N

For quantities greater than listed, call for quote.

MOUSER STOCK NO.	Amphenol Part No.	Fig.	Description	Price Each 1	10	25	100
523-242120	242120	-	N Jack to F Jack	18.15	15.62	14.32	13.76
523-242130	242130	S	N Plug to TNC Jack	16.22	15.91	15.07	13.51
523-242130RP	242130RP	S	N Plug to TNC Jack; Reverse Polarity	14.22	12.99	12.53	11.22
523-242131	242131	T	N Jack to TNC Plug	10.91	10.02	8.95	7.85
523-242131RP	242131RP	T	N Jack to TNC Plug; Reverse Polarity	16.22	15.91	15.07	13.51
523-242132	242132	-	N Jack to TNC Jack	16.32	14.63	13.92	13.92
523-242132RP	242132RP	U	N Jack to TNC Jack;Reverse Polarity	14.62	13.35	12.45	12.11
523-242133	242133	-	N Plug to TNC Plug	20.28	16.33	15.20	14.64
523-242133RP	242133RP	V	N Plug to TNC Plug; Reverse Polartiy	18.90	17.57	14.88	13.75
523-242136	242136	W	N Jack to 7/16 Plug	62.30	57.81	50.75	47.40
523-242152	242152	-	N Jack to F Plug	18.84	17.23	14.13	13.04
523-242156	242156	-	N Plug to F Jack	11.15	9.75	9.24	7.51
523-242162	242162	X	N Jack to BNC Bulkhead Jack	28.17	27.22	25.73	24.41
523-242167	242167	Y	N Jack to MMCX Plug	32.55	30.87	29.43	28.17
523-242170	242170	Z	N Plug to MCX Jack	25.01	23.08	21.43	20.00
523-242183	242183	AA	N Jack to SMB Bulkhead Jack	18.82	17.61	15.17	13.79
523-242198	242198	BB	N Jack to SMB Jack	27.16	24.55	21.05	19.59

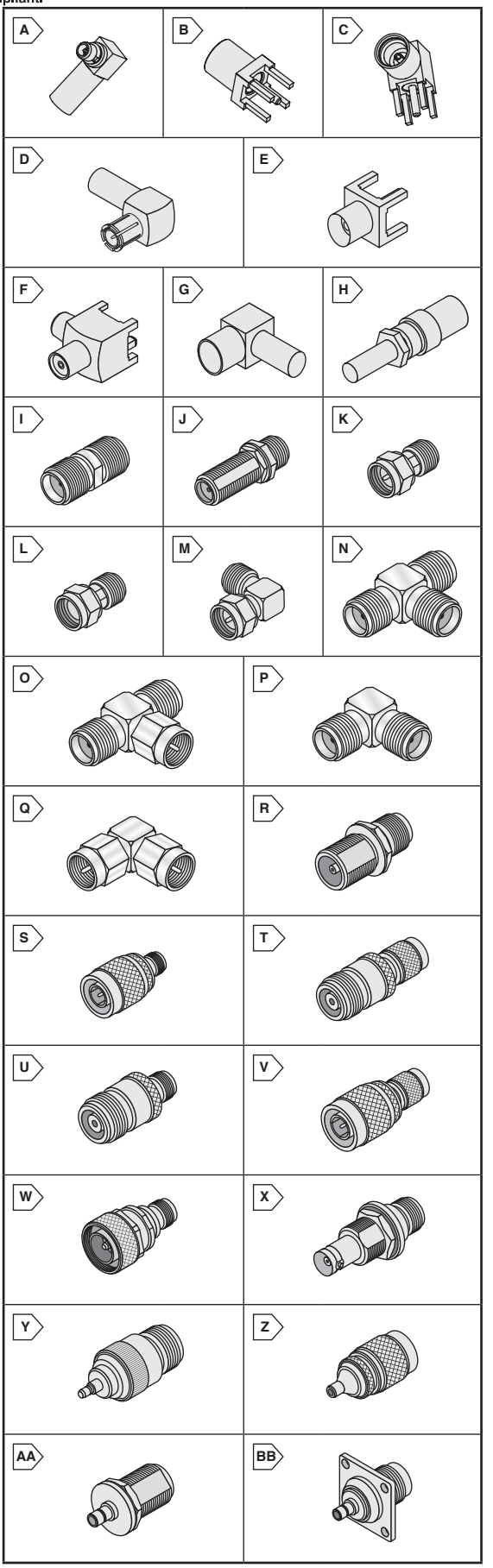

© Copyright 2013 Mouser Electronics

© Copyright 2013 Mouser Electronics

RoHS Compliant This product is RoHS compliant.

AMPHENOL BETWEEN SERIES ADAPTERS (CONT.)

Amphenol's standard, in-line Between Series Adapter line offers an attractive, low-VSWR solution for all of your between series interconnect needs. All gender combinations, reverse polarity, bulkhead and panel mount options are available.

Type QMA

NEW PRODUCT

For quantities greater than listed, call for quote.

MOUSER STOCK NO.	Amphenol Part No.	Fig.	Description	Price Each 1	10	25	100
523-242260	242260	A	QMA Plug to SMA Plug	39.95	36.33	33.30	30.73
523-242261	242261	B	QMA Plug to SMA Jack	39.95	36.33	33.30	30.73
523-242262	242262	C	QMA Jack to SMA Jack	41.97	38.15	34.97	32.28
523-242263	242263	D	QMA Jack to SMA Plug	41.97	38.15	34.97	32.28

Type BNC

For quantities greater than listed, call for quote.

MOUSER STOCK NO.	Amphenol Part No.	Fig.	Description	Price Each 1	10	25	100
523-242184	242184	E	BNC Plug to SMB Jack	15.41	14.95	14.19	12.24
523-242185	242185	F	BNC Jack to SMB Plug	11.48	10.48	10.06	7.99
523-242186	242186	G	BNC Jack to SMB Jack	16.91	16.33	15.20	14.64
523-242187	242187	H	BNC Plug to SMB Plug	15.32	14.15	12.94	12.08
523-242148	242148	I	BNC Plug to TNC Jack	14.76	13.78	13.19	11.83
523-242149	242149	J	BNC Jack to TNC Plug	7.21	6.58	6.05	5.48
523-242150	242150	K	BNC Jack to TNC Jack	16.22	15.91	15.07	13.51
523-242151	242151	L	BNC Plug to TNC Plug	19.45	17.83	16.45	15.27
523-242121	242121	M	BNC Jack to N Plug	15.41	14.84	14.19	12.24
523-242101	242101	N	BNC Plug to N Jack	16.19	15.20	14.91	12.87
523-242100	242100	O	BNC Jack to N Jack	15.19	13.93	12.86	11.94
523-242122	242122	P	BNC Plug to N Plug	20.28	16.33	15.20	14.64
523-242134	242134	Q	BNC Plug to UHF Jack	16.01	14.82	13.93	12.72
523-242154	242154	R	BNC Plug to F Jack	14.22	12.99	12.53	11.22
523-242159	242159	S	BNC Jack to F Plug	16.81	15.57	14.64	12.16
523-242160	242160	T	BNC Plug to F Plug	11.60	10.12	9.70	9.34
523-242199	242199	- -	BNC Jack to F Plug	13.25	12.10	10.57	9.39

Type SMA

For quantities greater than listed, call for quote.

MOUSER STOCK NO.	Amphenol Part No.	Fig.	Description	Price Each 1	10	25	100
523-242102	242102	U	SMA Plug to BNC Jack	5.82	5.52	5.28	4.48
523-242103	242103	V	SMA Jack to BNC Plug	10.83	9.61	8.81	8.10
523-242123	242123	W	SMA Jack to BNC Jack	10.21	9.24	8.42	7.65
523-242104	242104	X	SMA Plug to BNC Plug	15.11	14.32	13.21	11.99
523-242181	242181	Y	SMA Jack to BNC Bulkhead Jack	13.92	13.11	11.87	10.64
523-242124	242124	Z	SMA Plug to TNC Jack	15.02	14.26	11.27	10.51
523-242105	242105	AA	SMA Jack to TNC Plug	8.97	8.66	8.14	6.89
523-242105RP	242105RP	AA	SMA Jack to TNC Plug; Rev. Polarity	13.92	12.72	11.87	10.64
523-242106	242106	BB	SMA Plug to TNC Plug	16.22	15.91	15.07	13.51
523-242107	242107	CC	SMA Jack to TNC Jack	16.52	16.33	15.25	14.64
523-242107RP	242107RP	CC	SMA Jack to TNC Jack, Rev. Polarity	15.41	14.95	14.19	12.24
523-242109	242109	DD	SMA Jack to UHF Plug	19.85	18.14	15.62	14.32
523-242178	242178	EE	SMA Jack to TNC Bulkhead Jack	15.07	13.72	12.67	11.59
523-242144	242144	FF	SMA Plug to SMB Jack	16.19	15.20	14.91	12.87
523-242145	242145	EE	SMA Jack to SMB Plug	13.59	13.02	11.87	10.64
523-242146	242146	FF	SMA Plug to SMB Plug	21.41	20.28	16.33	15.20
523-242147	242147	GG	SMA Jack to SMB Jack	16.22	15.91	15.07	13.51
523-242174	242174	HH	SMA Plug to SMC Jack	17.87	16.33	15.54	14.64
523-242175	242175	II	SMA Jack to SMC Plug	16.33	15.54	14.64	14.08
523-242176	242176	JJ	SMA Jack to SMC Jack	16.32	14.63	13.92	13.92
523-242182	242182	KK	SMA Jack to SMB Bulkhead Jack	13.35	12.45	12.13	11.71
523-242112	242112	LL	SMA Plug to N Jack	11.13	10.09	9.24	8.03
523-242112RP	242112RP	LL	SMA Plug to N Jack; Rev. Polarity	13.88	11.18	9.75	9.05
523-242113	242113	MM	SMA Jack to N Plug	9.24	8.78	8.40	7.12
523-242113RP	242113RP	MM	SMA Jack to N Plug; Rev Polarity	16.91	16.33	15.45	14.64
523-242114	242114	NN	SMA Plug to N Plug	11.80	10.70	9.80	9.05
523-242115	242115	OO	SMA Jack to N Jack	11.19	10.21	9.47	8.01
523-242125	242125	PP	SMA Jack to N Bulkhead Jack	8.10	7.63	7.00	6.45
523-242163	242163	QQ	SMA Jack to N Panel Jack	9.76	8.90	8.19	7.36
523-242126	242126	RR	SMA Plug to MCX Jack	15.76	14.99	14.33	13.74
523-242127	242127	RR	SMA Jack to MCX Plug	13.57	12.99	12.43	10.66
523-242128	242128	SS	SMA Plug to MCX Plug	21.92	20.11	19.26	19.05
523-242129	242129	TT	SMA Jack to MCX Jack	15.41	14.86	14.19	12.24
523-242140	242140	UU	SMA Plug to MMCX Jack	15.41	14.84	14.19	12.24
523-242141	242141	UU	SMA Jack to MMCX Plug	15.41	14.86	14.19	12.24
523-242142	242142	VV	SMA Plug to MMCX Plug	14.76	13.78	13.19	11.83
523-242143	242143	WW	SMA Bulkhead Jack to MMCX Plug	13.92	12.59	12.01	11.65
523-242193	242193	XX	SMA Jack to MMCX Bulkhead Plug	21.24	19.40	15.92	14.70
523-242200	242200	YY	SMA Jack to SSMB Jack	19.40	16.07	14.99	14.99
523-242189	242189	ZZ	SMA Plug to SSMA Jack	21.24	19.40	15.92	14.70
523-242212	242212	AAA	SMA Plug to AMC/U.FL Jack	14.22	12.99	12.53	11.22

Type F

For quantities greater than listed, call for quote.

MOUSER STOCK NO.	Amphenol Part No.	Fig.	Description	Price Each 1	10	25	100
523-242223	242223	BBB	F Jack to SMB Plug	13.85	13.04	12.67	12.10
523-242224	242224	CCC	F Jack to SMB Jack	15.11	14.32	13.21	11.99

Type TNC

For quantities greater than listed, call for quote.

MOUSER STOCK NO.	Amphenol Part No.	Fig.	Description	Price Each 1	10	25	100
523-242192RP	242192RP	DDD	TNC Bulkhead Jack to AMC/U.FL Jack; Reverse Polarity	18.84	17.45	14.76	13.80

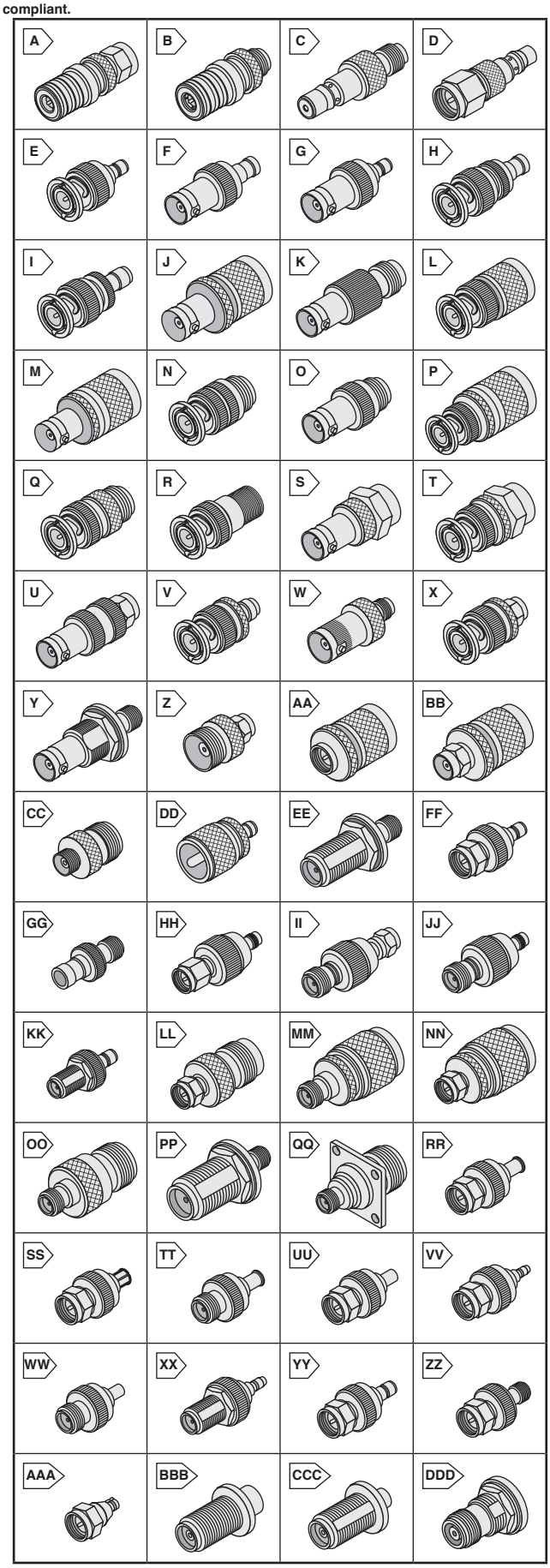

© Copyright 2013 Mouser Electronics

© Copyright 2013 Mouser Electronics

AMPHENOL® Reverse Polarity RF Connectors

Amphenol®

RoHS Compliant **This product is RoHS compliant.**

REVERSE POLARITY SMA CONNECTORS

Reverse Polarity connectors employ female contacts in the plug connector and male contacts in the jack connector. SMA-RP will not mate with standard SMA Connectors.

- Impedance: 50Ω
- Frequency Range: 0-6GHz
- Body Material: Brass
- Finish: Gold

For quantities greater than listed, call for quote.

MOUSER STOCK NO.	Amphenol Part No.	Fig.	Description	Cable	Crimp Tool	Price Each 1	10	25	100
523-132114RP	132114RP	A	Straight Crimp Plug	LMR100 / RG316, 174	47-10070	5.67	5.45	5.20	4.75
523-132113RP	132113RP	A	Straight Crimp Plug	LMR195 / RG58	47-10150	4.91	4.35	3.89	3.61
523-132195RP	132195RP	A	Straight Crimp Plug	RG223, 142	47-10070	7.70	7.03	6.27	5.76
523-132231RP	132231RP	A	Straight Crimp Plug	LMR 240 / RG8X	47-10070	13.61	12.58	11.32	10.54
523-132298RP	132298RP	A	Straight Crimp Plug	LMR 400/Belden 9913, 9914	47-10210	15.11	13.81	11.26	10.77
523-132122RP	132122RP	B	Right Angle Crimp Plug	LMR 195 / RG58	47-10070	5.92	5.44	5.03	4.68
523-132123RP	132123RP	B	Right Angle Crimp Plug	LMR100 / RG316, 174	47-10150	6.43	5.85	5.36	4.94
523-132116RP	132116RP	C	Straight Crimp Jack	LMR 195 / RG58	47-10070	4.23	3.93	3.64	3.37
523-132240RP	132240RP	C	Straight Crimp Jack	8X/LMR 240 / B7808A	47-10070	9.45	9.03	8.40	7.60
523-132117RP	132117RP	C	Straight Crimp Jack	LMR100 / RG316, 174	47-10150	6.37	5.72	4.32	3.82
523-132240RP	132240RP	C	Straight Crimp Jack	RG, 8X, LMR240/B7808A	47-10070	9.45	9.03	8.40	7.60
523-132118RP	132118RP	D	Bulkhead Crimp Jack	LMR 195 / RG58	47-10070	5.32	4.88	4.50	4.19
523-132119RP	132119RP	D	Bulkhead Crimp Jack	LMR100 / RG316, 174	47-10150	4.28	4.03	3.76	3.38
523-132220RP	132220RP	D	Bulkhead Crimp Jack	RG178, 196	47-10150	6.68	6.08	5.41	5.02
523-132136RP	132136RP	E	Right Angle PCB Jack	- - -	- - -	5.42	4.93	4.65	4.30
523-132203RP	132203RP	F	Right Angle Bulkhead PCB Jack	- - -	- - -	9.67	8.66	7.90	7.37
523-132255RP	132255RP	G	Edge Mount PCB Jack, .062	- - -	- - -	6.23	5.61	5.17	4.75

REVERSE POLARITY BNC CONNECTORS

Reverse Polarity connectors employ female contacts in the plug connector and male contacts in the jack connector. BNC-RP will not mate with standard BNC Connectors.

- Impedance: 50Ω
- Frequency range: 0-4GHz
- Body Material: Brass
- Body Plating: Nickel
- Contact Plating: Gold

For quantities greater than listed, call for quote.

MOUSER STOCK NO.	Amphenol Part No.	Fig.	Description	Cable	Crimp Tool	Price Each 1	10	25	100
523-112132RP	112132RP	H	Straight Crimp Plug	LMR 100 / RG 316	47-10150	3.47	3.14	2.79	2.60
523-112116RP	112116RP	H	Straight Crimp Plug	LMR 195 / RG 58, 141	47-10070	5.83	5.59	5.21	4.60
523-112514RP	112514RP	H	Straight Crimp Plug	RG 223, 142, 400	47-10070	3.75	3.43	3.01	2.76
523-112533RP	112533RP	H	Straight Crimp Plug	LMR 240 / RG8X	47-10070	2.86	2.60	2.31	2.15
523-112563RP	112563RP	H	Straight Crimp Plug	LMR 400 / B9913	47-10210	6.74	6.12	5.46	5.06
523-112144RP	112144RP	I	Straight Crimp Jack	LMR 195 / RG 58, 141	47-10070	3.03	2.76	2.45	2.28
523-112234RP	112234RP	J	Bulkhead Crimp Jack	LMR 100 / RG 316	47-10150	4.50	4.41	4.16	4.16

REVERSE POLARITY TNC CONNECTORS

Reverse Polarity connectors employ female contacts in the plug connector and male contacts in the jack connector. TNC-RP will not mate with standard TNC Connectors.

- Impedance: 50Ω
- Frequency range: 0-4GHz
- Body Material: Brass
- Body Plating: Nickel
- Contact Plating: Gold

For quantities greater than listed, call for quote.

MOUSER STOCK NO.	Amphenol Part No.	Fig.	Description	Cable	Crimp Tool	Price Each 1	10	25	100
523-122116RP	122116RP	K	Straight Crimp Plug	LMR 100 / RG 316	47-10150	2.97	2.73	2.44	2.27
523-122108RP	122108RP	K	Straight Crimp Plug	LMR 195 / RG 58	47-10070	2.51	2.29	2.15	1.97
523-122372RP	122372RP	K	Straight Crimp Plug	RG 223, 142, 400	47-10070	8.63	7.89	6.66	6.00
523-122394RP	122394RP	K	Straight Crimp Plug	RG 8 / 213	47-10090	6.71	6.11	5.45	5.04
523-122408RP	122408RP	K	Straight Crimp Plug	LMR 240 / RG8X	47-10070	3.79	3.40	3.14	2.89
523-122393RP	122393RP	K	Straight Crimp Plug	LMR 400 / B9913	47-10210	7.08	6.44	5.74	5.05
523-122140RP	122140RP	L	Right Angle Crimp Plug	RG 58,58C	- - - - -	5.06	4.56	4.14	3.67
523-122138RP	122138RP	M	Straight Crimp Jack	LMR 100 / RG 316	47-10150	2.35	2.13	1.95	1.84
523-122122RP	122122RP	M	Straight Crimp Jack	LMR 195 / RG 58	47-10070	3.07	2.79	2.48	2.31
523-122409RP	122409RP	M	Straight Crimp Jack	LMR 240 / RG8X	47-10070	2.89	2.54	2.33	2.11
523-122392RP	122392RP	M	Straight Crimp Jack	LMR 400 / B9913	47-10210	5.02	4.58	4.08	3.77
523-122192RP	122192RP	N	Bulkhead Crimp Jack	LMR 100 / RG 316	47-10150	5.77	5.21	4.75	4.24
523-122160RP	122160RP	N	Bulkhead Crimp Jack	LMR 195 / RG 58, 141	47-10070	4.79	4.39	4.06	3.76
523-122370RP	122370RP	N	Bulkhead Crimp Jack	RG 178/196	47-10150	6.27	5.57	5.45	5.45

REVERSE POLARITY N CONNECTORS

Reverse Polarity connectors employ female contacts in the plug connector and male contacts in the jack connector. N-RP will not mate with standard N Connectors.

- Impedance: 50Ω
- Frequency range: 0-4GHz
- Body Material: Brass
- Body Plating: Nexcote
- Contact Plating: Gold

For quantities greater than listed, call for quote.

MOUSER STOCK NO.	Amphenol Part No.	Fig.	Description	Cable	Crimp Tool	Price Each 1	10	25	100
523-172100RP	172100RP	O	Straight Crimp Plug	LMR 195 / RG 58	47-10180	11.17	9.93	9.16	7.94
523-172135RP	172135RP	O	Straight Crimp Plug	LMR 240 / RG8X	47-10180	9.11	8.32	7.94	7.83
523-172102H243RP	172102H243RP	O	Straight Crimp Plug	LMR 400 / B9913	47-10210	6.14	5.81	5.00	4.74

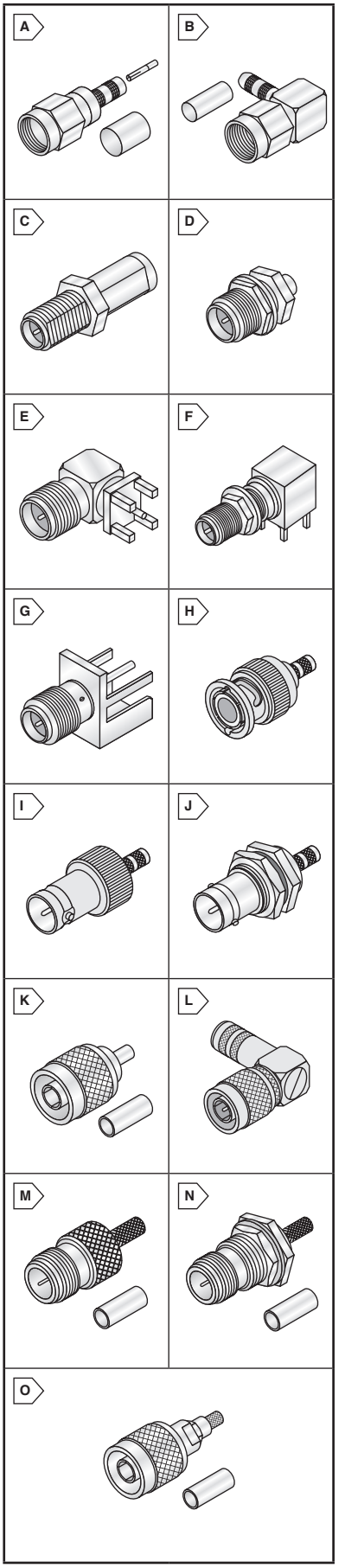

© Copyright 2013 Mouser Electronics

© Copyright 2013 Mouser Electronics

RoHS Compliant This product is RoHS compliant.

HIGH DENSITY HD-BNC™ CONNECTORS

Features:
- High density solutions
- Bayonet coupling
- True 75 Ohm impedance
- Meets SMPTE 292M and 424M Standards
- Smallest BNC in the industry
- Same cable prep as traditional BNC

Electrical:
- Impedance: 75Ω
- Frequency Range: 0-6GHz
- Voltage Rating: 170 VRMS
- Dielectric Withstanding Voltage: 500 volts
- Return Loss: Straight connectors: 32dB @ 3GHz
- Contact Resistance: Center contact: 5m Ω: Outer contact: 2.5m Ω
- Insulation Resistance: 10,000M Ω minimum
- Data Rate: 3Gbps or higher

Applications:
- Broadcast
- Network Routing and Switching
- Telco Central Office
- DS3/DS4
- Digital Video - HDTV
- Medical
- Mil/Aero
- Satellite Headends

For quantities greater than listed, call for quote.

MOUSER STOCK NO.	Amphenol Part No.	Fig.	Description	Price Each 1	5	10	25
Jacks							
523-34-1024	34-1024	A	Vertical jack, 4 Leg, square	5.85	5.24	5.03	3.93
523-34-1018	34-1018	B	Edge launch jack	6.36	5.69	5.46	4.27
523-34-1030	34-1030	C	R/A PCB jack	8.84	7.92	7.60	5.96
Plugs for Standard Cable							
523-34-1017-300	34-1017-300	D	Plug - 1694A	11.68	10.46	10.06	7.88
523-34-1027	34-1027	D	Plug - 1695A	11.68	10.46	10.06	7.88
523-34-1025	34-1025	D	Plug - 1505A	11.70	10.48	10.07	7.89
Plugs for HD Cable							
523-34-1026	34-1026	D	Plug - 1855A	12.56	11.26	10.82	8.46
523-34-1033	34-1033	D	Plug - 210HDTV	12.55	11.25	10.81	8.45
523-31-70466	31-70466	E	Plug - 210HDTV	5.48	4.91	4.71	4.29
Adapters							
523-APH-HDBNCJ-J	APH-HDBNCJ-J	F	HD BNC (J) - HD BNC (J)	40.91	39.27	35.68	32.72
523-APH-HDBNCP-J	APH-HDBNCP-J	G	HD BNC (P) - HD BNC (J)	40.90	39.27	35.70	32.72
523-34-1023	34-1023	H	HD BNC (J-J-J) Tee	82.26	78.97	71.79	54.60
523-APH-BNCJ-HDBNCJ	APH-BNCJ-HDBNCJ	I	BNC (J) - HD BNC (J)	41.58	39.92	36.29	33.27
523-APH-BNCP-HDBNCP	APH-BNCP-HDBNCP	J	BNC (P) - HD BNC (P)	41.58	39.92	36.29	33.27
523-APH-BNCJ-HDBNCP	APH-BNCJ-HDBNCP	K	BNC (J) - HD BNC (P)	41.58	39.91	36.29	33.27
523-APH-BNCP-HDBNCJ	APH-BNCP-HDBNCJ	L	BNC (P) - HD BNC (J)	41.58	39.92	36.29	33.27

Tools

For quantities greater than listed, call for quote.

MOUSER STOCK NO.	Amphenol Part No.	Description	Price Each 1	5
523-227-1490	227-1490	Spanner nut tool	74.93	68.05
523-227-T2000	227-T2000	HD BNC mating tool	127.64	111.39

BNC TRUE 75 OHM CABLE CONNECTORS

- True 75Ω impedance end to end
- Body Material: Brass
- Body Plating: Nickel
- Contact Plating: Gold
- Frequency range: 0-4GHz

For quantities greater than listed, call for quote.

MOUSER STOCK NO.	Amphenol Part No.	Fig.	Description	Cable	Crimp Tool	Price Each 1	10	25	100
523-31-80101	31-80101	M	Straight Crimp Plug	RG-179, 187	227-T1200	4.44	4.08	3.75	3.47
523-31-80103	31-80103	M	Straight Crimp Plug	RG-59	227-T1200	6.52	5.42	3.61	3.42
523-31-80104	31-80104	M	Straight Crimp Plug	734A	227-T1200	5.45	4.55	4.21	3.72
523-31-80105	31-80105	M	Straight Crimp Plug	735A	227-T1200	4.12	3.78	3.47	3.22
523-31-80106	31-80106	M	Straight Crimp Plug	RG-174, 316	227-T1200	5.45	4.55	4.21	3.72
523-31-80107	31-80107	M	Straight Crimp Plug	BELDEN 179DT	227-T1200	5.45	4.55	4.21	3.72
523-31-80109	31-80109	M	Straight Crimp Plug	BELDEN 1694A	227-T1200	6.52	5.42	3.61	3.42
523-31-80901	31-80901	N	Right Angle Crimp Plug	RG-179, 187	227-T1200	19.32	17.58	16.08	14.86

TWIN BNC CONNECTORS

- Impedance: 75Ω and 95Ω Cables
- Frequency Range: 0-100MHz
- Weatherproof: When mated
- Insulators: TFE (High Temp.) or Noryl
- Mating Coupling: two stud Bayonet Polarized

For quantities greater than listed, call for quote.

MOUSER STOCK NO.	Amphenol Part No.	Fig.	Cable Attachment Outer-Inner	Plating Body / Contact	Cable/ Description	Price Each 1	10	25	100
Plugs									
523-31-224	31-224	O	Clamp-Solder	Nickel / Gold	RG 108A, Noryl Insulator	10.79	10.19	9.37	9.05
523-31-2226	31-2226	O	Clamp-Solder	Nickel / Gold	RG 108A, TFE Insulator	19.31	18.09	17.01	16.29
Bulkhead Jacks									
523-31-223	31-223	P	Solder Cup	Nickel / Silver	Front Mount, Noryl Insulator	36.74	27.02	16.70	16.05
523-31-2225	31-2225	P	Solder Cup	Nickel / Silver	Front Mount, TFE Insulator	18.48	17.00	14.86	13.98

SLIMLINE MINI BNC CONNECTORS

- Working Voltage: 400VAC, peak
- True 75Ω impedance end to end
- Body Material: Brass with nickel or gold plating
- Contact Plating: Gold
- Reduced footprint size allowing 40% more connections in the same area
- Crimp/Crimp Design-Compatible with all major manufacturer's tooling
- Drop-in replacement for most high density SMB/SMZ applications

For quantities greater than listed, call for quote.

MOUSER STOCK NO.	Amphenol Part No.	Fig.	Cable Attachment Outer-Inner	Body Plating	RG Cable/ Description	Price Each 1	10	25
Straight Plugs								
523-31-70257	31-70257	Q	Dual Crimp	Nickel	Belden 1694A, 9248, .295" Outer Diameter	8.70	7.95	7.32
523-31-70259	31-70259	Q	Dual Crimp	Nickel	AT&T 734, 734A, Belden 1505A	7.81	7.21	6.44
523-31-70251	31-70251	Q	Dual Crimp	Nickel	AT&T 735, 735A, Belden 735A1	11.58	10.22	9.27
523-31-70260	31-70260	Q	Dual Crimp	Nickel	Belden 8218, 88281	11.58	8.44	7.10
523-31-70261	31-70261	Q	Crimp-Solder	Nickel	179, 187, Belden 9221	10.53	7.66	6.46
Jacks								
523-31-70249	31-70249	R	PCB Mount	Nickel	Vertical, .054" Mounting Posts	5.40	4.92	4.44
523-31-6055	31-6055	S	PCB Mount	Nickel	Right Angle Bulkhead, .071" Max Panel	11.79	8.59	7.15
523-31-70255	31-70255	T	PCB Mount	Nickel	Right Angle, .054" Mounting Posts	8.85	7.48	6.07

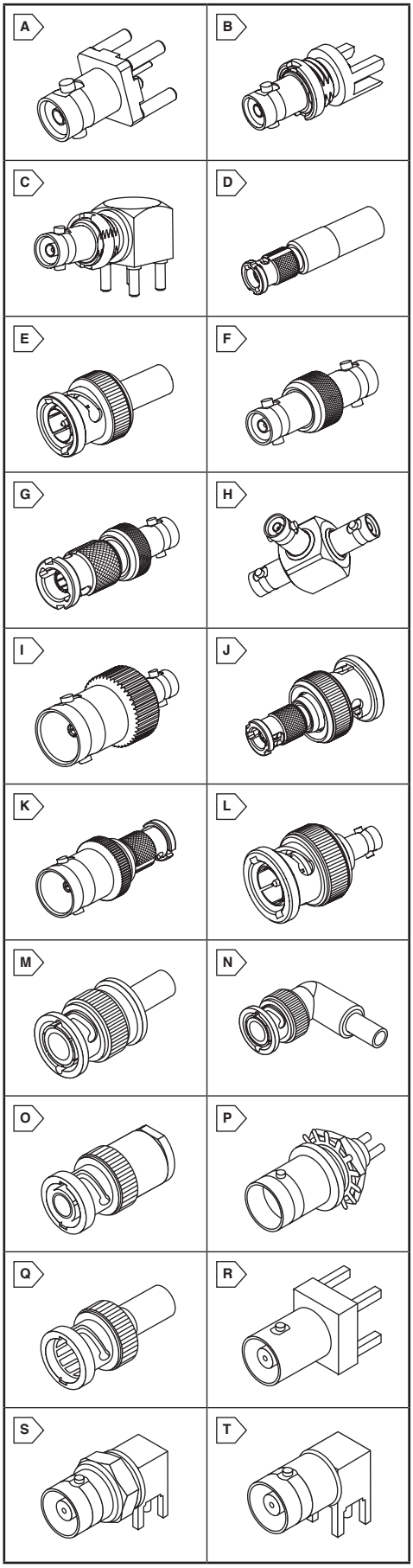

© Copyright 2013 Mouser Electronics

© Copyright 2013 Mouser Electronics

RoHS Compliant This product is RoHS compliant.

HIGH PERFORMANCE BNC

Features and Benefits:
- 75Ω impedence
- Space saving end launch termination

Applications:
- Video control panels
- Video add-on cards
- Video routers and switching equipment
- Video display and monitoring applications

For quantities greater than listed, call for quote.

MOUSER STOCK NO.	Amphenol Part No.	Fig.	Description	Price Each 1	10	25	100
523-112740	112740	A	End-launch bulkhead jack, .062 PCB	5.52	5.02	4.60	4.25
523-112740-13	112740-13	A	End-launch bulkhead jack, 14mm hex, .062 PCB	3.87	3.72	3.31	3.19
523-112740-14	112740-14	A	End-launch bulkhead jack, knurled nut, .062 PCB	4.85	4.17	3.80	3.48

BNC CONNECTOR SERIES

- Impedance: 50Ω
- Body Material: Brass
- Body Plating: Nickel
- Contact Plating: Gold
- Frequency range: 0-4GHz with low reflection

For quantities greater than listed, call for quote.

MOUSER STOCK NO.	Amphenol Part No.	Fig.	Description	Cable	Crimp Tool	Price Each 1	10	25	100
523-112116	112116	B	Straight Crimp Plug	LMR 195/RG58/U	47-10070	1.70	1.51	1.35	1.25
523-112118	112118	B	Straight Crimp Plug	RG59/62/140/210	47-10070	2.23	1.84	1.78	1.65
523-112119	112119	B	Straight Crimp Plug	RG59/62/140/210	47-10070	4.07	3.66	2.76	2.44
523-112120	112120	B	Straight Crimp Plug	RG58/58A/58C/141/LMR195/B7806A	47-10070	1.72	1.56	1.39	1.29
523-112132	112132	B	Straight Crimp Plug	LMR 100/RG316/U	47-10150	2.45	2.27	2.09	1.97
523-112597	112597	B	Straight Crimp Plug	LMR 200	47-10070	2.31	2.10	1.93	1.75
523-112533	112533	B	Straight Crimp Plug	LMR 240/RG8X	47-10070	1.90	1.74	1.56	1.44
523-112563	112563	B	Straight Crimp Plug	LMR 400/B9913	47-10210	6.08	5.63	5.06	4.64
523-112134	112134	B	Straight Crimp Plug	174/188A/316	47-10150	2.55	2.28	2.09	1.92
523-112514	112514	B	Straight Crimp Plug	55/142/223/400	47-10070	1.96	1.78	1.62	1.43
523-112516	112516	B	Straight Crimp Plug	178/196	47-10150	2.45	2.25	2.07	1.85
✻ 523-112133	112133	B	Straight Crimp Plug	179/187/B9221	47-10150	2.24	2.02	1.86	1.71
✻ 523-112507	112507	B	Straight Crimp Plug	59/U-20AWG/B9108/B1515/B9104	47-10070	1.78	1.59	1.47	1.36
523-112551	112551	C	Straight Solder Plug	.141 Semi-Rigid	- - -	2.76	2.51	2.29	2.08
523-112552	112552	C	Straight Solder Plug	.085 Semi-Rigid	- - -	2.72	2.47	2.29	2.10
523-112710	112710	C	Straight Solder Plug	.250 Semi-Rigid	- - -	2.38	2.16	2.03	1.88
523-112178	112178	D	Right Angle Crimp Plug	LMR 100/RG316/U	47-10150	4.22	3.84	3.54	3.28
523-112162	112162	D	Right Angle Crimp Plug	LMR 195/RG58/U	47-10070	3.98	3.52	3.19	2.96
523-112182	112182	D	Right Angle Crimp Plug	RG58/58A/58C/141/303/LMR 195	47-10070	5.13	4.65	4.14	3.65
523-112526	112526	D	Right Angle Crimp Plug	55/142/223/400	47-10070	9.78	8.69	6.94	6.29
523-112601	112601	D	Right Angle Crimp Plug	LMR 240/RG8X	47-10070	6.09	5.99	5.89	4.44
523-112596	112596	D	Right Angle Crimp Plug	LMR 400/B9913	47-10210	7.01	6.41	5.49	5.09
523-112160	112160	E	Straight Crimp Jack	LMR 100/RG316/U	47-10150	2.26	2.04	1.87	1.72
523-112144	112144	E	Straight Crimp Jack	LMR 195/RG58/U	47-10070	2.15	1.96	1.81	1.67
523-112605	112605	E	Straight Crimp Jack	LMR 240/RG8X	47-10070	2.56	2.32	2.07	1.92
523-112603	112603	E	Straight Crimp Jack	LMR 400/B9913	47-10210	5.39	4.92	4.40	4.07
523-112234	112234	F	Bulkhead Crimp Jack	LMR 100/RG316/U	47-10150	3.66	3.35	3.08	2.86
523-112235	112235	F	Bulkhead Crimp Jack	179/187/B9221	47-10150	4.39	4.16	3.98	3.37
523-112202	112202	F	Bulkhead Crimp Jack	LMR 195/RG58/U	47-10070	4.84	4.42	4.06	3.49
523-112252	112252	F	Bulkhead Crimp Jack	174/188A/316	47-10150	4.88	4.42	4.06	3.75
523-112581	112581	G	Bulkhead Solder Jack	.141 Semi-Rigid	- - -	4.65	4.23	3.92	3.31
523-112580	112580	G	Bulkhead Solder Jack	.085 Semi-Rigid	- - -	5.96	5.50	4.96	4.14

✻75Ω

Accessories

MOUSER STOCK NO.	Amphenol Part No.	Description	Price Each 1	10	25	100
523-202100	202100	Male Cap and Chain	2.44	2.24	2.01	1.87
523-202114	202114	Male Shorting Cap Less Chain	3.20	2.91	2.70	2.45

MINI SMB 75 OHM CONNECTORS

- Impedance: 75Ω
- Body Material: Brass
- Insulation: Teflon
- Finish: Gold, unless part number is noted with ✻ = Nickel
- Contact Plating: 30µ" Gold
- Frequency range: 0-4GHz

For quantities greater than listed, call for quote.

MOUSER STOCK NO.	Amphenol Part No.	Fig.	Description	Cable	Crimp Tool	Price Each 1	10	25	100
523-142186-75	142186-75	H	Straight Crimp Plug	179/U	47-10150	6.05	5.53	5.04	4.57
523-142222-75	142222-75	H	Straight Crimp Plug	AT&T 735A	47-10150	5.21	4.74	4.33	4.00
523-142134-75	142134-75	I	Vertical Plug for PC Board	- - -	- - -	6.71	6.23	5.76	5.50
523-142194-75	142194-75	J	Right Angle Cable Plug	179/U	47-10150	6.97	6.35	5.79	5.25
523-142176-75	142176-75	J	Right Angle Cable Plug	179 Double Braid	47-10160	6.43	6.18	5.69	5.34
523-142221-75	142221-75	J	Right Angle Crimp Plug	AT&T 735A	47-10150	7.07	6.36	5.82	5.38
523-142189-75	142189-75	K	Straight Crimp Jack	179/U	47-10150	4.15	3.94	3.58	3.24
523-142138-75	142138-75	L	Vertical Jack for PC Board	- - -	- - -	3.07	2.77	2.54	1.98
523-142146-75	142146-75	M	Right Angle Jack for PC Board	- - -	- - -	5.70	5.19	4.74	4.17
523-142179-75	142179-75	N	Bulkhead Feedthrough Cable Jack	179/U	47-10150	7.96	7.24	6.43	5.98



© Copyright 2013 Mouser Electronics

© Copyright 2013 Mouser Electronics

RoHS Compliant This product is RoHS compliant.

SMA SERIES CONNECTORS AND ACCESSORIES

These SMA connectors offer a compact size and mechanically give outstanding durability.

- Impedance: 50Ω
- Body Material: Brass
- Insulation: Teflon
- Finish & Center Contact: Gold
- Frequency Range: 0-18GHz (semi-rigid); 0-12.4GHz (flexible cable)

SMA Coaxial Connectors

For quantities greater than listed, call for quote.

MOUSER STOCK NO.	Amphenol Part No.	Fig.	Description	Cable	Crimp Tool	Price Each 1	10	25	100
523-132114	132114	A	Straight Crimp Plug	LMR 100/RG316/U	47-10150	3.67	3.32	3.04	2.82
523-132113	132113	A	Straight Crimp Plug	LMR 195/RG58/U	47-10070	3.30	2.96	2.73	2.51
523-132234	132234	A	Straight Crimp Plug	LMR 200	47-10070	3.62	3.26	2.99	2.77
523-132231	132231	A	Straight Crimp Plug	LMR 240/8X	47-10070	5.50	4.92	4.53	4.11
523-132298	132298	A	Straight Crimp Plug	LMR 400/B9913	47-10210	12.90	12.25	11.47	9.67
523-132178	132178	A	Straight Crimp Plug	RG 316 U Dbl Braid	- - -	3.89	3.63	3.41	2.99
523-132193	132193	A	Straight Crimp Plug	RG 178/196	47-10150	4.94	4.61	4.23	3.94
523-132195	132195	A	Straight Crimp Plug	RG 223/142	47-10070	4.15	3.87	3.79	3.32
523-132100	132100	B	Straight Solder Plug (no contact)	.141 Semi-Rigid	- - -	1.69	1.58	1.47	1.35
523-132102	132102	C	Straight Solder Plug (with contact)	.141 Semi-Rigid	- - -	2.61	2.40	2.19	2.02
523-132101	132101	C	Straight Solder Plug	.085 Semi-Rigid	- - -	2.61	2.40	2.19	2.02
523-132188	132188	C	Straight Solder Plug w/Torque Nut	.085 Semi-Rigid	- - -	4.45	3.95	3.65	3.39
523-132249	132249	C	Straight Solder Plug	.047 Semi-Rigid	- - -	4.15	3.75	3.40	3.11
523-132296	132296	C	Straight Solder Plug	.250 Semi-Rigid	- - -	5.29	4.83	4.47	4.14
523-132123	132123	D	Right Angle Crimp Plug	LMR 100/RG316/U	47-10150	5.66	5.48	4.90	4.78
523-132122	132122	D	Right Angle Crimp Plug	LMR 195/RG58/U	47-10070	5.78	5.36	4.93	4.58
523-132235	132235	D	Right Angle Crimp Plug	LMR 200	47-10070	7.18	6.59	6.10	5.14
523-132239	132239	D	Right Angle Crimp Plug	LMR 240/8X	47-10070	9.76	8.88	7.90	7.33
523-132173	132173	D	Right Angle Crimp Plug	RG 178/196	47-10150	11.51	10.94	8.63	8.06
523-132194	132194	D	Right Angle Crimp Plug	RG 55/142/223/400	47-10070	7.79	7.10	6.47	6.03
523-132112	132112	E	Right Angle Solder Plug	.141 Semi-Rigid	- - -	5.21	4.93	4.60	4.29
523-132111	132111	E	Right Angle Solder Plug	.085 Semi-Rigid	- - -	5.45	5.06	4.53	4.18
523-132117	132117	F	Straight Crimp Jack	LMR 100/RG316/U	47-10150	4.01	3.71	3.33	3.07
523-132116	132116	F	Straight Crimp Jack	LMR 195/RG58/U	47-10070	4.50	4.22	3.88	3.63
523-132240	132240	F	Straight Crimp Jack	LMR 240	47-10070	4.71	4.26	4.04	3.85
523-132104	132104	G	Straight Solder Jack	.141 Semi-Rigid	- - -	3.79	3.46	3.15	2.80
523-132103	132103	G	Straight Solder Jack	.085 Semi-Rigid	- - -	3.38	3.02	2.77	2.56
523-132119	132119	H	Bulkhead Crimp Jack	LMR 100/RG316/U	47-10150	5.33	4.88	4.49	4.16
523-132118	132118	H	Bulkhead Crimp Jack	LMR 195/RG58/U	47-10070	5.48	4.92	4.52	4.17
523-132241	132241	H	Bulkhead Crimp Jack	LMR 240/B7808A	47-10070	10.88	9.67	7.74	7.01
523-132106	132106	I	Bulkhead Solder Jack	.141 Semi-Rigid	- - -	6.38	5.81	5.30	4.82
523-132105	132105	I	Bulkhead Solder Jack	.085 Semi-Rigid	- - -	5.92	5.51	5.09	4.96
523-132246	132246	J	Right Angle Bulkhead Crimp Jack	LMR 195/RG 58/U	47-10070	29.13	27.58	26.29	25.18
523-132245	132245	J	Right Angle Bulkhead Crimp Jack	LMR 100/RG 316/U	47-10150	7.21	6.58	6.18	5.85
523-132120	132120	K	Panel Mount Crimp Jack, 4-hole	LMR 195/RG58	47-10070	7.68	7.02	6.22	5.79
523-132121	132121	K	Panel Mount Crimp Jack, 4-hole	LMR 100/RG316	47-10150	8.16	7.49	6.68	6.20
523-132107	132107	L	Panel Mount Solder Jack, 4-hole	.085 Semi-Rigid	- - -	7.13	6.48	5.93	4.90
523-132108	132108	L	Panel Mount Solder Jack, 4-hole	.141 Semi-Rigid	- - -	6.61	6.01	5.35	4.98
523-132109	132109	M	Panel Mount Solder Jack, 2-hole	.085 Semi-Rigid	- - -	6.49	5.92	5.39	4.82
523-132110	132110	M	Panel Mount Solder Jack, 2-hole	.141 Semi-Rigid	- - -	11.38	9.96	9.46	7.75

SMA Panel Mount and PCB Connectors

For quantities greater than listed, call for quote.

MOUSER STOCK NO.	Amphenol Part No.	Fig.	Description	Price Each 1	10	25
523-132144	132144	N	Panel Mnt Plug, 4-hole, Extend Teflon	8.08	7.35	6.58
523-132145	132145	O	Panel Mnt Plug, 2-hole, Extend Teflon	7.53	6.90	6.35
523-132146	132146	P	Panel Mnt Jack, 4-hole, Extend Teflon	5.91	5.49	4.93
523-132147	132147	Q	Panel Mnt Jack, 2-hole, Extend Teflon	7.45	6.81	6.26
523-132142	132142	R	Panel Mount Jack, 4-hole	6.78	6.17	5.80
523-132143	132143	S	Panel Mount Jack, 2-hole	7.17	6.52	5.85
523-132150	132150	T	Panel Mount Jack, 4-hole, Sq Flange	6.63	6.03	5.37
523-132166	132166	U	Straight Crimp Jack, 4 hole, .500 Sq	9.92	9.03	8.04
523-132133	132133	V	Straight PCB Plug	7.02	6.40	5.94
523-132135	132135	W	Right Angle PCB Plug	9.31	8.47	7.38
523-132134	132134	X	Straight PCB Jack	3.37	3.12	2.79
523-132136	132136	Y	Right Angle PCB Jack	5.92	5.46	5.06
523-132225	132225	Y	Right Angle PCB Jack Die-Cast	5.99	5.37	4.91
523-132203	132203	Z	Right Angle Bulkhead PCB Jack	9.97	9.29	8.36
523-132255	132255	AA	Straight End Launch Jack	7.14	6.39	5.89
523-132289	132289	BB	Strght End Launch Bulkhead Jack	4.96	4.50	4.18
523-132372	132372	CC	Strght End Launch SMT Jack	10.25	9.32	8.54
523-132137	132137	DD	Bulkhead Jack, Front mount	5.40	4.86	4.46
523-132139	132139	EE	Bulkhead Jack, Rear mount	6.27	5.94	5.70

Accessories - Caps

For quantities greater than listed, call for quote.

MOUSER STOCK NO.	Amphenol Part No.	Fig.	Description	Price Each 1	10	25
523-202112	202112	–	Male Cap	1.69	1.52	1.40
523-202112-10	202112-10	–	Male Cap with Chain	1.79	1.68	1.52
523-132348	132348	–	Female Cap with chain	7.66	6.81	6.29
523-132331	132331	–	Male Shorting Cap	3.50	3.19	2.91
523-132360	132360	–	Male 50Ω Resistor Cap	2.29	2.10	1.94
523-132360RP	132360RP	–	Male 50Ω Res. Cap, Rev. Polarity	5.09	4.68	4.25
523-132361	132361	–	Female 50Ω Resistor Cap	4.65	4.24	3.92

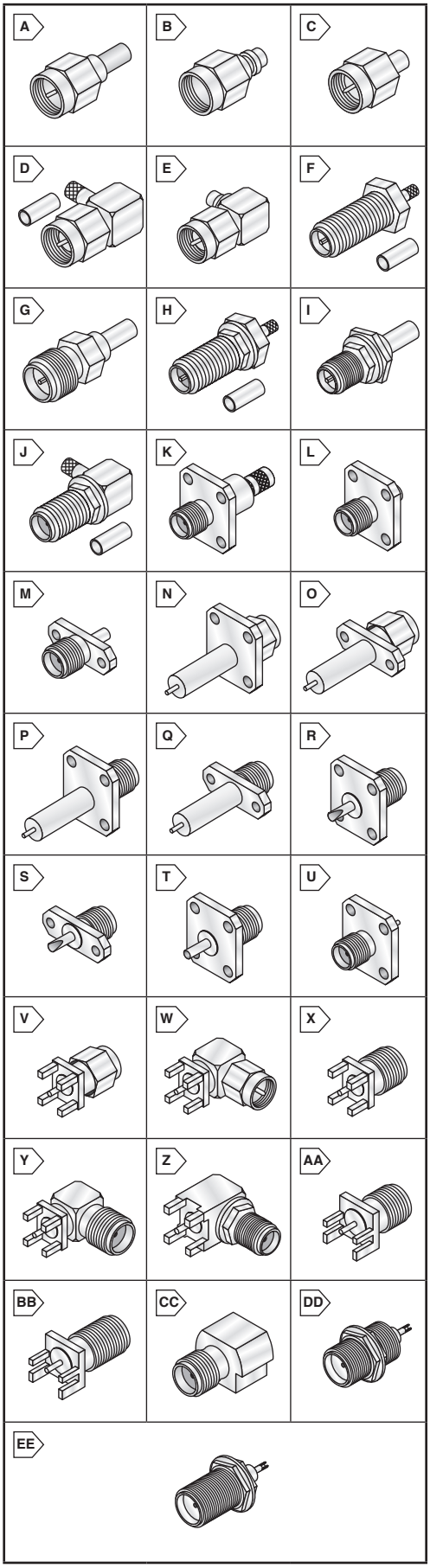

© Copyright 2013 Mouser Electronics

© Copyright 2013 Mouser Electronics

RoHS Compliant **This product is RoHS compliant.**

SMA STAINLESS STEEL BODY CONNECTORS

Specifications:

- Freq. Range: 0-18GHz Semi-Rigid cable, 0-12.4GHz Flexible cable
- Insulators: PTFE (ASTM D1547)
- Connector Durability: 500 matings
- Impedance: 50Ω
- Center Contact: Gold Plated
- Mating Coupling: .250-36 threaded coupling
- Temperature Range: -65°C to +165°C
- RF Leakage: 100 dB-f minimum @ 3GHz

Applications:

- Telecom
- Cable assemblies
- PC/LAN
- Process controls
- Mil/Aero

For quantities greater than listed, call for quote.

MOUSER STOCK NO.	Amphenol Part No.	Fig.	Cable Attachment Outer-Inner	Body Plating	Cable/ Description	Crimp Tool No.	Price Each 1	10	25
Straight Plugs									
523-901-10011	901-10011	A	Crimp-Solder	Passivated	Belden 9258, RG-8X, LMR 240	CTL-1	11.15	10.35	9.63
523-901-9511-1	901-9511-1	B	Solder-Solder	Gold	RG-55, 142, 223, 400	CTL-1	10.69	9.70	8.59
523-901-9511-1SF	901-9511-1SF	B	Crimp-Solder	Passivated	RG-55, 142, 223, 400	CTL-1	8.04	8.03	8.01
523-901-9511-3	901-9511-3	B	Crimp-Solder	Gold	RG-174, 179B, 187A, 188A, 316	CTL-13/9	8.35	7.76	7.25
523-90195113SF	901-9511-3SF	B	Crimp-Solder	Passivated	RG-174, 179B, 187A, 188A, 316	CTL-13/9	9.29	7.30	6.49
523-901-9511-1SFC	901-9511-1SFC	C	Crimp-Solder	Passivated	RG-55B, 58, 141, 142B, 223, 400	CTL-1	16.99	16.36	16.06
523-901-9511-2	901-9511-2	D	Crimp-Solder	Gold	89907, B7806A, RG-141, RG-58, RG-58C	CTL-1	24.17	22.27	19.28
523-901-9511-2SF	901-9511-2SF	D	Crimp-Solder	Gold	89907, B7806A, RG-141, RG-58, RG-58C	CTL-1	17.44	16.05	14.86
523-901-9511-12SF	901-9511-12SF	D	Crimp-Solder	Passivated	RG-174, RG-188A Double Braid 316	CTL-13/9	9.93	8.05	7.75
523-901-9601-1SF	901-9601-1SF	E	Crimp-Solder	Passivated	RG-55, 58, 141, 142, 223, 400	CTL-1	35.65	31.66	29.28
523-901-9601-3	901-9601-3	E	Crimp-Solder	Gold	RG-174, 179, 187, 188A, 316	CTL-13	22.60	20.87	19.44
523-9019723	901-9723	F	Solder-Solder	Gold	085, .087 Semi Rigid	---	7.47	6.79	6.24
523-901-9808	901-9808	F	Solder-Solder	Gold	.141 Semi Rigid	---	7.27	6.89	6.49
Right Angle Plugs									
523-901-9531-1	901-9531-1	G	Crimp-Solder	Gold	RG-55, 142, 223, 400	CTL-1	16.30	13.70	12.68
523-901-9531-2	901-9531-2	G	Solder-Solder	Gold	89907, B7806A, RG-141, RG-58, RG-58C	---	19.58	18.03	16.70
523-901-9531-3	901-9531-3	G	Crimp-Solder	Gold	RG-174, 179, 187, 188A, 316	CTL-9	12.48	11.33	10.15
523-90195313SF	901-9531-3SF	G	Crimp-Solder	Passivated	RG-174, 179, 187, 188A, 316	CTL-9	10.92	9.65	8.96
Straight Jacks									
523-901-144	901-144	H	Blunt Post	Gold	4 Legs, Thru-Hole PCB, .155 Legs & Term.	---	8.74	8.06	7.46
523-901-144-4	901-144-4	H	Blunt Post	Gold	4 Legs, Thru-Hole PCB, .200 Legs & Term. w/Stand-Off Pads	---	19.17	18.60	18.47
523-901-9211	901-9211	I	Solder Cup	Gold	Bulkhead Rear Mount Hex Flange Epoxy Captivated	---	30.06	28.00	26.55
523-9019220	901-9220	J	Blunt Post	Gold	Bulkhead Front or Rear Mount	---	14.55	11.43	11.16
523-9019220SF	901-9220-SF	J	Blunt Post	Passivated	Bulkhead Front or Rear Mount	---	15.33	14.12	13.09
523-901-9602-3SF	901-9602-3SF	K	Crimp-Solder	Passivated	RG-174, 179, 187, 188A 316 Braid Crimp	CTL-13	45.79	43.85	43.34
523-901-9610-3	901-9610-3	L	Crimp-Solder	Gold	RG-174, 179, 187, 188A, 316	CTL-13	20.04	18.46	17.14
523-901-9841	901-9841	M	Post	Gold	Bulkhead Front Mount Hex Flange w/out Nut and Washer	---	12.52	11.66	10.94
Right Angle Jacks									
523-901-143	901-143	N	Blunt Post	Gold	PCB .155 Legs & Term., .025 Stand-Off Pads	---	12.59	11.41	9.92
523-901-143-4	901-143-4	N	Blunt Post	Gold	PCB .105 Solder Dipped Legs & Term., .025 Stand-Off Pads	---	27.58	25.20	23.20
In-Series Adapters									
523-901-9209-A	901-9209-A	O	--	Gold	Bulkhead Jack to Jack	---	15.63	12.86	12.19
523-9019209ASF	901-9209-ASF	O	--	Passivated	Bulkhead Jack to Jack	---	14.64	12.54	11.44
523-9019217	901-9217	P	--	Gold	Straight Jack to Jack	---	63.79	58.29	53.82

SMA BRASS BODY CONNECTORS

Lower cost grade which provides approximately 30% cost reduction with 250 mating cycles.

Specifications:

- Freq. Range: 0-18GHz Semi-Rigid cable 0-12.4GHz Flexible cable
- Insulators: PTFE Fluorocarbon
- Impedance: 50Ω
- Center Contact: Gold Plated
- Mating Coupling: .250-36 threaded coupling
- RFX=Commercial

For quantities greater than listed, call for quote.

MOUSER STOCK NO.	Amphenol Part No.	Fig.	Cable Attachment Outer-Inner	Body Plating	Cable/ Description	Crimp Tool No.	Price Each 1	10	25
Straight Plugs									
523-901-9867-RFX	901-9867-RFX	Q	Solder-Solder	Gold	.085" S/R, 405 (M17/133)	---	2.99	2.57	2.36
523-901-9870	901-9870	R	Crimp-Solder	Gold	58A/C, 141, 303, LMR 195,7806A	CTL-1	5.34	4.59	3.98
523-901-9871	901-9871	R	Crimp-Solder	Gold	141, 142, 223, 303, 400	CTL-1	7.55	5.93	5.26
523-901-9876-RFX	901-9876-RFX	R	Crimp-Solder	Nickel	58 A/C, 141, 303, LMR 195,7806A	CTL-1	4.11	3.22	2.88
523-901-9877-RFX	901-9877-RFX	R	Crimp-Solder	Nickel	174, 188A, 316, 7805	CTL-9	2.95	2.36	2.18
523-901-9916	901-9916	R	Crimp-Solder	Gold	174, 188A, 316, 7805	CTL-9	6.09	4.86	4.24
Right Angle Plugs									
523-901-9872	901-9872	S	Crimp-Solder	Gold	174, 188A, 316, 7805	CTL-9	8.86	7.56	6.61
523-901-9873	901-9873	S	Crimp-Solder	Gold	58A/C, 141, 303, LMR 195,7806A	CTL-9	10.82	10.04	9.47
523-901-9874	901-9874	S	Crimp-Solder	Gold	141, 142, 223, 303, 400	CTL-1	8.58	8.00	7.20
523-901-9880-RFX	901-9880-RFX	S	Crimp-Solder	Nickel	58A/C, 141, 303, LMR 195,7806A	CTL-1	5.16	4.72	4.03
523-901-9881-RFX	901-9881-RFX	S	Crimp-Solder	Nickel	174, 188A, 316, 7805	CTL-9	5.13	4.28	3.73
Jacks									
523-901-9875	901-9875	T	Crimp-Solder	Gold	174, 188A, 316, 7805	CTL-13	9.58	7.68	7.27
523-901-9879-RFX	901-9879-RFX	T	Crimp-Solder	Nickel	174, 188A, 316, 7805	CTL-13	7.37	6.47	6.12
523-901-9893-RFX	901-9893-RFX	U	Solder Cup	Nickel	2-Hole Panel Receptacle	---	5.24	4.31	3.78
523-901-9891-RFX	901-9891-RFX	V	Blunt Post	Nickel	2-Hole Panel Receptacle	---	8.43	7.03	6.56
523-901-9892-RFX	901-9892-RFX	W	Solder Cup	Nickel	4-Hole Square Panel Flange	---	6.46	5.14	4.86
523-901-9887-RFX	901-9887-RFX	W	Blunt Post	Nickel	4-Hole Square Panel Flange	---	7.95	6.36	6.25
523-901-9889-RFX	901-9889-RFX	I	Solder Cup	Nickel	Bulkhead, Front Mount	---	4.78	4.14	3.95
523-901-9890-RFX	901-9890-RFX	I	Solder Cup	Nickel	Bulkhead, Rear Mount	---	6.63	5.22	4.65
PCB Mount Plugs									
523-901-9895-RFX	901-9895-RFX	X	- -	Gold	Vertical, .155" Legs	---	5.31	4.18	3.71
523-901-9894-RFX	901-9894-RFX	Y	- -	Gold	Right Angle, .155" Legs	---	9.89	8.88	7.70
PCB Mount Jacks									
523-901-144-8RFX	901-144-8RFX	H	- -	Gold	Vertical, .155" Legs	---	3.71	2.95	2.69
523-901-143-6RFX	901-143-6RFX	N	- -	Gold	Right Angle, .155" Legs	---	4.79	4.42	4.11
523-901-10003	901-10003	Z	- -	Gold	End Launch for .062" Thick PCB	---	19.59	16.61	13.04

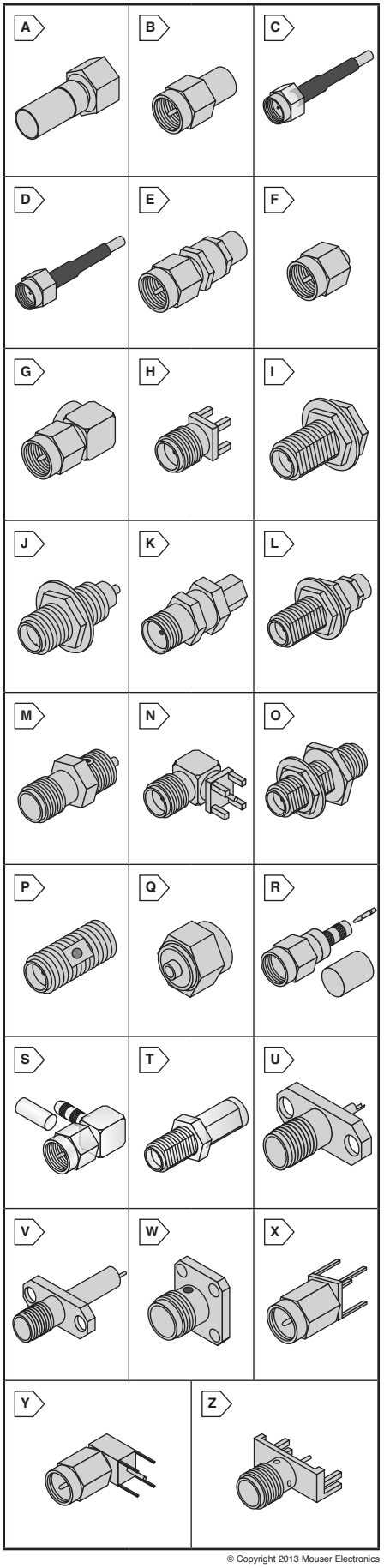

© Copyright 2013 Mouser Electronics

© Copyright 2013 Mouser Electronics

RoHS Compliant **This product is RoHS compliant.**

SMB RF CONNECTORS

Offers quick connect/disconnect snap on mating, reducing installation time.

- Impedance: 50Ω
- Frequency Range: 0-4GHz
- Center Contacts: Gold Plated
- Crimp Tool: CTL-13
- Insulators: TFE fluorocarbon
- Connector Durability: 500 matings
- Mating: Rapid Snap-on coupling, per MIL-STD-348
- Conforms with MIL-C-39012
- Interface is in compliance w/ MIL STD-348

For quantities greater than listed, call for quote.

MOUSER STOCK NO.	Amphenol Part No.	Fig.	Cable Attachment Outer-Inner	Plating	Description/ Cable Type	Price Each 1	10	25	100
Straight Plugs									
523-903-370P-51S	903-370P-51S	A	Crimp-Solder	Nickel	174, 179, 187, 188, 316, 7805	8.11	6.38	6.37	5.94
523-903285P51S	903285P51S	A	Crimp-Solder	Gold	174, 179, 187, 188, 316, 7805	14.85	11.66	10.38	9.57
523-903371P51S	903371P51S	A	Crimp-Solder	Nickel	178, 196, (.071" Outer Diameter)	17.30	15.79	14.57	13.48
Right Angle Plugs									
523-903-367P-51A	903-367P-51A	B	Crimp-Solder	Nickel	174, 179, 187, 188, 316, 7805	18.10	16.67	15.44	14.39
523-903-367P-51A2	903-367P-51A2	B	Crimp-Solder	Nickel	174, 179, 187, 188, 316, 7805	4.56	3.95	3.55	3.41
523-903-368P-51A1	903-368P-51A1	B	Crimp-Solder	Nickel	M17/93, 178, 178A, 196	6.25	5.71	5.59	5.59
523-903-369P-51A	903-369P-51A	B	Crimp-Solder	Nickel	M17/152, 315U Dbl. Braid 2x, 188	14.76	13.52	12.48	11.58
523-903289P51A	903289P51A	B	Crimp-Solder	Gold	174, 179, 187, 188, 316, 7805	11.96	11.05	10.27	9.31
523-903-289P-51A2	903-289P-51A2	B	Crimp-Solder	Gold	174, 179, 187, 188, 316, 7805	4.35	3.99	3.67	3.40
Receptacles									
523-903-415J-51P	903-415J-51P	C	PCB Jack	Gold	Vertical, .155" Legs, .250" Sq. Base	7.46	6.64	6.16	5.70
523-903-406J-51R	903-406J-51R	C	Solder	Gold	Front Mount	6.78	5.45	4.72	4.44
523-903-499J-51P	903-499J-51P	C	PCB Jack	Gold	Vertical Bulkhead, .155" Legs	9.73	8.83	8.19	6.86
523-903-499J-51P2	903-499J-51P2	C	PCB Jack	Gold	Vertical, .155" Legs, .250" Sq. Base	3.72	3.21	2.84	2.65
523-903-373J-51A	903-373J-51A	D	PCB Jack	Gold	Right Angle, .155" Legs, .312" Base	6.75	6.06	5.26	4.80
523-903-413J-51A	903-413J-51A	E	PCB Jack	Gold	Right Angle Bulkhead, .155" Legs	13.90	12.82	11.75	10.52

MINI-UHF CONNECTORS

Designed for use as a coaxial interconnection in cell phones, automotive systems, and similar applications where size, weight, and cost factors are critical.

- Impedance: 50Ω
- Frequency Range: 0-2.5GHz
- Crimp Tool: CTL-5
- Temperature Range: -55°C to 85°C (TFE Insulators)
- Voltage Rating: 335 Volts Peak
- Mating: 3/8-24 Threaded Coupling
- Teflon insulators

For quantities greater than listed, call for quote.

MOUSER STOCK NO.	Amphenol Part No.	Fig.	Cable Attachment Outer-Inner	Plating	Description/ Cable Type	Price Each 1	10	25	100
Plug									
523-81-114-RFX	81-114-RFX	F	Crimp-Crimp	Nickel/Gold	RG58, 141, 303, LMR 195, Belden 9258	3.84	3.55	3.49	3.49
523-81-115N-1000	81-115N-1000	G	Crimp-Crimp	Nickel/Gold	58, 58A, 58C, 141, 303, LMR 195, Belden 7806A	3.47	3.24	2.96	2.61
Receptacles									
523-81-116	81-116	H	Crimp-Crimp	Nickel/Tin-Lead	58, 58A, 58C, 141, 303, LMR 195, Belden 7806A	13.90	12.70	11.74	10.84
523-81-120	81-120	I	Solder Cup	Nickel/Gold	Straight Rear Mount Bulkhead .125" Max Panel Thickness	3.04	2.79	2.57	2.38

TWIN-AXIAL WEATHER PROOF CONNECTORS (TWINAX)

Due to improved shielding characteristics, these connectors are used in balanced low level and high sensitivity circuits. Keyway polarization ensures system integrity and prevents signals from being mixed. 5000V peak with Teflon insulators allows for high temperature applications.

- Frequency Range: 0-200MHz
- Impedance: 78Ω and 95Ω Cables
- Body Plating: Nickel
- Weatherproof: When mated
- Large thread designed for rugged use
- Contact Plating: Gold

For quantities greater than listed, call for quote.

MOUSER STOCK NO.	Amphenol Part No.	Fig.	Cable Attachment Outer-Inner	Description/ Cable Type	Price Each 1	10	25	100
Plugs								
523-82-5589-RFX	82-5589-RFX	J	Clamp-Solder	Belden 9207, IBM 7362211, Times Types	6.70	6.15	5.25	4.99
Receptacles								
523-82-5590-RFX	82-5590-RFX	K	Solder Cup	Bulkhead, Front Mount, .295" Panel	11.43	10.38	9.51	8.80

CRIMP TOOLS WITH DIE SETS

For quantities greater than listed, call for quote.

MOUSER STOCK NO.	Amphenol Part No.	Fig.	Cable Groups	Die Cavities	Price Each
523-47-10150	47-10150	L	RG 174 / 188 / 316 / 179 / 187 / 180 / 195 / 178 / 196	.178 / .128 / .068	132.66
523-47-10070	47-10070	L	RG 55 / 58 / 59 / 62 / 141 / 142 / 223 / 303 / 400	.255 / .213 / .068	73.74
523-47-10180	47-10180	L	5 Cavity RG 58 / 59 N, BNC, TNC, SMA	.255 / .213 / .100 / .068 / .052	81.32
523-47-10090	47-10090	L	RG 8 / 11 / 213/ 214	.429 / .100 / .08	77.76
523-47-10160	47-10160	L	.151 HEX 316 / 179 / Double Braid	.151 / .178 / .213	77.75
523-47-10110	47-10110	L	RG6 / 59 / B8281	.324 / .255 / .068 / .042	77.77
523-47-10210	47-10210	L	LMR 400 / B9913 / B9914 / B7810	.429 / .118	77.24
523-47-10270	47-10270	L	BNC / TNC, .042 Center Contact, .068 Center Contact	.178 / .128, .068, .042	90.92

CTL CRIMP TOOLS

For quantities greater than listed, call for quote.

MOUSER STOCK NO.	Amphenol Part No.	Fig.	Connector Types	Cable Type	Price Each
523-CTL-1	CTL-1	L	BNC, TNC 3-Piece	55, 58, 59, 62, 140, 141, 142, 210, 223, 303, 400, Belden 9258, 9259, 9907, 8990, Plenum 59 and 62	74.29
523-CTL-2	CTL-2	L	BNC, TNC 3-Piece	6, Plenum 58, 174, 179, 187, 188, 316, Belden 8281	74.29
523-CTL3	CTL3	L	N 3-Piece	8, 11, 55, 58, 141, 142, 149, 213, 214, 223, 225, 303, 393, 400, Ethernet Cables	74.29
523-CTL4	CTL4	L	Twinax Center Contacts	Belden 8227, 9207, 89207, IBM 7362211 Twinax Cable	86.37
523-CTL5	CTL5		BNC, TNC, Mini-UHF, N	55, 58, 59, 62, 140, 141, 142, 210, 223, 303, 400, Belden 9258, 9259, 9907, 89907, Plenum 59 and 62	76.45
523-CTL-6	CTL-6	L	BNC, TNC 3-Piece	59, 62, 174, Plenum 59, Plenum 62	116.59
523-CTL-9	CTL-9	L	SMA	174, 188, 180, 360	142.09
523-CTL-11	CTL-11	L	Type N 3-Piece	Belden 9913, 9914, LMR 400, 7810A	249.28
523-CTL13	CTL13	L	MMCX, SMA, SMB	174, 178, 188, 196, 316, RD-316	181.04
523-CTL-15	CTL-15	L	MMCX, 75 ohm	Belden 735A, 821B	335.76

A



B

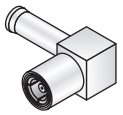

C

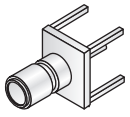

D

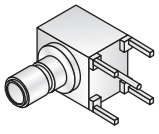

E

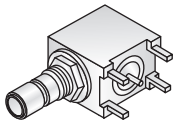

F

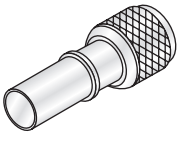

G

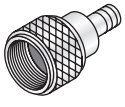

H

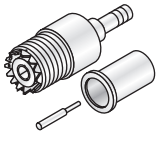

I



J

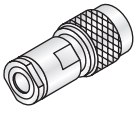

K

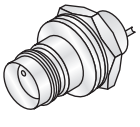

L

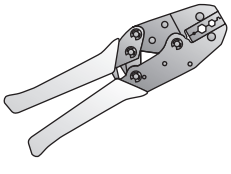

RF Connectors

Amphenol

© Copyright 2013 Mouser Electronics

© Copyright 2013 Mouser Electronics

AMPHENOL® RF Connectors

Amphenol®

RoHS Compliant **This product is RoHS compliant.**

MCX CONNECTORS

Connectors conform to the European CE CC 22220 spec. The MCX uses identical inner contact and insulator dimensions as the SMB yet is 30% smaller.

- Impedance: 50Ω
- Frequency Range: 0-6GHz
- Temperature Range: -65°C to 165°C
- Connector Durability: 500 matings
- Mating: Quick snap-on coupling
- Contact Plating: Gold

Straight Plugs

For quantities greater than listed, call for quote.

MOUSER STOCK NO.	Amphenol Part No.	Fig.	Cable Attachment Outer-Inner	Body Plating	RG Cable/ Description	Crimp Tool No.	Price Each 1	10	25
523-919-120P-51SX	919-120P-51SX	A	Solder-Solder	Gold	.085" Semi Rigid, 405	-----	8.91	8.20	7.59
523-919-121P-51SX	919-121P-51SX	B	Crimp-Solder	Gold	178, 196, .071" Outer Diameter	CTL-13	7.38	6.71	6.15
523-919-101P-51SX	919-101P-51SX	B	Crimp-Solder	Gold	174, 188A, 316, Belden 7805	CTL-13	8.53	6.68	5.96
523-919-101P-51S1X	919-101P-51S1X	B	Crimp-Solder	Nickel	174, 188A, 316, Belden 7805	CTL-13	7.32	6.98	6.39

Right Angle Plugs

For quantities greater than listed, call for quote.

MOUSER STOCK NO.	Amphenol Part No.	Fig.	Cable Attachment Outer-Inner	Body Plating	RG Cable/ Description	Crimp Tool No.	Price Each 1	10	25
523-919-102P-51AX	919-102P-51AX	C	Solder-Solder	Gold	.085" Semi Rigid, 405	-----	10.27	9.38	8.65
523-919-103P-51AX	919-103P-51AX	C	Solder-Solder	Gold	402, .141" Semi-Rigid	-----	11.37	10.45	9.70
523-919-104P-51AX	919-104P-51AX	D	Crimp-Solder	Gold	174, 188A, 316, Belden 7805	CTL-13	7.70	6.96	6.31
523-919-104P-51A1X	919-104P-51A1X	D	Crimp-Solder	Nickel	174, 188A, 316, Belden 7805	CTL-13	6.83	6.29	5.83
523-919-122P-51AX	919-122P-51AX	D	Crimp-Solder	Gold	178, 196, .071" Outer Diameter	CTL-13	11.81	10.80	9.95

Jacks

For quantities greater than listed, call for quote.

MOUSER STOCK NO.	Amphenol Part No.	Fig.	Cable Attachment Outer-Inner	Body Plating	RG Cable/ Description	Crimp Tool No.	Price Each 1	10	25
523-919-114J-51SX	919-114J-51SX	E	Solder-Solder	Gold	.085" Semi Rigid, 405	-----	7.88	7.25	6.71
523-919-107J-51SX	919-107J-51SX	F	Crimp-Solder	Gold	174, 188A, 316, Belden 7805	CTL-13	6.90	5.44	4.80
523-919-107J-51S1X	919-107J-51S1X	F	Crimp-Solder	Nickel	174, 188A, 316, Belden 7805	CTL-13	5.50	5.06	4.82
523-919-109J-51PX	919-109J-51PX	G	PCB Mount	Gold	Vertical, .155" Legs	-----	4.74	4.31	3.94
523-919-119J-51AX	919-119J-51AX	H	PCB Mount	Gold	Right Angle, .155" Legs	-----	6.88	6.20	5.63
523-919-118J-51P	919-118J-51P	I	Vertical SMT	Gold	Surface Mount, .232" x .232" Base	-----	6.99	6.38	5.71

MICROMATE™ MMCX CONNECTORS

- Impedance: 50Ω
- Frequency Range: 0-6GHz
- Contact Plating: Gold
- Temperature Range: -40°C to 90°C
- Connector Durability: 500 matings
- Mating: Quick snap-on coupling
- Conforms to European CFCC 22000 specifications

Straight Plugs

For quantities greater than listed, call for quote.

MOUSER STOCK NO.	Amphenol Part No.	Fig.	Cable Attachment Outer-Inner	Body Plating	RG Cable/ Description	Crimp Tool No.	Price Each 1	10	25
523-908-41400	908-41400	J	Solder-Solder	Gold	.085" Semi Rigid, 405	-----	27.53	25.16	23.17
523-908-41200	908-41200	K	Crimp-Solder	Gold	178, 196, .071" Outer Diameter	CTL-13	8.93	8.15	7.83
523-908-41300	908-41300	K	Crimp-Solder	Gold	174, 188A, 316, Belden 7805	CTL-13	9.76	9.07	7.83
523-908-21100	908-21100	L	End Launch	Gold	PCB , Machined Construction	-----	11.65	10.65	9.80

Right Angle Plugs

For quantities greater than listed, call for quote.

MOUSER STOCK NO.	Amphenol Part No.	Fig.	Cable Attachment Outer-Inner	Body Plating	RG Cable/ Description	Crimp Tool No.	Price Each 1	10	25
523-90843200	908-43200	M	Crimp-Solder	Gold	178, 196, .071" Outer Diameter	CTL-13	8.73	7.93	7.25
523-908-43300	908-43300	M	Crimp-Solder	Gold	174, 188A, 316, Belden 7805	CTL-13	6.96	6.83	6.71
523-908-43500	908-43500	N	Crimp-Solder	Gold	316/U, 174, 188A	CTL-13	11.77	10.76	9.91

Jacks

For quantities greater than listed, call for quote.

MOUSER STOCK NO.	Amphenol Part No.	Fig.	Cable Attachment Outer-Inner	Body Plating	RG Cable/ Description	Crimp Tool No.	Price Each 1	10	25
523-908-22106	908-22106	O	PCB Mount	Gold	Vertical, Machined Construction	-----	13.21	11.89	10.82
523-908-22100	908-22100	P	PCB Mount	Gold	Edgecard, Thru-Hole, Straight	-----	12.03	9.46	8.40
523-908-22101	908-22101	Q	Vertical SMT	Gold	Surface Mount, .170" x .170" Base	-----	4.71	4.29	3.93
523-908-24100	908-24100	R	PCB Mount	Gold	Right Angle, .020" Mounting Posts	-----	10.66	9.28	8.68

MHV HIGH VOLTAGE WEATHER PROOF CONNECTORS

- Body Plating: Brass
- Contact Plating: Brass, unless noted by † Beryllium

Plugs

For quantities greater than listed, call for quote.

MOUSER STOCK NO.	Amphenol Part No.	Fig.	Cable Attachment Outer-Inner	MIL Type	RG Cable/ Description	Price Each 1	10	25
523-29100	29100	S	Clamp	- - - -	55, 58, 141, 142	13.18	12.17	11.79
523-28000	28000	S	Clamp	UG-932	59, 62, 71, 140, 210	13.91	13.48	10.74

Receptacles

For quantities greater than listed, call for quote.

MOUSER STOCK NO.	Amphenol Part No.	Fig.	Cable Attachment Outer-Inner	MIL Type	RG Cable/ Description	Price Each 1	10	25
† 523-27000	27000	T	Solder Cup	UG-931	4-Hole Flange Rear Mount	11.73	10.72	9.87
† 523-27025	27025	U	Turret Contact	- - - -	Bulkhead Receptacle	46.17	30.25	28.63
† 523-27075	27075	-	Clamp	- - - -	59, 62, 71, 140, 210	31.04	28.37	27.32

Adapter

For quantities greater than listed, call for quote.

MOUSER STOCK NO.	Amphenol Part No.	Fig.	Cable Attachment Outer-Inner	MIL Type	RG Cable/ Description	Price Each 1	10	25
† 523-12650	12650	V	Jack to Jack	- - - -	Square Flange Feed Through	84.23	80.08	76.32

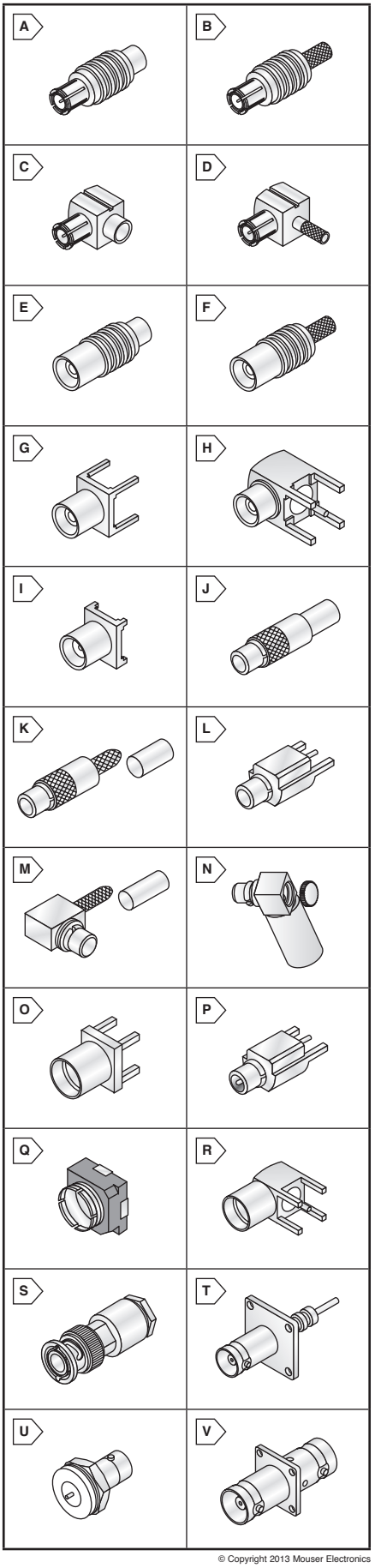

© Copyright 2013 Mouser Electronics

© Copyright 2013 Mouser Electronics

AMPHENOL® N and TNC Series RF Connectors

Amphenol®

RoHS Compliant This product is RoHS compliant.

N SERIES FOR LMR AND SEMI-RIGID CABLES

- Impedance: 50Ω
- Body Material: Brass
- Finish: Nickel
- Center Contact: 3µ" Gold
- Frequency Range: 0-11GHz
- Insulation: Teflon

For quantities greater than listed, call for quote.

MOUSER STOCK NO.	Amphenol Part No.	Fig.	Description	Cable	Crimp Tool	Price Each			
						1	10	25	100
523-172128	172128	A	Straight Crimp Plug	LMR 100/ RG316/U	47-10150	9.05	8.55	7.70	7.35
523-172171	172171	A	Straight Crimp Plug	316 Double Braid	47-10150	8.01	7.32	6.81	5.53
523-172142	172142	A	Straight Crimp Plug	RG 223/142/400	47-10180	4.08	3.72	3.39	3.04
523-172100	172100	A	Straight Crimp Plug	LMR 195/RG58/U	47-10180	4.12	3.71	3.40	3.14
523-172214	172214	A	Straight Crimp Plug	LMR 200	47-10180	5.20	4.75	4.38	4.07
523-172135	172135	A	Straight Crimp Plug	LMR 240/8X	47-10180	4.69	4.26	3.91	3.62
523-172206	172206	A	Straight Crimp Plug	LMR 600	.610 Hex	16.97	15.53	13.74	12.60
523-172102	172102	A	Straight Crimp Plug	RG 8, 213	47-10090	4.65	4.25	3.81	3.52
523-172166	172166	A	Straight Crimp Plug	RG 214	47-10090	5.81	5.28	4.83	4.18
523-172101	172101	A	Straight Crimp Plug	RG 59	47-10180	5.13	4.72	4.38	4.11
523-172102H243	172102H243	A	Straight Crimp Plug	LMR 400/B9913	47-10210	4.18	3.80	3.49	3.21
523-172113H243	172113H243	B	Straight Clamp Plug	LMR 400/B9913	- - -	7.27	6.61	5.87	5.39
523-172133	172133	C	Straight Solder Plug	.141 Semi-Rigid	- - -	6.37	5.85	5.32	4.56
523-172211	172211	C	Straight Solder Plug	.085 Semi-Rigid	- - -	5.74	5.22	4.64	4.45
523-172139	172139	C	Straight Solder Plug	.250 Semi-Rigid	- - -	5.93	5.40	4.79	4.38
523-172180	172180	D	Right Angle Crimp Plug	LMR 100/ RG316/U	47-10150	10.52	9.54	8.73	7.96
523-172177	172177	D	Right Angle Crimp Plug	LMR 195/RG58/U	47-10180	21.34	20.27	16.00	14.93
523-172178	172178	D	Right Angle Crimp Plug	RG 223/142/400	47-10070	11.00	9.95	9.06	8.25
523-172176	172176	D	Right Angle Crimp Plug	RG 8/213	47-10210	10.65	9.65	8.81	7.84
523-172215	172215	D	Right Angle Crimp Plug	LMR 200	47-10070	18.43	16.88	15.50	14.39
523-172219	172219	D	Right Angle Crimp Plug	LMR 240/8X	47-10180	9.47	8.54	7.82	7.23
523-172176	172176	D	Right Angle Crimp Plug	LMR 400/B9913	47-10210	10.65	9.65	8.81	7.84
523-172266	172266	E	Right Angle Solder Plug	.250 Semi-Rigid	- - -	12.56	11.43	10.17	9.43
523-172204	172204	F	Straight Crimp Jack	LMR 100/ RG316/U	47-10150	7.64	7.52	7.43	5.49
523-172103	172103	F	Straight Crimp Jack	LMR 195/RG58/U	47-10180	4.56	4.16	3.80	3.46
523-172216	172216	F	Straight Crimp Jack	LMR 200	47-10180	10.44	9.92	9.16	7.82
523-172147	172147	F	Straight Crimp Jack	RG55/142/223/400	47-10180	6.42	6.08	5.38	4.86
523-172148	172148	F	Straight Crimp Jack	LMR 240/8X	47-10180	4.59	4.19	3.83	3.34
523-172203	172203	F	Straight Crimp Jack	LMR 400/B9913	47-10210	5.83	5.47	5.28	4.48
523-172238	172238	G	Straight Solder Jack	.141 Semi-Rigid	- - -	15.25	13.90	12.40	11.37
523-172237	172237	G	Straight Solder Jack	.085 Semi-Rigid	- - -	5.84	5.32	4.73	4.38
523-172129	172129	H	Bulkhead Crimp Jack	LMR 100/ RG316/U	47-10150	6.23	5.64	5.19	4.77
523-172132	172132	H	Bulkhead Crimp Jack	RG 223/142	47-10180	7.42	6.77	6.22	5.71
523-172217	172217	H	Bulkhead Crimp Jack	LMR 200	47-10180	6.76	6.17	5.44	5.28
523-172108	172108	H	Bulkhead Crimp Jack	RG 8/213	47-10180	9.51	8.68	8.07	7.46
523-172106	172106	H	Bulkhead Crimp Jack	LMR 195/RG58/U	47-10180	7.15	6.68	6.20	5.38
523-172149	172149	H	Bulkhead Crimp Jack	LMR 240/8X	47-10180	6.97	6.31	5.79	5.34
523-172220	172220	H	Bulkhead Crimp Jack	LMR 400/B9913	47-10210	7.59	6.99	6.54	6.00
523-172143	172143	I	Bulkhead Clamp Jack	LMR 100/ RG316/U	- - -	9.85	9.02	8.32	6.71
523-172137	172137	J	Bulkhead Solder Jack	.141 Semi-Rigid	- - -	7.88	7.09	6.37	5.86
523-172138	172138	J	Bulkhead Solder Jack	.085 Semi-Rigid	- - -	8.55	7.66	7.04	6.49
523-172153	172153	J	Bulkhead Solder Jack	.250 Semi-Rigid	- - -	9.48	8.69	8.34	6.69

TNC SERIES FOR LMR AND SEMI-RIGID CABLES

- Impedance: 50Ω
- Frequency Range: 0-11GHz
- Body Material: Brass
- Finish: Nickel
- Insulation: Delrin (or Teflon ✻)
- Center Contact: 3µ" Gold
- 50Ω and 75Ω intermateable

For quantities greater than listed, call for quote.

MOUSER STOCK NO.	Amphenol Part No.	Fig.	Description	Cable	Crimp Tool	Price Each			
						1	10	25	100
523-122116	122116	K	Straight Crimp Plug	LMR 100/ RG316/U	47-10070	2.31	2.04	1.74	1.69
523-122117	122117	K	Straight Crimp Plug	RG179/187/139221	47-10150	12.39	11.87	11.38	10.21
523-122108	122108	K	Straight Crimp Plug	LMR 100/ RG58/U	47-10070	1.56	1.40	1.27	1.18
523-122410	122410	K	Straight Crimp Plug	LMR 200	47-10070	4.04	3.56	4.04	2.92
523-122408	122408	K	Straight Crimp Plug	LMR 240/8X	47-10070	2.16	1.96	1.84	1.75
523-122372	122372	K	Straight Crimp Plug	RG55/U/ 142A/U/ 223/U/ 400/U	47-10070	1.78	1.61	1.47	1.35
✻ 523-122393	122393	K	Straight Crimp Plug	LMR 400/B9913	47-10210	5.76	5.22	4.78	4.43
✻ 523-122386	122386	L	Straight Solder Plug	.141 Semi-Rigid	- - -	3.86	3.39	3.12	2.84
✻ 523-122387	122387	L	Straight Solder Plug	.085 Semi-Rigid	- - -	16.10	14.70	12.36	11.32
✻ 523-122484	122484	L	Straight Solder Plug	.250 Semi-Rigid	- - -	9.84	9.01	8.16	7.84
523-122148	122148	M	Right Angle Crimp/Solder Plug	LMR 100/ RG316/U	47-10150	4.18	3.83	3.28	3.05
523-122140	122140	M	Right Angle Crimp/Solder Plug	LMR 100/ RG58/U	47-10070	3.25	3.10	2.84	2.66
✻ 523-122414	122414	M	Right Angle Crimp/Solder Plug	LMR 240/8X	47-10070	6.24	5.66	5.17	4.63
523-122416	122416	M	Right Angle Crimp/Solder Plug	LMR 400/B9913	47-10210	6.89	6.27	5.71	4.75
✻ 523-122422	122422	N	Right Angle Solder Plug	.141 Semi-Rigid	- - -	7.18	6.57	5.19	5.10
✻ 523-122420	122420	N	Right Angle Solder Plug	.085 Semi-Rigid	- - -	5.52	4.80	4.72	4.72
523-122138	122138	O	Straight Crimp Jack	LMR 100/ RG316/U	47-10150	2.81	2.58	2.51	2.14
✻ 523-122122	122122	O	Straight Crimp Jack	LMR 100/ RG58/U	47-10070	2.45	2.21	2.03	1.88
523-122409	122409	O	Straight Crimp Jack	LMR 240/8X	47-10070	4.94	4.54	4.00	3.71
✻ 523-122392	122392	O	Straight Crimp Jack	LMR 400/B9913	47-10210	5.28	5.10	4.99	4.73
523-122192	122192	P	Bulkhead Crimp Jack	LMR 100/ RG316/U	47-10150	3.41	3.06	2.79	2.58
✻ 523-122160	122160	P	Bulkhead Crimp Jack	LMR 100/ RG58/U	47-10070	4.19	3.85	3.32	3.12
✻ 523-122415	122415	P	Bulkhead Crimp Jack	LMR 240/8X	47-10070	5.29	4.84	4.29	3.98
✻ 523-122401	122401	Q	Bulkhead Solder Jack	.141 Semi-Rigid	- - -	7.84	7.37	6.43	6.01
✻ 523-122400	122400	Q	Bulkhead Solder Jack	.085 Semi-Rigid	- - -	7.97	7.55	6.69	6.25

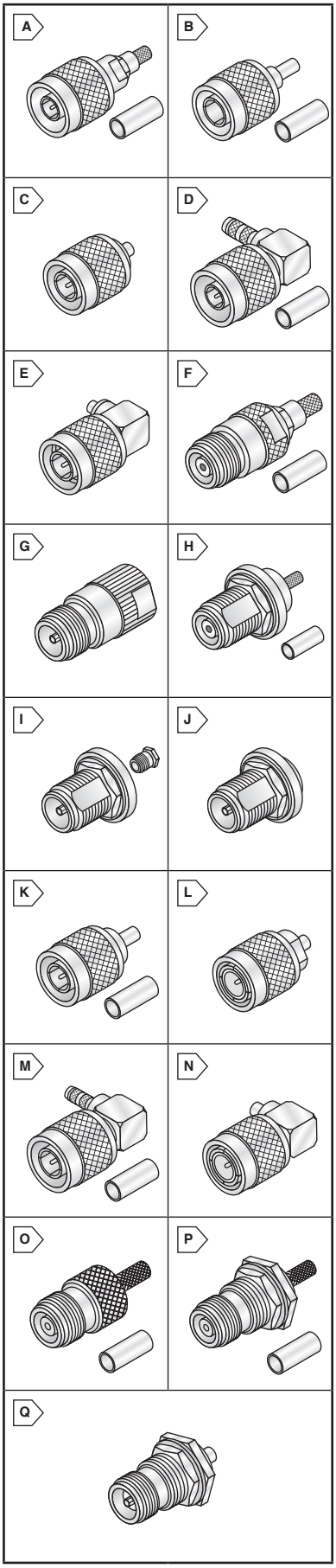

© Copyright 2013 Mouser Electronics

© Copyright 2013 Mouser Electronics

RoHS Compliant **This product is RoHS compliant.**

TNC CONNECTORS

Designed as a threaded version of the BNC, the TNC series features screw threads for mating. TNC are miniature, weatherproof units with a constant 50Ω impedance and operate from 0-11GHz.

- Temperature Range: -65°C to 165°C
- Voltage Rating: 500 Volts Peak
- Mating: 7/16 Threaded Coupling
- RFX=Commercial version

For quantities greater than listed, call for quote.

MOUSER STOCK NO. Mfr.	Mfr. Part No.	Fig.	Cable Attachment Outer-Inner	MIL Type	Cable/ Description	Crimp Tool Number	Price Each 1	10	25
Straight Plugs									
	523—31-2373	A	Dual Crimp	M23329/4-02,4-04	55,142,223,400	CTL-1	5.78	5.15	4.62
	523—31-4452	A	Dual Crimp	M39012/26-0503	55, 142, 223, 400 (Silver Plating)	CTL-1	10.72	9.79	7.66
	523—31-2367	A	Dual Crimp	M23329/4-01,4-03	58/A/C,141,303,LMR 195,7806A	CTL-1	5.81	5.31	5.00
	523—31-2367-RFX	A	Dual Crimp	- - - - -	58/A/C,141,303,LMR 195,7806A	CTL-1	1.73	1.56	1.35
	523—31-2315-RFX	A	Dual Crimp	- - - - -	174,188A,316,7805	CTL-2	2.21	2.00	1.85
	523—31-2368	A	Dual Crimp	M23329/4-05	59,62,140,210,8241,8263,8279	CTL-1	6.06	5.38	4.92
	523—31-2368-RFX	A	Dual Crimp	- - - - -	59,62,140,210,8241,8263,8279,58,141	CTL-1	1.95	1.78	1.64
	523—36825	A	Dual Crimp	- - - - -	58, 141	CTL-1	11.25	7.36	5.13
	523—31-6001-RFX	A	Crimp-Solder	- - - - -	LMR 400, Belden 7810A, 8214, 9913	CTL-4	7.85	7.14	6.55
	523—79875-RFX	B	Crimp-Solder	- - - - -	55, 58, 141,142, 223, 400	- - -	3.71	3.58	3.46
Right Angle Plug									
	523—31-2381	C	Dual Crimp	- - - - -	55, 142, 223, 400	CTL-1	17.34	16.21	15.22
Jacks									
	523—31-2300	D	Solder Cup	- - - - -	4 Hole Square Flange	- - -	10.07	9.14	8.38
	523—31-2301	E	Solder Cup	- - - - -	Bulkhead, Front Mount	- - -	7.17	6.55	6.28
	523—31-2301-RFX	E	Solder Cup	- - - - -	Bulkhead, Front Mount	- - -	2.25	2.18	1.89
	523—31-5660	F	PCB Mount	- - - - -	Right Angle Bulkhead, Metal Housing	- - -	15.03	12.22	9.89
	523—31-2318	G	Dual Crimp	- - - - -	Bulkhead, 174,188A,316,Belden 7805	CTL-2	13.88	13.20	9.90
	523—31-2318-RFX	G	Dual Crimp	- - - - -	Bulkhead, 174,188A,316,Belden 7805	CTL-2	5.57	3.69	2.58
Adapters and Accessories									
	523—31-4804	H	Jack to Jack	- - - - -	Bulkhead, Isolated	- - -	26.68	17.46	15.33
	523—78750	-	Male Cap	- - - - -	Cap and Chain	- - -	10.49	9.58	9.00
	523—79125	-	Jack to Plug	- - - - -	R/A In-Series	- - -	45.31	42.22	39.55
	523—79700	I	Jack-Plug-Jack	- - - - -	Tee adapter	- - -	9.82	9.27	8.44

TNC REVERSE POLARITY CONNECTORS

Reversed Center Pin Design (Will not mate with standard TNC connectors)

For quantities greater than listed, call for quote.

MOUSER STOCK NO. Mfr.	Mfr. Part No.	Fig.	Cable Attachment Outer-Inner	Cable/ Description	Crimp Tool Number	Price Each 1	10	25
Straight Plugs								
	523—31-5677	J	Dual Crimp	58, 58A, 58C, 141, 303, LMR 195, 7806A	CTL-1	8.16	7.30	6.70
	523—31-5677-1000	J	Dual Crimp	55, 142, 223, 400	CTL-1	11.45	10.46	9.63
	523—31-5679	J	Crimp-Solder	LMR 400, Belden 7810A, 8214, 9913	- - -	11.36	10.38	9.56
Jacks								
	523—31-5678	K	Dual Crimp	58, 58A, 58C, 141, 303, LMR 195, 7806A	CTL-1	15.15	14.27	12.91
	523—31-5684	K	Crimp-Solder	LMR 400, Belden 7810A, 8214, 9913	- - -	10.43	9.53	8.78
	523—31-5687	L	Dual Crimp	Bulkhead, 58, 141, 303, LMR 195, 7806A	CTL-1	13.84	12.66	11.65

UHF CONNECTORS

- General purpose units for use in low frequency systems from .6-300MHz
- Impedance: Non-constant
- Frequency Range: 0-300MHz
- Temperature Range: -65°C to 165°C (TFE Insulators)
- Voltage Rating: 500 Volts Peak
- Mating: 5/8-24 Threaded Coupling
- RFX: Commercial version

For quantities greater than listed, call for quote.

MOUSER STOCK NO. Mfr.	Mfr. Part No.	Fig.	Cable Attachment Outer-Inner	MIL Type	Cable/ Description	Crimp Tool Number	Price Each 1	10	25
Straight Plugs									
	523—831SP	M	Solder-Solder	PL-259	8, 9, 87A, 214, 313, 225	- - -	4.59	4.19	3.88
	523—83-1SP-1050	M	Solder-Solder	PL-259	8, 9, 87A, 214, 313, 225	- - -	4.34	4.03	3.32
	523—83-1SP-15RFX	M	Solder-Solder	- - - - -	8, 9, 87A, 214, 313, 225	- - -	2.20	1.99	1.69
	523—83-822	M	Solder-Solder	PL-259	8, 9, 87A, 214, 313, 225	- - -	5.46	4.95	4.13
	523—83-750	M	Solder-Solder	UG-111/U	59, 62, 140, 210, 8241, 8279, 9209	- - -	22.87	20.48	19.08
	523—83-58DCP-2RFX	N	Dual Crimp	- - - - -	58, 58A, 58C, 141, 303, LMR 195, 7806A	CTL-1	3.72	3.40	3.16
	523—83-58FCP-RFX	N	FCP-Pliers	- - - - -	58, 58A, 58C, 141, 303, LMR 195, 7806A	- - -	5.67	3.85	2.70
Panel Receptacles									
	523—83-1R	O	Solder Cup	SO-239	4-Hole Square Flange, PBT Insulator	- - -	3.51	3.28	2.80
	523—83-1R-RFX	O	Solder Cup	- - - - -	4-Hole Square Flange, PBT Insulator	- - -	3.84	3.42	3.07
	523—83-798	O	Solder Cup	SO-239A	4-Hole Square Flange, TFE Insulator	- - -	6.12	5.52	4.56
Bulkhead Receptacles									
	523—83-878	P	Solder Cup	- - - - -	Rear Mount, .187" Max Panel	- - -	5.82	5.02	4.75
	523—83-878-RFX	P	Solder Cup	- - - - -	Rear Mount, .187" Max Panel	- - -	5.53	5.03	4.62
Adapters and Accessories									
	523—83-185	Q	Cable Reducer	UG-175/U	Adapter RG-55, 58, 141, 142 Cable	- - -	8.49	7.76	7.15
	523—83-185-RFX	Q	Cable Reducer	- - - - -	Adapter RG-55, 58,141, 142 Cable	- - -	.66	.599	.515
	523—83-168-RFX	Q	Cable Reducer	- - - - -	Adapter RG-59, 62, 71, 140, 210 Cable	- - -	.60	.504	.471
	523—83-1J	R	Jack to Jack	PL-258	Straight Jack to Jack Adapter	- - -	11.04	10.24	9.58
	523—83-1F	S	Jack to Jack	UG-363/U	Bulkhead Jack to Jack, .890" Max Panel	- - -	22.30	21.41	18.04
	523—83-1AP	T	Jack to Plug	UG-646/U	Right Angle Jack to Plug Adapter	- - -	16.50	15.00	11.27
	523—83-1T	U	Jack-Plug-Jack	M-358	Tee Adapter Jack-Plug-Jack	- - -	21.13	19.46	18.02
	523—83-765	V	Connect. Hood	UG-177/U	4-Hole Flange 83-1R to RG 58, 141	- - -	8.57	7.14	4.74
	523—83-1H	V	Connect. Hood	UG-106/U	4-Hole Flange 83-1R to RG 8, 10, 11, 12, 215	- - -	7.47	6.83	6.28
	523—83-1AC-RFX	W	- - - - -	- - - - -	Receptacle Cap with Chain	- - -	2.14	1.95	1.79

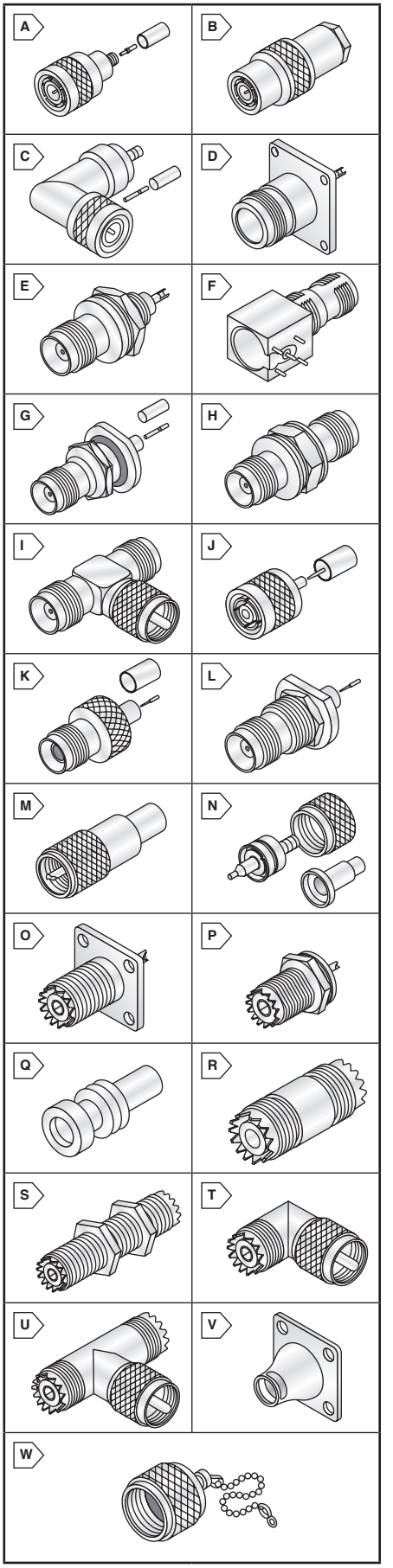

© Copyright 2013 Mouser Electronics

© Copyright 2013 Mouser Electronics

RoHS Compliant **This product is RoHS compliant.**

AMPHENOL QMA CONNECTORS

QMA is a quick disconnect version of the SMA connector. Instead of using a threaded coupling mechanism, a snap-lock mechanism is used.

Features:
- Operates at the same electrical performance as SMA
- Snap-on interface for quick and easy installation (can be installed 10x faster that SMA)
- Snap-Lock mechanism removes requirement for wrench clearance, allowing for denser packaging
- Rotatable 360° after connection

Specifications:
- Impedance: 50Ω
- Frequency Range: 0-6GHz
- VSWR: 1.05 max DC to 3 GHz, 1.12 max 3 to 6GHz
- Temperature Range: - 40°C to +80°C
- Body Material: White Bronze over Brass
- Durability: 100 cycles
- Power Handling: 125W at 40°C

Applications:
- Base Stations
- Instrumentation
- Process Controls
- Cable Assemblies
- Mil/Aero
- Telecom
- Components
- PC/LAN

For quantities greater than listed, call for quote.

MOUSER STOCK NO.	Amphenol Part No.	Fig.	Description/Cable	Crimp Tool	Price Each 1	10	25	100
Plugs								
523-930-119P-51S	930-119P-51S	A	Straight Solder, .085, .087 Semi-Rigid	-	11.97	11.02	10.19	9.63
523-930-120P-51S	930-120P-51S	B	Straight Crimp, 89907, B7806A, RG11, RG58, RG58C	CTL-1	14.83	12.83	11.34	9.87
523-930-129P-51S	930-129P-51S	C	Straight Crimp, RG174, RG188A	CTL-9	13.81	12.62	10.64	9.89
523-930-104P-51A	930-104P-51A	D	Right Angle Solder, .085, .087 Semi-Rigid	-	13.84	12.78	11.83	11.12
523-930-103P-51A	930-103P-51A	E	Right Angle Solder, .141 Semi-Rigid	-	14.51	12.16	10.94	10.94
523-930-110P-51A	930-110P-51A	F	Right Angle Crimp, 89907, B7806A, RG11, RG58, RG58C	CTL-1	15.35	12.36	11.12	10.90
PCB Jacks								
523-930-121J-51S	930-121J-51S	E	.085, .087 Semi-Rigid, Bulkhead	-	10.37	9.76	9.16	9.16
523-930-128J-51P	930-128J-51P	G	Right Angle	-	11.84	10.99	10.22	10.00
523-930-107J-51P	930-107J-51P	H	Vertical Surface Mount Thru-Hole	-	9.68	8.67	8.07	7.49
Adapters-Between Series								
523-930-101A-51S	930-101A-51S	I	QMA Plug to SMA Jack	-	60.12	54.96	43.20	42.14
523-930-131A-51S	930-131A-51S	J	QMA Jack to SMA Plug	-	68.37	61.77	46.33	42.75

AMPHENOL AMC CONNECTORS AND CABLE ASSEMBLIES

Features:
- Easy snap-on / snap-off mating
- Ultra low-profile (2.5mm mating height)
- Small footprint (3mm x 3mm)

Specifications:
- Impedance: 50Ω
- Frequency Range: 0-6GHz
- VSWR: 1.3 max DC to 3GHz, 1.4 max 3 to 6GHz
- Temperature Range: - 40°C to +90°C
- Durability: 30 cycles
- Mating Female contact holding force: 0.15N min
- Body Material: Silver over Phosphor Bronze

Applications:
- WLAN
- Bluetooth
- PDA
- Notebook computers
- GPS
- Portable Devices
- Remote Measuring Equipment

For quantities greater than listed, call for quote.

MOUSER STOCK NO.	Amphenol Part No.	Fig.	Description	Price Each 1	10	25	100
Receptacle							
523-A-1JB	A-1JB	K	AMC PCB Jack, Surface Mount	.66	.61	.46	.417
Adapters							
523-31-6101	31-6101	L	AMC Plug to TNC-RP Jack, 2 Hole Flange	11.88	10.69	9.69	8.90
523-31-6112	31-6112	M	AMC Plug to TNC-RP Jack, Bulkhead Front Mount	13.91	12.80	11.87	11.05
523-901-10097	901-10097	N	AMC Plug to SMA-RP Jack, Bulkhead Rear Mount	6.23	5.74	5.32	5.05
Cable Assemblies							
523-A-1PA-113-100G2	A-1PA-113-100G2	O	100mm, Right Angle Plug Jumper, Gray Cable	2.70	2.45	2.25	2.07
523-A-1PA-113-125W2	A-1PA-113-125W2	O	125mm, Right Angle Plug Jumper, White Cable	3.72	3.35	3.05	2.78
523-A-1PA-113-150B2	A-1PA-113-150B2	O	150mm, Right Angle Plug Jumper, Black Cable	3.21	3.12	2.88	2.77
523-A-1PA-113-300B2	A-1PA-113-300B2	O	300mm, Right Angle Plug Jumper, Black Cable	3.56	3.21	2.78	2.34
523-A-1PA-113-330B2	A-1-1PA-330B2	O	330mm, Right Angle Plug Jumper, Black Cable	3.72	3.38	3.10	2.86

✻Contact your Mouser Sales Representative for additional color and length options.

AMPHENOL SMP CONNECTORS

The SMP interface is a subminiature interface in the same scale as MMCX connectors but offers a frequency range of DC to 40GHz.

Features:
- RF performance DC to 40GHz
- Designed to accommodate both radical and axial misalignment
- Push-on and Snap-on mating styles for quick installation

Specifications:
- Impedance: 50Ω
- VSWR: 1.50 max 0-20GHz
- Temperature Range -65°C to +155°C
- Contacts: Gold-plated brass, Gold plated beryllium copper
- Mating Cycles: 100 with full detent, 500 with limited detent
- Body Material: Gold plated brass, Gold Plated beryllium copper

Applications:
- Aerospace
- Routers
- Broadband
- Telecom
- Board to Board Interconnect
- Instrumentation
- Phased array antennas

For quantities greater than listed, call for quote.

MOUSER STOCK NO.	Amphenol Part No.	Fig.	Description / Cable	Termination	Price Each 1	10	25	100
Plugs								
523-SMP-MSLD-PCT	SMP-MSLD-PCT	P	Vert PCB Plug, Thru-Hole, Limited Detent	PCB Mount	19.56	18.19	17.91	13.06
523-SMP-MSLD-PCS	SMP-MSLD-PCS	Q	Vert PCB Plug, SMT, Limited Detent	PCB Mount	9.64	9.06	8.43	7.77
523-SMP-MSLD-PCR	SMP-MSLD-PCR	R	Vert PCB Plug, Rear Mount, Limited Detent	PCB Mount	11.43	10.29	9.36	8.57
523-SMP-MSSB-PCS	SMP-MSSB-PCS	Q	Vert PCB Plug, SMT, Smooth Bore	PCB Mount	10.11	9.06	8.43	7.77
523-SMP-MSSB-PCR	SMP-MSSB-PCR	R	Vert PCB Plug, Rear Mount, Smooth Bore	PCB Mount	15.28	13.91	10.42	9.85
Jacks								
523-SMP-FR-C06	SMP-FR-C06	S	R/A Cable Jack to .047 Semi-Rigid	Solder/Solder	27.12	23.67	21.20	16.29
523-SMP-FR-C07	SMP-FR-C07	S	R/A Cable Jack to RG 405, .086 Semi-Rigid	Solder/Solder	12.19	11.89	10.60	9.92
523-SMP-FS-C06	SMP-FS-C06	T	ST Cable Jack to .047 Semi-Rigid	Solder/Solder	14.54	13.42	12.50	12.47
523-SMP-FS-C07	SMP-FS-C07	U	ST Cable Jack to RG 405, .086 Semi-Rigid	Solder/Solder	24.66	15.90	13.32	12.31
Adapters								
523-SMP-FSBA-145	SMP-FSBA-145	V	ST SMP Jack to SMP Jack, 14.5mm	- - -	24.21	23.61	21.07	19.71
523-SMP-FSBA-224	SMP-FSBA-224	W	ST SMP Jack to SMP Jack, 22.4mm	- - -	15.24	13.73	13.10	12.81

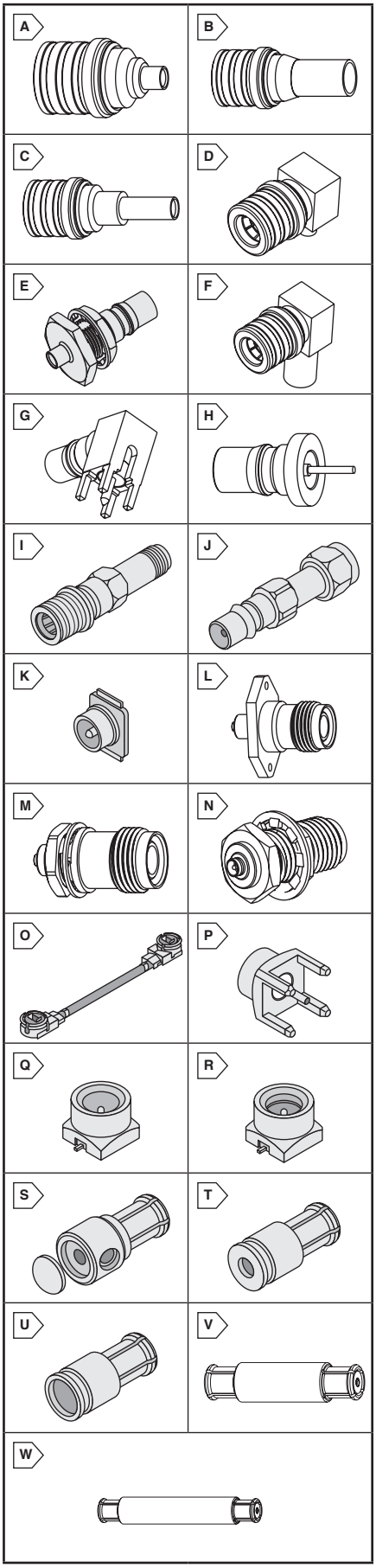

© Copyright 2013 Mouser Electronics

© Copyright 2013 Mouser Electronics

RF Connectors

9178 SERIES IDC SMT COAX CONNECTORS

Features:
- "Gas Tight" IDC termination for long term reliability
- Simple strip, insert and press down termination process
- High temperature endurance testing for 1000 hrs at 125°C
- Industrial operating temperature range for harsh environments

Electrical Specifications:
- Current Rating: 0.5A (Current limit is cable dependent)
- Voltage Rating: 125V
- VSWR less than 1.2:1 in excess of 700MHz
- Operating Temperature: -40°C to +125°C

RoHS Compliant



For quantities greater than listed, call for quote.

MOUSER STOCK NO.	AVX Part No.	Description	Cable Type	Price Each 1	50	100	350
581-009178001001006	009178001001006	50Ω IDC SMT Coax Receptacle, Black	RG178B/U	2.89	2.19	1.93	1.75

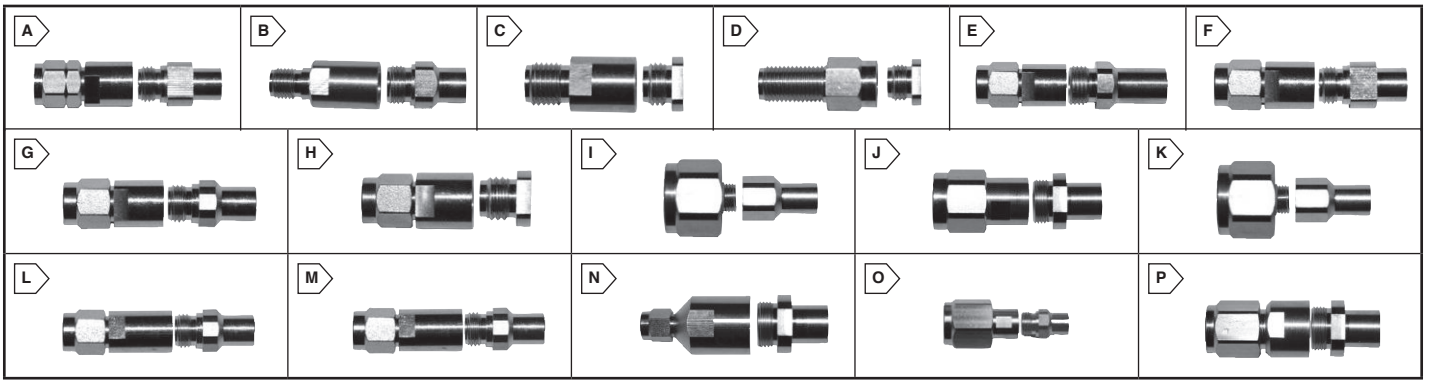

HIGH PERFORMANCE RF CONNECTORS

MOUSER STOCK NO. / Mfr. Mfr. Part No.	Fig.	Cable Type	Style	Gender	Price Each 1	5	10
2.4 mm							
549—CS-DM-MJB	A	IW 1501	Plug	Male	66.12	63.91	61.71
2.92 mm							
549—CS-FF-MJB	B	IW 1501	Jack	Female	53.16	51.38	49.62
549—CS-FF-MSB	B	Semflex HP160	Jack	Female	46.06	45.36	44.30
549—CS-FF-MSR	C	0.085 Semi Rigid RG405	Jack	Female	51.12	49.41	47.71
549—CS-FFB-MSR	D	0.085 Semi Rigid RG405	BulkHead	Female	59.47	57.48	55.50
549—CS-FM-MHA	E	Harbour LL142	Plug	Male	41.22	39.85	38.47
549—CS-FM-MJB	F	IW 1501	Plug	Male	41.22	39.85	38.47
549—CS-FM-MSB	G	Semflex HP160	Plug	Male	41.22	39.85	38.47
549—CS-FM-MSC	G	Semflex HP190	Plug	Male	41.22	39.85	38.47
549—CS-FM-MSR	H	0.085 Semi Rigid RG405	Plug	Male	51.12	49.41	47.71
N-Type							
549—CS-NM-MHA	I	Harbour LL142	Plug	Male	34.43	33.28	32.13
549—CS-NM-MSC	I	Semflex HP190	Plug	Male	34.43	33.28	32.13

MOUSER STOCK NO. / Mfr. Mfr. Part No.	Fig.	Cable Type	Style	Gender	Price Each 1	5	10
N-Type (Cont.)							
549—CS-NM-MSD	J	Semflex LA290	Plug	Male	43.28	41.83	40.39
SMA							
549—CS-SF-MHA	K	Harbour LL142	Jack	Female	46.95	45.38	43.82
549—CS-SF-MSC	K	Semflex HP190	Jack	Female	46.95	45.38	43.82
549—CS-SM-MHA	L	Harbour LL142	Plug	Male	28.17	27.23	26.29
549—CS-SM-MHD	M	Harbour SS402	Plug	Male	28.17	27.23	26.29
549—CS-SM-MSB	M	Semflex HP160	Plug	Male	48.08	46.46	44.87
549—CS-SM-MSC	M	Semflex HP190	Plug	Male	28.17	27.23	26.29
549—CS-SM-MSD	N	Semflex LA290	Plug	Male	38.61	37.31	36.03
TNC							
549—CS-TM-MHA	O	Harbour LL142	Plug	Male	34.43	33.28	32.13
549—CS-TM-MSC	O	Semflex HP190	Plug	Male	34.43	33.28	32.13
549—CS-TM-MSD	P	Semflex LA290	Plug	Male	38.61	37.31	36.03

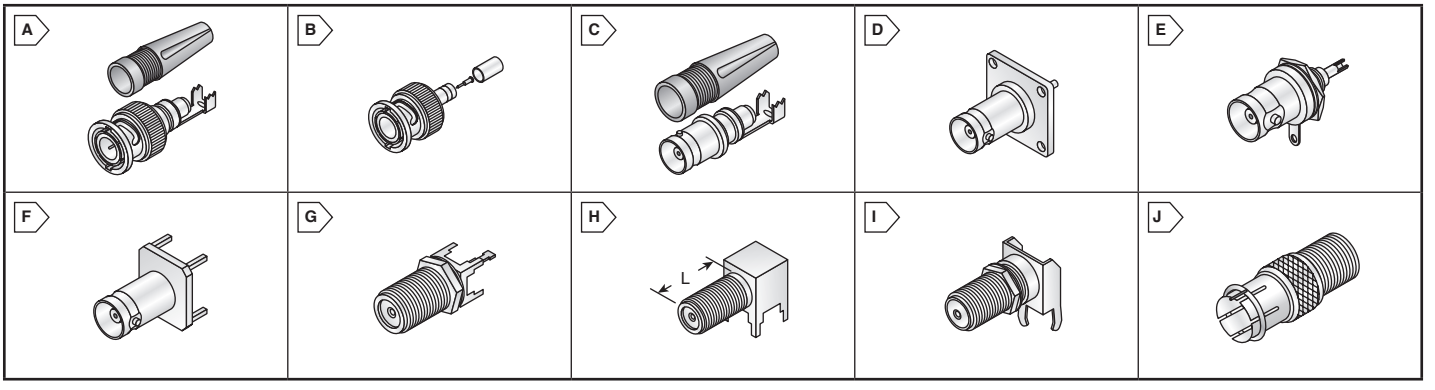

BNC, TNC CONNECTORS, AND ADAPTERS

Designed for the requirements of commercial applications that do not require performance above 1-3GHz.

- Nickel plated pins
- Delrin insulators
- For instrumentation, medical equipment

For quantities greater than listed, call for quote.

MOUSER STOCK NO.	Fig.	Description	RG/U Cable Type	Price Each 1	10	100	500
BNC Connectors							
171-9311	A	BNC plug connector, w/ strain relief	58	2.19	1.68	1.53	1.39
171-9314	B	BNC plug, crimp type	58	2.23	1.51	1.37	1.25
161-9312	C	BNC jack with strain relief	58	3.04	2.33	2.12	1.93
161-9320	D	BNC receptacle, panel mount	- - - - -	2.90	2.23	2.02	1.84
161-9323	E	BNC chassis receptacle	- - - - -	2.50	1.93	1.74	1.58

COMMERCIAL BNC/TNC CONNECTORS 50 OHM IMPEDANCE

- Impedance: 50Ω
- Frequency range: 0-4 GHz
- VSWR: 1.3:1 max.
- Vibration, shock, moisture resistance
- Contact resistance: inner contact - 1.5mΩ max. outer contact - .2mΩ max.
- Voltage rating: 500VRMs
- Insulation resistance: 5000MΩ min.
- Temperature range: -55°C to +85°C

Receptacles

For quantities greater than listed, call for quote.

MOUSER STOCK NO.	Fig.	Description	Price Each 1	10	100	500
161-9317	F	Vertical PCB receptacle	4.03	3.10	2.82	2.57

F TYPE CONNECTORS

(CATV / MATV) Type

For quantities greater than listed, call for quote.

161-5370	G	F-61 PC mount receptacle	1.18	.899	.824	.749
161-5371	H	F-61 PC mount receptacle, right angle L= .92"	4.10	3.16	2.40	2.03
161-5372	I	F receptacle, panel mount, right angle	2.17	1.67	1.52	1.38
161-5369	J	F Jack to push-on plug	1.36	1.05	.952	.867

© Copyright 2013 Mouser Electronics
© Copyright 2013 Mouser Electronics

BOMAR Between Series Adapters and RF Connectors

RoHS Compliant **This product is RoHS compliant.**

HIGH DENSITY BNC JACK

NEW PRODUCT

For quantities greater than listed, call for quote.

MOUSER STOCK NO.	Bomar Part No.	Fig.	Description	Price Each 1	5	10	25
678-361EHD704	361EHD704	A	End Launch Jack, E-Snap	6.58	6.01	5.53	5.13

BETWEEN SERIES ADAPTERS

Between series adapters solve a variety of connection problems where connectors of different types could ordinarily not be mated together. Each adapter has a different type coupling at each end allowing for a wide variety of interconnections to fit almost all interconnection situations. All adapters are constructed of machined brass and are nickel plated.

- RoHS Compliant per Bomar documentation

✻Plating: Tri-plate, a copper alloy composed of three components: 55% copper, 25% tin, and 20% zinc

For quantities greater than listed, call for quote.

MOUSER STOCK NO.	Bomar Part No.	Fig.	Description	Price Each 1	10	25	50
Type N Adapters							
678-1303505	1303505	B	N Plug to BNC Plug	27.68	26.75	25.16	24.29
678-1313505	1313505	C	N Plug to BNC Jack	16.21	15.26	14.83	14.01
678-1307505	1307505	D	N Plug to UHF Plug	34.96	32.14	29.75	27.68
678-1317505	1317505	E	N Plug to UHF Jack	17.68	16.07	15.52	14.25
678-1308505	1308505	F	N Plug to F Plug	11.05	10.06	9.43	8.66
678-1318505	1318505	G	N Plug to F Jack	14.11	13.29	12.65	12.25
678-1309505	1309505	H	N Plug to SMA Plug	39.14	35.59	34.34	31.92
678-1319505	1319505	I	N Plug to SMA Jack	15.62	15.09	14.12	13.70
✻ 678-131150011	131150011	J	N Plug to 7/16 Jack	36.29	35.29	34.09	33.14
✻ 678-153115011	153115011	K	N Plug to 7/16 Plug	43.94	42.48	39.94	39.15
678-1323505	1323505	L	N Jack to BNC Jack	17.60	16.68	15.69	15.08
678-1327505	1327505	M	N Jack to UHF Jack	14.86	13.98	13.46	12.81
678-1329505	1329505	N	N Jack to SMA Jack	72.65	68.80	65.12	62.86
678-1325505	1325505	O	N Jack to TNC Jack	24.39	22.16	21.94	20.28
678-6311505	6311505	P	N Jack to Mini-UHF Plug	22.97	21.24	19.53	18.16
✻ 678-153155011	153155011	Q	N Jack to 7/16 Plug	36.66	35.44	33.32	32.35
✻ 678-153215011	153215011	R	N Jack to 7/16 Jack	36.47	35.25	33.15	32.81
Type 7/16 Adapters							
✻ 678-1513A5011	1513A5011	S	7/16 Plug to 7/16 Jack R/A	60.73	58.71	57.43	55.88
✻ 678-1532A5011	1532A5011	T	7/16 Jack to 7/16 Jack	40.78	39.42	37.06	36.38
Type BNC Adapters							
678-3315505	3315505	U	BNC Plug to TNC Jack	7.68	6.98	6.75	6.21
678-3316505	3316505	V	BNC Plug to Mini-UHF Jack	15.22	14.06	13.40	12.73
678-3307505	3307505	W	BNC Plug to UHF Plug	17.92	16.86	16.07	15.12
678-3317505	3317505	X	BNC Plug to UHF Jack	10.87	10.05	9.21	8.47
678-3318505	3318505	Y	BNC Plug to F Jack	5.26	4.79	4.62	4.25
678-3309505	3309505	Z	BNC Plug to SMA Plug	24.24	23.07	22.30	21.55
678-3319505	3319505	AA	BNC Plug to SMA Jack	9.52	9.20	8.67	8.35
678-3325505	3325505	BB	BNC Jack to TNC Jack	16.37	14.87	14.66	13.61
678-3327505	3327505	CC	BNC Jack to UHF Jack	19.02	17.93	17.64	16.41
678-3328505	3328505	DD	BNC Jack to F Jack	6.13	5.59	5.38	4.95
678-8313505	8313505	EE	BNC Jack to F Plug	5.48	5.21	4.50	4.35
678-6313505	6313505	FF	BNC Jack to Mini-UHF Plug	19.52	17.72	17.11	15.73
Type TNC Adapters							
678-5311505	5311505	GG	TNC Plug to N Jack	11.15	10.30	9.46	9.04
678-5313505	5313505	HH	TNC Plug to BNC Jack	5.97	5.42	5.23	4.80
678-5316505	5316505	II	TNC Plug to Mini-UHF Jack	10.83	9.83	9.48	8.71
678-5317505	5317505	JJ	TNC Plug to UHF Jack	14.95	14.07	13.86	13.76
678-5309505	5309505	KK	TNC Plug to SMA Plug	16.02	14.72	12.98	11.99
678-5319505	5319505	LL	TNC Plug to SMA Jack	27.60	26.66	25.86	25.49
678-5329505	5329505	MM	TNC Jack to SMA Jack	44.24	42.67	41.08	40.27
Type SMA Adapters							
678-9311505	9311505	NN	SMA Plug to N Jack	22.33	21.39	20.46	19.70
678-9313505	9313505	OO	SMA Plug to BNC Jack	12.75	11.79	11.31	10.68
678-9315505	9315505	PP	SMA Plug to TNC Jack	26.87	25.97	24.68	23.54
678-9306505	9306505	QQ	SMA Plug to Mini-UHF Plug	7.99	7.28	7.01	6.44
678-9316505	9316505	RR	SMA Plug to Mini-UHF Jack	29.38	28.40	27.17	25.94
Type UHF Adapters							
678-7311505	7311505	SS	UHF Plug to N Jack	15.01	14.12	13.19	12.36
678-7313505	7313505	TT	UHF Plug to BNC Jack	11.64	10.76	10.30	8.69
678-7316505	7316505	UU	UHF Plug to Mini-UHF Jack	15.91	14.97	14.49	13.10
678-7309505	7309505	VV	UHF Plug to SMA Plug	7.14	6.47	6.07	5.47
Type RCA Adapters							
678-R0842	R0842	WW	RCA Plug to BNC Plug	5.60	5.40	5.06	4.62
678-R0844	R0844	XX	RCA Plug to BNC Jack	4.26	3.87	3.73	3.27
678-R0849	R0849	YY	RCA Plug to F Jack	3.08	2.85	2.66	2.51
678-R0822	R0822	ZZ	RCA Plug to UHF Jack	7.31	6.66	6.42	5.66
678-R0811	R0811	AAA	RCA Jack to UHF Plug	5.16	5.11	5.06	4.63
678-R0843	R0843	BBB	RCA Jack to BNC Plug	3.64	3.46	3.21	3.10
678-R0851	R0851	CCC	RCA Jack to F Plug	3.11	2.84	2.73	2.63

RF ADAPTER KITS

- RoHS Compliant per Bomar documentation

For quantities greater than listed, call for quote.

MOUSER STOCK NO.	Bomar Part No.	Description	Price Each 1	10
Type UHF Adapters				
678-ADPT1	ADPT1	2 Male and Female of each: BNC, TNC, N, Mini-UHF, UHF, SMA, and 6 Universal adapters	189.38	178.14
Broadcast Grade Kit-40 pcs				
678-ADPT2	ADPT2	2 Male and Female of each: BNC, TNC, N, Mini-UHF, UHF, SMA, F, RCA, and 8 Universal adapters	331.35	312.16
7/16 Kit-8 pc				
678-ADPT3PA	ADPT3PA	1 Male and Female of each: 7/16 to N, N to N, and 7/16 to 7/16	340.82	326.72
Antenna Kit-42 pcs				
678-ADPT4RP	ADPT4RP	2 Male and Female of each: N, BNC, UHF, TNC, TNC-RT, TNC-RP, SMA, SMA-RP, and 8 Universal adapters	333.31	315.06



RF Connectors

Bomar

© Copyright 2013 Mouser Electronics

© Copyright 2013 Mouser Electronics

BOMAR RF Connectors

RoHS Compliant **This product is RoHS compliant.**

BOMAR INTERCONNECT PRODUCTS, INC.

MCX AND MMCX CABLE CONNECTORS

- Brass body parts
- Plating: Gold over Nickel

For quantities greater than listed, call for quote.

MOUSER STOCK NO.	Bomar Part No.	Fig.	Imp. Ω	Description	RG Cable Type	Price Each 1	10	25	100
678-1210A204M	1210A204M	A	50	Straight Cable Plug	174/U	3.93	3.56	3.42	3.25
678-1213A204M	1213A204M	B	50	Right Angle Plug	174/U	4.01	3.65	3.51	3.32

BNC COAXIAL CRIMP PLUGS

- High quality machined construction
- Semi-captive contacts that "click" into place assuring perfect installation

For quantities greater than listed, call for quote.

MOUSER STOCK NO.	Bomar Part No.	Fig.	Imp. Ω	RG Cable Type	Price Each 1	10	25	100
3 Piece, Dual Crimp								
678-310A205F	310A205F	C	50	58/U,58C/U,141	4.18	3.82	3.69	3.51
678-310A205G	310A205G	C	50	59, 62, 210	2.65	2.41	2.33	2.14
678-310A205MV	310A205MV	C	50	174, 179, 196	3.35	3.05	3.03	2.69
678-310A205P	310A205P	C	50	223	3.79	3.45	3.22	3.03
678-310B205MV	310B205MV	C	75	174, 178, 196	4.26	3.76	3.62	3.35
Inline Splice Adaptor								
678-332A705	332A705	D	75	- - - - -	4.17	4.07	3.69	3.42
678-332A505	332A505	D	50	- - - - -	4.55	4.14	3.99	3.67

BNC PRINTED CIRCUIT BOARD RIGHT ANGLE JACKS

- 50Ω versions have been approved by most U.S. manufacturers of LAN cards.
- 75Ω versions are in wide use in High Definition Video which require the use of a true 75Ω connector

For quantities greater than listed, call for quote.

MOUSER STOCK NO.	Bomar Part No.	Fig.	Imp. (Ω)	Description	Body Material	Price Each 1	10	25	100
678-364A595	364A595	E	50	Standard profile w/posts	White Valox	2.25	2.04	1.88	1.77
678-364A595B	364A595B	E	50	Standard profile w/posts	Black Valox	2.03	1.93	1.82	1.71
678-364A795	364A795	E	75	Standard profile w/posts	White Valox	2.25	2.04	1.88	1.77
678-364A795B	364A795B	E	75	Standard profile w/posts	Black Valox	2.07	1.99	1.95	1.87
678-364A595BL	364A595BL	E	50	Low profile with posts	White Valox	2.25	2.04	1.88	1.77
678-364A795BL	364A795BL	E	75	Low profile with posts	White Valox	2.38	2.15	2.08	1.92
678-364M595	364M595	F	50	Standard profile w/posts	Nickel / Zinc	3.55	3.23	3.11	2.86
678-364M595L	364M595L	F	50	Low profile with posts	Nickel / Zinc	3.27	2.99	2.87	2.72
678-364M795	364M795	F	75	Standard profile w/posts	Metal	3.19	2.89	2.79	2.56
678-364M595M	364M595M	G	50	Super low profile w/clips	Nickel / Zinc	3.19	2.90	2.62	2.45
678-364A2595	364A2595	H	50	X-2 Dual stacked	White Valox	7.70	7.49	6.74	6.31
678-364A2795	364A2795	H	75	X-2 Dual stacked	White Valox	8.62	7.85	7.58	7.12
678-364A2795B	364A2795B	H	75	X-2 Dual stacked	Black Valox	7.36	7.05	6.79	6.56
678-364A2795FS	364A2795FS	H	75	X-2 Dual full shield	White Valox	10.33	9.91	9.33	9.24
678-364M2595	364M2595	I	50	X-2M Dual stacked	Nickel / Zinc	11.90	10.82	10.37	9.60
678-364M2795	364M2795	I	75	X-2M Dual stacked	Nickel / Zinc	11.90	11.00	9.28	9.21
678-364M2795FS	364M2795FS	I	75	X-2M Dual full shield	Nickel / Zinc	13.52	12.56	12.29	11.97
678-364NT	364NT	--	--	Jam nut	Nickel	.72	.685	.621	.589
678-364KNT	364KNT	--	--	Knurled nut	Nickel	.78	.705	.692	.638
678-364LW	364LW	--	--	Lock washer	Nickel	.32	.289	.278	.257

PRINTED CIRCUIT BOARD EDGE MOUNT JACKS

- V-Bite™ features an award winning PCB lock-in design providing extreme anti-rotation.
- E-Snap™ snaps into 2 holes in PC board and locks into place for reflow soldering.

For quantities greater than listed, call for quote.

MOUSER STOCK NO.	Bomar Part No.	Fig.	Imp. (Ω)	Type	Description	Price Each 1	10	25	100
V-Bite™									
678-361V509E	361V509E	J	50	BNC	Polyethylene Insul.	3.58	3.27	3.16	3.03
678-361V504ER	361V504ER	J	50	BNC	Teflon insul.for reflow	5.40	4.92	4.75	4.37
678-361V504EFT	361V504EFT	K	50	BNC	Teflon insul./flange	5.03	4.92	4.46	4.17
678-361V504ET	361V504ET	L	50	BNC	Teflon insul.for reflow	4.43	4.01	3.88	3.56
678-361V704ER	361V704ER	J	75	BNC	Teflon insul.for reflow	4.28	3.89	3.76	3.45
678-361V704EFT	361V704EFT	K	75	BNC	Teflon insul./flange	5.30	4.82	4.61	4.27
678-361VH704EFT	361VH704EFT	K	75	BNC	w/Thread and flange, 4GHz	7.09	6.79	6.62	6.29
678-161V504EFT	161V504EFT	M	50	N	w/Flange TFE insul./re-flow	16.33	14.85	14.23	12.32
678-861V509ER	861V509ER	N	NCI	F	Teflon for reflow, RG59	5.44	4.95	4.77	4.52
678-861V509ER6	861V509ER6	N	75	F	Teflon for reflow, RG6/59	4.92	4.82	4.39	4.07
678-861VH509ER6	861VH509ER6	N	75	F	Teflon for reflow, RG6/59, 5GHz	5.06	4.88	4.53	4.45
E-Snap™									
678-961E504	961E504	O	50	SMA	PTFE Insul.	4.69	4.27	4.12	3.78

F SERIES PRINTED CIRCUIT BOARD AND CABLE CONNECTORS

- These F type connectors are widely used in CATV, MATV, and CCTV.

For quantities greater than listed, call for quote.

MOUSER STOCK NO.	Bomar Part No.	Fig.	Description	Body Material	Price Each 1	10	25	100
PCB Connectors-Non Constant Impedance								
678-861A509	861A509	P	Jack, straight	Vertical	1.85	1.68	1.63	1.50
678-864B509	864B509	Q	Jack, long, .90" barrel	Right Angle	2.61	2.36	2.28	2.09
678-864B509S	864B509S	R	Jack, short, .70" barrel	Right Angle	1.85	1.69	1.62	1.49
678-866B509	866B509	S	Male, direct to tuner connection	Right Angle	3.22	2.93	2.82	2.61
678-864NT	864NT	- -	Nut	- - -	.34	.321	.319	.289
678-864LW	864LW	- -	Washer	- - -	.19	.182	.177	.169
678-864LW	864LW	- -	Washer	- - -	.19	.182	.177	.169

BNC BULKHEAD JACKS

- These jacks are held into the panel by a hex-nut and lock washer.
- All units feature nickel plated, brass bodies, and gold phosphor-bronze contacts

For quantities greater than listed, call for quote.

MOUSER STOCK NO.	Bomar Part No.	Fig.	Description	Price Each 1	10	25	100
678-326A515	326A515	T	F/M Solder, Grounded	2.64	2.40	2.32	2.24
678-326R515	326R515	U	F/M Solder, Isolated, White Bushing	3.19	2.90	2.80	2.58
678-326R515RD	326R515RD	U	F/M Solder, Isolated, Red Bushing	4.54	4.01	3.87	3.69
678-326R515GN	326R515GN	U	F/M Solder, Isolated, Green Bushing	4.55	4.01	3.87	3.79
678-326R515BL	326R515BL	U	F/M Solder, Isolated, Blue Bushing	4.41	4.01	3.87	3.46

SMA CONNECTOR

For quantities greater than listed, call for quote.

MOUSER STOCK NO.	Bomar Part No.	Fig.	Description	Mount/Cable Type	Price Each 1	10	25	100
678-910A205F	910A205F	V	Straight Crimp Plug, Nickel Body	RG58/U, 141/U, 142/U	5.40	5.30	4.07	2.88

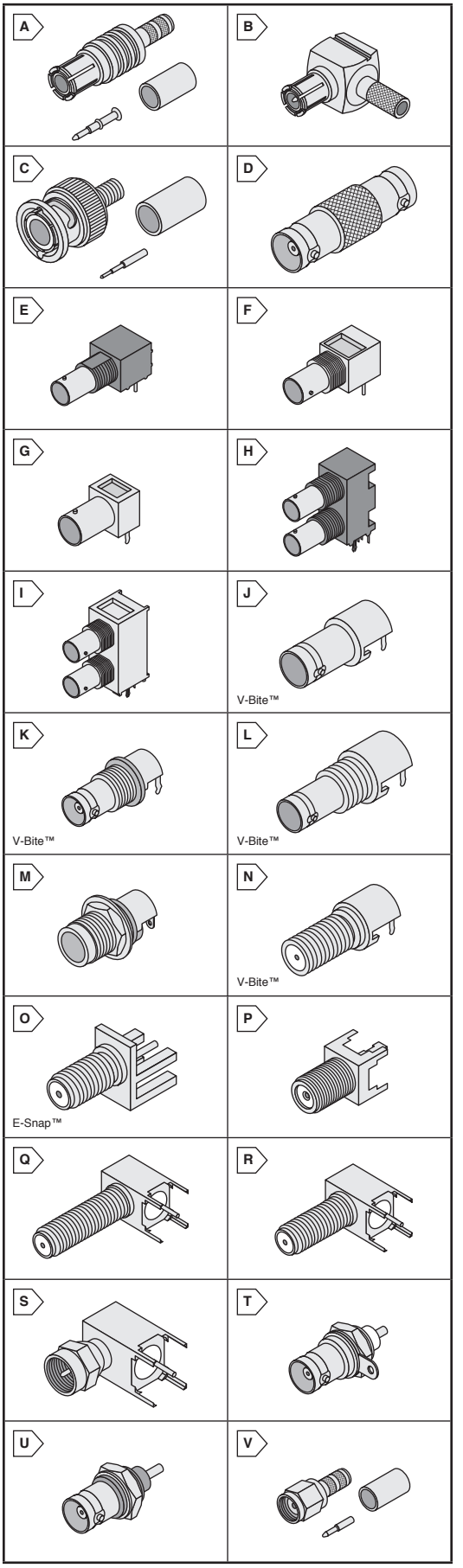

© Copyright 2012 Mouser Electronics

© Copyright 2012 Mouser Electronics

CONNECTOR CITY RF Connectors

RoHS Compliant **This product is RoHS compliant.**



REVERSE-POLARITY SMA CONNECTORS

Reverse-polarity connectors are designed to meet FCC Part 15 requirements and are ideal for any application requiring a reliable non-standard RF connection.
The reverse-polarity design uses the same tooling as a standard SMA, but reverses the center connection.

For quantities greater than listed, call for quote.

MOUSER STOCK NO.	Connector City Part No.	Fig.	Description	Cable Type	Price Each		
					1	25	50
712-CONREVSMA001	CONREVSMA001	A	RP-SMA Female PCB Mount	----	3.12	2.86	2.77
712-CONREVSMA001-SMD	CONREVSMA001-SMD	B	Female PCB Mount, SMD	----	4.32	3.95	3.83
712-CONREVSMA002-L	CONREVSMA002-L	C	Female Right Angle PCB Mount, Extended	----	4.46	4.07	3.94
712-CONREVSMA003031L	CONREVSMA003.031-L	D	Female Edge Mount for 0.031" Board, Extended	----	5.78	5.60	5.06
712-CONREVSMA005	CONREVSMA005	E	Female Bulkhead Mount Cable End Crimp	RG174, 188A, 316	4.30	4.23	3.84
712-CONREVSMA006.062	CONREVSMA006.062	F	Female Edge Multi-Mount for 0.062" Board	----	4.49	4.11	3.98
712-CONRPSMA006062SQ	CONREVSMA006.062SQ	G	Female Edge Multi-Mount with Square Flange for 0.062" Board	----	6.20	6.00	5.28
712-CONREVSMA007-R58	CONREVSMA007-R58	H	Male Cable End Crimp	RG58, 58A, 141	3.75	3.64	3.20
712-CONREVSMA007R178	CONREVSMA007-R178	I	Male Cable End Crimp	RG178	3.86	3.64	3.41
712-CONREVSMA010	CONREVSMA010	J	Male to Female Right Angle Adaptor	----	4.49	4.12	3.92
712-CONREVSMA011	CONREVSMA011	K	Female Cable End Crimp	RG174, 188A, 316	2.76	2.53	2.45
712-CONREVSMA012-R58	CONREVSMA012-R58	L	Male Right Angle Cable End Crimp	RG58, 58A, 141	5.64	5.47	4.83
712-CONREVSMA013.031	CONREVSMA013.031	M	Male Edge Mount for 0.031" Board	----	7.79	7.14	7.04
712-CONREVSMA014-R58	CONREVSMA014-R58	N	Female Bulkhead Mount Cable End Crimp with O-Ring	RG58, 58A, 141	5.33	4.86	4.71
712-CONREVSMA014R178	CONREVSMA014-R178	O	Female Bulkhead Mount Cable End Crimp with O-Ring	RG174, 188A, 316	4.32	3.95	3.83
712-CONREVSMA015	CONREVSMA015	P	Female Bulkhead Front Mount Cable End Crimp with O-Ring	RG58, 58A, 141	4.89	4.48	4.41

SMA CONNECTORS

SMA connectors are popular and cost-effective devices which provide repeatable electrical performance from DC to 12.4GHz.
SMA connectors are available in a broad variety of mounting styles, brass, stainless-steel body types, and assorted cable-attachment methods.

For quantities greater than listed, call for quote.

MOUSER STOCK NO.	Connector City Part No.	Fig.	Description	Cable Type	Price Each		
					1	25	50
712-CONSMA001	CONSMA001	Q	Female PCB Mount	----	2.79	2.57	2.45
712-CONSMA002-SMD	CONSMA002-SMD	R	Female Right Angle Surface Mount	----	4.76	4.34	4.21
712-CONSMA003.031	CONSMA003.031	S	Female Edge Mount for 0.031" Board	----	3.45	3.15	3.05
712-CONSMA003.031-L	CONSMA003.031-L	T	Female Edge Mount for 0.031" Board, Extended	----	6.93	6.33	6.12
712-CONSMA005	CONSMA005	U	Female Bulkhead Mount Cable End Crimp	RG174, 188A, 316	5.50	5.03	4.87
712-CONSMA005-R58	CONSMA005-R58	V	Female Bulkhead Mount Cable End Crimp	RG58, 58A, 141	3.15	2.89	2.62
712-CONSMA005-R178	CONSMA005-R178	W	Female Bulkhead Mount Cable End Crimp	RG178	5.61	5.13	4.96
712-CONSMA006.031	CONSMA006.031	X	Female Edge Multi-Mount for 0.031" Board	----	5.37	4.92	4.85
712-CONSMA007	CONSMA007	Y	Male Cable End Crimp	RG174, 188A, 316	2.39	2.17	2.10
712-CONSMA007-R58	CONSMA007-R58	Z	Male Cable End Crimp	RG58, 58A, 141	2.39	2.19	2.10
712-CONSMA007-R178	CONSMA007-R178	AA	Male Cable End Crimp	RG178	2.39	2.19	2.11
712-CONSMA011	CONSMA011	BB	Female Cable End Crimp	RG174, 188A, 316	2.51	2.31	2.10
712-CONSMA011-R58	CONSMA011-R58	CC	Female Cable End Crimp	RG58, 58A, 141	2.51	2.31	2.28
712-CONSMA011-R178	CONSMA011-R178	DD	Female Cable End Crimp	RG178	2.51	2.31	2.28
712-CONSMA012	CONSMA012	EE	Male Right Angle Cable End Crimp	RG174, 188A, 316	3.49	3.19	3.08
712-CONSMA012-R58	CONSMA012-R58	EE	Male Right Angle Cable End Crimp	RG58, 58A, 141	3.17	3.15	3.12
712-CONSMA012-R178	CONSMA012-R178	FF	Male Right Angle Cable End Crimp	RG178	4.03	3.68	3.56
712-CONSMA013.031	CONSMA013.031	GG	Male Edge Mount for 0.031" Board	----	5.10	4.68	4.61
712-CONSMA014-R58	CONSMA014-R58	HH	Female Bulkhead Mount Cable End Crimp with O Ring	RG58, 58A, 141	4.40	4.32	4.27
712-CONSMA014-R178	CONSMA014-R178	II	Female Bulkhead Mount Cable End Crimp with O Ring	RG178	5.64	5.47	4.83
712-CONSMA015	CONSMA015	JJ	Female Bulkhead Mount Cable End Crimp	RG174, 188A, 316	5.62	5.15	5.07

© Copyright 2013 Mouser Electronics
© Copyright 2013 Mouser Electronics

CONNECTOR CITY RF Connectors

RoHS Compliant **This product is RoHS compliant.**



REVERSE-POLARITY MCX CONNECTORS

Reverse-polarity MCX micro-miniature connectors are designed to meet FCC Part 15 requirements and provide repeatable performance from DC to 6GHz. A 30% space reduction from the SMB style has been achieved, making the MCX connector style ideal for any application requiring a reliable non-standard interface connection. The snap-on connection feature eases assembly.

For quantities greater than listed, call for quote.

MOUSER STOCK NO.	Connector City Part No.	Fig.	Description	Cable Type	Price Each 1	25	50
712-CONREVMCX002-L	CONREVMCX002-L	A	Female Right Angle PCB Mount, Extended	----	5.95	5.42	5.26
712-CONREVMCX002-SMD	CONREVMCX002-SMD	B	Female Right Angle, SMD	----	5.82	5.32	5.14
712-CONREVMCX003.062	CONREVMCX003.062	C	Female Edge Mount for 0.062" Board	----	4.23	3.86	3.73
712-CONREVMCX005	CONREVMCX005	D	Female Bulkhead Rear Mount Crimp	RG174, 188A, 316	4.64	4.25	4.10
712-CONREVMCX005R178	CONREVMCX005-R178	D	Female Bulkhead Rear Mount Crimp	RG178	4.23	3.86	3.73
712-CONREVMCX011R178	CONREVMCX011-R178	E	Female Cable End Crimp	RG178	6.12	5.59	5.40
712-CONREVMCX012	CONREVMCX012	F	Male Right Angle Cable End Crimp	RG174, 188A, 316	6.12	5.59	5.40
712-CONREVMCX012R178	CONREVMCX012-R178	F	Male Right Angle Cable End Crimp	RG178	6.12	5.59	5.40

MCX CONNECTORS

MCX microminiature connectors provide repeatable performance from DC to 6GHz. A 30% space reduction from the SMB has been achieved, making the unit ideal for GPS, wireless communications and automotive applications. The snap-on connection feature eases assembly in dense packaging arrangements.

For quantities greater than listed, call for quote.

712-CONMCX001	CONMCX001	G	Female PCB Mount	----	3.68	3.36	3.24
712-CONMCX001-SMD	CONMCX001-SMD	H	Female PCB Mount, SMD	----	3.77	3.43	3.34
712-CONMCX002-SMD	CONMCX002-SMD	I	Female Right Angle, SMD	----	4.19	3.84	3.69
712-CONMCX003.031	CONMCX003.031	J	Female Edge Mount for 0.031" Board	----	4.42	4.03	3.92
712-CONMCX003.031-L	CONMCX003.031-L	K	Female Edge Mount for 0.031" Board, Extended	----	6.47	5.91	5.72
712-CONMCX003.062-L	CONMCX003.062-L	L	Female Edge Mount for 0.062 Board, Extended	----	5.65	5.48	4.84
712-CONMCX005	CONMCX005	M	Female Bulkhead Mount Cable End Crimp	RG174, 188A, 316	5.83	5.33	5.15
712-CONMCX005-R178	CONMCX005-R178	N	Female Bulkhead Mount Cable End Crimp	RG178	5.19	4.72	4.57
712-CONMCX007-R178	CONMCX007-R178	O	Male Cable End Crimp	RG178	3.80	3.47	3.35
712-CONMCX011	CONMCX011	P	Female Cable End Crimp	RG174, 188A, 316	3.68	3.36	3.24
712-CONMCX011-R178	CONMCX011-R178	P	Female Cable End Crimp	RG178	3.36	3.06	2.95
712-CONMCX012	CONMCX012	Q	Male Right Angle Cable End Crimp	RG174, 188A, 316	3.72	3.40	3.30
712-CONMCX012-R178	CONMCX012-R178	Q	Male Right Angle Cable End Crimp	RG178	4.23	3.86	3.75

MMCX CONNECTORS

MMCX microminiature connectors provide repeatable performance from DC to 6GHz. A 45% space reduction from the SMB has been achieved, making the unit ideal for applications where a small connector is essential. Our MMCX connectors are suitable for standard flexible and semi-rigid cables as well as PCB mounting.

For quantities greater than listed, call for quote.

712-CONMMCX001	CONMMCX001	R	Female PCB Mount	----	3.24	2.95	2.86
712-CONMMCX001-SMD	CONMMCX001-SMD	S	Female, SMD	----	3.97	3.62	3.52
712-CONMMCX002	CONMMCX002	T	Female Right Angle PCB Mount	----	3.72	3.40	3.30
712-CONMMCX007	CONMMCX007	U	Male Cable End Crimp	RG174, 188A, 316	3.02	2.74	2.66
712-CONMMCX007-R178	CONMMCX007-R178	U	Male Cable End Crimp	RG178	2.59	2.36	2.26
712-CONMMCX011	CONMMCX011	V	Female Cable End Crimp	RG174, 188A, 316	4.15	3.79	3.66
712-CONMMCX011-R178	CONMMCX011-R178	V	Female Cable End Crimp	RG178	4.15	3.79	3.66
712-CONMMCX012	CONMMCX012	W	Male Right Angle Cable End Crimp	RG174, 188A, 316	3.72	3.41	3.10
712-CONMMCX012-R178	CONMMCX012-R178	W	Male Right Angle Cable End Crimp	RG178	3.72	3.41	3.36

N CONNECTORS

N connectors are a medium size, precision, weatherproof connector that can operate up from DC to 11GHz. They are ideal for applications where vibration resistance and environmental protection are required. A broad range of mounting styles and cable-attachment options are available.

For quantities greater than listed, call for quote.

712-CONN005	CONN005	X	Female Bulkhead Mount Cable End Crimp	RG174, 188A, 316	9.45	8.63	8.37
712-CONN005-R58	CONN005-R58	Y	Female Bulkhead Mount Cable End Crimp	RG58, 58A, 141	8.59	7.85	7.61
712-CONN007	CONN007	Z	Male Cable End Crimp	RG174, 188A, 316	7.51	6.86	6.63
712-CONN007-R58	CONN007-R58	AA	Male Cable End Crimp	RG58, 58A, 141	7.51	6.86	6.63
712-CONN011	CONN011	BB	Female Cable End Crimp	RG174, 188A, 316	5.45	4.98	4.82
712-CONN011-R58	CONN011-R58	BB	Female Cable End Crimp	RG58, 58A, 141	5.45	4.98	4.82
712-CONN012-R58	CONN012-R58	CC	Male Right Angle Cable End Crimp	RG58, 58A, 141	8.35	7.63	7.38

© Copyright 2013 Mouser Electronics
© Copyright 2013 Mouser Electronics

AIM-CAMBRIDGE RF Connectors and Adapters

EMERSON Network Power
Connectivity Solutions

RoHS Compliant This page of product is compliant.

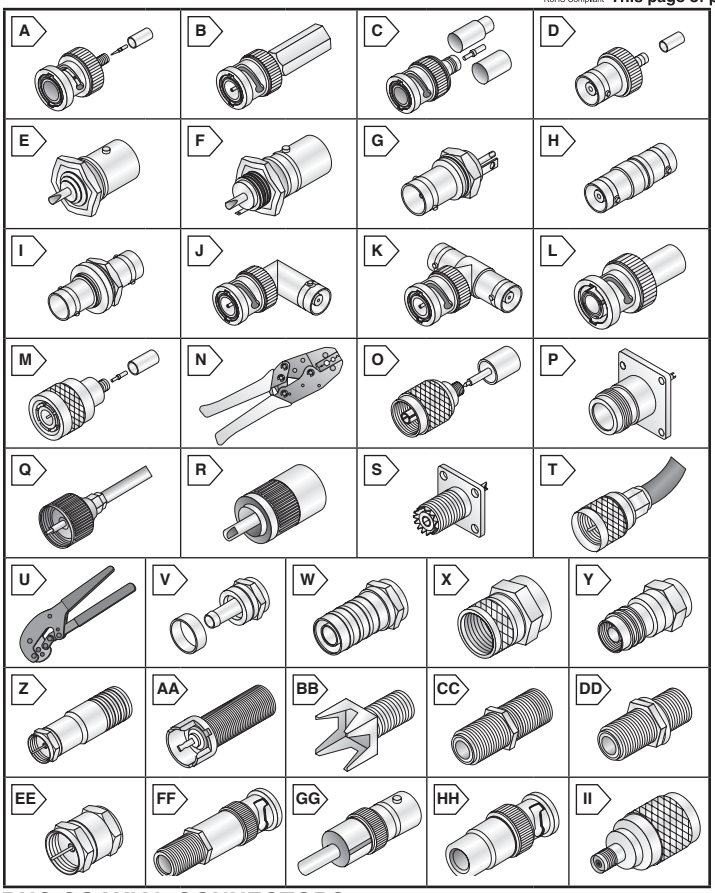

BNC COAXIAL CONNECTORS

For quantities greater than listed, call for quote.

MOUSER STOCK NO.	AIM-Cambridge Part No.	Fig.	Imp. (Ω)	Description/Cable Type	Price Each 1	10	25	100
Cable Mount								
530-CPM-88-19	CPM-88-19	A	50	Crimp, 4 Piece Plug, RG174, RG316	3.22	2.87	2.34	2.11
530-CPM-88-20	CPM-88-20	A	50	Crimp, 4 Piece Plug, RG179	2.90	2.64	2.19	2.08
530-CPMC-88-1	CPMC-88-1	A	50	Crimp, 3 Piece Plug, RG58	3.05	2.69	2.44	2.07
530-CPMC-88-2	CPMC-88-2	A	50	Crimp, 3 Piece Plug, RG59	2.56	2.21	1.99	1.93
530-CPMC-88-5	CPMC-88-5	A	50	Crimp, 3 Piece Plug, RG6	2.85	2.50	2.21	1.98
530-CPMC-88-10	CPMC-88-10	A	50	Crimp, 3 Piece Plug, RG58	3.22	2.87	2.34	2.11
530-CP-88-1	CP-88-1	A	50	Crimp, 2 Piece Plug, RG58	2.53	2.25	1.83	1.65
530-CP-88-2	CP-88-2	A	50	Crimp, 2 Piece Plug, RG59, RG62	2.42	2.15	1.75	1.58
530-CP-88-5	CP-88-5	A	50	Crimp, 2 Piece Plug, RG6	2.29	2.09	1.69	1.52
530-CPFI-UG88-1	CPFI-UG88-1	B	50	Twist-On Plug, RG58	2.43	2.16	1.77	1.58
530-CPFI-UG88-5	CPFI-UG88-5	B	50	Twist-On Plug, RG6	2.10	1.86	1.50	1.35
530-CPMC-88-21	CPMC-88-21	C	50	3 Piece Plug, 2 Ferrules, RG58, TFE59	2.53	2.23	1.90	1.77
530-CPMC-78-2	CPMC-78-2	A	75	3 Piece Crimp Plug, RG59, RG62	3.22	2.87	2.34	2.11
530-CP-89-2	CP-89-2	D	50	2 Piece Crimp Jack, RG56, RG62	1.99	1.82	1.67	1.52
Panel Mount								
530-CP-1094-U	CP-1094-U	E	50	Front Mount with out Lug Jack	4.45	3.89	3.11	2.74
530-CP-1094-AST	CP-1094-AST	F	50	Front Mount with Tab Jack	4.25	3.70	2.94	2.59
530-CP-AD520	CP-AD520	G	75	Isolated Front Mount Jack	3.79	3.66	3.42	3.14
Adapters and Terminators								
530-CP-AD555	CP-AD555	H	50	Inline Jack to Jack Adapter	1.50	1.35	1.08	.963
530-CP-AD556M	CP-AD556M	I	50	Bulkhead Inline Jack to Jack Adapter	6.36	5.33	4.64	4.21
601-27-8150	27-8150	J	50	Right Angle Jack to Plug Adapter	4.15	3.69	3.02	2.71
601-27-8140	27-8140	K	50	Jack to Jack to Plug T Adapter	3.06	2.72	2.23	2.00
601-27-9007	27-9007	L	75	Terminator, No Chain	2.62	2.33	1.90	1.71
601-27-9008	27-9008	L	50	Terminator, No Chain	1.68	1.40	1.29	1.21

TNC CONNECTORS

- Impedence (Ω): 50

For quantities greater than listed, call for quote.

MOUSER STOCK NO.	AIM-Cambridge Part No.	Fig.	Description/Cable Type	Price Each 1	10	25	100
530-CPMC-TNC-1	CPMC-TNC-1	M	3 Piece Crimp Plug, RG58	2.79	2.48	2.03	1.83
530-CPMC-TNC-17	CPMC-TNC-17	M	3 Piece Crimp Plug, RG8X (MINI 8)	2.77	2.48	2.24	2.05

BNC/TNC CONNECTOR TOOLING

For quantities greater than listed, call for quote.

MOUSER STOCK NO.	AIM-Cambridge Part No.	Fig.	Desscription	Cable Type	Price Each 1	5
530-24-9958P	24-9958P	N	3 Piece Crimp	RG58, 59TFE, 141, 142	51.55	48.97
530-24-9959P	24-9959P	N	3 Piece Crimp	RG59, 62	45.26	43.01

N CONNECTORS

For quantities greater than listed, call for quote.

MOUSER STOCK NO.	AIM-Cambridge Part No.	Fig.	Imp. (Ω)	Description/Cable Type	Price Each 1	10	25	100
530-CPN-1	CPN-1	O	50	18 AWG Crimp Plug,/RG58	6.74	6.00	4.90	4.41
530-CPN-142T	CPN-142T	O	50	20 AWG Crimp Plug,/RG142TFE	5.93	5.28	4.74	4.30
530-CPN-8	CPN-2	O	50	13 AWG Crimp Plug,/RG59, RG62	5.98	5.32	4.87	4.21
530-CPN-8/110	CPN-8/110	O	50	10 AWG Crimp Plug,/RG8	6.47	5.87	5.34	5.07
601-26-8011	26-8011	P	50	Flange Mount Jack, Solder Cup	4.71	4.28	3.93	3.63
601-26-8000	26-8000	-	50	Plug for RG8, 213, 11 to .085"	4.64	4.16	3.84	3.57
601-26-8023	26-8023	-	50	Plug Terminator	5.28	4.57	4.22	3.92

UHF CONNECTORS

For quantities greater than listed, call for quote.

MOUSER STOCK NO.	AIM-Cambridge Part No.	Fig.	Description/Cable Type	Price Each 1	10	25	100
601-25-7307	25-7307	Q	Crimp Contact, Plug for RG58	2.87	2.40	2.20	2.04
601-25-7300	25-7300	R	Straight Solder Type Plug for RG11	4.69	4.16	3.40	3.06
601-25-7350	25-7350	S	Flange Mount Jack	2.26	2.00	1.64	1.47

MINI UHF CONNECTORS

For quantities greater than listed, call for quote.

MOUSER STOCK NO.	AIM-Cambridge Part No.	Fig.	Description/Cable Type	Price Each 1	10	25	100
601-29-4010	29-4010	T	Straight Crimp Type Plug for RG58	1.33	1.10	1.02	.942
601-29-4033	29-4033	T	Straight Crimp Type Plug for RG8X (MINI 8)	2.07	1.86	1.52	1.36

Tooling

For quantities greater than listed, call for quote.

MOUSER STOCK NO.	AIM-Cambridge Part No.	Fig.	Description/Cable Type	Price Each
530-24-9960P	24-9960P	U	Crimp Tool for RG58, RG59, RG6, Belden 8281	79.98
530-24-7712P	24-7712P	U	UHF Crimp Tool for RG6, RG11, UHF8	40.49
530-24-8860P	24-8860P	U	Mini UHF Crimp Tool for RG58, RG59, RG62	57.02

F CONNECTORS

For quantities greater than listed, call for quote.

MOUSER STOCK NO.	AIM-Cambridge Part No.	Fig.	Description/Cable Type	Price Each 1	10	25	100
601-25-7010	25-7010	V	F-59 Crimp Plug with Separate 1/4 Ring for RG-59	.34	.281	.269	.244
601-25-7030	25-7030	W	F-59 Standard Straight Crimp Plug for RG-59	.62	.551	.449	.404
601-25-7032	25-7032	W	F-56 Standard Straight Crimp-On Plug for RG-6	.34	.289	.278	.268
601-25-7033	25-7033	W	F56ALX Crimp-On Plug RG6 Tri-Shield and Quad Plenum	.46	.35	.324	.30
601-25-7034	25-7034	W	F56ALX Crimp-On Plug Quad Shield for RG-6	.70	.618	.537	.454
601-25-7035	25-7035	-	F-59 Crimp-On Plug for Thin Cable for RG-59 & 62 Teflon	.57	.472	.434	.41
601-25-7047	25-7047	X	F-56 Crimp-On Plug for RG6 Teflon/Plenum	.75	.462	.425	.387
601-25-7050	25-7050	-	F-59A Crimp-On Plug with Attached 1/8 Ring	.34	.288	.276	.25
601-25-7056	25-7056	W	F-56ALM Weatherproof Crimp Plug W/Interior Gasket for RG-6	.59	.492	.456	.418
601-25-7066	25-7066	-	Weatherproof Crimp Plug W/O-Ring, Gel Filled RG-6	.65	.55	.513	.476
601-25-7150	25-7150	Y	F-56 Crimp-On Plug with Separate 1/4 Ring for RG-6	.39	.33	.306	.281
601-25-7180	25-7180	-	F-56 Standard Twist-On Plug for RG-6	.65	.584	.477	.429
601-25-7191	25-7191	Z	F-11 Standard Crimp-On Plug for RG-11	2.33	1.38	1.28	1.19
601-25-7630	25-7630	AA	F Side Edge Mount, PCB Jack	1.13	.718	.656	.607
601-25-7650	25-7650	BB	F-61PC Straight Mount, PCB Jack	.59	.52	.47	.445
Adapters and Accessories							
601-25-7200	25-7200	CC	3/4 In-Line Splice Jack to Jack	.36	.278	.268	.246
601-25-7200L	25-7200L	CC	1" In-Line Splice Jack to Jack	.90	.569	.533	.483
601-25-7210	25-7210	DD	3/4 Splice Jack to Jack with Hardware	.42	.349	.324	.299
601-25-7640	25-7640	EE	Double Male Splice Plug to Plug	1.17	.976	.902	.841

Tooling

For quantities greater than listed, call for quote.

MOUSER STOCK NO.	AIM-Cambridge Part No.	Fig.	Description/Cable Type	Price Each 1	5
601-24-7710	24-7710	U	Crimp Tool for RG6, RG59	27.55	25.27
601-24-7732P	24-7732P	–	2-Step Self Adjusting Coax Stripper Tool	21.20	19.69
601-24-7733P	24-7733P	–	3-Step Self-Adjusting Coax Stripper Tool	18.44	17.12
601-24-328P	24-328P	–	Crimp RG58, 178 Ratchet Professional	40.77	35.66

BETWEEN SERIES ADAPTERS

For quantities greater than listed, call for quote.

MOUSER STOCK NO.	AIM-Cambridge Part No.	Fig.	Description/Cable Type	Price Each 1	10	25	100
601-25-7500	25-7500	FF	BNC Plug to F Jack Adapter	3.06	2.72	2.23	2.00
601-25-7530	25-7530	-	F Jack to RCA Plug	1.36	1.22	1.12	1.06
601-26-8014	26-8014	-	N Jack to UHF Plug	3.41	3.07	2.84	2.77
601-26-8015	26-8015	-	N Plug to UHF Jack	4.17	3.75	3.67	3.42
601-26-8016	26-8016	-	N Plug to BNC Jack	5.01	4.49	4.15	3.85
601-26-8017	26-8017	-	N Jack to BNC Plug	4.25	3.28	3.03	2.81
601-26-8020	26-8020	-	N Plug to F Jack	5.85	4.88	4.50	4.18
601-27-8110	27-8110	GG	BNC Jack to RCA Plug Adapter	2.17	1.93	1.57	1.41
601-25-7510	25-7510	HH	BNC 50Ω Plug to RCA Jack	1.29	1.05	1.01	.944
530-CP-AD517	CP-AD517	HH	BNC 75Ω Plug to RCA Jack	4.45	4.00	3.34	2.73
601-29-3840	29-3840	II	N Plug to SMA Jack	8.50	7.56	6.17	5.55

© Copyright 2013 Mouser Electronics
© Copyright 2013 Mouser Electronics

JOHNSON COMPONENTS RF Connectors

EMERSON Network Power
Connectivity Solutions

SMA QUICK-CONNECT

The Johnson SMA Quick-Connect plug can quickly mate to a standard, threaded SMA jack receptacle allowing rapid test connections to devices utilizing SMA threaded jacks. Full Mil-C-39012 electrical compatibility is obtained with a push and twist motion. The SMA Quick-Connect plug adapter converts a standard SMA plug test cable into a Quick-Connect cable.

RoHS Compliant

- Coupling Hardware: Nickel plated
- Frequency Range: 0-12.4GHz Plugs, 0-18GHz Adapter
- VSWR: 1.15 +.02f(GHz) Plugs, 1.05 +.005f(GHz) Adapter
- Contact Plating: Gold

For quantities greater than listed, call for quote.

MOUSER STOCK NO.	Johnson Components Part No.	Fig.	Body Plating	Description	Price Each 1	5	10
Plugs							
530-142-1403-001	142-1403-001	A	Gold	RG-161/U, 174, 188, 316	39.92	37.06	34.59
530-142-1407-001	142-1407-001	A	Gold	RG-58/U, 141, 303	49.16	43.48	34.79
Adapter							
530-142-1901-821	142-1901-821	B	Gold	Converts SMA Jack to SMA Plug	58.41	51.81	47.32

SMA JACK RECEPTACLES

RoHS Compliant

- Impedance: 50Ω
- Frequency Range: 0-18GHz
- Temperature Range: -65°C to +165°C
- Contact Plating: Gold
- Engagement design: MIL-C-39012

For quantities greater than listed, call for quote.

MOUSER STOCK NO.	Johnson Components Part No.	Fig.	Body Plating	Description	Price Each 1	10	25
Panel Jacks							
530-142-0701-411	142-0701-411	C	Gold	Bulkhead, Front Mount, Solder Cup	9.50	7.99	6.71
530-142-0701-401	142-0701-401	D	Gold	Bulkhead, Rear Mount, Solder Cup	7.15	6.25	5.59
530-142-0701-631	142-0701-631	E	Gold	4 Hole Flange Mount, Flush Dielectric, Solder Cup	9.88	9.18	7.34
530-142-0701-621	142-0701-621	F	Gold	2 Hole Flange Mount, Flush Dielectric, Solder Cup	7.06	6.28	5.69
Vertical PCB Jacks							
530-142-0701-201	142-0701-201	G	Gold	Round Base, .155" Legs, Thru-Hole	3.01	2.74	2.53
530-142-0701-206	142-0701-206	G	Nickel	Round Base, .155" Legs, Thru-Hole	7.18	6.35	5.08
530-142-0701-231	142-0701-231	G	Gold	Round Base, .110" Legs, Thru-Hole	4.12	3.76	3.42
530-1420701211	142-0701-211	H	Gold	Square Base, .155" Legs, Thru-Hole	11.81	10.55	9.26
530-142-0701-831	142-0701-231	H	Gold	End Launch, .042" legs, Round Contact	11.46	9.69	8.82
530-142-0711-201	142-0711-201	I	Gold	Square Base, .050" Legs, Surface Mount	3.37	3.05	2.78
Right-Angle PCB Jacks							
530-142-0701-301	142-0701-301	J	Gold	Round Base, .155" Legs, Thru-hole, Solder Type	8.24	6.83	6.18
530-142-0711-301	142-0711-301	K	Gold	Square Base, .050" Legs, Surface Mount	13.62	12.05	9.64
530-142-0701-501	142-0701-501	L	Gold	Square Base, .155" Legs, Bulkhead, Thru-Hole	11.22	9.35	8.54
530-142-0701-506	142-0701-506	L	Nickel	Square Base, .155" Legs, Bulkhead, Thru-hole	14.68	12.96	9.99
530-142-0701-551	142-0701-551	L	Gold	Square Base, .110" Legs, Bulkhead, Thru-hole	15.70	13.79	12.10

SMA HIGH FREQUENCY EDGE MOUNT CONNECTORS

RoHS Compliant

- Impedance: 50Ω
- Frequency Range: 0-26.5GHz
- Insulator: PTFE
- Contact Plating: Gold
- Body: Brass
- Body Plating: Gold
- Temperature Range: -65°C to +165°C
- Offers low VSWR
- Low insertion forceover a wide bandwidth

For quantities greater than listed, call for quote.

MOUSER STOCK NO.	Johnson Components Part No.	Fig.	Body Plating	Description	Price Each 1	10	25
Right-Angle PCB Jacks							
530-142-0761-801	142-0761-801	M	.010	Round Body, .093" Legs, Thru-Hole	13.15	11.64	9.31
530-142-0761-821	142-0761-821	M	.015	Round Body, .093" Legs, Thru-Hole	16.22	14.36	11.49
530-142-0761-831	142-0761-831	N	.015	Square Body, .120" Legs, Thru-Hole	12.09	10.99	10.08
530-142-0761-811	142-0761-811	N	.010	Square Body, .120" Legs, Thru-Hole	11.82	10.45	9.89
530-142-0761-881	142-0761-881	O	.010	Round Body, .093" Legs, Thru-Hole, Thick Legs	10.44	9.47	8.19
530-142-0771-821	142-0771-821	O	.015	Round Body, .093" Legs, Thru-Hole, Thick Legs	16.48	14.59	11.67
Straight Jacks							
530-142-0761-841	142-0761-841	P	.010	.062" Board Thickness, Round Body, .218" Wide	10.61	9.41	7.51
530-142-0761-861	142-0761-861	P	.015	.062" Board Thickness, Round Body, .218" Wide	12.94	11.21	9.15
530-142-0761-851	142-0761-851	Q	.010	.062" Board Thickness, Square Body, .250" Wide	13.79	12.21	9.77
530-142-0761-871	142-0761-871	Q	.015	.062" Board Thickness, Square Body, .250" Wide	12.95	11.46	9.17
530-142-0761-891	142-0761-891	R	.010	.062" Board, Round Body, .218" Wide, Thick Legs	13.80	12.22	9.78
530-142-0771-831	142-0771-831	R	.015	.062" Board, Round Body, .218" Wide, Thick Legs	9.16	8.49	7.93

STAINLESS STEEL SMA CONNECTORS

- Impedance: 50Ω
- Frequency Range: up to 26.5GHz
- Cable contacts are captivated upon assembly
- Flexible cable contacts can be crimped or soldered
- Contact Plating: Gold
- Body Plating: Passivated/Gold plating where soldering is required

For quantities greater than listed, call for quote.

MOUSER STOCK NO.	Johnson Components Part No.	Fig.	Body Plating	Description / Cable Type	RoHS	Price Each 1	10	25
Straight Plug (3 Piece) - Crimp - Flexible Cable - Captivated Contact Passivated								
530-141-0408-012	141-0408-012	S	Passivated	RG55/U, 142, 223, 400	No	16.46	15.28	14.25
Right Angle Plugs - Crimp - Flexible Cable - Captivated Contact Passivated								
530-141-0407-102	141-0407-102	T	Passivated	RG58/U, 141 303	Yes	26.40	23.40	21.45
Vertical PCB Jack - Gold								
530-141-0701-201	141-0701-201	U	Gold	Round Base, .155" Legs, Thru-Hole	No	18.33	16.81	15.08

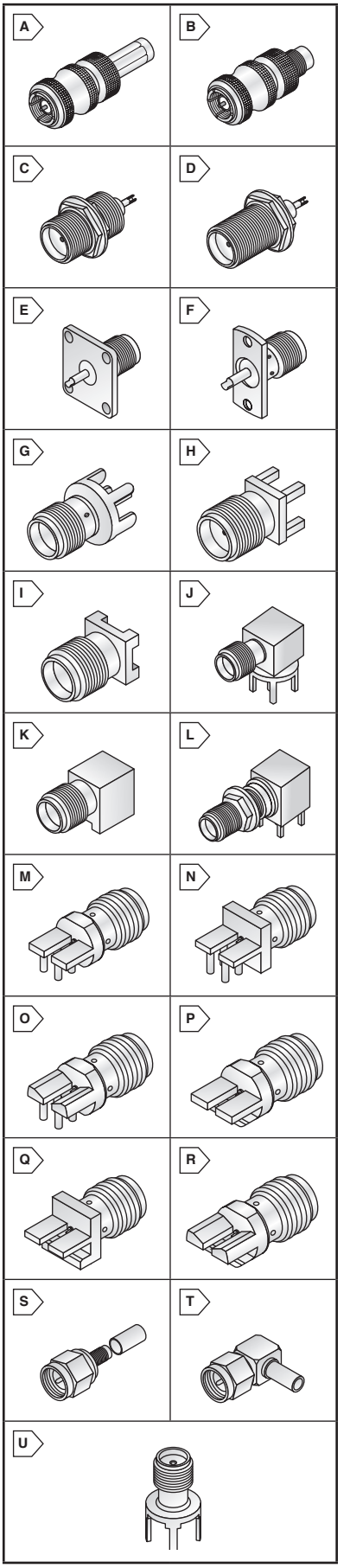

© Copyright 2013 Mouser Electronics
© Copyright 2013 Mouser Electronics

JOHNSON COMPONENTS RF Connectors

EMERSON Network Power
Connectivity Solutions

RoHS Compliant **This product is RoHS compliant.**

SMA CABLE CONNECTORS

- Impedance: 50Ω
- Body: Brass
- Contact Plating: Gold
- Insulator: PTFE Fluorocarbon
- Temperature Range: -65°C to +165°C
- Durability: 500 Cycles minimum
- Frequency Range: 0-12.4GHz for Flexible

Cable Types

0-26.5GHz for Semi-Rigid Cable Types
0-28GHz for Plugs with Semi-Rigid cable and Captivated Solderless Contact;
0-25GHz for Jacks with Semi-Rigid cable and Captivated Solderless Contact

For quantities greater than listed, call for quote.

MOUSER STOCK NO.	Johnson Components Part No.	Fig.	Body Plating	Description / Cable Type	Price Each 1	10	25	100
Straight Plugs - Semi-Rigid Cable								
530-142-0693-001	142-0693-001	A	Gold	.086 with Contact, Captive Nut	5.42	4.76	4.11	3.51
530-142-0693-006	142-0693-006	A	Nickel	.086 with Contact, Captive Nut	5.19	4.54	3.89	3.35
530-142-0694-001	142-0694-001	A	Gold	.141 with Contact, Captive Nut	10.30	9.13	7.30	6.76
530-142-0694-006	142-0694-006	A	Nickel	.141 with Contact, Captive Nut	5.92	5.50	5.13	4.80
Straight Plugs - Semi-Rigid Cable - Captivated Solderless Contact								
530-142-0693-061	142-0693-061	B	Gold	.086 with Captive Nut, 1 Piece Body	11.53	10.65	9.89	9.23
Right Angle Plugs - Semi-Rigid Cable								
530-142-0693-101	142-0693-101	C	Gold	.086 with Contact, 1 Piece Body	14.65	12.96	10.88	10.11
530-142-0694-101	142-0694-101	C	Gold	.141 with Contact, 1 Piece Body	17.39	15.39	12.29	11.40
Straight Plugs - Flexible Cable - Captivated Contact								
530-142-0402-011	142-0402-011	D	Gold	178/U, 196	6.35	5.62	4.49	4.17
530-142-0403-011	142-0403-011	D	Gold	161/U, 174, 188, 316, LMR-100	5.54	4.96	4.41	3.73
530-142-0407-011	142-0407-011	D	Gold	58/U, 141, 303, LMR-195	8.53	7.54	6.03	5.61
530-142-0408-011	142-0408-011	D	Gold	55/U, 142, 223, 400	9.53	8.43	6.74	6.27
Right Angle Plugs - Flexible Cable - Captivated Contacts								
530-142-0402-101	142-0402-101	E	Gold	178/U, 196	14.98	13.25	10.60	9.85
530-142-0403-101	142-0403-101	E	Gold	161/U, 174, 188, 316, LMR-100	6.81	6.20	5.57	4.78
530-142-0403-106	142-0403-106	E	Gold	161/U, 174, 188, 316, LMR-100	8.72	7.89	7.49	7.18
530-142-0435-101	142-0435-101	E	Gold	LMR-240, RF-195	15.28	14.19	13.24	12.41
530-142-0203-101	142-0203-101	E	Gold	161/U, 174, 188, 316, LMR-100	19.51	17.25	13.80	12.81
530-142-0404-101	142-0404-101	E	Gold	188 DS, 316 DS	11.74	10.52	9.53	8.71
530-142-0408-101	142-0408-101	E	Gold	55/U, 142, 223, 400	8.42	7.82	7.30	6.85
Jacks								
530-142-0593-001	142-0593-001	F	Gold	Straight Semi-Rigid Cable .086	9.36	8.71	7.73	7.17
530-142-0593-401	142-0593-401	G	Gold	Straight Semi-Rigid Cable .086 Rear Mount Bulkhead	14.80	13.39	12.21	11.53
530-142-0594-401	142-0594-401	G	Gold	Straight Semi-Rigid Cable .141 Rear Mount Bulkhead	19.50	17.24	13.79	12.80
530-142-0303-011	142-0303-011	H	Gold	Straight Flex Cable 161/U, 174, 188, 316, LMR-100	8.46	7.60	7.04	6.56
530-142-0302-431	142-0302-431	I	Gold	Straight Flex Cable 178/U, 196 - Bulkhead	15.14	13.40	10.71	9.95
530-142-0303-411	142-0303-411	I	Gold	Straight Flex Cable 161/U, 174, 188, 316 - Bulkhead	9.44	8.45	7.80	6.63

SMA CONNECTOR TOOLING

Crimp Tools

For quantities greater than listed, call for quote.

MOUSER STOCK NO.	Johnson Components Part No.	Fig.	Description / Cable Type	Price Each 1	5
530-140-0000-952	140-0000-952	J	Economy Hand Crimp Tool (Frame Only)	150.23	134.81
530-140-0000-951	140-0000-951	---	Die for (RG 178,316/DS,58,142,735A,LMR-100,195,200)	189.54	170.09

Semi-Rigid Assembly Tools

For quantities greater than listed, call for quote.

MOUSER STOCK NO.	Johnson Components Part No.	Fig.	Description / Cable Type	Price Each 1	10	25	100
530-140-0000-982	140-0000-982	--	Soldering Mating Fixture for SMA Plugs	3.72	3.40	3.14	2.90
530-140-0000-973	140-0000-973	--	Soldering Mating Fixture for SMA Jacks	6.12	5.61	5.18	4.80

SMK (2.92MM) 40 GHZ CONNECTORS

- Connector Mating: per MIL-STD-348
- Impedance: 50Ω
- Connector Body: Stainless Steel
- Temperature Range: -65°C to 165°C
- Frequency Range: 0-40GHz
- Contacts: Gold Plated
- Durability: 500 Cycles Minimum

For quantities greater than listed, call for quote.

MOUSER STOCK NO.	Johnson Components Part No.	Fig.	Description / Cable Type	Price Each 1	10	25	100
Straight Plugs for Semi-Rigid							
530-145-0693-001	145-0693-001	K	.086 Semi-Rigid, with Contact, Slide-On Nut; Gold	27.67	24.36	21.36	19.76
530-145-0693-002	145-0693-002	K	.086 Semi-Rigid, with Contact, Slide-On Nut; Passivated	27.21	23.37	22.50	19.72
Receptacles							
530-142-1000-033	142-1000-033	L	Hermetic Seal Feed-Thru; Gold	10.19	9.46	8.83	8.26

SMK SEMI-RIGID ASSEMBLY TOOLS

For quantities greater than listed, call for quote.

MOUSER STOCK NO.	Johnson Components Part No.	Fig.	Description / Cable Type	Price Each 1	5
530-140-0000-957	140-0000-957	--	SMK Bead Assembly Tool, Semi-Rigid Plugs, All Cables	51.99	45.06
530-140-0000-959	140-0000-959	--	SMK Body Soldering Tool, .141" Plug	16.63	15.33
530-140-0000-961	140-0000-961	--	SMK Contact Soldering Tool, .141" Plug	16.12	14.84
530-140-0000-968	140-0000-968	--	SMK Vise Stop (2.92 mm)	16.12	14.84
530-140-0000-962	140-0000-962	--	Soldering Vise (Requires Inserts and Stop Screw)	1335.25	1251.83
530-140-0000-965	140-0000-965	--	Semi-Rigid Cable Clamp Insert for .141" Cable	253.94	238.06

A
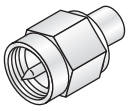
B
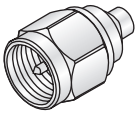
C
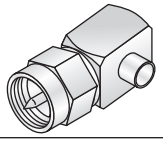
D
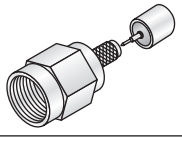
E

F
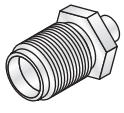
G
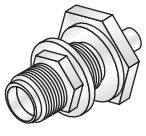
H
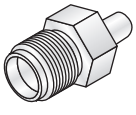
I
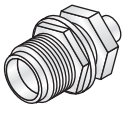
J
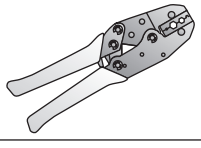
K

L
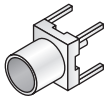

RF Connectors

Johnson Components

© Copyright 2013 Mouser Electronics

© Copyright 2013 Mouser Electronics

JOHNSON COMPONENTS RF Connectors

EMERSON. Network Power
Connectivity Solutions

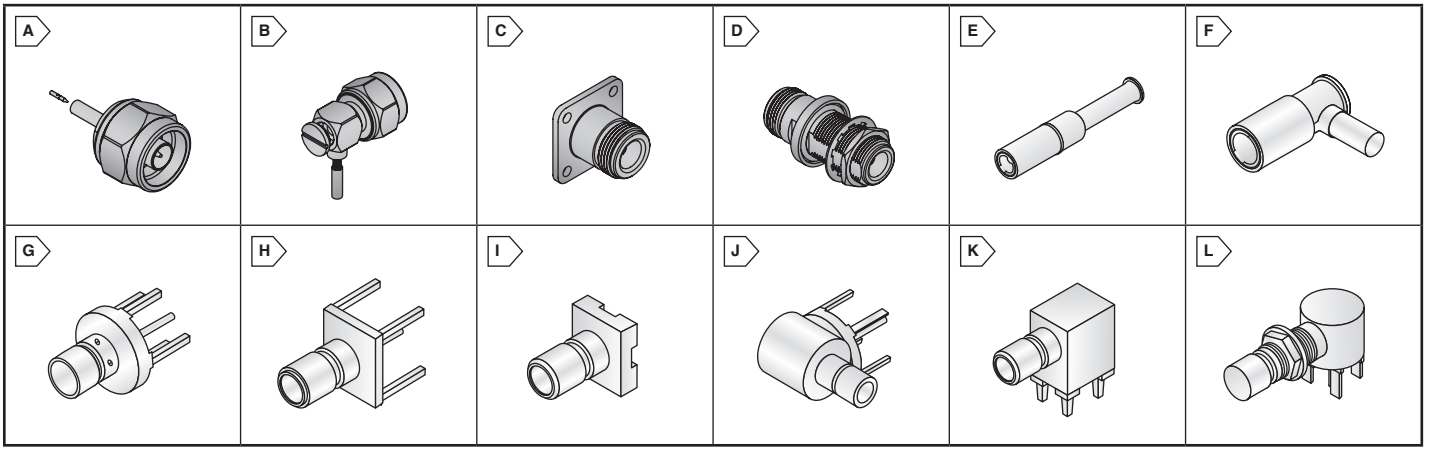

N TYPE CONNECTORS

Features:
- Cabled contacts are captivated upon assembly
- Flexible cable contacts can be crimped or soldered
- Semi-Rigid cabled connectors are capable of operating to 18GHz
- Body Plating: Tri-Alloy and gold plating where soldering is required
- Impedance: 50Ω
- Frequency Range: up to 11GHz
- Contact Plating: Gold
- Body Plating: Tri-Alloy and gold plating where soldering is required

Applications:
- Antennas
- Base stations
- Broadcast
- Cable assemblies
- Cellular
- Instrumentation
- Microwave radio
- Radios
- Radar
- RF and microwave components
- Satcom
- Surge protection
- WLAN

For quantities greater than listed, call for quote.

MOUSER STOCK NO.	Johnson Components Part No.	Fig.	Body Plating	Description / Cable Type	RoHS	Price Each 1	10	25
Straight Plug - Crimp - Flexible Cable								
530-138-4449-007	138-4449-007	A	Tri-Alloy	LMR400, Belden 9913	No	23.28	21.62	20.19
Right Angle Plug - Crimp - Flexible Cable Captivated Contact								
530-138-4407-107	138-4407-107	B	Tri-Alloy	RG58/U, 141 303	No	50.59	46.98	43.85
Panel Mount Receptacles								
530-138-4701-607	138-4701-607	C	Tri-Alloy	4 Hole Flange Mount, Flush Dielectric, Solder Cup	No	23.64	21.95	20.48
Adapter								
530-138-4901-407	138-4901-407	D	Tri-Alloy	Jack to Bulkhead Jack	No	44.68	39.47	36.42

SMB CONNECTORS

- Impedance: 50Ω
- Connector Bodies: Machined Brass
- Body Plating: Gold or Nickel
- Durability: 500 Cycles minimum
- Insulators: PTFE Fluorocarbon
- Temperature Range: -65°C to +165°C
- Frequency Range: 0-4.0GHz for Flexible Cable Types
- Contact Plating: Gold

RoHS Compliant

For quantities greater than listed, call for quote.

MOUSER STOCK NO.	Johnson Components Part No.	Fig.	Body Plating	Description / Cable Type	Price Each 1	10	25	100
Straight Plugs - Flexible Cable								
530-131-1403-001	131-1403-001	E	Gold	161/U, 174, 188, 316, LMR-100	10.73	9.67	8.05	7.43
530-131-1403-016	131-1403-016	E	Nickel	161/U, 174, 188, 316, LMR-100	5.63	5.07	4.23	3.89
Right Angle Plugs								
530-131-1403-101	131-1403-101	F	Gold	161/U, 174, 188, 316, LMR-100, Flex Cable	8.28	7.61	7.01	6.60
530-131-1403-116	131-1403-116	F	Nickel	161/U, 174, 188, 316, LMR-100, Flex Cable	5.48	4.92	4.31	3.56
530-131-1801-371	131-1801-371	F	Gold	PCB Mount, .110" Legs, Die Cast	14.51	13.10	11.12	9.84
Vertical PCB Jacks								
530-131-3701-201	131-3701-201	G	Gold	.155" Legs, Machined Brass, .312" Diameter Base	3.63	3.02	2.57	2.16
530-131-3701-206	131-3701-206	G	Nickel	.155" Legs, Machined Brass, .312" Diameter Base	5.03	4.54	3.78	3.48
530-131-3701-261	131-3701-261	H	Gold	.155" Legs, Machined Brass, .236" Square Base	2.19	1.95	1.59	1.38
530-131-3701-271	131-3701-271	H	Gold	.095" Legs, Machined Brass, .236" Square Base	2.99	2.69	2.24	2.07
530-131-3711-201	131-3711-201	I	Gold	.250" Square Base, Machined Brass	4.49	3.81	3.11	2.94
Right Angle PCB Jacks								
530-131-3701-301	131-3701-301	J	Gold	.155" Legs, Machined Brass	6.41	5.61	4.83	4.13
530-131-3701-306	131-3701-306	J	Nickel	.155" Legs, Machined Brass	3.53	3.27	3.06	2.87
530-131-1701-371	131-1701-371	K	Gold	.110" Legs, Die Cast	7.96	7.14	6.56	6.18
530-131-1701-376	131-1701-376	K	Nickel	.110" Legs, Die Cast	5.66	4.98	4.57	4.30
530-131-3701-501	131-3701-501	L	Gold	Bulkhead, .083" Legs, Machined Brass	11.20	9.62	7.84	7.44
530-131-3701-341	131-3701-341	L	Gold	Bulkhead, .155" Legs, Machined Brass	11.32	9.95	8.54	7.82
530-131-3701-346	131-3701-346	L	Nickel	Blukhead, .155" Legs, Machined Brass	7.98	7.18	6.44	5.95

MINI SMB CONNECTORS

- Impedance: 75Ω
- Intermateable with standard 50Ω 5mB
- Insulators: PTFE Fluorocarbon
- Durability: 500 cycles minimum

RoHS Compliant

For quantities greater than listed, call for quote.

MOUSER STOCK NO.	Johnson Components Part No.	Fig.	Body Plating	Description / Cable Type	Price Each 1	10	25	100
530-131-8403-001	131-8403-001	E	Gold	Straight Plug, RG-179, 187	7.12	6.37	5.82	5.55
530-131-8403-101	131-8403-101	F	Gold	Right Angle Plug, RG-179, 187	14.48	13.10	12.17	10.42
530-131-8701-201	131-8701-201	G	Gold	Vertical PCB Jack, .083" Legs, Machined Brass	2.56	2.27	2.05	1.89
530-131-8701-206	131-8701-206	G	Nickel	Vertical PCB Jack, .083" Legs, Machined Brass	3.46	3.18	2.92	2.70

© Copyright 2013 Mouser Electronics
© Copyright 2013 Mouser Electronics

JOHNSON COMPONENTS RF Connectors & Adaptors

EMERSON Network Power
Connectivity Solutions

RoHS Compliant **This product is RoHS compliant.**

MCX CONNECTORS

- Impedance: 50Ω
- Connector Bodies: Machined Brass
- Body Plating: Gold or Nickel
- Durability: 500 Cycles minimum
- Frequency Range: 0-6.0 GHz for Flexible Cable Types
- Insulators: PTFE Fluorocarbon
- Temperature Range: -65°C to +165°C; Meets or exceeds MIL-C-39012
- Contact Plating: Gold

For quantities greater than listed, call for quote.

MOUSER STOCK NO.	Johnson Components Part No.	Fig.	Plating	Description / Cable Type	Price Each 1	10	25	100
Straight Plug - Flexible Cable								
530-133-3403-001	133-3403-001	A	Gold	RG-188/U, 316, 161, 174 - Captivated Contact	4.62	3.56	3.14	2.78
Right Angle Plugs - Flexible Cable								
530-133-3402-101	133-3402-101	B	Gold	RG-178/U, 196 - Captivated Contact	5.24	4.60	3.94	3.69
530-133-3403-101	133-3403-101	B	Gold	RG-188/U, 316, 161, 174 - Captivated Contact	5.34	4.56	4.18	3.85
530-133-3403-106	133-3403-106	B	Nickel	RG-188/U, 316, 161, 174 - Captivated Contact	3.41	3.17	2.59	2.25
Vertical PCB Jacks								
530-133-3701-201	133-3701-201	C	Gold	.155" Legs, .236" Square Base	5.86	4.75	4.32	3.80
530-133-3701-211	133-3701-211	C	Gold	.110" Legs, .236" Square Base	4.04	3.20	2.90	2.48
530-133-3701-216	133-3701-216	C	Nickel	.110" Legs, .236" Square Base	5.37	4.72	4.03	3.48
530-133-3701-231	133.3701-231	D	Gold	.155" Legs, .188" Diameter Round Base	5.47	4.71	4.04	3.52
530-133-3711-201	133-3711-201	E	Gold	.236" Square Base	4.72	3.98	3.71	3.42
Right Angle PCB Jacks								
530-133-3701-301	133-3701-301	F	Gold	.155" Legs, .236" Square Base	9.51	8.34	7.66	7.39
530-133-3701-311	133-3701-311	F	Gold	.110" Legs, .236" Square Base	9.50	8.32	7.16	6.66
530-133-3711-301	133-3711-301	G	Gold	.236" Square Base	9.69	8.68	7.47	6.75
End Launch Jacks								
530-133-3701-801	133-3701-801	H	Gold	.062" Board Thickness, .250" Sq. Mnt, Rnd Cont.	4.76	4.25	3.92	3.51
530-133-3711-801	133-3711-801	I	Gold	Surface Mount, Round Contact	12.80	11.87	10.70	9.60

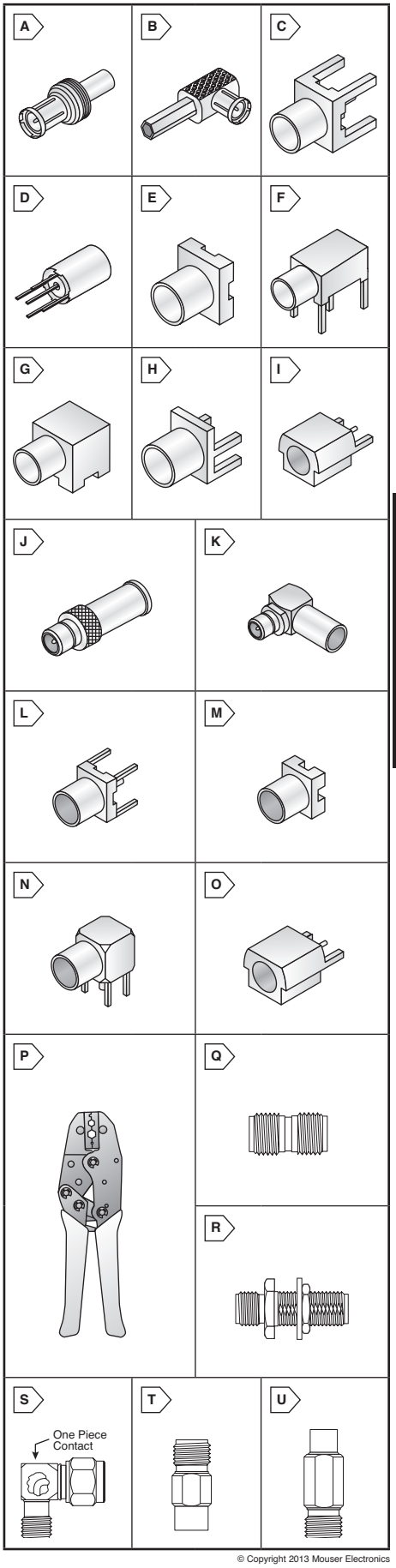

MMCX CONNECTORS

- Impedance: 50Ω
- Connector Body: Brass
- Temperature Range: -65°C to 165°C
- Frequency Range: 0-6GHz
- Durability: 500 Cycles Minimum

For quantities greater than listed, call for quote.

MOUSER STOCK NO.	Johnson Components Part No.	Fig.	Plating	Description / Cable Type	Price Each 1	10	25
530-135-3402-001	135-3402-001	J	Gold	Straight Plug for RG-178/U, 196	6.91	5.68	4.90
530-135-3403-001	135-3403-001	J	Gold	Straight Plug for RG-316/U, 188, 161, 174	10.29	8.91	7.64
530-135-3402-101	135-3402-101	K	Gold	Right Angle Plug for RG-178/U, 196	11.30	10.51	9.52
530-135-3403-101	135-3403-101	K	Gold	Right Angle Plug for RG-316/U, 188, 161, 174	8.57	7.27	6.58
530-135-3701-201	135-3701-201	L	Gold	Vertical PCB Jack, .115" legs	4.55	3.78	3.41
530-135-3701-211	135-3701-211	L	Gold	Vertical PCB Jack, .068" legs	5.05	4.53	4.38
530-135-3711-201	135-3711-201	M	Gold	Surface Mount Vertical Jack, .030" legs	5.95	4.98	4.37
530-135-3701-301	135-3701-301	N	Gold	Right Angle PCB Jack, .115" legs	10.13	9.08	7.62
530-135-3701-311	135-3701-311	N	Gold	Right Angle PCB Jack, .068" legs	8.82	8.01	6.89
530-135-3711-801	135-3711-801	O	Gold	End Launch Surface Mount Jack	4.02	3.70	3.42

MMCX CONNECTOR TOOLING

For quantities greater than listed, call for quote.

MOUSER STOCK NO.	Johnson Components Part No.	Fig.	Description	Price Each 1	5
530-140-0000-952	140-0000-952	P	Economy Hand Crimp Tool (Frame Only)	150.23	134.81
530-140-0000-953	140-0000-953	--	Die Set for Crimp Tool (RG178, 316/DS)	330.68	296.76

IN-SERIES AND BETWEEN SERIES ADAPTERS

- Connector Body: Brass
- Body Plating: Gold
- Durability: 500 Cycles Minimum
- Temperature Range: -65°C to 165°C

For quantities greater than listed, call for quote.

MOUSER STOCK NO.	Johnson Components Part No.	Fig.	Description	Frequency Range	Price Each 1	10
530-142-0901-801	142-0901-801	Q	SMA Jack to SMA Jack	0-18GHz	13.42	11.88
530-142-0901-401	142-0901-401	R	SMA Jack to SMA Jack (Bulkhead Type)	0-18GHz	20.16	16.68
530-142-0901-941	142-0901-941	S	SMA Jack to SMA Plug (Right Angle)	0-18GHz	20.59	17.29
530-134-1012-041	134-1012-041	T	SMA Jack to SMB Plug	0-4GHz	38.85	34.58
530-134-1018-021	134-1018-021	U	SMA Jack to MCX Jack	0-6GHz	39.81	36.97

IN-SERIES AND BETWEEN SERIES ADAPTER KIT

For quantities greater than listed, call for quote.

MOUSER STOCK NO.	Johnson Components Part No.	Description	Price Each 1	2
530-142-0000-005	142-0000-005	72 Piece Adapter Kit (SMA, BNC, RCA, AND N Types)	543.90	407.94

© Copyright 2013 Mouser Electronics

© Copyright 2013 Mouser Electronics

Transceivers and RF Connectors

EMERSON Network Power
Connectivity Solutions

RoHS Compliant This product is RoHS compliant.

STRATOS OPTICAL TRANSCEIVERS

NEW SUPPLIER

Miniaturized transceiver, ½ the size of standard devices!

- Fibre Channel (1G, 2G, 4G): RJS-ST31
- Mil/Aero Miniaturized transceivers
- LNK-ST11 Gigabit Ethernet
- LNF-LP11 Fast Ethernet
- LNL-ST11H 1x/2x Fibre Channel

For quantities greater than listed, call for quote.

MOUSER STOCK NO.	Stratos Part No.	Fig.	Description	Price Each 1	5	10	25
530-LNK-ST11H	LNK-ST11H	A	Low Rider GigE 850 TTL	370.67	338.71	302.23	280.65
530-LNL-ST11H	LNL-ST11H	A	Low Rider 1x/2x FC 850 TTL	414.27	378.56	337.79	313.66
530-LNF-LP11H	LNF-LP11H	A	Low Rider Ether 1310nm LVPECL	239.84	219.17	195.56	181.59
530-RJS-ST31	RJS-ST31	B	Micro Form Factor, 4.25Gbps 850	111.44	101.83	90.86	84.38

JOHNSON SMP CONNECTORS

The SMP interface offers superior performance up to 40GHz and is compatiable with all SMP. They offer high electrical reliability where extreme shock and vibration conditions are experienced.

- Shock (specified pulse): MIL-STD-202, Method 213, Condition 1
- Temperature Range: -65°C to +165°C
- Vibration: MIL-STD-202, Condition D
- Phased Arrays
- Communication Equipment
- Satellites

For quantities greater than listed, call for quote.

MOUSER STOCK NO.	Johnson Components Part No.	Fig.	Description	Price Each 1	10	25	100
Female							
530-127-0692-001	127-0692-001	C	Straight M17/151 (.047 SR)	12.22	10.70	9.26	8.99
530-127-0693-001	127-0693-001	C	Straight RG 405 (.086 SR)	9.07	8.61	8.13	7.56
530-127-0693-101	127-0693-101	D	Right Angle RG 405 (.086 SR)	13.82	12.83	11.98	11.24
Male							
530-127-1701-201	127-1701-201	E	PC Mount Straight .218 OD .100 Legs Limited Detent	11.28	10.70	9.90	9.32
530-127-0701-801	127-0701-801	F	End Launch Surface Mount Full Detent	13.50	12.54	11.71	10.97
530-127-1701-801	127-1701-801	F	End Launch Surface Mount Limited Detent	12.24	10.98	10.37	9.74
530-127-2701-801	127-2701-801	F	End Launch Surface Mount Smooth Bore	13.50	12.54	11.71	10.97
530-127-2701-602	127-2701-602	G	Shroud 2 Hole Flange .165 Wide Smooth Bore	6.88	6.41	5.99	5.35
Adapters							
530-127-0901-801	127-0901-801	H	Bullet Female to Female .254	19.11	17.15	16.04	15.63
530-127-0901-811	127-0901-811	I	Female to Female .769	23.38	21.89	20.44	19.16

SMP Connector Tooling

For quantities greater than listed, call for quote.

MOUSER STOCK NO.	Johnson Components Part No.	Fig.	Description	Price Each 1	5
530-127-0000-900	127-0000-900	J	SMP Bullet Extraction Tool	367.23	345.27
530-127-0000-905	127-0000-905	K	SMP FD Shroud Centering Tool	13.98	12.99
530-127-0000-906	127-0000-906	K	SMP LD Shroud Centering Tool	13.98	12.99
530-127-0000-907	127-0000-907	K	SMP SB Shroud Centering Tool	13.98	12.99

JOHNSON SMA EDGE MOUNT CONNECTORS

- Impedance: 50Ω
- Frequency Range: 0-18GHz
- Temperature Range: -65°C to +165°C
- Contact Plating: Gold
- Body: Brass
- MIL-DTL-39012

For quantities greater than listed, call for quote.

MOUSER STOCK NO.	Johnson Components Part No.	Fig.	Description	Price Each 1	10	25	100
Straight Jack Receptacles							
530-142-0711-811	142-0711-811	L	.062" Board Thickness, Round Contact, .375" Wide, Bulkhead	6.76	6.40	6.01	5.59
530-142-0701-806	142-0701-806	L	.062" Board Thickness, Round Contact, .375" Wide	5.18	4.61	4.47	4.25
530-142-0711-821	142-0711-821	L	.062" Board Thickness, Round Contact, .250" Wide	7.08	6.20	5.57	4.74
530-142-0711-841	142-0711-841	L	.042" Board Thickness, Round Contact, .250" Wide	11.51	10.19	8.14	7.55
530-142-0711-846	142-0711-846	L	.042" Board Thickness, Round Contact, .250" Wide	8.69	7.84	6.88	6.27
530-142-0701-801	142-0701-801	L	.062" Board Thickness, Round Contact, .375" Wide	4.16	3.87	3.56	2.89
530-142-0711-871	142-0711-871	M	.047" Board Thickness, Round Contact, .375" Wide	9.18	8.12	6.49	6.02
530-142-0701-881	142-0701-881	M	.031" Board Thickness, Round Contact, .375" Wide	7.17	5.61	5.03	4.19
530-142-0701-851	142-0701-851	M	.062" Board Thickness, Round Contact, .375" Wide	5.22	4.64	4.00	3.48
530-142-0701-841	142-0701-841	L	.042" Board Thickness, Round Contact, .375" Wide	6.25	5.55	5.03	4.33
530-142-0701-871	142-0701-871	M	.062" Board Thickness, Round Contact, Bulkhead	5.31	4.92	4.52	4.29

JOHNSON SMA FIXED COMMERCIAL ATTENUATORS

These fixed attenuators offer a rugged stainless steel body, top of the line quality performance and at a competitive price.

Features and Benefits:

- Reduces impedence mismatches in high frequency circuit systems
- Improves impedence match between amplifiers and filters
- Provides isolation needed to stabilize oscillators
- Extends the dynamic range of measuring equipment such as power meters, fixed intensity meters, spectrum analyzers, and amplifiers
- Changes a source or load, which might be reactive, into one which is precisely known and resistive
- Passivated per MIL-F-14-72

For quantities greater than listed, call for quote.

MOUSER STOCK NO.	Johnson Components Part No.	Fig.	Attenuation (dB Normal)	Frequency Range	Price Each 1	10	25	100
530-141-3901-801	141-3901-801	N	1	(0-6Ghz)	25.93	23.58	21.61	18.52
530-141-3901-802	141-3901-802	N	2	(0-6Ghz)	29.07	26.44	24.24	20.77
530-141-3901-803	141-3901-803	N	3	(0-6Ghz)	29.07	26.44	24.24	20.77
530-141-3901-806	141-3901-806	N	6	(0-6Ghz)	29.07	26.44	24.24	20.77
530-141-3901-810	141-3901-810	N	10	(0-6Ghz)	29.41	26.75	24.51	21.01

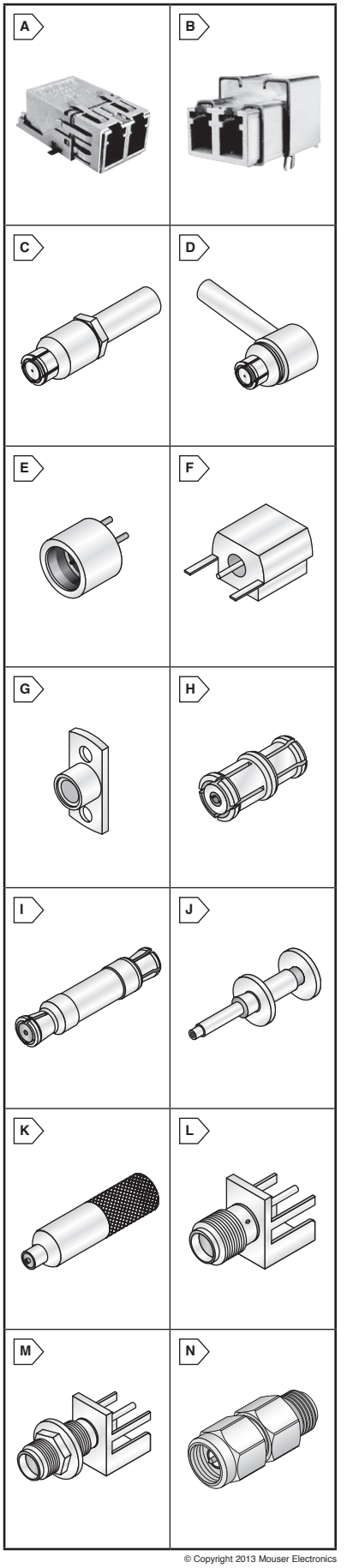

© Copyright 2013 Mouser Electronics
© Copyright 2013 Mouser Electronics

TROMPETER RF Connectors

EMERSON Network Power
Connectivity Solutions

RoHS Compliant This product is RoHS compliant.



TRB CONNECTORS AND ACCESSORIES

For quantities greater than listed, call for quote.

MOUSER STOCK NO.	Trompeter Part No.	Fig.	Description	Price Each 1	10	25
Jacks						
530-BJ71	BJ71	A	Bulkhead Straight, Rear Mount, Solder Pot	20.78	19.53	18.19
530-BJ72	BJ72	B	Bulkhead Insulated, Straight, Front Mount, 3-lug	32.29	29.80	27.67
530-BJ73	BJ73	C	Bulkhead Insulated, Feed-through, Straight, 3-lug	35.80	32.59	30.26
530-BJ74-47	BJ74-47	D	Bulkhead Insulated, Wrench Crimp, Straight, 3-lug for M17/176-00002 cable	32.56	30.13	28.07
530-BJ75	BJ75	C	Bulkhead Insulated, Straight, Rear Mount, Solder Pot, 3-lug	30.57	28.56	27.68
530-BJ76	BJ76	E	Bulkhead Straight, Rear Mount, Solder Pot, 3-lug	23.68	21.13	20.48
530-BJ76FL	BJ76FL	F	Bulkhead Straight, Rear Mount, Solder Pot, 4-lug	32.77	30.47	28.38
530-BJ76TL	BJ76TL	F	Bulkhead Straight, Rear Mount, Solder Pot, 2-lug	32.77	30.47	28.38
530-BJ77	BJ77	G	Bulkhead Straight, Front Mount, Solder Pot	26.65	23.54	21.51
530-BJ770	BJ770	G	Bulkhead Straight, Front Mount, Solder Pot, 3-lug	19.82	17.91	16.20
530-BJ77FL	BJ77FL	H	Bulkhead Straight, Front Mount, Solder Pot, 4-lug	36.38	32.71	31.70
530-BJ77TL	BJ77TL	H	Bulkhead Straight, Front Mount, Solder Pot, 2-lug	27.50	25.23	23.50
530-BJ78	BJ78	I	Bulkhead Feed-thru, Straight, 3-lug	18.06	16.12	15.63
530-BJ78HS	BJ78HS	J	Bulkhead Hermatically Sealed, Feed-thru	305.81	276.22	248.59
530-BJ79-29	BJ79-29	K	Bulkhead Cable Wrench Crimp, Straight, 3-lug for TWC-78-1 cable	34.20	31.62	30.64
530-BJ79-47	BJ79-47	K	Bulkhead Cable Wrench Crimp, Straight, 3-lug for M17/176-00002 cable	35.80	33.20	30.64
530-CBBJ79	CBBJ79	L	Bulkhead Straight, Circuit Board Mount, 3-lug	45.52	42.28	39.02
530-CBBJR79	CBBJR79	M	Bulkhead Right Angle, Circuit Board Mount, 3-lug	57.39	52.93	48.86
530-CBBJR79TL	CBBJR79TL	M	Bulkhead Right Angle, Circuit Board Mount, 2-lug	74.96	69.44	64.49
530-CBJ70	CBJ70	N	Straight, Circuit Board Mount, 3-lug	50.49	46.58	43.25
530-CJ70-29	CJ70-29	O	Cable Wrench Crimp, Straight, 3-lug for TWC-78-1 cable	24.01	22.04	20.47
530-CJ70-47	CJ70-47	P	Cable Wrench Crimp, Straight, 3-lug for M17/176-00002 cable	22.83	22.04	20.47
530-CJ70C-201	CJ70C-201	Q	Cable Straight 3-lug M17/176-00002	40.34	36.33	35.36
530-RFI75-1	RFI75-1	R	RFI Cap with No Chain	8.57	7.79	7.04
530-RFI75-13-D3	RFI75-13-D3	S	RFI Cap with 3" Stainless Steel Lanyard, .505-.510" D-Ring	43.63	41.09	37.75
530-TNG1-1-78	TNG1-1-78	T	Termination w/o Chain 78 Ohm	32.45	29.93	27.62
530-TNG1-4-78	TNG1-4-78	U	Termination, 3 inch Brass Chain, 78 Ohm Resistance, No D Ring	56.19	51.46	47.93
530-M49142/05-0008	M49142/05-0008	V	Bulkhead Wrench Crimp, QPL, Straight, 3-lug for M17/176-00002 cable	92.77	84.64	78.59
Plugs						
530-PL74-7	PL74-7	W	Wrench Crimp, Straight, 2-lug for TRC-50-2 cable	30.89	27.98	26.07
530-PL75-29	PL75-29	W	Wrench Crimp, Straight, 3-lug for TWC-78-1	21.84	20.11	18.67
530-PL75-29BR	PL75-29BR	X	Wrench Crimp, Straight, Bend Relief Spring, 3-lug for TWC-78-1	35.91	33.48	31.09
530-PL75-32	PL75-32	W	Wrench Crimp, Straight, 3-Lug for TRC-50-1 cable	32.60	30.63	28.53
530-PL75-33	PL75-33	W	Straight for TRC-75-1 Cable 3-lug	32.04	28.53	27.77
530-PL75-43	PL75-43	W	Wrench Crimp, Straight, 3-lug for 250-4044/250-4045	32.60	30.63	28.53
530-PL75-45	PL75-45	W	Wrench Crimp, Straight, 3-lug for M27500-22TE2T14	32.60	30.63	28.53
530-PL75-47	PL75-47	W	Wrench Crimp, Straight, 3-lug for M17/176-00002 cable	19.92	17.78	16.17
530-PL75-47BR	PL75-47BR	X	Wrench Crimp, Straight, Bend Relief Spring, 3-lug for M17/176-00002	35.80	33.48	31.09
530-PL75-7	PL75-7	W	Wrench Crimp, Straight, 3-lug for TRC-50-2	19.92	18.39	16.94
530-PL75-9	PL75-9	W	Wrench Crimp, Straight, 3-lug for TWC-78-2	22.06	19.75	17.78
530-PL75C-201	PL75C-201	Y	Full Crimp, Straight, 3-lug for M17/176-00002 cable	22.44	19.44	17.76
530-PL75C-204	PL75C-204	Z	Full Crimp, Straight, 3-lug for 10602 cable	30.89	27.98	26.07
530-PL75C-212	PL75C-212	Y	Full Crimp, Straight, 3-lug for 2524E0114 cable	30.89	27.98	26.07
530-PL75C-222	PL75C-222	Y	Full Crimp, Straight, 3-lug for 10613 cable	30.68	27.98	26.07
530-PL75C-303	PL75C-303	Z	Full Crimp, Straight, 3-lug for 752BA5314 cable	51.45	47.49	44.09
530-PL75C-307	PL75C-307	Z	Full Crimp, Straight, 3-lug for TRC-75-1 cable	55.55	51.45	47.49
530-PL75FL-47	PL75FL-47	W	Straight for M17/176-00002 Cable	37.51	34.44	33.38
530-PLR75C-201	PLR75C-201	AA	Full Crimp, Right Angle, 3-lug for M17/176-00002 cable	168.04	152.01	137.54
530-PLR75C-204	PLR75C-204	AA	Full Crimp, Right Angle, 3-lug, for 10602 cable	173.39	157.55	144.42
530-M49142/03-0007	M49142/03-0007	P	Cable Wrench Crimp, QPL, Straight, 3-lug for TWC-78-2 cable	66.53	60.88	56.71
530-M49142/03-0008	M49142/03-0008	P	Cable Wrench Crimp, QPL, Straight, 3-lug for M17/176-00002 cable	77.83	70.97	65.90
530-M49142/03-0009	M49142/03-0009	P	Cable Wrench Crimp, QPL, Straight, 3-lug for M17/177-00001 cable	80.31	74.00	68.72
530-M49142/03-0017	M49142/03-0017	BB	Cable Military Tool Crimp, QPL, Straight, 3-lug for M17/176-00001 cable	71.06	64.65	62.66

TRC CONNECTORS

For quantities greater than listed, call for quote.

530-PL80-7	PL80-7	CC	TRC Plug, Wrench Crimp, Straight, 2-lug for TRC-50-2 cable	90.88	83.93	77.48

TNC CONNECTORS

For quantities greater than listed, call for quote.

530-BJ48	BJ48	DD	TNC Bulkhead Jack, 50 Ohm, Insulated, Straight, Feed-through	28.13	25.61	23.85

© Copyright 2013 Mouser Electronics
© Copyright 2013 Mouser Electronics

TROMPETER RF Connectors

EMERSON Network Power
Connectivity Solutions

RoHS Compliant This product is RoHS compliant.



BNC CONNECTORS

For quantities greater than listed, call for quote.

MOUSER STOCK NO.	Trompeter Part No.	Fig.	Description	Impedance (Ω)	Price Each 1	10	25
Jacks							
530-6-0001-1	6-0001-1	A	Bulkhead Jack, 75 Ohm, Right Angle, Circuit Board Mount	75	38.66	34.79	31.89
530-6-0001-2	6-0001-2	A	Bulkhead Jack, Straight, Rear Mount, Right Angle, Solder Pot	75	39.09	36.20	35.07
530-BJ21	BJ21	B	Bulkhead Cable Jack, 50 Ohm, Insulated, Straight, Rear Mount, Solder Pot	50	13.34	12.17	11.75
530-BJ27	BJ27	C	Bulkhead Jack, 50 Ohm, Insulated, Straight, Front Mount, Solder Pot	50	11.64	10.67	10.34
530-BJ28	BJ28	D	Bulkhead Jack, 50 Ohm, Insulated, Straight, Feed-through	50	23.09	22.30	21.50
530-CBBJR26	CBBJR26	E	Bulkhead Jack, Insulated, Right Angle, Circuit Board Mount	50	47.60	44.70	41.52
530-UBJ220-009	UBJ220-009	F	Bulkhead Cable Jack, 75 Ohm, Full Crimp, Straight, Rear Mount for 8218 cable	75	55.92	51.45	47.91
530-UBJ228	UBJ228	G	Bulkhead Jack, 75 Ohm, Insulated, Feed-thru, Overmold	75	11.66	10.73	9.99
530-UBJ28	UBJ28	H	Bulkhead Jack, 75 Ohm, Insulated, Feed-thru, Spacers	75	21.11	19.31	17.93
530-UCBBJE20-1	UCBBJE20-1	I	Bulkhead Jack, 75 Ohm, Circuit Board Edge Mount for .060 - .064 Board Thickness	75	4.18	3.64	3.32
530-UCBBJE20-2	UCBBJE20-2	J	Bulkhead Jack, 75 Ohm, Circuit Board Edge Mount for .028 - .033 Board Thickness	75	17.87	16.53	15.40
530-UCBBJE20-3	UCBBJE20-3	K	Bulkhead Jack, 75 Ohm, Circuit Board Edge Mount for .084 Board Thickness	75	4.91	4.55	4.41
530-UCBJE20-1	UCBJE20-1	L	Jack, 75 Ohm, Circuit Board Edge Mount, .060-.064"	75	8.68	7.79	7.17
530-UCBJR220	UCBJR220	M	Jack, 75 Ohm, Right Angle, Circuit Board Mount	75	11.82	10.73	9.99
530-UCJ220-026	UCJ220-026	N	Cable Jack, 75 Ohm, Full Crimp, Straight, for AT&T 735 cable	75	21.71	20.28	18.83
Plugs							
530-PL20-3	PL20-3	O	Plug, 50 Ohm, Wrench Crimp, Straight for RG-223 cable	50	13.01	12.57	12.24
530-PL20-5	PL20-5	O	Plug, 50 Ohm, Wrench Crimp, Straight for RG-174 cable	50	31.62	29.18	27.09
530-UPL2000-D1	UPL2000-D1	P	Plug, 75 Ohm, Full Crimp, Straight, for Comm/Scope 7538 cable	75	2.58	2.38	2.31
530-UPL2000-D19	UPL2000-D19	P	Plug, 75 Ohm, Full Crimp, Straight, for Belden 1855A cable	75	2.58	2.38	2.31
530-UPL2000-D2	UPL2000-D2	P	Plug, 75 Ohm, Full Crimp, Straight, for Belden 1505A cable	75	2.58	2.38	2.31
530-UPL2000-D20	UPL2000-D20	P	Plug, 75 Ohm, Full Crimp, Straight, for Belden 1505F cable	75	4.07	3.40	3.31
530-UPL2000-D4	UPL2000-D4	P	Plug, 75 Ohm, Full Crimp, Straight, for Belden 1694A cable	75	2.58	2.38	2.31
530-UPL220-004	UPL220-004	P	Straight Plug for RG179/187 Cable	75	4.83	4.45	4.13
530-UPL220-009	UPL220-009	P	Plug, 75 Ohm, Full Crimp, Straight, for 8218 cable	75	4.83	4.65	4.49
530-UPL220-020	UPL220-020	P	Plug, 75 Ohm, Full Crimp, Straight, for 9248 cable	75	4.83	4.65	4.49
530-UPL220-025	UPL220-025	P	Plug, 75 Ohm, Full Crimp, Straight, for AT&T 734 cable	75	5.83	5.29	5.13
530-UPL220-026	UPL220-026	P	Plug, 75 Ohm, Full Crimp, Straight, for AT&T 735 cable	75	4.83	4.45	4.13
530-UPLR220-025/T50	UPLR220-025/T50	Q	Plug, 75 Ohm, Full Crimp, Right Angle, for AT&T 734 cable	75	16.82	12.09	11.67
530-UPLR220-026	UPLR220-026	Q	Plug, 75 Ohm, Full Crimp, Right Angle, for AT&T 735 cable	75	23.25	21.25	19.74
Terminators							
530-UTNA2000	UTNA2000	R	Termination, 75 Ohm, High Frequency, No Chain	75	28.71	26.44	24.41

MINI BNC CONNECTORS

For quantities greater than listed, call for quote.

MOUSER STOCK NO.	Trompeter Part No.	Fig.	Description	Price Each 1	10	25
530-6-0008	6-0008	S	Mini BNC Bulkhead Jack, Right Angle, Edge Launch	9.48	8.96	8.72
530-UPL250-025	UPL250-025	T	Mini-BNC Plug, 75 Ohm, Full Crimp, Straight, for AT&T 734 cable	22.40	20.29	19.66
530-UPL250-026	UPL250-026	U	Mini-BNC Plug, 75 Ohm, Full Crimp, Straight, for AT&T 735 cable	7.78	7.09	6.59

COAX CONNECTORS

For quantities greater than listed, call for quote.

MOUSER STOCK NO.	Trompeter Part No.	Fig.	Description	Price Each 1	10	25
530-LPH-50	LPH-50	V	Coax Looping Plug, High Frequency and Power	94.34	87.41	81.42

TWINAX PATCH JACKS, LOOPING PLUGS AND CONTACTS

For quantities greater than listed, call for quote.

MOUSER STOCK NO.	Trompeter Part No.	Fig.	Description	Price Each 1	10	25
530-J158	J158	W	TwinAx Patch Jack, Subminiature, Dual, Normal Through	207.56	194.24	180.93
530-J72	J72	X	Standard Twinax Patch Jack, TRB Interface, 3-lug	35.91	32.83	30.48
530-LPTW-78	LPTW-78	Y	Standard Twinax Looing Plug, 78 Ohm	104.26	95.97	89.39
530-LPTWM2TP-78	LPTWM2TP-78	Y	Miniature Twinax Looing Plug, 78 Ohm, Two Test Points	137.32	125.35	116.77
530-LPTWM-78	LPTWM-78	Y	Miniature Twinax Looing Plug, 78 Ohm	101.33	93.88	87.45
530-PL3455ACP-221	PL3455ACP-221	Z	1553 Twinax Pin Contact, use with PL3455AC and 10614 cable	94.83	87.04	80.83
530-PL3455ACS-201	PL3455ACS-201	Z	1553 Twinax Socket Contact, use with PL3455AC and M17/176-00002 cable	94.51	87.04	80.83
530-PL455ACFLS-222	PL455ACFLS-222	AA	1553 Twinax Socket Contact, use with PL455ACFL and 10613 cable	94.49	84.38	81.78
530-PTW-6-78	PTW-6-78	BB	Standard Twinax Patch Cord, 78 Ohm, 6 Inches Long	67.57	60.17	58.56
530-PTWM-24-78	PTWM-24-78	BB	Miniature Twinax Patch Cord, 78 Ohm, 24 Inches Long	85.60	76.22	74.18

© Copyright 2013 Mouser Electronics
© Copyright 2013 Mouser Electronics

TROMPETER RF Connectors

RoHS Compliant **This product is RoHS compliant.**

EMERSON Network Power
Connectivity Solutions



TRS CONNECTORS AND TERMINATORS

For quantities greater than listed, call for quote.

MOUSER STOCK NO.	Trompeter Part No.	Fig.	Description	Price Each 1	10	25
Jacks						
530-BJ150	BJ150	A	Bulkhead Push-on, Straight, Rear Mount, Solderpot, 3-lug	35.81	33.01	30.64
530-BJ157	BJ157	B	Bulkhead, Straight, Front Mount, Solderpot, 3-lug	18.96	17.55	17.00
530-BJ158	BJ158	C	Bulkhead, Feed-through, 3-lug	45.71	42.07	38.83
530-CBBJ159	CBBJ159	D	Bulkhead, Straight, Rear Mount, Circuit Board Mount	90.19	83.28	76.68
530-CBJ157	CBJ157	E	Straight, Circuit Board Mount, Solder Pot, 3 Lug	40.84	37.58	36.42
530-TNGM1-1-78	TNGM1-1-78	F	Termination, No Chain, 78 Ohm Resistance, No D Ring	45.88	41.70	38.72
530-TNGMFL1-1-78	TNGMFL1-1-78	F	Termination, No Chain, 78 Ohm Resistance, No D Ring	43.58	40.18	38.94
Plugs						
530-PL155-29	PL155-29	G	Straight for TWC-124-1A Cable	27.26	25.02	23.23
530-PL155-47	PL155-47	G	Wrench Crimp, Straight, 3-lug, for M17/176-00002 cable	16.31	14.96	14.50
530-PL155AC-201	PL155AC-201	H	Full Crimp, Straight, 3-lug, for M17/176-00002 cable	28.68	26.10	24.24
530-PL155ACFL-201	PL155ACFL-201	H	Straight for M17/176-00002	26.26	24.01	22.30
530-PLR155AC-201	PLR155AC-201	I	Full Crimp, Right Angle, 3-lug, for M17/176-00002 cable	208.86	190.88	174.98
530-PLR155AC-204	PLR155AC-204	I	Full Crimp, Right Angle, 3-lug, for 10602 cable	211.00	190.88	174.98
530-PLR155ACFL-201	PLR155ACFL-201	J	Full Crimp, Right Angle, 4-lug, for M17/176-00002 cable	232.19	209.97	190.88

TRT CONNECTORS

For quantities greater than listed, call for quote.

Jacks						
530-BJ376	BJ376	K	Bulkhead Straight, Rear Mount, Solder Pot, Threaded	20.09	18.34	17.02
530-CBBJ379	CBBJ379	L	Bulkhead Straight, Circuit Board Mount, Non-Insulated, Threaded	57.49	52.83	49.05
530-M49142/09-0006	M49142/09-0006	M	Bulkhead Wrench Crimp, QPL, Straight, 3-lug for M17/176-00002 cable	68.95	63.40	58.87
530-M49142/10-0001	M49142/10-0001	N	Bulkhead Wrench Crimp, QPL, Straight, 3-lug Solder Pot	69.49	64.94	62.94
Plugs						
530-M49142/08-0002	M49142/08-0002	O	Cable Wrench Crimp, QPL, Straight, 3-lug for TRC-50-2 cable	85.70	79.53	73.85
530-M49142/08-0006	M49142/08-0006	O	Cable Wrench Crimp, QPL, Straight, 3-lug for M17/176-00002 cable	87.73	80.31	74.58
530-PL375-13A	PL375-13A	P	Wrench Crimp, Straight, Threaded for 8232 cable	61.99	54.87	53.40

TTM CONNECTORS

For quantities greater than listed, call for quote.

530-PL3155-47	PL3155-47	Q	TTM Cable Plug, Wrench Crimp, Straight, Threaded for M17/176-00002 cable	31.03	28.10	26.17

WECO CONNECTORS

For quantities greater than listed, call for quote.

Jacks						
530-HDVDP	HDVDP	R	Full Size Patch Jack, Non-Terminated	41.86	38.62	35.86
530-HDVDPM	HDVDPM	S	Mini Patch Jack, Normal Through	50.91	46.95	43.23
530-HDVDPMT	HDVDPMT	S	Mini Patch Jack, Normal Through, Self Terminating	65.14	60.16	58.30
Plugs						
530-LPMWHF	LPMWHF	T	Looping Plug, High Frequency	51.20	46.74	43.53
530-LPW-75	LPW-75	T	Standard Looping Plug 50 ohm, Wide Center to Center Spacing	24.11	22.79	21.16
530-PL1MWLT-026	PL1MWLT-026	U	Patch Plug with Locking Tab for WECo 735 Cable	19.45	17.60	16.24

ADAPTERS

For quantities greater than listed, call for quote.

Between Series Adapters						
530-AD1	AD1	V	BNC to RCA Coax Patch Adapter, Straight	44.58	40.66	37.88
530-AD1W	AD1W	W	BNC to WECo Coax Patch Adapter, Straight	33.14	30.27	28.11
530-AD1WHD	AD1WHD	X	BNC to WECo Coax Patch Adapter, Straight, High Definition	21.20	19.59	18.24
530-ADBJ20-E1-BJ79	ADBJ20-E1-BJ79	Y	BNC Male-TRB Male Adapter	63.15	55.98	54.48
530-ADBJ20-E1-PL75	ADBJ20-E1-PL75	Z	BNC Female-TRB Male Adapter Outer Shld	50.53	46.63	43.30
530-ADBJ20-E2-PL75	ADBJ20-E2-PL75	AA	BNC Female-TRB Male Adapter Inner Shld	61.92	57.16	53.07
530-AD1300	AD1300	BB	BNC Jack to F Plug	22.90	21.06	19.55
530-ADBJ77-E1-PL20	ADBJ77-E1-PL20	CC	Adapter, Between Series, BNC Male to TRB Female	55.62	50.29	46.42
530-ADMW12	ADMW12	DD	Mini-WECo Adapter, Patch Plug to 75 ohm BNC	34.70	31.02	30.18
530-J3W	J3W	EE	Standard WECo Patch Jack, 75 Ohm, BNC Interface	18.55	17.39	16.15
In Series Adapters						
530-UAD258	UAD258	FF	Mini-BNC Adapter, 75 Ohm	31.43	29.03	27.04
530-UADRMF220	UADRMF220	GG	BNC Male to Female Adapter, 75 Ohm, Right Angle	19.40	17.84	16.56
530-UCCS-025-026	UCCS-025-026	HH	BNC Adapter, 75 Ohm, In-Line Transition, 734 to 735 Cable	16.99	15.61	14.54
530-AD78	AD78	II	TRB Barrel Adapter, Female to Female	25.84	22.92	22.31
530-ADRMF70	ADRMF70	JJ	TRB Adapter, Male to Female, Right Angle	101.84	92.52	85.41
530-BN73	BN73	KK	TRB 'T' Adapter, 3-lug	108.07	98.72	91.96

© Copyright 2013 Mouser Electronics

© Copyright 2013 Mouser Electronics

VITELEC RF Connectors

EMERSON Network Power
Connectivity Solutions

RoHS Compliant This product is RoHS compliant.

BNC RIGHT ANGLE PCB MOUNT DOUBLE JACKS

For quantities greater than listed, call for quote.

MOUSER STOCK NO.	Vitelec Part No.	Fig.	Description	Cable	Price Each 1	10	25
530-VBI501	VBI501	A	Dual R/A PCB Jack Captive Posts, Insulated	-	15.32	14.51	13.60
530-VBM501	VBM501	A	Dual R/A PCB Jack Captive Posts	-	19.77	18.45	17.29

BNC SHIELDED PCB MOUNT JACKS

✻ Self Captivating Legs

For quantities greater than listed, call for quote.

MOUSER STOCK NO.	Vitelec Part No.	Fig.	Description	Cable	Price Each 1	10	25
530-VBM201	VBM201	B	Right Angle PCB Mount Jack, 50Ohm	-	8.24	7.30	6.84
530-VBM201-75	VBM201-75	B	Right Angle PCB Mount Jack, 75Ohm	-	8.13	7.19	6.73
✻ 530-VBM201C-75	VBM201C-75	B	Right Angle PCB Mount Jack, 75Ohm	-	8.24	7.30	6.84
530-VBM211	VBM211	B	Right Angle PCB Mount Jack, Low Profile, 50Ohm	-	7.30	6.84	6.46
530-VBM221	VBM221	B	R/A PCB Mount Jack, Extra Low Profile, 50Ohm	-	8.57	7.58	6.72
530-VBM211-75	VBM211-75	C	Right Angle PCB Mount Jack, Low Profile, 75Ohm	-	7.30	6.84	6.46
✻ 530-VBM211C-75	VBM211C-75	C	Right Angle PCB Mount Jack, Low Profile, 75Ohm	-	8.24	7.30	6.84
530-VBM301	VBM301	C	Vertical PCB Mount Jack, 50Ohm	-	8.24	7.30	6.84
530-VBM301-75	VBM301-75	C	Vertical PCB Mount Jack, 75Ohm	-	8.24	7.30	6.84

BNC RIGHT ANGLE PCB MOUNT JACKS - ENCLOSED CONTACT

For quantities greater than listed, call for quote.

MOUSER STOCK NO.	Vitelec Part No.	Fig.	Description	Cable	Price Each 1	10	25
530-VBM511-1502	VBM511-1502	D	Right Angle Flush Mount Shielded, 50Ohm	-	8.72	7.78	7.17
530-VBM511-75	VBM511-75	D	Right Angle Flush Mount Shielded 75Ohm	-	9.15	8.10	7.60
530-VBM511-75-1502	VBM511-75-1502	D	Right Angle Flush Mount Shielded 75Ohm	-	9.15	8.10	7.60

TWIST ON BNC PLUGS

For quantities greater than listed, call for quote.

MOUSER STOCK NO.	Vitelec Part No.	Fig.	Description	Cable	Price Each 1	10	25
530-TOBNC10-59/62	TOBNC10-59/62	E	Twist-On Plug	RG58	5.83	5.16	4.84
530-TOBNC10-58	TOBNC10-58	E	Twist-On Plug	RG59/RG63	6.01	5.33	5.00

FILTERED RIGHT ANGLE BNC JACKS

For quantities greater than listed, call for quote.

MOUSER STOCK NO.	Vitelec Part No.	Fig.	Description	Cable	Price Each 1	10	25
530-VBF201	VBF201	F	Filtered Right Angle 50Ohm	-	17.46	15.45	14.49
530-VBF201-75	VBF201-75	F	Filtered Right Angle 75Ohm	-	19.53	17.28	16.20
530-VBF211	VBF211	F	Filtered Right Angle 50Ohm with Posts	-	20.00	17.70	16.59
530-VBF211-75	VBF211-75	F	Filtered Right Angle 75Ohm with Posts	-	20.00	17.70	16.59

BNC TERMINATORS

For quantities greater than listed, call for quote.

MOUSER STOCK NO.	Vitelec Part No.	Fig.	Description	Cable	Price Each 1	10	25
530-VBT50	VBT50	G	50Ohm Termination 1/2 watt	-	7.18	6.44	5.93
530-VBT75	VBT75	G	75Ohm Termination 1/2 watt	-	7.39	6.55	6.14

BNC ADAPTERS - IN SERIES

For quantities greater than listed, call for quote.

MOUSER STOCK NO.	Vitelec Part No.	Fig.	Description	Cable	Price Each 1	10	25
530-VBA100-1	VBA100-1	H	Bulkhead Jack-Jack	-	7.55	6.69	6.27
530-VBA107	VBA107	I	Plug to Jack R/A	-	9.91	8.76	8.22
530-VBA108	VBA108	J	Plug to Plug	-	8.03	7.10	6.66
530-VBA109	VBA109	K	Plug to Jack to Jack F Style	-	9.91	8.76	8.22
530-VBA109-75	VBA109-75	K	Jack to Jack	-	9.43	8.35	7.82
530-VBA110	VBA110	L	Jack to jack 75Ohm	-	9.91	8.76	8.22
530-VBA111	VBA111	M	Plug to Jack to Jack Goalpost	-	20.22	17.89	16.77
530-VBA112	VBA112	N	Plug to Jack to Jack T	-	16.55	14.65	13.73
530-VBA90-1	VBA90-1	O	Plug to Jack to Jack T, 75Ohm	-	5.03	4.47	4.02
530-VBA90-1-75	VBA90-1-75	O	Jack to Jack to Jack T	-	5.96	5.26	4.94

BNC ACCESSORIES

For quantities greater than listed, call for quote.

MOUSER STOCK NO.	Vitelec Part No.	Fig.	Description	Cable	Price Each 1	10	25
530-VBFIM/SET	VBFIM/SET	-	NUT & Washer for VBI/VBM/VBF	-	.51	.45	.423

N TYPE CRIMP PLUGS

For quantities greater than listed, call for quote.

MOUSER STOCK NO.	Vitelec Part No.	Fig.	Description	Cable	Price Each 1	10	25
530-VN10-2019	VN10-2019	P	Crimp Plug	RG214	9.21	8.15	7.64
530-VN10-2020	VN10-2020	P	Crimp Plug	RG213	9.00	7.96	7.46
530-VN10-2031	VN10-2031	P	Crimp Plug	RG59	9.00	7.96	7.46
530-VN10-2050	VN10-2050	P	Crimp Plug	RG223	9.53	8.43	7.91
530-VN10-2051	VN10-2051	P	Crimp Plug	RG58	9.00	7.96	7.46
530-VN10-2052	VN10-2052	P	Crimp Plug	RG174/188/316	8.99	7.95	7.46

N TYPE CLAMP PLUGS

For quantities greater than listed, call for quote.

MOUSER STOCK NO.	Vitelec Part No.	Fig.	Description	Cable	Price Each 1	10	25
530-VNS10-2020	VNS10-2020	Q	Clamp Plug	RG213	12.04	10.65	9.98
530-VNS10-2051	VNS10-2051	Q	Clamp Plug	RG58	10.09	8.93	8.37



© Copyright 2013 Mouser Electronics

© Copyright 2013 Mouser Electronics

VITELEC RF Connectors

EMERSON Network Power
Connectivity Solutions

RoHS Compliant **This product is RoHS compliant.**

NEW SUPPLIER
NEW SUPPLIER
RF Connectors
Vitelec
NEW SUPPLIER

BNC CRIMP PLUGS

For quantities greater than listed, call for quote.

MOUSER STOCK NO.	Vitelec Part No.	Fig.	Description	Cable	Price Each 1	10	25
530-VB10-2020	VB10-2020	A	Crimp Plug	RG11	5.74	5.07	4.76
530-VB10-2025	VB10-2025	A	Crimp Plug	CT125	4.52	3.99	3.75
530-VB10-2029	VB10-2029	A	Crimp Plug	CT100, H109F	7.78	6.88	6.45
530-VB10-2031	VB10-2031	A	Crimp Plug	RG59	1.63	1.32	1.17
530-VB10-2050	VB10-2050	A	Crimp Plug	RG142/223/400	2.70	2.39	2.24
530-VB10-2051	VB10-2051	A	Crimp Plug	RG58	2.70	2.39	2.24
530-VB10-2061	VB10-2061	A	Crimp Plug, Tapered	RG179/187	4.68	4.13	3.87
530-VB10-2062	VB10-2062	A	Crimp Plug	RG179/187	4.68	4.13	3.87
530-VB10-2071	VB10-2071	A	Crimp Plug, Tapered	RG174	4.52	3.99	3.75
530-VB10-2077	VB10-2077	A	Mini Crimp Plug	RG59	4.73	4.18	3.93

BNC CLAMP PLUGS

For quantities greater than listed, call for quote.

MOUSER STOCK NO.	Vitelec Part No.	Fig.	Description	Cable	Price Each 1	10	25
530-VBS10-2020	VBS10-2020	B	Clamp Plug	RG213	10.44	9.23	8.66
530-VBS10-2031	VBS10-2031	B	Clamp Plug	RG59/62	4.45	3.94	3.69
530-VBS10-2051	VBS10-2051	B	Clamp Plug	RG58	4.45	3.94	3.69

BNC RIGHT ANGLE PLUGS

For quantities greater than listed, call for quote.

MOUSER STOCK NO.	Vitelec Part No.	Fig.	Description	Cable	Price Each 1	10	25
530-VB20-2031	VB20-2031	C	Crimp Right Angle Plug	RG59/62	10.53	9.32	8.74
530-VB20-2051	VB20-2051	C	Crimp Right Angle Plug	RG58	10.53	9.32	8.74

BNC INSTALLER CONNECTAPAKS - CRIMP PLUGS WITH EXTRA PINS/FERRULES

For quantities greater than listed, call for quote.

MOUSER STOCK NO.	Vitelec Part No.	Fig.	Description	Cable	Price Each 1	10	25
530-VCP10-31	VCP10-31	D	VB10-2031 Crimp Plug	-	2.19	1.94	1.82
530-VCP10-51	VCP10-51	D	VB10-2051 Crimp Plug	-	2.19	1.94	1.82

BNC CRIMP JACKS

For quantities greater than listed, call for quote.

MOUSER STOCK NO.	Vitelec Part No.	Fig.	Description	Cable	Price Each 1	10	25
530-VB30-2031	VB30-2031	E	Crimp Jack	RG59	5.05	4.46	4.18
530-VB30-2051	VB30-2051	E	Crimp Jack	RG58	5.05	4.46	4.18
530-VB30-2061	VB30-2061	E	Crimp Jack	RG179/187	6.68	5.91	5.54
530-VB30-2071	VB30-2071	E	Crimp Jack, Tapered	RG174	6.58	5.82	5.46

BNC CRIMP BULKHEAD JACKS

For quantities greater than listed, call for quote.

MOUSER STOCK NO.	Vitelec Part No.	Fig.	Description	Cable	Price Each 1	10	25
530-VB40-2031	VB40-2031	F	Bulkhead Jack	RG59	7.49	6.63	6.22
530-VB40-2051	VB40-2051	F	Bulkhead Jack	RG58	7.49	6.63	6.22
530-VB40-2061	VB40-2061	F	Bulkhead Jack	RG179/187	8.87	7.85	7.36
530-VB40-2071	VB40-2071	F	Bulkhead Jack, Tapered	RG174	8.87	7.85	7.36
530-VB60-2051	VB60-2051	G	Bulkhead Jack, Front Entry	RG58	6.45	5.71	5.36
530-VB60-2061	VB60-2061	G	Bulkhead Jack, Front Entry	RG179	6.45	5.71	5.36
530-VB60-2071	VB60-2071	G	Bulkhead Jack, Front Entry	RG174	6.45	5.71	5.36
530-VB60-2081	VB60-2081	G	Bulkhead Jack, Front Entry	RG178	7.02	6.22	5.82

BNC PANEL MOUNT JACKS

For quantities greater than listed, call for quote.

MOUSER STOCK NO.	Vitelec Part No.	Fig.	Description	Cable	Price Each 1	10	25
530-VB1094	VB1094	H	Panel Mounted Jack, 50 Ohm	-	2.69	2.35	2.10
530-VB1094-75	VB1094-75	H	Panel Mounted Jack 75, Ohm	-	2.81	2.46	2.18

PNC PANEL MOUNT JACKS - ISOLATED

For quantities greater than listed, call for quote.

MOUSER STOCK NO.	Vitelec Part No.	Fig.	Description	Cable	Price Each 1	10	25
530-VBI1094A	VBI1094A	I	Isolated Panel Mount Jack, 50 Ohm	-	4.71	4.18	3.77
530-VBI1094A-75	VBI1094A-75	I	Isolated Panel Mount Jack, 75 Ohm	-	4.86	4.55	4.30
530-VBI100-1-75	VBI100-1-75	J	Isolated Bulkhead Jack	-	11.22	9.93	9.31

BNC VERTICAL PCB MOUNT JACKS

For quantities greater than listed, call for quote.

MOUSER STOCK NO.	Vitelec Part No.	Fig.	Description	Cable	Price Each 1	10	25
530-VB334N	VB334N	K	PCB Mount Jack 18.2mm	-	3.67	3.24	3.04
530-VB335	VB335	K	PCB Mount Jack 23.2mm 50 Ohm	-	4.52	3.99	3.75
530-VB335-75	VB335-75	K	PCB Mount Jack 23.2mm 75 Ohm	-	4.89	4.32	4.06

BNC ISOLATED PCB MOUNT JACKS

For quantities greater than listed, call for quote.

MOUSER STOCK NO.	Vitelec Part No.	Fig.	Description	Cable	Price Each 1	10	25
530-VBI201-75	VBI201-75	L	R/A PCB Mount Jack	-	6.81	6.01	5.64
530-VBI211	VBI211	M	R/A Jack, Low Profile, 50 Ohm	-	6.01	5.64	5.33
530-VBI211-75	VBI211-75	M	R/A Jack, Low Profile 75 Ohm	-	6.81	6.01	5.64
530-VBI301	VBI301	N	Vert PCB Mount Jack	-	6.81	6.01	5.64
530-VBI302	VBI302	N	Vert PCB Mount Jack w/ Screws	-	6.81	6.01	5.64



© Copyright 2013 Mouser Electronics

© Copyright 2013 Mouser Electronics

VITELEC RF Connectors

EMERSON Network Power
Connectivity Solutions

RoHS Compliant This product is RoHS compliant.

N TYPE IN SERIES ADAPTERS

For quantities greater than listed, call for quote.

MOUSER STOCK NO.	Vitelec Part No.	Fig.	Description	Cable	Price Each 1	10	25
530-VNA100-1	VNA100-1	A	N Type Jack to Jack Bulkhead	-	13.48	11.93	11.18
530-VNA515	VNA515	B	N Type Plug to Jack	-	9.21	8.15	7.64
530-VNA516	VNA516	C	N Type Plug to Plug	-	15.04	13.31	12.48
530-VNA517	VNA517	D	N Plug to Jack Right Angle	-	17.09	15.12	14.17

F TYPE CRIMP PLUGS

For quantities greater than listed, call for quote.

MOUSER STOCK NO.	Vitelec Part No.	Fig.	Description	Cable	Price Each 1	10	25
530-VF10-125	VF10-125	E	Crimp Plug	CT125	1.54	1.36	1.27
530-VF10-2060	VF10-2060	E	Crimp Plug	RD316	1.98	1.74	1.64
530-VF10-2061	VF10-2061	E	Crimp Plug	RG179	2.54	2.25	2.11
530-VF10-59/L	VF10-59/L	E	Crimp Plug	RG59	1.01	.887	.832
530-VF10-601/L	VF10-601/L	E	Crimp Plug	CT100/RG6	1.01	.887	.832

F TYPE TWIST ON PLUGS

For quantities greater than listed, call for quote.

MOUSER STOCK NO.	Vitelec Part No.	Fig.	Description	Cable	Price Each 1	10	25
530-TOF56	TOF56	F	Twist-On F Plug	RG6	.47	.416	.391
530-TOF59	TOF59	F	Twist-On F Plug	RG59 H109F	.94	.832	.78

F TYPE PCB MOUNT JACKS

For quantities greater than listed, call for quote.

MOUSER STOCK NO.	Vitelec Part No.	Fig.	Description	Cable	Price Each 1	10	25
530-VF320	VF320	G	PCB Mount Jack, Vertical	-	1.69	1.50	1.40
530-VF330	VF330	H	PCB Mount Jack, Right Angle	-	3.41	3.03	2.84
530-VF312	VF312	I	Edge Mount PCB Jack With Nut & Washer	-	2.26	2.00	1.87

F Type Panel and Cable Mount Adapters

For quantities greater than listed, call for quote.

MOUSER STOCK NO.	Vitelec Part No.	Fig.	Description	Cable	Price Each 1	10	25
530-VFA340	VFA340	J	F Panel Mount Bulkhead Jack - Jack	-	1.07	.943	.884
530-VFA342	VFA342	K	F Plug - Jack Right Angle	-	4.11	3.64	3.40

TNC PLUG

For quantities greater than listed, call for quote.

MOUSER STOCK NO.	Vitelec Part No.	Fig.	Description	Cable	Price Each 1	10	25
530-VT10-2051	VT10-2051	L	Crimp Plug	RG58	3.75	3.31	3.09

TNC SHIELDED JACK

For quantities greater than listed, call for quote.

MOUSER STOCK NO.	Vitelec Part No.	Fig.	Description	Cable	Price Each 1	10	25
530-VTM511	VTM511	M	PCB Mount Right Angle	-	9.15	8.10	7.60

Between Series Adapters

For quantities greater than listed, call for quote.

MOUSER STOCK NO.	Vitelec Part No.	Fig.	Description	Cable	Price Each 1	10	25
530-VA204	VA204	N	BNC Plug to F Jack	-	5.42	4.79	4.49
530-VA206	VA206	O	BNC Plug to Phono Jack	-	3.41	3.03	2.84
530-VA212	VA212	P	Phono Plug to BNC Jack	-	4.21	3.71	3.49
530-VA502	VA502	Q	SMA Plug to N Jack	-	15.04	13.31	12.48
530-VA506	VA506	R	SMA Plug to BNC Jack	-	12.94	11.43	10.71

ACCESSORIES

Strain Relief Boots

For quantities greater than listed, call for quote.

MOUSER STOCK NO.	Vitelec Part No.	Fig.	Description	Price Each 1	10	25
530-VSR300	VSR300	S	Strain Relief - Black - 3mm	.60	.534	.501
530-VSR302	VSR302	S	Strain Relief - Yellow - 3mm	.60	.534	.501
530-VSR304	VSR304	S	Strain Relief - Red - 3mm	.57	.514	.46
530-VSR305	VSR305	S	Strain Relief - Green - 3mm	.60	.534	.501
530-VSR306	VSR306	S	Strain Relief - Grey - 3mm	.60	.534	.501
530-VSR308	VSR308	S	Strain Relief - Blue - 3mm	.60	.534	.501
530-VSR200	VSR200	S	Strain Relief - Black - 5mm	.54	.478	.448
530-VSR100	VSR100	S	Strain Relief - Black - 6mm	.54	.478	.448
530-VSR101	VSR101	S	Strain Relief - Brown - 6mm	.54	.478	.448
530-VSR103	VSR103	S	Strain Relief - Red - 6mm	.54	.478	.448
530-VSR104	VSR104	S	Strain Relief - Green - 6mm	.54	.478	.448
530-VSR105	VSR105	S	Strain Relief - Blue - 6mm	.54	.478	.448
530-VSR106	VSR106	S	Strain Relief - Yellow - 6mm	.54	.478	.448
530-VSR107	VSR107	S	Strain Relief - Violet - 6mm	.54	.478	.448
530-VSR108	VSR108	S	Strain Relief - Grey - 6mm	.54	.478	.448
530-VSR109	VSR109	S	Strain Relief - White - 6mm	.54	.478	.448
530-WB-1	WB-1	T	Weather Boot For F Plug	.60	.534	.501

Crimp Tool

For quantities greater than listed, call for quote.

MOUSER STOCK NO.	Vitelec Part No.	Fig.	Description	Price Each
530-DCC1113	DCC1113	-	Crimp Tool BNC & N type RG58/59/142 & 223	208.82



© Copyright 2013 Mouser Electronics

© Copyright 2013 Mouser Electronics

RoHS Compliant **This product is RoHS compliant.**

DIMENSIONS: mm

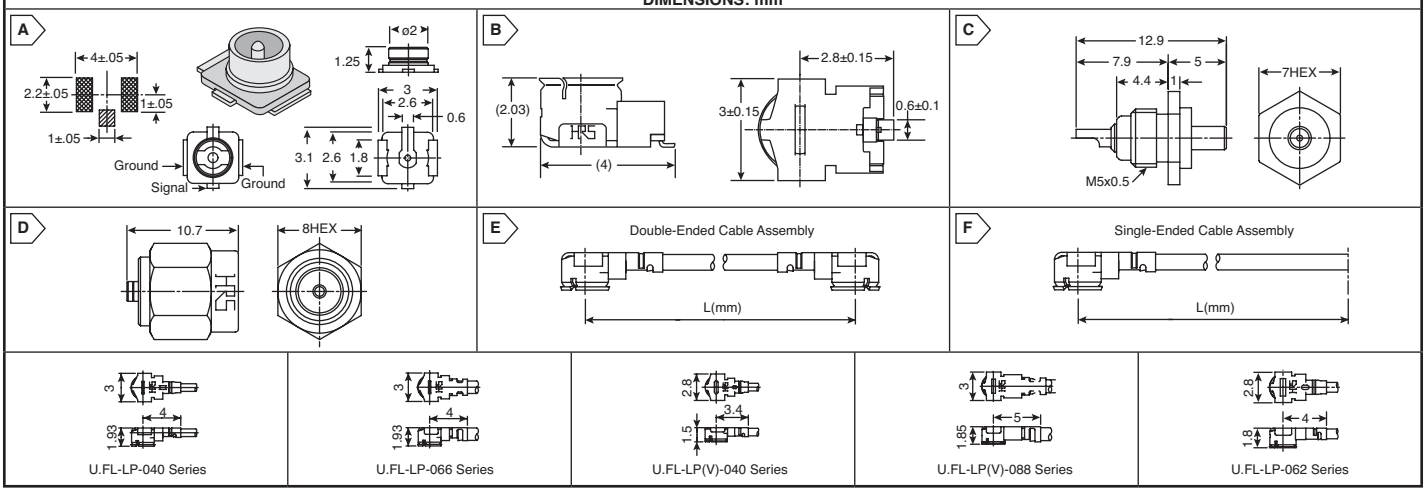

U.FL SERIES

Receptacles

For quantities greater than listed, call for quote.

MOUSER STOCK NO.	Hirose Part No.	Fig.	Contact Gender	Contact Plating	Body Plating	Termination Type	Packaging	Price Each 1	10	50	100
798-U.FL-R-SMT01	U.FL-R-SMT(01)	A	Male	Gold	Silver	SMT	Loose	1.74	1.41	1.16	1.03
798-U.FL-R-SMT10	U.FL-R-SMT(10)	A	Male	Gold	Sliver	SMT	Reel	1.77	1.43	1.27	1.04

Plugs

For quantities greater than listed, call for quote.

MOUSER STOCK NO.	Hirose Part No.	Fig.	Contact Gender	Contact Plating	Body Plating	Termination Type	Packaging	Price Each 1	10	50	100
798-U.FLPRSMT2.5110	U.FL-PR-SMT-2.5-1(10)	B	Female	Bronze	Gold	SMT	Reel	4.44	3.67	3.43	2.75

Converter Adapters

For quantities greater than listed, call for quote.

MOUSER STOCK NO.	Hirose Part No.	Fig.	Adapter Type	Contact Plating	Body Plating	Packaging	Price Each 1	10	50	100
798-U.FL-R-1	U.FL-R-1	C	Receptacle to Inspection	Gold	Silver	Loose	21.99	21.24	19.77	19.06
798-HRMPUFLJ40	HRMP-U.FLJ(40)	D	U.FL Jack/SMA Plug	Gold	Silver	Loose	18.78	18.15	16.90	16.27

Cable Assemblies

For quantities greater than listed, call for quote.

MOUSER STOCK NO.	Hirose Part No.	Fig.	Cable Length (mm)	Cable Type	Cable Diameter (mm)	Mated Height (mm)	Shield	Price Each 1	10	50	100
Plug to Plug (Double-Ended) Cable Assembly - White - Low Profile											
798-U.FL2LPV04N1A100	U.FL-2LP(V)-04N1-A-(100)	E	100	04	0.81	1.9	Single	7.29	6.16	5.19	4.62
798-U.FL2LPV04N1A200	U.FL-2LP(V)-04N1-A-(200)	E	200	04	0.81	1.9	Single	8.28	7.01	5.90	5.25
798-U.FL2LPV04N1A500	U.FL-2LP(V)-04N1-A-(500)	E	500	04	0.81	1.9	Single	8.54	7.22	6.07	5.41
Plug (Single-Ended) Cable Assembly - White											
798-U.FLLP04N1A200	U.FL-LP-04N1-A-(200)	F	200	04	0.81	2.4	Single	6.88	5.69	4.75	4.27
Plug to Plug (Double-Ended) Cable Assembly - White											
798-U.FL2LP04N1A70	U.FL-2LP-04N1-A-(70)	E	70	04	0.81	2.4	Single	7.92	6.71	5.64	5.03
798-U.FL2LP04N1A100	U.FL-2LP-04N1-A-(100)	E	100	04	0.81	2.4	Single	7.29	6.16	5.19	4.62
798-U.FL2LP04N1A200	U.FL-2LP-04N1-A-(200)	E	200	04	0.81	2.4	Single	7.54	6.38	5.36	4.78
798-U.FL2LP04N1A500	U.FL-2LP-04N1-A-(500)	E	500	04	0.81	2.4	Single	8.54	7.22	6.07	5.41
798-U.FL2LP04N1A1000	U.FL-2LP-04N1-A-(1000)	E	1000	04	0.81	2.4	Single	9.08	7.90	7.10	6.31
Plug to Plug (Double-Ended) Cable Assembly - Gray											
798-U.FL2LP066J1A100	U.FL-2LP-066J1-A-(100)	E	100	066	1.32	2.4	Double	7.39	6.26	5.25	4.69
798-U.FL2LP066J1A200	U.FL-2LP-066J1-A-(200)	E	200	066	1.32	2.4	Double	6.48	5.42	4.84	4.02
798-U.FL2LP066J1A500	U.FL-2LP-066J1-A-(500)	E	500	066	1.32	2.4	Double	8.98	7.81	7.02	6.25
798-UFL2LP066J1A1000	U.FL-2LP-066J1-A-(1000)	E	1000	066	1.32	2.4	Double	10.31	8.97	8.06	7.17
798-U.FL2LP068N1A100	U.FL-2LP-068N1-A-(100)	E	100	068	1.13	2.4	Single	7.39	6.26	5.25	4.69
798-U.FL2LP068N1A200	U.FL-2LP-068N1-A(200)	E	200	068	1.13	2.4	Single	7.60	6.13	4.82	4.01
798-U.FL2LP068N1A500	U.FL-2LP-068N1-A-(500)	E	500	068	1.13	2.4	Single	7.61	6.39	5.69	4.73
798-UFL2LP068N1A1000	U.FL-2LP-068N1-A-(1000)	E	1000	068	1.13	2.4	Single	8.82	7.94	7.07	5.89
798-U.FL2LP088K1TA60	U.FL-2LP-088K1T-A-(60)	E	60	088	1.37	2.4	Single	7.92	6.71	5.64	5.03
798-UFL2LP088K1TA100	U.FL-2LP-088K1T-A-(100)	E	100	088	1.37	2.4	Single	8.06	6.83	5.74	5.11
798-UFL2LP088K1TA200	U.FL-2LP-088K1T-A-(200)	E	200	088	1.37	2.4	Single	7.60	6.42	5.39	4.82
798-UFL2LP088K1TA500	U.FL-2LP-088K1T-A-(500)	E	500	088	1.37	2.4	Single	9.59	8.12	6.83	6.09
Plug to Plug (Double-Ended) Cable Assembly - Black - Low Profile											
798-U.FL2LPV04N2A500	U.FL-2LP(V)-04N2-A-(500)	E	500	04	0.81	1.9	Single	9.50	8.05	6.76	6.03
Plug to Plug (Double-Ended) Cable Assembly - Black											
798-U.FL2LP04N2A100	U.FL-2LP-04N2-A-(100)	E	100	04	0.81	2.4	Single	8.04	6.79	5.71	5.09
798-U.FL2LP04N2A200	U.FL-2LP-04N2-A-(200)	E	200	04	0.81	2.4	Single	7.54	6.38	5.36	4.78
798-UFL2LP068N2A1000	U.FL-2LP-068N2-A-(1000)	E	1000	068	1.32	2.4	Single	11.04	9.61	8.65	7.68
798-UFL2LP088K2TA100	U.FL-2LP-088K2T-A-(100)	E	100	088	1.37	2.4	Single	7.34	6.21	5.21	4.65
798-UFL2LP088K2TA200	U.FL-2LP-088K2T-A-(200)	E	200	088	1.37	2.4	Single	8.34	7.06	5.94	5.29
798-UFL2LP088K2TA500	U.FL-2LP-088K2T-A-(500)	E	500	088	1.37	2.4	Single	8.84	7.48	6.29	5.61
798-UFL2LP088K2T1000	U.FL-2LP-088K2T-A-(1000)	E	1000	088	1.37	2.4	Single	9.52	8.28	7.69	6.62

Tooling

For quantities greater than listed, call for quote.

MOUSER STOCK NO.	Hirose Part No.	Fig.	Description	Price Each 1	10	50	100
798-U.FL-LP-N-2	U.FL-LP-N-2	-	Extraction Tool for U.FL-LP-04/066/088	20.87	20.16	18.77	18.08
798-U.FL-LP-N-201	U.FL-LP-N-2(01)	-	Extraction Tool for U.FL-LP-04/066/088	15.17	14.28	12.94	12.50
798-U.FL-LPV-N-2	U.FL-LP(V)-N-2	-	Extraction Tool for U.FL-LP(V)-040/U.FL-LP-062	18.78	18.15	16.90	16.27

© Copyright 2013 Mouser Electronics

© Copyright 2013 Mouser Electronics

HIROSE Coaxial Connectors

RoHS Compliant **This product is RoHS compliant.**

HIROSE ELECTRIC CO., LTD.

W.FL SERIES

Receptacle

For quantities greater than listed, call for quote.

MOUSER STOCK NO.	Hirose Part No.	Fig.	Contact Gender	Contact Plating	Body Plating	Termination Type	Packaging	Price Each 1	10	50	100
798-W.FL-R-SMT-110	W.FL-R-SMT-1(10)	A	Male	Gold	Silver	SMT	Reel	1.79	1.46	1.18	1.06

Cable Assemblies

For quantities greater than listed, call for quote.

MOUSER STOCK NO.	Hirose Part No.	Fig.	Cable Length (mm)	Cable Type	Cable Diameter (mm)	Mated Height (mm)	Wire Gauge	Price Each 1	10	50	100
Plug to Plug Cable Assembly - White											
798-W.FL2LP04N1A100	W.FL-2LP-04N1-A-(100)	B	100	04N	0.81	1.4	36	8.07	6.67	5.56	5.01
798-W.FL2LP04N1A200	W.FL-2LP-04N1-A-(200)	B	200	04N	0.81	1.4	36	8.20	6.94	5.83	5.20
798-W.FL2LP04N1A500	W.FL-2LP-04N1-A-(500)	B	500	04N	0.81	1.4	36	7.10	5.97	5.32	4.44
798-W.FL2LP04N1A1000	W.FL-2LP-04N1-A-(1000)	B	1000	04N	0.81	1.4	36	9.57	8.32	7.49	6.66
Plug to Plug Cable Assembly - Black											
798-W.FL2LP04N2A100	W.FL-2LP-04N2-A-(100)	B	100	04N	0.81	1.4	36	8.07	6.67	5.56	5.01
798-WFL2LPG062N2DA35	W.FL-2LPG-062N2D-A(35)	B	35	062	1.00	1.4	33	7.13	5.99	5.22	4.78
798-WFL2LPG062N2DA40	W.FL-2LPG-062N2D-A(40)	B	40	062	1.00	1.4	33	7.73	5.99	4.79	4.41
798-WFL2LPG062N2DA70	W.FL-2LPG-062N2D-A(70)	B	70	062	1.00	1.4	33	7.04	5.95	5.01	4.46
798-WFL2LPG062N2D100	W.FL-2LPG-062N2D-A(100)	B	100	062	1.00	1.4	33	7.15	6.05	5.07	4.53

Tooling

For quantities greater than listed, call for quote.

MOUSER STOCK NO.	Hirose Part No.	Fig.	Description	Price Each
798-W.FL-LP-N	W.FL-LP-N	-	Extraction Tool	106.35

H.FL SERIES

Receptacle

For quantities greater than listed, call for quote.

MOUSER STOCK NO.	Hirose Part No.	Fig.	Contact Gender	Contact Plating	Body Plating	Termination Type	Price Each 1	10	50	100
798-HFLRSMT01	H.FL-R-SMT(01)	C	Male	Gold	Silver	Thru-Hole	1.90	1.58	1.32	1.18

Converter Adapters

For quantities greater than listed, call for quote.

MOUSER STOCK NO.	Hirose Part No.	Fig.	Adapter Type	Contact Plating	Body Plating	Price Each 1	10	50	100
798-HRMJ-H.FLP-340	HRMJ-H.FLP-3(40)	D	Adapter Plug/SMA Jack	Gold	Silver	27.61	26.70	25.25	23.93
798-HRMP-H.FLJ40	HRMP-H.FLJ(40)	E	Adapter Jack/SMA Plug	Gold	Silver	23.91	23.12	21.64	20.73

Tooling

For quantities greater than listed, call for quote.

MOUSER STOCK NO.	Hirose Part No.	Fig.	Description	Price Each
798-H.FL-LP-N	H.FL-LP-N	-	Extraction Tool	46.01

HRM(V) SERIES Low-Cost SMA Coaxial Connectors

Receptacle

For quantities greater than listed, call for quote.

MOUSER STOCK NO.	Hirose Part No.	Fig.	Contact Gender	Contact Plating	Body Plating	Termination Type	Price Each 1	25	100	250
798-HRMV-306S	HRM(V)-306S	F	Female	Gold	Steel	Thru-Hole	5.42	4.21	3.36	2.72

MS-147 SERIES Interface RF Connector with Switch

SMA Converter Adapter

For quantities greater than listed, call for quote.

MOUSER STOCK NO.	Hirose Part No.	Fig.	Adapter Type	Contact Plating	Body Plating	Price Each 1	10	50	100
798-MS-147-HRMJ-1	MS-147-HRMJ-1	G	Adapter Plug/SMA Jack	Gold	Silver	20.70	19.32	17.94	17.59

MS-156C SERIES Subminiature Coaxial Adapters

SMA Converter Adapters

For quantities greater than listed, call for quote.

MOUSER STOCK NO.	Hirose Part No.	Fig.	Adapter Type	Contact Plating	Body Plating	Price Each 1	25	100	250
798-MS-156-HRMJ-2	MS-156-HRMJ-2	H	Simplified Lock, Straight, Short	Gold	Silver	30.71	28.60	27.54	27.01
798-MS156HRMJ12	MS-156-HRMJ-12	I	Floating (Self Pressing)	Gold	Silver	108.28	100.83	97.09	95.22

MS-162 SERIES Miniature Interface Coaxial Switch

Receptacle

For quantities greater than listed, call for quote.

MOUSER STOCK NO.	Hirose Part No.	Fig.	Contact Gender	Contact Plating	Body Plating	Termination Type	Price Each 1	25	100	200
798-MS16201	MS-162(01)	J	Female	Gold	Gold	Coaxial	3.48	2.66	2.14	1.77

Plug

For quantities greater than listed, call for quote.

798-MS-162-CLP-1	MS-162-C(LP)-1	K	Male	Gold	Gold	Coaxial	19.58	18.28	16.97	16.64

SMA Converter Adapter

For quantities greater than listed, call for quote.

MOUSER STOCK NO.	Hirose Part No.	Fig.	Adapter Type	Contact Plating	Body Plating	Price Each 1	25	100	200
798-MS-162-HRMJ-1	MS-162-HRMJ-1	L	Adapter Plug/SMA Jack	Gold	Steel	16.60	15.45	14.88	14.59

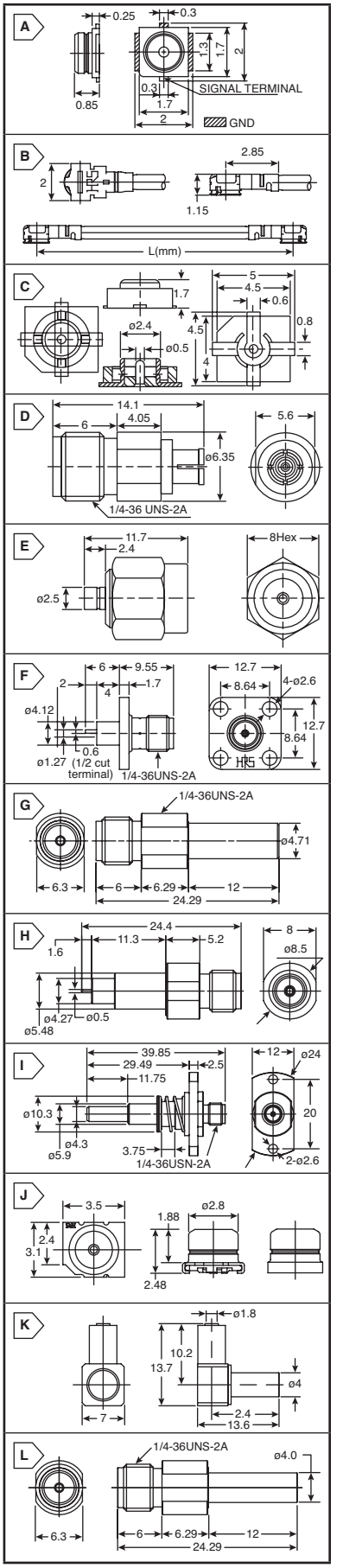

© Copyright 2013 Mouser Electronics

© Copyright 2013 Mouser Electronics

PRECISION TEST CONNECTORS

Features:
- 2.4mm mating interface
- Capable of handling 50 GHz analog signals
- Integrated center pin design
- Unique compression-mount design using two 0-80 UNF screws

PRODUCT NEW

For quantities greater than listed, call for quote.

MOUSER STOCK NO.	Molex Part No.	Fig.	Description	Mounting	Price Each 1	10	50	100
538-73387-0020	73387-0020	A	2.4mm Vertical Compression-Mount Jack	SMT	43.76	42.16	41.18	41.18

BNC CONNECTORS

Features:
- Miniature
- Bayonet lock coupling
- Weatherproof

Specifications:
- Frequency Range: dc-4GHz
- Voltage Rating: 500Vrms
- Contact Plating: Gold
- Temperature: -65ºC to +165°C
- Mounting: PCB

BNC PCB Jacks

For quantities greater than listed, call for quote.

MOUSER STOCK NO.	Molex Part No.	Fig.	Impedance	PCB Mounting	Body Plating	Description	Price Each 1	10	25	50
538-73100-0153	73100-0153	B	50	Vertical	Nickel	Brass Body, .175" Legs	4.35	3.60	3.49	3.00
538-73101-0030	73101-0030	C	75	Vertical	Nickel	Bulkhead, Metal Body, Fork Pins	4.88	3.97	3.65	3.28
538-73100-0105	73100-0105	D	50	Right Angle	Nickel	Narrow Profile, .118" Legs	2.03	1.57	1.40	1.33
538-73131-5003	73131-5003	E	50	Vertical	Nickel	Bulkhead, Black Valox Body	3.06	2.64	2.21	2.00
538-73137-5003	73137-5003	F	50	Right Angle	Nickel	Bulkhead, Black Valox Body	3.80	3.15	2.89	2.62
538-73100-0067	73100-0067	F	75	Right Angle	Nickel	Bulkhead, Black Valox Body	5.21	4.33	4.04	3.58
538-73100-0069	73100-0069	F	75	Right Angle	Nickel	Bulkhead, White Valox Body	3.26	2.70	2.42	2.25
538-73101-0040	73101-0040	F	75	Right Angle	Nickel	Bulkhead, Metal Body	3.45	2.96	2.85	2.64
538-73101-0120	73101-0120	G	75	Right Angle	Nickel	Bulkhead, Metal Body, Low Profile	2.61	2.17	1.97	1.81

SMA CONNECTORS

Features:
- Subminiature
- Threaded coupling

Specifications:
- Frequency Range: dc - 18GHz
- Voltage Rating: 335Vrms
- Temperature: -65ºC to +165°C
- Contact Plating: Gold
- Impedance: 50Ω

Plugs

For quantities greater than listed, call for quote.

MOUSER STOCK NO.	Molex Part No.	Fig.	Body Material	Plating	RG Cable	Price Each 1	10	25	50
Straight - Standard Mount									
538-73251-0450	73251-0450	H	Brass	Gold	174, 179, 187, 188, 316, LMR100 Belden 7805	4.42	3.65	3.54	3.04
538-73251-0151	73251-0151	H	Stnless Steel	Passivated	174, 179, 187, 188, 316, LMR100 Belden 7805	3.42	3.07	2.90	2.73
538-73251-0031	73251-0031	H	Stnless Steel	Gold	.141 Semi-Rigid	5.91	5.51	5.36	4.28
Right Angle - Standard Mount									
538-73391-0230	73391-0230	I	Brass	Gold	174, 179, 187, 188, 316, LMR100 Belden 7805	6.43	5.48	4.94	4.40

Jacks

PRODUCT NEW

For quantities greater than listed, call for quote.

MOUSER STOCK NO.	Molex Part No.	Fig.	Body Material	Plating	Description	Price Each 1	10	25	50
538-73391-0070	73391-0070	J	Brass	Gold	Vertical PCB, .157" Legs	4.04	3.34	3.24	2.78
538-73391-0080	73391-0080	K	Zinc (Diecast)	Nickel	Right Angle PCB, .155" Legs	4.39	3.63	3.15	3.02
538-73100-0114	73100-0114	K	Brass	Gold	Right Angle PCB, .155" Legs	7.02	5.80	5.19	4.84
538-73251-0420	73251-0420	L	Stnless Steel	Passivated	2 hole flange, Blunt post	9.13	8.19	7.66	6.13
538-73251-0250	73251-0250	L	Stnless Steel	Passivated	2 hole flange, Solder cup	6.26	5.18	4.49	4.31
538-73251-0410	73251-0410	M	Stnless Steel	Passivated	4 hole flange, Blunt post	5.93	5.45	4.75	4.27
538-73251-1290	73251-1290	N	Brass	Gold	Edgemount for .062 PCB	4.12	3.66	3.30	3.00
538-73251-3460	73251-3460	O	Brass	Gold	PCB Edgemount	4.15	3.68	3.32	3.02

SMB CONNECTORS

Features:
- Subminiature
- Snap-on coupling

- Body Material: Brass
- Plating: Gold

Specifications:
- Frequency Rating: dc-4GHz
- Voltage Rating: 500Vrms
- Temperature: -65°C to +165°C

Plugs

- Center contact solder termination
- Crimp braid termination

For quantities greater than listed, call for quote.

MOUSER STOCK NO.	Molex Part No.	Fig.	Type	RG Cable	Impedance	Price Each 1	10	25	50
538-73100-0248	73100-0248	P	Straight solder/crimp cable	174, 179, 187, 188, 316	50 Ohm	4.18	3.77	3.66	3.14
538-73100-0257	73100-0257	Q	Right angle solder/crimp cable	174, 188, 316	50 Ohm	6.64	6.12	5.94	5.29

Jacks

- PCB Standoffs

For quantities greater than listed, call for quote.

MOUSER STOCK NO.	Molex Part No.	Fig.	Type	Mounting	Impedance	Price Each 1	10	25	50
538-73100-0207	73100-0207	R	Vertical PCB, .155" Legs	PCB	50 Ohm	3.22	2.68	2.58	2.23
538-73100-0103	73100-0103	S	Right Angle PCB, .118" Legs	PCB	50 Ohm	3.18	2.62	2.54	2.18

SMP CONNECTORS

PRODUCT NEW

For quantities greater than listed, call for quote.

MOUSER STOCK NO.	Molex Part No.	Fig.	Body Material	Plating	Description	Price Each 1	10	25	50
538-73415-3320	73415-3320	T	Brass	Gold	Vertical Plug PCB Without Detent	6.22	5.14	4.83	4.28

MCX CONNECTORS

PRODUCT NEW

MOUSER STOCK NO.	Molex Part No.	Fig.	Body Material	Plating	Description	Price Each 1	10	25	50
538-73415-1631	73415-1631	U	Brass	Gold	Jack, PCB, SMT, 75 Ohms	2.72	2.63	2.26	2.01

MMCX CONNECTORS

Plugs

- Cable crimp
- Impedance: 50Ω
- Plating: Gold

For quantities greater than listed, call for quote.

MOUSER STOCK NO.	Molex Part No.	Fig.	Type	RG Cable	Mounting	Price Each 1	10	25	50
538-73415-1251	73415-1251	V	Straight	174, 316, LMR100, Belden 7805	Standard	3.97	3.27	3.18	2.73
538-73415-1121	73415-1121	W	Right Angle	174, 316, LMR100, Belden 7805	Standard	4.18	3.77	3.53	3.14

Jacks

For quantities greater than listed, call for quote.

MOUSER STOCK NO.	Molex Part No.	Fig.	Type	Mounting	Price Each 1	10	25	50
538-73415-2061	73415-2061	X	Vertical, Surface Mount	PCB	2.86	2.59	2.50	2.15
538-73415-1471	73415-1471	Y	Vertical, Surface Mount, .119" Legs	PCB	3.54	3.18	2.99	2.65
538-73415-1001	73415-1001	Z	Right Angle, .118" Legs	PCB	5.93	4.90	4.75	4.09

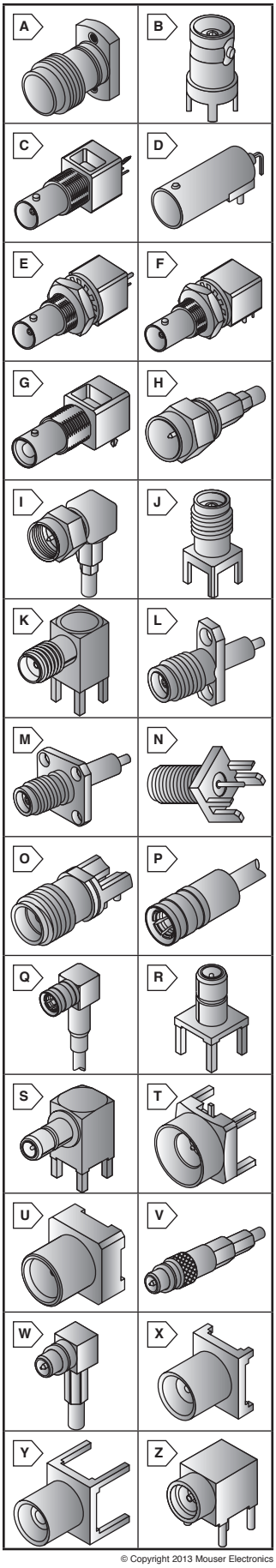

© Copyright 2013 Mouser Electronics

© Copyright 2013 Mouser Electronics

RF Connectors

RoHS Compliant **This product is RoHS compliant.**

DIMENSIONS: mm (in.)

A

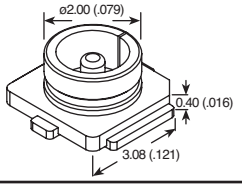

B



C



MOLEX MICRO-COAXIAL RF CONNECTOR

Features:
- Frequency: DC to 6GHz
- Small footprint
- Designed for use with 0.80mm, 1.13mm, and 1.37mm cables

RoHS Compliant

For quantities greater than listed, call for quote.

MOUSER STOCK NO.	Molex Part No.	Fig.	Description	Price Each 1	10	100	500
538-73412-0110	73412-0110	A	50 Ohm, Vertical Jack Receptacle, SMT, 1.25mm Mounted Height	.98	.589	.385	.364

MOLEX MICROCOAXIAL CABLE ASSEMBLIES

Features:
- Low Profile - meets slimmer equipment needs
- Works up to 6GHz - ideal for wireless and GPS applications
- Designed for 0.8mm, 1.13mm, and 1.32mm cable - Variable cable assemblies

Applications:
- Mobile phones, gaming devices, communications
- WiFi, WiFi devices
- WiMAX, WiMax box
- Computer connections
- Computing systems

RoHS Compliant

For quantities greater than listed, call for quote.

MOUSER STOCK NO.	Molex Part No.	Fig.	Type	Connector Gender	Connector Body Style	Diameter (mm)	Length (in)	Price Each 1	10	25	50
538-73116-0065	73116-0065	B	Microcoaxial to Microcoaxial	Receptacle (Female)	Right Angle	0.81	3	3.46	3.03	2.69	2.42
538-73116-0066	73116-0066	B	Microcoaxial to Microcoaxial	Receptacle (Female)	Right Angle	0.81	6	3.57	3.14	2.78	2.50
538-73116-0067	73116-0067	B	Microcoaxial to Microcoaxial	Receptacle (Female)	Right Angle	0.81	9	3.67	3.21	2.86	2.57
538-73116-0068	73116-0068	B	Microcoaxial to Microcoaxial	Receptacle (Female)	Right Angle	0.81	12	3.76	3.30	2.92	2.63
538-73116-0076	73116-0076	C	Microcoaxial TO Open End	-	Straight	0.81	9	3.09	2.71	2.40	2.16
538-73116-0004	73116-0004	B	Microcoaxial to Microcoaxial	Receptacle (Female)	Right Angle	1.13	3	3.46	3.03	2.69	2.42
538-73116-0005	73116-0005	B	Microcoaxial to Microcoaxial	Receptacle (Female)	Right Angle	1.13	6	3.57	3.14	2.78	2.50
538-73116-0006	73116-0006	B	Microcoaxial to Microcoaxial	Receptacle (Female)	Right Angle	1.13	9	3.67	3.21	2.86	2.57
538-73116-0007	73116-0007	B	Microcoaxial to Microcoaxial	Receptacle (Female)	Right Angle	1.13	12	3.76	3.30	2.92	2.63
538-73116-0034	73116-0034	B	Microcoaxial to Microcoaxial	Receptacle (Female)	Right Angle	1.32	3	3.46	3.03	2.69	2.42
538-73116-0035	73116-0035	B	Microcoaxial to Microcoaxial	Receptacle (Female)	Right Angle	1.32	6	3.57	3.14	2.78	2.50
538-73116-0036	73116-0036	B	Microcoaxial to Microcoaxial	Receptacle (Female)	Right Angle	1.32	9	3.67	3.21	2.86	2.57
538-73116-0037	73116-0037	B	Microcoaxial to Microcoaxial	Receptacle (Female)	Right Angle	1.32	12	3.76	3.30	2.92	2.63
538-73116-0026	73116-0026	C	Microcoaxial TO Open End	-	Straight	1.32	9	3.09	2.71	2.40	2.16
538-73116-0044	73116-0044	B	Microcoaxial to Microcoaxial	Receptacle (Female)	Right Angle	1.37	3	3.52	3.08	2.74	2.46
538-73116-0045	73116-0045	B	Microcoaxial to Microcoaxial	Receptacle (Female)	Right Angle	1.37	6	3.64	3.19	2.82	2.55
538-73116-0046	73116-0046	B	Microcoaxial to Microcoaxial	Receptacle (Female)	Right Angle	1.37	9	3.73	3.26	2.90	2.61
538-73116-0047	73116-0047	B	Microcoaxial to Microcoaxial	Receptacle (Female)	Right Angle	1.37	12	3.82	3.35	2.97	2.68
538-73116-0056	73116-0056	C	Microcoaxial TO Open End	Receptacle (Female)	Straight	1.37	9	3.15	2.76	2.45	2.20

DIMENSIONS: mm

A

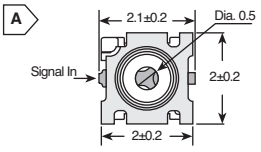

B

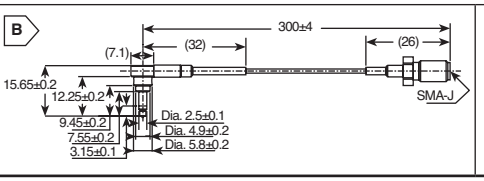

C

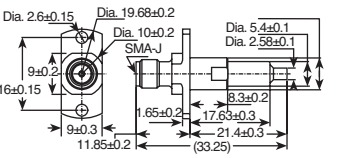

MURATA RF CONNECTORS

RoHS Compliant

For quantities greater than listed, call for quote.

Microwave Coaxial Connectors with Switches

- Impedance: 50ohm

MOUSER STOCK NO.	Murata Part No.	Fig.	Rated Voltage (Vrms)	Freq. Rating (GHz)	VSWR	Price Each 1	50	100	500	Reel Qty.	Price Per Piece
81-MM8030-2600RJ3	MM8030-2600RJ3	A	250	to 11	1.2 max. (DC to 3GHz)	.73	.557	.507	.428	3000	.273
81-MM8030-2600RK0	MM8030-2600RK0	A	250	to 11	1.2 max. (DC to 3GHz)	.73	.557	.507	.461	10000	.399

Test Probes

For quantities greater than listed, call for quote.

MOUSER STOCK NO.	Murata Part No.	Fig.	Description	Price Each
81-MXHQ87WA3000	MXHQ87WA3000	B	Manual Test Probe for MM8030-2600xx	103.40
81-MM126310	MM126310	C	Production Test Probe for MM8030-2600xx	132.20

SWG Series Kit

For quantities greater than listed, call for quote.

MOUSER STOCK NO.	Murata Part No.	Fig.	Description	Price Each
81-M1KMM8030-SWG01	M1KMM8030-SWG01	-	Design Engineering Kit	124.41

A



B



C



JAE SMB CONNECTORS

- Impedance: 50ohm
- Frequency Range: DC to 3GHz
- V.S.W.R.: 1.2 max. (DC to 3GHz)

RoHS Compliant

For quantities greater than listed, call for quote.

MOUSER STOCK NO.	JAE Part No.	Fig.	Description	Price Each 1	25	100	250
656-SMBR004D00	SMBR004D00	A	Receptacle, 6.5mm SMT, No Boss	3.34	2.57	2.05	1.80
656-CN50R01D00	CN50R01D00	B	Receptacle, 5.7mm Thru-hole	5.87	5.14	4.17	3.73
656-SMBS001D00	SMBS001D00	C	Right Angle Jack, 7.5mm Thru-hole	8.87	7.65	6.32	5.59

© Copyright 2013 Mouser Electronics
© Copyright 2013 Mouser Electronics

POMONA RF Connectors and Adapters

BNC WITHIN SERIES ADAPTERS

- Nickel plated brass

For quantities greater than listed, call for quote.

MOUSER STOCK NO. Mfr.	Mfr. Part No.	Fig.	Description	Insulation	Price Each 1	25	50
565—	3847	A	BNC Jack/Jack Hermetically sealed 50Ω	PTFE	23.27	22.23	20.69
565—	3534	B	BNC Jack/Plug Right Angle 50Ω	PTFE	9.81	9.42	9.11
565—	3283	C	BNC Jack/Jack 50Ω	PTFE	5.28	5.06	4.89
565—	3284	D	BNC Jack/Jack/Jack 50Ω	PTFE	16.65	15.90	14.80

BETWEEN SERIES ADAPTERS AND KITS

- Nickel plating

For quantities greater than listed, call for quote.

MOUSER STOCK NO. Mfr.	Mfr. Part No.	Fig.	Description	Insulation	Price Each 1	25	50
Adapters							
565—	1269	E	BNC Jack to double stacking banana plug	ABS	8.50	7.17	7.03
565—	1270	F	BNC Plug to double stacking banana plug	ABS	12.84	12.27	11.42
565—	1452	G	BNC Jack to stackable binding posts	ABS	13.78	12.84	12.78
565—	1296	H	BNC Plug to stackable binding posts	ABS	15.16	14.43	14.06
Kits							
565—	5748	I	Maxi Universal coaxial RF adapter kit	-	356.31	340.36	316.72
565—	5698	I	Universal Adapter Kit	-	218.28	208.51	194.03
565—	6254	I	7/16 Din Adapter Kit	-	647.23	594.19	582.53

BNC TERMINATIONS, ATTENUATORS, AND WITHIN SERIES ADAPTERS

- Nickel plating

For quantities greater than listed, call for quote.

MOUSER STOCK NO. Mfr.	Mfr. Part No.	Fig.	Description	Price Each 1	25	50
Terminations						
565—	4119-50	J	BNC Feed-Thru Termination, 50Ω	42.80	41.09	38.07
565—	4119-75	J	BNC Feed-Thru Termination, 75Ω	71.65	71.65	71.65
565—	5297	K	BNC plug to jack with DC-blocking Series Cap, 1000pF, 600V	37.12	37.12	37.12
Adapters						
565—	3846	L	BNC jack to BNC jack, 50Ω	9.53	9.11	8.47
565—	3533	M	BNC plug to BNC plug, 50Ω	3.69	3.53	3.41
565—	4896	N	BNC Plug/Jack/Jack, 50Ω	15.78	15.08	14.04
565—	6700	O	BNC Jack/Plug/Jack, In-line space saving, 50Ω	18.46	17.63	16.41
565—	6701	P	BNC Jack/Plug/Jack, Right angle space saving, 50Ω	21.01	20.42	19.39
565—	3285	Q	BNC Jack/Plug/Jack, Standard, 50Ω	7.07	6.78	6.55
Attenuators						
✻ 565—	4108-__	R	BNC 50Ω Attenuator	87.30	83.81	77.65

✻(select dB) -3DB, -6DB, -10DB, -14DB, -20DB

SMA 50 OHM WITHIN SERIES ADAPTERS & TERMINATORS

For quantities greater than listed, call for quote.

MOUSER STOCK NO. Mfr.	Mfr. Part No.	Fig.	Description	Insulation	Price Each 1	25	50
Adapters							
565—	4283	S	SMA plug to SMA plug, gold plated	Teflon	10.86	10.34	9.80
565—	4284	T	SMA jack to SMA jack, gold plated	Teflon	10.97	10.49	9.76
565—	4282	U	SMA jack to SMA plug, Right Angle, gold plated	Teflon	12.84	12.27	11.42
Terminators							
565—	4286	V	SMA Terminator plug, 50Ω, gold plated	Teflon	51.36	49.07	45.66
565—	5088	W	SMA Shorting Cap, gold plated	-	22.92	22.00	20.38

COAXIAL BETWEEN SERIES ADAPTERS

For quantities greater than listed, call for quote.

MOUSER STOCK NO. Mfr.	Mfr. Part No.	Fig.	Description	Insulation	Price Each 1	25	50
SMA to BNC							
565—	4288	X	SMA plug to BNC plug, gold plated	Teflon	12.31	11.76	10.95
565—	4289	Y	SMA jack to BNC plug, gold plated	Teflon	9.64	9.17	8.70
565—	4290	Z	SMA plug to BNC jack, gold plated	Teflon	10.27	9.81	9.13
565—	4291	AA	SMA jack to BNC jack, gold plated	Teflon	9.93	9.48	8.83
SMA to TNC							
565—	4292	BB	SMA Plug to TNC Plug, gold plated	PTFE	13.15	12.78	12.13
565—	4293	CC	SMA Jack to TNC Plug, gold plated	PTFE	25.99	25.25	23.97
565—	4294	DD	SMA Plug to TNC Plug, gold plated	PTFE	10.77	10.48	9.96
565—	4295	EE	SMA Jack to TNC Plug, gold plated	PTFE	26.16	25.39	24.13
SMA to Type N							
565—	4296	FF	SMA Plug to type N Plug, gold plated	PTFE	17.92	17.12	15.93
565—	4297	GG	SMA Jack to type N Plug, gold plated	PTFE	20.60	19.68	18.32
565—	4298	HH	SMA Plug to type N Jack, gold plated	PTFE	21.28	20.33	18.92
565—	4299	II	SMA Jack to type N Jack, gold plated	PTFE	18.68	18.39	17.72
565—	5300	JJ	BNC Jack to Plug Triax, nickel plated brass	PTFE	40.38	40.38	40.38

AUDIO/VIDEO ADAPTERS

For quantities greater than listed, call for quote.

565—	4054	KK	BNC plug to phono jack, nickel plating	-	23.74	21.41	20.39
565—	5319	LL	BNC female to phono plug	-	8.38	8.38	8.38

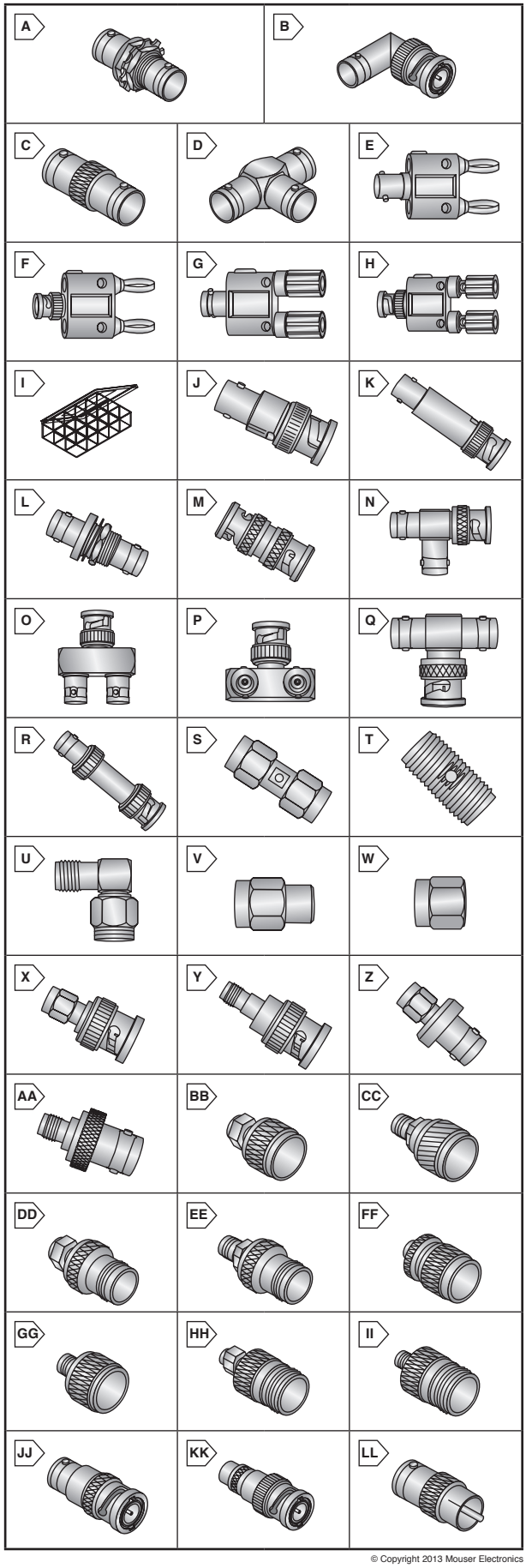

© Copyright 2013 Mouser Electronics

© Copyright 2013 Mouser Electronics

TE CONNECTIVITY BNC Connectors

RoHS Compliant **This product is RoHS compliant.**

BNC PLUGS

- Bayonet lock coupling for quick connect/disconnect
- Fully intermateable with comparable BNC UG/U connectors
- Single crimp connectors offer one crimping operation
- UL approved: File No. E81956
- CSA approved: File No. LR 7189

Specifications:
- Center contact plating: Gold

Dielectric: is either polyethylene (PE), polymethylpentene (PM), polypropylene (PP), or TEFLON (T).

✻ Silver Center Contact Plating

For quantities greater than listed, call for quote.

MOUSER STOCK NO.	TE Part No.	Fig.	Description	Body Plating	Dielectric	Cable Type RG/U	Price Each 1	10	25
50 Ohm									
571-5330876	5330876	A	Mil, Single Crimp	Silver	T	178, 178A, 178B, 196, 196A	17.31	14.88	14.38
571-2-5221128-1	2-5221128-1	B	Commercial, Hex Crimp	Nickel	PE	174, 188, 188A, 316	6.42	6.16	5.65
571-1-5227079-6	1-5227079-6	C	Commercial, Dual Crimp	Nickel	PE	174, 188, 188A, 316	3.32	3.07	2.78
571-52253957	5225395-7	D	Mil, Dual Crimp	Nickel	T	174, 188, 188A, 316	8.58	8.00	7.29
✻ 571-2-5221128-3	2-5221128-3	B	Commercial, Hex Crimp	Nickel	PE	179, 179A, 179B, 161, 187, 187A, Belden 9221	5.02	4.30	3.81
571-652270797	6-5227079-7	C	Commercial, Dual Crimp	Nickel	PE	Belden 8219	4.49	3.86	3.41
571-6-5227079-8	6-5227079-8	C	Commercial, Dual Crimp	Nickel	PE	Belden 9907, 89907 Comm/Scope 2104	23.54	20.23	17.88
571-5227079-5	5227079-5	C	Commercial, Dual Crimp	Nickel	PE	58, 58A, 58B, 58C	4.26	4.21	3.85
571-5227079-9	5227079-9	C	Commercial, Dual Crimp	Nickel	PE	58, 58A, 58B, 58C	3.86	3.38	2.94
571-5225395-1	5225395-1	D	Mil, Dual Crimp	Nickel	T	58, 58A, 58B, 58C	6.79	6.43	6.23
571-5227079-6	5227079-6	C	Commercial, Dual Crimp	Nickel	PE	223, 55, 55A, 55B	4.31	3.70	3.26
571-5225395-3	5225395-3	D	Mil, Dual Crimp	Nickel	T	223, 55, 55A, 55B	6.58	5.65	5.00
571-5225395-6	5225395-6	D	Mil, Dual Crimp	Nickel	T	142, 142A, 142B, 400	8.95	8.84	8.13
571-1-5221128-1	1-5221128-1	B	Commercial, Hex Crimp	Nickel	PE	124, 140, 210, 62, 62A, 62B, 59, 59A, 59B, Belden 9291, 9209, 9269	5.65	5.35	5.14
571-5227079-7	5227079-7	C	Commercial, Dual Crimp	Nickel	PE	124, 140, 210, 62, 62A, 62B, 59, 59A, 59B,	5.47	5.30	5.14
571-5225395-2	5225395-2	D	Mil, Dual Crimp	Nickel	T	124, 140, 210, 62, 62A, 62B, 59, 59A, 59B, Belden 9291, 9209, 9269	6.56	6.09	4.95
75 Ohm									
571-5413589-8	5413589-8	E	Hex Crimp	Nickel	PE	179, 179A, 179B, 187, 187A, 161, Belden 9221	4.49	4.01	3.80
571-5221185-8	5221185-8	E	Dual Crimp	Nickel	PE	179, 179A, 179B, 187, 187A, 161, Belden 9221	3.83	3.67	3.36
571-5221185-2	5221185-2	E	Dual Crimp	Nickel	PE	140, 210, 62, 62A, 62B, 59, 59A, 59B, Belden 9291, 9209, 9269	3.69	3.17	2.80
571-5221185-9	5221185-9	E	Dual Crimp	Nickel	PE	Belden 8212, 9104, 9112, 9167, 9240, 9259, 9266, Times FM-59, (RG-59 Type with 20 AWG C.C.)	3.95	3.69	3.21

BNC RIGHT ANGLE PLUGS

- Center contact plating: Gold

For quantities greater than listed, call for quote.

MOUSER STOCK NO.	TE Part No.	Fig.	Description	Body Plating	Dielectric	Cable Type RG/U	Price Each 1	10	25
571-5413959-3	5413959-3	F	Commercial, Hex Crimp	Nickel	PM	174, 188, 188A, 316	16.12	14.88	13.25
571-5225973-4	5225973-4	G	Mil, Dual Crimp	Silver	T	142, 142A, 142B, 400	39.03	35.24	33.76

BNC JACKS

- Center contact plating: Gold

For quantities greater than listed, call for quote.

MOUSER STOCK NO.	TE Part No.	Fig.	Description	Body Plating	Dielectric	Cable Type RG/U	Price Each 1	10	25
50 Ohm									
571-5413779-3	5413779-3	H	Commercial, Hex Crimp	Nickel	PM	174, 188, 188A, 316	5.61	5.36	5.10
571-5225396-1	5225396-1	I	Mil, Dual Crimp	Nickel	T	58, 58A, 58B, 58C	7.34	6.85	6.06
571-5225396-7	5225396-7	I	Mil, Dual Crimp	Nickel	T	174, 188, 188A, 316	6.94	5.91	5.22
75 Ohm									
571-5413760-3	5413760-3	J	Hex Crimp	Nickel	- - -	Belden 8218	5.20	4.46	3.94

BNC BULKHEAD JACKS

- Center contact plating: Gold

For quantities greater than listed, call for quote.

MOUSER STOCK NO.	TE Part No.	Fig.	Description	Body Plating	Dielectric	Cable Type RG/U	Price Each 1	10	25
50 Ohm									
571-1-5225398-5	1-5225398-5	K	Mil, Dual Crimp	Nickel	T	Times RD316	11.50	9.89	8.74
571-5225398-1	5225398-1	K	Mil, Dual Crimp	Nickel	T	58, 58A, 58B, 58C	10.45	9.63	9.52
571-5225398-7	5225398-7	K	Mil, Dual Crimp	Nickel	T	174, 188, 188A, 316	10.99	10.46	9.96
75 Ohm									
571-5413590-8	5413590-8	L	Hex Crimp	Nickel	- - -	179, 179A, 179B, 161, 187, 187A, Belden 9221	6.58	6.32	5.00
571-5221221-5	5221221-5	L	Dual Crimp	Nickel	- - -	179, 179A, 179B, 161, 187, 187A, Belden 9221	6.38	6.25	5.26
Front Mount with Solder Terminal									
571-5221244-1	5221244-1	M	- - -	Nickel	PE	- - -	5.38	5.16	4.73
Rear Mount									
571-5414217-1	5414217-1	N	- - -	Nickel	PE	- - -	8.22	7.06	6.72

RIGHT ANGLE METALLIZED JACK CONNECTORS

- 50 Ohm
- PC board mount

For quantities greater than listed, call for quote.

MOUSER STOCK NO.	TE Part No.	Fig.	Body Plating	Center Contact Length: in. (mm)	Mounting Height: in. (mm)	Price Each 1	10	25	100
571-5413631-1	5413631-1	O	Nickel	.171 (4.34)	.432 (10.97)	8.84	8.46	7.73	6.99

BNC JACK CONNECTORS

- 75 Ohm
- Mounting Post
- PC board/panel mount

For quantities greater than listed, call for quote.

MOUSER STOCK NO.	TE Part No.	Fig.	Description	Contact Finish	Mounting Height: mm (in.)	Price Each 1	10	25	100
571-5222132-1	5222132-1	P	Vertical, Metal	Gold 30µ"	34.93 (1.375)	9.61	8.74	8.04	7.21
571-5413194-1	5413194-1	Q	Right Angle, VALOX, White	Gold 30µ"	13.88 (.519)	9.37	8.97	8.15	7.53
571-5413194-2	5413194-2	Q	Right Angle, VALOX, Black	Gold 30µ"	13.88 (.519)	9.05	8.66	7.88	7.28
571-5222092-1	5222092-1	R	Right Angle, Metal	Gold 30µ"	15.88 (.625)	7.08	6.21	5.99	5.68

BNC METALLIZED JACK CONNECTORS

- 75 Ohm
- PC board mount

For quantities greater than listed, call for quote.

MOUSER STOCK NO.	TE Part No.	Fig.	Description	Center Contact	Price Each 1	10	25	100
571-5222117-1	5222117-1	S	Bulkhead Jack-Jack Adapter, Nickel	Gold	8.06	6.92	6.11	5.47

ACCESSORIES

MOUSER STOCK NO.	AMP Part No.	Fig.	Description	Price Each
571-13296322	1-329632-2	-	Lockwasher	.24
571-13296312	1-329631-2	-	Jam Nut	.26

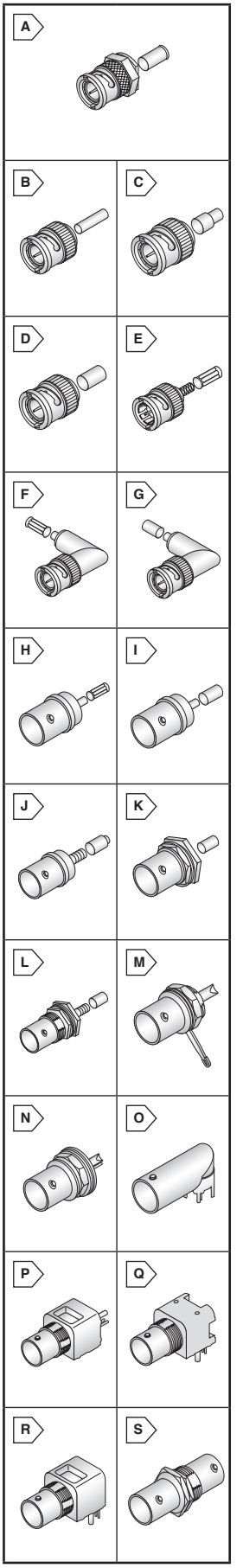

© Copyright 2013 Mouser Electronics

© Copyright 2013 Mouser Electronics

TE CONNECTIVITY 50 Ohm BNC Connectors

Authorized Distributor

RoHS Compliant **This product is RoHS compliant.**

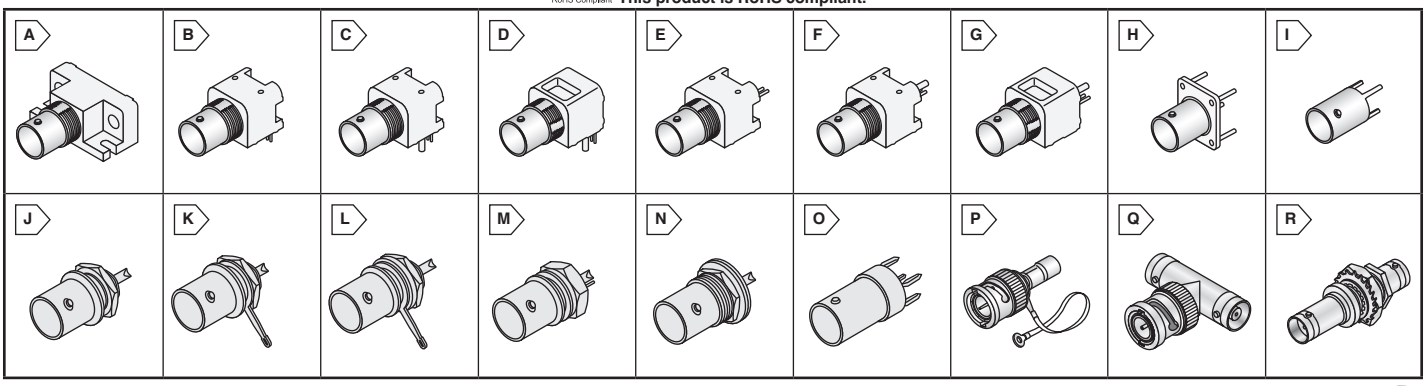

JACKS WITH MOUNTING FLANGES

Specifications:
- Body material: VALOX, White
- 1/2-28 Thread
- PC Board/Panel Mount

RoHS Compliant

For quantities greater than listed, call for quote.

MOUSER STOCK NO.	TE Part No.	Fig.	Description	Center Contact	Mounting Height In. (mm)	Price Each 1	10	25	100
571-5226978-1	5226978-1	A	Right Angle	Tin	.625 (15.88)	14.25	13.10	12.25	9.68

RIGHT ANGLE JACK CONNECTORS

Specifications: • PC Board/Panel Mount

RoHS Compliant

For quantities greater than listed, call for quote.

MOUSER STOCK NO.	TE Part No.	Fig.	Mounting Posts	Center Contact	Mounting Height In. (mm)	Price Each 1	10	25	100
Body Material: VALOX, White									
571-5226990-1	5226990-1	B	with out	Tin	.625 (15.88)	4.07	3.89	3.57	3.25
571-5227161-1	5227161-1	C	with	Tin	.625 (15.88)	3.88	3.72	3.41	3.10
571-5226990-3	5226990-3	B	with out	Gold	.625 (15.88)	2.68	2.35	2.29	1.81
571-5227161-7	5227161-7	C	with	Gold	.625 (15.88)	3.75	3.60	3.30	3.00
571-5227161-3	5227161-3	C	with	Gold	.519 (13.18)	4.04	3.87	3.55	3.23
Body Material: VALOX, Black									
571-5227161-2	5227161-2	C	with	Tin	.625 (15.88)	3.56	3.41	3.12	2.85
571-5227161-6	5227161-6	C	with	Gold	.625 (15.88)	3.03	2.69	2.35	1.86
571-5227161-9	5227161-9	C	with	Gold	.519 (13.18)	3.73	3.56	3.26	2.97
Body Material: Metal									
571-5227661-1	5227661-1	D	with	Tin	.625 (15.88)	4.85	4.64	4.26	3.87
571-5227677-1	5227677-1	D	with	Gold	.625 (15.88)	4.53	4.16	3.87	3.66
571-5413879-1	5413879-1	D	with	Gold	.500 (12.70)	6.08	6.05	5.08	4.18

VERTICAL JACK CONNECTORS

Specifications:
- PCB/Panel Mount
- Order lockwashers and jam nuts separately

RoHS Compliant

For quantities greater than listed, call for quote.

MOUSER STOCK NO.	TE Part No.	Fig.	Mounting Posts	Center Contact	Mounting Height In. (mm)	Price Each 1	10	25	100
Body Material: VALOX, White									
571-5226993-1	5226993-1	E	with out	Tin	1.375 (34.93)	5.68	4.88	4.31	4.12
571-5227222-1	5227222-1	F	with	Tin	1.375 (34.93)	3.50	3.36	3.08	2.79
571-5227222-3	5227222-3	F	with	Gold	1.375 (34.93)	3.03	2.69	2.35	1.86
Body Material: VALOX, Black									
571-5227222-6	5227222-6	F	with	Gold	1.375 (34.93)	3.87	3.77	3.34	2.99
Body Material: Metal									
571-5227671-1	5227671-1	G	with	Tin	1.375 (34.93)	4.07	3.89	3.57	3.25
571-5227673-1	5227673-1	G	with	Gold	1.375 (34.93)	4.12	3.95	3.62	3.30

LOCKWASHER AND JAM NUT

RoHS Compliant

For quantities greater than listed, call for quote.

MOUSER STOCK NO.	TE Part No.	Description	Price Each 1	10	25	100
571-13296322	1-329632-2	Lockwasher	.24	.231	.193	.186
571-13296312	1-329631-2	Jam nut	.26	.232	.219	.197

VERTICAL METALLIZED BNC JACK CONNECTORS

Specifications:
- Dielectric: VALOX
- PC Board Mount

RoHS Compliant

For quantities greater than listed, call for quote.

MOUSER STOCK NO.	TE Part No.	Fig.	Body Plating	Center Contact	Price Each 1	10	25	100
571-5227699-1	5227699-1	H	Nickel	Silver	3.55	3.35	3.22	3.05
571-5227699-2	5227699-2	H	Nickel	Gold	4.83	4.47	4.24	3.43
571-5221123-2	5221123-2	I	Tin	Gold	4.55	4.37	4.00	3.64

© Copyright 2013 Mouser Electronics

BULKHEAD SOLDER JACKS

Specifications:
- Body plating: Nickel
- Front Mount

RoHS Compliant

For quantities greater than listed, call for quote.

MOUSER STOCK NO.	TE Part No.	Fig.	Contact Material	Dielectric	Price Each 1	10	25	100
Without Solder Terminal (Includes lockwasher and jam nut.)								
571-5227754-2	5227754-2	J	Gold	VALOX	2.59	2.34	1.99	1.78
With Solder Terminal (Includes solder terminal and jam nut.)								
571-5227755-3	5227755-3	K	Silver	VALOX	2.97	2.55	2.25	2.01
571-5227755-2	5227755-2	K	Gold	VALOX	3.00	2.82	2.53	2.17
571-5227716-3	5227716-3	K	Gold	TEFLON	3.80	3.26	2.88	2.58
571-5227169-7	5227169-7	L	Gold	VALOX	3.10	2.96	2.70	2.44
571-5227169-8	5227169-8	L	Gold	VALOX	3.72	3.19	2.82	2.23

ISOLATED AND SEALED BULKHEAD SOLDER JACKS

Specifications:
- Body plating: Nickel

RoHS Compliant

For quantities greater than listed, call for quote.

MOUSER STOCK NO.	TE Part No.	Fig.	Description	Center Contact	Dielectric	Price Each 1	10	25	100
Isolated									
571-5227726-1	5227726-1	M	Front mount	Tin	White VALOX	3.40	3.25	2.99	2.72
571-5227726-2	5227726-2	M	Front mount	Silver	White VALOX	3.35	3.21	2.94	2.68
571-5227726-3	5227726-3	M	Front mount	Gold	White VALOX	3.67	3.51	3.22	2.93
Sealed									
✻ 571-5227426-1	5227426-1	N	Rear mount	Gold	Polymethylpente	10.88		9.46	8.04

✻ This connector is designed to prevent moisture from entering the interface from the rear of the connector

PRESS FIT VERTICAL METALLIZED JACK

Specifications:
- PC Board Mount

RoHS Compliant

For quantities greater than listed, call for quote.

MOUSER STOCK NO.	TE Part No.	Fig.	Description	Price Each 1	10	25	100
571-5222006-1	5222006-1	O	Vertical metalized	5.44	5.01	4.47	4.03

INSULATION BUSHING

RoHS Compliant

For quantities greater than listed, call for quote.

MOUSER STOCK NO.	TE Part No.	Fig.	Description	Price Each 1	10	25	100
571-2272231	227223-1	--	For bulkhead solder jacks	.25	.235	.225	.182

TERMINATOR PLUGS

- Body plating: Nickel

RoHS Compliant

For quantities greater than listed, call for quote.

MOUSER STOCK NO.	TE Part No.	Fig.	Resistor Specification	Center Contact	Dielectric	Price Each 1	10	25	100
Without Tether									
571-5221629-4	5221629-4	P	1 Watt, 50 Ω	Gold	Polyethylene	14.26	12.97	12.64	11.02

BNC ADAPTERS, 50 OHM

RoHS Compliant

For quantities greater than listed, call for quote.

MOUSER STOCK NO.	TE Part No.	Fig.	Description	Center Contact Material and Plating Type	Price Each 1	10	25	100
Tee, Jack-Plug-Jack								
571-2215432	221543-2	Q	Brass, Nickel, Teflon	BE CU, Gold (30µ")	26.80	23.05	20.36	19.40
Bulkhead, Jack-Jack								
571-5228226-1	5228226-1	R	Nickel, Polyethylene	Gold (50µ")	8.45	8.09	7.38	6.69
571-5228226-3	5228226-3	R	Nickel, Polyethylene	Gold (15µ")	6.35	6.17	5.07	4.01

© Copyright 2013 Mouser Electronics

TE CONNECTIVITY SMA Connectors

RoHS Compliant **This product is RoHS compliant.**

TE connectivity Authorized Distributor

KOAXXA SMA RF CONNECTORS

TE Connectivity announces its next generation of RF products -- the KOAXXA RF interconnects product family. This new offering from TE premieres today with the launch of the KOAXXA SMA product line.

Features:
- Fully compatible with IEC-169-15 standards
- Designed for 0-18 GHz performance
- Ability to mass customize products
- Global manufacturing footprints
- Large-scale manufacturing techniques
- Designed for fully automated
- 500 cycle mating durability

Applications:
- Test and measurement equipment
- Transmission equipment
- Base station and sub system components
- Smart grid meters
- Antennas
- Broadband communication equipment
- Routers
- Industrial solutions
- Mobile radio handsets
- Commercialized applications in Mil/Aero

A



B



C



D



E



Straight Cable Plugs

For quantities greater than listed, call for quote.

MOUSER STOCK NO.	TE Part No.	Fig.	Terminates to	Price Each			
				1	100	500	1000
571-SMA-PS-1A-S	SMA-PS-1A-S	A	RG 402 Semi-Rigid, RG 402 Conformable	2.23	1.73	1.54	1.46
571-SMA-PS-1B-S	SMA-PS-1B-S	A	RD316, K0225D	2.23	1.73	1.54	1.46
571-SMA-PS-1C-S	SMA-PS-1C-S	A	RG 405 Semi-Rigid, RG 405 Conformable	2.23	1.73	1.54	1.46
571-SMA-PS-1D-S	SMA-PS-1D-S	A	RG 178, RG 196	2.23	1.73	1.54	1.46
571-SMA-PS-1F-S	SMA-PS-1F-S	A	RG 174, RG 188, RG 316	2.23	1.73	1.54	1.46
571-SMA-PS-1G-S	SMA-PS-1G-S	A	RG 58, RG 141, RG 223, RG 400, RG 142	2.23	1.73	1.54	1.46

Right Angle Cable Plugs

For quantities greater than listed, call for quote.

MOUSER STOCK NO.	TE Part No.	Fig.	Terminates to	Price Each			
				1	100	500	1000
571-SMA-PR-1A-S	SMA-PR-1A-S	B	RG 402 Semi-Rigid, RG 402 Conformable	2.70	2.10	1.87	1.77
571-SMA-PR-1B-S	SMA-PR-1B-S	B	RD316, K0225D	2.70	2.10	1.87	1.77
571-SMA-PR-1C-S	SMA-PR-1C-S	B	RG 405 Semi-Rigid, RG 405 Conformable	2.70	2.10	1.87	1.77
571-SMA-PR-1D-S	SMA-PR-1D-S	B	RG 178, RG 196	2.70	2.10	1.87	1.77
571-SMA-PR-1F-S	SMA-PR-1F-S	B	RG 174, RG 188, RG 316	2.70	2.10	1.87	1.77
571-SMA-PR-1G-S	SMA-PR-1G-S	B	RG 58, RG 141, RG 223, RG 400, RG 142	2.70	2.10	1.87	1.77

Straight Cable Jacks

For quantities greater than listed, call for quote.

MOUSER STOCK NO.	TE Part No.	Fig.	Terminates to	Price Each			
				1	100	500	1000
571-SMA-JS-1A-S	SMA-JS-1A-S	C	RG 402 Semi-Rigid, RG 402 Conformable	2.40	1.87	1.66	1.57
571-SMA-JS-1B-S	SMA-JS-1B-S	C	RD316, K0225D	2.40	1.87	1.66	1.57
571-SMA-JS-1C-S	SMA-JS-1C-S	C	RG 405 Semi-Rigid, RG 405 Conformable	2.40	1.87	1.66	1.57
571-SMA-JS-1D-S	SMA-JS-1D-S	C	RG 178, RG 196	2.40	1.87	1.66	1.57
571-SMA-JS-1F-S	SMA-JS-1F-S	C	RG 174, RG 188, RG 316	2.40	1.87	1.66	1.57
571-SMA-JS-1G-S	SMA-JS-1G-S	C	RG 58, RG 141, RG 223, RG 400, RG 142	2.40	1.87	1.66	1.57

Bulkhead Cable Jacks

For quantities greater than listed, call for quote.

MOUSER STOCK NO.	TE Part No.	Fig.	Terminates to	Price Each			
				1	100	500	1000
571-SMA-JB-1A-S	SMA-JB-1A-S	D	RG 402 Semi-Rigid, RG 402 Conformable	3.49	2.72	2.42	2.29
571-SMA-JB-1B-S	SMA-JB-1B-S	D	RD316, K0225D	3.49	2.72	2.42	2.29
571-SMA-JB-1C-S	SMA-JB-1C-S	D	RG 405 Semi-Rigid, RG 405 Conformable	3.49	2.72	2.42	2.29
571-SMA-JB-1D-S	SMA-JB-1D-S	D	RG 178, RG 196	3.49	2.72	2.42	2.29
571-SMA-JB-1F-S	SMA-JB-1F-S	D	RG 174, RG 188, RG 316	3.49	2.72	2.42	2.29
571-SMA-JB-1G-S	SMA-JB-1G-S	D	RG 58, RG 141, RG 223, RG 400, RG 142	3.49	2.72	2.42	2.29

Vertical/Straight Board Mount Jack

For quantities greater than listed, call for quote.

MOUSER STOCK NO.	TE Part No.	Fig.	Terminates to	Price Each			
				1	100	500	1000
571-SMA-JS-P1-S	SMA-JS-P1-S	E	PCB thickness 3.175 mm (.125 in.) max.	-	-	-	-

© Copyright 2013 Mouser Electronics

© Copyright 2013 Mouser Electronics

TE CONNECTIVITY SMA and SMB Connectors

RoHS Compliant **This product is RoHS compliant.**

TE connectivity Authorized Distributor

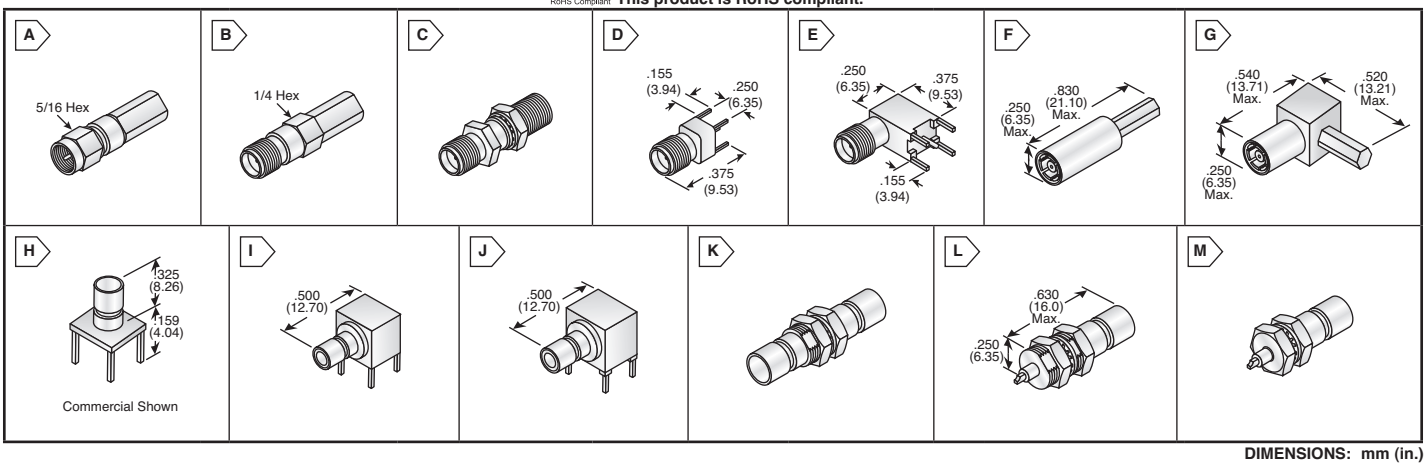

DIMENSIONS: mm (in.)

SMA CONNECTORS

Crimp Connectors

Features:
• Center Contacts • Body Material: Brass • Body Finish: Nickel

For quantities greater than listed, call for quote.

MOUSER STOCK NO.	TE Part No.	Fig.	Description	Cable Type RG/U	Price Each 1	10	25	100
571-5447647-3	5447647-3	A	Plug, Hex Crimp	174, 174A, 188, 188A, 316	5.35	4.60	4.07	3.66
571-5447648-3	5447648-3	B	Jack, Hex Crimp	174, 174A, 188, 188A, 316	7.76	6.67	5.89	5.61

Bulkhead Jack & Adapter

Features:
• Body Material: Stainless Steel • Body Finish: Passivated • Center Contact Material: Beryllium Copper • Center Contact Plating: Gold

For quantities greater than listed, call for quote.

MOUSER STOCK NO.	TE Part No.	Fig.	Description	Cable Type RG/U	Price Each 1	10	25	100
571-2216431	221643-1	C	Bulkhead Jack Adapter (Jack-Jack), front & rear mount	- - - - - -	22.42	19.98	19.13	17.34

PC Board Jacks

Features:
• Center Contact Material: Beryllium Copper • Center Contact Plating: Gold • Dielectric: Teflon • Gasket Material: Silicone Rubber

For quantities greater than listed, call for quote.

MOUSER STOCK NO.	TE Part No.	Fig.	Description	Material and Finish	Price Each 1	10	25	100
571-221789-1	221789-1	D	Vertical	Brass and Gold	11.66	11.15	10.14	9.37
571-221790-1	221790-1	E	Right Angle	Stainless Steel and Gold	21.96	19.82	18.98	17.79

SMB PLUGS - 50 OHM

Specifications:
• Center Contact: Gold • 50 Ohm • TEFLON • Outer Contact: Gold • Other Metal Parts: Listed Below

For quantities greater than listed, call for quote.

MOUSER STOCK NO.	TE Part No.	Fig.	Description	Style	Cable Type RG/U	Price Each 1	10	25	100
571-4139856	413985-6	F	Nickel	Mil	178, 178A, 178B, 196, 196A	7.32	6.59	5.80	4.99
571-4139851	413985-1	F	Gold	Mil	174, 316, 188, 188A	7.81	7.48	6.83	6.17
571-4139853	413985-3	F	Nickel	Mil	174, 316, 188, 188A	7.17	6.86	6.01	4.86
571-4140021	414002-1	G	Right Angle, Gold	Mil	174, 316, 188, 188A, 179, 179A, 179B, 161, 187, 187A, Belden 9221	9.84	9.42	8.56	7.92
571-4140023	414002-3	G	Right Angle, Nickel	Mil	174, 316, 188, 188A, 179, 179A, 179B, 161, 187, 187A, Belden 9221	10.66	9.54	8.34	7.23
571-5414363-3	5414363-3	G	Right Angle, Gold	Diecast	174, 316, 188, 188A, 179, 179A, 179B, 161, 187, 187A, Belden 9221	5.70	5.46	5.00	4.54

SMB JACKS - 50 OHM

Specifications:
• Center Contact: Gold • 50 Ohm • TEFLON • Outer Contact: Gold • Other Metal Parts: Listed Below

For quantities greater than listed, call for quote.

MOUSER STOCK NO.	TE Part No.	Fig.	Description	Style	Cable Type RG/U	Price Each 1	10	25	100
571-5221111-1	5221111-1	H	PCB, Vertical, Nickel	Comm.	- - - - - -	3.80	3.40	3.03	2.75
571-4139901	413990-1	H	PCB, Vertical, Gold	Mil	- - - - - -	5.94	5.69	5.22	4.75
571-4139902	413990-2	H	PCB, Vertical, Nickel	Mil	- - - - - -	5.83	5.60	5.13	4.67
571-4139962	413996-2	I	Bulkhead, Right Angle, Low Profile, Gold	Mil	- - - - - -	24.11	20.46	18.31	16.38
571-4140262	414026-2	J	Bulkhead, Right Angle, w/standoff pads, Gold	Mil	- - - - - -	8.24	7.90	7.00	6.30
571-2285531	228553-1	K	Bulkhead Adapter (Jack-Jack) Nickel	Mil	- - - - - -	10.43	9.97	9.07	8.61

BULKHEAD PCB JACK, SOLDER RECEPTACLE KITS

Kit includes lockwasher and jam nut.

For quantities greater than listed, call for quote.

MOUSER STOCK NO.	TE Part No.	Fig.	Description	Body Plating	Dielectric	Style	Price Each 1	10	25	100
571-2282161	228216-1	L	Front Mount	Nickel	TEFLON	Mil	12.47	11.65	9.47	9.15
571-2282151	228215-1	M	Rear Mount	Nickel	TEFLON	MII	34.43	31.96	29.61	23.40

TOOLS

For quantities greater than listed, call for quote.

MOUSER STOCK NO.	TE Part No.	Description	Cable Type RG/U	Price Each
571-585001	58500-1	Crimp Tool, 50 Ohm, Hex/Comm with Die Set	174, 316, 188, 179, 161, 187, RD 316, 188 Double Braid	431.62
571-3549401	354940-1	Pro Crimper III Hand Tool without Die	-----	96.04
571-584831	58483-1	Die Set, Mil Type Crimp	-----	262.96

© Copyright 2013 Mouser Electronics
© Copyright 2013 Mouser Electronics

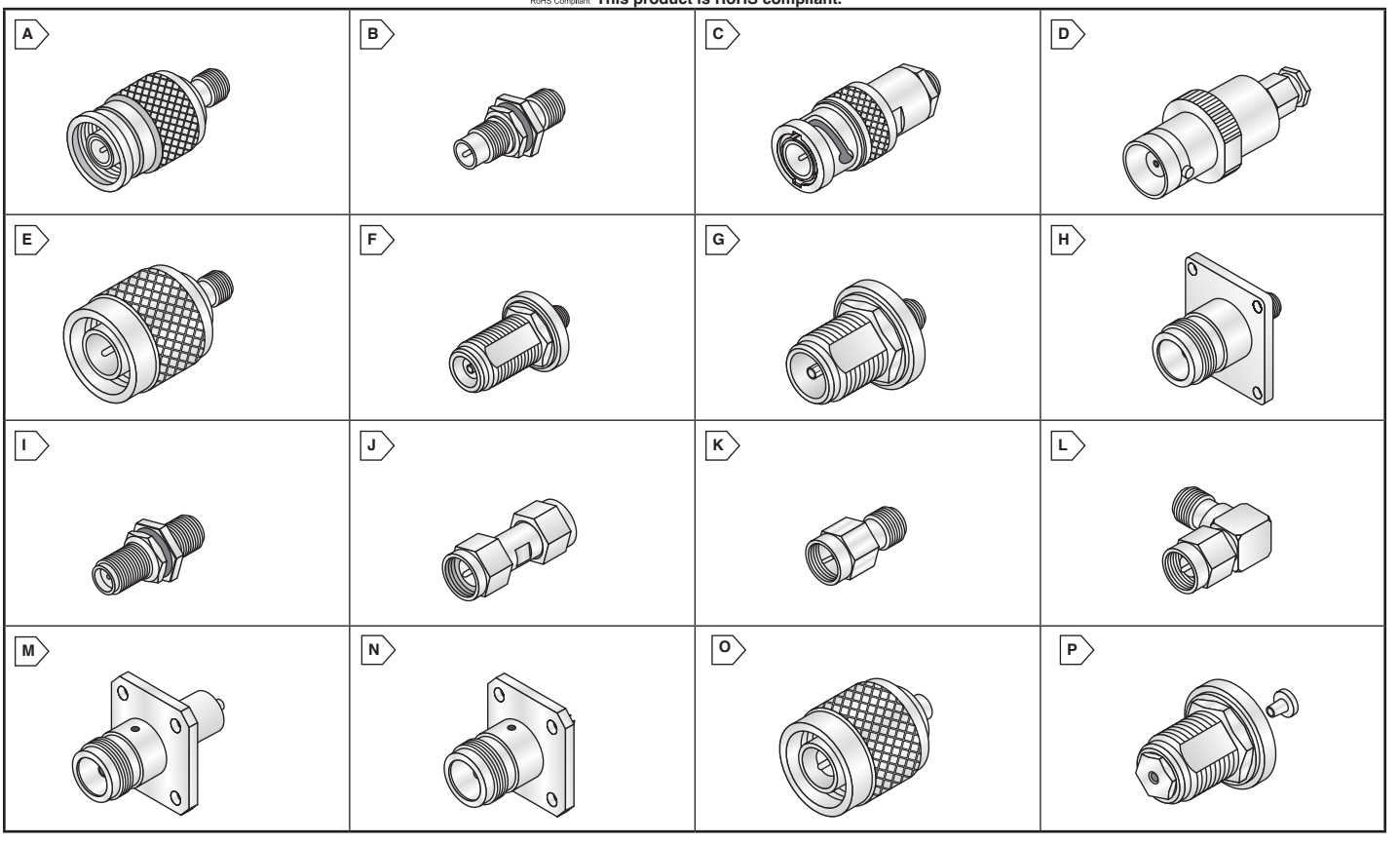

BETWEEN SERIES ADAPTERS

Between Series Coaxial Transmission Line Adapters provide convenient transitions between popular series coaxial connectors. The adapter design provides a minimum length consistent with good electrical performance. The small size, low VSWR, and broad frequency coverage permits a wide range of applications in both measurement and systems use.

For quantities greater than listed, call for quote.

MOUSER STOCK NO.	TE Part No.	Fig.	Description	M/A-Com Model No.	Price Each 1	5	10
571-3182-2240-00	1057853-1	A	TNC Plug - SMA Jack	3182-2240-00	58.83	56.18	53.52
571-4585-2240-02	1059756-1	B	SMA 18 GHz Jack - OSP Bulkhead Plug	4585-2240-02	36.45	35.47	33.62
571-3282-2240-00	1058081-1	C	SMA Jack - BNC Plug	3282-2240-00	66.22	59.60	56.29
571-3282-2241-00	1058083-1	D	SMA Plug - BNC Jack	3282-2241-00	52.74	46.48	45.69
571-3082-2240-00	1057377-1	E	SMA Jack - N Series Plug	3082-2240-00	54.22	52.63	51.14
571-3184-2240-00	1057908-1	F	SMA Jack - TNC Bulkhead Jack	3184-2240-00	90.44	87.72	85.48
571-3084-2240-00	1057463-1	G	SMA 15 GHz - N Series Bulkhead Jack	3084-2240-00	78.47	76.18	74.27
571-3684-2240-00	1058675-1	G	SMA 18 GHz Jack - N Series Bulkhead	3684-2240-00	130.64	127.78	124.71
571-3080-2242-00	1057343-1	H	SMA Jack - N Series Flange Mount	3080-2242-00	105.78	96.16	88.15

SMA IN-SERIES ADAPTERS

Designed for performance to 18 GHz to satisfy the growing demand for SMA connectors in the wireless communications industry. The SMA product line offers stainless steel bodies, as well as non-ferrous metals. The SMA series meets the performance, quality and application requirements of the commercial marketplace.

For quantities greater than listed, call for quote.

MOUSER STOCK NO.	TE Part No.	Fig.	Description	M/A-Com Model No.	Price Each 1	5	10	25
571-2084-0000-02	1054869-1	I	SMA Jack to Jack Bulkhead Feed Through	2084-0000-02	21.40	20.92	19.53	18.40
571-2081-0000-02	1053635-1	J	SMA Plug to Plug	2081-0000-02	21.81	20.58	19.13	18.01
571-2082-5133-02	1054426-1	K	SMA Plug to Jack Connector Saver	2082-5133-02	25.51	24.29	21.86	20.64
571-2088-1230-02	1055070-1	L	SMA Right Angle Plug to Jack	2088-1230-02	33.81	30.42	28.74	27.05

N SERIES CONNECTORS

A medium size connector series for Cellular and PCS Base Stations, telephone, broadcast and high power applications. Its high performance thru 11 GHz and threaded coupling makes it highly suited for critical applications and environments.

For quantities greater than listed, call for quote.

MOUSER STOCK NO.	TE Part No.	Fig.	Description	M/A-Com Model No.	Price Each 1	5	10	25
571-3052-1201-10	1057290-1	M	Panel Jack, Solder, Brass	3052-1201-10	20.95	19.38	18.21	18.01
571-3052-0000-10	1057284-1	N	Panel Jack, Solder, Stainless Steel	3052-0000-10	18.52	17.88	16.87	15.90
571-3001-7941-00	1057088-1	O	Straight Plug RG/402, Solder	3001-7941-00	28.30	25.46	24.06	22.66
571-3004-7388-10	1057140-1	P	Straight Bulkhead Jack RG/174	3004-7388-10	39.83	35.85	33.84	33.36

© Copyright 2013 Mouser Electronics

© Copyright 2013 Mouser Electronics

RoHS Compliant This product is RoHS compliant.

RJ45 AND RJ11 MODULAR JACKS

For quantities greater than listed, call for quote.

MOUSER STOCK NO.	Amphenol Part No.	Fig.	Description	No. of Pos.	Price Each 1	10	50	100
523-FRJAE-448	FRJAE-448	A	RJ45 Filtered Only	4	2.09	1.85	1.61	1.48
523-FRJAE-468	FRJAE-468	A	RJ45 Filtered with Rear Tab Shield	4	1.85	1.57	1.46	1.37
523-FRJAE-438	FRJAE-438	A	RJ45 Shielded with Front Tab	4	2.12	1.89	1.72	1.59
523-FRJAE-418	FRJAE-418	A	RJ45 Filtered with Front Tab Shield	4	2.51	2.31	2.11	1.94
523-FRJAE-408	FRJAE-408	A	RJ45 Non-Filtered & Non-Shielded	4	1.27	1.18	1.09	1.01
523-FRJAE-488	FRJAE-488	A	RJ45 Shielded Only with Rear Tab	4	2.17	1.98	1.80	1.66
523-FRJAE-666	FRJAE-666	A	RJ11 Filtered with Rear Tab Shield	6	1.84	1.64	1.48	1.37
Low Profile SMT Series								
523-RJLSE-62061-01T	RJLSE-62061-01T	B	RJ11 Non-Shielded	6	1.07	.888	.832	.743
523-RJLSE-62361-01T	RJLSE-62361-01T	B	RJ11 Shielded with PCB Tail	6	.85	.77	.706	.653
523-RJLSE-42081-01T	RJLSE-42081-01T	B	RJ45 Non-Shielded	8	1.22	1.09	1.02	.868
523-RJLSE-42381-01T	RJLSE-42381-01T	B	RJ45 Shielded with PCB Tail	8	1.13	1.03	.899	.883
SMT								
523-RJSSE5080	RJSSE5080	C	RJ45 Non-Shielded Single Port	8	1.25	1.13	1.03	.959
523-RJSSE5380	RJSSE5380	C	RJ45 Shielded Single Port	8	1.61	1.46	1.34	1.23
523-RJSSE5381	RJSSE5381	C	RJ45 Shlded Sngle Port w/Light Pipe	8	1.71	1.57	1.42	1.33
High Temp Thermoplastic Ultra Low Profile								
523-RJE05-188-1310	RJE05-188-1310	D	RJ45 Shielded Single Port	8	1.65	1.50	1.26	1.24
523-RJE05-188-0310	RJE05-188-0310	D	RJ45 Non-Shielded Single Port	8	1.31	1.19	1.08	1.02
523-RJE05-166-1310	RJE05-166-1310	D	RJ11 Shielded Single Port	6	1.16	1.07	.998	.933
523-RJE05-166-0310	RJE05-166-0310	D	RJ11 Non-Shielded Single Port	6	1.19	1.08	.994	.921
Ultra Low Profile								
523-RJULE-42182-01	RJULE-42182-01	E	RJ45 9.58mm Profile Shielded	8	1.71	1.54	1.40	1.28

RJ45 AND RJ11 MODULAR JACKS WITH LEDS

For quantities greater than listed, call for quote.

MOUSER STOCK NO.	Amphenol Part No.	Fig.	LED 2 Color	LED 1 Color	# of Ports	No. of Pos.	Price Each 1	10	50	100
RJ45 Shielded EMI Quiet Inverted SMT with LED Option										
523-RJCSE-5380-01	RJCSE-5380-01	F	- - -	- - -	1	8	1.34	1.21	1.10	1.04
523-RJCSE-5381-01	RJCSE-5381-01	F	Yellow	Green	1	8	1.44	1.32	1.20	1.12
523-RJCSE-5385-01	RJCSE-5385-01	F	Green	Green	1	8	1.44	1.32	1.20	1.12
RJVISTA® Non-shielded CAT 5E EMI Quiet with LED Option										
523-RJHSE-5080	RJHSE-5080	G	- - -	- - -	1	8	.73	.663	.618	.565
523-RJHSE-5081	RJHSE-5081	G	Yellow	Green	1	8	1.14	1.03	.914	.843
523-RJHSE-5084	RJHSE-5084	G	Green	Yellow	1	8	1.17	1.05	.977	.915
523-RJHSE-5085	RJHSE-5085	G	Green	Green	1	8	1.31	1.18	1.07	.97
RJVISTA® Shielded CAT 5E EMI Quiet with LED Option										
523-RJHSE-5380	RJHSE-5380	G	- - -	- - -	1	8	1.14	1.05	1.03	.936
523-RJHSE-5381	RJHSE-5381	G	Yellow	Green	1	8	1.32	1.14	1.02	.918
523-RJHSE-5382	RJHSE-5382	G	- - -	Green	1	8	1.79	1.63	1.49	1.39
523-RJHSE-5384	RJHSE-5384	G	Green	Yellow	1	8	1.49	1.34	1.21	1.13
523-RJHSE-5385	RJHSE-5385	G	Green	Green	1	8	1.64	1.46	1.34	1.25
523-RJHSE-538A	RJHSE-538A	G	Grn/Yel	Grn/Yel	1	8	3.05	2.78	2.53	2.32
523-RJHSE-538B	RJHSE-538B	G	Red/Grn	Red/Grn	1	8	2.86	2.60	2.39	2.18
RJVISTA® Vertical Mount Shielded CAT 5E EMI Quiet with LED Option										
523-RJHSE-3380	RJHSE-3380	H	- - -	- - -	1	8	2.13	1.96	1.79	1.65
523-RJHSE-3381	RJHSE-3381	H	Yellow	Green	1	8	2.65	2.42	2.19	2.02
523-RJHSE-3384	RJHSE-3384	H	Green	Yellow	1	8	2.43	2.20	2.00	1.85
523-RJHSE-3385	RJHSE-3385	H	Green	Green	1	8	2.65	2.42	2.19	2.02
523-RJHSE-338A	RJHSE-338A	H	Grn/Yel	Grn/Yel	1	8	4.00	3.64	3.34	3.07
RJVISTA® Vertical Mount Non-shielded CAT 5E EMI Quiet with LED Option										
523-RJHSE-3080	RJHSE-3080	H	- - -	- - -	1	8	1.63	1.48	1.34	1.23
523-RJHSE-3081	RJHSE-3081	H	Yellow	Green	1	8	2.04	1.87	1.70	1.56
523-RJHSE-3085	RJHSE-3085	H	Green	Green	1	8	1.86	1.71	1.55	1.42
RJVISTA® Vertical Mount Shielded CAT 5E EMI Quiet with LED Option										
523-RJHSE-5381-02	RJHSE-5381-02	I	Yellow	Green	2	8	4.40	3.96	3.61	3.15
523-RJHSE-5381-03	RJHSE-5381-03	I	Yellow	Green	3	8	4.95	4.33	3.85	3.47
523-RJHSE-5381-04	RJHSE-5381-04	I	Yellow	Green	4	8	6.36	5.20	4.73	4.12
523-RJHSE-5384-02	RJHSE-5384-02	I	Green	Yellow	2	8	3.91	3.55	3.25	3.02
523-RJHSE-5384-04	RJHSE-5384-04	I	Green	Yellow	4	8	4.85	4.39	4.04	3.75
523-RJHSE-5384-08	RJHSE-5384-08	I	Green	Yellow	8	8	10.99	10.15	9.12	8.51
523-RJHSE-5385-02	RJHSE-5385-02	I	Green	Green	2	8	4.09	3.73	3.39	3.14
RJVISTA® Shielded and Stacked CAT 5E EMI Quiet Multiple Ports with LED Option										
523-RJHSE-5380-02	RJHSE-5380-02	J	- - -	- - -	2	8	2.59	2.35	2.15	1.99
523-RJSAE-5381-02	RJSAE-5381-02	J	Yellow	Green	2	8	6.56	5.87	4.94	4.54
523-RJSAE-5384-02	RJSAE-5384-02	J	Green	Yellow	2	8	5.69	5.16	4.74	4.39
523-RJSAE-5385-02	RJSAE-5385-02	J	Green	Green	2	8	6.89	6.08	5.25	4.82
523-RJSAE-538A-02	RJSAE-538A-02	J	Grn/Yel	Grn/Yel	2	8	7.86	7.15	6.28	5.63
523-RJSAE-5380-04	RJSAE-5380-04	J	- - -	- - -	4	8	8.25	7.49	6.59	5.90
523-RJSAE-5381-04	RJSAE-5381-04	J	Yellow	Green	4	8	10.53	10.51	9.00	8.03
523-RJSAE-538A-04	RJSAE-538A-04	J	Grn/Yel	Grn/Yel	4	8	12.17	11.25	10.09	9.42
523-RJSAE-5380-08	RJSAE-5380-08	J	- - -	- - -	8	8	13.85	12.80	11.48	10.72
523-RJSAE-5381-08	RJSAE-5381-08	J	Yellow	Green	8	8	15.15	14.24	12.91	12.48
523-RJSAE-5385-08	RJSAE-5385-08	J	Green	Green	8	8	16.68	15.69	14.21	13.72
523-RJSAE-538A-08	RJSAE-538A-08	J	Grn/Yel	Grn/Yel	8	8	19.59	18.44	16.70	15.85

DIMENSIONS: in. (mm)

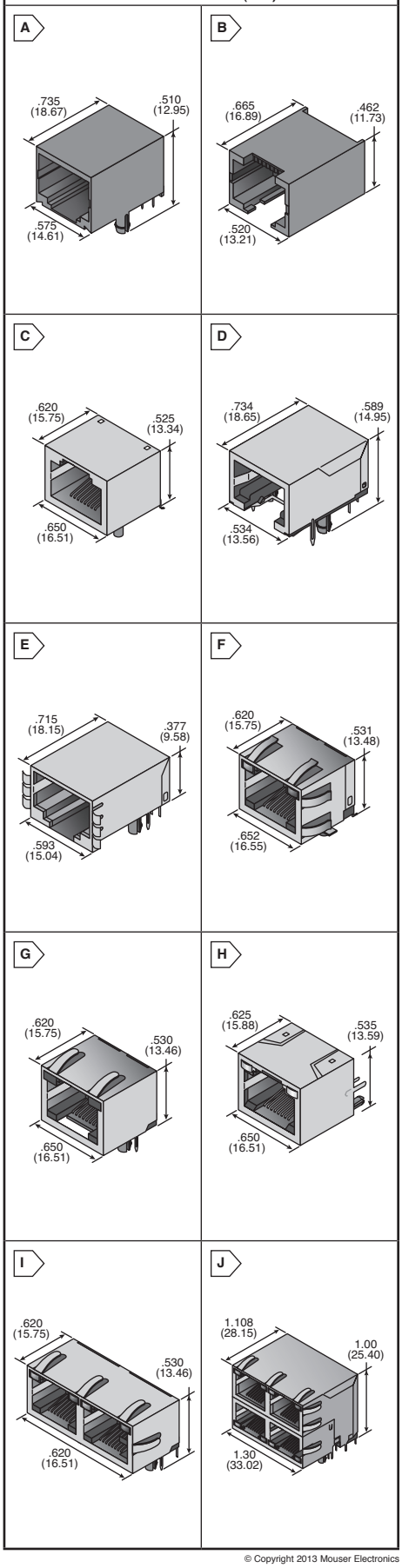

© Copyright 2013 Mouser Electronics

© Copyright 2013 Mouser Electronics

FCI Modular Connectors

RoHS Compliant **This product is RoHS compliant.**

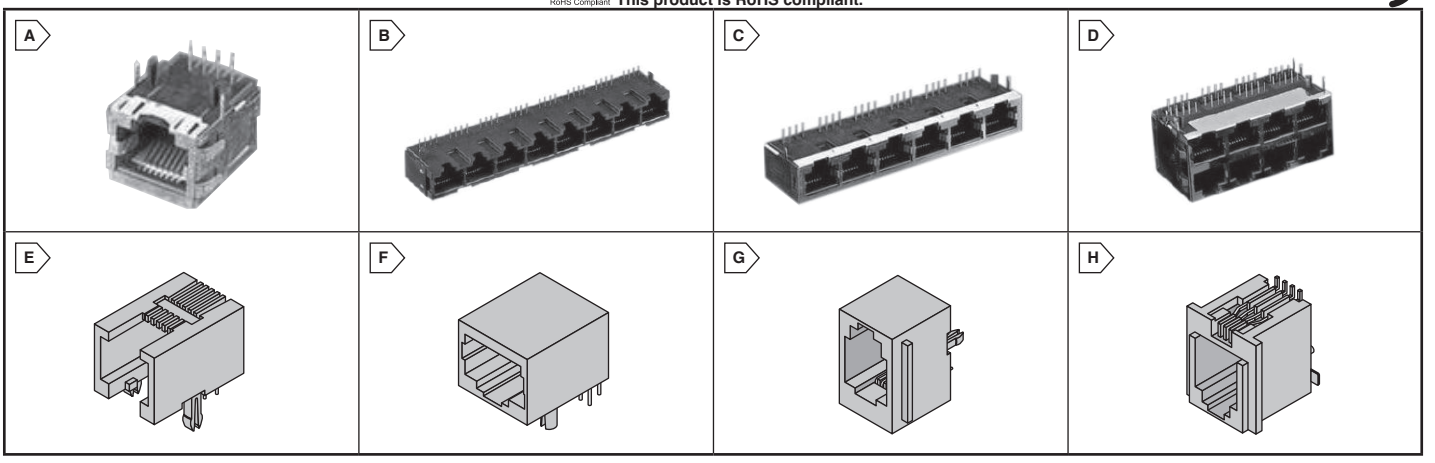

MULTI-PORTS AND SINGLE PORT RJ45 MODULAR JACKS

Features:
- Cat 3 performance category
- 8, 10 positions with 8 contacts
- Shield or non-shielded
- Operating temperature: 0°C- 70°C
- Plating: Gold Flash
- With or without LED
- Shield shell for EMI protection
- Through hole type

NEW PRODUCT

RoHS Compliant

For quantities greater than listed, call for quote.

MOUSER STOCK NO.	FCI Part No.	Fig.	No. of Ports	Tab	LED	Shielded	Price Each 1	25	100	250
Single Port										
649-10178635036010LF	10117863-5036010LF	A	1 x 1	Up	-	Yes	**.85**	**.72**	**.575**	**.556**
Ganged Multi-Port										
649-10113616-01531LF	10113616-01531LF	B	1 x 8	Down	Green/Green	Yes	**9.09**	**8.14**	**7.71**	**7.29**
Ganged and Stacked Multi-Port										
649-10118061505010LF	10118061-5005010LF	C	1 x 2	Down	-	Yes	**1.34**	**1.20**	**1.14**	**1.07**
649-10118062501310LF	10118062-5001310LF	C	1 x 4	Down	-	No	**2.78**	**2.49**	**2.36**	**2.23**
649-10118063501310LF	10118063-5001310LF	C	1 x 6	Down	-	No	**4.19**	**3.75**	**3.56**	**3.36**
649-10118064501310LF	10118064-5001310LF	C	1 x 8	Down	-	No	**5.64**	**5.06**	**4.79**	**4.52**
649-10118065505310LF	10118065-5005310LF	C	1 x 7	Down	-	No	**2.63**	**2.36**	**2.23**	**2.11**
649-10180665136010LF	10118066-5136010LF	C	1 x 2	Up	Green/Yellow	Yes	**2.12**	**1.90**	**1.80**	**1.70**
649-10180675136210LF	10118067-5136210LF	C	1 x 4	Up	Green/Yellow	Yes	**4.15**	**3.72**	**3.52**	**3.33**
649-10180685136210LF	10118068-5136210LF	C	1 x 8	Up	Green/Yellow	Yes	**8.87**	**7.95**	**7.53**	**7.11**
649-1011806950A010LF	10118069-500A010LF	D	2 x 1	-	-	No	**2.01**	**1.81**	**1.71**	**1.62**
649-1011807050A110LF	10118070-500A110LF	D	2 x 2	-	-	No	**3.44**	**3.08**	**2.92**	**2.76**
649-1011807150A010LF	10118071-500A010LF	D	2 x 3	-	-	No	**4.53**	**4.06**	**3.85**	**3.64**
649-1011807250A010LF	10118072-500A010LF	D	2 x 4	-	-	No	**6.06**	**5.43**	**5.14**	**4.86**
649-1011807350A010LF	10118073-500A010LF	D	2 x 6	-	-	No	**7.53**	**6.75**	**6.40**	**6.04**
649-1011807450A010LF	10118074-500A010LF	D	2 x 8	-	-	No	**10.15**	**9.10**	**8.62**	**8.14**
649-1018075513B010LF	10118075-513B010LF	D	2 x 1	-	Green/Yellow	Yes	**2.93**	**2.63**	**2.49**	**2.35**
649-1018076513B010LF	10118076-513B010LF	D	2 x 2	-	Green/Yellow	Yes	**4.49**	**4.03**	**3.82**	**3.60**
649-1018077513B010LF	10118077-513B010LF	D	2 x 4	-	Green/Yellow	Yes	**8.59**	**7.70**	**7.29**	**6.89**
649-1018078513B010LF	10118078-513B010LF	D	2 x 6	-	Green/Yellow	Yes	**12.89**	**11.55**	**10.95**	**10.34**

FCI SINGLE PORT, CAT 3 MODULAR JACKS

Features:
- Right angle or Straight
- Through Mount or SMT
- Snap or Diamond peg options
- Standard, raised or low profile versions
- RoHS Compliant per FCI documentation

RoHS Compliant

For quantities greater than listed, call for quote.

MOUSER STOCK NO.	FCI Part No.	Fig.	Positions / Contacts	Pegs	Color	Shielded	Price Each 1	25	100	250
Horizontal-Through Mount										
649-87180-044LF	87180-044LF	E	4-4	Snap	Black	No	**.89**	**.835**	**.786**	**.743**
649-87180-064LF	87180-064LF	E	6-4	Snap	Black	No	**.89**	**.835**	**.786**	**.743**
649-88400-064LF	88400-064LF	E	6-4	Snap	Black	No	**.60**	**.546**	**.508**	**.482**
649-87180-066LF	87180-066LF	E	6-6	Snap	Black	No	**1.43**	**1.13**	**1.08**	**.984**
649-88400-066LF	88400-066LF	E	6-6	Snap	Black	No	**.75**	**.642**	**.575**	**.556**
649-87180-088LF	87180-088LF	E	8-8	Snap	Black	No	**1.06**	**1.02**	**.974**	**.942**
649-54602-908LF	54602-908LF	F	8-8	Snap	Black	No	**.57**	**.449**	**.439**	**.396**
649-54602-910LF	54602-910LF	F	10-10	Snap	Black	No	**.66**	**.535**	**.514**	**.46**
Vertical-Through Mount										
649-61835-0441LF	61835-0441LF	G	4-4	Snap	Black	No	**.32**	**.31**	**.30**	**.293**
649-90512-003LF	90512-003LF	G	6-4	Snap	Black	No	**.47**	**.428**	**.402**	**.379**
649-69254-001LF	69254-001LF	G	6-6	Diamond	Black	No	**.97**	**.931**	**.874**	**.822**
649-90512-001LF	90512-001LF	G	6-6	Snap	Black	No	**1.25**	**1.13**	**1.07**	**.984**
649-69255-001LF	69255-001LF	G	8-8	Diamond	Black	No	**1.34**	**1.20**	**1.14**	**1.04**
649-94152-088LF	94152-088LF	G	8-8	Snap	Black	Yes	**1.83**	**1.56**	**1.34**	**1.29**
649-69254-002LF	69254-002LF	G	6-4	Diamond	Black	No	**.88**	**.845**	**.805**	**.759**
Vertical-Surface Mount										
649-87545-4111LF	87545-4111LF	H	6-6	Surface Mount Peg	Black	No	**1.41**	**1.35**	**1.27**	**1.21**
649-87547-4111LF	87547-4111LF	H	8-8	Surface Mount Peg	Black	No	**1.56**	**1.43**	**1.32**	**1.23**

© Copyright 2013 Mouser Electronics
© Copyright 2013 Mouser Electronics

HIROSE Modular Connectors

RoHS Compliant **This product is RoHS compliant.**

HIROSE ELECTRIC CO., LTD.

TM SERIES

Features:
- Conforming to FCC standards. The 6-conductor model conforming to RJ-11 standards, the 8-conductor model conforming to RJ-45 and ISO8877 standards.

Applications:
- Telephones, Fax machines, Wireless applications, Modems, Intercoms, Computers, Communication equipment, LAN equipment, Medical equipment, Hubs, ISDN terminals

Foldable Open-Close RJ-45 Modular Jack

Features:
- Foldable open-close structure allows super slim device design
- Reusable flip-top when it comes off
- Optional flip-top hold down chassis design
- Secure grounding structure
- RJ-11 plug mis-insertion prevention

NEW! TECHNOLOGY

For quantities greater than listed, call for quote.

MOUSER STOCK NO.	Hirose Part No.	Fig.	Positions/ Contacts	Type	Height (mm)		Width (mm)	Price Each		
					Closed	Open		1	25	100
798-TM25RS-5CNA-88	TM25RS-5CNA-88	A	8	RJ-45	9.15	13.8	25	7.85	6.98	6.46

Cat 6a

For quantities greater than listed, call for quote.

MOUSER STOCK NO.	Hirose Part No.	Fig.	Positions/ Contacts	Type	Price Each		
					1	10	50
798-TM31PTM88P01	TM31P-TM-88P(01)	B	8/8	RJ45	2.36	1.96	1.63
			Description				
798-TM31PTM88P02	TM31P-TM-88P(02)	-	Wire Guide for TM31P		.26	-	-
798-HT601TM21P-88P	HT601/TM21P-88P	-	Crimp Tool for TM21/TM31		873.12	-	-

PCB Modular Jacks

For quantities greater than listed, call for quote.

MOUSER STOCK NO.	Hirose Part No.	Fig.	Positions/ Contacts	Type	Dim. (mm)			Price Each		
					W	H	D	1	10	50
PC Board Mount - Gray										
798-TM5RF4450	TM5RF-44(50)	C	4/4	RJ-9	20.0	11.0	10.5	3.55	2.94	2.56
798-TM5RJ34450	TM5RJ3-44(50)	D	4/4	RJ-9	12.8	14.0	14.0	3.45	2.86	2.38
PC Board Mount with Metal Hold-Down Tab - Gray										
798-TM5RF14450	TM5RF1-44(50)	E	4/4	RJ-9	20.0	11.0	10.5	3.17	2.62	2.18
PC Board Mount Dip Type - Top Entry - White										
798-TM3RA4450	TM3RA-44(50)	F	4/4	RJ-9	12.9	18.3	15.0	3.34	2.76	2.41
798-TM3RA6650	TM3RA-66(50)	F	6/6	RJ-11	14.9	18.3	15.0	3.36	2.77	2.31
PC Board Mount - Straight Dip Type - Gray										
798-TM2RE060650	TM2RE-0606(50)	G	6/6	RJ-11	17.2	16.0	15.4	4.62	3.82	3.35
PC Board Mount - Right Angle Dip Type - Gray										
798-TM2REA060450	TM2REA-0604(50)	H	6/4	RJ-11	17.2	15.4	16.0	3.88	3.21	2.68
PC Board Mount - Gray										
798-TM5RJ16450	TM5RJ1-64(50)	I	6/4	RJ-11	14.8	14.0	14.0	2.92	2.42	2.01
798-TM5RJ16650	TM5RJ1-66(50)	I	6/6	RJ-11	14.8	14.0	14.0	3.26	2.72	2.35
798-TM5RJ26450	TM5RJ2-64(50)	J	6/4	RJ-11	14.8	14.0	14.0	2.92	2.42	2.01
798-TM5RJ26650	TM5RJ2-66(50)	J	6/6	RJ-11	14.8	14.0	14.0	3.62	3.00	2.61
798-TM5RC6450	TM5RC-64(50)	K	6/4	RJ-11	18.0	21.1	14.3	3.14	2.60	2.26
798-TM5RC6650	TM5RC-66(50)	K	6/6	RJ-11	18.0	21.1	14.3	3.32	2.74	2.41
798-TM5RJ18850	TM5RJ1-88(50)	I	8/8	RJ-45	19.2	14.0	16.0	3.32	2.74	2.29
798-TM5RJ2-8850	TM5RJ2-88(50)	J	8/8	RJ-45	18.6	14.0	14.0	4.72	3.89	3.39
798-TM5RC-8850	TM5RC-88(50)	L	8/8	RJ-45	18.1	21.2	17.5	5.18	4.28	3.21
PC Board Mount - Top Entry - White										
798-TM3RA8850	TM3RA-88(50)	M	8/8	RJ-45	20.9	18.3	15.0	6.48	5.36	4.47
Right Angle - SMT - Female										
798-TM18RTO8850	TM18R-TO-88(50)	N	8/8	RJ-45	15.6	12.3	14.5	4.93	4.08	3.40
PC Board Mount - Right Angle - With Ferrite Core - Gray										
798-TM5RL-8850	TM5RL-88(50)	O	8/8	RJ-45	14.0	11.7	17.0	3.88	3.21	2.76
EMI Protection - Right Angle - Thru Hole - Female										
798-TM11R-5C-8850	TM11R-5C-88(50)	P	8/8	RJ-45	18.6	15.7	16.0	6.33	5.23	4.50
Separate Ground Spring - EMI Shield - Right Angle - Dip Type										
798-TM24RSG-5A-88	TM24RSG-5A-88	Q	8/8	RJ-45	16.0	14.5	14.0	5.28	4.37	3.27
CAT6 - Right Angle - Black - Thru Hole										
798-TM23R5A8850	TM23R-5A-88(50)	R	8/8	RJ-45	15.0	14.5	13.0	4.41	3.64	3.04
Adaptor - Receptacle-to-Receptacle										
798-TM5RL88JJ50	TM5RL-88-JJ(50)	S	8/8	RJ-45	18.6	17.0	37.5	12.37	11.44	10.26

Ganged Jacks

For quantities greater than listed, call for quote.

MOUSER STOCK NO.	Hirose Part No.	Fig.	Positions/ Contacts	Type	Dim. (mm)			Price Each		
					W	H	D	1	10	50
PC Board Mount - Straight Dip Type - Gray										
798-TM2RE120850	TM2RE-1208(50)	T	2 x 6/4	RJ-11	28.2	16.0	15.4	5.90	4.88	4.07
PC Board Mount - Right Angle Dip Type - Gray										
798-TM2REA120450	TM2REA-1204(50)	T	2 x 6/2	RJ-11	28.2	16.0	15.4	4.41	3.65	3.19
798-TM2REA120850	TM2REA-1208(50)	T	2 x 6/4	RJ-11	28.2	16.0	15.4	5.90	4.88	4.07
798-TM2REA-181850	TM2REA-1818(50)	T	3 x 6/6	RJ-11	39.2	16.0	15.4	9.94	8.65	8.03
798-TM2REA-240850	TM2REA-2408(50)	T	4 x 6/2	RJ-11	50.2	16.0	15.4	7.17	5.93	5.08
798-TM2REA241650	TM2REA-2416(50)	T	4 x 6/4	RJ-11	50.2	16.0	15.4	8.83	7.46	6.27
798-TM2REA242450	TM2REA-2424(50)	T	4 x 6/6	RJ-11	50.2	16.0	15.4	10.21	8.88	7.99
PC Board Mount - Side Entry - Gray										
798-TM5RJ1484850	TM5RJ1-4848(50)	T	8 x 6/6	RJ-11	93.0	14.0	14.0	13.67	12.65	11.62
PC Board Mount - Low Profile - With Ferrite Core - Gray										
798-TM5RL323250	TM5RL-3232(50)	U	4 x 8/8	RJ-45	56.0	11.7	17.0	11.81	10.27	9.24

Plugs

For quantities greater than listed, call for quote.

MOUSER STOCK NO.	Hirose Part No.	Fig.	Positions/ Contacts	Type	Dim. (mm)			Price Each		
					W	H	D	1	10	50
IDC Termination with Flat Line Cord										
798-TM3P-44P	TM3P-44P	V	4/4	----	7.7	6.6	13.4	1.59	1.28	.936
798-TM3P-64P	TM3P-64P	V	6/4	RJ-11	9.7	6.6	13.4	1.63	1.32	.954
798-TM3P66P	TM3P-66P	V	6/6	RJ-11	9.7	6.6	13.4	2.03	1.65	1.42
798-TM8P-88P	TM8P-88P	V	8/8	RJ-45	11.7	6.6	22.5	2.44	2.02	1.70

Boots

For quantities greater than listed, call for quote.

MOUSER STOCK NO.	Hirose Part No.	Fig.	Positions/ Contacts	Type	Color	Price Each		
						1	10	50
Boot for CAT6 Plug								
798-TM23P8BT01	TM23P-8-BT(01)	-	8	RJ-45	Black	1.35	1.09	.934

A


B


C


D


E


F


G


H


I


J


K


L


M


N


O


P


Q


R


S


T


3 x 6/6 shown

U


V


Data/Network/Telecom Hirose

© Copyright 2013 Mouser Electronics

© Copyright 2013 Mouser Electronics

Modular Connectors and Tools

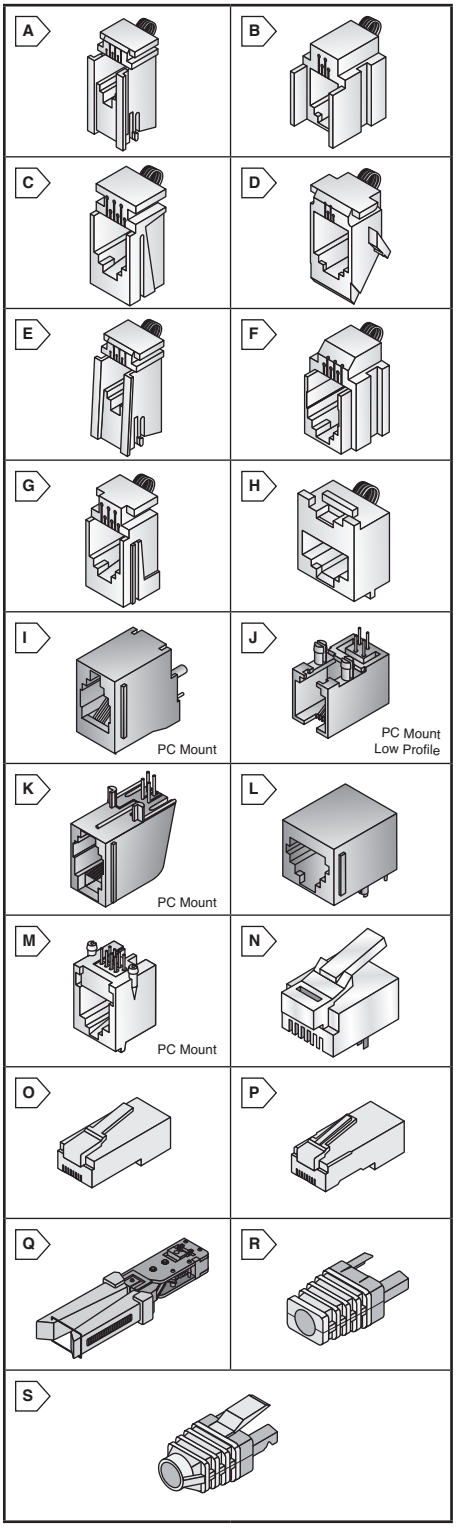

KOBICONN MODULAR JACKS WITH 4" WIRE LEADS

(Types marked with † have 50µ" gold plated contacts, all others have 6µ" gold plated contacts)

- All wire leads have stripped and tinned terminations

For quantities greater than listed, call for quote.

MOUSER STOCK NO.	Fig.	USOC Type	Positions-Contacts	Western ✻ Electric Type	Color	Price Each 1	10	100	500
154-7616D	A	Handset	4-4	616D	Gray	1.83	1.41	1.28	1.17
† 154-UL616M	B	Handset	4-4	616M	Gray	1.85	1.68	1.53	1.39
154-7616M	B	Handset	4-4	616M	Gray	1.32	1.16	1.02	.931
154-7616P	C	Handset	4-4	616P	Gray	1.64	1.26	1.14	1.04
154-7616W	D	Handset	4-4	616W	Gray	1.32	1.16	1.02	.931
154-7623D4	E	RJ11	6-4	623D4	Gray	1.66	1.28	1.17	1.06
† 154-UL623K4	F	RJ11	6-4	623K4	Gray	2.28	2.15	1.96	1.79
154-7623K4	F	RJ11	6-4	623K4	Gray	2.17	1.67	1.52	1.38
† 154-UL623K6	F	RJ12	6-6	623K6	Gray	3.15	2.62	2.39	2.17
154-7623K6	F	RJ12	6-6	623K6	Gray	1.54	1.28	1.07	.974
154-7623P4	G	RJ11	6-4	623P4	Gray	1.82	1.23	1.10	1.01
154-7623P6	G	RJ12	6-6	623P6	Gray	1.12	.867	.781	.717
† 154-UL641D	H	RJ45	8-8	641D	Gray	3.85	2.96	2.70	2.45
154-7641D	H	RJ45	8-8	641D	Gray	2.12	1.63	1.48	1.35
154-7647	H	RJ45	8-8K	647	Gray	1.22	.813	.738	.674

KOBICONN MODULAR JACKS WITH PCB LEADS

(Types marked with † have 50µ" gold plated contacts, all others have 6µ" gold plated contacts)

- Glass filled nylon
- PC Mount

For quantities greater than listed, call for quote.

MOUSER STOCK NO.	Fig.	USOC Type	Positions-Contacts	Western ✻ Electric Type	Color	Price Each 1	10	100	500
† 154-UL6442	I	Handset	4-4	616PCB	Black	1.02	.781	.706	.642
† 154-UL6443	J	Handset	4-4	616PCB	Black	2.51	2.28	2.08	1.88
† 154-UL6641	K	RJ11	6-4	623PCB	Black	1.25	.974	.888	.803
† 154-UL6661	K	RJ12	6-6	623PCB	Black	1.36	1.05	.952	.867
† 154-UL6642	L	RJ11	6-4	623PCB	Black	1.17	.899	.813	.749
† 154-UL6662	I	RJ12	6-6	623PCB	Black	1.58	1.21	1.10	1.01
† 154-UL6643	J	RJ11	6-4	623PCB	Black	2.92	2.25	2.03	1.86
† 154-UL6663	J	RJ12	6-6	623PCB	Black	5.05	3.88	3.53	3.21
† 154-UL6881	L	RJ45	8-8	641PCB	Black	2.12	1.41	1.28	1.17
† 154-UL6882	I	RJ45	8-8	641PCB	Black	1.84	1.41	1.28	1.17
† 154-UL6883	J	RJ45	8-8	641PCB	Black	5.05	4.59	4.17	3.80
† 154-7641PCB	M	RJ45	8-8	641PCB	Gray	1.47	1.12	1.03	.931

KOBICONN MODULAR PLUGS

(Types marked with † have 50µ" gold plated contacts, all others have 6µ" gold plated contacts)

✻ 616 Type - 4 conductor for handset to telephone use; 623 type - 4 or 6 conductor for telephone to wall use; 641 type - 8 conductor for telephone to wall or modern dialer use.

For quantities greater than listed, call for quote.

MOUSER STOCK NO.	Fig.	USOC Type	Positions-Contacts	Western ✻ Electric Type	Color	Price Each 1	10	100	500
† 154-UL6164	N	Handset	4-4	616	Clear	.29	.225	.203	.182
154-7616	N	Handset	4-4	616	Clear	.36	.278	.257	.235
† 154-UL6234	N	RJ11	6-4	623	Clear	.26	.214	.203	.182
154-7623-4	N	RJ11	6-4	623	Clear	.28	.225	.193	.171
† 154-UL6236	N	RJ12	6-6	623	Clear	.38	.289	.268	.246
154-7623-6	N	RJ12	6-6	623	Clear	.32	.257	.193	.171
† 154-UL6418	N	RJ45	8-8	641	Clear	.92	.706	.642	.578
154-7641	N	RJ45	8-8	641	Clear	.73	.578	.503	.364

BOMAR EZ-RJ45™ CATEGORY 5 AND 6 MODULAR SYSTEM

- EZ-RJ45™ connector simplifies installation by allowing the pairs to be passed through the connector and then trimmed to the edge of the plug.

For quantities greater than listed, call for quote.

MOUSER STOCK NO.	Bomar Part No.	Fig.	Description	Mount/Cable Type	Price Each 1	10	25	100
678-300566EZ	300566EZ	O	6P 6C EZ-Plug	12	.67	.653	.589	.556
678-300568EZ	300568EZ	O	8P 8C CAT5 EZ-Plug	45	1.35	1.31	1.18	1.11
678-300668EZ	300668EZ	O	8P 8C CAT6 EZ-Plug	45	1.47	1.41	1.28	1.21
678-300668SEZ	3006685EZ	P	8P 8C CAT 6 Shielded EZ-Plug	45	3.01	2.90	2.63	2.48
678-BD45000	BD45000	Q	Crimp and trimming tool for EZ-RJ	11, 12, 45	94.10	86.85	call	call
678-CXB300EZGY	CXB30EZGY	R	Cat 6 Boot for EZRJ45	- - -	.63	.578	.562	.518
678-CXB500EZ	CXB500EZ	S	Cat 5 Snagless boot for EZ	- - -	.69	.625	.612	.567
678-CXB600EZ	CXB600EZ	S	Cat 6 Snagless boot for EZ	- - -	.70	.637	.63	.572

eagle plastic devices MODULAR CRIMPING TOOL

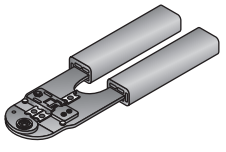

Heavy Duty, Modular Plug Crimping Tool

Economy 3-Way Crimping Tools

- Cuts, strips, and crimps
- Hardened steel frame
- Black oxide finish
- Lightweight and durable

For quantities greater than listed, call for quote.

MOUSER STOCK NO.	Type of Use	Price Each 1	5
382-2094C	For 4P 4C and 4P 2C plugs	14.28	8.57

© Copyright 2013 Mouser Electronics

© Copyright 2013 Mouser Electronics

KYCON Modular Jacks

RoHS Compliant **This product is RoHS compliant.**

KYCON

RIGHT ANGLE MODULAR JACKS

- Snap-In board retention tabs
- Housing Material: PBT Thermoplastic, UL94V-0 rated
- Contact Material: Phosphor Bronze
- Current Rating: 1.5 Amps
- Shield Material: Copper Alloy, Nickel plated

✻ Keyed
✻✻ High Temperature Thermoplastic UL94V-0 Rated

- RoHS Compliance per Kycon Documentation
- Insulation Resistance: 500MΩ min.
- Dielectric Withstanding Voltage: 1000VAC for 1 minute
- Contact Resistance: 20 mΩ max.
- Standard Contact Plating: 15μ" Gold over Nickel 50μ" Gold plating available upon request

C US LR78160

CE FC

For quantities greater than listed, call for quote.

MOUSER STOCK NO.	Kycon Part No.	Fig.	USOC Type	Pos. Contact	Price Each 1	25	100	500
.450" Height - Black Body, Low Profile								
806-GMX-N-44	GMX-N-44	A	Handset	4-4	.97	.957	.704	.552
806-GMX-SMT2N-4450	GMX-SMT2-N-44-50	B	Handset	4-4	1.38	1.27	.928	.789
806-GMX-N-64	GMX-N-64	A	RJ11	6-4	.70	.685	.513	.395
806-GMX-N-66	GMX-N-66	A	RJ12	6-6	1.44	1.36	1.01	.817
806-GMX-N-88	GMX-N-88	A	RJ45	8-8	1.79	1.61	1.19	1.03
806-GMX-N-1010	GMX-N-1010	A	RJ45/10	10-10	.84	.75	.682	.623
.450" Height - Shielded Black Body, Low Profile								
806-GMX-S-66	GMX-S-66	C	RJ12	6-6	1.81	1.68	1.23	1.05
806-GMX-S-88	GMX-S-88	C	RJ45	8-8	1.97	1.82	1.34	1.12
806-GMX-S-1010	GMX-S-1010	C	RJ45/10	10-10	1.49	1.32	1.18	1.06
.450" Height - Surface Mount Black Body, High Temp/Reflow Compatible, Low Profile								
✻✻ 806-GMX-SMT2-N-64	GMX-SMT2-N-64	B	RJ11	6-4	.97	.867	.78	.705
✻✻ 806-GMX-SMT2-N-66	GMX-SMT2-N-66	B	RJ12	6-6	1.11	1.02	.759	.641
✻✻ 806-GMX-SMT2-N-88	GMX-SMT2-N-88	B	RJ45	8-8	1.29	1.19	.877	.738
✻✻ 806-GMX-SMT2-N1010	GMX-SMT2-N-1010	B	RJ45/10	10-10	1.87	1.72	1.26	1.07
.450" Height - Surface Mount Shielded Black Body, High Temp/Reflow Compatible, Low Profile								
✻✻ 806-GMX-SMT2-S-66	GMX-SMT2-S-66	D	RJ12	6-6	1.38	1.22	1.09	1.00
✻✻ 806-GMX-SMT2-S-88	GMX-SMT2-S-88	D	RJ45	8-8	1.97	1.73	1.56	1.41
✻✻ 806-GMX-SMT2S-1010	GMX-SMT2-S-1010	D	RJ45/10	10-10	1.77	1.56	1.39	1.25
.453" Height - Surface Mount Black Body (No Mounting Pegs), High Temp/Reflow Compatible, Low Profile								
✻✻ 806-GMX-SMT4-N-88	GMX-SMT4-N-88	E	RJ45	8-8	2.25	2.01	1.48	1.28
.492" Height - Black Body								
806-GDLX-N-64	GDLX-N-64	F	RJ11	6-4	.63	.567	.503	.46
806-GDLX-N-66	GDLX-N-66	F	RJ12	6-6	1.02	.928	.677	.577
806-GDLX-N-88	GDLX-N-88	F	RJ45	8-8	1.12	1.04	.76	.642
806-GDLX-N-88K	GDLX-N-88K	F	RJ45	8-8	1.12	1.04	.76	.642
.492" Height - Black Body with Panel Stops								
806-GDLX-A-66	GDLX-A-66	G	RJ12	6-6	.71	.631	.577	.513
806-GDLX-A-88	GDLX-A-88	G	RJ45	8-8	.82	.728	.653	.589
.492" Height - Shielded Black Body with Panel Stops								
806-GDLX-S-88	GDLX-S-88	G	RJ45	8-8	1.05	.935	.846	.769
✻ 806-GDLX-S-88K	GDLX-S-88K	G	RJ45	8-8	1.00	.935	.846	.769
.570" Height - Grey Body								
806-GLX-N-44	GLX-N-44	H	Handset	4-4	.66	.646	.465	.375
806-GLX-N-64	GLX-N-64	H	RJ11	6-4	.66	.626	.52	.399
806-GLX-N-66	GLX-N-66	H	RJ12	6-6	.91	.854	.668	.534
.570" Height - Grey Body with Panel Stops								
806-GLX-A-44	GLX-A-44	I	Handset	4-4	.48	.431	.397	.363
806-GLX-A-64	GLX-A-64	I	RJ11	6-4	.49	.454	.375	.306
806-GLX-A-66	GLX-A-66	I	RJ12	6-6	.80	.775	.575	.454
.570" Height - Grey Short Body with Panel Stops								
806-GLX-N-44M	GLX-N-44M	I	Handset	4-4	.66	.648	.467	.376
806-GLX-N-64M	GLX-N-64M	I	RJ11	6-4	.74	.694	.521	.40
806-GLX-N-88M	GLX-N-88M	I	RJ45	8-8	1.88	1.87	1.36	1.08
.595" Height - Black Body with Panel Stops								
806-GDX-A-64	GDX-A-64	J	RJ11	6-4	.56	.492	.449	.396
806-GDX-A-66	GDX-A-66	J	RJ12	6-6	.59	.514	.46	.417
806-GDX-A-88	GDX-A-88	J	RJ45	8-8	.67	.599	.534	.491

RJ45 RIGHT ANGLE MODULAR JACKS

- Category 5 100MHz bandwidth performance
- Attenuation at 100MHz less than 0.13dB
- Shield Material: Copper Alloy, Nickel plated
- Housing Material: Black PBT Thermoplastic, Glass Filled, UL94V-0 rated

✻ 50μ" Gold

- RoHS Compliance per Kycon Documentation
- Contact Material: Phosphor Bronze
- Current Rating: 1.5 Amps

CE

C US LR78160

For quantities greater than listed, call for quote.

MOUSER STOCK NO.	Kycon Part No.	Fig.	No. of Ports	Ground Pin Spacing	Price Each 1	25	100
.515" Height - Fully Shielded Body							
806-GSX-NS-8830530	GSX-NS-88-3.05-30	K	1	3.05mm	1.65	1.55	1.10
806-GSX-NS-8830550	GSX-NS-88-3.05-50	K	1	3.05mm	1.90	1.78	1.29
806-GSX-NS-88-368	GSX-NS-88-3.68	K	1	3.68mm	1.61	1.48	1.08
.515" Height - Fully Shielded Body with Top Ground Tabs							
806-GSX-NS2-88-305	GSX-NS2-88-3.05	L	1	3.05mm	1.86	1.73	1.28
✻ 806-GSX-NS28830550	GSX-NS2-88-3.05-50	L	1	3.05mm	1.90	1.78	1.29
.530" Height - Black Body Multi-Port							
806-GSGX-N-2-88	GSGX-N-2-88	M	2	-	2.11	1.97	1.44
.540" Height - Fully Shielded Body Multi-Port with Top Ground Tabs							
806-GSGX-NS-2-88	GSGX-NS-2-88	N	2	-	2.97	2.75	2.01
806-GSGX-NS2488368	GSGX-NS2-488-368	N	4	3.68mm	4.72	4.16	3.73

GMX RIGHT ANGLE MODULAR JACKS

- Low Profile Design suitable for PC Add-on
- Tab up design for easy insertion/removal of mating plug
- Insulation Resistance: 500 Megohms
- Voltage Rating: 125V DC

- Contact Resistance: 20 milliohms max.
- Current Rating: 1.5 Amps
- Position Contact: 8-8

For quantities greater than listed, call for quote.

MOUSER STOCK NO.	Kycon Part No.	Fig.	Description	Plating	Price Each 1	25	100	500
806-GWX-S-88	GWX-S-88	O	Fully Shielded	Au Flash	1.62	1.53	1.46	1.35
806-GWX-S-88-50	GWX-S-88-50	O	Fully Shielded	50μ" Au	2.08	1.97	1.87	1.73
806-GWX-S3-88	GWX-S3-88	P	Fully Shielded with tabs on top	Au Flash	1.62	1.53	1.46	1.35
806-GWX-S3-88-50	GWX-S3-88-50	P	Fully Shielded with tabs on top	50μ" Au	2.08	1.97	1.87	1.73
806-GWX-S9-88	GWX-S9-88	P	Fully Shielded w/ tabs on top and sides	Au Flash	1.62	1.53	1.46	1.35
806-GWX-S9-88-50	GWX-S9-88-50	P	Fully Shielded w/ tabs on top and sides	50μ" Au	2.08	1.97	1.86	1.72

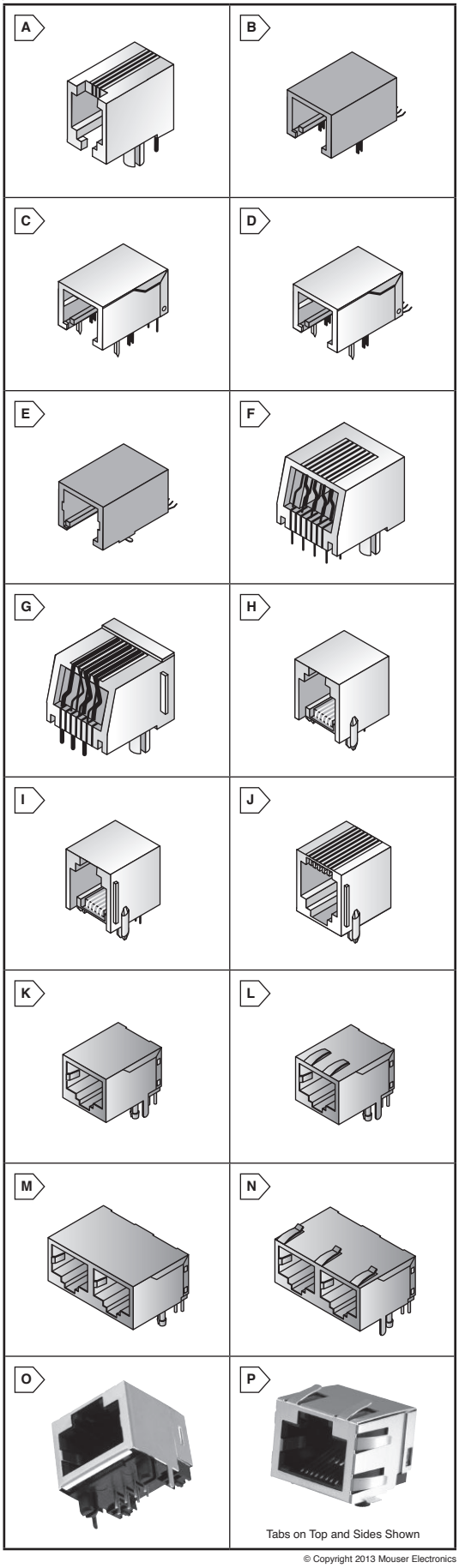

Tabs on Top and Sides Shown

© Copyright 2013 Mouser Electronics

MOLEX Modular Jacks

RoHS Compliant **This product is RoHS compliant.**

molex
one company > a world of innovation

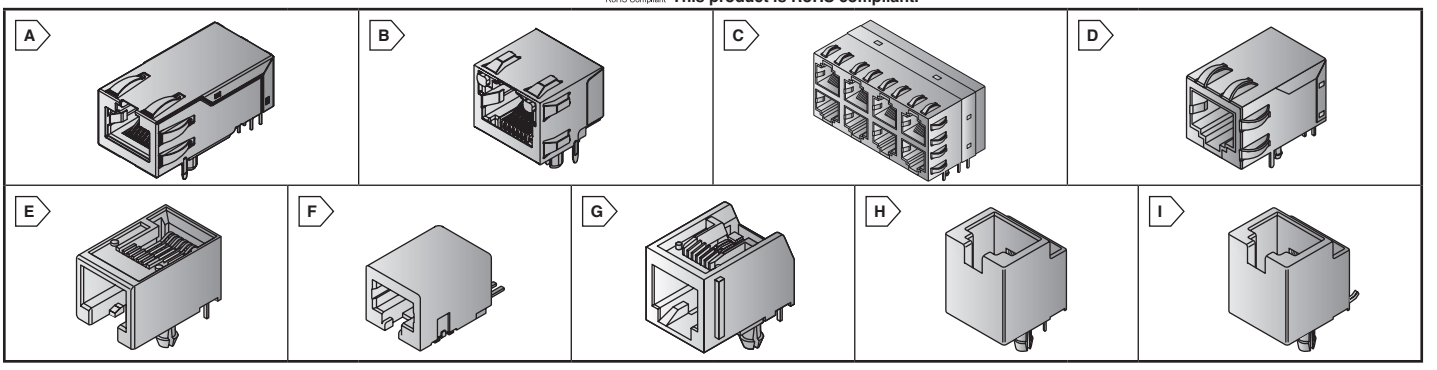

MAGNETIC RJ45 JACKS

Features:
- IEEE802.3af and IEEE802.3at compliant
- Gigabit magnetics
- Industry standard footprint
- Multiple LED colors including bi-color
- Capable of 10/100/1000Mbit transmission
- Multiple status indicators
- No external transformers required
- Improved EMI performance

PRODUCT NEW

For quantities greater than listed, call for quote.

MOUSER STOCK NO.	Molex Part No.	Fig.	Attribute	LED Color	LED Color	Price Each			
				Right	Left	1	25	50	100
538-85793-1001	85793-1001	A	Gigabit	Green	Green	9.38	8.63	7.94	7.31
538-85793-1003	85793-1003	A	Gigabit	Green	Green / Orange	17.06	15.42	14.57	13.39
538-85793-1006	85793-1006	A	Gigabit	Yellow	Green	15.79	14.52	13.36	12.29
538-85793-1007	85793-1007	A	Gigabit	Green	Green / Yellow	4.42	4.28	4.15	4.01
538-85793-1012	85793-1012	A	Gigabit	Green	Yellow / Green	4.42	4.28	4.15	4.01
538-85793-1013	85793-1013	A	Gigabit	Yellow / Green	Yellow / Green	4.22	4.06	3.94	3.80
538-85793-1020	85793-1020	A	Gigabit	No LED	No LED	3.87	3.73	3.62	3.49
538-85789-1001	85789-1001	A	Gigabit PoE+ Enabled	Green	Green	22.23	19.45	15.56	14.15
538-85789-1003	85789-1003	A	Gigabit PoE+ Enabled	Green	Green / Orange	21.95	19.20	15.37	9.53
538-85789-1006	85789-1006	A	Gigabit PoE+ Enabled	Yellow	Green	11.79	11.44	10.74	10.42

RIGHT-ANGLE MODULAR JACKS

Features and Specifications:
- Voltage: 125V
- Current: 1.5A max.
- Operating Temperature: -40°C to +80°C

RoHS Compliant

RoHS Compliant per Molex documentation

For quantities greater than listed, call for quote.

MOUSER STOCK NO.	Molex Part No.	Fig.	Positions-Contacts	Description	Overall Length: mm (in.)	First-to-Last Circuit: mm (in.)	Price Each			
							1	25	50	100
Low Profile, Inverted with Lightpipes										
538-43860-0007	43860-0007	B	8/8	Unshielded	15.75 (.620)	7.11 (.280)	1.70	1.50	1.34	1.05
538-43860-0010	43860-0010	B	8/8	Shielded	16.38 (.645)	7.11 (.280)	3.03	2.71	2.39	1.90
High Speed, Stacked, Multi-Port with Lightpipes										
538-44170-0001	44170-0001	C	8/8	Shielded	59.18 (2.33)	8.89 (.350)	34.79	31.98	30.24	24.78
Low Profile, Inverted										
538-43860-0002	43860-0002	B	6/6	Unshielded	15.75 (.620)	5.08 (.200)	.98	.914	.718	.614
538-43860-0001	43860-0001	B	8/8	Unshielded	15.75 (.620)	7.11 (.280)	1.22	.951	.806	.724
538-43860-0014	43860-0014	B	6/6	Shielded with All Panel Grounding Tabs	16.38 (.645)	5.08 (.200)	2.43	2.17	1.92	1.52
538-43860-0013	43860-0013	B	8/8	Shielded with All Panel Grounding Tabs	16.38 (.645)	7.11 (.280)	2.55	2.15	2.00	1.65
538-43860-0005	43860-0005	B	6/6	Shielded with Offset Panel Grounding Tabs	16.38 (.645)	5.08 (.200)	2.42	2.17	1.92	1.52
538-43860-0004	43860-0004	B	8/8	Shielded with Offset Panel Grounding Tabs	16.38 (.645)	7.11 (.280)	2.73	2.42	2.18	1.83
Low Profile										
538-43202-4101	43202-4101	D	4/4	Unshielded	11.18 (.440)	3.81 (.150)	1.16	1.01	.915	.874
538-43202-6101	43202-6101	D	6/6	Unshielded	13.21 (.520)	6.35 (.250)	1.27	1.22	1.08	.826
538-43202-8104	43202-8104	D	8/8	Unshielded	15.24 (.600)	8.89 (.350)	1.18	1.03	.933	.892
538-43202-8817	43202-8817	D	8/8	Shielded with Top Panel Grounding Tabs	15.85 (.624)	8.89 (.350)	2.54	2.29	2.05	1.97
538-95501-2441	95501-2441	E	4/4	Unshielded	11.18 (.440)	3.81 (.150)	.94	.888	.792	.559
538-95501-2641	95501-2641	E	6/4	Unshielded	13.21 (.520)	3.81 (.150)	1.05	1.02	.819	.622
538-95501-2661	95501-2661	E	6/6	Unshielded	13.21 (.520)	6.35 (.250)	.94	.899	.806	.563
538-95501-2881	95501-2881	E	8/8	Unshielded	15.24 (.600)	8.89 (.350)	.94	.828	.746	.714
Low Profile, SMT										
538-95501-6669	95501-6669	E	6/6	Unshielded	13.21 (.520)	6.35 (.250)	1.12	1.06	1.04	.725
538-95501-6889	95501-6889	E	8/8	Unshielded	15.24 (.600)	8.89 (.350)	1.18	.684	.565	.52
Low Profile, SMT with Flush Fitting Nails										
538-44144-0005	44144-0005	F	6/6	Unshielded	13.21 (.520)	6.35 (.250)	2.24	1.71	1.47	1.20
538-44144-0003	44144-0003	F	8/8	Unshielded	15.24 (.600)	8.89 (.350)	1.56	1.41	1.35	1.21
Standard Profile										
538-95009-2881	95009-2881	G	8/8	Unshielded, Flush Mount	15.24 (.600)	8.89 (.350)	1.03	.974	.867	.706
538-95009-2447	95009-2447	G	4/4	Unshielded, Flangeless	11.18 (.440)	3.81 (.150)	1.32	1.18	1.11	1.07
538-95009-2647	95009-2647	G	6/4	Unshielded, Flangeless	13.21 (.520)	3.81 (.150)	.81	.728	.706	.674
538-95009-2887	95009-2887	G	8/8	Unshielded, Flangeless	15.24 (.600)	8.89 (.350)	1.10	1.02	.963	.931

VERTICAL MODULAR JACKS

Features:
- Industry compatible
- Foot patterns identical to industry standard jacks
- High reliability, square contact
- Low profile 12.70mm (0.5")

Specifications:
- Voltage: 125V
- Current: 1.5A
- Housing (95003-2xxx): Black Polyester, UL 94V-0
- Housing (95003-6xxx): Black Polyamide, UL 94V-0
- Contact: Phosphor Bronze
- Operating Temperature: -40°C to +80°CV

For quantities greater than listed, call for quote.

Standard Profile with Small Panel Cutout										
538-95503-2441	95503-2441	H	4/4	Unshielded	11.18 (.440)	3.81 (.150)	1.39	1.39	1.25	.902
538-95503-2661	95503-2661	H	6/6	Unshielded	13.21 (.520)	6.35 (.250)	1.41	.872	.732	.677
538-95503-2881	95503-2881	H	8/8	Unshielded	15.24 (.600)	8.89 (.350)	1.02	.896	.808	.773
Standard Profile, SMT with Small Panel Cutout										
538-95503-6671	95503-6671	I	6/6	Unshielded	13.21 (.520)	6.35 (.250)	1.13	.682	.568	.524
538-95503-6891	95503-6891	I	8/8	Unshielded	15.24 (.600)	8.89 (.350)	1.11	.67	.559	.516

© Copyright 2013 Mouser Electronics
© Copyright 2013 Mouser Electronics

TE CONNECTIVITY Modular Jacks

RoHS Compliant **This product is RoHS compliant.**

TE connectivity Authorized Distributor

SINGLE PORT R/A MODULAR JACKS

Specifications:
- Color: Black
- Current Rating: 1.5 amp max.
- Voltage Rating: 150 volts ac max.
- Durability: 750 mating cyclees
- Housing: Through-Hole: Polyester, UL 94V-0 rated
- Housing STM: Polyphenylene Sulfide, UL 94V-0 rated

Features:
- Meets or exceeds FCC Part 68 rules & regulations
- Meets 1000 volt dielectric requirement
- Designed for ease of soldering & board cleaning
- Designed for direct mounting on pc boards
- SMT jacks compatible with vapor phase & IR reflow soldering

Through-Hole, Standard Profile, Solder PCB Termination

For quantities greater than listed, call for quote.

MOUSER STOCK NO.	TE Part No.	Fig.	Positions-Contacts	LED	Description	Price Each 1	25	50
With Panel Stops								
571-5555140-1	5555140-1	A	6/6	-	Shielded, Cat 3, Panel and PCB Ground Options	1.26	1.20	1.13
571-5555140-2	5555140-2	A	6/4	-	Shielded, Cat 3, Panel and PCB Ground Options	1.46	1.24	1.14
571-5520250-1	5520250-1	B	6/2	-	Cat 3, without Ground Options	1.11	.942	.86
571-5557786-1	5557786-1	A	8/8	-	Shielded, Cat 3, without PCB Ground Options	3.91	3.31	2.91
571-5558343-1	5558343-1	B	8/8	-	Cat 5, without Ground Options	4.95	4.25	3.76
571-5520251-4	5520251-4	B	8/8	-	Cat 3, without Ground Options	1.73	1.48	1.31
Without Panel Stops								
571-1116503-2	1116503-2	A	8/8	-	Shielded, Cat 5, PCB Ground Options	4.34	4.03	3.71
571-5558070-1	5558070-1	A	10/10	-	Shielded, Cat 3, Panel and PCB Ground Options	8.86	7.75	7.37
571-5569118-1	5569118-1	B	8/8	-	Cat 3, without Ground Options	1.51	1.35	1.22
571-5569564-1	5569564-1	A	8/8	Grn/Yel	Shielded, Cat 3, Panel and PCB Ground Options	6.89	6.58	6.55
571-1-406541-1	1-406541-1	A	8/8	-	Shielded, Cat 5, Panel and PCB Ground Options	2.90	2.56	2.27
571-2-406549-4	2-406549-4	A	8/8	Yel/Grn	Shielded, Cat 5, Panel and PCB Ground Options	3.66	2.38	2.18
571-5406299-1	5406299-1	A	8/8	-	Shielded, Cat 5, Panel and PCB Ground Options	4.25	3.85	3.53
571-2-406549-1	2-406549-1	A	8/8	Grn/Yel	Shielded, Cat 5, Panel and PCB Ground Options	2.97	2.71	2.48
571-5558341-1	5558341-1	B	8/8	-	Cat 5, without Ground Options	2.63	2.54	2.26
571-5558342-1	5558342-1	A	8/8	-	Shielded, Cat 5, PCB Ground Options	4.00	3.20	2.73
571-5558344-1	5558344-1	A	8/8	-	Shielded, Cat 5, Panel and PCB Ground Options	5.06	3.76	3.75

Through-Hole, Standard Profile with Center Latch

For quantities greater than listed, call for quote.

MOUSER STOCK NO.	TE Part No.	Fig.	Positions-Contacts	Description	Price Each 1	25	50
Flanged							
571-5520241-2	5520241-2	C	4/4	Cat 3, without Ground Options	2.03	1.72	1.65
571-5520242-3	5520242-3	C	6/6	Cat 3, without Ground Options	1.61	1.58	1.44
With Panel Stops							
571-5520249-2	5520249-2	D	4/4	Cat 3, without Ground Options	1.56	1.50	1.42
571-5520250-2	5520250-2	D	6/4	Cat 3, without Ground Options	1.21	1.10	1.02
571-5520250-3	5520250-3	D	6/6	Cat 3, without Ground Options	1.53	1.32	1.16
571-5520251-4	5520251-4	D	8/8	Cat 3, without Ground Options	1.73	1.48	1.31
571-5520252-4	5520252-4	D	8/8	Cat 3, without Ground Options, Keyed	1.22	1.09	1.07
Without Panel Stops							
571-5555980-1	5555980-1	D	4/4	Cat 3, without Ground Options	1.20	1.12	1.09
571-5555979-1	5555979-1	D	6/4	Cat 3, without Ground Options	1.51	1.04	.952
571-5520470-3	5520470-3	D	6/6	Cat 3, without Ground Options	1.89	1.81	1.72
571-5520426-4	5520426-4	D	8/8	Cat 3, without Ground Options	1.70	1.46	1.28
571-5554517-1	5554517-1	D	8/8	Cat 3, without Ground Options, Keyed	3.03	2.80	2.66

Through-Hole, Low Profile, Solder PCB Termination

For quantities greater than listed, call for quote.

With Panel Stops							
571-5555163-1	5555163-1	E	6/6	Cat 3, without Ground Options	1.08	1.06	.984
571-5555163-2	5555163-2	E	6/4	Cat 3, without Ground Options	1.48	1.25	1.16
571-5555162-1	5555162-1	E	8/8	Cat 3, without Ground Options	1.32	1.27	1.13
571-5555166-1	5555166-1	E	8/8	Cat 3, without Ground Options, Keyed	1.41	1.20	1.07
Without Panel Stops							
571-5555165-1	5555165-1	E	6/6	Cat 3, without Ground Options	1.00	.974	.952
571-5555165-2	5555165-2	E	6/4	Cat 3, without Ground Options	.98	.919	.824
571-5555164-1	5555164-1	E	8/8	Cat 3, without Ground Options	1.04	.975	.942
571-5555167-1	5555167-1	E	8/8	Cat 3, without Ground Options, Keyed	.96	.931	.891
571-5569026-1	5569026-1	E	6/6	Cat 3, without Ground Options	1.57	1.34	1.19
Shielded							
571-5555154-1	5555154-1	E	6/6	Shielded, Cat 3, with PCB Ground Options	1.47	1.38	1.26
571-5555153-1	5555153-1	E	8/8	Shielded, Cat 3, withPCB Ground Options	1.61	1.49	1.34
571-5555141-1	5555141-1	E	8/8	Shielded, Cat 3, with Panel and PCB Ground Options	2.16	1.49	1.36
571-5556591-1	5556591-1	E	8/8	Shielded, Cat 3, with PCB Ground Options, Keyed	1.37	1.07	.97
571-5555153-6	5555153-6	E	8/8	Shielded, Cat 3, with PCB Ground Options	1.67	1.16	1.13
571-5555154-2	5555154-2	E	6/4	Shielded, Cat 3, with PCB Ground Options	1.58	1.26	1.18

Surface Mount, Low Profile, Solder PCB Termination

For quantities greater than listed, call for quote.

With Panel Stops							
571-5555077-1	5555077-1	F	6/6	Cat 3, without Ground Options	2.54	2.44	2.31
571-5555248-1	5555248-1	F	8/8	Cat 3, without Ground Options	3.23	2.53	2.47
571-5558178-1	5558178-1	F	8/8	Shielded, Cat 3, PCB Ground Options	2.41	2.18	2.01
Without Panel Stops							
571-5557314-1	5557314-1	F	6/6	Cat 3, without Ground Options	3.12	2.51	2.13
571-5555764-1	5555764-1	F	8/8	Cat 3, without Ground Options	3.41	3.27	3.01
571-5555078-1	5555078-1	F	8/8	Cat 3, without Ground Options, Keyed	3.02	2.62	2.30

Single Port Top Entry Modular Jacks Through-Hole, Standard Profile

For quantities greater than listed, call for quote.

PCB Termination - Solder With Panel Stops							
571-5520257-2	5520257-2	G	4/4	Cat 3, without Ground Options	1.44	1.29	1.03
571-5520258-2	5520258-2	G	6/4	Cat 3, without Ground Options	1.51	1.27	1.22
571-5520258-3	5520258-3	G	6/6	Cat 3, without Ground Options	1.43	1.23	1.08
571-55202594	5520259-4	G	8/8	Cat 3, without Ground Options	1.07	1.02	.91
571-5520260-4	5520260-4	G	8/8	Cat 3, without Ground Options, Keyed	1.58	1.36	1.20
571-5557969-1	5557969-1	G	8/8	Cat 3, Panel and PCB Ground Options	1.59	1.52	1.44
571-5557730-1	5557730-1	G	8/8	Shielded, Cat 3, Panel and PCB Ground Options, Keyed	2.68	2.19	1.87
571-5557969-2	5557969-2	G	8/8	Shielded, Cat 3, Panel and PCB Ground Options	3.34	2.53	2.24
571-5520258-3	5520258-3	G	6/6	Cat 3, without Ground Options	1.43	1.23	1.08
Without Panel Stops							
571-5558872-1	5558872-1	G	4/4	Cat 3, without Ground Options	1.50	1.28	1.07
571-5520425-2	5520425-2	G	6/4	Cat 3, without Ground Options	1.34	1.13	1.07
571-5520425-3	5520425-3	G	6/6	Cat 3, without Ground Options	1.06	1.03	.996
571-5556416-1	5556416-1	G	8/8	Cat 3, without Ground Options	1.24	1.06	.939
571-5555799-1	5555799-1	G	8/8	Cat 3, without Ground Options, Keyed	1.74	1.70	1.58
571-5520425-3	5520425-3	G	6/6	Cat 3, without Ground Options, Solder	1.06	1.03	.996
PCB Termination - Press-Fit							
571-6116418-1	6116418-1	G	8/8	Shielded, Cat 5, Panel and PCB Ground Options	4.13	3.63	3.07
571-6116202-1	6116202-1	G	8/8	Shielded, Cat 5, PCB Ground Options, Press-Fit	3.95	3.77	3.60

A

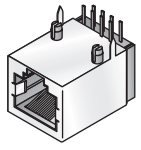

RoHS Compliant

B

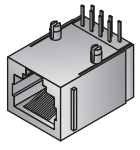

RoHS Compliant

C

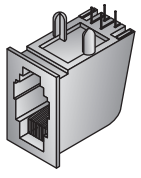

RoHS Compliant

D

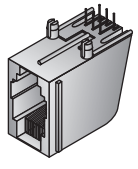

RoHS Compliant

E

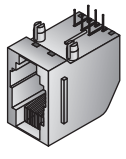

RoHS Compliant

F

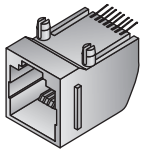

RoHS Compliant

G

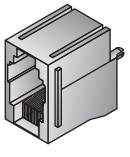

RoHS Compliant

Data/Network/Telecom

TE Connectivity

© Copyright 2013 Mouser Electronics

© Copyright 2013 Mouser Electronics

RoHS Compliant This product is RoHS compliant.

MULTI-PORT/STACKED R/A MODULAR JACKS WITHOUT PANEL STOPS

Specifications:
- Current Rating: 1.5 amp max. @ 25°C
- Voltage Rating: 150 VAC max.
- Durability: 750 mating cycles
- Operating Temperature: -40°C to 70°C
- Standard Housing: Polysulfone, Black UL 94V-0 rated

Features:
- Meets or exceeds FCC Part 68 rules & regulations

Through-Hole, PCB Termination - Solder

For quantities greater than listed, call for quote.

MOUSER STOCK NO.	TE Part No.	Fig.	Positions-Contacts	Config.	Description	Price Each 1	25	50
Standard Profile without Shield								
571-5557785-1	5557785-1	A	8/8	1x1	Cat 3, without Ground Options	1.79	1.74	1.54
571-5558065-1	5558065-1	A	10/10	1x1	Cat 3, without Ground Options	3.66	2.77	2.72
571-5557562-1	5557562-1	A	8/8	1x4	Cat 4, without Ground Options	6.30	5.70	5.03
571-5557566-1	5557566-1	A	8/8	1x8	Cat 4, without Ground Options	16.30	14.82	13.60
571-5557560-1	5557560-1	A	8/8	1x2	Cat 4, without Ground Options	3.39	2.94	2.61
571-5557561-1	5557561-1	A	8/8	1x3	Cat 4, without Ground Options	11.35	9.74	8.59
Standard Profile with Shield								
571-5558503-1	5558503-1	B	8/8	1x4	Cat 5, PCB Ground Options	14.41	13.52	13.00
571-6339169-3	6339169-3	B	8/8	1x8	Cat 5, Panel and PCB Ground Options; 27 Panel Ground Tabs	14.50	12.59	11.13

Low Profile with Shield

For quantities greater than listed, call for quote.

MOUSER STOCK NO.	TE Part No.	Fig.	Positions-Contacts	Config.	Description	Price Each 1	25	50
PCB Termination - Solder								
571-5569262-1	5569262-1	C	8/8	2x4	Cat 5, Panel and PCB Ground Options	15.40	14.17	12.95
571-5569264-1	5569264-1	C	8/8	2x8	Cat 5, Panel and PCB Ground Options	37.09	31.71	29.90
571-5569381-1	5569381-1	C	8/8	2x1	Cat 5, Panel and PCB Ground Options	12.85	10.55	9.15
571-6368011-1	6368011-1	C	8/8	2x1	Cat 5, Panel and PCB Ground Options	30.89	24.71	22.47
PCB Termination - Press-Fit								
571-6116317-6	6116317-6	C	8/8	2x8	Cat 5, Panel and PCB Ground Options	78.51	67.51	59.66

Hybrid - RJ45/ Dual USB

For quantities greater than listed, call for quote.

MOUSER STOCK NO.	TE Part No.	Fig.	Positions-Contacts	Config.	LED	Description	Price Each 1	25	50
571-6116151-1	6116151-1	D	8/8	2x1	-	Shielded, Cat 3, PCB Ground Options	12.96	11.63	11.00

RJ45 MODULAR JACKS WITH SHIELD

Features:
- Meets the requirements for I/O connectors on Advanced TCA & AMC cards
- Fits in an AMC compact module faceplate
- Panel & PCB Ground Options
- 4.20mm max above PCB
- 7.38mm max below PCB

For quantities greater than listed, call for quote.

MOUSER STOCK NO.	TE Part No.	Fig.	Positions-Contacts	Config.	LED	Description	Price Each 1	25	50
571-1888250-1	1888250-1	E	8/8	1X1	Green/Yel	Cat 5e, Solder	5.10	4.64	4.26
571-1888250-3	1888250-3	E	8/8	1X1	-	Cat 5e, Solder	5.28	4.22	3.83

OFFSET, STACKED RJ45 MODULAR JACKS WITH SHIELD

Features:
- Offset designed to meet both AdvancedTCA and AdvancedMC standards
- Catagory 5 performance
- Press fit termination to the board

For quantities greater than listed, call for quote.

MOUSER STOCK NO.	TE Part No.	Fig.	Positions-Contacts	Config.	LED	Description	Price Each 1	25	50
571-1888653-2	1888653-2	F	8/8	2x1	Green	Cat 5, Panel Ground Options	18.79	17.06	15.64
571-1888654-3	1888654-3	F	8/8	2x8	-	Cat 5, Panel Ground Options	75.84	70.59	66.45

CATEGORY 5e PATCH CORD CABLE ASSEMBLIES

Unshielded 4 Pair RJ45 to RJ45

Specifications:
- EIA/TIA-568A wired
- Enhanced performance
- Exceeds Category 5 performance standards
- Cable: 24 AWG, stranded, non-plenum, unshielded

Features:
- Colored boots
- Colored cables

For quantities greater than listed, call for quote.

MOUSER STOCK NO.	TE Part No.	Fig.	Color	Length	Price Each 1	25	50	100
571-2192413	219241-3	G	Gray	3 ft.	9.27	8.88	8.25	7.79
571-2192423	219242-3	G	Blue	3 ft.	8.63	7.90	7.29	6.96
571-2192417	219241-7	G	Gray	7 ft.	12.37	11.13	10.51	9.88
571-2192427	219242-7	G	Blue	7 ft.	10.73	9.98	9.05	8.65
571-2192437	219243-7	G	Green	7 ft.	12.06	11.60	11.22	10.74
571-2192447	219244-7	G	Red	7 ft.	12.06	11.61	11.26	10.76
571-12192414	1-219241-4	G	Gray	14 ft.	16.82	16.02	15.27	14.71
571-12192424	1-219242-4	G	Blue	14 ft.	16.83	16.02	15.27	14.71
571-12192434	1-219243-4	G	Green	14 ft.	16.07	14.43	13.64	12.81
571-12192444	1-219244-4	G	Red	14 ft.	16.07	14.43	13.64	12.81

A

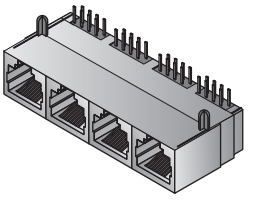

B

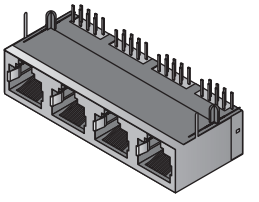

C

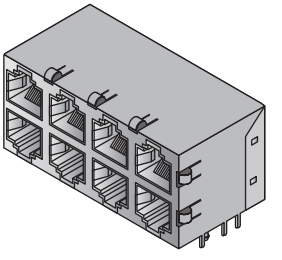

D

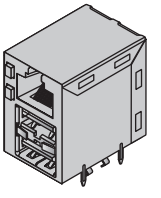

E

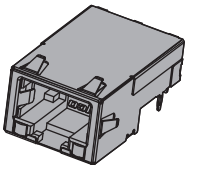

F

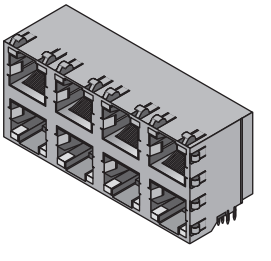

G

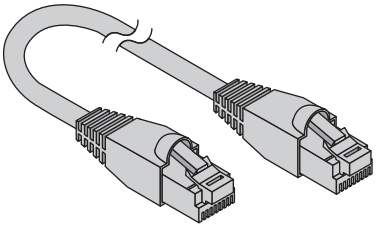

© Copyright 2013 Mouser Electronics

© Copyright 2013 Mouser Electronics

TE CONNECTIVITY Modular Connectors

TE connectivity Authorized Distributor

MODULAR TELEPHONE KEYSTONE KITS

These jacks are specially designed to snap into wallplates, panels and undercarpet fittings.

RoHS Compliant

Features:
- Stuffer Cap: Clear polycarbonate
- AMP-BARREL Terminal: Tin plated phosphor bronze
- Label: Adhesive backed polyester
- Contacts: Nickel plated high strength copper alloy having selective gold plating in contact area and selective tin plating in AMP-BARREL terminal area.
- Housing: Black thermoplastic, UL 94V-0
- All Keystone jacks are wired one-to-one

For quantities greater than listed, call for quote.

MOUSER STOCK NO.	TE Part No.	Fig.	Number of Pairs (AWG)	Wire Gauge AWG	Price Each 1	25	50
BM Approved Style Kits (Black)							
571-5539831	553983-1	A	3	22	6.74	6.13	5.61
571-5545461	554546-1	A	4	22	7.63	5.57	5.13
Commercial Style Kit (Black)							
571-5541711	554171-1	A	3	22-26	5.96	5.41	4.99
571-5545781	554578-1	A	4	22-26	7.16	6.93	5.60

STANDARD MODULAR PLUGS

Specifications:
- Electrical: Applications- 150VAC max. at 1.5A @ 25°C, derated to .2A @ 70°C
- Durability: 750 mating cycles
- Temperature Rating: -40°C to +60°C
- Housing: Polycarbonate, UL 94V-0
- Terminal: .014 (.36) thick, phosphor bronze; underplated with 100µin Nickel and plated with 50µin Gold in contact region and gold flash on remainder of terminal.
- Terminal No. 1 is the terminal to the extreme left as you face the cable opening, latch tab down.

✻Long Body

Features:
- One-piece construction with preloaded contacts
- FCC and EIA/TIA industry standard size and performance

RoHS Compliant

For quantities greater than listed, call for quote.

MOUSER STOCK NO.	TE Part No.	Fig.	No. of Positions	Contacts Loaded	Description	Keyed	Price Each 1	25	50
Unshielded									
571-6413343	5-641334-3	B	4	4	Flat Oval Stranded Line, handset plug	No	.43	.368	.312
571-55563843	5-556384-3	B	6	4	Flat Oval Solid Line	No	.85	.663	.642
571-56413353	5-641335-3	B	6	4	Flat Oval Stranded Line	No	.43	.368	.312
571-5550423	5-555042-3	B	6	6	Flat Oval Solid Line	No	.73	.616	.548
571-6413373	5-641337-3	B	6	6	Flat Oval Stranded Line	No	.75	.676	.601
571-55547103	5-554710-3	B	6	6	Round Stranded Line	No	.47	.408	.389
✻ 571-55554263	5-555426-3	B	6	6	Round Oval Solid Line	No	1.18	.963	.931
✻ 571-55551763	5-555176-3	B	6	6	Flat Oval Stranded Line	No	1.03	.996	.942
✻ 571-55551773	5-555177-3	B	6	6	Round Stranded Line	No	.86	.753	.706
571-5547203	5-554720-3	B	8	8	Flat Oval Solid Line	No	1.18	.969	.93
571-5547393	5-554739-3	B	8	8	Flat Oval Stranded Line	No	.79	.767	.76
571-55573153	5-557315-3	B	8	8	Round Solid Line	No	1.03	.847	.812
571-5541693	5-554169-3	B	8	8	Round Stranded Line	No	.96	.793	.76
571-5541703	5-554170-3	B	8	8	Round Stranded Line	Yes	.74	.631	.544
571-5557963-3	5-557963-3	B	10	10	Round Stranded Line	No	1.40	1.37	1.23
Shielded									
✻ 571-5551753	5-555175-3	C	6	6	Round Stranded Line	No	2.78	2.45	2.33
571-55695303	5-569530-3	C	8	8	Round Solid Line	No	2.54	2.15	2.05
571-55695503	5-569550-3	C	8	8	Round Solid Line	No	2.03	1.84	1.69

"CATEGORY 5e" MODULAR PLUGS - HIGH PERFORMANCE

Features:
- Exceeds EIA/TIA 568B requirements for Category 5e, 4-Pair (RJ45) UTP applications
- Utilizes a load bar for easier cable preparation and termination
- Load bar aids in maintaining 1/2" twist requirements

RoHS Compliant

For quantities greater than listed, call for quote.

MOUSER STOCK NO.	TE Part No.	Fig.	No. of Positions	Contacts Loaded	Description	Wire Gauge AWG	Keyed	Price Each 1	25	50
571-5558530-3	5-558530-3	D	8	8	Unshielded, Round Stranded Line	24	No	.91	.877	.824
571-55692783	5-569278-3	D	8	8	Unshielded, Round Solid Line	24-28	No	1.29	1.07	1.03
571-55695523	5-569552-3	D	8	8	Shielded, Round Stranded Line	24-26	No	1.97	1.90	1.79
571-55695502	5-569550-2	D	8	8	Shielded, Round Solid Line	24-26	No	2.66	2.25	1.95

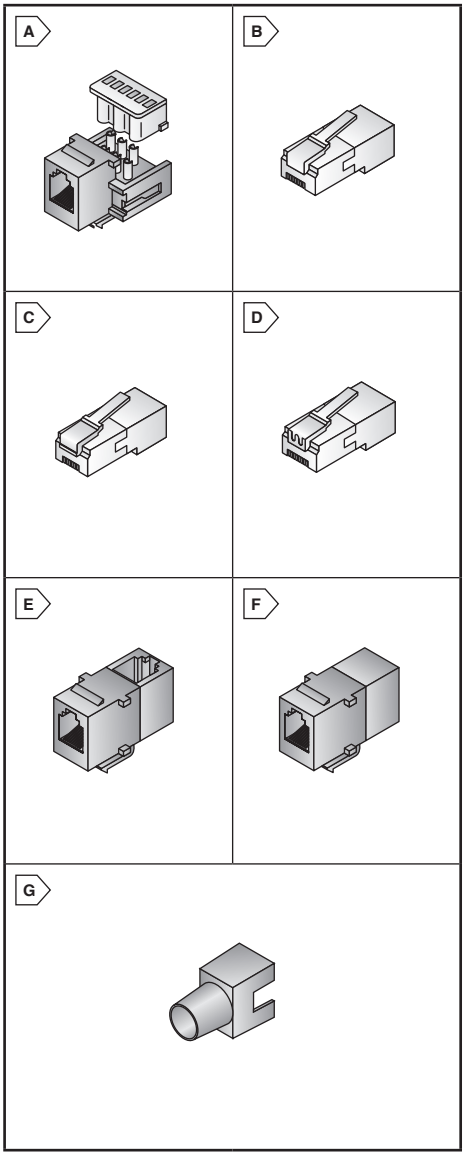

MODULAR COUPLERS

- Compact couplers for two modular plugs; couplers snap into 0.585 x 0.765 rectangular wallplate cutouts. Wired one-to-one.

RoHS Compliant

For quantities greater than listed, call for quote.

MOUSER STOCK NO.	TE Part No.	Fig.	No. of Positions	Type	Price Each 1	25	50
571-5550491	555049-1	E	6	Right Angle	6.53	6.52	6.51
571-5550511	555051-1	E	8	Right Angle	5.79	5.13	4.69
571-5550501	555050-1	F	6	In-Line	5.81	5.13	4.68
571-5550521	555052-1	F	8	In-Line	6.38	5.82	5.34
571-5553761	555376-1	F	8 Keyed	In-Line	6.71	5.15	4.92

CABLE BOOTS

- For 8 position modular plugs

RoHS Compliant

For quantities greater than listed, call for quote.

MOUSER STOCK NO.	TE Part No.	Fig.	Color	Price Each 1	25	50
571-5582111	558211-1	G	Black	.39	.385	.364
571-5582112	558211-2	G	Almond	.50	.447	.413
571-5582115	558211-5	G	Blue	.47	.449	.417

"CATEGORY 5e" HIGH PERFORMANCE CRIMP TOOL

- For use with modular plugs
- Cuts, strips, and terminates cable

MOUSER STOCK NO.	TE Part No.	Description	Price Each
571-32316520	3-231652-0	8 position modular crimp tool with die	154.48

PROFESSIONAL HAND TOOLS

- Terminating tool with die

MOUSER STOCK NO.	TE Part No.	Description	Price Each
571-22316521	2-231652-1	8 position line	166.17
571-22316523	2-231652-3	4 position handset	156.49
571-2-231652-6	2-231652-6	6 position offset-latch	171.57
571-22316527	2-231652-7	6 position long body	171.57
571-22316528	2-231652-8	4, 6 position line	177.57

DIE SET ONLY FOR PROFESSIONAL TOOLS

MOUSER STOCK NO.	TE Part No.	Description	Color	Price Each
571-8534001	853400-1	8 position line	Black	63.32
571-8534003	853400-3	4 position handset	Green	63.32
571-853400-6	853400-6	6 position offset-latch	Orange	63.32
571-8534007	853400-7	6 position long body	Violet	63.32
571-853400-8	853400-8	4, 6 position line	Blue	63.32

HAND TOOL KITS

MOUSER STOCK NO.	TE Part No.	Description	Price Each
571-12316661	1-231666-1	Carrying case with frame, 4 position handset. 4, 6 and 8 position die set, set of replacement strip blades and small screwdriver.	354.75
571-2316625	231662-5	1 set of strip blades	5.42

© Copyright 2013 Mouser Electronics

© Copyright 2013 Mouser Electronics

I/O Connectors

MINI-USB SMT RECEPTACLES

Specifications:

- Voltage rating: 30VAC (rms)
- Current rating: 1A per contact
- Contact area plating gold

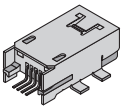

For quantities greater than listed, call for quote.

MOUSER STOCK NO.	Type	Color	Description	Price Each			
				1	10	100	500
154-3100	A	Black	4 Pin	1.84	1.41	1.28	1.17
154-4101	B	Black	5 Pin	1.79	1.37	1.25	1.13

USB RECEPTACLES

Specifications:

- Voltage rating: 30VAC (rms)
- Current rating: 1A per contact
- Contact area plating gold

RoHS Compliant

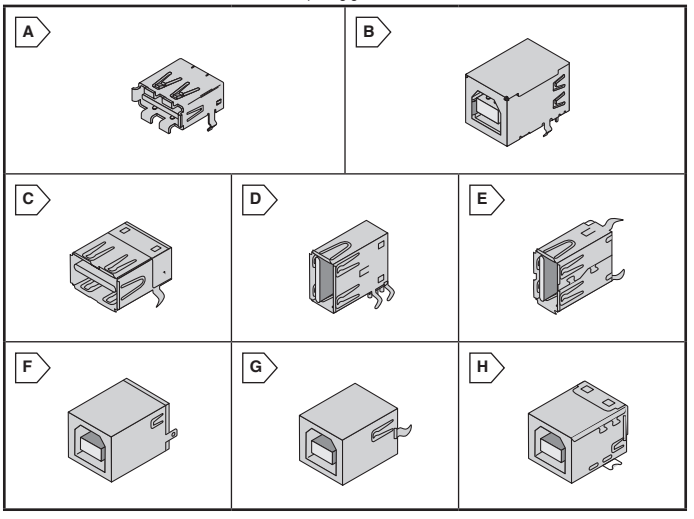

✻ Thru-hole

For quantities greater than listed, call for quote.

MOUSER STOCK NO.	Fig.	Type	Color	Description	Price Each			
					1	10	100	500
154-2742-E	A	A	White	USB 4 Pin through hole	.73	.556	.514	.46
154-2442-E	B	B	White	USB 4 Pin through hole	.91	.696	.631	.578
154-UAR42-E	C	A	Black	Receptacle Rt Angle SMT	.91	.76	.642	.578
154-UAR80-E	D	A	White	Recept., Up-Right Single✻	1.68	1.29	.995	.899
154-UAS21-E	E	A	White	Recept., Vertical, Single✻	1.59	1.23	.942	.728
154-UBW21-E	F	B	White	Recept. and Solder tail	1.59	1.23	.952	.728
154-UBS21-E	G	B	White	Recept., Vertical, Single✻	1.41	1.08	.835	.738
154-UBR44-E	H	B	White	Recept. Right Angle SMT	1.35	1.06	.952	.867

USB CABLES

Specifications:

- 100% Open, short & mis-wire tested
- Black

RoHS Compliant

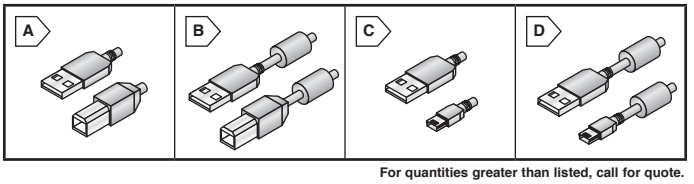

For quantities greater than listed, call for quote.

MOUSER STOCK NO.	Fig.	Length M (In.)	Description	Price Each			
				1	10	100	500
172-1024-E	A	1.8M (71)	USB A male to USB B male	7.40	5.69	5.18	4.71
172-1027-E	B	1.5M (59)	Filtered USB A male to USB B male	7.63	5.85	5.33	4.84
172-1025-E	C	1.8M (71)	USB A male to Mini-USB B male	7.44	5.72	5.21	4.74
172-1026-E	D	1.5M (59)	Filtered USB A male to Mini-USB B male	8.87	6.81	6.17	5.62

HDMI RECEPTACLES

Specifications:

- Current rating: 0.5A AC/DC
- Voltage rating: 40V AC/DC
- Contact resistance: 30m ohms Max
- Insulation Resistance: 100M ohm Min
- Withstanding voltage: 500V AC/minute

RoHS Compliant

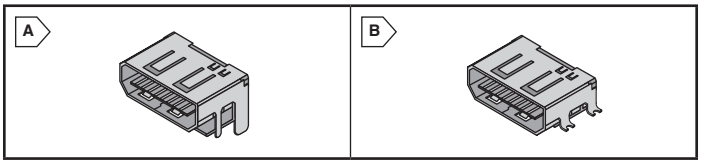

For quantities greater than listed, call for quote.

MOUSER STOCK NO.	Fig.	Type	Description	Price Each			
				1	10	100	500
154-10428-E	A	A	19 Pin Recept., Right Angle, SMT	1.43	1.10	1.01	.92
154-10417-E	B	C	19 Pin Recept., Right Angle, SMT	1.93	1.28	1.17	1.06

IEEE 1394 FIREWIRE RECEPTACLES AND PLUGS

Features:

- The 4-pin and 6-pin I/O connectors are available in both plugs and receptacles
- Receptacles are offered with high temperature plastic for true SMT processing
- Fully shielded metal frame of the receptacle is for ESD protection
- Rugged gold plated terminals withstand up to 1500 mating cycles with less than 30mΩ

RoHS Compliant

Specifications:

- Mating cycles: 1500 cycles minimum
- Contact Resistance: 30mΩ
- Vibration: NO discontinuity at 1 micro-second during 3-axis vibration(Peak 30G Random vibration)
- Withstanding Voltage: 500V DC ±50V DC minimum
- Insulation Resistance: 100MΩ minimum
- Electrostatic Discharge: NO evidence of discharge to any of the 6 positions & the 4 positions

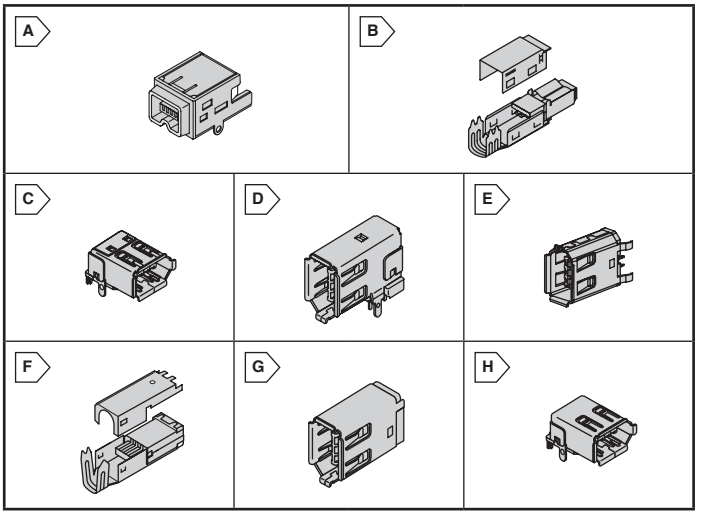

For quantities greater than listed, call for quote.

MOUSER STOCK NO.	Fig.	Description	Price Each			
			1	10	100	500
154-AVR20-E	A	4 Pin Receptacle, Right Angle, Thru-Hole	2.79	2.15	1.66	1.28
154-AVW10-E	B	4 Pin Plug, Solder Type	2.47	1.90	1.47	1.12
154-FWR41-E	C	6 Pin Receptacle, Right Angle, SMT Type	1.73	1.44	1.11	.856
154-FWR80-E	D	6 Pin Receptacle, Up-Right, Thru-Hole	2.25	1.87	1.44	1.16
154-FWS20-E	E	6 Pin Receptacle,Vertical, Thru-Hole	3.10	2.41	1.85	1.42
154-FWW15-E	F	6 Pin Plug, Solder Type, Long Body	2.23	1.71	1.32	1.16
154-FWW20-E	G	6 Pin Plug, Receptacle, Solder Type, Long Body	2.23	1.71	1.32	1.02
154-FWR20-E	H	6 Pin Receptacle, Right Angle, Thru-Hole	1.98	1.52	1.17	.899

FCI DENSISHIELD™ I/O SYSTEM

High-Speed Cable Assemblies and Connectors

RoHS Compliant

Features:

- 8-pair connectors can be mounted side by side on 12.5mm pitch enabling multiple I/O ports along a card edge
- Robust strain relief with short cable exit enables close spacing between chassis panel and cabinet door or wall
- Low vertical profile allows use in systems having 15mm pitch card slot spacing
- Crimp ferrule system reliably terminates EMC shield of cable to connector covers
- Signal ground is isolated from EMC ground
- RoHS compliant per FCI documentation

Specifications:

- Contacts: Copper alloy
- Insulators: High-temperature thermoplastic
- Shells: Die-cast zinc and copper alloy strip, tin plated
- Ground springs: Stainless steel
- Lock screw: Stainless steel
- Cable: LSZH (Low Smoke Zero Halogen) fully-shielded, 8 differential pairs

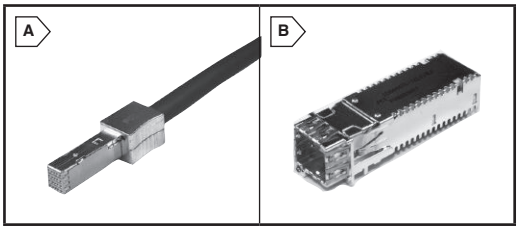

Cable Assemblies

For quantities greater than listed, call for quote.

MOUSER STOCK NO.	FCI Part No.	Fig.	Cable Length: m (ft.)	Wire Gauge	Price Each	
					1	5
649-154999-N0100AULF	10054999-N0100AULF	A	1 (3.28)	26AWG	98.13	92.68
649-154999-N0300AULF	10054999-N0300AULF	A	3 (9.84)	26AWG	135.37	127.87

PCB Mounted Header

For quantities greater than listed, call for quote.

MOUSER STOCK NO.	FCI Part No.	Fig.	Price Each		
			1	5	10
649-1044471-121110LF	10044471-121110LF	B	14.11	13.31	12.39

© Copyright 2013 Mouser Electronics

© Copyright 2013 Mouser Electronics

KYCON I/O Connectors

RoHS Compliant **This product is RoHS compliant.**

KYCON USB 3.0 CONNECTORS

Features:

- PCB Mount and Surface Mount Available
- Compatible With Many Computer Peripherals
- A and B Types Available
- Supports Hot Plugging
- Contact Area with Gold Plating
- CSA/NRTL Certified File No. LR78160
- Blue Insulator

Specifications:

- Rated Voltage: 30V AC (rms)
- Contact Current Rating: 1 Amp max.
- Contact Resistance: 30 Milliohms max.
- Insulation Resistance: 1000 Megohms min.
- Dielectric Withstanding Voltage: 750V AC
- Operating Temperature: -25˚C to +80˚C

RoHS Compliant

For quantities greater than listed, call for quote.

MOUSER STOCK NO.	Kycon Part No.	Fig.	Description	Price Each		
				1	25	100
806-KUSBX-AS1N9-1-BL	KUSBX-AS1N9-1-BL	A	Type A, 2.15mm pin length, R/A, gold flash	2.30	1.58	1.41
806-KUSBX-AS1N91BL30	KUSBX-AS1N9-1-BL30	A	Type A, 2.15mm pin length, R/A, 30µ" gold	2.30	1.58	1.41
806-KUSBX-BS1N9-1-BL	KUSBX-BS1N9-1-BL	B	Type B, 2.80mm pin length, R/A, gold flash	2.53	2.15	2.01
806-KUSBX-BS1N91BL30	KUSBX-BS1N9-1-BL30	B	Type B, 2.80mm pin length, R/A, 30µ" gold	2.88	2.46	2.29
806-KUSBVX-BS1N9BL30	KUSBVX-BS1N9-BL30	C	Type B, vertical top entry, 30µ" gold	2.69	2.27	1.98
806-KUSBX-AS2N91BL30	KUSBX-AS2N9-1-BL30	D	Type A, stacked, 2.15mm pin length, R/A, 30µ" gold	2.91	2.46	2.14

KYCON MICRO USB 3.0 CONNECTORS

Features:

- Also known as SuperSpeed USB
- More compact footprint than the mini-USB
- Meets the USB-IF 3.0 Specification
- Stainless steel shell, which yields 10,000 insertion cycles
- Used in portable devices such as Mobile phones, PDAs, and digital cameras

Specifications:

- Rated Current: 1.8A(only Pin 1,5); 0.25A for other Pins
- Insulation Resistance: 100 mohms min.
- Contact Resistance: 50 mohms max.
- Dielectric Withstanding Voltage: 100V AC for 1 min.
- Operating Temperature: -40°C to +85°C

RoHS Compliant

For quantities greater than listed, call for quote.

MOUSER STOCK NO.	Kycon Part No.	Fig.	Description	Price Each		
				1	25	100
806-KMMXAB10SMT1SB30	KMMX-AB10-SMT1SB30TR	E	Type AB, SMT with T/H shield tabs, 30µ"	2.60	2.19	1.90
806-KMMXAB10SMT4SB30	KMMX-AB10-SMT4SB30TR	F	Type AB, SMT with SMT shield tabs, 30µ"	2.60	2.19	1.90
806-KMMXB10SMT1SB30	KMMX-B10-SMT1SB30TR	E	Type B, SMT with T/H shield tabs, 30µ"	2.49	2.28	1.94
806-KMMXB10SMT4SB30	KMMX-B10-SMT4SB30TR	F	Type B, SMT with SMT shield tabs, 30µ"	2.60	2.19	1.90

KYCON SURFACE MOUNT MICRO-USB SOCKET CONNECTORS

Features:

- More compact footprint than mini-USB
- Stainless Steel shell yields more than 10,000 cycles
- Contacts - Copper Alloy, 30u" Gold plated
- RoHS Compliance per Kycon Documentation

RoHS Compliant

For quantities greater than listed, call for quote.

MOUSER STOCK NO.	Kycon Part No.	Fig.	Insulator Color	Type	Price Each		
					1	25	100
806-KMMX-ABSMT5SG-30	KMMX-ABSMT5SG-30TR	G	Gray	AB	1.32	1.18	1.12
806-KMMX-BSMT5SB-30	KMMX-BSMT5SB-30TR	G	Black	B	1.08	.963	.931
806-KMMLXBSMT5SB30TR	KMMLX-BSMT5SB-30TR	H	Black	Mid Mount B	1.18	1.10	1.04

KYCON SURFACE MOUNT MINI-USB SOCKET CONNECTORS

Features:

- Overall size 1/3 of standard USB
- Contacts: Phosphor bronze, 30µ" gold plated
- High Temperature Thermoplastic, UL94V-0 Rated
- RoHS Compliance per Kycon Documentation
- Insulation resistance: 1000MΩ min.
- Contact current rating: 1A max.
- Contact resistance: 50mΩ max.
- Shell: Copper alloy
- Voltage rating: 30VAC
- Meets USB 2.0 specification

RoHS Compliant

For quantities greater than listed, call for quote.

MOUSER STOCK NO.	Kycon Part No.	Fig.	Insulator Color	Type	Price Each		
					1	25	100
806-KMAXSMT5SS30TR	KMAX-SMT-5S-S30TR	I	White	A	2.69	2.10	1.89
806-KMABXSMT5SS30T	KMABX-SMT-5S-S-30TR	I	Gray	AB	4.37	3.41	2.41
806-KMBXSMT5SS30TR	KMABX-SMT-5S-S30TR	I	Black	B	3.77	3.56	2.51
806-KMBXSMT45SS30T	KMBX-SMT4-5S-S-30TR	I	Black	B	3.20	3.03	2.14

KYCON HDMI CONNECTORS

Features:

- Rated Voltage: 40V AC (R.M.S)
- Contact Current Rating: 0.5A Min.
- Dielectric Withstanding: 500V AC (unmated)/300V AC (mated)
- Plating: 30µ" Gold plated over Nickel
- Shell: Copper Alloy, Solderable Nickel plated
- Insulator: UL94V-0 Rated Thermoplastic
- Operating Temperature: -25°C to 85°C
- RoHS Compliance per Kycon Documentation

NEW PRODUCT

RoHS Compliant

For quantities greater than listed, call for quote.

MOUSER STOCK NO.	Kycon Part No.	Fig.	Insulator Color	Price Each		
				1	25	100
806-KDMIX-FS1-NS-B	KDMIX-FS1-NS-B	J	Receptacle, Type A, SMT shield with Flange	2.86	2.59	2.34
806-KDMIX-FS2-NS-B	KDMIX-FS2-NS-B	K	Receptacle, Type A, Dip shield with Flange	3.92	3.78	2.76
806-KDMIX-FS2-WS-B	KDMIX-FS2-WS-B	K	Receptacle, Type A, Dip shield w/Top Spring & Flange	3.98	3.58	3.03
806-KDMIX-NS1-NS-B	KDMIX-NS1-NS-B	L	Receptacle, Type A, SMT shield	2.72	2.50	2.21
806-KDMIX-NS2-NS-B	KDMIX-NS2-NS-B	M	Receptacle, Type A, TH shield, no Top Spring	3.92	3.78	2.76
806-KDMI42XFS2WSB15	KDMI42X-FS2-WS-B15	N	Dual stack with shield	6.20	5.57	5.15
806-KDMIXFS1VWSB30	KDMIX-FS1V-WS-B30	O	Vertical SMT with Flange	3.65	3.39	3.11
806-KDMIXSLFSWSB15	KDMIX-SL-FS-WS-B15	P	Upright TH Shield Tabs with Spring & Flange	4.23	3.93	3.76
806-KMDMIXNS3AWSBTR	KMDMIX-NS3A-WS-BTR	Q	Mini Recept., R/A SMT, Top Spring w/standard brd lock	4.65	4.25	3.92
806-KMDMIXNS3BWSBTR	KMDMIX-NS3B-WS-BTR	Q	Mini Recept., R/A SMT, Top Spring w/indented brd lock	3.95	3.62	3.33
806-KMMDMIXNS3WSBTRT	KMMDMIX-NS3-WS-BTRT	Q	Micro Receptacle, R/A SMT with Spring	2.75	2.56	2.34

KYCON 4P MINI IEEE 1394 CONNECTORS

Features:

- Insulator: PBT thermoplastic, black, UL94V-0 rated
- Shell: Stainless steel, tin plating
- Dielectric withstanding voltage: 750VAC for 1 min.
- RoHS Compliance per Kycon Documentation
- Rated up to 400Mbps
- Contacts: Phosphor bronze, 30µ " gold plating
- Insertion force: 2kg max.
- Capacitance: 2pF max.
- Withdrawal force: 0.5kg min.
- Voltage rating: 30VAC

RoHS Compliant

For quantities greater than listed, call for quote.

MOUSER STOCK NO.	Kycon Part No.	Fig.	Insulator Color	Price Each		
				1	25	100
806-KMFSX-PR-200B-30	KMFSX-PR-200B-30	R	PCB Mount	2.41	2.14	2.08
806-KMFSX-PR-201B-30	KMFSX-PR-201B-30	R	PCB Mount	2.41	2.14	1.96

A


B


C


D


E


F


G
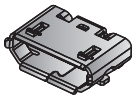

806-KMMX-BSMT5SB-30
Illustrated

H
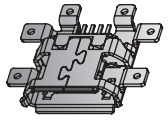

I
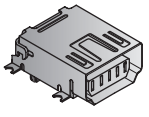

J
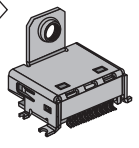

806-KDMIX-FS1-NS-B
Illustrated

K
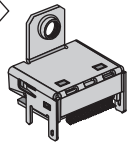

806-KDMIX-FS2-NS-B
Illustrated

L
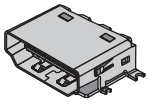

806-KDMIX-NS1-NS-B
Illustrated

M


806-KDMIX-NS2-NS-B
Illustrated

N


O


P


Q
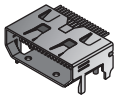

R
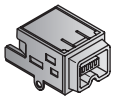

Data/Network/Telecom Kycon

© Copyright 2013 Mouser Electronics

© Copyright 2013 Mouser Electronics

KYCON USB Connectors

RoHS Compliant **This product is RoHS compliant.**

RIGHT ANGLE USB SOCKET CONNECTORS

KUSB Series - Meets USB 1.1 and 2.0 Specifications

- Insulator: PCB version: PBT Thermoplastic, UL94V-0 rated
- Contacts: Phosphor Bronze
- RoHS Compliance per Kycon Documentation
- Contact Plating: Gold over Nickel on contacts
- Operating Temperature: -25°C to +80°C
- Contact Resistance: 15 Milliohms max.
- Shell: Phosphor Bronze

* High Temperature Thermoplastic UL94V-0 Rated

RoHS Compliant

For quantities greater than listed, call for quote.

MOUSER STOCK NO.	Kycon Part No.	Fig.	Type / Plating	Insulator Color	Price Each 1	25	100	500
PCB Mount								
806-KUSBX-AS1N-B	KUSBX-AS1N-B	A	A, Gold Flash	Black	.78	.696	.524	.439
806-KUSBX-AS1N-B30	KUSBX-AS1N-B30	A	A, 30µ" Gold	Black	1.12	.984	.728	.621
806-KUSBX-AS-1N-W	KUSBX-AS1N-W	A	A, Gold Flash	White	.93	.733	.541	.441
806-KUSBX-AS1N-W30	KUSBX-AS1N-W30	A	A, 30µ" Gold	White	1.10	.963	.717	.61
806-KUSBX-AS2N-B	KUSBX-AS2N-B	B	A-Dual, Gold Flash	Black	1.51	1.32	.98	.816
806-KUSBX-AS2N-B30	KUSBX-AS2N-B30	B	A-Dual, 30µ" Gold	Black	2.00	1.56	1.11	.952
806-KUSBX-AS2N-W	KUSBX-AS2N-W	B	A-Dual, Gold Flash	White	1.27	1.12	.834	.705
806-KUSBX-AS2N-W30	KUSBX-AS2N-W30	B	A-Dual, 30µ" Gold	White	1.49	1.31	.952	.813
806-KUSBX-BS1N-B	KUSBX-BS1N-B	C	B, Gold Flash	Black	1.35	1.18	.863	.729
806-KUSBX-BS1N-B30	KUSBX-BS1N-B30	C	B, 30µ" Gold	Black	1.63	1.43	1.05	.895
806-KUSBX-BS1N-W	KUSBX-BS1N-W	C	B, Gold Flash	White	1.35	1.18	.863	.742
806-KUSBX-BS1N-W30	KUSBX-BS1N-W30	C	B, 30µ" Gold	White	1.42	1.31	.954	.816
806-KUSBXHT-BS1NOHRF	KUSBXHT-BS1N-O-HRF	C	B, High Retention	Orange	1.83	1.54	1.35	1.20
Surface Mount								
* 806-KUSBXSMTAS1N-B	KUSBX-SMT-AS1N-B	D	A, Gold Flash	Black	1.46	1.27	.944	.792
* 806-KUSBXSMTAS1N-W	KUSBX-SMT-AS1N-W	D	A, Gold Flash	White	1.16	1.01	.738	.631
* 806-KUSBX-SMTAS1NW30	KUSBX-SMT-AS1NW30	D	A, 30µ" Gold	White	.91	.805	.738	.659
* 806-KUSBX-SMT-BS1N-B	KUSBX-SMT-BS1N-B	E	B, Gold Flash	Black	1.95	1.53	1.08	.93
* 806-KUSBX-SMTBS1NB30	KUSBX-SMT-BS1N-B30	E	B, 30µ" Gold	Black	2.11	1.68	1.44	1.26
* 806-KUSBX-SMT-BS1N-W	KUSBX-SMT-BS1N-W	E	B, Gold Flash	White	2.05	1.62	1.14	.968
* 806-KUSBX-SMTBS1NW30	KUSBX-SMT-BS1N-W30	E	B, 30µ" Gold	White	2.14	1.68	1.19	1.02

VERTICAL SLIM PROFILE USB SOCKET CONNECTORS

KUSB SL Series - Meets USB 1.1 and 2.0 Specifications

- Contact Resistance: 30mΩ max.
- Operating Temperature: -55°C to +80°C
- Contacts: Phosphor Bronze
- RoHS Compliance per Kycon Documentation
- Contact Plating: Gold over Nickel on contacts
- Shell: Copper Alloy
- Insulator: PBT Thermoplastic
- PCB Mount
- Slim Profile

RoHS Compliant

For quantities greater than listed, call for quote.

MOUSER STOCK NO.	Kycon Part No.	Fig.	Type / Plating	Insulator Color	Price Each 1	25	100	500
806-KUSBX-SL-AS1NB	KUSBX-SL-AS1N-B	F	A, Gold Flash	Black	1.58	1.40	1.01	.82
806-KUSBXSLAS1NB30	KUSBX-SL-AS1N-B30	F	A, 30µ" Gold	Black	1.35	1.05	.748	.684
806-KUSBX-SL-AS1NW	KUSBX-SL-AS1N-W	F	A, 30µ" Gold	White	1.48	1.27	.932	.844

VERTICAL TOP ENTRY USB SOCKET CONNECTORS

KUSBV Series - Meets USB 1.1 and 2.0 Specifications

- Insulator: PBT Thermoplastic, UL94V-0 rated
- Contact Resistance: 15mΩ max.
- Contacts: Phosphor Bronze
- Contact Plating: Gold over Nickel on contacts
- Shell: Phosphor Bronze
- RoHS Compliance per Kycon Documentation
- PCB Mount
- Operating Temperature: -25°C to +80°C

RoHS Compliant

For quantities greater than listed, call for quote.

MOUSER STOCK NO.	Kycon Part No.	Fig.	Type / Plating	Insulator Color	Price Each 1	25	100	500
806-KUSBVX-AS1N-B	KUSBVX-AS1N-B	G	A, Gold Flash	Black	1.27	1.18	.858	.739
806-KUSBVX-AS1NB30	KUSBVX-AS1N-B30	G	A, 30µ" Gold	Black	1.34	1.22	.895	.78
806-KUSBVX-AS1N-W	KUSBVX-AS1N-W	G	A, Gold Flash	White	.66	.631	.599	.578
806-KUSBVX-AS1NW30	KUSBVX-AS1N-W30	G	A, 30µ" Gold	White	1.44	1.22	.896	.781
806-KUSBVX-AS2N-W	KUSBVX-AS2N-W	H	A-Dual, Gold Flash	White	2.57	2.27	1.66	1.36
806-KUSBVX-AS-2-NBLK	KUSBVX-AS-2-NBLK	H	A-Dual, Gold Flash	Black	1.92	1.82	1.33	1.06
806-KUSBVX-BS1N-B	KUSBVX-BS1N-B	I	B, Gold Flash	Black	1.74	1.52	1.12	.924
806-KUSBVX-BS1N-W	KUSBVX-BS1N-W	I	B, Gold Flash	White	1.74	1.52	1.12	.924

LOW PROFILE RIGHT ANGLE USB SOCKET CONNECTORS

KUSBL Series - Meets USB 1.1 and 2.0 Specifications

- Insulator: HTN Thermoplastic, UL94V-0 rated
- Operating Temperature: -55°C to +80°C
- Low Profile
- Contact Plating: Gold over Nickel on contacts
- Shield: Copper, Nickel plated
- RoHS Compliance per Kycon Documentation
- Contact Resistance: 30mΩ max.
- Contacts: Phosphor Bronze

* High Temperature Thermoplastic UL94V-0 Rated

RoHS Compliant

For quantities greater than listed, call for quote.

MOUSER STOCK NO.	Kycon Part No.	Fig.	Type / Plating	Insulator Color	Price Each 1	25	100	500
PCB Mount								
806-KUSBLX-AS2N-B	KUSBLX-AS2N-B	J	A-Dual, Gold Flash	Black	2.64	2.08	1.49	1.21
806-KUSBLX-AS2N-B30	KUSBLX-AS2N-B30	J	A-Dual, 30µ" Gold	Black	2.47	2.39	1.73	1.42
806-KUSBLX-AS2N-W	KUSBLX-AS2N-W	J	A-Dual, Gold Flash	White	1.35	1.20	1.08	.974
806-KUSBLX-AS2N-W30	KUSBLX-AS2N-W30	J	A-Dual, 30µ" Gold	White	2.64	2.09	1.49	1.21
Surface Mount								
* 806-KUSBLX-SMTAS1NB	KUSBLX-SMT-AS1N-B	K	A, Gold Flash	Black	1.50	1.37	1.03	.837
* 806-KUSBLX-SMTAS1NW	KUSBLX-SMT-AS1N-W	K	A, Gold Flash	White	.92	.914	.905	.892

SURFACE MOUNT TYPE A USB PLUG CONNECTORS

KUSB-SMT2 Series

* High Temperature Thermoplastic UL94V-0 Rated

- Insulator: PA6T Thermoplastic, UL94V-0 rated
- 4 Pin Type A plug
- Contacts: Phosphor Bronze
- Designed for use in Dongles and Adapters
- Operating Temperature: -55°C to +80°C
- RoHS Compliance per Kycon Documentation
- Contact Resistance: 30mΩ max.
- Shield: Copper, Nickel plated (shielded)

RoHS Compliant

For quantities greater than listed, call for quote.

MOUSER STOCK NO.	Kycon Part No.	Fig.	Plastic Posts (mm)	Plating	Insulator Color	Price Each 1	25	100	500
* 806-KUSBXSMT2AP1SB	KUSBX-SMT2AP1S-B	L	0.90	Gold Flash	Black	2.69	2.12	1.50	1.23
* 806-KUSBXST2AP1SB3	KUSBX-SMT2AP1S-B30	L	0.90	30µ" Gold	Black	2.11	1.85	1.35	1.10
* 806-KUSBX-SMT2AP1S-W	KUSBX-SMT2AP1S-W	L	0.90	Gold Flash	White	2.69	2.12	1.50	1.23
* 806-KUSBXST2AP1SW3	KUSBX-SMT2AP1S-W30	L	0.90	30µ" Gold	White	2.11	1.85	1.36	1.10
* 806-KUSBXSMT2AP5SB	KUSBX-SMT2AP5S-B	L	1.35	Gold Flash	Black	2.69	2.35	1.72	1.40
* 806-KUSBXSMT2AP5SW	KUSBX-SMT2AP5S-W	L	1.35	Gold Flash	White	1.57	1.38	1.24	1.12
806-KUSBX-SMT-AP	KUSBX-SMT-AP	L	-	Gold Flash	White	2.25	2.08	2.08	1.28

USB PLUG ASSEMBLIES

KUSB Series

- Insulator: PBT Thermoplastic, UL94V-0 rated
- RoHS Compliance per Kycon Documentation
- Insulator Color: White
- Shell: Phosphor Bronze
- Solder Cup Ends

RoHS Compliant

For quantities greater than listed, call for quote.

MOUSER STOCK NO.	Kycon Part No.	Fig.	Description	Price Each 1	25	100	500
806-KUSBX-AP-KITSC	KUSBX-AP-KIT-SC	M	USB A-type Plug Assembly	1.01	.91	.717	.503
806-KUSBX-BP-KITSC	KUSBX-BP-KIT-SC	N	USB B-type Plug Assembly	1.03	.813	.599	.503

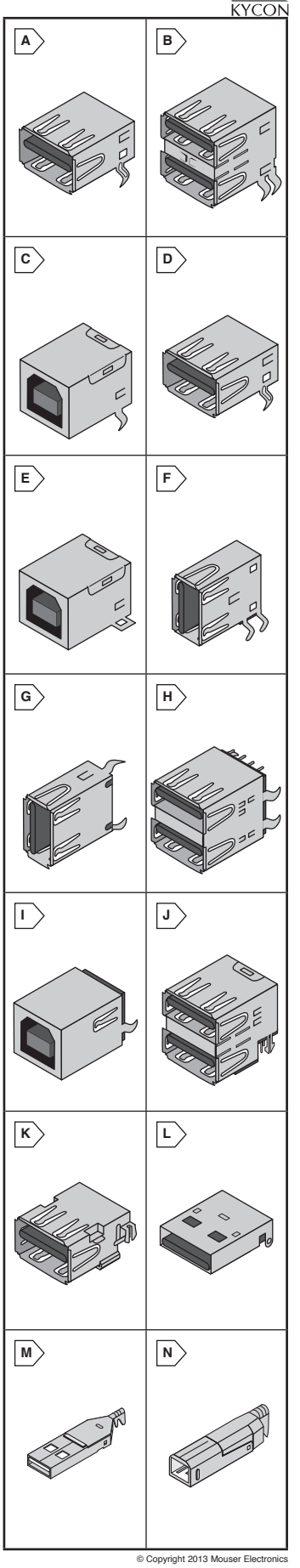

© Copyright 2013 Mouser Electronics

© Copyright 2013 Mouser Electronics

NEUTRIK OpticalCon®, EtherCon®, & Multimedia Adapters

RoHS Compliant **This product is RoHS compliant.**

ETHERCON® CAT6 CONNECTORS

- Shielded system with Push Pull mating
- IDC termination without tool
- Ground lead jumper on panel connector with selectable grounding option
- Rated Current: 1.5A
- Number of contacts: 8
- Contact surface: Gold
- CAT6 specifications per TIA/EIA568B, ISO/IEC 11801, EN 50173

For quantities greater than listed, call for quote.

MOUSER STOCK NO.	Neutrik Part No.	Fig.	Description	Price Each		
				1	10	25
568-NE8FDY-C6	NE8FDY-C6	A	D-shape panel connector with nickel metal housing	29.25	26.69	24.54
568-NE8FDY-C6-B	NE8FDY-C6-B	A	D-shape panel connector with black chrome metal housing	30.91	28.21	25.93

ETHERCON® SERIES - RJ45 RECEPTACLES AND ACCESSORIES

- Rated Current: 1.5A
- Flammability: UL94V-0
- Category 5e
- Material Temperature Range: -30°C to +80°C
- Number of Contacts: 8
- Frequency Bandwidth: 1-100MHz
- Female chassis connectors are based on the current NEUTRIK® A, B & D Series of XLR receptacle
- Color coding available for both the cable carrier and receptacles for ease of identification

For quantities greater than listed, call for quote.

MOUSER STOCK NO.	Neutrik Part No.	Fig.	Description	Price Each			
				1	10	25	100
Receptacles							
568-NE8FAH	NE8FAH	B	Horizontal PCB, Plastic, XLR A Series cutout w/secure latching system	5.31	4.83	4.57	4.14
568-NE8FBH	NE8FBH	B	Hor. PCB, Nickel Ring, XLR A Series cutout w/secure latching system	6.38	5.80	5.32	4.90
568-NE8FAV	NE8FAV	C	Vertical PCB, Plastic, XLR A Series cutout w/secure latching system	5.31	4.83	4.57	4.14
568-NE8FBV	NE8FBV	C	Vert. PCB, Nickel Ring, XLR A Series cutout w/secure latching system	5.80	5.28	4.84	4.45
568-NE8FAV-YK	NE8FAV-YK	D	Panel Mnt with IDC Krone Terminals, Plastic, XLR A Series cutout	10.73	9.75	9.08	8.38
568-NEFAV-Y110	NE8FAV-Y110	D	Panel Mnt with IDC 110 Punch Down Terminals, Plastic, XLR A Series	10.00	9.30	9.00	8.38
568-NE8FDP	NE8FDP	E	Feedthrough, D-sized metal flange with secure latch system	12.17	11.05	10.68	9.50
568-NE8FDP-B	NE8FDP-B	E	Feedthrough, D-sized blk chrome metal flange with secure latch system	13.17	11.96	11.16	10.28
568-NE8FDV-Y110	NE8FDV-Y110	F	Pnl Mnt with IDC 110 Punch Down Terminals, D-sized metal flange	10.96	9.94	9.80	8.96
568-NE8FDV-Y110-B	NE8FDV-Y110-B	F	Pnl Mnt w/IDC 110 Punch Down Terminals, D-sized blk metal flange	11.00	10.67	10.15	8.50
568-NE8FDV-YK	NE8FDV-YK	F	Panel Mount with IDC Krone Terminals, D-sized metal flange	11.48	10.42	9.80	8.96
568-NE8FDV-YK-B	NE8FDV-YK-B	F	Panel Mnt with IDC Krone Terminals, D-sized black chrome metal flange	11.00	10.67	10.17	8.50
568-NE8FBH-LED	NE8FBH-LED	G	Horizontal PCB mount RJ45, offers 2 light pipes for 3mm LEDs	8.92	7.98	7.45	6.86
568-NE8FBH-S	NE8FBH-S	H	Horizontal PCB mount RJ45 receptacle, Shielded closed metal housing	7.24	6.58	6.13	5.65
Accessories							
568-A-SCREW-1-8	A-SCREW-1-8	I	Blk self tapping PLASTITE® Screw, 2.9x8 tri-rondular config., panhead	.18	.15	.139	.128
568-E-SCREW-1-12	E-SCREW-1-12	I	Blk self tapp'g PLASTITE® Screw for EtherCon® D-shape receptacles	.28	.255	.24	.214

ETHERCON® SERIES - RJ45 CABLE CARRIERS

- Robust die-cast shell
- Electrical specs depend on type of RJ45 plugs used
- Cable O.D. Range - max. 8mm/0.315"
- Standard bushing color is black; 9 different coding colors available upon request
- Flammability: UL94V-0
- Temperature Range: -30°C to +80°C
- Consists of shell, fixing disk, chuck, bush, and boot

For quantities greater than listed, call for quote.

MOUSER STOCK NO.	Neutrik Part No.	Fig.	Description	Price Each			
				1	10	25	100
568-NE8MC	NE8MC	J	2 Cable protect. elements for cable diameters of up to 5 or 8mm	3.45	3.12	2.92	2.69
568-NE8MC-B	NE8MC-B	J	2 Cable protect. elements for cable diameters of up to 5 or 8mm, Blk Shell	3.91	3.55	3.30	3.04
568-NE8MC-1	NE8MC-1	K	Boot from X-Series, cable diameters from 3.5-8mm	3.47	3.15	2.89	2.64
568-NE8MC-1-B	NE8MC-B-1	K	Boot from X-Series, cable dia. from 3.5-8mm, Black Shell	3.84	3.54	3.39	3.12
568-NE8FF	NE8FF	L	Cable Coupler	20.85	18.89	18.08	16.15
568-SE8FD	SE8FD	-	D-Series EtherCon® assembly Kit for waterproof IP54 connection	3.64	3.25	3.03	2.79

HDMI / USB / FIREWIRE MULTIMEDIA ADAPTERS

- HDMI 1.3 adapter features a 19-pole HDMI connector at each end
- Reversible USB gender changer type A-B
- Firewire feedthrough with 6-pole receptacle at both ends
- Optional screen to chassis grounding
- HDMI Adapter transmits any digital TV and PC video format including high-definition video (HDTV)
- Ideal for audio networking & integration of digital equipment into audio systems
- Universally accepted standard D-shape housing

For quantities greater than listed, call for quote.

MOUSER STOCK NO.	Neutrik Part No.	Fig.	Description	Price Each			
				1	10	25	100
568-NAHDMI-W	NAHDMI-W	M	HDMI 1.3 feedthrough adapter, Nickel housing	16.84	16.19	15.04	13.80
568-NAHDMI-W-B	NAHDMI-W-B	M	HDMI 1.3 feedthrough adapter, Black housing	17.38	16.69	15.50	14.23
568-NAUSB-W-B	NAUSB-W-B	N	USB A-USB B (reversible), Black housing	6.97	6.78	6.35	5.80
568-NA1394-6	NA1394-6	O	6-pole Firewire (IEEE1394), Nickel housing	9.06	8.47	8.39	7.01
568-NA1394-6-B	NA1394-6-B	O	6-pole Firewire (IEEE1394), Black housing	9.67	9.45	8.85	8.08

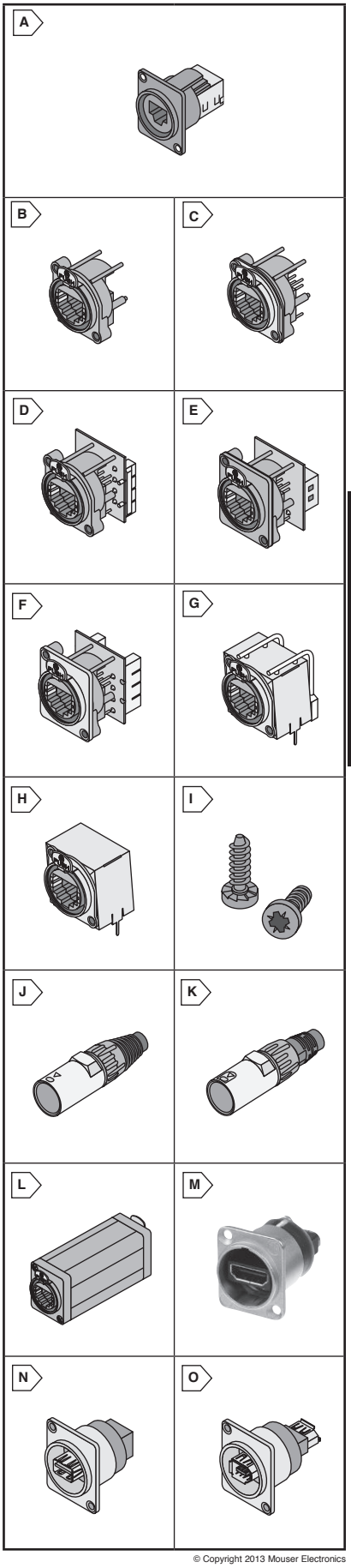

© Copyright 2013 Mouser Electronics

© Copyright 2013 Mouser Electronics

MOLEX USB Connectors and Cable Assemblies

molex
one company > a world of innovation

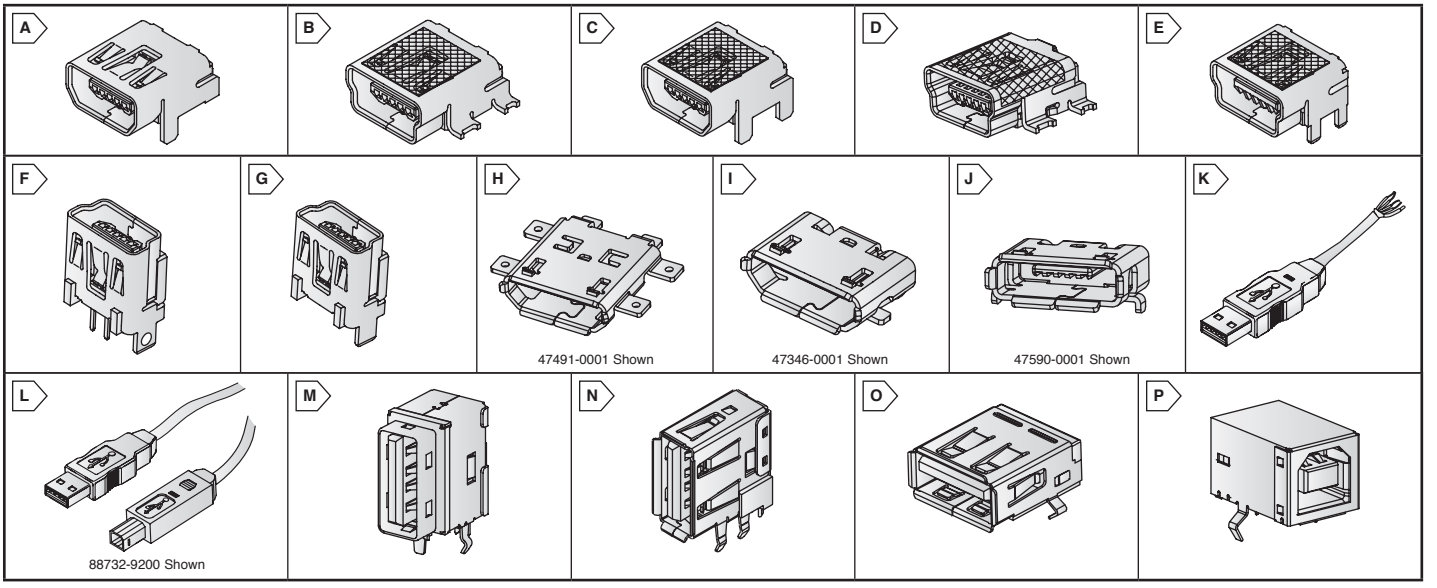

USB ON-THE-GO (OTG) CONNECTORS AND CABLE ASSEMBLIES

Molex's new USB On-The-Go (OTG) connectors and cable assemblies help enable mobile devices such as digital cameras, PDAs, audio players, printers and cellular phones to exchange data directly without the need for a host PC. All Molex OTG connectors are compatible with the On-The-Go supplement (Rev. 1.0) to the USB 2.0 specification. Along with enabling mobile products to communicate with one another, OTG also enables mobile products to become "dual-role" devices, serving as either host or peripheral.

Features:
- Compact size for space savings
- Operates at speeds up to 480Mbps
- Fully shielded for EMI/RFI protection
- 5000 cycles for rugged durability

Specifications:
- Current: 1.0A
- Voltage Rating: 30V/Micro: 100VAC (RMS)
- Operating Temperature: 0°C to +50°C

RoHS Compliant

Mini-AB Receptacles

For quantities greater than listed, call for quote.

MOUSER STOCK NO.	Molex Part No.	Fig.	No. of Circuits	Description	Shell Tabs	Termination Type	Price Each 1	10	25	50
538-56579-0519	56579-0519	A	5	Right-Angle	Through-Hole	Through-Hole	2.70	2.43	2.25	2.02
538-56579-0576	56579-0576	B	5	Right-Angle	SMT	SMT	2.00	1.94	1.87	1.82

Mini-B Receptacles

For quantities greater than listed, call for quote.

MOUSER STOCK NO.	Molex Part No.	Fig.	No. of Circuits	Description	Shell Tabs	Termination Type	Price Each 1	10	25	50
538-54819-0519	54819-0519	A	5	Right-Angle	Through-Hole	Through-Hole	1.92	1.59	1.47	1.20
538-54819-0589	54819-0589	C	5	Right-Angle	Through-Hole	SMT	1.74	1.59	1.49	1.36
538-54819-0572	54819-0572	B	5	Right-Angle	SMT	SMT	1.65	1.52	1.40	1.36
538-67503-1020	67503-1020	D	5	Right-Angle (Back Cover)	SMT	SMT	1.59	1.35	1.18	1.13
538-51387-0578	51387-0578	E	5	Right-Angle	Through-Hole	SMT	1.48	1.36	1.24	1.14
538-500075-0517	500075-0517	F	5	Vertical	Through-Hole	Through-Hole	5.19	4.77	4.40	3.89
538-500075-1517	500075-1517	G	5	Vertical	Through-Hole	Through-Hole	4.54	4.14	3.79	3.35

Micro-USB Receptacles

For quantities greater than listed, call for quote.

MOUSER STOCK NO.	Molex Part No.	Fig.	No. of Circuits	Description	Shell Tabs	Termination Type	Max. Height (mm)	Max. Width (mm)	Max. Depth (mm)	Price Each 1	10	25	50
Type B													
538-47491-0001	47491-0001	H	5	Right-Angle	Middle Mount	SMT	2.95	11.00	9.15	1.23	.958	.646	.555
538-47642-0001	47642-0001	H	5	Right-Angle	Middle Mount	SMT	2.95	10.20	7.25	1.04	.877	.803	.738
538-47346-0001	47346-0001	I	5	Right-Angle	Bottom Mount	SMT	2.95	8.00	5.45	1.28	1.08	1.01	.919
538-105017-0001	105017-0001	I	5	Right-Angle	Bottom Mount	SMT	3.30	8.00	5.45	1.11	.942	.856	.792
538-105133-0001	105133-0001	G	5	Vertical	Through-Hole	SMT	6.70	8.00	2.90	.81	.738	.685	.61
Type AB													
538-47589-0001	47589-0001	J	5	Right-Angle	Bottom Mount	SMT	3.00	8.20	5.60	1.00	.899	.816	.735
538-47590-0001	47590-0001	J	5	Right-Angle	Top Mount	SMT	3.35	8.00	5.80	.81	.717	.685	.642
538-47654-0001	47654-0001	J	5	Right-Angle	Middle Mount	SMT	2.95	10.45	6.80	.89	.835	.77	.703

Cable Assemblies

For quantities greater than listed, call for quote.

MOUSER STOCK NO.	Molex Part No.	Fig.	No. of Circuits	Type	Description	Price Each 1	10	25	50
538-88738-8200	88738-8200	K	4	USB Type A-to-Pigtail	2.08m Length, Sub-Channel, White	3.10	2.58	2.39	2.14
538-88728-3400	88728-3400	K	4	USB Type A-to-Pigtail	2.08m Length, Full-Rated, White	3.94	3.25	2.82	2.71
538-68784-0001	68784-0001	L	-	USB Type A-to-Micro B	1 Meter Length, 28 AWG, Black	8.74	7.50	6.31	5.80
538-68784-0002	68784-0002	L	-	USB Type A-to-Micro B	1.5 Meter Length, 28 AWG, Black	6.61	5.47	5.31	4.56
538-68784-0003	68784-0003	L	-	USB Type A-to-Micro B	2 Meter Length, 28 AWG, Black	9.20	8.75	8.62	8.47
538-88732-9200	88732-9200	L	4	USB Type A-to-B	2.09m Length, Full-Rated, White	4.32	3.68	3.36	3.06

USB TYPE "A" AND "B" RECEPTACLES

The basic characteristics of all "A" and "B" receptacles are: having a metal shell to provide for excellent EMI/RFI protection, PCB hold-downs meet specifications of an electrical rating of 1.0 Amp per contact and are designed to endure at least 1,500 mating cycles.

For quantities greater than listed, call for quote.

MOUSER STOCK NO.	Molex Part No.	Fig.	No. of Circuits	Type	Description	Price Each 1	10	25	50
538-89485-8000	89485-8000	M	4	Type A	Single Upright, Right-Angle, Black, Gold Flash Plating	1.44	1.37	1.26	1.22
538-89485-8001	89485-8001	M	4	Type A	Single Upright, Right Angle, Black 30µ"Gold Plating	1.86	1.69	1.64	1.51
538-67329-8000	67329-8000	N	4	Type A	Single Upright, Right Angle, Gold Flash Plating	1.42	1.25	1.21	1.11
538-67643-2911	67643-2911	O	4	Type A	Right Angle, High Temperature Black nylon, 30µ" Gold Plating	2.14	1.78	1.64	1.48
538-67643-3911	67643-3911	O	4	Type A	Right Angle, High Temperature White nylon, 30µ" Gold Plating	1.72	1.58	1.53	1.40
538-67068-8000	67068-8000	P	4	Type B	Right-Angle, w/ Kinked Solder Tabs, Black, Gold Flash Plating	1.75	1.43	1.31	1.20
538-67068-8001	67068-8001	P	4	Type B	Right-Angle, w/ Kinked Solder Tabs, Black, 30µ" Gold Plating	1.78	1.63	1.51	1.38
538-67068-9000	67068-9000	P	4	Type B	Right-Angle, w/ Kinked Solder Tabs, White, Gold Flash Plating	1.79	1.42	1.32	1.21
538-67068-9001	67068-9001	P	4	Type B	Right-Angle, w/ Kinked Solder Tabs, White, 30µ" Gold Plating	1.20	1.16	1.12	1.09

© Copyright 2013 Mouser Electronics
© Copyright 2013 Mouser Electronics

3M™ I/O Connectors

RoHS Compliant This page of product is compliant.

3R108 SERIES INDUSTRIAL RJ45 MODULAR PLUG

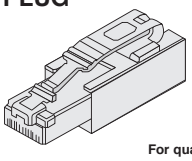

Specifications:
- Current Rating: 0.5 Amps
- Voltage Rating: 24V(AC/DC)
- Temperature Rating: -40°C to 70°C
- Solid Wire: AWG 24
- Stranded Wire: AWG 24-26 (7 wires)
- UL94V-0

NEW PRODUCT

For quantities greater than listed, call for quote.

MOUSER STOCK NO.	3M Part No.	Description	Price Each 1	10	50
517-3R108-0000-000CE	3R108-0000-000CE	Industrial RJ45 Modular Plug	18.04	16.75	14.61

2.0MM I/O INTERCONNECT SYSTEM FOR IEEE1394

Features:
- Up to 6 Amps per connector: 6 contacts can carry signal or power (up to 1 ampere per pin)
- 360° Shielding for excellent EMI protection
- Polarized to provide proper insertion
- RoHS Compliant per 3M documentation

Specifications:
- Current Rating: 1A per pin
- Voltage Rating: 150V (AC)/200V (DC)
- Insulation Resistance: > 5 x 108Ω at @ 500V (DC)
- Withstanding Voltage: 500V RMS for 1 minute
- Temperature Rating: -55°C to +85°C
- Vibration resistant

For quantities greater than listed, call for quote.

MOUSER STOCK NO.	3M Part No.	Fig.	Gender	Description	Price Each 1	25	50	100
Boardmount								
517-3E106-2220KV	3E106-2220KV	A	Plug	Right Angle, Upright, Through Hole, Straight Tabs	2.79	2.36	2.28	2.20
517-3E106-2230KV	3E106-2230KV	A	Plug	Right Angle, Upright, Through Hole, Kinked Tabs	2.86	2.42	2.33	2.26
517-3E106-0220KV	3E106-0220KV	B	Plug	Right Angle, Horizontal, Through Hole, Straight Tabs	2.96	2.50	2.42	2.33
Wiremount								
517-3E206-0100KV	3E206-0100KV	C	Receptacle	Accommodates up to 18 AWG Wire	5.37	4.54	4.39	4.25

SHIELDED COMPACT RIBBON (SCR) I/O CONNECTORS

Features:
- Up to 10 Amps per connector: 10 contacts can carry signal or power (up to 1 ampere per pin)
- 360° Shielding for excellent EMI protection
- Polarized to provide proper insertion
- RoHS Compliant per 3M documentation

Specifications:
- Current Rating: 1A per pin
- Voltage Rating: 150V (AC)/200V (DC)
- Insulation Resistance: > 5 x 108Ω at @ 500V (DC)
- Withstanding Voltage: 500V RMS for 1 minute
- Temperature Rating: -55°C to +85°C

For quantities greater than listed, call for quote.

MOUSER STOCK NO.	3M Part No.	Fig.	Gender	Description	Price Each 1	25	50	100
Wiremount								
517-36110-3000-FD	36110-3000FD	D	Plug	Accommodates up to 22 AWG Wire	4.92	4.80	4.63	4.50
517-36210-0100-FD	36210-0100FD	E	Receptacle	Plating-0.2µm min gold, 2µm Sn solder tail	4.04	3.40	3.28	3.14
517-36210-0100-PL	36210-0100PL	E	Receptacle	Plating-0.2µm min gold, Gold Flash tail	4.15	3.49	3.33	3.21
Shell Kits								
517-36310-3200-008	36310-3200-008	F	---	Shell Kit for Wiremount Plug	7.90	6.64	6.32	6.12
517-36310-F200-008	36310-F200-008	G	---	Shell Kit for Wiremount Receptacle	8.80	7.39	7.04	6.82

MINI CAMERA LINK™ (SDR) CONNECTORS 0.80mm Receptacles

Features:
- Wiper on wiper contact for reliable repetitive mating
- Ground lock for reliable PCB retention
- Full metal face for better EMI shielding effectiveness
- On-board jacksockets maintains a secure connection
- RoHS Compliant per 3M documentation

Specifications:
- 30µ" Gold Plating
- Color: Black
- Contact Material: Phosphor Bronze
- Current Rating: 0.5A
- Temperature Rating: -40°C to +70°C

For quantities greater than listed, call for quote.

MOUSER STOCK NO.	3M Part No.	Fig.	No. of Contacts	Style	Type	Price Each 1	25	50	100
517-12214-115000FR	12214-1150-00FR	H	14	Vertical	Thru-Hole	8.06	6.77	6.27	6.08
517-12226-115000FR	12226-1150-00FR	H	26	Vertical	Thru-Hole	7.46	7.13	7.10	6.88
517-12226-515000FR	12226-5150-00FR	I	26	Right Angle	Thru-Hole	8.36	7.94	7.73	7.49
517-12226-825000FR	12226-8250-00FR	J	26	Right Angle	Surface Mount	10.23	9.76	9.46	9.17

MINI SERIAL ATTACHED SCSI (MINISAS) CABLE ASSEMBLIES

Features:
- Exceeds the 6Gbps performance standard designated by SAS 2.0 requirements
- Bends in multiple locations with a bend radius as low as 1 mm and still meet SAS 2.0 performance criteria
- Available with or without sidebands
- Available with silver or tin plated signal conductors and solid polyolefin dielectric
- RoHS compliant and halogen-free

NEW! TECHNOLOGY

For quantities greater than listed, call for quote.

MOUSER STOCK NO.	3M Part No.	Fig.	No. of Pos.	Description	Length (m)	Price Each 1	25	50	100
517-8F36-AAC305-0.50	8F36-AAC305-0.50	K	36	4-Lane with Sidebands, SN-Plated Signal	0.5	12.89	12.28	11.55	10.31
517-8F36-AAA105-0.50	8F36-AAA105-0.50	K	36	4-Lane (No Sidebands), SN-Plated Signal	0.5	12.89	12.28	11.55	10.31

SATA CABLE ASSEMBLIES

NEW PRODUCT

For quantities greater than listed, call for quote.

MOUSER STOCK NO.	3M Part No.	Fig.	Description	Length (mm)	Price Each 1	25	50	100
517-5602-44-0142A500	5602-44-0142A-500	L	7P Female 180° Black PBT 30GF, 15"AU w/ Latch	500	3.46	2.19	2.03	1.58
517-5602-44-0142A600	5602-44-0142A-600	L	7P Female 180° Black PBT 30GF, 15"AU w/ Latch	600	3.62	2.25	2.13	1.66
517-5602-44-0142A700	5602-44-0142A-700	L	7P Female 180° Black PBT 30GF, 15"AU w/ Latch	700	3.75	3.06	2.21	1.72
517-5602-44-0142A800	5602-44-0142A-800	L	7P Female 180° Black PBT 30GF, 15"AU w/ Latch	800	3.87	2.42	2.29	1.78
517-5602-44-0142A900	5602-44-0142A-900	L	7P Female 180° Black PBT 30GF, 15"AU w/ Latch	900	4.00	3.23	2.36	1.84
517-5602-44-0142A000	5602-44-0142A-000	L	7P Female 180° Black PBT 30GF, 15"AU w/ Latch	1000	4.13	3.55	2.44	1.89

A



B



C



D



E



F



G



H



I



J



K



L

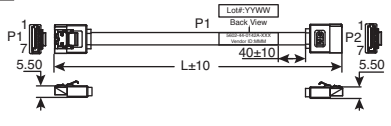

Data/Network/Telecom 3M

© Copyright 2013 Mouser Electronics

© Copyright 2013 Mouser Electronics

HIROSE Micro-USB Connectors and Assemblies

HIROSE ELECTRIC CO., LTD.

RoHS Compliant **This product is RoHS compliant.**

MICRO-USB 3.0 CONNECTORS

Features:
- Data transmission feeds to 5Gbps
- Stainless Steel shield
- 1A current rating, current capacity increase to 900mA
- 10,000 mating cycles
- 30Vac voltage rating
- Backward compatible with micro USB 2.0

Applications:
- Small handheld devices:
  - Medical equipment
  - Measuring equipment
  - MP3 player
  - Notebooks

RoHS Compliant

For quantities greater than listed, call for quote.

MOUSER STOCK NO.	Hirose Part No.	Fig.	Description	Price Each 1	25	100
798-ZX360D-B-10P	ZX360D-B-10P	A	Mircor-B Receptacle, Right Angle	.51	.482	.437
798-ZX360-B-10S-UNIT	ZX360-B-10S-UNIT	B	Micro-B Plug Assembly	.86	.792	.719
798-ZX360-B-SLDA	ZX360-B-SLDA	C	Micro-B Plug Shield	1.96	1.79	1.66

MICRO-USB CONNECTORS

Features:
- USB 2.0 Hi-speed (480Mbps)
- Space saving compact size
- Various Plug and Receptacle styles

Specifications:
- Mating Cycles: 10,000
- Contact Plating: Selective Gold
- Current: 1.0A

Applications:
- Mobile Phones
- Digital Cameras
- Portable Music Players

RoHS Compliant

Receptacles

For quantities greater than listed, call for quote.

MOUSER STOCK NO.	Hirose Part No.	Fig.	Description	Mounting Style	Termination Style	Price Each 1	25	100
Micro-B Type								
798-ZX62-B-5PA11	ZX62-B-5PA(11)	D	Right Angle	Bottom Mount	SMT	1.18	.856	.699
798-ZX62D-B-5P8	ZX62D-B-5P8	D	Right Angle	Bottom Mount	SMT/Thru-Hole hold down	1.47	1.06	.727
798-ZX62M-B-5P01	ZX62M-B-5P(01)	D	Right Angle	Mid-Mount	SMT	1.03	.829	.746
798-ZX80-B-5P	ZX80-B-5P	D	Recpt Assembly w/ Lock	Cradle Mount	Vertical Thru-Hole	1.87	1.35	1.10
798-ZX62R-B-5P	ZX62R-B-5P	E	Right Angle	Top Mount	SMT	1.71	1.23	.844
Micro-AB Type								
798-ZX62D-AB-5P8	ZX62D-AB-5P8	F	Right Angle	Bottom Mount	SMT/Thru-Hole hold down	1.58	1.14	.791
798-ZX62-AB-5PA11	ZX62-AB-5PA(11)	F	Right Angle	Bottom Mount	SMT	1.22	.877	.717
798-ZX62RD-AB-5P8	ZX62RD-AB-5P8	F	Right Angle	Top Mount	SMT/Thru-Hole hold down	1.55	1.11	.769

Plug Assemblies

For quantities greater than listed, call for quote.

MOUSER STOCK NO.	Hirose Part No.	Fig.	Description	Mounting Style	Termination Style	Price Each 1	25	100
Micro-B Type								
798-ZX10-B-5S-UNIT12	ZX10-B-5S-UNIT(12)	G	Plug Assembly	Right Angle Thru-Hole	PCB Wire Solder	.82	.738	.686
798-ZX20-B-5S-UNIT	ZX20-B-5S-UNIT	H	Plug Assembly	Vertical Thru-Hole	PCB Wire Solder	1.42	1.03	.837
798-ZX40-B-5S-UNIT12	ZX40-B-5S-UNIT(12)	I	Plug Assembly	-	Direct Wire Solder	1.85	1.42	1.13
798-ZX64-B-5S-UNIT14	ZX64-B-5S-UNIT(14)	J	Plug Assembly	Right angle SMT	PCB Wire Solder	1.59	1.13	.936
798-ZX80-B-5S	ZX80-B-5S	K	Plug Assembly w/ Lock	Cradle Mount	Vertical Thru-Hole	1.98	1.52	1.22
798-ZX80-B-5SA	ZX80-B-5SA	K	Plug Assembly w/o Lock	Cradle Mount	Vertical Thru-Hole	1.96	1.50	1.20
Micro-A Type								
798-ZX62D-AB-5P8	ZX62D-AB-5P8	I	Right Angle	Bottom Mount	SMT/Thru-Hole hold down	1.58	1.14	.791

Plug Shielding - (Use With Plug Assemblies)

For quantities greater than listed, call for quote.

MOUSER STOCK NO.	Hirose Part No.	Fig.	Description	Style	Use with Plug	Price Each 1	25	100
798-ZX10-B-SLDA	ZX10-B-SLDA	L	Type B Plug Shield	Top	ZX10	.57	.257	.195
798-ZX10-SLDB3.301	ZX10-SLDB(3.3)(01)	M	Type B Plug Shield	Bottom	ZX10	.25	.161	.128
798-ZX20-B-SLDC	ZX20-B-SLDC	N	Type B Plug Shield	One piece cover	ZX20	.50	.225	.173
798-ZX40-A-SLDA	ZX40-A-SLDA	L	Type A Plug Shield	Top	ZX40	.57	.257	.195
798-ZX40-B-SLDA	ZX40-B-SLDA	L	Type B Plug Shield	Top	ZX40	.57	.257	.184
798-ZX40-SLDB	ZX40-SLDB	O	Type A / B Plug Shield	Bottom, 3.8 diameter	ZX40	.50	.225	.163
798-ZX40-SLDB3.3	ZX40-SLDB(3.3)	O	Type A / B Plug Shield	Bottom, 3.3 diameter	ZX40	.50	.225	.163
798-ZX64-B-SLDA	ZX64-B-SLDA	P	Type B Plug Shield	Top	ZX64	.44	.214	.155
798-ZX64-SLDB	ZX64-SLDB	Q	Type B Plug Shield	Bottom	ZX64	.44	.207	.152
798-ZX64-B-SLDC	ZX64-B-SLDC	R	Type B Plug Shield	One piece w/o cable clamp	ZX64	.45	.268	.209

USB Cable Assemblies

For quantities greater than listed, call for quote.

MOUSER STOCK NO.	Hirose Part No.	Fig.	Description	Cable Length	Price Each 1	25	100
798-ZX40A-S75STDAJ	ZX40-A-5S-75-STDAJ	-	Micro A to Standard A assembly	75mm / 2.95"	10.04	9.10	8.60
798-ZX40B5S500STDA	ZX40-B-5S-500-STDA	-	Micro B to Standard A assembly	0.5M / 1.64'	16.77	15.33	13.80
798-ZX40B5S1000STDA	ZX40-B-5S-1000-STDA	-	Micro B to Standard A assembly	1.0M / 3.28'	16.37	15.28	14.19
798-ZX40B5S1500STDA	ZX40-B-5S-1500-STDA	-	Micro B to Standard A assembly	1.5M / 4.92'	18.46	17.84	16.61

MINI-USB CONNECTORS - MINI-B TYPE

Features:
- USB 2.0 Hi-speed (480Mbps)
- The plug incorporates a built-in snap-lock feature, providing tactile verification of the full and secure mating of the receptacle

Specifications:
- Mating Cycles: 5,000
- Contact Plating: Gold
- Current: 1.0A

Applications:
- PC Peripherals
- Information terminals
- PDA
- Digital Cameras
- Information terminals
- Portable Music Players

RoHS Compliant

Receptacles

For quantities greater than listed, call for quote.

MOUSER STOCK NO.	Hirose Part No.	Fig.	Description	Mounting Style	Termination Style	Price Each 1	25	100
798-UX60-MB-5S8	UX60-MB-5S8	S	R/A with positioning post	Thru-Hole	Solder Dip	1.35	.963	.786
798-UX60-MB-5ST	UX60-MB-5ST	T	R/A with positioning post	Bottom Mount	SMT	1.35	.963	.786
798-UX60A-MB-5ST	UX60A-MB-5ST	T	R/A with out positioning post	Bottom Mount	SMT	1.35	.963	.786
798-UX60RA-MB-5ST	UX60RA-MB-5ST	T	Right Angle	Reverse Mount	SMT/Thru-Hole	1.58	1.20	.979
798-UX60SC-MB-5S8	UX60SC-MB-5S8	U	Right Angle	Bottom Mount	SMT/Thru-hole shell	1.47	1.05	.861
798-UX60SC-MB-5ST	UX60SC-MB-5ST	T	Right Angle	Bottom Mount	SMT	1.48	1.06	.855
798-UX60SC-MB-5ST80	UX60SC-MB-5ST(80)	T	Right Angle	Bottom Mount	SMT	1.02	.728	.598
798-UX60SD-MB-5S55	UX60SD-MB-5S55	T	Right Angle	Mid Mount	SMT	1.40	1.01	.82

Plug Assemblies

For quantities greater than listed, call for quote.

MOUSER STOCK NO.	Hirose Part No.	Fig.	Description	Mounting Style	Cable Diameter	Price Each 1	25	100
798-UX40-MB-5P	UX40-MB-5P	V	Straight Plug	Direct wire solder	3.5-4.0mm	1.46	1.05	.863
798-UX40A-MB-5P	UX40A-MB-5P	V	Straight Plug	Direct wire solder	4.1-4.6mm	1.46	1.05	.863

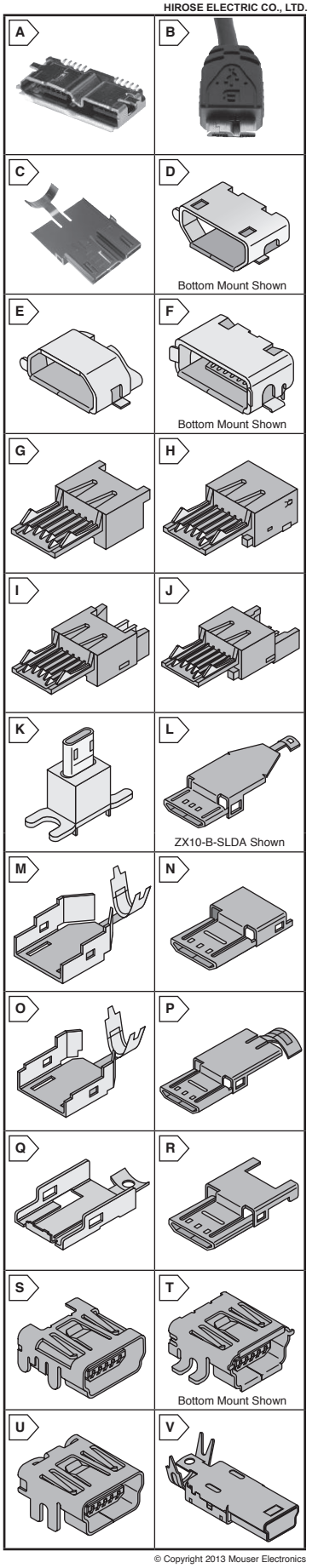

© Copyright 2013 Mouser Electronics

© Copyright 2013 Mouser Electronics

HIROSE I/O Connectors

RoHS Compliant **This product is RoHS compliant.**

HIROSE ELECTRIC CO., LTD.



HIROSE DH SERIES - 1MM PITCH SMALL INTERFACE CONNECTORS

Features:

- Support 205Gbps. high-speed transmission interface connector
- Drawn D-Shaped opening and secure lock with screw lock/one touch lock
- Unique contact arrangement for IDC termination
- Excellent shielding for EMI prevention
- High speed cable is applicable (AWG#28, insulator outer diameter: 0.9+/-0.04 mm max)

For quantities greater than listed, call for quote.

MOUSER STOCK NO.	Hirose Part No.	Fig.	Description	Price Each 1	10	25	100
Connectors							
798-DH40-17S	DH40-17S	A	17P Plug Solder	10.51	9.54	8.70	7.96
798-DH40-27S	DH40-27S	A	27P Plug Solder	11.41	10.55	9.46	8.84
798-DH40-37S	DH40-37S	A	37P Plug Solder	11.58	10.70	9.61	8.97
798-DH40-51S	DH40-51S	A	51P Plug Solder	14.21	12.90	11.76	10.76
798-DH6017P	DH60-17P	B	17P Receptacle R/A Screw Lock	3.82	3.47	3.16	2.90
798-DH60-27P	DH60-27P	B	27P Receptacle R/A Screw Lock	4.90	4.06	3.38	3.04
798-DH60-37P	DH60-37P	B	37P Receptacle R/A Screw Lock	6.52	5.39	4.49	4.04
798-DH6051P	DH60-51P	B	51P Receptacle R/A Screw Lock	5.84	5.31	4.84	4.44
798-DH80-27P	DH80-27P	C	27P Receptacle Screw Lock	9.16	7.96	7.16	6.37
798-DH60A17P	DH60A-17P	D	17P Receptacle R/A One Touch Lock	4.29	3.89	3.55	3.25
798-DH60A-27P	DH60A-27P	D	27P Receptacle R/A One Touch Lock	6.52	5.39	4.49	4.04
798-DH60A-37P	DH60A-37P	D	37P Receptacle R/A One Touch Lock	7.07	5.85	4.88	4.39
798-DH60A51P	DH60A-51P	D	51P Receptacle R/A One Touch Lock	6.51	5.91	5.38	4.93
798-DH80A27P	DH80A-27P	E	27P Receptacle One Touch Lock	10.14	8.82	7.93	7.05
Accessories							
798-DH17CT1B	DH-17-CT1B	F	17P Metal Button Type Case Cover	4.47	4.07	3.70	3.40
798-DH-27-CT1B	DH-27-CT1B	F	27P Metal Button Type Case Cover	5.62	4.64	3.87	3.48
798-DH-37-CT1B	DH-37-CT1B	F	37P Metal Button Type Case Cover	7.38	6.11	5.09	4.58
798-DH51CT1B	DH-51-CT1B	F	51P Metal Button Type Case Cover	6.27	5.69	5.19	4.76
798-DH17CT2B	DH-17-CT2B	F	17P Plastic Button Type Case Cover	6.27	5.69	5.19	4.76
798-DH-27-CT2B	DH-27-CT2B	F	27P Plastic Button Type Case Cover	7.96	6.73	5.66	5.04

For quantities greater than listed, call for quote.

MOUSER STOCK NO.	Hirose Part No.	Fig.	Description	Price Each 1	10	25	100
Accessories (Cont.)							
798-DH-37-CT2B	DH-37-CT2B	F	37P Plastic Button Type Case Cover	8.73	7.38	6.21	5.54
798-DH51CT2B	DH-51-CT2B	F	51P Plastic Button Type Case Cover	8.06	7.32	6.67	6.12
798-DH17CV1B	DH-17-CV1B	G	17P Screw Lock Type Case Cover	4.47	4.07	3.70	3.40
798-DH-37-CV1B	DH-37-CV1B	G	37P Screw Lock Type Case Cover	6.52	5.39	4.49	4.04
798-DH51CV1B	DH-51-CV1B	G	51P Screw Lock Type Case Cover	5.61	5.09	4.64	4.26
798-DH17CV2B	DH-17-CV2B	H	17P Hand Screw Type Case Cover	10.29	9.35	8.52	7.81
798-DH-27-CV2B	DH-27-CV2B	H	27P Hand Screw Type Case Cover	11.22	9.76	8.77	7.80
798-DH-37-CV2B	DH-37-CV2B	H	37P Hand Screw Type Case Cover	11.70	10.17	9.15	8.13
798-DH51CV2B	DH-51-CV2B	H	51P Hand Screw Type Case Cover	11.84	10.76	9.80	9.00
798-DH17CMB63	DH-17-CMB(6.3)	-	17P Metal Clamp 6.3mm Cable Dia.	.29	.257	.234	.215
798-DH-27-CMB(6.9)	DH-27-CMB(6.9)	-	27P Metal Clamp 6.9mm Cable Dia.	.59	.412	.318	.276
798-DH-27-CMB(7.3)	DH-27-CMB(7.3)	-	27P Metal Clamp 7.3mm Cable Dia.	.75	.524	.404	.352
798-DH-37-CMB(8.8)	DH-37-CMB(8.8)	-	37P Metal Clamp 8.8mm Cable Dia.	.81	.663	.535	.482
798-DH51CMB96	DH-51-CMB(9.6)		51P Metal Clamp 9.6mm Cable Dia.	.50	.449	.41	.376
Hardware							
798-DH-LNA	DH-LNA	-	Lock Screw 1.4-1.6mm	1.06	.862	.696	.626
798-DH-LNA-W4	DH-LNA-W4	-	Lock Screw 0.9-1.2mm	1.18	.962	.776	.698
798-DH-LNA-W8	DH-LNA-W8	-	Lock Screw 0.5-0.8mm	1.38	1.12	.91	.819
798-DH-LNA-W16	DH-LNA-W16	-	Lock Screw No Panel	1.47	1.19	.963	.867
798-DH60A-SCREW	DH60A-SCREW	-	Lock Screw With Panel, DH60A	.51	.317	.211	.182
798-DH80A-SCREW	DH80A-SCREW	-	Lock Screw With Panel, DH80A	.45	.282	.187	.162

HIROSE 3800 SERIES - HIGH DURABILITY ROBUST INTERFACE CONNECTORS

Features:

- 20,000 times mechanical operation with unique contact structure
- Robust structure with 0.35mm thick metal shell covering the housing
- Small size and light weight
- Clear tactile click
- Mating sequence structure (Sequence range: 0.5mm)
- Simplified cable plug assembly with one-piece hood

For quantities greater than listed, call for quote.

MOUSER STOCK NO.	Hirose Part No.	Fig.	Description	Price Each 1	10	25	50
798-3840-B-18P	3840-B-18P	A	18 Position Plug	9.18	7.98	7.54	7.18
798-3880-B-18P	3880-B-18P	B	18 Position Cradle	9.56	8.09	7.39	6.81
798-3860-B-18S	3860-B-18S	C	18 Position Receptacle	9.27	7.84	7.22	6.59

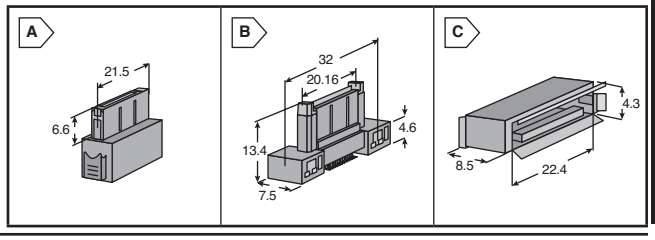

HIROSE ST SERIES - EXTERNAL INPUT/OUTPUT CONNECTORS

Features:

- Strong locking mechanism
- Prevention against reversed or angle insertion
- Small size and low profile
- EMI protection

Specifications:

- Current Rating: 0.5A
- Voltage Rating: 100V AC
- Operating Temperature Range: -30°C to +80°C

Plugs

For quantities greater than listed, call for quote.

MOUSER STOCK NO.	Hirose Part No.	Fig.	No. of Contacts	Shielded	Price Each 1	10	25	100
Standard Type - 4.0mm Max Cable Diameter								
798-ST40-10S-CV80	ST40-10S-CV(80)	A	10	No	3.50	2.90	2.42	2.17
798-ST40X-10S-CV80	ST40X-10S-CV(80)	A	10	Yes	3.94	3.25	2.72	2.44
798-ST40X-18S-CV80	ST40X-18S-CV(80)	A	18	Yes	5.55	4.59	3.83	3.45
798-ST40X-24S-CV80	ST40X-24S-CV(80)	A	24	Yes	5.24	4.33	3.62	3.25
Reverse Type - 4.0mm Max Cable Diameter								
798-ST40-10S-CVR80	ST40-10S-CVR(80)	B	10	No	3.23	2.66	2.23	2.00
798-ST40X-10S-CVR80	ST40X-10S-CVR(80)	B	10	Yes	3.94	3.25	2.72	2.44
798-ST40X-18S-CVR80	ST40X-18S-CVR(80)	B	18	Yes	5.08	4.21	3.51	3.16
Standard Type - 5.8mm Max Cable Diameter								
798-ST40X-18S-CV1	ST40X-18S-CV1	C	18	Yes	5.61	4.64	3.87	3.48
798-ST40X-24S-CV180	ST40X-24S-CV1(80)	C	24	Yes	6.86	5.67	4.73	4.25
Standard Type - 7.0mm Max Cable Diameter								
798-ST40X-36S-CV80	ST40X-36S-CV(80)	C	36	Yes	6.17	5.10	4.26	3.83
Cradle Type - Horizontal								
798-ST60X-18S	ST60X-18S	D	18	Yes	4.22	3.49	3.27	2.61
Cradle Type - Vertical								
798-ST80X-10S	ST80X-10S	E	10	Yes	3.38	2.79	2.62	2.10
798-ST80X-18S50	ST80X-18S(50)	F	18	Yes	4.82	3.98	3.72	2.99

Receptacles

For quantities greater than listed, call for quote.

MOUSER STOCK NO.	Hirose Part No.	Fig.	No. of Contacts	Price Each 1	10	25	100
Standard Type							
798-ST60-10P	ST60-10P	G	10	1.92	1.58	1.47	1.18
798-ST60-18P50	ST60-18P(50)	G	18	2.33	1.93	1.79	1.43
798-ST60-24P50	ST60-24P(50)	G	24	2.92	2.42	2.25	1.80
798-ST60-36P	ST60-36P	G	36	3.14	2.59	2.43	1.94
Reverse Type							
798-ST60-36PR	ST60-36PR	H	36	3.23	2.66	2.23	2.00

Accessories

For quantities greater than listed, call for quote.

MOUSER STOCK NO.	Hirose Part No.	Fig.	Description	Price Each 1	10	25	100
Bushings							
798-ST40X-BS4.0	ST40X-BS(4.0)	---	4.0mm Cable Bushing	.62	.504	.407	.366
798-ST40X-BS5.8	ST40X-BS(5.8)	---	5.8mm Cable Bushing	.93	.763	.615	.553
798-ST40X-BS16.8	ST40X-BS1(6.8)	---	6.8mm Cable Bushing	.93	.763	.615	.553
Clamps							
798-ST40X-CM4.0	ST40X-CM(4.0)	---	4.0mm Cable Clamp	.38	.233	.155	.134
798-ST40X-CM4.0-5.0	ST40X-CM(4.0-5.0)	---	4-5.0mm Cable Clamp	.62	.504	.407	.366
798-ST40X-CM5.8	ST40X-CM(5.8)	---	5.8mm Cable Clamp	.75	.524	.404	.352
798-ST40X-CM6.8	ST40X-CM(6.8)	---	6.8mm Cable Clamp	.43	.30	.231	.201
798-ST40X-CM16.8	ST40X-CM1(6.8)	---	6.8MM for ST40X-36S	.75	.524	.404	.352

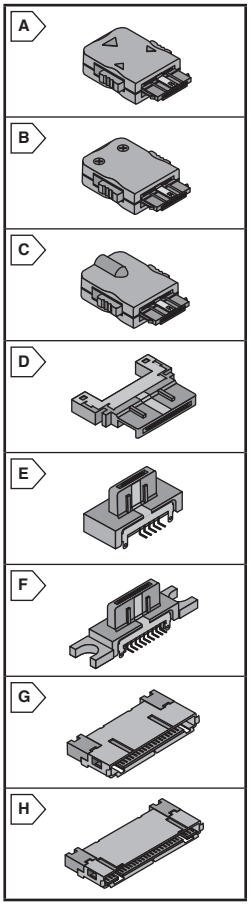

© Copyright 2013 Mouser Electronics

© Copyright 2013 Mouser Electronics

JAE I/O, USB and Fiber Connectors

Technology to Inspire Innovation

JAE

RoHS Compliant **This product is RoHS compliant.**

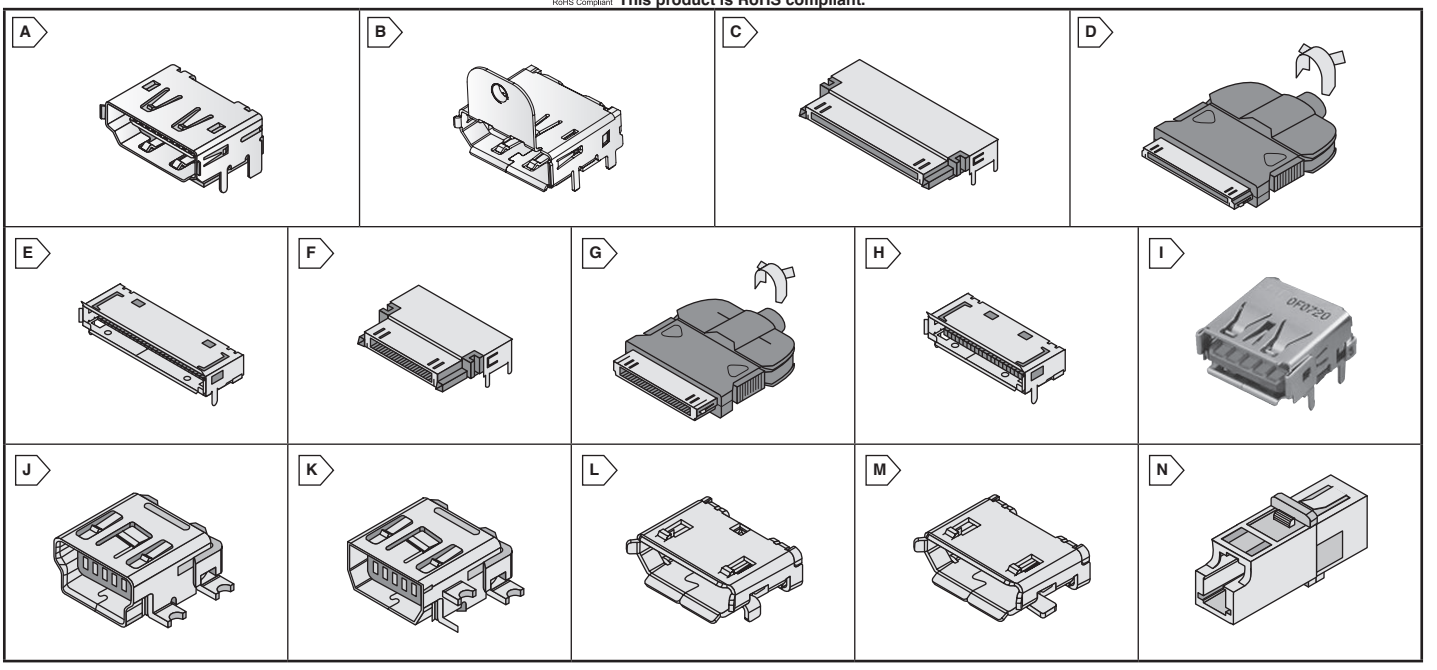

DISPLAYPORT™ CONNECTORS DP1 SERIES

- No. of Contacts: 20 Position
- SMT Right Angle mounting
- Mating Cycles: 10,000
- Rated Current: 0.5A per contact
- Applicable Cable: Twinax Cable (32 or 30AWG)
- Operating temperature: -20°C to +85°C
- Compatible with Display Port V1.1a per VESA Standard)
- RoHS Compliance per JAE Documentation

RoHS Compliant

For quantities greater than listed, call for quote.

MOUSER STOCK NO.	JAE Part No.	Fig.	Description	Price Each			
				1	25	100	250
656-DP1RD20JQ1R400	DP1RD20JQ1R400	A	0.3um Au Contacts	4.56	4.30	4.07	3.80
656-DP1R020JQ3	DP1R020JQ3	B	With Flange M3 x 0.5, 0.3um Au Contacts	3.07	2.78	2.68	2.60

0.50MM INTERFACE CONNECTORS DD1 AND DD2 SERIES

- Conforms to USB2.0 Standard
- Secure ground connection for EMI prevention
- Receptacle: Live insertion
- RoHS Compliance per JAE documentation
- Initial Contact Resistance: 50mΩ Max.
- Rated Current: for signal 0.5A, for power 1.0A

RoHS Compliant

For quantities greater than listed, call for quote.

MOUSER STOCK NO.	JAE Part No.	Fig.	Positions	Description	Price Each			
					1	25	100	250
656-DD1B030VA1	DD1B030VA1	C	30	SMT, Plug 75°	4.27	3.85	3.33	3.22
656-DD1B030HA1R500	DD1B030HA1R500	C	30	SMT, Plug	3.92	3.54	3.24	2.99
656-DD1P030MA1	DD1P030MA1	D	30	Cable Plug	7.78	6.96	5.28	5.19
656-DD1R030HA1R1300	DD1R030HA1R1300	E	30	SMT, Receptacle	3.53	3.26	2.87	2.78
656-DD2B040HA2R500	DD2B040HA2R500	F	40	SMT, Plug	6.82	5.41	4.63	4.49
656-DD2P040MA1	DD2P040MA1	G	40	Cable Plug	11.78	10.34	7.99	7.86
656-DD2R040HP2R1000	DD2R040HP2R1000	H	40	SMT, Receptacle	5.51	4.99	4.62	4.44

3.0 USB CONNECTORS PC2 SERIES

- Compatible with USB3.0 Type A, and enables 10 times faster transmission compared to USB2.0
- Backward compatible with both USB2.0 and USB1.1
- The industry's smallest-in-class mounting space
- EMI characteristics and board soldering strength are enhanced by the 4 hold-downs, twice that of typical products

NEW PRODUCT

RoHS Compliant

For quantities greater than listed, call for quote.

MOUSER STOCK NO.	JAE Part No.	Fig.	Positions	Description	Price Each			
					1	25	100	250
656-PC21SU41B17SR300	PC2RN1SU41B17SR300	I	9	Right Angle, Standard Mounting	2.78	2.23	1.78	1.69
656-PC21RU41B17SR300	PC2RN1RU41B17SR300	I	9	Right Angle, Reverse Mounting	2.78	2.23	1.78	1.69

USB CONNECTORS DX SERIES

- Conforms to Universal Serial Bus Specifications Revision 2.0
- Positioning bosses for board mounting
- Contact Resistance: 50Ω max.
- Rated Current: 1.0A
- 5,000 Mating cycles
- RoHS Compliance per JAE documentation

RoHS Compliant

For quantities greater than listed, call for quote.

MOUSER STOCK NO.	JAE Part No.	Fig.	Positions	Description	Price Each			
					1	25	100	250
656-DX2R005HN2E700	DX2R005HN2E700	J	5	Right Angle Mini-B USB	1.31	1.02	.696	.674
656-DX3R005HN2E700	DX3R005HN2E700	K	5	Right Angle Mini-AB USB	3.93	3.49	2.76	2.65
656-DX4R005J91R1500	DX4R005J91R1500	L	5	Right Angle Micro-B USB, Through-Hole	1.55	1.48	1.39	1.36
656-DX4R005H91R1500	DX4R005H91R1500	M	5	Right Angle Micro-B USB, SMT	1.34	1.25	1.18	1.11

FIBER OPTIC CONNECTORS FO-EX SERIES

- Separable housing for easy cleaning without separating from panel
- Easy, one hand separation of front and rear housing
- 500 Mating cycles
- Insertion Loss: 0.4dB max. (when master plug is mated)
- RoHS Compliance per JAE documentation

RoHS Compliant

For quantities greater than listed, call for quote.

MOUSER STOCK NO.	JAE Part No.	Fig.	Positions	Description	Price Each			
					1	25	100	250
656-FO-EX-LCAD2	FO-EX-LCAD2	N	Simplex	LC TYPE, Ceramic Sleeve	14.59	12.54	9.33	9.15

© Copyright 2013 Mouser Electronics

© Copyright 2013 Mouser Electronics

MOLEX Antennas and I/O Connectors

RoHS Compliant **This product is RoHS compliant.**

2.4/5 GHZ STANDALONE ANTENNAS

Features:

- Ground-plane-independent design significantly reduces costs and engineering resources needed to tune and optimize ground-plane-dependent antennas
- High-radiation efficiency 34.9 by 9.00mm (1.37 by 0.34") version antenna offers Total Efficiency values of 75% minimum in the 2.4GHz band and 60% minimum in the 5GHz band
- Higher radiation efficiency 35.9 by 15.90mm (1.41 by 0.61") version antenna offers Total Efficiency values of 80% minimum in the 2.4GHz band and 70% minimum in the 5GHz band
- Poly-flexible, double-sided adhesive tape on antenna enables easy peel-and-stick mounting anywhere within the device casing

For quantities greater than listed, call for quote.

MOUSER STOCK NO.	Molex Part No.	Fig.	Description	Flexi-Antenna Dim. (mm)	Cable Length (mm)	Price Each 1	10	25	50
538-47950-2001	47950-2001	A	2.4GHz/5GHz Wifi Stand Alone Antenna	34.90x9.00	200.0	6.18	5.35	5.19	4.46
538-47950-2011	47950-2011	A	2.4GHz/5GHz Wifi Stand Alone Antenna	35.90x15.90	200.0	6.73	5.83	5.65	4.86

2.4GHZ SURFACE MOUNT DEVICE ON-GROUND ANTENNA

Features:

- Valuable PCB real estate savings on both sides of the PCB with the use of this miniature antenna
- No removal of ground layers from beneath the antenna is needed
- Consistent antenna RF performance with the application of Laser Direct Structuring (LDS) - a technology known for its excellent precision, performance and repeatability
- The high-temperature base material and the metal plating technology employed allows the antenna to endure reflow temperatures - an ideal condition for a standard SMT process
- The product is halogen-free and RoHS-compliant

Electrical:

- RF Power (Watt): 2
- Frequency (MHz): 2400 to 2483.5
- Return Loss - S11 (dB): < -9
- Average Total Efficiency (%): > 70s
- Peak Gain (dBi): 3.0
- Polarization: Linear
- Input Impedance (Ohms): 50

For quantities greater than listed, call for quote.

MOUSER STOCK NO.	Molex Part No.	Fig.	Description	Price Each 1	10	100	500
538-47948-0001	47948-0001	B	2.4 GHz SMD on Ground	1.31	1.21	1.11	1.02

0.80MM ULTRA+™ VHDCI CONNECTOR SYSTEM

Molex's Ultra+™ VHDCI (Very High Density Cable Interconnect) connector system is a leader among the next generation of high-density I/O interconnects. These connectors are designed for high performance memory transfer applications supporting the latest SCSI-style interfaces. They offer greatly increased density compared to existing SCSI connector styles. They are also suited for other high density I/O needs.

Features:

- Blade on beam, bullet nose lead-in
- Meets EIA, ANSI/SFF-8441 & SPI-4
- Shielded
- RoHS Compliant per Molex documentation

Applications:

- Mainframes
- File servers
- RAID (Redundant Arrays of Inexpensive Disks)
- Tape and disk drives

For quantities greater than listed, call for quote.

MOUSER STOCK NO.	Molex Part No.	Fig.	No. of Pos.	Description	Price Each 1	10	25	50
IDT Plug: Mates with Receptacles: 71430, 73776, and 74337								
538-71425-3001	71425-3001	C	68	Vertical, shielded	11.45	10.58	9.57	9.50
Receptacles: Mates with Plug: 71425-3001								
538-71430-0004	71430-0004	D	68	Right-angle with enhanced shield	13.64	12.62	11.77	11.32
538-71430-0009	71430-0009	D	68	Right-angle with enhanced shield	15.54	13.97	13.44	12.72
538-71430-0268	71430-0268	D	68	Right-angle without enhanced shield	11.27	10.42	10.11	9.35
538-73776-0201	73776-0201	E	68	Vertical, shielded	17.02	16.02	15.54	14.52
538-74337-0015	74337-0015	F	136	Right-angle, shielded	34.29	31.79	31.32	29.78
538-74337-0054	74337-0054	F	136	Right-angle with enhanced shield	46.78	42.09	38.72	35.63
538-74337-0070	74337-0070	F	136	Right-angle, shielded	49.50	45.33	41.70	38.36
Backshell Kit								
538-73796-3001	73796-3001	-	-	Plug Backshell Kit, Black	8.54	7.85	7.69	6.73

VHDCI Female Jackpost, M2-by-0.4mm Internal Thread

For quantities greater than listed, call for quote.

MOUSER STOCK NO.	Molex Part No.	Fig.	Description	Price Each 1	50	100	500
538-71433-0002	71433-0002	G	Nickel plated steel female jackpost	.92	.77	.589	.556

HANDYLINK™ CONNECTORS

Molex's new 0.80mm (.031") pitch HandyLink™ product family of connectors, cable assemblies and accessories offers a perfect solution to any hand-held device, design, or application. The HandyLink™ family includes a right-angle SMT receptacle, a wire and PCB version of the plug, and a perpendicular or parallel mounted cradle connectors for docking applications.

Features:

- USB 2.0 compatible with speeds up to 622Mbs
- Low profile receptacle: 3.5mm height and 21.00mm width
- Plugs feature first mate last break pins (2 and 16)
- Plugs in both wire and PCB versions
- 20,000 mating cycles
- 1.5 amps continuous per pin (up to 3 amps)
- RoHS Compliant per Molex documentation

Applications:

- Hand held consumer devices
- Retail scanners and bar code readers
- Portable music equipment
- Mobile computing
- Navigation and GPS
- PDAs
- Cellular telephones

Connectors

For quantities greater than listed, call for quote.

MOUSER STOCK NO.	Molex Part No.	Fig.	No. of Pos.	Description	Price Each 1	10	25	50
538-44828-1162	44828-1162	H	16	SMT Right-Angle Receptacle	3.23	2.97	2.74	2.51
538-45593-1600	45593-1600	I	16	Plug (PCB Version)	5.35	4.44	3.95	3.70
538-45339-1600	45339-1600	J	16	Plug (Wire Termination Version)	4.17	3.87	3.57	3.18
538-45560-0161	45560-0161	K	16	SMT Cradle Connector (Parallel to PCB)	7.69	6.36	5.72	5.30
538-45560-0160	45560-0160	L	16	SMT Cradle Connector (Perpend. to PCB)	7.69	6.36	5.40	5.30

Cable Assemblies

For quantities greater than listed, call for quote.

MOUSER STOCK NO.	Molex Part No.	Description	Price Each 1	10	25	50
538-36697-0001	36697-0001	1.0m HandyLink™ to HandyLink™, Straight	30.06	24.09	20.49	17.01
538-36697-0021	36697-0021	1.0m HandyLink™ to USB, Straight	8.86	8.09	7.84	6.93
538-36697-0031	36697-0031	1.0m HandyLink™ to Pigtail, Straight	22.88	21.04	19.35	17.79

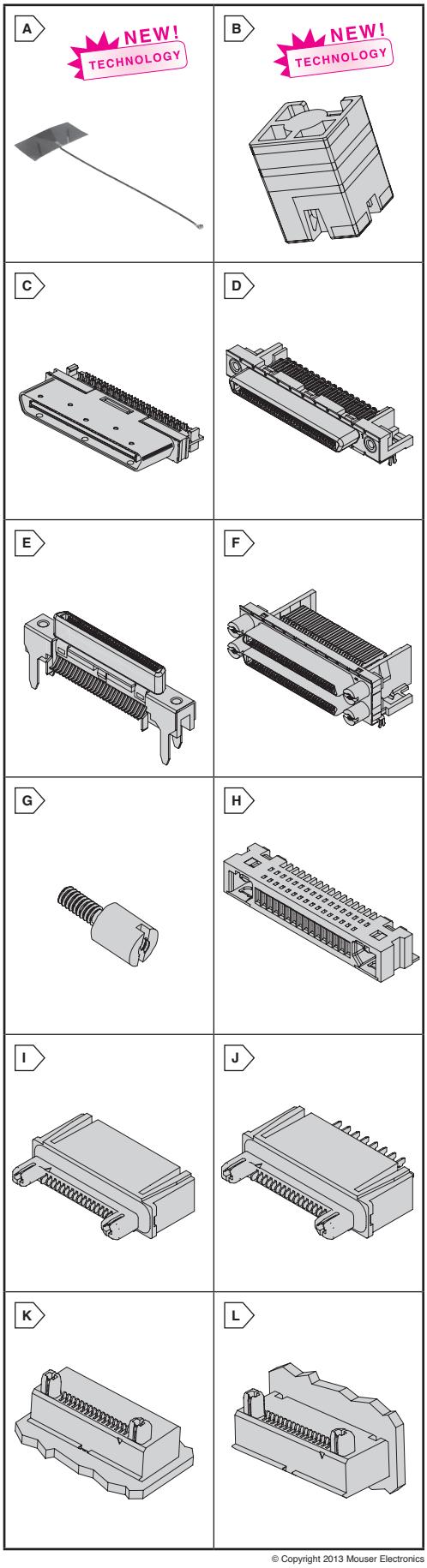

© Copyright 2013 Mouser Electronics

MOLEX HDMI, Displayport™ and DVI Connectors

molex one company > a world of innovation

RoHS Compliant **This product is RoHS compliant.**

HDMI CONNECTORS AND CABLE ASSEMBLIES

Molex's new HDMI (High Definition Multimedia Interface) connectors and cable assemblies provide an uncompressed digital link between consumer electronics equipment such as DVD players, set-top boxes and audio/video monitors such as plasma display screens for high-definition TVs. HDMI is a small, user-friendly interconnect that provides up to 5Gbps of bandwidth to support high-definition video plus multi-channel audio in a single cable.

Receptacles

For quantities greater than listed, call for quote.

MOUSER STOCK NO.	Molex Part No.	Fig.	No. of Pos.	Description	Price Each 1	10	25	50
538-47151-0001	47151-0001	A	19	Standard panel mount, 4 dimples, no back cover	3.04	2.64	2.29	2.23
538-47151-1001	47151-1001	A	19	Standard panel mount, 4 dimples, back cover incl.	2.33	2.13	1.94	1.90
538-500254-1927	500254-1927	A	19	Standard panel mount, 2 dimples, back cover incl.	6.86	5.50	3.45	2.90
538-47151-0002	47151-0002	B	19	Flange panel mount, 4 dimples, no back cover	2.85	2.47	2.33	2.08
538-47151-1002	47151-1002	B	19	Flange panel mount, 4 dimples, back cover incl.	3.01	2.49	2.14	2.08
538-500254-1931	500254-1931	B	19	Flange panel mount, 2 dimples, back cover incl.	6.05	5.44	5.26	4.53
538-47408-0001	47408-0001	C	19	Reverse type, right angle, without dimple	3.45	3.34	3.23	3.17
538-47266-0001	47266-0001	D	19	Flange type, right angle, SMT, black	3.25	2.69	2.60	2.24
538-47648-2000	47648-2000	E	19	Mini HDMI Recpt, SMT, 30AU	3.73	3.46	3.19	2.96
538-46765-0001	46765-0001	F	19	Micro HDMI, SMT	2.63	2.42	2.12	1.93
538-46765-1001	46765-1001	G	19	Micro HDMI, SMT with thru-hole shell tabs	2.62	2.35	2.12	1.93
538-46765-2001	46765-2001	G	19	Micro HDMI, SMT with hybrid shell tabs	2.74	2.31	2.20	2.00

Cable Assemblies

For quantities greater than listed, call for quote.

MOUSER STOCK NO.	Molex Part No.	Description	AWG	Length m (ft)	Price Each 1	5	10	25
538-68786-0020	68786-0020	Micro HDMI to HDMI, with Ethernet and Audio Return Channel, Ver. 1.4	34	2 (6.6)	17.23	16.81	16.22	15.75
538-68786-0003	68786-0003	Micro HDMI to HDMI	32	2 (6.6)	16.87	16.32	15.96	15.08
538-88768-9800	88768-9800	HDMI to HDMI	28	1 (3.3)	10.99	10.50	10.03	9.16
538-88768-9810	88768-9810	HDMI to HDMI	28	2 (6.6)	11.13	10.79	10.29	9.98
538-88768-3510	88768-3510	HDMI to DVI	28	2 (6.6)	12.10	11.74	11.18	10.85

DISPLAYPORT™ CONNECTORS AND CABLE ASSEMBLIES

Features:

- Color: Black
- EMI Shielding
- Latches available
- Meets DisplayPort specification 1.0
- Supports up to 2.7Gbps transfer rate
- Detent locks
- Polarized
- Small footprint

For quantities greater than listed, call for quote.

MOUSER STOCK NO.	Molex Part No.	Fig.	Description	Price Each 1	5	10	25
Receptacles							
538-47272-0001	47272-0001	H	R/A, SMT, 30AU, with latchholes and pegs	6.03	5.44	4.94	4.32
538-47272-1002	47272-1002	H	R/A, SMT, 30AU, with cover, latchholes and pegs	5.99	5.74	5.28	4.85
538-47272-0024	47272-0024	H	R/A, SMT, 30AU, with cover, latchholes, pegs, mylar	5.67	5.53	5.18	4.80
538-47272-0026	47272-0026	H	R/A, SMT, 30AU, with latchholes and pegs, w/o post	5.64	5.22	4.85	4.43
538-47272-0021	47272-0021	H	R/A, SMT, AU flash, with latchholes and pegs	5.75	5.29	4.84	4.38
538-47272-0025	47272-0025	I	R/A, SMT, 30AU, with flange, latchholes, pegs, mylar	5.10	4.85	4.61	4.41
538-47272-1004	47272-1004	I	R/A, SMT, 30AU, with flange, latchholes and pegs	8.99	8.26	7.61	7.00
538-47272-0027	47272-0027	I	R/A, SMT, 30AU, w/flange, cover, latchholes, pegs, mylar	9.67	8.91	8.17	7.53
538-47272-1005	47272-1005	I	R/A, SMT, 30AU, with flange, latchholes and SMT pegs	8.99	8.26	7.61	7.00
538-47272-0023	47272-0023	I	R/A, SMT, 30AU, w/flange, latchholes, SMT pegs, mylar	9.05	8.30	7.67	7.05
538-47272-0028	47272-0028	I	R/A, SMT, AU flash,with flange, latchholes, pegs, mylar	4.74	4.53	4.29	4.09
538-105081-0001	105081-0001	J	Mini-DisplayPort recpt, R/A, TH, 30AU	7.79	7.44	7.07	6.73
Cable Plug - Assembly Components - (Component quantity required is 1 each)							
538-47271-0011	47271-0011	K	0.50mm plug sub assembly with latch holes	2.15	2.12	1.95	1.80
538-47271-1008	47271-1008	K	Upper inner shell with latch hole	.52	.471	.442	.419
538-47271-1009	47271-1009	K	Lower inner shell	.55	.492	.476	.442
538-47271-1016	47271-1016	K	Left side latch	.16	.15	.147	.136
538-47271-2016	47271-2016	K	Right side latch	.16	.15	.147	.135
538-47271-0004	47271-0004	K	Compressible upper cover, black UL94V-0	1.36	1.25	1.18	1.07
538-47271-0005	47271-0005	K	Lower cover, black UL94V-0	1.36	1.25	1.16	1.07
Cable Assemblies							
538-68783-0007	68783-0007	L	2 meter (6.6') cable with latches	18.32	17.97	17.70	17.37
538-68783-0001	68783-0001	L	3 meter (9.8') cable with latches	43.81	41.22	37.91	34.88
Adapters							
538-74766-0006	74766-0006	-	Displayport to DVI-F 10" length	18.91	18.54	17.92	16.98

MICROCROSS DVI (DIGITAL VISUAL INTERFACE) CONNECTOR SYSTEM

Headers

Features:

- Supports digital signals
- Plug and play interface
- LHF contact design is rugged and reliable
- Panel mount
- DDWG DVI standard interface
- Supports 4.95Gbps over a single link and 9.9Gbps performance over a dual link implementation
- Through hole, PCB

Specifications:

- Rating: UL94V-0
- Voltage: 40V
- Current: 3.0A
- Housing: Thermoplastic, glass filled

For quantities greater than listed, call for quote.

MOUSER STOCK NO.	Molex Part No.	Fig.	No. of Pos.	Description	Price Each 1	5	10	25
DVI-I Digital/analog Visual Interface Receptacle Headers								
538-74320-1004	74320-1004	M	29	gold flash, right angle	3.32	3.21	3.11	3.02
538-74320-1000	74320-1000	M	29	30µ" gold, right angle	5.98	4.94	4.45	4.12
538-74320-3000	74320-3000	M	29	30µ" gold, vertical	4.98	4.12	3.99	3.42
538-74320-3004	74320-3004	M	29	gold flash, vertical	4.89	4.74	4.47	4.07
DVI-D Digital Visual Interface Receptacle Headers								
538-74320-4004	74320-4004	N	24	gold flash, right angle	5.09	4.84	4.67	4.25
538-74320-4000	74320-4000	N	24	30µ" gold, right angle	5.17	4.28	4.15	3.56
538-74320-5004	74320-5004	N	24	gold flash, vertical	4.69	4.55	4.29	3.89

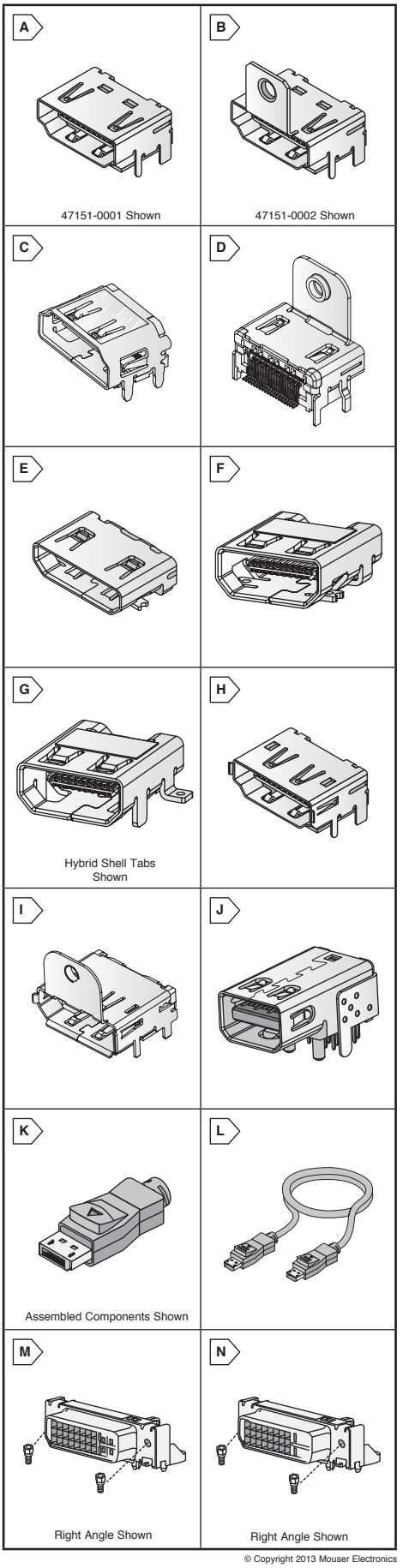

© Copyright 2013 Mouser Electronics

© Copyright 2013 Mouser Electronics

FCI SATA, E-SATA, HDMI and USB Connectors

RoHS Compliant **This product is RoHS compliant.**

SERIAL ATA (SATA) COMBO RECEPTACLES

Specifications:

- High density serial data transmission at 1.5 to 3.0Gb/sec.
- Compliant with SATA 1.0a standard
- Signal and power combined device I/O
- 2 differential pairs signal (7 pins)
- 3 different voltage levels of power (15 pins)
- Combined signal/power receptacle for direct device plug-up
- Guide pegs for blind mate
- First-Make-Last-Break for hot plugging capability
- No. of Positions: 22
- Temperature Range: 260°C max for 10 seconds
- Color: Black
- Contact Material: Cu Alloy
- Contact Resistance: 15mΩ max.
- Current Rating: 1.5A @ 30°C
- Voltage Rating: 500VAC
- Durability: 500 Mating Cycles
- Housing Material: Thermoplastic UL94V-0
- Insulation Resistance: 1000MΩ min.
- RoHS Compliant per FCI documentation

RoHS Compliant

For quantities greater than listed, call for quote.

MOUSER STOCK NO.	FCI Part No.	Fig.	Termination	Contact Plating	Retention Feature	Price Each 1	25	100	250
Vertical Inline Receptacles									
649-10017660-001LF	10017660-001LF	A	Through Hole	12µ" Gold	ForkLock/Harpoon	3.71	2.88	2.53	2.47
649-10029065-001LF	10029065-001LF	A	Surface Mount	12µ" Gold	SMT Pad	3.24	2.61	2.34	2.27
649-10045103-001LF	10045103-001LF	A	Surface Mount	12µ" Gold	Peg for Rivet	5.94	4.50	4.06	3.94
649-10022676-001LF	10022676-001LF	A	Press Fit	12µ" Gold	ForkLock/Harpoon	3.71	3.04	2.65	2.59
649-10043820-001LF	10043820-001LF	A	Cable Solder Tab	30µ" Gold	Back Cover/Overmold	2.86	2.34	2.07	2.00
Right Angle Inline Receptacles									
649-10031569-001LF	10031569-001LF	B	Surface Mount	12µ" Gold	ForkLock	1.72	1.42	1.25	1.20
649-10029364-001LF	10029364-001LF	B	Surface Mount	30µ" Gold	ForkLock/Harpoon	3.25	2.85	2.68	2.35
649-10034814-001LF	10034814-001LF	B	Surface Mount	30µ" Gold	ForkLock/Harpoon	5.69	4.30	3.87	3.78

E-SATA CONNECTORS

Features:

- Compliant with eSATA requirements in Serial ATA Specification
- Supports Gen 1 (1.5Gb/s) and Gen 2 (3Gb/s) data rates
- Provide external data backup and protection at up to 3Gb/s data transfer rate

Specifications:

- Housing Material: Glass filled LCP (UL94 V-0), Black
- Current rating: 1.5A per contact

RoHS Compliant

For quantities greater than listed, call for quote.

MOUSER STOCK NO.	FCI Part No.	Fig.	No. of Contacts	Contact Plating	Retention Feature	Price Each 1	25	100	250
E-SATA+USB									
649-10069848-001RLF	10069848-001RLF	C	11	15µ" Gold	Fork Style Metal Clip	2.89	2.65	2.43	2.19
E-SATA+USB Reverse Type									
649-10086118-001RLF	10086118-001RLF	C	11	15µ" Gold	Fork Style Metal Clip	3.10	2.35	2.18	2.13

HDMI CONNECTORS

- Type A receptacle meets HDMI spec1.1
- Metal shield for better EMI
- Speed to 5Gbps uncompressed single transmit rate
- Backward compatible with DVI
- Low impedance mismatch
- No. of Positions: 19
- Contact Base Material: Copper alloy
- Contact Resistance: 30Ω max.
- Voltage Rating: 40VAC max.
- Durability: 10,000 mating cycles
- Housing Material: High-temp resin
- Insulation Resistance: 100MΩ
- Withstanding Voltage: 500VAC
- Color: Black
- Operating Temperature: -55°C to +85°C
- Solder Tail Plating: Pure Sn
- Recommended PCB thickness: 1.6mm
- Contact Current Rating: 0.5A min.
- RoHS Compliant per FCI documentation

PRODUCT NEW

RoHS Compliant

For quantities greater than listed, call for quote.

MOUSER STOCK NO.	FCI Part No.	Fig.	Termination	Contact Plating	Mounting Flange	Price Each 1	25	100	250
649-10118241-001RLF	10118241-001RLF	D	SMT + Dip	15µ" Au	No	1.87	1.46	1.10	1.05
649-10118242-001RLF	10118242-001RLF	D	DIP Leg	15µ" Au	No	1.79	1.59	1.10	1.06
649-10029449-001RLF	10029449-001RLF	D	Surface Mount	30µ" Gold	No	.91	.749	.685	.648
649-10029449-002TLF	10029449-002TLF	E	Surface Mount	30µ" Gold	Yes	1.04	.835	.746	.728

USB 3.0 CONNECTORS

- Type A receptacle meets HDMI spec1.1
- Metal shield for better EMI
- Backward compatible with DVI

PRODUCT NEW

For quantities greater than listed, call for quote.

MOUSER STOCK NO.	FCI Part No.	Fig.	Termination	USB Style	Housing Color	Price Each 1	25	50	100
Right Angle									
649-10117835-001LF	10117835-001LF	F	Through Hole	Type A	Blue	1.31	1.07	1.03	.989
Vertical									
649-10117836-001LF	10117836-001LF	G	Through Hole	Type A	Blue	1.40	1.16	1.11	1.06

USB CONNECTORS

- USB 2.0 compliant, speed to 480 Mb/sec
- Housing Material: Glass fiber filled thermoplastic, UL94V-0
- RoHS Compliant per FCI documentation

PRODUCT NEW

RoHS Compliant

For quantities greater than listed, call for quote.

MOUSER STOCK NO.	FCI Part No.	Fig.	Termination	USB Style	Housing Color	Price Each 1	25	100	250
Straight Plug Kits									
649-74233-101LF	74233-101LF	H	--	Type A Power	Teal	12.94	11.90	10.86	7.94
649-74233-102LF	74233-102LF	H	--	Type A Power	Teal	12.94	11.90	10.86	7.94
Right Angle Receptacles									
649-72309-8034BLF	72309-8034BLF	--	Through Hole	Type A	White	1.42	1.27	1.18	1.10
649-87520-0010BLF	87520-0010BLF	--	Through Hole	Type A	White	.78	.621	.599	.546
649-61729-0010BLF	61729-0010BLF	--	Through Hole	Type B	White	.71	.631	.564	.54
649-61729-0011BLF	61729-0011BLF	--	Through Hole	Type B	White	1.31	1.18	1.02	.91
649-61729-1010BLF	61729-1010BLF	--	Through Hole	Type B	Black	.88	.738	.667	.643
Flag Type Receptacle									
649-73725-0110BLF	73725-0110BLF	--	Through Hole	Type A	White	.79	.717	.685	.621
Mini-USB Receptacle									
649-10033526N3212MLF	10033526N3212MLF	I	Surface Mount	Type B	Black	.48	.46	.417	.385
Micro-USB Receptacles									
649-10118192-0001LF	10118192-0001LF	J	Surface Mount	Type B	Black	.46	.332	.321	.289
649-10118193-0001LF	10118193-0001LF	K	SMT / 2 Dip Legs	Type B	Black	.46	.332	.321	.289
649-10118194-0001LF	10118194-0001LF	K	SMT / 4 Dip Legs	Type B	Black	.46	.332	.321	.289
649-10103593-0001LF	10103593-0001LF	L	SMT, Mid-mount	Type B	Black	.76	.599	.578	.524
649-10103594-0001LF	10103594-0001LF	M	Surface Mount	Type B	Black	.48	.417	.385	.368
649-10104111-0001LF	10104111-0001LF	N	Surface Mount	Type A/B	Gray	.77	.61	.589	.535

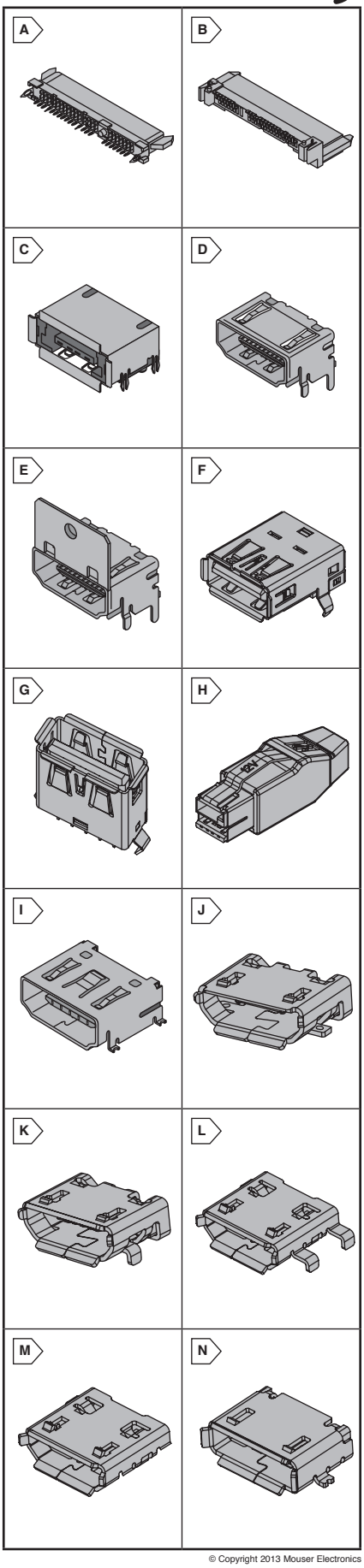

© Copyright 2013 Mouser Electronics

© Copyright 2013 Mouser Electronics

RoHS Compliant This product is RoHS compliant.

0.6MM CL HIGH SPEED CHAMP DOCKING CONNECTORS

NEW! TECHNOLOGY

Features:
- Strong sense of contacting from the side latches when pushing/pulling
- Signal/ground to conform EMI prevention
- Mis-insertion prevented and guide rail equipped for mating
- USB 3.0, HDMI, and display port compliance
- Guaranteed 10,000 plug-ins

Applications:
- Tablet PC
- Laptop PC
- MID (Mobile Internet Devices)
- Converged mobile phone

For quantities greater than listed, call for quote.

MOUSER STOCK NO.	TE Part No.	Fig.	Mount Style	Direction	Description	Mating Parts	Price Each 1	10	25
Receptacles									
571-2129260-2	2129260-2	A	2-Row T/H 1-Row SMT	Right Angle	Without Screwlock	2129261-1 2129276-1	3.81	3.42	3.11
571-2129273-1	2129273-1	B	2-Row T/H 1-Row SMT	Right Angle Mid-Mount	Without Screwlock	2129261-1 2129276-1	4.11	3.70	3.37
Plugs									
571-2129261-1	2129261-1	C	2-Row T/H 1-Row SMT	Vertical	Cradle	2129260-2 2129273-1	5.52	4.96	4.52
571-2129276-1	2129276-1	D	Solder	N/A	Cable Plug	2129260-2 2129273-1	3.73	3.36	3.05

LCD COAXIAL EMBEDDED DISPLAY INTERFACE (LCEDI) CONNECTORS

TE Connectivity offers the next generation LCD Coaxial Embedded Display Interface (LCEDI) family of connectors designed to provide exceptional electrical performance in both low-voltage differential signaling (LVDS) and embedded DisplayPort (eDP) applications.

Features:
- Ultra-low profile mating configuration
- Compatible and intermateable with I-PEX CABLINE-VS connector series

Applications:
- Slim LED Backlight LCD Panel
- Notebook PC Applications

For quantities greater than listed, call for quote.

MOUSER STOCK NO.	TE Part No.	Fig.	Description	Price Each 1	25	50
571-2023344-2	2023344-2	E	Plug Assembly, 30 Pos.	3.92	3.48	3.23
571-2023344-3	2023344-3	E	Plug Assembly, 40 Pos.	3.30	2.93	2.71
571-2023348-2	2023348-2	F	Pull Bar, 30 Pos.	.34	.289	.276
571-5-2023347-2	5-2023347-2	G	Connector Shell, 30 Pos.	.50	.448	.41
571-5-2023347-3	5-2023347-3	G	Connector Shell, 40 Pos.	.41	.364	.334
571-5-2069716-2	5-2069716-2	H	Receptacle Header, 30 Pos.	1.88	1.67	1.55
571-5-2069716-3	5-2069716-3	H	Receptacle Header, 40 Pos.	1.96	1.74	1.59

TE DISPLAY PORT CONNECTORS

Features:
- Future foundation for new display usages featuring higher color depths, display resolutions and fresh rates
- User-friendly and cost effective
- Smaller footprint takes up less PCB space yet provides scalable performance in terms of resolution
- Reduces numbers of wires required
- Supports embedded clock
- Superior shielding against EMI
- Replace DVI & VGA interfaces
- Optional latching feature prevents longer cables from detaching

Applications:
- PCs
- External display interconnects
- DVD players
- Game consoles
- Mobile Devices
- Personal Video records
- Optical disc players

For quantities greater than listed, call for quote.

MOUSER STOCK NO.	TE Part No.	Fig.	Description	Price Each 1	25	50
571-2013655-1	2013655-1	I	Right Angle, SMT without Mounting Flange, with Boss	5.24	5.03	4.61
571-2040451-1	2040451-1	I	Right Angle, Through hole without Mounting Flange, with Boss	3.50	3.18	2.86

USB 3.0 RECEPTACLES

Features:
- Minimizes user wait-time
- Backward compatible with USB 2.0 connector
- Minimize connector form factor variations
- Comprehend ease-of-use aspects
- Optimized power efficiency
- Plug and Play capacity

Applications:
- Desktop and Laptop Computers
- Camera
- Digital Audio
- High-volume Storage Devices
- Scanners
- Game ports
- GPS Devices
- MP3 Players
- High definition A/V equipment
- Keyboards/Mice/Joysticks

For quantities greater than listed, call for quote.

MOUSER STOCK NO.	TE Part No.	Fig.	Type	No. of Ports	Description	Price Each 1	50	100	250
571-1932258-1	1932258-1	J	A	1	Right Angle, Blue, Thru-hole	1.31	1.01	.907	.88
571-1932259-1	1932259-1	K	B	1	Right Angle, Blue, Thru-hole	3.36	3.14	2.66	2.39

USB RECEPTACLES

Features:
- Consolidates serial parallel, keyboards, mice and game ports
- Compatible with asynchronous and isochronous data transfer methods
- Polarized for proper orientation
- Plug and Play capability
- Hot pluggable, permitting attaching or detaching peripherals without power down or reboot
- Allows for charging

Applications:
- Desktop and Laptop Computers
- Game Ports
- Digital Audio
- Modems
- Portable Storage Devices
- Cell Phones
- GPS Devices
- MP3 Players

For quantities greater than listed, call for quote.

MOUSER STOCK NO.	TE Part No.	Fig.	Type	No. of Ports	Description	Price Each 1	25	50
USB								
571-292303-1	292303-1	J	A	1	Right Angle, Black, Thru-hole	1.54	1.29	1.25
571-292336-1	292336-1	L	A	1	Flag, Black, Thru-hole	4.82	4.41	4.22
571-1734366-1	1734366-1	M	A	1	Vertical, Black, Thru-Hole	1.03	.952	.91
571-5787617-1	5787617-1	N	A	2	Right Angle, Dual Stacked, Black, Thru-hole	3.56	3.14	2.99
571-292304-1	292304-1	K	B	1	Right Angle, Black, Thru-hole	1.37	1.33	1.31
571-292304-2	292304-2	K	B	1	Right Angle, Natural, Thru-hole	2.88	2.56	2.43
571-5787834-1	5787834-1	O	B	1	Vertical, Black, Thru-Hole	2.59	2.36	2.26
Mini USB								
571-1734035-1	1734035-1	P	B	1	Right Angle, Black, SMT	.96	.918	.869
Micro USB								
571-1981568-1	1981568-1	Q	B	1	Right Angle, Black, SMT	1.16	1.07	1.03

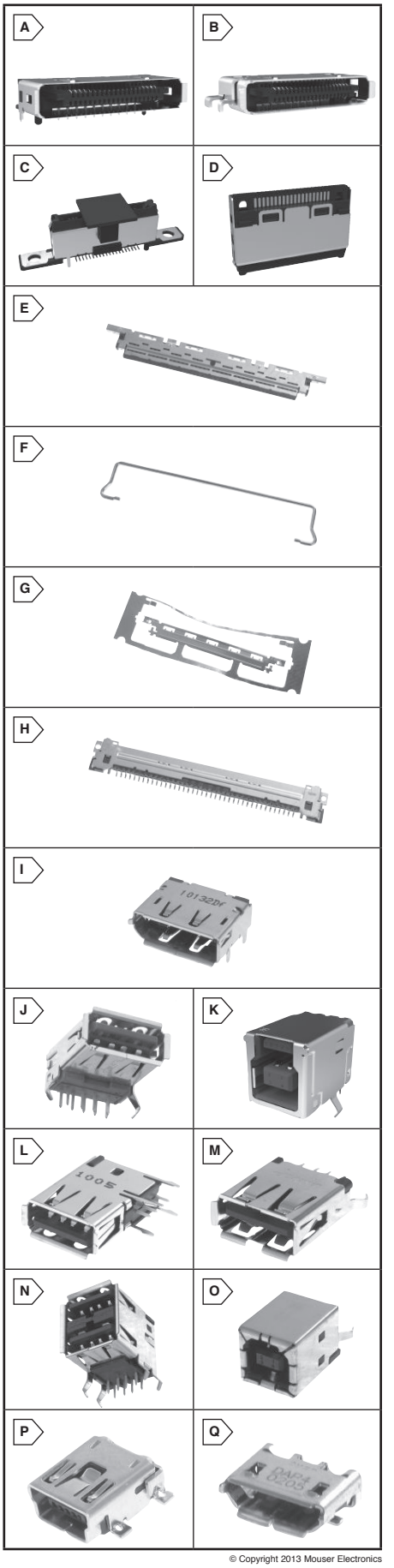

© Copyright 2013 Mouser Electronics

© Copyright 2013 Mouser Electronics

RoHS Compliant **This product is RoHS compliant.**

conxall® DATA-CON-X: SEALED MINI-USB

Data-Con-X connectors from Conxall provide a great way to seal and standardize all of your data connections. These field installable sealed mini-USB connectors are sealed to a level of IP-68. They are also made from a UV resistant thermoplastic in order to reduce the affects of sunlight on the assembly.

Features:
- Sealed to IP67 & IP68 NEMA 250 (6P)
- Feed through, PC Tail or solder terminals for easy field installation
- Quick connect bayonet style interface

Applications:
- Any sealed data transmission
- Military or industrial GPS location devices
- Medical data carts

PRODUCT NEW



For quantities greater than listed, call for quote.

MOUSER STOCK NO.	Conxall Part No.	Description	Price Each 1	5	10	25
502-DCC-USBNB-160	DCC-USBNB-160	Field installable USB Mini-B plug	7.90	7.03	6.33	6.08
502-DCP-USBNB-MNSC	DCP-USBNB-MNSC	Panel Mount: Receptacle USB Mini-B to Solder Holes	12.95	12.24	10.36	10.08
502-DCP-USBNB-MNHD	DCP-USBNB-MNHD	Panel Mount: Receptacle USB Mini-B to PC Tails	15.52	14.79	12.41	11.96
502-DCP-USBNB-USBN	DCP-USBNB-USBN	Panel Mount: Receptacle USB Mini-B Feed-thru	15.94	15.25	12.75	12.27

molex VERSABEAM™ POD CABLE ASSEMBLIES

- Innovative perpendicular mating interface with Avago Technologies' parallel optical modules
- Meets the rigorous GR-1435 specifications for environmental testing required by telecom customers
- 12-Fiber, 1.80mm jacketed round and bare-ribbon-fiber assemblies available
- Variety of cable options provides design flexibility
- VersaBeam POD terminations can be aggregated to 24-, 48- and 72-fiber MT ferrules so that high-density connections can be achieved with Molex HBMT™, Array and Circular MT connectors
- Laser-cleaved collimated, expanded-beam ferrule interface provides excellent optical performance without the time consuming fiber polishing, cleaning and inspection requirements

PRODUCT NEW

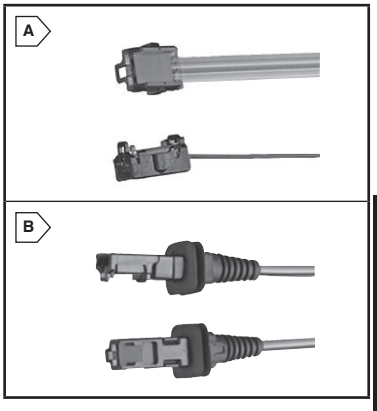

For quantities greater than listed, call for quote.

MOUSER STOCK NO.	Molex Part No.	Fig.	Gender	Cable Type	Length M	Fiber Type	Price Each 1	2
538-106267-2001	106267-2001	A	Female	12 Fiber Bare Ribbon	0.5	OM3	129.47	120.38
538-106267-2011	106267-2011	A	Male	12 Fiber Bare Ribbon	0.5	OM3	131.11	121.89
538-106267-2021	106267-2021	A	Female	24 Fiber (2 by 12) Bare Ribbon	0.5	OM3	211.91	205.04
538-106267-2031	106267-2031	A	Male	24 Fiber (2 by 12) Bare Ribbon	0.5	OM3	217.66	203.69
538-106267-2041	106267-2041	A	Female	48 Fiber (4 by 12) Bare Ribbon	0.5	OM3	229.24	223.35
538-106267-2051	106267-2051	A	Male	48 Fiber (4 by 12) Bare Ribbon	0.5	OM3	231.32	225.38
538-106267-3000	106267-3000	B	Female	12 Fiber 1.80mm Jacketed Round	0.3	OM2	128.40	123.05
538-106267-3001	106267-3001	B	Male	12 Fiber 1.80mm Jacketed Round	0.3	OM2	157.29	147.11

EDAC INC USB 2.0 CONNECTORS AND CABLE ASSEMBLY

- Industry standard data transfer devices
- Minimum Mating Cycles: 1500 per EIA 364-09
- Current Rating: 1A max.
- Voltage Rating: 30VACrms max.
- Temperature Range: -55°C to +85°C
- 30μ" Gold

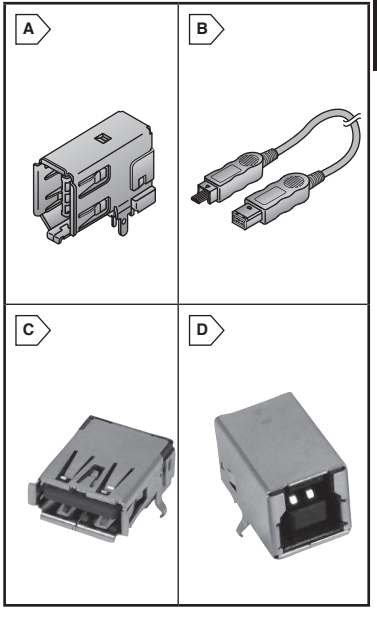

For quantities greater than listed, call for quote.

MOUSER STOCK NO.	EDAC Part No.	Fig.	No. of Ports	Type	Contact Orientation	Dual Stack	Contact Style	Price Each 1	25	50	100
587-690-004-621-013	690-004-621-013	A	1	A	Horizontal	No	Right Angle	1.06	.951	.855	.783
587-690-004-621-023	690-004-621-023	A	1	B	Horizontal	No	Right Angle	.96	.888	.813	.76
587-690-004-660-013	690-004-660-013	A	1	A	Vertical	No	Straight	1.04	.974	.888	.845
587-690-004-660-023	690-004-660-023	A	1	B	Vertical	No	Straight	1.07	.963	.867	.792
587-690-008-621-013	690-008-621-013	A	2	A	Horizontal	Yes	Right Angle	1.57	1.47	1.33	1.24
Cable Assembly											
587-628-000-943	628-000-943	B	USB A male to B male Cable Assembly - 1.8 meters					5.03	4.47	4.02	3.65

EDAC INC USB 3.0 CONNECTORS

- USB 2.0 and 3.0 compliant
- Super speed interface up to 5 Gbps data rate
- Metal Shielding for EMI, RFI and ESD protection
- Backward compatible with USB 2.0

For quantities greater than listed, call for quote.

MOUSER STOCK NO.	EDAC Part No.	Fig.	No. of Ports	Type	Contact	Contact Orientation	Dual Stack	Contact Style	Price Each 1	25	50
587-690-009-521-013	690-009-521-013	C	1	A	15μ" Au	Horizontal	No	Right Angle	2.33	1.96	1.72
587-690-009-621-013	690-009-621-013	C	1	A	30μ" Au	Horizontal	No	Right Angle	3.01	2.48	2.05
587-690-009-521-900	690-009-521-900	D	1	B	15μ" Au	Horizontal	No	Right Angle	2.84	2.39	2.10
587-690-009-621-900	690-009-621-900	D	1	B	30μ" Au	Horizontal	No	Right Angle	4.15	3.49	3.09

MILL-MAX USB RECEPTACLES FOR THRU-HOLE & SURFACE MOUNT

- Plug retention tabs
- Kinked locating legs for secure PCB termniation
- Fully compatible with USB 1.0 & 2.0 specifications
- Shell plating: tin over nickel
- Contact finish: 30μ" selective gold, tin/copper tail
- Housing material: high temp thermoplastic rated UL94V-0
- RoHS compliant per Mill-Max documentation

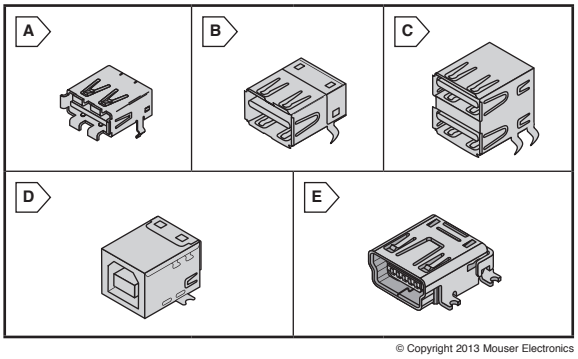

For quantities greater than listed, call for quote.

MOUSER STOCK NO.	Mill Max Part No.	Fig.	Description	Price Each 1	50	100	250
USB							
575-4300400	896-43-004-00-000000	A	Type A Receptacle, Single, SMT	1.80	1.51	1.40	1.28
575-4300490	896-43-004-90-000000	B	Type A Receptacle, Single, Thru Hole	1.79	1.48	1.37	1.23
575-4300890	896-43-008-90-000000	C	Type A Receptacle, Double, Thru Hole	2.84	2.40	2.24	2.13
575-8974349	897-43-004-90-000000	D	Type B Receptacle, Single, Thru Hole	1.79	1.52	1.40	1.29
Mini-USB							
575-89643005	896-43-005-00-100001	E	Type A Receptacle, Single, SMT	1.28	1.14	1.10	.984
575-89743005	897-43-005-00-100001	E	Type B Receptacle, Single, SMT	1.13	1.02	.952	.877

© Copyright 2013 Mouser Electronics

© Copyright 2013 Mouser Electronics

WURTH ELECTRONICS I/O Connectors and Modular Jacks

RoHS Compliant This product is RoHS compliant.

USB 3.0 CONNECTORS

RoHS Compliant

For quantities greater than listed, call for quote.

MOUSER STOCK NO.	Wurth Electronics Part No.	Fig.	Description	Price Each 1	25	100	250
710-692121030100	692121030100	A	Horizontal Type A Thru-Hole	4.50	4.28	4.28	4.28
710-692121230100	692121230100	B	Horizontal Type A, Offset 1.04mm Thru-Hole	4.50	4.13	4.00	4.00
710-692121130100	692121130100	C	Reverse Horizontal Type A, Offset 0.14mm Thru-Hole	4.88	4.48	4.11	4.11
710-692122030100	692122030100	D	Horizontal Type A SMD	4.88	4.48	4.48	4.48
710-692141030100	692141030100	E	Horizontal Type A Dual, Thru-Hole	9.64	9.22	9.22	9.22
710-692112030100	692112030100	F	Horizontal Type A SMD with Clip	3.48	3.06	2.78	2.78
710-692221030100	692221030100	G	Horizontal Type B Thru-Hole	7.99	7.07	7.07	7.07
710-7497110616	7497110616	H	WE-RJ45 LAN with dual USB 3.0	26.94	20.73	20.73	20.73

USB 3.0 CABLE ASSEMBLIES

RoHS Compliant

For quantities greater than listed, call for quote.

MOUSER STOCK NO.	Wurth Electronics Part No.	Fig.	Description	Price Each 1	25	100	250
710-692901100000	692901100000	I	USB 3.0 Type A Male to Type A Male	20.81	20.40	20.40	20.40
710-692902100000	692902100000	J	USB 3.0 Type A Male to Type A Female	22.36	21.43	21.43	21.43
710-692903100000	692903100000	K	USB 3.0 Type A Male to Type B Male	22.36	21.43	21.43	21.43
710-692904100000	692904100000	L	USB 3.0 Type A Male to Micro B Male	25.34	24.90	24.52	24.52

USB CONNECTORS

RoHS Compliant

For quantities greater than listed, call for quote.

MOUSER STOCK NO.	Wurth Electronics Part No.	Fig.	Description	Price Each 1	25	100	250
710-614004134726	614004134726	M	USB Type A Up Right	3.23	3.08	3.08	3.08
710-614004135023	614004135023	N	USB Type A Vertical	2.31	2.12	2.12	2.12
710-614008235023	614008235023	O	USB Type A Vertical Dual	3.08	2.73	2.73	2.73
710-61400416021	61400416021	P	USB Type A Horizontal	2.00	1.74	1.74	1.74
710-61400826021	61400826021	Q	USB Type A Horizontal Dual Stacked	3.66	3.25	3.25	3.25
710-61400413321	61400413321	R	USB Type B Vertical	1.58	1.37	1.37	1.37
710-61400416121	61400416121	S	USB Type B Horizontal	2.72	2.40	2.40	2.40

MINI USB CONNECTORS

RoHS Compliant

For quantities greater than listed, call for quote.

MOUSER STOCK NO.	Wurth Electronics Part No.	Fig.	Description	Price Each 1	25	100	250
710-651005136421	651005136421	T	Mini USB Type B Vertical 5 Contacts	3.46	3.14	3.08	3.08
710-651005136521	651005136521	U	Mini USB Type B Horizontal 5 Contacts	2.74	2.50	2.50	2.50
710-65100516121	65100516121	V	Mini USB Type B SMT Horizontal 5 Contacts	2.38	2.01	1.71	1.71

HDMI CONNECTORS

RoHS Compliant

For quantities greater than listed, call for quote.

MOUSER STOCK NO.	Wurth Electronics Part No.	Fig.	Description	Price Each 1	25	100	250
710-685119134923	685119134923	W	SMT Horizontal HDMI	2.74	2.34	2.24	2.13
710-685119135725	685119135725	W	SMT Horizontal HDMI with UNC 4-40 SCREW	4.56	4.24	4.24	4.24
710-685119136923	685119136923	X	SMT Horizontal Mini HDMI	2.86	2.48	2.48	2.48

MODULAR JACKS

RoHS Compliant

For quantities greater than listed, call for quote.

MOUSER STOCK NO.	Wurth Electronics Part No.	Fig.	Description	Price Each 1	25	100	250
710-615008138021	615008138021	Y	Vertical Plastic 8P8C	2.36	2.31	2.31	2.31
710-615008138221	615008138221	Z	Vertical Shielded 8P8C Front Post	3.41	3.27	3.27	3.27
710-615008140421	615008140421	AA	Vertical Shielded 8P8C Rear Post	3.61	3.47	3.47	3.47
710-615008140621	615008140621	BB	Horizontal Shielded w/EMI Panel Finger 8P8C Tab Up	3.41	3.27	3.27	3.27
710-615016137621	615016137621	CC	Horizontal Shielded Dual Port 8P8C Tab Down	5.48	5.00	5.00	5.00
710-615006138421	615006138421	DD	Horizontal Plastic 6PxC Tab Up	1.25	1.03	1.03	1.03
710-615006138521	615006138521	EE	Vertical Plastic 6P6C with Ears	1.62	1.34	1.34	1.34
710-615008137121	615008137121	FF	Horizontal Plastic 8P8C Thru-Hole Tab Down	3.23	3.08	3.08	3.08
710-615008137421	615008137421	GG	Horizontal Shielded w. LED & EMI Panel Finger 8P8C Tab Up	5.83	5.39	5.39	5.39
710-61500814221	61500814221	HH	Horizontal Shielded 8P8C Tab Down	4.78	4.43	4.43	4.43



© Copyright 2013 Mouser Electronics

© Copyright 2013 Mouser Electronics

YAMAICHI Connectors

RoHS Compliant **This product is RoHS compliant.**

YAMAICHI ELECTRONICS

Y-CON INDUSTRIAL RJ45 PLUGS

Features:

- Body: PBT, UL94V-0
- Shielding: Nickel plated brass
- Contact area: 30µ"Au over Ni
- Operating Temp.: -40°C ~ +120°C
- Durability: 1,500 mechanical cycles
- Current Rating: 2.1A @ 70°C (power contacts)

For quantities greater than listed, call for quote.

MOUSER STOCK NO.	Yamaichi Part No.	Fig.	Signal Contacts	Power Contacts	Price Each			
					1	5	10	25
945-YCON-PLUG-11	Y-ConPlug-11	A	4 (Ethernet)	0	9.01	8.40	7.99	7.20
945-YCON-PLUG-21	Y-ConPlug-21	A	4 (Ethernet)	2	12.93	12.05	11.48	10.35
945-YCON-PLUG-31	Y-ConPlug-31	A	6	2	9.90	9.22	8.78	7.92
945-YCON-PLUG-41	Y-ConPlug-41	A	8	0	8.67	8.08	7.69	6.93
945-YCON-PLUG-51	Y-ConPlug-51	A	8	2	10.71	9.98	9.51	8.57

Y-CON RJ45 PCB MOUNTED JACKS

Features:

- Body: PA, UL94V-0
- Shielding: Nickel plated brass
- Contact area: 30µ"Au/50µ"Ni
- Operating Temp.: -40°C ~ +120°C
- Durability: 1,000 mechanical cycles
- Current Rating: 2.1A @ 70°C (power contacts)

For quantities greater than listed, call for quote.

MOUSER STOCK NO.	Yamaichi Part No.	Fig.	Signal Contacts	Power Contacts	PCB	Price Each		
						1	5	10
945-YCON-JACK-23	Y-ConJack-23	B	8	2	Solder Pad	36.52	34.05	32.43
945-YCON-JACK-24	Y-ConJack-24	C	8	2	Terminals	34.72	32.37	30.84

Y-CON RJ-45 ACCESSORIES

For quantities greater than listed, call for quote.

MOUSER STOCK NO.	Yamaichi Part No.	Fig.	Descriptions	Price Each		
				1	5	10
945-YCON-IP20LOCK-10	Y-ConIP20Lock-10	D	IP20 RJ45 Plug Strain Relief	11.38	10.61	10.11
945-YCON-COVER-20	Y-ConCover-20	E	IP20 EMI metal cover	21.69	20.22	19.27
945-YCON-IP20HFR-10	Y-ConIP20HFR-10	F	IP20 Holding Frame, 1 Slot	11.38	10.61	10.11
945-YCON-IP20HFR-40	Y-ConIP20HFR-40	F	IP20 Holding Frame, 4 Slot	13.56	12.64	12.04
945-YCON-AS-12	Y-ConAS-12	G	IP20 Protective Cover	4.22	3.93	3.75
945-YCON-COVER-10	Y-ConCover-10	H	IP67/68/69 Cover	19.38	18.07	17.22
945-YCON-COVER-10-LT	Y-ConCover-10-LT	H	IP67/68/69 Cover, Low Temp.	19.38	18.07	17.22
945-YCON-COVER-10-E	Y-ConCover-10-E	H	IP67/68/69 Cover w/EMI Shell	31.22	29.11	27.73
945-YCON-AS-21	Y-ConAS-21	I	IP67/68/69 Protective Cover	4.39	4.09	3.89
945-YCON-AS-24	Y-ConAS-24	J	IP67/68 Protective Cover	8.38	7.81	7.44
945-YCON-FLANGE-24	Y-ConFlange-10	K	IP67/68/69 Mounting Flange	9.50	8.85	8.43

Y-CON INDUSTRIAL USB MODULES

For quantities greater than listed, call for quote.

MOUSER STOCK NO.	Yamaichi Part No.	Fig.	Descriptions	Price Each		
				1	5	10
945-YCON-USB-PCB-11	Y-ConUSB-PCB-11	L	USB Type A Jack w/PCB Terminal	33.84	31.54	30.06
945-YCON-USB-PCB-21	Y-ConUSB-PCB-21	M	USB Type B Jack w/PCB Terminal	34.19	31.88	30.37

Y-CON USB MODULE ACCESSORIES

For quantities greater than listed, call for quote.

MOUSER STOCK NO.	Yamaichi Part No.	Fig.	Descriptions	Price Each		
				1	5	10
945-YCON-USBADAPT-10	Y-Con USB-Adapter-10	N	USB Adapter Module, Type A	4.29	3.99	3.81
945-YCON-USBADAPT-20	Y-Con USB-Adapter-20	N	USB Adapter Module, Type B	6.41	5.97	5.69

0.4MM PITCH BOARD TO BOARD CONNECTORS

For quantities greater than listed, call for quote.

MOUSER STOCK NO.	Yamaichi Part No.	Fig.	Descriptions	Price Each		
				1	5	10
945-CNU010P-016-0001	CNU010P-016-0001	O	14 P 0.4MM MALE	.86	.803	.761
945-CNU010S-016-0001	CNU010S-016-0001	P	14 P 0.4MM FEMALE	.94	.877	.831

I/O CONNECTORS

eQSFP+ HiGH-SPEED CONNECTORS

Features:

- QFSP Host Connector
- CFP Multi Source Agreement (MSA) compliant
- Compatible with exsiting module
- (Infiniband: QDE/FDR/EDR)
- 32 Gbps/channel, 128Gbps (4ch)
- Pin count: 38
- RoHS compliant

For quantities greater than listed, call for quote.

MOUSER STOCK NO.	Yamaichi Part No.	Fig.	Description	Price Each			
				1	5	10	25
945-CN120-038-0002	CN120-038-0002	Q	25G eQSFP+ Connector (Gold Flash plating)	6.21	5.78	5.52	4.96
945-CN120-038-0001	CN120-038-0001	Q	25G eQSFP+ Connector (30µ" Au Plating)	5.99	5.57	5.33	4.79

SFP+ CONNECTORS

For quantities greater than listed, call for quote.

MOUSER STOCK NO.	Yamaichi Part No.	Fig.	Description	Price Each			
				1	5	10	25
945-CNU109S-020-0010	CNU109S-020-0010	R	SFP+ connector (14Gbps performance)	1.66	1.54	1.48	1.33
945-CNU109A-0002	CNU109A-0002	S	SFP+ connector cage Spring Type	3.62	3.36	3.21	2.89



© Copyright 2013 Mouser Electronics

© Copyright 2013 Mouser Electronics

Patch Antennas and ESD/EMI Filtered USB Connectors

RoHS Compliant **This product is RoHS compliant.**

PATCH ANTENNAS

Features:
- Temperature stable (-40°C to +105°C)
- Low return loss
- Uniform dielectric constant
- Offset single-point feeding method

Specifications:
- Silver plated electrode and probe
- 50 Ohm impedance
- Surface Mount
- RoHS Compliant per Spectrum ASP documentation

Patch Antenna Assemblies

For quantities greater than listed, call for quote.

MOUSER STOCK NO.	Spectrum ASP Part No.	Center Frequency (MHz) Application	2:1 VSWR Bandwidth (MHz)	Price Each 1	5	10	25
657-AR251575008CCLF	AR251575008CCLF	1575 10" SMA GPS	8	103.79	97.92	92.67	87.95
657-AR251615025CCLF	AR251615025CCLF	1615 10" SMA Globalstar	25	104.56	98.64	93.36	88.61
657-AR251621025CCLF	AR251621025CCLF	1621 10" SMA Iridium	25	106.96	100.90	95.50	90.64
* 657-AR1615CC1575XXF	AR1615CC1575XXF	1615/1575 10" SMA GPS/Globalstar	135	141.86	133.84	126.67	120.23
657-AR780915030CCLF	AR780915030CCLF	915 10" SMA RFID	30	202.34	190.89	180.66	171.47
657-AR780868030CCLF	AR780868030CCLF	868 10" SMA RFID	30	202.34	190.89	180.66	171.47



AR Series

Patch Antenna Elements

For quantities greater than listed, call for quote.

MOUSER STOCK NO.	Spectrum ASP Part No.	Center Frequency (MHz) Application	2:1 VSWR Bandwidth (MHz)	Price Each 1	5	10	25
657-PA251575008SALF	PA251575008SALF	1575,GPS	20	8.47	8.30	7.95	7.68
657-PA251579008SALF	PA251579008SALF	1579,GPS	20	7.48	7.06	6.83	6.63
657-PA251615025SALF	PA251615025SALF	1615,Globalstar	25	12.57	11.24	10.43	9.63
657-PA251621025SALF	PA251621025SALF	1621,Iridium	25	15.62	14.45	13.38	12.31
* 657-PA45-1615-1575SA	PA45-1615-1575SA	1615,Global Star/1575, GPS	125/20	19.86	19.05	17.89	17.09
* 657-PA45-1621-1575SA	PA45-1621-1575SA	1621,Iridium/1575, GPS	25/20	19.86	19.05	17.89	17.09



PA Series

*Dual Frequency

SERIES USB-E ESD PROTECTED USB CONNECTORS

DIMENSIONS: mm (in.)

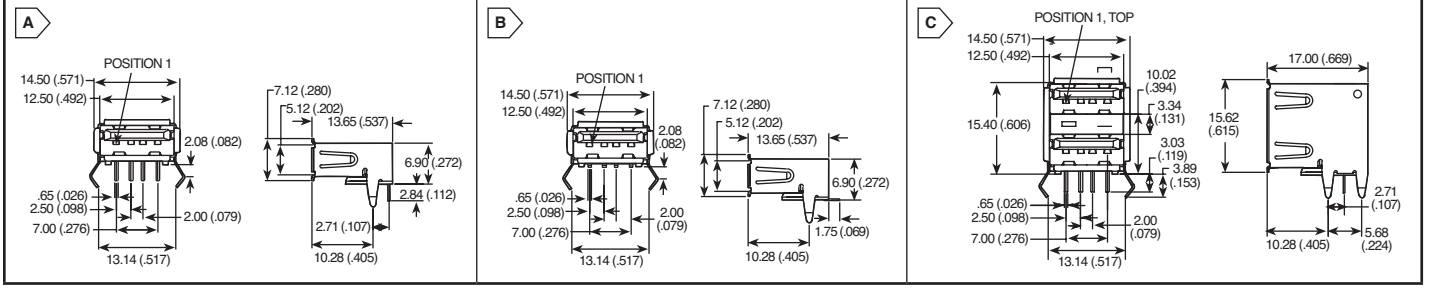

Features:
- TVS diodes for protection
- Clamping Voltage 9.8 volts
- Junction capacitance I/O to GND<10pF max.
- Product meets EN6100-4-2 EDS & EN61000-4-4 EFT specs
- Drop-in replacement for unfiltered USB connectors
- RoHS Compliant per Spectrum ASP Documentation

Specifications:
- Working Voltage: 5VDC
- Current Rating: 1 Amp max.
- Operating Temp: -55°C to +125°C
- Temperature Range: -40°C to +71°C
- Contact Resistance: 30mΩ max.

Protection Schematic

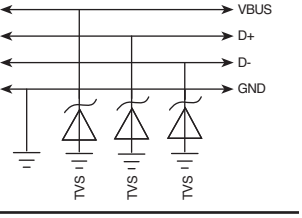

For quantities greater than listed, call for quote.

MOUSER STOCK NO.	Spectrum ASP Part No.	Fig.	Description	Price Each 1	10	25	50
657-56FU04-E01	56FU04-E01	A	Right Angle Through Hole with TVS Diodes	9.97	9.53	9.11	8.67
657-56FU04-E01-SM	56FU04-E01-SM	B	Right Angle Surface Mount with TVS Diodes	20.08	18.25	16.77	15.44
657-56FU24-E01	56FU24-E01	C	Stacked Right Angle Through Hole with TVS Diodes	9.16	8.75	8.36	7.96

* Part # 56FU24-E01 - Junction capacitance, I/O to GND 3pF max.

SERIES USB-F EMI FILTERED USB CONNECTORS

DIMENSIONS: mm (in.)

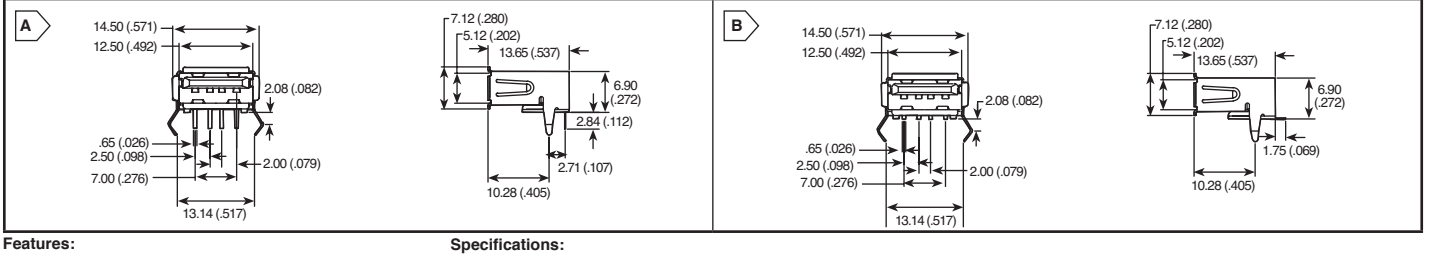

Features:
- USB 1.1 capacitive filtering 100pF
- Drop-in replacement for unfiltered USB connectors
- **Capacitive Filtered:** Capacitance - 100pF, Dielectric Withstand Voltage - 125vDC
- Right Angle
- RoHS Compliant per Spectrum ASP documentation

Specifications:
- Working Voltage: 5VDC
- Current Rating: 1 Amp max.
- Operating Temp: -55°C to +125°C
- Temperature Range: -40°C to +71°C
- Contact Resistance: 30mΩ max.

For quantities greater than listed, call for quote.

MOUSER STOCK NO.	Spectrum ASP Part No.	Fig.	Description	Capacitance	Price Each 1	10	25	50
657-56FU04-015	56FU04-015	A	Through Hole	10pF	3.45	3.16	2.96	2.82
657-56FU04-015-SM	56FU04-015-SM	B	Surface Mount	10pF	3.45	3.16	2.96	2.82
657-56FU04-001	56FU04-001	A	Through Hole	22pF	3.45	3.16	2.96	2.82
657-56FU04-001-SM	56FU04-001-SM	B	Surface Mount	22pF	3.45	3.16	2.96	2.82
657-56FU04-002	56FU04-002	A	Through Hole	33pF	3.45	3.16	2.96	2.82
657-56FU04-002-SM	56FU04-002-SM	B	Surface Mount	33pF	3.45	3.16	2.96	2.82
657-56FU04-003	56FU04-003	A	Through Hole	47pF	3.45	3.16	2.96	2.82
657-56FU04-003-SM	56FU04-003-SM	B	Surface Mount	47pF	3.45	3.16	2.96	2.82
657-56FU04-004	56FU04-004	A	Through Hole	100pF	3.45	3.16	2.96	2.82
657-56FU04-004-SM	56FU04-004-SM	B	Surface Mount	100pF	3.45	3.17	2.95	2.81

© Copyright 2013 Mouser Electronics

© Copyright 2013 Mouser Electronics

RoHS Compliant **This product is RoHS compliant.**



USB 3.0

Type A and B Features:
- Fully compliant with USB 2.0 and 3.0 specifications
- Provides the interface for Super Speed up to 5Gbps data rate
- Backwards compatible with USB 2.0
- 5 metal friction lock grounding fingers and polarization plastic design ensure plug retention
- Full metal shielding for EMI/RFI/ESD protection
- High temperature plastic for SMT process and Halogen Free solution
- High Durability class: 5000 cycles min.

Micro B Features:
- Provides the interface for Super Speed up to 5 Gbps data rate
- Stable signal transmission
- Greater real estate space savings
- Reliable Co-planarity within a 0.08mm
- Durability: 10,000 Cycles min.
- High temperature plastic for SMT process and Halogen Free solution

Applications:
- TV/LCD Monitor
- PC/Laptops
- Notebooks
- Printers
- DSC
- Portable Devices

For quantities greater than listed, call for quote.

MOUSER STOCK NO.	Amphenol Part No.	Fig.	Description	Price Each 1	25	50	100	500
523-GSB311131HR	GSB311131HR	A	Type A, Right Angle Receptacle, Through Hole, Standard Type, Blue, 30µ" Gold	2.75	2.15	1.89	1.69	1.35
523-GSB3211311WEU	GSB3211311WEU	B	Type B, Right Angle, Receptacle, Through Hole, Standard Type, Blue, 30µ" Gold	2.88	2.51	2.24	2.01	1.68
523-GSB343133HR	GSB343133HR	C	Micro-B, Right Angle Receptacle, 0.65mm Pitch, SMT, Standard Type, Black, 30µ" Gold	2.72	2.10	1.98	1.77	1.46
523-GSB311231HR	GSB311231HR	D	Type A, Stacked, Right Angle, Plug, DIP Type, Blue, 30µ" Gold	3.10	2.49	2.14	1.93	1.61
523-GSB317131HR	GSB317131HR	E	Type A, Plug, Cable Type, Overmold, Blue, 30µ" Gold	2.21	1.80	1.54	1.37	1.09
523-GSB327133WEU	GSB327133WEU	F	Type B, Plug End, Black, 30µ" Gold	2.95	2.27	2.05	1.84	1.48

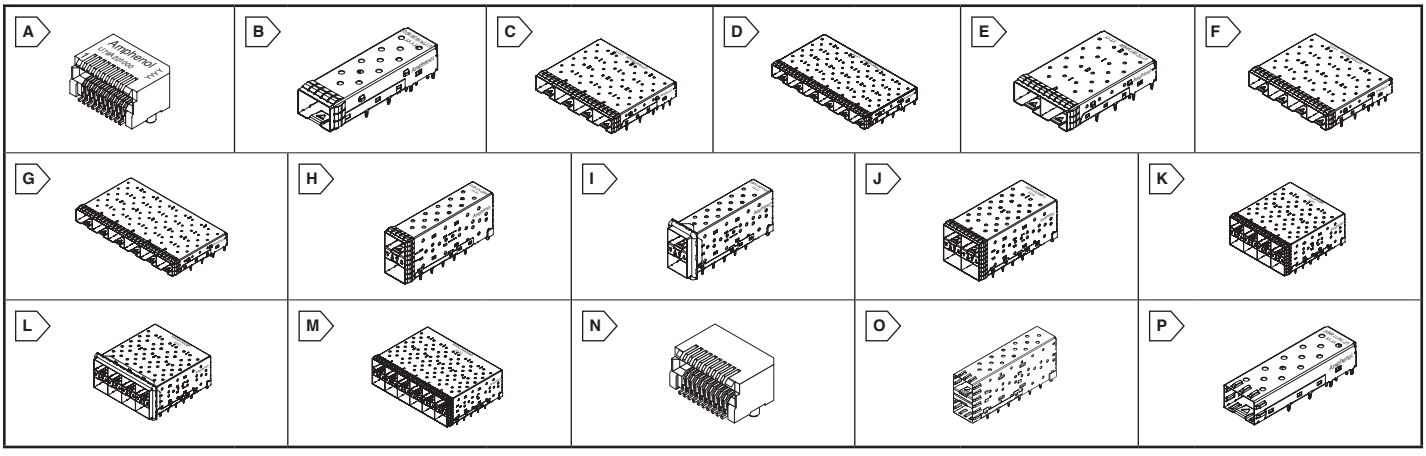

ExpressPort™ SFP+

These High speed I/O interconnect systems provide a higher speed, inexpensive external I/O product. This design minimizes impedance discontinuities and reflections at high data rates, and provides a 10-20dB improvement in Near-End Crosstalk, allowing the use of longer copper cables, improved PCB mounting and resulting in an overall lower interconnect budget.

Applications:
- Routers
- Switches
- Storage Applications
- Media Converters

Features:
- Meets SFF-8432 and SFF-8433 standards
- Compliant pin press-fit tails
- 10+Gbps serial data transmission
- 250 mating cycles

For quantities greater than listed, call for quote.

MOUSER STOCK NO.	Amphenol Part No.	Fig.	Description	Price Each 1	10	25	100
523-UE76A203000T	UE76A203000T	A	Connector 30 u" Gold Matte Tin Tails	1.47	1.33	1.32	1.08
523-U77A16392001	U77A16392001	B	1X1 Cage Press Fit Metal Spring Fingers	2.95	2.65	2.63	2.30
523-U77A461M2081	U77A461M2081	C	1X4 Cage Metal Spring Fingers	14.23	12.23	10.70	9.82
523-U77A441M2081	U77A441M2081	C	1X4 Cage Elastomeric Gasket	15.70	12.65	12.19	10.84
523-U77A661M2081	U77A661M2081	D	1X6 Cage Metal Spring Fingers	16.50	15.53	14.07	13.57
523-U77C16133001	U77C16133001	-	1X1 Cage 3.2mm Solder tail, Metal Spring Fingers with Light Pipe	2.46	2.18	1.97	1.79
523-U77C261M2081	U77C261M2081	E	1X2 Cage Metal Spring Fingers with Light Pipes	11.96	10.36	9.20	8.07
523-U77C461M2081	U77C461M2081	F	1X4 Cage Metal Spring Fingers with Light Pipes	15.52	14.98	14.45	13.38
523-U77C661M2081	U77C661M2081	G	1X6 Cage Metal Spring Fingers with Light Pipes	23.64	22.83	21.26	20.47
523-U77C641M2081	U77C641M2081	G	1X6 Cage Elastomeric Gasket with Light Pipes	28.75	27.79	25.87	24.90
523-U86D162710121	U86D162710121	H	2x1 Combo Metal Spring Fingers 2 Light Pipes Per Port	13.16	12.72	11.18	10.97
523-U86D142710121	U86D142710121	I	2x1 Combo Elastomeric Gasket 2 Light Pipes Per Port	18.43	17.82	16.59	15.95
523-U86D262710121	U86D262710121	J	2x2 Combo Metal Spring Fingers 2 Light Pipes Per Port	25.20	24.36	22.67	21.82
523-U86D462710121	U86D462710121	K	2x4 Combo Metal Spring Fingers 2 Light Pipes Per Port	47.18	45.52	45.51	42.14
523-U86D442710121	U86D442710121	L	2x4 Combo Elastomeric Gasket 2 Light Pipes Per Port	61.48	59.45	57.66	56.96
523-U86D662710121	U86D662710121	M	2x6 Combo Metal Spring Fingers 2 Light Pipes Per Port	65.90	63.57	63.56	58.88
Accessory							
523-U7711408020P	U7711408020P	-	Dust Cover - One Port	1.14	.963	.829	.801

SMALL FORM FACTOR PLUGGABLE (SFP)

Amphenol's SFP series is a 20 position connector and cage combo for mounting to a host PCB with a metal cage enclsing the connector. The connectors are similar to GBIC, but are smaller in size and operate at much faster data transfer rates. Single port version is rated up to 4.125 Gbps data rates and stacked versions are rated up to 8Gbps. The cages are a one-piece construction with enhanced transceiver mating tabs availabe in press-fit version.

Applications:
- Servers
- Storage Devices
- Routers
- Switches
- Optical Devices
- Network Devices

For quantities greater than listed, call for quote.

MOUSER STOCK NO.	Amphenol Part No.	Fig.	Description	Price Each 1	25	100	500
523-UE75-A20-3000T	UE75-A20-3000T	N	1x4 20 Position Press Fit Right Angle SMD	.76	.642	.594	.548
523-U78-B1126-00121	U78-B1126-00121	O	2x1 20 Position Connector-Cage Combo	10.17	7.07	6.09	5.15
523-U77-A1118-200T	U77-A1118-200T	P	1x1 Single Cage Press Fit 12 EMI Pins	1.25	1.06	.847	.796
523-U77-A4114-2001	U77-A4114-2001	-	1x4 Press Fit Cage for SMD Connector	5.02	3.38	3.10	2.79
Accessory							
523-U77-A1110-8000P	U77-A1110-8000P	-	Non-Metalized Dust Cover - 1 Port	.08	.056	.055	.05

© Copyright 2013 Mouser Electronics
© Copyright 2013 Mouser Electronics

RoHS Compliant **This product is RoHS compliant.**

DISPLAYPORT™ CONNECTORS

For quantities greater than listed, call for quote.

MOUSER STOCK NO.	Amphenol Part No.	Fig.	Description	Price Each			
				1	25	100	500
523-DPF20100112	DPF20100112	A	Right Angle SMT .76um Gold; Nickel Plate	-	-	-	-
523-DPF20200212	DPF20200212	A	Right Angle PCB Tail .76um Gold; Nickel Plate	2.48	2.14	1.89	1.67

VHDCI - SINGLE PORT

For quantities greater than listed, call for quote.

MOUSER STOCK NO.	Amphenol Part No.	Fig.	Description	Price Each			
				1	25	100	500
523-HE11-RAA-101	HE11-RAA-101	B	Screwlocks Single Shell; Right Angle	5.99	5.05	4.83	4.57
523-HE11-RDA-1014	HE11-RDA-1014	C	Screwlocks Single Shell .093" PCB; Straddle Mount	4.22	3.83	3.57	3.01
523-HE11RDA-110-4-CT	HE11RDA-110-4-CT	C	No Screwlocks; Straddle Mount; Shielded; No EMI Taps	4.95	4.42	4.42	3.71

MINIATURE MICRO-RIBBON® CONNECTORS

For quantities greater than listed, call for quote.

MOUSER STOCK NO.	Amphenol Part No.	Fig.	No. of Pos.	Description	Price Each			
					1	25	100	500
Plugs								
523-57-30140	57-30140	D	14	Solder-cup, Straight Metal Hood	7.63	7.45	6.46	6.07
523-57-30240	57-30240	D	24	Solder-cup, Straight Metal Hood	8.74	8.49	7.31	6.32
523-57-30360	57-30360	D	36	Solder-cup, Straight Metal Hood	9.75	9.44	8.25	7.74
523-57-30500	57-30500	D	50	Solder-cup, Straight Metal Hood	10.70	10.09	8.84	8.55
Receptacles								
523-57-20240	57-20240	E	24	Solder-cup	5.99	5.65	5.63	5.23
523-57-20500-7	57-20500-7	F	50	Solder-cup, R/A Metal Hood	11.29	10.43	8.91	8.74
523-57-40500	57-40500	G	50	Solder-cup	7.90	7.63	7.44	6.90

MINI SAS

For quantities greater than listed, call for quote.

MOUSER STOCK NO.	Amphenol Part No.	Fig.	Description	Price Each			
				1	25	100	500
523-FS1-R26-2000	FS1-R26-2000	H	26 Position Gold Plating; Receptacle	2.76	2.55	2.39	2.30
523-FS1-S01-14E1	FS1-S01-14E1	I	1x-1 Deg SAS Univ Port; Gasket	2.80	2.53	2.36	2.19
523-FS1-SF1-14E1	FS1-SF1-14E1	I	1x-0 Deg SAS Univ Port; Gasket	2.58	2.36	2.18	2.01

SATA (SERIAL ATA)

For quantities greater than listed, call for quote.

MOUSER STOCK NO.	Amphenol Part No.	Fig.	Description	Price Each			
				1	25	100	500
Plug							
523-SATA00122073	SATA00122073	J	7 Pin R/A SMT	.56	.503	.46	.428
Socket							
523-SATA10101151	SATA10101151	K	22 Pin (7+15) Vertical SMT	1.22	1.10	1.01	.941

INFINITY INFINIBAND™

Amphenol's INFINITY (4X/12X) series of connectors facilitate data speeds up to 75Gbps total bandwidth, as required by InfiniBand™, Attached Fibre Channel and Serial SCSI Trade Associations, with superior EMI performance. INFINITY connectors are high-density, hot pluggable and meet SFF-8470 specifications. A variety of receptacles are available that will fit multiple connectors into a 1U form factor and PCI bracket.

Applications:

- Datacom devices
- High speed routers and switches
- Storage devices
- SANs
- Servers
- HCAs
- RAID
- XAUI

For quantities greater than listed, call for quote.

MOUSER STOCK NO.	Amphenol Part No.	Fig.	Description	Price Each			
				1	25	100	500
523-UE66-L04-2120	UE66-L04-2120	L	Screwlock 4X Cable Mount Plug Thickness 305"	18.58	15.60	15.58	14.56
Accessories							
523-U65-404-40-P	U65-404-40-P	M	Jack/Thumb Screw	.35	.24	.217	.185

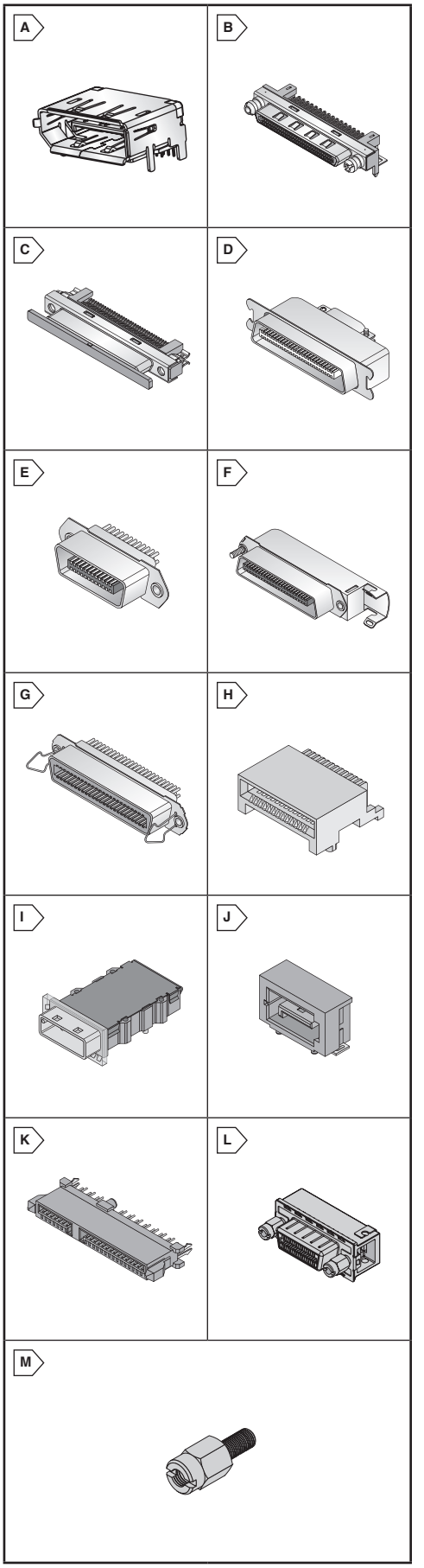

© Copyright 2013 Mouser Electronics

© Copyright 2013 Mouser Electronics

FUJITSU microGiGaCN I/O Connectors

RoHS Compliant **This product is RoHS compliant.**

microGIGaCN HIGH SPEED I/O CONNECTORS

Designed for high speed differential signal applications such as 10G Ethernet, CX4, SAS, and SATA-2 applications. RoHS compliance per Fujitsu documentation.

Features:

- Matched Impedance: 100Ω ±10%
- Low insertion loss and low cross talk
- Adopted by InfinBand as 4x (4 channel) and 12x (12 channel) I/O Interface
- Meets Bellcor 1217
- Insulator Material: LCP Resin (UL94V-0)
- Conductor Material: Copper Alloy
- Contact Plating: Gold Plated

RoHS Compliant

Specifications:

- Operating Temperature Range: -55°C to +105°C
- Current Rating: AC 0.5A (signal)
  AC 1A (ground)
- Voltage Rating: AC 30V
- Contact Resistance: 80mΩ max. (signal)
  35mΩ max. (ground)
- Insulation Resistance: 1000MΩ minimum

Socket Connectors

For quantities greater than listed, call for quote.

MOUSER STOCK NO.	Fujitsu Part No.	Fig.	Polarization Posts	Solder Posts	Price Each 1	5	10	25
Latch Style with Alignment Post								
817-FCN-268D008-G1D	FCN-268D008-G/1D	A	- - -	0.063"	8.50	7.86	7.20	6.74
817-FCN-268D008-G1F	FCN-268D008-G/1F	A	- - -	0.093"	9.91	8.50	8.07	7.44
Latch Style with Crush Pin Feature								
817-FCN-268D008-G2D	FCN-268D008-G/2D	A	low force	0.063"	9.24	8.61	7.95	7.49
817-FCN-268D008-G2F	FCN-268D008-G/2F	A	low force	0.093"	8.50	7.86	7.20	6.74
Thumbscrew								
817-FCN-268D008-G20	FCN-268D008-G/20	B	low force	0.063"	9.65	8.93	8.17	7.66
817-FCN-268D008-G21	FCN-268D008-G/21	B	low force	0.093"	9.65	8.93	8.17	7.66
Latch Style w/ Mounting Ears								
817-FCN-268D008-G3LR	FCN-268D008-G/3L-R	C	diamond	0.063"	12.41	11.49	10.52	9.85
817-FCN-268D008-G3MR	FCN-268D008-G/3M-R	C	diamond	0.093"	12.41	11.49	10.52	9.85
Vertical Latch Style								
817-FCN-264D008-G2D	FCN-264D008-G/2D	D	low force	0.063"	12.69	11.75	10.75	10.07
817-FCN-264D008-G2F	FCN-264D008-G/2F	D	low force	0.093"	12.69	11.75	10.75	10.07

Loopback Modules

For quantities greater than listed, call for quote.

MOUSER STOCK NO.	Fujitsu Part No.	Fig.	Number of Pairs	Price Each 1	5	10	25
817-FCN-261Z008	FCN-261Z008	E	8	38.22	35.38	32.39	30.33

microGiGaCN STACKING MEZZANINE CONNECTORS

Features:

- High speed matched impedance (100Ω) differential signal connector.
- Low cross talk
- Hot pluggable
- Insulator: LCP Resin (UL94V-0)
- Conductor: Copper Alloy
- Contact Plating: Au over Pd-Ni plated
- RoHS compliance per Fujitsu documentation

RoHS Compliant

Specifications:

- Operating Temperature Range: -55°C to +105°C
- Current Rating: AC 0.5A (signal)
  AC 1A (ground)
- Voltage Rating: AC 30V
- Contact Resistance: 80mΩ max. (signal)
  40mΩ max. (ground)
- Insulation Resistance: 1000MΩ minimum

Socket Connectors

For quantities greater than listed, call for quote.

MOUSER STOCK NO.	Fujitsu Part No.	Fig.	No. of Pair Signals	No. of Contacts	Price Each 1	5	10	25
Vertical Mount								
817-FCN-268F012-G0D	FCN-268F012-G/0D	F	12	24 Signal/13 Ground	3.30	3.05	2.79	2.61
817-FCN-268F024-G0D	FCN-268F024-G/0D	F	24	48 Signal/25 Ground	8.20	7.59	6.94	6.51
817-FCN-268F036-G0D	FCN-268F036-G/0D	F	36	72 Signal/37 Ground	12.35	11.44	10.46	9.80
Right Angle Mount								
817-FCN-268F012-GBD	FCN-268F012-G/BD	G	12	24 Signal/13 Ground	7.94	7.35	6.73	6.30

Plug Connectors

For quantities greater than listed, call for quote.

MOUSER STOCK NO.	Fujitsu Part No.	Fig.	No. of Pairs	Stack Height	Price Each 1	5	10	25
Vertical Mount								
817-FCN-268M012-G0D	FCN-268M012-G/0D	H	12	8mm	6.36	5.89	5.38	5.04
817-FCN-268M012-G1D	FCN-268M012-G/1D	H	12	10mm	6.91	6.40	5.85	5.49
817-FCN-268M012-G2D	FCN-268M012-G/2D	H	12	12mm	7.15	6.62	6.06	5.67
817-FCN-268M012-G3D	FCN-268M012-G/3D	H	12	14mm	7.40	6.86	6.27	5.87
817-FCN-268M024-G0D	FCN-268M024-G/0D	H	24	8mm	9.97	9.23	8.45	7.92
817-FCN-268M024-G1D	FCN-268M024-G/1D	H	24	10mm	10.46	9.69	8.87	8.30
817-FCN-268M024-G3D	FCN-268M024-G/3D	H	24	14mm	11.43	10.58	9.68	9.07
817-FCN-268M036-G0D	FCN-268M036-G/0D	H	36	8mm	17.14	14.70	13.96	12.86
817-FCN-268M036-G3D	FCN-268M036-G/3D	H	36	14mm	16.46	15.24	13.94	13.06

A

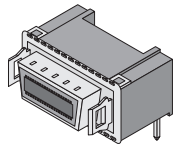

B

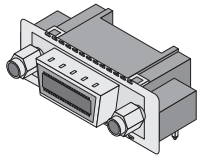

C

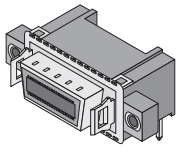

D

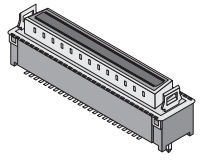

E

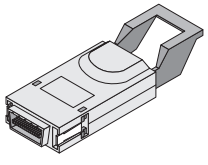

F

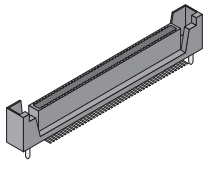

G

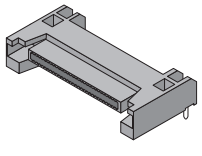

H

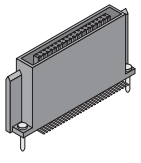

© Copyright 2013 Mouser Electronics

© Copyright 2013 Mouser Electronics

TE SFP and SFP+ Connectors and Cable Assemblies

Authorized Distributor

RoHS Compliant This product is RoHS compliant.

SFP SERIES CONNECTORS AND ACCESSORIES

SFP Connectors

- Voltage: 120VAC
- Temperature: -55°C to 85°C
- Differential Impedance: 100Ω
- Hot Swappable
- Compatible with SFP MSA Compliant Modules

RoHS Compliant

For quantities greater than listed, call for quote.

MOUSER STOCK NO.	TE Part No.	Fig.	Description	Price Each 1	5	10
571-13670731	1367073-1	A	20 Position, SMT, RoHS, 15µm Gold	2.62	2.54	2.46
571-13670732	1367073-2	A	20 Position, SMT, RoHS, 30µm Gold	3.28	3.08	2.79
571-1658197-1	1658197-1	A	20 Position, SMT, RoHS, 30µm Gold with surface treatment	4.69	4.41	4.09
571-1888247-1	1888247-1	A	20 Position, SMT, RoHS, 30µm Gold with surface treatment and enhanced contact formation for high speed signal lines	4.82	4.48	4.14

Single Port SFP Cages

For quantities greater than listed, call for quote.

MOUSER STOCK NO.	TE Part No.	Fig.	Description	Price Each 1	5	10
Standard						
571-6367034-1	6367034-1	B	SFP Lower Cage, SMT Process Compatible	5.74	5.59	5.50
571-6367035-1	6367035-1	C	SFP Upper Cage, SMT Process Compatible	5.22	5.08	5.01
571-1489779-1	1489779-1	D	Single Port, SFP Cage, Press Fit Standard applications	6.49	6.36	6.22
571-1489669-1	1489669-1	D	Single Port, SFP Cage, Press Fit Belly-to-Belly applications	6.45	6.18	5.87
Light Pipe						
571-1367629-1	1367629-1	D	Single Port, SFP Cage, Press Fit with Light Pipe Assembly	11.00	10.81	10.49

Ganged SFP Cages

For quantities greater than listed, call for quote.

MOUSER STOCK NO.	TE Part No.	Fig.	Description	Price Each 1	5	10
Standard						
571-1761014-1	1761014-1	E	1x2 SFP Cage, Press Fit	11.64	11.13	10.33
571-1658744-1	1658744-1	E	1x4 SFP Cage, Press Fit	20.36	18.90	16.96
571-1761015-1	1761015-1	E	1x6 SFP Cage, Press Fit	22.80	21.59	20.59
Light Pipe						
571-1761007-1	1761007-1	E	1x2 SFP Cage, Press Fit, with Light Pipe Assembly	21.57	20.47	19.87
571-1761008-1	1761008-1	E	1x4 SFP Cage, Press Fit, with Light Pipe Assembly	33.16	31.03	29.93
571-1658939-1	1658939-1	E	1x6 SFP Cage, Press Fit, with Light Pipe Assembly	53.03	50.41	47.27

Stacked SFP Cages

For quantities greater than listed, call for quote.

MOUSER STOCK NO.	TE Part No.	Fig.	Description	Price Each 1	5	10
Standard						
571-1658391-1	1658391-1	F	2x1 SFP Cage, Press Fit	16.66	16.02	15.18

SFP+ SERIES CONNECTORS AND ACCESSORIES

Features:

- SFP+ interconnect system supports data rates of 10Gb/s
- Connector designed to support 10Gb/s+ signal speeds, backward compatible with SFP and cable assemblies
- Both EMI spring and gasket options for cages provide excellent shielding
- Heatsink optional for single port cages
- All cage configurations are offered with lightpipes for LED applications
- Cages are available for PCI card applications (one degree mounting angle)
- Active and passive copper cable assemblies provide a cost-effective solution for short reach applications.
- Cages accommodate belly-to-belly mounting and cable assemblies
- Passive copper cable assemblies provide cost-effective solutions for short reach applications

Applications:

- Storage
- Servers
- Networking
- Switches
- Routers
- Hubs
- Network Interface Cards (NICs)

RoHS Compliant

For quantities greater than listed, call for quote.

MOUSER STOCK NO.	TE Part No.	Fig.	Description	Price Each 1	5	10
Single Port Cages						
571-2007194-1	2007194-1	G	SFP Cage, PCI Version, Springs EMI Shielding, solder tail	6.47	6.30	6.20
571-2007198-1	2007198-1	H	SFP Cage, Springs EMI Shielding	6.68	6.51	6.40
571-2007254-1	2007254-1	I	SFP Cage, with lightpipes, Springs EMI Shielding	9.61	9.06	8.68
Ganged Cages						
571-2007263-1	2007263-1	J	1x2, SFP Cage, Springs EMI Shielding	9.43	9.01	8.20
571-2007135-1	2007135-1	K	1x4 SFP Cage, Gasket EMI Shielding	22.30	20.69	20.20
571-2007132-1	2007132-1	K	1x4, SFP Cage, Springs EMI Shielding	15.47	14.50	14.00
571-2007178-1	2007178-1	L	1x4, SFP Cage, with lightpipes, Springs EMI Shielding	27.05	24.96	24.50
571-2007251-1	2007251-1	K	1x6 SFP Cage, Springs EMI Shielding	23.20	21.83	20.99
SFP Connector						
571-1888247-2	1888247-2	A	20 pos, 15µ" gold	3.62	3.53	3.47

SFP+ CABLE ASSEMBLES

For quantities greater than listed, call for quote.

MOUSER STOCK NO.	TE Part No.	Fig.	Description	Price Each 1	5	10
571-2032237-1	2032237-1	-	Passive, 0.5M, 24 AWG	60.27	58.18	55.45
571-2127934-4	2127934-4	-	Passive, 3M, 24 AWG	60.75	57.82	52.64
571-2127934-6	2127934-6	-	Passive, 5M, 24 AWG	79.89	75.30	73.01

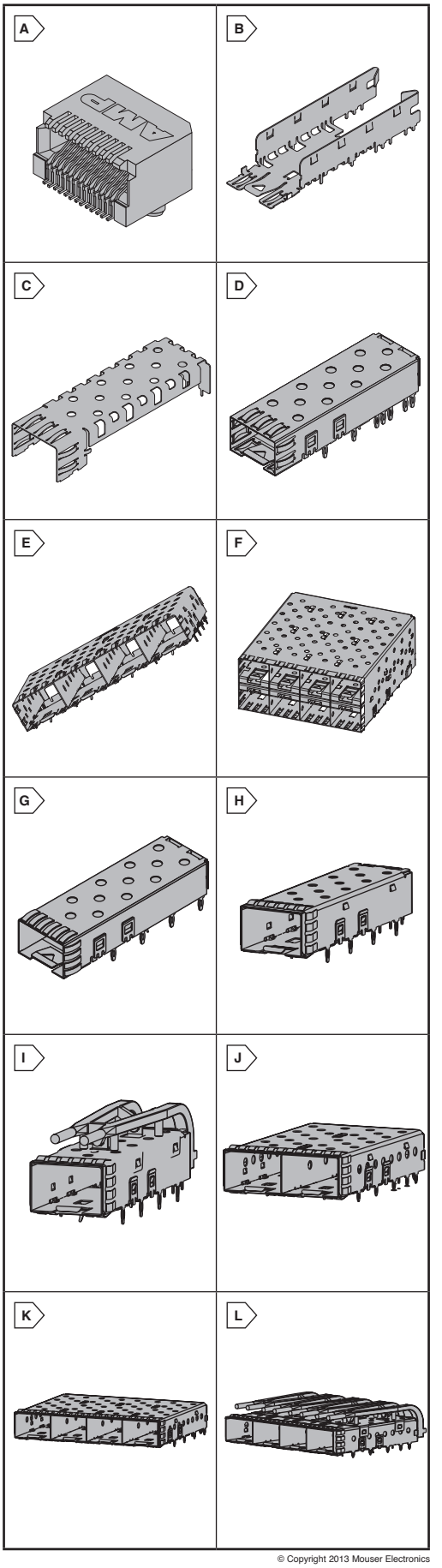

© Copyright 2013 Mouser Electronics

© Copyright 2013 Mouser Electronics

TE connectivity Authorized Distributor

RoHS Compliant **This product is RoHS compliant.**

CXP PLUGGABLE I/O INTERCONNECTS

Specifications:
- Connector signal integrity performance meets requirements of InfiniBand CXP specification
- Enhanced footprint (EF) offers superior isolation at the board termination
- Fully shielded and bezel gasket integrated for EMI containment
- Current rating: 0.5 amps max. per pin

Applications:
- Controller Cards and Servers
- Network Switches
- Routers
- Storage Devices
- Direct Attached Storage (DAS)
- Storage Attached Networks (SAN)
- Network Attached Storage (NAS)

NEW PRODUCT

CXP Receptacle Assemblies

For quantities greater than listed, call for quote.

MOUSER STOCK NO.	TE Part No.	Fig.	Height (mm)	Profile	Cover	Heat Sink	Light Pipe	Price Each 1	25	50	100
571-2149152-1	2149152-1	A	11.88	Standard	Yes	No	No	32.32	30.33	28.58	27.01
571-2149159-3	2149159-3	B	16.37	Standard	No	Yes	Yes	39.08	36.67	34.54	32.66
571-2149699-1	2149699-1	C	11.55	Belly-Belly (Standard)	Yes	No	No	33.69	31.62	29.79	28.15
571-2149731-1	2149731-1	C	11.55	Belly-Belly (Extended)	Yes	No	No	47.78	44.83	42.23	39.92

Cable Assembly

For quantities greater than listed, call for quote.

MOUSER STOCK NO.	TE Part No.	Length	Description	Price Each 1	5
571-2148039-1	2148039-1	1M	24Fiber C/A, 50/125µm OM2, MPO (f) -MPO (f)	241.99	213.34

z-QUAD SMALL FORM-FACTOR PLUGGABLE PLUS (zQSFP+) CONNECTORS

Features:
- Backwards-compatible with QSFP optical modules and cable assemblies
- Enhanced EMI cage helps provide excellent thermal performance/EMI protection
- Staggered press-fit pins for belly-to-belly applications
- High-temperature, thermoplastic housing

Specifications:
- Current rating: 0.5 Amps maximum per pin
- Maximum Voltage Rating: 30 VDC
- Maximum Mating Force: 40N
- Durability (minimum): 250 cycles
- Operating Temperature: -20°C to +65°C

NEW PRODUCT

Connector

For quantities greater than listed, call for quote.

MOUSER STOCK NO.	TE Part No.	Fig.	Description	Price Each 1	100	500
571-1551920-2	1551920-2	D	zQSFP+ connector assembly	8.66	6.85	5.77

Cages

For quantities greater than listed, call for quote.

MOUSER STOCK NO.	TE Part No.	Fig.	Description	Price Each 1	25	50
571-1551891-1	1551891-1	E	zQSFP+ 1x1 cage assembly behind bezel	17.29	15.72	14.40
571-2173238-1	2173238-1	E	zQSFP+ 1x3 cage assembly behind bezel	23.65	21.50	19.70
571-1551892-1	1551892-1	F	zQSFP+ 1x1 cage assembly behind bezel with heat sink	25.83	23.48	21.52

QSFP+ CONNECTOR

An enhanced QSFP+ surface-mount connector that offers superior electrical performance for 40Gb/s InfiniBand and Ethernet (4x10Gb/s) standards applications. The 38 position connector meets the SFF-8436 industry standard -- including the interface and host board layout.

Features:
- Improved performance in insertion loss, return loss and crosstalk
- Upgraded internal contact and housing structure for optimized signal integrity

For quantities greater than listed, call for quote.

MOUSER STOCK NO.	TE Part No.	Fig.	Description	Price Each 1	25	50
571-2110819-1	2110819-1	G	38P QSFP+ 10Gbps - Everclear	5.54	5.21	4.67

QSFP SERIES CONNECTORS AND ACCESSORIES

Features:
- 4 channels at 10Gb/s per channel
- Proven springs and gasket designs for EMI containment
- Single and dual lightpipes
- Riding heatsinks for thermal dissipation, various fin heights available
- Belly-to-belly compatible (double-sided PCB's)
- Press-fit termination
- Port-to port spacing-21.0mm (through-bezel)/23.5 (behind-bezel)

Applications:
- Switches
- Routers
- Host Bust Adapters (HBA's)
- Enterprise Storage
- High Speed, High Density I/O
- Multiple Channel Interconnects

For quantities greater than listed, call for quote.

MOUSER STOCK NO.	TE Part No.	Fig.	Description	Price Each 1	5	10
QSFP Cage Kits						
571-1888968-2	1888968-2	F	QSFP Cage kit with SAN heatsink, Behind-bezel mount	30.08	29.65	27.89
571-1888968-3	1888968-3	F	QSFP Cage kit with Networking heatsink, Behind-bezel mount	30.08	28.49	25.58
571-1888631-1	1888631-1	H	QSFP Cage kit with PCI heatsink, Through-bezel mount	25.85	25.07	23.34
571-1888631-2	1888631-2	H	QSFP Cage kit with SAN heatsink, Through-bezel mount	29.45	28.10	26.66
QSFP Cages						
571-1888781-1	1888781-1	E	QSFP Cage, Behind-bezel mount	15.58	14.98	14.17
571-1888617-1	1888617-1	I	QSFP Cage, Through-bezel mount	17.10	16.10	15.55
571-1888674-1	1888674-1	I	QSFP Cage, with lightpipe tab, Through-bezel mount	26.81	25.32	23.83
QSFP Connector						
571-1761987-9	1761987-9	J	38 Position, EVERCLEAR, QSFP	5.98	5.78	5.62
Light Pipe						
571-1888634-1	1888634-1	K	Single lightpipe	1.23	1.17	1.09

A

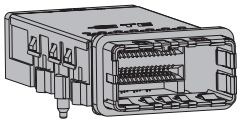

B

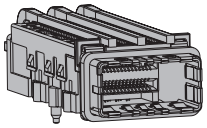

C

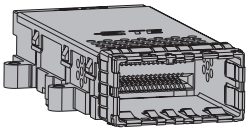

D

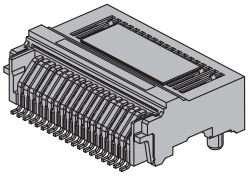

E

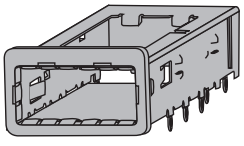

1x1 shown

F

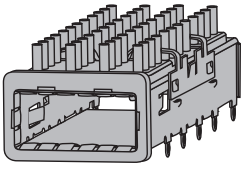

G

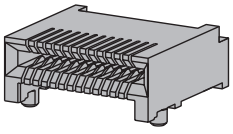

H

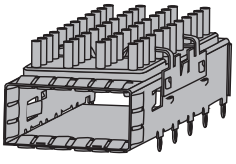

I

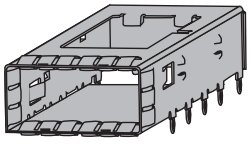

J

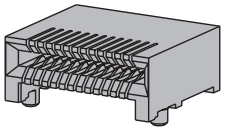

K

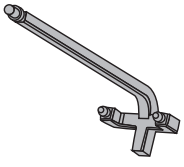

© Copyright 2013 Mouser Electronics

© Copyright 2013 Mouser Electronics

molex
one company > a world of innovation

zSFP+ SMT CONNECTORS

Features:

- Patent-pending preferential coupling design uses a narrow-edge, coupled blanked - and formed - contact geometry and insert molding
- Up to 40GBps data rate performance
- High-temperature thermoplastic housing
- Backward compatible with SFP form factor
- Utilizes MSA-compliant footprint

NEW! TECHNOLOGY

For quantities greater than listed, call for quote.

MOUSER STOCK NO.	Molex Part No.	Fig.	Description	Price Each 1	10	100
538-170382-0001	170382-0001	A	ZXP zSFP+ Right Angle, SMT, 20 Circuits, 0.38µ" Au, Tin Tails	3.32	2.29	2.03
538-170382-0002	170382-0002	A	ZXP zSFP+ Right Angle, SMT, 20 Circuits, 0.76µ" Au, Tin Tails	3.60	2.97	2.23

SFP+ (SMALL FORM-FACTOR PLUGGABLE PLUS) CONNECTORS

RoHS Compliant

SFP+ supports next generation speeds of standard SFP applications.

Features and Benefits:

Stacked Multi-Port Connectors (76044,76046,76090,76092):

- Capable of handling 10Gbps data rates
- Elastomeric or metal gasket options for EMI requirements
- Integrated lightpipes
- Press-fit termination
- Stacked cages available in 2-16 ports (see Mouser Sales Rep for more info)

Passive Cable Assembly (74752):

- Copper cable can handle speeds up to 10Gbps
- Re-designed pull latch enables belly-to-belly cable use
- Improved backshell design conforms to SFP-8431 spec
- Backwards compatible with standard SFP

For quantities greater than listed, call for quote.

MOUSER STOCK NO.	Molex Part No.	Fig.	Description	Tail Plating	Price Each 1	5	10
SFP+ Stacked Multi-Port Connectors							
538-76090-5001	76090-5001	B	2x1 with lightpipes, elastomeric gasket	Tin	16.26	15.77	15.30
538-76091-5001	76091-5001	B	2x2 with lightpipes, elastomeric gasket	Tin	28.70	27.83	27.73
538-76092-5001	76092-5001	B	2x4 with lightpipes, elastomeric gasket	Tin	61.73	59.92	59.52
538-76093-5001	76093-5001	B	2x5 with lightpipes, elastomeric gasket	Tin	70.95	68.81	68.41
538-76094-5001	76094-5001	B	2x6 with lightpipes, elastomeric gasket	Tin	90.95	89.31	86.67
SFP+ Passive Cable Assemblies							
538-74752-1101	74752-1101	C	1 meter, copper cable, 30awg	-	48.48	43.75	39.30
538-74752-2301	74752-2301	C	3 meter, copper cable, 28awg	-	57.42	56.32	55.36
538-74752-1301	74752-1301	C	3 meter, copper cable, 30awg	-	51.36	50.29	49.22
538-74752-4501	74752-4501	C	5 meter, copper cable, 24awg	-	87.68	85.60	84.54
538-74752-9004	74752-9004	C	10 meter, copper cable, 24awg	-	119.62	116.16	111.31
SFP+ Adapters							
538-74765-0904	74765-0904	-	Loopback adapter, 5.0db	-	96.87	94.87	92.69
538-74765-0906	74765-0906	-	Loopback adapter, 0.0db	-	64.59	60.79	55.08

SFP (SMALL FORM-FACTOR PLUGGABLE) CONNECTORS

From single port cages and connectors to full integrated multi-port products with lightpipes, Molex offers a full range of solutions for the high port density SFP Applications.

Features and Benefits:

- Data rates up to 2.5Gbps
- All metal cage provides EMI protection
- User friendly latch design
- Single, ganged, or stacked cages
- Industry standard HSSDC2 interface

For quantities greater than listed, call for quote.

MOUSER STOCK NO.	Molex Part No.	Fig.	Description	Price Each 1	5	10
Receptacles						
538-74441-0001	74441-0001	D	SFP SMT recept, Right Angle, 20 pos, 15µ"Au	3.21	2.57	2.31
538-74441-0010	74441-0010	D	SFP SMT recept, Right Angle, 20 pos, 30µ"Au	3.60	3.24	3.10
538-74703-0007	74703-0007	D	HSSDC2 recpt, R/A, 7 pos, InfiniBand keyed	11.37	11.03	9.67
Plugs						
538-74720-0510	74720-0510	E	SFP EMI plug	12.39	9.00	7.92
538-75951-0999	75951-0999	-	SFP dust plug	1.11	.813	.728
Cages						
538-74737-0009	74737-0009	F	1 piece cage, press-fit tails	2.55	2.46	2.11
538-74737-0010	74737-0010	F	1 piece cage, solder post tails	2.93	2.74	2.63
538-74737-0016	74737-0016	F	1 piece cage, press-fit tails, for PCI applications	2.93	2.79	2.63
538-73927-0402	73927-0402	F	1x4 ganged cage, solder post tails	15.08	14.07	13.26
Adapters						
538-74720-0503	74720-0503	-	SFP Loopback adapter, 5.0dB attenuation	29.95	23.88	21.68

XFP CONNECTORS (Z-AXIS PLUGGABLE SOLUTIONS)

XFP represents the new 10 Gigabit Small Form Factor Pluggable system of modules and interconnects that convert serial electrical signals to external serial optical or electrical signals. The components include an industry-standard pluggable module, cage hardware and IC interfaces. The technology is designed to support 10 Gigabit Fibre Channel, 10 Gigabit Ethernet and OC192/STM-64

Molex's 30-circuit XFP host connector enables the use of emerging gigabit-speed hot-pluggable transceiver modules for horizontal, front panel access. It conforms to the host-board layout as defined in the 10 Gigabit Small Form Factor Pluggable (XFP) Multi-source Agreement (MSA) for 10-Gigabit data rates.

Features and Benefits:

- Capable of handling 10Gbps data rates
- Universal transceiver design
- EMI protection

RoHS Compliant

For quantities greater than listed, call for quote.

MOUSER STOCK NO.	Molex Part No.	Fig.	Description	Price Each 1	25	50
XFP Host Receptacles						
538-74441-0017	74441-0017	C	0.80mm, 30P, R/A, SMT, 30µ" Au	6.40	5.29	4.41
XFP Cage Assemblies						
538-74736-0220	74736-0220	G	Cage without heatsink or clip	14.05	10.76	9.64
538-74736-0221	74736-0221	G	Cage with PCI heatsink	29.26	28.38	26.33
538-74736-0223	74736-0223	G	Cage with TALL heatsink	23.91	20.43	19.04
XFP Cage Accessories						
538-74736-0230	74736-0230	-	Heatsink Clip	2.30	2.26	1.92
538-74736-0240	74736-0240	-	PCI Heatsink	11.68	11.33	10.49
538-74736-0241	74736-0241	-	SAN Heatsink	10.75	7.94	7.02

A

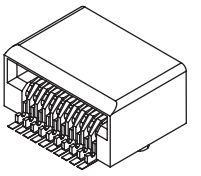

B

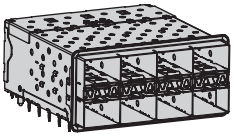

2x4 shown

C

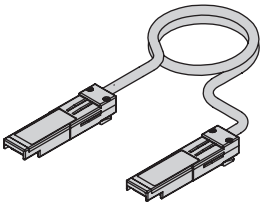

D

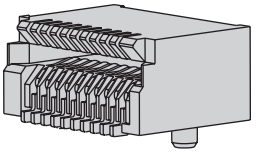

74441 shown

E

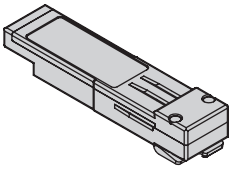

F

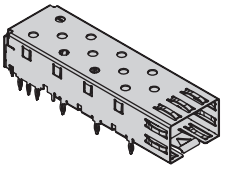

76737 shown

G

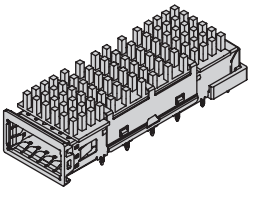

© Copyright 2013 Mouser Electronics

© Copyright 2013 Mouser Electronics

MOLEX QSFP+, TRIAD™, and INFINIBAND Connectors

molex one company > a world of innovation

RoHS Compliant This product is RoHS compliant.

QSFP+ (QUAD SMALL FORM FACTOR PLUGGABLE PLUS) CONNECTORS

Molex's Quad Small Form-factor Pluggable (QSFP+) solution is designed for high-density applications.

Features:

- AOC Low Bit Error Rate (BER) of 10e-18 errors per link
- Initial data rates up to 5 Gbps per lane, scaling up to 10Gbps per lane
- One piece, press-fit cage
- Multiple ports
- Hot-pluggable transceiver
- 0.80mm pitch connector designed for placement under guide frame

NEW PRODUCT

RoHS Compliant

For quantities greater than listed, call for quote.

MOUSER STOCK NO.	Molex Part No.	Fig.	Description	Price Each 1	Price Each 5
Connectors					
538-76871-0006	76871-0006	A	Assembly, Stacked 2 by 1 with Elastomer Gaskets and Light Pipes, Tin	33.53	30.60
538-76870-0004	76870-0004	B	Assembly, Stacked 2 by 3 with Elastomer Gaskets and Light Pipes, Tin	111.68	101.92
Cable Assemblies					
538-111040-2304	111040-2304	C	3 Meter, 28 awg	147.07	122.56
538-111040-4704	111040-4704	C	7 Meter, 24 awg	283.48	236.22
QSFP+ Active Optical Cables					
538-106410-1003	106410-1003	C	3 Meter, Ribbon Cable	315.32	305.76
538-106410-1005	106410-1005	C	5 Meter, Ribbon Cable	322.86	313.08

QSFP (QUAD SMALL FORM FACTOR PLUGGABLE) CONNECTORS

The QSFP connector, cage, cable assemblies and loopbacks are part of a highly-integrated system that combines optimal real estate, power and port density.

The QSFP Multi Source Agreement (MSA) document specifies a transceiver mechanical form factor with latching mechanism, host-board electrical edge connector and cage. The hot-pluggable transceiver integrates 4 transmit and 4 receive channels. Molex's QSFP transceiver can replace up to 4 standard SFP transceivers. The result is greater port density and overall system cost savings over traditional SFP products.

Features and Benefits:

- EMI shielding to bezel and transceiver
- Data rates up to 5Gbps per lane
- One piece press-fit cage
- SMT connector design
- Hot pluggable transceiver
- Zinc die-cast back shells on cable plug

RoHS Compliant

For quantities greater than listed, call for quote.

MOUSER STOCK NO.	Molex Part No.	Fig.	Description	Price Each 1	Price Each 5	Price Each 10
QSFP Host Receptacle						
538-75586-0011	75586-0011	D	0.80mm, 38P, R/A, SMT, 30µ" Au	8.88	8.03	7.49
QSFP Cage						
538-74750-0021	74750-0021	E	Single port, EMI shield, press-fit, spring fingers	11.75	11.14	10.76
QSFP Passive Cable Assemblies						
538-74757-2101	74757-2101	C	1 meter, 28 awg	81.89	79.37	78.17
538-74757-3101	74757-3101	C	1 meter, 26 awg	83.03	80.47	79.25
538-74757-2301	74757-2301	C	3 meter, 28 awg	107.56	103.79	103.72
QSFP Adapters						
538-74763-0010	74763-0010	-	Loopback adapter, 0.0dB	74.87	73.00	72.11
538-74763-0015	74763-0015	-	Loopback adapter, 5.0dB	69.24	63.28	60.67
538-74763-0020	74763-0020	-	Loopback adapter, 0.0dB, 12C, 100 ohms	84.50	81.96	79.50
538-74763-0025	74763-0025	-	Loopback adapter, 5.0dB, 12C, 100 ohms	83.46	82.08	81.30

TRIAD™ DIFFERENTIAL PAIR CONNECTORS

Features and Benefits:

Board Mount Receptacle (74960):
- Inline SMT leads on 0.64mm (.025") pitch provide direct PCB routing
- High cycle LFH shrouded contact system

Cable Plug Connector (75000):
- LFH contact design
- Terminates to 24 to 32AWG

Backshell Kit (75115):
- Kit contains two-piece die cast shell and two jackscrews

RoHS Compliant

For quantities greater than listed, call for quote.

MOUSER STOCK NO.	Molex Part No.	Fig.	No. of Circuits	Description	Price Each 1	Price Each 10	Price Each 25
Receptacles							
538-76641-0001	76641-0001	F	18	1.27mm, Vertical, Through Hole, Press-fit pegs	14.34	13.58	13.43
538-74960-3018	74960-3018	G	18	1.27mm, right angle, SMT, Press-fit pegs	11.21	9.37	8.81
538-74960-3028	74960-3028	G	28	1.27mm, right angle, SMT, Press-fit pegs	16.85	15.50	14.26
538-74960-3048	74960-3048	G	48	1.27mm, right angle, SMT, Press-fit pegs	24.93	22.25	20.02
Plugs							
538-75000-1018	75000-1018	H	18	1.27mm plug, shielded	9.75	8.89	8.51
538-75000-1028	75000-1028	H	28	1.27mm plug, shielded	12.47	11.31	10.80
538-75000-1048	75000-1048	H	48	1.27mm plug, shielded	19.45	17.69	16.80
538-75115-0018	75115-0018	I	18	Plug backshell kit, black, 4-40 jackscrews	13.63	12.71	11.98
538-75115-0028	75115-0028	I	28	Plug backshell kit, black, 4-40 jackscrews	13.88	12.95	12.21
538-75115-0048	75115-0048	I	48	Plug backshell kit, black, 4-40 jackscrews	14.76	13.76	12.97

INFINIBAND CONNECTORS AND CABLES (LANELINK™)

The InfiniBand architecture is an approach to I/O technology that was created by industry's top computer manufacturers to address the need for greater scalability, reliability, availability and performance in and around servers.

Molex's LaneLink™ 4 lane and 12 lane I/O connectors and cable assemblies incorporate an industry compatible interface compliant with Infiniband requirements.

Features and Benefits:

Cable Assembly:
- Squeeze-to-release latch provides positive latch/unlatch
- Diecast backshell provides EMI protection
- 100% testing to InfiniBand industry standard

RoHS Compliant

For quantities greater than listed, call for quote.

MOUSER STOCK NO.	Molex Part No.	Fig.	Description	Price Each 1	Price Each 5	Price Each 10
Cable Assemblies						
538-74506-3001	74506-3001	J	0.50mm, 4X, 28 AWG, 0.50 meter	73.94	71.69	71.29
538-74506-3002	74506-3002	J	0.50mm, 4X, 28 AWG, 1 meter	78.22	75.86	75.41
538-74506-3003	74506-3003	J	0.50mm, 4X, 28 AWG, 3 meter	95.32	92.45	91.90

A

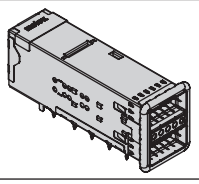

B

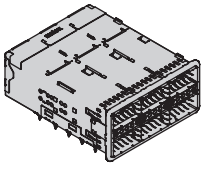

C

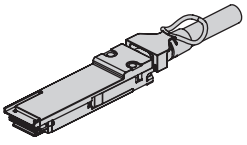

D

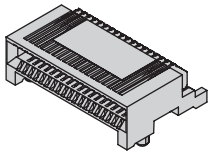

E

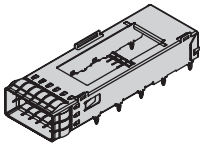

F

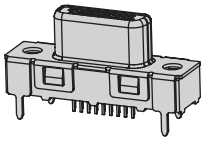

G

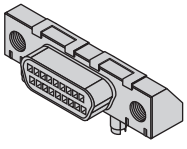

H

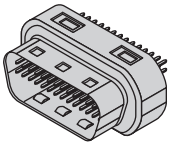

I

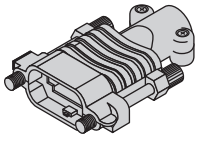

J

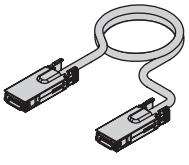

Data/Network/Telecom Molex

© Copyright 2013 Mouser Electronics

© Copyright 2013 Mouser Electronics

MOLEX iPass™ and iPass+™ Connectors

RoHS Compliant **This product is RoHS compliant.**

molex
one company > a world of innovation

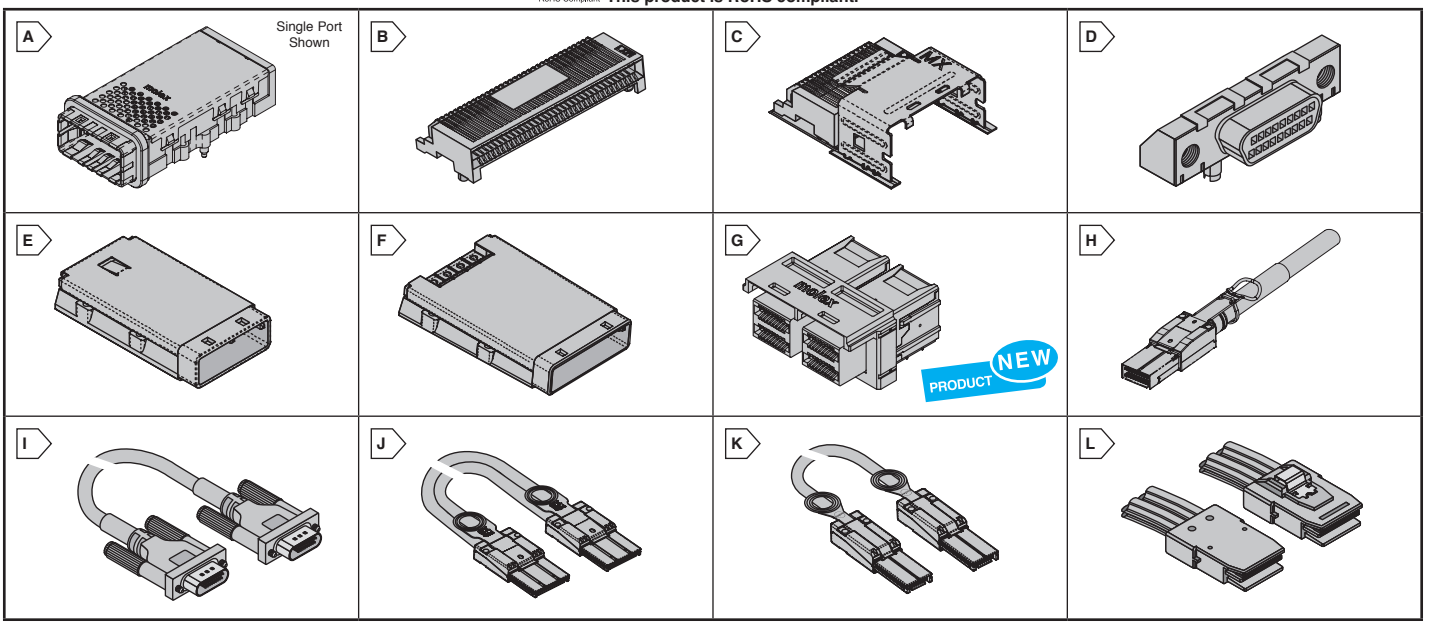

iPass™ CONNECTORS

iPass+ CXP (Series 76105 and 76024): iPass+ CXP enables 12 channels of 10-Gbps data, for up to 120Gbps of total bandwidth. This new technology results in one of the fastest and highest density I/O's in the market.
External iPass Connectors (Series 75586): The SMT design provides placement options on both sides of the PCB,as well as placements stability. Standoffs allow for easy PCB cleaning after soldering.
iPass+ CXP (Series 170465): Enhanced footprint connectors transmit signals over 10 lanes for up to 100 Gbps, meeting the new industry-leading 100 Gigabit Ethernet specification
Internal iPass Connectors (Series 75783): These 0.80mm (.031") pitch connectors include hood kits for internal applications. Acting as a disposable pick-and-place cap, the pre-positioning device aligns the connector to the hood during robotic placement. It offers 3 keying options.

For quantities greater than listed, call for quote.

MOUSER STOCK NO.	Molex Part No.	Fig.	No. of Pos.	Contact Plating	Pitch	Description	Price Each 1	Price Each 5
iPass+™ CXP Pluggable - External Applications								
538-170465-0002	170465-0002	A	84	30µ" Gold	0.8mm (.031")	Single Port, Press-Fit, RA integrated cage and connector assembly, 100 Gigabit Ethernet	52.86	47.57
538-76024-0568	76024-0568	A	84/84	30µ" Gold	0.8mm (.031")	Dual port stacked, Press-fit, RA integrated cage and connector	68.35	66.30
iPass™ External Applications								
538-75586-0009	75586-0009	B	26	30µ" Gold	0.8mm (.031")	SMT, Right-Angle Receptacle	7.78	7.27
538-75586-0011	75586-0011	B	38	30µ" Gold	0.8mm (.031")	SMT, Right-Angle Receptacle	8.88	8.03
538-75586-0007	75586-0007	B	68	30µ" Gold	0.8mm (.031")	SMT, Right-Angle Receptacle	8.92	8.17
538-75586-0004	75586-0004	B	26	15µ" Gold	0.8mm (.031")	SMT, Right-Angle Receptacle	8.15	7.50
538-75586-0010	75586-0010	B	38	15µ" Gold	0.8mm (.031")	SMT, Right-Angle Receptacle	6.06	5.53
iPass™ Internal Applications								
538-75783-0132	75783-0132	C	36	15µ" Gold	0.8mm (.031")	SMT, R/A Receptacle and Thru-hole Hood Kit for Internal Applications, Universal Key, 1.57mm tail	7.79	6.90
538-75783-0140	75783-0140	C	36	15µ" Gold	0.8mm (.031")	SMT, R/A Receptacle and Thru-hole Hood Kit for Internal Applications, Universal Key, 2.79mm tail	8.49	7.69
538-74960-3018	74960-3018	D	18	15µ" Gold	1.27mm (.050")	1X SMT, Right-Angle Receptacle for Internal Applications	11.21	10.25

iPass™ GUIDE FRAMES

The guide from gasket delivers improved EMI performance and the die cast frame provides a robust cable-to-chassis interface.
It also features a screw attachment to the PCB, offering a durable I/O connection for large cable bundles during the cable management process.

For quantities greater than listed, call for quote.

MOUSER STOCK NO.	Molex Part No.	Fig.	Description	Price Each 1	Price Each 5
538-74548-0211	74548-0211	E	Universal 1X Cage, 0 Degree Standard Host Card, Port Keying 4	7.75	4.63
538-74548-0111	74548-0111	E	Universal 1X Cage, 1 Degree PCI Slot Card, Port Keying 4	7.75	4.63
538-74540-0400	74540-0400	F	4X PCIe Cage, 1 Degree PCI Slot Card	10.37	10.05
538-74540-0100	74540-0100	F	8X PCIe Cage, 1 Degree PCI Slot Card	10.29	7.73

Ipass+™ CONNECTOR

For quantities greater than listed, call for quote.

538-76867-0012	76867-0012	G	HD Internal Cable and Connector Assembly, 1x2 , 0.76µm	21.35	19.63

iPass+™ & iPass™ CABLE ASSEMBLIES

For quantities greater than listed, call for quote.

MOUSER STOCK NO.	Molex Part No.	Fig.	No. of Pos.	Contact Plating	Pitch	Standard	Description	Price Each 1	Price Each 5
iPass+™ CXP Pluggable - External Applications									
538-111025-1201	111025-1201	H	84	Gold over Nickel	0.8mm (.031")	QDR Infiniband	12X QDR, up to 120Gbps, 1M (3.3ft.)	197.09	183.95
iPass™ External Applications									
538-74576-0001	74576-0001	I	18	15µ" Gold	.64mm (.025")	PCI Express	1X Cable, 28 AWG, 1M (3.3ft.)	18.36	17.80
538-74546-0401	74546-0401	J	38	Gold over Nickel	.8mm (.031")	PCI Express	4X Cable, 28 AWG, 1M (3.3ft.)	113.01	110.22
538-74546-0801	74546-0801	J	68	Gold over Nickel	.8mm (.031")	PCI Express	8X Cable, 28 AWG, 1M (3.3ft.)	115.99	112.50
538-74546-1601	74546-1601	J	136	Gold over Nickel	.8mm (.031")	PCI Express	16X Cable, 28 AWG, 1M (3.3ft.)	292.61	287.30
538-74547-0120	74547-0120	K	26	Gold over Nickel	.8mm (.031")	Mini-SAS	4X Cable, 28 AWG, 1M (3.3ft.) 2, 4 and 6 Keyed	37.52	36.38
538-74547-0301	74547-0301	K	26	Gold over Nickel	.8mm (.031")	Mini-SAS	4X Cable, 28 AWG, 1M (3.3ft.) 2, 4 and 6 Keyed	37.52	36.39
iPass™ Internal Applications									
538-79576-2105	79576-2105	L	36	Gold over Nickel	.8mm (.031")	Mini-SAS	4X Cable, Controller to Backplane with Sidebands, 30 AWG, 1M	20.54	19.75
538-79576-2104	79576-2104	L	36	Gold over Nickel	.8mm (.031")	Mini-SAS	4X Cable, Controller to Backplane with Sidebands, 28 AWG, 1M	13.61	12.84
538-79576-2114	79576-2114	L	36	Gold over Nickel	.8mm (.031")	Mini-SAS	4X Cable, Controller to Controller with Sidebands, 28 AWG, 1M	15.68	14.81

© Copyright 2013 Mouser Electronics
© Copyright 2013 Mouser Electronics

MOLEX Micro SAS Serial ATA Connectors

molex
one company > a world of innovation

RoHS Compliant This product is RoHS compliant.

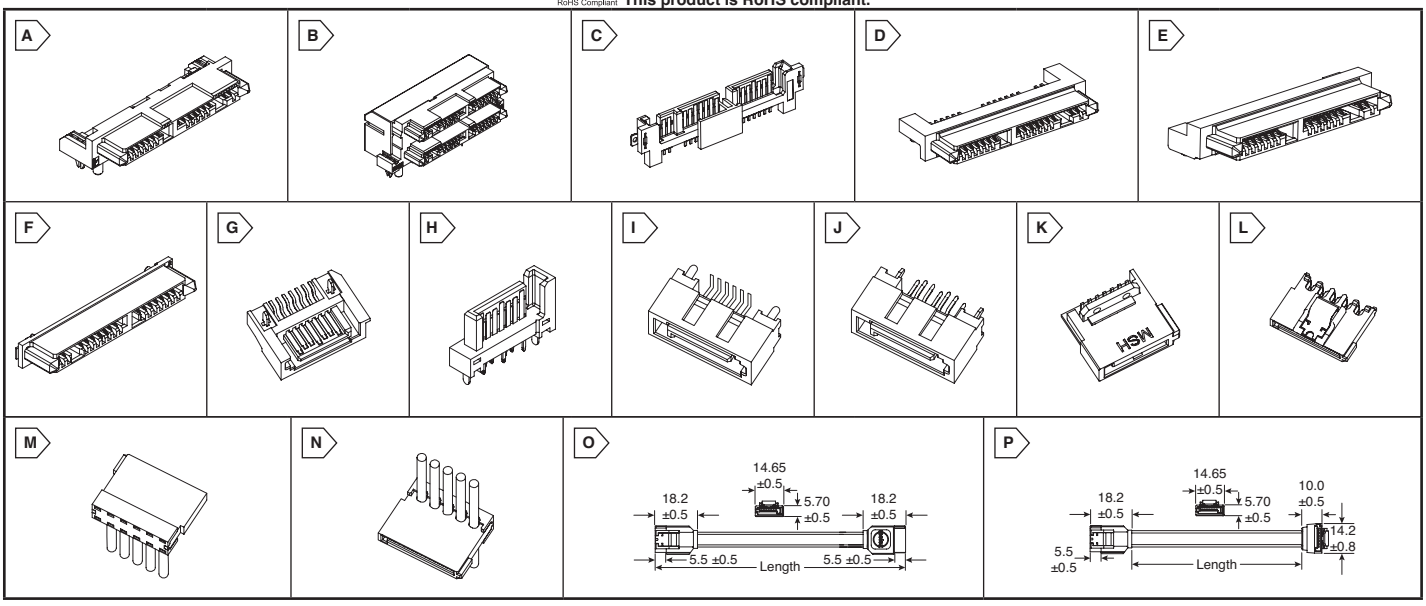

MICRO SAS CONNECTORS

DIMENSIONS: mm

Features:
- Micro SAS connectors feature small connector footprint and offer greater PCB real estate saving
- Satisfies SAS 2.0 Specifications that enables fast data rates of up to 6Gbps
- Application of Micro SAS Plug in 1.8" form factor drives (SSD or HDD)
- 100% backward compatible with Molex Micro Serial ATA and is intermateable with Micro Serial ATA parts that have a mid-rib in the connector housing
- Keying features and guide rails on connectors prevent mis-mating of parts and ensure smooth entry of Plugs to Receptacles

RoHS Compliant

For quantities greater than listed, call for quote.

MOUSER STOCK NO.	Molex Part No.	Fig.	No. of Pos.	Contact Plating	Description	Price Each 1	10	25
538-78395-0001	78395-0001	A	25	30µ" Gold	Right Angle, SMT	10.99	10.03	9.29
538-78495-0001	78495-0001	B	50	30µ" Gold	Dual-stacked, through hole, Right Angle	21.18	20.47	19.80

MICRO-SATA CONNECTORS

Features:
- Staggered contact lengths for First-Mate-Last-Break
- Guide pocket for plug and guide post for receptacle
- Power segment key
- Prevents insertion for non-micro SATA power cables
- LCP UL94V0 housing
- Allows blind mating

RoHS Compliant

For quantities greater than listed, call for quote.

MOUSER STOCK NO.	Molex Part No.	Fig.	No. of Pos.	Style	Contact Plating	Pitch	Description	Price Each 1	10	25
Plugs										
538-78285-0001	78285-0001	C	7S+9P	Right Angle	Gold	1.27mm (.050")	SMT for 1.8" Solid State Drive	5.32	4.64	4.13
Receptacles										
538-78109-0001	78109-0001	D	7S+9P	Right Angle	Gold	1.27mm (.050")	SMT for 1.8" Hard Disk Drive	6.49	5.97	5.79
538-78320-0001	78320-0001	E	7S+9P	Right Angle	Gold	1.27mm (.050")	SMT for 1.8" Solid State Drive	6.16	5.55	4.94
538-78492-0001	78492-0001	F	7S+9P	Vertical	Gold	1.27mm (.050")	SMT for 1.8" Solid State Drive/HardDisk Drive	8.21	7.79	7.16

SERIAL ATA CONNECTORS

Features:
- First-mate/last-break contacts support hot plugging
- Lead-free product

Specifications:
- Current: 1.5A max.
- Voltage: 15V max.
- Withstanding Voltage: 500V AC

RoHS Compliant

For quantities greater than listed, call for quote.

MOUSER STOCK NO.	Molex Part No.	Fig.	No. of Pos.	Style	Contact Plating	Pitch	Description	Price Each 1	10	25
Mates with 67489 Series										
538-47080-4005	47080-4005	G	7	Right-Angle	15µ" Gold	1.27mm (.050")	SMT Signal Plug, Peg and Locking Latch with solder tab	1.21	.938	.91
538-67490-1225	67490-1225	G	7	Right-Angle	15µ" Gold	1.27mm (.050")	SMT Signal Plug, Peg and Locking Latch with beveled metal pin	1.24	1.09	.963
538-67491-0022	67491-0022	H	7	Vertical	15µ" Gold	1.27mm (.050")	Thru-Hole High Speed Header, 2.05mm PC Tail Length, thermal plastic	2.21	1.95	1.71
538-67491-1032	67491-1032	H	7	Vertical	15µ" Gold	1.27mm (.050")	Thru-Hole High Speed Header, 2.05mm PC Tail Length	1.01	.783	.781
538-67800-5005	67800-5005	I	7	Vertical	15µ" Gold	1.27mm (.050")	SMT High Speed Header, PCB Locator Pegs	.84	.736	.663
538-67800-8005	67800-8005	J	7	Vertical	15µ" Gold	1.27mm (.050")	Thru-Hole High Speed Header, 2.45mm PC Tail Length	1.41	1.08	1.04
Mates with 47080, 67490, 67491, 67800 Series										
538-67489-8005	67489-8005	K	7	Vertical	15µ" Gold	1.27mm (.050")	Signal Connector without Latch	1.18	1.02	.845
Use with 67926-0040 and 67926-0041; 18 AWG Wire Size										
538-67926-0001	67926-0001	L	5	Right-Angle	Gold Flash	3.81mm (.150")	IDT Power Receptacle with Latch, without Bump	1.31	1.12	.963
538-67926-0011	67926-0011	L	5	Right-Angle	Gold Flash	3.81mm (.150")	IDT Power Receptacle with Bump, without Latch	1.29	.995	.972
Covers										
538-67926-0040	67926-0040	M	5	---	---	---	Cover for Serial ATA IDT Power Receptacle, Feed-To Type	.40	.289	.249
538-67926-0041	67926-0041	N	5	---	---	---	Cover for Serial ATA IDT Power Receptacle, Feed-Through Type	.31	.278	.249

SERIAL ATA CABLE ASSEMBLIES

Locking latches for signal cables have recently been approved by the Serial ATA Working Group. Positive locking latches ensure cables will stay connected.

Features:
- High speed data transfer Generation 2 (300 MBps)
- Device can be hot swapped without shutting down or restarting the system
- Plug and Play under Windows® 98 Second Edition, Windows® Me, Windows® 2000 and Windows® XP
- Built-in RAID support
- User-friendly latch provides secure mating

Specifications:
- Wire Size: 26 AWG
- Contact: Copper (Cu) Alloy
- Plating Contact: 0.76µm (30µ") Gold (Au)
- Color: Red
- Current: 1.5A max.
- Voltage: 40V max.

RoHS Compliant

For quantities greater than listed, call for quote.

MOUSER STOCK NO.	Molex Part No.	Fig.	Length m (ft)	Pitch	Description	Price Each 1	10	25
538-68561-0014	68561-0014	O	.5 (1.64)	1.27mm (.050")	Serial ATA Straight Latching to Straight Latching Signal Cable	2.49	2.15	1.92
538-68561-0015	68561-0015	O	1 (3.28)	1.27mm (.050")	Serial ATA Straight Latching to Straight Latching Signal Cable	2.71	2.53	2.24
538-68561-0016	68561-0016	P	.5 (1.64)	1.27mm (.050")	Serial ATA Straight Latching to Right Angle Latching Signal Cable	2.10	1.74	1.62
538-68561-0017	68561-0017	P	1 (3.28)	1.27mm (.050")	Serial ATA Straight Latching to Right Angle Latching Signal Cable	3.08	2.71	2.43

© Copyright 2013 Mouser Electronics
© Copyright 2013 Mouser Electronics

TE CONNECTIVITY PICMG® Standard Connectors

RoHS Compliant **This product is RoHS compliant.**

TE Connectivity supports AdvancedTCA (ATCA), AdvancedMC (AMC) and MicroTCA (μTCA) PICMG® standards with a full complement of products to meet the wide array of applications and markets where these standard configurations will be used. These products include both the fully compliant interconnects that are specified in the PICMG® standards, as well as additional connectors that product designers need to customize their solutions for their specific markets.

ADVANCED TCA

Zone 1 Power Connector

- High conductivity, precision formed contacts
- Qualified to meet PICMG 3.0, R2.0 specification
- Precision formed compliant terminations offer excellent retention to provide a reliable connection

For quantities greater than listed, call for quote.

MOUSER STOCK NO.	AMP Part No.	Fig.	Description	Price Each 1	5	10	25
571-1766501-1	1766501-1	A	Vertical receptacle	16.37	15.26	13.87	12.48

Zone 2 High Speed Connector

- Designed specifically for high speed differential applications
- Optimized footprint for improved electrical performance
- Designed to meet Telcordia requirements

For quantities greater than listed, call for quote.

MOUSER STOCK NO.	AMP Part No.	Fig.	Description	Price Each 1	5	10	25
571-6469002-1	6469002-1	B	4 Pair vertical header	17.70	15.92	14.82	13.51
571-6469001-1	6469001-1	C	4 Pair right angle receptacle	30.10	28.01	27.39	25.73

Zone 3 High Speed Connector

- Designed specifically for high speed differential applications
- Optimized footprint for improved electrical performance
- Designed to meet Telcordia requirements

For quantities greater than listed, call for quote.

MOUSER STOCK NO.	AMP Part No.	Fig.	Description	Price Each 1	5	10	25
571-6469048-1	6469048-1	D	4 Pair right angle header	33.26	29.91	28.25	26.59

ATCA GUIDE MODULES

- Configurations for front board and backplane as well as midplane and coplanar applications in the RTM
- Vertical and right angle pins to support right angle and coplanar board configurations
- Guide pins are available in short or long lengths

For quantities greater than listed, call for quote.

MOUSER STOCK NO.	AMP Part No.	Fig.	Description	ATCA Name	ATCA Location	Price Each 1	25	50	100
571-1469269-2	1469269-2	E	Rear alignment post PCB 3.00-4.00	rK1	Backplane	9.14	8.21	7.77	6.56
571-1-1469372-1	1-1469372-1	F	Right angle male, keyed	A2 (RTM)	Rear Transition	6.45	5.75	5.21	4.07
571-1-1469373-1	1-1469373-1	G	Right angle female, keyed	K1/K2	Front Board	4.78	4.30	3.69	3.05
571-9-1469373-9	9-1469373-9	G	Right angle female, unkeyed dummy	K1/K2	Front Board	3.57	3.24	3.04	2.77
571-1469374-1	1469374-1	G	Right angle female	K1/K2	Rear Transition	3.82	3.47	3.22	2.96
571-1-1469387-1	1-1469387-1	F	Vertical male, keyed, short	A1	Backplane	4.93	4.47	4.14	3.65
571-1-1469388-1	1-1469388-1	F	Vertical male, keyed, long	A2	Mid-Plane	6.53	5.82	5.29	4.14

MICRO TCA

- Press-fit connector per MicroTCA.0 specification
- Connector designed so that custom load patterns are easily created
- Single overmolded wafer design
- With wear plate

Vertical Card Edge Connector for AMC

For quantities greater than listed, call for quote.

MOUSER STOCK NO.	AMP Part No.	Fig.	Description	Price Each 1	5	10	25
571-1-1469820-2	1-1469820-2	H	With locating posts	19.69	17.87	17.01	16.37

1.00MM FREE HEIGHT FOR IEEE-1386

- For board stacking applications
- Meets EIA-700 AAAB specifications for IEEE 1386 applications
- High density packaging on 1.0 (.039) centerline spacing

For quantities greater than listed, call for quote.

MOUSER STOCK NO.	AMP Part No.	Fig.	Positions	Stack Height	Price Each 1	5	10	25
Receptacle								
571-5146893-1	5146893-1	I	64	8mm and 10mm	3.03	2.96	2.84	2.75
Plug								
571-5146888-1	5146888-1	J	64	10mm	8.05	7.04	6.71	6.37

0.50MM FREE HEIGHT FOR COM EXPRESS

- Parallel board to stacking for applications that require high density
- Specified by the PICMG COM Express standard
- Bridged connectors - Two connectors held together with a carrier

For quantities greater than listed, call for quote.

MOUSER STOCK NO.	AMP Part No.	Fig.	Positions	Description	Price Each 1	5	10	25
Receptacle								
571-3-6318490-6	3-6318490-6	K	220	Single part	13.92	13.02	12.59	11.95
571-3-1827231-6	3-1827231-6	K	440	Bridged part	39.68	36.60	33.99	32.90
Plug								
571-3-1827253-6	3-1827253-6	L	220	Single part for 5mm stack height	13.67	12.78	12.35	11.71
571-3-1827233-6	3-1827233-6	L	440	Bridged part for 5mm stack height	38.58	37.42	34.82	33.36
571-3-6318491-6	3-6318491-6	L	220	Single part for 8mm stack height	22.16	21.13	20.57	18.46
571-3-5353652-6	3-5353652-6	L	440	Bridged part for 8mm stack height	55.07	51.35	46.68	42.02

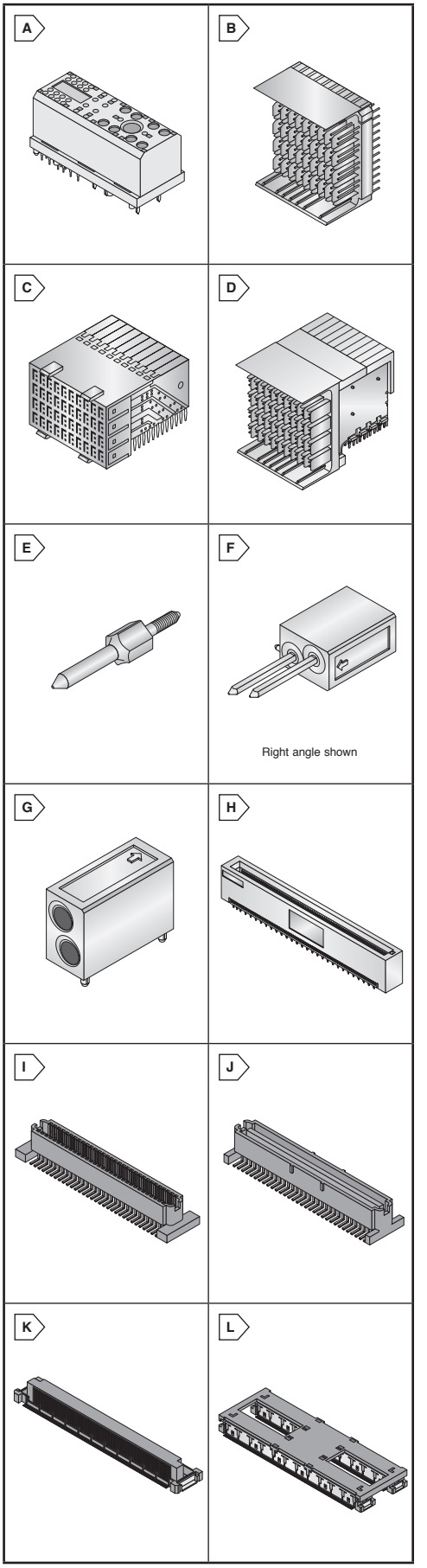

© Copyright 2013 Mouser Electronics

© Copyright 2013 Mouser Electronics

HAR-FLEX® STRAIGHT PCB CONNECTORS

Features:

- Optimized utilization of PCB real estate due to flexibility in choice of contact count
- High contact density for reduced footprint
- Robust design
- Suitability for automated processing
- Flexible PCB clearances

NEW PRODUCT

RoHS Compliant

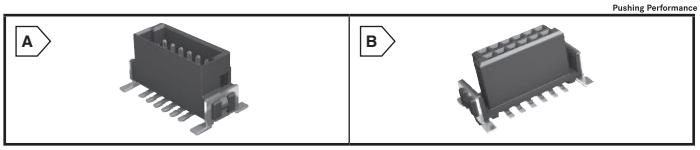

For quantities greater than listed, call for quote.

MOUSER STOCK NO.	HARTING Part No.	Fig.	No. of Pos.	Price Each 1	50	100	250
Male 1.75 Stack Height							
617-15110062601000	15 11 006 2601 000	A	6	3.32	3.06	2.87	2.63
617-15110122601000	15 11 012 2601 000	A	12	3.62	3.34	3.12	2.87
617-15110162601000	15 11 016 2601 000	A	16	3.82	3.52	3.30	3.03
617-15110202601000	15 11 020 2601 000	A	20	4.01	3.70	3.47	3.19
617-15110262601000	15 11 026 2601 000	A	26	4.31	3.98	3.72	3.42
617-15110322601000	15 11 032 2601 000	A	32	4.61	4.25	3.98	3.66
617-15110402601000	15 11 040 2601 000	A	40	5.01	4.62	4.32	3.97
617-15110502601000	15 11 050 2601 000	A	50	5.51	5.07	4.75	4.37
617-15110682601000	15 11 068 2601 000	A	68	6.40	5.90	5.52	5.07
617-15110802601000	15 11 080 2601 000	A	80	7.00	6.45	6.03	5.54
617-15111002601000	15 11 100 2601 000	A	100	7.99	7.36	6.89	6.33
Male 3.25 Stack Height							
617-15120062601000	15 12 006 2601 000	A	6	3.39	3.12	2.92	2.69
617-15120122601000	15 12 012 2601 000	A	12	3.70	3.41	3.19	2.93
617-15120162601000	15 12 016 2601 000	A	16	3.91	3.60	3.36	3.09
617-15120202601000	15 12 020 2601 000	A	20	4.11	3.79	3.54	3.25
617-15120262601000	15 12 026 2601 000	A	26	4.42	4.07	3.81	3.50
617-15120322601000	15 12 032 2601 000	A	32	4.72	4.35	4.07	3.75
617-15120402601000	15 12 040 2601 000	A	40	5.13	4.73	4.42	4.07
617-15120502601000	15 12 050 2601 000	A	50	5.64	5.20	4.86	4.47
617-15120682601000	15 12 068 2601 000	A	68	6.56	6.05	5.66	5.20
617-15120802601000	15 12 080 2601 000	A	80	7.18	6.61	6.18	5.69
617-15121002601000	15 12 100 2601 000	A	100	8.20	7.55	7.06	6.49

For quantities greater than listed, call for quote.

MOUSER STOCK NO.	HARTING Part No.	Fig.	No. of Pos.	Price Each 1	50	100	250
Female 6.25 Stack Height							
617-15210062601000	15 21 006 2601 000	B	6	3.36	3.09	2.90	2.66
617-15210122601000	15 21 012 2601 000	B	12	3.69	3.40	3.19	2.93
617-15210162601000	15 21 016 2601 000	B	16	3.92	3.62	3.38	3.10
617-15210202601000	15 21 020 2601 000	B	20	4.14	3.82	3.57	3.28
617-15210262601000	15 21 026 2601 000	B	26	4.48	4.13	3.86	3.55
617-15210322601000	15 21 032 2601 000	B	32	4.82	4.44	4.15	3.82
617-15210402601000	15 21 040 2601 000	B	40	5.26	4.86	4.54	4.17
617-15210502601000	15 21 050 2601 000	B	50	5.83	5.37	5.02	4.62
617-15210682601000	15 21 068 2601 000	B	68	6.84	6.30	5.90	5.41
617-15210802601000	15 21 080 2601 000	B	80	7.51	6.92	6.47	5.95
617-15211002601000	15 21 100 2601 000	B	100	8.63	7.95	7.44	6.84
Female 9.05 Stack Height							
617-15220062601000	15 22 006 2601 000	B	6	3.43	3.17	2.95	2.72
617-15220122601000	15 22 012 2601 000	B	12	3.78	3.48	3.25	3.00
617-15220162601000	15 22 016 2601 000	B	16	4.01	3.69	3.46	3.18
617-15220202601000	15 22 020 2601 000	B	20	4.24	3.91	3.65	3.36
617-15220262601000	15 22 026 2601 000	B	26	4.59	4.23	3.95	3.64
617-15220322601000	15 22 032 2601 000	B	32	4.93	4.55	4.25	3.91
617-15220402601000	15 22 040 2601 000	B	40	5.39	4.98	4.64	4.28
617-15220502601000	15 22 050 2601 000	B	50	5.97	5.50	5.15	4.73
617-15220682601000	15 22 068 2601 000	B	68	7.01	6.46	6.05	5.55
617-15220802601000	15 22 080 2601 000	B	80	7.70	7.10	6.64	6.11
617-15221002601000	15 22 100 2601 000	B	100	8.86	8.16	7.64	7.02

ADVANCEDMC™ CONNECTORS FOR MICROTCA™ (μTCA™)

MicroTCA™ is an open industry standard developed by the PCI Industrial Computer Manufacturers Group (PICMG). In a MicroTCA™ system, AdvancedMC™ modules are plugged directly into a backplane and not into a carrier board. As a result MicroTCA™ system shelves are smaller and cheaper than AdvancedTCA® systems, yet powerful enough to address the needs of telecom, enterprise and medical applications.

Features:

- Differential pins are isolated by the distance between signal and ground pins, resulting in low cross talk and excellent high speed performance
- Design according to: PICMG MicroTCA.0
- HARTING con:card+® technology for significant increase in connector reliability

For quantities greater than listed, call for quote.

MOUSER STOCK NO.	HARTING Part No.	Fig.	No. of Contacts	Pin Length (mm)	Description	Price Each 1	10	25
617-16-11-170-5202	16 11 170 5202 000	A	170	2.1	Card edge, straight	20.79	19.30	16.84

A — AdvancedMC™ Connector for μTCA™ Card Edge Connector, Straight



B — AdvancedMC™ Connectors for ATCA® Card Edge Connector, Angled Type B+ with pegs



AdvancedMC™ Connector for AdvancedTCA™ (ATCA™)

Advanced Telecommunications Computing Architecture (AdvancedTCA®) is an open industry standard developed by the PCI Industrial Computer Manufacturers Group (PICMG). Defined by PICMG 3.0, the AdvancedTCA® series of specifications targets the requirements of the next generation of carrier grade telecommunications equipment. To extend the functionality and modularity of AdvancedTCA® carrier boards, PICMG developed the Advanced Mezzanine Card (AdvancedMC™) standard AMC.0.

Features:

- Superior transmission performance at high data transmission speeds designed to minimize interferences from cross talk and reflections
- Design according to: PICMG AMC.0

617-16-04-170-5106	16 04 170 5106 000	B	170	2.0	Card edge, angled type B+ with peg	49.37	44.57	43.24

HAR-MIK® SCSI (SMALL COMPUTER SYSTEM INTERFACE) I/O CONNECTORS

Features:

- Meets SCSI-3 Specifications
- Pin and Socket
- Pitch: 1.27mm
- Current rating: 1A
- Contact resistance: ≤ 30mΩ
- Temperature Range: -55°C - +105°C
- Contacts: Copper Alloy
- Moldings: Thermoplastic resin, glass fiber filled - UL94V-0

SCSI Female PCB Connectors

For quantities greater than listed, call for quote.

MOUSER STOCK NO.	HARTING Part No.	Fig.	No. of Contacts	Term.	Pin Length (mm)	Description	Price Each 1	10	25	50
Straight										
617-60-01-050-5102	60 01 050 5102	A	50	Solder Pins	3.4	with latch system	7.89	7.30	6.89	6.57
617-60-01-068-5102	60 01 068 5102	A	68	Solder Pins	3.4	with latch system	10.10	9.10	8.57	8.08
Right Angle										
617-60-01-050-5140	60 01 050 5140	A	50	Solder Pins	3.4	with latch system	8.27	7.62	7.23	6.89
†† 617-60-01-068-5140	60 01 068 5140	A	68	Solder Pins	3.4	with latch system	12.11	10.71	10.44	9.92

†† Panel fixing: M2.5, Board fixing: board lock

SCSI IDC Cable Mount Connectors

For quantities greater than listed, call for quote.

MOUSER STOCK NO.	HARTING Part No.	Fig.	No. of Contacts	Description	Price Each 1	10	25	50
Male								
617-60-03-050-5200	60 03 050 5200	B	50	for discrete wire 28/30 AWG	6.86	6.57	5.99	5.71
✻ 617-60030685205	60 03 068 5205	B	68	for discrete wire 28/30 AWG	8.32	7.49	7.07	6.66
† 617-60030685215	60 03 068 5215	B	68	for discrete wire 28/30 AWG	8.32	7.49	7.07	6.66
617-60-06-050-5440	60 06 050 5440	B	50	for flat cable, .635mm, 30 AWG	13.52	12.82	12.41	11.82
617-60-06-068-5440	60 06 068 5440	B	68	for flat cable, .635mm, 30 AWG	15.66	14.10	13.32	12.55
Female								
617-60-04-050-5343	60 04 050 5343	B	50	for flat cable with latch system, .635mm	19.69	18.26	16.41	15.93
617-60-04-068-5343	60 04 068 5343	B	68	for flat cable with latch system, .635mm	23.48	21.12	19.97	18.78
617-60-04-068-5344	60 04 068 5344	B	68	for flat cable w/ screw lock system, .635mm	20.61	18.60	17.33	16.70

✻ with 0.50-0.65mm diameter insulation † with 0.65-0.80mm diameter insulation

SCSI Female SMC Right Angle Connectors

617-60110145740710	60110145740710	C	14	Bellow contacts with fixed latch	4.41	4.23	3.84	3.70

Hoods

For quantities greater than listed, call for quote.

617-60-03-050-0255	60 03 050 0255	-	50	Metal hood with latch	7.31	6.93	6.70	6.38
617-60-03-068-0255	60 03 068 0255	-	68	Metal hood with latch	10.80	10.34	9.39	8.92

A — har-mik® SCSI Female PCB with Solder Pins 60-01-050-5140 Illustrated



B — har-mik® SCSI IDC Cable Mount Male 60-03-068-5210 Illustrated



C — har-mik® SCSI Female SMC Right Angle 60-11-036-5740-710 Illustrated



© Copyright 2013 Mouser Electronics

RoHS Compliant **This product is RoHS compliant.**

USB WITH POSITIVE LOCKING: LUSB SERIES

The design of Amphenol's USB, Series A with this unique latching mechanism has been developed to address the major concern of unintentional interruption of data transmission. The latch must be intentionally raised in order to remove the plug. An accidental pull on the cable up to 22 lbs force will not separate connectors.

Features:

- Current Rating: 1.5 Amps
- Dielectric Withstanding Voltage: 500VAC
- Operating Temperature: -40°C to +85°C
- Meets military shock and vibration levels
- Locking tab: Stainless Steel
- Contact Plating: 30µ" Gold over nickel
- Housing: UL94V-0 Black

Applications:

- Industrial
- Mobile Communication
- Automotive

For quantities greater than listed, call for quote.

MOUSER STOCK NO.	Amphenol Part No.	Fig.	Decription	Price Each			
				1	10	25	100
523-LUSBA11100	LUSBA11100	A	USB Receptacle, Single, Type A with Positive Locking	2.29	2.17	2.03	1.89

HARSH ENVIRONMENT USB CONNECTORS: MUSB SERIES

Amphenol's MUSB series represents a unique and innovative USB connector design. This design provides the ideal solution for data transfer in harsh or demanding environments against physical and environmental conditions. These connectors are underwater submersible rather than just water resistant in both mated and unmated conditions. They are absolutely unshaken by hostile environmental elements.

Features:

- IP67 sealed in mated and unmated conditions
- Meets military shock and vibration levels
- Shell: Metal die cast
- Finish: Nickel
- Housing: UL94V-0 Black
- Rear shielded
- Contact Plating: 30µ" Gold
- Number of Contacts: 4 per port
- Current Rating: 1.5 Amps
- Voltage Rating: 100 VDC @ -25°C to +85°C
- Dielectric Withstanding Voltage: 500VAC, RMS, 60Hz 1 minute
- Operating Temperature: -40°C to +105°C

For quantities greater than listed, call for quote.

MOUSER STOCK NO.	Amphenol Part No.	Fig.	No. of Contacts Per Port	No. of Ports	Description	Price Each			
						1	10	25	50
USB Receptacles									
523-MUSB-A111-30	MUSB-A111-30	B	4	1	Type A Right Angle PCB Mount	10.51	9.84	9.59	8.44
523-MUSB-A211-30	MUSB-A211-30	C	4	1	Type A Right Angle PCB Mount with Cable Header	21.06	19.30	17.83	16.54
523-MUSB-A311-30	MUSB-A311-30	D	4	1	Type A Right Angle PCB Mount with USB Termination	23.45	21.20	19.57	18.16
523-MUSB-C111-30	MUSB-C111-30	E	4	2	Type A Right Angle Stacked PCB Mount	9.99	9.11	7.83	7.80
523-MUSB-C211-30	MUSB-C211-30	F	4	2	Type A Right Angle Stacked PCB Mount w/Cable Header	18.83	17.38	17.30	15.68
523-MUSB-C311-30	MUSB-C311-30	G	4	2	Type A Right Angle Stacked PCB Mount w/USB Termination	18.36	17.92	17.48	15.30
523-MUSB-A511-00	MUSB-A511-00	H	4	1	Type A Vertical PCB Mount	8.40	7.75	6.58	6.54
523-MUSB-C511-00	MUSBC51100	I	4	2	Type A Vertical Stacked PCB Mount	14.46	13.14	12.69	11.63
523-MUSBD11130	MUSBD11130	J	5	1	Type B Right Angle PCB Mount	9.08	8.28	7.64	7.07
523-MUSB-D111-31	MUSB-D111-31	K	5	1	Type B Right Angle PCB Mount with Gray Dust Cover	11.21	10.37	9.90	9.30
523-MUSB-D511-00	MUSBD51100	L	5	1	Type B Vertical PCB Mount	10.00	9.14	8.42	7.79
Mini USB Receptacles									
523-MUSB-B151-34	MUSBB15134	J	5	1	Type B Right Angle PCB Mount	11.15	10.20	8.82	8.68
523-MUSB-B551-04	MUSBB55104	L	5	1	Type B Vertical PCB Mount	12.01	11.10	10.61	9.96
523-MUSBE15134	MUSBE15134	M	5	1	Type AB Right Angle PCB Mount	11.80	10.79	9.93	9.19
Micro USB									
523-MUSB-K152-30	MUSB-K152-30	M	5	1	Type AB Right Angle PCB Mount	12.44	11.94	9.95	9.46

Accessories

For quantities greater than listed, call for quote.

MOUSER STOCK NO.	Amphenol Part No.	Decription	Price Each			
			1	10	25	50
523-MUSB2A111014BP	MUSB2A111014BP	Rugged Dust Cover, Type A, Gray	1.44	1.28	1.16	1.07
523-MUSB2A111024BP	MUSB2A111024BP	Rugged Dust Cover, Type A, Mini USB, Black	1.46	1.36	1.16	1.13
523-MUSB2D11004BP	MUSB2D11004BP	Rugged Dust Cover, Type B, Gray	.94	.856	.781	.706
523-MUSB2E151005BP	MUSB2E151005BP	Rugged Dust Cover, Type B, Mini USB, Gray	1.07	.899	.867	.824

HARSH ENVIRONMENT MODULAR JACK CONNECTORS: MRJ SERIES

Amphenol's MRJ series represents a unique and innovative RJ connector design. This design provides the ideal solution for network data transfer in harsh and demanding environmental conditions. These connectors are underwater submersible rather than just water resistant in both mated and unmated conditions. They are absolutely unshaken by hostile environmental elements.

Features:

- Cat 5 ethernet performance
- IP67 sealed in mated and unmated conditions
- Meets military shock and vibration levels
- Available with optional integrated LEDs
- Shell: Metal die cast
- Will not allow RJ11 to enter
- Finish: Nickel
- Housing: UL94V-0 Black
- Contact Plating: 30µ" Gold
- Number of Contacts: 8
- Contact tail length: .100"
- Current Rating: 1.5 Amps
- Voltage Rating: 100 VDC @ -25°C to +85°C
- Dielectric Withstanding Voltage: 500VAC, RMS, 60Hz 1 minute
- Operating Temperature: -40°C to +105°C

Applications:

- Industrial
- Military Communications
- Marine
- Mobile Communication

For quantities greater than listed, call for quote.

MOUSER STOCK NO.	Amphenol Part No.	Fig.	Decription	Price Each			
				1	10	25	100
523-MRJ-5380-01	MRJ-5380-01	N	RJ45 PCB Receptacle, Right Angle, no LEDs	10.57	9.57	8.77	8.05
523-MRJ-5381-01	MRJ-5381-01	N	RJ45 PCB Receptacle, Right Angle, Yellow/Green LEDs	11.30	10.30	9.29	8.55
523-MRJ-5385-01	MRJ-5385-01	N	RJ45 PCB Receptacle, Right Angle, Green/Green LEDs	11.22	10.44	9.91	9.26
523-MRJ-5480-01	MRJ548001	N	RJ45 PCB Receptacle, Vertical, no LEDs	15.13	13.88	12.79	11.89
523-MRJ548101	MRJ548101	N	RJ45 PCB Receptacle, Vertical, Yellow/Green LEDs	13.57	13.47	12.77	11.78
523-MRJ-5485-01	MRJ548501	N	RJ45 PCB Receptacle, Vertical, Yellow/Green LED's	15.37	14.09	13.00	12.01
523-MRJ-5580-01	MRJ-5580-01	O	RJ45 PCB Receptacle, Right Angle, with Cable Header, no LEDs	24.17	22.32	20.94	20.64
523-MRJ-5780-01	MRJ-5780-01	P	RJ45 PCB Receptacle, Right Angle, w/RJ45 Termination, no LEDs	15.93	14.99	14.38	13.59
Accessories							
523-MRJ-2586-10BP	MRJ258610BP	-	Rugged RJ45 Dust Cover	1.04	.92	.845	.777
523-MRJ-258E-11-BP	MRJ-258E-11-BP	-	Rugged RJ45 Boot-Plug	2.09	1.73	1.72	1.44

ENVIRONMENTALLY SEALED D-SUB CONNECTORS: MDB SERIES

The Rugged MDB series offers cost efficient environmentally sealed D-Sub connectors with screw machine contacts and high performance thermoplastic or metal die cast shells.

Features:

- IP67 sealed in mated and unmated conditions
- Number of Contacts: 9 & 26
- Contact Plating: 30µ" Gold
- Current Rating: 5 Amps
- Voltage Rating: 200 VDC, 125 VAC
- Dielectric Withstanding Voltage: 500 VDC @25°C & 50mA max
- Insulator/Shell: UL94V-0
- Gasket: Silicone rubber
- Operating temperature: -40°C to +105°C

Applications:

- Industrial
- Military Communications
- Marine
- Automotive

For quantities greater than listed, call for quote.

MOUSER STOCK NO.	Amphenol Part No.	Fig.	Decription	No. of Pos.	Price Each			
					1	10	25	50
523-MDB-A26PE-860	MDBA26PE860	Q	PCB Male, Vertical, metal die cast shell, 4-40 threads	26	35.50	32.26	31.29	27.31
523-MDB-E09SA-700	MDB-E09SA-700	R	PCB Female, R/A, thermoplastic shell, 4-40 threads	9	11.75	10.86	10.45	9.75
523-MDBE09PE860	MDBE09PE860	S	PCB Male, Vertical, metal shell, 4-40 threads	9	19.70	18.01	16.57	14.92
523-MDB-E09SE-860	MDBE09SE860	T	PCB Female, Vertical, metal die cast shell, 4-40 threads	9	16.04	14.81	14.36	13.05

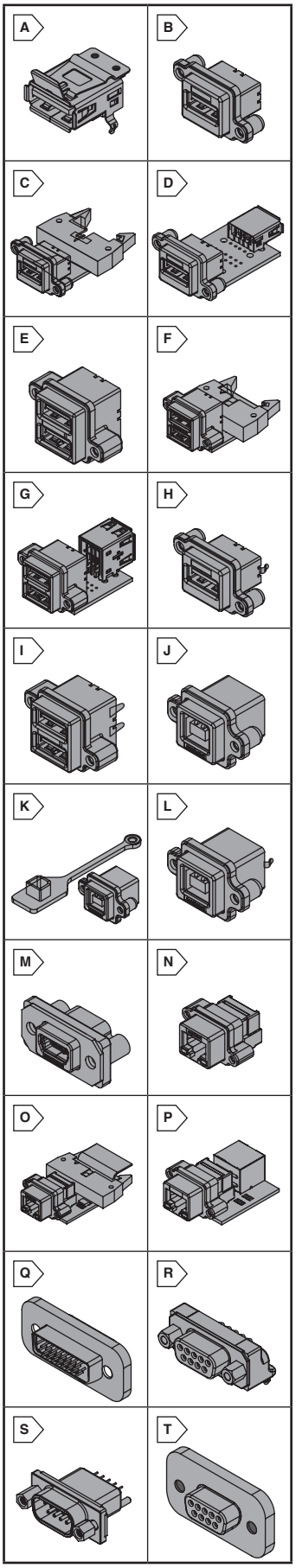

© Copyright 2013 Mouser Electronics

© Copyright 2013 Mouser Electronics

RJF EZ ETHERNET COMPOSITE CONNECTORS

- IP68, Sealed against fluids and dusts
- No tools required
- Can use a standard RJ45 cordset
- Quick lever coupling

For quantities greater than listed, call for quote.

MOUSER STOCK NO.	Amphenol Part No.	Fig.	Description	Price Each		
				1	5	10
523-RJFEZ6	RJFEZ6	A	Rectangular, Plastic, Black Plug	11.31	11.03	10.52
523-RJFEZ21	RJFEZ21	B	Rectangular Plastic Panel Mount, RJ45, Black Receptacle	22.99	22.25	21.42
523-RJFEZ2203100BTX	RJFEZ2203100BTX	C	Panel Mount with RJ45 cordset, 0.3M, Black Receptacle	34.88	34.27	33.61
523-RJFEZ2205100BTX	RJFEZ2205100BTX	C	Panel Mount with RJ45 cordset, 0.5M, Black Receptacle	35.31	34.25	33.21
RJFEZ Accessories				1	5	10
523-RJFEZBE	RJFEZBE	-	Rectangular Plastic Cap for Receptacle	8.01	6.83	6.61
523-RJFEZJE	RJFEZJE	-	Gasket for Panel Mount Receptacle	.70	.599	.581

RJ11 FIELD CONNECTION SYSTEM

- Transversely potted and sealed without cap
- Accomodates a standard RJ11 cordset
- Four mechanical coding/polarization possibilities for the user
- MIL-C-26482
- Bayonet coupling

For quantities greater than listed, call for quote.

MOUSER STOCK NO.	Amphenol Part No.	Fig.	Description	Price Each		
				1	5	10
Plugs						
523-RJ11F6B	RJ11F6B	D	Plastic Gland, Black	64.37	64.20	64.08
523-RJ11F6N	RJ11F6N	D	Plastic Gland, Nickel	66.95	64.94	63.84
Receptacles						
523-RJ11F21B	RJ11F21B	E	Panel Mount, RJ11 to RJ11, Black	64.68	62.83	61.00
523-RJ11F21N	RJ11F21N	E	Panel Mount, RJ11 to RJ11, Nickel	67.55	65.93	63.92
523-RJ11F22N	RJ11F22N	F	Panel Mount, RJ11 to PC Board, Nickel	66.79	64.34	63.59
523-RJ11F71N	RJ11F71N	G	Jam Nut, RJ11 to RJ11, Nickel	93.23	90.48	86.80
523-RJ11F72N	RJ11F72N	H	Jam Nut, RJ11 to PC Board, Nickel	91.65	89.41	88.30
RJ11 Field Accessories						
523-RJ11FC6N	RJ11FC6N	I	Cap for Plug, Nickel	46.30	44.49	41.62
523-RJ11FC2B	RJ11FC2B	J	Cap for Receptacle, Black	47.74	46.18	45.91
523-RJ11FC2N	RJ11FC2N	J	Cap for Receptacle, Nickel	49.65	48.73	47.27
523-RJ11FC7N	RJ11FC7N	J	Cap for Jam Nut Receptacle, Nickel	54.02	53.41	49.98
523-RJ11FODE	RJ11FODE	K	Insert Removal Device	44.90	44.46	42.81

RJ FIELD TRANSVERSELY AND ENVIRONMENTALLY SEALED RECEPTACLES

- Transversely potted and sealed without cap
- Features the same main characteristics as the RJ Field and RJ Field TV series
- Four mechanical coding/polarization possibilities for the user
- IP68, sealed against fluids and dust
- Tri-start threading

For quantities greater than listed, call for quote.

MOUSER STOCK NO.	Amphenol Part No.	Fig.	Description	RoHS Compliant	Price Each		
					1	5	10
523-RJF2SA1B	RJF2SA1B	L	Panel Mount, RJ45, Black	Yes	67.11	65.88	64.83
523-RJF2SA1N	RJF2SA1N	L	Panel Mount, RJ45, Nickel	Yes	62.54	60.77	58.36
523-RJF2SA1G	RJF2SA1G	L	Panel Mount, RJ45, Green Cadmium	No	71.38	67.87	66.22
523-RJF7SA1B	RJF7SA1B	M	Jam Nut, RJ45, Black	Yes	84.46	81.92	79.88
523-RJF7SA1G	RJF7SA1G	M	Jam Nut, RJ45, Green Cadmium	No	91.39	88.79	82.15
523-RJFTV2SA1N	RJFTV2SA1N	N	Panel Mount, RJ45, Nickel	Yes	90.43	79.69	73.39
523-RJFTV2SA1G	RJFTV2SA1G	N	Panel Mount, RJ45, Green Cadmium	No	79.64	78.56	76.11
523-RJFTV7SA1G	RJFTV7SA1G	O	Jam Nut, RJ45, Green Cadmium	No	81.72	79.25	78.31

RJ FIELD REVERSE BAYONET COMPOSITE CONNECTORS

- Compatible with cable diameter from 5.5mm to 7mm
- Transversely potted and sealed without cap
- Accomodates a standard RJ45 cordset
- IP68, sealed against fluids and dust
- No tools required

For quantities greater than listed, call for quote.

MOUSER STOCK NO.	Amphenol Part No.	Fig.	Description	Price Each		
				1	5	10
Cat 5e Plug						
523-RJFRB6	RJFRB6	P	Plug, Plastic Gland, Black	20.91	19.84	18.75
Cat 5e Receptacle						
523-RJFRB71	RJFRB71	Q	Jam Nut, RJ45, Black	28.30	27.06	26.14
523-RJFRB7203100BTX	RJFRB7203100BTX	Q	Jam Nut, with 11.81" (0.3 m) RJ45 cordset, Black	51.05	48.50	45.03
523-RJFRB7210100BTX	RJFRB7210100BTX	Q	Jam Nut, with 39.37" (1.0 m) RJ45 cordset, Black	88.86	85.82	83.13
523-RJFRB75	RJFRB75	R	Jam Nut, with straight PC Tails, Black	39.22	38.31	37.34
523-RJFRB71RA	RJFRB71RA	S	Jam Nut, Right Angle RJ45, Black	31.91	30.09	29.47
Accessory						
523-RJFRBC7	RJFRBC7	T	Cap for Jam Nut Receptacle - RJFRB71/RJFB71RA	13.48	12.36	10.22

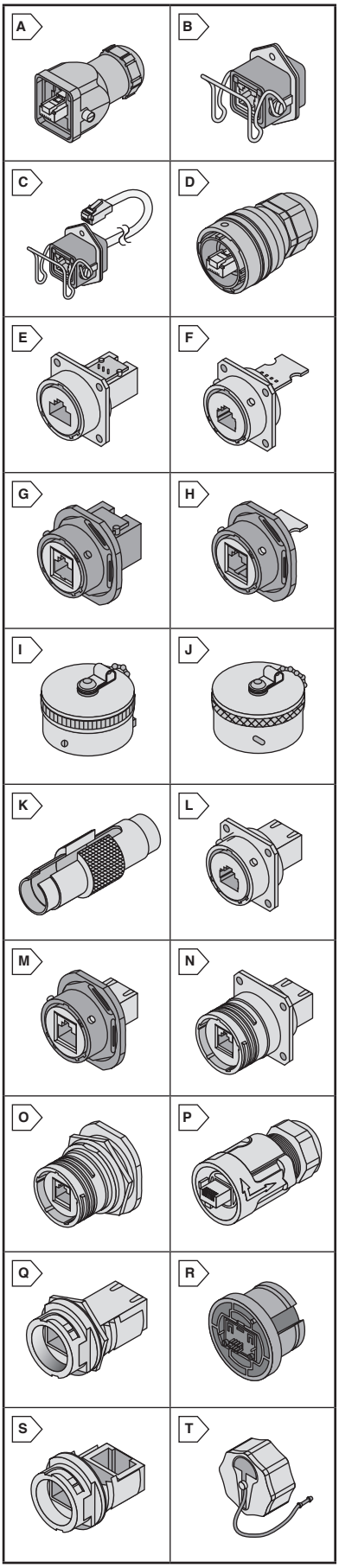

© Copyright 2013 Mouser Electronics

© Copyright 2013 Mouser Electronics

RJ FIELD ETHERNET BAYONET CONNECTION SYSTEM

- IP68, Sealed against fluids and dusts
- No Tools required
- Mechanical Coding/Polarization (4 positions)
- Bayonet coupling mechanism (MIL-C-26482 type)
- Audible and Visual coupling signal
- Accommodates a standard RJ45 cordset

For quantities greater than listed, call for quote.

MOUSER STOCK NO.	Amphenol Part No.	Fig.	RoHS	Description	Price Each 1	5	10
Plugs							
523-RJF6B	RJF6B	A	Yes	Plug, Metal Circular Shell, Plastic Gland, Black	43.91	40.79	40.44
523-RJF6N	RJF6N	A	Yes	Plug, Metal Circular Shell, Plastic Gland, Nickel	49.69	48.62	45.53
523-RJF6G	RJF6G	A	No	Plug, Metal Circular Shell, Green Cadmium	42.18	39.99	39.44
523-RJF6MB	RJF6MB	B	Yes	Plug, Metal Circular Shell, Black, Metal Gland	59.41	55.77	47.30
523-RJF6MN	RJF6MN	B	Yes	Plug, Metal Circular Shell, Nickel, Metal Gland	62.19	50.99	49.78
523-RJF6MG	RJF6MG	B	No	Plug, Metal Circular Shell, Green Cadmium, Metal Gland	58.34	55.37	53.77
Receptacles							
523-RJF21B	RJF21B	C	Yes	Panel Mount Recpt., RJ45, Black	42.53	40.66	39.29
523-RJF21N	RJF21N	C	Yes	Panel Mount Recpt., RJ45, Nickel	51.56	49.41	47.60
523-RJF21G	RJF21G	C	No	Panel Mount Recpt., RJ45, Green Cadmium	43.15	41.26	37.99
523-RJF2PE1B	RJF2PE1B	-	Yes	Panel Mount Recpt., RJ45, Backshell Plastic Gland, Black	84.12	81.60	78.52
523-RJF2PE1N	RJF2PE1N	-	Yes	Panel Mount Recpt., RJ45, Backshell Plastic Gland, Nickel	91.08	75.30	69.85
523-RJF2PE1G	RJF2PE1G	-	No	Panel Mnt Recpt., RJ45, Backshell Plastic Gland, Green Cadmium	66.47	64.47	59.44
523-RJF2PEM1B	RJF2PEM1B	D	Yes	Panel Mount Recpt., RJ45, Backshell Metal Gland, Black	86.86	83.62	80.85
523-RJF2PEM1N	RJF2PEM1N	D	Yes	Panel Mount Recpt., RJ45, Backshell Metal Gland, Nickel	81.48	79.03	77.19
523-RJF2PEM1G	RJF2PEM1G	D	No	Panel Mnt Recpt., RJ45, Backshell Metal Gland, Green Cadmium	80.80	74.97	72.64
523-RJF22B00	RJF22B00	E	Yes	Panel Mount Recpt., PCB, Black	35.58	34.24	33.18
523-RJF22N00	RJF22N00	E	Yes	Panel Mount Recpt., PCB, Nickel	40.08	37.59	35.98
523-RJF22G00	RJF22G00	E	No	Panel Mount Recpt., PCB, Green Cadmium	49.03	47.21	46.61
523-RJF71B	RJF71B	F	Yes	Jam Nut Recpt., RJ45, Black	66.86	64.06	61.94
523-RJF71N	RJF71N	F	Yes	Jam Nut Recpt., RJ45, Nickel	73.84	69.68	67.29
523-RJF71G	RJF71G	F	No	Jam Nut Recpt., RJ45, Green Cadmium	71.17	67.75	65.44
523-RJF7PE1B	RJF7PE1B	G	Yes	Jam Nut Recpt., RJ45, Backshell Plastic Gland, Black	106.40	98.70	91.67
523-RJF7PE1G	RJF7PE1G	G	No	Jam Nut Recpt., RJ45, Green Cadmium	85.58	80.29	74.39
523-RJF7PEM1B	RJF7PEM1B	G	Yes	Jam Nut Recpt., RJ45, Backshell Metal Gland, Black	123.73	120.02	110.91
523-RJF7PEM1N	RJF7PEM1N	G	Yes	Jam Nut Recpt., RJ45, Backshell Metal Gland, Nickel	126.77	119.45	108.35
523-RJF7PEM1G	RJF7PEM1G	G	No	Jam Nut Recpt., RJ45, Backshell Metal Gland, Green Cadmium	96.05	89.36	83.16
523-RJF72G00	RJF72G00	H	No	Jam Nut Recpt., PCB, Green Cadmium	49.85	48.36	44.01
Accessories							
523-RJFC6B	RJFC6B	-	Yes	Cap for Plug, Black	36.16	34.38	33.51
523-RJFC6N	RJFC6N	-	Yes	Cap for Plug, Nickel	40.80	40.08	38.65
523-RJFC6G	RJFC6G	-	No	Cap for Plug, Green Cadmium	39.20	37.90	37.44
523-RJFC2B	RJFC2B	-	Yes	Cap for Panel Mount Receptacle, Black	36.98	35.31	34.12
523-RJFC2N	RJFC2N	-	Yes	Cap for Panel Mount Receptacle, Nickel	35.22	33.91	32.81
523-RJFC2G	RJFC2G	-	No	Cap for Panel Mount Receptacle, Green Cadmium	40.18	37.81	37.20
523-RJFC7B	RJFC7B	-	Yes	Cap for Jam Nut Receptacle, Black	42.45	41.16	39.47
523-RJFC7N	RJFC7N	-	Yes	Cap for Jam Nut Receptacle, Nickel	47.74	44.12	40.83
523-RJFC7G	RJFC7G	-	No	Cap for Jam Nut Receptacle, Green Cadmium	47.25	45.20	43.75

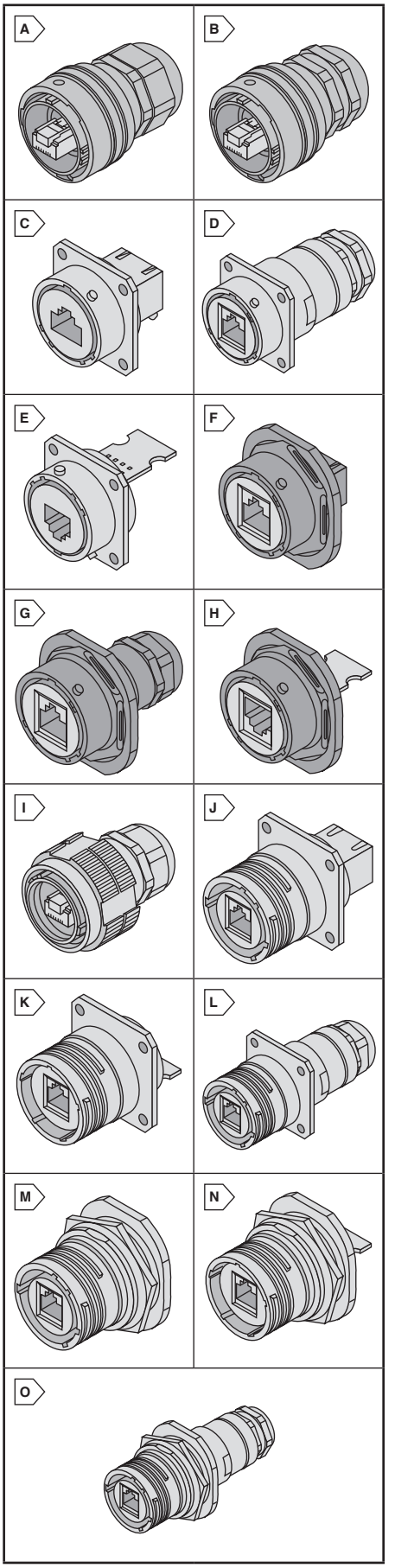

RJ FIELD TV THREADED ETHERNET CONNECTION SYSTEM

- IP68, Sealed against fluids and dusts
- No tools required
- Tri-Start Thread coupling mechanism (MIL-DTL-38999 series III type) with anti-decoupling device
- Self coding/clocking polarization in 4 positions (A,B,C,D)

For quantities greater than listed, call for quote.

MOUSER STOCK NO.	Amphenol Part No.	Fig.	RoHS	Description	Price Each 1	5	10
Plugs							
523-RJFTV6N	RJFTV6N	I	Yes	Plug, Plastic Gland, Nickel	57.93	56.10	53.55
523-RJFTV6G	RJFTV6G	I	No	Plug, Plastic Gland, Green Cadmium	65.23	62.50	60.12
523-RJFTV6MN	RJFTV6MN	-	Yes	Plug, Metal Gland, Nickel	64.25	61.44	59.90
523-RJFTV6MG	RJFTV6MG	-	No	Plug, Metal Gland, Green Cadmium	79.78	67.41	62.98
Receptacles							
523-RJFTV21N	RJFTV21N	J	Yes	Panel Mount Recpt., RJ45, Nickel	66.47	63.76	63.00
523-RJFTV21G	RJFTV21G	J	No	Panel Mount Recpt., RJ45, Green Cadmium	59.12	56.97	54.47
523-RJFTV22N00	RJFTV22N00	K	Yes	Panel Mount Recpt., PCB, Nickel	44.68	42.80	40.41
523-RJFTV22G00	RJFTV22G00	K	No	Panel Mount Recpt., PCB, Green Cadmium	46.00	44.00	39.35
523-RJFTV2PE1G	RJFTV2PE1G	L	No	Panel Mnt Recpt., RJ45, Backshell Plastic Gland, Green Cadmium	103.05	101.14	95.36
523-RJFTV2PEM1N	RJFTV2PEM1N	L	Yes	Panel Mount Recpt., RJ45, Backshell Metal Gland, Nickel	81.84	80.37	76.56
523-RJFTV2PEM1G	RJFTV2PEM1G	L	Yes	Panel Mnt Recpt., RJ45, Backshell Plastic Gland, Green Cadmium	90.40	87.12	83.93
523-RJFTV71N	RJFTV71N	M	Yes	Jam Nut Recpt., RJ45, Nickel	70.40	67.90	65.39
523-RJFTV71G	RJFTV71G	M	No	Jam Nut Recpt., RJ45, Green Cadmium	75.39	71.71	66.20
523-RJFTV72G00	RJFTV72G00	N	No	Jam Nut Recpt., PCB, Green Cadmium	95.50	94.16	87.16
523-RJFTV72N00	RJFTV72N00	N	Yes	Jam Nut Recpt., PCB, Nickel	74.65	72.17	71.33
523-RJFTV7PE1N	RJFTV7PE1N	O	Yes	Jam Nut Recpt., RJ45, Backshell Plastic Gland, Nickel	81.18	78.28	77.02
523-RJFTV7PEM1N	RJFTV7PEM1N	O	Yes	Jam Nut Recpt., RJ45, Backshell Metal Gland, Nickel	132.43	98.91	92.51
523-RJFTV7PEM1G	RJFTV7PEM1G	O	No	Jam Nut Recpt., RJ45, Backshell Mtl Gland, Green Cadmium	104.38	100.68	95.63
Accessories							
523-RJFTVC6N	RJFTVC6N	-	Yes	Cap for Plug, Nickel	43.88	40.88	39.41
523-RJFTVC6G	RJFTVC6G	-	No	Cap for Plug, Green Cadmium	46.79	46.04	43.88
523-RJFTVC2N	RJFTVC2N	-	Yes	Cap for Panel Mount Recpt., Nickel	51.81	49.39	42.55
523-RJFTVC2G	RJFTVC2G	-	No	Cap for Panel Mount Recpt., Green Cadmium	47.69	44.94	43.94
523-RJFTVC7N	RJFTVC7N	-	Yes	Cap for Jam Nut Recpt., Nickel	52.26	50.24	49.06
523-RJFTVC7G	RJFTVC7G	-	No	Cap for Jam Nut Recpt., Green Cadmium	55.92	54.58	51.35
360° EMI Shielded Kits							
523-KIT38081	KIT38081	-	No	Plug with Band, Shell, Backshell, RJ Stops & Sleeve	148.95	142.44	138.16
523-KIT38082	KIT38082	-	No	Recpt. with Band, Shell, Sleeve, Backshell & Gasket	131.95	130.76	129.60

© Copyright 2013 Mouser Electronics

© Copyright 2013 Mouser Electronics

1235 RJF544 ETHERNET COMPOSITE CONNECTORS

- IP68, Sealed against fluids and dusts
- Improved EMI protection
- Accomodates a standard RJ45 cordset
- Quick Push-Pull coupling
- No tools required

RoHS Compliant

For quantities greater than listed, call for quote.

MOUSER STOCK NO.	Amphenol Part No.	Fig.	Description	Price Each		
				1	5	10
523-RJF5446	RJF5446	A	Circular Plastic, Black Plug	18.15	17.13	16.82
523-RJF54421	RJF54421	B	Panel Mount, Circular Plastic, Black Receptacle	24.62	23.54	22.86
523-RJF5442M1	RJF5442M1	B	Panel Mount, Circular Metalized Plastic Receptacle	26.20	25.69	25.16
523-54402BM	54402BM	-	Plastic Circular Cap for Plug	19.65	19.05	18.24
523-54402BE	54402BE	-	Plastic Circular Cap for Receptacle	20.78	20.55	20.17
523-54402JE	54402JE	C	Gasket (JE16) for Panel Mount Receptacle	1.37	1.35	1.26

FIREWIRE FIELD IEEE 1394A-2000 CONNECTION SYSTEM

- IP68, Sealed against fluids and dusts
- Shock, vibration, and traction resistant
- No tools required
- Can use most standard IEEE1394 cordsets
- Tri-Start Thread coupling mechanism (MIL-DTL-38999 series III type) with anti-decoupling device

For quantities greater than listed, call for quote.

MOUSER STOCK NO.	Amphenol Part No.	Fig.	Description	RoHS	Price Each		
					1	5	10
523-FWFTV6G	FWFTV6G	D	Plug, OD Cadmium	No	76.15	73.86	73.71
523-FWFTV21N	FWFTV21N	E	Panel Mount, Receptacle Nickel	Yes	58.40	55.99	54.11
523-FWFTV71N	FWFTV71N	F	Jam Nut, Receptacle Nickel	Yes	82.96	80.46	69.65
523-FWFTV71G	FWFTV71G	F	Jam Nut, Receptacle OD Cadmium	No	93.12	85.32	82.12
523-FWFTVC6G	FWFTVC6G	G	Cap for Plug, OD Cadmium	No	41.68	40.42	39.70
523-FWFTVC2N	FWFTVC2N	H	Cap for Panel Mount Recpt, Nickel	Yes	38.95	37.21	35.31
523-FWFTVC2G	FWFTVC2G	H	Cap for Panel Mount Recpt, OD Cadmium	No	31.52	30.57	29.66
523-FWFTVC7G	FWFTVC7G	-	Cap for Jam Nut Recpt, OD Cadmium	No	68.90	66.02	48.95

USB FIELD CONNECTION SYSTEM

- IP68, Sealed against fluids and dusts
- Shock, vibration, and traction resistant
- No tools required
- Improved EMI protection
- Accomodates a standard USB 2.0 cordset
- Tri-Start Thread coupling mechanism (MIL-DTL-38999 series III type) with anti-decoupling device

*USB cordset included.

For quantities greater than listed, call for quote.

MOUSER STOCK NO.	Amphenol Part No.	Fig.	Description	RoHS	Price Each		
					1	10	25
Plugs-Type A							
523-USBFTV6N	USBFTV6N	I	Nickel	Yes	73.68	67.63	61.30
523-USBFTV6G	USBFTV6G	I	OD Cadmium	No	72.75	66.93	60.27
Receptacles-Type A							
523-USBFTV21N	USBFTV21N	J	Panel Mount Nickel	Yes	55.84	51.53	47.12
523-USBFTV21G	USBFTV21G	J	Panel Mount OD Cadmium	No	58.70	54.10	49.27
523-USBFTV2PE1N	USBFTV2PE1N	K	Panel Mount with Backshell, Nickel	Yes	98.05	92.19	84.05
523-USBFTV2PE1G	USBFTV2PE1G	K	Panel Mount with Backshell, OD Cadmium	No	118.61	109.72	98.92
523-USBFTV2PE2N	USBFTV2PE2N	L	Panel Mount with Backshell, PCB, Nickel	Yes	114.75	89.03	87.23
523-USBFTV2PE2G	USBFTV2PE2G	L	Panel Mount with Backshell, PCB, OD Cadmium	No	112.95	89.99	80.06
523-USBFTV22N	USBFTV22N	M	Panel Mount PCB, Nickel	Yes	46.31	43.28	39.57
523-USBFTV22G	USBFTV22G	M	Panel Mount PCB, OD Cadmium	No	51.98	48.20	43.62
523-USBFTV71N	USBFTV71N	N	Jam Nut, Nickel	Yes	62.15	57.62	51.96
523-USBFTV71G	USBFTV71G	N	Jam Nut OD Cadmium	No	62.15	57.42	51.66
523-USBFTV7PE1N	USBFTV7PE1N	O	Jam Nut with Backshell, Nickel	Yes	136.37	132.27	92.62
523-USBFTV7PE1G	USBFTV7PE1G	O	Jam Nut with Backshell, OD Cadmium	No	141.58	136.95	101.18
523-USBFTV7PE2N	USBFTV7PE2N	P	Jam Nut with Backshell, PCB, Nickel	Yes	132.64	130.34	119.21
523-USBFTV7PE2G	USBFTV7PE2G	P	Jam Nut with Backshell, PCB, OD Cadmium	No	117.12	93.44	84.67
523-USBFTV72N	USBFTV72N	N	Jam Nut PCB, Nickel	Yes	75.15	59.98	55.29
523-USBFTV72G	USBFTV72G	N	Jam Nut PCB, OD Cadmium	No	65.59	59.77	55.18
Accessories							
523-USBFTVC6G	USBFTVC6G	G	Cap for Plug, OD Cadmium	No	32.69	30.52	27.83
523-USBFTVC6N	USBFTVC6N	G	Cap for Plug, Nickel	Yes	46.58	44.36	43.24
523-USBFTVC2N	USBFTVC2N	H	Cap for Panel Mount Recpt, Nickel	Yes	34.48	31.98	28.88
523-USBFTVC2G	USBFTVC2G	H	Cap for Panel Mount Recpt, OD Cadmium	No	39.61	36.40	33.11
523-USBFTVC7G	USBFTVC7G	H	* Cap for Jam Nut Recpt, OD Cadmium	No	49.08	45.65	41.52
523-USBFTVC7N	USBFTVC7N	H	* Cap for Jam Nut Recpt, Nickel	Yes	44.48	37.31	33.82
523-USBFODE	USBFODE	-	Insert Removal Device	Yes	30.06	28.53	25.71

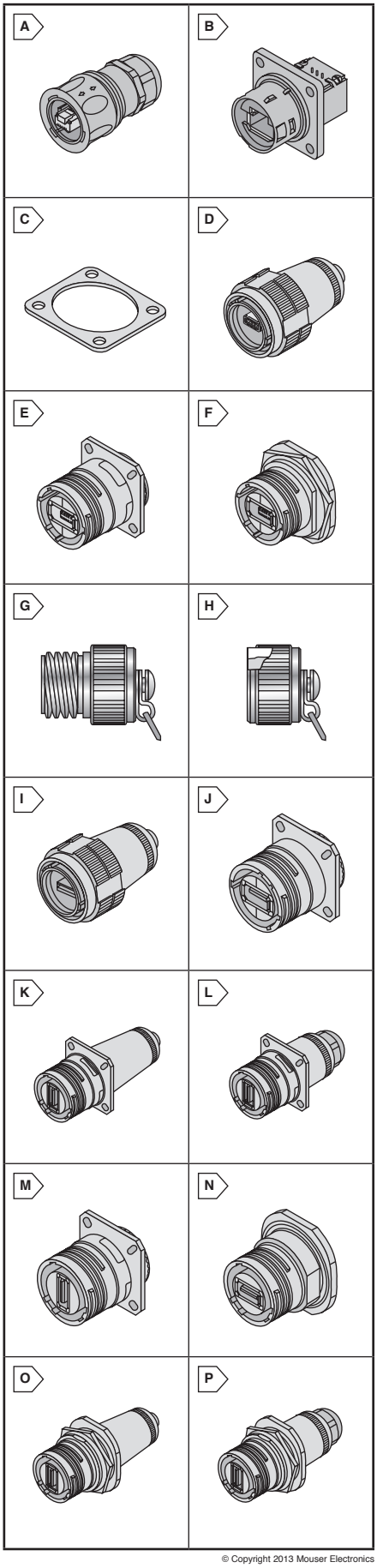

© Copyright 2013 Mouser Electronics

© Copyright 2013 Mouser Electronics

REINFORCED RUGGED USBFTV MEMORY KEYS, USB 3.0 SUPER SPEED

Protection:
- Sealing: IP68 (when mated)
- Salt Spray: 48h with Nickel plating (ROHS) > 500h with Olive Drab Cadmium
- Vibrations: MIL-STD-810F method 514.5 fig 514.5.C cat 14
- Temperature Range: - 40°C/+85°C (MIL-STD-810F)
- Data transmission during vibration & temperature tests
- Derived from MIL-OTL-38999 III specification

Features:
- Voltage: 5V DC - 500mA max
- Electromagnetic compatibility: 89/336/EEC and Part 15 Class B
- Backwards compatible with USB 2.0

NEW! TECHNOLOGY

✻ RoHS Compliant

For quantities greater than listed, call for quote.

MOUSER STOCK NO.	Amphenol Part No.	Fig.	Capacity	Coding Position	Description	Price Each 1	Price Each 5
523-USB3TVKEY6A8GCAP	USB3FTVKEY6A8GCAP	A	8GB	A	Green Cadmium with Cap	505.09	420.92
523-USB3TVKEY6A8NCAP	USB3FTVKEY6A8NCAP	A	8GB	A	Nickel with Cap✻	611.28	509.41
523-USB3TVKEY6B8GCAP	USB3FTVKEY6B8GCAP	A	8GB	B	Green Cadmium with Cap	505.09	420.92
523-USB3TVKEY6B8NCAP	USB3FTVKEY6B8NCAP	A	8GB	B	Nickel with Cap✻	505.09	420.92
523-USB3FT6A16GTGCAP	USB3FTVKEY6A16GTGCAP	A	16GB	A	Green Cadmium with Cap	779.92	649.94
523-USB3FT6A16GTNCAP	USB3FTVKEY6A16GTNCAP	A	16GB	A	Nickel with Cap✻	779.92	649.94
523-USB3FT6A32GTGCAP	USB3FTVKEY6A32GTGCAP	A	32GB	A	Green Cadmium with Cap	1065.09	806.43
523-USB3FT6A32GTNCAP	USB3FTVKEY6A32GTNCAP	A	32GB	A	Nickel with Cap✻	1065.09	806.43
523-USB3FT6A64GTGCAP	USB3FTVKEY6A64GTGCAP	A	64GB	A	Green Cadmium with Cap	1567.91	1187.13
523-USB3FT6A64GTNCAP	USB3FTVKEY6A64GTNCAP	A	64GB	A	Nickel with Cap✻	-	-

AMPHENOL ATEX ETHERNET CONNECTORS

Amphenol introduces the first ATEX Ethernet connectors for applications in Zone 2 and Class I Division 2 explosive environments

- IP68 Ingress Protection
- Substantial reduction of overall plant costs
- Incorporates RJStop® connection system
- Designed for process monitoring and data acquisition in the oil, gas, chemical and power sectors, including green energy applications
- Contact your Mouser sales representative for additional finish options

RoHS Compliant

For quantities greater than listed, call for quote.

MOUSER STOCK NO.	Amphenol Part No.	Fig.	Description	Finish	Price Each 1	Price Each 5	Price Each 10	Price Each 25
523-RJFTVX2SA1N	RJFTVX2SA1N	B	Square Flange Receptacle Sealed	Nickel	193.06	179.28	173.71	161.92
523-RJFTVX6MN	RJFTVX6MN	B	Threaded Plug with Metal Gland	Nickel	159.34	153.95	146.20	132.19
523-RJFTVX7SA1N	RJFTVX7SA1N	B	USB Jamnut Receptacle Sealed	Nickel	225.04	218.23	208.96	188.74
523-USBFTVX6N	USBFTVX6N	B	Threaded Plug	Nickel	229.29	214.09	197.70	180.16
523-USBFTVX7SA2N03A	USBFTVX7SA2N03A	B	Jamnut Recpt Sealed w/0.3m Cordset to USB-A	Nickel	343.94	333.02	321.74	293.36

HIGH RELIABILITY CAT 5 AND CAT 5E ETHERNET CABLE AND CORDSETS

Features:
- Halogen free flame retardant
- Excellent hydrolysis and microbial resistance
- UV resistant
- Custom lengths available. Please contact your sales representative

For quantities greater than listed, call for quote.

MOUSER STOCK NO.	Amphenol Part No.	Fig.	Description	Price Each 1	Price Each 5
523-RJFSFTP5E0076	RJFSFTP5E0076	C	30in. (0.762m) with RJ45 Plug Overmolded on Each End; Cat5e	67.50	61.74
523-RJFSFTP5E0305	RJFSFTP5E0305	C	120in. (3.05m) with RJ45 Plug Overmolded on Each End; Cat5e	85.47	79.11

USB COMPOSITE CONNECTORS

- Sealing: IP67 (when mated)
  Receptacle with Self Closing Cap alone: IP54
- Mating cycles: 500
- Push/Pull mating
- Neoprene shells
- Data Transmission : USB Specification 2.0
- Data Rate: Up to 480Mb/s for High Speed USB
- Temperature Range: - 40°C to +85°C
- RoHS compliant

PRODUCT NEW

RoHS Compliant

For quantities greater than listed, call for quote.

MOUSER STOCK NO.	Amphenol Part No.	Fig.	Description	Price Each 1	Price Each 5	Price Each 10
523-USBAPSCC21	USBAPSCC21	D	Square Flange USB-A Recept Feed Thru w/Snapcap	27.50	25.00	22.50
523-USBAPSCC2205A	USBAPSCC2205A	E	Square Flange USB-A Recept 0.5m Cordset w/Snapcap	23.12	21.01	18.92
523-USBAPIP67CAP	USBAPIP67CAP	-	USB-A Receptacle Cap IP67	16.95	15.41	13.87
523-USBAP6100OPEN	USBAP6100OPEN	F	USB-A Plug 1.0m Cordset to Pigtail	10.81	9.82	8.85
523-USBAP6200OPEN	USBAP6200OPEN	F	USB-A Plug 2.0m Cordset to Pigtail	16.71	15.19	13.67
523-USBAP6050A	USBAP6050A	G	USB-A Plug 0.5m Cordset to USB-A	11.30	10.27	9.24
523-USBAP6200A	USBAP6200A	G	USB-A Plug 2.0m Cordset to USB-A	18.18	16.52	14.87

USB B FIELD CONNECTION CABLE SYSTEM 2.0

Features:
- USB-B male plug overmolded on USB 2.0 cable
- IP67, Sealed against fluids and dusts
- Plastic shells with threaded coupling

For quantities greater than listed, call for quote.

MOUSER STOCK NO.	Amphenol Part No.	Fig.	Description	Price Each 1	Price Each 5	Price Each 10
523-USBBF6100	USBBF6100	H	USB Type B with 1.0 Meter Cordset to USB A - Plug	21.53	20.81	20.37
523-USBBF6200	USBBF6200	H	USB Type B with 2.0 Meter Cordset to USB A - Plug	22.45	21.39	20.19
523-USBBF7	USBBF7	I	USB Type B Jam Nut with Cord to 5 pin connector - Receptacle	19.84	19.78	19.70
523-USBBFC7	USBBFC7	-	Cap for Jam Nut Receptacle with Metal Chain	5.57	5.36	5.17

PROTECTIVE CAPS AND GASKETS FOR RJ AND USB RECEPTACLES

Automatic spring closing protects the RJ Field and the USB.
Field receptacles against dust and water splash.

RoHS Compliant

For quantities greater than listed, call for quote.

MOUSER STOCK NO.	Amphenol Part No.	Fig.	Description	Price Each 1	Price Each 5	Price Each 10
Plug Caps						
523-RJF21BSCC	RJF21BSCC	J	RJ45 Field Snap Cap, Plain Insert, Black	48.75	46.01	45.50
523-RJF21NSCC	RJF21NSCC	J	RJ45 Field Snap Cap, Metalized Insert, Nickel	61.23	58.98	47.29
523-USBF21BSCC	USBF21BSCC	K	USB Field Snap Cap, Plain Insert, Black	58.71	42.13	39.53
523-USBF21NSCC	USBF21NSCC	K	USB Field Snap Cap, Metalized Insert, Nickel	56.88	52.99	44.47

Gaskets

For quantities greater than listed, call for quote.

MOUSER STOCK NO.	Amphenol Part No.	Fig.	Description	Price Each 1	Price Each 5	Price Each 10
523-JE14	JE14	-	Gasket for Panel Mount Receptacle	1.09	.91	.824
523-JE15	JE15	-	Gasket for USB and IEEE 1694	3.17	2.13	1.55
523-JE18	JE18	-	Gasket for Panel Mount Receptacle	1.52	1.27	.984
523-JE19	JE19	-	Gasket for Panel Mount Receptacle	3.35	2.50	2.26



© Copyright 2013 Mouser Electronics

© Copyright 2013 Mouser Electronics

CONEC IP67 Connector Systems

RoHS Compliant **This page of product is compliant.**

CONEC — Technology in Connectors™

IP67 FIBER OPTIC LC-DUPLEX SYSTEM FOR HARSH ENVIRONMENTS

CONEC has developed an outdoor solution according to protection class IP67 to address the special requirements caused by environmental influences. The new designed system is based on a housing with bayonet coupling mechanism which contains a LC-Duplex Connector for the plug version and a LC-Duplex Adapter in the receptacle housing. Both types are available as single and multi-mode versions.

For quantities greater than listed, call for quote.

MOUSER STOCK NO.	CONEC Part No.	Fig.	Description	Price Each 1	10	25	50
Receptacle Assembly Kits							
706-17-300010	17-300010	A	Plastic, Single Mode	21.81	19.62	17.84	16.35
706-17-300060	17-300060	A	Die-Cast Single Mode	38.71	34.84	31.67	29.03
706-17-300070	17-300070	A	Die-Cast Multi Mode	34.88	31.39	28.54	26.16
Plug Kits							
706-17-300030	17-300030	B	Plastic, Single Mode	31.89	28.70	26.09	23.91
706-17-300110	17-300110	B	Plastic, APC Single Mode	40.92	36.83	33.48	30.69
706-17-300080	17-300080	B	Die-Cast, Single Mode	46.11	41.49	37.72	34.58
706-17-300090	17-300090	B	Die-Cast, Multi Mode	46.11	41.49	37.72	34.58
706-17-300120	17-300120	B	Die-Cast, APC Single Mode	55.21	49.69	45.18	41.41
Accessories							
706-17-300050	17-300050	-	Protective cover receptacle	7.49	6.74	6.13	5.62

SEALED INDUSTRIAL ETHERNET CIRCULAR IP67 RJ45 CONNECTOR SYSTEM

RJ45 Receptacles

Coupler Version:
- Receptacle housing for front or rear panel mounting, panel thickness up to 3.2mm
- The receptacle housing establishes a reliable IP67 protected connection after coupling with the RJ45 Cat. 5e plug kit
- Inside the device, a standard patch cable with RJ45 Cat. 5e plug IP20 will be applied into the inline coupler

PCB Jack Version:
- Receptacle housing for front or rear panel mounting, panel thickness up to 3.2mm
- The receptacle housing establishes a reliable IP67 protected connection after coupling with the RJ45 Cat. 5e plug kit
- Solder assembly of the cable inside the device on a special PCB

IDC Jack Version:
- Receptacle housing for front or rear panel mounting, panel thickness up to 3.2mm
- The receptacle housing establishes a reliable IP67 protected connection after coupling with the RJ45 Cat. 5e plug kit
- The RJ45 Cat. 5e jack offers an IDC connection for fast and easy cable mount inside the device

For quantities greater than listed, call for quote.

MOUSER STOCK NO.	CONEC Part No.	Fig.	Description	Price Each 1	10	25	50
Inline Coupler Kits							
631-17-10000	17-10000	C	Plastic with shielded inline coupler + protective cover	18.14	15.39	14.73	13.51
631-17-10020	17-10020	C	Plastic unshielded inline coupler + protective cover	13.46	10.30	9.79	9.10
706-17-10009	17-10009	C	Plastic with shielded inline coupler	19.47	15.14	13.74	13.12
631-17-10011	17-10011	C	Metalized plastic with shielded inline coupler + protective cover	21.05	17.31	16.67	15.65
706-17-101754	17-101754	C	Zinc Die-Cast Version with Shielded RJ45 Inline Coupler	24.85	19.75	18.73	17.55
706-17-101764	17-101764	C	Zinc Die-Cast Version with Unshielded RJ45 Inline Coupler	28.55	21.41	20.39	19.46
706-17-101814	17-101814	C	Zinc Die-Cast Version with Shielded RJ45 Coupler + Cover	45.10	33.82	32.22	30.75
706-17-101824	17-101824	C	Zinc Die-Cast Version with Unshielded RJ45 Coupler + Cover	43.58	32.69	31.13	29.71
IDC Kits							
631-17-10038	17-10038	D	Potted metalized plastic with shielded IDC jack + protective cover	25.78	20.80	20.09	19.12
631-17-10037	17-10037	D	Potted plastic with shielded IDC jack + protective cover	20.07	15.96	15.23	14.19
706-17-10033	17-10033	D	Potted plastic version with shielded inline coupler, with IDC Jack	23.76	18.48	16.77	16.00
PCB Kits							
631-17-10023	17-10023	E	Plastic with shielded PCB jack + protective cover	19.81	17.83	16.21	15.11
631-17-10024	17-10024	E	Metalized plastic with shielded PCB jack + protective cover	22.90	20.03	18.68	16.01
631-17-10039	17-10039	E	Potted plastic with shielded PCB jack + protective cover	20.07	16.08	15.46	14.08
631-17-10040	17-10040	E	Potted metalized plastic with shielded PCB jack + protective cover	22.57	18.63	17.99	17.05
706-17-10017	17-10017	E	Plastic version with shielded inline coupler, with PCB Jack	22.15	17.23	15.62	14.92
706-17-10035	17-10035	E	Potted plastic version with shielded inline coupler, with PCB Jack	23.96	17.03	15.13	14.69
Installation Housing Kits							
706-17-100934	17-100934	F	Metal version with shielded Cat 5e In-line coupler, M28 thread screw	31.37	28.87	26.73	24.88
706-17-101494	17-101494	F	Metal version w/unshielded Cat 5e In-line coupler, M28 thread screw	22.43	17.93	17.79	16.99
706-17-101604	17-101604	F	Metal version w/shielded Cat 5e In-line coupler + Protective cover (M28)	35.72	28.57	28.34	27.06
706-17-101614	17-101614	F	Metal version w/unshielded Cat 5e In-line coupler + Protective cover (M28)	34.09	27.26	27.06	25.83

RJ45 Plugs

Features:
- Applicable RJ45 Cat. 5e plug in a bayonet mechanism housing
- The shielded RJ45 Cat. 5e plug connector is precisely aligned in the housing by its locking tab after assembling the cable and allows an easy and fast connection of both halves of the system
- The bayonet mechanism interlocks with an audible "click" and provides a reliable IP 67 protection
- AWG 24 copper wire, stranded or solid cables

For quantities greater than listed, call for quote.

MOUSER STOCK NO.	CONEC Part No.	Fig.	Description	1	10	25	50
Plug Kit							
631-17-10001	17-10001	G	Plug Kit-plastic version-quick bayonet style locking	7.58	5.60	5.36	5.00
631-17-10013	17-10013	G	Plug Kit-metalized plastic version-quick bayonet style locking	12.44	9.20	8.54	7.63
631-17-10044	17-10044	G	Plug Kit-die cast coupling ring, version-quick bayonet style locking	20.24	16.19	13.75	13.01
706-17-101794	17-101794	G	Plug Kit-die cast, version-quick bayonet style locking	18.74	14.34	13.91	13.38
Plugs with Strain Relief							
631-17-100464	17-100464	G	Plug with strain relief kit plastic version with M28 thread locking style	10.17	7.52	7.36	6.78
631-17-100474	17-100474	G	Plug with strain relief kit metalized version with M28 thread locking style	12.44	9.20	8.57	8.16

Protective Covers

For quantities greater than listed, call for quote.

MOUSER STOCK NO.	CONEC Part No.	Fig.	Description	1	10	25	50
631-17-10002	17-10002	-	Protective cover assembly plastic version	5.03	4.47	4.02	3.66
631-17-10014	17-10014	-	Protective cover assembly metalized plastic version	5.11	4.54	4.09	3.71

TOOLS

For quantities greater than listed, call for quote.

MOUSER STOCK NO.	CONEC Part No.	Description	Price Each 1	5
631-360X30049X	360X30049X	Punch-Down Tool	5.60	4.96
631-360X30029X	360X30029X	RJ45 Plug Terminator	40.52	35.46

A



B

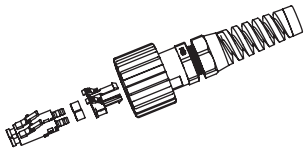

C

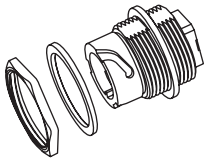

D

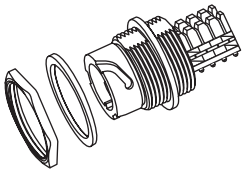

E

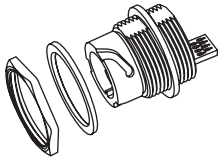

F

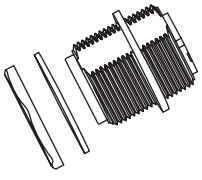

G

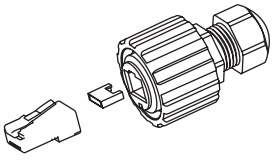

© Copyright 2013 Mouser Electronics

© Copyright 2013 Mouser Electronics

CONEC IP67 USB and IP67 Circular Connectors

RoHS Compliant This product is RoHS compliant.

CONEC Technology in Connectors™

USB 2.0 IP67 WATER RESISTANT CONNECTOR SYSTEM

For quantities greater than listed, call for quote.

MOUSER STOCK NO.	CONEC Part No.	Fig.	Description	Price Each 1	10	25	50
Plastic							
706-17-200121	17-200121	A	USB Type A Plug Kit bayonet type	4.90	5.45	5.04	4.90
706-17-200151	17-200151	A	USB Strain Relief Assembly with Type A Plug M28 Thread	4.95	5.30	5.10	4.95
706-17-200001	17-200001	B	USB Type A/A Female Adapter, Plastic bayonet type	6.09	6.52	6.28	6.09
706-17-200161	17-200161	B	USB Receptacle and Cover bayonet Type A/A Female Adapter	8.20	9.18	8.69	8.20
Metal							
706-17-200591	17-200591	A	USB Type A Plug Kit, Die Cast	10.45	11.17	10.77	10.45
706-17-200331	17-200331	C	USB Type A Plug Assembly Kit, Metal M28 Thread	11.73	12.44	11.96	11.73
706-17-200321	17-200321	D	USB Type A/A Female Adapter, Metal M28 Thread	11.86	15.00	12.70	11.86
706-17-200601	17-200601	B	USB Type A/A Female Adapter, Die Cast, bayonet type	17.32	17.94	17.59	17.32
706-17-200611	17-200611	B	USB Type A/A Female Adapter, Die Cast, bayonet type with cover	25.73	27.06	26.26	25.73
Covers							
631-17-10002	17-10002	-	Protective cover assembly plastic version	3.66	4.47	4.02	3.66
706-17-101710	17-101710	-	Protective cover assembly bayonet type, with metal ball chain	4.84	5.41	5.14	4.84
706-17-100950	17-100950	-	Protective cover assembly metal M28 thread	9.19	9.83	9.48	9.19
706-17-101800	17-101800	-	Protective cover die cast - bayonet	9.53	10.88	9.98	9.53
Patch Cords							
706-17-200231	17-200231	E	USB Patch Cord 2M Type A Plug (Bayonet) to Type A Plug (Standard)	9.14	10.35	9.77	9.14
706-17-200181	17-200181	I	USB Patch Cord 2M Type A Plug (Bayonet) to Type B Plug (Standard)	9.14	10.35	9.77	9.14

MINI-USB 2.0 IP67 CONNECTOR

- Design: black plastic
- Connection type socket version: PCB-mounted
- Through hole version
- Meets USB 2.0 Specifications
- Currant Rating: 1.0 A max. @ 25°C
- Operating Temperature: -40°C to +80°C
- IP67 rated when fully mated with appropriate mating connector

For quantities greater than listed, call for quote.

MOUSER STOCK NO.	CONEC Part No.	Fig.	Description	Price Each 1	10	100	500
706-17-250021	17-250021	F	Receptacle with Dust Cap, Type B	9.76	8.87	8.13	7.51

MINI-USB 2.0 IP67 PATCH CORDS

- Meets USB 2.0 Specifications
- Currant Rating: 1.0 A max. @ 25°C
- Operating Temperature: -40°C to +80°C
- IP67 rated when fully mated with appropriate mating connector

For quantities greater than listed, call for quote.

MOUSER STOCK NO.	CONEC Part No.	Fig.	Description	Price Each 1	10	100	500
706-17-250031	17-250031	G	Patch Cord, mini-B USB Plug to Standard USB Type A Plug, 2M	8.88	8.08	7.40	6.83
706-17-250041	17-250041	G	Patch Cord, mini-B USB Plug to Standard USB Type A Plug, 3M	10.51	9.56	8.75	8.08
706-17-250051	17-250051	G	Patch Cord, mini-B USB Plug to Standard USB Type A Plug, 5M	16.16	14.69	13.46	12.43

M12 IP67 CONNECTORS

- Rated Voltage: 4P - 250V
  5P - 60V
- Current Rating: 4A
- Temperature range: -30°C to +85°C

For quantities greater than listed, call for quote.

MOUSER STOCK NO.	CONEC Part No.	Fig.	Pos.	Type	Desc.	Cable Dia.	Price Each 1	10	100	500
706-43-00092	43-00092	H	4	Female	Straight	4 - 8mm	13.51	9.65	8.15	7.51
706-43-00094	43-00094	H	5	Female	Straight	4 - 8mm	10.94	9.45	8.00	7.32
706-43-00096	43-00096	I	4	Female	R/A	4 - 8mm	11.80	8.63	7.16	6.58
706-43-00098	43-00098	I	5	Female	R/A	4 - 8mm	12.62	9.65	8.17	7.48
706-43-00100	43-00100	H	4	Male	Straight	4 - 8mm	8.67	6.26	5.24	4.82
706-43-00102	43-00102	H	5	Male	Straight	4 - 8mm	11.94	8.73	7.23	6.64
706-43-00104	43-00104	I	4	Male	R/A	4 - 8mm	9.87	7.21	5.97	5.49
706-43-00106	43-00106	I	5	Male	R/A	4 - 8mm	11.94	8.73	7.23	6.64

7/8" IP67 CONNECTORS

- Rated Voltage: 250V
- Current Rating: 2P - 12A
  4P - 9A
- Temperature range: -30°C to +85°C

For quantities greater than listed, call for quote.

MOUSER STOCK NO.	CONEC Part No.	Fig.	Pos.	Type	Desc.	Cable Dia.	Price Each 1	10	100	500
706-41-00001	41-00001	J	2+PE	Female	Straight	6 - 12mm	24.29	22.92	21.69	19.74
706-41-00002	41-00002	J	4	Female	Straight	6 - 12mm	28.46	23.23	20.02	18.41
706-41-00003	41-00003	J	4+PE	Female	Straight	6 - 12mm	31.37	25.62	22.06	20.92
706-41-00004	41-00004	J	2+PE	Male	Straight	6 - 12mm	20.67	17.87	15.13	13.85
706-41-00005	41-00005	J	4	Male	Straight	6 - 12mm	23.50	19.19	16.52	15.24
706-41-00006	41-00006	J	4+PE	Male	Straight	6 - 12mm	25.38	20.72	17.85	16.96

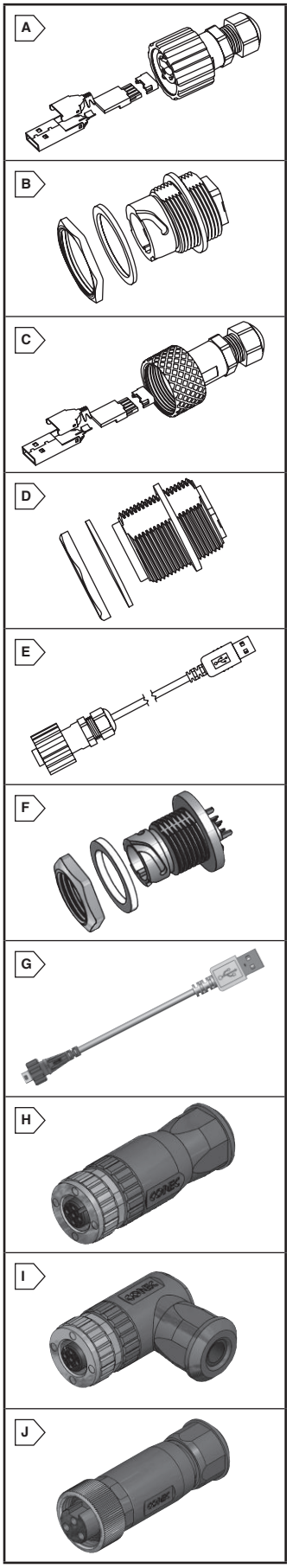

© Copyright 2013 Mouser Electronics
© Copyright 2013 Mouser Electronics

HARTING Industrial Ethernet Solutions

RoHS Compliant **This product is RoHS compliant.**

IP30 ETHERNET SWITCH

Features:

- The ethernet switch eCon-3080 and eCon-2050 can be used in industrial environments and supports Ethernet (10Mbit/s) and Fast Ethernet (100Mbit/s.)
- Up to 8 ethernet devices can be connected via the RJ45-ports
- Supports simple and quick network diagnostics with integrated LEDs at every port
- Store and Forward switching mode and supports auto-crossing, auto-negotiation and auto-polarity
- Compact design
- Robust metal housing
- Extended temperature range
- Unmanaged switch
- Top hat rail mounting (DIN EN 60 715)
- RoHS compliant per HARTING documentation

For quantities greater than listed, call for quote.

MOUSER STOCK NO.	HARTING Part No.	Fig.	Description	Price Each
617-20-76-108-3000	20 76 108 3000	A	IP30 Ethernet Switch with 8 ports	288.68
617-20-76-105-3000	20 76 105 3000	B	IP30 Ethernet Switch with 5 ports	149.73

RJ INDUSTRIAL® IP20 STANDARD PATCH CABLES

Category 5E patch cables in accordance with PROFInet® guidelines.

Features:

- Designed for use in protected environments or IT-based applications
- Electrical performance Cat. 5E or to ISO/IEC 11 8801:2002
- Mating face RJ45, 8-pin
- Pin assignment to TIA/EIA 568B 1:1 cabling
- Molded connector, shielded with latch, molded from halogen-free polyamide
- Cat. 5E cable, AWG 26/7, shielded
- Sheath material made of halogen-free polyurethane (PUR), available in black or green
- RoHS Compliant per HARTING documentation

For quantities greater than listed, call for quote.

MOUSER STOCK NO.	HARTING Part No.	Fig.	Cable Length (M)	Cable Sheath	Price Each 1	5	10
Sheath: Black							
617-09-45-971-1121	09 45 971 1121	C	0.5	PUR Black	9.42	8.46	8.00
617-09-45-971-1122	09 45 971 1122	C	1.0	PUR Black	11.04	9.93	9.38
617-09-45-971-1123	09 45 971 1123	C	2.0	PUR Black	16.30	15.53	14.83
617-09-45-971-1124	09 45 971 1124	C	3.0	PUR Black	19.62	18.89	18.20
617-09-45-971-1126	09 45 971 1126	C	5.0	PUR Black	22.50	21.36	20.32

HA-VIS SMART IP 20 CAT. 6 PATCH CABLE

Features:

- Illluminated detection of specific patch cables in data center enviroments
- Suitable for Gigabit Ethernet 1000 Mbit/s
- Transmission performance in acc. with Cat. 6 ISO/IEC 11 801
- Flame retardant and halogen-free

For quantities greater than listed, call for quote.

MOUSER STOCK NO.	HARTING Part No.	Fig.	Cable Length (M)	Description	Price Each 1	5
617-09474747201	09 47 474 7201	C	1.0	Gray boot, yellow jacket	18.65	17.30
617-09474747203	09 47 474 7203	C	2.0	Gray boot, yellow jacket	21.87	19.75
617-09474747206	09 47 474 7206	C	5.0	Gray boot, yellow jacket	38.24	34.54
Smart Patch Cable Detector						
617-09479000001	09 47 900 0001	-	-	Ha-VIS Smart path cable detector	50.91	47.89

IP 20 DATA CONNECTOR

Specifications:

- Housing: Plastic, Black
- Matching Interface: RJ45 in acc. to IEC 60603-7
- Cable Sheath Diameter: 6.1mm-6.9mm
- Wire Gauge: AWG 22-24 stranded, AWG 22-23 solid

For quantities greater than listed, call for quote.

MOUSER STOCK NO.	HARTING Part No.	Fig.	Description	Price Each 1	5	10
617-09-45-151-1100	09 45 151 1100	D	IP20 Data Plug	15.28	13.94	13.89

HARAX® CIRCULAR SHIELDED M12 CONNECTORS AND CABLE ASSEMBLIES

Approved by the ODVA (Open DeviceNet Vendors Association). In accordance with PROFInet® guidelines.

Features:

- Transmission characteristics in accordance with DIN 50 173-1
- D-Coding for ethernet
- Wire gauge: 22-24AWG stranded
- Conductor insulation material: PVC
- Working temperature: -25°C to +85°C
- Temperature during connection: -5°C to +50°C
- Protection level: IP 67

For quantities greater than listed, call for quote.

MOUSER STOCK NO.	HARTING Part No.	Fig.	Description	Price Each 1	5	10
617-21011405081	21011405081	E	4 Pin Male, A-Code, R/A	23.56	22.97	21.26
617-21-01-140-5091	21011405091	F	4 Pin Female, A-Code, R/A	24.45	23.83	22.06
617-21-03-111-1405	21031111405	G	4 Pin Male	13.30	12.82	12.09
617-21-03-111-2405	21031112405	H	4 Pin Female	15.02	14.64	13.65
617-21-03-281-1405	21032811405	I	4 Pin Male D-Code	36.50	34.49	32.95
617-21-03-281-2405	21032812405	J	4 Pin Female D-Code	41.22	41.20	37.19
617-21033111402	21033111402	K	4 Pin Male A-Code	20.50	19.33	18.30
617-21033711403	21033711403	K	4 Pin Male D-Code Panel Mount	22.19	20.93	19.81
617-21033112400	21033112400	L	4 Pin Female A-Code	31.99	30.17	28.56
617-21-03-371-2403	21033712403	L	4 Pin Female D-Code Panel Mount	22.04	20.79	19.69
617-21-03-381-4400	21033814400	M	4 Pin M12-RJ45 Adapter R/A	45.06	43.92	40.66
617-21034831401	21034831401	N	4 Pin Male-Male D-Code 1M Cable	73.01	70.22	67.63
617-21034831403	21034831403	N	4 Pin Male-Male D-Code 3M Cable	85.60	82.33	79.30
617-21034831405	21034831405	N	4 Pin Male-Male D-Code 5M Cable	98.12	94.37	90.91
617-21035154401	21035154401	O	4 Pin R/A Female-Open 1.5M Cable	17.98	16.96	16.04
617-21035154402	21035154402	O	4 Pin R/A Female-Open 3M Cable	22.53	21.25	20.11
617-21035154403	21035154403	O	4 Pin R/A Female-Open 5M Cable	28.48	26.87	25.43

HYBRID DATA & POWER CABLE

- Suitable for PROFInet® Applications
- Fire retardant, non-corrosive jacket
- Cabling standard in acc. w/ ISO/IEC 11 801: Category 5
- Service Temperature: -20° C to +70°C
- Sheath: FRNC green, Ø 10.3mm
- Use with Hybrid parts above
- RoHS compliant per HARTING documentation
- For flexible installation

For quantities greater than listed, call for quote.

MOUSER STOCK NO.	HARTING Part No.	Fig.	Description	Price Each
617-09-45-600-0300	09 45 600 0300	P	2x 22AWG Twisted Pairs; 4x 16AWG Power; 100M Cable Ring	1048.42

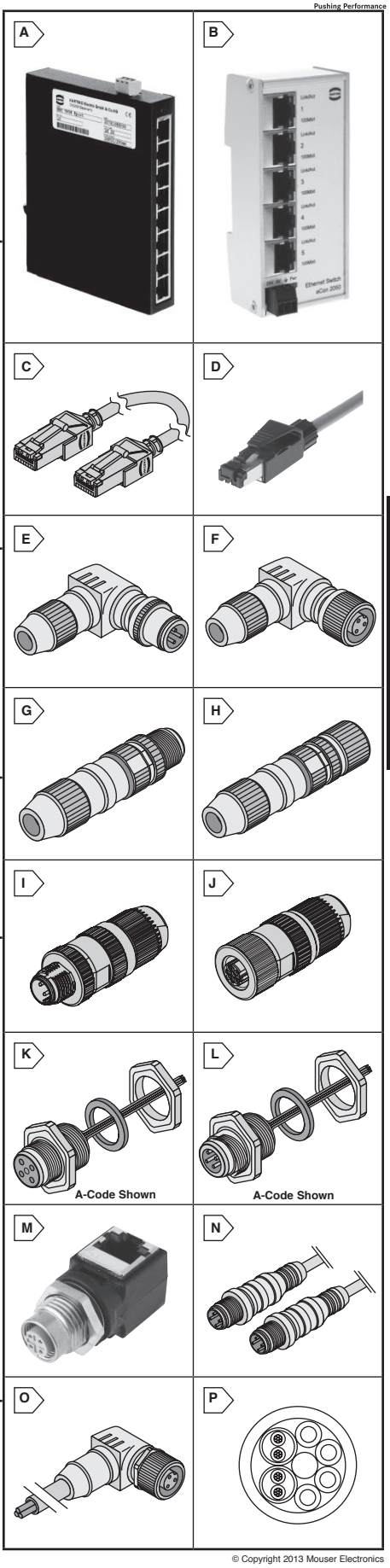

© Copyright 2013 Mouser Electronics

RoHS Compliant This page of product is compliant.

HARTING Pushing Performance

RJ INDUSTRIAL 10G CAT.6 DEVICE SIDE COMPONENTS

- Cat. 6 components to class EA for Ethernet up to 10 Gigabit
- HARTING Industrial Form Factor (HIFF) dimensions for proper fit to PushPull, Han® 3A and Han-Modular® product lines
- Equivalent electrical performance across product lines
- Coupler is a full metal, robust design
- Future proof your 8 wire systems
- 360° shielding
- 360° EMC for industrial environments
- Ready to use panel feed through reduces assembly time

RoHS Compliant

For quantities greater than listed, call for quote.

MOUSER STOCK NO.	HARTING Part No.	Fig.	Description	Price Each		
				1	5	10
617-09-45-225-1560	09 45 225 1560	A	RJ45 CAT6 Panel Feed Through, Black Plastic	31.77	51.35	28.68
617-09-45-215-1560	09 45 215 1560	A	RJ45 CAT6 Panel Feed Through, Metal Gray	35.33	51.35	31.90
617-09-45-215-1561	09 45 215 1561	B	RJ45 CAT6 Panel Feed Through, Metal Black, Marine Version	53.38	51.35	49.46
617-09-45-215-1562	09 45 215 1562	C	RJ45 CAT6 Panel Feed Through, Metal Gray, Self-Close Cover	66.34	63.02	62.43
617-09-45-200-1560	09 45 200 1560	D	RJ45 CAT6 Insert	28.88	63.02	26.07
617-09-45-245-1590	09 45 245 1590	E	Push-Pull Plastic Easy Install CAT6 Panel Feed Through	22.89	63.02	20.65
617-09-45-245-1560	09 45 245 1560	F	Push-Pull Compact CAT6 Panel Feed Through	21.56	63.02	19.45
617-09-45-545-1560	09 45 545 1560	G	10G CAT6 Bulkhead, RJ45-RJ45 Coupler	18.87	17.74	16.80
617-09-45-545-0028	09 45 545 0028	H	Push-Pull Compact Receptacle Housing for Hiff Inserts	9.11	63.02	8.71
617-09-45-545-0032	09 45 545 0032	I	Easy Install Housing for Hiff Insert W/ Plastic Clip	9.12	63.02	8.74
617-09-45-515-0024	09 45 515 0024	J	Adapter for Hiff Inserts	6.15	6.00	5.91

RJ INDUSTRIAL 10G CONNECTOR

- Housing: Plastic, Black
- Mating Interface: RJ 45 in acc. to IEC 60603-7
- Wire Gauge: 27-22AWG
- Cable Diameter: 4.5mm-9.0mm

For quantities greater than listed, call for quote.

MOUSER STOCK NO.	HARTING Part No.	Fig.	Description	Price Each		
				1	5	10
617-09451511560	09 45 151 1560	K	RJ Industrial 10G Plug Set	23.78	21.86	21.45

HAR-PORT SERVICE INTERFACE FOR ETHERNET AND USB

- Number of ports: 2x RJ45
- Transmission rate: 10/100Mbit/s and 1/10Gbit/s

RoHS Compliant

For quantities greater than listed, call for quote.

MOUSER STOCK NO.	HARTING Part No.	Fig.	Description	Price Each		
				1	10	25
617-9454521560	09 45 452 1560	L	RJ45 IP20 Coupler Cat. 6	29.53	27.68	24.16
617-9454521922	09 45 452 1922	M	USB 2.0 A-A Coupler, 1.5m PFT Cable	59.99	56.24	49.08
617-9455020000	09 45 502 0000	-	Protection Cover IP44	8.08	7.58	6.61
617-9455020001	09 45 502 0001	-	Sealing Cover	11.15	10.44	9.13
617-9455020004	09 45 502 0004	-	Blind Cover	11.03	10.34	9.03
617-9455020002	09 45 502 0002	-	Label Holder	1.56	1.47	1.27
617-9455020003	09 45 502 0003	-	Label, Self-Adhesive	1.95	1.82	1.59

HAR-SPEED M12 CONNECTORS

- Fully shielded
- High speed transfer rates to 1/10 Gbit
- Protection class IP 65/67

RoHS Compliant

For quantities greater than listed, call for quote.

MOUSER STOCK NO.	HARTING Part No.	Fig.	Description	Price Each		
				1	10	25
617-21-03-881-5805	21 03 881 5805	N	Male 8 pole	56.13	49.03	45.23
617-21033812801	21 03 381 2801	O	Female 8 pole	39.10	35.29	32.10
617-21-03-483-1801	21 03 483 1801	P	Male 1M system cable	92.99	80.95	75.36
617-21034831810	21 03 483 1810	P	Male 10M system cable	199.30	173.85	161.13

IP67 HYBRID CONNECTORS

- Mating interface: RJ 45 in accordance with IEC 60603-7, plus 4 x power supply
- Data and power integrated into one connector for hybrid ethernet networks
- Mating cycles: 500 min
- Cable plug: Wire gauge: 22-24AWG stranded 22-23AWG solid
- Panel Feed Through: Panel cut out: 22x22mm
- Protection level: IP67
- Temperature range: -40°C to +70°C
- Working voltage power supply: 48V
- Housing material: Black polyamide, UL94V-0 rated
- RoHS compliant per HARTING documentation

RoHS Compliant

For quantities greater than listed, call for quote.

MOUSER STOCK NO.	HARTING Part No.	Fig.	Description	Price Each		
				1	5	10
617-09-45-125-1300	09 45 125 1300	Q	Cable Plug, straight with plastic cable gland	30.79	27.95	26.72
617-09-45-225-1300	09 45 225 1300	R	Panel Feed Through, internal RJ 45 jack IP20 and cage clamp	36.09	33.16	30.60

IP67 RJ45 PUSH PULL CONNECTORS

- Mating interface: RJ 45 in accordance with IEC 60603-7
- Mating cycles: 750 min
- Protection level: IP67
- Temperature range: -40°C to +70°C
- Housing material: Black polyamide, UL94V-0 rated
- Cat 5 Data Plug utilizes IDC Termination
- Cat 6 Data Plug utilizes Crimp Termination
- Wire gauge: Cat5 Plug 22-24AWG; Cat6 Plug 24-26AWG
- Panel feed through: Panel cut out: 21x27mm
- RoHS compliant per HARTING documentation

RoHS Compliant

For quantities greater than listed, call for quote.

MOUSER STOCK NO.	HARTING Part No.	Fig.	Description	Price Each		
				1	5	10
617-09-45-145-1100	09 45 145 1100	S	Cat 5 Cable Plug; straight with plastic cable gland; 4 pole	20.20	19.44	18.75
617-09-45-245-1102	09 45 245 1102	T	Panel Feed through, data only, internal RJ 45 jack	18.49	18.10	17.16

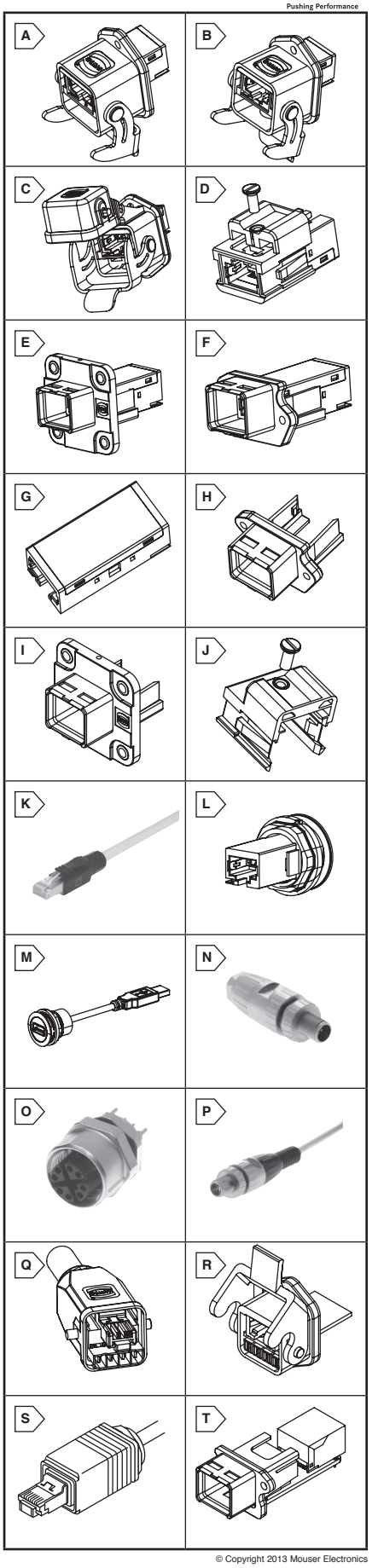

© Copyright 2013 Mouser Electronics

© Copyright 2013 Mouser Electronics

PHOENIX CONTACT Industrial Data Connection Systems

RoHS Compliant **This product is RoHS compliant.**

INDUSTRIAL DATA CONNECTORS

Variosub Push-Pull Ethernet and Power

Features:

- Unique Push-Pull latching/unlatching system
- IP67 Rated when mated
- Available in Metal or Plastic Housings
- Suitable for use in Industrial applications
- Power Connectors utilize Spring Cage Connection

For quantities greater than listed, call for quote.

MOUSER STOCK NO. Mfr.	Mfr. Part No.	Fig.	Phoenix Type	Description	Price Each 1	10	25	50
651	1608113	A	VS-PPC-C1-RJ45-MNNA-PG9-8I6	CAT6 IDC RJ45 IP67 Metal Push Pull	20.27	18.65	17.54	17.23
651	1608139	A	VS-PPC-C1-RJ45-POBK-PG9-8I6	CAT6 IDC RJ45 IP67 Plastic Push Pull	17.17	15.81	14.87	14.61
651	1608016	A	VS-PPC-C1-RJ45-MNNA-PG9-8Q5	CAT5e Quickon RJ45 IP67 Metal Push Pull	38.38	35.33	33.22	32.64
651	1657834	A	VS-PPC-C1-RJ45-POBK-PG9-8Q5	CAT5e Quickon RJ45 IP67 Plastic Push Pull	35.26	32.46	30.53	28.56
651	1608029	B	VS-PPC-F1-RJ45-MNNA-1R-PHA	RJ45 Panel Mount Frame, IP67, Metal	4.23	3.87	3.65	3.30
651	1657847	B	VS-PPC-F1-RJ45-P0BK-1R-PHA	RJ45 Panel Mount Frame, IP67, Plastic	3.75	3.45	3.23	2.91
651	1653087	-	VS-08-BU-RJ45-6/LH-1	CAT6 RJ45 PCB Socket	7.71	7.08	6.67	6.55
651	1608197	-	VS-PPC-F1-RJ45-POBK-1R-F	RJ45 Panel Mount Frame, Freenet	4.77	4.39	4.13	4.06
651	1608294	C	VS-PPC-F2-MSTB-POBK-1R-SPSA5	MSTB Plastic Pnl Mnt W/ Insert, 24V	22.44	20.64	19.41	16.93

Variosub RJ45

Industrial ethernet connection for CAT 5, CAT 6 and CAT 6A

Features:

- Patented VARIOSUB housing with push/pull locking system
- IP20 or IP67 rated connections for protection from dust, dirt, water
- PCB mount or panel feed thru connections
- Fully shielded inserts

For quantities greater than listed, call for quote.

MOUSER STOCK NO. Mfr.	Mfr. Part No.	Fig.	Phoenix Type	Description	Price Each 1	10	25	50
651	1688696	C	VS-08-T-RJ45/IP67	Cat5 RJ45 IP67 Plastic sleeve housing	9.69	8.21	7.69	7.65
651	1652732	C	VS-08-T-H-RJ45/IP67	Cat6 RJ45 IP67 Plastic sleeve housing	9.28	7.98	7.51	7.37
651	1689080	-	VS-08-A-RJ45/MOD-1-IP67	IP67 Panel mount frame for sq panel cutout	4.38	4.02	3.86	3.71
651	1689844	-	VS-08-A-RJ45/MOD-1-R-IP67	IP67 Panel mount frame for round cut-out	6.79	5.78	5.45	5.29
651	1688573	D	VS-08-ST-RJ45	Cat5 RJ45 Male insert, IDC	7.81	6.60	6.24	3.71
651	1656725	E	VS-08-RJ45-5-Q/IP20	Cat5 RJ45 Male insert, IDC, with IP20 housing	29.45	27.09	26.02	25.03
651	1419001	E	VS-08-RJ45-10G/Q	Cat6 RJ45 Male insert, IDC with IP20 housing	34.49	31.75	29.85	27.89
651	1656990	F	VS-08-RJ45-5-Q/IP67	Cat5 RJ45 Male insert, IDC, with IP67 housing	35.25	32.80	31.92	28.78
651	1689064	G	VS-08-BU-RJ45/BU	Cat5 RJ45 Female insert, Fem / Fem	11.92	10.96	10.64	10.12
651	1653087	G	VS-08-BU-RJ45-6/LH-1	Cat6 RJ-45 Female insert for PCB (angled pins)	7.71	7.08	6.67	6.55
651	1689200	-	VS-08-SD	Flat protective cover	6.39	5.87	5.86	5.42
Tooling					1		5	
651	1206696	-	CRIMPFOX-LC	Hand crimp tool without die	466.92		435.81	
651	1207420	-	CRIMPFOX-LC-RJ45S	Die for VS-08-ST-RJ45 male insert	382.72		357.68	

Variosub USB

Features:

- Compatible with USB 2.0
- Transmission rate 480Mbp/s
- IP67 and IP20 rated connections for protection from dust, dirt, water
- Mates with Phoenix Contact VARIOSUB USB Patch Cables

For quantities greater than listed, call for quote.

MOUSER STOCK NO. Mfr.	Mfr. Part No.	Fig.	Phoenix Type	Description	Price Each 1	10	25	50
651	1653744	-	VS-A-F-IP67	IP67 Panel mounting frame for female inserts	5.48	5.00	4.68	4.06
651	1653838	H	VS-04-BUA-BUB-F/IP67	USB-A to USB-B Fem / Fem insert (reversible)	24.81	22.82	21.92	21.09
651	1653854	H	VS-04-BUA-FK-F/IP67	USB-A Female insert for flat-ribbon connection	24.81	22.82	21.47	21.10
651	1653867	H	VS-04-BUB-FK-F/IP67	USB-B Female insert for flat-ribbon connection	24.81	22.82	21.47	21.10

INDUSTRIAL M12 SPEEDCON MINI-B USB CONNECTORS

Features:

- For harsh industrial applications
- Meets USB 2.0 with a transfer rate of 480 Mbit/s
- IP67 protected
- Utilizes the SPEEDCON connection system

For quantities greater than listed, call for quote.

MOUSER STOCK NO. Mfr.	Mfr. Part No.	Fig.	Phoenix Type	Description	Price Each 1	10	50
Receptacle							
651	1440711	I	VS-EC-MSDB SH SCO	Mini-B USB, Straight Solder	39.10	37.09	34.18
Cable Assemblies							
651	1420168	J	VS-FSDB-IP20SDA/981/1,0 SCO	USB mini-B/IP20 on USB type A/IP20, length: 1m	36.04	34.19	31.51
651	1420171	J	VS-FSDB-IP20SDA/981/2,0 SCO	USB mini-B/IP20 on USB type A/IP20, length: 2m	44.07	41.80	38.53
651	1420184	J	VS-FSDB-IP20SDA/981/5,0 SCO	USB mini-B/IP20 on USB type A/IP20, length: 3m	53.98	51.21	47.21

VARIOSUB ODVA V1 CONNECTORS

For quantities greater than listed, call for quote.

MOUSER STOCK NO. Mfr.	Mfr. Part No.	Fig.	Phoenix Type	Description	Price Each 1	5
651	1419182	K	VS-V1-C-RJ45-MNNA-PG9-8-I-5-S	Metal RJ45 connector	80.58	76.61
651	1419184	L	VS-V1-F-RJ45-MNNA-1-C-S-JJ-S	RJ45 panel frame F/F insert	85.84	81.61
651	1419185	L	VS-V1-F-RJ45-MNNA-1-C-S-JI-S	RJ45 panel frame with insert for cable	85.84	81.61
651	1419183	-	VS-V1-C-PC-POBK	Protective cover for connector	10.91	10.38
651	1419186	-	VS-V1-F-PC-POBK	Protective cover for panel frame	13.40	13.04

SWITCHES

For quantities greater than listed, call for quote.

MOUSER STOCK NO. Mfr.	Mfr. Part No.	Fig.	Phoenix Type	Description	Price Each 1	2
Unmanaged Switches						
651	2891152	M	FL Switch SFN 5TX	5 TP-RJ45 ports	106.03	102.90
651	2891929	M	FL Switch SFN 8TX	8 TP-RJ45 ports	170.13	165.26
651	2891851	M	FL Switch SFN 4TX/FX	4 TP-RJ45 ports / 1 Fiber Port	251.45	244.37
Managed Switches						
651	2989226	-	FL Switch SMCS 8TX	8 RJ45 ports, 10/100 Mpbs with auto negotation and autocross	1010.08	981.21
651	2989323	-	FL Switch SMCS 6TX/2SFP	6 RJ45/2 SFP ports, 10/100 Mpbs with auto negotation and autocross	1177.00	1143.37

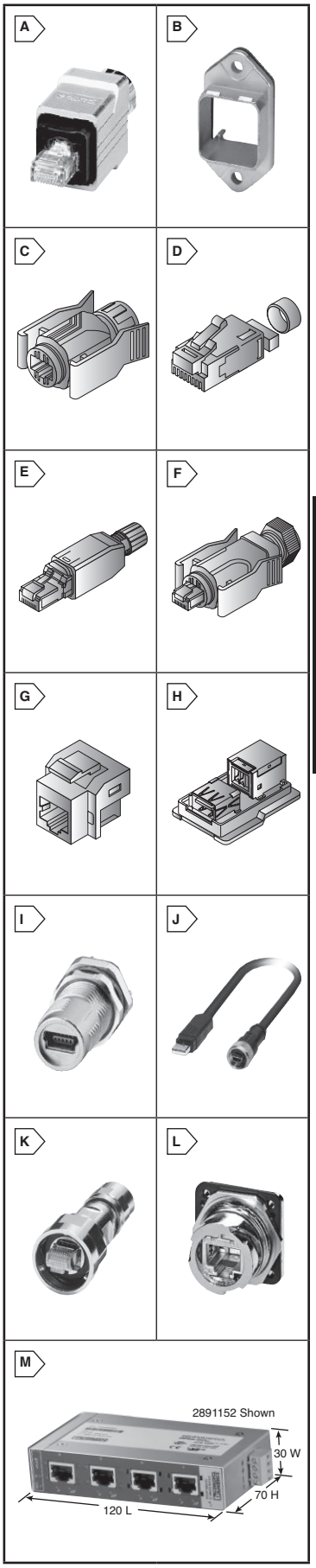

© Copyright 2013 Mouser Electronics

TE CONNECTIVITY Industrial Ethernet Connectors

RoHS Compliant **This product is RoHS compliant.**

TE connectivity Authorized Distributor

CEELOK FAS-T CONNECTORS

Features:
- 1 Gbit-Ethernet and 10 Gbit-Ethernet when used with Cat 5e, Cat 6A or Cat 7 cables
- Crimp snap, 39029-style contacts for easy termination and field repairability
- T-shaped pin pattern improves SI through uniform crosstalk cancellation
- Compatible with multiple braid terminations, adaptor styles and seal boots
- Scoop-proof design
- Insert assembly mechanically retained for ≤ 25 lb. retention force
- Robust coupling ring mechanism
- Size 8 shell saves weight and space

NEW PRODUCT

For quantities greater than listed, call for quote.

MOUSER STOCK NO.	TE Part No.	Fig.	Description	Price Each 1	5	10
Nickel						
571-2102353-1	2102353-1	A	Plug Kit Assembly	195.54	180.50	167.60
571-2102353-1	2102353-1	B	Receptacle Kit Assembly	195.54	180.50	167.60
571-2102351-1	2102351-1	C	PC Tail Assembly	242.53	223.88	207.88
Black Zinc Nickel						
571-2102353-2	2102353-2	A	Plug Kit Assembly	206.15	190.29	176.70
571-2102352-2	2102352-2	B	Receptacle Kit Assembly	154.62	142.72	132.52
571-2102351-2	2102351-2	C	PC Tail Assembly	256.17	236.47	219.57

DIRECT PCB MOUNT RECEPTACLE

Low profile receptacle that solders directly to a printed circuit board (PCB) - intended for customers who wish to incorporate a robust, sealed connection into their field equipment. Ideal for customers who wish to incorporate a sealed RJ-45 in the smallest possible package.

For quantities greater than listed, call for quote.

MOUSER STOCK NO.	TE Part No.	Fig.	Description	Price Each 1	5	10
571-1-1546405-1	1-1546405-1	D	8 pin through-hole receptacle, front coupling hex nut	20.35	19.43	18.75

STANDARD PCB BOARD RECEPTACLES

Highly flexible solution that enables an end-user to solder a cable lead to an internal Ethernet connection.

For quantities greater than listed, call for quote.

MOUSER STOCK NO.	TE Part No.	Fig.	Description	Price Each 1	5	10
571-1-1546409-1	1-1546409-1	E	With PC Board	25.80	23.78	23.28
571-1-1546411-1	1-1546411-1	E	With PCB & 12" cable (568A)	25.86	24.60	23.60
571-1-1546412-1	1-1546412-1	E	With PCB & 12" cable (568B)	34.86	33.64	32.19

BULKHEAD PASSTHROUGH RECEPTACLES

The perfect solution to bring Ethernet into a cabinet or control box. Simply mount bulkhead product in a panel cutout, mate a sealed connector on the outside of the enclosure, and run a commercial patch cord from the backside RJ-45 jack to your PLC, I/O, or Ethernet control board. No conduit entry is required.

Backside RJ-45 Jack Specifications:
- Base Material: Copper alloy with30u" gold alloy
- Underplating: 2.54 microns of nickel
- Mating Cycles: 250 min.
- Current Rating: 1.5A
- Voltage Rating: 125 V DC

For quantities greater than listed, call for quote.

MOUSER STOCK NO.	TE Part No.	Fig.	Description	Price Each 1	5	10
571-1546413-3	1546413-3	F	RJ-45 Bulkhead passthrough with backside RJ-45 jack	29.06	27.82	26.23
571-1546414-4	1546414-4	G	RJ-45 Bulkhead passthrough with 12" of patch cord	33.10	30.90	29.87
571-1-1546415-1	1-1546415-1	F	RJ-11 Bulkhead passthrough with backside RJ-11 jack	26.62	25.68	25.17

FEMALE-TO-FEMALE ADAPTER

For quantities greater than listed, call for quote.

MOUSER STOCK NO.	TE Part No.	Fig.	Description	Price Each 1	5	10
571-1546574-1	1546574-1	H	Female-to-Female Adapter	71.24	68.29	64.93

FIELD-ATTACHABLE PLUG

Assemble the connection in the field using a standard crimping tool, and still enjoy the same IP67 sealed connection as the overmolded cordset.

For quantities greater than listed, call for quote.

MOUSER STOCK NO.	TE Part No.	Fig.	Description	Price Each 1	5	10
571-1546440-1	1546440-1	I	0.1-0.26 (2.5-6.5) acceptable cable diameter	20.70	20.26	19.67

IP67 COMMON CORE CONNECTORS

TE now offers an IP67 field installable RJ45 connector. Utilizing our already existing "common core" design, the product can be applied in the field without the use of a tool.

For quantities greater than listed, call for quote.

MOUSER STOCK NO.	TE Part No.	Fig.	Description	Price Each 1	5	10
571-1954656-1	1954656-1	J	4 Position Plug Kit	23.05	21.37	20.69
571-1954656-2	1954656-2	J	8 Position Plug Kit	20.04	18.98	18.19
571-1811689-1	1811689-1	K	Shielded Receptacle Kit	29.11	28.25	27.34

CLOSURE CAPS

Maintains better sealing integrity when a connector is not mated with the receptacle.

For quantities greater than listed, call for quote.

MOUSER STOCK NO.	TE Part No.	Fig.	Description	Price Each 1	5	10
571-1-1546406-1	1-1546406-1	L	For receptacles, IP67 rated (with 3.63 lanyard)	16.99	16.06	15.77
571-1-1546407-1	1-1546407-1	L	For receptacles, IP65 rated	12.06	11.53	10.49
571-1-1546408-1	1-1546408-1	L	For plug cordset, IP67 rated (with 3.63 lanyard)	16.88	16.39	16.05

DIMENSIONS: in.

A
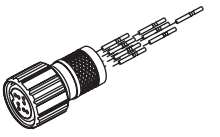

B
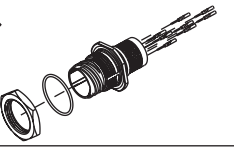

C
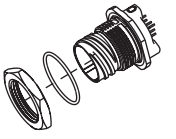

D
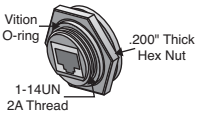

E
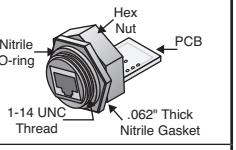

F
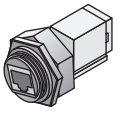

G
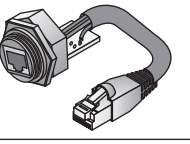

H
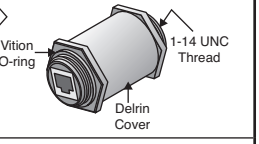

I
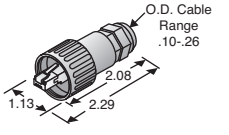

J
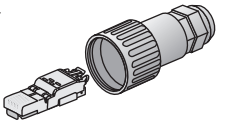

K
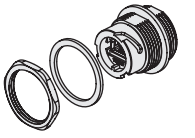

L
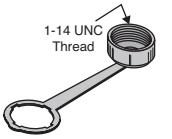

© Copyright 2013 Mouser Electronics

© Copyright 2013 Mouser Electronics

TE CONNECTIVITY Industrial Ethernet Connectors

RoHS Compliant This page of product is compliant.

TE connectivity Authorized Distributor

SERIES 45 ETHERNET CPC (CIRCULAR PLASTIC CONNECTOR)

This series of CPC products accepts RJ45 inserts. The same CPC performance interface that is widely accepted over many markets has been expanded to handle Ethernet communications through Category 5 and 5e requirements.

Applications:
- Industrial machinery, Diagnostic equipment, Communications equipment, Printers, and any potential application where Ethernet is used when the connector requirement calls for a sealed, rugged connector interface.

Features:
- For Category 5 and 5e cables
- Sealing performance per IP67
- Protective sealing cap available for the receptacles
- Available pass-through and field installable receptacle styles
- Positive lock coupling ring provides for reliable connections

For quantities greater than listed, call for quote.

MOUSER STOCK NO.	TE Part No.	Fig.	Description	Price Each 1	5	10
571-1546907-1	1546907-1	A	Shielded Plug Kit, Solid Wire	15.68	15.39	15.03
571-1546907-2	1546907-2	A	Shielded Plug Kit, Stranded Wire	14.68	14.40	14.08
571-1546876-1	1546876-1	A	Unshielded Plug Kit, Solid Wire	10.83	10.36	10.18
571-1546876-2	1546876-2	A	Unshielded Plug Kit, Stranded Wire	11.56	11.30	10.98
571-1986172-1	1986172-1	B	Shielded Receptacle Kit, Pass Through	30.23	28.47	27.29
571-1546908-1	1546908-1	B	Shielded Receptacle Kit, Wire Terminated	16.55	16.07	15.69
571-1776186-1	1776186-1	B	Unshielded Receptacle Kit, Pass Through	21.52	20.53	19.42
571-1546877-1	1546877-1	B	Unshielded Receptacle Kit, Wire Terminated	24.37	23.81	23.06

INDUSTRIAL CIRCULAR ETHERNET CONNECTORS (ODVA)

This rugged connector series meets the Ethernet/IP RJ45 requirements/standards. Designed for use in harsh environments, connector features a quick-connect bayonet coupling mechanism per the ODVA interoperability interface specification.

Applications:
- Industrial machinery, Diagnostic equipment, Communications equipment, Printers and any potential application where Ethernet is used where the connector requirement calls for a sealed, rugged connector interface.
- Harsh environments where chemicals, corrosive gases and liquids are commonplace
- Inside and outside industrial plant and equipment that interface with industrial Ethernet networks

Features:
- For Category 5e cables
- Sealing performance per IP67
- Protective cover available for the receptacles
- Positive lock coupling ring provides reliable connections in harsh environments
- Temperature range of -40°C to +85°C

Sealed RJ-45 ODVA Connectors

For quantities greater than listed, call for quote.

MOUSER STOCK NO.	TE Part No.	Fig.	Description	Price Each 1	5	10
571-1738607-1	1738607-1	C	Solid Wire Plug Kit	15.02	14.15	13.65
571-1738607-2	1738607-2	C	Stranded Wire Plug Kit	15.02	14.17	13.65
571-1738601-1	1738601-1	D	Receptacle Kit	27.00	24.77	23.09
571-1776900-1	1776900-1	E	PCB Mount Receptacle Kit	15.74	14.66	14.31
571-1738611-1	1738611-1	-	Protective Cover Assembly	13.30	12.85	12.09

IP67 Metal Shell ODVA-Compliant Industrial Ethernet Connectors

For quantities greater than listed, call for quote.

MOUSER STOCK NO.	TE Part No.	Fig.	Description	Price Each 1	5	10
571-2008611-1	2008611-1	C	Unshielded Plug Kit for Stranded Wire	33.49	30.87	29.47
571-2008611-2	2008611-2	C	Unshielded Plug Kit for Solid Wire	22.25	21.62	20.91
571-2008614-1	2008614-1	C	Shielded Plug Kit for Stranded Wire	23.51	23.19	22.54
571-2008614-2	2008614-2	C	Shielded Plug Kit for Solid Wire	24.66	24.05	23.50
571-2008615-1	2008615-1	D	Receptacle Kit–Unshielded 8 position	34.43	33.67	32.04
571-2008615-2	2008615-2	D	Receptacle Kit–Shielded 8 position	39.68	36.56	33.67
571-2008618-1	2008618-1	-	Protective Cap for Receptacle Kit	20.61	19.72	19.04

Sealed Circular Fiber Optics LC ODVA Connectors

For quantities greater than listed, call for quote.

MOUSER STOCK NO.	TE Part No.	Fig.	Description	Price Each 1	5	10
571-1828619-2	1828619-2	F	Single-Mode Fiber Optic Receptacle	20.59	19.01	16.18
571-1828619-1	1828619-1	F	Multi-Mode Fiber Optic Receptacle	25.94	24.20	21.84
571-1828740-1	1828740-1	-	Connector Dust Cover	5.78	5.56	5.54
571-1918177-1	1918177-1	-	Receptacle Dust Cover	6.42	5.78	5.46

INDUSTRIAL MINI I/O CONNECTOR SYSTEM

The Industrial Mini I/O connector system is a small, compact, latching, wire-to-board I/O interface is suitable for the stringent demands of an industrial device. The system is most commonly used as an RJ45 replacement. It consists of 8 individual circuits that accommodate I/O signals.

Features:
- Two points on contact interface for increased reliability
- Small compact size
- Latching feature
- Polarized
- Meets CAT5e requirements

For quantities greater than listed, call for quote.

MOUSER STOCK NO.	TE Part No.	Fig.	Description	Price Each 1	5	10
571-2013595-3	2013595-3	A	8P Mini I/O Plug Kit Type I Black w/Cover	7.06	6.29	5.79
571-2040008-1	2040008-1	A	8P Mini I/O Plug Kit Type II Black	6.29	5.61	5.17
571-2040008-2	2040008-2	A	8P Mini I/O Plug Kit Type II White	6.61	5.90	5.42
571-2013595-1	2013595-1	A	8P Mini I/O Plug Kit Type I, Black	6.29	5.61	5.17
571-2040537-1	2040537-1	B	Mini I/O Receptacle T-H Assembly Type I	1.99	1.75	1.64
571-1-2040537-1	1-2040537-1	B	Mini I/O Receptacle T-H Assembly Type II	1.67	1.49	1.37
571-1981080-1	1981080-1	B	Mini I/O Receptacle SMT Assembly Type I	2.43	2.31	2.19
571-1981386-1	1981386-1	B	Mini I/O Receptacle SMT Assembly Type II	2.43	2.31	2.19

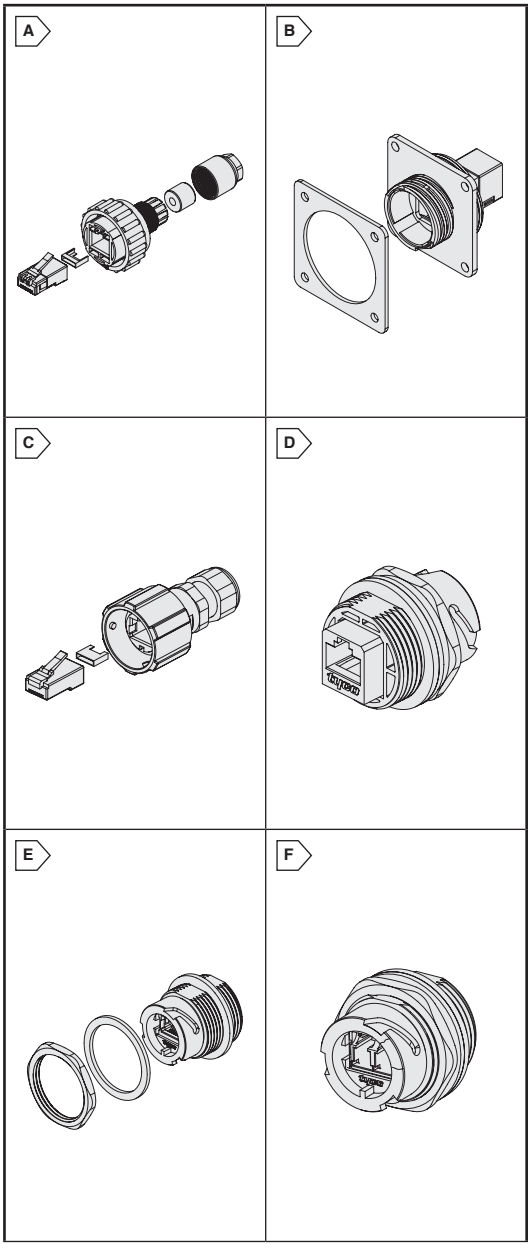

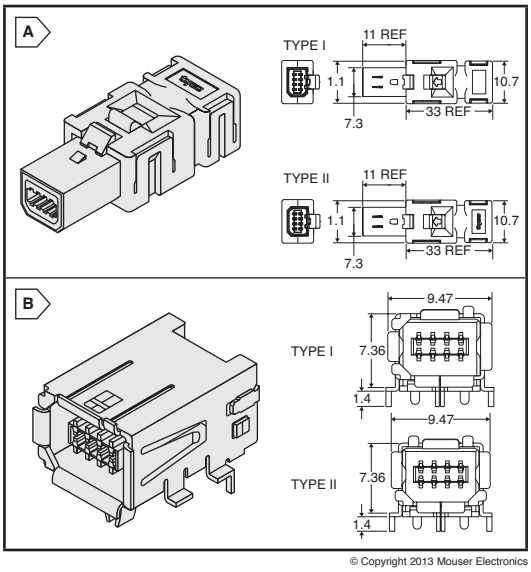

© Copyright 2013 Mouser Electronics

© Copyright 2013 Mouser Electronics

BULGIN USB and Firewire Connectors

USB BUCCANEER® ENVIRONMENTALLY SEALED CONNECTORS

- IP68 Rated - Dust and waterproof sealing when mated
- USB version 2.0 performance - Low and high speed bus connection, 1.5Mbs to 480Mbs
- Plug and play capability - Hot pluggable, standard 4 pole interface
- Visual mating indication - Alignment indicator reduces risk of damage during mating
- Shielded system - High noise immunity and EMI protection
- Screw coupling - Secure, proven locking system
- RoHS Compliant per Bulgin documentation

Patch Cords

- Single and double ended cables - Suitable for PC and peripheral configuration
- IP68 'A' type USB connector to standard 'B' type USB connector, mates with PX0842/A
- IP68 'B' type USB connector to standard 'A' type USB connector, mates with PX0842/B
- IP68 'A' type USB connector to IP68 'B' type USB connector, mates with PX0842/A and PX0842/B
- Available in 2m, 3m and 5m lengths

RoHS Compliant

For quantities greater than listed, call for quote.

MOUSER STOCK NO.	Bulgin Part No.	Fig.	Description	Length	Price Each 1	25	50
172-PX0840/A/2M00	PX0840/A/2M00	A	Single Ended, IP68 A type to standard B type	2M	10.56	9.38	7.82
172-PX0840/A/3M00	PX0840/A/3M00	A	Single Ended, IP68 A type to standard B type	3M	13.70	12.20	10.14
172-PX0840/A/5M00	PX0840/A/5M00	A	Single Ended, IP68 A type to standard B type	5M	17.36	15.45	12.84
172-PX0840/B/2M00	PX0840/B/2M00	B	Single Ended, IP68 B type to standard A type	2M	10.56	9.38	7.82
172-PX0840/B/3M00	PX0840/B/3M00	B	Single Ended, IP68 B type to standard A type	3M	13.70	12.20	10.14
172-PX0840/B/5M00	PX0840/B/5M00	B	Single Ended, IP68 B type to standard A type	5M	17.36	15.45	12.84
172-PX0841/AB/2M00	PX0841/AB/2M00	C	Double Ended, IP68 A type to IP68 B type	2M	17.56	15.90	13.21
172-PX0841/AB/3M00	PX0841/AB/3M00	C	Double Ended, IP68 A type to IP68 B type	3M	20.01	17.80	14.80
172-PX0841/AB/5M00	PX0841/AB/5M00	C	Double Ended, IP68 A type to IP68 B type	5M	23.74	21.13	17.57

Panel Mount Connectors

- Opposite connector to rear of panel
- Mates with PX0840 and PX0841 cable connectors

RoHS Compliant

For quantities greater than listed, call for quote.

MOUSER STOCK NO.	Bulgin Part No.	Fig.	Description	Price Each 1	25	50
167-PX0842/A	PX0842/A	D	Sealed A type USB at front of panel, standard B type USB at rear	12.27	10.92	9.06
167-PX0842/B	PX0842/B	E	Sealed B type USB at front of panel, standard A type USB at rear	12.53	11.15	9.24
167-PX0843/A	PX0843/A	F	Sealed A type USB at front of panel, leaded with 5 way crimp conn	13.11	11.67	9.72
167-PX0843/B	PX0843/B	F	Sealed B type USB at front of panel, leaded with 5 way crimp conn	13.11	11.67	9.72
167-PX0848/A	PX0848/A	G	Sealed A type USB at rear of panel, standard B type at rear	12.20	10.85	9.03
167-PX0848/B	PX0848/B	G	Sealed B type USB at rear of panel, standard A type at rear	12.20	10.77	9.03
167-PX0849/A	PX0849/A	H	Sealed A type USB at front of panel, leaded with 5 way header	12.83	11.40	9.49
167-PX0849/B	PX0849/B	H	Sealed B type USB at front of panel, leaded with 5 way header	12.20	10.85	9.03
167-PX0845/A	PX0845/A	I	Sealed A type USB at front of panel, PCB contacts at rear	13.11	11.67	9.72
167-PX0845/B	PX0845/B	I	Sealed B type USB at front of panel, PCB contacts at rear	12.89	11.67	9.72

IP68 RATED USB FLASH DRIVE COVER

For quantities greater than listed, call for quote.

MOUSER STOCK NO.	Bulgin Part No.	Fig.	Description	Price Each 1	25	50
157-PX0852	PX0852	J	IP68 USB Flash Drive Cover Type A - PX0842/A, PX0843/A, PX0845/A, PX0849/A	3.47	3.09	2.78

PCB ADAPTER LEADS AND HEADERS

For quantities greater than listed, call for quote.

MOUSER STOCK NO.	Bulgin Part No.	Fig.	Description	Length	Price Each 1	25	50
172-14193	14193	K	Standard A type to 5 way crimp connector	100mm	3.93	3.49	2.90
172-14194	14194	K	Standard B type to 5 way crimp connector	100mm	3.93	3.49	2.90
177-14191	14191	L	5 way PCB header - straight type; mates w/ 14193, 14194	--	.27	.224	.199
177-14192	14192	M	5 way PCB header - right angle type; mates w/ 14193, 14194	--	.30	.258	.246

ACCESSORIES

For quantities greater than listed, call for quote.

MOUSER STOCK NO.	Bulgin Part No.	Fig.	Description	Price Each 1	25	50
157-PX0835	PX0835	N	Sealing cap for PX0840, PX0841, PX0846, PX0851 - maintains IP68 rating	2.19	1.96	1.64
157-PX0733	PX0733	N	Sealing cap for PX0843 - maintains IP68 rating	1.33	1.22	1.09
157-PX0711	PX0711	N	Sealing cap for PX0845 PX0848, PX0849 - maintains IP68 rating	2.34	2.09	1.83

FIREWIRE BUCCANEER® ENVIRONMENTALLY SEALED CONNECTORS

- IP68 Rated
- IEEE1394a performance to 400Mbs
- Dust and waterproof sealing when mated
- Secure, proven locking system
- High noise immunity and EMI protection
- Secure tamperproof connection
- RoHS Compliant per Bulgin documentation

RoHS Compliant

For quantities greater than listed, call for quote.

MOUSER STOCK NO.	Bulgin Part No.	Fig.	Description	Length	Price Each 1	25	50
Sealed FireWire Cable Assemblies							
157-PX0417/2M00	PX0417/2M00	O	IP68 4 pole to standard 4 pole FireWire	2 M	33.37	31.03	27.47
157-PX0417/4M00	PX0417/4M00	O	IP68 4 pole to standard 4 pole FireWire	4 M	45.44	42.27	37.39
157-PX0418/2M00	PX0418/2M00	P	IP68 4 pole to standard 6 pole FireWire	2 M	33.37	31.03	27.47
157-PX0418/4M00	PX0418/4M00	P	IP68 4 pole to standard 6 pole FireWire	4 M	45.44	42.27	37.39
157-PX0846/2M00	PX0846/2M00	Q	IP68 6 pole to standard 6 pole FireWire	2 M	38.98	36.25	32.08
157-PX0846/4M00	PX0846/4M00	Q	IP68 6 pole to standard 6 pole FireWire	4 M	53.68	49.94	44.18
157-PX0851/2M00	PX0851/2M00	R	IP68 6 pole to standard 4 pole FireWire	2 M	35.36	31.55	27.80
Panel Mount Connectors							
157-PX0419	PX0419	S	IP68 4 pole, panel mounted, with 5 way crimp at rear (mates with PX0417, PX0418)		17.03	15.83	14.01
157-PX0847	PX0847	T	IP68 6 pole, panel mounted, with 7 way crimp at rear (mates with PX0846, PX0851)		18.52	17.23	15.24
Accessories							
157-PX0485/BK	PX0485/BK	N	Sealing cap for 4 pole cable connectors - PX0417, PX0418		1.78	1.63	1.44
157-PX0480/BK	PX0480/BK	N	Sealing cap for 4 pole chassis connector - PX0419		1.78	1.63	1.44
157-PX0835	PX0835	N	Sealing cap for PX0834, PX0840, PX0841, PX0846, PX0851 - maintain IP68 rating		2.19	1.96	1.64
157-PX0733	PX0733	N	Sealing cap for PX0833, PX0842, PX0843, PX0847 - maintain IP68 rating		1.33	1.22	1.09
Accessories							
177-14191	14191	L	5 way PCB header - straight type mates with PX0419		.27	.224	.199
177-14192	14192	M	5 way PCB header - right angle type mates with PX0419		.30	.258	.246
157-14358	14358	U	7 way PCB header - straight type mates with PX0847		.74	.673	.606
157-14359	14359	V	7 way PCB header - right angle type mates with PX0847		.79	.751	.666

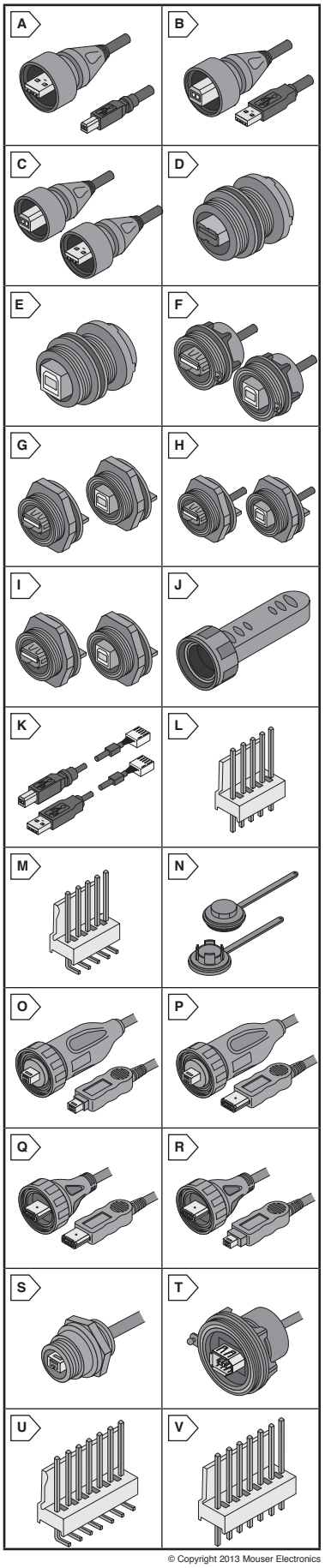

© Copyright 2013 Mouser Electronics

© Copyright 2013 Mouser Electronics

Ethernet Connectors

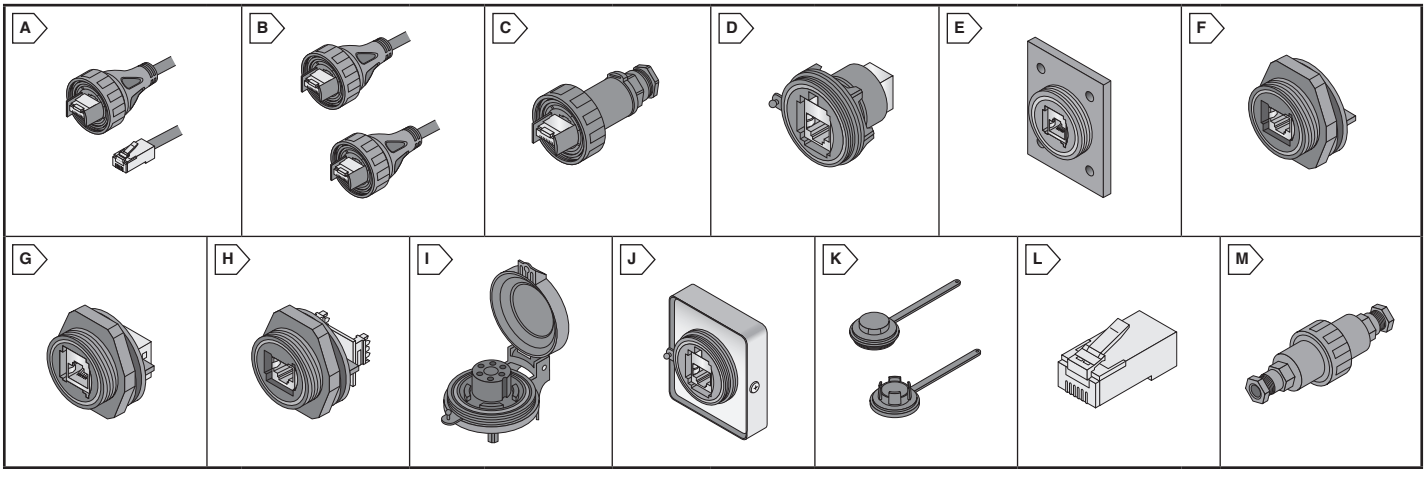

BULGIN ETHERNET BUCCANEER® ENVIRONMENTALLY SEALED CAT 5E CONNECTORS

- IP68 Rated
- Cat 5e compliant
- Dust and waterproof sealing when mated
- Shroud on RJ45 provides secure, proven locking system
- Data rate up to 100Mhz
- RoHS Compliant per Bulgin documentation

RoHS Compliant

Patch Cord Flex Connector

- Shielded RJ45 plug
- S-FTP cable construction
- Mates with PX0833, PX0839/PC, PX0839/IDC Patchcords with IP68 connector

For quantities greater than listed, call for quote.

MOUSER STOCK NO.	Bulgin Part No.	Fig.	Description	Length	Price Each 1	25	50
PUR Jacket Cable							
172-PX0837/2M00	PX0837/2M00	A	Single Ended, IP68 RJ Buccaneer to Shielded RJ45	2 M	28.11	25.03	20.80
172-PX0837/3M00	PX0837/3M00	A	Single Ended, IP68 RJ Buccaneer to Shielded RJ45	3 M	32.61	29.03	24.14
172-PX0837/5M00	PX0837/5M00	A	Single Ended, IP68 RJ Buccaneer to Shielded RJ45	5 M	37.11	33.02	27.47
172-PX0838/2M00	PX0838/2M00	B	Double Ended, IP68 RJ Buccaneer to IP68 RJ Buccaneer	2 M	36.65	31.92	27.12
172-PX0838/3M00	PX0838/3M00	B	Double Ended, IP68 RJ Buccaneer to IP68 RJ Buccaneer	3 M	42.54	37.04	31.49
172-PX0838/5M00	PX0838/5M00	B	Double Ended, IP68 RJ Buccaneer to IP68 RJ Buccaneer	5 M	46.10	40.14	34.11
177-PX0834/A	PX0834/A	C	Re-wirable Flex connector for Cat 5e PEand PUR jacket cable	--	19.84	17.63	14.67
177-PX0834/B	PX0834/B	C	Re-wirable Flex connector for cable 3.5mm-8mm diameter	--	19.84	17.63	14.67

Ethernet Buccaneer® Connectors

- Standard patch cord can be plugged into rear
- Complete with panel sealing gasket
- Mates with PX0834, PX0836, PX0837, PX0838 flex connectors

For quantities greater than listed, call for quote.

MOUSER STOCK NO.	Bulgin Part No.	Fig.	Description	Price Each 1	25	50
167-PX0833	PX0833	D	Panel mount shielded Cat 5e coupler - front panel mounted	39.31	34.98	29.08
167-PX0833/E	PX0833/E	D	Panel mount shielded Cat 5e coupler + earth wire - front panel mounted	41.02	33.33	31.83
167-PX0870	PX0870	E	Panel mount shielded Cat 5e coupler - flange mounting	41.32	36.78	30.58
167-PX0870/E	PX0870/E	E	Panel mount shielded Cat 5e coupler + earth wire - flange mounting	33.46	32.45	31.48
177-PX0839/PC	PX0839/PC	F	Panel mount Cat 5e sheilded RJ45, PCB straight pins, rear panel mount	14.00	13.01	11.51
177-PX0839/90	PX0839/90	G	Panel mount Cat 5e sheilded RJ45, PCB 90deg pins, rear panel mount	16.79	15.62	13.81
177-PX0839/IDC	PX0839/IDC	H	Panel mount Cat 5e sheilded RJ45 interface, rear panel mount	30.29	27.54	25.68

Accessories

For quantities greater than listed, call for quote.

MOUSER STOCK NO.	Bulgin Part No.	Fig.	Description	Price Each 1	25	50
157-PX0713	PX0713	I	IP54 rated spring loaded sealing cap, for front panel mount connectors	5.83	5.30	4.41
157-PX0888	PX0888	J	Shiedling backshell accessory, for use on PX0833	1.56	1.39	1.16
157-PX0835	PX0835	K	Sealing cap for PX0834, PX0840, PX0841, PX0846, PX0851 - maintain IP68 rating	2.19	1.96	1.64
157-PX0733	PX0733	K	Sealing cap for PX0833, PX0842, PX0843 - maintain IP68 rating	1.33	1.22	1.09
157-14150	14150	L	Replacement shielded RJ45 plug	3.53	3.23	2.94
172-PX0777/UTP	PX0777/UTP	M	8 conductor Unshielded coupler with cable gland	15.73	12.58	11.04
172-PX0777/STP	PX0777/STP	M	8 conductor Shielded coupler with cable gland	16.25	14.51	13.80
172-PX0777CAT5ESTP	PX0777/CAT5ESTP	M	8 conductor Shielded Cat5e coupler with cable gland	20.96	19.46	18.16

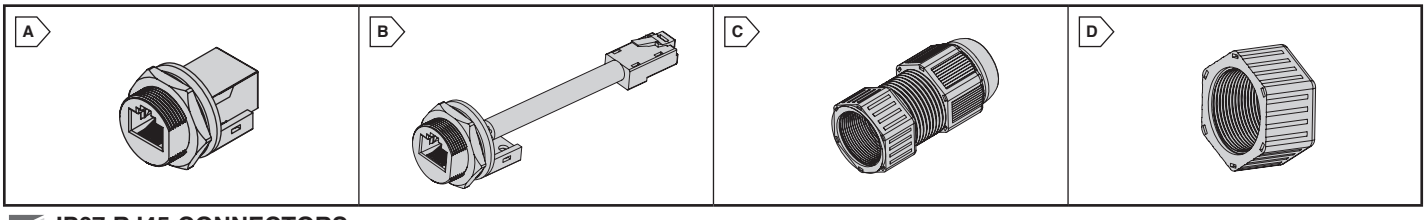

KYCON IP67 RJ45 CONNECTORS

For quantities greater than listed, call for quote.

MOUSER STOCK NO.	Kycon Part No.	Fig.	Description	Price Each 1	25	100
806-GM67X-S-88	GM67X-S-88	A	Panel Mount IP67 Modular Jack with Shielded Jack	20.26	18.69	16.75
806-GM67X-CBL-152-P	GM67X-CBL-152-P	B	IP67 Panel Mount Jack with Cable and Plug, 152mm	20.64	19.06	17.07
806-GM67X-CBL-304-P	GM67X-CBL-304-P	B	IP67 Panel Mount Jack with Cable and Plug, 304mm	21.04	19.41	17.39
806-GM67X-CS-R	GM67X-CS-R	C	Cable Side IP67 Cable Mount Seal Dia. of 5.5mm - 7mm	11.68	10.79	9.66
806-GM67X-CS-B	GM67X-CS-B	C	Cable Side IP67 Cable Mount Seal Dia. of 7mm - 9.5mm	11.68	10.79	9.66
806-GM67X-CAP	GM67X-CAP	D	IP67 Modular Jack Cap	2.89	2.68	2.40

© Copyright 2013 Mouser Electronics
© Copyright 2013 Mouser Electronics

AMPHENOL® Renewable Energy Connectors

Amphenol®

RoHS Compliant **This product is RoHS compliant.**

ePOWER CONNECTORS

- IP2X on pin and socket
- Environmental IP67 rating
- Two HVIL circuits
- 1000vdc rating
- Integrated EMI shielding
- Radsok Technology
- 11.1mm RADSOK® technology for 300 to 400A current capability
- Strain relief for jacketed cable incorporated into shell
- Excellent vibration resistance
- All aluminum shell
- Multiple wire size capability: from 50mm2 to 95mm2

For quantities greater than listed, call for quote.

MOUSER STOCK NO.	Amphenol Part No.	Fig.	Amps	No. of Pos.	Wire Size	Price Each 1	Price Each 5
Plugs							
654-EP223511	EP223511	A	200A	2	35mm²	172.29	150.37
654-EP233511	EP233511	A	200A	3	35mm²	202.50	176.72
654-EP427011	EP427011	A	400A	2	70mm²	217.93	190.19
654-EP437011	EP437011	A	400A	3	70mm²	256.33	223.70
Receptacles							
654-ER22BB11	ER22BB11	A	200A	2	Busbar	215.54	188.11
654-ER23BB11	ER23BB11	A	200A	3	Busbar	253.55	221.28
654-ER42BB11	ER42BB11	A	400A	2	Busbar	269.42	235.13
654-ER43BB11	ER43BB11	A	400A	3	Busbar	316.29	276.04

HELIOS H4 SOLAR CONNECTOR

Features and Benefits:

- Meets all new NEC 2008 requirements
- NEC required locking mechanism built into the connector
- Quick and easy secure snap lock mating
- Simple unlocking tool meets NEC requirements
- Radsok Technology
- Long-term UV and Ozone resistance
- Highest current rating in industry
- Low contact resistance means low power loss
- Ready for field assembly
- No assembly required, no small parts to lose

- IP68 • IEC/CEI • DIN V

Amphenol's Helios solar products withstand:

- UV
- Ozone
- Hydrolysis
- Oil, chemicals
- Abrasion, corrosion
- Temperature extremes

For quantities greater than listed, call for quote.

MOUSER STOCK NO.	Amphenol Part No.	Fig.	Gender	Cable Size	Price Each 1	Price Each 10	Price Each 25	Price Each 100
654-H4CPC4DI	H4CPC4DI	B	Mated	12 AWG/4mm²	5.79	5.19	4.71	4.30
654-H4CFC4DI	H4CFC4DI	B	Female	12 AWG/4mm²	4.27	3.82	3.48	3.19
654-H4CMC4DI	H4CMC4DI	B	Male	12 AWG/4mm²	2.87	2.57	2.33	2.14
654-H4CPC6DI	H4CPC6DI	B	Mated	10 AWG/6mm²	5.07	4.67	4.33	4.17
654-H4CFC6DI	H4CFC6DI	B	Female	10 AWG/6mm²	4.64	4.15	3.79	3.47
654-H4CMC6DI	H4CMC6DI	B	Male	10 AWG/6mm²	3.15	2.81	2.57	2.35
654-H4CPC2DI	H4CPC2DI	B	Mated	14 AWG/2.5mm²	6.45	5.79	5.24	4.79
654-H4CFC2DI	H4CFC2DI	B	Female	14 AWG/2.5mm²	3.98	3.56	3.23	2.95
654-H4CMC2DI	H4CMC2DI	B	Male	14 AWG/2.5mm²	2.66	2.39	2.16	1.97

Bulkheads/Panel Mount

For quantities greater than listed, call for quote.

MOUSER STOCK NO.	Amphenol Part No.	Fig.	Gender	Cable Size	Price Each 1	Price Each 10	Price Each 25	Price Each 100
654-H4CPM4DI	H4CPM4DI	C	Mated	12 AWG/4mm²	3.99	3.66	3.33	3.05
654-H4CFM4DI	H4CFM4DI	C	Female	12 AWG/4mm²	4.27	3.82	3.48	3.19
654-H4CMM4DI	H4CMM4DI	C	Male	12 AWG/4mm²	2.87	2.57	2.33	2.14
654-H4CPM6DI	H4CPM6DI	C	Mated	10 AWG/6mm²	4.28	3.93	3.57	3.50
654-H4CFM6DI	H4CFM6DI	C	Female	10 AWG/6mm²	4.64	4.15	3.79	3.47
654-H4CMM6DI	H4CMM6DI	C	Male	10 AWG/6mm²	3.15	2.81	2.57	2.35
654-H4CPM2DI	H4CPM2DI	C	Mated	14 AWG/2.5mm²	3.80	3.48	3.17	2.90
654-H4CFM2DI	H4CFM2DI	C	Female	14 AWG/2.5mm²	2.89	2.64	2.41	2.20
654-H4CMM2DI	H4CMM2DI	C	Male	14 AWG/2.5mm²	1.93	1.77	1.61	1.48

Tools

MOUSER STOCK NO.	Amphenol Part No.	Description	Price Each 1	Price Each 5
654-PV-670509-000	PV-670509-000	H4 Strip Tool	110.94	79.24
654-PV-670804-000	H4TR0000	H4 Ring Tool	4.02	3.48
654-PV-670803-000	H4TW0000	H4 Wrench Tool	8.05	6.91

SURLOK™

Features:

- Copper alloy construction
- High ampacity
- Built in locking feature
- Low insertion force
- High cycle durability
- High reliability
- Radsok Technology

Markets:

- Printed circuit boards
- Telecommunications
- Oil and drilling rigs
- Wind and solar power applications
- Heavy equipment
- Medical devices
- Rail/Mass Transit

Compression Lugs

For quantities greater than listed, call for quote.

MOUSER STOCK NO.	Amphenol Part No.	Fig.	Amp	RADSOK Size	Wire Size	Termination	Price Each 1	Price Each 5	Price Each 10	Price Each 25
654-PSL-368K	PSL-368K	D	70	3.6mm	8AWG	Threaded Tail	12.82	11.18	10.25	9.47
654-PSL574K	PSL-574K	D	125	5.7mm	4AWG	Tapped Screw End	8.38	8.20	7.93	7.05
654-10-665611-000	10-665611-000	E	-	5.7mm	-	-	12.16	11.05	10.13	9.35
654-PSL-802K	PSL-802K	D	175	8.0mm	2AWG	Tapped Screw End	15.98	14.74	13.70	12.79
654-PSL-801K	PSL-801K	D	200	8.0mm	1AWG	Tapped Screw End	26.22	25.35	24.34	22.57
654-PSL-10320	PSL-10320	D	300	8.0mm	2AWG	Lug Only	25.09	22.20	21.06	19.32
654-PSL-10320K	PSL-10320K	D	300	10.3mm	2/0AWG	Tapped Screw End	24.10	21.03	19.28	17.79

Pins

For quantities greater than listed, call for quote.

MOUSER STOCK NO.	Amphenol Part No.	Fig.	Amp	Pin Dia.	Thread (Male)	Price Each 1	Price Each 5	Price Each 10	Price Each 25
654-PSLP-36	PSLP-36	-	70	3.6mm	M3x0.5	2.86	2.62	2.42	2.25
654-PSLP-57	PSLP-57	-	125	5.7mm	M5x0.8	3.16	2.92	2.71	2.53
654-PSLP-80	PSLP-80	-	200	8.0mm	M8x1.25	5.81	5.37	4.99	4.65
654-PSLP-103	PSLP-103	-	300	10.3mm	M10x1.5	9.12	8.55	8.05	7.69

A



B



C



D



E



© Copyright 2013 Mouser Electronics

© Copyright 2013 Mouser Electronics

Solar Connectors

RoHS Compliant **This product is RoHS compliant.**

SOLAR SPEC PAK®

Features:

- Configurable to 1000 Volts
- Chemical & UV Resistant Ruggedized Shells
- Touch Safe Housings (UL1977, Section 10.2)
- IP68 Interfacial Sealing Gasket
- Locking Latch
- Power Contacts (up to 4) and / or
- Signal Contacts (up to 16)
- Industry Standard Sealing Components
- First Mate / Last Break Ground Contacts
- Housing Colors to Match Wire Colors for ease of Assembly

PRODUCT NEW

Connector Kits

For quantities greater than listed, call for quote.

MOUSER STOCK NO.	APP Part No.	Fig.	Description	Price Each			
				1	25	50	100
879-PK6-050B04	PK6-050B04	A	Plug Kit	7.92	7.46	7.05	6.69
879-PK2-050B04	PK2-050B04	B	Panel Mount Receptacle Kit	8.65	8.14	7.69	7.30
879-PK1-050B04	PK1-050B04	C	Inline Receptacle Kit	7.99	7.53	7.12	6.75

Accessories

For quantities greater than listed, call for quote.

MOUSER STOCK NO.	APP Part No.	Fig.	Description	Price Each			
				1	25	50	100
879-PK9P-050	PK9P-050	D	Cover Kit for Plug	5.31	5.08	4.88	4.69
879-PK9-050	PK9-050	E	Cover Kit for Panel Mount Receptacle	5.02	4.80	4.61	4.43
879-PK9R-050	PK9R-050	F	Cover Kit for Inline Receptacle	4.62	4.42	4.24	4.08
879-115149G1	115149G1	-	Unlocking Hand Tool	4.35	4.11	3.88	3.68

molex SOLAR SPEC™ DC CONNECTORS

one company > a world of innovation

SolarSpec™ DC Connectors from Molex with quick, easy 'snap-lock' mating and internal locking mechanism for superior safety provide a rugged, durable, IP-67 sealed connection for series cabling of PV solar panels

Features and Benefits:

- Reliable, robust industry standard pin and socket DC connectors for series cabling of silicon photovoltaic (PV) panels
- Simple 'snap-lock' mating for quick and easy factory or field assembly
- Polarization and an audible 'click' ensure successful mating of the connectors
- Internal locking mechanism protected by latch guards prevents accidental and unauthorized decoupling of connectors; ensures reliable connection and safe handling
- "Touch-proof" safety design provides protection from electrical current even when connectors are unmated
- IP67 sealing protection against dust and water
- Resistant to UV and ozone damage
- Dual-qualification by TÜV and UL; guarantees long-life in harsh environments
- Exclusive molded surface ribs allow for secure gripping, especially with work gloves
- Contact resistance <0.5mΩ; lowest contact resistance compared with competitor products for greatest efficiency
- Strain relief ensures strong, secure, enduring cable connections
- Meets NEC 2008 and NFPA 70; US-code compliant for "The safe installation of electrical wiring and equipment"
- Accommodates 14, and 12 to 10AWG cable

Markets and Applications:

- A junction box is assembled on to each PV panel during the panel manufacturing process
- DC connectors, terminated to cables, are used to link the junction boxes and PV panels in a serial grid array (parallel arrangements are also possible)
- Applications for solar silicon photovoltaic (PV) panels include:
  - Stadiums
  - Home Installations
  - Public buildings
  - Solar farms (power plants)

Connectors

For quantities greater than listed, call for quote.

MOUSER STOCK NO.	Molex Part No.	Fig.	Wire Gauge mm^2	Wire Gauge AWG	Price Each			
					1	10	100	500
Female								
538-130244-0203	130244-0203	G	2.50	14	6.30	4.88	3.60	3.25
538-130244-0201	130244-0201	G	4.00-6.00	10-12	6.15	4.88	3.60	3.25
Male								
538-130244-0204	130244-0204	H	2.50	14	6.37	5.07	3.75	3.38
538-130244-0202	130244-0202	H	4.00-6.00	10-12	6.37	5.07	3.75	3.38

Connector Kits

Kits contain housing assembly with contact

For quantities greater than listed, call for quote.

MOUSER STOCK NO.	Molex Part No.	Fig.	Wire Gauge mm^2	Wire Gauge AWG	Price Each			
					1	10	100	500
Female								
538-130244-1203	130244-1201	I	2.50	14	26.87	25.40	22.21	21.21
538-130244-1201	130244-1203	I	4.00-6.00	10-12	26.87	25.40	22.11	21.21
Male								
538-130244-1204	130244-1202	J	2.50	14	27.75	26.12	22.81	21.96
538-130244-1202	130244-1204	J	4.00-6.00	10-12	27.11	26.12	22.81	21.96

CONTACTS

Loose Piece

For quantities greater than listed, call for quote.

MOUSER STOCK NO.	Molex Part No.	Fig.	Wire Gauge mm^2	Wire Gauge AWG	Price Each			
					1	10	100	500
Sockets								
538-130197-0336	130197-0336	-	2.50	14	.56	.503	.449	.417
538-130197-0325	130197-0325	-	4.00-6.00	10-12	.59	.503	.449	.407
Pins								
538-130196-0313	130196-0313	-	2.50	14	.52	.492	.439	.396
538-130196-0310	130196-0310	-	4.00-6.00	10-12	.58	.492	.439	.396

Reels

For quantities greater than listed, call for quote.

MOUSER STOCK NO.	Molex Part No.	Fig.	Wire Gauge mm^2	Wire Gauge AWG	Reel Quantity	Price Each
Sockets						
538-130197-0347	130197-0347	-	2.50	14	2000	.303
538-130197-0346	130197-0346	-	4.00-6.00	10-12	2000	.246
Pins						
538-130196-0315	130196-0315	-	2.50	14	2000	.243
538-130196-0314	130196-0314	-	4.00-6.00	10-12	2000	.303

TOOLS

For quantities greater than listed, call for quote.

MOUSER STOCK NO.	Molex Part No.	Fig.	Description	Price Each
538-130203-1250	130203-1250	-	Service Tool, PV Solar	2.12
538-63823-6400	63823-6400	-	Hand Crimp Tool	324.04

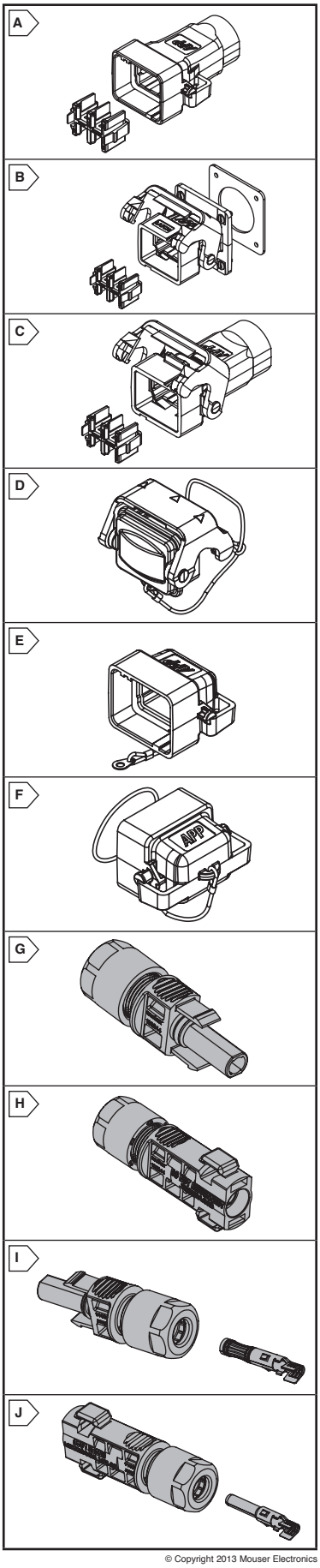

© Copyright 2013 Mouser Electronics

© Copyright 2013 Mouser Electronics

TE CONNECTIVITY SOLARLOK Connector System

RoHS Compliant **This page of product is compliant.**

TE connectivity Authorized Distributor

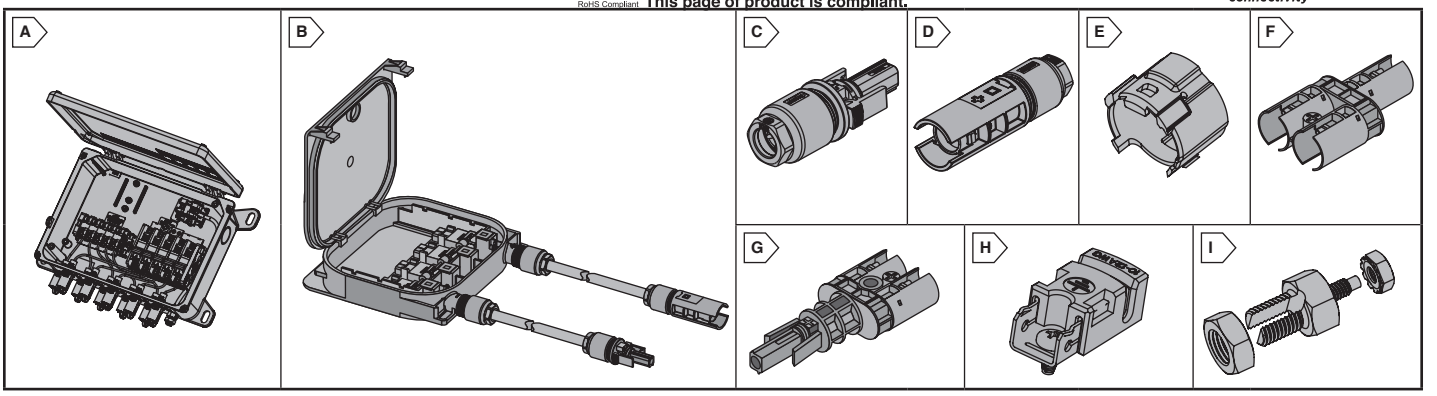

TE is contributing to the establishment of this enviromentally friendly technology with the introduction of its SOLARLOK Connector System. The SOLARLOK Connector System delivers a flexible solution for easy and reliable interconnections from photovoltaic modules to the DC/AC converter. The entire system concept is based on cost-effective and reliable processing of individual connector system components. This significantly reduces installation costs of the solar energy system.

Features:

- Simple on-site processing
- Mating safety provided by keyed housing
- Semi-automatic assembly capability possible
- First-mate/last-break contacts support hot plugging
- Multiple plugging and unplugging cycles
- Accomodates solar cable with different insulation diameters
- High current carrying capacity
- Wide temperature operating range
- Polarized, keyed housings
- TÜV and UL approved
- Locking collar meets NEC 2008 Code

COMBINER BOX

For quantities greater than listed, call for quote.

MOUSER STOCK NO.	TE Part No.	Fig.	Description	Price Each 1	5	10
571-1954283-1	1954283-1	A	Residential Combiner Box	205.96	187.07	179.05

JUNCTION BOX

For quantities greater than listed, call for quote.

MOUSER STOCK NO.	TE Part No.	Fig.	Description	Price Each 1	10	25
571-1740699-6	1740699-6	B	Solarlok 4 Pos Junction Box	52.70	48.93	45.67

CABLE COUPLERS

For quantities greater than listed, call for quote.

MOUSER STOCK NO.	TE Part No.	Fig.	Cable Outer Dia. (mm)	MOUSER STOCK NO.	TE Part No.	Cable Outer Dia. (mm)	Wire Size mm²	Wire Size AWG	Keying	Price Each 1	10	25
Female Cable Couplers												
571-1394462-3	1394462-3	C	5.5 - 8.0	571-4-1394462-8	4-1394462-8	4.5 -6.0	4.0	12	Plus	4.07	3.93	3.75
571-1394462-4	1394462-4	C	5.5 - 8.0	571-4-1394462-9	4-1394462-9	4.5 -6.0	4.0	12	Minus	4.07	3.93	3.75
571-5-1394462-5	5-1394462-5	C	5.5 - 8.0	571-6-1394462-3	6-1394462-3	4.5 -6.0	6.0	10	Plus	4.07	3.93	3.75
571-5-1394462-6	5-1394462-6	C	5.5 - 8.0	571-6-1394462-4	6-1394462-4	4.5 -6.0	6.0	10	Minus	4.07	3.93	3.75
Male Cable Couplers												
571-1394461-3	1394461-3	D	5.5 - 8.0	571-7-1394461-0	7-1394461-0	4.5 -6.0	4.0	12	Plus	4.07	3.93	3.75
571-1394461-4	1394461-4	D	5.5 - 8.0	571-7-1394461-1	7-1394461-1	4.5 -6.0	4.0	12	Minus	4.07	3.93	3.75
571-6-1394461-5	6-1394461-5	D	5.5 - 8.0	571-7-1394461-3	7-1394461-3	4.5 -6.0	6.0	10	Plus	4.07	3.93	3.75
571-6-1394461-6	61394461-6	D	5.5 - 8.0	571-7-1394461-4	7-1394461-4	4.5 -6.0	4.0	10	Minus	4.07	3.93	3.75
*571-6-1394461-2	6-1394461-2	D	5.5 - 8.0	* 571-7-1394461-2	7-1394461-2	4.5 -6.0	4.0	12	Neutral	4.07	3.93	3.75
*571-6-1394461-4	6-1394461-4	D	5.5 - 8.0	* 571-7-1394461-5	7-1394461-5	4.5 -6.0	6.0	10	Neutral	4.07	3.93	3.75
Locking Collar			Description									
571-2106207-1	2106207-1	E	Safety Locking Collar Accessory				- - -		- - -	.43	.407	.385

* For serial interconnection

T-BRANCH CONNECTORS

For quantities greater than listed, call for quote.

MOUSER STOCK NO.	TE Part No.	Fig.	Description	Price Each 1	10	25
571-1534611-1	1534611-1	F	Male-to-Male, Plus Keyed	10.69	9.94	9.18
571-1740277-1	1740277-1	G	Female-to-Male, Plus Keyed	13.44	12.45	10.88
571-1740277-2	1740277-2	G	Female-to-Male, Minus Keyed	13.45	12.47	10.89

GROUNDING SOLUTIONS

For quantities greater than listed, call for quote.

MOUSER STOCK NO.	TE Part No.	Fig.	Description	Price Each 1	10	25
571-1954381-1	1954381-1	H	Solklip™ for Solar Grounding	3.61	3.34	2.90
571-2058729-1	2058729-1	I	Solklamp™ Ground Bolt; 6-12 AWG Solid Wire	12.29	12.03	11.75

SOLAR CABLE, 1-POLE

For quantities greater than listed, call for quote.

MOUSER STOCK NO.	TE Part No	AWG	Outer Diameter (in.)	Spool Length (ft.)	Color	Price Per Foot
571-1986165-2	1986165-2	12	0.019	500	Black	.94
571-1986164-2	1986164-2	10	0.021	500	Black	1.26

Sold in spool length only

TOOLS

For quantities greater than listed, call for quote.

MOUSER STOCK NO.	TE Part No.	Description	Price Each
571-1-1579004-2	1-1579004-2	Hand Crimping Tool (4.0 + 6.0mm²)	401.25
571-1102855-3	1102855-3	Extraction Tool	71.89
571-4-1579002-2	4-1579002-2	Insulation Stripper	258.18

FIELD SERVICE KIT

For quantities greater than listed, call for quote.

MOUSER STOCK NO.	TE Part No.	Description	Price Each
571-1534858-1	1534858-1	100 Cable Coupler (Housing, Plus and Minus coded), Crimp Contacts (4.0 and 6.0mm²),Strain Relief, Seals, Hand Crimp Tool, Extraction Tool, Insulation Stripper	1274.10

© Copyright 2013 Mouser Electronics
© Copyright 2013 Mouser Electronics

TE CONNECTIVITY Solar Identification Labels

RoHS Compliant **This product is RoHS compliant.**

TE connectivity Authorized Distributor

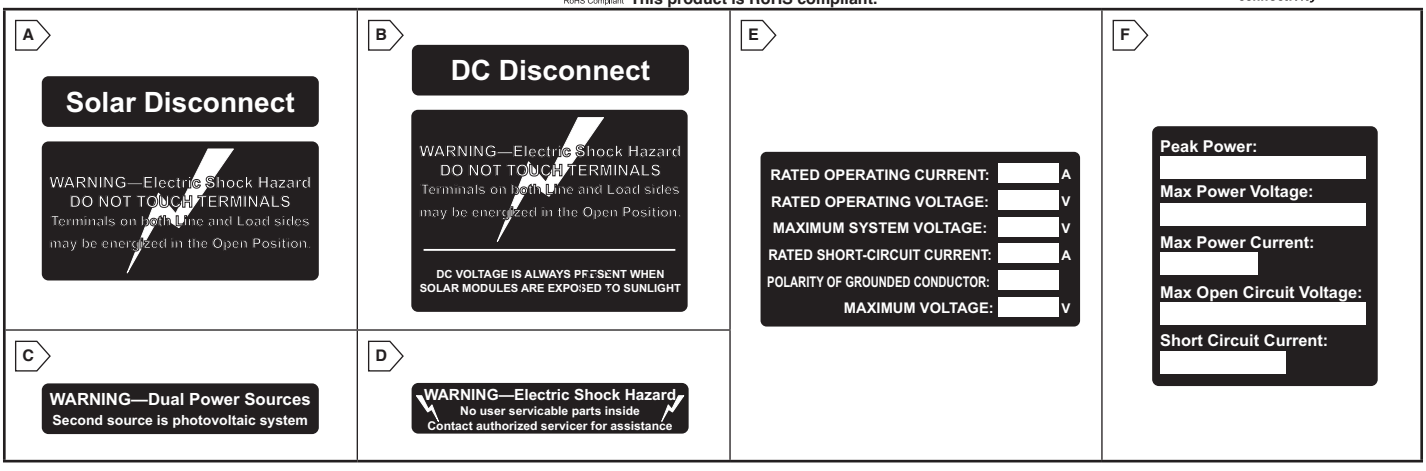

SOLAR IDENTIFICATION LABELS

TE introduces label solutions for Solar Panel Installation per the National Electric Code (NEC) specification. Labels are manufactured using ultraviolet (UV) resistant ink, permanent acrylic adhesive and base material designed to withstand environmental elements. A laminate is added to provide additional protection against prolonged UV exposure.

Features:

- For use in identification of DC disconnects and inverters
- Designed to use on painted smooth metal and textured metal surfaces
- Excellent durability in extreme outdoor elements
- Resistant to UV, rain, humidity, cold, and salt spray
- Service Temperature: -51˚C to 93.3˚C (-60˚F to 200˚F)

Materials:

- High performance vinyl base material
- UV resistant ink
- UV resistant clear lamination

For quantities greater than listed, call for quote.

MOUSER STOCK NO.	Raychem Part No.	TE Part No.	Fig.	Label Description	Price Per Label			
					1	10	25	100
650-SOLSD10407640.5	SOL-SD-104076-4-0.5	CL3803-000	A	Solar Disconnect Warning	3.20	3.08	2.78	2.48
650-SOLDCD10410040.5	SOL-DCD-104100-4-0.5	CL3806-000	B	DC Disconnect Warning	3.41	2.95	2.79	2.61
650-SOLDPS10401940.5	SOL-DPS-104019-4-0.5	CL3804-000	C	Warning - Dual Power Sources	3.20	2.77	2.45	1.86
650-SOLESH10401940.5	SOL-ESH-104019-4-0.5	CL3805-000	D	Warning - Electric Shock Hazard	1.94	1.68	1.56	1.49
650-SOL-CP-127508N1	SOL-CP-127508N-.1-X	CR0781-000	-	Laminate for SOL-SRS-127508N-.1-4	1.20	1.07	.973	.887
650-SOL-SRS-127698N1	SOL-SRS-127698N-.1-4	CR0782-000	E	System Charge Controller Rating	2.92	2.44	2.29	1.96
650-SOL-CP-127698N1	SOL-CP-127698N-.1-X	CR0783-000	-	Laminate for SOL-SRS-127698N-.1-4	1.10	1.02	.96	.853
650-SOL-SRS-812120N1	SOL-SRS-812120N-.1-4	CR0784-000	F	Generic System Rating	2.05	1.87	1.68	1.57
650-SOL-CP-812120N1	SOL-CP-812120N-.1-X	CR0785-000	-	Laminate for SOL-SRS-812120N-.1-4	1.12	1.05	.965	.865

REFLECTIVE SOLAR LABELS

Reflective solar labels are manufactured using retro reflective marking to provide emergency responders with appropriate warning and guidance relative to isolating the solar electric system. The labels were designed to be in accordance with the dimensional, functional, and verbiage requirements established by the California Fire Marshall's April 2009, Solar Photovoltaic Installation Guideline.



Features:

- Reflectivity even in poor visibility and bad weather conditions
- 7-10 year outdoor durability (longer if indoors or protected from weather)
- Highly flexible for uneven surfaces, painted, smooth metal or textured metal surfaces
- Reflective properties are built in, not a "charge time" film
- Special impact and scratch resistant surface and flexibility make it suitable for identification in darkened areas

For quantities greater than listed, call for quote.

MOUSER STOCK NO.	Raychem Part No.	TE Part No.	Label Description	Price Per Sheet (5 labels per sheet)			
				1	10	25	100
650-SOLSD10407640.5	SOL-SD-104076-4-0.5	CL3803-000	Solar Disconnect Warning	3.20	3.08	2.78	2.48
650-SOLDCD10410040.5	SOL-DCD-104100-4-0.5	CL3806-000	DC Disconnect Warning	3.41	2.95	2.79	2.61

CANADIAN SOLAR INSTALLATION WARNING LABELS

TE Connectivity introduces solar labels for the Canada solar installers per the Electrical Safety Authority (ESA) specification. Labels are manufactured using ultraviolet (UV) resistant ink, permanent acrylic adhesive and base material designed to withstand environmental elements.

Features:

- For use on smooth painted metal and textured metal surfaces
- Excellent durability in extreme outdoor elements such as UV, rain, humidity, cold and salt spray
- RoHS compliant

Materials:

- High performance vinyl base material
- UV resistant inks
- UV resistant clear over lamination

DIMENSIONS: in.

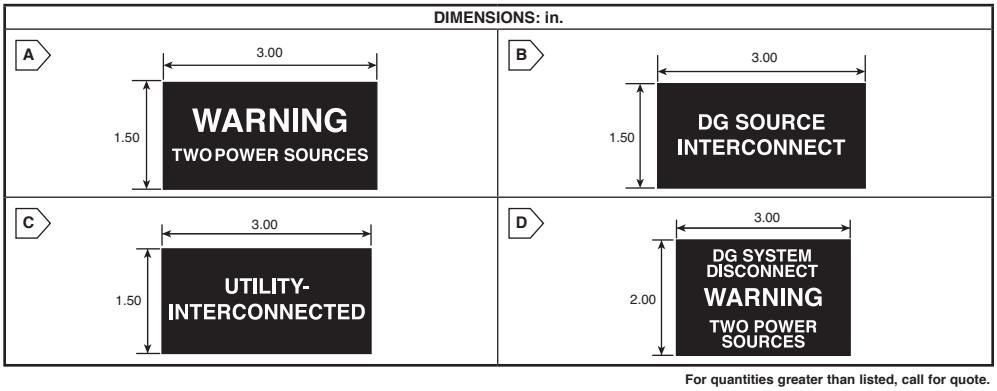

For quantities greater than listed, call for quote.

MOUSER STOCK NO.	Raychem Part No.	TE Part No.	Fig.	Label Description	Price Per Label			
					1	100	500	1000
650-SOL2PS7623814-.5	SOL-2PS-762381-4-0.5	CT81743001	A	Warning Two Power Sources	1.84	1.64	1.34	1.22
650-SOLDG7623814-.5	SOL-DG-762381-4-0.5	CT81763001	B	DG Source Interconnect	1.84	1.64	1.34	1.22
650-SOLUTY7623814-.5	SOL-UTY-762381-4-0.5	CT81753001	C	Utility Interconnected	1.84	1.64	1.34	1.22
650-SOLDGW7625084-.5	SOL-DGW-762508-4-0.5	CT81773001	D	DG System Disconnect Warning	1.96	1.74	1.42	1.31

© Copyright 2013 Mouser Electronics
© Copyright 2013 Mouser Electronics

8000 SERIES SOLDER CUP D SUB WIREMOUNT CONNECTORS

Applications:
- Communication
- Industrial and Instrumentation
- Data
- Military

For quantities greater than listed, call for quote.

MOUSER STOCK NO.	3M Part No.	Fig.	No. of Contacts	Plating	Price Each 1	10	50	100
Plugs								
517-8P09-N001	8P09-N001	A	9	30µ Gold	1.78	1.72	1.64	1.59
517-8P15-N001	8P15-N001	A	15	30µ Gold	1.87	1.82	1.73	1.68
517-8P25-N001	8P25-N001	A	25	30µ Gold	1.97	1.90	1.82	1.75
517-8P37-N001	8P37-N001	A	37	30µ Gold	2.81	2.73	2.60	2.51
Sockets								
517-8R09-N001	8R09-N001	B	9	30µ Gold	1.14	1.10	1.05	1.02
517-8R15-N001	8R15-N001	B	15	30µ Gold	1.20	1.16	1.10	1.07
517-8R25-N001	8R25-N001	B	25	30µ Gold	1.33	1.28	1.23	1.19
517-8R37-N001	8R37-N001	B	37	30µ Gold	2.07	2.00	1.90	1.84

3000 SERIES D RIBBON WIREMOUNT CONNECTORS

Features:
- Accepts .050" round, flat or jacketed cable
- Insulation material: Glass Filled Polyester (PBT)
- Flammability: UL 94V-0
- Color: Gray
- Contact material: Copper alloy
- Current rating: 1A
- Temperature rating: -55°C to +105°C
- Plating: 30µ" Gold
- Wire Accommodation: 26 and 28 AWG solid or stranded
- Metal faced plug provides complete EMI shielded system when mated to a metal faced female connector

Plugs

For quantities greater than listed, call for quote.

MOUSER STOCK NO.	3M Part No.	Fig.	No. of Contacts	Mounting Style	Price Each 1	25	50	100
Plastic - Low Profile								
517-3548-1000	3548-1000	C	24	.158" Dia Thru Hole	15.84	15.07	14.66	14.23
517-3366-1001	3366-1001	C	36	Bailmount	19.58	18.64	18.08	17.55
517-3564-1000	3564-1000	C	50	.158" Dia Thru Hole	17.00	16.22	15.45	14.76
517-3564-1001	3564-1001	C	50	Bailmount	11.07	10.36	10.24	9.92
Metal Faced								
517-3564-2000	3564-2000	C	50	.158" Dia Thru Hole	40.79	38.48	36.41	34.57

Sockets

For quantities greater than listed, call for quote.

MOUSER STOCK NO.	3M Part No.	Fig.	No. of Contacts	Mounting Style	Price Each 1	25	50	100
Plastic - Low Profile								
517-3549-1001	3549-1001	D	24	Bailmount	11.48	9.64	8.89	8.70
517-3549-1002	3549-1002	D	24	#4-40 UNC Insert	18.18	17.62	17.36	16.81
517-3367-1000	3367-1000	D	36	.158" Dia Thru Hole	23.07	19.43	17.93	17.38
517-3565-1000	3565-1000	D	50	.158" Dia Thru Hole	17.70	17.05	16.37	15.87
517-3565-1001	3565-1001	D	50	Bailmount	18.41	15.63	14.64	13.93
Metal Faced								
517-3565-2002	3565-2002	D	50	Bailmount	24.97	23.56	22.31	20.81

Accessories

For quantities greater than listed, call for quote.

MOUSER STOCK NO.	3M Part No.	Description	Price Each 1	25	50	100
Strain Reliefs						
517-3448-61	3448-61	24 Pin Strain Relief	4.68	3.88	3.81	3.55
517-3448-62	3448-62	36 Pin Strain Relief	4.19	3.53	3.24	3.14
517-3448-63	3448-63	50 Pin Strain Relief	6.53	5.80	5.22	4.75
Tools			1		5	
517-3640	3640	Press	598.56		517.20	
517-3442-9	3442-9	Platen	96.62		92.02	

MINI D RIBBON (MDR) CONNECTORS

- Wiper-on-wiper contact for reliable repetitive plugging
- Interface latch design for connection stability
- Withstanding voltage: 500 Vrms for 1 minute
- Insulation material: Beige glass reinforced polyester (PCT), UL94V-0
- Current rating: 1A
- RoHS Compliant per 3M documentation

.050" Boardmount Thru-Hole Right Angle Shielded Receptacles

RoHS Compliant

- Rugged die cast metal case construction (N102XX-52XXXX only)
- IEEE 1284C Interface as a 36 contact connector
- Contact material: Copper alloy (C521)
- Plating: 30µ" Gold
- Temperature rating: -55°C to +105°C

* MDR Digital LCD interface as a 20 or 26 contact connector

For quantities greater than listed, call for quote.

MOUSER STOCK NO.	3M Part No.	Fig.	No. of Contacts	Price Each 1	25	50	100
M2.5 Panel/Ground Lock							
517-N10214-52B2PC	N10214-52B2PC	E	14	7.23	6.61	6.05	5.21
517-N10220-52B2PC	N10220-52B2PC	E	20	7.45	6.26	5.78	5.65
517-N10226-52B2PC	N10226-52B2PC	E	26	7.67	6.45	5.95	5.82
517-N10236-52B2PC	N10236-52B2PC	E	36	7.85	7.46	6.69	5.89
4-40 Panel/Ground Lock							
517-N10250-52E2PC	N10250-52E2PC	E	50	9.35	8.54	8.09	6.74
517-N10268-52E2PC	N10268-52E2PC	E	68	11.93	10.89	9.29	9.00
517-N10280-52E2PC	N10280-52E2PC	E	80	12.84	11.73	10.43	9.26
517-N102A0-52E2PC	N102A0-52E2PC	E	100	13.00	12.60	11.25	10.41
M2.5 Panel/M2.5 Screw Lock							
517-N10214-5212PC	N10214-5212PC	E	14	7.01	5.89	5.44	5.29
517-N10220-5212PC	N10220-5212PC	E	20	6.08	5.74	5.57	5.28
517-N10226-5212PC	N10226-5212PC	E	26	6.71	6.28	5.79	5.66
517-N10236-5212PC	N10236-5212PC	E	36	7.14	6.00	5.62	5.57
517-N10240-5212PC	N10240-5212PC	E	40	8.22	7.50	7.10	5.92
M2.5 Panel Mount Thread							
* 517-10214-55G3PC	10214-55G3PC	E	14	3.67	3.66	3.50	3.39
* 517-10220-55G3PC	10220-55G3PC	E	20	3.68	3.54	3.46	3.32
* 517-10226-55G3PC	10226-55G3PC	E	26	3.72	3.56	3.45	3.34
* 517-10236-55G3PC	10236-55G3PC	E	36	3.99	3.88	3.73	3.60
4-40 Panel Mount Thread							
517-10226-55H3PC	10226-55H3PC	E	26	4.68	4.27	3.75	3.37
517-10268-55H3PC	10268-55H3PC	E	68	7.23	6.08	5.63	5.49

A



B



C



D



E



© Copyright 2013 Mouser Electronics

© Copyright 2013 Mouser Electronics

MINI D RIBBON (MDR) CONNECTORS

- Wiper-on-wiper contact for reliable repetitive plugging
- Interface latch design for connection stability
- Withstanding voltage: 500 Vrms for 1 minute
- Insulation material: Beige glass reinforced polyester (PCT), UL94V-0
- Current rating: 1A
- RoHS Compliant per 3M documentation

RoHS Compliant

.050" Boardmount Thru-Hole Vertical Shielded Receptacles

- Rugged die cast metal case construction
- Screw lockdown for reliable PCB retention
- IEEE 1284C Interface as a 36 contact connector
- Contact material: Copper alloy (C521)
- Plating: 30µ" Gold
- Temperature rating: -20°C to +85°C
- M2.5 thread with screw lock

For quantities greater than listed, call for quote.

MOUSER STOCK NO.	3M Part No.	Fig.	No. of Contacts	Price Each			
				1	25	50	100
517-10214-6212PC	10214-6212PC	A	14	4.53	4.29	3.97	3.87
517-10220-6212PC	10220-6212PC	A	20	4.29	4.01	3.96	3.84
517-10226-6212PC	10226-6212PC	A	26	4.44	4.29	4.07	3.96
517-10236-6212PC	10236-6212PC	A	36	4.39	3.95	3.70	3.67
517-10240-6212PC	10240-6212PC	A	40	5.67	4.77	4.40	4.30
517-10250-6212PC	10250-6212PC	A	50	6.01	5.05	4.68	4.56
517-10268-6212PC	10268-6212PC	A	68	5.75	5.62	5.14	4.74
517-10280-6212PC	10280-6212PC	A	80	8.81	8.40	8.14	7.89
517-102A0-6212PC	102A0-6212PC	A	100	8.29	8.13	7.90	7.65

.050" Boardmount Compliant Pin Vertical Shielded Receptacles

- Rugged die cast metal case construction
- Contact material: Copper alloy (C521)
- Plating: 30µ" Gold
- Temperature rating: -20°C to +85°C
- M2.5 thread

For quantities greater than listed, call for quote.

MOUSER STOCK NO.	3M Part No.	Fig.	No. of Contacts	Price Each			
				1	25	50	100
517-10214-R21TS	10214-R21TS	B	14	9.30	7.82	7.24	7.06
517-10226-R21TS	10226-R21TS	B	26	9.34	7.85	7.24	7.08
517-10236-R21TS	10236-R21TS	B	36	10.23	8.60	7.97	7.77

.050" Surface Mount Right Angle Die Cast Shielded Connector

- Weight-balanced die-cast body resists tipping during automated soldering operations
- MDR digital LCD interface as a 20 or 26 contact connector
- Ultra-low signal skew for high data rate transmission
- Suitable for thumbscrew attach
- Tail length: .134mm

For quantities greater than listed, call for quote.

MOUSER STOCK NO.	3M Part No.	Fig.	No. of Contacts	Price Each			
				1	25	50	100
517-10226-1S10PE	10226-1S10PE	C	26	8.04	7.61	7.45	7.22

.050" Surface Mount Right Angle Shielded Receptacles

- Ultra-low signal skew for high data rate transmission
- MDR digital LCD interface as a 20 or 26 contact connector
- Contact material: Copper alloy (C521)
- Plating: 20µ" Gold
- Temperature rating: -55°C to +105°C
- Tail length: .165mm

✲ Plating:30µ" Gold; Tail length: .15mm

For quantities greater than listed, call for quote.

MOUSER STOCK NO.	3M Part No.	Fig.	No. of Contacts	Price Each			
				1	25	50	100
✲ 517-10226-1A10PE	10226-1A10PE	C	26	5.78	4.78	4.68	4.54
517-10214-1210PE	10214-1210PE	C	14	8.10	6.82	6.56	6.37
517-10220-1210PE	10220-1210PE	C	20	8.28	6.97	6.70	6.49
517-10226-1210PE	10226-1210PE	C	26	7.31	7.13	6.97	6.75
517-10250-1210PE	10250-1210PE	C	50	10.41	8.76	8.43	8.19

.050" Surface Mount Vertical Shielded Receptacle

- IEEE 1284C Interface as a 36 contact connector
- Contact material: Copper alloy (C521)
- Plating: 30µ" Gold
- Temperature rating: -55°C to +105°C
- Tail length: .091mm

For quantities greater than listed, call for quote.

MOUSER STOCK NO.	3M Part No.	Fig.	No. of Contacts	Price Each			
				1	25	50	100
517-10226-2210PE	10226-2210PE	D	26	8.66	8.09	7.45	7.30

.050" IDC Wiremount Panel Mount Shielded Receptacles

- Wire Accommodation: 28AWG stranded, 30 AWG solid
- IEEE 1284C Interface as a 36 contact connector
- Contact material: Beryllium copper (C172)
- Plating: 30µ" Gold
- Temperature rating: -20°C to +85°C

For quantities greater than listed, call for quote.

MOUSER STOCK NO.	3M Part No.	Fig.	No. of Contacts	Price Each			
				1	25	50	100
517-10220-0210EC	10220-0210EC	E	20	7.76	7.70	7.39	7.17
517-10226-0210EC	10226-0210EC	E	26	8.66	8.65	8.00	7.76
517-10250-0210EC	10250-0210EC	E	50	10.95	10.87	10.43	10.11

.050" Shielded Solder Plug Connectors

- Solder cup termination requires no special tooling
- Accepts a wide variety of discrete wire (24 to 30AWG)
- Contact material: Copper alloy (C521)
- Plating: 20µ" Gold
- Temperature rating: -55°C to +105°C

For quantities greater than listed, call for quote.

MOUSER STOCK NO.	3M Part No.	Fig.	No. of Contacts	Price Each			
				1	25	50	100
517-10114-3000PE	10114-3000PE	F	14	6.21	5.56	5.46	5.17
517-10120-3000PE	10120-3000PE	F	20	6.09	5.94	5.80	5.62
517-10126-3000PE	10126-3000PE	F	26	6.79	6.55	6.47	6.28
517-10136-3000PE	10136-3000PE	F	36	7.21	6.68	6.25	5.95
517-10150-3000PE	10150-3000PE	F	50	8.16	7.90	7.78	7.53

.050" IDC Wiremount Shielded Plug Connectors

- MDR digital LCD interface as a 20 or 26 contact connector
- IEEE 1284C Interface as a 36 contact connector
- Wire accommodation: 28AWG stranded, 30AWG solid
- Contact material: Beryllium copper (C172)
- Plating: 30µ" Gold
- Temperature rating: -20°C to +85°C

✲ 26AWG Wire

For quantities greater than listed, call for quote.

MOUSER STOCK NO.	3M Part No.	Fig.	No. of Contacts	Price Each			
				1	25	50	100
517-10114-6000EC	10114-6000EC	G	14	5.21	4.38	4.06	3.95
517-10120-6000EC	10120-6000EC	G	20	4.84	4.53	4.17	4.06
517-10126-6000EC	10126-6000EC	G	26	4.69	4.44	4.33	4.19
517-10136-6000EC	10136-6000EC	G	36	6.00	5.62	5.17	5.03
517-10140-6000EC	10140-6000EC	G	40	5.64	5.62	5.37	5.20
517-10150-6000EC	10150-6000EC	G	50	6.01	5.56	5.21	4.96
517-10168-6000EC	10168-6000EC	G	68	6.71	6.37	6.33	6.12
✲ 517-10168-6010EC	10168-6010EC	G	68	5.95	5.67	5.49	5.33
517-10180-6000EC	10180-6000EC	G	80	8.40	7.93	7.91	7.69
517-101A0-6000EC	101A0-6000EC	G	100	10.10	9.54	9.41	9.13

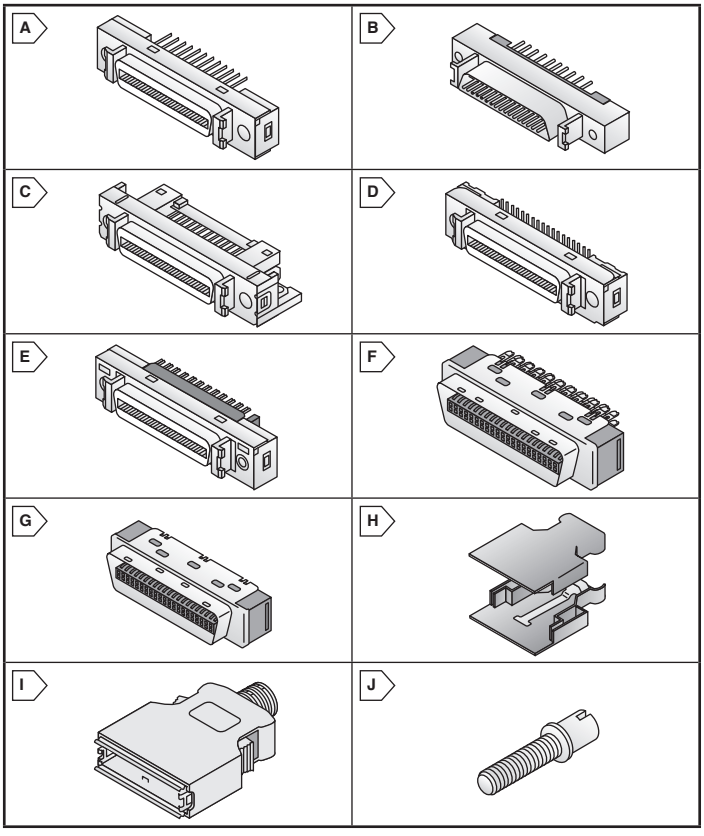

MINI D RIBBON (MDR) JUNCTION SHELLS AND ACCESSORIES

Non-Shielded Plastic Solder Plug Junction Shells

- Compatible with 101xx-3000PE plug connectors
- Design features durable two-piece backshell with ground strap

For quantities greater than listed, call for quote.

MOUSER STOCK NO.	3M Part No.	Fig.	No. of Contacts	Price Each			
				1	25	50	100
517-10314-52F0-008	10314-52F0-008	H	14	7.97	7.54	7.19	6.83
517-10320-52F0-008	10320-52F0-008	H	20	8.51	7.77	7.40	7.03
517-10326-52F0-008	10326-52F0-008	H	26	8.38	7.58	7.17	6.97
517-10336-52F0-008	10336-52F0-008	H	36	8.47	7.66	7.30	7.09
517-10350-52F0-008	10350-52F0-008	H	50	9.44	8.44	7.97	7.92

Black Non-Shielded Shell Kits

- Compatible with 101xx-3000PE plug connectors
- Durable two sided shell without grounding strap

For quantities greater than listed, call for quote.

MOUSER STOCK NO.	3M Part No.	Fig.	No. of Contacts	Price Each			
				1	25	50	100
517-10320-52A0-008	10320-52A0-008	H	20	7.84	7.16	6.49	5.82
517-10336-52A0-008	10336-52A0-008	H	36	7.34	6.71	5.98	5.30
517-10350-52A0-008	10350-52A0-008	H	50	8.83	8.03	7.62	7.42

Plastic Shielded Junction Shells for Round Cable

- Compatible with 101xx-6000EC plug connectors
- Durable one piece plastic over two piece metal junction shell for straight round cable
- Quick release latching mechanism

For quantities greater than listed, call for quote.

MOUSER STOCK NO.	3M Part No.	Fig.	No. of Contacts	Price Each			
				1	25	50	100
517-10314-3210-000	10314-3210-000	I	14	4.62	4.24	4.04	3.85
517-10320-3210-000	10320-3210-000	I	20	5.57	5.26	4.98	4.56
517-10326-3210-000	10326-3210-000	I	26	6.39	5.85	5.59	5.33
517-10336-3210-000	10336-3210-000	I	36	4.17	3.98	3.82	3.66
517-10350-3210-000	10350-3210-000	I	50	7.95	7.06	6.36	5.78
517-10368-3210-000	10368-3210-000	I	68	6.43	5.98	5.45	5.06

Jack Sockets

- Package of Two
- Thread Size: M2.5/#4-40
- Stainless Steel
- 2.5 inch/lbs.

For quantities greater than listed, call for quote.

MOUSER STOCK NO.	3M Part No.	Fig.	Thread Length	Socket Length	Price Each			
					1	25	50	100
517-3341-13	3341-13-KIT	J	.35"	.27"	6.61	6.24	5.91	5.60
517-3341-31	3341-31-KIT	J	.40"	.12"	4.09	3.73	3.54	3.35
517-3341-32	3341-32-KIT	J	.50"	.27"	6.55	5.50	5.07	4.96

© Copyright 2013 Mouser Electronics
© Copyright 2013 Mouser Electronics

3M™ IDC D-Subminiature Connectors

RoHS Compliant **This product is RoHS compliant.**

D-SUB CONNECTORS

Available in preassembled or two piece covers. Improved metal strain relief hooks directly to metal shell - Ordered Separately.

Features:
- Low profile
- Insulation Material: Glass Filled Polyester (PBT)
- Flammability: UL94V-0
- Insulation Color: Gray
- Contact Material: Copper alloy
- Contact Plating: 30µ" Gold
- Shell Material: Steel
- Shell Plating: Tin
- Wire Accommodation: 26 and 28AWG solid or stranded
- Current Rating: 1A
- Withstanding Voltage: 1000Vrms @ Sea level
- Temperature Rating: -15°C to +105°C
- RoHS Compliant per 3M documentation

LR40971 E68080

Plugs - 8200 Series

For quantities greater than listed, call for quote.

MOUSER STOCK NO.	3M Part No.	Fig.	No. of Contacts	Mounting Style	Price Each 1	25	50	100
Open Two-Piece Cover								
517-8209-6000	8209-6000	A	9	Unthreaded Insert	4.94	4.79	4.57	4.43
517-8215-6000	8215-6000	A	15	Unthreaded Insert	6.67	5.45	5.18	5.02
517-8225-6000	8225-6000	A	25	Unthreaded Insert	6.35	6.15	5.87	5.69
517-8237-6000	8237-6000	A	37	Unthreaded Insert	9.79	8.24	7.61	7.37
517-8209-6003	8209-6003	A	9	4-40 UNC Threaded Insert	5.11	4.95	4.73	4.58
517-8215-6003	8215-6003	A	15	4-40 UNC Threaded Insert	7.98	6.72	6.20	6.01
517-8225-6003	8225-6003	A	25	4-40 UNC Threaded Insert	8.60	7.24	6.69	6.48
517-8237-6003	8237-6003	A	37	4-40 UNC Threaded Insert	10.70	9.01	8.31	8.06
Open Preassembled Cover Without Adhesive								
517-8209-8000	8209-8000	B	9	Unthreaded Insert	4.60	4.47	4.06	3.93
517-8215-8000	8215-8000	B	15	Unthreaded Insert	6.96	6.45	6.14	5.53
517-8225-8000	8225-8000	B	25	Unthreaded Insert	6.69	6.20	5.87	5.41
517-8237-8000	8237-8000	B	37	Unthreaded Insert	10.23	8.59	7.93	7.76

Sockets - 8300 Series

For quantities greater than listed, call for quote.

MOUSER STOCK NO.	3M Part No.	Fig.	No. of Contacts	Mounting Style	Price Each 1	25	50	100
Open Two-Piece Cover								
517-8309-6000	8309-6000	C	9	Unthreaded Insert	4.09	3.96	3.89	3.78
517-8315-6000	8315-6000	C	15	Unthreaded Insert	4.67	4.52	4.45	4.31
517-8325-6000	8325-6000	C	25	Unthreaded Insert	6.27	6.03	5.97	5.79
517-8337-6000	8337-6000	C	37	Unthreaded Insert	8.09	7.84	7.70	7.47
517-8309-6003	8309-6003	C	9	4-40 UNC Threaded Insert	5.49	5.22	5.09	4.92
517-8315-6003	8315-6003	C	15	4-40 UNC Threaded Insert	8.25	6.94	6.41	6.21
517-8325-6003	8325-6003	C	25	4-40 UNC Threaded Insert	8.74	7.36	6.79	6.58
517-8337-6003	8337-6003	C	37	4-40 UNC Threaded Insert	8.99	8.87	8.73	8.47
Open Preassembled Cover Without Adhesive								
517-8309-8000	8309-8000	D	9	Unthreaded Insert	4.95	4.60	4.34	3.83
517-8315-8000	8315-8000	D	15	Unthreaded Insert	7.20	6.63	6.36	5.22
517-8325-8000	8325-8000	D	25	Unthreaded Insert	8.05	6.76	6.24	6.11
517-8337-8000	8337-8000	D	37	Unthreaded Insert	7.08	6.63	6.22	5.87

STRAIN RELIEFS

- RoHS compliant per 3M documentation

For quantities greater than listed, call for quote.

MOUSER STOCK NO.	3M Part No.	Description	Price Each 1	25	50	100
517-3448-8D09A	3448-8D09A	9 Pin Strain Relief	.67	.599	.535	.514
517-3448-8D15A	3448-8D15A	15 Pin Strain Relief	1.03	.856	.80	.777
517-3448-8D25A	3448-8D25A	25 Pin Strain Relief	.59	.524	.499	.477
517-3448-8D37A	3448-8D37A	37 Pin Strain Relief	.58	.492	.477	.442

TOOLS

For quantities greater than listed, call for quote.

MOUSER STOCK NO.	3M Part No.	Description	Price Each 1	5
517-3640	3640	Press	598.56	517.20
517-3442-9	3442-9	Platen for 9, 15, 25, 37 Pin Socket Connectors	96.62	92.02

METAL D-SUB CONNECTOR EMI HOODS

Designed to fit the 3M 8200 and 8300 series D-Sub connectors listed above.

Features:
- Provides EMI/ESD protection
- Provides option in grounding for discrete wire applications
- Light weight, compact design
- Color: Black
- Flammability: UL94V-0
- Material: Steel
- Plating: Nickel
- Cover Nut Material: Glass Filled Polyester (PBT)
- RoHS Compliant per 3M documentation

For quantities greater than listed, call for quote.

MOUSER STOCK NO.	3M Part No.	Fig.	Description	Price Each 1	25	50	100
517-3357-9209	3357-9209	E	Use with 9 pin d-sub	4.99	4.71	4.49	4.28
517-3357-9215	3357-9215	E	Use with 15 pin d-sub	5.87	5.34	5.11	4.87
517-3357-9225	3357-9225	E	Use with 25 pin d-sub	7.20	6.58	6.27	5.95
517-3357-9237	3357-9237	E	Use with 37 pin d-sub	12.25	11.59	10.99	10.26

ACCESSORIES

For quantities greater than listed, call for quote.

MOUSER STOCK NO.	3M Part No.	Description	Price Each 1	25	50	100
517-3341-7	3341-7-KIT	Thumb Screw Kit	4.41	4.02	3.82	3.61
517-3808-ER	3808-ER	Retainer Ring	.54	.488	.462	.437

A

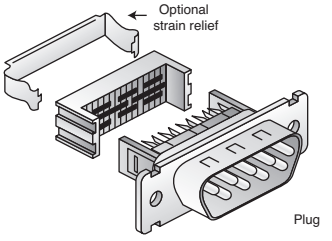

B

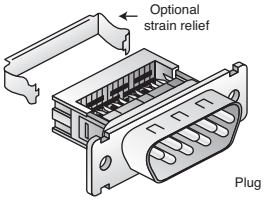

C

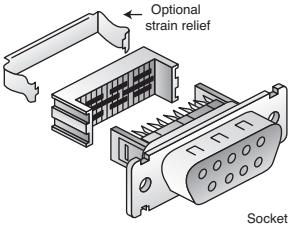

D

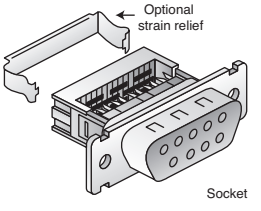

E

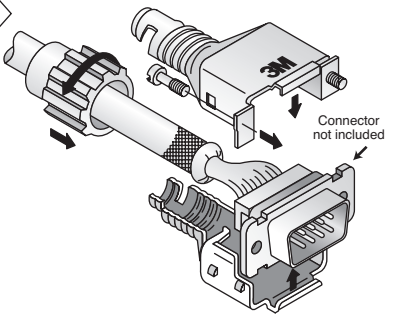

© Copyright 2013 Mouser Electronics

© Copyright 2013 Mouser Electronics

RoHS Compliant This page of product is compliant.

COOLPOWER® COMBO D-SUBS

Specifications:
- Current Rating
  Power Contacts: 55 Amperes (per contact)
- Contact Resistance:
  Power Contacts: 0.25 milliohms max
- Insulation Resistance: 5000 Megohms
- DWV: 1500V DC
- Operating Temperature: -55°C to +105°C

Applications:
- Networking, Telecom and Wireless
- Power Supply and Amplifier
- Industrial and Medical
- Military/Aerospace

NEW! TECHNOLOGY

For quantities greater than listed, call for quote.

MOUSER STOCK NO.	Amphenol Part No.	Fig.	Type	Arrangement	Mounting	Price Each			
						1	10	50	100
523-LCC17-A3W3PA-4N0	LCC17-A3W3PA-4N0	A	Male	3W3	Threaded	9.20	8.26	7.79	7.32
523-LCC17-A3W3PE-AN0	LCC17-A3W3PE-AN0	A	Male	3W3	Thread w/ Lock	7.71	6.91	6.52	6.11
523-LCC17-A3W3SM-2N0	LCC17-A3W3SM-2N0	B	Female	3W3	Flange	8.71	7.83	7.38	6.92

FIXED PRECISION-FORMED SOLDER CUP CONTACTS

Materials:
- Shells: Steel, tin plated
- Contact: Brass
- Contact Plating: Gold

For quantities greater than listed, call for quote.

MOUSER STOCK NO.	Amphenol Part No.	Fig.	No. of Positions	Current Rating	Voltage Rating	Type	Price Each			
							1	10	50	100
523-L717SDE09P	L717SDE09P	C	9	5A	300V	Male	.73	.642	.586	.531
523-L77SDE09S	L77SDE09S	C	9	5A	300V	Female	.84	.738	.671	.60
523-L717SDA15P	L717SDA15P	C	15	5A	300V	Male	1.21	1.09	.989	.859
523-L77SDA15S	L77SDA15S	C	15	5A	300V	Female	.95	.902	.809	.678
523-L717SDB25P	L717SDB25P	C	25	5A	300V	Male	1.03	.92	.836	.742
523-L77SDB25S	L77SDB25S	C	25	5A	300V	Female	.98	.877	.80	.706
523-L77SDC37S	L77SDC37S	C	37	5A	300V	Female	1.84	1.67	1.51	1.38
523-G17S0910110EU	G17S0910110EU	C	9	5A	300V	Male	.62	.599	.483	.439
523-G17S0900110EU	G17S0900110EU	C	9	5A	300V	Female	.78	.642	.599	.589
523-G17S1510110EU	G17S1510110EU	C	15	5A	300V	Male	.82	.663	.642	.61
523-G17S1500110EU	G17S1500110EU	C	15	5A	300V	Female	1.05	.92	.834	.79
523-G17S2510110EU	G17S2510110EU	C	25	5A	300V	Male	1.40	1.24	1.17	1.08
523-G17S2500110EU	G17S2500110EU	C	25	5A	300V	Female	1.16	.891	.861	.807
523-G17S5000110EU	G17S5000110EU	C	50✲	5A	300V	Female	3.11	2.62	2.43	2.23

✲ 50 Position D-Subs have 3 Rows of Contacts

FIXED MACHINED CONTACTS

Materials:
- Shells: Steel, tin plated
- Contact: Brass
- Contact Plating: Gold

Solder Cup

For quantities greater than listed, call for quote.

MOUSER STOCK NO.	Amphenol Part No.	Fig.	No. of Positions	Current Rating	Voltage Rating	Type	Price Each			
							1	10	50	100
523-L717-DE09P	L717-DE09P	C	9	7.5A	300V	Male	4.55	4.13	3.78	3.49
523-L77-DE09S	L77-DE09S	C	9	7.5A	300V	Female	5.81	5.28	4.85	4.47
523-L717DA15P	L717-DA15P	C	15	7.5A	300V	Male	5.33	4.96	4.54	4.17
523-L77-DA15S	L77-DA15S	C	15	7.5A	300V	Female	8.20	6.93	5.98	5.36
523-L717-DB25P	L717-DB25P	C	25	7.5A	300V	Male	8.47	7.76	6.42	6.10
523-L77-DB25S	L77-DB25S	C	25	7.5A	300V	Female	10.27	9.34	8.56	7.90
523-L717-DC37P	L717-DC37P	C	37	7.5A	300V	Male	11.75	11.41	10.61	9.64
523-L77-DC37S	L77-DC37S	C	37	7.5A	300V	Female	14.19	13.11	11.76	11.24
523-L717DD50P	L717DD50P	C	50✲	7.5A	300V	Male	15.02	13.89	12.47	11.64
523-L77-DD50S	L77-DD50S	C	50✲	7.5A	300V	Female	19.80	19.23	18.31	17.41

✲ 50 Position D-Subs have 3 Rows of Contacts

PCB Mount

For quantities greater than listed, call for quote.

MOUSER STOCK NO.	Amphenol Part No.	Fig.	No. of Positions	Current Rating	Voltage Rating	Type	Price Each			
							1	10	50	100
523-L717-DE09P-U	L717-DE09P-U	D	9	7.5A	300V	Male	4.40	4.14	3.72	3.37
523-L77-DE09S-U	L77-DE09S-U	D	9	7.5A	300V	Female	4.75	4.48	4.21	3.88
523-L717-DA15P-U	L717-DA15P-U	D	15	7.5A	300V	Male	4.98	4.70	4.26	3.99
523-L77-DA15S-U	L77-DA15S-U	D	15	7.5A	300V	Female	6.99	6.39	5.66	5.06
523-L717-DB25P-U	L717-DB25P-U	D	25	7.5A	300V	Male	7.02	6.60	5.69	5.10
523-L77-DB25S-U	L77-DB25S-U	D	25	7.5A	300V	Female	9.51	9.41	8.07	7.17
523-L717-DC37P-U	L717-DC37P-U	D	37	7.5A	300V	Male	11.36	10.34	9.05	8.06
523-L77-DC37S-U	L77-DC37S-U	D	37	7.5A	300V	Female	12.32	11.62	10.95	10.22
523-L717-DD50P-U	L717-DD50P-U	D	50✲	7.5A	300V	Male	13.20	12.44	12.10	11.76
523-L77-DD50S-U	L77-DD50S-U	D	50✲	7.5A	300V	Female	16.50	15.57	15.20	14.71

✲ 50 Position D-Subs have 3 Rows of Contacts

Wire Wrap Termination

For quantities greater than listed, call for quote.

MOUSER STOCK NO.	Amphenol Part No.	Fig.	No. of Positions	Current Rating	Voltage Rating	Type	Price Each			
							1	10	50	100
523-L717-DE09P-F179	L717-DE09P-F179	E	9	7.5A	300V	Male	5.33	5.03	4.91	4.75
523-L77-DE09S-F179	L77-DE09S-F179	E	9	7.5A	300V	Female	6.20	5.84	5.67	5.45
523-L717-DA15P-F179	L717-DA15P-F179	E	15	7.5A	300V	Male	7.35	6.93	6.75	6.56
523-L77-DA15S-F179	L77-DA15S-F179	E	15	7.5A	300V	Female	8.28	7.81	7.62	7.38
523-L717-DB25P-F179	L717-DB25P-F179	E	25	7.5A	300V	Male	16.75	14.81	13.26	12.01
523-L77-DB25S-F179	L77-DB25S-F179	E	25	7.5A	300V	Female	12.77	12.04	11.76	11.37
523-L77DE09SF179A	L77DE09SF179A	E	9	7.5A	300V	Female	8.62	7.30	6.30	5.64

A

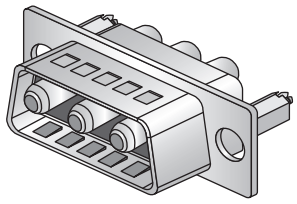

B

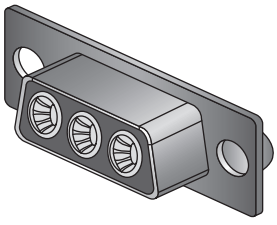

C

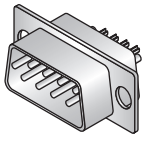

Male Plug

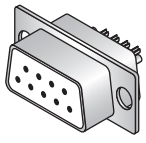

Female Receptacle

D

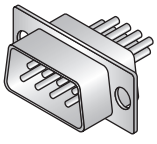

Male Plug

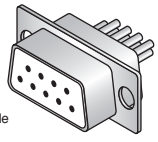

Female Receptacle

E

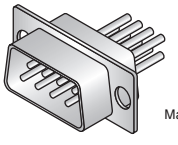

Male Plug

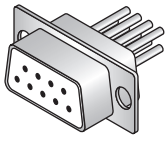

Female Receptacle

"D" Connectors Amphenol

© Copyright 2013 Mouser Electronics

© Copyright 2013 Mouser Electronics

RoHS Compliant **This product is RoHS compliant.**

RIGHT ANGLE CONNECTORS (.318" FOOTPRINT)

Specifications:
- Temperature Range: -67°F to 221°F
- Current Rating: 5A
- 30 microns Gold
- Voltage Rating: 300V
- 4-40 Threaded Mounting Hole

For quantities greater than listed, call for quote.

MOUSER STOCK NO.	Amphenol Part No.	Fig.	No. of Positions	Type	Price Each			
					1	10	50	100
523-6E17-C009P-AJ121	6E17-C009P-AJ121	A	9	Male	4.10	3.67	3.38	3.03
523-6E17-C009S-AJ120	6E17-C009S-AJ120	A	9	Female	3.99	3.58	3.23	2.90
523-6E17-C025P-AJ121	6E17-C025P-AJ121	A	25	Male	7.13	6.02	5.40	4.71
523-6E17-C025S-AJ120	6E17-C025S-AJ120	A	25	Female	9.66	7.53	6.88	5.97
523-6E17C009SAJ220	6E17C009SAJ220	A	9	Female	3.95	3.57	3.26	3.01

HIGH DENSITY

Materials:
- Shells: Steel, tin plated
- Contact: Brass
- Contact Plating: Gold Flash
- Insulator: Black Thermoplastic, UL94V-0

For quantities greater than listed, call for quote.

MOUSER STOCK NO.	Amphenol Part No.	Fig.	No. of Positions	Type	Price Each			
					1	10	50	100
Right Angle								
523-17EBH-015SAM010	17EBH-015S-AM010	A	15	Female	6.91	5.71	4.75	4.29
Solder Cup								
523-17EHD-015P-AA000	17EHD-015P-AA000	B	15	Male	2.25	1.94	1.80	1.65
523-17EHD-015S-AA000	17EHD-015S-AA000	B	15	Female	1.87	1.70	1.44	1.29
523-17EHD-026P-AA000	17EHD-026P-AA000	B	26	Male	3.10	2.74	2.48	2.13
523-17EHD-026S-AA000	17EHD-026S-AA000	B	26	Female	2.47	2.25	2.04	1.88
523-17EHD-044P-AA000	17EHD-044P-AA000	B	44	Male	4.29	3.89	3.56	3.30
523-17EHD-044S-AA000	17EHD-044S-AA000	B	44	Female	4.29	3.89	3.56	3.30
523-17EHD-062P-AA000	17EHD-062P-AA000	B	62	Male	6.35	5.71	5.26	4.85
523-17EHD-078P-AA000	17EHD-078P-AA000	B	78	Male	5.11	4.61	4.22	3.88

DUST COVERS

For quantities greater than listed, call for quote.

MOUSER STOCK NO.	Amphenol Part No.	Fig.	No. of Pos.	Type	Price Each			
					1	10	50	100
523-L17D4K63010	L17D4K63010	C	9	Metal Dust Cap for Receptacles	1.25	1.07	.908	.817
523-L17D4K63016	L17D4K63016	C	15	Metal Dust Cap for Receptacles	1.04	.942	.859	.782
523-L17D4K63026	L17D4K63026	C	25	Metal Dust Cap for Receptacles	1.29	1.16	1.03	.921
523-L17D4K63110	L17D4K63110	C	9	Metal Dust Cap for Plugs	1.16	1.02	.928	.837
523-L17D4K63116	L17D4K63116	C	15	Metal Dust Cap for Plugs	1.28	1.12	1.01	.907
523-L17D4K63126	L17D4K63126	C	25	Metal Dust Cap for Plugs	1.14	1.01	.906	.824

PLASTIC BACKSHELLS 2-PIECE DESIGN

Features:
- Fits most standard and high-density D-Subs
- Split Grommets

For quantities greater than listed, call for quote.

MOUSER STOCK NO.	Amphenol Part No.	Fig.	No. of Pos.		Type	Price Each			
			STD Shell	HD Shell		1	10	50	100
523-17E-1724-1	17E-1724-1	D	9	15	Plastic	2.60	2.32	2.17	1.98
523-17E-1725-1	17E-1725-1	D	15	26	Plastic	2.68	2.44	2.24	2.00
523-17E-1726-1	17E-1726-1	D	25	44	Plastic	2.64	2.38	2.15	1.98
523-17E-1727-1	17E-1727-1	D	37	62	Plastic	3.55	3.23	2.96	2.74
523-17E-1728-1	17E-1728-1	D	50	78	Plastic	3.36	3.04	2.80	2.61

PLATED PLASTIC BACKSHELLS 2-PIECE DESIGN

Features:
- Fits most standard and high-density D-Subs
- Meets FCC 20780 Requirements
- EMI/RFI shielding

For quantities greater than listed, call for quote.

MOUSER STOCK NO.	Amphenol Part No.	Fig.	No. of Pos.		Type	Price Each			
			STD Shell	HD Shell		1	10	50	100
523-17E-1724-2	17E-1724-2	D	9	15	Metallized	3.62	3.21	3.20	2.88
523-17E-1725-2	17E-1725-2	D	15	26	Metallized	3.98	3.62	3.32	3.07
523-17E-1726-2	17E-1726-2	D	25	44	Metallized	4.72	4.02	3.68	3.41
523-17E-1727-2	17E-1727-2	D	37	62	Metallized	7.32	6.64	5.86	5.24
523-17E-1728-2	17E-1728-2	D	50	78	Metallized	7.85	7.18	6.24	5.59

METAL BACKSHELLS 2-PIECE DESIGN

Features:
- Fits most standard and high-density D-Subs
- Meets FCC 20780 Requirements
- All metal shell provides EMI/RFI shielding and durability

For quantities greater than listed, call for quote.

MOUSER STOCK NO.	Amphenol Part No.	Fig.	No. of Pos.		Type	Price Each			
			STD Shell	HD Shell		1	10	50	100
523-17E-1657-09	17E-1657-09	E	9	15	Metal	5.46	4.94	4.52	4.15
523-17E-1657-15	17E-1657-15	E	15	26	Metal	5.80	5.53	5.04	4.60
523-17E-1657-25	17E-1657-25	E	25	44	Metal	6.85	6.52	6.39	5.70
523-17E-1657-37	17E-1657-37	E	37	62	Metal	9.27	8.53	7.86	7.47

SCREW LOCK ASSEMBLIES

For quantities greater than listed, call for quote.

MOUSER STOCK NO.	Amphenol Part No.	Description	Price Each			
			1	10	50	100
523-L17D20419EX	L17D20419EX	#4-40 Male for 9, 15, 25, & 37 D-Sub, 10 Pack	7.48	6.81	5.31	4.77
523-17-D20418-2-TX	L17-D20418-2-TX	#4-40 Female Standoff, 10 Pack	6.73	6.26	5.21	4.71

© Copyright 2013 Mouser Electronics

A

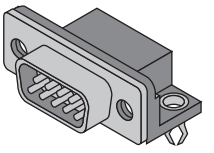

Male Plug

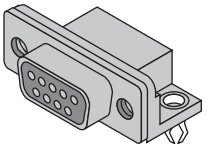

Female Receptacle

B

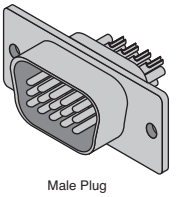

Male Plug

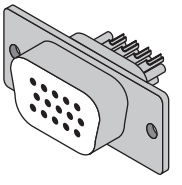

Female Receptacle

C

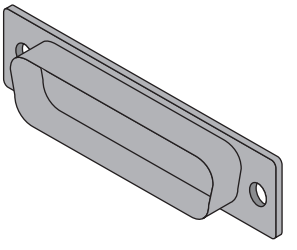

D

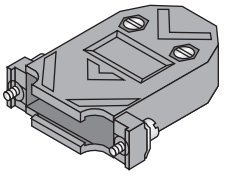

E

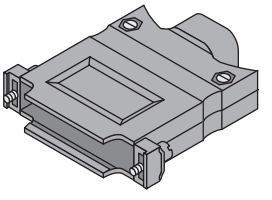

© Copyright 2013 Mouser Electronics

D*U SERIES 0.109" DENSITY METAL SHELL

Features:
- Crimp and Poke Machined contacts supplied loose with connector
- Commercial grade metal shell connectors intermate with all existing D-subs of comparable pin contacts
- With .120 mounting holes
- Use with 20-24 AWG wire
- UL Recognized: Files E170218 (UL1977) & E130965 (UL1863)
- CSA Approved: File LR31996

Specifications:
- Plug and Socket contact material: copper alloy
- Insulator Material: Glass-filled nylon, black
- Connector shell: steel with zinc plating and clear chromate finish
- Operating temperature: -65°C to +125°C
- Withstanding voltage: minimum 1000V RMS @ sea level
- RoHS Compliant per Cinch documentation

For quantities greater than listed, call for quote.

MOUSER STOCK NO.	Cinch Part No.	Fig.	Description	No. of Positions	Price Each 1	25	50	100
D*U Connectors with Machined Contacts								
538-DEUH-9P	DEUH-9P	A	Plug	9	4.23	3.77	3.39	3.16
538-DEUH-9S	DEUH-9S	B	Socket	9	5.94	4.41	4.03	3.72
538-DAUH-15P	DAUH-15P	A	Plug	15	6.17	5.54	4.99	4.63
538-DAUH-15S	DAUH-15S	B	Socket	15	9.17	8.20	7.42	7.35
538-DBUH-25P	DBUH-25P	A	Plug	25	9.39	8.39	7.59	7.05
538-DBUH-25S	DBUH-25S	B	Socket	25	14.50	12.95	11.71	10.87
D*U Connectors (Contacts Not Included) • Contacts must be purchased separately - See below								
538-DEUH-9P-FO	DEUH-9P-FO	A	Plug	9	1.75	1.56	1.41	1.32
538-DEUH-9S-FO	DEUH-9S-FO	B	Socket	9	1.75	1.56	1.41	1.32
538-DAUH-15P-FO	DAUH-15P-FO	A	Plug	15	1.94	1.72	1.58	1.46
538-DAUH-15S-FO	DAUH-15S-FO	B	Socket	15	1.94	1.72	1.58	1.46
538-DBUH-25P-FO	DBUH-25P-FO	A	Plug	25	2.20	1.97	1.77	1.65
538-DBUH-25S-FO	DBUH-25S-FO	B	Socket	25	1.97	1.75	1.57	1.48
Machined Crimp and Poke Contacts • RoHS Compliant per Cinch documentation								
538-030-1952-000	030-1952-000	C	Pin	-	.30	-	-	.263
538-0301953000	030-1953-000	D	Socket	-	.80	-	-	.642

BASIC-D SERIES 0.109" DENSITY METAL SHELL, SOLDER POT CONTACTS WITH SHELL

Specifications:
- Insulator Material: Glass-filled polyester, white
- Connector shell: Steel with zinc plating and clear chromate finish
- Contact Material: Copper alloy
- Contact plating: Gold flash over nickel
- Tail length: .375"
- Operating temperature: -65°C to +125°C
- Withstanding voltage: minimum 1250V RMS @ sea level
- RoHS Compliant per Cinch documentation

Features:
- With .120 mounting holes
- Stamped contacts

For quantities greater than listed, call for quote.

MOUSER STOCK NO.	Cinch Part No.	Fig.	Description	No. of Positions	Price Each 1	25	50	100
538-DEH-9P	DEH-9P	E	Plug	9	2.78	2.66	2.51	2.33
538-DEH-9S	DEH-9S	F	Socket	9	3.22	2.88	2.61	2.42
538-DA-H15P	DAH-15P	E	Plug	15	4.95	4.43	4.07	3.72
538-DAH-15S	DAH-15S	F	Socket	15	4.06	3.62	3.26	3.04
538-DBH-25P	DBH-25P	E	Plug	25	5.67	5.07	4.58	4.26
538-DBH-25S	DBH-25S	F	Socket	25	5.66	5.05	4.56	4.23

DEEP STRAIGHT CLAMP JUNCTION SHELL

Materials:
- Shell Material: Zinc plated low carbon steel with clear chromate finish
- Clamp and Screw: Zinc-plated steel with clear chromate finish
- Stop Nut: Zinc-plated brass with clear chromate finish
- RoHS Compliant per Cinch documentation

For quantities greater than listed, call for quote.

MOUSER STOCK NO.	Cinch Part No.	Fig.	Shell Size	Dimensions: in. (mm) A	B	Price Each 1	25	50
538-DE-24657-30	DE-24657-30	G	9	1.203 (30.56)	1.219 (30.96)	5.18	4.62	4.17
538-DA-24658-31	DA-24658-31	G	15	1.531 (38.89)	1.250 (31.75)	4.64	4.15	3.75
538-DB-24659-32	DB-24659-32	G	25	2.078 (52.78)	1.531 (38.89)	3.84	3.42	3.09
538-DC-24660-33	DC-24660-33	G	37	2.718 (69.04)	1.531 (38.89)	4.18	3.73	3.38
538-DD-24661-34	DD-24661-34	G	50	2.625 (66.68)	1.656 (42.06)	4.10	3.70	3.60

COMMERCIAL SCREW LOCK ASSEMBLIES

- Two screwlocks are required per connector.
- Female screwlocks consist of one #4-40 screw, two flat washers, one lockwasher, and one #4-40 nut.
- Male screwlocks consists of one #4-40 slotted screw and a spring tension clip.

✻ Indicates Use With Junction Shells (P = Plug; S= Socket)

For quantities greater than listed, call for quote.

MOUSER STOCK NO.	Cinch Part No.	Fig.	Description	Use with Shell Size	Price Each 1	25	50
538-D20418-42	D20418-42	H	Female Screwlocks	9,15,25,37,50 (P&S)	.78	.602	.472
538-D20419-40	D20419-40	I	Male Screwlocks	9,15(P&S); 25,37(S ONLY)	.58	.51	.459
✻ 538-D20419-46	D20419-46	I	Male Screwlocks	9,15(S ONLY); 25,37(P&S)	.97	.867	.792
538-D20420-0	D20420-0	I	Male Screwlocks	50 (S ONLY)	1.34	1.22	1.18

SLIDE LOCK ASSEMBLIES

- Each assembly consists of the lock retainer plate, two screws, 2 washers, and two nuts.
- Two lock posts, part # D-53018, are required to fit into the mounting holes of the mating connectors, must be ordered separately.
- Compatible with all Cinch metal shell D-sub connectors, Backshells, hoods, and junction shells except D*H Series, SDH Series, and Phenolic hood.

For quantities greater than listed, call for quote.

MOUSER STOCK NO.	Cinch Part No.	Fig.	Description	Use with Shell Size	Dimensions: in. (mm) A	B	C	Price Each 1	25	50
538-DE-51224-1	DE-51224-1	J	Assembly for Shell Size E	9	1.442 (36.63)	.500 (12.70)	.984 (24.99)	1.80	1.61	1.44
538-DB-51221-1	DB-51221-1	J	Assembly for Shell Size B	25	2.293 (58.24)	.500 (12.70)	1.852 (47.04)	1.95	1.73	1.57
538-D-53018	D-53018	-	Lock post - required for parts above	-	-	-	-	.98	.77	.717

DUST CAPS

For quantities greater than listed, call for quote.

MOUSER STOCK NO.	Cinch Part No.	Fig.	Description	Color	Use with Shell Size	Price Each 1	25	50
538-DE-60-20	DE-60-20	K	Plug Dust Cap	Black	9	1.46	1.32	1.18
538-DE-59-20	DE-59-20	K	Socket Dust Cap	Black	9	1.46	1.32	1.18
538-DA-60-20	DA-60-20	K	Plug Dust Cap	Black	15	2.47	2.21	2.00
538-DA-59-20	DA-59-20	K	Socket Dust Cap	Black	15	1.54	1.37	1.25
538-DB-60-20	DB-60-20	K	Plug Dust Cap	Black	25	1.47	1.31	1.19
538-DB-59-20	DB-59-20	K	Socket Dust Cap	Black	25	1.96	1.74	1.58

STRAIGHT BACKSHELLS - TWO-PIECE D*H SERIES

- Fits Standard and High Density D-Subminiature Connectors.
- Backshell includes hardware: 4-40 screws, hex nuts 4-40 mounting bracket and grommets to accommodate most cable sizes and function as strain reliefs.
- Backshells are individually bagged.
- Slide locks may not be used with these backshells.
- Optional thumbscrew for backshells must be ordered separately if required.
- RoHS Compliant per Cinch documentation

For quantities greater than listed, call for quote.

MOUSER STOCK NO.	Cinch Part No.	Fig.	Description	Conn Positions Std/ 1.5 Density	Dimensions: in. (mm) A	B	Price Each 1	25	50
Plastic and Metalized Backshells									
538-DCH-B-003	DCH-B-003	L	Metalized Plastic, Cable Dia .230-.450"	25/44	2.090 (53.09)	1.570 (39.88)	4.92	4.40	3.97
538-DCH-E-003	DCH-E-003	L	Metalized Plastic, Cable Dia .210-.350"	9/15	1.225 (31.12)	1.465 (37.21)	3.86	3.45	3.10
538-DPH-B-003	DPH-B-003	L	Plastic, Cable Dia .230-.450"	25/44	2.090 (53.09)	1.570 (39.88)	2.87	2.58	2.31
538-DPH-E-003	DPH-E-003	L	Plastic, Cable Dia .210-.320"	9/15	1.225 (31.12)	1.465 (37.21)	2.35	2.11	1.90
Diecast EMI/RFI Shielded Backshells									
538-DMH-E-003	DMH-E-003	M	Diecast Metal, Cable Dia .210-.320"	9/15	1.225 (31.12)	1.465 (37.21)	4.73	4.30	3.94
538-DMH-B-003	DMH-B-003	N	Diecast Metal, Cable Dia .230-.450"	25/44	2.090 (53.09)	1.570 (39.88)	6.25	5.61	5.05
538-4-40-THMB-1	4-40-THMB-1	-	Screw - 2 ea. required per backshell	- - -	- - -	- - -	.49	.439	.407

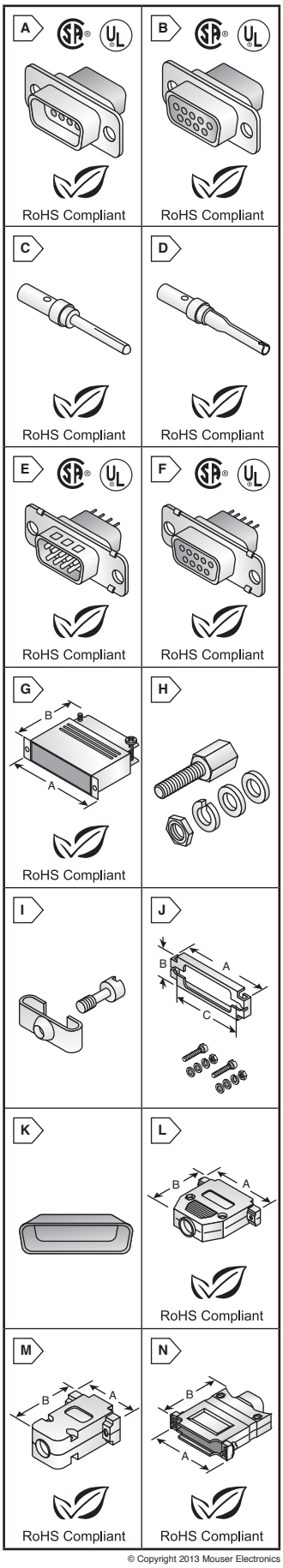

© Copyright 2013 Mouser Electronics
© Copyright 2013 Mouser Electronics

CONEC D-Subminiature Connectors

RoHS Compliant This product is RoHS compliant.

CONEC TECHNOLOGY IN CONNECTORS™

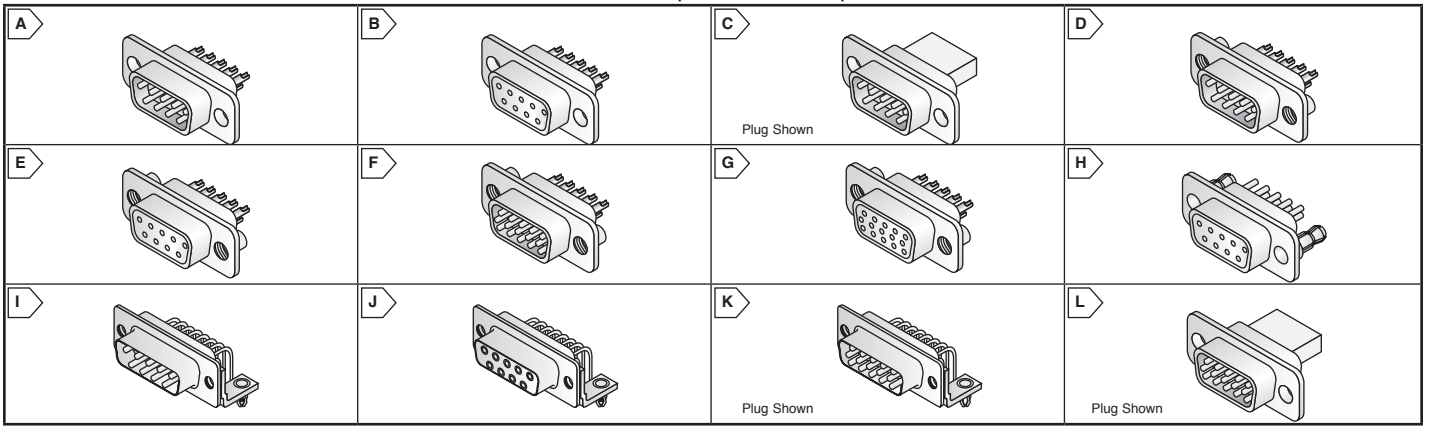

NON-FILTERED D-SUBS

For quantities greater than listed, call for quote.

MOUSER STOCK NO.	CONEC Part No.	Fig.	No. of Positions	Type	Description	Price Each 1	10	100
Through Hole								
706-163A11069X	163A11069X	A	9	Plug	Solder Cup	3.63	2.48	1.97
706-163A11079X	163A11079X	A	15	Plug	Solder Cup	4.43	3.03	2.41
706-163A11089X	163A11089X	A	25	Plug	Solder Cup	5.52	3.78	3.00
706-163A11099X	163A11099X	A	37	Plug	Solder Cup	6.84	5.00	4.14
706-163A11109X	163A11109X	A	50	Plug	Solder Cup	8.08	5.91	4.89
706-164A10019X	164A10019X	B	9	Socket	Solder Cup	3.20	2.26	1.86
706-164A10029X	164A10029X	B	15	Socket	Solder Cup	5.62	3.84	3.05
706-164A10039X	164A10039X	B	25	Socket	Solder Cup	7.80	5.33	4.24
706-164A10049X	164A10049X	B	37	Socket	Solder Cup	9.35	6.84	5.66
706-164A10059X	164A10059X	B	50	Socket	Solder Cup	12.29	8.99	7.45
706-163X10019X	163X10019X	C	9	Plug	Crimp	1.97	1.27	.98
706-163X10029X	163X10029X	C	15	Plug	Crimp	2.34	1.52	1.16
706-163X10039X	163X10039X	C	25	Plug	Crimp	2.04	1.33	1.02
706-163X10049X	163X10049X	C	37	Plug	Crimp	3.39	2.19	1.68
706-163X10059X	163X10059X	C	50	Plug	Crimp	4.14	2.82	2.25
706-164X11769X	164X11769X	C	9	Socket	Crimp	2.01	1.50	1.14
706-164X11779X	164X11779X	C	15	Socket	Crimp	2.40	1.66	1.27
706-164X11789X	164X11789X	C	25	Socket	Crimp	2.54	1.75	1.35
706-164X11799X	164X11799X	C	37	Socket	Crimp	3.43	2.39	1.83
706-164X11809X	164X11809X	C	50	Socket	Crimp	4.14	2.82	2.25
4-40 UNC Threaded								
706-163A11269X	163A11269X	D	9	Plug	Solder Cup	3.98	2.72	2.16
706-163A11279X	163A11279X	D	15	Plug	Solder Cup	5.07	3.47	2.76
706-163A11289X	163A11289X	D	25	Plug	Solder Cup	5.49	3.76	2.99
706-163A11299X	163A11299X	D	37	Plug	Solder Cup	7.35	5.37	4.45
706-164A10219X	164A10219X	E	9	Socket	Solder Cup	4.78	3.26	2.60
706-164A10229X	164A10229X	E	15	Socket	Solder Cup	6.26	4.28	3.40
706-164A10239X	164A10239X	E	25	Socket	Solder Cup	7.14	5.21	4.31
706-164A10249X	164A10249X	E	37	Socket	Solder Cup	9.87	7.21	5.97
706-164A10259X	164A10259X	E	50	Socket	Solder Cup	11.00	8.06	6.97
706-163A16649X	163A16649X	F	15	Plug	Solder Cup High Density	6.64	4.55	3.62
706-163A16659X	163A16659X	F	26	Plug	Solder Cup High Density	8.65	6.32	5.23
706-163A16669X	163A16669X	F	44	Plug	Solder Cup High Density	12.62	9.22	7.64
706-164A17059X	164A17059X	G	15	Socket	Solder Cup High Density	6.57	4.86	4.02
706-164A17069X	164A17069X	G	26	Socket	Solder Cup High Density	11.29	8.26	6.84
706-164A17079X	164A17079X	G	44	Socket	Solder Cup High Density	12.63	11.47	9.70
With Threaded Spacer Clip								
706-164A16569X	164A16569X	H	9	Socket	PC Mount-Vertical	6.58	4.49	3.57
706-164A16579X	164A16579X	H	15	Socket	PC Mount-Vertical	7.83	5.35	4.26
706-164A16589X	164A16589X	H	25	Socket	PC Mount-Vertical	7.99	5.84	4.84
With Metal Bracket Threaded Insert and Clip								
706-163A17529X	163A17529X	I	9	Plug	PC Mount-Right Angle	8.49	6.21	5.14
706-163A17539X	163A17539X	I	15	Plug	PC Mount-Right Angle	10.67	7.80	6.46
706-163A17549X	163A17549X	I	25	Plug	PC Mount-Right Angle	12.54	9.60	8.12
706-164A17939X	164A17939X	J	9	Socket	PC Mount-Right Angle	8.86	6.47	5.36
706-164A17949X	164A17949X	J	15	Socket	PC Mount-Right Angle	11.35	8.29	6.87
706-164A17959X	164A17959X	J	25	Socket	PC Mount-Right Angle	13.34	10.21	8.65
High Density With Metal Bracket Threaded Insert and Clip								
706-163A17769X	163A17769X	K	15	Plug	PC Mount-Right Angle	13.90	10.64	9.00
706-164A18179X	164A18179X	K	15	Socket	PC Mount-Right Angle	16.26	12.44	10.54
High Density Shell for Screw Machine Contacts with Through Hole								
706-163X10169X	163X10169X	L	15	Plug	Crimp	4.04	2.76	2.19
706-163X10179X	163X10179X	L	26	Plug	Crimp	5.10	3.49	2.77
706-163X10189X	163X10189X	L	44	Plug	Crimp	3.31	2.26	1.80
706-164X11949X	164X11949X	L	15	Socket	Crimp	5.10	3.49	2.77
706-164X11959X	164X11959X	L	26	Socket	Crimp	5.75	3.93	3.12
706-164X11969X	164X11969X	L	44	Socket	Crimp	4.88	3.34	2.65

CONTACTS

For quantities greater than listed, call for quote.

MOUSER STOCK NO.	CONEC Part No.	Type	Description	Price Each 1	10	100
Crimp						
706-161A18299X	161A18299X	Male	20-24 AWG	.60	.353	.241
706-161A18309X	161A18309X	Male	24-28 AWG	.66	.385	.263
706-162A18709X	162A18709X	Female	20-24 AWG	1.32	.803	.589
706-162A18719X	162A18719X	Female	24-28 AWG	1.05	.865	.632
Screw Machine High Density Crimp Contacts						
706-161A18009X	161A18009X	Male	22 AWG	.40	.224	.144
706-162A18419X	162A18419X	Female	22 AWG	.42	.268	.182

© Copyright 2013 Mouser Electronics

© Copyright 2013 Mouser Electronics

CONEC D-Subminiature Connectors

RoHS Compliant **This product is RoHS compliant.**

CONEC TECHNOLOGY IN CONNECTORS™

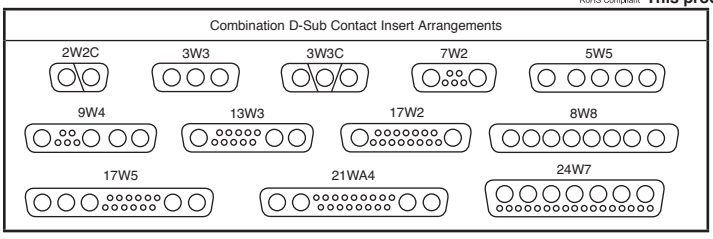

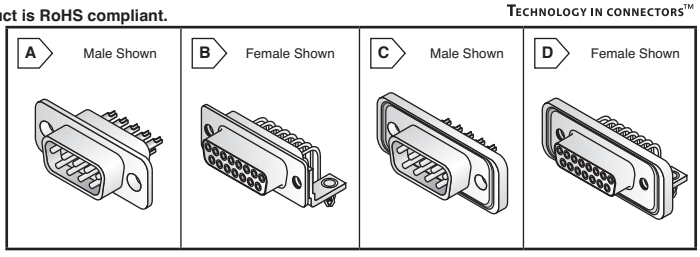

COMBINATION D-SUBS

- Shell: Tin Plated Steel
- Insulator: UL94V-0
- Mating Cycles: 500
- RoHS Compliant per CONEC documentation

✻4-40 Threaded insert

For quantities greater than listed, call for quote.

MOUSER STOCK NO.	CONEC Part No.	Contact Arrangement	Price Each 1	10	100
Crimp Style - Female - Contacts Sold Separately					
706-302W2CSXX99A10X	302W2CSXX99A10X	2W2C	2.72	2.11	1.68
✻ 706-302W2CSXX99A30X	302W2CSXX99A30X	2W2C	4.25	3.08	2.57
706-303W3CSXX99A10X	303W3CSXX99A10X	3W3C	2.62	1.96	1.69
✻ 706-303W3CSXX99A30X	303W3CSXX99A30X	3W3C	4.40	3.01	2.39
706-3003W3SXX99A10X	3003W3SXX99A10X	3W3	2.60	2.03	1.73
✻ 706-3003W3SXX99A30X	3003W3SXX99A30X	3W3	3.54	2.64	2.45
706-3005W5SXX99A10X	3005W5SXX99A10X	5W5	3.93	2.68	1.98
✻ 706-3005W5SXX99A30X	3005W5SXX99A30X	5W5	3.36	2.74	2.57
706-3008W8SXX99A10X	3008W8SXX99A10X	8W8	3.34	2.50	2.24
✻ 706-3008W8SXX99A30X	3008W8SXX99A30X	8W8	4.63	3.12	2.57
Crimp Style - Male - Contacts Sold Separately					
706-302W2CPXX99A10X	302W2CPXX99A10X	2W2C	1.88	1.36	1.26
706-303W3CPXX99A10X	303W3CPXX99A10X	3W3C	2.65	1.94	1.74
706-3003W3PXX99A10X	3003W3PXX99A10X	3W3	2.47	1.81	1.50
706-3005W5PXX99A10X	3005W5PXX99A10X	5W5	3.20	2.07	1.67
706-3008W8PXX99A10X	3008W8PXX99A10X	8W8	3.22	2.50	2.04
Solder Cup - Female- Power Contacts Sold Separately					
706-3007W2SCM99A10X	3007W2SCM99A10X	7W2	4.55	3.47	2.80
✻ 706-3007W2SCM99A30X	3007W2SCM99A30X	7W2	8.49	6.26	5.07
706-3009W4SCM99A10X	3009W4SCM99A10X	9W4	6.18	4.52	4.14
✻ 706-3009W4SCM99A30X	3009W4SCM99A30X	9W4	8.67	6.23	5.55
706-3017W2SCM99A10X	3017W2SCM99A10X	17W2	12.84	9.68	7.94
✻ 706-3017W2SCM99A30X	3017W2SCM99A30X	17W2	17.79	12.58	11.41
706-3013W3SCM99A10X	3013W3SCM99A10X	13W3	12.78	9.34	7.74
✻ 706-3013W3SCM99A30X	3013W3SCM99A30X	13W3	6.99	5.10	4.47
706-3017W5SCM99A10X	3017W5SCM99A10X	17W5	10.38	9.07	8.42
706-321WA4SCM99A10X	321WA4SCM99A10X	21WA4	10.85	8.81	8.28
✻ 706-321WA4SCM99A30X	321WA4SCM99A30X	21WA4	18.34	15.81	14.55
706-3024W7SCM99A10X	3024W7SCM99A10X	24W7	13.32	10.19	10.06
✻ 706-3024W7SCM99A30X	3024W7SCM99A30X	24W7	9.94	7.21	6.48
Solder Cup - Male- Power Contacts Sold Separately					
706-3007W2PCM99A10X	3007W2PCM99A10X	7W2	4.78	3.40	3.04
706-3009W4PCM99A10X	3009W4PCM99A10X	9W4	4.39	3.14	2.86
706-3017W2PCM99A10X	3017W2PCM99A10X	17W2	7.43	5.61	5.02
706-3013W3PCM99A10X	3013W3PCM99A10X	13W3	6.35	4.62	4.33
706-321WA4PCM99A10X	321WA4PCM99A10X	21WA4	10.87	8.47	7.85
706-3024W7PCM99A10X	3024W7PCM99A10X	24W7	10.11	7.78	7.33
PC Mount - Female- Right Angle					
706-302W2CSXX56N40X	302W2CSXX56N40X	2W2C	15.00	11.18	9.43
706-3008W8SXX56N40X	3008W8SXX56N40X	8W8	31.42	27.41	25.41
706-3007W2SCT56N40X	3007W2SCT56N40X	7W2	21.11	15.55	13.94
706-3017W2SCT56N40X	3017W2SCT56N40X	17W2	29.59	21.38	19.01
706-3013W3SCT56N40X	3013W3SCT56N40X	13W3	12.97	11.70	10.83

COAX CONTACTS

For quantities greater than listed, call for quote.

MOUSER STOCK NO.	CONEC Part No.	Cable Type	Price Each 1	10	100
Female					
706-132J20019X	132J20019X	178, 196, 404	6.25	4.94	4.53
706-132J20029X	132J20029X	174, 188, 316	7.03	5.15	4.12
706-132J20049X	132J20049X	58	9.63	7.88	6.57
706-132J30019X	132J30019X	179, 187	6.58	4.79	3.83
Male					
706-131J20019X	131J20019X	178, 196, 404	6.24	4.38	3.65
706-131J20029X	131J20029X	174, 188, 316	6.36	4.67	3.84
706-131J20049X	131J20049X	58	9.63	7.88	6.57
706-131J30019X	131J30019X	179, 187	6.82	4.94	3.95

FILTERED D-SUBS

- Shell: Tin plated Brass/Steel
- Contacts: Copper Alloy with Gold over Nickel
- RoHS Compliant per CONEC documentation

✻High Density Version

For quantities greater than listed, call for quote.

MOUSER STOCK NO.	CONEC Part No.	Fig.	Number of Positions	Price Each 1	10	100
C-Filter Adapter - Male/Female with Jack Screws						
706-243A10050X	243A10050X	---	9	13.00	10.36	9.66
706-243A10060X	243A10060X	---	15	14.73	11.96	11.80
✻ 706-243A10070X	243A10070X	---	25	23.35	17.87	15.13
Solder Cup - Female - Through Hole						
706-242A26860X	242A26860X	A	9	12.45	9.11	7.54
706-242A26870X	242A26870X	A	15	15.45	11.81	10.00
Solder Cup - Female - Threaded Insert						
706-242A27020X	242A27020X	A	9	13.88	10.61	8.99
706-242A27030X	242A27030X	A	15	14.66	12.41	11.52
Solder Cup - Male - Through Hole						
706-241A26960X	241A26960X	A	9	12.08	8.84	7.31
706-241A26970X	241A26970X	A	15	14.63	11.19	9.47
706-241A26980X	241A26980X	A	25	15.56	12.49	12.01
Solder Cup - Male - Threaded Insert						
706-241A27120X	241A27120X	A	9	13.59	10.39	8.80
PCB Mount - Female - Threaded Insert - Right Angle						
706-242A17660X	242A17660X	B	9	17.72	13.56	11.48
PCB Mount - Male - Threaded Insert - Right Angle						
706-241A16060X	241A16060X	B	9	12.77	9.79	9.41
706-241A16070X	241A16070X	B	15	15.22	12.12	11.49
PCB Mount - Female - Threaded Spacer Clip - Vertical						
706-242A15030X	242A15030X	A	9	14.50	11.10	9.39
706-242A15050X	242A15050X	A	25	27.72	22.04	18.99

HIGH POWER CONTACTS

- Contacts: Copper Alloy with Gold over Nickel

For quantities greater than listed, call for quote.

MOUSER STOCK NO.	CONEC Part No.	Current	Wire Range	Price Each 1	10	100
Female - Crimp						
706-132C11019X	132C11019X	10A	16-20AWG	3.06	2.27	1.73
706-132C11029X	132C11029X	20A	12-14AWG	2.88	2.17	1.66
706-132C11039X	132C11039X	30A	10-12AWG	3.30	2.29	1.75
706-132C11049X	132C11049X	40A	8-10AWG	2.66	1.87	1.55
Male - Crimp						
706-131C11019X	131C11019X	10A	16-20AWG	2.46	1.83	1.40
706-131C11029X	131C11029X	20A	12-14AWG	2.71	1.88	1.43
706-131C11039X	131C11039X	30A	10-12AWG	2.71	1.88	1.43
706-131C11049X	131C11049X	40A	8-10AWG	2.71	1.88	1.43
Female - Solder Cup						
706-132C10019X	132C10019X	10A	16-20AWG	3.06	2.29	1.75
706-132C10029X	132C10029X	20A	12-14AWG	3.47	2.36	1.88
706-132C10039X	132C10039X	30A	10-12AWG	3.06	2.29	1.75
706-132C10049X	132C10049X	40A	8-10AWG	3.06	2.29	1.75
Male - Solder Cup						
706-131C10019X	131C10019X	10A	16-20AWG	2.20	1.52	1.20
706-131C10029X	131C10029X	20A	12-14AWG	2.62	1.96	1.50
706-131C10039X	131C10039X	30A	10-12AWG	2.65	1.98	1.51
706-131C10049X	131C10049X	40A	8-10AWG	2.41	2.00	1.53

WATER RESISTANT D-SUBS

- Shell: Tin plated Brass/Steel
- Contacts: Copper Alloy with Gold over Nickel
- Operating Temperature: -40°C to +105°C
- Voltage: 125V
- RoHS Compliant per CONEC documentation
- IP67
- Current: 5A

For quantities greater than listed, call for quote.

MOUSER STOCK NO.	CONEC Part No.	Fig.	No. of Positions	Price Each 1	10	100
Solder Cup - Female						
706-6STD09SCM99B30X	6STD09SCM99B30X	C	9	24.85	19.75	17.02
706-6STD15SCM99B30X	6STD15SCM99B30X	C	15	30.73	24.44	21.06
706-6STD25SCM99B30X	6STD25SCM99B30X	C	25	27.95	25.41	23.28
Solder Cup - Male - PCB Mount - Die Cast						
706-6STD09PCM99B30X	6STD09PCM99B30X	C	9	22.82	18.74	17.68
706-6STD25PCM99B30X	6STD25PCM99B30X	C	25	36.92	29.11	25.20
Solder Cup - Male - Sealed - No Frame						
706-4STD09PCM99A10X	4STD09PCM99A10X	A	9	10.49	9.93	9.19
706-4STD25PCM99A10X	4STD25PCM99A10X	A	25	18.43	16.77	15.19
Solder Pin - Female - Right Angle						
706-6STD09SCT99S40X	6STD09SCT99S40X	D	9	26.87	21.37	18.41
706-6STD15SCT99S40X	6STD15SCT99S40X	D	15	33.88	26.94	23.21
Hoods						
706-165X14819XE	165X14819XE	---	9	25.46	18.70	17.46
706-165X14829XE	165X14829XE	---	15	21.56	16.50	13.96

© Copyright 2013 Mouser Electronics

© Copyright 2013 Mouser Electronics

CONEC D-Sub Hardware and Accessories

RoHS Compliant This product is RoHS compliant.

CONEC Technology in Connectors™

D-SUB HOODS

Plastic Hoods

For quantities greater than listed, call for quote.

MOUSER STOCK NO.	CONEC Part No.	Fig.	Number of Positions	Price Each 1	10	100
Shielded - Side Entry						
706-165X00789XE	165X00789XE	A	15	12.16	9.30	7.88
Straight Entry - Black						
706-165X10139XE	165X10139XE	B	9	7.10	5.08	4.27
706-165X10149XE	165X10149XE	B	15	7.10	5.21	4.31
706-165X10159XE	165X10159XE	B	25	7.61	5.59	4.65
706-165X10169XE	165X10169XE	B	37	8.65	6.32	5.23
706-165X10179XE	165X10179XE	B	50	14.07	10.76	9.12
706-165X10389XE	165X10389XE	B	9	6.13	4.19	3.33
706-165X10419XE	165X10419XE	B	37	6.29	4.49	3.70
706-165X10429XE	165X10429XE	B	50	6.96	5.30	4.40
Straight Entry - Metalized						
706-165X10909XE	165X10909XE	B	9	11.00	8.04	6.66
706-165X10919XE	165X10919XE	B	15	11.51	8.41	6.97
706-165X10929XE	165X10929XE	B	25	12.10	8.85	7.33
Top Entry - Gray						
706-165X11869XE	165X11869XE	B	9	5.33	3.64	2.90
Side Entry - Black						
706-165X10439XE	165X10439XE	C	9	5.41	3.62	3.07
706-165X10449XE	165X10449XE	C	15	6.32	4.32	3.43
706-165X10479XE	165X10479XE	C	50	4.54	3.22	3.17
Dual Entry Gray						
706-165X11889XE	165X11889XE	D	25	6.42	4.39	3.49
706-165X11899XE	165X11899XE	D	37	5.90	4.17	3.49
Dual Entry - Black						
706-165X11239XE	165X11239XE	D	9	6.64	4.55	3.62
706-165X11249XE	165X11249XE	D	15	6.42	4.39	3.49
706-165X11259XE	165X11259XE	D	25	7.67	5.24	4.17
706-165X11269XE	165X11269XE	D	37	6.85	5.00	4.23
Dual Entry with Slidelock						
706-165X11279XE	165X11279XE	D	9	8.61	6.30	5.22
706-165X11289XE	165X11289XE	D	15	8.75	6.40	5.30
706-165X11299XE	165X11299XE	D	25	9.32	6.82	5.64
706-165X11309XE	165X11309XE	D	37	12.32	9.01	7.46
Dual Entry with Slidelock - Metalized						
706-165X11319XE	165X11319XE	D	9	8.99	7.63	6.87
706-165X11339XE	165X11339XE	D	25	9.78	8.30	6.72
706-165X11349XE	165X11349XE	D	37	11.74	8.27	7.85
Dual Entry - No Hardware						
706-165X13219XE	165X13219XE	E	9	3.43	2.34	1.86
706-165X13239XE	165X13239XE	E	25	3.37	2.24	1.83
For IDC Flat Cable						
706-165X14029XE	165X14029XE	F	25	6.38	5.41	4.87
Straight Entry - For Combination D-Subs						
706-165X13379XE	165X13379XE	G	15	7.74	5.29	4.21
706-165X13389XE	165X13389XE	G	25	7.99	5.47	4.34
706-165X13399XE	165X13399XE	G	37	8.05	5.89	4.87
706-165X13409XE	165X13409XE	G	50	8.05	5.89	4.87
Side Entry - For Combination D-Subs						
706-165X13419XE	165X13419XE	H	9	7.38	5.05	4.01
706-165X13429XE	165X13429XE	H	15	7.74	5.29	4.21
706-165X13439XE	165X13439XE	H	25	7.99	5.47	4.34
706-165X13449XE	165X13449XE	H	37	8.05	5.89	4.87
706-165X13459XE	165X13459XE	H	50	8.05	5.53	4.87

Metal Hoods

For quantities greater than listed, call for quote.

Straight Entry						
706-165X02609XE	165X02609XE	I	9	7.60	5.55	4.59
706-165X02619XE	165X02619XE	I	15	9.32	6.82	5.64
706-165X02629XE	165X02629XE	I	25	9.46	6.91	5.72
706-165X02639XE	165X02639XE	I	37	12.43	9.08	7.52
Side Entry						
706-165X02689XE	165X02689XE	J	9	7.60	5.55	4.59
706-165X02699XE	165X02699XE	J	15	7.70	5.63	4.67
706-165X02709XE	165X02709XE	J	25	7.78	5.68	4.71
706-165X02719XE	165X02719XE	J	37	11.26	8.27	7.05

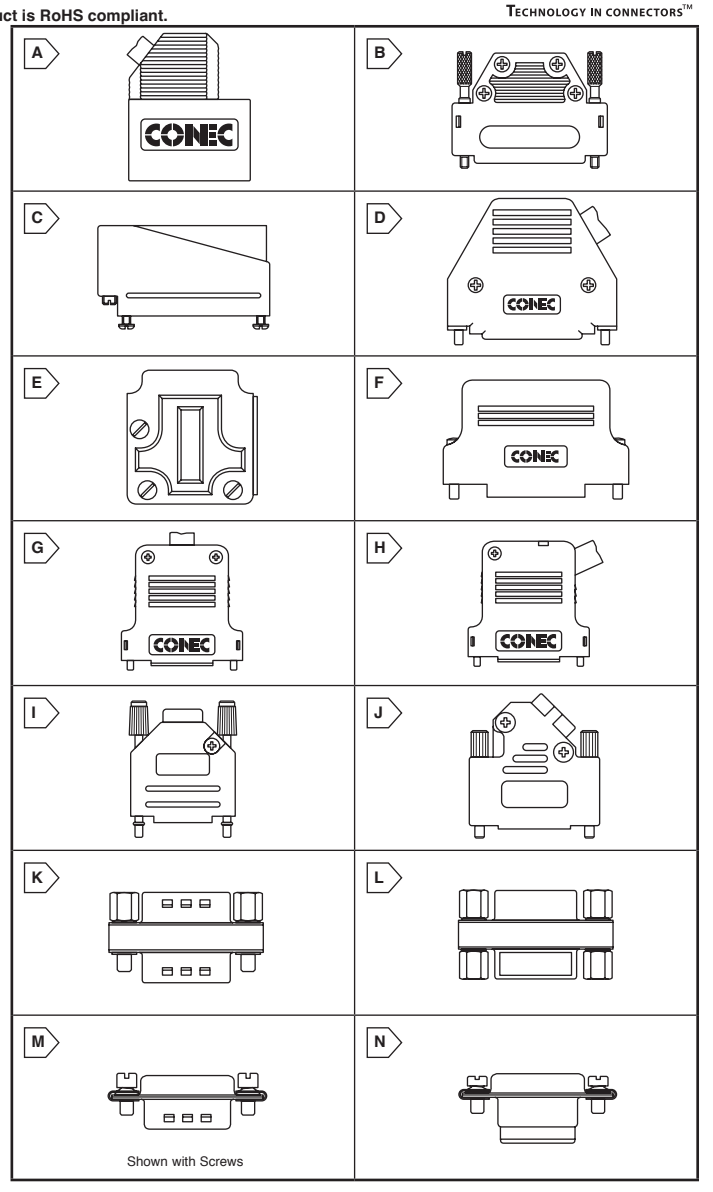

GENDER CHANGERS

For quantities greater than listed, call for quote.

Male/Male						
706-320X12509X	320X12509X	K	9	2.91	2.02	1.63
706-320X12529X	320X12529X	K	15	2.77	2.09	1.70
706-320X10549X	320X10549X	K	25	4.69	3.39	2.73
706-320X12549X	320X12549X	K	37	5.24	3.69	3.20
Female/Female						
706-320X12519X	320X12519X	L	9	3.65	2.36	1.81
706-320X12539X	320X12539X	L	15	2.71	1.95	1.86
706-320X10559X	320X10559X	L	25	4.95	3.42	2.84
706-320X12559X	320X12559X	L	37	5.45	3.94	3.23

METAL DUST CAPS

For quantities greater than listed, call for quote.

MOUSER STOCK NO.	CONEC Part No.	Fig.	Number of Positions	Price Each 1	10	100
Female						
706-165X12969X	165X12969X	M	9	1.77	1.25	.962
706-165X12979X	165X12979X	M	15	1.77	1.25	.962
Female with Screws						
706-165X16719X	165X16719X	M	9	3.17	2.05	1.56
706-165X16729X	165X16729X	M	15	3.54	2.29	1.75
Male						
706-165X13129X	165X13129X	M	9	1.70	1.32	.968
Male with Screws						
706-165X16769X	165X16769X	M	9	3.09	2.00	1.53
706-165X16789X	165X16789X	M	25	3.42	2.21	1.70

WATER RESISTANT METAL DUST CAPS

For quantities greater than listed, call for quote.

MOUSER STOCK NO.	CONEC Part No.	Fig.	Number of Positions	Price Each 1	10	100
Female with Screws						
706-165X14719X	165X14719X	M	9	8.70	6.36	5.26
706-165X14729X	165X14729X	M	15	8.49	6.21	5.14
Male with Screws						
706-165X14769X	165X14769X	N	9	6.30	4.70	4.24
706-165X14779X	165X14779X	N	15	5.80	4.34	3.98

HARDWARE

For quantities greater than listed, call for quote.

MOUSER STOCK NO.	CONEC Part No.	Fig.	Number of Positions	Price Each 1	10	100
Slidelock with Self Tapping Screws						
706-160X10159X	160X10159X	---	9	2.02	1.35	1.10
706-160X10169X	160X10169X	---	15	3.09	2.15	1.64
706-160X10179X	160X10179X	---	25	2.30	1.65	1.47
Slidelock with 4-40 Screws						
706-160X10689X	160X10689X	---	9	2.19	1.49	1.25
706-160X10709X	160X10709X	---	25	2.19	1.48	1.22
Lock for Slidelock • Use with Dual Entry Slidelock Hoods						
706-165X10119X	165X10119X	---	---	.70	.578	.395
Locking Bolt Set • Use with Slidelocks						
706-160X10209X	160X10209X	---	---	1.49	.867	.845
Hex Locking Screws and Hardware						
706-160X10359X	160X10359X	---	---	.79	.556	.407
706-160X10329X	160X10329X	---	---	2.41	1.64	1.35
Screw Locking Clamp						
706-160X10259X	160X10259X	---	---	.85	.546	.524

© Copyright 2013 Mouser Electronics

© Copyright 2013 Mouser Electronics

FCI Mixed Power D-Sub Connectors

RoHS Compliant **This product is RoHS compliant.**

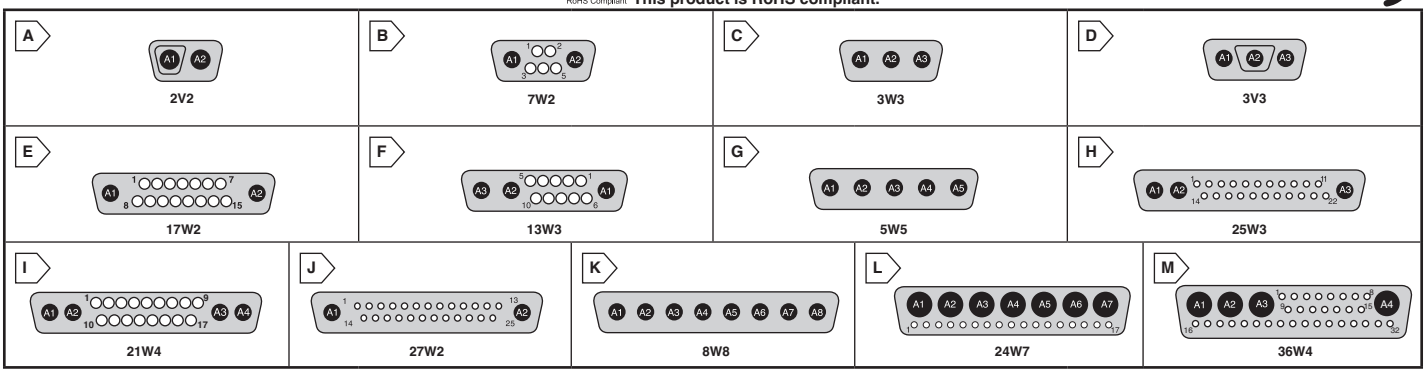

MIXED POWER CABLE CONNECTORS

(Power Contacts not Included)

Specifications:
- Shell: Steel
- Insulator: Thermoplastic
- Contacts: Copper Alloy

Standard Plating:
- Shell: Tin
- Contact: Active Area: Gold over Nickel
  Termination Area: Tin over Nickel

Current Rating:
- Power contacts: K-40A per contact
- Signal contacts: 7.5A/contact at 30°C

Features:
- Signal solder bucket contacts are preassembled in the connector
- Power contacts are sold and assembled separately in solder bucket or crimp versions

- RoHS Compliant per FCI documentation

For quantities greater than listed, call for quote.

MOUSER STOCK NO.	FCI Part No.	Fig.	Shell Size	Type	Arrangement	Price Each		
						1	25	100
649-DE2V2PA00LF	DE2V2PA00LF	A	E (9 way shell)	Pin	2V2	2.07	1.89	1.72
649-DE2V2SA00LF	DE2V2SA00LF	A	E (9 way shell)	Socket	2V2	2.04	1.70	1.52
649-DA7W2PA00LF	DA7W2PA00LF	B	A (15 way shell)	Pin	7W2	5.09	4.46	4.25
649-DA7W2SA00LF	DA7W2SA00LF	B	A (15 way shell)	Socket	7W2	5.80	5.07	4.84
649-DA3W3PA00LF	DA3W3PA00LF	C	A (15 way shell)	Pin	3W3	1.51	1.29	1.11
649-DA3W3SA00LF	DA3W3SA00LF	C	A (15 way shell)	Socket	3W3	1.37	1.26	1.16
649-DA3V3PA00LF	DA3V3PA00LF	D	A (15 way shell)	Pin	3V3	1.47	1.33	1.09
649-DA3V3SA00LF	DA3V3SA00LF	D	A (15 way shell)	Socket	3V3	1.62	1.48	1.35
649-DB17W2PA00LF	DB17W2PA00LF	E	B (25 way shell)	Pin	17W2	7.12	6.54	5.97
649-DB17W2SA00LF	DB17W2SA00LF	E	B (25 way shell)	Socket	17W2	12.07	11.09	10.12
649-DB13W3PA00LF	DB13W3PA00LF	F	B (25 way shell)	Pin	13W3	5.46	4.71	4.22
649-DB13W3SA00LF	DB13W3SA00LF	F	B (25 way shell)	Socket	13W3	5.70	5.11	4.49
649-DB5W5PA00LF	DB5W5PA00LF	G	B (25 way shell)	Pin	5W5	2.00	1.84	1.68
649-DB5W5SA00LF	DB5W5SA00LF	G	B (25 way shell)	Socket	5W5	2.00	1.84	1.68
649-DC25W3PA00LF	DC25W3PA00LF	H	C (37 way shell)	Pin	25W3	10.84	9.11	8.38
649-DC21WA4PA00LF	DC21WA4PA00LF	I	C (37 way shell)	Pin	21WA4	11.72	10.76	9.82
649-DC27W2PA00LF	DC27W2PA00LF	J	C (37 way shell)	Pin	27W2	10.06	9.24	8.43
649-DC27W2SA00LF	DC27W2SA00LF	J	C (37 way shell)	Socket	27W2	10.37	9.23	8.66
649-DC8W8PA00LF	DC8W8PA00LF	K	C (37 way shell)	Pin	8W8	2.21	2.03	1.85
649-DC8W8SA00LF	DC8W8SA00LF	K	C (37 way shell)	Socket	8W8	2.21	2.03	1.85
649-DD24W7PA00LF	DD24W7PA00LF	L	D (50 way shell)	Pin	24W7	8.03	6.93	6.20
649-DD24W7SA00LF	DD24W7SA00LF	L	D (50 way shell)	Socket	24W7	7.34	6.31	6.11
649-DD36W4PA00LF	DD36W4PA00LF	M	D (50 way shell)	Pin	36W4	66.74	53.51	19.11
649-DD36W4SA00LF	DD36W4SA00LF	M	D (50 way shell)	Socket	36W4	14.82	13.62	12.43

POWER CONTACTS

Material Specifications:
- Clip Material: Plastic withstanding 125°C
- Termination Plating: Matte Tin
- RoHS Compliant per FCI documentation

For quantities greater than listed, call for quote.

MOUSER STOCK NO.	FCI Part No.	Gender	Wire Gauge	Max. Current	Price Each		
					1	25	100
Solder Bucket							
649-8638PPS1005LF	8638PPS1005LF	Pin	16AWG	10A	4.63	3.70	3.55
649-8638PSS1005LF	8638PSS1005LF	Socket	16AWG	10A	4.52	3.95	3.76
649-8638PPS2005LF	8638PPS2005LF	Pin	12AWG	20A	2.78	2.26	2.16
649-8638PSS2005LF	8638PSS2005LF	Socket	12AWG	20A	3.94	3.45	3.32
649-8638PPS4005LF	8638PPS4005LF	Pin	8AWG	40A	3.19	2.79	2.65
649-8638PSS4005LF	8638PSS4005LF	Socket	8AWG	40A	4.84	3.86	3.70
Crimp							
649-8638PSC1005LF	8638PSC1005LF	Socket	16-18AWG	10A	2.24	2.04	1.87
649-8638PPC2005LF	8638PPC2005LF	Pin	12-14AWG	20A	3.39	3.11	2.85
649-8638PSC2005LF	8638PSC2005LF	Socket	12-14AWG	20A	2.34	2.00	1.72
649-8638PPC4005LF	8638PPC4005LF	Pin	8-10AWG	40A	2.79	2.40	2.14
649-8638PSC4005LF	8638PSC4005LF	Socket	8-10AWG	40A	3.07	2.65	2.38

© Copyright 2013 Mouser Electronics
© Copyright 2013 Mouser Electronics

HARTING D-Sub Connectors

RIGHT ANGLE SMT BOARDMOUNT D-SUB CONNECTORS

Specifications:

- Contact material: Phosphor Bronze
- Contact plating: Terminating side: Gold flash; Mating side: Selective gold plating per performance level
- Flammability: UL94V-0 tested in accordance with IEC 60807-2
- RoHS Compliant per HARTING documentation

Features:

- Incorporates a flat area for full compatibility with standard vacuum pick and place equipment
- Die cast brackets for controlled center of gravity
- Special "no insertion force" pegs for reliable positioning on the PCB
- Nickel Plated steel resists corrosion

Mating Cycles:

- PL3 = 50 mating cycles
- PL2 = up to 200 mating cycles

RoHS Compliant

Right Angle SMT with Die Cast Grounding and 4-40 UNC Rear Nut

For quantities greater than listed, call for quote.

MOUSER STOCK NO.	HARTING Part No.	Fig.	No. of Pos.	Type	Mating Cycles	Price Each 1	10	25	50
617-09-55-166-6812	09 55 166 6812	A	9	Plug	PL2	5.95	5.35	5.05	4.61
617-09-55-156-6612	09 55 156 6612	B	9	Receptacle	PL2	5.45	4.90	4.62	4.23
617-09-55-156-7612	09 55 156 7612	B	9	Receptacle	PL3	5.25	4.73	4.46	4.08

Right Angle SMT with Die Cast Grounding and 4-40 UNC Female Screwlock

For quantities greater than listed, call for quote.

MOUSER STOCK NO.	HARTING Part No.	Fig.	No. of Pos.	Type	Mating Cycles	Price Each 1	10	25	50
617-09-55-166-6813	09 55 166 6813	C	9	Plug	PL2	5.49	4.94	4.67	4.26
617-09-55-156-6613	09 55 156 6613	D	9	Receptacle	PL2	7.23	6.94	6.43	6.08
617-09-55-156-7613	09 55 156 7613	D	9	Receptacle	PL3	5.64	5.07	4.78	4.38

HIGH DENSITY D-SUB CONNECTORS

Specifications:

- Plug and Receptacle versions 15, 26, 44, 62, 78 pos
- PCB Terminations (straight and right angle)
- Crimp Terminations
- Working Current: 2A max
- 4 - 40 UNC hardware
- Temperature Range: - 55°C to +105°C
- Performance level 3 ≥50 mating cycles according to DIN41652

Features:

- Metal Shell - tinned steel
- Right Angle versions include board lock
- Straight versions with & without board lock
- Crimp Contacts AWG 26-24
- UL recognized
- Increased density up to 70% vs standard D Sub

For quantities greater than listed, call for quote.

Crimp - Through Hole

- Housing only, order pin or socket contacts separately.

MOUSER STOCK NO.	HARTING Part No.	Fig.	No. of Pos.	Type	Description	Price Each 1	10	25	50
617-09-56-100-5601	09 56 100 5601	E	15	Plug	Through Hole	2.01	1.82	1.71	1.64
617-09-56-100-4701	09 56 100 4701	F	15	Receptacle	Through Hole	1.90	1.72	1.62	1.55
617-09-56-200-5601	09 56 200 5601	E	26	Plug	Through Hole	3.34	3.20	2.93	2.79
617-09-56-200-4701	09 56 200 4701	F	26	Receptacle	Through Hole	3.77	3.61	3.31	3.16
617-09-56-300-5601	09 56 300 5601	E	44	Plug	Through Hole	7.21	6.91	6.31	6.01
617-09-56-300-4701	09 56 300 4701	F	44	Receptacle	Through Hole	9.65	9.22	8.39	7.96
617-09-56-400-5601	09 56 400 5601	E	62	Plug	Through Hole	11.17	10.68	9.91	9.22
617-09-56-400-4701	09 56 400 4701	F	62	Receptacle	Through Hole	11.37	10.87	9.85	9.38
617-09-56-500-5601	09 56 500 5601	E	78	Plug	Through Hole	12.19	11.65	10.92	10.06
617-09-56-500-4701	09 56 500 4701	F	78	Receptacle	Through Hole	13.30	12.09	11.41	10.88

Contacts

For quantities greater than listed, call for quote.

MOUSER STOCK NO.	HARTING Part No.	Description	Price Each 1	50	100	500
617-09-56-000-8177	09 56 000 8177	Male contact for crimp type D-sub plugs	.28	.19	.183	.131
617-09-56-000-8277	09 56 000 8277	Female contact for crimp type D-sub receptacles	.43	.289	.268	.203

Crimp Tool

For quantities greater than listed, call for quote.

MOUSER STOCK NO.	HARTING Part No.	Description	Price Each 1	5
617-09-99-000-0596	09 99 000 0596	Crimp tool for crimp type D-sub connectors	499.95	483.28

Right Angle PCB - 4-40 UNC Thread & Board Lock

For quantities greater than listed, call for quote.

MOUSER STOCK NO.	HARTING Part No.	Fig.	No. of Pos.	Type	Description	Price Each 1	10	25	50
617-09-56-162-7812	09 56 162 7812	G	15	Plug	4-40 UNC Thread & Board Lock	5.05	4.84	4.55	4.23
617-09-56-152-7612	09 56 152 7612	H	15	Receptacle	4-40 UNC Thread & Board Lock	3.00	2.71	2.54	2.40
617-09-56-262-7812	09 56 262 7812	G	26	Plug	4-40 UNC Thread & Board Lock	6.27	5.65	5.34	5.02
617-09-56-252-7612	09 56 252 7612	H	26	Receptacle	4-40 UNC Thread & Board Lock	5.07	4.56	4.31	4.06
617-09-56-362-7812	09 56 362 7812	G	44	Plug	4-40 UNC Thread & Board Lock	12.03	10.82	10.22	9.62
617-09-56-352-7612	09 56 352 7612	H	44	Receptacle	4-40 UNC Thread & Board Lock	7.96	7.17	6.76	6.37
617-09-56-462-7812	09 56 462 7812	G	62	Plug	4-40 UNC Thread & Board Lock	13.80	12.41	11.73	11.04
617-09-56-452-7612	09 56 452 7612	H	62	Receptacle	4-40 UNC Thread & Board Lock	10.76	9.69	9.15	8.62

Straight PCB - Through Hole

For quantities greater than listed, call for quote.

MOUSER STOCK NO.	HARTING Part No.	Fig.	No. of Pos.	Type	Description	Price Each 1	10	25	50
617-09-56-161-7700	09 56 161 7700	I	15	Plug	Through Hole	2.72	2.60	2.39	2.28
617-09-56-151-7500	09 56 151 7500	J	15	Receptacle	Through Hole	3.55	3.40	3.11	2.97
617-09-56-261-7700	09 56 261 7700	I	26	Plug	Through Hole	5.24	5.03	4.61	4.40
617-09-56-251-7500	09 56 251 7500	J	26	Receptacle	Through Hole	6.57	6.30	5.78	5.51
617-09-56-361-7700	09 56 361 7700	I	44	Plug	Through Hole	7.37	7.06	6.55	6.14
617-09-56-351-7500	09 56 351 7500	J	44	Receptacle	Through Hole	8.71	8.32	7.71	7.19
617-09-56-461-7700	09 56 461 7700	I	62	Plug	Through Hole	10.39	9.93	9.08	8.57
617-09-56-451-7500	09 56 451 7500	J	62	Receptacle	Through Hole	12.17	11.06	10.55	9.95
617-09-56-561-7700	09 56 561 7700	I	78	Plug	Through Hole	13.28	12.07	11.36	10.86
617-09-56-551-7500	09 56 551 7500	J	78	Receptacle	Through Hole	16.29	14.81	13.79	13.32

Straight PCB - 4-40 UNC Thread & Board Lock

For quantities greater than listed, call for quote.

MOUSER STOCK NO.	HARTING Part No.	Fig.	No. of Pos.	Type	Description	Price Each 1	10	25	50
617-09-56-161-7712	09 56 161 7712	K	15	Plug	4-40 UNC Thread & Board Lock	2.74	2.47	2.33	2.20
617-09-56-151-7512	09 56 151 7512	L	15	Receptacle	4-40 UNC Thread & Board Lock	4.26	4.08	3.73	3.56
617-09-56-261-7712	09 56 261 7712	K	26	Plug	4-40 UNC Thread & Board Lock	4.77	4.29	4.06	3.81
617-09-56-251-7512	09 56 251 7512	L	26	Receptacle	4-40 UNC Thread & Board Lock	5.84	5.25	4.98	4.67
617-09-56-361-7712	09 56 361 7712	K	44	Plug	4-40 UNC Thread & Board Lock	6.70	6.03	5.71	5.36
617-09-56-351-7512	09 56 351 7512	L	44	Receptacle	4-40 UNC Thread & Board Lock	8.11	7.30	6.89	6.49
617-09-56-461-7712	09 56 461 7712	K	62	Plug	4-40 UNC Thread & Board Lock	9.59	8.63	8.16	7.67
617-09-56-451-7512	09 56 451 7512	L	62	Receptacle	4-40 UNC Thread & Board Lock	11.62	10.46	9.88	9.30
617-09-56-561-7712	09 56 561 7712	K	78	Plug	4-40 UNC Thread & Board Lock	12.63	11.37	10.74	10.10
617-09-56-551-7512	09 56 551 7512	L	78	Receptacle	4-40 UNC Thread & Board Lock	15.34	13.82	13.03	12.27

Screwlocks

- Order 2 for each connector

For quantities greater than listed, call for quote.

MOUSER STOCK NO.	HARTING Part No.	Description	Price Each 1	10	25	50
617-09-67-000-9972	09 67 000 9972	Screwlock for right angle version	.48	.449	.404	.36
617-09-66-000-9972	09 66 000 9972	Screwlock for straight version	.48	.449	.396	.353

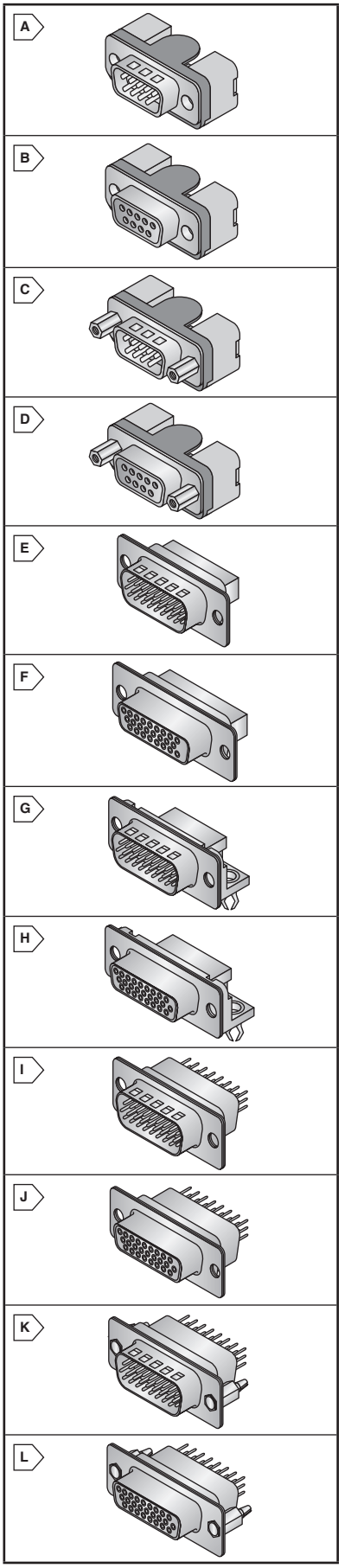

"D" Connectors

HARTING

© Copyright 2013 Mouser Electronics

© Copyright 2013 Mouser Electronics

D-Sub Connectors

Switchcraft® SEALED D-SUB CONNECTORS

- Waterproof D-Sub panel connectors and backshell kits meet IP67 rating
- Gold plated contacts are standard
- D-Sub solder cup contacts accepts wire ranges from 22-26AWG



For quantities greater than listed, call for quote.

MOUSER STOCK NO.	Switchcraft Part No.	No. of Pos.	Type	Price Each 1	10	25	50
Standard							
502-DCPDB09MSC1	DCPDB09MSC1	9	Plug	14.12	12.68	11.50	10.71
502-DCPDB09FSC1	DCPDB09FSC1	9	Receptacle	14.47	12.99	11.79	10.97
High Density							
502-DCPHD15MSC1	DCPHD15MSC1	15	Plug	18.19	16.33	14.82	13.79
502-DCPHD15FSC1	DCPHD15FSC1	15	Receptacle	19.93	17.90	16.24	15.13

Backshell Kits

For quantities greater than listed, call for quote.

MOUSER STOCK NO.	Switchcraft Part No.	No. of Pos.	Type	Price Each 1	10	25	50
502-DCCDB09M	DCCDB09M	9	Plug	17.97	16.14	14.64	13.63
502-DCCDB09F	DCCDB09F	9	Receptacle	18.19	16.33	14.82	13.79
502-DCCHD15M	DCCHD15M	15	Plug	19.28	17.31	15.71	14.63
502-DCCHD15F	DCCHD15F	15	Receptacle	19.50	17.52	15.89	14.80

Connector Cap

For quantities greater than listed, call for quote.

MOUSER STOCK NO.	Switchcraft Part No.	Price Each 1	10	25	50
502-DBSCAP	DBSCAP	9.63	8.63	7.84	7.30

KOBICONN D-SUB CONNECTORS WITH PRELOADED CONTACTS

Specifications:

- Insulation: thermoplastic
- Current rating: 5A per contact max.
- Printed circuit connector: ø.025"
- Wire gauge: 20AWG max.

RoHS Compliant

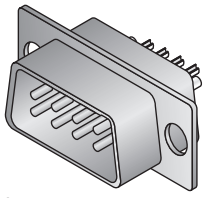

Solder Cup

For quantities greater than listed, call for quote.

MOUSER STOCK NO.	No. of Cond.	Price Each 1	10	100
Plugs				
152-5009-E	9	2.13	2.03	1.94
152-5015-E	15	2.92	2.78	2.65
152-5025-E	25	4.26	4.06	3.86
152-5037-E	37	5.90	5.61	5.34
152-5050-E	50	7.82	7.45	7.09
Receptacles				
152-5109-E	9	2.97	2.82	2.70
152-5115-E	15	4.41	4.19	4.00
152-5125-E	25	6.69	6.37	6.07
152-5137-E	37	9.36	8.91	8.49
152-5150-E	50	13.44	12.80	12.19

Straight PCB

For quantities greater than listed, call for quote.

MOUSER STOCK NO.	No. of Cond.	Price Each 1	10	100
Plugs				
152-5209-E	9	2.23	2.12	2.02
152-5215-E	15	3.02	2.88	2.74
152-5225-E	25	4.41	4.19	4.00
152-5237-E	37	6.14	5.84	5.56
152-5250-E	50	8.17	7.79	7.42
Receptacles				
152-5315-E	15	6.05	5.76	5.48
152-5325-E	25	8.86	8.44	8.04
152-5337-E	37	12.57	11.97	11.41

KOBICONN SOLDER CUP D-SUB CONNECTORS

Specifications:

- Current rating: 5A per contact
- Contact resistance: initial: <5mΩ
- Insulation resistance: >10MΩ
- Temperature rating: -55°C to +125°C
- Shell: steel with passivation over zinc
- Contacts: gold plated over nickel

RoHS Compliant

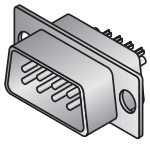

For quantities greater than listed, call for quote.

MOUSER STOCK NO.	No. of Cond.	Price Each 1	10	100	500
Plugs					
156-1209T-E	9	.65	.503	.46	.417
156-1215T-E	15	.84	.556	.503	.46
156-1225T-E	25	1.22	.813	.738	.674
156-1237T-E	37	1.93	1.28	1.17	1.06
Receptacles					
156-1309T-E	9	.78	.599	.546	.492
156-1315T-E	15	.97	.749	.685	.621
156-1325T-E	25	1.16	.824	.749	.685
156-1337T-E	37	1.93	1.28	1.17	1.06

KOBICONN RIGHT ANGLE PCB D-SUB CONNECTORS

Specifications:

- Operating temperature: -55°C to 105°C
- Housing: glass filled polyester
- Contact female: phosphor bronze/gold plated
- Current rating: 1A
- Contact male: brass/gold plated

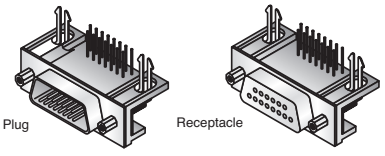

For quantities greater than listed, call for quote.

MOUSER STOCK NO.	No. of Contacts	Price Each 1	10	100	500
Plugs					
152-3309	9	1.68	1.29	1.18	1.07
152-3315	15	1.95	1.50	1.36	1.24
152-3325	25	2.49	1.93	1.74	1.58
152-3337	37	3.11	2.13	1.94	1.77
Receptacles					
152-3409	9	1.68	1.29	1.18	1.07
152-3415	15	1.89	1.46	1.33	1.21
152-3425	25	2.19	1.69	1.54	1.40
152-3437	37	3.47	2.66	2.42	2.20

KOBICONN HIGH DENSITY STRAIGHT AND RIGHT ANGLE D-SUB CONNECTORS

Material:

- Insulator: glass filled PBT
- Shell: tin plated steel
- Contact male: brass
  female: phosphor bronze
- Contact plating: gold over nickel
- Gold Flush 0.8-1.0μ

Specifications:

- Current rating: 5A per contact
- Breakdown voltage: 1000V
- Temperature rating: -55°C to +105°C

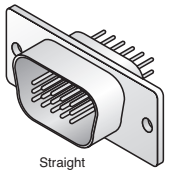

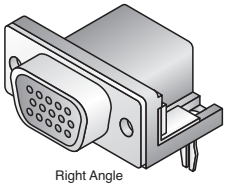

For quantities greater than listed, call for quote.

MOUSER STOCK NO.	No. of Pins	Termination Type	Price Each 1	10	100	500
Plugs						
156-1815-E	15	Solder Cup	1.93	1.59	1.43	1.28
✻ 156-2215	15	Crimp	1.44	1.20	1.08	.963
156-1826-E	26	Solder Cup	2.25	1.50	1.36	1.23
Receptacles						
156-1915-E	15	Solder Cup	1.93	1.59	1.43	1.28
156-1926-E	26	Solder Cup	2.40	1.59	1.44	1.32
Right Angle Plug and Receptacle (Pins included)						
156-3215-E	15	Plug	1.75	1.17	1.06	.963
156-3315-E	15	Receptacle	1.72	1.14	1.04	.942
156-4215-E	26	Plug	3.83	2.94	2.68	2.43

✻ Housing only, order pin or socket contacts separately

Contacts By the Terminal

- Wires: 26 AWG to 30 AWG

MOUSER STOCK NO.	Type	Price Each 1	10	100	500
156-2000-E	Male	.11	.064	.054	.043
156-2100-E	Female	.11	.064	.054	.043

KOBICONN RIGHT ANGLE PCB RFI/EMI FILTERED D-SUB CONNECTORS

Material:

- Insulator: PBT +30% glass fiber
- Contact male: brass/gold over nickel plating
- Contact female: phosphor bronze/gold over nickel plating
- Shell: tin plated steel

Electrical:

- Current rating: 5A
- Withstand voltage: 1000V for 1 minute
- Insulation resistance: 1000MΩ
- Temperature range: -40°C to +105°C

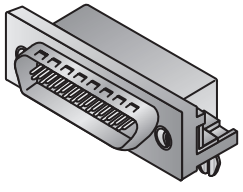

For quantities greater than listed, call for quote.

MOUSER STOCK NO.	No. of Contacts	Price Each 1	10	100	500
Plugs					
152-3525	25	4.82	3.70	3.36	3.06
Receptacles					
152-3609	9	2.59	1.99	1.81	1.65
152-3615	15	3.37	2.59	2.35	2.14
152-3625	25	5.59	4.65	4.24	3.85

KOBICONN D-SUBMINIATURE CONNECTOR HOUSINGS

Removable crimp type contacts. Can be loaded with only the number of contacts needed.

For quantities greater than listed, call for quote.

MOUSER STOCK NO.	No. of Contacts	Price Each 1	10	100	500
Plug (Contacts not included)					
156-1410-E	9	.60	.396	.364	.332
156-1416-E	15	1.36	.91	.824	.749
156-1426-E	25	1.70	1.13	1.03	.942
Receptacles (Contacts not included)					
156-1409-E	9	.60	.396	.364	.332
156-1415-E	15	.70	.46	.417	.375
156-1425-E	25	.74	.492	.449	.407

Crimp Contacts

- Optional

For quantities greater than listed, call for quote.

MOUSER STOCK NO.	Type	Price Each 1	100	500	1000
156-1402-E	Male (pin)	.11	.086	.075	.064
156-1401-E	Fem(socket)	.11	.089	.08	.074

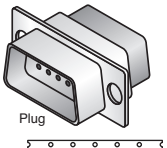

RoHS Compliant

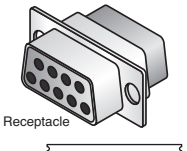

© Copyright 2013 Mouser Electronics

1.27mm Micro-D and D-Sub Connectors and Hoods

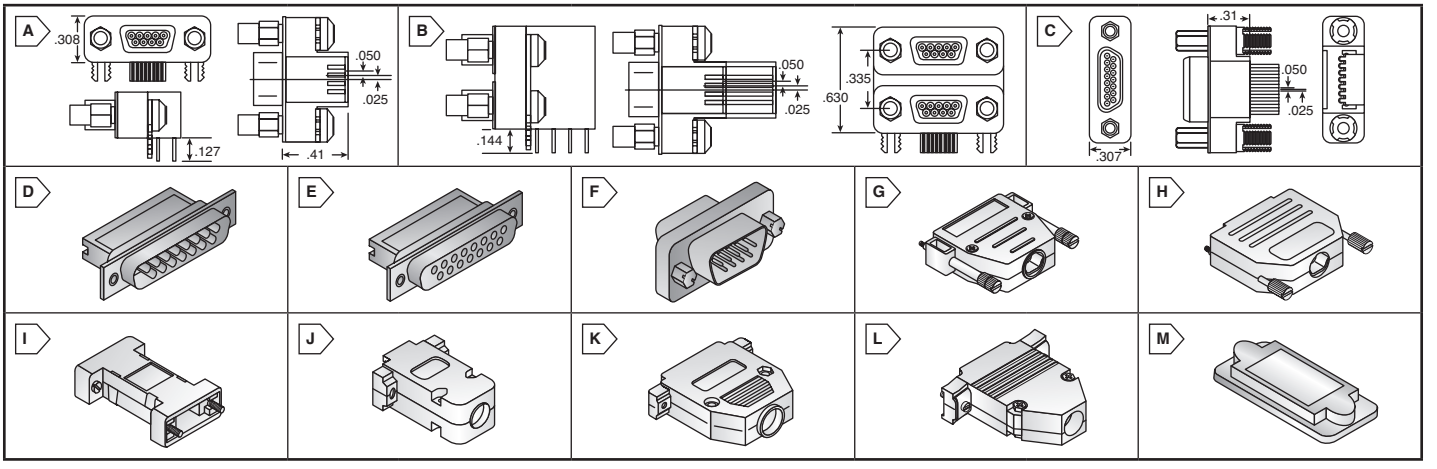

molex 1.27MM COMMERCIAL MICRO-D CONNECTORS

Economical solution for commercial applications requiring the density of a micro-miniature connector. Rugged commercial design with a metal interface and grounding tabs for improved mechanical and electrical shield conditions.

RoHS Compliant

- Through hole
- Housing: Shell - nickel-plated 1008LC steel; Insulator - LCP, UL94V-0
- Contact: Pin - gold-plated beryllium copper
- Color: Black
- Current: 3.0A
- Voltage: 350V
- Jackpost: Stainless steel
- Temperature: -55°C to +125°C

Commercial Micro-D Plugs

For quantities greater than listed, call for quote.

MOUSER STOCK NO.	Molex Part No.	Fig.	No. of Positions	Price Each 1	10	25
Right Angle						
538-83611-9006	83611-9006	A	9	13.13	11.63	11.19
538-83612-9020	83612-9020	A	15	16.15	13.32	12.41
538-83614-9012	83614-9012	A	25	13.91	13.31	12.84
✻ 538-83619-9003	83619-9003	B	18	19.55	18.90	18.52
Vertical						
538-83611-9023	83611-9023	C	9	12.20	10.90	10.45
538-83612-9024	83612-9024	C	15	13.91	11.53	10.85
538-83614-9016	83614-9016	C	25	17.44	15.49	14.84

✻Dual Stacked; Housing: PPS Polyphenylene Sulfide; mates with 9 position Receptacle

Commercial Micro D Cable Receptacle Kits

Kit contains: Jackscrew, Boot, Crimp Ring, Front and Rear Insulator and Backshell.

For quantities greater than listed, call for quote.

MOUSER STOCK NO.	Molex Part No.	Fig.	No. of Positions	Price Each 1	10	25
538-83421-9014	83421-9014	- -	9	8.90	7.91	7.28
538-83422-9014	83422-9014	- -	15	13.03	12.05	11.40
538-83424-9014	83424-9014	- -	25	14.00	12.94	12.24

Contact

- Use with Kits

For quantities greater than listed, call for quote.

MOUSER STOCK NO.	Molex Part No.	Price Each 1	100	500
538-83000-0083	83000-0083	.41	.323	.31

Crimp Tool for Contact

For quantities greater than listed, call for quote.

MOUSER STOCK NO.	Molex Part No.	Price Each 1	5
538-63811-4800	63811-4800	347.22	323.68

KOBICONN IDC FLAT CABLE D-SUB CONNECTORS

Phosphor bronze contacts with gold plate over nickel, insulation displacement D-Subs provide added speed and convenience of mass termination.

Features: • Metal shell • Standard .050 pitch • Insulator color: black

For quantities greater than listed, call for quote.

MOUSER STOCK NO.	Fig.	No. of Contacts	Type	Price Each 1	10	100
156-2609	D	9	Plug	2.86	2.07	1.88
156-2615	D	15	Plug	3.04	2.33	2.12
156-2625	D	25	Plug	3.21	2.47	2.25
156-2709	E	9	Receptacle	2.76	2.12	1.93
156-2715	E	15	Receptacle	3.04	2.33	2.12
156-2725	E	25	Receptacle	3.21	2.47	2.25
156-2737	E	37	Receptacle	6.38	4.90	4.46

KOBICONN COMPACT SIZE GENDER CHANGERS

- Brass contacts gold plated over nickel
- 3 Amp
- 4-40 Hex Screw
- Temperature range: -55°C to +105°C

For quantities greater than listed, call for quote.

MOUSER STOCK NO.	Fig.	No. of Contacts	Type	Price Each 1	10	100
157-0300	F	9	Male/male	5.15	3.96	3.60
157-0302	F	9	Female/female	4.00	3.21	2.92

KOBICONN D-SUB HOODS

RoHS Compliant

2 Piece Hoods with Screw Locks

- Plastic, Black ABS

For quantities greater than listed, call for quote.

MOUSER STOCK NO.	Fig.	Shell Size	Description	Price Each 1	10	100
152-1309-E	G	DB9	2 pc plastic hood w/lock screws	2.62	2.49	2.27
152-1325-E	G	DB25	2 pc plastic hood w/lock screws	3.43	3.12	2.84
152-1337-E	G	DB37	2 pc plastic hood w/lock screws	3.69	3.52	3.35
152-1350-E	G	DB50	2 pc plastic hood w/lock screws	3.66	3.49	3.32

Hinged Construction with Jack Screws

- Side snap lock • Black • Polypropylene

For quantities greater than listed, call for quote.

MOUSER STOCK NO.	Fig.	Shell Size	Length (in.)	Width (in.)	Price Each 1	10	100
152-9009-EX	H	DB9	1.31	1.33	1.49	1.16	1.05
152-9015-EX	H	DB15	1.29	1.66	1.59	1.22	1.11
152-9025-EX	H	DB25	1.44	2.22	1.72	1.33	1.21
152-9037-EX	H	DB37	1.54	2.85	1.59	1.22	1.11

Custom Adapter Housings

A two piece plastic housing designed for custom applications requiring the use of two D-sub connectors. Applications include custom jumper boxes and interconnects. Connectors are not included.

Features:

- All plastic construction
- Connector screws included
- Snap together assembly

For quantities greater than listed, call for quote.

MOUSER STOCK NO.	Fig.	Shell Size	Color	Description	Price Each 1	10	100
157-4000-EX	I	DB25/DB25	Black	with screws	1.18	.91	.813
157-4001-EX	I	DB9/DB9	Black	with screws	1.18	.91	.813
157-4002-EX	I	DB9/DB25	Gray	with screws	1.18	.91	.813

Standard Hoods

Features:

- Designed to fit our 152 and 156 series connectors
- Straight cable exit
- Complete with screw, retainer, and side screws

For quantities greater than listed, call for quote.

MOUSER STOCK NO.	Fig.	Shell Size	Description	Price Each 1	10	100
Economy Plastic Locking Hoods						
156-2009-EX	J	DB9	Gray locking hood	.80	.621	.567
156-2010-EX	J	DB9	Black locking hood	.70	.535	.482
156-2015-EX	K	DB15	Gray locking hood	.80	.623	.561
156-2025-EX	K	DB25	Gray locking hood	.84	.644	.584
RFI/EMI Shielded Metallized Plastic Hoods						
156-3009-EX	J	DB9	Nickel over copper plating	1.42	1.09	.995
156-3015-EX	K	DB15	Nickel over copper plating	1.46	1.22	1.10
156-3025-EX	K	DB25	Nickel over copper plating	1.72	1.33	1.20
156-3037-EX	K	DB37	Nickel over copper plating	2.19	1.83	1.66
RFI/EMI Shielded Metal Locking Hoods						
156-1709-EX	L	DB9	Clear zinc chromate finish	2.78	2.04	1.93
156-1715-EX	L	DB15	Clear zinc chromate finish	4.24	2.82	2.57
156-1725-EX	L	DB25	Clear zinc chromate finish	4.42	2.94	2.68

KOBICONN EMI/DUST COVERS

RoHS Compliant

For quantities greater than listed, call for quote.

MOUSER STOCK NO.	Fig.	Color	No. of Contacts	Type	Price Each 1	10	100
152-09FR-E	M	Red	9	female	1.63	1.55	1.48
152-25FR-E	M	Red	25	female	2.00	1.90	1.81
152-09MB-E	M	Blue	9	male	1.84	1.74	1.67
152-15MB-E	M	Blue	15	male	2.00	1.92	1.73
152-25MB-E	M	Blue	25	male	1.67	1.59	1.52

© Copyright 2013 Mouser Electronics

© Copyright 2013 Mouser Electronics

KYCON Ferrite Filtered D-Subminiature Connectors

RoHS Compliant **This product is RoHS compliant.**

KF22 SERIES - RIGHT ANGLE, .318" FOOTPRINT

Specifications:

- PCB Mount - .318" Footprint
- Grounding board locks
- Riveted threaded inserts
- Shell: Steel, Tin plated
- Insulator: PBT Thermoplastic with glass-fiber reinforcement, UL94V-0 rated
- Color: Black
- Contact Material: Plug: Brass; Socket: Phosphor Bronze
- Contact Plating: Gold flash on mating end with Nickel underplate on entire contact, Tin over Nickel on termination end
- Current Rating: 2A
- Voltage Rating: 30V RMS
- Insulation Resistance: more than 1000MΩ
- Operating Temperature: -55°C to +105°C
- RoHS Compliance per Kycon Documentation

Features:

- EMI/RFI noise suppression in data communication lines
- Cost effective way to meet FCC and VDE Class B requirements
- Does not require any more board space than a standard D-Sub

Ferrite filters provide an easy and efficient way of reducing both radiated and conducted interference. KYCON uses a medium permeability nickel zinc ferrite material that is effective at attenuating frequencies above 30MHz.

Ferrite Specifications		
Test Frequency	Edge Hole	Inner Hole
30MHz	17-27 Ohms	22-30 Ohms
50MHz	22-30 Ohms	29-37 Ohms
100MHz	29-34 Ohms	35-40 Ohms

c US LR78160

RoHS Compliant

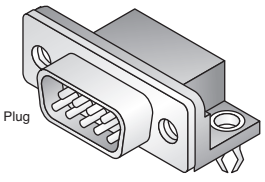

For quantities greater than listed, call for quote.

MOUSER STOCK NO.	Kycon Part No.	No. of Pos.	Type	Description	Price Each 1	25	50	100
806-KF22X-E9P-N	KF22X-E9P-N	9	Plug	Threaded Inserts	3.00	2.90	2.12	1.70
806-KF22X-E9P-NJ	KF22X-E9P-NJ	9	Plug	4-40 Hex. Jack Screws Installed	4.09	3.48	2.99	2.39
806-KF22X-E9S-N	KF22X-E9S-N	9	Receptacle	Threaded Inserts	3.76	3.75	2.73	2.12
806-KF22X-E9S-NJ	KF22X-E9S-NJ	9	Receptacle	4-40 Hex. Jack Screws Installed	4.10	3.49	2.99	2.40
806-KF22X-A15P-N	KF22X-A15P-N	15	Plug	Threaded Inserts	3.93	3.89	2.84	2.24
806-KF22X-A15P-NJ	KF22X-A15P-NJ	15	Plug	4-40 Hex. Jack Screws Installed	3.95	3.82	3.17	2.55
806-KF22X-A15S-N	KF22X-A15S-N	15	Receptacle	Threaded Inserts	3.09	2.74	2.45	2.23
806-KF22X-A15S-NJ	KF22X-A15S-NJ	15	Receptacle	4-40 Hex. Jack Screws Installed	5.11	4.35	3.73	3.01
806-KF22X-B25P-N	KF22X-B25P-N	25	Plug	Threaded Inserts	4.27	4.02	2.94	2.56
806-KF22X-B25P-NJ	KF22X-B25P-NJ	25	Plug	4-40 Hex. Jack Screws Installed	4.71	4.47	3.25	2.85
806-KF22X-B25S-N	KF22X-B25S-N	25	Receptacle	Threaded Inserts	4.00	3.52	3.17	2.86
806-KF22X-B25S-NJ	KF22X-B25S-NJ	25	Receptacle	4-40 Hex. Jack Screws Installed	4.43	3.92	3.52	3.18
806-KF22X-C37P-N	KF22X-C37P-N	37	Plug	Threaded Inserts	9.39	9.11	6.67	5.36
806-KF22X-C37P-NJ	KF22X-C37P-NJ	37	Plug	4-40 Hex. Jack Screws Installed	7.49	6.60	5.92	5.36
806-KF22X-C37P-HJ	KF22X-C37P-HJ	37	Plug	4-40 Hex, Jack Screws, Top GS	10.46	9.93	7.92	7.70

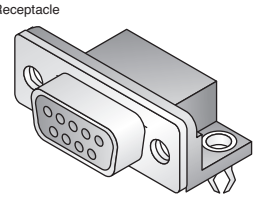

KF66 SERIES - RIGHT ANGLE HIGH DENSITY, .350" FOOTPRINT

Specifications:

- PCB Mount - .350" Footprint
- Grounding board locks
- Riveted threaded inserts
- Shell: Steel, Tin plated
- Insulator: PBT Thermoplastic with glass-fiber reinforcement, UL94V-0 rated
- Color: Black
- Contact Material: Plug: Brass; Socket: Phosphor Bronze
- Contact Plating: Gold flash on mating end with Nickel underplate on entire contact, Tin over Nickel on termination end
- Current Rating: 2A
- Voltage Rating: 30V RMS
- Insulation Resistance: more than 1000MΩ
- Operating Temperature: -55°C to +105°C
- RoHS Compliance per Kycon Documentation

Features:

- EMI/RFI noise suppression in data communication lines
- Cost effective way to meet FCC and VDE Class B requirements
- Does not require any more board space than a standard D-Sub

Ferrite filters provide an easy and efficient way of reducing both radiated and conducted interference. KYCON uses a medium permeability nickel zinc ferrite material that is effective at attenuating frequencies above 30MHz.

Ferrite Specifications		
Test Frequency	Outer Row	Inner Row
30MHz	20-23 Ohms	31-38 Ohms
50MHz	24-27 Ohms	37-43 Ohms
100MHz	29-31 Ohms	41-48 Ohms

c US LR78160

RoHS Compliant

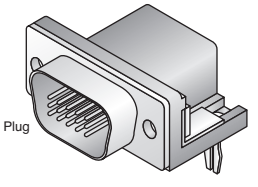

For quantities greater than listed, call for quote.

MOUSER STOCK NO.	Kycon Part No.	No. of Pos.	Type	Description	Price Each 1	25	50	100
806-KF66X-E15P-N	KF66X-E15P-N	15	Plug	Threaded Inserts	5.32	4.69	4.19	3.80
806-KF66X-E15P-NJ	KF66X-E15P-NJ	15	Plug	4-40 Hex. Jack Screws Installed	6.25	5.52	4.94	4.47
806-KF66X-E15S-N	KF66X-E15S-N	15	Receptacle	Threaded Inserts	3.65	3.22	2.89	2.62
806-KF66X-E15S-NJ	KF66X-E15S-NJ	15	Receptacle	4-40 Hex. Jack Screws Installed	5.17	5.01	3.66	2.95
806-KF66X-A26P-N	KF66X-A26P-N	26	Plug	Threaded Inserts	6.96	6.15	5.51	4.99
806-KF66X-A26P-NJ	KF66X-A26P-NJ	26	Plug	4-40 Hex. Jack Screws Installed	7.37	6.52	5.84	5.29
806-KF66X-A26S-N	KF66X-A26S-N	26	Receptacle	Threaded Inserts	9.49	8.38	7.52	6.82
806-KF66X-A26S-NJ	KF66X-A26S-NJ	26	Receptacle	4-40 Hex. Jack Screws Installed	9.93	8.75	7.84	7.09
806-KF66X-B44S-N	KF66X-B44S-N	44	Receptacle	Threaded Inserts	17.31	16.46	12.04	10.19
806-KF66X-B44S-NJ	KF66X-B44S-NJ	44	Receptacle	4-40 Hex. Jack Screws Installed	13.82	12.21	10.96	9.91

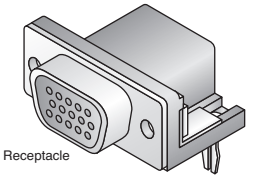

KF66 VESA SERIES - RIGHT ANGLE HIGH DENSITY, .350" FOOTPRINT

Specifications:

- PCB Mount - .350" Footprint
- Grounding board locks
- Riveted threaded inserts
- Shell: Steel, Tin plated
- Insulator: PBT Thermoplastic with glass-fiber reinforcement, UL94V-0 rated
- Color: Blue
- Contact Material: Plug: Brass; Socket: Phosphor Bronze
- Contact Plating: Gold flash on mating end with Nickel underplate on entire contact, Tin over Nickel on termination end
- Current Rating: 2A
- Voltage Rating: 30V RMS
- Insulation Resistance: more than 1000MΩ
- Operating Temperature: -55°C to +105°C
- RoHS Compliance per Kycon Documentation

Features:

- Pin# 9 recessed 0.050" for last mate/first break on 5V supply voltage
- EMI/RFI noise suppression in data communication lines
- Cost effective way to meet FCC and VDE Class B requirements
- Does not require any more board space than a standard D-Sub

Ferrite filters provide an easy and efficient way of reducing both radiated and conducted interference. KYCON uses a medium permeability nickel zinc ferrite material that is effective at attenuating frequencies above 30MHz.

Ferrite Specifications		
Test Frequency	Outer Row	Inner Row
30MHz	20-23 Ohms	31-38 Ohms
50MHz	24-27 Ohms	37-43 Ohms
100MHz	29-31 Ohms	41-48 Ohms

c US LR78160

RoHS Compliant

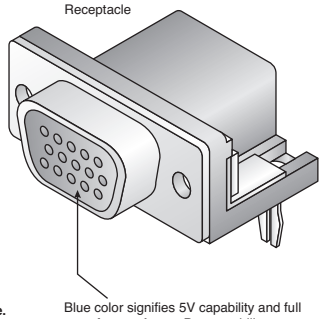

For quantities greater than listed, call for quote.

MOUSER STOCK NO.	Kycon Part No.	No. of Pos.	Type	Description	Price Each 1	25	50	100
806-KF66X-E15S-NVESA	KF66X-E15S-N-VESA	15	Receptacle	Threaded Inserts	4.76	4.21	3.77	3.40

© Copyright 2013 Mouser Electronics

© Copyright 2013 Mouser Electronics

NORCOMP IP66 SEAL-D™ D-Sub Connectors

RoHS Compliant **This product is RoHS compliant.**

DIMENSIONS: in.

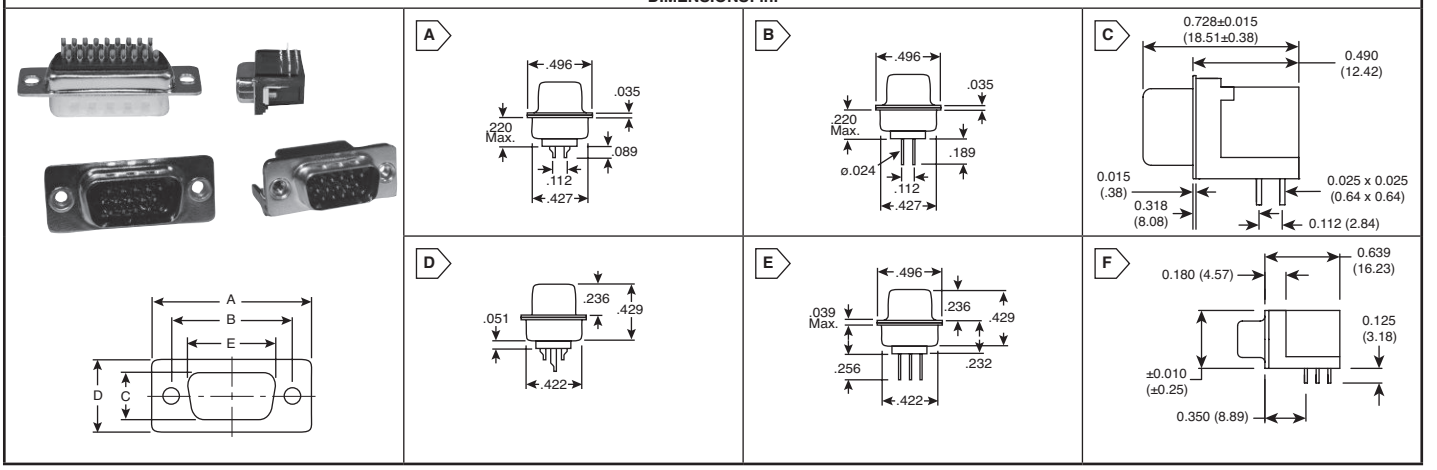

671 SERIES

Features:

- Available in 3 industry sizes/positions (9, 15, 25) Male/Plug Only
- Meets IEC-529-IP66 Requirements
- Unique sealing method maintains STD D-Sub profile allowing drop in replacement of current D-Sub connectors.
- Non-Removable Contacts

Materials:

- Shell: Steel, Nickel Plated
- Insulator: Glass-filled thermoplastic. U.L. rated 94V-O
- Stamped contacts: Male pins - Brass
- Plating: Gold flash on entire contact

For quantities greater than listed, call for quote.

MOUSER STOCK NO.	NorComp Part No.	Fig.	No. of Positions	Dimensions: in.					Price Each				
				A	B	C	D	E	1	25	50	100	500
Male - Solder Cup													
636-671-009-103L001	671-009-103L001	A	9	1.213	0.984	0.329	0.496	0.666	**5.44**	**4.73**	**4.33**	**3.93**	**3.54**
636-671-015-103L001	671-015-103L001	A	15	1.541	1.312	0.329	0.496	0.994	**6.05**	**5.26**	**4.82**	**4.38**	**3.95**
636-671-025-103L001	671-025-103L001	A	25	2.083	1.874	0.329	0.496	1.534	**7.44**	**6.47**	**5.93**	**5.38**	**4.86**
Male - DIP Solder													
636-671-009-113R001	671-009-113R001	B	9	1.213	0.984	0.329	0.496	0.666	**5.68**	**4.94**	**4.53**	**4.11**	**3.71**
636-671-015-113R001	671-015-113R001	B	15	1.541	1.312	0.329	0.496	0.994	**6.37**	**5.54**	**5.07**	**4.60**	**4.15**
636-671-025-113R001	671-025-113R001	B	25	2.083	1.874	0.329	0.496	1.534	**7.90**	**6.87**	**6.29**	**5.70**	**5.15**

682 SERIES - MALE, RIGHT ANGLE, .318 FOOTPRINT

Features:

- Available in 3 industry sizes/positions (9, 15, 25) Male/Plug Only
- Meets IEC-529-IP66 Requirements
- Unique sealing method maintains STD D-Sub profile allowing drop in replacement of current D-Sub connectors.
- Non-Removable Contacts

Materials:

- Shell: Steel, Nickel Plated
- Insulator: Glass-filled thermoplastic. U.L. rated 94V-O
- Stamped contacts: Male pins - Brass
- Plating: Gold flash on entire contact

For quantities greater than listed, call for quote.

MOUSER STOCK NO.	NorComp Part No.	Fig.	No. of Positions	Dimensions: in.					Price Each				
				A	B	C	D	E	1	25	50	100	500
636-682-009-113R531	682-009-113R531	C	9	1.213	0.984	0.329	0.496	0.666	**5.76**	**5.01**	**4.58**	**4.16**	**3.76**
636-682-015-113R531	682-015-113R531	C	15	1.541	1.312	0.329	0.496	0.994	**6.51**	**5.66**	**5.18**	**4.71**	**4.25**
636-682-025-113R531	682-025-113R531	C	25	2.083	1.874	0.329	0.496	1.534	**8.16**	**7.10**	**6.51**	**5.91**	**5.33**

680 SERIES HIGH DENSITY

Features:

- Available in 3 industry sizes/positions (9, 15, 25) Male/Plug Only
- Meets IEC-529-IP66 Requirements
- Unique sealing method maintains HD D-Sub profile allowing drop in replacement of current HD D-Sub connectors.
- Non-Removable Contacts

Materials:

- Shell: Steel, Nickel Plated
- Insulator: Glass-filled thermoplastic. U.L. rated 94V-O
- Stamped contacts: Male pins - Brass
- Plating: Gold flash on entire contact

For quantities greater than listed, call for quote.

MOUSER STOCK NO.	NorComp Part No.	Fig.	No. of Positions	Dimensions: in.					Price Each				
				A	B	C	D	E	1	25	50	100	500
High Density Male - Solder Cup													
636-680-015-103L001	680-015-103L001	D	15	1.213	0.984	0.329	0.496	0.666	**5.86**	**5.10**	**4.68**	**4.24**	**3.83**
636-680-026-103L001	680-026-103L001	D	26	1.541	1.312	0.329	0.496	0.994	**7.09**	**6.17**	**5.65**	**5.14**	**4.63**
636-680-044-103L001	680-044-103L001	D	44	2.088	1.852	0.329	0.494	1.534	**9.03**	**7.86**	**7.19**	**6.53**	**5.90**
High Density Male - DIP Solder													
636-680-015-113R001	680-015-113R001	E	15	1.213	0.984	0.329	0.496	0.666	**6.08**	**5.29**	**4.84**	**4.39**	**3.96**
636-680-026-113R001	680-026-113R001	E	26	1.541	1.312	0.329	0.496	0.994	**7.49**	**6.52**	**5.96**	**5.41**	**4.88**
636-680-044-113R001	680-044-113R001	E	44	2.088	1.852	0.329	0.494	1.534	**9.58**	**8.34**	**7.63**	**6.92**	**6.25**

681 SERIES HIGH DENSITY - MALE, RIGHT ANGLE

Features:

- Meets IEC-529-IP66 Requirements
- Unique sealing method maintains HD D-Sub profile allowing drop in replacement of current HD D-Sub connectors.
- Non-Removable Contacts

Materials:

- Shell: Steel, Nickel Plated
- Insulator: Glass-filled thermoplastic. U.L. rated 94V-O
- Stamped contacts: Male pins - Brass
- Plating: Gold flash on entire contact

For quantities greater than listed, call for quote.

MOUSER STOCK NO.	NorComp Part No.	Fig.	No. of Positions	Dimensions: in.					Price Each				
				A	B	C	D	E	1	25	50	100	500
636-681-015-113R531	681-015-113R531	F	15	1.213	0.984	0.329	0.496	0.666	**6.75**	**5.89**	**5.38**	**4.88**	**4.41**

© Copyright 2013 Mouser Electronics
© Copyright 2013 Mouser Electronics

NORCOMP IP67 SEAL-D™ D-Sub Connectors

NorComp
A DIVISION OF EDAC (AMERICA) LIMITED

RoHS Compliant **This product is RoHS compliant.**

DIMENSIONS: in.

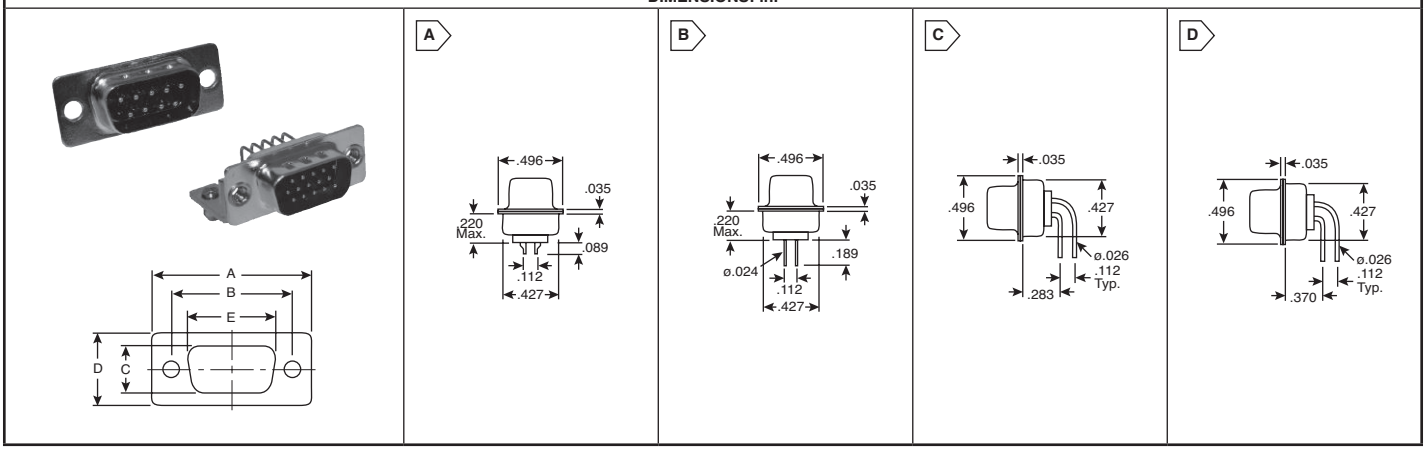

NorComp has developed a new line of IP67 SEAL-D™ D-Subs. These connectors utilize a proprietary sealing technology which maintains the same physical size and footprint as standard D-Sub products. This reduces space on new designs, and eliminates the need to redesign enclosures and PC boards when implementing IP67 design upgrades.

Specifications:

- Voltage: 500VAC for 1 minute
- Current rating: 5A
- Contact resistance: 15mOhms Max.
- Operating temperature: -50°C to 100°C
- Wire size for solder cup termination: 26-20 AWG
- Meets IEC-529-IP67 Requirements

Applications:

- Hand held computers, scanners & printers that are used outdoors
- Remote sensors, gauges & data loggers that are exposed to the elements
- Industrial & medical equipment that is routinely subjected to wash down
- Transmitters & emergency beacons that are subject to short term immersion
- Gas, electric & water metering systems with embedded Smart Grid electronics
- Consumer & commercial shipboard electronics, meters and sensors

SOLDER CUP - 772-E SERIES

For quantities greater than listed, call for quote.

MOUSER STOCK NO.	NorComp Part No.	Fig.	No. of Pos.	Dimensions (in.)					Price Each				
				A	B	C	D	E	1	10	25	50	100
Male													
636-772-E09-103R001	772-E09-103R001	A	9	1.213	0.984	0.329	0.496	0.666	7.49	5.72	5.42	5.24	4.76
636-772-E15-103R001	772-E15-103R001	A	15	1.541	1.312	0.329	0.496	0.994	9.02	6.89	6.53	6.31	5.74
636-772-E25-103R001	772-E25-103R001	A	25	2.083	1.874	0.329	0.496	1.534	11.72	8.95	8.49	8.21	7.46
Male with 0.098" 4-40 Insert, Board Side													
636-772-E09-103R011	772-E09-103R011	A	9	1.213	0.984	0.329	0.496	0.666	7.90	6.01	5.71	5.51	5.02
636-772-E15-103R011	772-E15-103R011	A	15	1.541	1.312	0.329	0.496	0.994	9.43	7.17	6.82	6.58	5.98
636-772-E25-103R011	772-E25-103R011	A	25	2.083	1.874	0.329	0.496	1.534	12.12	9.22	8.76	8.46	7.69
Female													
636-772-E09-203R001	772-E09-203R001	A	9	1.213	0.984	0.311	0.496	0.642	9.50	7.25	6.88	6.66	6.05
636-772-E15-203R001	772-E15-203R001	A	15	1.541	1.312	0.311	0.496	0.970	11.90	9.08	8.61	8.32	7.58
636-772-E25-203R001	772-E25-203R001	A	25	2.083	1.874	0.311	0.496	1.512	15.05	11.48	10.92	10.42	9.81
Female with 0.098" 4-40 Insert, Board Side													
636-772-E09-203R011	772-E09-203R011	A	9	1.213	0.984	0.311	0.496	0.642	9.83	7.48	7.10	6.86	6.24
636-772-E15-203R011	772-E15-203R011	A	15	1.541	1.312	0.311	0.496	0.970	12.21	9.28	8.82	8.52	7.75

VERTICAL PCB - 772-E SERIES

For quantities greater than listed, call for quote.

MOUSER STOCK NO.	NorComp Part No.	Fig.	No. of Pos.	Dimensions (in.)					Price Each				
				A	B	C	D	E	1	10	25	50	100
Male													
636-772-E09-113R001	772-E09-113R001	B	9	1.213	0.984	0.329	0.496	0.666	7.31	5.59	5.30	5.11	4.65
636-772-E15-113R001	772-E15-113R001	B	15	1.541	1.312	0.329	0.496	0.994	8.74	6.68	6.32	6.12	5.56
636-772-E25-113R001	772-E25-113R001	B	25	2.087	1.852	0.329	0.496	1.534	11.29	8.61	8.17	7.90	7.18
Male with 0.098" 4-40 Insert, Board Side													
636-772-E09-113R011	772-E09-113R011	B	9	1.213	0.984	0.329	0.496	0.666	7.73	5.87	5.59	5.38	4.90
Female													
636-772-E09-213R001	772-E09-213R001	B	9	1.213	0.984	0.329	0.496	0.666	9.22	7.04	6.68	6.45	5.86
636-772-E15-213R001	772-E15-213R001	B	15	1.541	1.312	0.329	0.496	0.994	11.36	8.68	8.23	7.95	7.23
636-772-E25-213R001	772-E25-213R001	B	25	2.087	1.852	0.329	0.496	1.534	14.32	10.91	10.39	9.91	9.33
Female with 0.098" 4-40 Insert, Board Side													
636-772-E09-213R011	772-E09-213R011	B	9	1.213	0.984	0.329	0.496	0.666	9.56	7.27	6.90	6.67	6.07
636-772-E15-213R011	772-E15-213R011	B	15	1.541	1.312	0.329	0.496	0.994	11.70	8.89	8.45	8.15	7.43

RIGHT ANGLE PCB - 773-E & 774-E SERIES

For quantities greater than listed, call for quote.

MOUSER STOCK NO.	NorComp Part No.	Fig.	No. of Pos.	Dimensions (in.)					Price Each				
				A	B	C	D	E	1	10	25	50	100
Male - 0.283" Foot Print													
636-773-E09-113R001	773-E09-113R001	C	9	1.213	0.984	0.329	0.496	0.666	8.00	7.18	6.64	6.64	5.68
636-773-E15-113R001	773-E15-113R001	C	15	1.541	1.312	0.329	0.496	0.994	8.93	8.17	7.69	7.69	6.96
636-773-E25-113R001	773-E25-113R001	C	25	2.087	1.852	0.329	0.496	1.534	11.83	11.13	10.21	10.21	9.21
Male - 0.283" Foot Print with 0.098" 4-40 Insert, Board Side													
636-773-E09-113R011	773-E09-113R011	C	9	1.213	0.984	0.329	0.496	0.666	8.54	7.76	7.47	7.03	6.48
636-773-E15-113R011	773-E15-113R011	C	15	1.541	1.312	0.329	0.496	0.994	9.36	8.93	8.25	7.79	7.45
Male - 0.370" Foot Print													
636-774-E09-113R001	774-E09-113R001	D	9	1.213	0.984	0.329	0.496	0.666	8.00	7.18	6.64	6.64	5.68
636-774-E15-113R001	774-E15-113R001	D	15	1.541	1.312	0.329	0.496	0.994	8.93	8.17	7.69	7.69	6.96
636-774-E25-113R001	774-E25-113R001	D	25	2.087	1.852	0.329	0.496	1.534	11.83	11.13	10.21	10.21	9.21
Male - 0.370" Foot Print with 0.098" 4-40 Insert, Board Side													
636-774-E09-113R011	774-E09-113R011	D	9	1.213	0.984	0.329	0.496	0.666	8.54	7.76	7.47	7.03	6.48
636-774-E15-113R011	774-E15-113R011	D	15	1.541	1.312	0.329	0.496	0.994	9.36	8.93	8.25	7.79	7.45

© Copyright 2013 Mouser Electronics
© Copyright 2013 Mouser Electronics

NORCOMP IP67 SEAL-D™ D-Sub Connectors

NorComp
A DIVISION OF EDAC (AMERICA) LIMITED

RoHS Compliant **This product is RoHS compliant.**

NorComp has developed a new line of IP67 SEAL-D™ D-Subs. These connectors utilize a proprietary sealing technology which maintains the same physical size and footprint as standard D-Sub products. This reduces space on new designs, and eliminates the need to redesign enclosures and PC boards when implementing IP67 design upgrades.

Specifications:

- Voltage: 500VAC for 1 minute
- Current rating: 5 AMPS
- Contact resistance: 15mOhms Max.
- Operating temperature: -50°C to 100°C
- Wire size for solder cup termination: 26-20AWG
- Meets IEC-529-IP67 Requirements

Applications:

- Hand held computers, scanners and printers that are used outdoors
- Remote sensors, gauges and data loggers that are exposed to the elements
- Industrial and medical equipment that is routinely subjected to wash down
- Transmitters and emergency beacons that are subject to short term immersion
- Gas, electric and water metering systems with embedded Smart Grid electronics
- Consumer and commercial shipboard electronics, meters and sensors

SOLDER CUP HIGH DENSITY - 780-M SERIES

For quantities greater than listed, call for quote.

MOUSER STOCK NO.	NorComp Part No.	Fig.	No. of Pos.	Dimensions (in.) A	B	C	D	E	Price Each 1	10	25	50	100
Male													
636-780-M15-103L001	780-M15-103L001	A	15	1.213	0.984	0.329	0.496	0.666	8.34	6.37	6.03	5.83	5.30
636-780-M26-103L001	780-M26-103L001	A	26	1.541	1.312	0.329	0.496	0.994	11.31	8.63	8.20	7.92	7.20
636-780-M44-103L001	780-M44-103L001	A	44	2.087	1.852	0.329	0.496	1.534	14.59	11.14	10.59	10.11	9.52
Male with 0.098" 4-40 Insert, Board Side													
636-780-M15-103L011	780-M15-103L011	A	15	1.213	0.984	0.329	0.496	0.666	8.69	6.61	6.28	6.07	5.51
636-780-M44-103L011	780-M44-103L011	A	44	2.087	1.852	0.329	0.496	1.534	15.92	12.11	11.50	11.11	10.10
Female													
636-780-M15-203L001	780-M15-203L001	A	15	1.213	0.984	0.381	0.494	0.643	11.99	9.16	8.69	8.40	7.64
636-780-M26-203L001	780-M26-203L001	A	26	1.541	1.312	0.381	0.494	0.971	14.59	11.14	10.59	10.11	9.52
636-780-M44-203L001	780-M44-203L001	A	44	2.088	1.852	0.381	0.494	1.511	20.99	16.02	15.24	14.53	13.70

VERTICAL PCB HIGH DENSITY - 780-M SERIES

For quantities greater than listed, call for quote.

MOUSER STOCK NO.	NorComp Part No.	Fig.	No. of Pos.	Dimensions (in.) A	B	C	D	E	Price Each 1	10	25	50	100
Male													
636-780-M15-113R001	780-M15-113R001	B	15	1.213	0.984	0.329	0.494	0.666	9.07	6.92	6.57	6.35	5.77
636-780-M26-113R001	780-M26-113R001	B	26	1.541	1.312	0.329	0.494	0.994	11.49	8.77	8.32	8.05	7.31
636-780-M44-113R001	780-M44-113R001	B	44	2.088	1.852	0.329	0.494	1.534	14.26	10.88	10.36	9.88	9.31
Male with 0.098" 4-40 Insert, Board Side													
636-780-M15-113R011	780-M15-113R011	B	15	1.213	0.984	0.329	0.494	0.666	9.35	7.12	6.76	6.53	5.94
636-780-M26-113R011	780-M26-113R011	B	26	1.541	1.312	0.329	0.494	0.994	11.77	8.96	8.51	8.21	7.47
636-780-M44-113R011	780-M44-113R011	B	44	2.088	1.852	0.329	0.494	1.534	15.61	11.88	11.29	10.89	9.91
Male with 0.224" 4-40 Board Lock, Board Side													
636-780-M26-113R051	780-M26-113R051	B	26	1.541	1.312	0.329	0.494	0.994	11.92	9.07	8.61	8.31	7.56
Female													
636-780-M15-213R001	780-M15-213R001	B	15	1.213	0.984	0.311	0.494	0.643	11.44	8.73	8.28	8.00	7.28
636-780-M26-213R001	780-M26-213R001	B	26	1.541	1.312	0.311	0.494	0.971	13.77	10.50	9.99	9.53	8.98
636-780-M44-213R001	780-M44-213R001	B	44	2.088	1.852	0.311	0.494	1.511	19.47	14.85	14.13	13.48	12.70
Female with 0.098" 4-40 Insert, Board Side													
636-780-M15-213R011	780-M15-213R011	B	15	1.213	0.984	0.311	0.494	0.643	11.77	8.96	8.51	8.21	7.47

RIGHT ANGLE PCB HIGH DENSITY- 781-M SERIES

For quantities greater than listed, call for quote.

MOUSER STOCK NO.	NorComp Part No.	Fig.	No. of Pos.	Dimensions (in.) A	B	C	D	E	Price Each 1	10	25	50	100
Male													
636-781-M15-113R001	781-M15-113R001	C	15	1.213	0.984	0.329	0.494	0.666	10.94	8.31	7.90	7.63	6.93
636-781-M26-113R001	781-M26-113R001	C	26	1.541	1.312	0.329	0.494	0.994	15.37	11.68	11.11	10.71	9.75
Male Bracket with 4-40 Insert, Board Lock and Locator Plate													
636-781-M15-113R141	781-M15-113R141	C	15	1.213	0.984	0.329	0.494	0.666	11.51	8.80	8.34	8.06	7.33
636-781-M26-113R141	781-M26-113R141	C	26	1.541	1.312	0.329	0.494	0.994	14.91	11.37	10.82	10.33	9.73
636-781-M44-113R141	781-M44-113R141	C	44	2.088	1.852	0.329	0.494	1.534	20.43	15.58	14.82	14.15	13.32
Male with 0.098" 4-40 Insert, Board Side													
636-780-M15-203L011	780-M15-203L011	C	15	1.213	0.984	0.329	0.494	0.666	12.33	9.38	8.91	8.60	7.82

IP-67 SEAL-D® BACKSHELLS

Features:

- Available in 3 industry sizes (9, 15, 25)
- Straight/top entry
- 4-40 thumbscrews supplied with backshell
- Internal bushings and front baffle provide waterproof (IP-67) seal to mating panel

For quantities greater than listed, call for quote.

MOUSER STOCK NO.	NorComp Part No.	Fig.	No. of Pos.	Dimensions (in.) A	B	C	D	E	Price Each 1	10	25	50	100
636-967-009-010R011	967-009-010R011	D	9	1.675	0.984	1.783	2.685	0.827	11.59	8.82	8.38	8.09	7.36
636-967-015-010R011	967-015-010R011	D	15	2.004	1.311	1.783	2.685	0.827	11.97	9.11	8.66	8.36	7.60
636-967-025-010R011	967-025-010R011	D	25	2.543	1.852	1.783	2.685	0.827	12.31	9.36	8.89	8.58	7.81

SEALS

For quantities greater than listed, call for quote.

MOUSER STOCK NO.	NorComp Part No.	Description	Price Each 1	10	25	50	100
636-SF6709	SF6709	Removable Seal for Std 9/HD15 Position D-Sub	1.26	.749	.708	.66	.612
636-SF6715	SF6715	Removable Seal for Std 15/HD26 Position D-Sub	1.61	.952	.903	.846	.79
636-SF6725	SF6725	Removable Seal for Std 25/HD44 Position D-Sub	1.70	1.09	1.04	.995	.91
636-SFP67SS09	SFP67SS09	Permanent Seal for Std 9/HD15 Position D-Sub	1.07	.824	.781	.749	.685
636-SFP67SS15	SFP67SS15	Permanent Seal for Std 15/HD26 Position D-Sub	1.33	1.02	.963	.931	.845
636-SFP67SS25	SFP67SS25	Permanent Seal for Std 25/HD44 Position D-Sub	1.58	1.21	1.14	1.10	1.01

HARDWARE

For quantities greater than listed, call for quote.

MOUSER STOCK NO.	NorComp Part No.	Description	Price Each 1	10	25	50	100
636-160-067-020R033	160-067-020R033	IP67 Panel Mounting Kit Contains: 2 - 4-40 UNC-2B Mounting Screws; 2 Teflon Flat Washers	1.25	.877	.82	.755	.691
636-160-067-010R033	160-067-010R033	IP67 Panel Mounting Kit Contains: 2 - 4-40 UNC-2B Mounting Screws; 2 Teflon Flat Washers; 2 - 4-40 Flat Washers; 2 - 4-40 Lock Washers; 2 - 4-40 Nuts	1.83	1.09	1.05	.998	.948

DIMENSIONS: in.



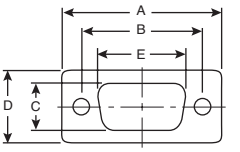

A

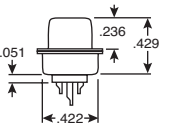

B

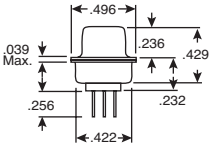

C

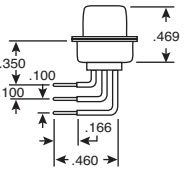

D

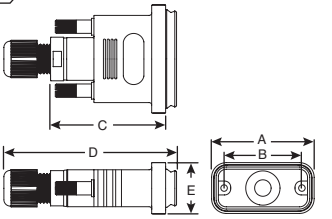

© Copyright 2013 Mouser Electronics

© Copyright 2013 Mouser Electronics

NORCOMP D-Sub Connectors

RoHS Compliant **This product is RoHS compliant.**

SERIES 170 CRIMP AND POKE D-SUB CONNECTORS

Specifications:
- Shell: Steel, nickel plated
- Insulator: Glass-filled thermoplastic, UL94V-0
- Contact current rating: 5A

Features:
- RoHS Compliance per NorComp documentation (Low Temperature Material)
- Allows for easy loading of only the positions required using Crimp and Snap-in contacts (sold separately)

For quantities greater than listed, call for quote.

MOUSER STOCK NO.	NorComp Part No.	Fig.	No. of Positions	Type	Dimensions (in.)				Price Each			
					A	B	C	D	1	25	50	100
636-170-009-173L000	170-009-173L000	A	9	Male	1.213	0.984	0.666	0.329	.84	.713	.651	.60
636-170-015-173L000	170-015-173L000	A	15	Male	1.543	1.312	0.994	0.329	.94	.887	.721	.651
636-170-025-173L000	170-025-173L000	A	25	Male	2.087	1.852	1.534	0.329	.91	.776	.72	.654
636-170-037-173L000	170-037-173L000	A	37	Male	2.732	2.500	2.181	0.329	1.79	1.59	1.41	1.24
636-170-050-173L000	170-050-173L000	A	50	Male	2.638	2.406	2.079	0.436	5.21	4.06	3.69	3.33
636-170-009-273L000	170-009-273L000	A	9	Female	1.213	0.984	0.642	0.311	.87	.731	.683	.611
636-170-015-273L000	170-015-273L000	A	15	Female	1.543	1.312	0.971	0.311	.96	.828	.761	.692
636-170-025-273L000	170-025-273L000	A	25	Female	2.087	1.852	1.512	0.311	1.02	.953	.779	.709
636-170-037-27L3000	170-037-273L000	A	37	Female	2.732	2.500	2.157	0.311	1.82	1.41	1.24	1.09

SERIES 170 CONTACTS

Specifications:
- Gold flash on mating area nickel on wire crimp
- Max. insulation diameter for 24-28 AWG is .035"

Features:
- RoHS Compliance per NorComp documentation

For quantities greater than listed, call for quote.

MOUSER STOCK NO.	NorComp Part No.	Fig.	No. of Positions	Type	Dimensions (in.)				Price Each			
					A	B	C	D	1	25	50	100
636-170-101-170L001	170-101-170L001	B	Contact	Male	0.321	0.202	-	-	.14	.131	.121	.11
636-170-102-170L001	170-102-170L001	C	Contact	Female	0.312	0.230	0.063	-	.15	.141	.131	.121

SERIES 178, 179 AND 189 DUAL PORT D-SUB CONNECTORS

Specifications:
- Shell: Steel, nickel plated
- Insulator: Glass-filled thermoplastic, UL94V-0

Features:
- RoHS Compliance per NorComp documentation (High Temperature Material - 260°)
- Hardware: Four 4-40 female screw locks, 4 forked board locks

✻4-40 Inserts/Board Locks

For quantities greater than listed, call for quote.

MOUSER STOCK NO.	NorComp Part No.	Fig.	No. of Positions	Type	Dimensions (in.)				Price Each			
					A	B	C	D	1	25	50	100
636-178-009-513R571	178-009-513R571	D	9	Fem/Fem	1.204	0.984	0.494	0.750	7.39	6.84	6.42	5.64
636-178-009-613R571	178-009-613R571	D	9	Male/Male	1.204	0.984	0.494	0.750	7.22	5.68	5.67	4.70
636-178-015-513R571	178-015-513R571	D	15	Fem/Fem	1.535	1.312	0.494	0.750	9.89	7.60	7.18	6.32
636-178-025-513R571	178-025-513R571	D	25	Fem/Fem	2.078	1.850	0.494	0.750	10.51	8.50	8.10	7.29
636-179-009-513R571	179-009-513R571	D	9	Fem/Fem	1.204	0.984	0.494	0.900	7.39	6.84	6.42	6.03
636-179-015-513R571	179-015-513R571	D	15	Fem/Fem	1.535	1.312	0.494	0.900	9.89	7.60	7.18	6.32
636-179-025-513R571	179-025-513R571	D	25	Fem/Fem	2.078	1.850	0.494	0.900	10.52	8.51	8.11	7.30
636-189-009-513R571	189-009-513R571	D	9	Fem/Fem	1.204	0.984	0.494	0.625	7.73	6.83	6.41	6.02
✻ 636-189-009-513R491	189-009-513R491	D	9	Fem/Fem	1.204	0.984	0.494	0.625	6.53	5.65	5.11	4.67
636-189-025-513R571	189-025-513R571	D	25	Fem/Fem	2.078	1.85	0.494	0.625	10.52	8.51	8.11	7.30

SERIES 182 AND 183 ECONOMY VERSION RIGHT ANGLE D-SUB CONNECTORS

Specifications:
- Shell: Steel, nickel plated
- Insulator: Glass-filled thermoplastic, U.L. 94V-O
- Contacts: Brass or Phosphor Bronze

Features:
- RoHS Compliance per NorComp documentation (High Temperature Material - 260°)
- Hardware: Two 4-40 inserts on mating side and 2 forked board locks
- Male shells have indents to provide grounding and additional retention
- Non-removable contacts

✻Two 4-40 threaded inserts on mating side, inside ground straps

For quantities greater than listed, call for quote.

MOUSER STOCK NO.	NorComp Part No.	Fig.	No. of Positions	Type	Dimensions (in.)				Price Each			
					A	B	C	D	1	25	50	100
636-182-009-113R531	182-009-113R531	E	9	Male	1.213	0.984	0.666	0.318	1.62	1.44	1.27	1.11
636-182-015-113R531	182-015-113R531	E	15	Male	1.541	1.312	0.994	0.318	1.86	1.57	1.43	1.28
636-182-025-113R531	182-025-113R531	E	25	Male	2.088	1.852	1.534	0.318	2.33	1.96	1.83	1.58
636-182-037-113R531	182-037-113R531	E	37	Male	2.729	2.500	2.181	0.318	3.21	2.56	2.50	2.08
✻ 636-182-009-213R171	182-009-213R171	E	9	Female	1.213	0.984	0.642	0.318	1.71	1.43	1.34	1.17
636-182-009-213R531	182-009-213R531	E	9	Female	1.213	0.984	0.642	0.318	1.70	1.42	1.34	1.17
636-182-015-213R531	182-015-213R531	E	15	Female	1.541	1.312	0.971	0.318	2.00	1.70	1.51	1.36
636-182-025-213R531	182-025-213R531	E	25	Female	2.088	1.852	1.512	0.318	2.42	2.01	1.86	1.64
636-182-037-213R531	182-037-213R531	E	37	Female	2.729	2.500	2.157	0.318	3.35	2.63	2.44	2.18
636-183-009-113R531	183-009-113R531	E	9	Male	1.213	0.984	0.666	0.590	3.89	3.07	2.93	2.54
636-183-025-113R531	183-025-113R531	E	25	Male	2.088	1.852	1.534	0.590	5.09	3.96	3.71	3.24
636-183-009-213R531	183-009-213R531	E	9	Female	1.213	0.984	0.642	0.590	3.79	3.00	2.87	2.46
636-183-015-213R531	183-015-213R531	E	15	Female	1.541	1.312	0.971	0.590	4.44	3.47	3.24	2.84
636-183-025-213R531	183-025-213R531	E	25	Female	2.088	1.852	1.512	0.590	5.38	4.18	3.93	3.42
636-183-037-213R531	183-037-213R531	E	37	Female	2.729	2.500	2.157	0.590	7.91	5.89	5.53	4.87

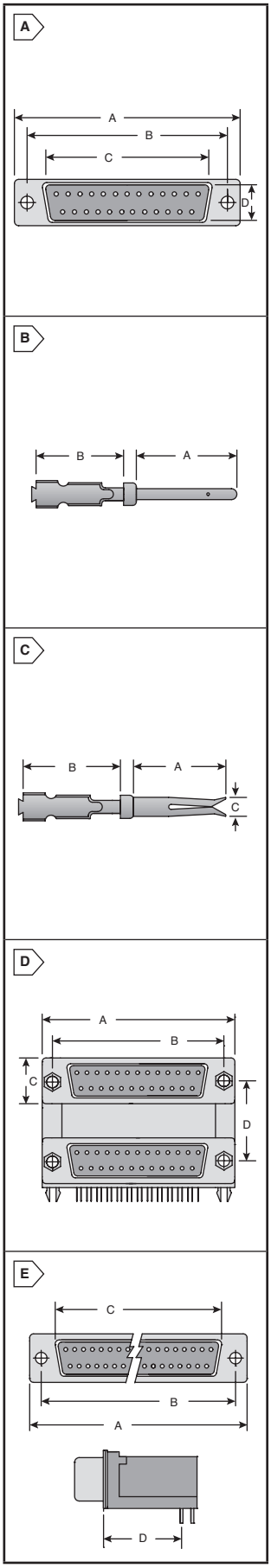

© Copyright 2013 Mouser Electronics

© Copyright 2013 Mouser Electronics

NORCOMP High Density D-Sub Connectors

RoHS Compliant **This product is RoHS compliant.**

SOLDER CUP HIGH DENSITY - SERIES 180

Specifications:
- Shell: Nickel Plated Steel
- Insulator: Glass-filled thermoplastic, UL94V-0
- Contacts: Male - Brass Pins, Female - Phosphor Bronze Pins
- Plating: Gold flash on the entire contact

Features:
- RoHS Compliant per NorComp documentation
- Interfaces with IBM PS/2
- Approximately 65% higher density than standard D-Subs
- Connectors will fit in standard D-sub backshells

For quantities greater than listed, call for quote.

MOUSER STOCK NO.	NorComp Part No.	Fig.	No. of Pos.	Dimensions (in.)					Price Each			
				A	B	C	D	E	1	25	50	100
Male												
636-180-015-103L001	180-015-103L001	A	15	1.213	0.984	0.666	0.756	0.496	**2.25**	**1.86**	**1.77**	**1.52**
636-180-026-103L001	180-026-103L001	A	26	1.543	1.312	0.994	1.091	0.496	**3.48**	**2.57**	**2.54**	**2.12**
636-180-044-103L001	180-044-103L001	A	44	2.087	1.852	1.534	1.618	0.496	**8.40**	**6.26**	**5.86**	**5.26**
636-180-062-103L001	180-062-103L001	A	62	2.732	2.500	2.181	2.256	0.496	**5.69**	**4.15**	**3.96**	**3.56**
636-180-078-103L001	180-078-103L001	A	78	2.638	2.406	2.079	2.169	0.606	**10.99**	**8.25**	**7.78**	**6.88**
Female												
636-180-015-203L001	180-015-203L001	A	15	1.213	0.984	0.666	0.756	0.496	**2.65**	**2.16**	**2.02**	**1.69**
636-180-026-203L001	180-026-203L001	A	26	1.543	1.312	0.994	1.091	0.496	**3.67**	**3.48**	**3.10**	**2.35**
636-180-044-203L001	180-044-203L001	A	44	2.087	1.852	1.534	1.618	0.496	**9.74**	**7.31**	**6.89**	**6.10**
636-180-062-203L001	180-062-203L001	A	62	2.732	2.500	2.181	2.256	0.496	**5.72**	**4.35**	**4.06**	**3.73**
636-180-078-203L001	180-078-203L001	A	78	2.638	2.406	2.079	2.169	0.606	**9.59**	**6.85**	**6.18**	**5.75**

VERTICAL DIP HIGH DENSITY - SERIES 180

Specifications:
- Shell: Nickel Plated Steel
- Insulator: Glass-filled thermoplastic, UL94V-0
- Contacts: Male - Brass Pins, Female - Phosphor Bronze Pins

Features:
- RoHS Compliant per NorComp documentation
- Interfaces with IBM PS/2
- Approximately 65% higher density than standard D-Subs

✻0.225" 4-40 Spacer/Board Lock

For quantities greater than listed, call for quote.

MOUSER STOCK NO.	NorComp Part No.	Fig.	No. of Pos.	Dimensions (in.)					Price Each			
				A	B	C	D	E	1	25	50	100
Male												
636-180-015-113R001	180-015-113R001	B	15	1.213	0.984	0.666	0.756	0.496	**2.30**	**1.94**	**1.79**	**1.56**
636-180-026-113R001	180-026-113R001	B	26	1.543	1.312	0.994	1.091	0.496	**3.67**	**2.85**	**2.79**	**2.32**
636-180-044-113R001	180-044-113R001	B	44	2.087	1.852	1.534	1.618	0.496	**6.35**	**4.76**	**4.37**	**3.93**
636-180-062-113R001	180-062-113R001	B	62	2.732	2.500	2.181	2.256	0.496	**8.13**	**6.21**	**5.85**	**5.17**
Female												
636-180-015-213R001	180-015-213R001	B	15	1.213	0.984	0.666	0.756	0.496	**2.16**	**1.89**	**1.75**	**1.47**
✻ 636-180-015-213R911	180-015-213R911	B	15	1.213	0.984	0.666	0.756	0.496	**3.91**	**3.34**	**3.07**	**2.80**
636-180-026-213R001	180-026-213R001	B	26	1.543	1.312	0.994	1.091	0.496	**4.23**	**3.14**	**2.86**	**2.57**
636-180-026-213R911	180-026-213R911	B	26	1.543	1.312	0.994	1.091	0.496	**5.35**	**4.56**	**4.19**	**3.82**
636-180-044-213R001	180-044-213R001	B	44	2.087	1.852	1.534	1.618	0.496	**6.54**	**4.78**	**4.34**	**3.89**
✻ 636-180-044-213R911	180-044-213R911	B	44	2.087	1.852	1.534	1.618	0.496	**7.81**	**6.66**	**6.13**	**5.60**
636-180-062-213R001	180-062-213R001	B	62	2.732	2.500	2.181	2.256	0.496	**8.35**	**6.26**	**5.75**	**5.22**

SERIES 180 HIGH DENSITY CRIMP AND POKE

Specifications:
- Shell: Steel, nickel plated
- Insulator: Glass-filled thermoplastic, UL94V-0

Features:
- RoHS Compliance per NorComp documentation (Low Temperature Material)
- Male shells have indents to provide grounding and additional retention

For quantities greater than listed, call for quote.

MOUSER STOCK NO.	NorComp Part No.	Fig.	No. of Pos.	Type	Dimensions (in.)				Price Each			
					A	B	C	D	1	25	50	100
636-180-015-173L000	180-015-173L000	C	15	Male	1.213	0.984	0.666	0.329	**2.01**	**1.93**	**1.57**	**1.37**
636-180-026-173L000	180-026-173L000	C	26	Male	1.543	1.312	0.994	0.329	**3.98**	**3.00**	**2.86**	**2.46**
636-180-044-173L000	180-044-173L000	C	44	Male	2.087	1.852	1.534	0.329	**4.87**	**3.60**	**3.28**	**2.97**
636-180-062-173L000	180-062-173L000	C	62	Male	2.732	2.500	2.181	0.329	**6.31**	**4.74**	**4.34**	**3.95**
636-180-015-273L000	180-015-273L000	C	15	Female	1.213	0.984	0.644	0.311	**2.01**	**1.93**	**1.57**	**1.37**
636-180-026-273L000	180-026-273L000	C	26	Female	1.543	1.312	0.966	0.311	**4.22**	**3.98**	**3.55**	**2.71**
636-180-044-273L000	180-044-273L000	C	44	Female	2.087	1.852	1.512	0.311	**5.46**	**4.03**	**3.79**	**3.34**
636-180-062-273L000	180-062-273L000	C	62	Female	2.732	2.500	2.156	0.311	**7.44**	**5.35**	**4.90**	**4.46**
636-180-078-273L000	180-078-273L000	C	78	Female	2.083	2.406	2.057	0.429	**19.28**	**17.56**	**15.66**	**11.93**

SERIES 180 CONTACTS

Specifications:
- Plating: Gold flash over 50 µ" nickel
- Wire size: 22 - 26 AWG

Features:
- RoHS Compliance per NorComp documentation

For quantities greater than listed, call for quote.

MOUSER STOCK NO.	NorComp Part No.	Fig.	No. of Pos.	Type	Dimensions (in.)				Price Each			
					A	B	C	D	1	25	50	100
636-180-101-170L001	180-101-170L001	D	Contact	Male	0.276	0.240	-	-	**.14**	**.134**	**.121**	**.107**
636-180-102-170L001	180-102-170L001	E	Contact	Female	0.248	0.240	0.0512	-	**.14**	**.134**	**.12**	**.107**

SERIES 181 HIGH DENSITY RIGHT ANGLE D-SUB CONNECTORS

Specifications:
- Shell: Steel, nickel plated
- Insulator: Glass-filled thermoplastic, UL94V-0

Features:
- RoHS Compliance per NorComp documentation (High Temperature Material - 260°C)
- Two 4-40 threaded inserts on mating side, inside ground straps

For quantities greater than listed, call for quote.

MOUSER STOCK NO.	NorComp Part No.	Fig.	No. of Pos.	Type	Dimensions (in.)				Price Each			
					A	B	C	D	1	25	50	100
636-181-015-213R171	181-015-213R171	F	15	Female	1.213	0.984	0.644	0.350	**3.39**	**2.71**	**2.66**	**2.20**
636-181-026-213R171	181-026-213R171	F	26	Female	1.543	1.312	0.966	0.350	**9.01**	**6.69**	**6.20**	**5.63**
636-181-044-213R171	181-044-213R171	F	44	Female	2.087	1.852	1.512	0.350	**9.72**	**7.27**	**6.13**	**6.07**

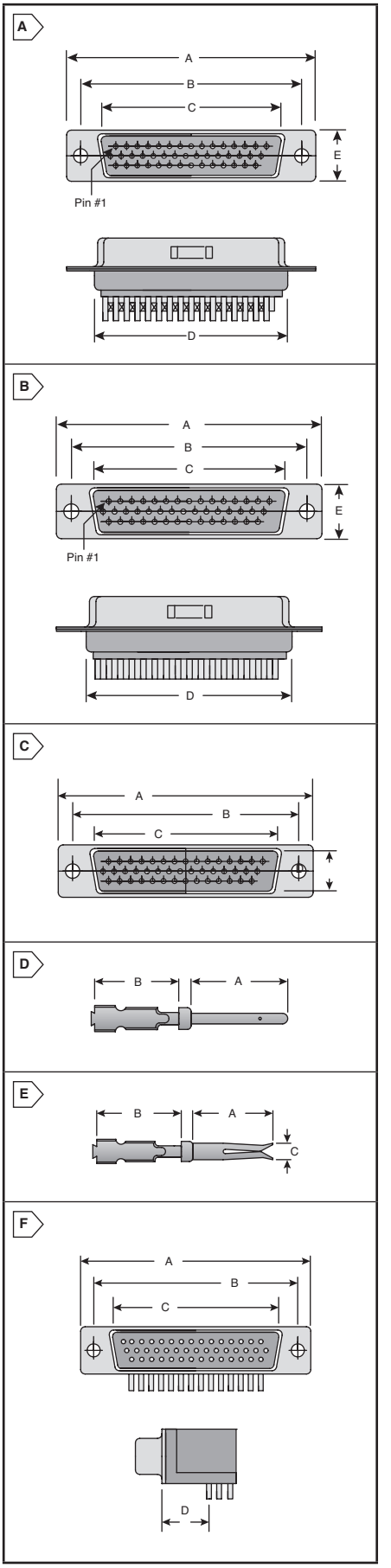

© Copyright 2013 Mouser Electronics

© Copyright 2013 Mouser Electronics

NORCOMP Machined Contact D-Sub Connectors

NorComp
A DIVISION OF EDAC (AMERICA) LIMITED

SERIES 172 MACHINED CONTACT D-SUB CONNECTORS

Specifications:
- Insulator: Glass-filled thermoplastic, UL94V-0
- Shell: Steel, plated with nickel
- Machined Contacts: Brass male and female pins
- Plating: Gold flash over entire contact area

Features:
- Non-removable contacts
- Shells have indents to provide grounding and additional retention
- Screw machine contacts offer high reliability
- RoHS Compliant per NorComp documentation

RoHS Compliant

Solder Cup

For quantities greater than listed, call for quote.

MOUSER STOCK NO.	NorComp Part No.	No. of Positions	Type	Hardware	Price Each 1	25	50	100
636-172-E09-103R001	172-E09-103R001	9	Male	- - -	2.17	1.82	1.70	1.48
636-172-E09-203R001	172-E09-203R001	9	Female	- - -	2.46	2.03	1.93	1.62
636-172-E09-103R011	172-E09-103R011	9	Male	.098" Clinch Nuts, Board Side	3.16	2.92	2.47	2.15
636-172-E09-203R011	172-E09-203R011	9	Female	.098" Clinch Nuts, Board Side	3.46	2.76	2.71	2.25
636-172-E09-103R021	172-E09-103R021	9	Male	.250" Clinch Nuts, Board Side	3.16	2.92	2.47	2.15
636-172-E09-203R021	172-E09-203R021	9	Female	.250" Clinch Nuts, Board Side	3.46	2.76	2.71	2.25
636-172-E09-103R031	172-E09-103R031	9	Male	.250" Clinch Nuts, Mating Side	3.16	2.92	2.47	2.15
636-172-E09-203R031	172-E09-203R031	9	Female	.250" Clinch Nuts, Mating Side	3.46	2.76	2.71	2.25
636-172-E15-103R001	172-E15-103R001	15	Male	- - -	2.80	2.23	2.04	1.73
636-172-E15-203R001	172-E15-203R001	15	Female	- - -	3.32	2.62	2.46	2.16
636-172-E15-103R011	172-E15-103R011	15	Male	.098" Clinch Nuts, Board Side	3.72	2.97	2.92	2.43
636-172-E15-203R011	172-E15-203R011	15	Female	.098" Clinch Nuts, Board Side	4.28	3.34	3.04	2.69
636-172-E15-203R031	172-E15-203R031	15	Female	.250" Clinch Nuts, Mating Side	4.28	3.34	3.04	2.69
636-172-E25-103R001	172-E25-103R001	25	Male	- - -	3.67	2.85	2.79	2.32
636-172-E25-203R001	172-E25-203R001	25	Female	- - -	5.70	4.35	4.04	3.63
636-172-E25-103R011	172-E25-103R011	25	Male	.098" Clinch Nuts, Board Side	4.82	3.53	3.21	2.89
636-172-E25-203R011	172-E25-203R011	25	Female	.098" Clinch Nuts, Board Side	6.61	4.84	4.39	3.94
636-172-E25-103R021	172-E25-103R021	25	Male	.250" Clinch Nuts, Board Side	4.82	3.53	3.21	2.89
636-172-E25-203R021	172-E25-203R021	25	Female	.250" Clinch Nuts, Board Side	6.61	4.84	4.39	3.94
636-172-E25-103R031	172-E25-103R031	25	Male	.250" Clinch Nuts, Mating Side	4.82	3.53	3.21	2.89
636-172-E25-203R031	172-E25-203R031	25	Female	.250" Clinch Nuts, Mating Side	6.62	4.85	4.40	3.95
636-172-E37-103R001	172-E37-103R001	37	Male	.098" Clinch Nuts, Board Side	5.30	4.13	3.77	3.40
636-172-E37-203R001	172-E37-203R001	37	Female	.098" Clinch Nuts, Board Side	6.61	5.02	4.88	4.10
636-172-E37-203R011	172-E37-203R011	37	Female	.098" Clinch Nuts, Board Side	7.60	5.62	5.29	4.65
636-172-E50-103R001	172-E50-103R001	50	Male	- - -	10.05	7.23	6.63	6.03
636-172-E50-203R001	172-E50-203R001	50	Female	- - -	11.83	9.01	8.57	7.73
636-172-E50-103R011	172-E50-103R011	50	Male	.098" Clinch Nuts, Board Side	9.80	7.36	6.74	6.13

Dip Solder - PCB Mount

For quantities greater than listed, call for quote.

MOUSER STOCK NO.	NorComp Part No.	No. of Positions	Type	Hardware	Price Each 1	25	50	100
636-172-E09-113R001	172-E09-113R001	9	Male	- - -	2.35	1.95	1.84	1.61
636-172-E09-213R001	172-E09-213R001	9	Female	- - -	2.94	2.35	2.31	1.92
636-172-E09-113R911	172-E09-113R911	9	Male	.237" Spacer/Boardlock	4.07	3.10	2.94	2.60
636-172-E09-113R011	172-E09-113R011	9	Male	.098" Clinch Nuts, Board Side	3.40	2.72	2.56	2.21
636-172-E09-213R011	172-E09-213R011	9	Female	.098" Clinch Nuts, Board Side	3.96	3.17	3.10	2.58
636-172-E09-113R021	172-E09-113R021	9	Male	.250" Clinch Nuts, Board Side	3.39	2.68	2.60	2.20
636-172-E09-213R021	172-E09-213R021	9	Female	.250" Clinch Nuts, Board Side	3.96	3.10	2.94	2.58
636-172-E09-113R031	172-E09-113R031	9	Male	.250" Clinch Nuts, Mating Side	3.40	2.72	2.56	2.21
636-172-E09-213R031	172-E09-213R031	9	Female	.250" Clinch Nuts, Mating Side	3.96	3.17	3.10	2.58
636-172-E15-113R001	172-E15-113R001	15	Male	- - -	3.16	2.92	2.47	2.15
636-172-E15-213R001	172-E15-213R001	15	Female	- - -	4.48	3.45	3.23	2.86
636-172-E15-113R011	172-E15-113R011	15	Male	.098" Clinch Nuts, Board Side	4.17	3.25	2.96	2.68
636-172-E15-213R011	172-E15-213R011	15	Female	.098" Clinch Nuts, Board Side	5.98	4.32	3.94	3.54
636-172-E15-113R021	172-E15-113R021	15	Male	.250" Clinch Nuts, Board Side	4.17	3.25	2.96	2.68
636-172-E15-213R021	172-E15-213R021	15	Female	.250" Clinch Nuts, Board Side	5.98	4.32	3.94	3.54
636-172-E15-213R031	172-E15-213R031	15	Female	.250" Clinch Nuts, Mating Side	5.99	4.33	3.95	3.55
636-172-E25-113R001	172-E25-113R001	25	Male	- - -	3.99	3.19	3.12	2.59
636-172-E25-213R001	172-E25-213R001	25	Female	- - -	5.95	4.35	4.08	3.55
636-172-E25-113R011	172-E25-113R011	25	Male	.098" Clinch Nuts, Board Side	5.08	3.84	3.50	3.04
636-172-E25-213R011	172-E25-213R011	25	Female	.098" Clinch Nuts, Board Side	7.12	5.26	4.82	4.35
636-172-E25-113R021	172-E25-113R021	25	Male	.250" Clinch Nuts, Board Side	5.08	3.84	3.50	3.04
636-172-E25-213R021	172-E25-213R021	25	Female	.250" Clinch Nuts, Board Side	7.12	5.26	4.96	4.35
636-172-E25-113R031	172-E25-113R031	25	Male	.250" Clinch Nuts, Mating Side	5.08	3.84	3.50	3.04
636-172-E25-213R031	172-E25-213R031	25	Female	.250" Clinch Nuts, Mating Side	5.26	5.21	4.91	4.34
636-172-E37-113R001	172-E37-113R001	37	Male	- - -	8.59	6.18	5.83	5.16
636-172-E37-113R011	172-E37-113R011	37	Male	.098" Clinch Nuts, Board Side	9.22	6.91	6.35	5.77
636-172-E37-113R031	172-E37-113R031	37	Male	.250" Clinch Nuts, Mating Side	9.22	6.91	6.35	5.77
636-172-E37-213R031	172-E37-213R031	37	Female	.250" Clinch Nuts, Mating Side	9.22	6.91	6.35	5.77
636-172-E50-113R001	172-E50-113R001	50	Male	- - -	8.61	6.45	6.09	5.38
636-172-E50-113R011	172-E50-113R011	50	Male	.098" Clinch Nuts, Board Side	10.19	9.95	8.88	6.76
636-172-E50-213R011	172-E50-213R011	50	Female	.098" Clinch Nuts, Board Side	11.42	8.69	8.07	7.45
636-172-E50-213R021	172-E50-213R021	50	Female	.250" Clinch Nuts, Board Side	11.42	8.69	8.07	7.45

Wire Wrap

For quantities greater than listed, call for quote.

MOUSER STOCK NO.	NorComp Part No.	No. of Positions	Type	Hardware	Price Each 1	25	50	100
636-172-009-142R001	172-009-142R001	9	Male	- - -	3.40	2.68	2.50	2.18
636-172-009-242R001	172-009-242R001	9	Female	- - -	4.09	3.26	3.20	2.65
636-172-009-142R011	172-009-142R011	9	Male	.098" Clinch Nuts, Board Side	4.22	3.28	3.08	2.70
636-172-009-242R011	172-009-242R011	9	Female	.098" Clinch Nuts, Board Side	4.88	3.60	3.37	2.95
636-172-009-242R021	172-009-242R021	9	Female	.250" Clinch Nuts, Board Side	4.87	3.79	3.36	3.11
636-172-015-142R001	172-015-142R001	15	Male	- - -	5.70	4.44	4.14	3.64
636-172-015-242R001	172-015-242R001	15	Female	- - -	6.20	4.71	4.41	3.84
636-172-015-142R011	172-015-142R011	15	Male	.098" Clinch Nuts, Board Side	6.41	5.10	4.80	4.16
636-172-015-242R011	172-015-242R011	15	Female	.098" Clinch Nuts, Board Side	6.93	5.13	4.69	4.24
636-172-015-242R021	172-015-242R021	15	Female	.250" Clinch Nuts, Board Side	6.89	5.11	4.83	4.23
636-172-025-142R001	172-025-142R001	25	Male	- - -	8.37	6.22	5.84	5.14
636-172-025-242R021	172-025-242R021	25	Female	.250" Clinch Nuts, Board Side	11.33	8.63	8.20	7.39
636-172-037-242R001	172-037-242R001	37	Female	- - -	12.34	9.39	8.93	8.05

Dimensional Drawing

No. of Positions	Dimensions: in. A	B	C
9	1.213	0.984	0.666
15	1.543	1.312	0.944
25	2.087	1.852	1.534
37	2.732	2.500	2.181
50	2.638	2.406	2.079

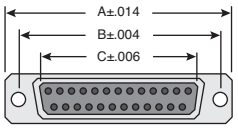

Termination

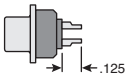

Solder Cup

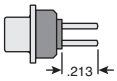

DIP Solder

Clinch Nut Hardware

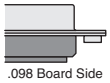
.098 Board Side

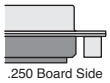
.250 Board Side

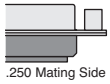
.250 Mating Side

Foot Print

No. of Positions	Dimensions: in. A	B
9	.984	.433
15	1.312	.757
25	1.852	1.305
37	2.500	1.957
50	2.406	1.740

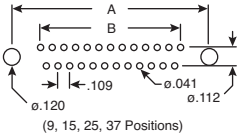

(9, 15, 25, 37 Positions)

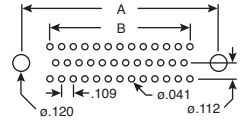

(50 Positions)

"D" Connectors

NorComp

© Copyright 2013 Mouser Electronics

© Copyright 2013 Mouser Electronics

NORCOMP D-Sub Backshells

RoHS Compliant **This product is RoHS compliant.**

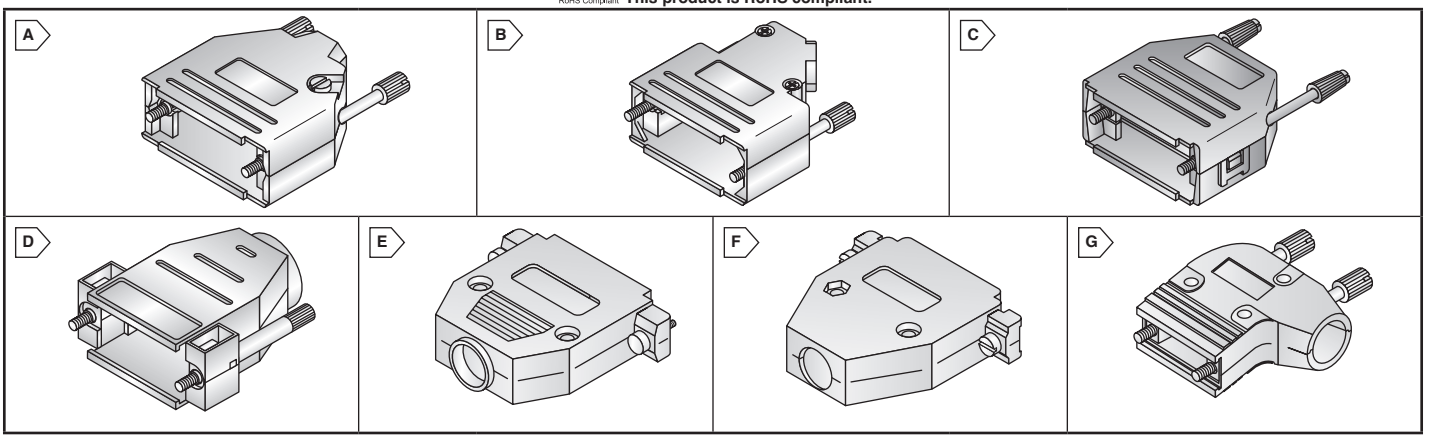

D-SUB BACKSHELLS

- Perimeter sealing lips for secure assembly
- Die Cast Material: Lightweight zinc
- Die Cast Plating: Nickel over copper or black chromate
- Metalized Plastic Material: High temperature plastic UL94V-0
- Metalized Plastic Plating: Nickel over copper
- Plastic Material: High temperature plastic UL94V-2
- RoHS Compliant per NorComp documentation

970 and 971 Series Backshells

- Kit includes: (2) Backshell Halves, (2) 4-40 Thumbscrews, (2) Housing Screws, 2 pc. Grommet - Various sizes
- Fully tapped assembly holes allow easy assembly

RoHS Compliant

For quantities greater than listed, call for quote.

MOUSER STOCK NO.	NorComp Part No.	Fig.	D-Sub Size	Type	Price Each 1	25	50	100
Straight/Top Entry - 970 Series								
636-970-009-030R121	970-009-030R121	A	9	Die Cast - Nickel	5.75	4.29	4.00	3.55
636-970-009-040R011	970-009-040R011	A	9	Die Cast - Black	5.96	5.20	4.84	3.81
636-970-009-020R121	970-009-020R121	A	9	Metalized Plastic	5.36	4.19	3.93	3.43
636-970-009-010R011	970-009-010R011	A	9	Black Plastic	2.63	2.15	2.07	1.71
636-970-015-030R121	970-015-030R121	A	15	Die Cast - Nickel	6.86	5.21	5.09	4.26
636-970-015-040R011	970-015-040R011	A	15	Die Cast - Black	7.09	5.11	4.48	4.39
636-970-015-020R121	970-015-020R121	A	15	Metalized Plastic	5.60	4.31	4.18	3.57
636-970-015-010R011	970-015-010R011	A	15	Black Plastic	2.63	2.19	2.07	1.73
636-970-025-030R121	970-025-030R121	A	25	Die Cast - Nickel	6.86	5.11	4.84	4.25
636-970-025-040R011	970-025-040R011	A	25	Die Cast - Black	7.10	5.11	4.49	4.40
636-970-025-020R121	970-025-020R121	A	25	Metalized Plastic	5.82	4.38	4.15	3.61
636-970-025-010R011	970-025-010R011	A	25	Black Plastic	2.79	2.28	2.13	1.78
636-970-037-030R121	970-037-030R121	A	37	Die Cast - Nickel	9.92	7.37	6.81	6.20
636-970-037-040R011	970-037-040R011	A	37	Die Cast - Black	9.49	7.12	6.88	6.06
636-970-037-020R121	970-037-020R121	A	37	Metalized Plastic	6.09	4.56	4.28	3.77
636-970-037-010R011	970-037-010R011	A	37	Black Plastic	2.84	2.25	2.03	1.85
45° Entry - 971 Series								
636-971-009-030R121	971-009-030R121	B	9	Die Cast - Nickel	5.75	4.29	3.99	3.55
636-971-009-040R011	971-009-040R011	B	9	Die Cast - Black	5.97	4.32	4.15	3.82
636-971-009-020R121	971-009-020R121	B	9	Metalized Plastic	5.36	4.19	3.93	3.42
636-971-009-010R011	971-009-010R011	B	9	Black Plastic	2.62	2.15	1.98	1.70
636-971-015-030R121	971-015-030R121	B	15	Die Cast - Nickel	6.85	5.11	4.79	4.24
636-971-015-040R011	971-015-040R011	B	15	Die Cast - Black	7.13	5.19	4.93	4.40
636-971-015-020R121	971-015-020R121	B	15	Metalized Plastic	5.60	4.35	4.10	3.57
636-971-015-010R011	971-015-010R011	B	15	Black Plastic	2.62	2.18	2.05	1.71
636-971-025-030R121	971-025-030R121	B	25	Die Cast - Nickel	6.86	5.11	4.82	4.25
636-971-025-040R011	971-025-040R011	B	25	Die Cast - Black	7.12	5.19	4.92	4.39
636-971-025-020R121	971-025-020R121	B	25	Metalized Plastic	5.81	4.38	4.11	3.60
636-971-025-010R011	971-025-010R011	B	25	Black Plastic	2.85	2.25	2.05	1.79
636-971-037-030R121	971-037-030R121	B	37	Die Cast - Nickel	10.03	7.52	7.10	6.27
636-971-037-040R011	971-037-040R011	B	37	Die Cast - Black	10.00	7.50	6.88	6.25
636-971-037-020R121	971-037-020R121	B	37	Metalized Plastic	6.44	4.89	4.59	3.99

Plastic Slim Line Clam Shell Style Backshells - Straight/Top Entry - 972 Series

- Kit includes: (1) Backshell, (2) 4-40 Thumbscrews, (1) Plastic Strain Relief, (1) Metal Strain Relief Clamp, (2) Strain Relief Screws
- Fast assembly cable clamp with high quality self-tapping screws
- "Slim Line" version for critical space requirements
- One piece clam construction aids assembly

RoHS Compliant

For quantities greater than listed, call for quote.

MOUSER STOCK NO.	NorComp Part No.	Fig.	D-Sub Size	Type	Price Each 1	25	50	100
636-972-009-01SR011	972-009-01SR011	C	9	Black Plastic	2.76	2.24	2.16	1.82
636-972-009-01SR031	972-009-01SR031	C	9	Gray Plastic	2.81	2.17	2.04	1.81
636-972-009-01SR061	972-009-01SR061	C	9	Red Plastic	2.76	2.23	2.16	1.82
636-972-009-01SR081	972-009-01SR081	C	9	Yellow Plastic	2.75	2.18	2.00	1.70
636-972-015-01SR011	972-015-01SR011	C	15	Black Plastic	2.89	2.16	1.96	1.75
636-972-015-01SR031	972-015-01SR031	C	15	Gray Plastic	2.89	2.16	1.96	1.75
636-972-025-01SR011	972-025-01SR011	C	25	Black Plastic	3.08	2.45	2.41	2.00
636-972-025-01SR031	972-025-01SR031	C	25	Gray Plastic	3.08	2.46	2.42	2.00
636-972-037-01SR011	972-037-01SR011	C	37	Black Plastic	3.30	2.60	2.39	2.14
636-972-037-01SR031	972-037-01SR031	C	37	Gray Plastic	3.38	2.64	2.48	2.15

Straight/Top Entry Backshells - 973 Series

- Kit includes: (2) Backshell Halves, (2) 4-40 Thumbscrews, (1) Metal Strain Relief Clamp, (2) Strain Relief Screws, (2) Housing Screws
- Metalized plastic provides up to 60 dB shielding

RoHS Compliant

For quantities greater than listed, call for quote.

MOUSER STOCK NO.	NorComp Part No.	Fig.	D-Sub Size	Type	Price Each 1	25	50	100
636-973-009-020R121	973-009-020R121	D	9	Metalized Plastic	7.14	5.24	5.09	4.39
636-973-009-010R011	973-009-010R011	D	9	Black Plastic	3.81	3.01	2.85	2.47
636-973-015-020R121	973-015-020R121	D	15	Metalized Plastic	7.44	5.51	5.39	4.56
636-973-015-010R011	973-015-010R011	D	15	Black Plastic	4.03	3.18	2.97	2.62
636-973-025-020R121	973-025-020R121	D	25	Metalized Plastic	8.41	6.24	5.85	5.15
636-973-025-010R011	973-025-010R011	D	25	Black Plastic	4.19	3.28	3.09	2.72
636-973-037-020R121	973-037-020R121	D	37	Metalized Plastic	9.90	7.43	7.00	6.20
636-973-037-010R011	973-037-010R011	D	37	Black Plastic	5.10	3.98	3.73	3.25

977/979/981 Series Backshells

Specifications:

- Plastic Material: High temperature plastic UL94V-2
- Die Cast Material: Lightweight zinc
- Die Cast Plating: Nickel over copper
- Metalized Plastic Material: High temperature plastic UL94V-0
- Metalized Plastic Plating: Nickel over copper
- RoHS Compliant per NorComp documentation

RoHS Compliant

Top Entry - 977 and 979 Series

✻ with Grommet

For quantities greater than listed, call for quote.

MOUSER STOCK NO.	NorComp Part No.	Fig.	D-Sub Size	Type	Price Each 1	25	50	100
977 Series								
636-977-009-010R031	977-009-010R031	E	9	Gray Plastic	.51	.453	.40	.368
636-977-009-020R121	977-009-020R121	E	9	Metalized Plastic	.75	.662	.574	.53
636-977-015-010R031	977-015-010R031	E	15	Gray Plastic	.65	.582	.506	.474
636-977-015-020R121	977-015-020R121	E	15	Metalized Plastic	.86	.749	.659	.614
636-977-025-010R031	977-025-010R031	E	25	Gray Plastic	.75	.661	.582	.536
636-977-025-020R121	977-025-020R121	E	25	Metalized Plastic	1.13	.999	.872	.816
636-977-037-010R031	977-037-010R031	E	37	Gray Plastic	.97	.863	.755	.701
636-977-037-020R121	977-037-020R121	E	37	Metalized Plastic	1.47	1.28	1.12	1.05
979 Series								
636-979-009-010R031	979-009-010R031	F	9	Black Plastic✻	1.09	.952	.835	.781
636-979-009-020R121	979-009-020R121	F	9	Metalized Plastic✻	1.42	1.26	1.10	1.03
636-979-015-010R031	979-015-010R031	F	15	Black Plastic✻	1.10	.979	.851	.793
636-979-015-020R121	979-015-020R121	F	15	Metalized Plastic✻	1.56	1.37	1.20	1.10
636-979-025-010R031	979-025-010R031	F	25	Black Plastic✻	1.18	1.03	.906	.838
636-979-025-020R121	979-025-020R121	F	25	Metalized Plastic✻	1.77	1.55	1.36	1.26

90° Entry - 981 Series

RoHS Compliant

For quantities greater than listed, call for quote.

MOUSER STOCK NO.	NorComp Part No.	Fig.	D-Sub Size	Type	Price Each 1	25	50	100
636-981-009-130R121	981-009-130R121	G	9	Die Cast w/Grommet & Thumbscrews	4.00	3.51	3.06	2.84
636-981-015-130R121	981-015-130R121	G	15	Die Cast w/Grommet & Thumbscrews	6.20	4.23	3.69	3.37
636-981-025-130R121	981-025-130R121	G	25	Die Cast w/Grommet & Thumbscrews	4.64	4.08	3.57	3.32

© Copyright 2013 Mouser Electronics

D-SUB BACKSHELLS

Straight/Top Entry Backshells - 978 Series

- Kit includes: (2) Backshell Halves, (2) 4-40 Mounting Screws, (2) Saddle Washers, (2) Housing Screws, (2) 4-40 Housing Nuts, (1) Strain Relief Threaded Rod
- Metalized plastic provides up to 60 dB shielding
- Metalized Plastic Material: High temperature - UL94H-B
- Plastic: High temperature plastic - UL94H-B
- RoHS Compliant per NorComp documentation.
- Strain Relief design ensures secure fit no matter what cable diameter is used
- Metalized Plastic Plating: Chrome
- Perimeter sealing lips for secure assembly.

RoHS Compliant

For quantities greater than listed, call for quote.

MOUSER STOCK NO.	NorComp Part No.	Fig.	D-Sub Size	Type	Price Each 1	25	50	100
636-978-009-010R031	978-009-010R031	A	9	Gray Plastic	1.39	1.19	1.09	.969
636-978-009-020R121	978-009-020R121	A	9	Metalized Plastic	1.81	1.46	1.34	1.16
636-978-015-010R031	978-015-010R031	A	15	Gray Plastic	1.44	1.31	1.14	1.01
636-978-015-020R121	978-015-020R121	A	15	Metalized Plastic	2.07	1.61	1.49	1.32
636-978-025-010R031	978-025-010R031	A	25	Gray Plastic	1.53	1.38	1.20	1.05
636-978-025-020R121	978-025-020R121	A	25	Metalized Plastic	2.14	1.74	1.64	1.37
636-978-037-010R031	978-037-010R031	A	37	Gray Plastic	2.16	1.75	1.57	1.38
636-978-037-020R121	978-037-020R121	A	37	Metalized Plastic	2.70	2.29	2.12	1.93
636-978-050-010R031	978-050-010R031	A	50	Gray Plastic	2.26	1.82	1.63	1.43
636-978-050-020R121	978-050-020R121	A	50	Metalized Plastic	2.81	2.39	2.20	2.01

Top Entry Backshells - 979 Series

- Kit includes: (2) Backshell Halves, (2) 4-40 Mounting Screws, (2) Saddle Washers, (2) Housing Screws, (2) 4-40 Housing Nuts, (1) Grommet Tree - Various Sizes
- Die Cast Zinc backshell is nickel plated for over 70 dB shielding
- Perimeter sealing lips for secure assembly
- Backshell cable entry designed for sure grip on cable jacket or grommet and provide proper strain relief
- Non-conductive grommet/strain relief supplied to enhance EMI/RFI shielding

RoHS Compliant

For quantities greater than listed, call for quote.

MOUSER STOCK NO.	NorComp Part No.	Fig.	D-Sub Size	Type	Price Each 1	25	50	100
636-979-009-030R121	979-009-030R121	B	9	Die Cast - Nickel	2.63	2.12	1.95	1.72
636-979-015-030R121	979-015-030R121	B	15	Die Cast - Nickel	3.38	2.64	2.50	2.18
636-979-025-030R121	979-025-030R121	B	25	Die Cast - Nickel	3.92	3.15	3.06	2.57
636-979-037-030R121	979-037-030R121	B	37	Die Cast - Nickel	5.33	4.10	3.92	3.40
636-979-050-030R121	979-050-030R121	B	50	Die Cast - Nickel	7.50	5.49	5.10	4.59

Straight/90° Backshells - 982 Series

- Kit includes: (2) Backshell Halves, (2) 4-40 Mounting Screws, (2) Strain Relief Clamps, (2) Strain Relief Screws, (1) Compression Spring, (1) Cable Slot Shut-Off, (1) Cable Slot Feed-Thru, (3) Housing Screws
- Metalized plastic provides up to 60 dB shielding
- Metalized Plastic Material: High temperature - UL94V-0
- Separate strain relief mechanism is useable in either top or 90 degree entry
- Perimeter sealing lips for secure assembly
- Metalized Plastic Plating: Electro-plated nickel over copper
- Gray Plastic Material: High temperature plastic - UL94V-0
- RoHS Compliant per NorComp documentation

RoHS Compliant

For quantities greater than listed, call for quote.

MOUSER STOCK NO.	NorComp Part No.	Fig.	D-Sub Size	Type	Price Each 1	25	50	100
✻ 636-982-009-010R031	982-009-010R031	C	9	Gray Plastic	5.25	4.04	3.79	3.28
✻ 636-982-009-020R121	982-009-020R121	C	9	Metalized Plastic	9.51	7.04	6.61	5.82
636-982-015-010R031	982-015-010R031	C	15	Gray Plastic	5.95	4.63	4.34	3.80
636-982-015-020R121	982-015-020R121	C	15	Metalized Plastic	10.94	8.20	7.74	6.85
636-982-025-020R121	982-025-020R121	C	25	Metalized Plastic	11.61	8.71	8.22	7.28
636-982-050-010R031	982-050-010R031	C	50	Gray Plastic	7.43	5.63	5.29	4.59
636-982-050-020R121	982-050-020R121	C	50	Metalized Plastic	14.25	10.89	10.38	9.33

✻9 position does not have 90 degree cable entry.

Straight Snap Backshells - 983 Series

- Kit includes: (2) Backshell Halves, (2) 4-40 Mounting Screws, (2) Saddle Washers, (1) Yoke, (2) Strain Relief Clamps, (2) Strain Relief Screws
- Metalized plastic provides up to 60 dB shielding
- Cable Clamp with self-tapping screws provide positive strain relief
- Gray Plastic Material: ABS Plastic - UL94V-0
- Metalized Plastic Material: ABS Plastic - UL94V-0
- Perimeter sealing lips for secure assembly
- Metalized Plastic Plating: Chrome
- May be used as "Gender Changer", pin-out changer or standard cable entry backshell

RoHS Compliant

For quantities greater than listed, call for quote.

MOUSER STOCK NO.	NorComp Part No.	Fig.	D-Sub Size	Type	Price Each 1	25	50	100
636-983-009-010R031	983-009-010R031	D	9	Gray Plastic	1.35	1.18	1.04	.914
636-983-009-020R121	983-009-020R121	D	9	Metalized Plastic	2.15	1.87	1.69	1.46
636-983-015-010R031	983-015-010R031	D	15	Gray Plastic	1.69	1.43	1.32	1.09
636-983-015-020R121	983-015-020R121	D	15	Metalized Plastic	2.36	1.99	1.86	1.62
636-983-025-010R031	983-025-010R031	D	25	Gray Plastic	1.92	1.65	1.49	1.27
636-983-025-020R121	983-025-020R121	D	25	Metalized Plastic	3.24	2.59	2.26	2.08

D-SUB HARDWARE

✻ Not RoHS Compliant RoHS Compliant **For quantities greater than listed, call for quote.**

MOUSER STOCK NO.	NorComp Part No.	Fig.	Description	Dim. A	Dim. B		Price Each 1	25	50	100
Non-conductive Rubber Grommets										
636-162-000-925R000	162-000-925R000	E	0.400" outside diameter				.44	.367	.334	.312
636-162-000-037R000	162-000-037R000	E	0.620" outside diameter				1.08	.917	.852	.764
Dust Covers										
636-160-000-109R000	160-000-109R000	F	9 Pin, Male				.63	.51	.465	.432
636-160-000-209R000	160-000-209R000	F	9 Pin, Female				.60	.507	.464	.412
636-160-000-115R000	160-000-115R000	F	15 Pin, Male				.61	.549	.475	.433
636-160-000-215R000	160-000-215R000	F	15 Pin, Female				.94	.878	.718	.654
636-160-000-125R000	160-000-125R000	F	25 Pin, Male				.64	.579	.505	.463
636-160-000-225R000	160-000-225R000	F	25 Pin, Female				.61	.549	.475	.433
4-40 Female Coupling Nuts										
636-160-000-006R032	160-000-006R032	G	Nickel Plating				.18	.171	.161	.15
4-40 Male Screwlock w/ Slip-On Retainer										
636-160-000-001R031	160-000-001R031	H	Nickel Plating				1.34	1.07	1.01	.807
4-40 Male Screwlock w/ Clip-On Retainer										
636-160-000-002R031	160-000-002R031	H	Nickel Plating				.89	.752	.699	.612
Plastic Retaining Clip										
✻ 636-163-001-000-000	163-001-000-000	I	For retaining connectors to PC .062" board				.16	.15	.139	.128
4-40 Female Screwlock Assembly				Dim. A	Dim. B					
636-160-000-010R031	160-000-010R031	J		0.187	0.312	Nickel Plating	.80	.692	.639	.531
636-160-000-011R031	160-000-011R031	J		0.187	0.625	Nickel Plating	1.02	.873	.809	.682
636-160-000-012R031	160-000-012R031	J		0.25	0.156	Nickel Plating	.86	.808	.678	.582
636-160-000-013R031	160-000-013R031	J		0.197	0.197	Nickel Plating	.80	.683	.607	.509
636-160-000-015R031	160-000-015R031	J		0.197	0.323	Nickel Plating	.76	.675	.566	.501
636-160-000-016R031	160-000-016R031	J		0.197	0.433	Nickel Plating	.89	.806	.698	.591
636-160-000-017R031	160-000-017R031	J		0.197	0.52	Nickel Plating	.73	.621	.566	.49
636-160-000-018R031	160-000-018R031	J		0.197	0.669	Nickel Plating	1.02	.895	.809	.671
Thumbscrews for Standard Backshells										
636-160-000-050R031	160-000-050R031	K	4-40 for series 977, 978, 979, & 983 backshells				.21	.192	.171	.161
636-160-000-060R031	160-000-060R031	L	2.6mm for series 970, 971, & 972 backshells				.80	.735	.638	.54

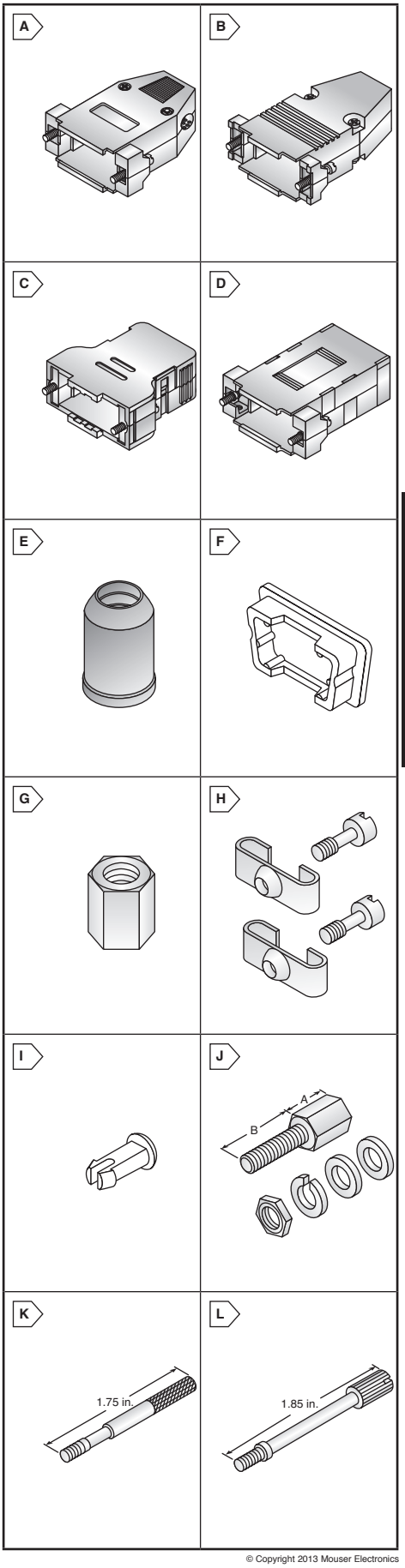

© Copyright 2013 Mouser Electronics

© Copyright 2013 Mouser Electronics

PHOENIX CONTACT D-Sub Connectors

PHOENIX CONTACT
INSPIRING INNOVATIONS

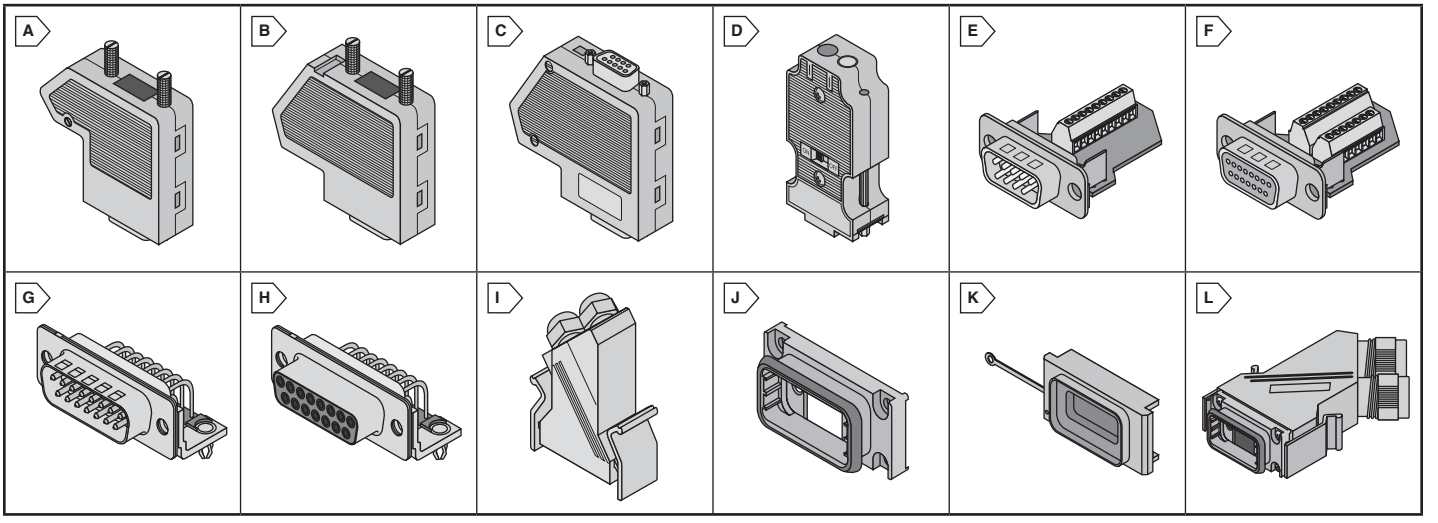

SUBCON D-SUB CONNECTORS

Phoenix Contact's SUBCON products provides a means to make D-SUB assemblies without the hassle of soldering or crimping. The SUBCON product provides connection from the pins of a D-SUB connector to individual screw actuated terminal blocks all in a D-SUB clamshell housing. This means that the only tool required to configure a cable is a screwdriver.

- EMI/RFI Shielded, secure connection of cable assembly to mating receptacle
- Cable feed-in is designed for one cable

For quantities greater than listed, call for quote.

MOUSER STOCK NO. / Mfr.	Mfr. Part No.	Fig.	Phoenix Type	No. of Positions	Type	Description	Price Each 1	10	25
651	2761499	A	SUBCON 9/F-SH	9	Female	1 Cable entry, INTERBUS, RS-232	41.53	41.00	40.46
651	2761509	A	SUBCON 9/M-SH	9	Male	1 Cable entry, INTERBUS, RS-232	41.53	41.00	40.46
651	2761596	A	SUBCON 15/F-SH	15	Female	1 Cable entry, TTY(CL), RS-422	44.94	41.33	40.50
651	2761606	A	SUBCON 15/M-SH	15	Male	1 Cable entry, TTY(CL), RS-422	41.73	41.21	40.66
651	2761619	A	SUBCON 25/F-SH	25	Female	1 Cable entry, RS-232	50.29	46.26	45.31
651	2761622	A	SUBCON 25/M-SH	25	Male	1 Cable entry, RS-232	47.08	46.49	46.01
651	2300986	A	SUBCON 37/F-SH	37	Female	1 Cable entry	61.30	60.88	60.57
651	2300973	A	SUBCON 37/M-SH	37	Male	1 Cable entry	61.30	61.19	60.47

SUBCON-PLUS D-SUB CONNECTORS

- SUBCON-PLUS is for applications where 2 cable feed-ins are required.
- SUBCON-PLUS-PROFIB is designed for use in Profibus systems up to 12 Mbit/s.
- Number of Contacts: 9
- PROFIBUS-Terminating resistor is already integrated in all versions.

For quantities greater than listed, call for quote.

MOUSER STOCK NO. / Mfr.	Mfr. Part No.	Fig.	Phoenix Type	Pin Assignment	Type	Description	Price Each 1	10	25
651	2761826	B	SUBCON-PLUS M1	1, 2, 3, 5, 6, 8	Male	2 Feed-Ins, MODBUS, BITBUS	46.76	44.80	43.47
651	2744267	B	SUBCON-PLUS-F1	1, 2, 3, 5, 6, 8	Female	2 Feed-ins, MODBUS, BITBUS	45.67	43.76	42.46
651	2761839	B	SUBCON-PLUS M2	2, 3, 4, 5, 7, 9	Male	2 Feed-Ins, SUCONET, S-BUS	46.30	44.35	43.05
651	2799490	B	SUBCON-PLUS-F2	2, 3, 4, 5, 7, 9	Female	2 Feed-Ins, SUCONET, S-BUS	84.87	82.22	79.73
651	2744348	C	SUBCON-PLUS-PROFIB	3, 8	Male	2 Entries, Profibus with 12 Mbit/s	50.70	45.45	43.48
651	2744377	D	SUBCON-PLUSPROFIBAX	3, 6, 5, 8	Male	Axial version, Profibus with 12 Mbit/s	40.66	37.40	36.64
651	2744380	D	SUBCNPLUSPROFIBAXSC	3, 6, 5, 8	Male	Axial, Profibus with 12 Mbit/s Screw	40.66	37.40	36.64

VARIOSUB D-SUB CONNECTORS

VARIOSUB-D-SUB is the IP67 protected plug connector range with commercially available D-SUB contact inserts.

- Male and female insert format enable 9,15, or 25 data lines and cable shields to be connected.
- VARIOSUB housings offer space and time-saving Push-Pull locking which snaps with a noticeable click.

For quantities greater than listed, call for quote.

MOUSER STOCK NO. / Mfr.	Mfr. Part No.	Fig.	Phoenix Type	No. of Positions	Type	Description	Price Each 1	10	25
651	1688379	E	VS-09STDSUB/9MPT-0.5	9	Male	Contact insert with PCB and MPT 0.5	21.24	19.54	18.95
651	1688395	F	VS-09BUDSUB/9MPT-0.5	9	Female	Contact insert with PCB and MPT 0.5	20.02	19.40	18.81
651	1688078	E	VS-15STDSUB/15MPT0.5	15	Male	Contact insert with PCB and MPT 0.5	22.11	21.41	20.77
651	1688094	F	VS-15BUDSUB/15MPT0.5	15	Female	Contact insert with PCB and MPT 0.5	25.15	23.14	21.76
651	1689789	E	VS-25STDSUB/25MPT0.5	25	Male	Contact insert with PCB and MPT 0.5	38.43	37.23	36.11
651	1689776	F	VS-25BUDSUB25MPT0.5	25	Female	Contact insert with PCB and MPT 0.5	38.43	37.23	36.11
651	1688382	G	VS-09-ST-DSUB-ER	9	Male	Contact insert with angled solder pins, thread	12.24	11.28	10.60
651	1688405	H	VS-09-BU-DSUB-ER	9	Female	Contact insert with angled solder pins, thread	13.27	12.21	11.48
651	1688081	G	VS-15-ST-DSUB-ER	15	Male	Contact insert with angled solder pins, thread	14.45	13.29	12.50
651	1688120	H	VS-15-BU-DSUB-ER	15	Female	Contact insert with angled solder pins, thread	15.99	14.72	13.85
651	1689873	G	VS-25-ST-DSUB-ER	25	Male	Contact insert with angled solder pins, thread	17.84	16.41	15.44
651	1689886	H	VS-25-BU-DSUB-ER	25	Female	Contact insert with angled solder pins, thread	20.37	18.76	17.64
651	1688353	I	VS-09-T-2M16	9	- - -	Plastic sleeve housing with push-pull lock	6.06	5.56	5.46
651	1688052	I	VS-15-T-2PG11	15	- - -	Plastic sleeve housing with push-pull lock	7.19	6.61	6.22
651	1689792	I	VS-25-T-2M20	25	- - -	Plastic sleeve housing with push-pull lock	9.32	8.57	8.07
651	1688366	J	VS-09-A	9	- - -	Plastic panel mounting base	5.90	5.41	5.40
651	1688036	J	VS-15-A	15	- - -	Plastic panel mounting base	4.77	4.39	4.13
651	1689750	J	VS-25-A	25	- - -	Plastic panel mounting base	8.05	6.92	6.51
651	1887086	K	VS-09-SD	9	- - -	Protective cover	6.24	6.03	5.94
651	1652211	K	VS-25-SD	25	- - -	Protective cover	8.35	7.68	7.22
651	1688450	-	VS-M16 (3-6)	-	- - -	M16 nut cap for 3-6mm wire	2.27	1.96	1.84
651	1688447	-	VS-M16 (5-9)	-	- - -	M16 nut cap for 5-9mm wire	2.13	1.96	1.84
651	1688117	-	VS-PG 11(3-7)	-	- - -	PG nut cap for 3-7mm wire	2.29	2.11	1.98
651	1688104	-	VS-PG 11(5-10)	-	- - -	PG nut cap for 5-10mm wire	2.29	2.11	1.98
651	1652127	-	VS-M20 (5-13)	-	- - -	M20 nut cap for 5-13mm wire	3.41	3.14	2.95
Shielded Housing Kits									
651	1689158	L	VS-09-SET-EMV	9	- - -	D-Sub 9 EMC shielded housing set for contact insert	36.90	33.97	31.94
651	1689132	L	VS-15-SET-EMV	15	- - -	D-Sub 15 EMC shielded housing set for contact insert	43.88	40.39	37.99
651	1652208	L	VS-25-SET-EMV	25	- - -	D-Sub 25 EMC shielded housing set for contact insert	47.21	43.46	40.87

© Copyright 2013 Mouser Electronics
© Copyright 2013 Mouser Electronics

SPECTRUM ASP Filtered D-Sub Connectors

RoHS Compliant **This product is RoHS compliant.**

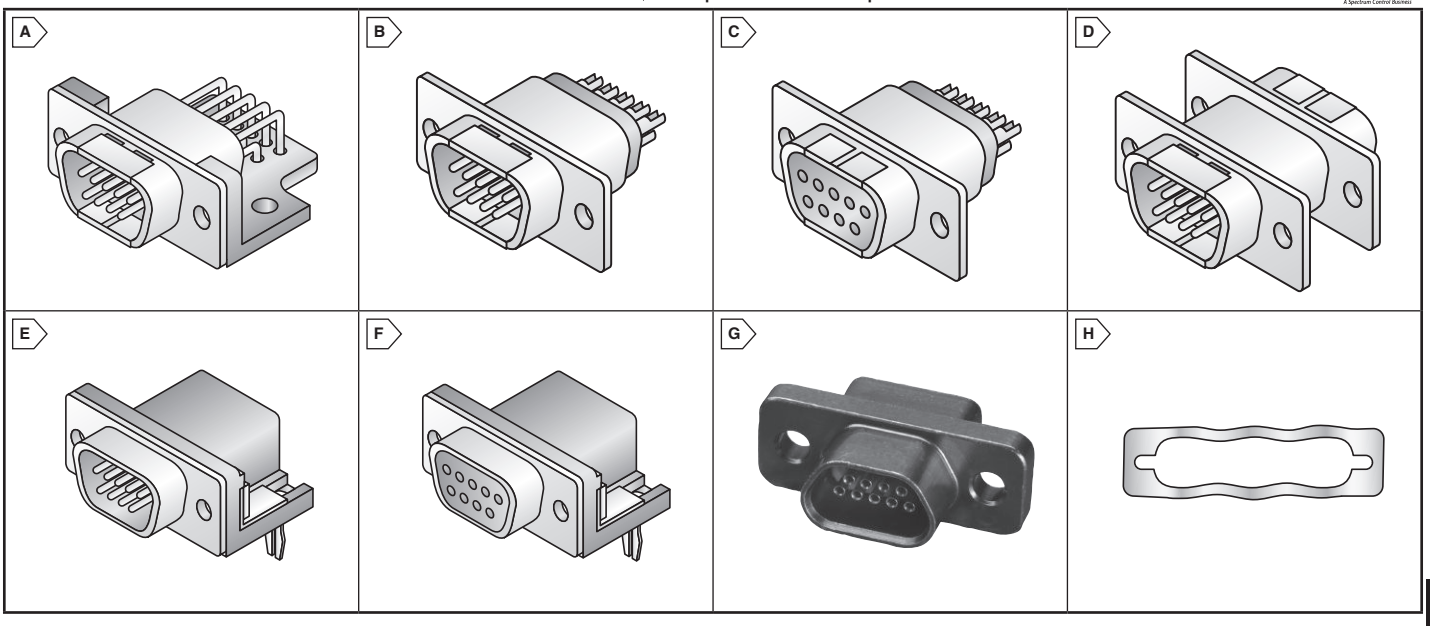

SERIES 700 HIGH PERFORMANCE FILTERED CONNECTORS

The Series 700 Connectors offer the highest performance filtering for all types of professional applications.

Features:
- One piece diecast housing design
- Tubular capacitor filtering provides effective performance through 10GHz
- UL Recognized: File #E149046
- RoHS Compliant per Spectrum ASP documentation

Specifications:
- Shell: Zinc diecast, nickel plated
- Contacts: Copper alloy
- Plug Contacts: 15μ" Gold plated over nickel
- Receptacle Contacts: 30μ" Gold plated over nickel
- Temperature: -55°C to +125°C
- Current Rating: 5A
- Contact Resistance: 10MΩ maximum

RoHS Compliant

Connectors

For quantities greater than listed, call for quote.

MOUSER STOCK NO.	Spectrum ASP Part No.	Fig.	Type	No. of Pos.	EMI Filter Capacitance Value	Price Each 1	5	10
Printed Circuit Board Right Angle Mount								
657-56F722-005	56F722-005	A	Plug	25	4000 pF Pi	**86.17**	**78.98**	**70.74**
Solder Cup Termination								
657-56F701-013	56F701-013	B	Plug	9	1000 pF Pi	**40.08**	**38.07**	**36.07**
657-56F701-015	56F701-015	B	Plug	9	4000 pF Pi	**43.68**	**41.49**	**39.30**
657-56F706-001	56F706-001	C	Receptacle	9	310 pF Pi	**45.42**	**43.15**	**40.87**
657-56F706-005	56F706-005	C	Receptacle	9	4000 pF Pi	**54.62**	**52.02**	**49.42**
657-56F711-013	56F711-013	B	Plug	15	1000 pF Pi	**54.55**	**51.82**	**49.09**
657-56F716-003	56F716-003	C	Receptacle	15	1000 pF Pi	**67.40**	**64.02**	**60.66**
657-56F721-013	56F721-013	B	Plug	25	1000 pF Pi	**83.27**	**79.11**	**74.94**
657-56F721-015	56F721-015	B	Plug	25	4000 pF Pi	**91.70**	**87.11**	**82.53**
657-56F731-013	56F731-013	B	Plug	37	1000 pF Pi	**123.03**	**116.88**	**110.72**

Plug/Receptacle Adapter

In-line design allows EMI/RFI filtering to be added externally to equipment. Utilizes existing D-Sub connectors. No gender changer required. Offers same protection as soldered in filters.

- RoHS Compliant per Spectrum ASP documentation

✻ LI Suffix=4-40 UNC Inserts

RoHS Compliant

For quantities greater than listed, call for quote.

MOUSER STOCK NO.	Spectrum ASP Part No.	Fig.	No. of Pos.	EMI Filter Capacitance Value	Price Each 1	5	10
657-56F705-001	56F705-001	D	9	310 pF Pi	**35.28**	**32.34**	**28.95**
657-56F705-008	56F705-008	D	9	830 pF Pi	**28.04**	**25.70**	**23.03**
657-56F705-003	56F705-003	D	9	1000 pF Pi	**43.35**	**41.17**	**39.00**
657-56F705-005	56F705-005	D	9	4000 pF Pi	**44.14**	**42.03**	**39.92**
✻ 657-56F705-005-LI	56F705-005-LI	D	9	4000pF Pi	**48.90**	**46.57**	**44.24**
657-56F715-001	56F715-001	D	15	310 pF Pi	**52.11**	**49.50**	**46.89**
657-56F715-003	56F715-003	D	15	1000 pF Pi	**54.55**	**51.82**	**49.09**
657-56F715-005	56F715-005	D	15	4000 pF Pi	**63.96**	**60.77**	**57.58**
657-56F725-001	56F725-001	D	25	310 pF Pi	**78.71**	**74.77**	**70.83**
657-56F725-003	56F725-003	D	25	1000 pF Pi	**87.37**	**82.99**	**78.62**
657-56F725-005	56F725-005	D	25	4000 pF Pi	**96.24**	**91.66**	**87.07**
657-56F735-005	56F735-005	D	37	4000 pF Pi	**135.70**	**128.91**	**122.13**

SERIES 400 FERRITE FILTERED CONNECTORS

The Series 400 Ferrite Filtered Connector is designed as a low cost EMI solution for high frequency interference. The space saving connectors incorporate a solid slab of ferrite material as the filtering element.

Features:
- Prevents common-mode noise in signal lines of data communication terminals and digital devices
- Drop In replacements for standard .318" D-Sub connectors
- Replaces individual ferrite beads, saving cost and space
- Effective in helping meet requirements of FCC, VDE, EN55022 and Japan's VCCI
- RoHS Compliant per Spectrum ASP documentation

Specifications:
- Operating Temperature: –40°C to +105°C
- Frequency Range: 10 – 300MHz
- Current Rating: 5A
- Dielectric Withstand Voltage: 1000 VAC for one min
- Shell: Steel (Tin Plated)
- Plug Contacts: Brass
- Receptacle Contacts: Phosphor Bronze
- Contact Plated: Gold Flash

RoHS Compliant

For quantities greater than listed, call for quote.

MOUSER STOCK NO.	Spectrum ASP Part No.	Fig.	Type	No. of Pos.	Typ. Impedance (Ω) 25 MHz	100 MHz	Price Each 1	5	10
657-56F402-001	56F402-001	E	Plug	9	30	50	**4.14**	**3.80**	**3.56**
657-56F404-001	56F404-001	F	Receptacle	9	30	50	**2.72**	**2.61**	**2.47**
657-56F422-001	56F422-001	E	Plug	25	30	50	**6.14**	**5.62**	**5.31**
657-56F424-001	56F424-001	F	Receptacle	25	30	50	**6.00**	**5.52**	**5.21**

FILTERED MICRO D CONNECTORS

Features:
- Light weight
- Compact size
- Environmentally sealed contact area when mated
- Corrosion resistant
- Durable (500 cycles min.)
- Superior electrical performance
- RoHS compliant

Specifications:
- Operating Voltage: 100 VDC Dielectric
- Withstanding Voltage: 300 VDC
- Current Rating: 3A
- Insulation Resistance: 5G ohms @ 100 VDC

For quantities greater than listed, call for quote.

MOUSER STOCK NO.	Spectrum ASP Part No.	Fig.	Type	No. of Pos.	EMI Filter Capacitance Value	Price Each 1	5	10
657-56F001-114	56F001-114	G	Plug	9	4700 pF COB	**234.51**	**224.44**	**214.37**
657-56F031-114	56F031-114	G	Plug	25	4700 pF COB	**520.07**	**497.74**	**475.40**

WAVED METAL GASKETS

Waved metal gaskets adjust for mounting surface irregularities, resulting in optimum filtering performance.

Specifications:
- Material: Beryllium Copper
- Finish: Electro Tin Plate
- Material Thickness: .005" Compresses
- Wave Length: .030"
- RoHS compliant per Spectrum ASP documentation

RoHS Compliant

Front Mounted Plug or Receptacle Connector, Rear Mounted Plug

For quantities greater than listed, call for quote.

MOUSER STOCK NO.	Spectrum ASP Part No.	Fig.	Shell Size	Price Each 1	5	10
657-572019-100-NI	572019-00100-NI	H	9	**1.79**	**1.69**	**1.59**
657-572019-101-NI	572019-00101-NI	H	15	**1.97**	**1.86**	**1.75**
657-572019-102-NI	572019-00102-NI	H	25	**2.31**	**2.20**	**2.10**
657-572019-103-NI	572019-00103-NI	H	37	**2.21**	**2.03**	**1.90**

Rear Mounted Receptacle Only

For quantities greater than listed, call for quote.

657-572019-105-NI	572019-00105-NI	H	9	**1.57**	**1.44**	**1.36**
657-572019-106-NI	572019-00106-NI	H	15	**1.97**	**1.86**	**1.75**
657-572019-107-NI	572019-00107-NI	H	25	**3.09**	**2.75**	**2.47**
657-572019-108-NI	572019-00108-NI	H	37	**2.63**	**2.31**	**2.12**

© Copyright 2013 Mouser Electronics

© Copyright 2013 Mouser Electronics

RoHS Compliant **This product is RoHS compliant.**

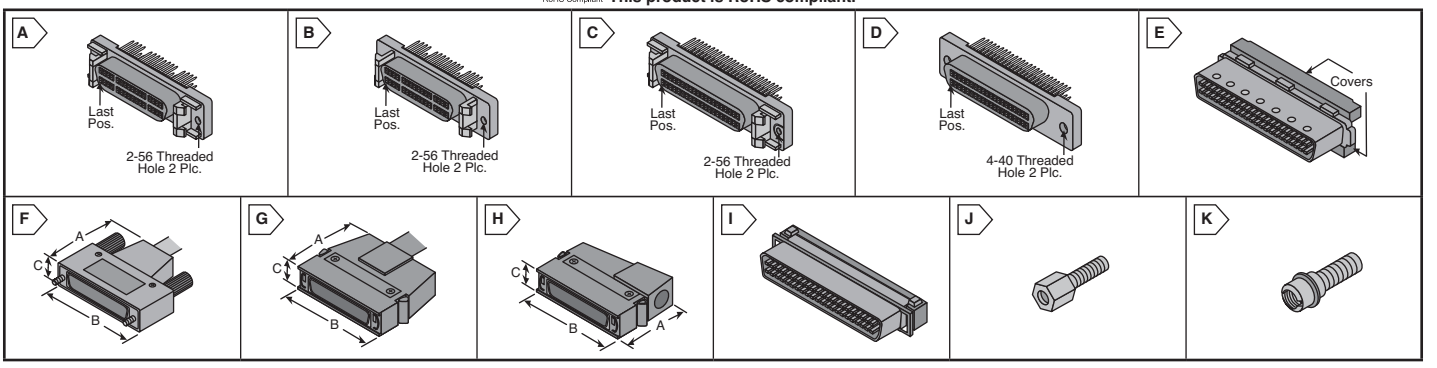

Description:

- Compatible with SCSI-2, EIA RS-232, HIPPI and IPI-2 standards
- High-density D type interface
- Shields mate before contacts, with ground mating first and breaking last
- Recognized under the Component Program of Underwriters Laboratories, Inc. File No. E28476
- Certified by Canadian Standards Association, File No. LR 7189A-207
- Series I - will intermate with 50, 68 and 96 position connectors in Series II and Series III
- Series III - will intermate with all Series II positions and the 50, 68, and 96 position Series I

VERTICAL RECEPTACLE HEADERS, SERIES III

.125 (3.18) Solder Tail Length

RoHS Compliant

Material and Finish:

- Housing: Thermoplastic, UL94V-0 rated, black, SMT compatible
- Shell: Steel, plated .000200 (0.00508) min. bright tin over .000050 (0.00127) min. copper
- Bracket: Zinc, plated nickel over copper
- Contacts: Phosphor bronze, duplex plated .000030 (0.00076) min. gold on mating end
- .000120 (0.00304) min. tin-lead on solder end all underplated .000050 (0.00127) min. nickel

For quantities greater than listed, call for quote.

MOUSER STOCK NO.	TE Part No.	Fig.	No. of Pos.	Description	Price Each 1	10	100
571-5749069-7	5749069-7	A	68	With rails and latch blocks	13.61	13.12	11.15
571-5749070-7	5749070-7	A	68	Without rails & without latch blocks	13.11	11.92	10.12
571-5749070-9	5749070-9	A	100	Without rails & without latch blocks	21.66	20.11	15.47
571-5749721-5	5749721-5	B	50	Without rails and with latch blocks	12.45	10.82	8.92

.173 (4.39) Length, Action PIN Tails

Headers with contact tail lengths of .173 are designed for boards with a nominal thickness of .062 (1.56) and .093 (2.36).

RoHS Compliant

Material and Finish:

- Housings: Thermoplastic, UL94V-0 rated, black, SMT compatible
- Shell: Carbon steel, plated .000200 (0.00508) min. bright tin over .000050 (0.00127) min copper
- Bracket: Zinc, plated .000150 (0.0038) min. nickel over .000200 (0.00508) min copper
- Contacts: Phosphor bronze, duplex plated .000030 (0.00076) min. gold on mating end, .000150 (0.0038) min. tin-lead on opposite end all underplated .000050 (0.00127) min. nickel

For quantities greater than listed, call for quote.

MOUSER STOCK NO.	TE Part No.	Fig.	No. of Pos.	Description	Price Each 1	10	100
571-5786554-5	5786554-5	C	50	With rails and latch blocks	10.97	10.34	8.99
571-5786554-7	5786554-7	C	68	With rails and latch blocks	18.84	15.05	14.08
571-5786555-7	5786555-7	D	68	Without rails & without latch blocks	10.57	8.99	7.93

CABLE PLUG CONNECTORS, SERIES III, WITH STANDARD TERMINATION COVERS

RoHS Compliant

Material and Finish:

- Housings and Covers: Thermoplastic, UL94V-0 rated, black
- Contacts: Phosphor bronze, duplex plated .000030 (0.00076) min. gold on mating end, .000050 (0.00127) min. tin-lead on termination end, all underplated .000050 (0.00127) min. nickel
- Shell: Steel, plated .000010 (0.00025) min. tin-nickel alloy over .000150 (0.0038) min. nickel over .000100 (0.00254) min. copper
- Recommended wire size: 28 AWG or 30 AWG, solid or 7 strand, with a .029-.036 insulation diameter

For quantities greater than listed, call for quote.

MOUSER STOCK NO.	TE Part No.	Fig.	No. of Pos.	Description	Price Each 1	10	100
571-5749111-1	5749111-1	E	20	Assembled Covers	7.55	6.03	5.29
571-5749111-6	5749111-6	E	68	Assembled Covers	11.66	11.15	9.37
571-5749111-8	5749111-8	E	100	Assembled Covers	18.71	17.38	13.36
571-5749621-2	5749621-2	E	26	Unassembled Covers	10.77	10.30	8.67
571-5749621-5	5749621-5	E	50	Unassembled Covers	9.90	9.46	6.75
571-5749621-7	5749621-7	E	68	Unassembled Covers	10.77	10.30	8.67
571-5749621-9	5749621-9	E	100	Unassembled Covers	16.57	16.31	13.36

SHIELDED BACKSHELL KITS, SERIES III

With Male Jackscrews

Materials:

- Jackscrews: Steel, plated black zinc
- Jackscrew Caps: Polyolefin or PVC, black
- 2-56 Screws: Stainless Steel
- Backshell: Zinc, plated nickel over copper
- Strain Relief Staple: Steel, plated tin-lead over nickel

Features:

- Each kit includes upper and lower backshells, two male jackscrews, one strain relief staple and two 2-56 screws.
- Packaged unassembled

RoHS Compliant

For quantities greater than listed, call for quote.

MOUSER STOCK NO.	TE Part No.	Fig.	No. of Pos.	Dimension A	B	C	Max. O.D.	Price Each 1	10	100
571-5749080-1	5749080-1	F	50	1.270	2.085	.480	.400	14.32	13.02	11.01
571-5749081-1	5749081-1	F	100	1.695	3.325	.595	.500	22.45	20.49	14.78
571-5749854-1	5749854-1	F	100	2.082	3.325	.615	.550	17.33	13.86	12.56

Straight and Angled Exit RFI/EMI Shields (Two-Piece) for Jacketed Cable with Spring Latches

Materials:

- Backshell: Zinc, plated nickel over copper
- Spring Latch: Stainless Steel
- 2-56 Screws: Stainless Steel
- Strain Relief Staple: Steel, plated tin-lead over nickel

Features:

- Each kit includes upper and lower backshells, two male jackscrews, one strain relief staple and two 2-56 screws.
- Packaged unassembled

RoHS Compliant

For quantities greater than listed, call for quote.

MOUSER STOCK NO.	TE Part No.	Fig.	No. of Pos.	Dimension A	B	C	Max. O.D.	Price Each 1	10	100
Straight with Latches										
571-5749193-2	5749193-2	G	50	1.395	1.965	.480	.400	6.24	4.99	3.98
571-5749195-2	5749195-2	G	68	1.405	2.415	.520	.440	12.43	11.58	9.88
Angled with Latches										
571-5749609-1	5749609-1	H	26	1.290	1.365	.400	.270	8.62	6.89	6.05
571-5749202-2	5749202-2	H	50	1.395	1.965	.480	.400	12.19	9.74	8.88

PLUG ASSEMBLY UNSHIELDED, SERIES III

For .025 (0.64) Centerline Ribbon Cable

Material and Finish:

- Covers: Thermoplastic, UL94V-0 rated, black
- Contacts: Phosphor Bronze, duplex plated .000030 (0.00076) min. gold on mating end, .000050 (0.00127) min. bright tin-lead on termination end, all over .000050 (0.00127) min. nickel underplating
- Recommended wire size: .025 (0.64) centerline, 30 AWG solid or 7 strand, PVC, flat ribbon cable.
- Cable must be approved by TE engineering

RoHS Compliant

For quantities greater than listed, call for quote.

MOUSER STOCK NO.	TE Part No.	Fig.	No. of Pos.	Description	Price Each 1	10	100
571-5786090-7	5786090-7	I	68	Plug Assembly	3.22	3.08	2.80

SCREWLOCK KITS, SERIES III-FEMALE

Materials:

- Stainless Steel
- Includes Two Screwlocks
- Used with Vertical Receptacle Headers

RoHS Compliant

For quantities greater than listed, call for quote.

MOUSER STOCK NO.	TE Part No.	Fig.	Thread Size	Description	Price Each 1	10	100
571-7490871	749087-1	J	4-40	Kit	2.71	2.46	2.08
571-7865852	786585-2	K	2-56	Kit	3.34	3.04	2.78

© Copyright 2013 Mouser Electronics

© Copyright 2013 Mouser Electronics

RoHS Compliant This product is RoHS compliant.

HD-20 SERIES, PCB CONNECTORS

- Shell: Steel, tin plated
- Contacts: Pins - brass, sockets - phosphor bronze
- Contact Plating: (a) Gold on mating end, tin on termination end, nickel underplated
  (b) Same as (a) with gold flash on mating end

Straight Posted Connectors, Front Metal-Shell

- Housing: UL 94V-0 black thermoplastic
- Threaded Inserts: Brass, unplated
- Female Screwlocks: Zinc

RoHS Compliant

Plugs

For quantities greater than listed, call for quote.

MOUSER STOCK NO.	TE Part No.	Fig.	Shell Size	No of Pos.	Post Length (In.)	Plating Code	Price Each 1	10	100
With Standard Mounting Holes									
571-5747871-2	5747871-2	A	1	9	0.125	a	5.62	5.39	4.49
571-5747872-4	5747872-4	A	2	15	0.170	a	6.97	6.33	4.98
571-5747375-2	5747375-2	A	4	37	0.125	a	14.78	14.49	12.31
With Threaded Inserts									
571-5747871-8	5747871-8	B	1	9	0.125	a	6.21	5.95	4.96
571-5747872-8	5747872-8	B	2	15	0.125	a	7.58	6.62	5.99
571-5745968-8	5745968-8	B	3	25	0.125	a	8.51	7.81	6.09
571-5747375-8	5747375-8	B	4	37	0.125	a	18.29	16.98	13.06
With Female Screwlocks									
571-1-5747871-4	1-5747871-4	C	1	9	0.125	a	6.78	6.49	5.36
571-1-5745968-4	1-5745968-4	C	3	25	0.125	a	9.62	9.34	7.85

RoHS Compliant

Receptacles

For quantities greater than listed, call for quote.

MOUSER STOCK NO.	TE Part No.	Fig.	Shell Size	No of Pos.	Post Length (In.)	Plating Code	Price Each 1	10	100
With Standard Mounting Holes									
571-5747150-2	5747150-2	D	1	9	0.125	a	5.54	4.87	3.87
571-5747299-2	5747299-2	D	2	15	0.125	a	6.42	6.16	5.14
571-5745967-2	5745967-2	D	3	25	0.125	a	7.85	6.87	6.22
With Threaded Inserts									
571-5747150-8	5747150-8	E	1	9	0.125	a	6.05	5.80	4.83
571-5747150-7	5747150-7	E	1	9	0.125	b	4.17	3.67	3.34
571-5747299-8	5747299-8	E	2	15	0.125	a	5.77	5.65	4.79
571-5745967-8	5745967-8	E	3	25	0.125	a	9.87	9.44	7.93
571-5745967-7	5745967-7	E	3	25	0.125	b	7.78	7.45	6.15
571-5747301-8	5747301-8	E	4	37	0.125	a	18.29	16.98	13.06
With Retention Inserts									
571-2-5747706-0	2-5747706-0	F	1	9	0.125	a	5.78	5.30	4.82
571-2-5747708-0	2-5747708-0	F	3	25	0.125	a	7.69	6.41	5.13
With Female Screwlocks									
571-1-5747150-4	1-5747150-4	G	1	9	0.125	a	6.93	6.64	5.49
571-1-5747150-6	1-5747150-6	G	1	9	0.170	a	5.26	4.87	4.06
571-1-5747299-4	1-5747299-4	G	2	15	0.125	a	7.78	7.45	6.15
571-1-5745967-4	1-5745967-4	G	3	25	0.125	a	7.78	7.45	6.15

Straight Posted Connectors, Full Metal-Shell

- Housing: UL 94V-0 black thermoplastic

RoHS Compliant

Plugs with Mounting Holes

For quantities greater than listed, call for quote.

MOUSER STOCK NO.	TE Part No.	Fig.	Shell Size	No of Pos.	Post Length (In.)	Plating Code	Price Each 1	10	100
571-5745410-1	5745410-1	H	1	9	0.125	a	8.11	7.77	6.42
571-5745411-1	5745411-1	H	2	15	0.125	a	7.42	6.74	6.26

Receptacles with Mounting Holes

RoHS Compliant

For quantities greater than listed, call for quote.

MOUSER STOCK NO.	TE Part No.	Fig.	Shell Size	No of Pos.	Post Length (In.)	Plating Code	Price Each 1	10	100
571-5745183-2	5745183-2	I	1	9	0.125	b	7.83	7.50	6.20
571-5745187-1	5745187-1	I	3	25	0.125	a	14.62	13.29	11.29

Straight Posted Connectors, with ACTION PIN Contacts, Front Metal-Shell

- Housing: UL 94V-0 black thermoplastic
- ACTION PIN Contacts: Copper Alloy

RoHS Compliant

Receptacles with Threaded Inserts

For quantities greater than listed, call for quote.

MOUSER STOCK NO.	TE Part No.	Fig.	Shell Size	No of Pos.	Post Length (In.)	Plating Code	Price Each 1	10	100
571-5747090-2	5747090-2	J	1	9	0.228	a	11.53	9.61	7.69

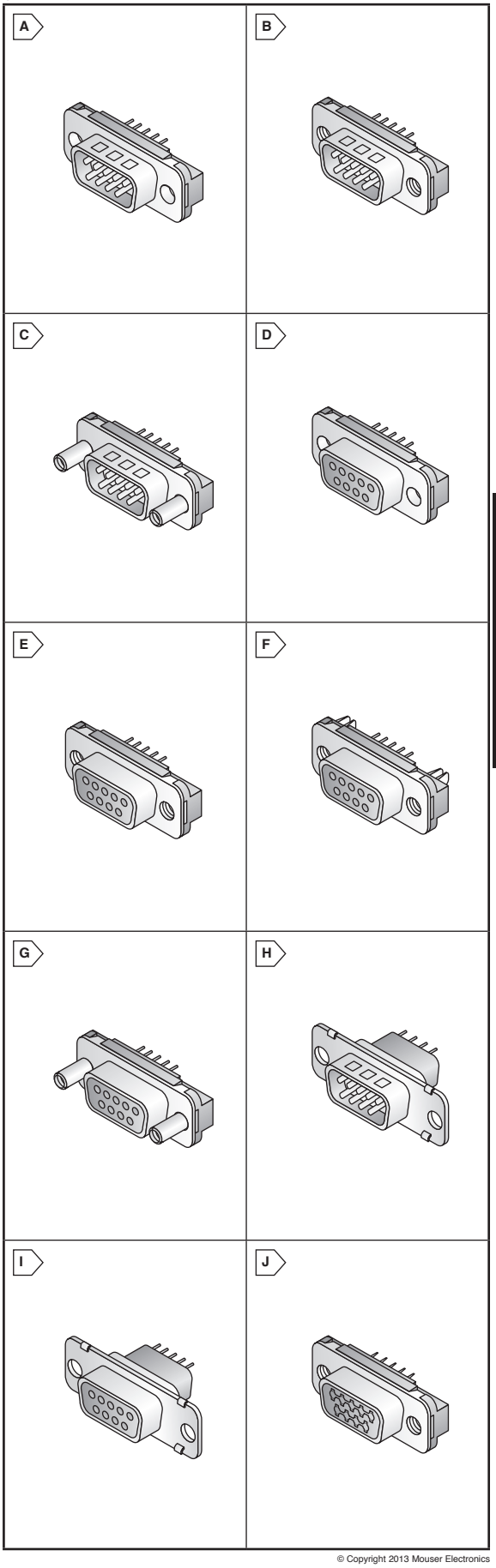

© Copyright 2013 Mouser Electronics

TE CONNECTIVITY D-Subminiature PCB Connectors

RoHS Compliant This product is RoHS compliant.

TE connectivity Authorized Distributor

HD-20 SERIES RIGHT ANGLE CONNECTORS, FRONT METAL SHELL

- Shell: Steel, tin plated
- Contacts: Pins-brass, sockets - phosphor bronze
- .318 PCB footprint
- Housing: UL 94V-0 black thermoplastic
- Contact Plating: (a) Gold on mating end, tin on termination end, nickel underplated
  (b) Gold flash on mating end, tin on termination end, nickel underplated

RoHS Compliant

Plugs

For quantities greater than listed, call for quote.

MOUSER STOCK NO.	TE Part No.	Fig.	Shell Size	No. of Positions	Post Length (in.)	Plating Code	Price Each 1	10	100
Without boardlocks, with threaded inserts									
571-5747250-4	5747250-4	A	1	9	0.125	a	4.78	4.58	3.82
571-5747236-4	5747236-4	A	2	15	0.125	a	5.67	4.99	4.54
571-5747238-4	5747238-4	A	3	25	0.125	a	6.44	6.17	5.09
571-5747252-4	5747252-4	A	4	37	0.125	a	15.75	14.32	12.17
With boardlocks & threaded inserts									
571-5747840-4	5747840-4	A	1	9	0.125	a	3.00	2.74	2.49
571-5747840-3	5747840-3	A	1	9	0.125	b	3.61	3.46	2.88
571-5747841-4	5747841-4	A	2	15	0.125	a	4.62	4.44	3.23
571-5747842-4	5747842-4	A	3	25	0.125	a	5.40	4.75	3.78
571-5747843-4	5747843-4	A	4	37	0.125	a	7.03	6.42	5.81
With boardlocks & female screwlocks									
571-5747840-6	5747840-6	A	1	9	0.125	a	3.97	3.55	2.96
571-5747841-6	5747841-6	A	2	15	0.125	a	4.24	3.88	3.52
571-5747842-6	5747842-6	A	3	25	0.125	a	7.12	6.22	5.63

Receptacles

For quantities greater than listed, call for quote.

MOUSER STOCK NO.	TE Part No.	Fig.	Shell Size	No. of Positions	Post Length (in.)	Plating Code	Price Each 1	10	100
Without boardlocks, with threaded inserts									
571-5745781-4	5745781-4	B	1	9	0.125	a	3.02	2.90	2.41
571-5745781-3	5745781-3	B	1	9	0.125	b	4.29	4.11	3.42
571-5745782-4	5745782-4	B	2	15	0.125	a	4.46	4.28	3.56
571-5745783-4	5745783-4	B	3	25	0.125	a	5.48	5.25	4.38
571-5745783-3	5745783-3	B	3	25	0.125	b	5.37	5.28	4.40
571-5745784-4	5745784-4	B	4	37	0.125	a	7.33	7.01	5.79
Without boardlocks, with female screwlocks									
571-5745781-6	5745781-6	B	1	9	0.125	a	5.86	5.62	4.69
571-5745783-6	5745783-6	B	3	25	0.125	a	5.92	5.48	5.13
571-5745783-5	5745783-5	B	3	25	0.125	b	4.53	3.78	3.01
With boardlocks & threaded inserts									
571-5747844-4	5747844-4	B	1	9	0.125	a	3.64	3.33	3.03
571-5747844-3	5747844-3	B	1	9	0.125	b	3.93	3.77	3.14
571-5747845-4	5747845-4	B	2	15	0.125	a	5.72	5.03	4.00
571-5747845-3	5747845-3	B	2	15	0.125	b	5.08	4.91	4.47
571-5747846-4	5747846-4	B	3	25	0.125	a	6.43	5.51	4.47
571-5747847-4	5747847-4	B	4	37	0.125	a	7.60	7.28	6.01
With boardlocks & female screwlocks									
571-5747844-5	5747844-5	B	1	9	0.125	b	3.85	3.69	3.08
571-5747845-6	5747845-6	B	2	15	0.125	a	6.78	6.49	5.36
571-5747845-5	5747845-5	B	2	15	0.125	b	5.24	5.03	4.19
571-5747846-6	5747846-6	B	3	25	0.125	a	5.62	5.39	4.49
571-5747846-5	5747846-5	B	3	25	0.125	b	5.22	5.01	4.17
571-5747847-6	5747847-6	B	4	37	0.125	a	7.06	5.89	4.71

HD-20 SERIES RIGHT ANGLE CONNECTORS, FULL METAL SHELL

- Shell: Steel, tin plated
- Contacts: Pins-brass, sockets-phosphor bronze
- .545 PCB footprint
- Insert: UL 94V-0 black thermoplastic
- Contact Plating: (a) Gold on mating end, tin on termination end, nickel underplated
  (b) Gold flash on mating end, tin on termination end, nickel underplated

RoHS Compliant

Plugs with Standard Mounting Screws

For quantities greater than listed, call for quote.

MOUSER STOCK NO.	TE Part No.	Fig.	Shell Size	No. of Positions	Post Length (in.)	Plating Code	Price Each 1	10	100
571-5745351-4	5745351-4	C	1	9	0.125	a	18.09	16.30	13.04
571-5745355-4	5745355-4	C	5	50	0.125	a	37.21	31.01	29.70

Receptacles with Standard Mounting Screws

For quantities greater than listed, call for quote.

MOUSER STOCK NO.	TE Part No.	Fig.	Shell Size	No. of Positions	Post Length (in.)	Plating Code	Price Each 1	10	100
571-5745112-2	5745112-2	D	1	9	0.125	a	16.46	13.50	13.05
571-5745114-2	5745114-2	D	3	25	0.125	a	31.45	26.19	20.95
571-5745116-2	5745116-2	D	5	50	0.125	a	42.90	39.68	33.98

HD-20 SERIES RIGHT ANGLE CONNECTORS, PLASTIC SHELL

- Shell: Steel, tin plated
- Contacts: Pins-brass, sockets - phosphor bronze
- Shell and housing: UL 94V-0 black thermoplastic
- Standard mounting holes
- .590 PCB footprint
- Contact Plating: (a) Gold on mating end, tin on termination end, nickel underplated
  (b) Gold flash on mating end, tin on termination end, nickel underplated

RoHS Compliant

Plugs Without Boardlocks

For quantities greater than listed, call for quote.

MOUSER STOCK NO.	TE Part No.	Fig.	Shell Size	No. of Positions	Post Length (in.)	Plating Code	Price Each 1	10	100
571-5748826-2	5748826-2	E	3	25	0.125	b	7.38	7.03	6.79

Receptacles Without Boardlocks

For quantities greater than listed, call for quote.

MOUSER STOCK NO.	TE Part No.	Fig.	Shell Size	No. of Positions	Post Length (in.)	Plating Code	Price Each 1	10	100
571-5748826-2	5748826-2	F	1	9	0.125	b	7.38	7.03	6.79
571-5747461-1	5747461-1	F	3	25	0.125	b	7.01	5.83	4.67

A

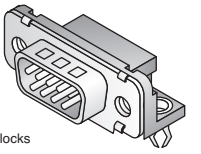

Shown with boardlocks

B

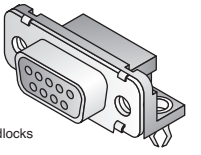

Shown with boardlocks

C

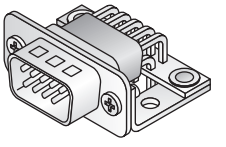

D

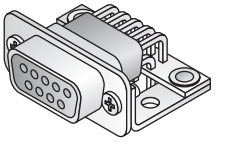

E

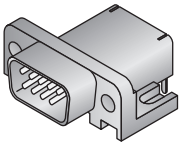

F

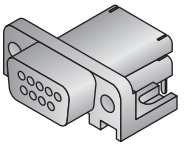

© Copyright 2013 Mouser Electronics

© Copyright 2013 Mouser Electronics

RoHS Compliant This product is RoHS compliant.

HDP-20, CRIMP SNAP-IN CONTACT CONNECTORS

RoHS Compliant

- Insert: UL 94V-0 thermoplastic, black
- Shell: zinc or tin plated

For quantities greater than listed, call for quote.

MOUSER STOCK NO.	TE Part No.	Fig.	Shell Size	No. of Positions	Price Each 1	10	100
Plugs, Zinc Plating Shells							
571-205204-9	205204-9	A	1	9	1.54	1.48	1.41
571-205206-9	205206-9	A	2	15	1.50	1.48	1.40
571-5205208-1	5205208-1	A	3	25	1.96	1.87	1.79
571-205210-8	205210-8	A	4	37	4.60	4.41	3.68
571-1658641-3	1658641-3	A	5	50	6.91	6.61	5.47
Plugs, Tin Plated Shells, Without Grounding Indents							
571-205204-8	205204-8	A	1	9	2.25	2.03	1.74
571-205206-8	205206-8	A	2	15	2.51	2.28	1.63
571-207464-7	207464-7	A	3	25	2.20	1.99	1.70
Plugs, Tin Plated Shells, With Grounding Indents							
571-2052044	205204-4	B	1	9	1.53	1.47	1.40
571-2052063	205206-3	B	2	15	1.72	1.62	1.48
571-2074642	207464-2	B	3	25	1.56	1.49	1.42
571-2052103	205210-3	B	4	37	2.76	2.50	2.14
571-1658641-2	1658641-2	B	5	50	5.41	5.19	4.32
Receptacle, Zinc Plating Shells							
571-205203-8	205203-8	C	1	9	2.21	2.00	1.72
571-205205-7	205205-7	C	2	15	1.94	1.85	1.77
571-5205207-1	5205207-1	C	3	25	1.97	1.88	1.72
571-205209-7	205209-7	C	4	37	3.35	3.21	2.68
571-1658640-2	1658640-2	C	5	50	6.75	6.46	5.34
Receptacle, Tin Plating Shells							
571-2052033	205203-3	C	1	9	.95	.832	.717
571-2052052	205205-2	C	2	15	1.46	1.39	1.34
571-2074631	207463-1	C	3	25	1.70	1.63	1.55
571-2052092	205209-2	C	4	37	2.76	2.50	2.14
571-1658640-1	1658640-1	C	5	50	5.44	5.21	4.34

CRIMP, SNAP-IN CONTACTS - SIZE 20 DF

- Use with HDP series

Plating:
(a) Gold flash over nickel on entire contact
(b) Select gold flash over nickel on entire contact, with additional .000030 [0.00076] gold on mating end
(c) Duplex plated .000030 [0.00076] gold on mating end, tin on termination end, with entire contact nickel underplated
(d) Duplex plated gold flash on mating end, tin on termination end, with entire contact nickel underplated

RoHS Compliant

Use insertion/extraction tool 571-912851; Crimp Tool 571-584482

For quantities greater than listed, call for quote.

MOUSER STOCK NO.	TE Part No.	Fig.	Wire Size	Plating Code	Price Each 1	10	100
Pins - (For Use with Plugs)							
571-1665070	1-66507-0	D	28-24	a	.18	.171	.142
571-666824	66682-4	D	28-24	b	.25	.203	.182
571-7452547	745254-7	D	26-22	a	.44	.407	.321
571-7452546	745254-6	D	26-22	b	.21	.152	.108
571-1658544-1	1658544-1	D	26-22	c	.56	.396	.278
571-1665060	1-66506-0	D	24-20	a	.28	.249	.214
571-2052027	205202-7	E	24-20	a	.67	.556	.417
571-1658539-4	1658539-4	D	24-20	d	.47	.332	.235
571-665069	66506-9	D	24-20	b	.26	.23	.186
571-1658539-3	1658539-3	D	24-20	c	.24	.17	.161
571-7452294	745229-4	E	22-18	b	.44	.288	.205
571-665703	66570-3	F	18 max.	b	.28	.216	.18
Sockets - (For Use with Receptacles)							
571-1665050	1-66505-0	D	28-24	a	.09	.083	.081
571-666834	66683-4	D	28-24	b	.42	.332	.229
571-7452537	745253-7	D	26-22	a	.58	.46	.342
571-7452536	745253-6	D	26-22	b	.21	.153	.108
571-1658544-1	1658544-1	D	26-22	c	.56	.396	.278
571-1665040	1-66504-0	D	24-20	a	.21	.203	.202
571-2052017	205201-7	E	24-20	a	.36	.321	.257
571-1658537-2	1658537-2	D	24-20	d	.18	.138	.097
571-665049	66504-9	D	24-20	b	.31	.19	.134
571-1658537-4	1658537-4	D	24-20	c	.33	.284	.275
571-7452304	745230-4	E	22-18	b	.39	.273	.195
571-665693	66569-3	F	18 max.	b	.40	.353	.296

INSERTION / EXTRACTION TOOLS

For quantities greater than listed, call for quote.

MOUSER STOCK NO.	TE Part No.	Description	Price Each
571-912851	91285-1	Insertion/extraction tool with 6 tips and wrench	22.31
571-910672	91067-2	Insertion/extraction tool	7.55
571-912321	91232-1	Extraction tool	32.75
571-584482	58448-2	ProCrimper III Hand Tool	286.17

A

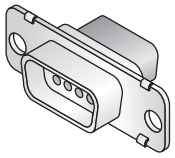

B

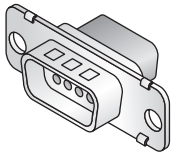

C

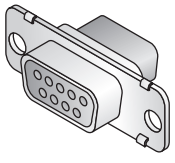

D

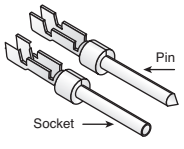

E

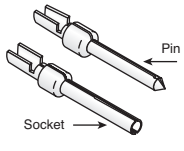

F

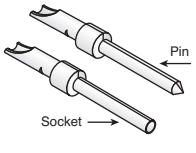

© Copyright 2013 Mouser Electronics

© Copyright 2013 Mouser Electronics

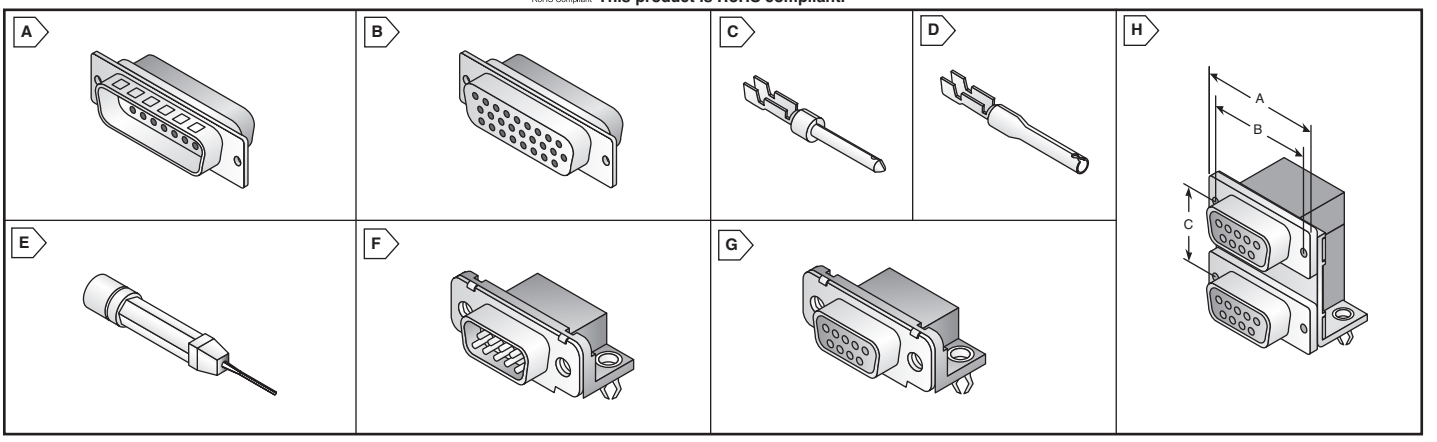

HDP-22 HIGH DENSITY, CRIMP SNAP-IN CONTACT CONNECTORS

Materials:

- Shell: steel, tin plated
- Insert: black thermoplastic, UL94V-0 rated

Contacts not included, order separately.

For quantities greater than listed, call for quote.

MOUSER STOCK NO.	TE Part No.	Fig.	Shell Size	No. of Positions	Price Each 1	10	100
Plugs, with Grounding Indents							
571-7483641	748364-1	A	1	15	**3.58**	**3.43**	**2.86**
571-1658671-1	1658671-1	A	2	26	**3.94**	**3.77**	**3.15**
571-1658672-1	1658672-1	A	3	44	**6.45**	**6.18**	**5.16**
571-1658673-1	1658673-1	A	4	62	**6.61**	**6.33**	**5.29**
571-1658674-1	1658674-1	A	5	78	**8.91**	**8.54**	**7.05**
Receptacles, with Grounding Indents							
571-1658681-1	1658681-1	B	1	15	**3.31**	**3.17**	**2.64**
571-1658682-1	1658682-1	B	2	26	**5.60**	**5.36**	**4.47**
571-1658683-1	1658683-1	B	3	44	**11.00**	**10.52**	**8.84**
571-1658684-1	1658684-1	B	4	62	**7.63**	**7.31**	**6.03**
571-1658685-1	1658685-1	B	5	78	**11.62**	**11.11**	**9.34**

HDP-22 Crimp Snap-In Contacts

Features:

- AWG size: 28-22
- Pin: brass
- Socket: phosphor bronze
- Plating:
  (a) 30µ" gold on mating end, tin on crimp barrel, all nickel underplated
  (b) Gold flash on mating end, tin on crimp barrel, all nickel underplated

For quantities greater than listed, call for quote.

MOUSER STOCK NO.	TE Part No.	Fig.	Plating Code	Type	Price Each 1	100	1000
571-1658670-2	1658670-2	C	a	Pin	**.20**	**.171**	**.119**
571-1658670-4	1658670-4	C	b	Pin	**.17**	**.121**	**.107**
571-1658686-2	1658686-2	D	a	Socket	**.25**	**.171**	**.152**
571-1658686-4	1658686-4	D	b	Socket	**.21**	**.155**	**.12**

Insertion/ Extraction Tool

For quantities greater than listed, call for quote.

MOUSER STOCK NO.	TE Part No.	Fig.	Description	Price Each
571-912851	91285-1	E	Insertion/Extraction tool	**22.31**

HD-22 FRONT METAL SHELL, RIGHT ANGLE CONNECTORS

Features:

- PCB Mount
- High density, .350 PCB footprint with boardlocks
- Front shell: steel tin plated
- Housing: black thermoplastic, UL94V-0
- Contacts: pin-brass, socket-phosphor bronze .22DF
- Plating:
  (a) 30µ" gold on mating end, tin on termination end, all nickel underplated
  (b) Gold flash on mating end, tin on termination end, all nickel underplated
- Shell: nickel plated steel
- Boardlocks: tin plated brass
- Threaded Inserts: tin plated brass
- Female Screwlocks: nickel plated brass

Plugs with Boardlock

For quantities greater than listed, call for quote.

MOUSER STOCK NO.	TE Part No.	Fig.	Shell Size	No. of Positions	Plating Code	Mounting Hardware	Price Each 1	10	100
571-5749767-1	5749767-1	F	1	15	a	4-40 inserts	**7.93**	**7.60**	**6.28**
571-5749768-1	5749768-1	F	1	15	a	4-40 screw locks	**6.24**	**5.49**	**5.00**
571-5749769-1	5749769-1	F	2	26	a	4-40 inserts	**10.38**	**8.62**	**7.94**
571-5749771-1	5749771-1	F	3	44	a	4-40 inserts	**13.75**	**12.57**	**10.54**

Receptacles with Boardlock

For quantities greater than listed, call for quote.

MOUSER STOCK NO.	TE Part No.	Fig.	Shell Size	No. of Positions	Plating Code	Mounting Hardware	Price Each 1	10	100
571-1734530-3	1734530-3	G	1	15	a	4-40 screw locks	**3.32**	**3.18**	**2.64**
571-1734344-1	1734344-1	G	1	15	b	4-40 inserts	**2.62**	**2.54**	**2.09**
571-2-1734344-3	2-1734344-3	G	1	15	a	4-40 inserts	**5.07**	**4.96**	**4.84**
571-5748481-5	5748481-5	G	2	26	a	4-40 screw locks	**7.63**	**7.31**	**6.03**
571-5748482-5	5748482-5	G	3	44	a	4-40 inserts	**9.13**	**7.94**	**7.34**

HD-20 STACKED PCB CONNECTORS

AMPLIMITE HD-20 Stacked PCB Connectors add the advantage of reducing overall board real estate normally consumed by individual PCB connectors.

UL 28476 CSA LR 7189

Materials:

- Housing: UL94V-0, Thermoplastic, Black
- Front Metal Shell: Tin Plated Steel
- Boardlocks: Tin Plated Brass
- Female Screwlocks: Nickel Plated Brass
- Threaded Inserts: Tin Plated Brass
- Brackets: Zinc
- Contact Pins: Brass
- Contact Sockets: Phosphor Bronze
- Plating: .000030 (0.00076) gold on mating end, tin on solder tails with overall nickel underplate

For quantities greater than listed, call for quote.

MOUSER STOCK NO.	TE Part No.	Fig.	Upper D-Sub	Lower D-Sub	Dimensions: in. A	B	C	Mounting Hardware	Price Each 1	10	100
571-1734279-3	1734279-3	H	9p Plug	9p Plug	1.22	0.984	0.750	4-40 inserts	**16.84**	**11.07**	**10.67**
571-1734285-3	1734285-3	H	9p Receptacle	9p Receptacle	1.22	0.984	0.750	4-40 inserts	**6.96**	**6.84**	**6.73**

© Copyright 2013 Mouser Electronics

© Copyright 2013 Mouser Electronics

RoHS Compliant This product is RoHS compliant.

SERIES 109 CONNECTORS
(FOR MIL-C-24308)

- Shell: steel, cadmium plated
- Standard mount

RoHS Compliant

For quantities greater than listed, call for quote.

MOUSER STOCK NO.	TE Part No.	Fig.	Shell Size	No. of Positions	Price Each 1	10	100
Plugs							
571-1757819-1	1757819-1	A	1	9	8.60	7.89	6.10
571-1757819-2	1757819-2	A	2	15	9.65	8.81	6.71
571-1757819-3	1757819-3	A	3	25	10.57	9.65	7.24
571-1757819-4	1757819-4	A	4	37	8.34	8.23	7.81
Receptacles							
571-1757820-1	1757820-1	B	1	9	9.32	7.89	6.09
571-1757820-2	1757820-2	B	2	15	9.65	8.81	6.71
571-1757820-3	1757820-3	B	3	25	10.58	9.20	8.51
571-1757820-4	1757820-4	B	4	37	10.79	10.70	9.04

Connector Contacts for Series 109 Connectors

RoHS Compliant

- Wire Size: 20-24 AWG

For quantities greater than listed, call for quote.

MOUSER STOCK NO.	TE Part No.	Fig.	Type	Price Each 1	100	1000
571-2050891	205089-1	C	Pin	1.00	.642	.54
571-2050901	205090-1	C	Socket	1.39	1.06	.756

Tools

For quantities greater than listed, call for quote.

MOUSER STOCK NO.	AMP Part No.	Description	Price Each
571-910672	91067-2	Insertion/Extraction Tool	7.55
571-6019661	601966-1	Crimp Tool	798.22

HARDWARE AND ACCESSORIES

Male Screw Retainers Kits, Thread Size 4-40

RoHS Compliant

Includes: male screw - retention clip - stainless steel

For quantities greater than listed, call for quote.

MOUSER STOCK NO.	TE Part No.	Fig.	Chromate Color	Price Each 1	10	100
For HDP-20, Metal Shell Connectors						
571-5205980-1	5205980-1	D	Yellow	1.34	1.28	1.03
571-5205980-4	5205980-4	D	Clear	1.14	1.08	.911
For HDF-20, Metal-Shell and All-Plastic Connectors						
571-5746881-1	5746881-1	E	Yellow	2.33	2.07	1.44

Female Screw Lock Kits, Thread Size 4-40

RoHS Compliant

Includes two complete sets of: female screw, two flat washers, lock washer, and hex nut or square nut. Material and finish for all parts: cold rolled steel, zinc plated clear or yellow chromate.

For quantities greater than listed, call for quote.

MOUSER STOCK NO.	TE Part No.	Fig.	Chromate Color	Price Each 1	10	100
For HD-20 Right Angle Connectors, Plastic Shell						
571-5207952-1	5207952-1	F	Yellow	3.19	2.94	2.48
571-5207952-3	5207952-3	F	Clear	3.04	2.53	2.33
For HDE Connectors, Metal/All Plastic Shell						
571-5745563-1	5745563-1	G	Yellow	2.18	1.85	1.78
571-5745563-3	5745563-3	G	Clear	2.81	2.60	2.08
For HDP/HDF Connectors, Metal Shell/All Plastic						
571-5205817-1	5205817-1	G	Yellow	2.24	2.10	1.69
571-5205817-3	5205817-3	G	Clear	2.34	2.09	1.75
For HD Connectors, All Plastic with Integral Standoffs						
571-5207719-1	5207719-1	G	Yellow	2.26	2.14	1.71
571-5207719-3	5207719-3	G	Clear	2.47	2.05	1.65

Standard Spring Latch

RoHS Compliant

Includes: two stainless steel spring latches

- For shell size 1-4

For quantities greater than listed, call for quote.

MOUSER STOCK NO.	TE Part No.	Fig.	Price Per Pkg. of 2 1	10	100
571-745779-2	745779-2	H	2.17	1.78	1.51

Locking Post Assembly Kit

RoHS Compliant

Includes two complete assemblies of: 4-40 post, two flat washers, lock washer, and hex nut. Material for all parts: cold rolled steel, zinc plated yellow chromate.

For quantities greater than listed, call for quote.

MOUSER STOCK NO.	TE Part No.	Fig.	Price Per Pkg. of 2 1	10	100
571-5206514-1	5206514-1	I	2.25	2.08	1.69

Slide Latch Kit for Use with Shell Size 2

RoHS Compliant

Includes: slide latch - steel and two complete assemblies of screw, two washers, and hex nut - steel, zinc plated yellow chromate.

For quantities greater than listed, call for quote.

MOUSER STOCK NO.	TE Part No.	Fig.	Price Per Pkg. of 2 1	10	100
571-5745583-5	5745583-5	J	3.24	2.94	2.49

A

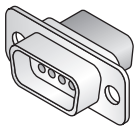

B

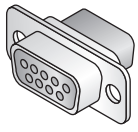

C

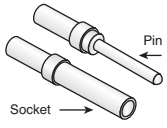

D

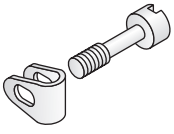

E

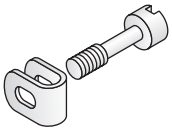

F

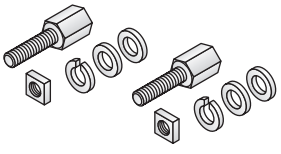

G

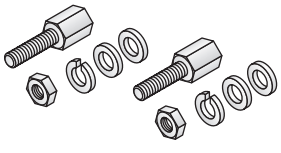

H

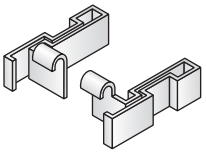

I

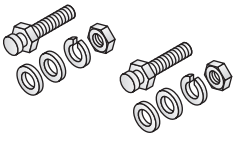

J

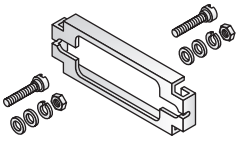

© Copyright 2013 Mouser Electronics

© Copyright 2013 Mouser Electronics

TE CONNECTIVITY D-Sub Backshell Kits

Authorized Distributor

RoHS Compliant **This product is RoHS compliant.**

PLASTIC D-SUB BACKSHELLS

- Compact attractive design
- Complete with jackscrews
- 3.0mm to 11.0mm cable sizes
- Quick and easy to assemble

For quantities greater than listed, call for quote.

MOUSER STOCK NO.	TE Part No.	Fig.	Shell Size	No. of Positions	Cable Dia. Range (mm)	Price Each 1	25	50
571-1991253-9	1991253-9	A	1	9	3.0-11.0	2.36	2.11	1.90
571-1-1991253-5	1-1991253-5	A	2	15	3.0-11.0	2.44	2.19	1.98
571-2-1991253-5	2-1991253-5	A	3	25	3.0-11.0	2.38	2.15	1.94
571-3-1991253-7	3-1991253-7	A	4	37	3.0-11.0	2.90	2.60	2.38

DIE-CAST BACKSHELLS

NEW PRODUCT

- Straight or 45 degree cable entry
- Rugged compact design
- Excellent EMI/RFI shielding
- Lightweight and cost effective

For quantities greater than listed, call for quote.

MOUSER STOCK NO.	TE Part No.	Fig.	Shell Size	No. of Positions	Cable O.D. (max.)	Price Each 1	25	50
Straight Entry								
571-2198617-9	2198617-9	B	1	9	.512	6.78	6.16	5.65
571-1-2198617-5	1-2198617-5	B	2	15	.512	6.85	6.22	5.70
571-2-2198617-5	2-2198617-5	B	3	25	.512	7.40	6.73	6.16
571-3-2198617-7	3-2198617-7	B	4	37	.512	8.73	7.93	7.28
45 Degree Entry								
571-2198618-9	2198618-9	C	1	9	.512	6.78	6.16	5.65
571-1-2198618-5	1-2198618-5	C	2	15	.512	6.85	6.22	5.70
571-2-2198618-5	2-2198618-5	C	3	25	.512	7.40	6.73	6.16
571-3-2198618-7	3-2198618-7	C	4	37	.512	8.73	7.93	7.28

UNSHIELDED CABLE CLAMP KITS

These cable clamp assemblies can be used on either a plug or socket. All parts are packaged unassembled.

- Use with HDP metal shell
- Each kit includes: 1 hinged plastic clamp, 2 self-tapping screws, 1 strain-relief clip, 1 cable exit gate plug

For quantities greater than listed, call for quote.

MOUSER STOCK NO.	TE Part No.	Fig.	Shell Size	Cable O.D. (max.)	Price Each 1	10	100
Box and Lid, Straight / 90° Exit, Black Thermoplastic							
571-2074671	207467-1	D	1	.25"	3.91	3.24	2.60
571-2074701	207470-1	D	2	.325"	7.48	6.76	6.26
571-2073451	207345-1	E	3	.50"	4.70	3.88	3.11
† 571-2074731	207473-1	E	4	.675"	7.74	5.33	4.88
Box and Lid, Straight / 90° Exit w/ Male Screw Retainers							
571-5207908-1	5207908-1	D	1	.25"	6.06	5.53	4.85
571-5207908-4	5207908-4	D	2	.325"	6.15	5.60	4.74
571-5207908-7	5207908-7	E	3	.50"	4.71	4.33	3.84
† 571-1-5207908-0	1-5207908-0	E	4	.675"	8.09	6.73	5.38
Clam Shell, Straight / 45° Exit, Black Thermoplastic							
571-5205729-1	5205729-1	F	1	.256"	3.66	3.34	2.79
571-5205730-1	5205730-1	F	2	.320"	4.76	2.71	2.38
571-5205718-1	5205718-1	F	3	.420"	3.18	2.91	2.64
571-5205731-1	5205731-1	F	4	.490"	6.18	5.93	5.44
2 Piece Gray Nylon Housing							
571-5206471-1	5206471-1	G	2	.350"	4.80	4.37	3.69
571-5206472-1	5206472-1	G	3	.335"	5.86	3.98	3.52
571-5745081-1	5745081-1	G	4	.675"	4.34	3.85	3.19
571-5745082-1	5745082-1	G	5	.775"	5.46	4.54	3.63

† 90° Cable O.D.: .50" max.

STRAIGHT EXIT RFI/EMI SHIELDS FOR JACKETED CABLE

- Metal-plated plastic shield: Thermoplastic, plated nickel over copper
- Die cast shield: Zinc alloy, plated bright nickel over bright copper

For quantities greater than listed, call for quote.

MOUSER STOCK NO.	TE Part No.	Fig.	Shell Size	Cable O.D. (max.)	Price Each 1	10	100
Metal Plated Plastic Shield Kits							
571-5745854-3	5745854-3	H	1	.25"	7.98	7.65	6.99
571-5745854-1	5745854-1	H	1	.37"	5.93	5.83	5.32
571-5747099-3	5747099-3	H	2	.38"	9.16	8.75	7.36
571-5745833-7	5745833-7	H	3	.35"	11.27	9.08	7.69
571-5745833-5	5745833-5	H	3	.43"	6.17	5.62	4.75
Die Cast Shield Kits							
571-5745171-1	5745171-1	H	1	.25"	11.60	10.55	9.31
571-5745172-2	5745172-2	H	2	.30"	10.14	9.62	8.32
571-5745173-3	5745173-3	H	3	.43"	16.20	14.72	14.35
571-5745174-4	5745174-4	H	4	.43"	9.31	8.90	7.70
571-5745174-3	5745174-3	H	4	.50"	8.82	8.68	8.05
571-5745175-1	5745175-1	H	5	.75"	12.95	12.33	8.20
Die Cast Shield Kits with Grommets							
571-5748676-1	5748676-1	H	1	.32"	5.38	5.16	4.30
571-5748676-2	5748676-2	H	2	.32"	6.42	5.56	4.87
571-5748676-3	5748676-3	H	3	.47"	9.17	8.25	6.91
571-5748676-4	5748676-4	H	4	.47"	9.19	8.55	8.07
571-5748676-5	5748676-5	H	5	.47"	16.79	15.26	12.97

HDP-20, ENCLOSURE KITS

Each kit contains: connector, inner shield, outer shield, enclosure, and two jackscrews.
Contacts and Ferrules must be ordered separately.

- Connector shell and shields: steel, tin plated
- Connector insert: UL 94V-0 black thermoplastic
- Enclosure: PVC

For quantities greater than listed, call for quote.

MOUSER STOCK NO.	TE Part No.	Fig.	Shell Size	No. of Postions	Cable O.D. (max.)	Price Each 1	10	100
Plug Kits								
571-1658655-1	1658655-1	I	1	9	.335"	13.75	12.50	10.61
571-1658659-1	1658659-1	I	3	25	.455"	15.41	13.72	11.65
Receptacle Kits								
571-1658654-1	1658654-1	J	1	9	.335"	13.85	12.58	10.69
571-1658658-1	1658658-1	J	3	25	.455"	15.16	13.78	13.43

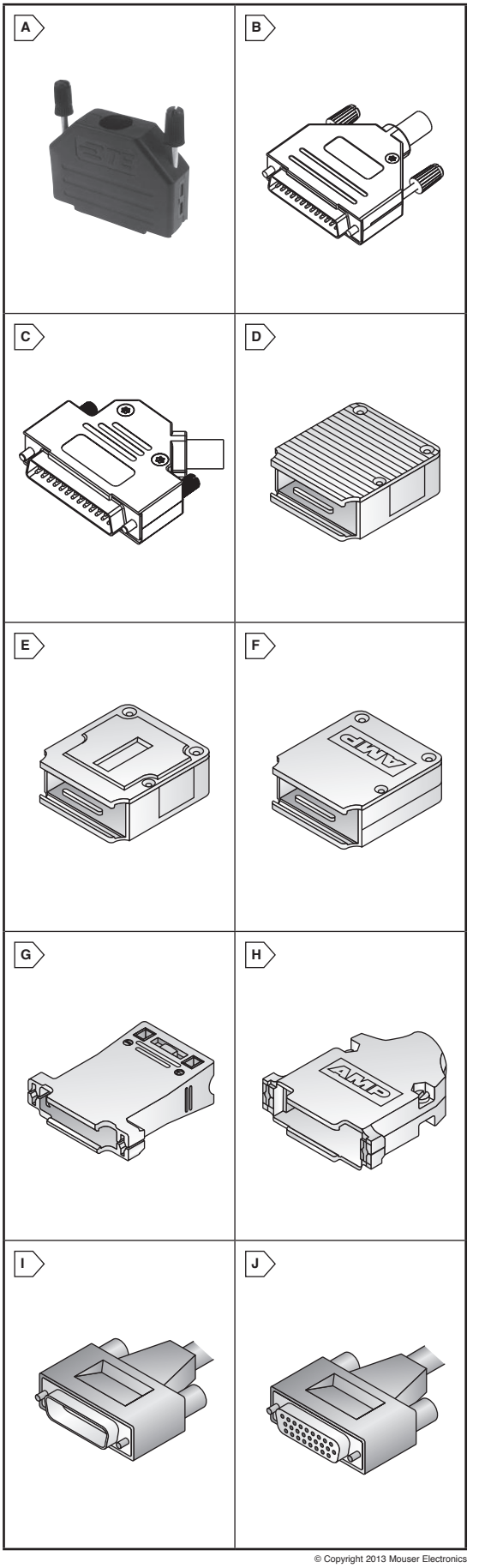

© Copyright 2013 Mouser Electronics

© Copyright 2013 Mouser Electronics

TE CONNECTIVITY CHAMP® Connectors

RoHS Compliant **This product is RoHS compliant.**

Authorized Distributor

CHAMP® SHIELDED CONNECTORS

Specifications:
- Excellent protection from electromagnetic interference or electrostatic discharge
- Terminals: Selectively plated gold over nickel plated high strength copper alloy, tin plated tails
- Housing and Cover Materials: Thermoplastic, black

For quantities greater than listed, call for quote.

MOUSER STOCK NO.	TE Part No.	Fig.	No. of Pos.	Description	Hardware Type	Price Each 1	25	50	100
Right Angle, Preassembled									
571-5553811-1	5553811-1	A	24	Receptacle, 6-32 Thread Standard	Screw Lock	15.42	13.66	12.62	11.91
571-5553813-3	5553813-3	A	50	Receptacle, 4-40 Thread Standard	Screw Lock	12.71	11.56	11.27	10.40
Right Angle, Board Lock Grounding									
571-5555119-1	5555119-1	B	36	Receptacle, 4-40 Thread	Bail Lock	16.08	14.24	13.15	12.42
* 571-5557932-2	5557932-2	B	50	Receptacle, 4-40 Thread	Screw Lock	23.36	18.68	17.06	14.91
* 571-5555149-1	5555149-1	B	50	Receptacle, 4-40 Thread Standard	Bail Lock	17.18	13.73	12.65	10.98
571-5555149-3	5555149-3	B	50	Receptacle, 4-40 Thread Reverse	Bail Lock	17.28	16.15	14.35	12.90
Vertical Mount									
571-5554217-4	5554217-4	C	50	Receptacle, 4-40 Thread	- - -	19.31	15.45	14.16	12.34
Hardware									
571-5540432	554043-2	-		Vertical Mount Standoff Stud (2 req.)		6.28	5.34	4.83	4.28

*IBM PC AT and PC XT Compatible

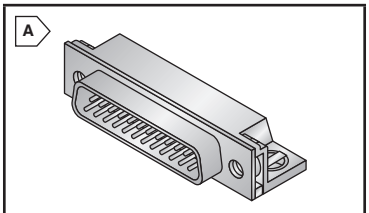

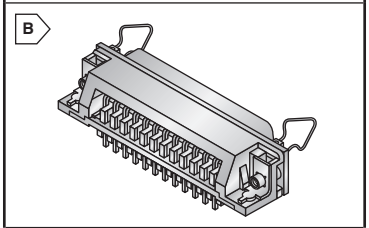

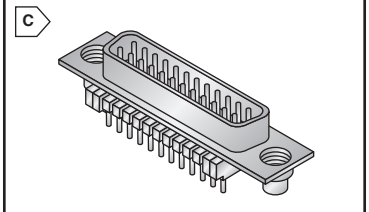

CHAMP® IDC CONNECTORS

Specifications:
- Terminals: High strength copper alloy with 30µ gold over 50µ nickel
- Housing: Self-extinguishing thermoplastic
- Optional snap-on strain relief covers

For quantities greater than listed, call for quote.

MOUSER STOCK NO.	TE Part No.	Fig.	No. of Pos.	Description	Hardware Type	Price Each 1	25	50	100
24-26 AWG Solid, AWG Stranded									
571-5522831	552283-1	D	24	Plug	Screw Lock	5.81	4.80	4.39	4.07
571-552313-1	552313-1	E	24	Receptacle	Screw/Bail Lock	6.44	5.60	5.08	4.49
571-5522841	552284-1	D	36	Plug	Screw Lock	5.86	5.15	4.91	4.69
571-2299741	229974-1	D	50	Plug, thick flange	Screw Lock	3.47	3.04	2.90	2.76
571-2299751	229975-1	E	50	Receptacle, thick flange	Screw/Bail Lock	3.22	3.18	3.04	2.89
571-5520321	552032-1	D	50	Plug	Bail Lock	4.23	3.71	3.54	3.38
571-552285-1	552285-1	D	64	Plug	Screw Lock	5.94	5.65	5.39	5.14
571-552315-1	552315-1	E	64	Receptacle	Screw/Bail Lock	7.25	6.28	5.50	5.04
26-28 AWG, Stranded									
571-5523911	552391-1	E	50	Receptacle, thick flange	Screw Lock	5.01	4.40	4.19	4.00
Integral Locking Latches									
571-5553921-1	5553921-1	E	50	Receptacle	Screw Lock	7.50	5.96	5.00	4.78
Hardware									
571-5552568-1	5552568-1	-		Screw Lock Kit		6.83	6.54	5.97	5.69
571-5552567-1	5552567-1	-		Bail Lock Kit		5.04	4.02	3.71	3.22
* 571-5552567-2	5552567-2	-		Bent Bail Lock Kit		6.44	5.89	5.33	4.87

*For use with 90° strain relief cover - one kit required per assembly

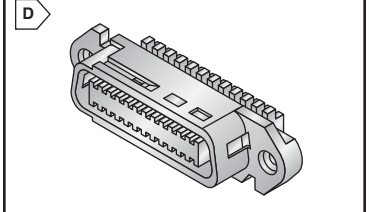

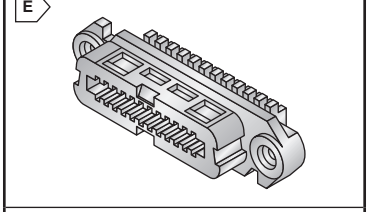

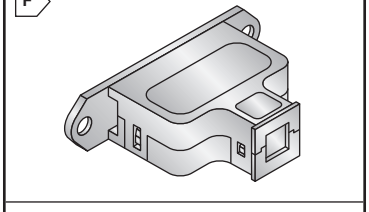

Strain Reliefs

For quantities greater than listed, call for quote.

MOUSER STOCK NO.	TE Part No.	Fig.	No. of Pos.	Cable Diameter Inch (mm)	Price Each 1	25	50	100
180° Snap-On								
571-5520761	552076-1	F	24	.230-.280 (5.84 - 7.11)	1.97	1.92	1.84	1.71
571-25520761	2-552076-1	F	24	.320-.380 (8.13 - 9.65)	3.16	2.72	2.51	2.12
571-5520735	552073-5	F	36	.360-.430 (9.14 - 10.92)	3.00	2.39	2.19	1.92
571-25520081	2-552008-1	F	50	.380-.430 (9.65 - 10.92)	3.72	3.27	3.12	2.97
571-5520081	552008-1	F	50	.430-.490 (10.92 - 12.45)	2.96	2.72	2.49	2.30
571-552082-1	552082-1	F	64	.480-.540 (12.19 - 13.72)	3.61	3.46	3.17	3.03
90° Snap-On								
571-552413-1	552413-1	G	24	.250-.300 (6.35 - 7.62)	2.51	2.14	2.04	1.95
571-35524141	3-552414-1	G	36	.330-.380 (8.38 - 9.65)	3.63	2.90	2.65	2.31
571-552011-1	552011-1	G	50	.415-.465 (10.54 - 11.81)	.98	.92	.853	.729
571-5527311	552731-1	G	50	.475-.540 (12.07 - 13.72)	1.89	1.69	1.55	1.38
571-5524961	552496-1	G	64	.410-.475 (10.41 - 12.07)	2.70	2.44	2.29	2.19
571-25524961	2-552496-1	G	64	.540-.605 (13.72 - 15.37)	2.30	1.88	1.71	1.61
Snap-On (2 Required Per Assembly)								
571-15520271	1-552027-1	H	50	- - - - - - - -	.73	.617	.549	.526
571-1-552296-1	1-552296-1	H	64	- - - - - - - -	1.03	.814	.74	.66

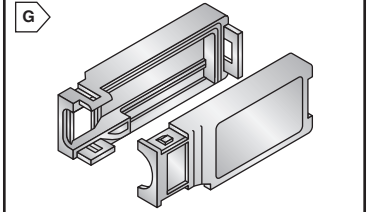

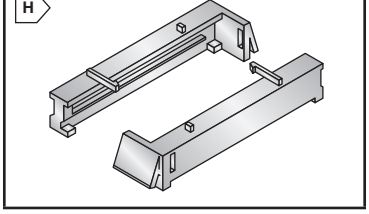

© Copyright 2013 Mouser Electronics

© Copyright 2013 Mouser Electronics

MIL-DTL-38999 SERIES CONTACT ARRANGEMENTS

(Drawings Not to Scale)

Insert Arrangements (Front View of Pin Insert)



Series II JT	8-35	8-98	10-5	10-35	10-98	12-8
Series I LJT	9-35	9-98	11-5	11-35	11-98	13-8
Series III TV	9-35	9-98	11-5	11-35	11-98	13-8
Service Rating	M	I	I	M	I	I
Number of Contacts	6	3	5	13	6	8
Contact Size	22D	20	20	22D	20	20

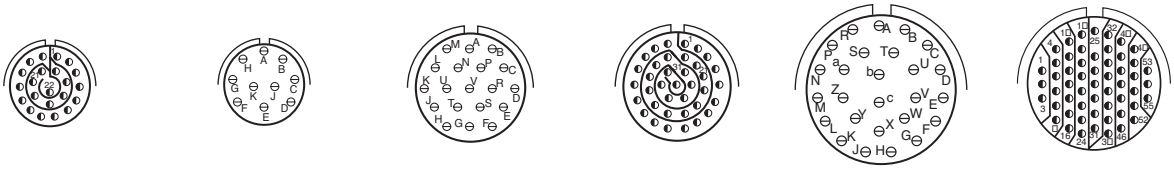

Series II JT	12-35	12-98	14-19	14-35	16-26	16-35
Series I LJT	13-35	13-98	15-19	15-35	17-26	17-35
Series III TV	13-35	13-98	15-19	15-35	17-26	17-35
Service Rating	M	I	I	M	I	M
Number of Contacts	22	10	19	37	26	55
Contact Size	22D	20	20	22D	20	22D

MIL-DTL-26482, SERIES 2, MATRIX® CONTACT ARRANGEMENTS

(Drawings Not to Scale)

Insert Arrangements (Front Face of Pin Insert or Rear Face of Socket Insert)

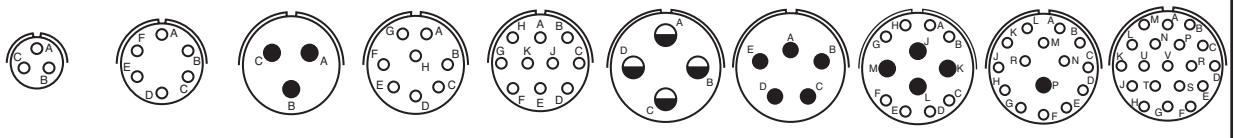

Insert Arrangement	8-33	10-06	12-03	12-08	12-10	14-04	14-05	14-12		14-15		14-19
Service Rating	I	I	II	I	I	I	II	I		I		I
Number of Contacts	3	6	3	8	10	4	5	8	4	14	1	19
Contact Size	20	20	16	20	20	12	16	4	16	20	16	20

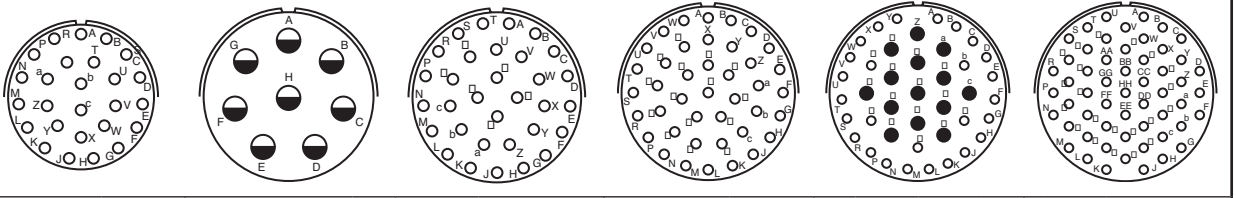

Insert Arrangement	16-26	18-08	18-32	20-41	22-41		22-55
Service Rating	I	I	I	I	I		I
Number of Contacts	26	8	32	41	27	14	61
Contact Size	20	12	20	20	20	16	20

MIL-DTL-5015 SERIES, CRIMP, REAR RELEASE, MATRIX® CONTACT ARRANGEMENTS

✻ Service Rating Inst. Class K

(Drawings Not to Scale)

Insert Arrangements (Front Face of Pin Insert or Rear Face of Socket Insert)

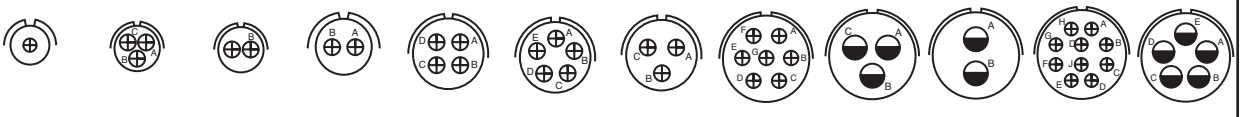

Insert Arrangement	8S-1	10SL-3	10SL-4	12S-3	14S-2	14S-5	14S-7	16S-1	16-10	16-11	18-1	18-11
Service Rating	A	A✻	A	A	Inst.	Inst.	A	A	A	A	B, C, F, G = A; Bal. = Inst.	A
Number of Contacts	1	3	2	2	4	5	3	7	3	2	10	5
Contact Size	16	16	16	16	16	16	16	16	12	12	16	12

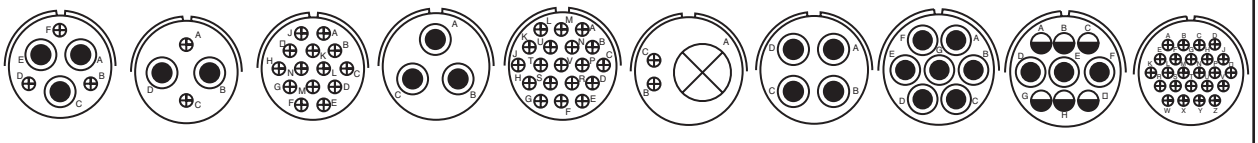

Insert Arrangement	20-22		20-24		20-27	22-2	22-14	22-21		22-22	24-10	24-11		24-28
Service Rating	A		A		A	D	A	A		A	A	A		Inst.
Number of Contacts	3	3	2	2	14	3	19	1	2	4	7	3	6	24
Contact Size	8	16	8	16	16	8	16	0	16	8	8	8	12	16

© Copyright 2013 Mouser Electronics

© Copyright 2013 Mouser Electronics

MIL-DTL-22992 SERIES

The Amphenol Class "L" heavy duty connectors are now available in a lower cost commercial version. The Class L meets the demands for heavy duty & heavy power connectors that are critical for rugged environmental conditions.

NEW PRODUCT

Features:

- 40-200 Amps
- Foolproof Mating
- Serviceable Contacts
- Arc Quenching Design
- Programmed Coupling Sequence
- IP67 Waterproof Design
- Rugged Construction

For quantities greater than listed, call for quote.

MOUSER STOCK NO.	Amphenol Part No.	Fig.	Shell Size & Insert	Contact Type	Current Rating (A)	Price Each 1	5	10	25
Wall Mount Receptacle (Power Source)									
654-CL90555C32412S	CL90555C32412S	A	32-12	Socket	60	155.60	142.63	131.66	122.26
654-CL90558C32413P	CL90555C32413S	A	32-13	Socket	60	155.42	142.47	131.51	122.12
654-CL90555C44412S	CL90555C44412S	A	44-12	Socket	100	282.51	258.97	239.05	221.97
654-CL90555C44413S	CL90555C44413S	A	44-13	Socket	100	282.51	258.97	239.05	221.97
Cable Connecting Receptacle without Coupling Ring									
654-CL90557C32412S	CL90557C32412S	B	32-12	Socket	60	209.93	192.44	177.64	164.95
654-CL90557C32413S	CL90557C32413S	B	32-13	Socket	60	209.93	192.44	177.64	164.95
654-CL90557C44412S	CL90557C44412S	B	44-12	Socket	100	398.28	365.08	337.00	312.93
654-CL90557C44413S	CL90557C44413S	B	44-13	Socket	100	398.28	365.08	337.00	312.93
Straight Plug									
654-CL90556C32412P	CL90556C32412P	C	32-12	Pin	60	208.06	190.73	176.06	163.49
654-CL90556C32413P	CL90556C32413P	C	32-13	Pin	60	208.06	190.73	176.06	163.49
654-CL90556C44412P	CL90556C44412P	C	44-12	Pin	100	327.07	299.81	276.76	256.98
654-CL90556C44413P	CL90556C44413P	C	44-13	Pin	100	327.07	299.81	276.76	256.98
Wall Mount Plug with Coupling Ring (Equipment End)									
654-CL90558C32412P	CL90558C32412P	D	32-12	Pin	60	155.42	142.47	131.51	122.12
654-CL90558C32413P	CL90558C32413P	D	32-13	Pin	60	155.42	142.47	131.51	122.12
654-CL90558C44412P	CL90558C44412P	D	44-12	Pin	100	263.89	241.91	223.29	207.34
654-CL90558C44413P	CL90558C44413P	D	44-13	Pin	100	263.89	241.91	223.29	207.34

MIL-DTL-D38999 SERIES III TV

MIL-Qualified to MIL-DTL-38999, Rev. K, the Amphenol® Composite Tri-Start Connector offers a lightweight, corrosion resistant connector with the same high performance features as its metal counterpart. The Composite Tri-Start Connector also includes the following features:

- Lightweight: 17–40% weight savings vs. Aluminum; 60–70% weight savings vs. Stainless steel
- Durability - 1500 couplings minimum
- Extended Life Contact
- Corrosion Resistance - available in standard MIL-DTL-38999 olive drab cadmium with standing 2000 hours of salt spray exposure.
- Qualified to BACC63CT and BACC63CU specifications

LC = Less Contacts

Wall Mount Receptacles

For quantities greater than listed, call for quote.

MOUSER STOCK NO.	Amphenol Part No.	Fig.	No. of Contacts	Shell Size & Insert	Contact Type	Price Each 1	5	10	25
654-D38999/20WA35PN	D38999/20WA35PN	E	6	9-35	Pin	42.00	40.18	34.14	28.96
654-D38999/20WA35SN	D38999/20WA35SN	E	6	9-35	Socket	86.25	82.52	76.91	63.84
654-D38999/20WA98PN	D38999/20WA98PN	E	3	9-98	Pin	41.89	41.69	38.85	32.25
654-D38999/20WA98SA	D38999/20WA98SA	E	3	9-98	Socket	43.12	41.14	38.94	36.24
654-D38999/20WB35PA	D38999/20WB35PA	E	3	9-98	Pin	41.59	39.78	33.81	28.68
654-D38999/20WB35PN	D38999/20WB35PN	E	13	11-35	Pin	32.36	30.63	29.20	27.98
654-D38999/20WB35SN	D38999/20WB35SN	E	13	11-35	Socket	42.18	40.35	37.61	31.22
654-D38999/20WB35SNL	D38999/20WB35SN(LC)	E	13	11-35	Socket	47.19	42.22	35.88	30.44
654-D38999/20WB5PN	D38999/20WB5PN	E	5	11-5	Pin	46.60	44.58	37.88	32.13
654-D38999/20WB5SN	D38999/20WB5SN	E	5	11-5	Socket	29.29	27.70	26.43	25.21
654-D38999/20WB98PN	D38999/20WB98PN	E	6	11-98	Pin	42.24	40.41	34.33	29.11
654-D38999/20WB98SN	D38999/20WB98SN	E	11	11-98	Socket	92.22	91.08	83.27	70.94
654-D38999/20WC35PN	D38999/20WC35PN	E	22	13-35	Pin	47.67	45.39	37.08	31.45
654-D38999/20WC35SN	D38999/20WC35SN	E	22	13-35	Socket	48.75	41.33	36.59	35.22
654-D38999/20WC98PN	D38999/20WC98PN	E	10	13-98	Pin	58.72	44.78	40.19	34.09
654-D38999/20WC98SN	D38999/20WC98SN	E	10	13-98	Socket	49.26	47.13	40.05	33.97
654-D38999/20WD19PN	D38999/20WD19PN	E	19	15-19	Pin	50.10	47.93	40.71	34.53
654-D38999/20WD35PN	D38999/20WD35PN	E	37	15-35	Pin	50.33	48.15	40.91	34.70
654-D38999/20WD35SN	D38999/20WD35SN	E	37	15-35	Socket	65.27	54.69	44.67	37.89
654-D38999/20WE26PN	D38999/20WE26PN	E	26	17-26	Pin	58.78	56.23	47.79	40.53
654-D38999/20WE35PN	D38999/20WE35PN	E	55	17-35	Pin	60.88	58.25	54.29	45.06
654-D38999/20WE35SN	D38999/20WE35SN	E	55	17-35	Socket	71.85	68.74	58.41	49.55

Jam Nut Receptacles

For quantities greater than listed, call for quote.

MOUSER STOCK NO.	Amphenol Part No.	Fig.	No. of Contacts	Shell Size & Insert	Contact Type	Price Each 1	5	10	25
654-D38999/24WA35PN	D38999/24WA35PN	F	6	9-35	Pin	48.67	46.57	39.57	33.57
654-D38999/24WA35SN	D38999/24WA35SN	F	6	9-35	Socket	46.75	44.72	38.01	32.24
654-D38999/24WA98PN	D38999/24WA98PN	F	3	9-98	Pin	50.25	48.06	40.84	34.65
654-D38999/24WA98SA	D38999/24WA98SA	F	3	9-98	Socket	41.38	39.59	36.90	30.62
654-D38999/24WA98SN	D38999/24WA98SN	F	3	9-98	Socket	58.33	48.87	39.91	33.85
654-D38999/24WB35PA	D38999/24WB35PA	F	13	11-35	Pin	47.52	45.45	38.62	32.75
654-D38999/24WB35PN	D38999/24WB35PN	F	13	11-35	Pin	60.10	50.35	41.09	35.80
654-D38999/24WB35SA	D38999/24WB35SA	F	13	11-35	Socket	99.21	96.23	89.57	76.31
654-D38999/24WB35SN	D38999/24WB35SN	F	13	11-35	Socket	42.76	41.47	38.59	36.98
654-D38999/24WB5PN	D38999/24WB5PN	F	5	11-5	Pin	54.75	52.38	44.50	42.95
654-D38999/24WB5SN	D38999/24WB5SN	F	5	11-5	Socket	63.98	46.84	43.78	37.14
654-D38999/24WB98SN	D38999/24WB98SN	F	11	11-98	Socket	89.18	85.32	79.53	66.01
654-D38999/24WC35PN	D38999/24WC35PN	F	22	13-35	Pin	50.36	48.18	40.94	34.72
654-D38999/24WC35SN	D38999/24WC35SN	F	22	13-35	Socket	53.03	50.73	47.28	39.25
654-D38999/24WC8SN	D38999/24WC8SN	F	8	13-8	Socket	97.63	94.70	88.15	75.10
654-D38999/24WC98PN	D38999/24WC98PN	F	10	13-98	Pin	51.76	49.51	42.06	35.68
654-D38999/24WC98SN	D38999/24WC98SN	F	10	13-98	Socket	51.57	49.34	41.92	35.57
654-D38999/24WD19PN	D38999/24WD19PN	F	19	15-19	Pin	57.62	55.13	46.83	39.73
654-D38999/24WD19SN	D38999/24WD19SN	F	19	15-19	Socket	106.81	105.27	96.43	82.17
654-D38999/24WD35PN	D38999/24WD35PN	F	37	15-35	Pin	57.85	55.35	47.03	39.89
654-D38999/24WD35PNL	D38999/24WD35PN(LC)	F	37	15-35	Pin	47.47	42.48	36.09	30.61
654-D38999/24WD35SN	D38999/24WD35SN	F	37	15-35	Socket	57.42	54.92	51.20	42.49
654-D38999/24WD35SNL	D38999/24WD35SN(LC)	F	37	15-35	Socket	43.60	35.48	33.15	28.13
654-D38999/24WE35PN	D38999/24WE35PN	F	55	17-35	Pin	65.39	62.55	53.16	45.10
654-D38999/24WE35SN	D38999/24WE35SN	E	55	17-35	Socket	68.42	65.29	61.79	55.73

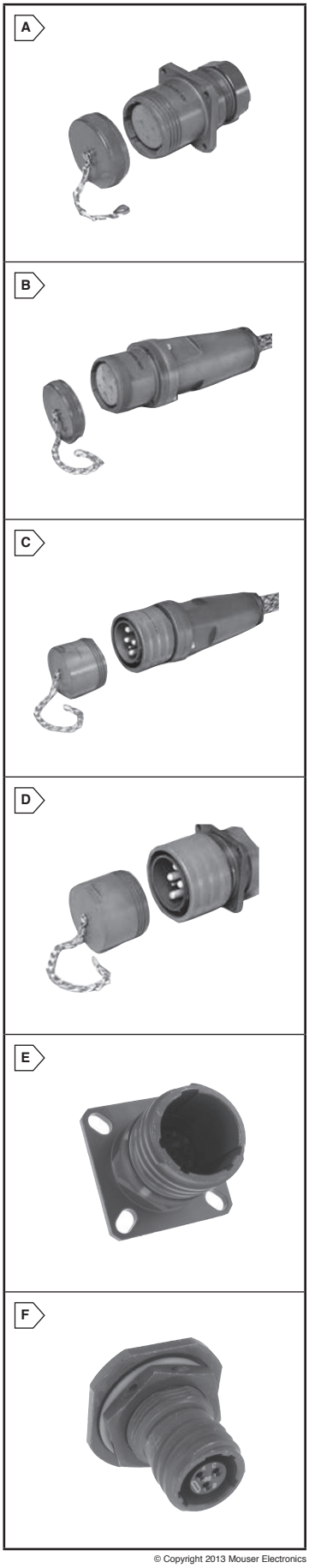

© Copyright 2013 Mouser Electronics

© Copyright 2013 Mouser Electronics

MIL-DTL-D38999 SERIES III TV (CONT.)

MIL-Qualified to MIL-DTL-38999, Rev. K, the Amphenol® Composite Tri-Start Connector offers a lightweight, corrosion resistant connector with the same high performance features as its metal counterpart. The Composite Tri-Start Connector also includes the following features:

- Lightweight: 17–40% weight savings vs. Aluminum; 60–70% weight savings vs. Stainless steel
- Durability - 1500 couplings minimum
- Corrosion Resistance - available in standard MIL-DTL-38999 olive drab cadmium with standing 2000 hours of salt spray exposure.
- Extended Life Contact
- Qualified to BACC63CT and BACC63CU specifications

LC = Less Contacts

For quantities greater than listed, call for quote.

MOUSER STOCK NO.	Amphenol Part No.	Fig.	No. of Contacts	Shell Size & Insert	Contact Type	Price Each 1	5	10	25
Straight Plugs									
654-D38999/26WA35PN	D38999/26WA35PN	A	6	9-35	Pin	38.88	37.71	35.10	33.63
654-D38999/26WA35SN	D38999/26WA35SN	A	6	9-35	Socket	40.50	39.28	36.55	35.02
654-D38999/26WA35SNL	D38999/26WA35SN(LC)	A	6	9-35	Socket	35.94	34.86	32.44	30.91
654-D38999/26WA98PA	D38999/26WA98PA	A	3	9-98	Pin	77.68	56.88	53.16	45.10
654-D38999/26WA98PN	D38999/26WA98PN	A	3	9-98	Pin	53.65	51.33	43.61	36.99
654-D38999/26WA98SN	D38999/26WA98SN	A	3	9-98	Socket	43.37	41.48	38.67	32.10
654-D38999/26WB35PA	D38999/26WB35PA	A	13	11-35	Pin	67.32	65.30	63.34	52.83
654-D38999/26WB35PN	D38999/26WB35PN	A	13	11-35	Pin	41.26	39.35	37.24	35.68
654-D38999/26WB35PNL	D38999/26WB35PN(LC)	A	13	11-35	Pin	39.41	38.22	35.57	33.08
654-D38999/26WB35SA	D38999/26WB35SA	A	13	11-35	Socket	45.49	42.73	41.06	35.62
654-D38999/26WB35SN	D38999/26WB35SN	A	13	11-35	Socket	41.83	40.56	37.76	35.12
654-3899926WB35SN-LC	D38999/26WB35SN(LC)	A	13	11-35	Socket	33.68	32.67	30.40	28.98
654-D38999/26WB5PN	D38999/26WB5PN	A	5	11-5	Pin	80.07	67.09	54.79	46.49
654-D38999/26WB5SN	D38999/26WB5SN	A	5	11-5	Socket	62.13	52.06	42.52	36.07
654-D38999/26WB98PN	D38999/26WB98PN	A	11	11-98	Pin	83.52	79.91	74.48	61.81
654-D38999/26WB98SN	D38999/26WB98SN	A	6	11-98	Socket	72.00	60.33	49.27	41.80
654-D3899926WB98SNLC	D38999/26WB98SN(LC)	A	6	11-98	Socket	51.93	49.68	46.31	38.43
654-D38999/26WC35PN	D38999/26WC35PN	A	22	13-35	Pin	44.45	43.11	40.11	38.43
654-D38999/26WC35SN	D38999/26WC35SN	A	22	13-35	Socket	44.73	43.38	40.37	38.68
654-D38999/26WC8PN	D38999/26WC8PN	A	8	13-8	Pin	106.87	100.45	93.52	85.56
654-D38999/26WC8SN	D38999/26WC8SN	A	8	13-8	Socket	52.76	50.47	42.87	36.37
654-D38999/26WC98PN	D38999/26WC98PN	A	10	13-98	Pin	44.75	42.44	40.39	35.05
654-D38999/26WC98SN	D38999/26WC98SN	A	10	13-98	Socket	56.96	47.71	38.97	33.06
654-D38999/26WD19PN	D38999/26WD19PN	A	19	15-19	Pin	73.21	71.01	68.88	67.02
654-D38999/26WD19SN	D38999/26WD19SN	A	19	15-19	Socket	57.61	53.99	52.19	43.45
654-D38999/26WD35PN	D38999/26WD35PN	A	37	15-35	Pin	47.29	45.35	42.69	40.90
654-38999/26WD35PNLC	D38999/26WD35PN(LC)	A	37	15-35	Pin	41.24	40.00	37.21	35.48
654-D38999/26WD35SN	D38999/26WD35SN	A	37	15-35	Socket	54.94	53.29	49.59	47.51
654-3899926WD35SN-LC	D38999/26WD35SN(LC)	A	37	15-35	Socket	35.96	34.88	32.46	30.93
654-D38999/26WE26SN	D38999/26WE26SN	A	26	17-26	Socket	70.07	67.04	56.96	48.31
654-D38999/26WE35PN	D38999/26WE35PN	A	55	17-35	Pin	64.05	61.28	57.12	47.40
654-D38999/26WE35SN	D38999/26WE35SN	A	55	17-35	Socket	88.15	73.85	60.33	51.18
654-D38999/26WE35SNL	D38999/26WE35SN(LC)	A	55	17-35	Socket	49.80	40.52	37.77	32.12

Contacts

For quantities greater than listed, call for quote.

MOUSER STOCK NO.	Amphenol Part No.	Size	Description	Price Each 1	5	10	25	50
654-10-407552-055	10-407552-055	22M	Pin	1.71	1.52	1.37	1.25	1.14
654-10-497640-025	10-497640-025	20	Pin	4.82	4.28	3.85	3.51	3.22
654-10-497623-335	10-497623-335	22D	Socket	7.47	6.63	5.97	5.44	4.99
654-10-497643-025	10-497643-025	20	Socket	5.51	4.90	4.41	4.01	3.68

Wire Splices

The 48 Series wire splice connector is a low cost, space saving connector.

- Utilizes a metal retention clip for single size 16 pin and socket
- Uses standard M39029/39-229 pin and M39029/32-248 socket contacts

For quantities greater than listed, call for quote.

MOUSER STOCK NO.	Amphenol Part No.	Color	Description	Price Each 1	5	10	25	50
654-48-7190	48-7190	Blue	Plug	9.52	9.11	8.49	8.08	7.35
654-48-7191	48-7191	Blue	Receptacle	7.97	7.65	7.13	6.76	6.15
654-48-7191-1	48-7191-1	Red	Receptacle	10.09	9.64	8.99	8.56	7.79

MIL-DTL-38999 SERIES I LJT

Amphenol® LJT and JT Series subminiature cylindrical connectors are qualified to MIL-DTL-38999, Series I and II respectively. These connectors were developed to meet the needs of the aerospace industry. Meeting or exceeding MIL-DTL-38999 requirements, Amphenol® JT/LJT connectors feature:

- Lightweight, Space Saving Design
- Contact Protection - 100% scoop-proof LJT design prevents bent pins and short circuits during mating
- Quick Positive Coupling - 3 point bayonet lock system
- Mismating Eliminated - with 5 key/keyway design
- Error Proof Alternate Positioning - insured by different key/keyway locations
- EMI Shielding - grounding fingers standard in LJT Series; optional in JT Series

LC = Less Contacts

For quantities greater than listed, call for quote.

MOUSER STOCK NO.	Amphenol Part No.	Fig.	No. of Contacts	Shell Size & Insert	Contact Type	Price Each 1	5	10	25
Series I Crimp Jam Nut Receptacles									
654-MS27468T15B35P	MS27468T15B35P	B	37	15-35	Pin	102.40	98.30	92.47	79.07
Series I Crimp Wall Mount Receptacle with Back Panel Mounting									
654-MS27656T15B35P	MS27656T15B35P	C	37	15-35	Pin	67.58	64.87	61.02	52.17
Series I Crimp Straight Plugs									
654-MS27467T15B35S	MS27467T15B35S	D	37	15-35	Socket	71.03	64.09	62.57	52.18

A



B



C



D



© Copyright 2013 Mouser Electronics

© Copyright 2013 Mouser Electronics

MIL-DTL-38999 SERIES II JT

Amphenol® LJT and JT Series subminiature cylindrical connectors are qualified to MIL-DTL-38999, Series I and II respectively. These connectors were developed to meet the needs of the aerospace industry. Meeting or exceeding MIL-DTL-38999 requirements, Amphenol® JT/LJT connectors feature:

- Lightweight, Space Saving Design
- Contact Protection - 100% scoop-proof LJT design prevents bent pins and short circuits during mating
- Quick Positive Coupling - 3 point bayonet lock system
- Mismating Eliminated - with 5 key/keyway design
- Error Proof Alternate Positioning - insured by different key/keyway locations
- EMI Shielding - grounding fingers standard in LJT Series; optional in JT Series

For quantities greater than listed, call for quote.

MOUSER STOCK NO.	Amphenol Part No.	Fig.	No. of Contacts	Shell Size & Insert	Contact Type	Price Each 1	5	10	25
Series II Crimp Wall Mount Receptacles with Back Panel Mounting									
654-MS27497T10A35P	MS27497T10A35P	A	13	10-35	Pin	63.46	59.65	57.57	50.28
654-MS27497T14B35P	MS27497T14B35P	A	37	14-35	Pin	76.72	70.65	69.49	57.59
654-MS27497T14B35S	MS27497T14B35S	A	37	14-35	Socket	84.06	78.65	77.18	63.25
Series II Crimp Box Mounting Receptacle with Back Panel Mounting									
654-MS27508E16B35P	MS27508E16B35P	B	55	16-35	Pin	74.15	71.49	66.92	50.00
Series II Crimp Jam Nut Receptacles									
654-MS27474T10A35P	MS27474T10A35P	C	13	10-35	Pin	62.91	60.03	56.82	54.27
654-MS27474T14B35S	MS27474T14B35S	C	37	14-35	Socket	94.26	90.74	85.72	66.53
Series II Crimp Straight Plug									
654-MS27473E16B35S	MS27473E16B35S	D	55	16-35	Socket	116.50	109.50	105.67	90.36
Crimp II Crimp Straight Plugs with Grounding Fingers									
654-MS27484T10A35S	MS27484T10A35S	E	13	10-35	Socket	75.39	70.87	62.23	57.34
654-MS27484T14B35P	MS27484T14B35P	E	37	14-35	Pin	101.54	96.85	92.12	78.76
654-MS27484T14B35S	MS27484T14B35S	E	37	14-35	Socket	110.38	105.96	99.67	85.24

MIL-DTL-26482 SERIES 2 MATRIX®

- Medium size, environmentally resistant connector
- Recommended operating voltage to 1,000 VAC (RMS) at sea level
- Quick positive coupling assured by 3 point bayonet coupling system
- Eliminates mismating by the use of five key/keyway design
- Sealing over a range of wire diameters is assured by a triple webbed grommet at the rear of the connector
- Visual confirmation of complete coupling
- Contacts are qualified to SAE AS39029 requirements
- Grommets are constructed of tear-resistant elastomer and experience no degradation when exposed to a broad range of fluids
- Closed entry socket side of the insert is designed with a lead-in chamfer and a hard face that will accept a pin contact bent within pre-established limits
- Elastomer interfacial seal on the pin side has raised barriers around each pin which displace into the socket chamfer when mated, providing a positive moisture seal

For quantities greater than listed, call for quote.

MOUSER STOCK NO.	Amphenol Part No.	Fig.	No. of Contacts	Shell Size & Insert	Contact Type	Price Each 1	5	10	25
Wall Mount Receptacles with Narrow Flange									
654-MS3470L10-6P	MS3470L10-6P	F	6	10-6	Pin	40.27	37.31	35.85	34.76
654-MS3470L10-6S	MS3470L10-6S	F	6	10-6	Socket	37.49	34.74	33.38	32.38
654-MS3470W10-6P	MS3470W10-6P	F	6	10-6	Pin	38.46	35.62	34.23	33.19
654-MS3470W10-6S	MS3470W10-6S	F	6	10-6	Socket	37.45	34.70	33.34	32.34
654-MS3470L12-10S	MS3470L12-10S	F	10	12-10	Socket	40.87	37.87	36.39	35.30
654-MS3470L12-3P	MS3470L12-3P	F	3	12-3	Pin	34.99	32.42	31.15	30.21
654-MS3470L12-3S	MS3470L12-3S	F	3	12-3	Socket	26.27	24.34	23.38	22.68
654-MS3470L12-8S	MS3470L12-8S	F	8	12-8	Socket	37.60	35.89	33.97	32.47
654-MS3470W12-10P	MS3470W12-10P	F	10	12-10	Pin	42.73	39.58	38.04	36.88
654-MS3470W12-10S	MS3470W12-10S	F	10	12-10	Socket	39.12	36.24	34.82	33.77
654-MS3470L14-19S	MS3470L14-19S	F	19	14-19	Socket	47.06	43.60	41.89	40.63
654-MS3470L14-4P	MS3470L14-4P	F	4	14-4	Pin	38.84	35.98	34.57	33.53
654-MS3470L14-4S	MS3470L14-4S	F	4	14-4	Socket	46.82	43.39	41.68	40.42
654-MS3470W14-12P	MS3470W14-12P	F	12	14-12	Pin	36.75	34.06	32.72	31.74
654-MS3470W14-12S	MS3470W14-12S	F	12	14-12	Socket	48.18	44.64	42.90	41.60
654-MS3470W14-19P	MS3470W14-19P	F	19	14-19	Pin	50.64	46.93	45.09	43.73
654-MS3470W14-19S	MS3470W14-19S	F	19	14-19	Socket	48.52	44.96	43.20	41.89
654-MS3470W14-4P	MS3470W14-4P	F	4	14-4	Pin	44.74	41.44	39.81	38.62
654-MS3470W-14-4S	MS3470W-14-4S	F	4	14-4	Socket	44.77	41.48	39.86	38.66
654-MS3470W14-5S	MS3470W14-5S	F	5	14-5	Socket	42.30	39.19	37.65	36.52
654-MS3470L16-26P	MS3470L16-26P	F	26	16-26	Pin	58.34	54.05	51.93	50.36
654-MS3470W16-26P	MS3470W16-26P	F	26	16-26	Pin	58.85	54.53	52.39	50.81
654-MS3470L18-8S	MS3470L18-8S	F	8	18-8	Socket	56.38	52.24	50.19	48.69
654-MS3470W18-32P	MS3470W18-32P	F	32	18-32	Pin	65.55	60.73	58.35	56.59
654-MS3470L20-41P	MS3470L20-41P	F	41	20-41	Pin	74.78	69.28	66.58	64.56
654-MS3470L22-41S	MS3470L22-41S	F	41	22-41	Socket	84.66	78.44	75.37	73.10
654-MS3470W22-55P	MS3470W22-55P	F	55	22-55	Pin	52.01	48.19	46.31	44.91
Cable Mount Receptacles									
654-MS3471L12-10P	MS3471L12-10P	G	10	12-10	Pin	36.74	34.05	32.71	31.73
654-MS3471W18-8P	MS3471W18-8P	G	8	18-8	Pin	90.82	84.14	80.85	78.42
Wall Mount Receptacles with Wide Flange									
654-MS3472L22-55P	MS3472L22-55P	H	55	22-55	Pin	104.06	96.42	92.64	89.85
654-MS3472L22-55S	MS3472L22-55S	H	55	22-55	Socket	69.04	63.96	61.45	59.60
Jam Nut Receptacles									
654-MS3474W12-10P	MS3474W12-10P	I	10	12-10	Pin	57.04	52.85	50.78	49.25
654-MS3474W12-3P	MS3474W12-3P	I	3	12-3	Pin	43.99	40.76	39.15	37.97
654-MS3474A14-19P	MS3474A14-19P	I	19	14-19	Pin	57.51	53.29	51.20	49.66
654-MS3474A14-19S	MS3474A14-19S	I	19	14-19	Socket	53.96	49.99	48.03	46.59
654-MS3474W14-19SW	MS3474W14-19SW	I	19	14-19	Socket	55.05	51.01	49.01	47.53
654-MS3470W14-5P	MS3474W14-5P	I	5	14-5	Pin	44.57	41.29	39.66	38.48
654-MS3474W20-41S	MS3474W20-41S	I	41	20-41	Socket	95.75	88.72	85.25	82.68
Straight Plugs									
654-MS3476L10-6P	MS3476L10-6P	J	6	10-6	Pin	37.29	34.55	33.20	32.21
654-MS3476L10-6S	MS3476L10-6S	J	6	10-6	Socket	34.80	32.24	30.98	30.05
654-MS3476W10-6P	MS3476W10-6P	J	6	10-6	Pin	36.83	32.52	30.38	27.45
654-MS3476W10-6S	MS3476W10-6S	J	6	10-6	Socket	64.57	61.81	55.88	54.25
654-MS3476L12-10P	MS3476L12-10P	J	10	12-10	Pin	43.99	40.76	39.16	37.97
654-MS3476L12-10S	MS3476L12-10S	J	10	12-10	Socket	38.07	35.28	33.89	32.87
654-MS3476L12-3P	MS3476L12-3P	J	3	12-3	Pin	38.94	36.07	34.66	33.61
654-MS3476L12-3S	MS3476L12-3S	J	3	12-3	Socket	37.27	34.54	33.18	32.19
654-MS3476L12-8S	MS3476L12-8S	J	8	12-8	Socket	38.08	35.28	33.90	32.88
654-MS3476W12-10P	MS3476W12-10P	J	10	12-10	Pin	32.03	29.67	28.52	27.65
654-MS3476W12-10S	MS3476W12-10S	J	10	12-10	Socket	38.07	35.27	33.90	32.87
654-MS3476A14-19P	MS3476A14-19P	J	19	14-19	Pin	51.80	48.00	46.12	44.73
654-MS3476A14-19S	MS3476A14-19S	J	19	14-19	Socket	48.28	44.73	42.97	41.68
654-MS3476L14-19P	MS3476L14-19P	J	19	14-19	Pin	51.07	47.32	45.46	44.09
654-MS3476L14-4P	MS3476L14-4P	J	4	14-4	Pin	43.70	40.49	38.89	37.73
654-MS3476L14-4S	MS3476L14-4S	J	4	14-4	Socket	43.52	40.32	38.74	37.57
654-MS3476W14-12P	MS3476W14-12P	J	12	14-12	Pin	49.21	45.59	43.82	42.49
654-MS3476W14-12S	MS3476W14-12S	J	12	14-12	Socket	49.55	45.91	44.12	42.79
654-MS3476W14-19P	MS3476W14-19P	J	19	14-19	Pin	47.27	44.59	43.26	40.03



© Copyright 2013 Mouser Electronics

© Copyright 2013 Mouser Electronics

MIL-DTL-26482 SERIES 2 MATRIX® (CONT.)

- Medium size, environmentally resistant connector
- Recommended operating voltage to 1,000 VAC (RMS) at sea level
- Quick positive coupling assured by 3 point bayonet coupling system
- Eliminates mismating by the use of five key/keyway design
- Sealing over a range of wire diameters is assured by a triple webbed grommet at the rear of the connector
- Visual confirmation of complete coupling
- Contacts are qualified to SAE AS39029 requirements
- Grommets are constructed of tear-resistant elastomer and experience no degradation when exposed to a broad range of fluids
- Closed entry socket side of the insert is designed with a lead-in chamfer and a hard face that will accept a pin contact bent within pre-established limits
- Elastomer interfacial seal on the pin side has raised barriers around each pin which displace into the socket chamfer when mated, providing a positive moisture seal

For quantities greater than listed, call for quote.

MOUSER STOCK NO.	Amphenol Part No.	Fig.	No. of Contacts	Shell Size & Insert	Contact Type	Price Each 1	5	10	25
Straight Plugs (Cont.)									
654-MS3476W14-19S	MS3476W14-19S	A	19	14-19	Socket	35.79	33.16	31.86	30.90
654-MS3476W-14-4P	MS3476W-14-4P	A	4	14-4	Pin	44.78	41.49	39.87	38.67
654-MS3476W14-4S	MS3476W14-4S	A	4	14-4	Socket	42.38	39.27	37.73	36.59
654-MS3476W14-5P	MS3476W14-5P	A	5	14-5	Pin	43.82	42.59	41.47	40.24
654-MS3476W14-5S	MS3476W14-5S	A	5	14-5	Socket	39.62	36.71	35.28	34.21
654-MS3476L16-26S	MS3476L16-26S	A	26	16-26	Socket	58.67	54.36	52.24	50.65
654-MS3476W16-26S	MS3476W16-26S	A	26	16-26	Socket	58.99	54.64	52.50	50.91
654-MS3476L18-8P	MS3476L18-8P	A	8	18-8	Pin	53.82	49.86	47.91	46.47
654-MS3476W18-32S	MS3476W18-32S	A	32	18-32	Socket	55.78	51.76	51.16	45.22
654-MS3476W18-8S	MS3476W18-8S	A	8	18-8	Socket	62.89	58.27	55.99	54.30
654-MS3476L20-41S	MS3476L20-41S	A	41	20-41	Socket	68.91	63.87	61.94	59.50
654-MS3476L22-41P	MS3476L22-41P	A	41	22-41	Pin	79.33	73.51	70.62	68.50
654-MS3476L22-55P	MS3476L22-55P	A	55	22-55	Pin	85.87	79.57	76.44	74.14
654-MS3476L22-55S	MS3476L22-55S	A	55	22-55	Socket	58.04	53.78	51.67	50.11
654-MS3476W22-55S	MS3476W22-55S	A	55	22-55	Socket	77.80	72.10	69.27	67.19
Straight Plug with RFI Grounding Fingers									
654-MS3475L10-6S	MS3475L10-6S	B	6	10-6	Socket	28.63	26.53	25.49	24.72
654-MS3475W10-6P	MS3475W10-6P	B	6	10-6	Pin	48.77	45.19	43.41	42.10
654-MS3475W10-6S	MS3475W10-6S	B	6	10-6	Socket	43.82	40.60	39.01	37.84
654-MS3475L12-10S	MS3475L12-10S	B	10	12-10	Socket	47.51	44.02	42.30	41.02
654-MS3475W12-10S	MS3475W12-10S	B	10	12-10	Socket	47.53	44.03	42.31	41.03
654-MS3475W12-3S	MS3475W12-3S	B	3	12-3	Socket	36.02	33.37	32.07	31.09
654-MS3475L14-19P	MS3475L14-19P	B	19	14-19	Pin	59.29	54.93	52.78	51.19
654-MS3475W14-19S	MS3475W14-19S	B	19	14-19	Socket	39.60	36.69	35.26	34.20
654-MS3475W14-4P	MS3475W14-4P	B	4	14-4	Pin	52.29	51.39	50.57	49.68
654-MS3475W14-5S	MS3475W14-5S	B	5	14-5	Socket	51.58	47.80	45.92	44.53
654-MS3475L20-41S	MS3475L20-41S	B	41	20-41	Socket	60.06	55.64	53.47	51.85
654-MS3475W20-41P	MS3475W20-41P	B	41	20-41	Pin	74.05	68.62	65.93	63.94

MIL-DTL-5015 SERIES MATRIX®

This series provides an alternative to the older MIL-DTL-5015 solder type. It bridges the gap between an old connector standard and the environmental and high performance needs of current technologies.

- Medium to heavy weight cylindrical
- MS345( ) series intermateable with existing MIL-DTL-5015 solder or crimp versions on existing equipment
- Captive coupling nut mechanism, utilizes retaining rings in combination with "L" washers to prevent inadvertent disassembly
- Multiple interlock systems ensure permanent insert retention
- Positive control of dielectric separation with guaranteed ease of contact insertion
- Positive contact retention provided by a closely toleranced damage-proof metal retention clip
- Completely sealed against environmental extremes with:
  - Individual contact seals
  - Interfacial seals between contacts
  - Peripheral gasket shell-to-shell seals
  - Redundant rear wire seals and insert-to-shell seals

For quantities greater than listed, call for quote.

MOUSER STOCK NO.	Amphenol Part No.	Fig.	No. of Contacts	Shell Size & Insert	Contact Type	Price Each 1	5	10	25
Wall Mount Receptacles									
654-MS3450W8S-1P	MS3450W8S-1P	C	1	8S-1	Pin	116.53	111.21	105.21	100.54
654-MS3450W10SL-4P	MS3450W10SL-4P	C	2	10SL-4	Pin	43.67	41.80	35.73	32.75
654-MS3450W12S-3P	MS3450W12S-3P	C	2	12S-3	Pin	52.45	50.22	42.92	39.33
654-MS3450KS10SL-3P	MS3450KS10SL-3P	C	2	12S-3	Pin	82.85	75.32	69.04	60.92
654-MS3450W16-10S	MS3450W16-10S	C	3	16-10	Socket	75.18	67.56	60.64	55.44
654-MS3450W18-1P	MS3450W18-1P	C	10	18-1	Pin	53.75	52.78	51.96	51.06
654-MS3450W20-27P	MS3450W20-27P	C	14	20-27	Pin	58.44	57.39	56.51	55.52
654-MS3450W20-27S	MS3450W20-27S	C	14	20-27	Socket	82.95	74.54	66.89	61.16
654-MS3450W22-14P	MS3450W22-14P	C	19	22-14	Pin	77.71	76.32	75.14	73.83
654-MS3450W22-22P	MS3450W22-22P	C	4	22-22	Pin	73.30	71.98	70.87	69.62
654-MS3450W22-2S	MS3450W22-2S	C	3	22-2	Socket	84.88	83.36	82.07	80.64
654-MS3450L24-11S	MS3450L24-11S	C	9	24-11	Socket	78.91	75.31	71.26	68.08
654-MS3450W24-10S	MS3450W24-10S	C	7	24-10	Socket	136.72	122.86	110.26	100.82
Box Mounting Receptacles									
654-MS3452W10SL-3P	MS3452W10SL-3P	D	3	10SL-3	Pin	64.69	61.94	52.93	48.51
654-MS3452W14S-7P	MS3452W14S-7P	D	3	14S-7	Pin	61.10	57.43	53.46	38.18
654-MS3452W16-10P	MS3452W16-10P	D	3	16-10	Pin	59.39	58.32	57.41	56.40
654-MS3452W18-1P	MS3452W18-1P	D	10	18-1	Pin	58.92	57.87	56.98	55.98
654-MS3452W20-22P	MS3452W20-22P	D	6	20-22	Pin	67.43	66.22	65.20	64.06
654-MS3452L24-10S	MS3452L24-10S	D	7	24-10	Socket	113.73	109.54	104.88	97.94
Straight Plugs									
654-MS3456W8S-1S	MS3456W8S-1S	E	1	8S-1	Socket	81.91	78.25	74.05	70.75
654-MS3456W10SL-3S	MS3456W10SL-3S	E	3	10SL-3	Socket	44.85	42.80	40.51	38.70
654-MS3456W14S-7S	MS3456W14S-7S	E	3	14S-7	Socket	57.97	56.92	56.05	55.07
654-MS3456W16-10P	MS3456W16-10P	E	3	16-10	Pin	53.55	51.42	48.11	44.43
654-MS3456W16-10S	MS3456W16-10S	E	3	16-10	Socket	72.94	69.98	66.46	58.65
654-MS3456W20-22S	MS3456W20-22S	E	6	20-22	Socket	113.81	110.94	103.69	91.50
654-MS3456W20-27P	MS3456W20-27P	E	14	20-27	Pin	68.73	66.24	62.62	55.25
654-MS3456W20-27S	MS3456W20-27S	E	14	20-27	Socket	79.43	76.24	72.36	63.86
654-MS3456W22-14S	MS3456W22-14S	E	19	22-14	Socket	87.49	82.68	79.72	70.34
654-MS3456W22-22S	MS3456W22-22S	E	4	22-22	Socket	88.59	85.59	80.71	71.22
654-MS3456W22-2P	MS3456W22-2P	E	3	22-2	Pin	91.29	87.38	83.17	73.40
654-MS3456W24-10P	MS3456W24-10P	E	7	24-10	Pin	83.26	79.92	75.86	66.94
Straight Plugs with Self-Locking Coupling Nut									
654-MS3459W10SL-4S	MS3459W10SL-4S	F	2	10SL-4	Socket	38.79	35.94	34.53	33.49
654-MS3459KS10SL-3S	MS3459KS10SL-3S	F	3	10SL-3	Socket	89.68	85.60	81.03	77.44
654-MS3459W10SL-3S	MS3459W10SL-3S	F	3	10SL-3	Socket	38.31	35.49	34.10	33.07
654-MS3459W12S-3S	MS3459W12S-3S	F	2	12S-3	Socket	37.47	34.72	33.36	32.36
654-MS3459W14S-2S	MS3459W14S-2S	F	4	14S-2	Socket	91.23	84.53	81.22	78.76
654-MS3459W18-1S	MS3459W18-1S	F	10	18-1	Socket	108.64	100.64	96.70	93.77
654-MS3459L24-10P	MS3459L24-10P	F	7	24-10	Pin	107.11	102.98	97.59	86.11
654-MS3459L24-11P	MS3459L24-11P	F	9	24-11	Pin	131.89	121.12	111.71	103.63



© Copyright 2013 Mouser Electronics

© Copyright 2013 Mouser Electronics

HD38999 CONNECTORS WITH QUADRAX CONTACTS

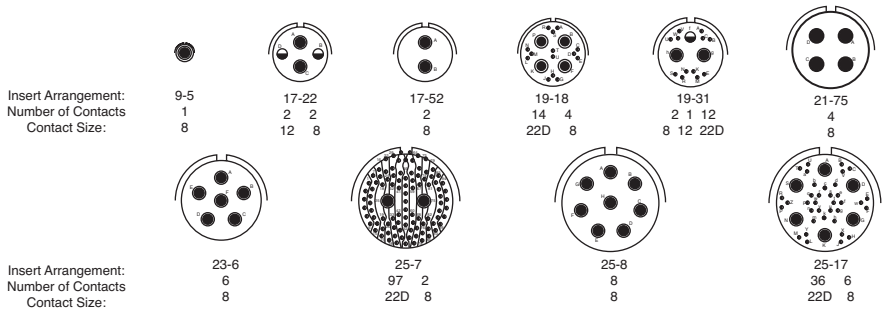

Features:
- Amphenol's new high density HD38999 design allows for up to 46% more contacts in the same shell as the standard Mil Spec arrangement and meets all of the environmental performance of MIL-DTL-38999 Series III
- The connector allows users to increase the number of contacts without increasing the size of the connector
- The HD38999 is a drop in replacement for standard 38999 connectors, but offers 30% more density

Electrical Specifications:
- Voltage: 22 AWG: 5.0 AMPS
  24 AWG: 3.0 AMPS
  26 AWG: 2.0 AMPS
  28 AWG: 1.5 AMPS
- Insulation Resistance: 5000 megohms min.@500 VDC 25C
- Dielectric Withstanding Voltage: 1000 VRMS@sea level

Mechanical Specifications:
- Metallic Shells: Material: Aluminum alloy, Stainless Steel Protection: Electroless Nickel, O.D. Cadmium, Durmalon (Nickel PTFE), Zinc Nickel
- Composite Shells: Thermoplastic Protection: Electroless Nickel, O.D. Cadmium, Durmalon (Nickel PTFE), Zinc Nickel

For quantities greater than listed, call for quote.

MOUSER STOCK NO.	Amphenol Part No.	Fig.	Shell Size and Insert	Number of Contacts	Contact Type	Price Each 1	Price Each 5
Straight Plug							
654-TV06RGQF95SLC	TV06RGQF-9-5S-LC	A	9-5	1	Socket	246.47	228.36
654-TV06RGQF95PLC	TV06RGQF-9-5P-LC	A	9-5	1	Pin	316.79	306.23
654-TV06RQF1722SLC	TV06RQF-17-22S-LC	A	17-22	4	Socket	366.98	354.74
654-TV06RQF1722PLC	TV06RQF-17-22P-LC	A	17-22	4	Pin	296.51	274.72
654-TV06RQW1752PLC	TV06RQW-17-52P-LC	A	17-52	2	Pin	172.60	166.20
654-TV06RQW1918PLC	TV06RQW-19-18P-LC	A	19-18	18	Pin	236.69	227.92
654-TV06RQW1931SLC	TV06RQW-19-31S-LC	A	19-31	15	Socket	299.45	289.47
654-TV06RQW1931PLC	TV06RQW-19-31P-LC	A	19-31	15	Pin	267.44	247.79
654-TV06RQW2175SLC	TV06RQW-21-75S-LC	A	21-75	4	Socket	243.93	235.80
654-TV06RQW2175PLC	TV06RQW-21-75P-LC	A	21-75	4	Pin	230.41	222.74
654-TV06RQW236SLC	TV06RQW-23-6S-LC	A	23-6	6	Socket	266.61	257.73
654-TV06RQW-23-6P-LC	TV06RQW-23-6P-LC	A	23-6	6	Pin	185.07	171.47
654-TV06RQW257PLC	TV06RQW-25-7P-LC	A	25-7	99	Pin	258.09	249.49
654-TV06RQW257SLC	TV06RQW-25-7S-LC	A	25-7	99	Socket	296.13	286.26
654-TV06RQW258PLC	TV06RQW-25-8P-LC	A	25-8	8	Pin	355.95	344.08
654-TV06RQW258SLC	TV06RQW-25-8S-LC	A	25-8	8	Socket	221.81	219.45
654-TV06RQW2517PLC	TV06RQW-25-17P-LC	A	25-17	42	Pin	356.85	330.63
654-TV06RQW2517SLC	TV06RQW-25-17S-LC	A	25-17	42	Socket	422.45	397.31
Jam Nut Receptacle							
654-TV07RGQF95PLC	TV07RGQF-9-5P-LC	B	9-5	1	Pin	260.08	251.42
654-TV07RQW2175PLC	TV07RQW-21-75P-LC	B	21-75	4	Pin	183.68	177.55
654-TV07RQW2175SLC	TV07RQW-21-75S-LC	B	21-75	4	Socket	222.56	215.14
654-TV07RQW258SLC	TV07RQW-25-8S-LC	B	25-8	8	Socket	335.91	324.71
654-TV07RQW258PLC	TV07RQW-25-8P-LC	B	25-8	8	Pin	309.26	298.96
654-TV07RQW2517SLC	TV07RQW-25-17S-LC	B	25-17	42	Socket	312.63	289.67
Wall Mount Receptacle							
654-TVP00RGQF95PLC	TVP00RGQF-9-5P-LC	C	9-5	1	Pin	276.81	256.47
654-TVP00RGQF95SLC	TVP00RGQF-9-5S-LC	C	9-5	1	Socket	269.38	260.41
654-TVP00RQF1722PLC	TVP00RQF-17-22P-LC	C	17-22	4	Pin	252.82	244.39
654-TVP00RQF1722SLC	TVP00RQF-17-22S-LC	C	17-22	4	Socket	230.38	222.70
654-TVP00RQW1752SLC	TVP00RQW-17-52S-LC	C	17-52	2	Socket	208.47	201.51
654-TVP00RQW1918SLC	TVP00RQW-19-18S-LC	C	19-18	18	Socket	247.49	229.31
654-TVP00RQW1931SLC	TVP00RQW-19-31S-LC	C	19-31	15	Socket	246.78	228.66
654-TVP00RQW2175PLC	TVP00RQW-21-75P-LC	C	21-75	4	Socket	214.81	207.65
654-TVP00RQW2175SLC	TVP00RQW-21-75S-LC	C	21-75	4	Pin	192.90	186.47
654-TVP00RQW236PLC	TVP00RQW-23-6P-LC	C	23-6	6	Pin	222.92	215.50
654-TVP00RQW236SLC	TVP00RQW-23-6S-LC	C	23-6	6	Socket	215.25	208.08
654-TVP00RQW257PLC	TVP00RQW-25-7P-LC	C	25-7	99	Pin	229.13	221.49
654-TVP00RQW257SLC	TVP00RQW-25-7S-LC	C	25-7	99	Socket	323.55	312.76
654-TVP00RQW258PLC	TVP00RQW-25-8P-LC	C	25-8	8	Pin	238.22	229.41
654-TVP00RQW258SLC	TVP00RQW-25-8S-LC	C	25-8	8	Socket	275.58	266.40
654-TVP00RQW2517PLC	TVP00RQW-25-17P-LC	C	25-17	42	Socket	309.28	286.57
654-TVP00RQW2517SLC	TVP00RQW-25-17S-LC	C	25-17	42	Socket	332.31	307.90

Quadrax Contacts

High speed Quadrax contacts consist of an outer contact with four inner contacts spaced to form two 100 or 150 Ohm controlled impedance differential pair. Both contacts, when used in Amphenol MIL-DTL-38999 Series III and ARINC type connectors, provide an excellent alternative for harsh environment applications such as:
- Ethernet 100 Base-T-100 Ohm
- Gigabit Ethernet 1000 Base-T-100 Ohm
- Fibre Channel-150 Ohm
- IEEE1394B FireWire-110 Ohm

Size 8 pin and socket Quadrax Contacts are gold plated, crimp termination. Amphenol's Quadrax Contacts offer several advantages for high data transfer rates, low power consumption and excellent EMI compatibility.

Quadrax Size 8 Contact Performance:
- Bandwidth: Up to 3 Gigahertz
- Data Rate: Exceeding 3 Gbits/sec.
- Voltage Rating: 500 Vrms max. @ sea level
- Dielectric Withstanding Voltage:
  1000 VAC rms between all inner contacts @ sea level
  500 VAC rms between inner and outer contacts @ sea level

For quantities greater than listed, call for quote.

MOUSER STOCK NO.	Amphenol Part No.	Fig.	Wire Gauge	Type	Contact Type	Price Each 1	Price Each 5
654-21-033385-051	21-033385-051	D	24 AWG	Quadrax	Socket	195.64	178.84
654-21-033450-001	21-033450-001	E	8 AWG	Quadrax	Pin	165.14	159.64
654-21-033451-001	21-033451-001	D	8 AWG	Quadrax	Socket	212.86	205.76
654-21-033387-021	21-033387-021	E	8 AWG	Differential Twinax	Pin	142.71	137.96
654-21-033388-021	21-033388-021	D	8 AWG	Differential Twinax	Socket	211.97	190.77
654-21-033470-001	21-033470-001	E	8 AWG	Quadrax	Pin	188.62	182.33
654-21-033471-001	21-033471-001	D	8 AWG	Quadrax	Socket	266.99	258.08

A



B



C



D

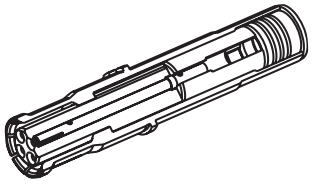

E

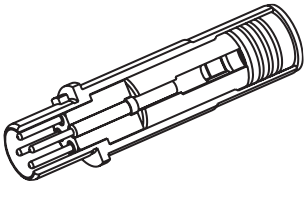

© Copyright 2013 Mouser Electronics
© Copyright 2013 Mouser Electronics

97 SERIES SOLDER TYPE (MIL-DTL-5015 STYLE)

The Amphenol 97 series connectors are a general duty standard cylindrical connector, MIL-DTL-5015 style. The 97 series is a widely used connector for the automotive, robotics, machine tool, and welding industries, as well as numerous other commercial applications. Shell components are fabricated from high grade aluminum alloy. A complete connector assembly consists of a shell with an installed insert.
All connectors shipped assembled and individually packaged

Features:

- Medium to heavy weight cylindrical
- Durable, field-proven design
- Single key/keyway polarization
- Threaded coupling, hard dielectric inserts
- Operating temperatures from -55ºC to +125ºC
- Intermateable and intermountable with existing 97 series and MIL-DTL-5015 connectors

Materials:

- Shells: High grade aluminum alloy, with a conductive cadmium plate finish and an olive drab chromate after treatment.
- Inserts: Hard Blue Diallyl-phthalate
- Contacts: Silver plated with pre-tinned solder cups

✻ RoHS Version Materials:

- Plating: Black Zinc Cobalt
- Insert: Hard Blue Diallyl Phthalate
- Contacts: Silver Plated with non-filled solder cups
- Add (946) to end of part number to designate black zinc cobalt RoHS finish
- Other RoHS finishes are available. Contact your Mouser sales representative for more information.

Recognition File #E115497

Certification File # LR 69183

Receptacle Mounting Holes:
.173" (4.394) Diameter for shell sizes 32 and 36
.147" (3.734) Diameter for shell sizes 24 and 28
.120" (3.048) Diameter for all other shell sizes

Panel Opening

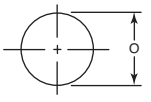

Quick selection guide for the standard Amphenol 97 series.

1. **How many wires are you going to connect and what gauge?**
   Use the insert arrangement table on the following page for selecting insert configuration .
2. **What kind of receptacle shell do you need?**
   Wall Mounting: 3100 Shell Series, Box Mounting: 3102 Shell Series, Cable Mounting: 3101 Shell Series
3. **What kind of plug shell do you need?**
   Straight Cable: 3106 Shell Series, Right Angle Cable : 3108 Shell Series
4. **Do you need a plug with a solid or split back shell?**
   The solid shell (A Type) has greater strength and saves space. The split shell (B Type) allows for quick inspection of solder terminals.
5. **Which connector shell gets the socket insert? The receptacle or the plug shell?**
   Either pin or socket inserts can be used with plug or receptacle shells. The rule of thumb is use the socket insert for the connector on the "hot" side of the circuit.
6. **Which accessories are needed?**
   Cable clamps and protection caps are available and are shown at the end of this product section.

How to build a standard Amphenol 97 series part number:

97 - 3101 A - 28 - 21 P (946)✻

97- Like MS but Amphenol®

Shell Type
3100 Wall receptacle
3101 Cable receptacle
3102 Box receptacle
3106 Straight plug
3108 Angle plug

Shell Construction
A- Solid Backshell
B- Split Backshell

Shell Size
10SL, 12S, 14S, 14, 16S, 16, 18, 20, 22, 24, 28, 32

Insert Arrangement
Numerical designation for insert configurations. (See insert chart section for availability)

Contact Type
P=Pin
S=Socket

RoHS Version
Black Zinc Cobalt Non-Filled Solder Cups

DIMENSIONS: (in.)

Wall Mount Receptacle

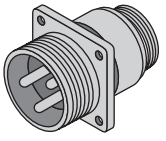

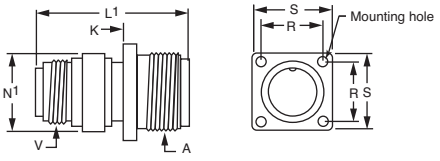

97-3100A (MS3100A)

Cable Receptacle

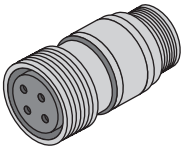

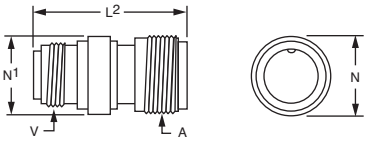

97-3101A (MS3101A)

Box Receptacle

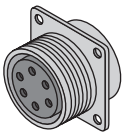

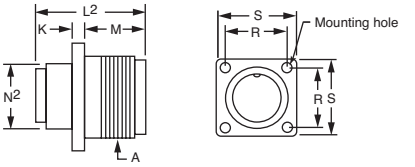

97-3102A (MS3102A)

Straight Plug

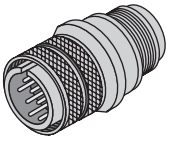

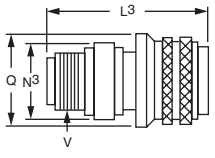

97-3106A (MS3106A)

Straight Plug (Split Shell)

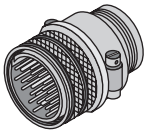

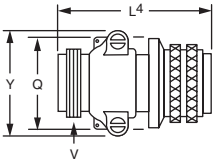

97-3106B (MS3106B)

Angle Plug (Split Shell)

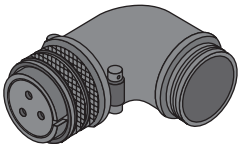

Sizes: 10S thru 14

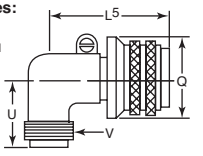

Sizes: 16S thru 40

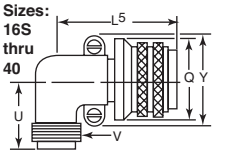

97-3108B (MS3108B)

Shell Size	L1 3100A 3101A	L2 3102A	L3 3106A	L4 3106B	L5 3108B	N1 3100A 3101A	N2 3102A	N3 3106A	O	S	R	Q	Y	U	K	A Coupling Thread	V Fitting Thread
10SL	1-9/32	61/64	1-3/8	------	1-1/2	3/4	11/16	3/4	0.812	1	23/32	7/8	------	1	5/64	5/8-24	5/8-24
12S	1-15/32	31/32	1-7/16	------	1-9/16	25/32	11/16	25/32	0.812	1-3/32	13/16	1	------	1	5/64	3/4-20	5/8-24
14S	1-15/32	61/64	1-15/32	1-11/16	1-23/32	7/8	11/16	7/8	0.938	1-3/16	29/32	1-1/8	1-5/32	1-1/16	5/64	7/8-20	3/4-20
16S	1-15/32	61/64	1-15/32	1-11/16	1-3/4	1	7/8	1	1.062	1-9/32	31/32	1-1/4	1-1/4	1-1/8	5/64	1-20	7/8-20
16	1-57/64	1-3/8	1-7/8	------	2-1/8	1	7/8	1	1.062	1-9/32	31/32	1-1/4	------	1-1/8	1/8	1-20	7/8-20
18	1-63/64	1-3/8	1-31/32	2-1/16	2-5/32	1-1/8	1	1-1/8	1.188	1-3/8	1-1/16	1-11/32	1-41/64	1-3/16	1/8	1-1/8-18	1-20
20	1-57/64	1-3/8	1-7/8	2-1/8	2-3/8	1-1/4	1-1/8	1-1/4	1.312	1-1/2	1-5/32	1-15/32	1-13/16	1-5/16	1/8	1-1/4-18	1-3/16-18
22	1.63/64	1-3/8	1-31/32	2-1/8	2-13/32	1-3/8	1-1/4	1-3/8	1.438	1-5/8	1-1/4	1-19/32	1-15/16	1-5/16	1/8	1-3/8-18	1-3/16-20
24	2-1/4	1-3/8	2-1/4	2-9/32	2-5/8	1-1/2	1-3/8	1-1/2	1.562	1-3/4	1-3/8	1-23/32	2-1/16	1-7/16	1/8	1-1/2-18	1-7/16-18
28	2-1/4	1-3/8	2-1/4	2-9/32	2-5/8	1-3/4	1-5/8	1-3/4	1.812	2	1-9/16	1-31/32	2-5/16	1-7/16	1/8	1-3/4-18	1-7/16-18
32	2-3/8	1-15/32	2-3/8	2-5/16	2-13/16	2-1/32	1-29/32	2-1/32	2.062	2-1/4	1-3/4	2-7/32	2-19/32	1-3/4	1/8	2-18	1-3/4-18

© Copyright 2013 Mouser Electronics

© Copyright 2013 Mouser Electronics

97 SERIES SOLDER TYPE (MIL-DTL-5015 STYLE) (CONT.)

Service Rating:

		INST.	A	D	B	C
Limiting Operating Voltage at Sea Level	DC	250	700	1250	2450	4200
	AC(RMS)	200	500	900	1750	3000

See notes 1 and 2 under Test Current
INST. Service normally for low voltage and currents

Effective Creepage (nominal)	inch	1/16	1/8	3/16	5/16	1
	mm	1.57	3.18	4.75	7.92	25.40
Mechanical Spacing (nominal)	inch	---	1/16	1/8	1/4	5/1
	mm	---	1.57	3.18	6.35	7.92

Test Current:

Contact Size	16	12	8	4
Amperes	13	23	46	80
Wire Gauge (AWG)	16-22	12-14	8-10	4-6

NOTE 1: Transients were not considered in calculating these values
NOTE 2: Limiting operating voltages at 50,000 feet altitude are approximately 25% of the sea level values.

Contact Legend

16 12 8 4

Recognition File #E115497

Certification File # LR 69183

Insert Arrangements
(Front view of Pin Insert, drawings not to scale.)

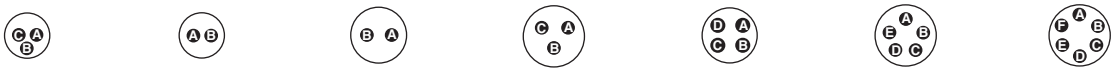

Insert Arrangement	10SL-3	10SL-4	12S-3	14S-1	14S-2	14S-5	14S-6
Contacts	3#16	2#16	2#16	3#16	4#16	5#16	6#16
Service Rating	A	A	A	A	INST.	INST.	INST.



Insert Arrangement	14S-7	16S-1	16S-8	16-10	18-1	18-4	18-8
Contacts	3#16	7#16	5#16	3#12	10#16	4#16	1#12, 7#16
Service Rating	A	A	A	A	B, C, F, G=A; all others=INST.	D	A

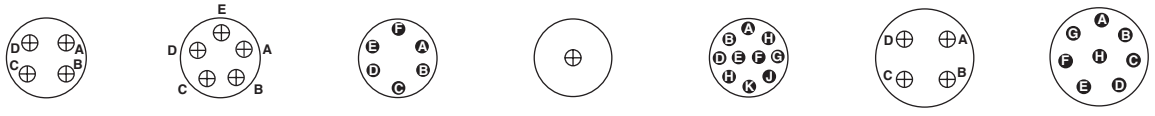

Insert Arrangement	18-10	18-11	18-12	18-16	18-19	20-4	20-7
Contacts	4#12	5#12	6#16	1#12	10#16	4#12	8#16
Service Rating	A	A	A	C	A	D	A, B, H, G=D; C,D,E,F=A

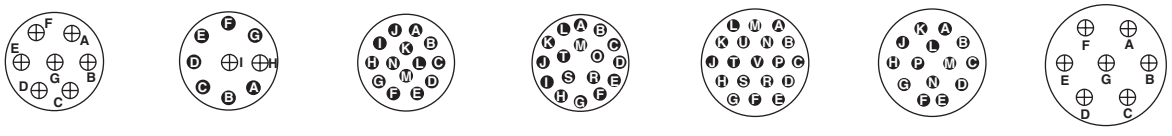

Insert Arrangement	20-15	20-16	20-27	20-29	22-14	22-19	24-2
Contacts	7#12	7#16, 2#12	14#16	17#16	19#16	14#16	7#12
Service Rating	A	A	A	A	A	A	D

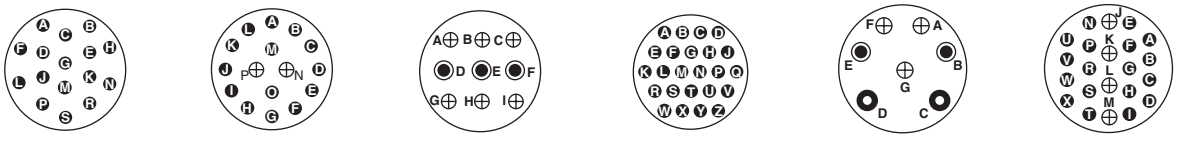

Insert Arrangement	24-5	24-7	24-11	24-28	28-10	28-11
Contacts	16#16	2#12, 14#16	3#8, 6#12	24#16	3#12, 2#8, 2#4	4#12, 18#16
Service Rating	A	A	A	INST.	G=D; all others=A	A

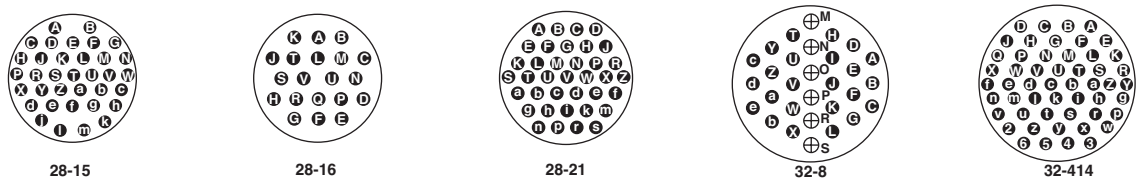

Insert Arrangement	28-15	28-16	28-21	32-8	32-414
Contacts	35#16	20#16	37#16	6#12, 24#16	52#16
Service Rating	A	A	A	A	A

© Copyright 2013 Mouser Electronics
© Copyright 2013 Mouser Electronics

97 SERIES SOLDER TYPE (MIL-DTL-5015 STYLE) (CONT.)

How to build a standard Amphenol 97 series part number:

Combine the shell part number with insert arrangement number to complete the Amphenol part number. For Example: From the table below, combine a wall mount shell number **(97-3100A-)** with an insert number **(18-16P)** to create a complete Amphenol part number **(97-3100A-18-16P)**. The standard Amphenol 97 series shells are constructed with a high grade aluminum alloy and come in a olive drab chromate finish. The blue diallyl-phthalate inserts have pre-installed silver plated contacts with solder cups. **All connectors are shipped fully assembled, labeled, and individually packaged.** For complete connector specifications and descriptions see the 2 previous pages.

✻**Mouser Part No. prefix is 654-** (example of full Mouser part number: **654-PT02A-8-2P**)

To make a mating receptacle - plug connection:

From the table below, select a plug combination off of the same line as the selected receptacle combination. For Example: A **97-3100A-18-16P** wall mount receptacle will mate with any of the plugs with the **18-16S** insert. **Receptacles only mate with plugs on the same line.**

Recognition
File #E115497

Certification
File # LR 69183

RoHS versions are available. Please contact your Mouser Sales Representative.

Receptacles

For quantities greater than listed, call for quote.

# of Pos.	Shell Size & Insert	Wall Mount ✻97-3100A- Price Each			Cable Mount ✻97-3101A- Price Each			Box Mount ✻97-3102A- Price Each		
		1	5	10	1	5	10	1	5	10
1	18-16P	21.76	20.67	19.59	24.49	23.27	22.05	13.71	12.63	11.71
1	18-16S	27.68	26.14	24.60	30.73	29.03	27.33	18.56	17.13	15.91
2	10SL-4P	31.62	29.54	26.99	32.59	29.68	27.35	16.05	14.82	13.75
2	12S-3P	17.12	16.20	15.19	20.42	19.57	18.06	13.58	12.45	10.95
2	12S-3S	16.17	15.32	13.92	19.09	17.49	16.15	8.12	7.44	6.57
3	10SL-3P	18.23	16.59	15.19	18.50	16.69	15.11	19.99	17.98	16.84
3	14S-1P	14.80	13.57	11.96	16.52	15.15	13.97	7.32	6.54	5.82
3	14S-1S	13.64	12.60	11.70	17.37	15.34	14.16	10.03	8.61	7.77
3	14S-7P	13.51	12.65	11.62	17.63	15.57	14.38	9.84	9.02	8.29
3	14S-7S	13.51	12.45	11.53	15.84	14.61	13.36	10.08	9.14	8.43
3	16-10P	25.96	23.79	21.97	26.99	24.74	22.82	17.40	15.38	14.37
3	16-10S	24.25	22.23	20.51	23.97	21.40	19.86	13.94	12.28	11.33
4	14S-2P	14.33	12.40	11.37	17.61	15.56	14.35	9.89	9.31	8.57
4	14S-2S	15.19	14.08	12.78	15.13	13.50	12.19	11.68	10.80	10.04
4	18-4P	19.98	18.86	17.68	22.45	20.38	18.39	12.20	10.51	9.67
4	18-4S	22.54	20.48	18.90	25.53	23.03	20.65	11.51	10.63	9.87
4	18-10P	24.16	22.15	20.44	27.36	25.07	23.14	14.63	13.42	12.38
4	18-10S	26.14	23.98	22.15	25.53	23.66	21.45	15.41	14.17	12.60
4	20-4P	23.96	21.15	19.54	24.63	22.58	20.84	13.44	11.47	10.54
4	20-4S	36.53	33.48	30.91	40.41	38.16	35.86	25.75	23.78	21.16
5	14S-5S	15.92	14.70	13.64	17.76	16.42	14.32	11.40	10.66	10.02
5	16S-8P	19.17	16.95	15.63	19.08	16.91	15.70	19.17	16.95	15.63
5	16S-8S	19.81	17.49	16.15	21.51	19.00	17.54	15.11	13.05	11.13
5	18-11P	24.16	22.15	20.44	27.36	25.07	23.14	13.05	11.70	10.57
5	18-11S	25.78	23.80	21.97	35.94	34.55	31.83	15.62	14.42	13.40
6	14S-6P	16.73	15.34	14.16	17.27	15.24	13.81	11.94	10.57	9.49
6	14S-6S	17.88	14.92	13.48	17.34	15.92	14.08	11.31	10.42	9.57
6	18-12P	22.10	19.81	18.34	24.55	21.90	20.35	12.90	11.83	10.92
6	18-12S	24.16	22.15	20.44	30.29	29.45	28.87	14.87	13.39	12.38
7	16S-1P	18.75	16.56	15.29	18.68	17.21	15.93	14.48	12.44	11.27
7	16S-1S	19.86	18.33	16.92	21.69	19.87	18.35	14.17	13.82	13.42
7	20-15P	25.06	20.80	19.36	27.05	24.80	22.89	16.72	15.07	13.32
7	20-15S	33.49	30.71	28.34	35.31	32.21	30.09	24.46	22.43	20.69
7	24-2P	33.53	32.01	29.77	37.31	35.45	33.59	23.90	22.71	21.51
7	24-2S	52.10	50.22	48.33	46.03	43.73	41.44	39.04	37.42	34.72
7	28-10P	94.18	86.32	79.68	98.87	90.62	83.65	72.74	66.13	59.78
7	28-10S	123.98	113.66	104.91	128.68	117.96	108.88	100.17	92.47	85.86
8	18-8P	25.12	23.20	21.41	28.19	26.13	24.11	16.93	14.45	13.49
8	18-8S	26.16	23.98	22.15	25.53	22.98	21.45	24.96	24.33	23.52
8	20-7P	23.96	21.15	19.54	24.62	22.57	20.83	14.13	12.96	11.79
8	20-7S	35.63	33.56	32.86	26.47	24.27	22.41	14.94	13.76	12.74
9	20-16P	23.53	20.77	19.09	27.33	25.06	23.13	15.54	14.33	14.06
9	20-16S	27.01	24.10	22.38	30.14	27.63	25.51	16.53	15.26	14.17
9	24-11P	57.00	54.41	51.83	63.43	59.86	55.46	50.01	47.50	44.99
9	24-11S	120.90	116.16	100.86	65.31	62.76	58.11	54.81	52.67	48.76
10	18-1P	23.59	21.50	19.63	26.41	24.47	22.21	17.52	16.02	14.76
10	18-1S	25.94	23.94	22.21	33.32	31.09	29.05	20.81	17.97	16.98
10	18-19P	42.96	40.26	38.00	35.46	32.51	30.00	20.34	19.69	18.18
10	18-19S	28.57	26.96	24.88	29.89	27.58	25.63	19.94	18.29	16.86
14	20-27P	25.17	23.07	21.28	24.72	22.82	21.20	16.82	15.42	14.23
14	20-27S	29.67	27.21	25.10	26.33	24.55	22.66	20.34	17.59	16.15
14	22-19P	34.39	31.67	29.34	37.91	34.75	29.79	23.11	21.19	18.69
14	22-19S	36.37	33.99	31.39	38.04	35.92	31.33	38.04	35.92	31.33
16	24-5S	73.17	69.50	62.89	72.39	63.88	58.69	72.39	63.88	58.69
16	24-7P	52.80	50.40	47.99	58.73	55.78	52.84	58.73	55.78	52.84
16	24-7S	58.07	55.44	52.80	64.59	61.35	58.13	50.47	46.59	43.27
17	20-29P	30.30	27.79	25.64	29.34	26.90	24.82	27.22	26.76	26.50
17	20-29S	32.99	30.24	27.92	34.52	31.64	29.21	22.27	20.43	18.02
19	22-14P	34.24	31.39	28.98	35.89	32.89	30.37	22.38	20.61	19.10
19	22-14S	40.66	37.28	34.41	42.28	38.76	35.77	21.56	20.75	18.80
20	28-16P	59.77	55.17	51.23	64.07	59.14	54.91	53.39	50.48	46.29
20	28-16S	71.82	67.30	62.11	76.70	71.60	66.09	53.82	49.67	46.13
22	28-11P	70.15	64.30	59.35	70.96	61.44	54.89	72.23	68.31	64.96
22	28-11S	89.43	81.98	75.67	86.28	79.64	73.96	57.08	52.70	48.93
24	24-28P	62.63	59.50	56.38	62.12	57.35	53.25	55.03	48.57	42.85
24	24-28S	71.63	66.13	61.40	71.69	66.19	61.45	58.13	53.67	49.84
30	32-8P	117.10	82.51	77.98	67.53	64.88	60.08	48.76	44.33	41.71
30	32-8S	64.64	62.11	57.51	68.39	65.71	60.84	45.49	43.85	41.64
35	28-15P	82.84	72.65	68.14	87.72	82.13	75.82	68.07	64.30	59.40
35	28-15S	124.30	110.55	101.96	93.58	85.79	79.19	121.52	105.59	101.10
37	28-21P	76.74	69.44	65.81	47.91	45.72	42.67	37.33	33.71	30.99
37	28-21S	58.70	54.63	50.72	68.84	63.11	58.25	39.26	37.77	36.88

Mating Plugs

For quantities greater than listed, call for quote.

# of Pos.	Shell Size & Insert	Straight ✻97-3106A- Price Each			Straight w/Split Shell ✻97-3106B Price Each			Right Angle w/Split Shell ✻97-3108B Price Each		
		1	5	10	1	5	10	1	5	10
1	18-16S	25.58	23.45	21.65	28.07	26.68	25.27	42.63	39.98	37.73
1	18-16P	25.28	23.81	21.98	32.81	28.40	21.98	28.86	26.46	24.43
2	10SL-4S	27.93	25.10	23.06	-	-	-	37.11	33.99	31.45
2	12S-3S	13.16	12.83	11.48	-	-	-	23.85	21.86	20.18
2	12S-3P	12.28	11.34	10.52	-	-	-	23.73	21.76	20.09
3	10SL-3S	13.05	11.96	11.56	-	-	-	38.52	35.15	32.47
3	14S-1S	16.00	13.33	12.31	18.95	17.44	16.16	18.22	16.37	14.53
3	14S-1P	14.45	12.78	11.58	19.13	18.06	16.72	17.95	16.04	14.13
3	14S-7S	14.52	13.31	11.41	19.41	18.33	17.25	18.22	17.21	15.57
3	14S-7P	14.92	13.11	12.03	19.71	18.55	17.12	18.53	17.42	16.07
3	16-10S	26.59	24.46	21.94	-	-	-	28.64	26.26	24.24
3	16-10P	22.28	21.08	19.43	-	-	-	30.35	27.82	25.68
4	14S-2S	15.77	15.04	14.33	21.04	19.82	18.96	20.73	17.67	16.31
4	14S-2P	12.06	11.29	10.91	25.52	22.31	20.18	17.28	15.95	14.81
4	18-4S	18.70	17.09	15.73	22.51	20.87	18.91	24.44	22.17	19.91
4	18-4P	16.25	14.68	13.39	20.84	19.81	18.77	25.86	23.71	21.87
4	18-10S	19.92	18.38	16.15	26.31	25.01	23.70	28.58	25.84	23.85
4	18-10P	20.70	19.83	19.07	23.70	21.97	19.91	33.59	32.55	31.23
4	20-4S	32.42	31.33	29.80	45.71	41.89	38.67	43.40	37.89	34.10
4	20-4P	23.83	21.85	20.17	32.29	29.60	27.32	29.98	27.48	25.36
5	14S-5P	14.53	14.05	13.57	20.55	19.41	18.17	18.46	17.05	15.83
5	16S-8S	15.77	14.47	13.35	28.57	26.19	24.17	20.55	19.94	18.49
5	16S-8P	16.20	14.91	13.74	39.11	36.94	34.75	21.28	20.09	18.81
5	18-11S	18.59	18.32	18.04	27.10	25.74	24.39	31.65	29.03	26.79
5	18-11P	19.46	17.30	16.03	25.17	23.90	22.64	29.13	26.69	24.65
6	14S-6S	15.30	14.28	13.09	22.16	19.41	17.98	19.28	18.00	16.67
6	14S-6P	16.04	14.70	13.57	21.59	19.92	18.38	19.11	17.79	16.19
6	18-12S	18.78	17.29	16.03	25.57	24.30	23.02	29.13	26.69	24.65
6	18-12P	17.40	15.52	14.02	22.82	21.14	19.16	27.66	25.35	22.92
7	16S-1S	16.92	16.18	15.65	24.97	23.78	22.57	34.40	31.80	29.21
7	16S-1P	15.08	13.81	12.77	40.69	35.96	33.92	20.69	19.05	17.15
7	20-15S	33.90	33.06	32.24	45.50	42.22	37.95	47.48	44.82	42.19
7	20-15P	24.27	21.84	20.51	32.81	28.40	25.71	32.40	29.69	27.41
7	24-2S	44.73	42.49	39.91	55.40	52.89	50.38	48.32	45.90	43.12
7	24-2P	67.99	53.41	50.30	51.54	49.20	46.87	39.58	37.60	35.62
7	28-10S	119.24	109.78	101.70	113.87	109.12	98.05	125.52	115.07	106.21
7	28-10P	86.93	77.49	71.34	84.05	80.23	76.42	95.72	87.73	80.99
8	18-8S	20.62	19.10	17.32	27.42	26.04	24.67	31.15	28.55	26.34
8	18-8P	22.34	19.76	19.31	25.43	24.15	22.88	27.33	25.06	23.13
8	20-7S	23.53	20.65	18.73	31.16	27.49	24.92	31.79	27.76	25.71
8	20-7P	31.53	30.81	29.37	32.29	29.60	27.32	29.98	27.48	25.36
9	20-16S	25.80	22.73	21.31	34.55	32.73	29.61	35.50	32.55	30.03
9	20-16P	24.05	23.17	22.29	32.07	29.61	27.49	32.66	29.94	27.63
9	24-11S	113.45	107.48	101.50	130.54	127.51	124.60	68.68	66.00	61.11
9	24-11P	62.08	58.98	55.88	71.04	67.81	64.57	65.68	62.39	59.11
10	18-1S	24.88	22.94	21.33	27.79	26.40	25.01	31.22	27.95	26.77
10	18-1P	20.11	18.83	17.58	27.96	26.55	25.16	28.50	25.86	23.22
10	18-19S	22.28	19.22	17.59	28.48	27.05	25.63	33.66	30.87	28.48
10	18-19P	28.17	25.99	24.14	32.50	30.87	29.25	31.30	28.90	26.09
14	20-27S	29.90	27.40	24.18	38.86	35.62	32.88	33.80	30.98	28.60
14	20-27P	26.87	26.48	24.41	34.75	31.85	29.39	32.45	29.75	27.46
14	22-19S	28.98	27.30	25.62	36.70	34.87	33.04	64.22	59.31	54.75
14	22-19P	30.84	27.98	25.12	37.42	35.55	33.68	56.96	54.43	51.40
16	24-5P	64.57	59.35	54.78	74.24	70.51	66.80	68.61	64.79	60.98
16	24-7S	61.31	56.59	52.55	72.11	68.82	65.55	66.85	63.52	60.18
16	24-7P	60.67	55.62	51.33	66.80	63.76	60.73	-	-	-
17	20-29S	28.63	26.73	24.81	42.17	38.66	35.68	38.33	35.14	31.00
17	20-29P	28.79	25.40	22.38	34.94	32.37	29.34	34.69	31.80	29.35
19	22-14S	43.50	40.67	35.62	33.62	31.37	29.47	59.46	55.47	53.85
19	22-14P	44.93	42.07	39.68	36.58	34.75	32.92	65.43	61.78	58.15
20	28-16S	71.28	65.62	60.81	69.74	66.25	62.77	68.73	63.44	58.89
20	28-16P	63.49	58.44	54.15	71.48	65.52	60.49	66.74	61.18	56.46
22	28-11S	89.27	80.91	75.05	88.93	84.48	80.04	90.97	83.40	76.98
22	28-11P	65.90	60.83	56.50	70.80	67.27	63.74	79.85	75.41	70.98
24	24-28S	68.97	60.86	55.92	86.82	80.14	74.42	82.95	76.03	70.18
24	24-28P	59.41	54.84	50.92	78.23	74.31	70.40	72.50	66.47	61.34
30	32-8S	79.77	75.00	69.48	79.66	73.05	67.43	91.98	87.79	83.61
30	32-8P	94.99	87.63	83.22	78.41	71.88	66.35	90.69	86.56	82.44
35	28-15S	150.19	121.96	116.14	95.18	87.25	80.53	90.44	82.90	76.53
35	28-15P	109.28	107.89	101.90	79.54	75.57	71.60	86.45	79.24	73.15
37	28-21S	62.51	57.56	48.34	65.14	61.89	58.65	65.78	60.31	55.66
37	28-21P	58.14	53.53	46.19	57.96	55.07	52.18	58.06	53.22	49.12

© Copyright 2013 Mouser Electronics

© Copyright 2013 Mouser Electronics

ACCESSORIES FOR AMPHENOL 97 SERIES CONNECTORS

Cable Clamp MS 3057A Type and Bushing

For quantities greater than listed, call for quote.

Cable Clamp MS3057A Type

For jacketed cable or wires protected by tubing. Both clamping halves float for maximum strain relief. For unjacketed cable or wires, use corresponding MS3420 bushing. Clamp and bushing can be ordered together.

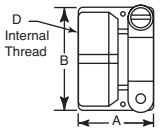

Bushing MS3420

Rubber bushing specifically designed for MS3057A type cable clamp. Can also be used as a reducing bushing. Order separately or with cable clamp.

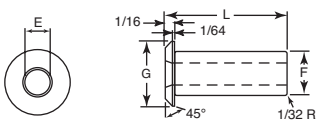

MOUSER STOCK NO.	Amphenol Part No.	Shell Size	Description	Max. O.D. Cable	A (In.)	B (In.)	C (Dia.)	D Internal Thread	E (In.)	F (In.)	G (In.)	L (In.)	Price Each 1	10	25	50
654-97-3057-1004	97-3057-1004	10SL, 12S	Cable Clamp	5/16	.795	.842	5/16	5/8-24	---	---	---	---	5.99	5.23	4.71	4.28
654-97-3057-1004-1	97-3057-1004-1	10SL, 12S	Cable Clamp w/ bushing	5/16	---	---	---	---	---	---	---	---	8.41	7.55	6.94	6.09
654-97-79-513-3	97-79-513-3	10SL, 12S	Bushing	---	---	---	---	---	.130	.210	.374	2.875	.93	.856	.781	.722
654-97-79-513-4	97-79-513-4	10SL, 12S	Bushing	---	---	---	---	---	.220	.302	.500	2.750	2.14	1.14	1.02	.91
654-97-3057-1007	97-3057-1007	12SL, 14S	Cable Clamp	7/16	.850	.995	7/16	3/4-20	---	---	---	---	5.81	4.83	4.47	4.14
654-97-3057-1007-1	97-3057-1007-1	12SL, 14S	Cable Clamp w/ bushing	7/16	---	---	---	---	---	---	---	---	6.44	6.07	5.71	4.89
654-97-79-513-6	97-79-513-6	12SL, 14S	Bushing	---	---	---	---	---	.312	.427	.614	2.625	2.92	2.69	2.43	2.25
654-97-3057-1008	97-3057-1008	16, 16S	Cable Clamp	9/16	.920	1.120	9/16	7/8-20	---	---	---	---	6.57	5.97	5.48	5.24
654-97-3057-1008-1	97-3057-1008-1	16, 16S	Cable Clamp w/ bushing	9/16	---	---	---	---	---	---	---	---	8.16	6.94	6.33	5.85
654-97-79-513-8	97-79-513-8	16, 16S	Bushing	---	---	---	---	---	.437	.552	.739	2.500	2.46	2.32	2.08	1.90
654-97-3057-1010	97-3057-1010	18	Cable Clamp	5/8	.920	1.216	5/8	1-20	---	---	---	---	8.04	7.30	6.70	6.16
654-97-3057-1010-1	97-3057-1010-1	18	Cable Clamp w/ bushing	5/8	---	---	---	---	---	---	---	---	8.49	7.66	7.38	5.79
654-97-79-513-10	97-79-513-10	18	Bushing	---	---	---	---	---	.562	.615	.889	2.375	2.05	1.87	1.73	1.58
654-97-3057-1012	97-3057-1012	20, 22	Cable Clamp	3/4	.927	1.403	3/4	1-3/16-18	---	---	---	---	8.00	7.12	6.77	6.10
654-97-3057-1012-1	97-3057-1012-1	20, 22	Cable Clamp w/ bushing	3/4	---	---	---	---	---	---	---	---	9.62	7.54	6.98	6.64
654-97-79-513-12	97-79-513-12	20, 22	Bushing	---	---	---	---	---	.625	.740	1.084	2.250	1.17	1.05	.957	.875
654-97-3057-1016	97-3057-1016	24, 28	Cable Clamp	15/16	1.015	1.683	15/16	1-7/16-18	---	---	---	---	7.58	7.01	6.47	6.06
654-97-3057-1016-1	97-3057-1016-1	24, 28	Cable Clamp w/ bushing	15/16	---	---	---	---	---	---	---	---	9.84	8.29	7.73	7.37
654-97-79-513-12	97-79-513-12	24, 28	Bushing	---	---	---	---	---	.625	.740	1.084	2.250	1.17	1.05	.957	.875
654-97-79-513-16	97-79-513-16	24, 28	Bushing	---	---	---	---	---	.750	.927	1.309	2.125	1.47	1.29	1.18	1.05
654-97-79-513-20	97-79-513-20	32	Bushing	---	---	---	---	---	.937	1.240	1.591	2.000	2.26	2.10	1.94	1.78
654-97-3057-1020-1	97-3057-1020-1	32	Cable Clamp w/ bushing	1-1/4	---	---	---	---	---	---	---	---	18.14	16.20	14.87	13.74
654-97-3057-1020	97-3057-1020	32	Cable Clamp	1-1/4	1.095	2.050	1-1/4	1-3/4-18	---	---	---	---	11.70	10.88	10.06	9.18
654-97-3057-1024	97-3057-1024	36	Cable Clamp	1-3/8	1.156	2.245	1-3/8	2-18	---	---	---	---	11.70	10.88	10.06	9.18

AN3057 Cable Clamp

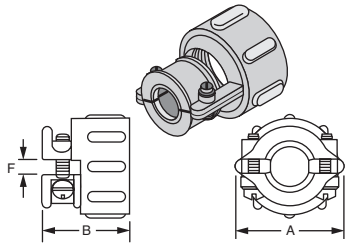

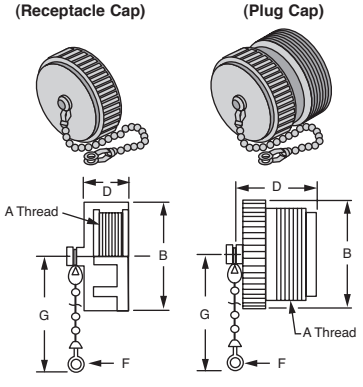

Cable Clamp

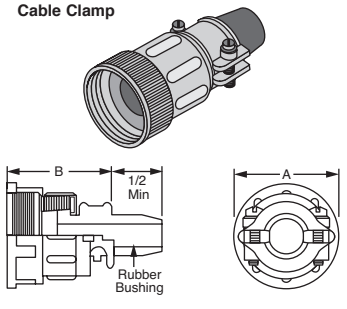

Cable Clamp AN3057

For quantities greater than listed, call for quote.

MOUSER STOCK NO.	Amphenol Part No.	Shell Size	AN Size	Max. O.D. Cable	A (In.)	B (In.)	F (In.)	Threads	Price Each 1	10	25	50
654-97-3057-4	97-3057-4	10SL, 12S	4	5/16	25/32	1	3/16	5/8-24	21.40	19.93	18.44	16.95
654-97-3057-6	97-3057-6	14, 14S	6	7/16	15/16	1-5/64	3/16	3/4-20	20.81	18.92	17.39	16.18
654-97-3057-8	97-3057-8	16,16S	8	9/16	1-1/16	1-1/8	9/32	7/8-20	9.42	8.76	8.11	7.45
654-97-3057-10	97-3057-10	18	10	5/8	1-3/16	1-1/8	5/16	1-20	7.98	7.43	6.87	6.31
654-97-3057-12	97-3057-12	20, 22	12	3/4	1-3/8	1-3/16	5/16	1-3/16-18	8.80	8.17	7.58	6.96
654-97-3057-16	97-3057-16	24, 28	16	15/16	1-5/8	1-5/16	3/8	1-7/16-18	8.86	8.24	7.64	7.01
654-97-3057-20	97-3057-20	32	20	1-1/4	1-15/16	1-1/2	1/2	1-3/4-18	16.55	15.23	13.00	12.21

9760 Metal Protection Caps with Beaded Chain

For quantities greater than listed, call for quote.

MOUSER STOCK NO.	Amphenol Part No.	Shell Size	A Threads	B (In.)	D (In.)	F (In.)	G (In.)	Price Each 1	10	25	50
For Receptacle Shells											
654-97-60-10	97-60-10	10S, 10SL	5/8-24	13/16	7/16	0.125	2-9/16	5.15	4.76	4.37	3.96
654-97-60-12	97-60-12	12, 12S, 12SL	3/4-20	15/16	7/16	0.125	2-9/16	9.30	8.61	7.83	7.07
654-97-60-14	97-60-14	14, 14S	7/8-20	1-1/16	7/16	0.125	2-9/16	5.30	4.89	4.48	4.09
654-97-60-16	97-60-16	16, 16S	1-20	1-1/8	7/16	0.167	4-5/8	6.01	5.55	5.09	4.63
654-97-60-18	97-60-18	18	1-1/8-18	1-5/16	7/16	0.167	4-5/8	6.85	6.32	5.80	5.18
654-97-60-20	97-60-20	20	1-1/4-18	1-7/16	7/16	0.167	4-5/8	8.61	7.96	7.29	6.63
654-97-60-22	97-60-22	22	1-3/8-18	1-9/16	7/16	0.167	4-5/8	9.44	8.86	8.16	7.59
654-97-60-24	97-60-24	24	1-1/2-18	1-11/16	7/16	0.167	4-5/8	13.82	12.66	11.18	10.41
654-97-60-28	97-60-28	28	1-3/4-18	1-59/64	1/2	0.167	4-5/8	12.69	11.70	10.83	10.07
For Plug Shells											
654-97-60-10P	97-60-10P	10S, 10SL	5/8-24	5/8	21/32	0.125	2-13/16	6.64	6.22	6.02	5.52
654-97-60-12P	97-60-12P	12, 12S, 12SL	3/4-20	3/4	27/32	0.125	3-13/16	13.95	12.86	11.94	11.14
654-97-60-14P	97-60-14P	14, 14S	7/8-20	7/8	27/32	0.125	3-13/16	9.18	8.45	7.81	7.05
654-97-60-16P	97-60-16P	16, 16S	1-20	1	27/32	0.167	4-5/8	9.73	8.69	8.29	7.45
654-97-60-18P	97-60-18P	18	1-1/8-18	1-1/8	27/32	0.167	4-5/8	12.86	11.87	11.02	10.07
654-97-60-20P	97-60-20P	20	1-1/4-18	1-1/4	27/32	0.167	4-5/8	22.40	20.94	19.47	17.83
654-97-60-22P	97-60-22P	22	1-3/8-18	1-3/8	27/32	0.167	4-5/8	23.24	21.67	18.30	17.85
654-97-60-24P	97-60-24P	24	1-1/2-18	1-1/2	27/32	0.167	4-5/8	53.16	49.15	45.13	37.11
654-97-60-28P	97-60-28P	28	1-3/4-18	1-3/4	27/32	0.167	4-5/8	16.71	15.14	13.84	12.73

9767 Water Resistant Cable Clamp

The 9767 assembly includes AN3057 clamp, a rubber bushing, a washer and a AN3055 adapter.

For quantities greater than listed, call for quote.

MOUSER STOCK NO.	Amphenol Part No.	Shell Size	Max. O.D. Cable	A (In.)	B (In.)	Threads	Price Each 1	10	25	50
654-97-67-12-4	97-67-12-4	10SL, 12S, 12	7/32	25/32	1-17/32	5/8-24	24.55	22.81	21.08	19.40
654-97-67-14-4	97-67-14-4	12SL, 14S, 14	7/32	29/32	1-17/32	3/4-20	26.25	24.39	22.52	20.74
654-97-67-14-6	97-67-14-6	12SL, 14S, 14	11/32	29/32	1-1932	3/4-20	25.98	24.31	22.10	19.40
654-97-67-16-6	97-67-16-6	16S, 16	11/32	1-1/16	1-19/32	7/8-20	23.57	21.79	20.05	18.54
654-97-67-18-6	97-67-18-6	18	11/32	1-3/16	1-19/32	1-20	24.70	22.97	21.24	19.55
654-97-67-16-8	97-67-16-8	16S, 16	7/16	1-1/16	1-19/32	7/8-20	25.72	23.90	22.10	20.34
654-97-67-18-8	97-67-18-8	18	7/16	1-3/16	1-19/32	1-20	26.45	24.17	21.56	18.76
654-97-67-22-8	97-67-22-8	20, 22	7/16	1-3/8	1-19/32	1-3/16-18	26.82	25.05	23.27	21.51
654-97-67-18-10	97-67-18-10	18	9/16	1-3/16	1-19/32	1-20	27.24	25.32	23.39	21.53
654-97-67-22-10	97-67-22-10	20, 22	9/16	1-3/8	1-19/32	1-3/16-18	26.59	25.03	22.36	20.58
654-97-67-28-10	97-67-28-10	24, 28	9/16	1-5/8	1-17/32	1-7/16-18	31.44	29.44	26.74	24.54
654-97-67-22-12	97-67-22-12	20, 22	11/16	1-3/8	1-21/32	1-3/16-18	32.12	29.83	27.55	25.36
654-97-67-28-12	97-67-28-12	24, 28	11/16	1-5/8	1-21/32	1-7/16-18	33.30	30.87	28.45	26.10
654-97-67-28-16	97-67-28-16	24, 28	27/32	1-5/8	1-25/32	1-7/16-18	31.42	29.03	26.65	24.36

© Copyright 2013 Mouser Electronics

© Copyright 2013 Mouser Electronics

AMPHENOL® 97 Series Circular Connectors

RoHS Compliant This product is RoHS compliant.

RECEPTACLES

Black zinc alloy plating plus solder contact less pre-filled cup

For quantities greater than listed, call for quote.

MOUSER STOCK NO.	Amphenol Part No.	Shell Size	Contacts	Price Each 1	5	10
654-973100A12S3S946	97-3100A-12S-3S(946)	12S	2	13.91	12.41	11.52
654-973100A14S5P946	97-3100A-14S-5P(946)	14S	5	19.53	17.85	16.44
654-973100A1811P946	97-3100A-18-11P(946)	18	5	24.06	22.30	20.21
654-973101A14S2P946	97-3101A-14S-2P(946)	14S	4	18.90	17.25	15.89
654-973101A14S6P946	97-3101A-14S-6P(946)	14S	6	26.71	24.67	23.07
654-973101A1812S946	97-3101A-18-12S(946)	18	6	28.95	26.31	24.13
654-973101A204P946	97-3101A-20-4P(946)	20	4	28.02	26.71	25.46
654-973101A2029P946	97-3101A-20-29P(946)	20	17	31.62	29.19	27.10
654-973101A2214P946	97-3101A-22-14P(946)	22	19	41.00	31.51	28.07
654-973101A2214S946	97-3101A-22-14S(946)	22	19	46.68	42.79	39.50
654-973102A10SL3P946	97-3102A-10SL-3P(946)	10SL	3	12.39	11.33	10.44
654-973102A10SL4P946	97-3102A-10SL-4P(946)	10SL	2	25.17	23.07	19.74
654-973102A14S5S946	97-3102A-14S-5S(946)	14S	5	14.83	13.70	12.72
654-973102A14S6S946	97-3102A-14S-6S(946)	14S	6	20.74	17.70	15.73
654-973102A1610P946	97-3102A-16-10P(946)	16	3	25.08	24.09	22.31
654-973102A16S1P946	97-3102A-16S-1P(946)	16S	7	23.23	22.10	19.65
654-973102A1811S946	97-3102A18-11S(946)	18	5	19.89	18.85	17.37
654-973102A2027P946	97-3102A-20-27P(946)	20	14	17.46	15.95	14.69
654-973102A2029S946	97-3102A-20-29S(946)	20	17	23.79	21.64	19.83
654-973102A2214S946	97-3102A22-14S(946)	22	19	32.40	29.82	27.64

MATING PLUGS

For quantities greater than listed, call for quote.

MOUSER STOCK NO.	Amphenol Part No.	Shell Size	Contacts	Price Each 1	5	10
654-973106A12S3P946	97-3106A-12S-3P(946)	12S	2	17.74	16.38	14.36
654-973108B14S5S946	97-3108B-14S-5S(946)	14S	5	20.53	18.66	17.11
654-973106B1811S946	97-3106B-18-11S(946)	18	5	43.07	39.75	36.92
654-973106A14S2S946	97-3106A-14S-2S(946)	14S	4	19.23	17.59	16.19
654-973106A14S6S946	97-3106A-14S-6S(946)	14S	6	19.10	17.52	15.92
654-973106A1812P946	97-3106A-18-12P(946)	18	6	28.86	24.61	21.88
654-973106A204S946	97-3106A-20-4S(946)	20	4	37.91	34.65	31.91
654-973106A2029S946	97-3106A-20-29S(946)	20	17	35.70	32.61	30.02
654-973106A2214S946	97-3106A-22-14S(946)	22	19	43.84	40.79	37.47
654-973106A2214P946	97-3106A-22-14P(946)	22	19	43.41	41.08	38.65
654-973106A10SL3S946	97-3106A-10SL-3S(946)	10SL	3	38.39	34.90	31.99
654-973106A10SL4S946	97-3106A-10SL-4S(946)	10SL	2	30.52	28.60	25.56
654-973106A14S5P946	97-3106A-14S-5P(946)	14S	5	18.05	16.61	15.16
654-973106A14S6P946	97-3106A-14S-6P(946)	14S	6	19.01	17.37	16.00
654-973106A1610S946	97-3106A-16-10S(946)	16	3	26.02	25.01	23.15
654-973106A16S1S946	97-3106A-16S-1S(946)	16S	7	26.69	24.50	23.01
654-973106A1811P946	97-3106A-18-11P(946)	18	5	23.48	21.58	19.86
654-973106A2027S946	97-3106A-20-27S(946)	20	14	42.97	38.15	34.36
654-973106A2029P946	97-3106A-20-29P(946)	20	17	32.41	29.62	27.26
654-973106A2214P946	97-3106A-22-14P(946)	22	19	43.41	41.08	38.65

ACCESSORIES FOR AMPHENOL 97 SERIES CONNECTORS (BLACK ZINC ALLOY)

For quantities greater than listed, call for quote.

MOUSER STOCK NO.	Amphenol Part No.	Shell Size	Description	Max O.D. Cable	A (in.)	B (in.)	C (in.)	D Infernal Thread	Price Each 1	10	25	50
654-9730571004621	97-3057-1004(621)	10SL,12S	Cable Clamp	5/16	0.795	0.842	5/16	5/8-24	8.41	6.22	5.74	5.48
654-97305710041621	97-3057-1004-1(621)	10SL,12S	Cable Clamp w/bushing	5/16	-	-	-	-	9.88	7.39	6.98	6.57
654-9730571007621	97-3057-1007(621)	12S,14S	Cable Clamp	7/16	0.850	0.995	7/16	3/4-20	7.34	6.48	6.02	5.56
654-97305710071621	97-3057-1007-1(621)	12SL,14S	Cable Clamp w/bushing	7/16	-	-	-	-	8.60	7.77	7.21	6.66
654-9730571008621	97-3057-1008(621)	16,16S	Cable Clamp	9/16	0.920	1.120	9/16	7/8-20	7.69	6.94	6.51	5.98
654-97305710081621	97-3057-1008-1(621)	16,16S	Cable Clamp w/bushing	9/16	-	-	-	-	18.63	16.72	15.53	14.49
654-9730571010621	97-3057-1010(621)	18	Cable Clamp	5/8	0.920	1.216	5/8	1-20	7.63	6.00	5.50	5.15
654-97305710101621	97-3057-1010-1(621)	18	Cable Clamp w/bushing	5/8	-	-	-	-	7.77	6.86	6.42	6.00
654-9730571012621	97-3057-1012-(621)	20,22	Cable Clamp	3/4	0.927	1.403	3/4	1-3/16-18	8.87	7.16	6.58	6.14
654-97305710121621	97-3057-1012-1(621)	20,22	Cable Clamp w/bushing	3/4	-	-	-	-	8.10	7.32	6.70	6.16
654-9730571016621	97-3057-1016(621)	24,28	Cable Clamp	15/16	-	-	-	-	8.34	6.39	5.95	5.63
654-97305710161621	97-3057-1016-1(621)	24,28	Cable Clamp w/bushing	15/16	1.015	1.683	15/16	1-7/16-18	14.10	12.68	11.77	10.99

Cable Clamp MS3057A Type

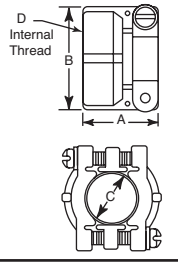

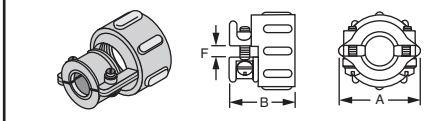

AN3057 Cable Clamp

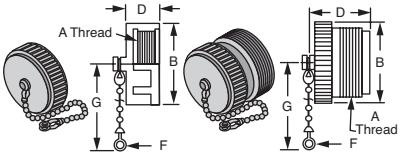

(Receptacle Cap) 9760 (Plug Cap)

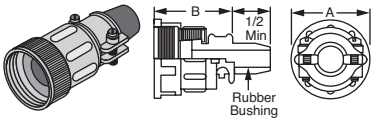

9767 Cable Clamp

Cable Clamp AN3057

For quantities greater than listed, call for quote.

MOUSER STOCK NO.	Amphenol Part No.	Shell Size	AN Size	Max. O.D. Cable	A (in.)	B (in.)	F (in.)	Threads	Price Each 1	10	25	50
654-9730574621	97-3057-4(621)	10SL,12S	4	5/16	25/32	1	3/16	5/8-24	10.52	9.77	9.11	7.89
654-9730576621	97-3057-6(621)	14,14S	6	7/16	15/16	1-5/64	3/16	3/4-20	11.30	10.42	9.67	9.03
654-9730578621	97-3057-8(621)	16,16S	8	9/16	1-1/16	1-1/8	9/32	7/8-20	12.13	11.19	10.40	9.70
654-97305710621	97-3057-10(621)	18	10	5/8	1-3/16	1-1/8	5/16	1-20	12.45	11.49	10.67	9.96
654-97305712621	97-3057-12(621)	20,22	12	3/4	1-3/8	1-3/16	5/16	1-3/16-18	12.58	11.62	10.79	10.06
654-97305716621	97-3057-16(621)	24,28	16	15/16	1-5/8	1-5/16	3/8	1-7/16-18	12.72	11.72	10.11	9.46

Metal Protection Caps with Beaded Chain

For quantities greater than listed, call for quote.

MOUSER STOCK NO.	Amphenol Part No.	Shell Size	A Threads	B (in.)	D (in.)	F (in.)	G (in.)	Price Each 1	10	25	50
For Receptacle Shells											
654-976010621	97-60-10(621)	10S,10SL	5/8-24	13/16	7/16	.125	2-9/16	7.61	7.02	6.52	6.09
654-976016621	97-60-16(621)	16,16S	1-20	1-1/18	7/16	.167	4-5/8	6.74	6.23	5.78	5.14
654-976018621	97-60-18(621)	18	1-1/8-18	1-5/16	7/16	.167	4-5/8	7.80	6.51	6.07	5.67
654-976020621	97-60-20(621)	20	1-1/4-18	1-7/16	7/16	.167	4-5/8	8.45	7.80	7.24	6.63
654-976022621	97-60-22(621)	22	1-3/8-18	1-9/16	7/16	.167	4-5/8	12.38	10.59	9.78	9.08
For Plug Shells											
654-976018P621	97-60-18P(621)	18	1-1/8-18	1-1/8	27/32	.167	4-5/8	12.96	11.88	11.27	9.89

Water Resistant Cable Clamp

For quantities greater than listed, call for quote.

MOUSER STOCK NO.	Amphenol Part No.	Shell Size	Max. O.D. Cable	A (in.)	B (in.)	Threads	Price Each 1	10	25	50
654-9767124621	97-67-12-4(621)	10SL,12S,12	7/32	25/32	1-17/32	5/8-24	35.31	32.58	30.26	28.25
654-9767144621	97-67-14-4(621)	12SL,14S,14	7/32	29/32	1-17/32	3/4-20	34.38	30.14	28.28	26.15
654-9767188621	97-67-18-8(621)	18	7/16	1-3/16	1-19/32	1-20	34.24	31.15	28.55	26.60
654-97672210621	97-67-22-10(621)	20,22	9/16	1-3/8	1-19/32	1-3/16-18	35.97	32.71	29.98	27.67

© Copyright 2013 Mouser Electronics

© Copyright 2013 Mouser Electronics

MIL-DTL-5015 TYPE CIRCULAR CONNECTORS

MS connectors meet the latest performance requirements of MIL-DTL-5015. These connectors represent well-proven electrical capability at an acceptable cost for most equipment where durability is important. MS connectors are best suited to commercial applications where low cost and durability are necessary.
MIL-DTL-5015 features threaded couplings and single key/keyway polarization, representing maximum simplicity in design.

Materials:

- Shells: Fabricated from high grade aluminum alloy with an olive drab chromate finish
- Contacts: Machined copper alloy with a sliver plated finish
- Inserts: Black resilient neoprene

Insert Arrangements:

- Please see the insert arrangement table in the 97 series catalog section
- A – Solid Shell – for general, non-environmental applications.
- E/F –Environmental Resisting with Strain Relief – designed for applications where the connector will be exposed to moisture, vibration, and rapid change in pressure and temperature.
- R – Lightweight Environmental Resisting – shorter in length and lighter in weight than the E and F classes, the MS-R offers a high degree of reliability under adverse conditions. Recommended for new design applications

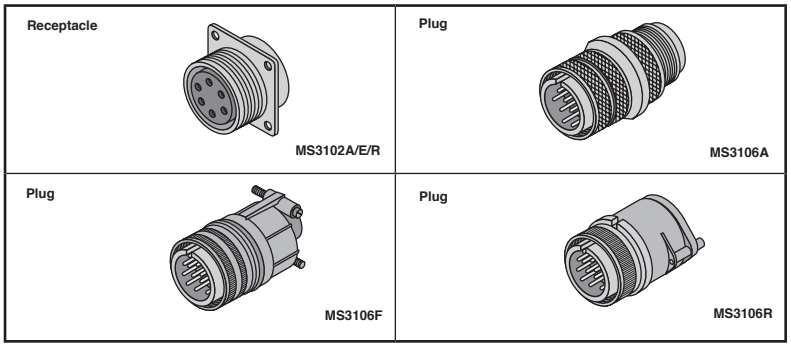

Features:

- Durable, field-proven design
- Environmental resistant
- Resilient inserts
- Operating voltage to 3000 VAC (RMS) at sea level
- Threaded couplings
- Single key/keyway shell polarization
- Cost effective

Applications:

- Engines
- Sensors
- Motion Control
- Off-Road Vehicles
- Mobile Equipment
- Industrial Machinery
- Telecommunications
- Power Generators
- Ships

A-Type - Standard Duty

MS-A class connectors perform many of the vital functions in powering, testing and ground support systems. Class A applications include communications equipment, computers and shipboard installations where mechanical forces and physical parameters are not subject to environmental changes. Inserts offer high dielectric strength, high arc resistance and resistance to vibration.

Box Mount Receptacles | **Straight Plugs** | **For quantities greater than listed, call for quote.**

# of Pos.	Insert Arrangement	Contact Size	MOUSER STOCK NO.	Amphenol Part No.	Contact Type	Price Each 1	5	10	MOUSER STOCK NO.	Amphenol Part No.	Contact Type	Price Each 1	5	10
2	10SL-4	#12	654-MS3102A10SL-4P	MS3102A10SL-4P	Pin	5.11	4.84	4.63	654-MS3106A10SL-4S	MS3106A10SL-4S	Socket	14.47	13.19	12.52
2	12S-3P	#12	654-MS3102A12S-3P	MS3102A125-3P	Pin	8.56	7.92	7.37	654-MS3106A12S-3S	MS3106A125-3S	Socket	13.67	12.73	11.80
2	12S-3S	#12	654-MS3102A12S-3S	MS3102A125-3S	Socket	9.28	8.51	7.85	654-MS3106A12S-3P	MS3106A125-3P	Pin	16.67	15.62	14.51
2	16-11S	#12	654-MS3102A16-11S	MS3102A16-11S	Socket	10.72	10.07	9.73	654-MS3106A16-11P	MS3106A16-11P	Pin	20.59	18.89	17.43
2	16-11	#12	654-MS3102A16-11P	MS3102A16-11P	Pin	9.27	8.53	7.86	654-MS3106A16-11S	MS3106A16-11S	Socket	21.81	19.99	18.46
2	20-23	#8	654-MS3102A20-23S	MS3102A20-23S	Socket	21.59	20.67	17.67	654-MS3106A20-23P	MS3106A20-23P	Pin	25.82	24.72	21.12
3	10SL-3	#16	654-MS3102A10SL-3P	MS3102A10SL-3P	Pin	5.59	5.29	5.05	654-MS3106A10SL-3S	MS3106A10SL-3S	Socket	18.35	16.98	15.60
3	10SL-3	#16	654-MS3102A10SL-3S	MS3102A10SL-3S	Socket	11.71	11.04	10.56	654-MS3106A10SL-3P	MS3106A10SL-3P	Pin	22.63	20.11	18.09
3	16-10	#12	654-MS3102A16-10P	MS3102A16-10P	Pin	10.70	9.84	9.06	654-MS3106A16-10S	MS3106A16-10S	Socket	20.24	18.33	16.49
3	16-10	#16	654-MS3102A16-10S	MS3102A16-10S	Socket	12.17	11.50	10.61	654-MS3106A16-10P	MS3106A16-10P	Pin	20.32	18.76	17.51
3	14S-7	#16	654-MS3102A14S-7P	MS3102A14S-7P	Pin	8.42	7.98	7.33	654-MS3106A14S-7S	MS3106A14S-7S	Socket	17.76	16.30	15.03
3	14S-7	#16	654-MS3102A14S-7S	MS3102A14S-7S	Socket	9.37	8.72	8.05	654-MS3106A14S-7P	MS3106A14S-7P	Pin	14.84	13.61	12.56
3	16S-5P	#16	654-MS3102A16S-5P	MS3102A16S-5P	Pin	11.17	10.06	9.15	654-MS3106A16S-5S	MS3106A16S-5S	Socket	19.37	17.75	16.38
3	22-9	#12	654-MS3102A22-9P	MS3102A22-9P	Pin	14.80	14.17	12.11	654-MS3106A22-9S	MS3106A22-9S	Socket	24.88	22.20	20.61
4	14S-2	#16	654-MS3102A14S-2P	MS3102A14S-2P	Pin	8.84	8.38	8.01	654-MS3106A14S-2S	MS3106A14S-2S	Socket	13.80	12.56	11.50
4	14S-2	#16	654-MS3102A14S-2S	MS3102A14S-2S	Socket	9.75	9.53	8.95	654-MS3106A14S-2P	MS3106A14S-2P	Pin	14.41	13.27	12.04
4	18-4	#16	654-MS3102A18-4P	MS3102A18-4P	Pin	11.44	10.38	9.83	654-MS3106A18-4S	MS3106A18-4S	Socket	22.28	20.43	18.85
4	18-4	#16	654-MS3102A18-4S	MS3102A18-4S	Socket	14.32	13.71	11.72	654-MS3106A18-4P	MS3106A18-4P	Pin	19.26	18.50	16.78
4	20-4	#12	654-MS3102A20-4P	MS3102A20-4P	Pin	13.72	11.87	11.07	654-MS3106A20-4S	MS3106A20-4S	Socket	22.45	20.72	19.23
4	20-7	#16	654-MS3102A20-7S	MS3102A20-7S	Socket	19.06	18.43	17.41	654-MS3106A20-7P	MS3106A20-7P	Pin	23.68	21.72	19.16
4	22-22	#8	654-MS3102A22-22P	MS3102A22-22P	Pin	20.40	18.85	16.93	654-MS3106A22-22S	MS3106A22-22S	Socket	41.74	38.16	32.69
4	22-22	#8	654-MS3102A22-22S	MS3102A22-22S	Socket	32.90	31.50	26.92	654-MS3106A22-22P	MS3106A22-22P	Pin	35.43	33.92	28.99
5	14S-5	#16	654-MS3102A14S-5P	MS3102A14S-5P	Pin	7.46	6.29	5.81	654-MS3106A14S-5S	MS3106A14S-5S	Socket	18.33	17.31	15.98
5	14S-5	#16	654-MS3102A14S-5S	MS3102A14S-5S	Socket	9.48	8.66	7.55	654-MS3106A14S-5P	MS3106A14S-5P	Pin	13.16	12.39	11.45
5	16S-8	#16	654-MS3102A16S-8P	MS3102A16S-8P	Pin	11.72	11.21	9.58	654-MS3106A16S-8S	MS3106A16S-8S	Socket	22.07	18.84	16.66
5	16S-8S	#16	654-MS3102A16S-8S	MS3102A16S-8S	Socket	13.24	12.67	10.83	654-MS3106A16S-8P	MS3106A16S-8P	Pin	18.31	16.34	14.55
5	18-11	#12	654-MS3102A18-11P	MS3102A18-11P	Pin	13.91	12.74	11.77	654-MS3106A18-11S	MS3106A18-11S	Socket	23.60	21.06	19.55
6	14S-6	#16	654-MS3102A14S-6P	MS3102A14S-6P	Pin	8.41	8.01	7.62	654-MS3106A14S-6S	MS3106A14S-6S	Socket	13.03	12.22	11.38
6	14S-6	#16	654-MS3102A14S-6S	MS3102A14S-6S	Socket	9.32	8.37	7.51	654-MS3106A14S-6P	MS3106A14S-6P	Pin	18.19	16.53	14.68
7	16S-1	#16	654-MS3102A16S-1P	MS3102A16S-1P	Pin	9.92	9.33	8.80	654-MS3106A16S-1S	MS3106A16S-1S	Socket	17.21	15.93	14.94
7	16S-1	#16	654-MS3102A16S-1S	MS3102A16S-1S	Socket	12.62	11.64	10.82	654-MS3106A16S-1P	MS3106A16S-1P	Pin	17.51	16.09	14.47
8	18-8	#12	654-MS3102A18-8P	MS3102A18-8P	Pin	14.17	12.63	11.55	654-MS3106A18-8S	MS3106A18-8S	Socket	25.44	22.63	22.00
8	22-23	#12	654-MS3102A22-23P	MS3102A22-23P	Pin	17.25	15.46	13.91	654-MS3106A22-23S	MS3106A22-23S	Socket	30.52	28.10	26.03
9	22-20	#12	654-MS3102A22-20S	MS3102A22-20S	Socket	21.01	19.40	18.02	654-MS3106A20-4P	MS3106A20-4P	Pin	20.62	18.56	16.70
9	24-11	3#8/6#12	654-MS3102A24-11P	MS3102A24-11P	Pin	23.67	21.22	19.73	654-MS3106A24-11S	MS3106A24-11S	Socket	44.36	40.67	37.54
9	24-11	3#8/6#12	654-MS3102A24-11S	MS3102A24-11S	Socket	36.33	32.04	29.45	654-MS3106A24-11P	MS3106A24-11P	Pin	35.05	32.13	28.36
10	18-1	#16	654-MS3102A18-1P	MS3102A18-1P	Pin	11.34	10.80	10.27	654-MS3106A18-1S	MS3106A18-1S	Socket	18.58	16.95	13.42
10	18-1	#16	654-MS3102A18-1S	MS3102A18-1S	Socket	14.47	14.03	13.10	654-MS3106A18-1P	MS3106A18-1P	Pin	19.72	17.99	16.54
14	20-27	#16	654-MS3102A20-27P	MS3102A20-27P	Pin	15.52	15.00	14.74	654-MS3106A20-27S	MS3106A20-27S	Socket	31.52	29.71	24.60
14	20-27	#16	654-MS3102A20-27S	MS3102A20-27S	Socket	25.31	23.89	22.14	654-MS3106A20-27P	MS3106A20-27P	Pin	32.25	28.25	26.24
10	18-19	#16	654-MS3102A18-19S	MS3102A18-19S	Socket	17.91	16.88	16.03	654-MS3106A18-19P	MS3106A18-19P	Pin	24.62	22.58	20.84
14	22-19	#16	654-MS3102A22-19S	MS3102A22-19S	Socket	23.19	19.67	17.05	654-MS3106A22-19P	MS3106A22-19P	Pin	33.00	31.60	27.00
17	20-29	#16	654-MS3102A20-29P	MS3102A20-29P	Pin	23.03	21.14	19.39	654-MS3106A20-29S	MS3106A20-29S	Socket	32.95	31.02	26.26
17	20-29	#16	654-MS3102A20-29S	MS3102A20-29S	Socket	20.51	20.15	19.10	654-MS3106A20-29P	MS3106A20-29P	Pin	27.32	25.26	23.05
19	22-14	#16	654-MS3102A22-14P	MS3102A22-14P	Pin	20.96	20.57	20.17	654-MS3106A22-14S	MS3106A22-14S	Socket	36.43	36.25	31.67
19	22-14	#16	654-MS3102A22-14S	MS3102A22-14S	Socket	31.31	28.82	26.72	654-MS3106A22-14P	MS3106A22-14P	Pin	32.43	29.72	27.43
20	28-16	#16	654-MS3102A28-16S	MS3102A28-16S	Socket	32.91	31.51	26.93	654-MS3106A28-16P	MS3106A28-16P	Pin	46.18	44.21	37.78
24	24-28	#16	654-MS3102A24-28P	MS3102A24-28P	Pin	28.04	26.51	24.04	654-MS3106A24-28S	MS3106A24-28S	Socket	44.21	40.52	37.41
24	24-28	#16	654-MS3102A24-28S	MS3102A24-28S	Socket	39.35	34.05	30.27	654-MS3106A24-28P	MS3106A24-28P	Pin	32.71	31.20	28.98
37	28-21	#16	654-MS3102A28-21S	MS3102A28-21S	Socket	54.60	49.15	44.22	654-MS3106A28-21P	MS3106A28-21P	Pin	55.46	50.42	42.67
37	28-21	#16	654-MS3102A28-21P	MS3102A28-21P	Pin	35.04	32.44	29.83	654-MS3106A28-21S	MS3106A28-21S	Socket	59.94	55.19	49.67

© Copyright 2013 Mouser Electronics
© Copyright 2013 Mouser Electronics

MIL-DTL-5015 TYPE CIRCULAR CONNECTORS (CONT.)

E/F-Type - Environmental Resisting

MS Class F connectors satisfy all the performance requirements of MIL-DTL-5015. These connectors are recommended for conditions where vibration, moisture, pressure and temperatures are extreme. Inserts provide an outstanding moisture barrier, high dialectic strength and resistance to vibration. Either pin or socket insert can be pressurized.

Box Mount Receptacles | **Straight Plugs** | For quantities greater than listed, call for quote.

# of Pos.	Insert Arrangement	Contact Size	MOUSER STOCK NO.	Amphenol Part No.	Contact Type	Price Each 1	5	10	MOUSER STOCK NO.	Amphenol Part No.	Contact Type	Price Each 1	5	10
2	10SL-4	#16	654-MS3102E10SL-4P	MS3102E10SL-4P	Pin	6.94	6.61	6.30	654-MS3106F10SL-4S	MS3106F10SL-4S	Socket	18.17	17.68	16.27
2	16-11	#12	654-MS3102E16-11P	MS3102E16-11P	Pin	10.66	9.68	8.88	654-MS3106F16-11S	MS3106F16-11S	Socket	31.04	28.67	25.69
2	16-11	#12	654-MS3102E16-11S	MS3102E16-11S	Socket	12.40	11.88	10.15	654-MS3106F16-11P	MS3106F16-11P	Pin	29.70	26.97	24.96
3	10SL-3	#16	654-MS3102E-10SL-3P	MS3102E-10SL-3P	Pin	7.61	7.17	6.88	654-MS3106F-10SL-3S	MS3106F-10SL-3S	Socket	18.87	17.10	15.22
3	10SL-3	#16	654-MS3102E10SL-3S	MS3102E10SL-3S	Socket	12.51	11.38	10.42	654-MS3106F10SL-3P	MS3106F10SL-3P	Pin	22.20	18.78	15.41
3	14S-7	#16	654-MS3102E14S-7P	MS3102E14S-7P	Pin	7.86	7.42	6.87	654-MS3106F14S-7S	MS3106F14S-7S	Socket	21.84	20.30	19.39
3	14S-7	#16	654-MS3102E14S-7S	MS3102E14S-7S	Socket	8.07	7.89	7.71	654-MS3106F14S-7P	MS3106F14S-7P	Pin	19.08	17.11	16.09
3	16-10	#12	654-MS3102E16-10P	MS3102E16-10P	Pin	9.04	8.61	8.19	654-MS3106F16-10S	MS3106F16-10S	Socket	31.90	29.35	27.14
3	16-10	#12	654-MS3102E16-10S	MS3102E16-10S	Socket	13.71	13.12	11.21	654-MS3106F16-10P	MS3106F16-10P	Pin	30.89	26.71	23.84
3	20-3	#12	654-MS3102E20-3P	MS3102E20-3P	Pin	14.18	13.58	11.60	654-MS3106F20-3S	MS3106F20-3S	Socket	38.02	34.74	31.99
3	20-3	#12	654-MS3102E20-3S	MS3102E20-3S	Socket	16.23	15.54	13.28	654-MS3106F20-3P	MS3106F20-3P	Pin	37.96	36.35	31.06
4	14S-2	#16	654-MS3102E14S-2P	MS3102E14S-2P	Pin	8.06	7.75	7.29	654-MS3106F14S-2S	MS3106F14S-2S	Socket	21.27	18.95	17.52
4	14S-2	#16	654-MS3102E14S-2S	MS3102E14S-2S	Socket	8.55	8.36	7.99	654-MS3106F14S-2P	MS3106F14S-2P	Pin	15.44	14.11	13.00
4	18-4	#16	654-MS3102E18-4P	MS3102E18-4P	Pin	12.50	11.36	10.41	654-MS3106F18-4S	MS3106F18-4S	Socket	33.79	28.86	25.72
4	18-4	#16	654-MS3102E18-4S	MS3102E18-4S	Socket	14.79	14.16	12.10	654-MS3106F18-4P	MS3106F18-4P	Pin	33.78	32.35	27.64
4	20-4	#12	654-MS3102E20-4P	MS3102E20-4P	Pin	11.98	10.76	9.43	654-MS3106F20-4S	MS3106F20-4S	Socket	25.12	23.20	21.54
4	20-4	#12	654-MS3102E20-4S	MS3102E20-4S	Socket	14.22	13.67	12.35	654-MS3106F20-4P	MS3106F20-4P	Pin	32.78	30.26	28.09
4	22-22	#8	654-MS3102E22-22P	MS3102E22-22P	Pin	20.79	19.05	17.49	654-MS3106F22-22S	MS3106F22-22S	Socket	41.61	37.73	35.46
4	22-22	#8	654-MS3102E22-22S	MS3102E22-22S	Socket	29.08	27.22	24.46	654-MS3106F22-22P	MS3106F22-22P	Pin	43.36	39.75	36.69
5	14S-5	#16	654-MS3102E14S-5P	MS3102E14S-5P	Pin	8.38	8.10	7.75	654-MS3106F14S-5S	MS3106F14S-5S	Socket	20.43	19.87	18.36
5	14S-5	#16	654-MS3102E14S-5S	MS3102E14S-5S	Socket	10.15	9.68	9.17	654-MS3106F14S-5P	MS3106F14S-5P	Pin	18.06	16.67	15.35
5	18-11	#12	654-MS3102E18-11P	MS3102E18-11P	Pin	11.64	11.31	10.97	654-MS3106F18-11S	MS3106F18-11S	Socket	31.66	30.45	28.79
5	16S-8	#16	654-MS3102E16S-8P	MS3102E16S-8P	Pin	9.49	8.74	8.06	654-MS3106F16S-8S	MS3106F16S-8S	Socket	33.74	32.30	27.61
6	14S-6	#16	654-MS3102E14S-6P	MS3102E14S-6P	Pin	8.38	8.21	7.97	654-MS3106F14S-6S	MS3106F14S-6S	Socket	17.77	16.87	15.94
6	14S-6	#16	654-MS3102E14S-6S	MS3102E14S-6S	Socket	9.83	9.62	9.41	654-MS3106F14S-6P	MS3106F14S-6P	Pin	19.40	18.01	16.76
7	16S-1	#16	654-MS3102E16S-1P	MS3102E16S-1P	Pin	10.38	9.28	8.81	654-MS3106F16S-1S	MS3106F16S-1S	Socket	29.94	27.37	25.19
7	16S-1	#16	654-MS3102E16S-1S	MS3102E16S-1S	Socket	11.00	10.76	10.54	654-MS3106F16S-1P	MS3106F16S-1P	Pin	23.63	21.87	19.74
8	20-7	#16	654-MS3102E20-7S	MS3102E20-7S	Socket	16.60	15.22	14.76	654-MS3106F20-7P	MS3106F20-7P	Pin	35.09	30.84	29.05
8	20-7	#16	654-MS3102E20-7P	MS3102E20-7P	Pin	15.64	14.22	13.03	654-MS3106F20-7S	MS3106F20-7S	Socket	39.74	36.43	33.63
9	24-11	3#8/6#12	654-MS3102E24-11S	MS3102E24-11S	Socket	36.58	35.02	29.93	654-MS3106F24-11P	MS3106F24-11P	Pin	52.04	49.83	42.59
10	18-1	#16	654-MS3102E18-1P	MS3102E18-1P	Pin	11.93	11.41	11.18	654-MS3106F18-1S	MS3106F18-1S	Socket	23.45	21.37	20.33
10	18-1	#16	654-MS3102E18-1S	MS3102E18-1S	Socket	14.52	13.96	13.15	654-MS3106F18-1P	MS3106F18-1P	Pin	24.75	23.72	23.06
14	20-27	#16	654-MS3102E20-27P	MS3102E20-27P	Pin	20.39	19.52	16.68	654-MS3106F20-27S	MS3106F20-27S	Socket	38.47	34.69	31.12
14	20-27	#16	654-MS3102E20-27S	MS3102E20-27S	Socket	17.06	15.59	14.36	654-MS3106F20-27P	MS3106F20-27P	Pin	44.33	42.44	36.26
14	22-19	#16	654-MS3102E22-19S	MS3102E22-19S	Socket	25.70	24.61	21.03	654-MS3106F22-19P	MS3106F22-19P	Pin	44.21	42.33	36.18
17	20-29	#16	654-MS3102E20-29P	MS3102E20-29P	Pin	16.16	15.78	14.87	654-MS3106F20-29S	MS3106F20-29S	Socket	33.44	31.02	29.92
17	20-29	#16	654-MS3102E20-29S	MS3102E20-29S	Socket	21.03	19.51	17.49	654-MS3106F20-29P	MS3106F20-29P	Pin	46.17	44.20	37.78
19	22-14	#16	654-MS3102E22-14P	MS3102E22-14P	Pin	16.16	14.81	14.03	654-MS3106F22-14S	MS3106F22-14S	Socket	54.11	51.80	44.27
19	22-14	#16	654-MS3102E22-14S	MS3102E22-14S	Socket	30.26	28.98	24.76	654-MS3106F22-14P	MS3106F22-14P	Pin	39.73	36.67	34.06
24	24-28	#16	654-MS3102E24-28P	MS3102E24-28P	Pin	28.13	26.93	23.02	654-MS3106F24-28S	MS3106F24-28S	Socket	66.05	63.25	54.04
24	24-28	#16	654-MS3102E24-28S	MS3102E24-28S	Socket	37.85	36.23	30.97	654-MS3106F24-28P	MS3106F24-28P	Pin	55.21	52.87	45.18
37	28-21	#16	654-MS3102E28-21P	MS3102E28-21P	Pin	33.73	30.92	27.29	654-MS3106F28-21S	MS3106F28-21S	Socket	71.41	64.29	56.01
37	28-21	#16	654-MS3102E28-21S	MS3102E28-21S	Socket	43.04	41.68	39.44	654-MS3106F28-21P	MS3106F28-21P	Pin	60.94	55.61	49.50

R-Type - Lightweight Environmental

Specification requirements for greater reliability in a shorter, lighter weight environmental resistant connector led to the design of the MS-R. MS Class R connectors satisfy all the performance requirements of MIL-DTL-5015.

This low profile assembly was attained by moving the axial compression nut and grommet assembly forward and flush with the rear of the insert. The neoprene grommet, with its low coefficient of friction, assures easier threading of wire bundles and quicker assembly and serviceability of the unit. Molded webs in each wire hole insure a moisture barrier around each wire.

The addition of an "O" ring at the main joint of all MS3106R plugs provide a main joint seal supplementary to the interfacial seal, thus insuring a higher degree of reliability when connector halves from different sources are employed. MS-R types are recommended for new design applications.

Inserts provide an outstanding moisture barrier, maximum vibration resistance and high dielectric strength. Either pin or socket insert can be pressurized.

Box Mount Receptacles | **Straight Plugs** | For quantities greater than listed, call for quote.

# of Pos.	Insert Arrangement	Contact Size	MOUSER STOCK NO.	Amphenol Part No.	Contact Type	Price Each 1	5	10	MOUSER STOCK NO.	Amphenol Part No.	Contact Type	Price Each 1	5	10
2	10SL-4	#16	654-MS3102R10SL-4P	MS3102R10SL-4P	Pin	5.41	5.09	4.68	654-MS3106R10SL-4S	MS3106R10SL-4S	Socket	25.08	22.42	20.35
2	16-11	#12	654-MS3102R16-11P	MS3102R16-11P	Pin	8.41	7.98	7.66	654-MS3106R16-11S	MS3106R16-11S	Socket	24.43	22.01	19.75
2	16-11	#12	654-MS3102R16-11S	MS3102R16-11S	Socket	12.40	11.88	10.15	654-MS3106R16-11P	MS3106R16-11P	Pin	27.52	26.35	22.52
3	16-10	#12	654-MS3102R16-10S	MS3102R16-10S	Socket	13.08	11.95	10.99	654-MS3106R16-10P	MS3106R16-10P	Pin	27.89	26.71	22.82
3	10SL-3	#16	654-MS3102R10SL-3P	MS3102R10SL-3P	Pin	6.47	6.39	5.83	654-MS3106R10SL-3S	MS3106R10SL-3S	Socket	16.55	15.91	14.99
3	10SL-3	#16	654-MS3102R10SL-3S	MS3102R10SL-3S	Socket	13.59	13.01	11.12	654-MS3106R10SL-3P	MS3106R10SL-3P	Pin	27.96	25.63	23.65
3	14S-7	#16	654-MS3102R14S-7P	MS3102R14S-7P	Pin	9.74	8.99	8.44	654-MS3106R14S-7S	MS3106R14S-7S	Socket	22.11	20.27	18.70
3	16-10	#12	654-MS3102R16-10P	MS3102R16-10P	Pin	9.67	8.83	8.12	654-MS3106R16-10S	MS3106R16-10S	Socket	27.29	25.02	23.09
3	14S-7	#16	654-MS3102R14S-7S	MS3102R14S-7S	Socket	11.42	10.92	9.34	654-MS3106R14S-7P	MS3106R14S-7P	Pin	22.79	21.82	18.65
4	14S-2	#16	654-MS3102R14S-2P	MS3102R14S-2P	Pin	6.85	6.05	5.57	654-MS3106R14S-2S	MS3106R14S-2S	Socket	21.30	19.62	17.66
4	20-4	#12	654-MS3100R20-4S	MS3100R20-4S	Socket	40.34	38.63	33.01	654-MS3106R20-4P	MS3106R20-4P	Pin	40.00	38.30	32.73
4	14S-2	#16	654-MS3102R14S-2S	MS3102R14S-2S	Socket	8.81	8.32	8.05	654-MS3106R14S-2P	MS3106R14S-2P	Pin	18.91	17.37	16.04
4	20-4	#12	654-MS3102R20-4P	MS3102R20-4P	Pin	16.45	15.17	13.85	654-MS3106R20-4S	MS3106R20-4S	Socket	42.61	40.79	34.86
5	14S-5	#16	654-MS3102R14S-5P	MS3102R14S-5P	Pin	9.94	9.12	8.41	654-MS3106R14S-5S	MS3106R14S-5S	Socket	22.76	21.86	20.17
5	14S-5	#16	654-MS3102R14S-5S	MS3102R14S-5S	Socket	11.32	10.38	9.58	654-MS3106R14S-5P	MS3106R14S-5P	Pin	19.37	18.53	16.35
5	16S-8	#16	654-MS3102R16S-8P	MS3102R16S-8P	Pin	12.03	11.51	9.84	654-MS3106R16S-8S	MS3106R16S-8S	Socket	27.99	26.79	22.90
5	16S-8	#16	654-MS3102R16S-8S	MS3102R16S-8S	Socket	13.72	13.13	11.22	654-MS3106R16S-8P	MS3106R16S-8P	Pin	26.32	25.20	21.54
5	18-11	#12	654-MS3102R18-11S	MS3102R18-11S	Socket	17.68	16.93	14.47	654-MS3106R18-11P	MS3106R18-11P	Pin	32.68	31.29	26.74
6	14S-6	#16	654-MS3102R14S-6P	MS3102R14S-6P	Pin	8.19	7.53	6.97	654-MS3106R14S-6S	MS3106R14S-6S	Socket	26.57	25.43	21.73
6	14S-6	#16	654-MS3102R14S-6S	MS3102R14S-6S	Socket	9.54	8.68	7.95	654-MS3106R14S-6P	MS3106R14S-6P	Pin	21.38	20.63	18.93
7	16S-1	#16	654-MS3102R16S-1P	MS3102R16S-1P	Pin	11.81	10.83	9.99	654-MS3106R16S-1S	MS3106R16S-1S	Socket	25.17	23.26	21.64
7	16-1	#16	654-MS3102R16S-1S	MS3102R16S-1S	Socket	15.69	15.01	12.83	654-MS3106R16S-1P	MS3106R16S-1P	Pin	27.87	26.69	22.80
8	22-23	#12	654-MS3102R22-23S	MS3102R22-23S	Socket	22.27	20.36	18.76	654-MS3106R22-23P	MS3106R22-23P	Pin	43.06	41.23	35.24
9	24-11	3#8/6#12	654-MS3102R24-11P	MS3102R24-11P	Pin	22.04	20.20	18.65	654-MS3106R24-11S	MS3106R24-11S	Socket	55.45	50.65	46.71
10	18-1	#16	654-MS3102R18-1P	MS3102R18-1P	Pin	14.34	13.09	12.05	654-MS3106R18-1S	MS3106R18-1S	Socket	30.37	28.03	24.96
14	20-27	#16	654-MS3102R20-27P	MS3102R20-27P	Pin	16.94	15.95	14.74	654-MS3106R20-27S	MS3106R20-27S	Socket	42.20	40.40	34.53
17	20-29	#16	654-MS3102R20-29P	MS3102R20-29P	Pin	20.69	18.97	17.52	654-MS3106R20-29S	MS3106R20-29S	Socket	41.09	37.66	34.76
17	20-29	#16	654-MS3102R20-29S	MS3102R20-29S	Socket	25.72	23.57	21.76	654-MS3106R20-29P	MS3106R20-29P	Pin	36.06	33.05	30.51

© Copyright 2013 Mouser Electronics

© Copyright 2013 Mouser Electronics

PT SERIES SOLDER TYPE (MIL-DTL-26482, SERIES 1)

Amphenol Miniature Cylindrical connectors offer twice the number of contacts in just half the size of a standard connector. The PT series offers quick positive three point bayonet lock coupling. A complete connector assembly consists of a shell with an installed insert. **All connectors shipped fully assembled, labeled and individually packaged.**

Features:

- Medium size, widely used cylindrical connector
- Corrosion resistant cadmium plate with an olive drab chromate finish
- Five key/keyway polarization
- Quick positive three point bayonet lock coupling
- Audible, tactile and visual indication of full coupling
- Suitable for wide temperature range
- Spring tension provided by a wave washer ensures maintenance of interfacial seal between mating halves
- Resilient neoprene insert and main joint gasket provides excellent moisture sealing and superior electrical contact isolation
- Some styles available in RoHS Compliant versions

Specifications:

- Temperature range: -65°C to +257°C
- Current rating: 7.5 Amps to 23 Amps

Materials:

- Shells: High grade aluminum alloy, with a conductive cadmium plate finish and an olive drab chromate after treatment. ✻RoHS available
- Inserts: Black resilient neoprene
- Contacts: Gold plated copper alloy. Socket contacts are a closed entry design.

Recognition
File #E115497

Quick selection guide for the standard Amphenol PT series.

1. How many wires are you going to connect and what guage?
Use the insert arrangement table on the following page for selecting insert configuration.

2. What kind of receptacle shell do you need? The plug only mates with receptacles.
Box Mount: PT02, Jam Nut: PT07, Wall Mount: PT00

3. Which connector shell gets the socket insert? The receptacle or the plug shell?
Either pin or socket inserts can be used with plug or receptacle shells. The rule of thumb is use the socket insert for the connector on the "hot" side of circuit.

PT Service Classes:

A General Duty; back shell is threaded for conduit attachment of MS3057 cable clamp†
A (SR) General Duty; with strain relief clamp for cable or wire bundle support
E Environmental resistant connectors - supplied with a multi-holed grommet and clamping nut for moisture-proofing individual open wires
E (SR) Environmental resistant strain relief clamp and grommet for moisture proofing individual wires; provides added wire bundle support

† T02 Shells do not have a threaded back shell

PT02 Box Mount Receptacle

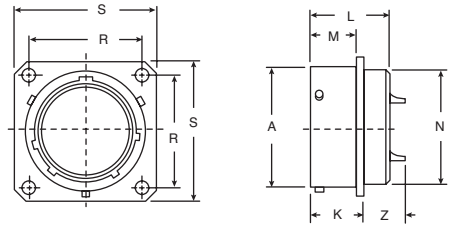

DIMENSIONS: in.

Shell Size	R	S	A +.001 -.005	K +.020 -.010	L Max.	M +.010 -.000	N Dia. Max.	Z Max.
8	.594	.812	.473	.493	.825	.431	.449	.465
10	.719	.938	.590	.493	.825	.431	.573	.465
12	.812	1.031	.750	.493	.825	.431	.699	.465
14	.906	1.125	.875	.493	.825	.431	.823	.465
16	.969	1.219	1.000	.493	.825	.431	.949	.465
18	1.062	1.312	1.125	.493	.825	.431	1.073	.465
20	1.156	1.438	1.250	.650	1.076	.556	1.199	.526
22	1.250	1.562	1.375	.650	1.076	.556	1.323	.526
24	1.375	1.688	1.500	.683	1.109	.589	1.449	.493

PT07 Jam Nut Receptacle

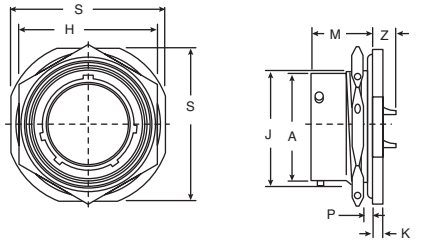

DIMENSIONS: in.

Shell Size	H ±.016	S	A +.001 -.005	J Flat +.000 -.010	K +.011 -.010	M	Z	P Panel Thickness Min.	P Panel Thickness Max.
8	.750	.938	.473	.530	.125	.696	.231	.062	.125
10	.875	1.062	.590	.655	.125	.696	.231	.062	.125
12	1.062	1.250	.750	.818	.125	.696	.231	.062	.125
14	1.188	1.375	.875	.942	.125	.696	.231	.062	.125
16	1.312	1.500	1.000	1.066	.125	.696	.231	.062	.125
18	1.438	1.625	1.125	1.191	.125	.696	.231	.062	.125
20	1.562	1.812	1.250	1.316	.156	.884	.261	.062	.250
22	1.688	1.938	1.375	1.441	.156	.884	.261	.062	.250
24	1.816	2.062	1.500	1.566	.156	.917	.228	.062	.250

PT00 Wall Mount Receptacle

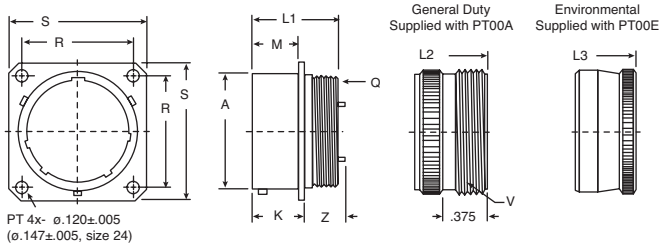

DIMENSIONS: in.

Shell Size	R	S	A +.001 -.005	K +.020 -.010	L1 Max.	L2 A Class	L3 E Class	M +.010 -.000	Z Max.	Q Thread	V Thread
8	.594	.812	.473	.493	.825	1.553	1.266	.431	.468	.4375-28	.5000-28
10	.719	.938	.590	.493	.825	1.553	1.266	.431	.468	.5625-24	.6250-24
12	.812	1.031	.750	.493	.825	1.553	1.266	.431	.468	.6875-24	.7500-20
14	.906	1.125	.875	.493	.825	1.553	1.266	.431	.468	.8125-20	.8750-20
16	.969	1.219	1.000	.493	.825	1.553	1.266	.431	.468	.9375-20	1.0000-20
18	1.062	1.312	1.125	.493	.825	1.553	1.266	.431	.531	1.0625-18	1.1875-18
20	1.156	1.438	1.250	.650	1.076	1.703	1.516	.556	.531	1.1875-18	1.1875-18
22	1.250	1.562	1.375	.650	1.076	1.703	1.516	.556	.531	1.3125-18	1.4375-18
24	1.375	1.688	1.500	.683	1.076	1.765	1.578	.589	.498	1.4375-18	1.4375-18

PT06-SR Straight Plug with Strain Relief

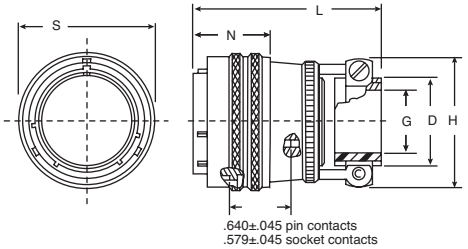

DIMENSIONS: in.

Shell Size	S Max.	L	N Max.	D Min.	G	H Max.
8	.750	1.906	.906	.240	.125	.812
10	.859	1.906	.906	.302	.188	.875
12	1.013	1.906	.906	.428	.312	1.000
14	1.156	1.906	.906	.552	.375	1.125
16	1.281	2.047	.906	.615	.500	1.188
18	1.319	2.078	.906	.740	.625	1.438
20	1.531	2.250	1.062	.740	.625	1.438
22	1.656	2.250	1.062	.928	.750	1.625
24	1.776	2.312	1.062	.990	.800	1.750

© Copyright 2013 Mouser Electronics
© Copyright 2013 Mouser Electronics

PT SERIES SOLDER TYPE (MIL-DTL-26482, SERIES 1) (CONT.)

Contact Specifications

Contact Size	Test Current	Maximum Milivolt Drop†	Solder Well Diameter	Solder Well Depth	Wire Gauge (AWG)
20	7.5A	55	0.046"	0.125"	20-24
16	13A	50	0.078"	0.188"	16-22

† Silver plated wire per MIL-C-26482

Service Ratings

Service Class	Recommended Operating AC Voltage @ Sea Level	Test Voltage AC (RMS), 60 cps			
		Sea Level	50,000 ft.	70,000 ft.	110,000 ft.
I	600	1,500	500	375	200
II	1,000	2,300	750	500	200

RoHS versions are available. Please contact your Mouser Sales Representative.

How to build a standard Amphenol PT series part number:

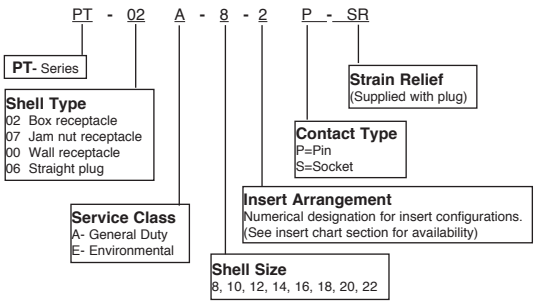

Contact Legend:

● #16
○ #20

Recognition
File #E115497

Insert Arrangements
(Front View of Pin Insert)

(Drawings Not to Scale)

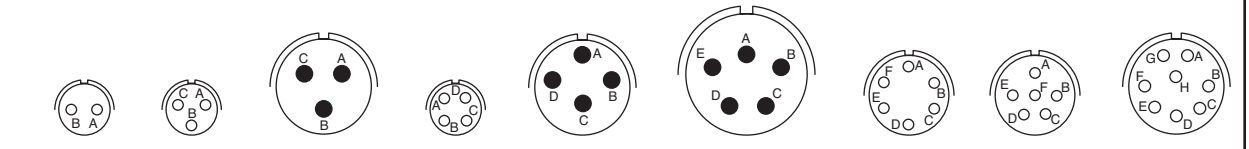

Insert Arrangement	8-2	8-3	12-3	8-4	12-4	14-5	10-6	10-98	12-8
Contacts	2 #20	3 #20	3 #16	4 #20	4 #16	5 #16	6 #20	6 #20	8 #20
Service Rating	I	I	II	I	I	II	I	I	I

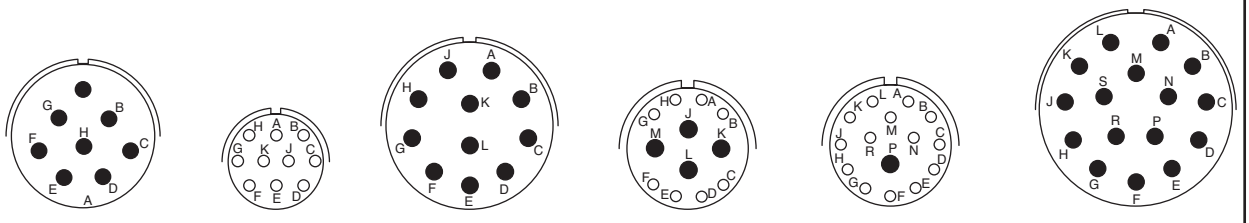

Insert Arrangement	16-8	12-10	18-11	14-12	14-15	20-16
Contacts	8 #16	10 #20	11 #16	8 #20 4 #16	14 #20 1 #16	16 #16
Service Rating	II	I	II	I	I	II

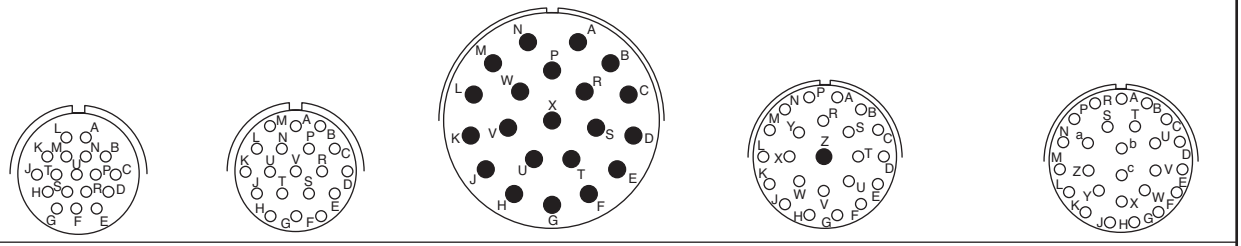

Insert Arrangement	14-18	14-19	22-21	16-23	16-26
Contacts	18 #20	19 #20	21 #16	22 #20 1 #16	26 #20
Service Rating	I	I	II	I	I

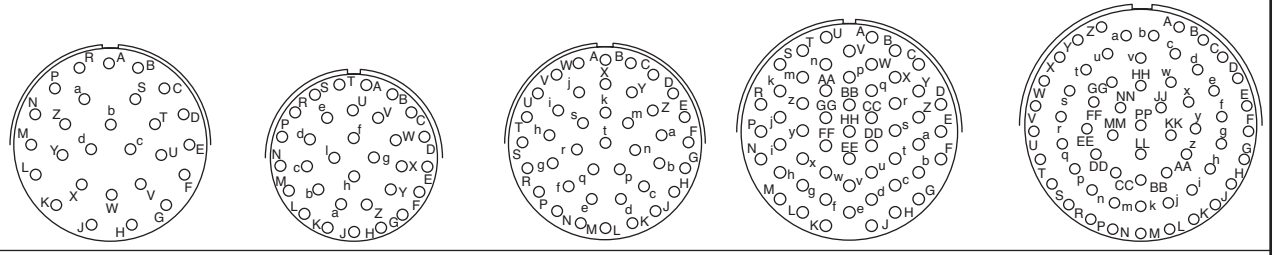

Insert Arrangement	20-27	18-32	20-41	22-55	24-61
Contacts	27 #20	32 #20	41 #20	55 #20	61 #20
Service Rating	I	I	I	I	I

© Copyright 2013 Mouser Electronics
© Copyright 2013 Mouser Electronics

PT SERIES SOLDER TYPE (MIL-DTL-26482, SERIES 1) (CONT.)

How to build a standard Amphenol PT series part number:

Combine the shell part number with insert arrangement number to complete the Amphenol part number.
Receptacle Example: From the table below, combine a box mount shell number **(PT02A-)** with an insert number **(8-2P)** to create a complete Amphenol part number **(PT02A-8-2P)**.

Plug Example: From the table below, combine a plug shell number **(PT06A-SR)** with an insert number **(8-2S)** to create a complete Amphenol part number **(PT06A-8-2S-SR)**. The standard Amphenol PT series shells are constructed with a high grade aluminum alloy and come in a olive drab chromate finish. The black resilient neoprene inserts have pre-installed gold plated contacts with solder cups. **All connectors are shipped fully assembled, labeled, and individually packaged.** For complete connector specifications and descriptions see the previous pages.

To make a mating receptacle - plug connection:

From the table below, select a plug combination off of the same line as the selected receptacle combination. For Example: A **PT02A-8-2P** box mount receptacle will mate with any of the plugs with the **8-2S** insert.
Receptacles only mate with plugs on the same line.

Recognition
File #E115497

✻ **Mouser Part No. prefix is 654-** (example of full Mouser part number: **654-PT02A-8-2P**)

PT Receptacles

For quantities greater than listed, call for quote.

# of Pos.	Shell Size and Insert	General Duty Box Mount ✻PT02A- Price Each			General Duty Jam Nut ✻PT07A- Price Each			General Duty Wall Mount ✻PT00A- Price Each			Environmental Wall Mount ✻PT00E- Price Each		
		1	5	10	1	5	10	1	5	10	1	5	10
2	8-2P	13.38	12.31	11.14	26.87	23.82	21.84	15.44	14.80	14.16	21.29	20.38	17.42
2	8-2S	11.17	10.64	9.83	27.64	26.48	25.33	16.72	16.02	15.32	18.92	18.13	17.33
3	8-3P	14.61	13.10	12.16	25.58	24.51	23.44	16.76	16.06	15.37	17.87	16.41	15.15
3	8-3S	14.94	13.74	12.57	28.23	27.16	25.97	18.67	17.89	17.11	19.75	18.93	18.12
3	12-3P	12.71	11.74	10.98	33.16	29.92	26.95	19.62	18.80	17.99	23.04	22.29	20.58
3	12-3S	17.85	17.06	16.17	38.43	36.16	33.47	22.06	21.15	20.24	25.48	24.36	23.08
4	8-4P	11.25	10.28	9.11	26.08	24.98	23.90	16.32	15.63	14.95	16.91	15.66	14.30
4	8-4S	13.21	11.86	11.00	30.31	27.77	25.64	17.57	16.84	16.11	19.85	19.08	17.78
4	12-4P	21.30	19.55	18.08	41.82	36.25	32.86	26.51	24.49	23.04	39.57	36.97	33.47
4	12-4S	21.44	19.57	18.02	42.89	38.42	34.86	30.74	28.92	27.27	48.24	45.06	43.15
5	14-5P	14.70	14.42	13.79	34.25	32.80	28.80	23.65	22.66	21.68	26.73	25.62	24.50
5	14-5S	20.89	19.74	17.59	41.95	40.68	37.67	27.81	26.17	25.02	30.66	29.38	28.11
6	10-6P	13.24	12.63	11.17	28.55	26.34	24.46	21.99	20.50	18.93	25.21	22.21	19.22
6	10-6S	14.10	12.75	11.68	26.99	23.83	21.61	19.80	18.97	18.16	22.95	22.12	20.42
6	10-98P	11.38	10.91	10.45	30.45	28.93	27.67	18.54	17.77	17.00	21.66	20.76	19.86
6	10-98S	13.44	12.88	12.33	32.85	30.36	28.53	19.73	18.09	15.96	23.83	22.83	21.84
8	12-8P	14.33	13.94	12.45	36.34	34.79	29.72	17.57	16.83	16.10	23.05	22.08	21.13
8	12-8S	14.20	13.10	12.70	35.59	32.57	30.26	26.30	25.18	21.52	24.39	23.37	22.35
8	16-8P	17.83	15.95	15.28	40.21	36.28	31.94	30.06	28.80	27.55	30.76	28.19	26.02
8	16-8S	21.79	19.27	18.79	49.37	47.97	43.75	36.10	34.60	33.11	39.04	36.69	33.56
10	12-10P	17.60	16.61	15.54	31.99	31.02	29.98	20.12	19.27	18.44	23.76	22.77	21.79
10	12-10S	18.01	17.00	15.52	35.63	34.15	32.68	24.26	23.24	22.23	27.91	26.10	25.09
11	18-11P	24.24	23.23	22.23	44.18	41.49	39.07	33.24	31.27	29.15	37.38	35.70	33.74
11	18-11S	33.63	32.46	30.15	57.02	53.15	50.14	42.24	40.48	38.72	46.30	44.36	42.44
12	14-12P	19.23	18.55	17.52	35.16	33.38	31.55	24.47	23.45	22.44	27.97	26.91	25.40
12	14-12S	24.28	22.50	18.37	42.39	40.62	38.85	29.00	27.79	26.58	34.52	33.08	31.65
15	14-15P	19.02	17.18	16.86	36.40	34.88	33.37	22.63	21.69	20.76	31.57	30.25	28.93
15	14-15S	20.50	18.94	17.58	37.65	34.51	31.85	27.76	26.72	25.25	37.75	36.18	34.60
16	20-16P	31.77	30.91	26.87	54.26	51.11	48.60	42.30	39.69	37.52	45.83	42.22	38.97
16	20-16S	41.36	39.43	36.24	61.80	53.33	49.86	46.21	42.36	39.10	55.84	53.51	51.19
18	14-18P	21.42	20.51	17.53	37.85	36.26	34.69	25.06	24.01	22.97	26.19	24.01	21.19
18	14-18S	33.38	30.41	28.86	50.59	48.48	46.37	28.88	27.68	26.48	36.36	34.84	33.33
19	14-19P	19.35	18.81	17.34	34.33	32.89	31.47	25.46	24.40	23.34	25.26	24.19	23.13
19	14-19S	28.87	25.55	22.34	46.60	44.65	42.70	30.03	28.82	26.92	35.78	34.28	32.80
21	22-21P	37.35	35.80	34.26	60.63	58.19	54.79	42.47	38.93	35.93	52.50	48.06	44.36
21	22-21S	51.92	49.46	44.03	69.10	63.34	58.48	58.58	53.69	49.56	77.10	70.73	65.28
23	16-23P	22.47	21.50	20.53	47.42	44.57	41.98	33.39	30.97	29.22	38.84	37.09	34.91
23	16-23S	32.05	29.86	28.87	58.64	54.23	51.08	35.40	32.44	29.95	—	—	—
26	16-26P	23.18	21.86	19.27	44.38	41.82	40.08	31.42	29.76	27.76	35.13	32.06	29.59
26	16-26S	28.69	27.34	25.98	60.67	58.09	49.64	41.53	39.79	38.06	44.77	38.52	34.61
27	20-27P	37.16	35.62	34.08	62.74	60.09	56.57	43.73	40.09	37.01	48.18	44.17	40.77
27	20-27S	53.43	51.19	48.96	78.37	74.90	70.52	63.37	60.71	58.07	68.23	65.68	62.55
32	18-32P	28.63	26.80	25.32	48.86	46.82	44.79	37.49	35.93	34.37	42.66	40.87	39.10
32	18-32S	38.13	35.32	32.58	60.83	53.67	50.09	40.35	37.26	33.63	51.77	49.82	46.91
41	20-41P	44.90	42.94	41.15	69.85	66.93	64.02	43.23	38.71	36.03	58.76	56.04	52.12
41	20-41S	65.99	64.50	63.01	92.98	88.97	83.77	70.52	65.59	62.00	81.02	77.65	74.28
55	22-55P	57.65	55.20	47.17	70.92	67.97	65.01	59.31	56.83	54.36	65.20	62.48	59.76
55	22-55S	67.24	63.94	60.09	93.13	85.36	78.81	92.44	88.59	84.73	99.23	77.98	90.96
61	24-61P	54.63	50.09	46.22	92.50	84.80	78.27	68.20	62.52	57.72	75.51	69.22	63.89
61	24-61S	66.74	65.88	65.15	121.25	111.15	102.60	96.95	88.87	82.04	98.87	91.02	83.11

PT Mating Plugs

For quantities greater than listed, call for quote.

# of Pos.	Shell Size and Insert	General Duty Plug with Strain Relief ✻PT06A-XX-XXX-SR Price Each			Environmental Plug with Strain Relief ✻PT06E-XX-XXX-SR Price Each		
		1	5	10	1	5	10
2	8-2S	24.44	22.29	20.51	24.11	21.76	19.88
2	8-2P	24.80	23.35	22.36	18.59	17.71	16.84
3	8-3S	26.66	24.25	22.23	27.85	24.90	22.56
3	8-3P	23.18	22.07	20.98	24.83	21.82	19.88
3	12-3S	28.29	26.30	23.66	26.84	24.40	20.76
3	12-3P	25.44	23.48	21.20	24.74	22.15	20.61
4	8-4S	25.68	22.07	19.80	28.55	25.24	22.84
4	8-4P	25.70	23.20	21.25	25.62	22.97	20.33
4	12-4S	33.54	31.53	29.68	36.24	34.05	31.89
4	12-4P	30.24	27.72	25.64	53.06	47.39	43.65
5	14-5S	33.76	30.28	27.82	35.49	34.54	30.03
5	14-5P	30.53	27.93	26.35	31.53	28.88	27.42
6	10-6S	30.45	26.79	24.41	32.39	28.93	26.18
6	10-6P	26.53	24.64	21.54	24.76	21.30	20.15
6	10-98S	30.72	29.44	28.16	31.80	30.67	29.16
6	10-98P	29.78	28.04	26.26	29.41	27.16	25.21
8	12-8S	30.25	28.90	26.84	38.06	32.89	29.56
8	12-8P	29.80	27.12	24.94	31.64	29.09	26.76
8	16-8S	37.49	35.75	34.02	52.78	50.55	48.39
8	16-8P	34.02	32.44	30.87	40.79	36.60	33.26
10	12-10S	29.69	27.17	24.71	30.41	28.44	23.68
10	12-10P	26.97	26.42	21.49	26.34	24.82	20.44
11	18-11S	54.02	50.87	47.38	57.05	53.60	50.46
11	18-11P	45.95	43.26	40.55	52.68	48.42	45.07
12	14-12S	40.05	38.19	36.35	29.05	25.06	23.93
12	14-12P	33.71	26.75	24.45	36.88	32.45	30.00
15	14-15S	30.56	28.73	26.72	49.01	45.30	42.05
15	14-15P	28.14	26.80	25.48	33.88	30.87	28.33
16	20-16S	64.94	60.93	56.58	62.63	57.07	51.53
16	20-16P	52.43	50.14	47.33	56.99	54.87	49.19
18	14-18S	43.84	40.92	38.49	39.29	34.73	30.18
18	14-18P	29.97	28.56	27.14	31.47	29.41	27.64
19	14-19S	43.01	41.01	39.03	42.25	38.61	33.92
19	14-19P	34.87	32.52	28.27	30.96	27.75	25.09
21	22-21S	77.65	72.33	65.29	83.30	74.03	67.12
21	22-21P	63.11	60.48	56.95	61.81	59.06	55.81
23	16-23S	52.40	49.24	45.64	57.31	53.94	50.25
23	16-23P	41.09	39.59	36.69	47.80	45.46	43.22
26	16-26S	50.44	46.47	42.65	38.73	37.30	35.16
26	16-26P	43.22	41.14	38.11	47.01	45.00	42.04
27	20-27S	73.35	69.64	67.35	82.65	79.40	74.75
27	20-27P	61.48	58.66	55.23	62.52	58.71	55.28
32	18-32S	57.93	55.17	51.94	57.32	52.50	50.24
32	18-32P	50.77	48.59	45.00	60.21	57.65	49.26
41	20-41S	85.87	78.73	76.61	96.30	92.42	87.00
41	20-41P	67.89	65.07	62.24	69.44	66.84	66.36
55	22-55S	97.88	88.45	79.49	102.59	93.67	84.74
55	22-55P	69.23	64.15	59.75	78.41	69.70	66.21
61	24-61S	116.88	107.14	98.89	96.23	92.39	88.75
61	24-61P	77.50	71.04	65.58	86.28	79.09	73.02

PT SERIES CRIMP TYPE (MIL-DTL-26482, SERIES 1)

Amphenol SE crimp type miniature connectors provide performance and versatility needed for applications demanding high reliability and crimp removable contacts. These crimp contacts are rear insertable/front release and are held in position by an MS approved spring tower retention system. Crimp contacts are supplied with connectors. Product specifications are comparable, intermateable, and intermountable to the PT solder series.
(See above text for ordering information.)

✻ **Mouser Part No. prefix is 654-**
(example of full Mouser part number: **654-PT02A-8-2P**)

Crimp Tools

For quantities greater than listed, call for quote.

MOUSER STOCK NO.		Description	Price Each	
Mfr.	Mfr. Part No.		1	5
654	M22520/1-01	Crimp Tool Frame Only	770.72	659.76
654	M22520/1-02	Crimp Tool Turret Head †	238.72	209.72

† Use with tool frame for a complete tool.

Contacts

For quantities greater than listed, call for quote.

MOUSER STOCK NO.		Description	Price Each	
Mfr.	Mfr. Part No.		1	100
654	10-257982-16F	#16 Socket Contact	2.89	2.20
654	M39029/31-240	#20 Pin Contact	1.55	.867

PT Receptacles

# of Pos.	Shell Size and Insert	Environmental Box Mount ✻PT02SE- Price Each		
		1	5	10
3	12-3P	32.57	29.85	27.55
5	14-5P	43.80	41.93	35.83
6	10-6P	37.03	32.22	29.28
10	12-10P	39.76	36.72	32.36
10	12-10S	43.17	36.69	30.22
8/4	14-12S	39.18	35.62	32.66
18	14-18P	49.39	42.21	39.03
19	14-19P	56.26	53.86	46.03
41	20-41P	69.24	63.27	58.25
55	22-55P	93.95	80.37	71.39
61	24-61P	106.94	90.14	79.13

PT Mating Plugs

# of Pos.	Shell Size and Insert	Environmental Plug with Strain Relief ✻PT06SE-XX-XXX-SR Price Each			Cont. Size
		1	5	10	
3	12-3S	39.44	36.17	33.37	16
5	14-5S	48.03	42.84	38.48	16
6	10-6S	34.71	30.70	29.36	20
10	12-10S	37.65	34.23	31.38	20
10	12-10P	48.69	44.79	42.53	20
8/4	14-12P	48.90	45.06	41.18	20/16
18	14-18S	49.73	45.83	42.48	20
19	14-19S	54.41	50.00	45.69	20
41	20-41S	80.95	74.72	67.45	20
55	22-55S	105.97	97.13	89.67	20
61	24-61S	106.39	97.87	92.98	20

© Copyright 2013 Mouser Electronics

© Copyright 2013 Mouser Electronics

AMPHENOL® Miniature Cylindrical Connectors

MS TYPE ENVIRONMENTAL MINIATURE BAYONET CONNECTORS (MIL-DTL-26482, SERIES 1)

Features:
- Bayonet couplings with 5 key/keyway polarization
- Visual confirmation of complete mating
- Durable, field-proven design
- Solder contacts
- All connectors shipped assembled and individually packaged

Specifications:
- Temperature Range: -40°F to + 185°F (IEC 60068-1)
- Shells: Fabricated from high grade aluminum alloy with an olive drab chromate finish
- Contacts: Machined copper alloy
- Inserts: Black resilient neoprene with white printing

Mating Information:
- Receptacles mate with plugs on the same line.


Box Mount Receptacle

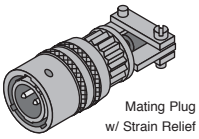
Mating Plug w/ Strain Relief

Insert Arrangements (Front View of Pin Insert)

(Drawings Not to Scale)



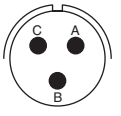

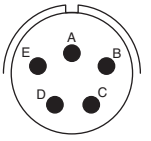
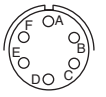
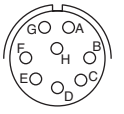
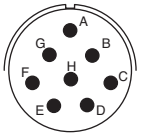
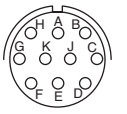

Insert Arrangement	8-2	8-3	12-3	8-4	14-5	10-6	12-8	16-8	12-10
Contacts	2 #20	3 #20	3 #16	4 #20	5 #16	6 #20	8 #20	8 #16	10 #20

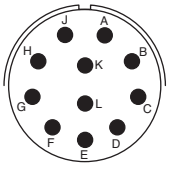


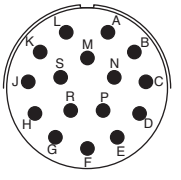
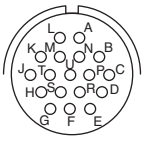
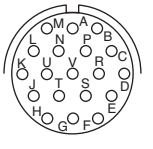

Insert Arrangement	18-11	14-12	14-15	20-16	14-18	14-19
Contacts	11 #16	8 #20 4 #16	14 #20 1 #16	16 #16	18 #20	19 #20

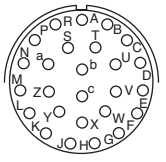
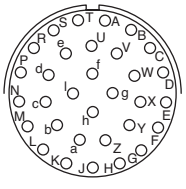
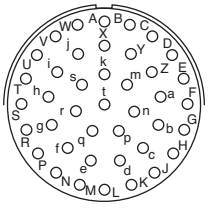
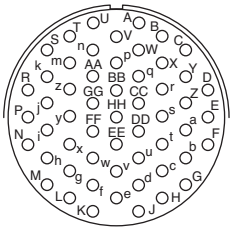
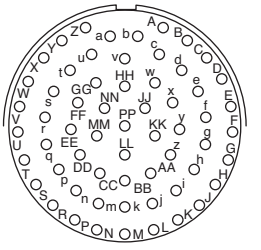

Insert Arrangement	16-26	18-32	20-41	22-55	24-61
Contacts	26 #20	32 #20	41 #20	55 #20	61 #20

Circular Connectors

Amphenol

For quantities greater than listed, call for quote.

# of Pos.	Insert Arrangement	Contact Size	Test Current	Box Mount Receptacles MOUSER STOCK NO.	Box Mount Receptacles Amphenol Part No.	Contact Type	Box Mount Receptacles Price Each 1	5	10	Straight Plugs MOUSER STOCK NO.	Straight Plugs Amphenol Part No.	Contact Type	Straight Plugs Price Each 1	5	10
2	8-2	#20	7.5A	654-MS3112E8-2S	MS3112E8-2S	Socket	12.48	12.01	11.50	654-MS3116F8-2P	MS3116F8-2P	Pin	25.02	21.84	19.67
2	8-2	#20	7.5A	654-MS3112E8-2P	MS3112E8-2P	Pin	10.36	9.43	8.66	654-MS3116F8-2S	MS3116F8-2S	Socket	24.90	22.65	20.76
3	8-3	#20	7.5A	654-MS3112E8-3S	MS3112E8-3S	Socket	12.08	11.34	10.42	654-MS3116F8-3P	MS3116F8-3P	Pin	25.10	22.90	21.06
3	8-3	#20	7.5A	654-MS3112E8-3P	MS3112E8-3P	Pin	8.63	7.90	7.27	654-MS3116F8-3S	MS3116F8-3S	Socket	24.20	21.14	21.12
3	12-3	#16	13.0A	654-MS3112E12-3S	MS3112E12-3S	Socket	12.96	11.79	10.83	654-MS3116F12-3P	MS3116F12-3P	Pin	22.86	21.37	20.98
3	12-3	#16	13.0A	654-MS3112E12-3P	MS3112E12-3P	Pin	10.71	10.05	9.37	654-MS3116F12-3S	MS3116F12-3S	Socket	26.13	23.09	21.99
4	8-4	#20	7.5A	654-MS3112E8-4S	MS3112E8-4S	Socket	14.12	13.08	12.16	654-MS3116F8-4P	MS3116F8-4P	Pin	21.87	21.30	19.10
4	8-4	#20	7.5A	654-MS3112E8-4P	MS3112E8-4P	Pin	11.57	10.90	9.98	654-MS3116F8-4S	MS3116F8-4S	Socket	21.37	19.59	18.08
5	14-5	#16	13.0A	654-MS3112E14-5S	MS3112E14-5S	Socket	20.43	18.85	17.46	654-MS3116F14-5P	MS3116F14-5P	Pin	26.02	23.86	22.02
5	14-5	#16	13.0A	654-MS3112E14-5P	MS3112E14-5P	Pin	16.79	15.26	13.98	654-MS3116F14-5S	MS3116F14-5S	Socket	37.94	34.35	31.53
6	10-6	#20	7.5A	654-MS3112E10-6S	MS3112E10-6S	Socket	14.99	13.35	12.39	654-MS3116F10-6P	MS3116F10-6P	Pin	26.31	25.02	23.53
6	10-6	#20	7.5A	654-MS3112E10-6P	MS3112E10-6P	Pin	10.87	9.88	9.06	654-MS3116F10-6S	MS3116F10-6S	Socket	29.66	28.93	26.30
8	12-8	#20	7.5A	654-MS3112E12-8S	MS3112E12-8S	Socket	17.89	15.27	14.09	654-MS3116F12-8P	MS3116F12-8P	Pin	31.49	23.18	20.45
8	12-8	#20	7.5A	654-MS3112E12-8P	MS3112E12-8P	Pin	14.82	13.76	13.24	654-MS3116F12-8S	MS3116F12-8S	Socket	29.66	28.03	26.86
8	16-8	#16	13.0A	654-MS3112E16-8S	MS3112E16-8S	Socket	23.13	21.35	19.82	654-MS3116F16-8P	MS3116F16-8P	Pin	33.02	30.17	27.78
8	16-8	#16	13.0A	654-MS3112E16-8P	MS3112E16-8P	Pin	20.23	19.51	18.10	654-MS3116F16-8S	MS3116F16-8S	Socket	35.33	32.61	30.28
10	12-10	#20	7.5A	654-MS3112E12-10S	MS3112E12-10S	Socket	27.71	24.74	22.78	654-MS3116F12-10P	MS3116F12-10P	Pin	25.09	22.93	21.11
10	12-10	#20	7.5A	654-MS3112E12-10P	MS3112E12-10P	Pin	14.54	12.55	11.60	654-MS3116F12-10S	MS3116F12-10S	Socket	29.59	26.53	24.00
11	18-11	#16	13.0A	654-MS3112E18-11S	MS3112E18-11S	Socket	32.97	30.22	27.89	654-MS3116F18-11P	MS3116F18-11P	Pin	41.15	37.41	34.28
11	18-11	#16	13.0A	654-MS3112E18-11P	MS3112E18-11P	Pin	24.11	21.84	19.96	654-MS3116F18-11S	MS3116F18-11S	Socket	58.25	51.79	47.81
8+4	14-12	#20/16	7.5/13.0A	654-MS3112E14-12S	MS3112E14-12S	Socket	27.45	25.08	23.08	654-MS3116F14-12P	MS3116F14-12P	Pin	26.30	24.02	21.44
8+4	14-12	#20/16	7.5/13.0A	654-MS3112E14-12P	MS3112E14-12P	Pin	21.14	20.19	18.20	654-MS3116F14-12S	MS3116F14-12S	Socket	34.73	33.37	30.58
14+1	14-15	#20/16	7.5/13.0A	654-MS3112E14-15S	MS3112E14-15S	Socket	26.55	24.59	22.92	654-MS3116F14-15P	MS3116F14-15P	Pin	41.14	37.71	34.82
14+1	14-15	#20/16	7.5/13.0A	654-MS3112E14-15P	MS3112E14-15P	Pin	19.16	17.69	16.31	654-MS3116F14-15S	MS3116F14-15S	Socket	46.21	41.13	37.70
16	20-16	#16	13.0A	654-MS3112E20-16S	MS3112E20-16S	Socket	39.76	37.15	34.41	654-MS3116F20-16P	MS3116F20-16P	Pin	55.01	49.74	46.42
16	20-16	#16	13.0A	654-MS3112E20-16P	MS3112E20-16P	Pin	34.72	31.82	29.38	654-MS3116F20-16S	MS3116F20-16S	Socket	69.44	63.45	58.42
18	14-18	#20	7.5A	654-MS3112E14-18S	MS3112E14-18S	Socket	25.73	23.09	21.31	654-MS3116F14-18P	MS3116F14-18P	Pin	40.87	37.35	34.39
18	14-18	#20	7.5A	654-MS3112E14-18P	MS3112E14-18P	Pin	21.82	20.01	18.47	654-MS3116F14-18S	MS3116F14-18S	Socket	48.80	42.61	39.46
19	14-19	#20	7.5A	654-MS3112E14-19S	MS3112E14-19S	Socket	26.79	24.35	22.31	654-MS3116F14-19P	MS3116F14-19P	Pin	25.70	24.87	24.24
19	14-19	#20	7.5A	654-MS3112E14-19P	MS3112E14-19P	Pin	17.95	16.46	15.19	654-MS3116F14-19S	MS3116F14-19S	Socket	38.38	35.06	32.28
26	16-26	#20	7.5A	654-MS3112E16-26S	MS3112E16-26S	Socket	42.12	38.78	35.93	654-MS3116F16-26P	MS3116F16-26P	Pin	36.58	33.43	30.77
26	16-26	#20	7.5A	654-MS3112E16-26P	MS3112E16-26P	Pin	21.04	19.53	18.08	654-MS3116F16-26S	MS3116F16-26S	Socket	45.54	39.76	35.17
32	18-32	#20	7.5A	654-MS3112E18-32S	MS3112E18-32S	Socket	37.97	34.52	32.20	654-MS3116F18-32P	MS3116F18-32P	Pin	56.28	52.61	48.47
32	18-32	#20	7.5A	654-MS3112E18-32P	MS3112E18-32P	Pin	32.47	30.00	27.70	654-MS3116F18-32S	MS3116F18-32S	Socket	68.46	63.18	58.68
41	20-41	#20	7.5A	654-MS3112E20-41S	MS3112E20-41S	Socket	60.29	54.50	51.53	654-MS3116F20-41P	MS3116F20-41P	Pin	63.83	59.31	57.60
41	20-41	#20	7.5A	654-MS3112E20-41P	MS3112E20-41P	Pin	42.21	40.27	38.30	654-MS3116F20-41S	MS3116F20-41S	Socket	90.35	82.93	76.45
55	22-55	#16	13.0A	654-MS3112E22-55S	MS3112E22-55S	Socket	83.18	76.25	70.38	654-MS3116F22-55P	MS3116F22-55P	Pin	78.42	71.95	66.41
55	22-55	#16	13.0A	654-MS3112E22-55P	MS3112E22-55P	Pin	54.21	51.58	49.68	654-MS3116F22-55S	MS3116F22-55S	Socket	124.52	119.22	101.87
61	24-61	#20	7.5A	654-MS3112E24-61S	MS3112E24-61S	Socket	81.51	75.52	70.34	654-MS3116F24-61P	MS3116F24-61P	Pin	84.31	78.75	74.41
61	24-61	#20	7.5A	654-MS3112E24-61P	MS3112E24-61P	Pin	52.29	50.49	47.43	654-MS3116F24-61S	MS3116F24-61S	Socket	120.00	110.48	102.36

© Copyright 2013 Mouser Electronics

© Copyright 2013 Mouser Electronics

AMPHENOL KTK HIGH PRESSURE DOWNHOLE CONNECTORS

Features:

- High Pressure: 20,000 PSI (137 MPA) bi-directional
- Medium and High Temperature versions: 200°C and 170°C
- Fully compatible with Kintec and GE Tensor layouts

RoHS Compliant

For quantities greater than listed, call for quote.



MOUSER STOCK NO.	Amphenol Part No.	Number of Contacts	Length (in.)	Price Each 1	Price Each 5
High Temperature					
654-C10-686909-000	C10-686909-000	6 pin/4 socket	22.40	369.10	317.59
654-C10-686910-000	C10-686910-000	4 pin/6 socket	22.40	369.10	317.59
Medium Temperature					
654-C10-686927-000	C10-686927-000	6 pin/4 socket	22.42	248.81	214.27
654-C10-686928-000	C10-686928-000	4 pin/6 socket	22.42	248.81	214.27

AMPHENOL STRAIGHT BACKSHELLS WITH STRAIN RELIEF CLAMP (AS85049)

- MIL-DTL-38999 SERIES III & IV
- MIL-DTL-5015 CRIMP, MIL-DTL-26482 SERIES II, MIL-DTL-83723 SERIES I & II

NOTE: 90° and 45° angle backshells are available. Contact your Mouser sales representative for more information.



Nickel



Olive Drab Cadmium

For quantities greater than listed, call for quote.

MOUSER STOCK NO.	Amphenol Part No.	Shell Size	Finish*	Price Each 1	5	10	25
MIL-DTL-38999 Series III & IV							
523-85049/38-9W	M85049/38-9W	9	OD Cadmium	10.37	9.32	9.15	8.29
523-85049/38-11W	M85049/38-11W	11	OD Cadmium	11.02	10.50	9.87	9.05
523-85049/38-13W	M85049/38-13W	13	OD Cadmium	11.29	10.72	10.09	9.26
523-85049/38-17W	M85049/38-17W	17	OD Cadmium	11.62	10.72	10.22	9.23
523-85049/38-19W	M85049/38-19W	19	OD Cadmium	17.69	16.30	15.32	13.11
523-85049/38-21W	M85049/38-21W	21	OD Cadmium	9.85	8.67	7.61	6.99
523-85049/38-23W	M85049/38-23W	23	OD Cadmium	13.86	13.79	12.12	10.90
523-85049/38-25W	M85049/38-25W	25	OD Cadmium	31.76	29.85	28.65	19.42
523-85049/38-9N	M85049/38-9N	9	Nickel	9.13	8.00	7.93	7.09
523-85049/38-11N	M85049/38-11N	11	Nickel	9.42	8.65	8.19	7.31
523-85049/38-13N	M85049/38-13N	13	Nickel	9.10	8.58	7.91	7.07
523-85049/38-15N	M85049/38-15N	15	Nickel	11.53	10.77	10.30	9.44
523-85049/38-17N	M85049/38-17N	17	Nickel	12.89	12.40	10.55	9.65
523-85049/38-19N	M85049/38-19N	19	Nickel	10.65	9.53	9.23	8.23
523-85049/38-21N	M85049/38-21N	21	Nickel	11.02	9.85	9.54	8.51
523-85049/38-23N	M85049/38-23N	23	Nickel	11.43	10.59	9.15	8.44
523-85049/38-25N	M85049/38-25N	25	Nickel	11.73	11.40	10.15	9.04
MIL-DTL-38999 Series III & IV Self-Locking							
523-85049/38S9W	M85049/38S9W	9	OD Cadmium	15.57	14.25	13.74	12.45
523-85049/38S11W	M85049/38S11W	11	OD Cadmium	12.78	12.39	11.96	10.63
523-85049/38S13W	M85049/38S13W	13	OD Cadmium	15.39	13.93	13.43	12.05
523-85049/38S15W	M85049/38S15W	15	OD Cadmium	44.81	42.12	40.44	27.40
523-85049/38S17W	M85049/38S17W	17	OD Cadmium	15.30	14.59	13.19	11.72
523-85049/38S19W	M85049/38S19W	19	OD Cadmium	16.87	15.71	14.54	12.89
523-85049/38S21W	M85049/38S21W	21	OD Cadmium	21.10	19.11	17.46	16.08
523-85049/38S23W	M85049/38S23W	23	OD Cadmium	17.60	16.64	15.42	13.92
523-85049/38S25W	M85049/38S25W	25	OD Cadmium	18.65	16.85	16.05	14.21
523-85049/38S9N	M85049/38S9N	9	Nickel	13.16	11.95	11.37	10.11
523-85049/38S11N	M85049/38S11N	11	Nickel	14.65	12.40	11.73	11.49
523-85049/38S13N	M85049/38S13N	13	Nickel	14.02	12.97	12.10	10.75
523-85049/38S15N	M85049/38S15N	15	Nickel	15.56	13.91	13.58	12.18
523-85049/38S17N	M85049/38S17N	17	Nickel	14.26	13.81	12.47	10.69
523-85049/38S19N	M85049/38S19N	19	Nickel	15.45	14.36	13.32	11.82
523-85049/38S23N	M85049/38S23N	23	Nickel	18.14	16.69	15.77	14.10
523-85049/38S25N	M85049/38S25N	25	Nickel	18.28	17.07	15.73	13.94

*Black RoHS finish is available. Contact your Mouser sales representative for more information.

MOUSER STOCK NO.	Amphenol Part No.	Shell Size	Finish*	Price Each 1	5	10	25
MIL-DTL-5015 Crimp, MIL-DTL-26482 Series II, MIL-DTL-83723 Series I & II							
523-85049/52-1-8W	M85049/52-1-8W	8	OD Cadmium	9.66	9.12	7.71	7.33
523-85049/52-1-10W	M85049/52-1-10W	10	OD Cadmium	9.91	9.85	8.44	7.52
523-85049/52-1-12W	M85049/52-1-12W	12	OD Cadmium	12.32	11.65	9.91	8.96
523-85049/52-1-14W	M85049/52-1-14W	14	OD Cadmium	15.25	14.19	13.11	9.04
523-85049/52-1-16W	M85049/52-1-16W	16	OD Cadmium	12.88	12.72	10.39	9.37
523-85049/52-1-18W	M85049/52-1-18W	18	OD Cadmium	10.49	9.88	8.66	7.56
523-85049/52-1-20W	M85049/52-1-20W	20	OD Cadmium	11.34	10.54	9.82	8.75
523-85049/52-1-22W	M85049/52-1-22W	22	OD Cadmium	10.90	10.82	9.08	7.95
523-85049/52-1-8N	M85049/52-1-8N	8	Nickel	8.88	8.43	7.73	6.91
523-85049/52-1-10N	M85049/52-1-10N	10	Nickel	9.63	9.05	8.52	7.74
523-85049/52-1-12N	M85049/52-1-12N	12	Nickel	13.14	9.95	7.62	6.82
523-85049/52-1-14N	M85049/52-1-14N	14	Nickel	10.07	9.54	8.90	8.07
523-85049/52-1-16N	M85049/52-1-16N	16	Nickel	13.76	12.88	11.79	9.80
523-85049/52-1-18N	M85049/52-1-18N	18	Nickel	9.49	8.99	8.25	7.37
523-85049/52-1-20N	M85049/52-1-20N	20	Nickel	10.42	10.33	9.04	8.07
523-85049/52-1-22N	M85049/52-1-22N	22	Nickel	10.99	9.83	9.52	8.50
523-85049/52-1-24N	M85049/52-1-24N	24	Nickel	10.54	10.22	8.98	7.89
MIL-DTL-5015 Crimp, MIL-DTL-26482 Series II, MIL-DTL-83723 Series I & II Self Locking							
523-85049/52S10W	M85049/52S10W	10	OD Cadmium	17.03	15.79	14.63	13.29
523-85049/52S12W	M85049/52S12W	12	OD Cadmium	18.58	16.29	15.99	14.16
523-85049/52S14W	M85049/52S14W	14	OD Cadmium	19.27	18.28	14.92	13.35
523-85049/52S16W	M85049/52S16W	16	OD Cadmium	19.63	17.29	16.88	14.95
523-85049/52S18W	M85049/52S18W	18	OD Cadmium	20.20	18.77	17.37	15.38
523-85049/52S20W	M85049/52S20W	20	OD Cadmium	15.03	14.57	14.13	13.92
523-85049/52S22W	M85049/52S22W	22	OD Cadmium	16.06	15.57	15.11	14.59
MIL-DTL-38999 Series I & II							
523-85049/49-2-10W	M85049/49-2-10W	10	OD Cadmium	8.73	8.46	7.74	7.37
523-85049/49-2-12W	M85049/49-2-12W	12	OD Cadmium	11.73	11.38	11.07	10.38
523-85049/49-2-14W	M85049/49-2-14W	14	OD Cadmium	13.80	13.44	12.99	9.99
523-85049/49-2-16W	M85049/49-2-16W	16	OD Cadmium	9.34	9.05	8.54	7.79
523-85049/49-2-10N	M85049/49-2-10N	10	Nickel	8.55	8.20	7.97	7.36
523-85049/49-2-14N	M85049/49-2-14N	14	Nickel	8.45	8.26	7.83	7.18
523-85049/49-2-16N	M85049/49-2-16N	16	Nickel	8.30	8.05	7.66	6.99
523-85049/49-2-18N	M85049/49-2-18N	18	Nickel	11.41	10.72	10.61	9.77
523-85049/49-2-20N	M85049/49-2-20N	20	Nickel	11.90	10.84	9.66	8.78
MIL-DTL-38999 Series I & II Self-Locking							
523-85049/49-2S10W	M85049/49-2S10W	10	OD Cadmium	15.54	14.30	13.00	11.91
523-85049/49-2S16W	M85049/49-2S16W	16	OD Cadmium	17.24	15.86	14.41	13.92

ENVIRONMENTALLY SEALED IN-LINE JUNCTIONS/LUMINOUS CONNECTORS

- Developed to meet MIL-T-81714 criteria
- Environmental sealing that meets ECA EIA-364D-03B to 12,000 feet
- Lock firmly together with straight push
- Unlock with a "twist and pull" (single splice) or "squeeze and pull" (triple splice)
- Accepts standard MIL-DTL-39029 contacts

RoHS Compliant

For quantities greater than listed, call for quote.



MOUSER STOCK NO.	Amphenol Part No.	Description	Diameter (in.)	Mated Length (in.)	Price Each 1	10	25
523-SJS716110	SJS716110	Single Splice Plug, Size 16; Red	0.39	1.65	18.39	17.00	16.26
523-SJS716200	SJS716200	Single Splice Receptacle, Size 16, Blue	0.43	1.65	17.72	17.64	15.66
523-SJS816100	SJS816100	Triple Splice Plug, Size 16, Red	0.70	1.60	15.00	11.63	10.21
523-SJS816210	SJS816210	Triple Splice Receptacle, Size 16, White	0.70	1.60	23.03	17.85	15.66
523-SJS820100	SJS820100	Triple Splice Plug, Size 20, Red	0.70	1.68	23.90	18.53	16.26
523-SJS820120	SJS820120	Triple Splice Plug, Size 20, Blue	0.70	1.68	14.30	13.02	11.43
523-SJS820200	SJS820200	Triple Splice Receptacle, Size 20, Red	0.70	1.68	13.46	10.43	9.16

TERRAPIN MINIATURE RUGGED CONNECTOR SERIES

- Silent push/pull to mate and unmate
- IP68 mated and unmated
- 2000 mating cycles
- Proprietary Thermoplastic Polyester Elastomer

*Accessories are available- please contact Mouser sales representative for more information.

RoHS Compliant





For quantities greater than listed, call for quote.

MOUSER STOCK NO.	Amphenol Part No.	Shell Size	Contacts	Color	Contact Type	Plug/Receptacle*	Price Each 1	5
523-SCE2B76A0607SN1	SCE2B76A0607SN001	6	7	Black/Silver	Socket	Plug	60.90	57.08
523-SCE2B76A0714SN1	SCE2B76A0714SN001	7	14	Black/Silver	Socket	Plug	57.27	51.09
523-SCE2B76A0714SN2	SCE2B76A0714SN002	7	14	Black/Silver	Socket	Plug	79.94	76.22
523-SCE2B76A0819SN1	SCE2B76A0819SN001	8	19	Black/Silver	Socket	Plug	144.43	137.15
523-SCE2B76A0819SN2	SCE2B76A0819SN002	8	19	Black/Silver	Socket	Plug	140.04	134.24
523-SCE2BL1K0607PN	SCE2BL1K0607PN	6	7	Black/Silver	Pin	Receptacle	70.78	64.06
523-SCE2B01K0714PN	SCE2B01K0714PN	7	14	Black/Silver	Pin	Receptacle	95.60	90.62
523-SCE2BL1K0714PN	SCE2BL1K0714PN	7	14	Black/Silver	Pin	Receptacle	84.87	80.38
523-SCE2BL1K0819PN	SCE2BL1K0819PN	8	19	Black/Silver	Pin	Receptacle	134.75	128.33

© Copyright 2013 Mouser Electronics

© Copyright 2013 Mouser Electronics

RoHS Compliant **This product is RoHS compliant.**

RADSOK® AMPHE-POWER® GT



Features:
- IP67 rating
- Supports 50A to 1000A continuous duty
- Ideal for wind energy applications

Mating Receptacles

For quantities greater than listed, call for quote.

No. of Pos.	Insert	Contact Size	Wire Range	MOUSER STOCK NO.	Amphenol Part No.	Fig.	Contact Type	Price Each 1	Price Each 5
1	18-7	#8	8 AWG	654-GTC03018-7P025	GTC03018-7P(025)	A	Pin	25.94	22.45
2	22-1	#8	8 AWG	654-GTC03022-1P025	GTC03022-1P(025)	A	Pin	35.21	32.85
3	20-19	#8	8 AWG	654-GTC03020-19P025	GTC03020-19P(025)	A	Pin	37.29	34.04
1	16-12	#4	4 AWG	654-GTC03016-12P025	GTC03016-12P(025)	A	Pin	65.24	61.32
1	22-7	#0	0 AWG	654-GTC03022-7P025	GTC03022-7P(025)	A	Pin	23.59	20.81
4	36-5	#0	0 AWG	654-GTC03036-5P025	GTC03036-5P(025)	A	Pin	62.09	49.23

Reverse Bayonet Straight Plugs

For quantities greater than listed, call for quote.

MOUSER STOCK NO.	Amphenol Part No.	Fig.	Contact Type	Price Each 1	Price Each 5
654-GTC06F187SRDS	GTC06F18-7S(RDS)(025)	B	RADSOK	62.83	56.18
654-GTC06F221SRDS	GTC06F22-1S(RDS)(025)	B	RADSOK	78.20	76.59
654-GTC06F2019SRDS	GTC06F20-19S(RDS)(025)	B	RADSOK	81.63	75.62
654-GTC06F1612SRDS	GTC06F16-12S(RDS)(025)	B	RADSOK	68.74	62.76
654-GTC06F227SRDS	GTC06F22-7S(RDS)(025)	B	RADSOK	123.06	90.66
654-GTC06F365SRDS	GTC06F36-5S(RDS)(025)	B	RADSOK	343.34	327.05

Mating Box Mount Receptacles

Straight Plugs

2	22-1	#8	8 AWG	654-ACC02E22-1P025	ACC02E22-1P(025)	C	Pin	27.11	25.98	654-ACC06E22-1R025	ACC06E22-1R(025)	D	RADSOK	45.72	42.09
3	20-19	#8	8 AWG	654-ACC02E20-19P025	ACC02E20-19P(025)	C	Pin	31.63	30.30	654-ACC06E20-19R025	ACC06E20-19R(025)	D	RADSOK	41.24	39.50
4	22-22	#8	8 AWG	654-ACC02E22-22P025	ACC02E22-22P(025)	C	Pin	37.01	33.68	654-ACC06E22-22R025	ACC06E22-22R(025)	D	RADSOK	60.64	58.83
1	16-12	#4	4 AWG	654-ACC02E16-12P025	ACC02E16-12P(025)	C	Pin	17.44	15.39	654-ACC06E16-12R025	ACC06E16-12R(025)	D	RADSOK	42.61	38.15
4	32-17	#4	4 AWG	654-ACC02E32-17P025	ACC02E32-17P(025)	C	Pin	43.56	38.32	654-ACC06E32-17R025	ACC06E32-17R(025)	D	RADSOK	87.54	85.87
1	22-7	#0	0 AWG	654-ACC02E22-7P025	ACC02E22-7P(025)	C	Pin	21.47	18.96	654-ACC06E22-7R025	ACC06E22-7R(025)	D	RADSOK	78.00	68.82
2	32-5	#0	0 AWG	654-ACC02E32-5P025	ACC02E32-5P(025)	C	Pin	67.44	56.21	654-ACC06E32-5R025	ACC06E32-5R(025)	D	RADSOK	149.76	143.77
4	36-5	#0	0 AWG	654-ACC02E36-5P025	ACC02E36-5P(025)	C	Pin	121.96	81.31	654-ACC06E36-5R025	ACC06E36-5R(025)	D	RADSOK	238.79	210.72

ECO MATE CIRCULAR CONNECTORS, SERIES C16-M

The Eco mate Series is designed to have ease of operation using reduced dimensions while withstanding harsh conditions. This series is compatible and interchangeable with the well established C16-1 Series. The connector is primarily used for measuring and controlling applications such as control technology for engineering; Ideal for green energy applications.

Features:
- Quick and easy assembly
- Vibration safe with non-sensitive screw locking
- Ergonomic coupling sleeve for better grip and safer handling
- Pre-loaded ground contact
- Screwed cable gland with clamping ring; threaded cable gland

Specifications:
- Cable O.D.: 6 - 12.5mm
- Contact Plating: Silver
- IP Degree: IP65/IP67 (DIN EN 60529)
- Temperature range: -40°C to +100°C

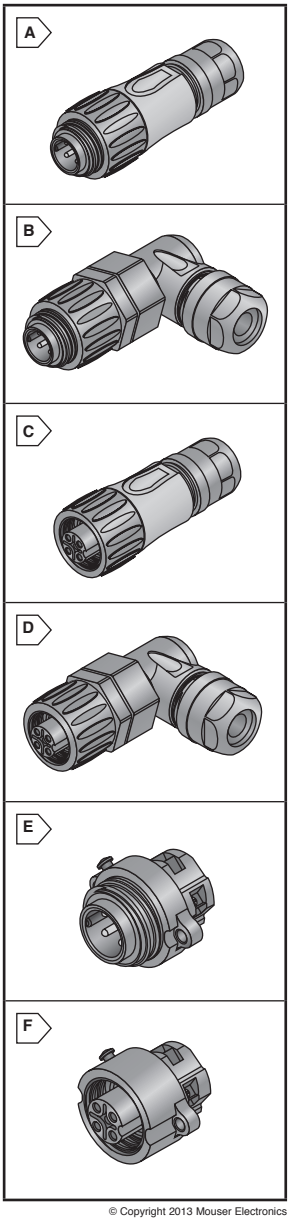

Cable Connectors

For quantities greater than listed, call for quote.

MOUSER STOCK NO.	Amphenol Part No.	Fig.	No. of Contacts	Plating	Color	Termination Type	Voltage	Current	AWG Size	Price Each 1	Price Each 10	Price Each 50
Male, Straight with Clamping Ring												
523-C01620H00310010	C016 20H003 100 10	A	3 + PE	Silver	Blue	Screw	400V	16A	14	9.37	8.30	7.80
523-C01620H00310012	C016 20H003 100 12	A	3 + PE	Silver	Black	Screw	400V	16A	14	9.19	8.15	7.65
523-C01620H00320010	C016 20H003 200 10	A	3 + PE	Gold	Blue	Screw	400V	12A	14	13.97	12.21	11.44
523-C01620H00320012	C016 20H003 200 12	A	3 + PE	Gold	Black	Screw	400V	12A	14	13.97	12.21	11.44
523-C01630H00610010	C016 30H006 100 10	A	6 + PE	Silver	Blue	Solder	250V	10A	20	10.17	8.88	8.21
523-C01630H00610012	C016 30H006 100 12	A	6 + PE	Silver	Black	Solder	250V	10A	20	10.06	8.78	8.12
523-C01630H00620010	C016 30H006 200 10	A	6 + PE	Gold	Blue	Solder	250V	8A	20	13.30	11.78	10.99
Male, Straight with Internal Strain Relief												
523-C01620H00311010	C016 20H003 110 10	A	3 + PE	Silver	Blue	Screw	400V	16A	14	9.95	8.82	8.27
523-C01620H00311012	C016 20H003 110 12	A	3 + PE	Silver	Black	Screw	400V	16A	14	9.93	8.81	8.26
523-C01630H00611010	C016 30H006 110 10	A	6 + PE	Silver	Blue	Solder	250V	10A	20	11.12	9.72	8.96
523-C01630H00611012	C016 30H006 110 12	A	6 + PE	Silver	Black	Solder	250V	10A	20	11.11	9.70	8.95
Male, Right Angle with Clamping Ring												
523-C01620K00310012	C016 20K003 100 12	B	3 + PE	Silver	Black	Screw	400V	16A	14	15.02	14.13	12.81
523-C01630K00610012	C016 30K006 100 12	B	6 + PE	Silver	Black	Solder	250V	10A	20	15.79	14.85	13.46
Female, Straight with Clamping Ring												
523-C01620D00310010	C016 20D003 100 10	C	3 + PE	Silver	Blue	Screw	400V	16A	14	8.51	7.54	7.06
523-C01620D00310012	C016 20D003 100 12	C	3 + PE	Silver	Black	Screw	400V	16A	14	8.51	7.54	7.06
523-C01620D00320012	C016 20D003 200 12	C	3 + PE	Gold	Black	Screw	400V	12A	14	14.47	13.61	12.33
523-C01630D00610010	C016 30D006 100 10	C	6 + PE	Silver	Blue	Solder	250V	10A	20	11.13	10.22	9.43
523-C01630D00610012	C016 30D006 100 12	C	6 + PE	Silver	Black	Solder	250V	10A	20	11.13	10.18	9.43
Female, Straight with Internal Strain Relief												
523-C01620D00311010	C016 20D003 110 10	C	3 + PE	Silver	Blue	Screw	400V	16A	14	9.68	8.57	8.06
523-C01620D00311012	C016 20D003 110 12	C	3 + PE	Silver	Black	Screw	400V	16A	14	9.68	8.57	8.06
523-C01630D00611010	C016 30D006 110 10	C	6 + PE	Silver	Blue	Solder	250V	10A	20	12.24	11.24	10.38
523-C01630D00611012	C016 30D006 110 12	C	6 + PE	Silver	Black	Solder	250V	10A	20	12.86	11.25	10.39
523-C01630D00621010	C016 30D006 210 10	C	6 + PE	Gold	Blue	Solder	250V	8A	20	17.89	15.58	14.65
Female, Right Angle with Clamping Ring												
523-C01620F00310010	C016 20F003 100 10	D	3 + PE	Silver	Blue	Screw	400V	16A	14	15.99	15.04	13.63
523-C01620F00310012	C016 20F003 100 12	D	3 + PE	Silver	Black	Screw	400V	16A	14	15.95	15.04	13.63
523-C01630F00610010	C016 30F006 100 10	D	6 + PE	Silver	Blue	Solder	250V	10A	20	20.01	17.49	16.16
523-C01630F00610012	C016 30F006 100 12	D	6 + PE	Silver	Black	Solder	250V	10A	20	17.99	16.93	15.34

Panel Receptacles

For quantities greater than listed, call for quote.

Male												
523-C01610C00600012	C016 10C006 000 12	E	6 + PE	Silver	Black	Crimp	250V	13A	14	2.94	2.71	2.51
523-C01620C00310012	C016 20C003 100 12	E	3 + PE	Silver	Black	Screw	400V	16A	14	7.15	6.33	5.93
523-C01630C00610012	C016 30C006 100 12	E	6 + PE	Silver	Black	Solder	250V	10A	20	8.84	7.83	7.34
Female												
523-C01620G00310012	C016 20G003 100 12	F	3 + PE	Silver	Black	Screw	400V	16A	14	7.99	7.08	6.64
523-C01630G00610012	C016 30G006 100 12	F	6 + PE	Silver	Black	Solder	250V	10A	20	9.61	8.20	7.69

Protective Caps

For quantities greater than listed, call for quote.

MOUSER STOCK NO.	Amphenol Part No.	Description	Price Each 1	Price Each 10	Price Each 50
523-C01600U00001012	C016 00U000 010 12	Protective Cover for Male Cable Connector	6.21	5.50	5.16
523-C01600U00000012	C016 00U000 000 12	Protective Cover for Male Receptacle	5.60	4.96	4.65
523-C01600V00001012	C016 00V000 010 12	Protective Cover for Female Cable Connector	5.38	4.77	4.47
523-C01600V00000012	C016 00V000 000 12	Protective Cover for Female Receptacle	7.73	6.83	6.42
523-C01600V0000001	C016 00V000 000 1	Proctective Cover for Female Receptacle	5.86	4.98	4.69

© Copyright 2013 Mouser Electronics

© Copyright 2013 Mouser Electronics

AMPHENOL® Rugged Circular DIN Connectors

Amphenol®

RoHS Compliant **This product is RoHS compliant.**

CIRCULAR DIN CONNECTORS, SERIES C091A

Features:

- Metal locking ring; screw locking according to DIN EN 60130-9/IEC 60130-9
- Internal metal strain relief with half shell construction and snap-in latching
- UL Approval File # E63093
- Complete EMI shielding in fully mated and locked position
- Solder termination
- Cable connector length: 2.658"
- Cable connector diameter: .670"

✻Contact plating: silver unless noted with (Gold)

Male Cable Connector, Max. Cable O.D = 6mm

For quantities greater than listed, call for quote.

MOUSER STOCK NO.	Amphenol Part No.	Fig.	No. of Contacts	Voltage (IEC 60664-1)	Current (IEC 60512-3)	AWG Size	Price Each		
							1	10	50
523-T3260-001	T 3260 001	A	3 DIN	300V	5A	20-26	9.37	8.60	7.94
523-T3300-001	T 3300 001	A	4 IEC	300V	5A	20-26	10.35	9.49	8.35
✻ 523-T3300-018	T 3300 018	A	4 IEC	300V	5A	20-26	10.07	9.24	8.31
523-T3360-001	T 3360 001	A	5	300V	5A	20-26	9.62	8.83	8.15
✻ 523-T3360-018	T 3360 018	A	5	300V	5A	20-26	10.07	9.23	8.54
523-T3400-001	T 3400 001	A	6 DIN	300V	5A	20-26	10.45	9.59	8.85
523-T3475-001	T 3475 001	A	7	300V	5A	20-26	11.04	10.13	9.35
523-T3504-001	T 3504 001	A	8 DIN	100V	5A	20-26	10.18	9.32	8.62
523-T3635-001	T 3635 001	A	12	150V	3A	20-26	24.59	22.56	20.83
523-T3650-001	T 3650 001	A	14	150V	3A	24	23.10	22.50	19.45

Female Cable Connector, Max. Cable O.D = 6mm

For quantities greater than listed, call for quote.

MOUSER STOCK NO.	Amphenol Part No.	Fig.	No. of Contacts	Voltage (IEC 60664-1)	Current (IEC 60512-3)	AWG Size	Price Each		
							1	10	50
523-T3261-001	T 3261 001	B	3 DIN	300V	5A	20-26	11.94	10.96	9.63
523-T3301-001	T 3301 001	B	4 IEC	300V	5A	20-26	10.88	9.97	8.77
523-T3361-001	T 3361 001	B	5	300V	5A	20-26	11.16	10.24	9.45
523-T3401-001	T 3401 001	B	6 DIN	300V	5A	20-26	11.45	10.51	9.69
523-T3476-001	T 3476 001	B	7	300V	5A	20-26	12.71	11.65	10.77
523-T3505-001	T 3505 001	B	8 DIN	100V	5A	20-26	13.44	12.34	11.38
523-T3651-001	T 3651 001	B	14	150V	3.4	24	20.90	20.37	17.36

Female Panel Receptacle, Front Mounting

For quantities greater than listed, call for quote.

MOUSER STOCK NO.	Amphenol Part No.	Fig.	No. of Contacts	Voltage (IEC 60664-1)	Current (IEC 60512-3)	AWG Size	Price Each		
							1	10	50
523-T3263-000	T 3263 000	C	3 DIN	300V	5A	20-26	5.51	5.04	4.54
523-T3303-000	T 3303 000	C	4 IEC	300V	5A	20-26	5.57	5.11	4.50
✻ 523-T3303-018	T 3303 018	C	4 IEC	300V	5A	20-26	7.00	6.43	5.82
523-T3363-000	T 3363 000	C	5	300V	5A	20-26	5.11	4.68	4.32
523-T3403-000	T 3403 000	C	6 DIN	300V	5A	20-26	5.70	5.24	4.83
523-T3478-000	T 3478 000	C	7	300V	5A	20-26	5.70	5.24	4.83
✻ 523-T3478-018	T 3478 018	C	7	300V	5A	20-26	7.62	7.40	6.54
523-T3507-000	T 3507 000	C	8 DIN	100V	5A	20-26	9.27	8.50	7.85

Male Panel Receptacle, Front Mounting

For quantities greater than listed, call for quote.

MOUSER STOCK NO.	Amphenol Part No.	Fig.	No. of Contacts	Voltage (IEC 60664-1)	Current (IEC 60512-3)	AWG Size	Price Each		
							1	10	50
523-T3262-000	T 3262 000	D	3 DIN	300V	5A	20-26	4.79	4.39	4.06
523-T3302-000	T 3302 000	D	4IEC	300V	5A	20-26	4.73	4.34	4.01
523-T3362-000	T 3362 000	D	5	300V	5A	20-26	5.00	4.58	4.24
523-T3402-000	T 3402 000	D	6 DIN	300V	5A	20-26	6.02	5.52	5.11
523-T3477-000	T 3477 000	D	7	300V	5A	20-26	5.61	5.15	4.74
523-T3506-000	T 3506 000	D	8 DIN	100V	5A	20-26	6.36	5.84	5.39

BAYONET LOCKING CIRCULAR DIN CONNECTORS, SERIES C091B

Features:

- Internal metal strain relief with half shell and snap-in locking
- UL Approval File # E63093
- Complete EMI shielding in fully mated and locked position
- Solder termination

Male Cable Connector, Bayonet Locking Inside

For quantities greater than listed, call for quote.

MOUSER STOCK NO.	Amphenol Part No.	Fig.	No. of Contacts	Voltage (IEC 60664-1)	Current (IEC 60512-3)	AWG Size	Price Each		
							1	10	50
523-T3274-501	T 3274 501	E	3 DIN	300V	5A	20 - 26	6.35	5.81	5.24
523-T3324-501	T 3324 501	E	4 IEC	300V	5A	20 - 26	6.83	5.97	5.51
523-T3374-501	T 3374 501	E	5	300V	5A	20 - 26	6.82	6.24	5.78
523-T3424-501	T 3424 501	E	6 DIN	300V	5A	20 - 26	8.58	8.13	7.05
523-T3434-501	T 3434 501	E	7	300V	5A	20 - 26	7.04	6.45	5.97
523-T3524-501	T 3524 501	E	8 DIN	150V	5A	20 - 26	8.47	7.78	7.19

Female Cable Connector, Bayonet Locking Outside

For quantities greater than listed, call for quote.

MOUSER STOCK NO.	Amphenol Part No.	Fig.	No. of Contacts	Voltage (IEC 60664-1)	Current (IEC 60512-3)	AWG Size	Price Each		
							1	10	50
523-T3278-501	T 3278 501	F	3 DIN	300V	5A	20 - 26	7.95	7.31	6.57
523-T3328-501	T 3328 501	F	4 IEC	300V	5A	20 - 26	7.44	6.83	6.00
523-T3428-501	T 3428 501	F	6 DIN	300V	5A	20 - 26	13.31	12.22	11.28
523-T3438-501	T 3438 501	F	7	300V	5A	20 - 26	8.03	7.36	6.79
523-T3528-501	T 3528 501	F	8 DIN	150V	5A	20 - 26	10.20	9.34	8.63

Female Panel Receptacle, Bayonet Locking Outside, Rear Mounting

For quantities greater than listed, call for quote.

MOUSER STOCK NO.	Amphenol Part No.	Fig.	No. of Contacts	Voltage (IEC 60664-1)	Current (IEC 60512-3)	AWG Size	Price Each		
							1	10	50
523-T3277-100	T 3277 100	G	3 DIN	300V	5A	20 - 26	9.14	8.39	7.75
523-T3327-100	T 3327 100	G	4 IEC	300V	5A	20 - 26	10.00	9.17	8.46
523-T3377-100	T 3377 100	G	5	300V	5A	20 - 26	9.30	8.54	7.88
523-T3427-100	T 3427 100	G	6 DIN	300V	5A	20 - 26	9.82	9.01	8.31

A

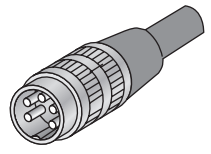

B

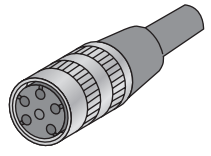

C

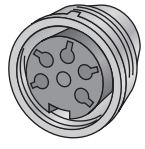

D

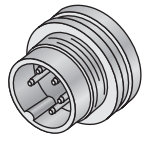

E

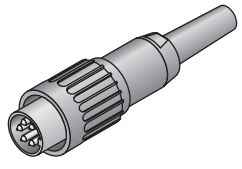

F

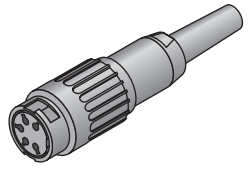

G

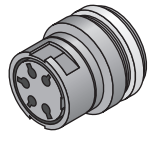

© Copyright 2013 Mouser Electronics

© Copyright 2013 Mouser Electronics

BULGIN 400 Series Buccaneer® Sealed Connectors

RoHS Compliant This product is RoHS compliant.

400 SERIES BUCCANEER® ENVIRONMENTALLY SEALED CONNECTORS

Specifications:

- Sealed to IP68 when mated
- Contact inserts are part of body moulding
- Cable range from 3 to 7mm
- Diameter over coupling ring 19.1mm
- Flame retardant moulding material: Polyamide UL94V-0
- RoHS Compliant per Bulgin documentation
- Secure sealing system
- UL, CSA, and VDE approvals

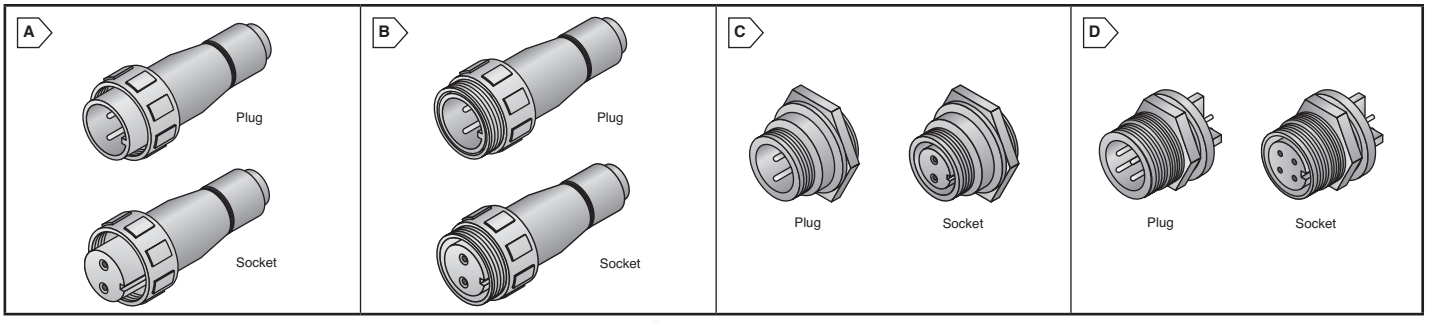

Flex Cable Connectors

- Mates with flex in-line or panel mounting versions
- Screw locking ring
- Contacts supplied separately
- RoHS Compliant per Bulgin documentation

RoHS Compliant

For quantities greater than listed, call for quote.

MOUSER STOCK NO.	Bulgin Part No.	Fig.	Poles	Cable Dia. (mm)	Price Each 1	25	50	100
Plugs								
177-PX0410/02P	PX0410/02P/5560	A	2	5.5-6.0	7.06	6.13	5.31	4.82
177-PX0410/03P	PX0410/03P/5560	A	3	5.5-6.0	7.06	6.13	5.31	4.82
177-PX0410/04P	PX0410/04P/4550	A	4	4.5-5.0	7.06	6.13	5.31	4.82
177-PX0410/06P	PX0410/06P/4550	A	6	4.5-5.0	7.06	6.48	5.77	4.82
177-PX0410/08P	PX0410/08P/6065	A	8	6.0-6.5	6.72	6.17	5.49	4.58
177-PX0410/10P	PX0410/10P/6065	A	10	6.0-6.5	7.06	6.48	5.77	4.82
177-PX0410/12P	PX0410/12P/6065	A	12	6.0-6.5	6.72	6.17	5.49	4.58
Sockets								
167-PX0410/02S	PX0410/02S/5560	A	2	5.5-6.0	6.72	6.17	5.49	4.58
167-PX0410/03S	PX0410/03S/5560	A	3	5.5-6.0	7.06	6.48	5.77	4.82
167-PX0410/04S	PX0410/04S/4550	A	4	4.5-5.0	6.72	6.17	5.49	4.58
167-PX0410/06S	PX0410/06S/4550	A	6	4.5-5.0	7.06	6.48	5.77	4.82
167-PX0410/08S	PX0410/08S/6065	A	8	6.0-6.5	6.72	6.17	5.49	4.58
167-PX0410/10S	PX0410/10S/6065	A	10	6.0-6.5	7.06	6.48	5.77	4.82
167-PX0410/12S	PX0410/12S/6065	A	12	6.0-6.5	6.72	6.17	5.49	4.58

In-Line Flex Cable Connectors

- Mates with flex cable version
- For in-line cable connection
- Contacts supplied separately
- RoHS Compliant per Bulgin documentation

RoHS Compliant

For quantities greater than listed, call for quote.

MOUSER STOCK NO.	Bulgin Part No.	Fig.	Poles	Cable Dia. (mm)	Price Each 1	25	50	100
Plugs								
177-PX0411/02P	PX0411/02P/5560	B	2	5.5-6.0	7.06	6.48	5.77	4.82
177-PX0411/03P	PX0411/03P/5560	B	3	5.5-6.0	6.72	6.17	5.49	4.58
177-PX0411/04P	PX0411/04P/4550	B	4	4.5-5.0	6.72	6.17	5.49	4.58
177-PX0411/06P	PX0411/06P/4550	B	6	4.5-5.0	6.72	6.17	5.49	4.58
177-PX0411/08P	PX0411/08P/6065	B	8	6.0-6.5	6.72	6.17	5.49	4.58
177-PX0411/10P	PX0411/10P/6065	B	10	6.0-6.5	7.06	4.33	4.19	4.08
177-PX0411/12P	PX0411/12P/6065	B	12	6.0-6.5	6.42	5.87	5.52	4.82
Sockets								
167-PX0411/02S	PX0411/02S/5560	B	2	5.5-6.0	7.06	6.48	5.77	4.82
167-PX0411/03S	PX0411/03S/5560	B	3	5.5-6.0	7.06	6.48	5.77	4.82
167-PX0411/04S	PX0411/04S/4550	B	4	4.5-5.0	6.72	6.17	5.49	4.58
167-PX0411/06S	PX0411/06S/4550	B	6	4.5-5.0	6.13	5.87	5.52	4.82
167-PX0411/08S	PX0411/08S/6065	B	8	6.0-6.5	6.72	6.17	5.49	4.58
167-PX0411/10S	PX0411/10S/6065	B	10	6.0-6.5	7.06	6.48	5.77	4.82
167-PX0411/12S	PX0411/12S/6065	B	12	6.0-6.5	5.10	4.45	4.32	4.18

400 Series Buccaneer® Contacts

- Contacts supplied in packs of 10, 1 ea. =1 pack of 10
- RoHS Compliant per Bulgin documentation

RoHS Compliant

For quantities greater than listed, call for quote.

MOUSER STOCK NO.	Bulgin Part No.	Gender	Termination	For Use with Poles	Price Each 1	25	50	100
157-SA3350/1	SA3350/1	Plug	Solder	2,3	9.01	8.27	7.35	6.14
157-SA3349/1	SA3349/1	Socket	Solder	2,3	12.31	11.30	9.72	8.15
157-SA3350	SA3350	Plug	Crimp	2,3	9.47	8.70	7.10	6.37
157-SA3349	SA3349	Socket	Crimp	2,3	12.94	11.87	10.57	8.82
157-SA3348/1	SA3348/1	Plug	Solder	4,6,8	7.12	5.63	5.22	4.71
157-SA3347/1	SA3347/1	Socket	Solder	4,6,8	11.92	10.95	9.73	8.12
157-SA3348	SA3348	Plug	Crimp	4,6,8	7.48	5.70	5.16	4.87
157-SA3347	SA3347	Socket	Crimp	4,6,8	11.34	9.31	8.95	7.73
157-SA3180/1	SA3180/1	Plug	Solder	10,12	5.37	4.50	4.33	3.95
157-SA3179/1	SA3179/1	Socket	Solder	10,12	8.14	7.12	6.64	5.54

Front Panel Mounting Connectors

- Mates with flex cable version
- Single hole fixing
- Contacts supplied separately
- RoHS Compliant per Bulgin documentation

RoHS Compliant

For quantities greater than listed, call for quote.

MOUSER STOCK NO.	Bulgin Part No.	Fig.	Poles	Price Each 1	25	50	100
Plugs							
177-PX0412/02P	PX0412/02P	C	2	5.72	5.25	4.67	3.89
177-PX0412/03P	PX0412/03P	C	3	5.72	5.25	4.67	3.89
177-PX0412/04P	PX0412/04P	C	4	5.72	5.25	4.67	3.89
177-PX0412/06P	PX0412/06P	C	6	5.72	5.25	4.67	3.89
177-PX0412/08P	PX0412/08P	C	8	5.72	5.25	4.67	3.89
177-PX0412/10P	PX0412/10P	C	10	5.72	5.25	4.67	3.89
177-PX0412/12P	PX0412/12P	C	12	5.72	5.25	4.67	3.89
Sockets							
167-PX0412/02S	PX0412/02S	C	2	5.32	4.83	4.43	4.09
167-PX0412/03S	PX0412/03S	C	3	5.72	5.25	4.67	3.89
167-PX0412/04S	PX0412/04S	C	4	6.01	5.52	4.90	4.09
167-PX0412/06S	PX0412/06S	C	6	5.72	5.25	4.67	3.89
167-PX0412/08S	PX0412/08S	C	8	5.72	5.25	4.67	3.89
167-PX0412/10S	PX0412/10S	C	10	5.72	5.25	4.67	3.89
167-PX0412/12S	PX0412/12S	C	12	5.72	5.25	4.67	3.89

Rear Panel Mounting Connectors

- Mates with flex cable version
- Single hole fixing
- Supplied with pre-loaded gold plated contacts
- RoHS Compliant per Bulgin documentation

RoHS Compliant

For quantities greater than listed, call for quote.

MOUSER STOCK NO.	Bulgin Part No.	Fig.	Poles	Price Each 1	25	50	100
Plugs							
177-PX0413/04P/PC	PX0413/04P/PC	D	4	11.40	10.58	9.36	7.74
177-PX0413/06P/PC	PX0413/06P/PC	D	6	15.05	13.97	12.36	10.21
177-PX0413/08P/PC	PX0413/08P/PC	D	8	18.25	16.95	14.99	12.37
177-PX0413/10P/PC	PX0413/10P/PC	D	10	20.03	18.59	16.16	13.58
177-PX0413/12P/PC	PX0413/12P/PC	D	12	21.18	19.66	17.39	14.35
Sockets							
167-PX0413/04S/PC	PX0413/04S/PC	D	4	13.76	12.77	11.10	9.32
167-PX0413/06S/PC	PX0413/06S/PC	D	6	17.10	15.88	14.05	11.60
167-PX0413/08S/PC	PX0413/08S/PC	D	8	19.55	18.15	16.04	13.27
167-PX0413/12S/PC	PX0413/12S/PC	D	12	26.89	24.96	22.10	18.24

400 Series Buccaneer® Tools

For quantities greater than listed, call for quote.

MOUSER STOCK NO.	Bulgin Part No.	Description	Price Each 1	25
157-13027/2	13027/2	Insertion/Extraction Tool for 2, 3 Pole	9.79	8.99
157-13027/1	13027/1	Insertion/Extraction Tool for 4, 6, 8 Pole	9.79	8.99
157-13027	13027	Insertion/Extraction Tool for 10, 12 Pole	9.32	8.57
			1	5
157-14025	14025	8 Indent Crimp Tool	828.34	753.78
157-14025/8AMP	14025/8AMP	Positioner for 2, 3 Pole - 8A, Blue	143.50	130.58
157-14025/5AMP	14025/5AMP	Positioner for 4, 6, 8 Pole - 5A, Red	143.50	130.58

400 Series Buccaneer® Accessories

- RoHS Compliant per Bulgin documentation

RoHS Compliant

For quantities greater than listed, call for quote.

MOUSER STOCK NO.	Bulgin Part No.	Description	Price Each 1	25	50	100
157-PX0481	PX0481	Sealing Cap for PX0410 type	1.70	1.55	1.38	1.17
157-PX0480/1	PX0480/1	Sealing Cap for PX0411 type	1.78	1.63	1.44	1.22
157-PX0480	PX0480	Sealing Cap for PX0412 type	1.78	1.63	1.44	1.22
157-PX0484	PX0484	Sealing Cap for PX0413 type	2.07	1.92	1.70	1.40
157-PX0482	PX0482	Gland Pack for 3-5mm cable dia.	1.22	1.11	.999	.835
157-PX0483	PX0483	Gland Pack for 5-7mm cable dia.	1.22	1.11	.999	.835

© Copyright 2013 Mouser Electronics

BULGIN 900 Series Large Buccaneer® Sealed Connectors

RoHS Compliant This product is RoHS compliant.

900 SERIES LARGE BUCCANEER® ENVIRONMENTALLY SEALED CONNECTORS

Specifications:

- Water and dustproof to IP68 when mated
- Positive locating keyways - cannot be mis-connected
- Compact design
- Easy assembly - no special tools required
- UL, CSA, and VDE approved
- Axial screw terminals
- Current rating: 2, 3, 4, 5, & 7 poles 32A
  10 poles 10A
- Voltage rating: 2, 3, 4, & 5 poles 600V,
  7 poles 430V, 10 poles 250V
- Contact resistance: <10mΩ initial
- Insulation resistance: >10^6MΩ @ 500 VDC
- Operating temperature: -40°C to +85°C
- Body material: Polyamide UL94V-0
- Contact material: Machined solid brass, nickel plated
- Cable Diameter: PX0: 13-15mm
  PXA: 20-22mm

Flex Cable Connectors

- Mates with in-line flex, panel or flange mounting versions
- Positive, fast acting locking ring - can be turned with a gloved hand
- PXA - strain relief clamp included
- RoHS Compliant per Bulgin documentation

For quantities greater than listed, call for quote.

MOUSER STOCK NO.	Bulgin Part No.	Fig.	Poles	Cable Dia. (mm)	Price Each 1	25	50
Plugs							
177-PX0911/02/P	PX0911/02/P	A	2	13-15	19.72	15.44	14.48
177-PX0911/03/P	PX0911/03/P	A	3	13-15	22.40	18.75	17.47
177-PX0911/04/P	PX0911/04/P	A	4	13-15	22.68	18.91	18.30
177-PX0911/05/P	PX0911/05/P	A	5	13-15	26.40	22.56	20.68
177-PXA911/07/P	PXA911/07/P	A	7	20-22	41.28	33.96	31.70
177-PXA911/10/P	PXA911/10/P	A	10	20-22	35.77	28.80	27.01
Sockets							
167-PX0911/02/S	PX0911/02/S	A	2	13-15	17.46	14.82	14.39
167-PX0911/03/S	PX0911/03/S	A	3	13-15	24.03	19.74	18.75
167-PX0911/04/S	PX0911/04/S	A	4	13-15	26.84	22.06	20.59
167-PX0911/05/S	PX0911/05/S	A	5	13-15	28.95	23.88	21.95
167-PXA911/07/S	PXA911/07/S	A	7	20-22	44.41	36.52	34.67
167-PXA911/10/S	PXA911/10/S	A	10	20-22	51.46	47.08	41.98

In-Line Flex Cable Connectors

- Mates with flex cable version
- PXA - strain relief clamp included

For quantities greater than listed, call for quote.

MOUSER STOCK NO.	Bulgin Part No.	Fig.	Poles	Cable Dia. (mm)	Price Each 1	25	50
Plugs							
177-PX0921/03/P	PX0921/03/P	B	3	13-15	17.84	14.92	14.15
177-PX0921/04/P	PX0921/04/P	B	4	13-15	20.13	16.84	15.71
177-PXA921/07/P	PXA921/07/P	B	7	20-22	34.06	28.84	27.05
177-PXA921/10/P	PXA921/10/P	B	10	20-22	47.49	43.61	38.73
Sockets							
167-PX0921/02/S	PX0921/02/S	B	2	13-15	15.78	13.27	12.41
167-PX0921/03/S	PX0921/03/S	B	3	13-15	22.91	21.05	18.71
167-PX0921/04/S	PX0921/04/S	B	4	13-15	22.26	18.62	17.37
167-PX0921/05/S	PX0921/05/S	B	5	13-15	25.00	23.04	19.52
167-PXA921/07/S	PXA921/07/S	B	7	20-22	39.20	32.84	30.61
167-PXA921/10/S	PXA921/10/S	B	10	20-22	34.21	33.17	32.19

Panel Mounting Connectors

- Mates with flex cable version
- Single hole fixing
- Anti-rotation key
- High grade sealing gasket
- 3-7mm panel thickness

For quantities greater than listed, call for quote.

MOUSER STOCK NO.	Bulgin Part No.	Fig.	Poles	Cable Dia. (mm)	Price Each 1	25	50
Plugs							
177-PX0931/02/P	PX0931/02/P	C	2	13-15	14.74	13.55	12.04
177-PX0931/03/P	PX0931/03/P	C	3	13-15	15.46	13.09	12.28
177-PX0931/04/P	PX0931/04/P	C	4	13-15	20.91	19.20	17.07
177-PX0931/05/P	PX0931/05/P	C	5	13-15	22.51	20.67	18.36
177-PX0931/07/P	PX0931/07/P	C	7	13-15	30.92	25.88	24.13
Sockets							
167-PX0931/02/S	PX0931/02/S	C	2	13-15	14.06	13.21	11.02
167-PX0931/03/S	PX0931/03/S	C	3	13-15	17.10	14.31	13.57
167-PX0931/04/S	PX0931/04/S	C	4	13-15	23.42	21.50	19.12
167-PX0931/05/S	PX0931/05/S	C	5	13-15	22.65	18.64	17.69
167-PX0931/07/S	PX0931/07/S	C	7	13-15	34.03	27.98	26.12
167-PX0931/10/S	PX0931/10/S	C	10	13-15	41.55	34.48	31.16

Flange Mounting Connectors

- Mates with flex cable version
- Supplied with sealing grommets for panel fixing screw (M6 thread recommended)
- Supplied with high grade sealing gasket

For quantities greater than listed, call for quote.

MOUSER STOCK NO.	Bulgin Part No.	Fig.	Poles	Cable Dia. (mm)	Price Each 1	25	50
Plugs							
177-PX0941/03/P	PX0941/03/P	D	3	13-15	26.60	22.27	20.76
177-PX0941/04/P	PX0941/04/P	D	4	13-15	28.95	24.22	22.59
177-PX0941/05/P	PX0941/05/P	D	5	13-15	36.79	33.79	30.01
177-PX0941/10/P	PX0941/10/P	D	10	13-15	47.07	38.50	35.65
Sockets							
167-PX0941/02/S	PX0941/02/S	D	2	13-15	25.24	20.95	19.88
167-PX0941/03/S	PX0941/03/S	D	3	13-15	28.26	26.01	22.05
167-PX0941/04/S	PX0941/04/S	D	4	13-15	31.02	25.50	23.81
167-PX0941/05/S	PX0941/05/S	D	5	13-15	31.88	26.82	25.09
167-PX0941/07/S	PX0941/07/S	D	7	13-15	45.20	37.85	35.27
167-PX0941/10/S	PX0941/10/S	D	10	13-15	48.71	42.47	39.72

900 Series Buccaneer® Accessories

For quantities greater than listed, call for quote.

MOUSER STOCK NO.	Bulgin Part No.	Fig.	Description	Price Each 1	25	50
Plugs						
157-PX0950	PX0950	E	Right angle bulkhead adapter	21.70	17.43	16.84
157-PX0960	PX0960	F	Sealing cap for PX0911 & PXA911	3.55	3.09	2.89
157-PX0970	PX0970	F	Sealing cap for use with all other styles	5.69	4.69	4.45
157-PX0980	PX0980	-	Gland pack 7-13mm cable	2.27	1.66	1.43
157-PXA980	PXA980	-	Gland pack 14-20mm cable	2.60	2.29	2.15

A

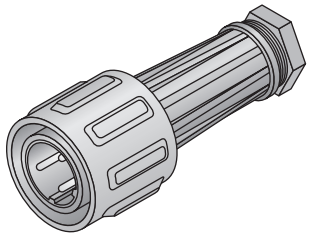

Plug Shown

B

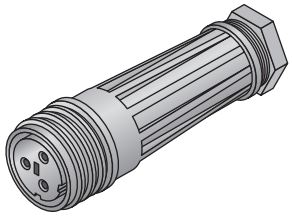

Socket Shown

C

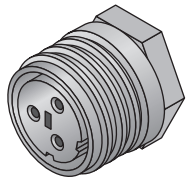

Socket Shown

D

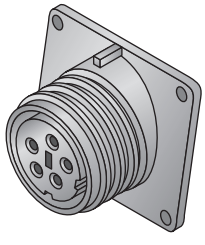

E

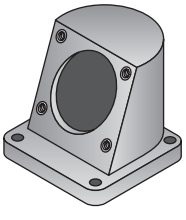

F

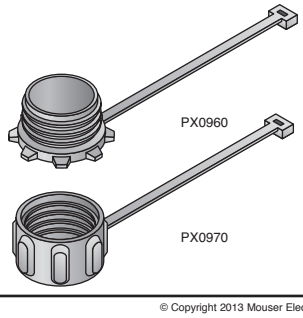

Circular Connectors

Bulgin

© Copyright 2013 Mouser Electronics

© Copyright 2013 Mouser Electronics

BULGIN Standard Buccaneer® Sealed Connectors

RoHS Compliant This product is RoHS compliant.

STANDARD BUCCANEER® ENVIRONMENTALLY SEALED CONNECTORS

- Water and dustproof to IP68 when mated
- Positive locating keyways -cannot be mis-connected
- Compact design, easy assembly
- UL, CSA, and VDE approvals
- Diameter over coupling ring 38mm
- Cable range: 3.5mm - 9mm
- Body material: Glass filled polyamide UL94HB
- Operating temperature: -20°C to +70°C

RoHS Compliant

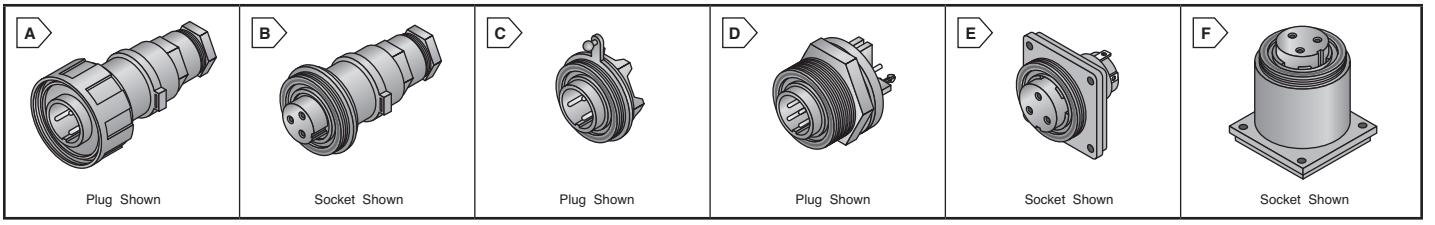

Flex Cable Connectors

- Mates with in-line flex or panel mounting versions
- Screw locking ring
- Standard cable acceptance (2 to 9 pole) 6-8mm
- RoHS Compliant per Bulgin documentation

For quantities greater than listed, call for quote.

MOUSER STOCK NO.	Bulgin Part No.	Fig.	Poles	Termination	Contacts	Price Each 1	25	50	100
Plugs									
177-PX0736/P	PX0736/P	A	2	Screw	Supplied Fitted	11.84	9.99	9.34	8.49
177-PX0731/P	PX0731/P	A	3	Screw	Supplied Fitted	12.57	11.19	10.11	8.76
177-PX0748/P	PX0748/P	A	4	Screw	Supplied Fitted	13.35	11.93	10.79	9.50
177-PX0739/P	PX0739/P	A	6	Screw	Supplied Fitted	12.44	11.19	10.18	9.33
177-PX0745/P	PX0745/P	A	7	Screw	Supplied Fitted	14.19	12.65	11.82	9.85
177-PX0728/P	PX0728/P	A	9	Crimp	Supplied Loose	12.64	11.22	10.14	9.21
177-PX0794/P	PX0794/P	A	12	Crimp/Solder	Order Separately	12.87	11.50	10.40	9.31
177-PX0820/P	PX0820/P	A	25	Crimp/Solder	Order Separately	8.36	7.44	6.99	6.09
Sockets									
167-PX0736/S	PX0736/S	A	2	Screw	Supplied Fitted	14.15	12.68	11.27	10.43
167-PX0731/S	PX0731/S	A	3	Screw	Supplied Fitted	15.75	12.64	11.41	10.80
167-PX0748/S	PX0748/S	A	4	Screw	Supplied Fitted	15.40	13.69	12.37	11.22
167-PX0739/S	PX0739/S	A	6	Screw	Supplied Fitted	18.17	16.17	14.95	13.67
167-PX0745/S	PX0745/S	A	7	Screw	Supplied Fitted	16.82	14.78	13.67	12.90
167-PX0728/S	PX0728/S	A	9	Crimp	Supplied Loose	11.22	10.14	9.42	8.76
167-PX0794/S	PX0794/S	A	12	Crimp/Solder	Order Separately	13.74	12.75	11.29	9.31
167-PX0820/S	PX0820/S	A	25	Crimp/Solder	Order Separately	8.04	6.99	6.71	6.09

In-Line Flex Cable Connectors

- Mates with flex cable version
- Standard cable acceptance (2 to 9 pole) 6-8mm

For quantities greater than listed, call for quote.

MOUSER STOCK NO.	Bulgin Part No.	Fig.	Poles	Termination	Contacts	Price Each 1	25	50	100
Plugs									
177-PX0737/P	PX0737/P	B	2	Screw	Supplied Fitted	12.97	11.55	10.43	9.85
177-PX0732/P	PX0732/P	B	3	Screw	Supplied Fitted	13.66	12.19	11.01	10.04
177-PX0749/P	PX0749/P	B	4	Screw	Supplied Fitted	15.25	13.59	12.28	10.68
177-PX0740/P	PX0740/P	B	6	Screw	Supplied Fitted	13.94	12.48	11.34	10.57
177-PX0746/P	PX0746/P	B	7	Screw	Supplied Fitted	17.49	16.06	14.28	11.93
177-PX0729/P	PX0729/P	B	9	Crimp	Supplied Loose	14.45	12.88	11.64	10.56
177-PX0821/P	PX0821/P	B	25	Crimp/Solder	Order Separately	8.81	7.83	7.08	6.41
Sockets									
167-PX0737/S	PX0737/S	B	2	Screw	Supplied Fitted	15.18	13.58	12.26	11.19
167-PX0732/S	PX0732/S	B	3	Screw	Supplied Fitted	16.85	14.18	12.82	12.16
167-PX0749/S	PX0749/S	B	4	Screw	Supplied Fitted	17.43	15.58	14.55	12.17
167-PX0740/S	PX0740/S	B	6	Screw	Supplied Fitted	18.05	16.06	14.52	13.73
167-PX0746/S	PX0746/S	B	7	Screw	Supplied Fitted	19.07	17.24	15.62	14.45
167-PX0729/S	PX0729/S	B	9	Crimp	Supplied Loose	14.31	12.88	11.64	10.56
167-PX0795/S	PX0795/S	B	12	Crimp/Solder	Order Separately	13.74	12.75	11.29	9.31
167-PX0821/S	PX0821/S	B	25	Crimp/Solder	Order Separately	9.45	8.65	7.70	6.41

Panel Mounting Connectors

- Mates with flex cable version
- Front panel mounting
- Single hole fixing

For quantities greater than listed, call for quote.

MOUSER STOCK NO.	Bulgin Part No.	Fig.	Poles	Termination	Contacts	Price Each 1	25	50	100
Plugs									
177-PX0735/P	PX0735/P	C	2	Screw	Supplied Fitted	8.15	7.05	6.67	6.12
177-PX0730/P	PX0730/P	C	3	Screw	Supplied Fitted	10.21	8.93	8.56	7.74
177-PX0747/P	PX0747/P	C	4	Screw	Supplied Fitted	10.71	9.51	8.60	7.79
177-PX0738/P	PX0738/P	C	6	Screw	Supplied Fitted	11.03	9.69	9.11	8.28
177-PX0744/P	PX0744/P	C	7	Screw	Supplied Fitted	12.09	9.93	9.03	8.23
177-PX0727/P	PX0727/P	C	9	Crimp	Supplied Loose	9.91	8.81	8.22	6.87
177-PX0796/P	PX0796/P	C	12	Crimp/Solder	Order Separately	13.55	12.58	11.12	9.19
177-PX0822/P	PX0822/P	C	25	Crimp/Solder	Order Separately	5.72	5.16	4.78	4.54
Sockets									
167-PX0735/S	PX0735/S	C	2	Screw	Supplied Fitted	11.07	9.83	8.89	8.26
167-PX0730/S	PX0730/S	C	3	Screw	Supplied Fitted	11.95	10.64	9.61	9.08
167-PX0747/S	PX0747/S	C	4	Screw	Supplied Fitted	12.82	11.41	10.67	8.90
167-PX0738/S	PX0738/S	C	6	Screw	Supplied Fitted	16.25	14.58	13.94	13.24
167-PX0744/S	PX0744/S	C	7	Screw	Supplied Fitted	15.40	13.69	12.37	11.22
167-PX0727/S	PX0727/S	C	9	Crimp	Supplied Loose	10.08	9.27	8.22	6.87
167-PX0796/S	PX0796/S	C	12	Crimp/Solder	Order Separately	12.64	11.17	10.36	9.19
167-PX0822/S	PX0822/S	C	25	Crimp/Solder	Order Separately	6.73	6.17	5.49	4.58

PCB Mounting Connectors - Rear Panel Mounting

- Mates with flex cable version
- RoHS Compliant per Bulgin documentation

For quantities greater than listed, call for quote.

MOUSER STOCK NO.	Bulgin Part No.	Fig.	Poles	Term.	Contacts	Price Each 1	25	50	100
Plugs									
177-PX0707/P/03	PX0707/P/03	D	3	PCB	Supplied Fitted	14.04	13.04	11.52	9.53
177-PX0707/P/06	PX0707/P/06	D	6	PCB	Supplied Fitted	15.99	14.00	12.50	12.07
177-PX0707/P/09	PX0707/P/09	D	9	PCB	Supplied Fitted	21.18	19.67	17.40	14.36
177-PX0707/P/25	PX0707/P/25	D	25	PCB	Supplied Fitted	35.71	33.17	29.34	24.24
Sockets									
167-PX0707/S/03	PX0707/S/03	D	3	PCB	Supplied Fitted	18.71	17.39	15.10	12.70
167-PX0707/S/06	PX0707/S/06	D	6	PCB	Supplied Fitted	24.54	22.78	20.15	16.65
167-PX0707/S/09	PX0707/S/09	D	9	PCB	Supplied Fitted	26.78	24.86	21.98	16.97
167-PX0707/S/12	PX0707/S/12	D	12	PCB	Supplied Fitted	29.01	26.93	23.41	19.68

Low Profile Flange Mounting Connectors

- Mates with flex cable version
- Screw flange fixing
- Supplied with sealing gasket and screw sealing grommets
- RoHS Compliant per Bulgin documentation

Plugs									
177-PX0764/P	PX0764/P	E	2	Screw	Supplied Fitted	12.80	11.38	10.42	9.44
177-PX0765/P	PX0765/P	E	3	Screw	Supplied Fitted	11.56	10.29	9.31	8.98
177-PX0767/P	PX0767/P	E	6	Screw	Supplied Fitted	12.79	11.38	10.28	9.73
177-PX0769/P	PX0769/P	E	9	Crimp	Supplied Loose	13.86	12.52	11.33	10.49
Sockets									
167-PX0764/S	PX0764/S	E	2	Screw	Supplied Fitted	12.91	11.55	10.43	10.05
167-PX0765/S	PX0765/S	E	3	Screw	Supplied Fitted	13.09	11.59	10.53	9.82
167-PX0767/S	PX0767/S	E	6	Screw	Supplied Fitted	15.33	13.87	12.64	11.87
167-PX0769/S	PX0769/S	E	9	Crimp	Supplied Loose	14.65	12.78	11.95	9.98

Bulkhead Flange Mounting Connectors

- Mates with flex cable version
- Screw fixing flange
- Supplied with sealing gasket and screw sealing grommets
- RoHS Compliant per Bulgin documentation

Plugs									
177-PX0757/P	PX0757/P	F	2	Screw	Supplied Fitted	12.50	11.47	10.20	8.51
177-PX0758/P	PX0758/P	F	6	Screw	Supplied Fitted	14.63	13.00	11.33	9.66
Sockets									
167-PX0757/S	PX0757/S	F	2	Screw	Supplied Fitted	14.61	13.00	11.33	9.64
167-PX0756/S	PX0756/S	F	3	Screw	Supplied Fitted	13.49	11.80	10.72	10.30
167-PX0758/S	PX0758/S	F	6	Screw	Supplied Fitted	16.07	14.45	13.05	11.84

Standard Buccaneer® Contacts

- Contacts supplied in packs of 10, 1 ea. =1 pack of 10
- Gold plated
- RoHS Compliant per Bulgin documentation

MOUSER STOCK NO.	Bulgin Part No.	Gender	Termination	For Use With	Price Each 1	25	50	100
157-SA3348	SA3348	Plug	Crimp	12 Pole	7.48	5.70	5.16	4.87
157-SA3348/1	SA3348/1	Plug	Solder	12 Pole	7.12	5.63	5.22	4.71
157-SA3347	SA3347	Socket	Crimp	12 Pole	11.34	9.31	8.95	7.73
157-SA3347/1	SA3347/1	Socket	Solder	12 Pole	11.92	10.95	9.73	8.12
157-SA3180	SA3180	Plug	Crimp	25 Pole	5.49	4.33	4.19	3.72
157-SA3180/1	SA3180/1	Plug	Solder	25 Pole	5.37	4.50	4.33	3.95
157-SA3179	SA3179	Socket	Crimp	25 Pole	8.00	6.69	6.09	5.54
157-SA3179/1	SA3179/1	Socket	Solder	25 Pole	8.14	7.12	6.64	5.54

Standard Buccaneer® Tools

MOUSER STOCK NO.	Bulgin Part No.	Description	Price Each 1	5
157-13826	13826	Crimp Tool for 9 pole connectors	178.32	164.06
157-14025	14025	Crimp Tool for 12 pole connectors	828.34	753.78
157-14025/5AMP	14025/5AMP	Positioner for 14025 crimp tool - 5A	143.50	130.58
			1	25
157-13027/1	13027/1	Insertion/Extraction Tool for 12 pole connectors	9.79	8.99
157-13027	13027	Insertion/Extraction Tool for 25 pole connectors	9.32	8.57

Standard Buccaneer® Accessories

- RoHS Compliant per Bulgin documentation

MOUSER STOCK NO.	Bulgin Part No.	Description	Price Each 1	25	50	100
157-PX0777	PX0777	Sealed In-Line Cable Joiner	12.08	10.73	9.72	8.81
157-PX0734	PX0734	Sealing Cap for flex type	1.73	1.59	1.41	1.18
157-PX0733	PX0733	Sealing cap for panel mount & in-line type	1.33	1.22	1.09	.918
157-PX0711	PX0711	Sealing cap for PCB & rear panel mount type	2.34	2.09	1.83	1.61
157-12237	12237	Cable Support for 5-7mm & 7-9mm cable dia.	1.27	1.17	1.05	.878

© Copyright 2013 Mouser Electronics

© Copyright 2013 Mouser Electronics

BULGIN Mini and SMB Buccaneer® Sealed Connectors

RoHS Compliant This product is RoHS compliant.

MINI BUCCANEER® ENVIRONMENTALLY SEALED CONNECTORS

- Sealed to IP68 when mated
- Cable range from 3.5 to 9mm
- Diameter over coupling ring 26mm
- Positive locating keyways - cannot be mis-mated
- Flammability rating UL94V-0
- Compact design
- Easy assembly - no special tools required on screw terminal versions
- RoHS Compliant per Bulgin documentation

RoHS Compliant

Flex Cable Connector

- Mates with flex in-line or panel mounting versions
- Cable Acceptance: 3.5 - 9mm (Standard 5 -7mm)
- Suitable for plug or socket inserts sold separately
- Screw locking ring

For quantities greater than listed, call for quote.

MOUSER STOCK NO.	Bulgin Part No.	Fig.	Description	Price Each			
				1	25	50	100
157-PX0800	PX0800	A	Flex cable body	5.71	5.04	4.65	3.88

In-Line Flex Cable Connector

- Mates with flex cable version
- Cable Acceptance: 3.5 - 9mm (Standard 5 -7mm)
- Suitable for plug or socket inserts sold separately

For quantities greater than listed, call for quote.

MOUSER STOCK NO.	Bulgin Part No.	Fig.	Description	Price Each			
				1	25	50	100
157-PX0801	PX0801	B	In-line flex cable body	5.24	4.64	4.32	3.62

Right Angle Panel Mounting Connector

- Mates with flex cable version
- Right angle cable entry
- Suitable for plug or socket inserts sold separately
- Single hole fixing

For quantities greater than listed, call for quote.

MOUSER STOCK NO.	Bulgin Part No.	Fig.	Description	Price Each			
				1	25	50	100
157-PX0803	PX0803	C	Right angle panel mount body	5.15	4.64	4.22	3.52

Straight Panel Mounting Connector

- Mates with flex cable version
- Complete with sealing cap and retaining clip
- Suitable for plug or socket inserts sold separately
- Single hole fixing

For quantities greater than listed, call for quote.

MOUSER STOCK NO.	Bulgin Part No.	Fig.	Description	Price Each			
				1	25	50	100
157-PX0805	PX0805	D	Straight panel mount body	4.85	4.33	3.92	3.53

Screw Terminal Inserts

- Fits all body styles above
- Nickel plated contacts

For quantities greater than listed, call for quote.

MOUSER STOCK NO.	Bulgin Part No.	Fig.	No. of Poles	Gender	Price Each			
					1	25	50	100
177-SA3320	SA3320	E	2	Plug	7.17	6.41	6.02	5.25
177-SA3230	SA3230	E	3	Plug	5.51	4.96	4.52	4.04
177-SA3241	SA3241	E	4	Plug	6.82	6.52	6.09	5.07
177-SA3243	SA3243	E	6	Plug	8.20	7.32	6.75	5.64
167-SA3319	SA3319	F	2	Socket	5.94	5.46	4.85	4.03
167-SA3229	SA3229	F	3	Socket	10.13	9.05	8.19	7.34
167-SA3242	SA3242	F	4	Socket	10.33	9.24	8.36	7.47
167-SA3244	SA3244	F	6	Socket	9.99	9.38	8.54	7.58

Mini Buccaneer® Accessories

For quantities greater than listed, call for quote.

MOUSER STOCK NO.	Bulgin Part No.	Description	Price Each			
			1	25	50	100
157-PX0811	PX0811	Sealing cap for PX0800	1.73	1.59	1.42	1.19
157-PX0810	PX0810	Sealing cap for PX0801-PX0805	1.73	1.59	1.42	1.19
157-PX0812	PX0812	Gland 3 pack - 3.5-5mm, 6-8mm, 7-9mm	.44	.415	.381	.314

SMB BUCCANEER® ENVIRONMENTALLY SEALED CONNECTORS

- Sealed to IP68 when mated
- 50Ω Impedance SMB connector
- Frequency range 0-4GHz
- Gold plated contacts
- Diameter over coupling ring 19mm
- Body moulding: Nylon UL94V-0 rated

RoHS Compliant

Pre-Wireable Flex Connector

- Mates with panel mounting version
- Supplied with SMB plug
- For RG-174 cable

For quantities greater than listed, call for quote.

MOUSER STOCK NO.	Bulgin Part No.	Fig.	Description	Price Each			
				1	25	50	100
157-PX0415/1	PX0415/1	G	Re-wireable connector with SMB Plug	15.39	14.68	13.11	12.23

Pre-Wired Flex Connectors

- Mates with panel mounting version
- Supplied with SMB plug terminated with RG-174 cable
- Overmoulded construction

For quantities greater than listed, call for quote.

MOUSER STOCK NO.	Bulgin Part No.	Fig.	Description	Price Each			
				1	25	50	100
157-PX0416/1M00	PX0416/1M00	H	Pre-wired with SMB plug - 1m cable length	16.06	15.44	14.87	13.87
157-PX0416/3M00	PX0416/3M00	H	Pre-wired with SMB plug - 3m cable length	23.93	22.21	19.67	16.23
157-PX0416/5M00	PX0416/5M00	H	Pre-wired with SMB plug - 5m cable length	26.36	24.50	19.80	17.90

Panel Mounting Connectors

- Mates with re-wirable and pre-wired flex versions
- Supplied with SMB jack terminated with RG-174 cable
- Single hole fixing

For quantities greater than listed, call for quote.

MOUSER STOCK NO.	Bulgin Part No.	Fig.	Description	Price Each			
				1	25	50	100
157-PX0414/0M50	PX0414/0M50	I	Panel mount with SMB jack - 0.5m cable length	23.09	20.62	19.24	18.62
157-PX0414/1M00	PX0414/1M00	I	Panel mount with SMB jack - 1.0m cable length	31.01	28.79	25.46	21.01
157-PX0414/1M50	PX0414/1M50	I	Panel mount with SMB jack - 1.5m cable length	32.68	30.32	26.84	22.17

SMB Buccaneer® Accessories

For quantities greater than listed, call for quote.

MOUSER STOCK NO.	Bulgin Part No.	Description	Price Each			
			1	25	50	100
157-PX0480	PX0480	Sealing Cap for PX0414 panel mount connector	1.78	1.63	1.44	1.22
157-PX0481	PX0481	Sealing Cap for PX0415 re-wireable flex connector	1.70	1.55	1.38	1.17
157-PX0485	PX0485	Sealing Cap for PX0416 overmoulded flex connector	1.78	1.63	1.44	1.22

A

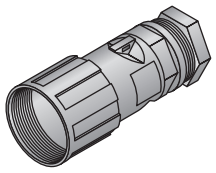

B

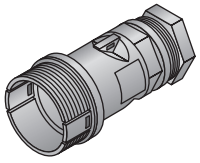

C

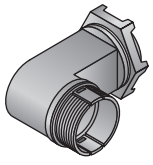

D

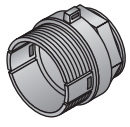

E

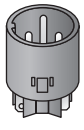

F

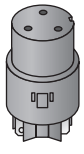

G

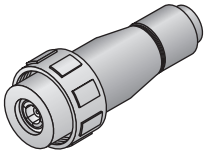

H

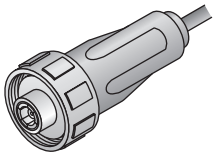

I

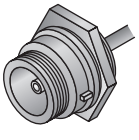

Circular Connectors

Bulgin

© Copyright 2013 Mouser Electronics

© Copyright 2013 Mouser Electronics

CONXALL Micro-Con-X® Series

conxall®
Harsh Environment Connectivity Solutions
A HEICO Company

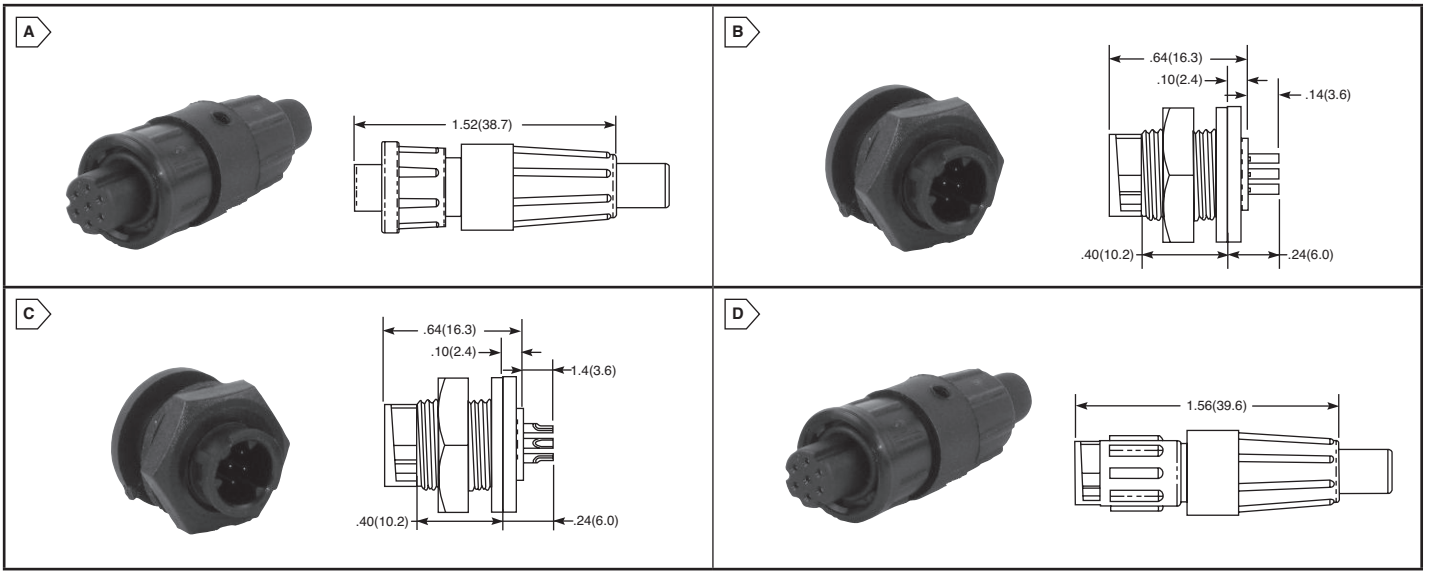

Features:
- Up to 7 contacts in a compact design
- IP-67 rating
- IP-68 overmolded cable assemblies
- All plastic design is light weight
- Variety of standard options to meet all design specifications
- Custom cable assemblies available

Applications:
- Instrumentation
- Medical Equipment
- Lighting
- GPS
- Data Acquisition
- General Industrial Electronic Applications

Specifications:
- Rating: 3.0 thru 7.5A, 600V
- Conductor Size: 20 thru 24AWG
- Configuration: 2 and 3 #20 Contacts

Certification:
- UL Recognized File #E150822 - 600V AC/DC
- CSA Certified File #181200 - 600V
- U.L. Temperature 75ºC max.
- Not for current interruption

SOCKET TYPE (FEMALE) - MICRO-CON-X® SERIES CONNECTORS

Cable Mount

For quantities greater than listed, call for quote.

MOUSER STOCK NO.	Conxall Part No.	Fig.	No. of Contacts	Contact Size	Price Each 1	10	25	50
Crimp								
502-16880-4SG-522	16880-4SG-522	A	4	22	6.31	4.74	4.32	4.04
502-16980-5SG-522	16980-5SG-522	A	5	26	6.71	5.03	4.60	4.44
502-16980-6SG-522	16980-6SG-522	A	6	26	7.79	5.84	5.34	5.22
502-16980-7SG-522	16980-7SG-522	A	7	26	8.52	6.39	6.07	5.84
Solder								
502-16882-4SG-522	16882-4SG-522	A	4	22	8.52	6.39	5.84	5.71
502-16982-5SG-522	16982-5SG-522	A	5	26	9.37	7.02	6.42	6.29
502-16982-6SG-522	16982-6SG-522	A	6	26	11.15	8.36	8.00	7.64
502-16982-7SG-522	16982-7SG-522	A	7	26	11.87	8.89	8.13	8.05

Panel Mount

For quantities greater than listed, call for quote.

MOUSER STOCK NO.	Conxall Part No.	Fig.	No. of Contacts	Contact Size	Price Each 1	10	25	50
Crimp								
502-17880-4SG-300	17880-4SG-300	B	4	22	5.14	4.28	4.03	3.83
502-17980-5SG-300	17980-5SG-300	B	5	26	5.89	4.40	4.26	4.15
502-17980-6SG-300	17980-6SG-300	B	6	26	6.61	4.94	4.52	4.46
502-17980-7SG-300	17980-7SG-300	B	7	26	7.35	5.51	5.04	5.01
Solder								
502-17882-4SG-300	17882-4SG-300	C	4	22	7.30	6.42	6.21	5.35
502-17982-5SG-300	17982-5SG-300	C	5	26	8.20	6.14	5.62	5.48
502-17982-6SG-300	17982-6SG-300	C	6	26	9.92	7.44	6.79	6.73
502-17982-7SG-300	17982-7SG-300	C	7	26	11.24	8.42	7.95	7.69

Cable to Cable

For quantities greater than listed, call for quote.

MOUSER STOCK NO.	Conxall Part No.	Fig.	No. of Contacts	Contact Size	Price Each 1	10	25	50
Crimp								
502-18880-4SG-522	18880-4SG-522	D	4	22	6.14	5.35	5.15	4.60
502-18980-5SG-522	18980-5SG-522	D	5	26	6.63	5.59	5.24	4.96
502-18980-6SG-522	18980-6SG-522	D	6	26	7.34	5.49	5.35	5.02
502-18980-7SG-522	18980-7SG-522	D	7	26	8.03	6.01	5.50	5.35
Solder								
502-18882-4SG-522	18882-4SG-522	D	4	22	8.01	6.00	5.82	5.69
502-18982-5SG-522	18982-5SG-522	D	5	26	8.81	6.60	6.03	5.94
502-18982-6SG-522	18982-6SG-522	D	6	26	10.49	7.85	7.18	6.97
502-18982-7SG-522	18982-7SG-522	D	7	26	11.73	8.78	8.03	7.89

© Copyright 2013 Mouser Electronics

PIN TYPE (MALE) - MICRO-CON-X® SERIES CONNECTORS

Cable Mount

For quantities greater than listed, call for quote.

MOUSER STOCK NO.	Conxall Part No.	Fig.	No. of Contacts	Contact Size	Price Each 1	10	25	50
Crimp								
502-16880-4PG-522	16880-4PG-522	A	4	22	5.35	4.80	4.28	3.60
502-16980-5PG-522	16980-5PG-522	A	5	26	5.28	3.95	3.62	3.45
502-16980-6PG-522	16980-6PG-522	A	6	26	5.75	4.30	3.94	3.84
502-16980-7PG-522	16980-7PG-522	A	7	26	6.54	4.89	4.47	4.30
Solder								
502-16882-4PG-522	16882-4PG-522	A	4	22	6.90	6.42	5.94	5.35
502-16982-5PG-522	16982-5PG-522	A	5	26	7.42	5.56	5.08	4.96
502-16982-6PG-522	16982-6PG-522	A	6	26	8.68	6.51	6.17	5.95
502-16982-7PG-522	16982-7PG-522	A	7	26	9.58	7.49	7.17	6.77

Panel Mount

For quantities greater than listed, call for quote.

MOUSER STOCK NO.	Conxall Part No.	Fig.	No. of Contacts	Contact Size	Price Each 1	10	25	50
Crimp								
502-17880-4PG-300	17880-4PG-300	B	4	22	3.72	3.21	3.10	2.78
502-17980-5PG-300	17980-5PG-300	B	5	26	4.23	3.94	3.68	3.52
502-17980-6PG-300	17980-6PG-300	B	6	26	4.76	3.56	3.37	3.25
502-17980-7PG-300	17980-7PG-300	B	7	26	5.28	3.95	3.62	3.53
Solder								
502-17882-4PG-300	17882-4PG-300	C	4	22	5.96	5.35	4.78	4.28
502-17982-5PG-300	17982-5PG-300	C	5	26	7.28	5.46	4.99	4.82
502-17982-6PG-300	17982-6PG-300	C	6	26	8.88	7.17	6.43	5.89
502-17982-7PG-300	17982-7PG-300	C	7	26	9.42	7.06	6.85	6.63

Cable to Cable

For quantities greater than listed, call for quote.

MOUSER STOCK NO.	Conxall Part No.	Fig.	No. of Contacts	Contact Size	Price Each 1	10	25	50
Crimp								
502-18880-4PG-522	18880-4PG-522	D	4	22	4.75	4.14	3.73	3.61
502-18980-5PG-522	18980-5PG-522	D	5	26	4.95	3.71	3.39	3.23
502-18980-6PG-522	18980-6PG-522	D	6	26	5.40	4.04	3.70	3.56
502-18980-7PG-522	18980-7PG-522	D	7	26	6.14	5.37	5.10	4.72
Solder								
502-18882-4PG-522	18882-4PG-522	D	4	22	6.48	5.21	4.87	4.60
502-18982-5PG-522	18982-5PG-522	D	5	26	6.98	5.22	4.77	4.65
502-18982-6PG-522	18982-6PG-522	D	6	26	8.16	6.76	6.40	6.07
502-18982-7PG-522	18982-7PG-522	D	7	26	8.57	6.42	5.86	5.78

© Copyright 2013 Mouser Electronics

CONXALL Micro-Con-X® and Mini-Con-X® Series

conxall® Harsh Environment Connectivity Solutions
A HEICO Company

RoHS Compliant **This product is RoHS compliant.**

FIELD INSTALLABLE CONNECTORS

Low cost Standard connectors for Industrial and Marine Applications
The all plastic connector is corrosion resistant, non-conductive and withstands substantial abuse, hostile environments, and heavy impacts that would otherwise cause metal connectors to corrode, deform or become electrically conductive and thus become unusable or unsafe.

Features:

- Solder Cup Termination
- Corrosion resistant and non-conductive connectors
- Suitable for use in hostile environments
- Coupling rings have overriding locking feature to prevent loosening or separation of connector
- RoHS compliance per Conxall documentation
- UL Recognized File # E138878-250V
- CSA Certified File # LR89277-600V
- Cable OD Range Suffix:
  311— .09" - .14" ;
  315— .15" - .17" ;
  318— .18" - .20"
- 3DC - Daisy Chain grommet (.125", .188", .250")

Specifications:

- Connector body and Backshell: Black Nylon
- Connector: Gold over Nickel
- Grommet: Black Santoprene Rubber
- Voltage: 600V
- Durability: Minimum 300 mate/unmate cycles w/out mechanical or electrical failure
- Temperature Rating: -55°C to +125°C (-67°F to +257°F)
- Watertight: Up to IP67/NEMA 6P

RoHS Compliant

DIMENSIONS: in.

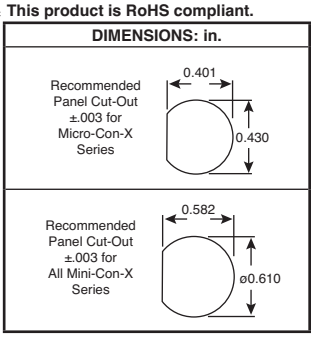

Micro-Con-X® Subminiature Series

Contact size #20; #20-24 AWG ✻Amperage is limited also by wire specifications. **For quantities greater than listed, call for quote.**

MOUSER STOCK NO.	Conxall Part No.	Fig.	No. of Contacts	Contact Type	Contact Rating✻	Dimension: in. A	Dimension: in. B	Price Each 1	Price Each 10	Price Each 25
Cable End										
502-16282-2PG-315	16282-2PG-315	A	2	Pin	7.5A	1.290	0.530	4.58	4.21	3.81
502-16282-2SG-311	16282-2SG-311	B	2	Socket	7.5A	1.290	0.530	5.06	4.41	4.28
502-16282-2SG-315	16282-2SG-315	B	2	Socket	7.5A	1.290	0.530	6.01	4.96	4.50
502-16282-2SG-318	16282-2SG-318	B	2	Socket	7.5A	1.290	0.530	5.95	5.57	5.03
502-16282-3PG-315	16282-3PG-315	A	3	Pin	7.5A	1.290	0.530	5.23	4.38	3.99
502-16282-3SG-315	16282-3SG-315	B	3	Socket	7.5A	1.290	0.530	7.22	5.42	4.95
Panel Mount (with hex nut and flanged gasket)										
502-17282-2PG-300	17282-2PG-300	C	2	Pin	7.5A	0.715	0.715	3.34	2.82	2.58
502-17282-2SG-300	17282-2SG-300	D	2	Socket	7.5A	0.715	0.715	4.71	3.53	3.21
502-17282-3PG-300	17282-3PG-300	C	3	Pin	7.5A	0.715	0.715	4.64	3.46	3.19
502-17282-3SG-300	17282-3SG-300	D	3	Socket	7.5A	0.715	0.72	4.49	4.12	3.75
502-16295	16295	E	-	Dustcap	-	-	-	1.11	.826	.762
Cable to Cable										
502-18282-2PG-315	18282-2PG-315	F	2	Pin	7.5A	1.320	0.500	4.32	3.97	3.73
502-18282-2SG-315	18282-2SG-315	G	2	Socket	7.5A	1.320	0.500	5.35	4.80	4.57
502-18282-3PG-315	18282-3PG-315	F	3	Pin	7.5A	1.320	0.500	5.30	4.79	4.39
502-18282-3SG-315	18282-3SG-315	G	3	Socket	7.5A	1.320	0.500	7.12	6.70	6.32

Mini-Con-X® Series

Contact size #20; #20-24 AWG ✻Amperage is limited also by wire specifications. **For quantities greater than listed, call for quote.**

Cable End 3DC=Daisy chain grommet with 3 I.D.'s (.125, .188, .250)										
502-6282-2PG-3DC	6282-2PG-3DC	A	2	Pin	7.5A	1.315	0.715	5.63	4.30	3.95
502-6282-2SG-3DC	6282-2SG-3DC	B	2	Socket	7.5A	1.315	0.715	6.67	5.08	4.67
502-6282-3PG-3DC	6282-3PG-3DC	A	3	Pin	7.5A	1.315	0.715	6.21	4.72	4.35
502-6282-3SG-3DC	6282-3SG-3DC	B	3	Socket	7.5A	1.315	0.715	7.96	6.03	5.53
502-6282-4PG-3DC	6282-4PG-3DC	A	4	Pin	5.6A	1.315	0.715	7.33	5.56	5.14
502-6282-4SG-3DC	6282-4SG-3DC	B	4	Socket	5.6A	1.315	0.715	8.78	6.67	6.12
502-6282-5PG-3DC	6282-5PG-3DC	A	5	Pin	5.6A	1.315	0.715	8.17	6.21	5.71
502-6282-5SG-3DC	6282-5SG-3DC	B	5	Socket	5.6A	1.315	0.715	10.45	9.11	7.93
502-6282-6PG-3DC	6282-6PG-3DC	A	6	Pin	5.6A	1.315	0.715	8.95	6.78	6.24
502-6282-6SG-3DC	6282-6SG-3DC	B	6	Socket	5.6A	1.315	0.715	11.16	8.41	7.71
Panel Mount (with Hex Nut and Flanged Gasket)										
502-7282-2PG-300	7282-2PG-300	C	2	Pin	7.5A	0.675	0.924	3.83	3.07	2.61
502-7282-2SG-300	7282-2SG-300	D	2	Socket	7.5A	0.675	0.924	4.49	3.75	3.19
502-7282-3PG-300	7282-3PG-300	C	3	Pin	7.5A	0.675	0.924	4.43	3.32	3.05
502-7282-3SG-300	7282-3SG-300	D	3	Socket	7.5A	0.675	0.924	4.26	3.92	3.55
502-7282-4PG-300	7282-4PG-300	C	4	Pin	5.6A	0.675	0.924	5.24	3.92	3.58
502-7282-4SG-300	7282-4SG-300	D	4	Socket	5.6A	0.675	0.924	6.81	5.09	4.65
502-7282-5PG-300	7282-5PG-300	C	5	Pin	5.6A	0.675	0.924	6.32	5.35	4.90
502-7282-5SG-300	7282-5SG-300	D	5	Socket	5.6A	0.675	0.924	7.88	5.90	5.41
502-7282-6PG-300	7282-6PG-300	C	6	Pin	5.6A	0.675	0.924	7.09	5.32	4.87
502-7282-6SG-300	7282-6SG-300	D	6	Socket	5.6A	0.675	0.924	7.91	6.76	6.20
502-6295	6295	E	-	Dustcap	-	-	-	1.18	1.07	.963
Cable to Cable 3DC=Daisy chain grommet with 3 I.D.'s (.125, .188, .250)										
502-8282-2PG-3DC	8282-2PG-3DC	F	2	Pin	7.5A	1.395	0.625	6.12	4.68	4.52
502-8282-2SG-3DC	8282-2SG-3DC	G	2	Socket	7.5A	1.395	0.625	6.83	5.19	4.78
502-8282-3PG-3DC	8282-3PG-3DC	F	3	Pin	7.5A	1.395	0.625	7.02	5.83	5.48
502-8282-3SG-3DC	8282-3SG-3DC	G	3	Socket	7.5A	1.395	0.625	8.16	7.61	7.28
502-8282-4PG-3DC	8282-4PG-3DC	F	4	Pin	5.6A	1.395	0.625	7.85	5.96	5.50
502-8282-4SG-3DC	8282-4SG-3DC	G	4	Socket	5.6A	1.395	0.625	8.97	6.78	6.24
502-8282-5PG-3DC	8282-5PG-3DC	F	5	Pin	5.6A	1.395	0.625	8.65	7.97	6.57
502-8282-5SG-3DC	8282-5SG-3DC	G	5	Socket	5.6A	1.395	0.625	10.12	7.65	7.04
502-8282-6PG-3DC	8282-6PG-3DC	F	6	Pin	5.6A	1.395	0.625	9.00	6.82	6.27
502-8282-6SG-3DC	8282-6SG-3DC	G	6	Socket	5.6A	1.395	0.625	11.83	8.96	8.23

Mini-Con-X® Shielded Series

Features:

- Protects circuits from EMI and RF interference
- Rugged machined metal housing and construction
- Scoop-proof connector design
- Same panel cutout as MINI-CON-X®
- Suitable for use in hostile environments
- RoHS compliant per Conxall documentation

Specifications:

- Panel Shell, Cable Housing and Coupling Nuts: Nickel plated copper alloy
- Backshell and Strap: G.F. Nylon
- Operational Temperature limits: -40°C (-40°F) to +65°C (+149°F)
- Harsh Environment IP66/IP68, Shielded

✻Amperage is limited also by wire specifications. **For quantities greater than listed, call for quote.**

MOUSER STOCK NO.	Conxall Part No.	Fig.	No. of Contacts	Contact Type	Contact Size	Contact Rating	Dimension: in. A	Dimension: in. B	Price Each 1	Price Each 10	Price Each 25
Cable End											
502-SF6282-2PG-520	SF6282-2PG-520	H	2	Pin	20	7.5A	1.78	0.76	19.73	18.43	17.71
502-SF6282-2SG-520	SF6282-2SG-520	H	2	Socket	20	7.5A	1.78	0.76	21.16	15.87	14.50
502-SF6382-2PG-520	SF6382-2PG-520	H	2	Pin	16	13A	1.78	0.76	20.53	15.39	14.05
502-SF6382-2SG-520	SF6382-2SG-520	H	2	Socket	16	13A	1.78	0.76	21.07	15.02	14.42
502-SF6282-3PG-520	SF6282-3PG-520	H	3	Pin	20	7.5A	1.78	0.76	20.67	15.50	14.13
502-SF6282-3SG-520	SF6282-3SG-520	H	3	Socket	20	7.5A	1.78	0.76	22.58	16.94	15.46
502-SF6382-3PG-520	SF6382-3PG-520	H	3	Pin	16	13A	1.78	0.76	23.58	17.68	16.14
502-SF6382-3SG-520	SF6382-3SG-520	H	3	Socket	16	13A	1.78	0.76	25.74	19.31	17.64
502-SF6282-4PG-520	SF6282-4PG-520	H	4	Pin	20	5.6A	1.78	0.76	20.61	15.44	14.10

A

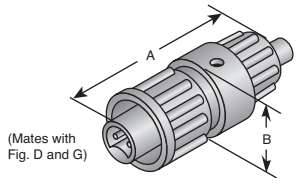

B

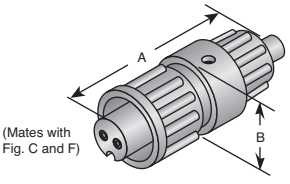

C

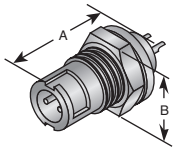

(Mates with Fig. B)

D

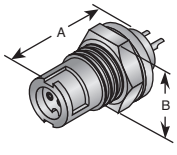

(Mates with Fig. A)

E

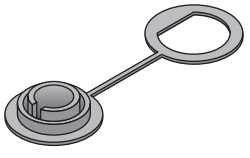

F

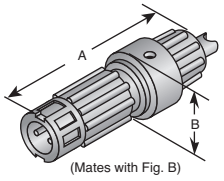

(Mates with Fig. B)

G

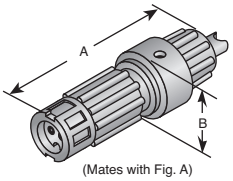

(Mates with Fig. A)

H

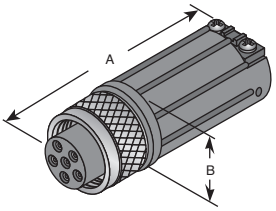

Circular Connectors Conxall

© Copyright 2013 Mouser Electronics

© Copyright 2013 Mouser Electronics

CONXALL Mini-Con-X® and Multi-Con-X® Series

conxall®
Harsh Environment Connectivity Solutions
A HEICO Company

RoHS Compliant **This product is RoHS compliant.**

MINI-CON-X® SHIELDED FIELD INSTALLABLE CONNECTORS (CONT.)

Low-cost shielded connectors for industrial and marine applications.

Features:

- Protects circuits from EMI and RF interference
- Rugged machined metal housing and construction
- Scoop-proof connector design
- Same panel cutout as MINI-CON-X®
- Suitable for use in hostile environments
- RoHS compliant per Conxall documentation

Specifications:

- Panel Shell, Cable Housing and Coupling Nuts: Nickel plated copper alloy
- Backshell and Strap: G.F. Nylon
- Operational Temperature limits: -40°C (-40°F) to +65°C (+149°F)
- Harsh Environment IP66/IP68, Shielded

DIMENSIONS: in.

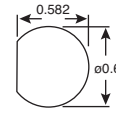

Recommended Panel Cut-Out ±.003 for All Mini-Con-X Series

RoHS Compliant

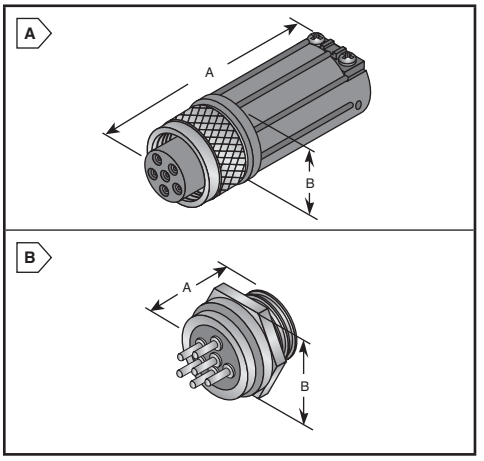

✻Amperage is limited by wire specifications

For quantities greater than listed, call for quote.

MOUSER STOCK NO.	Conxall Part No.	Fig.	No. of Contacts	Contact Type	Contact Size	Contact Rating✻	Dimension: in. A	Dimension: in. B	Price Each 1	Price Each 10	Price Each 25
Cable End (Cont.)											
502-SF6282-4SG-520	SF6282-4SG-520	A	4	Socket	20	5.6A	1.78	0.76	22.11	16.57	15.13
502-SF6382-4PG-520	SF6382-4PG-520	A	4	Pin	16	9.75A	1.78	0.76	24.63	18.48	16.87
502-SF6382-4SG-520	SF6382-4SG-520	A	4	Socket	16	9.75A	1.78	0.76	27.36	20.52	18.75
502-SF6282-5PG-520	SF6282-5PG-520	A	5	Pin	20	5.6A	1.78	0.76	22.57	21.95	20.57
502-SF6282-5SG-520	SF6282-5SG-520	A	5	Socket	20	5.6A	1.78	0.76	25.40	19.06	17.40
502-SF6382-5PG-520	SF6382-5PG-520	A	5	Pin	16	9.75A	1.78	0.76	25.72	22.71	21.13
502-SF6382-5SG-520	SF6382-5SG-520	A	5	Socket	16	9.75A	1.78	0.76	27.01	24.83	23.45
502-SF6282-6PG-520	SF6282-6PG-520	A	6	Pin	20	5.6A	1.78	0.76	23.52	20.87	18.83
502-SF6282-6SG-520	SF6282-6SG-520	A	6	Socket	20	5.6A	1.78	0.76	26.84	20.13	18.38
502-SF6382-6PG-520	SF6382-6PG-520	A	6	Pin	16	9.75A	1.78	0.76	26.79	24.82	23.01
502-SF6382-6SG-520	SF6382-6SG-520	A	6	Socket	16	9.75A	1.78	0.76	30.60	22.94	20.94
502-SF6282-7PG-520	SF6282-7PG-520	A	7	Pin	20	4.8A	1.78	0.76	24.45	18.34	16.76
502-SF6282-7SG-520	SF6282-7SG-520	A	7	Socket	20	4.8A	1.78	0.76	28.25	24.82	21.94
502-SF6282-8PG-520	SF6282-8PG-520	A	8	Pin	20	4.8A	1.78	0.76	25.39	22.36	19.47
502-SF6282-8SG-520	SF6282-8SG-520	A	8	Socket	20	4.8A	1.78	0.76	29.66	26.96	25.04
Panel Mount (with hex nut and flanged gasket)											
502-SF7282-2PG-3ES	SF7282-2PG-3ES	B	2	Pin	20	7.5A	0.826	0.87	17.57	13.17	12.04
502-SF7282-2SG-3ES	SF7282-2SG-3ES	B	2	Socket	20	7.5A	0.826	0.87	18.09	13.46	12.39
502-SF7382-2PG-3ES	SF7382-2PG-3ES	B	2	Pin	16	13A	0.826	0.87	20.03	15.01	13.73
502-SF7382-2SG-3ES	SF7382-2SG-3ES	B	2	Socket	16	13A	0.826	0.87	19.68	14.74	13.47
502-SF7282-3PG-3ES	SF7282-3PG-3ES	B	3	Pin	20	7.5A	0.826	0.87	19.23	14.42	13.17
502-SF7282-3SG-3ES	SF7282-3SG-3ES	B	3	Socket	20	7.5A	0.826	0.87	20.09	15.05	13.75
502-SF7382-3PG-3ES	SF7382-3PG-3ES	B	3	Pin	16	13A	0.826	0.87	21.92	16.45	15.01
502-SF7382-3SG-3ES	SF7382-3SG-3ES	B	3	Socket	16	13A	0.826	0.87	23.24	17.82	16.37
502-SF7282-4PG-3ES	SF7282-4PG-3ES	B	4	Pin	20	5.6A	0.826	0.87	24.90	18.75	17.13
502-SF7282-4SG-3ES	SF7282-4SG-3ES	B	4	Socket	20	5.6A	0.826	0.87	20.34	15.25	13.93
502-SF7382-4PG-3ES	SF7382-4PG-3ES	B	4	Pin	16	9.75A	0.826	0.87	22.92	17.18	15.68
502-SF7382-4SG-3ES	SF7382-4SG-3ES	B	4	Socket	16	9.75A	0.826	0.87	24.35	18.26	16.68
502-SF7282-5PG-3ES	SF7282-5PG-3ES	B	5	Pin	20	5.6A	0.826	0.87	19.23	14.42	13.16
502-SF7282-5SG-3ES	SF7282-5SG-3ES	B	5	Socket	20	5.6A	0.826	0.87	22.62	16.98	15.49
502-SF7382-5PG-3ES	SF7382-5PG-3ES	B	5	Pin	16	9.75A	0.826	0.87	23.93	17.94	16.38
502-SF7382-5SG-3ES	SF7382-5SG-3ES	B	5	Socket	16	9.75A	0.826	0.87	25.79	19.32	17.66
502-SF7282-6PG-3ES	SF7282-6PG-3ES	B	6	Pin	20	5.6A	0.826	0.87	21.87	16.39	14.98
502-SF7282-6SG-3ES	SF7282-6SG-3ES	B	6	Socket	20	5.6A	0.826	0.87	23.88	21.51	20.65
502-SF7382-6PG-3ES	SF7382-6PG-3ES	B	6	Pin	16	9.75A	0.826	0.87	24.91	22.71	20.81
502-SF7382-6SG-3ES	SF7382-6SG-3ES	B	6	Socket	16	9.75A	0.826	0.87	27.23	20.42	18.65
502-SF7282-7PG-3ES	SF7282-7PG-3ES	B	7	Pin	20	4.8A	0.826	0.87	22.75	17.06	15.58
502-SF7282-7SG-3ES	SF7282-7SG-3ES	B	7	Socket	20	4.8A	0.826	0.87	25.15	18.84	17.21
502-SF7282-8PG-3ES	SF7282-8PG-3ES	B	8	Pin	20	4.8A	0.826	0.87	20.79	15.61	14.98
502-SF7282-8SG-3ES	SF7282-8SG-3ES	B	8	Socket	20	4.8A	0.826	0.87	26.41	23.75	21.94

MULTI-CON-X® SHIELDED FIELD INSTALLABLE CONNECTORS

Low cost Standard connectors for Industrial and Marine Applications

The all plastic connector is corrosion resistant, non-conductive and withstands substantial abuse, hostile environments, and heavy impacts that would otherwise cause metal connectors to corrode, deform or become electrically conductive and thus become unusable or unsafe.

RoHS Compliant

Features:

- Solder Cup Termination
- Corrosion resistant and non-conductive connectors
- Suitable for use in hostile environments
- Coupling rings have overriding locking feature to prevent loosening or separation of connector
- RoHS compliance per Conxall documentation
- UL Recognized File # E138878-250V
- CSA Certified File # LR89277-600V
- 3DC - Daisy Chain grommet 3 ID's (.125", .188", .250")

Specifications:

- Connector body & Backshell: Black Nylon
- Connector: Gold over Nickel
- Grommet: Black Santoprene Rubber
- Voltage: 600V
- Watertight: Up to IP67/NEMA 6P
- Durability: Minimum 300 mate/unmate cycles w/out mechanical or electrical failure
- Temperature Rating: -55°C to +125°C (-67°F to +257°F)

DIMENSIONS: in.

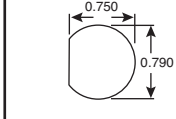

Recommended Panel Cut-Out ±.003 for Multi-Con-X Series

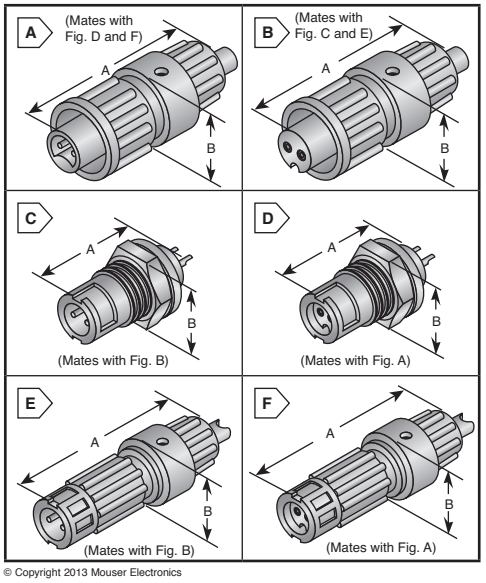

✻Amperage is limited also by wire specifications. 3DC=Daisy chain grommet with 3 I.D.'s (.125, .188, .250)

For quantities greater than listed, call for quote.

MOUSER STOCK NO.	Conxall Part No.	Fig.	No. of Contacts	Contact Type	Contact Size	AWG	Contact Rating✻	Dimension: in. A	Dimension: in. B	Price Each 1	Price Each 10	Price Each 25
Cable End												
502-3182-2PG-3DC	3182-2PG-3DC	A	2	Pin	12	12-16	23A	1.570	0.875	7.60	5.78	5.31
502-3182-2SG-3DC	3182-2SG-3DC	B	2	Socket	12	12-16	23A	1.570	0.875	8.89	6.74	6.21
502-3182-3PG-3DC	3182-3PG-3DC	A	3	Pin	12	12-16	23A	1.570	0.875	8.34	6.76	6.22
502-3182-3SG-3DC	3182-3SG-3DC	B	3	Socket	12	12-16	23A	1.570	0.875	8.51	7.80	7.13
502-3282-4PG-3DC	3282-4PG-3DC	A	4	Pin	20	20-24	5.6A	1.570	0.875	8.09	6.13	5.64
502-3282-4SG-3DC	3282-4SG-3DC	B	4	Socket	20	20-24	5.6A	1.570	0.875	10.82	10.56	9.01
502-3282-5PG-3DC	3282-5PG-3DC	A	5	Pin	20	20-24	5.6A	1.570	0.875	9.27	8.29	7.05
502-3282-6PG-3DC	3282-6PG-3DC	A	6	Pin	20	20-24	5.6A	1.570	0.875	10.08	9.26	7.64
502-3282-6SG-3DC	3282-6SG-3DC	B	6	Socket	20	20-24	5.6A	1.570	0.875	13.24	12.70	11.29
502-3282-7PG-3DC	3282-7PG-3DC	A	7	Pin	20	20-24	4.8A	1.570	0.875	10.84	8.21	7.54
502-3282-7SG-3DC	3282-7SG-3DC	B	7	Socket	20	20-24	4.8A	1.570	0.875	14.39	13.27	12.09
502-3282-8PG-3DC	3282-8PG-3DC	A	8	Pin	20	20-24	4.8A	1.570	0.875	11.57	10.70	10.23
502-3282-8SG-3DC	3282-8SG-3DC	B	8	Socket	20	20-24	4.8A	1.570	0.875	15.57	14.48	13.35
502-3282-9PG-3DC	3282-9PG-3DC	A	9	Pin	20	20-24	4.8A	1.570	0.875	12.31	11.13	9.95
502-3282-9SG-3DC	3282-9SG-3DC	B	9	Socket	20	20-24	4.8A	1.570	0.875	16.70	15.19	14.23
Panel Mount (with hex nut and flanged gasket)												
502-4182-2PG-300	4182-2PG-300	C	2	Pin	12	12-16	23A	0.625	1.155	5.08	4.28	3.81
502-4182-2SG-300	4182-2SG-300	D	2	Socket	12	12-16	23A	0.625	1.155	6.15	4.61	4.28
502-4182-3PG-300	4182-3PG-300	C	3	Pin	12	12-16	23A	0.625	1.155	6.67	5.99	5.35
502-4182-3SG-300	4182-3SG-300	D	3	Socket	12	12-16	23A	0.625	1.155	8.32	7.01	6.24
502-4282-4PG-300	4282-4PG-300	C	4	Pin	20	20-24	5.6A	0.625	1.155	5.90	4.41	4.28
502-4282-4SG-300	4282-4SG-300	D	4	Socket	20	20-24	5.6A	0.625	1.155	7.45	5.57	5.33
502-4282-5SG-300	4282-5SG-300	D	5	Socket	20	20-24	5.6A	0.625	1.155	7.70	7.38	6.74
502-4282-6PG-300	4282-6PG-300	C	6	Pin	20	20-24	5.6A	0.625	1.155	7.77	7.05	5.82
502-4282-6SG-300	4282-6SG-300	D	6	Socket	20	20-24	5.6A	0.625	1.155	10.30	9.65	9.17
502-4282-7PG-300	4282-7PG-300	C	7	Pin	20	20-24	4.8A	0.625	1.155	8.54	6.41	5.87
502-4282-8PG-300	4282-8PG-300	C	8	Pin	20	20-24	4.8A	0.625	1.155	9.30	8.28	6.97
502-4282-8SG-300	4282-8SG-300	D	8	Socket	20	20-24	4.8A	0.625	1.155	11.38	8.53	7.83
502-4282-9PG-300	4282-9PG-300	C	9	Pin	20	20-24	4.8A	0.625	1.155	10.04	9.38	7.50
502-4282-9SG-300	4282-9SG-300	D	9	Socket	20	20-24	4.8A	0.625	1.155	12.97	9.74	8.91
Cable to Cable												
502-5182-2PG-3DC	5182-2PG-3DC	E	2	Pin	12	12-16	23A	1.650	0.766	8.66	6.71	5.95
502-5182-2SG-3DC	5182-2SG-3DC	F	2	Socket	12	12-16	23A	1.650	0.766	9.49	7.96	5.76
502-5182-3PG-3DC	5182-3PG-3DC	E	3	Pin	12	12-16	23A	1.650	0.766	9.63	7.65	5.83
502-5182-3SG-3DC	5182-3SG-3DC	F	3	Socket	12	12-16	23A	1.650	0.766	11.46	9.35	6.98
502-5282-4PG-3DC	5282-4PG-3DC	E	4	Pin	20	20-24	5.6A	1.650	0.766	8.80	7.25	5.83
502-5282-4SG-3DC	5282-4SG-3DC	F	4	Socket	20	20-24	5.6A	1.650	0.766	10.99	8.91	6.69
502-5282-5PG-3DC	5282-5PG-3DC	E	5	Pin	20	20-24	5.6A	1.650	0.766	10.56	8.67	6.42
502-5282-6SG-3DC	5282-6SG-3DC	F	6	Socket	20	20-24	5.6A	1.650	0.766	14.05	11.05	8.57
502-5282-7PG-3DC	5282-7PG-3DC	E	7	Pin	20	20-24	4.8A	1.650	0.766	12.04	9.82	7.33
502-5282-8PG-3DC	5282-8PG-3DC	E	8	Pin	20	20-24	4.8A	1.650	0.766	12.21	10.04	7.46
502-5282-8SG-3DC	5282-8SG-3DC	F	8	Socket	20	20-24	4.8A	1.650	0.766	15.80	12.17	11.94
502-5282-9PG-3DC	5282-9PG-3DC	E	9	Pin	20	20-24	4.8A	1.650	0.766	13.63	10.04	8.31
502-5282-9SG-3DC	5282-9SG-3DC	F	9	Socket	20	20-24	4.8A	1.650	0.766	15.15	12.68	10.96

© Copyright 2013 Mouser Electronics

© Copyright 2013 Mouser Electronics

RoHS Compliant **This product is RoHS compliant.**

HARWIN MIL-DTL-5015 COMPATIBLE CIRCULAR CONNECTORS

Highly durable threaded, circular Military and Commercial connectors designed for use in fixed or mobile equipment. They are particularly suitable for commercial, industrial equipment, machine tools, robotics and automation applications requiring low cost and high reliability. This RoHS compliant range of connectors are fully compatible with the MIL-DTL-5015 standard and ensures these connectors are intermateable as well as being fully sealed against water and dust ingress. The aluminium alloy body is finished in black and provides good resistance to corrosion, while each contact is rated to 13A (test current).

Specification:
- Current Rating: 13A
- Insulation Resistance: 5,000 MΩ Minimum
- Voltage Rating AC: 10SL = 500
  14S = 200
- Dust cap with external thread for use with Straight Plugs (C90-3106F)
- Supplied fitted with chain
- Wire Size: 16 to 22AWG
- Water Resistance (sealing): 1.8m for 48 hours (exceeds IP67)
- Voltage rating DC: 10SL = 700
  14SL = 700
- Durability: 500 Cycles
- Operating Temperature: -55°C to 125°C
- Dust cap with internal thread for use with Cable connectors (C90-3101F) and Panel Mount connectors (C90-3102R)

RoHS Compliant

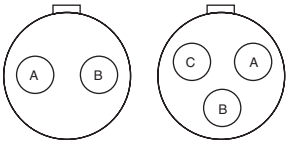

10SL, 4P 2 Pins — 10SL, 3P 3 Pins

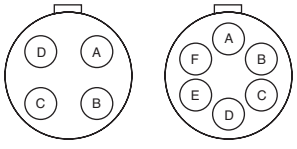

14S, 2P 4 Pins — 14S, 6P 6 Pins

Environmental Test Data:
- Vibration: MIL-STD-1344 Method 2005. 10 ~ 500Hz (10G)
- Shock: 50G/ Time 11 ± 1μ sec. Test Current 100mA
- Salt Spray: MIL-STD-1344 Method 1001. Salt solution 5% 48 hrs
- Humidity: 95% ± 3% temperature 71°C ± 2°C

Materials:
- Housing: Aluminium Alloy, Zinc with Black Chromate finish
- Contacts: Copper Alloy with Silver plate finish
- Insulators and Seals: Synthetic Rubber

Cable Mount Receptacles

For quantities greater than listed, call for quote.

MOUSER STOCK NO.	Harwin Part No.	Fig.	Insert Type	Number of Contacts	Price Each 1	10	25	50
855-C90-3101F10SL-4P	C90-3101F10SL-4P	A	Male	2	12.77	11.80	11.41	10.59
855-C90-3101F10SL-4S	C90-3101F10SL-4S	A	Female	2	12.84	12.39	11.97	10.86
855-C90-3101F10SL-3P	C90-3101F10SL-3P	A	Male	3	13.19	12.20	11.76	10.95
855-C90-3101F10SL-3S	C90-3101F10SL-3S	A	Female	3	14.72	13.61	13.01	12.22
855-C90-3101F14S-2P	C90-3101F14S-2P	A	Male	4	12.12	11.70	11.30	10.25
855-C90-3101F14S-2S	C90-3101F14S-2S	A	Female	4	15.90	14.70	13.97	13.19
855-C90-3101F14S-6P	C90-3101F14S-6P	A	Male	6	12.63	12.19	11.77	10.68
855-C90-3101F14S-6S	C90-3101F14S-6S	A	Female	6	13.87	13.05	12.47	11.82

Panel Mount Receptacles

For quantities greater than listed, call for quote.

MOUSER STOCK NO.	Harwin Part No.	Fig.	Insert Type	Number of Contacts	Price Each 1	10	25	50
855-C90-3102R10SL-4P	C90-3102R10SL-4P	B	Male	2	8.59	7.27	6.79	6.28
855-C90-3102R10SL-4S	C90-3102R10SL-4S	B	Female	2	9.31	7.89	6.24	6.10
855-C90-3102R10SL-3P	C90-3102R10SL-3P	B	Male	3	9.30	7.86	7.47	6.79
855-C90-3102R10SL-3S	C90-3102R10SL-3S	B	Female	3	9.10	8.35	6.76	6.42
855-C90-3102R14S-2P	C90-3102R14S-2P	B	Male	4	9.58	8.10	7.53	7.00
855-C90-3102R14S-2S	C90-3102R14S-2S	B	Female	4	7.61	7.34	7.08	6.43
855-C90-3102R14S-6P	C90-3102R14S-6P	B	Male	6	9.69	8.85	8.56	7.58
855-C90-3102R14S-6S	C90-3102R14S-6S	B	Female	6	11.47	8.93	8.68	8.10

Cable Mount Plugs

For quantities greater than listed, call for quote.

MOUSER STOCK NO.	Harwin Part No.	Fig.	Insert Type	Number of Contacts	Price Each 1	10	25	50
855-C90-3106F10SL-4P	C90-3106F10SL-4P	C	Male	2	13.57	12.54	11.81	10.72
855-C90-3106F10SL-4S	C90-3106F10SL-4S	C	Female	2	14.73	13.20	12.83	11.65
855-C90-3106F10SL-3P	C90-3106F10SL-3P	C	Male	3	13.91	12.84	11.80	11.24
855-C90-3106F10SL-3S	C90-3106F10SL-3S	C	Female	3	15.10	13.96	13.32	12.53
855-C90-3106F14S-2P	C90-3106F14S-2P	C	Male	4	13.72	13.24	12.79	11.61
855-C90-3106F14S-2S	C90-3106F14S-2S	C	Female	4	14.93	14.39	13.91	12.63
855-C90-3106F14S-6P	C90-3106F14S-6P	C	Male	6	15.60	14.42	13.78	12.96
855-C90-3106F14S-6S	C90-3106F14S-6S	C	Female	6	14.63	13.76	13.34	13.24

Screening Braid Adaptors

For quantities greater than listed, call for quote.

MOUSER STOCK NO.	Harwin Part No.	Fig.	Shell Size	Termination Style	Price Each 1	10	25	50
855-C90-001-10SL	C90-001-10SL	D	10SL	Band	46.19	44.54	43.06	39.06
855-C90-001-12S	C90-001-12S	D	12S	Band	48.05	46.34	44.80	40.64
855-C90-001-14S	C90-001-14S	D	14S	Band	51.19	49.36	47.72	43.29
855-C90-002-10SL	C90-002-10SL	D	10SL	Spring	38.62	37.24	35.99	32.66
855-C90-002-12S	C90-002-12S	D	12S	Spring	39.24	37.84	36.58	33.18
855-C90-002-14S	C90-002-14S	D	14S	Spring	42.37	40.86	39.50	35.83

Dust Covers

For quantities greater than listed, call for quote.

MOUSER STOCK NO.	Harwin Part No.	Fig.	Description	Price Each 1	10	25	50
855-C90-25042-10SL	C90-25042-10SL	E	Cap with External thread, for use with 10SL shell size	9.78	8.93	8.16	7.65
855-C90-25042-14S	C90-25042-14S	E	Cap with External thread, for use with 14S shell size	11.60	10.73	10.45	9.62
855-C90-25043-10SL	C90-25043-10SL	E	Cap with Internal thread, for use with 10SL shell size	8.42	7.13	6.47	6.15
855-C90-25043-14S	C90-25043-14S	E	Cap with Internal thread, for use with 14S shell size	8.01	7.73	7.47	6.78

A



B



C



D



E



© Copyright 2013 Mouser Electronics

© Copyright 2013 Mouser Electronics

HIROSE Circular Connectors

HIROSE ELECTRIC CO., LTD.

RoHS Compliant This product is RoHS compliant.

Shell Size	LF07		LF10		LF13	
Contact Configuration			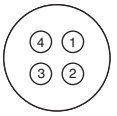	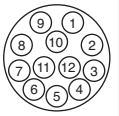	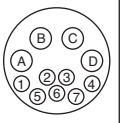	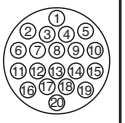
No. of Contacts	3	6	4	12	11	20

LF SERIES MINIATURE WATERPROOF SHIELDED CONNECTORS

All components are self-aligning and do not require complex assembly tooling. The shield of the cable is connected using a simple shielding clamp, supplied with the connector with the metal housing of the connector.

RoHS Compliant

Features:
- Short turn bayonet lock
- Contact Plating: Gold
- IP67

Applications:
- Sensors
- Robots
- Factory Automation
- Medical
- Surveillance
- Surveying Instruments

Plugs

For quantities greater than listed, call for quote.

MOUSER STOCK NO.	Hirose Part No.	Fig.	Shell Size	No. of Contacts	Current Rating	Contact Gender	Price Each 1	10	50	100
798-LF07WBP-6S	LF07WBP-6S	A	7	6	2A	Female	14.81	13.93	12.63	12.20
798-LF07WBP-6P	LF07WBP-6P	A	7	6	2A	Male	14.51	13.65	12.38	11.95
798-LF07WBP-3S	LF07WBP-3S	A	7	3	5A	Female	14.95	14.07	12.74	12.31
798-LF07WBP-3P	LF07WBP-3P	A	7	3	5A	Male	14.95	14.07	12.74	12.31
798-LF10WBP-4S	LF10WBP-4S	A	10	4	10A	Female	16.56	15.59	14.12	13.64
798-LF10WBP-4P	LF10WBP-4P	A	10	4	10A	Male	16.56	15.58	14.11	13.63
798-LF10WBP-12S	LF10WBP-12S	A	10	12	2A	Female	18.74	17.63	15.99	15.43
798-LF10WBP-12P	LF10WBP-12P	A	10	12	2A	Male	18.12	17.06	15.45	14.92
798-LF13WBP-20S	LF13WBP-20S	A	13	20	2A	Female	21.99	21.26	19.80	19.06
798-LF13WBP-20P	LF13WBP-20P	A	13	20	2A	Male	21.03	20.32	18.92	18.22
798-LF13WBP-11S	LF13WBP-11S	A	13	11	10A / 2A	Female	21.67	20.94	19.50	18.78
798-LF13WBP-11P	LF13WBP-11P	A	13	11	10A / 2A	Male	21.51	20.79	19.36	18.64

Receptacles

For quantities greater than listed, call for quote.

MOUSER STOCK NO.	Hirose Part No.	Fig.	Shell Size	No. of Contacts	Current Rating	Contact Gender	Price Each 1	10	50	100
798-LF07WBR-6S	LF07WBR-6S	B	7	6	2A	Female	9.46	8.22	7.39	6.57
798-LF07WBR-6P	LF07WBR-6P	B	7	6	2A	Male	9.05	7.88	7.08	6.30
798-LF07WBR-3S	LF07WBR-3S	B	7	3	5A	Female	9.26	8.05	7.23	6.43
798-LF07WBR-3P	LF07WBR-3P	B	7	3	5A	Male	9.26	8.05	7.23	6.43
798-LF10WBR-4S	LF10WBR-4S	B	10	4	10A	Female	10.66	9.27	8.34	7.42
798-LF10WBR-4P	LF10WBR-4P	B	10	4	10A	Male	10.66	9.27	8.34	7.42
798-LF10WBR-12S	LF10WBR-12S	B	10	12	2A	Female	12.16	11.25	10.08	9.42
798-LF10WBR-12P	LF10WBR-12P	B	10	12	2A	Male	11.45	10.58	9.49	8.86
798-LF13WBR-20S	LF13WBR-20S	B	13	20	2A	Female	14.36	13.50	12.24	11.81
798-LF13WBR-20P	LF13WBR-20P	B	13	20	2A	Male	15.56	14.39	12.91	12.06
798-LF13WBR-11S	LF13WBR-11S	B	13	11	10A / 2A	Female	16.39	15.15	13.59	12.70
798-LF13WBR-11P	LF13WBR-11P	B	13	11	10A / 2A	Male	16.05	14.84	13.31	12.43

Jacks

For quantities greater than listed, call for quote.

MOUSER STOCK NO.	Hirose Part No.	Fig.	Shell Size	No. of Contacts	Current Rating	Contact Gender	Price Each 1	10	50	100
798-LF07WBJ-6S	LF07WBJ-6S	C	7	6	2A	Female	15.92	14.72	13.21	12.34
798-LF07WBJ-6P	LF07WBJ-6P	C	7	6	2A	Male	15.60	14.42	12.94	12.08
798-LF07WBJ-3S	LF07WBJ-3S	C	7	3	5A	Female	15.77	14.58	13.09	12.22
798-LF07WBJ-3P	LF07WBJ-3P	C	7	3	5A	Male	15.77	14.58	13.09	12.22
798-LF10WBJ-4S	LF10WBJ-4S	C	10	4	10A	Female	15.01	14.12	12.79	12.35
798-LF10WBJ-4P	LF10WBJ-4P	C	10	4	10A	Male	14.97	14.09	12.75	12.32
798-LF10WBJ-12S	LF10WBJ-12S	C	10	12	2A	Female	17.13	16.12	14.62	14.11
798-LF10WBJ-12P	LF10WBJ-12P	C	10	12	2A	Male	16.55	15.58	14.11	13.63
798-LF13WBJ-20S	LF13WBJ-20S	C	13	20	2A	Female	19.74	19.08	17.76	17.11
798-LF13WBJ-20P	LF13WBJ-20P	C	13	20	2A	Male	18.78	18.14	16.88	16.27
798-LF13WBJ-11S	LF13WBJ-11S	C	13	11	10A / 2A	Female	19.42	18.77	17.47	16.83
798-LF13WBJ-11P	LF13WBJ-11P	C	13	11	10A / 2A	Male	19.10	18.45	17.17	16.55

Tools and Accessories

For quantities greater than listed, call for quote.

MOUSER STOCK NO.	Hirose Part No.	Fig.	Description	Price Each
Hand Tool				
798-LF-TC-01	LF-TC-01	D	Cable clamp tool crimp 7.3-8.7 diameter cable	653.20
Solder Termination Fixtures				
798-LF07BP-T01	LF07BP-T01	E	Solder fixture for LF07WBP-6S, 6P, 3S, 3P	22.79
798-LF07BJ-T01	LF07BJ-T01	E	Solder fixture for LF07WBJ-6S, 6P, 3S, 3P	68.76
798-LF10BP-T01	LF10BP-T01	E	Solder fixture for LF10WBP-4S, 4P, 12S, 12P	22.79
798-LF10BJ-T01	LF10BJ-T01	E	Solder fixture for LF10WBJ-4S, 4P, 12S, 12P	68.76
798-LF13BP-T01	LF13BP-T01	E	Solder fixture for LF13WBP-20SP, 11SP	20.87
798-LF13BJ-T01	LF13BJ-T01	E	Solder fixture for LF13WBJ-20SP, 11SP	68.76

A

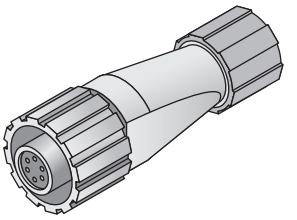

B

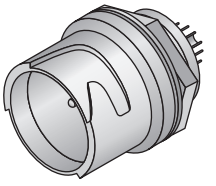

C

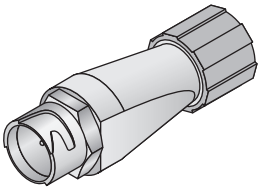

D

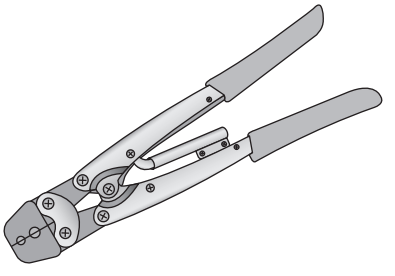

E

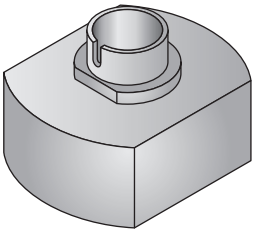

© Copyright 2013 Mouser Electronics

© Copyright 2013 Mouser Electronics

HIROSE Circular Connectors

RoHS Compliant This page of product is compliant.

HIROSE ELECTRIC CO., LTD.

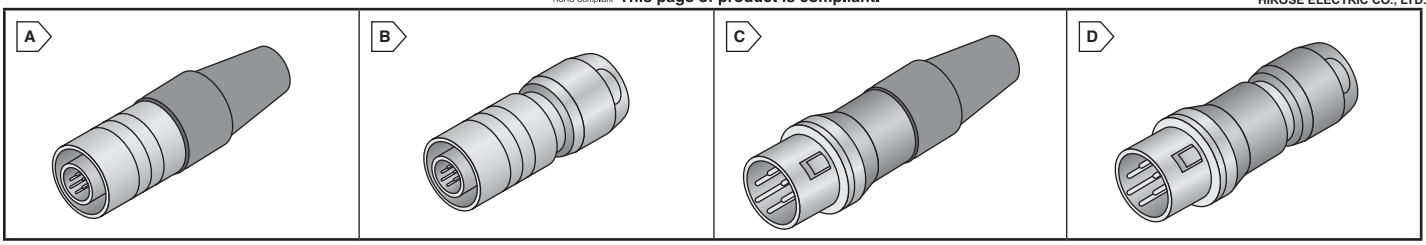

HR10 SERIES, PUSH-PULL METAL CONNECTORS

Plugs

For quantities greater than listed, call for quote.

MOUSER STOCK NO.	Hirose Part No.	Fig.	Number of Contacts	Shell Size	Price Each 1	10	50
Economy Crimp Type - Male							
798-HR10A-7P-4PC73	HR10A-7P-4PC(73)	A	4	7	13.44	12.42	11.14
798-HR10A-7P-6PC73	HR10A-7P-6PC(73)	A	6	7	12.65	11.68	10.48
798-HR10A-10P-10PC73	HR10A-10P-10PC(73)	A	10	10	14.80	13.92	12.63
798-HR10A-10P-12PC73	HR10A-10P-12PC(73)	A	12	10	14.41	13.56	12.28
Economy Crimp Type - Female							
798-HR10A-7P-4SC73	HR10A-7P-4SC(73)	A	4	7	13.59	12.56	11.28
798-HR10A-7P-6SC73	HR10A-7P-6SC(73)	A	6	7	14.30	13.21	11.86
798-HR10A-10P-10SC73	HR10A-10P-10SC(73)	A	10	10	15.87	14.94	13.54
798-HR10A-10P-12SC73	HR10A-10P-12SC(73)	A	12	10	15.08	14.19	12.86
Solder Type - Male - Gold							
798-HR10-7P-6P73	HR10-7P-6P(73)	B	6	7	17.54	16.50	14.96
798-HR10-7P-4P73	HR10-7P-4P(73)	B	4	7	16.54	15.57	14.11
798-HR10-10P-12P73	HR10-10P-12P(73)	B	12	10	19.26	18.61	17.32
Economy Solder Type - Male - Gold							
798-HR10A7P4P74	HR10A-7P-4P(74)	A	4	7	14.53	13.44	12.06
798-HR10A7P6P74	HR10A-7P-6P(74)	A	6	7	15.32	14.17	12.71
798-HR10A10P10P74	HR10A-10P-10P(74)	A	10	10	16.68	15.69	14.22
798-HR10A13P20P74	HR10A-13P-20P(74)	A	20	13	38.34	36.42	34.92
Solder Type - Female - Gold							
798-HR10-7P-4S73	HR10-7P-4S(73)	B	4	7	17.17	16.60	15.45
798-HR10-7P-6S73	HR10-7P-6S(73)	B	6	7	20.21	19.54	18.20
798-HR10-10P-12S73	HR10-10P-12S(73)	B	12	10	27.12	26.22	24.41
Economy Solder Type - Female - Gold							
798-HR10A7P6S74	HR10A-7P-6S(74)	A	6	7	14.92	13.79	12.38
798-HR10A10P10S74	HR10A-10P-10S(74)	A	10	10	15.00	14.11	12.80
Economy Solder Type - Male - Silver							
798-HR10A-7P-4P73	HR10A-7P-4P(73)	A	4	7	14.59	13.49	12.11
798-HR10A-7P-5P73	HR10A-7P-5P(73)	A	5	7	14.38	13.29	11.92
798-HR10A-7P-6P73	HR10A-7P-6P(73)	A	6	7	14.68	13.57	12.17
798-HR10A-10P-10P73	HR10A-10P-10P(73)	A	10	10	15.05	14.17	12.83
798-HR10A-10P-12P73	HR10A-10P-12P(73)	A	12	10	17.32	16.31	14.78
798-HR10A-13P-20P73	HR10A-13P-20P(73)	A	20	13	38.35	37.08	34.52
Economy Solder Type - Female - Silver							
798-HR10A-7P-4S73	HR10A-7P-4S(73)	A	4	7	13.59	12.55	11.27
798-HR10A-7P-5S73	HR10A-7P-5S(73)	A	5	7	13.74	12.69	11.40
798-HR10A-7P-6S73	HR10A-7P-6S(73)	A	6	7	14.64	13.54	12.14
798-HR10A-10P-10S73	HR10A-10P-10S(73)	A	10	10	16.61	15.34	13.77
798-HR10A-10P-12S73	HR10A-10P-12S(73)	A	12	10	16.11	15.16	13.73
798-HR10A-13P-20S73	HR10A-13P-20S(73)	A	20	13	43.59	41.40	39.69
Economy Threaded Coupling - Solder Type - Male - Silver							
798-HR10A7TP6P73	HR10A-7TP-6P(73)	A	6	7	18.78	18.15	16.90
798-HR10A10TP12P73	HR10A-10TP-12P(73)	A	12	10	24.08	23.26	21.66
Economy Threaded Coupling - Solder Type - Female - Silver							
798-HR10A10TPA12S73	HR10A-10TPA-12S(73)	A	12	10	26.15	25.28	23.54
Economy Threaded Coupling - Solder Type - Female - Gold							
798-HR10A13TPD20S74	HR10A-13TPD-20S(74)	A	20	13	59.16	56.21	53.89
Economy Threaded Coupling - Solder Type - Male - Silver							
798-HR10A10WTP12P73	HR10A-10WTP-12P(73)	A	12	10	25.67	24.81	23.11
Economy Threaded Coupling - Solder Type - Male - Gold							
798-HR10A10WTP12P74	HR10A-10WTP-12P(74)	A	12	10	25.68	24.81	23.10

Jacks

For quantities greater than listed, call for quote.

Economy Crimp Type - Female							
798-HR10A10J10SC73	HR10A-10J-10SC(73)	C	10	10	15.63	14.72	13.33
Solder Type - Male - Gold							
798-HR10-7J-4P73	HR10-7J-4P(73)	D	4	7	14.35	13.50	12.24
798-HR10-7J-6P73	HR10-7J-6P(73)	D	6	7	15.29	14.39	13.04
798-HR10-10J-12P73	HR10-10J-12P(73)	D	12	10	17.02	16.45	15.30
Economy Solder Type - Male - Gold							
798-HR10A7J6P74	HR10A-7J-6P(74)	C	6	7	15.26	14.11	12.66
798-HR10A10J12P74	HR10A-10J-12P(74)	C	12	10	18.37	17.29	15.66
Solder Type - Female - Gold							
798-HR10-7J-4S73	HR10-7J-4S(73)	D	4	7	17.32	16.31	14.78
798-HR10-7J-6S73	HR10-7J-6S(73)	D	6	7	17.33	16.73	15.58
798-HR10-10J-12S73	HR10-10J-12S(73)	D	12	10	24.89	24.05	22.38
Economy Solder Type - Female - Gold							
798-HR10A7J6S74	HR10A-7J-6S(74)	C	6	7	14.64	13.54	12.14
798-HR10A10J10S74	HR10A-10J-10S(74)	C	10	10	15.66	14.76	13.36
798-HR10A10J12S74	HR10A-10J-12S(74)	C	12	10	16.52	15.98	14.87
Economy Solder Type - Male - Silver							
798-HR10A-7J-4P73	HR10A-7J-4P(73)	C	4	7	13.05	12.07	10.83
798-HR10A-7J-6P73	HR10A-7J-6P(73)	C	6	7	13.72	12.68	11.38
798-HR10A-10J-10P73	HR10A-10J-10P(73)	C	10	10	16.51	15.54	14.08
798-HR10A-10J-12P73	HR10A-10J-12P(73)	C	12	10	16.20	15.66	14.58
Economy Solder Type - Female - Silver							
798-HR10A-7J-4S73	HR10A-7J-4S(73)	C	4	7	13.38	12.37	11.10
798-HR10A-7J-6S73	HR10A-7J-6S(73)	C	6	7	13.78	12.74	11.44
798-HR10A-10J-10S73	HR10A-10J-10S(73)	C	10	10	15.54	14.37	12.88
798-HR10A-10J-12S73	HR10A-10J-12S(73)	C	12	10	15.90	14.97	13.57

© Copyright 2013 Mouser Electronics
© Copyright 2013 Mouser Electronics

DIMENSIONS: mm

A

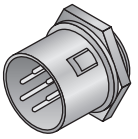

B

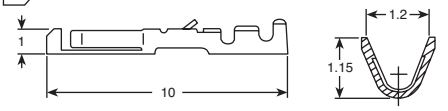

C

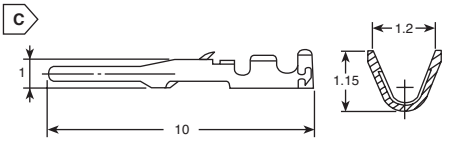

HR10 SERIES, PUSH-PULL METAL CONNECTORS (CONT.)

Receptacles

MOUSER STOCK NO.	Hirose Part No.	Fig.	No. of Contacts	Shell Size	Price Each 1	10	50
Economy Crimp Type - Male							
798-HR10A-7R-4PC73	HR10A-7R-4PC(73)	A	4	7	7.76	6.56	5.51
798-HR10A-7R-6PC73	HR10A-7R-6PC(73)	A	6	7	8.17	6.91	5.81
798-HR10A-10R-10PC71	HR10A-10R-10PC(71)	A	10	10	10.08	8.77	7.89
798-HR10A-10R-12PC71	HR10A-10R-12PC(71)	A	12	10	10.08	8.77	7.89
Economy Crimp Type - Female							
798-HR10A-7R-4SC73	HR10A-7R-4SC(73)	A	4	7	7.76	6.56	5.52
798-HR10A-7R-6SC73	HR10A-7R-6SC(73)	A	6	7	7.37	6.24	5.24
798-HR10A-10R-10SC71	HR10A-10R-10SC(71)	A	10	10	9.94	8.65	7.77
798-HR10A-10R-12SC71	HR10A-10R-12SC(71)	A	12	10	9.60	8.35	7.50
798-HR10A13R20SC73	HR10A-13R-20SC(73)	A	20	13	17.80	17.22	16.03
Dip Type - Male - Silver							
798-HR10-7R-4P73	HR10-7R-4P(73)	A	4	7	12.16	10.57	9.50
Economy Dip Type - Male - Silver							
798-HR10A-7R-4PB73	HR10A-7R-4PB(73)	A	4	7	8.62	7.30	6.11
798-HR10A-7R-6PB73	HR10A-7R-6PB(73)	A	6	7	9.45	7.98	6.72
798-HR10A-10R-10PB71	HR10A-10R-10PB(71)	A	10	10	12.03	10.46	9.42
798-HR10A-10R-12PB71	HR10A-10R-12PB(71)	A	12	10	12.71	11.06	9.94
798-HR10A13R20PB73	HR10A-13R-20PB(73)	A	20	13	21.35	20.63	19.21
Dip Type - Female - Silver							
798-HR10-7R-4S73	HR10-7R-4S(73)	A	4	7	14.68	13.57	12.18
Economy Dip Type - Female - Silver							
798-HR10A-7R-4SB73	HR10A-7R-4SB(73)	A	4	7	8.01	6.78	5.69
798-HR10A-7R-6SB73	HR10A-7R-6SB(73)	A	6	7	8.61	7.29	6.12
798-HR10A-10R-10SB71	HR10A-10R-10SB(71)	A	10	10	10.91	9.50	8.55
798-HR10A-10R-12SB71	HR10A-10R-12SB(71)	A	12	10	11.88	10.34	9.30
Dip Type - Male - Gold							
798-HR10-7R-6PA73	HR10-7R-6PA(73)	A	6	7	12.20	11.28	10.11
798-HR10-10R-12PA73	HR10-10R-12PA(73)	A	12	10	16.82	15.55	13.94
Economy Dip Type - Male - Gold							
798-HR10A7R6PB74	HR10A-7R-6PB(74)	A	6	7	9.04	7.88	7.08
798-HR10A10R12PB72	HR10A-10R-12PB(72)	A	12	10	13.85	12.80	11.48
Dip Type - Female - Gold							
798-HR10-7R-4SA73	HR10-7R-4SA(73)	A	4	7	13.91	12.86	11.53
798-HR10-7R-6SA73	HR10-7R-6SA(73)	A	6	7	16.61	15.35	13.77
798-HR10-10R-12SA73	HR10-10R-12SA(73)	A	12	10	18.45	17.84	16.61
Economy Dip Type - Female - Gold							
798-HR10A7R6SB74	HR10A-7R-6SB(74)	A	6	7	9.04	7.88	7.08
798-HR10A10R10SB72	HR10A-10R-10SB(72)	A	10	10	12.17	10.59	9.52
Economy Solder Type - Male - Silver							
798-HR10A-7R-4P73	HR10A-7R-4P(73)	A	4	7	9.08	7.69	6.46
798-HR10A7R5P73	HR10A-7R-5P(73)	A	5	7	9.28	7.85	6.60
798-HR10A-7R-6P73	HR10A-7R-6P(73)	A	6	7	8.77	7.64	6.87
798-HR10A-10R-10P73	HR10A-10R-10P(73)	A	10	10	11.64	10.12	9.11
798-HR10A-10R-12P73	HR10A-10R-12P(73)	A	12	10	11.24	10.39	9.33
798-HR10A13R20P73	HR10A-13R-20P(73)	A	20	13	21.51	20.79	19.36
Economy Solder Type - Female - Silver							
798-HR10A-7R-4S73	HR10A-7R-4S(73)	A	4	7	8.01	6.78	5.69
798-HR10A-7R-6S73	HR10A-7R-6S(73)	A	6	7	8.65	7.32	6.15
798-HR10A-10R-10S71	HR10A-10R-10S(71)	A	10	10	10.38	9.03	8.12
798-HR10A-10R-12S71	HR10A-10R-12S(71)	A	12	10	11.29	9.82	8.84
798-HR10A13R20S73	HR10A-13R-20S(73)	A	20	13	41.73	40.34	37.56
Economy Solder Type - Male - Gold							
798-HR10A7R4P74	HR10A-7R-4P(74)	A	4	7	9.23	7.81	6.57
798-HR10A7R6P74	HR10A-7R-6P(74)	A	6	7	9.11	7.92	7.12
Economy Solder Type - Female - Gold							
798-HR10A7R6S74	HR10A-7R-6S(74)	A	6	7	9.54	8.07	6.78
798-HR10A10R10S72	HR10A-10R-10S(72)	A	10	10	12.48	10.85	9.76
798-HR10A10R12S72	HR10A-10R-12S(72)	A	12	10	11.79	10.90	9.78
798-HR10A13R20S74	HR10A-13R-20S(74)	A	20	13	43.73	41.55	39.84

Crimp Contacts

For quantities greater than listed, call for quote.

MOUSER STOCK NO.	Hirose Part No.	Fig.	Plating	AWG	Price Each 1	10	50
Female							
798-HR12-SC-111	HR12-SC-111	B	Gold	26-30	.58	.353	.278
798-HR12-SC-112	HR12-SC-112	B	Silver	26-30	.61	.506	.409
Male							
798-HR10-PC-111	HR10-PC-111	C	Gold	26-30	.56	.332	.279
798-HR10-PC-112	HR10-PC-112	C	Silver	26-30	.47	.297	.198

Crimp Contacts (Reels)

For quantities greater than listed, call for quote.

MOUSER STOCK NO.	Hirose Part No.	Plating	AWG	Reel Quantity	Price Per Piece
Female					
798-HR12-SC-211	HR12-SC-211	Gold	26-30	10000	.15
798-HR12-SC-212	HR12-SC-212	Silver	26-30	10000	.11
Male					
798-HR10-PC-211	HR10-PC-211	Gold	26-30	10000	.15
798-HR10-PC-212	HR10-PC-212	Silver	26-30	10000	.12

Accessories & Tools

For quantities greater than listed, call for quote.

MOUSER STOCK NO.	Hirose Part No.	Description	Price Each 1	10	50
798-HR10-7R-C	HR10-7R-C	Cap for Shell Size 7	3.65	3.02	2.53
798-HR10-10R-C	HR10-10R-C	Cap for Shell Size 10	3.66	3.02	2.53
798-HR12-SC-TC	HR12-SC-TC	Manual Crimping Tool	752.53	-	-
798-HR12-SC-TP	HR12-SC-TP	Extractor Tool	14.40	-	-
798-HR10A-TC-02	HR10A-TC-02	Cable Crimping Tool	389.98	-	-
798-HR10-7P-T01	HR10-7P-T01	Wiring Tool for HR10-7P Connectors	233.39	-	-
798-HR10-10P-T02	HR10-10P-T02	Wiring Tool for HR10-10P Connectors	233.39	-	-
798-HR10-10J-T04	HR10-10J-T04	Wiring Tool for HR10-10J Connectors	233.39	-	-

© Copyright 2013 Mouser Electronics

© Copyright 2013 Mouser Electronics

HIROSE Circular Connectors

RoHS Compliant This product is RoHS compliant.

HIROSE ELECTRIC CO., LTD.

HR25A SERIES, PUSH-PULL CIRCULAR CONNECTORS

DIMENSIONS: mm

A 

B 

C 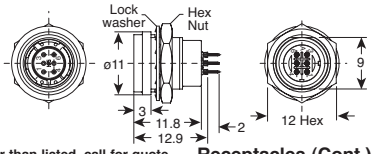

D 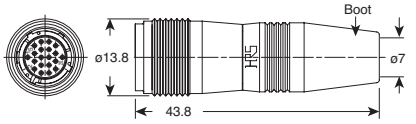

Plugs

For quantities greater than listed, call for quote.

MOUSER STOCK NO.	Hirose Part No.	Fig.	No. of Contacts	Shell Size	Price Each 1	10	25
Solder Type - Contacts Inserted - Male							
798-HR25A-7P-6P	HR25A-7P-6P	A	6	7	22.15	21.41	19.93
798-HR25A-7P-8P	HR25A-7P-8P	A	8	7	23.27	22.49	20.94
798-HR25A-9P-12P	HR25A-9P-12P	A	12	9	33.85	32.73	30.47
798-HR25A-9P-16P	HR25A-9P-16P	A	16	9	35.79	34.59	32.21
798-HR25A-9P-20P	HR25A-9P-20P	A	20	9	38.20	36.93	34.38
Solder Type - Contacts Inserted - Female							
798-HR25A-7P-8S	HR25A-7P-8S	A	8	7	22.14	21.40	19.93
798-HR25A-9P-12S	HR25A-9P-12S	A	12	9	27.43	26.53	24.70
798-HR25A-9P-20S	HR25A-9P-20S	A	20	9	29.21	28.24	26.29

Receptacles

For quantities greater than listed, call for quote.

MOUSER STOCK NO.	Hirose Part No.	Fig.	No. of Contacts	Shell Size	Price Each 1	10	25
Solder Type - Contacts Inserted - Male							
798-HR25A-9R-12P	HR25A-9R-12P	B	12	9	22.78	22.02	20.51
798-HR25A-9R-20P	HR25A-9R-20P	B	20	9	27.12	26.22	24.41

Receptacles (Cont.)

For quantities greater than listed, call for quote.

MOUSER STOCK NO.	Hirose Part No.	Fig.	No. of Contacts	Shell Size	Price Each 1	10	25
Solder Type - Contacts Inserted - Female							
798-HR25A-7R-6S	HR25A-7R-6S	B	6	7	15.20	14.31	12.97
798-HR25A-7R-8S	HR25A-7R-8S	B	8	7	15.77	14.84	13.45
798-HR25A-9R-12S	HR25A-9R-12S	B	12	9	16.05	15.52	14.45
798-HR25A-9R-16S	HR25A-9R-16S	B	16	9	17.01	16.45	15.31
798-HR25A-9R-20S	HR25A-9R-20S	B	20	9	17.98	17.38	16.18
Thru Hole (for PC Board Mounting) - Contacts Inserted - Female							
798-HR25A-7R-8SA	HR25A-7R-8SA	C	8	7	16.15	15.19	13.77
798-HR25A-9R-16SA	HR25A-9R-16SA	C	16	9	17.64	17.06	15.89

Jacks: Solder Type, Contacts Inserted, Female

For quantities greater than listed, call for quote.

MOUSER STOCK NO.	Hirose Part No.	Fig.	No. of Contacts	Shell Size	Price Each 1	10	25
798-HR25A-9J-20S	HR25A-9J-20S	D	20	9	29.21	28.24	26.29

HR30 SERIES, MINIATURE WATERPROOF PLASTIC CONNECTORS

A 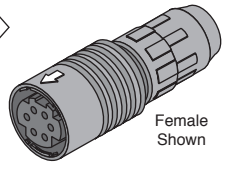

B 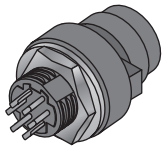

C 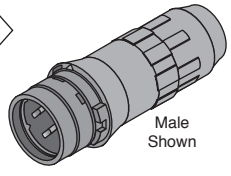

D 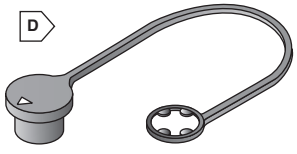

E 

Plugs

For quantities greater than listed, call for quote.

MOUSER STOCK NO.	Hirose Part No.	Fig.	No. of Contacts	Shell Size	Price Each 1	10	25
Cable Diameter 4.2 to 5mm - Solder - Female							
798-HR30-6P-3S71	HR30-6P-3S(71)	A	3	6	11.06	10.23	9.18
798-HR30-6P-6S71	HR30-6P-6S(71)	A	6	6	8.23	6.96	5.85
Cable Diameter 4.2 to 5mm - Solder - Male							
798-HR30-6P-6P71	HR30-6P-6P(71)	A	6	6	9.51	8.05	6.76
Cable Diameter 6.2 to 7mm - Crimp - Female							
798-HR30-7P-10SC71	HR30-7P-10SC(71)	A	10	7	7.46	6.30	5.30
798-HR30-7P-12SC71	HR30-7P-12SC(71)	A	12	7	7.45	6.30	5.30
Cable Diameter 6.2 to 7mm - Crimp - Male							
798-HR30-8P-12PC71	HR30-8P-12PC(71)	A	12	8	7.46	6.30	5.29
Cable Diameter 6.2 to 7mm - Solder - Female							
798-HR30-7P-12S71	HR30-7P-12S(71)	A	12	7	10.90	9.48	8.53
Cable Diameter 6.2 to 7mm - Solder - Male							
798-HR30-8P-12P71	HR30-8P-12P(71)	A	12	8	10.48	9.12	8.20
Cable Diameter 3.5 to 4.3mm - Solder - Female							
798-HR30-6PA-3S71	HR30-6PA-3S(71)	A	3	6	10.96	10.13	9.62
798-HR30-6PA-6S71	HR30-6PA-6S(71)	A	6	6	8.23	6.96	5.85
Cable Diameter 3.5 to 4.3mm - Solder - Male							
798-HR30-6PA-6P71	HR30-6PA-6P(71)	A	6	6	9.50	8.05	6.76

Receptacles

For quantities greater than listed, call for quote.

MOUSER STOCK NO.	Hirose Part No.	Fig.	No. of Contacts	Shell Size	Price Each 1	10	25
Panel Connector - Solder - Female							
798-HR30-6R-6S71	HR30-6R-6S(71)	B	6	6	8.71	7.37	6.20
798-HR30-8R-12S71	HR30-8R-12S(71)	B	12	8	9.84	8.56	7.70
Panel Connector - Solder - Male							
798-HR30-6R-3P71	HR30-6R-3P(71)	B	3	6	9.70	8.22	6.90
798-HR30-6R-6P71	HR30-6R-6P(71)	B	6	6	7.54	6.38	5.36
798-HR30-7R-12P71	HR30-7R-12P(71)	B	12	7	9.21	8.00	7.20
Thru Hole Connector - PCB - Female							
798-HR30-6R-6SD71	HR30-6R-6SD(71)	B	6	6	9.18	7.76	6.53
798-HR30-8R-12SD71	HR30-8R-12SD(71)	B	12	8	9.84	8.56	7.70
Thru Hole Connector - PCB - Male							
798-HR30-6R-6PD71	HR30-6R-6PD(71)	B	6	6	7.28	6.16	5.18
798-HR30-7R-12PD71	HR30-7R-12PD(71)	B	12	7	9.36	8.13	7.32
Panel Connector - Crimp - Female							
798-HR30-8R-12SC71	HR30-8R-12SC(71)	B	12	8	6.24	5.16	4.30
Panel Connector - Crimp - Male							
798-HR30-7R-10PC71	HR30-7R-10PC(71)	B	10	7	6.29	5.21	4.34
798-HR30-7R-12PC71	HR30-7R-12PC(71)	B	12	7	6.24	5.16	4.30

Jacks

For quantities greater than listed, call for quote.

MOUSER STOCK NO.	Hirose Part No.	Fig.	No. of Contacts	Shell Size	Price Each 1	10	25
Cable Diameter 4.2 to 5mm - Solder - Male							
798-HR30-6J-6P71	HR30-6J-6P(71)	C	6	6	8.82	7.46	6.27
Cable Diameter 6.2 to 7mm - Solder - Female							
798-HR30-8J-12S71	HR30-8J-12S(71)	C	12	8	10.41	9.05	8.13
Cable Diameter 6.2 to 7mm - Solder - Male							
798-HR30-7J-12P71	HR30-7J-12P(71)	C	12	7	10.49	9.12	8.20
Cable Diameter 6.2 to 7mm - Crimp - Male							
798-HR30-7J-10PC71	HR30-7J-10PC(71)	C	10	7	7.04	5.95	5.01
798-HR30-7J-12PC71	HR30-7J-12PC(71)	C	12	7	7.08	6.00	5.04
Cable Diameter 6.2 to 7mm - Crimp - Female							
798-HR30-8J-12SC71	HR30-8J-12SC(71)	C	12	8	7.08	6.00	5.04

Jacks (Cont.)

For quantities greater than listed, call for quote.

MOUSER STOCK NO.	Hirose Part No.	Fig.	No. of Contacts	Shell Size	Price Each 1	10	25
Cable Diameter 3.5 to 4.3mm - Solder - Male							
798-HR30-6JA-6P71	HR30-6JA-6P(71)	C	6	6	8.65	7.31	6.15

Crimp Contacts

For quantities greater than listed, call for quote.

MOUSER STOCK NO.	Hirose Part No.	Plating	AWG	Price Each 1	10	25
Female						
798-HR30-SC-111	HR30-SC-111	Gold	26-30	.51	.353	.277
Male						
798-HR30-PC-111	HR30-PC-111	Gold	26-30	.50	.342	.265

Crimp Contacts (Reels)

For quantities greater than listed, call for quote.

MOUSER STOCK NO.	Hirose Part No.	Plating	AWG	Reel Quantity	Price Per Piece
Female					
798-HR30-SC-211	HR30-SC-211	Gold	26-30	10,000	.104
Male					
798-HR30-PC-211	HR30-PC-211	Gold	26-30	10,000	.093

Accessories

For quantities greater than listed, call for quote.

MOUSER STOCK NO.	Hirose Part No.	Fig.	Cap shell for:	Price Each 1	10	25
Caps for Plugs						
798-HR30-6P-C71	HR30-6P-C(71)	D	Size 6	2.92	2.42	2.02
798-HR30-7P-C71	HR30-7P-C(71)	D	Size 7	2.92	2.42	2.02
798-HR30-8P-C71	HR30-8P-C(71)	D	Size 8	2.91	2.42	2.01
Caps for Receptacles						
798-HR30-6R-C71	HR30-6R-C(71)	E	Size 6	2.92	2.42	2.02
798-HR30-7R-C71	HR30-7R-C(71)	E	Size 7 & 8	2.95	2.45	2.04

Tools

MOUSER STOCK NO.	Hirose Part No.	Description	Price Each
798-HT-102/HR30-1	HT-102/HR30-1	Hand Crimping Tool 30-26 AWG	1258.32
798-HR30-6R-6P-T01	HR30-6R-6P-T01	Wiring Jig for Receptacle / Jack	233.39
798-HR30-8P-T02	HR30-8P-T02	Tightening Collar 10P, 12P Backshell	155.79
798-HR30-TP	HR30-TP	Extraction Tool	1.23
798-HR30-6P-3S-T01	HR30-6P-3S-T01	Solder Fixture for HR30-6P-3S, PA-3S	233.39
798-HR30-6R-3P-T01	HR30-6R-3P-T01	Solder Fixture for HR30-6R-3P	233.39
798-HR30-6P-6P-T01	HR30-6P-6P-T01	Solder Fixture for HR30-6P-6P, PA-6P	233.39
798-HR30-6R-6S-T01	HR30-6R-6S-T01	Solder Fixture for HR30-6R-6S	233.39
798-HR30-7P-10SC-T01	HR30-7P-10SC-T01	Solder Fixture for HR30-7P-10SC	233.39
798-HR30-7P-12SC-T01	HR30-7P-12SC-T01	Solder Fixture for HR30-7P-12S, 7P-12SC	233.39
798-HR30-7J-10PC-T01	HR30-7J-10PC-T01	Solder Fixture for HR30-7J-10PC	249.04
798-HR30-7J-12PC-T01	HR30-7J-12PC-T01	Solder Fixture for HR30-7J-12PC	249.04
798-HR30-8J-12SC-T01	HR30-8J-12SC-T01	Solder Fixture for HR30-8J-12SC	233.39
798-HR30-8P-12PC-T01	HR30-8P-12PC-T01	Solder Fixture for HR30-8P-12P, 8P-12PC	249.04

© Copyright 2013 Mouser Electronics

© Copyright 2013 Mouser Electronics

Mini-DIN and DIN Connectors

KOBICONN MINI-DIN CONNECTORS SHIELDED/ UNSHIELDED

Features:
- Compact miniature design
- Ideal for I/O connector applications
- Versatile right angle PCB mounting
- Available 3-9 contact positions

Specifications:
- Voltage rating: 100VAC
- Current rating: 1A
- Insulation resistance: 50MΩ
- Breakdown voltage: 250VAC
- Contact resistance: 30mΩ

PCB Unshielded Receptacles

For quantities greater than listed, call for quote.

MOUSER STOCK NO.	Fig.	Contact Positions	Price Each			
			1	10	100	500
161-2203	A	3 pin	1.06	.888	.813	.738
161-2204	A	4 pin	1.27	.974	.888	.803
161-2206	A	6 pin	1.27	1.06	.963	.877
161-2208	A	8 pin	1.48	1.13	1.04	.942

PCB Shielded Receptacles

For quantities greater than listed, call for quote.

MOUSER STOCK NO.	Fig.	Contact Positions	Price Each			
			1	10	100	500
161-2303	B	3 pin	1.18	.995	.899	.824
161-2304	B	4 pin	1.42	1.10	.995	.91
161-2306	B	6 pin	1.63	1.25	1.14	1.04
161-2308	B	8 pin	1.58	1.22	1.10	1.01

Panel Mount Unshielded Receptacles

For quantities greater than listed, call for quote.

MOUSER STOCK NO.	Fig.	Contact Positions	Price Each			
			1	10	100	500
161-2103	C	3 pin	2.46	1.89	1.72	1.56
161-2104	C	4 pin	2.64	2.03	1.85	1.68
161-2105	C	5 pin	3.03	1.96	1.79	1.62
161-2106	C	6 pin	2.65	2.03	1.85	1.68
161-2108	C	8 pin	3.37	2.59	2.35	2.14

Plugs

- Solder cup
- 6 piece assembly

For quantities greater than listed, call for quote.

MOUSER STOCK NO.	Fig.	Contact Positions	Price Each			
			1	10	100	500
171-2603	D	3 pin	1.23	.942	.856	.781
171-2604	D	4 pin	1.32	1.02	.92	.835
171-2606	D	6 pin	1.46	1.11	1.02	.92
171-2608	D	8 pin	1.59	1.22	1.11	1.02
171-2609	D	9 pin	2.24	1.72	1.56	1.42

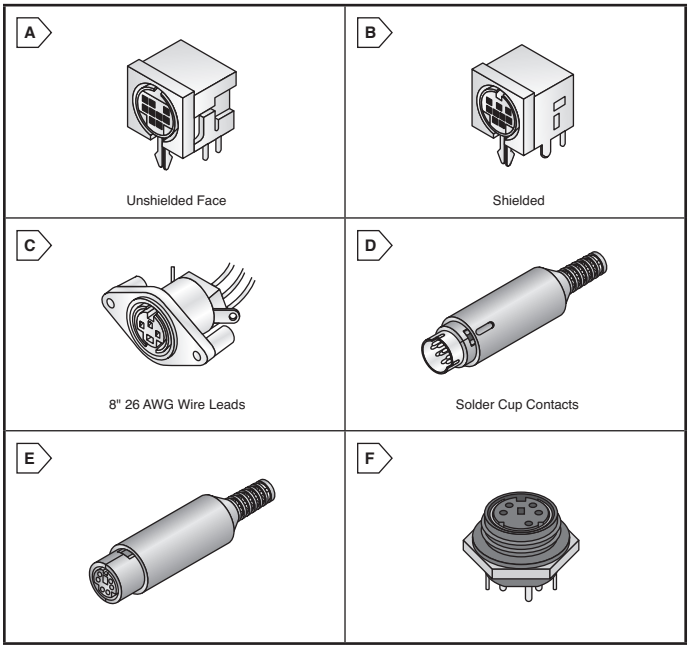

Receptacles

For quantities greater than listed, call for quote.

MOUSER STOCK NO.	Fig.	Contact Positions	Price Each			
			1	10	100	500
161-2603	E	3 pin	1.36	1.04	.952	.867
161-2604	E	4 pin	1.40	1.08	.984	.891
161-2606	E	6 pin	1.46	1.12	1.02	.931
161-2608	E	8 pin	1.48	1.13	1.03	.942
161-2609	E	9 pin	1.69	1.48	1.14	1.05

Panel Mount Mini-DIN Receptacles

For quantities greater than listed, call for quote.

MOUSER STOCK NO.	Fig.	Contact Positions	Price Each			
			1	10	100	500
161-381/4-E	F	4 pin	3.16	2.43	2.20	2.00
161-381/6-E	F	6 pin	3.57	2.75	2.50	2.28
161-381-8-E	F	8 pin	4.00	3.08	2.80	2.55

KOBICONN DIN CONNECTORS

DIN Plugs

For quantities greater than listed, call for quote.

MOUSER STOCK NO.	Fig.	Description	Degrees of Arc	Color	Price Each			
					1	10	100	500
171-0275	A	5 pin with strain relief	180°	Black	1.11	.856	.781	.706
171-0276	A	6 pin with strain relief	240°	Black	1.12	.867	.792	.717
171-0278	A	8 pin with strain relief	270°	Black	.79	.621	.556	.503
171-0288	A	8 pin with strain relief	270°	Gray	.79	.621	.556	.503
17DN100-EX	B	5 pin with strain relief	180°	Gray	1.98	1.52	1.38	1.25
17DN101-EX	B	5 pin with strain relief	180°	Black	1.98	1.52	1.38	1.25
17PP048-EX	B	6 pin with strain relief	240°	Gray	2.12	1.63	1.48	1.34

DIN Receptacles

For quantities greater than listed, call for quote.

161-0003-E	C	3 pin metal body	180°	-	.91	.685	.621	.567
161-0005-E	C	5 pin metal body	180°	-	.91	.685	.621	.567
161-0006-E	C	6 pin metal body	240°	-	1.18	.899	.813	.738
16DN100	C	5 pin metal body	180°	-	1.64	1.26	1.14	1.04
16PJ224-E	C	6 pin metal body	240°	-	2.18	1.68	1.53	1.39

PCB DIN Receptacles

✻Mates with 3 or 5 pins

For quantities greater than listed, call for quote.

✻ 161-0504-E	D	5 pin unshielded	180°	-	1.05	.867	.696	.631
✻ 161-0505-E	E	5 pin shielded	180°	-	1.19	.984	.813	.738
161-0507-E	D	8 pin unshielded	270°	-	1.81	1.39	1.26	1.16
161-0508-E	E	8 pin shielded	270°	-	1.78	1.36	1.23	1.12

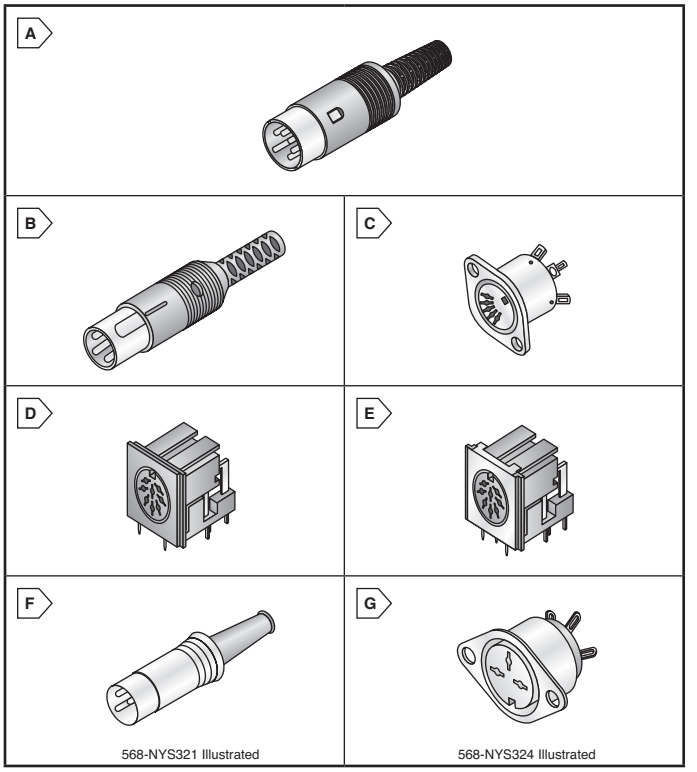

NEUTRIK CIRCULAR DIN CONNECTORS

For quantities greater than listed, call for quote.

MOUSER STOCK NO.	Neutrik Part No.	Fig.	Description	Contacts	Price Each		
					1	10	25
568-NYS321	NYS321	F	3 pin plug, Nickel shell	Silver	1.41	1.24	1.14
568-NYS322	NYS322	F	5 pin plug, Nickel shell	Silver	1.46	1.32	1.21
568-NYS323	NYS323	F	7 pin plug, Nickel shell	Silver	1.55	1.44	1.33
568-NYS324	NYS324	G	3 pin jack, Nickel shell	Silver	.59	.52	.483
568-NYS325	NYS325	G	5 pin jack, Nickel shell	Silver	.71	.616	.572
568-NYS326	NYS326	G	7 pin jack, Nickel shell	Silver	.77	.703	.646

© Copyright 2013 Mouser Electronics

© Copyright 2013 Mouser Electronics

KYCON Mini-DIN Connectors

RoHS Compliant **This product is RoHS compliant.**

KMDG SERIES - RIGHT ANGLE PCB RECEPTACLES

- Fully Shielded for good conductivity, grounding, and EMI/RFI protection
- Mates with standard and snap and lock plugs
- Body Material: PBT Thermoplastic, UL94V-0 rated
- Contact Material: Phosphor Bronze, Gold plated
- RoHS Compliance per Kycon Documentation
- Shield Material: Brass, Tin Plated
- Solder Tails: Tin Plated Over Nickel
- Operating Temperature: -25°C to +85°C

✻Meets PC99 specifications † Pan = Pantone

For quantities greater than listed, call for quote.

MOUSER STOCK NO.	Kycon Part No.	Fig.	No. of Pos.	Color	Price Each 1	25	100	500
806-KMDGX-3S-BS	KMDGX-3S-BS	A	3	Black	.77	.685	.62	.566
806-KMDGX-4S-BS	KMDGX-4S-BS	A	4	Black	1.08	1.05	.77	.621
✻ 806-KMDGX-5S-BS	KMDGX-5S-BS	A	5	Black	1.26	1.22	.888	.717
806-KMDGX-6S-BS	KMDGX-6S-BS	A	6	Black	1.34	1.31	.963	.706
✻ 806-KMDGX-6S-BS2715C	KMDGX-6S-BS2715C	A	6	† Pan 2715C Purple	1.20	1.17	.866	.684
✻ 806-KMDGX-6S-BS3395C	KMDGX-6S-BS3395C	A	6	† Pan 3395C Green	1.11	1.06	.942	.749
806-KMDGX-7S-BS	KMDGX-7S-BS	A	7	Black	1.36	1.33	.983	.78
806-KMDGX-8S-BS	KMDGX-8S-BS	A	8	Black	1.56	1.52	1.12	.88
806-KMDGX-9S-BS	KMDGX-9S-BS	A	9	Black	1.37	1.34	.984	.781
806-KMDGX-10S-BS	KMDGX-10S-BS	A	10	Black	2.15	2.10	1.53	1.23

KFMDG SERIES - RIGHT ANGLE FERRITE FILTERED PCB RECEPTACLES

- Fully Shielded for good conductivity, grounding, and EMI/RFI protection
- Mates with standard and snap and lock plugs
- Body Material: PBT Thermoplastic, UL94V-0 rated
- Contact Material: Phosphor Bronze, Gold plated
- RoHS Compliance per Kycon Documentation
- Shield Material: Brass, Tin Plated
- Solder Tails: Tin Plated Over Nickel
- Operating Temperature: -25°C to +85°C

For quantities greater than listed, call for quote.

MOUSER STOCK NO.	Kycon Part No.	Fig.	No. of Pos.	Color	Price Each 1	25	100	500
806-KFMDGX-5S-BS	KFMDGX-5S-BS	A	5	Black	1.22	1.19	1.18	1.17
806-KFMDGX-6S-BS	KFMDGX-6S-BS	A	6	Black	2.99	2.71	2.47	1.99
806-KFMDGX-8S-BS	KFMDGX-8S-BS	A	8	Black	2.58	2.38	1.67	1.54

KMDG SERIES - RIGHT ANGLE STACKED PCB RECEPTACLES

- Fully Shielded for good conductivity, grounding, and EMI/RFI protection
- Mates with standard and snap and lock plugs
- Body Material: PBT Thermoplastic, UL94V-0 rated
- Contact Material: Phosphor Bronze, Gold plated
- RoHS Compliance per Kycon Documentation
- Shield Material: Brass, Tin Plated
- Solder Tails: Tin Plated Over Nickel
- Operating Temperature: -25°C to +85°C

✻ Meets PC99 Specifications † Pan = Pantone

For quantities greater than listed, call for quote.

MOUSER STOCK NO.	Kycon Part No.	Fig.	No. of Pos.	Color	Price Each 1	25	100	500
806-KMDGX-4S/4S-S4N	KMDGX-4S/4S-S4N	B	4 over 4	Black	2.12	2.04	1.49	1.19
806-KMDGX-6S/6S-S4N	KMDGX-6S/6S-S4N	B	6 over 6	Black	2.07	2.01	1.48	1.18
✻ 806-KMDGX-6SGP-S4N	KMDGX-6SG/P-S4N	B	6 over 6	† Pan 3395C Green over Pan 2715C Purple	2.74	2.68	1.79	1.29
806-KMDGX-6SGPS4N1	KMDGX-6SG/P-S4N1	B	6 over 6	Green/Purple	2.89	2.81	2.07	1.65

KMDR AND KMDRLX SERIES - RIGHT ANGLE ROUNDED LOW PROFILE PCB RECEPTACLES

- Contacts: Phosphor Bronze
  Gold Flash on contacts
  Tin on termination
- Body: PBT Thermoplastic, UL94V-0 rated
- Shield: SPCC, Tin plated
- Operating Temperature: -25°C to +85°C
- RoHS Compliance per Kycon Documentation

For quantities greater than listed, call for quote.

MOUSER STOCK NO.	Kycon Part No.	Fig.	No. of Pos.	Color	Price Each 1	25	100	500
806-KMDRX-4S-BS	KMDRX-4S-BS	C	4	Black	1.92	1.85	1.35	1.10
806-KMDRX-6S-BS	KMDRX-6S-BS	C	6	Black	2.02	1.95	1.42	1.14
Snap and Lock								
806-KMDRLX-4S-BS	KMDRLX-4S-BS	C	4	Black	1.82	1.66	1.48	1.37
806-KMDRLX-6S-BS	KMDRLX-6S-BS	C	6	Black	1.94	1.75	1.56	1.46

KMDA AND KMDLA SERIES - CABLE MOUNT PLUGS

- Insert Material: PBT Thermoplastic, UL94V-0 rated
- Shell Material: PVC, UL94V-0 rated
- Contact Material: Brass, Silver plated
- Shield Material: Nickel plated Iron sheet
- Durability: 1500 Cycles
- Operating Temperature: -25°C to +80°C
- RoHS Compliance per Kycon Documentation

✻30μ" Gold Plated

For quantities greater than listed, call for quote.

MOUSER STOCK NO.	Kycon Part No.	Fig.	No. of Pos.	Color	Price Each 1	25	100	500
806-KMDAX-3P	KMDAX-3P	D	3	Black	1.17	1.04	.931	.845
806-KMDAX-4P	KMDAX-4P	D	4	Black	1.49	1.32	1.18	.995
806-KMDAX-5P	KMDAX-5P	D	5	Black	1.46	1.28	1.16	1.05
806-KMDAX-6P	KMDAX-6P	D	6	Black	2.01	1.86	1.36	1.16
806-KMDAX-7P	KMDAX-7P	D	7	Black	2.04	1.96	1.43	1.21
806-KMDAX-8P	KMDAX-8P	D	8	Black	2.15	2.05	1.50	1.27
✻ 806-KMDAX-9P	KMDAX-9P	D	9	Black	3.36	2.88	2.24	2.01
Snap and Lock								
806-KMDLAX-3P	KMDLAX-3P	E	3	Black	3.26	2.85	2.54	2.28
806-KMDLAX-4P	KMDLAX-4P	E	4	Black	4.06	3.54	3.15	2.84
806-KMDLAX-5P	KMDLAX-5P	E	5	Black	3.61	3.17	2.81	2.53
806-KMDLAX-6P	KMDLAX-6P	E	6	Black	3.78	3.30	2.94	2.65
806-KMDLAX-7P	KMDLAX-7P	E	7	Black	3.36	2.94	2.60	2.34
806-KMDLAX-8P	KMDLAX-8P	E	8	Black	4.12	3.62	3.21	2.89

RECEPTACLE CONTACT ARRANGEMENTS

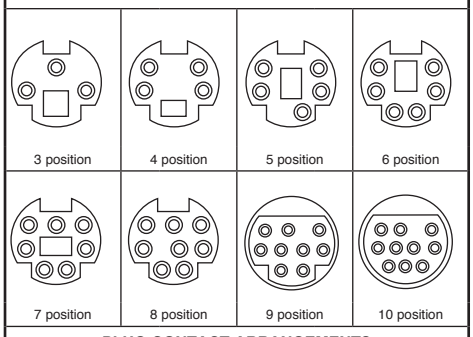

PLUG CONTACT ARRANGEMENTS

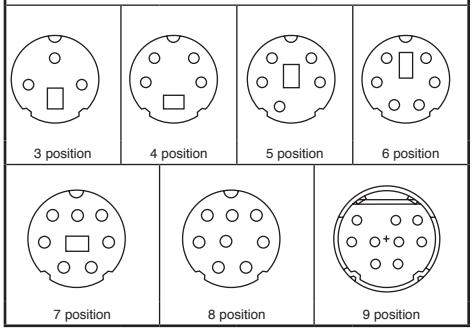

A

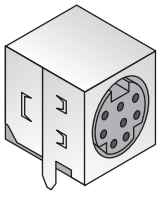

B

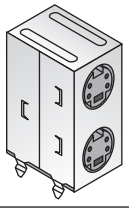

C

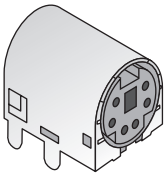

D

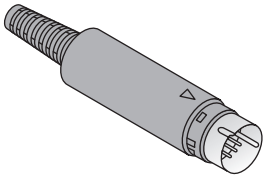

E

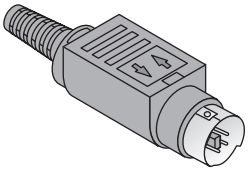

© Copyright 2013 Mouser Electronics

© Copyright 2013 Mouser Electronics

LEMO Connectors

RoHS Compliant **This product is RoHS compliant.**

REDEL® XP SERIES - PUSH/PULL CONNECTORS



Features:
- Plastic shell made of Proprietary sulfone
- Blind mating, scoop proof
- Extended resistance to sterilization
- Enhanced ergonomics «hand grip»
- Increased resistance to shock
- New patented Push-Pull system
- Cable diameter: 5.3mm - 6.5mm

Applications:
- Medical electronics
- Test and measurement
- Industrial electronics

For quantities greater than listed, call for quote.

MOUSER STOCK NO.	LEMO Part No.	No. of Contacts	Collet Nut Color	Price Each 1	10	25
Plugs						
736-XANM08GLA6A	XAN.M08.GLA.6A	8	Blue	23.84	23.04	22.25
736-XANM08GLA6G	XAN.M08.GLA.6G	8	Gray	23.84	23.04	22.25
736-XANM13GLA6A	XAN.M13.GLA.6A	13	Blue	29.00	28.03	27.06
736-XANM13GLA6G	XAN.M13.GLA.6G	13	Gray	29.00	28.03	27.06
736-XANM22GLA6A	XAN.M22.GLA.6A	22	Blue	38.89	37.59	36.29
736-XANM22GLA6G	XAN.M22.GLA.6G	22	Gray	38.89	37.59	36.29
Plugs with cable collet and nut						
736-XANM08GLA6GZ	XAN.M08.GLA.6GZ	8	Gray	23.84	23.04	22.25
736-XANM13GLA6GZ	XAN.M13.GLA.6GZ	13	Gray	29.00	28.03	27.06
736-XANM22GLA6GZ	XAN.M22.GLA.6GZ	22	Gray	38.89	37.59	36.29
Fixed Sockets						
736-XKNM08GLLA	XKN.M08.GLLA	8	Blue	23.84	23.04	22.25
736-XKNM08GLLG	XKN.M08.GLLG	8	Gray	23.84	23.04	22.25
736-XKNM13GLLA	XKN.M13.GLLA	13	Blue	30.53	29.50	28.48
736-XKNM13GLLG	XKN.M13.GLLG	13	Gray	30.53	29.50	28.48
736-XKNM22GLLA	XKN.M22.GLLA	22	Blue	40.09	38.76	37.42
736-XKNM22GLLG	XKN.M22.GLLG	22	Gray	40.09	38.76	37.42

For quantities greater than listed, call for quote.

MOUSER STOCK NO.	LEMO Part No.	No. of Contacts	Collet Nut Color	Price Each 1	10	25
Free Sockets						
736-XRNM08GLL6A	XRN.M08.GLL.6A	8	Blue	25.20	24.35	23.52
736-XRNM08GLL6G	XRN.M08.GLL.6G	8	Gray	25.20	24.35	23.52
736-XRNM13GLL6A	XRN.M13.GLL.6A	13	Blue	31.90	30.83	29.76
736-XRNM13GLL6G	XRN.M13.GLL.6G	13	Gray	31.90	30.83	29.76
736-XRNM22GLL6A	XRN.M22.GLL.6A	22	Blue	38.69	37.31	35.92
736-XRNM22GLL6G	XRN.M22.GLL.6G	22	Gray	38.69	37.31	35.92
Free Sockets with cable collet and nut						
736-XRNM08GLL6GZ	XRN.M08.GLL.6GZ	8	Gray	25.20	24.35	23.52
736-XRNM13GLL6GZ	XRN.M13.GLL.6GZ	13	Gray	31.90	30.83	29.76
736-XRNM22GLL6GZ	XRN.M22.GLL.6GZ	22	Gray	38.69	37.31	35.92

For quantities greater than listed, call for quote.

MOUSER STOCK NO.	LEMO Part No.	Color	Price Each 1	10	25
Bend Relief					
✻ 736-GMA.1B.065.DG	GMA.1B.065.DG	Gray	4.84	4.44	4.09

✻ Required for part numbers ending in GZ

REDEL® SERIES - PUSH/PULL PLASTIC CONNECTORS

LEMO's line of REDEL® plastic connectors are considered the quality standard in the medical industry.
This series is also ideally suited for aerospace, test and measurement, and research applications.

Specifications:
- Multi-contact types from 2 to 32 contacts
- IP Rating 61
- RoHS compliant per LEMO documentation
- Collets included for 2.7mm - 6.5mm diameter wire

Features:
- Extensive steam or chemical sterilization with rugged PSU or PEI housing materials
- Multi-contact and hybrid inserts save space and connection time



REDEL® 1P Series

For quantities greater than listed, call for quote.

MOUSER STOCK NO.	LEMO Part No.	No. of Contacts	Price Each 1	10	25	50
Male Solder-Plugs	Gray shell with kit for all 3 collet sizes					
736-PAGM02GLAZGK	PAG.M0.2GL.AZGK	2	15.38	14.52	13.76	12.86
736-PAGM04GLAZGK	PAG.M0.4GL.AZGK	4	17.23	16.29	15.42	14.40
736-PAGM05GLAZGK	PAG.M0.5GL.AZGK	5	18.22	17.22	16.31	15.24
736-PAGM06GLAZGK	PAG.M0.6GL.AZGK	6	19.05	17.98	17.03	15.91
736-PAGM07GLAZGK	PAG.M0.7GL.AZGK	7	19.86	18.76	17.76	16.60
736-PAGM08GLAZGK	PAG.M0.8GL.AZGK	8	18.13	17.01	16.00	14.71
736-PAGM09GLAZGK	PAG.M0.9GL.AZGK	9	18.38	17.24	16.21	14.91
736-PAGM10GLAZGK	PAG.M1.0GL.AZGK	10	20.78	19.48	18.35	16.85
736-PAGM14GLAZGK	PAG.M1.4GL.AZGK	14	25.79	24.17	22.75	20.91
Female Solder-Receptacles	Panel front or rear mount gray shell					
736-PKGM02SLLG	PKG.M0.2SL.LG	2	15.33	14.48	13.72	12.81
736-PKGM04SLLG	PKG.M0.4SL.LG	4	18.17	17.15	16.24	15.18
736-PKGM05SLLG	PKG.M0.5SL.LG	5	19.37	18.28	17.31	16.17
736-PKGM06SLLG	PKG.M0.6SL.LG	6	20.91	19.74	18.70	17.47
736-PKGM07SLLG	PKG.M0.7SL.LG	7	22.16	20.92	19.83	18.53
736-PKGM08SLLG	PKG.M0.8SL.LG	8	19.06	18.41	17.77	17.14
736-PKGM09SLLG	PKG.M0.9SL.LG	9	24.37	22.86	21.51	19.76
736-PKGM10SLLG	PKG.M1.0SL.LG	10	32.35	30.55	28.93	27.03
736-PKGM14SLLG	PKG.M1.4SL.LG	14	33.00	31.90	30.79	29.69

REDEL® 1P Hardware

For quantities greater than listed, call for quote.

MOUSER STOCK NO.	LEMO Part No.	Description	Price Each 1	10	25	50
Backnuts						
736-PAG130UA0	PAG.13.0UA.0	Standard backnut, blue	1.38	1.31	1.21	1.11
736-PAG130UJ0	PAG.13.0UJ.0	Standard backnut, yellow	1.38	1.31	1.21	1.11
736-PAG130UN0	PAG.13.0UN.0	Standard backnut, black	1.38	1.31	1.21	1.11
736-PAG130UR0	PAG.13.0UR.0	Standard backnut, red	1.38	1.31	1.21	1.11
736-PAG130UV0	PAG.13.0UV.0	Standard backnut, green	1.38	1.31	1.21	1.11
736-PAM130UG0	PAM.13.0UG.0	Bend relief backnut, gray	2.90	2.72	2.56	2.34
Front Nuts						
736-PKG220UA0	PKG.22.0UA.0	Colored front nut, blue	1.38	1.31	1.21	1.11
736-PKG220UJ0	PKG.22.0UJ.0	Colored front nut, yellow	1.38	1.31	1.21	1.11
736-PKG220UN0	PKG.22.0UN.0	Colored front nut, black	1.38	1.31	1.21	1.11
736-PKG220UR0	PKG.22.0UR.0	Colored front nut, red	1.56	1.48	1.39	1.32
736-PKG220UV0	PKG.22.0UV.0	Colored front nut, green	1.56	1.48	1.39	1.32

M-SERIES TWIST LOCK CONNECTORS

An Extensive Line of Harsh Environment, Ratchet Coupling Connectors

Specifications:
- IP 68 Rating: 15 hours, 2m
- Mating Cycles = 3000
- Temperature Range: -50°C/+200°C
- Salt spray corrosion: 144h
- Shell Material: Aluminum with conductive nickel plating
- Shock resistance: 100g, 6ms

Features:
- Ratchet-coupling mechanism
- Quick mating: 1/2 turn to seat
- Compact design for space savings
- Lightweight Aluminum Housing
- Oil and fuel resistant
- High vibration and shock resistance
- 360° screening for full EMC shielding
- Sealed to IP68 when mated
- Scoop proof
- Contacts are Crimp type unless otherwise specified



For quantities greater than listed, call for quote.

MOUSER STOCK NO.	LEMO Part No.	Shell Size	No. of Contacts	Contact Type	Description	Price Each 1	10	25
Plugs								
736-FGN0M305XLCT	FGN.0M.305.XLCT	0	5	Male	Straight Plug, Arctic Grip with Mold Stop	93.13	87.65	84.92
736-FGS0M305XLMT	FGS.0M.305.XLMT	0	5	Female	Straight Plug, Arctic Grip with Mold Stop	78.57	75.76	72.95
736-FMS0M305XLMT	FMS.0M.305.XLMT	0	5	Female	Straight Plug, Knurled Grip with Mold Stop	99.20	91.90	85.61
736-FMN1M308XLCT	FMN.1M.308.XLCT	1	8	Male	Straight Plug, Knurled Grip with Mold Stop	79.48	76.64	73.80
736-FGN1M308XLCT	FGN.1M.308.XLCT	1	8	Male	Straight Plug, Arctic Grip with Mold Stop	83.07	80.11	77.14
736-FGS1M308XLMT	FGS.1M.308.XLMT	1	8	Female	Straight Plug, Arctic Grip with Mold Stop	144.13	120.11	110.85
736-FMN2M319XLCT	FMN.2M.319.XLCT	2	19	Male	Straight Plug, Knurled Grip with Mold Stop	89.47	86.27	83.07
Receptacles								
736-PEN0M305XLMT	PEN.0M.305.XLMT	0	5	Female	Rear Panel Mount with Nut	58.54	56.44	54.36
736-PES0M305XLCT	PES.0M.305.XLCT	0	5	Male	Rear Panel Mount with Nut	59.96	57.82	55.67
736-HES0M305XLDP	HES.0M.305.XLDP	0	5	Male	Rear Panel Mount, PCB Potted Contacts with Nut	104.45	96.76	90.14
736-PEN1M308XLMT	PEN.1M.308.XLMT	1	8	Female	Rear Panel Mount with Nut	74.90	70.86	70.48
736-PES1M308XLCT	PES.1M.308.XLCT	1	8	Male	Rear Panel Mount with Nut	90.47	83.81	78.08
736-HEN1M308XLNP	HEN.1M.308.XLNP	1	8	Female	Rear Panel Mount, PCB Potted Contacts with Nut	74.93	72.25	69.57
736-HES1M308XLDP	HES.1M.308.XLDP	1	8	Male	Rear Panel Mount, PCB Potted Contacts with Nut	116.21	107.67	100.30
736-PEN2M319XLMT	PEN.2M.319.XLMT	2	19	Female	Rear Panel Mount with Nut	78.51	75.70	72.90

© Copyright 2013 Mouser Electronics
© Copyright 2013 Mouser Electronics

PHOENIX CONTACT M12/M8 Connectors and Cord Sets

PHOENIX CONTACT
INSPIRING INNOVATIONS

M8 PLUSCON CONNECTORS

For quantities greater than listed, call for quote.

MOUSER STOCK NO. Mfr.	Mfr. Part No.	Fig.	Phoenix Contact Type	No. of Pos.	Conductor Cross Section (mm²)	Cable Diameter	Type	Price Each 1	10	25
Single Ended Cord Sets - Straight										
651—	1441008	A	SACC-M8MS-3QO-0.25-M	3	0.08 - 0.25	2.5-5mm	Male	13.81	12.73	11.96
651—	1441024	A	SACC-M8MS-3QO-0.5-M	3	0.25 - 0.50	2.5-5mm	Male	13.81	12.73	11.96
651—	1441040	B	SACC-M8FS-3QO-0.25-M	3	0.08 - 0.25	2.5-5mm	Female	13.81	12.73	11.96
651—	1441066	B	SACC-M8FS-3QO-0.5-M	3	0.25 - 0.50	2.5-5mm	Female	13.81	12.73	11.96
651—	1441011	A	SACC-M8MS-4QO-0.25-M	4	0.08 - 0.25	2.5-5mm	Male	15.45	14.22	13.36
651—	1441037	A	SACC-M8MS-4QO-0.5-M	4	0.25 - 0.50	2.5-5mm	Male	15.45	14.22	13.36
651—	1441053	B	SACC-M8FS-4QO-0.25-M	4	0.08 - 0.25	2.5-5mm	Female	15.43	14.22	13.36
651—	1441079	B	SACC-M8FS-4QO-0.5-M	4	0.25 - 0.50	2.5-5mm	Female	15.45	14.22	13.36

M12 PLUSCON HIGH DENSITY CONNECTORS

For quantities greater than listed, call for quote.

MOUSER STOCK NO. Mfr.	Mfr. Part No.	Fig.	Phoenix Contact Type	No. of Pos.	Cable Diameter	Type	Price Each 1	10	25
Single Ended Cord Sets - Straight									
651—	1559592	C	SACC-MS-12PCON SCO	12	5.4 - 8.2mm	Male	41.40	38.10	35.83
651—	1559631	D	SACC-FS-12PCON SCO	12	5.4 - 8.2mm	Female	44.60	41.06	38.61
651—	1559602	C	SACC-MS-17PCON SCO	17	5.4 - 8.2mm	Male	47.60	43.83	41.22
651—	1559644	D	SACC-FS-17PCON SCO	17	5.4 - 8.2mm	Female	52.47	48.30	45.41

M12/M8 THREADED CORD SETS

For quantities greater than listed, call for quote.

MOUSER STOCK NO. Mfr.	Mfr. Part No.	Fig.	Phoenix Contact Type	No. of Con.	End 1	End 2	Length (m)	Price Each 1	10	25
M8 Single-Ended Cord Sets - Straight Male Connector										
651—	1681664	E	SAC-3P-M 8MS/1.5-PUR	3	Straight Male	Open	1.5	13.41	12.29	11.33
651—	1681677	E	SAC-3P-M 8MS/3,0-PUR	3	Straight Male	Open	3	14.66	13.49	12.88
651—	1681680	E	SAC-3P-M 8MS/5,0-PUR	3	Straight Male	Open	5	16.60	15.73	14.53
M8 Single-Ended Cord Sets - Right Angle Male Connector										
651—	1681693	F	SAC-3P-M 8MR/1.5/PUR	3	R/A Male	Open	1.5	13.97	12.81	11.81
M8 Single-Ended Cord Sets - Straight Female Connector										
651—	1669712	G	SAC-3P- 1.5-PUR/M 8FS	3	Straight Female	Open	1.5	12.97	11.94	11.38
651—	1669725	G	SAC-3P- 3,0-PUR/M 8FS	3	Straight Female	Open	3	14.89	13.71	13.09
651—	1669628	G	SAC-3P- 5,0-PUR/M 8FS	3	Straight Female	Open	5	17.49	16.10	15.38
M8 Single-Ended Cord Sets - Right Angle Female Connector										
651—	1669738	H	SAC-3P- 1.5-PUR/M 8FR	3	R/A Female	Open	1.5	14.54	13.33	12.32
651—	1669741	H	SAC-3P- 3,0-PUR/M 8FR	3	R/A Female	Open	3	15.75	14.49	13.84
651—	1669631	H	SAC-3P- 5,0-PUR/M 8FR	3	R/A Female	Open	5	18.32	16.85	16.09
M12 Single-Ended Cord Sets - Straight Male Connector										
651—	1668043	E	SAC-4P-M12MS/1,5-PUR	4	Straight Male	Open	1.5	14.63	13.88	12.81
651—	1668056	E	SAC-4P-M12MS/3.0-PUR	4	Straight Male	Open	3	16.91	16.03	14.79
651—	1668069	E	SAC-4P-M12MS/5,0-PUR	4	Straight Male	Open	5	20.38	19.06	17.91
M12 Single-Ended Cord Sets - Right Angle Male Connector										
651—	1668179	F	SAC-4P-M12MR/3,0-PUR	4	R/A Male	Open	3	17.70	16.30	15.55
651—	1668182	F	SAC-4P-M12MR/5,0-PUR	4	R/A Male	Open	5	20.40	18.79	17.92
651—	1694457	F	SAC-4P-M12MR/10,0-PUR	4	R/A Male	Open	10	28.39	26.92	24.83
M12 Single-Ended Cord Sets - Straight Female Connector										
651—	1668108	G	SAC-4P-1.5-PUR/M12FS	4	Straight Female	Open	1.5	15.86	14.53	13.41
651—	1668111	G	SAC-4P- 3,0-PUR/M12FS	4	Straight Female	Open	3	17.69	16.29	15.55
651—	1668124	G	SAC-4P- 5,0-PUR/M12FS	4	Straight Female	Open	5	21.27	19.59	18.70
651—	1683002	G	SAC-4P-10.0-PUR/M12FS	4	Straight Female	Open	10	30.22	27.81	26.55
M12 Single-Ended Cord Sets - Right Angle Female Connector										
651—	1668221	H	SAC-4P-1,5-PUR/M12FR	4	R/A Female	Open	1.5	15.66	14.41	13.76
651—	1668234	H	SAC-4P- 3,0-PUR/M12FR	4	R/A Female	Open	3	20.57	18.43	17.54
651—	1668247	H	SAC-4P- 5,0-PUR/M12FR	4	R/A Female	Open	5	21.40	19.71	18.81
651—	1681389	H	SAC-4P-10,0-PUR/M12FR	4	R/A Female	Open	10	29.68	27.33	26.08
M12 Double-Ended Cord Sets - Straight Male / Straight Female Connectors										
651—	1668357	I	SAC-4P-M12MS/0,3-PUR/M12FS	4	Straight Male	Straight Female	0.3	24.30	23.04	21.26
651—	1668360	I	SAC-4P-M12MS/0.6-PUR/M12FS	4	Straight Male	Straight Female	0.6	25.59	23.55	22.47
651—	1668373	I	SAC-4P-M12MS/1,5-PUR/M12FS	4	Straight Male	Straight Female	1.5	27.11	24.96	23.82
651—	1668386	I	SAC-4P-M12MS/3,0-PUR/M12FS	4	Straight Male	Straight Female	3	28.06	25.72	23.74

M12 SPEEDCON CORD SETS

For quantities greater than listed, call for quote.

MOUSER STOCK NO. Mfr.	Mfr. Part No.	Fig.	Phoenix Contact Type	No. of Con.	End 1	End 2	Length (m)	Price Each 1	10	25
Single Ended Cord Sets - Straight										
651—	1518960	J	SAC-5P-MS/ 1.5-PUR SCO	5	Straight Male	Open	1.5	15.83	14.56	13.91
651—	1518973	J	SAC-5P-MS/ 3.0-PUR SCO	5	Straight Male	Open	3	18.52	17.05	16.27
Double Ended Cord Sets - Straight										
651—	1519079	K	SAC-5P-MS/ 3.0-PUR/FS SCO	5	Straight Male	Straight Female	3	31.01	29.39	27.14

M12 PLUSCON SAC OUTDOOR CORD SETS

For quantities greater than listed, call for quote.

MOUSER STOCK NO. Mfr.	Mfr. Part No.	Fig.	Phoenix Contact Type	No. of Con.	End 1	End 2	Length (m)	Price Each 1	10	25
Single Ended Cord Sets-Straight Male										
651—	1454040	E	SAC-4P-M12MS/ 2,0-28X OD	4	Straight Male	Open	2	27.76	25.23	23.13
651—	1454053	E	SAC-4P-M12MS/ 5,0-28X OD	4	Straight Male	Open	5	38.51	35.01	32.09
Single Ended Cord Sets-Straight Female										
651—	1454079	F	SAC-4P- 2,0-28X/M12FS OD	4	Straight Female	Open	2	28.65	26.05	23.89
651—	1454082	F	SAC-4P- 5,0-28X/M12FS OD	4	Straight Female	Open	5	39.41	35.82	32.84
651—	1454095	F	SAC-4P-10,0-28X/M12FS OD	4	Straight Female	Open	10	57.31	52.10	47.76
Double Ended Cord Sets-Straight										
651—	1454105	I	SAC-4P-M12MS/2,0-28X/M12FS OD	4	Straight Male	Straight Female	2	49.26	44.78	41.06
651—	1454118	I	SAC-4P-M12MS/5,0-28X/M12FS OD	4	Straight Male	Straight Female	5	60.01	54.55	50.01

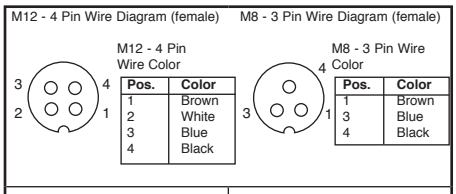

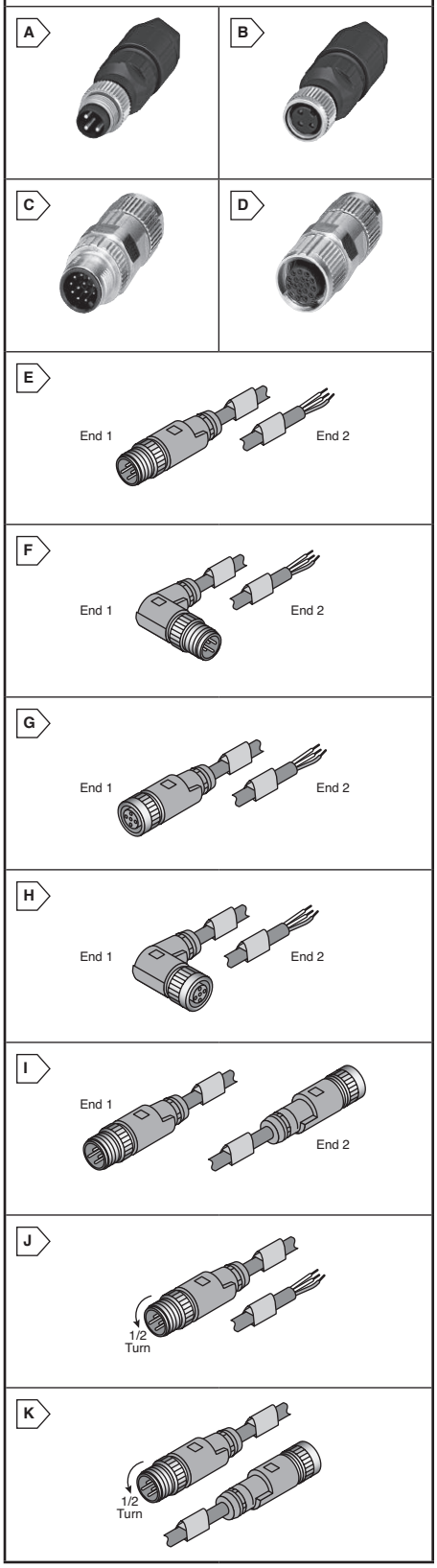

Circular Connectors

Phoenix Contact

© Copyright 2013 Mouser Electronics

© Copyright 2013 Mouser Electronics

PHOENIX CONTACT M12 Cord Sets

RoHS Compliant This product is RoHS compliant.

PHOENIX CONTACT INSPIRING INNOVATIONS

M12 PLUSCON SAC PLASTIC CORD SETS

For quantities greater than listed, call for quote.

MOUSER STOCK NO. Mfr.	Mfr. Part No.	Phoenix Contact Type	Fig.	No. of Contacts	End 1	End 2	Length (m)	Price Each 1	10	25
Single Ended Cord Sets-Straight Male										
651	1456006	SAC-3P-M12MS/ 1,5-PUR P	A	3	Straight Male	Open	1.5	11.45	10.90	10.39
651	1442324	SAC-3P-M12MS/ 3,0-PUR P	A	3	Straight Male	Open	3	13.26	12.62	12.02
651	1442353	SAC-4P-M12MS/ 1,5-PUR P	A	4	Straight Male	Open	1.5	12.39	11.79	11.24
651	1442366	SAC-4P-M12MS/ 3,0-PUR P	A	4	Straight Male	Open	3	14.09	13.40	12.78
651	1442379	SAC-4P-M12MS/ 5,0-PUR P	A	4	Straight Male	Open	5	17.53	16.66	15.88
651	1442382	SAC-4P-M12MS/ 10,0-PUR P	A	4	Straight Male	Open	10	24.83	23.61	22.50
651	1442395	SAC-5P-M12MS/ 1,5-PUR P	A	5	Straight Male	Open	1.5	14.06	13.38	12.75
651	1442405	SAC-5P-M12MS/ 3,0-PUR P	A	5	Straight Male	Open	3	16.37	15.57	14.83
651	1442418	SAC-5P-M12MS/ 5,0-PUR P	A	5	Straight Male	Open	5	19.82	18.85	17.95
Single Ended Cord Sets-Right Angle Male										
651	1442557	SAC-3P-M12MR/ 1,5-PUR P	B	3	R/A Male	Open	1.5	11.93	11.35	10.82
651	1442560	SAC-3P-M12MR/ 3,0-PUR P	B	3	R/A Male	Open	3	14.41	13.71	13.05
651	1442586	SAC-3P-M12MR/ 10,0 PUR P	B	3	R/A Male	Open	10	23.21	22.07	21.04
651	1442599	SAC-4P-M12MR/ 1,5-PUR P	B	4	R/A Male	Open	1.5	12.91	12.28	11.71
651	1442625	SAC-4P-M12MR/ 10,0PUR P	B	4	R/A Male	Open	10	25.28	24.03	22.91
651	1442638	SAC-5P-M12MR/ 1,5-PUR P	B	5	R/A Male	Open	1.5	14.79	14.06	13.40
651	1442641	SAC-5P-M12MR/ 3,0-PUR P	B	5	R/A Male	Open	3	17.63	16.78	15.99
651	1442654	SAC-5P-M12MR/ 5,0-PUR P	B	5	R/A Male	Open	5	20.88	19.86	18.91
651	1442667	SAC-5P-M12MR/ 10,0-PUR P	B	5	R/A Male	Open	10	29.68	28.22	26.89
Single Ended Cord Sets-Straight Female										
651	1442434	SAC-3P-1,5-PUR/M12FS P	C	3	Straight Female	Open	1.5	11.77	11.19	10.67
651	1442447	SAC-3P-3,0-PUR/M12FS P	C	3	Straight Female	Open	3	14.24	13.55	12.90
651	1442450	SAC-3P-5,0-PUR/M12FS P	C	3	Straight Female	Open	5	16.68	15.87	15.11
651	1442476	SAC-4P-1,5-PUR/M12FS P	C	4	Straight Female	Open	1.5	13.17	12.53	11.95
651	1442489	SAC-4P-3,0-PUR/M12FS P	C	4	Straight Female	Open	3	15.39	14.64	13.95
651	1442492	SAC-4P-5,0-PUR/M12FS P	C	4	Straight Female	Open	5	18.97	18.04	17.18
651	1442502	SAC-4P-10,0PUR/M12FS P	C	4	Straight Female	Open	10	27.07	25.73	24.54
651	1442515	SAC-5P-1,5-PUR/M12FS P	C	5	Straight Female	Open	1.5	14.33	13.62	12.98
Single Ended Cord Sets-Right Angle Female										
651	1442670	SAC-3P-1,5-PUR/M12FR P	D	3	R/A Female	Open	1.5	12.23	11.63	11.07
651	1442683	SAC-3P-3,0-PUR/M12FR P	D	3	R/A Female	Open	3	14.71	14.00	13.32
651	1442706	SAC-3P-10,0PUR/M12FR P	D	3	R/A Female	Open	10	23.50	22.34	21.29
651	1442719	SAC-4P-1,5-PUR/M12FR P	D	4	R/A Female	Open	1.5	13.66	13.00	12.40
651	1442722	SAC-4P-3,0-PUR/M12FR P	D	4	R/A Female	Open	3	15.96	15.18	14.47
651	1442735	SAC-4P-5,0-PUR/M12FR P	D	4	R/A Female	Open	5	19.47	18.52	17.66
651	1442748	SAC-4P-10,0PUR/M12FR P	D	4	R/A Female	Open	10	28.46	27.06	25.78
651	1442751	SAC-5P-1,5-PUR/M12FR P	D	5	R/A Female	Open	1.5	14.87	14.16	13.48
651	1442764	SAC-5P-3,0-PUR/M12FR P	D	5	R/A Female	Open	3	17.99	17.10	16.30
651	1442777	SAC-5P-5,0-PUR/M12FR P	D	5	R/A Female	Open	5	21.22	20.18	19.23
Double Ended Cord Sets-Straight										
651	1442816	SAC-3P-M12MS/ 1,5-PUR/M12FS P	E	3	Straight Male	Straight Female	1.5	21.47	20.40	19.46
651	1442829	SAC-3P-M12MS/ 3,0-PUR/M12FS P	E	3	Straight Male	Straight Female	3	23.23	22.08	21.05
651	1442832	SAC-4P-M12MS/ 0,3-PUR/M12FS P	E	4	Straight Male	Straight Female	0.3	21.51	20.44	19.48
651	1442845	SAC-4P-M12MS/ 0,6-PUR/M12FS P	E	4	Straight Male	Straight Female	0.6	21.67	20.60	19.63
651	1442858	SAC-4P-M12MS/ 1,5-PUR/M12FS P	E	4	Straight Male	Straight Female	1.5	23.23	22.08	21.05
651	1442861	SAC-4P-M12MS/ 3,0-PUR/M12FS P	E	4	Straight Male	Straight Female	3	25.37	24.12	22.99
651	1442874	SAC-5P-M12MS/ 0,3-PUR/M12FS P	E	5	Straight Male	Straight Female	0.3	23.18	22.04	20.99
651	1442887	SAC-5P-M12MS/ 0,6-PUR/M12FS P	E	5	Straight Male	Straight Female	0.6	23.69	22.52	21.47
651	1442890	SAC-5P-M12MS/ 1,5-PUR/M12FS P	E	5	Straight Male	Straight Female	1.5	24.88	23.66	22.54
651	1442900	SAC-5P-M12MS/ 3,0-PUR/M12FS P	E	5	Straight Male	Straight Female	3	27.88	26.51	25.27

M12 PLUSCON SAC HIGH-FLEX CORD SETS

For quantities greater than listed, call for quote.

MOUSER STOCK NO. Mfr.	Mfr. Part No.	Phoenix Contact Type	Fig.	No. of Contacts	End 1	End 2	Length (m)	Price Each 1	10	25
Single Ended Cord Sets-Straight Male										
651	1457018	SAC-4P-M12MS/ 1,5-800	A	4	Straight Male	Open	1.5	16.73	15.22	13.94
651	1457021	SAC-4P-M12MS/ 3,0-800	A	4	Straight Male	Open	3	21.60	19.63	18.00
Single Ended Cord Sets-R/A Male										
651	1456925	SAC-3P-M12MR/ 10,0-800	B	3	R/A Male	Open	10	42.76	38.87	35.63
651	1457144	SAC-4P-M12MR/ 5,0-800	B	4	R/A Male	Open	5	28.78	26.17	23.83
651	1457157	SAC-4P-M12MR/ 10,0-800	B	4	R/A Male	Open	10	45.35	41.22	37.78
Single Ended Cord Sets-Straight Female										
651	1456938	SAC-4P-1,5-800/M12FS	C	4	Straight Female	Open	1.5	17.15	15.59	14.28
651	1456941	SAC-4P-3,0-800/M12FS	C	4	Straight Female	Open	3	21.99	19.99	18.32
651	1567322	SAC-4P-5,0-800/M12FS	C	4	Straight Female	Open	5	28.59	26.00	23.84
651	1567335	SAC-4P-10,0-800/M12FS	C	4	Straight Female	Open	10	43.89	39.90	36.57
Single Ended Cord Sets-R/A Female										
651	1454299	SAC-3P-10,0-800/M12FR	D	3	R/A Female	Open	10	40.87	37.16	34.06
651	1456954	SAC-4P-1,5-800/M12FR	D	4	R/A Female	Open	1.5	17.69	16.07	14.73
651	1456967	SAC-4P-3,0-800/M12FR	D	4	R/A Female	Open	3	22.54	20.50	18.79
651	1456970	SAC-4P-5,0-800/M12FR	D	4	R/A Female	Open	5	29.16	26.50	24.30
651	1456983	SAC-4P-10,0-800/M12FR	D	4	R/A Female	Open	10	45.72	41.56	38.09
Double Ended Cord Sets-Straight										
651	1456776	SAC-3P-M12MS/ 0,3-800/M12FS	E	3	Straight Male	Straight Female	0.3	23.52	21.39	19.60
651	1457063	SAC-4P-M12MS/ 0,6-800/M12FS	E	4	Straight Male	Straight Female	0.6	25.87	23.52	21.56
651	1567270	SAC-4P-M12MS/ 1,5-800/M12FS	E	4	Straight Male	Straight Female	1.5	28.86	26.24	24.05
651	1457076	SAC-4P-M12MS/ 3,0-800/M12FS	E	4	Straight Male	Straight Female	3	33.66	30.60	28.04

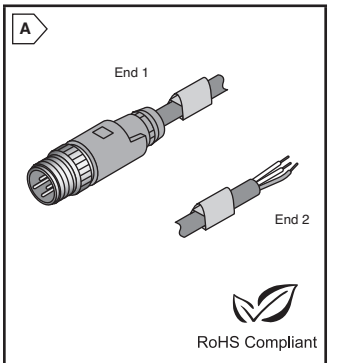

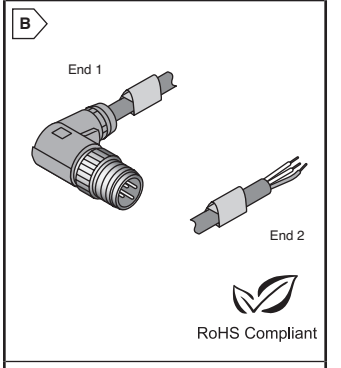

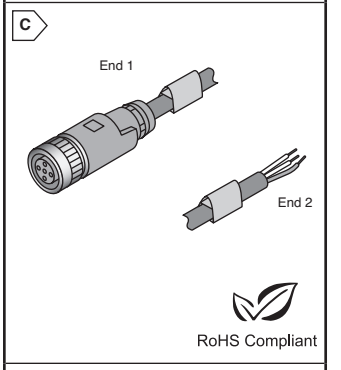

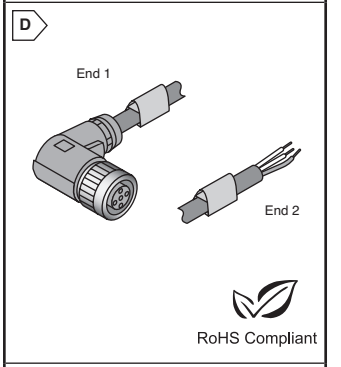

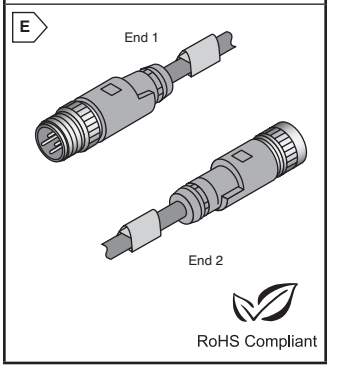

Circular Connectors

Phoenix Contact

© Copyright 2013 Mouser Electronics

© Copyright 2013 Mouser Electronics

PHOENIX CONTACT M12/M8 Connectors

PHOENIX CONTACT
INSPIRING INNOVATIONS

M12/M8 QUICKON-ONE PLUG CONNECTORS

Features:
- QUICKON-ONE design allows rapid connector termination
- No Individual Wire
- IDC Wire Termination

Specifications:
- Current Rating: 4A
- IP-Degree: IP67 (IEC 60529)
- Voltage Rating: 125VAC

For quantities greater than listed, call for quote.

MOUSER STOCK NO. Mfr.	Mfr. Part No.	Fig.	Phoenix Contact Type	No. of Positions	Cable Diameter	Mating Thread Material	AWG Range	Type	Price Each 1	10	25
M12 Quickon-One Plug Connector											
651	1641714	A	SACC-M12MS-4QO-0.34	4	3.5 - 6mm	Plastic	26-22	Male	13.95	12.85	12.08
651	1641691	A	SACC-M12MS-4QO-0.34-M	4	3.5 - 6mm	Metal	26-22	Male	14.47	13.31	12.51
651	1641769	A	SACC-M12MS-4QO-0.75	4	3.5 - 6mm	Plastic	22-18	Male	13.97	12.85	12.08
651	1641785	A	SACC-M12MS-4QO-0.75-M	4	3.5 - 6mm	Metal	22-18	Male	14.47	13.31	12.51
651	1641701	B	SACC-M12FS-4QO-0.34	4	3.5 - 6mm	Plastic	26-22	Female	13.97	12.85	12.08
651	1641688	B	SACC-M12FS-4QO-0.34-M	4	3.5 - 6mm	Metal	26-22	Female	14.37	13.23	12.43
651	1641756	B	SACC-M12FS-4QO-0.75	4	3.5 - 6mm	Plastic	22-18	Female	15.19	13.93	12.87
651	1641772	B	SACC-M12FS-4QO-0.75-M	4	3.5 - 6mm	Metal	22-18	Female	14.64	13.34	12.51
M12 SPEEDCON Quickon-One Plug Connector											
651	1521601	C	SACC-M12FS-4QO-0.75-M SCO	4	3.5 - 6mm	Metal	22-18	Female	14.20	11.99	11.33
651	1521591	D	SACC-M12MS-4QO-0.75-M SCO	4	3.5 - 6mm	Metal	22-18	Male	14.20	11.99	11.33
M8 Quickon-One Plug Connector											
651	1506752	A	SACC-M 8MS-3PCON	3	3 - 5mm	Metal	26-22	Male	20.55	18.91	17.77
651	1506778	B	SACC-M 8FS-3PCON	3	3 - 5mm	Metal	26-22	Female	19.89	18.30	17.21

M12/M8 PLUG CONNECTORS

RoHS Compliant

Features:
- Right Angle Versions can be swiveled
- Metal Threaded Knurls

Specifications:
- Current Rating: 4A
- IP-Degree: IP67 (IEC 60529)
- Voltage Rating: 125VAC

For quantities greater than listed, call for quote.

MOUSER STOCK NO. Mfr.	Mfr. Part No.	Fig.	Phoenix Contact Type	No. of Positions	Type Termination	Cable Diameter	Type	Price Each 1	10	25
M12 Plug Connector										
651	1662528	E	SACC-M12MS-4CON-PG7-M	4	Screw	4 - 6mm	Straight Male	14.37	13.42	12.60
651	1681101	F	SACC-M12MR-4CON-PG7-M	4	Screw	4 - 6mm	R/A Male	14.56	13.42	12.60
651	1681127	G	SACC-M12FS-4CON-PG7-M	4	Screw	4 - 6mm	Straight Female	14.56	13.42	12.60
651	1681143	H	SACC-M12FR-4CON-PG7-M	4	Screw	4 - 6mm	R/A Female	14.56	13.42	12.60
M8 Plug Connector										
651	1681156	E	SACC-M8MS-3CON-M	3	Solder	3.5 - 5 mm	Straight Male	14.56	13.42	12.60
651	1501252	G	SACC-M8MS-3CON-M-SW	3	Screw	3.5 - 5 mm	Straight Male	17.97	16.36	15.38
651	1681172	E	SACC-M8FS-3CON-M	3	Solder	3.5 - 5 mm	Straight Female	14.56	13.42	12.60
651	1506888	G	SACC-M8FS-3CON-M-SW	3	Screw	3.5 - 5 mm	Straight Female	17.21	15.87	15.19

M12 CABINET FEEDTHROUGH

Features:
- Transition from M12 Field devices to RJ45 Devices inside control cabinet
- 180° and 90° versions available

Specifications:
- IP-Degree: IP65/67
- Cat5e Rated
- Temperature range: -25°C to +85°C

For quantities greater than listed, call for quote.

MOUSER STOCK NO. Mfr.	Mfr. Part No.	Fig.	Phoenix Contact Type	No. of Positions	Coding	Mating Thread Material	Orientation	Price Each 1	10	25
651	1657261	I	VS-BH-M12FSD-RJ45/90	4	A	Metal	90°	42.51	39.10	36.79
651	1657494	I	VS-BH-M12FSDRJ45/180	4	A	Metal	180°	42.51	39.10	36.79
651	1405057	I	VS-BHM12FS-8CON-RJ45	8	D	Metal	90°	55.16	50.77	47.73
651	1405060	I	VS-BHM12FS-8CON-RJ45	8	D	Metal	180°	55.16	50.77	47.73

PANEL MOUNT CONNECTORS

For quantities greater than listed, call for quote.

MOUSER STOCK NO. Mfr.	Mfr. Part No.	Fig.	Phoenix Contact Type	No. of Positions	Keying	Orientation	Price Each 1	10	25
M12 - Speedcon - PCB									
651	1542761	J	SACC-DSI-FS-5CON-L180 SCO	5	A-standard	Straight Female	14.59	13.43	12.63
651	1543650	J	SACC-DSI-FSB-5CON-L180 SCO	5	B-inverse	Straight Female	14.39	13.43	12.63
651	1542774	J	SACC-DSI-FS-8CON-L180 SCO	8	A-standard	Straight Female	27.76	25.92	24.36
651	1542745	K	SACC-DSI-MS-5CON-L180 SCO	5	A-standard	Straight Male	14.59	13.43	12.63
651	1542758	K	SACC-DSI-MS-8CON-L180 SCO	8	A-standard	Straight Male	26.04	23.98	22.54
M8 - PCB									
651	1694334	L	SACC-DSI-M8MS-3CON-L180	3	---	Straight Male	12.93	11.90	11.18
651	1694363	M	SACC-DSI-M8FS-3CON-L182	3	---	Straight Female	14.85	13.67	12.86
651	1694376	M	SACC-DSI-M8FS-4CON-L183	4	---	Straight Female	11.10	10.22	9.61
M8 Receptacles with 0.5M Wire Leads									
651	1500350	-	SACC-E-M-8FS-3CON-M8/0.5	3	---	Female Panel	18.35	16.90	16.14
651	1500334	-	SACC-E-M-8MS-3CON-M8/0.5	3	---	Male Panel	15.93	14.67	14.01

SENSOR/ACTUATOR BOXES

The SACB sensor/actuator boxes set new standards in distributed field cabling when it comes to space. Ideal use of space is guaranteed by the extremely flat design. The boxes are offered in a variety of styles to accommodate any application.

For quantities greater than listed, call for quote.

MOUSER STOCK NO. Mfr.	Mfr. Part No.	Fig.	Phoenix Contact Type	No. of Slots	No. of Positions	Master Cable L (m)	Slot Type	With LED	Price Each 1	5
M12 Boxes										
651	1680982	N	SACB-8/8- 5.0PUR	8	4	5	Single-Occupied	-	145.03	133.51
651	1695171	N	SACB-8/8-L-10.0PUR	8	4	10	Single-Occupied	LED	205.32	189.02
M12 Sensor/Actuator Boxes with Connected Master Cable - Speedcon										
651	1517165	N	SACB-8/8-L-5.0PUR SCO	8	4	5	Single-Occupied	LED	164.76	151.68
M8 Sensor/Actuator Boxes										
651	1516072	O	SACB-10/3-L-5.0PUR M8	10	3	5	-	LED	197.81	182.10

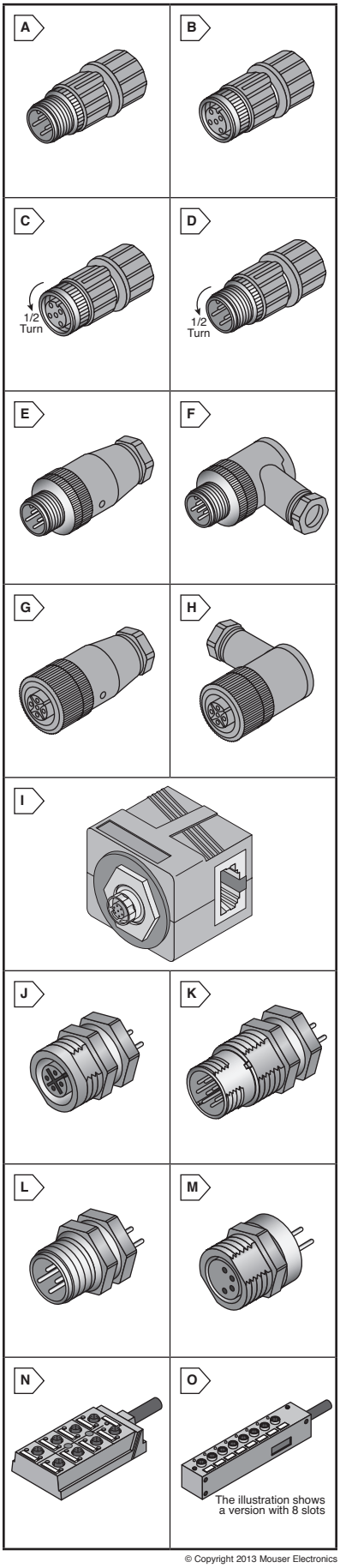

© Copyright 2013 Mouser Electronics

SOURIAU
Connection Technology

micro38999 SERIES MINIATURE CIRCULAR CONNECTORS FOR HARSH ENVIRONMENTS

Features:
- Integrated backshell provides cost and space savings
- IP67 on mated connector, 1 meter for 30 min. minimum
- >IP68 with appropriate cable termination
- Fluid resistance: MIL-DTL-38999 standard
- Compatible with de-icing fluids containing potassium acetate
- Harsh environment
  -Scoop Proof
  -Cavity to cavity sealed with interfacial seal and grommet
  -Fluid resistant

Applications:
- Small industrial equipment
- Docking Stations
- Tactical radio/network systems

Orientation

Shell size 3

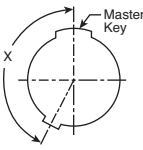

Shell size 5 & 7

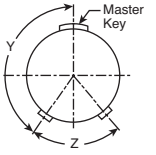

8LTA SERIES BAYONET COUPLING

MOUSER STOCK NO.	Souriau Part No.	Fig.	Shell Size	No. of Contacts	Orientation x°	Orientation y°	Orientation z°	Price Each 1	Price Each 10	Price Each 25
Oval Flange Receptacle (Pin Contacts), Black Zinc Nickel										
649-8LTA203Z35PN	8LTA203Z35PN	A	3	3	153	-	-	114.47	99.90	91.57
649-8LTA205Z06PN	8LTA205Z06PN	A	5	6	-	145	75	101.28	88.38	81.02
649-8LTA207Z09PN	8LTA207Z09PN	A	7	9	-	145	75	114.92	100.29	91.93
649-8LTA203Z35PA	8LTA203Z35PA	A	3	3	51	-	-	114.47	99.90	91.57
649-8LTA205Z06PA	8LTA205Z06PA	A	5	6	-	130	120	101.28	88.38	81.02
649-8LTA207Z09PA	8LTA207Z09PA	A	7	9	-	130	120	114.92	100.29	91.93
Plug without EMI Ring (Socket Contacts), Black Zinc Nickel										
649-8LTA603Z35SN	8LTA603Z35SN	B	3	3	153	-	-	183.40	160.05	146.72
649-8LTA605Z06SN	8LTA605Z06SN	B	5	6	-	145	75	151.59	132.29	121.26
649-8LTA607Z09SN	8LTA607Z09SN	B	7	9	-	145	75	198.22	172.99	158.57
649-8LTA603Z35SA	8LTA603Z35SA	B	3	3	51	-	-	183.40	160.05	146.72
649-8LTA605Z06SA	8LTA605Z06SA	B	5	6	-	130	120	151.59	132.29	121.26
649-8LTA607Z09SA	8LTA607Z09SA	B	7	9	-	130	120	198.22	172.99	158.57

8DA SERIES THREADED COUPLING

Square Flange Receptacle (Pin Contacts), Black Zinc Nickel										
649-8DA005Z06PN	8DA005Z06PN	C	5	6	-	145	75	117.59	102.62	94.07
649-8DA007Z09PN	8DA007Z09PN	C	7	9	-	145	75	117.92	102.91	94.34
649-8DA005Z06PA	8DA005Z06PA	C	5	6	-	130	120	117.59	102.62	94.07
649-8DA007Z09PA	8DA007Z09PA	C	7	9	-	130	120	117.92	102.91	94.34
Square Flange Receptacle (Pin Contacts), Nickel										
649-8DA005F06PN	8DA005F06PN	C	5	6	-	145	75	105.15	91.76	84.12
649-8DA007F09PN	8DA007F09PN	C	7	9	-	145	75	103.79	90.58	83.03
649-8DA005F06PA	8DA005F06PA	C	5	6	-	130	120	105.15	91.76	84.12
649-8DA007F09PA	8DA007F09PA	C	7	9	-	130	120	103.79	90.58	83.03
Jam Nut Receptacle (Pin Contacts), Black Zinc Nickel										
649-8DA705Z06PN	8DA705Z06PN	D	5	6	-	145	75	140.48	122.60	112.38
649-8DA707Z09PN	8DA707Z09PN	D	7	9	-	145	75	143.01	124.80	114.40
649-8DA705Z06PA	8DA705Z06PA	D	5	6	-	130	120	140.48	122.60	112.38
649-8DA707Z09PA	8DA707Z09PA	D	7	9	-	130	120	143.01	124.80	114.40
Jam Nut Receptacle (Pin Contacts), Nickel										
649-8DA705F06PN	8DA705F06PN	D	5	6	-	145	75	122.31	106.74	97.85
649-8DA707F09PN	8DA707F09PN	D	7	9	-	145	75	122.58	106.98	98.07
649-8DA705F06PA	8DA705F06PA	D	5	6	-	130	120	122.31	106.74	97.85
649-8DA707F09PA	8DA707F09PA	D	7	9	-	130	120	122.58	106.98	98.07
Plug without EMI Ring (Pin Contacts), Black Zinc Nickel										
649-8DA603Z05PN	8DA603Z05PN	E	3	5	153	-	-	199.20	173.84	159.36
649-8DA603Z05PA	8DA603Z05PA	E	3	5	51	-	-	199.20	173.84	159.36
Plug without EMI Ring (Pin Contacts), Nickel										
649-8DA603F05PN	8DA603F05PN	E	3	5	153	-	-	158.30	138.15	126.63
649-8DA603F05PA	8DA603F05PA	E	3	5	51	-	-	158.30	138.15	126.63
Square Flange Receptacle (Socket Contacts), Black Zinc Nickel										
649-8DA003Z05SN	8DA003Z05SN	F	3	5	153	-	-	114.67	100.08	91.73
649-8DA003Z05SA	8DA003Z05SA	F	3	5	51	-	-	114.67	100.08	91.73
Square Flange Receptacle (Socket Contacts), Nickel										
649-8DA003F05SN	8DA003F05SN	F	3	5	153	-	-	98.17	85.67	78.54
649-8DA003F05SA	8DA003F05SA	F	3	5	51	-	-	98.17	85.67	78.54
Plug with EMI Ring (Socket Contacts), Black Zinc Nickel										
649-8DA505Z06SN	8DA505Z06SN	G	5	6	-	145	75	170.48	148.78	136.39
649-8DA507Z09SN	8DA507Z09SN	G	7	9	-	145	75	220.48	192.43	176.39
649-8DA505Z06SA	8DA505Z06SA	G	5	6	-	130	120	170.48	148.78	136.39
649-8DA507Z09SA	8DA507Z09SA	G	7	9	-	130	120	220.48	192.43	176.39
Plug with EMI Ring (Socket Contacts), Nickel										
649-8DA505F06SN	8DA505F06SN	G	5	6	-	145	75	143.01	124.80	114.40
649-8DA507F09SN	8DA507F09SN	G	7	9	-	145	75	182.88	159.60	146.30
649-8DA505F06SA	8DA505F06SA	G	5	6	-	130	120	143.01	124.80	114.40
649-8DA507F09SA	8DA507F09SA	G	7	9	-	130	120	182.88	159.60	146.30

8BA SERIES BREAK AWAY COUPLING

In Line Receptacle (Pin Contact), Black Zinc Nickel										
649-8BA105Z06PA	8BA105Z06PA	H	5	6	-	130	120	144.05	125.71	115.24
In Line Receptacle (Socket Contacts), Black Zinc Nickel										
649-8BA103Z05SN	8BA103Z05SN	H	3	5	153	-	-	175.32	153.01	140.26
649-8BA105Z06SN	8BA105Z06SN	H	5	6	-	145	75	153.10	133.61	122.48
649-8BA107Z09SN	8BA107Z09SN	H	7	9	-	145	75	197.19	174.82	162.03
649-8BA103Z05SA	8BA103Z05SA	H	3	5	51	-	-	175.32	153.01	140.26
649-8BA107Z09SA	8BA107Z09SA	H	7	9	-	130	120	175.79	153.42	140.63
Plug (Pin Contacts), Black Zinc Nickel										
649-8BA603Z05PN	8BA603Z05PN	I	3	5	153	-	-	137.14	119.68	109.71
649-8BA605Z06PN	8BA605Z06PN	I	5	6	-	145	75	113.83	99.34	91.06
649-8BA607Z09PN	8BA607Z09PN	I	7	9	-	145	75	247.04	229.22	214.75
649-8BA603Z05PA	8BA603Z05PA	I	3	5	51	-	-	137.14	119.68	109.71
649-8BA607Z09PA	8BA607Z09PA	I	7	9	-	130	120	140.04	122.22	112.03
Plug (Socket Contact), Black Zinc Nickel										
649-8BA605Z06SA	8BA605Z06SA	I	5	6	-	130	120	122.83	107.19	98.26

© Copyright 2013 Mouser Electronics



© Copyright 2013 Mouser Electronics

SOURIAU Sealed Plastic Circular Connectors

SOURIAU Connection Technology

RoHS Compliant **This product is RoHS compliant.**

UTS HI SEAL IP68/IP69K SEALING TRIM TRIO®

Features:
- High density layouts
- Waterproof mated and unmated
- Secure, reliable bayonet coupling
- Solder cup contacts
- Utilizes the trim trio contact system
- MIL-DTL-26482 compatible

Applications:
- Video surveillance
- Parking detection systems
- Lifting equipment
- Meteorological measurement systems

For quantities greater than listed, call for quote.

MOUSER STOCK NO.	Souriau Part No.	Fig.	Shell Size	No. of Contacts	Contact Type	Price Each 1	10	25
Cable Plugs with Backshell								
649-UTS6JC8E2P	UTS6JC8E2P	A	8	2	Pin	21.65	17.32	15.75
649-UTS6JC8E3P	UTS6JC8E3P	A	8	3	Pin	22.58	18.06	16.44
649-UTS6JC8E4P	UTS6JC8E4P	A	8	4	Pin	23.71	18.96	17.25
649-UTS6JC12E10P	UTS6JC12E10P	A	12	10	Pin	28.30	22.64	20.60
649-UTS6JC14E18P	UTS6JC14E18P	A	14	18	Pin	32.95	26.36	23.99
649-UTS6JC14E19P	UTS6JC14E19P	A	14	19	Pin	32.83	26.26	23.89
649-UTS6JC12E10S	UTS6JC12E10S	A	12	10	Socket	31.37	25.10	22.83
649-UTS6JC12E14S	UTS6JC12E14S	A	12	14	Socket	47.51	43.02	39.31
649-UTS6JC14E19S	UTS6JC14E19S	A	14	19	Socket	39.07	31.27	28.43
Jam Nut Receptacles								
649-UTS712E10P	UTS712E10P	B	12	10	Pin	36.89	29.51	26.85
649-UTS714E19P	UTS714E19P	B	14	19	Pin	48.96	39.16	35.64
Square Flange Receptacles								
649-UTS012E14P	UTS012E14P	C	12	14	Pin	32.06	29.03	26.53
649-UTS08E2S	UTS08E2S	C	8	2	Socket	15.89	12.70	11.57
649-UTS08E3S	UTS08E3S	C	8	3	Socket	16.75	13.40	12.19
649-UTS08E4S	UTS08E4S	C	8	4	Socket	18.54	14.83	13.49
649-UTS012E10S	UTS012E10S	C	12	10	Socket	23.04	18.43	16.78
649-UTS014E18S	UTS014E18S	C	14	18	Socket	32.08	29.05	26.55
649-UTS014E19S	UTS014E19S	C	14	19	Socket	40.24	32.19	29.29

UTS SERIES WITH IP68/69K SEALING TRIM TRIO®

Specifications:
- Connectors and Backshell Material: Thermoplastic
- ROHS Compliant per Souriau Documentation
- Operating temperature: -40°C to +105°C
- Quick, secure, and reliable bayonet locking system
- UTS Connectors accept TRIM TRIO® removable snap lock contacts
- UV resistant - Suitable for outdoor use
- Contacts ordered separately (see Souriau Contacts and Tooling page)

For quantities greater than listed, call for quote.

MOUSER STOCK NO.	Souriau Part No.	Fig.	Shell Size	No. of Contacts	Contact Type	Contact Size	Dimensions: mm A	B	Price Each 1	10	25
Cable Plugs with Backshell for Pin and Socket Contacts											
649-UTS6JC103P	UTS6JC103P	D	10	3	Pin	16	26.2	63.2	15.23	14.42	14.02
649-UTS6JC104P	UTS6JC104P	D	10	4	Pin	16	26.2	63.2	12.90	12.34	11.96
649-UTS6JC106P	UTS6JC106P	D	10	6	Pin	20	26.2	63.2	12.60	12.07	11.71
649-UTS6JC124P	UTS6JC124P	D	12	4	Pin	16	29.7	66.7	13.60	13.00	12.62
649-UTS6JC128P	UTS6JC128P	D	12	8	Pin	16	29.7	66.7	13.60	13.00	12.62
649-UTS6JC1210P	UTS6JC1210P	D	12	10	Pin	20	29.7	66.7	13.60	13.01	12.62
649-UTS6JC147P	UTS6JC147P	D	14	7	Pin	16	34.6	71.5	14.48	13.84	13.43
649-UTS6JC1412P	UTS6JC1412P	D	14	12	Pin	16	34.6	71.5	14.47	13.84	13.43
649-UTS6JC1419P	UTS6JC1419P	D	14	19	Pin	20	34.6	71.5	14.47	13.84	13.43
649-UTS6JC103S	UTS6JC103S	D	10	3	Socket	16	26.2	63.2	15.23	14.42	14.02
649-UTS6JC104S	UTS6JC104S	D	10	4	Socket	16	26.2	63.2	13.91	13.30	12.89
649-UTS6JC106S	UTS6JC106S	D	10	6	Socket	20	26.2	63.2	15.45	14.78	14.32
649-UTS6JC124S	UTS6JC124S	D	12	4	Socket	16	29.7	66.7	13.60	13.00	12.62
649-UTS6JC128S	UTS6JC128S	D	12	8	Socket	16	29.7	66.7	13.60	13.00	12.62
649-UTS6JC1210S	UTS6JC1210S	D	12	10	Socket	20	29.7	66.7	16.12	15.44	14.96
649-UTS6JC147S	UTS6JC147S	D	14	7	Socket	16	34.6	71.5	14.47	13.84	13.43
649-UTS6JC1412S	UTS6JC1412S	D	14	12	Socket	16	34.6	71.5	14.47	13.84	13.43
649-UTS6JC1419S	UTS6JC1419S	D	14	19	Socket	20	34.6	71.5	17.09	16.35	15.86
Jam Nut Receptacles (Panel Version) for Pin and Socket Contacts											
649-UTS7103P	UTS7103P	E	10	3	Pin	16	16.6	33.9	8.87	8.50	8.24
649-UTS7104P	UTS7104P	E	10	4	Pin	16	16.6	33.9	8.87	8.50	8.24
649-UTS7106P	UTS7106P	E	10	6	Pin	20	16.6	33.9	8.61	8.25	8.00
649-UTS7124P	UTS7124P	E	12	4	Pin	16	20.8	33.9	8.81	8.43	8.17
649-UTS7128P	UTS7128P	E	12	8	Pin	16	20.8	33.9	8.81	8.43	8.17
649-UTS71210P	UTS71210P	E	12	10	Pin	20	20.8	33.9	8.83	8.44	8.17
649-UTS7147P	UTS7147P	E	14	7	Pin	16	23.9	33.9	9.42	9.00	8.74
649-UTS71412P	UTS71412P	E	14	12	Pin	16	23.9	33.9	9.41	9.00	8.74
649-UTS71419P	UTS71419P	E	14	19	Pin	20	23.9	33.9	9.42	9.01	8.73
649-UTS7103S	UTS7103S	E	10	3	Socket	16	16.6	33.9	8.32	7.97	7.74
649-UTS7104S	UTS7104S	E	10	4	Socket	16	16.6	33.9	8.55	8.20	7.94
649-UTS7106S	UTS7106S	E	10	6	Socket	20	16.6	33.9	10.46	10.02	9.72
649-UTS7124S	UTS7124S	E	12	4	Socket	16	20.8	33.9	8.81	8.43	8.17
649-UTS7128S	UTS7128S	E	12	8	Socket	16	20.8	33.9	8.81	8.43	8.17
649-UTS71210S	UTS71210S	E	12	10	Socket	20	20.8	33.9	10.94	10.45	10.12
649-UTS7147S	UTS7147S	E	14	7	Socket	16	23.9	33.9	9.41	8.99	8.73
649-UTS71412S	UTS71412S	E	14	12	Socket	16	23.9	33.9	9.42	9.00	8.73
649-UTS71419S	UTS71419S	E	14	19	Socket	20	23.9	33.9	11.64	11.15	10.80

Accessories

For quantities greater than listed, call for quote.

MOUSER STOCK NO.	Souriau Part No.	Fig.	Shell Size	Type	Price Each 1	10	25
Receptacle Sealing Caps and Plugs							
649-UTS10DCG	UTS10DCG	F	10	Receptacle	4.06	3.89	3.78
649-UTS12DCG	UTS12DCG	F	12	Receptacle	5.78	5.47	5.32
649-UTS14DCG	UTS14DCG	F	14	Receptacle	4.98	4.76	4.62
649-UTS610DCG	UTS610DCG	G	10	Plug	7.74	7.40	7.17
649-UTS612DCG	UTS612DCG	G	12	Plug	8.61	8.26	8.01
649-UTS614DCG	UTS614DCG	G	14	Plug	9.81	9.39	9.11
Color Coding Rings							
649-UTS710CCRG	UTS710CCRG	-	10	Green	.44	.428	.407
649-UTS712CCRG	UTS712CCRG	-	12	Green	.44	.424	.408
649-UTS714CCRG	UTS714CCRG	-	14	Green	.44	.424	.408
649-UTS710CCRY	UTS710CCRY	-	10	Yellow	.77	.717	.696
649-UTS712CCRY	UTS712CCRY	-	12	Yellow	.44	.424	.408
649-UTS714CCRY	UTS714CCRY	-	14	Yellow	.44	.428	.407
649-UTS710CCRR	UTS710CCRR	-	10	Red	.44	.428	.407
649-UTS712CCRR	UTS712CCRR	-	12	Red	.44	.424	.408

A



B



C



D



E



F



G



Circular Connectors

Souriau

© Copyright 2013 Mouser Electronics

© Copyright 2013 Mouser Electronics

SOURIAU Circular Connectors

RoHS Compliant **This product is RoHS compliant.**

SOURIAU Connection Technology

TRIM TRIO™ INSERT ARRANGEMENTS

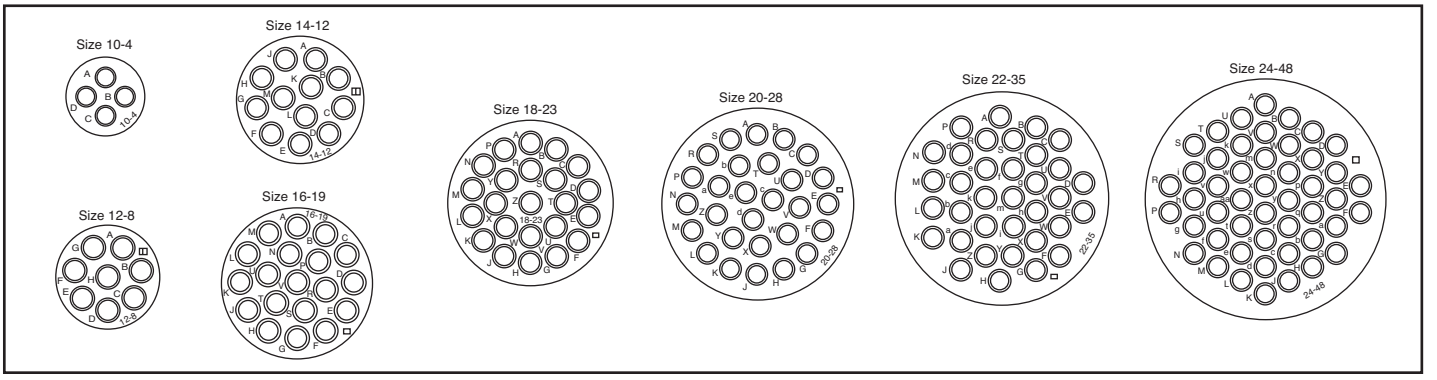

UTG SERIES CIRCULAR CONNECTORS TRIM TRIO™

Plastic Circular Trim Trio™ Connectors with Metal Coupling System
"UTG" Metalok Bantam plastic industrial circular connectors with metal coupling are a range of multiway connectors to provide the complete answer to the need for light weight, robust circular connectors.

Features:
- Accepts TRIM-TRIO removeable snap lock contacts; sold separately
- UL approved-file Nr.: E31151
- Metal bayonet ring:
  - Metal wave spring loaded
  - Locks with audible positive "click"
  - Assures 500 matings and unmatings

Materials:
- Body: Glass filled thermoplastic UL94V-0
- Color: Black
- Coupling Ring: Nickel plated brass
- Tri-locking pins: Stainless steel
- Coupling spring: Spring steel

Specifications:
- IP Degree: IP67
- Operating temperature: -55ºC to +125ºC
- Test potential: 2000VAC
- Durability: 500 matings and unmatings

Circular Connectors

Souriau

Cable Plugs (for Pin Contacts)

For quantities greater than listed, call for quote.

MOUSER STOCK NO.	Souriau Part No.	Fig.	Shell Size	No. of Contacts	Dimensions: mm		Price Each		
					A	B	1	10	25
649-UTG6104PN	UTG610-4PN	A	10	4	21.6	31.8	14.62	13.20	12.14
649-UTG612-8PN	UTG612-8PN	A	12	8	24.8	31.8	15.18	13.75	13.01
649-UTG61412PN	UTG614-12PN	A	14	12	28.0	31.8	15.05	13.64	12.90
649-UTG616-19PN	UTG616-19PN	A	16	19	31.2	31.8	19.66	15.98	15.03
649-UTG618-23PN	UTG618-23PN	A	18	23	34.3	31.8	26.92	24.41	23.06
649-UTG620-28PN	UTG620-28PN	A	20	28	27.5	31.8	25.04	22.68	21.46
649-UTG622-35PN	UTG622-35PN	A	22	35	40.7	31.8	21.20	19.20	18.16
649-UTG624-48PN	UTG624-48PN	A	24	48	43.9	31.8	33.53	30.38	28.75

Cable Plugs (for Socket Contacts)

649-UTG610-4SN	UTG610-4SN	B	10	4	21.6	23.9	14.18	12.84	12.14
649-UTG612-8SN	UTG612-8SN	B	12	8	24.8	23.9	15.18	13.76	13.02
649-UTG614-12SN	UTG614-12SN	B	14	12	28.0	23.9	13.25	12.01	11.34
649-UTG616-19SN	UTG616-19SN	B	16	19	31.2	23.9	19.84	17.97	17.00
649-UTG618-23SN	UTG618-23SN	B	18	23	34.3	23.9	16.49	14.93	14.13
649-UTG620-28SN	UTG620-28SN	B	20	28	37.5	24.9	24.16	21.87	20.69
649-UTG622-35SN	UTG622-35SN	B	22	35	40.7	24.9	21.84	19.78	18.73

Wall-Mounting Receptacles (for Pin Contacts)

649-UTG010-4P	UTG010-4P	C	10	4	23.8	31.7	8.46	7.98	7.58
649-UTG012-8P	UTG012-8P	C	12	8	26.2	31.7	8.17	7.79	7.40
649-UTG014-12P	UTG014-12P	C	14	12	28.6	31.7	8.28	7.81	7.43
649-UTG016-19P	UTG016-19P	C	16	19	31.0	31.7	8.84	8.40	7.93
649-UTG018-23P	UTG018-23P	C	18	23	33.3	31.7	9.49	8.60	8.14
649-UTG020-28P	UTG020-28P	C	20	28	36.5	33.3	15.77	14.30	13.54
649-UTG022-35P	UTG022-35P	C	22	35	39.7	33.1	14.92	14.08	13.69
649-UTG024-48P	UTG024-48P	C	24	48	42.9	33.3	13.49	13.29	12.94

Wall-Mounting Receptacles (for Socket Contacts)

649-UTG010-4S	UTG010-4S	D	10	4	23.8	24.3	8.28	7.50	7.10
649-UTG012-8S	UTG012-8S	D	12	8	26.2	24.3	8.62	7.81	7.39
649-UTG014-12S	UTG014-12S	D	14	12	28.6	24.3	9.93	9.01	8.53
649-UTG016-19S	UTG016-19S	D	16	19	31.0	24.3	8.26	7.85	7.40
649-UTG018-23S	UTG018-23S	D	18	23	33.3	24.3	8.97	8.50	8.25
649-UTG020-28S	UTG020-28S	D	20	28	36.5	27.0	14.10	12.78	12.09
649-UTG024-48S	UTG024-48S	D	24	48	42.9	30.4	17.38	16.72	15.78

Plastic Cable Clamp with Strain Relief

For quantities greater than listed, call for quote.

MOUSER STOCK NO.	Souriau Part No.	Fig.	Shell Size	Price Each		
				1	10	25
649-UTG10AC	UTG10AC	E	10	9.60	9.35	8.89
649-UTG12AC	UTG12AC	E	12	10.89	9.47	8.68
649-UTG14AC	UTG14AC	E	14	10.85	10.45	9.60
649-UTG16AC	UTG16AC	E	16	12.29	10.02	9.18
649-UTG18AC	UTG18AC	E	18	11.76	10.66	10.07
649-UTG20AC	UTG20AC	E	20	12.50	11.71	11.05
649-UTG22AC	UTG22AC	E	22	13.10	12.26	11.34
649-UTG24AC	UTG24AC	E	24	15.96	13.49	12.37

Plastic Cable Clamp with Strain Relief Nut for Waterprotected Applications

649-UTG10PG	UTG10PG	F	10	9.22	8.73	8.49
649-UTG12PG	UTG12PG	F	12	14.17	11.99	10.98
649-UTG14PG	UTG14PG	F	14	14.08	11.58	10.77
649-UTG16PG	UTG16PG	F	16	12.29	10.10	9.42
649-UTG18PG	UTG18PG	F	18	17.01	13.98	13.02
649-UTG20PG	UTG20PG	F	20	18.50	15.04	14.17
649-UTG22PG	UTG22PG	F	22	14.47	11.76	11.07
649-UTG24PG	UTG24PG	F	24	19.05	17.47	16.48

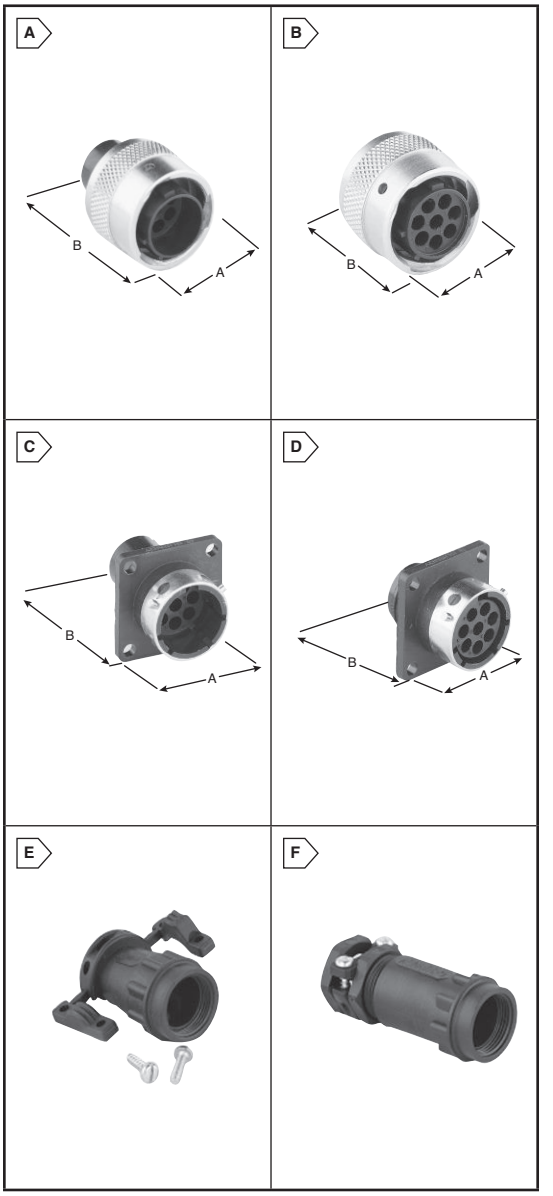

© Copyright 2013 Mouser Electronics

© Copyright 2013 Mouser Electronics

SOURIAU Contacts and Tooling

RoHS Compliant **This product is RoHS compliant.**

TRIM TRIO™ FORMED CONTACTS

Contacts are two piece formed crimp snap-in pin and sockets. Any TRIM TRIO™ contact can be used in any contact position in any connector in the TRIM TRIO™ interconnection system.

Features:
- Made from high conductive copper alloy with gold or tin over nickel plate finish
- Two piece construction with dual purpose spring which serves for contact retention and protects the body against damage
- Suitable for high volumes and lower installation cost

Specifications:
- Size 16 - 1.6mm(.063") diameter
- Size 20 - 1.0mm(.040") diameter
- Contact body: High conductive copper alloy
- Outer spring: Stainless steel
- Size 16 - Current rating: 13A
- Size 20 - Current rating: 5A

Formed Pin Contacts

For quantities greater than listed, call for quote.

MOUSER STOCK NO.	Souriau Part No.	Fig.	Contact Size	Wire Size	Plating	Insulation Diameter (mm)	Price Each		
							1	10	25
649-SM20WL-3S26	SM20WL-3S26	A	20	22-20AWG	75µ" Gold	1.17-2.08	.69	.63	.609
649-SM24WL-3S26	SM24WL-3S26	A	20	26-24AWG	75µ" Gold	.89-1.58	.70	.653	.62
649-SM16ML1S6	SM16ML1S6	A	16	18-16AWG	75µ" Gold	3.0	1.41	1.35	1.21
649-SM20ML1S6	SM20ML1S6	A	16	22-20AWG	75µ" Gold	1.17-2.08	1.83	1.71	1.66
649-SM16ML-1D70	SM16ML-1D70	A	16	18-16AWG	Gold Flash	3.0	.93	.867	.815
649-SM20ML-1D70	SM20ML-1D70	A	16	22-20AWG	Gold Flash	1.17-2.08	1.25	1.11	1.00
649-SM14ML-1TK6	SM14ML-1TK6	A	16	14AWG	Tin	3.2	.56	.535	.492
649-SM16ML-1TK6	SM16ML-1TK6	A	16	18-16AWG	Tin	3.0	.63	.529	.486
649-SM20ML-1TK6	SM20ML-1TK6	A	16	22-20AWG	Tin	1.17-2.08	.66	.53	.487
649-SM24ML-1TK6	SM24ML-1TK6	A	16	26-24AWG	Tin	.89-1.58	.45	.385	.364

Formed Socket Contacts

649-SC20WL-3S25	SC20WL-3S25	B	20	22-20AWG	75µ" Gold	1.17-2.08	.86	.784	.759
649-SC24WL-3S25	SC24WL-3S25	B	20	26-24AWG	75µ" Gold	.89-1.58	.75	.703	.681
649-SC14ML1S6	SC14ML1S6	B	16	14AWG	75µ" Gold	3.2	2.05	1.94	1.86
649-SC16ML1S6	SC16ML1S6	B	16	18-16AWG	75µ" Gold	3.0	2.19	1.70	1.58
649-SC20ML1S6	SC20ML1S6	B	16	22-20AWG	75µ" Gold	1.17-2.08	2.40	2.25	2.16
649-SC24ML1S6	SC24ML1S6	B	16	26-24AWG	75µ" Gold	.89-1.58	1.89	1.72	1.58
649-SC16ML1D70	SC16ML1D70	B	16	18-16AWG	Gold Flash	3.0	1.19	.969	.887
649-SC20ML1D70	SC20ML1D70	B	16	22-20AWG	Gold Flash	1.17-2.08	1.07	.946	.862
649-SC16ML1TK6	SC16ML1TK6	B	16	18-16AWG	Tin	3.0	.47	.439	.417
649-SC20ML1TK6	SC20ML1TK6	B	16	22-20AWG	Tin	1.17-2.08	.64	.535	.524
649-SC24ML1TK6	SC24ML1TK6	B	16	26-24AWG	Tin	.89-1.58	.59	.556	.524

TRIM TRIO™ SIZE 16 MACHINED CONTACTS

Features:
- Made from high conductive copper alloy with gold over nickel plate finish
- Any TRIM TRIO™ contact can be used in any contact position in any connector in the TRIM TRIO™ interconnection system
- Heat-treated beryllium copper locking springs assure proper locking and alignment of contacts in the housing
- Closed entry design on RC socket contact to prevent probe damage

Specifications:
- Contact body: High conductive copper alloy
- Outer spring: Tempered, heat-treated, beryllium copper
- Inner spring socket: Tempered, heat-treated, plated beryllium copper
- Current rating: 13A

Machined Pin Contacts

For quantities greater than listed, call for quote.

MOUSER STOCK NO.	Souriau Part No.	Fig.	Wire Size	Plating	Maximum Wire Dia. (mm)	Maximum Insulation Dia. (mm)	Price Each		
							1	10	25
649-RM20M12D28	RM20M12D28	A	22-20AWG	30µ" Gold	1.18	2.2	4.02	3.62	3.46
649-RM16M23D28	RM16M23D28	A	20-16AWG	30µ" Gold	1.8	3.2	2.34	2.09	1.87
649-SM24ML-1TK6	SM24ML-1TK6	A	16	26-24AWG	Tin	.89-1.58	.45	.385	.364

Machined Socket Contacts

649-RC28M1D28	RC28M1D28	B	30-28AWG	30µ" Gold	0.55	1.1	1.79	1.59	1.57
649-RC24M9D28	RC24M9D28	B	26-24AWG	30µ" Gold	0.8	1.6	5.23	4.96	4.75
649-RC20M12D28	RC20M12D28	B	22-20AWG	30µ" Gold	1.18	2.2	3.08	2.79	2.55
649-RC16M23D28	RC16M23D28	B	20-16AWG	30µ" Gold	1.8	3.2	2.48	2.26	2.05

TRIM TRIO™ SIZE 16 MONOCRIMP SUBMINIATURE COAXIAL CONTACTS

One Piece Contacts for Subminiature Coaxial Cables

Features:
- The monocrimp one-piece coaxial contacts offer reliability plus the economic advantage of a 95% reduction in installation time over conventional assembly methods
- Any TRIM TRIO™ contact can be used in any contact position in any connector in the TRIM TRIO™ interconnection system

Plating:
- Retaining spring plating: Nickel plated
- Inner and outer contacts: 0.75µ" Gold min. over Nickel

Materials:
- Inner and outer contacts: Brass
- Retaining spring: Beryllium copper
- Insulating bushing: Nylon

Specifications:
- Operating temperature: -55°C + 125°C
- Isolation @ 30MHZ: 140db

For quantities greater than listed, call for quote.

MOUSER STOCK NO.	Souriau Part No.	Fig.	Gender	Wire Size	Cable Type	Price Each		
						1	10	25
649-RMDX6032D28	RM20M12D28	C	Male	28	RG174/U	10.36	9.41	8.62
649-RMDX60-36D28	RM16M23D28	C	Male	26	RG188/U	10.38	9.42	8.62
649-RCDX6016D28	SM24ML-1TK6	D	Female	30	RG178B/U	26.40	23.96	21.97

TOOLING

For quantities greater than listed, call for quote.

MOUSER STOCK NO.	Souriau Part No.	Fig.	Description	Price Each
649-RX2025GE1	RX2025GE1	E	Extraction tool	93.79

A

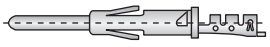

B

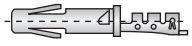

C

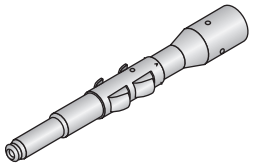

D

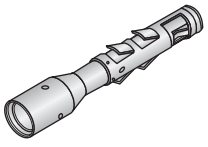

E

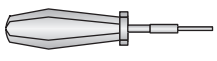

Circular Connectors

Souriau

© Copyright 2013 Mouser Electronics

© Copyright 2013 Mouser Electronics

SOURIAU JBX Miniature Push-Pull Connectors

RoHS Compliant **This product is RoHS compliant.**

SOURIAU Connection Technology

JBX MINIATURE PUSH-PULL CONNECTORS

Designed to provide quick, reliable, high density interconnections of wire and cable.

Features:

- Mechanically keyed to ensure correct polarization and alignment
- High contact density in a small space
- Contact termination in crimp or solder contacts
- Removable contacts
- Fully compatible and intermateable with Lemo's B series

Specifications:

- Shell Material: Brass
- Socket Contact Material: Cupro-nickel
- Socket Plating Material: Gold
- Pin Contact Material: Brass
- Pin Plating Material: Gold
- Insulator Material: Fortron
- Shielded from 55dB up to 100MHz
- Endurance: >1000 cycles per MIL-STD1344AD
- Temperature Range: -50°C; +125°C
- Protection Index: IP40

Straight Cable Plug



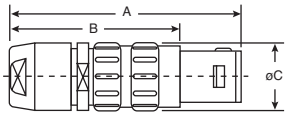

Shell Size	Dimensions: mm (in.)		
	A	B	øC
0	39 (1.536)	29 (1.142)	10 (.394)
1	45 (1.773)	34 (1.339)	12 (.472)
2	52 (2.048)	40 (1.576)	15 (.591)

Fixed Panel Receptacle



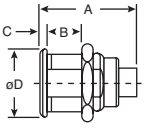

Shell Size	Dimensions: mm (in.)			
	A	B	øC	øD
0	19 (.748)	8 (.315)	1.2 (.047)	10 (.394)
1	21 (.827	10 (.394)	1.5 (.059)	14 (.551)
2	24 (.945)	10 (.394)	1.8 (.070)	18 (.709)

Circular Connectors

Souriau

Cable Plug Solder Contacts / Panel Receptacles Solder Contacts

For quantities greater than listed, call for quote.

Shell Size	No. of Contacts	ø Contact	Wire Size	Current Rating	MOUSER STOCK NO.	Souriau Part No.	Price Each 1	Price Each 10	Price Each 25	MOUSER STOCK NO.	Souriau Part No.	Price Each 1	Price Each 10	Price Each 25
0	2	0.9	24	10.0A	649-JBXFD0G02MSSDSR	JBXFD0G02MSSDSR	21.98	20.89	19.91	649-JBXER0G02FSSDSR	JBXER0G02FSSDSR	18.53	17.62	16.80
0	3	0.9	24	8.0A	649-JBXFD0G03MSSDSR	JBXFD0G03MSSDSR	26.26	24.96	23.80	649-JBXER0G03FSSDSR	JBXER0G03FSSDSR	21.29	20.26	19.31
0	4	0.7	26	7.0A	649-JBXFD0G04MSSDSR	JBXFD0G04MSSDSR	25.79	24.54	23.38	649-JBXER0G04FSSDSR	JBXER0G04FSSDSR	22.81	21.68	20.67
0	5	0.7	26	6.5A	649-JBXFD0G05MSSDSR	JBXFD0G05MSSDSR	27.63	26.27	25.04	649-JBXER0G05FSSDSR	JBXER0G05FSSDSR	26.04	24.76	23.61
1	3	1.3	20	12.0A	649-JBXFD1G03MSSDSR	JBXFD1G03MSSDSR	34.94	33.21	31.65	649-JBXER1G03FSSDSR	JBXER1G03FSSDSR	31.18	29.65	28.25
1	4	0.9	24	10.0A	649-JBXFD1G04MSSDSR	JBXFD1G04MSSDSR	37.69	35.82	34.15	649-JBXER1G04FSSDSR	JBXER1G04FSSDSR	36.45	34.66	33.03
1	5	0.9	24	9.0A	649-JBXFD1G05MSSDSR	JBXFD1G05MSSDSR	39.57	37.61	35.87	649-JBXER1G05FSSDSR	JBXER1G05FSSDSR	40.41	38.42	36.63
1	6	0.7	26	7.0A	649-JBXFD1G06MSSDSR	JBXFD1G06MSSDSR	41.43	39.40	37.54	649-JBXER1G06FSSDSR	JBXER1G06FSSDSR	37.62	35.77	34.09
1	7	0.7	26	7.0A	649-JBXFD1G07MSSDSR	JBXFD1G07MSSDSR	41.23	39.19	37.36	649-JBXER1G07FSSDSR	JBXER1G07FSSDSR	42.52	40.42	38.53
1	8	0.7	26	7.0A	649-JBXFD1G08MSSDSR	JBXFD1G08MSSDSR	45.16	42.94	40.93	649-JBXER1G08FSSDSR	JBXER1G08FSSDSR	42.99	40.86	38.95
2	5	1.3	20	14.0A	649-JBXFD2G05MSSDSR	JBXFD2G05MSSDSR	46.67	44.37	42.30	649-JBXER2G05FSSDSR	JBXER2G05FSSDSR	42.29	40.21	38.32
2	7	1.3	20	11.0A	649-JBXFD2G07MSSDSR	JBXFD2G07MSSDSR	50.63	48.15	45.88	- - - - - - - - - - - - - - - - - -	- - - - - - - - - - - - - - -	-	-	-
2	10	0.9	24	8.0A	649-JBXFD2G10MSSDSR	JBXFD2G10MSSDSR	53.57	50.95	48.56	649-JBXER2G10FSSDSR	JBXER2G10FSSDSR	56.32	53.55	51.04
2	12	0.7	26	7.0A	649-JBXFD2G12MSSDSR	JBXFD2G12MSSDSR	57.36	54.54	51.98	649-JBXER2G12FSSDSR	JBXER2G12FSSDSR	61.96	58.91	56.15
2	16	0.7	26	6.0A	649-JBXFD2G16MSSDSR	JBXFD2G16MSSDSR	66.47	63.19	60.23	649-JBXER2G16FSSDSR	JBXER2G16FSSDSR	71.39	67.87	64.69

Cable Plug Crimp Contacts / Panel Receptacles Crimp Contacts

For quantities greater than listed, call for quote.

Shell Size	No. of Contacts	ø Contact	Wire Size	Current Rating	MOUSER STOCK NO.	Souriau Part No.	Price Each 1	Price Each 10	Price Each 25	MOUSER STOCK NO.	Souriau Part No.	Price Each 1	Price Each 10	Price Each 25
0	2	0.9	20	10.0A	649-JBXFD0G02MCSDSR	JBXFD0G02MCSDSR	21.88	20.81	19.82	649-JBXER0G02FCSDSR	JBXER0G02FCSDSR	18.01	17.13	16.32
0	3	0.9	20	8.0A	649-JBXFD0G03MCSDSR	JBXFD0G03MCSDSR	23.91	22.73	21.66	649-JBXER0G03FCSDSR	JBXER0G03FCSDSR	21.34	20.28	19.32
0	4	0.7	22	7.0A	649-JBXFD0G04MCSDSR	JBXFD0G04MCSDSR	26.04	24.77	23.60	649-JBXER0G04FCSDSR	JBXER0G04FCSDSR	24.27	23.07	21.98
0	5	0.7	22	6.5A	649-JBXFD0G05MCSDSR	JBXFD0G05MCSDSR	28.77	27.35	26.08	649-JBXER0G05FCSDSR	JBXER0G05FCSDSR	26.49	25.19	24.01
1	3	1.3	18	12.0A	649-JBXFD1G03MCSDSR	JBXFD1G03MCSDSR	38.73	37.55	35.90	649-JBXER1G03FCSDSR	JBXER1G03FCSDSR	30.94	29.41	28.04
1	4	0.9	20	10.0A	649-JBXFD1G04MCSDSR	JBXFD1G04MCSDSR	38.58	36.68	34.97	649-JBXER1G04FCSDSR	JBXER1G04FCSDSR	33.91	32.24	30.73
1	5	0.9	20	9.0A	- - - - - - - - - - - - - - - - - -	- - - - - - - - - - - - - - -	-	-	-	649-JBXER1G05FCSDSR	JBXER1G05FCSDSR	36.90	35.09	33.44
1	6	0.7	22	7.0A	649-JBXFD1G06MCSDSR	JBXFD1G06MCSDSR	42.79	40.68	38.77	649-JBXER1G06FCSDSR	JBXER1G06FCSDSR	39.89	37.92	36.14
1	7	0.7	22	7.0A	- - - - - - - - - - - - - - - - - -	- - - - - - - - - - - - - - -	-	-	-	649-JBXER1G07FCSDSR	JBXER1G07FCSDSR	42.86	40.76	38.83
2	10	0.9	20	8.0A	649-JBXFD2G10MCSDSR	JBXFD2G10MCSDSR	58.87	55.97	53.35	649-JBXER2G10FCSDSR	JBXER2G10FCSDSR	63.65	60.53	57.69
2	12	0.7	22	7.0A	649-JBXFD2G12MCSDSR	JBXFD2G12MCSDSR	61.47	58.44	55.70	649-JBXER2G12FCSDSR	JBXER2G12FCSDSR	64.64	61.45	58.56

MANUAL EXTRACTION TOOLS

Contacts automatically extracted without pulling on the cable.

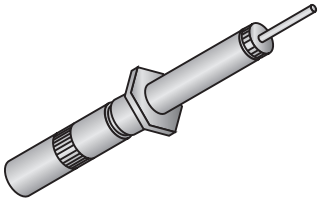

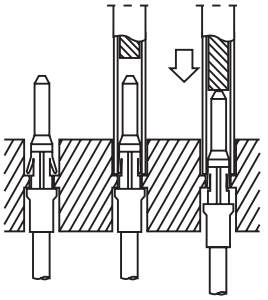

For quantities greater than listed, call for quote.

MOUSER STOCK NO.	Souriau Part No.	Shell Size	ø Contact	Price Each
649-JBXOUTDC07	JBXOUTDC07	0, 1, 2	0.7	155.40
649-JBXOUTDC09	JBXOUTDC09	0, 1, 2	0.9	155.40
649-JBXOUTDC13	JBXOUTDC13	0, 1, 2	1.3	389.51

© Copyright 2013 Mouser Electronics

© Copyright 2013 Mouser Electronics

SWITCHCRAFT EN3™ Weathertight Series

Switchcraft®
Harsh Environment Connectivity Solutions
A HEICO Company

RoHS Compliant **This product is RoHS compliant.**

Specifications:
- **Material:**
  Panel connector shells and solder contact locking disk: Thermoplastic polymer glass fiber, flame retardant; Connector shell interior: Thermoplastic rubber; Contacts: Copper base alloy gold-plated over nickel underplate
- **Mechanical:**
  Shock: Mil-Std 202 Method 213B, condition K; Vibration: Mil-Std 202 Method 201; Life: 600 insertion/withdrawal cycles (minimum)
- **Electrical:**
  Voltage Rating (sea level): Tested at 600 VRMS; Insulation Resistance: 100 megaohms (minimum) at 77°F;
  Current Rating: 13.0 Amps (#16 contact) 3 Pin
  7.5 Amps (#20 contact) 3 to 6 Pin
  6.5 Amps (#20 contact) 7 and 8 Pin
  3.0 Amps (#26 contact) 9 to 18 Pin
- Cable Diameter: .195" to .265"
- New "LX" Cable Clamp with retaining nut accepts cable diameter from 0.23-0.38"
- **Environmental:**
  Temperature Limits: -40°C to +65°C (non-operating); Moisture Resistance: Mil-Std 202 Method 106°F; Insulation Resistance: Mil-Std 202 Method 302 condition B; Thermal Shock: Mil-Std 202 Method 101D condition B; Salt Spray: Mil-Std 202 Method 101D condition B; Exceeds Coast Guard specifications for water tightness (CRF 46 Part 110.20)
- Ratings: IP16/IP18, IP66/IP68, NEMA 250 (6P)
  CFR 46 Part 110.20, UL94V-0
- Termination: Solder cup
  9C-18C have staggered solder cups for easier soldering

Features:
- Double-sealed for moisture and chemical resistance
- Integral O-ring and gasket is molded onto panel housing to prevent leakage and eliminate need for additional O-rings and gaskets
- Panel Connector shell has a positioning keyway to prevent misalignments and a polarizing single "D" design for proper panel mounting and prevents rotational movement
- Abrasion-resistant thermoplastic boot provides strain relief and accepts cable diameter .195" to .265"
- New "LX" boot seals cable diameters up to 0.38"

Applications:
- Process Control
- Marine Electronics
- Medical Instrumentation
- Geothermal Instrumentation
- Communication
- General Industrial Electronics

DIMENSIONS: in.

Standard Version:

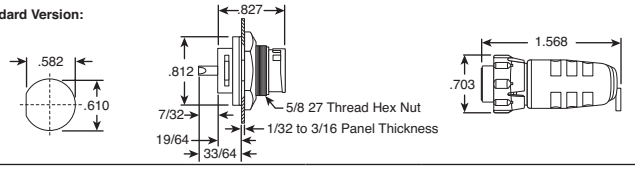

"LX" Version:

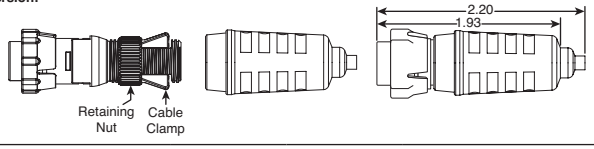

Right Angle Version:

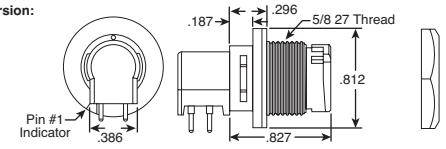

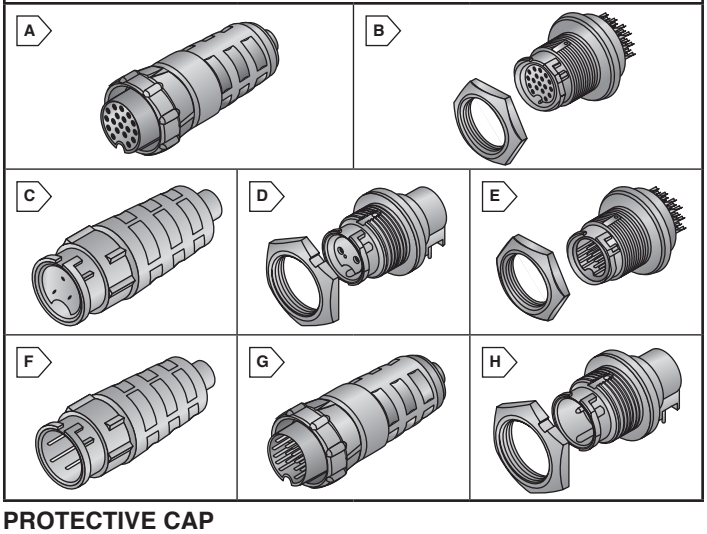

PROTECTIVE CAP

Covers the panel housing assembly when not in use.

For quantities greater than listed, call for quote.

MOUSER STOCK NO.	Switchcraft Part No.	Price Each 1	10	25	50
Cord Type					
502-EN3CAP	EN3CAPX	1.25	1.19	1.09	1.07

PROTECTIVE BOOT

502-EN3BOOTz	EN3BOOTX	.45	.417	.397	.364

SOCKET TYPE (FEMALE)

✻ New "LX" Version (Large Boot and Clamp)

For quantities greater than listed, call for quote.

MOUSER STOCK NO.	Switchcraft Part No.	Fig.	No. of Pins	Contact Size	Price Each 1	10	25	50
Cord Type								
502-EN3C3F16	EN3C3F16X	A	3	16	8.83	6.78	6.23	5.93
502-EN3C2FX	EN3C2FX	A	2	20	6.77	6.21	5.38	5.07
502-EN3C3FX	EN3C3FX	A	3	20	7.55	6.18	5.46	5.17
502-EN3C4F	EN3C4FX	A	4	20	8.68	6.93	6.37	6.12
502-EN3C5FX	EN3C5FX	A	5	20	9.21	7.67	6.86	6.38
502-EN3C6F	EN3C6FX	A	6	20	11.21	9.28	8.40	7.76
502-EN3C7F	EN3C7FX	A	7	20	14.86	13.09	11.91	11.01
502-EN3C8F	EN3C8FX	A	8	20	14.33	11.70	10.72	10.26
502-EN3C9F26S	EN3C9F26SX	A	9	26	17.68	16.67	15.78	14.98
502-EN3C10F26S	EN3C10F26SX	A	10	26	21.23	20.02	18.95	17.99
502-EN3C11F26S	EN3C11F26SX	A	11	26	20.80	19.61	18.56	17.62
✻ 502-EN3C12F26SLX	EN3C12F26SLX	A	12	26	21.98	20.74	19.62	18.63
502-EN3C12F26S	EN3C12F26SX	A	12	26	23.55	22.20	21.01	19.94
502-EN3C15F26S	EN3C15F26SX	A	15	26	30.15	28.44	26.91	25.54
502-EN3C16F26S	EN3C16F26SX	A	16	26	31.82	30.01	28.41	26.96
502-EN3C18F26S	EN3C18F26SX	A	18	26	24.36	22.98	21.74	20.65
✻ 502-EN3C18F26SLX	EN3C18F26SLX	A	18	26	32.19	30.38	28.75	27.39
Panel Type								
502-EN3P3F16	EN3P3F16X	B	3	16	7.96	6.78	6.21	5.53
502-EN3P2F	EN3P2FX	B	2	20	4.96	4.59	4.34	4.15
502-EN3P3F	EN3P3FX	B	3	20	6.79	5.26	4.82	4.63
502-EN3P4FX	EN3P4FX	B	4	20	7.81	6.23	5.71	5.36
502-EN3P5F	EN3P5FX	B	5	20	9.34	7.40	6.78	6.31
502-EN3P6F	EN3P6FX	B	6	20	11.20	8.47	7.77	7.35
502-EN3P9F26S	EN3P9F26SX	B	9	26	15.84	14.01	12.98	11.28
502-EN3P10F26S	EN3P10F26SX	B	10	26	13.84	13.25	12.67	12.20
502-EN3P12F26SX	EN3P12F26SX	B	12	26	20.23	17.87	16.59	15.49
502-EN3P14F26S	EN3P14F26SX	B	14	26	22.49	21.92	21.03	16.56
502-EN3P15F26S	EN3P15F26SX	B	15	26	27.85	25.67	21.11	17.93
502-EN3P16F26S	EN3P16F26SX	B	16	26	24.05	22.06	20.04	18.60
502-EN3P18F26S	EN3P18F26SX	B	18	26	29.10	25.70	23.87	22.30
In-Line Cord Type								
502-EN3L3F16	EN3L3F16X	C	3	16	7.30	6.96	6.57	6.21
502-EN3L3FX	EN3L3FX	C	3	20	7.62	5.70	5.22	5.05
502-EN3L4F	EN3L4FX	C	4	20	8.92	7.15	6.58	6.23
502-EN3L5F	EN3L5FX	C	5	20	10.18	7.86	7.22	6.71
502-EN3L6F	EN3L6FX	C	6	20	10.66	8.89	8.27	8.07
Right Angle Type								
502-EN3P3FRAPC	EN3P3FRAPCX	D	3	20	20.06	15.78	14.50	12.83
502-EN3P4FRAPC	EN3P4FRAPCX	D	4	20	14.80	11.12	10.95	10.68
502-EN3P5FRAPC	EN3P5FRAPCX	D	5	20	18.47	15.83	13.87	12.70
✻ 502-EN3P6FRAPC	EN3P6FRAPCX	D	6	20	21.29	15.96	14.64	14.06

PIN TYPE (MALE)

✻ New "LX" Version (Large Boot and Clamp)

For quantities greater than listed, call for quote.

MOUSER STOCK NO.	Switchcraft Part No.	Fig.	No. of Pins	Contact Size	Price Each 1	10	25	50
Panel Type								
502-EN3P3M16	EN3P3M16X	E	3	16	5.81	5.29	4.79	4.43
502-EN3P2M	EN3P2MX	E	2	20	4.16	3.12	2.86	2.77
502-EN3P3MX	EN3P3MX	E	3	20	5.34	4.00	3.67	3.47
502-EN3P4MX	EN3P4MX	E	4	20	5.83	4.31	3.93	3.79
502-EN3P5M	EN3P5MX	E	5	20	6.76	5.06	4.63	4.38
502-EN3P6M	EN3P6MX	E	6	20	7.29	5.99	5.20	4.75
502-EN3P7M	EN3P7MX	E	7	20	8.93	7.90	7.34	6.40
502-EN3P8M	EN3P8MX	E	8	20	8.54	6.93	6.37	6.27
502-EN3P9M26S	EN3P9M26SX	E	9	26	9.45	8.38	7.85	7.30
502-EN3P10M26S	EN3P10M26SX	E	10	26	13.88	12.33	9.41	8.45
502-EN3P11M26S	EN3P11M26SX	E	11	26	13.69	11.30	9.57	8.93
502-EN3P12M26S	EN3P12M26SX	E	12	26	15.24	13.86	12.40	10.44
502-EN3P15M26S	EN3P15M26SX	E	15	26	16.51	15.01	12.14	10.31
502-EN3P16M26S	EN3P16M26SX	E	16	26	20.31	18.45	14.95	13.55
502-EN3P18M26S	EN3P18M26SX	E	18	26	20.32	18.47	14.80	13.25
In-Line Cord Type								
502-EN3L3M16	EN3L3M16X	F	3	16	6.16	5.36	4.89	4.53
502-EN3L2M	EN3L2MX	F	2	20	4.80	4.30	4.09	3.82
502-EN3L3M	EN3L3MX	F	3	20	5.30	5.08	4.65	4.40
502-EN3L4M	EN3L4MX	F	4	20	6.23	4.73	4.33	4.16
502-EN3L5M	EN3L5MX	F	5	20	7.28	5.70	5.53	5.35
502-EN3L6M	EN3L6MX	F	6	20	8.06	6.03	5.53	5.34
502-EN3L8M	EN3L8MX	F	8	20	9.89	7.40	7.28	7.14
Cord Type								
502-EN3C3M16	EN3C3M16X	G	3	16	6.24	5.66	5.17	4.75
502-EN3C2M	EN3C2MX	G	2	20	5.15	4.75	4.33	3.99
502-EN3C3MX	EN3C3MX	G	3	20	5.57	4.24	3.88	3.77
502-EN3C4M	EN3C4MX	G	4	20	6.16	4.85	4.44	4.30
502-EN3C5M	EN3C5MX	G	5	20	5.59	5.32	5.10	4.92
502-EN3C6M	EN3C6MX	G	6	20	7.76	5.99	5.48	5.02
502-EN3C9M26S	EN3C9M26SX	G	9	26	9.84	9.38	8.86	8.35
✻ 502-EN3C9M26SLX	EN3C9M26SLX	G	9	26	11.38	10.74	10.17	9.65
502-EN3C10M26S	EN3C10M26SX	G	10	26	11.45	10.79	10.22	9.68
✻ 502-EN3C10M26SLX	EN3C10M26SLX	G	10	26	13.46	12.69	12.02	11.41
502-EN3C12M26S	EN3C12M26SX	G	12	26	15.05	14.20	13.45	12.75
502-EN3C14M26S	EN3C14M26SX	G	14	26	17.53	16.52	15.64	14.84
502-EN3C15M26S	EN3C15M26SX	G	15	26	18.15	17.10	16.19	15.35
502-EN3C16M26S	EN3C16M26SX	G	16	26	17.72	16.71	15.81	15.00
502-EN3C18M26S	EN3C18M26SX	G	18	26	22.77	21.46	20.31	19.28
✻ 502-EN3C18M26SLX	EN3C18M26SLX	G	18	26	21.38	20.17	19.09	18.12
Right Angle Type								
502-EN3P3MRAPC	EN3P3MRAPCX	H	3	20	9.83	7.75	7.42	7.13
502-EN3P4MRAPC	EN3P4MRAPCX	H	4	20	11.47	8.62	7.90	7.58
✻ 502-EN3P5MRAPC	EN3P5MRAPCX	H	5	20	13.40	10.05	9.21	8.87
502-EN3P6MRAPC	EN3P6MRAPCX	H	6	20	15.65	11.73	10.75	10.22
✻ 502-EN3P7MRAPC	EN3P7MRAPCX	H	7	20	17.21	12.90	11.82	11.16
502-EN3P8MRAPC	EN3P8MRAPCX	H	8	20	18.81	14.12	12.95	12.80

© Copyright 2013 Mouser Electronics
© Copyright 2013 Mouser Electronics

TE CONNECTIVITY CPC Connectors
(SERIES 1)

Authorized Distributor

CPC CONTACT ARRANGEMENTS

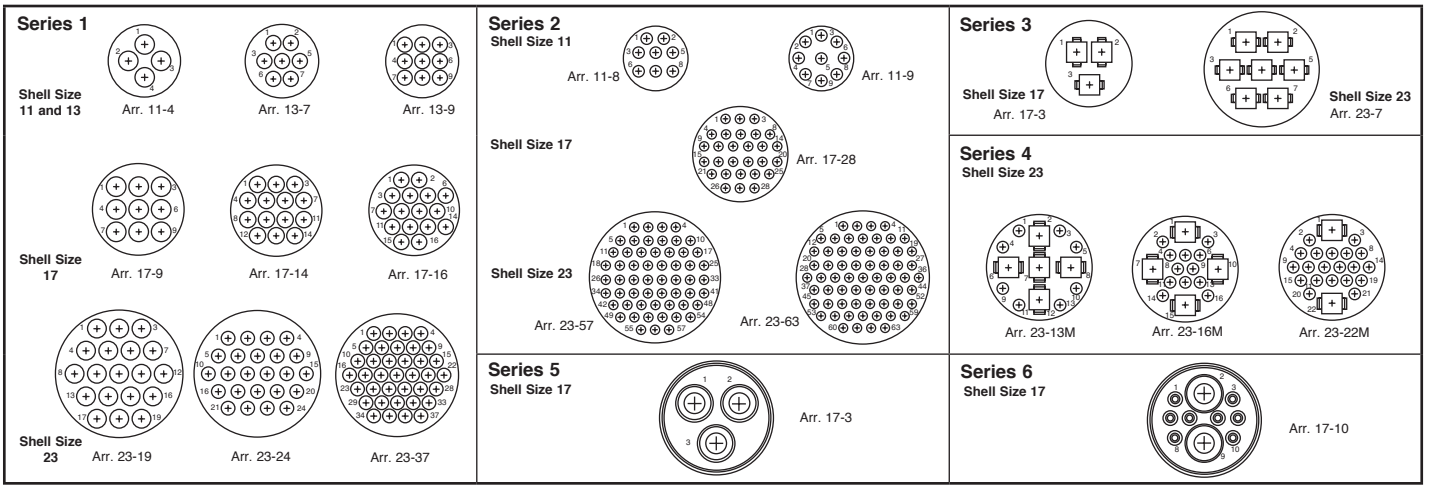

"SERIES 1" (SIZE 16 CONTACTS)

Standard density, signal and low-current applications using Multimate contacts.

✻ STD. Gender= Pin contacts in receptacle housings, socket contacts in plug housings
✻ REV. Gender= Socket contacts in receptacle housings, pin contacts in plug housings
Pins and sockets must be ordered separately.

Features:

- Housing Material: Black thermoplastic
- Flammability rating: UL94V-0
- .062" pin diameter

Connectors:

- Molded-in keying: standard configuration: 5 keys
- Sealed connectors are with pre-installed, bonded peripheral seal, two piece

Contacts:

Plating:
(a) Bright tin
(b) Gold flash over nickel with additional gold on mating end
(c) Nickel with gold on mating end
(d) Gold gradient over nickel with additional gold on mating end

E28476 LR7189

RoHS Compliant



For quantities greater than listed, call for quote.

MOUSER STOCK NO.	TE Part No.	Fig.	Shell Size	No. of Contacts	With Seal	Price Each 1	25	50
Standard Sex Square Flange Receptacles - With Mounting Holes								
571-2060611	206061-1	A	11	4	No	3.23	2.96	2.82
✻ 571-2114011	211401-1	A	13	7	No	6.11	5.60	5.34
571-2067051	206705-1	A	13	9	No	3.96	3.48	3.32
571-2067053	206705-3	A	13	9	Yes	7.39	6.46	6.16
✻ 571-2117671	211767-1	A	17	9	No	8.37	7.32	6.98
571-2060364	206036-4	A	17	16	Yes	8.81	7.66	7.28
571-2060361	206036-1	A	17	16	No	3.88	3.41	3.25
✻ 571-2117711	211771-1	A	23	19	No	10.49	9.12	8.66
571-2068381	206838-1	A	23	24	No	4.87	4.28	4.09
571-2068383	206838-3	A	23	24	Yes	7.96	6.97	6.63
571-2061511	206151-1	A	23	37	No	4.44	3.91	3.72
Standard Sex Free-Hanging Receptacles (For Pin Contacts)								
571-2061531	206153-1	B	11	4	No	3.69	3.24	3.09
571-2067052	206705-2	B	13	9	No	3.72	3.26	3.11
571-2067054	206705-4	B	13	9	Yes	5.80	5.32	5.07
571-2060363	206036-3	B	17	16	No	3.88	3.41	3.25
571-2060365	206036-5	B	17	16	Yes	6.78	5.93	5.65
571-2068382	206838-2	B	23	24	No	9.01	7.83	7.44
571-2068384	206838-4	B	23	24	Yes	5.59	5.17	5.07
571-2061512	206151-2	B	23	37	No	7.01	6.13	5.84
Standard Sex Plugs (For Socket Contacts)								
571-2060601	206060-1	C	11	4	No	4.31	3.79	3.62
✻ 571-2113991	211399-1	C	13	7	No	5.70	5.01	4.78
571-2067081	206708-1	C	13	9	No	4.69	4.12	3.93
✻ 571-2117661	211766-1	C	17	9	No	10.05	9.14	8.68
571-2060371	206037-1	C	17	16	No	5.30	4.65	4.44
✻ 571-2117702	211770-2	C	23	19	No	12.24	10.85	10.02
571-2068371	206837-1	C	23	24	No	6.55	5.72	5.46
571-2061501	206150-1	C	23	37	No	5.54	4.87	4.64

✻ VDE Tested

Reverse Sex Connectors

RoHS Compliant

MOUSER STOCK NO.	TE Part No.	Fig.	Shell Size	No. of Contacts	With Seal	Price Each 1	25	50
Reverse Sex Square Flange Receptacles - With Mounting Holes								
571-206430-1	206430-1	A	11	4	No	3.53	3.10	2.96
571-2064303	206430-3	A	11	4	Yes	3.67	3.22	3.07
✻ 571-2113981	211398-1	A	13	7	No	5.56	4.89	4.67
✻ 571-2117691	211769-1	A	17	9	No	6.45	5.67	5.41
571-206043-1	206043-1	A	17	14	No	3.88	3.41	3.25
571-2060434	206043-4	A	17	14	Yes	5.83	5.13	4.89
✻ 571-2117731	211773-1	A	23	19	No	8.76	7.62	7.23
571-2063061	206306-1	A	23	37	No	4.44	3.91	3.72
Reverse Sex Free-Hanging Receptacles (For Socket Contacts)								
571-2064302	206430-2	B	11	4	No	3.53	3.10	2.96
571-2060433	206043-3	B	17	14	No	4.95	4.35	4.15
571-2063062	206306-2	B	23	37	No	6.92	6.29	5.77
Reverse Sex Plugs (For Pin Contacts)								
571-206429-1	206429-1	C	11	4	No	4.33	3.81	3.64
✻ 571-2114001	211400-1	C	13	7	No	6.63	5.83	5.56
✻ 571-211768-1	211768-1	C	17	9	No	9.08	8.26	7.84
571-206044-1	206044-1	C	17	14	No	6.69	6.11	5.82
✻ 571-2117721	211772-1	C	23	19	No	10.49	9.12	8.66
571-206305-1	206305-1	C	23	37	No	5.54	4.87	4.64

✻ VDE Tested

RoHS Compliant

For quantities greater than listed, call for quote.

MOUSER STOCK NO.	TE Part No.	Fig.	Wire Size AWG	Wire Insulation Range (In.)	Plating	Price Each 1	100	1000
Pin Contacts								
571-1-66107-1	1-66107-1	D	26-24	.035 - .055	a	.43	.342	.268
571-661074	66107-4	D	26-24	.035 - .055	b	.61	.503	.43
571-1-66103-8	1-66103-8	D	24-20	.040 - .080	a	.40	.332	.257
571-66103-4	66103-4	D	24-20	.040 - .080	b	.69	.631	.452
571-661033	66103-3	D	24-20	.040 - .080	c	.58	.471	.375
571-665664	66566-4	D	24-20	.060 - .120	b	.60	.535	.503
571-1-66400-0	1-66400-0	D	24-20	.080 - .100	a	.43	.38	.268
571-664004	66400-4	D	24-20	.080 - .100	b	.56	.535	.417
571-665911	66591-1	D	22-18	.055 - .110	a	.27	.214	.182
571-665891	66589-1	D	18-16	.080 - .100	a	.31	.269	.213
571-1-66099-5	1-66099-5	D	18-16	.080 - .100	a	.48	.38	.268
571-66099-4	66099-4	D	18-16	.080 - .100	b	.65	.567	.449
571-660993	66099-3	D	18-16	.080 - .100	c	.71	.567	.449
571-660991	66099-1	D	18-16	.080 - .100	d	1.59	1.24	.888
571-1-66361-2	1-66361-2	D	18-14	.080 - .100	a	.43	.342	.257
571-663614	66361-4	D	18-14	.080 - .100	b	.62	.601	.407
571-66602-8	66602-8	D	18-14	.110 - .150	a	.47	.353	.332
571-66602-2	66602-2	D	18-14	.110 - .150	b	.69	.612	.428
571-202236-6	202236-6	D	SolderTab	-----	a	1.18	1.02	.738
Socket Contacts								
571-1-66109-7	1-66109-7	E	26-24	.035 - .055	a	.64	.567	.449
571-661094	66109-4	E	26-24	.035 - .055	b	.73	.599	.471
571-1-66105-9	1-66105-9	E	24-20	.040 - .080	a	.50	.407	.31
571-66105-4	66105-4	E	24-20	.040 - .080	b	.84	.766	.61
571-661053	66105-3	E	24-20	.040 - .080	c	.70	.567	.449
571-665654	66565-4	E	24-20	.060 - .120	b	.52	.516	.492
571-1-66399-0	1-66399-0	E	24-20	.080 - .100	a	.45	.364	.289
571-663994	66399-4	E	24-20	.080 - .100	b	.79	.728	.503
571-665921	66592-1	E	22-18	.055 - .110	a	.27	.209	.182
571-665901	66590-1	E	18-16	.080 - .100	a	.33	.287	.246
571-1-66101-9	1-66101-9	E	18-16	.080 - .100	a	.49	.407	.317
571-66101-4	66101-4	E	18-16	.080 - .100	b	.77	.631	.492
571-1-66360-2	1-66360-2	E	18-14	.080 - .100	a	.44	.364	.321
571-66360-4	66360-4	E	18-14	.080 - .100	b	.95	.824	.631
571-66601-9	66601-9	E	18-14	.110 - .150	a	.50	.449	.317
571-666012	66601-2	E	18-14	.110 - .150	b	.69	.556	.439
571-202237-5	202237-5	E	Solder Tab	-----	a	1.34	.932	.717

Tools

For quantities greater than listed, call for quote.

MOUSER STOCK NO.	TE Part No.	Description	Price Each
571-305183	305183	Contact extraction tool	13.12
571-584951	58495-1	28-16 AWG Pro-Crimper III	227.45
571-915191	91519-1	Hand tool 18-14 AWG	666.21
571-91523-1	91523-1	Hand tool 24-16 AWG	666.21
571-91505-1	91505-1	Hand tool 24-16 AWG	666.21

© Copyright 2013 Mouser Electronics

TE CONNECTIVITY CPC Connectors
(SERIES 2 AND 3)

Authorized Distributor

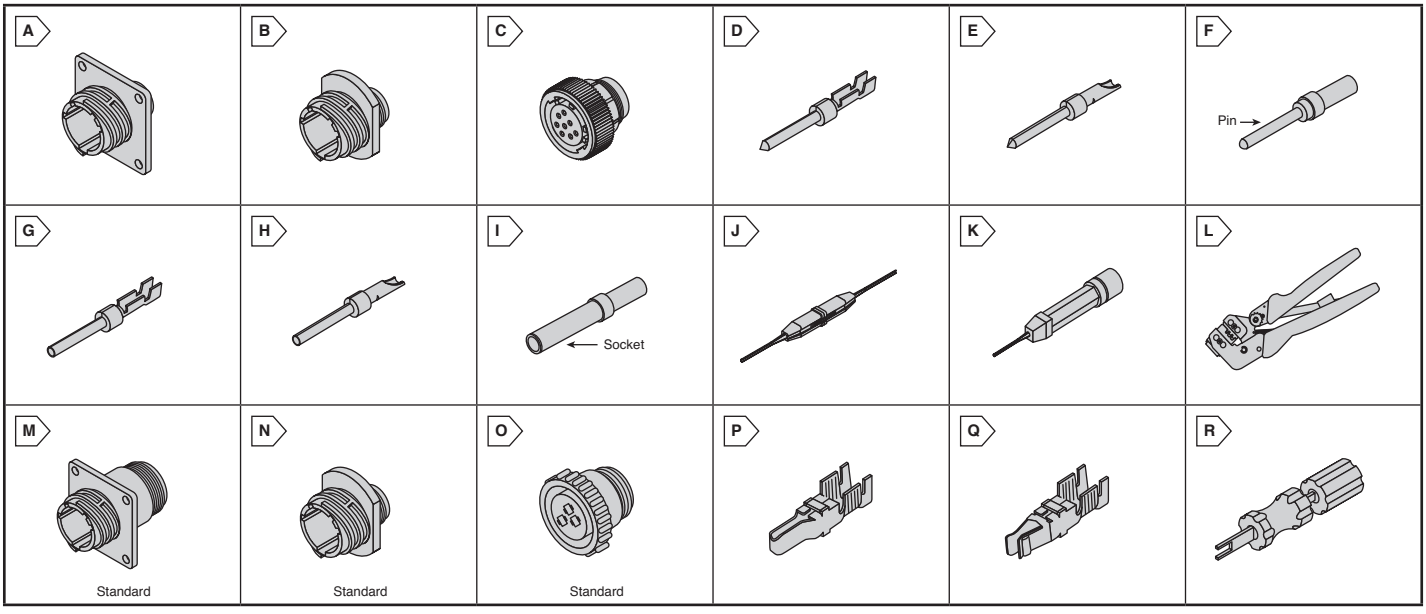

SERIES 2 (SIZE 20 CONTACTS) - HIGH DENSITY CONNECTORS

High density applications using size 20DM (screw machined) and 20DF (precision formed) contacts.

✲STD. Gender= Pin contacts in receptacle housings, socket contacts in plug housings
✲REV. Gender= Socket contacts in receptacle housings, pin contacts in plug housings
Pins and sockets must be ordered separately.

RoHS Compliant

Features:
- Housing Material: Black thermoplastic
- Flammability rating: UL94V-0

For quantities greater than listed, call for quote.

MOUSER STOCK NO.	TE Part No.	Fig.	Shell Size	No. of Contacts	Price Each 1	25	50
Standard Sex Square Flange Receptacles-with Mounting Holes							
571-2058411	205841-1	A	11	8	6.18	5.44	5.19
571-2064861	206486-1	A	11	9	6.10	5.36	5.11
571-2058403	205840-3	A	17	28	6.47	5.66	5.39
571-2058431	205843-1	A	23	63	12.99	11.51	10.63
Standard Sex Free-Hanging Receptacles (For Pin Contacts)							
571-2058412	205841-2	B	11	8	6.18	5.44	5.19
571-2064862	206486-2	B	11	9	6.29	5.53	5.28
571-2061521	206152-1	B	17	28	7.73	6.76	6.44
571-2058432	205843-2	B	23	63	11.84	11.22	10.31
Standard Sex Plugs (For Socket Contacts)							
571-2058381	205838-1	C	11	8	7.17	6.26	5.97
571-2064851	206485-1	C	11	9	7.01	6.13	5.84
571-2058393	205839-3	C	17	28	7.63	6.67	6.36
571-2058421	205842-1	C	23	63	13.89	12.31	11.36
Reverse Sex Square Flange Receptacles-with Mounting Holes							
571-2064331	206433-1	A	11	8	6.29	5.53	5.28
571-2060381	206038-1	A	17	28	5.01	4.62	4.54
571-2064381	206438-1	A	23	57	13.58	12.04	11.11
Reverse Sex Free-Hanging Receptacles (For Socket Contacts)							
571-2064332	206433-2	B	11	8	6.29	5.53	5.28
571-2060382	206038-2	B	17	28	4.67	4.32	4.22
571-2064382	206438-2	B	23	57	19.53	17.53	16.25
Reverse Sex Plugs (For Pin Contacts)							
571-2064341	206434-1	C	11	8	7.17	6.26	5.97
571-2060391	206039-1	C	17	28	7.45	6.52	6.21
571-2064371	206437-1	C	23	57	14.05	12.45	11.49

Contacts:
- Plating:
  (a) Select gold flash over nickel
  (b) Gold flash over nickel
  (c) Gold flash over nickel with additional gold on mating end
  (d) Gold over copper

RoHS Compliant

For quantities greater than listed, call for quote.

MOUSER STOCK NO.	TE Part No.	Fig.	AWG	Plating	Type	Price Each 1	100	1000
Pin Contacts								
571-665079	66507-9	D	28-24	a	20 DF Crimp	.24	.175	.124
571-665069	66506-9	D	24-20	a	20 DF Crimp	.26	.23	.186
571-1665060	1-66506-0	D	24-20	b	20 DF Crimp	.28	.249	.214
571-665703	66570-3	E	18max	c	20 DF Solder	.28	.216	.18
571-2050891	205089-1	F	24-20	d	20 DM Crimp	1.00	.642	.54
Socket Contacts								
571-665059	66505-9	G	28-24	a	20 DF Crimp	.26	.18	.126
571-665049	66504-9	G	24-20	a	20 DF Crimp	.31	.19	.134
571-1665040	1-66504-0	G	24-20	b	20 DF Crimp	.21	.203	.202
571-665693	66569-3	H	18max	c	20 DF Solder	.40	.353	.296
571-2050901	205090-1	I	24-20	d	20 DM Crimp	1.39	1.06	.756

Tools

For quantities greater than listed, call for quote.

MOUSER STOCK NO.	TE Part No.	Fig.	Description	Price Each
571-910672	91067-2	J	Insertion/extraction tool	7.55
571-912851	91285-1	K	Insertion/extraction tool	22.31
571-584482	58448-2	L	Pro-Crimper II Hand tool	286.17

SERIES 3 (TYPE XII CONTACTS) - POWER DENSITY CONNECTORS

Power applications with Type XII contacts capable of carrying up to 25 amps of current.

E28476 LR7189 RoHS Compliant

Features:
- Housing Material: Black thermoplastic
- Flammability rating: UL94V-0
- Accommodates 16 to 10AWG

For quantities greater than listed, call for quote.

MOUSER STOCK NO.	TE Part No.	Fig.	Shell Size	No. of Contacts	Price Each 1	25	50
Standard Sex Square Flange Receptacles-with Mounting Holes (For Pin Contacts)							
571-2060362	206036-2	M	17	3	4.44	3.91	3.72
571-206137-1	206137-1	M	23	7	9.13	7.94	7.53
Standard Sex Free-Hanging Receptacles (For Pin Contacts)							
571-206207-1	206207-1	N	17	3	5.62	5.15	4.91
571-2061372	206137-2	N	23	7	8.40	7.34	7.00
Standard Sex Plugs (For Socket Contacts)							
571-2060372	206037-2	O	17	3	5.72	5.03	4.80
571-2061361	206136-1	O	23	7	8.93	7.81	7.45
Reverse Sex Square Flanges Receptacles-with Mounting Holes (For Socket Contacts)							
571-2064251	206425-1	M	17	3	6.58	5.79	5.52
571-2062271	206227-1	M	23	7	7.01	6.13	5.84
Reverse Sex Free-Hanging Receptacles (For Socket Contacts)							
571-2064252	206425-2	N	17	3	7.68	6.71	6.40
571-2062272	206227-2	N	23	7	3.55	3.27	3.22
Reverse Sex Plugs (For Pin Contacts)							
571-206426-1	206426-1	O	17	3	7.24	6.33	6.03
571-2062261	206226-1	O	23	7	8.69	7.55	7.17

Type XII, Precision Formed, Crimp Power Contacts

For quantities greater than listed, call for quote.

MOUSER STOCK NO.	TE Part No.	Fig.	AWG	Finish	Contact Type	Price Each 1	100	1000
571-662592	66259-2	P	10-8	Gold	Pin	9.46	6.18	4.86
571-66259-5	66259-5	P	10	Tin	Pin	2.21	2.10	1.61
571-662612	66261-2	P	16, 14-12	Gold	Pin	9.35	7.85	6.26
571-66261-5	66261-5	P	16, 14-12	Tin	Pin	2.92	2.33	1.69
571-667416	66741-6	Q	10	Gold	Socket	13.18	10.21	9.26
571-2-66741-1	2-66741-1	Q	10	Tin	Socket	7.47	4.86	3.97
571-667406	66740-6	Q	16, 14-12	Gold	Socket	10.79	8.42	6.79
571-2-66740-1	2-66740-1	Q	16, 14-12	Tin	Socket	6.85	4.67	4.04

Tool

For quantities greater than listed, call for quote.

MOUSER STOCK NO.	TE Part No.	Fig.	Description	Price Each
571-910193	91019-3	R	Extraction tool	239.69

© Copyright 2013 Mouser Electronics
© Copyright 2013 Mouser Electronics

TE CONNECTIVITY CPC Connectors
(SERIES 4, 5, AND 6)

Authorized Distributor

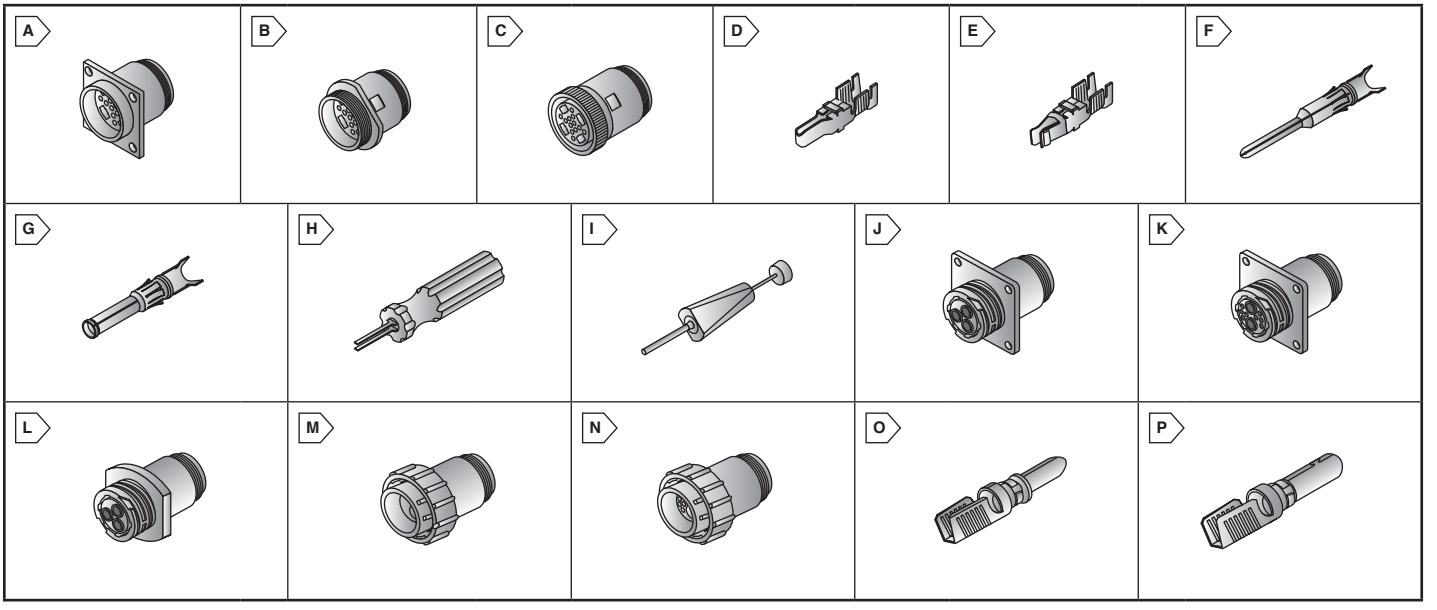

SERIES 4 (TYPE XII AND SIZE 16 CONTACTS) - POWER AND SIGNAL COMBINATION

Combination of standard and power density applications with size 16 and Type XII contacts

Features:
- Housing Material: Black thermoplastic
- Flammability rating: UL94V-0

RoHS Compliant

E28476 LR7189



Arrangement 23-13M
No. of cavities
Power: 5
Multimate: 8

Arrangement 23-16M
No. of cavities
Power: 4
Multimate: 12

Arrangement 23-22M
No. of cavities
Power: 2
Multimate: 20

Connectors

Pins and sockets must be ordered separately

For quantities greater than listed, call for quote.

MOUSER STOCK NO.	TE Part No.	Fig.	Contact Arrangement	Price Each 1	25	50
Square Flange Receptacles						
571-2118251	211825-1	A	23 - 13M	9.94	7.58	7.14
571-2074861	207486-1	A	23 - 16M	6.15	5.41	5.08
571-2066131	206613-1	A	23 - 22M	7.43	6.48	6.18
Free Hanging Receptacles						
571-2118252	211825-2	B	23 - 13M	6.66	5.82	5.54
571-2074862	207486-2	B	23 - 16M	9.52	8.28	7.86
571-2066133	206613-3	B	23 - 22M	7.64	6.97	6.46
Plugs						
571-2118241	211824-1	C	23 - 13M	18.69	17.29	15.13
571-2074851	207485-1	C	23 - 16M	8.67	7.53	7.15
571-2066121	206612-1	C	23 - 22M	10.36	9.01	8.55

RoHS Compliant

Contacts

For quantities greater than listed, call for quote.

MOUSER STOCK NO.	TE Part No.	Fig.	Contact Type	AWG	Finish	Price Each 1	100	1000
Type XII								
571-66261-4	66261-4	D	Pin	16,14-12	Silver	5.44	3.68	2.94
571-662612	66261-2	D	Pin	16,14-12	Gold	9.35	7.85	6.26
571-662592	66259-2	D	Pin	10-8	Gold	9.46	6.18	4.86
571-66259-4	66259-4	D	Pin	10-8	Silver	4.41	3.22	2.69
571-667402	66740-2	E	Socket	16,14-12	Silver	9.52	7.65	2.69
571-667406	66740-6	E	Socket	16,14-12	Gold	10.79	8.42	6.79
571-667416	66741-6	E	Socket	10	Gold	13.18	10.21	9.26
571-66741-2	66741-2	E	Socket	10-8	Silver	8.57	6.61	5.47
Size 16 Signal								
571-665911	66591-1	F	Pin	22-18	Tin	.27	.214	.182
571-665891	66589-1	F	Pin	18-16	Tin	.31	.269	.213
571-665921	66592-1	G	Socket	22-18	Tin	.27	.209	.182
571-665901	66590-1	G	Socket	18-16	Tin	.33	.287	.246

Tools

For quantities greater than listed, call for quote.

MOUSER STOCK NO.	TE Part No.	Fig.	Description	Price Each
571-911241	91124-1	H	Extraction, for type XII contacts	55.92
571-305183	305183	I	Extraction, for size 16 signal contacts	13.12

© Copyright 2013 Mouser Electronics

SERIES 5 AND 6 SEALED CPC AND POWERBAND CONTACTS

Features:
- Meets the requirements of UL, CSA and VDE for environmentally sealed connectors used in industrial applications
- Housing Material: Nylon, glass-filled, black
- Flammability rating: UL94V-0
- Receptacles accepts socket contacts
- Series 5: .125 powerband contacts
- Series 6: Size 16 and .125 powerband contacts
- Plugs accept pin contacts

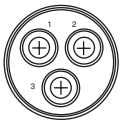

Arrangement 17-3

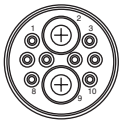

Arrangement 17-10

*Reverse Sex Gender = **Socket contacts in receptacle housings, pin contacts in plug housings**

RoHS Compliant

E28476 LR7189

Two-Piece Sealed - Reverse Sex

For quantities greater than listed, call for quote.

MOUSER STOCK NO.	TE Part No.	Fig.	Series	Shell Size	Contact	Price Each 1	25	50
Square Flange Receptacle								
571-2138892	213889-2	J	5	17	3	12.13	10.55	10.02
571-2138932	213893-2	K	6	17	10	8.71	7.61	7.25
Free Hanging Receptacle								
571-2138902	213890-2	L	5	17	3	9.80	8.99	8.56
Plug with Full Interfacial Seal								
571-2139051	213905-1	M	5	17	3	11.81	10.27	9.76
571-2139061	213906-1	N	6	17	10	15.68	13.89	12.82

Powerband Contacts

Features:
- Precision formed high current

RoHS Compliant

For quantities greater than listed, call for quote.

MOUSER STOCK NO.	TE Part No.	Fig.	Series	AWG	Contact	Price Each 1	10	100
571-2138454	213845-4	O	Pin	14-12	Gold	5.35	5.14	4.28
571-2138453	213845-3	O	Pin	14-12	Silver	4.31	4.13	3.45
571-2138414	213841-4	O	Pin	10-8	Gold	3.64	3.14	2.69
571-2138413	213841-3	O	Pin	10-8	Silver	3.17	2.73	2.34
571-2138474	213847-4	P	Socket	14-12	Gold	5.03	5.02	3.83
571-2138473	213847-3	P	Socket	14-12	Silver	6.61	6.51	5.69
571-2138434	213843-4	P	Socket	10-8	Gold	6.15	5.91	4.92
571-2138433	213843-3	P	Socket	10-8	Silver	6.44	6.16	5.09

Tools

For quantities greater than listed, call for quote.

MOUSER STOCK NO.	TE Part No.	Description	Price Each
571-697101	69710-1	Hand tool without dies	822.43

© Copyright 2013 Mouser Electronics

TE CONNECTIVITY Circular Accessories

TE connectivity Authorized Distributor

RoHS Compliant **This product is RoHS compliant.**

SHELL SIZE 11 ACCESSORIES

E28476 LR7189

For quantities greater than listed, call for quote.

MOUSER STOCK NO.	TE Part No.	Fig.	Description	Price Each 1	25	50
571-1-206062-6	1-206062-6	A	Std cable clamp, screw length .375"	3.26	3.08	2.96
571-1-206062-4	1-206062-4	A	Std cable clamp, screw length .500"	5.96	4.58	4.10
571-206358-5	206358-5	B	Large cable clamp	4.61	4.13	3.79
571-1546347-2	1546347-2	C	Right-angle cable clamp with cover	8.92	8.12	7.44
571-207489-1	207489-1	D	Flexible cable boot	4.13	3.81	3.52
571-207490-1	207490-1	E	Internal cable grip	5.24	4.61	4.40
571-54010-1	54010-1	F	Heat shrink sealing boot	14.62	12.95	11.95
571-2064031	206403-1	G	Peripheral seal	.66	.656	.645
571-208800-1	208800-1	H	Sealing cap metal chain	7.76	6.81	6.24
571-2063041	206304-1	I	Rubber boot	8.71	7.86	7.62
571-2138111	213811-1	J	Replacement coupling ring	1.28	1.11	1.07
571-207299-1	207299-1	K	Panel mount flange for plug	8.62	7.54	7.19

SHELL SIZE 13 ACCESSORIES

E28476 LR7189

For quantities greater than listed, call for quote.

MOUSER STOCK NO.	TE Part No.	Fig.	Description	Price Each 1	25	50
571-206966-7	206966-7	A	Standard cable clamp	4.67	3.73	3.43
571-207008-5	207008-5	B	Large cable clamp	5.24	4.76	4.37
571-1546348-2	1546348-2	C	Right-angle cable clamp with cover	10.46	9.10	8.63
571-54123-1	54123-1	F	Heat shrink sealing boot	15.20	13.47	12.43
571-2064034	206403-4	G	Peripheral seal	1.44	1.06	.886
571-211870-2	211870-2	L	Sealing cap plastic strap	5.64	5.14	4.41
571-2134851	213485-1	H	Sealing cap metal chain	9.67	8.80	8.35
571-2138131	213813-1	J	Replacement coupling ring	1.59	1.55	1.50
571-207299-2	207299-2	K	Panel mount flange for plug	5.45	4.86	4.47

SHELL SIZE 17 ACCESSORIES

E28476 LR7189

For quantities greater than listed, call for quote.

MOUSER STOCK NO.	TE Part No.	Fig.	Description	Price Each 1	25	50
571-206070-8	206070-8	A	Standard cable clamp	5.57	3.71	3.60
571-206322-9	206322-9	B	Large cable clamp	5.16	4.69	4.32
571-1546349-2	1546349-2	C	Right-angle cable clamp with cover	9.08	8.25	7.56
571-2072411	207241-1	D	Flexible cable boot	5.74	5.20	4.76
571-2073871	207387-1	E	Small internal cable grip	5.85	5.26	4.76
571-2073872	207387-2	E	Large internal cable grip	5.13	4.67	4.28
571-54011-1	54011-1	F	Heat shrink sealing boot	18.01	16.35	15.00
571-2064032	206403-2	G	Peripheral seal	.82	.696	.589
571-2086521	208652-1	H	Sealing cap metal chain	8.56	6.98	6.43
571-2138101	213810-1	J	Replacement coupling ring	1.34	1.23	1.11
571-2072993	207299-3	K	Panel mount flange for plug	6.59	6.01	5.74

SHELL SIZE 23 ACCESSORIES

E28476 LR7189

For quantities greater than listed, call for quote.

MOUSER STOCK NO.	TE Part No.	Fig.	Description	Price Each 1	25	50
571-206138-8	206138-8	A	Standard cable clamp	5.61	4.22	3.82
571-206512-5	206512-5	B	Large cable clamp	6.14	5.59	5.11
571-1546350-2	1546350-2	C	Right-angle cable clamp with cover	8.27	7.52	6.89
571-207774-3	207774-3	M	Self-centering cable clamp	9.77	8.50	8.07
571-54012-1	54012-1	F	Heat shrink sealing boot	21.37	17.80	17.29
571-2064033	206403-3	G	Peripheral seal	1.73	1.49	1.21
571-2072994	207299-4	L	Panel mount flange for plug	3.26	3.09	2.72
571-2070551	207055-1	N	Back-shell extender	6.67	4.86	4.53
571-2070523	207052-3	O	Jacketed cable seal .60" - .875"	18.74	17.37	15.30
571-2086801	208680-1	I	Sealing cap metal chain	11.89	10.34	9.81
571-2138121	213812-1	K	Replacement coupling ring	2.58	1.99	1.88

KEYING PLUGS

E28476 LR7189

For quantities greater than listed, call for quote.

MOUSER STOCK NO.	TE Part No.	Fig.	Description	Price Each 1	25	50
571-2008211	200821-1	P	Series 1 and 4 keying plug	.29	.268	.246
571-2065091	206509-1	Q	Series 2 keying plug	.54	.503	.482
571-2065081	206508-1	R	Series 3 and 4 keying plug sockets	.86	.783	.727
571-2075971	207597-1	R	Series 3 and 4 keying plug pins	3.56	3.12	2.99

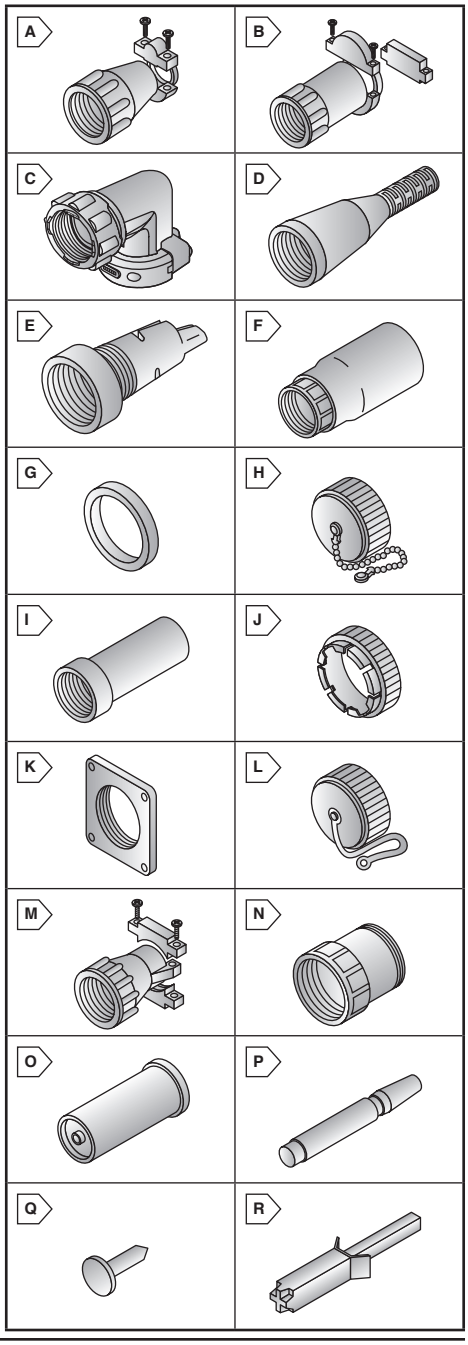

RAYCHEM SPIN LOCK VARIABLE ANGLE BACKSHELLS

NEW PRODUCT

- Variable angle backshell enables straight, 45° and 90° cable terminations with the same part
- High peformance, low resistance shield termination

For quantities greater than listed, call for quote.

MOUSER STOCK NO.	TE Part No.	Fig.	Shell Size	Mates To	Price Each 1	5	10	25
Saddle Clamp Version								
650-SLC40AB-0804A	SLC40AB-0804A	A	8	MIL-C-38999, Series III and IV	89.15	79.08	73.19	68.11
650-SLC40AB-1006A	SLC40AB-1006A	A	10	MIL-C-38999, Series III and IV	91.10	80.82	74.78	69.59
650-SLC40AB-1208A	SLC40AB-1208A	A	12	MIL-C-38999, Series III and IV	93.12	82.60	76.44	71.13
650-SLC41AB-0804A	SLC41AB-0804A	A	8	MIL-C-38999, Series I and II	89.15	79.08	73.19	68.11
650-SLC41AB-1006A	SLC41AB-1006A	A	10	MIL-C-38999, Series I and II	91.10	80.82	74.78	69.59
650-SLC41AB-1208A	SLC41AB-1208A	A	12	MIL-C-38999, Series I and II	93.12	82.60	76.44	71.13
650-SLC54AB-0804A	SLC54AB-0804A	A	8	MIL-C-5015G, MS3400	89.15	79.08	73.19	68.11
650-SLC54AB-1006A	SLC54AB-1006A	A	10	MIL-C-5015G, MS3401	91.10	80.82	74.78	69.59
650-SLC54AB-1208A	SLC54AB-1208A	A	12	MIL-C-5015G, MS3402	93.12	82.60	76.44	71.13
Molded Boot Version								
650-SLM40AB-0804A250	SLM40AB-0804A-25-0	B	8	MIL-C-38999, Series III and IV	72.83	64.61	59.79	55.64
650-SLM40AB-1006A250	SLM40AB-1006A-25-0	B	10	MIL-C-38999, Series III and IV	73.93	65.58	60.68	56.46
650-SLM40AB-1208A250	SLM40AB-1208A-25-0	B	12	MIL-C-38999, Series III and IV	75.03	66.55	61.59	57.31
650-SLM41AB-0804A250	SLM41AB-0804A-25-0	B	8	MIL-C-38999, Series I and II	72.83	64.61	59.79	55.64
650-SLM41AB-1006A250	SLM41AB-1006A-25-0	B	10	MIL-C-38999, Series I and II	73.93	65.58	60.68	56.46
650-SLM41AB-1208A250	SLM41AB-1208A-25-0	B	12	MIL-C-38999, Series I and II	75.03	66.55	61.59	57.31
650-SLM54AB-0804A250	SLM54AB-0804A-25-0	B	8	MIL-C-5015G, MS3400	72.83	64.61	59.79	55.64
650-SLM54AB-1006A250	SLM54AB-1006A-25-0	B	10	MIL-C-5015G, MS3401	73.93	65.58	60.68	56.46
650-SLM54AB-1208A250	SLM54AB-1208A-25-0	B	12	MIL-C-5015G, MS3402	75.03	66.55	61.59	57.31



© Copyright 2013 Mouser Electronics

MINIATURE CPC

Ideal for medical, instrumentation and industrial applications where size, contact density and durability are primary concerns. The nylon housings offer good resistance to a wide range of chemical agents while the IP67 sealing helps prevent ingress of dirt or fluids that would have an adverse effect on the contact interface.

Features:
- Sealed to IP67
- Pre-positioned 1/4 turn coupling ring with positive lock and alignment features
- Unique contact pattern for each position size helps prevent accidental mating with other position sizes
- Front or rear jam nut mounting
- Field repairable contacts
- Available in wire-to-wire, wire-to-board and wire-to-panel configurations

Electrical:
- Operating temperature: -55°C to +105°C
- Dielectric withstanding voltage: 2200VAC minimum
- Wire termination: Crimp
- Housing: single piece design, plastic

RoHS Compliant


Arr. 8-4


Arr. M9.5-7


Arr. 11-9

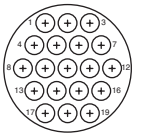

Panel Mount Receptacles

For quantities greater than listed, call for quote.

MOUSER STOCK NO.	TE Part No.	Fig.	Arrangement	Insulation Diameter Range	Price Each 1	10	25	50
571-14454211	1445421-1	A	8-4	.035 - .059	9.73	9.30	8.45	8.03
571-14454213	1445421-3	A	8-4	.059 - .110	9.73	9.30	8.45	8.03
571-14458161	1445816-1	A	11-9	.035 - .059	7.13	6.83	6.59	5.75
571-14458163	1445816-3	A	11-9	.059 - .110	10.71	10.24	9.31	8.84

Free Hanging Receptacles

For quantities greater than listed, call for quote.

MOUSER STOCK NO.	TE Part No.	Fig.	Arrangement	Insulation Diameter Range	Price Each 1	10	25	50
571-14453891	1445389-1	B	8-4	.035 - .059	4.50	4.41	4.15	3.64
571-14453893	1445389-3	B	8-4	.059 - .110	7.52	7.20	6.58	6.27
571-14458253	1445825-3	B	11-9	.059 - .110	6.75	6.55	6.26	5.47

Plugs

For quantities greater than listed, call for quote.

MOUSER STOCK NO.	TE Part No.	Fig.	Arrangement	Insulation Diameter Range	Price Each 1	10	25	50
571-14453901	1445390-1	C	8-4	.035 - .059	6.96	6.67	6.09	5.80
571-14453903	1445390-3	C	8-4	.059 - .110	5.99	5.62	5.37	4.92
571-14458071	1445807-1	C	11-9	.035 - .059	7.27	6.96	6.36	6.06
571-14458073	1445807-3	C	11-9	.059 - .110	4.45	4.10	3.97	3.60

A

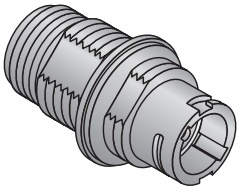

ACCESSORIES

Strain Reliefs

For quantities greater than listed, call for quote.

MOUSER STOCK NO.	TE Part No.	Shell Size	Type	Price Each 1	10	25	50
571-14457301	1445730-1	8	Straight	5.04	4.84	4.44	4.23
571-14458561	1445856-1	11	Straight	3.00	2.87	2.63	2.50
571-14457711	1445771-1	8	Right-Angle	6.10	5.85	5.36	5.11

Jam Nuts

For quantities greater than listed, call for quote.

MOUSER STOCK NO.	TE Part No.	Shell Size	Type	Price Each 1	10	25	50
571-16041961	1604196-1	8	5/8-24 UNEF-2B	3.62	3.46	3.27	3.05
571-14459041	1445904-1	11	3/4-20 UNEF-2B	1.39	1.32	1.27	1.11

B

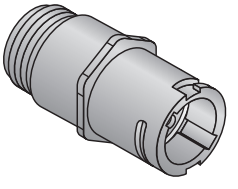

Flange Seals

For quantities greater than listed, call for quote.

MOUSER STOCK NO.	TE Part No.	Shell Size	Type	Price Each 1	10	25	50
571-14454201	1445420-1	8	- - - - - -	.70	.644	.606	.567
571-14454202	1445420-2	11	- - - - - -	1.11	1.05	1.03	.902

Dust Caps

For quantities greater than listed, call for quote.

MOUSER STOCK NO.	TE Part No.	Shell Size	Type	Price Each 1	10	25	50
571-16040891	1604089-1	8	- - - - - -	1.54	1.44	1.40	1.22
571-16040892	1604089-2	11	- - - - - -	6.12	5.99	5.67	4.91

Contacts

- Sockets: Brass

For quantities greater than listed, call for quote.

MOUSER STOCK NO.	TE Part No.	Type	Finish	Wire Size AWG	Price Each 1	100	500
571-794059-1	794059-1	Pin	Pre-Tin	30-26	.21	.139	.118
571-7709851	770985-1	Pin	Pre-Tin	26-22	.18	.154	.131
571-7709871	770987-1	Pin	Pre-Tin	22-18	.18	.131	.107
571-794058-1	794058-1	Socket	Pre-Tin	30-26	.21	.161	.128
571-770986-1	770986-1	Socket	Pre-Tin	26-22	.23	.162	.137
571-770988-1	770988-1	Socket	Pre-Tin	22-18	.18	.131	.107

C

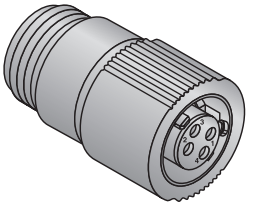

Tools

For quantities greater than listed, call for quote.

MOUSER STOCK NO.	TE Part No.	Description	Price Each 1	5
571-1897271	189727-1	Extraction Tool	27.88	25.34
571-4558301	455830-1	Insertion Tool	37.17	26.11
571-908701	90870-1	Pro Crimper III with Die for 30-24AWG	286.17	275.15
571-907582	90758-2	SDE Die for 26-22 AWG	257.94	225.77
571-90759-2	90759-2	SDE Die for 22-18 AWG	260.87	227.55

© Copyright 2013 Mouser Electronics

© Copyright 2013 Mouser Electronics

TE CONNECTIVITY Metal Shell CPC Connectors

RoHS Compliant **This product is RoHS compliant.**

TE connectivity Authorized Distributor

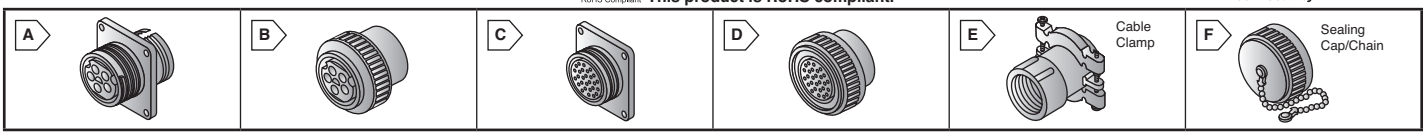

AMP SERIES 1: METAL SHELL CIRCULAR CONNECTORS

- Housing: UL94V-0 Black Thermoplastic
- Metal Shell: Nickel-plated zinc alloy
- Shell only, must order contacts separately

✻STD. Gender= **Pin contacts in receptacle housings, socket contacts in plug housings**
✻REV. Gender= **Socket contacts in receptacle housings, pin contacts in plug housings**

E28476 LR7189

Series 1

- Accepts size 16 Contacts

For quantities greater than listed, call for quote.

MOUSER STOCK NO.	TE Part No.	Fig.	Shell Size	No. of Cont.	Gender ✻	Price Each 1	5	10
Square Flange Receptacles								
571-2087191	208719-1	A	14	5	Std.	37.71	36.29	34.66
571-2087151	208715-1	A	14	7	Std.	35.66	34.09	32.47
571-2087171	208717-1	A	14	7	Rev.	31.04	30.56	30.12
571-2084871	208487-1	A	22	14	Rev.	37.93	35.18	34.23
571-2084591	208459-1	A	28	24	Std.	41.18	38.48	35.03
571-2084711	208471-1	A	28	37	Std.	48.48	47.03	43.75
571-2084731	208473-1	A	28	37	Rev.	45.09	41.77	36.50
Plugs								
571-2087181	208718-1	B	14	5	Std.	70.16	68.45	66.89
571-2087141	208714-1	B	14	7	Std.	53.38	51.75	49.96
571-2087161	208716-1	B	14	7	Rev.	44.28	43.31	42.21
571-2084861	208486-1	B	22	14	Rev.	45.76	44.80	43.07
571-2084571	208457-1	B	28	24	Std.	70.06	64.61	56.15
571-2084701	208470-1	B	28	37	Std.	57.97	55.20	52.25
571-2084721	208472-1	B	28	37	Rev.	55.57	54.07	52.85

SERIES 1, SIZE 16 CONTACTS

- Plating:
  - (a) Bright tin
  - (b) Gold flash over nickel w/additional gold on mating end
  - (c) Nickel with gold on mating end
  - (d) Gold gradient over nickel w/additional gold on mating end

For quantities greater than listed, call for quote.

MOUSER STOCK NO.	TE Part No.	Wire Size AWG	Wire Insulation Range (In.)	Plating	Price Each 1	100	1000
Pin Contacts							
571-1-66107-1	1-66107-1	26-24	.035 - .055	a	.43	.342	.268
571-661074	66107-4	26-24	.035 - .055	b	.61	.503	.43
571-1-66103-8	1-66103-8	24-20	.040 - .080	a	.40	.332	.257
571-66103-4	66103-4	24-20	.040 - .080	b	.69	.631	.452
571-661033	66103-3	24-20	.040 - .080	c	.58	.471	.375
571-665664	66566-4	24-20	.060 - .120	b	.60	.535	.503
571-1-66400-0	1-66400-0	24-20	.080 - .100	a	.43	.38	.268
571-664004	66400-4	24-20	.080 - .100	b	.56	.535	.417
571-665911	66591-1	22-18	.055 - .110	a	.27	.214	.182
571-665891	66589-1	18-16	.080 - .100	a	.31	.269	.213
571-1-66099-5	1-66099-5	18-16	.080 - .100	a	.48	.38	.268
571-66099-4	66099-4	18-16	.080 - .100	b	.65	.567	.449
571-660993	66099-3	18-16	.080 - .100	c	.71	.567	.449
571-660991	66099-1	18-16	.080 - .100	d	1.59	1.24	.888
571-1-66361-2	1-66361-2	18-14	.080 - .100	a	.43	.342	.257
571-663614	66361-4	18-14	.080 - .100	b	.62	.601	.407
571-66602-8	66602-8	18-14	.110 - .150	a	.47	.353	.332
571-66602-2	66602-2	18-14	.110 - .150	b	.69	.612	.428
571-202236-6	202236-6	SolderTab	-----	a	1.18	1.02	.738
Socket Contacts							
571-1-66109-7	1-66109-7	26-24	.035 - .055	a	.64	.567	.449
571-661094	66109-4	26-24	.035 - .055	b	.73	.599	.471
571-1-66105-9	1-66105-9	24-20	.040 - .080	a	.50	.407	.31
571-66105-4	66105-4	24-20	.040 - .080	b	.84	.766	.61
571-661053	66105-3	24-20	.040 - .080	c	.70	.567	.449
571-665654	66565-4	24-20	.060 - .120	b	.52	.516	.492
571-1-66399-0	1-66399-0	24-20	.080 - .100	a	.45	.364	.289
571-663994	66399-4	24-20	.080 - .100	b	.79	.728	.503
571-665921	66592-1	22-18	.055 - .110	a	.27	.209	.182
571-665901	66590-1	18-16	.080 - .100	a	.33	.287	.246
571-1-66101-9	1-66101-9	18-16	.080 - .100	a	.49	.407	.317
571-66101-4	66101-4	18-16	.080 - .100	b	.77	.631	.492
571-1-66360-2	1-66360-2	18-14	.080 - .100	a	.44	.364	.321
571-66360-4	66360-4	18-14	.080 - .100	b	.95	.824	.631
571-66601-9	66601-9	18-14	.110 - .150	a	.50	.449	.317
571-666012	66601-2	18-14	.110 - .150	b	.69	.556	.439
571-202237-5	202237-5	Solder Tab	-----	a	1.34	.932	.717

AMP SERIES 2: METAL SHELL CIRCULAR CONNECTORS

- Housing: UL94V-0 Black Thermoplastic
- Metal Shell: Nickel-plated zinc alloy
- Shell only, must order contacts separately

✻ STD. Gender= **Pin contacts in receptacle housings, socket contacts in plug housings**
✻ REV. Gender= **Socket contacts in receptacle housings, pin contacts in plug housings**

E28476 LR7189

Series 2 - Square Flange Receptacles

- Accepts size 20 Contacts

For quantities greater than listed, call for quote.

MOUSER STOCK NO.	TE Part No.	Fig.	Shell Size	No. of Cont.	Gender ✻	Price Each 1	5	10
571-2084931	208493-1	C	22	28	Rev.	33.69	31.75	27.97
571-2084771	208477-1	C	28	63	Std.	39.35	35.52	34.03

Series 2 - Plugs

- Accepts size 20 Contacts

For quantities greater than listed, call for quote.

MOUSER STOCK NO.	TE Part No.	Fig.	Shell Size	No. of Cont.	Gender ✻	Price Each 1	5	10
571-2084921	208492-1	D	22	28	Rev.	144.24	139.04	134.51

Accessories

For quantities greater than listed, call for quote.

MOUSER STOCK NO.	TE Part No.	Fig.	Shell Size	Price Each 1	5	10
571-2089455	208945-5	E	14	15.86	13.25	13.08
571-2138232	213823-2	F	14	22.64	21.76	20.64
571-2089457	208945-7	E	22	21.98	21.49	20.93
571-2119031	211903-1	F	22	41.57	39.00	37.52
571-2089458	208945-8	E	28	24.56	24.20	23.43

AMP SERIES 2, SIZE 20 CONTACTS

- Plating:
  - (a) Select gold flash over nickel
  - (b) Gold flash over nickel
  - (c) Gold flash over nickel with additional gold on mating end
  - (d) Gold over copper

Pin Contacts

For quantities greater than listed, call for quote.

MOUSER STOCK NO.	TE Part No.	AWG	Plating	Type	Price Each 1	10	1000
571-665079	66507-9	28-24	a	20 DF Crimp	.24	.175	.124
571-665069	66506-9	24-20	a	20 DF Crimp	.26	.23	.186
571-1665060	1-66506-0	24-20	b	20 DF Crimp	.28	.249	.214
571-665703	66570-3	18 max	c	20 DF Solder	.28	.216	.18
571-2050891	205089-1	24-20	d	20 DM Crimp	1.00	.642	.54

Socket Contacts

For quantities greater than listed, call for quote.

MOUSER STOCK NO.	TE Part No.	AWG	Plating	Type	Price Each 1	10	1000
571-665059	66505-9	28-24	a	20 DF Crimp	.26	.18	.126
571-665049	66504-9	24-20	a	20 DF Crimp	.31	.19	.134
571-1665040	1-66504-0	24-20	b	20 DF Crimp	.21	.203	.202
571-665693	66569-3	18 max	c	20 DF Solder	.40	.353	.296
571-2050901	205090-1	24-20	d	20 DM Crimp	1.39	1.06	.756

AMP MINI-DIN CONNECTORS SHIELDED

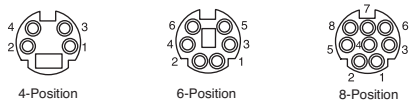

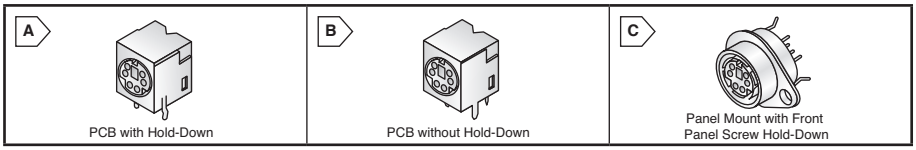

Features:

- Compact size
- Choice of 4, 6, or 8 pin
- Integral one piece shield
- Free hanging not available

Specifications:

- Housing: UL94V-0 thermoplastic
- Recommended PC board thickness: .062"
- Contacts: phosphor bronze plated with: a.) gold flash nickel underplate b.) 30µ" nickel underplate c.) 15µ" nickel underplate

Right Angle, PCB, Thru-Hole

For quantities greater than listed, call for quote.

MOUSER STOCK NO.	TE Part No.	Fig.	Shell Size	Plating	Price Each 1	10	100
571-5749181-1	5749181-1	A	4	30µ"	1.77	1.50	1.24
571-5749231-1	5749231-1	A	6	Gold flash	4.68	4.48	3.73
571-5749180-1	5749180-1	A	6	30µ"	1.89	1.61	1.33
571-5749265-1	5749265-1	B	6	Gold flash	2.46	2.24	1.73
571-5749232-1	5749232-1	A	8	Gold flash	5.06	4.45	4.04
571-5749268-1	5749268-1	B	8	Gold flash	4.39	3.85	3.51

Vertical, Panel Mount, Thru-Hole

For quantities greater than listed, call for quote.

MOUSER STOCK NO.	TE Part No.	Fig.	Shell Size	Plating	Price Each 1	10	100
571-5750131-2	5750131-2	C	6	30µ"	5.80	5.47	5.00
571-5750340-1	5750340-1	C	8	15µ"	7.01	6.30	5.79
571-5750340-2	5750340-2	C	8	30µ"	7.74	7.21	6.28

© Copyright 2013 Mouser Electronics

© Copyright 2013 Mouser Electronics

AVX Lighting Connectors

RoHS Compliant This product is RoHS compliant.

AVX A KYOCERA GROUP COMPANY

WIRE-TO-WIRE; POKE HOME THRU-WIRE CONNECTORS AND JUNCTION BOX

NEW PRODUCT

Features:
- Robust design for harsh environments; -40°C to +125°C
- 8AMP current rating
- High spring force BeCu contact system provides high reliability
- Accepts any wire between 18AWG to 26AWG; solid or stranded
- Minitiaurized size; 4.0mm pitch

For quantities greater than listed, call for quote.

MOUSER STOCK NO.	AVX Part No.	Fig.	Number of Positions	Color	Description	Price Each 1	10	50	100
581-009286002021106	009286002021106	A	2-way	White	Thru-Wire	2.62	2.10	1.73	1.05
581-009286003021106	009286003021106	A	3-way	White	Thru-Wire	3.42	2.74	2.26	1.37
581-009286004121506	009286004121506	B	4-way	Red	Junction Box	2.62	2.10	1.73	1.05

LED LIGHTING /LED BACKLIGHT CONNECTOR

NEW PRODUCT

The 9608 Series LED lighting connector and 9609 Series LED backlight connectors feature the lowest profile in the industry at 1.4mm, which minimizes the spacing between PCBs and allows for even light distribution.

For quantities greater than listed, call for quote.

MOUSER STOCK NO.	AVX Part No.	Fig.	Type	Current Rating	Number of Positions	Price Each 1	10	100	250
9608 Series									
581-149608102000868	149608102000868+	C	Board to Board	1A to 3A	2	1.66	1.36	1.09	.952
581-209608102100829	209608102100829+	C	Board to Board	1A to 3A	2	1.10	.867	.642	.578
581-979608302009829	979608302009829+	C	Wire to Board	1A to 3A	2	3.61	2.91	2.21	1.90
581-979608302010829	979608302010829+	C	Wire to Board	1A to 3A	1	4.63	4.16	3.15	2.77
9609 Series									
581-109609001001808	109609001001808+	D	Board to Board	1A to 3A	1	.66	.482	.332	.30
581-249609001000808	249609001000808+	D	Board to Board	1A to 3A	1	.64	.621	.396	.31
581-979609001007808	979609001007808+	D	Wire to Board	1A to 3A	1	1.93	1.55	1.19	1.02
581-979609001008808	979609001008808+	D	Wire to Board	1A to 3A	1	3.46	2.79	2.13	1.83

SSL - DISCRETE WIRE IDC CAPS

Features:
- IDC contact provides a gas-tight connection to the PCB for long term reliability
- Optional termination cap provides additional strain relief for severe environments
- Tested to automotive levels on shock, vibration and temperature cycling for reliability
- Reduced total applied cost versus solder or crimp processes
- Individual contacts can be located anywhere on the PCB based on specific application

For quantities greater than listed, call for quote.

MOUSER STOCK NO.	AVX Part No.	Fig.	Number of Ways	Description	Price Each 1	10	50	100
9176 Series								
581-609176001521000	609176001521000	E	1	Cap, glass filled nylon, black	.31	.257	.203	.193
581-609176001415000	609176001415000	E	1	Cap, glass filled nylon, black	.30	.246	.203	.128
581-609176001415100	609176001415100	E	1	Cap, glass filled nylon, white	.30	.246	.203	.182
581-709176001522006	709176001522006	E	1	IDC wire to board, contact plating, 22 gauge	.32	.278	.246	.214
581-709176001422006	709176001422006	E	1	IDC wire to board, contact plating, 22 gauge	.32	.278	.246	.214
581-709176001432006	709176001432006	E	1	IDC wire to board, contact plating, 24 gauge	.32	.278	.246	.214
581-609176002016000	609176002016000	E	2	Cap, thru wire, black	.60	.524	.471	.417
581-609176003016000	609176003016000	E	3	Cap, thru wire, black	.76	.642	.589	.514
581-609176003021000	609176003021000	E	3	Cap, thru wire, black	.76	.642	.589	.514
581-609176003016099	609176003016099	F	3	Cap with stop, black	.76	.642	.589	.514
581-609176002016099	609176002016099	F	2	Cap with stop, black	.60	.524	.471	.417
581-609176002021099	609176002021099	F	2	Cap with stop, black	.60	.524	.471	.417
581-609176003021099	609176003021099	F	3	Cap with stop, black	.76	.642	.589	.514

SOLID STATE LIGHTING CONNECTORS

The 9159 of Board-to-Board interconnect system allows two PCB's to be mated end-to-end creating strips of LED lighting. Designed specifaclly for the unique Solid State Lighting (SSL) market requiring coplanar (horizontal-to-horizontal) PCB mating with a 5 Amp current rating in the smallest package available.

Wired Plugs

The cabled plug was developed to bring power and signlas onto the PCB's while keeping the same board level interface. This allows the designer to build a single PCB with a receptacle on one end and a plug on the other end to minimize cost and inventory. Regardless of where the PCB is used in the system, the cabled plug connector will then create the connection to the outside world. The optional latch can be inserted into the plug housing to assure positive attachment to the PCB in harsh environments without having to change the PCB connector.

MOUSER STOCK NO.	AVX Part No.	Fig.	Circuit Size	Dimensions: mm A	B	C	Price Each 1	10	50	100	500
581-119159002101116	119159002101116	G	2	14.7	8	3	2.21	1.81	1.69	1.46	1.28
581-119159003101116	119159003101116	G	3	14.7	11	3	1.57	1.35	1.19	1.05	.76
581-119159004101116	119159004101116	G	4	14.7	14	3	1.79	1.51	1.35	1.18	.867
581-119159005101116	119159005101116	G	5	14.7	17	3	2.00	1.70	1.46	1.32	.974
581-119159006101116	119159006101116	G	6	14.7	20	3	2.10	1.80	1.54	1.39	1.02

Top Loading Sockets

The top loading socket allows complete PCB's to be replaced in the field without having to dissemble the entire strip boards. The connector has a two part insulator whereby the top of the connector will slide open allowing the plug connector to be pulled out either vertically or at a slight angle. Once the PCB is replaced, the cover is slid back like a Zero Insertion Force (ZIF) connector to the closed position.

581-229159002101116	229159002101116	H	2	11.4	4.5	4.5	1.68	1.43	1.28	1.12	.835
581-229159003101116	229159003101116	H	3	14.4	4.5	4.5	2.00	1.70	1.46	1.32	.974
581-229159004101116	229159004101116	H	4	17.4	4.5	4.5	2.32	1.97	1.75	1.54	1.14
581-229159005101116	229159005101116	H	5	20.4	4.5	4.5	2.78	2.38	2.08	1.85	1.38
581-229159006101116	229159006101116	H	6	23.4	4.5	4.5	3.16	2.70	2.36	2.10	1.57

Shorting Socket

The 2 position shorting socket was designed to plug onto the last PCB in the lighting strip to short the two contacts together, closing the electrical loop. Just as the cabled plug brings power and signals onto the light strip, the shorting socket completes the circuit while maintaining a single board design.

581-589159002000006	589159002000006	I	2	8	4.2	--	1.47	1.25	1.12	.974	.728

Covers for Plug

581-609159330201000	609159330201000	J	2	8	6.5	3	.21	.182	.15	.128	.097
581-609159330301000	609159330301000	J	3	11	6.5	3	.21	.182	.15	.128	.097
581-609159330401000	609159330401000	J	4	14	6.5	3	.21	.182	.15	.128	.097
581-609159330501000	609159330501000	J	5	17	6.5	3	.21	.182	.15	.128	.097
581-609159330601000	609159330601000	J	6	20	6.5	3	.21	.182	.15	.128	.097

Latches for Plug

581-609159340201000	609159340201000	K	2,4,6	10	5	--	.38	.31	.257	.235	.171
581-609159340301000	609159340301000	K	3,5	10	8	--	.41	.332	.278	.257	.193

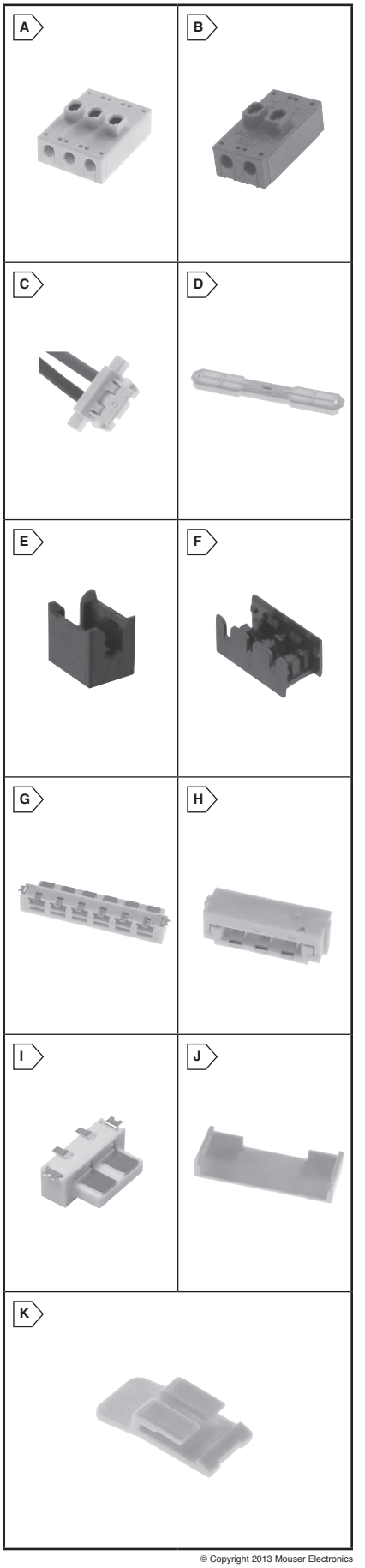

© Copyright 2013 Mouser Electronics

© Copyright 2013 Mouser Electronics

AVX Lighting Connectors

RoHS Compliant **This product is RoHS compliant.**

BOARD TO BOARD CONNECTORS

PRODUCT NEW

For quantities greater than listed, call for quote.

MOUSER STOCK NO.	AVX Part No.	Fig.	Type	No.of Pos.	Voltage Rating (V)	Amps	Contact Plating	Price Each 1	10	50	100
1 Piece Connectors	• Operating Temperature: -55°C to +125°C										
581-00915900201106	009159002001106	A	Socket	2	250	3	Pure Tin	1.11	.942	.738	.674
581-00915900501106	009159005001106	A	Socket	5	250	3	Pure Tin	1.85	1.58	1.40	1.23
2 Piece Connectors	• Operating Temperature: -55°C to +85°C										
581-209159002101116	209159002101116	B	Socket	2	125	5	Gold	1.21	.963	.653	.546
581-209159004101116	209159004101116	B	Socket	4	125	5	Gold	1.78	1.40	.963	.803
581-209159005101116	209159005101116	B	Socket	5	125	5	Gold	2.05	1.63	1.10	.92
581-209159006101116	209159006101116	B	Socket	6	125	5	Gold	2.32	1.83	1.25	1.05
581-139159002101116	139159002101116	C	Plug	2	125	3	Gold	1.77	1.43	1.16	1.02
581-139159003101116	139159003101116	C	Plug	3	125	3	Gold	1.88	1.54	1.24	1.09
581-139159004101116	139159004101116	C	Plug	4	125	3	Gold	2.15	1.75	1.41	1.24
581-139159005101116	139159005101116	C	Plug	5	125	3	Gold	2.45	2.00	1.61	1.41
581-139159006101116	139159006101116	C	Plug	6	125	3	Gold	2.74	2.24	1.80	1.58
581-109159002101116	109159002101116	C	Plug	2	125	5	Gold	.78	.653	.524	.503
581-109159004101116	109159004101116	C	Plug	4	125	5	Gold	1.02	.845	.674	.653
581-109159005101116	109159005101116	C	Plug	5	125	5	Gold	1.12	.942	.749	.717
581-109159006101116	109159006101116	C	Plug	6	125	5	Gold	1.24	1.04	.824	.792
2 Piece Connectors	• Operating Temperature: -40°C to +125°C										
581-249159002122106	249159002122106	B	Socket	2	125	5	Gold	1.33	1.22	1.01	.845
581-249159003122106	249159003122106	B	Socket	3	125	5	Gold	1.48	1.36	1.12	.845
581-149159002122106	149159002122106	C	Plug	2	125	5	Gold	1.22	1.12	.931	.845
581-149159003122106	149159003122106	C	Plug	3	125	5	Gold	1.32	1.21	.995	.845

WIRE TO BOARD CONNECTORS

• Operating Temperature: -40°C to 105°C

PRODUCT NEW

For quantities greater than listed, call for quote.

MOUSER STOCK NO.	AVX Part No.	Fig.	No. of Ways	Voltage Rating (V)	Amps	Wire Gauge (AWG)	Price Each 1	10	50	100
9175 Series										
581-009175002001006	009175002001006	D	2	125	1	26-28	.65	.621	.578	.535
581-009175003001006	009175003001006	D	3	125	1	26-28	1.83	1.56	1.39	1.22
9176 Series										
581-009176001001006	009176001001006	E	1	250	10	18	.86	.728	.642	.578
581-009176001001106	009176001001106	E	1	250	10	18	.86	.728	.642	.578
581-009176001011006	009176001011006	E	1	250	10	20	.86	.728	.578	.535
581-009176001011106	009176001011106	E	1	250	10	20	.86	.728	.642	.578
581-009176001022006	009176001022006	E	1	250	10	22	.86	.728	.578	.535
581-009176001022106	009176001022106	E	1	250	10	22	.86	.728	.642	.578
581-009176001032006	009176001032006	E	1	250	10	24	.86	.728	.578	.535
581-009176001032106	009176001032106	E	1	250	10	24	.86	.728	.578	.535
581-009176002022006	009176002022006	E	2	250	10	22	1.98	1.66	1.49	1.32
581-009176002032006	009176002032006	E	2	250	10	24	1.98	1.66	1.49	1.32
581-009176003022006	009176003022006	E	3	250	10	22	2.08	1.74	1.56	1.38
581-009176003032006	009176003032006	E	3	250	10	24	2.08	1.74	1.56	1.38
581-709176001443006	709176001443006	F	1	-	6	26 - 28	.29	.24	.193	.17
9177 Series										
581-009177001012006	009177001012006	G	1	600	15	16	2.11	1.80	1.59	1.40
581-009177001022006	009177001022006	G	1	600	15	18	2.11	1.80	1.59	1.40
9276 Series										
581-009276001021106	00-9276001021106	H	1	-	-	18-24	.57	.471	.407	.375
581-009276002021106	00-9276002021106	I	2	-	-	18-24	.72	.599	.514	.471
581-009276003021106	00-9276003021106	J	3	-	-	18-24	.89	.749	.642	.589
581-009276004021106	00-9276004021106	K	4	-	-	18-24	1.34	1.10	.931	.867
581-009276006021106	00-9276006021106	L	6	-	-	18-24	1.67	1.59	1.31	1.18
581-009276008021106	00-9276008021106	M	8	-	-	18-24	1.66	1.40	1.20	1.10

TOOLS

For quantities greater than listed, call for quote.

MOUSER STOCK NO.	AVX Part No.	Fig.	Description	Price Each 1	10	50	100
9175 Series Hand Insertion Tool							
581-069175700401000	069175700401000	N	IDC wire to board connector tool	6.41	5.48	4.91	4.27
581-069175701701000	069175701701000	O	High production tool, Max Insulation Dia. 1.0	104.49	96.36	86.50	83.01
581-069175701701002	069175701701002	P	Mass insertion tool for 9175 Series, 2 way	193.18	128.79	103.47	83.05
581-069175701701003	069175701701003	Q	Mass insertion tool for 9175 Series, 3 way	227.72	151.81	125.32	97.89
9176 Series Hand Insertion Tool							
581-067000773001000	067000773001000	R	Universal Handle	24.03	20.87	20.23	18.33
581-069176701801000	069176701801000	O	Assembly tool, cap used, use with Universal Handle	7.79	6.88	6.26	5.56
581-069176701901000	069176701901000	O	Assembly tool, for contact only, use with Universal Handle	128.99	113.82	103.65	89.99
581-069176701902000	069176701902000	O	Assembly tool, for contact only, use with Universal Handle	128.99	113.82	103.65	89.99
581-069176702101000	069176702101000	O	Metal tool, high volume, use with Universal Handle	128.99	113.82	103.65	89.99
581-069176702201000	069176702201000	O	Plastic tool, low/med volume, for single contact, use with Universal Handle	5.56	4.90	4.46	3.97
581-069176701601000	069176701601000	O	Med production tool, Max Insulation Dia. 2.1	9.20	8.15	7.32	6.52
581-069176701602000	069176701602000	O	Med production tool, Max Insulation Dia. 1.6	9.20	8.15	7.32	6.52
581-069176701701000	069176701701000	O	Hand insertion for single 18/24 gauge wire	128.99	113.82	103.65	89.99
581-069176701701002	069176701701002	P	IDC connector tool, Max Insulation Dia. 2.10, 2 way	143.09	126.26	114.98	106.04
581-069176701701003	069176701701003	Q	IDC connector tool, Max Insulation Dia. 2.10, 3 way	168.67	148.83	135.54	121.57
581-069176701702000	069176701702000	O	Hand insertion for single 18/24 gauge wire	128.99	113.82	103.65	89.99
581-069176701702002	069176701702002	P	IDC connector tool, Max Insulation Dia. 1.60, 2 way	143.09	126.26	114.98	106.04
581-069176701702003	069176701702003	Q	IDC connector tool, Max Insulation Dia. 1.60, 3 way	168.67	148.83	135.54	121.57
9177 Series Hand Insertion Tool							
581-069177701602002	069177701602002	P	2 way, Max Insulation Dia. 3.50	1.73	1.48	1.32	1.16
581-069177500001000	069177500001000	-	Development Kit for 9177 Series	78.63	74.70	72.51	70.33
9726 Series Wire Extraction Tool							
581-069276700101000	069276700101000	S	Thin bladed wire extraction tool	17.05	11.80	9.44	8.39



© Copyright 2013 Mouser Electronics

© Copyright 2013 Mouser Electronics

Lighting Connectors

This product is RoHS compliant.

AMPHENOL SJS LUMINUS LIGHTING CONNECTORS

- For aviation, railway and industrial applications
- Sealed
- Contacts from 1 to 9, also mixed arrangements
- Contacts acc. MIL-C-39029/56,/57,/58
- Contact sizes: AWG 22D, 20, 16 and 12
- Quick mate/unmate operation
- Receptacles for snap-in mounting
- Temperature Range: -55ºC to 155ºC

RoHS Compliant

For quantities greater than listed, call for quote.

MOUSER STOCK NO.	Amphenol Part No.	Fig.	No. of Positions	Style	Size	Color	Price Each 1	5	10	25
Plugs										
523-SJS830250	SJS830250	A	2	Inline	22	Black	25.72	23.41	19.94	17.49
523-SJS840310	SJS840310	A	3	Inline	16	White	26.00	23.68	19.51	17.69
523-SJS840340	SJS840340	A	3	Panel	16	Black	25.51	23.06	19.24	17.71
523-SJS840410	SJS840410	A	4	Inline	16	White	24.35	22.17	18.87	16.56
523-SJS860510	SJS860510	A	5	Inline	22	White	27.79	25.54	21.39	20.21
523-SJS830100	SJS830100	A	8	Inline	22	Black	19.74	18.67	18.05	15.86
523-SJS860910	SJS860910	A	9	Inline	22	White	26.71	24.45	20.32	19.02
Receptacles										
523-SJS830270	SJS830270	B	2	Inline	22	Black	17.70	16.11	13.72	13.69
523-SJS840300	SJS840300	B	3	Inline	16	White	20.96	19.83	19.09	16.67
523-SJS840320	SJS840320	B	3	Panel	16	White	19.28	18.25	17.57	15.42
523-SJS840330	SJS840330	B	3	Panel	16	Black	19.28	18.25	17.57	15.42
523-SJS840400	SJS840400	B	4	Inline	16	White	15.17	15.02	14.95	14.86
523-SJS860500	SJS860500	B	5	Inline	22	White	25.89	23.57	20.07	17.61
523-SJS830200	SJS830200	B	8	Inline	22	Black	23.13	21.06	17.93	15.74
523-SJS860900	SJS860900	B	9	Inline	22	White	21.39	20.26	19.50	17.10
Cradle Mounts			Description				1	5	10	25
523-SJS445000	SJS445000	C	Mounting Cradle Size A				12.47	11.81	11.36	9.97
523-SJS991000	SJS991000	C	Mounting Cradle Size B				12.47	11.81	11.36	9.97

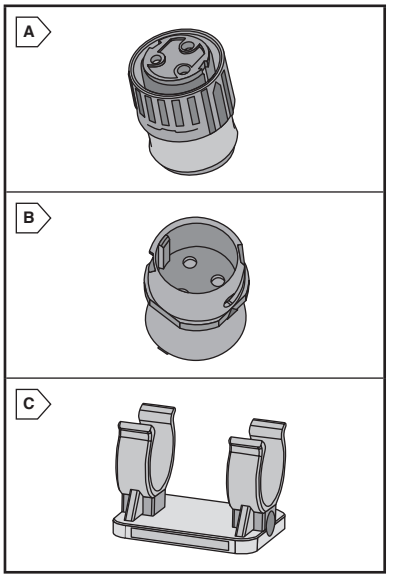

MOLEX LED ARRAY HOLDERS

- Compression contacts to power array
- Double-ended wire-trap terminal to attach power source
- Releasable wire trap for rework or replacement
- Snap lock feature for optional optic
- High-temperature thermoplastic housing
- Screw-mount attachment method for securing array to heat sink

RoHS Compliant

LED Array Holder for Cree XLamp Arrays

For quantities greater than listed, call for quote.

MOUSER STOCK NO.	Molex Part No.	Fig.	Description	Price Each 1	10	25	50
538-180160-0000	180160-0000	A	For Cree XLamp MP-L without Lens Cover, Parallel Circuits	5.37	4.44	4.01	3.70
538-180160-0001	180160-0001	A	For Cree XLamp MP-L with Lens Cover, Parallel Circuits	5.70	4.79	4.33	4.00
538-180160-0002	180160-0002	A	For Cree XLamp MP-L without Lens Cover, Series Circuits	5.37	4.44	4.01	3.70
538-180160-0003	180160-0003	A	For Cree XLamp MP-L with Lens Cover, Series Circuits	5.80	4.79	4.33	4.00
538-180220-0000	180220-0000	B	For Cree XLamp CXA20 Arrays without Lens Cover	3.66	3.08	2.60	2.48
538-180220-0001	180220-0001	B	For Cree XLamp CXA20 Arrays with Lens Cover	4.76	4.08	3.69	3.42

LED Array Holder for Illumitex Aduro and Surexi AD44

RoHS Compliant

For quantities greater than listed, call for quote.

MOUSER STOCK NO.	Molex Part No.	Fig.	Description	Price Each 1	10	25	50
538-180250-0001	180250-0001	C	LED Array Holder for Illumitex Aduro and Surexi AD44 w/ Cover	2.81	2.35	2.28	1.95

LED Array Holder for Bridgelux Arrays

RoHS Compliant

For quantities greater than listed, call for quote.

MOUSER STOCK NO.	Molex Part No.	Fig.	Description	Price Each 1	10	25	50
538-180150-0000	180150-0000	D	LED Array Holder for Bridgelux ES, without Lens Cover	3.22	2.64	2.42	2.24
538-180150-0001	180150-0001	D	LED Array Holder for Bridgelux ES, with Lens Cover	4.55	4.33	4.09	3.70
538-180180-0000	180180-0000	E	LED Array Holder for Bridgelux RS, without Lens Cover	6.14	5.08	4.92	4.24

LED Array Holder for Citizen Arrays

RoHS Compliant

For quantities greater than listed, call for quote.

MOUSER STOCK NO.	Molex Part No.	Fig.	Description	Price Each 1	10	25	50
538-180190-0000	180190-0000	F	LED Array Holder for Citizen CL-L340 without Lens Cover	3.92	3.71	3.41	3.15
538-180190-0001	180190-0001	F	LED Array Holder for Citizen CL-L340 with Lens Cover	5.29	5.01	4.62	4.25

LED Array Holder for Sharp Mega and Mini Zenigata Arrays

NEW PRODUCT

RoHS Compliant

For quantities greater than listed, call for quote.

MOUSER STOCK NO.	Molex Part No.	Fig.	Description	Plating	Zhaga Cover	Price Each 1	10	25	50
538-180330-0002	180330-0002	G	Mega Zenigata	Gold	No	2.70	2.34	2.16	1.89
538-180330-0003	180330-0003	H	Mega Zenigata	Gold	Yes	3.51	3.05	2.82	2.47
538-180390-0002	180390-0002	I	Mini Zenigata	Gold	No	2.70	2.34	2.16	1.89

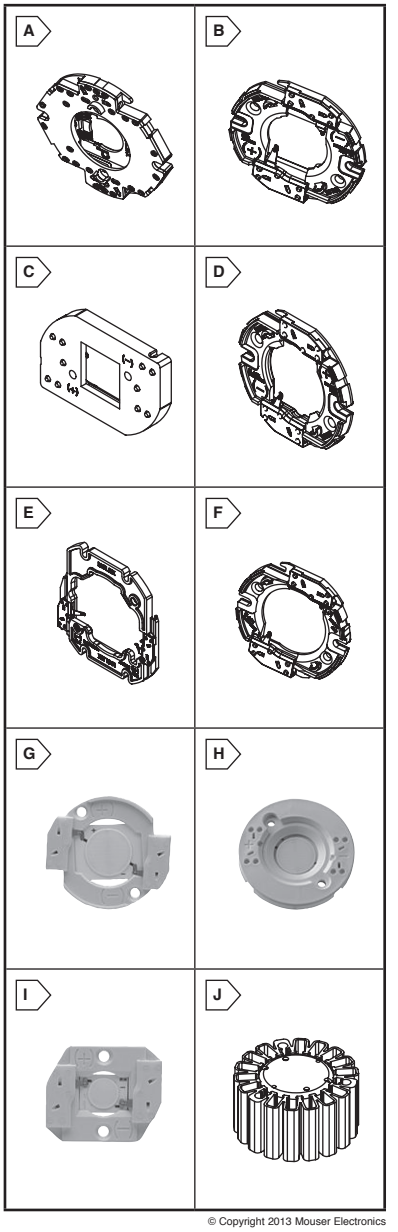

MOLEX HEAT SINK FOR LED ARRAY HOLDERS

RoHS Compliant

For quantities greater than listed, call for quote.

MOUSER STOCK NO.	Molex Part No.	Fig.	Description	Price Each 1	5
538-180289-0000	180289-0000	J	Heat Sink, 80.00mm (3.15") Dia. Black Anodized Finish	18.20	17.59

© Copyright 2013 Mouser Electronics

© Copyright 2013 Mouser Electronics

Lighting Connectors

RoHS Compliant **This product is RoHS compliant.**

HIROSE DF59 LOW PROFILE INTERCONNECT SYSTEM

- Developed for LED applications
- Ultra low profile design, minimizes shadowing
- High current capability; 3 Amps
- AWG #22: 1.2 to 1.45mm diameter
- -35°C to 105°C temperature range

For quantities greater than listed, call for quote.

MOUSER STOCK NO.	Hirose Part No.	Fig.	No. of Pos.	Type	Gender	Pitch	L	W	H	Price Each 1	10	25	100
798-DF59-2S-2V51	DF59-2S-2V(51)	A	2	Header	Female	2.0	7.95	7.20	2.30	.93	.763	.615	.553
798-DF59-2P-2FC50	DF59-2P-2FC(50)	B	2	Board to Board Bridge	Male	2.0	17.10	7.20	2.80	1.71	1.39	1.12	1.01
798-DF59-2P-2C	DF59-2P-2C	C	2	Crimp Housing	Male	2.0	8.15	7.20	2.48	.49	.348	.269	.233
798-DF59-2P-2SP50	DF59-2P-2SP(50)	D	2	Shorting Plug	Male	2.0	7.95	7.20	2.48	1.73	1.43	1.20	1.07
798-DF59-3S-2V51	DF59-3S-2V(51)	A	3	Header	Female	2.0	7.95	9.20	2.30	1.07	.869	.701	.63
798-DF59-3P-2FC50	DF59-3P-2FC(50)	B	3	Board to Board Bridge	Male	2.0	17.10	9.20	2.80	1.84	1.53	1.27	1.13
798-DF59-3P-2C	DF59-3P-2C	C	3	Crimp Housing	Male	2.0	8.15	9.20	2.48	.59	.412	.318	.276
798-DF59-3P-2SP50	DF59-3P-2SP(50)	D	3	Shorting Plug	Male	2.0	7.95	9.20	2.48	1.87	1.52	1.23	1.10
798-DF59-4S-2V51	DF59-4S-2V(51)	A	4	Header	Female	2.0	7.95	11.20	2.30	1.14	.932	.751	.676
798-DF59-4P-2FC50	DF59-4P-2FC(50)	B	4	Board to Board Bridge	Male	2.0	17.10	11.20	2.80	2.12	1.75	1.47	1.31
798-DF59-4P-2C	DF59-4P-2C	C	4	Crimp Housing	Male	2.0	8.15	11.20	2.48	.75	.524	.404	.352

Contact

For quantities greater than listed, call for quote.

MOUSER STOCK NO.	Hirose Part No.	Description	Price Each 1	10	100	500
798-DF59-22PCFA	DF59-22PCFA	22AWG Au, Male	.30	.278	.24	.235

Tools

For quantities greater than listed, call for quote.

MOUSER STOCK NO.	JAE Part No.	Description	Price Each 1	5
798-HT801DF59-22P	HT801/DF59-22P	DF59 Series Crimp Hand Tool, 22 AWG	649.49	631.30

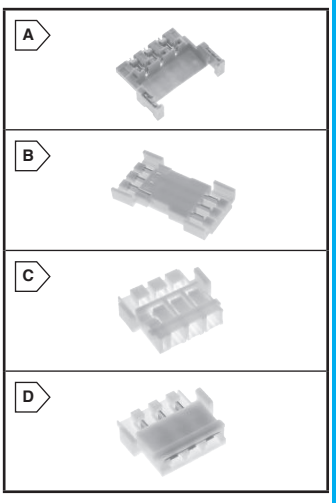

SOURIAU UTL SERIES CIRCULAR LIGHTING CONNECTORS

Features:
- Dynamic IP68/69K
- UV Resistant
- UL/IEC Compliant

Electrical:
- Working voltage: 277VAC per UL 1977, 277/480VAC per UL 1977
- Rated current: 16A
- Connector for breaking circuit

For quantities greater than listed, call for quote.

MOUSER STOCK NO.	Souriau Part No.	Fig.	Type	Insert	Price Each 1	10	25	50
649-UTL6103G1P	UTL6103G1P	A	Plug	Male	15.71	14.15	13.21	12.23
649-UTL6103G1S	UTL6103G1S	A	Plug	Female	15.71	14.15	13.21	12.23
649-UTL0103G1P	UTL0103G1P	B	Square Flange Receptacle	Male	10.79	9.85	9.07	8.40
649-UTL0103G1S	UTL0103G1S	B	Square Flange Receptacle	Female	10.79	9.85	9.07	8.40
649-UTL7103G1P	UTL7103G1P	C	Jam Nut Receptacle	Male	10.56	9.65	8.88	8.45
649-UTL7103G1S	UTL7103G1S	C	Jam Nut Receptacle	Female	10.08	9.21	9.16	8.93
649-UTL1103G1P	UTL1103G1P	C	Inline Receptacle	Male	15.71	14.15	13.21	12.23
649-UTL1103G1S	UTL1103G1S	C	Inline Receptacle	Female	15.71	14.15	13.21	12.23

Accessories

For quantities greater than listed, call for quote.

MOUSER STOCK NO.	Souriau Part No.	Description	Price Each 1	10	25	50
649-UTL110BOOT	UTL110BOOT	Inline Receptacle Boot	17.55	15.80	14.40	13.69
649-UTL610BOOT	UTL610BOOT	Plug Boot	17.55	15.80	14.40	13.69
649-UTL10DCG	UTL10DCG	Dustcap	23.04	21.26	19.91	19.31

Contacts

For quantities greater than listed, call for quote.

MOUSER STOCK NO.	Souriau Part No.	Wire Size AWG	Wire Size mm^2	Gender	Price Each 1	10	25	50
649-RM16M25K	RM16M25K	18-16	0.8-1.5	Male	4.45	4.02	3.69	3.39
649-RC16M25K	RC16M25K	18-16	0.8-1.5	Female	4.45	4.02	3.69	3.39
649-RM14M25K	RM14M25K	16-14	1.5-2.5	Male	4.45	4.02	3.69	3.39
649-RC14M25K	RC14M25K	16-14	1.5-2.5	Female	4.45	4.02	3.69	3.39

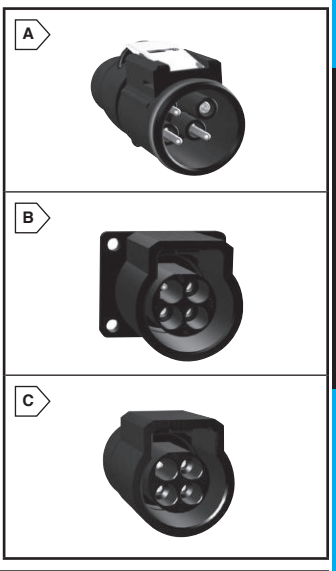

JAE LED POWER SUPPLY CONNECTORS

JAE ES3 Series Card Edge Type

- Low profile 1.6mm mounting height, designed with consideration for light shielding
- White LCP insulator for heat and light resistance
- Cable-less connection
- Rated Current: 1A
- Rated Voltage: 200VAC

For quantities greater than listed, call for quote.

MOUSER STOCK NO.	JAE Part No.	Fig.	Description	Price Each 1	10	25	50
656-ES3B002WF1R1000	ES3B002WF1R1000	A	2P SMT, Bottom Mount	1.17	1.08	.952	.845

Board to Cable Type

- Low-profile design achieves a 1.7mm mounting height in consideration of LED light shielding on the board
- White LCP insulator for heat and light resistance
- Bottom type design
- Rated Current: 2A
- Rated Voltage: 200VAC

For quantities greater than listed, call for quote.

MOUSER STOCK NO.	JAE Part No.	Fig.	Description	Price Each 1	10	100	500
656-ES3B002WF2R1000	ES3B002WF2R1000	B	2P Board to Cable LED 200V PCB Side	1.38	1.29	.912	.653
656-ES3S002SZA	ES3S002SZA	B	2P Board to Cable LED 200V Cable Side	.62	.579	.408	.291

Contacts

For quantities greater than listed, call for quote.

MOUSER STOCK NO.	JAE Part No.	Description	Price Each 1	5
656-ILZC1A7000	IL-Z-C1-A-7000	Socket Contact, 30-28 AWG	.06	.05

Hand Tool

For quantities greater than listed, call for quote.

MOUSER STOCK NO.	Souriau Part No.	Description	Price Each
656-CT1504ILZ1	CT150-4-ILZ1	HV Series Crimp Tool	665.09

JAE ES5 Series Board to Cable Type

- Low profile design, 1.6mm mounting height
- Detachable locking structure
- Exclusively for stranded cable
- Current: 4A

For quantities greater than listed, call for quote.

MOUSER STOCK NO.	JAE Part No.	Fig.	Description	Price Each 1	10	25	50
656-ES5P09K5FA	ES5P09K5FA	C	1P Board to Cable Plug	.12	.107	.096	.086
656-ES5S001JFAR5500	ES5S001JFAR5500	D	1P Board to Cable Receptacle	.47	.407	.364	.332

Hand Tool

For quantities greater than listed, call for quote.

MOUSER STOCK NO.	JAE Part No.	Description	Price Each 1	5
656-CT150-4-ES5	CT150-4-ES5	Crimp Hand Tool, 28-24 AWG	2019.05	1882.62



© Copyright 2013 Mouser Electronics

TE CONNECTIVITY Lighting Connectors

RoHS Compliant **This product is RoHS compliant.**

TE connectivity Authorized Distributor

NECTOR S LINE CONNECTORS

- 7.5mm outer diameter of plug to fit into 8mm furniture holes
- Connector system available in wire-to-wire configuration
- Outlet and Plug assemblies with two contact positions
- Use widely known MQS contacts
- 6 way distributor with additional switch feature

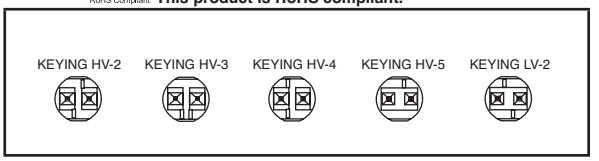

Standard Components, UL Style

For quantities greater than listed, call for quote.

MOUSER STOCK NO.	TE Part No.	Fig.	Keying	Current	Voltage	Price Each 1	100	500	1000
Outlet PCB Connector, straight version									
571-293653-1	293653-1	A	HV-2	6A	125 VAC	2.05	1.78	1.58	1.35
571-293653-2	293653-2	A	HV-3	6A	125 VAC	2.05	1.78	1.58	1.35
571-293653-3	293653-3	A	HV-4	6A	125 VAC	2.05	1.78	1.58	1.35
571-293653-4	293653-4	A	HV-5	6A	125 VAC	2.05	1.78	1.58	1.35
571-293653-5	293653-5	A	LV-2	7A	42 VDC	2.05	1.78	1.58	1.35
Outlet PCB Connector, straight angled version									
571-293652-1	293652-1	B	HV-2	6A	125 VAC	2.13	1.84	1.64	1.40
571-293652-2	293652-2	B	HV-3	6A	125 VAC	2.13	1.84	1.64	1.40
571-293652-3	293652-3	B	HV-4	6A	125 VAC	2.13	1.84	1.64	1.40
571-293652-4	293652-4	B	HV-5	6A	125 VAC	2.13	1.84	1.64	1.40
571-293652-5	293652-5	B	LV-2	7A	42 VDC	2.13	1.84	1.64	1.40
Plug PCB Connector, straight version									
571-293655-1	293655-1	C	HV-2	6A	125 VAC	1.51	1.28	1.17	1.01
571-293655-2	293655-2	C	HV-3	6A	125 VAC	1.51	1.28	1.17	1.01
571-293655-3	293655-3	C	HV-4	6A	125 VAC	1.51	1.28	1.17	1.01
571-293655-4	293655-4	C	HV-5	6A	125 VAC	1.51	1.28	1.17	1.01
571-293655-5	293655-5	C	LV-2	7A	42 VDC	1.51	1.28	1.17	1.01
Plug PCB Connector, straight angled version									
571-293654-1	293654-1	D	HV-2	6A	125 VAC	2.11	1.82	1.68	1.38
571-293654-2	293654-2	D	HV-3	6A	125 VAC	2.11	1.82	1.68	1.38
571-293654-3	293654-3	D	HV-4	6A	125 VAC	2.11	1.82	1.68	1.38
571-293654-4	293654-4	D	HV-5	6A	125 VAC	2.11	1.82	1.68	1.38
571-293654-5	293654-5	D	LV-2	7A	42 VDC	2.11	1.82	1.68	1.38
Splitter Serial									
571-293649-1	293649-1	E	(HV4-(HV4/HV2))	6A	125 VAC	5.56	4.63	4.48	3.80
571-293649-2	293649-2	E	(LV2-(LV2/HV2))	6A	125 VAC	5.56	4.63	4.48	3.80
Splitter Parallel									
571-293650-2	293650-2	E	HV-3	6A	125 VAC	5.24	4.37	4.18	3.57
571-293650-1	293650-1	E	HV-4	6A	125 VAC	5.24	4.37	4.18	3.57
571-293650-3	293650-3	E	HV-5	6A	125 VAC	5.24	4.37	4.18	3.57
571-293650-4	293650-4	E	LV-2	7A	42 VDC	5.24	4.37	4.18	3.57
Bridge Connector									
571-293647-1	293647-1	F	HV-4	6A	125 VAC	2.53	2.10	1.95	1.66

Cable Assemblies, UL Style

For quantities greater than listed, call for quote.

MOUSER STOCK NO.	TE Part No.	Fig.	Length (ft.)	Cable Type	Keying	Current	Voltage	Price Each 1	25	50	100
S Line Plug to Outlet											
571-2181143-1	2181143-1	G	2	SPT-2	HV-3	6A	125 VAC	7.46	7.00	6.58	6.10
571-2181143-4	2181143-4	G	8	SPT-2	HV-3	6A	125 VAC	10.91	9.93	9.43	9.02
571-2181191-1	2181191-1	G	2	SPT-2	HV-4	6A	125 VAC	7.49	7.02	6.60	6.12
571-2181192-1	2181192-1	G	2	SPT-2	LV-2	7A	42 VDC	7.49	7.02	6.60	6.12
571-2181192-4	2181192-4	G	8	SPT-2	LV-2	7A	42 VDC	10.80	9.82	9.33	8.92
571-1-2083073-1	1-2083073-1	G	2	SVT	HV-3	6A	125 VAC	5.09	4.77	4.49	4.17
571-1-2083072-1	1-2083072-1	G	2	SVT	HV-4	6A	125 VAC	5.11	4.79	4.50	4.18
571-2-2083073-1	2-2083073-1	G	2	SVT	LV-2	7A	42 VDC	5.13	4.80	4.53	4.19
S Line Plug to Pigtail											
571-2181148-1	2181148-1	H	2	SPT-2	HV-2	6A	125 VAC	4.52	4.23	3.98	3.69
571-2181148-4	2181148-4	H	8	SPT-2	HV-2	6A	125 VAC	8.08	7.58	7.13	6.61
571-2181193-1	2181193-1	H	2	SPT-2	HV-3	6A	125 VAC	4.46	4.18	3.94	3.65
571-2181193-4	2181193-4	H	8	SPT-2	HV-3	6A	125 VAC	7.96	7.46	7.02	6.52
571-2181194-1	2181194-1	H	2	SPT-2	HV-4	6A	125 VAC	4.46	4.18	3.94	3.65
571-2181195-1	2181195-1	H	2	SPT-2	LV-2	7A	42 VDC	4.46	4.18	3.93	3.65
571-2181195-4	2181195-4	H	8	SPT-2	LV-2	7A	42 VDC	7.92	7.42	6.98	6.47
571-2-2083074-1	2-2083074-1	H	2	SVT	HV-2	6A	125 VAC	3.49	3.27	3.08	2.86
571-1-2083075-1	1-2083075-1	H	2	SVT	HV-3	6A	125 VAC	3.49	3.27	3.08	2.86
571-1-2083074-1	1-2083074-1	H	2	SVT	HV-4	6A	125 VAC	3.49	3.27	3.08	2.86
571-2-2083075-1	2-2083075-1	H	2	SVT	LV-2	7A	42 VDC	3.49	3.27	3.08	2.86
S Line Outlet to Pigtail											
571-2181196-1	2181196-1	I	2	SPT-2	HV-3	6A	125 VAC	4.65	4.37	4.11	3.81
571-2181196-4	2181196-4	I	8	SPT-2	HV-3	6A	125 VAC	8.13	7.62	7.17	6.64
571-2181197-1	2181197-1	I	2	SPT-2	HV-4	6A	125 VAC	4.68	4.39	4.13	3.83
571-2181198-1	2181198-1	I	2	SPT-2	LV-2	7A	42 VDC	4.63	4.34	4.09	3.79
571-2181198-4	2181198-4	I	8	SPT-2	LV-2	7A	42 VDC	8.08	7.58	7.13	6.61
571-1-2083077-1	1-2083077-1	I	2	SVT	HV-3	6A	125 VAC	3.88	3.65	3.43	3.18
571-1-2083076-1	1-2083076-1	I	2	SVT	HV-4	6A	125 VAC	3.88	3.65	3.43	3.18
571-2-2083077-1	2-2083077-1	I	2	SVT	LV-2	7A	42 VDC	3.88	3.65	3.43	3.18

Cable Assemblies, UL Style

For quantities greater than listed, call for quote.

MOUSER STOCK NO.	TE Part No.	Fig.	Description	Length (ft.)	Cable Type	Keying	Current	Voltage	Price Each 1	25	50	100
571-1-2083079-1	1-2083079-1	J	S Line 6 Way Distributor Pigtail	8	SVT	LV-2	7A	42 VDC	11.26	10.18	9.62	9.12
571-1-2083081-1	1-2083081-1	J	S Line 6 Way Distributor Pigtail (Switchable)	8	SVT	LV-2	7A	42 VDC	11.84	11.55	10.60	10.05
571-1-2083083-1	1-2083083-1	K	S Line 6 Way Distributor to Powerplug	8	SVT	HV-3	6A	125 VAC	17.56	15.74	15.29	13.50
571-1-2083084-1	1-2083084-1	K	NS Line 6 Way Distributor to Powerplug	8	SVT	HV-2	6A	125 VAC	18.74	16.82	16.36	14.43

A

B

C

D

E

F

G

H

I

J

K


© Copyright 2013 Mouser Electronics
© Copyright 2013 Mouser Electronics

TE CONNECTIVITY Lighting Connectors

TE connectivity Authorized Distributor

CoolSplice CONNECTORS

Features:
- Simple push button termination
- Easy visual inspection
- Left/right termination independent
- Slim-symmetrical glossy appearance
- Optional sealing
- Standard version KEMA approved
- UL approved
- No wire stripping
- No screws, no sharp edges
- No special tooling, no dirt moistening

NEW PRODUCT

For quantities greater than listed, call for quote.

MOUSER STOCK NO.	TE Part No.	Fig.	Description	Price Each			
				1	25	50	100
571-293545-1	293545-1	A	Unsealed clear connector (green buttons) 18AWG	1.49	1.37	1.27	1.19
571-293545-2	293545-2	A	Sealed clear connector (blue buttons) 18AWG	1.70	1.46	1.37	1.31
571-293545-3	293545-3	A	Unsealed yellow connector (green buttons) 20-22AWG	1.40	1.24	1.11	1.03
571-293545-4	293545-4	A	Sealed yellow connector (blue buttons) 20-22AWG	1.57	1.40	1.26	1.17
571-5-293521-1	5-293521-1	B	4p Ribbon IDC Sealed Splice - Clear	3.92	3.26	2.74	2.41
571-5-293522-1	5-293522-1	C	4p Ribbon IDC end cap with Bridge; Blue	2.46	2.04	1.72	1.51
571-5-293522-2	5-293522-2	C	4p Ribbon IDC end cap without Bridge; Green	2.02	1.69	1.41	1.24

SlimSeal LOW POWER SEALED LIGHTING CONNECTORS

Features:
- Wire-to-wire and wire-to-board (vertical and right angle)
- 18-24AWG stranded wire
- Positive integral latching
- Polarized connectors
- Pre-assembled seals and wire guides
- IP67 rating
- UV resistance (wire-to-wire)

Applications:
- Billboards
- Live events lighting
- Wall wash lighting
- Spot lighting
- Street lighting
- Tunnel lighting
- Flood lights
- LED strip lighting

For quantities greater than listed, call for quote.

MOUSER STOCK NO.	TE Part No.	Fig.	No. of Positions	Description	Price Each		
					1	25	50
571-2106135-2	2106135-2	D	2	Wire-to-wire Plug	1.65	1.47	1.38
571-2106135-4	2106135-4	D	4	Wire-to-wire Plug	1.86	1.69	1.54
571-2106136-2	2106136-2	E	2	Wire-to-wire Receptacle	1.51	1.38	1.25
571-2106136-4	2106136-4	E	4	Wire-to-wire Receptacle	1.82	1.71	1.63
571-2106053-2	2106053-2	F	2	Vertical Header, SMT	1.49	1.36	1.22
571-2106053-6	2106053-6	F	4	Vertical Header, SMT	1.74	1.57	1.43
571-2106056-2	2106056-2	G	2	Right Angle Header, SMT	1.27	1.25	1.05
571-2106056-8	2106056-8	G	4	Right Angle Header, SMT	1.48	1.34	1.22
Contacts							
571-2106123-2	2106123-2	-	-	18-20 AWG Receptacle Contact	.16	.15	.139
571-1-2106123-2	1-2106123-2	-	-	22-24 AWG Receptacle Contact	.24	.193	.161
571-2106124-9	2106124-9	-	-	18-20 AWG Blade Contact	.21	.203	.182
571-2-2106124-7	2-2106124-7	-	-	22-26 AWG Blade Contact	.20	.182	.161

IDC SSL CONNECTORS

Features:
- SMT and thru-hole
- Closed end and feed through
- 18-24AWG stranded and solid wire
- Dual IDC slots for redundancy
- Wire placement "viewing" window
- Wire gauge color coded
- Tool-less termination

Applications:
- LED lighting controls
- General illumination LED fixtures
- Connecting strings of pcb LED light modules
- Non-lighting wire-to-board applications

For quantities greater than listed, call for quote.

MOUSER STOCK NO.	TE Part No.	Fig.	No. of Positions	AWG	Dim. "D" mm (in.)	Color	Price Each		
							1	25	100
Closed End SMT									
571-2106003-2	2106003-2	H	2	18	9.70 (.382)	Yellow	.82	.696	.589
571-2106003-3	2106003-3	H	3	18	13.70 (.539)	Yellow	.75	.611	.478
571-1-2106003-2	1-2106003-2	H	2	20	9.70 (.382)	Blue	.82	.696	.589
571-1-2106003-3	1-2106003-3	H	3	20	13.70 (.539)	Blue	.74	.61	.477
571-2-2106003-2	2-2106003-2	H	2	22	9.70 (.382)	Green	.65	.54	.433
571-2-2106003-3	2-2106003-3	H	3	22	13.70 (.539)	Green	.75	.611	.478
571-3-2106003-2	3-2106003-2	H	2	24	9.70 (.382)	Red	.65	.54	.433
Feed Through SMT									
571-2106431-2	2106431-2	I	2	18	9.70 (.382)	Yellow	.65	.54	.433
571-2106431-3	2106431-3	I	3	18	13.70 (.539)	Yellow	.79	.654	.511
571-1-2106431-2	1-2106431-2	I	2	20	9.70 (.382)	Blue	.65	.54	.433
571-2-2106431-2	2-2106431-2	I	2	22	9.70 (.382)	Green	.62	.514	.407
571-2-2106431-3	2-2106431-3	I	3	22	13.70 (.539)	Green	.74	.61	.477
571-3-2106431-2	3-2106431-2	I	2	24	9.70 (.382)	Red	.62	.514	.407
Closed End-Through Hole									
571-2106489-2	2106489-2	J	2	18	9.70 (.382)	Yellow	.63	.526	.441
571-1-2106489-2	1-2106489-2	J	2	20	9.70 (.382)	Blue	.55	.449	.417
Feed Through-Through Hole									
571-2106751-2	2106751-2	K	2	18	9.70 (.382)	Yellow	.63	.526	.441
571-1-2106751-2	1-2106751-2	K	2	20	9.70 (.382)	Blue	.63	.506	.399

BOARD-TO-BOARD SCREW DOWN JUMPER ASSEMBLY

Features:
- 2 position connection assembly
- Fits onto 16.50mm wide PCB
- 7.0mm PCB spacing
- #6 screw (not included) secures assembly to heat sink or base

Applications:
- T8–T12 fluorescent retrofit LED bulbs
- LED lighting strips
- LED lighting controls
- Channel lettering

For quantities greater than listed, call for quote.

MOUSER STOCK NO.	TE Part No.	Fig.	Description	Price Each		
				1	25	100
571-2106154-1	2106154-1	L	Screw Down Jumper Assembly	1.34	1.14	.984

G13 STYLE SMT ASSEMBLY AND END CAP

Features:
- 2 position G13 Style SMT Assembly
- The End Cap Cover is designed to interface with G13 Style SMT assembly, heat sink and tube
- 0.5" pin centerline per G13 specification
- High temperature material for reflow processing

Applications:
- Standard T8 and T12 fluorescent fixtures

For quantities greater than listed, call for quote.

MOUSER STOCK NO.	TE Part No.	Fig.	Description	Price Each		
				1	25	100
571-2106150-1	2106150-1	M	G13 Style SMT Assembly	2.72	2.26	1.74
571-2106646-1	2106646-1	N	End Cap Cover	1.26	1.11	.853

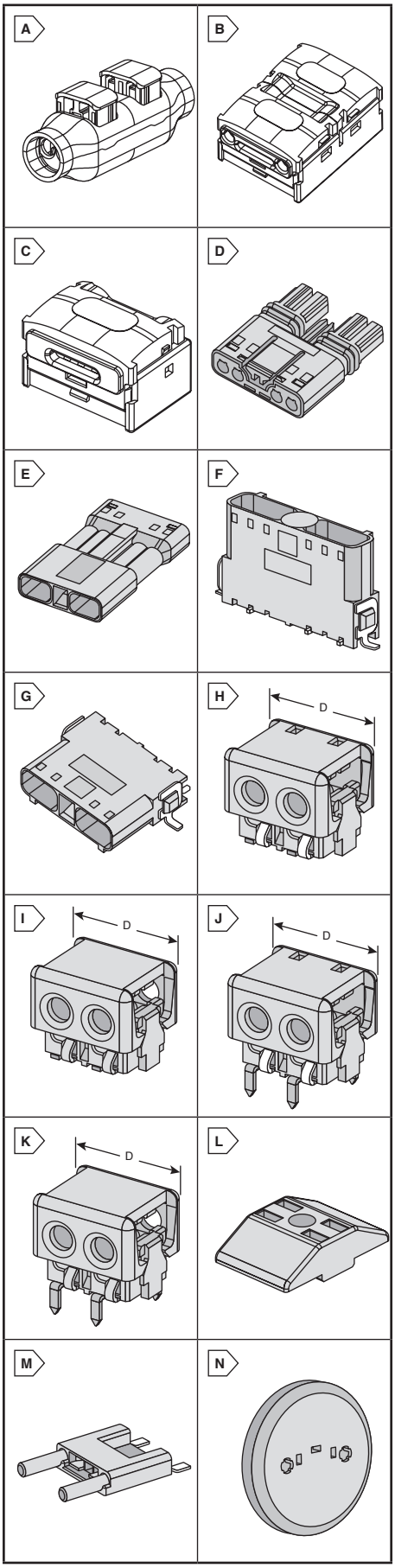

© Copyright 2013 Mouser Electronics

© Copyright 2013 Mouser Electronics

TE CONNECTIVITY Lighting Connectors

TE connectivity Authorized Distributor

RoHS Compliant This product is RoHS compliant.

HERMAPHRODITIC BLADE AND RECEPTACLE CONNECTORS

Features:

- Available in 2, 4, and 6 Positions
- Connector Mates to Itself
- Single Part to be Stocked and Placed onto PCB per Position
- Connector Mates and Unmates Horizontally and Vertically -3 Axis Mating
- Connector can be Articulated from 90° to 180°
- Solder Pad Footprint Compatible with TE SMT Poke-In LED Connector
- Redundant SMT Pads

Applications:

- LED Lighting Modules
- Incandescent Lighting Strips
- Channel Lettering

Board to Board

For quantities greater than listed, call for quote.

MOUSER STOCK NO.	TE Part No.	Fig.	No. of Positions	Color	Price Each 1	25	100
Without Latches							
571-1954289-1	1954289-1	A	2	White	.63	.561	.397
571-1-1954289-1	1-1954289-1	A	2	Black	.62	.56	.396
571-1-1954289-2	1-1954289-2	A	4	Black	1.34	1.19	.847
With Latches							
571-2058703-1	2058703-1	B	2	White	.63	.495	.399
571-1-2058703-1	1-2058703-1	B	2	Black	.76	.60	.484
571-2058703-3	2058703-3	B	6	White	1.41	1.29	1.08
571-1-2058703-3	1-2058703-3	B	6	Black	1.85	1.68	1.46
Dust Covers							
571-2058128-1	2058128-1	C	2	White	.50	.455	.415
571-2058128-3	2058128-3	C	6	White	.66	.54	.503

Wire to Board

For quantities greater than listed, call for quote.

MOUSER STOCK NO.	TE Part No.	Fig.	No. of Positions	Color	Price Each 1	25	100
571-2058299-1	2058299-1	D	2	White	.36	.31	.299
571-1-2058299-1	1-2058299-1	D	2	Black	.33	.281	.244
571-2058299-2	2058299-2	D	4	White	.32	.254	.213
571-2058299-3	2058299-3	D	6	White	.46	.424	.307

Contacts

For quantities greater than listed, call for quote.

MOUSER STOCK NO.	TE Part No.	Fig.	Description	Price Each 1	25	100
571-2058301-2	2058301-2	E	Blade Contact	.21	.171	.15
571-2058302-2	2058302-2	F	Socket Contact	.18	.15	.139

INVERTED SMT THRU BOARD CONNECTORS

Features:

- Eliminates wire dress management issues with discreet wire leads around the surface of the LED pc board
- Accepts 2 thru 6 Position TE Mini CT connector
- Low profile design
- Rounded corners to minimize shadowing
- Surface mount hold downs provide stability during mating and unmating

Applications:

- LED lighting controls
- Indoor and outdoor lighting fixtures
- General LED illumination fixtures
- Various non-lighting applications that require wire dress connections below the pc board

Connectors

For quantities greater than listed, call for quote.

MOUSER STOCK NO.	TE Part No.	Fig.	No. of Positions	Price Each 1	25	100
571-2106091-1	2106091-1	G	2	1.16	.954	.874
571-2106091-2	2106091-2	G	3	1.17	.967	.643
571-2106091-3	2106091-3	G	4	1.42	1.27	1.17
571-2106091-4	2106091-4	G	5	1.63	1.35	.908
571-2106091-5	2106091-5	G	6	1.82	1.50	1.00

Mini CT Cable Assemblies

For quantities greater than listed, call for quote.

MOUSER STOCK NO.	TE Part No.	Fig.	No. of Positions	Price Each 1	25	100
571-2058943-1	2058943-1	H	2	.84	.685	.631
571-2058943-2	2058943-2	H	3	.70	.594	.473
571-2058943-3	2058943-3	H	4	1.01	.946	.868
571-2058943-5	2058943-5	H	6	1.02	.89	.714

MICRO POKE-IN WIRE SSL CONNECTOR

Features:

- Small size: 8.2mm (L) x 3.3mm (W) x 2.475mm (H)
- Long product lifetime: 40,000 hours
- Wire retention force: 6N
- Salt spray test qualification
- Creepage distance: 1.5mm
- High speed for SMT processes
- RoHS compliant
- Accepts 24 and 26AWG solid wire
- Low profile flat surface allows for vacuum pick up
- High temperature material for type reflow processes
- Tape and reel packaging

Applications:

- LED channel letter lighting strips
- General illumination LED fixtures
- Architectural cove and valence lighting
- Digital signage
- LED Module
- Available for COB application
- Various non-lighting applications that require attaching flying leads to printed circuit boards

For quantities greater than listed, call for quote.

MOUSER STOCK NO.	TE Part No.	Fig.	No. of Positions	Description	Price Each 1	25	100	Reel Quantity	Price Per Piece
571-2134611-1	2134611-1	I	1	SMT, white	.57	.516	.439	2000	.278

LIGHT-N-LOK™ CONNECTORS

Features:

- Available in 2 and 3 position sizes
- Poke-in termination for 18AWG solid wire for easy tool-less, field or factory installation
- Intefral strain-relief prevents inadvertent wire twist out and pull out
- Designed for hot plugging
- Snag-resistant rounded housings
- Connector latches prevent unintentional disconnect

Applications:

- Commercial lighting applications for UL2459
- Hot-pluggable interconnect for fluorescent ballast applications
- Meets new NEC and CEC requirements

For quantities greater than listed, call for quote.

MOUSER STOCK NO.	TE Part No.	Fig.	No. of Positions	Description	Price Each 1	25	100
571-2008144-1	2008144-1	J	2	Mated Pair, Plug and Receptacle	.85	.696	.492
571-2008152-1	2008152-1	J	3	Mated Pair, Plug and Receptacle	1.24	1.18	.906

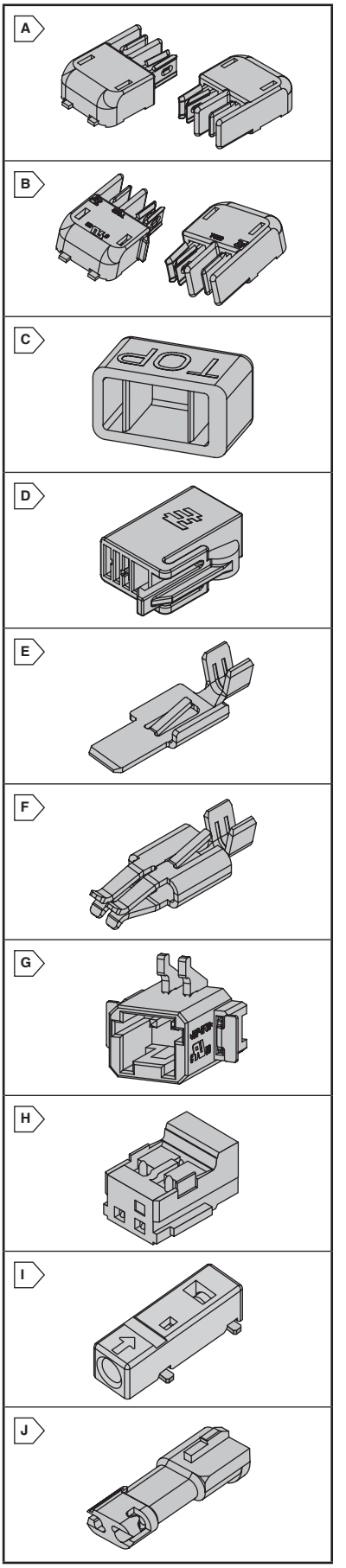

© Copyright 2013 Mouser Electronics

© Copyright 2013 Mouser Electronics

TE connectivity Authorized Distributor

RoHS Compliant **This product is RoHS compliant.**

LED HOLDER, TYPE LH

Features:
- For use with the Philips Lumileds LUXEON® H LED array
- -40°C to 110°C continuous operating temperature
- Fits within less than a 28mm diameter area
- Lower than 2mm in profile height
- Securely fastens to the heat sink with two M3 or #4 sized mounting screws (not provided)

Applications:
- Ideal for space constrained, cost sensitive and visually appealing designs
- Retrofit bulbs (GU10, A19 and Candle bulbs)
- Track lighting
- Under cabinet lighting

NEW PRODUCT

For quantities greater than listed, call for quote.

MOUSER STOCK NO.	TE Part No.	Fig.	Description	Price Each 1	10	25
571-2154821-1	2154821-1	A	LED clamp, Type LH Solderless LED Socket	.45	.375	.278

SOLDERLESS LED SOCKET, TYPE SMIZ

Features:
- Poke in 24AWG solid tin wire termination
- UV resistant housing material
- Two screw attachment to heat sink using M2 screws
- Locator posts on housing to aid in positioning connector on heat sink
- Designed to work with the Sharp Mini Zenigata LED

Applications:
- LED replacement lamp
- Architectural illumination
- Spotlights
- Mobile lighting
- Area and object lighting

NEW PRODUCT

For quantities greater than listed, call for quote.

MOUSER STOCK NO.	TE Part No.	Fig.	Description	Price Each 1	10	25
571-2174306-1	2174306-1	B	Solderless LED SKT Type SMIZ	.77	.674	.556

SOLDERLESS LED SOCKET, TYPE BR

Features:
- Solderless Termination To Bridgelux RS LED
- Poke-in wire terminals accept the following:
  18 – 22AWG solid wires
  18 – 20AWG pre-bond wires
  18AWG stranded wire
- Cleared area designated for reflector mounting
- LED retained in housing with slight press-fit (LED not included)
- Four screw attachment using M3 or #4 screws
- Integrated features for polarization on heat sink
- Features molded in to provide wire strain relief

Applications:
- Retail lighting
- Commercial down lights
- High bay lighting

For quantities greater than listed, call for quote.

MOUSER STOCK NO.	TE Part No.	Fig.	Description	Price Each 1	10	25
571-2154455-1	2154455-1	C	Socket Assembly, Solderless BR LED	2.56	2.13	1.88

SOLDERLESS LED SOCKETS, TYPE CM

- For use with Cree XLamp® MP-L™ LED
- Positive positioning ribs
- Hex holes for optional interference fit optics attachment
- Snap features for optics attachment

NEW PRODUCT

For quantities greater than listed, call for quote.

MOUSER STOCK NO.	TE Part No.	Fig.	Description	Price Each 1	10	25
571-2106946-1	2106946-1	D	Wire-to-board, without optics latch	2.72	2.54	2.46
571-2106946-2	2106946-2	E	Wire-to-board, with optics latch	2.72	2.54	2.46
571-2106946-3	2106946-3	F	Board-to-board, without optics latch	2.72	2.54	2.46
571-2106946-4	2106946-4	G	Board-to-board, with optics latch	2.72	2.54	2.46
571-2106946-5	2106946-5	H	Inverted through board with optics latch	2.72	2.54	2.46
571-2106946-6	2106946-6	I	Inverted through board without optics latch	2.72	2.54	2.46

SOLDERLESS LED SOCKET, TYPE NL2

Features:
- Solderless Termination to Nichia COB-L series LED
- LED retained in housing with slight press-fit (LED not included)
- UV resistant housing material
- Molded polarity indicator on housing

Applications:
- Retail Lighting
- Commercial down lights
- High bay lighting

NEW PRODUCT

For quantities greater than listed, call for quote.

MOUSER STOCK NO.	TE Part No.	Fig.	Description	Price Each 1	10	25
571-2174024-1	2174024-1	J	Solderless LED Socket, Type NL2	1.25	1.12	1.04

LOW VOLTAGE DC GRID INTERCONNECTS

Features:
- Releasable latching
- Polarized housings
- Plenum rated

Applications:
- Power Feed Cable Assembly
- Load (Device) Cable Assembly
- Bus Bar to Bus Bar Cable Assembly
- External Bus Bar (Fixture or Device) Connector
- Internal Bus Bar (Fixture or Device) Connector

For quantities greater than listed, call for quote.

MOUSER STOCK NO.	TE Part No.	Fig.	Description	Length (ft)	Price Each 1	10	25
571-2106725-1	2106725-1	K	Power Feed Cable Assembly	5	57.20	55.63	53.13
571-2106725-2	2106725-2	K	Power Feed Cable Assembly	10	63.78	62.16	60.73
571-2106725-4	2106725-4	K	Power Feed Cable Assembly	20	80.31	78.10	75.80
571-2106728-1	2106728-1	L	Bus Bar to Bus Bar Cable Assembly	3	58.76	57.14	55.46
571-2106718-1	2106718-1	M	Load (Device) Cable Assembly	5	34.11	29.93	29.84
571-2106718-2	2106718-2	M	Load (Device) Cable Assembly	10	35.19	32.70	30.71
571-2106739-1	2106739-1	N	External Bus Bar (Fixture or Device) Connector	---	11.04	9.94	9.66
571-2106710-1	2106710-1	O	Internal Bus Bar (Fixture or Device) Connector	---	45.24	40.79	39.58

SMT AND THRU-HOLE POKE-IN WIRE LIGHTING CONNECTORS

Features:
- Tape and Reel Packaginig for High Speed SMT Processes
- RoHS Compliant Redundant SMT Pads Prevents Peeling
- Rounded Corners to Minimize Shadowing
- Side to Side Stackable with Pads on 4mm Centers
- Accepts 18, 20, 22AWG Solid Wire; 18, 20AWG Prebond Stranded; 18AWG Stranded (16 Strands Only)
- Cost Effective Alternative to Hand Soldering Wires
- Low profile Design
- Flat Top Surface Allows for Vacuum Pick Up
- High Temperature Material for Reflow Processing

Applications:
- Lighting Controls
- Interconnecting Strings of Printed Circuit LED Light Modules

Standard

For quantities greater than listed, call for quote.

MOUSER STOCK NO.	TE Part No.	Fig.	No. of Positions	Description	Price Each 1	25	100	Reel Quantity	Price Per Piece
571-2008563-1	2008563-1	P	1	SMT, white	.65	.556	.471	500	.353
571-1954097-1	1954097-1	P	2	SMT, white	.87	.714	.654	800	.473
571-2008839-1	2008839-1	Q	1	Thru-Hole, white	.52	.47	.354	500	.311
571-2008106-1	2008106-1	Q	2	Thru-Hole, white	.62	.577	.52	600	.467

DIMENSIONS: mm (in.)

A



B

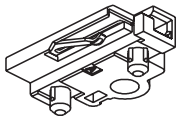

C

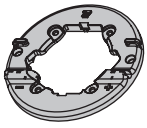

D

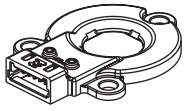

E

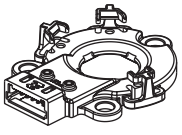

F

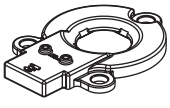

G

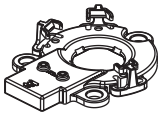

H

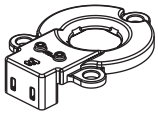

I

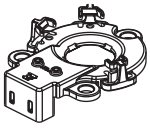

J

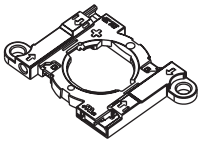

K

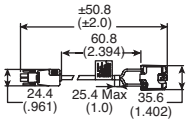

L

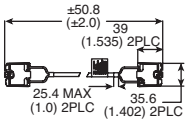

M

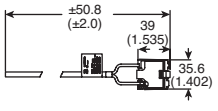

N

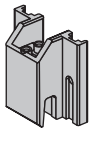

O

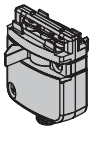

P

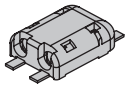

Q

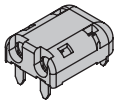

© Copyright 2013 Mouser Electronics

© Copyright 2013 Mouser Electronics

ALPS Small Memory Card Connectors

ALPS

RoHS Compliant This product is RoHS compliant.

ALPS SCGD SERIES PUSH-PUSH TYPE MICROSIM CARD CONNECTOR

Features:
- Compatible with microSIM cards (8-pin)
- Normally closed switch contributes to lower power consumption
- Industry's smallest push-push type connector

Applications:
- Mobile phones, smartphones, tablet PCs, notebook PCs, and other mobile devices

NEW PRODUCT

For quantities greater than listed, call for quote.

MOUSER STOCK NO.	Alps Part No.	Fig.	Description	Price Each			
				1	25	50	100
688-SCGD1B0100	SCGD1B0100	A	Push-push type, height 1.25mm , Thru - hole connector	1.27	1.14	1.02	.966
688-SCGD1B0201	SCGD1B0201	A	Push-push type, height 1.25mm , SMT connector	1.27	1.14	1.02	.966

ALPS SERIES SCDG4 SERIES LOW-PROFILE 4 IN 1 COMBINE TYPE CARD CONNECTOR

Features:
- SD memory cards
- Memory sticks
- Multimedia- CardsTM
- Xd-Picture Cards

NEW PRODUCT

For quantities greater than listed, call for quote.

MOUSER STOCK NO.	Alps Part No.	Fig.	Stand-off (mm)	Mounting System	Features	Packaging Type	Price Each			
							1	25	50	100
688-SCDG4B0100	SCDG4B0100	B	0mm	Standard	Thin with a thickness of 4.2mm	Taping	3.96	3.56	3.17	3.01

ALPS SCDG6 SERIES LOW-PROFILE COMBINE TYPE CONNECTOR

Features:
- Support media; SD/MMC/MS Duo/MS PRO-HG Duo
- Our unique cam structure contributes to mis-insertion for MS Duo
- Compact and low-profile size of 29.8x31.4x4.4mm(WxDxH)
- High reliable write protect switch achieved by sliding contact
- Standard and reverse mount type also available

Applications:
- Note PCs, desktop PCs, printers, digital photo frames, mobile devices

NEW PRODUCT

For quantities greater than listed, call for quote.

MOUSER STOCK NO.	Alps Part No.	Fig.	Stand-off (mm)	Mounting System	Features	Packaging Type	Price Each			
							1	25	50	100
688-SCDG6A0100	SCDG6A0100	C	0mm	Standard	With boss	Taping	5.61	5.05	4.48	4.26

ALPS SCDA SERIES CONNECTOR FOR MEMORY CARD

Applications:
- Note PCs, desktop PCs, printers, digital photo frames, mobile devices

NEW PRODUCT

For quantities greater than listed, call for quote.

MOUSER STOCK NO.	Alps Part No.	Fig.	Stand-off (mm)	Mounting System	Features	Packaging Type	Price Each			
							1	25	50	100
688-SCDA9A0400	SCDA9A0400	D	0mm	Standard	Inner tail, Card eject stroke 5mm	Taping	1.98	1.79	1.58	1.51
688-SCDA7A1201	SCDA7A1201	D	1.8mm	Standard	Outer tail, Card eject stroke 8mm	Taping	1.98	1.79	1.58	1.51

ALPS CONNECTORS AND ADAPTERS FOR microSD CARDS

Features:
- Improved quality
- Good operational feel

Specifications:
- Surface type mounting
- Push-push type
- 500VAC 1 minute
- 5000 cycles

Applications:
- Mobile phones
- PDAs
- Digital still cameras
- Compact audio equipment

For quantities greater than listed, call for quote.

MOUSER STOCK NO.	Alps Part No.	Fig.	Description	Price Each			
				1	25	50	100
688-SCHD1A0101	SCHD1A0101	E	Manual insertion/removal, Surface mount, Connector-header type	1.36	1.13	1.02	.91

ALPS CONNECTORS FOR W-SIM CARDS

Features:
- Improved operability from long ejection stroke (mm) and clear click feel
- Good operational feel
- Double contact-point for power and ground reduces risk of temporary power failure
- Compact and low-profile suitable for portable devices

Specifications:
- Mating/unmating cycles: 10,000 cycles
- Operating temperature range: -25°C to +60°C
- Voltage proof: 500VAC 1 minute
- Insulation resistance (Initial): 1,000M Ω min.
- Contact resistance (Initial): 100m Ω max.

Applications:
- For mobile phones, PCs, and personal digital assistants

For quantities greater than listed, call for quote.

MOUSER STOCK NO.	Alps Part No.	Fig.	Stand-off (mm)	Mounting System	Features	Packaging Type	Price Each			
							1	25	50	100
688-SCZA1A0100	SCZA1A0100	F	0	Standard mount	Without boss L type	Tray	8.95	7.74	6.51	5.72
688-SCZA1A0200	SCZA1A0200	F	0	Standard mount	With boss L type	Tray	8.58	7.14	6.42	5.71
688-SCZA1A0500	SCZA1A0500	F	0	Standard mount	Without boss 1.2mm type	Tray	8.58	7.14	6.42	5.71
688-SCZA1A0600	SCZA1A0600	F	0	Standard mount	With boss 1.2mm type	Tray	8.58	7.14	6.42	5.71
688-SCZA2A0100	SCZA2A0100	G	0	Standard mount	With boss L type	Tray	4.64	3.86	3.48	3.09
688-SCZA2A0200	SCZA2A0200	G	0	Standard mount	Without boss 0.6mm type	Tray	3.41	2.91	2.53	2.38

DIMENSIONS: mm

A



B



C



D



E



F

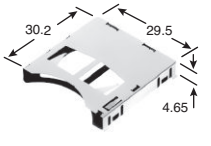

G

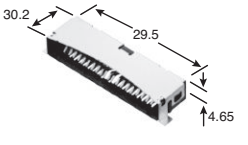

© Copyright 2013 Mouser Electronics

© Copyright 2013 Mouser Electronics

AVX Memory Card and DIN Connectors

RoHS Compliant **This page of product is compliant.**

SIM CONNECTORS

For quantities greater than listed, call for quote.

MOUSER STOCK NO	AVX Part No.	Fig.	No. of Contacts	Description	Height	Price Each 1	25	100	250
581-009162006301150	009162006301150	A	6	SMT with Locking Hinged Guide	2.50mm	1.98	1.68	1.32	1.20
581-009162006401070	009162006401070	B	6	SMT Slide in, Low Profile	1.60mm	2.12	1.80	1.41	1.28
581-00-9162006206175	009162006206175	B	6	SMT Slide in, Standard	1.75mm	1.46	1.12	.899	.835
581-009162006501150	009162006501150	C	6	SIM and SD Micro Combination	2.70mm	5.83	4.92	3.88	3.54
581-045036006200862+	045036006200862+	D	6	With Boss, without Lock	2.40mm	5.59	4.33	3.47	3.19
581-055036006202862+	055036006202862+	E	6	Without Boss, with Lock	2.40mm	5.52	4.28	3.51	3.48

SD CARD CONNECTORS

For quantities greater than listed, call for quote.

MOUSER STOCK NO	AVX Part No.	Fig.	Description	Height	Price Each 1	25	100	250
581-145638109211859+	145638109211859+	F	Reverse type, Outer tail, without ejector	2.9mm	4.03	3.12	2.50	2.17
581-145738009302859+	145738009302859+	G	Normal type, Inner tail	2.9mm	5.03	3.89	3.11	3.05
581-145738009784859+	145738009784859+	G	Normal type, Outer tail	2.8mm	6.37	4.93	3.95	3.07

COMPACT FLASH

- Ejectors and connectors are sold separately

For quantities greater than listed, call for quote.

MOUSER STOCK NO	AVX Part No.	Fig.	Description	Price Each 1	25	100	250
Connectors							
581-315610050500871+	315610050500871+	H	Type I, Normal, related ejectors 305610000005000+ and 305610000006000+	5.08	4.39	3.46	3.20
581-315610050260871+	315610050260871+	H	Type I, Reverse, related ejectors 305610000005000+ and 305610000006000+	6.45	4.99	4.00	3.69
581-315620050116871+	315620050116871+	H	Type II, Normal, related ejector 305620000006000+	6.99	5.41	4.33	3.99
Ejectors - With Foldable Button							
581-305610000005000+	305610000005000+	---	Left Side, related connectors 315610050500871+ and 315610050500871+	3.72	2.89	2.31	2.21
581-305610000006000+	305610000006000+	---	Right Side, related connectors 315610050500871+ and 315610050500871+	3.72	2.89	2.31	2.05
581-305620000006000+	305620000006000+	---	Right Side, related connectors 315620050116871+ and 315620050716871+	3.26	2.53	2.02	1.86

DIN 41612 CONNECTORS

⁂ With keying system

For quantities greater than listed, call for quote.

MOUSER STOCK NO	AVX Part No.	Fig.	No. of Rows	No. of Contacts	Gender	Style	Termination Length	Loading Description	Price Each 1	10	25
Solder Termination, Straight											
581-20845764125	208457064001025	I	2	64	Female	B	4.5mm	a and b loaded	7.83	7.01	6.74
581-20845796125	208457096001025	I	3	96	Female	C	4.5mm	a, b, c loaded	8.84	7.96	7.50
581-20845796225	208457096002025	I	3	96	Female	C	2.9mm	a, b, c loaded	11.52	10.33	9.92
Solder Termination, Right-Angle											
581-10845796125	108457096001025	I	3	96	Male	C	3.4mm	a, b, c loaded	8.45	8.10	7.84
581-10845796225	108457096002025	I	3	96	Male	C	3.0mm	a, b, c loaded	3.16	3.05	2.84
⁂ 581-12845796225	128457096002025	I	3	96	Male	C	3.0mm	a, b, c loaded	5.09	4.85	4.75
581-10845796226	108457096002026	I	3	64	Male	C	3.0mm	a and c loaded	4.92	4.57	4.50
581-10845716225	108457160002025	I	5	160	Male	C Expanded	3.0mm	a, b, c, d, e loaded	12.65	12.02	11.06
Solder Termination-Inverted, Straight											
581-10847796225	108477096002025	J	3	96	Male	R	4.5mm	a, b, c loaded	4.62	4.34	4.17
Solder Termination-Inverted, Right-Angle											
581-20847796225	208477096002025	J	3	96	Female	R	3.0mm	a, b, c loaded	12.83	12.21	11.90
Varipin™ Press-Fit Termination, Straight											
581-20845896125	208458096001025	K	3	96	Female	C	5.3mm	a, b, c loaded	7.94	7.27	6.82
581-208458128125	208458128001025	K	4	128	Female	C Expanded	5.3mm	a, b, c, d loaded	11.80	10.77	10.25

7E50 SERIES COMPACTFLASH™ TYPE II CARD HEADERS - SURFACE MOUNT

Features:

- RoHS Compliant per 3M documentation
- Mates with CompactFlash™ Type I and Type II cards
- Meets CFA standards for known compatibility and reliability
- Extended guide rails enable accurate and easy card insertion
- Guide rail ESD clip contacts board ground pads
- Single row surface mount solder tails facilitate auto placement and IR soldering

For quantities greater than listed, call for quote.

MOUSER STOCK NO.	3M Part No.	Fig.	Type	Plating	Board Standoff	Price Each 1	25	50
With Metal Brace								
517-N7E50-M516B-50-W	N7E50-M516RB-50-WF	L	Normal Type	30μ" Gold	2.00mm	5.16	4.84	4.31
Without Metal Brace								
517-N7E50-Q516B-50-W	N7E50-Q516RB-50-WF	M	Normal Type	30μ" Gold	2.00mm	6.83	6.07	5.83
517-N7E50-7516PG-20	N7E50-7516PG-20	N	Normal	Gold Flash	1.64mm	8.34	7.50	7.13
517-N7E50-7516PK-20	N7E50-7516PK-20	N	Normal	Gold Flash	1.64mm	6.78	5.70	5.25
Ejectors								
517-7E50-B316-04	7E50-B316-04	-	Right Hand Eject CFII			2.18	1.86	1.78
517-7E50-B716-05	7E50-B716-05	O	CFII NRIL Latching			2.97	2.79	2.48
517-7E50-B516-05	7E50-B516-05	P	CFII Dual Push			3.35	2.94	2.80

N7G24 SERIES HEADERS AND ACCESSORIES FOR CFAST™ CARD

CFast is a new CompactFlash Association (CFA) standard evolved from the familiar CompactFlash® Card format incorporating the Serial Advanced Technology Attachment (SATA) architecture

- Long guide rails
- Elevated height (2mm)
- High durability
- Optional ejector/retainer system
- Single connector for Type I and II

For quantities greater than listed, call for quote.

MOUSER STOCK NO.	3M Part No.	Fig.	Type	Plating	Board Standoff	Price Each 1	25	50	100
Headers									
517-N7G24A0B2RB000HT	N7G24-A0B2RB-00-0HT	Q	Normal	30μ" Gold	-	7.68	6.83	6.14	5.59
517-N7G24A0B2RB100HT	N7G24-A0B2RB-10-0HT	Q	Normal	15μ" Gold	2.00mm	7.58	6.73	6.06	5.51
Ejectors									
517-7G24-B516-05	7G24-B5A6-05	P	-	Right Dual Push Ejector	-	2.08	1.74	1.69	1.62
517-7G24-B616-05	7G24-B6A6-05	P	-	Left Dual Push Ejector	-	2.08	1.74	1.69	1.62
Accessories									
517-7E50-C016-00-HT	7E50-C016-00-HT	-	-	Retaining Clip	-	2.94	2.61	2.35	2.14

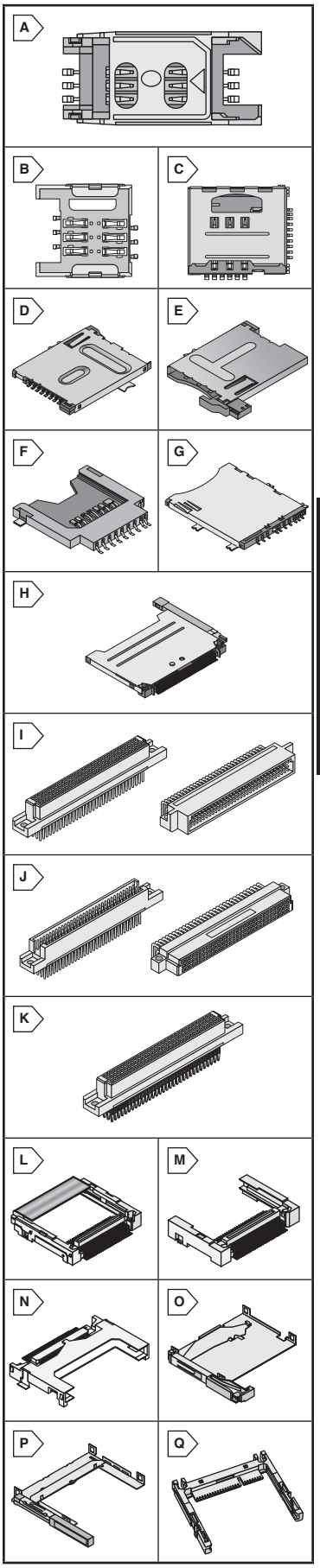

© Copyright 2013 Mouser Electronics

© Copyright 2013 Mouser Electronics

JAE SIM and DIMM Sockets and Memory Card Connectors

RoHS Compliant **This product is RoHS compliant.**

SF50 SERIES MICRO SIM CARD CONNECTORS

- Simple structure and easy to operate pull lever is used for card insertion and removal
- Balanced 6 hold-down points for EMI countermeasure
- Location of pull lever is available in left and right side
- Industry's lowest-in-class-height of 1.2mm and smallest-in-class mounting area (13.6mm width, 15.6mm depth) for a pull lever type
- Pb-free, halogen-free compliant product

NEW! TECHNOLOGY

For quantities greater than listed, call for quote.

MOUSER STOCK NO.	JAE Part No.	Fig.	Description	Price Each 1	10	25	50
656-SF50S006V4AR1500	SF50S006V4AR1500	A	6P 1.2mm Micro SIM, Left Side Pull-Bar	3.38	2.69	2.49	2.36
656-SF50S006V4CR1500	SF50S006V4CR1500	A	6P 1.2mm Micro SIM, Right Side Pull-Bar	3.66	2.90	2.70	2.56

SF2, SF7 AND SF9 SIM CARD SMT CONNECTORS

- Supports GSM 11.11 standard compliant plug-in SIM Card
  ✻ Super low profile with a height of 0.5mm from the board
  ✻✻ Easy operation hinge slide lock mechanism
  † Space saving tray type design
- RoHS Compliance per JAE documentation

For quantities greater than listed, call for quote.

MOUSER STOCK NO.	JAE Part No.	Fig.	Description	Price Each 1	10	25	50
✻ 656-SF2W006S4KE3000	SF2W006S4KE3000	B	6P SMT SIM Contact Block	.76	.728	.717	.674
✻✻ 656-SF7W006S4ER1500	SF7W006S4ER1500	C	8P 1.9mm Height, Tray Type, with D-SW	1.09	1.05	1.02	.942
✻✻ 656-SF7W006S1AE1000	SF7W006S1AE1000	D	6P 2.3mm Height	2.94	2.30	2.13	2.04
✻✻ 656-SF7W006S1BE1000R	SF7W006S1BE1000R	D	6P 2.3mm Height with out polarizing boss	1.86	1.75	1.63	1.52
✻✻ 656-SF7W008S1AE900	SF7W008S1AE900	D	8P 2.5mm Height with D-SW	2.39	2.16	1.98	1.82
† 656-SF9W006S4AR1200	SF9W006S4AR1200	E	6P 1.8mm Height, Connector only	2.33	1.74	1.43	1.38
† 656-SF9W006S4BR1200	SF9W006S4BR1200	F	6P 1.8mm Height, Connector only (SUB PCB)	2.33	2.00	1.43	1.38
† 656-SF9-STS1-A	SF9-STS1-A	E	Tray only, A type	.35	.342	.34	.33
656-SF9-STR1-B	SF9-STR1-B	F	Tray only, B type	.79	.479	.426	.406

SMALL MEMORY CARD CONNECTORS

- Small and low profile connectors
- Contact Resistance: 100mΩ or less
- Push-push structure to minimize space
- Rated Current: 0.5A
- RoHS Compliance per JAE documentation
- Insulation Resistance: 1000MΩ or more

✻ Smallest in class 1.4mm H/15.5mm D, 11.9mm W

For quantities greater than listed, call for quote.

MOUSER STOCK NO.	JAE Part No.	Fig.	Description	Price Each 1	10	25	50
✻ 656-ST1W008S4GR300	ST1W008S4GR300	G	8P MicroSD Push-slide Hinge Type	5.77	5.19	4.41	4.27
656-ST1W008S4AR1500	ST1W008S4AR1500	H	8P microSD™ Push-slide Hinge Type "Open"	2.18	1.84	1.31	1.26
656-ST1W008S4ER1500	ST1W008S4ER1500	H	8P microSD™ Push-slide Hinge Type "Lock/Unlock"	2.14	1.39	1.28	1.16

JC26 SERIES COMPACTFLASH® TYPE I/II CONNECTORS

- Slot mechanism compliant with CFA (Compact Flash Association) Type I/II Card
- Designed with spring-loaded mechanism to prevent card from coming out
- RoHS Compliance per JAE documentation
- 1.6mm Stand-Off option: 7.4mm height on board

For quantities greater than listed, call for quote.

MOUSER STOCK NO.	JAE Part No.	Fig.	Description	Price Each 1	10	25	50
656-JC26A-BB16E	JC26A-BB16E	I	50P Side pin connector without frame, 1.6mm Stand-Off	4.56	3.72	2.85	2.71
656-JC26A-BBE	JC26A-BBE	I	50P Side pin connector without frame, with Boss	4.56	3.72	2.85	2.71
656-JC26C2-DRL16E	JC26C2-DRL16E	I	50P Side pin connector with frame, reverse mount	10.88	10.26	9.69	9.19
656-JC26C2-FSH16E	JC26C2-FSH16E	I	50P Left fixed button, 1.6mm Stand-Off	4.96	3.16	2.95	2.81
656-JC26E-BBE	JC26E-BBE	I	50P Side pin connector without frame, with Boss	2.68	2.57	2.42	2.21
656-JC26E-DSRE	JC26E-DSRE	I	50P Side pin connector with frame, Top Mount	7.61	6.90	5.91	5.81

MM60 SERIES MODULE SOCKETS

- Compatible with PCI Express Mini Card
- Retention latch part available to fix module to connector
- Module socket compatible with specifications standardized by the PCI-SIG
- Compatible with PCI Express Mini Card
- Used for connecting modules with PCI Express and USB transmission
- Module mounting heights allow components of under 1.8mm height to be placed below the module
- RoHS Compliance per JAE documentation

PRODUCT NEW

For quantities greater than listed, call for quote.

MOUSER STOCK NO.	JAE Part No.	Fig.	Description	Price Each 1	10	25	50
656-MM60-52C2R1R1200	MM60-52C2-R1-R1200	J	52P Card Socket 2.13mm Height	2.57	2.50	1.88	1.73
656-MM60-52B1-B1-R	MM60-52B1-B1-R850	J	52P Card Socket 3.9mm Height	2.54	2.40	1.80	1.66
656-MM6052B1G1R850	MM60-52B1-G1-R850	J	52P Card Socket 4.0mm Height	1.63	1.54	1.16	1.06
656-MM60-52B1-E1-R	MM60-52B1-E1-R650	J	52P Card Socket 5.9mm Height	2.33	2.16	1.63	1.50
656-MM60-EZH039-B5-R	MM60-EZH039-B5-R850	K	Latch with Boss For 3.9mm Socket	.81	.749	.707	.671
656-MM60-EZH059-B5-R	MM60-EZH059-B5-R650	K	Latch with Boss For 5.9mm Socket	.95	.911	.854	.745
656-NT1R3000	NT1R3000	-	Stand Off Nut, 3.9mm	1.12	.856	.676	.589
656-NT4R1600	NT4R1600	-	Stand Off Nut, 5.9mm	.78	.589	.464	.441

MM70 SERIES MXM3.0 COMPATIBLE CONNECTORS

- Mating area is 0.5mm pitch, with two-layer upper and lower structure
- Compatible with MXM3.0 standard (Card edge type)

PRODUCT NEW

For quantities greater than listed, call for quote.

MOUSER STOCK NO.	JAE Part No.	Fig.	Description	Price Each 1	10	25	50
656-MM70314310B11R	MM70-314-310B1-1-R300	L	314P module socket, 0.1μ" AU, 3mm Height	10.25	9.68	7.27	6.70
656-MM70314310B12R	MM70-314-310B1-2-R300	L	314P module socket, 0.3μ" AU, 3mm Height	9.77	9.33	6.92	6.39
656-MM70314310B22R	MM70-314-310B2-2-R500	L	314P module socket, 0.3μ" AU, 1.5mm Height	10.07	9.51	7.14	6.58

MM80 SERIES DDR3 HIGH SPEED CONNECTORS

- 204 pin socket for DDR3 SDRAM SODIMM, compatible with JEDEC standard (MO-268C)
- Incorrect-insertion prevention key operating voltage is DDR3 compatible 1.5V
- Right-angle SMT type, connector height is available in two types: 5.2mm and 9.2mm
- Reverse mounting type also available (heights: 5.2mm, 9.2mm)

For quantities greater than listed, call for quote.

MOUSER STOCK NO.	JAE Part No.	Fig.	Description	Price Each 1	10	25	50
656-MM80-204B1-1	MM80-204B1-1	M	DDR3 SDRAM, 204P, 5.2mm	6.41	5.15	4.35	4.19
656-MM80-204B1-1R	MM80-204B1-1R	M	DDR3 SDRAM, Reverse, 204P, 5.2mm	6.41	5.15	4.35	4.19

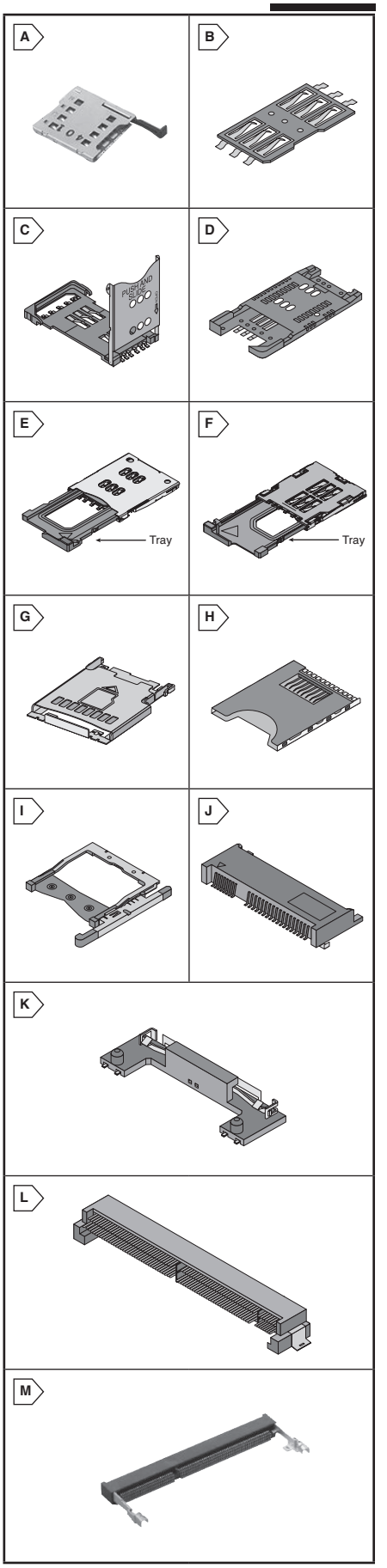

© Copyright 2013 Mouser Electronics

FCI DDR3, DDR2, SIM, PCMCIA and Cardbus Connectors

RoHS Compliant **This product is RoHS compliant.**

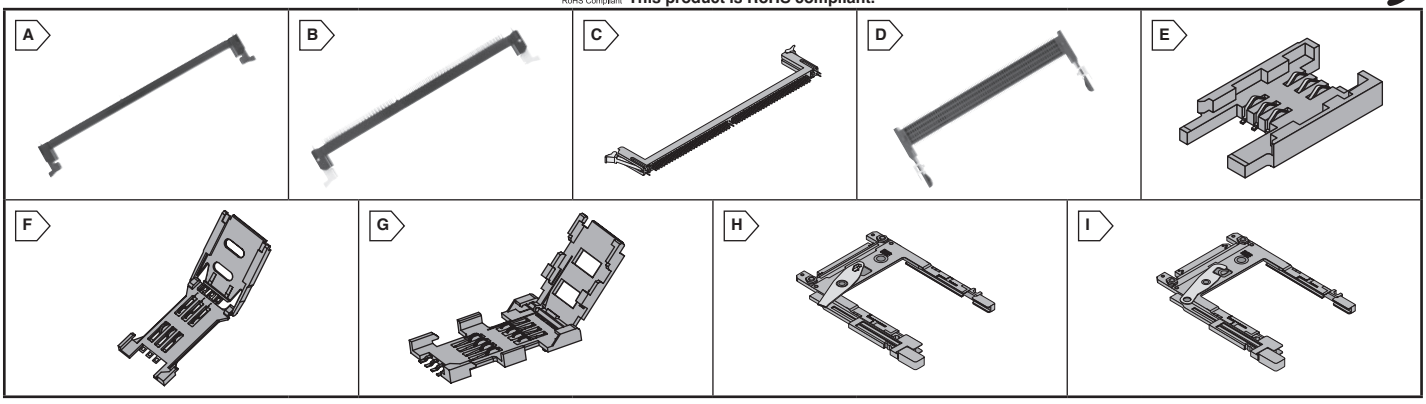

DDR3 CONNECTORS

Features:

- 240 Positions
- Low Level Contact Resistance; 20 milliohms max.
- Contact design protects against stubbing
- Supports high speed serial differential signaling at data rates extending to 4.8Gb/s for DDR3
- RoHS Compliant per FCI documentation

Specifications:

- Housing Material: Thermoplastic UL94V-0
- Contact Base Material: Copper Alloy
- Current Rating: 0.75A @ 30°C
- Durability (Mating Cycles): 25 Mating Cycles

RoHS Compliant

For quantities greater than listed, call for quote.

MOUSER STOCK NO.	FCI Part No.	Fig.	Housing Color	Latch Color	Clip Type	Contact Plating	Tail Length	Price Each 1	25	100
SMT										
649-10079248-11017LF	10079248-11017LF	A	Black	Black	Metal Clip	30µ" Gold	---	3.53	3.36	3.20
Thru Mount										
649-10081530-11107LF	10081530-11107LF	B	Black	Ivory	Metal Clip	15µ" Gold	2.67mm (.105 in.)	2.85	2.62	2.40

DDR2 CONNECTORS

Vertical sockets accept DDR2 (Double Data Rate 2) memory module assemblies per JEDEC MO-237 to allow convenient memory expansion in desktop PC's, servers, and communication equipment.

Features:

- 240 Positions
- Centerline Spacing: 1.00mm (0.039")
- Orientation: Vertical
- Voltage: 1.8V
- RoHS Compliant per FCI documentation

Specifications:

- Plating:
  Contact: 15µ" Gold; ✻3µ" Gold
  Soldertail: 00µ" Tin
  Underplate: 50µ" Nickel
- Housing Material: Thermoplastic (UL94 V-0)
- Contact Base Metal: Copper Alloy
- Current Rating: 0.5 Amps @ 30°C rise
- Durability (Mating Cycles): 25 Mating cycles per EIA 364

RoHS Compliant

For quantities greater than listed, call for quote.

MOUSER STOCK NO.	FCI Part No.	Fig.	Housing Color	Latch Color	Clip Type	Contact Plating	Tail Length	Price Each 1	25	100
DIMM - 240 Positions - 1mm Pitch										
649-10023061-10207LF	10023061-10207LF	C	Black housing	Ivory	Plastic post	15µ" Gold	3.18mm (.125")	2.07	1.89	1.72
649-10023061-10227LF	10023061-10227LF	C	Black housing	Black	Plastic post	15µ" Gold	3.18mm (.125")	2.07	1.89	1.72
649-10023061-10107LF ✻	10023061-10107LF	C	Black housing	Ivory	Plastic post	15µ" Gold	2.67mm (.105")	2.07	1.89	1.72
649-10005639-11107LF	10005639-11107LF	C	Black housing	Ivory	Metal clip	15µ" Gold	2.67mm (.105")	2.38	1.70	1.42
649-10005639-11109LF	10005639-11109LF	C	Black housing	Ivory	Metal clip	15µ" Gold	2.67mm (.105")	2.07	1.53	1.24
649-10005639-12207LF	10005639-12207LF	C	Black housing	Ivory	Metal clip	3µ" Gold	3.18mm (.125")	2.38	1.73	1.47
SO-DIMM - 200 Positions - .6mm Pitch										
649-10033853-052FSLF	10033853-052FSLF	D	Black	Tin	Metal	Gold Flash	---	12.84	11.14	10.81
649-10033854-052FSLF	10033854-052FSLF	D	Black	Tin	Metal	Gold Flash	---	11.17	9.53	8.04

SIM CONNECTORS

Features:

- Various heights available
- All directions insertion option
- Sliding with and without stopper configurations available
- Switched versions available
- RoHS compliant per FCI documentation

RoHS Compliant

For quantities greater than listed, call for quote.

MOUSER STOCK NO.	FCI Part No.	Fig.	Number of Positions	Configuration	Cover Type	Height	Price Each 1	25	100	250
649-7111S1615A01LF	7111S1615A01LF	E	6	With Cardguides	None	3.7mm	2.08	1.86	1.78	1.61
649-7111S2015X02LF	7111S2015X02LF	F	6	Flip Top	With Windows	2.5mm	.96	.835	.75	.731
649-7112S0825X01LF	7112S0825X01LF	G	8	Flip Top	With Windows	3mm	1.50	1.28	1.18	1.11

PCMCIA HEADERS

Features:

- Insertion Force: 39.2 N max.
- Current Rating: 0.5ADC per contact
- Insertion Force: 39.2 N max.
- Current Rating: 0.5ADC per contact

Specifications:

- Withdrawal Force: 6.67 N min 39.2 N max.
- UL and CSA approved
- Housing: Black LCP
- Center Line Spacing: 1.27mm
- RoHS Compliant per FCI documentation

RoHS Compliant

For quantities greater than listed, call for quote.

MOUSER STOCK NO.	FCI Part No.	Fig.	Mounting Style	Standoff Height	Voltage	No. of Decks	Price Each 1	25	100	250
649-61125-050CALF	61125-050CALF	H	Surface Mount	5.0mm	3.3V	Single	8.50	5.16	4.74	4.64
649-92194-320CALF	92194-320CALF	I	Through Hole	2.0mm	5.0V	Double	14.27	14.13	13.93	13.73
649-92789-040HLF	92789-040HLF	I	Through Hole	4.0mm	5.0V	Single	5.90	5.41	4.94	4.02

© Copyright 2013 Mouser Electronics
© Copyright 2013 Mouser Electronics

HIROSE Memory Card Connectors

RoHS Compliant **This product is RoHS compliant.**

HIROSE ELECTRIC CO., LTD.

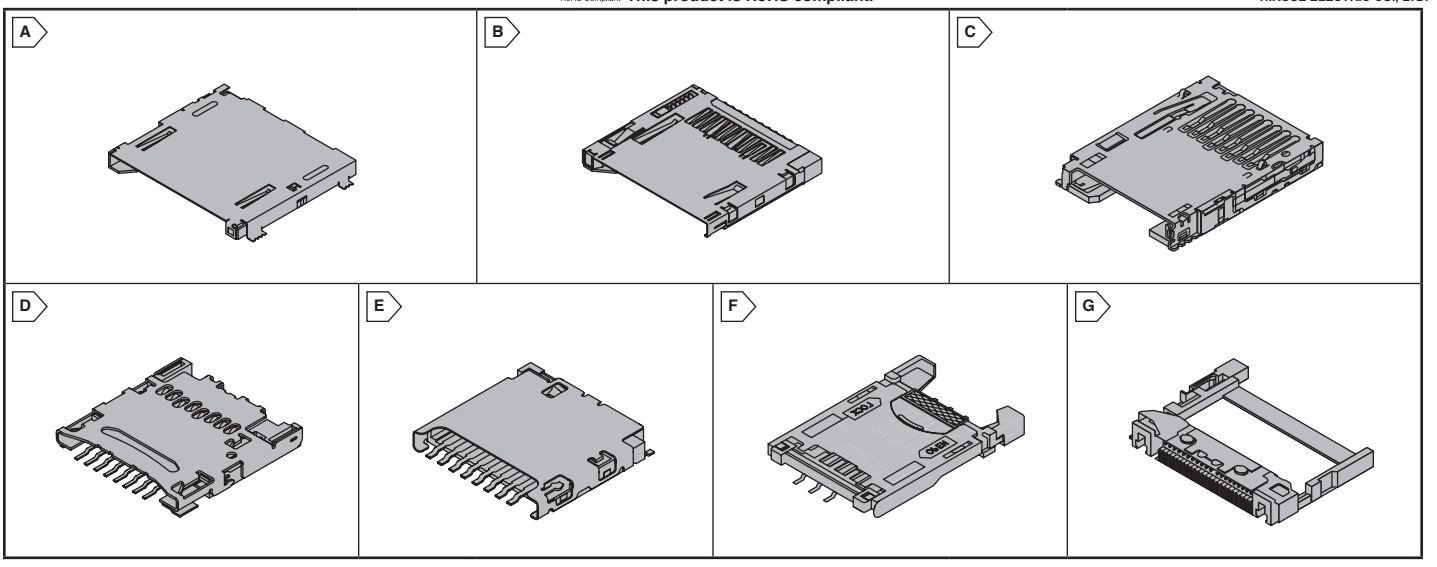

DM1 SERIES - SD MEMORY CARD CONNECTOR

Features:
- Withstands higher force of card insertion
- No damage to cards and card-lock mechanism when accidently pulled out
- Accidental card fall-out prevention
- Built-in Push-in/Push-out ejection mechanism assures simple and relaiable card insertion and withdrawal
- Designed to accept Secure Digital (SD) I/O Card (Built-in ground contact) and MMC Card

For quantities greater than listed, call for quote.

MOUSER STOCK NO.	Hirose Part No.	Fig.	Description	Mounting Style	Termination Style	Price Each		
						1	25	100
798-DM1AA-SF-PEJ21	DM1AA-SF-PEJ(21)	A	Right Angle SMT	Standard	Push-Push	4.38	3.39	2.71
798-DM1AA-SF-PEJ82	DM1AA-SF-PEJ(82)	A	Right Angle SMT	Standard	Push-Push	4.38	4.02	3.69
798-DM1AA-SF-PEJ72	DM1AA-SF-PEJ(72)	A	Right Angle SMT	Standard	Push-Push	4.31	3.98	3.65
798-DM1B-DSF-PEJ22	DM1B-DSF-PEJ(22)	B	Right Angle SMT	Reverse	Push-Push	3.79	2.93	2.34
798-DM1B-DSF-PEJ82	DM1B-DSF-PEJ(82)	B	Right Angle SMT	Reverse	Push-Push	3.78	3.47	3.18

DM2 SERIES - MINISD™ MEMORY CARD CONNECTOR

Features:
- Extremely small size
- Push-in/Push-out card ejection
- Protect against card loss
- Protect against reverse card insertion
- Effective grounding and sheilding
- Durable, load resistant construction
- Two-point contact
- Built-in card detection switch

For quantities greater than listed, call for quote.

MOUSER STOCK NO.	Hirose Part No.	Fig.	Description	Mounting Style	Termination Style	Price Each		
						1	25	100
798-DM2A-SFW-PEJ-S	DM2A-SFW-PEJ-S	A	Right Angle SMT	Standard	Push-Push	3.10	2.38	1.90
798-DM2B-DSFW-PEJ-S	DM2B-DSFW-PEJ-S	B	Right Angle SMT	Reverse	Push-Push	3.10	2.38	1.90

DM3 SERIES - MICROSD™ MEMORY CARD CONNECTOR

Features:
- Reliable card insertion and withdrawal
- Card fall-out protection

Specifications:
- Contact mating area: Gold
- Insulator: Black - UL94V-0
- Voltage: 125VAC
- Current 0.5A

For quantities greater than listed, call for quote.

MOUSER STOCK NO.	Hirose Part No.	Fig.	Description	Mounting Style	Termination Style	Price Each		
						1	25	100
798-DM3BT-DSF-PEJS	DM3BT-DSF-PEJS	C	Right Angle SMT	Reverse	Push-Push	2.95	2.27	1.82
798-DM3C-SF	DM3C-SF	D	Right Angle SMT	Standard	Hinge, Push-Pull	2.27	1.74	1.39
798-DM3D-SF	DM3D-SF	E	Right Angle SMT	Standard	Push-Pull	2.16	1.65	1.33

ID1A SERIES - SIM CARD SOCKETS

Features:
- Suited for plug-in SIM cards of the GSM Standard (11.11)
- Miniature and thin
- Suited for automatic mounting
- Prevention of incorrect insertion to the board
- Side lock system

For quantities greater than listed, call for quote.

MOUSER STOCK NO.	Hirose Part No.	Fig.	Description	Mounting Style	Termination Style	Price Each		
						1	25	100
2.54mm Pitch - SMT								
798-ID1A6S254SF71	ID1A-6S-2.54SF(71)	F	Flat Direct Mount SMT	Board	Hinge, Push-Pull	3.79	2.94	2.35
798-ID1A6S254SF81	ID1A-6S-2.54SF(81)	F	Flat Direct Mount SMT	Board	Hinge, Push-Pull	3.91	3.03	2.42

MI21 SERIES - COMPACT FLASH CARD CONNECTORS

Features:
- Compact Flash Card Connectors conforming to Compact Flash Association (CFA) standards
- Headers suitable to Type I, and Type I/II Cards
- Smaller dimensions (width and depth) reduce the occupied area on PCBs
- The dual-end, 2-point push ejection mechanism provides smooth and reliable
- CF Card ejection by pressing two points on both sides

For quantities greater than listed, call for quote.

MOUSER STOCK NO.	Hirose Part No.	Fig.	Description	Mounting Style	Termination Style	Price Each		
						1	25	100
798-MI2150PDSF71	MI21-50PD-SF(71)	G	No Offset	Standard	None	8.87	7.50	6.31
798-MI2150PDSFEJL71	MI21-50PD-SF-EJL(71)	G	No Offset	Standard	Left	8.54	7.22	6.07
798-MI2150PDSFEJR71	MI21-50PD-SF-EJR(71)	G	No Offset	Standard	Right	9.20	7.79	6.55
798-MI21A50PDSFEJR71	MI21A-50PD-SF-EJR(71)	G	2.2mm Offset	Standard	Right	8.71	7.37	6.44
798-MI21A50PDRSF71	MI21A-50PDR-SF(71)	G	2.2mm Offset	Reverse	None	8.00	6.61	5.52
798-MI21A50PDSF71	MI21A-50PD-SF(71)	G	2.2mm Offset	Standard	None	8.31	7.03	5.92
798-MI21A50PDSFEJL71	MI21A-50PD-SF-EJL(71)	G	2.2mm Offset	Standard	Left	9.60	8.12	7.09

© Copyright 2013 Mouser Electronics
© Copyright 2013 Mouser Electronics

MOLEX Memory Card Connectors and DIMM Sockets

molex one company › a world of innovation

RoHS Compliant **This product is RoHS compliant.**

MICRO-SIM MEMORY CARD SOCKET, HALOGEN-FREE

Features:
- Compact card sockets with small footprint and low profile
- Reversed terminal-beam design with gradual lead-in
- Built-in anti-shorting feature

Specifications:
- Voltage: 15V DC
- Current: 0.5A
- Contact Plating: 15µ" Au

PRODUCT NEW

For quantities greater than listed, call for quote.

MOUSER STOCK NO.	Molex Part No.	Fig.	Description	Price Each 1	10	100	500
538-78723-1001	78723-1001	A	6 Circuit, without detect switch, Push-Pull, 1.35mm Height	1.10	.942	.835	.749
538-78727-0001	78727-0001	A	6 Circuit, with detect switch, Push-Pull, 1.40mm Height	1.26	1.10	.984	.888
538-78646-3001	78646-3001	A	6 Circuit, without detect switch, Push-Pull, 1.45mm Height	1.90	1.74	1.37	1.26

MICROSD/MINI-SIM CARD COMBO CONNECTOR

Features:
- Low profile and compact design that combines two socket ports into one footprint
- Card polarization
- Reliable mate/unmate cycling

Specifications:
- Voltage:
  - microSD: 10V max.
  - SIM: 5V max.
- Current:
  - microSD: 10V max.
  - SIM: 5V max.

NEW! TECHNOLOGY

For quantities greater than listed, call for quote.

MOUSER STOCK NO.	Molex Part No.	Fig.	Description		Mounting		Depth with Card		Detect Switch		Price Each 1	10	25	50
			SIM	microSD	SIM	microSD	SIM	microSD	SIM	microSD				
538-49619-1611	49619-1611	B	6/8-pin mini SIM: Push-Pull	Push-Pull	Normal	Reverse	25.35	18.15	No	Yes	4.45	4.23	3.97	3.53

MICRO-SD™ MEMORY CARD CONNECTORS

Features:
- Ultra small size for space savings
- Metal shielding with shell tabs
- Hinge, push-push and push-pull types available
- Solder tails on inside of design offer space savings

Specifications:
- Pitch: 1.10mm
- Plating: gold over nickel
- Current: 0.5A
- Withstanding Voltage: 500VAC

PRODUCT NEW

For quantities greater than listed, call for quote.

MOUSER STOCK NO.	Molex Part No.	Fig.	Description	Button Type	Mounting Type	Price Each 1	10	25	50
Card Headers with Ejectors									
538-504077-1891	504077-1891	C	Compact, Right Angle, SMT, 15V max, 1.28mm	Push-Pull	Standard	2.76	2.62	2.41	2.21
538-503398-0891	503398-0891	C	Right Angle, SMT, 10V max, 1.28mm height	Push-Push	Standard	5.09	4.84	4.44	4.09
538-104031-0811	104031-0811	C	Right Angle, SMT 10V max, 1.42mm height	Push-Push	Standard	1.87	1.78	1.68	1.55
538-503182-0852	503182-0852	C	Right Angle, SMT, 10V max, 1.45mm height	Push-Push	Standard	5.00	4.49	4.23	3.75
538-500873-0806	500873-0806	C	Right Angle, SMT, 100V max	Push-Push	Standard	3.47	3.43	3.27	2.94
538-502702-0891	502702-0891	C	Right Angle, SMT, 10V max, 1.53mm height	Push-Push	Standard	3.06	3.03	2.89	2.60
538-502570-0893	502570-0893	C	Right Angle, SMT, 10V max, 1.8mm height	Push-Push	Standard	3.62	3.27	3.01	2.75
538-502774-0891	502774-0891	C	Right Angle, SMT, 10V max	Push-Push	Reverse	4.90	4.11	3.56	3.42
538-500901-0801	500901-0801	D	Right Angle, SMT, 10V max	Hinge	Standard	5.44	4.49	4.22	3.75

SD MEMORY CARD CONNECTORS

Features:
- Compact size
- Push-Push ejectors
- Protect and detect terminals

Specifications:
- Pitch: 2.50mm
- Current: 0.5A
- Contact Plating: Gold

For quantities greater than listed, call for quote.

MOUSER STOCK NO.	Molex Part No.	Fig.	Description	Button Type	Mounting Type	Price Each 1	10	25	50
538-500998-0900	500998-0900	E	Right Angle, SMT, 100V max	Push-Push	Standard	8.40	6.94	6.53	5.79
538-67600-8001	67600-8001	E	Right Angle, SMT, 250V max, with PCB locator	Push-Push	Standard	5.29	5.13	4.98	4.83
538-67600-8002	67600-8002	E	Right Angle, SMT, 250V max, with out PCB locator	Push-Push	Standard	7.97	6.26	5.01	4.30
538-67840-8001	67840-8001	F	Right Angle, SMT, 100V max, 1.80mm standoff	Push-Push	Standard	4.14	3.84	3.46	2.96
538-67913-0002	67913-0002	G	Right Angle, SMT, 100V max, 2.75mm height	Push-Push	Reverse	5.75	4.75	4.18	3.75
538-503500-0991	503500-0991	G	Right Angle, SMT, 50V max. 2.95mm height	Push-Push	Standard	5.48	5.21	4.78	4.40

COMPACTFLASH™ CARD CONNECTORS

Features:
- Dual-row 1.27mm pitch at card interface and .635mm pitch in-line SMT tails
- High temperature housing suitable for reflow soldering
- In-line SMT tails protect against damage during assembly

Specifications:
- Voltage: 100V
- Current: 0.5A
- Contact resistance: 40mΩ max.
- Insulation resistance: 1000MΩ min.

For quantities greater than listed, call for quote.

MOUSER STOCK NO.	Molex Part No.	Fig.	Description	Standoff (mm)	Mounting Type	Price Each 1	10	25	50
For Type I & II Cards									
538-55358-5029	55358-5029	H	Right Angle, SMT, 50 circuits	1.65	Top	13.91	12.86	11.77	11.55
538-55359-5078	55359-5078	H	Right Angle, SMT, 50 circuits	1.75	Bottom	9.37	8.62	8.36	7.45
538-55356-0011	55356-0011	I	Ejector - left side flip button	-	Top / Bottom	7.37	7.13	6.75	6.14
538-55364-0011	55364-0011	I	Ejector - left side push-push button	-	Top	11.10	10.64	10.09	8.96
538-55365-0011	55365-0011	J	Ejector - right side push-push button	-	Top	22.34	21.81	20.48	18.61
For Type I Cards									
538-53856-5070	53856-5070	K	Right Angle, SMT, 50 circuits	1.64	Top	9.89	9.59	9.06	8.23
538-53927-5019	53927-5019	K	Right Angle, SMT, 50 circuits	1.64	Bottom	8.91	7.53	7.31	6.51
538-55021-0001	55021-0001	J	Ejector - right side button	-	Top / Bottom	6.59	5.45	5.29	4.54
538-55022-0001	55022-0001	I	Ejector - left side button	-	Top / Bottom	6.59	5.45	5.29	4.54

DDR3 SOCKETS

Features:
- Data Rates: 800Mbps - 1.6Gbps
- Voltage Key: 1.5V
- Complies with all JEDEC standards

For quantities greater than listed, call for quote.

MOUSER STOCK NO.	Molex Part No.	Fig.	Description	Contact Area Finish	Tail Length	PCB Thickness	Price Each 1	10	25	50
DIMM - 1.00mm Pitch - 240 Circuits										
538-78079-0001	78079-0001	L	Vertical, Thru-hole, 1.5V key	15Au	2.67mm	1.57mm	10.21	9.89	9.33	8.50
538-78321-0011	78321-0011	L	Vertical, Thru-hole, 1.5V key	30Au	2.67mm	1.57mm	5.77	5.71	5.65	5.53
538-78156-0001	78156-0001	L	Vertical, SMT, 1.5V key	30Au	-	1.57mm	11.70	10.67	10.35	9.15
538-78294-0001	78294-0001	L	Vertical, Press-fit, 1.5V key	30Au	3.30mm	3.30mm	9.35	8.53	8.27	7.31
538-78315-0001	78315-0001	L	Vertical, Press-fit, 1.5V key	30Au	1.85mm	2.40mm	11.57	11.17	10.60	9.63
Mini DIMM - 0.6mm Pitch - 244 Circuits										
538-87782-3003	87782-3003	M	Vertical, SMT, 1.5V key	30Au	-	-	12.82	10.34	9.43	9.03
538-87918-0301	87918-0301	M	Right angle, SMT 1.5V key	30Au	-	-	18.32	12.86	11.19	10.51
538-78001-3344	78001-3344	M	Reverse right angle, SMT 1.5V key	30Au	-	-	15.76	12.17	10.91	10.38
538-87783-0301	87783-0301	M	22.5° angle, SMT, 1.5V key	30Au	-	-	14.86	10.53	9.18	8.63
538-78035-0301	78035-0301	M	22.5° reverse angle, SMT, 1.5V key	30Au	-	-	14.86	11.52	10.36	9.85

DDR2 SOCKETS

Features:
- Data Rates: 400Mbps - 800Mbps
- Voltage Key: 1.8V
- Complies with all JEDEC standards

For quantities greater than listed, call for quote.

MOUSER STOCK NO.	Molex Part No.	Fig.	Description	Contact Area Finish	Tail Length	PCB Thickness	Price Each 1	10	25	50
DIMM - 1.00mm Pitch - 240 Circuits										
538-87705-1021	87705-1021	L	Vertical, Thru-hole, 1.8V key	15Au	3.18mm	2.40mm	8.65	8.28	7.20	6.84
538-87705-0021	87705-0021	L	Vertical, Thru-hole, 1.8V key	15Au	2.67mm	1.60mm	9.50	9.08	7.84	7.64
538-87978-1051	87978-1051	L	Vertical, Thru-hole, 1.8V key	30Au	3.18mm	2.40mm	7.83	7.21	6.63	6.10
538-87705-1051	87705-1051	L	Vertical, Thru-hole, 1.8V key	30Au	3.18mm	2.40mm	8.72	7.37	7.15	6.37
538-87966-0001	87966-0001	L	Vertical, SMT, 1.8V key	30Au	-	1.60mm	11.97	10.92	10.59	9.36
538-87803-0002	87803-0002	L	25° angle, Thru-hole, 1.8V key	15Au	2.79mm	1.60mm	8.81	7.45	7.22	6.43
538-87803-0012	87803-0012	L	25° angle, Thru-hole, 1.8V key	15Au	3.18mm	2.40mm	10.71	9.91	9.61	8.89
Mini DIMM - 0.6mm Pitch - 244 Circuits										
538-87918-0001	87918-0001	M	Right angle, SMT 1.8V key	30Au	-	-	16.26	15.30	14.84	13.87
538-87783-0001	87783-0001	M	22.5° angle, SMT, 1.8V key	30Au	-	-	16.26	15.30	14.84	13.87

A


B
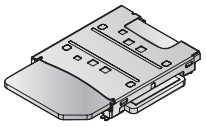

C


D

55022-0001 Shown

E
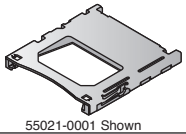
55021-0001 Shown

F
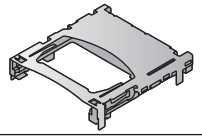

G
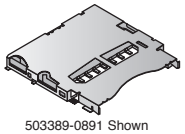
503389-0891 Shown

H
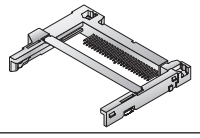

I
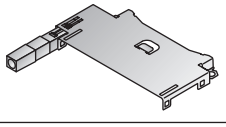

J
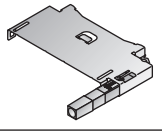

K
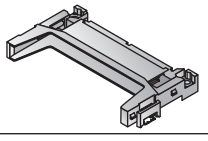

L


M


© Copyright 2013 Mouser Electronics

© Copyright 2013 Mouser Electronics

3M™ Hard Metric, Card Edge, Compact Flash & DIN Connectors

RoHS Compliant **This product is RoHS compliant.**

DIN 41612 CONNECTORS

For quantities greater than listed, call for quote.

MOUSER STOCK NO.	3M Part No.	No. of Contacts	Rows loaded	Type	Style	Termination type	Price Each 1	25	50
517-7064-50B2TH	7064-50B2TH	64	a & b	b - header	r/a	through hole	4.39	4.04	3.71
517-7064-60B3TH	7064-60B3TH	64	a & b	q - header	straight	solder	8.70	8.01	7.59
517-DIN064CPBSR1HM	DIN-064CPB-SR1-HM	64	a & c	c - header	r/a	solder	2.92	2.10	2.03
517-DIN096CPCRR1HM	DIN-096CPC-RR1-HM	96	a b & c	c - header	r/a	solder	4.24	3.04	2.90
517-DIN096CPCSR1HM	DIN-096CPC-SR1-HM	96	a b & c	c - header	r/a	solder	5.51	5.29	4.62
517-DIN096CSCS1LHM	DIN-096CSC-S1L-HM	96	a b & c	c - socket	straight	solder	6.91	6.61	5.76

SPD08 HIGH-SPEED CARD EDGE CONNECTORS

- Card-edge high-speed board-to-board connector
- Supports flexible stacking height (16-40mm) mezzanine applications using a riser card
- Controlled impedance, crosstalk limiting contact design supports speeds up to 15Gbps
- Available with optional latches for robust mechanical stability
- 0.5A current rating per contact
- Supports XAUI, PCI express (Gen 1/2/3), SATA and other application speeds

For quantities greater than listed, call for quote.

MOUSER STOCK NO.	3M Part No.	Fig.	Description	Price Each 1	10	25	50
517-SPD08-080-RB-TR	SPD08-080-RB-TR	A	80P, 0.8mm Pitch, SMT, without Latch	9.78	8.70	7.83	7.10
517-SPD08-080-LRBTR	SPD08-080-L-RB-TR	B	80P, 0.8mm Pitch, SMT, with Latch	11.40	10.12	9.12	8.27

UHM (ULTRA HARD METRIC) 2MM BACKPLANE CONNECTOR

Press Fit Socket

Features:

- 7+ Gbps data rates when mated to standard IEC 61076-4-101 headers
- Low crosstalk at high frequencies
- 50/100Ω (single-ended/differential) impedance
- Named as the PICMG230 standard for J2 connectors
- Modular/scalable format IEC 61076-4-101
- 63 mated lines per linear inch
- Dual beam contact construction for high reliability

For quantities greater than listed, call for quote.

MOUSER STOCK NO.	3M Part No.	Fig.	No. of Contacts	Type	Orientation	Price Each 1	5	10	25
517-UHMS110B35AP1TG3	UHM-S110B3-5AP1-TG30	C	110	B	Right Angle	57.28	52.59	51.73	49.35

.100" PAK 100 CARD EDGE CONNECTORS

- Reinforced card-edge resists mouth bowing for consistent contact performance
- Metal cover clips provide superior cover retention
- Bifurcated contacts provide reliable contact with PC boards
- Insulation Material: Glass filled polyester (PBT)
- Flammability: UL94V-0
- Color: Gray

For quantities greater than listed, call for quote.

MOUSER STOCK NO.	3M Part No.	Fig.	No. of Circuits	Description	Price Each 1	25	50	100
With Drilled Mounting Flanges								
517-3461-0000	3461-0000	D	20	Card-Edge to Flat Cable	7.12	5.99	5.51	5.33
Without Mounting Flanges								
517-3358-0001	3358-0001	E	10	Card-Edge to Flat Cable	5.46	4.60	4.23	4.10
517-3461-0001	3461-0001	E	20	Card-Edge to Flat Cable	7.12	5.99	5.51	5.33
517-3464-0001	3464-0001	E	40	Card-Edge to Flat Cable	10.08	8.49	7.80	7.55
517-3403-0001	3403-0001	E	64	Card-Edge to Flat Cable	14.07	11.84	10.89	10.55
With Slotted Mounting Flanges								
517-3461-0002	3461-0002	F	20	Card-Edge to Flat Cable	7.12	5.99	5.51	5.33
Strain Reliefs								
517-3448-54	3448-54	G	-	20 Pin Strain Relief	3.88	3.45	3.10	2.82
Pull Tabs								
517-3490-1	3490-1	H	-	For 10P card-edge connectors	.44	.353	.30	.288
517-3490-2	3490-2	H	-	For 16P and 20P card-edge connectors	.45	.321	.30	.289
517-3490-3	3490-3	H	-	For 26P card-edge connectors	.31	.257	.246	.235
Keying Plug								
517-3439-2	3439-2	-	-	Keying Plug for polarization or keying	.38	.341	.308	.278

PC104/PC104+ CONNECTORS

- Standard PC104 Pin-and-socket connectors
- Rugged and reliable 64-and 40-contact male/female headers
- Simple contact design to accommodate many standoff heights
- PC104 with PCI bus support is called "PC104-Plus"

For quantities greater than listed, call for quote.

MOUSER STOCK NO.	3M Part No.	Fig.	Description	Price Each 1	5	10	25
PC104							
517-4P01-2A02-DA	4P01-2A02-DA	I	Non-Stack-Thru, 64-Pin, Solder Tail Mod.,11.3 to 19mm Standoff	3.69	3.64	3.58	3.53
517-4P01-2D02-DA	4P01-2D02-DA	I	Stack-Thru, 40-Pin, Solder Tail Mod.,11.3 to 19mm Standoff	5.59	4.94	4.83	4.70
517-4P02-2A02-DA	4P02-2A02-DA	I	Non-Stack-Thru, 64-Pin, Solder Tail Mod.,11.3 to 19mm Standoff	7.51	6.69	5.93	5.64
517-4P02-2D02-DA	4P02-2D02-DA	I	Stack-Thru, 64-Pin, Solder Tail Mod.,11.3 to 19mm Standoff	10.81	10.43	9.87	9.16
PC104 Plus							
517-5P03-2012-DA	5P03-2012-DA	J	Non-Stack-Thru, 120-Pin, Solder Tail Module	12.36	10.99	9.89	8.99
517-5P03-2021-DA	5P03-2021-DA	J	Stack-Thru, 120-Pin, Press-Fit Module	16.03	15.25	14.62	13.61

A

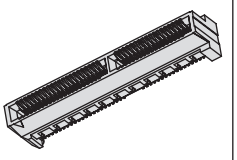

B

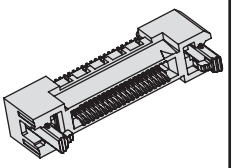

C



D

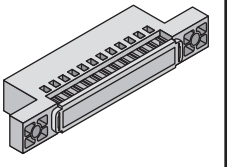

E

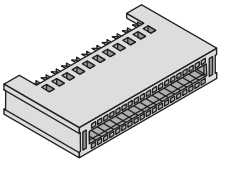

F

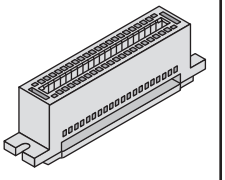

G

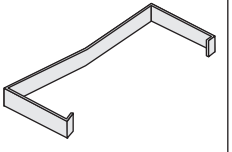

H



I

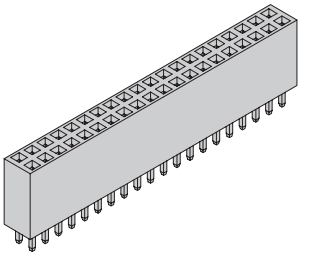

J

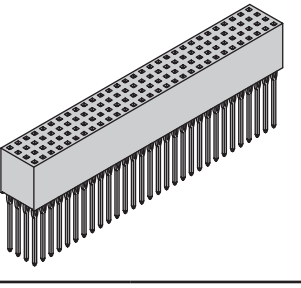

© Copyright 2013 Mouser Electronics

© Copyright 2013 Mouser Electronics

PCI, Mictor and Metric Connectors

RoHS Compliant **This product is RoHS compliant.**

PCI STANDARD EDGE

Features:
- High density .050 [1.27] centerline contact spacing
- Easy mating of high circuit count daughter boards
- Polarizing web for positive board-to-connector registration
- Contact Finish: 30µ" Gold

Specifications:
- Current Ratings: 1A
- Voltage Rating: 203VAC
- Durability: 100 Cycles
- Operating Temperature: -55°C to 85°C

For quantities greater than listed, call for quote.

MOUSER STOCK NO.	TE Part No.	Fig.	No. of Pos.	Voltage (VAC)	Post Length (mm)	Price Each 1	25	50	100
32 Bit, Thru Hole									
571-5145154-4	5145154-4	A	60 Dual	3.3/5.0	2.54	**4.68**	**3.88**	**3.70**	**3.53**
571-5145154-8	5145154-8	A	60 Dual	3.3/5.0	3.18	**4.42**	**3.88**	**3.70**	**3.53**
32 Bit, SMT									
571-5145098-1	5145098-1	B	60 Dual	3.3/5.0	-	**4.55**	**3.73**	**3.61**	**3.25**
64 Bit, Thru Hole									
571-5145165-4	5145165-4	C	92 Dual	3.3	2.54	**4.45**	**2.78**	**2.60**	**2.43**

PCI EXPRESS

Features:
- Different tail (post) length (2.3mm or 3.10mm) available to support differing motherboard thickness
- Tails are offset to form 4 rows on a 2.00mm pitch, thus making wave soldering easier
- All connectors come with locating bosses to help align the connector to PCB (motherboard)
- Molded polarization key prevents improper insertion of the PCB
- Connectors have slots to accept "add in" cards with thickness of 1.58mm (0.062")
- Conforms to PCI Express specification on connectors
- Contact Finish: 30µ" Gold

Specifications:
- Current Rating: 1.1A
- Voltage Rating: 50VAC
- Durability: 50 cycles
- Operating Temperature: -40°C to +85°C

V-Type with Compliant Pin "Press Fit"

For quantities greater than listed, call for quote.

MOUSER STOCK NO.	TE Part No.	Fig.	No. of Pos.	Voltage (VAC)	Post Length (mm)	Price Each 1	25	50	100
571-1871058-4	1871058-4	D	164	16	2.00	**10.90**	**9.87**	**9.33**	**8.54**

MICTOR CONNECTORS

Features:
- Infrared and forced air convection compatible housing materials
- Designed for 50Ω systems
- Connector housings polarized for correct mating
- Built-in connector-to-board retention feature

Specifications:
- Material Housing: Liquid Crystal Polymer, black
- Contacts: High Reliability Copper Alloy
- Voltage: 30VAC
- Operating Temperature: -55°C to +125°C

For quantities greater than listed, call for quote.

MOUSER STOCK NO.	TE Part No.	Fig.	No. of Pos.	Price Each 1	5	10	25
Receptacles							
571-2-5767004-2	2-5767004-2	E	38	**16.34**	**15.85**	**14.85**	**14.48**
571-2-5767004-3	2-5767004-3	E	76	**34.95**	**32.47**	**31.04**	**30.12**
Plugs							
571-5767007-8	5767007-8	F	38	**18.07**	**17.69**	**16.44**	**15.45**
571-1-5767007-1	1-5767007-1	F	152	**78.70**	**76.47**	**72.23**	**67.66**

MJ06 SERIES GP GIGABIT TRANSMISSION METRIC SYSTEM CONNECTORS

Features:
- Compatible with IEC61076-4-101 mounting dimensions Usage is possible with same standard connector (known as HM connectors)
- Pair signal alignment (side pair, 1.8mm pitch) and ground structure optimized for high-speed differential transmission
- Symmetrical pin structure prevents skew between differential signal pair
- Press-fit attachment to board
- 120 pos. (signal+ground/ module)
- Rated Current: 1A
- Rated Voltage: AC200Vr.m.s.

For quantities greater than listed, call for quote.

MOUSER STOCK NO.	JAE Part No.	Fig.	No. of Contacts	Description	Price Each 1	10	25
656-MJ06120FRP	MJ06-120FRP	G	120	Right Angle Socket	**73.23**	**65.91**	**62.25**
656-MJ06120MRP1	MJ06-120MRP-1	H	120	Right Angle Pin Header	**65.93**	**59.34**	**56.05**
656-MJ06120MSPA0A	MJ06-120MSP-A0-A	I	120	Pin Header Short	**26.86**	**24.17**	**22.83**
656-MJ06120MSPA3A	MJ06-120MSP-A3-A	J	120	Pin Header Long, 3.5mm Board Thick	**39.08**	**35.17**	**33.22**
656-MJ06120MSPA5A	MJ06-120MSP-A5-A	J	120	Pin Header Long, 5mm Board Thick	**39.08**	**35.17**	**33.22**
656-MJ06120S	MJ06-120S	K	120	Shroud	**4.92**	**4.43**	**4.18**

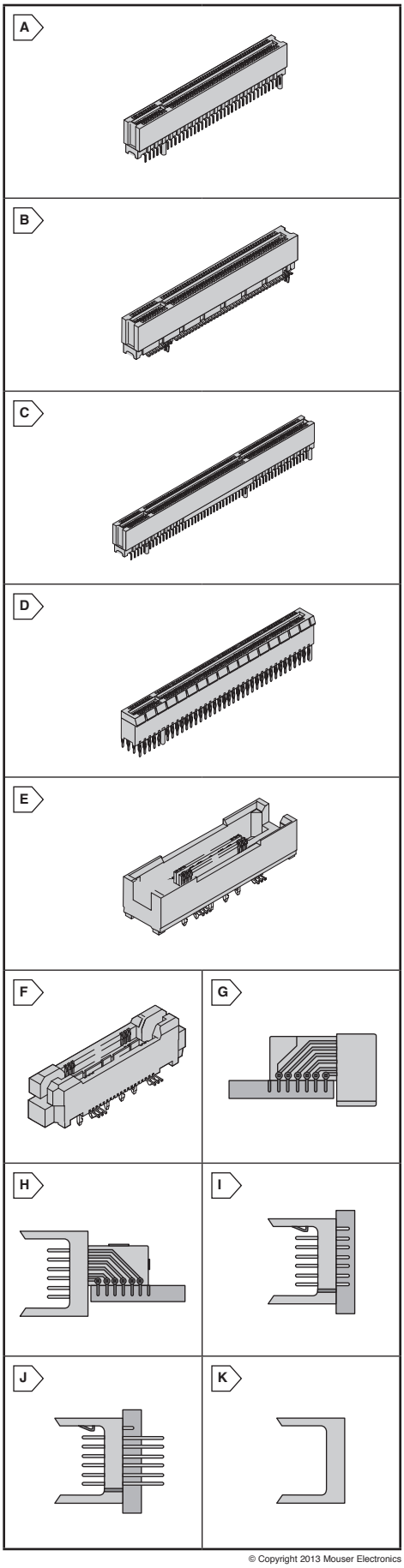

© Copyright 2013 Mouser Electronics

© Copyright 2013 Mouser Electronics

FCI Card Edge Connectors

RoHS Compliant This page of product is compliant.

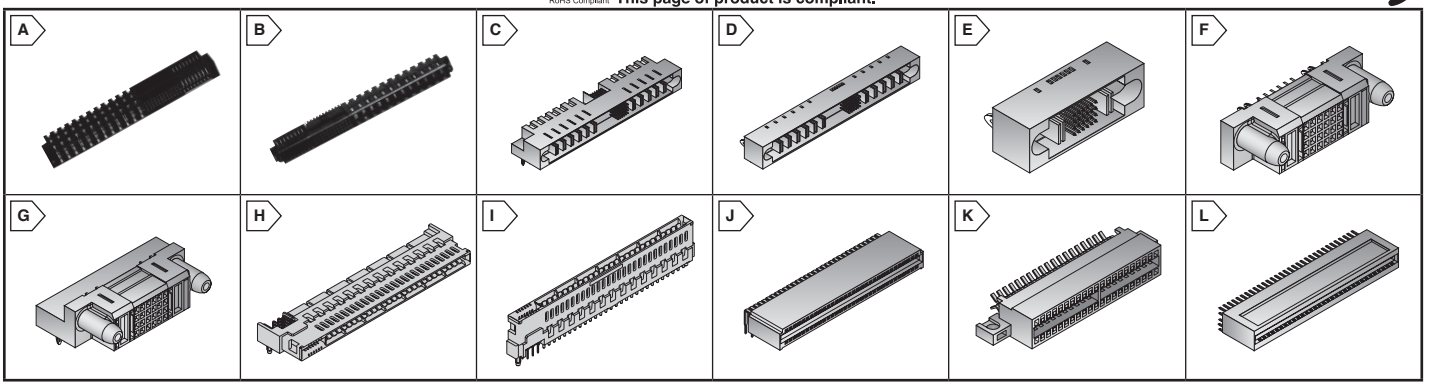

PWRBLADE+™ CONNECTOR SYSTEM

NEW PRODUCT

Features:

- Enhanced power contact design for increased linear current density
- For next generation 1U and 2U pluggable power supplies with higher current density requirements

Specifications:

- Modular tooling design with capability for many combinations of high and low power contacts as well as signal contacts for power control

For quantities greater than listed, call for quote.

MOUSER STOCK NO.	FCI Part No.	Fig.	Description	Orientation	Price Each 1	25	100	250
649-10106124404001LF	10106124-4004001LF	A	2P+16S+2P Header	Right Angle	10.14	9.33	8.52	7.98
649-10106132A0801LF	10106132-A008001LF	A	10HDP+32S Header	Right Angle	20.60	17.73	14.43	13.23
649-10106126404001LF	10106126-4004001LF	B	2P+16S+2P Receptacle	Right Angle	7.93	7.29	6.64	6.23
649-10106139A0801LF	10106139-A008001LF	B	10HDP+32S Receptacle	Vertical	17.64	15.34	10.94	10.86

PWRBLADE® CONNECTORS

Features:

- Provides contacts for power distributions and power control
- Capability for up to 20 power contacts and 148 signal contacts in up to 8"
- Options for solder or press-fit termination
- RoHS Compliant per FCI documentation

Specifications:

- Housing: Glass-filled high temperature nylons

For quantities greater than listed, call for quote.

MOUSER STOCK NO.	FCI Part No.	Fig.	Description	Orientation	Price Each 1	25	100	250
649-51624-XX001LF	51624-XX001LF	C	5P+24S+1M+6P, Header	Right Angle	8.85	7.59	6.79	6.69
649-51860-001LF	51860-001LF	D	5P+24S+1M+6P, Header	Vertical	25.16	20.85	14.96	14.63
649-51952-001LF	51952-001LF	E	1P+24S+1P, Header	Vertical	5.97	4.52	4.06	3.95
649-51952-002LF	51952-002LF	E	1P+24S+1P, Header	Vertical	10.37	9.23	8.66	7.56
649-51666-001LF	51666-001LF	F	1P+24S+1P, Receptacle	Vertical	4.92	3.83	3.43	3.34
649-51416-001LF	51416-001LF	G	1P+24S+1P, Receptacle	Right Angle	5.11	4.03	3.49	3.42
649-51741-102406CCLF	51741-10002406CCLF	-	6P+24S, Receptacle	Vertical	6.02	5.02	4.37	4.28
649-51761-12406AALF	51761-10002406AALF	-	6P+24S, Receptacle	Right Angle	8.90	8.19	7.47	5.49
649-51762-104024ABLF	51762-10402400ABLF	-	4P+24S Receptacle	Right Angle	7.32	6.72	5.65	4.99
649-51866-025LF	51866-025LF	-	9P+24S, Receptacle	Right Angle	8.01	7.50	5.62	5.45
649-51915-176LF	51915-176LF	-	12P+24S, Receptacle	Right Angle	10.69	9.82	7.27	7.09
649-51915-050LF	51915-050LF	-	3ACP+5P+24S Receptacle	Right Angle	7.90	7.23	6.10	5.38

HIGH POWER CARD EDGE (HPCE™) CONNECTORS

Features:

- Current rating to 9A/power contact beam (with multiple power contacts fully energized) without exceeding a 30°C temperature rise in still air
- Low profile height (2.8mm for straddle mount; 7.50mm for right angle) maximizes airflow for effective system cooling
- One-piece assembly enables cost-effective power delivery for 1U and 2U power supplies or power distribution applications
- Highly vented housing design maximizes heat dissipation
- Vertical, right angle and straddle mount options are available with both power contacts for power distribution and signal contacts for power control
- Number and placement of power and signal contacts are highly configurable for custom power needs
- Polarized housing option ensures proper mating board orientation
- Plastic housing features and mounting ear options are available for polarization to the host PCB as well as to secure the connector during the wave solder process
- Robust design includes touch-proof safety features that are UL/IEC 60950 compliant
- Solder or press-fit tails are available on the vertical option for termination flexibility

For quantities greater than listed, call for quote.

MOUSER STOCK NO.	FCI Part No.	Fig.	Description	Orientation	Price Each 1	25	100	250
649-10088418-002LF	10088418-002LF	H	56P+12S Receptacle	Vertical	11.66	10.72	7.94	7.77
649-10096926-004LF	10096926-004LF	I	56P+12S Receptacle	Right Angle	15.55	14.30	13.04	8.91

POWER CARD EDGE

Features:

- One piece card edge design provides cost-effective power delivery with capacity for up to 7A per power contact
- RoHS Compliant per FCI documentation

Specifications:

- Housing: High temperature thermoplastic UL94V-0
- Current Rating: 7A

For quantities greater than listed, call for quote.

MOUSER STOCK NO.	FCI Part No.	Fig.	No. of Pos.	Orientation	Tail Plating	Price Each 1	25	100	250
649-10035388-500LF	10035388-500LF	J	56	Right Angle	100 µ" pure matte Tin	12.53	9.70	8.76	7.77
649-10053363-200LF	10053363-200LF	J	64	Right Angle	100 µ" pure matte Tin	7.89	5.81	5.37	5.19
649-10034908-001LF	10034908-001LF	K	38	Straddle Mount	100 µ" pure matte Tin	6.24	5.05	4.75	4.71

MICROTCA™ CARD EDGE CONNECTORS

Features:

- 170 position card edge interface with 0.75mm contact pitch
- RoHS Compliant per FCI documentation

Specifications:

- Housing: High temperatures thermoplastic, UL94V-0
- Current rating: 1.0A/contact maximum

For quantities greater than listed, call for quote.

MOUSER STOCK NO.	FCI Part No.	Fig.	No. of Positions	Mounting Style	Color	Orientation	Price Each 1	25	100	250
649-10058831-110LF	10058831-110LF	L	170	Press-fit	Black	Vertical	16.16	15.99	14.48	14.20

© Copyright 2013 Mouser Electronics

© Copyright 2013 Mouser Electronics

PCI EXPRESS™ 1.00MM PITCH VERTICAL CARD EDGE CONNECTORS

Series 10018783 suitable for reflow soldering
For applications in desktops and servers using PCI Express™ technology.

PCI Express™ is a trademark of PCI-SIG.

Specifications:
- Housing Color and Material: Black, high temperature nylon, glass-filled, UL94V-0
- Contact Material: Copper alloy
- Insulation Resistance: 1000MΩ
- Temperature Range: -40°C to +85°C
- RoHS Compliant per FCI documentation

Features:
- Used to enable the implementation of high-speed, serial PCI Express™ architecture
- Each serial link supports 2.5 Gps (per direction)
- Through-mount tail length options for use on 1.58mm (.062") or 2.36mm (.093") thick motherboards

RoHS Compliant

Through Hole Solder

For quantities greater than listed, call for quote.

MOUSER STOCK NO.	FCI Part No.	Fig.	No. of Positions	Host PCB Thickness	Link Width	Price Each 1	25	100	250
649-18783-10100TLF	10018783-10100TLF	A	36	1.56mm (0.062")	1x	.48	.417	.392	.368
649-18783-10101TLF	10018783-10101TLF	A	64	1.56mm (0.062")	4x	.93	.803	.725	.712
649-18783-10103TLF	10018783-10103TLF	A	164	1.56mm (0.062")	16x	1.64	1.41	1.20	1.16
649-18783-10110TLF	10018783-10110TLF	A	36	2.36mm (0.093")	1x	.59	.524	.46	.448
649-18783-10112TLF	10018783-10112TLF	A	98	2.36mm (0.093")	8x	1.26	1.08	.954	.92
649-18783-10113TLF	10018783-10113TLF	A	164	2.36mm (0.093")	16x	1.90	1.70	1.61	1.39
❊ 649-118783-11013TLF	10018783-11013TLF	A	164	2.36mm (0.093")	16x	2.62	2.20	1.90	1.86

❊ Metal Board Locks

Surface Mount

For quantities greater than listed, call for quote.

MOUSER STOCK NO.	FCI Part No.	Fig.	No. of Positions	Host PCB Thickness	Link Width	Price Each 1	25	100	250
649-10061913-100CLF	10061913-100CLF	B	36	1.56mm (.062")	1x	2.94	2.57	2.35	2.14
649-10061913-102CLF	10061913-102CLF	B	98	1.56mm (.062")	8x	4.74	4.14	3.85	3.42

DIN 41612 CONNECTORS

- RoHS Compliant per FCI documentation

RoHS Compliant

Headers

For quantities greater than listed, call for quote.

MOUSER STOCK NO.	FCI Part No.	Fig.	No. of Positions	Housing Style	Orientation	Tail Length	Price Each 1	25	100	250
649-86943273378ELF	86094327313755ELF	C	32	C/2	Right Angle	3mm	1.14	.974	.874	.849
649-8693487313755ELF	86093487313755ELF	C	48	C/2	Right Angle	3mm	2.70	2.29	2.09	1.89
649-8692645113755ELF	86092645113755ELF	C	64	B	Right Angle	3mm	1.77	1.69	1.54	1.48
649-8694647137ELF	86094647113755ELF	C	64	C	Right Angle	3mm	2.29	2.05	1.96	1.78
649-8693967113755ELF	86093967113755ELF	C	96	C	Right Angle	3mm	4.39	2.92	2.59	2.49
649-8694647814755ELF	86094647814755ELF	D	64	R	Straight	4mm	2.38	2.23	2.04	1.99
649-8693967814755ELF	8693967814755ELF	D	96	R	Straight	4mm	3.97	3.48	2.90	2.81

Receptacles

For quantities greater than listed, call for quote.

MOUSER STOCK NO.	FCI Part No.	Fig.	No. of Positions	Housing Style	Orientation	Tail Length	Price Each 1	25	100	250
649-8693488637E1LF	86093488613755E1LF	E	48	R/2	Right Angle	3mm	2.91	2.66	2.63	2.59
649-8694648837V1LF	86094648813755V1LF	E	64	R	Right Angle	3mm	1.71	1.57	1.43	1.35
649-8693968837V1LF	86093968813755V1LF	E	96	R	Right Angle	3mm	2.85	2.48	2.36	2.03
649-8692646147E1LF	86092646114755E1LF	F	64	B	Straight	4mm	12.54	11.03	10.03	8.77
649-8694648147V1LF	86094648114755V1LF	F	64	C	Straight	4mm	2.35	2.00	1.83	1.65
649-869396814755V1LF	869396814755V1LF	F	96	C	Straight	4mm	4.31	3.96	3.60	3.15

HCI® CONNECTOR SYSTEM

The HCI® connector system is designed to address requirements that extend beyond the capability of FCI's proven PwrBlade® connector system, the industry standard for DC power supply interfaces and power distribution. The HCI® capability for connector system provides both power and signal contacts in a single connector to enable power distribution and power control. Integrated HCI® power connector solutions enabling DC power, AC power, and signal contacts in a single molded housing, also provide incredible flexibility to address requirements for custom configurations.

Features:
- Integrated design with power, signal contacts and guides in a single connector housing
- Vented housings dramatically improve airflow and thermal performance while maintaining touch-proof design
- Integrated, industry-standard molded-in guidance system compensates for our degrees of radial misalignment for predictable cost effective blind mating
- Hard Metric mating compatibility (12.5mm from card-edge to board in the backplane)

Specifications:
- Housing: High-temperature thermoplastic (UL94V-0), black
- Contact base metal
  Power – high-conductivity copper alloy
  Signals – copper alloy
- Current rating: 85A/contact maximum for single power contact, 52A/contact maximum for 10 power contacts at 30°C T-Rise in still air

For quantities greater than listed, call for quote.

MOUSER STOCK NO.	FCI Part No.	Fig.	Description	Orientation	Price Each 1	25	100	250
649-10065127-001LF	10065127-001LF	G	10DC+24S, Receptacle	Vertical	57.93	57.93	53.64	53.62

A
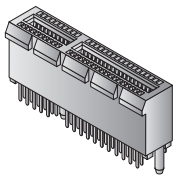

B
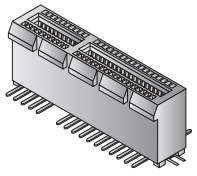

C
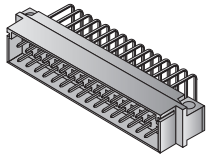

D
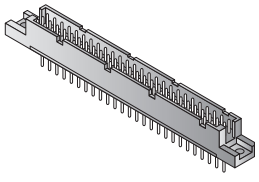

E
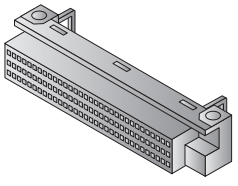

F
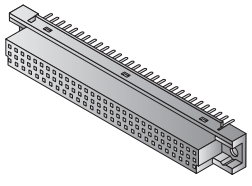

G
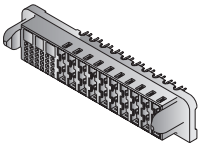

Backplane/Card Edge FCI

© Copyright 2013 Mouser Electronics
© Copyright 2013 Mouser Electronics

FCI Metral® 2.00mm and High Speed Backplane Connectors

RoHS Compliant **This product is RoHS compliant.**

METRAL® 2.00MM MODULAR INTERCONNECT SYSTEM

Mix low and high speed signal modules. Mix signal and power modules. Designed in accordance with IEC 61076-4-104.

Specifications:
- Plating performance: Telcordia Central Office
- Housing material: Glass-filled LCP
- Tail length: Header 4.30mm (.169")
- Temperature: 55°C to +125°C
- Insulation resistance: 1000MΩ
- Current rating: 1.0A

❊High Speed

RoHS Compliant

For quantities greater than listed, call for quote.

MOUSER STOCK NO.	FCI Part No.	Fig.	Pos.	Description	Orientation	Price Each 1	25	100	250
Receptacles									
649-88945-102LF	88945-102LF	A	24	4 row, Signal receptacle, press fit	Right Angle	2.85	2.62	2.40	2.24
649-89047-102LF	89047-102LF	A	30	5 row, Signal receptacle, press fit	Right Angle	3.92	3.42	3.26	2.86
649-74981-102LF	74981-102LF	A	96	8 row, Signal receptacle, press-fit	Right Angle	37.42	31.83	20.65	20.20
Headers									
649-70232-111LF	70232-111LF	B	24	4 row, Signal header, press-fit	Straight	2.25	1.94	1.64	1.58
649-89006-110LF	89006-110LF	B	30	5 row, Signal hdr, press fit, 5mm mating length	Straight	2.96	2.65	2.41	2.28
❊ 649-55003-101003LF	55003-101003LF	B	30	5 row, Signal header, press fit	Straight	11.24	8.00	7.43	7.28
Power Receptacles									
649-89096-102LF	89096-102LF	C	10	5 row, Press-Fit	Right Angle	4.78	3.63	3.22	3.17
Shroud									
649-89055-111LF	89055-111LF	D	-	5 row, wide body shroud	-	.82	.749	.69	.653
Hybrid Connectors									
649-88911-101LF	88911-101LF	E	-	DIN Standard Housing, 12mm wide body	-	.86	.749	.663	.644
649-88913-101LF	88913-101LF	F	-	Mini Coax Housing, 12mm, wide body	-	3.23	2.75	2.43	2.25

METRAL® 2.00MM CABLE CONNECTORS

Specifications:
- Interface compatible with IEC 61076-4-104 backpanel connectors
- Insulation displacement design offers quick termination without the need to strip conductors
- Active backshell latches securely
- Different latch designs are available to satisfy ergonomic and mechanical requirements
- End-stackable cable connectors enable adjacent connectors to plug headers without loss of positions
- Easy to use cable receptacle kits mate to PCB Headers
- Contact plating meets Telcordia Central Office
- Assembly Required

Receptacles

For quantities greater than listed, call for quote.

MOUSER STOCK NO.	FCI Part No.	Fig.	Pos.	Description	Latch Type	Price Each 1	25	100	250
4 Row Cable Kit with Backshells									
649-72476-1211LF	72476-1211LF	G	24	26-24 AWG	Short	8.56	7.40	6.10	5.97
649-72477-1211LF	72477-1211LF	G	48	26-24 AWG	Short	17.99	17.30	11.50	11.45
649-72477-1121LF	72477-1121LF	H	48	30-28 AWG	Standard	13.15	11.82	10.79	10.57
5 Row Cable Kit with Backshells									
649-72479-1111LF	72479-1111LF	H	60	26-24 AWG	Standard	10.37	8.04	7.39	7.19

AIRMAX VS® (VIRTUAL SHIELDS) CONNECTORS FOR COMPACTPCI® SERIAL SYSTEMS

NEW PRODUCT

For quantities greater than listed, call for quote.

MOUSER STOCK NO.	FCI Part No.	Fig.	No. of Pos.	No. of Columns	Description	Price Each 1	25	50
Midplane Front Side Connectors (Vertical Receptacles)								
649-10052829-101LF	10052829-101LF	I	72	6	4-pair	8.11	6.86	5.70
649-10052842-101LF	10052842-101LF	J	96	8	4-pair	9.24	8.43	8.03
Midplane Rear Side Connectors (Vertical Headers)								
649-10114761-101LF	10114761-101LF	K	72	6	4-pair	6.07	4.69	4.26
649-10114760-101LF	10114760-101LF	K	96	8	4-pair	7.59	5.85	5.32
Front Daughter Card Connectors (Right-Angle Headers)								
649-10052824-101LF	10052824-101LF	L	72	6	4-pair, 2-wall	10.96	10.08	7.96
649-10052837-101LF	10052837-101LF	L	96	8	4-pair, 2-wall	13.91	12.79	10.00
649-10052825-101LF	10052825-101LF	M	72	6	4-pair, 4-wall	10.96	10.08	7.96
649-10052838-101LF	10052838-101LF	M	96	8	4-pair, 4-wall	13.91	12.79	10.00
Rear Daughter Card Connectors (Right-Angle Receptacles)								
649-10114633-101LF	10114633-101LF	N	72	6	4-pair	12.37	11.37	8.90
649-10060905-101LF	10060905-101LF	N	96	8	4-pair	13.82	11.72	10.50

AIRMAX VS® (VIRTUAL SHIELDS) HIGH-SPEED BACKPLANE CONNECTOR SYSTEM

Specifications:
- Termination Style: Press-fit
- Contact Base Material: Copper alloy
- Contact Plating: Au over Ni
- Tail Plating: Sn over Ni
- Housing Material: Hi-temp thermoplastic
- 2mm column spacing
- RoHS Compliant per FCI documentation

For quantities greater than listed, call for quote.

MOUSER STOCK NO.	FCI Part No.	Fig.	No. of Pos.	No. of Columns	Description	Price Each 1	25	100
Receptacles								
649-10043546-101LF	10043546-101LF	O	54	6	3-Pair, Signal	6.62	5.38	5.22
649-10045271-101LF	10045271-101LF	O	72	8	3-Pair, Signal	8.41	7.67	7.53
Headers								
649-10039851-101LF	10039851-101LF	P	54	6	4 Wall, Right Angle, 3-Pair, Signal	7.34	6.31	6.11
649-10045267-101LF	10045267-101LF	P	72	8	4 Wall, Right Angle, 3-Pair, Signal	11.48	10.24	9.12
Guide Pins								
649-10037909-101LF	10037909-101LF	-	-	-	Guide Module R/A 7.2mm	3.37	3.07	2.95
649-10037910-101LF	10037910-101LF	-	-	-	Guide Pin External 10.8mm	2.92	2.54	2.40
649-10037912-101LF	10037912-101LF	-	-	-	Guide Module Assembly 10.8mm	3.93	3.34	3.14
649-10037911-102LF	10037911-102LF	-	-	-	Guide Pin Internal 10.8mm	2.93	2.72	2.62

AIRMAX VS® (VIRTUAL SHIELDS) POWER HIGH-SPEED BACKPLANE CONNECTOR SYSTEM

Features:
- Current rating to 80A for 1 x 2 and 2 x 2 modules
- Protected Backplane connector Compliant (Finder Probe)
- Press-fit termination
- RoHS Compliant per FCI documentation

Specifications:
- Contact Base Material: Copper Alloy
- Housing Material: Hi-temp thermoplastic

For quantities greater than listed, call for quote.

MOUSER STOCK NO.	FCI Part No.	Fig.	No. of Pos.	Description	Contact Array	Height above PCB	Price Each 1	25	100
Headers									
649-10028917-001LF	10028917-001LF	Q	4	Right Angle, Power	2 x 2	14.7mm	6.85	5.32	5.19
Receptacles									
649-10061290-5545PLF	10061290-554555PLF	R	6	Vertical, Power	2 x 3	11.5mm	13.44	12.35	11.27

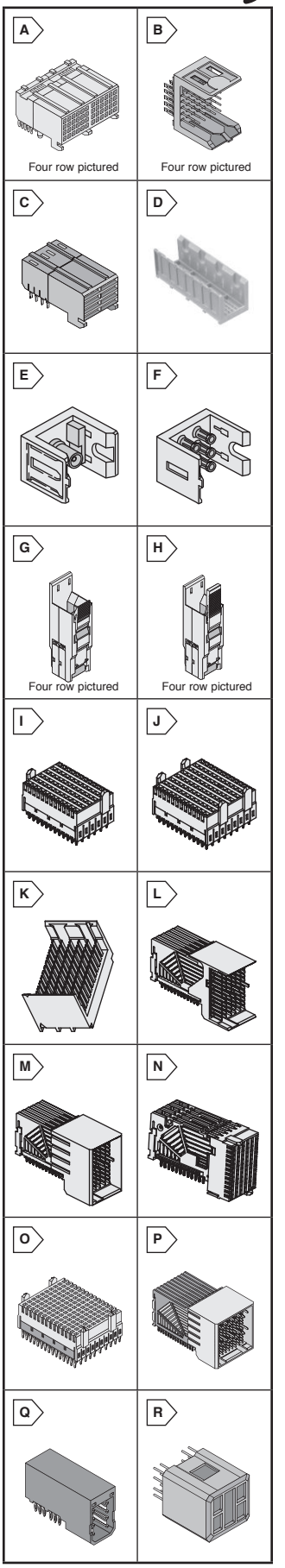

© Copyright 2013 Mouser Electronics

© Copyright 2013 Mouser Electronics

DIN 41612 SIGNAL CONNECTORS - 2 AMP

- IEC 60 630-2
- Pitch: 2.54mm
- Current rating: 2A
- 1A for Insulation Displacement version
- Up to 40A Contacts in Type M version
- Contact Plating: Performance Level 2 plating (acc to DIN41612, part 5)
- UL and CSA Approved
- Contact resistance: 15ohms for wire wrap connections 20 mø for including crimp connections
- Temperature Range: -55°C to +125°C
- Termination zone tinned
- Moldings: Thermoplastic resin, glass fiber filled - UL94V-0
- Contacts: Copper Alloy

2 Row Type B

For quantities greater than listed, call for quote.

MOUSER STOCK NO.	HARTING Part No.	No. of Contacts	Rows Loaded	Style	Termination Type	Pin Length (mm)	Price Each 1	10	25
Male									
617-09-02-164-6921	09 02 164 6921	64	a, b	Right-Angle	Solder Pins	3	4.29	4.13	3.77
Female									
617-09-02-264-6824	09 02 264 6824	64	a, b	Straight	Solder Pins	2.9	6.02	5.78	5.51
617-09-02-264-6825	09 02 264 6825	64	a, b	Straight	Solder Pins	4.5	5.97	5.72	5.46
617-09-02-264-6821	09 02 264 6821	64	a, b	Straight	Wire Wrap Pins	13	6.21	5.95	5.36
617-09-02-264-6828	09 02 264 6828	64	a, b	Cable Mount	IDC	-	15.29	13.90	13.18
✻ 617-09-02-064-3214	09 02 064 3214	64	-	Cable Mount	Crimp Pins	-	12.04	11.50	10.46

✻ Order contacts separately…See next page

2 Row Type 2B (Half-Length)

For quantities greater than listed, call for quote.

MOUSER STOCK NO.	HARTING Part No.	No. of Contacts	Rows Loaded	Style	Termination Type	Pin Length (mm)	Price Each 1	10	25
Male									
617-09-22-132-6921	09 22 132 6921	32	a, b	Right-Angle	Solder Pins	3	3.72	3.56	3.33
Female									
617-09-22-232-6825	09 22 232 6825	32	a, b	Straight	Solder Pins	4.5	4.86	4.65	4.40

2 Row Type C

For quantities greater than listed, call for quote.

MOUSER STOCK NO.	HARTING Part No.	No. of Contacts	Rows Loaded	Style	Termination Type	Pin Length (mm)	Price Each 1	10	25
Male									
617-09-03-132-6921	09 03 132 6921	32	a, c	Right-Angle	Solder Pins	3	3.33	3.19	3.00
617-09-03-164-6921	09 03 164 6921	64	a, c	Right-Angle	Solder Pins	3	2.94	2.82	2.62
Female									
617-09-03-264-6824	09 03 264 6824	64	a, c	Straight	Solder Pins	2.9	3.54	3.39	3.10
617-09-03-264-6825	09 03 264 6825	64	a, c	Straight	Solder Pins	4.5	3.17	3.03	2.77
617-09-03-264-6850	09 03 264 6850	64	a, c	Straight	Press-In Pins	4.5	3.40	3.25	2.99
617-09-03-264-6828	09 03 264 6828	64	a, c	Cable Mount	IDC	-	11.88	11.35	10.33
✻ 617-09-03-096-3214	09 03 096 3214	96	-	Cable Mount	Crimp Pins	-	6.60	6.32	5.77

✻ Order contacts separately…See next page

3 Row Type C

For quantities greater than listed, call for quote.

MOUSER STOCK NO.	HARTING Part No.	No. of Contacts	Rows Loaded	Style	Termination Type	Pin Length (mm)	Price Each 1	10	25
Male									
617-09-03-196-6921	09 03 196 6921	96	a, b, c	Right-Angle	Solder Pins	3	3.94	3.77	3.47
617-09-03-196-6922	09 03 196 6922	96	a, b, c	Straight	Solder Pins	3	5.06	4.86	4.41
Female									
617-09-03-296-6821	09 03 296 6821	96	a, b, c	Straight	Wire Wrap Pins	13	7.50	7.18	6.55
617-09-03-296-6825	09 03 296 6825	96	a, b, c	Straight	Solder Pins	4.5	3.75	3.60	3.30
617-09-03-296-6850	09 03 296 6850	96	a, b, c	Straight	Press-In Pins	4.5	4.04	3.87	3.55

3 Row Type 2C (Half-Length)

For quantities greater than listed, call for quote.

MOUSER STOCK NO.	HARTING Part No.	No. of Contacts	Rows Loaded	Style	Termination Type	Pin Length (mm)	Price Each 1	10	25
Male									
617-09-25-130-6921	09 25 130 6921	30	a, b, c	Right-Angle	Solder Pins	3	3.67	3.51	3.24
617-09-23-148-6921	09 23 148 6921	48	a, b, c	Right-Angle	Solder Pins	3	3.46	3.31	3.09
Female									
617-09-25-230-6825	09 25 230 6825	30	a, b, c	Straight	Solder Pins	4.5	4.79	4.59	4.31
617-09-23-248-6825	09 23 248 6825	48	a, b, c	Straight	Solder Pins	4.5	4.34	4.16	3.76

3 Row Type M

Order contacts separately…See next page

For quantities greater than listed, call for quote.

MOUSER STOCK NO.	HARTING Part No.	No. of Contacts	Rows Loaded	Style	Termination Type	Pin Length (mm)	Price Each 1	10	25
Male									
617-09-03-124-6901	09 03 124 6901	24 + 8	a, b, c	Right-Angle	Solder Pins	3	8.81	8.43	7.61
617-09-03-142-6901	09 03 142 6901	42 + 6	a, b, c	Right-Angle	Solder Pins	3	10.15	9.70	8.71
617-09-03-160-6901	09 03 160 6901	60 + 4	a, b, c	Right-Angle	Solder Pins	3	11.20	10.71	9.88
617-09-03-178-6901	09 03 178 6901	78 + 2	a, b, c	Right-Angle	Solder Pins	3	7.30	6.99	6.32
Female									
617-09-03-224-6805	09 03 224 6805	24 + 8	a, b, c	Straight	Solder Pins	4.5	10.31	9.85	8.68
617-09-03-242-6805	09 03 242 6805	42 + 6	a, b, c	Straight	Solder Pins	4.5	8.84	8.46	7.61
617-09-03-260-6805	09 03 260 6805	60 + 4	a, b, c	Straight	Solder Pins	4.5	9.73	9.30	8.90

3 Row Type R - Inverse

For quantities greater than listed, call for quote.

MOUSER STOCK NO.	HARTING Part No.	No. of Contacts	Rows Loaded	Style	Termination Type	Pin Length (mm)	Price Each 1	10	25
Male									
617-09-73-164-6903	09 73 164 6903	64	a, c	Straight	Solder Pins	4	4.34	4.16	3.86
617-09-73-196-6903	09 73 196 6903	96	a, b, c	Straight	Solder Pins	4	6.59	6.31	5.87
617-09-73-196-6904	09 73 196 6904	96	a, b, c	Straight	Press-In Pins	5	7.30	6.98	6.38
Female									
617-09-73-264-6801	09 73 264 6801	64	a, c	Right-Angle	Solder Pins	3	3.46	3.32	3.16
617-09-73-296-6801	09 73 296 6801	96	a, b, c	Right-Angle	Solder Pins	3	5.14	4.92	4.55

DIN 41612 TYPE 2C FEMALE CRIMP CONNECTORS AND SHELL HOUSING

Female Connectors

Order contacts separately…See next page

For quantities greater than listed, call for quote.

MOUSER STOCK NO.	HARTING Part No.	No. of Contacts	Rows Loaded	Style	Termination Type	Mates With	Price Each 1	10	25
617-09-23-048-3214	09 23 048 3214	48	a, b, c	Straight	Crimp Pins	2C Male	9.62	9.20	8.58
617-09-23-048-3217	09 23 048 3217	48	a, b, c	Straight	Crimp Pins	2R Male	6.40	6.30	6.12

Shell Housing 2C

For quantities greater than listed, call for quote.

MOUSER STOCK NO.	HARTING Part No.	Description	Price Each 1	10	25
617-09-23-048-0501	09 23 048 0501	Shell, Blinding Plate, Cable Tie, Screw 2.2 x 9.5 (4)	6.97	6.85	6.66

2 Row Type B Cable Mount Female
09 02 064 3214 Illustrated

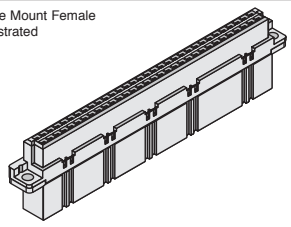

3 Row Type C Male with Solder Pins
09 03 196 6921 Illustrated

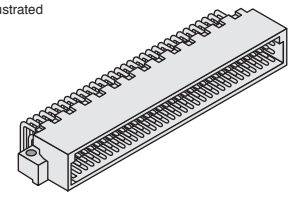

3 Row Type C Female with Press-In Pins
09 03 296 6850 Illustrated



3 Row Type M Male with Solder Pins
09 03 124 6901 Illustrated

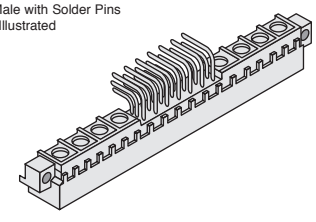

3 Row Type M Female with Solder Pins
09 03 260 6805 Illustrated

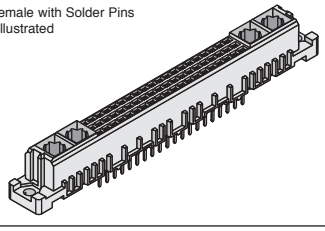

3 Row Type R-Inverse Male with Solder Pins
09 73 196 6903 Illustrated

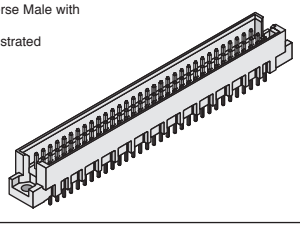

09 23 048 3214 Illustrated

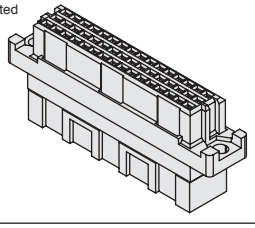

09 23 048 0501 Illustrated

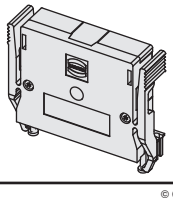

© Copyright 2013 Mouser Electronics

© Copyright 2013 Mouser Electronics

HARTING DIN 41612 Connectors

CONTACTS FOR 2A DIN 41612 SIGNAL CONNECTORS

To be used with HARTING 2 Amp DIN 41612 Signal Connectors on previous page.

Individual Crimp Contacts for Use with Type B and C Cable Mount Versions

For quantities greater than listed, call for quote.

MOUSER STOCK NO.	HARTING Part No.	Description	Price Each 1	10	25
617-09-02-000-8474	09 02 000 8474	For female connectors type B and C (BC1) - 28-20AWG	.63	.589	.524
Performance Level 1 Plating (acc to DIN 41612, Part 5)					
617-09-02-000-8484	09 02 000 8484	For female connectors type B and C (BC1) - 28-20AWG	.55	.514	.462

Coaxial Contacts for Type M Connectors

For quantities greater than listed, call for quote.

MOUSER STOCK NO.	HARTING Part No.	Description	Price Each 1	10	25
617-09-03-000-6262	09 03 000 6262	Female 50ohms for male connectors angled for pcb termination	12.99	11.81	11.51
617-09-03-000-6260	09 03 000 6260	Female 50ohms for male connectors for straight solder/crimp termination	15.26	13.87	13.51
617-09-03-000-6160	09 03 000 6160	Male 50ohms for female connectors for straight solder/crimp termination	11.63	11.12	10.11

High Current Contacts for Type M Connectors

For quantities greater than listed, call for quote.

MOUSER STOCK NO.	HARTING Part No.	Description	Price Each 1	10	25
617-09-03-000-6202	09 03 000 6202	Female contacts for female connectors- 20A for straight solder termination	6.68	6.40	5.84
617-09-03-000-6203	09 03 000 6203	Female contacts for female connectors- 40A for straight solder termination	6.40	6.13	5.62

Tools

For quantities greater than listed, call for quote.

MOUSER STOCK NO.	HARTING Part No.	Description	Price Each
617-09-99-000-0194	09 99 000 0194	Crimp Tool For Coax Contacts	520.30
617-09-99-000-0196	09 99 000 0196	Crimp Tool For High Current Contacts	1149.89

DIN 41612 POWER CONNECTORS - 6A

- Pitch: 5.08mm
- Current rating: 6A
- Temperature Range: -55°C to +125°C
- Contact Plating: Performance Level 2 plating (acc to DIN41612, part 5)
- Termination zone tinned
- Contact resistance: ≤ 15mΩ for wire wrap and solder connections ≤ 20mΩ for including crimp connections
- Moldings: Thermoplastic resin, glass fiber filled - UL94V-0
- Contacts: Copper Alloy

2 Row Type D

For quantities greater than listed, call for quote.

MOUSER STOCK NO.	HARTING Part No.	No. of Contacts	Rows Loaded	Style	Termination Type	Pin Length (mm)	Price Each 1	10	25
Male									
617-09-04-132-6921	09 04 132 6921	32	a, c	Right-Angle	Solder Pins	3.0	5.28	5.05	4.86
Female									
617-09-04-232-6821	09 04 232 6821	32	a, c	Straight	Wire Wrap Pins	20.0	9.32	8.92	8.11
617-09-04-232-6831	09 04 232 6831	32	a, c	Straight	Solder Pins	4.0	11.17	10.69	9.76
◆ 617-09-04-232-6826	09 04 232 6826	32	a, c	Right-Angle	Solder Pins	3.0	15.77	14.34	13.38

◆ Order fixing bracket 09 06 000 9912 separately

3 Row Type E

For quantities greater than listed, call for quote.

MOUSER STOCK NO.	HARTING Part No.	No. of Contacts	Rows Loaded	Style	Termination Type	Pin Length (mm)	Price Each 1	10	25
Male									
617-09-05-148-6921	09 05 148 6921	48	a, c, e	Right-Angle	Solder Pins	3.0	8.32	7.97	7.28
Female									
617-09-05-248-6831	09 05 248 6831	48	a, c, e	Straight	Solder Pins	4.0	12.67	11.51	10.71
✻ 617-09-05-048-3202	09 05 048 3202	48	-	Cable Mount	Crimp Pins	-	4.49	4.31	4.02

✻ Order contacts separately

3 Row Type F

For quantities greater than listed, call for quote.

MOUSER STOCK NO.	HARTING Part No.	No. of Contacts	Rows Loaded	Style	Termination Type	Pin Length (mm)	Price Each 1	10	25
Male									
617-09-06-132-6931	09 06 132 6931	32	z, d	Right-Angle	Solder Pins	3.0	5.11	4.90	4.56
617-09-06-148-6901	09 06 148 6901	48	z, b, d	Right-Angle	Solder Pins	3.0	7.01	6.71	6.18
Female									
617-09-06-248-6832	09 06 248 6832	48	z, b, d	Straight	Press-In Pins	5.5	13.44	12.42	11.76
† 617-09-06-248-6834	09 06 248 6834	48	z, b, d	Straight	Solder Pins	4.5	9.13	8.73	7.75
617-09-06-248-6835	09 06 248 6835	48	z, b, d	Straight	Solder Pins	4.5	9.54	9.13	8.23
✻ 617-09-06-248-3201	09 06 248 3201	48	-	Cable Mount	Crimp Pins	-	1.90	1.72	1.62

✻ Order contacts separately † Lower profile version

3 Row Interface Connector I-Complementary to Type F

For quantities greater than listed, call for quote.

MOUSER STOCK NO.	HARTING Part No.	No. of Contacts	Rows Loaded	Style	Termination Type	Pin Length (mm)	Price Each 1	10	25
Male									
617-09-06-048-2905	09 06 048 2905	48	z, b, d	Straight	Solder Pins	3.5	23.29	21.03	19.96
Female									
✻ 617-09-06-048-2906	09 06 048 2906	48	z, b, d	Cable Mount	Crimp Pins	-	28.15	25.40	24.55

✻ Order contacts separately

TYPE FC CRIMP CONTACTS FOR 6A DIN 41612 POWER CONNECTORS

- For 6 A Power Connector types D, E, and F
- Individual crimp contacts

For quantities greater than listed, call for quote.

MOUSER STOCK NO.	HARTING Part No.	Description	Price Each 1	10	25
617-09-06-000-8481	09 06 000 8481	For female connectors type D, E and F - 26-20 AWG (FC2)	.64	.599	.535
617-09-06-000-8482	09 06 000 8482	For female connectors type D, E and F - 20-16 AWG (FC3)	.69	.642	.578
Performance Level 1 Plating (acc to DIN 41612, Part 5)					
617-09-06-000-8471	09 06 000 8471	For female connectors type D, E and F - 26-20 AWG (FC2)	.63	.589	.535
617-09-06-000-8472	09 06 000 8472	For female connectors type D, E and F - 20-16 AWG (FC3)	.64	.599	.535

Type BC
09 02 000 8474 Illustrated

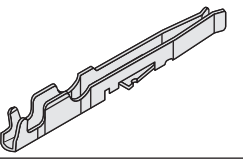

Type M
09 03 000 6262 Illustrated

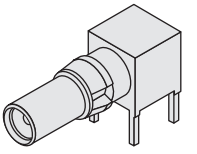

Type M High Current
09 03 000 6202 Illustrated

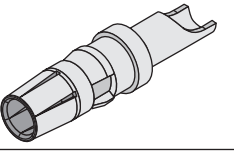

2 Row Type D Female with Solder Pins
09 04 232 6831 Illustrated

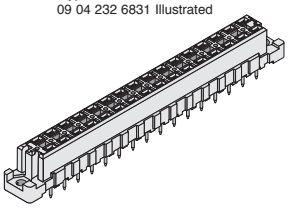

3 Row Type E Female with Solder Pins
09 05 248 6831 Illustrated

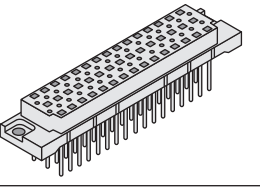

3 Row Type F Male with Solder Pins
09 06148 6901 Illustrated

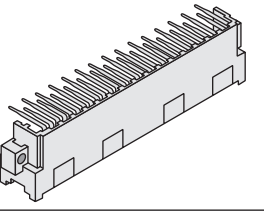

3 Row Type F Cable Mount Female
09 06 248 3201 Illustrated

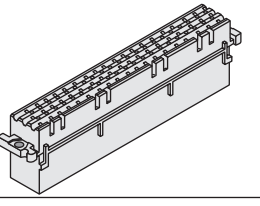

Type FC Contact
09 06 000 8481 Illustrated

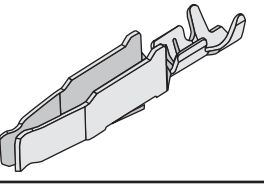

© Copyright 2013 Mouser Electronics

© Copyright 2013 Mouser Electronics

HARTING DIN 41612 Connectors, Tools and Accessories

DIN 41612 POWER CONNECTORS

- Pitch: 5.08mm
- Current rating: 15A
- Temperature Range: -55°C to +125°C
- Contact Plating: Hard Silver Plated
- Contact resistance: ≤8mΩ
- Moldings: Thermoplastic resin, glass fiber filled - UL94V-0
- Contacts: Copper Alloy

✻ **LC1**= Leading contact at position z32
LC2= Leading contacts at position z4 and z32
LMC= Leading middle contact

A 2 Row Type H Cable Mount Male
09 06 015 2922 Illustrated

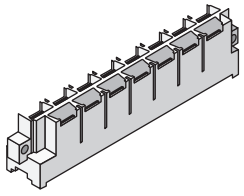

B 3 Row Complementary Type MH Female
09 06 231 6822 Illustrated

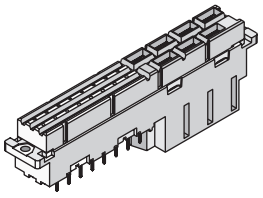

C Complementary Type H3 Male
09 06 203 2911 Illustrated

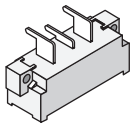

2 Row Type H

For quantities greater than listed, call for quote.

MOUSER STOCK NO.	HARTING Part No.	Fig.	No. of Contacts	Rows Loaded	Style	Termination Type	Pin Length (mm)	Leading ✻ Contact	Price Each 1	10	25
Male											
617-09-06-015-2912	09 06 015 2912	A	15	z, d	Cable Mount	Faston 6.3 x 2.5	-	-	13.79	12.54	11.89
617-09-06-015-2922	09 06 015 2922	A	13 + 2	z, d	Cable Mount	Faston 6.3 x 2.5	-	LC2	12.44	11.31	10.69
617-09-06-115-2911	09 06 115 2911	A	15	z, d	Right-Angle	Solder Pins	3	-	11.45	10.95	10.05
617-09-06-115-2932	09 06 115 2932	A	14 + 1	z, d	Right-Angle	Solder Pins	3	LC1	10.49	10.03	8.78
617-09-06-115-2921	09 06 115 2921	A	13 + 2	z, d	Right-Angle	Solder Pins	3	LC2	12.34	11.21	10.51
Female											
617-09-06-215-2821	09 06 215 2821	A	15	z, d	Straight	Solder Pins	4	-	11.59	11.09	9.84
617-09-06-015-2813	09 06 015 2813	A	15	z, d	Cable Mount	Cage Clamp	-	-	29.65	26.76	24.62
617-09-06-215-2811	09 06 215 2811	A	15	z, d	Cable Mount	Faston 6.3 x 2.5	-	-	12.67	11.50	10.71
617-09-06-215-2871	09 06 215 2871	A	15	z, d	Cable Mount	Faston 6.3 x 2.5	-	-	12.45	11.32	10.43

3 Row Complementary Type MH

For quantities greater than listed, call for quote.

MOUSER STOCK NO.	HARTING Part No.	Fig.	No. of Contacts	Rows Loaded	Style	Termination Type	Pin Length (mm)	Leading ✻ Contact	Price Each 1	10	25
Male											
617-09-06-131-6922	09 06 131 6922	B	24 + 7	z, b, d	Right-Angle	Solder Pins	3	LC1	10.37	9.91	9.11
Female											
617-09-06-231-6822	09 06 231 6822	B	24 + 7	z, b, d	Straight	Solder Pins	4.5	-	16.46	15.22	14.41

Single Row Complementary Type H3

For quantities greater than listed, call for quote.

MOUSER STOCK NO.	HARTING Part No.	Fig.	No. of Contacts	Rows Loaded	Style	Termination Type	Pin Length (mm)	Leading ✻ Contact	Price Each 1	10	25
Male											
617-09-06-203-2911	09 06 203 2911	C	3	-	Right-Angle	Solder Pins	3	LMC	6.40	6.13	5.62
Female											
617-09-06-203-2811	09 06 203 2811	C	3	-	Straight	Solder Pins	4	-	7.37	7.06	6.44

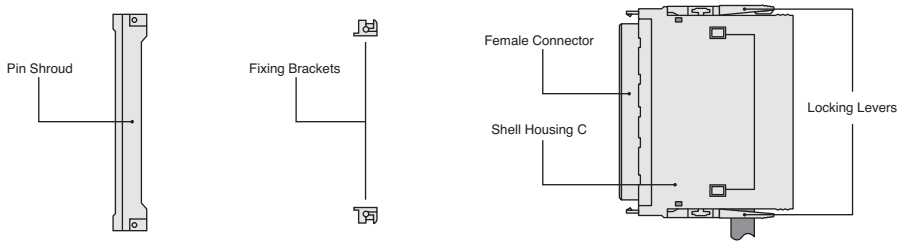

DIN 41612 ACCESSORIES

For quantities greater than listed, call for quote.

MOUSER STOCK NO.	HARTING Part No.	Description	Price Each 1	10	25	50
617-09-03-096-0501	09 03 096 0501	Shell housing C for female connectors types C, D	12.95	11.77	11.13	10.58
617-09-02-000-9919	09 02 000 9919	Left fixing bracket for shell housing C - fits male connectors type B, C, D, E	1.65	1.49	1.40	1.34
617-09-02-000-9920	09 02 000 9920	Right fixing bracket for shell housing C - fits male connectors type B, C, D, E	1.64	1.48	1.39	1.33
617-09-02-000-9902	09 02 000 9902	Left locking lever for shell housing C	1.69	1.53	1.43	1.37
617-09-02-000-9903	09 02 000 9903	Right locking lever for shell housing C	1.69	1.53	1.43	1.37
617-09-02-000-9909	09 02 000 9909	Locking screw for shell housing C	.79	.738	.663	.589
617-09-02-000-9911	09 02 000 9911	Round cable insert for shell housing C	3.83	3.67	3.36	3.21
617-09-03-000-9969	09 03 000 9969	Pin shroud for 13mm wire wrap pins	3.19	3.05	2.79	2.66
617-09-03-000-9964	09 03 000 9964	Pin shroud for 17mm wire wrap pins	3.19	3.05	2.79	2.66
617-09-06-048-0521	09 06 048 0521	Shell housing D20 for types F, H, and MH 20mm hood width	17.87	16.59	15.99	14.46
✻ 617-09-06-000-9912	09 06 000 9912	Fixing bracket for Type D right-angle female	1.88	1.70	1.59	1.53
✻ 617-09-03-000-9914	09 03 000 9914	Locking lever for female connector type C	2.14	1.93	1.81	1.72
✻ 617-09-03-000-9913	09 03 000 9913	Locking lever for female connector type R	2.12	1.92	1.80	1.71

✻ Order 2 pcs per connector

DIN 41612 TOOLS

For quantities greater than listed, call for quote.

MOUSER STOCK NO.	HARTING Part No.	Description	Price Each 1	5
617-09-99-000-0620	09 99 000 0620	Crimping tool for types BC and FC individual contacts	352.30	340.55
617-09-99-000-0621	09 99 000 0621	Crimp set for individual contacts 28-24 AWG (BC and FC1)	261.20	256.40
617-09-99-000-0622	09 99 000 0622	Crimp set for individual contacts 26-20 AWG (FC 2)	274.12	255.00
617-09-99-000-0623	09 99 000 0623	Crimp set for individual contacts 20-16 AWG (FC 3)	261.20	252.49
617-09-99-000-0630	09 99 000 0630	Spare locator for type BC contacts	32.36	28.76
617-09-99-000-0100	09 99 000 0100	Insertion tool for type BC contacts	35.28	31.83
617-09-99-000-0101	09 99 000 0101	Removal tool for type BC contacts	39.65	35.81
617-09-99-000-0631	09 99 000 0631	Spare locator for types FC contacts	44.44	40.14
617-09-99-000-0088	09 99 000 0088	Insertion tool for types FC contacts	8.62	8.26
617-09-99-000-0087	09 99 000 0087	Removal tool for types FC contacts	7.43	7.10
617-09-99-000-0174	09 99 000 0174	Removal tool for Type M	189.36	176.15

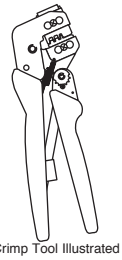

Crimp Tool Illustrated

© Copyright 2013 Mouser Electronics

© Copyright 2013 Mouser Electronics

HARTING har-bus® 64 and 2mm Hard Metric Connectors

HAR-BUS® 64 VME64X EXTENSIONS CONNECTOR SYSTEM

- IEC 61 076-4-113
- 100% Backward Compatible to 3 Row 96 pin DIN 41612 Connectors
- Male Pre-leading contacts at positions d1, d2, d31, and d32
- Current rating: 1A (at 70°C and all contacts loaded)
- Contact Plating: Performance Level 1 and 2 plating (acc to DIN41612, part 5)
- Pitch: 2.54mm
- Temperature Range: -55°C to +125°C
- Contact Resistance: Rows a, b, c: ≤20mΩ; Rows z, d: ≤30mΩ
- Moldings: Male connectors LCP
- Female connectors UL94V-0
- Contacts: Copper Alloy
- UL Approved

A

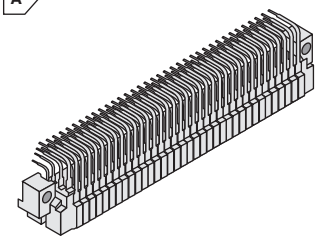

B



C



Order contacts separately

D

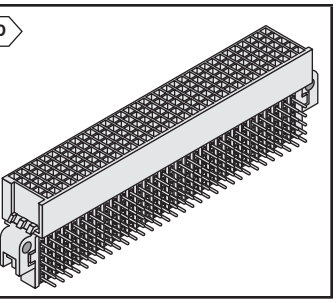

For quantities greater than listed, call for quote.

MOUSER STOCK NO.	HARTING Part No.	Fig.	VME Location	No. of Rows	No. of Contacts	Contact Gender	Rows Loaded	Style	Term.	Pin Length (mm)	Price Each 1	10	25	50
Standard														
✻ 617-02-01-160-1101	02 01 160 1101	A	P1 or P2	5	160	Male	z, a, b, c, d	Right-Angle	Solder Pins	3.0	29.90	26.97	25.85	24.24
617-02-01-160-2101	02 01 160 2101	A	P1 or P2	5	160	Male	z, a, b, c, d	Right-Angle	Solder Pins	3.0	20.92	18.82	17.78	16.73
✻✻ 617-02-01-160-2102	02 01 160 2102	A	P1 or P2	5	160	Male	z, a, b, c, d	Right-Angle	Solder Pins	3.0	22.03	19.88	19.05	17.86
617-02-02-160-2201	02 02 160 2201	B	J1	5	160	Female	z, a, b, c, d	Straight	Press-In	5.0	20.34	18.87	17.46	16.48
† 617-02-02-160-2202	02 02 160 2202	B	-	5	160	Female	z, a, b, c, d	Straight	Press-In	5.0	22.57	20.37	19.53	18.30
617-02-02-160-2301	02 02 160 2301	B	J2	5	160	Female	z, a, b, c, d	Straight	Press-In	17.0	23.08	20.84	19.98	18.71
†† 617-02-05-000-0005	02 05 000 0005	C	-	5	160	Female	a,b,c,d,e	Cable Mount	Crimp Pins	-	12.52	11.38	10.71	10.24
†† 617-02-05-000-0004	02 05 000 0004	C	-	5	160	Female	z,a,b,c,d	Cable Mount	Crimp Pins	-	12.52	11.38	10.56	10.24
†† 617-02-05-000-0003	02 05 000 0003	C	-	5	160	Female	Rev a,b,c,d,e	Cable Mount	Crimp Pins	-	12.52	11.38	10.82	10.24
Standard - SnPb														
617-02011601105	02 01 160 1105	A	P1 or P2	5	160	Male	z, a, b, c, d	Right-Angle	Solder Pins	3.0	64.65	60.82	58.94	55.09
✻✻ 617-02011601106	02 01 160 1106	A	P1 or P2	5	160	Male	z, a, b, c, d	Right-Angle	Solder Pins	3.0	66.52	62.58	60.65	56.69
Angled Females Complementary to IEC 61 076-4-113														
✻ 617-02-04-160-1101	02 04 160 1101	D	-	5	160	Female	z, a, b, c, d	Right-Angle	Solder Pins	2.9	54.13	50.94	48.15	46.17
✻ 617-02-07-160-1101	02 07 160 1101	D	-	5	160	Female	z, a, b, c, d	Right-Angle	Solder Pins	2.9	106.93	100.59	97.48	91.11

✻ Performance Level 1 Plating (acc to DIN41612, Part 5) ✻✻ With Snap-In Clips † Without Fixing Flange †† Order Contacts Separately

Accessories

For quantities greater than listed, call for quote.

MOUSER STOCK NO.	HARTING Part No.	Description	Price Each
617-02-05-000-1513	02 05 000 1513	Individual Contacts for Female Connectors; PL1; 28-20awg	.87
617-02-05-000-2513	02 05 000 2513	Individual Contacts for Female Connectors; PL2; 28-20awg	.78
617-02-05-000-1512	02 05 000 1512	Reel of 500 Contacts for Female Connectors; PL1; 28-20awg	209.31
617-02-05-000-2512	02 05 000 2512	Reel of 500 Contacts for Female Connectors; PL2; 28-20awg	233.67
617-02-44-000-0001	02 44 000 0001	Pin Shroud for rear plug use - 160p - 3.4mm Max PCB Thickness	5.30

HAR-BUS® HM - 2MM HARD METRIC CONNECTORS FOR COMPACT PCI®

- CompactPCI® as a standard is maintained and enhanced by the PICMG
- IEC 61 076-4-101
- Pitch: 2.0mm
- Contact resistance: 20mΩ
- Press in termination
- Temperature range: -55°C to +125°C
- Contact Plating: Performance Level 2 plating (acc to IEC 61 076-4-101)
- UL Approved
- Contacts: Copper Alloy
- Moldings: Thermoplastic resin, glass fiber filled
- Type A includes Multi purpose center for guiding, keying, and polarizing

A

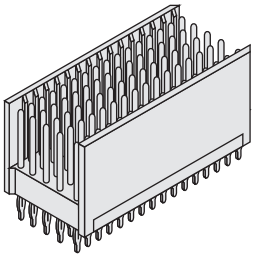

har-bus® HM Male

B

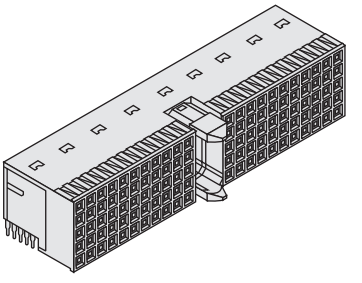

har-bus® HM Female

For quantities greater than listed, call for quote.

MOUSER STOCK NO.	HARTING Part No.	Fig.	CompactPCI® Location	Type	No. of Contacts	Style	Term.	Contact Length (mm) Mating Side	Term. Side	Price Each 1	10	25	50
Male - Compact PCI													
✻ 617-17-01-154-2203	17 01 154 2203	A	P1	A	154	Straight	Press In	8.2/9.7/11.2	3.7	9.73	9.30	8.68	8.03
✻ 617-17-01-154-2204	17 01 154 2204	A	P1 or P4	A	154	Straight	Press In	8.2/9.7/11.2	3.7	10.21	9.78	8.88	8.43
617-17-05-133-2602	17 05 133 2602	A	J0	B	133	Straight	Press In	8.2/11.2	16	13.55	12.18	11.51	10.83
617-17-05-133-2603	17 05 133 2603	A	P3	B	133	Straight	Press In	8.2 11.2	16	17.16	15.62	14.68	14.04
617-17-04-154-2203	17 04 154 2203	A	P2 or P5	B	154	Straight	Press In	9.7/11.2	3.7	8.73	8.36	7.60	7.21
Female													
† 617-17-21-110-2102	17 21 110 2102	B	J1 or J4	A	110	Right-Angle	Press In	-	3.4	11.55	11.03	9.65	9.53
† 617-17-25-095-2102	17 25 095 2102	B	J3 or P0	B	95	Right-Angle	Press In	-	3.4	8.71	7.84	7.42	6.98
617-17-24-110-2101	17 24 110 2101	B	J2 or J5	B	110	Right-Angle	Press In	-	3.4	10.25	9.82	8.92	8.47
† 617-17-24-110-2102	17 24 110 2102	B	J2 or J5	B	110	Right-Angle	Press In	-	3.4	11.70	8.92	8.45	7.95
† 617-17-23-055-2102	17 23 055 2102	B	-	C	55	Right-Angle	Press In	-	3.4	6.86	6.57	6.23	5.71

✻ Compact PCI and Compact PCI Hot Swap
† With upper shield, lower shield available upon request

© Copyright 2013 Mouser Electronics

© Copyright 2013 Mouser Electronics

MOLEX Card Edge Connectors

RoHS Compliant **This product is RoHS compliant.**

PCI EXPRESS™ MINICARD CONNECTOR

Features:
- Meets PCI Express® Mini Card Electromechanical Specification Revision 1.2
- Low profile (Low mounted height)
- Polarization key

Specifications:
- Voltage (max.): 50VAC
- Current (max.): 0.5A
- Housing: LCP, 35% Glass-filled, UL94-V0, Black
- Withstanding Voltage: 300VAC

Applications:
- Notebook
- Wireless Adapters
- Bluetooth interfaces
- Ethernet Adapters
- Modems
- High-speed Network Interfaces

NEW! TECHNOLOGY

RoHS Compliant

For quantities greater than listed, call for quote.

MOUSER STOCK NO.	Molex Part No.	Fig.	Description	Circuits	Pitch mm (in.)	Height mm (in.)	Price Each 1	10	100
538-48338-0040	48338-0040	A	Right Angle, SMT with pegs	52	0.80 (.031)	4.00 (.157)	1.53	1.39	1.33
538-48338-0052	48338-0052	A	Right Angle, SMT with pegs	52	0.80 (.031)	5.20 (.220)	1.68	1.53	1.46
538-48338-0056	48338-0056	A	Right Angle, SMT with pegs	52	0.80 (.031)	5.60 (.220)	1.53	1.39	1.33
538-48338-0057	48338-0057	A	Right Angle, SMT with pegs	52	0.80 (.031)	5.75 (.226)	1.56	1.42	1.36
538-48338-0065	48338-0065	A	Right Angle, SMT with pegs	52	0.80 (.031)	6.50 (.256)	1.72	1.56	1.37
538-48338-0068	48338-0068	A	Right Angle, SMT with pegs	52	0.80 (.031)	6.80 (.268)	1.72	1.56	1.37
538-48338-0070	48338-0070	A	Right Angle, SMT with pegs	52	0.80 (.031)	7.00 (.276)	2.58	1.79	1.37
538-48338-0075	48338-0075	A	Right Angle, SMT with pegs	52	0.80 (.031)	7.50 (.295)	2.39	2.15	1.37
538-48338-0080	48338-0080	A	Right Angle, SMT with pegs	52	0.80 (.031)	8.00 (.315)	2.44	2.20	1.29
538-48338-0085	48338-0085	A	Right Angle, SMT with pegs	52	0.80 (.031)	8.50 (.335)	2.44	2.20	1.40
538-48338-0099	48338-0099	A	Right Angle, SMT with pegs	52	0.80 (.031)	9.90 (.390)	2.50	2.25	1.43
538-67910-5700	67910-5700	B	Right Angle, SMT	52	0.80 (.031)	5.75 (.226)	4.55	3.92	3.50

PCI EXPRESS™ CARDEDGE CONNECTORS

Features:
- Complies with the PCI SIG spec
- Supports 2.5Gbps data transfer rate
- Scalable modular design
- Enables hot plug and hot swap
- Lead Free
- Top Entry

Specifications:
- Pitch: 1.00mm (.039")
- Current: 1.1A
- Voltage: 50V
- Housing Material: Nylon 4/6, glass-filled, UL94V-0
- Color: Black
- Contact: Phosphor Bronze

RoHS Compliant

For quantities greater than listed, call for quote.

MOUSER STOCK NO.	Molex Part No.	Fig.	Description	Circuits	Dimen. L (mm)	Tail Length	Price Each 1	10	25	50
15μ" Gold Contact Plating										
538-87715-9005	87715-9005	C	Vertical, Thru-hole with plastic pegs	36	25	3.0mm	1.87	1.58	1.39	1.32
538-87715-9105	87715-9105	C	Vertical, Thru-hole with plastic pegs	64	39	3.0mm	2.55	2.12	1.97	1.77
538-87715-9205	87715-9205	C	Vertical, Thru-hole with plastic pegs	98	56	3.0mm	3.70	3.06	2.61	2.55
538-87715-9305	87715-9305	C	Vertical, Thru-hole with plastic pegs	164	89	3.0mm	5.40	4.47	4.22	3.72
30μ" Gold Contact Plating										
538-87715-9006	87715-9006	C	Vertical, Thru-hole with plastic pegs	36	25	2.54mm	1.65	1.46	1.44	1.21
538-87715-9106	87715-9106	C	Vertical, Thru-hole with plastic pegs	64	39	2.54mm	2.55	2.12	1.97	1.77
538-87715-9206	87715-9206	C	Vertical, Thru-hole with plastic pegs	98	56	2.54mm	3.70	3.06	2.95	2.55
538-87715-9306	87715-9306	C	Vertical, Thru-hole with plastic pegs	164	89	2.54mm	5.40	4.47	4.33	3.72

.75MM AMC B+ CONNECTORS

Features:
- Transmission Speed: up to 10Gbps
- Meets PICMG AMC.0 Rev 1 spec

Specifications:
- Voltage: 30V
- Current: 0.5A max.
- Mating PCB Thickness: 2.40mm (.093")
- Housing: High Temp Thermoplastic

RoHS Compliant

For quantities greater than listed, call for quote.

MOUSER STOCK NO.	Molex Part No.	Fig.	Number of Circuits	Termination Style	Contact Area Plating	PC Tail Plating	Height	Price Each 1	10	25	100
538-75800-0001	75800-0001	D	170	Press-Fit	Gold	Tin	21.85mm	99.05	82.49	79.47	77.03

.75MM MICROTCA CONNECTORS

Features:
- Transmission Speed: up to 12.5Gbps
- Stitched contact design

Specifications:
- Mating PCB Thickness: 1.57mm (.062")
- Housing: Glass Filled Thermoplastic
- Current: 1.5A max.
- Voltage: 250VAC max.

RoHS Compliant

For quantities greater than listed, call for quote.

MOUSER STOCK NO.	Molex Part No.	Fig.	Number of Circuits	Termination Style	Contact Area Plating	PC Tail Plating	Height	Price Each 1	10	25	100
538-75594-0000	75594-0000	E	170	Press-Fit	Gold	Tin	12.31mm	15.26	14.35	13.91	13.80

A

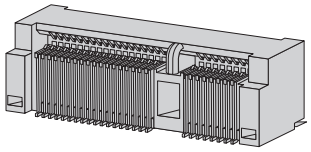

B

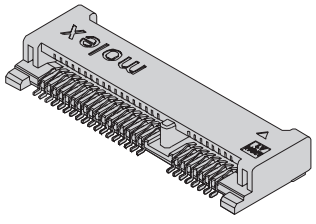

C

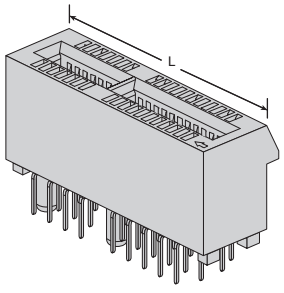

D



E

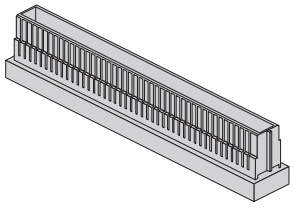

© Copyright 2013 Mouser Electronics

© Copyright 2013 Mouser Electronics

RoHS Compliant **This product is RoHS compliant.**

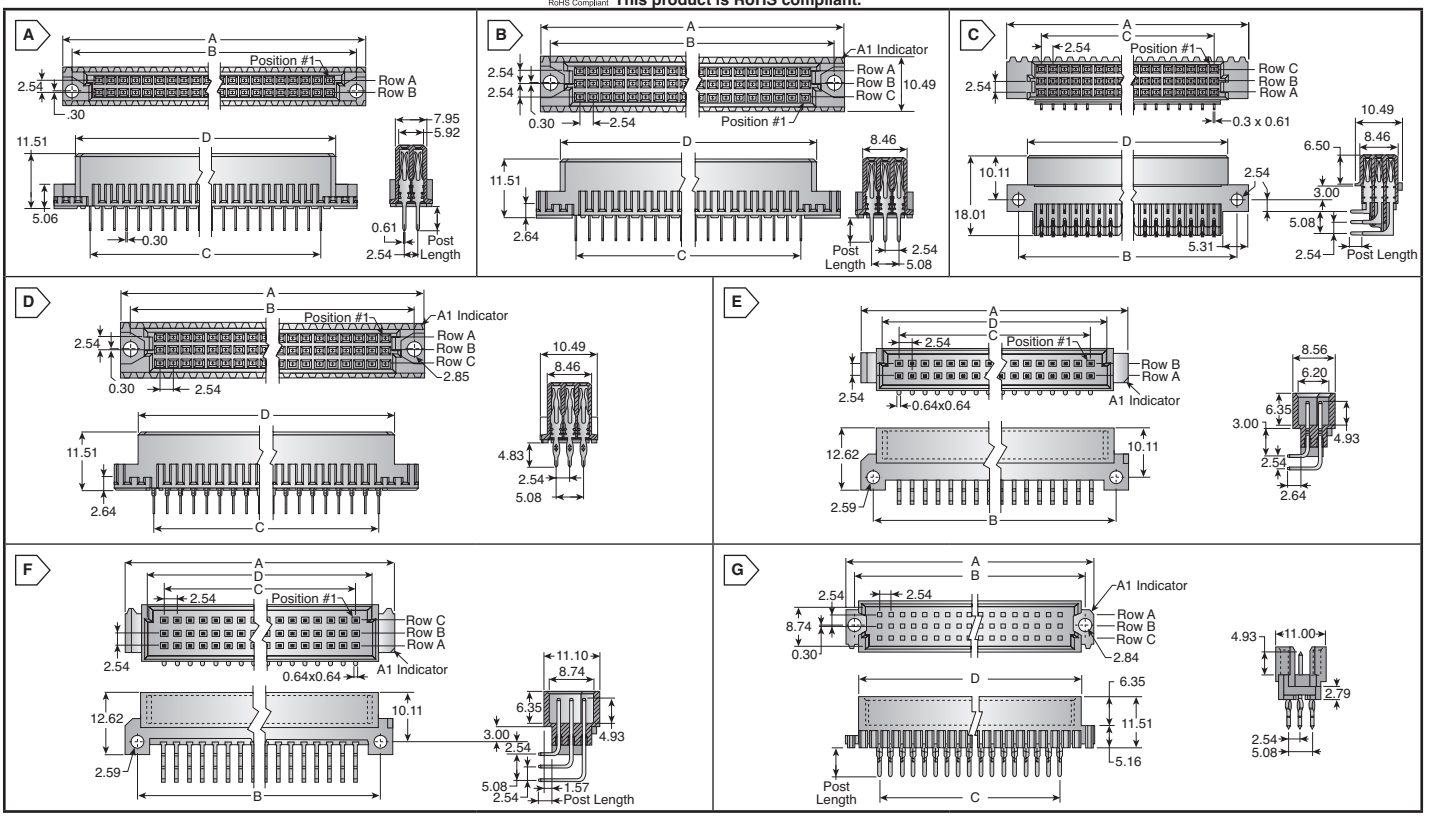

AMP Eurocard Connectors incorporate internationally accepted design advantages of DIN 41612 and IEC 603-2 two-piece connectors with the universally known quality, service and delivery of AMP products. The Eurocard Connectors meet DIN 41612 and IEC 603-2 specifications.

EUROCARD RECEPTACLE ASSEMBLIES

E28476 LR 7189

Specifications:

- Housing: Polyester, Grey, 94V-0 rated
- Plating: Gold flash over .000030 Palladium/Nickel in mating area, Tin Lead on tails, all over .000050 Nickel
- Contacts: Phosphor bronze

For quantities greater than listed, call for quote.

MOUSER STOCK NO.	TE Part No.	Fig.	Type	No. of Contacts	Style	Rows Loaded	Dimensions (mm)				Post Length (mm)	Price Each			
							A	B	C	D		1	25	50	100
Receptacle Assemblies with Solder Posts															
571-5650858-5	5650858-5	A	1/2 B	32	Vertical	a, b	54.34	49.35	38.10	44.35	4.57	4.10	3.72	3.25	2.99
571-5650861-5	5650861-5	A	B	64	Vertical	a, b	93.96	90.00	78.74	85.00	4.57	7.14	6.24	5.95	5.65
571-5535091-5	5535091-5	B	1/2 C	48	Vertical	a, b, c	53.34	49.37	38.10	44.35	2.49	4.49	3.95	3.77	3.60
571-5535070-5	5535070-5	B	1/2 C	48	Vertical	a, b, c	53.34	49.37	38.10	44.35	3.30	4.42	3.88	3.70	3.53
571-5650458-5	5650458-5	B	C	64	Vertical	a, c	93.98	90.00	78.74	85.00	2.49	3.99	3.53	3.32	2.81
571-5535089-5	5535089-5	B	C	96	Vertical	a, b, c	93.98	90.00	78.74	85.00	2.49	5.30	4.65	4.44	4.24
571-5535090-5	5535090-5	B	C	96	Vertical	a, b, c	93.98	90.00	78.74	85.00	3.30	4.31	3.92	3.61	3.16
571-5535043-5	5535043-5	B	C	96	Vertical	a, b, c	93.98	90.00	78.74	85.00	4.57	4.92	4.60	4.39	4.17
571-5650868-5	5650868-5	C	1/2 R	48	Right-Angle	a, b, c	53.24	48.26	38.10	44.35	2.79	4.28	3.77	3.60	3.42
571-5650870-5	5650870-5	C	R	64	Right-Angle	a, c	93.87	88.90	78.74	85.00	2.79	5.24	4.87	3.92	3.83
571-5650461-5	5650461-5	C	R	96	Right-Angle	a, b, c	93.87	88.90	78.74	85.00	2.79	5.81	5.10	4.87	4.64
Receptacle Assemblies with Action Pin Posts															
571-535068-5	535068-5	D	1/2 C	32	Vertical	a, c	53.34	49.37	38.10	44.35	4.83	3.47	3.05	2.91	2.77
571-535034-5	535034-5	D	1/2 C	48	Vertical	a, b, c	53.34	49.37	38.10	44.35	4.83	4.86	4.39	4.14	3.66
571-5350324	535032-4	D	C	96	Vertical	a, b, c	93.98	90.00	78.74	85.00	4.83	6.73	5.89	5.61	5.32

EUROCARD PIN HEADERS

E28476 LR 7189

Specifications:

- Housing: Polyester, Gray, 94V-0 rated
- Contacts: Brass; Pin assemblies with action posts are Phoshor Broze
- Plating: Gold flash over .000030 Palladium/Nickel in mating area, Tin Lead on tails, all over .000050 Nickel

For quantities greater than listed, call for quote.

Pin Assemblies with Solder Posts															
571-5536053-5	5536053-5	E	1/2 B	32	Right-Angle	a, b	53.34	48.26	38.10	44.65	2.64	5.97	5.53	5.28	5.03
571-5536052-5	5536052-5	E	B	64	Right-Angle	a, b	93.98	88.90	78.74	85.29	2.64	7.38	6.71	6.15	5.67
571-5650478-5	5650478-5	F	1/2 C	48	Right-Angle	a, b, c	53.34	48.26	38.10	44.65	2.64	3.67	3.20	3.04	2.89
571-5650948-5	5650948-5	F	1/2 C	48	Right-Angle	a, b, c	53.34	48.26	38.10	44.65	3.30	3.16	3.03	2.79	2.31
571-5650945-5	5650945-5	F	C	64	Right-Angle	a, c	93.98	88.90	78.74	85.29	2.64	3.53	3.22	2.95	2.54
571-5650473-5	5650473-5	F	C	96	Right-Angle	a, b, c	93.98	88.90	78.74	85.29	2.64	5.35	4.71	4.49	4.28
Pin Assemblies with Action Pin Posts															
571-6509185	650918-5	G	1/2 R	48	Vertical	a, b, c	54.37	49.35	38.10	47.37	6.35	3.14	2.88	2.75	2.61
571-650912-5	650912-5	G	R	64	Vertical	a, c	95.00	90.00	78.74	88.01	6.35	8.31	7.71	6.24	5.20
571-6508895	650889-5	G	R	96	Vertical	a, b, c	95.00	90.00	78.74	88.01	6.35	4.68	4.27	3.92	3.68

© Copyright 2013 Mouser Electronics

© Copyright 2013 Mouser Electronics

TE CONNECTIVITY Backplane Connectors

RoHS Compliant **This product is RoHS compliant.**

TE connectivity Authorized Distributor

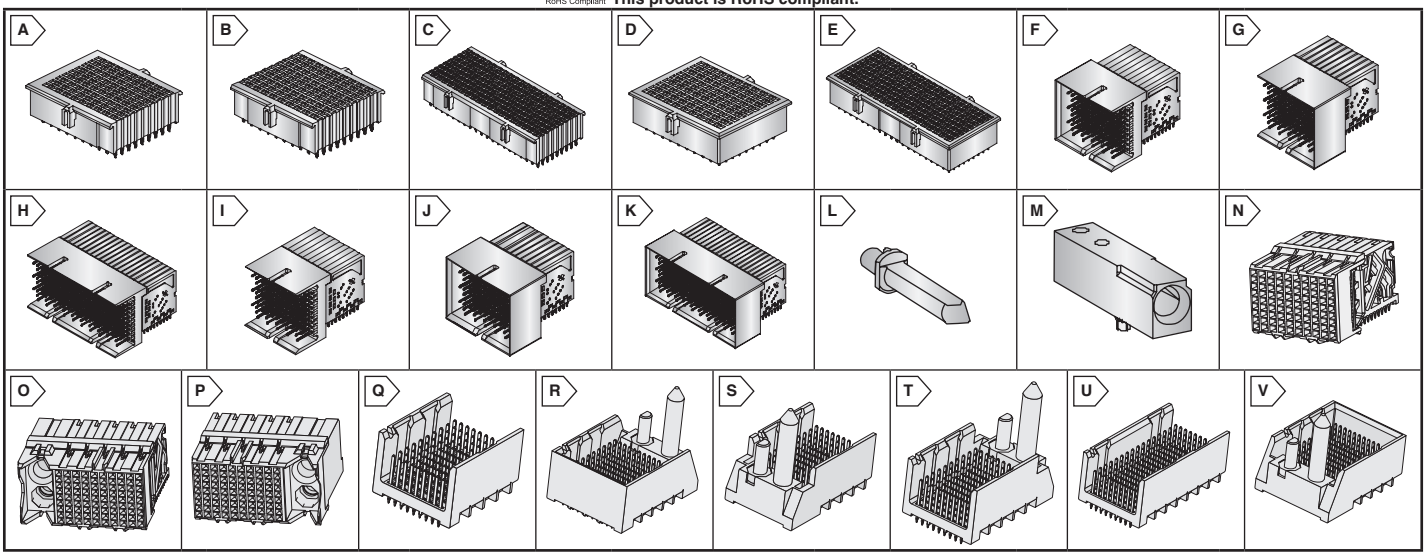

FORTIS ZD CONNECTORS

- Allows 10Gb/s+ data rates
- Extreme mechanical and electrical performance for the most demanding applications
- Modular design allows for user configurability and modular evolution
- M55302 heritage Mini-Box separable interface provides 4 points of contact on all sides of the pin
- Three shell varieties for application versatility, including plastic, shielded and machined metal shell
- Space compatible materials
- Staggered daughter card pin field supports 2 level maintenance
- Protected pin field on backplane for reliability and durability

NEW PRODUCT

For quantities greater than listed, call for quote.

MOUSER STOCK NO.	TE Part No.	Fig.	Module Type	No. of Pair	No. of Columns	No. of Positions	Price Each 1	10	25	100
Vertical Receptacles										
571-2000895-1	2000895-1	A	End	3	10	90	62.52	60.26	58.00	55.77
571-2000896-1	2000896-1	B	Center	3	10	90	60.19	58.00	55.06	53.13
571-2000905-1	2000905-1	C	Center	3	20	180	113.18	108.88	106.19	102.58
571-2102157-1	2102157-1	D	Stand Alone	3	10	90	56.90	55.50	52.73	50.43
571-2102161-1	2102161-1	E	Stand Alone	3	20	180	114.19	110.11	106.98	101.95
Right Angle Headers										
571-2000890-1	2000890-1	F	Left	3	10	90	66.06	63.70	61.89	58.98
571-2000891-1	2000891-1	G	Center	3	10	90	68.31	65.93	64.11	63.09
571-2000903-1	2000903-1	H	Center	3	20	120	136.80	132.11	128.91	123.32
571-2000892-1	2000892-1	I	Right	3	10	90	73.56	71.67	69.41	66.95
571-2102155-1	2102155-1	J	Stand Alone	3	10	90	68.35	67.04	63.34	60.56
571-2102159-1	2102159-1	K	Stand Alone	3	20	120	136.70	134.07	126.70	121.12

Accessories

For quantities greater than listed, call for quote.

MOUSER STOCK NO.	TE Part No.	Fig.	Description	Price Each 1	10	25	100
571-2000676-2	2000676-2	L	Keyed Guide Pin	62.92	60.67	58.95	56.18
571-2-2000677-0	2-2000677-0	M	R/A Housing Guide Module, 20.3mm	110.10	106.17	103.15	98.30
571-2000713-1	2000713-1	M	R/A Keyed Guide Module, Vita 46	179.31	171.90	168.53	161.78

IMPACT™ HIGH DENSITY BACKPLANE CONNECTORS

TE Connectivity's new Impact™ backplane connector system is designed for increased speed and density to meet the future system upgrades and next generation requirements of data networking and telecommunications equipment. The Impact backplane system also offers our customers a value added approach of speed, density, cost and long term reliability.

The Impact connector design system contains a unique broad-edge coupled design which utilizes low impedance, localized ground return path in an optimized differential pair array. Additionally, differential pairs are tightly coupled and surrounded by ground structures to isolate the pairs, which in turn reduces crosstalk and increases overall bandwidth performance with minimal performance variance.

Features:

- 25Gb/s performance
- 100 Ohm Impedance
- PCB footprint available in two options for both backplane and daughtercard connectors:
  Option 1: .018" PTH, 1.30mm length
  Option 2: .0145" PTH, 1.15mm length
- Robust daughtercard connector design to withstand connector insertion forces into PCB
- Built in guidance available for improved mating alignment and to maximize available PCB real estate

Applications:

- Telecommunications equipment
- Hubs, routers, switches
- Central office, cellular infrastructure and multi-platform service (DSL, Cable Data) systems
- Data networking equipment
- Servers
- Storage
- Test and measurement equipment
- Medical diagnostic equipment

Receptacles

For quantities greater than listed, call for quote.

MOUSER STOCK NO.	TE Part No.	Fig.	Pairs/ Columns	Guide	Keyed	Price Each 1	25	50	100
571-2007705-1	2007705-1	N	3/10	Unguided	No	14.58	13.14	11.93	10.94
571-2007703-1	2007703-1	O	3/10	GL-Left Guide	No	16.78	15.11	13.75	12.62
571-2007704-1	2007704-1	P	3/10	GR-Right Guide	No	16.78	15.11	13.75	12.62
571-2007717-1	2007717-1	N	4/10	Unguided	No	19.44	17.51	15.90	14.57
571-2007715-1	2007715-1	O	4/10	GL-Left Guide	No	23.28	20.98	19.10	17.53
571-2007716-1	2007716-1	P	4/10	GR-Right Guide	No	22.36	20.14	18.30	16.78
571-2007723-1	2007723-1	N	4/16	Unguided	No	31.08	27.99	25.43	23.32
571-2007721-1	2007721-1	O	4/16	GL-Left Guide	No	35.77	32.21	29.26	26.84
571-2007722-1	2007722-1	P	4/16	GR-Right Guide	No	35.77	32.21	29.26	26.84

Headers - Open Ended

For quantities greater than listed, call for quote.

MOUSER STOCK NO.	TE Part No.	Fig.	Pairs/ Columns	Guide	Keyed	Price Each 1	25	50	100
571-2007777-3	2007777-3	S	3/10	GL-Left Guide	No	10.72	9.65	8.77	8.04
571-2007781-3	2007781-3	T	3/10	GR-Right Guide	No	10.72	9.65	8.77	8.04
571-2007804-3	2007804-3	U	3/16	Unguided	No	14.91	13.42	12.20	11.18
571-2007793-3	2007793-3	S	3/16	GL-Left Guide	No	17.14	15.43	14.02	12.85
571-2007797-3	2007797-3	T	3/16	GR-Right Guide	No	17.14	15.43	14.02	12.85
571-2007816-3	2007816-3	U	4/10	Unguided	No	12.87	11.60	10.53	9.65
571-2007832-3	2007832-3	U	4/16	Unguided	No	19.92	17.93	16.30	14.94
571-2007824-3	2007824-3	S	4/16	GL-Left Guide	No	22.90	20.61	18.73	17.17
571-2007828-3	2007828-3	T	4/16	GR-Right Guide	No	22.90	20.61	18.73	17.17

Headers - Left End Wall

For quantities greater than listed, call for quote.

MOUSER STOCK NO.	TE Part No.	Fig.	Pairs/ Columns	Guide	Keyed	Price Each 1	25	50	100
571-2007788-3	2007788-3	Q	3/10	Unguided	No	9.95	8.97	8.14	7.46
571-2007815-3	2007815-3	R	4/10	GR-Right Guide	No	14.91	13.42	12.20	11.18

Headers - Right End Wall

For quantities greater than listed, call for quote.

MOUSER STOCK NO.	TE Part No.	Fig.	Pairs/ Columns	Guide	Keyed	Price Each 1	25	50	100
571-2007811-3	2007811-3	V	4/10	GL-Left Guide	No	14.91	13.42	12.20	11.18

© Copyright 2013 Mouser Electronics
© Copyright 2013 Mouser Electronics

Z-PACK HM-ZD PLUS CONNECTORS

Features:

- 15 - 20Gb/s performance
- Fully plug compatible with current Z-PACK HM-Zd backplane connector configurations
- Connector upgrade including reduced crosstalk and skew, tighter impedance control, and improved signal throughput
- Ideal for next generation AdvancedTCA designs
- PCB footprint enhanced for lower crosstalk and improved impedance while permitting easier trace routing

NEW PRODUCT

For quantities greater than listed, call for quote.

MOUSER STOCK NO.	TE Part No.	Fig.	Description	Price Each			
				1	25	100	250
571-2065769-1	2065769-1	A	Receptacle Assembly, 2 Pair	25.37	23.36	22.06	20.35
571-2065657-1	2065657-1	A	Receptacle Assembly, 4 Pair	21.66	20.46	19.31	18.94

Z-PACK HM-ZD

- Designed for high speed differential applications
- Modular connector system with a standard module size of 25mm
- 4 signal contact pairs per column compatible with 8 row HM
- Contact pitch is 1.55mm within a pair; 3.0mm pair to pair
- Column to column pitch is 2.5mm
- Card pitch is 1.0" for 40 pair headers

For quantities greater than listed, call for quote.

MOUSER STOCK NO.	TE Part No.	Fig.	Description	Price Each			
				1	5	10	25
571-6469001-1	6469001-1	B	Receptacle Assembly, 40 pair	30.10	28.01	27.39	25.73
571-6469002-1	6469002-1	C	Header Assembly, 40 pair	17.70	15.92	14.82	13.51

Z-PACK 2MM FB (FUTUREBUS+) CONNECTORS

- High density connections: 4 row, 2mm x 2mm circuit grid
- Compatible to IEC67076-4-0X(48B) and EIA SP3179
- Current Rating: Signal Contacts: 1A, Power Contacts: 4.6A
- Bellcore approved

For quantities greater than listed, call for quote.

MOUSER STOCK NO.	TE Part No.	Fig.	No. of Pos.	Lead Type	Lead Length (mm)	Dim. A (mm)	Price Each			
							1	25	50	100
Signal Module, Vertical Pin										
571-5536501-1	5536501-1	D	24	Solder	4.25	11.88	3.92	3.60	3.27	2.94
571-5536501-2	5536501-2	D	48	Solder	4.25	23.88	6.26	5.62	5.01	4.48
571-5536501-3	5536501-3	D	96	Solder	4.25	47.88	13.79	12.54	12.22	11.32
571-5536501-4	5536501-4	D	192	Solder	4.25	95.88	17.88	16.24	14.55	12.17
571-5536504-2	5536504-2	D	48	Press-Fit	4.25	23.88	6.40	5.75	5.10	4.58
571-5536504-3	5536504-3	D	96	Press-Fit	4.25	47.88	18.07	14.20	13.36	12.93
571-5536504-4	5536504-4	D	192	Press-Fit	4.25	95.88	18.86	15.70	15.10	13.52
Signal Module, Right Angle Receptacle										
571-5536507-1	5536507-1	E	24	Solder	2.73	11.88	3.46	3.03	2.89	2.76
571-5536507-2	5536507-2	E	48	Solder	2.73	23.88	5.33	4.83	4.13	3.41
571-5536507-3	5536507-3	E	96	Solder	2.73	47.88	11.70	10.17	9.65	9.39
571-5536507-6	5536507-6	E	120	Solder	2.73	59.88	20.59	18.64	16.50	13.20
571-5536507-4	5536507-4	E	192	Solder	2.73	95.88	20.43	18.96	17.01	16.53
571-5536510-3	5536510-3	E	96	Solder	3.53	47.88	13.23	11.72	10.82	10.22
571-5536510-4	5536510-4	E	192	Solder	3.53	95.88	17.99	16.27	14.83	11.51
Power Module, Vertical Pin										
571-5536600-1	5536600-1	F	8	Solder	4.25	11.83	7.50	6.56	6.25	5.93
571-5536603-1	5536603-1	F	8	Press-Fit	4.25	11.83	4.85	4.68	4.49	4.32
Power Module, Right Angle Receptacle										
571-5536607-1	5536607-1	G	8	Solder	2.73	11.88	6.67	5.85	5.59	5.33
571-5536614-1	5536614-1	G	8	Press-Fit	3.56	11.88	7.80	7.06	5.69	4.99

Z-PACK 2MM HM CONNECTORS FOR COMPACT PCI

- High density system with small real estate on backplane and daughter card
- In accordance with IEC 917 and IEC 61076-4-101
- Universal Power Module rated at 7.8A/line, 23.4A fully energized
- Signal Contact Rating: 1.5A fully energized
- 5 + 2 Row Configuration

For quantities greater than listed, call for quote.

MOUSER STOCK NO.	TE Part No.	Fig.	Description	Dim. A (mm)	Price Each			
					1	25	50	100
571-5188834-1	5188834-1	H	110P Type A Vertical Male; Feed-To	-	13.49	12.26	11.95	11.03
571-51005256	5-100525-6	-	3.3V Key for 110P Type A Male	-	.60	.546	.505	.386
571-31005252	3-100525-2	-	5V Key for 110P Type A Male	-	.71	.631	.567	.45
571-5352068-1	5352068-1	I	110P Type A Right Angle Female	-	9.78	9.48	9.19	7.71
571-51005266	5-100526-6	-	3.3V Key for 110P Type A Female	-	.75	.657	.599	.524
571-31005262	3-100526-2	-	5V Key for 110P Type A Female	-	.66	.601	.545	.447
571-5188835-1	5188835-1	J	110P Type B Vertical Male; Feed-To	3.7	10.72	9.64	8.56	7.67
571-5352128-1	5352128-1	J	110P Type B Vertical Male; Feed-Thru	14.5/16.0	18.31	16.47	14.63	13.11
571-5352152-1	5352152-1	K	125P Type B Right Angle Female; 22 Col.	49.9	14.55	12.89	11.90	11.24
571-5352171-1	5352171-1	K	125P Type B Right Angle Female; 19 Col.	37.9	13.12	12.79	11.80	11.15
571-5352033-1	5352033-1	L	95P Type B Vertical Male; Feed-To	3.7	8.42	7.36	7.02	6.67
571-5352127-1	5352127-1	L	95P Type B Vertical Male; Feed-Thru	14.5/16.0	13.28	11.95	10.61	9.51

DIMENSIONS: mm

A

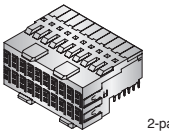

2-pair shown

B

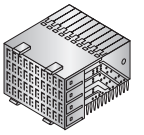

C

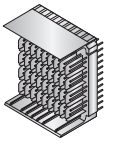

D

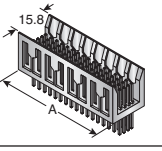

E

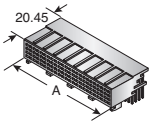

F

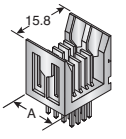

G

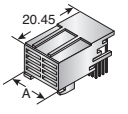

H

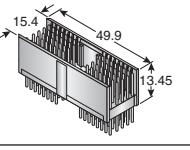

I

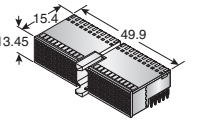

J

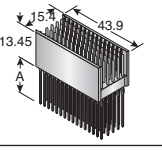

K

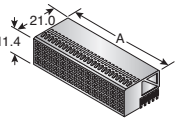

L

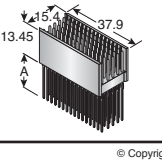

© Copyright 2013 Mouser Electronics

© Copyright 2013 Mouser Electronics

TE CONNECTIVITY Z-Pack Connectors

TE connectivity Authorized Distributor

RoHS Compliant **This product is RoHS compliant.**

The AMP Z-PACK 2mm HM Interconnection System offers unparalleled, space-saving flexibility for the circuit design of free and fixed/backplane boards, in front side and midplane arrangements, with accompanying cable connectors and lead assemblies. This family of AMP connectors is designed in compliance with IEC 917 (DIN 43355) and IEC 1076-4-101. It also meets the requirements of CPCI and VME 64 PO/JO applications and is qualified by Bellcore as defined by TR-NWT-001217.

Z-PACK 2MM HARD METRIC

Materials and Finish:

- Glass filled polyester housing, grey, UL94V-0 rated
- Phosphor-bronze signal contacts
- Contact area: 0.8µm (.000030) Au over 1.3µm (.000050) Ni

Vertical Male Connectors, 5 Row - Short Tail

For quantities greater than listed, call for quote.

MOUSER STOCK NO.	TE Part No.	Fig.	Description	Price Each 1	25	50	100
571-5100143-1	5100143-1	A	Type A with locating peg, 5 Row	7.34	6.42	6.12	5.81
571-5100668-1	5100668-1	A	Type A with locating peg, 5+2 Row	9.11	8.71	7.92	7.52
571-5100141-1	5100141-1	B	Type B, 25 Column, 5 Row	8.42	8.07	7.02	6.67
571-5100669-1	5100669-1	B	Type B, 25 Column, 5+2 Row	9.90	9.46	8.60	8.16
571-5100159-1	5100159-1	C	Type C, 5 Row	3.67	3.22	3.07	2.93
571-5106081-1	5106081-1	C	Type C, 5+2 Row	7.15	7.07	6.97	6.41

Right Angle Female Connectors, 5 Row

For quantities greater than listed, call for quote.

Standard							
571-5100147-1	5100147-1	D	Type A	12.27	11.12	10.21	7.88
571-5100145-1	5100145-1	E	Type B	10.81	10.53	9.73	9.18
571-5100161-1	5100161-1	F	Type C	5.53	5.01	4.26	3.54
Shielded							
571-5352068-1	5352068-1	D	Type A	9.78	9.48	9.19	7.71
571-5352069-1	5352069-1	E	Type B	15.26	13.51	12.48	11.78
571-5352171-1	5352171-1	E	Type B, 19 Column	13.12	12.79	11.80	11.15
571-5352152-1	5352152-1	E	Type B, 22 Column	14.55	12.89	11.90	11.24
571-5352115-1	5352115-1	F	Type C	7.24	6.46	6.13	5.77

Right Angle Female Connectors, 5 Row

For quantities greater than listed, call for quote.

Shielded							
571-5646489-1	5646489-1	G	Type A/B, 22 Column	16.79	15.26	14.87	13.73
571-5646488-1	5646488-1	G	Type A/B, 19 Column	13.29	12.03	9.88	8.52

Right Angle Male Connectors, 5 Row

For quantities greater than listed, call for quote.

Standard							
571-5106015-1	5106015-1	H	Type A	20.66	17.87	16.76	16.19
571-5106014-1	5106014-1	H	Type B	30.98	28.07	23.91	20.00
571-5352131-1	5352131-1	H	Type B, 22 Column	21.68	19.50	16.75	13.89
571-5352406-1	5352406-1	H	Type B, 19 Column	26.29	23.72	22.73	21.31
571-5106012-1	5106012-1	H	Type C	17.58	15.92	14.02	11.26

Vertical Female Connectors, 5 Row

For quantities greater than listed, call for quote.

571-5106773-1	5106773-1	I	Type A with out locating peg	17.44	16.19	14.53	14.11
571-5106775-1	5106775-1	I	Type C	13.19	12.01	11.03	8.96

CODING KEYS

Material:

- Glass filled Polyimide 6.6

For quantities greater than listed, call for quote.

MOUSER STOCK NO.	TE Part No.	Fig.	Description	Price Each 1	25	50	100
For Male Connectors							
571-100525-3	100525-3	J	Nut Brown	1.06	.952	.856	.723
571-1005259	100525-9	J	Strawberry Red	1.33	1.20	1.07	.852
For Female Connectors							
571-1005269	100526-9	K	Strawberry Red	.71	.631	.569	.45

COMPACT PCI CONNECTORS

RJ3 Type:

- 95 signal contacts
- Length: 37.9mm (1.492")
- Rear transition card applications

RJ5 Type:

- 110 signal contacts
- Length: 43.9mm (1.728")
- Rear transition card applications

P1 Type:

- 110 signal contacts
- Length: 49.9mm (1.964")
- Backplane applications

For quantities greater than listed, call for quote.

MOUSER STOCK NO.	TE Part No.	Fig.	Description	Price Each 1	25	50	100
571-5646488-1	5646488-1	G	RJ3 Type AB Right Angle Female with Shield	13.29	12.03	9.88	8.52
571-5646489-1	5646489-1	G	RJ5 Type AB Right Angle Female with Shield	16.79	15.26	14.87	13.73
571-5352332-1	5352332-1	L	P1 Type A Vertical Males Feed-To (Hot Swap)	8.03	7.24	6.44	5.18

UNIVERSAL POWER MODULE

Specifications:

- Housing: Volox, natural color
- UL94V-0 Rated

For quantities greater than listed, call for quote.

MOUSER STOCK NO.	TE Part No.	Fig.	Description	Price Each 1	25	50	100
571-5223955-2	5223955-2	M	Vertical Receptacle, ABC Position Loaded	6.38	5.78	4.53	4.09
571-5223961-1	5223961-1	N	Right Angle Header, R-Pegs	5.91	5.25	4.84	4.22

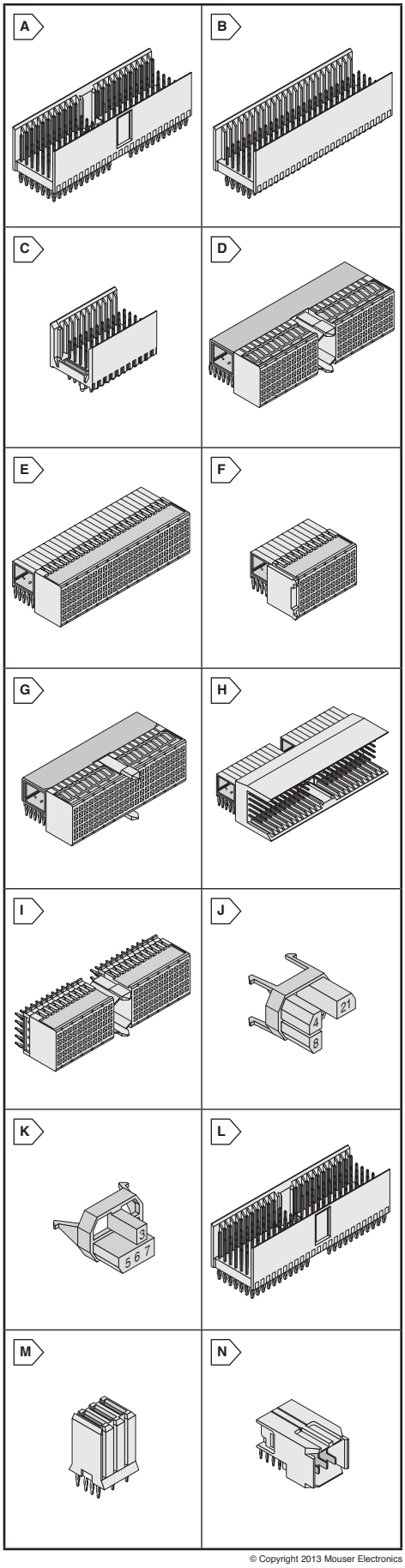

© Copyright 2013 Mouser Electronics

© Copyright 2013 Mouser Electronics

CFP MECHANICAL UNIT AND CONNECTORS

Features:
- CFP Multi Source Agreement (MSA) compliant
- For optical modules with 40Gbps and 100Gbps
- 10Gbps/channel
- Riding heat-sink ensures efficient thermal dissipation
- Gasket installed host connector cover and Bracket to ensure EMI shielding performance
- Pin count: 148
- Mating cycles: 200 times

For quantities greater than listed, call for quote.

MOUSER STOCK NO.	Yamaichi Part No.	Fig.	Description	Price Each 1	5	10	25
945-CA009-1201-001	CA009-1201-001	A	CFP Guide Rail	14.55	13.57	12.93	11.64
945-CA009-1203-001	CA009-1203-001	B	CFP External Bracket	68.62	63.95	60.94	54.89
945-CA009-1204-001	CA009-1204-001	C	CFP Internal Backer Plate	17.63	16.44	15.65	14.10
945-CA009-1400-001	CA009-1400-001	D	CFP Host Connector Cover	81.00	75.50	71.94	64.80
945-CA009-1310-001	CA009-1310-001	E	CFP Heat Sink	214.27	199.70	190.28	171.41

For quantities greater than listed, call for quote.

945-CA009-S001-001	CA009-S001-001	F	CFP Host Connector, Surface Mount	78.36	73.03	69.58	62.68
945-CA009-P001-001	CA009-P001-001	G	CFP Plug Connector, Straddle Mount	75.11	70.01	66.70	60.09

ADVANCEDMC™ CONNECTOR FOR ATCA

Features:
- Connector Type: Extended
- Carrier Board: Conventional
- Contacts: 170
- Module Slots: 1

Specifications:
- Insulation Resistance: 100MΩ min. at 80V DC
- Withstanding Voltage: 80Vrms
- Differential Impedance: 100Ω ±10Ω

For quantities greater than listed, call for quote.

MOUSER STOCK NO.	Yamaichi Part No.	Fig.	Description	Price Each 1	5	10	25
945-CN074-170-0005	CN074-170-0005	H	Type B+ Right Angle Card Edge AMC Connector (10Gbps)	86.43	80.56	76.75	69.14

ADVANCEDMC™ CONNECTOR FOR μTCA

Specifications:
- Insulation Resistance: 100MΩ min. at 80V DC
- Withstanding Voltage: 80Vrms
- Differential Impedance: 100Ω ±10Ω
- With long screws for 5mm PCB thicknes

For quantities greater than listed, call for quote.

945-CN080-170-0011	CN080-170-0011	I	Vertical Mount Card Edge (10Gbps)	21.61	20.15	19.20	17.29

POWER CONNECTORS FOR MICROTCA

Features:
- Design acc. to PICMG MicroTCA.0
- Press-fit termination

Specifications:
- Insulation Resistance: 100MΩ initial
- Voltage: 80Vrms
- Current Carrying Capacity: 24 pins = 11.625A
  72 pins = 9.4A
- Operating Temperature Range: –55°C to +105°C

For quantities greater than listed, call for quote.

MOUSER STOCK NO.	Yamaichi Part No.	Fig.	Description	Price Each 1	5	10	25
945-CNU009P-096-1001	CNU009P-096-1001	J	Right Angle Plug	27.07	25.23	24.04	21.66
945-CNU009S-096-1001	CNU009S-096-1001	K	Vertical Mount Receptacle	27.42	25.56	24.35	21.94

SIM CARD READERS

Features:
- Conforms to GSM11.11 standard for the European mobile phone system
- With extra locking mechanism to secure the SIM card inside the connector during shock and vibration
- Smooth extraction function by Push/Push mechanism

Specifications:
- Insulation Resistance: 500MΩ min. at 500V DC
- Withstanding Voltage: 250V ACrms for 1 minute
- Contact Resistance: 100mΩ max. at 10mA/20mV max.
- Current Rating: 0.5A
- Voltage Rating: 5.0Vrms
- Operating Temp. Range: -55°C to +85°C
- Mating Cycles: 5,000 insertions

For quantities greater than listed, call for quote.

MOUSER STOCK NO.	Yamaichi Part No.	Fig.	Description	Price Each 1	10	25	50
945-FMS006-2310-0	FMS006-2310-0	L	6pin, Top Mount, One Push Lock type	2.99	2.74	2.42	2.24
945-FMS006-2620-0	FMS006-2620-0	M	6pin, Top Mount, Push-Push	2.31	2.12	1.87	1.72
945-FMS006-3900-0	FMS006-3900-0	N	6pin, Top Mount, Tray Type	1.17	1.07	.944	.872
945-FMS006-5100-0	FMS006-5100-0	O	6pin, Top Mount, Manual type, Height 1.4mm	1.43	1.32	1.16	1.07
945-FMS008-6001-0	FMS008-6001-0	P	8pin, Top Mount, Push-Push	2.73	2.50	2.20	2.04

SD CARD CONNECTOR

Features:
- Low Profile: H=2.80mm
- SDIO capable
- EMI preventioin design

Specifications:
- Current Rating: 0.5A
- Voltage Rating. 5.0Vrms
- Withstanding Voltage: 500V ACrms for 1 minute
- Operating Temperature Range: –25°C to +85°C
- Mating Cycles: 5,000 insertions

For quantities greater than listed, call for quote.

945-FPS009-2920-0	FPS009-2920-0	Q	Top Mount, Push-Push	4.35	3.99	3.53	3.26

MICROSD CARD CONNECTORS

Specifications:
- Current Rating: 0.5A
- Voltage Rating. 5.0Vrms
- Withstanding Voltage: 500V ACrms for 1 minute
- Operating Temperature Range: –25°C to +85°C
- Mating Cycles: 10,000 insertions

For quantities greater than listed, call for quote.

MOUSER STOCK NO.	Yamaichi Part No.	Fig.	Description	Price Each 1	5	10	25
945-PJS008-2003-0	PJS008-2003-0	R	Reverse Mount, Push-Push	3.11	3.00	2.87	2.53
945-PJS008U-3000-0	PJS008U-3000-0	S	Vertical Dip Mount, Manual	.93	.899	.856	.755



© Copyright 2013 Mouser Electronics

© Copyright 2013 Mouser Electronics

Automotive Connectors

RoHS Compliant **This page of product is compliant.**

Amphenol® ATP SERIES CONNECTORS

Features:

- No electrical/mechanical defects after 100 cycles of mating/unmating
- Operating Temperature: -55°C to +125°C
- No evidence of corrosion after 48 hours of salt spray per MIL-STD1344, method 1001
- #12 size contacts rated at 25amps continuous at +125°C. Current is fully rated without derating curve
- A mated connection, properly wired, placed in an oven at +125°C for 1 hour, then placed immediately in a depth of water 1 meter deep for 4 hours without loss of electronic performance
- Continued continuity without degradation to mechanical or physical attributes following vibration (max acceleration 20 g's at Sine sweep of 10-2000Hz)



Plugs

For quantities greater than listed, call for quote.

MOUSER STOCK NO.	Amphenol Part No.	Description	Price Each		
			1	100	500
654-ATP06-2S	ATP06-2S	Plug, 2-Way, Grey	1.56	1.36	1.29
654-ATP06-2S-BLK	ATP06-2S-BLK	Plug, 2-Way, Black	1.56	1.36	1.29
654-ATP06-2S-EC01	ATP06-2S-EC01	Plug, 2-Way, w/ End Cap, Grey	2.01	1.74	1.67
654-ATP06-4S	ATP06-4S	Plug, 4-Way, Grey	1.97	1.70	1.63
654-ATP06-4S-BLK	ATP06-4S-BLK	Plug, 4-Way, Black	2.02	1.75	1.68
654-ATP06-4S-EC01	ATP06-4S-EC01	Plug, 4-Way, w/ End Cap, Grey	2.27	1.97	1.88
654-ATP06-4S-RD01	ATP06-4S-RD01	Plug, 4-Way, w/ Reduced Seal, Grey	2.09	1.81	1.73
654-ATP06-4S-RD01BK	ATP06-4S-RD01BK	Plug, 4-Way, w/ Reduced Seal Black	2.09	1.81	1.73
654-AWP-2S	AWP-2S	Wedgelock, Plug, 2 Pin	.35	.31	.292
654-AWP-4S	AWP-4S	Wedgelock, Plug, 4 Pin	.19	.161	.155

Receptacles

• Wedges are listed on page 1557

For quantities greater than listed, call for quote.

MOUSER STOCK NO.	Amphenol Part No.	Description	Price Each		
			1	100	500
654-ATP04-2P	ATP04-2P	Receptacle, 2-Way, Grey	2.55	2.21	2.11
654-ATP04-2P-BLK	ATP04-2P-BLK	Receptacle, 2-Way, Black	2.55	2.21	2.11
654-ATP04-2P-EC01	ATP04-2P-EC01	Receptacle, 2-Way, w/ End Cap, Grey	2.76	2.40	2.29
654-ATP04-4P	ATP04-4P	Receptactle, 4-Way, Grey	2.70	2.34	2.24
654-ATP04-4P-BLK	ATP04-4P-BLK	Receptactle, 4-Way, Black	3.07	2.66	2.55
654-ATP04-4P-EC01	ATP04-4P-EC01	Receptacle, 4-Way, W End Cap, Grey	3.63	3.15	3.01
654-ATP04-4P-RD01	ATP04-4P-RD01	Receptacle, 4-Way, w/ Reduced Seal, Grey	3.35	2.90	2.77

Contacts

For quantities greater than listed, call for quote.

MOUSER STOCK NO.	Amphenol Part No.	Description	Plating	Price Each		
				1	100	500
654-AT60-12-0166	AT60-12-0166	Male Contact - Pin #12	Nickel	.27	.225	.218
654-AT62-12-0166	AT62-12-0166	Female Contact - Socket #12	Nickel	.49	.428	.404
654-AT60-12-0144	AT60-12-0144	Male Contact - Pin #12	Gold	.49	.428	.404
654-AT62-12-0144	AT62-12-0144	Female Contact - Socket #12	Gold	.90	.781	.748
654-AT60-204-12141	AT60-204-12141	Male Contact - Pin #12-14	Nickel	.70	.599	.572
654-AT62-203-12141	AT62-203-12141	Female Contact - Pin #12-14	Nickel	1.38	1.20	1.14

YAMAICHI ELECTRONICS HF201 SERIES LOWPROFILE COAXIAL CONNECTORS

Features:

- Miniature Connectors for Coxial Cables
- Excellent high-frequency performance
- Locking mechanism enduring vibration and strain
- Systen consists of a housing and insulator with inner and outer contacts

Specifications:

- Insulation Resistance: 100MΩmin. @ 125V DC
- Withstanding Voltage: 125V Acrms for 1 minute
- Voltage Rating: 500V AC rms
- Current Rating: 1A
- Operating Temp. Range: -40°C to +85°C
- Characteristic Impedance: 50Ω



Plugs

For quantities greater than listed, call for quote.

MOUSER STOCK NO.	Yamaichi Part No.	Description	Price Each			
			1	5	10	25
945-HF201P-0001	HF201P-0001	Single Plug, SMT	2.03	1.89	1.81	1.63
945-HF201P-0002	HF201P-0002	Double Plug, SMT	5.06	4.71	4.49	4.04
945-HF201P-1101-1	HF201P-1101-1	Single Plug, DIP	1.98	1.84	1.75	1.58
945-HF201P-1104	HF201P-1104	4 Port Plug, DIP	5.06	4.71	4.49	4.04
945-HF201P-1201-1	HF201P-1201-1	Single Plug, SMT	6.69	6.24	5.94	5.35
945-HF201P-1204	HF201P-1204	4 Port Plug, SMT	14.18	13.21	12.59	11.34

Housings and Insulators

For quantities greater than listed, call for quote.

MOUSER STOCK NO.	Yamaichi Part No.	Description	Price Each			
			1	5	10	25
945-HF201S-01IN	HF201S-01IN	Housing	.25	.214	.203	.19
945-HF201S-02IN	HF201S-02IN	Housing	.61	.535	.503	.475
945-HF201S-01MO	HF201S-01MO	Insulator	.25	.214	.203	.19

Contacts

For quantities greater than listed, call for quote.

MOUSER STOCK NO.	Yamaichi Part No.	Description	Price Each			
			1	5	10	25
945-HF201P-CT4386-T2	HF201P-CT4386-T2	Outer Contact	.15	.139	.128	.119
945-HF201P-CT4387-T2	HF201P-CT4387-T2	Inner Contact	.15	.139	.128	.119
945-HF201S-CT3868-T1	HF201S-CT3868-T1	Inner Contact for Signal Wire	.15	.128	.118	.114
945-HF201S-CT3868-T2	HF201S-CT3868-T2	Inner Contact for Signal Wire	.15	.128	.118	.114
945-HF201S-CT3869-T1	HF201S-CT3869-T1	Outer Contact for Thin Cable	.26	.225	.203	.197
945-HF201S-CT3869-T2	HF201S-CT3869-T2	Outer Contact for Thick Cable	.26	.225	.203	.197
945-HF201S-CT3869-T3	HF201S-CT3869-T3	Outer Contact for Thin Cable	.26	.225	.203	.197

© Copyright 2013 Mouser Electronics

© Copyright 2013 Mouser Electronics

AMPHENOL® AT Series™ Connectors

Amphenol®

RoHS Compliant **This page of product is compliant.**

AT SERIES™

Amphenol's AT Series™ connectors were designed as a high-performance, cost-effective solution to be used within the Heavy Equipment, Agricultural, Automotive, Military, Alternative Energy, and other demanding interconnect architectures. All of the AT Series® connectors have been developed to be completely compatible with all other existing standard products industry-wide.

Features:

- Housings are a thermoplastic material that is durable and has excellent UV resistance, dielectric/mechanical properties sealing system is comprised of a front and rear silicone, multi-sealing, perimeter against environmental ingress

MOUSER STOCK NO.	Amphenol Part No.	Fig.	Description	Price Each 1	100	500	1000
Receptacles							
654-AT04-2P	AT04-2P	A	2 Position	.58	.428	.407	.289
654-AT04-2P-EC01	AT04-2P-EC01	A	2 Position, End Cap	.86	.642	.61	.449
654-AT04-2P-RD01	AT04-2P-RD01	A	2 Position, Reduced Diameter Seal	.75	.674	.642	.535
654-AT04-2P-MM01	AT04-2P-MM01	A	2 Position, Reduced Diameter Seal, End Cap	1.11	1.01	.963	.792
654-AT04-3P	AT04-3P	B	3 Position	1.13	.674	.539	.479
654-AT04-3P-EC01	AT04-3P-EC01	B	3 Position with End Cap	1.06	.803	.76	.674
654-AT04-3P-RD01	AT04-3P-RD01	B	3 Position, Reduced Diameter Seal	.98	.856	.824	.661
654-AT04-3P-MM01	AT04-3P-MM01	B	3 Position, Reduced Diameter Seal with End Cap	1.44	1.25	1.20	.952
654-AT04-4P	AT04-4P	C	4 Position	1.52	.90	.72	.64
654-AT04-4P-EC01	AT04-4P-EC01	C	4 Position with End Cap	1.21	.942	.856	.781
654-AT04-4P-RD01	AT04-4P-RD01	C	4 Position, Reduced Diameter Seal	1.27	1.11	1.05	.845
654-AT04-4P-MM01	AT04-4P-MM01	C	4 Position, Reduced Diameter Seal with End Cap	1.79	1.55	1.49	1.20
654-AT04-6P	AT04-6P	D	6 Position	1.27	.984	.899	.728
654-AT04-6P-EC01	AT04-6P-EC01	D	6 Position with End Cap	1.75	1.36	1.24	1.01
654-AT04-6P-RD01	AT04-6P-RD01	D	6 Position, Reduced Diameter Seal	1.47	1.33	1.26	1.24
654-AT04-6P-MM01	AT04-6P-MM01	D	6 Position, Reduced Diameter Seal with End Cap	1.97	1.79	1.70	1.67
654-AT04-08PA	AT04-08PA	E	8 Position A Key	1.71	1.31	1.22	.991
654-AT04-08PA-EC01	AT04-08PA-EC01	E	8 Position, Key A with End Cap	2.19	1.70	1.56	1.26
654-AT04-08PA-RD01	AT04-08PA-RD01	E	8 Position, Key A, Reduced Diameter Seal	2.10	1.90	1.82	1.64
654-AT04-08PA-MM01	AT04-08PA-MM01	E	8 Position, Key A, Reduced Diameter Seal with End Cap	2.64	2.40	2.29	2.07
654-AT04-12PA	AT04-12PA	F	12 Position A Key	2.36	1.84	1.68	1.36
654-AT04-12PA-EC01	AT04-12PA-EC01	F	12 Position, Enhanced A Key with End Cap	2.55	2.12	1.90	1.69
654-AT04-12PA-RD01	AT04-12PA-RD01	F	12 Position, Enhanced A Key, Reduced Diameter Seal	2.99	2.71	2.59	2.21
654-AT04-12PA-MM01	AT04-12PA-MM01	F	12 Position, Enhanced A Key, Reduced Diameter Seal with End Cap	3.60	3.26	3.11	2.66
Plugs							
654-AT06-2S	AT06-2S	G	2 Position	.67	.503	.471	.339
654-AT06-2S-EC01	AT06-2S-EC01	G	2 Position with End Cap	.94	.717	.674	.503
654-AT06-2S-RD01	AT06-2S-RD01	G	2 Position, Reduced Diameter Seal	.91	.792	.76	.61
654-AT06-2S-MM01	AT06-2S-MM01	G	2 Position, Reduced Diameter Seal with End Cap	1.31	1.13	1.08	.867
654-AT06-3S	AT06-3S	H	3 Position	.78	.589	.556	.407
654-AT06-3S-EC01	AT06-3S-EC01	H	3 Position with End Cap	1.78	1.09	.875	.795
654-AT06-3S-RD01	AT06-3S-RD01	H	3 Position, Reduced Diameter Seal	1.10	.952	.91	.728
654-AT06-3S-MM01	AT06-3S-MM01	H	3 Position, Reduced Diameter Seal with End Cap	1.55	1.35	1.29	1.03
654-AT06-4S	AT06-4S	I	4 Position	1.01	.76	.728	.535
654-AT06-4S-EC01	AT06-4S-EC01	I	4 Position with End Cap	1.29	1.01	.92	.738
654-AT06-4S-RD01	AT06-4S-RD01	I	4 Position, Reduced Diameter Seal	1.38	1.20	1.14	.91
654-AT06-4S-MM01	AT06-4S-MM01	I	4 Position, Reduced Diameter Seal with End Cap	1.89	1.65	1.57	1.26
654-AT06-6S	AT06-6S	J	6 Position	2.07	1.27	1.02	.922
654-AT06-6S-EC01	AT06-6S-EC01	J	6 Position with End Cap	1.80	1.40	1.28	1.04
654-AT06-6S-RD01	AT06-6S-RD01	J	6 Position, Reduced Diameter Seal	1.94	1.68	1.61	1.29
654-AT06-6S-MM01	AT06-6S-MM01	J	6 Position, Reduced Diameter Seal with End Cap	2.58	2.24	2.14	1.72
654-AT06-08SA	AT06-08SA	K	8 Position Key A	2.33	1.82	1.66	1.50
654-AT06-08SA-EC01	AT06-08SA-EC01	K	8 Position, Key A with End Cap	2.50	2.08	1.87	1.66
654-AT06-08SA-RD01	AT06-08SA-RD01	K	8 Position, Key A, Reduced Diameter Seal	2.73	2.47	2.29	2.17
654-AT06-08SA-MM01	AT06-08SA-MM01	K	8 Position, Key A, Reduced Diameter Seal with End Cap	2.63	2.39	2.28	2.19
654-AT06-12SA	AT06-12SA	L	12 Position Key A	2.38	2.07	1.86	1.66
654-AT06-12SA-EC01	AT06-12SA-EC01	L	12 Position, Key A with End Cap	2.80	2.44	2.20	1.96
654-AT06-12SA-MM01	AT06-12SA-MM01	L	12 Position, Key A, Reduced Diameter Seal with End Cap	2.91	2.63	2.51	2.40
Wedges							
654-AW2P	AW2P	M	2 Position Receptacle Wedge	.11	.086	.075	.054
654-AW3P	AW3P	N	3 Position Receptacle Wedge	.11	.097	.086	.078
654-AW4P	AW4P	O	4 Position Receptacle Wedge	.17	.128	.118	.085
654-AW6P	AW6P	P	6 Position Receptacle Wedge	.20	.161	.15	.107
654-AW8P	AW8P	Q	8 Position Receptacle Wedge	.26	.194	.172	.125
654-AW12P	AW12P	R	12 Position Receptacle Wedge	.26	.194	.172	.125
654-AW2S	AW2S	S	2 Position Plug Wedge	.11	.096	.086	.066
654-AW3S	AW3S	T	3 Position Plug Wedge	.14	.096	.086	.066
654-AW4S	AW4S	U	4 Position Plug Wedge	.21	.161	.139	.132
654-AW6S	AW6S	V	6 Position Plug Wedge	.20	.171	.139	.114
654-AW8S	AW8S	W	8 Position Plug Wedge	.26	.203	.182	.133
654-AW12S	AW12S	X	12 Position Plug Wedge	.26	.193	.171	.125
Contacts and Seal							
654-AT60-220-1231	AT60-220-123	Y	Male, Machined 12-14 AWG, Gold	.72	.546	.514	.384
654-AT60-14-0122	AT60-14-0122	Y	Male, Stamped & Formed 14-16 AWG, Nickel	.15	.118	.109	.095
654-AT60-16-0122	AT60-16-0122	Y	Male, Stamped & Formed 16-18 AWG, Nickel	.15	.118	.109	.095
654-AT60-16-0622	AT60-16-0622	Y	Male, Stamped & Formed 18-20 AWG, Nickel	.20	.15	.14	.126
654-AT60-202-16141	AT60-202-16141	Y	Male, Machined, Military Style, Size 16, 16-20 AWG, Nickel	.43	.332	.31	.268
654-AT62-210-1231	AT62-210-123	Y	Female, Machined 12-14 AWG, Gold	.93	.706	.674	.492
654-AT62-14-0122	AT62-14-0122	Y	Female, Stamped & Formed 14-16 AWG, Nickel	.28	.214	.203	.182
654-AT62-16-0122	AT62-16-0122	Y	Female, Stamped & Formed 16-18 AWG, Nickel	.28	.214	.203	.182
654-AT62-201-16141	AT62-201-16141	Y	Female, Machined, Military Style, Size 16, 16-20 AWG, Nickel	.51	.396	.364	.321
654-A114017	A114017	Z	Blank Seal 16 AWG	.08	.064	.055	.037



© Copyright 2013 Mouser Electronics

© Copyright 2013 Mouser Electronics

FCI Automotive Connectors

RoHS Compliant **This product is RoHS compliant.**

APEX 150 (1.5MM) CONNECTORS

Features:

- Circumferential interface seal
- Wire accommodation range: 22AWG (.35mm²)
- Mat seal design
- Terminal Position Assurance (TPA) device to detect partially installed terminals
- USCAR 'on engine' performance standard suitable for harsh environments
- Sealing Protection: IP68
- Temperature range: -40°C to +125°C
- Current Rating: 25A
- 3.5mm pitch

✻2.8mm Cavity Plugs to be used with 14 and 24 contacts Hybrid and Ergomate Connectors

For quantities greater than listed, call for quote.

MOUSER STOCK NO.	FCI Part No.	Fig.	No. of Contacts	Description	Color	Price Each 1	25	50	100
Male Housing									
649-54241000	54241000	A	10	Sealed, Index A	Black	5.14	4.49	3.64	3.42
649-54241001	54241001	A	10	Sealed, Index B	Gray	4.98	4.24	3.52	3.32
649-54241600	54241600	A	16	Sealed, Index A	Black	4.98	4.37	3.52	3.32
649-54241601	54241601	A	16	Sealed, Index B	Gray	4.98	4.37	3.52	3.32
649-54251400	54251400	B	14	Hybrid, Sealed, Index A	Black	6.58	5.65	4.65	4.39
649-54251401	54251401	B	14	Hybrid, Sealed, Index B	Gray	4.82	3.85	3.40	3.21
649-F254000	F254000	B	24	Hybrid, ErgoMate, Sealed, Index A	Black	10.11	8.86	7.15	6.74
Female Housing									
649-54241030	54241030	C	10	Sealed, Index A with CPA	Black	5.94	5.14	4.21	3.96
649-54241031	54241031	C	10	Sealed, Index B with CPA	Gray	6.10	5.39	4.31	4.07
649-54241630	54241630	C	16	Sealed, Index A with CPA	Black	6.26	5.39	4.43	4.17
649-54241631	54241631	C	16	Sealed, Index B with CPA	Gray	6.58	5.78	4.65	4.39
649-55251400	55251400	D	14	Hybrid, Sealed, Index A with CPA	Black	8.35	7.32	5.91	5.56
649-55251401	55251401	D	14	Hybrid, Sealed, Index B with CPA	Gray	14.61	12.84	10.33	9.74
649-F934000	F934000	D	24	Hybrid, ErgoMate, Sealed, Index A with CPA	Black	14.45	12.58	10.21	9.63
Seal Plugs									
649-54241629	54241629	---	---	1.5mm Cavity Seal Plug	---	1.61	1.28	1.13	1.07
✻ 649-54240002	54240002	---	---	2.8mm Seal Plug, Female Side	---	1.61	1.41	1.13	1.07
✻ 649-54240003	54240003	---	---	2.8mm Seal Plug, Male Side	---	1.61	1.41	1.13	1.07

Terminals

For quantities greater than listed, call for quote.

MOUSER STOCK NO.	FCI Part No.	Fig.	Gender	Terminal Size	Plating	Price Each 1	25	50	100
649-54001625	54001625	E	Female	1.5mm	Tin	1.12	.899	.794	.749
649-54001627-L	54001627-L	E	Female	1.5mm	Gold	2.09	1.80	1.48	1.39
649-54001626	54001626	F	Male	1.5mm	Tin	1.12	.899	.794	.749
649-54001628	54001628	F	Male	1.5mm	Gold	1.77	1.54	1.25	1.18

Tool

For quantities greater than listed, call for quote.

MOUSER STOCK NO.	FCI Part No.	Fig.	Description	Price Each 1	5
649-54241678	54241678	---	Terminal Extraction Tool	9.79	9.23

APEX 2.8MM CONNECTORS

Features:

- Sealed: 12-20 wire gauge
- Fully assembled, robust design
- Circumferential interface seal
- Heavy Duty connectors for demanding environments
- Most compact 2.8mm system in the industry
- Terminal Position Assurance (TPA) device to detect partially installed terminals
- Mat seal design
- Connector position assurance available
- Sealing Protection: IP68
- Temperature range:
  2 and 3 way: -40°C to +150°C
  4,6,10 and 14 way: -40°C to +125°C

For quantities greater than listed, call for quote.

MOUSER STOCK NO.	FCI Part No.	Fig.	No. of Contacts	Description	Color	Price Each 1	25	50	100
Male Housings									
649-54200210	54200210	G	2	Sealed, Index A	Black	3.53	3.08	2.50	2.35
649-54200211	54200211	G	2	Sealed, Index B	Lt Gray	3.53	3.08	2.50	2.35
649-54200312	54200312	G	3	Sealed, Index A	Black	4.33	3.72	3.07	2.89
649-54200313	54200313	G	3	Sealed, Index B	Lt Gray	4.33	3.72	3.07	2.89
649-54200413	54200413	G	4	Sealed, Index A	Black	4.33	3.72	3.07	2.89
649-54200414	54200414	G	4	Sealed, Index B	Lt Gray	4.65	4.11	3.30	3.10
649-54200612	54200612	G	6	Sealed, Index A	Black	4.82	4.24	3.40	3.21
649-54200613	54200613	G	6	Sealed, Index B	Lt Gray	4.82	4.24	3.40	3.21
649-54201016	54201016	G	10	Sealed, Index A	Black	5.14	4.37	3.64	3.42
649-54201017	54201017	G	10	Sealed, Index B	Lt Gray	5.14	4.49	3.64	3.42
649-54201415	54201415	G	14	Sealed, Index A	Black	5.94	5.14	4.21	3.96
649-54201416	54201416	G	14	Sealed, Index B	Lt Gray	5.94	5.14	4.21	3.96
Female Housings									
649-54200206	54200206	H	2	Sealed, with CPA, Index A	Black	4.17	3.60	2.95	2.78
649-54200207	54200207	H	2	Sealed, with CPA, Index B	Lt Gray	4.17	3.60	2.95	2.78
649-54200308	54200308	H	3	Sealed, with CPA, Index A	Black	4.65	3.98	3.30	3.10
649-54200309	54200309	H	3	Sealed, with CPA, Index B	Lt Gray	4.65	3.98	3.30	3.10
649-54200409	54200409	H	4	Sealed, with CPA, Index A	Black	4.82	4.24	3.40	3.21
649-54200410	54200410	H	4	Sealed, with CPA, Index B	Lt Gray	4.82	4.24	3.40	3.21
649-54200608	54200608	H	6	Sealed, with CPA, Index A	Black	5.14	4.37	3.64	3.42
649-54200609	54200609	H	6	Sealed, with CPA, Index B	Lt Gray	5.14	4.37	3.64	3.42
649-54201009	54201009	H	10	Sealed, with CPA, Index A	Black	5.78	5.01	4.09	3.85
649-54201010	54201010	H	10	Sealed, with CPA, Index B	Lt Gray	5.78	5.01	4.09	3.85
649-54201411	54201411	H	14	Sealed, with CPA, Index A	Black	6.74	5.91	4.77	4.49
649-54201412	54201412	H	14	Sealed, with CPA, Index B	Lt Gray	6.90	5.91	4.88	4.60
Accessories									
649-54200005	54200005	---	---	2.8mm Cavity Plug	---	.96	.77	.681	.642

Terminals

For quantities greater than listed, call for quote.

MOUSER STOCK NO.	FCI Part No.	Fig.	Gender	Terminal Size	Plating	Price Each 1	25	50	100
649-54001800	54001800	E	Female	2.8mm	Tin	1.12	.899	.794	.749
649-54001400	54001400	E	Female	2.8mm	Tin	1.12	.899	.794	.749
649-54001803	54001803	E	Female	2.8mm	Gold	1.93	1.54	1.37	1.28
649-54001801	54001801	F	Male	2.8mm	Tin	1.12	.899	.794	.749
649-54001401	54001401	F	Male	2.8mm	Tin	1.12	1.03	.794	.749
649-F875200	F875200	F	Male	2.8mm	Gold	3.85	3.34	2.73	2.57

Tools

For quantities greater than listed, call for quote.

MOUSER STOCK NO.	FCI Part No.	Fig.	Description	Price Each 1	5
649-5400EXT	5400EXT	---	Terminal Extraction Tool	3.88	3.66
649-APEX2.8MM18/20	APEX2.8mm18/20	---	Hand Crimp Tool, 18-20 AWG	315.65	304.95
649-APEX2.8MM14/16	APEX2.8mm14/16	---	Hand Crimp Tool, 14-16 AWG	315.65	304.95
649-APEX2.8MM10/12	APEX2.8mm10/12	---	Hand Crimp Tool, 10-12 AWG	315.65	304.95

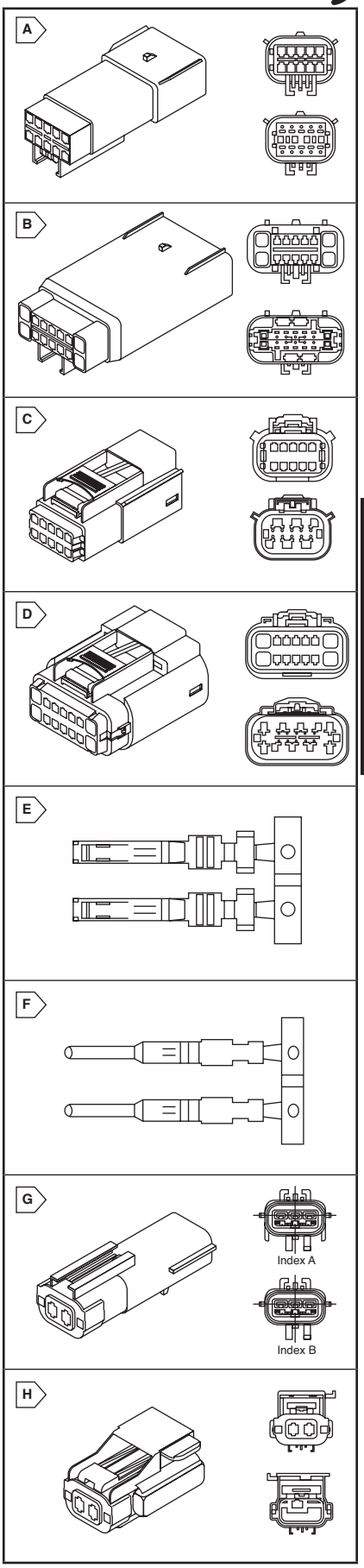

© Copyright 2013 Mouser Electronics

© Copyright 2013 Mouser Electronics

JAE Automotive Connectors

RoHS Compliant This product is RoHS compliant.

MX19 SERIES 2.5MM WATERPROOF CABLE-TO-CABLE CONNECTORS

- Mechanical lock system enables complete mating with a click
- Rear cover protects the grommet from damage on terminal insertion
- Terminals have a two-plate spring mechanism with long beam length, which results in a low force insertion and stress dispersion
- Contact Spacing 2.5mm (.098")
- Current Rating: 5A
- Insulation Resistance: 100 Megohm min.
- Waterproofing: Compliant with JIS D0203 S1
- Applicable wire: Type CAVS, AVSS, 22-20AWG

For quantities greater than listed, call for quote.

MOUSER STOCK NO.	JAE Part No.	Fig.	No. of Pos.	Description	Price Each 1	25	100	250
656-MX19002P51	MX19002P51	A	2	Pin Housing Black	.66	.608	.51	.477
656-MX19004P51	MX19004P51	A	4	Pin Housing Black	.82	.743	.615	.594
656-MX19002S51	MX19002S51	B	2	Socket Housing Black	1.09	.991	.829	.786
656-MX19004S51	MX19004S51	B	4	Socket Housing Black	1.28	1.16	.963	.899
Contacts								
656-MX19P10K451	MX19P10K451-C100	-	-	Crimp Pin Contact	.28	.159	.098	.082
656-MX19S10K451	MX19S10K451-C100	-	-	Crimp Socket Contact	.29	.161	.10	.083

MX23 SERIES 2.5MM WATERPROOF WIRE TO BOARD CONNECTORS

- Full water proof grommet is used for socket contact crimping area in order to reduce size
- Low profile type with board mounting height of 18.3mm and socket connector height of 22.2mm max.
- Contact Spacing 2.5mm (.098")
- Current Rating: 3A
- Applicable wire: Type AVSS, AVS, 22-16AWG
- Dielectric withstanding voltage: 1000 VACr.m.s. (1 minute)

For quantities greater than listed, call for quote.

MOUSER STOCK NO.	JAE Part No.	Fig.	No. of Pos.	Description	Price Each 1	25	100	250
656-MX23A18NF1	MX23A18NF1	C	18	Pin Header	6.30	5.83	5.17	4.85
656-MX23A26NF1	MX23A26NF1	C	26	Pin Header	8.52	6.51	5.75	5.55
656-MX23A34NF1	MX23A34NF1	C	34	Pin Header	8.73	8.09	6.72	6.42
656-MX23A18SF1	MX23A18SF1	D	18	Socket Housing	5.00	4.50	3.76	3.57
656-MX23A26SF1	MX23A26SF1	D	26	Socket Housing	8.15	6.24	5.48	5.30
656-MX23A34SF1	MX23A34SF1	D	34	Socket Housing	9.11	6.32	5.59	5.39
656-MX23A18XF1	MX23A18XF1	E	18	Front Cap	1.32	1.19	.991	.948
656-MX23A26XF1	MX23A26XF1	E	26	Front Cap	1.84	1.65	1.37	1.32
656-MX23A34XF1	MX23A34XF1	E	34	Front Cap	1.66	1.52	1.46	1.41
Contacts								
656-M23S05K351	M23S05K351	-	-	Crimp Socket Contact	.12	.096	.075	.064
656-M120-55780	M120-55780	-	-	Dummy Plug	.17	.157	.135	.123

MX47 SERIES 2.5MM WATERPROOF HIGH DENSITY CONNECTORS

- 2.5mm horizontal pitch, 3.6mm vertical pitch, 3-row board-to-wire connector
- Low profile type with board mounting height held to 19.3mm
- Rated Current: 3A
- Waterproof: 98 kPa min. (initial)
- Applicable Cable: AVSS 0.3 to 1.25sq (AWG #16 to #22 equivalent)

NEW PRODUCT

For quantities greater than listed, call for quote.

MOUSER STOCK NO.	JAE Part No.	Fig.	No. of Pos.	Description	Price Each 1	10	25	50
656-MX47039NF1	MX47039NF1	C	39	Pin Header	10.42	10.03	9.65	8.83
656-MX47039NF2	MX47039NF2	C	39	Pin Header with Key Option	25.55	24.57	23.66	21.66
656-MX47039SF1	MX47039SF1	D	39	Socket Housing	22.75	20.48	19.35	18.20
656-MX47039SF2	MX47039SF2	D	39	Socket Housing with Key Option	23.73	21.37	20.18	18.99
656-MX47039XF1	MX47039XF1	E	39	Front Cap	4.96	4.47	4.23	3.98
656-M47S65H2FA	M47S65H2FA	-	-	Crimp Socket Contact	.35	.321	.293	.258

TOOL

For quantities greater than listed, call for quote.

MOUSER STOCK NO.	JAE Part No.	Description	Price Each
656-CT150-4C-ILZ	CT150-4C-ILZ	Hand Crimp Tool	988.59

CE2 SERIES COAXIAL CONNECTORS

- Small and robust coaxial connectors for antenna connection in transportation applications
- Applicable Frequency: DC to 1GHz
- Impedance: 75Ohms
- Insertion loss: 0.3dB max.
- Operating temperature: -30°C to +70°C

For quantities greater than listed, call for quote.

MOUSER STOCK NO.	JAE Part No.	Fig.	Description	Price Each 1	10	25	50
Board Connectors							
656-CE2S101C02	CE2S101C02	F	Coaxial 1 Pos., Bracket Upward	3.82	3.05	2.29	2.17
656-CE2S111C01	CE2S111C01	F	Coaxial 1 Pos. Power 1 Pos., Bracket Upward	8.81	7.40	5.98	5.62
656-CE2S211C02	CE2S211C02	F	Coaxial 2 Pos. Power 1 Pos., Bracket Upward	3.88	3.10	2.32	2.18
Cable Connectors							
656-CE2A111Z00	CE2A111Z00	G	Coaxial 1 Pos., Power 1 Pos.	1.16	.813	.642	.589
Relay Connectors							
656-CE2G111Z00	CE2G111Z00	H	Coaxial 1 Pos., Power 1 Pos.	1.33	1.04	.738	.663
Terminals							
656-CE2A001C01	CE2A001C01	-	Coaxial Terminal for Cable	1.67	1.31	.931	.845
656-CE2G001C01	CE2G001C01	-	Coaxial Terminal for Relay	1.33	1.04	.738	.663

A
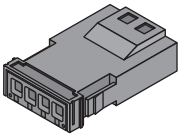

B
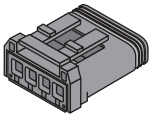

C
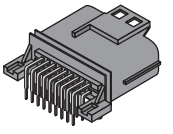

D
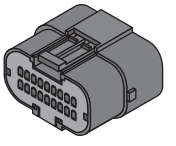

E
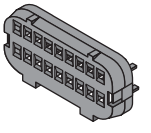

F
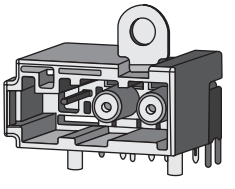

G
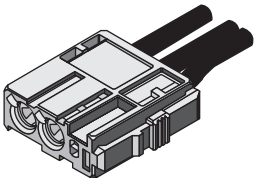

H
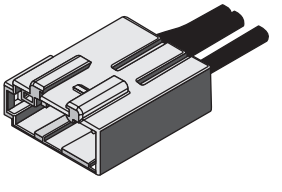

© Copyright 2013 Mouser Electronics

© Copyright 2013 Mouser Electronics

molex one company › a world of innovation

RoHS Compliant This product is RoHS compliant.

MINI50™ UNSEALED CONNECTION SYSTEMS

Achieve 50% space savings over traditional USCAR 0.64mm connectors with Molex's unsealed miniature Mini50™ single-row connection system, with smaller terminals to fit more low-current electrical circuits in interior, unsealed, transportation-vehicle environments

PRODUCT NEW

Standard Receptacles

For quantities greater than listed, call for quote.

MOUSER STOCK NO.	Molex Part No.	Fig.	Circuit Size	Color	Price Each 1	10	100	500
538-34791-0040	34791-0040	A	4	Black	.62	.566	.524	.495
538-34791-0041	34791-0041	A	4	Gray	.62	.566	.524	.495
538-34791-0080	34791-0080	A	8	Black	.66	.605	.559	.472
538-34791-0081	34791-0081	A	8	Gray	.66	.605	.559	.472

Headers

For quantities greater than listed, call for quote.

MOUSER STOCK NO.	Molex Part No.	Fig.	Circuit Size	Color	Price Each 1	10	100	500
Standard Right-Angle Headers								
538-34793-0040	34793-0040	B	4	Black	1.08	.981	.908	.859
538-34793-0041	34793-0041	B	4	Gray	1.08	.981	.908	.859
538-34793-0080	34793-0080	B	8	Black	1.33	1.21	1.11	1.06
538-34793-0081	34793-0081	B	8	Gray	1.33	1.21	1.11	1.06
Standard Vertical Headers								
538-34792-0040	34792-0040	B	4	Black	1.04	.944	.873	.826
538-34792-0041	34792-0041	B	4	Gray	1.04	.944	.873	.826
538-34792-0080	34792-0080	B	8	Black	1.28	1.17	1.08	1.03
538-34792-0081	34792-0081	B	8	Gray	1.28	1.17	1.08	1.03

A



Shown with Hinge Open

B



Right Angle Shown

Contacts

For quantities greater than listed, call for quote.

MOUSER STOCK NO.	Molex Part No.	Description	Wire Gauge (mm2)	Price Each 1	10	100	500
538-560023-0421	560023-0421	Tin	0.22 - 0.35	.11	.095	.085	.074

STAC64™ CONNECTION SYSTEM 2.54MM (.100") PITCH

Stackable connection system provides single and multi-pocket PCB solutions, offering a diverse range of circuit sizes and greatly reducing time-to-market by completely eliminating custom tooling: new female connectors feature the only finger-actuated design in the industry.

Headers

For quantities greater than listed, call for quote.

MOUSER STOCK NO.	Molex Part No.	Fig.	No. of Circuits	Color	Polarization	Price Each 1	10	100	500
Single-Bay Headers									
538-34690-0080	34690-0080	A	8	Black	A	1.51	1.36	1.08	.898
538-34690-0120	34690-0120	A	12	Black	A	1.82	1.64	1.29	.881
538-34690-0160	34690-0160	A	16	Black	A	2.35	2.12	1.67	1.28
538-34690-0200	34690-0200	A	20	Black	A	2.94	2.66	1.72	1.57
538-34690-0201	34690-0201	A	20	Gray	B	2.88	2.60	2.04	1.57
538-34690-0202	34690-0202	A	20	Brown	C	2.88	2.60	2.04	1.44
538-34690-0203	34690-0203	A	20	Green	D	2.88	2.60	2.04	1.44
Single-Bay Right Angle Headers									
538-34691-0080	34691-0080	A	8	Black	A	1.57	1.46	1.12	.938
538-34691-0120	34691-0120	A	12	Black	A	1.98	1.82	1.41	.957
538-34691-0160	34691-0160	A	16	Black	A	2.47	2.24	1.75	1.35
538-34691-0200	34691-0200	A	20	Black	A	3.09	2.79	2.19	1.69
538-34691-0201	34691-0200	A	20	Gray	B	3.09	2.79	2.19	1.69
538-34691-0202	34691-0202	A	20	Brown	C	3.09	2.79	2.19	1.69
538-34691-0203	34691-0203	A	20	Green	D	3.09	2.79	2.19	1.55
Single-Bay Hybrid Vertical Header									
538-34695-0100	34695-0100	A	10	Black	A	3.16	2.86	2.25	1.49

Receptacles

For quantities greater than listed, call for quote.

MOUSER STOCK NO.	Molex Part No.	Fig.	No. of Circuits	Color	Polarization	Price Each 1	10	100	500
538-34729-0080	34729-0080	B	8	Black	A	.66	.621	.576	.536
538-34729-0120	34729-0120	B	12	Black	A	.72	.685	.628	.576
538-34729-0160	34729-0160	B	16	Black	A	.85	.803	.759	.707
538-34729-0200	34729-0200	B	20	Black	A	.95	.899	.863	.785
538-34729-0201	34729-0201	B	20	Gray	B	.95	.899	.863	.785
538-34729-0202	34729-0202	B	20	Brown	C	.95	.899	.863	.785
538-34729-0203	34729-0203	B	20	Green	D	.95	.899	.863	.785
Hybrid Receptacle									
538-31372-1000	31372-1000	C	10	Black	A	1.79	1.62	1.26	1.05

A

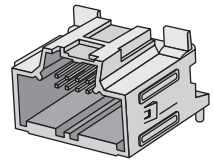

Right Angle Shown

B

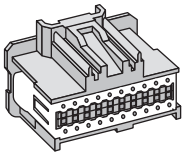

C

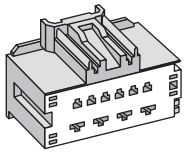

Contacts

For quantities greater than listed, call for quote.

MOUSER STOCK NO.	Molex Part No.	Wire Gauge	Price Each 1	10	100	500
Terminals - Female						
538-34803-0211	34803-0211	22 AWG, Tin Plated	.12	.107	.095	.083
538-34803-0212	34803-0212	20 AWG, Tin Plated	.12	.107	.095	.083

CMC HYBRID CONNECTORS

The Molex family of CMC Hybrid Connectors provides a sealed, high-density, modular and cost-effective connection system for heavy-duty, powertrain and body-electronics applications in the transportation industry.

Receptacles

For quantities greater than listed, call for quote.

MOUSER STOCK NO.	Molex Part No.	Fig.	No. of Circuits	Color	Wire Output	Price Each 1	10	100	500
538-64319-3211	64319-3211	A	32	Black	Right	11.18	9.78	8.70	7.93
538-64319-1218	64319-1218	A	32	Gray	Left	11.19	9.79	8.71	7.93
538-64320-3311	64320-3311	A	48	Black	Right	12.79	11.82	9.91	8.31
538-64320-3319	64320-3319	A	48	Brown	Right	17.48	15.29	13.61	12.24
538-64320-1319	64320-1319	A	48	Brown	Left	15.80	13.82	12.29	12.29
Wire-to-Wire									
538-501820-3201	501820-3201	B	32	Gray	-	12.25	11.19	8.52	7.19

Wire Caps

For quantities greater than listed, call for quote.

MOUSER STOCK NO.	Molex Part No.	Fig.	No. of Circuits	Color	Price Each 1	10	100	500
538-64319-1201	64319-1201	C	32	Black	.82	.514	.294	.235
538-64320-1301	64320-1301	C	48	Black	.93	.622	.514	.486
Wire-to-Wire								
538-501826-3201	501826-3201	C	32	Black	2.65	1.66	.952	.76

Headers

For quantities greater than listed, call for quote.

MOUSER STOCK NO.	Molex Part No.	Fig.	No. of Circuits	Pin Count .63 mm	Pin Count 1.50 mm	No. of Pockets	Price Each 1	10	100	500
538-64334-0100	64334-0100	D	32	24	8	1	5.05	3.79	2.89	2.84
538-500762-0481	500762-0481	D	48	40	8	1	5.34	3.73	3.10	2.80
538-502225-0801	502225-0801	D	80	64	16	2	9.10	7.96	7.08	6.38
538-64333-0100	64333-0100	D	112	88	24	3	15.04	13.16	11.70	10.53

A



B



PRODUCT NEW

C



D



Contacts

For quantities greater than listed, call for quote.

MOUSER STOCK NO.	Molex Part No.	Plating	Gender	Wire Size (mm)	Wire Insulation (mm)	Price Each 1	100
538-64322-1029	64322-1029	Tin	Female	0.75	1.60-1.90	.16	.136
Wire-to-Wire							
538-501827-0101	501827-0101	Tin	Male	0.80-1.00	1.40-1.7	.15	.128
538-501828-0101	501828-0101	Tin	Male	1.20	1.80-1.90	.24	.203

© Copyright 2013 Mouser Electronics

© Copyright 2013 Mouser Electronics

Rectangular Power Connectors

RoHS Compliant **This product is RoHS compliant.**

Amphenol® ENERGY EDGE®

- Compatible with UL Requirement
- Low profile design for saving valuable space
- Venting hole design for great thermal performance
- One-piece assembly is cost saving

NEW PRODUCT

For quantities greater than listed, call for quote.

MOUSER STOCK NO.	Amphenol Part No.	Fig.	Orientation	Tail	Tail Length	Power Pin	Signal Pin	Orientation Key	Price Each 1	10	25
523-GPCE24362411HR	GPCE24362411HR	A	Vertical	DIP	3.10mm	56	24	Yes	8.75	8.03	7.40
523-GPCE34362411HR	GPCE34362411HR	B	Vertical	Press-fit	3.17mm	56	24	No	8.75	8.03	7.40

Amphenol® ENERGY RAZOR®

- Compatible with UL Requirement
- Multiple Contact Design Ensures Great Contact Reliabilty
- Blind-mating capability with Guiding pin design
- Venting Hole for Great Thermal Performance
- Capability for Expansion to 16 power pins and 24 signal pins

For quantities greater than listed, call for quote.

MOUSER STOCK NO.	Amphenol Part No.	Fig.	Gender	Orientation	Tail Length	Power Pin	Signal Pin	Power Pin	Price Each 1	10	25
523-G20M206000HR	G20M206000HR	C	Male	R/A	3.43mm	2	24	2	11.56	10.59	9.78
523-G20F206000HR	G20F206000HR	D	Femail	R/A	3.43mm	2	24	2	15.79	14.48	13.36

APP Anderson Power Products PP15/45 POWERPOLE® CONNECTORS

Features:

- Flat wiping contact system
- Interchangeable genderless design
- Tin or Silver plated contacts
- Colored modular housings
- Polarized housings
- Molded-in dovetails
- UL94V-0 housing material
- -BK denotes bulk packaging

Housings

For quantities greater than listed, call for quote.

MOUSER STOCK NO.	APP Part No.	Fig.	Color	Price Each 1	25	50	100
879-1327-BK	1327-BK	E	Red	.35	.342	.332	.193
879-1327G5-BK	1327G5-BK	E	Green	.34	.305	.273	.25
879-1327G6-BK	1327G6-BK	E	Black	.24	.225	.214	.203
879-1327G7-BK	1327G7-BK	E	White	.34	.305	.273	.25
879-1327G8-BK	1327G8-BK	E	Blue	.34	.305	.273	.25
879-1327G16-BK	1327G16-BK	E	Yellow	.29	.268	.257	.246

Finger Proof Housings

For quantities greater than listed, call for quote.

MOUSER STOCK NO.	APP Part No.	Fig.	Color	Price Each 1	25	50	100
879-1327FP-BK	1327FP-BK	E	Red	.34	.31	.30	.289
879-1327G5FP-BK	1327G5FP-BK	E	Green	.42	.385	.364	.342
879-1327G6FP-BK	1327G6FP-BK	E	Black	.64	.578	.53	.49
879-1327G7FP-BK	1327G7FP-BK	E	White	.38	.353	.332	.321

Contacts

For quantities greater than listed, call for quote.

MOUSER STOCK NO.	APP Part No.	Fig.	Wire Size AWG	Wire Size mm^2	Price Each 1	25	50	100
879-1332-BK	1332-BK	F	20-16	1.3-.52	.26	.238	.22	.194
879-1331-BK	1331-BK	F	16-12	3.3-1.3	.20	.192	.162	.154
879-261G2-LPBK	261G2-LPBK	G	14-10	5.3-2.1	.46	.444	.396	.355

PCB Contacts

For quantities greater than listed, call for quote.

MOUSER STOCK NO.	APP Part No.	Fig.	Amps	Description	Price Each 1	25	50	100
879-1317G1-BK	1317G1-BK	H	25	Right Angle, .70"(17.8mm)	.61	.565	.509	.48
879-1317G2-BK	1317G2-BK	H	25	Right Angle, .40"(10.2mm)	.59	.544	.49	.462
879-1317G3-BK	1317G3-BK	I	25	Straight, 2.16"(54.9mm)	.59	.544	.49	.468
879-1335G1	1335G1	J	45	Vertical Mount, Short Tail	.52	.513	.454	.407
879-1336G1	1336G1	K	45	Horizontal (Bottom), Right Angle	.55	.533	.468	.424
879-1337G1	1337G1	K	45	Horizontal (Top), Right Angle	.61	.565	.533	.489

Accessories

MOUSER STOCK NO.	APP Part No.	Fig.	Description	Price Each
879-1309G2	1309G2	-	Crimp Tool, 20 - 12 AWG	248.86
879-1309G3	1309G3	-	Crimp Tool, 10 AWG	287.64
879-111038G2	111038G2	-	PP15/45 Extraction Tool	7.27
879-1399G1-BK	1399G1-BK	L	Red Short Spacer with End Hole	.60

APP Anderson Power Products POWERPOLE® PAK CONNECTORS

For quantities greater than listed, call for quote.

MOUSER STOCK NO.	APP Part No.	Fig.	Description	Price Each 1	25	50	100
879-1460G1-BK	1460G1-BK	M	Plug Housing with Latch, 2, 3, 4 Poles	1.08	.984	.895	.849
879-1461G1-BK	1461G1-BK	N	Plug Housing without Latch, 2, 3, 4 Poles	.77	.738	.696	.674
879-1470G1-BK	1470G1-BK	O	Snap-In Receptacle Housing, 2, 3, 4 Poles	1.10	1.00	.903	.859
879-110G9-BK	110G9-BK	P	Retaining Pin for Snap-In Receptacle	.13	.114	.104	.091

A



B



C



D



E



F



G



H



I



J



K



L



M



N



O



P



Power Connectors

© Copyright 2013 Mouser Electronics

© Copyright 2013 Mouser Electronics

ANDERSON POWER PRODUCTS Connectors

RoHS Compliant **This product is RoHS compliant.**

A 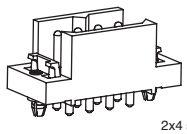
2x4 shown

B 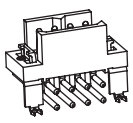
2x4 shown

C 
Does not include crimp contacts
2x4 shown

D 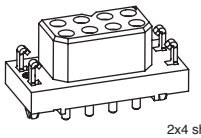
2x4 shown

E 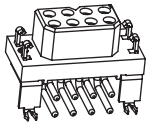
2x4 shown

POWERMOD® CONNECTORS

Features:

- Rated to 30 amps per IEC512-3 test 5a
- Housings only mate one-way, ensuring proper circuit mating
- Product flexibility for a wide variety of system packaging
- PCB, panel or cable mounting
- Optional positive latches and back shells
- Optional sequential contact mating

For quantities greater than listed, call for quote.

MOUSER STOCK NO.	Fig.	Description	Price Each			
Mfr. Mfr. Part No.			1	25	50	100
Male Connectors - Push On PCB Fastener & No Latch						
879—PM103MBAOSP	A	1x3 PIN Straight PCB Solder	6.35	5.71	5.17	4.90
879—PM104MBAOSP	A	1x4 PIN Straight PCB Solder	7.64	6.88	6.23	5.90
879—PM108MBAOSP	A	1x8 PIN Straight PCB Solder	11.66	10.52	9.52	9.03
879—PM206MBAOSP	A	2x3 PIN Straight PCB Solder	9.60	8.65	7.83	7.40
879—PM208MBAOSP	A	2x4 PIN Straight PCB Solder	11.04	9.94	9.00	8.52
879—PM216MBAOSP	A	2x8 PIN Straight PCB Solder	18.05	16.27	14.73	13.95
879—PM309MBAOSP	A	3x3 PIN Straight PCB Solder	11.71	10.53	9.54	9.03
879—PM312MBAOSP	A	3x4 PIN Straight PCB Solder	13.81	12.44	11.27	10.68
879—PM324MBAOSP	A	3x8 PIN Straight PCB Solder	20.70	18.66	16.90	16.00
Right Angle PCB Snap Bracket & No Latch						
879—PM103MRAOSB	B	1x3 PIN Right Angle PCB Solder	7.95	7.17	6.49	6.15
879—PM104MRAOSB	B	1x4 PIN Right Angle PCB Solder	7.65	6.88	6.24	5.91
879—PM108MRAOSB	B	1x8 PIN Right Angle PCB Solder	11.27	10.14	9.17	8.71
879—PM206MRAOSB	B	2x3 PIN Right Angle PCB Solder	10.53	9.49	8.58	8.14
879—PM208MRAOSB	B	2x4 PIN Right Angle PCB Solder	11.14	10.03	9.08	8.60
879—PM216MRAOSB	B	2x8 PIN Right Angle PCB Solder	19.11	17.21	15.58	14.78
879—PM309MRAOSB	B	3x3 PIN Right Angle PCB Solder	9.88	8.40	7.77	6.99
879—PM312MRAOSB	B	3x4 PIN Right Angle PCB Solder	16.97	15.27	13.84	13.11
879—PM324MRAOSB	B	3x8 PIN Right Angle PCB Solder	28.19	25.40	22.99	21.79
With Clam Shell Hood & Strain Relief						
879—PM103MOOLCH	C	1x3 PIN Cable Connector	9.27	8.35	7.56	7.15
879—PM104MOOLCH	C	1x4 PIN Cable Connector	10.40	9.36	8.47	8.01
879—PM108MOOLCH	C	1x8 PIN Cable Connector	11.04	9.94	9.01	8.52
879—PM206MOOLCH	C	2x3 PIN Cable Connector	10.28	9.27	8.39	7.94
879—PM208MOOLCH	C	2x4 PIN Cable Connector	10.63	9.58	8.67	8.21
879—PM216MOOLCH	C	2x8 PIN Cable Connector	12.29	11.06	10.02	9.49
879—PM309MOOLCH	C	3x3 PIN Cable Connector	10.49	9.44	8.54	8.11
879—PM312MOOLCH	C	3x4 PIN Cable Connector	11.30	10.18	9.22	8.73
879—PM324MOOLCH	C	3x8 PIN Cable Connector	12.75	11.48	10.40	9.85

For quantities greater than listed, call for quote.

MOUSER STOCK NO.	Fig.	Description	Price Each			
Mfr. Mfr. Part No.			1	25	50	100
Female Connectors - Push On PCB Fastener & Latch						
879—PM103FBALSP	D	1x3 Straight PCB Solder	8.47	7.63	6.89	6.54
879—PM104FBALSP	D	1x4 Straight PCB Solder	8.77	7.91	7.15	6.78
879—PM108FBALSP	D	1x8 Straight PCB Solder	13.11	11.81	10.69	10.13
879—PM206FBALSP	D	2x3 Straight PCB Solder	11.74	10.57	9.58	9.06
879—PM208FBALSP	D	2x4 Straight PCB Solder	12.45	11.22	10.15	9.62
879—PM216FBALSP	D	2x8 Straight PCB Solder	21.87	20.06	18.17	17.21
879—PM309FBALSP	D	3x3 Straight PCB Solder	13.27	11.95	10.82	10.25
879—PM312FBALSP	D	3x4 Straight PCB Solder	17.62	15.88	14.36	13.61
879—PM324FBALSP	D	3x8 Straight PCB Solder	28.94	26.05	23.58	22.35
Snap Bracket & Latch						
879—PM103FRALSB	E	1x3 Right Angle PCB Solder	9.53	8.57	7.75	7.35
879—PM104FRALSB	E	1x4 Right Angle PCB Solder	9.60	8.66	7.83	7.39
879—PM108FRALSB	E	1x8 Right Angle PCB Solder	15.31	13.78	12.49	11.83
879—PM206FRALSB	E	2x3 Right Angle PCB Solder	13.05	11.75	10.64	10.08
879—PM208FRALSB	E	2x4 Right Angle PCB Solder	14.51	13.05	11.83	11.20
879—PM216FRALSB	E	2x8 Right Angle PCB Solder	26.08	23.49	21.26	20.15
879—PM309FRALSB	E	3x3 Right Angle PCB Solder	16.83	15.16	13.73	13.00
879—PM312FRALSB	E	3x4 Right Angle PCB Solder	20.23	18.22	16.51	15.63
879—PM324FRALSB	E	3x8 Right Angle PCB Solder	37.00	33.32	30.17	28.59

Pin Contacts

For quantities greater than listed, call for quote.

MOUSER STOCK NO.	Fig.	Housing Arrangement Designation	Wire Size		Price Each			
Mfr. Mfr. Part No.			AWG	mm²	1	25	50	100
Standard Length 7.7mm								
879—PM16P2024S30	-	P43	#24/20	0.50/0.75	.74	.715	.636	.544

Socket Contacts

For quantities greater than listed, call for quote.

MOUSER STOCK NO.	Fig.	Housing Arrangement Designation	Wire Size		Price Each			
Mfr. Mfr. Part No.			AWG	mm²	1	25	50	100
879—PM16P2024S30	-	S43	#24/20	0.50/0.75	.74	.715	.636	.544

A 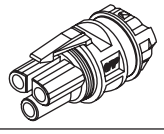
SK1-016M03 Receptacle Shell Kit Includes:
- Receptacle Shell
- Interfacial Sealing Gasket
- Sealing Grommet Retainer

B 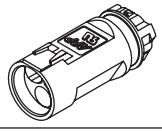
SK1-016M03 Plug Shell Kit Includes:
- Plug Shell
- Sealing Grommet Retainer

C 

D 

E 

F 

3 POLE MINI SPEC PAK®

Features:

- Environmentally Sealed
- High Power In Compact Housing
- Touch Safe Housings
- Integral Latch
- Male Contacts Available in 3 Lengths
- Ruggedized Shells

SPEC Pak® Shell Kits

For quantities greater than listed, call for quote.

MOUSER STOCK NO.	Fig.	Description	Price Each			
Mfr. Mfr. Part No.			1	25	50	100
879—SK1-016M03	A	Receptacle Shell Kit	2.57	2.17	2.10	2.00
879—SK6-016M03	B	Plug Shell Kit	2.21	1.86	1.80	1.72

Cover Kit

For quantities greater than listed, call for quote.

MOUSER STOCK NO.	Fig.	Description	Price Each			
Mfr. Mfr. Part No.			1	25	50	100
879—SK9-016	C	Receptacle Cover Kit	1.18	1.01	.966	.926

Wire Sealing Grommets

For quantities greater than listed, call for quote.

MOUSER STOCK NO.	Fig.	Description	Price Each			
Mfr. Mfr. Part No.			1	25	50	100
879—114916P1	D	24-20 - wire OD 0.047-0.075 (1.2mm-1.9mm) Orange	.65	.542	.52	.474
879—114916P2	D	20-16 - wire OD 0.073-0.090 (1.86mm-2.4mm) Yellow	.65	.542	.532	.508
879—114916P3	D	16-14 - wire OD 0.100-0.130 (2.5mm-3.2mm) Tan	.65	.542	.532	.508

Wire Protection

For quantities greater than listed, call for quote.

MOUSER STOCK NO.	Fig.	Description	Price Each			
Mfr. Mfr. Part No.			1	25	50	100
879—2-8703P3	E	Max ID 0.217 (5.5mm)	2.94	2.42	2.32	2.25
879—2-8703P4	E	Max ID 0.256 (6.5mm)	2.99	2.54	2.44	2.34

Sealing Plug

For quantities greater than listed, call for quote.

MOUSER STOCK NO.	Fig.	Description	Price Each			
Mfr. Mfr. Part No.			1	25	50	100
879—114916P4	F	Sealing Plug - white	.67	.574	.553	.53

Pin Contacts

For quantities greater than listed, call for quote.

MOUSER STOCK NO.	Fig.	Housing Arrangement Designation	Wire Size		Price Each			
Mfr. Mfr. Part No.			AWG	mm²	1	25	50	100
Post-Mate 6.6mm								
879—PM16P2024C30	-	P00	#24/20	0.50/0.75	.95	.817	.786	.754
879—PM16P1620C30	-	P00	#20/16	0.50/1.5	.92	.891	.795	.714
879—PM16P1416C30	-	P00	#16/14	1.5/2.5	.97	.837	.805	.771
Standard Length 7.7mm								
879—PM16P2024S30	-	P43	#24/20	0.50/0.75	.74	.715	.636	.544
Pre-Mate 8.5mm								
879—PM16P2024B30	-	P00	#24/20	0.50/0.75	.77	.716	.652	.62
879—PM16P1620B30	-	P00	#20/16	0.50/1.5	.92	.891	.795	.714
879—PM16P1416B30	-	P00	#16/14	1.5/2.5	.98	.90	.815	.778

Socket Contacts

For quantities greater than listed, call for quote.

MOUSER STOCK NO.	Fig.	Housing Arrangement Designation	Wire Size		Price Each			
Mfr. Mfr. Part No.			AWG	mm²	1	25	50	100
879—PM16S2024S32	-	S43	#24/20	0.50/0.75	.93	.858	.801	.719

© Copyright 2013 Mouser Electronics
© Copyright 2013 Mouser Electronics

ANDERSON POWER PRODUCTS Connectors

RoHS Compliant **This product is RoHS compliant.**

Features:

- Flat wiping contact system
- Interchangeable genderless design
- Tin or Silver plated contacts
- Colored modular housings
- Polarized housings
- Molded-in dovetails
- UL94V-0 housing material
- -BK denotes bulk packaging

POWERPOLE® CONNECTORS

PP75 Powerpole® Housings

For quantities greater than listed, call for quote.

MOUSER STOCK NO.	APP Part No.	Fig.	Color	Price Each			
				1	25	50	100
879-5916-BK	5916-BK	A	Blue	1.57	1.46	1.35	1.24
879-5916G4-BK	5916G4-BK	A	Black	1.57	1.46	1.35	1.24
879-5916G5-BK	5916G5-BK	A	White	1.57	1.46	1.35	1.24
879-5916G6-BK	5916G6-BK	A	Green	1.57	1.46	1.35	1.24
879-5916G7-BK	5916G7-BK	A	Red	1.57	1.46	1.35	1.24

PP120 Powerpole® Plus Housings

For quantities greater than listed, call for quote.

MOUSER STOCK NO.	APP Part No.	Fig.	Color	Price Each			
				1	25	50	100
879-1321-BK	1321-BK	B	Blue	5.30	4.98	4.52	4.18
879-1321G1-BK	1321G1-BK	B	Black	5.30	4.98	4.52	4.18
879-1321G2-BK	1321G2-BK	B	White	5.30	4.98	4.52	4.18
879-1321G3-BK	1321G3-BK	B	Red	5.30	4.98	4.52	4.18
879-1321G4-BK	1321G4-BK	B	Green	5.50	5.17	4.70	4.34

MULTIPOLE CONNECTORS

SB®50 Housings

For quantities greater than listed, call for quote.

MOUSER STOCK NO.	APP Part No.	Fig.	Color	Price Each			
				1	25	50	100
879-992-BK	992-BK	C	Gray	2.02	1.89	1.78	1.66
879-992G1-BK	992G1-BK	C	Red	1.11	1.08	1.02	.984
879-992G2-BK	992G2-BK	C	Black	2.02	1.89	1.78	1.66
879-992G4-BK	992G4-BK	C	Blue	2.02	1.89	1.78	1.66

SB®120 Plus Housings

For quantities greater than listed, call for quote.

MOUSER STOCK NO.	APP Part No.	Fig.	Color	Price Each			
				1	25	50	100
879-6810G1-BK	6810G1-BK	D	Gray	5.04	4.60	4.43	4.02
879-6810G2-BK	6810G2-BK	D	Blue	5.04	4.60	4.43	4.02
879-6810G3-BK	6810G3-BK	D	Red	6.11	5.59	5.37	4.88

POWERPOLE® AND MULTIPOLE CONTACTS

SB50/PP75 Contacts

For quantities greater than listed, call for quote.

MOUSER STOCK NO.	APP Part No.	Fig.	Description	Price Each			
				1	25	50	100
879-PC5933T-BK	PC5933T-BK	E	Mini-PC Vertical, Tin (Sn)	3.35	3.02	2.73	2.58
879-PC5934T-BK	PC5934T-BK	E	Mini-PC Horizontal, Tin (Sn)	3.01	2.72	2.45	2.33
879-5900-BK	5900-BK	F	Contact, #6 AWG (13.3 mm²)	.66	.589	.556	.524
879-5915-BK	5915-BK	F	Contact, #10/12 AWG (5.3/3.3 mm²)	.66	.643	.624	.578
879-5952-BK	5952-BK	F	Contact, #8 AWG (8.4 mm²)	.75	.717	.674	.642
879-5913-BK	5913-BK	G	Bushing, #6-#14/16 AWG (13.3 - 2.1/1.3 mm²)	1.43	1.32	1.22	1.12

SB120/PP120 Contacts

For quantities greater than listed, call for quote.

MOUSER STOCK NO.	APP Part No.	Fig.	Description	Price Each			
				1	25	50	100
879-1319-BK	1319-BK	H	Contact, #2 AWG (33.6 mm²)	3.36	3.09	2.88	2.62
879-1319G4-BK	1319G4-BK	H	Contact, #4 AWG (21.2 mm²)	3.36	3.09	2.88	2.62
879-1319G6-BK	1319G6-BK	H	Contact, #6 AWG (13.3 mm²)	3.49	3.21	2.99	2.72
879-1323G2-BK	1323G2-BK	H	PP120 Contact, #1/0 AWG (53.5 mm²)	2.91	2.74	2.56	2.38
879-5921-BK	5921-BK	I	Bushing, #2-#8 AWG (33.6 - 8.4 mm²)	2.20	1.98	1.79	1.70
879-5913-BK	5913-BK	G	Bushing, #6-#14/16 AWG (13.3 - 2.1/1.3 mm²)	1.43	1.32	1.22	1.12

SB®120 PLUS CONNECTORS

Accessories

For quantities greater than listed, call for quote.

MOUSER STOCK NO.	APP Part No.	Fig.	Description	Price Each			
				1	25	50	100
879-PC-HSG-PP-BK	PC-HSG-PP-BK	J	Guide Housing for PP75, Black	3.81	3.42	3.10	2.94
879-PC-HSG-SB-BK	PC-HSG-SB-BK	J	Guide Housing for SB50, Black	5.15	4.86	4.54	4.23
879-120BBS-BK	120BBS-BK	K	Busbar Contact for PP and SB120 Housings	13.35	12.02	10.88	10.31

SBS®50 CONNECTORS

For quantities greater than listed, call for quote.

MOUSER STOCK NO.	APP Part No.	Fig.	Color	Price Each			
				1	25	50	100
879-SBS50GRA-BK	SBS50GRA-BK	L	Gray	2.84	2.56	2.31	2.19
879-SBS50BLU-BK	SBS50BLU-BK	L	Blue	3.30	3.09	2.89	2.70
879-SBS50RED-BK	SBS50RED-BK	L	Red	2.84	2.56	2.31	2.19
879-SBS50BLK-BK	SBS50BLK-BK	L	Black	3.43	3.23	3.02	2.80

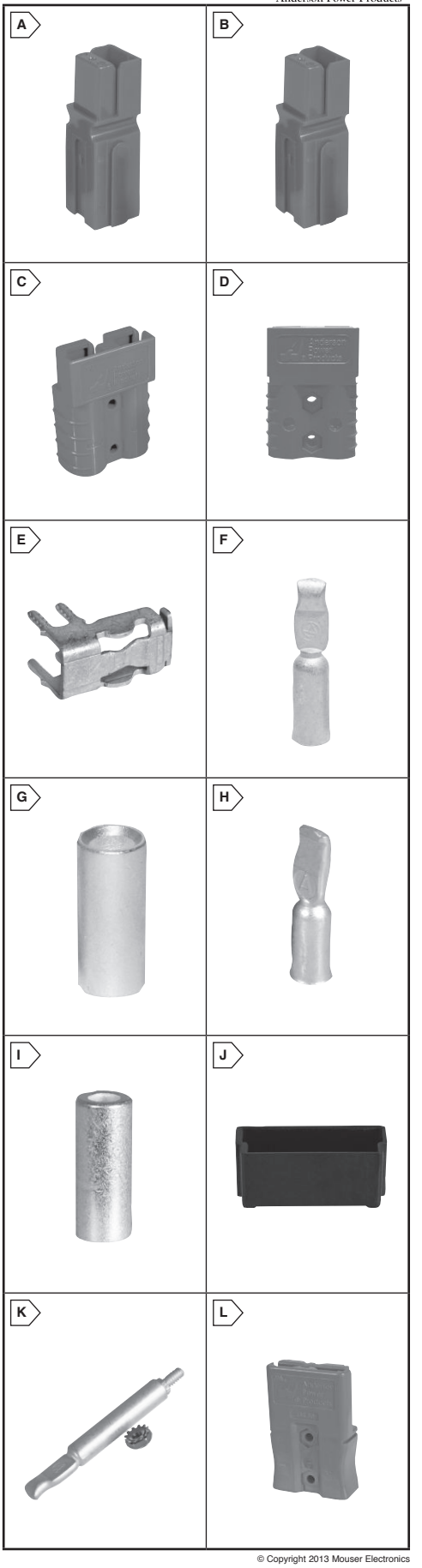

© Copyright 2013 Mouser Electronics

© Copyright 2013 Mouser Electronics

ANDERSON POWER PRODUCTS Connectors

RoHS Compliant **This product is RoHS compliant.**

POWERPOLE® CONNECTORS

Features:

- Flat wiping contact system
- Interchangeable genderless design
- Tin or Silver plated contacts
- Colored modular housings
- Polarized housings
- Molded-in dovetails
- UL94V-0 housing material
- -BK denotes bulk packaging

SBS®75X CONNECTORS

Housings

For quantities greater than listed, call for quote.

MOUSER STOCK NO.	APP Part No.	Fig.	Color	Price Each 1	25	50	100
879-SBS75XBLK-BK	SBS75XBLK-BK	A	Black	5.34	5.02	4.69	4.38

Assembled PCB Connectors

PCB connectors are sold fully assembled with all power and auxiliary contacts inserted into the housing. Contacts do not need to be purchased separately.

NEW PRODUCT

For quantities greater than listed, call for quote.

MOUSER STOCK NO.	APP Part No.	Fig.	Description	Price Each 1	10	50	100
879-SBS75XPRBLK-BK	SBS75XPRBLK-BK	B	Black, Right Angle PCB	12.29	11.06	10.00	9.50

Accessories

For quantities greater than listed, call for quote.

MOUSER STOCK NO.	APP Part No.	Fig.	Description	Price Each 1	25	50	100
879-SBS75XCLP1-BK	SBS75XCLP1-BK	C	Cable Clamp, .39 - .60	5.19	4.74	4.26	3.87
879-SBS75XCLP2-BK	SBS75XCLP2-BK	C	Cable Clamp, .35 - .55	5.01	4.57	4.11	3.73

SBS50/SBS75x Power Contacts

For quantities greater than listed, call for quote.

MOUSER STOCK NO.	APP Part No.	Fig.	Wire Size AWG	Wire Size mm^2	Price Each 1	25	50	100
879-1339G2-BK	1339G2	D	#6	16	1.09	.974	.877	.73
879-1339G3-BK	1339G3	D	#10/12	4/6	1.13	1.02	.91	.803
879-1339G5-BK	1339G5	D	#8	10	1.27	1.22	1.10	.995

Auxiliary Contacts

For quantities greater than listed, call for quote.

MOUSER STOCK NO.	APP Part No.	Fig.	Wire Size AWG	Wire Size mm^2	Price Each 1	25	50	100
Sockets								
879-PM16S1620S32	PM16S1620S32	E	#20/16	0.50/0.75	.89	.835	.738	.706
879-PM16S1416S32	PM16S1416S32	E	#16/14	1.5/2.5	.86	.803	.717	.685
879-PM16S12S32	PM16S12S32	E	#12	4.0	.93	.803	.717	.685
Pins								
879-PM16P1620S30	PM16P1620S30	F	#20/16	0.50/0.75	.86	.825	.735	.66
879-PM16P1416S30	PM16P1416S30	F	#16/14	1.5/2.5	.77	.685	.61	.524
879-PM16P12S30	PM16P12S30	F	#12	4.0	.77	.738	.663	.642

Tools

MOUSER STOCK NO.	APP Part No.	Description	Price Each
879-1309G4	1309G4	Crimp Tool for SB50, PP75, SBS50	239.24
879-1309G2	1309G2	Crimp Tool for PP15/45 20-12 AWG	248.86
879-1309G3	1309G3	Crimp Tool for PP15/45 10 AWG	287.64
879-111038G3	111038G3	Auxiliary Contact Insertion Tool- For SBS75x	14.47
879-PM1003G1	PM1003G1	Auxiliary Contact Extraction Tool- For SBS75x	75.01
879-PM1000G1	PM1000G1	Auxiliary Four Indent Hand Crimp Tool	1187.50

SAF-D-GRID® CONNECTORS

NEW PRODUCT

Features:

- Touch Safe
- Arching Protection
- Hot Plug Rated
- First mate, last break ground contact
- Internal Latch

Specifications:

- Voltage (AC/DC): UL 1977/CSA 22.2: 600
  IEC: 400
- Current Rating: 20A
- Operating Temp.: -20°C to +80°C

Receptacles

For quantities greater than listed, call for quote.

MOUSER STOCK NO.	APP Part No.	Fig.	Description	Price Each 1	25	50	100
879-2002G1-BK	2002G1-BK	G	Standard housing for 0.8mm panel	2.24	2.00	1.81	1.71
879-2002G3-BK	2002G3-BK	G	Standard housing for 1.0mm panel	2.24	2.00	1.81	1.71
879-2005G1-BK	2005G1-BK	H	Short depth housing for 0.8mm panel	2.24	2.00	1.81	1.71
879-2005G3-BK	2005G3-BK	H	Short depth housing for 1.0mm panel	3.15	2.84	2.57	2.44

Receptacle Kits

879-2002G1KIT	2002G1KIT	G	2002G1 w/ 3 #16AWG contacts crimped to 12in. wires	10.67	9.64	8.93	8.55
879-2002G3KIT	2002G3KIT	G	2002G3 w/ 3 #16AWG contacts crimped to 12in. wires	10.67	9.64	8.93	8.55
879-2005G1KIT	2005G1KIT	H	2005G1 w/ 3 #16AWG contacts crimped to 12in. wires	10.67	9.64	8.93	8.55
879-2005G3KIT	2005G3KIT	H	2005G3 w/ 3 #16AWG contacts crimped to 12in. wires	10.67	9.64	8.93	8.55

Contact

879-2003G1-LPBK	2003G1-LPBK	I	Contact, loose piece, 12 to 18AWG	.47	.44	.402	.377

Tool

MOUSER STOCK NO.	APP Part No.	Fig.	Description	Price Each
879-1309G9	1309G9	-	Hand Crimp Tool	274.11

Cable Assemblies with Plugs

For quantities greater than listed, call for quote.

MOUSER STOCK NO.	APP Part No.	Fig.	Description	Price Each 1	25	50	100
Single End							
879-2000G3-BK	2000G3-BK	J	14 AWG SOOW UL 600V 90C, Single End 3M	56.19	50.63	45.73	43.42
879-2000G6-BK	2000G6-BK	J	14 AWG SOOW UL 600V 90C, Single End 6M	99.18	89.37	80.71	76.63
Double End							
879-2001G3-BK	2001G3-BK	K	14 AWG SOOW UL 600V 90C, Double End 3M	68.90	62.08	56.07	53.23
879-2001G6-BK	2001G6-BK	K	14 AWG SOOW UL 600V 90C, Double End 6M	111.88	100.82	91.06	86.46

© Copyright 2013 Mouser Electronics

A



B



C



D



E



F



G

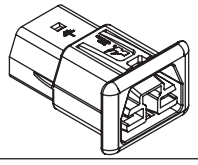

H

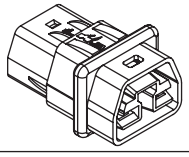

I

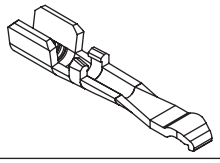

J

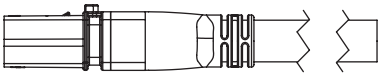

K

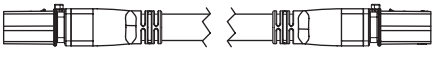

© Copyright 2013 Mouser Electronics

RoHS Compliant **This product is RoHS compliant.**

HOODS/HOUSINGS

The Han-Yellock® interface consists of a housing, bulkhead mounting on the housing side and a carrier hood with cover on the cable side.
Han-Yellock® offers the following features when assembling components:

- Han-Yellock® modules require only male crimp contacts
- The PE is contacted on the housing; it can be connected with crimp and/or Quick Lock contacts
- The Han-Yellock® hoods/housing are not plug-compatible with all other Han® hood/housing series

The Han-Yellock® system can be used with a variety of insulators and contact inserts in order to establish an interface.

Features:

- Two-part hoods for easy wiring and testing
- High robustness via an internal locking mechanism
- Earthed contacts PE in crimped or Quick Lock termination technique
- Protection cover retrofit on housing side

Hoods

For quantities greater than listed, call for quote.

MOUSER STOCK NO.	HARTING Part No.	Fig.	Cable Entry	Cable Entry Metric	Price Each 1	10	25
Size 30							
617-11123001500	11 12 300 1500	A	Side	M20	18.94	17.58	16.10
617-11123001501	11 12 300 1501	A	Side	M25	20.00	18.56	17.00
617-11123001502	11 12 300 1502	A	Side	M32	21.06	19.55	17.90
617-11123001400	11 12 300 1400	B	Top	M20	18.94	17.58	16.10
617-11123001401	11 12 300 1401	B	Top	M25	19.73	18.32	17.00
617-11123001402	11 12 300 1402	B	Top	M32	21.06	19.55	17.90
Size 60							
617-11126001501	11 12 600 1501	A	Side	M25	21.84	20.29	18.84
617-11126001502	11 12 600 1502	A	Side	M32	20.45	18.46	17.64
617-11126001503	11 12 600 1503	A	Side	M40	21.38	19.29	18.45
617-11126001401	11 12 600 1401	B	Top	M25	21.84	20.29	18.84
617-11126001403	11 12 600 1403	B	Top	M40	21.38	19.29	18.45

Carrier Hoods

For quantities greater than listed, call for quote.

MOUSER STOCK NO.	HARTING Part No.	Fig.	Description	Price Each 1	10	25
Size 30						
617-11123000100	11 12 300 0100	C	Plain push button	22.11	20.52	18.80
617-11123000110	11 12 300 0110	D	Push button, slot	22.25	20.08	19.20
Size 60						
617-11126000110	11 12 600 0110	D	Push button, slot	24.17	21.82	20.39
617-11126005451	11 12 600 5451	-	Protection Cover	12.81	11.64	11.05

Housings

For quantities greater than listed, call for quote.

MOUSER STOCK NO.	HARTING Part No.	Fig.	Description	Price Each 1	10	25
Size 30						
617-11123000301	11 12 300 0301	E	Bulkhead mounting	17.63	16.03	14.79
617-11123000302	11 12 300 0302	E	Bulkhead mounting with fastners	21.06	19.55	17.90
Size 60						
617-11126000301	11 12 600 0301	E	Bulkhead mounting	21.64	20.08	18.40
617-11126005401	11 12 600 5401	-	Protection Cover	12.05	11.19	10.39

MODULES

Features:

- Snap-in assembly from mating side and from termination side
- Wiring with male contacts only
- Bus bar within bridge attachements
- Finger safe design
- Fast and tool-less assembly

For quantities greater than listed, call for quote.

MOUSER STOCK NO.	HARTING Part No.	Fig.	Description	Price Each 1	10	25
617-11051053001	11 05 105 3001	F	Module	4.71	4.52	4.27

MULTIPLIER MODULES

Features:

- Visible bridge position from mating side and from termination side
- Multiplier can be placed on the housing side or on the cable side
- Bus bar functionality for 1 up to 5 contacts
- Fast and easy exchange

For quantities greater than listed, call for quote.

MOUSER STOCK NO.	HARTING Part No.	Fig.	Description	Price Each 1	10	25
617-11051052801	11 05 105 2801	G	Multiplier Module 1:1	8.42	8.07	7.50
617-11051052802	11 05 105 2802	H	Multiplier Module 2:3	9.23	8.83	8.20
617-11051052803	11 05 105 2803	I	Multiplier Module 3:2	9.23	8.83	8.26
617-11051052804	11 05 105 2804	J	Multiplier Module 4:1	9.23	8.83	8.43
617-11051052805	11 05 105 2805	K	Multiplier Module 5:0	9.23	8.83	8.34

CRIMP CONTACTS

For quantities greater than listed, call for quote.

MOUSER STOCK NO.	HARTING Part No.	Fig.	Description	Price Each 1	10	25
617-11050006101	11 05 000 6101	L	Crimp Contact .14-.37mm 26-22AWG	.87	.76	.717
617-11050006102	11 05 000 6102	L	Crimp Contact 0.5mm 20AWG	.87	.76	.717
617-11050006103	11 05 000 6103	L	Crimp Contact 0.75mm 18AWG	.86	.749	.706
617-11050006104	11 05 000 6104	L	Crimp Contact 1mm 18AWG	.86	.749	.706
617-11050006105	11 05 000 6105	L	Crimp Contact 1.5mm 16AWG	.86	.749	.706
617-11050006106	11 05 000 6106	L	Crimp Contact 2.5mm 14AWG	.86	.749	.706
617-11050006107	11 05 000 6107	L	Crimp Contact 3mm 12AWG	.86	.749	.706
617-11050006108	11 05 000 6108	L	Crimp Contact 4mm 12AWG	.86	.749	.706

ACCESSORIES

For quantities greater than listed, call for quote.

MOUSER STOCK NO.	HARTING Part No.	Fig.	Description	Price Each 1	10	25
617-11003000101	11 00 300 0101	M	HAN Adapter Frame Size 30 for Hoods	5.33	5.10	4.80
617-11003000301	11 00 300 0301	M	HAN Adapter Frame Size 30 for Housings	5.33	5.10	4.80
617-11000009501	11 00 000 9501	N	Coding Pins Set of 8	5.01	4.79	4.49

TOOLS

For quantities greater than listed, call for quote.

MOUSER STOCK NO.	HARTING Part No.	Description	Price Each 1	5
617-11990000001	11 99 000 0001	Removal Tool Modules and Frames	1.46	1.01
617-09990000341	09 99 000 0341	Crimp Tool Locator For 09 99 000 0110	47.23	42.65
617-09990000342	09 99 000 0342	Crimp Tool Locator For 09 99 000 0001	5.14	4.92
617-09990000343	09 99 000 0343	Crimp Tool Locator For 09 99 000 0021	35.45	32.00

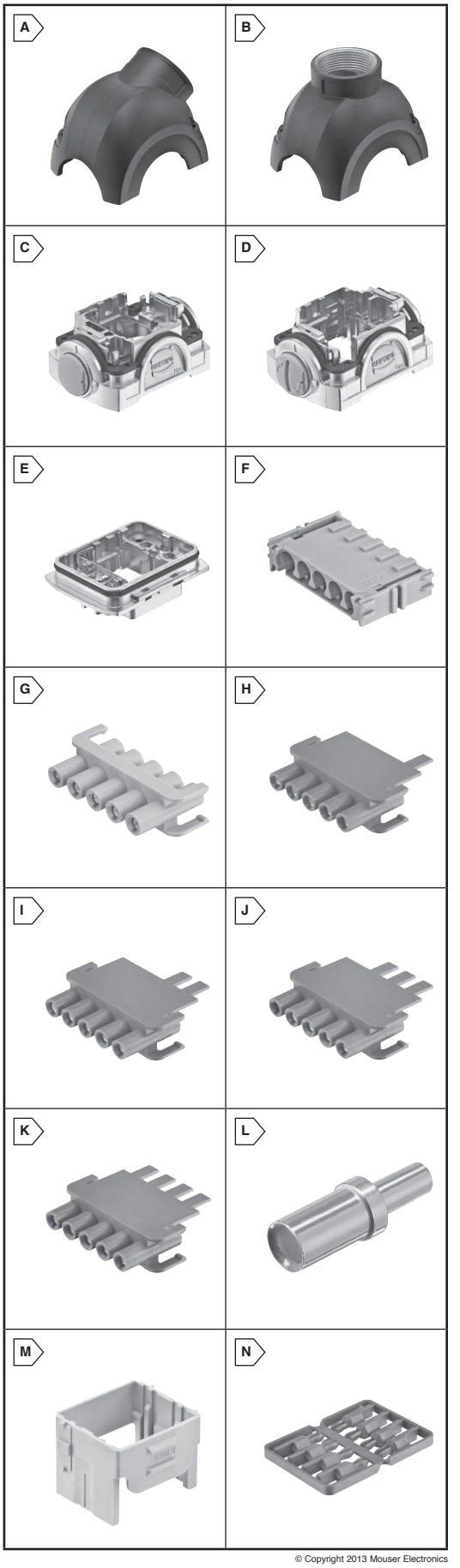

© Copyright 2013 Mouser Electronics

© Copyright 2013 Mouser Electronics

HARTING Heavy Duty Han® Power Connectors

RoHS Compliant This page of product is compliant.

HARTING Pushing Performance

Contact Arrangement View Is From Termination Side Of The Male Connector

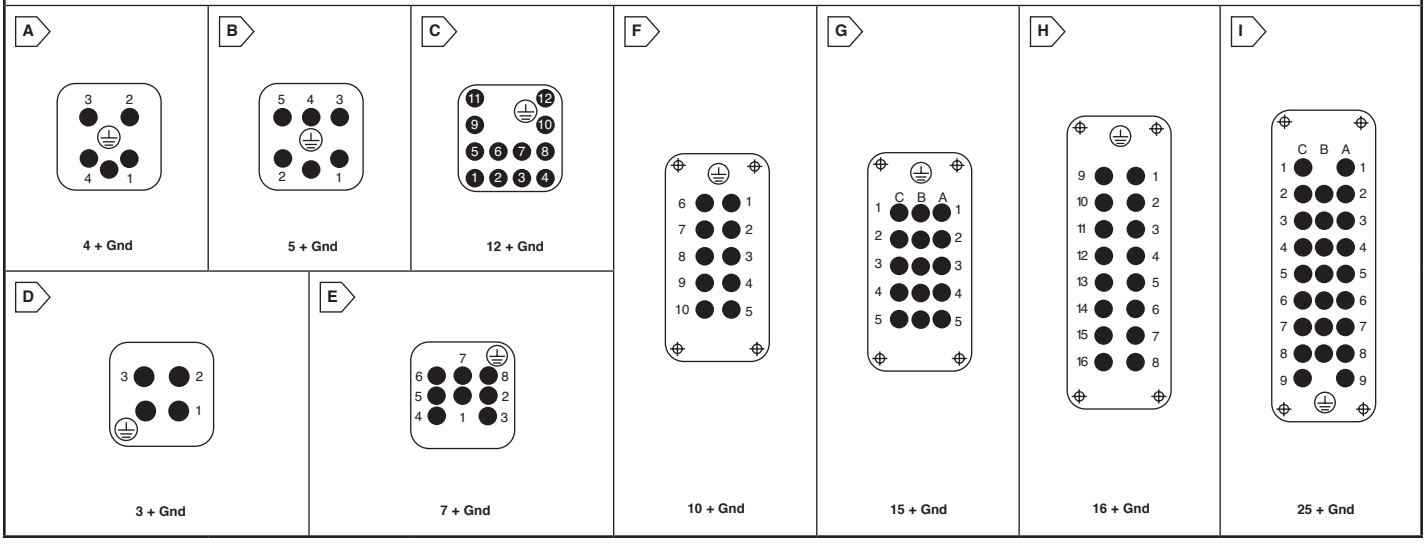

HAN® QUICK LOCK® INSERTS FOR 3A HOODS AND HOUSINGS

- Utilizes spring cage connection for rapid termininations
- No special tooling required for termination - Termination is actuated with a simple screwdriver
- Compatible with existing HAN Inserts
- Leading protective ground
- Male and Female inserts are interchangeable between hoods and housings
- Polarized for correct mating

RoHS Compliant

✻✻ Only ground terminal utilizes Quick Lock Termination

✻ Crimp contacts sold separately (see Accessories page)

For quantities greater than listed, call for quote.

MOUSER STOCK NO.	HARTING Part No.	Fig.	No. of Positions	Insert Type	Han® Hood & Housing Size	AWG	Contact Type	Han® Insert Series	Contact Rating Amps/Voltage	Price Each		
										1	10	25
617-09200042633	09 20 004 2633	A	4 + Gnd	Male	3A	20-14	Quick Lock	A	10A/ 400V	13.34	12.13	11.57
617-09200042733	09 20 004 2733	A	4 + Gnd	Female	3A	20-14	Quick Lock	A	10A/ 400V	14.22	12.93	12.29
617-09120052633	09 12 005 2633	B	5 + Gnd	Male	3A	20-14	Quick Lock	Q	10A/ 400V	21.42	19.32	18.90
617-09120052733	09 12 005 2733	B	5 + Gnd	Female	3A	20-14	Quick Lock	Q	10A/ 400V	22.01	19.87	18.43
✻✻ 617-09120123001	09 12 012 3001	C	12 + Gnd	Male	3A	20-14	Quick Lock/Crimp	Q	10A/ 400V	13.65	12.41	12.13
✻✻ 617-09120123101	09 12 012 3101	C	12 + Gnd	Female	3A	20-14	Quick Lock/Crimp	Q	10A/ 400V	13.67	12.43	11.78

HAN® CRIMP/SCREW INSERTS FOR TYPE A HOODS AND HOUSINGS

- Leading protective ground
- Male and Female inserts are interchangeable between hoods and housings
- Crimp Contacts selection is based on Han® insert series and AWG size
- Crimp Contacts sold separately (see Accessories page)
- Polarized for correct mating
- Screw Terminals or Crimp Contacts
- RoHS compliant per HARTING documentation

RoHS Compliant

Inserts are organized by hood and housing size

✻ Crimp contacts sold separately (see Accessories page)

For quantities greater than listed, call for quote.

MOUSER STOCK NO.	HARTING Part No.	Fig.	No. of Positions	Insert Type	Han® Hood & Housing Size	AWG	Contact Type	Han® Insert Series	Contact Rating Amps/Voltage	Price Each		
										1	10	25
617-09-20-003-2611	09 20 003 2611	D	3 + Gnd	Male	3A	18-14	Screw	A	10A/ 600V	12.12	11.02	10.69
617-09-20-003-2711	09 20 003 2711	D	3 + Gnd	Female	3A	18-14	Screw	A	10A/ 600V	13.40	12.18	11.50
617-09-20-004-2611	09 20 004 2611	A	4 + Gnd	Male	3A	18-14	Screw	A	10A/ 600V	13.79	12.54	11.80
617-09-20-004-2711	09 20 004 2711	A	4 + Gnd	Female	3A	18-14	Screw	A	10A/ 600V	14.32	13.01	11.99
617-09-12-005-3001	09 12 005 3001	B	5 + Gnd	Male	3A	20-14	Crimp	Q	16A/ 600V	12.93	11.75	10.98
617-09-12-005-3101	09 12 005 3101	B	5 + Gnd	Female	3A	20-14	Crimp	Q	16A/ 600V	11.91	11.38	10.19
617-09-21-007-3031	09 21 007 3031	E	7 + Gnd	Male	3A	26-14	Crimp	D	10A/ 600V	7.08	6.78	6.40
617-09-21-007-3131	09 21 007 3131	E	7 + Gnd	Female	3A	26-14	Crimp	D	10A/ 600V	7.08	6.78	6.43
617-09-20-010-2612	09 20 010 2612	F	10 + Gnd	Male	10A	18-14	Screw	A	16A/ 250V	21.26	17.87	16.88
617-09-20-010-2812	09 20 010 2812	F	10 + Gnd	Female	10A	18-14	Screw	A	16A/ 250V	20.29	18.31	18.26
617-09-21-015-3001	09 21 015 3001	G	15 + Gnd	Male	10A	26-14	Crimp	D	10A/ 250V	16.31	14.82	14.05
617-09-21-015-3101	09 21 015 3101	G	15 + Gnd	Female	10A	26-14	Crimp	D	10A/ 250V	16.31	14.82	13.96
617-09-20-016-2612	09 20 016 2612	H	16 + Gnd	Male	16A	18-14	Screw	A	16A/ 250V	22.80	20.58	19.67
617-09-20-016-2812	09 20 016 2812	H	16 + Gnd	Female	16A	18-14	Screw	A	16A/ 250V	30.13	27.19	27.15
617-09-21-025-3001	09 21 025 3001	I	25 + Gnd	Male	16A	26-14	Crimp	D	10A/ 250V	17.57	16.31	15.20
617-09-21-025-3101	09 21 025 3101	I	25 + Gnd	Female	16A	26-14	Crimp	D	10A/ 250V	17.55	16.29	15.02

© Copyright 2013 Mouser Electronics

© Copyright 2013 Mouser Electronics

HARTING Heavy Duty Han® Power Connectors

HAN® INSERTS FOR TYPE B HOODS AND HOUSINGS

- Leading protective ground
- Polarized for correct mating
- Male and Female inserts are interchangeable between hoods and housings
- RoHS Compliant per HARTING documentation
- Crimp Contacts sold separately (see accessories page)
- Axial Screw terminations recommended VDE 0295 Tupe 5 fine Wire Strand

RoHS Compliant

Contact Arrangement View Is From Termination Side Of The Male Connector

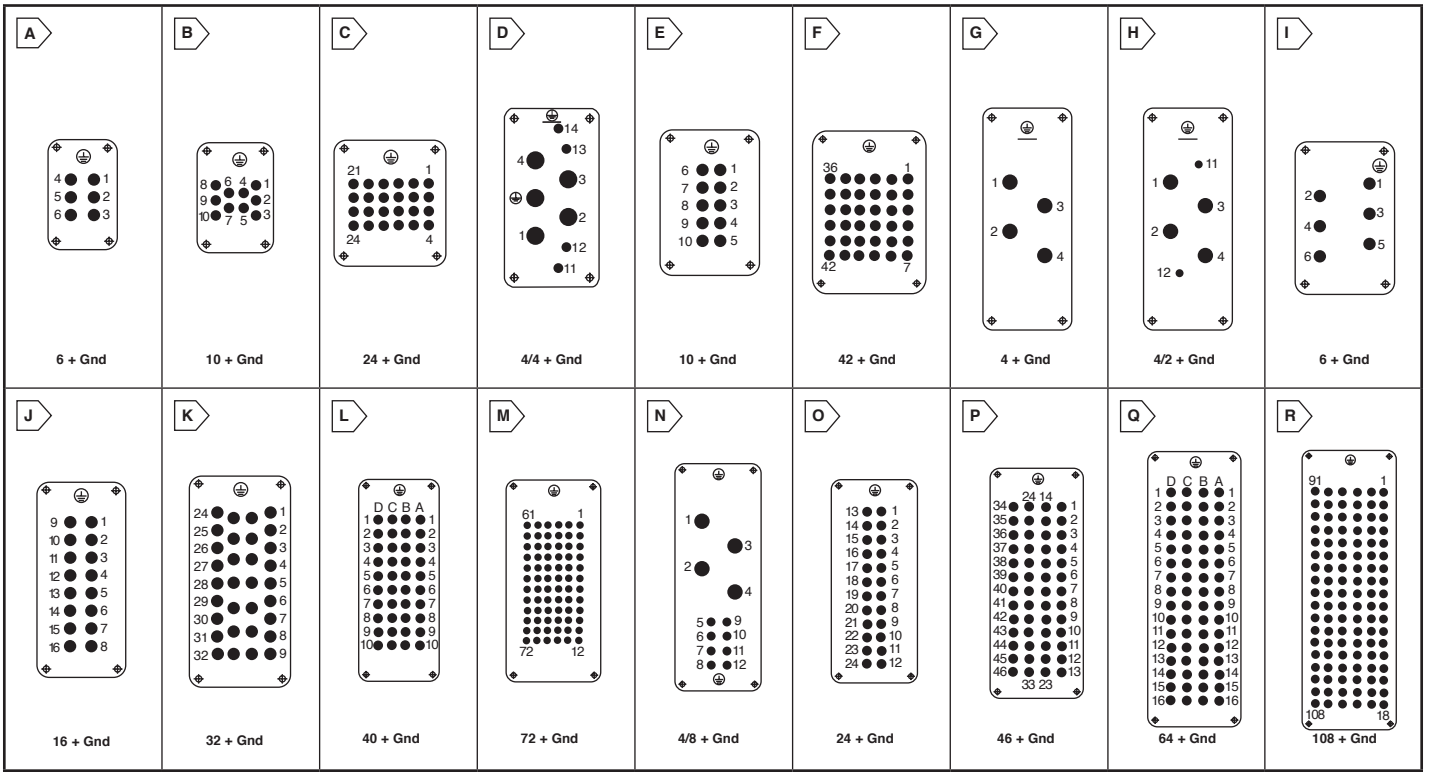

Power Connectors

HARTING

Inserts are organized by Hood and Housing size

✻Crimp contacts sold separately (see accessories page)

For quantities greater than listed, call for quote.

MOUSER STOCK NO.	HARTING Part No.	Fig.	No. of Positions	Insert Type	Han® Hood & Housing Size	Contact Type	AWG	Han® Insert Series	Contact Rating	Price Each	
										1	10
617-09-33-006-2601	09 33 006 2601	A	6 + Gnd	Male	6B	Screw	14	E	16A/600V	15.24	13.85
617-09-33-006-2701	09 33 006 2701	A	6 + Gnd	Female	6B	Screw	14	E	16A/600V	15.79	14.36
617-09-33-006-2602	09 33 006 2602	A	6 + Gnd	Male	6B	Crimp	20-12	E	16A/600V	14.15	12.86
617-09-32-010-3001	09 32 010 3001	B	10 + Gnd	Male	6B	Crimp	20-12	EE	16A/600V	21.59	19.50
617-09-32-010-3101	09 32 010 3101	B	10 + Gnd	Female	6B	Crimp	20-12	EE	16A/600V	21.91	19.77
617-09-16-024-3001	09 16 024 3001	C	24 + Gnd	Male	6B	Crimp	26-14	DD	10A/600V	23.38	21.10
617-09-16-024-3101	09 16 024 3101	C	24 + Gnd	Female	6B	Crimp	26-14	DD	10A/600V	23.38	21.10
617-09380082601	09 38 008 2601	D	4/4 + Gnd	Male	10B	Screw	Pwr 8-4/Sig 26-14	Han Com	Pwr 63A/Sig 16A	103.66	97.53
617-09380082701	09 38 008 2701	D	4/4 + Gnd	Female	10B	Screw	Pwr 8-4/Sig 26-14	Han Com	Pwr 63A/Sig 16A	114.27	107.55
617-09380082602	09 38 008 2602	D	4/4 + Gnd	Male	10B	Screw	Pwr 8-4/Sig 26-14	Han Com	Pwr 63A/Sig 16A	103.66	97.53
617-09380082702	09 38 008 2702	D	4/4 + Gnd	Female	10B	Screw	Pwr 8-4/Sig 26-14	Han Com	Pwr 63A/Sig 16A	116.62	109.72
617-09380082611	09 38 008 2611	D	4/4 + Gnd	Male	10B	Screw	Pwr 8-4/Sig 26-14	Han Com	Pwr 63A/Sig 16A	102.17	96.13
617-09380082612	09 38 008 2612	D	4/4 + Gnd	Female	10B	Screw	Pwr 8-4/Sig 26-14	Han Com	Pwr 63A/Sig 16A	102.17	96.13
617-09-33-010-2601	09 33 010 2601	E	10 + Gnd	Male	10B	Screw	18-14	E	16A/600V	18.51	17.18
617-09-33-010-2701	09 33 010 2701	E	10 + Gnd	Female	10B	Screw	18-14	E	16A/600V	19.16	17.79
617-09-33-010-2602	09 33 010 2602	E	10 + Gnd	Male	10B	Crimp	20-12	E	16A/600V	15.61	14.19
617-09-33-010-2702	09 33 010 2702	E	10 + Gnd	Female	10B	Crimp	20-12	E	16A/600V	15.60	14.18
617-09-16-042-3001	09 16 042 3001	F	42 + Gnd	Male	10B	Crimp	26-14	DD	10A/600V	24.48	22.10
617-09-16-042-3101	09 16 042 3101	F	42 + Gnd	Female	10B	Crimp	26-14	DD	10A/600V	24.54	22.16
617-09-38-006-2611	09 38 006 2611	G	4 + Gnd	Male	16B	Screw	16-6	Han-Com	80A/600	75.24	70.79
617-09-38-006-2711	09 38 006 2711	G	4 + Gnd	Female	16B	Screw	16-6	Han-Com	80A/600	101.71	95.73
617-09-38-006-2601	09 38 006 2601	H	4/2 + Gnd	Male	16B	Screw	20-14	Han-Com	80A/16A/600V	79.20	74.54
617-09-38-006-2701	09 38 006 2701	H	4/2 + Gnd	Female	16B	Screw	20-14	Han-Com	80A/16A/600V	105.71	99.48
617-09-31-006-2601	09 31 006 2601	I	6 + Gnd	Male	16B	Screw	10	HsB	35A/600V	30.21	27.26
617-09-31-006-2701	09 31 006 2701	I	6 + Gnd	Female	16B	Screw	10	HsB	35A/600V	37.55	33.90
617-09-33-016-2601	09 33 016 2601	J	16 + Gnd	Male	16B	Screw	18-14	E	16A/600V	20.45	18.98
617-09-33-016-2701	09 33 016 2701	J	16 + Gnd	Female	16B	Screw	18-14	E	16A/600V	22.14	20.54
617-09-33-016-2602	09 33 016 2602	J	16 + Gnd	Male	16B	Crimp	20-12	E	16A/600V	18.43	17.11
617-09-33-016-2702	09 33 016 2702	J	16 + Gnd	Female	16B	Crimp	20-12	E	16A/600V	18.43	17.11
617-09-32-032-3001	09 32 032 3001	K	32 + Gnd	Male	16B	Crimp	20-12	EE	16A/600V	30.41	27.45
617-09-32-032-3101	09 32 032 3101	K	32 + Gnd	Female	16B	Crimp	20-12	EE	16A/600V	31.08	28.04
617-09-21-040-3001	09 21 040 3001	L	40 + Gnd	Male	16B	Crimp	26-14	D	10A/600V	18.47	17.14
617-09-21-040-3101	09 21 040 3101	L	40 + Gnd	Female	16B	Crimp	26-14	D	10A/600V	17.61	15.86
617-09-16-072-3001	09 16 072 3001	M	72 + Gnd	Male	16B	Crimp	26-14	DD	10A/600V	26.11	23.56
617-09-16-072-3101	09 16 072 3101	M	72 + Gnd	Female	16B	Crimp	26-14	DD	10A/600V	27.46	24.78
617-09-38-012-2601	09 38 012 2601	N	4/8 + Gnd	Male	24B	Screw	16-6/20-14	Han-Com	80A/16A/600V	84.93	79.93
617-09-38-012-2701	09 38 012 2701	N	4/8 + Gnd	Female	24B	Screw	16-6/20-14	Han-Com	80A/16A/600V	97.86	92.11
617-09-33-024-2601	09 33 024 2601	O	24 + Gnd	Male	24B	Screw	18-14	E	16A/600V	24.28	22.04
617-09-33-024-2701	09 33 024 2701	O	24 + Gnd	Female	24B	Screw	18-14	E	16A/600V	26.39	23.82
617-09-33-024-2602	09 33 024 2602	O	24 + Gnd	Male	24B	Crimp	20-12	E	16A/600V	21.05	19.54
617-09-33-024-2702	09 33 024 2702	O	24 + Gnd	Female	24B	Crimp	20-12	E	16A/600V	21.06	19.55
617-09-32-046-3001	09 32 046 3001	P	46 + Gnd	Male	24B	Crimp	20-12	EE	16A/600V	36.42	32.87
617-09-32-046-3101	09 32 046 3101	P	46 + Gnd	Female	24B	Crimp	20-12	EE	16A/600V	38.21	34.49
617-09-21-064-3001	09 21 064 3001	Q	64 + Gnd	Male	24B	Crimp	26-14	D	10A/600V	19.08	17.71
617-09-21-064-3101	09 21 064 3101	Q	64 + Gnd	Female	24B	Crimp	26-14	D	10A/600V	19.36	17.97
617-09-16-108-3001	09 16 108 3001	R	108 + Gnd	Male	24B	Crimp	26-14	DD	10A/600V	29.34	26.47
617-09-16-108-3101	09 16 108 3101	R	108 + Gnd	Female	24B	Crimp	26-14	DD	10A/600V	29.34	26.47

© Copyright 2013 Mouser Electronics

© Copyright 2013 Mouser Electronics

HARTING Heavy Duty Han® Modular Connectors and Modules

RoHS Compliant **This page of product is compliant.**

HAN® HC 250 HI-CURRENT CRIMP CONNECTOR

- Crimp termination for vibration resistance and reliable low cost assembly
- Designed for thick cable insulations used in transportation markets
- Modular construction for high flexibility in terms of the number of poles and frame geometries
- Ease of mounting in the existing Han® 24HPR housing up to 4 poles
- High voltage rating of 2000V
- Wide range of conductor sizes of 35, 50 and 70mm²
- Particularly suited to motor connections and aggressive environments

For quantities greater than listed, call for quote.

MOUSER STOCK NO.	HARTING Part No.	Fig.	Description	Price Each		
				1	10	25
617-09110006127	09 11 000 6127	A	Crimp Contact 35mm² Male	30.41	29.07	27.31
617-09110006128	09 11 000 6128	A	Crimp Contact 35mm² Female	27.72	25.04	24.00
617-09110006129	09 11 000 6129	B	Crimp Contact 50mm² Male	30.41	29.07	27.31
617-09110006227	09 11 000 6227	B	Crimp Contact 50mm² Female	40.98	39.17	36.80
617-09110006228	09 11 000 6228	C	Crimp Contact 70mm² Male	37.38	33.76	32.36
617-09110006229	09 11 000 6229	C	Crimp Contact 70mm² Female	40.98	39.17	36.80
617-09110009925	09 11 000 9925	D	4 Pole Mounting Frame - Male	32.41	29.28	28.06
617-09110009926	09 11 000 9926	D	4 Pole Mounting Frame - Female	32.41	29.28	28.06
617-09110013021	09 11 001 3021	E	Insulation Body - Male	10.79	10.31	9.69
617-09110013121	09 11 001 3121	E	Insulation Body - Female	10.79	10.31	9.69

D-SUB MODULES

- Ideal for transmission of sensitive signals
- Suitable for industrial applications
- DIN VDE 0627, DIN VDE 0110, DIN EN 61 984

✻ Crimp contact sold separately

For quantities greater than listed, call for quote.

MOUSER STOCK NO.	HARTING Part No.	Fig.	No. of Positions	Insert Type	Contact Type✻	AWG	Contact Rating	Price Each		
								1	10	25
617-09-14-009-3001	09 14 009 3001	F	9	Male	Crimp	26-20	5A/50V	21.30	19.77	18.30
617-09-14-009-3101	09 14 009 3101	G	9	Female	Crimp	26-20	5A/50V	21.75	20.18	18.14

Individual Crimp Contacts

For quantities greater than listed, call for quote.

MOUSER STOCK NO.	HARTING Part No.	Fig.	Contact Type	Wire Gauge	Price Each		
					1	100	500
617-09-67-000-7177	09 67 000 7177	-	Stamped Male	28-24AWG	.26	.161	.107
617-09-67-000-7277	09 67 000 7277	-	Stamped Female	28-24AWG	.28	.182	.131
617-09-67-000-8177	09 67 000 8177	-	Stamped Male	24-20AWG	.28	.171	.128
617-09-67-000-8277	09 67 000 8277	-	Stamped Female	24-20AWG	.28	.183	.131

PNEUMATIC MODULES

- 3 contacts for transmission of clean and dry compressed air
- Termination of 1.6mm, 3mm, 4mm and 6mm ID-tubes
- Tube sizes may be mixed in module
- Robust plastic contact
- RoHS Compliant per HARTING documentation

✻ Contacts with SHUT OFF also available

For quantities greater than listed, call for quote.

MOUSER STOCK NO.	HARTING Part No.	Fig.	Description	Price Each		
				1	10	25
617-09-14-003-4501	09 14 003 4501	H	3 Position Male/Female Pneumatic Module	5.70	5.47	5.23
Contacts - Without Shut Off						
617-09-14-000-6151	09 14 000 6151	I	Male - 1.6mm Tube internal diameter	8.73	8.37	7.71
617-09-14-000-6152	09 14 000 6152	J	Male - 3.0mm Tube internal diameter	7.45	7.14	6.55
617-09-14-000-6153	09 14 000 6153	K	Male - 4.0mm Tube internal diameter	6.21	5.59	5.28
✻ 617-09-14-000-6251	09 14 000 6251	L	Female - 1.6mm Tube internal diameter	8.67	8.28	7.62
✻ 617-09-14-000-6252	09 14 000 6252	M	Female - 3.0mm Tube internal diameter	7.52	7.20	6.77
✻ 617-09-14-000-6253	09 14 000 6253	N	Female - 4.0mm Tube internal diameter	7.45	7.14	6.64

MODULES

- Male insert with additional protection collar
- Polorization of module
- DIN VDE 0627, DIN VDE 0110, DIN EN 61 984
- Axial screw terminations recommended VDE 0295 Type 5 fine strand wire
- RoHS Compliant per HARTING documentation

Axial Screw Modules

For quantities greater than listed, call for quote.

MOUSER STOCK NO.	HARTING Part No.	Fig.	No. of Positions	Insert Type	Contact Type✻	AWG	Contact Rating	Price Each		
								1	10	25
Han® Axial Screw Module 40										
617-09-14-002-2601	09 14 002 2601	O	2	Male	Axial Screw	14-8	40A/1000V	20.17	18.20	17.77
617-09-14-002-2701	09 14 002 2701	P	2	Female	Axial Screw	14-8	40A/1000V	22.08	21.34	20.22
Han® Axial Screw Module 70										
617-09140022641	09 14 002 2641	Q	2	Male	Axial Screw	8-4	70A/1000V	36.86	33.27	32.01
617-09140022741	09 14 002 2741	R	2	Female	Axial Screw	8-4	70A/1000V	36.86	33.27	31.94
617-09140022642	09 14 002 2642	Q	2	Male	Axial Screw	8-4	70A/1000V	36.86	33.27	32.13
617-09140022742	09 14 002 2742	R	2	Female	Axial Screw	8-4	70A/1000V	36.86	33.27	31.16
Han® Axial Screw Module 100										
617-09-14-002-2651	09 14 002 2651	S	2	Male	Axial Screw	5-1 1/2	100A/1000V	45.74	41.29	38.52
617-09-14-002-2751	09 14 002 2751	T	2	Female	Axial Screw	5-1 1/2	100A/1000V	50.83	47.83	45.54
Han® C Axial Screw Modules										
617-09-14-003-2601	09 14 003 2601	U	3	Male	Axial Screw	14-8	40A/690V	21.61	19.51	19.05
617-09-14-003-2701	09 14 003 2701	V	3	Female	Axial Screw	14-8	40A/690V	25.83	23.32	22.82

Crimp Modules

✻ Crimp contact sold separately

Han® C Modules										
617-09-14-003-3001	09 14 003 3001	W	3	Male	Crimp	16-10	40A/400/690V	8.11	7.77	7.15
617-09-14-003-3101	09 14 003 3101	V	3	Female	Crimp	16-10	40A/400/690V	8.11	7.79	7.13
Han® E Modules										
617-09-14-006-3001	09 14 006 3001	X	6	Male	Crimp	26-12	16A/600V	10.07	9.62	8.90
617-09-14-006-3101	09 14 006 3101	Y	6	Female	Crimp	26-12	16A/600V	10.07	9.62	8.57
Han® DD Modules										
617-09-14-012-3001	09 14 012 3001	Z	12	Male	Crimp	26-14	10A/250V	5.54	5.32	4.80
617-09-14-012-3101	09 14 012 3101	AA	12	Female	Crimp	26-14	10A/250V	5.56	5.34	4.82

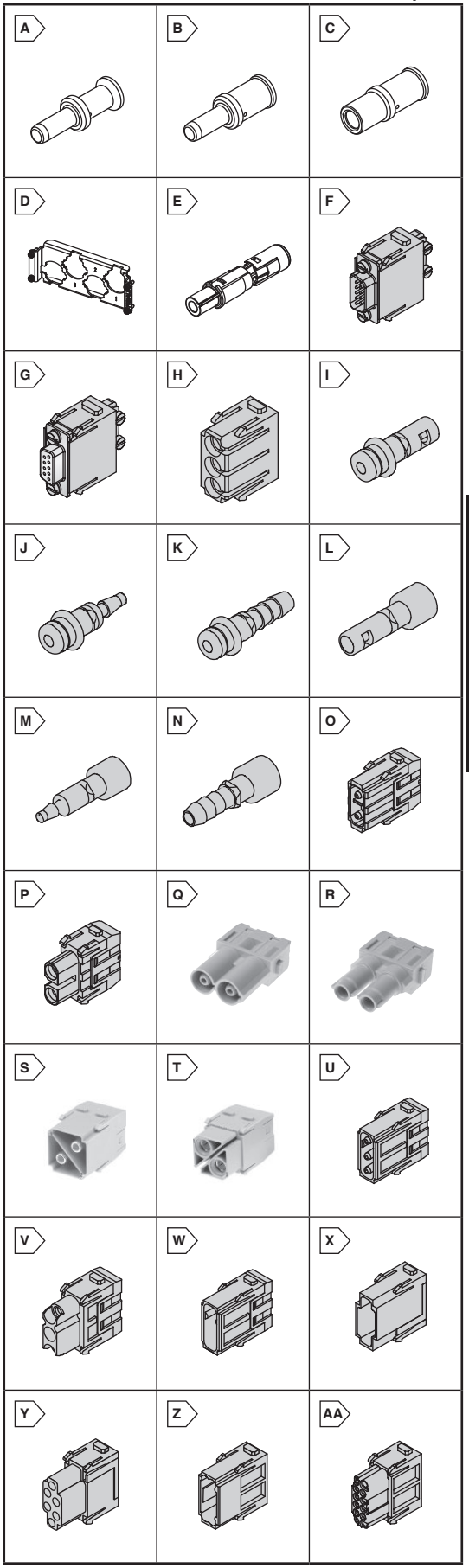

© Copyright 2013 Mouser Electronics

© Copyright 2013 Mouser Electronics

HARTING Housings, Hoods and Frames

RoHS Compliant This page of product is compliant.

Pushing Performance

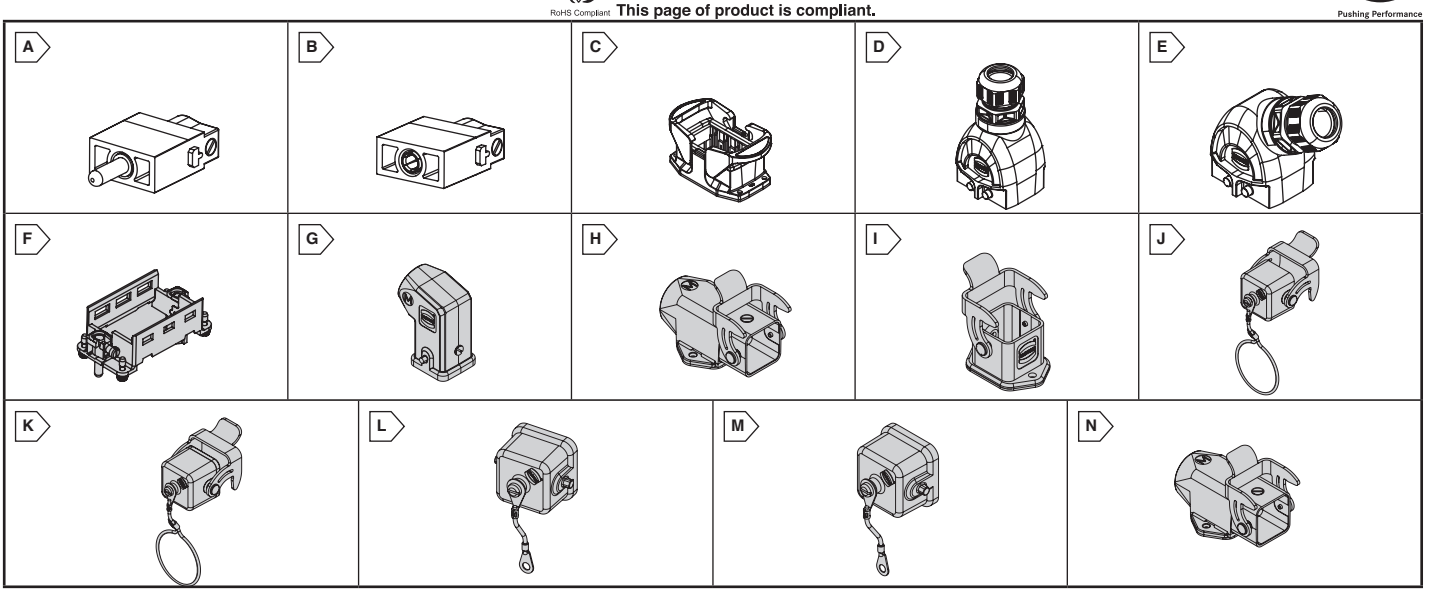

HAN-ECO® SERIES

- Available in sizes 6B, 10B, 16B and 24B including integrated cable glands
- Capable for applications according protection class II
- Same panel cut out as Han® B housings, bulkhead mounting
- Not mating compatible with series Han® B

RoHS Compliant

For quantities greater than listed, call for quote.

MOUSER STOCK NO.	HARTING Part No.	Fig.	Han-Eco® Hood & Housing Size	Description	Price Each		
					1	10	25
617-19410012600	19 41 001 2600	A	-	Male insert contact module	13.79	12.54	11.78
617-19410012700	19 41 001 2700	B	-	Female insert contact module	13.79	12.54	11.89
617-19410060301	19 41 006 0301	C	6B	6B Bulkhead mounting housing	14.05	12.78	11.99
617-19410100301	19 41 010 0301	C	10B	10B Bulkhead mounting housing	19.51	18.10	16.76
617-19410160301	19 41 016 0301	C	16B	16B Bulkhead mounting housing	20.43	18.96	17.78
617-19410240301	19 41 024 0301	C	24B	24B Bulkhead mounting housing	21.75	20.19	18.49
617-19411060422	19 41 106 0422	D	6B	6B Top Entry Hood	25.06	22.62	21.68
617-19411060522	19 41 106 0522	E	6B	6B Side Entry Hood	25.06	22.62	21.68
617-19411100422	19 41 110 0422	D	10B	10B Top Entry Hood	27.71	25.02	23.96
617-19411100522	19 41 110 0522	E	10B	10B Side Entry Hood	27.71	25.02	23.96
617-19411160423	19 41 116 0423	D	16B	16B Top Entry Hood	40.40	36.47	34.95
617-19411160523	19 41 116 0523	E	16B	16B Side Entry Hood	40.40	36.47	34.95
617-19411240423	19 41 124 0423	D	24B	24B Top Entry Hood	44.60	40.25	38.57
617-19411240523	19 41 124 0523	E	24B	24B Side Entry Hood	44.60	40.25	38.57

HINGED FRAMES

- Grounding system according to VDE
- Modules can only be assembled polarized to guarantee correct orientation
- Both male and female modules may be mounted in the same hinged frame
- Hinged frames are mountable in standard hoods/housings
- High mechanical reliability of modules in case of vibrations and impact stress
- DIN VDE 0627, DIN VDE 0110, DIN EN 61 984
- RoHS Compliant per HARTING documentation
- Rigid die cast zinc frame
- Alphabetical marking of module positions
- No tool necessary to remove modules

RoHS Compliant

For quantities greater than listed, call for quote.

MOUSER STOCK NO.	HARTING Part No.	Fig.	Han® Hood & Housing Size	Frame Size	Frame Marking	Price Each		
						1	10	25
617-09-14-006-0303	09 14 006 0303	F	6B	Holds 2 Modules	A-B	23.43	21.16	19.71
617-09-14-006-0313	09 14 006 0313	F	6B	Holds 2 Modules	a-b	23.45	21.18	19.96
617-09-14-010-0303	09 14 010 0303	F	10B	Holds 3 Modules	A-C	22.77	20.54	20.44
617-09-14-010-0313	09 14 010 0313	F	10B	Holds 3 Modules	a-c	22.77	20.54	19.28
617-09-14-016-0303	09 14 016 0303	F	16B	Holds 4 Modules	A-D	22.90	20.67	20.34
617-09-14-016-0313	09 14 016 0313	F	16B	Holds 4 Modules	a-d	23.34	21.07	20.20
617-09-14-024-0303	09 14 024 0303	F	24B	Holds 6 Modules	A-F	23.94	21.60	21.30
617-09-14-024-0313	09 14 024 0313	F	24B	Holds 6 Modules	a-f	23.94	21.60	20.54
Accessory								
617-09-14-000-9960	09 14 000 9960	-	Locking Element for frames - 20 locks per piece			6.21	5.95	5.60

HAN-INOX® STAINLESS STEEL HOUSINGS AND HOODS

Features:
- Stainless steel hoods and housings
- Stainless steel locking elements
- Resistant against aggressive detergents
- Suitable for all standard inserts that fit into size Han® 3A

Applications:
- Food and beverage industry
- Water and sewage industry
- Pharmaceutical industry
- Chemical industry
- Offshore and shipbuilding

For quantities greater than listed, call for quote.

MOUSER STOCK NO.	HARTING Part No.	Fig.	Han® Size	Description	Price Each		
					1	10	25
617-19440031640	19 44 003 1640	G	3A	M20 Side Entry Stainless Steel Hood	68.93	64.84	62.83
617-19440031643	19 44 003 1643	G	3A	M20 Side Entry Stainless Steel Hood with Glued Gasket	71.22	67.00	64.93
617-19440031250	19 44 003 1250	H	3A	Right Angled Surface Mounted Housing M20	74.55	70.15	65.95
617-19440030301	19 44 003 0301	I	3A	Bulkhead Housing Stainless Steel	44.41	40.07	40.00
617-19440035422	19 44 003 5422	J	3A	Cover for Hood for Male Inserts	43.67	39.44	37.79
617-19440035421	19 44 003 5421	K	3A	Cover for Hood for Female Inserts	51.11	48.09	46.60
617-19440035426	19 44 003 5426	L	3A	Cover for Housing for Male Inserts	44.65	40.33	38.65
617-19440035425	19 44 003 5425	M	3A	Cover for Housing for Female Inserts	47.64	43.02	41.24
617-19440030801	19 44 003 0801	N	3A	Right Angled Bulkhead Mounted Housing	67.58	63.58	61.61

© Copyright 2013 Mouser Electronics

© Copyright 2013 Mouser Electronics

HEAVY DUTY HAN® POWER CONNECTORS

Han® Hoods and Housings For A and B Inserts

Full Compliance to NEMA Type 4/12

- RoHS Compliant per HARTING documentation

RoHS Compliant

Hoods/Housings Selection:	Select the hood/housing combination that will accommodate the same size male/female inserts selected from the previous pages.
Ingress Protection:	Size 3A Metal = IP 44 Size 3A Plastic = IP 65 All other Metal Sizes = IP 65
Hoods/Housings Color:	Gray (RAL 7037)
Mating Information:	Hoods mate with any Housings of the same size and lever type.
Hood Cable Glands:	Cable Glands are not included with hoods and must be ordered off the accessory page based on PG size and cable diameter.

All hoods are also available in metric threads. Please see your Mouser Sales Representative for more information.

Han® Cable Hoods

✻ Plastic

For quantities greater than listed, call for quote.

MOUSER STOCK NO.	HARTING Part No.	Fig.	Han® Size	Cable Entry	Lever Type	PG Size	Price Each 1	10	25
Size 3A - Standard Profile									
617-09-20-003-1640	09 20 003 1640	A	3A	Right Angle	Single	11	13.42	12.20	11.48
✻ 617-09-20-003-0620	09 20 003 0620	A	3A	Right Angle	Single	11	8.90	8.53	7.75
617-09-20-003-1440	09 20 003 1440	B	3A	Straight	Single	11	8.47	8.12	7.48
✻ 617-09-20-003-0420	09 20 003 0420	B	3A	Straight	Single	11	5.41	5.19	4.83
Size 10A - Standard Profile									
617-09-20-010-0540	09 20 010 0540	C	10A	Right Angle	Single	16	25.49	23.02	22.06
617-09-20-010-0541	09 20 010 0541	C	10A	Right Angle	Single	21	27.20	24.55	22.79
617-09-20-010-0440	09 20 010 0440	D	10A	Straight	Single	16	30.32	27.37	24.64
617-09-20-010-0441	09 20 010 0441	D	10A	Straight	Single	21	32.56	29.39	29.34
Size 10A - Low Profile									
617-09-20-010-1541	09 20 010 1541	C	10A	Right Angle	Single	16	20.19	18.75	17.83
617-09-20-010-1440	09 20 010 1440	D	10A	Straight	Single	13.5	20.87	18.76	17.74
Size 16A - Standard Profile									
617-09-20-016-0541	09 20 016 0541	C	16A	Right Angle	Single	21	24.82	22.41	21.30
617-09-20-016-0441	09 20 016 0441	D	16A	Straight	Single	21	28.83	26.01	25.96
Size 16A - Low Profile									
617-09-20-016-1541	09 20 016 1541	C	16A	Right Angle	Single	16	20.68	18.67	18.63
617-09-20-016-1441	09 20 016 1441	D	16A	Straight	Single	16	21.20	19.13	18.85
Size 6B - Standard Profile									
617-09-30-006-0542	09 30 006 0542	C	6B	Right Angle	Single	21	21.20	19.13	19.07
617-09-30-006-0543	09 30 006 0543	C	6B	Right Angle	Single	29	27.65	24.87	23.49
617-09-30-006-0442	09 30 006 0442	D	6B	Straight	Single	21	20.96	18.92	18.46
617-09-30-006-0443	09 30 006 0443	D	6B	Straight	Single	29	28.16	25.34	23.93
Size 6B - Low Profile									
617-09-30-006-1541	09 30 006 1541	C	6B	Right Angle	Single	16	18.03	16.73	14.99
617-09-30-006-1441	09 30 006 1441	D	6B	Straight	Single	16	18.54	17.21	16.39
Size 10B - Standard Profile									
617-09-30-010-0542	09 30 010 0542	C	10B	Right Angle	Single	21	32.13	29.02	27.82
617-09-30-010-0543	09 30 010 0543	C	10B	Right Angle	Single	29	39.92	36.06	34.56
617-09-30-010-0442	09 30 010 0442	D	10B	Straight	Single	21	43.22	39.00	38.86
617-09-30-010-0443	09 30 010 0443	D	10B	Straight	Single	29	43.83	39.44	38.42
617-09-30-010-0522	09 30 010 0522	E	10B	Right Angle	Double	21	27.00	24.37	23.37
617-09-30-010-0523	09 30 010 0523	E	10B	Right Angle	Double	29	30.11	27.18	26.23
617-09-30-010-0422	09 30 010 0422	F	10B	Straight	Double	21	28.65	25.78	24.36
617-09-30-010-0423	09 30 010 0423	F	10B	Straight	Double	29	34.52	31.07	30.23
Size 16B - Standard Profile									
617-09-30-016-0541	09 30 016 0541	C	16B	Right Angle	Single	29	38.78	34.89	32.96
617-09-30-016-0441	09 30 016 0441	D	16B	Straight	Single	29	43.04	38.86	37.25
617-09-30-016-0521	09 30 016 0521	E	16B	Right Angle	Double	29	31.06	28.06	26.89
617-09-30-016-0421	09 30 016 0421	F	16B	Straight	Double	29	30.81	27.80	27.71
Size 16B - Low Profile									
617-09-30-016-1540	09 30 016 1540	C	16B	Right Angle	Single	21	25.22	22.76	22.08
617-09-30-016-1440	09 30 016 1440	D	16B	Straight	Single	21	26.39	23.75	22.43
Size 24B - Standard Profile									
617-09-30-024-0541	09 30 024 0541	C	24B	Right Angle	Single	29	39.79	35.91	35.81
617-09-30-024-0440	09 30 024 0440	D	24B	Straight	Single	21	48.66	43.80	41.37
617-09-30-024-0441	09 30 024 0441	D	24B	Straight	Single	29	50.89	45.79	43.24
617-09-30-024-0521	09 30 024 0521	E	24B	Right Angle	Double	29	34.76	31.37	31.31
617-09-30-024-0420	09 30 024 0420	F	24B	Straight	Double	21	34.81	31.44	30.13
617-09-30-024-0421	09 30 024 0421	F	24B	Straight	Double	29	38.07	34.36	34.24
Size 24B - Low Profile									
617-09-30-024-1540	09 30 024 1540	C	24B	Right Angle	Single	21	25.08	22.63	21.42
617-09-30-024-1520	09 30 024 1520	E	24B	Right Angle	Double	21	22.61	20.40	20.34

Han® Panel Housings

✻ Plastic

For quantities greater than listed, call for quote.

MOUSER STOCK NO.	HARTING Part No.	Fig.	Han® Size	Mount Type	Lever Type	Price Each 1	10	25
617-09-20-003-0801	09 20 003 0801	G	3A	Right Angle	Single	14.64	13.31	12.70
✻ 617-09-20-003-0820	09 20 003 0820	G	3A	Right Angle	Single	9.39	9.00	8.17
617-09-20-003-0301	09 20 003 0301	H	3A	Straight	Single	10.19	9.74	8.56
✻ 617-09-20-003-0320	09 20 003 0320	H	3A	Straight	Single	7.45	7.14	6.44
617-09-20-010-0301	09 20 010 0301	I	10A	Straight	Single	18.92	17.56	16.07
617-09-20-016-0301	09 20 016 0301	I	16A	Straight	Single	21.44	19.35	18.41
617-09-30-006-0301	09 30 006 0301	I	6B	Straight	Single	17.08	15.38	14.51
617-09-30-006-0302	09 30 006 0302	J	6B	Straight w/ Cover	Single	26.57	23.98	23.90
617-09-30-010-0305	09 30 010 0305	I	10B	Straight	Single	26.62	24.03	23.99
617-09-30-010-0303	09 30 010 0303	J	10B	Straight w/ Cover	Single	35.98	32.49	30.84
617-09-30-010-0301	09 30 010 0301	K	10B	Straight	Double	24.41	22.03	21.30
617-09-30-016-0307	09 30 016 0307	I	16B	Straight	Single	29.20	26.35	24.61
617-09-30-016-0306	09 30 016 0306	J	16B	Straight w/ Cover	Single	37.24	33.61	33.49
617-09-30-016-0301	09 30 016 0301	K	16B	Straight	Double	25.78	23.26	22.53
617-09-30-024-0307	09 30 024 0307	I	24B	Straight	Single	29.99	27.07	25.68
617-09-30-024-0304	09 30 024 0304	J	24B	Straight w/ Cover	Single	43.62	39.38	39.29
617-09-30-024-0301	09 30 024 0301	K	24B	Straight	Double	27.81	25.10	23.56

Cable Hoods

A

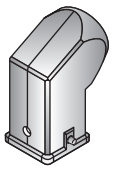

B

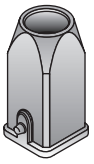

C

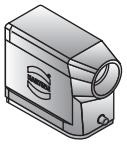

D

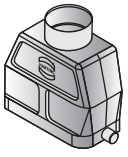

E

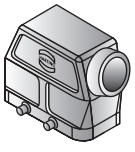

F

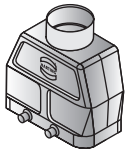

Panel Housings

G

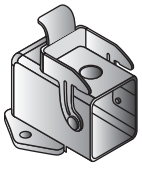

H

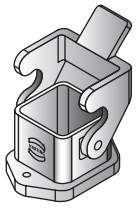

I

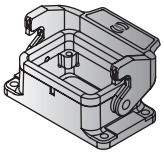

J

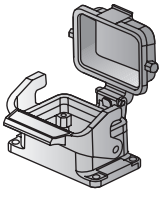

K

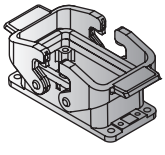

Power Connectors

HARTING

© Copyright 2013 Mouser Electronics

© Copyright 2013 Mouser Electronics

HEAVY DUTY HAN® POWER ACCESSORIES

Crimp Contacts For Inserts

RoHS Compliant

- RoHS Compliant per HARTING documentation

For quantities greater than listed, call for quote.

MOUSER STOCK NO.	HARTING Part No.	Fig.	Contact Type	Wire Gauge		Price Each			
				mm²	AWG	1	10	25	50
16A Contacts For Han® Insert Series E, A, EE, Q, Han E Modules, and Inserts									
617-09-33-000-6121	09 33 000 6121	A	Male	0.5	20	.79	.738	.664	.591
617-09-33-000-6105	09 33 000 6105	A	Male	1	18	.79	.738	.664	.591
617-09-33-000-6104	09 33 000 6104	A	Male	1.5	16	.79	.738	.664	.591
617-09-33-000-6102	09 33 000 6102	A	Male	2.5	14	.79	.738	.664	.591
617-09-33-000-6107	09 33 000 6107	A	Male	4	12	.79	.738	.663	.589
617-09-33-000-6220	09 33 000 6220	B	Female	0.5	20	.78	.728	.653	.578
617-09-33-000-6205	09 33 000 6205	B	Female	1	18	.79	.738	.663	.589
617-09-33-000-6204	09 33 000 6204	B	Female	1.5	16	.79	.738	.664	.591
617-09-33-000-6202	09 33 000 6202	B	Female	2.5	14	.79	.738	.663	.589
617-09-33-000-6207	09 33 000 6207	B	Female	4	12	.77	.717	.642	.567
40A Contacts for Han® C Modules and Inserts									
617-09-32-000-6104	09 32 000 6104	A	Male	1.5	16	3.37	3.20	2.96	2.82
617-09-32-000-6105	09 32 000 6105	A	Male	2.5	14	3.36	3.15	2.95	2.81
617-09-32-000-6107	09 32 000 6107	A	Male	4	12	3.35	3.09	2.94	2.80
617-09-32-000-6108	09 32 000 6108	A	Male	6	10	3.37	3.09	2.94	2.80
617-09-32-000-6204	09 32 000 6204	B	Female	1.5	16	4.95	4.61	4.35	4.15
617-09-32-000-6205	09 32 000 6205	B	Female	2.5	14	4.95	4.56	4.35	4.15
617-09-32-000-6207	09 32 000 6207	B	Female	4	12	4.93	4.49	4.33	4.15
617-09-32-000-6208	09 32 000 6208	B	Female	6	10	4.95	4.55	4.35	4.15
10A Contacts For Han® Insert Series D, DD, Han DD Modules, and Inserts									
617-09-15-000-6104	09 15 000 6104	C	Male	.14 - .37	26-22	1.37	1.20	1.12	1.08
617-09-15-000-6103	09 15 000 6103	C	Male	0.5	20	1.35	1.18	1.10	1.06
617-09-15-000-6102	09 15 000 6102	C	Male	1	18	1.37	1.20	1.12	1.08
617-09-15-000-6101	09 15 000 6101	C	Male	1.5	16	1.37	1.20	1.12	1.08
617-09-15-000-6106	09 15 000 6106	C	Male	2.5	14	1.35	1.18	1.10	1.05
617-09-15-000-6204	09 15 000 6204	D	Female	.14 - .37	26-22	1.37	1.20	1.12	1.08
617-09-15-000-6203	09 15 000 6203	D	Female	0.5	20	1.29	1.14	1.07	1.03
617-09-15-000-6202	09 15 000 6202	D	Female	1	18	1.37	1.20	1.12	1.08
617-09-15-000-6201	09 15 000 6201	D	Female	1.5	16	1.37	1.20	1.12	1.08
617-09-15-000-6206	09 15 000 6206	D	Female	2.5	14	1.35	1.18	1.10	1.05

Crimp Contact Tools

For quantities greater than listed, call for quote.

MOUSER STOCK NO.	HARTING Part No.	Fig.	Han® Insert Series	Description	Price Each
HARTING Crimp Tool					
617-09-99-000-0021	09 99 000 0021	E	D, E	Standard Crimp Tool for 16A and 10A Contacts	243.15
617-09-99-000-0110	09 99 000 0110	F	C, D, E	Crimp Tool for 26-12 AWG Contacts	794.48
Buchanan Crimp Tool					
617-09-99-000-0001	09 99 000 0001	G	All	MIL Type Crimp Tool for 16A and 10A Contacts	578.40
Depth Adjustment Gauge for Buchanan Crimp Tool					
617-09-99-000-0379	09 99 000 0379	H	D	Buchanan Depth Gauge for 26-24 AWG	50.20
Contact Locators for Buchanan Crimp Tool					
617-09-99-000-0310	09 99 000 0310	I	E	Buchanan Crimp Tool Locator for 16A Contacts	9.97
617-09-99-000-0311	09 99 000 0311	I	D	Buchanan Crimp Tool Locator for 10A Contacts	9.97
Crimp Contact Removal Tools					
617-09-99-000-0012	09 99 000 0012	J	DD, D	Removal Tool for 10A Contacts	93.37
617-09-99-000-0319	09 99 000 0319	K	EE	Removal Tool for 16A Contacts	40.61

Axial Screw Tool

For quantities greater than listed, call for quote.

MOUSER STOCK NO.	HARTING Part No.	Fig.	Description	Price Each
Han® Modular Hexagonal Screw Driver				
617-09-99-000-0313	09 99 000 0313	L	Hexagonal Screw Driver SW 4	20.52

Metal IP68/NEMA 4X PG Cable Glands For Hoods

RoHS Compliant

- RoHS Compliant per HARTING documentation

For quantities greater than listed, call for quote.

MOUSER STOCK NO.	HARTING Part No.	Fig.	PG Size	Wrench Size	Cable Dia. (mm)	Price Each			
						1	10	25	50
617-09-00-000-5080	09 00 000 5080	M	11	20	5 - 8	12.67	11.40	10.75	10.13
617-09-00-000-5082	09 00 000 5082	M	11	20	7 - 10.5	14.18	12.90	12.12	11.60
617-09-00-000-5086	09 00 000 5086	M	16	24	6 - 9.5	20.00	18.55	16.67	16.19
617-09-00-000-5088	09 00 000 5088	M	16	24	9 - 13	21.28	19.75	17.74	17.23
617-09-00-000-5089	09 00 000 5089	M	16	24	11.5 - 15.5	17.16	15.45	14.59	13.73
617-09-00-000-5090	09 00 000 5090	M	21	30	7 - 10.5	35.50	31.95	30.15	28.40
617-09-00-000-5091	09 00 000 5091	M	21	30	9 - 13	27.43	24.67	23.30	21.94
617-09-00-000-5092	09 00 000 5092	M	21	30	11.5 - 15.5	26.19	23.55	22.25	20.93
617-09-00-000-5093	09 00 000 5093	M	21	30	14 - 18	25.80	23.28	23.12	20.91
617-09-00-000-5095	09 00 000 5095	M	29	40	17 - 21	49.31	46.40	44.95	42.02
617-09-00-000-5096	09 00 000 5096	M	29	40	20 - 25	37.94	34.25	31.51	30.76
617-09-00-000-5097	09 00 000 5097	M	29	40	24 - 28	46.20	41.70	41.38	37.46

PG To NPT Adapters

For quantities greater than listed, call for quote.

MOUSER STOCK NO.	HARTING Part No.	Fig.	PG Size	Female NPT Thread	Price Each			
					1	10	25	50
617-73-00-000-5310	73 00 000 5310	N	11	1/2"	10.72	9.64	9.12	8.57
617-73-00-000-5312	73 00 000 5312	N	16	1/2"	9.74	8.76	8.28	7.79
617-73-00-000-5313	73 00 000 5313	N	21	1/2"	15.37	13.81	13.05	12.28
617-73-00-000-5314	73 00 000 5314	N	21	3/4"	14.25	12.82	12.11	11.38
617-73-00-000-5315	73 00 000 5315	N	29	1"	26.38	23.83	22.83	21.40

© Copyright 2013 Mouser Electronics

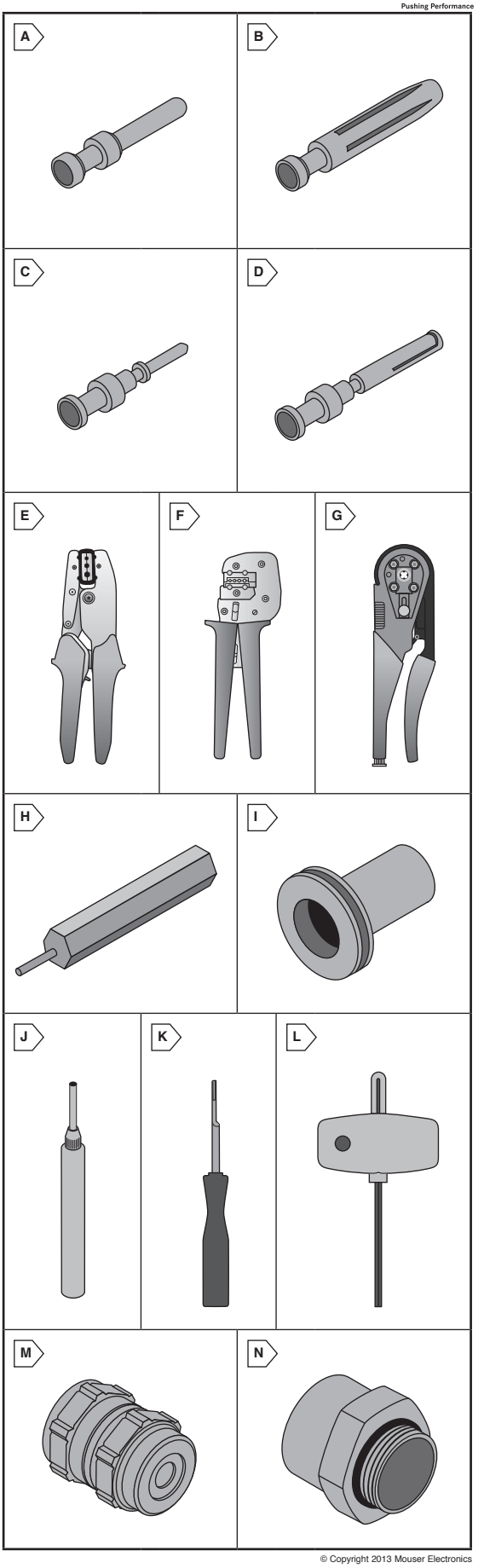

© Copyright 2013 Mouser Electronics

MOLEX EXTreme Power Connectors

molex
one company > a world of innovation

RoHS Compliant **This product is RoHS compliant.**

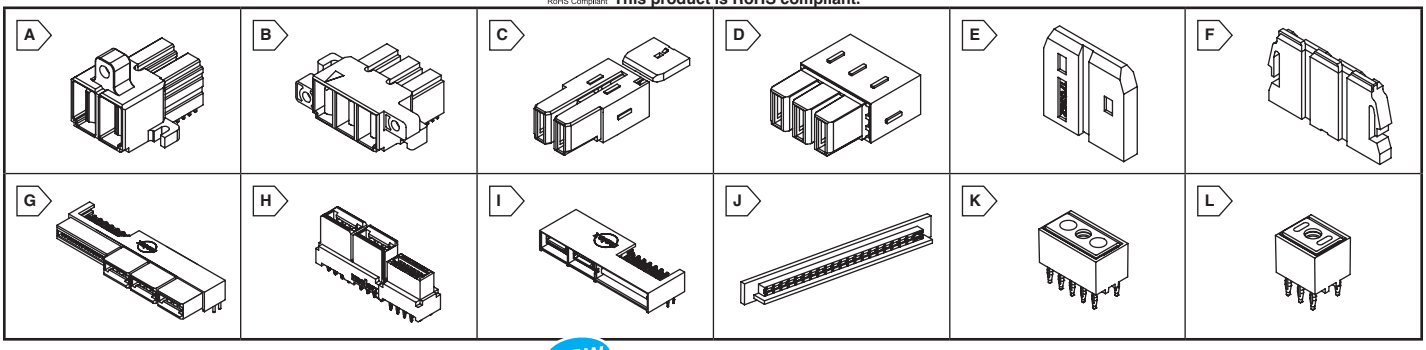

EXTreme Guardian™ CONNECTORS

NEW PRODUCT

Features:
- High-current density per inch supports up to 80.0A per blade (180.0A per inch)
- Redundant contact design handles up to 600V and supports AC or DC high-voltage applications
- Small centerline spacing of 11.00mm reduces PCB footprint

Specifications:
- Voltage (max.): 600V AC/DC max.
- Current (max.): 80.0A
- Housing: Polyester, 94V-0
- Contact: Copper (Cu) Alloy

RoHS Compliant

PCB Headers

For quantities greater than listed, call for quote.

MOUSER STOCK NO.	Molex Part No.	Fig.	No. of Circuits	PCB Thick. (mm)	Tail Length (mm)	Price Each 1	25	50	100
538-46817-1002	46817-1002	A	2	2.36	3.86	9.35	8.17	7.17	6.13
538-46817-1000	46817-1000	B	3	2.36	3.86	11.79	10.76	9.22	8.20

Receptacle Housings

For quantities greater than listed, call for quote.

MOUSER STOCK NO.	Molex Part No.	Fig.	No. of Circuits	AWG	Price Each 1	25	50	100
538-170351-0002	170351-0002	C	2	8 - 10	1.55	1.36	1.21	1.08
538-46818-0001	46818-0001	D	3	8 - 10	1.68	1.48	1.31	1.18

Accessories

For quantities greater than listed, call for quote.

MOUSER STOCK NO.	Molex Part No.	Fig.	Description	Price Each 1	25	50	100
538-170352-0002	170352-0002	E	2 Circuit TPA	.58	.503	.449	.407
538-46821-0001	46821-0001	F	3 Ciricut TPA	.60	.524	.46	.417

Power Terminals

For quantities greater than listed, call for quote.

MOUSER STOCK NO.	Molex Part No.	Fig.	AWG	Plating	Price Each 1	10	100	500
538-46819-0011	46819-0011	-	10	Gold	2.00	1.74	1.55	1.40
538-46819-0012	46819-0012	-	8	Gold	2.00	1.74	1.55	1.40
538-46819-0013	46819-0013	-	6	Gold	2.00	1.74	1.55	1.40

EXTreme LPHPower™ CONNECTORS

The EXTreme LPHPower connector is a mixed high-current power and signal connector system. Designed with power blades parallel to the PC board, its extremely low-profile height of 7.50mm creates system airflow while taking up 58% less space than traditional connectors with the same current rating.

Features:
- Low Profile design, 7.50mm height
- Rated for current interruption hot-plugging requirements
- Rugged signal and power contacts reduce the potential for stubbing or damage
- Two isolated power contacts per housing bay
- Last-mate/first-break available on power contacts

Specifications:
- Voltage: 250V max.
- Current: Power-30A max. Signal-1A max.
- Housing: LCP
- Contacts: Power-Copper Alloy Signal-Phosphor Bronze

RoHS Compliant

For quantities greater than listed, call for quote.

MOUSER STOCK NO.	Molex Part No.	Fig.	No. of Contacts	Orientation	Guides	PCB Thickness	Price Each 1	10	25	50
Receptacles										
538-45984-4132	45984-4132	G	4P+20S	Rt. Angle	No	.093"	14.20	13.59	12.32	11.40
538-45984-4142	45984-4142	G	4P+24S	Rt. Angle	No	.093"	13.71	13.05	12.13	11.51
538-45984-4152	45984-4152	G	4P+28S	Rt. Angle	No	.093"	15.11	14.58	13.49	12.58
538-45984-4432	45984-4432	G	4P+20S	Rt. Angle	Yes	.093"	15.54	15.11	12.57	11.90
538-45984-4442	45984-4442	G	4P+24S	Rt. Angle	Yes	.093"	15.62	15.12	13.40	12.83
538-45984-4452	45984-4452	G	4P+28S	Rt. Angle	Yes	.093"	16.85	16.03	15.13	14.24
538-45984-6142	45984-6142	G	6P+24S	Rt. Angle	No	.093"	13.80	12.42	11.55	11.25
538-45984-6152	45984-6152	G	6P+28S	Rt. Angle	No	.093"	17.63	16.96	15.47	14.71
538-45984-6162	45984-6162	G	6P+32S	Rt. Angle	No	.093"	14.57	13.11	12.22	11.88
538-45984-6442	45984-6442	G	6P+24S	Rt. Angle	Yes	.093"	15.15	13.63	12.67	12.33
538-45984-6452	45984-6452	G	6P+28S	Rt. Angle	Yes	.093"	18.60	18.01	16.23	15.44
538-45984-6462	45984-6462	G	6P+32S	Rt. Angle	Yes	.093"	15.94	14.36	13.35	12.37
538-45984-8442	45984-8442	G	8P+24S	Rt. Angle	Yes	.093"	16.98	15.28	14.88	13.17
538-45984-8452	45984-8452	G	8P+28S	Rt. Angle	Yes	.093"	21.09	20.36	18.77	11.77
538-45984-8462	45984-8462	G	8P+32S	Rt. Angle	Yes	.093"	17.78	15.99	14.87	12.04
538-46114-4201	46114-4201	H	4P+20S	Vertical	No	.062"	11.52	10.81	10.37	9.51
538-46114-4241	46114-4241	H	4P+24S	Vertical	No	.062"	9.31	9.11	8.84	8.65
538-46114-4281	46114-4281	H	4P+28S	Vertical	No	.062"	12.41	11.62	10.97	9.79
538-46114-4200	46114-4200	H	4P+20S	Vertical	Yes	.062"	12.12	11.74	10.33	9.74
538-46114-4240	46114-4240	H	4P+24S	Vertical	Yes	.062"	11.13	10.02	9.63	9.36
538-46114-4280	46114-4280	H	4P+28S	Vertical	Yes	.062"	13.11	13.01	12.74	11.40
538-46114-6240	46114-6240	H	6P+24S	Vertical	Yes	.062"	12.88	11.93	11.16	10.50
538-46114-6280	46114-6280	H	6P+28S	Vertical	Yes	.062"	15.33	14.94	13.32	12.60
538-46114-6320	46114-6320	H	6P+32S	Vertical	Yes	.062"	13.95	13.09	12.40	11.81
538-46114-8240	46114-8240	H	8P+24S	Vertical	Yes	.062"	14.66	13.81	12.73	12.19
538-46114-8280	46114-8280	H	8P+28S	Vertical	Yes	.062"	17.47	17.18	16.47	15.92
538-46114-8320	46114-8320	H	8P+32S	Vertical	Yes	.062"	18.20	17.75	15.13	13.67
538-46114-8400	46114-8400	H	8P+40S	Vertical	Yes	.062"	19.37	18.73	18.04	16.53
Plugs										
538-45985-4432	45985-4432	I	4P+20S	Rt. Angle	Yes	.093"	15.85	15.23	12.96	11.71
538-45985-4442	45985-4442	I	4P+24S	Rt. Angle	Yes	.093"	13.46	12.12	11.03	10.68
538-45985-4452	45985-4452	I	4P+28S	Rt. Angle	Yes	.093"	16.27	15.72	14.15	12.99
538-45985-6442	45985-6442	I	6P+24S	Rt. Angle	Yes	.093"	14.97	13.48	12.26	11.87
538-45985-6452	45985-6452	I	6P+28S	Rt. Angle	Yes	.093"	18.16	18.01	16.01	15.33
538-45985-6462	45985-6462	I	6P+32S	Rt. Angle	Yes	.093"	18.63	17.84	17.33	12.28
538-45985-8442	45985-8442	I	8P+24S	Rt. Angle	Yes	.093"	16.16	14.54	13.75	12.80
538-45985-8452	45985-8452	I	8P+28S	Rt. Angle	Yes	.093"	17.56	15.80	15.20	13.13
538-45985-8462	45985-8462	I	8P+32S	Rt. Angle	Yes	.093"	17.36	15.62	14.77	11.76

EXTreme MicroPower™ CONNECTORS

The EXTreme MicroPower High-current header can be used in VRM/DC-DC Converters or any board to board application where power transfer is needed through a non-seperable interface in a compact design.

RoHS Compliant

Features:
- Compact size improves airflow and saves PCB space
- Rated for current interruption hot-plugging requirements and greater density capability with lower resistance
- Solder to both PCBs

Specifications:
- Housing: LCP
- Contacts: Copper Alloy
- Voltage: 250V max.
- Current: 16A max.

For quantities greater than listed, call for quote.

MOUSER STOCK NO.	Molex Part No.	Fig.	No. of Contacts	Orientation	Tail Length	Price Each 1	10	25	50
538-75730-0206	75730-0206	J	6	Rt. Angle	.125"	3.80	3.32	2.94	2.38
538-75730-0216	75730-0216	J	16	Rt. Angle	.125"	5.87	5.34	5.10	4.88
538-75730-0222	75730-0222	J	22	Rt. Angle	.125"	7.82	7.56	7.47	7.32

EXTreme ZPower™ CONNECTORS

The EXTreme ZPower Connector can be used in either a mezzanine style board to board or remote style wire to board application. It can also double as an effective stand-off.

RoHS Compliant

Features:
- Low contact resistance
- Rigid, screw down interface
- Compliant pin-interface
- Captured internal nut

Specifications:
- Voltage: 250V max.
- PCB Thickness: .093"

For quantities greater than listed, call for quote.

MOUSER STOCK NO.	Molex Part No.	Fig.	Description	Tail Length	Current (max.)	Price Each 1	10	25	50
538-76001-0010	76001-0010	K	10 Press Fit tails, Gold	.154"	50A	4.32	3.57	3.41	2.97
538-76001-0110	76001-0110	K	10 Press Fit tails, Tin	.154"	50A	3.25	2.70	2.49	2.25
538-76001-0006	76001-0006	L	6 Press Fit tails, Gold	.154"	30A	3.58	2.96	2.53	2.46
538-76001-0106	76001-0106	L	6 Press Fit tails, Tin	.154"	30A	3.18	2.63	2.35	2.19

© Copyright 2013 Mouser Electronics

© Copyright 2013 Mouser Electronics

3M™ .050" and .100" Boardmount Stacking Connectors

DIMENSIONS: in.

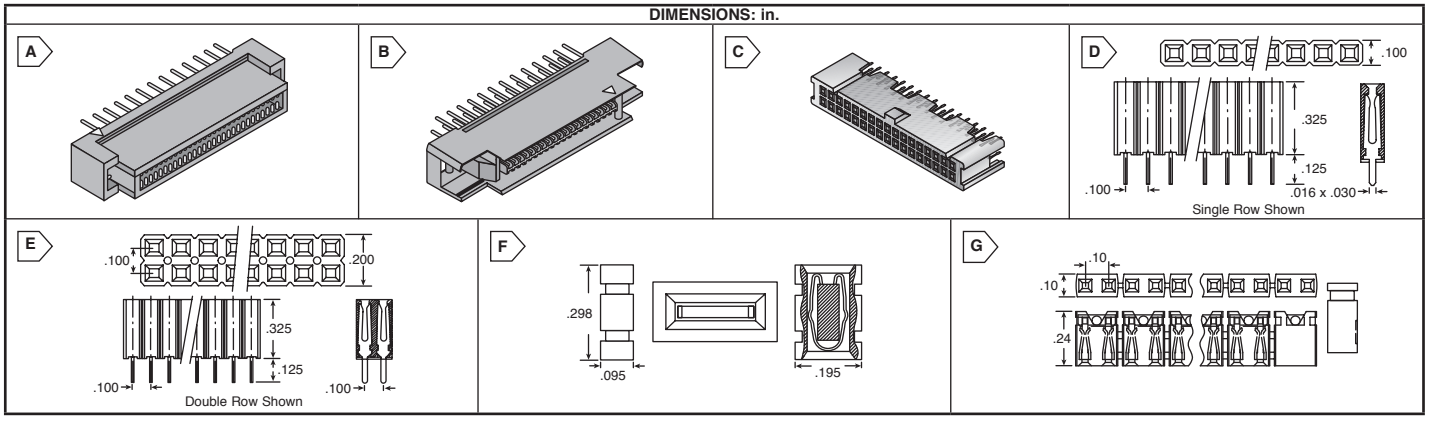

.050" PAK 50 BOARDMOUNT CONNECTORS AND PLUGS

Features:

- Insulation material: Glass Filled Nylon
- Flammability: UL94V-0
- Color: Black
- Contact material: Phosphor Bronze
- Style: Vertical
- Termination: Solder Tail
- Current rating: 0.5A
- Temperature rating: -55°C to +85°C
- Plating: 10µ" Gold
- Retention clips included
- RoHS Compliant per 3M documentation

RoHS Compliant

P50 Series Sockets

For quantities greater than listed, call for quote.

MOUSER STOCK NO.	3M Part No.	Fig.	No. of Positions	Price Each 1	10	25	50
517-P50-020S-R1-EA	P50-020S-R1-EA	A	20	3.70	3.41	3.11	2.96
517-P50-026S-R1-EA	P50-026S-R1-EA	A	26	3.93	3.62	3.31	3.14
517-P50-030S-R1-EA	P50-030S-R1-EA	A	30	4.01	3.67	3.48	3.27
517-P50-040S-R1-EA	P50-040S-R1-EA	A	40	4.55	4.14	3.87	3.49
517-P50-050S-R1-EA	P50-050S-R1-EA	A	50	4.94	4.52	4.21	3.81
517-P50-080S-R1-EA	P50-080S-R1-EA	A	80	6.02	5.55	5.07	4.82
517-P50-100S-R1-EA	P50-100S-R1-EA	A	100	6.87	6.33	5.78	5.49

P50 Series Plugs

For quantities greater than listed, call for quote.

MOUSER STOCK NO.	3M Part No.	Fig.	No. of Positions	Price Each 1	10	25	50
517-P50-020P-R1-EA	P50-020P-R1-EA	B	20	3.69	3.08	2.81	2.76
517-P50-026P-R1-EA	P50-026P-R1-EA	B	26	3.93	3.33	3.02	2.96
517-P50-050P-R1-EA	P50-050P-R1-EA	B	50	4.94	4.21	3.81	3.64
517-P50-100P-R1-EA	P50-100P-R1-EA	B	100	6.85	5.84	5.29	5.18

P50E Series Plugs

Features:

- Mates to the P25E and P50E wiremount sockets
- Insulation material: Glass Filled Nylon
- Color: Black
- Contact material: Copper Alloy
- Style: Vertical
- Termination: Solder Tail
- Current rating: 0.5A
- Temperature rating: -55°C to +85°C
- Plating: 10µ" Gold
- RoHS Compliant per 3M documentation

RoHS Compliant

For quantities greater than listed, call for quote.

MOUSER STOCK NO.	3M Part No.	Fig.	No. of Positions	Price Each 1	10	25	50
517-P50E-030P1-S1-EA	P50E-030P1-S1-EA	B	30	3.97	3.24	3.15	3.02
517-P50E-050P1-S1-EA	P50E-050P1-S1-EA	B	50	5.24	4.27	4.12	3.97
517-P50E-080P1-S1-EA	P50E-080P1-S1-EA	B	80	6.30	5.35	5.01	4.77

8500 SERIES .100" X .100" POLARIZED BOARDMOUNT SOCKETS

Specifications:

- Centerbump polarization
- Mates with low profile shrouded headers
- Board retention feature
- Insulation material: Glass filled polyester (PBT), gray, UL94V-0
- Contact material: Copper alloy
- Contact plating: 12µ" Gold
- Current rating: 1A
- Withstanding voltage: 1000Vrms
- Temperature rating: -55°C to +105°C
- Mates w/ Header Series: 3000, 2500, and 303 Plug Series: 4600

For quantities greater than listed, call for quote.

MOUSER STOCK NO.	3M Part No.	Fig.	No. of Positions	Price Each 1	25	50	100
517-8510-4500PL	8510-4500PL	C	10	2.00	1.84	1.69	1.62
517-8520-4500PL	8520-4500PL	C	20	4.15	3.81	3.64	3.47
517-8526-4500PL	8526-4500PL	C	26	3.61	3.31	3.05	2.84
517-8534-4500PL	8534-4500PL	C	34	5.80	5.32	5.07	4.84
517-8540-4500PL	8540-4500PL	C	40	4.39	4.04	3.76	3.67
517-8550-4500PL	8550-4500PL	C	50	5.99	5.48	5.07	4.71

929 SERIES SOCKETS AND SHUNTS

.100" PC Board Mount Sockets

- Tuning fork contact design
- Solder standoffs facilitate production wave soldering
- Insulation material: glass-filled polyester (PBT) black UL94V-0
- Contact plating: 10µ" gold or 100µ" tin
- Contact material: Copper alloy
- Current rating: 1A
- Tail length: .125"
- Withstanding voltage: 1500Vrms
- Temperature rating: -40°C to +105°C
- Mates with Header Series 2300 and 929

Sockets mate with .100 pin header for board stacking applications.

For quantities greater than listed, call for quote.

MOUSER STOCK NO.	3M Part No.	Fig.	No. of Positions	Price Each 1	10	25	50
Single Row, Gold Plated							
517-850-01-07	929850-01-07-30	D	7	1.58	1.46	1.37	1.29
517-850-01-08	929850-01-08-30	D	8	1.70	1.56	1.48	1.39
517-929850-01-10-RA	929850-01-10-RA	D	10	1.88	1.68	1.43	1.38
517-850-01-14	929850-01-14-10	D	14	2.18	2.01	1.89	1.80
517-850-01-19	929850-01-19-30	D	19	3.00	2.76	2.60	2.46
517-850-01-31	929850-01-31-10	D	31	3.47	3.19	3.01	2.85
517-929850-01-36-RA	929850-01-36-RA	D	36	2.70	2.48	2.34	2.21
Single Row, Tin Plated							
517-974-01-04-RK	974-01-04-RK	D	4	.46	.428	.407	.385
517-929974-01-10-RK	929974-01-10-RK	D	10	1.57	.428	1.18	1.17
517-929974-01-12-RK	929974-01-12-RK	D	12	1.42	1.32	1.20	1.10
517-929974-01-14-RK	929974-01-14-RK	D	14	1.61	1.48	1.35	1.24
517-929974-01-16-RK	929974-01-16-RK	D	16	1.65	1.52	1.39	1.27
517-929974-01-21-RK	929974-01-21-RK	D	21	2.16	2.00	1.82	1.67
517-929974-01-36-RK	929974-01-36-RK	D	36	2.01	1.85	1.69	1.55
Double Row, Gold Plated							
517-852-01-07	929852-01-07-10	E	14	1.88	1.73	1.64	1.55
517-852-01-09	929852-01-09-10	E	18	2.18	2.01	1.89	1.80
517-929852-01-12-RA	929852-01-12-RA	E	24	2.23	2.03	1.87	1.69
517-852-01-13	929852-01-13-30	E	26	3.08	2.85	2.68	2.54
517-852-01-14	929852-01-14-10	E	28	2.77	2.55	2.41	2.28
517-852-01-20	929852-01-20-30	E	40	3.79	3.49	3.30	3.01
517-929852-01-36-RA	929852-01-36-RA	E	72	5.17	4.75	4.48	4.24
Double Row, Tin Plated							
517-929975-01-17-RK	929975-01-17-RK	E	34	2.14	1.98	1.80	1.66
517-929975-01-18-RK	929975-01-18-RK	E	36	2.18	2.01	1.84	1.69
517-929975-01-36-RK	929975-01-36-RK	E	72	3.63	3.34	3.15	2.99
Single Row, Low Profile, Gold Plated							
517-929870-01-03-RA	929870-01-03-RA	F	3	.38	.471	.312	.287
517-929870-01-04-RA	929870-01-04-RA	F	4	.50	.471	.444	.422
517-929870-01-08-RA	929870-01-08-RA	F	8	1.02	.942	.885	.80
517-929870-01-16-RA	929870-01-16-RA	F	16	2.03	1.88	1.77	1.68
Single Row, Low Profile, Tin Plated							
517-929984-01-10-RK	929984-01-10-RK	F	10	1.52	1.40	1.27	1.18

Shunts

For quantities greater than listed, call for quote.

MOUSER STOCK NO.	3M Part No.	Fig.	Color	Plating Options	Price Each 1	100	500	1000
.100" Midgie Shunts								
517-950-00	929950-00	F	Black	Unplated	.42	.32	.278	.225
517-955-06	929955-06	F	Blue	10µ" Gold	.45	.342	.30	.246
517-957-08	929957-08	F	Gray	30µ" Gold	.45	.332	.321	.257
.100" Shunts								
517-951-00	929951-00	G	Red	75µ Tin	.16	.096	.094	.077
517-952-10	929952-10	G	Blue	10µ" Gold	.16	.15	.146	.14
517-953-30	929953-30	G	Gray	30µ" Gold	.19	.128	.118	.096

© Copyright 2013 Mouser Electronics

© Copyright 2013 Mouser Electronics

3M™ .100"x.100" Pin Strip Headers

2300 SERIES

Specifications:

- Insulation material: Glass filled thermoplastic, Black, UL94V-0
- Contact material: Copper alloy
- Tail plating: 100µ" Tin
- Current rating: 3A
- Withstanding voltage: 1000Vrms
- Operating Temperature: -55°C to +105°C
- Mates with socket series 929 and CHG

For quantities greater than listed, call for quote.

MOUSER STOCK NO.	3M Part No.	Fig.	No. of Positions	Orientation	Mating Length	Contact Plating	Price Each 1	10	25	50
Single Row										
517-2301-6111TG	2301-6111TG	A	1	Straight	0.23	10µ" Gold	.05	.043	.035	.032
517-2312-6111TG	2312-6111TG	A	12	Straight	0.23	10µ" Gold	.80	.717	.642	.589
517-6111TG	2340-6111TG	A	40	Straight	0.23	10µ" Gold	1.88	1.71	1.64	1.54
517-6211TG	2340-6211TG	A	40	Straight	0.318	10µ" Gold	1.78	1.63	1.47	1.35
517-5111TG	2340-5111TG	B	40	Right Angle	0.23	10µ" Gold	1.78	1.58	1.47	1.35
Double Row										
517-2308-6121TG	2308-6121TG	C	8	Straight	0.23	10µ" Gold	.70	.621	.556	.503
517-2316-6121TG	2316-6121TG	C	16	Straight	0.23	10µ" Gold	.97	.856	.762	.659
517-2320-6121TG	2320-6121TG	C	20	Straight	0.23	10µ" Gold	1.34	1.19	1.07	.974
517-2330-6121TG	2330-6121TG	C	30	Straight	0.23	10µ" Gold	1.38	1.28	1.20	1.16
517-2350-6121TG	2350-6121TG	C	50	Straight	0.23	10µ" Gold	2.41	2.23	2.02	1.86
517-6121TG	2380-6121TG	C	80	Straight	0.23	10µ" Gold	3.78	3.68	3.39	3.10
517-6221TG	2380-6221TG	C	80	Straight	0.318	10µ" Gold	3.65	3.32	3.19	3.00
517-5121TG	2380-5121TG	D	80	Right Angle	0.23	10µ" Gold	3.23	3.10	2.95	2.79

929 SERIES

Specifications:

- Insulation material: Glass filled polyester (PBT), Black, UL94V-0
- Contact material: Copper alloy
- Tail plating: 100µ" Tin
- Current rating: 2.5A
- Withstanding voltage: 1500Vrms
- Operating Temperature: -40°C to +105°C
- Mates with socket series 929 and CHG

For quantities greater than listed, call for quote.

MOUSER STOCK NO.	3M Part No.	Fig.	No. of Positions	Orientation	Mating Length	Contact Plating	Price Each 1	10	25	50
Straight Solder Tail, Single Row										
517-647-01-02	929647-01-02-I	A	2	.110	.235"	Gold	1.19	1.06	.92	.867
517-834-01-03	929834-01-03	A	3	.110	.235"	Tin	.21	.193	.171	.161
517-647-01-03	929647-01-03-I	A	3	.110	.235"	Gold	1.31	1.17	.995	.952
517-834-01-06	929834-01-06	A	6	.110	.235"	Tin	.35	.31	.278	.257
517-400-01-08	929400-01-08	A	8	.135	.295"	Tin	.57	.503	.449	.407
517-400-01-10	929400-01-10	A	10	.135	.295"	Tin	.73	.642	.578	.524
517-647-01-18	929647-01-18-I	A	18	.110	.235"	Gold	2.23	1.97	1.78	1.62
517-800-01-36	929800-01-36	A	36	.110	.093"	Tin	2.07	1.83	1.65	1.50
517-647-01-36	929647-01-36-I	A	36	.110	.235"	Gold	4.41	4.15	3.52	3.31
517-647-02-36	929647-02-36-I	A	36	.210	.235"	Gold	4.65	4.14	3.72	3.38
517-647-03-36	929647-03-36-I	A	36	.410	.235"	Gold	6.45	5.95	5.61	5.14
517-647-04-36	929647-04-36-I	A	36	.510	.235"	Gold	7.13	6.02	5.99	5.40
517-647-05-36	929647-05-36-I	A	36	.610	.235"	Gold	5.99	5.53	5.05	4.64
517-647-07-36	929647-07-36-I	A	36	.910	.235"	Gold	7.71	7.12	6.49	5.97
517-647-09-36	929647-09-36-I	A	36	.145	.235"	Gold	3.11	2.87	2.70	2.48
517-834-01-36	929834-01-36	A	36	.110	.235"	Tin	1.35	1.24	1.17	1.11
517-834-02-36	929834-02-36	A	36	.210	.235"	Tin	1.69	1.56	1.47	1.39
517-834-03-36	929834-03-36	A	36	.410	.235"	Tin	1.96	1.80	1.69	1.61
517-834-04-36	929834-04-36	A	36	.510	.235"	Tin	2.62	2.33	2.10	1.90
517-834-05-36	929834-05-36	A	36	.610	.235"	Tin	2.29	2.12	1.95	1.84
517-834-07-36	929834-07-36	A	36	.910	.235"	Tin	2.61	2.46	2.32	2.24
517-400-01-36	929400-01-36	A	36	.135	.295"	Tin	1.96	1.73	1.56	1.42
517-450-01-36	929450-01-36-I	A	36	.135	.295"	Gold	3.69	3.37	3.20	3.05
517-705-09-36	929705-09-36-I	A	36	.145	.318"	Gold	4.59	4.24	4.00	3.78
517-705-11-36	929705-11-36-I	A	36	.125	.318"	Gold	3.88	3.57	3.26	3.01
517-700-01-36	929700-01-36	A	36	.110	.318"	Tin	2.07	1.83	1.65	1.50
517-700-06-36	929700-06-36	A	36	.710	.318"	Tin	2.45	2.26	2.07	1.89
517-700-11-36	929700-11-36	A	36	.125	.318"	Tin	1.93	1.74	1.66	1.57
Right Angle Solder Tail, Single Row										
517-835-01-05	929835-01-05	B	5	.110	.235"	Tin	.35	.31	.278	.257
517-550-01-08	929550-01-08-I	B	8	.135	.295"	Gold	1.25	1.03	.877	.835
517-835-01-16	929835-01-16	B	16	.110	.235"	Tin	.95	.867	.824	.792
517-550-01-36	929550-01-36-I	B	36	.135	.295"	Gold	6.28	5.61	5.23	4.78
517-500-01-36	929500-01-36	B	36	.135	.295"	Tin	1.87	1.68	1.59	1.51
Straight Solder Tail, Double Row										
517-836-01-02	929836-01-02	C	4	.110	.235"	Tin	.26	.23	.204	.177
517-836-01-04	929836-01-04	C	8	.110	.235"	Tin	.42	.385	.375	.353
517-836-01-05	929836-01-05	C	10	.110	.235"	Tin	.79	.738	.663	.556
517-836-01-10	929836-01-10	C	20	.110	.235"	Tin	1.16	1.07	1.01	.974
517-665-01-36	929665-01-36-I	C	72	.110	.235"	Gold	5.89	5.44	4.95	4.56
517-665-02-36	929665-02-36-I	C	72	.210	.235"	Gold	7.55	6.98	6.37	5.85
517-665-03-36	929665-03-36-I	C	72	.410	.235"	Gold	10.04	9.24	8.72	8.24
517-665-04-36	929665-04-36-I	C	72	.510	.235"	Gold	11.95	11.03	10.06	9.26
517-665-05-36	929665-05-36-I	C	72	.610	.235"	Gold	14.96	13.80	12.59	11.58
517-665-08-36	929665-08-36-I	C	72	.310	.235"	Gold	8.38	7.74	7.06	6.48
517-665-09-36	929665-09-36-I	C	72	.145	.235"	Gold	7.16	6.59	6.21	5.89
517-836-01-36	929836-01-36	C	72	.110	.235"	Tin	3.06	2.81	2.57	2.36
517-836-02-36	929836-02-36	C	72	.210	.235"	Tin	3.15	2.80	2.66	2.48
517-836-03-36	929836-03-36	C	72	.410	.235"	Tin	3.76	3.35	3.20	3.03
517-836-04-36	929836-04-36	C	72	.510	.235"	Tin	4.39	4.04	3.48	3.03
517-836-05-36	929836-05-36	C	72	.610	.235"	Tin	4.18	3.85	3.63	3.43
517-836-08-36	929836-08-36	C	72	.310	.235"	Tin	4.87	4.32	3.89	3.54
517-836-09-36	929836-09-36	C	72	.145	.235"	Tin	3.31	3.04	2.87	2.72
517-715-01-36	929715-01-36-I	C	72	.110	.318"	Gold	7.84	7.21	6.81	6.44
517-710-01-36	929710-01-36	C	72	.110	.318"	Tin	3.47	2.55	2.41	2.19
517-710-03-36	929710-03-36	C	72	.410	.318"	Tin	5.71	5.13	4.75	4.41
Right Angle Solder Tail, Double Row										
517-667-01-36	929667-01-36-I	D	72	.110	.235"	Gold	9.00	7.69	6.51	6.13
517-838-02-36	929838-02-36	D	72	.405	.235"	Tin	4.31	3.98	3.75	3.55
517-838-04-36	929838-04-36	D	72	.145	.235"	Tin	4.21	3.87	3.66	3.46

A

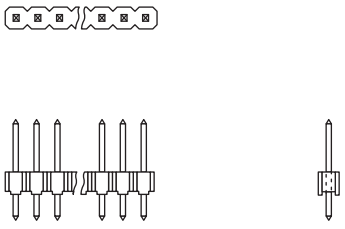

B

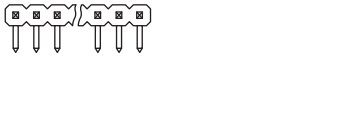

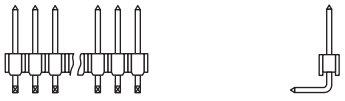

C

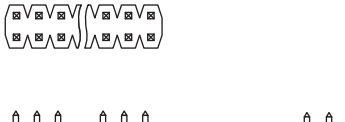

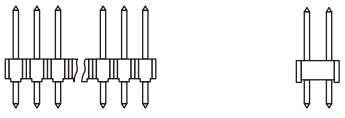

D



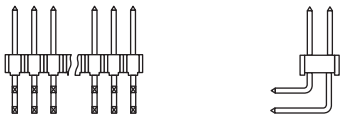

© Copyright 2013 Mouser Electronics

© Copyright 2013 Mouser Electronics

3M™ .100"x.100" Latch/Ejector Headers

RoHS Compliant **This product is RoHS compliant.**

3000 SERIES

Specifications:

- Solder Tail Type
- Standard ejector latches
- Optional polarizing posts
- Mounting holes for securing header to board
- Insulation Material: Glass Filled Polyester (PCT)
- Military (with 3M's 3518 polarizing key) and centerbump polarization
- High temperature insulator suitable for "no lead" soldering operations
- Suitable for reflow soldering using "paste in hole" techniques
- Flammability: UL94V-0
- Color: Black; Ejector Latch: Gray
- Contact material: Copper Alloy
- Terminal Finish Indicator: e3 (per JESD97)
- Marking: 3M Logo, Part Identification Number and Orientation Triangle
- Current Rating: 1A
- Insulation Resistance >1 x 109 at 500Vdc
- Withstanding Voltage: 1000Vrms at Sea Level
- Temperature Rating: -55°C ~ +105°C
- Process Rating: Maximum 260°C, single pass, (profile per J-STD-020C)
- Moisture Sensitivity Level: 1(per J-STD-020C)
- Mates with Socket Series' CHG, 8500, 3000, and 891
- RoHS compliant per 3M documentation

Straight

For quantities greater than listed, call for quote.

MOUSER STOCK NO.	3M Part No.	Fig.	No. of Positions	Dimensions (A) mm(in.)	Contact Plating	Price Each 1	25	50	100
With Short Roll Pin Latch/Ejectors									
517-D3793-6202-AR	D3793-6202-AR	A	10	32.13 (1.26)	10µ" Gold	1.03	.952	.888	.781
517-D3408-6202-AR	D3408-6202-AR	A	16	39.75 (1.56)	10µ" Gold	1.53	1.42	1.32	1.18
517-D3428-6202-AR	D3428-6202-AR	A	20	44.83 (1.76)	10µ" Gold	2.23	2.09	2.00	1.90
517-D3431-6202-AR	D3431-6202-AR	A	34	62.61 (2.46)	10µ" Gold	2.45	2.28	2.11	1.85
517-D3432-6202-AR	D3432-6202-AR	A	40	70.23 (2.76)	10µ" Gold	2.87	2.66	2.46	2.16
517-D3433-6202-AR	D3433-6202-AR	A	50	82.73 (3.26)	10µ" Gold	3.52	3.27	3.03	2.84
517-N3793-6202RB	N3793-6202RB	A	10	32.13 (1.26)	30µ" Gold	1.49	1.25	1.16	1.12
517-N3314-6202RB	N3314-6202RB	A	14	37.21 (1.46)	30µ" Gold	1.98	1.67	1.53	1.50
517-N3408-6202RB	N3408-6202RB	A	16	39.75 (1.56)	30µ" Gold	2.23	1.84	1.72	1.69
517-N3428-6202RB	N3428-6202RB	A	20	44.83 (1.76)	30µ" Gold	2.72	2.29	2.10	2.05
517-N3627-6202RB	N3627-6202RB	A	24	49.91 (1.96)	30µ" Gold	3.18	2.91	2.75	2.60
517-N3429-6202RB	N3429-6202RB	A	26	52.45 (2.06)	30µ" Gold	3.45	3.16	2.99	2.82
517-N3440-6202RB	N3440-6202RB	A	30	57.53 (2.26)	30µ" Gold	3.18	2.91	2.75	2.60
517-N3431-6202RB	N3431-6202RB	A	34	62.61 (2.46)	30µ" Gold	3.56	3.25	3.08	2.91
517-N3432-6202RB	N3432-6202RB	A	40	70.23 (2.76)	30µ" Gold	4.16	3.80	3.61	3.00
517-N3433-6202RB	N3433-6202RB	A	50	82.93 (3.26)	30µ" Gold	5.11	4.68	4.43	4.18
517-N3372-6202RB	N3372-6202RB	A	60	95.63 (3.76)	30µ" Gold	6.08	5.55	5.25	4.38
517-N3764-6202RB	N3764-6202RB	A	64	100.71 (3.96)	30µ" Gold	6.45	5.90	5.59	4.65
With Long Roll Pin Latch/Ejectors									
517-D3793-6302-AR	D3793-6302-AR	A	10	32.13 (1.26)	10µ" Gold	1.27	1.20	1.16	1.10
517-D3408-6302-AR	D3408-6302-AR	A	16	39.75 (1.56)	10µ" Gold	1.53	1.42	1.32	1.18
517-D3428-6302-AR	D3428-6302-AR	A	20	44.83 (1.76)	10µ" Gold	1.86	1.72	1.59	1.40
517-D3429-6302-AR	D3429-6302-AR	A	26	52.45 (2.06)	10µ" Gold	2.39	2.21	2.02	1.84
517-D3431-6302-AR	D3431-6302-AR	A	34	62.61 (2.46)	10µ" Gold	2.45	2.28	2.11	1.85
517-D3432-6302-AR	D3432-6302-AR	A	40	70.23 (2.76)	10µ" Gold	2.87	2.66	2.46	2.16
517-D3433-6302-AR	D3433-6302-AR	A	50	82.93 (3.26)	10µ" Gold	4.13	3.79	3.62	3.45
517-N3793-6302RB	N3793-6302RB	A	10	32.13 (1.26)	30µ" Gold	1.49	1.23	1.16	1.12
517-N3314-6302RB	N3314-6302RB	A	14	37.24 (1.46)	30µ" Gold	1.98	1.81	1.71	1.62
517-N3408-6302RB	N3408-6302RB	A	16	39.75 (1.56)	30µ" Gold	2.23	1.93	1.82	1.71
517-N3428-6302RB	N3428-6302RB	A	20	44.83 (1.76)	30µ" Gold	2.72	2.48	2.35	1.96
517-N3627-6302RB	N3627-6302RB	A	24	49.91 (1.96)	30µ" Gold	3.18	2.91	2.75	2.60
517-N3429-6302RB	N3429-6302RB	A	26	52.45 (2.06)	30µ" Gold	4.15	3.68	3.32	3.02
517-N3440-6302RB	N3440-6302RB	A	30	57.53 (2.26)	30µ" Gold	3.18	2.91	2.75	2.60
517-N3431-6302RB	N3431-6302RB	A	34	62.61 (2.46)	30µ" Gold	3.56	3.25	3.08	2.91
517-N3432-6302RB	N3432-6302RB	A	40	70.23 (2.76)	30µ" Gold	4.16	3.80	3.61	3.00
517-N3433-6302RB	N3433-6302RB	A	50	82.93 (3.26)	30µ" Gold	5.11	4.68	4.43	4.18
517-N3372-6302RB	N3372-6302RB	A	60	95.63 (3.76)	30µ" Gold	6.08	5.55	5.25	4.38
517-N3764-6302RB	N3764-6302RB	A	64	100.71 (3.96)	30µ" Gold	6.45	5.90	5.59	4.65

Right Angle

For quantities greater than listed, call for quote.

MOUSER STOCK NO.	3M Part No.	Fig.	No. of Positions	Dimensions (A) mm(in.)	Contact Plating	Price Each 1	25	50	100
With Short Roll Pin Latch/Ejectors									
517-D3793-5202-AR	D3793-5202-AR	B	10	32.13 (1.26)	10µ" Gold	1.03	.952	.888	.781
517-D3408-5202-AR	D3408-5202-AR	B	16	39.75 (1.56)	10µ" Gold	1.53	1.42	1.32	1.18
517-D3428-5202-AR	D3428-5202-AR	B	20	44.83 (1.76)	10µ" Gold	1.86	1.72	1.59	1.40
517-D3429-5202-AR	D3429-5202-AR	B	26	52.45 (2.06)	10µ" Gold	2.39	2.21	2.02	1.84
517-N3793-5202RB	N3793-5202RB	B	10	32.13 (1.26)	30µ" Gold	1.49	1.36	1.29	1.22
517-N3314-5202RB	N3314-5202RB	B	14	37.21 (1.46)	30µ" Gold	1.98	1.81	1.71	1.62
517-N3408-5202RB	N3408-5202RB	B	16	39.75 (1.56)	30µ" Gold	2.23	1.93	1.82	1.71
517-N3428-5202RB	N3428-5202RB	B	20	44.83 (1.76)	30µ" Gold	2.72	2.48	2.35	1.96
517-N3627-5202RB	N3627-5202RB	B	24	49.91 (1.96)	30µ" Gold	3.18	2.91	2.75	2.60
517-N3429-5202RB	N3429-5202RB	B	26	52.45 (2.06)	30µ" Gold	3.45	2.90	2.68	2.61
517-N3440-5202RB	N3440-5202RB	B	30	57.53 (2.26)	30µ" Gold	3.18	2.91	2.75	2.60
517-N3431-5202RB	N3431-5202RB	B	34	62.61 (2.46)	30µ" Gold	3.56	3.25	3.08	2.91
517-N3432-5202RB	N3432-5202RB	B	40	70.23 (2.76)	30µ" Gold	4.16	3.80	3.61	3.00
517-N3433-5202RB	N3433-5202RB	B	50	82.93 (3.26)	30µ" Gold	5.11	4.68	4.43	4.18
517-N3764-5202RB	N3764-5202RB	B	64	100.71 (3.96)	30µ" Gold	6.45	5.90	5.59	4.65
With Long Roll Pin Latch/Ejectors									
517-D3793-5302-AR	D3793-5302-AR	B	10	32.13 (1.26)	10µ" Gold	1.03	.952	.888	.781
517-D3431-5302-AR	D3431-5302-AR	B	34	62.61 (2.46)	10µ" Gold	2.45	2.28	2.11	1.85
517-D3432-5302-AR	D3432-5302-AR	B	40	70.23 (2.76)	10µ" Gold	2.87	2.66	2.46	2.16
517-D3433-5302-AR	D3433-5302-AR	B	50	82.93 (3.26)	10µ" Gold	3.52	3.27	3.03	2.84
517-N3793-5302RB	N3793-5302RB	B	10	32.13 (1.26)	30µ" Gold	1.49	1.36	1.29	1.22
517-N3314-5302RB	N3314-5302RB	B	14	37.21 (1.46)	30µ" Gold	1.98	1.81	1.71	1.62
517-N3408-5302RB	N3408-5302RB	B	16	39.75 (1.56)	30µ" Gold	2.23	1.93	1.82	1.71
517-N3428-5302RB	N3428-5302RB	B	20	44.83 (1.76)	30µ" Gold	2.72	2.29	2.10	2.05
517-N3627-5302RB	N3627-5302RB	B	24	49.91 (1.96)	30µ" Gold	3.18	2.91	2.75	2.60
517-N3429-5302RB	N3429-5302RB	B	26	52.45 (2.06)	30µ" Gold	3.45	3.16	2.99	2.82
517-N3431-5302RB	N3431-5302RB	B	34	62.61 (2.46)	30µ" Gold	3.56	3.25	3.08	2.91
517-N3432-5302RB	N3432-5302RB	B	40	70.23 (2.76)	30µ" Gold	4.16	3.80	3.61	3.00
517-N3433-5302RB	N3433-5302RB	B	50	82.93 (3.26)	30µ" Gold	5.11	4.68	4.43	4.18
517-N3372-5302RB	N3372-5302RB	B	60	95.63 (3.76)	30µ" Gold	6.08	5.55	5.25	4.38
517-N3764-5302RB	N3764-5302RB	B	64	100.71 (3.96)	30µ" Gold	6.45	5.90	5.59	4.65

A

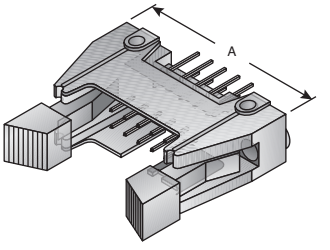

B

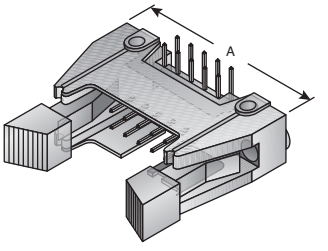

© Copyright 2013 Mouser Electronics

© Copyright 2013 Mouser Electronics

3M™ .100" x .100" Boardmount Connectors

RoHS Compliant **This product is RoHS compliant.**

A

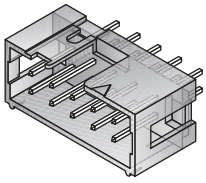

B

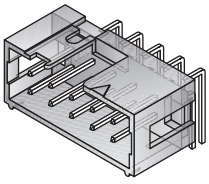

C

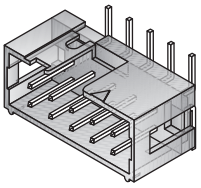

2500 SERIES .100" X .100" LOW PROFILE BOX HEADERS

Specifications:

- Solder Tail Type
- Low profile, space saving design
- High temperature insulator suitable for "no lead" soldering operations
- Suitable for reflow soldering using "paste in hole" techniques
- Insulation material: Glass filled polyester (PCT)
- Flammability: UL94V-0
- Color: Black
- Contact material: Copper Alloy
- Contact plating: 30µ" Gold
- Terminal finish indicator: e3 (per JESD97)
- Current rating: 2A
- Insulation resistance: >1 x 109 @ 500VDC
- Withstanding voltage: 1000Vrms @ sea level
- Temperature rating: 55°C to +105°C
- Process rating: Maximum 260°C, single pass, (profile per J-STD-020C)
- Moisture sensitivity level: 1 (per J-STD-020C)
- Mates w/socket series: CHG, 8500, 3000, and 891
- RoHS compliant per 3M documentation

For quantities greater than listed, call for quote.

MOUSER STOCK NO.	3M Part No.	Fig.	No. of Positions	Price Each			
				1	25	50	100
Straight - Through Hole							
517-N2510-6002RB	N2510-6002RB	A	10	1.72	1.62	1.55	1.48
517-N2514-6002RB	N2514-6002RB	A	14	1.78	1.64	1.59	1.52
517-N2516-6002RB	N2516-6002RB	A	16	2.03	1.81	1.63	1.48
517-N2520-6002RB	N2520-6002RB	A	20	2.12	1.88	1.69	1.54
517-N2524-6002RB	N2524-6002RB	A	24	2.97	2.76	2.48	2.23
517-N2526-6002RB	N2526-6002RB	A	26	2.28	2.02	1.82	1.66
517-N2530-6002RB	N2530-6002RB	A	30	3.32	2.99	2.65	2.39
517-N2534-6002RB	N2534-6002RB	A	34	2.61	2.53	2.29	2.18
517-N2540-6002RB	N2540-6002RB	A	40	2.92	2.59	2.33	2.12
517-N2550-6002RB	N2550-6002RB	A	50	3.62	3.21	2.89	2.62
517-N2560-6002RB	N2560-6002RB	A	60	4.33	3.85	3.47	3.16
517-N2564-6002RB	N2564-6002RB	A	64	3.19	2.96	2.73	2.56
Right Angle - Through Hole							
517-N2510-5002RB	N2510-5002RB	B	10	1.96	1.73	1.56	1.42
517-N2514-5002RB	N2514-5002RB	B	14	2.01	1.79	1.61	1.46
517-N2516-5002RB	N2516-5002RB	B	16	2.25	2.00	1.80	1.64
517-N2520-5002RB	N2520-5002RB	B	20	2.35	2.10	1.88	1.71
517-N2524-5002RB	N2524-5002RB	B	24	2.25	2.09	1.93	1.80
517-N2526-5002RB	N2526-5002RB	B	26	2.49	2.21	1.99	1.81
517-N2530-5002RB	N2530-5002RB	B	30	2.61	2.40	2.23	2.10
517-N2534-5002RB	N2534-5002RB	B	34	2.97	2.64	2.38	2.16
517-N2540-5002RB	N2540-5002RB	B	40	3.21	2.86	2.57	2.33
517-N2550-5002RB	N2550-5002RB	B	50	3.76	3.40	3.17	3.09
Straight - Surface Mount							
517-N2510-6V0C-RB-WD	N2510-6V0C-RB-WD	C	10	1.69	1.42	1.32	1.27
517-N2514-6V0C-RB-WD	N2514-6V0C-RB-WD	C	14	2.09	1.85	1.67	1.52
517-N2416-6V0C-RB-WE	N2516-6V0C-RB-WE	C	16	1.92	1.61	1.49	1.46
517-N2520-6V0C-RB-WE	N2520-6V0C-RB-WE	C	20	1.98	1.67	1.54	1.49
517-N2524-6V0C-RB-WE	N2524-6V0C-RB-WE	C	24	3.19	2.69	2.47	2.42
517-N2526-6V0C-RB-WF	N2526-6V0C-RB-WF	C	26	2.12	1.79	1.64	1.58
517-N2530-6V0C-RB-WF	N2530-6V0C-RB-WF	C	30	3.76	3.57	3.21	2.86
517-N2534-6V0C-RB-WF	N2534-6V0C-RB-WF	C	34	2.75	2.48	2.26	2.08
517-N2540-6V0C-RB-WH	N2540-6V0C-RB-WG	C	40	3.40	3.24	2.92	2.59
517-N2550-6V0C-RB-WG	N2550-6V0C-RB-WG	C	50	3.22	2.71	2.50	2.45

© Copyright 2013 Mouser Electronics

D2500 SERIES .100" X .100" LOW PROFILE BOX HEADERS

Specifications:

- Contact Plating 10µ" Gold
- Low profile, space saving design
- High temperature insulator suitable for "no lead" soldering operations
- Insulation material: Glass filled polyester (PCT)
- Flammability: UL94V-0
- Color: Black

For quantities greater than listed, call for quote.

MOUSER STOCK NO.	3M Part No.	Fig.	No. of Positions	Price Each			
				1	25	50	100
Straight - Through Hole							
517-D2510-6002-AR	D2510-6002-AR	A	10	1.67	1.55	1.39	1.24
517-D2514-6002-AR	D2514-6002-AR	A	14	1.73	1.61	1.44	1.28
517-D2516-6002-AR	D2516-6002-AR	A	16	1.93	1.79	1.61	1.43
517-D2520-6002-AR	D2520-6002-AR	A	20	2.02	1.87	1.68	1.50
517-D2526-6002-AR	D2526-6002-AR	A	26	2.16	2.00	1.80	1.61
517-D2530-6002-AR	D2530-6002-AR	A	30	2.79	2.62	2.33	2.10
517-D2534-6002-AR	D2534-6002-AR	A	34	1.93	1.82	1.72	1.63
517-D2540-6002-AR	D2540-6002-AR	A	40	2.00	1.83	1.75	1.61
517-D2550-6002-AR	D2550-6002-AR	A	50	3.05	2.86	2.55	2.29
Right Angle - Through Hole							
517-D2510-5002-AR	D2510-5002-AR	B	10	1.84	1.71	1.54	1.37
517-D2514-5002-AR	D2514-5002-AR	B	14	1.90	1.77	1.58	1.41
517-D2516-5002-AR	D2516-5002-AR	B	16	2.13	1.98	1.78	1.58
517-D2520-5002-AR	D2520-5002-AR	B	20	2.21	2.05	1.85	1.65
517-D2526-5002-AR	D2526-5002-AR	B	26	2.25	2.11	1.90	1.71
517-D2530-5002-AR	D2530-5002-AR	B	30	2.47	2.26	2.03	1.87
517-D2550-5002-AR	D2550-5002-AR	B	50	3.34	3.12	2.78	2.50
Straight - Surface Mount							
517-D2510-6V0C-AR-WD	D2510-6V0C-AR-WD	C	10	1.83	1.75	1.58	1.41
517-D2514-6V0C-AR-WD	D2514-6V0C-AR-WD	C	14	1.88	1.80	1.63	1.46
517-D2516-6V0C-AR-WE	D2516-6V0C-AR-WE	C	16	2.20	2.12	1.89	1.66
517-D2520-6V0C-AR-WE	D2520-6V0C-AR-WE	C	20	2.14	2.04	1.85	1.66
517-D2530-6V0C-AR-WF	D2530-6V0C-AR-WF	C	30	3.60	3.45	2.47	2.35
517-D2540-6V0C-AR-WH	D2540-6V0C-AR-WH	C	40	4.14	3.22	2.84	2.56
517-D2550-6V0C-AR-WG	D2550-6V0C-AR-WG	C	50	3.36	3.20	2.88	2.56

303 SERIES .100" X .100", LOW PROFILE BOX HEADERS

Specifications:

- Sturdy body
- End windows
- Insulation material: Glass filled polyester (PBT)
- Flammability: UL94V-0
- Insulation color: Black
- Contact material: Brass
- Contact plating: Gold flash
- Current rating: 1A
- Insulation resistance: >1 x 109 @ 500VDC
- Withstanding voltage: 500Vrms @ sea level
- Temperature rating: -55°C to +105°C
- Mates with socket series: CHG, 8500, 3000, and 891
- RoHS compliant per 3M documentation

For quantities greater than listed, call for quote.

MOUSER STOCK NO.	3M Part No.	Fig.	No. of Positions	Price Each			
				1	25	50	100
Straight - Through Hole							
517-30310-6002	30310-6002HB	A	10	.44	.407	.385	.375
517-30314-6002	30314-6002HB	A	14	1.07	.91	.835	.803
517-30316-6002	30316-6002HB	A	16	.71	.653	.621	.599
517-30320-6002	30320-6002HB	A	20	.61	.578	.546	.524
517-30326-6002	30326-6002HB	A	26	.69	.631	.589	.567
517-30334-6002	30334-6002HB	A	34	.98	.899	.803	.738
517-30340-6002	30340-6002HB	A	40	.95	.834	.769	.736
517-30350-6002	30350-6002HB	A	50	.69	.631	.589	.567
Right Angle - Through Hole							
517-30310-5002	30310-5002HB	B	10	.59	.556	.524	.503
517-30314-5002	30314-5002HB	B	14	.67	.642	.61	.589
517-30316-5002	30316-5002HB	B	16	1.17	1.10	1.05	1.01
517-30320-5002	30320-5002HB	B	20	.70	.663	.621	.589
517-30326-5002	30326-5002HB	B	26	.80	.77	.738	.717
517-30334-5002	30334-5002HB	B	34	1.22	1.05	.963	.92
517-30340-5002	30340-5002HB	B	40	1.44	1.42	1.34	1.09
517-30350-5002	30350-5002HB	B	50	.80	.738	.674	.653

© Copyright 2013 Mouser Electronics

3M™ .050" and .100" Wiremount Connectors

RoHS Compliant **This product is RoHS compliant.**

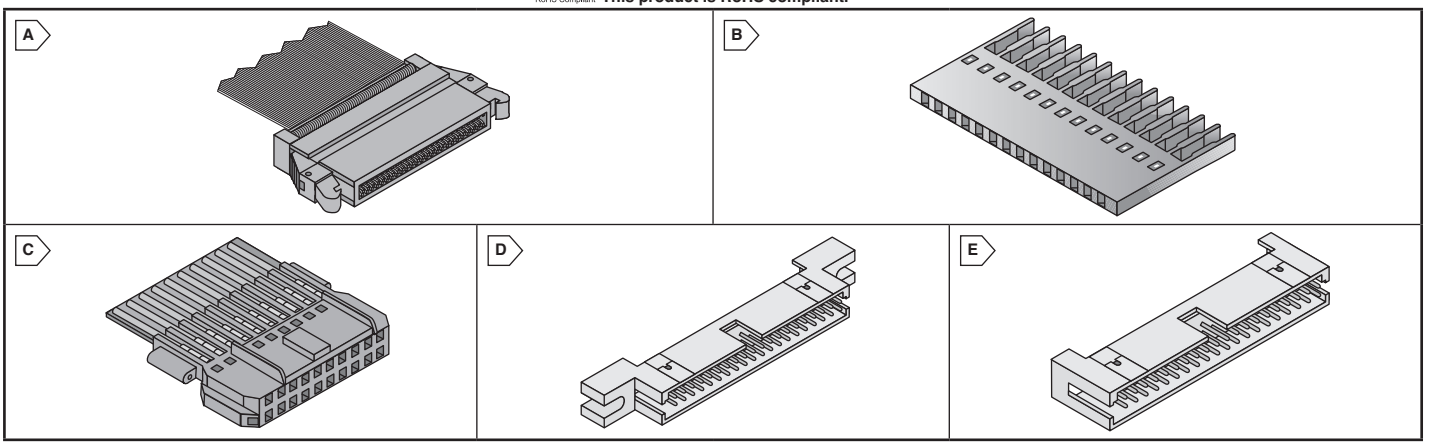

.050" PAK 50 WIREMOUNT SOCKETS

Features:

- Stranded PVC Flat Ribbon Cable
- Latch/eject mechanism maintains a secure connection
- Color: Black
- Current rating: 0.5A
- Temperature rating: -55°C to +85°C
- Plating: 10µ" Gold
- RoHS Compliant per 3M documentation

For quantities greater than listed, call for quote.

MOUSER STOCK NO.	3M Part No.	Fig.	No. of Positions	Price Each 1	10	25	50
P25E Series • Wire Accomodation: .025" 30AWG • Compatiable w/ 3M™ 3754 Series Cable							
517-P25E-050S-EA	P25E-050S-EA	A	50	13.56	12.51	11.41	10.84
517-P25E-080S-EA	P25E-080S-EA	A	80	15.39	14.20	12.95	12.31
517-P25E-100S-EA	P25E-100S-EA	A	100	16.63	15.35	14.00	13.30
P50E Series • Wire Accomodation: .050" 28AWG • Compatiable w/ 3M™ 3365 Series Cable							
517-P50E-040S-EA	P50E-040S-EA	A	40	11.64	9.97	9.43	8.87
517-P50E-080S-EA	P50E-080S-EA	A	80	16.72	15.43	14.07	13.38
517-P50E-100S-EA	P50E-100S-EA	A	100	18.77	17.32	15.80	15.01

CHG SERIES SOCKETS

Specifications:

- Twin slot IDC provides 4 points of contact
- Temperature rating: -55°C to +105°C
- Plating: 30µ" Gold
- Insulation material: Glass Filled Polyester (PBT), gray UL94V-0
- Contact material: Copper alloy
- Exclusive L/H 4-wipe contact
- RoHS Compliant per 3M documentation

For quantities greater than listed, call for quote.

MOUSER STOCK NO.	3M Part No.	Fig.	No. of Pos.	Current Ratings	Wire AWG	Price Each 1	10	25
.100" Pak 100 Wiremount Sockets								
517-CHG-1002-11-KCP	CHG-1002-001010-KCP	B	2	1.5A	26-28	2.81	2.62	2.44
517-CHG-1002-11-KEP	CHG-1002-001010-KEP	B	2	2A	22-24	3.50	3.22	2.94
517-CHG-1003-11-KCP	CHG-1003-001010-KCP	B	3	1.5A	26-28	2.99	2.78	2.58
517-CHG-1003-11-KEP	CHG-1003-001010-KEP	B	3	2A	22-24	2.99	2.78	2.58
517-CHG-1004-11-KCP	CHG-1004-001010-KCP	B	4	1.5A	26-28	3.14	2.92	2.71
517-CHG-1004-11-KEP	CHG-1004-001010-KEP	B	4	2A	22-24	3.14	2.92	2.71
517-CHG-1005-11-KCP	CHG-1005-001010-KCP	B	5	1.5A	26-28	6.42	6.16	5.65
517-CHG-1005-11-KEP	CHG-1005-001010-KEP	B	5	2A	22-24	6.42	6.16	5.65
.100" Pak 100 Wiremount Sockets (Cont.)								
517-CHG-1006-11-KEP	CHG-1006-001010-KEP	B	6	2A	22-24	4.23	3.89	3.67
517-CHG-1008-11-KCP	CHG-1008-001010-KCP	B	8	1.5A	26-28	4.19	3.87	3.53
517-CHG-1008-11-KEP	CHG-1008-001010-KEP	B	8	2A	22-24	4.34	4.01	3.66
517-CHG-1010-11-KEP	CHG-1010-001010-KEP	B	10	2A	22-24	4.60	4.26	3.88
517-CHG-1014-11-KCP	CHG-1014-001010-KCP	B	14	1.5A	26-28	3.99	3.68	3.36
.100" Pak 100 Polarized Wiremount Sockets								
517-CHG-2010-J11-KCP	CHG-2010-J01010-KCP	C	10	1.5A	26-28	4.02	3.71	3.52
517-2010-0101	CHG-2010-J01010-KEP	C	10	2A	22-24	4.95	4.56	4.30
517-CHG-2014-J11-KEP	CHG-2014-J01010-KEP	C	14	2A	22-24	4.88	4.50	4.11
517-CHG-2016-J11-KEP	CHG-2016-J01010-KEP	C	16	2A	22-24	4.53	4.17	3.81
517-CHG20-J01010-KCP	CHG-2020-J01010-KCP	C	20	1.5A	26-28	5.24	4.84	4.41
517-CHG20-J01010-KEP	CHG-2020-J01010-KEP	C	20	2A	22-24	5.78	5.69	5.60
517-CHG-2024-J11-KEP	CHG-2024-J01010-KEP	C	24	2A	22-24	6.29	5.80	5.30
517-CHG-2026-J01010	CHG-2026-J01010-KEP	C	26	2A	22-24	6.83	6.29	5.75
517-CHG-2030-J11-KEP	CHG-2030-J01010-KEP	C	30	2A	22-24	6.56	6.05	5.52
517-2034-J01010	CHG-2034-J01010-KEP	C	34	2A	22-24	6.61	6.23	5.95
517-CHG-2040-J11-KEP	CHG-2040-J01010-KEP	C	40	2A	22-24	7.84	7.24	6.61
517-CHG2050J01010KEP	CHG-2050-J01010-KEP	C	50	2A	22-24	8.72	8.05	7.34

© Copyright 2013 Mouser Electronics

4600 SERIES .100" X .100" WIREMOUNT PLUGS IDC SHROUDED HEADERS

Specifications:

- Shrouded to protect against physical and chemical pin damage
- Accepts flat cable or discrete wire
- Insulation material: Glass filled polyester (PBT)
- Flammability: UL94V-0
- Color: Gray
- Contact material: Copper alloy
- Wire Accommodation: 26 and 28AWG solid or stranded
- RoHS compliant per 3M™ documentation
- Current rating: 1A
- Temperature rating: -55°C to +105°C
- Plating: 30µ" Gold
- Open end cover included
- Mates with socket series: CHG, 8500, 3000, and 891

With Mounting Flange

For quantities greater than listed, call for quote.

MOUSER STOCK NO.	3M Part No.	Fig.	No. of Positions	Price Each 1	25	50	100
517-4610-6000	4610-6000	D	10	3.16	2.89	2.73	2.28
517-4610-6050	4610-6050	D	10	3.56	3.09	2.80	2.66
517-4610-6250	4610-6250	D	10	3.72	3.43	3.19	3.03
517-4610-7050	4610-7050	D	10	3.04	2.88	2.66	2.56
517-4610-6350	4610-6350	D	10	6.53	5.72	5.26	4.79
517-4614-6000	4614-6000	D	14	4.95	3.70	3.40	3.30
517-4614-6200	4614-6200	D	14	5.24	4.84	4.48	4.26
517-4614-6300	4614-6300	D	14	4.96	4.33	3.98	3.77
517-4616-6000	4616-6000	D	16	5.61	4.53	4.49	4.29
517-4620-6000	4620-6000	D	20	6.54	5.36	5.29	5.01
517-4620-6200	4620-6200	D	20	6.48	5.99	5.47	5.02
517-4620-6300	4620-6300	D	20	6.48	5.66	5.19	4.43
517-4624-6000	4624-6000	D	24	6.38	5.37	4.93	4.78
517-4626-6000	4626-6000	D	26	7.44	6.17	6.01	5.69
517-4634-6000	4634-6000	D	34	8.19	6.89	6.33	6.13
517-4640-6000	4640-6000	D	40	10.23	8.58	8.27	7.83
517-4650-6000	4650-6000	D	50	11.09	8.72	8.63	7.76

Without Mounting Flange

For quantities greater than listed, call for quote.

MOUSER STOCK NO.	3M Part No.	Fig.	No. of Positions	Price Each 1	25	50	100
517-4610-6001	4610-6001	E	10	3.16	2.78	2.51	2.28
517-4610-6051	4610-6051	E	10	3.56	2.90	2.88	2.72
517-4610-6251	4610-6251	E	10	5.67	4.92	4.52	4.29
517-4610-6351	4610-6351	E	10	3.65	3.46	3.28	3.00
517-4614-6001	4614-6001	E	14	4.39	3.70	3.40	3.30
517-4616-6001	4616-6001	E	16	4.98	4.18	3.85	3.72
517-4620-6001	4620-6001	E	20	5.80	4.88	4.48	4.34
517-4620-6201	4620-6201	E	20	6.48	5.99	5.56	5.28
517-4626-6001	4626-6001	E	26	6.59	5.54	5.24	5.14
517-4634-6001	4634-6001	E	34	8.19	6.89	6.33	6.13
517-4640-6001	4640-6001	E	40	9.06	7.62	7.28	6.88
517-4650-6001	4650-6001	E	50	9.83	8.28	7.61	7.37

Accessories

For quantities greater than listed, call for quote.

MOUSER STOCK NO.	3M Part No.	Description	Price Each 1	25	50	100
517-3448-4610	3448-4610	10P strain relief	.76	.717	.685	.653
517-3448-4614	3448-4614	14P strain relief	1.63	1.37	1.26	1.22
517-3448-4616	3448-4616	16P strain relief	1.16	.974	.899	.867
517-3448-4620	3448-4620	20P strain relief	.96	.803	.738	.717
517-3448-4624	3448-4624	24P strain relief	1.58	1.34	1.23	1.19
517-3448-4626	3448-4626	26P strain relief	1.67	1.41	1.29	1.25
517-3448-4634	3448-4634	34P strain relief	1.01	.845	.781	.749
517-3448-4640	3448-4640	40P strain relief	1.03	.867	.792	.77
517-3448-4650	3448-4650	50P strain relief	1.59	1.47	1.35	1.25
517-3518	3518	polarization key	.26	.225	.182	.171
517-3505-16	3505-16	short latch; .726mm	.16	.139	.132	.118
517-3505-17	3505-17	long latch; .875mm	.31	.257	.214	.203

© Copyright 2013 Mouser Electronics

3M™ .100" x .100" Wiremount Connectors

RoHS Compliant This page of product is compliant.

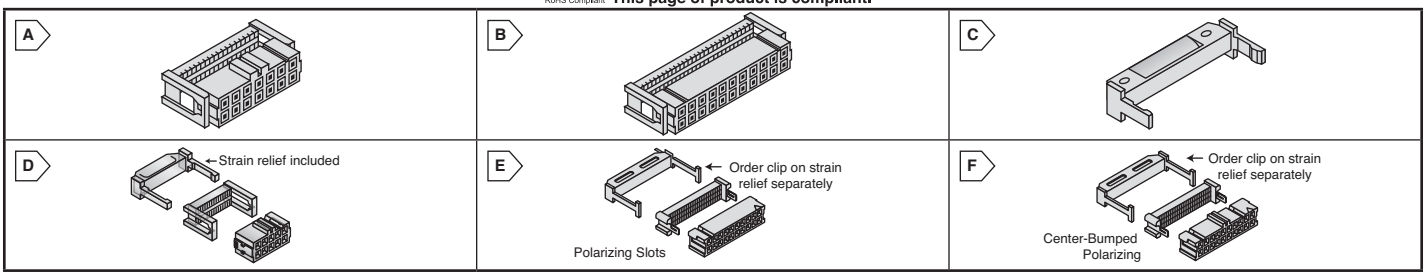

891 SERIES WIREMOUNT SOCKETS

Preassembled Wiremount Sockets

- Plating: 30"µ Gold
- Contact Material: Phosphor Bronze (C510)
- Current Rating: 1A
- Mates with Header Series 3000, 2500 and 303, Plug Series 4600
- RoHS Compliant per 3M™ documentation

For quantities greater than listed, call for quote.

MOUSER STOCK NO.	3M Part No.	Fig.	No. of Positions	Price Each 1	25	50	100
Centerbump Polarizing							
517-89110-0101	89110-0101	A	10	.84	.738	.663	.599
517-89114-0101	89114-0101	A	14	.86	.76	.685	.621
517-89116-0101	89116-0101	A	16	.74	.621	.567	.556
517-89120-0101	89120-0101	A	20	.96	.856	.77	.696
517-89126-0101	89126-0101	A	26	.97	.845	.792	.755
517-89130-0101	89130-0101	A	30	1.20	1.13	1.07	.989
517-89134-0101	89134-0101	A	34	1.23	1.09	.984	.899
517-89140-0101	89140-0101	A	40	1.66	1.48	1.33	1.21
517-89150-0101	89150-0101	A	50	2.03	1.80	1.63	1.48
Without Centerbump Polarizing							
517-89110-0001	89110-0001	B	10	.69	.631	.578	.524
517-89114-0001	89114-0001	B	14	.71	.653	.599	.546
517-89116-0001	89116-0001	B	16	.74	.674	.61	.567
517-89120-0001	89120-0001	B	20	.80	.738	.674	.61
517-89126-0001	89126-0001	B	26	.91	.835	.76	.696
517-89134-0001	89134-0001	B	34	1.00	.942	.877	.835
517-89140-0001	89140-0001	B	40	1.35	1.26	1.14	1.05
517-89150-0001	89150-0001	B	50	1.49	1.37	1.23	1.13
517-89160-0001	89160-0001	B	60	1.58	1.46	1.33	1.23
Optional Clip On Strain Relief							
517-3448-89110	3448-89110	C	10	.35	.289	.246	.235
517-3448-89114	3448-89114	C	14	.20	.171	.161	.15
517-3448-89116	3448-89116	C	16	.26	.214	.182	.171
517-3448-89120	3448-89120	C	20	.35	.289	.246	.235
517-3448-89126	3448-89126	C	26	.35	.289	.246	.235
517-3448-89134	3448-89134	C	34	.35	.289	.246	.235
517-3448-89140	3448-89140	C	40	.29	.268	.214	.193
517-3448-89150	3448-89150	C	50	.31	.289	.246	.235
517-3448-89160	3448-89160	C	60	.29	.246	.225	.214
Centerbump Polarizing - Strain Relief Included							
517-8910	89110-0103	D	10	.94	.888	.824	.781
517-8914	89114-0103	D	14	1.19	1.00	.924	.90
517-8916	89116-0103	D	16	1.05	.931	.76	.717
517-8920	89120-0103	D	20	1.10	1.01	.963	.919
517-8924	89124-0103	D	24	1.43	1.35	1.28	1.22
517-8926	89126-0103	D	26	1.24	1.12	1.08	1.03
517-8930	89130-0103	D	30	1.29	1.19	1.08	.951
517-8934	89134-0103	D	34	1.28	1.18	1.09	1.05
517-8940	89140-0103	D	40	1.69	1.42	1.31	1.28
517-8950	89150-0103	D	50	1.80	1.51	1.40	1.37
517-8960	89160-0103	D	60	1.87	1.57	1.44	1.41

Wiremount Sockets

- Plating: 10"µ Gold
- Contact Material: Phosphor Bronze (C510)
- Current Rating: 1A
- Mates with Header Series 3000, 2500 and 303, Plug Series 4600
- RoHS Compliant per 3M™ documentation

For quantities greater than listed, call for quote.

MOUSER STOCK NO.	3M Part No.	Fig.	No. of Positions	Price Each 1	25	50	100
Centerbump Polarizing							
517-D89110-0131HK	D89110-0131HK	A	10	.51	.471	.447	.424
517-D89114-0131HK	D89114-0131HK	A	14	.59	.503	.449	.428
517-D89116-0131HK	D89116-0131HK	A	16	.81	.77	.738	.706
517-D89120-0131HK	D89120-0131HK	A	22	.72	.618	.551	.523
517-D89126-0131HK	D89126-0131HK	A	26	.77	.728	.685	.642
517-D89130-0131HK	D89130-0131HK	A	30	1.24	1.09	1.03	.984
517-D89134-0131HK	D89134-0131HK	A	34	.92	.786	.702	.666
517-D89140-0131HK	D89140-0131HK	A	40	1.05	.889	.813	.764
517-D89150-0131HK	D89150-0131HK	A	50	1.11	.952	.877	.835
Without Centerbump Polarizing							
517-D89110-0031HK	D89110-0031HK	B	10	.51	.471	.447	.424
517-D89114-0031HK	D89114-0031HK	B	14	.59	.503	.449	.428
517-D89116-0031HK	D89116-0031HK	B	16	.94	.658	.56	.534
517-D89120-0031HK	D89120-0031HK	B	22	1.03	.845	.812	.777
517-D89126-0031HK	D89126-0031HK	B	26	1.11	.924	.886	.847
517-D89130-0031HK	D89130-0031HK	B	30	1.24	1.03	.984	.942
517-D89134-0031HK	D89134-0031HK	B	34	1.31	1.07	1.03	.989
517-D89140-0031HK	D89140-0031HK	B	40	1.05	.899	.801	.761
517-D89150-0031HK	D89150-0031HK	B	50	1.11	.952	.877	.835

Wiremount Sockets (Cont.)

For quantities greater than listed, call for quote.

MOUSER STOCK NO.	3M Part No.	Fig.	No. of Positions	Price Each 1	25	50	100
Optional Clip On Strain Relief							
517-D3448-89110	D3448-89110	C	10	.33	.289	.246	.235
517-D3448-89114	D3448-89114	C	14	.20	.171	.161	.152
517-D3448-89116	D3448-89116	C	16	.33	.289	.246	.235
517-D3448-89120	D3448-89120	C	22	.20	.171	.161	.152
517-D3448-89126	D3448-89126	C	26	.20	.171	.161	.152
517-D3448-89130	D3448-89130	C	30	.20	.171	.161	.152
517-D3448-89134	D3448-89134	C	34	.20	.171	.161	.152
517-D3448-89140	D3448-89140	C	40	.20	.171	.161	.152
517-D3448-89150	D3448-89150	C	50	.20	.171	.161	.152

3000 SERIES WIREMOUNT SOCKETS

- Industry standard IDC socket
- Current rating: 1A
- Positive locking metal "J" clips provide high cover retention
- Withstanding voltage: 1000Vrms
- Accepts flat cable or discrete wire
- Temperature rating: -55°C to +105°C
- Insulation material: Glass filled polyester (PBT), Gray, UL94V-0
- Contact material: Copper alloy
- Wire accommodation: 26 and 28AWG solid or standed
- Mates with Header Series: 3000, 2500, and 303; Plug Series: 4600
- Plating: 30µ" Gold
- Order strain reliefs separately
- RoHS compliant per 3M™ documentation

Polarizing Slots - Open-Ended for Daisy Chaining							
517-3473-6000	3473-6000	E	10	2.41	2.13	1.95	1.84
517-3385-6000	3385-6000	E	14	2.58	2.36	2.14	1.96
517-3452-6000	3452-6000	E	16	2.84	2.39	2.19	2.12
517-3421-6000	3421-6000	E	20	3.12	2.63	2.42	2.34
517-3626-6000	3626-6000	E	24	3.75	3.16	2.90	2.81
517-3399-6000	3399-6000	E	26	4.02	3.39	3.35	3.05
517-3414-6000	3414-6000	E	34	5.25	4.42	4.23	3.98
517-3417-6000	3417-6000	E	40	6.16	5.18	5.04	4.68
517-3425-6000	3425-6000	E	50	7.71	6.49	5.97	5.79
Polarizing Slots - Closed-Ended for Line Termination							
517-3473-7000	3473-7000	E	10	2.27	2.08	1.88	1.72
517-3385-7000	3385-7000	E	14	2.85	2.61	2.38	2.05
517-3452-7000	3452-7000	E	16	2.97	2.73	2.48	2.26
517-3421-7000	3421-7000	E	20	3.26	3.00	2.72	2.35
517-3626-7000	3626-7000	E	24	3.91	3.58	3.26	2.97
517-3399-7000	3399-7000	E	26	4.25	3.95	3.53	3.06
517-3414-7000	3414-7000	E	34	5.48	4.83	4.33	3.95
517-3425-7000	3425-7000	E	50	8.00	6.73	6.21	6.08
Center-Bumped Polarizing - Open-Ended for Daisy Chaining							
517-3473-6600	3473-6600	F	10	2.41	2.02	1.95	1.84
517-3385-6600	3385-6600	F	14	2.91	2.48	2.35	2.23
517-3452-6600	3452-6600	F	16	3.19	2.80	2.58	2.44
517-3421-6600	3421-6600	F	20	3.52	3.09	2.85	2.70
517-3626-6600	3626-6600	F	24	3.75	3.16	2.90	2.81
517-3399-6600	3399-6600	F	26	4.55	4.16	3.73	3.48
517-3419-6600	3419-6600	F	30	4.63	3.91	3.58	3.48
517-3414-6600	3414-6600	F	34	5.93	5.34	4.79	4.54
517-3417-6600	3417-6600	F	40	6.97	6.02	5.63	4.63
517-3425-6600	3425-6600	F	50	8.70	6.49	6.43	6.18
Center-Bumped Polarizing - Closed-Ended for Line Termination							
517-3473-7600	3473-7600	F	10	3.38	2.13	2.07	1.96
517-3385-7600	3385-7600	F	14	2.86	2.41	2.20	2.14
517-3452-7600	3452-7600	F	16	2.99	2.51	2.31	2.24
517-3421-7600	3421-7600	F	20	4.54	3.00	2.90	2.80
517-3399-7600	3399-7600	F	26	4.26	3.58	3.30	3.19
517-3419-7600	3419-7600	F	30	4.88	4.11	3.78	3.66
517-3414-7600	3414-7600	F	34	6.18	5.10	5.00	4.73
517-3417-7600	3417-7600	F	40	6.44	5.42	4.99	4.84
517-3425-7600	3425-7600	F	50	9.05	7.45	7.32	6.02
Plastic Clip On Strain Reliefs							
517-3448-3010	3448-3010	-	10	.45	.385	.321	.31
517-3448-3014	3448-3014	-	14	.27	.225	.214	.203
517-3448-3016	3448-3016	-	16	.45	.385	.321	.30
517-3448-3020	3448-3020	-	20	.27	.225	.214	.203
517-3448-3024	3448-3024	-	24	.35	.30	.278	.268
517-3448-3026	3448-3026	-	26	.27	.225	.214	.203
517-3448-3030	3448-3030	-	30	.48	.417	.375	.364
517-3448-3034	3448-3034	-	34	.42	.385	.321	.31
517-3448-3040	3448-3040	-	40	.45	.353	.30	.289
517-3448-3050	3448-3050	-	50	.45	.385	.321	.31

© Copyright 2013 Mouser Electronics

© Copyright 2013 Mouser Electronics

3M™ 2mm x 2mm Headers and Sockets

RoHS Compliant **This product is RoHS compliant.**

158 AND 159 SERIES 2MM X 2MM SOCKETS AND HEADERS

For quantities greater than listed, call for quote.

MOUSER STOCK NO.	3M Part No.	Fig.	No. of Positions	Dimensions: in.(mm) A	Dimensions: in.(mm) B	Price Each 1	Price Each 25	Price Each 50	Price Each 100
Wiremount IDC Sockets									
517-158208-0120	158208-0120	A	8	8.39 (.330)	14.64 (.576)	2.19	2.05	1.94	1.83
517-158210-0120	158210-0120	A	10	10.39 (.409)	16.64 (.655)	2.29	2.14	2.02	1.90
517-158220-0120	158220-0120	A	20	20.39 (.803)	26.64 (1.049)	2.76	2.59	2.44	2.30
517-158226-0120	158226-0120	A	26	26.39 (1.039)	32.64 (1.285)	3.05	2.86	2.69	2.55
517-158234-0120	158234-0120	A	34	34.39 (1.354)	40.64 (1.600)	3.42	3.21	3.03	2.86
517-158250-0120	158250-0120	A	50	50.39 (1.984)	56.64 (2.230)	4.19	3.93	3.70	3.49
Strain Relief									
517-3448-15808	3448-15808	-	8	-	-	.27	.257	.246	.235
517-3448-15810	3448-15810	-	10	-	-	.35	.335	.315	.297
517-3448-15820	3448-15820	-	20	-	-	.41	.379	.356	.337
517-3448-15826	3448-15826	-	26	-	-	.41	.379	.356	.337
517-3448-15834	3448-15834	-	34	-	-	.47	.446	.419	.396
517-3448-15850	3448-15850	-	50	-	-	.47	.446	.419	.396
Vertical Thru Hole Headers									
517-159108-6012	159108-6012	B	8	8.35 (.329)	-	1.55	1.46	1.37	1.29
517-159110-6012	159110-6012	B	10	12.35 (.486)	-	1.65	1.54	1.46	1.37
517-159120-6002	159120-6002	C	20	22.35 (.880)	-	2.12	1.99	1.87	1.77
517-159126-6002	159126-6002	C	26	28.35 (1.116)	-	2.41	2.26	2.13	2.01
517-159134-6002	159134-6002	C	34	36.35 (1.431)	-	2.78	2.61	2.46	2.32
517-159150-6002	159150-6002	C	50	52.35 (2.061)	-	3.55	3.33	3.14	2.95
Right Angle Thru Hole Headers									
517-159108-5012	159108-5012	D	8	8.35 (.329)	-	2.02	1.89	1.79	1.68
517-159110-5012	159110-5012	D	10	12.35 (.486)	-	1.88	1.77	1.66	1.57
517-159120-5002	159120-5002	E	20	22.35 (.880)	-	2.92	2.75	2.59	2.44
517-159126-5002	159126-5002	E	26	28.35 (1.116)	-	3.37	3.17	2.97	2.81
517-159134-5002	159134-5002	E	34	36.35 (1.431)	-	4.00	3.75	3.53	3.34
517-159150-5002	159150-5002	E	50	52.35 (2.061)	-	5.21	4.89	4.59	4.34
Vertical SMT Headers									
517-159108-2012	159108-2012	F	8	8.35 (.329)	-	2.02	1.90	1.79	1.69
517-159110-2012	159110-2012	F	10	12.35 (.486)	-	3.35	3.15	2.96	2.79
517-159120-2002	159120-2002	G	20	22.35 (.880)	-	2.60	2.44	2.29	2.16
517-159126-2002	159126-2002	G	26	28.35 (1.116)	-	4.56	4.29	4.03	3.82
517-159134-2002	159134-2002	G	34	36.35 (1.431)	-	5.19	4.87	4.58	4.32
517-159150-2002	159150-2002	G	50	52.35 (2.061)	-	6.40	6.00	5.65	5.33

15XX 2MM X 2MM HEADERS AND SOCKETS

For quantities greater than listed, call for quote.

MOUSER STOCK NO.	3M Part No.	Fig.	No. of Positions	Pin Length (in.)	Price Each 1	Price Each 25	Price Each 50	Price Each 100
Straight Header								
517-151210-8322-RB	151210-8322-RB	H	10	.130	.95	.814	.747	.718
517-151212-8322-RB	151212-8322-RB	H	12	.130	1.11	.931	.867	.845
517-151220-8322-RB	151220-8322-RB	H	20	.130	1.71	1.66	1.50	1.29
517-151226-8322-RB	151226-8322-RB	H	26	.130	2.21	1.86	1.74	1.63
517-151240-8322-RB	151240-8322-RB	H	40	.130	3.22	2.90	2.64	2.43
517-151250-8322-RB	151250-8322-RB	H	50	.130	3.98	3.36	3.08	3.02
Right Angle Header								
517-151210-7422-RB	151210-7422-RB	I	10	.152	1.07	.951	.86	.811
517-151220-7422-RB	151220-7422-RB	I	20	.152	2.41	2.14	1.93	1.75
517-151230-7422-RB	151230-7422-RB	I	30	.152	2.93	2.80	2.55	2.23
517-151240-7422-RB	151240-7422-RB	I	40	.152	4.65	4.14	3.72	3.38
517-151250-7422-RB	151250-7422-RB	I	50	.152	4.79	4.17	3.84	3.57
Straight Socket								
517-150210-6002-RB	150210-6002-RB	J	10	.389 (9.83)	2.87	2.48	2.16	2.07
517-150220-6002-RB	150220-6002-RB	J	20	.782 (19.86)	2.54	2.38	2.28	2.17
517-150226-6002-RB	150226-6002-RB	J	26	1.019 (25.83)	3.16	2.90	2.64	2.53
517-150230-6002-RB	150230-6002-RB	J	30	1.176 (29.87)	3.32	3.11	2.78	2.65
517-150240-6002-RB	150240-6002-RB	J	40	1.57 (39.88)	2.78	2.43	2.24	2.10
517-150244-6002-RB	150244-6002-RB	J	44	1.727 (43.87)	2.94	2.82	2.68	2.23
517-150250-6002-RB	150250-6002-RB	J	50	1.964 (49.89)	3.51	3.19	3.01	2.65
Right Angle Socket								
517-150210-5002-RB	150210-5002-RB	K	10	.389 (9.83)	5.29	4.75	4.49	4.23
517-150220-5002-RB	150220-5002-RB	K	20	.782 (19.86)	5.96	5.01	4.62	4.52
517-150240-5002-RB	150240-5002-RB	K	40	1.57 (39.88)	6.55	5.95	5.62	4.96
517-150244-5002-RB	150244-5002-RB	K	44	1.727 (43.87)	6.66	6.07	5.72	5.05

IDC Socket 1mm Pitch Cable

For quantities greater than listed, call for quote.

MOUSER STOCK NO.	3M Part No.	Fig.	No. of Positions	Assem. Height w/o Strain Relief mm (in.)	Price Each 1	Price Each 25	Price Each 50	Price Each 100
517-152210-0100	152210-0100-GB	L	10	7.4 (0.290)	4.74	3.09	2.90	2.75
517-152212-0100	152212-0100-GB	L	12	7.4 (0.290)	3.64	3.08	2.94	2.79
517-152220-0100	152220-0100-GB	L	20	7.4 (0.290)	4.46	3.76	3.46	3.35
517-152226-0100	152226-0100-GB	L	26	7.4 (0.290)	4.26	3.58	3.30	3.19
517-152240-0100	152240-0100-GB	L	40	7.4 (0.290)	4.46	3.76	3.46	3.35
517-152244-0100	152244-0100-GB	L	44	7.4 (0.290)	4.57	3.85	3.54	3.42
517-152250-0100	152250-0100-GB	L	50	7.4 (0.290)	4.65	3.93	3.61	3.50

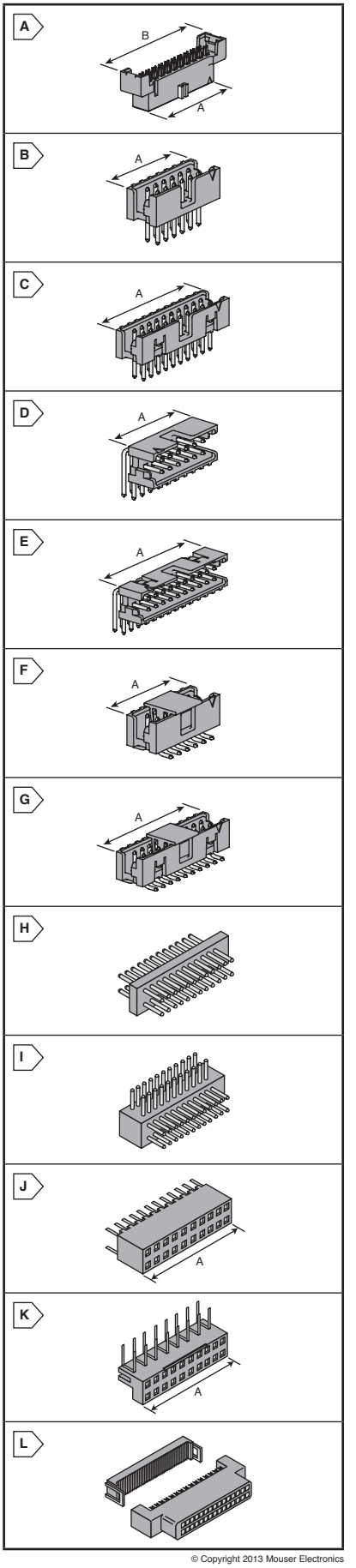

© Copyright 2013 Mouser Electronics

© Copyright 2013 Mouser Electronics

3M™ Mini-Clamp Connectors

RoHS Compliant **This product is RoHS compliant.**

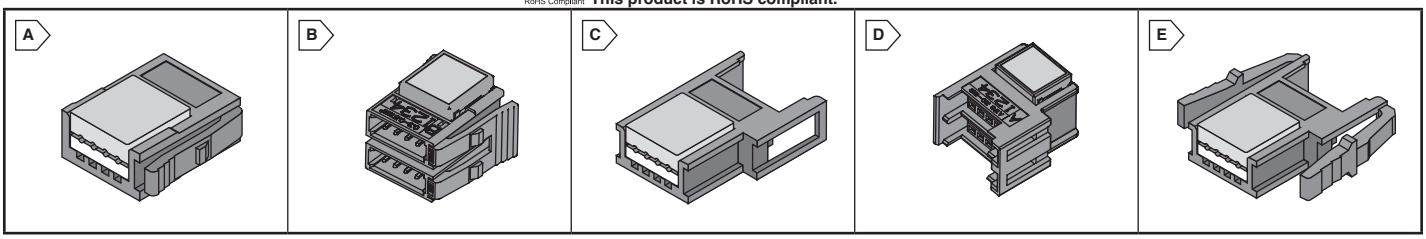

2.00MM IDC WIREMOUNT MINI-CLAMP CONNECTORS

Mini-Clamp I

Specifications:
- Flammability: UL94V-0
- Body Color: Black
- Contact Material: Copper Alloy
- Insulation Material: Nylon body, Polycarbonate cover
- Current Rating: 3.0A
- Voltage Rating: 32V
- Temperature Rating: -20°C to 85°C

Features:
- Operation by general tool "pliers" reduces tooling cost
- Latch enables rugged field termination
- RoHS Compliant per 3M documentation
- Designed to accommodate typical wiring specifications per Japanese and Asian Suppliers

For quantities greater than listed, call for quote.

MOUSER STOCK NO.	3M Part No.	Fig.	No. of Positions	Wire AWG	Cover Color	Wire Insulation OD (mm)	Price Each 1	10	25	50
Plug Connectors										
517-37103-2165-000-1	37103-2165-000 FL 100	A	3	20-22	Blue	1.2 ~ 1.6	2.18	1.99	1.82	1.66
517-37103-2206-000-1	37103-2206-000 FL 100	A	3	20-22	Gray	1.6 ~ 2.0	2.45	2.38	2.35	2.32
517-37103-3101-000-1	37103-3101-000 FL 100	A	3	24-26	Red	0.8 ~ 1.0	2.18	1.99	1.82	1.66
517-37103-3122-000-1	37103-3122-000 FL 100	A	3	24-26	Yellow	1.0 ~ 1.2	2.41	2.35	2.30	2.25
517-37104-2124-000-1	37104-2124-000 FL 100	A	4	20-22	Green	1.0 ~ 1.2	2.60	2.38	2.16	1.98
517-37104-2165-000-1	37104-2165-000 FL 100	A	4	20-22	Blue	1.2 ~ 1.6	2.61	2.59	2.56	2.53
517-37104-2206-000-1	37104-2206-000 FL 100	A	4	20-22	Gray	1.6 ~ 2.0	2.60	2.38	2.16	1.98
517-37104-3101-000-1	37104-3101-000 FL 100	A	4	24-26	Red	0.8 ~ 1.0	2.60	2.38	2.16	1.98
517-37104-3122-000-1	37104-3122-000 FL 100	A	4	24-26	Yellow	1.0 ~ 1.2	4.15	3.79	3.45	3.16
517-37104-3163-000-1	37104-3163-000 FL 100	A	4	24-26	Orange	1.2 ~ 1.6	2.60	2.38	2.16	1.98
517-37106-2165-0W0FL	37106-2165-0W0 FL	B	6	20-22	Blue	1.2 ~ 1.6	3.98	3.61	3.30	3.03
517-37106-3101-0W0FL	37106-3101-0W0 FL	B	6	24-26	Red	0.8 ~ 1.0	3.98	3.61	3.30	3.03
517-37106-3122-0W0FL	37106-3122-0W0 FL	B	6	24-26	Yellow	1.0 ~ 1.2	4.16	3.78	3.45	3.17
517-37108-2124-0W0FL	37108-2124-0W0 FL	B	8	20-22	Green	1.0 ~ 1.2	4.61	4.18	3.82	3.51
517-37108-2165-0W0FL	37108-2165-0W0 FL	B	8	20-22	Blue	1.2 ~ 1.6	4.40	3.99	3.64	3.35
517-37108-3122-0W0FL	37108-3122-0W0 FL	B	8	24-26	Yellow	1.0 ~ 1.2	4.95	4.49	4.10	3.77
Socket Connectors Without Latches										
517-37303-2165-000-1	37303-2165-000 FL 100	C	3	20-22	Blue	1.2 ~ 1.6	2.33	2.14	1.95	1.78
517-37303-2206-000-1	37303-2206-000 FL 100	C	3	20-22	Gray	1.6 ~ 2.0	2.33	2.14	1.95	1.78
517-37303-3101-000-1	37303-3101-000 FL 100	C	3	24-26	Red	0.8 ~ 1.0	2.33	2.14	1.95	1.78
517-37304-2124-000-1	37304-2124-000 FL 100	C	4	20-22	Green	1.0 ~ 1.2	2.85	2.80	2.77	2.74
517-37304-2206-000-1	37304-2206-000 FL 100	C	4	20-22	Gray	1.6 ~ 2.0	2.80	2.56	2.33	2.13
517-37304-3101-000-1	37304-3101-000 FL 100	C	4	24-26	Red	0.8 ~ 1.0	2.85	2.79	2.76	2.73
517-37304-3122-000-1	37304-3122-000 FL 100	C	4	24-26	Yellow	1.0 ~ 1.2	2.88	2.82	2.79	2.76
517-37304-3163-000-1	37304-3163-000 FL 100	C	4	24-26	Orange	1.2 ~ 1.6	2.81	2.78	2.74	2.72
517-37306-2124-0W0FL	37306-2124-0W0 FL	D	6	20-22	Green	1.0 ~ 1.2	3.54	3.36	3.24	3.06
517-37306-3101-0W0FL	37306-3101-0W0 FL	D	6	24-26	Red	0.8 ~ 1.0	3.54	3.36	3.24	3.06
517-37306-3122-0W0FL	37306-3122-0W0 FL	D	6	24-26	Yellow	1.0 ~ 1.2	3.54	3.36	3.24	3.06
517-37308-3163-0W0FL	37308-3163-0W0 FL	D	8	24-26	Orange	1.2 ~ 1.6	5.02	4.55	4.16	3.83
Socket Connectors With Latches										
517-37304-2165-0P0-1	37304-2165-0P0 FL 100	E	4	20-22	Blue	1.2 ~ 1.6	2.88	2.64	2.41	2.19

Mini-Clamp II

Specifications:
- Flammability: UL94V-0
- Body Color: Black
- Contact Material: Copper Alloy
- Insulation Material: Nylon body, Polycarbonate cover
- Current Rating: 3.0A
- Voltage Rating: 32V
- Temperature Rating: -20°C to 85°C

Features:
- Designed to accommodate typical wiring specifications per Europe and North America Suppliers
- No special tooling needed
- RoHS Compliant per 3M documentation

For quantities greater than listed, call for quote.

MOUSER STOCK NO.	3M Part No.	Fig.	No. of Positions	Wire AWG	Cover Color	Wire Insulation OD (mm)	Price Each 1	10	25	50
Plug Connectors										
517-37103-A165-00EMB	37103-A165-00E MB	A	3	20-24	Blue	1.2 ~ 1.6	2.18	1.99	1.82	1.66
517-37103-A206-00EMB	37103-A206-00E MB	A	3	20-24	Gray	1.6 ~ 2.0	2.18	1.99	1.82	1.66
517-37103-B122-00EMB	37103-B122-00E MB	A	3	24-26	Yellow	1.0 ~ 1.2	2.18	1.99	1.82	1.66
517-37104-A165-00EMB	37104-A165-00E MB	A	4	20-24	Blue	1.2 ~ 1.6	2.60	2.38	2.16	1.98
517-37104-A206-00EMB	37104-A206-00E MB	A	4	20-24	Gray	1.6 ~ 2.0	2.60	2.38	2.16	1.98
517-37104-B101-00EMB	37104-B101-00E MB	A	4	24-26	Red	0.8 ~ 1.0	2.57	2.35	2.14	1.96
517-37104-B122-00EMB	37104-B122-00E MB	A	4	24-26	Yellow	1.0 ~ 1.2	2.60	2.38	2.16	1.98
517-37104-B163-00EMB	37104-B163-00E MB	A	4	24-26	Orange	1.2 ~ 1.6	2.60	2.38	2.16	1.98
Socket Connectors Without Latches										
517-37303-A165-00EMB	37303-A165-00E MB	C	3	20-24	Blue	1.2 ~ 1.6	2.33	2.14	1.95	1.78
517-37303-B122-00EMB	37303-B122-00E MB	C	3	24-26	Yellow	1.0 ~ 1.2	2.33	2.14	1.95	1.78
517-37303-B163-00EMB	37303-B163-00E MB	C	3	24-26	Orange	1.2 ~ 1.6	2.44	2.24	2.03	1.85
517-37304-A165-00EMB	37304-A165-00E MB	C	4	20-24	Blue	1.2 ~ 1.6	2.80	2.56	2.33	2.13
517-37304-A206-00EMB	37304-A206-00E MB	C	4	20-24	Gray	1.6 ~ 2.0	2.80	2.56	2.33	2.13
517-37304-B101-00EMB	37304-B101-00E MB	C	4	24-26	Red	0.8 ~ 1.0	2.93	2.68	2.44	2.23
517-37304-B163-00EMB	37304-B163-00E MB	C	4	24-26	Orange	1.2 ~ 1.6	2.93	2.68	2.44	2.23
Socket Connectors With Latches										
517-37303-A165-0PEMB	37303-A165-0PE MB	D	3	20-24	Blue	1.2 ~ 1.6	2.56	2.32	2.12	1.92
517-37304-B163-0PEMB	37304-B163-0PE MB	D	4	24-26	Orange	1.2 ~ 1.6	3.07	2.78	2.55	2.31

© Copyright 2013 Mouser Electronics
© Copyright 2013 Mouser Electronics

3M™ Link, Mini Clamp and Power Clamp Connectors

RoHS Compliant **This product is RoHS compliant.**

LINK CONNECTORS

- Simple and Low Cost Wiring Solution
- Hermaphroditic Mating Wiremount Connector
- Meets CC-Link/LT Standard IDC Termination to Discrete Wire or Flat Cable with Standard Pliers
- Straight and Right Angle Boardmount Sockets
- Current Rating: 5.0A
- Temperature Rating: -20°C to 70°C

NEW PRODUCT

For quantities greater than listed, call for quote.

MOUSER STOCK NO.	3M Part No.	Fig.	Number of Contacts	Description	Price Each 1	10	25	50
Wiremount								
517-381020018000FL	38102-0018-000 FL	A	2	For 18 AWG	4.04	3.65	3.34	3.02
517-38102F020H00FL	38102-F020-H00 FL	A	2	For 20 AWG	4.33	3.92	3.57	3.24
517-38102W022W00FL	38102-W022-W00 FL	A	2	For 22 AWG	4.55	4.11	3.76	3.40
Boardmount								
517-3820262S3000PL	38202-62S3-000 PL	B	2	Straight Black	3.93	3.55	3.24	2.93
517-3820252S3000PL	38202-52S3-000 PL	C	2	R/A Black	4.24	3.82	3.50	3.17

2.00MM BOARDMOUNT MINI-CLAMP IDC SOCKET CONNECTORS

Specifications:

- Flammability: UL94V-0
- Color: Black
- Contact Material: Copper Alloy
- Insulation Material: Nylon
- Current Rating: 3.0A
- Temperature Rating: -20°C to 85°C
- Voltage Rating: 32V

Features:

- Mates to 371 Series Plugs
- Straight Solder Tails
- Kinked contact pins for board retention
- RoHS Compliant per 3M documentation

For quantities greater than listed, call for quote.

MOUSER STOCK NO.	3M Part No.	Fig.	No. of Contacts	Type	Mating Plug Size	Price Each 1	10	25	50
Single Row - Vertical									
517-37203-62A3-003PL	37203-62A3-003PL	D	3	A	3 Pos.	1.88	1.70	1.59	1.53
517-37203-62B3-003PL	37203-62B3-003PL	D	3	B	3 Pos.	1.43	1.32	1.20	1.09
517-37204-62A3-004PL	37204-62A3-004PL	D	4	A	4 Pos.	2.14	1.83	1.81	1.73
517-37204-62B3-004PL	37204-62B3-004PL	D	4	B	4 Pos.	2.25	2.03	1.92	1.82
Single Row - SMT									
517-37203-1AE0-003PL	37203-1AE0-003 PL	E	3	A	3 Pos.	2.78	2.59	2.40	2.26
517-37203-1BE0-003PL	37203-1BE0-003 PL	F	3	B	3 Pos.	2.34	2.17	2.02	1.89
517-37204-1AE0-004PL	37204-1AE0-004 PL	E	4	A	4 Pos.	2.18	1.98	1.80	1.66
517-37204-1BE0-004PL	37204-1BE0-004 PL	F	4	B	4 Pos.	3.35	2.96	2.68	2.41
517-37203-12E0-003PL	37203-12E0-003 PL	G	3	None	3 Pos.	1.95	1.92	1.82	1.71
517-37204-12E0-004PL	37204-12E0-004 PL	G	4	None	4 Pos.	2.24	2.03	1.85	1.70
4 Rows									
517-37212-62M3-003PL	37212-62M3-003PL	H	12	M	3 Pos.	2.91	2.66	2.43	2.21
517-37216-62M3-004PL	37216-62M3-004PL	H	16	M	4 Pos.	3.32	3.07	2.79	2.57

3.0MM IDC POWER CLAMP CONNECTORS

Specifications:

- Flammability: UL94V-0
- Contact Material: Copper Alloy
- Voltage Rating: 250V
- Temperature Rating: -20°C to +75°C ambient
- CC Link Standard Compliant

Features:

- Easy, labor saving, and reliable IDC termination
- CC-Link Communication Interconnect Standard
- Polarization ensures proper interconnecting of mated pairs

For quantities greater than listed, call for quote.

MOUSER STOCK NO.	3M Part No.	Fig.	No. of Contacts	Wire AWG	Cover Color	Wire Insulation OD (mm)	Price Each 1	10	25	50
Wiremount Sockets										
517-35505-6080-A00GF	35505-6080-A00GF	I	5	18	Clear	2.2 - 3.0	5.60	5.06	4.62	4.26
517-35505-6180-A00GF	35505-6180-A00GF	I	5	18	Blue	2.0 - 2.3	5.60	5.06	4.62	4.26
517-35505-6200-A00GF	35505-6200-A00GF	I	5	20	Yellow	1.6 - 2.0	5.89	5.32	4.86	4.47
Wiremount Plugs Standard										
517-35805-6080-A00GF	35805-6080-A00GF	J	5	18	Clear	2.2 - 3.0	4.60	4.33	4.03	3.83
517-35805-6180-A00GF	35805-6180-A00GF	J	5	18	Blue	2.0 - 2.3	4.60	4.33	4.03	3.83
Wiremount Plugs Panel Mount										
517-35805-6200-AP0GF	35805-6200-AP0GF	J	5	20	Yellow	1.6 - 2.0	4.60	4.33	4.03	3.83

Headers

For quantities greater than listed, call for quote.

MOUSER STOCK NO.	3M Part No.	Fig.	No. of Positions	Description	Polarization	Standoff (mm)	Price Each 1	10	25	50
517-35605-5153-A00PE	35605-5153-A00PE	K	5	1 Row, R/A	A	0.5	4.02	3.78	3.51	3.33
517-35605-5153-AP0PE	35605-5153-AP0PE	K	5	1 Row, R/A	A	1.7	3.51	3.31	3.07	2.92
517-35605-6114-A00PE	35605-6114-A00PE	K	5	1 Row, Vertical	A	--	5.56	5.24	4.88	4.64
517-35610-5253-A00PE	35610-5253-A00PE	L	10	2 Row, R/A	A	--	7.88	7.42	6.90	6.54

Branch Connectors

For quantities greater than listed, call for quote.

MOUSER STOCK NO.	3M Part No.	Fig.	Description	Polarization	Price Each 1	10	25	50
517-35715-L010-A00AK	35715-L010-A00AK	M	Type-Y	A	8.05	7.58	7.05	6.71

A


B


C


D
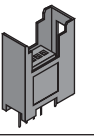

E
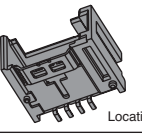
Type A Locating Post

F
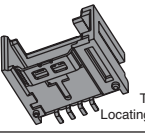
Type B Locating Post

G
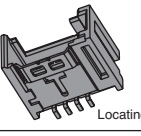
No Locating Post

H
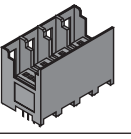

I


J


K


L


M


© Copyright 2013 Mouser Electronics

© Copyright 2013 Mouser Electronics

AMPHENOL® High Speed and High Density Connectors Amphenol®

RoHS Compliant **This product is RoHS compliant.**

InfinX™ HIGH SPEED MEZZANINE CONNECTORS

Features:
- Handles data rates through 25Gb/s
- Utilizes Amphenol's patented "Resonance Dampening" technology
- Optimized for differential signals, 17 to 26 differential pairs per linear foot
- Scaleable form 10 to 40mm stack height
- Designed for multiple connector applications
- Features rugged wafer construction with non-stubbing mating interface
- BGA "Blade in Ball" technology

For quantities greater than listed, call for quote.

MOUSER STOCK NO.	Amphenol Part No.	Fig.	No. of Pair	Imp. (Ω)	Mating Height (mm)	No. of Wafers	Price Each 1	5	10	25
Receptacles										
523-380-3415-400	380-3415-400	A	4	85	24.5	9	24.34	22.13	21.03	19.91
523-380-3416-400	380-3416-400	A	4	85	24.5	15	40.59	36.89	35.05	33.20
523-380-3434-400	380-3434-400	A	4	85	9	5	11.53	10.49	9.96	9.44
523-380-3436-400	380-3436-400	A	4	85	9	15	35.59	32.36	30.74	29.13
523-380-5181-200	380-5181-200	A	6	100	7	10	35.59	32.36	30.74	29.13
523-380-5182-200	380-5182-200	A	6	100	7	18	68.64	62.40	59.28	56.16
523-380-5331-200	380-5331-200	A	6	100	9	10	35.59	32.36	30.74	29.13
523-380-5332-200	380-5332-200	A	6	100	9	18	68.64	62.40	59.28	56.16
523-380-5341-200	380-5341-200	A	6	100	12	10	38.09	34.63	32.89	31.16
523-380-5342-200	380-5342-200	A	6	100	12	18	73.44	66.77	63.43	60.09
523-380-5391-200	380-5391-200	A	6	100	20	10	39.15	35.59	33.81	32.03
523-380-5392-200	380-5392-200	A	6	100	20	18	75.52	68.65	65.22	61.78
Plugs										
523-379-3434-400	379-3434-400	B	4	85	6	5	14.50	13.18	12.52	11.87
523-379-3436-400	379-3436-400	B	4	85	10.5	9	44.80	40.72	38.69	36.65
523-379-3465-400	379-3465-400	B	4	85	10.5	15	28.72	26.11	24.80	23.50
523-379-5111-200	379-5111-200	B	6	100	3	10	43.51	39.55	37.57	35.59
523-379-5112-200	379-5112-200	B	6	100	3	18	83.90	76.27	72.46	68.64
523-379-5181-200	379-5181-200	B	6	100	3	10	43.51	39.55	37.57	35.59
523-379-5182-200	379-5182-200	B	6	100	3	18	83.90	76.27	72.46	68.64
523-379-5321-200	379-5321-200	B	6	100	8	10	46.53	42.31	40.19	38.08
523-379-5322-200	379-5322-200	B	6	100	8	18	89.76	81.60	77.52	73.43

NeXLev® HIGH DENSITY PARALLEL BOARD-TO-BOARD CONNECTORS

Features:
- NeXLev® handles data rates up to 12 Gb/s
- Single-ended: Up to 57 real signals per linear centimeter (145 signals per linear inch) or differential: 29 differential pairs per linear centimeter (73 differential pairs per linear inch)
- BGA "Blade in Ball" technology

For quantities greater than listed, call for quote.

MOUSER STOCK NO.	Amphenol Part No.	Fig.	No. of Positions	Height (mm)	Solder Balls	Price Each 1	5	10	25
Parallel Receptacle									
523-470-2075-100	470-2075-100	C	200	7.5	Tin/Lead	54.16	49.24	46.78	44.32
523-470-2075-600	470-2075-600	C	200	7.5	Lead Free	54.16	49.24	46.78	44.32
523-470-2105-100	470-2105-100	C	200	10.5	Tin/Lead	55.55	50.50	47.98	45.45
523-470-2105-600	470-2105-600	C	200	10.5	Lead Free	55.55	50.50	47.98	45.45
523-470-2155-100	470-2155-100	C	200	15.5	Tin/Lead	63.89	58.08	55.18	52.27
523-470-2155-600	470-2155-600	C	200	15.5	Lead Free	63.89	58.08	55.18	52.27
523-470-2205-100	470-2205-100	C	200	20.5	Tin/Lead	66.66	60.60	57.58	54.55
523-470-2205-600	470-2205-600	C	200	20.5	Lead Free	66.66	60.60	57.58	54.55
523-470-2235-100	470-2235-100	C	200	23.5	Tin/Lead	69.44	63.13	59.97	56.82
523-470-2235-600	470-2235-600	C	200	23.5	Lead Free	69.44	63.13	59.97	56.82
523-470-3075-100	470-3075-100	C	300	7.5	Tin/Lead	81.21	73.83	70.14	66.45
523-470-3075-600	470-3075-600	C	300	7.5	Lead Free	81.21	73.83	70.14	66.45
523-470-3105-100	470-3105-100	C	300	10.5	Tin/Lead	83.29	75.71	71.93	68.14
523-470-3105-600	470-3105-600	C	300	10.5	Lead Free	98.77	89.79	85.30	80.82
523-470-3155-100	470-3155-100	C	300	15.5	Tin/Lead	95.79	87.08	82.72	78.37
523-470-3155-600	470-3155-600	C	300	15.5	Lead Free	95.79	87.08	82.72	78.37
523-470-3205-100	470-3205-100	C	300	20.5	Tin/Lead	99.95	90.86	86.32	81.78
523-470-3205-600	470-3205-600	C	300	20.5	Lead Free	99.95	90.86	86.32	81.78
523-470-3235-100	470-3235-100	C	300	23.5	Tin/Lead	104.12	94.65	89.92	85.18
523-470-3235-600	470-3235-600	C	300	23.5	Lead Free	104.12	94.65	89.92	85.18
Parallel Plugs									
523-471-2025-100	471-2025-100	D	200	2.5	Tin/Lead	44.33	40.30	38.28	36.26
523-471-2025-600	471-2025-600	D	200	2.5	Lead Free	44.33	40.30	38.28	36.26
523-471-2045-100	471-2045-100	D	200	4.5	Tin/Lead	45.45	41.32	39.26	37.19
523-471-2045-600	471-2045-600	D	200	4.5	Lead Free	45.45	41.32	39.26	37.19
523-471-2065-100	471-2065-100	D	200	6.5	Tin/Lead	49.10	44.64	42.40	40.18
523-471-2065-600	471-2065-600	D	200	6.5	Lead Free	49.10	44.64	42.40	40.18
523-471-2095-100	471-2095-100	D	200	9.5	Tin/Lead	52.54	47.76	45.38	42.99
523-471-2095-600	471-2095-600	D	200	9.5	Lead Free	52.54	47.76	45.38	42.99
523-471-3025-100	471-3025-100	D	300	2.5	Tin/Lead	66.46	60.41	57.39	54.37
523-471-3025-600	471-3025-600	D	300	2.5	Lead Free	66.46	60.41	57.39	54.37
523-471-3045-100	471-3045-100	D	300	4.5	Tin/Lead	68.15	61.95	58.86	55.76
523-471-3045-600	471-3045-600	D	300	4.5	Lead Free	68.15	61.95	58.86	55.76
523-471-3065-100	471-3065-100	D	300	6.5	Tin/Lead	73.61	66.92	63.57	60.23
523-471-3065-600	471-3065-600	D	300	6.5	Lead Free	73.61	66.92	63.57	60.23

VIPER® BACKPLANE CONNECTOR SYSTEM

Features:
- A fully shielded ruggedized high speed, high density backplane connector
- Scalable from 80 Mbps to 10+Gbps
- VITA Certified
- Developed to meet current and future requirements for high speed in high-level vibration and mechanical shock environments
- Provides 63 differential signals per linear inch
- Reliable 4-points-of-contact beam design

For quantities greater than listed, call for quote.

MOUSER STOCK NO.	Amphenol Part No.	Fig.	Description	Price Each
654-VP773-10001	VP773-10001	E	3U daughter card connector, variant A	770.40
654-VP776-10001	VP776-10001	E	6U daughter card connector, variant C	1292.91
654-VJ773-10001	VJ773-10001	F	3U backplane connector kit, variant A	249.66
654-VJ776-10001	VJ776-10001	F	6U backplane connector kit, variant C	543.91

A



B



C



D



E



F



© Copyright 2013 Mouser Electronics

© Copyright 2013 Mouser Electronics

AVX I/O and FFC Connectors

RoHS Compliant **This product is RoHS compliant.**

9157 SERIES I/O CONNECTORS

Features:
- Patented 20° angled face on socket gives self-cleaning face when mated with plug
- Metal Latching area integral to socket which saves PCB real estate
- Integral to socket is a mechanical 50Ω switching coax SMT termination

Specifications:
- 15 signal contacts on 1mm pitch rated at 1.5A
- RoHS compliant per AVX documentation

RoHS Compliant

For quantities greater than listed, call for quote.

MOUSER STOCK NO.	AVX Part No.	Fig.	Description	Price Each			
				1	10	25	50
581-109157015000006	109157015000006	A	15P Plug Solder Wire	8.25	6.82	6.05	5.46
581-109157019000006	109157019000006	B	19P Plug Solder Wire	5.95	5.29	4.79	4.54
581-209157015000006	209157015000006	C	15P Socket, 90° SMT	3.07	2.51	2.36	2.24
581-209157015001006	209157015001006	D	15P Socket, 90° SMT with RF contact	5.82	4.62	3.49	3.15
581-209157019000006	209157019000006	E	19P Socket, 90° SMT	7.89	6.26	4.73	4.26
581-309157970000035	309157970000035	F	Cover Kit Screw with Press-fit Version	5.97	5.10	4.68	4.32

9257 SERIES REDUCED SIZE I/O CONNECTORS

Features:
- No latching is required due to click design of contacts
- Compact size to optimize PCB real estate
- Metal outer cover provides integrated PCB location and solder tab

Specifications:
- 5K mating cycles and 1A rated
- Socket houses 16 contacts, 2 rows on 1.25mm pitch
- Socket has rating 1 Amp per contact
- RoHS compliant per AVX documentation

RoHS Compliant

For quantities greater than listed, call for quote.

MOUSER STOCK NO.	AVX Part No.	Fig.	Description	Price Each			
				1	10	25	50
581-109257016001003	109257016001003	G	Plug 16 Way Dual Sided	3.88	3.11	2.82	2.53
581-209257016001013	209257016001013	H	Socket 16 Way	6.29	5.10	4.93	4.78

FFC SMT CONNECTORS

For quantities greater than listed, call for quote.

MOUSER STOCK NO.	AVX Part No.	Fig.	No. of Contacts	Profile Height (mm)	Contact Location	Price Each			
						1	25	50	100
.5mm - ZIF Right Angle									
581-046277003001883+	046277003001883+	I	3	0.9	Dual Side	1.32	1.31	1.28	1.03
581-046277004001883+	046277004001883+	I	4	0.9	Dual Side	1.87	1.75	1.63	1.42
581-046298004000883+	046298004000883+	J	4	0.9	Bottom	2.36	2.12	1.87	1.57
581-046277005001883+	046277005001883+	I	5	0.9	Dual Side	1.28	1.19	1.09	.888
581-046298005000883+	046298005000883+	J	5	0.9	Bottom	.84	.835	.76	.706
581-046277006001883+	046277006001883+	I	6	0.9	Dual Side	2.02	1.78	1.53	1.35
581-046298006000883+	046298006000883+	J	6	0.9	Bottom	1.07	1.04	1.01	.974
581-046298008100883+	046298008100883+	J	8	0.9	Bottom	1.54	1.47	1.38	1.25
581-046288008000846+	046288008000846+	K	8	2.0	Bottom	2.14	1.71	1.44	1.24
581-046298009100883+	046298009100883+	J	9	0.9	Bottom	1.88	1.80	1.71	1.56
581-046288010000846+	046288010000846+	K	10	2.0	Bottom	1.57	1.42	1.34	1.19
581-046298011100883+	046298011100883+	J	11	0.9	Bottom	2.26	2.18	2.10	1.98
581-046288012000846+	046288012000846+	K	12	2.0	Bottom	1.64	1.62	1.61	1.28
581-046288015000846+	046288015000846+	K	15	2.0	Bottom	1.66	1.50	1.40	1.24
581-046288016000846+	046288016000846+	K	16	2.0	Bottom	1.70	1.53	1.43	1.27
581-046288020000846+	046288020000846+	K	20	2.0	Bottom	1.82	1.64	1.53	1.36
581-046288024000846+	046288024000846+	K	24	2.0	Bottom	1.98	1.78	1.67	1.48
581-046288026000846+	046288026000846+	K	26	2.0	Bottom	2.76	2.17	2.11	1.88
581-046288030000846+	046288030000846+	K	30	2.0	Bottom	2.33	2.10	1.97	1.74
581-086210033340800+	086210033340800+	K	33	2.0	Bottom	4.29	3.39	3.12	2.86
581-046288040000846+	046288040000846+	K	40	2.0	Bottom	2.69	2.42	2.27	2.01
581-046288050000846+	046288050000846+	K	50	2.0	Bottom	2.87	2.81	2.63	2.34
581-046240054005800+	046240054005800+	K	54	2.0	Bottom	3.91	3.21	3.00	2.86
581-046288055000846+	046288055000846+	K	55	2.0	Bottom	3.45	3.10	2.90	2.58
581-046288060000846+	046288060000846+	K	60	2.0	Bottom	4.09	3.78	3.32	3.15
1.0mm - ZIF Right Angle									
581-006200509130000+	006200509130000+	L	9	2.9	Bottom	1.83	1.53	1.35	1.22
1.25mm - LIF Right Angle									
581-006207341914000+	006207341914000+	M	14	3.5	Dual Side	2.17	1.95	1.56	1.16
581-08370167000800	008370167000800	N	16	4.2	Dual Side	.86	.749	.717	.653

DIMENSIONS: mm (in.)

A

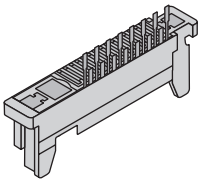

B

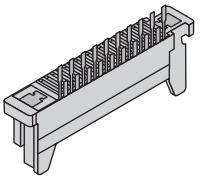

C

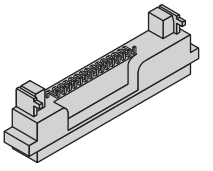

D

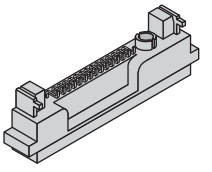

E

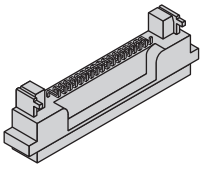

F

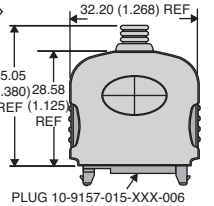

PLUG 10-9157-015-XXX-006

G

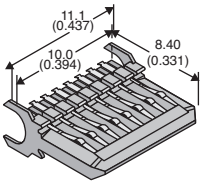

H

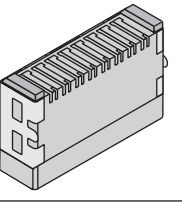

I



J



K

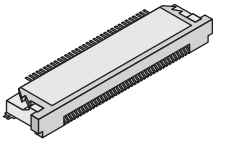

L

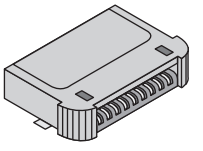

M

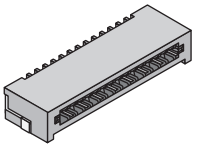

N



© Copyright 2013 Mouser Electronics

© Copyright 2013 Mouser Electronics

CINCH Modular Integrated Connector Enclosures

DIMENSIONS: in. (mm)

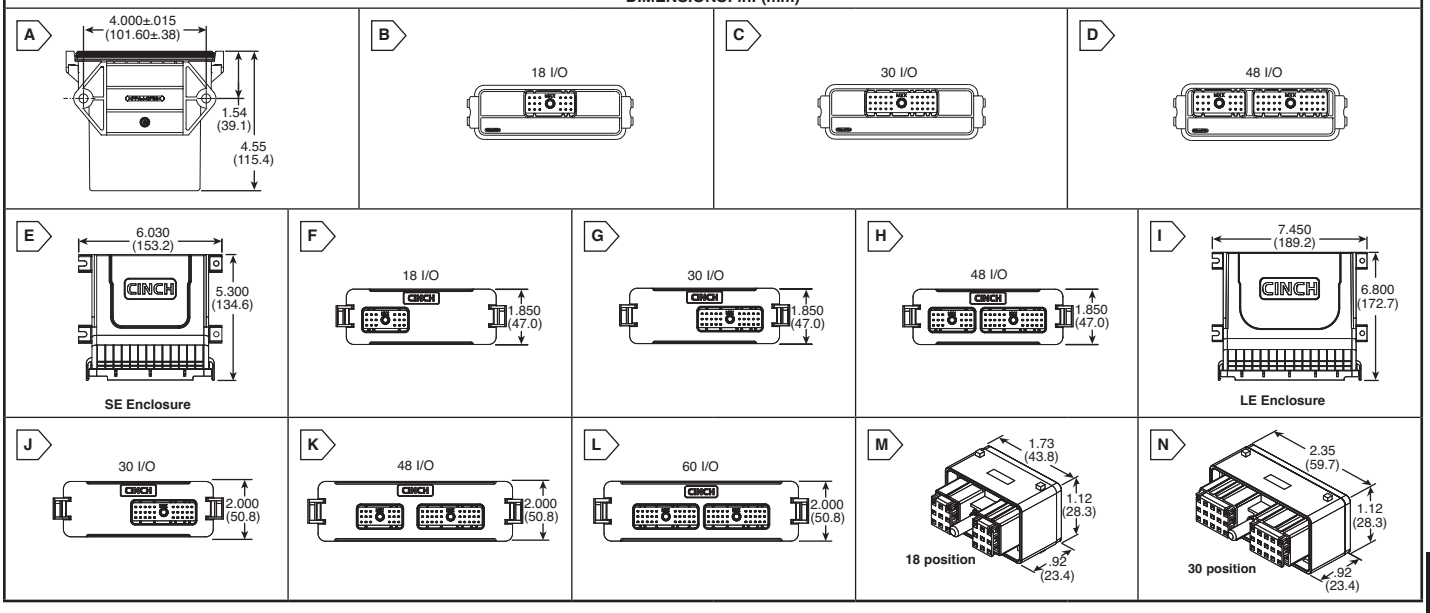

ModICE offers a high quality sealed electro-mechanical interface and is rated IP67 and IP69. Ideal for use in On/Off highway vehicles, agricultural, construction or material handling equipment and other specialty applications.

Features:

- Rugged connector enclosure system
- Header suited for wave and reflow soldering
- Header modularity allows for various designs (Coax, Power I/O, etc.)
- Heat Sink Option
- Ferrite Filtering Option
- Interfaces with Cinch SHS, industry standard harness connectors
- Simple Assembly
- Headers are preinstalled with contacts
- Measurements: ME: 4.000" (101.60) x 4.550" (115.4)
  SE: 6.030" (153.2) x 5.300" (134.6)
  LE: 7.450" (189.2) x 6.800" (172.7)

Materials:

- Enclosure: Glass filled polymer
  Glass filled, high temperature, polymer
- Left and Right Side: Spring needed for enclosures with a heat sink
- Terminals: Brass. Post Tin plated. Seals: Silicone

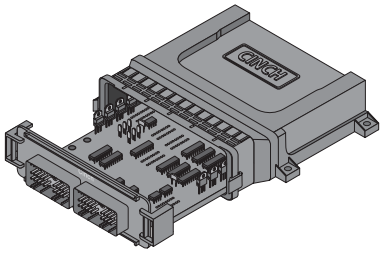

ME ENCLOSURE PARTS

For quantities greater than listed, call for quote.

MOUSER STOCK NO.	Cinch Part No.	Fig.	Description	Price Each 1	Price Each 5
538-581-01-30-065	581-01-30-065	A	ME Enclosure without breather	12.80	12.16
538-581-01-30-075	581-01-30-075	A	ME Enclosure with breather	26.63	25.29
538-581-01-18-038	581-01-18-038	B	18 Position Black I/O Header	14.30	13.58
538-581-01-30-064	581-01-30-064	C	30 Position Black I/O Header	17.77	16.88
538-581-01-48-009	581-01-48-009	D	48 Position Black I/O Header	27.16	25.80
538-581-01-18-039	581-01-18-039	B	18 Position Black I/O Filtered Header	16.92	16.07
538-581-01-30-072	581-01-30-072	C	30 Position Black I/O Filtered Header	20.83	19.78
538-581-01-48-010	581-01-48-010	D	48 Position Black I/O Filtered Header	31.77	30.18

SE ENCLOSURE PARTS

For quantities greater than listed, call for quote.

MOUSER STOCK NO.	Cinch Part No.	Fig.	Description	Price Each 1	Price Each 5
538-581-01-30-043	581-01-30-043	E	SE Enclosure, Black without heat sink	15.07	14.72
538-581-01-30-041	581-01-30-041	E	SE Enclosure, Black with 2 heat sink	27.95	26.80
538-581-00-00-020	581-00-00-020	-	Left side spring for encls. w/ heat sink	3.08	2.92
538-581-00-00-021	581-00-00-021	-	Right side spring for encls. w/ heat sink	3.08	2.92
538-581-01-18-032	581-01-18-032	F	18 Position Black I/O Header	15.07	14.72
538-581-01-30-044	581-01-30-044	G	30 Position Black I/O Header	18.96	18.28
538-581-01-48-005	581-01-48-005	H	48 Position Black I/O Header	24.72	24.06
538-581-01-18-033	581-01-18-033	F	18 Position Black I/O Filtered Header	15.29	14.96
538-581-01-30-046	581-01-30-046	G	30 Position Black I/O Filtered Header	18.96	18.28
538-581-01-48-007	581-01-48-007	H	48 Position Black I/O Filtered Header	47.06	45.87

LE ENCLOSURE PARTS

For quantities greater than listed, call for quote.

MOUSER STOCK NO.	Cinch Part No.	Fig.	Description	Price Each 1	Price Each 5
538-581-01-60-033	581-01-60-033	I	LE Enclosure, Black without heat sink	18.71	18.19
538-581-01-60-031	581-01-60-031	I	LE Enclosure, Black with 2 heat sink	32.82	31.89
538-581-00-00-020	581-00-00-020	-	Left side spring for encls. w/ heat sink	3.08	2.92
538-581-00-00-021	581-00-00-021	-	Right side spring for encls. w/ heat sink	3.08	2.92
538-581-01-30-045	581-01-30-045	J	30 Position Black I/O Header	18.96	18.28
538-581-01-48-006	581-01-48-006	K	48 Position Black I/O Header	25.48	24.62
538-581-01-60-005	581-01-60-005	L	60 Position Black I/O Header	31.32	30.44
538-581-01-30-051	581-01-30-051	J	30 Position Black I/O Filtered Header	24.00	23.06
538-581-01-48-008	581-01-48-008	K	48 Position Black I/O Filtered Header	31.51	30.45
538-581-01-60-006	581-01-60-006	L	60 Position Black I/O Filtered Header	36.88	35.83

SHS HARNESS CONNECTORS

To configure harnesses to mate with the headers, please add the total positions of each harness in combination to match the number of positions of the header. For example:
One 18 position harness, 538-581-01-18-023 and one 30 position harness, 538-581-01-30-028 are to be used to mate with the 48 position I/0 header. One 30 position harness, 538-581-01-30-028 and one 30 position Alternative Key harness, 538-581-01-30-029 are to be used with the 60 pos I/O header.

For quantities greater than listed, call for quote.

MOUSER STOCK NO.	Cinch Part No.	Fig.	No. of Positions	Price Each 1	Price Each 5
538-581-01-18-023	581-01-18-023	M	18	7.15	6.96
✻ 538-581-01-30-028	581-01-30-028	N	30	9.58	9.14
✻✻ 538-581-01-30-029	581-01-30-029	-	30	9.91	9.46

✻Only Mates to 538-581-01-60-005 in conjunction with 538-581-01-30-029
✻✻Alternative Key Configuration

CONTACTS & ACCESSORIES

For quantities greater than listed, call for quote.

MOUSER STOCK NO.	Cinch Part No.	Description	Price Each 1	Price Each 25
538-425-00-00-872	425-00-00-872	SHS terminal 20 AWG GXL, 18 AWG TXL	.17	.161
538-425-00-00-873	425-00-00-873	SHS terminal 18 AWG GXL, 16 AWG TXL, 16 AWG GXL	.14	.128
538-581-00-00-011	581-00-00-011	Cavity Seal Plug	.17	.165

TOOLS

For quantities greater than listed, call for quote.

MOUSER STOCK NO.	Cinch Part No.	Description	Price Each 1	Price Each 5
538-581-01-18-920	581-01-18-920	Terminal Removal Tool	128.40	115.56
538-599-11-11-612	599-11-11-612	Tool to open ModICE LE	209.21	180.83
538-599-11-11-611	599-11-11-611	Tool to open ModICE SE	200.57	172.82
538-599-11-11-615	599-11-11-615	Hand Crimp Tool for 425-00-00-872	577.80	513.60
538-599-11-11-616	599-11-11-616	Hand Crimp Tool for 425-00-00-873	581.59	531.74

© Copyright 2013 Mouser Electronics
© Copyright 2013 Mouser Electronics

A

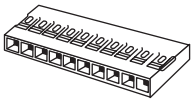

B

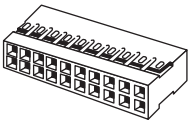

C

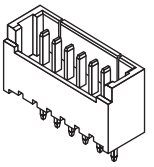

D

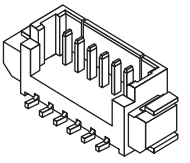

E

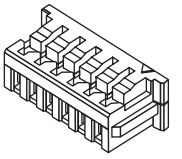

MINI-LATCH™ HOUSINGS

Features:

- Made of modified polyphenylene oxide
- Rated UL94V-1
- Color: black
- Insulation resistance: 1 x 10^5MΩ min.
- Temperature range: -40°C to +105°C
- .100"x.100" (2.54mm x 2.54mm) centers
- Mates with .100" vertical latching system
- Withstanding voltage: 100Vrms at sea level
- Latching force: 6.5lbs. min. per position
- Optional polarization plug
- RoHS compliant per FCI documentation

RoHS Compliant

MOUSER STOCK NO.	FCI Part No.	Fig.	No. of Positions	Length (In.)	Price Each 1	25	100	250
Single Row								
649-65039-036LF	65039-036LF	A	1	0.1	1.40	1.13	1.08	.995
649-65039-035LF	65039-035LF	A	2	0.2	.61	.482	.46	.417
649-65039-034LF	65039-034LF	A	3	0.3	.70	.556	.524	.482
649-65039-033LF	65039-033LF	A	4	0.4	.74	.589	.567	.514
649-65039-032LF	65039-032LF	A	5	0.5	.74	.663	.61	.578
649-65039-031LF	65039-031LF	A	6	0.6	.85	.76	.728	.663
649-65039-030LF	65039-030LF	A	7	0.7	.62	.578	.54	.529
649-65039-029LF	65039-029LF	A	8	0.8	.92	.835	.792	.717
649-65039-027LF	65039-027LF	A	10	1.0	1.07	.963	.92	.813
649-65039-025LF	65039-025LF	A	12	1.2	1.01	.984	.84	.794
649-65039-023LF	65039-023LF	A	14	1.4	1.28	1.18	1.07	1.01
649-65039-012LF	65039-012LF	A	25	2.5	2.13	1.95	1.78	1.67
649-65039-001LF	65039-001LF	A	36	3.6	2.51	2.24	1.94	1.85
Polarized Single Row								
649-78211-003LF	78211-003LF	A	3	0.3	.69	.61	.589	.535
649-78211-004LF	78211-004LF	A	4	0.4	.69	.653	.598	.575
649-78211-005LF	78211-005LF	A	5	0.5	.82	.803	.759	.718
649-78211-006LF	78211-006LF	A	6	0.6	1.46	1.43	1.10	.937
649-78211-007LF	78211-007LF	A	7	0.7	1.05	.984	.935	.886
649-78211-008LF	78221-008LF	A	8	0.8	.90	.856	.828	.776
649-78211-012LF	78211-012LF	A	12	1.2	1.28	1.23	1.11	1.05
649-78211-014LF	78211-014LF	A	14	1.4	2.24	1.87	1.49	1.42
Double Row								
649-65043-035LF	65043-035LF	B	4	0.2	.69	.663	.626	.595
649-65043-034LF	65043-034LF	B	6	0.3	.85	.76	.728	.663
649-65043-033LF	65043-033LF	B	8	0.4	1.03	.931	.888	.803
649-65043-032LF	65043-032LF	B	10	0.5	1.38	1.24	1.18	1.07
649-65043-031LF	65043-031LF	B	12	0.6	.47	.342	.332	.289
649-65043-030LF	65043-030LF	B	14	0.7	1.59	1.51	1.37	1.28
649-65043-029LF	65043-029LF	B	16	0.8	1.51	1.39	1.27	1.19
649-65043-028LF	65043-028LF	B	18	0.9	1.94	1.78	1.63	1.52
649-65043-027LF	65043-027LF	B	20	1.0	2.41	2.16	2.03	1.82
649-65043-025LF	65043-025LF	B	24	1.2	2.26	2.14	1.90	1.79
649-65043-024LF	65043-024LF	B	26	1.3	2.36	2.25	2.01	1.89
649-65043-022LF	65043-022LF	B	30	1.5	2.70	2.56	2.20	2.11
649-65043-020LF	65043-020LF	B	34	1.7	2.35	2.21	1.95	1.87
649-65043-017LF	65043-017LF	B	40	2.0	2.75	2.55	2.21	2.13
649-65043-012LF	65043-012LF	B	50	2.5	2.92	2.70	2.38	2.24
649-65043-007LF	65043-007LF	B	60	3.0	3.79	3.40	3.09	2.91
649-65043-005LF	65043-005LF	B	64	3.2	3.93	3.51	3.12	3.01
649-65043-001LF	65043-001LF	B	72	3.6	3.67	3.30	2.99	2.82
Polarized Double Row								
649-69176-006LF	69176-006LF	B	6	0.3	1.26	1.16	1.06	1.00
649-65846-015LF	65846-015LF	B	6	0.3	1.27	1.17	1.06	1.00
649-69176-008LF	69176-008LF	B	8	0.4	1.49	1.36	1.24	1.16
649-65846-016LF	65846-016LF	B	8	0.4	1.21	1.18	1.12	1.07
649-65846-010LF	65846-010LF	B	10	0.5	1.72	1.54	1.39	1.28
649-69176-010LF	69176-010LF	B	10	0.5	1.84	1.66	1.50	1.39
649-69176-012LF	69176-012LF	B	12	0.6	1.77	1.70	1.67	1.65
649-65846-017LF	65846-017LF	B	12	0.6	1.59	1.38	1.22	1.14
649-65846-007LF	65846-007LF	B	14	0.7	1.81	1.73	1.67	1.61
649-69176-014LF	69176-014LF	B	14	0.7	2.03	1.86	1.70	1.59
649-65846-011LF	65846-011LF	B	16	0.8	2.34	2.10	2.00	1.82
649-69176-016LF	69176-016LF	B	16	0.8	2.36	2.17	1.98	1.85
649-65846-008LF	65846-008LF	B	18	0.9	2.23	1.84	1.63	1.55
649-69176-020LF	69176-020LF	B	20	1.0	2.36	2.25	2.01	1.89
649-65846-006LF	65846-006LF	B	20	1.0	2.53	2.27	2.16	1.93
649-65846-001LF	65846-001LF	B	24	1.2	2.71	2.32	2.02	1.93
649-69176-028LF	69176-028LF	B	28	1.4	2.74	2.50	2.32	2.29
649-69176-030LF	69176-030LF	B	30	1.5	3.12	2.89	2.55	2.53
649-65846-002LF	65846-002LF	B	30	1.5	2.81	2.57	2.27	2.14
649-65846-003LF	65846-003LF	B	38	1.9	3.42	3.09	2.80	2.64
649-65846-004LF	65846-004LF	B	44	2.2	3.60	3.01	2.73	2.58
649-65846-005LF	65846-005LF	B	54	2.7	5.05	4.22	3.85	3.65

© Copyright 2013 Mouser Electronics

MINI-PV™ RECEPTACLE CONTACTS

1 = 30μ" gold over nickel with gold flash
2 = 15μ" gold over nickel with gold flash
3 = 40μ" gold over nickel with gold flash
4 = 100μ" tin

RoHS Compliant

For quantities greater than listed, call for quote.

MOUSER STOCK NO.	FCI Part No.	AWG	Spring Force	Plating	Price Each 1	25	100	250
649-48266-000LF	48266-000LF	18-20	Standard	1	.14	.135	.134	.131
649-48233-000LF	48233-000LF	18-20	Ult High	1	.23	.214	.207	.189
649-48236-000LF	48236-000LF	22-26	Ult High	1	.38	.278	.268	.235
649-48257-000LF	48257-000LF	22-26	Ult High	2	.32	.235	.225	.203
649-47750-000LF	47750-000LF	22-26	Ult High	4	.28	.203	.193	.171
649-48254-000LF	48254-000LF	22-26	High	2	.32	.235	.225	.203
649-47715-000LF	47715-000LF	22-26	High	4	.39	.278	.235	.214
649-47712-000LF	47712-000LF	22-26	High	3	.47	.46	.414	.391
649-48234-000LF	48234-000LF	22-26	High	1	.46	.439	.414	.391
649-48235-000LF	48235-000LF	22-26	Standard	1	.34	.246	.235	.214
649-48251-000LF	48251-000LF	22-26	Standard	2	.33	.246	.235	.203
649-47747-000LF	47747-000LF	22-26	Standard	4	.47	.342	.321	.289
649-47743-000LF	47743-000LF	22-26	Standard	3	.54	.503	.472	.46
649-47745-000LF	47745-000LF	22-26	Ult High	3	.46	.439	.413	.384
649-48238-000LF	48238-000LF	28-32	Standard	1	.24	.225	.218	.195
649-48239-000LF	48239-000LF	28-32	Ult High	1	.40	.289	.23	.207
649-47748-000LF	47748-000LF	28-32	High	2	.25	.235	.207	.195
649-48237-000LF	48237-000LF	28-32	High	1	.38	.278	.23	.207
649-48252-000LF	48252-000LF	28-32	Standard	2	.23	.214	.207	.189

HAND TOOLS

MOUSER STOCK NO.	FCI Part No.	Description	AWG	Price Each
649-HT-73	HT-0073	Mini-PV™	18-20	777.34
649-HT-95	HT-0095	Mini-PV™	22-32	1442.79
649-HT-48	HT-0048	Maxi-PV™	22-26	1008.41
649-HT-80	HT-0080	PV removal tool	- - -	14.78
649-HT-102	HT-0102	Pin contacts	22-32	1098.06

MINI-PV POLARIZATION PLUG

RoHS Compliant

For quantities greater than listed, call for quote.

MOUSER STOCK NO.	FCI Part No.	Fig.	Description	Price Each 1	10	25	100
649-65307-001LF	65307-001LF	- -	Polarization Plug	.45	.375	.332	.30

1.25 MM WIRE-TO-BOARD CONNECTORS

Features:

- Polarized to prevent mis-mating
- Friction lock
- Current rating: 1A
- Operating temperature: -40°C to +105C°
- Housing meets EU Industry Safety Standard

For quantities greater than listed, call for quote.

MOUSER STOCK NO.	FCI Part No.	Fig.	No. of Positions	Length (mm)	Price Each 1	25	100	250
Through Hole Vertical Header								
649-10114829-10102	10114829-10102LF	C	2	4.25	.18	.161	.142	.137
649-10114829-10103	10114829-10103LF	C	3	5.50	.21	.182	.165	.159
649-10114829-10104	10114829-10104LF	C	4	6.75	.23	.203	.175	.17
649-10114829-10106	10114829-10106LF	C	6	9.25	.28	.246	.209	.203
SMT Vertical Header								
649-10114828-10102	10114828-10102LF	D	2	4.25	.20	.182	.154	.148
649-10114828-10103	10114828-10103LF	D	3	5.50	.24	.203	.175	.17
649-10114828-10104	10114828-10104LF	D	4	6.75	.27	.235	.198	.193
649-10114828-10106	10114828-10106LF	D	6	9.25	.39	.332	.275	.27
Receptacle								
649-10114826-00002	10114826-00002LF	E	2	4.25	.14	.096	.049	.034
649-10114826-00003	10114826-00003LF	E	3	5.50	.09	.075	.034	.029
649-10114826-00004	10114826-00004LF	E	4	6.75	.11	.096	.046	.039
649-10114826-00006	10114826-00006LF	E	6	9.25	.15	.139	.07	.059

Terminal

For quantities greater than listed, call for quote.

MOUSER STOCK NO.	FCI Part No.	Fig.	AWG	Finish	Price Each 1	25	100	250
649-10114827-001	10114827-001LF	-	28-32	Tin	.11	.018	.015	.014

© Copyright 2013 Mouser Electronics

FCI .100" Connectors and Shunts

RoHS Compliant **This product is RoHS compliant.**

DIMENSIONS: mm (in.)

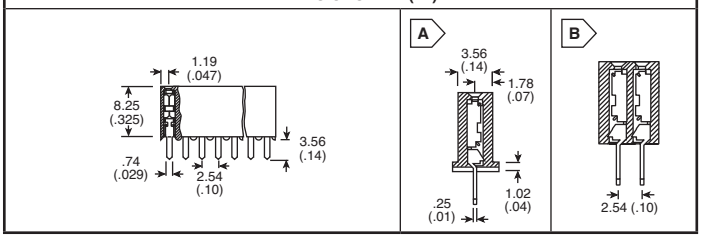

.100" VERTICAL PCB MOUNTED RECEPTACLE ASSEMBLIES, THRU-MOUNT

Features:

- Designed for parallel board-to-board stacking on .100" x .100" (2.54mm x 2.54mm) centerlines
- Dual metal PV brass contacts duplex plated with 30µ" gold in contact area, 100µ" tin in solder area, and 50µ" nickel underplated overall
- Beryllium copper thermoplastic polyester housings, rated UL94V-0
- Spring member plated with gold flash
- Mate with .025" (0.64mm) square or round pins
- Tail Material: Tin
- RoHS compliant per FCI documentation
- Thru mount

For quantities greater than listed, call for quote.

MOUSER STOCK NO.	FCI Part No.	Fig.	No. of Pos.	Length mm (In.)	Price Each 1	25	100	250
Single Row .140" (3.56mm) Long Solder Tail								
649-66951-003LF	66951-003LF	A	3	7.62 (.300)	1.01	.867	.782	.759
649-66951-004LF	66951-004LF	A	4	10.16 (.400)	1.50	1.11	.996	.978
649-66951-006LF	66951-006LF	A	6	15.24 (.600)	1.99	1.79	1.61	1.50
649-66951-007LF	66951-007LF	A	7	17.78 (.700)	1.56	1.14	1.03	1.01
649-66951-008LF	66951-008LF	A	8	20.32 (.800)	1.80	1.55	1.38	1.32
649-66951-009LF	66951-009LF	A	9	22.86 (.900)	3.94	3.43	3.01	2.91
649-66951-010LF	66951-010LF	A	10	22.86 (1.00)	1.59	1.38	1.17	1.13
649-66951-012LF	66951-012LF	A	12	30.48 (1.20)	3.35	2.89	2.58	2.43
649-66951-013LF	66951-013LF	A	13	33.02 (1.30)	2.65	1.95	1.75	1.72
649-66951-014LF	66951-014LF	A	14	35.56 (1.40)	2.90	2.50	2.16	2.07
649-66951-016LF	66951-016LF	A	16	40.64 (1.60)	3.98	3.48	3.32	2.89
649-66951-018LF	66951-018LF	A	18	45.72 (1.70)	3.58	2.89	2.59	2.47
649-66951-032LF	66951-032LF	A	32	81.28 (3.20)	7.15	5.25	4.74	4.64
649-66951-035LF	66951-035LF	A	35	88.90 (3.50)	4.43	3.26	2.93	2.88
649-66951-036LF	66951-036LF	A	36	91.44 (3.60)	8.14	5.99	5.39	5.29
Double Row .140" (3.56mm) Long Solder Tail								
649-66953-003LF	66953-003LF	B	6	7.62 (.300)	1.32	.952	.873	.855
649-66953-004LF	66953-004LF	B	8	10.16 (.400)	3.46	3.00	2.66	2.58
649-66953-005LF	66953-005LF	B	10	12.7 (.500)	2.19	1.88	1.69	1.61
649-66953-006LF	66953-006LF	B	12	15.24 (.600)	3.43	2.95	2.60	2.49
649-66953-007LF	66953-007LF	B	14	17.78 (.700)	3.32	2.90	2.68	2.41
649-66953-008LF	66953-008LF	B	16	20.32 (.800)	2.44	2.18	2.09	1.87
649-66953-010LF	66953-010LF	B	20	25.4 (1.00)	3.57	3.12	2.94	2.62
649-66953-012LF	66953-012LF	B	24	30.48 (1.20)	4.59	3.76	3.34	3.18
649-66953-013LF	66953-013LF	B	26	33.02 (1.30)	4.84	3.73	3.38	3.27
649-66953-015LF	66953-015LF	B	30	38.1 (1.50)	4.53	3.49	3.28	3.14
649-66953-016LF	66953-016LF	B	32	40.64 (1.60)	4.72	4.08	3.22	3.14
649-66953-017LF	66953-017LF	B	34	43.18 (1.70)	5.94	4.59	4.06	3.98
649-66953-020LF	66953-020LF	B	40	50.8 (2.00)	6.92	5.36	4.72	4.60
649-66953-025LF	66953-025LF	B	50	63.5 (2.50)	6.76	4.91	4.61	4.45
649-66953-030LF	66953-030LF	B	60	76.2 (3.00)	6.11	4.72	4.16	4.02

SYSTEM MINI JUMP SHUNTS

Features:

- 1 Row: 2 Positions
- Reliable cost-effective alternatives to switches for on-board programming
- PV contacts have beryllium-copper springs to provide high retention and normal forces for excellent electrical performance after repeated cycle
- Stackable on 2.54mm (0.100") centers
- Closed top protects fingertips during application, but can be opened for inspection and testing
- Mates with .025" (0.64mm) square or round pins

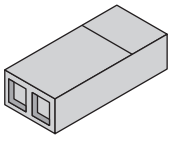

Specifications:

- Housing: Thermoplastic polyester UL94V-0, Blue
- Contact: Body Material: Brass Spring Material: Beryllium-copper
- Current rating: 3A max. per contact
- Temperature rating: -55°C to +120°C
- RoHS compliant per FCI documentation

For quantities greater than listed, call for quote.

MOUSER STOCK NO.	FCI Part No.	Plating	Color	Price Each 1	100	500	1000
649-65474-001LF	65474-001LF	15µ" Au	White	.44	.332	.289	.235
649-65474-002LF	65474-002LF	100µ" tin	White	.25	.161	.139	.118
649-65474-010LF	65474-010LF	30µ" Au	White	.36	.246	.214	.182
649-65474-004LF	65474-004LF	Au flash	White	.60	.449	.396	.321
649-63429-202LF	63429-202LF	30µ" Au	Blue	.16	.095	.075	.064

© Copyright 2013 Mouser Electronics

DIMENSIONS: mm (in.)

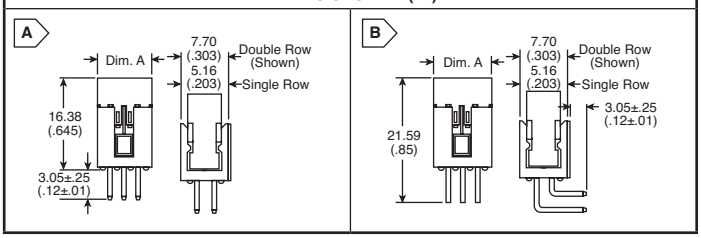

VERTICAL LATCHING SYSTEM (2.54MM X 2.54MM / .100" X .100") CENTERLINES

Features:

- Mates to Mini-PV™ receptacles and drawn-wire pins for high reliability
- Single and double row configurations occupy minimal real estate
- RoHS compliant per FCI documentation
- Passive latching
- 0.025" (0.64mm) square pins

Specifications:

- Material: PCT (UL94V-0)
- Plating: 0.76µm (30µ") gold over 1.27µm (50µ") nickel
- Color: Black

For quantities greater than listed, call for quote.

MOUSER STOCK NO.	FCI Part No.	Fig.	No. of Pos.	Dimension A mm (in.)	Price Each 1	25	100	250
Straight Header: Single Row								
649-69167-103HLF	69167-103HLF	A	3	7.62 (0.30)	.77	.61	.589	.535
649-69167-104HLF	69167-104HLF	A	4	10.16 (0.40)	.76	.685	.653	.589
649-69167-105HLF	69167-105HLF	A	5	12.70 (0.50)	.74	.642	.529	.517
649-69167-106HLF	69167-106HLF	A	6	15.24 (0.60)	.82	.674	.586	.569
649-69167-108HLF	69167-108HLF	A	8	20.32 (0.80)	1.08	.877	.759	.735
Straight Header: Double Row								
649-69168-110HLF	69168-110HLF	A	10	12.70 (0.50)	1.47	1.32	1.25	1.13
649-69168-112HLF	69168-112HLF	A	12	15.24 (0.60)	1.16	.995	.898	.869
Right Angle: Single Row								
649-78208-103HLF	78208-103HLF	B	3	7.62 (0.30)	.41	.332	.299	.287
649-78208-104HLF	78208-104HLF	B	4	10.16 (0.40)	.56	.503	.46	.44
649-78208-105HLF	78208-105HLF	B	5	12.70 (0.50)	.70	.642	.592	.561
649-78208-106HLF	78208-106HLF	B	6	15.24 (0.60)	.81	.738	.675	.641
Right Angle: Double Row								
649-78207-108HLF	78207-108HLF	B	8	10.16 (0.40)	1.10	.952	.861	.83
649-78207-110HLF	78207-110HLF	B	10	12.70 (0.50)	.90	.856	.809	.684
649-78207-112HLF	78207-112HLF	B	12	15.24 (0.60)	1.49	1.06	.929	.886
649-78207-116HLF	78207-116HLF	B	16	20.32 (0.80)	1.55	1.42	1.28	1.26

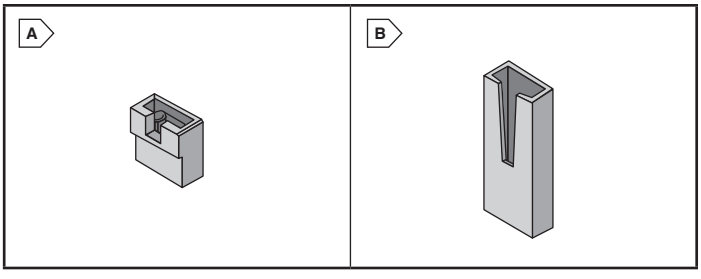

LOW-PROFILE SHUNT JUMPER SYSTEM

Features:

- Economical, stackable jumper systems are applicable for bussing, programming and switch replacement
- Standard two-position for .100" centers
- Low-profile shunt stands .200" above PC board
- Dual-beam, phosphor-bronze contacts, and black glass-filled thermoplastic polyester housing, rated UL94V-0
- Shunts mate with .025" (0.64mm) square and round pins
- RoHS compliant per FCI documentation

For quantities greater than listed, call for quote.

MOUSER STOCK NO.	FCI Part No.	Fig.	Plating	Price Each 1	100	500	1000
Low Profile							
649-68786-102LF	68786-102LF	A	15µ" gold	.19	.128	.107	.093
649-68786-202LF	68786-202LF	A	30µ" gold	.24	.161	.128	.107
649-68786-302LF	68786-302LF	A	100µ" pure tin	.21	.139	.118	.096
High Body							
649-71363-102LF	71363-102LF	B	15µ" gold	.32	.268	.214	.193
649-71363-202LF	71363-202LF	B	30µ" gold	.43	.30	.235	.214
649-71363-302LF	71363-302LF	B	100µ" pure tin	.24	.15	.138	-

© Copyright 2013 Mouser Electronics

FCI .100"x .100" (2.54mm x 2.54mm) Connectors

RoHS Compliant **This product is RoHS compliant.**

QUICKIE™ IDC 4-WALL VERTICAL THRU MOUNT HEADERS

- Color: Black
- Tail length: 3.05mm (0.120")
- Temperature range: -65°C to +125°C
- Current rating: 3A continuous

Vertical Slimline Shrouded Headers

- Housing material: Glass-filled thermoplastic polyester
- Housing style: Low-profile
- Insulation resistance: 10,000MΩ
- RoHS compliant per FCI documentation

RoHS Compliant

For quantities greater than listed, call for quote.

MOUSER STOCK NO.	FCI Part No.	Fig.	No. of Pos.	Polarization Style	Withstand Voltage (VAC rms)	Contact Area Plating 0.76µm (30µ")	Price Each 1	25	100	250
✻ 649-66506-001LF	66506-001LF	A	10	1	500	Gold	1.09	.942	.851	.827
✻ 649-66506-066LF	66506-066LF	A	10	1	500	GXT	.69	.621	.535	.482
649-66506-119LF	66506-119LF	A	10	3	500	GXT	1.17	1.01	.897	.873
✻ 649-66506-038LF	66506-038LF	A	14	2	500	Gold	1.66	1.55	1.43	1.36
649-66506-043LF	66506-043LF	A	16	4	500	Gold	1.20	1.11	1.01	.983
649-66506-008LF	66506-008LF	A	20	4	500	Gold	1.96	1.84	1.66	1.59
649-66506-031LF	66506-031LF	A	50	4	500	Gold	2.94	2.75	2.54	2.46

✻Tail Length: 2.67mm (0.105")

Straight Eject Latch Headers

- Board thickness: 2.36mm (0.093")
- Tail plating: 2.54µm (100µ") Tin
- Housing material: High temperature thermoplastic
- Mating data: All Quickie™ receptacles, select discrete wiring mini-latch housings
- Insulation resistance: 10,000MΩ min.
- RoHS compliant per FCI documentation

RoHS Compliant

For quantities greater than listed, call for quote.

MOUSER STOCK NO.	FCI Part No.	Fig.	No. of Pos.	Header Style	Withstand Voltage (VAC rms)	Contact Area Plating 0.38µm (15µ")	Price Each 1	25	100	250
649-53611-S10-4LF	53611-S10-4LF	B	10	1	1500 min.	Gold	4.79	4.46	4.17	4.00
649-53611-S14-4LF	53611-S14-4LF	B	14	2	1500 min.	Gold	3.05	2.62	2.34	2.27
649-53611-S20-4LF	53611-S20-4LF	B	20	3	1500 min.	Gold	3.68	3.18	3.02	2.99
649-53611-S26-4LF	53611-S26-4LF	B	26	3	1500 min.	Gold	5.07	3.87	3.53	3.39

QUICKIE™ SHROUDED LOW PROFILE HEADERS

- Recessed pins assure proper alignment and eliminate damage during mating
- End windows for latching with IDC receptacle
- Housing material: Glass-filled thermoplastic polyester
- Current rating: 3A continuous
- Insulation resistance: 10,000MΩ
- Dielectric withstanding voltage: 500V min
- Temperature range: -65°C to +125°C
- Contact Area Plating: 0.76µm (30µ")
- Tail Area Plating: 3.81µm (150µ")
- RoHS compliant per FCI documentation

RoHS Compliant

Vertical Through Mount Headers

For quantities greater than listed, call for quote.

MOUSER STOCK NO.	FCI Part No.	Fig.	No. of Pos.	Contact Area Plating	Tail Area Plating	Withstand Voltage (VAC rms)	Price Each 1	25	100	250
649-75869-130LF	75869-130LF	C	4	Gold	Tin	500	.50	.46	.417	.386
649-75869-131LF	75869-131LF	C	6	Gold	Tin	500	.74	.589	.567	.514
649-75869-132LF	75869-132LF	C	8	Gold	Tin	500	.79	.631	.61	.556
649-75869-103LF	75869-103LF	C	16	Gold	Tin	500	1.38	1.24	1.18	1.07
649-75869-101LF	75869-101LF	C	20	Gold	Tin	500	1.44	1.29	1.18	1.12
649-75869-104LF	75869-104LF	C	20	Gold	Tin	500	1.01	.91	.835	.781

Right Angle Through Mount Headers

- RoHS compliant per FCI documentation

For quantities greater than listed, call for quote.

MOUSER STOCK NO.	FCI Part No.	Fig.	No. of Pos.	Contact Area Plating	Tail Area Plating	Withstand Voltage (VAC rms)	Price Each 1	25	100	250
649-75867-131LF	75867-131LF	C	6	Gold	Tin	500	.69	.61	.589	.535
649-75867-132LF	75867-132LF	C	8	Gold	Tin	500	.69	.674	.583	.54
649-75867-101LF	75867-101LF	C	10	Gold	Tin	500	.92	.835	.792	.728
649-75867-103LF	75867-103LF	C	16	Gold	Tin	500	1.35	1.18	1.09	1.07
649-75867-104LF	75867-104LF	C	20	Gold	Tin	500	1.35	1.22	1.17	1.06

QUICKIE™ "EYE OF NEEDLE" HEADERS

- Housings: Glass filled polyester, blue. UL94V-0
- Contact base metal: Phosphor-bronze
- Contact finish: 0.76µm (30µ") gold or GXT over 1.27µm (50µ") nickel
- Temperature range: -65°C to +125°C
- RoHS Compliant per FCI documentation
- Current rating: 3A continuous
- Withstanding voltage: >1,000V RMS (at sea level)
- Insulation resistance: 1,000MΩ
- Mates with Quickie ® IDC series 71600

RoHS Compliant

For quantities greater than listed, call for quote.

MOUSER STOCK NO. Mfr.	Mfr. Part No.	Fig.	No. of Pos.	Orientation	Strain Relief	Mounting Type	Price Each 1	25	100	250
Low Profile Headers										
649—10073456-001LF		D	10	Vertical	No	Thru-Hole	3.14	2.45	2.23	2.13
649—10073456-019LF		D	20	Vertical	No	Thru-Hole	4.16	3.10	2.85	2.75
649—10073456-038LF		D	30	Vertical	No	Thru-Hole	5.63	4.15	3.80	3.72
649—10073456-049LF		D	40	Vertical	No	Thru-Hole	6.00	4.86	4.37	4.10
Eject Latch Headers										
649—10080054-007LF		E	10	Vertical	No	Thru-Hole	4.08	2.90	2.59	2.49
649—10080054-043LF		E	14	Vertical	No	Thru-Hole	4.34	3.31	2.96	2.86
649—10080054-079LF		E	20	Vertical	No	Thru-Hole	6.08	4.91	4.48	4.14
649—10080054-115LF		E	26	Vertical	No	Thru-Hole	5.71	4.01	3.69	3.58

A

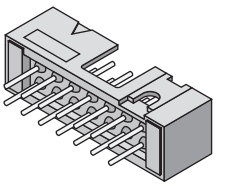

Polarization Styles:

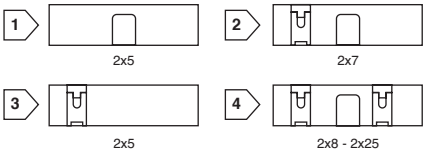

B

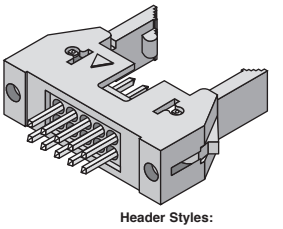

Header Styles:

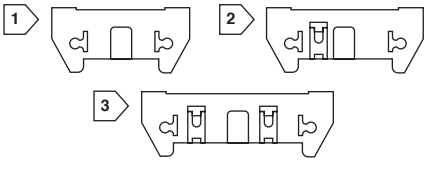

C

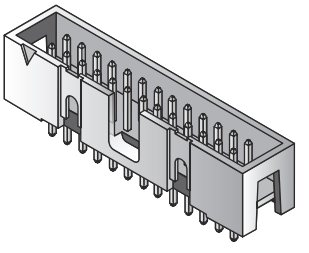

Vertical

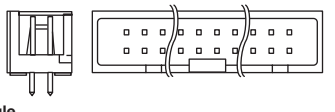

Right Angle

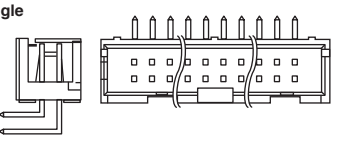

D

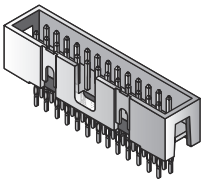

E

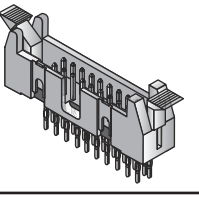

© Copyright 2013 Mouser Electronics

© Copyright 2013 Mouser Electronics

FCI Quickie™ Connectors and Headers

RoHS Compliant **This product is RoHS compliant.**

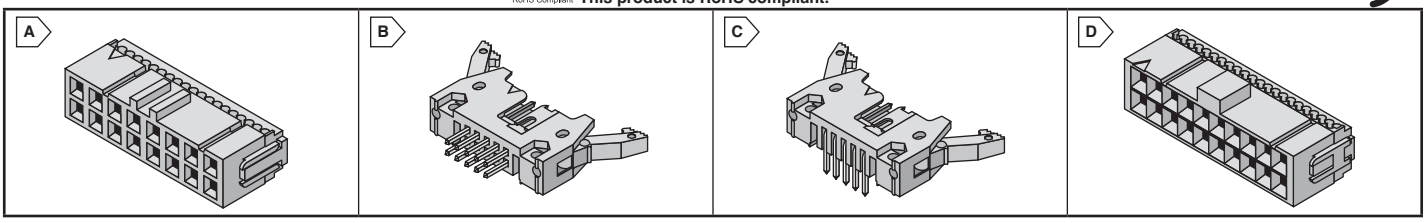

QUICKIE™ IDC SINGLE BEAM RECEPTACLES

- Contact area plating: 0.76µm (30µ") gold
- Housing Material: Glass-filled thermoplastic polyester
- Color: Gray
- Withstanding voltage: 1000VAC rms
- Current rating: 1A continuous

Dual Cable Entry

Specifications:

- Cable entry: Dual
- Insulation resistance: 50,000MΩ
- Temperature range: -65°C to +105°C
- RoHS Compliant per FCI documentation
- Contact underplating: 1.27µm (50µ") nickel
- Contact resistance: 15mΩ max.
- Contact base material: Copper alloy

RoHS Compliant

MOUSER STOCK NO.	FCI Part No.	Fig.	No. of Positions	Polarization Style	Strain Relief	Central Key	Price Each 1	25	100	250
649-71600-004LF	71600-004LF	A	4	Center	Yes	Yes	.92	.674	.621	.603
649-71600-104LF	71600-104LF	A	4	Center	No	Yes	.50	.439	.394	.381
649-71600-006LF	71600-006LF	A	6	Center	Yes	Yes	.60	.524	.471	.454
649-71600-106LF	71600-106LF	A	6	Center	No	Yes	.71	.61	.553	.534
649-71600-306LF	71600-306LF	A	6	Dual	Yes	No	1.69	1.52	1.39	1.28
649-71600-106LF	71600-106LF	A	6	Center	No	Yes	.71	.61	.553	.534
649-71600-008LF	71600-008LF	A	8	Center	Yes	Yes	.73	.674	.615	.602
649-71600-108LF	71600-108LF	A	8	Center	No	Yes	1.05	.91	.823	.805
649-71600-308LF	71600-308LF	A	8	Dual	Yes	No	.98	.856	.816	.799
649-71600-010LF	71600-010LF	A	10	Center	Yes	Yes	.97	.835	.713	.689
649-71600-310LF	71600-310LF	A	10	Dual	Yes	No	1.09	.995	.872	.86
649-71600-014LF	71600-014LF	A	14	Center	Yes	Yes	.79	.696	.627	.596
649-71600-314LF	71600-314LF	A	14	Dual	Yes	No	1.02	.942	.849	.829
649-71600-016LF	71600-016LF	A	16	Center	Yes	Yes	1.38	1.23	1.18	1.07
649-71600-116LF	71600-116LF	A	16	Center and Dual	No	Yes	1.35	1.17	.944	.926
649-71600-020LF	71600-020LF	A	20	Center	Yes	Yes	.98	.749	.678	.655
649-71600-220LF	71600-220LF	A	20	Center and Dual	Yes	Yes	1.37	1.17	1.05	1.01
649-71600-026LF	71600-026LF	A	26	Center	Yes	Yes	1.87	1.68	1.61	1.39
649-71600-034LF	71600-034LF	A	34	Center	Yes	Yes	1.97	1.69	1.46	1.39
649-71600-040LF	71600-040LF	A	40	Center	Yes	Yes	1.70	1.53	1.46	1.32
649-71600-640LF	71600-640LF	A	40	Center and Dual	Yes	Yes	2.23	1.19	1.14	1.07
649-71600-050LF	71600-050LF	A	50	Center	Yes	Yes	2.28	1.94	1.69	1.62
649-71600-650LF	71600-650LF	A	50	Center and Dual	Yes	Yes	2.21	1.88	1.69	1.64
649-71600-060LF	71600-060LF	A	60	Center	Yes	Yes	3.24	3.12	2.73	2.51
649-71600-064LF	71600-064LF	A	64	Center	Yes	Yes	2.42	2.17	2.03	1.82

Eject Latch Headers, Standard Polarization

Specifications:

- Tail length: 2.90mm (.114")
- Tail plating: 3.81µm (150µ") Tin
- Standard Polarization
- Insulation resistance: 100,000MΩ
- Temperature range: -65°C to +125°C
- Housing style: Eject
- RoHS Compliant per FCI documentation

RoHS Compliant

For quantities greater than listed, call for quote.

MOUSER STOCK NO.	FCI Part No.	Fig.	No. of Positions	Polarization Style	Strain Relief	Central Key	Price Each 1	25	100	250
Vertical Through Mount										
649-71918-106LF	71918-106LF	B	6	Straight	Yes	No	1.26	.867	.759	.73
649-71918-108LF	71918-108LF	B	8	Straight	Yes	No	1.17	.92	.805	.77
649-71918-110LF	71918-110LF	B	10	Straight	Yes	No	1.09	.942	.849	.824
649-71918-114LF	71918-114LF	B	14	Straight	Yes	No	1.71	1.54	1.39	1.28
649-71918-116LF	71918-116LF	B	16	Straight	Yes	Yes	1.53	1.37	1.28	1.18
649-71918-120LF	71918-120LF	B	20	Straight	Yes	Yes	1.51	1.36	1.28	1.17
649-71918-126LF	71918-126LF	B	26	Straight	Yes	Yes	1.69	1.52	1.46	1.32
649-71918-134LF	71918-134LF	B	34	Straight	Yes	Yes	2.00	1.68	1.43	1.39
649-71918-140LF	71918-140LF	B	40	Straight	Yes	Yes	2.89	2.30	1.97	1.93
649-71918-150LF	71918-150LF	B	50	Straight	Yes	Yes	3.09	2.71	2.57	2.25
649-71918-160LF	71918-160LF	B	60	Straight	Yes	Yes	2.96	2.36	2.11	2.02
649-71918-164LF	71918-164LF	B	64	Straight	Yes	Yes	3.35	2.56	2.28	2.24
Right Angle Through Mount										
649-71922-106LF	71922-106LF	C	6	Right Angle	Yes	No	1.08	.877	.748	.724
649-71922-108LF	71922-108LF	C	8	Right Angle	Yes	No	1.03	.931	.803	.769
649-71922-110LF	71922-110LF	C	10	Right Angle	Yes	No	1.00	.856	.78	.759
649-71922-116LF	71922-116LF	C	16	Right Angle	Yes	Yes	2.49	1.74	1.48	1.41
649-71922-120LF	71922-120LF	C	20	Right Angle	Yes	Yes	1.73	1.55	1.39	1.28
649-71922-134LF	71922-134LF	C	34	Right Angle	Yes	Yes	1.96	1.59	1.41	1.37
649-71922-140LF	71922-140LF	C	40	Right Angle	Yes	Yes	2.25	1.80	1.63	1.57
649-71922-150LF	71922-150LF	C	50	Right Angle	Yes	Yes	2.75	2.26	1.96	1.90

QUICKIE™ IDC DUAL-BEAM RECEPTACLES

Round Conductor, Flat Cable IDC Connectors

- Housing material: Glass-filled thermoplastic polyester
- Contact area plating: 0.76µm (30µ") Gold
- Color: Blue
- Withstand Voltage (VAC): 1000
- Insulation resistance: 50,000MΩ
- Current rating: 1A continuous
- Temperature range: -65°C to +105°C
- Contact resistance: 15mΩ max.
- Mating data: Mates with 0.64mm (0.025") square or round pin from 4.32mm (0.170") min. to 6.35mm (0.25") max. A nominal 5.84mm (0.23") is recommended
- Dual wire entry
- Double-scalloped cable slot assists accurate positioning of the cable over the contacts
- RoHS compliant per FCI documentation

RoHS Compliant

MOUSER STOCK NO.	FCI Part No.	Fig.	No. of Positions	Polarization Style	Strain Relief	Price Each 1	25	100	250
649-66900-310LF	66900-310LF	D	10	Center	No	1.41	1.26	1.21	1.09
649-66900-214LF	66900-214LF	D	14	Center	Yes	2.51	2.17	1.96	1.89
649-66900-220LF	66900-220LF	D	20	Center and Dual	Yes	2.56	2.32	2.09	1.98
649-66900-026LF	66900-026LF	D	26	Dual	Yes	2.92	2.75	2.36	2.18
649-66900-226LF	66900-226LF	D	26	Center and Dual	Yes	2.44	2.10	1.87	1.82
649-66900-234LF	66900-234LF	D	34	Center and Dual	Yes	2.92	2.71	2.36	2.18
649-66900-040LF	66900-040LF	D	40	Dual	Yes	3.89	3.36	3.01	2.78
649-66900-240LF	66900-240LF	D	40	Center and Dual	Yes	3.18	2.74	2.53	2.48
649-66900-250LF	66900-250LF	D	50	Center and Dual	Yes	4.59	4.19	3.75	3.56

© Copyright 2013 Mouser Electronics
© Copyright 2013 Mouser Electronics

FCI Mezzanine Connectors

RoHS Compliant This product is RoHS compliant.

MEZZOSTAK™ 0.5MM BOARD TO BOARD MEZZANINE CONNECTORS

Specifications:
- Hermaphroditic design "mates to itself"
- Easy, Reliable Mating
- High un-mating force insures connection security
- Extreme operating temperature: -40°C to 125°C
- 7 Stack heights: 4mm to 7mm

For quantities greater than listed, call for quote.

MOUSER STOCK NO.	FCI Part No.	Fig.	No. of Positions	Connector Height (mm)	Length (mm)	Pegs	Hold Down	Price Each 1	25	50
Standard Length										
649-10106813021112LF	10106813-021112LF	A	20	2.0	9.2	Yes	Yes	2.17	1.69	1.49
649-10106813024112LF	10106813-024112LF	A	20	3.5	9.2	Yes	Yes	2.17	1.69	1.49
649-10106813031112LF	10106813-031112LF	A	30	2.0	11.7	Yes	Yes	2.12	1.75	1.55
649-10106813034112LF	10106813-034112LF	A	30	3.5	11.7	Yes	Yes	2.12	1.75	1.55
649-10106813041112LF	10106813-041112LF	A	40	2.0	14.2	Yes	Yes	2.79	2.31	2.01
649-10106813044112LF	10106813-044112LF	A	40	3.5	14.2	Yes	Yes	2.79	2.31	2.01
649-10106813051112LF	10106813-051112LF	A	50	2.0	16.7	Yes	Yes	2.79	2.31	2.01
649-10106813054112LF	10106813-054112LF	A	50	3.5	16.7	Yes	Yes	2.79	2.31	2.01
649-10106813061112LF	10106813-061112LF	A	60	2.0	19.2	Yes	Yes	3.16	2.61	2.30
649-10106813064112LF	10106813-064112LF	A	60	3.5	19.2	Yes	Yes	3.16	2.61	2.30
649-10106813071112LF	10106813-071112LF	A	70	2.0	21.7	Yes	Yes	3.52	2.91	2.51
649-10106813074112LF	10106813-074112LF	A	70	3.5	21.7	Yes	Yes	3.52	2.91	2.51
Short Length										
649-10106814021002LF	10106814-021002LF	B	20	2.0	7.5	No	No	2.13	1.66	1.44
649-10106814024002LF	10106814-024002LF	B	20	3.5	7.5	No	No	2.13	1.66	1.44
649-10106814031002LF	10106814-031002LF	B	30	2.0	10.0	No	No	2.14	1.71	1.51
649-10106814034002LF	10106814-034002LF	B	30	3.5	10.0	No	No	2.14	1.71	1.51
649-10106814041002LF	10106814-041002LF	B	40	2.0	12.5	No	No	2.16	1.78	1.58
649-10106814044002LF	10106814-044002LF	B	40	3.5	12.5	No	No	2.16	1.78	1.58
649-10106814051002LF	10106814-051002LF	B	50	2.0	15.0	No	No	2.88	2.38	2.07
649-10106814054002LF	10106814-054002LF	B	50	3.5	15.0	No	No	2.88	2.38	2.07
649-10106814061002LF	10106814-061002LF	B	60	2.0	17.5	No	No	3.11	2.57	2.26
649-10106814064002LF	10106814-064002LF	B	60	3.5	17.5	No	No	3.11	2.57	2.26
649-10106814071002LF	10106814-071002LF	B	70	2.0	20.0	No	No	3.48	2.84	2.47
649-10106814074002LF	10106814-074002LF	B	70	3.5	20.0	No	No	3.48	2.84	2.47

GIG-ARRAY® HIGH-SPEED, HIGH DENSITY BOARD STACKING CONNECTORS

Connector sizes are 200 and 296 positions at stack heights from 15mm to 40mm at data rates up to 10Gb/s. Connectors utilize Ball Grid Array (BGA) technology for compatibility with SMT reflow soldering process.

Specifications:
- Housing Material: LCP
- Contact Material: High Strength Copper Alloy
- Mating Cycles: 25
- Current Rating: 1A per contact at 30°C DT
- Insulation Resistance: 100MV
- Withstanding Voltage: 500VAC
- Temperature Range: -40°C to 85°C
- RoHS Compliant per FCI documentation

For quantities greater than listed, call for quote.

MOUSER STOCK NO.	FCI Part No.	Fig.	Gender	No. of Positions	Spacing	Contact Plating	Price Each 1	5	10
649-55737-001LF	55737-001LF	C	Plug	200	10mm	Gold	36.98	34.52	31.39
649-10060910-001LF	10060910-001LF	C	Plug	200	13mm	Gold	38.81	37.20	34.42
649-154783-001LF	10054783-001LF	C	Plug	200	25mm	Gold	40.52	35.76	34.72
649-10060911-001LF	10060911-001LF	C	Plug	296	13mm	Gold	56.18	51.50	47.33
649-55727-001LF	55727-001LF	C	Plug	296	20mm	Gold	67.62	64.59	59.06
649-55741-001LF	55741-001LF	D	Receptacle	200	15mm	Gold	39.59	38.26	35.28
649-160912-001LF	10060912-001LF	D	Receptacle	200	15mm	Gold	38.01	33.52	32.56
649-55701-001LF	55701-001LF	D	Receptacle	296	5mm	Gold	51.76	45.70	41.75

MEG-ARRAY® HIGH-SPEED BOARD STACKING CONNECTORS

Connectors sizes span 100 to 400 contact positions at stack heights from 4mm to 8mm at data rates up to 10Gb/s. Add plug and receptacle contributions shown in table to determine the resulting mated height. Connectors utilize Ball Grid Array (BGA) technology for compatibility with SMT reflow soldering process.

Specifications:
- Housing Material: LCP
- Contact Material: Copper Alloy
- Durability (Mating Cycles): 50
- Durability (Mating Cycles): 50
- Current Rating: 0.45A per contact at 30°C rise
- RoHS Compliant per FCI documentation

⁕ Au over Ni with special contact geometry to meet requirements of Teleordia GR-1217.

For quantities greater than listed, call for quote.

MOUSER STOCK NO.	FCI Part No.	Fig.	Gender	No. of Positions	Connector Contribution to Stack Height	Contact Plating	Price Each 1	10	25
649-84512-102LF	84512-102LF	E	Plug	100	0mm	30AU	19.26	18.19	16.59
649-84516-102LF	84516-102LF	E	Plug	200	0mm	30AU	14.91	12.19	11.18
649-84500-002LF	84500-002LF	E	Plug	300	0mm	15AU	8.22	7.21	6.38
649-84500-102LF	84500-102LF	E	Plug	300	0mm	30AU	14.53	11.91	11.15
649-84500-202LF	84500-202LF	E	Plug	300	0mm	⁕	26.86	23.57	20.14
649-84520-102LF	84520-102LF	E	Plug	400	6mm	30AU	28.10	23.38	21.07
649-84513-101LF	84513-101LF	F	Receptacle	100	4mm	30AU	18.21	15.16	13.65
649-84517-101LF	84517-101LF	F	Receptacle	200	4mm	30AU	18.09	14.10	13.10
649-84501-001LF	84501-001LF	F	Receptacle	300	4mm	15AU	18.45	16.71	15.26
649-84501-201LF	84501-201LF	F	Receptacle	300	4mm	⁕	26.84	23.13	21.30
649-84502-001LF	84502-001LF	F	Receptacle	300	5.5mm	15AU	22.91	21.14	18.95
⁕ 649-84502-101LF	84502-101LF	F	Receptacle	300	5.5mm	30AU	32.67	27.04	24.96
649-84553-101LF	84553-101LF	F	Receptacle	300	8mm	30AU	31.76	25.35	24.28
649-74221-001LF	74221-001LF	F	Receptacle	400	4mm	15AU	20.26	17.42	14.69
649-74221-101LF	74221-101LF	F	Receptacle	400	4mm	30AU	25.75	22.15	19.31
649-74390-101LF	74390-101LF	F	Receptacle	400	8mm	30AU	31.59	26.27	24.16

A

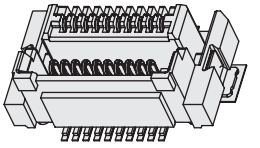

B

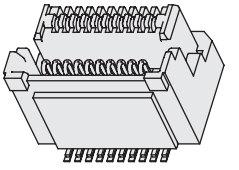

C

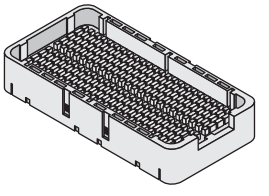

D

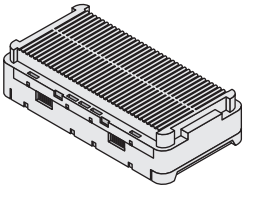

E

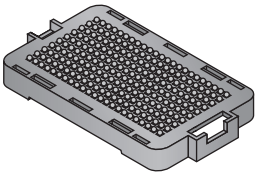

F

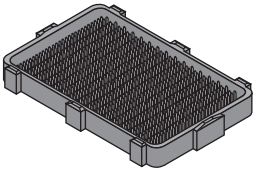

© Copyright 2013 Mouser Electronics

© Copyright 2013 Mouser Electronics

FCI PCB Mezzanine Connectors

RoHS Compliant This product is RoHS compliant.

BERGSTAK® 0.80MM HIGH DENSITY STACKING CONNECTORS

Features:

- Broad range of sizes
- Broad range of PCB stack heights; 5mm~16mm
- Blade-on-beam contacts allow peeling & prevent stubbing
- Surface mount w/polarization pegs
- Contact area plating: 8μ" (.20um) gold over nickel
- Current rating: .5A

✻ PCB stack height = receptacle height + plug height -3.4mm

For quantities greater than listed, call for quote.

MOUSER STOCK NO.	FCI Part No.	Fig.	No. of Positions	Height ✻	Price Each 1	25	100	250
Receptacles								
649-61082-041400LF	61082-041400LF	A	40	3.70mm	3.61	3.32	3.04	2.73
649-61082-041402LF	61082-041402LF	A	40	3.70mm	3.78	2.94	2.62	2.55
649-61082-042400LF	61082-042400LF	A	40	7.70mm	3.30	2.85	2.55	2.47
649-61082-042402LF	61082-042402LF	A	40	7.70mm	5.07	4.43	4.17	3.64
649-61082-043400LF	61082-043400LF	A	40	11.70mm	3.50	2.74	2.47	2.39
649-61082-043402LF	61082-043402LF	A	40	11.70mm	3.67	2.93	2.50	2.46
649-61082-061400LF	61082-061400LF	A	60	3.70mm	4.06	3.80	3.32	3.21
649-61082-062400LF	61082-062400LF	A	60	7.70mm	4.16	3.70	3.40	3.31
649-61082-063400LF	61082-063400LF	A	60	11.70mm	4.25	4.02	3.47	3.37
649-61082-081402LF	61082-081402LF	A	80	3.70mm	6.33	5.39	4.60	4.44
649-61082-101400LF	61082-101400LF	A	100	3.70mm	5.60	4.71	3.49	3.38
649-61082-102400LF	61082-102400LF	A	100	7.70mm	5.46	4.71	4.22	4.08
649-61082-102402LF	61082-102402LF	A	100	7.70mm	6.96	4.52	4.04	3.97
649-61082-103400LF	61082-103400LF	A	100	11.70mm	5.52	4.65	3.97	3.69
649-61082-141400LF	61082-141400LF	A	140	3.70mm	6.93	5.28	4.69	4.61
649-61082-143400LF	61082-143400LF	A	140	11.70mm	8.29	7.16	6.03	6.02
649-61082-181400LF	61082-181400LF	A	180	3.70mm	8.55	7.18	5.30	5.15
649-61082-183400LF	61082-183400LF	A	180	11.70mm	7.78	6.56	5.93	5.56
Plugs								
649-61083-042400LF	61083-042400LF	B	40	5.70mm	3.12	2.86	2.71	2.56
649-61083-042402LF	61083-042402LF	B	40	5.70mm	4.15	3.54	3.03	2.92
649-61083-043400LF	61083-043400LF	B	40	6.70mm	3.45	3.12	2.81	2.74
649-61083-043402LF	61083-043402LF	B	40	6.70mm	3.65	2.99	2.66	2.63
649-61083-044400LF	61083-044400LF	B	40	7.70mm	3.80	3.49	3.16	3.07
649-61083-061402LF	61083-061402LF	B	60	4.70mm	4.08	3.49	2.92	2.91
649-61083-062400LF	61083-062400LF	B	60	5.70mm	4.15	3.91	3.53	3.34
649-61083-063400LF	61083-063400LF	B	60	6.70mm	4.16	3.82	3.49	3.14
649-61083-084400LF	61083-084400LF	B	80	7.70mm	4.88	4.62	4.22	4.09
649-61083-101400LF	61083-101400LF	B	100	4.70mm	5.01	3.23	2.94	2.91
649-61083-104400LF	61083-104400LF	B	100	7.70mm	4.98	4.18	3.80	3.56
649-61083-104402LF	61083-104402LF	B	100	7.70mm	6.10	5.22	4.42	4.29
649-61083-142400LF	61083-142400LF	B	140	5.70mm	6.96	5.99	5.37	5.21
649-61083-143400LF	61083-143400LF	B	140	6.70mm	7.14	6.16	5.51	5.34
649-61083-181400LF	61083-181400LF	B	180	4.70mm	7.86	6.81	5.67	5.05
649-61083-184400LF	61083-184400LF	B	180	7.70mm	7.95	6.76	5.79	5.29

CONAN™ 1.0MM (.039") HIGH DENSITY STACKING CONNECTORS

Features:

- Robust high retention connection performs well in mobile applications
- Click sound verifies successful mating
- Blade-on-Beam contacts prevent stubbing
- Contact area plating: 38um PdNi
- Surface-Mount
- Current rating: 1A per contact
- PCB stack height determined by plug height
- Options for 4.5mm, 5.0mm and 6.0mm stack heights also available
- Tube-packaged options are listed; tape-on-reel packaging also available
- RoHS Compliant per FCI documentation

MOUSER STOCK NO.	FCI Part No.	Fig.	No. of Positions	Height	Price Each 1	25	100	250
Vertical Receptacles with Orientation Posts								
649-91930-21109LF	91930-21109LF	C	9	- - -	1.96	1.80	1.64	1.53
649-91930-21111LF	91930-21111LF	C	11	- - -	2.01	1.90	1.70	1.61
649-91930-21115LF	91930-21115LF	C	15	- - -	2.33	2.15	1.97	1.84
649-91930-21121LF	91930-21121LF	C	21	- - -	2.51	2.16	1.78	1.73
649-91930-21125LF	91930-21125LF	C	25	- - -	3.39	3.06	2.73	2.61
649-91930-21131LF	91930-21131LF	C	31	- - -	3.37	3.09	2.82	2.55
649-91930-21141LF	91930-21141LF	C	41	- - -	4.28	3.50	2.91	2.60
649-91930-21169LF	91930-21169LF	C	69	- - -	6.75	6.20	5.65	4.30
Vertical Plugs with Orientation Posts								
649-91910-21109LF	91910-21109LF	D	9	4.15mm	1.71	1.57	1.43	1.35
649-91910-21509LF	91910-21509LF	D	9	7.00mm	2.58	2.36	2.15	2.01
649-91910-21511LF	91910-21511LF	D	11	7.00mm	1.86	1.49	1.28	1.24
649-91910-21515LF	91910-21515LF	D	15	7.00mm	2.14	1.97	1.81	1.72
649-91910-21121LF	91910-21121LF	D	21	4.15mm	2.39	2.19	2.01	1.87
649-91910-21521LF	91910-21521LF	D	21	7.00mm	2.61	2.40	2.14	2.04
649-91910-21525LF	91910-21525LF	D	25	7.00mm	2.21	2.14	1.94	1.78
649-91910-21131LF	91910-21131LF	D	31	4.15mm	3.11	2.69	2.38	2.18
649-91910-21531LF	91910-21531LF	D	31	7.00mm	3.11	2.69	2.38	2.18
649-91910-21541LF	91910-21541LF	D	41	7.00mm	3.76	3.34	2.68	2.56
649-91910-21551LF	91910-21551LF	D	51	7.00mm	4.19	3.66	3.35	3.17
649-91911-31169LF	91911-31169LF	D	69	4.15mm	2.79	2.57	2.34	2.12

RIB-CAGE™ 1.27MM (0.050") TOLERANT STACKING CONNECTORS

Features:

- Exclusive Rib-Cage™ multi-point, gold plated receptacle contacts optimize reliability in shock-prone and high vibration applications
- Polarization prevents mis-mating
- Mated pair offered provides PCB stack height of 6.42mm
- 1.0A DC current rating
- Contact area plating: 0.76um gold/GXT over nickel

For quantities greater than listed, call for quote.

MOUSER STOCK NO.	FCI Part No.	Fig.	No. of Pos.	Dimensions: in (mm) A	B	C	Price Each 1	25	100	250
Vertical SMT Headers										
649-87409-110LF	87409-110LF	E	20	0.622 (15.80)	0.525 (13.34)	0.226 (5.74)	1.50	1.38	1.26	1.18
649-87409-115LF	87409-115LF	E	30	0.872 (22.15)	0.775 (19.68)	0.226 (5.74)	2.08	1.90	1.73	1.63
649-87409-120LF	87409-120LF	E	40	1.122 (28.50)	1.025 (26.03)	0.226 (5.74)	2.78	2.42	2.14	2.07
649-87409-125LF	87409-125LF	E	50	1.372 (34.85)	1.275 (32.38)	0.226 (5.74)	3.38	2.80	2.58	2.46
Vertical SMT Receptacles										
649-87024-610LF	87024-610LF	F	20	0.620 (15.748)	0.516 (13.106)	0.187 (4.75)	1.84	1.54	1.22	1.18
649-87024-615LF	87024-615LF	F	30	0.870 (22.098)	0.766 (19.456)	0.187 (4.75)	2.78	2.20	1.88	1.85
649-87024-620LF	87024-620LF	F	40	1.120 (28.448)	1.016 (25.806)	0.187 (4.75)	3.18	2.92	2.66	2.50
649-87024-625LF	87024-625LF	F	50	1.370 (34.798)	1.266 (32.156)	0.187 (4.75)	4.24	4.19	3.85	3.51

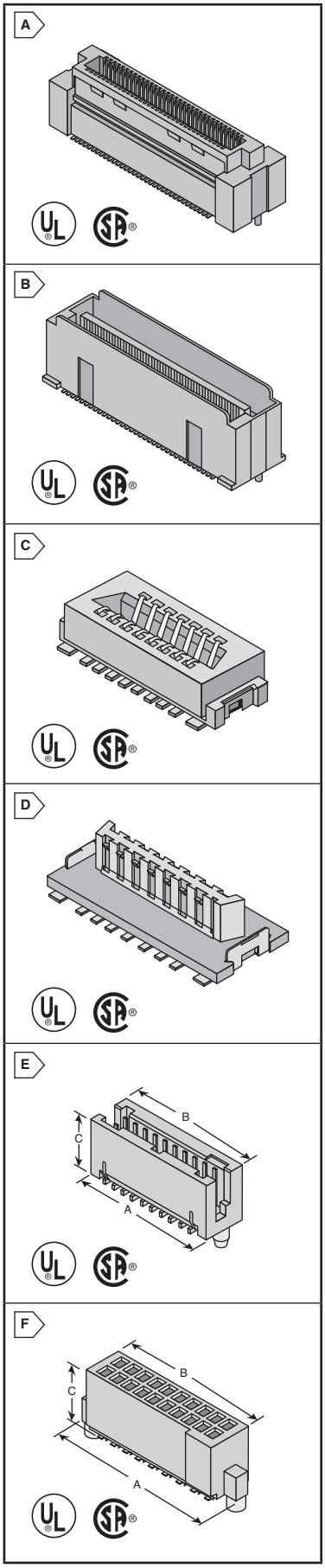

© Copyright 2013 Mouser Electronics

© Copyright 2013 Mouser Electronics

FCI .100" Dubox™ Connectors

RoHS Compliant **This product is RoHS compliant.**

VERTICAL PCB MOUNTED RECEPTACLE ASSEMBLIES LOW PROFILE, THRU-MOUNT

- Top entry PC board mount receptacles can be stacked side-by-side on .100" centerlines
- Preloaded dual cantilever beam phosphor bronze contacts plated with 30µ" gold in contact area
- 100µ" tin in solder area and 50µ" nickel underplated overall
- Molded housings: Rated UL94V-0, feature beveled "lead-in" ramps to prevent pin-stubbing
- Solder tail length: .115"
- Mate with .025" square pins

For quantities greater than listed, call for quote.

MOUSER STOCK NO.	FCI Part No.	Fig.	No. of Positions	Price Each 1	25	100	250
Top-Entry, Single Row, Black							
649-68685-306LF	68685-306LF	A	6	2.31	2.08	1.93	1.71
649-68685-308LF	68685-308LF	A	8	2.64	2.31	2.19	1.93
649-68685-310LF	68685-310LF	A	10	2.94	2.35	2.05	1.99
649-68685-314LF	68685-314LF	A	14	3.56	2.74	2.47	2.41
649-68685-316LF	68685-316LF	A	16	4.30	3.77	3.53	3.10
649-68685-317LF	68685-317LF	A	17	4.10	3.55	3.17	3.07
649-68685-320LF	68685-320LF	A	20	4.37	3.34	3.05	2.93
Top-Entry, Single Row, Blue							
649-75915-306LF	75915-306LF	A	6	.84	.76	.717	.653
649-75915-308LF	75915-308LF	A	8	.93	.856	.782	.735
649-75915-310LF	75915-310LF	A	10	1.13	.984	.885	.856
649-75915-312LF	75915-312LF	A	12	1.46	1.26	1.12	1.09
649-75915-320LF	75915-320LF	A	20	2.27	1.82	1.62	1.57
Top-Entry, Double Row, Black							
649-68683-303LF	68683-303LF	B	6	1.51	1.29	1.11	1.07
649-68683-304LF	68683-304LF	B	8	1.96	1.75	1.68	1.52
649-68683-305LF	68683-305LF	B	10	1.34	1.20	1.13	1.04
649-68683-307LF	68683-307LF	B	14	2.08	1.42	1.24	1.19
649-68683-308LF	68683-308LF	B	16	2.17	1.95	1.82	1.61
649-68683-310LF	68683-310LF	B	20	2.65	2.32	2.21	1.93
649-68683-311LF	68683-311LF	B	22	3.07	2.65	2.38	2.30
649-68683-313LF	68683-313LF	B	26	3.20	2.57	2.27	2.18
649-68683-315LF	68683-315LF	B	30	4.27	2.87	2.55	2.47
649-68683-318LF	68683-318LF	B	36	4.24	3.24	2.97	2.86
649-68683-320LF	68683-320LF	B	40	5.51	4.82	4.49	3.96
649-68683-322LF	68683-322LF	B	44	7.15	5.92	4.41	4.32
649-68683-325LF	68683-325LF	B	50	6.13	4.31	3.80	3.72
649-68683-326LF	68683-326LF	B	52	7.23	6.20	4.70	4.60
649-68683-332LF	68683-332LF	B	64	9.88	8.08	7.93	7.78
649-68683-334LF	68683-334LF	B	68	7.47	6.45	5.77	5.60
649-68683-340LF	68683-340LF	B	80	11.60	8.93	7.16	7.15
Top-Entry, Double Row, Blue							
649-87606-308LF	87606-308LF	B	16	2.09	1.87	1.71	1.61
Dual Entry, Double Row							
649-71991-306LF	71991-306LF	B	12	1.87	1.66	1.44	1.40
649-71991-308LF	71991-308LF	B	16	2.26	2.08	1.89	1.78
649-71991-313LF	71991-313LF	B	26	3.58	2.77	2.61	2.48
649-71991-315LF	71991-315LF	B	30	4.14	3.17	2.82	2.75
649-71991-320LF	71991-320LF	B	40	5.53	4.09	3.77	3.64

SMT LOW PROFILE RECEPTACLES - DOUBLE ROW

- The Dubox™ contact has a pre-stressed, dual beam design to enable low insertion force
- Floating solder tails self-center on circuit pads and assure coplanarity
- 4-wall contact design for signal protection
- RoHS Compliant per FCI documentation

649-89898-303LF	89898-303LF	C	6	.90	.824	.76	.718
649-89898-304ALF	89898-304ALF	C	8	1.33	1.22	1.11	1.05
649-89898-305LF	89898-305LF	C	10	1.86	1.71	1.56	1.46
649-89898-306ALF	89898-306ALF	C	12	1.86	1.49	1.28	1.24
649-89898-308ALF	89898-308ALF	C	16	2.36	2.00	1.75	1.63
649-89898-310LF	89898-310LF	C	20	3.34	3.06	2.79	2.61
649-89898-314LF	89898-314LF	C	28	3.75	3.00	2.50	2.40
649-89898-317LF	89898-317LF	C	34	4.61	4.48	4.21	3.97
649-89898-320LF	89898-320LF	C	40	5.17	4.75	4.33	3.89

SHROUDED HEADERS

For quantities greater than listed, call for quote.

Straight - Single Row							
649-76384-302LF	76384-302LF	D	2	.47	.375	.353	.321
649-76384-303LF	76384-303LF	D	3	.48	.439	.401	.377
649-76384-304LF	76384-304LF	D	4	.70	.556	.535	.482
649-76384-305LF	76384-305LF	D	5	.75	.599	.578	.524
649-76384-306LF	76384-306LF	D	6	.56	.482	.417	.417
649-76384-308LF	76384-308LF	D	8	1.00	.835	.736	.702
649-76384-310LF	76384-310LF	D	10	1.06	.974	.897	.841
Right Angle - Single Row							
649-76382-303LF	76382-303LF	E	3	.70	.556	.535	.482
Straight - Double Row							
649-76385-302LF	76385-302LF	F	4	.74	.663	.631	.578
649-76385-303LF	76385-303LF	F	6	1.02	.91	.877	.792
649-76385-304LF	76385-304LF	F	8	1.21	1.09	1.05	.952
649-76385-305LF	76385-305LF	F	10	1.37	1.23	1.17	1.06
649-76385-306LF	76385-306LF	F	12	1.42	1.29	1.21	1.13
649-76385-308LF	76385-308LF	F	16	1.61	1.43	1.37	1.24
649-76385-310LF	76385-310LF	F	20	2.05	1.98	1.79	1.72

HOUSINGS

For quantities greater than listed, call for quote.

Single Row							
649-65240-002LF	65240-002LF	G	2	.20	.15	.139	.128
649-65240-003LF	65240-003LF	G	3	.27	.193	.182	.161
649-65240-004LF	65240-004LF	G	4	.33	.246	.235	.214
649-65240-005LF	65240-005LF	G	5	.44	.321	.30	.268
649-65240-006LF	65240-006LF	G	6	.42	.332	.31	.289
649-65240-007LF	65240-007LF	G	7	.35	.31	.276	.264
649-65240-008LF	65240-008LF	G	8	.52	.417	.396	.364
649-65240-009LF	65240-009LF	G	9	.44	.385	.356	.343
649-65240-010LF	65240-010LF	G	10	.65	.524	.503	.46
Double Row							
649-65239-002LF	65239-002LF	H	4	.36	.268	.257	.225
649-65239-003LF	65239-003LF	H	6	.43	.342	.332	.30
649-65239-004LF	65239-004LF	H	8	.52	.417	.396	.364
649-65239-005LF	65239-005LF	H	10	.70	.546	.386	.357
649-65239-006LF	65239-006LF	H	12	.78	.621	.578	.546
649-65239-008LF	65239-008LF	H	16	.90	.803	.77	.696
649-65239-010LF	65239-010LF	H	20	1.01	.877	.782	.759

CONTACTS

For quantities greater than listed, call for quote.

MOUSER STOCK NO.	FCI Part No.	Fig.	Wire AWG	Price Each 1	100	500	1000
649-76347-301LF	76347-301LF	-	22-30	.17	.118	.096	.086
649-76347-311LF	76347-311LF	-	20-22	.19	.128	.107	.095

TOOL

For quantities greater than listed, call for quote.

MOUSER STOCK NO.	FCI Part No.	Fig.	Wire AWG	Price Each 1	5
649-RCY21234	RCY21234	-	Crimp Tool	1053.44	963.09

DIMENSIONS: mm

A

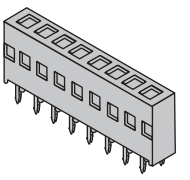

B



C

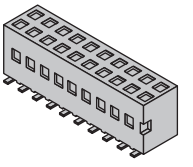

D

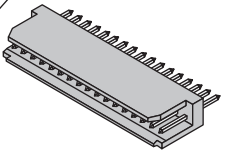

E

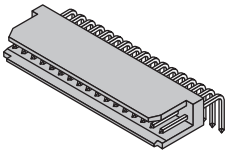

F

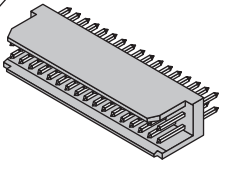

G

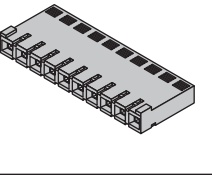

H

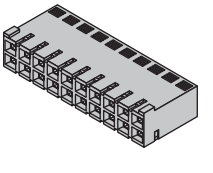

© Copyright 2013 Mouser Electronics

© Copyright 2013 Mouser Electronics

FCI BergStik™ Unshrouded Breakaway Headers

RoHS Compliant **This product is RoHS compliant.**

DIMENSIONS: mm (in.)

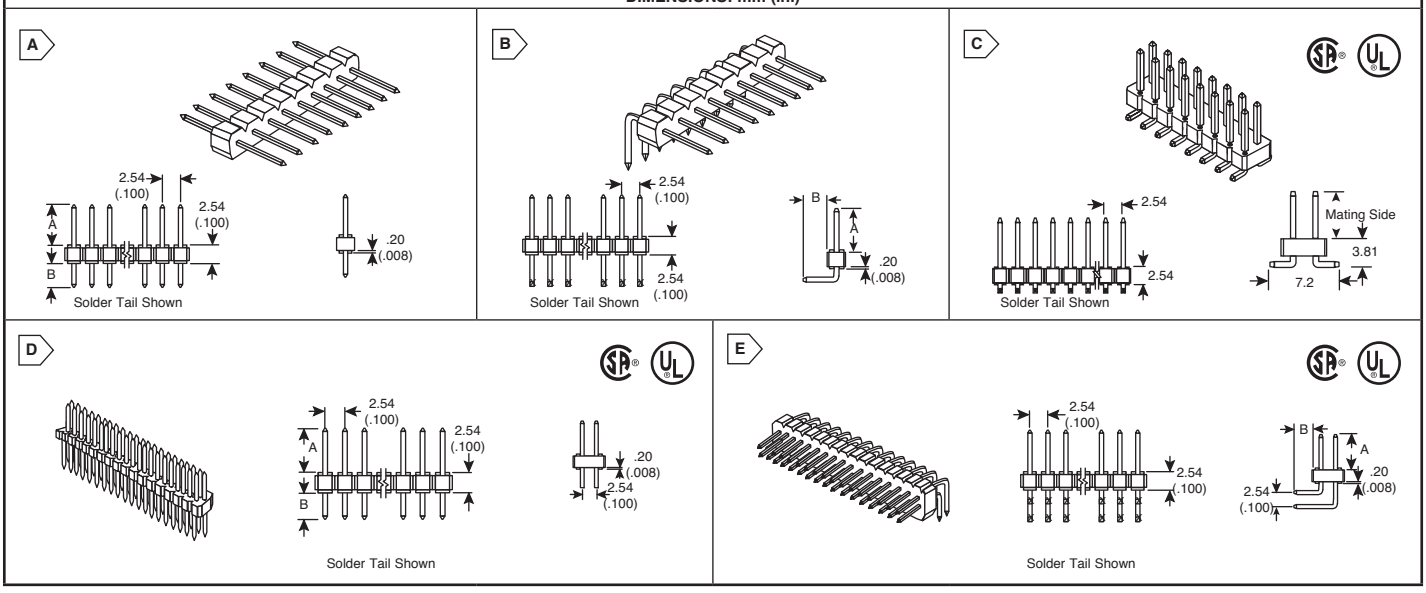

Features:

- "Breakaway" design can be cut or broken to length to suit application
- Centerline pin spacing: .100"
- Insulation resistance: 5000MΩ min.
- Withstanding voltage: 1500VAC rms (sea level)
- Current rating: 3A continuous
- Temperature range: -65°C to +130°C
- 0.025" (0.64mm) square pins
- Mates with Dubox Connectors
- RoHS compliant per FCI documentation

.100" SINGLE ROW HEADERS

For quantities greater than listed, call for quote.

MOUSER STOCK NO.	FCI Part No.	Fig.	No. of Pos.	Dimensions Mating End A	Dimensions Tail End B	Plating	Price Each 1	Price Each 100	Price Each 500
Straight Solder Tail									
649-68000-101HLF	68000-101HLF	A	1	0.23	0.095	30µ" Gold	.14	.08	.074
649-68000-402HLF	68000-402HLF	A	2	0.23	0.095	100µ" Tin	1.64	1.37	1.19
649-68001-102HLF	68001-102HLF	A	2	0.23	0.12	30µ" Gold	.26	.182	.15
649-68001-202HLF	68001-202HLF	A	2	0.23	0.12	15µ" Gold	.18	.107	.096
649-68001-402HLF	68001-402HLF	A	2	0.23	0.12	100µ" Tin	.80	.655	.586
649-68001-403HLF	68001-403HLF	A	3	0.23	0.12	100µ" Tin	.12	.104	.092
649-68000-103HLF	68000-103HLF	A	3	0.23	0.095	30µ" Gold	.15	.095	.078
649-68001-103HLF	68001-103HLF	A	3	0.23	0.12	30µ" Gold	.25	.171	.139
649-68000-203HLF	68000-203HLF	A	3	0.23	0.095	15µ" Gold	.15	.096	.079
649-68001-203HLF	68001-203HLF	A	3	0.23	0.12	15µ" Gold	.19	.135	.113
649-68001-104HLF	68001-104HLF	A	4	0.23	0.12	30µ" Gold	.29	.203	.171
649-68002-404HLF	68002-404HLF	A	4	0.23	0.15	100µ" Tin	.13	.114	.092
649-68000-105HLF	68000-105HLF	A	5	0.23	0.095	30µ" Gold	.33	.225	.193
649-68000-106HLF	68000-106HLF	A	6	0.23	0.095	30µ" Gold	.40	.278	.235
649-68000-406HLF	68000-406HLF	A	6	0.23	0.095	100µ" Tin	.24	.161	.141
649-68000-109HLF	68000-109HLF	A	9	0.23	0.095	30µ" Gold	.41	.334	.30
649-68000-136HLF	68000-136HLF	A	36	0.23	0.095	30µ" Gold	1.38	1.18	.984
649-68001-136HLF	68001-136HLF	A	36	0.23	0.12	30µ" Gold	1.34	1.14	.952
649-68003-136HLF	68003-136HLF	A	36	0.23	0.195	30µ" Gold	2.14	1.81	1.64
649-68000-236HLF	68000-236HLF	A	36	0.23	0.095	15µ" Gold	.75	.642	.514
649-68001-236HLF	68001-236HLF	A	36	0.23	0.12	15µ" Gold	1.21	1.05	.856
649-68002-236HLF	68002-236HLF	A	36	0.23	0.15	15µ" Gold	1.35	1.12	.939
649-78511-236HLF	78511-236HLF	A	36	0.318	0.12	15µ" Gold	2.72	2.11	1.90
649-68000-436HLF	68000-436HLF	A	36	0.23	0.095	100µ" Tin	.69	.589	.482
649-68001-436HLF	68001-436HLF	A	36	0.23	0.12	100µ" Tin	.96	.77	.621
649-78511-436HLF	78511-436HLF	A	36	0.318	0.12	100µ" Tin	1.19	1.03	.835
649-69152-436HLF	69152-436HLF	A	36	0.50	0.12	100µ" Tin	1.68	1.24	.995
Straight Retentive Solder Tail									
649-69190-202HLF	69190-202HLF	A	2	0.23	0.12	15µ" Gold	.13	.118	.114
649-69190-402HLF	69190-402HLF	A	2	0.23	0.12	100µ" Tin	.16	.101	.08
649-69190-403HLF	69190-403HLF	A	3	0.23	0.12	100µ" Tin	.24	.15	.123
649-69190-204HLF	69190-204HLF	A	4	0.23	0.12	15µ" Gold	.13	.116	.104
649-69190-405HLF	69190-405HLF	A	5	0.23	0.12	100µ" Tin	.19	.15	.135
649-69190-210HLF	69190-210HLF	A	10	0.23	0.12	15µ" Gold	.36	.30	.276
649-69190-236HLF	69190-236HLF	A	36	0.23	0.12	15µ" Gold	1.20	1.00	.886
Right Angle Solder Tail									
649-68015-136HLF	68015-136HLF	B	36	0.23	0.09	30µ" Gold	1.75	1.50	1.23
649-68016-136HLF	68016-136HLF	B	36	0.23	0.12	30µ" Gold	1.93	1.61	1.28
649-68015-236HLF	68015-236HLF	B	36	0.23	0.09	15µ" Gold	1.09	1.04	.99
649-68016-236HLF	68016-236HLF	B	36	0.23	0.12	15µ" Gold	1.56	1.28	1.11
649-68015-436HLF	68015-436HLF	B	36	0.23	0.09	100µ" Tin	1.21	1.03	.995
649-68016-436HLF	68016-436HLF	B	36	0.23	0.12	100µ" Tin	1.08	.931	.76
Right Angle Retentive Solder Tail									
649-69191-403HLF	69191-403HLF	B	3	0.23	0.12	100µ" Tin	.20	.172	.15
649-69191-205HLF	69191-205HLF	B	5	0.23	0.12	15µ" Gold	.32	.264	.233

.100" DOUBLE ROW HEADERS

For quantities greater than listed, call for quote.

MOUSER STOCK NO.	FCI Part No.	Fig.	No. of Pos.	Dimensions Mating End A	Dimensions Tail End B	Plating	Price Each 1	Price Each 100	Price Each 500
Vertical SMT									
649-95278-101A04LF	95278-101A04LF	C	4	0.23	-	30µ" Gold	.86	.738	.589
649-95278-101A06LF	95278-101A06LF	C	6	0.23	-	30µ" Gold	1.03	.856	.728

.100" DOUBLE ROW HEADERS (CONT.)

For quantities greater than listed, call for quote.

MOUSER STOCK NO.	FCI Part No.	Fig.	No. of Pos.	Dimensions Mating End A	Dimensions Tail End B	Plating	Price Each 1	Price Each 100	Price Each 500
Vertical SMT (Cont.)									
649-95278-101A08LF	95278-101A08LF	C	8	0.23	-	30µ" Gold	.82	.59	.565
649-95278-101A10LF	95278-101A10LF	C	10	0.23	-	30µ" Gold	1.19	1.03	.76
649-95278-101A12LF	95278-101A12LF	C	12	0.23	-	30µ" Gold	.86	.668	.656
649-95278-101A16LF	95278-101A16LF	C	16	0.23	-	30µ" Gold	1.18	1.02	.76
649-95278-101A20LF	95278-101A20LF	C	20	0.23	-	30µ" Gold	1.32	1.08	.908
649-95157-140LF	95157-140LF	C	40	0.23	-	30µ" Gold	1.34	1.14	.952
649-95157-240LF	95157-240LF	C	40	0.23	-	15µ" Gold	1.39	1.03	.961
649-95157-440LF	95157-440LF	C	40	0.23	-	100µ" Tin	.96	.671	.644
Straight Solder Tail									
649-67996-104HLF	67996-104HLF	D	4	0.23	0.095	30µ" Gold	.20	.15	.138
649-67997-104HLF	67997-104HLF	D	4	0.23	0.12	30µ" Gold	.28	.193	.161
649-67996-106HLF	67996-106HLF	D	6	0.23	0.095	30µ" Gold	.38	.246	.225
649-67997-106HLF	67997-106HLF	D	6	0.23	0.12	30µ" Gold	1.78	1.49	1.21
649-68602-106HLF	68602-106HLF	D	6	0.23	0.15	30µ" Gold	.25	.207	.183
649-67996-108HLF	67996-108HLF	D	8	0.23	0.095	30µ" Gold	2.59	2.29	2.03
649-67997-108HLF	67997-108HLF	D	8	0.23	0.12	30µ" Gold	.44	.332	.289
649-67997-208HLF	67997-208HLF	D	8	0.23	0.12	15µ" Gold	.32	.225	.193
649-67996-408HLF	67996-408HLF	D	8	0.23	0.095	100µ" Tin	.32	.225	.193
649-67996-110HLF	67996-110HLF	D	10	0.23	0.095	30µ" Gold	.51	.396	.342
649-67997-110HLF	67997-110HLF	D	10	0.23	0.12	30µ" Gold	2.29	1.93	1.69
649-68602-110HLF	68602-110HLF	D	10	0.23	0.15	30µ" Gold	.32	.225	.193
649-67997-210HLF	67997-210HLF	D	10	0.23	0.12	15µ" Gold	.43	.30	.257
649-68602-112HLF	68602-112HLF	D	12	0.23	0.15	30µ" Gold	.24	.22	.172
649-67997-112HLF	67997-112HLF	D	12	0.23	0.12	30µ" Gold	.47	.402	.356
649-67996-114HLF	67996-114HLF	D	14	0.23	0.095	30µ" Gold	.75	.567	.492
649-67996-116HLF	67996-116HLF	D	16	0.23	0.095	30µ" Gold	.71	.598	.53
649-67997-116HLF	67997-116HLF	D	16	0.23	0.12	30µ" Gold	.75	.642	.524
649-68602-116HLF	68602-116HLF	D	16	0.23	0.15	30µ" Gold	.45	.342	.30
649-67997-220HLF	67997-220HLF	D	20	0.23	0.12	15µ" Gold	.97	.84	.76
649-67996-120HLF	67996-120HLF	D	20	0.23	0.095	30µ" Gold	.88	.738	.61
649-67997-120HLF	67997-120HLF	D	20	0.23	0.12	30µ" Gold	3.62	3.32	2.94
649-68602-120HLF	68602-120HLF	D	20	0.23	0.15	30µ" Gold	.65	.582	.494
649-68602-220HLF	68602-220HLF	D	20	0.23	0.15	15µ" Gold	.80	.696	.567
649-67996-130HLF	67996-130HLF	D	30	0.23	0.095	30µ" Gold	1.02	.897	.805
649-68602-132HLF	68602-132HLF	D	32	0.23	0.15	30µ" Gold	1.00	.736	.678
649-67996-172HLF	67996-172HLF	D	72	0.23	0.095	30µ" Gold	2.70	2.25	1.82
649-67997-172HLF	67997-172HLF	D	72	0.23	0.12	30µ" Gold	2.61	2.19	1.87
649-68602-172HLF	68602-172HLF	D	72	0.23	0.15	30µ" Gold	2.33	1.96	1.71
649-68691-172HLF	68691-172HLF	D	72	0.318	0.12	30µ" Gold	2.25	1.88	1.65
649-67997-272HLF	67997-272HLF	D	72	0.23	0.12	15µ" Gold	2.17	1.82	1.50
649-67996-272HLF	67996-272HLF	D	72	0.23	0.095	15µ" Gold	2.13	1.61	1.28
649-67997-472HLF	67997-472HLF	D	72	0.23	0.12	100µ" Tin	.98	.899	.738
649-68602-472HLF	68602-472HLF	D	72	0.23	0.15	100µ" Tin	1.59	1.34	1.16
649-68691-472HLF	68691-472HLF	D	72	0.318	0.12	100µ" Tin	1.29	1.11	.91
Straight Retentive Solder Tail									
649-69192-406HLF	69192-406HLF	D	6	0.23	0.12	100µ" Tin	.16	.139	.128
649-69192-408HLF	69192-408HLF	D	8	0.23	0.12	100µ" Tin	.29	.23	.208
649-69192-220HLF	69192-220HLF	D	20	0.23	0.12	15µ" Gold	.58	.488	.426
Right Angle Solder Tail									
649-68020-172HLF	68020-172HLF	E	72	0.23	0.095	30µ" Gold	2.77	2.51	2.24
649-68021-172HLF	68021-172HLF	E	72	0.23	0.12	30µ" Gold	3.45	2.78	2.35
649-79257-272HLF	79257-272HLF	E	72	0.23	0.12	15µ" Gold	2.65	2.21	1.95
649-68020-472HLF	68020-472HLF	E	72	0.23	0.095	100µ" Tin	1.01	.862	.77
649-68021-472HLF	68021-472HLF	E	72	0.23	0.12	100µ" Tin	2.51	2.17	1.92

© Copyright 2013 Mouser Electronics

© Copyright 2013 Mouser Electronics

FCI 1.27mm and 2.00mm Minitek Connectors

RoHS Compliant **This product is RoHS compliant.**

DIMENSIONS: in.

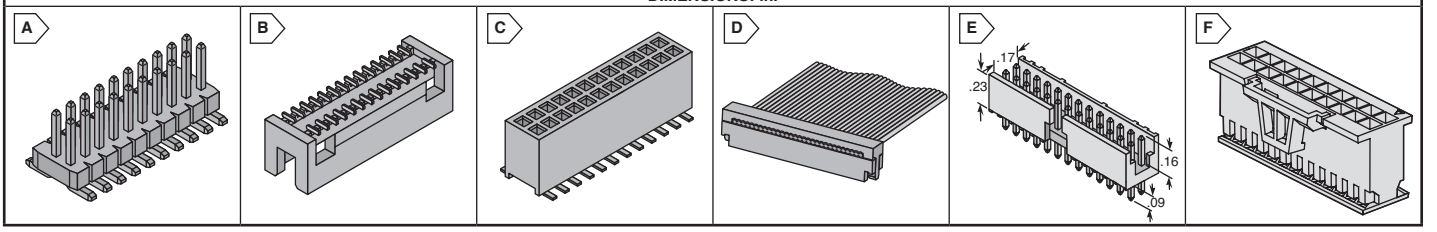

MINITEK 127 BOARD TO BOARD CONNECTORS

Specifications:

- Pitch: 1.27mm
- Current rating: 1A per contact
- Contact Resistance: 30m ohms max.
- Insulation Resistance: 100M ohms min. at 500 V DC/2 minute
- Voltage Rating: 125V AC
- Operating Temperature: -40°C to +85°C

For quantities greater than listed, call for quote.

MOUSER STOCK NO.	FCI Part No.	Fig.	Number of Positions	Contact Plating	Price Each 1	25	100	250
Unshrouded Headers								
649-202112100004C4LF	20021121-00004C4LF	A	4	10µ" Gold	.46	.396	.356	.339
649-202112100006C4LF	20021121-00006C4LF	A	6	10µ" Gold	.59	.514	.414	.408
649-202112100008C4LF	20021121-00008C4LF	A	8	10µ" Gold	.73	.653	.564	.552
649-202112100010C4LF	20021121-00010C4LF	A	10	10µ" Gold	.79	.685	.622	.586
649-202112100012C4LF	20021121-00012C4LF	A	12	10µ" Gold	.90	.803	.702	.678
649-202112100016C4LF	20021121-00016C4LF	A	16	10µ" Gold	1.14	1.01	.885	.851
649-202112100020C4LF	20021121-00020C4LF	A	20	10µ" Gold	1.80	1.61	1.28	1.07
Shrouded Headers								
649-202122100006C4LF	20021221-00006C4LF	B	6	10µ" Gold	.96	.835	.736	.702
649-202122100010C4LF	20021221-00010C4LF	B	10	10µ" Gold	1.13	.995	.874	.84
649-202122100012C4LF	20021221-00012C4LF	B	12	10µ" Gold	1.21	1.06	.946	.904
649-202122100016C4LF	20021221-00016C4LF	B	16	10µ" Gold	1.33	1.14	1.00	.965
649-202122100020C4LF	20021221-00020C4LF	B	20	10µ" Gold	1.59	1.38	1.22	1.14
Receptacles								
649-202132100008C4LF	20021321-00008C4LF	C	8	10µ" Gold	.86	.76	.69	.667
649-202132100010C4LF	20021321-00010C4LF	C	10	10µ" Gold	.93	.813	.713	.701
649-202132100012C4LF	20021321-00012C4LF	C	12	10µ" Gold	1.12	.974	.86	.841
649-202132100016C4LF	20021321-00016C4LF	C	16	10µ" Gold	1.41	1.21	1.08	1.06
649-202132100020C4LF	20021321-00020C4LF	C	20	10µ" Gold	2.21	1.99	1.82	1.71

MINITEK 2.00MM CONNECTORS

For quantities greater than listed, call for quote.

MOUSER STOCK NO.	FCI Part No.	Fig.	Number of Positions	Center Key Style	Contact Plating	Price Each 1	25	100	250
649-89361-108LF	89361-108LF	D	8	None	8µ" Gold	1.06	.974	.897	.841
649-89361-114LF	89361-114LF	D	14	None	8µ" Gold	1.63	1.44	1.26	1.19
649-89361-116LF	89361-116LF	D	16	None	8µ" Gold	1.69	1.43	1.28	1.23
649-89361-120LF	89361-120LF	D	20	None	8µ" Gold	2.26	2.08	1.89	1.78
649-89361-126LF	89361-126LF	D	26	None	8µ" Gold	1.52	1.28	1.17	1.11
649-89361-134LF	89361-134LF	D	34	None	8µ" Gold	2.81	2.58	2.35	2.20
649-89361-144LF	89361-144LF	D	44	None	8µ" Gold	3.57	3.04	2.73	2.61
649-89361-150LF	89361-150LF	D	50	None	8µ" Gold	2.89	2.65	2.43	2.27
649-89947-106LF	89947-106LF	D	6	None	30µ" Gold	1.17	1.07	.977	.919
649-89947-110LF	89947-110LF	D	10	None	30µ" Gold	1.05	.92	.823	.791
649-89947-112LF	89947-112LF	D	12	None	30µ" Gold	1.00	.877	.778	.754
649-89947-114LF	89947-114LF	D	14	None	30µ" Gold	1.13	.974	.874	.845
649-89947-118LF	89947-118LF	D	18	None	30µ" Gold	3.18	3.07	2.95	2.77
649-89947-120LF	89947-120LF	D	20	None	30µ" Gold	1.66	1.44	1.27	1.23
649-89947-126LF	89947-126LF	D	26	None	30µ" Gold	2.11	2.00	1.80	1.74
649-89947-144LF	89947-144LF	D	44	None	30µ" Gold	3.80	3.49	3.16	3.07
649-89947-340LF	89947-340LF	D	40	Standard	30µ" Gold	3.53	3.23	2.89	2.76
649-89947-350LF	89947-350LF	D	50	Standard	30µ" Gold	4.39	4.03	3.69	3.46
649-89947-706LF	89947-706LF	D	6	Latching	30µ" Gold	1.10	.995	.952	.867
649-89947-708LF	89947-708LF	D	8	Latching	30µ" Gold	.77	.674	.592	.574
649-89947-710LF	89947-710LF	D	10	Latching	30µ" Gold	1.12	1.02	.963	.877
649-89947-712LF	89947-712LF	D	12	Latching	30µ" Gold	.94	.867	.793	.746
649-89947-716LF	89947-716LF	D	16	Latching	30µ" Gold	1.32	1.21	1.11	1.04
649-89947-718LF	89947-718LF	D	18	Latching	30µ" Gold	1.48	1.25	1.12	1.07
649-89947-720LF	89947-720LF	D	20	Latching	30µ" Gold	2.16	1.94	1.85	1.68
649-89947-724LF	89947-724LF	D	24	Latching	30µ" Gold	1.93	1.71	1.37	1.32
649-89947-726LF	89947-726LF	D	26	Latching	30µ" Gold	2.11	2.00	1.80	1.74
649-89947-730LF	89947-730LF	D	30	Latching	30µ" Gold	2.48	2.28	2.09	1.95

MINITEK™ CTW ACTIVE LATCH

The Minitek 2mm Active Latch is a housing for crimp-to-wire systems, enabling discrete wiring to be attached and unattached to PCB boards with an audible click. The connection is held securely in place by the latch.

For quantities greater than listed, call for quote.

MOUSER STOCK NO.	FCI Part No.	Fig.	Number of Positions	Contact Plating	Price Each 1	25	100	250
Headers								
649-98414-G06-04LF	98414-G06-04LF	E	4	30µ" Gold	.38	.353	.319	.314
649-98414-G06-06ULF	98414-G06-06ULF	E	6	30µ" Gold	.97	.888	.816	.77
649-98414-F06-06LF	98414-F06-06LF	E	6	8µ" Gold	.55	.492	.459	.432
649-98414-G06-08ULF	98414-G06-08ULF	E	8	30µ" Gold	.87	.824	.782	.66
649-98414-G06-10ULF	98414-G06-10ULF	E	10	30µ" Gold	1.05	.952	.91	.824
649-98414-G06-12ULF	98414-G06-12ULF	E	12	30µ" Gold	1.29	1.23	1.17	.991
649-98414-G06-16ULF	98414-G06-16ULF	E	16	30µ" Gold	1.51	1.39	1.27	1.19
649-98414-G06-20ULF	98414-G06-20ULF	E	20	30µ" Gold	1.85	1.65	1.51	1.49
649-98414-G06-30LF	98414-G06-30LF	E	30	30µ" Gold	3.12	2.87	2.57	2.45
Housings								
649-10073599-006LF	10073599-006LF	F	6	- - - - -	.74	.578	.486	.473
649-10073599-008LF	10073599-008LF	F	8	- - - - -	.72	.556	.472	.46
649-10073599-010LF	10073599-010LF	F	10	- - - - -	.62	.492	.406	.387
649-10073599-012LF	10073599-012LF	F	12	- - - - -	.72	.556	.472	.46
649-10073599-014LF	10073599-014LF	F	14	- - - - -	.69	.663	.613	.579
649-10073599-016LF	10073599-016LF	F	16	- - - - -	.89	.803	.76	.696
649-10073599-020LF	10073599-020LF	F	20	- - - - -	.95	.749	.615	.596

© Copyright 2013 Mouser Electronics

© Copyright 2013 Mouser Electronics

FCI 2.00mm (.079") Minitek Connectors

RoHS Compliant This product is RoHS compliant.

MINITEK™ PIN-IN-PASTE CONNECTORS

- Housing Material: High Temperature Thermoplastic
- Flammability Rating: UL94V-0
- RoHS compliant per FCI documentation

RoHS Compliant

For quantities greater than listed, call for quote.

MOUSER STOCK NO.	FCI Part No.	Fig.	No. of Pos.	Plating	Price Each 1	25	100	250
Unshrouded Headers								
649-10075024-05ULF	10075024-G01-05ULF	A	10	30µ" Gold	.90	.728	.651	.627
649-10075024-06ULF	10075024-G01-06ULF	A	12	30µ" Gold	1.10	.995	.812	.788
649-10075024-15ULF	10075024-G01-15ULF	A	30	30µ" Gold	3.52	2.56	2.24	2.15
649-10075024-17ULF	10075024-G01-17ULF	A	34	30µ" Gold	3.57	2.65	2.28	2.26
Shrouded Headers								
649-10075025-34ULF	10075025-G01-34ULF	B	34	30µ" Gold selective	3.99	2.82	2.54	2.46

MINITEK™ HEADERS

Unshrouded Headers

- Housing Material: High Temperature Thermoplastic
- Temperature Range: -55ºC to +125ºC
- Color: Black

RoHS Compliant

For quantities greater than listed, call for quote.

MOUSER STOCK NO.	FCI Part No.	Fig.	No. of Pos.	Plating	Orientation	Price Each 1	25	100	250
Through Hole									
649-57102-S06-05LF	57102-S06-05LF	A	10	15µ" Gold Selective	Vertical	1.39	1.28	1.18	1.11
649-57102-F08-05ULF	57102-F08-05ULF	A	10	Gold Flash	Vertical	.98	.856	.758	.722
649-57102-F08-25LF	57102-F08-25LF	A	50	Gold Flash	Vertical	3.15	2.65	2.59	2.53
649-98423-G61-08ULF	98423-G61-08ULF	C	16	30µ" Gold Selective	Right Angle	1.78	1.66	1.54	1.48
649-98423-G61-10ULF	98423-G61-10ULF	C	20	30µ" Gold Selective	Right Angle	2.05	1.88	1.72	1.62
Surface Mount									
649-57202-G52-02ALF	57202-G52-02ALF	D	4	30µ" Gold Selective	Vertical	.91	.824	.761	.747
649-57202-G52-03ALF	57202-G52-03ALF	D	6	30µ" Gold Selective	Vertical	1.08	.974	.874	.851
649-57202-F52-03ALF	57202-F52-03ALF	D	6	Gold Flash	Vertical	.78	.696	.61	.595
649-57202-G52-04ALF	57202-G52-04ALF	D	8	30µ" Gold Selective	Vertical	1.18	1.04	.972	.947
649-57202-G52-05ALF	57202-G52-05ALF	D	10	30µ" Gold Selective	Vertical	1.36	1.20	1.12	1.11
649-57202-G52-06ALF	57202-G52-06ALF	D	12	30µ" Gold Selective	Vertical	1.61	1.51	1.38	1.33
649-57202-G52-10ALF	57202-G52-10ALF	D	20	30µ" Gold Selective	Vertical	1.85	1.65	1.51	1.49
649-57202-G52-20LF	57202-G52-20LF	D	40	30µ" Gold Selective	Vertical	4.30	3.27	2.92	2.84

Shrouded Headers

- Housing Material: High Temperature Thermoplastic
- Temperature Range: -40ºC to +125ºC
- Color: Cream

RoHS Compliant

For quantities greater than listed, call for quote.

MOUSER STOCK NO.	FCI Part No.	Fig.	No. of Pos.	Plating	Orientation	Price Each 1	25	100	250
Surface Mount									
649-98424-G52-04ALF	98424-G52-04ALF	E	4	30µ" Gold Selective	Vertical	.84	.77	.724	.682
649-98424-G52-06ALF	98424-G52-06ALF	E	6	30µ" Gold Selective	Vertical	1.11	1.02	.935	.878
649-98424-G52-08ALF	98424-G52-08ALF	E	8	30µ" Gold Selective	Vertical	.75	.653	.551	.535
649-98424-F52-10ALF	98424-F52-10ALF	E	10	Gold Flash	Vertical	1.46	1.27	1.17	1.14
649-98424-G52-10ALF	98424-G52-10ALF	E	10	30µ" Gold Selective	Vertical	.97	.877	.845	.76
649-98424-G52-12ALF	98424-G52-12ALF	E	12	30µ" Gold Selective	Vertical	1.08	.974	.931	.845
649-98424-G52-14ALF	98424-G52-14ALF	E	14	30µ" Gold Selective	Vertical	1.34	1.21	1.16	1.05
649-98424-G52-16ALF	98424-G52-16ALF	E	16	30µ" Gold Selective	Vertical	1.28	1.22	1.16	.982
649-98424-G52-20ALF	98424-G52-20ALF	E	20	30µ" Gold Selective	Vertical	1.36	1.25	1.14	1.07
649-98424-G52-30ALF	98424-G52-30ALF	E	30	30µ" Gold Selective	Vertical	1.99	1.73	1.63	1.57
Through Hole									
649-98464-G61-08LF	98464-G61-08LF	F	8	30µ" Gold Selective	Right Angle	1.64	1.35	1.21	1.19
649-98464-G6110ULF	98464-G61-10ULF	F	10	30µ" Gold Selective	Right Angle	1.42	1.29	1.21	1.13
649-98464-F61-12ULF	98464-F61-12ULF	F	12	Gold Flash	Right Angle	2.12	1.95	1.79	1.67
649-98464-G61-14ULF	98464-G61-14ULF	F	14	30µ" Gold Selective	Right Angle	1.43	1.33	1.22	1.14
649-98464-F61-18ULF	98464-F61-18ULF	F	18	Gold Flash	Right Angle	1.50	1.29	1.16	1.12

Housings

- Temperature Range: -40ºC to +105ºC

RoHS Compliant

For quantities greater than listed, call for quote.

MOUSER STOCK NO.	FCI Part No.	Fig.	No. of Pos.	Number of Rows	Color	Price Each 1	25	100	250
649-90311-004LF	90311-004LF	G	4	2	Black	.65	.61	.579	.556
649-90311-006LF	90311-006LF	G	6	2	Black	.64	.61	.58	.493
649-90311-008LF	90311-008LF	G	8	2	Black	.71	.642	.61	.556
649-90311-010LF	90311-010LF	G	10	2	Black	.76	.685	.663	.599
649-90311-012LF	90311-012LF	G	12	2	Black	.92	.824	.792	.717
649-90311-014LF	90311-014LF	G	14	2	Black	1.02	.91	.877	.792
649-90311-016LF	90311-016LF	G	16	2	Black	1.12	1.02	.974	.877
649-90311-020LF	90311-020LF	G	20	2	Black	1.33	1.20	1.14	1.04
649-90311-026LF	90311-026LF	G	26	2	Black	1.34	1.16	1.05	.994
649-90311-044LF	90311-044LF	G	44	2	Black	1.81	1.66	1.52	1.42
649-90312-003LF	90312-003LF	G	3	1	Black	.58	.524	.485	.457
649-90312-004LF	90312-004LF	G	4	1	Black	.70	.621	.599	.546
649-90312-007LF	90312-007LF	G	7	1	Black	.66	.631	.614	.594
649-90312-008LF	90312-008LF	G	8	1	Black	.86	.77	.738	.674
649-90312-010LF	90312-010LF	G	10	1	Black	1.00	.942	.90	.76

Shunts and Contacts

- Temperature Range: -40ºC to +105ºC
- RoHS compliant per FCI documentation

For quantities greater than listed, call for quote.

MOUSER STOCK NO.	FCI Part No.	Fig.	Plating	Price Each 1	100	500	1000
Shunts • Housing Material: Glass-filled PBT • Current Rating: 1 Amp continuous							
649-86730-001LF	86730-001LF	H	Gold Flash	.45	.342	.30	.246
649-86730-101LF	86730-101LF	H	30µ" Gold	.72	.546	.471	.396
Contacts • Current Rating: 2 Amp continuous							
649-77138-101LF	77138-101LF	I	30µ" Gold selective plating	.28	.193	.161	.128
649-77138-001LF	77138-001LF	I	8µ" Gold selective plating	.16	.096	.086	.075

DIMENSIONS: in.

A

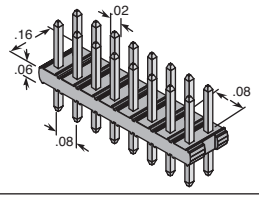

B

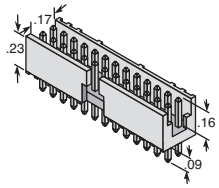

C

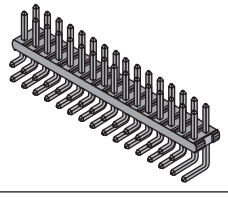

D

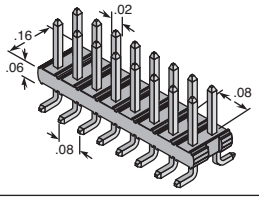

E

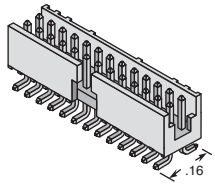

F

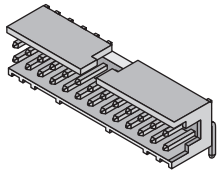

G

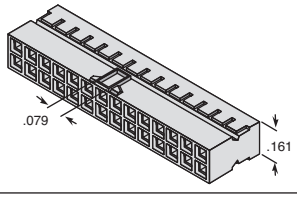

H

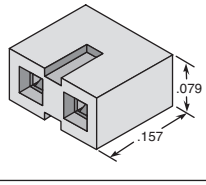

I

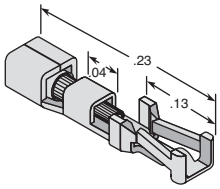

© Copyright 2013 Mouser Electronics

FCI FFC Connectors

RoHS Compliant **This product is RoHS compliant.**

By offering options for ZIF or LIF actuation, SMT or through-hole PCB termination, and vertical or right-angle flex insertion, FCI has a solution to fit almost any application. FCI is a technology leader with its gas tight, high pressure and patented Clincher contact technology and has also pioneered the development of the fine pitch and low profile connectors for applications where space is premium.

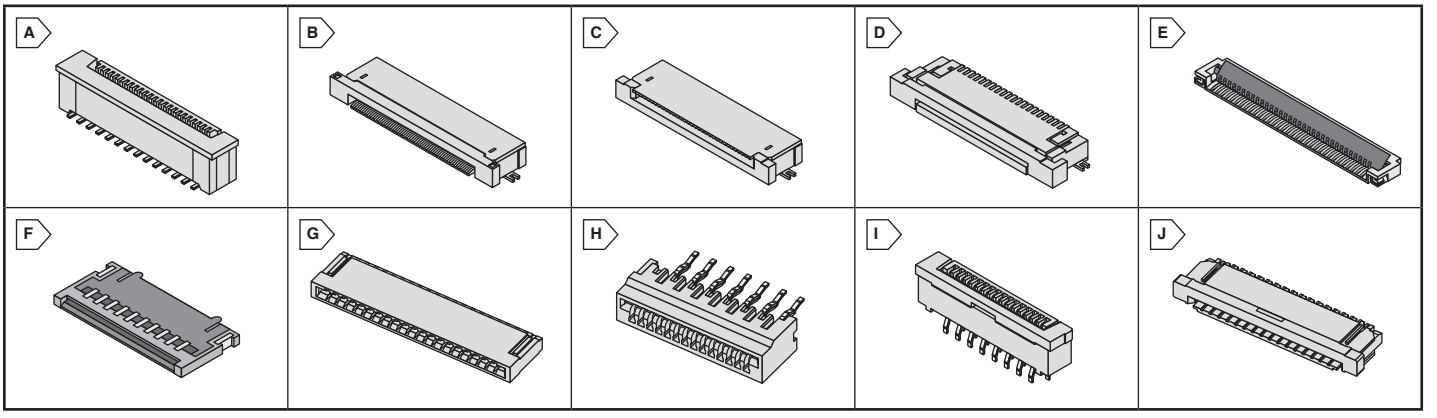

0.50MM CONNECTORS

For quantities greater than listed, call for quote.

MOUSER STOCK NO.	FCI Part No.	Fig.	Number of Positions	Height (mm)	Contact Location	Type	Orientation	Price Each			
								1	25	100	250
649-62674-241121ALF	62674-241121ALF	A	24	2.95	Top Entry	ZIF	Straight	.90	.781	.702	.673
649-62674-301121ALF	62674-301121ALF	A	30	2.95	Top Entry	ZIF	Straight	1.01	.899	.816	.786
649-62684-401100ALF	62684-401100ALF	B	40	2.00	Lower	ZIF	Right Angle	.67	.578	.529	.517
649-62684-501100ALF	62684-501100ALF	B	50	2.00	Lower	ZIF	Right Angle	1.00	.899	.856	.781
649-62684-322100ALF	62684-322100ALF	C	32	2.00	Upper	ZIF	Right Angle	.52	.46	.414	.402
649-62684-402100ALF	62684-402100ALF	C	40	2.00	Upper	ZIF	Right Angle	1.07	.995	.91	.856
649-62684-502100ALF	62684-502100ALF	C	50	2.00	Upper	ZIF	Right Angle	.96	.835	.748	.724
649-SFV5R-2STE1LF	SFV5R-2STE1LF	D	5	1.8	Upper	ZIF	Right Angle	.72	.621	.565	.547
649-SFV10R-1STE1HLF	SFV10R-1STE1HLF	D	10	1.8	Lower	ZIF	Right Angle	.55	.492	.459	.432
649-SFV16R-1STE1LF	SFV16R-1STE1LF	D	16	1.8	Lower	ZIF	Right Angle	.82	.781	.746	.629
649-SFV18R-1STE1LF	SFV18R-1STE1LF	D	18	1.8	Lower	ZIF	Right Angle	1.19	1.09	1.00	.943
649-SFV18R-2STE1LF	SFV18R-2STE1LF	D	18	1.8	Upper	ZIF	Right Angle	.75	.685	.632	.598
649-SFV20R-1STE1HLF	SFV20R-1STE1HLF	D	20	1.8	Lower	ZIF	Right Angle	.85	.835	.571	.486
649-SFV24R-1STE1LF	SFV24R-1STE1LF	D	24	1.8	Lower	ZIF	Right Angle	1.34	1.23	1.12	1.06
649-SFV24R-2STE1LF	SFV24R-2STE1LF	D	24	1.8	Upper	ZIF	Right Angle	.93	.813	.713	.701
649-SFV28R-1STE1HLF	SFV28R-1STE1HLF	D	28	1.8	Lower	ZIF	Right Angle	.82	.717	.605	.584
649-SFV28R-2STE1LF	SFV28R-2STE1LF	D	28	1.8	Upper	ZIF	Right Angle	.92	.792	.714	.688
649-SFV30R-1STE1HLF	SFV30R-1STE1HLF	D	30	1.8	Lower	ZIF	Right Angle	.79	.728	.674	.627
649-176529-35105EHLF	10076529-35105EHLF	E	35	1.3	Lower	ZIF	Right Angle	.79	.749	.706	.597
649-176529-60105EHLF	10076529-60105EHLF	E	60	1.3	Lower	ZIF	Right Angle	.76	.674	.607	.575
649-162827-0410EDLF	10062827-0410EDLF	F	4	.7	Lower	ZIF	Right Angle	.27	.246	.218	.213
649-162827-0810EDLF	10062827-0810EDLF	F	8	.7	Lower	ZIF	Right Angle	.64	.589	.54	.509
649-162827-1010EDLF	10062827-1010EDLF	F	10	.7	Lower	ZIF	Right Angle	.55	.492	.459	.432

1MM CONNECTORS

For quantities greater than listed, call for quote.

MOUSER STOCK NO.	FCI Part No.	Fig.	Number of Positions	Height (mm)	Contact Location	Type	Orientation	Price Each			
								1	25	100	250
649-HFW20R-1STE1LF	HFW20R-1STE1LF	G	20	1.9	Lower	Non-ZIF	Right Angle	.38	.342	.316	.301
649-HLW14S-2C7LF	HLW14S-2C7LF	H	14	5.9	Top Entry	Non-ZIF	Straight	.12	.107	.095	.086
649-SLW16S-1C7LF	SLW16S-1C7LF	I	16	5.5	Top Entry	ZIF	Straight	.94	.824	.737	.713
649-SFW4R-1STE1LF	SFW4R-1STE1LF	J	4	2.7	Lower	ZIF	Right Angle	.82	.653	.631	.578
649-SFW4R-2STE1LF	SFW4R-2STE1LF	J	4	2.7	Upper	ZIF	Right Angle	.79	.631	.61	.556
649-SFW4R-3STE1LF	SFW4R-3STE1LF	J	4	2.7	Lower	ZIF	Right Angle	.77	.61	.589	.535
649-SFW4S-2STE1LF	SFW4S-2STE1LF	J	4	3.6	Top Entry	ZIF	Straight	.55	.503	.46	.428
649-SFW5R-1STE1LF	SFW5R-1STE1LF	J	5	2.7	Lower	ZIF	Right Angle	.50	.439	.386	.375
649-SFW5R-2STE1LF	SFW5R-2STE1LF	J	5	2.7	Upper	ZIF	Right Angle	.55	.492	.459	.432
649-SFW5S-2STE1LF	SFW5S-2STE1LF	J	5	3.6	Top Entry	ZIF	Straight	.50	.439	.41	.395
649-SFW10R-1STE1LF	SFW10R-1STE1LF	J	10	2.7	Lower	ZIF	Right Angle	.63	.578	.54	.503
649-SFW10R-2STE1LF	SFW10R-2STE1LF	J	10	2.7	Upper	ZIF	Right Angle	.73	.696	.61	.567
649-SFW10S-2STE1LF	SFW10S-2STE1LF	J	10	3.6	Top Entry	ZIF	Straight	.59	.535	.494	.468
649-SFW12R-1STE1LF	SFW12R-1STE1LF	J	12	2.7	Lower	ZIF	Right Angle	.57	.514	.471	.444
649-SFW12R-2STE1LF	SFW12R-2STE1LF	J	12	2.7	Upper	ZIF	Right Angle	.94	.845	.813	.738
649-SFW12S-2STE1LF	SFW12S-2STE1LF	J	12	3.6	Top Entry	ZIF	Straight	.52	.471	.437	.408
649-SFW14R-1STE1LF	SFW14R-1STE1LF	J	14	2.7	Lower	ZIF	Right Angle	.50	.428	.392	.38
649-SFW14S-2STE1LF	SFW14S-2STE1LF	J	14	3.6	Top Entry	ZIF	Straight	.65	.567	.48	.473
649-SFW16R-2STE1LF	SFW16R-2STE1LF	J	16	2.7	Upper	ZIF	Right Angle	.58	.524	.483	.456
649-SFW16S-2STE1LF	SFW16S-2STE1LF	J	16	3.6	Top Entry	ZIF	Straight	.74	.621	.553	.516
649-SFW18R-1STE1LF	SFW18R-1STE1LF	J	18	2.7	Lower	ZIF	Right Angle	.61	.514	.429	.416
649-SFW18R-2STE1LF	SFW18R-2STE1LF	J	18	2.7	Upper	ZIF	Right Angle	1.44	1.08	.733	.708
649-SFW18S-2STE1LF	SFW18S-2STE1LF	J	18	3.6	Top Entry	ZIF	Straight	.77	.728	.687	.58
649-SFW20R-1STE1LF	SFW20R-1STE1LF	J	20	2.7	Lower	ZIF	Right Angle	1.01	.92	.851	.799
649-SFW20R-2STE1LF	SFW20R-2STE1LF	J	20	2.7	Upper	ZIF	Right Angle	.90	.813	.77	.706
649-SFW24R-1STE1LF	SFW24R-1STE1LF	J	24	2.7	Lower	ZIF	Right Angle	.69	.631	.592	.554
649-SFW24R-2STE1LF	SFW24R-2STE1LF	J	24	2.7	Upper	ZIF	Right Angle	.98	.845	.76	.736
649-SFW26R-1STE1LF	SFW26R-1STE1LF	J	26	2.7	Lower	ZIF	Right Angle	1.13	.952	.84	.811
649-SFW26R-2STE1LF	SFW26R-2STE1LF	J	26	2.7	Upper	ZIF	Right Angle	1.28	1.24	.828	.811
649-SFW26S-2STE1LF	SFW26S-2STE1LF	J	26	3.6	Top Entry	ZIF	Straight	.75	.685	.632	.598
649-SFW30R-1STE1LF	SFW30R-1STE1LF	J	30	2.7	Lower	ZIF	Right Angle	.84	.717	.652	.639
649-SFW30R-2STE1LF	SFW30R-2STE1LF	J	30	2.7	Upper	ZIF	Right Angle	1.13	.974	.865	.835
649-SFW30S-2STE1LF	SFW30S-2STE1LF	J	30	3.6	Top Entry	ZIF	Straight	.84	.76	.699	.659

© Copyright 2013 Mouser Electronics

© Copyright 2013 Mouser Electronics

Clincher™ and FFC/FPC Connectors

RoHS Compliant **This product is RoHS compliant.**

CLINCHER™ FLAT CABLE CONNECTORS

Single row, high performance .100" (2.54mm) connector system

Features

- Clinching portion of contact forms gas tight crimp to prevent contamination
- Cable connectors are mass terminated without cable stripping
- Terminates flat flexible cable or flexible etched circuitry for wire-to-board or board to board applications
- .30" standoffs aid in PCB cleaning
- Mates with .025" (.635mm) square or round pins on .100" (2.54mm) centers
- Dual metal PV receptacle contacts provide excellent electrical and mechanical performance
- RoHS Compliant per FCI Documentation

Specifications:

- Receptacle housing: polypropylene (UL94V-0)
- Header housing: LCP (UL94V-0)
- Color: Receptacle: blue; Header: black
- Temperature range: Receptacle: -65°C to +105°C; Header: -55°C to +130°C
- Header pins: phosphor-bronze
- Insulation resistance: 5MΩ
- Contact resistance (receptacle): 15MΩ max.
- Receptacle contact: copper alloy with BeCu Spring
- Current rating (receptacle): 2.0A
- Withstanding voltage: 1,000VAC rms
- Pitch: .060"

RoHS Compliant

DIMENSIONS: in. (mm)

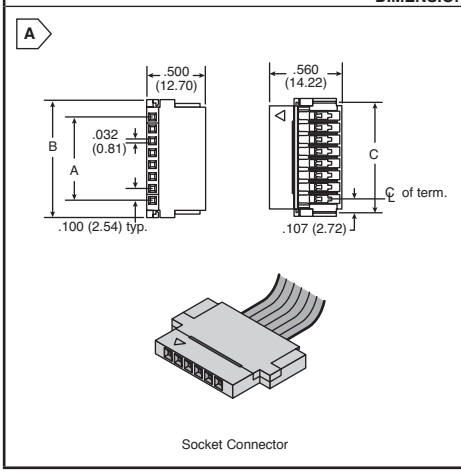

Socket Connector

Pin Connector

Receptacles

✻Applied to Thin Film Conductive Ink Circuits

For quantities greater than listed, call for quote.

MOUSER STOCK NO.	FCI Part No.	Fig.	Number of Positions	Contact Area Plating	Dimensions: in. (mm) A	B	C	Price Each 1	25	100	250
649-65801-002LF	65801-002LF	A	2	100 µ" Tin	0.100 (2.54)	0.390 (9.91)	0.315 (8.00)	1.18	1.01	.873	.834
649-65801-003LF	65801-003tLF	A	3	100 µ" Tin	0.200 (5.08)	0.490 (12.45)	0.415 (10.54)	.77	.663	.586	.575
649-65801-004LF	65801-004LF	A	4	100 µ" Tin	0.300 (7.62)	0.590 (14.99)	0.515 (13.08)	.94	.845	.813	.738
649-65801-005LF	65801-005LF	A	5	100 µ" Tin	0.400 (10.16)	0.690 (17.53)	0.515 (15.62)	.92	.792	.714	.688
649-65801-006LF	65801-006LF	A	6	100 µ" Tin	0.500 (12.70)	0.790 (20.07)	0.715 (18.16)	1.00	.867	.782	.753
649-65801-007LF	65801-007LF	A	7	100 µ" Tin	0.600 (15.24)	0.890 (22.61)	0.815 (20.70)	1.24	1.07	.963	.918
✻ 649-65801-107LF	65801-107LF	A	7	100 µ" Tin	0.600 (15.24)	0.890 (22.61)	0.815 (20.70)	1.28	1.16	1.04	.994
649-65801-008LF	65801-008LF	A	8	100 µ" Tin	0.700 (17.78)	0.990 (25.150	0.915 (23.24)	1.32	1.19	1.12	1.06
649-65801-037LF	65801-037LF	A	8	30 µ" Tin	0.700 (17.78)	0.990 (25.15)	0.915 (23.24)	2.41	2.10	1.87	1.79
649-65801-009LF	65801-009LF	A	9	100 µ" Tin	0.800 (20.32)	1.090 (27.69)	1.015 (25.78)	1.27	1.10	.989	.943
649-65801-010LF	65801-010LF	A	10	100 µ" Tin	0.900 (22.86)	1.190 (30.23)	1.115 (28.32)	1.47	1.33	1.09	1.06
649-65801-011LF	65801-011LF	A	11	100 µ" Tin	1.000 (25.40)	1.290 (32.77)	1.215 (30.86)	1.63	1.39	1.24	1.18
649-65801-012LF	65801-012LF	A	12	100 µ" Tin	1.100 (27.94)	1.390 (35.31)	1.315 (33.40)	1.82	1.66	1.50	1.39
649-65801-041LF	65801-041LF	A	12	30 µ" Gold	1.100 (27.94)	1.390 (35.31)	1.315 (33.40)	3.35	2.55	2.28	2.23
649-65801-014LF	65801-014LF	A	14	100 µ" Tin	1.300 (33.02)	1.590 (40.39)	1.515 (38.48)	2.03	1.75	1.71	1.50
649-65801-015LF	65801-015LF	A	15	100 µ" Tin	1.400 (35.56)	1.690 (42.93)	1.615 (41.02)	2.24	1.83	1.66	1.58
649-65801-016LF	65801-016LF	A	16	100 µ" Tin	1.500 (38.10)	1.790 (45.47)	1.715 (43.56)	2.21	1.87	1.62	1.55
649-65801-020LF	65801-020LF	A	20	100 µ" Tin	1.900 (48.26)	2.190 (55.63)	2.115 (53.72)	2.86	2.34	2.08	2.00

Plugs

For quantities greater than listed, call for quote.

649-66226-002LF	66226-002LF	B	2	100 µ" Tin	0.100 (2.54)	0.390 (9.91)	0.315 (8.00)	1.29	1.09	.995	.959
649-66226-004LF	66226-004LF	B	4	100 µ" Tin	0.300 (7.62)	0.590 (14.99)	0.515 (13.08)	1.13	.952	.84	.811
649-66226-005LF	66226-005LF	B	5	100 µ" Tin	0.400 (10.16)	0.690 (17.53)	0.615 (15.62)	1.35	1.12	1.02	.983
649-66226-006LF	66226-006LF	B	6	100 µ" Tin	0.500 (12.70)	0.790 (20.07)	0.715 (18.16)	1.54	1.34	1.20	1.13
649-66226-008LF	66226-008LF	B	8	100 µ" Tin	0.700 (17.78)	0.990 (25.15)	0.915 (23.24)	1.54	1.19	1.06	1.04
649-66226-010LF	66226-010LF	B	10	100 µ" Tin	0.900 (22.86)	1.190 (30.23)	1.115 (28.32)	2.04	1.70	1.52	1.46
649-66226-012LF	66226-012LF	B	12	100 µ" Tin	1.100 (24.40)	1.390 (35.31)	1.315 (33.40)	2.62	1.70	1.55	1.55
649-66226-013LF	66226-013LF	B	13	100 µ" Tin	1.200 (30.48)	1.490 (37.85)	1.415 (35.94)	2.47	1.97	1.75	1.72

YAMAICHI ELECTRONICS FFC/FPC CONNECTORS

PRODUCT NEW

90° ZIF Flip Type Connector, SMT (0.50mm Pitch)

Features

- Up to 700Mbps transmission speed
- Flip type ZIF connector , SMT
- Super low profile, height = 2mm

RoHS Compliant

For quantities greater than listed, call for quote.

MOUSER STOCK NO.	Yamaichi Part No.	Fig.	Description	Price Each 1	5	10	25
945-HF601-10-02	HF601-10-02	A	10 pins, Right Angle, Cable Lock	.84	.77	.738	.663
945-HF601-20-02	HF601-20-02	A	20 pins, Right Angle, Cable Lock	.89	.824	.781	.706
945-HF601-30-02	HF601-30-02	A	30 pins, Right Angle, Cable Lock	1.28	1.20	1.14	1.03
945-HF601-40-02	HF601-40-02	A	40 pins, Right Angle, Cable Lock	1.37	1.27	1.21	1.09
945-HF601-45-02	HF601-45-02	A	45 pins, Right Angle, Cable Lock	1.50	1.39	1.33	1.20
945-HF601-50-02	HF601-50-02	B	50 pins, Vertical Mount, Cable Lock	1.58	1.47	1.40	1.26
945-HF601-60-02	HF601-60-02	B	60 pins, Vertical Mount, Cable Lock	1.69	1.57	1.50	1.35

180° ZIF Flip Type Connector, SMT (0.50mm Pitch)

Features

- Up to 1Gbps transfer rate
- Flip type ZIF connector , SMT
- Super low profile, height = 2mm

RoHS Compliant

For quantities greater than listed, call for quote.

MOUSER STOCK NO.	Yamaichi Part No.	Fig.	Description	Price Each 1	5	10	25
945-HF601-30-12	HF601-30-12	C	30 pins, Vertical Mount, Cable Lock	1.34	1.24	1.19	1.07
945-HF601-40-12	HF601-40-12	C	40 pins, Vertical Mount, Cable Lock	1.44	1.35	1.28	1.16
945-HF601-45-12	HF601-45-12	C	45 pins, Vertical Mount, Cable Lock	1.66	1.54	1.48	1.33
945-HF601-50-12	HF601-50-12	C	50 pins, Vertical Mount, Cable Lock	1.74	1.62	1.54	1.39



© Copyright 2013 Mouser Electronics

HARWIN J-Tek and Miniature Mix-Tek Connectors

HARWiN

RoHS Compliant **This product is RoHS compliant.**

DATAMATE J-TEK 2MM CONNECTORS

Applications:
- 3A per contact
- Professional connector system at commercial prices
- Ideal for COTS applications
- Proven history in high vibration Mil/Aero applications
- Environmental Classification: -55°C/125°C/56 days at 95%RH

J-Tek Male PC Tail Jackscrew Connectors with Boardmount Hardware

For quantities greater than listed, call for quote.

MOUSER STOCK NO.	Harwin Part No.	Fig.	No. of Pos.	Style	Description	Price Each		
						1	10	25
855-M80-5100642	M80-5100642	A	6	Vertical	With Jackscrews	8.68	7.34	6.36
855-M80-5101042	M80-5101042	A	10	Vertical	With Jackscrews	8.04	7.32	6.93
855-M80-5101442	M80-5101442	A	14	Vertical	With Jackscrews	8.53	7.77	6.96
855-M80-5102042	M80-5102042	A	20	Vertical	With Jackscrews	9.03	8.26	7.58
855-M80-5102642	M80-5102642	A	26	Vertical	With Jackscrews	9.16	8.36	7.56
855-M80-5105042	M80-5105042	A	50	Vertical	With Jackscrews	9.59	8.85	8.35
855-M80-5400642	M80-5400642	B	6	Right Angle	With Jackscrews	12.42	12.01	11.58
855-M80-5401042	M80-5401042	B	10	Right Angle	With Jackscrews	12.63	12.20	11.57
855-M80-5401442	M80-5401442	B	14	Right Angle	With Jackscrews	12.91	12.48	12.11
855-M80-5402042	M80-5402042	B	20	Right Angle	With Jackscrews	14.98	13.91	13.55
855-M80-5402642	M80-5402642	B	26	Right Angle	With Jackscrews	13.32	12.87	12.11
855-M80-5405042	M80-5405042	B	50	Right Angle	With Jackscrews	14.43	13.94	13.51

J-Tek Female Crimp Jackscrew Connectors 24-28 AWG

For quantities greater than listed, call for quote.

MOUSER STOCK NO.	Harwin Part No.	Fig.	No. of Pos.	Style	Description	Price Each		
						1	10	25
855-M80-4610605	M80-4610605	C	6	Crimp	With Jackscrews	10.65	10.03	9.65
855-M80-4611005	M80-4611005	C	10	Crimp	With Jackscrews	12.70	11.94	11.01
855-M80-4611205	M80-4611205	C	12	Crimp	With Jackscrews	17.91	16.14	15.22
855-M80-4611405	M80-4611405	C	14	Crimp	With Jackscrews	13.02	12.58	11.76
855-M80-4612005	M80-4612005	C	20	Crimp	With Jackscrews	15.71	15.18	14.72
855-M80-4612605	M80-4612605	C	26	Crimp	With Jackscrews	24.03	22.07	20.27

DATAMATE MIX-TEK 2MM CONNECTORS WITH 20 AMP POWER AND SIGNAL CONTACTS FOR WIRE TO BOARD APPLICATIONS

- Professional Connector System at commercial prices
- Ideal for COTS applications
- Proven History in MIL/Aero applications
- Available in a variety of positions not shown

Features:
- Power and Signal contacts in one connector
- Power – 20A - Female Solder (12AWG)
  Male PC Tail (3.5mm)
- Signal – 3A - Female Crimp (24-28AWG)
  Male PC Tail (3.0mm)
- Polarized
- Jackscrew Hardware
- Temp: -55°C to +125°C
- Endurance 500 Cycles
- 6GHZ Coax option available
- All contacts and pins are gold plated

3 AMP Four Finger Beryllium Copper Contact

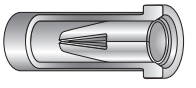

Standard in all L and J Tek Female Connectors

Mix-Tek with 2 Power Contacts

For quantities greater than listed, call for quote.

MOUSER STOCK NO.	Harwin Part No.	Fig.	Gender	Description	Applications	Price Each			
						1	10	25	50
855-M804000000F12325	M80-4000000F1-02-325-00-000	D	Female	2 Power + 0 Signal	Wire Term.	11.04	10.21	8.55	7.45
855-M805000000M12331	M80-5000000M1-02-331-00-000	E	Male	2 Power + 0 Signal	Board Mount	13.25	12.80	12.31	11.91
855-M804C10205F12325	M80-4C10205F1-02-325-00-000	F	Female	2 Power + 2 Signal	Wire Term.	22.45	21.33	20.20	19.08
855-M805T10205M12331	M80-5T10205M1-02-331-00-000	G	Male	2 Power + 2 Signal	Board Mount	17.59	16.55	16.03	15.00
855-M804C10405F12325	M80-4C10405F1-02-325-00-000	F	Female	2 Power + 4 Signal	Wire Term.	23.60	22.43	21.24	20.06
855-M805T10405M12331	M80-5T10405M1-02-331-00-000	G	Male	2 Power + 4 Signal	Board Mount	17.88	16.82	16.08	14.99
855-M804C10605F12325	M80-4C10605F1-02-325-00-000	F	Female	2 Power + 6 Signal	Wire Term.	24.97	23.72	22.48	21.23
855-M805T10605M12331	M80-5T10605M1-02-331-00-000	G	Male	2 Power + 6 Signal	Board Mount	16.03	15.49	14.81	14.42
855-M804C10805F12325	M80-4C10805F1-02-325-00-000	F	Female	2 Power + 8 Signal	Wire Term.	14.74	14.01	13.27	12.53
855-M805T10805M12331	M80-5T10805M1-02-331-00-000	G	Male	2 Power + 8 Signal	Board Mount	16.26	15.73	14.95	14.50
855-M805T11205M12331	M80-5T11205M1-02-331-00-000	G	Male	2 Power + 12 Signal	Board Mount	16.81	16.24	15.57	15.11

Mix-Tek with 4 Power Contacts

For quantities greater than listed, call for quote.

MOUSER STOCK NO.	Harwin Part No.	Fig.	Gender	Description	Applications	Price Each			
						1	10	25	50
855-M80400000F104325	M80-4000000F1-04-325-00-000	H	Female	4 Power + 0 Signal	Wire Term.	31.69	30.11	28.53	26.94
855-M80500000M104331	M80-5000000M1-04-331-00-000	I	Male	4 Power + 0 Signal	Board Mount	22.07	21.33	20.68	19.47
855-M804C10205F14325	M80-4C10205F1-04-325-00-000	J	Female	4 Power + 2 Signal	Wire Term.	13.86	13.04	12.67	12.02
855-M805T10205M14331	M80-5T10205M1-04-331-00-000	K	Male	4 Power + 2 Signal	Board Mount	23.59	22.80	21.90	21.22
855-M804C10405F14325	M80-4C10405F1-04-325-00-000	J	Female	4 Power + 4 Signal	Wire Term.	17.12	16.25	15.41	14.55
855-M805T10405M14331	M80-5T10405M1-04-331-00-000	K	Male	4 Power + 4 Signal	Board Mount	23.89	23.08	22.17	21.50
855-M804C10605F14325	M80-4C10605F1-04-325-00-000	J	Female	4 Power + 6 Signal	Wire Term.	15.20	14.31	13.86	12.90
855-M805T10605M14331	M80-5T10605M1-04-331-00-000	K	Male	4 Power + 6 Signal	Board Mount	25.43	24.57	23.59	22.89
855-M804C10805F14325	M80-4C10805F1-04-325-00-000	J	Female	4 Power + 8 Signal	Wire Term.	15.30	14.39	13.78	12.94
855-M805T10805M14331	M80-5T10805M1-04-331-00-000	K	Male	4 Power + 8 Signal	Board Mount	24.39	23.58	22.59	21.95
855-M804C11205F14325	M80-4C11205F1-04-325-00-000	J	Female	4 Power + 12 Signal	Wire Term.	20.24	19.21	18.21	17.21
855-M805T11205M14331	M80-5T11205M1-04-331-00-000	K	Male	4 Power + 12 Signal	Board Mount	24.92	24.09	23.10	22.43

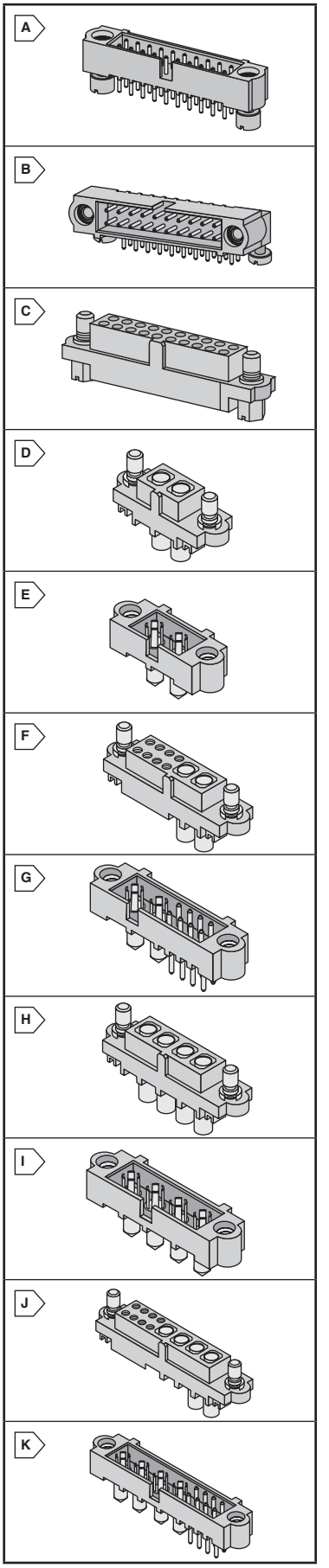

© Copyright 2013 Mouser Electronics

© Copyright 2013 Mouser Electronics

L-Tek High Reliability 2mm Datamate Connectors

HARWiN

Products may be RoHS compliant. Check mouser.com for RoHS status.

A

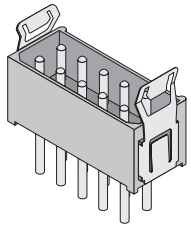

Double Row with Locking Latch

B

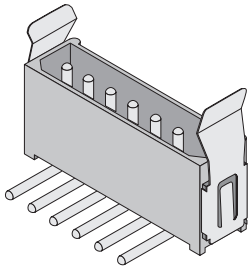

Single Row with Friction Latch

C

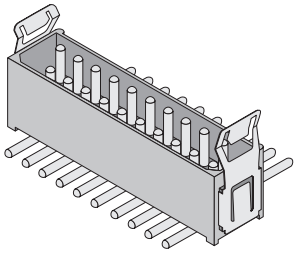

Shown with Locking Latch

L-TEK DATAMATE SERIES

Features:
- Mates with all L-Tek Series Connectors
- Professional connector system at commercial prices
- Ideal for COTS applications
- Proven history in Mil/Aero applications
- Environmental Classification -55°C/125°C/56 days at 95% RH
- Male Contacts: Phosphor bronze
- Durability: 500 operations
- Complies with BS9525-F0033/CECC 75101-008
- Proven performance in high vibration applications
- Mouldings: Glass-filled thermoplastic UL94V-0
- Female Contacts: Brass shell, with 4 finger beryllium copper contact
- RoHS compliant per Harwin Documentation

3 AMP Four Finger Beryllium Copper Contact

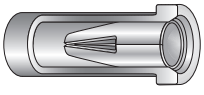

Standard in all L and J Tek Female Connectors

LATCHING OPTIONS

Locking Latch: The opening in the locking latch allows it to physically snap onto the mating half for additional retention force.

Friction Latch: The friction latch is solid, which allows additional retention without physically locking onto mating half.

Unlatched: The unique design of the four leaf Berylium Copper contacts provides retention force for unlatched options.

L-Tek Male PC Tail Connectors - Vertical

Features:
- Selective Gold Plating
- Polarized mouldings
- Fully shrouded contacts
- 3A contact

For quantities greater than listed, call for quote.

MOUSER RoHS COMPLIANT STOCK NO.	MOUSER NON-RoHS STOCK NO.	Harwin Part No.	Fig.	No. of Contacts	Price Each 1	10	25
Single Row With Locking Latch							
855-M80-8820242	855-M80-8770222	M80-8770222	A	2	3.37	2.79	2.57
855-M80-8820342	855-M80-8770322	M80-8770322	A	3	3.10	2.57	2.25
855-M80-8820442	855-M80-8770422	M80-8770422	A	4	3.21	2.66	2.41
855-M80-8820542	855-M80-8770522	M80-8770522	A	5	3.32	2.84	2.24
855-M80-8820642	855-M80-8770622	M80-8770622	A	6	3.41	2.82	2.50
855-M80-8820742	855-M80-8770722	M80-8770722	A	7	3.54	2.92	2.42
Double Row With Locking Latch							
855-M80-8530442	855-M80-8670422	M80-8670422	A	4	3.75	3.19	2.54
855-M80-8530642	855-M80-8670622	M80-8670622	A	6	4.31	3.56	2.75
855-M80-8530842	855-M80-8670822	M80-8670822	A	8	4.25	3.51	3.03
855-M80-8531042	855-M80-8671022	M80-8671022	A	10	4.47	3.69	3.02
855-M80-8531242	855-M80-8671222	M80-8671222	A	12	5.09	4.21	3.58
855-M80-8531442	855-M80-8671422	M80-8671422	A	14	5.28	4.37	3.57
855-M80-8531642	855-M80-8671622	M80-8671622	A	16	5.49	4.54	3.85
855-M80-8532042	855-M80-8672022	M80-8672022	A	20	5.99	4.95	4.14
855-M80-8532642	855-M80-8672622	M80-8672622	A	26	6.68	5.52	4.68
855-M80-8533442	855-M80-8673422	M80-8673422	A	34	7.63	6.31	5.39
Double Row Unlatched							
855-M80-8540442	855-M80-8690422	M80-8690422	A	4	2.04	1.69	1.51
855-M80-8540642	855-M80-8690622	M80-8690622	A	6	2.35	1.96	1.74
855-M80-8540842	855-M80-8690822	M80-8690822	A	8	2.64	2.19	1.96
855-M80-8541042	855-M80-8691022	M80-8691022	A	10	2.95	2.44	2.26
855-M80-8541242	855-M80-8691222	M80-8691222	A	12	3.24	2.69	2.35
855-M80-8541442	855-M80-8691422	M80-8691422	A	14	3.48	2.95	2.76
855-M80-8541842	855-M80-8691822	M80-8691822	A	18	4.10	3.56	3.15
855-M80-8542042	855-M80-8692022	M80-8692022	A	20	4.39	3.72	3.38
855-M80-8542642	855-M80-8692622	M80-8692622	A	26	5.20	4.40	3.93
Double Row With Friction Latch							
855-M80-8630442	855-M80-8150422	M80-8150422	A	4	3.45	2.91	2.75
855-M80-8630642	855-M80-8150622	M80-8150622	A	6	3.95	3.33	3.04
855-M80-8630842	855-M80-8150822	M80-8150822	A	8	4.00	3.38	2.97
855-M80-8631042	855-M80-8151022	M80-8151022	A	10	4.09	3.45	3.15
855-M80-8631442	855-M80-8151422	M80-8151422	A	14	5.09	4.41	3.89
- - - - - - - - - - - -	855-M80-8152022	M80-8152022	A	20	5.24	4.76	4.17

L-Tek Male PC Tail Connectors - Right Angle

Features:
- Selective Gold Plating
- PCB hold-downs included
- Polarized mouldings
- 3A contact

For quantities greater than listed, call for quote.

MOUSER RoHS COMPLIANT STOCK NO.	MOUSER NON-RoHS STOCK NO.	Harwin Part No.	Fig.	No. of Contacts	Price Each 1	10	25
Single Row With Locking Latch							
855-M80-8420242	855-M80-8760222	M80-8760222	B	2	3.26	2.76	2.54
855-M80-8420342	855-M80-8760322	M80-8760322	B	3	3.36	2.85	2.53
855-M80-8420442	855-M80-8760422	M80-8760422	B	4	3.46	2.92	2.63
855-M80-8420542	855-M80-8760522	M80-8760522	B	5	3.56	3.02	2.80
855-M80-8420642	855-M80-8760622	M80-8760622	B	6	3.65	3.08	2.80
Double Row With Locking Latch							
855-M80-8510442	855-M80-8660422	M80-8660422	B	4	5.65	4.67	3.84
855-M80-8510642	855-M80-8660622	M80-8660622	B	6	5.96	4.92	4.14
855-M80-8510842	855-M80-8660822	M80-8660822	B	8	6.24	5.16	4.41

L-Tek Male PC Tail Connectors - Right Angle (Cont.)

Features:
- Selective Gold Plating
- PCB hold-downs included
- Polarized mouldings
- 3 Amp contact

For quantities greater than listed, call for quote.

MOUSER RoHS COMPLIANT STOCK NO.	MOUSER NON-RoHS STOCK NO.	Harwin Part No.	Fig.	No. of Contacts	Price Each 1	10	25
Double Row With Locking Latch (Cont.)							
855-M80-8511042	855-M80-8661022	M80-8661022	B	10	6.52	5.39	4.40
855-M80-8511242	855-M80-8661222	M80-8661222	B	12	6.79	5.62	4.67
855-M80-8511442	855-M80-8661422	M80-8661422	B	14	7.14	5.91	4.96
855-M80-8511642	855-M80-8661622	M80-8661622	B	16	6.99	5.91	5.50
855-M80-8511842	855-M80-8661822	M80-8661822	B	18	7.27	6.14	5.59
855-M80-8512042	855-M80-8662022	M80-8662022	B	20	7.54	6.38	5.51
855-M80-8512642	855-M80-8662622	M80-8662622	B	26	8.35	7.06	6.33
855-M80-8513442	855-M80-8663422	M80-8663422	B	34	9.41	7.95	6.85
Double Row Unlatched							
855-M80-8410642	855-M80-8680622	M80-8680622	B	6	3.37	2.85	2.65
855-M80-8410842	855-M80-8680822	M80-8680822	B	8	3.66	3.09	2.75
855-M80-8411242	855-M80-8681222	M80-8681222	B	12	4.23	3.58	3.30
855-M80-8411442	855-M80-8681422	M80-8681422	B	14	4.55	3.85	3.58
855-M80-8411842	855-M80-8681822	M80-8681822	B	18	5.55	4.70	4.41
855-M80-8412042	855-M80-8682022	M80-8682022	B	20	5.85	4.95	4.40
855-M80-8412642	855-M80-8682622	M80-8682622	B	26	6.77	5.72	5.23
Double Row With Friction Latch							
855-M80-8390442	855-M80-8140422	M80-8140422	B	4	5.17	4.50	3.98
855-M80-8391042	855-M80-8141022	M80-8141022	B	10	5.96	5.04	4.48
855-M80-8391642	855-M80-8141622	M80-8141622	B	16	6.40	5.60	5.49
855-M80-8392042	855-M80-8142022	M80-8142022	B	20	6.78	6.18	5.61
855-M80-8392642	855-M80-8142622	M80-8142622	B	26	7.52	6.86	6.18
855-M80-8393442	855-M80-8143422	M80-8143422	B	34	8.45	7.73	7.34

L-Tek Male Surface Mount Connectors - Vertical

Features:
- Selective Gold Plating
- Double Row
- Polarized mouldings
- 3 Amp contact

For quantities greater than listed, call for quote.

MOUSER RoHS COMPLIANT STOCK NO.	MOUSER NON-RoHS STOCK NO.	Harwin Part No.	Fig.	No. of Contacts	Price Each 1	10	25
With Locking Latch							
855-M80-8280442	855-M80-8280422	M80-8280422	C	4	3.96	3.36	3.02
855-M80-8280642	855-M80-8280622	M80-8280622	C	6	4.19	3.55	3.30
855-M80-8280842	855-M80-8280822	M80-8280822	C	8	4.46	3.78	3.41
855-M80-8281042	855-M80-8281022	M80-8281022	C	10	4.78	4.13	3.57
855-M80-8281242	855-M80-8281222	M80-8281222	C	12	4.93	4.17	3.85
855-M80-8281442	855-M80-8281422	M80-8281422	C	14	5.19	4.39	3.84
855-M80-8281842	855-M80-8281822	M80-8281822	C	18	6.02	5.09	4.68
855-M80-8282642	855-M80-8282622	M80-8282622	C	26	7.03	5.94	5.50

© Copyright 2013 Mouser Electronics

© Copyright 2013 Mouser Electronics

HARWIN L-Tek Connectors

HARWiN

L-TEK DATAMATE FEMALE CRIMP CONNECTORS

Features:
• Gold Plating • Contacts included • Contacts rear insertable

RoHS Compliant

PRODUCT NEW

For quantities greater than listed, call for quote.

MOUSER STOCK NO. / Mfr. Mfr. Part No.	Fig.	No. of Contacts	AWG	Bore Size	Price Each 1	10	25
Single Row							
855—M80-8990205	A	2	22	Large	2.05	1.70	1.33
855—M80-8990305	A	3	22	Large	2.64	2.18	2.01
855—M80-8990405	A	4	22	Large	3.21	2.66	2.31
855—M80-8990505	A	5	22	Large	3.57	3.02	2.89
855—M80-8990605	A	6	22	Large	4.19	3.68	3.20
855—M80-8990705	A	7	22	Large	4.62	3.92	3.47
855—M80-8980205	A	2	24-28	Small	2.05	1.70	1.53
855—M80-8980305	A	3	24-28	Small	3.00	2.48	2.27
855—M80-8980405	A	4	24-28	Small	3.23	2.66	2.31
855—M80-8980505	A	5	24-28	Small	4.00	3.31	3.05
855—M80-8980605	A	6	24-28	Small	4.69	3.87	3.34
855—M80-8980705	A	7	24-28	Small	5.18	4.28	3.97
855—M80-7980205	A	2	32-28	Ex. Small	2.36	1.96	1.79
855—M80-7980305	A	3	32-28	Ex. Small	3.45	2.86	2.70
855—M80-7980405	A	4	32-28	Ex. Small	3.72	3.08	2.80
855—M80-7980505	A	5	32-28	Ex. Small	4.59	3.80	3.43
855—M80-7980605	A	6	32-28	Ex. Small	5.40	4.46	4.13
855—M80-7980705	A	7	32-28	Ex. Small	5.96	4.92	4.41
855—M80-7981705	A	17	32-28	Ex. Small	9.82	8.96	8.20
Double Row							
855—M80-8890405	A	4	22	Large	3.21	2.66	2.31
855—M80-8890605	A	6	22	Large	4.00	3.54	3.16
855—M80-8890805	A	8	22	Large	5.99	4.92	4.28
855—M80-8891005	A	10	22	Large	6.47	5.48	4.91
855—M80-8891205	A	12	22	Large	7.74	6.54	5.78
855—M80-8891405	A	14	22	Large	7.64	6.97	6.30
855—M80-8891605	A	16	22	Large	8.77	8.03	7.24
855—M80-8891805	A	18	22	Large	8.54	7.89	7.51
855—M80-8892005	A	20	22	Large	9.27	8.57	8.10
Double Row (Cont.)							
855—M80-8892605	A	26	22	Large	10.11	9.51	8.97
855—M80-8893405	A	34	22	Large	13.01	12.25	11.56
855—M80-8880405	A	4	24-28	Small	3.21	2.66	2.42
855—M80-8880605	A	6	24-28	Small	4.69	3.87	3.16
855—M80-8880805	A	8	24-28	Small	5.99	4.96	4.26
855—M80-8881005	A	10	24-28	Small	7.23	5.98	5.37
855—M80-8881205	A	12	24-28	Small	7.74	6.54	5.78
855—M80-8881405	A	14	24-28	Small	8.66	7.32	6.67
855—M80-8881605	A	16	24-28	Small	8.78	8.01	7.22
855—M80-8881805	A	18	24-28	Small	9.82	8.85	7.51
855—M80-8882005	A	20	24-28	Small	10.66	9.73	8.10
855—M80-8882605	A	26	24-28	Small	11.90	11.77	11.56
855—M80-8883405	A	34	24-28	Small	15.32	14.17	13.13
855—M80-7880405	A	4	32-28	Ex. Small	3.72	3.08	2.82
855—M80-7880605	A	6	32-28	Ex. Small	5.40	4.46	4.14
855—M80-7880805	A	8	32-28	Ex. Small	6.89	5.69	5.31
855—M80-7881005	A	10	32-28	Ex. Small	7.61	6.29	5.69
855—M80-7881205	A	12	32-28	Ex. Small	7.96	6.73	6.28
855—M80-7881405	A	14	32-28	Ex. Small	8.90	7.53	7.14
855—M80-7881605	A	16	32-28	Ex. Small	9.05	8.26	7.63
855—M80-7881805	A	18	32-28	Ex. Small	10.11	9.23	8.55
855—M80-7882005	A	20	32-28	Ex. Small	10.98	10.02	9.39
855—M80-7882605	A	26	32-28	Ex. Small	12.26	11.34	11.00
855—M80-7883405	A	34	32-28	Ex. Small	15.77	14.58	14.15
Spare Female Crimp Contact							
855—M80-0130005	--	--	24-28	Small	.86	.662	.617
855—M80-0110005	--	--	22	Large	.86	.662	.607
855—M80-0190005	-	-	32-28	Ex. Small	1.18	.91	.845

3 AMP Four Finger Beryllium Copper Contact

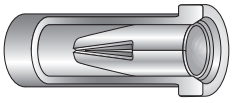

Standard in all L & J Tek Female Connectors

A

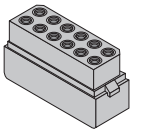

B



DATAMATE HOODS

• L-Tek Crimp connector shown already assembled

For quantities greater than listed, call for quote.

MOUSER RoHS COMPLIANT STOCK NO.	Harwin Part No.	Fig.	No. of Contacts	Price Each 1	10	25
855-M80-8801098	M80-8801098	B	10	3.70	3.38	2.95
855-M80-8801298	M80-8801298	B	12	3.70	3.38	2.95
855-M80-8801498	M80-8801498	B	14	3.75	3.41	2.99
855-M80-8801698	M80-8801698	B	16	3.78	3.43	3.02
855-M80-8802098	M80-8802098	B	20	3.78	3.43	3.02
855-M80-8802698	M80-8802698	B	26	3.85	3.50	3.08
855-M80-8803498	M80-8803498	B	34	3.85	3.50	3.08

L-TEK DATAMATE FEMALE PC TAIL CONNECTORS - VERTICAL

Features:
• Gold Plating • Fully Shrouded • Polarized Mouldings

For quantities greater than listed, call for quote.

MOUSER STOCK NO.	Harwin Part No.	Fig.	No. of Contacts	Price Each 1	10	25
Single Row						
855-M80-8400245	M80-8400245	C	2	1.64	1.53	1.40
855-M80-8400445	M80-8400445	C	4	3.62	3.27	2.86
855-M80-8400645	M80-8400645	C	6	5.22	4.77	4.19
Double Row						
855-M80-8500445	M80-8500445	C	4	2.16	2.01	1.83
855-M80-8500645	M80-8500645	C	6	2.84	2.61	2.43
855-M80-8500845	M80-8500845	C	8	3.57	3.28	3.06
855-M80-8501045	M80-8501045	C	10	4.38	4.03	3.75
855-M80-8501245	M80-8501245	C	12	5.22	4.80	4.47
855-M80-8501445	M80-8501445	C	14	7.70	7.00	6.14
855-M80-8501645	M80-8501645	C	16	8.83	8.00	7.04
855-M80-8502045	M80-8502045	C	20	8.10	7.46	6.94
855-M80-8502645	M80-8502645	C	26	10.43	9.61	8.96

C

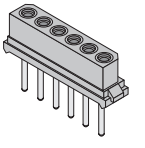

D

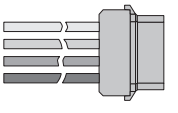

DATAMATE TOOLS

For quantities greater than listed, call for quote.

MOUSER STOCK NO.	Harwin Part No.	Description	Price Each
855-M22520/2-01	M22520/2-01	Crimp Tool	515.76
855-T5747	T5747	Positioner	93.92
855-T5746	T5746	Separator Tool	54.35
855-Z80-280	Z80-280	Insertion/Removal Tool	129.50

L-TEK HIGH RELIABILITY 2MM PRE-CRIMPED DATAMATE ASSEMBLIES WITH 18" LEADS

Features:
• Pre-assembled with 18" crimped leads inserted into the housing
• Housings: Glass filled PPS UL94V-0, Black
• Contact Plating: Gold
• Current rating: 3.0A
• AWG: 26 and meets MIL-W-16878
• Males supplied with Locking Latch
• RoHS compliant per Harwin documentation
• Different color wire for each contact

RoHS Compliant

Contact No.	Wire Color	Contact No.	Wire Color
1	Black	7	Blue
2	Brown	8	Violet
3	Red	9	Gray
4	Orange	10	White
5	Yellow	11	White/Black Stripe
6	Green	12	White/Brown Stripe

For quantities greater than listed, call for quote.

MOUSER STOCK NO.	Harwin Part No.	Fig.	Contacts Arrangement	Gender	Connector Housing	Lead Length	Price Each 1	10	25
855-M80C108371C	M80C108371C	D	2 x 2	Female	855-M80-8880405	18"	9.52	8.66	7.61
855-M80C108372C	M80C108372C	D	2 x 4	Female	855-M80-8880805	18"	15.99	14.53	12.79
855-M80C108373C	M80C108373C	D	2 x 5	Female	855-M80-8881005	18"	19.83	18.03	15.86
855-M80C108374C	M80C108374C	D	2 x 6	Female	855-M80-8881205	18"	23.66	21.52	18.93
855-M80C108367C	M80C108367C	E	2 x 2	Male	855-M80-8120405	18"	9.58	8.70	7.65
855-M80C108368C	M80C108368C	E	2 x 4	Male	855-M80-8120805	18"	16.14	14.66	14.38
855-M80C108370C	M80C108370C	E	2 x 6	Male	855-M80-8121205	18"	24.01	21.81	19.21

E

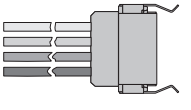

© Copyright 2013 Mouser Electronics

© Copyright 2013 Mouser Electronics

HARWIN 1mm and 1.27mm Connectors

HARWiN

RoHS Compliant **This product is RoHS compliant.**

1.0MM BOARD-TO-BOARD CONNECTORS

- Dual Row, with location pegs
- 1.8mm pin height
- Contact Rating: .75A Pin
  1A Socket
- Contact Resistance: 30mΩ max. Pin
  20mΩ max. Socket

NEW PRODUCT

For quantities greater than listed, call for quote.

MOUSER STOCK NO.	Harwin Part No.	Fig.	No. of Positions	Description	Price Each 1	10	100	400
855-M40-3100345R	M40-3100345R	A	6	SMT Vertical Socket	2.11	1.62	1.13	1.04
855-M40-3100445R	M40-3100445R	A	8	SMT Vertical Socket	2.38	1.82	1.27	1.17
855-M40-3100545R	M40-3100545R	A	10	SMT Vertical Socket	2.68	2.05	1.44	1.32
855-M40-3100645R	M40-3100645R	A	12	SMT Vertical Socket	2.94	2.26	1.58	1.44
855-M40-3101045R	M40-3101045R	A	20	SMT Vertical Socket	3.58	2.78	2.05	1.85
855-M40-3200345R	M40-3200345R	B	6	SMT Vertical Pin	2.10	1.52	1.05	.885
855-M40-3200445R	M40-3200445R	B	8	SMT Vertical Pin	2.07	1.58	1.11	1.02
855-M40-3200545R	M40-3200545R	B	10	SMT Vertical Pin	2.33	1.79	1.25	1.14
855-M40-3200645R	M40-3200645R	B	12	SMT Vertical Pin	2.60	2.00	1.40	1.27
855-M40-3201045R	M40-3201045R	B	20	SMT Vertical Pin	3.67	2.82	1.98	1.80

ARCHER M50 SERIES - DOUBLE ROW 1.27MM (.050") PITCH

Ideal for fine pitch board to board applications.

NEW PRODUCT

- High Temperature Plastic UL94V-0
- Current Rating: 1A per contact
- Voltage: 150V AC
- Contact Material: Copper Alloy
- Finish Material: Part # ending with 45: Gold finish;
  Part number ending with 42: Gold contact, tin tail
- RoHS Compliant per Harwin Documentation

Sockets

For quantities greater than listed, call for quote.

MOUSER STOCK NO.	Harwin Part No.	Fig.	Pos.	Price Each 1	10	25
Dual Entry Low Profile SMT Sockets, 2.2mm Mould Height						
855-M50-3150542	M50-3150542	C	10	3.08	2.60	2.36
855-M50-3150642	M50-3150642	C	12	3.19	2.70	2.46
855-M50-3150842	M50-3150842	C	16	4.49	3.81	3.46
855-M50-3151042	M50-3151042	C	20	5.34	4.52	4.18
855-M50-3151542	M50-3151542	C	30	7.34	6.79	6.08
855-M50-3152042	M50-3152042	C	40	7.58	6.91	6.58
855-M50-3152542	M50-3152542	C	50	11.63	10.76	9.64
855-M50-3155042	M50-3155042	C	100	19.25	17.33	16.34
Right Angle Horizontal Sockets, 3.45mm Mould Height						
855-M50-3200545	M50-3200545	D	10	2.25	1.85	1.68
855-M50-3200645	M50-3200645	D	12	2.33	1.93	1.77
855-M50-3200845	M50-3200845	D	16	3.19	2.64	2.36
855-M50-3201045	M50-3201045	D	20	3.42	2.89	2.68
855-M50-3201245	M50-3201245	D	24	4.14	3.83	3.43
855-M50-3201545	M50-3201545	D	30	4.76	4.41	3.95
855-M50-3202045	M50-3202045	D	40	5.89	4.98	4.49
Vertical SMT Sockets, 3.6mm Mould Height						
855-M50-3120545	M50-3120545	E	10	2.40	1.99	1.65
855-M50-3120645	M50-3120645	E	12	2.26	2.09	1.87
855-M50-3120845	M50-3120845	E	16	2.81	2.60	2.33
855-M50-3121045	M50-3121045	E	20	3.53	3.26	2.92
855-M50-3121245	M50-3121245	E	24	3.94	3.64	3.26
855-M50-3121545	M50-3121545	E	30	4.64	4.23	3.71
855-M50-3122045	M50-3122045	E	40	5.77	5.34	4.78
855-M50-3122545	M50-3122545	E	50	7.23	6.69	5.99
855-M50-3125045	M50-3125045	E	100	14.04	12.74	11.21
Vertical Sockets, 4.3mm Mould Height						
855-M50-3000545	M50-3000545	F	10	1.88	1.55	1.39
855-M50-3000645	M50-3000645	F	12	1.80	1.49	1.34
855-M50-3000845	M50-3000845	F	16	2.40	1.99	1.71
855-M50-3001045	M50-3001045	F	20	2.81	2.33	2.02
855-M50-3001245	M50-3001245	F	24	2.64	2.45	2.19
855-M50-3001545	M50-3001545	F	30	3.16	2.92	2.62
855-M50-3002045	M50-3002045	F	40	3.86	3.26	2.94
855-M50-3002545	M50-3002545	F	50	4.28	3.62	3.48
855-M50-3005045	M50-3005045	F	100	9.54	8.73	7.85
Polarized SMT Sockets, 4.4mm Mould Height						
855-M50-4300545	M50-4300545	G	10	2.14	1.77	1.55
855-M50-4300845	M50-4300845	G	16	3.19	2.64	2.50
855-M50-4301045	M50-4301045	G	20	3.60	3.03	2.80
855-M50-4301545	M50-4301545	G	30	4.76	4.41	3.95
855-M50-4302045	M50-4302045	G	40	5.89	5.13	4.53
855-M50-4302545	M50-4302545	G	50	6.51	5.94	5.63
855-M50-4305045	M50-4305045	G	100	13.98	12.70	11.18

Headers

For quantities greater than listed, call for quote.

MOUSER STOCK NO.	Harwin Part No.	Fig.	Pos.	Price Each 1	10	25
SMT Pin Headers, 3.0mm Post						
855-M50-3600542	M50-3600542	H	10	1.39	1.14	1.04
855-M50-3600642	M50-3600642	H	12	1.53	1.26	1.17
855-M50-3600842	M50-3600842	H	16	1.77	1.46	1.33
855-M50-3601042	M50-3601042	H	20	2.33	1.93	1.71
855-M50-3601242	M50-3601242	H	24	2.24	2.08	1.86
855-M50-3601542	M50-3601542	H	30	2.81	2.60	2.32
855-M50-3602042	M50-3602042	H	40	3.30	2.88	2.64
855-M50-3602542	M50-3602542	H	50	3.48	2.93	2.71
Vertical Pin Headers, 3.0mm Post						
855-M50-3500542	M50-3500542	I	10	1.33	1.09	1.02
855-M50-3500642	M50-3500642	I	12	1.53	1.25	1.11
855-M50-3500842	M50-3500842	I	16	1.67	1.37	1.26
855-M50-3501042	M50-3501042	I	20	2.12	1.75	1.50
855-M50-3501242	M50-3501242	I	24	1.74	1.58	1.39
855-M50-3501542	M50-3501542	I	30	2.44	2.26	2.02
855-M50-3502042	M50-3502042	I	40	2.91	2.46	2.19
855-M50-3502542	M50-3502542	I	50	3.53	2.97	2.70
855-M50-3505042	M50-3505042	I	100	7.21	5.98	5.47
Right Angle Pin Headers, 3.8mm Post						
855-M50-3900542	M50-3900542	J	10	1.64	1.35	1.20
855-M50-3900642	M50-3900642	J	12	1.77	1.44	1.32
855-M50-3900842	M50-3900842	J	16	2.10	1.73	1.59
855-M50-3901042	M50-3901042	J	20	2.56	2.11	1.96
855-M50-3901242	M50-3901242	J	24	2.53	2.31	2.04
855-M50-3901542	M50-3901542	J	30	3.39	3.14	2.80
855-M50-3902542	M50-3902542	J	50	4.69	4.12	3.62
855-M50-3905042	M50-3905042	J	100	9.97	8.22	7.44
Polarized Right Angle Pin Headers						
855-M50-4800545	M50-4800545	K	10	2.70	2.50	2.24
855-M50-4800845	M50-4800845	K	16	4.64	4.59	4.12
855-M50-4801045	M50-4801045	K	20	3.72	3.45	3.09
855-M50-4801545	M50-4801545	K	30	7.94	7.20	6.35
855-M50-4802545	M50-4802545	K	50	14.30	13.23	11.84
Polarized SMT Pin Headers						
855-M50-4900545	M50-4900545	L	10	2.47	2.04	1.85
855-M50-4900645	M50-4900645	L	12	2.87	2.38	2.25
855-M50-4900845	M50-4900845	L	16	2.95	2.49	2.32
855-M50-4901045	M50-4901045	L	20	3.70	3.12	2.94
855-M50-4901545	M50-4901545	L	30	4.82	4.46	3.99
855-M50-4902045	M50-4902045	L	40	6.71	5.67	5.29
855-M50-4902545	M50-4902545	L	50	7.90	7.20	6.75
855-M50-4905045	M50-4905045	L	100	14.43	12.22	11.28
Polarized Shrouded Pin Headers						
855-M50-4700645	M50-4700645	M	12	3.33	3.04	2.65
855-M50-4700845	M50-4700845	M	16	4.72	4.28	3.78
855-M50-4701045	M50-4701045	M	20	3.78	3.50	3.14
855-M50-4701545	M50-4701545	M	30	8.65	7.99	7.16
855-M50-4702545	M50-4702545	M	50	14.52	13.44	12.01

ARCHER M50 JUMPER SOCKETS/SHUNTS

NEW PRODUCT

For quantities greater than listed, call for quote.

MOUSER STOCK NO.	Harwin Part No.	Fig.	Color	Price Each 1	10	25
855-M50-1900005	M50-1900005	N	Black	.24	.212	.189
855-M50-1920005	M50-1920005	N	Red	.24	.212	.189
855-M50-1930005	M50-1930005	N	Blue	.24	.212	.189
855-M50-2000005	M50-2000005	O	Black	.24	.212	.189
855-M50-2020005	M50-2020005	O	Red	.24	.212	.189
855-M50-2030005	M50-2030005	O	Blue	.24	.212	.189



© Copyright 2013 Mouser Electronics

© Copyright 2013 Mouser Electronics

HARWIN M20 2.54mm Pitch and PC/104 Connectors

HARWiN

RoHS Compliant This product is RoHS compliant.

2.54MM (0.1") PITCH CONNECTORS

- Rated up to 3A, 250V per contact
- Moulding material: UL94V-0

Housings

For quantities greater than listed, call for quote.

MOUSER STOCK NO.	Harwin Part No.	Fig.	No. of Pos.	Price Each 1	10	25
Single Row 2.54mm						
855-M20-1060100	M20-1060100	A	1	.09	.075	.064
855-M20-1060200	M20-1060200	A	2	.10	.086	.075
855-M20-1060300	M20-1060300	A	3	.11	.096	.096
855-M20-1060400	M20-1060400	A	4	.12	.107	.096
855-M20-1060500	M20-1060500	A	5	.14	.139	.128
855-M20-1060600	M20-1060600	A	6	.16	.15	.15
855-M20-1060700	M20-1060700	A	7	.18	.182	.161
855-M20-1060800	M20-1060800	A	8	.20	.193	.182
855-M20-1060900	M20-1060900	A	9	.25	.235	.225
855-M20-1061000	M20-1061000	A	10	.24	.225	.225
Double Row 2.54mm						
855-M20-1070200	M20-1070200	B	2	.11	.102	.10
855-M20-1070300	M20-1070300	B	3	.16	.15	.15
855-M20-1070400	M20-1070400	B	4	.18	.178	.177
855-M20-1070500	M20-1070500	B	5	.23	.225	.225
855-M20-1070600	M20-1070600	B	6	.31	.257	.246
855-M20-1070700	M20-1070700	B	7	.36	.338	.279
855-M20-1070800	M20-1070800	B	8	.39	.353	.321
855-M20-1071000	M20-1071000	B	10	.49	.439	.407
855-M20-1071200	M20-1071200	B	12	.54	.483	.441

Sockets 2.54 mm

For quantities greater than listed, call for quote.

Single Row, Tin						
855-M20-7820446	M20-7820446	C	4	.71	.642	.567
855-M20-7820546	M20-7820546	C	5	.80	.717	.622
855-M20-7820646	M20-7820646	C	6	.86	.792	.712
855-M20-7820946	M20-7820946	C	9	1.05	.952	.835
855-M20-7821046	M20-7821046	C	10	1.17	1.06	.948
Single Row, Gold + Tin						
855-M20-7820242	M20-7820242	C	2	.60	.554	.469
855-M20-7820442	M20-7820442	C	4	.75	.685	.614
855-M20-7820842	M20-7820842	C	8	1.02	.92	.805
Double Row, Tin						
855-M20-7830346	M20-7830346	D	3	1.03	.963	.856
855-M20-7830446	M20-7830446	D	4	1.22	1.09	.968
855-M20-7830546	M20-7830546	D	5	1.37	1.25	1.08
855-M20-7830846	M20-7830846	D	8	1.55	1.49	1.29
855-M20-7831046	M20-7831046	D	10	1.81	1.65	1.43
Double Row, Gold + Tin						
855-M20-7830342	M20-7830342	D	3	1.07	.979	.871
855-M20-7830442	M20-7830442	D	4	1.25	1.13	1.01
855-M20-7830642	M20-7830642	D	6	1.55	1.41	1.24
855-M20-7830842	M20-7830842	D	8	1.71	1.55	1.36
855-M20-7830942	M20-7830942	D	9	1.83	1.66	1.46
855-M20-7831042	M20-7831042	D	10	1.75	1.59	1.52

Headers 2.54mm

For quantities greater than listed, call for quote.

Single Row, Tin						
855-M20-9990246	M20-9990246	E	2	.13	.118	.107
855-M20-9990346	M20-9990346	E	3	.14	.128	.118
855-M20-9990546	M20-9990546	E	5	.15	.139	.128
855-M20-9990646	M20-9990646	E	6	.16	.15	.139
855-M20-9990846	M20-9990846	E	8	.19	.182	.161
855-M20-9991046	M20-9991046	E	10	.23	.214	.181
Single Row, Gold						
855-M20-9990245	M20-9990245	E	2	.11	.096	.086
855-M20-9990345	M20-9990345	E	3	.13	.118	.117
855-M20-9990545	M20-9990545	E	5	.15	.139	.138
855-M20-9990845	M20-9990845	E	8	.20	.182	.17
855-M20-9991045	M20-9991045	E	10	.26	.235	.211
Double Row, Tin						
855-M20-9980346	M20-9980346	F	3	.16	.15	.139
855-M20-9980446	M20-9980446	F	4	.19	.182	.161
855-M20-9980546	M20-9980546	F	5	.26	.235	.212
855-M20-9980646	M20-9980646	F	6	.29	.268	.233
855-M20-9980746	M20-9980746	F	7	.58	.312	.27
855-M20-9980846	M20-9980846	F	8	.72	.375	.337
855-M20-9981046	M20-9981046	F	10	.79	.439	.372
855-M20-9981246	M20-9981246	F	12	.95	.503	.449
Double Row, Gold						
855-M20-9980245	M20-9980245	F	2	.15	.128	.107
855-M20-9980345	M20-9980345	F	3	.17	.15	.149
855-M20-9980445	M20-9980445	F	4	.21	.193	.171
855-M20-9980545	M20-9980545	F	5	.26	.235	.213
855-M20-9980645	M20-9980645	F	6	.31	.289	.256
855-M20-9980745	M20-9980745	F	7	.50	.353	.326
855-M20-9980845	M20-9980845	F	8	.63	.428	.376
855-M20-9981045	M20-9981045	F	10	.69	.46	.412

Female Contacts

For quantities greater than listed, call for quote.

MOUSER STOCK NO.	Harwin Part No.	Fig.	Description	Price Each
855-M20-1180042	M20-1180042	G	22-30 AWG, Gold & Tin, 100 Pack	6.52
855-M20-1180046	M20-1180046	G	22-30 AWG, Tin, 100 Pack	6.13

Tool

For quantities greater than listed, call for quote.

855-Z20-320	Z20-320	-	M20 Hand Crimp Tool	441.38

© Copyright 2013 Mouser Electronics



PC/104 CONNECTORS

- 2.54mm Pitch
- Gold Finish
- Contacts: Phosphor Bronze
- Temp Range: -55°C to 105°C
- 32+32 way Supports an 8-bit system
- 20+20 way combined with 32+32 ways supports a 16-bit system
- Current Rating: Solder Tail: 3A max.; Press Fit Tail: 2A max.

For quantities greater than listed, call for quote.

MOUSER STOCK NO.	Harwin Part No.	Fig.	Description	Price Each 1	10	25
12.2mm Solder Tail						
855-M20-6102045	M20-6102045	H	20+20 Stackthrough	6.10	5.77	5.28
855-M20-6103245	M20-6103245	H	32+32 Stackthrough	8.17	7.48	6.84
2.3mm Solder Tail						
855-M20-6112045	M20-6112045	I	20+20 Non-Stackthrough	3.78	3.42	3.17
855-M20-6113245	M20-6113245	I	32+32 Non-Stackthrough	6.70	6.15	5.63
12.2mm Press Fit						
855-M20-6152005	M20-6152005	J	20+20 Stackthrough	10.27	9.67	8.99
855-M20-6153205	M20-6153205	J	32+32 Stackthrough	13.18	12.20	10.70

PC/104 PLUS CONNECTORS

- Current Rating: Solder Tail: 1A
- 2.00mm Pitch
- Press-Fit Tail: 2A max.
- Voltage Rating: 12V DC

For quantities greater than listed, call for quote.

MOUSER STOCK NO.	Harwin Part No.	Fig.	Description	Price Each 1	10	25
4 Way x 30						
855-M22-6003005	M22-6003005	K	Stackthrough, Solder Tail	15.19	13.80	12.17
855-M22-6013005	M22-6013005	L	Non-Stackthrough, Solder Tail	11.43	10.37	9.13
855-M22-6053005	M22-6053005	K	Stackthrough, Press-Fit Tail	34.81	31.62	27.85
855-M22-6023042	M22-6023042	M	Post Header	7.31	6.63	5.84
855-M22-6033042	M22-6033042	N	Post Receptacle	6.78	6.58	5.89
855-M22-6043098	M22-6043098	O	Shroud	2.99	2.65	2.39

© Copyright 2013 Mouser Electronics

HARWIN M22 Series Fine Pitch Connectors

HARWiN

RoHS Compliant This product is RoHS compliant.

2MM (0.79") PITCH CONNECTORS

- Rated up to 2A, 250V per contact
- Moulding Material: UL94V-0

2mm Fine Pitch Sockets

For quantities greater than listed, call for quote.

MOUSER STOCK NO.	Harwin Part No.	Fig.	No. of Pos.	Price Each 1	10	25
Single Row, Gold + Tin						
855-M22-7130342	M22-7130342	A	3	1.22	1.01	.91
855-M22-7130442	M22-7130442	A	4	1.33	1.09	.963
855-M22-7130542	M22-7130542	A	5	1.39	1.16	1.10
855-M22-7130642	M22-7130642	A	6	1.63	1.26	1.18
855-M22-7131042	M22-7131042	A	10	1.82	1.50	1.39
855-M22-7131442	M22-7131442	A	14	2.68	2.21	1.87
855-M22-7132042	M22-7132042	A	20	3.06	2.59	2.41
Double Row, Gold + Tin						
855-M22-7140342	M22-7140342	B	6	1.39	1.16	1.06
855-M22-7140442	M22-7140442	B	8	1.82	1.39	1.28
855-M22-7140542	M22-7140542	B	10	1.74	1.44	1.18
855-M22-7140642	M22-7140642	B	12	2.19	1.82	1.61
855-M22-7141042	M22-7141042	B	20	3.25	2.69	2.46
855-M22-7141442	M22-7141442	B	28	3.53	2.99	2.77
855-M22-7142042	M22-7142042	B	40	4.75	4.01	3.68
Double Row, SMT, Gold + Tin						
855-M22-6340342	M22-6340342	C	6	1.06	.867	.792
855-M22-6340442	M22-6340442	C	8	1.39	1.14	1.05
855-M22-6340542	M22-6340542	C	10	1.57	1.29	1.14
855-M22-6340642	M22-6340642	C	12	1.52	1.25	1.14
855-M22-6341042	M22-6341042	C	20	2.43	2.01	1.78
855-M22-6342042	M22-6342042	C	40	3.57	3.25	3.09

2mm Crimp Housings

For quantities greater than listed, call for quote.

MOUSER STOCK NO.	Harwin Part No.	Fig.	No. of Pos.	Price Each 1	10	25
Single Row						
855-M22-3010200	M22-3010200	D	2	.48	.332	.289
855-M22-3010300	M22-3010300	D	3	.59	.407	.353
855-M22-3010400	M22-3010400	D	4	.64	.449	.396
855-M22-3010500	M22-3010500	D	5	.57	.439	.396
855-M22-3010600	M22-3010600	D	6	.42	.385	.33
855-M22-3011000	M22-3011000	D	10	.90	.685	.642
855-M22-3012000	M22-3012000	D	20	.91	.824	.736
Double Row						
855-M22-3020200	M22-3020200	E	4	.90	.556	.407
855-M22-3020300	M22-3020300	E	6	.93	.738	.685
855-M22-3020400	M22-3020400	E	8	.96	.674	.61
855-M22-3020500	M22-3020500	E	10	1.07	.749	.589
855-M22-3020600	M22-3020600	E	12	1.23	.856	.663
855-M22-3021000	M22-3021000	E	20	1.42	1.10	.91
855-M22-3022000	M22-3022000	E	40	1.69	1.53	1.36

2mm Headers

For quantities greater than listed, call for quote.

MOUSER STOCK NO.	Harwin Part No.	Fig.	No. of Pos.	Price Each 1	10	25
Single Row, Vertical Pin, 3.5 Post						
855-M22-2510205	M22-2510205	F	2	.35	.214	.161
855-M22-2510305	M22-2510305	F	3	.41	.246	.193
855-M22-2510405	M22-2510405	F	4	.40	.268	.235
855-M22-2510505	M22-2510505	F	5	.49	.332	.30
855-M22-2510605	M22-2510605	F	6	.59	.407	.353
855-M22-2511005	M22-2511005	F	10	.81	.631	.589
855-M22-2511405	M22-2511405	F	14	.71	.642	.599
855-M22-2512005	M22-2512005	F	20	1.12	1.01	.92
Single Row, Right Angle Pin, 3.5 Post						
855-M22-2530205	M22-2530205	G	2	.13	.118	.107
855-M22-2530305	M22-2530305	G	3	.18	.171	.161
855-M22-2530505	M22-2530505	G	5	.32	.30	.268
855-M22-2530605	M22-2530605	G	6	.38	.332	.289
855-M22-2531405	M22-2531405	G	14	1.09	1.06	.963
855-M22-2532005	M22-2532005	G	20	1.58	1.48	1.31
Single Row, Right Angle SMT Pin, 4.0 Post						
855-M22-5330205	M22-5330205	H	2	.26	.225	.213
855-M22-5330505	M22-5330505	H	5	.67	.621	.542
855-M22-5330605	M22-5330605	H	6	.77	.706	.621
855-M22-5331405	M22-5331405	H	14	1.86	1.68	1.48
Double Row, RA SMT Pin with Location Pegs, 3.2 Post						
855-M22-5430405	M22-5430405	I	8	1.21	1.10	.98
Double Row, Right Angle Pin, 3.5 Post						
855-M22-2540205	M22-2540205	J	4	.28	.268	.246
855-M22-2540305	M22-2540305	J	6	.38	.332	.289
855-M22-2540405	M22-2540405	J	8	.47	.428	.407
855-M22-2540605	M22-2540605	J	12	.71	.642	.599
855-M22-2541005	M22-2541005	J	20	1.23	1.16	1.02
855-M22-2541405	M22-2541405	J	28	1.70	1.58	1.40
855-M22-2542005	M22-2542005	J	40	2.73	2.57	2.43
Double Row, Vertical Pin, 3.5 Post						
855-M22-2520305	M22-2520305	K	6	.59	.407	.353
855-M22-2520405	M22-2520405	K	8	.61	.471	.417
855-M22-2520505	M22-2520505	K	10	.73	.567	.524
855-M22-2520605	M22-2520605	K	12	.90	.685	.642
855-M22-2521005	M22-2521005	K	20	1.28	1.06	.963
855-M22-2521405	M22-2521405	K	28	1.53	1.42	1.26
855-M22-2522005	M22-2522005	K	40	2.17	2.02	1.80



2mm Headers (Cont.)

For quantities greater than listed, call for quote.

MOUSER STOCK NO.	Harwin Part No.	Fig.	No. of Pos.	Price Each 1	10	25
Double Row, SMT Vertical Pin, 3.5 Post						
855-M22-5320205	M22-5320205	L	4	.73	.567	.535
855-M22-5320305	M22-5320305	L	6	.86	.663	.61
855-M22-5320405	M22-5320405	L	8	.94	.77	.706
855-M22-5320605	M22-5320605	L	12	1.36	1.12	1.02
855-M22-5321005	M22-5321005	L	20	1.96	1.62	1.44
Double Row, Vertical Pin, 5.0 Post						
855-M22-2580205	M22-2580205	M	4	.27	.257	.225
855-M22-2580305	M22-2580305	M	6	.43	.407	.353
855-M22-2580405	M22-2580405	M	8	.59	.535	.471
855-M22-2580505	M22-2580505	M	10	.70	.653	.578
855-M22-2581005	M22-2581005	M	20	1.41	1.28	1.13

2mm Pitch Jumper Sockets

For use with any M22 unshrouded pin headers.

For quantities greater than listed, call for quote.

MOUSER STOCK NO.	Harwin Part No.	Fig.	Color	Price Each 1	10	25
Tin						
855-M22-1900046	M22-1900046	N	Black	.47	.321	.268
855-M22-1910046	M22-1910046	N	Blue	.47	.321	.268
855-M22-1920046	M22-1920046	N	Red	.47	.321	.268
Gold						
855-M22-1900005	M22-1900005	N	Black	.47	.321	.268
855-M22-1910005	M22-1910005	N	Blue	.47	.321	.268
855-M22-1920005	M22-1920005	N	Red	.47	.321	.268

2mm Female Crimp Contacts

For quantities greater than listed, call for quote.

MOUSER STOCK NO.	Harwin Part No.	Plating	Wire Size	Price Each 1	10	25
855-M22-3050042	M22-3050042	Gold + Tin	24-30 AWG	.09	.07	.065
855-M22-3050046	M22-3050046	Tin	24-30 AWG	.08	.066	.062

CRIMP TOOL FOR USE WITH M22 CONTACTS

MOUSER STOCK NO.	Harwin Part No.	Description	Price Each
855-Z22-020	Z22-020	2mm Hand Crimp Tool	488.97

© Copyright 2013 Mouser Electronics

© Copyright 2013 Mouser Electronics

HIROSE FFC/FPC Connectors

RoHS Compliant **This product is RoHS compliant.**

HIROSE ELECTRIC CO., LTD.

FH41 AND FH48 0.5MM CONNECTORS FOR SHIELDED FFC

Features:
- Compatibility with impedance control, shield FFC
- GND exclusive terminal
- Reliable connection operation
- Available for connection with impedance control, shield FFC
- High-speed transmission rates up to 3.75Gbps max.
- Robust lock structure
- FFC positioning mechanisms for highly reliable connections
- Flip-Lock rotating actuator assures reliable mechanical and electrical connection with FPC

Right Angle

For quantities greater than listed, call for quote.

MOUSER STOCK NO.	Hirose Part No.	Fig.	No. of Contacts	Dimensions (mm)			Price Each		
				A	B	C	1	25	100
798-FH41-28S-0.5SH05	FH41-28S-0.5SH(05)	A	28	18.0	13.5	5.45	3.04	2.35	1.88
798-FH41-30S-0.5SH05	FH41-30S-0.5SH(05)	A	30	19.0	14.5	5.45	3.32	2.57	2.05
798-FH41-31S-0.5SH05	FH41-31S-0.5SH(05)	A	31	19.5	15.0	5.45	3.52	2.73	2.18
798-FH41-40S-0.5SH05	FH41-40S-0.5SH(05)	A	40	24.0	19.5	5.45	3.42	2.65	2.12
798-FH41-50S-0.5SH05	FH41-50S-0.5SH(05)	A	50	29.0	24.5	5.45	3.73	2.89	2.31
798-FH41-68S-0.5SH05	FH41-68S-0.5SH(05)	A	68	38.0	33.5	5.45	4.31	3.35	2.68

Vertical

For quantities greater than listed, call for quote.

MOUSER STOCK NO.	Hirose Part No.	Fig.	No. of Contacts	Dimensions (mm)			Price Each		
				A	B	C	1	25	100
798-FH48-31S-0.5SV	FH48-31S-0.5SV	B	31	20.5	15.0	6.68	3.89	3.03	2.42
798-FH48-40S-0.5SV	FH48-40S-0.5SV	B	40	25.0	19.5	6.68	4.22	3.26	2.61
798-FH48-50S-0.5SV	FH48-50S-0.5SV	B	50	30.0	24.5	6.68	4.56	3.53	2.82

BM10 SERIES - 0.4MM SMT FPC-TO-BOARD CONNECTORS

Vertical Mount Headers

For quantities greater than listed, call for quote.

MOUSER STOCK NO.	Hirose Part No.	Fig.	No. of Contacts	Stack Height (mm)	Contact Plating	Price Each		
						1	25	100
798-BM10B0610DP04V51	BM10B(0.6)-10DP-0.4V(51)	C	10	0.6	0.05μ Gold	.57	.449	.407
798-BM10B0820DP04V51	BM10B(0.8)-20DP-0.4V(51)	C	20	0.8	0.05μ Gold	.73	.589	.524
798-BM10B0860DP04V51	BM10B(0.8)-60DP-0.4V(51)	C	60	0.8	0.05μ Gold	1.46	1.18	1.06

Vertical Mount Receptacles

For quantities greater than listed, call for quote.

MOUSER STOCK NO.	Hirose Part No.	Fig.	No. of Contacts	Stack Height (mm)	Contact Plating	Price Each		
						1	25	100
798-BM10NB0810DS4V51	BM10NB(0.8)-10DS-0.4V(51)	C	10	0.8	0.05μ Gold	.64	.514	.46
798-BM10NB0820DS4V51	BM10NB(0.8)-20DS-0.4V(51)	C	20	0.8	0.05μ Gold	.86	.696	.621

FH26 SERIES - 0.3MM PITCH FPC ZIF CONNECTORS

SMT Horizontal Mounting - Gold

For quantities greater than listed, call for quote.

MOUSER STOCK NO.	Hirose Part No.	Fig.	No. of Contacts	Dimensions: mm					Price Each		
				A	B	C	D	E	1	25	100
798-FH2613S0.3SHW05	FH26-13S-0.3SHW(05)	D	13	5.4	3.0	3.6	4.23	4.9	2.36	1.82	1.46
798-FH2617S0.3SHW05	FH26-17S-0.3SHW(05)	D	17	6.6	4.2	4.8	5.43	6.1	2.58	1.98	1.58
798-FH2621S0.3SHW05	FH26-21S-0.3SHW(05)	D	21	7.8	5.4	6.0	6.63	7.3	2.72	2.09	1.67
798-FH2627S0.3SHW05	FH26-27S-0.3SHW(05)	D	27	9.6	7.2	7.8	8.43	9.1	2.95	2.27	1.82
798-FH2635S0.3SHW05	FH26-35S-0.3SHW(05)	D	35	12.0	9.6	10.2	10.83	11.5	3.34	2.57	2.05
798-FH2651S0.3SHW05	FH26-51S-0.3SHW(05)	D	51	16.8	14.4	15.0	15.63	16.3	3.60	2.79	2.23
798-FH2671S0.3SHW05	FH26-71S-0.3SHW(05)	D	71	22.8	20.4	21.0	21.63	22.3	4.41	3.41	2.73

FH28 SERIES - 0.5MM FFC/FPC ZIF CONNECTORS

Standard Type

For quantities greater than listed, call for quote.

MOUSER STOCK NO.	Hirose Part No.	Fig.	No. of Contacts	Dimensions: mm				Price Each		
				A	B	C	D	1	10	50
798-FH2840S05SH05	FH28-40S-0.5SH(05)	E	40	19.5	24.9	20.57	24.58	2.43	2.02	1.68
798-FH2850S05SH05	FH28-50S-0.5SH(05)	E	50	24.5	29.9	25.57	29.58	2.61	2.16	1.80
798-FH2855S05SH05	FH28-55S-0.5SH(05)	E	55	27	32.4	28.07	32.08	2.54	2.11	1.75
798-FH28-60S-0.5SH05	FH28-60S-0.5SH(05)	E	60	29.5	34.9	30.57	34.58	3.03	2.50	2.09

Protruded Metal Fittings Type

For quantities greater than listed, call for quote.

MOUSER STOCK NO.	Hirose Part No.	Fig.	No. of Contacts	Dimensions: mm				Price Each		
				A	B	C	D	1	10	50
798-FH28E20S05SH05	FH28E-20S-0.5SH(05)	E	20	9.5	14.9	10.57	15.7	1.95	1.62	1.34
798-FH28E40S05SH05	FH28E-40S-0.5SH(05)	E	40	19.5	24.9	20.57	25.7	2.40	1.99	1.66
798-FH28E50S05SH05	FH28E-50S-0.5SH(05)	E	50	24.5	29.9	25.57	30.7	2.54	2.10	1.74
798-FH28E60S05SH05	FH28E-60S-0.5SH(05)	E	60	29.5	34.9	30.57	35.7	2.78	2.31	1.92
798-FH28E68S05SH05	FH28E-68S-0.5SH(05)	E	68	33.5	38.9	34.57	39.7	3.17	2.62	2.19

Space Saving Type

For quantities greater than listed, call for quote.

MOUSER STOCK NO.	Hirose Part No.	Fig.	No. of Contacts	Dimensions: mm				Price Each		
				A	B	C	D	1	10	50
798-FH28H80S05SH05	FH28H-80S-0.5SH(05)	E	80	39.5	44.9	40.57	45.7	3.20	2.63	2.20

FH52 SERIES - 0.5MM PITCH ROBUST FFC/FPC CONNECTORS

For quantities greater than listed, call for quote.

MOUSER STOCK NO.	Hirose Part No.	Fig.	No. of Contacts	Pitch (mm)	Contact Plating	Price Each		
						1	25	50
798-FH528S0.5SH(99)	FH52-8S-0.5SH(99)	F	8	0.5	Gold	2.16	2.04	1.92
798-FH5210S0.5SH(99)	FH52-10S-0.5SH(99)	F	10	0.5	Gold	2.30	2.18	1.99
798-FH5211S0.5SH(99)	FH52-11S-0.5SH(99)	F	11	0.5	Gold	2.38	2.25	2.08
798-FH5212S0.5SH(99)	FH52-12S-0.5SH(99)	F	12	0.5	Gold	2.45	2.31	2.20
798-FH5215S0.5SH(99)	FH52-15S-0.5SH(99)	F	15	0.5	Gold	2.63	2.49	2.38
798-FH5218S0.5SH(99)	FH52-18S-0.5SH(99)	F	18	0.5	Gold	2.85	2.70	2.57
798-FH5225S0.5SH(99)	FH52-25S-0.5SH(99)	F	25	0.5	Gold	3.35	3.17	3.02
798-FH5228S0.5SH(99)	FH52-28S-0.5SH(99)	F	28	0.5	Gold	3.56	3.37	3.21
798-FH5232S0.5SH(99)	FH52-32S-0.5SH(99)	F	32	0.5	Gold	3.82	3.62	3.45
798-FH5240S0.5SH(99)	FH52-40S-0.5SH(99)	F	40	0.5	Gold	4.40	4.16	3.96
798-FH5250S0.5SH(99)	FH52-50S-0.5SH(99)	F	50	0.5	Gold	5.08	4.80	4.58
798-FH5260S0.5SH(99)	FH52-60S-0.5SH(99)	F	60	0.5	Gold	5.77	5.46	5.29

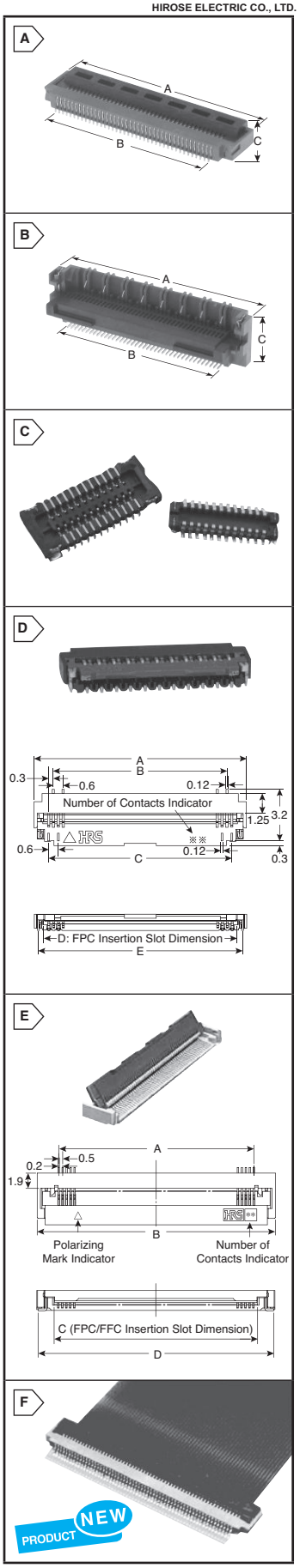

© Copyright 2013 Mouser Electronics

© Copyright 2013 Mouser Electronics

DF40 SERIES - 0.4MM CONTACT PITCH BOARD-TO-BOARD/BOARD-TO-FPC CONNECTORS

- Space saving with the world shortest depth of 3.38mm
- Long effective mating length: 0.45mm, the highest level for 1.5mm stacking height connectors
- Self alignment range: 0.33mm by guide ribs utilizing dead space
- Ribs provided inside of both header and socket connectors absorb shocks and stresses by fitting concavo and convex
- Receptacle with nickel barriered contact and integral molding header prevent solder wicking

NEW PRODUCT

Receptacles

For quantities greater than listed, call for quote.

MOUSER STOCK NO.	Hirose Part No.	Fig.	No. of Contacts	Dimensions: mm A	Dimensions: mm B	Price Each 1	Price Each 25	Price Each 100
1.5mm Stacking Height								
798-DF40C10DS0.4V51	DF40C-10DS-0.4V(51)	A	10	4.6	1.6	.73	.428	.338
798-DF40C20DS0.4V51	DF40C-20DS-0.4V(51)	A	20	6.6	3.6	.73	.524	.428
798-DF40C30DS0.4V51	DF40C-30DS-0.4V(51)	A	30	8.6	5.6	.94	.674	.548
798-DF40C40DS0.4V51	DF40C-40DS-0.4V(51)	A	40	10.6	7.6	.92	.813	.666
798-DF40C50DS0.4V51	DF40C-50DS-0.4V(51)	A	50	12.6	9.6	1.34	.967	.785
798-DF40C80DS0.4V51	DF40C-80DS-0.4V(51)	A	80	18.6	15.6	2.02	1.47	1.20
798-DF40C90DS0.4V51	DF40C-90DS-0.4V(51)	A	90	20.6	17.6	1.35	1.23	1.11
798-DF40C100DS0.4V51	DF40C-100DS-0.4V(51)	A	100	22.6	19.6	2.16	1.65	1.33
2.0mm Stacking Height								
798-DF40C2080DS04V51	DF40C(2.0)-80DS-0.4V(51)	A	80	18.6	15.6	2.14	1.64	1.32
2.5mm Stacking Height								
798-DF40HC2560DS04V	DF40HC(2.5)-60DS-0.4V(51)	A	60	14.6	11.6	1.82	1.39	1.12
3.0mm Stacking Height								
798-DF40HC3044DS04V	DF40HC(3.0)-44DS-0.4V(51)	A	44	11.4	8.4	1.40	1.32	1.21
798-DF40HC3050DS04V	DF40HC(3.0)-50DS-0.4V(51)	A	50	12.6	9.6	1.37	1.31	1.20
798-DF40HC3060DS04V	DF40HC(3.0)-60DS-0.4V(51)	A	60	14.6	11.6	1.70	1.62	1.50
798-DF40HC3090DS4V51	DF40HC(3.0)-90DS-0.4V(51)	A	90	20.6	17.6	2.50	2.09	1.86
3.5mm Stacking Height								
798-DF40HC3530DS04V	DF40HC(3.5)-30DS-0.4V(51)	A	30	8.6	5.6	1.41	1.02	.826
798-DF40HC3550DS04V	DF40HC(3.5)-50DS-0.4V(51)	A	50	12.6	9.6	1.95	1.40	1.16
798-DF40HC3560DS04V	DF40HC(3.5)-60DS-0.4V(51)	A	60	14.6	11.6	1.95	1.85	1.71
798-DF40HC3580DS4V51	DF40HC(3.5)-80DS-0.4V(51)	A	90	20.6	17.6	2.28	1.89	1.69
4.0mm Stacking Height								
798-DF40HC4090DS4V51	DF40HC(4.0)-90DS-0.4V(51)	A	90	20.6	17.6	2.60	2.16	1.93

Headers

For quantities greater than listed, call for quote.

MOUSER STOCK NO.	Hirose Part No.	Fig.	No. of Contacts	Dimensions: mm A	Dimensions: mm B	Price Each 1	Price Each 25	Price Each 100
798-DF40C10DP0.4V51	DF40C-10DP-0.4V(51)	B	10	3.52	1.6	.81	.589	.473
798-DF40C20DP0.4V51	DF40C-20DP-0.4V(51)	B	20	5.52	3.6	.90	.642	.526
798-DF40C30DP0.4V51	DF40C-30DP-0.4V(51)	B	30	7.52	5.6	1.06	.76	.623
798-DF40RC30DP04V51	DF40RC-30DP-0.4V(51)	B	30	7.52	5.6	.57	.514	.468
798-DF40C40DP0.4V51	DF40C-40DP-0.4V(51)	B	40	9.52	7.6	1.18	.856	.699
798-DF40C44DP04V51	DF40C-44DP-0.4V(51)	B	44	10.32	8.4	.97	.92	.832
798-DF40C50DP0.4V51	DF40C-50DP-0.4V(51)	B	50	11.52	9.6	1.41	1.02	.839
798-DF40C60DP0.4V51	DF40C-60DP-0.4V(51)	B	60	13.52	11.6	1.59	1.13	.936
798-DF40C80DP0.4V51	DF40C-80DP-0.4V(51)	B	80	17.52	15.6	1.95	1.40	1.16
798-DF40C90DP0.4V51	DF40C-90DP-0.4V(51)	B	90	19.52	17.6	1.54	1.41	1.29
798-DF40C100DP0.4V51	DF40C-100DP-0.4V(51)	B	100	21.52	19.6	1.95	1.49	1.20

FH40 SERIES - 0.5MM ABOVE THE BOARD CONNECTORS

- Easy and smooth operation
- LIF structure
- FPC/FFC side catcher
- Useable with horizontal FH28 via common FPC/FFC
- Robust lock structure
- Accepts standard FPC thickness

For quantities greater than listed, call for quote.

MOUSER STOCK NO.	Hirose Part No.	Fig.	No. of Contacts	Dimensions: mm A	Dimensions: mm B	Dimensions: mm C	Price Each 1	Price Each 25	Price Each 100
798-FH40-10S-0.5SV	FH40-10S-0.5SV	C	10	5.57	8.2	4.5	1.87	1.44	1.16
798-FH40-20S-0.5SV	FH40-20S-0.5SV	C	20	10.57	13.2	9.5	2.36	1.82	1.46
798-FH40-24S-0.5SV	FH40-24S-0.5SV	C	24	12.57	15.2	11.5	2.68	2.05	1.65
798-FH40-30S-0.5SV	FH40-30S-0.5SV	C	30	15.57	18.2	14.5	3.03	2.32	1.86
798-FH40-40S-0.5SV	FH40-40S-0.5SV	C	40	20.57	23.2	19.5	3.26	2.53	2.02
798-FH40-45S-0.5SV	FH40-45S-0.5SV	C	45	23.07	25.7	22.0	3.57	2.76	2.21
798-FH40-50S-0.5SV	FH40-50S-0.5SV	C	50	25.57	28.2	24.5	3.85	2.99	2.39
798-FH40-60S-0.5SV	FH40-60S-0.5SV	C	60	30.57	33.2	29.5	4.62	3.58	2.87
798-FH40-64S-0.5SV	FH40-64S-0.5SV	C	64	32.57	35.2	31.5	4.82	3.72	2.99

DF57 SERIES - SUBSTRATE TWIN (PAIR) CABLE SWING-LOCK CONNECTOR

- 1.2mm pitch, 1.4mm height, low profile connector
- "Swing lock"; Both positive and friction locks are provided for cable pull force resistance
- High current capability; 2.5A (2-pin with AWG#28 cable)
- Solder wicking prevention
- High contact lance strength

Headers

For quantities greater than listed, call for quote.

MOUSER STOCK NO.	Hirose Part No.	Fig.	No. of Contacts	Dimensions: mm A	Dimensions: mm B	Dimensions: mm C	Price Each 1	Price Each 10	Price Each 50
798-DF57-2P-1.2V21	DF57-2P-1.2V(21)	D	2	4.1	1.2	2.5	.86	.696	.563
798-DF57-3P-1.2V21	DF57-3P-1.2V(21)	D	3	5.3	2.4	3.7	.90	.728	.589
798-DF57-4P-1.2V21	DF57-4P-1.2V(21)	D	4	6.5	3.6	4.9	1.22	.995	.80
798-DF57-5P-1.2V21	DF57-5P-1.2V(21)	D	5	7.7	4.8	6.1	1.26	1.03	.828
798-DF57-6P-1.2V21	DF57-6P-1.2V(21)	D	6	8.9	6.0	7.3	1.29	1.06	.857

Sockets

For quantities greater than listed, call for quote.

MOUSER STOCK NO.	Hirose Part No.	Fig.	No. of Contacts	Dimensions: mm A	Dimensions: mm B	Dimensions: mm C	Price Each 1	Price Each 10	Price Each 50
798-DF57-2S-1.2C	DF57-2S-1.2C	E	2	2.98	2.6	1.2	.45	.278	.186
798-DF57-3S-1.2C	DF57-3S-1.2C	E	3	4.18	3.8	2.4	.50	.31	.208
798-DF57-4S-1.2C	DF57-4S-1.2C	E	4	5.38	5.0	3.6	.50	.353	.271
798-DF57-5S-1.2C	DF57-5S-1.2C	E	5	6.58	6.2	4.8	.55	.375	.292
798-DF57-6S-1.2C	DF57-6S-1.2C	E	6	7.78	7.4	6.0	.58	.407	.311

Contact

For quantities greater than listed, call for quote.

MOUSER STOCK NO.	Hirose Part No.	Finish	Price Each 1	Price Each 10	Price Each 50	Price Each 100
798-DF57-2830SCF	DF57-2830SCF	Tin	.09	.054	.027	.021

Tool

MOUSER STOCK NO.	Hirose Part No.	Description	Price Each
798-HT305/DF572830HC	HT305/DF57-2830HC	Hand Crimping Tool	1204.61

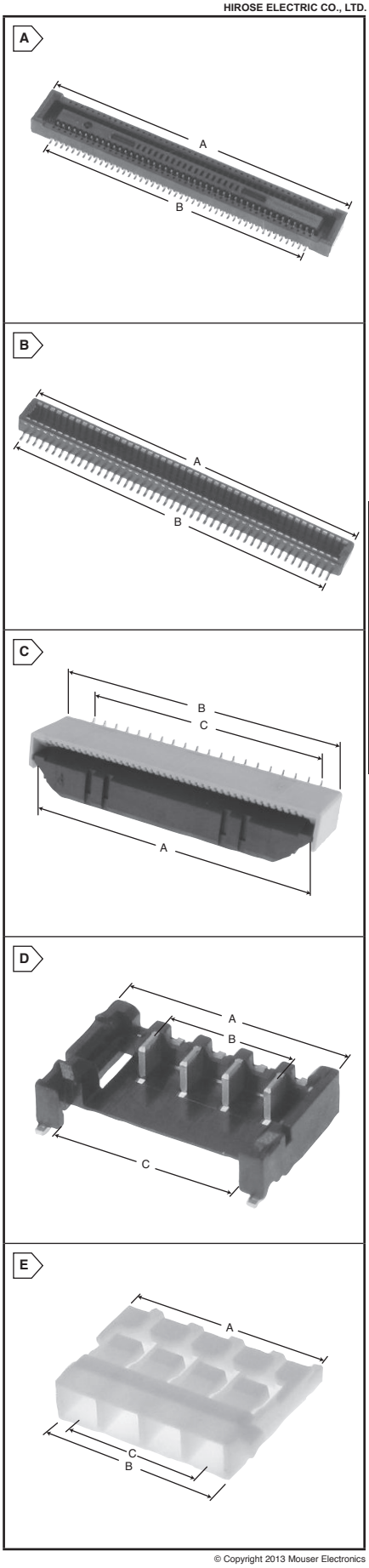

© Copyright 2013 Mouser Electronics
© Copyright 2013 Mouser Electronics

HIROSE 0.5mm SMT Board to Board Connectors

RoHS Compliant This product is RoHS compliant.

HIROSE ELECTRIC CO., LTD.

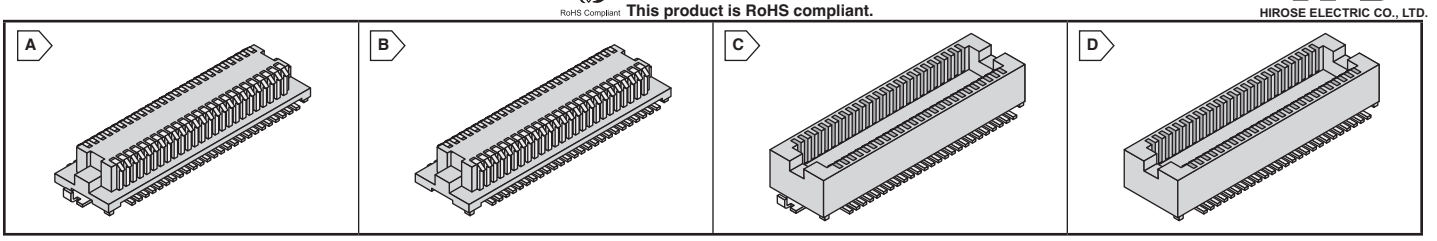

DF12 SERIES

Receptacles

For quantities greater than listed, call for quote.

MOUSER STOCK NO.	Hirose Part No.	Fig.	No. of Contacts	Price Each 1	Price Each 25
3.0mm Stack Height - With Metal Fitting - With Boss					
798-DF123010DS05V86	DF12(3.0)-10DS-0.5V(86)	A	10	.93	.674
798-DF123014DS05V86	DF12(3.0)-14DS-0.5V(86)	A	14	1.05	.756
798-DF123020DS0.5V86	DF12(3.0)-20DS-0.5V(86)	A	20	1.22	.877
798-DF123030DS05V86	DF12(3.0)-30DS-0.5V(86)	A	30	1.79	1.29
798-DF123032DS0.5V86	DF12(3.0)-32DS-0.5V(86)	A	32	1.66	1.20
798-DF123036DS0.5V86	DF12(3.0)-36DS-0.5V(86)	A	36	1.99	1.44
798-DF123040DS05V86	DF12(3.0)-40DS-0.5V(86)	A	40	1.96	1.40
798-DF123050DS0.5V86	DF12(3.0)-50DS-0.5V(86)	A	50	2.13	1.63
798-DF123060DS0.5V86	DF12(3.0)-60DS-0.5V(86)	A	60	2.32	1.79
798-DF123080DS0.5V86	DF12(3.0)-80DS-0.5V(86)	A	80	3.31	2.54
3.0mm Stack Height - With Metal Fitting - Without Boss					
798-DF12B3010DS05V86	DF12B(3.0)-10DS-0.5V(86)	A	10	.93	.674
798-DF12B3014DS05V86	DF12B(3.0)-14DS-0.5V(86)	A	14	1.04	.756
798-DF12B3020DS05V86	DF12B(3.0)-20DS-0.5V(86)	A	20	1.22	.877
798-DF12B3030DS05V86	DF12B(3.0)-30DS-0.5V(86)	A	30	1.78	1.28
798-DF12B3032DS05V86	DF12B(3.0)-32DS-0.5V(86)	A	32	1.66	1.20
798-DF12B3036DS05V86	DF12B(3.0)-36DS-0.5V(86)	A	36	1.98	1.43
798-DF12B3040DS05V86	DF12B(3.0)-40DS-0.5V(86)	A	40	1.94	1.40
798-DF12B3050DS05V86	DF12B(3.0)-50DS-0.5V(86)	A	50	2.13	1.63
798-DF12B3060DS05V86	DF12B(3.0)-60DS-0.5V(86)	A	60	2.32	1.79
798-DF12B3080DS05V86	DF12B(3.0)-80DS-0.5V(86)	A	80	3.31	2.53
3.0mm Stack Height - Without Metal Fitting - With Boss					
798-DF12A3010DS05V81	DF12A(3.0)-10DS-0.5V(81)	B	10	.85	.61
798-DF12A3014DS05V81	DF12A(3.0)-14DS-0.5V(81)	B	14	.97	.706
798-DF12A3020DS05V81	DF12A(3.0)-20DS-0.5V(81)	B	20	1.77	1.27
798-DF12A3030DS05V81	DF12A(3.0)-30DS-0.5V(81)	B	30	2.04	1.57
798-DF12A3032DS05V81	DF12A(3.0)-32DS-0.5V(81)	B	32	2.15	1.65
798-DF12A3036DS05V81	DF12A(3.0)-36DS-0.5V(81)	B	36	2.35	1.82
798-DF12A3040DS05V81	DF12A(3.0)-40DS-0.5V(81)	B	40	2.58	1.98
798-DF12A3050DS05V81	DF12A(3.0)-50DS-0.5V(81)	B	50	3.06	2.35
798-DF12A3060DS05V81	DF12A(3.0)-60DS-0.5V(81)	B	60	3.20	2.48
798-DF12A3080DS05V81	DF12A(3.0)-80DS-0.5V(81)	B	80	3.47	2.66
3.5 - 5.0mm Stack Height - With Metal Fitting - With Boss					
798-DF12-20DS-0.5V86	DF12-20DS-0.5V(86)	A	20	1.13	.824
798-DF12-30DS-0.5V86	DF12-30DS-0.5V(86)	A	30	1.57	1.13
798-DF1232DS05V86	DF12-32DS-0.5V(86)	A	32	1.73	1.25
798-DF12-36DS-0.5V86	DF12-36DS-0.5V(86)	A	36	1.99	1.43
798-DF12-40DS-0.5V86	DF12-40DS-0.5V(86)	A	40	1.78	1.35
798-DF12-50DS-0.5V86	DF12-50DS-0.5V(86)	A	50	2.09	1.59
798-DF12-60DS-0.5V86	DF12-60DS-0.5V(86)	A	60	2.31	1.78
3.5 - 5.0mm Stack Height - With Metal Fitting - Without Boss					
798-DF12B20DS05V86	DF12B-20DS-0.5V(86)	A	20	1.13	.824
798-DF12B30DS05V86	DF12B-30DS-0.5V(86)	A	30	1.58	1.14
798-DF12B32DS05V86	DF12B-32DS-0.5V(86)	A	32	1.73	1.25
798-DF12B36DS05V86	DF12B-36DS-0.5V(86)	A	36	1.99	1.43
798-DF12B40DS-0.5V86	DF12B-40DS-0.5V(86)	A	40	1.87	1.35
798-DF12B50DS-0.5V86	DF12B-50DS-0.5V(86)	A	50	2.09	1.59
798-DF12B60DS-0.5V86	DF12B-60DS-0.5V(86)	A	60	2.32	1.79
3.5 - 5.0mm Stack Height - Without Metal Fitting - With Boss					
798-DF12A20DS-0.5V81	DF12A-20DS-0.5V(81)	B	20	1.83	1.32
798-DF12A30DS-0.5V81	DF12A-30DS-0.5V(81)	B	30	2.12	1.62
798-DF12A36DS-0.5V81	DF12A-36DS-0.5V(81)	B	36	2.44	1.87
798-DF12A40DS-0.5V81	DF12A-40DS-0.5V(81)	B	40	2.47	1.90
798-DF12A50DS-0.5V81	DF12A-50DS-0.5V(81)	B	50	3.14	2.41
798-DF12A60DS-0.5V81	DF12A-60DS-0.5V(81)	B	60	3.65	2.81

Headers

For quantities greater than listed, call for quote.

MOUSER STOCK NO.	Hirose Part No.	Fig.	No. of Contacts	Price Each 1	Price Each 25
3.0mm Stack Height - With Metal Fitting - With Boss					
798-DF123010DP05V86	DF12(3.0)-10DP-0.5V(86)	C	10	.93	.674
798-DF123014DP05V86	DF12(3.0)-14DP-0.5V(86)	C	14	1.02	.728
798-DF123020DP0.5V86	DF12(3.0)-20DP-0.5V(86)	C	20	1.18	.856
798-DF123030DP05V86	DF12(3.0)-30DP-0.5V(86)	C	30	1.74	1.25
798-DF123032DP0.5V86	DF12(3.0)-32DP-0.5V(86)	C	32	1.63	1.18
798-DF123036DP0.5V86	DF12(3.0)-36DP-0.5V(86)	C	36	1.75	1.26
798-DF123040DP05V86	DF12(3.0)-40DP-0.5V(86)	C	40	1.92	1.38
798-DF123050DP0.5V86	DF12(3.0)-50DP-0.5V(86)	C	50	2.09	1.59
798-DF123060DP0.5V86	DF12(3.0)-60DP-0.5V(86)	C	60	2.23	1.70
798-DF123080DP0.5V86	DF12(3.0)-80DP-0.5V(86)	C	80	3.21	2.46
3.0mm Stack Height - With Metal Fitting - Without Boss					
798-DF12B3010DP05V86	DF12B(3.0)-10DP-0.5V(86)	C	10	.93	.674
798-DF12B3014DP05V86	DF12B(3.0)-14DP-0.5V(86)	C	14	1.01	.728
798-DF12B3020DP05V86	DF12B(3.0)-20DP-0.5V(86)	C	20	1.17	.853

Headers (Cont.)

For quantities greater than listed, call for quote.

MOUSER STOCK NO.	Hirose Part No.	Fig.	No. of Contacts	Price Each 1	Price Each 25
3.0mm Stack Height - With Metal Fitting - Without Boss (Cont.)					
798-DF12B3030DP05V86	DF12B(3.0)-30DP-0.5V(86)	C	30	1.74	1.26
798-DF12B3032DP05V86	DF12B(3.0)-32DP-0.5V(86)	C	32	1.63	1.18
798-DF12B3036DP05V86	DF12B(3.0)-36DP-0.5V(86)	C	36	1.73	1.25
798-DF12B3040DP05V86	DF12B(3.0)-40DP-0.5V(86)	C	40	1.89	1.37
798-DF12B3050DP05V86	DF12B(3.0)-50DP-0.5V(86)	C	50	2.09	1.59
798-DF12B3060DP05V86	DF12B(3.0)-60DP-0.5V(86)	C	60	2.23	1.70
798-DF12B3080DP05V86	DF12B(3.0)-80DP-0.5V(86)	C	80	3.20	2.46
3.0mm Stack Height - Without Metal Fitting - With Boss					
798-DF12D3010DP05V81	DF12D(3.0)-10DP-0.5V(81)	D	10	.89	.642
798-DF12D3014DP05V81	DF12D(3.0)-14DP-0.5V(81)	D	14	.96	.706
798-DF12D3020DP05V81	DF12D(3.0)-20DP-0.5V(81)	D	20	1.83	1.32
798-DF12D3030DP05V81	DF12D(3.0)-30DP-0.5V(81)	D	30	2.09	1.59
798-DF12D3032DP05V81	DF12D(3.0)-32DP-0.5V(81)	D	32	2.19	1.69
798-DF12D3036DP05V81	DF12D(3.0)-36DP-0.5V(81)	D	36	2.43	1.87
798-DF12D3040DP05V81	DF12D(3.0)-40DP-0.5V(81)	D	40	2.63	2.03
798-DF12D3050DP05V81	DF12D(3.0)-50DP-0.5V(81)	D	50	3.12	2.41
798-DF12D3060DP05V81	DF12D(3.0)-60DP-0.5V(81)	D	60	3.26	2.51
798-DF12D3080DP05V81	DF12D(3.0)-80DP-0.5V(81)	D	80	3.45	2.65
3.5mm Stack Height - With Metal Fitting - With Boss					
798-DF123520DP0.5V86	DF12(3.5)-20DP-0.5V(86)	C	20	1.26	.91
798-DF123530DP0.5V86	DF12(3.5)-30DP-0.5V(86)	C	30	1.71	1.23
798-DF123536DP0.5V86	DF12(3.5)-36DP-0.5V(86)	C	36	1.78	1.37
798-DF123540DP0.5V86	DF12(3.5)-40DP-0.5V(86)	C	40	1.88	1.41
798-DF123550DP0.5V86	DF12(3.5)-50DP-0.5V(86)	C	50	2.18	1.68
798-DF123560DP0.5V86	DF12(3.5)-60DP-0.5V(86)	C	60	2.39	1.84
3.5mm Stack Height - With Metal Fitting - Without Boss					
798-DF12B3520DP05V86	DF12B(3.5)-20DP-0.5V(86)	C	20	1.26	.91
798-DF12B3530DP05V86	DF12B(3.5)-30DP-0.5V(86)	C	30	1.70	1.22
798-DF12B3536DP05V86	DF12B(3.5)-36DP-0.5V(86)	C	36	1.78	1.37
798-DF12B3540DP05V86	DF12B(3.5)-40DP-0.5V(86)	C	40	1.96	1.41
798-DF12B3550DP05V86	DF12B(3.5)-50DP-0.5V(86)	C	50	2.18	1.67
3.5mm Stack Height - Without Metal Fitting - With Boss					
798-DF12D3520DP05V81	DF12D(3.5)-20DP-0.5V(81)	D	20	1.71	1.23
798-DF12D3530DP05V81	DF12D(3.5)-30DP-0.5V(81)	D	30	2.09	1.59
798-DF12D3536DP05V81	DF12D(3.5)-36DP-0.5V(81)	D	36	2.40	1.85
798-DF12D3540DP05V81	DF12D(3.5)-40DP-0.5V(81)	D	40	2.47	1.89
798-DF12D3550DP05V81	DF12D(3.5)-50DP-0.5V(81)	D	50	3.09	2.36
798-DF12D3560DP05V81	DF12D(3.5)-60DP-0.5V(81)	D	60	3.25	2.51
4.0mm Stack Height - With Metal Fitting - With Boss					
798-DF124020DP05V86	DF12(4.0)-20DP-0.5V(86)	C	20	1.67	1.20
798-DF124030DP0.5V86	DF12(4.0)-30DP-0.5V(86)	C	30	2.09	1.59
798-DF124032DP05V86	DF12(4.0)-32DP-0.5V(86)	C	32	1.78	1.36
798-DF124036DP0.5V86	DF12(4.0)-36DP-0.5V(86)	C	36	2.12	1.62
798-DF124040DP0.5V86	DF12(4.0)-40DP-0.5V(86)	C	40	2.18	1.69
798-DF124050DP0.5V86	DF12(4.0)-50DP-0.5V(86)	C	50	2.51	1.95
798-DF124060DP0.5V86	DF12(4.0)-60DP-0.5V(86)	C	60	3.00	2.30
4.0mm Stack Height - Without Metal Fitting - With Boss					
798-DF12D4020DP05V81	DF12D(4.0)-20DP-0.5V(81)	D	20	1.71	1.23
798-DF12D4030DP05V81	DF12D(4.0)-30DP-0.5V(81)	D	30	2.09	1.59
798-DF12D4032DP05V81	DF12D(4.0)-32DP-0.5V(81)	D	32	1.92	1.38
798-DF12D4036DP05V81	DF12D(4.0)-36DP-0.5V(81)	D	36	2.40	1.85
798-DF12D4040DP05V81	DF12D(4.0)-40DP-0.5V(81)	D	40	2.47	1.90
798-DF12D4050DP05V81	DF12D(4.0)-50DP-0.5V(81)	D	50	3.10	2.38
798-DF12D4060DP05V81	DF12D(4.0)-60DP-0.5V(81)	D	60	3.25	2.51
5.0mm Stack Height - With Metal Fitting - With Boss					
798-DF125020DP0.5V86	DF12(5.0)-20DP-0.5V(86)	C	20	1.22	.877
798-DF125030DP0.5V86	DF12(5.0)-30DP-0.5V(86)	C	30	1.86	1.35
798-DF125036DP05V86	DF12(5.0)-36DP-0.5V(86)	C	36	3.16	2.45
798-DF125040DP05V86	DF12(5.0)-40DP-0.5V(86)	C	40	1.78	1.37
798-DF125050DP0.5V86	DF12(5.0)-50DP-0.5V(86)	C	50	2.30	1.77
798-DF125060DP0.5V86	DF12(5.0)-60DP-0.5V(86)	C	60	2.58	1.98
5.0mm Stack Height - With Metal Fitting - Without Boss					
798-DF12B5020DP05V86	DF12B(5.0)-20DP-0.5V(86)	C	20	1.22	.877
798-DF12B5030DP05V86	DF12B(5.0)-30DP-0.5V(86)	C	30	1.86	1.35
798-DF12B5036DP05V86	DF12B(5.0)-36DP-0.5V(86)	C	36	3.16	2.45
798-DF12B5040DP05V86	DF12B(5.0)-40DP-0.5V(86)	C	40	1.78	1.36
798-DF12B5050DP05V86	DF12B(5.0)-50DP-0.5V(86)	C	50	2.30	1.77
798-DF12B5060DP05V86	DF12B(5.0)-60DP-0.5V(86)	C	60	2.57	1.98
5.0mm Stack Height - Without Metal Fitting - With Boss					
798-DF12D5020DP05V81	DF12D(5.0)-20DP-0.5V(81)	D	20	1.96	1.41
798-DF12D5030DP05V81	DF12D(5.0)-30DP-0.5V(81)	D	30	2.23	1.70
798-DF12D5036DP05V81	DF12D(5.0)-36DP-0.5V(81)	D	36	2.54	1.95
798-DF12D5040DP05V81	DF12D(5.0)-40DP-0.5V(81)	D	40	2.73	2.11
798-DF12D5050DP05V81	DF12D(5.0)-50DP-0.5V(81)	D	50	3.24	2.48
798-DF12D5060DP05V81	DF12D(5.0)-60DP-0.5V(81)	D	60	3.41	2.64

© Copyright 2013 Mouser Electronics

© Copyright 2013 Mouser Electronics

HIROSE High Speed Connectors

RoHS Compliant This product is RoHS compliant.

HIROSE ELECTRIC CO., LTD.

FX10 SERIES - 0.5MM PITCH STACKING CONNECTORS

Features:

- Board to Board connector with or without grounding plates
- Excellent Grounding Performance
- Low crosstalk
- 0.5mm signal contact pitch for downsizing
- Wide varieties

Specifications:

- Operating Temperature: -55°C to +85°C
- Current Capacity: 0.3A
- Rated Voltage: 50V AC
- Withstanding Voltage: 150V AC, 1 minute
- Contact Resistance*: 1 60mΩ max. (100mA DC)
- Insulation Resistance: 100MΩ min. (100V DC)
- Durability: 50 cycles
- Contact resistance includes conductor resistance

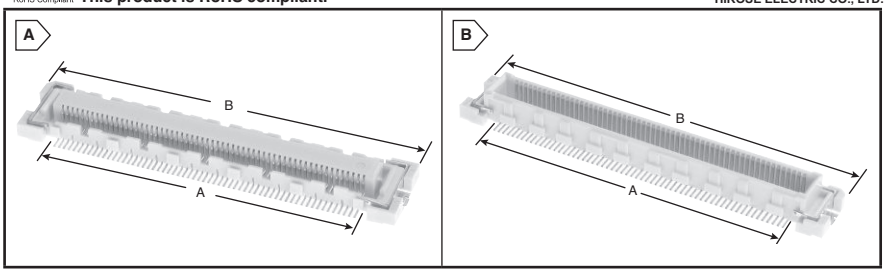

Receptacles

For quantities greater than listed, call for quote.

MOUSER STOCK NO.	Hirose Part No.	Fig.	No. of Contacts		Dimensions: mm		Price Each			
			Signal	Ground	A	B	1	25	100	200
Without Ground Plate, With Guideposts										
798-FX10A120SSV	FX10A-120S-SV	A	120	-	29.5	37.1	6.17	4.26	3.83	3.08
798-FX10A144SSV	FX10A-144S-SV	A	144	-	35.5	43.1	6.11	5.09	4.58	3.69
798-FX10A168SSV	FX10A-168S-SV	A	168	-	41.5	49.1	6.24	5.24	4.68	3.89
Without Ground Plate, Without Guideposts										
798-FX10B96SSV	FX10B-96S-SV	A	96	-	23.5	31.1	4.77	3.98	3.57	2.88
798-FX10B120SSV	FX10B-120S-SV	A	120	-	29.5	37.1	5.44	4.54	4.08	3.28
798-FX10B144SSV	FX10B-144S-SV	A	144	-	35.5	43.1	6.11	5.09	4.58	3.69
798-FX10B168SSV	FX10B-168S-SV	A	168	-	41.5	49.1	6.24	5.24	4.68	3.89
With Ground Plate, Without Guideposts										
798-FX10B100S10SV71	FX10B-100S/10-SV(71)	A	100	10	29.5	37.1	6.31	5.26	4.73	3.81

Headers

For quantities greater than listed, call for quote.

MOUSER STOCK NO.	Hirose Part No.	Fig.	No. of Contacts		Dimensions: mm		Price Each			
			Signal	Ground	A	B	1	25	100	200
4mm Stacking Height - Without Ground Plate, With Guideposts										
798-FX10A96PSV71	FX10A-96P-SV(71)	B	96	-	23.5	31.1	4.72	3.94	3.54	2.85
798-FX10A120PSV71	FX10A-120P-SV(71)	B	120	-	29.5	37.1	6.38	4.09	3.95	3.18
798-FX10A144PSV71	FX10A-144P-SV(71)	B	144	-	35.5	43.1	5.72	4.77	4.29	3.46
798-FX10A168PSV71	FX10A-168P-SV(71)	B	168	-	41.5	49.1	6.26	4.80	4.56	4.33
4mm Stacking Height - Without Ground Plate, Without Guideposts										
798-FX10B120PSV71	FX10B-120P-SV(71)	B	120	-	29.5	37.1	5.21	4.34	3.91	3.15
798-FX10B144PSV71	FX10B-144P-SV(71)	B	144	-	35.5	43.1	5.72	4.77	4.29	3.46
798-FX10B168PSV71	FX10B-168P-SV(71)	B	168	-	41.5	49.1	6.24	5.20	4.68	3.77
4mm Stacking Height - With Ground Plate, Without Guideposts										
798-FX10B80P8SV71	FX10B-80P/8-SV(71)	B	80	8	23.5	31.1	5.60	4.67	4.19	3.38
798-FX10B100P10SV71	FX10B-100P/10-SV(71)	B	100	10	29.5	37.1	6.24	5.20	4.68	3.77
798-FX10B120P12SV71	FX10B-120P/12-SV(71)	B	120	12	35.5	43.1	6.24	5.24	4.68	3.89
5mm Stacking Height - Without Ground Plate, With Guideposts										
798-FX10A120PSV171	FX10A-120P-SV1(71)	B	120	-	29.5	37.1	6.37	4.09	3.95	3.18
798-FX10A144PSV171	FX10A-144P-SV1(71)	B	144	-	35.5	43.1	5.72	4.77	4.29	3.46
798-FX10A168PSV171	FX10A-168P-SV1(71)	B	168	-	41.5	49.1	7.07	4.88	4.39	3.54
5mm Stacking Height - Without Ground Plate, Without Guideposts										
798-FX10B96PSV171	FX10B-96P-SV1(71)	B	96	-	23.5	31.1	4.72	3.94	3.54	2.85
798-FX10B120PSV171	FX10B-120P-SV1(71)	B	120	-	29.5	37.1	5.21	4.34	3.91	3.15
5mm Stacking Height - With Ground Plate, Without Guideposts										
798-FX10B80P8SV171	FX10B-80P/8-SV1(71)	B	80	8	23.5	31.1	6.36	4.93	3.94	3.18
798-FX10B140P14SV171	FX10B-140P/14-SV1(71)	B	140	14	41.5	49.1	6.77	5.69	5.08	4.23

FX10 SERIES - 10+GBPS 0.5MM PITCH STACKING CONNECTORS

Receptacles

PRODUCT NEW

For quantities greater than listed, call for quote.

MOUSER STOCK NO.	Hirose Part No.	Fig.	No. of Contacts		Dimensions: mm		Price Each			
			Signal	Ground	A	B	1	25	100	200
Without Ground Plate, With Guideposts										
798-FX10A-168S-SV85	FX10A-168S-SV(85)	A	168	-	41.5	49.1	18.03	16.11	14.84	13.78
Without Ground Plate, Without Guideposts										
798-FX10B-168S-SV85	FX10B-168S-SV(85)	A	168	-	41.5	49.1	18.03	16.11	14.84	13.78

Headers

PRODUCT NEW

For quantities greater than listed, call for quote.

MOUSER STOCK NO.	Hirose Part No.	Fig.	No. of Contacts		Dimensions: mm		Stack Height (mm)	Price Each			
			Signal	Ground	A	B		1	25	100	200
Without Ground Plate, With Guideposts											
798-FX10A-168P-SV85	FX10A-168P-SV(85)	B	168	-	41.5	49.1	3.5	17.70	15.91	14.57	13.52
798-FX10A-168P-SV185	FX10A-168P-SV1(85)	B	168	-	41.5	49.1	4.5	18.14	17.07	14.93	13.87
798-FX10A-168P-SV285	FX10A-168P-SV2(85)	B	168	-	41.5	49.1	5.25	22.37	21.62	19.39	19.01
798-FX10A-168P-SV385	FX10A-168P-SV3(85)	B	168	-	41.5	49.1	6.25	22.52	21.76	19.51	19.13
798-FX10A-168P-SV485	FX10A-168P-SV4(85)	B	168	-	41.5	49.1	7.25	22.68	21.91	19.65	19.27
Without Ground Plate, Without Guideposts											
798-FX10B-168P-SV85	FX10B-168P-SV(85)	B	168	-	41.5	49.1	3.5	17.70	15.91	14.57	13.52
798-FX10B-168P-SV185	FX10B-168P-SV1(85)	B	168	-	41.5	49.1	4.5	18.14	17.07	14.93	13.87
798-FX10B-168P-SV285	FX10B-168P-SV2(85)	B	168	-	41.5	49.1	5.25	22.37	21.62	19.39	19.01
798-FX10B-168P-SV385	FX10B-168P-SV3(85)	B	168	-	41.5	49.1	6.25	22.52	21.76	19.51	19.13
798-FX10B-168P-SV485	FX10B-168P-SV4(85)	B	168	-	41.5	49.1	7.25	22.68	21.91	19.65	19.27

© Copyright 2013 Mouser Electronics

© Copyright 2013 Mouser Electronics

HIROSE High Speed Connectors

RoHS Compliant This product is RoHS compliant.

HIROSE ELECTRIC CO., LTD.

FX8, FX8C SERIES - 0.6MM BOARD-TO-BOARD CONNECTORS

Features:
- Stacking height 3mm to 16mm available
- SMT complanarity
- Mating guide
- Mis-insertion prevention

Applications:
- Notebook PC
- Business equipment
- Other devices that require miniaturization or light weight in design

Specifications:
- Current rating: 0.4A
- Voltage rating: 100V AC
- Operating Temperature Range: -55°C to +85°C
- FX8 only mates with FX8
- FX8C only mates with FX8C

RoHS Compliant

Receptacles

For quantities greater than listed, call for quote.

MOUSER STOCK NO.	Hirose Part No.	Fig.	No. of Contacts	Dimensions (mm) A	Dimensions (mm) B	Price Each 1	Price Each 25	Price Each 100
Vertical - Standard Height								
798-FX840SSV21	FX8-40S-SV(21)	A	40	18.6	17.00	2.77	2.31	2.08
798-FX8-60S-SV21	FX8-60S-SV(21)	A	60	24.6	23.05	3.79	2.93	2.34
798-FX8C60SSV91	FX8C-60S-SV(91)	A	60	24.6	23.05	4.44	3.70	3.33
798-FX8C80SSV91	FX8C-80S-SV(91)	A	80	30.6	29.05	5.70	4.43	3.53
798-FX8-100S-SV21	FX8-100S-SV(21)	A	100	36.6	35.05	5.29	4.09	3.27
798-FX8-120S-SV21	FX8-120S-SV(21)	A	120	42.6	41.05	5.29	4.41	3.96
798-FX8-140S-SV21	FX8-140S-SV(21)	A	140	48.6	47.05	5.95	4.96	4.46
798-FX8C140SSV91	FX8C-140S-SV(91)	A	140	48.6	47.05	6.47	5.44	4.85
Vertical - Standard Height +5mm								
798-FX8C60SSV591	FX8C-60S-SV5(91)	A	60	24.6	23.05	4.35	3.64	3.26
798-FX8C80SSV571	FX8C-80S-SV5(71)	A	80	30.6	29.05	5.13	4.28	3.84
798-FX8C80SSV591	FX8C-80S-SV5(91)	A	80	30.6	29.05	5.78	4.47	3.57
798-FX8C100SSV591	FX8C-100S-SV5(91)	A	100	36.6	35.05	6.48	5.02	4.02
798-FX8C120SSV591	FX8C-120S-SV5(91)	A	120	42.6	41.05	7.29	5.66	4.53
798-FX8C140SSV591	FX8C-140S-SV5(91)	A	140	48.6	47.05	7.29	5.89	4.62

Headers

798-FX840PSV91	FX8-40P-SV(91)	B	40	18.6	17.00	2.59	2.16	1.94
798-FX8-60P-SV91	FX8-60P-SV(91)	B	60	24.6	23.0	3.43	2.66	2.13
798-FX8C60PSV91	FX8C-60P-SV(91)	B	60	24.6	23.0	4.90	3.80	3.04
798-FX8-80P-SV91	FX8-80P-SV(91)	B	80	30.6	29.0	4.07	3.15	2.53
798-FX8C80PSV91	FX8C-80P-SV(91)	B	80	30.6	29.0	5.46	4.24	3.38
798-FX8C120PSV91	FX8C-120P-SV(91)	B	120	42.6	41.0	6.15	5.14	4.61
798-FX8-140P-SV91	FX8-140P-SV(91)	B	140	48.6	47.0	5.31	4.43	3.98
798-FX8C140PSV91	FX8C-140P-SV(91)	B	140	48.6	47.0	7.61	5.89	4.72
Vertical - Standard Height +1mm								
798-FX860PSV191	FX8-60P-SV1(91)	B	60	24.6	23.0	3.27	2.50	2.01
798-FX8C60PSV191	FX8C-60P-SV1(91)	B	60	24.6	23.0	4.57	3.53	2.82
798-FX880PSV191	FX8-80P-SV1(91)	B	80	30.6	29.0	3.03	2.53	2.27
798-FX8100PSV191	FX8-100P-SV1(91)	B	100	36.6	35.0	3.88	3.01	2.40
798-FX8C100PSV191	FX8C-100P-SV1(91)	B	100	36.6	35.0	5.13	4.28	3.84
798-FX8120PSV191	FX8-120P-SV1(91)	B	120	42.6	41.0	4.38	3.39	2.71
798-FX8C120PSV191	FX8C-120P-SV1(91)	B	120	42.6	41.0	6.39	4.96	3.97
798-FX8140PSV191	FX8-140P-SV1(91)	B	140	48.6	47.0	4.88	3.78	3.02
798-FX8C140PSV191	FX8C-140P-SV1(91)	B	140	48.6	47.0	6.26	5.22	4.70
Vertical - Standard Height +2mm								
798-FX8C100PSV291	FX8C-100P-SV2(91)	B	100	36.6	35.0	5.78	4.47	3.57
798-FX8C120PSV291	FX8C-120P-SV2(91)	B	120	42.6	41.0	5.67	4.73	4.25
Vertical - Standard Height +4mm								
798-FX8C60PSV491	FX8C-60P-SV4(91)	B	60	24.6	23.0	4.57	3.53	2.82
798-FX8C80PSV491	FX8C-80P-SV4(91)	B	80	30.6	29.0	5.11	3.96	3.17
798-FX8C100PSV491	FX8C-100P-SV4(91)	B	100	36.6	35.0	5.78	4.47	3.57
Vertical - Standard Height +6mm								
798-FX8C60PSV691	FX8C-60P-SV6(91)	B	60	24.6	23.0	4.57	3.53	2.82
798-FX8C80PSV691	FX8C-80P-SV6(91)	B	80	30.6	29.0	5.13	3.97	3.17
798-FX8C100PSV691	FX8C-100P-SV6(91)	B	100	36.6	35.0	5.78	4.47	3.57
798-FX8C120PSV691	FX8C-120P-SV6(91)	B	120	42.6	41.0	6.39	4.96	3.97

FX18 SERIES - HIGH SPEED BOARD TO BOARD CONNECTORS

Features:
- High-speed transmission capability up to 10Gbps
- MF contact (multi functional contact) as;
  - ground contact to enhance grounding
  - power supply contacts up to 12A to reduce required pin counts
  - 3-step sequential contacts for grounding and detection
- Effective mating length of signal contact: 2.0mm
- Large mating guide for easy mating
- Smooth insertion
- Coplanar and vertical mating styles are available

RoHS Compliant

Receptacles

For quantities greater than listed, call for quote.

MOUSER STOCK NO.	Hirose Part No.	Fig.	No. of Contacts	Stack Height (mm)	Dimensions (mm) A	Dimensions (mm) B	Price Each 1	Price Each 25	Price Each 100	Price Each 250
Right Angle										
798-FX18-40S-0.8SH	FX18-40S-0.8SH	C	40	-	15.2	27.9	7.07	5.49	4.39	3.53
798-FX18-60S-0.8SH	FX18-60S-0.8SH	C	60	-	23.2	35.9	7.15	5.77	4.54	3.78
798-FX1880S08SH	FX18-80S-0.8SH	C	80	-	31.2	43.9	9.37	7.76	6.46	5.82
798-FX18100S08SH	FX18-100S-0.8SH	C	100	-	39.2	51.9	10.31	8.34	6.55	5.46
798-FX18-120S-0.8SH	FX18-120S-0.8SH	C	120	-	47.2	59.9	9.51	7.68	6.03	5.03
798-FX18140S08SH	FX18-140S-0.8SH	C	140	-	55.2	67.9	12.24	9.89	7.77	6.47
Straight										
798-FX1840S08SV15	FX18-40S-0.8SV15	D	40	15	25.0	27.9	7.76	6.27	4.92	4.10
798-FX1840S08SV20	FX18-40S-0.8SV20	D	40	20	25.0	27.9	8.07	6.52	5.11	4.27
798-FX1860S08SV15	FX18-60S-0.8SV15	D	60	15	33.0	35.9	9.41	7.60	5.96	4.96
798-FX1860S08SV20	FX18-60S-0.8SV20	D	60	20	33.0	35.9	9.74	7.86	6.17	5.15
798-FX1880S08SV15	FX18-80S-0.8SV15	D	80	15	41.0	43.9	10.02	8.09	6.36	5.30
798-FX1880S08SV20	FX18-80S-0.8SV20	D	80	20	41.0	43.9	10.31	8.34	6.55	5.46
798-FX18120S08SV15	FX18-120S-0.8SV15	D	120	15	57.0	59.9	11.27	9.10	7.15	5.96
798-FX18120S08SV20	FX18-120S-0.8SV20	D	120	20	57.0	59.9	11.57	9.34	7.34	6.12

Headers

Right Angle										
798-FX18-40P-0.8SH	FX18-40P-0.8SH	E	40	-	15.2	27.9	7.07	5.49	4.39	3.53
798-FX18-60P-0.8SH	FX18-60P-0.8SH	E	60	-	23.2	35.9	7.15	5.77	4.54	3.78
798-FX1880P08SH	FX18-80P-0.8SH	E	80	-	31.2	43.9	9.41	7.60	5.96	4.96
798-FX18100P08SH	FX18-100P-0.8SH	E	100	-	39.2	51.9	10.31	8.34	6.55	5.46
798-FX18-120P-0.8SH	FX18-120P-0.8SH	E	120	-	47.2	59.9	9.51	7.68	6.03	5.03
798-FX18140P08SH	FX18-140P-0.8SH	E	140	-	55.2	67.9	12.24	9.89	7.77	6.47
Straight										
798-FX18-40P-0.8SV	FX18-40P-0.8SV	F	40	-	15.2	27.9	5.90	4.57	3.66	2.94
798-FX1840P08SV10	FX18-40P-0.8SV10	F	40	10	15.2	27.9	7.43	6.00	4.71	3.93
798-FX18-60P-0.8SV	FX18-60P-0.8SV	F	60	-	23.2	35.9	6.52	5.05	4.04	3.25
798-FX1860P08SV10	FX18-60P-0.8SV10	F	60	10	23.2	35.9	8.76	7.07	5.55	4.63
798-FX1880P08SV	FX18-80P-0.8SV	F	80	-	31.2	43.9	7.48	6.20	5.16	4.64
798-FX1880P08SV10	FX18-80P-0.8SV10	F	80	10	31.2	43.9	9.41	7.60	5.96	4.96
798-FX18-120P-0.8SV	FX18-120P-0.8SV	F	120	-	47.2	59.9	7.52	6.07	4.76	3.97
798-FX18120P08SV10	FX18-120P-0.8SV10	F	120	10	47.2	59.9	10.99	8.87	6.97	5.81

A

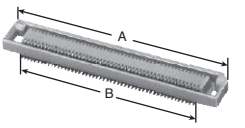

B

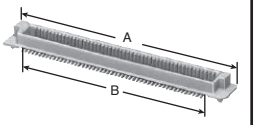

C



D

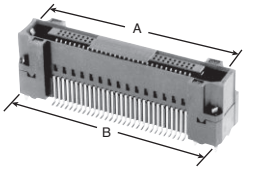

E



F



© Copyright 2013 Mouser Electronics

© Copyright 2013 Mouser Electronics

HIROSE High Speed Connectors

RoHS Compliant. This product is RoHS compliant.

HIROSE ELECTRIC CO., LTD.

FX20 SERIES 0.5 MM PITCH FLOATING STACKING BOARD TO BOARD CONNECTORS

Features:

- Floating range; X direction: ± 0.6 to 0.8mm, Y direction: ± 0.6mm
- The Double beam contact design ensures a highly reliable contact
- Effective contact length of 1.5mm
- No restrictions on pattern area
- Capability of automatic mounting
- Self aligning and self-guiding

NEW PRODUCT

Receptacles

For quantities greater than listed, call for quote.

MOUSER STOCK NO.	Hirose Part No.	Fig.	No. of Positions	Dimensions: mm A	Dimensions: mm B	Price Each 1	Price Each 25	Price Each 100
798-FX20-60S0.5SV	FX20-60S-0.5SV	A	60	14.5	27.4	5.65	4.72	3.58
798-FX20-60S0.5SV10	FX20-60S-0.5SV10	B	60	14.5	27.4	6.59	5.50	4.18
798-FX20-120S0.5SV	FX20-120S-0.5SV	A	120	29.5	42.4	6.87	5.74	4.37
798-FX20-120S0.5SV10	FX20-120S-0.5SV10	B	120	29.5	42.4	8.31	6.94	5.28

Headers

For quantities greater than listed, call for quote.

MOUSER STOCK NO.	Hirose Part No.	Fig.	No. of Positions	Dimensions: mm A	Dimensions: mm B	Price Each 1	Price Each 25	Price Each 100
798-FX20-60P0.5SV15	FX20-60P-0.5SV15	C	60	14.5	27.4	6.59	5.50	4.18
798-FX20-60P0.5SV20	FX20-60P-0.5SV20	D	60	14.5	27.4	6.90	5.76	4.38
798-FX20-120P0.5SV15	FX20-120P-0.5SV15	C	120	29.5	42.4	8.31	6.94	5.28
798-FX20-120P0.5SV20	FX20-120P-0.5SV20	D	120	29.5	42.4	8.62	7.20	5.48

FX11 SERIES 0.5MM PITCH BOARD-TO-BOARD CONNECTORS

Features:

- The transmission characteristics have been improved through a design that fixes ground plates to both sides of the header and receptacle
- Signal and ground are arranged in a ratio of 10:1 to stabilize the ground
- The secured mating length of the contact block is 0.55mm

Receptacles

For quantities greater than listed, call for quote.

MOUSER STOCK NO.	Hirose Part No.	Fig.	Signal	Ground	Ground Plate	Dimensions: mm A	Dimensions: mm B	Price Each 1	Price Each 25	Price Each 100
798-FX11LA60S6SV71	FX11LA-60S/6-SV(71)	E	60	6	with	17.5	25	4.72	3.94	3.54
798-FX11LA80S8SV71	FX11LA-80S/8-SV(71)	E	80	8	with	23.5	31	5.93	4.59	3.68
798-FX11LA92SSV21	FX11LA-92S-SV(21)	E	92	-	without	24	31	4.41	3.68	3.31
798-FX11LA100S10SV71	FX11LA-100S/10-SV(71)	E	100	10	with	29.5	37	6.52	5.05	4.04
798-FX11LA120S12SV71	FX11LA-120S/12-SV(71)	E	120	12	with	35.5	43	7.10	5.51	4.40
✻ 798-FX11LB120S12SV71	FX11LB-120S/12-SV(71)	E	120	12	with	35.5	43	6.26	5.22	4.70

✻ Without Guideposts

Headers

MOUSER STOCK NO.	Hirose Part No.	Fig.	Signal	Ground	Ground Plate	Dimensions: mm A	Dimensions: mm B	Price Each 1	Price Each 25	Price Each 100
798-FX11LA60P6SV71	FX11LA-60P/6-SV(71)	F	60	6	with	17.5	25	5.16	3.99	3.19
798-FX11LA80P8SV71	FX11LA-80P/8-SV(71)	F	80	8	with	23.5	31	5.74	4.44	3.56
798-FX11LA92PSV21	FX11LA-92P-SV(21)	F	92	-	without	24	31	3.69	3.08	2.77
798-FX11LA100P10SV71	FX11LA-100P/10-SV(71)	F	100	10	with	29.5	37	6.29	4.89	3.91
798-FX11LA120P12SV71	FX11LA-120P/12-SV(71)	F	120	12	with	35.5	43	6.86	5.32	4.26
✻ 798-FX11LB120P12SV71	FX11LB-120P/12-SV(71)	F	120	12	with	35.5	43	6.08	5.07	4.56

✻ Without Guideposts

IT3 HIGH-SPEED MEZZANINE CONNECTORS

Features:

- Handles speeds over 10+Gbps
- Differential, single ended, and power
- Low mating/extracting forces
- Wide misalignment tolerances
- Stacking heights from 15 to 40mm
- Both SnPb and Pb-free are available
- Excellent reflow solderability

NEW! TECHNOLOGY

SnPb Receptacle

For quantities greater than listed, call for quote.

MOUSER STOCK NO.	Hirose Part No.	Fig.	No. of Pos.	Type	Dimensions: mm A	Dimensions: mm B	Price Each 1	Price Each 25	Price Each 100	Price Each 250
798-IT3M-300S-BGA57	IT3M-300S-BGA(57)	G	300	Mounting	56.0	19.2	40.66	37.93	35.21	34.54

Pb Free Receptacles

For quantities greater than listed, call for quote.

MOUSER STOCK NO.	Hirose Part No.	Fig.	No. of Pos.	Type	Dimensions: mm A	Dimensions: mm B	Price Each 1	Price Each 25	Price Each 100	Price Each 250
798-IT3D-200S-BGA37	IT3D-200S-BGA(37)	H	200	Mating	38.5	19.2	23.52	21.16	20.38	19.99
798-IT3M-200S-BGA37	IT3M-200S-BGA(37)	G	200	Mounting	38.5	19.2	23.52	21.16	20.38	19.99
798-IT3D-300S-BGA37	IT3D-300S-BGA(37)	H	300	Mating	56.0	19.2	32.06	29.99	29.18	28.30
798-IT3M-300S-BGA37	IT3M-300S-BGA(37)	G	300	Mounting	56.0	19.2	37.08	35.35	34.94	34.00

Interposers

For quantities greater than listed, call for quote.

MOUSER STOCK NO.	Hirose Part No.	Fig.	No. of Pos.	Stack Height (mm)	Dimensions: mm A ± .5	Dimensions: mm B ± .5	Price Each 1	Price Each 25	Price Each 100	Price Each 250
798-IT3-300P-17H03	IT3-300P-17H(03)	I	300	17	59.0	21.0	42.74	38.93	38.16	37.40
798-IT3-300P-20H03	IT3-300P-20H(03)	I	300	20	18.8	21.0	45.75	41.67	40.85	40.03
798-IT3-200P-25H03	IT3-200P-25H(03)	I	200	25	23.8	21.0	34.51	31.06	29.91	29.33
798-IT3-300P-26H03	IT3-300P-26H(03)	I	300	26	24.8	21.0	47.75	43.50	42.64	41.78

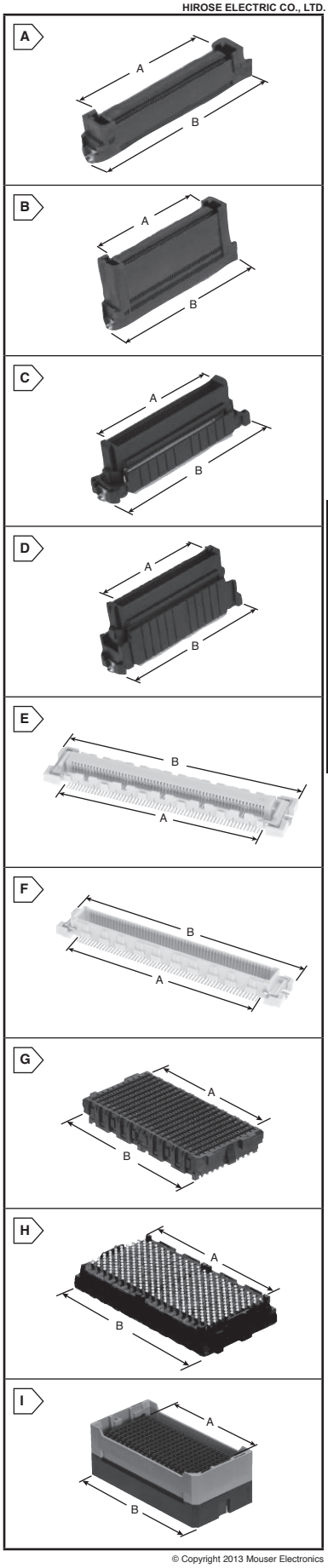

© Copyright 2013 Mouser Electronics

© Copyright 2013 Mouser Electronics

HIROSE FPC/FFC Connectors

HIROSE ELECTRIC CO., LTD.

RoHS Compliant **This product is RoHS compliant.**

Common Features:

- Ease of Use and Space Savings: The Flip-lock design allows for the placement of 2 or more connectors side by side as there is no need to waste additional space for a side latch
- Strengthened Flip-lock Actuator: The standard Flip-lock requires only 2.0mm height above the board. A strengthened lock lever is available which only requires an additional 0.4mm
- Supports Thin FPC (0.18mm): Does not require double-sided FPC to have any additional strengthening plate or stiffener and can therefore support a thickness of as little as 0.18mm ±0.05
- Prevention of Solder Bridge: Excess solder cavity absorbs excessive solder and avoids solder bridging
- Three different assembly types: Top & Bottom Contact and Vertical Mount

Common Specifications:

- Current Rating: 0.5A
- Voltage Rating: 50VAC
- Operating Temperature: -40°C to +70°C

Materials:

- Insulator: Polyamide, LCP, Beige, UL94V-0
- Actuator: PPS, Dark Brown, UL94V-0
- Metal Fittings: Brass-Tin Plated

Applications:

- Notebook computers
- Printers
- PDAs
- Digital cameras
- Other compact devices for interconnecting the main circuit board with the LCD, HDD or other device

0.5MM - RIGHT ANGLE - GOLD

For quantities greater than listed, call for quote.

MOUSER STOCK NO.	Hirose Part No.	Fig.	No. of Circuits	Dimensions: mm					Price Each		
				A	B	C	D	E	1	25	100
Bottom Contact											
798-FH12-6S-0.5SH55	FH12-6S-0.5SH(55)	A	6	2.5	6.1	7.1	3.57	-	1.92	1.47	1.18
798-FH12-10S-0.5SH55	FH12-10S-0.5SH(55)	A	10	4.5	8.1	9.1	5.57	-	2.12	1.63	1.31
798-FH12-11S-05SH55	FH12-11S-0.5SH(55)	A	11	5.0	8.6	9.6	6.07	-	2.16	1.66	1.09
798-FH12-12S-0.5SH55	FH12-12S-0.5SH(55)	A	12	5.5	9.1	10.1	6.57	-	2.23	1.71	1.37
798-FH12-14S-05SH55	FH12-14S-0.5SH(55)	A	14	6.5	10.1	11.1	7.57	-	2.33	1.79	1.19
798-FH12-15S-0.5SH55	FH12-15S-0.5SH(55)	A	15	7.0	10.6	11.6	8.07	-	2.44	1.87	1.50
798-FH12-16S-05SH55	FH12-16S-0.5SH(55)	A	16	7.5	11.1	12.1	8.57	-	2.47	1.89	1.25
798-FH12-18S-0.5SH55	FH12-18S-0.5SH(55)	A	18	8.5	12.1	13.1	9.57	-	2.64	2.03	1.63
798-FH12-20S-0.5SH55	FH12-20S-0.5SH(55)	A	20	9.5	13.1	14.1	10.57	-	2.75	2.11	1.69
798-FH12-22S-0.5SH55	FH12-22S-0.5SH(55)	A	22	10.5	14.1	15.1	11.57	-	2.86	2.19	1.75
798-FH12-24S-0.5SH55	FH12-24S-0.5SH(55)	A	24	11.5	15.1	16.1	12.57	-	3.00	2.30	1.84
798-FH12-26S-0.5SH55	FH12-26S-0.5SH(55)	A	26	12.5	16.1	17.1	13.57	-	3.17	2.43	1.95
798-FH12-28S-0.5SH55	FH12-28S-0.5SH(55)	A	28	13.5	17.1	18.1	14.57	-	2.65	2.54	2.18
798-FH12-30S-0.5SH55	FH12-30S-0.5SH(55)	A	30	14.5	18.1	19.1	15.57	-	3.31	2.54	2.03
798-FH12-32S-0.5SH55	FH12-32S-0.5SH(55)	A	32	15.5	19.1	20.1	16.57	-	3.20	2.47	1.98
798-FH12-33S-0.5SH55	FH12-33S-0.5SH(55)	A	33	16.0	19.6	20.6	17.07	-	3.28	2.55	2.03
798-FH12-34S-0.5SH55	FH12-34S-0.5SH(55)	A	34	16.05	20.01	21.1	17.57	-	3.28	2.55	2.03
798-FH12-36S-0.5SH55	FH12-36S-0.5SH(55)	A	36	17.5	21.1	22.1	18.57	-	3.38	2.62	2.10
798-FH12-40S-0.5SH55	FH12-40S-0.5SH(55)	A	40	19.5	23.1	24.1	20.57	-	3.72	2.89	2.31
798-FH12-45S-0.5SH55	FH12-45S-0.5SH(55)	A	45	22.0	25.6	26.6	23.07	-	4.13	3.20	2.56
798-FH12-50S-0.5SH55	FH12-50S-0.5SH(55)	A	50	24.5	28.1	29.1	25.57	-	4.47	3.47	2.77
Bottom Contact With Strengthened Lock Lever											
798-FH12S-30S-05SH55	FH12S-30S-0.5SH(55)	A	30	14.5	18.1	19.1	15.57	-	3.31	2.54	1.68
798-FH12S-40S-05SH55	FH12S-40S-0.5SH(55)	A	40	19.5	23.1	24.1	20.57	-	3.63	2.81	1.81
798-FH12S-45S-05SH55	FH12S-45S-0.5SH(55)	A	45	22.0	25.6	26.6	23.07	-	4.13	3.20	2.56
Top Contact											
798-FH12A-10S0.5SH55	FH12A-10S-0.5SH(55)	B	10	9.1	8.35	4.5	9.5	5.57	1.99	1.43	1.18
798-FH12A-12S0.5SH55	FH12A-12S-0.5SH(55)	B	12	10.1	9.35	5.5	10.5	6.57	1.81	1.39	1.11
798-FH12A-16S-05SH55	FH12A-16S-0.5SH(55)	B	16	12.1	11.4	7.5	12.5	8.57	2.05	1.57	1.04
798-FH12A-18S0.5SH55	FH12A-18S-0.5SH(55)	B	18	13.1	12.35	8.5	13.5	9.57	2.16	1.66	1.33
798-FH12A-20S0.5SH55	FH12A-20S-0.5SH(55)	B	20	14.1	13.35	9.5	14.5	10.57	2.12	1.63	1.31
798-FH12A-24S0.5SH55	FH12A-24S-0.5SH(55)	B	24	16.1	15.35	11.5	16.5	12.57	2.47	1.89	1.52
798-FH12A-30S0.5SH55	FH12A-30S-0.5SH(55)	B	30	19.1	18.35	14.5	19.5	15.57	2.95	2.27	1.82
798-FH12A-33S0.5SH55	FH12A-33S-0.5SH(55)	B	33	20.6	19.85	16.0	21.0	17.07	3.17	2.43	1.95
798-FH12A-36S0.5SH55	FH12A-36S-0.5SH(55)	B	36	22.1	21.35	17.5	22.5	18.57	3.37	2.59	2.08
798-FH12A-40S0.5SH55	FH12A-40S-0.5SH(55)	B	40	24.1	23.35	19.5	24.5	20.57	3.28	2.55	2.03
798-FH12A-50S0.5SH55	FH12A-50S-0.5SH(55)	B	50	29.1	28.35	24.5	29.5	25.57	4.07	3.15	2.51

0.5MM - VERTICAL MOUNT - GOLD

798-FH12-10S-0.5SV55	FH12-10S-0.5SV(55)	C	10	8.4	6.9	4.5	6.5	8.2	1.84	1.41	1.13
798-FH12-12S-0.5SV55	FH12-12S-0.5SV(55)	C	12	9.4	7.9	5.5	7.5	9.2	2.05	1.57	1.26
798-FH12-15S-0.5SV55	FH12-15S-0.5SV(55)	C	15	10.9	9.4	7.0	9.0	10.7	2.33	1.79	1.43
798-FH12-16S-0.5SV55	FH12-16S-0.5SV(55)	C	16	11.4	9.9	7.5	9.5	11.2	2.36	1.82	1.46
798-FH12-18S-05SV55	FH12-18S-0.5SV(55)	C	18	12.4	10.9	8.5	10.5	12.2	2.54	1.95	1.56
798-FH12-20S-0.5SV55	FH12-20S-0.5SV(55)	C	20	13.4	11.9	9.5	11.5	13.2	2.68	2.05	1.65
798-FH12-22S-0.5SV55	FH12-22S-0.5SV(55)	C	22	14.4	12.9	10.5	12.5	14.2	2.86	2.19	1.75
798-FH12-24S-0.5SV55	FH12-24S-0.5SV(55)	C	24	15.4	13.9	11.5	13.5	15.2	3.06	2.35	1.88
798-FH12-26S-0.5SV55	FH12-26S-0.5SV(55)	C	26	16.4	14.9	12.5	14.5	16.2	3.17	2.43	1.95
798-FH12-30S-0.5SV55	FH12-30S-0.5SV(55)	C	30	18.4	16.9	14.5	16.5	18.2	3.10	2.41	1.93
798-FH12-33S-0.5SV55	FH12-33S-0.5SV(55)	C	33	19.9	18.4	16.0	18.0	19.7	3.38	2.62	2.10
798-FH12-36S-0.5SV55	FH12-36S-0.5SV(55)	C	36	21.4	19.9	17.5	19.5	21.2	3.76	2.91	2.32
798-FH12-40S-0.5SV55	FH12-40S-0.5SV(55)	C	40	23.4	21.9	19.5	21.5	23.2	4.07	3.15	2.51
798-FH12-45S-0.5SV55	FH12-45S-0.5SV(55)	C	45	25.9	24.4	22.0	24.0	25.7	4.34	3.37	2.70
798-FH12-50S-0.5SV55	FH12-50S-0.5SV(55)	C	50	28.4	26.9	24.5	26.5	28.2	4.65	3.61	2.89
798-FH12-60S-05SV55	FH12-60S-0.5SV(55)	C	60	33.4	31.9	29.5	31.5	33.2	5.18	4.01	3.21

1MM - RIGHT ANGLE - BOTTOM CONTACT - GOLD

798-FH12-5S-1SH55	FH12-5S-1SH(55)	D	5	4.0	8.6	9.6	6.07	2.3	1.63	1.18	.963
798-FH12-6S-1SH55	FH12-6S-1SH(55)	D	6	5.0	9.6	10.6	7.07	2.3	1.67	1.20	.984
798-FH12-7S-1SH55	FH12-7S-1SH(55)	D	7	6.0	10.6	11.6	8.07	2.3	1.74	1.26	1.03
798-FH12-8S-1SH55	FH12-8S-1SH(55)	D	8	7.0	11.6	12.6	9.07	2.3	1.79	1.29	1.06
798-FH12-9S-1SH55	FH12-9S-1SH(55)	D	9	8.0	12.6	13.6	10.07	2.3	1.78	1.27	1.05
798-FH12-11S-1SH55	FH12-11S-1SH(55)	D	11	10.0	14.6	15.6	12.07	2.3	1.74	1.34	.888
798-FH12-16S-1SH55	FH12-16S-1SH(55)	D	16	15.0	19.6	20.6	17.07	2.3	2.02	1.55	1.24
798-FH12-22S-1SH55	FH12-22S-1SH(55)	D	22	21.0	25.6	26.6	23.07	2.3	2.23	1.71	1.37
798-FH12-26S-1SH55	FH12-26S-1SH(55)	D	26	25.0	29.6	30.6	27.07	2.3	2.44	1.87	1.50

1MM - VERTICAL MOUNT - GOLD

798-FH12-6S-1SV55	FH12-6S-1SV(55)	E	6	9.9	8.4	5.0	8.0	9.7	1.74	1.34	1.07
798-FH12-8S-1SV55	FH12-8S-1SV(55)	E	8	11.9	10.4	7.0	10.0	11.7	1.84	1.41	1.13
798-FH12-16S-1SV55	FH12-16S-1SV(55)	E	16	19.9	18.4	15.0	18.0	19.7	2.36	1.82	1.46
798-FH12-20S-1SV55	FH12-20S-1SV(55)	E	20	23.9	22.4	19.0	22.0	23.7	2.68	2.05	1.65
798-FH12-24S-1SV55	FH12-24S-1SV(55)	E	24	27.9	26.4	23.0	26.0	27.7	3.06	2.35	1.88

DIMENSIONS: mm

A

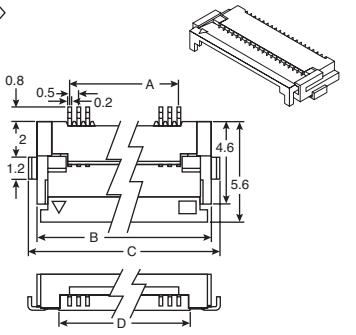

B

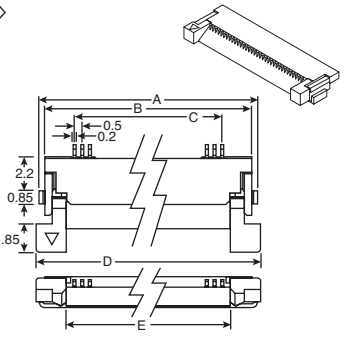

C

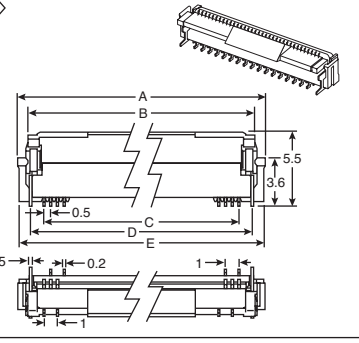

D

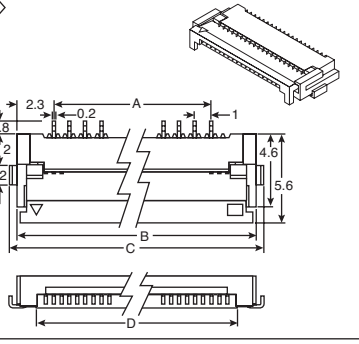

E

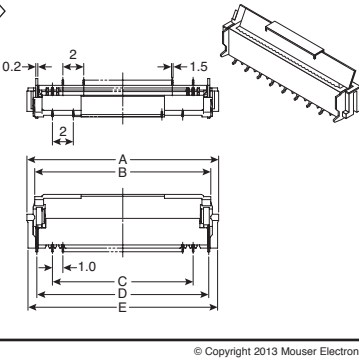

© Copyright 2013 Mouser Electronics

© Copyright 2013 Mouser Electronics

HIROSE Wire-to-Board Connectors

RoHS Compliant This product is RoHS compliant.

HIROSE ELECTRIC CO., LTD.

DF50 SERIES 1 MM PITCH POSITIVE LOCK CONNECTOR

Crimp Sockets - Single Row

For quantities greater than listed, call for quote.

MOUSER STOCK NO.	Hirose Part No.	Fig.	No. of Positions	Dimensions: mm		Price Each		
				A	B	1	25	100
798-DF50A-2S-1C	DF50A-2S-1C	A	2	3.95	1	.12	.107	.096
798-DF50A-3S-1C	DF50A-3S-1C	A	3	4.95	2	.13	.118	.102
798-DF50A-4S-1C	DF50A-4S-1C	A	4	5.95	3	.14	.118	.106
798-DF50A-5S-1C	DF50A-5S-1C	A	5	6.95	4	.14	.128	.108
798-DF50A-6S-1C	DF50A-6S-1C	A	6	7.95	5	.16	.139	.122
798-DF50A-7S-1C	DF50A-7S-1C	A	7	8.95	6	.17	.15	.132
798-DF50A-8S-1C	DF50A-8S-1C	A	8	9.95	7	.17	.161	.137
798-DF50A-9S-1C	DF50A-9S-1C	A	9	10.95	8	.17	.161	.137
798-DF50A-10S-1C	DF50A-10S-1C	A	10	11.95	9	.18	.161	.139
798-DF50A-11S-1C	DF50A-11S-1C	A	11	12.95	10	.18	.161	.143
798-DF50A-12S-1C	DF50A-12S-1C	A	12	13.95	11	.19	.171	.149
798-DF50A-13S-1C	DF50A-13S-1C	A	13	14.95	12	.19	.171	.153
798-DF50A-14S-1C	DF50A-14S-1C	A	14	15.95	13	.20	.182	.157
798-DF50A-15S-1C	DF50A-15S-1C	A	15	16.95	14	.20	.182	.157
798-DF50A-16S-1C	DF50A-16S-1C	A	16	17.95	15	.23	.203	.179

Crimp Sockets - Double Row

For quantities greater than listed, call for quote.

MOUSER STOCK NO.	Hirose Part No.	Fig.	No. of Positions	Dimensions: mm		Price Each		
				A	B	1	25	100
798-DF50S-20DS-1C	DF50S-20DS-1C	B	20	12.28	9	.26	.235	.202
798-DF50S-30DS-1C	DF50S-30DS-1C	B	30	17.28	14	.30	.268	.235
798-DF50S-40DS-1C	DF50S-40DS-1C	B	40	22.28	19	.32	.289	.249
798-DF50S-50DS-1C	DF50S-50DS-1C	B	50	27.28	24	.36	.332	.29

Headers - Single Row

For quantities greater than listed, call for quote.

MOUSER STOCK NO.	Hirose Part No.	Fig.	No. of Positions	Dimensions: mm		Price Each		
				A	B	1	25	100
Right Angle - Gold - SMT								
798-DF50A-2P-1H(51)	DF50A-2P-1H(51)	-	2	-	-	.52	.471	.414
798-DF50A-3P-1H(51)	DF50A-3P-1H(51)	-	3	-	-	.81	.728	.636
798-DF50A-4P-1H(51)	DF50A-4P-1H(51)	-	4	-	-	.87	.781	.683
798-DF50A-5P-1H(51)	DF50A-5P-1H(51)	-	5	-	-	.93	.835	.73
798-DF50A-6P-1H(51)	DF50A-6P-1H(51)	-	6	-	-	1.02	.91	.80
798-DF50A-8P-1H(51)	DF50A-8P-1H(51)	-	8	-	-	1.13	1.02	.895
798-DF50A-10P-1H(51)	DF50A-10P-1H(51)	-	10	-	-	1.28	1.16	1.01
798-DF50A-12P-1H(51)	DF50A-12P-1H(51)	-	12	-	-	1.41	1.26	1.10
798-DF50A-16P-1H(51)	DF50A-16P-1H(51)	-	16	-	-	1.68	1.50	1.32
Straight - Gold - SMT								
798-DF50A-2P-1V(51)	DF50A-2P-1V(51)	C	2	5.25	1	.48	.428	.375
798-DF50A-3P-1V(51)	DF50A-3P-1V(51)	C	3	6.25	2	.52	.471	.41
798-DF50A-4P-1V(51)	DF50A-4P-1V(51)	C	4	7.25	3	.57	.514	.447
798-DF50A-5P-1V(51)	DF50A-5P-1V(51)	C	5	8.25	4	.63	.567	.494
798-DF50A-6P-1V(51)	DF50A-6P-1V(51)	C	6	9.25	5	.66	.589	.518
798-DF50A-7P-1V(51)	DF50A-7P-1V(51)	C	7	10.25	6	.72	.642	.565
798-DF50A-8P-1V(51)	DF50A-8P-1V(51)	C	8	11.25	7	.75	.674	.589
798-DF50A-9P-1V(51)	DF50A-9P-1V(51)	C	9	12.25	8	.81	.728	.636
798-DF50A-10P-1V(51)	DF50A-10P-1V(51)	C	10	13.25	9	.84	.749	.659
798-DF50A-11P-1V(51)	DF50A-11P-1V(51)	C	11	14.25	10	.93	.835	.73
798-DF50A-12P-1V(51)	DF50A-12P-1V(51)	C	12	15.25	11	.96	.856	.753
798-DF50A-13P-1V(51)	DF50A-13P-1V(51)	C	13	16.25	12	1.02	.91	.80
798-DF50A-14P-1V(51)	DF50A-14P-1V(51)	C	14	17.25	13	1.05	.942	.824
798-DF50A-15P-1V(51)	DF50A-15P-1V(51)	C	15	18.25	14	1.11	.995	.871
798-DF50A-16P-1V(51)	DF50A-16P-1V(51)	C	16	19.25	15	1.13	1.02	.895

Headers - Double Row

For quantities greater than listed, call for quote.

MOUSER STOCK NO.	Hirose Part No.	Fig.	No. of Positions	Dimensions: mm		Price Each		
				A	B	1	25	100
Right Angle - Gold SMT								
798-DF50-20DP-1H(51)	DF50-20DP-1H(51)	-	20	-	-	1.50	1.34	1.18
798-DF50-30DP-1H(51)	DF50-30DP-1H(51)	-	30	-	-	1.92	1.71	1.51
798-DF50-40DP-1H(51)	DF50-40DP-1H(51)	-	40	-	-	2.13	1.90	1.67
798-DF50-50DP-1H(51)	DF50-50DP-1H(51)	-	50	-	-	2.89	2.00	1.78
Straight - Gold - SMT								
798-DF50-20DP-1V(51)	DF50-20DP-1V(51)	D	20	13.18	9	1.26	1.12	.989
798-DF50-50DP-1V(51)	DF50-50DP-1V(51)	D	50	28.18	24	2.25	2.01	1.77

DF50 Series Tools

For quantities greater than listed, call for quote.

MOUSER STOCK NO.	Hirose Part No.	Description	AWG	Price Each
798-HT305/DF502830HC	HT305/DF50-2830HC	Manual Crimping Tool	28, 30	1401.17

A

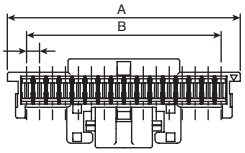

B

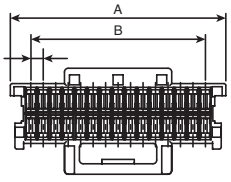

C

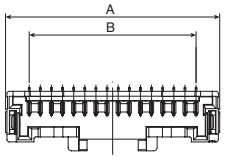

D

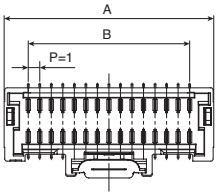

© Copyright 2013 Mouser Electronics

© Copyright 2013 Mouser Electronics

RoHS Compliant This product is RoHS compliant.

HIROSE ELECTRIC CO., LTD.

DF13 SERIES- 1.25MM MINIATURE CRIMPING CONNECTORS

Housings-Single Row

For quantities greater than listed, call for quote.

MOUSER STOCK NO.	Hirose Part No.	Fig.	No. of Positions	Dimensions: mm A	Dimensions: mm B	Price Each 1	Price Each 25	Price Each 100
Crimp Receptacle Housings - Single Row								
798-DF13-2S-1.25C	DF13-2S-1.25C	A	2	4.15	1.25	.32	.139	.078
798-DF13-3S-1.25C	DF13-3S-1.25C	A	3	5.40	2.50	.26	.107	.078
798-DF13-4S-1.25C	DF13-4S-1.25C	A	4	6.65	3.75	.30	.139	.107
798-DF13-5S-1.25C	DF13-5S-1.25C	A	5	7.90	5.00	.31	.15	.107
798-DF13-6S-1.25C	DF13-6S-1.25C	A	6	9.15	6.25	.34	.15	.121
798-DF13-7S-1.25C	DF13-7S-1.25C	A	7	10.40	7.50	.35	.161	.12
798-DF13-8S-1.25C	DF13-8S-1.25C	A	8	11.65	8.75	.54	.246	.184
798-DF13-9S-1.25C	DF13-9S-1.25C	A	9	12.90	10.00	.28	.235	.211
798-DF13-10S-1.25C	DF13-10S-1.25C	A	10	14.15	11.25	.57	.268	.198
798-DF13-12S-1.25C	DF13-12S-1.25C	A	12	16.65	13.75	.45	.268	.209
798-DF13-14S-1.25C	DF13-14S-1.25C	A	14	19.15	16.25	.54	.321	.251
798-DF1315S125C	DF13-15S-1.25C	A	15	20.40	17.50	.58	.278	.209

Headers-Single Row

For quantities greater than listed, call for quote.

MOUSER STOCK NO.	Hirose Part No.	Fig.	No. of Positions	Dimensions: mm A	Dimensions: mm B	Price Each 1	Price Each 25	Price Each 100
Single Row - Vertical - Tin - Thru Hole - With Boss								
798-DF13-2P-1.25DSA	DF13-2P-1.25DSA	B	2	4.15	1.25	.55	.246	.184
798-DF13-3P-1.25DSA	DF13-3P-1.25DSA	B	3	5.40	2.50	.47	.278	.208
798-DF13-4P-1.25DSA	DF13-4P-1.25DSA	B	4	6.65	3.75	.62	.364	.286
798-DF13-5P-1.25DSA	DF13-5P-1.25DSA	B	5	7.90	5.00	.70	.407	.318
798-DF13-6P-1.25DSA	DF13-6P-1.25DSA	B	6	9.15	6.25	.78	.46	.363
798-DF13-7P-1.25DSA	DF13-7P-1.25DSA	B	7	10.40	7.50	.65	.46	.385
798-DF13-8P-1.25DSA	DF13-8P-1.25DSA	B	8	11.65	8.75	.81	.535	.482
798-DF13-9P-1.25DSA	DF13-9P-1.25DSA	B	9	12.90	10.00	.81	.535	.482
798-DF139P125DSA20	DF13-9P-1.25DSA(20)	B	9	12.90	10.00	1.25	.903	.743
798-DF13-10P-1.25DSA	DF13-10P-1.25DSA	B	10	14.15	11.25	.93	.674	.546
798-DF13-11P-1.25DSA	DF13-11P-1.25DSA	B	11	15.40	12.50	.93	.61	.553
798-DF13-12P-1.25DSA	DF13-12P-1.25DSA	B	12	16.65	13.75	1.02	.738	.602
798-DF13-13P-1.25DSA	DF13-13P-1.25DSA	B	13	17.90	15.00	1.06	.76	.626
798-DF13-14P-1.25DSA	DF13-14P-1.25DSA	B	14	19.15	16.25	1.10	.792	.642
798-DF13-15P-1.25DSA	DF13-15P-1.25DSA	B	15	20.40	17.50	1.17	.853	.698
Single Row - Vertical - Gold - Thru Hole - With Boss								
798-DF132P125DSA50	DF13-2P-1.25DSA(50)	C	2	4.15	1.25	.70	.492	.404
798-DF134P125DSA50	DF13-4P-1.25DSA(50)	C	4	6.65	3.75	.94	.674	.548
798-DF135P125DSA50	DF13-5P-1.25DSA(50)	C	5	7.90	5.00	1.06	.76	.623
798-DF136P125DSA50	DF13-6P-1.25DSA(50)	C	6	9.15	6.25	1.46	1.05	.863
798-DF138P125DSA50	DF13-8P-1.25DSA(50)	C	8	11.65	8.75	1.51	1.08	.883
Single Row - Right Angle - Tin - Thru Hole - With Boss								
798-DF13-2P-1.25DS20	DF13-2P-1.25DS(20)	C	2	4.15	1.25	.57	.332	.27
798-DF13-3P-1.25DS20	DF13-3P-1.25DS(20)	C	3	5.40	2.50	.66	.396	.309
798-DF13-4P-1.25DS20	DF13-4P-1.25DS(20)	C	4	6.65	3.75	.82	.492	.384
798-DF13-5P-1.25DS20	DF13-5P-1.25DS(20)	C	5	7.90	5.00	.76	.535	.441
798-DF13-6P-1.25DS20	DF13-6P-1.25DS(20)	C	6	9.15	6.25	.81	.589	.473
798-DF13-7P-1.25DS20	DF13-7P-1.25DS(20)	C	7	10.40	7.50	.93	.663	.548
798-DF13-8P-1.25DS20	DF13-8P-1.25DS(20)	C	8	11.65	8.75	1.14	.813	.669
798-DF13-9P-1.25DS20	DF13-9P-1.25DS(20)	C	9	12.90	10.00	1.51	1.08	.883
798-DF13-10P1.25DS20	DF13-10P-1.25DS(20)	C	10	14.15	11.25	1.34	.867	.786
798-DF13-11P1.25DS20	DF13-11P-1.25DS(20)	C	11	15.40	12.50	1.73	1.25	1.03
798-DF13-12P1.25DS20	DF13-12P-1.25DS(20)	C	12	16.65	13.75	1.87	1.34	1.11
798-DF13-14P1.25DS20	DF13-14P-1.25DS(20)	C	14	19.15	16.25	1.57	1.13	.935
798-DF13-15P1.25DS20	DF13-15P-1.25DS(20)	C	15	20.40	17.50	1.95	1.49	1.20
Single Row - Right Angle - Gold - Thru Hole - With Boss								
798-DF132P125DS50	DF13-2P-1.25DS(50)	C	2	4.15	1.25	.75	.439	.349
798-DF134P125DS50	DF13-4P-1.25DS(50)	C	4	6.65	3.75	.90	.642	.526
798-DF135P125DS50	DF13-5P-1.25DS(50)	C	5	7.90	5.00	1.02	.738	.602
798-DF138P125DS50	DF13-8P-1.25DS(50)	C	8	11.65	8.75	1.51	1.08	.883
Single Row - Vertical - Tin - SMT - With Boss								
798-DF135P125V20	DF13-5P-1.25V(20)	D	5	10.90	5.00	.76	.546	.441
798-DF136P125V20	DF13-6P-1.25V(20)	D	6	9.15	6.25	.81	.589	.473
798-DF137P125V20	DF13-7P-1.25V(20)	D	7	13.40	7.50	.89	.639	.526
798-DF138P125V20	DF13-8P-1.25V(20)	D	8	14.65	8.75	1.06	.76	.623
798-DF139P125V20	DF13-9P-1.25V(20)	D	9	15.90	10.00	1.13	.817	.668
798-DF1312P125V20	DF13-12P-1.25V(20)	D	12	19.65	13.75	1.35	.963	.786
798-DF1315P125V20	DF13-15P-1.25V(20)	D	15	20.40	17.50	1.62	1.17	.957
798-DF13B4P125V20	DF13B-4P-1.25V(20)	D	4	9.65	3.75	.70	.493	.403
Single Row - Vertical - Tin - SMT - Without Boss								
798-DF13C2P125V20	DF13C-2P-1.25V(20)	D	2	7.15	1.25	.67	.396	.306
798-DF13C-2P-1.25V21	DF13C-2P-1.25V(21)	D	2	7.15	1.25	.74	.589	.503
798-DF13C3P125V20	DF13C-3P-1.25V(20)	D	3	8.40	2.50	.71	.417	.332
798-DF13C-3P-1.25V21	DF13C-3P-1.25V(21)	D	3	8.40	2.50	.61	.439	.366
798-DF13C-4P-1.25V21	DF13C-4P-1.25V(21)	D	4	9.65	3.75	.74	.524	.438
798-DF13C5P125V20	DF13C-5P-1.25V(20)	D	5	10.90	5.00	.76	.546	.441
798-DF13C-5P-1.25V21	DF13C-5P-1.25V(21)	D	5	10.90	5.00	.81	.535	.482
798-DF13C6P125V20	DF13C-6P-1.25V(20)	D	6	12.15	6.25	.81	.589	.473
798-DF13C-6P-1.25V21	DF13C-6P-1.25V(21)	D	6	12.15	6.25	.86	.61	.505
798-DF13C-7P-1.25V21	DF13C-7P-1.25V(21)	D	7	13.40	7.50	.93	.61	.553
798-DF13C8P125V20	DF13C-8P-1.25V(20)	D	8	14.65	8.75	1.06	.76	.623
798-DF13C-8P-1.25V21	DF13C-8P-1.25V(21)	D	8	14.65	8.75	1.10	.792	.649
798-DF13C-9P-1.25V21	DF13C-9P-1.25V(21)	D	9	15.90	10.00	1.13	.824	.674
798-DF13C10P125V20	DF13C-10P-1.25V(20)	D	10	17.15	11.25	1.18	.856	.699
798-DF13C-10P1.25V21	DF13C-10P-1.25V(21)	D	10	17.15	11.25	1.22	.792	.721
798-DF13C-12P1.25V21	DF13C-12P-1.25V(21)	D	12	19.65	13.75	1.38	.995	.817
798-DF13C14P125V20	DF13C-14P-1.25V(20)	D	14	22.15	16.25	1.50	1.08	.882
798-DF13C-14P1.25V21	DF13C-14P-1.25V(21)	D	14	22.15	16.25	1.51	1.08	.89
798-DF13C-15P1.25V21	DF13C-15P-1.25V(21)	D	15	23.40	17.50	1.70	1.22	1.01
Single Row - Vertical - Gold - SMT - With Boss								
798-DF133P125V50	DF13-3P-1.25V(50)	D	3	8.40	2.50	1.06	.76	.623
798-DF134P125V50	DF13-4P-1.25V(50)	D	4	9.65	3.75	1.35	.963	.786
798-DF135P125V50	DF13-5P-1.25V(50)	D	5	10.90	5.00	1.47	1.05	.861
798-DF137P125V50	DF13-7P-1.25V(50)	D	7	13.40	7.50	1.70	1.23	1.01
798-DF138P125V50	DF13-8P-1.25V(50)	D	8	14.65	8.75	1.96	1.40	1.14
798-DF139P125V50	DF13-9P-1.25V(50)	D	9	15.90	10.00	1.85	1.42	1.13
798-DF1310P125V50	DF13-10P-1.25V(50)	D	10	17.15	11.25	1.98	1.52	1.22
798-DF1312P125V50	DF13-12P-1.25V(50)	D	12	19.65	13.75	1.99	1.53	1.22

© Copyright 2013 Mouser Electronics

A

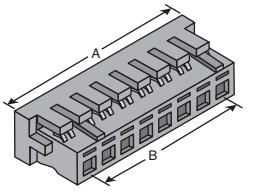

B

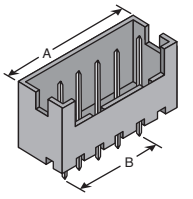

C

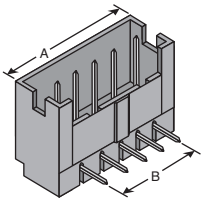

D

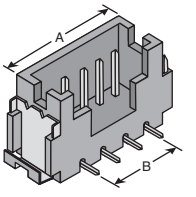

© Copyright 2013 Mouser Electronics

DF13 SERIES- 1.25MM MINIATURE CRIMPING CONNECTORS

Headers-Single Row (Cont.)

For quantities greater than listed, call for quote.

MOUSER STOCK NO.	Hirose Part No.	Fig.	No. of Positions	Dimensions: mm A	Dimensions: mm B	Price Each 1	Price Each 25	Price Each 100
Single Row - Vertical - Gold - SMT - With Boss (Cont.)								
798-DF13B2P125V50	DF13B-2P-1.25V(50)	A	2	7.15	1.25	.86	.61	.503
798-DF13B3P125V50	DF13B-3P-1.25V(50)	A	3	8.40	2.50	1.06	.76	.623
798-DF13B5P125V50	DF13B-5P-1.25V(50)	A	5	10.90	5.00	1.46	1.05	.86
798-DF13B6P125V50	DF13B-6P-1.25V(50)	A	6	12.15	6.25	1.63	1.17	.958
Single Row - Vertical - Gold - SMT - Without Boss								
798-DF13C2P125V50	DF13C-2P-1.25V(50)	A	2	4.15	1.25	.89	.639	.526
798-DF13C-2P-1.25V51	DF13C-2P-1.25V(51)	A	2	4.15	1.25	.78	.567	.464
798-DF13C3P125V50	DF13C-3P-1.25V(50)	A	3	5.40	2.50	1.06	.76	.623
798-DF13C-3P-1.25V51	DF13C-3P-1.25V(51)	A	3	5.40	2.50	.93	.61	.553
798-DF13C4P125V50	DF13C-4P-1.25V(50)	A	4	6.65	3.75	1.35	.963	.786
798-DF13C-4P-1.25V51	DF13C-4P-1.25V(51)	A	4	6.65	3.75	1.18	.77	.698
798-DF13C-5P-1.25V51	DF13C-5P-1.25V(51)	A	5	7.90	5.00	1.34	.963	.794
798-DF13C6P125V50	DF13C-6P-1.25V(50)	A	6	9.15	6.25	1.63	1.17	.958
798-DF13C-6P-1.25V51	DF13C-6P-1.25V(51)	A	6	9.15	6.25	1.51	1.08	.89
798-DF13C-7P-1.25V51	DF13C-7P-1.25V(51)	A	7	10.40	7.50	1.54	1.11	.915
798-DF13C-8P-1.25V51	DF13C-8P-1.25V(51)	A	8	11.65	8.75	1.83	1.21	1.08
798-DF13C-9P-1.25V51	DF13C-9P-1.25V(51)	A	9	12.90	10.00	1.95	1.40	1.14
798-DF13C-10P1.25V51	DF13C-10P-1.25V(51)	A	10	14.15	11.25	1.81	1.38	1.11
798-DF13C-12P1.25V51	DF13C-12P-1.25V(51)	A	12	16.65	13.75	1.98	1.53	1.22
798-DF13C-14P1.25V51	DF13C-14P-1.25V(51)	A	14	19.15	16.25	2.25	1.73	1.39
Single Row - Right Angle - Tin - SMT - With Boss								
798-DF132P125H20	DF13-2P-1.25H(20)	A	2	4.15	1.25	.66	.396	.304
798-DF133P125H20	DF13-3P-1.25H(20)	A	3	5.40	2.50	.75	.439	.349
798-DF134P125H20	DF13-4P-1.25H(20)	A	4	6.65	3.75	.70	.493	.403
798-DF135P125H20	DF13-5P-1.25H(20)	A	5	7.90	5.00	.75	.546	.442
798-DF136P125H20	DF13-6P-1.25H(20)	A	6	9.15	6.25	.81	.589	.473
798-DF137P125H20	DF13-7P-1.25H(20)	A	7	10.40	7.50	.93	.671	.548
798-DF138P125H20	DF13-8P-1.25H(20)	A	8	11.65	8.75	1.14	.813	.669
798-DF139P125H20	DF13-9P-1.25H(20)	A	9	12.90	10.00	1.18	.856	.699
798-DF1310P125H20	DF13-10P-1.25H(20)	A	10	14.15	11.25	1.26	.899	.744
798-DF1315P125H20	DF13-15P-1.25H(20)	A	15	20.40	17.50	1.63	1.17	.958
Single Row - Right Angle - Tin - SMT - Without Boss								
798-DF13A2P125H20	DF13A-2P-1.25H(20)	A	2	4.15	1.25	.67	.396	.306
798-DF13A3P125H20	DF13A-3P-1.25H(20)	A	3	5.40	2.50	.74	.439	.349
798-DF13A4P125H20	DF13A-4P-1.25H(20)	A	4	6.65	3.75	.70	.492	.404
798-DF13A5P125H20	DF13A-5P-1.25H(20)	A	5	7.90	5.00	.76	.546	.441
798-DF13A6P125H20	DF13A-6P-1.25H(20)	A	6	9.15	6.25	.81	.589	.473
798-DF13A8P125H20	DF13A-8P-1.25H(20)	A	8	11.65	8.75	1.06	.76	.623
798-DF13A14P125H20	DF13A-14P-1.25H(20)	A	14	19.15	16.25	1.58	1.13	.935
798-DF13A15P125H20	DF13A-15P-1.25H(20)	A	15	20.40	17.50	1.62	1.17	.957
Single Row - Right Angle - Gold - SMT - With Boss								
798-DF132P125H50	DF13-2P-1.25H(50)	A	2	4.15	1.25	.90	.642	.526
798-DF133P125H50	DF13-3P-1.25H(50)	A	3	5.40	2.50	1.06	.76	.623
798-DF134P125H50	DF13-4P-1.25H(50)	A	4	6.65	3.75	1.26	.899	.746
798-DF135P125H50	DF13-5P-1.25H(50)	A	5	7.90	5.00	1.47	1.05	.861
798-DF139P125H50	DF13-9P-1.25H(50)	A	9	12.90	10.00	1.85	1.42	1.13
798-DF1310P125H50	DF13-10P-1.25H(50)	A	10	14.15	11.25	1.94	1.49	1.20
798-DF1312P125H50	DF13-12P-1.25H(50)	A	12	19.65	13.75	2.16	1.65	1.33
798-DF1314P125H50	DF13-14P-1.25H(50)	A	14	20.90	15.75	2.44	1.87	1.50
Single Row - Right Angle - Gold - SMT - Without Boss								
798-DF13A2P125H50	DF13A-2P-1.25H(50)	A	2	4.15	1.25	.90	.642	.526
798-DF13A3P125H50	DF13A-3P-1.25H(50)	A	3	5.40	2.50	1.06	.76	.623
798-DF13A4P125H50	DF13A-4P-1.25H(50)	A	4	6.65	3.75	1.35	.963	.786
798-DF13A5P125H50	DF13A-5P-1.25H(50)	A	5	7.90	5.00	1.46	1.05	.86
798-DF13A6P125H50	DF13A-6P-1.25H(50)	A	6	9.15	6.25	1.63	1.17	.958
798-DF13A8P125H50	DF13A-8P-1.25H(50)	A	8	11.65	8.75	1.96	1.40	1.14
798-DF13A12P125H50	DF13A-12P-1.25H(50)	A	12	16.65	13.75	2.16	1.65	1.33
798-DF13A14P125H50	DF13A-14P-1.25H(50)	A	14	19.15	16.25	2.44	1.87	1.50

Housings-Double Row

For quantities greater than listed, call for quote.

Crimp Receptacle Housings - Double Row								
798-DF13-10DS-1.25C	DF13-10DS-1.25C	B	10	10.40	5.00	.38	.182	.134
798-DF13-20DS-1.25C	DF13-20DS-1.25C	B	20	16.65	11.25	.45	.214	.155
798-DF13-30DS-1.25C	DF13-30DS-1.25C	B	30	22.90	17.50	.55	.246	.184
798-DF13-40DS-1.25C	DF13-40DS-1.25C	B	40	29.15	23.75	.44	.268	.198

Headers-Double Row

For quantities greater than listed, call for quote.

Double Row - Vertical - Gold - Thru Hole - With Boss								
798-DF1340DS125DSA55	DF13-40DS-1.25DSA(55)	C	40	30.85	23.75	4.93	3.82	3.05
Double Row - Vertical - Tin - SMT - With Boss								
798-DF1310DP125V25	DF13-10DP-1.25V(25)	C	10	12.10	5.00	1.18	.856	.699
798-DF1320DP125V25	DF13-20DP-1.25V(25)	C	20	18.35	11.25	1.71	1.24	1.01
Double Row - Vertical - Tin - SMT - Without Boss								
798-DF13A10DP125V25	DF13A-10DP-1.25V(25)	C	10	12.10	5.00	1.13	.824	.674
798-DF13A20DP125V25	DF13A-20DP-1.25V(25)	C	20	18.35	11.25	1.71	1.24	1.01
Double Row - Vertical - Gold - SMT - With Boss								
798-DF1310DP125V55	DF13-10DP-1.25V(55)	C	10	12.10	5.00	1.26	.899	.744
798-DF1330DP125V55	DF13-30DP-1.25V(55)	C	30	24.60	17.50	2.16	1.65	1.33
798-DF1340DP125V55	DF13-40DP-1.25V(55)	C	40	30.85	23.75	2.69	2.07	1.65
Double Row - Vertical - Gold - SMT - Without Boss								
798-DF13A40DP125V55	DF13A-40DP-1.25V(55)	C	40	30.85	23.75	2.69	2.07	1.65

Contacts

For quantities greater than listed, call for quote.

MOUSER STOCK NO.	Hirose Part No.	Fig.	AWG	Plating	Type	Price Each 1	Price Each 25	Price Each 100
798-DF13-2630SCF	DF13-2630SCF	D	26-30	Tin	Female	.15	.107	.035
798-DF13-2630SCFA	DF13-2630SCFA	D	26-36	Gold	Female	.32	.182	.081

Tools

For quantities greater than listed, call for quote.

MOUSER STOCK NO.	Hirose Part No.	Fig.	Description	AWG	Price Each
798-DF13TB2630HC	DF13-TB2630HC	--	Crimp Hand Tool w/dies	26-30	1055.77

A

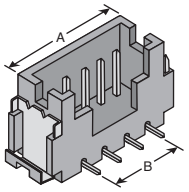

B

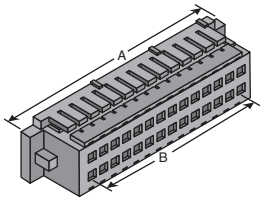

C

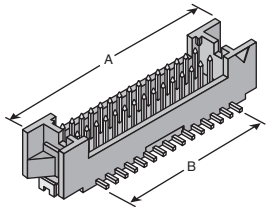

D

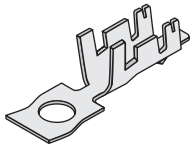

© Copyright 2013 Mouser Electronics

© Copyright 2013 Mouser Electronics

HIROSE 2.0mm for Discrete Wire Connections

RoHS Compliant This product is RoHS compliant.

HIROSE ELECTRIC CO., LTD.

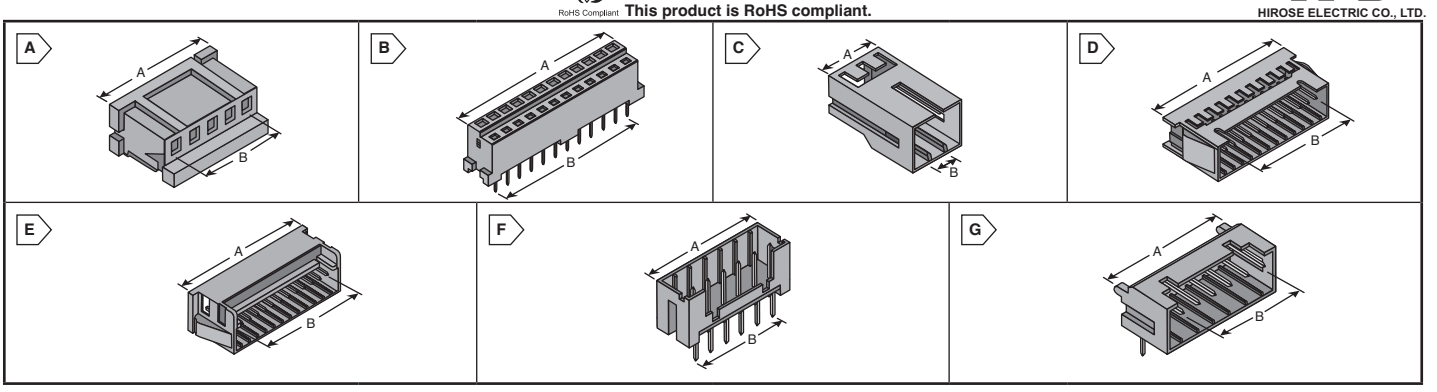

DF3 SERIES SINGLE ROW CONNECTORS

Housings

For quantities greater than listed, call for quote.

MOUSER STOCK NO.	Hirose Part No.	Fig.	No. of Circuits	Dimensions A	Dimensions B	Price Each 1	Price Each 25	Price Each 100
Crimp Receptacle Housings								
798-DF3-2S-2C	DF3-2S-2C	A	2	6	2	.26	.107	.064
798-DF3-3S-2C	DF3-3S-2C	A	3	8	4	.28	.118	.064
798-DF3-4S-2C16	DF3-4S-2C(16)	A	4	10	6	.17	.075	.066
798-DF3-4S-2C	DF3-4S-2C	A	4	10	6	.31	.118	.078
798-DF3-5S-2C	DF3-5S-2C	A	5	12	8	.31	.128	.086
798-DF3-6S-2C	DF3-6S-2C	A	6	14	10	.33	.139	.096
798-DF3-7S-2C	DF3-7S-2C	A	7	16	12	.35	.15	.107
798-DF3-8S-2C	DF3-8S-2C	A	8	18	14	.30	.139	.107
798-DF3-9S-2C	DF3-9S-2C	A	9	20	16	.32	.15	.107
798-DF3-10S-2C	DF3-10S-2C	A	10	22	18	.35	.161	.12
798-DF3-12S-2C	DF3-12S-2C	A	12	26	22	.38	.161	.131
798-DF3-14S-2C	DF3-14S-2C	A	14	30	26	.41	.182	.141
798-DF3-15S-2C	DF3-15S-2C	A	15	32	28	.42	.203	.144
PCB Receptacles - Vertical - Tin - Thru-Hole								
798-DF3-2S-2DSA25	DF3-2S-2DSA(25)	B	2	6	2	.89	.578	.526
798-DF3-3S-2DSA25	DF3-3S-2DSA(25)	B	3	8	4	1.04	.678	.623
798-DF3-4S-2DSA25	DF3-4S-2DSA(25)	B	4	10	6	1.18	.781	.699
798-DF3-5S-2DSA25	DF3-5S-2DSA(25)	B	5	12	8	1.38	.91	.819
798-DF3-6S-2DSA25	DF3-6S-2DSA(25)	B	6	14	10	1.46	.983	.882
798-DF3-7S-2DSA25	DF3-7S-2DSA(25)	B	7	16	12	1.57	1.07	.957
798-DF3-8S-2DSA25	DF3-8S-2DSA(25)	B	8	18	14	1.70	1.25	1.12
798-DF3-9S-2DSA25	DF3-9S-2DSA(25)	B	9	20	16	2.02	1.46	1.19
798-DF3-10S-2DSA25	DF3-10S-2DSA(25)	B	10	22	18	1.85	1.27	1.13
PCB Receptacles - Vertical - Gold - Thru-Hole								
798-DF3-2S-2DSA55	DF3-2S-2DSA(55)	B	2	6	2	1.04	.678	.623
798-DF3-3S-2DSA55	DF3-3S-2DSA(55)	B	3	8	4	1.37	.898	.807
798-DF3-4S-2DSA55	DF3-4S-2DSA(55)	B	4	10	6	1.59	1.04	.936
798-DF3-5S-2DSA55	DF3-5S-2DSA(55)	B	5	12	8	1.83	1.20	1.07
798-DF3-6S-2DSA55	DF3-6S-2DSA(55)	B	6	14	10	2.07	1.37	1.23
798-DF3-7S-2DSA55	DF3-7S-2DSA(55)	B	7	16	12	1.98	1.35	1.22
798-DF3-8S-2DSA55	DF3-8S-2DSA(55)	B	8	18	14	2.16	1.65	1.46
798-DF3-10S-2DSA55	DF3-10S-2DSA(55)	B	10	22	18	2.60	1.83	1.63
Crimp Plug Housings								
798-DF3-2EP-2C	DF3-2EP-2C	C	2	6	2	.43	.203	.155
798-DF3-3EP-2C	DF3-3EP-2C	C	3	8	4	.49	.225	.174
798-DF3-4EP-2C	DF3-4EP-2C	C	4	10	6	.54	.246	.184
798-DF3-5EP-2C	DF3-5EP-2C	C	5	12	8	.58	.274	.209
798-DF3-6EP-2C	DF3-6EP-2C	C	6	14	10	.46	.268	.211
798-DF3-7EP-2C	DF3-7EP-2C	C	7	16	12	.51	.294	.229
798-DF3-8EP-2C	DF3-8EP-2C	C	8	18	14	.55	.332	.251
Crimp Plug Housings - Panel Locks								
798-DF3AA-2EP-2C	DF3AA-2EP-2C	D	2	11	2	.50	.239	.173
798-DF3AA-3EP-2C	DF3AA-3EP-2C	D	3	13	4	.57	.271	.205
798-DF3AA-4EP-2C	DF3AA-4EP-2C	D	4	15	6	.45	.265	.21
798-DF3AA-5EP-2C	DF3AA-5EP-2C	D	5	17	8	.50	.294	.229
798-DF3AA-6EP-2C	DF3AA-6EP-2C	D	6	19	10	.54	.316	.25
798-DF3AA-7EP-2C	DF3AA-7EP-2C	D	7	21	12	.58	.34	.263
798-DF3AA-8EP-2C	DF3AA-8EP-2C	D	8	23	14	.61	.362	.285
798-DF3AA-9EP-2C	DF3AA-9EP-2C	D	9	25	16	.65	.395	.309
798-DF3AA-10EP-2C	DF3AA-10EP-2C	D	10	27	18	.70	.415	.317
798-DF3AA-11EP-2C	DF3AA-11EP-2C	D	11	29	20	.74	.437	.338
798-DF3AA-12EP-2C	DF3AA-12EP-2C	D	12	31	22	.78	.461	.363
798-DF3AA-13EP-2C	DF3AA-13EP-2C	D	13	33	24	.62	.449	.362
798-DF3AA-14EP-2C	DF3AA-14EP-2C	D	14	35	26	.65	.471	.383
798-DF3AA-15EP-2C	DF3AA-15EP-2C	D	15	37	28	.69	.492	.404
Adapters - Male-Male - Panel Locks								
798-DF3-2EP-2A	DF3-2EP-2A	E	2	11	2	.77	.556	.447
798-DF3-3EP-2A	DF3-3EP-2A	E	3	13	4	.86	.608	.499
798-DF3-4EP-2A	DF3-4EP-2A	E	4	15	6	.97	.694	.571
798-DF3-5EP-2A	DF3-5EP-2A	E	5	17	8	1.05	.76	.621
798-DF3-15EP-2A	DF3-15EP-2A	E	15	37	28	1.99	1.42	1.18

Crimp Contacts

For quantities greater than listed, call for quote.

MOUSER STOCK NO.	Hirose Part No.	Plating	AWG	Price Each 1	Price Each 25	Price Each 100
Female						
798-DF3-2428SCC	DF3-2428SCC	Gold	24-28	.33	.203	.114
798-DF3-22SC	DF3-22SC	Tin	22	.26	.096	.066
798-DF3-2428SC	DF3-2428SC	Tin	24-28	.28	.096	.078
Male						
798-DF3-EP2428PCA	DF3-EP2428PCA	Gold	24-28	.31	.257	.226
798-DF3-EP2428PC	DF3-EP2428PC	Tin	24-28	.31	.214	.091

Crimp Contacts (Reels)

MOUSER STOCK NO.	Hirose Part No.	Plating	AWG	Reel Qty.	Price Each
Female					
798-DF3-22SCFC	DF3-22SCFC	Gold	22	10000	.06
798-DF3-2428SCFC	DF3-2428SCFC	Gold	24-28	10000	.06
798-DF3-22SCF	DF3-22SCF	Tin	22	10000	.03
798-DF3-2428SCF	DF3-2428SCF	Tin	24-28	10000	.03
Male					
798-DF3-EP2428PCFA	DF3-EP2428PCFA	Gold	24-28	10000	.10
798-DF3-EP2428PCF	DF3-EP2428PCF	Tin	24-28	10000	.04

Tooling

For quantities greater than listed, call for quote.

MOUSER STOCK NO.	Hirose Part No.	Description	Price Each
798-DF3TA2428HC	DF3-TA2428HC	Hand Tool with Die 24-28AWG Fem	633.28
798-DF3-TA22HC	DF3-TA22HC	Hand Tool 22 AWG Fem	950.05
798-DF3EP-TA2428HC	DF3EP-TA2428HC	Hand Tool 24-28AWG Male	926.41

Headers

For quantities greater than listed, call for quote.

MOUSER STOCK NO.	Hirose Part No.	Fig.	No. of Circuits	Dimensions A	Dimensions B	Price Each 1	Price Each 25	Price Each 100
Vertical - Tin - Thru-hole								
798-DF3A-2P-2DSA	DF3A-2P-2DSA	F	2	6	2	.33	.139	.096
798-DF3A-3P-2DSA	DF3A-3P-2DSA	F	3	8	4	.40	.171	.118
798-DF3A-4P-2DSA	DF3A-4P-2DSA	F	4	10	6	.38	.171	.132
798-DF3A-5P-2DSA	DF3A-5P-2DSA	F	5	12	8	.47	.214	.163
798-DF3A-6P-2DSA	DF3A-6P-2DSA	F	6	14	10	.52	.235	.185
798-DF3A-7P-2DSA	DF3A-7P-2DSA	F	7	16	12	.45	.268	.209
798-DF3A-8P-2DSA	DF3A-8P-2DSA	F	8	18	14	.49	.30	.23
798-DF3A-9P-2DSA	DF3A-9P-2DSA	F	9	20	16	.55	.321	.254
798-DF3A-10P-2DSA	DF3A-10P-2DSA	F	10	22	18	.57	.332	.254
798-DF3A-12P-2DSA	DF3A-12P-2DSA	F	12	26	22	.61	.364	.277
798-DF3A-13P-2DSA	DF3A-13P-2DSA	F	13	28	24	.62	.328	.285
798-DF3A-14P-2DSA	DF3A-14P-2DSA	F	14	30	26	.65	.342	.299
798-DF3A-15P-2DSA	DF3A-15P-2DSA	F	15	32	28	.67	.362	.306
Vertical - Gold - Thru Hole								
798-DF3-2P-2DSA01	DF3-2P-2DSA(01)	F	2	6	2	.57	.342	.259
798-DF3-6P-2DSA01	DF3-6P-2DSA(01)	F	6	14	10	.89	.631	.526
Right Angle - Tin - Thru Hole								
798-DF3A-2P-2DS	DF3A-2P-2DS	G	2	6	2	.38	.15	.11
798-DF3A-3P-2DS	DF3A-3P-2DS	G	3	8	4	.36	.161	.12
798-DF3A-4P-2DS	DF3A-4P-2DS	G	4	10	6	.42	.193	.141
798-DF3A-5P-2DS	DF3A-5P-2DS	G	5	12	8	.55	.257	.187
798-DF3A-6P-2DS	DF3A-6P-2DS	G	6	14	10	.58	.278	.198
798-DF3A-7P-2DS	DF3A-7P-2DS	G	7	16	12	.45	.268	.209
798-DF3A-8P-2DS	DF3A-8P-2DS	G	8	18	14	.59	.353	.273
798-DF3A-9P-2DS	DF3A-9P-2DS	G	9	20	16	.64	.375	.299
798-DF3A-10P-2DS	DF3A-10P-2DS	G	10	22	18	.66	.396	.307
798-DF3A-11P-2DS	DF3A-11P-2DS	G	11	24	20	.70	.407	.318
798-DF3A-12P-2DS	DF3A-12P-2DS	G	12	26	22	.72	.43	.331
798-DF3A-14P-2DS	DF3A-14P-2DS	G	14	30	26	.77	.449	.352
798-DF3A-15P-2DS	DF3A-15P-2DS	G	15	32	28	.79	.472	.363

© Copyright 2013 Mouser Electronics

© Copyright 2013 Mouser Electronics

A

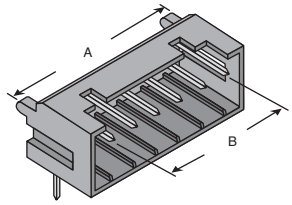

B

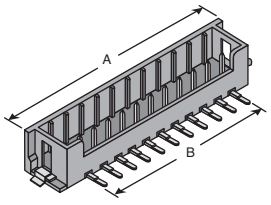

C

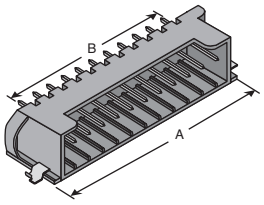

DF3 SERIES SINGLE ROW CONNECTORS

Headers (Cont.)

For quantities greater than listed, call for quote.

MOUSER STOCK NO.	Hirose Part No.	Fig.	No. of Circuits	Dim. (mm) A	Dim. (mm) B	Price Each 1	Price Each 25	Price Each 100
Right Angle - Gold - Thru-Hole								
798-DF3-2P-2DS01	DF3-2P-2DS(01)	A	2	6	2	.66	.385	.306
798-DF3-3P-2DS01	DF3-3P-2DS(01)	A	3	8	4	.67	.482	.388
798-DF3-4P-2DS01	DF3-4P-2DS(01)	A	4	10	6	.76	.546	.449
798-DF3-5P-2DS01	DF3-5P-2DS(01)	A	5	12	8	.94	.674	.548
798-DF3-6P-2DS01	DF3-6P-2DS(01)	A	6	14	10	1.06	.76	.623
798-DF3-7P-2DS01	DF3-7P-2DS(01)	A	7	16	12	1.21	.871	.71
798-DF3-8P-2DS01	DF3-8P-2DS(01)	A	8	18	14	1.34	.952	.786
798-DF3-10P-2DS01	DF3-10P-2DS(01)	A	10	22	18	1.61	1.16	.957
Vertical - Tin - SMT								
798-DF3Z-2P-2V20	DF3Z-2P-2V(20)	B	2	8.5	2	.89	.642	.526
798-DF3Z-3P-2V20	DF3Z-3P-2V(20)	B	3	10.5	4	.88	.639	.526
798-DF3Z-4P-2V20	DF3Z-4P-2V(20)	B	4	12.5	6	.93	.663	.548
798-DF3Z-5P-2V20	DF3Z-5P-2V(20)	B	5	14.5	8	1.01	.728	.591
798-DF3Z-6P-2V20	DF3Z-6P-2V(20)	B	6	16.5	10	1.01	.728	.591
798-DF3Z-8P-2V20	DF3Z-8P-2V(20)	B	8	20.5	14	1.12	.817	.668
798-DF3DZ-10P-2V21	DF3DZ-10P-2V(21)	B	10	24.5	18	1.44	1.05	.86
798-DF3DZ-11P-2V21	DF3DZ-11P-2V(21)	B	11	26.5	20	1.56	1.12	.931
798-DF3DZ-12P-2V21	DF3DZ-12P-2V(21)	B	12	28.5	22	1.70	1.22	1.01
798-DF3DZ-13P-2V21	DF3DZ-13P-2V(21)	B	13	30.5	24	1.93	1.38	1.13
798-DF3DZ-2P-2V21	DF3DZ-2P-2V(21)	B	2	8.5	2	.81	.535	.482
798-DF3DZ3P2V20	DF3DZ-3P-2V(20)	B	3	8.5	2	.90	.589	.524
798-DF3DZ-3P-2V21	DF3DZ-3P-2V(21)	B	3	10.5	4	.82	.61	.506
798-DF3DZ-4P-2V20	DF3DZ-4P-2V(20)	B	4	10.5	4	1.01	.728	.591
798-DF3DZ-4P-2V21	DF3DZ-4P-2V(21)	B	4	12.5	6	.97	.706	.578
798-DF3DZ5P2V20	DF3DZ-5P-2V(20)	B	5	12.5	6	1.02	.663	.599
798-DF3DZ-5P-2V21	DF3DZ-5P-2V(21)	B	5	14.5	8	1.06	.696	.626
798-DF3DZ-6P-2V20	DF3DZ-6P-2V(20)	B	6	14.5	8	1.13	.817	.668
798-DF3DZ-6P-2V21	DF3DZ-6P-2V(21)	B	6	16.5	10	1.13	.824	.674
798-DF3DZ-7P-2V21	DF3DZ-7P-2V(21)	B	7	18.5	12	1.22	.877	.722
798-DF3DZ-8P-2V21	DF3DZ-8P-2V(21)	B	8	20.5	14	1.29	.938	.769
798-DF3DZ-9P-2V21	DF3DZ-9P-2V(21)	B	9	22.5	16	1.38	.91	.819
798-DF3DZ-14P-2V21	DF3DZ-14P-2V(21)	B	14	32.5	26	1.93	1.39	1.13
798-DF3DZ-15P-2V21	DF3DZ-15P-2V(21)	B	15	34.5	28	2.05	1.47	1.21
798-DF3DZ-14P-2V21	DF3DZ-14P-2V(21)	B	14	32.5	26	1.93	1.39	1.13
798-DF3DZ-15P-2V21	DF3DZ-15P-2V(21)	B	15	34.5	28	2.05	1.47	1.21
Vertical - Gold - SMT								
798-DF3Z-2P-2V50	DF3Z-2P-2V(50)	B	2	8.5	2	.89	.642	.526
798-DF3Z-3P-2V50	DF3Z-3P-2V(50)	B	3	10.5	4	1.01	.728	.591
798-DF3Z-4P-2V50	DF3Z-4P-2V(50)	B	4	12.5	6	1.14	.813	.669
798-DF3Z-5P-2V50	DF3Z-5P-2V(50)	B	5	14.5	8	1.26	.899	.744
798-DF3Z-8P-2V50	DF3Z-8P-2V(50)	B	8	20.5	14	1.57	1.12	.958
798-DF3DZ-2P-2V50	DF3DZ-2P-2V(50)	B	2	8.5	2	.89	.642	.526
798-DF3DZ-2P-2V51	DF3DZ-2P-2V(51)	B	2	8.5	2	.93	.621	.554
798-DF3DZ-3P-2V50	DF3DZ-3P-2V(50)	B	3	10.5	4	1.01	.728	.591
798-DF3DZ-3P-2V51	DF3DZ-3P-2V(51)	B	3	10.5	4	1.06	.76	.625
798-DF3DZ-4P-2V51	DF3DZ-4P-2V(51)	B	4	12.5	6	1.13	.824	.674
798-DF3DZ5P2V50	DF3DZ-5P-2V(50)	B	5	14.5	8	1.18	.77	.696
798-DF3DZ-5P-2V51	DF3DZ-5P-2V(51)	B	5	14.5	8	1.31	.845	.769
798-DF3DZ-6P-2V50	DF3DZ-6P-2V(50)	B	6	16.5	10	1.33	.954	.819
798-DF3DZ-6P-2V51	DF3DZ-6P-2V(51)	B	6	16.5	10	1.72	1.23	1.02

© Copyright 2013 Mouser Electronics

Headers (Cont.)

For quantities greater than listed, call for quote.

MOUSER STOCK NO.	Hirose Part No.	Fig.	No. of Circuits	Dim. (mm) A	Dim. (mm) B	Price Each 1	Price Each 25	Price Each 100
Vertical - Gold - SMT (Cont.)								
798-DF3DZ-7P-2V51	DF3DZ-7P-2V(51)	B	7	18.5	12	1.54	1.10	.914
798-DF3DZ-8P-2V51	DF3DZ-8P-2V(51)	B	8	20.5	14	1.71	1.23	1.01
798-DF3DZ-9P-2V51	DF3DZ-9P-2V(51)	B	9	22.5	16	1.90	1.25	1.12
798-DF3DZ-10P-2V51	DF3DZ-10P-2V(51)	A	10	24.5	18	1.95	1.40	1.14
798-DF3DZ-11P-2V51	DF3DZ-11P-2V(51)	B	11	26.5	20	1.81	1.38	1.11
798-DF3DZ-12P-2V51	DF3DZ-12P-2V(51)	B	12	28.5	22	2.02	1.55	1.24
798-DF3DZ-13P-2V51	DF3DZ-13P-2V(51)	B	13	30.5	24	2.39	1.83	1.47
798-DF3DZ-14P-2V51	DF3DZ-14P-2V(51)	B	14	32.5	26	2.40	1.84	1.47
798-DF3DZ-15P-2V51	DF3DZ-15P-2V(51)	B	15	34.5	28	2.33	1.61	1.42
Right Angle - Tin - SMT								
798-DF3Z-2P-2H20	DF3Z-2P-2H(20)	C	2	8.5	2	.88	.639	.526
798-DF3Z-5P-2H20	DF3Z-5P-2H(20)	C	5	14.5	8	1.01	.728	.591
798-DF3Z-7P-2H20	DF3Z-7P-2H(20)	C	7	18.5	12	1.04	.756	.623
798-DF3DZ-2P-2H21	DF3DZ-2P-2H(21)	C	2	8.5	2	.86	.61	.505
798-DF3DZ-3P-2H21	DF3DZ-3P-2H(21)	C	3	10.5	4	.87	.642	.53
798-DF3DZ-4P-2H20	DF3DZ-4P-2H(20)	C	4	12.5	6	1.01	.728	.591
798-DF3DZ-4P-2H21	DF3DZ-4P-2H(21)	C	4	12.5	6	.97	.706	.578
798-DF3DZ-5P-2H21	DF3DZ-5P-2H(21)	C	5	14.5	8	1.10	.792	.649
798-DF3DZ-6P-2H21	DF3DZ-6P-2H(21)	C	6	16.5	10	1.18	.77	.698
798-DF3DZ-7P-2H20	DF3DZ-7P-2H(20)	C	7	18.5	12	1.17	.842	.687
798-DF3DZ-7P-2H21	DF3DZ-7P-2H(21)	C	7	18.5	12	1.26	.91	.746
798-DF3DZ-8P-2H21	DF3DZ-8P-2H(21)	C	8	20.5	14	1.38	.995	.817
798-DF3DZ-10P-2H21	DF3DZ-10P-2H(21)	C	10	24.5	18	1.55	1.01	.914
798-DF3DZ-11P-2H21	DF3DZ-11P-2H(21)	C	11	26.5	20	1.62	1.06	.961
798-DF3DZ12P2H20	DF3DZ-12P-2H(20)	C	12	28.5	22	1.42	.931	.835
798-DF3DZ-12P-2H21	DF3DZ-12P-2H(21)	C	12	28.5	22	1.70	1.22	1.01
798-DF3DZ-13P-2H21	DF3DZ-13P-2H(21)	C	13	30.5	24	1.79	1.18	1.06
798-DF3DZ-15P-2H21	DF3DZ-15P-2H(21)	C	15	34.5	28	1.95	1.40	1.14
Right Angle - Gold - SMT								
798-DF3Z-2P-2H50	DF3Z-2P-2H(50)	C	2	8.5	2	2.36	1.80	1.46
798-DF3Z-3P-2H50	DF3Z-3P-2H(50)	C	3	10.5	4	2.54	1.94	1.55
798-DF3Z-4P-2H50	DF3Z-4P-2H(50)	C	4	12.5	6	2.81	2.16	1.72
798-DF3Z-5P-2H50	DF3Z-5P-2H(50)	C	5	14.5	8	3.12	2.39	1.93
798-DF3Z-8P-2H50	DF3Z-8P-2H(50)	C	8	20.5	14	3.41	2.64	2.11
798-DF3DZ-2P-2H51	DF3DZ-2P-2H(51)	C	2	8.5	2	.97	.706	.578
798-DF3DZ-3P-2H51	DF3DZ-3P-2H(51)	C	3	10.5	4	1.18	.77	.698
798-DF3DZ-4P-2H50	DF3DZ-4P-2H(50)	C	4	12.5	6	2.80	2.15	1.71
798-DF3DZ-4P-2H51	DF3DZ-4P-2H(51)	C	4	12.5	6	1.31	.845	.769
798-DF3DZ-5P-2H51	DF3DZ-5P-2H(51)	C	5	14.5	8	1.55	1.11	.914
798-DF3DZ-6P-2H51	DF3DZ-6P-2H(51)	C	6	16.5	10	1.71	1.23	1.01
798-DF3DZ-7P-2H51	DF3DZ-7P-2H(51)	C	7	18.5	12	1.74	1.26	1.03
798-DF3DZ-8P-2H51	DF3DZ-8P-2H(51)	C	8	20.5	14	1.78	1.22	1.09
798-DF3DZ-9P-2H51	DF3DZ-9P-2H(51)	C	9	22.5	16	1.93	1.49	1.19
798-DF3DZ-10P-2H51	DF3DZ-10P-2H(51)	C	10	24.5	18	2.10	1.61	1.28
798-DF3DZ-11P-2H51	DF3DZ-11P-2H(51)	C	11	26.5	20	2.23	1.71	1.37
798-DF3DZ-12P-2H51	DF3DZ-12P-2H(51)	C	12	28.5	22	2.33	1.61	1.43
798-DF3DZ-13P-2H51	DF3DZ-13P-2H(51)	C	13	30.5	24	2.47	1.90	1.52
798-DF3DZ-14P-2H51	DF3DZ-14P-2H(51)	C	14	32.5	26	2.62	2.02	1.63
798-DF3DZ-15P-2H51	DF3DZ-15P-2H(51)	C	15	34.5	28	2.93	2.25	1.80

© Copyright 2013 Mouser Electronics

HIROSE 2.00mm Double Row Connectors

RoHS Compliant This product is RoHS compliant.

HIROSE ELECTRIC CO., LTD.

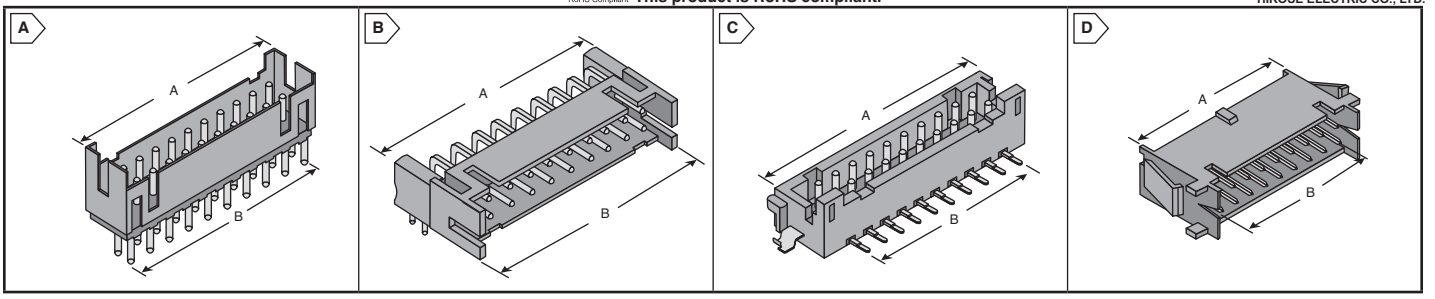

DF11 SERIES DOUBLE ROW CONNECTORS

Headers

For quantities greater than listed, call for quote.

MOUSER STOCK NO.	Hirose Part No.	Fig.	No. of Circuits	Dim. (mm) A	Dim. (mm) B	Price Each 1	Price Each 25	Price Each 100
Vertical - Tin - Thru-Hole								
798-DF11-4DP-2DSA08	DF11-4DP-2DSA(08)	A	4	6	2	.40	.193	.143
798-DF11-4DP-2DSA24	DF11-4DP-2DSA(24)	A	4	6	2	.66	.396	.309
798-DF11-6DP-2DSA08	DF11-6DP-2DSA(08)	A	6	8	4	.46	.214	.167
798-DF11-6DP-2DSA24	DF11-6DP-2DSA(24)	A	6	8	4	.73	.439	.338
798-DF11-8DP-2DSA08	DF11-8DP-2DSA(08)	A	8	10	6	.55	.245	.195
798-DF11-8DP-2DSA24	DF11-8DP-2DSA(24)	A	8	10	6	.63	.449	.365
798-DF11-10DP-2DSA08	DF11-10DP-2DSA(08)	A	10	12	8	.45	.257	.21
798-DF11-10DP-2DSA24	DF11-10DP-2DSA(24)	A	10	12	8	.76	.535	.445
798-DF11-12DP-2DSA08	DF11-12DP-2DSA(08)	A	12	14	10	.46	.268	.224
798-DF11-12DP-2DSA24	DF11-12DP-2DSA(24)	A	12	14	10	.81	.589	.473
798-DF11-14DP-2DSA08	DF11-14DP-2DSA(08)	A	14	16	12	.55	.31	.253
798-DF11-14DP-2DSA24	DF11-14DP-2DSA(24)	A	14	16	12	.94	.674	.548
798-DF11-16DP-2DSA08	DF11-16DP-2DSA(08)	A	16	18	14	.59	.342	.275
798-DF11-16DP-2DSA24	DF11-16DP-2DSA(24)	A	16	18	14	1.02	.728	.593
798-DF11-18DP-2DSA08	DF11-18DP-2DSA(08)	A	18	20	16	.66	.385	.314
798-DF11-18DP-2DSA24	DF11-18DP-2DSA(24)	A	18	20	16	1.06	.76	.623
798-DF11-20DP-2DSA08	DF11-20DP-2DSA(08)	A	20	22	18	.73	.417	.335
798-DF11-20DP-2DSA24	DF11-20DP-2DSA(24)	A	20	22	18	1.26	.899	.744
798-DF11-22DP-2DSA08	DF11-22DP-2DSA(08)	A	22	24	20	.81	.471	.382
798-DF11-22DP-2DSA24	DF11-22DP-2DSA(24)	A	22	24	20	1.35	.963	.786
798-DF11-24DP-2DSA08	DF11-24DP-2DSA(08)	A	24	26	22	.85	.492	.397
798-DF11-24DP-2DSA24	DF11-24DP-2DSA(24)	A	24	26	22	1.39	1.01	.819
798-DF11-26DP-2DSA08	DF11-26DP-2DSA(08)	A	26	28	24	.66	.482	.40
798-DF11-26DP-2DSA24	DF11-26DP-2DSA(24)	A	26	28	24	1.50	1.08	.882
798-DF11-28DP-2DSA08	DF11-28DP-2DSA(08)	A	28	30	26	.71	.492	.419
798-DF11-28DP-2DSA24	DF11-28DP-2DSA(24)	A	28	30	26	1.59	1.13	.936
798-DF11-30DP-2DSA08	DF11-30DP-2DSA(08)	A	30	32	28	.75	.546	.443
798-DF11-30DP-2DSA24	DF11-30DP-2DSA(24)	A	30	32	28	1.63	1.17	.958
798-DF11-32DP-2DSA08	DF11-32DP-2DSA(08)	A	32	34	30	.90	.642	.529
798-DF11-32DP-2DSA24	DF11-32DP-2DSA(24)	A	32	34	30	1.71	1.24	1.01
Vertical - Gold - Thru-Hole								
798-DF11-4DP-2DSA01	DF11-4DP-2DSA(01)	A	4	6	2	.81	.589	.473
798-DF11-6DP-2DSA01	DF11-6DP-2DSA(01)	A	6	8	4	1.06	.77	.626
798-DF11-8DP-2DSA01	DF11-8DP-2DSA(01)	A	8	10	6	1.25	.813	.74
798-DF11-10DP-2DSA01	DF11-10DP-2DSA(01)	A	10	12	8	1.50	1.07	.883
798-DF11-12DP-2DSA01	DF11-12DP-2DSA(01)	A	12	14	10	1.74	1.25	1.03
798-DF11-14DP-2DSA01	DF11-14DP-2DSA(01)	A	14	16	12	1.95	1.39	1.14
798-DF11-16DP-2DSA01	DF11-16DP-2DSA(01)	A	16	18	14	1.88	1.43	1.16
798-DF11-18DP-2DSA01	DF11-18DP-2DSA(01)	A	18	20	16	2.09	1.59	1.28
798-DF11-20DP-2DSA01	DF11-20DP-2DSA(01)	A	20	22	18	2.29	1.74	1.41
798-DF11-22DP-2DSA01	DF11-22DP-2DSA(01)	A	22	24	20	2.54	1.95	1.56
798-DF11-24DP-2DSA01	DF11-24DP-2DSA(01)	A	24	26	22	2.71	2.08	1.67
798-DF11-26DP-2DSA01	DF11-26DP-2DSA(01)	A	26	28	24	2.92	2.25	1.80
798-DF11-30DP-2DSA01	DF11-30DP-2DSA(01)	A	30	32	28	3.30	2.55	2.03
798-DF11-32DP-2DSA01	DF11-32DP-2DSA(01)	A	32	34	30	3.50	2.69	2.16
Right Angle - Tin - Thru-Hole								
798-DF11-4DP-2DS24	DF11-4DP-2DS(24)	B	4	6	2	.75	.439	.338
798-DF11-6DP-2DS24	DF11-6DP-2DS(24)	B	6	8	4	.69	.492	.404
798-DF11-8DP-2DS24	DF11-8DP-2DS(24)	B	8	10	6	.76	.535	.441
798-DF11-10DP-2DS24	DF11-10DP-2DS(24)	B	10	12	8	.93	.663	.548
798-DF11-12DP-2DS24	DF11-12DP-2DS(24)	B	12	14	10	1.05	.76	.623
798-DF11-14DP-2DS24	DF11-14DP-2DS(24)	B	14	16	12	1.25	.91	.747
798-DF11-16DP-2DS24	DF11-16DP-2DS(24)	B	16	18	14	1.50	1.07	.883
798-DF11-18DP-2DS24	DF11-18DP-2DS(24)	B	18	20	16	1.50	1.07	.883
798-DF11-20DP-2DS24	DF11-20DP-2DS(24)	B	20	22	18	1.71	1.22	1.00
798-DF11-22DP-2DS24	DF11-22DP-2DS(24)	B	22	24	20	1.83	1.31	1.07
798-DF11-24DP-2DS24	DF11-24DP-2DS(24)	B	24	26	22	2.07	1.49	1.22
798-DF11-26DP-2DS24	DF11-26DP-2DS(24)	B	26	28	24	1.85	1.42	1.13
798-DF11-28DP-2DS24	DF11-28DP-2DS(24)	B	28	30	26	1.95	1.49	1.20
798-DF11-30DP-2DS24	DF11-30DP-2DS(24)	B	30	32	28	2.05	1.58	1.26
798-DF11-32DP-2DS24	DF11-32DP-2DS(24)	B	32	34	30	2.19	1.67	1.35

Headers (Cont.)

For quantities greater than listed, call for quote.

MOUSER STOCK NO.	Hirose Part No.	Fig.	No. of Circuits	Dim. (mm) A	Dim. (mm) B	Price Each 1	Price Each 25	Price Each 100
Right Angle - Gold - Thru-Hole								
798-DF11-4DP-2DS52	DF11-4DP-2DS(52)	B	4	6	2	1.26	.899	.744
798-DF11-6DP-2DS52	DF11-6DP-2DS(52)	B	6	8	4	1.58	1.13	.936
798-DF11-8DP-2DS52	DF11-8DP-2DS(52)	B	8	10	6	2.02	1.46	1.20
798-DF11-10DP-2DS52	DF11-10DP-2DS(52)	B	10	12	8	1.98	1.51	1.22
798-DF11-12DP-2DS52	DF11-12DP-2DS(52)	B	12	14	10	2.32	1.78	1.43
798-DF11-14DP-2DS52	DF11-14DP-2DS(52)	B	14	16	12	2.57	1.96	1.58
798-DF11-16DP-2DS52	DF11-16DP-2DS(52)	B	16	18	14	2.95	2.27	1.82
798-DF11-18DP-2DS52	DF11-18DP-2DS(52)	B	18	20	16	3.22	2.47	1.99
798-DF11-20DP-2DS52	DF11-20DP-2DS(52)	B	20	22	18	3.54	2.72	2.18
798-DF11-22DP-2DS52	DF11-22DP-2DS(52)	B	22	24	20	3.43	2.66	2.12
798-DF11-24DP-2DS52	DF11-24DP-2DS(52)	B	24	26	22	3.75	2.90	2.32
798-DF11-26DP-2DS52	DF11-26DP-2DS(52)	B	26	28	24	4.02	3.14	2.49
798-DF11-28DP-2DS52	DF11-28DP-2DS(52)	B	28	30	26	4.27	3.32	2.65
798-DF11-30DP-2DS52	DF11-30DP-2DS(52)	B	30	32	28	4.55	3.53	2.82
798-DF11-32DP-2DS52	DF11-32DP-2DS(52)	B	32	34	30	4.80	3.72	2.97
Vertical - Tin - SMT								
798-DF11GZ-4DP-2V20	DF11GZ-4DP-2V(20)	C	4	8.5	2	1.38	.984	.819
798-DF11GZ-6DP-2V20	DF11GZ-6DP-2V(20)	C	6	10.5	4	1.50	1.07	.883
798-DF11GZ-8DP-2V20	DF11GZ-8DP-2V(20)	C	8	12.5	6	1.62	1.17	.957
798-DF11GZ-10DP-2V20	DF11GZ-10DP-2V(20)	C	10	14.5	8	1.73	1.25	1.03
798-DF11GZ-12DP-2V20	DF11GZ-12DP-2V(20)	C	12	16.5	10	1.87	1.34	1.11
798-DF11GZ-14DP-2V20	DF11GZ-14DP-2V(20)	C	14	18.5	12	2.02	1.46	1.20
798-DF11GZ-16DP-2V20	DF11GZ-16DP-2V(20)	C	16	20.5	14	1.85	1.42	1.13
798-DF11GZ-18DP-2V20	DF11GZ-18DP-2V(20)	C	18	22.5	16	1.94	1.49	1.20
798-DF11GZ-20DP-2V20	DF11GZ-20DP-2V(20)	C	20	24.5	18	2.05	1.56	1.26
798-DF11GZ-22DP-2V20	DF11GZ-22DP-2V(20)	C	22	26.5	20	2.18	1.67	1.35
798-DF11GZ-24DP-2V20	DF11GZ-24DP-2V(20)	C	24	28.5	22	2.33	1.79	1.43
798-DF11GZ-26DP-2V20	DF11GZ-26DP-2V(20)	C	26	30.5	24	2.46	1.89	1.52
798-DF11GZ-28DP-2V20	DF11GZ-28DP-2V(20)	C	28	32.5	26	2.64	2.03	1.63
798-DF11GZ-30DP-2V20	DF11GZ-30DP-2V(20)	C	30	34.5	28	2.75	2.10	1.69
798-DF11GZ-32DP-2V20	DF11GZ-32DP-2V(20)	C	32	36.5	30	2.84	2.17	1.75
Vertical - Gold - SMT								
798-DF11G-4DP-2V50	DF11G-4DP-2V(50)	C	4	8.5	2	2.02	1.46	1.20
798-DF11G-6DP-2V50	DF11G-6DP-2V(50)	C	6	10.5	4	1.95	1.49	1.20
798-DF11G-8DP-2V50	DF11G-8DP-2V(50)	C	8	12.5	6	2.19	1.67	1.35
798-DF11G-10DP-2V50	DF11G-10DP-2V(50)	C	10	14.5	8	2.47	1.90	1.52
798-DF11G-12DP-2V50	DF11G-12DP-2V(50)	C	12	16.5	10	2.78	2.14	1.71
798-DF11G-14DP-2V50	DF11G-14DP-2V(50)	C	14	18.5	12	3.02	2.33	1.86
798-DF11G-16DP-2V50	DF11G-16DP-2V(50)	C	16	20.5	14	3.33	2.56	2.05
798-DF11G-18DP-2V50	DF11G-18DP-2V(50)	C	18	22.5	16	3.54	2.72	2.18
798-DF11G-20DP-2V50	DF11G-20DP-2V(50)	C	20	24.5	18	3.41	2.65	2.12
798-DF11G-22DP-2V50	DF11G-22DP-2V(50)	C	22	26.5	20	3.75	2.90	2.32
798-DF11G-24DP-2V50	DF11G-24DP-2V(50)	C	24	28.5	22	4.02	3.11	2.49
798-DF11G-26DP-2V50	DF11G-26DP-2V(50)	C	26	30.5	24	4.40	3.40	2.72
798-DF11G-30DP-2V50	DF11G-30DP-2V(50)	C	30	34.5	28	4.92	3.81	3.05
798-DF11G-32DP-2V50	DF11G-32DP-2V(50)	C	32	36.5	30	5.18	4.01	3.21
798-DF11G-40DP-2V50	DF11G-40DP-2V(50)	C	40	44.5	38	6.39	4.94	3.95
Adapter - Male-Male - Panel Locks								
798-DF11-4DEP-2A	DF11-4DEP-2A	D	4	11	2	.77	.556	.452
798-DF11-6DEP-2A	DF11-6DEP-2A	D	6	13	4	.85	.562	.505
798-DF11-8DEP-2A	DF11-8DEP-2A	D	8	15	6	.97	.631	.569
798-DF11-10DEP-2A	DF11-10DEP-2A	D	10	17	8	1.05	.756	.623
798-DF11-12DEP-2A	DF11-12DEP-2A	D	12	19	10	1.19	.845	.689
798-DF11-14DEP-2A	DF11-14DEP-2A	D	14	21	12	1.35	.963	.786
798-DF11-16DEP-2A	DF11-16DEP-2A	D	16	23	14	1.41	1.02	.839
798-DF11-18DEP-2A	DF11-18DEP-2A	D	18	25	16	1.50	1.08	.882
798-DF11-20DEP-2A	DF11-20DEP-2A	D	20	27	18	1.65	1.19	.978
798-DF11-22DEP-2A	DF11-22DEP-2A	D	22	29	20	1.74	1.25	1.03
798-DF11-24DEP-2A	DF11-24DEP-2A	D	24	31	22	1.85	1.34	1.10
798-DF11-26DEP-2A	DF11-26DEP-2A	D	26	33	24	1.94	1.39	1.14
798-DF11-28DEP-2A	DF11-28DEP-2A	D	28	35	26	2.07	1.50	1.22
798-DF11-30DEP-2A	DF11-30DEP-2A	D	30	37	28	1.84	1.41	1.13
798-DF11-32DEP-2A	DF11-32DEP-2A	D	32	39	30	1.90	1.46	1.18

© Copyright 2013 Mouser Electronics

© Copyright 2013 Mouser Electronics

HIROSE 2.0mm for Double Row Connections

RoHS Compliant **This product is RoHS compliant.**

HIROSE ELECTRIC CO., LTD.

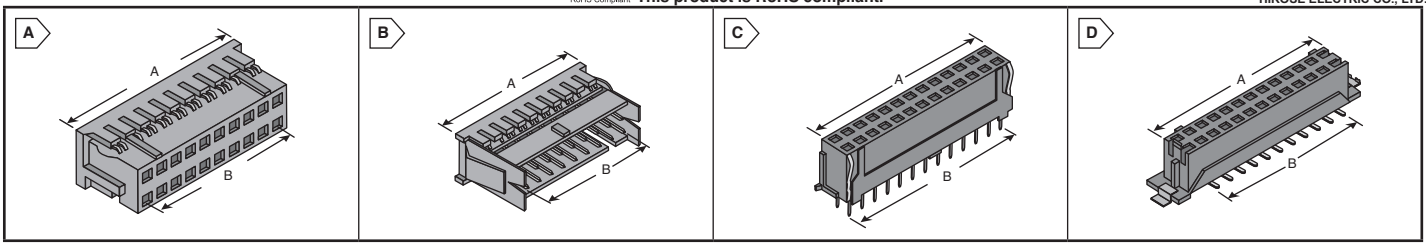

DF11 SERIES DOUBLE ROW CONNECTORS

Housings

For quantities greater than listed, call for quote.

MOUSER STOCK NO.	Hirose Part No.	Fig.	No. of Contacts	Dim. A	Dim. B	Price Each 1	Price Each 25	Price Each 100
Crimp Receptacle Housings								
798-DF11-4DS-2C	DF11-4DS-2C	A	4	6	2	.31	.15	.112
798-DF11-6DS-2C	DF11-6DS-2C	A	6	8	4	.33	.161	.123
798-DF11-8DS-2C	DF11-8DS-2C	A	8	10	6	.40	.193	.144
798-DF11-10DS-2C	DF11-10DS-2C	A	10	12	8	.41	.193	.148
798-DF11-12DS-2C	DF11-12DS-2C	A	12	14	10	.44	.202	.146
798-DF11-14DS-2C	DF11-14DS-2C	A	14	16	12	.47	.214	.169
798-DF11-16DS-2C	DF11-16DS-2C	A	16	18	14	.50	.235	.18
798-DF11-18DS-2C	DF11-18DS-2C	A	18	20	16	.52	.246	.182
798-DF11-20DS-2C	DF11-20DS-2C	A	20	22	18	.55	.257	.193
798-DF11-22DS-2C	DF11-22DS-2C	A	22	24	20	.58	.268	.203
798-DF11-24DS-2C	DF11-24DS-2C	A	24	26	22	.61	.278	.214
798-DF11-26DS-2C	DF11-26DS-2C	A	26	28	24	.47	.268	.216
798-DF11-28DS-2C	DF11-28DS-2C	A	28	30	26	.50	.278	.226
798-DF11-30DS-2C	DF11-30DS-2C	A	30	32	28	.55	.30	.248
798-DF11-32DS-2C	DF11-32DS-2C	A	32	34	30	.60	.342	.269
Crimp Plug Housings								
798-DF11-4DEP-2C	DF11-4DEP-2C	B	4	11	2	.58	.332	.258
798-DF11-6DEP-2C	DF11-6DEP-2C	B	6	13	4	.60	.342	.269
798-DF11-8DEP-2C	DF11-8DEP-2C	B	8	15	6	.62	.364	.282
798-DF11-10DEP-2C	DF11-10DEP-2C	B	10	17	8	.64	.375	.304
798-DF11-12DEP-2C	DF11-12DEP-2C	B	12	19	10	.66	.385	.306
798-DF11-14DEP-2C	DF11-14DEP-2C	B	14	21	12	.70	.407	.325
798-DF11-16DEP-2C	DF11-16DEP-2C	B	16	23	14	.73	.417	.338
798-DF11-18DEP-2C	DF11-18DEP-2C	B	18	25	16	.75	.428	.349
798-DF11-20DEP-2C	DF11-20DEP-2C	B	20	27	18	.77	.439	.351
798-DF11-22DEP-2C	DF11-22DEP-2C	B	22	29	20	.78	.46	.37
798-DF11-24DEP-2C	DF11-24DEP-2C	B	24	31	22	.84	.482	.384
798-DF11-26DEP-2C	DF11-26DEP-2C	B	26	33	24	.64	.46	.371
798-DF11-28DEP-2C	DF11-28DEP-2C	B	28	35	26	.66	.46	.383
798-DF11-30DEP-2C	DF11-30DEP-2C	B	30	37	28	.67	.474	.395
798-DF11-32DEP-2C	DF11-32DEP-2C	B	32	39	30	.70	.492	.407

Crimp Contacts

For quantities greater than listed, call for quote.

MOUSER STOCK NO.	Hirose Part No.	Plating	AWG	Price Each 1	Price Each 25	Price Each 100
Female						
798-DF11-22SC	DF11-22SC	Tin	22	.29	.139	.077
798-DF11-2428SC	DF11-2428SC	Tin	24-28	.26	.118	.066
798-DF11-30SC	DF11-30SC	Tin	30	.26	.182	.089
798-DF11-22SCA	DF11-22SCA	Gold	22	.39	.235	.136
798-DF11-2428SCA	DF11-2428SCA	Gold	24-28	.38	.214	.136
798-DF11-30SCA	DF11-30SCA	Gold	30	.36	.214	.125
Male						
798-DF11-EP2428PC	DF11-EP2428PC	Tin	24-28	.34	.128	.10
798-DF11-EP2428PCA	DF11-EP2428PCA	Gold	24-28	.40	.235	.136

Crimp Contacts (Reels)

For quantities greater than listed, call for quote.

MOUSER STOCK NO.	Hirose Part No.	Plating	AWG	Reel Qty.	Price Each
Female					
798-DF11-22SCF	DF11-22SCF	Tin	22	10000	.032
798-DF11-2428SCF	DF11-2428SCF	Tin	24-28	10000	.021
798-DF11-30SCF	DF11-30SCF	Tin	30	10000	.032
798-DF11-22SCFA	DF11-22SCFA	Gold	22	10000	.064
798-DF11-2428SCFA	DF11-2428SCFA	Gold	24-28	10000	.067
798-DF11-2428SCFA04	DF11-2428SCFA(04)	Gold	24-28	10000	.029
798-DF11-30SCFA	DF11-30SCFA	Gold	30	10000	.067
Male					
798-DF11-EP2428PCF	DF11-EP2428PCF	Tin	24-28	10000	.032
798-DF11-EP2428PCFA	DF11-EP2428PCFA	Gold	24-28	10000	.08

Crimp Contacts (Tooling)

For quantities greater than listed, call for quote.

MOUSER STOCK NO.	Hirose Part No.	Description	Price Each
798-DF11TA2428HC	DF11-TA2428HC	Tool with Die 24-28 AWG Fem	633.28
798-DF11-TA30HC	DF11-TA30HC	Tool 30AWG Fem	950.05

Receptacles

For quantities greater than listed, call for quote.

MOUSER STOCK NO.	Hirose Part No.	Fig.	No. of Circuits	Dim. A	Dim. B	Price Each 1	Price Each 25	Price Each 100
PCB Receptacles - Vertical - Tin - Thru-Hole								
798-DF11-6DS-2DSA05	DF11-6DS-2DSA(05)	C	6	8	4	1.13	.813	.666
798-DF11-8DS-2DSA05	DF11-8DS-2DSA(05)	C	8	10	6	1.21	.877	.719
798-DF11-10DS-2DSA05	DF11-10DS-2DSA(05)	C	10	12	8	1.35	.963	.786
798-DF11-12DS-2DSA05	DF11-12DS-2DSA(05)	C	12	14	10	1.46	1.04	.861
798-DF11-14DS-2DSA05	DF11-14DS-2DSA(05)	C	14	16	12	1.55	1.12	.915
798-DF11-16DS-2DSA05	DF11-16DS-2DSA(05)	C	16	18	14	1.71	1.24	1.01
798-DF11-18DS-2DSA05	DF11-18DS-2DSA(05)	C	18	20	16	1.83	1.32	1.08
798-DF11-20DS-2DSA05	DF11-20DS-2DSA(05)	C	20	22	18	1.99	1.43	1.18
798-DF11-22DS-2DSA05	DF11-22DS-2DSA(05)	C	22	24	20	2.08	1.49	1.22
798-DF11-24DS-2DSA05	DF11-24DS-2DSA(05)	C	24	26	22	1.88	1.43	1.16
798-DF11-26DS-2DSA05	DF11-26DS-2DSA(05)	C	26	28	24	1.98	1.51	1.22
798-DF11-28DS-2DSA05	DF11-28DS-2DSA(05)	C	28	30	26	2.09	1.59	1.28
798-DF11-32DS-2DSA05	DF11-32DS-2DSA(05)	C	32	34	30	2.26	1.73	1.39
PCB Receptacles - Vertical - Gold - Thru-Hole								
798-DF11-6DS-2DSA06	DF11-6DS-2DSA(06)	C	6	8	4	1.80	1.28	1.05
798-DF11-8DS-2DSA06	DF11-8DS-2DSA(06)	C	8	10	6	1.82	1.39	1.11
798-DF11-10DS-2DSA06	DF11-10DS-2DSA(06)	C	10	12	8	2.09	1.59	1.28
798-DF11-12DS-2DSA06	DF11-12DS-2DSA(06)	C	12	14	10	2.40	1.84	1.48
798-DF11-14DS-2DSA06	DF11-14DS-2DSA(06)	C	14	16	12	2.68	2.05	1.65
798-DF11-16DS-2DSA06	DF11-16DS-2DSA(06)	C	16	18	14	3.00	2.30	1.84
798-DF11-18DS-2DSA06	DF11-18DS-2DSA(06)	C	18	20	16	3.27	2.51	2.01
798-DF11-20DS-2DSA06	DF11-20DS-2DSA(06)	C	20	22	18	3.62	2.77	2.23
798-DF11-24DS-2DSA06	DF11-24DS-2DSA(06)	C	24	26	22	3.72	2.88	2.31
798-DF11-26DS-2DSA06	DF11-26DS-2DSA(06)	C	26	28	24	4.00	3.10	2.48
798-DF11-32DS-2DSA06	DF11-32DS-2DSA(06)	C	32	34	30	4.74	3.68	2.94
PCB Receptacles - Vertical - Tin- SMT								
798-DF11Z-6DS-2V20	DF11Z-6DS-2V(20)	D	6	10.5	4	1.34	.963	.786
798-DF11Z-10DS-2V20	DF11Z-10DS-2V(20)	D	10	14.5	8	1.57	1.13	.935
798-DF11Z-12DS-2V20	DF11Z-12DS-2V(20)	D	12	16.5	10	1.74	1.25	1.03
798-DF11Z-14DS-2V20	DF11Z-14DS-2V(20)	D	14	18.5	12	1.86	1.34	1.10
798-DF11Z-16DS-2V20	DF11Z-16DS-2V(20)	D	16	20.5	14	2.07	1.48	1.21
798-DF11Z-20DS-2V20	DF11Z-20DS-2V(20)	D	20	24.5	18	2.05	1.58	1.26
798-DF11Z-22DS-2V20	DF11Z-22DS-2V(20)	D	22	26.5	20	2.15	1.65	1.33
798-DF11Z-24DS-2V20	DF11Z-24DS-2V(20)	D	24	28.5	22	2.36	1.80	1.46
798-DF11Z-26DS-2V20	DF11Z-26DS-2V(20)	D	26	30.5	24	2.57	1.97	1.58
798-DF11Z-28DS-2V20	DF11Z-28DS-2V(20)	D	28	32.5	26	2.57	1.98	1.58
798-DF11Z-30DS-2V20	DF11Z-30DS-2V(20)	D	30	34.5	28	2.85	2.19	1.75
798-DF11Z-32DS-2V20	DF11Z-32DS-2V(20)	D	32	34	30	3.03	2.33	1.86
798-DF11Z-40DS-2V20	DF11Z-40DS-2V(20)	D	40	44.5	38	3.32	3.08	2.04
PCB Receptacles - Vertical - Gold - SMT								
798-DF11Z-10DS-2V50	DF11Z-10DS-2V(50)	D	10	14.5	8	2.44	1.87	1.50
798-DF11Z-12DS-2V50	DF11Z-12DS-2V(50)	D	12	16.5	10	2.75	2.11	1.69
798-DF11Z-14DS-2V50	DF11Z-14DS-2V(50)	D	14	18.5	12	2.86	2.19	1.75
798-DF11Z-16DS-2V50	DF11Z-16DS-2V(50)	D	16	20.5	14	3.34	2.56	2.05
798-DF11Z-18DS-2V50	DF11Z-18DS-2V(50)	D	18	22.5	16	3.65	2.81	2.25
798-DF11Z-20DS-2V50	DF11Z-20DS-2V(50)	D	20	24.5	18	3.50	2.71	2.16
798-DF11Z-24DS-2V50	DF11Z-24DS-2V(50)	D	24	28.5	22	4.12	3.20	2.56
798-DF11Z-26DS-2V50	DF11Z-26DS-2V(50)	D	26	30.5	24	4.24	3.28	2.62
798-DF11Z-28DS-2V50	DF11Z-28DS-2V(50)	D	28	32.5	26	4.47	3.47	2.77

© Copyright 2013 Mouser Electronics

© Copyright 2013 Mouser Electronics

JAE Surface Mount Board-to-Flex Connectors

Technology to Inspire Innovation

JAE

RoHS Compliant. This product is RoHS compliant.

FF02 SERIES: 0.30MM SMT BOARD-TO-FLEX CONNECTORS

Features:
- Low profile 1.2mm above board
- CAM Locking Structure makes FPC lining unnecessary and helps to absorb shock caused by fall resulting in much higher mating reliability

Specifications:
- FPC type: 0.3mm pitch, 0.12mm thickness with reinforcement
- Current Rating: AC/DC 0.35A per contact
- Dielectric Withstanding Voltage: AC 250 V rms per minute
- Voltage Rating: AC/DC 50V per contact
- RoHS Compliance per JAE documentation

For quantities greater than listed, call for quote.

MOUSER STOCK NO.	JAE Part No.	Fig.	No. of Positions	Description	Price Each 1	25	100	250
656-FF0235SS1	FF0235SS1	A	35	Right Angle	6.29	5.69	5.25	4.85
656-FF0239SS1	FF0239SS1-R3000	A	39	Right Angle	5.23	5.03	4.75	4.43
656-FF0251SS1	FF0251SS1	A	51	Right Angle	8.73	7.94	7.27	6.71
656-FF0290SS1	FF0290SS1	A	90	Right Angle	16.80	15.11	11.42	11.16

IL-FPR SERIES: 0.50MM SMT ZIF BOARD-TO-FLEX CONNECTORS

Features:
- Low profile 2.0mm above board (Right-angle type)
- A slider enables insertion/extraction of FPC without applying force (Zero Insertion Force)
- Designed to avoid defective mating
- FPC type: 0.3mm thickness with reinforcement
- Right Angle

Specifications:
- Current Rating: AC/DC 0.5 Amp per contact
- Dielectric Withstanding Voltage: 250 VAC rms (for one minute)
- RoHS Compliance per JAE documentation

For quantities greater than listed, call for quote.

MOUSER STOCK NO.	JAE Part No.	Fig.	No. of Positions	Description	Price Each 1	25	100	250
656-IL-FPR-10S-HF-N1	IL-FPR-10S-HF-N1	B	10	Right Angle	2.29	2.11	1.92	1.75
656-IL-FPR-20S-HF-N1	IL-FPR-20S-HF-N1	B	20	Right Angle	3.37	2.56	2.08	1.95
656-IL-FPR-30S-HF-N1	IL-FPR-30S-HF-N1	B	30	Right Angle	3.96	2.63	2.30	2.24
656-IL-FPR-32S-HF-N1	IL-FPR-32S-HF-N1	B	32	Right Angle	2.51	2.47	2.40	2.25
656-IL-FPR-33S-HF-N1	IL-FPR-33S-HF-N1	B	33	Right Angle	4.01	2.80	2.56	2.45
656-IL-FPR-40S-HF-N1	IL-FPR-40S-HF-N1	B	40	Right Angle	5.08	3.42	3.12	2.99
656-L-FPR-50S-HF-N1	IL-FPR-50S-HF-N1	B	50	Right Angle	6.94	5.78	4.04	3.91

FA5 SERIES: 0.50MM SMT FPC BOARD-TO-FLEX CONNECTORS

Features:
- Low profile connector for PCB-to-FPC
- ZIF structure for easy insertion and removal of FPC
- Hold down structure with winding and strain protection
- Connector mounting height 1.45mm(.057"), low profile structure
- Right Angle

Specifications:
- Current Rating: 0.8Amp per contact
- Dielectric Withstanding Voltage: 250VAC rms (for one minute)
- RoHS Compliance per JAE documentation

For quantities greater than listed, call for quote.

MOUSER STOCK NO.	JAE Part No.	Fig.	No. of Positions	Description	Price Each 1	25	100	250
656-FA5S030HP1	FA5S030HP1	C	30	SMT, Right Angle	6.97	6.32	5.40	5.32
656-FA5S040HP1	FA5S040HP1	C	40	SMT, Right Angle	8.40	7.63	6.53	6.42
656-FA5S050HP1	FA5S050HP1	C	50	SMT, Right Angle	11.78	10.71	8.62	8.45
656-FA5B040HP1	FA5B040HP1	C	40	Bottom Mount, Right Angle	8.98	8.15	6.98	6.86

FI-R SERIES 0.50MM BOARD-TO-FLEX CONNECTORS

- High speed serial transmission such as LVDS, TMDS (HDMI) and PCI express
- Contact Resistance: 50Ω max.
- Current Rating: AC, DC 0.8A per Terminal
- Insulation Resistance: 100MΩ min.

For quantities greater than listed, call for quote.

MOUSER STOCK NO.	JAE Part No.	Fig.	No. of Positions	Description	Price Each 1	25	100	250
656-FI-RE41HL	FI-RE41HL	D	41	Cable Mount Plug	7.12	5.65	4.84	4.68
656-FI-RE41S-HF	FI-RE41S-HF	E	41	SMT Receptacle R/A	6.16	4.19	3.70	3.53
656-FI-RE41S-VF	FI-RE41S-VF	F	41	SMT Receptacle Straight	6.37	4.28	3.70	3.50
656-FI-RE51-HL	FI-RE51HL	D	51	Cable Mount Plug	6.54	5.95	5.08	4.90
656-FI-RE51S-HF	FI-RE51S-HF	E	51	SMT Receptacle R/A	6.16	5.03	4.30	4.23
656-FI-RE51S-VF	FI-RE51S-VF	F	51	SMT Receptacle Straight	5.55	5.05	4.30	4.18

Contacts

- RoHS Compliance per JAE documentation

For quantities greater than listed, call for quote.

MOUSER STOCK NO.	JAE Part No.	Description	Price Each 1	25	100	250
656-FI-RC31A1E-15000	FI-RC3-1A-1E-15000	Crimp contacts 30-36 AWG Upper Contact	.16	.139	.128	.118
656-FIRC31B1E15000	FI-RC3-1B-1E-15000	Crimp contacts 30-36 AWG Lower Contact	.16	.139	.128	.118

Tool

For quantities greater than listed, call for quote.

MOUSER STOCK NO.	JAE Part No.	Description	Price Each
656-CT150-4C-FI	CT150-4C-FI	Hand Crimp Tool	1060.23

FB3, FB6 AND FB8 SERIES 0.30MM SMT BOARD-TO-FLEX CONNECTORS

Specifications:
- Easy handling due to easy rotation of actuator
- Current Rating: 0.35A per contact
- Voltage Rating: AC, DC 50V per contact
- LIF (Low Insertion Force) structure for one-touch FPC
- FB8 features "Backflip" actuator for superior cable retention
- RoHS Compliance per JAE documentation

For quantities greater than listed, call for quote.

MOUSER STOCK NO.	JAE Part No.	Fig.	No. of Pos.	Description	Price Each 1	25	100	250
656-FB6S039JA1	FB6S039JA1	G	39	1.2mm Height Bottom Contacts	11.82	7.80	7.09	6.85
656-FB6S051JA1	FB6S051JA1	G	51	1.2mm Height Bottom Contacts	4.65	3.04	2.70	2.54
656-FB8S029JA1	FB8S029JA1	H	29	1.2mm Height Upper Contacts	10.56	9.18	7.34	6.66

JF08 SERIES HIGH SPEED FFC HARNESSES

NEW PRODUCT

Specifications:
- The JF08 Series is a pre-assembled flat flexible cable (FFC) harness for high speed differential transmission
- Mates with FI-R Receptacles
- Provides great electrical performance while maintaining mechanical durability and reliability.
- Available pin counts include 41 and 51 positions.

For quantities greater than listed, call for quote.

MOUSER STOCK NO.	JAE Part No.	Fig.	Description	Price Each 1	10	25	50
656-JF08R0R041020MA	JF08R0R041020MA	I	41P, 20cm High Speed FFC Cable	6.09	5.56	5.30	5.14
656-JF08R0R041025MA	JF08R0R041025MA	I	41P, 25cm High Speed FFC Cable	6.45	5.93	5.62	5.48
656-JF08R0R041035MA	JF08R0R041035MA	I	41P, 35cm High Speed FFC Cable	7.59	6.94	6.61	6.40
656-JF08R0R051020MA	JF08R0R051020MA	I	51P, 20cm High Speed FFC Cable	6.84	6.26	5.95	5.77
656-JF08R0R051025MA	JF08R0R051025MA	I	51P, 25cm High Speed FFC Cable	7.59	6.97	6.60	6.43
656-JF08R0R051035MA	JF08R0R051035MA	I	51P, 35cm High Speed FFC Cable	9.49	8.69	8.27	8.00

A

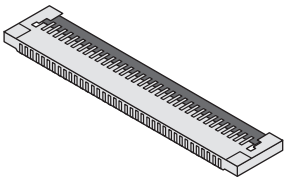

B

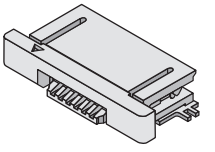

C

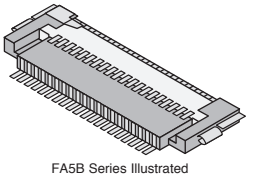

FA5B Series Illustrated

D

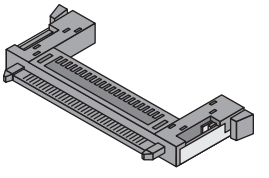

E

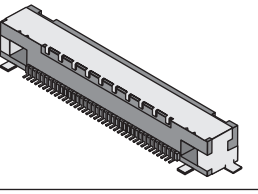

F

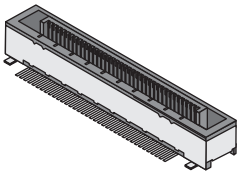

G

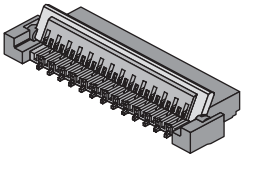

H

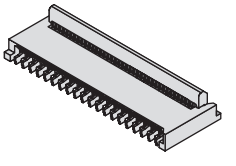

I

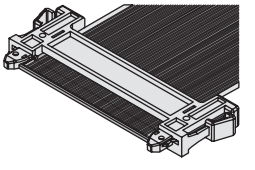

© Copyright 2013 Mouser Electronics

© Copyright 2013 Mouser Electronics

JAE Board-to-Board Connectors

Technology to Inspire Innovation

RoHS Compliant This product is RoHS compliant.

WR SERIES 0.50MM LOW PROFILE SMT BOARD-TO-BOARD CONNECTORS

- For connection between parallel boards spaced 4 to 9mm
- Ribbon type contacts ensure reliable electrical continuity, resisting twisting force of coupling
- RoHS Compliance per JAE documentation
- Current Rating: 0.3A
- ✻ With Polarizing Boss
- Operating Temperature: -40ºC to +85ºC

For quantities greater than listed, call for quote.

MOUSER STOCK NO.	JAE Part No.	Fig.	No. of Pos.	Description	Price Each 1	25	100	250
Receptacles								
656-WR-30S-VFH30-N1	WR-30S-VFH30-N1	A	30	7mm Height	4.12	3.73	3.42	3.17
656-WR-40S-VF-N1	WR-40S-VF-N1	A	40	4mm Height	3.20	2.91	2.56	2.46
656-WR-80S-VF-N1	WR-80S-VF-N1	A	80	4mm Height	7.75	7.05	6.42	5.96
✻ 656-WR-80SB-VF-N1	WR-80SB-VF-N1	A	80	4mm Height	7.65	5.01	4.65	4.45
✻ 656-WR-160SB-VF-N1	WR-160SB-VF-N1	A	160	4mm Height	10.97	9.97	8.05	7.86
Plugs								
656-WR-30P-VF50-N1	WR-30P-VF50-N1	B	30	5mm Height	3.43	3.14	2.87	2.65
656-WR-40P-VF-N1	WR-40P-VF-N1	B	40	4mm Height	3.70	2.80	2.57	2.45
656-WR-40P-HFHD-A1E	WR-40P-HF-HD-A1E	B	40	4mm Height, right angle	5.50	4.31	3.87	3.69
656-WR-100P-VF-N1	WR-100P-VF-N1	B	100	4mm Height	8.29	6.84	5.96	5.83
656-WR-120P-VF-N1	WR-120P-VF-N1	B	120	4mm Height	11.30	9.88	8.26	8.05

IL-312 SERIES 0.50MM LOW PROFILE SMT BOARD-TO-BOARD CONNECTORS

- For connection between parallel boards spaced 2.5 to 3.5mm
- Black heat resistant insulators
- Contacts: Copper Alloy
- For use in applications that require boards to be stacked
- RoHS Compliance per JAE documentation
- Current Rating: 0.3A
- Operating Temperature: -40ºC to +85ºC

✻ Location Boss

For quantities greater than listed, call for quote.

MOUSER STOCK NO.	JAE Part No.	Fig.	No. of Pos.	Description	Price Each 1	25	100	250
Receptacles								
656-IL-312-A40S-VFA1	IL-312-A40S-VF-A1	C	40	2.15mm Height	2.34	2.07	1.44	1.38
656-IL-312-A50S-VFA1	IL-312-A50S-VF-A1	C	50	2.15mm Height	3.77	3.42	3.14	2.99
656-IL-312-A80S-VFA1	IL-312-A80S-VF-A1	C	80	2.15mm Height	5.83	5.30	4.65	4.48
656-IL-312-A100SVFA1	IL-312-A100S-VF-A1	C	100	2.15mm Height	7.68	6.97	5.96	5.80
✻ 656-IL-312A100SBVFA1	IL-312-A100SB-VF-A1	C	100	2.15mm Height	7.68	6.97	5.96	5.80
Plugs								
656-IL-312-A20P-VFA1	IL-312-A20P-VF-A1	D	20	1.55mm Height	1.99	1.81	1.66	1.53
656-IL-312-A50P-VFA1	IL-312-A50P-VF-A1	D	50	1.55mm Height	5.36	4.44	3.12	3.02
656-IL-312-A80P-VFA1	IL-312-A80P-VF-A1	D	80	1.55mm Height	7.99	7.37	4.65	4.44
656-IL312A100PVFA1	IL312-A100P-VF-A1	D	100	1.55mm Height	7.68	6.97	5.96	5.80

KX14/KX15 SERIES 0.80MM LOW PROFILE SMT BOARD-TO-BOARD CONNECTORS

- For connection between parallel boards spaced 4 to 15mm
- Polarization key prevents mismating
- Resistant to vibration and twisting
- Contact: Copper Alloy
- Current Rating: 0.5 Amps
- Operating Temperature: -40ºC to +85ºC
- For use in applications that require boards to be stacked
- RoHS Compliance per JAE documentation

For quantities greater than listed, call for quote.

MOUSER STOCK NO.	JAE Part No.	Fig.	No. of Pos.	Description	Price Each 1	25	100	250
Receptacle								
656-KX14-20K2DE	KX14-20K2DE	E	20	2mm height	3.08	2.43	1.73	1.62
656-KX14-30K2DE	KX14-30K2DE	E	30	2mm height	3.71	2.93	2.12	1.95
656-KX14-40K2D-RE	KX14-40K2D-RE	E	40	2mm height	2.89	2.62	2.36	2.23
656-KX14-40K5D-RE	KX14-40K5D-RE	E	40	5mm height	4.04	3.23	2.35	2.26
656-KX14-50K2D-RE	KX14-50K2D-RE	E	50	2mm height	4.44	3.00	2.78	2.64
656-KX14-50K5D-RE	KX14-50K5D-RE	E	50	5mm height	6.44	5.86	5.38	4.98
656-KX14-50K8DE	KX14-50K8DE	E	50	8mm height	5.40	4.55	4.17	3.75
656-KX14-50K11DE	KX14-50K11DE	E	50	11mm height	3.55	3.23	2.85	2.75
656-KX14-80K2DE	KX14-80K2DE	E	80	2mm height	8.19	6.13	4.69	4.53
656-KX14-80K5DE	KX14-80K5DE	E	80	5mm height	5.83	5.29	4.50	4.47
Plugs								
656-KX15-20K2DE	KX15-20K2DE	F	20	2mm height	1.92	1.75	1.61	1.48
656-KX15-20KLDLE	KX15-20KLDLE	F	20	5.75mm height Right Angle	6.85	5.94	5.33	4.82
656-KX15-30K4DE	KX15-30K4DE	F	30	4mm height	3.77	2.61	2.25	2.12
656-KX15-30KLDLE	KX15-30KLDLE	F	30	5.75mm height Right Angle	2.51	2.29	2.07	1.93
656-KX15-40K2D-RE	KX15-40K2D-RE	F	40	2mm height	2.39	2.39	2.34	2.19
656-KX15-40K3DE	KX15-40K3DE	F	40	3mm height	3.07	2.80	2.57	2.38
656-KX15-40K4D-RE	KX15-40K4D-RE	F	40	4mm height	3.06	2.79	2.56	2.36
656-KX15-50K2DE	KX15-50K2DE	F	50	2mm height	3.80	3.46	3.04	2.93
656-KX15-50K4DE	KX15-50K4DE	F	50	4mm height	7.25	6.31	5.84	5.24
656-KX15-60K2DE	KX15-60K2DE	F	60	2mm height	5.32	4.82	4.12	3.75
656-KX15-80K3DE	KX15-80K3DE	F	80	3mm height	7.99	5.50	4.53	4.39
656-KX15-100K4DE	KX15-100K4DE	F	100	4mm height	6.71	6.10	5.49	5.16

KX24/25 SERIES 0.80MM THROUGH HOLE BOARD-TO-BOARD CONNECTORS

- For connections between vertical and horizontal board to board arrangements
- Robust type with mating guide, suitable for rack and panel mounting
- Non-pin type connector structure durable to twists caused by mating
- Assuring click response when mated
- Mounting side contact length of 2.8mm unless otherwise noted
- Durability: 500 Cycles
- Contact resistance: 70mΩ max.
- Rated current: 0.5A per contact
- RoHS Compliance per JAE documentation

✻ 2.2mm mounting side contact length

For quantities greater than listed, call for quote.

MOUSER STOCK NO.	JAE Part No.	Fig.	No. of Pos.	Description	Price Each 1	25	100	250
Receptacles								
656-KX24-120R-6ST-H1	KX24-120R-6ST-H1	G	120	10.4mm Height Straight	14.92	13.26	11.93	10.85
656-KX24-140R-6ST-H1	KX24-140R-6ST-H1	G	140	10.4mm Height Straight	20.12	17.88	16.09	14.63
656-KX24-140R-LT1-H1	KX24-140R-LT1-H1	H	140	8.5mm Height Right Angle	22.38	19.89	17.90	16.27
✻ 656-KX24-140R-LT-H1	KX24-140R-LT-H1	H	140	8.5mm Height Right Angle	20.55	18.26	16.44	14.94
Plugs								
656-KX25-80P-LT-H1	KX25-80P-LT-H1	I	80	8.5mm Height Right Angle	12.60	11.21	10.09	9.17
656-KX25-120P-LT-H1	KX25-120P-LT-H1	I	120	8.5mm Height Right Angle	15.88	14.11	12.70	11.55
656-KX25-140P-LT-H1	KX25-140P-LT-H1	I	140	8.5mm Height Right Angle	10.40	9.24	8.32	7.56

A

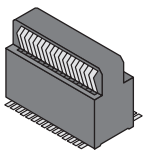

B

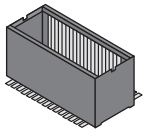

C

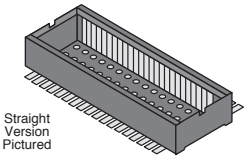

Straight Version Pictured

D

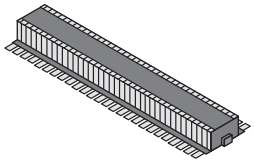

E

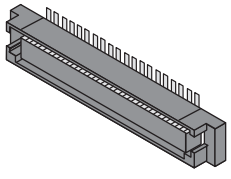

F

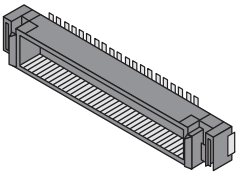

G

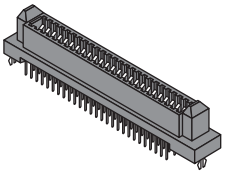

H

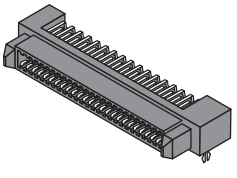

I

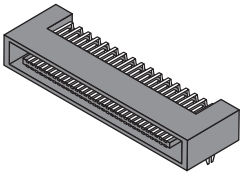

Rectangular Connectors JAE

© Copyright 2013 Mouser Electronics

© Copyright 2013 Mouser Electronics

JAE Wire to Board Connectors

Technology to Inspire Innovation

JAE

RoHS Compliant **This product is RoHS compliant.**

FI-X SERIES 1.0MM PCB BOARD-TO-FLEX CONNECTORS

NEW PRODUCT

- Improved ground condition which is directly related to EMI characteristics
- Compatible with high-speed differential transmission and high-level impedance matching (90Ω to 100Ω)
- Current Rating: AC/DC 1 Amp per contact
- Bottom type structure provides 1.5mm (.059") connector height and 1mm (.039") height above the PCB
- RoHS Compliance per JAE documentation

For quantities greater than listed, call for quote.

MOUSER STOCK NO.	JAE Part No.	Fig.	No. of Pos.	Description	Price Each 1	25	100	250
Plugs								
656-FI-X30H	FI-X30H	A	30	Crimp, Housing	3.08	2.30	1.96	1.87
656-FI-X30M-NPB	FI-X30M-NPB	A	30	ZIF, Cable Side	6.42	4.92	4.70	4.54
656-FI-X30FR	FI-X30FR	A	30	Cable Side	2.27	2.14	1.81	1.68
656-FI-X30HL-B	FI-X30HL-B	B	30	Notebook-PC LCD interface	1.28	.974	.824	.792
Receptacles								
656-FI-XB30SRLHF11	FI-XB30SRL-HF11	C	30	Right Angle Sunken	13.31	9.46	8.57	8.28
656-FI-XB30SL-HF10	FI-XB30SL-HF10	C	30	Right Angle with Lock	4.83	4.37	3.66	3.38
Contacts								
656-FI-XC3-1-15000	FI-XC3-1-15000	-	-	Crimp Contacts 30-36 AWG	.13	.107	.086	.075

TOOL

For quantities greater than listed, call for quote.

MOUSER STOCK NO.	JAE Part No.	Description	Price Each
656-CT150-4C-FIX	CT150-4C-FIX	Hand Crimp Tool	1060.23

FI-E SERIES 1.0MM PCB TO CABLE CONNECTORS

- Alignment guide allows for blind mating
- Current Rating: AC/DC 1 Amp per contact
- RoHS Compliance per JAE Documentation

For quantities greater than listed, call for quote.

MOUSER STOCK NO.	JAE Part No.	Fig.	No. of Pos.	Description	Price Each 1	25	100	250
656-FI-E30HL	FI-E30HL	A	30	Crimp, Cable Side Plug	6.72	4.56	4.02	3.88
656-FI-E30S	FI-E30S	C	30	Right Angle Receptacle	7.78	6.05	5.33	5.15

FI SERIES 1.25MM SMT WIRE TO BOARD CONNECTORS

- High density connectors for board to cable connections
- Friction Lock Housing
- FPC Versions Available
- ✻ Electromagnetic Shield
- Current Rating: 1A
- Operating Temperature: -40°C to +80°C
- Crimp contacts sold separately
- RoHS Compliance per JAE documentation

For quantities greater than listed, call for quote.

	MOUSER STOCK NO.	JAE Part No.	Fig.	No. of Pos.	Description	Price Each 1	25	100	250
Single Row Surface Mount									
	656-FI-S4P-HFE	FI-S4P-HFE	C	4	Right Angle SMT Receptacle	1.83	1.51	1.31	1.25
	656-FI-S5P-HFE	FI-S5P-HFE	C	5	Right Angle SMT Receptacle	1.83	1.51	1.31	1.25
	656-FI-S10P-HFE	FI-S10P-HFE	C	10	Right Angle SMT Receptacle	2.93	1.94	1.64	1.54
	656-FI-S20P-HFE	FI-S20P-HFE	C	20	Right Angle SMT Receptacle	3.09	2.48	2.23	2.13
✻	656-FI-SE20-HFE	FI-SE20P-HFE	C	20	Right Angle SMT Receptacle	5.11	3.63	3.36	3.14
✻	656-FI-SE30P-HFE	FI-SE30P-HFE	C	30	Right Angle SMT Receptacle	10.81	9.01	8.19	7.71
	656-FI-S4S	FI-S4S	A	4	Cable Mount Plug	.64	.542	.456	.423
	656-FI-S5S	FI-S5S	A	5	Cable Mount Plug	.81	.692	.585	.564
	656-FI-S10S	FI-S10S	A	10	Cable Mount Plug	1.47	.903	.763	.72
	656-FI-S20S	FI-S20S	A	20	Cable Mount Plug	1.13	.974	.835	.792
✻	656-FI-SE20ME	FI-SE20ME	A	20	Cable Mount Plug	6.27	4.87	4.30	4.15
	656-FI-S30S	FI-S30S	A	30	Cable Mount Plug	1.50	1.24	1.07	1.01
Double Row Surface Mount									
✻	656-FI-WE21P-HFE	FI-WE21P-HFE	D	21	Right Angle SMT Receptacle	9.81	7.17	6.49	6.26
✻	656-FI-WE31P-HFE	FI-WE31P-HFE	D	31	Right Angle SMT Receptacle	10.24	7.48	6.77	6.54
	656-FI-W31P-HFE	FI-W31P-HFE	D	31	Right Angle SMT Receptacle	5.82	4.64	4.14	3.98
	656-FI-W41P-HFE	FI-W41P-HFE	D	41	Right Angle SMT Receptacle	6.90	5.36	4.73	4.57
✻	656-FI-WE41P-HFE	FI-WE41P-HFE	D	41	Right Angle SMT Receptacle	11.96	8.74	7.92	7.65
	656-FIW11S	FI-W11S	E	11	Cable Mount Plug	.94	.827	.731	.688
	656-FI-W21S	FI-W21S	E	21	Cable Mount Plug	1.32	1.10	.951	.919
	656-FI-W31S	FI-W31S	E	31	Cable Mount Plug	1.50	1.24	1.07	1.06
	656-FI-W41S	FI-W41S	E	41	Cable Mount Plug	2.45	1.51	1.27	1.20
Contacts									
	656-FI-C3-A1-15000	FI-C3-A1-15000			Crimp Contacts 28-32 AWG	.13	.107	.086	.075

CABLE ASSEMBLY HIGH SPEED DEVELOPMENT KITS FOR LVDS

- High speed LVDS cable assemblies for applications such as LCD Monitors, Projectors, Medical Defibrillators, Hand held GPS and many other applications
- Kit includes 2 of each connector, 300mm discrete wire with Pre-crimped Contacts
- Customer populates the crimped contacts in the housing according to their requirements

For quantities greater than listed, call for quote.

MOUSER STOCK NO.	JAE Part No.	Fig.	No. of Pos.	Description	Price Each 1	25	100	250
656-FIS20SKITASSY	FI-S20S-KITASSY-300M	A	20	FI-S20S Connectors, 300mm	8.27	7.63	7.09	6.62
656-FIX30HLKITASSY	FI-X30HL-KITASSY-300M	-	30	FI-X30HL Connectors, 300mm	11.36	10.49	9.74	9.08
656-FIRE41HLKITASSY	FI-RE41HL-KITASSY-300M	B	41	FI-RE41HL Connectors, 300mm	15.70	14.49	13.45	12.55
656-FIRE51HLKITASSY	FI-RE51HL-KITASSY-300M	B	51	FI-RE51HL Connectors, 300mm	18.40	16.99	15.77	14.72

IL-Z SERIES 1.25MM SMT PCB TO CABLE CRIMP CONNECTORS

- Low Profile, 3.45mm above board
- Pin headers suited for automatic packaging
- Crimp to wire sockets
- Operating Temperature: -40°C to +70°C
- RoHS Compliance per JAE documentation
- Current Rating: 1A
- AWG Range: 28-30
- Crimp contacts sold separately

For quantities greater than listed, call for quote.

MOUSER STOCK NO.	JAE Part No.	Fig.	No. of Pos.	Description	Price Each 1	25	100	250
656-IL-Z-2PL-SMTYE	IL-Z-2PL-SMTYE	F	2	Right Angle SMT Pin Header	.35	.30	.257	.257
656-IL-Z-5PL-SMTYE	IL-Z-5PL-SMTYE	F	5	Right Angle SMT Pin Header	.44	.375	.321	.31
656-IL-Z-6PL-SMTYE	IL-Z-6PL-SMTYE	F	6	Right Angle SMT Pin Header	.45	.385	.342	.31
656-IL-Z-7PL-SMTYE	IL-Z-7PL-SMTYE	F	7	Right Angle SMT Pin Header	.49	.407	.353	.342
656-IL-Z-8PL-SMTYE	IL-Z-8PL-SMTYE	F	8	Right Angle SMT Pin Header	.50	.43	.354	.333
656-IL-Z-9PL-SMTYE	IL-Z-9PL-SMTYE	F	9	Right Angle SMT Pin Header	.50	.43	.354	.333
656-IL-Z-12PL-SMTYE	IL-Z-12PL-SMTYE	F	12	Right Angle SMT Pin Header	.57	.486	.41	.388
656-IL-Z-15PL-SMTYE	IL-Z-15PL-SMTYE	F	15	Right Angle SMT Pin Header	.60	.552	.477	.433
656-IL-Z-2S-S125C3	IL-Z-2S-S125C3	G	2	Socket Housing	.12	.101	.078	.067
656-IL-Z-5S-S125C3	IL-Z-5S-S125C3	G	5	Socket Housing	.12	.101	.078	.067
656-IL-Z-6S-S125C3	IL-Z-6S-S125C3	G	6	Socket Housing	.34	.30	.268	.246
656-IL-Z-7S-S125C3	IL-Z-7S-S125C3	G	7	Socket Housing	.16	.135	.112	.101
656-IL-Z-8S-S125C3	IL-Z-8S-S125C3	G	8	Socket Housing	.15	.129	.106	.094
656-IL-Z-9S-S125C3	IL-Z-9S-S125C3	G	9	Socket Housing	.14	.123	.101	.09
656-IL-Z-10S-S125C3	IL-Z-10S-S125C3	G	10	Socket Housing	.16	.135	.112	.101
656-IL-Z-12S-S125C3	IL-Z-12S-S125C3	G	12	Socket Housing	.17	.157	.123	.112
656-IL-Z-15S-S125C3	IL-Z-15S-S125C3	G	15	Socket Housing	.20	.19	.168	.157
Contacts								
656-IL-Z-C3-A-15000	IL-Z-C3-A-15000	-	-	Crimp Contacts 28-30 AWG	.10	.075	.054	.043

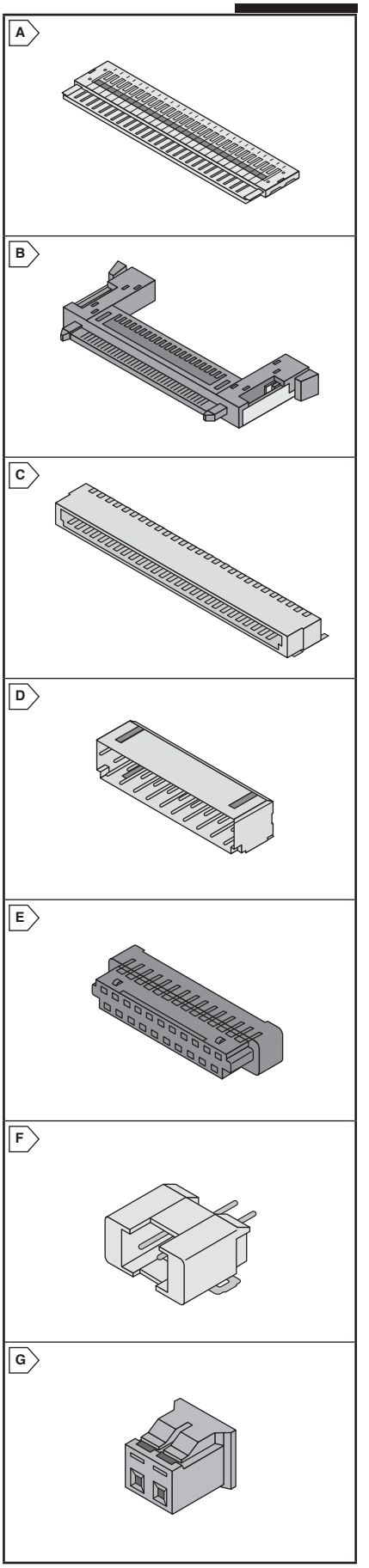

© Copyright 2013 Mouser Electronics

© Copyright 2013 Mouser Electronics

IDC Connectors, Jumpers, Headers and Receptacles

RoHS Compliant This product is RoHS compliant.

KOBICONN IDC SOCKET CONNECTOR WITH STRAIN RELIEF

RoHS Compliant

Specifications:
- .100" spacing
- Rating: 1A

For quantities greater than listed, call for quote.

MOUSER STOCK NO.	Fig.	Number of Contacts	Price Each 1	10	100	500
164-9006-E	A	10	.51	.342	.31	.278
164-9007-E	A	14	.70	.471	.428	.385
164-9008-E	A	16	.65	.449	.407	.375
164-9001-E	A	20	.75	.492	.449	.407
164-9010-E	A	24	1.08	.728	.653	.599
164-9002-E	A	26	.80	.535	.482	.439
164-9003-E	A	34	.92	.621	.556	.514
164-9004-E	A	40	1.08	.717	.653	.599
164-9005-E	A	50	1.34	.888	.813	.738

KOBICONN IDC DIP FLAT CABLE PLUGS

Specifications:
- Current rating: 1A
- Insulation resistance: $10^{10}\,\Omega$
- Breakdown voltage: 500VDC
- IDC wire size: 28AWG/.050" Spacing

Features:
- IDC mass termination
- Gold plated contacts
- Mates with .050" flat cable

RoHS Compliant

For quantities greater than listed, call for quote.

MOUSER STOCK NO.	Fig.	No. of Contacts	Contact Plating	Price Each 1	10	100	500
151-2P14-E	B	14	.100 x .300	1.20	.803	.728	.663
151-2P16-E	B	16	.100 x .300	1.22	.813	.738	.674
151-2P24-E	B	24	.100 x .300	1.31	.867	.792	.717
151-2P40-E	B	40	.100 x .600	2.11	1.40	1.27	1.16

KOBICONN SHORTING JUMPERS

Specifications:
- Fits all standard .100" space headers
- Low insertion and withdrawal forces
- Nail grip for easy removal
- Phosphor bronze gold flash over nickel
- Open-ended option permits stacking and probe testing
- Operating temperature: 55°C to 105°C

RoHS Compliant

For quantities greater than listed, call for quote.

MOUSER STOCK NO.	Fig.	Color	Contact Plating	Price Each 1	100	500	1000
151-8000-E	C	Black	Open	.16	.107	.075	.064
151-8001-E	C	Blue	Open	.14	.096	.064	.054
151-8003-E	C	Red	Open	.14	.096	.064	.054
151-8010-E	C	Black	Closed	.14	.096	.064	.054
151-8011-E	C	Blue	Closed	.14	.096	.075	.064
151-8013-E	C	Red	Closed	.16	.107	.075	.064

KOBICONN THUMB PULL SHORTING JUMPERS

Specifications:
- Current rating: 1A
- Contact resistance: 15mΩ
- Insertion force: 80g
- Withdrawal force: 112g
- Gold plated contacts

RoHS Compliant

For quantities greater than listed, call for quote.

MOUSER STOCK NO.	Fig.	Color	Price Each 1	100	500	1000
151-8030-E	D	Black	.19	.128	.086	.075
151-8031-E	D	Blue	.19	.128	.086	.075
151-8033-E	D	Red	.19	.128	.086	.075

KOBICONN DIP THROUGH PIN COMPONENT HEADERS

Specifications:
- Insulator: PBT 30% glass filled polyester
- Contact: precision machined, gold plated brass
- Pin: gold plated brass
- Current rating: 1A
- Temperature range: -55°C to +125°C

RoHS Compliant

For quantities greater than listed, call for quote.

MOUSER STOCK NO.	Fig.	No. of Pins	Pin Spacing: (in.)	Price Each 1	100	500	1000
151-23169	E	16	.30 x .100	2.15	1.66	1.51	1.37

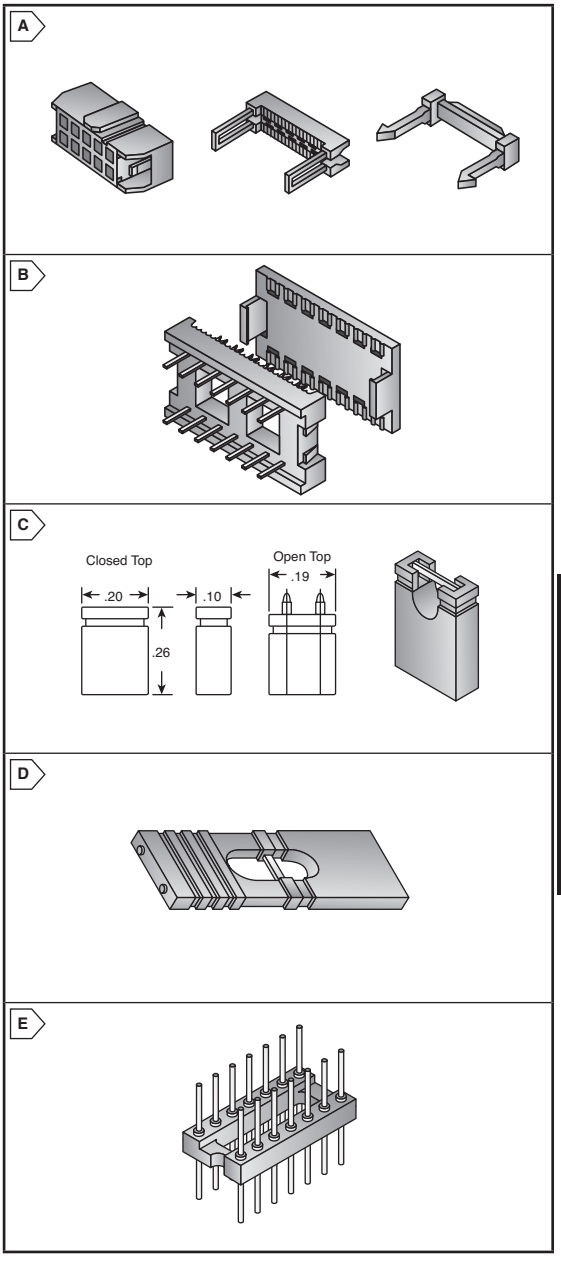

NORCOMP 2MM HEADERS/RECEPTACLES

A DIVISION OF EDAC (AMERICA) LIMITED

Features:
- .079" spacing for real estate savings
- Insulator: Glass-filled thermoplastic, Black, U.L. rated 94V-0
- Plating: Gold Flash Entire Contact
- Contacts: Phosphor bronze

RoHS Compliant

For quantities greater than listed, call for quote.

MOUSER STOCK NO.	NorComp Part No.	Fig.	No. of Positions	Description	Price Each 1	25	50	100
Headers								
636-26630201RP2	26630201RP2	A	1X2	Straight	.27	.214	.203	.182
636-26630301RP2	26630301RP2	A	1X3	Straight	.32	.275	.253	.231
636-27630502RP2	27630502RP2	B	1X5	Right Angle	.60	.514	.471	.439
636-26630701RP2	26630701RP2	A	1X7	Straight	.60	.50	.467	.433
636-26631101RP2	26631101RP2	A	1X11	Straight	.86	.77	.728	.685
636-26633601RP2	26633601RP2	A	1X36	Straight	2.92	2.48	2.28	1.88
636-2664-06-01RP2	2664-06-01RP2	C	2X6	Straight	.59	.503	.46	.417
636-26642601RP2	26642601RP2	C	2X26	Straight	2.80	2.39	2.19	2.00
Receptacles								
636-25630301RP2	25630301RP2	D	1X3	Vertical	1.09	.913	.847	.782
636-25630401RP2	25630401RP2	D	1X4	Vertical	1.47	1.23	1.13	1.05
636-25630701RP2	25630701RP2	D	1X7	Vertical	1.42	1.21	1.11	1.02
636-25630901RP2	25630901RP2	D	1X9	Vertical	1.77	1.51	1.38	1.26
636-25631001RP2	25631001RP2	D	1X10	Vertical	2.27	2.16	1.97	1.77
636-28630606RP2	28630606RP2	E	1X6	Vertical SMT	.96	.828	.761	.692
636-28642006RP2	28642006RP2	F	2X20	Vertical SMT	2.19	1.84	1.72	1.49
636-28642606RP2	28642606RP2	F	2X26	Vertical SMT	3.12	2.65	2.45	2.16

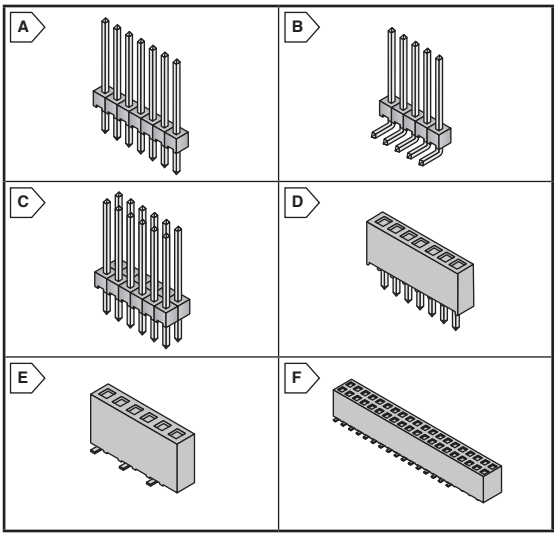

© Copyright 2013 Mouser Electronics

MOLEX Wire-to-Board and Board-to-Board Connectors

molex one company > a world of innovation

RoHS Compliant This product is RoHS compliant.

PICO-EZMATE™1.20MM (.047") PITCH WIRE-TO-BOARD CONNECTORS

Specifications:
- Housing: LCP, UL94V-0, Black
- Contact Plating: Gold
- Voltage: 50V max.
- Current: 1.5A max.

Features:
- Ultra Low Profile
- 1.4mm mated height
- Easy Vertical Mating
- Audible Click to ensure mating integrity

For quantities greater than listed, call for quote.

MOUSER STOCK NO.	Molex Part No.	Fig.	No. of Circuits	Overall Length (mm)	First to Last Circuit (mm)	Price Each 1	10	100	500
Receptacle Housings									
538-78172-0002	78172-0002	A	2	2.6	1.2	.51	.223	.133	.123
538-78172-0003	78172-0003	A	3	3.8	2.4	.54	.194	.14	.139
538-78172-0004	78172-0004	A	4	5.0	3.6	.40	.278	.158	.147
538-78172-0005	78172-0005	A	5	6.2	4.8	.57	.257	.179	.161
538-78172-5006	78172-5006	A	6	7.34	6.0	.56	.233	.193	.175
Headers - Vertical									
538-78171-0002	78171-0002	B	2	4.2	1.2	.47	.417	.373	.339
538-78171-0003	78171-0003	B	3	5.4	2.4	.50	.449	.396	.364
538-78171-0004	78171-0004	B	4	6.6	3.6	1.10	.77	.514	.417
538-78171-0005	78171-0005	B	5	7.8	4.8	1.22	.845	.567	.46
538-78171-5006	78171-5006	B	6	9.0	6.0	1.12	.872	.666	.531

Terminal - Use with Receptacle Housing

For quantities greater than listed, call for quote.

MOUSER STOCK NO.	Molex Part No.	Fig.	Wire Gauge	Contact	Contact Plating	Price Each 1	10	100	500
538-78172-0410	78172-0410	C	28-30	Copper Alloy	Gold	.12	.105	.102	.091

Tooling

For quantities greater than listed, call for quote.

MOUSER STOCK NO.	Molex Part No.	Fig.	Wire Gauge	Description	Price Each
538-63819-4300	63819-4300	-	28-30	Hand Crimp Tool	317.00

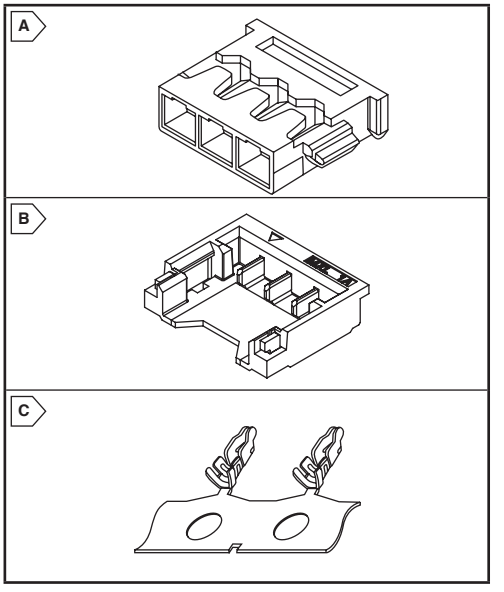

DURACLIK™ 2.00MM (.079") PITCH WIRE-TO-BOARD CONNECTORS

Specifications:
- Housing: Receptacle PBT White, Header PBT Beige
- Contact Plating: Tin
- Voltage: 125V max.
- Current: 3A max.

Features:
- Secure inner lock system
- Wide/long end fitting solder nails
- SMT tail protector
- Positive lock with audible click

For quantities greater than listed, call for quote.

MOUSER STOCK NO.	Molex Part No.	Fig.	No. of Circuits	Overall Length (mm)	First to Last Circuit (mm)	Price Each 1	10	100	500
Receptacle Housings									
538-502351-0200	502351-0200	A	2	6.1	4	.40	.342	.306	.284
538-502351-0400	502351-0400	A	4	10.1	8	.41	.364	.346	.279
538-502351-0600	502351-0600	A	6	14.1	12	.58	.482	.464	.408
538-502351-0800	502351-0800	A	8	18.1	16	.52	.503	.487	.43
Headers - Right Angle									
538-502352-0200	502352-0200	B	2	8	4	1.85	1.43	1.09	.798
538-502352-0400	502352-0400	B	4	12	8	2.07	1.59	1.22	1.20
538-502352-0600	502352-0600	B	6	16	12	2.11	1.74	1.29	.943
538-502352-0800	502352-0800	B	8	20	16	2.35	1.95	1.44	1.05

Terminal - Female

For quantities greater than listed, call for quote.

MOUSER STOCK NO.	Molex Part No.	Fig.	Wire Gauge	Contact	Contact Plating	Price Each 1	10	100	500
538-50212-8100	50212-8100	C	24-30	Phosphor Bronze	Tin	.25	.195	.154	.143

Tooling

For quantities greater than listed, call for quote.

MOUSER STOCK NO.	Molex Part No.	Fig.	Wire Gauge	Description	Price Each
538-63819-0500	63819-0500	-	24-30	Hand Crimp Tool	309.68

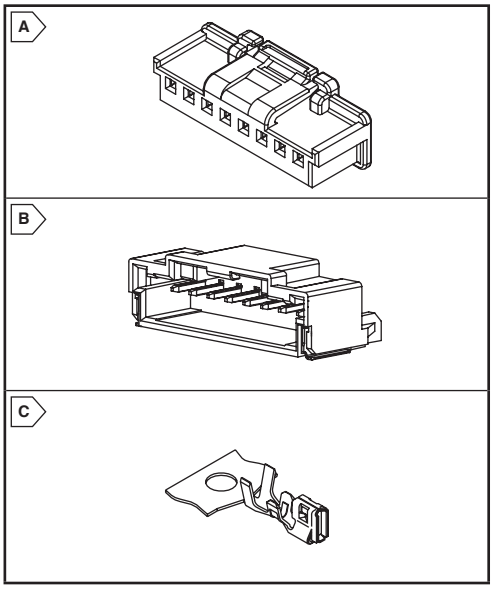

FLEXI-MATE™ 3.70MM (.146") PITCH BOARD-TO-BOARD AND WIRE-TO-BOARD CONNECTORS

Specifications:
- Voltage (max.): 500V
- Current (max.): 2.0A max.
- Contact Resistance: 40 milliohms max.
- Dielectric Withstanding Voltage: 1500V AC
- Insulation Resistance: 1,000 Megohms min.

Features:
- Board-to-board, wire-to-board and terminator options
- Positive side latches on crimp housing
- Dual-contact wire-to-board and board-to-board terminal design
- Mating guide features on PCB versions
- Shrouded contacts

For quantities greater than listed, call for quote.

MOUSER STOCK NO.	Molex Part No.	Fig.	No. of Circuits	Overall Length (mm)	First to Last Circuit (mm)	Price Each 1	10	100	500
PCB Receptacle									
538-503471-0200	503471-0200	A	2	9.75	3.7	1.08	.749	.503	.407
PCB Plug									
538-503469-0200	503469-0200	B	2	9.3	3.7	1.21	.845	.567	.449
Terminator Receptacle									
538-503474-0200	503474-0200	C	2	9.3	3.7	1.01	.548	.406	.323
Crimp Housing									
538-503473-0200	503473-0200	D	2	12.2	3.7	.87	.362	.274	.268

Crimp Terminal

For quantities greater than listed, call for quote.

MOUSER STOCK NO.	Molex Part No.	Fig.	Plating	AWG	Price Each 1	10	100	500
538-503485-0000	503485-0000	E	Tin	26-28	.16	.078	.058	.054

Tooling

For quantities greater than listed, call for quote.

MOUSER STOCK NO.	Molex Part No.	Fig.	Wire Gauge	Description	Price Each
538-63823-5800	63823-5800	-	26-28	Hand Crimp Tool	317.00

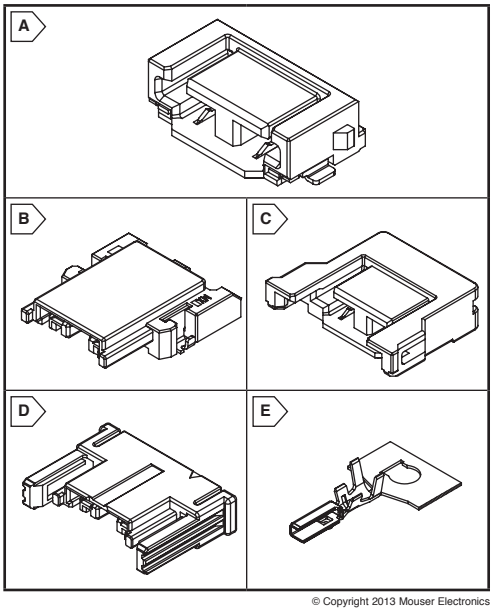

© Copyright 2013 Mouser Electronics

© Copyright 2013 Mouser Electronics

MOLEX .062" Pin and Socket Connectors

molex
one company > a world of innovation

A

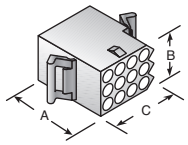

Receptacle

B

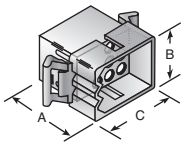

Plug

STANDARD .062" RECEPTACLES

- UL94V-2, Nylon
- Friction lock
- Polarized housing assures proper mating
- Male and female terminals may be used in receptacle housings
- Detent Lock
- RoHS compliant per Molex documentation

RoHS Compliant LR19980 E29179

Panel Mount Receptacles - With Ears

For quantities greater than listed, call for quote.

MOUSER STOCK NO.	Molex Part No.	Fig.	No. of Pos.	Circuit Pattern	Dimensions: in.			Price Each		
					A	B	C	1	10	100
538-03-06-1022	03-06-1022	A	2	In-line	.81	.19	.34	.43	.171	.15
538-03-06-1038	03-06-1038	A	3	In-line	.78	.19	.48	.39	.332	.225
538-03-06-1043	03-06-1043	A	4	Matrix	.77	.34	.34	.76	.316	.235
538-03-06-1055	03-06-1055	A	5	In-line	.78	.19	.78	.71	.375	.321
538-03-06-1061	03-06-1061	A	6	Matrix	.78	.49	.34	.33	.302	.274
538-03-06-1121	03-06-1121	A	12	Matrix	.78	.49	.63	.73	.407	.30
538-03-06-6155	03-06-6155	A	15	Matrix	.78	.49	.77	.85	.468	.347
538-03-06-1241	03-06-1241	A	24	Matrix	.75	.63	.92	1.94	1.50	1.14
538-03-06-1361	03-06-1361	A	36	Matrix	.78	.69	1.50	1.97	1.64	1.21

Free-Hanging Receptacles - Without Ears

For quantities greater than listed, call for quote.

MOUSER STOCK NO.	Molex Part No.	Fig.	No. of Pos.	Circuit Pattern	Dimensions: in.			Price Each		
					A	B	C	1	10	100
538-03-06-1011	03-06-1011	A	1	In-line	.78	- - -	.19	.15	.139	.112
538-03-06-1023	03-06-1023	A	2	In-line	.81	.19	.34	.24	.153	.111
538-03-06-1032	03-06-1032	A	3	In-line	.78	.19	.48	.41	.321	.18
538-03-06-1042	03-06-1042	A	4	In-line	.78	.19	.63	.69	.364	.278
538-03-06-1044	03-06-1044	A	4	Matrix	.77	.34	.34	.90	.556	.278
538-03-06-1056	03-06-1056	A	5	In-line	.78	.19	.78	.63	.348	.258
538-03-06-1062	03-06-1062	A	6	Matrix	.78	.49	.34	.64	.358	.265
538-03-06-1092	03-06-1092	A	9	Matrix	.78	.49	.49	.65	.518	.348
538-03-06-1122	03-06-1122	A	12	Matrix	.78	.49	.63	.71	.407	.30
538-03-06-1152	03-06-1152	A	15	Matrix	.78	.49	.77	.70	.407	.30

STANDARD .062" PLUGS

- UL94V-2, Nylon
- Friction lock
- Polarized housing assures proper mating
- Male and female terminals may be used in plug housings
- Detent Locking Window

RoHS Compliant LR19980 E29179

Panel Mount Plugs - With Ears

For quantities greater than listed, call for quote.

MOUSER STOCK NO.	Molex Part No.	Fig.	No. of Pos.	Circuit Pattern	Dimensions: in.			Price Each		
					A	B	C	1	10	100
538-03-06-2024	03-06-2024	B	2	In-line	.78	.30	.44	.14	.128	.118
538-03-06-2033	03-06-2033	B	3	In-line	.75	.30	.59	.55	.225	.161
538-03-06-2041	03-06-2041	B	4	In-line	.75	.29	.73	.49	.439	.335
538-03-06-2043	03-06-2043	B	4	Matrix	.77	.44	.44	.54	.342	.26
538-03-06-2054	03-06-2054	B	5	In-line	.75	.31	.89	.64	.348	.258
538-03-06-2062	03-06-2062	B	6	Matrix	.75	.60	.45	.54	.358	.265
538-03-06-2091	03-06-2091	B	9	Matrix	.75	.59	.59	.66	.368	.272
538-03-06-2121	03-06-2121	B	12	Matrix	.75	.59	.74	.67	.532	.357
538-03-06-2151	03-06-2151	B	15	Matrix	.75	.59	.87	.72	.473	.35
538-03-06-2241	03-06-2241	B	24	Matrix	.75	.74	1.02	1.84	1.21	.924

Free-Hanging Plugs - Without Ears

For quantities greater than listed, call for quote.

MOUSER STOCK NO.	Molex Part No.	Fig.	No. of Pos.	Circuit Pattern	Dimensions: in.			Price Each		
					A	B	C	1	10	100
538-03-06-2011	03-06-2011	B	1	In-line	.75	- - -	.30	.10	.086	.064
538-03-06-2023	03-06-2023	B	2	In-line	.78	.30	.44	.23	.161	.154
538-03-06-2032	03-06-2032	B	3	In-line	.75	.30	.59	.41	.207	.15
538-03-06-2042	03-06-2042	B	4	In-line	.75	.29	.73	.55	.471	.246
538-03-06-2044	03-06-2044	B	4	Matrix	.77	.44	.44	.58	.471	.322
538-03-06-2055	03-06-2055	B	5	In-line	.75	.31	.89	.65	.375	.278
538-03-06-2061	03-06-2061	B	6	Matrix	.75	.60	.45	.64	.524	.297
538-03-06-2092	03-06-2092	B	9	Matrix	.75	.59	.59	.74	.396	.289
538-03-06-2122	03-06-2122	B	12	Matrix	.75	.59	.74	.67	.532	.357
538-03-06-2152	03-06-2152	B	15	Matrix	.75	.59	.87	.86	.667	.447
538-03-06-2242	03-06-2242	B	24	Matrix	.75	.74	1.02	1.66	1.21	.924

STANDARD .062" FEMALE TERMINALS

RoHS Compliant

For quantities greater than listed, call for quote.

MOUSER STOCK NO.	Molex Part No.	Type	Wire Size AWG	Price Each		
				1	100	500
Female - Tin						
538-02-06-1103	02-06-1103	Crimp	18 - 24	.11	.056	.051
538-02-06-1132	02-06-1132	Crimp	24 - 30	.10	.075	.071
Female - 15µ" Gold						
538-02-06-5103	02-06-5103	Crimp	18 - 24	.55	.403	.326
538-02-06-5135	02-06-5135	Crimp	24 - 30	.45	.33	.326
Female - 30µ" Gold						
538-02-06-5102	02-06-5102	Crimp	18 - 24	.36	.294	.272
Female - .008" Tin						
538-02-06-7103	02-06-7103	PC tail	–	.14	.096	.093
Female - 30µ" Gold PC Tail Tin						
538-02-06-7104	02-06-7104	PC tail	–	1.00	.396	.377

STANDARD .062" MALE TERMINALS

RoHS Compliant

For quantities greater than listed, call for quote.

MOUSER STOCK NO.	Molex Part No.	Type	Wire Size AWG	Price Each		
				1	100	500
Male - Tin						
538-02-06-2103	02-06-2103	Crimp	18 - 24	.24	.086	.08
538-02-06-2132	02-06-2132	Crimp	24 - 30	.11	.077	.074
Male - 15µ" Gold						
538-02-06-6103	02-06-6103	Crimp	18 - 24	.47	.375	.353
538-02-06-6135	02-06-6135	Crimp	24 - 30	.42	.276	.262
Male - 30µ" Gold						
538-02-06-6102	02-06-6102	Crimp	18 - 24	.41	.318	.254
Male - .008" Tin						
538-02-06-8103	02-06-8103	PC tail	–	.34	.273	.148
Male - 30µ" Gold PC Tail Tin						
538-02-06-6122	02-06-6122	PC tail	–	.49	.397	.377

DESIGNER/SERVICE KITS

Includes: connectors, crimp tool, and extraction tool

For quantities greater than listed, call for quote.

MOUSER STOCK NO.	Description	Price Each
538-WM-72	.062" connector kit with crimp tool	45.48
538-MXWM-72	.062" connector kit with premium crimp tool	134.16

TOOLING

For quantities greater than listed, call for quote.

MOUSER STOCK NO.	Description	Price Each
538-63819-1300	Hand Crimp Tool	287.83
538-11-03-0002	Extraction	16.18
538-11-02-0001	Insertion Tool	23.65

© Copyright 2013 Mouser Electronics

© Copyright 2013 Mouser Electronics

MOLEX Pin and Socket Connectors and Tools
(.084"- MLX Series)

molex one company > a world of innovation

Molex Rectangular Connectors

PLUGS

Series 42021

Features:

- Intermateable, interchangeable, and intermountable with industry-standard versions
- Positive Locks
- Fully isolated contacts
- Circuit ID grooves to reduce assembly errors
- Anti-stress positioning tabs to reduce breakage
- Mates with: Series 42022 Receptacles and Series 42002 Headers
- Material, plug housing: Nylon, UL94V-2, White
- Operating Temperature: -55° to +105°C
- Voltage: 600V ✻
- UL File No: E29179
- CSA File No: LR19980

LR19980 E29179

For quantities greater than listed, call for quote.

MOUSER STOCK NO.	Molex Part No.	Fig.	No. of Positions	Amps/Circuit (Max.)✻	Dimensions: in.		Price Each			
					A	B	1	10	100	500
538-50-84-1020	50-84-1020	A	2	13.5	0.580	0.550	.48	.174	.126	.126
538-50-84-1030	50-84-1030	A	3	13.5	0.580	0.800	.64	.225	.165	.152
538-50-84-1040	50-84-1040	A	4	13.5	0.580	1.050	.35	.31	.202	.162
538-50-84-1060	50-84-1060	A	6	11	1.080	0.550	.42	.342	.23	.184
538-50-84-1090	50-84-1090	A	9	11	1.080	0.800	.49	.295	.224	.221
538-50-84-1120	50-84-1120	A	12	11	1.080	1.050	.89	.61	.407	.332
538-50-84-1150	50-84-1150	A	15	11	1.080	1.30	.84	.651	.437	.353

✻ Ratings are per circuit, based on fully loaded housings

RECEPTACLES

Series 42022

RoHS Compliant

Features:

- Intermateable, interchangeable and intermountable with industry-standard versions
- Positive locks
- Fully isolated contacts
- Circuit ID grooves to reduce assemble errors
- Anti-stress positioning tabs to reduce breakage
- Mates with: Series 42021
- Material, receptacle housing: Nylon, UL94V-2, White
- Operating Temperature: -55° to +105°C
- Voltage: 600V✻
- UL File No: E29179
- CSA File No: LR19980

LR19980 E29179

For quantities greater than listed, call for quote.

MOUSER STOCK NO.	Molex Part No.	Fig.	No. of Pos.	Amps/ Circuit (Max.)✻	Dimensions: in.								Price Each			
					A	B	C✻✻	D	E	F	G	H	1	10	100	500
538-50-84-2020	50-84-2020	B	2	13.5	.62	.300	.340	.095	.250	.53	.565	.550	.84	.448	.332	.315
538-50-84-2030	50-84-2030	B	3	13.5	.62	.300	.340	.095	.250	.53	.815	.800	.60	.369	.286	.236
538-50-84-2040	50-84-2040	B	4	13.5	.62	.300	.340	.095	.250	.53	1.065	1.050	.62	.383	.356	.323
538-50-84-2060	50-84-2060	B	6	11	1.12	.800	.340	.275	.250	1.03	.565	.550	1.25	.712	.526	.514
538-50-84-2090	50-84-2090	B	9	11	1.12	.800	.480	.275	.250	1.03	.815	.800	.90	.559	.498	.415
538-50-84-2120	50-84-2120	B	12	11	1.12	.800	.480	.275	.350	1.03	1.065	1.050	1.81	1.19	1.07	.76
538-50-84-2150	50-84-2150	B	15	11	1.12	.800	.480	.275	.350	1.03	1.315	1.300	1.37	1.04	.743	.738

✻ Ratings are per circuit, based on fully loaded housings

✻✻ Cap housing should be installed into panel in the same direction as the panel cutout is punched

VERTICAL HEADERS

Features:

- Material: Header Housing: UL94V-2, White
  Header Contact: Phosphor Bronze
  Plating: Tin
- Operating Temperature: -55°C to +105°C
- Voltage: 600V ✻
- Amperes ✻: 2, 3, 4 circuits all 13.5
- Amperes ✻: 6, 9, 12, 15 circuits all 11.0

RoHS Compliant

For quantities greater than listed, call for quote.

MOUSER STOCK NO.	Molex Part No.	Fig.	No. of Positions	Description	Dimensions: in.		Price Each			
					A	B	1	10	100	500
538-10-84-4020	10-84-4020	C	2	Male	0.300	0.550	.76	.53	.355	.287
538-10-84-4022	10-84-4022	C	2	Female	0.300	0.550	.91	.556	.285	.257
538-10-84-4030	10-84-4030	C	3	Male	0.300	0.800	.93	.517	.383	.32
538-10-84-4032	10-84-4032	C	3	Female	0.300	0.800	.65	.471	.375	.342
538-10-84-4040	10-84-4040	C	4	Male	0.300	1.050	1.14	.61	.449	.433
538-10-84-4042	10-84-4042	C	4	Female	0.300	1.050	.94	.563	.417	.396
538-10-84-4060	10-84-4060	C	6	Male	0.800	0.550	1.19	.784	.647	.613
538-10-84-4062	10-84-4062	C	6	Female	0.800	0.550	1.52	.984	.751	.646
538-10-84-4090	10-84-4090	C	9	Male	0.800	0.800	1.48	.969	.737	.633
538-10-84-4092	10-84-4092	C	9	Female	0.800	0.800	1.49	.984	.749	.709
538-10-84-4120	10-84-4120	C	12	Male	0.800	1.050	1.79	1.49	1.10	.882
538-10-84-4122	10-84-4122	C	12	Female	0.800	1.050	1.98	1.37	1.06	.974
538-10-84-4150	10-84-4150	C	15	Male	0.800	1.300	2.27	1.88	1.39	1.11
538-10-84-4152	10-84-4152	C	15	Female	0.800	1.300	2.05	1.74	1.36	1.09

✻ Ratings are per circuit, based on fully loaded housings

CONTACTS

Features:

- Plating: Tin
- Insulation Diameter: 10-12AWG: 3.30 (.130) min., 5.08 (.200) max.
- Insulation Diameter: 14-20AWG: 1.52 (.060) min., 3.30 (.130) max.

For quantities greater than listed, call for quote.

MOUSER STOCK NO.	Molex Part No.	Fig.	Wire Size (AWG)	Description	Type	Price Each			
						1	100	500	1000
538-36664-0002	36664-0002	D	10-12	Female	Standard Brass .012"	.13	.118	.113	.102
538-02-08-1002	02-08-1002	D	14-20	Female	Standard Brass .012"	.05	.047	.043	.037
538-02-08-1004	02-08-1004	D	14-20	Female	Phosphor Bronze .012"	.16	.107	.086	.072
538-36663-0002	36663-0002	E	10-12	Male	Standard Brass .012"	.13	.118	.113	.102
538-02-08-2004	02-08-2004	E	14-20	Male	Standard Brass .012"	.06	.049	.045	.04
538-02-08-2006	02-08-2006	E	14-20	Male	Phosphor Bronze .012"	.11	.096	.09	.079

TOOLS

For quantities greater than listed, call for quote.

MOUSER STOCK NO.	Molex Part No.	Wire Size (AWG)	Description	Price Each
538-11-01-0168	11-01-0168	14-20	Extraction Tool	28.89
538-63811-6800	63811-6800	14-20	Hand Tool	239.50

DIMENSIONS: mm (in.)

A

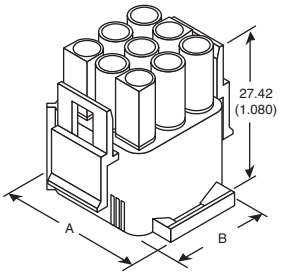

B

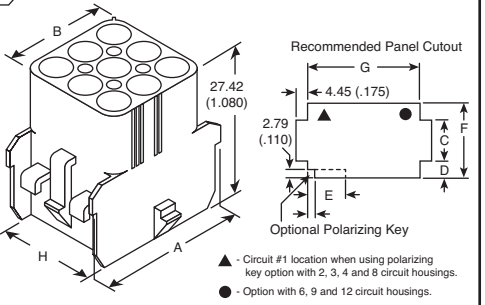

C

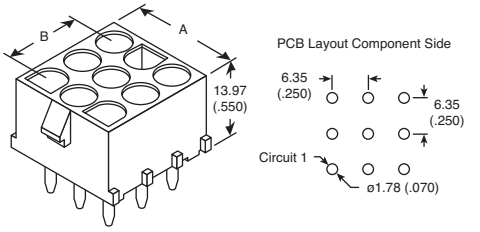

D

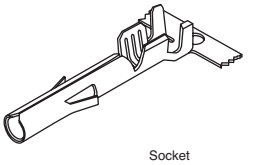

Socket

E

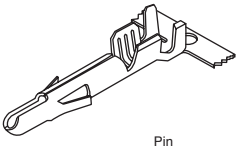

Pin

© Copyright 2013 Mouser Electronics

© Copyright 2013 Mouser Electronics

MOLEX .093" Pin and Socket Connectors

molex
one company > a world of innovation

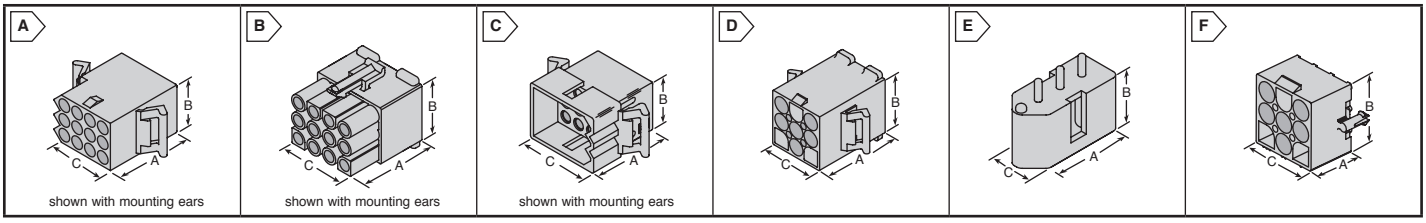

.093" RECEPTACLES

- Male and female terminals may be used in receptacle housings

✻ .248" grid spacing

For quantities greater than listed, call for quote.

	MOUSER STOCK NO.	Molex Part No.	Fig.	No. of Cir.	Circuit Pattern	Dimensions: in. A	B	C	Price Each 1	10	100
	Standard .198" Panel Mount Receptacles - 94V-2										
✻	538-03-09-1027	03-09-1027	A	2	In-line	1.03	.25	.54	.28	.246	.139
	538-03-09-1081	03-09-1081	A	3	In-line	1.01	.24	.67	.47	.407	.28
	538-03-09-1040	03-09-1040	A	4	Matrix	1.03	.43	.43	.74	.581	.389
	538-03-09-1041	03-09-1041	A	4	In-line	1.03	.24	.87	.65	.293	.223
	538-03-09-1061	03-09-1061	A	6	Matrix	1.02	.63	.43	.73	.317	.22
	538-03-09-1091	03-09-1091	A	9	Matrix	1.03	.63	.67	.74	.578	.419
	538-03-09-1125	03-09-1125	A	12	Matrix	1.02	.63	.87	.84	.504	.343
	538-03-09-1151	03-09-1151	A	15	Matrix	1.02	.63	1.07	1.07	.621	.46
	Standard .198" Free-Hanging Receptacles - 94V-2										
	538-03-09-1011	03-09-1011	A	1	In-line	1.03	.23	–	.16	.128	.098
	538-03-09-1022	03-09-1022	A	2	In-line	1.02	.25	.54	.41	.168	.128
	538-03-09-1032	03-09-1032	A	3	In-line	1.01	.24	.67	.48	.205	.161
	538-03-09-1042	03-09-1042	A	4	In-line	1.06	.27	1.03	.27	.235	.225
	538-03091049	03-09-1049	A	4	Matrix	1.03	.43	.43	.74	.653	.44
	538-03-09-1064	03-09-1064	A	6	Matrix	1.05	.63	.63	.76	.364	.278
	538-03-09-1094	03-09-1094	A	9	Matrix	1.03	.63	.67	.76	.593	.397
	538-03-09-1126	03-09-1126	A	12	Matrix	1.02	.63	.87	.86	.503	.364
	538-03-09-1157	03-09-1157	A	15	Matrix	1.02	.63	1.07	1.02	.552	.444
	.264" Receptacles - 94V-0 - 3191 Series										
	538-19-09-1016†	19-09-1016	B	1	In-line	1.18	.42	.30	.61	.38	.218
	538-19-09-1026	19-09-1026	B	2	In-line	1.18	.50	.56	.78	.696	.48
	538-19-09-1036	19-09-1036	B	3	In-line	1.18	.52	.85	.86	.492	.364
	538-19-09-1046	19-09-1046	B	4	In-line	1.18	.50	1.09	.97	.679	.524
	538-19-09-1066	19-09-1066	B	6	Matrix	1.18	.76	.83	.98	.696	.524
	538-19-09-1096	19-09-1096	B	9	Matrix	1.18	.83	1.03	.90	.593	.45
	538-19-09-1126	19-09-1126	B	12	Matrix	1.18	.83	1.09	1.27	.837	.636
	538-19-09-1156	19-09-1156	B	15	Matrix	1.18	.83	1.35	1.49	1.07	.81
	.264" Receptacles - 94V-2 - 3191 Series										
	538-19-09-1019	19-09-1019	B	1	In-line	1.18	.42	.30	.46	.21	.147
	538-19-09-1029	19-09-1029	B	2	In-line	1.18	.50	.56	.63	.498	.334
	538-19-09-1039	19-09-1039	B	3	In-line	1.18	.52	.85	.90	.364	.278
	538-19-09-1049	19-09-1049	B	4	In-line	1.18	.50	1.09	.74	.492	.353
	538-19-09-1069	19-09-1069	B	6	Matrix	1.18	.76	.83	.80	.439	.332
	538-19-09-1099	19-09-1099	B	9	Matrix	1.18	.83	1.03	.94	.524	.385
	538-19-09-1129	19-09-1129	B	12	Matrix	1.18	.83	1.09	1.07	.84	.564
	538-19-09-1159	19-09-1159	B	15	Matrix	1.18	.83	1.35	1.18	.835	.631

.093" PLUGS

- Male and female terminals may be used in plug housings

RoHS Compliant

✻ .248" grid spacing † Has positive lock rather than detent lock

For quantities greater than listed, call for quote.

	MOUSER STOCK NO.	Molex Part No.	Fig.	No. of Cir.	Circuit Pattern	Dimensions: in. A	B	C	Price Each 1	10	100
	Standard .198" Panel Mount Plugs										
✻	538-03-09-2021	03-09-2021	C	2	In-line	1.00	.35	.64	.35	.214	.162
	538-03-09-2031	03-09-2031	C	3	In-line	1.00	.34	.77	.81	.503	.246
	538-03-09-2041	03-09-2041	C	4	In-line	1.00	.34	.97	.51	.308	.233
	538-03-09-2040	03-09-2040	C	4	Matrix	1.02	.54	.54	.70	.426	.316
	538-03-09-2061	03-09-2061	C	6	Matrix	1.00	.73	.54	.77	.31	.235
	538-03-09-2091	03-09-2091	C	9	Matrix	1.00	.73	.77	.74	.421	.311
	538-03-09-2122	03-09-2122	C	12	Matrix	.98	.74	.98	.70	.64	.429
	538-03-09-2159	03-09-2159	C	15	Matrix	1.01	.63	1.07	1.52	1.18	.90
	Standard .198" Free-Hanging Plugs										
	538-03-09-2011	03-09-2011	C	1	In-line	1.00	.36	–	.39	.118	.081
	538-03-09-2022	03-09-2022	C	2	In-line	1.00	.35	.64	.28	.181	.132
	538-03-09-2032	03-09-2032	C	3	In-line	1.00	.34	.77	.43	.214	.155
	538-03-09-2042	03-09-2042	C	4	In-line	1.00	.34	.97	.43	.288	.248
	538-03-09-2049	03-09-2049	C	4	Matrix	1.02	.54	.54	.77	.60	.402
	538-03-09-2062	03-09-2062	C	6	Matrix	1.00	.73	.54	.58	.449	.322
†	538-03-09-2092	03-09-2092	C	9	Matrix	1.00	.73	.77	.87	.36	.289
	538-03-09-2121	03-09-2121	C	12	Matrix	.98	.74	.98	.91	.631	.364
	.264" Panel Mount Plugs - 94V-0 - 3191 Series										
	538-19-09-2017	19-09-2017	D	1	In-line	1.18	.42	.30	.48	.291	.22
	538-19-09-2027	19-09-2027	D	2	In-line	1.18	.52	.59	.91	.552	.409
	538-19-09-2037	19-09-2037	D	3	In-line	1.18	.52	.85	1.14	.792	.535
	538-19-09-2047	19-09-2047	D	4	In-line	1.18	.50	1.09	1.10	.655	.485
	538-19-09-2067	19-09-2067	D	6	Matrix	1.18	.42	.30	.98	.645	.529
	538-19-09-2097	19-09-2097	D	9	Matrix	1.18	.52	.59	1.12	.874	.667
	538-19-09-2127	19-09-2127	D	12	Matrix	1.18	.52	.85	1.27	.988	.752
	538-19-09-2157	19-09-2157	D	15	Matrix	1.18	.50	1.09	1.63	1.25	.96

.093" PLUGS (CONT.)

For quantities greater than listed, call for quote.

MOUSER STOCK NO.	Molex Part No.	Fig.	No. of Cir.	Circuit Pattern	Dimensions: in. A	B	C	Price Each 1	10	100
.264" Panel Mount Plugs - 94V-2 - 3191 Series										
538-19-09-2018	19-09-2018	D	1	In-line	1.18	.42	.30	.55	.247	.187
538-19-09-2028	19-09-2028	D	2	In-line	1.18	.52	.59	.96	.396	.342
538-19-09-2038	19-09-2038	D	3	In-line	1.18	.52	.85	.49	.364	.306
538-19-09-2048	19-09-2048	D	4	In-line	1.18	.50	1.09	1.03	.824	.685
538-19-09-2068	19-09-2068	D	6	Matrix	1.18	.42	.30	.48	.439	.328
538-19-09-2098	19-09-2098	D	9	Matrix	1.18	.52	.59	.94	.735	.493
538-19-09-2128	19-09-2128	D	12	Matrix	1.18	.52	.85	1.07	.83	.631
538-19-09-2158	19-09-2158	D	15	Matrix	1.18	.50	1.09	1.18	.835	.631
.264" Free-Hanging Plugs - 94V-0 - 3191 Series										
538-19-09-2016	19-09-2016	D	1	In-line	1.18	.42	.30	.29	.268	.226
538-19-09-2026	19-09-2026	D	2	In-line	1.18	.52	.59	.64	.535	.487
538-19-09-2036	19-09-2036	D	3	In-line	1.18	.52	.85	.59	.492	.46
538-19-09-2046	19-09-2046	D	4	In-line	1.18	.50	1.09	1.05	.974	.845
538-19-09-2126	19-09-2126	D	12	Matrix	1.18	.52	.85	.93	.835	.793
.264" Free-Hanging Plugs - 94V-2 - 3191 Series										
538-19-09-2019	19-09-2019	D	1	In-line	1.18	.42	.30	.49	.203	.154
538-19-09-2029	19-09-2029	D	2	In-line	1.18	.52	.59	.87	.353	.30
538-19-09-2039	19-09-2039	D	3	In-line	1.18	.52	.85	.62	.246	.193
538-19-09-2049	19-09-2049	D	4	In-line	1.18	.50	1.09	.67	.375	.278
538-19-09-2069	19-09-2069	D	6	Matrix	1.18	.42	.30	.80	.556	.375
538-19-09-2099	19-09-2099	D	9	Matrix	1.18	.52	.59	.51	.471	.419
538-19-09-2129	19-09-2129	D	12	Matrix	1.18	.52	.85	.95	.562	.382
538-19-09-2159	19-09-2159	D	15	Matrix	1.18	.50	1.09	.85	.554	.422

.093" HEADERS

RoHS Compliant

For quantities greater than listed, call for quote.

MOUSER STOCK NO.	Molex Part No.	Fig.	No. of Cir.	Circuit Pattern	Dimensions: in. A	B	C	Price Each 1	10	100
.198" Shrouded Headers - Mates with Standard .093 receptacles										
538-10-18-1032	10-18-1032	E	3	In-line	.33	.42	.77	1.72	1.29	1.01
538-10-18-1041	10-18-1041	E	4	In-line	.33	.42	.97	2.15	1.79	1.32
538-10-18-1061	10-18-1061	E	6	Matrix	.54	.42	.74	2.29	1.58	1.23
538-10-18-1090	10-18-1090	E	9	Matrix	.77	.42	.73	2.73	2.46	1.82
.264" Shrouded Headers - Mates with 3191 Series Receptacles										
538-15-31-1026	15-31-1026	F	2	In-line	.37	.42	.77	1.36	.979	.738
538-15-31-1036	15-31-1036	F	3	In-line	.37	.42	.85	1.51	1.08	.823
538-15-31-1046	15-31-1046	F	4	In-line	.37	.42	1.11	1.84	1.20	.918
538-15-31-1066	15-31-1066	F	6	Matrix	.64	.42	.85	2.44	1.68	1.50
538-15-31-1096	15-31-1096	F	9	Matrix	.90	.42	.85	3.72	3.42	2.68

.093" CONTACTS

RoHS Compliant

For quantities greater than listed, call for quote.

MOUSER STOCK NO.	Molex Part No.	Fig.	Type	Wire Size AWG	Price Each 1	100	500
Female - Tin							
538-02-09-1104	02-09-1104	–	Crimp	14 - 20	.42	.11	.086
538-02-09-1119	02-09-1119	–	Crimp	18 - 22	.12	.09	.07
538-02-09-1134	02-09-1134	–	PC tail	–	.32	.118	.117
Male - Tin							
538-02-09-2103	02-09-2103	–	Crimp	14 - 20	.13	.086	.086
538-02-09-2118	02-09-2118	–	Crimp	18 - 22	.44	.112	.086
538-02-09-2134	02-09-2134	–	PC tail	–	.17	.10	.096

DESIGNER/SERVICE KITS

Includes: connectors, crimp tool, and extraction tool

For quantities greater than listed, call for quote.

MOUSER STOCK NO.	Description	Price Each
538-WM-50	.093" connector kit with crimp tool	54.57
538-MXWM-50	.093" connector kit with premium crimp tool	134.16

TOOLING

For quantities greater than listed, call for quote.

MOUSER STOCK NO.	Description	Price Each
538-11-03-0006	Extraction Tool	21.60
538-63811-1000	Universal Hand Crimper, 14 - 24 AWG	36.11
538-11-02-0003	Insertion Tool	23.84

© Copyright 2013 Mouser Electronics

© Copyright 2013 Mouser Electronics

MOLEX 2.54mm/.100" SL™ Connectors

molex
one company > a world of innovation

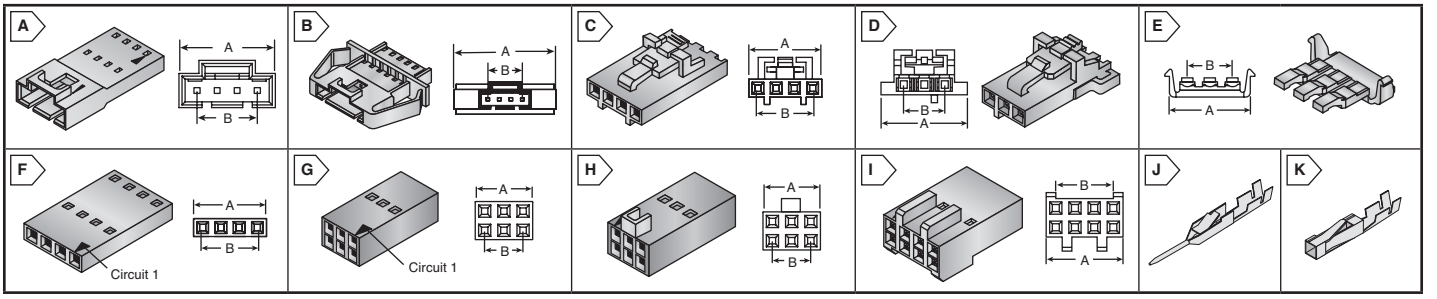

2.54MM (.100") SL™ WIRE TO WIRE CRIMP HOUSINGS

Features:

- Housing: Black glass-filled polyester, UL94V-0
- Mounting ears for insertion into .030" to .090" thick panels
- Locking crown secures positive latch to connector
- Operating Temperature: -40°C to +105°C
- RoHS compliant per Molex documentation

LR19980 E29179

- Series: 70107
- Polarized

RoHS Compliant

For quantities greater than listed, call for quote.

MOUSER STOCK NO.	Molex Part No.	Fig.	No. of Circuits	Dimensions: in. A	Dimensions: in. B	Price Each 1	Price Each 10	Price Each 100	Price Each 500
Single Row, No Mounting Ears									
538-70107-0001	70107-0001	A	2	.280	.100	1.21	.653	.524	.492
538-70107-0002	70107-0002	A	3	.380	.200	1.12	.611	.482	.46
538-70107-0003	70107-0003	A	4	.480	.300	.80	.629	.514	.492
538-70107-0004	70107-0004	A	5	.580	.400	1.10	.729	.599	.567
538-70107-0005	70107-0005	A	6	.680	.500	1.47	.964	.792	.749
538-70107-0006	70107-0006	A	7	.780	.600	1.59	1.13	.856	.813
538-70107-0007	70107-0007	A	8	.880	.700	1.88	1.46	1.11	.984
538-70107-0008	70107-0008	A	9	.980	.800	1.67	1.19	.907	.859
538-70107-0011	70107-0011	A	12	1.280	1.100	1.90	1.48	1.12	.903
538-70107-0013	70107-0013	A	14	1.480	1.300	1.77	1.54	1.20	1.05
Single Row, Mounting Ears									
538-70107-0036	70107-0036	B	2	.650	.100	1.63	1.26	.964	.77
538-70107-0037	70107-0037	B	3	.750	.200	1.65	1.27	.974	.781
538-70107-0038	70107-0038	B	4	.850	.300	1.38	1.11	1.00	.804
538-70107-0039	70107-0039	B	5	.950	.400	1.48	1.03	.845	.742
538-70107-0040	70107-0040	B	6	1.050	.500	1.75	1.36	1.04	.824

2.54MM (.100") SL™ CRIMP HOUSINGS

- Housing: Black glass-filled polyester, UL 94V-0
- TPA: White glass-filled polyester, UL94V-0
- Positive Latch: Secures connectors to locking crown of mating connector
- TPA Piece: Eliminates terminal blackout when TPA is locked into place
- Non-polarized: End to end and side to side stackable

LR19980 E29179

RoHS Compliant

- Operating Temperature: -40°C to 105°C
- Series 70066 and 73838
- RoHS compliant per Molex documentation

For quantities greater than listed, call for quote.

MOUSER STOCK NO.	Molex Part No.	Fig.	No. of Circuits	Dimensions: in. A	Dimensions: in. B	Price Each 1	Price Each 10	Price Each 100	Price Each 500
Single Row, Positive Latch									
538-50-57-9402	50-57-9402	C	2	.199	.100	.75	.406	.326	.309
538-50-57-9403	50-57-9403	C	3	.299	.200	.73	.301	.247	.225
538-50-57-9404	50-57-9404	C	4	.399	.300	.73	.393	.317	.30
538-50-57-9405	50-57-9405	C	5	.499	.400	.93	.506	.407	.385
538-50-57-9406	50-57-9406	C	6	.599	.500	.85	.455	.364	.342
538-50-57-9407	50-57-9407	C	7	.699	.600	.97	.523	.417	.396
538-50-57-9408	50-57-9408	C	8	.799	.700	1.14	.803	.458	.435
538-50-57-9409	50-57-9409	C	9	.899	.800	.98	.631	.435	.293
538-50-57-9410	50-57-9410	C	10	.999	.900	1.10	.593	.471	.449
538-50-57-9411	50-57-9411	C	11	1.099	1.000	1.23	.717	.533	.506
538-50-57-9412	50-57-9412	C	12	1.199	1.100	1.05	.61	.459	.435
538-50-57-9414	50-57-9414	C	14	1.399	1.300	1.25	.899	.674	.642
538-50-57-9416	50-57-9416	C	16	1.599	1.500	1.48	.984	.749	.706
Single Row TPA, Positive Latch									
538-50-57-9702	50-57-9702	D	2	.197	.100	1.09	.578	.428	.407
538-50-57-9703	50-57-9703	D	3	.297	.200	1.10	.46	.449	.371
538-50-57-9704	50-57-9704	D	4	.397	.300	1.31	.915	.614	.496
538-50-57-9705	50-57-9705	D	5	.497	.400	.80	.717	.621	.587
538-50-57-9706	50-57-9706	D	6	.597	.500	1.28	1.03	.781	.621
538-50-57-9707	50-57-9707	D	7	.697	.600	1.28	.851	.696	.663
538-50-57-9708	50-57-9708	D	8	.797	.700	1.49	1.16	.882	.705
TPA (Terminal Position Assurance) Piece									
538-73838-0002	73838-0002	E	2	.259	.100	.19	.161	.161	.15
538-73838-0003	73838-0003	E	3	.359	.200	.21	.203	.164	.149
538-73838-0004	73838-0004	E	4	.459	.300	.28	.268	.246	.235
538-73838-0005	73838-0005	E	5	.559	.400	.25	.235	.226	.189
538-73838-0006	73838-0006	E	6	.659	.500	.30	.278	.278	.257
538-73838-0007	73838-0007	E	7	.759	.600	.40	.364	.342	.321
538-73838-0008	73838-0008	E	8	.859	.700	.36	.342	.342	.321
Single Row, Non-Polarized									
538-50-57-9002	50-57-9002	F	2	.199	.100	.88	.362	.289	.268
538-50-57-9003	50-57-9003	F	3	.299	.200	1.06	.572	.46	.428
538-50-57-9004	50-57-9004	F	4	.399	.300	.85	.455	.337	.216
538-50-57-9005	50-57-9005	F	5	.499	.400	.97	.514	.385	.364
538-50-57-9006	50-57-9006	F	6	.599	.500	.95	.556	.407	.393
538-50-57-9007	50-57-9007	F	7	.699	.600	1.17	.867	.578	.46
538-50-57-9008	50-57-9008	F	8	.799	.700	1.07	.621	.46	.439
538-50-57-9009	50-57-9009	F	9	.899	.800	1.14	.621	.46	.437
538-50-57-9010	50-57-9010	F	10	.999	.900	1.14	.706	.524	.492

© Copyright 2013 Mouser Electronics

2.54MM (.100") SL™ CRIMP HOUSINGS (CONT.)

Features:

- Housing: Black glass-filled polyester, UL94V-0
- Non-Polarized: End to end and side to side stackable
- Polarized: Mates with dual low profile shrouded headers
- Operating Temperature: -40°C to +105°C
- Series 70450
- RoHS compliant per Molex documentation

LR19980 E29179 RoHS Compliant

For quantities greater than listed, call for quote.

MOUSER STOCK NO.	Molex Part No.	Fig.	No. of Circuits	Dimensions: in. A	Dimensions: in. B	Price Each 1	Price Each 10	Price Each 100	Price Each 500
Dual Row, Non-Polarized									
538-22-55-2041	22-55-2041	G	4	.199	.100	1.20	1.09	.90	.823
538-22-55-2061	22-55-2061	G	6	.299	.200	1.55	1.52	1.26	.733
538-22-55-2081	22-55-2081	G	8	.399	.300	1.84	1.38	1.07	.974
538-22-55-2101	22-55-2101	G	10	.499	.400	1.88	1.31	1.10	1.01
538-22-55-2121	22-55-2121	G	12	.599	.500	1.70	1.18	.916	.837
538-22-55-2141	22-55-2141	G	14	.699	.600	2.41	1.66	1.29	1.22
538-22-55-2161	22-55-2161	G	16	.699	.600	2.35	1.63	1.59	1.53
538-22-55-2181	22-55-2181	G	18	.899	.800	2.24	1.55	1.21	1.10
538-22-55-2201	22-55-2201	G	20	.999	.900	2.54	1.75	1.36	1.24
538-22-55-2261	22-55-2261	G	26	1.299	1.200	2.62	2.03	1.69	1.53
538-22-55-2301	22-55-2301	G	30	1.499	1.400	2.30	1.73	1.35	1.23
538-22-55-2401	22-55-2401	G	40	1.999	1.900	4.75	4.18	2.78	2.23
538-22-55-2501	22-55-2501	G	50	2.499	2.400	5.36	4.73	3.25	3.01
Dual Row, Polarized, Version B									
538-22-55-2062	22-55-2062	H	6	.299	.200	1.84	1.72	1.37	.952
538-22-55-2082	22-55-2082	H	8	.399	.300	1.64	1.23	.884	.809
538-22-55-2102	22-55-2102	H	10	.499	.400	1.88	1.31	1.10	1.01
538-22-55-2122	22-55-2122	H	12	.599	.500	1.95	1.41	1.16	.898
538-22-55-2142	22-55-2142	H	14	.699	.600	2.03	1.86	1.61	1.20
538-22-55-2162	22-55-2162	H	16	.799	.700	2.57	1.97	1.63	1.31
Dual Row, Polarized, Version F									
538-22-56-6087	22-56-6087	I	8	.399	.300	2.07	1.64	1.27	1.17
538-22-56-6107	22-56-6107	I	10	.499	.400	2.47	1.71	1.44	1.32
538-22-56-6127B	22-56-6127	I	12	.599	.500	2.53	2.21	1.98	1.26
538-22-56-6167	22-56-6167	I	16	.799	.700	2.12	1.90	1.50	1.37
538-22-56-6207	22-56-6207	I	20	.999	.900	2.86	2.50	2.25	1.48

CRIMP TERMINALS

- Dual tab strain relief
- Locking tang secures terminal in housing
- Phosphor bronze
- Voltage: 250V
- Current: 3.0A

- Operating Temperature: -40°C to +105°C
- Male use with series 70107
- Female use with series 70066 and 70450
- RoHS compliant per Molex documentation

RoHS Compliant

✻ High Force

For quantities greater than listed, call for quote.

MOUSER STOCK NO.	Molex Part No.	Fig.	Type	AWG	Plating	Price Each 1	Price Each 100	Price Each 500	Price Each 1000
538-16-02-0117	16-02-0117	J	Male	22-24	30µ" Gold	.65	.193	.15	.128
538-16-02-0110	16-02-0110	J	Male	24-30	30µ" Gold	.21	.169	.15	.126
538-16-02-0115	16-02-0115	J	Male	22-24	15µ" Gold	.23	.139	.128	.118
538-16-02-0109	16-02-0109	J	Male	24-30	15µ" Gold	.17	.134	.123	.109
538-16-02-0114	16-02-0114	J	Male	22-24	150µ" Tin	.24	.089	.081	.072
538-16-02-0108	16-02-0108	J	Male	24-30	150µ" Tin	.24	.086	.075	.064
538-16-02-0104	16-02-0104	K	Female	22-24	30µ" Gold	.18	.139	.131	.116
538-16-02-0098	16-02-0098	K	Female	24-30	30µ" Gold	.16	.161	.096	.094
538-16-02-0103	16-02-0103	K	Female	22-24	15µ" Gold	.15	.107	.075	.064
538-16-02-0097	16-02-0097	K	Female	24-30	15µ" Gold	.18	.107	.105	.093
538-16-02-0102	16-02-0102	K	Female	22-24	150µ" Tin	.15	.081	.075	.064
538-16-02-0096	16-02-0096	K	Female	24-30	150µ" Tin	.11	.074	.059	.058
538-16-02-1125	16-02-1125	K	✻Female	22-24	15µ" Gold	.24	.151	.109	.096
538-16-02-1109	16-02-1109	K	✻Female	24-30	15µ" Gold	.35	.171	.161	.139
538-16-02-1114	16-02-1114	K	✻Female	22-24	150µ" Tin	.25	.096	.092	.086
538-16-02-1116	16-02-1116	K	✻Female	24-30	150µ" Tin	.19	.083	.077	.068

TOOLS

For quantities greater than listed, call for quote.

MOUSER STOCK NO.	Molex Part No.	Description	Price Each
538-63811-8700	63811-8700	Hand Crimp Tool, 22-24 AWG	317.00
538-638118800	63811-8800	Hand Crimp Tool, 24-30 AWG	317.00
538-11-02-0022	11-02-0022	Insertion Tool	16.37
538-11-03-0036	11-03-0036	Extraction Tool	16.37

© Copyright 2013 Mouser Electronics

MOLEX 2.54mm (.100") SL™ Shrouded PCB Headers

molex
one company > a world of innovation

RoHS Compliant **This product is RoHS compliant.**

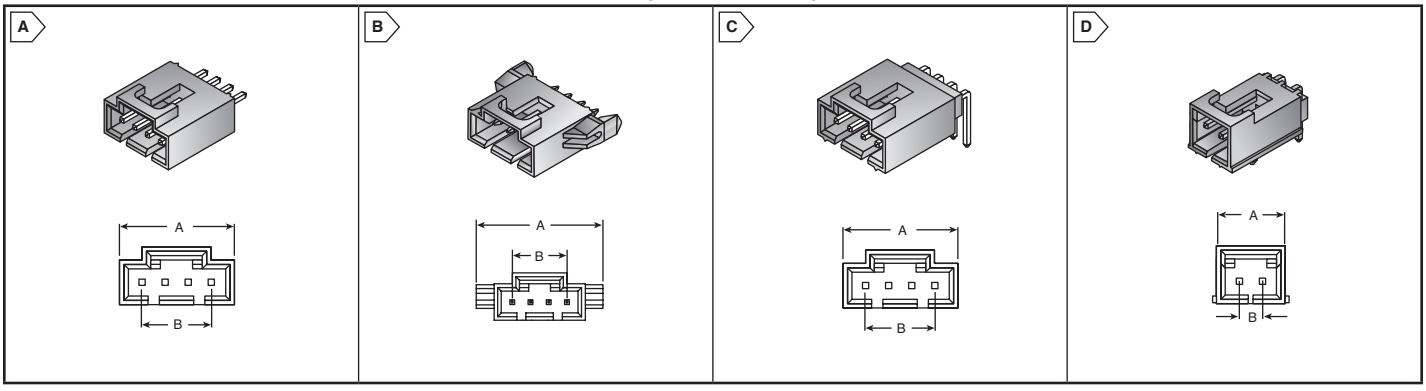

SINGLE ROW, VERTICAL

Specifications:

- Housing: Black glass filled PCT, UL 94V-0
- Contact: Phosphor bronze, .025" square
- Operating Temperature: -40°C to +105°C
- Voltage: 250V
- Current: 3.0A
- .120" Pocket

LR19980 E29179 RoHS Compliant

PCB Headers

Features:

- Locking crown secures positive latch to header
- Standoffs minimize flux retention
- Polarization slots guide front ribs of mating connector to prevent pin damage
- Mates with series 70066
- Surface mount compatible
- Wire to board
- RoHS Compliant per Molex documentation

For quantities greater than listed, call for quote.

MOUSER STOCK NO.	Molex Part No.	Fig.	No. of Cir.	Contact Plating	Dim. (in.) A	Dim. (in.) B	Price Each 1	10	100	500
538-70543-0036	70543-0036	A	2	Tin	.29	.10	1.10	.735	.514	.422
538-70543-0001	70543-0001	A	2	15µ" Gold	.29	.10	1.12	.803	.61	.578
538-70543-0106	70543-0106	A	2	30µ" Gold	.29	.10	1.33	.953	.667	.562
538-70543-0037	70543-0037	A	3	Tin	.40	.20	1.24	.862	.602	.495
538-70543-0002	70543-0002	A	3	15µ" Gold	.40	.20	1.23	.877	.663	.631
538-70543-0107	70543-0107	A	3	30µ" Gold	.40	.20	1.65	1.40	1.18	.984
538-70543-0038	70543-0038	A	4	Tin	.50	.30	1.41	1.09	.824	.663
538-70543-0003	70543-0003	A	4	15µ" Gold	.50	.30	1.34	.877	.717	.685
538-70543-0108	70543-0108	A	4	30µ" Gold	.50	.30	1.86	1.43	1.09	.88
538-70543-0039	70543-0039	A	5	Tin	.60	.40	1.49	1.14	.877	.696
538-70543-0004	70543-0004	A	5	15µ" Gold	.60	.40	1.53	1.01	.767	.63
538-70543-0109	70543-0109	A	5	30µ" Gold	.60	.40	1.74	1.44	1.07	.86
538-70543-0040	70543-0040	A	6	Tin	.70	.50	1.28	1.01	.652	.616
538-70543-0005	70543-0005	A	6	15µ" Gold	.70	.50	1.55	1.02	.835	.792
538-70543-0110	70543-0110	A	6	30µ" Gold	.70	.50	2.19	1.46	1.13	1.12
538-70543-0006	70543-0006	A	7	15µ" Gold	.80	.60	1.78	1.47	.956	.874
538-70543-0042	70543-0042	A	8	Tin	.90	.70	1.72	1.33	1.02	.813
538-70543-0007	70543-0007	A	8	15µ" Gold	.90	.70	1.90	1.57	1.02	.931
538-70543-0112	70543-0112	A	8	30µ" Gold	.90	.70	1.84	1.53	1.18	.945
538-705430008	70543-0008	A	9	15µ" Gold	1.00	.80	2.25	1.66	1.46	1.20
538-70543-0044	70543-0044	A	10	Tin	1.10	.90	1.89	1.47	1.12	.899
538-705430009	70543-0009	A	10	15µ" Gold	1.10	.90	3.10	2.57	1.90	1.52
538-70543-0010	70543-0010	A	11	15µ" Gold	1.20	1.00	2.92	2.80	2.28	2.04
538-70543-0011	70543-0011	A	12	15µ" Gold	1.30	1.10	3.53	3.21	2.85	2.61

Headers with Plastic Tri-Peg

Features:

- Locking crown secures positive latch to header
- Standoffs minimize flux retention
- Polarization slots guide front ribs of mating connector to prevent pin damage
- Mates with series 70066
- Surface mount compatible
- Wire to board
- RoHS Compliant per Molex documentation

RoHS Compliant

For quantities greater than listed, call for quote.

MOUSER STOCK NO.	Molex Part No.	Fig.	No. of Cir.	Contact Plating	Dim. (in.) A	Dim. (in.) B	Price Each 1	10	100	500
538-70545-0001	70545-0001	B	2	Tin	.488	.10	.91	.781	.594	.563
538-70545-0036	70545-0036	B	2	15µ" Gold	.488	.10	1.14	.877	.674	.535
538-70545-0071	70545-0071	B	2	30µ" Gold	.488	.10	.95	.803	.685	.538
538-70545-0002	70545-0002	B	3	Tin	.588	.20	1.32	1.02	.856	.77
538-70545-0037	70545-0037	B	3	15µ" Gold	.588	.20	.97	.77	.674	.503
538-70545-0072	70545-0072	B	3	30µ" Gold	.588	.20	1.61	1.41	1.34	1.22
538-70545-0003	70545-0003	B	4	Tin	.69	.30	1.08	.923	.703	.563
538-70545-0038	70545-0038	B	4	15µ" Gold	.688	.30	1.27	.838	.692	.653
538-70545-0073	70545-0073	B	4	30µ" Gold	.688	.30	1.69	1.63	1.50	1.41
538-70545-0039	70545-0039	B	5	15µ" Gold	.788	.40	1.04	.907	.794	.749
538-70545-0074	70545-0074	B	5	30µ" Gold	.79	.40	1.29	1.22	1.12	1.06
538-70545-0005	70545-0005	B	6	Tin	.89	.50	1.42	1.10	.835	.674
538-70545-0040	70545-0040	B	6	15µ" Gold	.888	.50	1.02	1.02	.737	.673
538-70545-0075	70545-0075	B	6	30µ" Gold	.888	.50	1.50	1.43	1.34	1.25
538-70545-0041	70545-0041	B	7	15µ" Gold	.988	.60	1.87	1.44	.938	.877
538-70545-0042	70545-0042	B	8	15µ" Gold	1.088	.70	2.74	2.36	1.72	1.68
538-70545-0077	70545-0077	B	8	30µ" Gold	1.09	.70	1.40	1.24	1.14	1.08
538-70545-0043	70545-0043	B	9	15µ" Gold	1.19	.80	1.96	1.59	1.37	1.18
538-70545-0044	70545-0044	B	10	15µ" Gold	1.288	.90	2.02	1.67	1.24	.984
538-70545-0079	70545-0079	B	10	30µ" Gold	1.288	.90	2.01	1.93	1.78	1.59
538-70545-0046	70545-0046	B	12	15µ" Gold	1.488	1.10	2.40	1.99	1.47	1.18

© Copyright 2013 Mouser Electronics

SINGLE ROW, RIGHT ANGLE, LOW PROFILE

Specifications:

- Housing: Black glass filled PCT, UL 94V-0
- Contact: Phosphor bronze, .025" square
- Operating Temperature: -40°C to +105°C
- Voltage: 250V
- Current: 3.0A
- .120" Pocket

LR19980 E29179 RoHS Compliant

PCB Headers

Features:

- Locking crown secures positive latch to header
- Polarization slots guide front ribs of mating connector to prevent pin damage
- Standoffs minimize flux retention
- Surface mount compatible
- Housing: Black glass filled PCT, UL 94V-0
- Contact: Phosphor bronze, .025" square
- Mates with series 70066
- Wire to board
- RoHS Compliant per Molex documentation

For quantities greater than listed, call for quote.

MOUSER STOCK NO.	Molex Part No.	Fig.	No. of Cir.	Contact Plating	Dim. (in.) A	Dim. (in.) B	Price Each 1	10	100	500
538-70553-0036	70553-0036	C	2	Tin	.29	.10	1.20	.809	.565	.439
538-70553-0001	70553-0001	C	2	15µ" Gold	.29	.10	.95	.674	.514	.482
538-70553-0106	70553-0106	C	2	30µ" Gold	.29	.10	1.22	.953	.724	.686
538-70553-0037	70553-0037	C	3	Tin	.40	.20	1.29	.862	.602	.495
538-70553-0002	70553-0002	C	3	15µ" Gold	.40	.20	1.36	.974	.686	.563
538-70553-0038	70553-0038	C	4	Tin	.50	.30	1.18	.888	.699	.559
538-70553-0003	70553-0003	C	4	15µ" Gold	.50	.30	1.42	.936	.77	.728
538-70553-0108	70553-0108	C	4	30µ" Gold	.50	.30	1.78	1.52	1.02	.931
538-70553-0039	70553-0039	C	5	Tin	.60	.40	1.49	1.14	.877	.702
538-70553-0004	70553-0004	C	5	15µ" Gold	.60	.40	1.79	1.39	.888	.845
538-70553-0040	70553-0040	C	6	Tin	.70	.50	1.57	1.22	.93	.744
538-705-53-0005	70553-0005	C	6	15µ" Gold	.70	.50	1.79	1.39	1.18	1.06
538-70553-0006	70553-0006	C	7	15µ" Gold	.80	.60	1.78	1.61	1.41	1.31
538-70553-0007	70553-0007	C	8	15µ" Gold	.90	.70	3.78	3.12	2.60	2.34
538-705530008	70553-0008	C	9	15µ" Gold	1.00	.80	2.73	2.16	2.03	1.93
538-705530009	70553-0009	C	10	15µ" Gold	1.10	.90	2.15	2.03	1.95	1.89
538-70553-0011	70553-0011	C	12	15µ" Gold	1.30	1.10	4.28	3.45	3.10	2.68

Headers with Plastic Tri-Peg

Features:

- Locking crown secures positive latch to header
- Polarization slots guide front ribs of mating connector to prevent pin damage
- Standoffs minimize flux retention
- Surface mount compatible
- Mates with series 70066
- Wire to board
- RoHS Compliant per Molex documentation
- Housing: Black glass filled PCT, UL 94V-0
- Contact: Phosphor bronze, .025" square

RoHS Compliant

For quantities greater than listed, call for quote.

MOUSER STOCK NO.	Molex Part No.	Fig.	No. of Cir.	Contact Plating	Dim. (in.) A	Dim. (in.) B	Price Each 1	10	100	500
538-70555-0001	70555-0001	D	2	Tin	.336	.10	1.35	.97	.737	.696
538-70555-0036	70555-0036	D	2	15µ" Gold	.336	.10	1.23	.975	.74	.691
538-70555-0071	70555-0071	D	2	30µ" Gold	.336	.10	1.00	.888	.82	.734
538-70555-0002	70555-0002	D	3	Tin	.436	.20	1.32	1.02	.776	.621
538-70555-0037	70555-0037	D	3	15µ" Gold	.436	.20	1.19	.902	.686	.681
538-70555-0072	70555-0072	D	3	30µ" Gold	.436	.20	1.12	.949	.869	.765
538-70555-0003	70555-0003	D	4	Tin	.536	.30	1.37	.972	.845	.77
538-70555-0038	70555-0038	D	4	15µ" Gold	.536	.30	1.04	1.02	.764	.628
538-70555-0073	70555-0073	D	4	30µ" Gold	.536	.30	1.09	.963	.813	.621
538-70555-0004	70555-0004	D	5	Tin	.64	.40	1.63	1.07	.817	.672
538-70555-0039	70555-0039	D	5	15µ" Gold	.636	.40	1.48	1.17	.984	.899
538-70555-0074	70555-0074	D	5	30µ" Gold	.636	.40	1.47	1.36	1.26	1.12
538-70555-0005	70555-0005	D	6	Tin	.736	.50	1.57	1.22	.92	.738
538-70555-0040	70555-0040	D	6	15µ" Gold	.736	.50	1.85	1.43	1.09	.875
538-70555-0075	70555-0075	D	6	30µ" Gold	.74	.50	1.81	1.47	1.29	1.19
538-70555-0041	70555-0041	D	7	15µ" Gold	.836	.60	1.78	1.47	1.09	1.07
538-70555-0042	70555-0042	D	8	15µ" Gold	.936	.70	1.94	1.33	1.03	.889
538-70555-0077	70555-0077	D	8	30µ" Gold	.94	.70	2.08	1.77	1.77	1.36

© Copyright 2013 Mouser Electronics

MOLEX C-Grid® Series Dual-Row Breakaway Headers (.100")

molex one company > a world of innovation

RoHS Compliant This product is RoHS compliant.

.100" (2.54MM) C-GRID® BREAKAWAY HEADERS

Specifications:
- Current: 3.0A
- Voltage: 250V
- Withstanding Voltage: 1500V
- Insulation Resistance: 1000MΩ min.
- Housing: Thermoplastic, High Temperature UL 94V-0
- Contact: Phosphor Bronze
- Operating temperature: -40°C to +105°C

Features:
- Stackable side-to-side and end-to-end (on unbroken edges)
- Easy breakaway to smaller sizes
- Drawn .025" square wire provides 4-sided smooth surface for quality interface
- Mates with SL crimp and IDT housings
- RoHS Compliant per Molex documentation

Vertical Headers

For quantities greater than listed, call for quote.

MOUSER STOCK NO.	Molex Part No.	Fig.	No. of Circuits	Dimensions (in.) A	Dimensions (in.) B	Price Each 1	10	100	500
Tin Plating									
538-10-89-7041	10-89-7041	A	4	0.19	0.10	.25	.236	.229	.223
538-10-89-7061	10-89-7061	A	6	0.29	0.20	.75	.403	.325	.30
538-10-89-7081	10-89-7081	A	8	0.39	0.30	.93	.706	.372	.251
538-10-89-7101	10-89-7101	A	10	0.49	0.40	.62	.56	.40	.361
538-10-89-7121	10-89-7121	A	12	0.59	0.50	.97	.794	.58	.44
538-10-89-7141	10-89-7141	A	14	0.69	0.60	1.33	.942	.717	.685
538-10-89-7161	10-89-7161	A	16	0.79	0.70	1.63	1.26	.952	.76
538-10-89-7181	10-89-7181	A	18	0.89	0.80	1.66	1.09	.899	.845
538-10-89-7201	10-89-7201	A	20	0.99	0.90	.92	.729	.677	.642
538-10-89-7301	10-89-7301	A	30	1.49	1.40	1.85	1.56	1.22	1.11
538-10-89-7801	10-89-7801	A	80	3.99	3.90	6.02	4.15	3.46	3.38
538-70280-0448	70280-0448	A	100	4.99	4.90	6.13	5.07	3.80	3.17
15µ" Selective Gold Plating									
538-10-89-7042	10-89-7042	A	4	0.19	0.10	.39	.347	.315	.271
538-10-89-7062	10-89-7062	A	6	0.29	0.20	.72	.643	.583	.502
538-10-89-7082	10-89-7082	A	8	0.39	0.30	.65	.578	.482	.375
538-10-89-7102	10-89-7102	A	10	0.49	0.40	1.09	.984	.892	.768
538-10-89-7122	10-89-7122	A	12	0.59	0.50	.96	.749	.636	.621
538-10-89-7142	10-89-7142	A	14	0.69	0.60	1.49	1.33	1.21	1.04
538-10-89-7162	10-89-7162	A	16	0.79	0.70	1.67	1.50	1.36	1.17
538-10-89-7182	10-89-7182	A	18	0.89	0.80	2.19	1.95	1.77	1.52
538-10-89-7202	10-89-7202	A	20	0.99	0.90	2.31	2.08	1.88	1.62
538-10-89-7242	10-89-7242	A	24	1.19	1.10	2.39	2.14	1.95	1.67
538-10-89-7262	10-89-7262	A	26	1.29	1.20	2.76	2.48	2.25	1.94
538-10-89-7302	10-89-7302	A	30	1.49	1.40	3.09	2.72	2.25	2.14
538-10-89-7342	10-89-7342	A	34	1.69	1.60	6.00	5.30	3.52	2.82
538-10-89-7402	10-89-7402	A	40	1.99	1.90	5.10	4.53	3.02	2.72
538-10-89-7802	10-89-7802	A	80	3.99	3.90	14.54	12.85	8.55	6.83
538-70280-0458	70280-0458	A	100	4.99	4.90	9.28	8.46	6.45	5.44

SMT Headers

For quantities greater than listed, call for quote.

Tin Plating									
538-15-91-2040	15-91-2040	B	4	0.20	0.10	.26	.22	.219	.183
538-15-91-2060	15-91-2060	B	6	0.30	0.20	.77	.475	.323	.226
538-15-91-2080	15-91-2080	B	8	0.40	0.30	1.03	.633	.431	.301
538-15-91-2100	15-91-2100	B	10	0.50	0.40	1.08	.809	.537	.503
538-15-91-2120	15-91-2120	B	12	0.60	0.50	1.20	.92	.706	.556
538-15-91-2140	15-91-2140	B	14	0.70	0.60	1.39	1.08	.697	.653
538-15-91-2160	15-91-2160	B	16	0.80	0.70	1.23	1.23	.943	.754
538-15-91-2200	15-91-2200	B	20	1.00	0.90	1.98	1.64	1.21	.963
15µ" Selective Gold Plating									
538-15-91-0060	15-91-0060	B	6	0.30	0.20	1.17	.813	.546	.439
538-15-91-0080	15-91-0080	B	8	0.40	0.30	1.18	.843	.641	.607
538-15-91-0100	15-91-0100	B	10	0.50	0.40	1.42	1.10	.845	.674
538-15-91-0120	15-91-0120	B	12	0.60	0.50	2.25	1.63	1.26	1.16
538-15-91-0140	15-91-0140	B	14	0.70	0.60	1.52	1.21	.995	.942
538-15-91-0160	15-91-0160	B	16	0.80	0.70	1.62	1.28	1.05	.964
538-15-91-0180	15-91-0180	B	18	0.90	0.80	2.21	1.84	1.36	1.08
538-15-91-0200	15-91-0200	B	20	1.00	0.90	2.01	1.67	1.39	1.23

Right Angle Headers

For quantities greater than listed, call for quote.

Tin									
538-71764-0008	71764-0008	C	8	0.39	0.30	1.09	.76	.503	.428
538-71764-0010	71764-0010	C	10	0.48	0.40	1.56	1.37	.92	.738
538-71764-0012	71764-0012	C	12	0.59	0.50	1.57	1.37	.92	.738
538-71764-0014	71764-0014	C	14	0.69	0.60	2.26	1.98	1.32	1.20
538-71764-0016	71764-0016	C	16	0.79	0.70	2.69	2.36	1.57	1.26
538-71764-0020	71764-0020	C	20	0.99	0.90	3.19	2.79	1.90	1.54
538-71764-0030	71764-0030	C	30	1.49	1.40	4.10	3.38	2.81	2.54
15µ" Selective Gold Plating									
538-71764-0106	71764-0106	C	6	0.29	0.20	1.04	.824	.685	.556
538-71764-0108	71764-0108	C	8	0.39	0.30	1.07	.989	.685	.611
538-71764-0110	71764-0110	C	10	0.48	0.40	1.51	1.32	1.13	.963
538-71764-0114	71764-0114	C	14	0.69	0.60	3.26	3.10	2.71	2.15
538-71764-0120	71764-0120	C	20	0.99	0.90	3.66	3.26	2.84	2.62
538-71764-0130	71764-0130	C	30	1.49	1.40	8.73	7.69	5.13	4.07

Shunt/Jumpers

For quantities greater than listed, call for quote.

MOUSER STOCK NO.	Molex Part No.	Fig.	Description	Plating	Price Each 1	10	100	500
538-15-29-1024	15-29-1024	D	Open Top	15µ" Gold	1.04	.61	.449	.428
538-15-29-1026	15-29-1026	D	Open Top	30µ" Gold	.94	.674	.492	.428
538-15-38-1024	15-38-1024	D	Open Top	150µ" Tin	.71	.417	.30	.289
538-15-29-1025	15-29-1025	D	Closed Top	15µ" Gold	.81	.442	.353	.332
538-15-29-1027	15-29-1027	D	Closed Top	30µ" Gold	1.14	.674	.492	.471
538-15-38-1026	15-38-1026	D	Closed Top	150µ" Tin	.79	.325	.268	.244

DIMENSIONS: in.

A

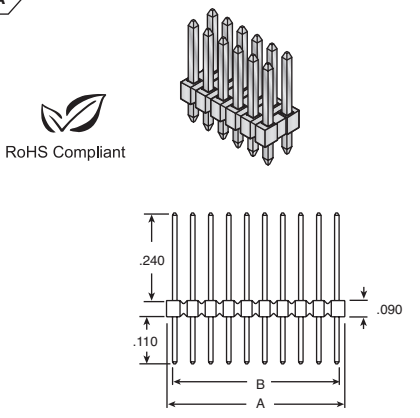

B

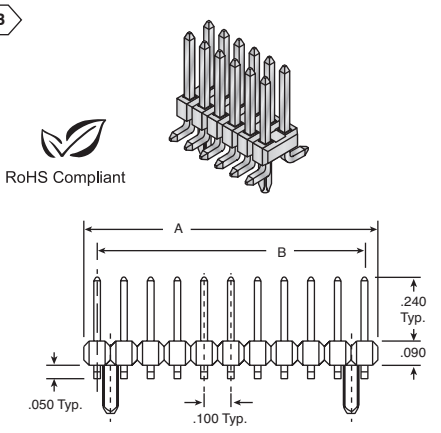

C

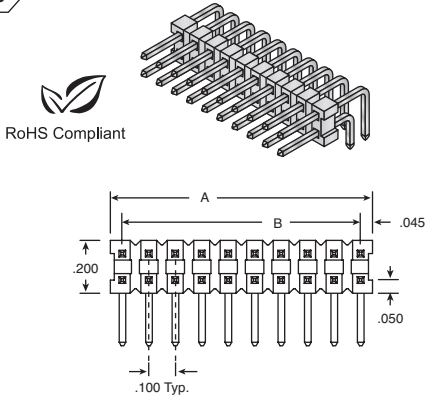

D

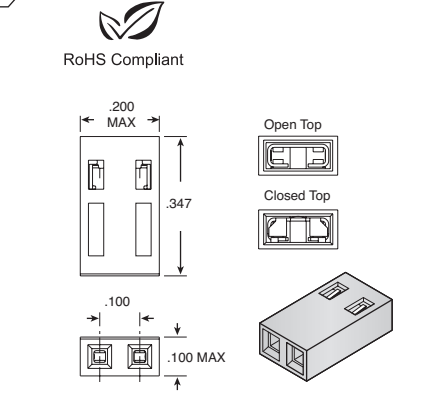

© Copyright 2013 Mouser Electronics

© Copyright 2013 Mouser Electronics

MOLEX 2.54mm (.100") C-Grid® III™ Connectors

molex
one company > a world of innovation

RoHS Compliant **This product is RoHS compliant.**

DIMENSIONS: mm

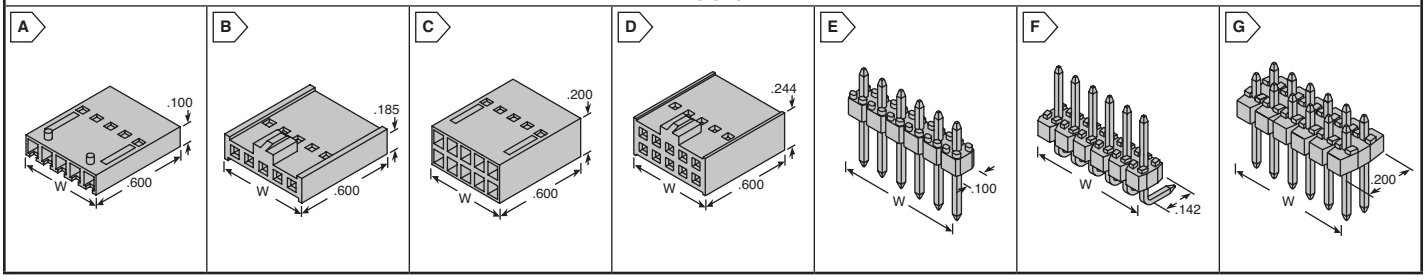

MODULAR CRIMP HOUSINGS

C-Grid® III™ Series does NOT mate to C-Grid®.

For quantities greater than listed, call for quote.

MOUSER STOCK NO.	Molex Part No.	Fig.	No. of Circuits	Width (W): mm	Price Each 1	10	100	500
Single Row - 2 Polarizing Buttons								
538-90123-0102	90123-0102	A	2	0.200	.71	.492	.332	.268
538-90123-0103	90123-0103	A	3	0.300	.29	.281	.273	.265
538-90123-0104	90123-0104	A	4	0.400	.69	.401	.297	.26
538-90123-0105	90123-0105	A	5	0.500	.63	.411	.305	.289
538-90123-0106	90123-0106	A	6	0.600	.58	.414	.306	.244
538-90123-0107	90123-0107	A	7	0.700	.80	.559	.375	.303
538-90123-0108	90123-0108	A	8	0.800	2.12	1.86	1.23	.984
538-90123-0109	90123-0109	A	9	0.900	1.09	.717	.531	.464
538-90123-0110	90123-0110	A	10	1.000	2.58	1.78	1.38	1.37
538-90123-0112	90123-0112	A	12	1.200	1.06	.514	.421	.386
538-90123-0113	90123-0113	A	13	1.300	2.68	2.58	2.49	2.20
538-90123-0115	90123-0115	A	15	1.500	1.89	1.47	1.12	.899
538-90123-0118	90123-0118	A	18	1.800	1.67	1.27	.969	.918
538-90123-0119	90123-0119	A	19	1.900	4.39	2.75	2.31	2.14
538-90123-0124	90123-0124	A	24	2.400	4.93	4.68	3.28	2.73
538-90123-0125	90123-0125	A	25	2.500	2.08	1.72	1.27	1.02
Single Row								
538-90156-0142	90156-0142	B	2	0.242	.67	.385	.268	.268
538-90156-0143	90156-0143	B	3	0.342	.75	.514	.342	.278
538-90156-0144	90156-0144	B	4	0.442	.70	.379	.28	.198
538-90156-0145	90156-0145	B	5	0.542	.72	.387	.287	.202
538-90156-0146	90156-0146	B	6	0.642	.80	.556	.30	.274
538-90156-0147	90156-0147	B	7	0.742	.70	.433	.337	.332
538-90156-0148	90156-0148	B	8	0.842	.71	.565	.384	.289
538-90156-0149	90156-0149	B	9	0.942	1.04	.803	.61	.482
538-90156-0150	90156-0150	B	10	1.042	1.05	.691	.622	.498
538-90156-0152	90156-0152	B	12	1.242	1.09	.739	.517	.401
538-90156-0153	90156-0153	B	13	1.342	2.88	2.34	1.85	1.73
538-90156-0155	90156-0155	B	15	1.542	.90	.804	.658	.60
538-90156-0156	90156-0156	B	16	1.642	4.14	3.28	2.62	1.98
538-90156-0158	90156-0158	B	18	1.842	1.82	.876	.696	.63
538-90156-0160	90156-0160	B	20	2.042	4.60	4.14	2.92	2.41
538-90156-0162	90156-0162	B	22	2.242	4.96	4.64	3.15	2.53
538-90156-0165	90156-0165	B	25	2.542	1.77	1.75	1.51	1.42
Dual Row With Out Polarizing Buttons								
538-90143-0004	90143-0004	C	4	0.200	.67	.365	.271	.192
538-90143-0006	90143-0006	C	6	0.300	.43	.417	.353	.289
538-90143-0008	90143-0008	C	8	0.400	.98	.685	.46	.375
538-90143-0010	90143-0010	C	10	0.500	1.11	.608	.482	.46
538-90143-0012	90143-0012	C	12	0.600	1.00	.718	.546	.517
538-90143-0014	90143-0014	C	14	0.700	1.26	.824	.631	.524
538-90143-0016	90143-0016	C	16	0.800	1.32	.944	.717	.679
538-90143-0018	90143-0018	C	18	0.900	1.56	.809	.652	.594
538-90143-0020	90143-0020	C	20	1.000	1.96	1.52	1.16	.928
538-90143-0026	90143-0026	C	26	1.300	1.98	1.49	1.16	1.06
538-90143-0034	90143-0034	C	34	1.700	2.25	1.56	1.21	1.20
538-90143-0036	90143-0036	C	36	1.800	2.39	1.38	1.13	1.05
538-90143-0040	90143-0040	C	40	2.000	2.88	2.39	1.77	1.41
538-90143-0050	90143-0050	C	50	2.500	2.01	1.32	1.00	.95
538-90143-0060	90143-0060	C	60	3.000	3.54	2.65	2.19	1.99
538-90143-0064	90143-0064	C	64	3.200	3.63	2.72	2.26	2.04
Dual Row								
538-90142-0006	90142-0006	D	6	0.300	.72	.428	.278	.268
538-90142-0008	90142-0008	D	8	0.400	1.82	1.08	.716	.672
538-90142-0010	90142-0010	D	10	0.500	.90	.789	.742	.71
538-90142-0012	90142-0012	D	12	0.600	1.06	.696	.575	.545
538-90142-0014	90142-0014	D	14	0.700	1.12	.745	.61	.578
538-90142-0016	90142-0016	D	16	0.800	1.51	1.09	.749	.706
538-90142-0018	90142-0018	D	18	0.900	1.56	1.03	.92	.742
538-90142-0020	90142-0020	D	20	1.000	1.31	1.14	1.07	1.03
538-90142-0022	90142-0022	D	22	1.100	2.58	1.79	1.39	1.38
538-90142-0024	90142-0024	D	24	1.200	1.26	.829	.746	.597
538-90142-0026	90142-0026	D	26	1.300	1.66	1.14	.963	.889
538-90142-0030	90142-0030	D	30	1.500	1.88	1.31	1.26	1.01
538-90142-0034	90142-0034	D	34	1.700	2.30	1.58	1.41	1.12
538-90142-0036	90142-0036	D	36	1.800	4.31	2.97	2.47	2.43
538-90142-0038	90142-0038	D	38	1.900	2.56	2.12	1.57	1.25
538-90142-0040	90142-0040	D	40	2.000	2.64	1.99	1.42	1.41
538-90142-0044	90142-0044	D	44	2.200	3.20	2.21	1.97	1.57
538-90142-0050	90142-0050	D	50	2.500	3.01	2.25	1.72	1.69

© Copyright 2013 Mouser Electronics

FEMALE TERMINALS

For quantities greater than listed, call for quote.

MOUSER STOCK NO.	Molex Part No.	Fig.	Plating	AWG	Price Each 1	10	100	500
538-90119-2109	90119-2109	–	Tin	22-24	.23	.086	.047	.043
538-90119-2120	90119-2120	–	Tin	26-28	.17	.085	.044	.04
538-90119-2110	90119-2110	–	Gold	22-24	.27	.248	.235	.226
538-90119-2121	90119-2121	–	Gold	26-28	.41	.216	.128	.128

HEADERS

For quantities greater than listed, call for quote.

MOUSER STOCK NO.	Molex Part No.	Fig.	No. of Circuits	Width (W): mm	Price Each 1	10	100	500
Single Row - Vertical - Tin								
538-90120-0122	90120-0122	E	2	0.200	.75	.342	.257	.203
538-90120-0123	90120-0123	E	3	0.300	.98	.531	.46	.373
538-90120-0124	90120-0124	E	4	0.400	1.02	.554	.411	.308
538-90120-0125	90120-0125	E	5	0.500	.74	.62	.471	.348
538-90120-0126	90120-0126	E	6	0.600	.81	.669	.529	.503
538-90120-0127	90120-0127	E	7	0.700	.79	.727	.572	.566
538-90120-0128	90120-0128	E	8	0.800	1.05	.761	.578	.475
538-90120-0129	90120-0129	E	9	0.900	1.03	.85	.645	.501
538-90120-0130	90120-0130	E	10	1.000	1.28	1.02	.674	.642
538-90120-0131	90120-0131	E	11	1.100	1.54	1.20	1.08	.867
538-90120-0132	90120-0132	E	12	1.200	1.89	1.47	1.11	.898
538-90120-0160	90120-0160	E	40	4.000	3.32	2.29	1.89	1.86
Single Row - Vertical - Gold								
538-90120-0762	90120-0762	E	2	0.200	.79	.446	.331	.263
538-90120-0763	90120-0763	E	3	0.300	1.03	.674	.599	.482
538-90120-0764	90120-0764	E	4	0.400	1.07	.735	.559	.401
538-90120-0765	90120-0765	E	5	0.500	.98	.852	.647	.503
538-90120-0766	90120-0766	E	6	0.600	1.50	1.07	.754	.62
538-90120-0767	90120-0767	E	7	0.700	1.36	1.24	.97	.873
538-90120-0768	90120-0768	E	8	0.800	1.63	1.48	1.17	.948
538-90120-0769	90120-0769	E	9	0.900	1.90	1.32	1.17	.937
538-90120-0770	90120-0770	E	10	1.000	1.94	1.69	1.25	1.01
538-90120-0771	90120-0771	E	11	1.100	1.97	1.46	1.02	.987
538-90120-0772	90120-0772	E	12	1.200	2.43	2.01	1.49	1.19
538-90120-0800	90120-0800	E	40	4.000	5.93	4.09	3.39	3.33
Single Row - Right Angle - Tin								
538-90121-0122	90121-0122	F	2	0.200	.55	.447	.332	.249
538-90121-0123	90121-0123	F	3	0.300	.96	.52	.417	.396
538-90121-0124	90121-0124	F	4	0.400	.70	.631	.471	.449
538-90121-0125	90121-0125	F	5	0.500	1.23	.661	.49	.368
538-90121-0126	90121-0126	F	6	0.600	.78	.712	.567	.545
538-90121-0127	90121-0127	F	7	0.700	1.17	.835	.583	.479
538-90121-0128	90121-0128	F	8	0.800	.97	.808	.508	.492
538-90121-0129	90121-0129	F	9	0.900	1.36	.977	.743	.703
538-90121-0130	90121-0130	F	10	1.000	1.55	1.20	.917	.728
538-90121-0131	90121-0131	F	11	1.100	1.28	1.18	.666	.645
538-90121-0132	90121-0132	F	12	1.200	1.47	1.34	.756	.733
538-90121-0160	90121-0160	F	40	4.000	3.37	2.44	1.74	1.69
Single Row - Right Angle - Gold								
538-90121-0762	90121-0762	F	2	0.200	1.02	.553	.41	.308
538-90121-0763	90121-0763	F	3	0.300	.95	.63	.479	.371
538-90121-0764	90121-0764	F	4	0.400	1.23	1.17	.845	.674
538-90121-0766	90121-0766	F	6	0.600	1.64	1.26	.966	.774
538-90121-0767	90121-0767	F	7	0.700	1.41	1.28	.731	.708
538-90121-0768	90121-0768	F	8	0.800	2.04	1.69	1.25	1.00
538-90121-0769	90121-0769	F	9	0.900	1.89	1.56	1.16	.931
538-90121-0770	90121-0770	F	10	1.000	1.93	1.29	1.01	1.00
538-90121-0772	90121-0772	F	12	1.200	2.55	2.11	1.56	1.25
Dual Row - Vertical - Tin								
538-90131-0122	90131-0122	G	4	0.200	1.13	.75	.569	.442
538-90131-0123	90131-0123	G	6	0.300	1.18	.717	.545	.447
538-90131-0124	90131-0124	G	8	0.400	1.23	1.05	.733	.569
538-90131-0125	90131-0125	G	10	0.500	1.07	1.05	.867	.642
538-90131-0126	90131-0126	G	12	0.600	1.34	1.21	.859	.687
538-90131-0127	90131-0127	G	14	0.700	1.61	1.27	.916	.91
538-90131-0128	90131-0128	G	16	0.800	2.36	1.96	1.44	1.16
538-90131-0129	90131-0129	G	18	0.900	1.97	1.48	1.06	1.06
538-90131-0130	90131-0130	G	20	1.000	2.27	1.88	1.39	1.11
538-90131-0131	90131-0131	G	22	1.100	2.48	2.05	1.52	1.22
538-90131-0132	90131-0132	G	24	1.200	2.39	1.80	1.28	1.27
538-90131-0133	90131-0133	G	26	1.300	2.51	1.74	1.35	1.35
538-90131-0134	90131-0134	G	28	1.400	2.79	2.10	1.63	1.49

© Copyright 2013 Mouser Electronics

DIMENSIONS: mm

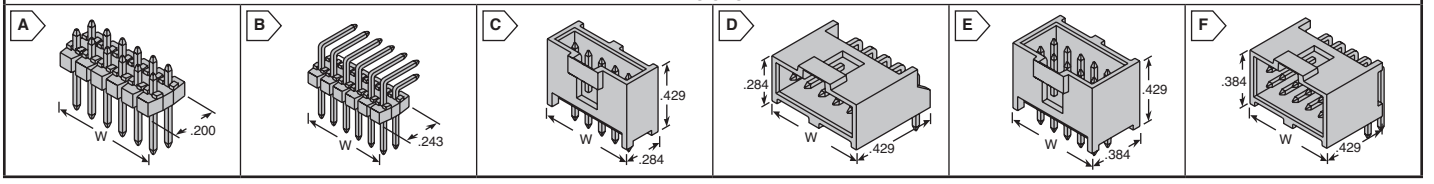

HEADERS (CONT.)

C-Grid® III™ Series does NOT mate to C-Grid®.

For quantities greater than listed, call for quote.

MOUSER STOCK NO.	Molex Part No.	Fig.	No. of Circuits	Width (W): mm	Price Each 1	10	100	500
Dual Row - Vertical - Tin (Cont.)								
538-90131-0135	90131-0135	A	30	1.500	3.18	2.63	1.95	1.56
538-90131-0140	90131-0140	A	40	2.000	3.09	2.13	1.77	1.73
538-90131-0145	90131-0145	A	50	2.500	4.06	2.80	2.32	2.28
538-90131-0150	90131-0150	A	60	3.000	4.96	4.10	3.07	2.56
538-90131-0160	90131-0160	A	80	4.000	5.56	3.84	3.19	3.12
Dual Row - Vertical - Gold								
538-90131-0762	90131-0762	A	4	0.200	1.39	1.10	.773	.565
538-90131-0763	90131-0763	A	6	0.300	1.26	1.23	.92	.792
538-90131-0764	90131-0764	A	8	0.400	1.95	1.35	1.05	1.04
538-90131-0765	90131-0765	A	10	0.500	2.46	1.70	1.51	1.21
538-90131-0766	90131-0766	A	12	0.600	2.58	1.95	1.39	1.38
538-90131-0767	90131-0767	A	14	0.700	3.40	2.81	2.11	1.75
538-90131-0768	90131-0768	A	16	0.800	2.85	1.97	1.63	1.61
538-90131-0769	90131-0769	A	18	0.900	3.45	2.85	2.13	1.78
538-90131-0770	90131-0770	A	20	1.000	3.41	2.56	2.30	1.92
538-90131-0771	90131-0771	A	22	1.100	3.66	3.43	2.64	2.11
538-90131-0772	90131-0772	A	24	1.200	4.38	3.62	2.72	2.46
538-90131-0773	90131-0773	A	26	1.300	4.25	3.19	2.43	2.39
538-90131-0774	90131-0774	A	28	1.400	4.67	3.50	2.66	2.62
538-90131-0775	90131-0775	A	30	1.500	4.93	3.70	2.82	2.77
538-90131-0780	90131-0780	A	40	2.000	11.52	10.15	6.77	5.40
538-90131-0785	90131-0785	A	50	2.500	7.14	5.21	4.11	3.66
538-90131-0790	90131-0790	A	60	3.000	8.39	6.93	6.10	5.56
538-90131-0796	90131-0796	A	72	3.600	9.26	5.82	4.76	4.49
538-90131-0800	90131-0800	A	80	4.000	10.18	9.29	9.01	5.89
Dual Row - Right Angle - Tin								
538-90122-0122	90122-0122	B	4	0.200	1.58	1.08	.823	.753
538-90122-0123	90122-0123	B	6	0.300	1.38	1.25	.712	.69
538-90122-0124	90122-0124	B	8	0.400	1.48	1.34	1.20	1.14
538-90122-0125	90122-0125	B	10	0.500	1.81	1.25	.975	.963
538-90122-0126	90122-0126	B	12	0.600	1.88	1.39	.974	.944
538-90122-0127	90122-0127	B	14	0.700	2.19	1.52	1.06	1.03
538-90122-0128	90122-0128	B	16	0.800	2.32	1.74	1.36	1.24
538-90122-0129	90122-0129	B	18	0.900	2.53	1.89	1.48	1.35
538-90122-0130	90122-0130	B	20	1.000	2.68	1.85	1.43	1.42
538-90122-0132	90122-0132	B	24	1.200	3.33	2.76	2.04	1.64
538-90122-0133	90122-0133	B	26	1.300	2.48	2.26	1.28	1.24
538-90122-0135	90122-0135	B	30	1.500	5.34	4.86	4.85	4.84
538-90122-0137	90122-0137	B	34	1.700	4.87	3.82	2.74	2.62
538-90122-0138	90122-0138	B	36	1.800	5.62	4.85	4.38	3.86
538-90122-0140	90122-0140	B	40	2.000	5.98	4.06	3.66	3.31
538-90122-0142	90122-0142	B	44	2.200	6.89	4.04	3.35	3.08
538-90122-0145	90122-0145	B	50	2.500	6.49	5.16	4.07	3.80
538-90122-0160	90122-0160	B	80	4.000	8.03	6.12	5.47	5.19
Dual Row - Right Angle - Gold								
538-90122-0762	90122-0762	B	4	0.200	1.59	1.11	.866	.86
538-90122-0763	90122-0763	B	6	0.300	3.21	2.82	1.86	1.52
538-90122-0764	90122-0764	B	8	0.400	2.46	2.04	1.51	1.21
538-90122-0765	90122-0765	B	10	0.500	2.59	1.80	1.39	1.39
538-90122-0766	90122-0766	B	12	0.600	3.21	3.11	1.97	1.78
538-90122-0767	90122-0767	B	14	0.700	2.93	2.19	1.68	1.65
538-90122-0768	90122-0768	B	16	0.800	5.18	3.57	2.96	2.91
538-90122-0770	90122-0770	B	20	1.000	5.77	3.98	3.30	3.24
538-90122-0772	90122-0772	B	24	1.200	6.11	4.42	3.17	3.07
538-90122-0773	90122-0773	B	26	1.300	6.10	4.99	3.81	3.73
538-90122-0775	90122-0775	B	30	1.500	6.67	5.08	4.55	4.32
538-90122-0780	90122-0780	B	40	2.000	7.79	6.18	4.49	4.00
538-90122-0790	90122-0790	B	60	3.000	10.35	10.03	7.19	6.07
538-90122-0800	90122-0800	B	80	4.000	10.00	8.30	7.15	7.06
Shrouded - Single Row - Vertical - Tin								
538-90136-1102	90136-1102	C	2	0.332	.46	.455	.447	.441
538-90136-1103	90136-1103	C	3	0.432	2.62	2.30	1.52	1.23
538-90136-1104	90136-1104	C	4	0.532	1.48	.969	.736	.571
538-90136-1105	90136-1105	C	5	0.632	1.53	1.01	.769	.597
538-90136-1106	90136-1106	C	6	0.732	1.59	1.05	.803	.623
538-90136-1108	90136-1108	C	8	0.932	1.73	1.14	.872	.677
538-90136-1109	90136-1109	C	9	1.032	1.81	1.29	.985	.934
538-90136-1110	90136-1110	C	10	1.132	1.14	.982	.664	.599
Shrouded - Single Row - Vertical - Gold								
538-90136-1202	90136-1202	C	2	0.332	1.49	.984	.75	.582
538-90136-1203	90136-1203	C	3	0.432	1.64	1.08	.823	.676
538-90136-1204	90136-1204	C	4	0.532	1.28	1.24	.89	.729
538-90136-1205	90136-1205	C	5	0.632	1.37	1.21	.989	.886
538-90136-1206	90136-1206	C	6	0.732	1.50	1.23	.959	.952
538-90136-1207	90136-1207	C	7	0.832	1.95	1.47	1.05	1.04
538-90136-1208	90136-1208	C	8	0.932	2.08	1.43	1.11	1.11
538-90136-1209	90136-1209	C	9	1.032	2.21	1.66	1.19	1.18

© Copyright 2013 Mouser Electronics

HEADERS (CONT.)

C-Grid® III™ Series does NOT mate to C-Grid®.

For quantities greater than listed, call for quote.

MOUSER STOCK NO.	Molex Part No.	Fig.	No. of Circuits	Width (W): mm	Price Each 1	10	100	500
Shrouded - Single Row - Vertical - Gold (Cont.)								
538-90136-1210	90136-1210	C	10	1.132	1.48	1.33	1.12	.899
538-90136-1212	90136-1212	C	12	1.332	2.81	2.11	1.64	1.50
Shrouded - Single Row - Right Angle - Tin								
538-90136-2102	90136-2102	D	2	0.332	1.62	1.25	1.06	.76
538-90136-2103	90136-2103	D	3	0.432	1.55	1.02	.778	.64
538-90136-2104	90136-2104	D	4	0.532	1.62	.763	.745	.728
538-90136-2105	90136-2105	D	5	0.632	1.55	1.21	.902	.718
538-90136-2106	90136-2106	D	6	0.732	1.57	1.04	.884	.686
538-90136-2107	90136-2107	D	7	0.832	1.99	1.31	1.18	.942
538-90136-2108	90136-2108	D	8	0.932	1.62	1.22	.951	.799
538-90136-2109	90136-2109	D	9	1.032	1.17	1.09	.899	.817
538-90136-2110	90136-2110	D	10	1.132	1.74	1.21	.942	.931
538-90136-2112	90136-2112	D	12	1.332	2.07	1.11	.908	.831
Shrouded - Single Row - Right Angle - Gold								
538-90136-2202	90136-2202	D	2	0.332	1.68	1.10	.842	.654
538-90136-2203	90136-2203	D	3	0.432	1.73	1.21	.927	.877
538-90136-2204	90136-2204	D	4	0.532	1.44	1.26	1.06	.981
538-90136-2205	90136-2205	D	5	0.632	1.69	1.40	1.01	1.00
538-90136-2206	90136-2206	D	6	0.732	2.01	1.39	1.08	1.08
538-90136-2207	90136-2207	D	7	0.832	2.08	1.20	.993	.915
538-90136-2208	90136-2208	D	8	0.932	2.21	1.66	1.19	1.18
538-90136-2209	90136-2209	D	9	1.032	2.02	1.98	1.54	1.22
538-90136-2210	90136-2210	D	10	1.132	2.47	2.04	1.49	1.19
Shrouded - Dual Row - Vertical - Tin - Fully Loaded								
538-90130-1106	90130-1106	E	6	0.392	1.13	.931	.76	.685
538-90130-1108	90130-1108	E	8	0.492	1.38	1.35	1.25	.942
538-90130-1110	90130-1110	E	10	0.592	1.77	1.36	1.04	.835
538-90130-1112	90130-1112	E	12	0.692	1.85	1.54	1.13	.913
538-90130-1114	90130-1114	E	14	0.792	1.52	1.49	1.25	1.01
538-90130-1116	90130-1116	E	16	0.892	2.25	1.86	1.37	1.10
538-90130-1118	90130-1118	E	18	0.992	2.49	1.72	1.34	1.23
538-90130-1120	90130-1120	E	20	1.092	2.91	2.62	1.56	1.55
538-90130-1124	90130-1124	E	24	1.292	2.09	1.89	1.50	1.44
538-90130-1126	90130-1126	E	26	1.392	3.22	2.21	1.84	1.81
538-90130-1130	90130-1130	E	30	1.592	4.10	3.07	2.34	2.30
538-90130-1134	90130-1134	E	34	1.792	4.30	3.22	2.45	2.39
538-90130-1140	90130-1140	E	40	2.092	4.67	3.50	2.66	2.62
538-90130-1150	90130-1150	E	50	2.592	5.54	4.58	3.43	2.86
Shrouded - Dual Row - Vertical - Gold - Fully Loaded								
538-90130-1206	90130-1206	E	6	0.392	1.84	1.53	1.13	.907
538-90130-1208	90130-1208	E	8	0.492	1.48	1.35	1.07	.995
538-90130-1210	90130-1210	E	10	0.592	2.40	1.99	1.47	1.18
538-90130-1212	90130-1212	E	12	0.692	2.15	2.08	1.64	1.31
538-90130-1214	90130-1214	E	14	0.792	2.71	1.87	1.46	1.44
538-90130-1216	90130-1216	E	16	0.892	4.25	2.92	2.86	2.39
538-90130-1218	90130-1218	E	18	0.992	4.26	2.61	2.51	2.51
538-90130-1220	90130-1220	E	20	1.092	3.87	3.52	2.35	2.14
538-90130-1224	90130-1224	E	24	1.292	5.36	4.02	3.07	3.02
538-90130-1226	90130-1226	E	26	1.392	5.59	4.18	3.20	3.14
538-90130-1230	90130-1230	E	30	1.592	6.07	4.55	3.47	3.40
538-90130-1234	90130-1234	E	34	1.792	6.22	4.49	3.73	3.67
538-90130-1240	90130-1240	E	40	2.092	6.87	5.05	3.72	3.32
538-90130-1250	90130-1250	E	50	2.592	7.98	7.27	4.13	4.00
Shrouded - Dual Row - Right Angle - Tin - Fully Loaded								
538-90130-3106	90130-3106	F	6	0.407	1.84	1.21	.923	.717
538-90130-3108	90130-3108	F	8	0.507	1.41	1.03	.927	.792
538-90130-3110	90130-3110	F	10	0.607	2.50	2.20	1.48	1.17
538-90130-3112	90130-3112	F	12	0.707	1.31	1.26	1.22	1.03
538-90130-3114	90130-3114	F	14	0.807	2.07	1.42	1.38	1.10
538-90130-3116	90130-3116	F	16	0.907	1.84	1.68	1.32	1.21
538-90130-3118	90130-3118	F	18	1.007	2.75	1.90	1.48	1.47
538-90130-3120	90130-3120	F	20	1.107	2.99	2.07	1.61	1.59
538-90130-3124	90130-3124	F	24	1.307	4.16	2.87	2.38	2.33
538-90130-3126	90130-3126	F	26	1.407	4.26	2.55	2.55	2.32
538-90130-3130	90130-3130	F	30	1.607	4.50	3.10	2.80	2.53
538-90130-3134	90130-3134	F	34	1.807	4.72	3.53	2.93	2.65
538-90130-3140	90130-3140	F	40	2.107	5.66	3.91	3.24	3.19
Shrouded - Dual Row - Right Angle - Gold - Fully Loaded								
538-90130-3206	90130-3206	F	6.000	0.407	2.02	1.39	1.08	1.07
538-90130-3208	90130-3208	F	8.000	0.507	2.29	1.58	1.48	1.19
538-90130-3210	90130-3210	F	10.000	0.607	2.30	1.92	1.70	1.36
538-90130-3212	90130-3212	F	12.000	0.707	4.12	2.84	2.35	2.31
538-90130-3214	90130-3214	F	14.000	0.807	2.95	2.46	2.35	2.14
538-90130-3216	90130-3216	F	16.000	0.907	4.58	3.16	2.62	2.57
538-90130-3218	90130-3218	F	18.000	1.007	4.59	3.33	2.76	2.71
538-90130-3220	90130-3220	F	20.000	1.107	3.83	3.79	2.84	2.57
538-90130-3240	90130-3240	F	40.000	2.107	6.87	5.46	3.96	3.53

© Copyright 2013 Mouser Electronics

MOLEX KK® Series (.100")

Products may be RoHS compliant. Check mouser.com for RoHS status.

molex
one company › a world of innovation

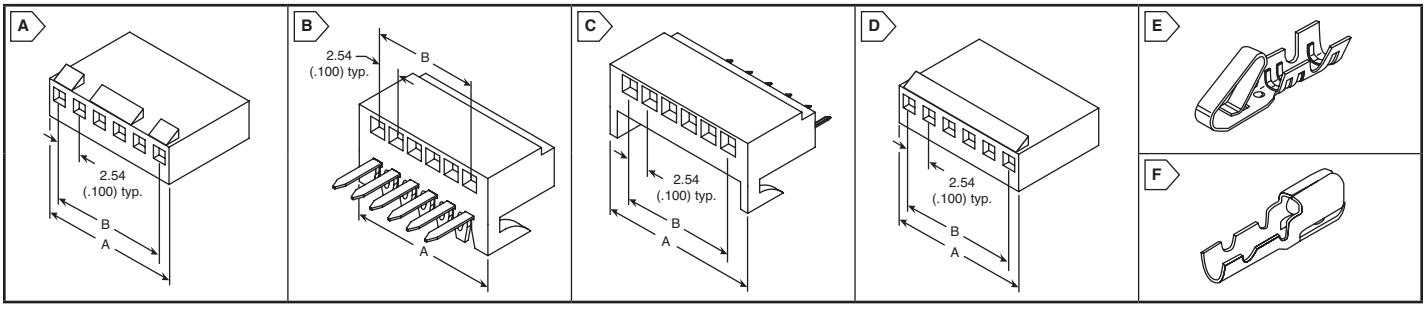

.100" CRIMP TERMINAL HOUSINGS

- Housing: Nylon, UL94V-0
- Voltage: 250V
- Current: Phosphor Bronze-4.0A max; Brass-2.5A max.
- RoHS Compliant per Molex documentation

For quantities greater than listed, call for quote.

MOUSER STOCK NO.	Molex Part No.	Fig.	No. of Circuits	Dimensions: mm		Price Each			
				A	B	1	10	100	500
With Locking Ramp									
538-22-01-2027	22-01-2027	A	2	5.6	2.54	.11	.076	.064	.047
538-22-01-2037	22-01-2037	A	3	8.1	5.08	.43	.136	.101	.093
538-22-01-2047	22-01-2047	A	4	10.7	7.62	.55	.205	.153	.141
538-22-01-2057	22-01-2057	A	5	13.2	10.16	.55	.235	.183	.167
538-22-01-2067	22-01-2067	A	6	15.8	12.70	.64	.287	.217	.182
538-22-01-2077	22-01-2077	A	7	18.3	15.24	.75	.332	.256	.232
538-22-01-2087	22-01-2087	A	8	20.9	17.78	.87	.385	.289	.268
538-22-01-2097	22-01-2097	A	9	23.4	20.32	.69	.403	.299	.282
538-22-01-2107	22-01-2107	A	10	25.9	22.86	.65	.375	.278	.268
538-22-01-2117	22-01-2117	A	11	28.5	25.40	.82	.453	.335	.319
538-22-01-2127	22-01-2127	A	12	31.0	27.94	.92	.535	.367	.233
With Locking Ramp and Polarizing Ribs									
538-22-01-3027	22-01-3027	A	2	5.6	2.54	.33	.128	.071	.065
538-22-01-3037	22-01-3037	A	3	8.1	5.08	.43	.138	.103	.094
538-22-01-3047	22-01-3047	A	4	10.7	7.62	.44	.156	.123	.107
538-22-01-3057	22-01-3057	A	5	13.2	10.16	.61	.216	.157	.157
538-22-01-3067	22-01-3067	A	6	15.8	12.70	.57	.235	.195	.177
538-22-01-3077	22-01-3077	A	7	18.3	15.24	.67	.276	.225	.207
538-22-01-3087	22-01-3087	A	8	20.9	17.78	.76	.312	.257	.225
538-22-01-3097	22-01-3097	A	9	23.4	20.32	.79	.46	.332	.321
538-22-01-3107	22-01-3107	A	10	25.9	22.86	.88	.472	.375	.332
538-22-01-3117	22-01-3117	A	11	28.5	25.40	.94	.566	.385	.261
538-22-01-3127	22-01-3127	A	12	31.0	27.94	1.07	.792	.524	.428

.100" PCB RECEPTACLES

- UL94V-0
- End-to-End stackable
- Contact: Brass
- Voltage: 250V
- Temperature: 0°C to +75°C
- Current: 2.5A max.

For quantities greater than listed, call for quote.

MOUSER STOCK NO.	Molex Part No.	Fig.	No. of Circuits	Dimensions: mm		Price Each			
				A	B	1	10	100	500
Tin Plating - Bottom Entry									
538-22-14-2024	22-14-2024	B	2	4.98	2.54	.36	.251	.19	.173
538-22-14-2034	22-14-2034	B	3	7.52	5.08	.74	.332	.246	.212
538-22-14-2044	22-14-2044	B	4	10.06	7.62	.79	.431	.347	.33
538-22-14-2054	22-14-2054	B	5	12.60	10.16	.92	.583	.432	.378
538-22-14-2064	22-14-2064	B	6	15.14	12.70	1.20	.647	.514	.492
538-22-14-2074	22-14-2074	B	7	17.68	15.24	1.06	.758	.576	.545
538-22-14-2084	22-14-2084	B	8	20.22	17.78	1.18	.916	.699	.559
538-22-14-2094	22-14-2094	B	9	22.76	20.32	1.36	.897	.682	.553
538-22-14-2104	22-14-2104	B	10	25.30	22.86	1.48	1.14	.873	.699
538-22-14-2124	22-14-2124	B	12	30.38	27.94	1.77	1.37	1.05	.838
Tin Plating - Top Entry									
538-22-02-2025	22-02-2025	C	2	4.98	2.54	.61	.236	.171	.15
538-22-02-2035	22-02-2035	C	3	7.52	5.08	.71	.318	.221	.219
538-22-02-2045	22-02-2045	C	4	10.06	7.62	.74	.517	.347	.28
538-22-02-2055	22-02-2055	C	5	12.60	10.16	.92	.643	.431	.349
538-22-02-2065	22-02-2065	C	6	15.14	12.70	1.11	.77	.514	.417
538-22-02-2075	22-02-2075	C	7	17.68	15.24	.98	.705	.492	.404
538-22-02-2085	22-02-2085	C	8	20.22	17.78	1.12	.871	.664	.531
538-22-02-2095	22-02-2095	C	9	22.76	20.32	1.26	.978	.745	.596
538-22-02-2105	22-02-2105	C	10	25.30	22.86	1.40	1.08	.83	.664
538-22-02-2125	22-02-2125	C	12	30.38	27.94	1.68	1.31	.996	.797
Gold Plating - Bottom Entry									
538-22-17-3022	22-17-3022	B	2	4.98	2.54	.46	.288	.238	.198
538-22-17-3032	22-17-3032	B	3	7.52	5.08	.72	.434	.322	.306
538-22-17-3042	22-17-3042	B	4	10.06	7.62	1.08	.756	.507	.411
538-22-17-3052	22-17-3052	B	5	12.60	10.16	.94	.618	.47	.381
538-22-17-3072	22-17-3072	B	7	17.68	15.24	1.28	.995	.749	.607
538-22-17-3082	22-17-3082	B	8	20.22	17.78	1.51	1.27	.755	.613
538-22-17-3092	22-17-3092	B	9	22.76	20.32	1.42	1.17	1.07	.949
Gold Plating - Top Entry									
538-22-18-2021	22-18-2021	C	2	4.98	2.54	.41	.269	.203	.185
538-22-18-2031	22-18-2031	C	3	7.52	5.08	.59	.40	.304	.276
538-22-18-2041	22-18-2041	C	4	10.06	7.62	.92	.685	.46	.364
538-22-18-2061	22-18-2061	C	6	15.14	12.70	1.05	.813	.622	.498
538-22-18-2081	22-18-2081	C	8	20.22	17.78	1.39	1.08	.826	.66
538-22-18-2091	22-18-2091	C	9	22.76	20.32	1.57	1.21	.928	.743
538-22-18-2101	22-18-2101	C	10	25.30	22.86	1.74	1.35	1.03	.828
538-22-18-2111	22-18-2111	C	11	27.84	25.40	1.77	1.10	1.01	.92
538-22-18-2121	22-18-2121	C	12	30.38	27.94	1.79	1.23	.964	.881

.100" HIGH PRESSURE/VIBRATION TERMINAL HOUSINGS WITH LOCKING RAMP

- Housing: Red Nylon. UL 94-0
- Voltage: 250V
- Current: 2.5A
- RoHS Compliant per Molex documentation

For quantities greater than listed, call for quote.

MOUSER STOCK NO.	Molex Part No.	Fig.	No. of Circuits	Dimensions: mm		Price Each			
				A	B	1	10	100	500
538-10-11-2023	10-11-2023	D	2	5.64	2.54	.31	.096	.064	.061
538-10-11-2033	10-11-2033	D	3	8.18	5.08	.43	.139	.096	.091
538-10-11-2043	10-11-2043	D	4	10.72	7.62	.47	.161	.118	.107
538-10-11-2053	10-11-2053	D	5	13.26	10.16	.60	.268	.203	.182
538-10-11-2063	10-11-2063	D	6	15.80	12.70	.19	.192	.188	.147
538-10-11-2073	10-11-2073	D	7	18.34	15.24	.82	.345	.278	.257
538-10-11-2083	10-11-2083	D	8	20.88	17.78	.67	.396	.289	.278
538-10-11-2093	10-11-2093	D	9	23.42	20.32	.74	.411	.304	.289
538-10-11-2103	10-11-2103	D	10	25.96	22.86	.73	.417	.31	.289
538-10-11-2113	10-11-2113	D	11	28.50	25.40	.91	.506	.375	.356
538-10-11-2123	10-11-2123	D	12	31.04	27.94	1.07	.599	.439	.422

.100" CRIMP TERMINALS

- Wire gauge: 22-30AWG
- For use with Fig. A
- RoHS Compliant per Molex documentation

Select Gold (Au) is gold
✻ only on the mating area

For quantities greater than listed, call for quote.

MOUSER STOCK NO.	Molex Part No.	Fig.	Contact	Plating	Price Each		
					1	100	500
538-08-50-0114	08-50-0114	E	Brass	Tin	.10	.095	.062
538-08-56-0110	08-56-0110	E	Brass	Gold	.69	.492	.471
538-08-55-0102	08-55-0102	E	Brass	✻Select Gold	.24	.15	.139
538-08-52-0123	08-52-0123	E	Phos. Bronze	Tin	.14	.075	.072
538-08-65-0814	08-65-0814	E	Phos. Bronze	Gold	.66	.524	.503
538-08-65-0816	08-65-0816	E	Phos. Bronze	✻Select Gold	.21	.171	.15

.100" HIGH PRESSURE CRIMP TERMINALS

- Wire gauge: 22-30AWG
- RoHS Compliant per Molex documentation
- High vibration applications.
- For use with Fig. D

✻ Select Gold (Au) is gold only on the mating area

For quantities greater than listed, call for quote.

MOUSER STOCK NO.	Molex Part No.	Fig.	Contact	Plating	Price Each		
					1	100	500
538-08-55-0129	08-55-0129	F	Brass	✻Select Gold	.78	.364	.289

POLARIZING KEYS

- UL94V-2, Nylon
- Snap fit into housings
- RoHS Compliant per Molex documentation

For quantities greater than listed, call for quote.

MOUSER STOCK NO.	Molex Part No.	Description	Price Each		
			1	100	500
538-15-04-9209	15-04-9209	Key	.16	.075	.073

DESIGNER/SERVICE KIT

- Includes: connectors, crimp tool, extraction tool, and storage case

MOUSER STOCK NO.	Molex Part No.	Description	Price Each
538-KK-100	KK-100	.100", 82 connectors	45.48

TOOLS

MOUSER STOCK NO.	Molex Part No.	Description	Price Each
538-11-03-0022	11-03-0022	Extraction tool	13.16
538-63812-0000	63812-0000	Insertion tool	44.49
538-63819-0800	63819-0800	Hand Crimp Tool, 24-30AWG	317.00
538-63811-8200	63811-8200	Hand Crimp Tool, 22-30AWG	326.35

© Copyright 2013 Mouser Electronics
© Copyright 2013 Mouser Electronics

MOLEX KK® Series Headers (.100")

molex
one company > a world of innovation

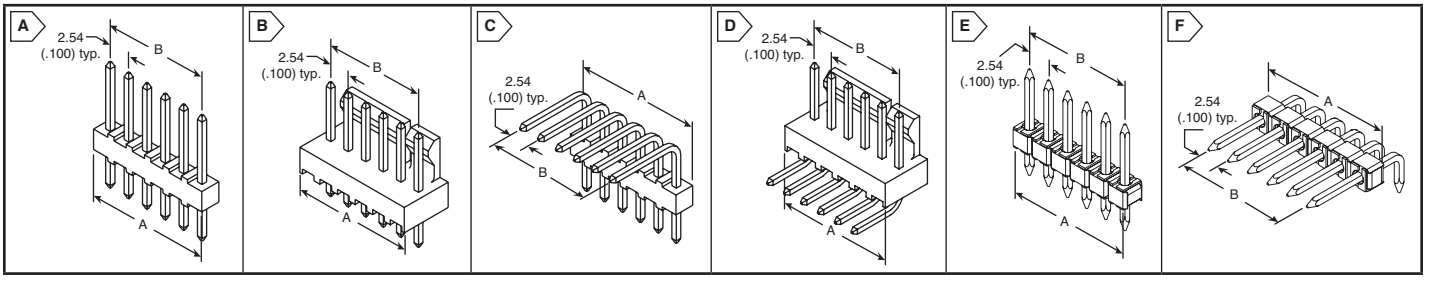

.100" PCB HEADERS

• Contact: Brass, 0.64mm (.025") square pins • UL94V-0, White Nylon • Voltage: 250V • Current: 4.0A • RoHS compliant per Molex documentation

RoHS Compliant

For quantities greater than listed, call for quote.

MOUSER STOCK NO.	Molex Part No.	Fig.	No. of Circuits	Dimensions: mm A	Dimensions: mm B	Price Each 1	Price Each 10	Price Each 100	Price Each 500
Vertical, Tin Plating									
538-22-03-2021	22-03-2021	A	2	4.83	2.54	.41	.171	.118	.096
538-22-03-2031	22-03-2031	A	3	7.37	5.08	.32	.247	.187	.161
538-22-03-2041	22-03-2041	A	4	9.91	7.62	.20	.197	.194	.15
538-22-03-2051	22-03-2051	A	5	12.45	10.16	.72	.417	.287	.195
538-22-03-2061	22-03-2061	A	6	14.99	12.7	.79	.546	.428	.342
538-22-03-2071	22-03-2071	A	7	17.53	15.24	1.01	.594	.44	.417
538-22-03-2081	22-03-2081	A	8	20.07	17.78	1.10	.589	.514	.417
538-22-03-2091	22-03-2091	A	9	22.61	20.32	1.12	.664	.492	.46
538-22-03-2101	22-03-2101	A	10	25.15	22.86	.81	.683	.548	.444
538-22-03-2111	22-03-2111	A	11	27.69	25.4	.96	.687	.522	.494
538-22-03-2121	22-03-2121	A	12	30.23	27.94	1.14	.888	.674	.535
Vertical, Gold Plating									
538-22-10-2021	22-10-2021	A	2	4.83	2.54	.87	.36	.289	.268
538-22-10-2031	22-10-2031	A	3	7.37	5.08	.94	.574	.46	.439
538-22-10-2041	22-10-2041	A	4	9.91	7.62	1.07	.76	.578	.546
538-22-10-2051	22-10-2051	A	5	12.45	10.16	1.35	.962	.731	.692
538-22-10-2061	22-10-2061	A	6	14.99	12.7	1.59	1.14	.873	.827
538-22-10-2071	22-10-2071	A	7	17.53	15.24	1.95	1.51	1.14	.922
538-22-10-2081	22-10-2081	A	8	20.07	17.78	1.90	1.58	1.17	.939
538-22-10-2091	22-10-2091	A	9	22.61	20.32	2.14	1.78	1.32	1.06
538-22-10-2101	22-10-2101	A	10	25.15	22.86	2.69	2.23	1.65	1.32
538-22-10-2111	22-10-2111	A	11	27.69	25.4	2.71	1.95	1.58	1.44
538-22-10-2121	22-10-2121	A	12	30.23	27.94	2.86	2.38	1.75	1.40
Vertical Friction Lock, Tin Plating									
538-22-23-2021	22-23-2021	B	2	5.08	2.54	.27	.259	.139	.107
538-22-23-2031	22-23-2031	B	3	7.62	5.08	.56	.228	.182	.161
538-22-23-2041	22-23-2041	B	4	10.16	7.62	.70	.288	.235	.214
538-22-23-2051	22-23-2051	B	5	12.7	10.16	.84	.345	.278	.258
538-22-23-2061	22-23-2061	B	6	15.24	12.7	.67	.368	.289	.278
538-22-23-2071	22-23-2071	B	7	17.78	15.24	.92	.499	.396	.375
538-22-23-2081	22-23-2081	B	8	20.32	17.78	1.06	.575	.46	.439
538-22-23-2091	22-23-2091	B	9	22.86	20.32	1.16	.803	.535	.439
538-22-23-2101	22-23-2101	B	10	25.4	22.86	1.17	.621	.46	.439
538-22-23-2111	22-23-2111	B	11	27.94	25.4	.82	.641	.488	.391
538-22-23-2121	22-23-2121	B	12	30.48	27.94	1.20	.92	.706	.556
Vertical Friction Lock, Gold Plating									
538-22-11-2022	22-11-2022	B	2	5.08	2.54	.87	.356	.289	.268
538-22-11-2032	22-11-2032	B	3	7.62	5.08	1.13	.617	.492	.471
538-22-11-2042	22-11-2042	B	4	10.16	7.62	1.19	.641	.514	.482
538-22-11-2052	22-11-2052	B	5	12.7	10.16	1.39	1.01	.696	.653
538-22-11-2062	22-11-2062	B	6	15.24	12.7	1.54	1.11	.76	.728
538-22-11-2072	22-11-2072	B	7	17.78	15.24	1.83	1.41	1.08	.856
538-22-11-2082	22-11-2082	B	8	20.32	17.78	1.69	1.17	.99	.899
538-22-11-2092	22-11-2092	B	9	22.86	20.32	1.56	1.29	.952	.841
538-22-11-2102	22-11-2102	B	10	25.4	22.86	2.30	1.90	1.41	1.12
538-22-11-2112	22-11-2112	B	11	27.94	25.4	1.90	1.32	1.17	1.03
538-22-11-2122	22-11-2122	B	12	30.48	27.94	2.60	1.80	1.39	1.27

For quantities greater than listed, call for quote.

MOUSER STOCK NO.	Molex Part No.	Fig.	No. of Circuits	Dimensions: mm A	Dimensions: mm B	Price Each 1	Price Each 10	Price Each 100	Price Each 500
Right Angle, Tin Plating									
538-22-05-2021	22-05-2021	C	2	4.83	2.54	.61	.214	.182	.139
538-22-05-2031	22-05-2031	C	3	7.37	5.08	.70	.433	.248	.199
538-22-05-2041	22-05-2041	C	4	9.91	7.62	.86	.355	.27	.257
538-22-05-2051	22-05-2051	C	5	12.45	10.16	.76	.415	.307	.242
538-22-05-2061	22-05-2061	C	6	14.99	12.7	1.01	.696	.471	.375
538-22-05-2071	22-05-2071	C	7	17.53	15.24	1.17	.814	.547	.442
538-22-05-2081	22-05-2081	C	8	20.07	17.78	1.02	.792	.621	.484
538-22-05-2091	22-05-2091	C	9	22.61	20.32	1.29	1.00	.766	.612
538-22-05-2101	22-05-2101	C	10	25.15	22.86	1.31	1.01	.77	.61
538-22-05-2111	22-05-2111	C	11	27.69	25.4	1.38	1.22	.813	.642
538-22-05-2121	22-05-2121	C	12	30.23	27.94	1.38	1.07	.819	.655
Right Angle, Gold Plating									
538-22-12-2021	22-12-2021	C	2	4.83	2.54	.70	.404	.325	.306
538-22-12-2031	22-12-2031	C	3	7.37	5.08	.92	.589	.435	.342
538-22-12-2041	22-12-2041	C	4	9.91	7.62	1.16	.762	.579	.548
538-22-12-2051	22-12-2051	C	5	12.45	10.16	1.44	1.12	.856	.685
538-22-12-2061	22-12-2061	C	6	14.99	12.7	1.59	1.05	.872	.826
538-22-12-2071	22-12-2071	C	7	17.53	15.24	1.74	1.44	1.07	.856
538-22-12-2081	22-12-2081	C	8	20.07	17.78	1.93	1.65	1.22	.978
538-22-12-2101	22-12-2101	C	10	25.15	22.86	2.48	2.05	1.52	1.22
538-22-12-2121	22-12-2121	C	12	30.23	27.94	2.66	2.20	1.63	1.31
Right Angle Friction Lock, Tin Plating									
538-22-05-3021	22-05-3021	D	2	5.08	2.54	.51	.321	.182	.139
538-22-05-3031	22-05-3031	D	3	7.62	5.08	.55	.457	.338	.316
538-22-05-3041	22-05-3041	D	4	10.16	7.62	1.08	.585	.471	.439
538-22-05-3051	22-05-3051	D	5	12.7	10.16	1.18	.639	.514	.482
538-22-05-3061	22-05-3061	D	6	15.24	12.7	1.02	.792	.599	.482
538-22-05-3071	22-05-3071	D	7	17.78	15.24	1.40	1.23	.827	.657
538-22-05-3081	22-05-3081	D	8	20.32	17.78	1.20	.967	.735	.684
538-22-05-3091	22-05-3091	D	9	22.86	20.32	1.09	.845	.646	.589
538-22-05-3101	22-05-3101	D	10	25.4	22.86	2.01	1.56	1.19	.952
538-22-05-3111	22-05-3111	D	11	27.94	25.4	1.32	.868	.659	.625
538-22-05-3121	22-05-3121	D	12	30.48	27.94	1.48	.963	.736	.733
Right Angle Friction Lock, Gold Plating									
538-22-12-2024	22-12-2024	D	2	5.08	2.54	.88	.61	.407	.332
538-22-12-2034	22-12-2034	D	3	7.62	5.08	1.43	.945	.781	.738
538-22-12-2044	22-12-2044	D	4	10.16	7.62	1.72	1.34	1.02	.813
538-22-12-2054	22-12-2054	D	5	12.7	10.16	2.25	1.98	1.31	1.05
538-22-12-2064	22-12-2064	D	6	15.24	12.7	1.89	1.57	1.17	.931
538-22-12-2074	22-12-2074	D	7	17.78	15.24	1.64	1.36	1.01	.963
538-22-12-2084	22-12-2084	D	8	20.32	17.78	2.38	2.03	1.08	1.03
538-22-12-2094	22-12-2094	D	9	22.86	20.32	2.40	1.66	1.28	1.18
538-22-12-2104	22-12-2104	D	10	25.4	22.86	3.47	2.87	2.15	1.79
538-22-12-2114	22-12-2114	D	11	27.94	25.4	3.64	3.24	2.25	1.80
538-22-12-2124	22-12-2124	D	12	30.48	27.94	3.03	2.50	2.09	1.85

.100" BREAKAWAY HEADERS - PCB

• Voltage: 250V • Current: 4.0A • RoHS compliant per Molex documentation

RoHS Compliant

For quantities greater than listed, call for quote.

MOUSER STOCK NO.	Molex Part No.	Fig.	No. of Circuits	Dimensions: mm A	Dimensions: mm B	Price Each 1	Price Each 10	Price Each 100	Price Each 500
Vertical, Tin Plating									
538-22-28-4020	22-28-4020	E	2	5.08	2.54	.28	.268	.214	.171
538-22-28-4030	22-28-4030	E	3	7.62	5.08	.32	.179	.10	.089
538-22-28-4040	22-28-4040	E	4	10.16	7.62	.31	.30	.246	.193
538-22-28-4050	22-28-4050	E	5	12.7	10.16	.33	.321	.268	.203
538-22-28-4060	22-28-4060	E	6	15.24	12.7	.35	.317	.278	.221
538-22-28-4070	22-28-4070	E	7	17.78	15.24	.36	.334	.275	.217
538-22-28-4080	22-28-4080	E	8	20.32	17.78	.39	.352	.29	.229
538-22-28-4090	22-28-4090	E	9	22.86	20.32	.41	.369	.321	.241
538-22-28-4100	22-28-4100	E	10	25.4	22.86	.43	.387	.347	.274
538-22-28-4360	22-28-4360	E	36	91.44	88.9	1.26	.91	.631	.599
Vertical, Gold Plating									
538-22-28-4023	22-28-4023	E	2	5.08	2.54	.31	.272	.235	.193
538-22-28-4033	22-28-4033	E	3	7.62	5.08	.33	.299	.268	.203
538-22-28-4043	22-28-4043	E	4	10.16	7.62	.36	.325	.268	.212
538-22-28-4053	22-28-4053	E	5	12.7	10.16	.39	.352	.302	.229
538-22-28-4063	22-28-4063	E	6	15.24	12.7	.43	.379	.338	.268

For quantities greater than listed, call for quote.

MOUSER STOCK NO.	Molex Part No.	Fig.	No. of Circuits	Dimensions: mm A	Dimensions: mm B	Price Each 1	Price Each 10	Price Each 100	Price Each 500
Vertical, Gold Plating (Cont.)									
538-22-28-4073	22-28-4073	E	7	17.78	15.24	.45	.406	.336	.263
538-22-28-4083	22-28-4083	E	8	20.32	17.78	.92	.642	.368	.349
538-22-28-4093	22-28-4093	E	9	22.86	20.32	.51	.457	.399	.297
538-22-28-4103	22-28-4103	E	10	25.4	22.86	.54	.484	.43	.315
538-22-28-4363	22-28-4363	E	36	91.44	88.9	1.75	1.26	.877	.766
Right Angle, Tin Plating									
538-22-28-8020	22-28-8020	F	2	5.08	2.54	.26	.225	.182	.171
538-22-28-8030	22-28-8030	F	3	7.62	5.08	.36	.334	.275	.236
538-22-28-8040	22-28-8040	F	4	10.16	7.62	.34	.278	.235	.214
538-22-28-8050	22-28-8050	F	5	12.7	10.16	.45	.406	.362	.286
538-22-28-8060	22-28-8060	F	6	15.24	12.7	.48	.417	.294	.249
538-22-28-8070	22-28-8070	F	7	17.78	15.24	.52	.475	.392	.309
538-22-28-8080	22-28-8080	F	8	20.32	17.78	.57	.51	.421	.332
538-22-28-8090	22-28-8090	F	9	22.86	20.32	.61	.546	.488	.386
538-22-28-8100	22-28-8100	F	10	25.4	22.86	.64	.581	.52	.411
538-22-28-8360	22-28-8360	F	36	91.44	88.9	1.68	1.50	1.23	.974

© Copyright 2013 Mouser Electronics

© Copyright 2013 Mouser Electronics

DIMENSIONS: mm (in.)

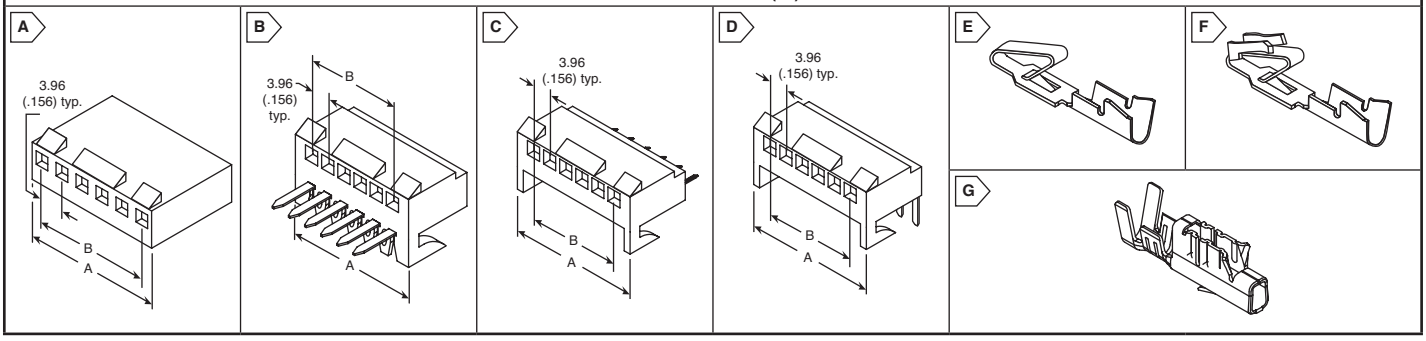

.156" CRIMP TERMINAL HOUSINGS

- Voltage: 250V AC max.
- Temperature: 0°C to +75°C
- Current: Phosphor Bronze-7.0A max.; Brass-5.0A max.
- RoHS compliant per Molex documentation

RoHS Compliant

For quantities greater than listed, call for quote.

MOUSER STOCK NO.	Molex Part No.	Fig.	No. of Circuits	Dimensions: mm A	Dimensions: mm B	Price Each 1	Price Each 10	Price Each 100	Price Each 500
With Locking Ramp UL94V-2, Nylon									
538-09-50-3021	09-50-3021	A	2	7.92	3.96	.31	.10	.074	.068
538-09-50-3031	09-50-3031	A	3	11.79	7.92	.40	.138	.101	.101
538-09-50-3041	09-50-3041	A	4	15.75	11.89	.52	.185	.146	.135
538-09-50-3051	09-50-3051	A	5	19.71	15.85	.58	.241	.199	.181
538-09-50-3061	09-50-3061	A	6	23.67	19.81	.70	.289	.235	.214
538-09-50-3071	09-50-3071	A	7	27.64	23.77	.59	.385	.299	.249
538-09-50-3081	09-50-3081	A	8	31.60	27.74	.72	.417	.31	.289
538-09-50-3091	09-50-3091	A	9	35.56	31.70	.80	.471	.342	.332
538-09-50-3101	09-50-3101	A	10	39.52	35.66	.97	.514	.385	.364
538-09-50-3111	09-50-3111	A	11	43.48	39.62	.98	.567	.393	.257
538-09-50-3121	09-50-3121	A	12	47.45	43.59	1.14	.62	.459	.366
Without Locking Ramp UL94V-2, Nylon									
538-09-50-7021	09-50-7021	A	2	7.92	3.96	.39	.132	.086	.082
538-09-50-7031	09-50-7031	A	3	11.79	7.92	.35	.166	.121	.103
538-09-50-7041	09-50-7041	A	4	15.75	11.89	.35	.214	.161	.092
538-09-50-7051	09-50-7051	A	5	19.71	15.85	.44	.185	.14	.138
538-09-50-7061	09-50-7061	A	6	23.67	19.81	.67	.30	.225	.203
538-09-50-7071	09-50-7071	A	7	27.64	23.77	.77	.323	.245	.235
538-09-50-7081	09-50-7081	A	8	31.60	27.74	.78	.396	.30	.268
538-09-50-7091	09-50-7091	A	9	35.56	31.70	.57	.309	.229	.197
538-09-50-7111	09-50-7111	A	11	43.48	39.62	.86	.515	.381	.362

For quantities greater than listed, call for quote.

MOUSER STOCK NO.	Molex Part No.	Fig.	No. of Circuits	Dimensions: mm A	Dimensions: mm B	Price Each 1	Price Each 10	Price Each 100	Price Each 500
With Locking Ramp and Polarizing Ribs UL94V-0, Polyester									
538-09-50-8023	09-50-8023	A	2	8.79	3.96	.32	.182	.075	.063
538-09-50-8033	09-50-8033	A	3	12.75	7.92	.40	.235	.118	.086
538-09-50-8043	09-50-8043	A	4	16.71	11.89	.57	.257	.193	.178
538-09-50-8053	09-50-8053	A	5	20.67	15.85	.43	.321	.246	.225
538-09-50-8063	09-50-8063	A	6	24.64	19.81	.54	.396	.274	.249
538-09-50-8073	09-50-8073	A	7	28.60	23.77	.71	.424	.314	.299
538-09-50-8083	09-50-8083	A	8	32.56	27.74	.89	.61	.407	.332
538-09-50-8093	09-50-8093	A	9	36.53	31.70	.89	.496	.367	.349
538-09-50-8103	09-50-8103	A	10	40.49	35.66	1.01	.589	.439	.417
538-09-50-8113	09-50-8113	A	11	44.45	39.62	1.09	.608	.449	.427
538-09-50-8123	09-50-8123	A	12	48.41	43.59	1.02	.79	.602	.482
With Locking Ramp UL94V-0, Polyester									
538-09-50-8021	09-50-8021	A	2	8.79	3.96	.36	.203	.086	.064
538-09-50-8031	09-50-8031	A	3	12.75	7.92	.47	.278	.142	.111
538-09-50-8041	09-50-8041	A	4	16.71	11.89	.55	.235	.182	.161
538-09-50-8051	09-50-8051	A	5	20.67	15.85	.67	.30	.225	.203
538-09-50-8061	09-50-8061	A	6	24.64	19.81	.75	.308	.246	.225
538-09-50-8071	09-50-8071	A	7	28.60	23.77	.70	.396	.289	.278
538-09-50-8081	09-50-8081	A	8	32.56	27.74	.77	.45	.307	.201
538-09-50-8091	09-50-8091	A	9	36.53	31.70	.87	.503	.375	.353
538-09-50-8101	09-50-8101	A	10	40.49	35.66	.80	.475	.352	.334
538-09-50-8111	09-50-8111	A	11	44.45	39.62	1.03	.568	.421	.40
538-09-50-8121	09-50-8121	A	12	48.41	43.59	1.21	.674	.492	.471

.156" PCB RECEPTACLES

- Tin Plated

For quantities greater than listed, call for quote.

MOUSER STOCK NO.	Molex Part No.	Fig.	No. of Circuits	Dimensions: mm A	Dimensions: mm B	Price Each 1	Price Each 10	Price Each 100	Price Each 500
Bottom Entry									
538-09-52-3032	09-52-3032	B	3	11.79	7.92	1.49	.977	.856	.749
538-09-52-3042	09-52-3042	B	4	15.75	11.89	1.33	.859	.507	.421
538-09-52-3052	09-52-3052	B	5	19.71	15.85	1.62	1.46	1.37	.952
538-09-52-3062	09-52-3062	B	6	23.67	19.81	2.17	1.56	1.44	1.16
538-09-52-3072	09-52-3072	B	7	27.64	23.77	2.84	1.72	1.70	1.38
538-09-52-3082	09-52-3082	B	8	31.60	27.74	2.54	1.86	1.48	1.36
538-09-52-3102	09-52-3102	B	10	39.52	35.66	2.90	2.80	2.03	1.62
Top Entry									
538-09-52-3033	09-52-3033	C	3	11.79	7.92	.70	.455	.236	.19
538-09-52-3043	09-52-3043	C	4	15.75	11.89	.63	.589	.373	.319
538-09-52-3053	09-52-3053	C	5	19.71	15.85	.97	.792	.464	.408
538-09-52-3063	09-52-3063	C	6	23.67	19.81	1.09	.845	.555	.509
538-09-52-3073	09-52-3073	C	7	27.64	23.77	1.29	.892	.77	.578
538-09-52-3083	09-52-3083	C	8	31.60	27.74	1.27	1.14	.717	.61
538-09-52-3093	09-52-3093	C	9	35.56	31.70	1.33	1.07	.816	.737

For quantities greater than listed, call for quote.

MOUSER STOCK NO.	Molex Part No.	Fig.	No. of Circuits	Dimensions: mm A	Dimensions: mm B	Price Each 1	Price Each 10	Price Each 100	Price Each 500
Top Entry (Cont.)									
538-09-52-3103	09-52-3103	C	10	39.52	35.66	1.43	1.01	.952	.896
538-09-52-3113	09-52-3113	C	11	43.48	39.62	1.61	1.09	1.04	.93
538-09-52-3123	09-52-3123	C	12	47.75	43.59	1.92	1.21	1.08	.987
Side Entry									
538-09-52-3021	09-52-3021	D	2	7.82	3.96	.35	.289	.268	.246
538-09-52-3031	09-52-3031	D	3	11.79	7.92	.70	.494	.464	.363
538-09-52-3041	09-52-3041	D	4	15.75	11.89	.85	.706	.589	.449
538-09-52-3051	09-52-3051	D	5	19.71	15.85	.96	.91	.845	.77
538-09-52-3061	09-52-3061	D	6	23.67	19.81	1.25	1.14	1.07	1.02
538-09-52-3071	09-52-3071	D	7	27.64	23.77	1.11	.963	.931	.899
538-09-52-3081	09-52-3081	D	8	31.60	27.74	1.27	1.16	1.07	1.02
538-09-52-3091	09-52-3091	D	9	35.56	31.70	1.44	1.28	1.18	1.12
538-09-52-3101	09-52-3101	D	10	39.52	35.66	1.59	1.50	1.39	1.28
538-09-52-3111	09-52-3111	D	11	43.48	39.62	1.75	1.74	1.17	.93
538-09-52-3121	09-52-3121	D	12	47.75	43.59	1.75	1.44	1.29	1.18

.156" CRIMP TERMINALS

- Temperature: Phosphor Bronze: 0°C to +75°C; Brass: 0°C to +50°C
- Current: 5.0A max. using 18AWG wire

✻Use with 09-50-8xxx only

MOUSER STOCK NO.	Molex Part No.	Fig.	Wire Range	Material	Plating	Price Each 1	Price Each 100	Price Each 500
538-08-50-0106	08-50-0106	E	18-20	Brass	Tin	.17	.061	.047
538-08-52-0072	08-52-0072	E	18-20	Ph Bz	Tin	.17	.063	.059
538-08-50-0108	08-50-0108	E	22-26	Brass	Tin	.20	.083	.077
538-08-50-0134	08-50-0134	E	22-26	Ph Bz	Tin	.17	.063	.059
538-08-56-0106	08-56-0106	E	18-20	Brass	Gold	1.14	.449	.428
538-08-58-0122	08-58-0122	E	18-20	Ph Bz	Gold	1.14	.792	.61
538-08-56-0108	08-56-0108	E	22-26	Brass	Gold	1.14	.546	.492
538-08-58-0126	08-58-0126	E	22-26	Ph Bz	Gold	1.14	.536	.433
538-08-52-0113	08-52-0113	F	18-20	Ph Bz	Tin	.16	.091	.083
538-08-50-0189	08-50-0189	F	18-20	Brass	Tin	.32	.075	.063
538-08-52-0125	08-52-0125	F	22-26	Ph Bz	Tin	.18	.068	.063
538-08-50-0185	08-50-0185	F	22-26	Brass	Tin	.27	.064	.057
538-08-56-0124	08-56-0124	F	22-26	Ph Bz	Gold	1.66	1.27	1.14
✻ 538-45570-3050	45570-3050	G	18-20	Copp-Alloy	Tin	.20	.171	.158

POLARIZING KEYS AND PEGS

- Snap fit into housings
- RoHS compliant per Molex documentation

RoHS Compliant

MOUSER STOCK NO.	Molex Part No.	Description	Price Each 1	Price Each 100	Price Each 500
538-15-04-0219	15-04-0219	Key	.24	.107	.096
538-15-04-0220	15-04-0220	Peg	.25	.107	.096

DESIGNER/SERVICE KITS

- Includes: connectors, crimp tool, extraction tool, and storage case

MOUSER STOCK NO.	Molex Part No.	Description	Price Each
538-KK-156	KK-156	.156", 96 connectors	57.30

TOOLS

For quantities greater than listed, call for quote.

538-11-03-0016	11-03-0016	Extraction tool	16.37
538-63811-7500	63811-7500	Hand crimp tool, 18-24 AWG	253.60
538-63811-7400	63811-7400	Hand crimp tool, 22-26 AWG	288.18

© Copyright 2013 Mouser Electronics

© Copyright 2013 Mouser Electronics

DIMENSIONS: mm (in.)

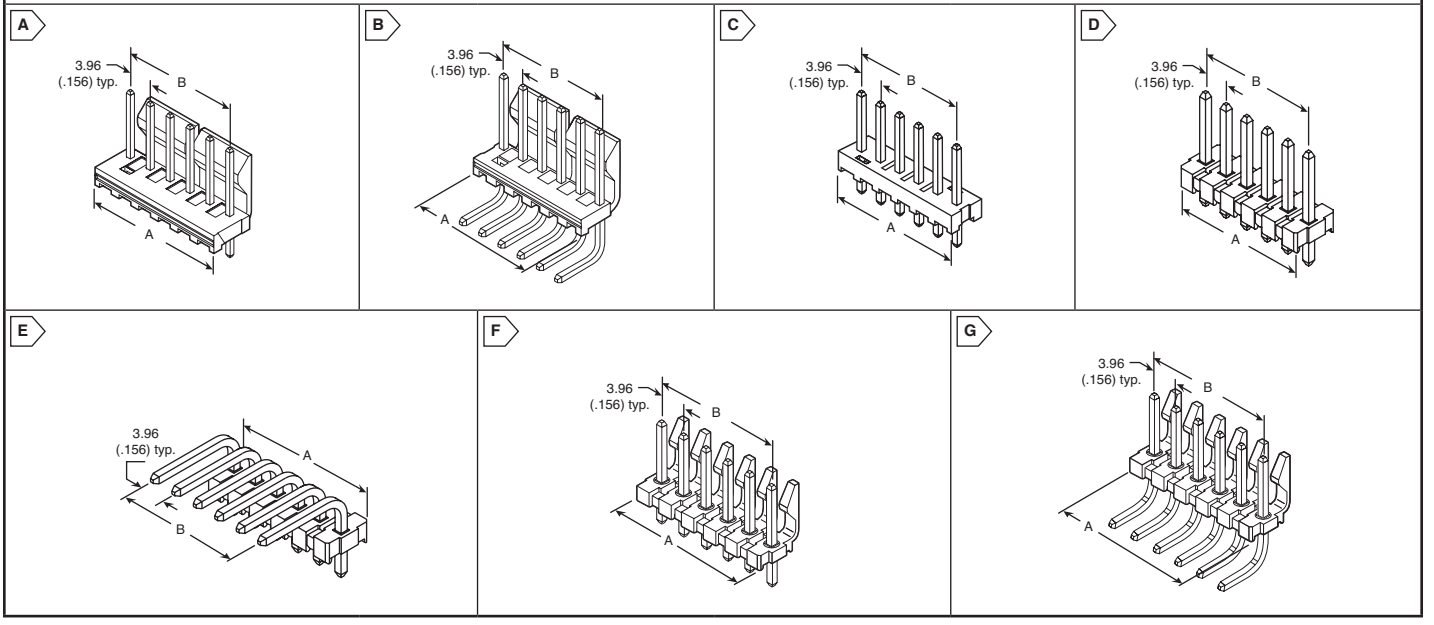

.156" PCB HEADERS

- Current: 7.0A
- Voltage: 250V

For quantities greater than listed, call for quote.

MOUSER STOCK NO.	Molex Part No.	Fig.	No. of Circuits	Dim. mm A	Dim. mm B	Price Each 1	Price Each 10	Price Each 100	Price Each 500
Vertical Friction Lock, Tin Plating UL94V-0, Polyester									
538-26-60-4020	26-60-4020	A	2	7.77	3.96	.50	.18	.139	.128
538-26-60-4030	26-60-4030	A	3	11.73	7.92	.55	.224	.182	.161
538-26-60-4040	26-60-4040	A	4	15.70	11.89	.75	.308	.246	.225
538-26-60-4050	26-60-4050	A	5	19.66	15.85	.94	.578	.332	.268
538-26-60-4060	26-60-4060	A	6	23.62	19.81	.67	.368	.289	.281
538-26-60-4070	26-60-4070	A	7	27.58	23.77	1.14	.624	.492	.471
538-26-60-4080	26-60-4080	A	8	31.55	27.74	1.23	.661	.524	.503
538-26-60-4090	26-60-4090	A	9	35.51	31.70	1.03	.721	.607	.519
538-26-60-4100	26-60-4100	A	10	39.47	35.66	1.11	.856	.659	.528
538-26-60-4110	26-60-4110	A	11	43.43	39.62	1.33	.87	.781	.621
538-26-60-4120	26-60-4120	A	12	47.40	43.59	1.16	.899	.685	.548
Vertical Friction Lock, Gold Plating UL94V-0, Polyester									
538-26-61-4020	26-61-4020	A	2	7.77	3.96	.89	.48	.386	.367
538-26-61-4030	26-61-4030	A	3	11.73	7.92	1.10	.73	.602	.571
538-26-61-4040	26-61-4040	A	4	15.70	11.89	1.64	1.08	.893	.846
538-26-61-4050	26-61-4050	A	5	19.66	15.85	1.87	1.29	1.09	1.00
538-26-61-4060	26-61-4060	A	6	23.62	19.81	2.09	1.44	1.22	1.11
538-26-61-4070	26-61-4070	A	7	27.58	23.77	2.86	2.38	1.75	1.40
538-26-61-4080	26-61-4080	A	8	31.55	27.74	3.12	2.42	1.78	1.61
538-26-61-4090	26-61-4090	A	9	35.51	31.70	5.07	4.47	2.97	2.38
538-26-61-4100	26-61-4100	A	10	39.47	35.66	3.64	3.01	2.26	1.88
538-26-61-4120	26-61-4120	A	12	47.40	43.59	3.71	2.56	2.12	1.99
Right Angle Friction Lock, Tin Plating									
538-26-60-5020	26-60-5020	B	2	7.77	3.96	.56	.257	.173	.15
538-26-60-5030	26-60-5030	B	3	11.73	7.92	.71	.428	.246	.193
538-26-60-5040	26-60-5040	B	4	15.70	11.89	.71	.407	.30	.289
538-26-60-5050	26-60-5050	B	5	19.66	15.85	.96	.663	.449	.364
538-26-60-5060	26-60-5060	B	6	23.62	19.81	1.09	.76	.503	.414
538-26-60-5070	26-60-5070	B	7	27.58	23.77	1.33	.926	.621	.502
538-26-60-5080	26-60-5080	B	8	31.55	27.74	1.18	.776	.647	.559
538-26-60-5090	26-60-5090	B	9	35.51	31.70	1.38	1.07	.816	.653
538-26-60-5100	26-60-5100	B	10	39.47	35.66	1.29	1.25	.952	.76
538-26-60-5110	26-60-5110	B	11	43.43	39.62	1.61	1.35	.80	.732
538-26-60-5120	26-60-5120	B	12	47.40	43.59	2.02	1.56	1.20	.952
Vertical, Without Pegs, Tin Plating									
538-26-60-2020	26-60-2020	C	2	7.77	3.96	.28	.246	.148	.135
538-26-60-2030	26-60-2030	C	3	11.73	7.92	.44	.425	.322	.308
538-26-60-2040	26-60-2040	C	4	15.70	11.89	.81	.653	.61	.503
538-26-60-2050	26-60-2050	C	5	19.66	15.85	.58	.545	.521	.502
538-26-60-2100	26-60-2100	C	10	39.47	35.66	1.42	1.33	1.32	1.08
538-26-60-2120	26-60-2120	C	12	47.40	43.59	1.80	1.61	1.55	1.49

© Copyright 2013 Mouser Electronics

.156" BREAKAWAY HEADERS - PCB

RoHS Compliant

- Contact: Brass
- Square pins
- Voltage: 250VAC
- RoHS compliant per Molex documentation
- Current: 7.0A max. (dependent on connection and PC Board)

For quantities greater than listed, call for quote.

MOUSER STOCK NO.	Molex Part No.	Fig.	No. of Circuits	Dimensions: mm A	Dimensions: mm B	Price Each 1	Price Each 10	Price Each 100	Price Each 500
Vertical, Tin Plating UL94V-0, Polyester									
538-26-48-1021	26-48-1021	D	2	6.78	3.96	1.14	.756	.576	.183
538-26-48-1031	26-48-1031	D	3	10.74	7.92	.70	.589	.449	.353
538-26-48-1041	26-48-1041	D	4	14.71	11.89	1.14	.813	.621	.589
538-26-48-1051	26-48-1051	D	5	18.67	15.85	.95	.813	.621	.589
538-26-48-1061	26-48-1061	D	6	22.63	19.81	.74	.674	.623	.521
538-26-48-1071	26-48-1071	D	7	26.59	23.77	1.25	.823	.625	.593
538-26-48-1081	26-48-1081	D	8	30.56	27.74	1.25	.823	.625	.593
538-26-48-1091	26-48-1091	D	9	24.52	31.70	2.00	1.67	1.26	1.04
538-26-48-1101	26-48-1101	D	10	38.48	35.66	1.80	1.53	1.13	.91
538-26-48-1111	26-48-1111	D	11	42.44	39.62	1.81	1.48	1.18	.952
538-26-48-1121	26-48-1121	D	12	46.41	43.59	1.69	1.39	1.05	.92
538-26-48-1241	26-48-1241	D	24	93.85	91.14	2.14	1.64	1.31	1.05
Right Angle, Tin Plating									
538-26-48-1022	26-48-1022	E	2	6.78	3.96	.70	.428	.249	.199
538-26-48-1032	26-48-1032	E	3	10.74	7.92	.45	.32	.264	.227
538-26-48-1042	26-48-1042	E	4	14.71	11.89	.98	.888	.589	.46
538-26-48-1052	26-48-1052	E	5	18.67	15.85	1.08	.952	.631	.503
538-26-48-1062	26-48-1062	E	6	22.63	19.81	1.05	.91	.61	.556
538-26-48-1082	26-48-1082	E	8	30.56	27.74	1.23	1.10	.728	.567
538-26-48-1102	26-48-1102	E	10	38.48	35.66	1.32	.92	.845	.781
538-26-48-1122	26-48-1122	E	12	46.41	43.59	2.02	1.78	1.18	.942
538-26-48-1242	26-48-1242	E	24	93.85	91.14	3.19	2.64	1.96	1.56
Vertical Friction Lock, Tin Plating									
538-26-48-1025	26-48-1025	F	2	6.78	3.96	1.38	.984	.693	.169
538-26-48-1035	26-48-1035	F	3	10.74	7.92	1.38	.984	.749	.706
538-26-48-1045	26-48-1045	F	4	14.71	11.89	1.38	.984	.693	.303
538-26-48-1055	26-48-1055	F	5	18.67	15.85	1.38	.984	.693	.345
538-26-48-1065	26-48-1065	F	6	22.63	19.81	.49	.477	.407	.375
538-26-48-1075	26-48-1075	F	7	26.59	23.77	1.40	.992	.693	.616
538-26-48-1085	26-48-1085	F	8	30.56	27.74	1.38	.984	.693	.438
538-26-48-1095	26-48-1095	F	9	24.52	31.70	1.27	.984	.749	.578
538-26-48-1105	26-48-1105	F	10	38.48	35.66	.73	.705	.684	.546
538-26-48-1115	26-48-1115	F	11	42.44	39.62	1.05	.984	.748	.623
538-26-48-1125	26-48-1125	F	12	46.41	43.59	1.38	.984	.888	.706
538-26-48-1245	26-48-1245	F	24	93.85	91.14	1.94	1.34	1.04	1.04
Right Angle Friction Lock, Tin Plating									
538-26-48-1026	26-48-1026	G	2	6.78	3.96	.79	.492	.278	.225
538-26-48-1036	26-48-1036	G	3	10.74	7.92	.91	.407	.31	.281
538-26-48-1046	26-48-1046	G	4	14.71	11.89	.85	.589	.396	.31
538-26-48-1066	26-48-1066	G	6	22.63	19.81	1.11	.599	.524	.417
538-26-48-1076	26-48-1076	G	7	26.59	23.77	1.66	1.43	.974	.77
538-26-48-1086	26-48-1086	G	8	30.56	27.74	1.39	1.02	.92	.792
538-26-48-1096	26-48-1096	G	9	24.52	31.70	1.79	1.70	1.13	.903
538-26-48-1106	26-48-1106	G	10	38.48	35.66	1.96	1.72	1.16	.92
538-26-48-1126	26-48-1126	G	12	46.41	43.59	2.25	1.96	1.44	1.14
538-26-48-1246	26-48-1246	G	24	93.85	91.14	2.79	1.85	1.79	1.47

© Copyright 2013 Mouser Electronics

MOLEX SlimStack™ SMT Board-to-Board Connectors

molex one company > a world of innovation

RoHS Compliant This product is RoHS compliant.

0.40MM (.016") PITCH SLIMSTACK™ SMT CONNECTORS

Features:
- Durable blade on beam contact interface
- Anti -flux design
- J-Lead type SMT tail is 35% smaller than standard Gull Wing type
- Friction locks provide added mating retention to withstand shock and vibration
- Long wipe length helps provide good electrical reliability

Specifications:
- Pitch: 0.4mm
- Plating: Gold
- Mounting Style: Vertical
- Termination Style: SMT
- Current: 0.3A
- Voltage: 50V

RoHS Compliant

0.70mm Mated Height, Dual Row

For quantities greater than listed, call for quote.

MOUSER STOCK NO.	Molex Part No.	Fig.	Number of Circuits	Description	Price Each 1	10	25	50
Receptacles								
538-503548-0620	503548-0620	A	6	High Retention Type	.67	.589	.471	.428
538-503548-1220	503548-1220	A	12	High Retention Type	.72	.621	.492	.46
538-503548-1620	503548-1620	A	16	High Retention Type	.78	.685	.546	.492
538-503304-1610	503304-1610	A	16	Two-points of contact	1.12	1.03	.952	.877
538-503304-1810	503304-1810	A	18	Two-points of contact	2.00	1.55	1.44	1.31
538-503304-3010	503304-3010	A	30	Two-points of contact	1.93	1.79	1.62	1.52
538-503304-4010	503304-4010	A	40	Two-points of contact	2.40	2.23	2.02	1.89
538-503304-5010	503304-5010	A	50	Two-points of contact	2.81	2.61	2.36	2.21
Plugs								
538-503552-0620	503552-0620	B	6	High Retention Type	.73	.653	.514	.471
538-503552-1220	503552-1220	B	12	High Retention Type	.81	.717	.578	.514
538-503552-1620	503552-1620	B	16	High Retention Type	.88	.79	.639	.566
538-503308-1610	503308-1610	B	16	Two-points of contact	1.22	1.16	1.07	.985
538-503308-1810	503308-1810	B	18	Two-points of contact	.84	.813	.781	.76
538-503308-3010	503308-3010	B	30	Two-points of contact	2.50	2.38	2.20	2.01
538-503308-4010	503308-4010	B	40	Two-points of contact	2.70	2.56	2.38	2.16
538-503308-5010	503308-5010	B	50	Two-points of contact	3.32	3.15	2.92	2.66

0.80mm Mated Height, Dual Row

NEW PRODUCT

For quantities greater than listed, call for quote.

MOUSER STOCK NO.	Molex Part No.	Fig.	Number of Circuits	Description	Price Each 1	10	25	50
Receptacles								
538-503772-1010	503772-1010	A	10	Two-points of contact	.75	.652	.598	.517
538-503772-2010	503772-2010	A	20	Two-points of contact	.98	.858	.788	.681
538-503772-3010	503772-3010	A	30	Two-points of contact	1.47	1.28	1.19	1.02
538-503772-3410	503772-3410	A	34	Two-points of contact	1.66	1.46	1.34	1.16
Plugs								
538-503776-1010	503776-1010	B	10	Two-points of contact	.95	.836	.767	.662
538-503776-2010	503776-2010	B	20	Two-points of contact	1.14	1.00	.92	.795
538-503776-3010	503776-3010	B	30	Two-points of contact	1.71	1.51	1.38	1.20
538-503776-3410	503776-3410	B	34	Two-points of contact	1.94	1.71	1.57	1.36

0.90mm Mated Height, Dual Row

For quantities greater than listed, call for quote.

MOUSER STOCK NO.	Molex Part No.	Fig.	Number of Circuits	Description	Price Each 1	10	25	50
Receptacles								
538-501591-2011	501591-2011	A	20	With J-Lead Tails and solder tabs	2.75	2.50	2.39	2.15
538-501591-3011	501591-3011	A	30	With J-Lead Tails and solder tabs	3.63	3.58	3.01	2.49
538-501591-7011	501591-7011	A	70	With J-Lead Tails and solder tabs	6.59	6.07	5.40	5.23
Plugs								
538-501594-2011	501594-2011	B	20	With solder tabs	2.99	2.49	2.39	2.15
538-501594-3011	501594-3011	B	30	With solder tabs	3.82	3.45	3.19	2.87
538-501594-7011	501594-7011	B	70	With solder tabs	6.83	6.14	5.26	5.11

1.0mm Mated Height, Dual Row

For quantities greater than listed, call for quote.

MOUSER STOCK NO.	Molex Part No.	Fig.	Number of Circuits	Description	Price Each 1	10	25	50
Receptacles								
538-502426-2010	502426-2010	C	20	With solder tabs	1.75	1.44	1.38	1.27
538-502426-4010	502426-4010	C	40	With solder tabs	2.51	2.08	1.93	1.73
538-502426-6010	502426-6010	C	60	With solder tabs	2.95	2.66	2.58	2.21
Plugs								
538-502430-2010	502430-2010	D	20	With solder tabs	1.49	1.20	1.01	.984
538-502430-4010	502430-4010	D	40	With solder tabs	1.79	1.48	1.43	1.34
538-502430-6010	502430-6010	D	60	With solder tabs	3.46	2.75	2.30	2.08

1.50mm Mated Height, Dual Row

For quantities greater than listed, call for quote.

MOUSER STOCK NO.	Molex Part No.	Fig.	Number of Circuits	Description	Price Each 1	10	25	50
Receptacles								
538-503105-4010	503105-4010	E	40	Without solder tabs	2.93	2.70	2.49	2.29
538-503105-5010	503105-5010	E	50	Without solder tabs	3.25	2.99	2.73	2.53
Plugs								
538-503108-4010	503108-4010	F	40	Without solder tabs	3.32	3.06	2.80	2.59
538-503108-5010	503108-5010	F	50	Without solder tabs	3.80	3.49	3.20	2.94

3.50mm Mated Height, Dual Row

For quantities greater than listed, call for quote.

MOUSER STOCK NO.	Molex Part No.	Fig.	Number of Circuits	Description	Price Each 1	10	25	50
Receptacles								
538-54684-0704	54684-0704	G	70	Without solder tabs	5.98	4.50	4.08	3.65
538-54684-0904	54684-0904	G	90	Without solder tabs	4.15	3.72	3.38	3.02

4.00mm Mated Height, Dual Row

For quantities greater than listed, call for quote.

MOUSER STOCK NO.	Molex Part No.	Fig.	Number of Circuits	Description	Price Each 1	10	25	50
Receptacles								
538-54477-0608	54477-0608	H	60	With PCB positioning pegs	2.66	2.36	2.16	1.93
538-54477-0808	54477-0808	H	80	With PCB positioning pegs	3.95	3.50	3.20	2.85
538-54477-1208	54477-1208	H	120	With PCB positioning pegs	5.03	4.50	4.08	3.67
Plugs								
538-55339-0608	55339-0608	I	60	With PCB positioning pegs	3.67	3.30	2.96	2.66
538-55339-0808	55339-0808	I	80	With PCB positioning pegs	3.92	3.51	3.19	2.85
538-55339-1208	55339-1208	I	120	With PCB positioning pegs	5.79	5.19	4.71	4.23

A

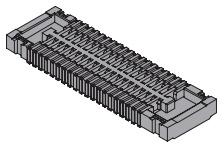

B

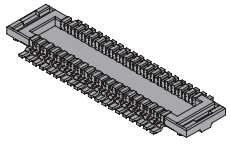

C

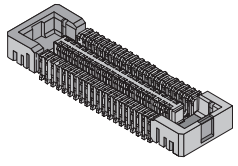

D

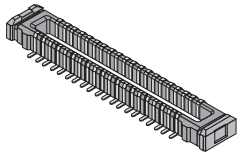

E

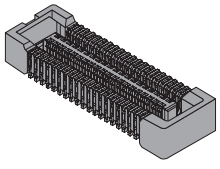

F

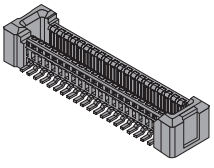

G

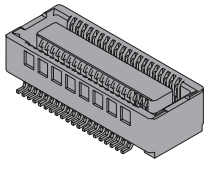

H

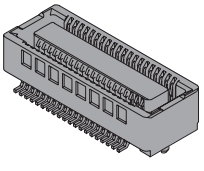

I

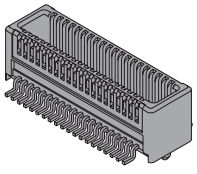

Rectangular Connectors Molex

© Copyright 2013 Mouser Electronics

© Copyright 2013 Mouser Electronics

MOLEX SlimStack™ SMT Board-to-Board Connectors

molex one company > a world of innovation

RoHS Compliant This product is RoHS compliant.

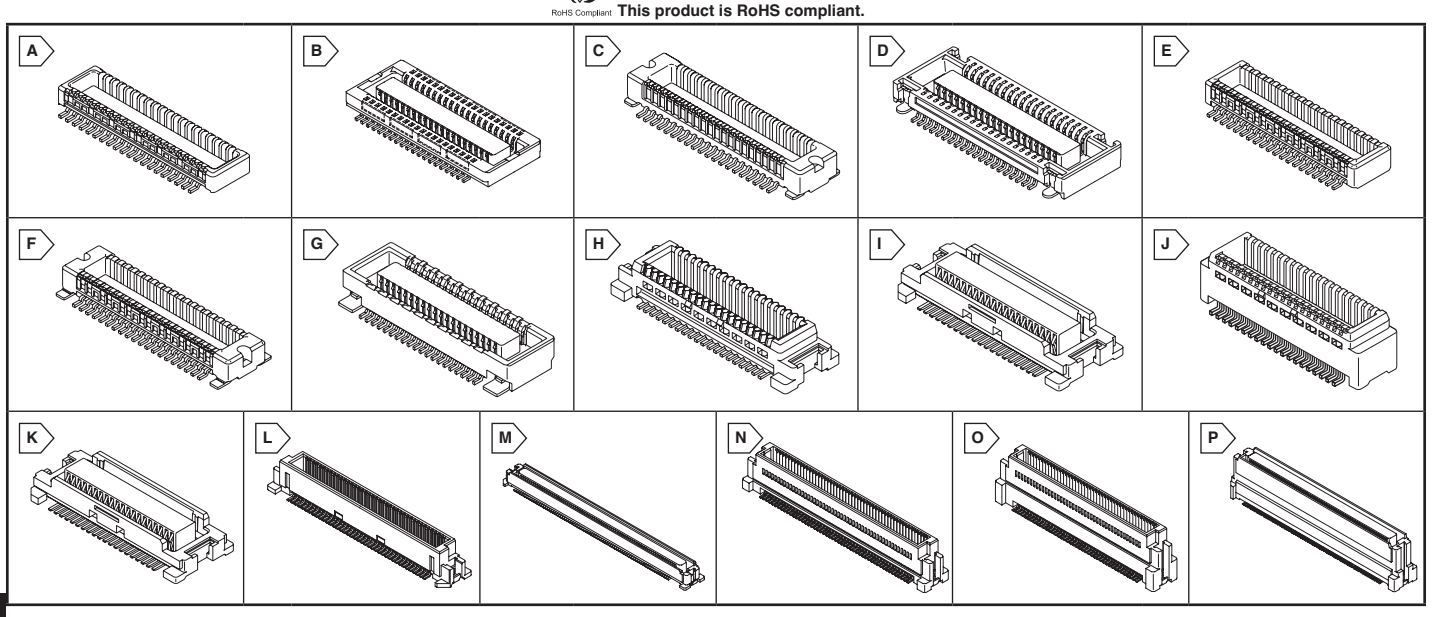

Molex Rectangular Connectors

0.50MM (.020") SLIMSTACK™ VERTICAL SMT BOARD-TO-BOARD CONNECTORS

Features:

- Durable blade on beam contact interface
- Anti-flux design
- J-Lead type SMT tail is 35% smaller than standard Gull Wing type
- Friction lock provides added mating retention to withstand shock or vibration
- Long wipe length helps provide good electrical reliability
- Applications include cell phones, digital cameras, PDA's and other mobile devices
- Board Mounting: SMT
- Plating: Gold
- Mating Style: Vertical
- RoHS Compliance per Molex documentation

RoHS Compliant

1.50mm Mated Height

- Voltage: 50V
- Current: 0.5A

For quantities greater than listed, call for quote.

MOUSER STOCK NO.	Molex Part No.	Fig.	No. of Circuits	Gender	Price Each 1	10	25	50
538-55560-0207	55560-0607	A	20	Plug	1.90	1.73	1.58	1.43
538-55560-0307	55560-0307	A	30	Plug	3.36	3.08	2.78	2.53
538-55560-0407	55560-0407	A	40	Plug	5.53	4.57	4.29	3.81
538-55560-0607	55560-0607	A	60	Plug	5.18	4.70	4.29	3.88
538-54722-0607	54722-0607	B	60	Receptacle	6.51	5.38	3.51	2.99

2.00mm Mated Height with Solder Tabs

- Voltage: 50V
- Current: 0.5A

For quantities greater than listed, call for quote.

MOUSER STOCK NO.	Molex Part No.	Fig.	No. of Circuits	Gender	Price Each 1	10	25	50
538-55201-0878	55201-0878	C	80	Plug	10.57	10.49	10.38	8.99
538-54363-0878	54363-0878	D	80	Receptacle	9.72	9.00	8.52	8.08

2.50mm Mated Height

- Voltage: 50V
- Current: 0.5A

For quantities greater than listed, call for quote.

MOUSER STOCK NO.	Molex Part No.	Fig.	No. of Circuits	Gender	Price Each 1	10	25	50
Without Solder Tabs								
538-53885-0208	53885-0208	E	20	Plug	2.75	2.32	2.21	2.01
538-53885-0308	53885-0308	E	30	Plug	2.91	2.65	2.53	2.27
With Solder Tabs								
538-53949-0878	53949-0878	F	80	Plug	6.77	6.10	5.31	5.08
538-54150-0878	54150-0878	G	80	Receptacle	4.59	4.18	3.98	3.58

3.00mm Mated Height

- Voltage: 50V
- Current: 0.5A

For quantities greater than listed, call for quote.

MOUSER STOCK NO.	Molex Part No.	Fig.	No. of Circuits	Gender	Price Each 1	10	25	50
538-53748-0208	53748-0208	H	20	Plug	2.91	2.62	2.32	2.11
538-53748-0308	53748-0308	H	30	Plug	2.82	2.46	2.24	1.96
538-53748-0408	53748-0408	H	40	Plug	3.01	2.62	2.38	2.09
538-53748-0708	53748-0708	H	70	Plug	6.55	6.17	5.68	5.11
538-53748-0808	53748-0808	H	80	Plug	6.01	5.57	5.28	5.00
538-52991-0208	52991-0208	I	20	Receptacle	1.90	1.68	1.46	1.29
538-52991-0308	52991-0308	I	30	Receptacle	2.31	1.98	1.73	1.44
538-52991-0408	52991-0408	I	40	Receptacle	3.71	3.55	3.26	3.11
538-52991-0708	52991-0708	I	70	Receptacle	6.24	5.69	5.42	4.88

4.00mm Mated Height

- Voltage: 50V
- Current: 0.5A

For quantities greater than listed, call for quote.

MOUSER STOCK NO.	Molex Part No.	Fig.	No. of Circuits	Gender	Price Each 1	10	25	50
538-501920-3001	501920-3001	J	30	Plug	4.48	4.12	3.70	3.34
538-54167-0308	54167-0308	K	30	Receptacle	3.95	3.92	3.73	3.36

© Copyright 2013 Mouser Electronics

0.635 (.025") SLIMSTACK™ SMT BOARD-TO-BOARD CONNECTORS WITH SOLDER TABS

Features:

- Cantilever type gold contacts
- Beam on blade contact
- Metal friction lock
- High-temp LCP housing
- Shrouded plugs and receptacles

Specifications:

- Contact plating: Gold
- Mounting style: Vertical
- Termination style: SMT
- Current rating: 0.5A max.
- Voltage: 100V max.

RoHS Compliant

6.0mm Height

For quantities greater than listed, call for quote.

MOUSER STOCK NO.	Molex Part No.	Fig.	No. of Circuits	Color	Price Each 1	10	25	50
Plugs								
538-55091-0274	55091-0274	L	20	Black	4.04	3.89	3.83	3.72
538-55091-0474	55091-0474	L	40	Black	2.74	2.53	2.32	2.14
538-55091-0674	55091-0674	L	60	Black	5.50	5.05	4.68	4.34
538-55091-1674	55091-1674	L	160	Black	14.32	13.16	12.17	11.32
Receptacles								
538-52885-0274	52885-0274	M	20	White	3.31	2.86	2.47	2.39
538-52885-0474	52885-0474	M	40	White	3.38	3.09	2.85	2.59
538-52885-0674	52885-0674	M	60	White	12.64	11.52	10.58	9.56

8.0mm Height

For quantities greater than listed, call for quote.

MOUSER STOCK NO.	Molex Part No.	Fig.	No. of Circuits	Color	Price Each 1	10	25	50
Plugs								
538-53647-0274	53647-0274	N	20	Black	5.17	5.01	4.82	4.71
538-53647-0474	53647-0474	N	40	Black	9.24	8.41	7.99	7.58
538-53647-1674	53647-1674	N	160	Black	11.21	10.29	9.49	8.73
Recptacles								
538-52885-0274	52885-0274	M	20	White	3.31	2.86	2.47	2.39
538-52885-0474	52885-0474	M	40	White	3.38	3.09	2.85	2.59

10mm Height

For quantities greater than listed, call for quote.

MOUSER STOCK NO.	Molex Part No.	Fig.	No. of Circuits	Color	Price Each 1	10	25	50
Plugs								
538-53627-0474	53627-0474	O	40	Black	6.67	5.99	5.39	4.86
538-53627-0674	53627-0674	O	60	Black	5.41	4.86	4.41	3.95
538-53627-0874	53627-0874	O	80	Black	10.86	9.75	8.84	7.92
Receptacles								
538-52885-0474	52885-0474	M	40	White	3.38	3.09	2.85	2.59
538-52885-0674	52885-0674	M	60	White	12.64	11.52	10.58	9.56
538-52885-0874	52885-0874	M	80	White	5.20	4.30	4.17	3.58

12mm Height

For quantities greater than listed, call for quote.

MOUSER STOCK NO.	Molex Part No.	Fig.	No. of Circuits	Color	Price Each 1	10	25	50
Plugs								
538-55091-0274	55091-0274	L	20	Black	4.04	3.89	3.83	3.72
538-55091-0474	55091-0474	L	40	Black	2.74	2.53	2.32	2.14
538-55091-0674	55091-0674	L	60	Black	5.50	5.05	4.68	4.34
Receptacles								
538-52901-0274	52901-0274	P	20	White	3.79	3.46	3.21	2.95
538-52901-0474	52901-0474	P	40	White	10.90	9.81	8.83	8.21
538-52901-0674	52901-0674	P	60	White	6.13	5.74	5.23	4.79

14mm Height

For quantities greater than listed, call for quote.

MOUSER STOCK NO.	Molex Part No.	Fig.	No. of Circuits	Color	Price Each 1	10	25	50
Plugs								
538-53647-0274	53647-0274	N	20	Black	5.17	5.01	4.82	4.71
538-53647-0474	53647-0474	N	40	Black	9.24	8.41	7.99	7.58
Receptacles								
538-52901-0274	52901-0274	P	20	White	3.79	3.46	3.21	2.95
538-52901-0474	52901-0474	P	40	White	10.90	9.81	8.83	8.21

16mm Height

For quantities greater than listed, call for quote.

MOUSER STOCK NO.	Molex Part No.	Fig.	No. of Circuits	Color	Price Each 1	10	25	50
Plugs								
538-53627-0474	53627-0474	O	40	Black	6.67	5.99	5.39	4.86
538-53627-0674	53627-0674	O	60	Black	5.41	4.86	4.41	3.95
538-53627-0874	53627-0874	O	80	Black	10.86	9.75	8.84	7.92
Receptacles								
538-52901-0474	52901-0474	P	40	White	10.90	9.81	8.83	8.21
538-52901-0674	52901-0674	P	60	White	6.13	5.74	5.23	4.79
538-52901-0874	52901-0874	P	80	White	16.73	15.38	14.16	13.02

© Copyright 2013 Mouser Electronics

MOLEX Pico-Clasp™ 1.00mm (.039") Pitch Connectors

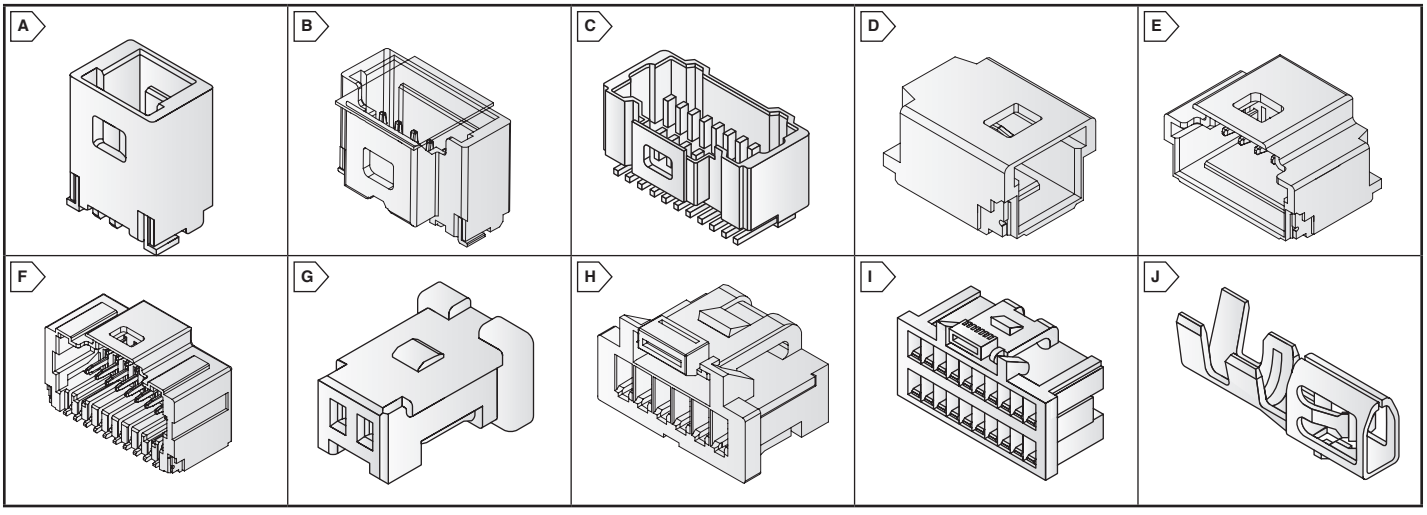

PICO-CLASP WIRE TO BOARD HEADERS

The new 1.00mm (.039") pitch wire-to-board Pico-Clasp™ connector system from Molex was developed for various connections in Flat Panel Displays (FPD). The compact, small circuit size features of this system also make it ideal for other applications such as Notebook PCs and other compact devices. The system is offered in both single and dual row versions. Friction and positive locks are offered for various application needs. Other features include mating guides, solder tabs and footprint compatibility with some competitive versions.

Specifications:

- Voltage: 50V
- Current: 1.0A max.
- Contact resistance: 20mΩ max.
- Dielectric withstanding voltage: 250VAC
- Insulation resistance: 100MΩ min.

Features:

- Smallest pitch for positive lock Wire-to-Board crimp system
- Inner positive lock (6-50 circuit sizes)
- Low mating and un-mating forces
- Wide header variations
- Provides customers with many choices and design flexibility
- Provides space savings for mounting other components
- Prevents wire hooking
- Latch protection and secure mating retention
- Strong mating retention and clear clicking
- Easy connector insertion and extraction

RoHS Compliant

Vertical Surface Mount Headers

- With cover tape
- Single row

For quantities greater than listed, call for quote.

MOUSER STOCK NO.	Molex Part No.	Fig.	No. of Circuits	Price Each 1	10	100	500
Friction Lock - Single Row - with cover tape							
538-501331-0207	501331-0207	A	2	1.46	1.02	.685	.546
538-501331-0307	501331-0307	A	3	1.18	1.05	.723	.586
538-501331-0407	501331-0407	A	4	1.14	1.01	.693	.548
538-501331-0507	501331-0507	A	5	1.09	.899	.674	.556
Positive Lock - Single Row - with cover tape							
538-501331-0607	501331-0607	B	6	1.74	1.35	1.03	.824
538-501331-0707	501331-0707	B	7	1.43	1.26	.839	.691
538-501331-0807	501331-0807	B	8	1.63	1.43	.973	.778
538-501331-0907	501331-0907	B	9	1.59	1.41	.941	.77
538-501331-1007	501331-1007	B	10	2.11	1.64	1.24	.995
538-501331-1107	501331-1107	B	11	1.92	1.68	1.11	.918
538-501331-1207	501331-1207	B	12	1.56	1.32	1.02	.839
538-501331-1307	501331-1307	B	13	2.12	1.86	1.24	1.02
538-501331-1407	501331-1407	B	14	2.40	2.12	1.43	1.16
538-501331-1507	501331-1507	B	15	2.55	2.25	1.48	1.21
Positive Lock - Dual Row - with pick and place tape							
538-501190-2017	501190-2017	C	20	3.03	2.20	1.74	1.63
538-501190-3017	501190-3017	C	30	3.61	3.14	2.28	2.12
538-501190-4017	501190-4017	C	40	5.80	4.79	3.60	3.00
538-501190-5017	501190-5017	C	50	7.79	6.30	4.57	3.65

Right Angle Surface Mount Headers

For quantities greater than listed, call for quote.

MOUSER STOCK NO.	Molex Part No.	Fig.	No. of Circuits	Price Each 1	10	100	500
Friction Lock - Single Row							
538-501568-0207	501568-0207	D	2	.86	.664	.49	.442
538-501568-0307	501568-0307	D	3	.89	.688	.507	.457
538-501568-0407	501568-0407	D	4	.92	.718	.53	.477
538-501568-0507	501568-0507	D	5	1.28	.888	.738	.666
Positive Lock - Single Row							
538-501568-0607	501568-0607	E	6	1.03	.91	.674	.599
538-501568-0707	501568-0707	E	7	1.56	1.38	.922	.738
538-501568-0807	501568-0807	E	8	1.70	1.50	1.01	.822
538-501568-0907	501568-0907	E	9	1.68	1.48	.987	.795
538-501568-1007	501568-1007	E	10	1.47	1.13	.839	.756
538-501568-1107	501568-1107	E	11	1.81	1.59	1.07	.873
538-501568-1207	501568-1207	E	12	2.13	1.87	1.23	1.02
538-501568-1307	501568-1307	E	13	2.05	1.81	1.21	.987
538-501568-1407	501568-1407	E	14	2.39	2.11	1.40	1.16
538-501568-1507	501568-1507	E	15	2.51	2.20	1.47	1.20
Positive Lock - Dual Row							
538-501571-2007	501571-2007	F	20	2.72	2.19	1.56	1.42
538-501571-3007	501571-3007	F	30	4.94	4.37	2.90	1.54
538-501571-4007	501571-4007	F	40	5.47	4.99	3.80	3.45

Housings

For quantities greater than listed, call for quote.

MOUSER STOCK NO.	Molex Part No.	Fig.	No. of Circuits	Price Each 1	10	100	500
Friction Lock - Single Row							
538-501330-0200	501330-0200	G	2	.91	.565	.324	.259
538-501330-0300	501330-0300	G	3	.32	.31	.214	.169
538-501330-0400	501330-0400	G	4	.69	.426	.244	.196
538-501330-0500	501330-0500	G	5	.69	.428	.245	.196
Positive Lock - Single Row							
538-501330-0600	501330-0600	H	6	.78	.364	.246	.224
538-501330-0700	501330-0700	H	7	.39	.38	.328	.272
538-501330-0800	501330-0800	H	8	.33	.268	.22	.20
538-501330-0900	501330-0900	H	9	.48	.358	.247	.196
538-501330-1000	501330-1000	H	10	.38	.368	.328	.272
538-501330-1100	501330-1100	H	11	.66	.578	.385	.317
538-501330-1200	501330-1200	H	12	.55	.485	.334	.263
538-501330-1400	501330-1400	H	14	.80	.631	.419	.328
538-501330-1500	501330-1500	H	15	.82	.61	.408	.34
Friction Lock - Dual Row							
538-501189-2010	501189-2010	I	20	.95	.556	.364	.289
538-501189-3010	501189-3010	I	30	.97	.567	.417	.403
538-501189-4010	501189-4010	I	40	1.10	.597	.48	.457

TERMINALS

For quantities greater than listed, call for quote.

MOUSER STOCK NO.	Molex Part No.	Fig.	Description	Price Each 1	10	100
538-501334-0100	501334-0100	J	Single Row Terminal	.33	.114	.078

TOOLS

For quantities greater than listed, call for quote.

MOUSER STOCK NO.	Molex Part No.	Fig.	Description	Price Each
538-63819-1500	63819-1500	---	Crimp Hand Tool	317.00
538-63813-1700	63813-1700	---	Hand Extraction Tool	204.93

© Copyright 2013 Mouser Electronics

© Copyright 2013 Mouser Electronics

MOLEX PicoBlade™ 1.25mm (.049") Connectors

molex
one company > a world of innovation

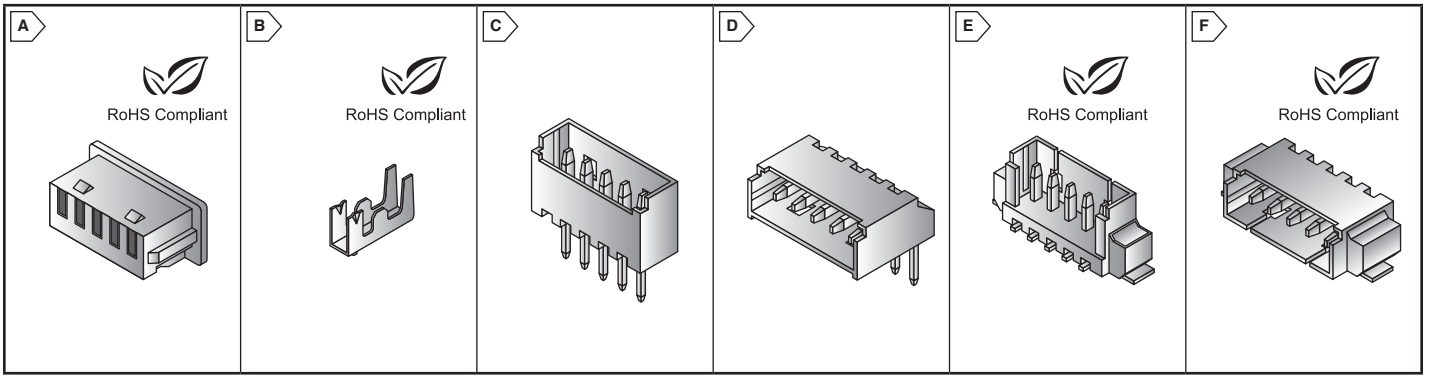

The 1.25mm (.049") pitch PicoBlade™ system is designed for high-density harness applications. It saves about 45% of PCB space compared to typical 2.00mm wire to board systems.

WIRE-TO-WIRE AND WIRE-TO-BOARD RECEPTACLES

Features:
- Series 51021
- Housing lance provides extra terminal retention
- Friction locks provide secure mating
- Use with Series 50079/50058
- Mates with Series 53398, 53261, 53047, and 53048

Specifications:
- Voltage: 125V
- Current: 1.0A, 32AWG: 0.8A
- Operating Temperature: -40°C to +85°C
- Housing: PBTP, UL 94V-0

For quantities greater than listed, call for quote.

MOUSER STOCK NO.	Molex Part No.	Fig.	No. of Circuits	Price Each 1	10	100	500
538-51021-0200	51021-0200	A	2	.65	.282	.168	.156
538-51021-0300	51021-0300	A	3	.56	.247	.187	.17
538-51021-0400	51021-0400	A	4	.74	.332	.246	.225
538-51021-0500	51021-0500	A	5	.86	.383	.291	.264
538-51021-0600	51021-0600	A	6	.67	.397	.294	.279
538-51021-0700	51021-0700	A	7	.75	.438	.323	.282
538-51021-0800	51021-0800	A	8	.81	.471	.354	.336
538-51021-0900	51021-0900	A	9	.79	.426	.316	.30
538-51021-1000	51021-1000	A	10	.86	.459	.364	.342
538-51021-1100	51021-1100	A	11	1.02	.599	.439	.422
538-51021-1200	51021-1200	A	12	1.06	.631	.417	.396
538-51021-1400	51021-1400	A	14	1.23	.717	.524	.503
538-51021-1500	51021-1500	A	15	.97	.696	.524	.503

Female Crimp Terminals

Features:
- Use with 51021 Series
- Locking tang secures terminal in housing

Specifications:
- Material: Phosphor Bronze
- Plating: Tin

For quantities greater than listed, call for quote.

MOUSER STOCK NO.	Molex Part No.	Fig.	Wire Size AWG	Price Each 1	100	500	1000
538-50058-8000	50058-8000	B	28-32 (Reel)	.34	.068	.056	.04
538-50058-8100	50058-8100	B	28-32 (Bulk)	.56	.193	.15	.139
538-50079-8000	50079-8000	B	26-28 (Reel)	.12	.047	.043	.037
538-50079-8100	50079-8100	B	26-28 (Bulk)	.17	.153	.12	.113

Tools

For quantities greater than listed, call for quote.

MOUSER STOCK NO.	Molex Part No.	Description	Price Each
538-63819-0300	63819-0300	Hand Crimper for 1.25mm, 26-32AWG	253.60
538-11-03-0043	11-03-0043	Extraction Tool-contact	17.33
538-11-03-0045	11-03-0045	Extraction Tool-housing	267.68

PCB HEADERS

Vertical

Features:
- Series 53047
- Locking windows provide secure mating
- Mates with Series 51021
- Wire-to-Board

Specifications:
- Contact: Phosphor Bronze
- Plating: Tin
- Housing: 6/6 Nylon, UL 94V-0
- Voltage: 125V
- Current: 1.0A, 32AWG: 0.8A
- Operating Temp.: -40°C to +85°C

For quantities greater than listed, call for quote.

MOUSER STOCK NO.	Molex Part No.	Fig.	No. of Circuits	Price Each 1	10	100	500
538-53047-0210	53047-0210	C	2	.66	.273	.207	.203
538-53047-0310	53047-0310	C	3	.73	.336	.255	.246
538-53047-0410	53047-0410	C	4	.69	.371	.275	.219
538-53047-0510	53047-0510	C	5	.88	.474	.351	.279
538-53047-0610	53047-0610	C	6	1.13	.648	.565	.456
538-53047-0710	53047-0710	C	7	1.12	.611	.453	.361
538-53047-0810	53047-0810	C	8	.95	.685	.478	.393
538-53047-0910	53047-0910	C	9	1.25	.829	.63	.464
538-53047-1010	53047-1010	C	10	1.25	.906	.742	.593
538-53047-1110	53047-1110	C	11	1.49	.984	.75	.71
538-53047-1210	53047-1210	C	12	1.59	1.05	.80	.59
538-53047-1410	53047-1410	C	14	1.80	1.43	1.10	.886
538-53047-1510	53047-1510	C	15	1.81	1.38	1.10	.888

PCB HEADERS (CONT.)

Right Angle

Features:
- Series 53048
- Locking windows provide secure mating
- Mates with Series 51021
- Wire-to-Board

Specifications:
- Contact: Phosphor Bronze
- Plating: Tin
- Housing: 6/6 Nylon, UL 94V-0
- Voltage: 125V
- Current: 1.0A, 32AWG: 0.8A
- Operating Temp.: -40°C to +85°C

For quantities greater than listed, call for quote.

MOUSER STOCK NO.	Molex Part No.	Fig.	No. of Circuits	Price Each 1	10	100	500
538-53048-0210	53048-0210	D	2	.76	.316	.239	.236
538-53048-0310	53048-0310	D	3	.72	.43	.332	.268
538-53048-0410	53048-0410	D	4	.85	.506	.396	.31
538-53048-0510	53048-0510	D	5	1.17	.632	.469	.334
538-53048-0610	53048-0610	D	6	1.21	.642	.556	.458
538-53048-0710	53048-0710	D	7	1.11	.738	.561	.532
538-53048-0810	53048-0810	D	8	1.35	.975	.797	.638
538-53048-0910	53048-0910	D	9	1.35	.891	.677	.641
538-53048-1010	53048-1010	D	10	1.47	.967	.735	.541
538-53048-1410	53048-1410	D	14	1.66	1.14	.898	.821
538-53048-1510	53048-1510	D	15	1.78	1.23	.958	.875

Vertical, SMT

- Series 53398

Features:
- Locking windows provide secure mating
- Metal solder tabs provide PCB hold-down and strain relief for SMT tails
- Mates with Series 51021
- Surface Mount
- Wire-to-Board
- RoHS Compliant per Molex documentation

Specifications:
- Housing: 4/6 Nylon, UL 94V-0
- Contact: Phosphor Bronze
- Plating: Tin
- Solder Tabs: Phosphor Bronze, Tin plating
- Operating Temperature: -40°C to +85°C
- Voltage: 125V
- Current: 1.0A, 32AWG: 0.8A

For quantities greater than listed, call for quote.

MOUSER STOCK NO.	Molex Part No.	Fig.	No. of Circuits	Price Each 1	10	100	500
538-53398-0271	53398-0271	E	2	1.37	.908	.69	.474
538-53398-0371	53398-0371	E	3	1.39	1.14	.856	.717
538-53398-0471	53398-0471	E	4	1.32	1.27	1.19	.952
538-53398-0571	53398-0571	E	5	1.70	1.32	1.05	.877
538-53398-0671	53398-0671	E	6	2.07	1.70	1.26	.984
538-53398-0871	53398-0871	E	8	2.36	1.96	1.44	1.16
538-53398-0971	53398-0971	E	9	1.95	1.77	1.56	1.25
538-53398-1071	53398-1071	E	10	2.72	2.25	1.67	1.33
538-53398-1171	53398-1171	E	11	2.89	1.99	1.77	1.41
538-53398-1271	53398-1271	E	12	2.28	2.20	1.87	1.50
538-53398-1371	53398-1371	E	13	2.97	2.46	1.83	1.46
538-53398-1471	53398-1471	E	14	3.40	2.81	2.09	1.67
538-53398-1571	53398-1571	E	15	3.20	2.21	1.72	1.71

Right Angle, SMT

- Series 53261

Features:
- Locking windows provide secure mating
- Metal solder tabs provide PCB hold-down and strain relief for SMT tails
- Mates with Series 51021
- Surface Mount
- Wire-to-Board

Specifications:
- Housing: 4/6 Nylon, UL 94V-0
- Contact: Phosphor Bronze
- Plating: Tin/Lead
- Solder Tabs: Phosphor Bronze, Tin/Lead plating
- Operating Temperature: -40°C to +85°C
- Voltage: 125V
- Current: 1.0A, 32AWG: 0.8A

For quantities greater than listed, call for quote.

MOUSER STOCK NO.	Molex Part No.	Fig.	No. of Circuits	Price Each 1	10	100	500
538-53261-0271	53261-0271	F	2	1.31	.942	.775	.61
538-53261-0371	53261-0371	F	3	1.44	1.41	1.13	.952
538-53261-0471	53261-0471	F	4	1.61	1.24	.995	.824
538-53261-0671	53261-0671	F	6	1.72	1.35	1.05	.964
538-53261-0771	53261-0771	F	7	2.29	1.89	1.40	1.12
538-53261-0871	53261-0871	F	8	1.95	1.56	1.26	1.05
538-53261-0971	53261-0971	F	9	2.63	1.82	1.62	1.28
538-53261-1071	53261-1071	F	10	2.79	2.31	1.71	1.37
538-53261-1471	53261-1471	F	14	3.47	2.40	2.13	1.70
538-53261-1571	53261-1571	F	15	3.00	2.30	1.79	1.78

© Copyright 2013 Mouser Electronics
© Copyright 2013 Mouser Electronics

MOLEX CLIK-Mate™ Connectors

molex
one company > a world of innovation

RoHS Compliant **This product is RoHS compliant.**

DIMENSIONS: mm (in.)

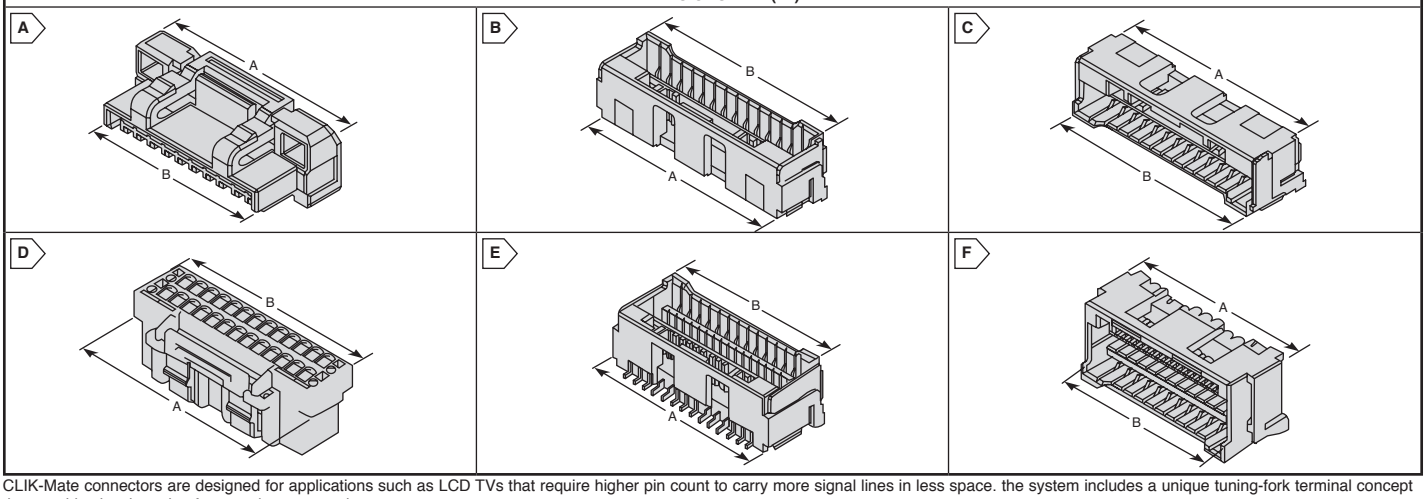

CLIK-Mate connectors are designed for applications such as LCD TVs that require higher pin count to carry more signal lines in less space. the system includes a unique tuning-fork terminal concept that provides low-insertion force and secure mating contact.

Features:

- Positive inner locks
- Tuning-fork style contact design
- Flat area for pick-and-place
- Reinforced metal solder tabs
- Footprint compatibility

1.25MM CLIK-MATE CONNECTORS

Crimp Plug Housings

For quantities greater than listed, call for quote.

MOUSER STOCK NO.	Molex Part No.	Fig.	No. of Circuits	Dimensions: mm A	Dimensions: mm B	Price Each 1	Price Each 10	Price Each 100
538-502380-0200	502380-0200	A	2	5.60	3.75	.46	.165	.12
538-502380-0300	502380-0300	A	3	6.85	5.00	.57	.203	.148
538-502380-0400	502380-0400	A	4	8.10	6.25	.59	.364	.203
538-502380-0500	502380-0500	A	5	9.35	7.50	.28	.257	.194
538-502380-0600	502380-0600	A	6	10.60	8.75	.69	.285	.216
538-502380-0800	502380-0800	A	8	13.10	11.25	.65	.351	.26
538-502380-1000	502380-1000	A	10	15.60	13.75	.75	.41	.304
538-502380-1400	502380-1400	A	14	20.60	18.75	.98	.529	.392
538-502380-1500	502380-1500	A	15	21.85	20.00	1.02	.553	.41

Verticle Receptacles

For quantities greater than listed, call for quote.

MOUSER STOCK NO.	Molex Part No.	Fig.	No. of Circuits	Dimensions: mm A	Dimensions: mm B	Price Each 1	Price Each 10	Price Each 100
538-502382-0270	502382-0270	B	2	5.85	4.75	1.08	.931	.84
538-502382-0370	502382-0370	B	3	7.10	6.00	1.71	1.33	1.02
538-502382-0470	502382-0470	B	4	8.35	7.25	1.74	1.14	.874
538-502382-0570	502382-0570	B	5	9.60	8.50	2.11	1.64	1.25
538-502382-0670	502382-0670	B	6	10.85	9.75	1.95	1.62	1.19
538-502382-0870	502382-0870	B	8	13.35	12.25	2.05	1.42	1.10
538-502382-1070	502382-1070	B	10	15.85	14.75	2.57	2.13	1.57
538-502382-1470	502382-1470	B	14	20.85	19.75	3.21	2.66	1.97
538-502382-1570	502382-1570	B	15	22.10	21.00	2.60	2.21	1.98

Right Angle Receptacles

For quantities greater than listed, call for quote.

MOUSER STOCK NO.	Molex Part No.	Fig.	No. of Circuits	Dimensions: mm A	Dimensions: mm B	Price Each 1	Price Each 10	Price Each 100
538-502386-0270	502386-0270	C	2	5.85	4.75	1.55	1.20	.92
538-502386-0370	502386-0370	C	3	7.10	6.00	1.88	1.47	1.11
538-502386-0470	502386-0470	C	4	8.35	7.25	2.07	1.61	1.22
538-502386-0570	502386-0570	C	5	9.60	8.50	1.79	1.23	.965
538-502386-0670	502386-0670	C	6	10.85	9.75	2.10	1.73	1.28
538-502386-0870	502386-0870	C	8	13.35	12.25	2.40	1.98	1.47
538-502386-1070	502386-1070	C	10	15.85	14.75	2.74	2.27	1.68
538-502386-1470	502386-1470	C	14	20.85	19.75	3.41	2.82	2.09
538-502386-1570	502386-1570	C	15	22.10	21.00	3.55	2.94	2.18

1.5MM CLIK-MATE CONNECTORS

Crimp Plug Housings

For quantities greater than listed, call for quote.

MOUSER STOCK NO.	Molex Part No.	Fig.	No. of Circuits	Dimensions: mm A	Dimensions: mm B	Price Each 1	Price Each 10	Price Each 100
538-502578-0200	502578-0200	A	2	7.3	1.5	.27	.246	.226
538-502578-0400	502578-0400	A	4	10.3	4.5	.28	.265	.247
538-502578-0600	502578-0600	A	6	13.3	11.8	.47	.396	.351
538-502578-0800	502578-0800	A	8	16.3	10.5	.52	.439	.396
538-502578-1000	502578-1000	A	10	19.3	13.5	.57	.482	.425
538-502578-1400	502578-1400	A	14	25.3	19.5	.80	.663	.60
538-502578-1500	502578-1500	A	15	26.8	21.0	.82	.685	.612

Verticle Receptacles

For quantities greater than listed, call for quote.

MOUSER STOCK NO.	Molex Part No.	Fig.	No. of Circuits	Dimensions: mm A	Dimensions: mm B	Price Each 1	Price Each 10	Price Each 100
538-502584-0270	502584-0270	B	2	7.3	1.5	.96	.931	.839
538-502584-0470	502584-0470	B	4	10.3	4.5	1.35	1.11	.997
538-502584-0670	502584-0670	B	6	13.3	7.5	1.64	1.37	1.22
538-502584-1070	502584-1070	B	10	19.3	13.5	2.15	1.79	1.59
538-502584-1270	502584-1270	B	12	22.3	16.5	2.44	2.03	1.81
538-502584-1470	502584-1470	B	14	25.3	19.5	2.85	2.36	2.11
538-502584-1570	502584-1570	B	15	26.8	21.0	2.96	2.47	2.19

Right Angle Receptacles

For quantities greater than listed, call for quote.

MOUSER STOCK NO.	Molex Part No.	Fig.	No. of Circuits	Dimensions: mm A	Dimensions: mm B	Price Each 1	Price Each 10	Price Each 100
538-502585-0470	502585-0470	C	4	10.3	4.5	1.28	1.07	.952
538-502585-0670	502585-0670	C	6	13.3	7.5	1.52	1.26	1.11
538-502585-0870	502585-0870	C	8	16.3	10.5	1.81	1.51	1.35
538-502585-1070	502585-1070	C	10	19.3	13.5	2.09	1.73	1.54
538-502585-1270	502585-1270	C	12	22.3	16.5	2.40	2.00	1.78
538-502585-1470	502585-1470	C	14	25.3	19.5	2.68	2.23	1.98
538-502585-1570	502585-1570	C	15	26.8	21.0	2.75	2.30	2.03

© Copyright 2013 Mouser Electronics

1.5MM CLIK-MATE CONNECTORS (CONT.)

Dual Row Crimp Plug Housings

For quantities greater than listed, call for quote.

MOUSER STOCK NO.	Molex Part No.	Fig.	No. of Circuits	Dimensions: mm A	Dimensions: mm B	Price Each 1	Price Each 10	Price Each 100
538-503149-1200	503149-1200	D	12	13.3	7.5	.42	.375	.302
538-503149-2000	503149-2000	D	20	19.3	13.5	.71	.642	.508
538-503149-2800	503149-2800	D	28	25.3	19.5	.96	.867	.688

Dual Row Vertical Receptacles

For quantities greater than listed, call for quote.

MOUSER STOCK NO.	Molex Part No.	Fig.	No. of Circuits	Dimensions: mm A	Dimensions: mm B	Price Each 1	Price Each 10	Price Each 100
538-503154-1090	503154-1090	E	10	11.8	6	2.33	2.03	1.42
538-503154-1290	503154-1290	E	12	13.3	7.5	2.49	2.18	1.40
538-503154-1690	503154-1690	E	16	16.3	10.5	3.43	2.38	1.82
538-503154-2090	503154-2090	E	20	19.3	13.5	3.24	2.84	1.88
538-503154-2490	503154-2490	E	24	22.3	16.5	3.49	3.06	1.86
538-503154-2890	503154-2890	E	28	25.3	19.5	3.69	3.24	2.15

Dual Row Right Angle Receptacles

For quantities greater than listed, call for quote.

MOUSER STOCK NO.	Molex Part No.	Fig.	No. of Circuits	Dimensions: mm A	Dimensions: mm B	Price Each 1	Price Each 10	Price Each 100
538-503148-1090	503148-1090	F	10	11.8	6	2.18	1.92	1.70
538-503148-1290	503148-1290	F	12	13.3	7.5	2.41	2.12	1.87
538-503148-1690	503148-1690	F	16	16.3	10.5	2.80	2.46	2.18
538-503148-2090	503148-2090	F	20	19.3	13.5	2.95	2.59	2.30
538-503148-2490	503148-2490	F	24	22.3	16.5	3.11	2.73	2.42

2.0MM CLIK-MATE CONNECTORS

Crimp Plug Housings

For quantities greater than listed, call for quote.

MOUSER STOCK NO.	Molex Part No.	Fig.	No. of Circuits	Dimensions: mm A	Dimensions: mm B	Price Each 1	Price Each 10	Price Each 100
538-502439-0400	502439-0400	A	4	12.00	6.00	.55	.332	.195
538-502439-0600	502439-0600	A	6	16.00	10.00	.62	.261	.215
538-502439-0800	502439-0800	A	8	20.00	14.00	.82	.34	.28
538-502439-1200	502439-1200	A	12	28.00	22.00	.48	.439	.396
538-502439-1400	502439-1400	A	14	32.00	26.00	.56	.514	.386

Vertical Headers

For quantities greater than listed, call for quote.

MOUSER STOCK NO.	Molex Part No.	Fig.	No. of Circuits	Dimensions: mm A	Dimensions: mm B	Price Each 1	Price Each 10	Price Each 100
538-502443-0470	502443-0470	B	4	12.00	6.00	.79	.791	.658
538-502443-0670	502443-0670	B	6	16.00	10.00	1.53	1.06	.877
538-502443-0870	502443-0870	B	8	20.00	14.00	2.15	1.78	1.32
538-502443-1270	502443-1270	B	12	28.00	22.00	2.56	2.30	2.09
538-502443-1470	502443-1470	B	14	32.00	26.00	3.48	2.88	2.13

Right Angle Headers

For quantities greater than listed, call for quote.

MOUSER STOCK NO.	Molex Part No.	Fig.	No. of Circuits	Dimensions: mm A	Dimensions: mm B	Price Each 1	Price Each 10	Price Each 100
538-502494-0470	502494-0470	C	4	12.00	6.00	1.61	1.24	.95
538-502494-0670	502494-0670	C	6	16.00	10.00	2.05	1.59	1.22
538-502494-0870	502494-0870	C	8	20.00	14.00	2.24	1.85	1.37
538-502494-1270	502494-1270	C	12	28.00	22.00	2.70	2.42	2.17
538-502494-1470	502494-1470	C	14	32.00	26.00	3.56	2.95	2.18

Contacts

For quantities greater than listed, call for quote.

MOUSER STOCK NO.	Molex Part No.	Pitch (mm)	AWG	Plating	Price Each 1	Price Each 10	Price Each 100
538-502381-0000	502381-0000	1.25	26-28	Tin	.51	.148	.067
538-502579-0000	502579-0000	1.5	24-28	Tin	.05	.047	.046
538-502438-0100	502438-0100	2	22-26	Tin	.24	.075	.054

Tooling

For quantities greater than listed, call for quote.

MOUSER STOCK NO.	Molex Part No.	Description	Price Each
538-63819-4400	63819-4400	Hand Crimp Tool 26-28 AWG	333.84
538-63819-4600	63819-4600	Hand Crimp Tool 24-28 AWG	333.84
538-63819-2800	63819-2800	Hand Crimp Tool 22-26 AWG	333.84

© Copyright 2013 Mouser Electronics

molex
one company › a world of innovation

1.50MM (.059") PITCH PICO-SPOX™ CONNECTORS

Features:

- Dual-point contact design for greater reliability
- Anti-fishhooking contact design to improve handling during harness assembly
- Locking tang on contact for secure retention to the housing
- Friction lock between receptacle housing and headers insures secure retention when mounted
- Lead-in chamber on receptacle to ease mating
- Headers fully shrouded to protect pins
- Polarized mating geometry insures header and receptacle cannot be mis-mated
- Lead-free plating
- RoHS Compliant per Molex Documentation

Specifications:

- Current: 3.0A max.
- Voltage: 50V
- Terminal: Phosphor Bronze
- Pin: Brass
- Plating: Lead-free Tin
- Operating Temperature: -55°C to +105°C
- Contact Resistance: 40mΩ max.
- Dielectric Withstanding Voltage: 500VAC per minute
- Insulation Resistance: 1000MΩ min.

E29179

LR19980A

Vertical Header

• Beige, Nylon 4/6 • UL94V-0

For quantities greater than listed, call for quote.

MOUSER STOCK NO.	Molex Part No.	Fig.	No. of Circuits	Overall Length (in.)	First-to-Last Circuit (in.)	Price Each 1	10	50	100
538-87437-0243	87437-0243	A	2	0.169	0.059	1.23	.942	.728	.61
538-87437-0343	87437-0343	A	3	0.228	0.118	.92	.706	.631	.521
538-87437-0443	87437-0443	A	4	0.287	0.177	1.23	1.05	.889	.801
538-87437-0543	87437-0543	A	5	0.346	0.236	1.10	1.06	.994	.816
538-87437-0643	87437-0643	A	6	0.406	0.295	1.54	1.29	1.10	.839
538-87437-0743	87437-0743	A	7	0.465	0.354	1.70	1.22	1.17	.91
538-87437-0843	87437-0843	A	8	0.524	0.413	2.01	1.56	1.32	1.01
538-87437-0943	87437-0943	A	9	0.583	0.472	2.15	1.67	1.41	1.26
538-87437-1043	87437-1043	A	10	0.642	0.531	1.81	1.63	1.36	1.20
538-87437-1243	87437-1243	A	12	0.760	0.650	1.61	1.28	1.17	1.05
538-87437-1443	87437-1443	A	14	0.878	0.768	2.25	2.02	1.69	1.50
538-87437-1543	87437-1543	A	15	0.937	0.827	2.57	2.13	1.78	1.57

Right-Angle Header

• Beige, Nylon 4/6 • UL94V-0

For quantities greater than listed, call for quote.

MOUSER STOCK NO.	Molex Part No.	Fig.	No. of Circuits	Overall Length (in.)	First-to-Last Circuit (in.)	Price Each 1	10	50	100
538-87438-0243	87438-0243	B	2	0.169	0.059	1.20	.91	.706	.61
538-87438-0343	87438-0343	B	3	0.228	0.118	.87	.676	.599	.539
538-87438-0443	87438-0443	B	4	0.287	0.177	.97	.758	.672	.605
538-87438-0543	87438-0543	B	5	0.346	0.236	1.32	1.11	.942	.714
538-87438-0643	87438-0643	B	6	0.406	0.295	1.51	1.27	1.08	.977
538-87438-0743	87438-0743	B	7	0.465	0.354	1.95	1.51	1.27	1.14
538-87438-0843	87438-0843	B	8	0.524	0.413	1.92	1.62	1.37	1.23
538-87438-0943	87438-0943	B	9	0.583	0.472	1.96	1.66	1.40	1.26
538-87438-1043	87438-1043	B	10	0.642	0.531	1.75	1.27	1.16	1.04
538-87438-1143	87438-1143	B	11	0.701	0.591	1.97	1.77	1.48	1.31
538-87438-1243	87438-1243	B	12	0.760	0.650	2.11	1.74	1.58	1.13
538-87438-1443	87438-1443	B	14	0.878	0.768	2.40	2.16	1.80	1.49
538-87438-1543	87438-1543	B	15	0.937	0.827	3.16	2.76	2.09	1.94

Housing

• White, Nylon 6/6 • UL94V-0

For quantities greater than listed, call for quote.

MOUSER STOCK NO.	Molex Part No.	Fig.	No. of Circuits	Overall Length (in.)	First-to-Last Circuit (in.)	Price Each 1	10	50	100
538-87439-0200	87439-0200	C	2	0.161	0.059	.44	.31	.182	.15
538-87439-0300	87439-0300	C	3	0.220	0.118	.55	.353	.203	.171
538-87439-0400	87439-0400	C	4	0.280	0.177	.41	.182	.15	.128
538-87439-0500	87439-0500	C	5	0.339	0.236	.38	.30	.225	.182
538-87439-0600	87439-0600	C	6	0.398	0.295	.56	.364	.246	.182
538-87439-0700	87439-0700	C	7	0.457	0.354	.61	.417	.278	.235
538-87439-0800	87439-0800	C	8	0.516	0.413	.64	.428	.289	.249
538-87439-0900	87439-0900	C	9	0.575	0.472	.46	.407	.275	.249
538-87439-1000	87439-1000	C	10	0.634	0.531	.67	.421	.305	.263
538-87439-1100	87439-1100	C	11	0.693	0.591	.48	.417	.305	.238
538-87439-1200	87439-1200	C	12	0.752	0.650	.17	.161	.155	.148
538-87439-1400	87439-1400	C	14	0.870	0.768	.54	.471	.351	.272
538-87439-1500	87439-1500	C	15	0.929	0.827	.57	.492	.335	.294

CRIMP TERMINALS

Features:

- RoHS Compliant per Molex Documentation
- 24-30AWG

For quantities greater than listed, call for quote.

MOUSER STOCK NO.	Molex Part No.	Fig.	Contact	Plating	Price Each 1	100	500	1000
538-87421-0000	87421-0000	D	Phosphor Bronze	Tin	.11	.03	.024	.021

TOOLS

For quantities greater than listed, call for quote.

MOUSER STOCK NO.	Molex Part No.	Fig.	Description	Price Each 1	5
538-63811-6400	63811-6400	E	Hand Crimp Tool, 24-30AWG	278.20	276.06
538-63817-0000	63817-0000	F	Manual Wire Stripper	80.89	78.46
538-63817-0070	63817-0070	- - -	Straight Blade Replacement Cassette	36.11	35.30
538-63817-0071	63817-0071	- - -	V Blade Replacement Cassette	40.45	38.36

© Copyright 2013 Mouser Electronics

A

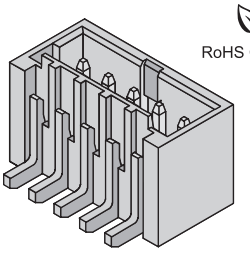

RoHS Compliant

B

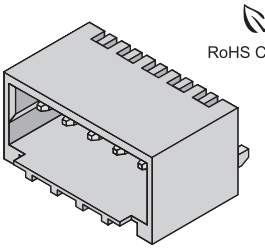

RoHS Compliant

C

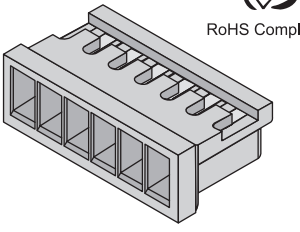

RoHS Compliant

D

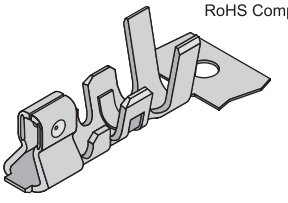

RoHS Compliant

E

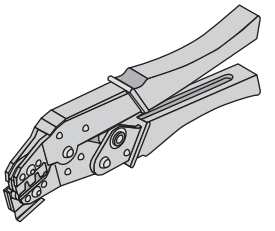

F

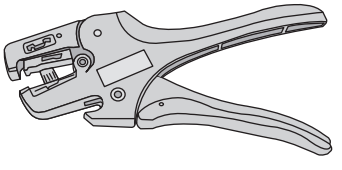

© Copyright 2013 Mouser Electronics

MOLEX 1.27mm SEARAY* Connectors

molex
one company > a world of innovation

RoHS Compliant This product is RoHS compliant.

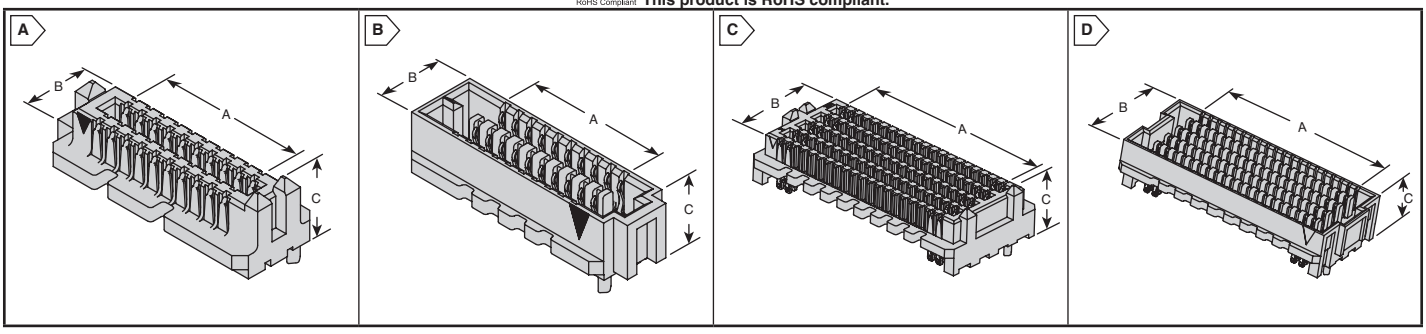

* SEARAY is a trademark of Samtec, Inc.

1.27MM (.050") SEARAY* SLIM CONNECTORS

SEARAY* Slim pushes the envelope of the SEARAY product family, offering a 4-row solution that is a narrower version of the existing SEARAY* housings. Because Slim features Molex's patented solder-charge technology and can pack tighter signal density into a 1.27mm pitch, the connector width is equivalent to that of a standard 2-row SMT product.

Features:
- Data Rates up to 12.5Gbps
- Multiple stack heights
- Robust contact design
- Molex's unique and patented solder-charge technology

Specifications:
- Voltage: 250V AC per
- Current: 2.7A per contact
- Housing: Glass-filled LCP UL 94V-0
- Operating Temperature: -55°C to + 125°C
- Contact Plating: Contact Area - 0.75µm Gold min.
  Solder Tail Area - 3.80µm Tin min.
  Underplating - 1.25µm Nickel min. overall

RoHS Compliant

For quantities greater than listed, call for quote.

MOUSER STOCK NO.	Molex Part No.	Fig.	Circuit Size	Gender	Stack Height	Dimensions: mm			Price Each		
						A	B	C	1	10	100
4 Row											
538-46556-1145	46556-1145	A	40	Plug	3.5mm	11.43	7.06	5.61	**11.24**	**9.72**	**7.98**
538-46556-1745	46556-1745	A	40	Plug	8.5mm	11.43	7.06	10.61	**13.31**	**12.34**	**9.37**
538-46557-1145	46557-1145	B	40	Receptacle	3.5mm	11.43	7.06	5.05	**10.30**	**9.14**	**7.62**
538-46557-1545	46557-1545	B	40	Receptacle	6.5mm	11.43	7.06	8.05	**10.22**	**9.32**	**7.10**
538-46556-2145	46556-2145	A	80	Plug	3.5mm	24.13	7.06	5.61	**13.39**	**12.22**	**9.31**
538-46556-2745	46556-2745	A	80	Plug	8.5mm	24.13	7.06	10.61	**11.48**	**10.17**	**7.25**
538-46557-2145	46557-2145	B	80	Receptacle	3.5mm	24.13	7.06	5.05	**12.97**	**12.22**	**9.31**
538-46557-2545	46557-2545	B	80	Receptacle	6.5mm	24.13	7.06	8.05	**10.77**	**10.15**	**7.88**
538-46556-3145	46556-3145	A	120	Plug	3.5mm	36.83	7.06	5.61	**13.31**	**12.34**	**10.34**
538-46556-3745	46556-3745	A	120	Plug	8.5mm	36.83	7.06	10.61	**13.31**	**12.34**	**9.37**
538-46557-3145	46557-3145	B	120	Receptacle	3.5mm	36.83	7.06	5.05	**13.31**	**12.34**	**10.34**
538-46557-3545	46557-3545	B	120	Receptacle	6.5mm	36.83	7.06	8.05	**13.31**	**12.34**	**10.34**
538-46556-4145	46556-4145	A	160	Plug	3.5mm	49.53	7.06	5.61	**16.64**	**14.53**	**12.93**
538-46556-4745	46556-4745	A	160	Plug	8.5mm	49.53	7.06	10.61	**16.64**	**15.42**	**11.72**
538-46557-4145	46557-4145	B	160	Receptacle	3.5mm	49.53	7.06	5.05	**16.64**	**15.42**	**12.93**
538-46557-4545	46557-4545	B	160	Receptacle	6.5mm	49.53	7.06	8.05	**16.64**	**15.42**	**12.93**
538-46556-5145	46556-5145	A	200	Plug	3.5mm	62.23	7.06	5.61	**16.44**	**15.46**	**13.52**
538-46556-5745	46556-5745	A	200	Plug	8.5mm	62.23	7.06	10.61	**24.59**	**20.23**	**18.14**
538-46557-5145	46557-5145	B	200	Receptacle	3.5mm	62.23	7.06	5.05	**22.66**	**20.23**	**18.14**
538-46557-5545	46557-5545	B	200	Receptacle	6.5mm	62.23	7.06	8.05	**16.97**	**15.96**	**13.96**

1.27MM (.050") SEARAY* CONNECTORS

The SEARAY* board to board connector is designed for applications with High pin-count devices or memory modules that are mounted on mezzanine or module PCBs.

Features:
- Data Rates up to 12.5Gbps
- Multiple stack heights
- Robust contact design
- Molex's unique and patented solder-charge technology

Specifications:
- Voltage: 250V AC per
- Current: 2.7A per contact
- Housing: Glass-filled LCP UL 94V-0
- Operating Temperature: -55°C to + 125°C
- Contact Plating: Contact Area - 0.75µm Gold min.
  Solder Tail Area - 3.80µm Tin min.
  Underplating - 1.25µm Nickel min. overall

RoHS Compliant

For quantities greater than listed, call for quote.

MOUSER STOCK NO.	Molex Part No.	Fig.	Circuit Size	Gender	Stack Height	Dimensions: mm			Price Each		
						A	B	C	1	10	100
8 Row											
538-45970-3185	45970-3185	C	240	Plug	3.5mm	36.83	12.14	5.61	**15.26**	**14.36**	**12.56**
538-45970-3385	45970-3385	C	240	Plug	5.0mm	36.83	12.14	7.11	**21.28**	**18.04**	**16.68**
538-45971-3185	45971-3185	D	240	Receptacle	3.5mm	36.83	12.14	5.05	**18.70**	**16.54**	**15.30**
538-45971-3385	45971-3385	D	240	Receptacle	5.0mm	36.83	12.14	6.55	**19.65**	**17.37**	**14.98**
538-45970-4185	45970-4185	C	320	Plug	3.5mm	49.53	12.14	5.61	**26.84**	**23.23**	**19.96**
538-45970-4385	45970-4385	C	320	Plug	5.0mm	49.53	12.14	7.11	**29.76**	**25.75**	**22.14**
538-45971-4185	45971-4185	D	320	Receptacle	3.5mm	49.53	12.14	5.05	**27.18**	**25.06**	**21.55**
538-45971-4385	45971-4385	D	320	Receptacle	5.0mm	49.53	12.14	6.55	**28.95**	**25.06**	**21.55**
10 Row											
538-45970-2115	45970-2115	C	200	Plug	3.5mm	24.13	14.68	5.61	**16.64**	**15.42**	**12.93**
538-45970-2715	45970-2715	C	200	Plug	8.5mm	24.13	14.68	10.61	**16.64**	**15.42**	**11.72**
538-45971-2115	45971-2115	D	200	Receptacle	3.5mm	24.13	14.68	5.05	**18.90**	**18.43**	**17.51**
538-45971-2515	45971-2515	D	200	Receptacle	6.5mm	24.13	14.68	8.05	**18.90**	**18.43**	**17.51**
538-45970-3115	45970-3115	C	300	Plug	3.5mm	36.83	14.68	5.61	**22.60**	**19.33**	**17.27**
538-45970-3715	45970-3715	C	300	Plug	8.5mm	36.83	14.68	10.61	**18.67**	**18.08**	**15.11**
538-45971-3115	45971-3115	D	300	Receptacle	3.5mm	36.83	14.68	5.05	**31.05**	**28.55**	**24.83**
538-45971-3515	45971-3515	D	300	Receptacle	6.5mm	36.83	14.68	8.05	**16.97**	**15.96**	**14.51**
538-45970-4115	45970-4115	C	400	Plug	3.5mm	49.53	14.68	5.61	**39.12**	**34.39**	**30.05**
538-45970-4715	45970-4715	C	400	Plug	8.5mm	49.53	14.68	10.61	**19.97**	**19.36**	**19.15**
538-45971-4115	45971-4115	D	400	Receptacle	3.5mm	49.53	14.68	5.05	**19.97**	**19.36**	**18.83**
538-45971-4515	45971-4515	D	400	Receptacle	6.5mm	49.53	14.68	8.05	**19.97**	**19.36**	**19.15**
538-45970-5115	45970-5115	C	500	Plug	3.5mm	62.23	14.68	5.61	**40.54**	**34.87**	**32.19**
538-45970-5715	45970-5715	C	500	Plug	8.5mm	62.23	14.68	10.61	**40.54**	**34.87**	**32.88**
538-45971-5115	45971-5115	D	500	Receptacle	3.5mm	62.23	14.68	5.05	**37.77**	**34.87**	**32.19**
538-45971-5515	45971-5515	D	500	Receptacle	6.5mm	62.23	14.68	8.05	**37.77**	**34.87**	**32.19**

© Copyright 2013 Mouser Electronics
© Copyright 2013 Mouser Electronics

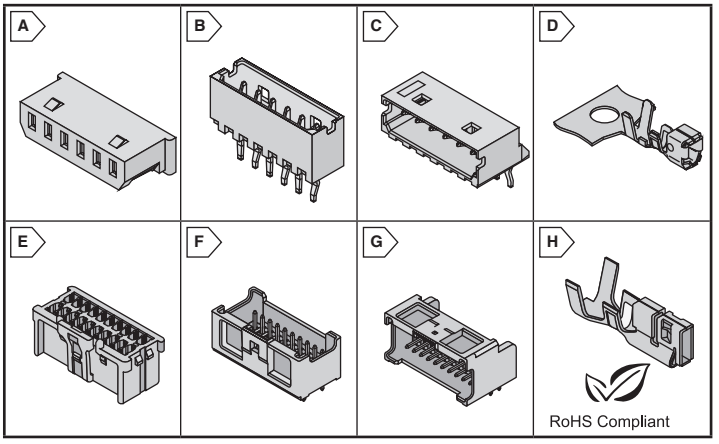

MICROBLADE™ 2.00MM (.079") PITCH WIRE-TO-BOARD CONNECTOR SYSTEM

Molex's MicroBlade™ connector system provides a compact and flexible solution for an economical and flexible solution for industry-standard 2.00mm (.079") pitch applications such as consumer and small data devices.

Features:

- Compact, low-profile size
- Box style contact
- Friction lock
- Polarizing features
- Blade-type pins
- Protection to contact area
- Good mating retention
- Design flexibility
- Ensures proper mating
- Reliable and good wipe length
- Space savings
- RoHS compliant per Molex documentation

RoHS Compliant

Housings

Specifications:

- Housing: PBTP, UL 94V-0
- Operating Temperature: -20°C to +85°C
- Color: Natural

For quantities greater than listed, call for quote.

MOUSER STOCK NO.	Molex Part No.	Fig.	No. of Circuits	Price Each 1	10	100	500
538-51004-0200	51004-0200	A	2	.61	.218	.158	.15
538-51004-0300	51004-0300	A	3	.54	.332	.235	.232
538-51004-0400	51004-0400	A	4	.70	.482	.321	.257
538-51004-0500	51004-0500	A	5	.72	.387	.287	.273
538-51004-0600	51004-0600	A	6	.81	.44	.325	.216
538-51004-0800	51004-0800	A	8	.64	.503	.342	.325
538-51004-1000	51004-1000	A	10	1.14	.635	.47	.311
538-51004-1100	51004-1100	A	11	.96	.691	.483	.332
538-51004-1200	51004-1200	A	12	1.04	.744	.565	.535
538-51004-1300	51004-1300	A	13	1.10	.791	.601	.569
538-51004-1400	51004-1400	A	14	1.17	.771	.586	.555
538-51004-1500	51004-1500	A	15	.94	.815	.62	.439

Headers

Specifications:

- Contact Resistance: 20mΩ max.
- Dielectric Withstanding Voltage: 500VAC/1 minute
- Insulation Resistance: 1000MΩ min.
- Plating: Tin
- Contact: Phosphor Bronze
- Color: Natural
- Operating Temperature: -20°C to +85°C
- Housing: Glass-filled 6/6 Nylon, UL 94V-0

For quantities greater than listed, call for quote.

MOUSER STOCK NO.	Molex Part No.	Fig.	No. of Circuits	Price Each 1	10	100	500
Vertical							
538-53014-0210	53014-0210	B	2	.82	.385	.27	.257
538-53014-0310	53014-0310	B	3	.70	.379	.28	.224
538-53014-0410	53014-0410	B	4	.86	.599	.46	.396
538-53014-0510	53014-0510	B	5	.74	.515	.448	.362
538-53014-0610	53014-0610	B	6	1.14	.61	.449	.434
538-53014-0710	53014-0710	B	7	1.34	.935	.627	.507
538-53014-0810	53014-0810	B	8	1.16	.899	.685	.549
538-53014-0910	53014-0910	B	9	1.31	.858	.773	.617
538-53014-1010	53014-1010	B	10	1.44	1.12	.858	.686
538-53014-1110	53014-1110	B	11	1.59	1.23	.944	.754
538-53014-1210	53014-1210	B	12	1.74	1.13	1.03	.824
538-53014-1310	53014-1310	B	13	1.88	1.46	1.11	.892
538-53014-1410	53014-1410	B	14	2.03	1.67	1.25	1.13
538-53014-1510	53014-1510	B	15	1.83	1.54	1.13	.915
Right Angle							
538-53015-0210	53015-0210	C	2	.93	.434	.334	.266
538-53015-0310	53015-0310	C	3	.70	.379	.28	.224
538-53015-0410	53015-0410	C	4	.86	.46	.323	.321
538-53015-0510	53015-0510	C	5	.95	.668	.448	.353
538-53015-0610	53015-0610	C	6	.85	.617	.52	.434
538-53015-0710	53015-0710	C	7	1.34	.935	.627	.507
538-53015-0810	53015-0810	C	8	.88	.76	.631	.535
538-53015-0910	53015-0910	C	9	1.31	1.01	.773	.617
538-53015-1010	53015-1010	C	10	1.31	.952	.856	.685
538-53015-1110	53015-1110	C	11	1.59	1.23	.944	.754
538-53015-1210	53015-1210	C	12	1.74	1.35	1.03	.824
538-53015-1310	53015-1310	C	13	1.88	1.46	1.11	.892
538-53015-1410	53015-1410	C	14	1.93	1.59	1.20	.995
538-53015-1510	53015-1510	C	15	1.86	1.54	1.13	.915

CRIMP TERMINAL

For quantities greater than listed, call for quote.

MOUSER STOCK NO.	Molex Part No.	Fig.	Wire Size	Price Each 1	10	100	500
538-50011-8100	50011-8100	D	24-30AWG	.35	.302	.258	.216

TOOL

For quantities greater than listed, call for quote.

MOUSER STOCK NO.	Molex Part No.	Description	Price Each
538-63819-0100	63819-0100	Hand Crimper	317.00

© Copyright 2013 Mouser Electronics

MICROCLASP™ 2.0MM (.079") RECEPTACLES AND HEADERS DUAL ROW - WIRE-TO-BOARD

The original application for the MicroClasp™ connector system was Pachinko (gaming) machines. Most of these machines previously used 2.50mm pitch WTB systems with outer positive locks. As pachinko boards became higher density with more functions, makers were looking for a smaller connector that was also easy to install. Easy installation is important because new game upgrades on daughterboard modules would be installed on-site by pachinko parlor employees. Molex developed the 2.0mm MicroClasp™ system to meet these various needs. Notches would sometimes have to be cut into panels to accommodate the old 2.50mm pitch outer-style positive lock types, but not with MicroClasp™. The smaller pitch and inner positive lock saved space and are easy to actuate in high density areas. And a unique low insertion force terminal makes it easy for operators to insert/extract connectors. In addition, MicroClasp™ is among the smallest of its kind to carry 3.0Amps as most 2.0mm pitch systems can only accommodate 2.0Amps. The extra signal power and space savings is important so Pachinko makers and other equipment makers can offer more high-end graphics/sound/etc in smaller spaces.

Features:

- Two point contact design for greater reliability
- Locking tang on contact for secure retention to the housing
- Positive lock on the housing assures secure retention when mated to a header
- Polarized mating geometry assures housings cannot be mismated to headers
- Headers fully shrouded to protect pins
- Lead-free plating
- Headers - through hole mounting

Applications:

- Coin Operated Devices
- Power Tools
- Alarms/Security systems
- Washers/Dryers
- Medical (Hospital beds, Patient monitors)
- HVAC
- Power supplies
- Exercise equipment

Electrical:

- Current: 3.0A max.
- Voltage: 250V

Physical:

- Receptacles/Headers: White, Nylon 6/6, UL 94V-0
- Pin: Brass
- Plating: Lead-free Tin
- Operating Temperature: -25°C to +85°C

For quantities greater than listed, call for quote.

MOUSER STOCK NO.	Molex Part No.	Fig.	No. of Contacts	Dimensions: in. Overall Length	First-to-Last Circuit	Price Each 1	10	25	50	100
Receptacle Housings										
538-51353-0800	51353-0800	E	8	0.449	0.236	.74	.482	.364	.332	.278
538-51353-1000	51353-1000	E	10	0.528	0.315	.88	.589	.439	.385	.332
538-51353-1200	51353-1200	E	12	0.606	0.394	.75	.567	.482	.439	.375
538-51353-1400	51353-1400	E	14	0.685	0.472	.88	.642	.546	.492	.417
538-51353-1600	51353-1600	E	16	0.764	0.551	.98	.749	.642	.578	.503
538-51353-1800	51353-1800	E	18	0.843	0.630	1.11	.784	.73	.657	.571
538-51353-2000	51353-2000	E	20	0.921	0.709	.94	.792	.738	.674	.599
538-51353-2200	51353-2200	E	22	1.000	0.787	.79	.696	.648	.536	.536
538-51353-2400	51353-2400	E	24	1.079	0.866	.90	.824	.782	.646	.60
538-51353-2600	51353-2600	E	26	1.157	0.945	1.08	1.02	.973	.948	.922
538-51353-2800	51353-2800	E	28	1.236	1.024	1.58	1.23	1.14	1.04	.939
538-51353-3000	51353-3000	E	30	1.315	1.102	1.22	1.20	1.18	1.16	.873
538-51353-3200	51353-3200	E	32	1.394	1.181	1.20	1.14	1.09	.86	.826
538-51353-3400	51353-3400	E	34	1.472	1.260	1.59	1.52	1.46	1.41	1.07
538-51353-3600	51353-3600	E	36	1.551	1.339	1.64	1.56	1.48	1.41	1.35
538-51353-3800	51353-3800	E	38	1.630	1.417	1.86	1.69	1.56	1.40	1.25
538-51353-4000	51353-4000	E	40	1.709	1.437	1.47	1.41	1.34	1.27	1.21
Vertical Headers										
538-55917-0810	55917-0810	F	8	0.449	0.236	.51	.448	.418	.382	.351
538-55917-1010	55917-1010	F	10	0.528	0.315	.54	.471	.453	.361	.319
538-55917-1210	55917-1210	F	12	0.606	0.394	.78	.606	.552	.508	.46
538-55917-1410	55917-1410	F	14	0.685	0.472	.66	.495	.461	.422	.46
538-55917-1610	55917-1610	F	16	0.764	0.551	.77	.623	.565	.525	.506
538-55917-1810	55917-1810	F	18	0.843	0.630	.98	.963	.942	.918	.694
538-55917-2010	55917-2010	F	20	0.921	0.709	1.07	1.04	1.00	.953	.671
538-55917-2210	55917-2210	F	22	1.000	0.787	1.08	1.05	1.01	.963	.888
538-55917-2410	55917-2410	F	24	1.079	0.866	.96	.91	.871	.824	.753
538-55917-2610	55917-2610	F	26	1.157	0.945	1.97	1.93	1.92	1.90	1.89
538-55917-2810	55917-2810	F	28	1.236	1.024	1.84	1.66	1.44	1.38	1.23
538-55917-3010	55917-3010	F	30	1.315	1.102	1.59	1.56	1.34	1.14	1.11
538-55917-3210	55917-3210	F	32	1.394	1.181	2.13	1.96	1.87	1.79	1.40
538-55917-3410	55917-3410	F	34	1.472	1.260	2.13	1.96	1.87	1.79	1.40
538-55917-3610	55917-3610	F	36	1.551	1.339	2.20	2.04	1.96	1.87	1.78
538-55917-3810	55917-3810	F	38	1.630	1.417	2.20	2.04	1.96	1.94	1.78
538-55917-4010	55917-4010	F	40	1.709	1.496	2.20	2.04	1.96	1.94	1.78
Right-Angle Headers										
538-55959-0830	55959-0830	G	8	0.449	0.236	.81	.779	.743	.702	.629
538-55959-1030	55959-1030	G	10	0.528	0.315	.91	.835	.782	.725	.703
538-55959-1230	55959-1230	G	12	0.606	0.394	1.11	1.05	1.01	.964	.851
538-55959-1430	55959-1430	G	14	0.685	0.472	1.39	1.25	1.16	.918	.794
538-55959-1630	55959-1630	G	16	0.764	0.551	1.09	.974	.918	.76	.737
538-55959-1830	55959-1830	G	18	0.843	0.630	1.37	1.31	1.25	1.07	.997
538-55959-2030	55959-2030	G	20	0.921	0.709	1.12	1.04	.998	.834	.777
538-55959-2230	55959-2230	G	22	1.000	0.787	1.48	1.38	1.33	1.03	.975
538-55959-2430	55959-2430	G	24	1.079	0.866	1.44	1.37	1.31	1.01	.97
538-55959-2630	55959-2630	G	26	1.157	0.945	1.68	1.64	1.58	1.53	1.49
538-55959-2830	55959-2830	G	28	1.236	1.024	1.75	1.72	1.68	1.64	1.58
538-55959-3030	55959-3030	G	30	1.315	1.102	2.72	2.69	2.65	2.61	1.44
538-55959-3230	55959-3230	G	32	1.394	1.181	2.02	1.97	1.94	1.89	1.49
538-55959-3430	55959-3430	G	34	1.472	1.260	2.02	1.97	1.94	1.25	1.21
538-55959-3630	55959-3630	G	36	1.551	1.339	2.25	2.21	2.18	2.16	1.69
538-55959-4030	55959-4030	G	40	1.709	1.496	2.65	2.53	1.82	1.72	1.66

CONTACT - FEMALE

For quantities greater than listed, call for quote.

MOUSER STOCK NO.	Molex Part No.	Fig.	Description	Price Each 1	100	500	1000
538-56134-9100	56134-9100	H	22-28AWG	.11	.059	.058	.057

TOOL

For quantities greater than listed, call for quote.

MOUSER STOCK NO.	Molex Part No.	Description	Price Each
538-63811-6300	63811-6300	Hand Crimper	317.00

© Copyright 2013 Mouser Electronics

MOLEX 2mm iGrid™ Connectors

RoHS Compliant **This page of product is compliant.**

iGrid™ is a 2.00mm grid wire to board connector system. This dual row micro connector features an internal positive latch which prevents accidental disengagement and allows to be used in high vibration enviornments.

Features:
- Compact design
- High density
- Polarization
- Mating guide
- Audible click on positive inner latch
- High retention force

Specifications:
- Current rating: 2A
- Voltage Rating: 250V
- Wire gauge: 22-28
- Max insulation diameter: 1.50mm
- Operating Temp: -25°C - +85°C

Applications:
- Appliances
- HVAC
- Security systems
- GPS
- Medical
- Gaming/Amusement

HOUSINGS

- 66Nylon UL94V-0
- Natural color
- Width: 8.2mm
- Height: 10.55mm

For quantities greater than listed, call for quote.

MOUSER STOCK NO.	Molex Part No.	Fig.	Number of Circuits	Dimensions: mm		Price Each			
				Overall Length	First-to-Last Circuit	1	10	100	500
538-501646-1000	501646-1000	A	10	12.00	8.00	1.23	.663	.491	.467
538-501646-1200	501646-1200	A	12	14.00	10.00	1.18	.685	.514	.488
538-501646-1400	501646-1400	A	14	16.00	12.00	1.33	.716	.531	.504
538-501646-1600	501646-1600	A	16	18.00	14.00	1.14	.754	.572	.542
538-501646-1800	501646-1800	A	18	20.00	16.00	1.22	.873	.663	.628
538-501646-2000	501646-2000	A	20	22.00	18.00	1.41	.926	.704	.667
538-501646-2200	501646-2200	A	22	24.00	20.00	1.33	.952	.723	.63
538-501646-2400	501646-2400	A	24	26.00	22.00	1.43	1.03	.781	.743
538-501646-2600	501646-2600	A	26	28.00	24.00	2.33	1.93	1.42	1.14
538-501646-2800	501646-2800	A	28	30.00	26.00	2.40	1.66	1.28	1.18
538-501646-3000	501646-3000	A	30	32.00	28.00	2.51	2.09	1.54	1.23
538-501646-3200	501646-3200	A	32	34.00	30.00	2.64	2.19	1.63	1.29
538-501646-3400	501646-3400	A	34	36.00	32.00	2.75	2.28	1.69	1.35
538-501646-3600	501646-3600	A	36	38.00	34.00	2.86	2.36	1.75	1.40
538-501646-3800	501646-3800	A	38	40.00	36.00	4.21	3.79	3.40	1.63
538-501646-4000	501646-4000	A	40	42.00	38.00	4.43	3.99	3.60	1.70

VERTICAL HEADERS

- 66Nylon UL94V-0
- Pin: Brass, Tin over copper
- Natural color
- Width: 8.2mm
- Height: 11.55mm

For quantities greater than listed, call for quote.

MOUSER STOCK NO.	Molex Part No.	Fig.	Number of Circuits	Dimensions: mm		Price Each			
				Overall Length	First-to-Last Circuit	1	10	100	500
538-501645-1020	501645-1020	B	10	12.00	8.00	1.05	.688	.522	.495
538-501645-1220	501645-1220	B	12	14.00	10.00	1.11	.662	.49	.465
538-501645-1420	501645-1420	B	14	16.00	12.00	1.28	.844	.642	.599
538-501645-1620	501645-1620	B	16	18.00	14.00	1.19	.784	.647	.613
538-501645-1820	501645-1820	B	18	20.00	16.00	1.34	1.04	.791	.632
538-501645-2020	501645-2020	B	20	22.00	18.00	1.41	1.09	.834	.667
538-501645-2220	501645-2220	B	22	24.00	20.00	1.54	1.20	.915	.732
538-501645-2420	501645-2420	B	24	26.00	22.00	1.71	1.33	1.01	.811
538-501645-2620	501645-2620	B	26	28.00	24.00	2.89	2.40	1.78	1.41
538-501645-2820	501645-2820	B	28	30.00	26.00	2.99	2.07	1.61	1.47
538-501645-3020	501645-3020	B	30	32.00	28.00	3.10	2.14	1.67	1.52
538-501645-3220	501645-3220	B	32	34.00	30.00	3.24	2.69	1.99	1.59
538-501645-3420	501645-3420	B	34	36.00	32.00	3.08	2.32	1.80	1.65
538-501645-3620	501645-3620	B	36	38.00	34.00	3.11	2.57	1.93	1.61
538-501645-3820	501645-3820	B	38	40.00	36.00	5.26	4.75	2.25	2.18
538-501645-4020	501645-4020	B	40	42.00	38.00	3.60	3.23	2.91	2.61

RIGHT-ANGLE HEADERS

- 66Nylon UL94V-0
- Pin: Brass, Tin over copper
- Natural color
- Width: 14.5mm
- Height: 8.3mm

For quantities greater than listed, call for quote.

MOUSER STOCK NO.	Molex Part No.	Fig.	Number of Circuits	Dimensions: mm		Price Each			
				Overall Length	First-to-Last Circuit	1	10	100	500
538-501876-1040	501876-1040	C	10	12.00	8.00	1.38	1.07	.813	.653
538-501876-1240	501876-1240	C	12	14.00	10.00	1.51	1.17	.888	.717
538-501876-1440	501876-1440	C	14	16.00	12.00	1.64	1.26	.966	.773
538-501876-1640	501876-1640	C	16	18.00	14.00	1.78	1.37	1.05	.841
538-501876-2440	501876-2440	C	24	26.00	22.00	2.14	1.77	1.31	1.05
538-501876-2640	501876-2640	C	26	28.00	24.00	2.88	2.39	1.77	1.41
538-501876-3440	501876-3440	C	34	36.00	32.00	3.61	2.97	2.24	1.86
538-501876-3640	501876-3640	C	36	38.00	34.00	3.75	3.09	2.32	1.94
538-501876-3840	501876-3840	C	38	40.00	36.00	4.46	4.01	2.90	2.81
538-501876-4040	501876-4040	C	40	42.00	38.00	4.88	4.40	2.94	2.85

TERMINALS

- Female

For quantities greater than listed, call for quote.

MOUSER STOCK NO.	Molex Part No.	Fig.	AWG	Contact	Plating	Price Each			
						1	10	100	500
538-501647-1000	501647-1000	D	22-26	Copper Alloy	Tin	.43	.134	.091	.085
538-501648-1000	501648-1000	D	26-28	Copper Alloy	Tin	.11	.08	.073	.07

TOOLING

For quantities greater than listed, call for quote.

MOUSER STOCK NO.	Molex Part No.	Fig.	Description	Price Each
538-63819-2300	63819-2300	- -	Crimp Hand Tool for 501647-1000	317.00
538-63819-2400	63819-2400	- -	Crimp Hand Tool for 501648-1000	322.96

© Copyright 2013 Mouser Electronics

A

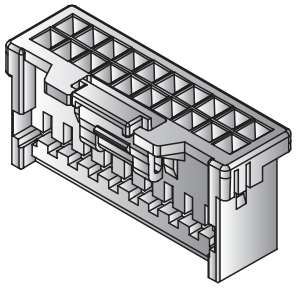

B

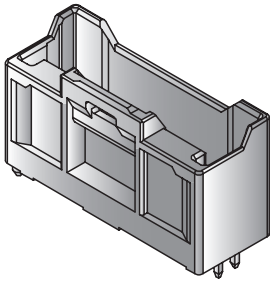

C

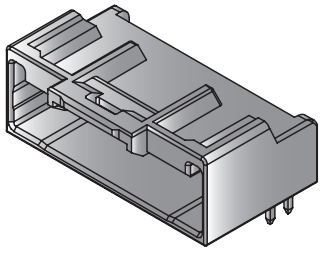

D

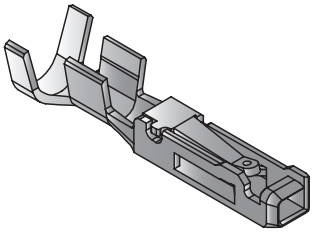

© Copyright 2013 Mouser Electronics

MOLEX 2mm Milli-Grid™ Connectors

RoHS Compliant **This product is RoHS compliant.**

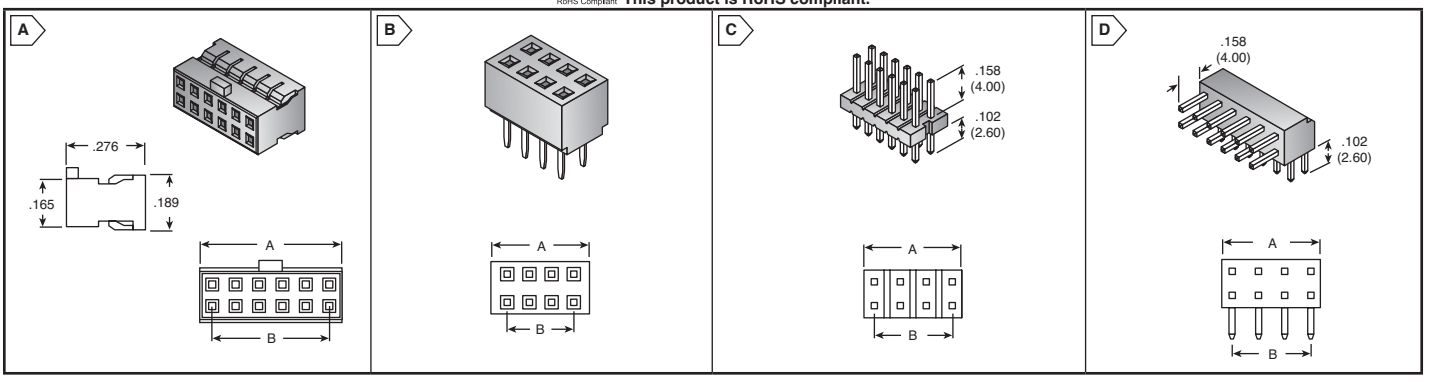

2.00MM (.079") CRIMP HOUSINGS VERTICAL DUAL ROW

- Front latches for added retention forces after mating
- Mates with 0.50mm square pin headers
- Housing: Black glass filled polyester, UL 94V-0
- Operating Temperature: -55°C to +105°C
- End-to-end and Side-to-side stackable
- AWG: 24-30

LR19980 E29179

For quantities greater than listed, call for quote.

MOUSER STOCK NO.	Molex Part No.	Fig.	No. of Circuits	Dimensions:mm A	Dimensions:mm B	Price Each 1	Price Each 10	Price Each 100
With Polarization Keys								
✻ 538-511100851	51110-0851	A	8	8.20	6.00	.46	.27	.183
✻ 538-511101051	51110-1051	A	10	10.20	8.00	.78	.342	.243
✻ 538-511101251	51110-1251	A	12	12.20	10.00	.56	.336	.277
538-511101451	51110-1451	A	14	14.20	12.00	.47	.444	.399
538-51110-1651	51110-1651	A	16	16.20	14.00	.80	.378	.342
538-511101851	51110-1851	A	18	18.20	16.00	.87	.472	.38
538-511102051	51110-2051	A	20	20.20	18.00	1.06	.567	.417
538-511102251	51110-2251	A	22	22.20	20.00	1.07	.578	.428
538-511102451	51110-2451	A	24	24.20	22.00	1.17	.631	.503
538-511102651	51110-2651	A	26	26.20	24.00	.79	.698	.629
538-511103051	51110-3051	A	30	30.20	28.00	1.10	.791	.60
Without Polarization Keys								
538-511100450	51110-0450	A	4	4.20	2.00	.64	.23	.167
538-511100650	51110-0650	A	6	6.20	4.00	.66	.297	.226
✻ 538-511100850	51110-0850	A	8	8.20	6.00	.79	.321	.247
✻ 538-51110-1050	51110-1050	A	10	10.20	8.00	.78	.342	.257
✻ 538-511101250	51110-1250	A	12	12.20	10.00	.81	.336	.277
538-511101450	51110-1450	A	14	14.20	12.00	.67	.396	.289
538-511101650	51110-1650	A	16	16.20	14.00	.78	.433	.321
538-511102050	51110-2050	A	20	20.20	18.00	.97	.567	.417
538-511102250	51110-2250	A	22	22.20	20.00	1.05	.578	.428
538-511102450	51110-2450	A	24	24.20	22.00	1.03	.673	.468
538-511102650	51110-2650	A	26	26.20	24.00	.95	.629	.478
538-511103050	51110-3050	A	30	30.20	28.00	1.10	.728	.552

✻ Center polarization key

2.00MM (.079") RECEPTACLES VERTICAL, DUAL ROW

- IR, vapor-phase and wave solder/surface mount compatible
- Dual beam contact design ensures reliable electrical performance
- Molded-in void locations for polarization to mating connector
- PC tails have tapered lead-in for insertion into the PC board
- Mates with 0.50mm square pin headers
- Through hole
- Board to board

- Current: 1.0A
- Voltage: 125V
- Housing: Black glass-filled LCP, UL 94V-0
- Operating Temperature: -55°C to 105°C
- Contact: Phosphor bronze
- Plating: 15μ" min. gold

LR19980 E29179

For quantities greater than listed, call for quote.

MOUSER STOCK NO.	Molex Part No.	Fig.	No. of Circuits	Dimensions:mm A	Dimensions:mm B	Price Each 1	Price Each 10	Price Each 100
538-79107-7001	79107-7001	B	4	4.19	2.00	1.35	1.10	.912
538-79107-7002	79107-7002	B	6	6.19	4.00	1.66	1.47	1.09
538-79107-7003	79107-7003	B	8	8.19	6.00	1.99	1.65	1.22
538-79107-7004	79107-7004	B	10	10.19	8.00	2.20	1.83	1.35
538-79107-7005	79107-7005	B	12	12.19	10.00	2.42	2.00	1.49
538-79107-7006	79107-7006	B	14	14.19	12.00	2.58	2.14	1.58
538-79107-7007	79107-7007	B	16	16.19	14.00	3.37	2.79	2.07
538-79107-7008	79107-7008	B	18	18.19	16.00	3.23	2.68	2.00
538-79107-7009	79107-7009	B	20	20.19	18.00	3.39	2.80	2.10
538-79107-7010	79107-7010	B	22	22.19	20.00	4.21	3.70	2.47
538-79107-7011	79107-7011	B	24	24.19	22.00	3.22	2.66	1.99
538-79107-7014	79107-7014	B	30	30.19	28.00	4.03	3.33	2.49
538-79107-7019	79107-7019	B	40	40.19	38.00	5.38	4.44	3.33
538-791077021	79107-7021	B	44	44.19	42.00	5.92	4.08	3.38
538-79107-7024	79107-7024	B	50	50.19	48.00	6.72	5.55	4.16

2.00MM (.079") VERTICAL HEADERS

- End-to-end stackable
- Mates with Milli-Grid Receptacles, Series 79107
- Surface Mount Compatible
- Housing: High temperature 4/6 nylon, UL 94V-0
- Contact: Phosphor bronze, 0.50mm square
- Plating: 15μ" select gold
- Operating Temperature: -55°C to +150°C
- PCB Thickness: 1.60 ± 0.10mm

LR19980 E29179

For quantities greater than listed, call for quote.

MOUSER STOCK NO.	Molex Part No.	Fig.	No. of Circuits	Dimensions:mm A	Dimensions:mm B	Price Each 1	Price Each 10	Price Each 100
538-87758-0416	87758-0416	C	4	3.90	2.00	.85	.499	.369
538-87758-0616	87758-0616	C	6	5.90	4.00	.94	.567	.378
538-87758-0816	87758-0816	C	8	7.90	6.00	1.09	.719	.546
538-87758-1016	87758-1016	C	10	9.90	8.00	1.12	.806	.612
538-87758-1216	87758-1216	C	12	11.90	10.00	1.35	.97	.737
538-87758-1416	87758-1416	C	14	13.90	12.00	1.53	1.01	.881
538-87758-1616	87758-1616	C	16	15.90	14.00	1.50	.984	.753
538-87758-1816	87758-1816	C	18	17.90	16.00	1.70	1.11	.851
538-87758-2016	87758-2016	C	20	19.90	18.00	1.87	1.29	1.01
538-87758-2216	87758-2216	C	22	21.90	20.00	1.89	1.42	1.10
538-87758-2416	87758-2416	C	24	23.90	22.00	1.95	1.47	1.13
538-87758-2616	87758-2616	C	26	25.90	24.00	2.23	1.54	1.31
538-87758-2816	87758-2816	C	28	27.90	26.00	2.41	1.81	1.40
538-87758-3016	87758-3016	C	30	29.90	28.00	1.87	1.65	1.18
538-87758-4016	87758-4016	C	40	39.90	38.00	3.01	2.08	1.75
538-87758-4216	87758-4216	C	42	41.90	40.00	6.49	5.36	4.02
538-87758-4616	87758-4616	C	46	45.90	44.00	3.08	2.31	1.92
538-87758-5016	87758-5016	C	50	49.90	48.00	3.27	2.26	1.87

2.00MM (.079") RIGHT ANGLE HEADERS

- End-to-end stackable
- Mates with Milli-Grid Receptacles, Series 79107
- Housing: Black glass-filled polyester, UL 94V-0
- Contact: Phosphor bronze, 0.50mm square
- Plating: 15μ" select gold
- Operating Temperature: -55°C to +105°C

E29179 LR19980-182

For quantities greater than listed, call for quote.

MOUSER STOCK NO.	Molex Part No.	Fig.	No. of Circuits	Dimensions:mm A	Dimensions:mm B	Price Each 1	Price Each 10	Price Each 100
538-87760-0416	87760-0416	D	4	2.00	4.00	.86	.563	.416
538-87760-0616	87760-0616	D	6	4.00	6.00	.84	.551	.408
538-87760-0816	87760-0816	D	8	6.00	8.00	.98	.709	.539
538-87760-1016	87760-1016	D	10	8.00	10.00	1.39	.918	.698
538-87760-1216	87760-1216	D	12	10.00	12.00	1.50	1.07	.817
538-87760-1416	87760-1416	D	14	12.00	14.00	1.59	1.04	.863
538-87760-1616	87760-1616	D	16	14.00	16.00	1.67	1.10	.911
538-87760-2016	87760-2016	D	20	18.00	20.00	1.95	1.34	1.05
538-87760-2416	87760-2416	D	24	22.00	24.00	1.79	1.24	.966
538-87760-2616	87760-2616	D	26	24.00	26.00	2.33	1.93	1.42

Crimp Terminal

- Contact: Phosphor bronze
- Operating Temperature: -40°C to +105°C
- Voltage: 250V

LR19980 E29179

For quantities greater than listed, call for quote.

MOUSER STOCK NO.	Molex Part No.	AWG	Price Each 1	Price Each 100	Price Each 500
538-50394-8100	50394-8100	24-30	.11	.081	.072

Tool

- 24-30AWG

For quantities greater than listed, call for quote.

MOUSER STOCK NO.	Molex Part No.	Description	Price Each 1	Price Each 5
538-63819-0100	63819-0100	Hand Crimp Tool	317.00	303.88

© Copyright 2013 Mouser Electronics

MOLEX 2mm Milli-Grid™ Connectors

RoHS Compliant **This product is RoHS compliant.**

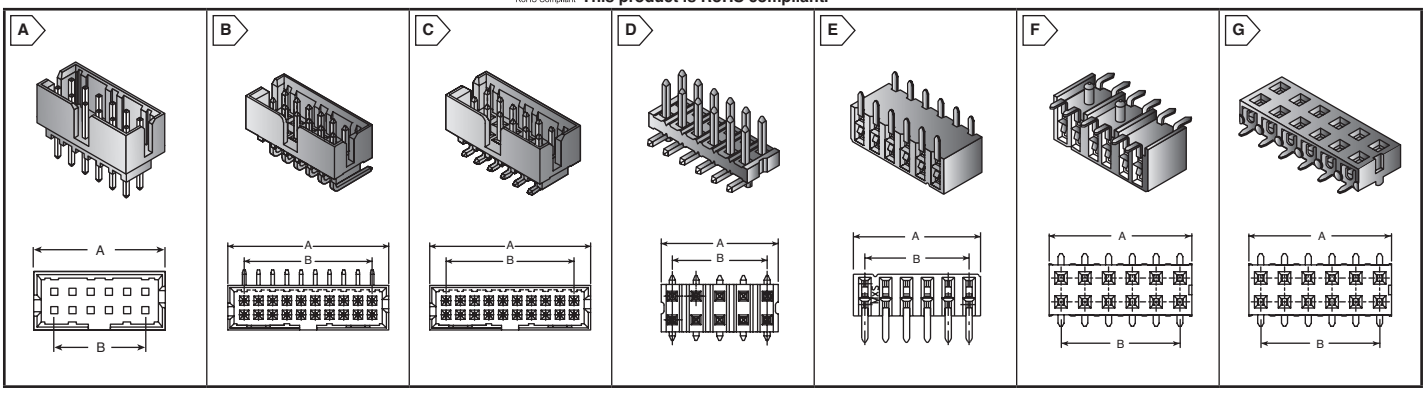

2.00MM (.079") VERTICAL SHROUDED HEADERS

- Fully shrouded to protect pins during mating/unmating
- Center slot for polarization
- Side latches for mechanical locking (18, 40 circuit only)
- No center polarization slot for circuit size 4 and 6
- Housing: Black 4/6 nylon, UL 94V-0
- Contact: Phosphor bronze
- Plating: 15μ" select gold

LR19980 E29179

For quantities greater than listed, call for quote.

MOUSER STOCK NO.	Molex Part No.	Fig.	No. of Circuits	Dimensions:mm A	Dimensions:mm B	Price Each 1	Price Each 10	Price Each 100
538-87831-0420	87831-0420	A	4	6.65	2.00	1.09	.84	.688
538-87831-0620	87831-0620	A	6	8.65	4.00	1.32	1.02	.78
538-87831-0820	87831-0820	A	8	10.65	6.00	1.14	.749	.674
538-87831-1020	87831-1020	A	10	12.65	8.00	1.47	1.13	.867
538-87831-1220	87831-1220	A	12	14.65	10.00	1.68	1.31	.996
538-87831-1420	87831-1420	A	14	16.65	12.00	1.61	1.35	.942
538-87831-1620	87831-1620	A	16	18.65	16.00	1.81	1.50	1.11
538-87831-1820	87831-1820	A	18	20.65	16.00	2.53	2.09	1.54
538-87831-2020	87831-2020	A	20	22.65	18.00	2.40	1.99	1.48
538-87831-2220	87831-2220	A	22	24.65	20.00	2.64	2.19	1.63
538-87831-2420	87831-2420	A	24	26.65	22.00	2.89	2.40	1.55
538-87831-3020	87831-3020	A	30	32.65	28.00	3.86	3.19	2.39
538-87831-4020	87831-4020	A	40	42.65	38.00	4.29	3.54	2.65
538-87831-4420	87831-4420	A	44	46.65	42.00	5.07	4.56	3.94
538-87831-5020	87831-5020	A	50	52.65	48.00	5.36	4.43	3.32

2.00MM (.079") RIGHT ANGLE SHROUDED HEADERS

- Fully shrouded to protect pins during mating/unmating
- Center polarization slot (8 to 12 Circuits)
- Center polarization slot and front windows (14 to 50 Circuits)
- Current: 2.0A • Voltage: 125V
- Housing: PA Polymide (Nylon) 4/6 UL 94V-0
- Plating Contact: 0.38μm (15μ") Gold (Au)

For quantities greater than listed, call for quote.

MOUSER STOCK NO.	Molex Part No.	Fig.	No. of Circuits	Dimensions:mm A	Dimensions:mm B	Price Each 1	Price Each 10	Price Each 100
538-87833-1020	87833-1020	B	10	12.65	8.00	1.56	1.40	.779
538-87833-1220	87833-1220	B	12	14.65	10.00	1.72	1.12	.859
538-87833-1420	87833-1420	B	14	16.65	12.00	1.72	1.19	1.01
538-87833-1620	87833-1620	B	16	18.65	14.00	2.14	1.41	1.14
538-87833-2020	87833-2020	B	20	22.65	18.00	2.66	2.21	1.64
538-87833-2420	87833-2420	B	24	26.65	22.00	3.20	2.65	1.72
538-87833-3020	87833-3020	B	30	32.65	28.00	4.28	3.54	2.65
538-87833-4020	87833-4020	B	40	42.65	38.00	4.76	3.94	2.95

2.00MM (.079") SHROUDED VERTICAL SURFACE MOUNT HEADERS

- Fully shrouded to protect pins during mating/unmating
- Center polarization slot (8 to 12 Circuits)
- Center polarization slot and front windows (14 to 50 Circuits)
- Current: 2.0A • Voltage: 125V
- Housing: PA Polymide (Nylon) 4/6, Glass-filled UL 94V-0
- Plating Contact: 0.38μm (15μ") Gold (Au)

For quantities greater than listed, call for quote.

MOUSER STOCK NO.	Molex Part No.	Fig.	No. of Circuits	Dimensions:mm A	Dimensions:mm B	Price Each 1	Price Each 10	Price Each 100
538-87832-0420	87832-0420	C	4	6.65	2.00	1.00	.872	.657
538-87832-0620	87832-0620	C	6	8.65	4.00	1.72	1.22	.858
538-87832-0820	87832-0820	C	8	10.65	6.00	1.82	1.51	1.11
538-87832-1020	87832-1020	C	10	12.65	8.00	1.81	1.39	1.06
538-87832-1220	87832-1220	C	12	14.65	10.00	1.89	1.65	1.22
538-87832-1420	87832-1420	C	14	16.65	12.00	2.07	1.72	1.10
538-87832-1620	87832-1620	C	16	18.65	14.00	2.16	1.50	1.17
538-87832-1820	87832-1820	C	18	20.65	16.00	2.79	2.32	1.50
538-87832-2020	87832-2020	C	20	22.65	18.00	2.71	2.24	1.66
538-87832-2220	87832-2220	C	22	24.65	20.00	3.26	2.71	2.00
538-87832-2420	87832-2420	C	24	26.65	22.00	3.32	2.75	2.03
538-87832-3020	87832-3020	C	30	32.65	28.00	3.24	2.24	1.85
538-87832-4020	87832-4020	C	40	42.65	38.00	4.41	3.65	2.73
538-87832-4420	87832-4420	C	44	46.65	42.00	4.85	4.01	3.01
538-87832-5020	87832-5020	C	50	52.65	48.00	5.51	4.56	3.41

2.00MM (.079") SHROUDED VERTICAL SURFACE MOUNT HEADERS

- Plastic locating pegs version for accurate placement on PCB
- Optional voided pin version for polarization to the mating part available
- Current: 2.0A • Voltage: 125V
- Housing: PA Polymide (Nylon), High Temperature UL 94V-0
- Plating Contact: 0.38μm (15μ") Selective Gold (Au)

For quantities greater than listed, call for quote.

MOUSER STOCK NO.	Molex Part No.	Fig.	No. of Circuits	Dimensions:mm A	Dimensions:mm B	Price Each 1	Price Each 10	Price Each 100
538-87759-0850	87759-0850	D	8	7.90	6.00	1.90	1.43	1.11
538-87759-1050	87759-1050	D	10	9.90	8.00	1.70	1.11	.85
538-87759-1250	87759-1250	D	12	11.90	10.00	1.42	1.26	.992
538-87759-1450	87759-1450	D	14	13.90	12.00	1.82	1.25	.979
538-87759-1650	87759-1650	D	16	15.90	14.00	1.87	1.37	1.07
538-87759-1850	87759-1850	D	18	17.90	16.00	1.79	1.58	1.24
538-87759-2050	87759-2050	D	20	19.90	18.00	2.26	1.56	1.32
538-87759-2250	87759-2250	D	22	21.90	20.00	2.09	1.84	1.46
538-87759-2450	87759-2450	D	24	23.90	22.00	2.80	2.33	1.72
538-87759-2650	87759-2650	D	26	25.90	24.00	3.20	2.20	1.71
538-87759-2850	87759-2850	D	28	27.90	26.00	3.43	2.86	2.11
538-87759-3050	87759-3050	D	30	29.90	28.00	3.12	2.58	1.94

2.00MM (.079") SIDE ENTRY RECEPTACLES

- Surface Mount Compatible
- Center polarization slot (8 to 12 Circuits)
- Housing: Black high-temperature nylon UL 94V-0
- Center polarization slot and front windows (14 to 50 Circuits)

For quantities greater than listed, call for quote.

MOUSER STOCK NO.	Molex Part No.	Fig.	No. of Circuits	Dimensions:mm A	Dimensions:mm B	Price Each 1	Price Each 10	Price Each 100
538-87264-0852	87264-0852	E	8	8.20	6.00	2.12	1.59	1.24
538-87264-1052	87264-1052	E	10	10.20	8.00	2.53	2.10	1.55
538-87264-1852	87264-1852	E	18	18.20	16.00	3.14	2.36	1.83
538-87264-2052	87264-2052	E	20	20.20	18.00	2.99	2.24	1.85
538-87264-2452	87264-2452	E	24	24.20	22.00	3.35	2.10	1.77
538-87264-2852	87264-2852	E	28	28.20	26.00	3.91	3.85	3.30
538-87264-4252	87264-4252	E	42	42.20	40.00	5.19	5.10	4.76
538-87264-4852	87264-4852	E	48	48.20	46.00	6.24	6.17	5.26
538-87264-5052	87264-5052	E	50	50.20	48.00	6.25	4.44	3.68

2.0MM (.079") SIDE ENTRY SMT RECEPTACLES

- Polarization peg standard
- Plating Contact: Phosphor Bronze (CuSn)
- Current: 1.0A
- Voltage: 125V

For quantities greater than listed, call for quote.

MOUSER STOCK NO.	Molex Part No.	Fig.	No. of Circuits	Dimensions:mm A	Dimensions:mm B	Price Each 1	Price Each 10	Price Each 100
538-87368-1624	87368-1624	F	16	16.20	14.00	3.94	2.94	2.44
538-87368-2424	87368-2424	F	24	24.20	22.00	5.11	5.06	4.68
538-87368-3024	87368-3024	F	30	30.20	28.00	5.75	5.68	5.24
538-87368-4424	87368-4424	F	44	44.20	42.00	7.86	6.64	5.14
538-87368-5024	87368-5024	F	50	50.20	48.00	9.57	9.51	9.48

2.00MM (.079") TOP/BOTTOM ENTRY SMT RECEPTACLES

- Locating peg version standard
- Very low profile height of 2.15mm
- End-to-end stackable
- Plating Contact: Phosphor Bronze (CuSn)
- Current: 1.0A
- Voltage: 125V
- Housing: LCP Liquid Crystal Polymer, Glass-filled UL 94V-0

For quantities greater than listed, call for quote.

MOUSER STOCK NO.	Molex Part No.	Fig.	No. of Circuits	Dimensions:mm A	Dimensions:mm B	Price Each 1	Price Each 10	Price Each 100
538-87340-0424	87340-0424	G	4	4.00	2.00	1.09	.721	.596
538-87340-0624	87340-0624	G	6	6.00	4.00	1.55	1.02	.777
538-87340-0824	87340-0824	G	8	8.00	6.00	1.84	1.27	.984
538-87340-1024	87340-1024	G	10	10.00	8.00	2.04	1.54	1.20
538-87340-1224	87340-1224	G	12	12.00	10.00	2.42	1.69	1.32
538-87340-1424	87340-1424	G	14	14.00	12.00	2.96	2.21	1.84
538-87340-1624	87340-1624	G	16	16.00	14.00	3.32	2.48	2.07
538-87340-1824	87340-1824	G	18	18.00	16.00	3.61	2.70	2.24
538-87340-2024	87340-2024	G	20	20.00	18.00	3.84	2.65	2.19

© Copyright 2013 Mouser Electronics

© Copyright 2013 Mouser Electronics

MOLEX 2.50mm SPOX™ Connectors

molex
one company > a world of innovation

RoHS Compliant This product is RoHS compliant.

DIMENSIONS: mm

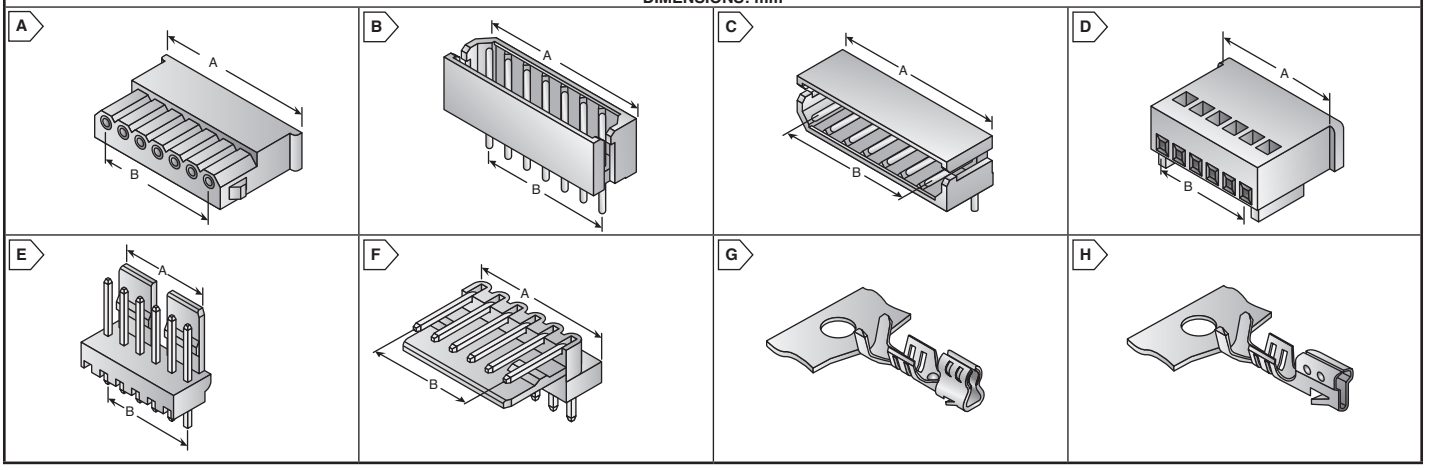

CRIMP TERMINAL HOUSINGS

- Series 5264-N
- Very low profile
- Friction lock
- Molded-in pull tabs
- Mates with series 5267-NA and 5268-NA
- Use with terminal series 5263
- Operating temperature: -40°C to +105°C
- Housing: 6/6 nylon, UL 94V-0
- RoHS Compliant per Molex documentation

LR19980 E29179 RoHS Compliant

For quantities greater than listed, call for quote.

MOUSER STOCK NO.	Molex Part No.	Fig.	No. of Circuits	Dimensions: mm A	Dimensions: mm B	Price Each 1	Price Each 10	Price Each 100	Price Each 500
538-50-37-5023	50-37-5023	A	2	5.80	2.50	.49	.203	.167	.152
538-50-37-5033	50-37-5033	A	3	8.30	5.00	.61	.254	.203	.19
538-50-37-5043	50-37-5043	A	4	10.80	7.50	.74	.305	.251	.225
538-50-37-5053	50-37-5053	A	5	13.30	10.00	.69	.396	.289	.278
538-50-37-5063	50-37-5063	A	6	15.80	12.50	.79	.46	.332	.321
538-50-37-5073	50-37-5073	A	7	18.30	15.00	.96	.519	.384	.365
538-50-37-5083	50-37-5083	A	8	20.80	17.50	.98	.567	.417	.396
538-50-37-5093	50-37-5093	A	9	23.30	20.00	1.08	.583	.47	.446
538-50-37-5103	50-37-5103	A	10	25.80	22.50	1.18	.685	.503	.471
538-50-37-5113	50-37-5113	A	11	28.30	25.00	.96	.752	.624	.464
538-50-37-5123	50-37-5123	A	12	30.80	27.50	1.04	.738	.567	.537
538-50-37-5133	50-37-5133	A	13	33.30	30.00	1.00	.658	.544	.515
538-50-37-5143	50-37-5143	A	14	35.80	32.50	1.16	.761	.578	.548
538-50-37-5153	50-37-5153	A	15	38.30	35.00	1.19	.785	.597	.565

FULLY SHROUDED HEADERS

- Series 5276-NA and 5268-NA
- 0.70mm round pins
- Polarized
- Friction lock
- Mates with series 5264-N and 42219
- Contact: brass
- Plating: tin
- Housing: 6/6 nylon, UL 94V-0
- Operating temperature: 0°C to +75°C
- RoHS Compliant per Molex documentation

LR19980 E29179 RoHS Compliant

For quantities greater than listed, call for quote.

MOUSER STOCK NO.	Molex Part No.	Fig.	No. of Circuits	Dimensions: mm A	Dimensions: mm B	Price Each 1	Price Each 10	Price Each 100	Price Each 500
Vertical									
538-22-03-5025	22-03-5025	B	2	7.40	2.50	.70	.437	.291	.268
538-22-03-5035	22-03-5035	B	3	9.90	5.00	.81	.44	.353	.332
538-22-03-5045	22-03-5045	B	4	12.40	7.50	.96	.518	.417	.396
538-22-03-5055	22-03-5055	B	5	14.90	10.00	1.05	.749	.567	.535
538-22-03-5065	22-03-5065	B	6	17.40	12.50	1.19	.845	.642	.61
538-22-03-5075	22-03-5075	B	7	19.90	15.00	.87	.725	.583	.472
538-22-03-5085	22-03-5085	B	8	22.40	17.50	1.46	.96	.793	.751
538-22-03-5095	22-03-5095	B	9	24.90	20.00	1.59	1.13	.799	.567
538-22-03-5105	22-03-5105	B	10	27.40	22.50	1.73	1.24	.945	.896
538-22-03-5125	22-03-5125	B	12	32.40	27.50	1.53	1.47	1.37	1.09
538-22-03-5145	22-03-5145	B	14	37.40	32.50	1.95	1.34	1.04	1.04
538-22-03-5155	22-03-5155	B	15	39.90	35.00	2.07	1.55	1.21	1.10
Right Angle									
538-22-05-7025	22-05-7025	C	2	7.40	2.50	.91	.524	.385	.371
538-22-05-7035	22-05-7035	C	3	9.90	5.00	1.03	.61	.449	.431
538-22-05-7045	22-05-7045	C	4	12.40	7.50	1.21	.706	.524	.46
538-22-05-7055	22-05-7055	C	5	14.90	10.00	1.04	.686	.474	.433
538-22-05-7065	22-05-7065	C	6	17.40	12.50	1.16	.827	.578	.41
538-22-05-7075	22-05-7075	C	7	19.90	15.00	1.28	.845	.698	.661
538-22-05-7085	22-05-7085	C	8	22.40	17.50	1.53	1.18	.905	.723
538-22-05-7095	22-05-7095	C	9	24.90	20.00	1.52	1.08	.826	.783
538-22-05-7105	22-05-7105	C	10	27.40	22.50	1.49	.974	.747	.613

CRIMP TERMINAL HOUSINGS

- Series 5102-N
- Low profile
- Friction lock
- Molded-in pull tabs
- Mates with series 5045 and 5046
- Use with terminal series 5103
- Operating temperature: -40°C to +105°C
- Housing: 6/6 nylon, UL 94V-0
- RoHS Compliant per Molex documentation

LR19980 E29179 RoHS Compliant

For quantities greater than listed, call for quote.

MOUSER STOCK NO.	Molex Part No.	Fig.	No. of Circuits	Dimensions: mm A	Dimensions: mm B	Price Each 1	Price Each 10	Price Each 100	Price Each 500
538-22-01-1024	22-01-1024	D	2	6.00	2.50	.57	.235	.159	.152
538-22-01-1034	22-01-1034	D	3	8.50	5.00	.50	.209	.158	.143
538-51191-0400	51191-0400	D	4	12.50	7.50	.55	.197	.142	.139
538-22-01-1054	22-01-1054	D	5	13.50	10.00	.57	.332	.257	.235
538-22-01-1064	22-01-1064	D	6	16.00	12.50	.67	.375	.266	.263
538-22-01-1074	22-01-1074	D	7	18.50	15.00	.73	.393	.291	.276
538-22-01-1084	22-01-1084	D	8	21.00	17.50	.71	.43	.319	.303
538-22-01-1094	22-01-1094	D	9	23.50	20.00	.88	.613	.411	.333
538-22-01-1104	22-01-1104	D	10	26.00	22.50	.94	.505	.375	.355
538-22-01-1114	22-01-1114	D	11	28.50	25.00	.91	.504	.406	.385

HEADERS

- Mates with series 5102-N housings
- .064mm square wire pins
- Contact: Brass
- Plating: Tin
- Housing: 6/6 nylon, UL 94V-0
- Operating temperature: -40°C to +105°C
- RoHS Compliant per Molex documentation

LR19980 E29179 RoHS Compliant

For quantities greater than listed, call for quote.

MOUSER STOCK NO.	Molex Part No.	Fig.	No. of Circuits	Dimensions: mm A	Dimensions: mm B	Price Each 1	Price Each 10	Price Each 100	Price Each 500
Vertical - Polarizing Lock - Series 5045									
538-22-04-1021	22-04-1021	E	2	4.50	2.50	.94	.542	.37	.284
538-22-04-1031	22-04-1031	E	3	7.00	5.00	1.05	.749	.526	.373
538-22-04-1041	22-04-1041	E	4	9.50	7.50	1.00	.715	.50	.407
538-22-04-1051	22-04-1051	E	5	12.00	10.00	1.42	.942	.716	.677
538-22-04-1061	22-04-1061	E	6	14.50	12.50	1.77	1.16	1.05	.838
538-22-04-1071	22-04-1071	E	7	17.00	15.00	1.66	1.19	.831	.645
538-22-04-1081	22-04-1081	E	8	19.50	17.50	1.74	1.32	.944	.937
538-22-04-1091	22-04-1091	E	9	22.00	20.00	1.90	1.43	1.03	1.02
538-22-04-1101	22-04-1101	E	10	24.50	22.50	2.00	1.51	1.08	1.07
538-22-04-1111	22-04-1111	E	11	27.00	25.00	2.46	1.70	1.32	1.21
Mini-Latch™ Right Angle - Friction Lock - Series 5046									
538-22-05-1022	22-05-1022	F	2	4.50	2.50	1.37	1.04	.91	.728
538-22-05-1032	22-05-1032	F	3	7.00	5.00	1.44	1.03	.723	.562
538-22-05-1042	22-05-1042	F	4	9.50	7.50	1.66	1.24	.893	.888
538-22-05-1052	22-05-1052	F	5	12.00	10.00	1.80	1.35	.97	.964
538-22-05-1072	22-05-1072	F	7	17.00	15.00	2.21	1.66	1.19	1.18
538-22-05-1082	22-05-1082	F	8	19.50	17.50	2.43	1.82	1.31	1.29

CRIMP TERMINALS

- Series 5263 and 5103
- Anti-fishhooking design
- RoHS Compliant per Molex documentation

RoHS Compliant

For quantities greater than listed, call for quote.

MOUSER STOCK NO.	Molex Part No.	Fig.	Type	AWG	Plating	Price Each 1	Price Each 100	Price Each 500	Price Each 1000
Series 5263									
538-08-70-1040	08-70-1040	G	Female	22-28	Tin/Bronze	.28	.225	.181	.147
Series 5103									
538-08-70-0057	08-70-0057	H	Female	22-28	Tin/Brass	.27	.102	.094	.082

TOOLING

MOUSER STOCK NO.	Molex Part No.	Description	Price Each
538-63811-5200	63811-5200	Hand Crimp Tool, 22 - 28 AWG	253.60

© Copyright 2013 Mouser Electronics

© Copyright 2013 Mouser Electronics

MOLEX Micro-Fit 3.0™ Connectors

molex
one company > a world of innovation

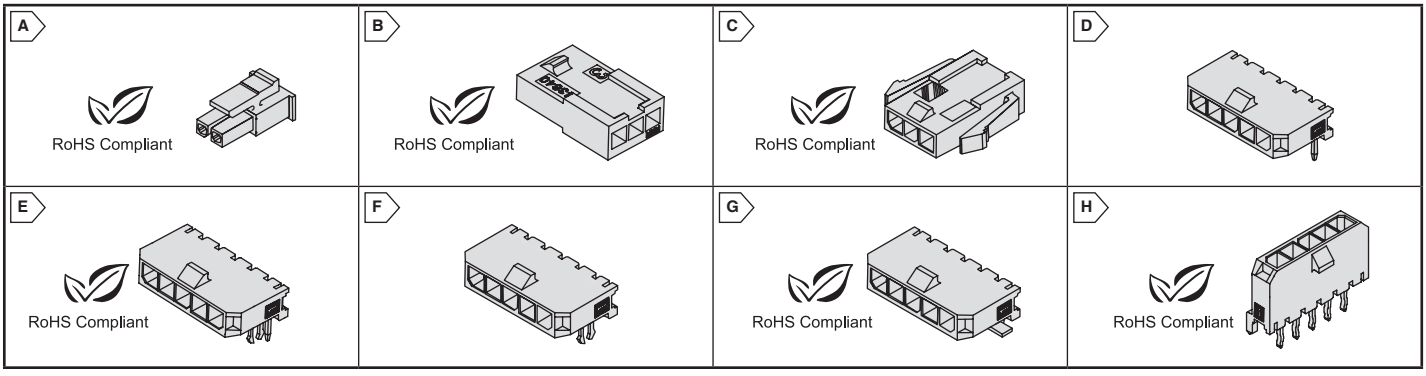

SINGLE ROW CONNECTORS

- 250V AC rating
- UL 94V-0, CSA TUV approved

Specifications:

- 3.00mm Pitch
- Fully isolated contacts
- Full polarization
- Positive locks
- Surface Mount Compatiable
- Up to 5.0A per circuit

For quantities greater than listed, call for quote.

MOUSER STOCK NO.	Molex Part No.	Fig.	No. of Circuits	Plating	Price Each 1	10	100
Crimp Housing Receptacles - Use With 43030 Terminals							
538-43645-0200	43645-0200	A	2	–	.63	.261	.214
538-43645-0300	43645-0300	A	3	–	.69	.282	.225
538-43645-0400	43645-0400	A	4	–	.85	.35	.289
538-43645-0500	43645-0500	A	5	–	.81	.337	.256
538-43645-0600	43645-0600	A	6	–	.91	.631	.417
538-43645-0700	43645-0700	A	7	–	.84	.492	.364
538-43645-0800	43645-0800	A	8	–	.90	.535	.353
538-43645-0900	43645-0900	A	9	–	1.03	.521	.417
538-43645-1000	43645-1000	A	10	–	1.03	.599	.449
538-43645-1100	43645-1100	A	11	–	1.16	.609	.45
538-43645-1200	43645-1200	A	12	–	1.22	.706	.488
Crimp Housing Plugs - Free Hanging - Use With 43031 Terminals							
538-43640-0201	43640-0201	B	2	–	.73	.301	.246
538-43640-0301	43640-0301	B	3	–	.86	.396	.268
538-43640-0401	43640-0401	B	4	–	.92	.417	.289
538-43640-0501	43640-0501	B	5	–	.61	.328	.257
538-43640-0601	43640-0601	B	6	–	.75	.421	.311
538-43640-0701	43640-0701	B	7	–	.86	.45	.334
538-43640-0801	43640-0801	B	8	–	.87	.479	.355
538-43640-0901	43640-0901	B	9	–	.93	.676	.586
538-43640-1001	43640-1001	B	10	–	1.06	.559	.413
538-43640-1101	43640-1101	B	11	–	1.05	.79	.633
538-43640-1201	43640-1201	B	12	–	.66	.535	.491
Crimp Housing Plugs - Panel Mount - Use With 43031 Terminals							
538-43640-0200	43640-0200	C	2	–	.59	.301	.246
538-43640-0300	43640-0300	C	3	–	.92	.375	.278
538-43640-0400	43640-0400	C	4	–	.60	.321	.235
538-43640-0500	43640-0500	C	5	–	.49	.477	.407
538-43640-0600	43640-0600	C	6	–	.80	.449	.311
Right Angle Headers - Snap-in-Peg Locks							
538-43650-0200	43650-0200	D	2	Tin	1.12	.867	.663
538-43650-0300	43650-0300	D	3	Tin	1.40	1.01	.824
538-43650-0400	43650-0400	D	4	Tin	1.55	1.20	.91
538-43650-0500	43650-0500	D	5	Tin	1.80	1.49	1.10
538-43650-0600	43650-0600	D	6	Tin	2.23	1.96	1.29
538-43650-0700	43650-0700	D	7	Tin	1.86	1.54	1.14
538-43650-0800	43650-0800	D	8	Tin	2.82	2.48	1.65
538-43650-0900	43650-0900	D	9	Tin	2.23	1.84	1.36
538-43650-0201	43650-0201	D	2	15µ" Gold	1.41	1.09	.696
538-43650-0301	43650-0301	D	3	15µ" Gold	1.67	1.29	.984
538-43650-0401	43650-0401	D	4	15µ" Gold	1.94	1.50	1.13
538-43650-0501	43650-0501	D	5	15µ" Gold	1.87	1.55	1.18
538-43650-0601	43650-0601	D	6	15µ" Gold	2.10	1.73	1.28
538-43650-0701	43650-0701	D	7	15µ" Gold	2.33	1.93	1.42
538-43650-0801	43650-0801	D	8	15µ" Gold	2.56	2.12	1.57
538-43650-1001	43650-1001	D	10	15µ" Gold	3.00	2.48	1.84
538-43650-1201	43650-1201	D	12	15µ" Gold	3.43	2.86	2.38
Right Angle Headers - Solderable Retention Clip							
538-43650-0203	43650-0203	E	2	Tin	.95	.836	.653
538-43650-0303	43650-0303	E	3	Tin	.90	.827	.749
538-43650-0403	43650-0403	E	4	Tin	1.79	1.49	1.10
538-43650-0503	43650-0503	E	5	Tin	1.96	1.51	1.16
538-43650-0603	43650-0603	E	6	Tin	2.07	1.71	1.26
Right Angle Headers - SMT - Solderable Retention Clip							
538-43650-0209	43650-0209	F	2	Tin	2.03	1.54	1.20
538-43650-0309	43650-0309	F	3	Tin	2.48	1.72	1.34
538-43650-0409	43650-0409	F	4	Tin	2.97	2.47	1.83
538-43650-0509	43650-0509	F	5	Tin	3.00	2.04	1.73
538-43650-0609	43650-0609	F	6	Tin	3.65	3.02	2.26
538-43650-0210	43650-0210	F	2	15µ" Gold	3.55	3.25	1.50
538-43650-0310	43650-0310	F	3	15µ" Gold	4.13	2.15	1.67
538-43650-0410	43650-0410	F	4	15µ" Gold	3.43	2.85	2.11
538-43650-0510	43650-0510	F	5	15µ" Gold	6.05	5.33	3.55
538-43650-0610	43650-0610	F	6	15µ" Gold	3.32	2.49	2.07

For quantities greater than listed, call for quote.

MOUSER STOCK NO.	Molex Part No.	Fig.	No. of Circuits	Plating	Price Each 1	10	100
Right Angle Headers - SMT - Solder Tabs							
538-43650-0212	43650-0212	G	2	Tin	2.10	1.78	1.28
538-43650-0312	43650-0312	G	3	Tin	2.34	1.96	1.40
538-43650-0412	43650-0412	G	4	Tin	3.10	2.14	1.90
538-43650-0512	43650-0512	G	5	Tin	4.71	2.31	1.66
538-43650-0612	43650-0612	G	6	Tin	3.43	2.85	2.13
538-43650-0712	43650-0712	G	7	Tin	6.56	2.40	2.16
538-43650-0812	43650-0812	G	8	Tin	3.21	3.10	2.33
538-43650-0912	43650-0912	G	9	Tin	4.70	3.88	2.91
538-43650-1012	43650-1012	G	10	Tin	4.21	3.48	2.60
538-43650-1112	43650-1112	G	11	Tin	8.32	3.05	2.53
538-43650-0213	43650-0213	G	2	15µ" Gold	2.80	1.84	1.43
538-43650-0313	43650-0313	G	3	15µ" Gold	1.87	1.81	1.55
538-43650-0413	43650-0413	G	4	15µ" Gold	2.36	2.15	1.97
538-43650-0513	43650-0513	G	5	15µ" Gold	3.18	2.18	1.82
538-43650-0613	43650-0613	G	6	15µ" Gold	3.73	3.08	2.31
Vertical Headers - PCB Pegs							
538-43650-0215	43650-0215	H	2	Tin	.97	.674	.449
538-43650-0315	43650-0315	H	3	Tin	1.26	.974	.738
538-43650-0415	43650-0415	H	4	Tin	1.54	1.19	.91
538-43650-0515	43650-0515	H	5	Tin	1.46	1.12	.856
538-43650-0615	43650-0615	H	6	Tin	1.63	1.25	.962
538-43650-0715	43650-0715	H	7	Tin	1.80	1.39	1.07
538-43650-0815	43650-0815	H	8	Tin	1.98	1.53	1.17
538-43650-0915	43650-0915	H	9	Tin	1.84	1.52	1.12
538-43650-1015	43650-1015	H	10	Tin	1.98	1.64	1.21
538-43650-1115	43650-1115	H	11	Tin	2.47	2.18	1.79
538-43650-1215	43650-1215	H	12	Tin	3.32	2.80	1.50
538-43650-0216	43650-0216	H	2	15µ" Gold	1.16	.898	.684
538-43650-0316	43650-0316	H	3	15µ" Gold	1.26	.836	.685
538-43650-0416	43650-0416	H	4	15µ" Gold	1.61	1.24	.947
538-43650-0516	43650-0516	H	5	15µ" Gold	1.87	1.55	1.14
538-43650-0616	43650-0616	H	6	15µ" Gold	1.74	1.44	1.07
538-43650-0716	43650-0716	H	7	15µ" Gold	1.93	1.59	1.18
538-43650-0816	43650-0816	H	8	15µ" Gold	1.75	1.58	1.23
538-43650-0916	43650-0916	H	9	15µ" Gold	2.30	1.90	1.41
538-43650-1016	43650-1016	H	10	15µ" Gold	2.07	1.86	1.52
538-43650-1116	43650-1116	H	11	15µ" Gold	3.09	1.88	1.63
538-43650-1216	43650-1216	H	12	15µ" Gold	4.45	3.80	2.16

Terminals (For Single and Dual Row Connectors)

✻ Sold in 12,000 Piece Reels

For quantities greater than listed, call for quote.

MOUSER STOCK NO.	Molex Part No.	AWG	Plating	Price Each 1	10	100
Female Sockets						
538-43030-0007	43030-0007	20 - 24	Tin	.24	.107	.096
538-43030-0010	43030-0010	26 - 30	Tin	.24	.107	.101
538-43030-0008	43030-0008	20 - 24	15µ" Gold	.21	.139	.128
538-43030-0011	43030-0011	26 - 30	15µ" Gold	.27	.116	.107
538-43030-0009	43030-0009	20 - 24	30µ" Gold	.25	.161	.139
538-43030-0012	43030-0012	26 - 30	30µ" Gold	.57	.171	.135
Female Sockets - Low Force						
✻ 538-46235-0001	46235-0001	20-24	15µ" Gold	.17	-	-
✻ 538-46235-0002	46235-0002	20-24	30µ" Gold	.17	-	-
✻ 538-46235-0004	46235-0004	26-30	30µ" Gold	.23	-	-
Male Pins						
538-43031-0007	43031-0007	20 - 24	Tin	.24	.107	.096
538-43031-0010	43031-0010	26 - 30	Tin	.15	.146	.108
538-43031-0008	43031-0008	20 - 24	15µ" Gold	.29	.123	.107
538-43031-0011	43031-0011	26 - 30	15µ" Gold	.48	.139	.113
538-43031-0009	43031-0009	20 - 24	30µ" Gold	.55	.193	.15
538-43031-0012	43031-0012	26 - 30	30µ" Gold	.64	.385	.225

Tools (For Single and Dual Row Connectors)

For quantities greater than listed, call for quote.

MOUSER STOCK NO.	Molex Part No.	Description	Price Each
538-63819-0000	63819-0000	Hand Crimp Tool	317.00
538-63811-1000	63811-1000	Universal Crimp Tool	36.11
538-11-03-0043	11-03-0043	Extraction Tool	17.33

© Copyright 2013 Mouser Electronics

© Copyright 2013 Mouser Electronics

MOLEX Micro-Fit 3.0™ Connectors

molex
one company > a world of innovation

RoHS Compliant **This product is RoHS compliant.**

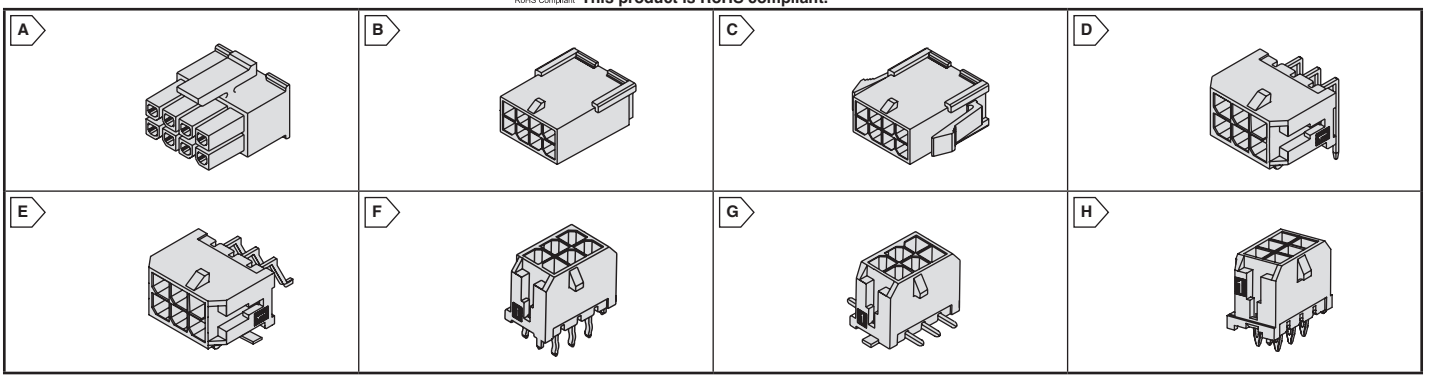

DUAL ROW CONNECTORS

Specifications:

- 3.00mm Pitch
- Fully isolated contacts
- Full polarization
- Positive locks
- Surface Mount Compatiable
- Up to 5.0A per circuit
- 250V AC rating
- UL 94V-0, CSA TUV approved

For quantities greater than listed, call for quote.

MOUSER STOCK NO.	Molex Part No.	Fig.	No. of Circuits	Plating	Price Each 1	10	100
Crimp Housing Receptacles - Use With 43030 Terminals							
538-43025-0200	43025-0200	A	2	–	.63	.261	.214
538-43025-0400	43025-0400	A	4	–	.85	.35	.265
538-43025-0600	43025-0600	A	6	–	.77	.535	.353
538-43025-0800	43025-0800	A	8	–	.82	.447	.353
538-43025-1000	43025-1000	A	10	–	1.05	.728	.492
538-43025-1200	43025-1200	A	12	–	1.24	.738	.492
538-43025-1400	43025-1400	A	14	–	1.17	.77	.631
538-43025-1600	43025-1600	A	16	–	1.37	1.06	.803
538-43025-1800	43025-1800	A	18	–	1.41	1.01	.707
538-43025-2000	43025-2000	A	20	–	1.27	.839	.685
538-43025-2200	43025-2200	A	22	–	1.72	1.23	.862
538-43025-2400	43025-2400	A	24	–	1.88	1.56	1.16
Crimp Housing Plugs - Free Hanging - Use With 43031 Terminals							
538-43020-0201	43020-0201	B	2	–	.63	.261	.214
538-43020-0401	43020-0401	B	4	–	.73	.449	.257
538-43020-0601	43020-0601	B	6	–	.80	.333	.268
538-43020-0801	43020-0801	B	8	–	.80	.46	.342
538-43020-1001	43020-1001	B	10	–	.91	.809	.532
538-43020-1201	43020-1201	B	12	–	1.09	.589	.471
538-43020-1401	43020-1401	B	14	–	.97	.696	.487
538-43020-1601	43020-1601	B	16	–	1.12	.803	.563
538-43020-1801	43020-1801	B	18	–	.89	.792	.524
538-43020-2001	43020-2001	B	20	–	1.14	1.01	.828
538-43020-2201	43020-2201	B	22	–	1.26	1.11	.838
538-43020-2401	43020-2401	B	24	–	1.84	1.42	1.08
Crimp Housing Plugs - Panel Mount - Use With 43031 Terminals							
538-430200200	43020-0200	C	2	–	.63	.261	.214
538-43020-0400	43020-0400	C	4	–	.58	.268	.182
538-43020-0600	43020-0600	C	6	–	.78	.449	.332
538-43020-0800	43020-0800	C	8	–	.89	.514	.385
538-43020-1000	43020-1000	C	10	–	1.16	.676	.507
538-43020-1200	43020-1200	C	12	–	1.22	.706	.524
538-43020-1400	43020-1400	C	14	–	1.09	.77	.546
538-43020-1600	43020-1600	C	16	–	1.25	.899	.63
538-43020-1800	43020-1800	C	18	–	1.26	1.01	.707
538-43020-2000	43020-2000	C	20	–	1.57	1.12	.855
538-43020-2200	43020-2200	C	22	–	1.72	1.13	.862
538-43020-2400	43020-2400	C	24	–	1.55	1.21	.942
Right Angle Headers - Snap-in-Peg Locks							
538-43045-0200	43045-0200	D	2	Tin	1.12	.746	.61
538-43045-0400	43045-0400	D	4	Tin	1.95	1.51	1.14
538-43045-0600	43045-0600	D	6	Tin	2.11	1.74	1.29
538-43045-0800	43045-0800	D	8	Tin	2.14	1.78	1.32
538-43045-1000	43045-1000	D	10	Tin	2.50	2.08	1.54
538-43045-1200	43045-1200	D	12	Tin	3.46	2.87	2.12
538-43045-1400	43045-1400	D	14	Tin	3.25	2.70	2.25
538-43045-1600	43045-1600	D	16	Tin	3.24	2.77	2.72
538-43045-1800	43045-1800	D	18	Tin	3.64	3.57	3.32
538-43045-2000	43045-2000	D	20	Tin	4.06	3.99	3.68
538-43045-2200	43045-2200	D	22	Tin	4.45	4.38	3.77
538-43045-2400	43045-2400	D	24	Tin	4.86	4.77	4.43
538-43045-0202	43045-0202	D	2	30µ" Gold	1.71	1.12	.857
538-43045-0402	43045-0402	D	4	30µ" Gold	2.18	1.81	1.34
538-43045-0602	43045-0602	D	6	30µ" Gold	3.00	2.56	1.84
538-43045-0802	43045-0802	D	8	30µ" Gold	3.62	2.99	2.24
538-43045-1002	43045-1002	D	10	30µ" Gold	3.52	2.91	2.01
538-43045-1202	43045-1202	D	12	30µ" Gold	4.54	3.75	2.81
538-43045-1402	43045-1402	D	14	30µ" Gold	4.57	3.78	2.84
538-43045-1602	43045-1602	D	16	30µ" Gold	7.92	6.97	4.64
538-43045-1802	43045-1802	D	18	30µ" Gold	5.74	5.40	4.64
538-43045-2002	43045-2002	D	20	30µ" Gold	9.10	8.01	5.34
538-43045-2202	43045-2202	D	22	30µ" Gold	7.02	4.84	4.35
538-43045-2402	43045-2402	D	24	30µ" Gold	7.66	6.33	5.28

For quantities greater than listed, call for quote.

MOUSER STOCK NO.	Molex Part No.	Fig.	No. of Circuits	Plating	Price Each 1	10	100
Right Angle Headers - SMT - Solder Tabs							
538-43045-0209	43045-0209	E	2	Tin	2.69	1.85	1.65
538-43045-0409	43045-0409	E	4	Tin	2.89	2.25	2.00
538-43045-0609	43045-0609	E	6	Tin	3.21	2.31	2.03
538-43045-0809	43045-0809	E	8	Tin	4.29	2.49	2.25
538-43045-1009	43045-1009	E	10	Tin	6.28	3.04	2.73
538-43045-1209	43045-1209	E	12	Tin	7.31	3.35	3.01
538-43045-0211	43045-0211	E	2	30µ" Gold	3.35	1.98	1.78
538-43045-0411	43045-0411	E	4	30µ" Gold	3.77	2.68	2.41
538-43045-0611	43045-0611	E	6	30µ" Gold	4.34	4.22	3.48
538-43045-0811	43045-0811	E	8	30µ" Gold	4.12	4.00	3.43
538-43045-1011	43045-1011	E	10	30µ" Gold	5.54	4.26	3.83
538-43045-1211	43045-1211	E	12	30µ" Gold	6.92	5.72	4.29
Vertical Headers - Thru-hole - Offset Terminal Retention							
538-430-45-0212	43045-0212	F	2	Tin	1.22	.661	.524
538-43045-0412	43045-0412	F	4	Tin	1.34	1.04	.792
538-43045-0612	43045-0612	F	6	Tin	1.59	1.11	1.07
538-43045-0812	43045-0812	F	8	Tin	2.13	1.75	1.31
538-43045-1012	43045-1012	F	10	Tin	2.08	1.71	1.27
538-43045-1212	43045-1212	F	12	Tin	2.86	2.36	1.75
538-43045-1412	43045-1412	F	14	Tin	3.47	2.86	2.39
538-43045-1612	43045-1612	F	16	Tin	3.00	2.48	2.07
538-43045-1812	43045-1812	F	18	Tin	3.37	2.79	2.33
538-43045-2012	43045-2012	F	20	Tin	3.35	3.30	2.79
538-43045-2212	43045-2212	F	22	Tin	5.48	4.11	3.35
538-43045-2412	43045-2412	F	24	Tin	4.01	3.95	3.65
538-43045-0214	43045-0214	F	2	30µ" Gold	1.40	1.18	.703
538-43045-0414	43045-0414	F	4	30µ" Gold	2.09	1.64	1.29
538-43045-0614	43045-0614	F	6	30µ" Gold	2.30	2.15	1.71
538-43045-0814	43045-0814	F	8	30µ" Gold	2.23	1.85	1.54
538-43045-1014	43045-1014	F	10	30µ" Gold	3.51	2.90	2.17
538-43045-1214	43045-1214	F	12	30µ" Gold	3.35	2.77	2.08
538-43045-1414	43045-1414	F	14	30µ" Gold	3.79	3.72	3.45
538-43045-1614	43045-1614	F	16	30µ" Gold	4.22	4.07	3.75
538-43045-1814	43045-1814	F	18	30µ" Gold	7.34	6.30	4.31
538-43045-2014	43045-2014	F	20	30µ" Gold	8.82	7.47	5.33
538-43045-2214	43045-2214	F	22	30µ" Gold	9.32	8.27	5.50
538-43045-2414	43045-2414	F	24	30µ" Gold	9.80	8.65	5.77
Vertical Headers - SMT - Solder Tabs							
538-43045-0218	43045-0218	G	2	Tin	2.35	1.83	1.63
538-430-45-0418	43045-0418	G	4	Tin	3.33	2.75	2.03
538-430-45-0618	43045-0618	G	6	Tin	3.34	2.88	2.13
538-430-45-0818	43045-0818	G	8	Tin	3.26	2.45	2.20
538-43045-1018	43045-1018	G	10	Tin	3.92	3.23	2.43
538-430-45-1218	43045-1218	G	12	Tin	4.24	2.94	2.65
538-43045-0220	43045-0220	G	2	30µ" Gold	3.17	2.08	1.85
538-43045-0420	43045-0420	G	4	30µ" Gold	3.30	3.24	2.93
538-43045-0620	43045-0620	G	6	30µ" Gold	4.39	3.53	2.72
538-43045-0820	43045-0820	G	8	30µ" Gold	4.76	3.94	3.03
538-43045-1020	43045-1020	G	10	30µ" Gold	4.49	4.41	3.35
538-43045-1220	43045-1220	G	12	30µ" Gold	10.00	4.07	3.66

MICRO-FIT CPI™ (COMPLIANT PIN INTERFACE)

For quantities greater than listed, call for quote.

MOUSER STOCK NO.	Molex Part No.	Fig.	No. of Circuits	Plating	Price Each 1	10	100
Vertical Headers - Press-Fit - Solderless							
538-44914-0201	44914-0201	H	2	Tin	1.74	1.59	1.44
538-44914-0401	44914-0401	H	4	Tin	2.27	2.25	2.24
538-44914-0601	44914-0601	H	6	Tin	2.87	2.71	2.57
538-44914-0801	44914-0801	H	8	Tin	3.50	3.30	3.12
538-44914-1001	44914-1001	H	10	Tin	4.10	3.99	3.93
538-44914-1201	44914-1201	H	12	Tin	4.70	4.55	4.52

© Copyright 2013 Mouser Electronics

MOLEX Mini-Fit™ Connectors

RoHS Compliant This product is RoHS compliant.

molex one company > a world of innovation

GLOW WIRE CAPABLE MINI-FIT JR.™ CONNECTORS

Specifications:
- Glow Wire Ignition Test (GWIT) of at least 775°C
- Glow Wire Flammability Index (GWFI) of at least 850°C
- Requires tests to be conducted on three material plaques in an identical manner and location
- Reduces time and expense associated with end product testing on molded parts

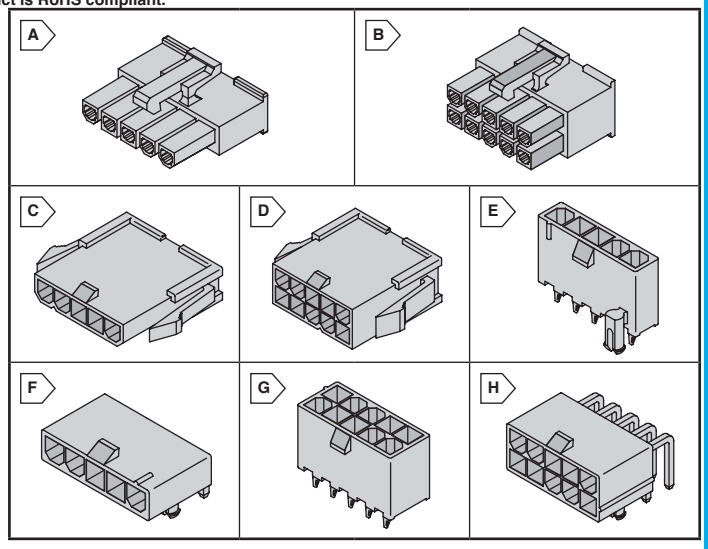

Receptacles

For quantities greater than listed, call for quote.

MOUSER STOCK NO.	Molex Part No.	Fig.	No. of Circuits	UL Rating	Price Each 1	10	100
Single Row							
538-50-29-1662	50-29-1662	A	3	94V-0	.64	.586	.539
538-50-36-1746	50-36-1746	A	4	94V-0	.44	.397	.356
Dual Row							
538-50-36-1673	50-36-1673	B	2	94V-0	.70	.417	.278
538-50-36-1672	50-36-1672	B	6	94V-0	.63	.552	.376
538-50-36-1713	50-36-1713	B	8	94V-0	.71	.674	.632
538-50-36-1671	50-36-1671	B	10	94V-0	.76	.61	.452
538-50-36-1674	50-36-1674	B	12	94V-0	.89	.845	.792
538-50-36-2293	50-36-2293	B	14	94V-0	1.23	1.16	1.08
538-50-36-1669	50-36-1669	B	16	94V-0	1.75	1.65	1.54
538-50-36-1668	50-36-1668	B	18	94V-0	1.46	1.37	1.27
538-26-01-3167	26-01-3167	B	22	94V-0	1.88	1.72	1.37
538-50-36-1667	50-36-1667	B	24	94V-0	1.63	1.53	1.42

Plugs

For quantities greater than listed, call for quote.

MOUSER STOCK NO.	Molex Part No.	Fig.	No. of Circuits	UL Rating	Price Each 1	10	100
Single Row - With Panel Mount Ears							
538-50-36-1893	50-36-1893	C	3	94V-0	.29	.266	.213
Single Row - Without Panel Mount Ears							
538-50-29-1663	50-29-1663	C	3	94V-0	.91	.803	.73
538-26-01-3093	26-01-3093	C	4	94V-0	.38	.342	.321
Dual Row - With Panel Mount Ears							
538-50-36-1734	50-36-1734	D	2	94V-0	.48	.449	.426
538-50-36-1735	50-36-1735	D	4	94V-0	.55	.524	.494
538-50-36-1736	50-36-1736	D	6	94V-0	.71	.674	.629
538-50-36-1716	50-36-1716	D	8	94V-0	.96	.899	.849
538-50-36-1739	50-36-1739	D	10	94V-0	.71	.674	.632
538-50-36-1869	50-36-1869	D	12	94V-0	.84	.781	.737
538-50-36-1876	50-36-1876	D	14	94V-0	1.06	.995	.933
538-26-01-3187	26-01-3187	D	18	94V-0	.76	.691	.551
Dual Row - With Panel Mount Ears							
538-50-36-1678	50-36-1678	D	2	94V-0	.51	.492	.46
538-50-36-1679	50-36-1679	D	4	94V-0	.62	.578	.547
538-50-36-1681	50-36-1681	D	5	94V-0	.67	.642	.598
538-50-36-1737	50-36-1737	D	8	94V-0	.73	.696	.651
538-50-36-1738	50-36-1738	D	10	94V-0	.80	.749	.706
538-26-01-3096	26-01-3096	D	12	94V-0	1.22	1.11	1.06
538-50-36-1676	50-36-1676	D	16	94V-0	1.29	1.22	1.12

PCB Headers

For quantities greater than listed, call for quote.

MOUSER STOCK NO.	Molex Part No.	Fig.	No. of Circuits	UL Rating	Price Each 1	10	100
Single Row - Vertical - Pegs							
538-50-36-1809	50-36-1809	E	3	94V-0	.80	.756	.712
Single Row - Right Angle - Pegs							
538-50-36-1769	50-36-1769	F	3	94V-0	.62	.564	.45
538-50-36-1779	50-36-1779	F	4	94V-0	.90	.824	.657
Dual Row - Vertical - Pegs							
538-50-36-1699	50-36-1699	G	2	94V-0	.58	.545	.516
538-50-36-1702	50-36-1702	G	4	94V-0	.95	.912	.855
538-50-36-1819	50-36-1819	G	5	94V-0	1.49	1.40	1.29
538-50-36-1704	50-36-1704	G	6	94V-0	1.28	1.21	1.13
538-50-36-1706	50-36-1706	G	8	94V-0	1.53	1.44	1.34
538-50-36-1708	50-36-1708	G	10	94V-0	1.82	1.70	1.58
538-50-36-1711	50-36-1711	G	12	94V-0	2.44	2.29	2.13
Dual Row - Right Angle - Pegs							
538-50-36-2375	50-36-2375	H	2	94V-0	.63	.556	.445
538-50-36-2306	50-36-2306	H	4	94V-0	1.05	.92	.738
538-50-36-1747	50-36-1747	H	5	94V-0	1.31	1.18	1.03
538-50-36-2377	50-36-2377	H	6	94V-0	1.36	1.23	.985
538-50-36-1744	50-36-1744	H	8	94V-0	1.73	1.63	1.51
538-50-36-2298	50-36-2298	H	14	94V-0	2.32	2.12	1.25
Dual Row - Vertical - No Pegs							
538-50-36-1882	50-36-1882	G	2	94V-0	.65	.623	.585
538-50-36-1884	50-36-1884	G	4	94V-0	1.11	1.06	.987
538-50-36-1697	50-36-1697	G	6	94V-0	1.35	1.27	1.21
538-50-36-1683	50-36-1683	G	8	94V-0	1.71	1.61	1.49
538-50-36-1741	50-36-1741	G	10	94V-0	1.82	1.70	1.58
538-50-36-1886	50-36-1886	G	12	94V-0	2.08	1.81	1.46
538-50-36-1888	50-36-1888	G	14	94V-0	2.02	1.98	1.80
538-50-36-1891	50-36-1891	G	16	94V-0	2.62	2.45	2.29

MINI-FIT™ RTC VERTICAL HEADERS

Mini-Fit reflow temperature compatible (RTC) headers enjoy the same features as Mini-Fit JR™ plus are lead-free process compatible.

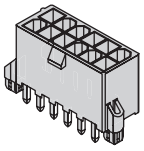

Specifications:
- Mates with Mini-Fit® receptacles
- 4.20mm pitch
- 12.0A max.
- Press-fit PCB pegs
- High-current Mini-Fit® plus HCS pins
- High Temp LCP housing

RoHS Compliant

71436 Series, Dual Row

For quantities greater than listed, call for quote.

MOUSER STOCK NO.	Molex Part No.	No. of Circuits	UL Rating	PCB Thickness	Price Each 1	10	100
538-46207-0004	46207-0004	4	94V-0	1.57mm	1.86	1.36	.974
538-46207-0006	46207-0006	6	94V-0	1.57mm	2.71	1.87	1.46
538-46207-0008	46207-0008	8	94V-0	1.57mm	2.90	2.17	1.66
538-46207-0010	46207-0010	10	94V-0	1.57mm	3.22	2.42	1.84
538-46207-0012	46207-0012	12	94V-0	1.57mm	3.91	2.69	2.23
538-46207-0024	46207-0024	24	94V-0	1.57mm	6.58	4.80	3.79
538-46207-0104	46207-0104	4	94V-0	2.36mm	2.72	2.59	2.28
538-46207-0106	46207-0106	6	94V-0	2.36mm	2.74	2.61	2.33
538-46207-0108	46207-0108	8	94V-0	2.36mm	3.30	3.12	2.81
538-46207-0110	46207-0110	10	94V-0	2.36mm	3.66	3.47	3.15
538-46207-0112	46207-0112	12	94V-0	2.36mm	4.86	4.62	3.82
538-46207-0124	46207-0124	24	94V-0	2.36mm	9.18	8.72	7.22
538-46207-0204	46207-0204	4	94V-0	3.18mm	1.82	1.73	1.53
538-46207-0206	46207-0206	6	94V-0	3.18mm	2.75	2.62	2.34
538-46207-0208	46207-0208	8	94V-0	3.18mm	3.30	3.12	2.81
538-46207-0210	46207-0210	10	94V-0	3.18mm	3.66	3.47	3.15
538-46207-0212	46207-0212	12	94V-0	3.18mm	4.86	4.62	3.82
538-46207-0024	46207-0024	24	94V-0	3.18mm	6.58	4.80	3.79

© Copyright 2013 Mouser Electronics

© Copyright 2013 Mouser Electronics

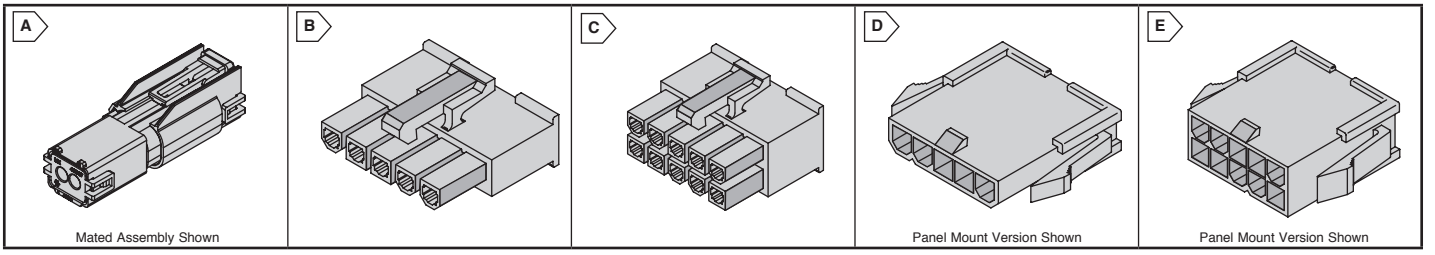

MINI-FIT® H2O SEALED CONNECTORS

Specifications:

- 4.20mm pitch
- IP67 rated
- interface and wire seals pre-installed
- 18-20AWG
- 9.0A per circuit max
- 600V max.

RoHS Compliant

For quantities greater than listed, call for quote.

MOUSER STOCK NO.	Molex Part No.	Fig.	Description	Price Each 1	10	100
Receptacle						
538-46064-0032	46064-0032	A	2 Ckt Receptacle	4.48	3.57	2.77
Plug						
538-46065-0032	46065-0032	A	2 Ckt Plug	4.39	3.52	2.73
Terminals						
538-46055-0007	46055-0007	-	Female, Tin	.45	.199	.128
538-46056-0004	46056-0004	-	Male, Tin	.51	.193	.139
Tool						
538-63819-1800	63819-1800	-	Hand Crimp	317.00	-	-

MINI-FIT JR.™ CONNECTORS

Specifications:

- 4.20mm pitch
- 9.0A per circuit max
- 600V max.
- Fully isolated terminals

RoHS Compliant

Receptacles

For quantities greater than listed, call for quote.

MOUSER STOCK NO.	Molex Part No.	Fig.	No. of Circuits	UL Rating	Price Each 1	10	100
Single Row - 5557 Series							
538-39-01-4030	39-01-4030	B	3	94V-2	.62	.255	.193
538-39-01-4031	39-01-4031	B	3	94V-0	.85	.492	.337
538-39-01-4040	39-01-4040	B	4	94V-2	.75	.309	.235
538-39-01-4041	39-01-4041	B	4	94V-0	.84	.45	.353
538-39-01-4050	39-01-4050	B	5	94V-2	.67	.396	.271
538-39-01-4051	39-01-4051	B	5	94V-0	.80	.434	.342
Dual Row - 5557 Series							
538-39-01-2020	39-01-2020	C	2	94V-2	.62	.218	.172
538-39-01-2025	39-01-2025	C	2	94V-0	.89	.365	.30
538-39-01-2040	39-01-2040	C	4	94V-2	.58	.242	.193
538-39-01-2045	39-01-2045	C	4	94V-0	.92	.417	.289
538-39-01-2060	39-01-2060	C	6	94V-2	.87	.358	.289
538-39-01-2065	39-01-2065	C	6	94V-0	.95	.556	.407
538-39-01-2080	39-01-2080	C	8	94V-2	.69	.396	.289
538-39-01-2085	39-01-2085	C	8	94V-0	1.03	.599	.449
538-39-01-2100	39-01-2100	C	10	94V-2	.82	.482	.353
538-39-01-2105	39-01-2105	C	10	94V-0	1.14	.674	.492
538-39-01-2120	39-01-2120	C	12	94V-2	1.03	.61	.471
538-39-01-21-25	39-01-2125	C	12	94V-0	1.04	.738	.521
538-39-01-2140	39-01-2140	C	14	94V-2	.73	.716	.61
538-39-01-2145	39-01-2145	C	14	94V-0	1.21	.931	.717
538-39-01-2160	39-01-2160	C	16	94V-2	1.14	.674	.492
538-39-01-2165	39-01-2165	C	16	94V-0	1.53	1.20	.824
538-39-01-2180	39-01-2180	C	18	94V-2	1.01	.728	.546
538-39-01-2185	39-01-2185	C	18	94V-0	1.25	1.03	.788
538-39-01-2200	39-01-2200	C	20	94V-2	.95	.626	.476
538-39-01-2205	39-01-2205	C	20	94V-0	1.84	1.42	1.09
538-39-01-2220	39-01-2220	C	22	94V-2	1.49	1.07	.813
538-39-01-2225	39-01-2225	C	22	94V-0	1.93	1.59	1.18
538-39-01-2240	39-01-2240	C	24	94V-2	1.23	.877	.616
538-39-01-2245	39-01-2245	C	24	94V-0	1.53	1.18	.899

Plugs

For quantities greater than listed, call for quote.

MOUSER STOCK NO.	Molex Part No.	Fig.	No. of Circuits	UL Rating	Price Each 1	10	100
Single Row - Panel Mount - 5559 Series							
538-39-01-4032	39-01-4032	D	3	94V-2	.58	.239	.197
538-39-01-4052	39-01-4052	D	5	94V-2	.64	.352	.26
538-39-01-4053	39-01-4053	D	5	94V-0	1.03	.559	.414
Single Row - Free Hanging - 5559 Series							
538-39-01-4036	39-01-4036	D	3	94V-2	.80	.353	.268
538-39-01-4037	39-01-4037	D	3	94V-0	.72	.385	.31
538-39-01-4046	39-01-4046	D	4	94V-2	.39	.365	.272
538-39-01-4047	39-01-4047	D	4	94V-0	.96	.567	.417
538-39-01-4056	39-01-4056	D	5	94V-2	.56	.321	.22

Plugs (Cont.)

For quantities greater than listed, call for quote.

MOUSER STOCK NO.	Molex Part No.	Fig.	No. of Circuits	UL Rating	Price Each 1	10	100
Dual Row - Panel Mount - 5559 Series							
538-39-01-2021	39-01-2021	E	2	94V-2	.64	.263	.217
538-39-01-2026	39-01-2026	E	2	94V-0	.80	.46	.342
538-39-01-2041	39-01-2041	E	4	94V-2	.71	.292	.235
538-39-01-2046	39-01-2046	E	4	94V-0	.74	.428	.31
538-39-01-2061	39-01-2061	E	6	94V-2	.76	.315	.257
538-39-01-2066	39-01-2066	E	6	94V-0	1.09	.631	.471
538-39-01-2081	39-01-2081	E	8	94V-2	.75	.514	.289
538-39-01-2086	39-01-2086	E	8	94V-0	1.25	.867	.578
538-39-01-2101	39-01-2101	E	10	94V-2	.79	.482	.33
538-39-01-2106	39-01-2106	E	10	94V-0	.92	.706	.487
538-39-01-2121	39-01-2121	E	12	94V-2	.77	.685	.457
538-39-01-2126	39-01-2126	E	12	94V-0	1.05	.813	.621
538-39-01-2141	39-01-2141	E	14	94V-2	1.28	.685	.599
538-39-01-2146	39-01-2146	E	14	94V-0	1.14	.821	.574
538-39-01-2161	39-01-2161	E	16	94V-2	.98	.968	.83
538-39-01-2166	39-01-2166	E	16	94V-0	1.53	1.18	.899
538-39-01-2181	39-01-2181	E	18	94V-2	.93	.663	.503
538-39-01-2201	39-01-2201	E	20	94V-2	1.48	.963	.728
538-39-01-2221	39-01-2221	E	22	94V-2	1.63	1.07	.963
538-39-01-2241	39-01-2241	E	24	94V-2	1.63	1.17	.815
Dual Row - Free Hanging - 5559 Series							
538-39-01-3023	39-01-3023	E	2	94V-2	.62	.255	.203
538-39-01-3029	39-01-3029	E	2	94V-0	.80	.46	.342
538-39-01-3043	39-01-3043	E	4	94V-2	.62	.255	.203
538-39-01-3049	39-01-3049	E	4	94V-0	.94	.546	.407
538-39-01-3063	39-01-3063	E	6	94V-2	.87	.357	.272
538-39-01-3069	39-01-3069	E	6	94V-0	.82	.631	.556
538-39-01-3083	39-01-3083	E	8	94V-2	.81	.428	.375
538-39-01-3089	39-01-3089	E	8	94V-0	.94	.653	.439
538-39-01-3103	39-01-3103	E	10	94V-2	.28	.273	.269
538-39-01-3109	39-01-3109	E	10	94V-0	1.22	.658	.487
538-39-01-3123	39-01-3123	E	12	94V-2	.75	.428	.321
538-39-01-3143	39-01-3143	E	14	94V-2	1.05	.567	.419
538-39-01-3183	39-01-3183	E	18	94V-2	1.20	1.18	1.14

Terminals

- Use with Series 5557, 5559 Receptacles and Plugs

NEW PRODUCT

For quantities greater than listed, call for quote.

MOUSER STOCK NO.	Molex Part No.	Gender	Plating	AWG	Price Each 1	100
High Current - Up to 13A Max. (When Used With a Right Angle or Mini-Fit Plus Header 46015 Series) - 45750/46012 Series						
538-45750-3112	45750-3112	Female	Tin	16	.18	.139
538-45750-1212	45750-1212	Female	Gold	18-24	.91	.375
538-46012-3142	46012-3142	Male	Tin	16	.26	.195
High Current - Up to 12A Max. - 44476/44478 Series						
538-44476-3112	44476-3112	Female	Tin	16	.23	.203
538-44476-1112	44476-1112	Female	Tin	18-20	.27	.167
538-44478-3112	44478-3112	Male	Tin	16	.27	.22
538-44478-1112	44478-1112	Male	Tin	18-20	.61	.216
5556/5558 Series						
538-39-00-0078	39-00-0078	Female	Tin	16	.21	.10
538-39-00-0186	39-00-0186	Female	Gold	16	.65	.524
538-39-00-0080	39-00-0080	Female	Tin	16	.17	.155
538-39-00-0039	39-00-0039	Female	Tin	18-24	.45	.107
538-39-00-0182	39-00-0182	Female	Gold	18-24	.70	.503
538-39-00-0060	39-00-0060	Female	Tin	18-24	.20	.15
538-39-00-0047	39-00-0047	Female	Tin	22-28	.49	.128
538-39-00-0082	39-00-0082	Male	Tin	16	.23	.105
538-39-00-0096	39-00-0096	Male	Gold	16	.67	.387
538-39-00-0041	39-00-0041	Male	Tin	18-24	.39	.10
538-39-00-0062	39-00-0062	Male	Tin	18-26	.20	.15
538-39-00-0220	39-00-0220	Male	Gold	18-24	.64	.503
538-39-00-0049	39-00-0049	Male	Tin	22-28	.25	.096
Mini-Fit Plus HMC						
538-46018-1541	46018-1541	Female	Tin	18-20	.70	.353
538-46018-2541	46018-2541	Female	Tin	22-24	.65	.353
538-46018-3541	46018-3541	Female	Tin	16	.58	.383

Tools

MOUSER STOCK NO.	Molex Part No.	Description	AWG	Price Each
538-63819-0900	63819-0900	Hand Crimp	16-24	253.03
538-63819-1000	63819-1000	Hand Crimp	22-28	253.60
538-11-03-0044	11-03-0044	Extraction	-	17.66

© Copyright 2013 Mouser Electronics

© Copyright 2013 Mouser Electronics

MOLEX Mini-Fit Jr.™ and Mini-Fit® HCS Connectors

molex
one company > a world of innovation

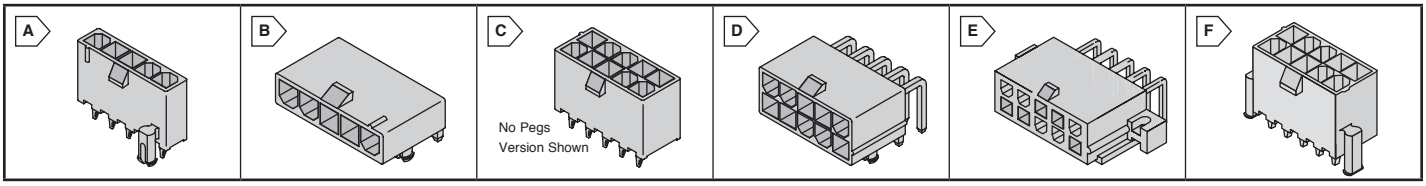

MINI-FIT JR.™ CONNECTORS

Specifications:

- 4.20mm pitch
- 9.0A per circuit max.
- 600V max.
- Fully isolated terminals

RoHS Compliant

PCB Headers

For quantities greater than listed, call for quote.

MOUSER STOCK NO.	Molex Part No.	Fig.	No. of Circuits	UL Rating	Contact Plating	Price Each 1	10	100
Single Row - Vertical - Pegs - 5566 Series								
538-39-30-1039	39-30-1039	A	3	94V-2	Tin	1.11	.781	.524
538-39-30-2030	39-30-2030	A	3	94V-0	Tin	1.17	.633	.503
538-39-30-2031	39-30-2031	A	3	94V-2	Gold	1.47	1.34	1.23
538-39-30-2040	39-30-2040	A	4	94V-0	Tin	1.37	1.16	.877
538-39-30-2050	39-30-2050	A	5	94V-0	Tin	1.57	1.21	.92
Single Row - Right Angle - Pegs - 5569 Series								
538-39-30-3035	39-30-3035	B	3	94V-2	Tin	1.13	.753	.572
538-39-30-3036	39-30-3036	B	3	94V-0	Tin	1.36	.903	.746
538-39-30-3038	39-30-3038	B	3	94V-0	Gold	2.12	1.54	1.20
538-39-30-3045	39-30-3045	B	4	94V-2	Tin	1.48	1.07	.739
538-39-30-3047	39-30-3047	B	4	94V-2	Gold	2.12	1.47	1.13
538-39-30-3055	39-30-3055	B	5	94V-2	Tin	1.69	1.11	.847
538-39-30-3056	39-30-3056	B	5	94V-0	Tin	2.25	1.98	1.31
538-39-30-3058	39-30-3058	B	5	94V-2	Gold	2.61	2.38	1.96
Dual Row - Vertical - Pegs - 5566 Series								
538-39-29-9023	39-29-9023	C	2	94V-2	Tin	.86	.599	.402
538-39-29-9027	39-29-9027	C	2	94V-0	Tin	.75	.521	.349
538-39-29-9025	39-29-9025	C	2	94V-2	Gold	.86	.653	.621
538-39-29-9043	39-29-9043	C	4	94V-2	Tin	.88	.674	.514
538-39-29-9047	39-29-9047	C	4	94V-0	Tin	1.27	.995	.749
538-39-29-9049	39-29-9049	C	4	94V-0	Gold	2.11	1.93	1.71
538-39-29-9063	39-29-9063	C	6	94V-2	Tin	1.21	.797	.606
538-39-29-9067	39-29-9067	C	6	94V-0	Tin	1.52	.995	.763
538-39-29-9083	39-29-9083	C	8	94V-2	Tin	1.33	.874	.664
538-39-29-9087	39-29-9087	C	8	94V-0	Tin	1.94	1.22	.927
538-39-29-9089	39-29-9089	C	8	94V-0	Gold	3.30	2.55	2.40
538-39-29-9103	39-29-9103	C	10	94V-2	Tin	1.82	1.19	.908
538-39-29-9107	39-29-9107	C	10	94V-0	Tin	1.86	1.29	1.05
538-39-29-9123	39-29-9123	C	12	94V-2	Tin	2.13	1.64	1.14
538-39-29-9127	39-29-9127	C	12	94V-0	Tin	2.34	1.80	1.43
538-39-29-9143	39-29-9143	C	14	94V-2	Tin	2.09	1.57	1.22
538-39-29-9147	39-29-9147	C	14	94V-0	Tin	1.96	1.74	1.39
538-39-29-9163	39-29-9163	C	16	94V-2	Tin	2.56	1.92	1.49
538-39-29-9183	39-29-9183	C	18	94V-2	Tin	2.75	2.28	1.69
538-39-29-9203	39-29-9203	C	20	94V-2	Tin	3.17	2.63	1.95
538-39-29-9207	39-29-9207	C	20	94V-0	Tin	3.27	2.71	2.02
538-39-29-9243	39-29-9243	C	24	94V-2	Tin	3.01	2.08	1.72
538-39-29-9247	39-29-9247	C	24	94V-0	Tin	3.94	3.25	2.44
Dual Row - Vertical - No Pegs - 5566 Series								
538-39-28-1023	39-28-1023	C	2	94V-2	Tin	.95	.514	.381
538-39-28-8020	39-28-8020	C	2	94V-0	Tin	1.03	.556	.485
538-39-29-0023	39-29-0023	C	2	94V-2	Gold	1.41	1.02	.71
538-39-28-1043	39-28-1043	C	4	94V-2	Tin	.94	.621	.472
538-39-28-8040	39-28-8040	C	4	94V-0	Tin	1.10	.792	.556
538-39-29-0043	39-29-0043	C	4	94V-2	Gold	2.23	1.68	1.31
538-39-28-1063	39-28-1063	C	6	94V-2	Tin	1.37	.984	.803
538-39-28-8060	39-28-8060	C	6	94V-0	Tin	1.66	1.09	.982
538-39-29-0063	39-29-0063	C	6	94V-2	Gold	3.11	2.57	1.94
Dual Row - Vertical - No Pegs - 5566 Series (Cont.)								
538-39-28-1083	39-28-1083	C	8	94V-2	Tin	1.70	1.32	.995
538-39-28-8080	39-28-8080	C	8	94V-0	Tin	2.01	1.56	1.19
538-39-28-1103	39-28-1103	C	10	94V-2	Tin	1.89	1.56	1.16
538-39-29-0103	39-29-0103	C	10	94V-2	Gold	4.53	3.12	2.59
538-39-28-1123	39-28-1123	C	12	94V-2	Tin	1.81	1.25	.976
538-39-28-8120	39-28-8120	C	12	94V-0	Tin	1.81	1.50	1.10
538-39-28-1143	39-28-1143	C	14	94V-2	Tin	2.61	2.17	1.61
538-39-28-1163	39-28-1163	C	16	94V-2	Tin	2.74	2.27	1.68
538-39-28-1183	39-28-1183	C	18	94V-2	Tin	3.08	2.56	1.89
538-39-28-1203	39-28-1203	C	20	94V-2	Tin	3.42	2.84	2.10
538-39-28-8200	39-28-8200	C	20	94V-0	Tin	4.88	3.84	2.59
538-39-28-1243	39-28-1243	C	24	94V-2	Tin	3.66	3.03	2.27
Dual Row - Right Angle - Pegs - 5569 Series								
538-39-30-1020	39-30-1020	D	2	94V-2	Tin	.87	.514	.342
538-39-30-0020	39-30-0020	D	2	94V-0	Tin	1.04	.681	.612
538-39-30-1040	39-30-1040	D	4	94V-2	Tin	.98	.649	.494
538-39-30-0040	39-30-0040	D	4	94V-0	Tin	1.35	.884	.795
538-39-30-1060	39-30-1060	D	6	94V-2	Tin	1.23	.812	.616
538-39-30-0060	39-30-0060	D	6	94V-0	Tin	1.54	1.10	.773
538-39-30-1080	39-30-1080	D	8	94V-2	Tin	1.72	1.12	.861
538-39-30-0080	39-30-0080	D	8	94V-0	Tin	2.09	1.72	1.27
538-39-30-1082	39-30-1082	D	8	94V-2	Gold	3.58	2.96	2.21
538-39-30-1100	39-30-1100	D	10	94V-2	Tin	1.81	1.50	1.11
538-39-30-0100	39-30-0100	D	10	94V-0	Tin	2.11	1.74	1.29
538-39-30-1120	39-30-1120	D	12	94V-2	Tin	1.97	1.48	1.06
538-39-30-0120	39-30-0120	D	12	94V-0	Tin	2.49	2.07	1.53
538-39-30-1121	39-30-1121	D	12	94V-0	Gold	4.01	3.32	2.48
538-39-30-1140	39-30-1140	D	14	94V-2	Tin	2.53	2.09	1.55
538-39-30-1142	39-30-1142	D	14	94V-0	Gold	5.77	4.76	3.57
538-39-30-1160	39-30-1160	D	16	94V-2	Tin	2.70	2.02	1.57
538-39-30-0160	39-30-0160	D	16	94V-0	Tin	3.40	2.82	2.09
538-39-30-1162	39-30-1162	D	16	94V-0	Gold	6.69	5.52	4.14
538-39-30-1180	39-30-1180	D	18	94V-2	Tin	3.40	2.82	2.09
538-39-30-1200	39-30-1200	D	20	94V-2	Tin	3.20	2.40	1.83
538-39-30-0200	39-30-0200	D	20	94V-0	Tin	4.06	3.35	2.51
538-39-30-1240	39-30-1240	D	24	94V-2	Tin	4.42	3.65	2.74
Dual Row - Right Angle - Flanges - 5569 Series								
538-39-29-1028	39-29-1028	E	2	94V-2	Tin	1.29	.899	.642
538-39-29-1027	39-29-1027	E	2	94V-0	Tin	.91	.674	.555
538-39-29-1048	39-29-1048	E	4	94V-2	Tin	1.09	.716	.589
538-39-29-1047	39-29-1047	E	4	94V-0	Tin	1.41	.932	.708
538-39-29-1068	39-29-1068	E	6	94V-2	Tin	1.47	.964	.796
538-39-29-1088	39-29-1088	E	8	94V-2	Tin	1.94	1.50	1.14
538-39-29-1108	39-29-1108	E	10	94V-2	Tin	1.99	1.65	1.22
538-39-29-1128	39-29-1128	E	12	94V-2	Tin	2.35	1.95	1.44
538-39-29-1148	39-29-1148	E	14	94V-2	Tin	2.77	2.30	1.70
538-39-29-1168	39-29-1168	E	16	94V-2	Tin	2.58	2.14	1.58
538-39-29-1188	39-29-1188	E	18	94V-2	Tin	2.90	2.65	2.19
538-39-29-1208	39-29-1208	E	20	94V-2	Tin	3.99	3.30	2.48
538-39-29-1248	39-29-1248	E	24	94V-2	Tin	5.05	4.18	3.65

MINI-FIT PLUS HCS™ CONNECTORS

4.20mm High Current Dual-Row Vertical Headers

Specifications:

- Voltage: 600V

Wire Size (AWG)	Dual-Row Circuit Size (When Used With 45750 Series Terminal) 2	4,6	8,10,12	14,16,18	20,22,24
16	13.0A	12.0A	10.5A	10.0A	9.5A
18	11.0A	10.0A	8.0A	8.0A	8.0A
20	9.5A	8.0A	7.5A	7.0A	7.0A

For quantities greater than listed, call for quote.

MOUSER STOCK NO.	Molex Part No.	Fig.	No. of Circuits	UL Rating	Contact Plating	Price Each 1	100	250
Without Pegs								
538-46015-0202	46015-0202	F	2	V-0	Tin	.56	.383	.375
538-46015-0206	46015-0206	F	2	V-2	Tin	.63	.439	.428
538-46015-0402	46015-0402	F	4	V-0	Tin	.87	.60	.589
538-46015-0406	46015-0406	F	4	V-2	Tin	.82	.568	.556
538-46015-0602	46015-0602	F	6	V-0	Tin	1.27	1.11	.995
538-46015-0606	46015-0606	F	6	V-2	Tin	1.02	.702	.685
538-46015-0802	46015-0802	F	8	V-0	Tin	1.43	.992	.974
538-46015-0806	46015-0806	F	8	V-2	Tin	1.29	.895	.877
538-46015-1006	46015-1006	F	10	V-0	Tin	1.46	1.01	.995
538-46015-1206	46015-1206	F	12	V-0	Tin	2.12	1.86	1.65
538-46015-1202	46015-1202	F	12	V-2	Tin	2.32	2.03	1.81
538-46015-1406	46015-1406	F	14	V-0	Tin	2.56	2.24	1.99
538-46015-1606	46015-1606	F	16	V-0	Tin	2.78	2.43	2.16
538-46015-1806	46015-1806	F	18	V-0	Tin	4.59	4.01	3.56
538-46015-2006	46015-2006	F	20	V-0	Tin	3.80	3.09	2.86
538-46015-2002	46015-2002	F	20	V-2	Tin	3.99	3.25	3.00
538-46015-2406	46015-2406	F	24	V-0	Tin	4.30	3.51	3.23
With Pegs								
538-46015-0203	46015-0203	F	2	V-0	Tin	.63	.438	.428
538-46015-0207	46015-0207	F	2	V-2	Tin	.70	.477	.471
538-46015-0403	46015-0403	F	4	V-0	Tin	1.04	.72	.706
538-46015-0407	46015-0407	F	4	V-2	Tin	.89	.616	.61
538-46015-0603	46015-0603	F	6	V-0	Tin	1.23	.855	.835
538-46015-0607	46015-0607	F	6	V-2	Tin	1.09	.752	.738
538-46015-0803	46015-0803	F	8	V-0	Tin	1.46	1.01	.984
538-46015-0807	46015-0807	F	8	V-2	Tin	1.32	.907	.888
538-46015-1003	46015-1003	F	10	V-0	Tin	2.12	1.86	1.65
538-46015-1007	46015-1007	F	10	V-2	Tin	1.48	1.02	1.01
538-46015-1203	46015-1203	F	12	V-0	Tin	2.56	2.24	1.99
538-46015-1207	46015-1207	F	12	V-2	Tin	2.33	2.04	1.82
538-46015-1403	46015-1403	F	14	V-0	Tin	2.81	2.46	2.18
538-46015-1407	46015-1407	F	14	V-2	Tin	2.76	2.41	2.14
538-46015-1603	46015-1603	F	16	V-0	Tin	3.03	2.65	2.35
538-46015-1607	46015-1607	F	16	V-2	Tin	2.80	2.45	2.18
538-46015-1803	46015-1803	F	18	V-0	Tin	3.81	3.34	2.96
538-46015-1807	46015-1807	F	18	V-2	Tin	3.39	2.96	2.63
538-46015-2003	46015-2003	F	20	V-0	Tin	3.12	2.55	2.35
538-46015-2403	46015-2403	F	24	V-0	Tin	3.51	2.86	2.64
538-46015-2407	46015-2407	F	24	V-2	Tin	3.41	2.78	2.57

© Copyright 2013 Mouser Electronics

© Copyright 2013 Mouser Electronics

MOLEX Mini-Fit® BMI and Mini-Fit Sr.™ Connectors

molex one company > a world of innovation

RoHS Compliant This product is RoHS compliant.

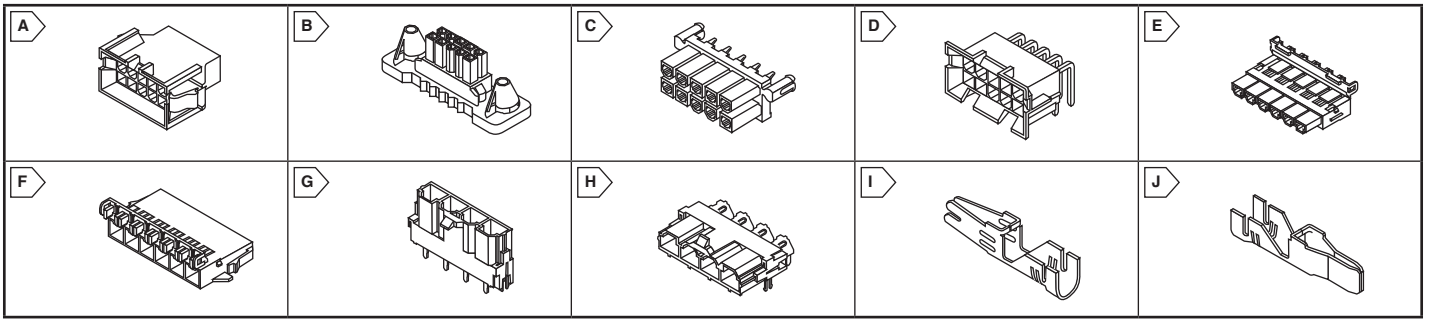

MINI-FIT® BMI (BLIND MATING SYSTEM) CONNECTORS

Features:
- Fully isolated terminals to protect contacts from damage
- Uses standard Mini-Fit® series terminals on previous page
- Dual Row

Specifications:
- Housing: 6/6 Nylon
- 600V rating
- Temperature: -40°C to +105°C
- Pitch: 4.20mm (.165")

Plugs - Dual Row

- RoHS Compliant per Molex documentation

For quantities greater than listed, call for quote.

MOUSER STOCK NO.	Molex Part No.	Fig.	No. of Circuits	Price Each 1	10	100	500
With Panel Mount Ears, UL94V-2, 42475 Series							
538-15-06-0045	15-06-0045	A	4	.73	.449	.396	.321
538-15-06-0065	15-06-0065	A	6	.91	.524	.361	.29
538-15-06-0085	15-06-0085	A	8	1.07	.599	.439	.417
538-15-06-0105	15-06-0105	A	10	1.13	.631	.46	.439
538-15-06-0145	15-06-0145	A	14	1.12	.759	.577	.478
538-15-06-0185	15-06-0185	A	18	1.84	1.42	1.09	.873
538-15-06-0245	15-06-0245	A	24	2.10	1.44	1.12	1.03

Receptacles - Dual Row

- RoHS Compliant per Molex documentation

With Panel Mount Ears, UL94V-2, 42474 Series							
538-15-06-0040	15-06-0040	B	4	1.02	.599	.411	.296
538-15-06-0060	15-06-0060	B	6	1.00	.539	.399	.38
538-15-06-0080	15-06-0080	B	8	1.10	.729	.554	.442
538-15-06-0100	15-06-0100	B	10	1.29	.79	.642	.61
538-15-06-0140	15-06-0140	B	14	.91	.895	.881	.867
538-15-06-0180	15-06-0180	B	18	1.86	1.28	1.00	.918
538-15-06-0240	15-06-0240	B	24	2.55	1.92	1.37	1.36
538-43760-0001	43760-0001	B	36	5.56	4.60	3.46	2.88
With Panel Mount Ears, UL94V-0, 42474 Series							
538-15-06-0041	15-06-0041	B	4	1.01	.717	.545	.408
538-15-06-0061	15-06-0061	B	6	1.43	.942	.663	.53
538-15-06-0101	15-06-0101	B	10	1.63	1.07	.963	.77
538-15-06-0141	15-06-0141	B	14	1.90	1.57	1.17	.937
538-15-06-0181	15-06-0181	B	18	2.61	2.16	1.61	1.28
538-15-06-0241	15-06-0241	B	24	3.10	2.14	1.93	1.61

Terminals

For quantities greater than listed, call for quote.

MOUSER STOCK NO.	Molex Part No.	Fig.	AWG	Price Each 1	100	500	1000
538-39-00-0096	39-00-0096	---	16	.67	.387	.364	.321
538-39-00-0062	39-00-0062	---	18-24	.20	.15	.133	.128

PCB HEADERS

For quantities greater than listed, call for quote.

MOUSER STOCK NO.	Molex Part No.	Fig.	No. of Circuits	Contact Plating	Price Each 1	10	100	500
Receptacle Headers, Vertical, UL94V-2, 42385 Series								
538-15-24-7040	15-24-7040	C	4	Tin	1.44	.953	.781	.738
538-15-24-7060	15-24-7060	C	6	Tin	1.97	1.36	1.06	.97
538-15-24-7100	15-24-7100	C	10	Tin	2.49	1.73	1.46	1.34
538-15-24-7140	15-24-7140	C	14	Tin	2.51	2.09	1.54	1.50
538-15-24-7180	15-24-7180	C	18	Tin	4.69	3.87	2.91	2.42
538-15-24-7240	15-24-7240	C	24	Tin	5.25	4.34	3.25	2.71
Receptacle Headers, Vertical, UL94V-0, 42385 Series								
538-15-24-7061	15-24-7061	C	6	Tin	1.97	1.48	1.16	.972
538-15-24-7101	15-24-7101	C	10	Tin	2.45	2.03	1.51	1.20
538-15-24-7141	15-24-7141	C	14	Tin	3.55	2.44	2.02	1.83
538-15-24-7241	15-24-7241	C	24	Tin	5.45	4.09	3.11	3.06
Right Angle Headers, UL94V-2, 42404 Series								
538-15-24-6040	15-24-6040	D	4	Tin	.85	.831	.819	.806
538-15-24-6060	15-24-6060	D	6	Tin	2.07	1.42	1.10	1.02
538-15-24-6140	15-24-6140	D	14	Tin	3.04	2.27	1.88	1.70
538-15-24-6180	15-24-6180	D	18	Tin	4.16	2.87	2.58	2.15
538-15-24-6240	15-24-6240	D	24	Tin	4.44	3.06	2.75	2.59

PCB HEADERS (CONT.)

For quantities greater than listed, call for quote.

MOUSER STOCK NO.	Molex Part No.	Fig.	No. of Circuits	Contact Plating	Price Each 1	10	100	500
Right Angle Headers, UL94V-0, 42404 Series								
538-15-24-9064	15-24-9064	D	6	Tin	2.27	1.46	1.12	1.12
538-15-24-9104	15-24-9104	D	10	Tin	3.40	2.82	2.09	1.67
538-15-24-9144	15-24-9144	D	14	Tin	3.79	3.14	2.34	1.96
538-15-24-9244	15-24-9244	D	24	Tin	5.07	4.19	4.17	3.75

MINI-FIT, SR.™ CONNECTORS - 10.00MM (.393") PITCH

Features:
- High Current
- Fully polarized
- Positive Locks
- Single Row
- Low engagement force
- Wire-to-wire, wire-to-board

Specifications:
- Plating: Tin over Nickel
- Contact: Copper Alloy
- Receptacles/Plugs: Polyester, UL94V-0
- Headers: Glass-filled, 4/6 Nylon, UL94V-0
- Voltage: 600V
- Temperature: -40°C to +105°C

For quantities greater than listed, call for quote.

MOUSER STOCK NO.	Molex Part No.	Fig.	No. of Circuits	Price Each 1	10	100	500
Receptacles, 42816 Series							
538-42816-0212	42816-0212	E	2	1.46	.956	.781	.738
538-42816-0312	42816-0312	E	3	1.46	1.28	1.16	1.10
538-42816-0412	42816-0412	E	4	1.77	1.59	1.50	1.43
538-42816-0512	42816-0512	E	5	1.70	1.40	1.17	1.04
538-42816-0612	42816-0612	E	6	1.85	1.53	1.27	1.13
Plugs, 42818 Series							
538-42818-0212	42818-0212	F	2	1.62	1.16	.877	.835
538-42818-0312	42818-0312	F	3	1.52	1.33	1.20	1.14
538-42818-0412	42818-0412	F	4	1.57	1.42	1.27	1.22
538-42818-0512	42818-0512	F	5	1.73	1.56	1.40	1.34
538-42818-0612	42818-0612	F	6	2.27	1.88	1.39	1.11
Vertical Header with Metal Clip Mount, SMT, 42819 Series							
538-42819-2212	42819-2212	G	2	2.99	2.47	1.59	1.47
538-42819-3212	42819-3212	G	3	3.21	2.86	2.41	2.36
538-42819-4212	42819-4212	G	4	3.97	3.36	2.27	2.04
538-42819-5212	42819-5212	G	5	5.38	4.45	3.34	2.78
538-42819-6212	42819-6212	G	6	4.32	4.18	3.61	3.33
Right Angle Header with Metal Clip Mount, SMT, 42820 Series							
538-42820-2212	42820-2212	H	2	3.60	2.96	2.23	1.85
538-42820-3212	42820-3212	H	3	3.69	3.57	2.77	2.50
538-42820-4212	42820-4212	H	4	5.83	4.83	3.33	3.01
538-42820-5212	42820-5212	H	5	4.35	4.22	3.95	3.50
538-42820-6212	42820-6212	H	6	7.18	6.07	4.69	4.28

MINI-FIT, SR.™ TERMINALS

- High Current
- Low Engagement Force
- Female: four points of electrical contact

For quantities greater than listed, call for quote.

MOUSER STOCK NO.	Molex Part No.	Fig.	Wire Size AWG	Price Each 1	100	500	1000
Female, 42815 Series - Tin							
538-42815-0011	42815-0011	I	10-12	.39	.29	.268	.248
538-42815-0031	42815-0031	I	8	.65	.482	.417	.375
538-42815-0041	42815-0041	I	14-16	.58	.438	.372	.319
Female - Select Gold							
538-42815-0012	42815-0012	I	10-12	.96	.738	.599	.498
538-42815-0042	42815-0042	I	14-16	.71	.495	.446	.398
Male, 42817 Series - Tin							
538-42817-0011	42817-0011	J	10-12	.48	.421	.35	.287
538-42817-0031	42817-0031	J	8	.51	.46	.38	.306
538-42817-0041	42817-0041	J	14-16	.52	.46	.417	.375
Male - Select Gold							
538-42817-0012	42817-0012	J	10-12	2.01	1.31	1.05	1.03
538-42817-0042	42817-0042	J	14-16	2.01	1.31	1.05	1.03

TOOLS FOR MINI-FIT, SR.™

MOUSER STOCK NO.	Molex Part No.	Description	Price Each
538-63811-1500	63811-1500	Hand Crimp Tool 8 AWG	428.00
538-63811-1600	63811-1600	Hand Crimp Tool 10-12 AWG	392.90
538-63813-0400	63813-0400	Extraction Tool	74.15
538-63811-3800	63811-3800	Hand Crimp Tool	338.12

© Copyright 2013 Mouser Electronics

© Copyright 2013 Mouser Electronics

MOLEX 7.50mm Sabre™ and 5.08mm Disk Drive Connectors

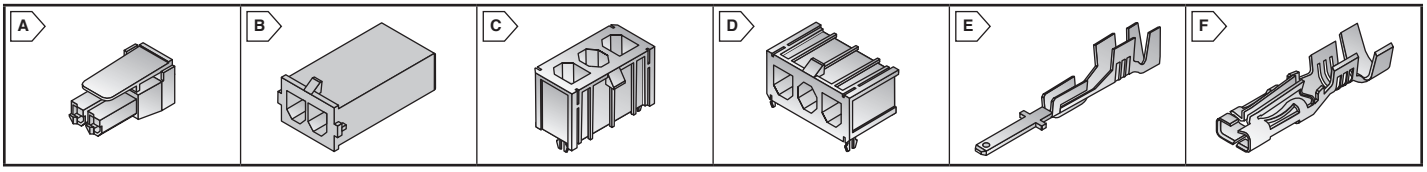

7.50MM PITCH SABRE™ CONNECTORS-SINGLE ROW

The Sabre™ system is a robust power connector supplying up to 18 amperes for high current applications. Designed and patented by Molex engineers, Sabre™ standardizes manufacturing footprints by offering both wire-to-wire and wire-to-board configurations. The terminal is designed with a Terminal Position Assurance (TPA) feature that virtually eliminates terminal backout. Activation of the TPA feature is optional. The positive locking latch on the receptacle housing prevents accidental disconnection.

Receptacles

- Polarized housing assures proper mating
- Terminals are fully isolated in housing
- Housing: Nylon, UL94V-0
- Mates with: 43160 series header and 43680 series plug
- RoHS Compliant per Molex documentation
- Temperature: -40°C to +75°C
- Voltage: 1000V
- Current: 18.0A

RoHS Compliant

For quantities greater than listed, call for quote.

MOUSER STOCK NO.	Molex Part No.	Fig.	No. of Circuits	Price Each 1	10	100	500
538-44441-2002	44441-2002	A	2	.76	.715	.643	.571
538-44441-2003	44441-2003	A	3	.80	.708	.667	.639
538-44441-2004	44441-2004	A	4	.95	.838	.755	.722
538-44441-2005	44441-2005	A	5	1.13	.819	.572	.541
538-44441-2006	44441-2006	A	6	1.27	1.11	1.01	.964

Plugs

- Wire-to-Wire
- Anti-tangle latch protects harness wires
- Polarized housing assures proper mating
- Terminals are fully isolated in housing
- RoHS Compliant per Molex documentation
- Housing: Nylon, UL94V-0
- Mates with: 44441 series receptacle
- Temperature: -40°C to +75°C
- Voltage: 1000V • Current: 18.0A

RoHS Compliant

For quantities greater than listed, call for quote.

MOUSER STOCK NO.	Molex Part No.	Fig.	No. of Circuits	Price Each 1	10	100	500
538-43680-2002	43680-2002	B	2	1.13	.616	.496	.472
538-43680-2003	43680-2003	B	3	.95	.621	.471	.449
538-43680-2004	43680-2004	B	4	1.01	.666	.506	.438
538-43680-2005	43680-2005	B	5	1.19	.783	.595	.564
538-43680-2006	43680-2006	B	6	1.35	.889	.675	.584

Vertical Headers

- Wire-to-Board Header
- Accommodates .062 board thickness
- Surface Mount Compatible
- Housing: Black glass-filled nylon, UL94V-0
- Positive Lock • Fully Polarized
- Contact: Brass
- RoHS Compliant per Molex documentation
- Plating: Tin
- PCB Thickness: 3.81mm
- Mates with: 44441 series housing
- Temperature: -40°C to +75°C
- Voltage: 1000V
- Current: 18.0A

RoHS Compliant

For quantities greater than listed, call for quote.

MOUSER STOCK NO.	Molex Part No.	Fig.	No. of Circuits	Description	Price Each 1	10	100	500
538-43160-0102	43160-0102	C	2	without board lock	1.72	1.23	.939	.819
538-43160-0103	43160-0103	C	3	without board lock	2.07	1.42	1.10	1.01
538-43160-0104	43160-0104	C	4	without board lock	2.17	1.63	1.26	1.16
538-43160-0105	43160-0105	C	5	without board lock	2.91	2.41	1.56	1.42
538-43160-0106	43160-0106	C	6	without board lock	3.30	2.74	2.02	1.62
538-43160-2102	43160-2102	C	2	with board lock	1.79	1.27	.895	.751
538-43160-2103	43160-2103	C	3	with board lock	2.00	1.66	1.23	.987
538-43160-2104	43160-2104	C	4	with board lock	2.38	2.33	1.73	1.39
538-43160-2105	43160-2105	C	5	with board lock	2.74	2.27	1.68	1.35
538-43160-2106	43160-2106	C	6	with board lock	3.09	2.56	1.89	1.52

Right Angle Headers

- Wire-to-wire or wire-to-board connector system
- Accommodates .062 board thickness
- Surface Mount Compatible
- Housing: Black glass-filled nylon, UL94V-0
- Contact: Brass
- Plating: Tin
- PCB Thickness: 3.81mm
- Mates with: 44441 series housing
- RoHS Compliant per Molex documentation

RoHS Compliant

For quantities greater than listed, call for quote.

MOUSER STOCK NO.	Molex Part No.	Fig.	No. of Circuits	Description	Price Each 1	10	100	500
538-43160-1102	43160-1102	D	2	without board lock	1.64	1.23	.96	.877
538-43160-1103	43160-1103	D	3	without board lock	2.01	1.39	1.08	.984
538-43160-1104	43160-1104	D	4	without board lock	2.38	1.65	1.27	1.17
538-43160-1105	43160-1105	D	5	without board lock	2.75	2.07	1.61	1.47
538-43160-1106	43160-1106	D	6	without board lock	3.21	2.65	1.83	1.66
538-43160-3102	43160-3102	D	2	with board lock	1.85	1.53	1.13	.912
538-43160-3103	43160-3103	D	3	with board lock	2.21	1.83	1.53	1.36
538-43160-3104	43160-3104	D	4	with board lock	2.64	1.83	1.42	1.41
538-43160-3105	43160-3105	D	5	with board lock	3.10	2.57	1.93	1.61
538-43160-3106	43160-3106	D	6	with board lock	3.30	2.73	2.02	1.62

Terminals

- Virtually eliminates terminal backout
- No secondary plastic parts needed
- Four points of electrical contact
- Accommodates single or double wire crimps
- Contact: Brass
- 43375: female • 43178: male
- Voltage: 1000V • Current: 18.0A max.
- Plating: Tin
- Female terminal mates with: 43160 series headers, 43680 series plug housing and 43178 series terminals
- Male terminal mates with: 43375 series terminal and 44441 series receptacle housing
- RoHS Compliant per Molex documentation

RoHS Compliant

For quantities greater than listed, call for quote.

MOUSER STOCK NO.	Molex Part No.	Fig.	Wire Size (AWG)	Max. Ins. Dia. Ince (mm)	Price Each 1	10	100	500
538-43178-1002	43178-1002	E	18	(.130) 3.30	.29	.161	.101	.093
✻ 538-43178-2002	43178-2002	E	14-18	(.180) 4.57	.19	.161	.114	.091
538-43375-0001	43375-0001	F	14-18	(.130) 3.30	.11	.094	.093	.067
✻ 538-43375-1001	43375-1001	F	14-18	(.180) 4.57	.17	.162	.12	.103

✻Accommodates single 14, 16 or 18 AWG wire crimps, or double 18 AWG wire crimps

Tools

For quantities greater than listed, call for quote.

MOUSER STOCK NO.	Molex Part No.	Wire Size (AWG)	Style	Description	Price Each 1	5
538-63811-7200	63811-7200	14-18	--	Crimp Tool	317.00	303.88
538-63813-2700	63813-2700	--	Female	Extraction Tool	51.91	47.26
538-63813-0800	63813-0800	--	Male	Extraction Tool	107.86	94.40

5.08MM (.200") PITCH DISK DRIVE POWER CONNECTION SYSTEMS

Female Crimp Housing

For quantities greater than listed, call for quote.

MOUSER STOCK NO.	Molex Part No.	Fig.	No. of Positions	Price Each 1	10	100
538-15-24-4048	15-24-4048	A	4	.86	.706	.479

Tools

For quantities greater than listed, call for quote.

MOUSER STOCK NO.	Molex Part No.	Description	Price Each 1	5
538-63811-7000	63811-7000	Hand Crimper	264.83	240.11
538-11-03-0037	11-03-0037	Extraction Tool	36.72	36.11

High Temperature Vertical Headers

✻with plastic peg

Features:

- Shrouded
- Antiwicking PC tails
- Surface Mount Compatible
- 4 position without pegs
- PCB
- Through Hole

Specifications:

- Housing: High-temperature Thermoplastic
- Contact: Phosphor Bronze
- Plating: Tin over Nickel
- Temperature: -40°C to +85°C
- Color: Black
- Current: 10.0A
- Voltage: 250V
- Rating: UL94V-0

For quantities greater than listed, call for quote.

MOUSER STOCK NO.	Molex Part No.	Fig.	PC Tail Length	Price Each 1	10	100
538-15-24-4557	15-24-4557	B	2.12 (.083)	1.84	1.53	1.13
538-15-24-4745	15-24-4745	B	3.58 (.141)	1.12	.995	.763
✻ 538-15-24-4742	15-24-4742	B	2.12 (.083)	1.42	1.17	1.07

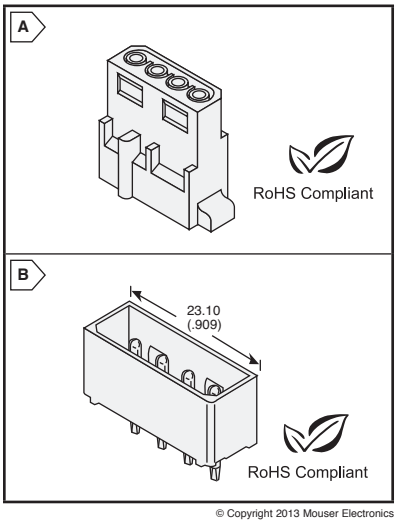

© Copyright 2013 Mouser Electronics

© Copyright 2013 Mouser Electronics

MOLEX MX150L™ Sealed Connector System

The MX150™ system from Molex is a rugged, environmentally-sealed connector system that supports both low-level signal applications as well as power applications up to 18.0A

✻All discrete components shown to the right for both the receptacle and plug housings are pre-assembled. Terminals are simply crimped and poked into the housings. No additional wire seals, wedge locks or CPA locks are required.

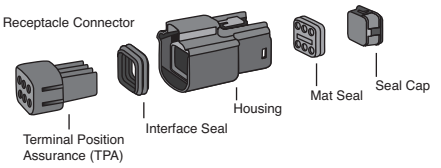

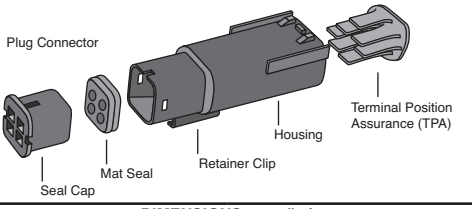

5.84MM (.230") PITCH MX150L™ - SINGLE ROW CONNECTORS

Features:
- Environmentally sealed to IP67
- Integrated mat wire seal
- Integrated interface seal (receptacles only)
- Integrated terminal position assurance (TPA)
- Simple crimp and poke application
- Field serviceable contact removal system
- Tactile and audible mating feedback

Specifications:
- 5.84mm (.230") Pitch
- Housing: SPS Glass-filled Crystalline Polymer
- Operating Temperature: -55°C to +125°C
- Dielectric Withstanding Voltage: 1500V AC min.
- Insulation Resistance: 1000MΩ

RoHS Compliant

For quantities greater than listed, call for quote.

MOUSER STOCK NO.	Molex Part No.	Fig.	No. of Circuits	Type	Wire Size AWG	A Dimension mm (in.)	Price Each 1	10	50	100
538-19418-0016	19418-0016	A	2	Receptacle	22-18	22.15 (.872)	3.32	2.97	2.47	2.14
538-19418-0017	19418-0017	A	2	Receptacle	16-14	22.15 (.872)	2.93	2.74	2.31	2.07
538-19419-0008	19419-0008	B	2	Plug	22-18	18.95 (.746)	3.24	2.75	2.29	2.05
538-19419-0007	19419-0007	B	2	Plug	16-14	18.95 (.746)	3.45	3.10	2.58	2.14

5.84MM (.230") PITCH MX150L™ - DUAL ROW CONNECTORS

Receptacles

For quantities greater than listed, call for quote.

MOUSER STOCK NO.	Molex Part No.	Fig.	No. of Circuits	Wire Size AWG	A Dimension mm (in.)	Price Each 1	10	50	100
538-19418-0018	19418-0018	C	4	22-18	22.15 (.872)	4.64	4.17	3.48	2.89
538-19418-0019	19418-0019	C	4	16-14	22.15 (.872)	4.64	4.17	3.48	2.89
538-19418-0020	19418-0020	C	6	22-18	27.99 (1.102)	6.32	5.35	4.49	4.00
538-19418-0021	19418-0021	C	6	16-14	27.99 (1.102)	6.76	6.09	5.07	4.21
538-19418-0022	19418-0022	C	8	22-18	33.83 (1.332)	7.46	6.32	5.32	4.12
538-19418-0023	19418-0023	C	8	16-14	33.83 (1.332)	7.14	6.03	5.67	4.47
538-19418-0024	19418-0024	C	10	22-18	39.67 (1.562)	8.74	8.04	6.94	5.48
538-19418-0025	19418-0025	C	10	16-14	39.67 (1.562)	8.74	8.04	6.89	5.04
538-19418-0038	19418-0038	C	12	22-18	45.51 (1.792)	8.57	8.04	6.70	6.47
538-19418-0040	19418-0040	C	16	22-18	57.19 (2.252)	10.84	9.75	8.77	7.90
538-19418-0039	19418-0039	C	16	16-14	57.19 (2.252)	10.84	9.75	8.77	7.90

Plugs

For quantities greater than listed, call for quote.

MOUSER STOCK NO.	Molex Part No.	Fig.	No. of Circuits	Wire Size AWG	A Dimension mm (in.)	Price Each 1	10	50	100
538-19419-0005	19419-0005	D	4	22-18	18.94 (.746)	4.34	3.66	3.08	2.74
538-19419-0004	19419-0004	D	4	16-14	18.94 (.746)	4.34	3.66	3.08	2.74
538-19419-0012	19419-0012	D	6	22-18	24.78 (.976)	6.03	5.11	4.29	4.06
538-19419-0011	19419-0011	D	6	16-14	24.78 (.976)	6.03	5.11	4.29	4.06
538-19419-0001	19419-0001	D	8	22-18	30.62 (1.206)	7.14	6.03	5.67	4.47
538-19419-0002	19419-0002	D	8	16-14	30.62 (1.206)	7.46	6.31	5.32	4.12
538-19419-0015	19419-0015	D	10	22-18	36.47 (1.436)	8.86	8.14	7.03	5.55
538-19419-0014	19419-0014	D	10	16-14	36.47 (1.436)	8.74	8.04	6.89	5.48
538-19419-0020	19419-0020	D	16	22-18	53.99 (2.126)	9.31	8.99	8.87	8.45

Contacts

Features:
- Mat seal friendly design features center seam and coined edges
- Anti-over stress beam geometry feature
- Low insertion force

Specifications:
- Contact: C19025 Copper Alloy
- Plating: Tin
- Operating Temperature: -55°C to +125°C
- Voltage: 600V
- Current: 18.0A
- Durability: 25 cycles for Tin plating

RoHS Compliant

For quantities greater than listed, call for quote.

MOUSER STOCK NO.	Molex Part No.	Fig.	Type	Wire Size AWG	Price Each 1	100	500	1000
538-19420-0010	19420-0010	E	Female	22-18	.39	.166	.153	.135
538-19420-0009	19420-0009	E	Female	16-14	.27	.214	.181	.136
538-19417-0048	19417-0048	F	Male	22-18	.26	.203	.171	.137
538-19417-0047	19417-0047	F	Male	16-14	.21	.152	.141	.128

Tools

For quantities greater than listed, call for quote.

MOUSER STOCK NO.	Molex Part No.	Fig.	Description	Price Each 1	5
538-63813-1500	63813-1500	G	Extraction Tool	23.84	21.97
538-63811-4400	63811-4400	H	Hand Crimp Tool	338.13	324.15
538-64016-0035	64016-0035	- - -	Service Tool (only)	49.52	47.87

MX150L™ CIRCUIT PLUG

With the application of optional circuit plugs, the MX150L™ system supports the ability to implement sealed blank cavities in both plug and receptacle housings. The circuit plugs occupy and fully seal the unused cavity and can be extracted and replaced with a standard male blade or female receptacle terminal. This feature provides the ability to plan for possible future circuit additions while maintaining the sealing integrity of the mated pair.

RoHS Compliant

Materials: • SPS Glass-filled Crystalline Polymer

For quantities greater than listed, call for quote.

MOUSER STOCK NO.	Molex Part No.	Fig.	Price Each 1	100	500	1000
538-19417-0119	19417-0119	I	.27	.235	.207	.165

DIMENSIONS: mm (in.)

A

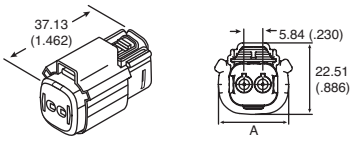

B

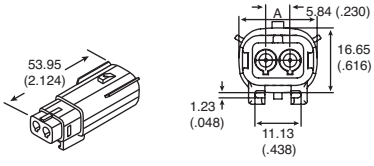

C

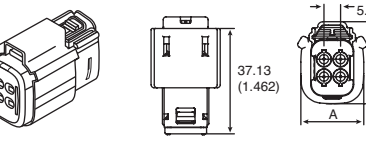

D

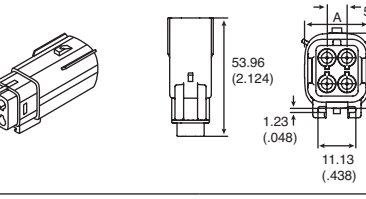

E

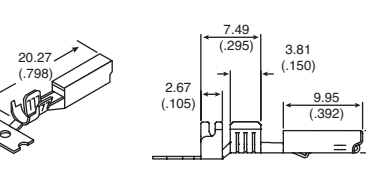

F

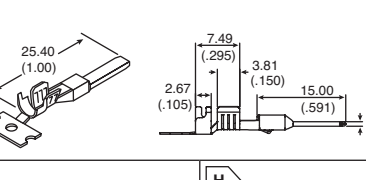

G

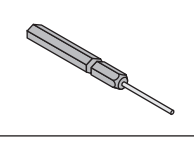

H

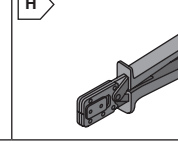

I

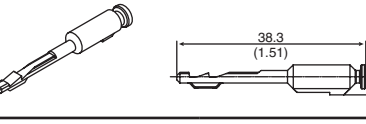

© Copyright 2013 Mouser Electronics

© Copyright 2013 Mouser Electronics

MOLEX FPC 0.25mm and 0.30mm Connectors

molex one company > a world of innovation

RoHS Compliant **This product is RoHS compliant.**

0.25MM FPC CONNECTORS

502078/503320 Series - Right Angle - SMT

Features and Specs:

- Smallest combined depth, height and length available
- ZIF contact design
- Easy-On Front Flip Actuator
- Current Max: 0.2A
- Contacts: Copper alloy
- Housing: Heat Resistant Plastic Biege UL 94V-0
- Actuator: Heat Resistant Plastic Black UL 94V-0

For quantities greater than listed, call for quote.

MOUSER STOCK NO.	Molex Part No.	Fig.	No. of Circuits	Contact Plating	Mated Height	Dimensions: mm		Price Each			
						A	B	1	10	100	250
Bottom Contact											
538-502078-2110	502078-2110	A	21	Gold	1.0 mm (.039")	7.00	5.00	**3.02**	**2.51**	**1.88**	**1.77**
538-502078-2510	502078-2510	A	25	Gold	1.0 mm (.039")	8.00	6.00	**3.46**	**2.88**	**2.16**	**1.98**
538-502078-3910	502078-3910	A	39	Gold	1.0 mm (.039")	11.50	9.50	**3.98**	**2.87**	**2.58**	**2.38**
538-503320-2560	503320-2560	A	25	Gold	1.65 mm (.065")	8.00	6.00	**2.91**	**2.13**	**1.87**	**1.65**
538-503320-3760	503320-3760	A	37	Gold	1.65 mm (.065")	11.00	9.00	**3.61**	**2.99**	**2.24**	**2.07**
538-503320-4160	503320-4160	A	41	Gold	1.65 mm (.065")	12.00	10.00	**4.02**	**3.33**	**2.49**	**2.30**
Top Contact											
538-503300-2910	503300-2910	B	29	Gold	1.2 mm (.047")	9.00	7.50	**2.91**	**2.51**	**2.21**	**1.89**

0.30MM FPC CONNECTORS

501912 Series - 1.80mm Mated Height - Right Angle - SMT - LIF-Bottom Contact Style

Features and Specs:

- Space under body of connector
- Easy-On Actuator
- Current Max: 0.2A
- Contacts: Copper alloy
- Housing: High Temperature Thermoplastic UL 94V-0
- Actuator: High Temperature Thermoplastic UL 94V-0

For quantities greater than listed, call for quote.

538-501912-1590	501912-1590	C	15	Gold	1.80mm (.071")	6.60	4.20	**1.38**	**.984**	**.888**	**.749**
538-501912-2190	501912-2190	C	21	Gold	1.80mm (.071")	8.40	6.00	**1.75**	**1.25**	**1.12**	**.956**
538-501912-2590	501912-2590	C	25	Gold	1.80mm (.071")	9.60	7.20	**1.97**	**1.48**	**1.31**	**1.14**
538-501912-2790	501912-2790	C	27	Gold	1.80mm (.071")	10.20	7.80	**2.04**	**1.53**	**1.36**	**1.19**
538-501912-3390	501912-3390	C	33	Gold	1.80mm (.071")	12.00	9.60	**2.58**	**1.94**	**1.72**	**1.51**
538-501912-3790	501912-3790	C	37	Gold	1.80mm (.071")	13.20	10.80	**2.89**	**2.17**	**1.94**	**1.69**
538-501912-3990	501912-3990	C	39	Gold	1.80mm (.071")	13.80	11.40	**3.07**	**2.31**	**2.05**	**1.80**
538-501912-4190	501912-4190	C	41	Gold	1.80mm (.071")	14.40	12.00	**2.88**	**2.15**	**1.94**	**1.79**
538-501912-4590	501912-4590	C	45	Gold	1.80mm (.071")	15.60	13.20	**3.17**	**2.36**	**2.13**	**1.97**

54809 Series - 1.30mm Mated Height - Right Angle - SMT - ZIF - Bottom Contact Style

Features and Specs:

- Ultra Low Profile
- Staggered dual-row PCB layout
- Current Max: 0.3A
- Contacts: Phosphor Bronze
- Easy-On Actuator
- Housing: LCP UL 94V-0
- Actuator: PPS UL 94V-0

For quantities greater than listed, call for quote.

538-54809-1198	54809-1198	D	11	Tin	1.30mm (.051")	5.60	3.00	**1.80**	**1.35**	**1.20**	**.968**
538-54809-1998	54809-1998	D	19	Tin	1.30mm (.051")	8.00	5.40	**3.42**	**2.62**	**2.10**	**1.88**
538-54809-3398	54809-3398	D	33	Tin	1.30mm (.051")	12.20	9.60	**3.73**	**2.79**	**2.51**	**2.32**
538-54809-3998	54809-3998	D	39	Tin	1.30mm (.051")	14.00	11.40	**5.06**	**3.88**	**2.80**	**2.80**
538-54809-5198	54809-5198	D	51	Tin	1.30mm (.051")	17.60	15.00	**5.91**	**4.42**	**3.98**	**3.67**
538-54809-1175	54809-1175	D	11	Gold	1.30mm (.051")	5.60	3.00	**1.84**	**1.65**	**1.47**	**1.34**
538-54809-1575	54809-1575	D	15	Gold	1.30mm (.051")	6.80	4.20	**2.57**	**2.34**	**2.11**	**1.89**
538-54809-2175	54809-2175	D	21	Gold	1.30mm (.051")	8.60	6.00	**3.55**	**3.17**	**2.92**	**2.69**
538-54809-2575	54809-2575	D	25	Gold	1.30mm (.051")	9.80	7.20	**3.66**	**3.32**	**3.03**	**2.75**
538-54809-3175	54809-3175	D	31	Gold	1.30mm (.051")	11.60	9.00	**4.32**	**3.98**	**3.57**	**3.23**
538-54809-3975	54809-3975	D	39	Gold	1.30mm (.051")	14.00	11.40	**4.55**	**4.21**	**3.77**	**3.40**

501616 Series - 1.10mm Mated Height - Right Angle - SMT - LIF - Top Contact Style

Features and Specs:

- Ultra Low Profile
- Easy-On Actuator
- Current Max: 0.2A
- Contacts: Copper alloy
- Housing: Heat Resistant Polymer Black UL 94V-0
- Actuator: Heat Resistant Polymer Gray UL 94V-0

For quantities greater than listed, call for quote.

538-501616-1975	501616-1975	E	19	Gold	1.10mm (.043")	7.60	5.40	**1.83**	**1.37**	**1.22**	**1.07**
538-501616-2575	501616-2575	E	25	Gold	1.10mm (.043")	9.40	7.20	**2.11**	**1.58**	**1.41**	**1.23**
538-501616-2775	501616-2775	E	27	Gold	1.10mm (.043")	10.00	7.80	**2.25**	**1.69**	**1.51**	**1.32**
538-501616-2975	501616-2975	E	29	Gold	1.10mm (.043")	10.60	8.40	**2.40**	**1.80**	**1.59**	**1.40**
538-501616-3585	501616-3585	E	35	Gold	1.10mm (.043")	12.40	10.20	**2.66**	**2.31**	**1.85**	**1.68**
538-501616-4585	501616-4585	E	45	Gold	1.10mm (.043")	15.40	13.20	**2.99**	**2.59**	**2.12**	**1.96**

500797 Series - 1.05mm Mated Height - Right Angle - SMT - ZIF - Bottom Contact Style

Features and Specs:

- Ultra Low Profile and Short Width
- Audible Click
- Easy-On Actuator
- Voltage Max: 50V
- Current Max: 0.2A
- Contacts: Copper alloy
- Housing: Beige glass-filled LCP UL 94V-0
- Actuator: Glass-filled Polyamide UL 94V-0
- Operating Temperature: -20°C to +85°C

For quantities greater than listed, call for quote.

538-500797-1594	500797-1594	F	15	Gold	1.05mm (.041")	6.60	4.20	**1.87**	**1.41**	**1.25**	**1.09**
538-500797-2594	500797-2594	F	25	Gold	1.05mm (.041")	9.60	7.20	**2.24**	**1.68**	**1.50**	**1.31**
538-500797-2794	500797-2794	F	27	Gold	1.05mm (.041")	10.20	7.80	**2.29**	**1.72**	**1.53**	**1.34**
538-500797-3194	500797-3194	F	31	Gold	1.05mm (.041")	11.40	9.00	**2.61**	**1.80**	**1.61**	**1.40**
538-500797-3594	500797-3594	F	35	Gold	1.05mm (.041")	12.60	10.20	**2.56**	**1.92**	**1.70**	**1.49**
538-500797-4194	500797-4194	F	41	Gold	1.05mm (.041")	14.40	12.00	**3.16**	**2.26**	**2.00**	**1.75**

502250 and 501628 Series - 0.9mm Mated Height

Features and Specs:

- Easy-On Actuator
- Voltage Max: 50V
- Current Max: 0.2A
- Contacts: Copper alloy
- Housing: Glass-filled LCP UL 94V-0
- Actuator: 502250 Series: PPS UL 94V-0

For quantities greater than listed, call for quote.

Dual Contact - Back Flip Actuator											
538-502250-2191	502250-2191	G	21	Gold	0.9mm (.035")	8.10	6.00	**2.69**	**1.95**	**1.68**	**1.56**
538-502250-3391	502250-3391	G	33	Gold	0.9mm (.035")	11.70	9.60	**4.22**	**2.73**	**2.64**	**2.45**
538-502250-3991	502250-3991	G	39	Gold	0.9mm (.035")	13.50	11.40	**5.00**	**3.23**	**3.14**	**2.90**
538-502250-4191	502250-4191	G	41	Gold	0.9mm (.035")	14.10	12.00	**4.30**	**3.36**	**3.30**	**3.05**
Bottom Contact - Narrow Width - Front Flip Actuator											
538-501628-2791	501628-2791	H	27	Gold	0.9mm (.035")	10.20	7.80	**4.01**	**3.01**	**2.71**	**2.49**
538-501628-3391	501628-3391	H	33	Gold	0.9mm (.035")	12.00	9.60	**4.45**	**3.34**	**3.01**	**2.77**
538-501628-3591	501628-3591	H	35	Gold	0.9mm (.035")	12.60	10.20	**5.11**	**3.54**	**3.19**	**2.94**
538-501628-4591	501628-4591	H	45	Gold	0.9mm (.035")	15.60	13.20	**5.61**	**4.08**	**3.89**	**3.54**

A

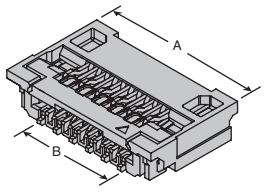

B

NEW PRODUCT

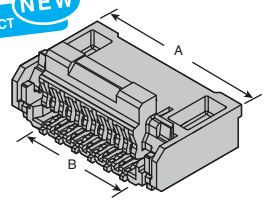

C

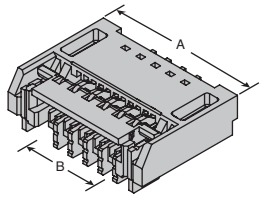

D

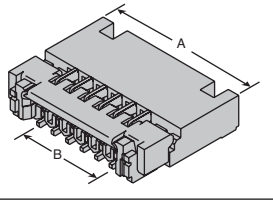

E

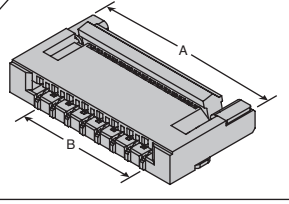

F

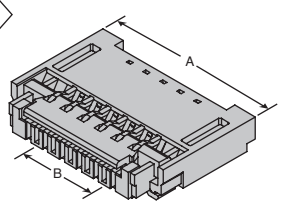

G

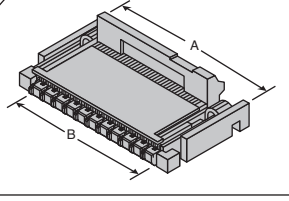

H

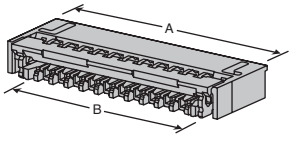

Rectangular Connectors Molex

© Copyright 2013 Mouser Electronics

© Copyright 2013 Mouser Electronics

MOLEX FFC/FPC Connectors

RoHS Compliant **This product is RoHS compliant.**

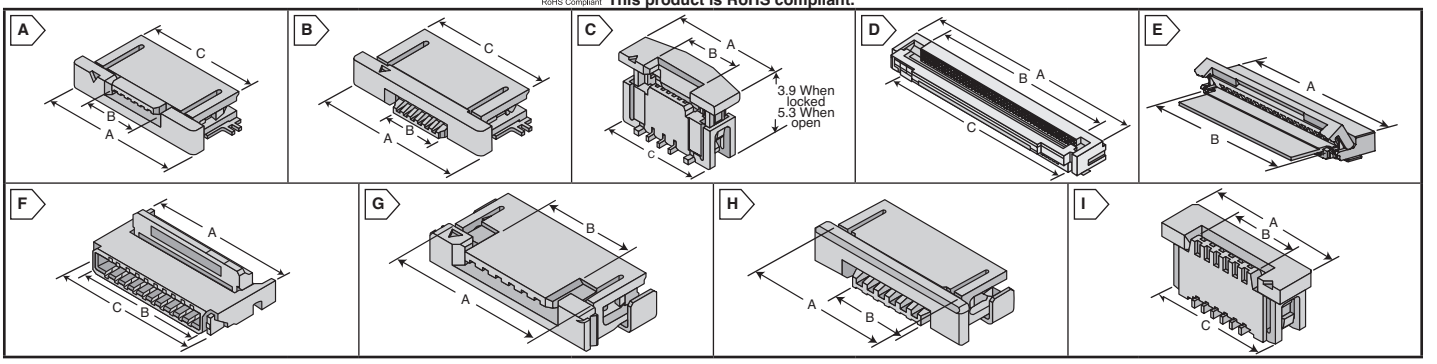

0.50MM (.020") PITCH FFC/FPC CONNECTORS

Specifications:
- Voltage: 50V
- Current: 0.5A
- Housing: 4/6 Nylon, UL 94V-0
- Actuator: PPS, UL 94V-0
- Contact: Phosphor Bronze
- Contact Plating: Gold
- Operating Temperature: -20°C to +85°C

Right Angle, SMT, ZIF - Top Contact Style

For quantities greater than listed, call for quote.

MOUSER STOCK NO.	Molex Part No.	Fig.	No. of Circuits	Dimensions: in. A	B	C	Price Each 1	10	100	250
538-52745-0697	52745-0697	A	6	.358	.144	.287	1.29	.931	.76	.642
538-52745-0897	52745-0897	A	8	.398	.183	.327	1.07	.934	.835	.752
538-52745-1097	52745-1097	A	10	.437	.222	.366	2.12	1.62	1.29	1.13
538-52745-1297	52745-1297	A	12	.476	.262	.406	1.56	1.37	1.21	1.09
538-52745-1497	52745-1497	A	14	.516	.301	.445	2.19	1.94	1.73	1.34
538-52745-1697	52745-1697	A	16	.555	.341	.484	2.39	2.11	1.88	1.47
538-52745-1897	52745-1897	A	18	.594	.380	.524	1.90	1.66	1.47	1.33
538-52745-2097	52745-2097	A	20	.634	.419	.563	2.49	2.07	1.53	1.34
538-52435-2271	52435-2271	A	22	.693	.459	.614	2.48	2.17	1.93	1.73
538-52435-2471	52435-2471	A	24	.732	.498	.654	3.31	2.54	2.02	1.78
538-52435-2871	52435-2871	A	28	.811	.577	.732	2.74	2.40	2.13	1.92
538-52435-3071	52435-3071	A	30	.850	.616	.772	3.77	3.28	2.92	2.62

Right Angle, SMT, ZIF - Bottom Contact Style

538-52746-0871	52746-0871	B	8	.398	.138	.327	1.71	1.49	1.33	1.20
538-52746-1071	52746-1071	B	10	.437	.177	.366	2.32	1.61	1.55	1.36
538-52746-1471	52746-1471	B	14	.516	.256	.445	1.81	1.58	1.41	1.26
538-52746-1671	52746-1671	B	16	.555	.295	.484	1.35	1.19	1.05	.975
538-52746-2071	52746-2071	B	20	.634	.374	.563	2.60	2.15	1.59	1.39
538-52437-2271	52437-2271	B	22	.693	.413	.614	2.99	2.61	2.32	2.10
538-52437-2471	52437-2471	B	24	.732	.453	.653	3.56	2.94	2.20	2.03
538-52437-2871	52437-2871	B	28	.811	.531	.732	4.32	3.56	2.69	2.45
538-52437-3071	52437-3071	B	30	.850	.571	.772	3.95	3.07	2.45	2.26

Vertical, SMT, ZIF

538-52559-0853	52559-0853	C	8	.382	.138	.350	2.01	1.75	1.56	1.40
538-52559-1052	52559-1052	C	10	.421	.177	.390	2.21	1.83	1.36	1.19
538-52559-1853	52559-1853	C	18	.579	.335	.547	1.69	1.62	1.51	1.43
538-52559-2052	52559-2052	C	20	.618	.374	.587	3.48	2.88	2.15	1.99
538-52559-2452	52559-2452	C	24	.697	.453	.665	4.29	3.77	3.10	2.64
538-52559-2852	52559-2852	C	28	.776	.531	.744	4.96	4.37	3.60	3.06
538-52559-4052	52559-4052	C	40	1.012	.768	.980	5.62	4.37	3.49	3.22

0.50MM DOUBLE BOTTOM CONTACT FPC CONNECTORS

Specifications:
- ZIF Double Bottom Contact
- 2.50mm Height
- Easy-On actuator
- Contact Plating: Gold

538-502790-3091	502790-3091	D	30	19.7	14.5	18.1	2.68	2.25	1.86	1.70
538-502790-4091	502790-4091	D	40	24.7	19.5	23.1	3.47	2.86	2.14	1.98
538-502790-6491	502790-6491	D	64	36.7	31.5	35.1	4.08	3.42	2.85	2.60
538-502790-8091	502790-8091	D	80	44.7	39.5	43.1	5.09	4.29	3.55	3.25

LOW PROFILE FFC CONNECTORS

Specifications:
- Housing: LCP Liquid Crystal Polymer
- Mated Height: 1.20mm (.047")
- Mated Width: 3.40mm (.134")

Features:
- Pre-hold cable feature keeps FPC in place while actuator is being closed
- Sturdy actuator allows for easy cable insertion
- Metal solder tabs provide PCB hold-down and strain relief for SMT tails

Right Angle, SMT, ZIF - Top Contact Style

For quantities greater than listed, call for quote.

538-54550-0694	54550-0694	A	6	.323	.098	.276	1.50	1.16	1.14	.963
538-54550-0894	54550-0894	A	8	.362	.138	.315	1.65	1.13	.948	.743
538-54550-1294	54550-1294	A	12	.441	.217	.394	2.33	1.75	1.56	1.36
538-54550-1894	54550-1894	A	18	.559	.335	.412	3.07	2.31	2.05	1.80
538-54550-2094	54550-2094	A	20	.598	.374	.551	2.92	2.03	1.90	1.68
538-54550-2494	54550-2494	A	24	.677	.453	.630	3.04	2.40	2.11	1.92

Right Angle, SMT, ZIF - Bottom Contact Style

538-54548-0670	54548-0670	B	6	.323	.098	.276	1.52	1.11	.968	.869
538-54548-1270	54548-1270	B	12	.441	.217	.394	2.42	1.69	1.58	1.39
538-54548-1470	54548-1470	B	14	.480	.256	.433	2.69	1.98	1.71	1.53
538-54548-2070	54548-2070	B	20	.598	.374	.551	3.31	2.43	2.10	1.88

EASY-ON™ FRONT-FLIP™ FPC CONNECTORS

Specifications:
- Current: 0.5A
- Voltage: 50V
- Contact Resistance: 40 milliohms
- Withstanding Voltage: 150V AC
- Insulation Resistance: 50 Megohms
- Durability: 20 cycles

NEW PRODUCT

0.5mm Bottom Contact, Right Angle, SMT

For quantities greater than listed, call for quote.

538-503366-6011	503366-6011	E	60	34.1	29.5	-	2.42	2.03	1.63	1.42
538-503366-8011	503366-8011	E	80	44.1	39.5	-	2.88	2.54	2.02	1.78

EASY-ON™ BACK-FLIP™ FPC CONNECTORS

Specifications:
- Current: 0.5A
- Voltage: 50V
- Contact Resistance: 100 milliohms max.
- Withstanding Voltage: 200V AC
- Insulation Resistance: 50 Megohms max.
- Durability: 10 cycles
- Temperature: -40°C to +85°C

0.3mm Dual Contact, Right Angle SMT

For quantities greater than listed, call for quote.

538-502598-2391	502598-2391	F	23	.354	.260	.337	2.72	1.87	1.66	1.46
538-502598-2591	502598-2591	F	25	.378	.284	.360	2.96	2.04	1.81	1.59
538-502598-2791	502598-2791	F	27	.402	.307	.384	3.20	2.20	1.96	1.71
538-502598-3391	502598-3391	F	33	.425	.331	.408	3.11	2.71	2.15	1.98

0.5mm Dual Contact, Right Angle SMT

For quantities greater than listed, call for quote.

538-503480-0400	503480-0400	F	4	.146	.098	.51	1.28	.685	.599	.503
538-503480-0600	503480-0600	F	6	.185	.138	.59	1.13	.824	.674	.567
538-503480-0800	503480-0800	F	8	.224	.177	.64	.96	.877	.685	.599
538-503480-1000	503480-1000	F	10	.264	.217	.79	1.51	1.09	.888	.749
538-503480-1200	503480-1200	F	12	.303	.256	.89	1.32	1.24	.931	.835
538-503480-1600	503480-1600	F	16	.382	.335	1.11	1.51	1.41	1.19	1.04
538-503480-2000	503480-2000	F	20	.461	.413	1.38	2.02	1.74	1.39	1.22

1.00MM (.039") PITCH FFC/FPC CONNECTORS

For 0.30mm thick FFC/FPC. Metal solder tabs provide PCB hold-down and strain relief for SMT tails.
ZIF: Zero Insertion Force.

Right Angle, SMT, ZIF - Top Contact Style

Specifications:
- Voltage: 125V
- Current: 1.0A
- Dielectric Withstanding Voltage: 500V AC/1 min.
- Housing: 4/6 Nylon, UL 94V-0
- Actuator: PPS, UL 94V-0
- Contact: Phosphor Bronze
- Plating: Tin
- Solder Tabs: Copper Alloy, Tin plating
- Operating Temperature: -20°C to +85°C

For quantities greater than listed, call for quote.

MOUSER STOCK NO.	Molex Part No.	Fig.	No. of Circuits	Dimensions: in. A	B	C	Price Each 1	10	100	250
538-52207-0885	52207-0885	G	8	.562	.275	-	1.48	1.28	.979	.825
538-52207-1085	52207-1085	G	10	.641	.354	-	1.81	1.47	1.20	1.01
538-52207-1285	52207-1285	G	12	.720	.433	-	2.03	1.68	1.24	1.09
538-52207-1485	52207-1485	G	14	.799	.511	-	2.31	1.59	1.41	1.24
538-52207-1885	52207-1885	G	18	.956	.669	-	2.58	2.16	1.68	1.50
538-52207-2085	52207-2085	G	20	1.035	.748	-	3.05	2.33	1.86	1.64

Right Angle, SMT, ZIF - Bottom Contact Style

Specifications:
- Voltage: 50V
- Current: 0.5A
- Dielectric Withstanding Voltage: 500V AC/1 min.
- Housing: 4/6 Nylon, UL 94V-0
- Actuator: PPS, UL 94V-0
- Contact: Phosphor Bronze
- Plating: Tin
- Solder Tabs: Copper Alloy, Tin plating
- Operating Temperature: -20°C to +85°C

For quantities greater than listed, call for quote.

538-52271-0679	52271-0679	H	6	.433	.197	-	1.36	1.05	.952	.803
538-52271-0879	52271-0879	H	8	.511	.275	-	1.13	1.06	.997	.935
538-52271-1079	52271-1079	H	10	.590	.354	-	1.26	1.06	.922	.899
538-52271-1479	52271-1479	H	14	.748	.511	-	2.13	1.64	1.31	1.14
538-52271-1879	52271-1879	H	18	.905	.669	-	1.79	1.69	1.50	1.32
538-52271-2079	52271-2079	H	20	.984	.748	-	2.34	1.99	1.59	1.40
538-52271-2279	52271-2279	H	22	1.062	.827	-	1.66	1.39	1.20	1.14
538-52271-2479	52271-2479	H	24	1.141	.906	-	2.95	2.04	1.81	1.58
538-52271-2879	52271-2879	H	28	1.299	1.060	-	2.61	2.34	1.98	1.75
538-52271-3079	52271-3079	H	30	1.377	1.140	-	3.34	2.31	2.04	1.80

Vertical, SMT, ZIF

Specifications:
- Voltage: 125V
- Current: 1.0A
- Plating: Tin
- Dielectric Withstanding Voltage: 500V AC/1 min.
- Housing: 4/6 Nylon, UL 94V-0
- Operating Temperature: -20°C to +85°C
- Actuator: PPS, UL 94V-0
- Contact: Phosphor Bronze

For quantities greater than listed, call for quote.

538-52610-0671	52610-0671	I	6	.496	.197	.427	2.07	1.43	1.26	1.11
538-52610-0871	52610-0871	I	8	.575	.275	.506	2.47	1.71	1.52	1.33
538-52610-1271	52610-1271	I	12	.732	.433	.663	3.26	2.26	2.00	1.75
538-52610-1471	52610-1471	I	14	.811	.511	.742	3.63	2.50	2.23	1.95
538-52610-1671	52610-1671	I	16	.890	.591	.821	3.93	3.23	2.39	2.07
538-52610-1871	52610-1871	I	18	.969	.669	.900	4.19	3.46	2.55	2.21
538-52610-2071	52610-2071	I	20	1.047	.748	.978	4.43	3.65	2.70	2.33
538-52610-3071	52610-3071	I	30	1.441	1.140	1.372	5.06	4.18	3.14	2.90

© Copyright 2013 Mouser Electronics

© Copyright 2013 Mouser Electronics

MOLEX Flat Flex Jumpers

molex
one company > a world of innovation

PREMO-FLEX™ FLAT FLEX CABLE JUMPERS

Premo-Flex™ FFC jumpers, available in a variety of pitches, cable lengths and thicknesses, plus high-temperature ratings up to +105°C, deliver durable, ultra flexible, low-cost solutions for PCB connections in virtually any industry.

Specifications:
- Type "A": contact area same side
- Type "D": contact area opposite side
- Current (max.):
  0.50mm Pitch — 0.5A
  1.00mm Pitch — 1.2A
  0.3mm Pitch — 1.2A

Applications:
- Computer Peripherals: Notebook PCs, Keyboards, Printers, LCD Flat Panel, Scanners
- Entertainment/Consumer: Set Top Box, Camcorders, CD Players, Video Games, Plasma Displays
- Other Industries : Automotive, Military, Medical, Industrial

0.3mm Etched Polyimide Jumpers

For quantities greater than listed, call for quote.

MOUSER STOCK NO.	Molex Part No.	No. of Circuits	Type	Length in. (mm)	Price Each 1	10	100	250
538-15015-0223	15015-0223	23	A	2 (50.8)	1.74	1.66	1.39	1.28
538-15015-0423	15015-0423	23	A	4 (101.6)	2.60	2.51	2.12	1.96
538-15015-0623	15015-0623	23	A	6 (152.4)	3.22	3.06	2.57	2.38
538-15015-0225	15015-0225	25	A	2 (50.8)	1.84	1.75	1.48	1.36
538-15015-0425	15015-0425	25	A	4 (101.6)	2.71	2.62	2.20	2.03
538-15015-0625	15015-0625	25	A	6 (152.4)	3.34	3.17	2.66	2.46
538-15015-0227	15015-0227	27	A	2 (50.8)	1.92	1.82	1.53	1.41
538-15015-0427	15015-0427	27	A	4 (101.6)	2.96	2.87	2.42	2.23
538-15015-0627	15015-0627	27	A	6 (152.4)	3.43	3.26	2.75	2.55
538-15015-0229	15015-0229	29	A	2 (50.8)	1.99	1.89	1.59	1.47
538-15015-0429	15015-0429	29	A	4 (101.6)	2.55	2.43	2.03	1.89
538-15015-0629	15015-0629	29	A	6 (152.4)	3.60	3.42	2.87	2.65
538-15015-0233	15015-0233	33	A	2 (50.8)	2.08	1.97	1.66	1.53
538-15015-0433	15015-0433	33	A	4 (101.6)	3.15	3.04	2.57	2.36
538-15015-0633	15015-0633	33	A	6 (152.4)	3.72	3.54	2.97	2.75
538-15015-0239	15015-0239	39	A	2 (50.8)	2.23	2.12	1.78	1.65
538-15015-0439	15015-0439	39	A	4 (101.6)	3.02	2.87	2.41	2.23
538-15015-0639	15015-0639	39	A	6 (152.4)	3.77	3.58	3.02	2.79
538-15015-0245	15015-0245	45	A	2 (50.8)	2.40	2.28	1.92	1.77
538-15015-0445	15015-0445	45	A	4 (101.6)	3.02	2.87	2.41	2.23
538-15015-0645	15015-0645	45	A	6 (152.4)	3.79	3.60	3.03	2.80
538-15015-0251	15015-0251	51	A	2 (50.8)	2.50	2.38	1.99	1.85
538-15015-0451	15015-0451	51	A	4 (101.6)	3.23	3.07	2.58	2.39
538-15015-0651	15015-0651	51	A	6 (152.4)	4.52	4.29	3.61	3.34

Jumpers for 0.50mm (.020") Connectors

For quantities greater than listed, call for quote.

MOUSER STOCK NO.	Molex Part No.	No. of Circuits	Type	Length in. (mm)	Price Each 1	10	100	250
Cable Thickness: 0.12mm, Tin, Standard: -40° to +80°								
538-15166-0119	15166-0119	12	A	2 (50.8)	2.60	2.31	2.08	1.88
538-15166-0127	15166-0127	12	A	6 (152.4)	2.49	2.21	1.99	1.81
538-15166-0207	15166-0207	20	A	2 (50.8)	2.55	2.26	2.03	1.85
538-15166-0215	15166-0215	20	A	6 (152.4)	2.55	2.26	2.03	1.85
538-15166-0317	15166-0317	30	A	2 (50.8)	2.41	2.14	1.93	1.75
538-15166-0325	15166-0325	30	A	6 (152.4)	2.76	2.45	2.20	2.00
538-15166-0427	15166-0427	40	A	2 (50.8)	2.46	2.18	1.97	1.79
538-15166-0435	15166-0435	40	A	6 (152.4)	3.19	2.82	2.55	2.31
Cable Thickness: 0.22mm, Tin, High Temperature: -40° to +105°								
538-98266-0061	98266-0061	6	A	6 (152.4)	4.08	3.48	2.91	2.59
538-98266-0062	98266-0062	6	D	6 (152.4)	4.04	3.64	3.27	2.92
538-98266-0083	98266-0083	8	A	6 (152.4)	4.48	3.83	3.20	2.86
538-98266-0084	98266-0084	8	D	6 (152.4)	4.49	4.04	3.64	3.27
538-98266-0105	98266-0105	10	A	6 (152.4)	3.14	2.68	2.24	1.99
538-98266-0106	98266-0106	10	D	6 (152.4)	3.14	2.81	2.54	2.29
538-98266-0119	98266-0119	12	A	2 (50.8)	3.20	2.74	2.29	2.03
538-98266-0127	98266-0127	12	A	6 (152.4)	3.28	2.79	2.34	2.09
538-98266-0128	98266-0128	12	D	6 (152.4)	3.26	2.93	2.63	2.38
538-98266-0149	98266-0149	14	A	6 (152.4)	3.46	2.94	2.47	2.19
538-98266-0150	98266-0150	14	D	6 (152.4)	3.42	3.09	2.77	2.49
538-98266-0172	98266-0172	16	D	6 (152.4)	3.68	3.32	2.99	2.69
538-98266-0193	98266-0193	18	A	6 (152.4)	4.02	3.43	2.87	2.56
538-98266-0194	98266-0194	18	D	6 (152.4)	4.01	3.61	3.24	2.93
538-98266-0207	98266-0207	20	A	2 (50.8)	3.57	3.06	2.56	2.28
538-98266-0215	98266-0215	20	A	6 (152.4)	4.03	3.45	2.88	2.56
538-98266-0216	98266-0216	20	D	6 (152.4)	4.04	3.64	3.27	2.94
538-98266-0259	98266-0259	24	A	6 (152.4)	4.62	3.94	3.30	2.93
538-98266-0260	98266-0260	24	D	6 (152.4)	4.59	4.12	3.71	3.34
538-98266-0281	98266-0281	26	A	6 (152.4)	4.65	3.98	3.32	2.95
538-98266-0282	98266-0282	26	D	6 (152.4)	4.64	4.18	3.76	3.37
538-98266-0317	98266-0317	30	A	2 (50.8)	4.40	3.75	3.14	2.79
538-98266-0319	98266-0319	30	A	3 (76.2)	4.41	3.76	3.15	2.80
538-98266-0322	98266-0322	30	D	4 (101.6)	4.74	4.04	3.37	3.21
538-98266-0325	98266-0325	30	A	6 (152.4)	5.72	4.88	4.09	3.64
538-98266-0326	98266-0326	30	D	6 (152.4)	5.64	5.13	4.61	4.14
538-98266-0347	98266-0347	32	A	6 (152.4)	5.77	4.92	4.11	3.67
538-98266-0346	98266-0346	32	D	6 (152.4)	5.23	4.71	4.24	3.82
538-98266-0429	98266-0429	40	A	3 (76.2)	4.49	3.84	3.22	3.10
538-98266-0427	98266-0427	40	A	2 (50.8)	4.46	3.81	3.18	3.10
538-98266-0431	98266-0431	40	A	4 (101.6)	4.85	4.13	3.46	3.32
538-98266-0432	98266-0432	40	D	4 (101.6)	4.85	4.13	3.46	3.32
538-98266-0435	98266-0435	40	A	6 (152.4)	5.89	4.94	3.70	3.37
538-98266-0436	98266-0436	40	D	6 (152.4)	5.98	4.63	3.70	3.41
Cable Thickness: 0.27mm, Tin, Standard: -40° to +80°								
538-21020-0055	21020-0055	6	A	3 (76.2)	5.63	5.09	3.73	2.91
538-21020-0061	21020-0061	6	A	6 (152.4)	4.90	4.28	3.51	3.19
538-21020-0083	21020-0083	8	A	6 (152.4)	5.39	4.72	3.86	3.51
538-21020-0097	21020-0097	10	A	2 (50.8)	5.35	4.85	3.55	3.01
538-21020-0099	21020-0099	10	A	3 (76.2)	4.29	4.14	3.04	2.27
538-21020-0101	21020-0101	10	A	4 (101.6)	4.92	4.46	3.27	2.77
538-21020-0105	21020-0105	10	A	6 (152.4)	2.75	2.07	1.85	1.71
538-21020-0109	21020-0109	10	A	8 (203.2)	4.90	4.43	3.25	2.75
538-21020-0119	21020-0119	12	A	2 (50.8)	3.14	2.43	1.94	1.79
538-21020-0121	21020-0121	12	A	3 (76.2)	5.07	4.60	3.37	2.86
538-21020-0127	21020-0127	12	A	6 (152.4)	3.25	2.93	2.75	2.68
538-21020-0143	21020-0143	14	A	3 (76.2)	5.24	4.75	3.48	2.71
538-21020-0165	21020-0165	16	A	3 (76.2)	3.85	3.37	2.77	2.51
538-21020-0171	21020-0171	16	A	6 (152.4)	3.42	2.86	2.50	2.29
538-21020-0187	21020-0187	18	A	3 (76.2)	4.09	3.58	2.93	2.66
538-21020-0193	21020-0193	18	A	6 (152.4)	4.83	4.23	3.47	3.15
538-21020-0209	21020-0209	20	A	3 (76.2)	5.84	5.30	3.88	3.28
538-21020-0211	21020-0211	20	A	4 (101.6)	6.03	5.47	4.01	3.39
538-21020-0212	21020-0212	20	D	4 (101.6)	3.12	2.60	2.09	2.02

Jumpers for 0.50mm (.020") Connectors (Cont.)

For quantities greater than listed, call for quote.

MOUSER STOCK NO.	Molex Part No.	No. of Circuits	Type	Length in. (mm)	Price Each 1	10	100	250
Cable Thickness: 0.27mm, Tin, Standard: -40° to +80° (Cont.)								
538-21020-0215	21020-0215	20	A	6 (152.4)	4.85	4.24	3.48	3.16
538-21020-0219	21020-0219	20	A	8 (203.2)	7.81	7.07	5.18	4.39
538-21020-0220	21020-0220	20	D	8 (203.2)	5.50	4.82	3.95	3.58
538-21020-0237	21020-0237	22	A	6 (152.4)	4.91	4.30	3.53	3.20
538-21020-0253	21020-0253	24	A	3 (76.2)	6.41	5.80	4.26	3.61
538-21020-0255	21020-0255	24	A	4 (101.6)	4.74	4.15	3.40	3.08
538-21020-0259	21020-0259	24	A	6 (152.4)	5.55	4.86	3.98	3.62
538-21020-0297	21020-0297	28	A	3 (76.2)	4.56	3.99	3.27	2.96
538-21020-0303	21020-0303	28	A	6 (152.4)	5.64	4.93	4.04	3.67
538-21020-0317	21020-0317	30	A	2 (50.8)	7.50	6.78	4.98	4.22
538-21020-0319	21020-0319	30	A	3 (76.2)	5.30	4.63	3.80	3.45
538-21020-0321	21020-0321	30	A	4 (101.6)	8.08	6.93	5.36	4.18
538-21020-0325	21020-0325	30	A	6 (152.4)	6.88	6.02	4.94	4.48
538-21020-0329	21020-0329	30	A	8 (203.2)	10.92	9.90	7.25	6.14
538-21020-0429	21020-0429	40	A	3 (76.2)	7.67	6.96	5.09	4.32
538-21020-0432	21020-0432	40	D	4 (101.6)	4.83	4.67	4.28	4.06
538-21020-0435	21020-0435	40	A	6 (152.4)	7.07	6.20	5.08	4.60
538-21020-0438	21020-0438	40	D	7 (177.8)	7.70	6.85	6.15	5.54
538-21020-0439	21020-0439	40	A	8 (203.2)	11.27	9.38	7.48	6.33
Cable Thickness: 0.27mm, Gold, Standard: -40° to +80°								
538-15020-0097	15020-0097	10	A	2 (50.8)	4.22	3.69	3.28	2.95
538-15020-0099	15020-0099	10	A	3 (76.2)	4.85	4.24	3.77	3.39
538-15020-0101	15020-0101	10	A	4 (101.6)	5.50	4.82	4.28	3.85
538-15020-0105	15020-0105	10	A	6 (152.4)	6.85	5.99	5.33	4.79
538-15020-0109	15020-0109	10	A	8 (203.2)	8.10	7.09	6.30	5.67
538-15020-0119	15020-0119	12	A	2 (50.8)	4.22	3.69	3.28	2.95
538-15020-0127	15020-0127	12	A	6 (152.4)	6.85	5.99	5.33	4.79
538-15020-0143	15020-0143	14	A	3 (76.2)	4.85	4.24	3.77	3.39
538-15020-0149	15020-0149	14	A	6 (152.4)	6.85	5.99	5.33	4.79
538-15020-0165	15020-0165	16	A	3 (76.2)	4.85	4.24	3.77	3.39
538-15020-0171	15020-0171	16	A	6 (152.4)	6.85	5.99	5.33	4.79
538-15020-0193	15020-0193	18	A	6 (152.4)	6.86	6.00	5.33	4.79
538-15020-0209	15020-0209	20	A	3 (76.2)	4.85	4.24	3.77	3.39
538-15020-0211	15020-0211	20	A	4 (101.6)	5.50	4.82	4.28	3.85
538-15020-0219	15020-0219	20	A	8 (203.2)	8.23	7.19	6.40	5.76
538-15020-0297	15020-0297	28	A	3 (76.2)	4.90	4.29	3.81	3.43
538-15020-0317	15020-0317	30	A	2 (50.8)	4.23	3.70	3.28	2.96
538-15020-0321	15020-0321	30	A	4 (101.6)	5.63	4.92	4.38	3.94
538-15020-0325	15020-0325	30	A	6 (152.4)	7.15	6.26	5.56	5.01
538-15020-0329	15020-0329	30	A	8 (203.2)	8.61	7.54	6.70	6.03
538-15020-0429	15020-0429	40	A	3 (76.2)	5.04	4.41	3.92	3.53
538-15020-0432	15020-0432	40	D	4 (101.6)	5.97	5.22	4.64	4.18
538-15020-0435	15020-0435	40	A	6 (152.4)	7.50	6.56	5.83	5.24
538-15020-0438	15020-0438	40	D	7 (177.8)	8.44	7.39	6.57	5.92
538-15020-0439	15020-0439	40	A	8 (203.2)	9.11	7.96	7.08	6.37

Jumpers for 1.00mm (.039") Connectors

For quantities greater than listed, call for quote.

MOUSER STOCK NO.	Molex Part No.	No. of Circuits	Type	Length in. (mm)	Price Each 1	10	100	250
Cable Thickness: 0.12mm, Tin, High Temperature: -40° to +105°								
538-15167-0225	15167-0225	8	A	2 (50.8)	2.81	2.49	2.25	2.04
538-15167-0233	15167-0233	8	A	6 (152.4)	2.23	1.97	1.78	1.62
538-15167-0247	15167-0247	10	A	2 (50.8)	2.23	1.97	1.78	1.62
538-15167-0255	15167-0255	10	A	6 (152.4)	2.60	2.31	2.08	1.88
538-15167-0313	15167-0313	16	A	2 (50.8)	2.23	1.97	1.78	1.62
538-15167-0321	15167-0321	16	A	6 (152.4)	2.60	2.31	2.08	1.88
538-15167-0357	15167-0357	20	A	2 (50.8)	2.23	1.97	1.78	1.62
538-15167-0365	15167-0365	20	A	6 (152.4)	2.62	2.33	2.10	1.90
Cable Thickness: 0.27mm, Tin, Standard: -40° to +80°								
538-21039-0732	21039-0732	5	D	6 (152.4)	1.71	1.43	1.28	1.14
538-21039-0205	21039-0205	6	A	3 (76.2)	2.46	2.00	1.64	1.49
538-21039-0211	21039-0211	6	A	6 (152.4)	3.18	2.88	2.11	1.79
538-21039-0215	21039-0215	6	A	8 (203.2)	2.56	2.08	1.70	1.54
538-21039-0221	21039-0221	6	A	12 (304.8)	2.89	2.34	1.93	1.74
538-21039-0230	21039-0230	8	D	4 (101.6)	2.47	2.01	1.65	1.50
538-21039-0247	21039-0247	10	A	2 (50.8)	2.66	2.16	1.78	1.61
538-21039-0249	21039-0249	10	A	3 (76.2)	2.65	2.16	1.77	1.61
538-21039-0252	21039-0252	10	D	4 (101.6)	1.84	1.64	1.34	1.21
538-21039-0255	21039-0255	10	A	6 (152.4)	3.46	2.88	2.11	1.79
538-21039-0257	21039-0257	10	A	7 (177.8)	2.03	1.77	1.56	1.44
538-21039-0263	21039-0263	10	A	10 (254)	2.75	2.24	1.83	1.66
538-21039-0265	21039-0265	10	A	12 (304.8)	4.50	4.08	2.75	2.54
538-21039-0271	21039-0271	12	A	3 (76.2)	2.11	1.46	1.29	1.13
538-21039-0277	21039-0277	12	A	6 (152.4)	2.90	2.35	1.93	1.74
538-21039-0293	21039-0293	14	A	3 (76.2)	2.86	2.32	1.90	1.73
538-21039-0294	21039-0294	14	D	3 (76.2)	2.86	2.32	1.90	1.73
538-21039-0297	21039-0297	14	A	5 (127)	2.90	2.35	1.93	1.74
538-21039-0299	21039-0299	14	A	6 (152.4)	3.04	2.47	2.02	1.84
538-21039-0305	21039-0305	14	A	9 (228.6)	2.56	2.31	2.18	2.11
538-21039-0309	21039-0309	14	A	12 (304.8)	5.30	4.80	3.52	2.99
538-21039-0313	21039-0313	16	A	2 (50.8)	2.90	2.35	1.94	1.75
538-21039-0315	21039-0315	16	A	3 (76.2)	3.91	3.53	2.59	2.19
538-21039-0321	21039-0321	16	A	6 (152.4)	4.23	3.83	2.80	2.38
538-21039-0335	21039-0335	18	A	2 (50.8)	3.95	3.30	2.62	2.23
538-21039-0365	21039-0365	20	A	6 (152.4)	3.69	3.00	2.46	2.23
538-21039-0366	21039-0366	20	D	6 (152.4)	2.56	2.31	2.18	2.11
538-21039-0382	21039-0382	22	D	3 (76.2)	3.30	2.68	2.19	1.99
538-21039-0406	21039-0406	24	D	4 (101.6)	3.15	2.56	2.10	1.89
538-21039-0447	21039-0447	28	A	3 (76.2)	3.60	2.92	2.40	2.17
538-21039-0469	21039-0469	30	A	3 (76.2)	3.63	2.95	2.42	2.19
538-21039-0475	21039-0475	30	A	6 (152.4)	4.29	3.48	2.86	2.59
538-21039-0476	21039-0476	30	D	6 (152.4)	4.29	3.48	2.86	2.59

© Copyright 2013 Mouser Electronics
© Copyright 2013 Mouser Electronics

OMRON FPC and PCB Connectors

RoHS Compliant This product is RoHS compliant.

OMRON ELECTRONIC COMPONENTS

OMRON XF2J SERIES: 0.50MM PITCH ZIF SLIDE-LOCKING CONNECTORS

Specifications:
- Rated current: 0.5A AC/DC
- Rated voltage: 50VAC/DC
- Contact resistance: 30mΩ max. (@ 20mV, 100mA max.)
- Insulation resistance: 100MΩ min. (@ 250VDC)
- Insertion tolerance: 30 times

Features:
- Top-entry ZIF connector
- Low on-board profile of only 4.15mm
- Adhesion face on top of connector suits automatic mounting.
- Applicable FPC thickness of 0.3mm

Materials:
- Housing material: PA46 resin (UL94V-0)/natural
- Contact material: Spring copper alloy/ Nickel substrate (2µm) Gold-plated contacts (0.15µm)

For quantities greater than listed, call for quote.

MOUSER STOCK NO.	Omron Part No.	Fig.	No. of Contacts	Dimensions: mm				Price Each				Reel Quantity	Price Per Piece
				A	B	C	D	1	25	50	100		
653-XF2J-0624-11A	XF2J-0624-11A	A	6	7.5	2.5	3.6	6.9	11.02	.989	.878	.791	1000	.57
653-XF2J-1024-11A	XF2J-1024-11A	A	10	9.5	4.5	5.6	8.9	1.48	1.32	1.13	1.05	1000	.771
653-XF2J-1224-11A	XF2J-1224-11A	A	12	10.5	5.5	6.6	9.9	1.66	1.49	1.32	1.19	1000	.861
653-XF2J-1424-11A	XF2J-1424-11A	A	14	11.5	6.5	7.6	10.9	1.84	1.65	1.47	1.32	1000	.954
653-XF2J-1624-11A	XF2J-1624-11A	A	16	12.5	7.5	8.6	11.9	2.53	1.64	1.32	1.23	1000	1.07
653-XF2J-1824-11A	XF2J-1824-11A	A	18	13.5	8.5	9.6	12.9	1.69	1.54	1.41	1.29	1000	1.09
653-XF2J-2024-11A	XF2J-2024-11A	A	20	14.5	9.5	10.6	13.9	2.02	1.84	1.69	1.55	1000	1.32
653-XF2J-2224-11A	XF2J-2224-11A	A	22	15.5	10.5	11.6	14.9	2.55	2.29	2.03	1.83	1000	1.32
653-XF2J-2424-11A	XF2J-2424-11A	A	24	16.5	11.5	12.6	15.9	2.73	2.45	2.17	1.96	1000	1.41
653-XF2J-2624-11A	XF2J-2624-11A	A	26	17.5	12.5	13.6	16.9	2.90	2.61	2.32	2.09	1000	1.61
653-XF2J-2824-11A	XF2J-2824-11A	A	28	18.5	13.5	14.6	17.9	3.08	2.77	2.46	2.21	1000	1.54
653-XF2J-3024-11A	XF2J-3024-11A	A	30	19.5	14.5	15.6	18.9	3.24	2.89	2.48	2.31	1000	1.69
Reverse Terminal Arrangement													
653-XF2J-1224-12A	XF2J-1224-12A	A	12	10.5	5.5	6.6	9.9	1.65	1.48	1.32	1.19	1000	.895

OMRON XF2L SERIES: 0.50MM PITCH SMT ZIF SLIDE-LOCKING CONNECTORS

Specifications:
- Rated current: 0.5A AC/DC
- Rated voltage: 50VAC/DC
- Contact resistance: 30mΩ max. (@ 20mV, 100mA max.)
- Insulation resistance: 100MΩ min. (@ 250VDC)
- Insertion tolerance: 20 times

Features:
- Smallest on-board area and volume in the industry
- Low on-board profile of only 1.2mm max.
- Bottom wall prevents terminal exposure
- Applicable FPC thickness of 0.3mm
- Color-coded slide identifies top and bottom contact versions to prevent mix-ups during production

Materials:
- Housing material: LCP resin (UL94V-0)/natural
- Contact material: Spring copper alloy/ Nickel substrate (2µm) Gold-plated contacts (0.15µm)

For quantities greater than listed, call for quote.

MOUSER STOCK NO.	Omron Part No.	Fig.	No. of Contacts	Contact Location	Dimensions: mm				Price Each				Reel Quantity	Price Per Piece
					A	B	C	D	1	25	50	100		
653-XF2L-0425-1A	XF2L-0425-1A	B	4	Top	1.5	5.9	6.9	2.6	.91	.803	.696	.623	3000	.476
653-XF2L-0535-1A	XF2L-0535-1A	B	5	Bottom	2.0	6.4	7.4	3.1	.96	.867	.77	.693	3000	.482
653-XF2L-0625-1A	XF2L-0625-1A	B	6	Top	2.5	6.9	7.9	3.6	1.01	.905	.805	.684	3000	.522
653-XF2L-0635-1A	XF2L-0635-1A	B	6	Bottom	2.5	6.9	7.9	3.6	1.01	.905	.805	.723	3000	.522
653-XF2L-0825-1A	XF2L-0825-1A	B	8	Top	3.5	7.9	8.9	4.6	1.10	.991	.881	.792	3000	.564
653-XF2L-1025-1A	XF2L-1025-1A	B	10	Top	4.5	8.9	9.9	5.6	1.20	1.07	.958	.814	3000	.623
653-XF2L-1225-1A	XF2L-1225-1A	B	12	Top	5.5	9.9	10.9	6.6	1.29	1.16	1.03	.931	3000	.672
653-XF2L-1235-1A	XF2L-1235-1A	B	12	Bottom	5.5	9.9	10.9	6.6	1.29	1.16	1.03	.88	3000	.672
653-XF2L-1325-1A	XF2L-1325-1A	B	13	Top	6.0	10.4	11.4	7.1	1.35	1.21	1.07	.972	3000	.667
653-XF2L-1335-1A	XF2L-1335-1A	B	13	Bottom	6.0	10.4	11.4	7.1	1.35	1.21	1.07	.972	3000	.702
653-XF2L-1535-1A	XF2L-1535-1A	B	15	Bottom	7.0	11.4	12.4	8.1	1.41	1.27	1.12	1.02	3000	.722
653-XF2L-1825-1A	XF2L-1825-1A	B	18	Top	8.5	12.9	13.9	9.6	1.46	1.31	1.16	1.04	3000	.747
653-XF2L-1835-1A	XF2L-1835-1A	B	18	Bottom	8.5	12.9	13.9	9.6	1.46	1.31	1.16	1.04	3000	.754
653-XF2L-2035-1A	XF2L-2035-1A	B	20	Bottom	9.5	13.9	14.9	10.6	1.85	1.38	1.22	1.10	3000	.761
653-XF2L-2125-1A	XF2L-2125-1A	B	21	Top	10.0	14.4	15.4	11.1	1.58	1.41	1.26	1.13	3000	.821
653-XF2L-2235-1A	XF2L-2235-1A	B	22	Bottom	10.5	14.9	15.9	11.6	1.63	1.46	1.29	1.17	3000	.844
653-XF2L-2435-1A	XF2L-2435-1A	B	24	Bottom	11.5	15.9	16.9	12.6	1.71	1.54	1.37	1.23	3000	.914
653-XF2L-3025-1A	XF2L-3025-1A	B	30	Top	14.5	18.9	19.9	15.6	1.96	1.74	1.50	1.40	3000	1.03
653-XF2L-3035-1A	XF2L-3035-1A	B	30	Bottom	14.5	18.9	19.9	15.6	1.97	1.77	1.57	1.34	3000	1.03

OMRON XF2M SERIES: 0.50MM PITCH SMT ROTARY BACK-LOCKING CONNECTORS

Specifications:
- Rated current: 0.5A AC/DC
- Rated voltage: 50VAC/DC
- Contact resistance: 50mΩ max. (@ 20mV, 100mA max.)
- Insulation resistance: 100MΩ min. (@ 250VDC)
- Insertion tolerance: 20 times

Features:
- High-reliability, rotary-lock and superior work efficiency
- Short body depth of 5.9mm with slider closed
- Dual contact reduces the number of parts
- Applicable FPC thickness of 0.3mm

Materials:
- Housing material: LCP resin (UL94V-0)/natural
- Contact material: Spring copper alloy/ Nickel substrate (2µm) Gold-plated contacts (0.15µm)

For quantities greater than listed, call for quote.

MOUSER STOCK NO.	Omron Part No.	Fig.	No. of Contacts	Dimensions: mm					Price Each				Reel Quantity	Price Per Piece
				A	B	C	D	E	1	25	50	100		
653-XF2M-1015-1A	XF2M-1015-1A	C	10	4.5	5.6	8.5	9.1	7.1	1.17	1.04	.892	.797	1500	.637
653-XF2M-1215-1A	XF2M-1215-1A	C	12	5.5	6.6	9.5	10.1	8.1	1.28	1.14	1.03	.923	1500	.782
653-XF2M-1415-1A	XF2M-1415-1A	C	14	6.5	7.6	10.5	11.1	9.1	1.34	1.20	1.05	.956	1500	.798
653-XF2M-1815-1A	XF2M-1815-1A	C	18	8.5	9.6	12.5	13.1	11.1	1.43	1.28	1.13	1.01	1500	.837
653-XF2M-2015-1A	XF2M-2015-1A	C	20	9.5	10.6	13.5	14.1	12.1	1.49	1.33	1.14	1.02	1500	.843
653-XF2M-2215-1A	XF2M-2215-1A	C	22	10.5	11.6	14.5	15.1	13.1	1.55	1.38	1.19	1.10	1500	.845
653-XF2M-2415-1A	XF2M-2415-1A	C	24	11.5	12.6	15.5	16.1	14.1	1.63	1.46	1.32	1.17	1500	.888
653-XF2M-2615-1A	XF2M-2615-1A	C	26	12.5	13.6	16.5	17.1	15.1	1.69	1.52	1.35	1.14	1500	.968
653-XF2M-3015-1A	XF2M-3015-1A	C	30	14.5	15.6	18.5	19.1	17.1	1.82	1.63	1.44	1.31	1500	.983
653-XF2M-3215-1A	XF2M-3215-1A	C	32	15.5	16.6	19.5	20.1	18.1	1.95	1.75	1.55	1.40	1500	1.06
653-XF2M-3315-1A	XF2M-3315-1A	C	33	16.0	17.1	20.0	20.6	18.6	2.00	1.79	1.59	1.43	1500	1.19
653-XF2M-3415-1A	XF2M-3415-1A	C	34	16.5	17.6	20.5	21.1	19.1	2.03	1.83	1.63	1.46	1500	1.10
653-XF2M-3515-1A	XF2M-3515-1A	C	35	17.0	18.1	21.0	21.6	19.6	2.12	1.89	1.69	1.43	1500	1.20
653-XF2M-3615-1A	XF2M-3615-1A	C	36	17.5	18.6	21.5	22.1	20.1	2.20	1.98	1.75	1.58	1500	1.19
653-XF2M-4015-1A	XF2M-4015-1A	C	40	19.5	20.6	23.5	24.1	22.1	2.28	2.03	1.83	1.56	1500	1.19
653-XF2M-4515-1A	XF2M-4515-1A	C	45	22.0	23.1	26.0	26.6	24.6	2.51	2.24	1.93	1.80	1500	1.37
653-XF2M-5015-1A	XF2M-5015-1A	C	50	24.5	25.6	28.5	29.1	27.1	2.72	2.44	2.16	1.95	1500	1.48
653-XF2M-6015-1AH	XF2M-6015-1AH	C	60	29.5	30.6	33.5	34.1	32.1	2.97	2.68	2.38	2.14	1500	1.68

DIMENSIONS: mm

A

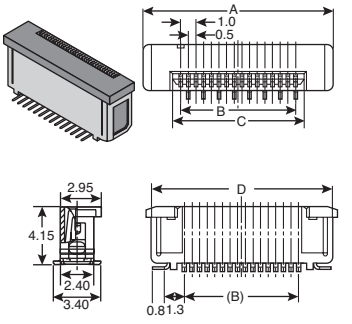

B

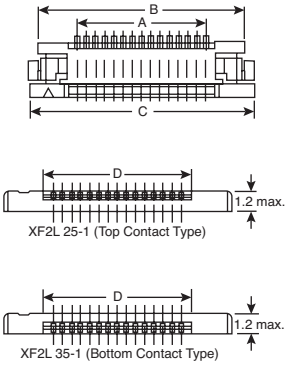

C

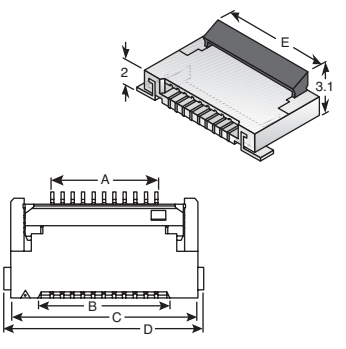

Omron Rectangular Connectors

© Copyright 2013 Mouser Electronics

© Copyright 2013 Mouser Electronics

OMRON PCB Connectors

OMRON ELECTRONIC COMPONENTS

RoHS Compliant. **This product is RoHS compliant.**

OMRON XG4A SERIES: MIL PLUGS WITH LONG LOCKS

Specifications:
- Rated current: 3A
- Rated voltage: 300VAC
- Insertion durability: 50 times
- Number of polarity slots: 1
- Contact resistance: 20mΩ max. (@ 20mV, 100mA max.)

Features:
- Industry standard circuit board connectors conform to MIL standards with improved design
- Mates with XG4M-T socket and strain relief sets, XG4M sockets without strain reliefs or XG5M sockets for discrete wires

Materials:
- Housing material: Fiber-glass reinforced PBT resin (UL94V-0)/black
- Contact material: Brass/nickel base
  Mating end: 0.15µm Gold plating
  Terminal press fit: Tin plating

For quantities greater than listed, call for quote.

MOUSER STOCK NO.	Omron Part No.	Fig.	No. of Contacts	DIP Terminals	Dimensions: mm						Price Each			
					A	B	C	D	E	F	1	25	50	100
653-XG4A-1031	XG4A-1031	A	10	Straight	32.0	17.5	10.16	21.8	27.9	46.4	1.06	1.04	.928	.901
653-XG4A-1431	XG4A-1431	A	14	Straight	37.1	22.6	15.24	26.9	33.0	51.5	1.12	1.09	1.03	.978
653-XG4A-1631	XG4A-1631	A	16	Straight	39.6	25.2	17.78	29.5	35.6	54.1	1.16	1.12	1.06	1.01
653-XG4A-2031	XG4A-2031	A	20	Straight	44.7	30.2	22.86	34.5	40.6	59.1	1.28	1.25	1.19	1.10
653-XG4A-2631	XG4A-2631	A	26	Straight	52.3	37.9	30.48	42.2	48.3	66.8	1.47	1.42	1.35	1.28
653-XG4A-3031	XG4A-3031	A	30	Straight	57.4	42.9	35.56	47.2	53.3	71.8	1.59	1.56	1.48	1.40
653-XG4A-3431	XG4A-3431	A	34	Straight	62.5	48.0	40.64	52.3	58.4	76.9	1.79	1.74	1.65	1.56
653-XG4A-4031	XG4A-4031	A	40	Straight	70.1	55.6	48.26	59.9	66.0	84.5	2.01	1.96	1.85	1.75
653-XG4A-5031	XG4A-5031	A	50	Straight	82.8	68.3	60.96	72.6	78.7	97.2	2.39	2.32	2.20	2.05
653-XG4A-6031	XG4A-6031	A	60	Straight	95.5	81.0	73.66	85.3	91.4	109.9	3.23	3.10	3.01	2.92
653-XG4A-6431	XG4A-6431	A	64	Straight	100.6	86.1	78.74	90.4	96.5	115.0	3.20	3.05	2.93	2.72
653-XG4A-1034	XG4A-1034	B	10	Right-angle	32.0	17.5	10.16	21.8	27.9	46.4	.97	.954	.903	.845
653-XG4A-1434	XG4A-1434	B	14	Right-angle	37.1	22.6	15.24	26.9	33.0	51.5	1.12	1.09	1.03	.979
653-XG4A-1634	XG4A-1634	B	16	Right-angle	39.6	25.2	17.78	29.5	35.6	54.1	1.16	1.12	1.06	1.01
653-XG4A-2034	XG4A-2034	B	20	Right-angle	44.7	30.2	22.86	34.5	40.6	59.1	1.28	1.25	1.19	1.12
653-XG4A-2634	XG4A-2634	B	26	Right-angle	52.3	37.9	35.56	42.2	48.3	66.8	1.47	1.42	1.35	1.28
653-XG4A-3434	XG4A-3434	B	34	Right-angle	62.5	48.0	40.64	52.3	58.4	76.9	1.79	1.74	1.65	1.56
653-XG4A-4034	XG4A-4034	B	40	Right-angle	70.1	55.6	48.26	59.9	66.0	84.5	2.27	2.16	1.85	1.73
653-XG4A-5034	XG4A-5034	B	50	Right-angle	82.8	68.3	60.96	72.6	78.7	97.2	2.39	2.32	2.20	2.09
653-XG4A-6034	XG4A-6034	B	60	Right-angle	95.5	81.0	73.66	85.3	91.4	109.9	3.23	3.10	3.01	2.92
653-XG4A-6434	XG4A-6434	B	64	Right-angle	100.6	86.1	78.74	90.4	96.5	115.0	3.36	3.21	2.87	2.72

OMRON XG4A-A SERIES: 2-TIER MIL PLUGS WITH LONG LOCK

Specifications:
- Rated current: 3A
- Rated voltage: 300VAC
- Terminals: Right-angle DIP
- Number of polarity slots: 1
- Contact resistance: 20mΩ max. (@ 20mV, 100mA max.)

Features:
- Recommended for high-density mounting
- MIL-compliant cable ensures faster delivery times and lower cost than half-pitch board cable
- Mates with XG4M-T socket and strain relief sets, XG4M sockets without strain reliefs or XG5M sockets for discrete wires

Materials:
- Housing material: Fiber-glass reinforced PBT resin (UL94V-0)/black
- Contact material: Brass/nickel base
  Mating end: 0.15µm Gold plating
  Terminal press fit: Tin plating

For quantities greater than listed, call for quote.

MOUSER STOCK NO.	Omron Part No.	Fig.	No. of Contacts	Applicable Socket for Flat Cable✻	Applicable Socket for Discrete Wire†	Dimensions: mm					Price Each			
						A	B	C	D	E	1	25	50	100
653-XG4A-1039-A	XG4A-1039-A	C	10x2	XG4M-1030-T	XG5M-1032-N	32.0	17.5	10.16	21.8	46.4	5.05	4.54	4.03	3.63
653-XG4A-1439-A	XG4A-1439-A	C	14x2	XG4M-1430-T	XG5M-1432-N	37.1	22.6	15.24	26.9	51.5	5.62	5.05	4.49	4.04
653-XG4A-1639-A	XG4A-1639-A	C	16x2	XG4M-1630-T	XG5M-1632-N	39.6	25.2	17.78	29.5	54.1	6.17	5.55	4.93	4.44
653-XG4A-2039-A	XG4A-2039-A	C	20x2	XG4M-2030-T	XG5M-2032-N	44.7	30.2	22.86	34.5	59.1	6.74	6.06	5.18	4.91
653-XG4A-2639-A	XG4A-2639-A	C	26x2	XG4M-2630-T	XG5M-2632-N	52.3	37.9	30.48	42.2	66.8	8.42	7.58	6.73	6.13
653-XG4A-3439-A	XG4A-3439-A	C	34x2	XG4M-3430-T	XG5M-3432-N	62.5	48.0	40.64	52.3	76.9	8.41	8.21	7.77	7.36
653-XG4A-4039-A	XG4A-4039-A	C	40x2	XG4M-4030-T	XG5M-4032-N	70.1	55.6	48.26	59.9	84.9	9.34	9.12	8.62	8.17
653-XG4A-5039-A	XG4A-5039-A	C	50x2	XG4M-5030-T	XG5M-5032-N	82.8	68.3	60.96	72.6	97.2	15.43	14.97	14.33	13.93
653-XG4A-6039-A	XG4A-6039-A	C	60x2	XG4M-6030-T	XG5M-6032-N	95.5	81.0	73.66	85.3	109.9	21.47	21.43	20.31	19.17

✻Socket is ordered separately. Use with the supplied strain relief. † Socket is ordered separately. Use with the supplied semi-cover. Hood cover cannot be used.

OMRON XG4C SERIES: MIL BOX-TYPE SHROUDED PLUGS

Specifications:
- Rated current: 3A
- Rated voltage: 300VAC
- Insertion durability: 50 times
- Number of polarity slots: 1
- Contact resistance: 20mΩ max. (@ 20mV, 100mA max.)

Features:
- Industry standard circuit board connectors conform to MIL standards with improved design
- Mates with XG4M-T socket and strain relief sets, XG4M sockets without strain reliefs, XG5M sockets for discrete wires or XG4M-U socket and strain relief sets with locks

Materials:
- Housing material: Fiber-glass reinforced PBT resin (UL94V-0)/black
- Contact material: Brass/nickel base
  Mating end: 0.15µm Gold plating
  Terminal press fit: Tin plating

For quantities greater than listed, call for quote.

MOUSER STOCK NO.	Omron Part No.	Fig.	No. of Contacts	DIP Terminals	Dimensions: mm			Price Each			
					A	B	C	1	25	50	100
653-XG4C-1031	XG4C-1031	D	10	Straight	20.0	17.5	10.16	.88	.863	.816	.774
653-XG4C-1431	XG4C-1431	D	14	Straight	25.1	22.6	15.24	1.03	1.01	.901	.769
653-XG4C-1631	XG4C-1631	D	16	Straight	27.6	25.2	17.78	1.04	1.01	.959	.908
653-XG4C-2031	XG4C-2031	D	20	Straight	32.7	30.2	22.86	1.16	1.12	1.06	1.01
653-XG4C-2631	XG4C-2631	D	26	Straight	40.3	37.9	30.48	1.32	1.28	1.21	1.07
653-XG4C-3031	XG4C-3031	D	30	Straight	45.4	42.9	35.56	1.43	1.40	1.33	1.25
653-XG4C-3431	XG4C-3431	D	34	Straight	50.5	48.0	40.64	1.61	1.56	1.49	1.40
653-XG4C-4031	XG4C-4031	D	40	Straight	58.1	55.6	48.26	1.81	1.77	1.67	1.58
653-XG4C-5031	XG4C-5031	D	50	Straight	70.8	68.3	60.96	2.15	2.10	1.98	1.88
653-XG4C-6031	XG4C-6031	D	60	Straight	83.5	81.0	73.66	2.43	2.36	2.24	2.12
653-XG4C-6431	XG4C-6431	D	64	Straight	88.6	86.1	78.74	2.79	2.73	2.58	2.41
653-XG4C-1034	XG4C-1034	E	10	Right-angle	20.0	17.5	10.16	.88	.863	.816	.774
653-XG4C-1434	XG4C-1434	E	14	Right-angle	25.1	22.6	15.24	1.01	.985	.932	.884
653-XG4C-1634	XG4C-1634	E	16	Right-angle	27.6	25.2	17.78	1.04	1.01	.926	.829
653-XG4C-2034	XG4C-2034	E	20	Right-angle	32.7	30.2	22.86	1.16	1.12	1.06	.994
653-XG4C-2634	XG4C-2634	E	26	Right-angle	40.3	37.9	30.48	1.32	1.28	1.21	1.12
653-XG4C-3034	XG4C-3034	E	30	Right-angle	45.4	42.9	35.56	1.43	1.40	1.33	1.23
653-XG4C-3434	XG4C-3434	E	34	Right-angle	50.5	48.0	40.64	1.61	1.56	1.49	1.40
653-XG4C-4034	XG4C-4034	E	40	Right-angle	58.1	55.6	48.26	1.81	1.77	1.67	1.54
653-XG4C-5034	XG4C-5034	E	50	Right-angle	70.8	68.3	60.96	2.58	2.31	2.05	1.85
653-XG4C-6034	XG4C-6034	E	60	Right-angle	83.5	81.0	73.66	2.75	2.61	2.32	2.09
653-XG4C-6434	XG4C-6434	E	64	Right-angle	88.6	86.1	78.74	2.79	2.73	2.58	2.45
Use To Lock XG4C Box-Type Plugs											
653-XG4Z-0002	XG4Z-0002	F	Locks plugs to XG4M and XG5 sockets					.44	.411	.386	.363

DIMENSIONS: mm

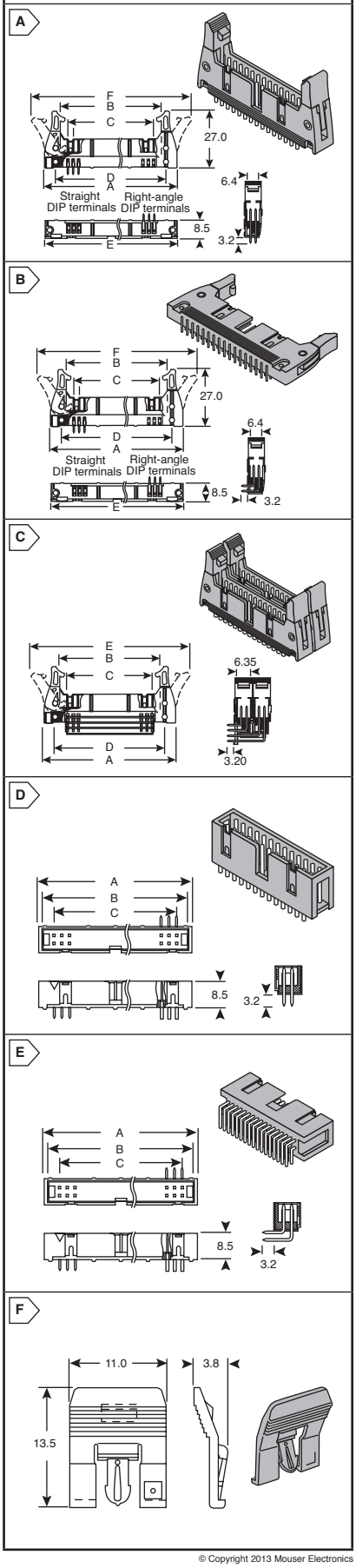

© Copyright 2013 Mouser Electronics

OMRON PCB Connectors

OMRON ELECTRONIC COMPONENTS

RoHS Compliant **This product is RoHS compliant.**

XG SERIES: FLAT CABLE CONNECTORS

Specifications:

XG4
- Rated current: 1A
- Rated voltage: 250VAC
- Insertion tolerance: 50 times

XG5
- Rated current: 3A
- Rated voltage: 300VAC
- Insertion tolerance: 50 times

Features:

XG4
- Industry standard circuit board connectors conform to MIL standards with improved design
- New production system improves reliability

XG5
- Two-row, IDC construction and insulation barrel offer high reliability and large-current discrete wiring capability
- Adaptable to a variety of covers for space-saving

Materials:
- Housing material:
  XG4M/XG5 Fiber-glass reinforced, Black PBT resin (UL94V-0)
  XG4E/XG4 Black Polyamide resin (UL94V-0)
- Contact material: Phosphor bronze/nickel base
  XG4 Mating end: 0.15µm Gold plating
  Terminal press fit: Tin plating
  XG5 Mating end: 0.15µm Gold plating
  Terminal press fit: 2.0µm Solder plating

Sockets:
- Number of polarity slots: 1

MIL Socket and Strain Relief Sets

- Mates with XG4A MIL plugs with short locks, XG4E cable plugs with short locks + XG4S strain reliefs, XG4C box-type shrouded plugs, XG8W original plugs (unshrouded)

For quantities greater than listed, call for quote.

MOUSER STOCK NO.	Omron Part No.	Fig.	No. of Contacts	Dimensions: mm A	B	C	D	E	Price Each 1	25	50	100
653-XG4M-1030-T	XG4M-1030-T	A	10	17.3	10.16	-	-	-	1.14	1.03	.912	.82
653-XG4M-1430-T	XG4M-1430-T	A	14	22.3	15.24	-	-	-	1.18	1.14	1.08	1.01
653-XG4M-1630-T	XG4M-1630-T	A	16	24.9	17.78	-	-	-	1.23	1.20	1.13	1.08
653-XG4M-2030-T	XG4M-2030-T	A	20	30.0	22.86	-	-	-	1.53	1.38	1.22	1.12
653-XG4M-2630-T	XG4M-2630-T	A	26	37.6	30.48	-	-	-	1.65	1.61	1.52	1.43
653-XG4M-3030-T	XG4M-3030-T	A	30	42.7	35.56	-	-	-	1.81	1.77	1.67	1.55
653-XG4M-3430-T	XG4M-3430-T	A	34	47.7	40.64	-	-	-	2.15	2.10	1.98	1.85
653-XG4M-4030-T	XG4M-4030-T	A	40	55.4	48.26	-	-	-	1.98	1.93	1.82	1.68
653-XG4M-5030-T	XG4M-5030-T	A	50	68.1	60.96	-	-	-	2.71	2.46	2.32	2.00
653-XG4M-6030-T	XG4M-6030-T	A	60	80.8	73.66	-	-	-	2.80	2.73	2.59	2.45
653-XG4M-6430-T	XG4M-6430-T	A	64	85.8	78.74	-	-	-	3.23	3.15	2.97	2.82

Sockets and Strain Relief Sets with Locks

- Mates with XG4C box-type plugs

For quantities greater than listed, call for quote.

653-XG4M-1030-U	XG4M-1030-U	B	10	26.8	13.2	26.2	17.3	10.16	1.49	1.44	1.37	1.29
653-XG4M-1430-U	XG4M-1430-U	B	14	31.8	18.2	31.2	22.3	15.24	1.73	1.70	1.61	1.52
653-XG4M-1630-U	XG4M-1630-U	B	16	34.4	20.8	33.8	24.9	17.78	1.87	1.83	1.73	1.65
653-XG4M-2030-U	XG4M-2030-U	B	20	39.5	25.9	38.9	30.0	22.86	2.15	2.10	1.98	1.85
653-XG4M-2630-U	XG4M-2630-U	B	26	47.1	33.5	46.5	37.6	30.48	2.92	2.69	2.41	2.18
653-XG4M-3430-U	XG4M-3430-U	B	34	57.2	43.6	56.6	47.7	40.64	3.05	2.99	2.81	2.68
653-XG4M-4030-U	XG4M-4030-U	B	40	64.9	51.3	64.3	55.4	48.26	3.45	3.37	3.19	3.02

Individual Sockets or Strain Reliefs

For quantities greater than listed, call for quote.

Sockets with Open-End Covers (Strain Reliefs Sold Separately)												
653-XG4M-1030	XG4M-1030	B	10	17.3	10.16	-	-	-	.76	.745	.705	.668
653-XG4M-1430	XG4M-1430	B	14	22.3	15.24	-	-	-	.81	.796	.753	.714
653-XG4M-1630	XG4M-1630	B	16	24.9	17.78	-	-	-	1.18	1.06	.945	.86
653-XG4M-2030	XG4M-2030	B	20	30.0	22.86	-	-	-	1.33	1.25	1.22	1.19
653-XG4M-2630	XG4M-2630	B	26	37.6	30.48	-	-	-	1.32	1.28	1.22	1.16
653-XG4M-3030	XG4M-3030	B	30	42.7	35.56	-	-	-	1.73	1.55	1.38	1.24
653-XG4M-4030	XG4M-4030	B	40	55.4	48.26	-	-	-	1.56	1.53	1.44	1.37
Strain Reliefs for XG4M Sockets												
653-XG4T-1004	XG4T-1004	B	10	17.3	10.16	-	-	-	.27	.241	.214	.196
653-XG4T-1404	XG4T-1404	B	14	22.3	15.24	-	-	-	.20	.192	.18	.168
653-XG4T-1604	XG4T-1604	B	16	24.9	17.78	-	-	-	.20	.192	.18	.168
653-XG4T-2004	XG4T-2004	B	20	30.0	22.86	-	-	-	.27	.251	.245	.239
653-XG4T-2604	XG4T-2604	B	26	37.6	30.48	-	-	-	.31	.30	.275	.258
653-XG4T-3004	XG4T-3004	B	30	42.7	35.56	-	-	-	.44	.372	.308	.255
653-XG4T-4004	XG4T-4004	B	40	55.4	48.26	-	-	-	.42	.396	.373	.362

IDC Sockets for Discrete Wires

- Mates with XG4A and XG4C PCB plugs, XG4E IDC flat cable plugs, and XG8W/XG8B double-row unshrouded plugs

For quantities greater than listed, call for quote.

Double-Row PCB Sockets												
653-XG5M-1032-N	XG5M-1032-N	C	10	17.3	10.16	-	-	-	2.71	2.64	2.49	2.36
653-XG5M-1432-N	XG5M-1432-N	C	14	22.3	15.24	-	-	-	3.91	3.51	3.11	2.80
653-XG5M-2632-N	XG5M-2632-N	C	26	37.6	30.48	-	-	-	5.48	4.92	4.38	3.94
653-XG5M-3432-N	XG5M-3432-N	C	34	47.7	40.64	-	-	-	4.74	4.49	4.16	3.95
653-XG5M-4032-N	XG5M-4032-N	C	40	55.4	48.26	-	-	-	5.70	5.23	4.95	4.63
653-XG5M-5032-N	XG5M-5032-N	C	50	68.1	60.96	-	-	-	7.53	7.35	6.96	6.59
653-XG5M-6432-N	XG5M-6432-N	C	64	85.8	78.74	-	-	-	8.35	8.11	7.86	7.63
Semi-Covers for Connectors												
653-XG5S-0501	XG5S-0501	D	5	17.3	-	-	-	-	.39	.343	.305	.274
653-XG5S-1001	XG5S-1001	D	10	30.0	-	-	-	-	.36	.336	.312	.301
653-XG5S-1701	XG5S-1701	D	17	47.7	-	-	-	-	.32	.30	.28	.253
653-XG5S-2001	XG5S-2001	D	20	55.4	-	-	-	-	.50	.449	.399	.358
653-XG5S-2501	XG5S-2501	D	25	68.1	-	-	-	-	.43	.392	.366	.33
IDC Tool For Use With XG5M Connectors												
653-XY2B-7006	XY2B-7006	E	Applicable wire AWG24 to AWG28						99.03	91.69	85.57	79.46

Long-Lock Relay Plugs with Open-End Covers

- Mates with XG4M-T MIL socket and strain relief sets and XG5M sockets

For quantities greater than listed, call for quote.

MOUSER STOCK NO.	Omron Part No.	Fig.	No. of Contacts	Dimensions: mm A	B	C	D	E	F	G	Price Each 1	25	50	100
Cable Plugs with Long Locks														
653-XG4E-1031	XG4E-1031	F	10	32.0	17.5	10.16	21.8	27.9	46.4	-	3.84	3.75	3.55	3.32
653-XG4E-1431	XG4E-1431	F	14	37.1	22.6	15.24	26.9	33.0	51.5	-	4.06	3.96	3.75	3.55
653-XG4E-1631	XG4E-1631	F	16	39.6	25.2	17.78	29.5	35.6	54.1	-	4.34	4.24	4.01	3.80
653-XG4E-2031	XG4E-2031	F	20	44.7	30.2	22.86	34.5	40.6	59.1	-	4.52	4.41	4.17	3.91
653-XG4E-2631	XG4E-2631	F	26	52.3	37.9	30.48	42.2	48.3	66.8	-	5.74	5.60	5.30	5.02
653-XG4E-3431	XG4E-3431	F	34	62.5	48.0	40.64	52.3	58.4	76.9	-	5.25	5.13	4.85	4.60
653-XG4E-4031	XG4E-4031	F	40	70.1	55.6	48.26	59.9	66.0	84.5	-	6.71	6.55	6.18	5.86
653-XG4E-5031	XG4E-5031	F	50	82.8	68.3	60.96	72.6	78.7	97.2	-	6.03	5.89	5.56	5.33
653-XG4E-6031	XG4E-6031	F	60	95.5	81.0	73.66	85.3	91.4	109.9	-	6.57	6.41	6.06	5.75
Strain Reliefs														
653-XG4S-1004	XG4S-1004	G	10	-	-	-	-	-	-	16.9	.46	.457	.425	.382
653-XG4S-1604	XG4S-1604	G	16	-	-	-	-	-	-	24.6	.57	.566	.526	.473
653-XG4S-2004	XG4S-2004	G	20	-	-	-	-	-	-	29.6	.59	.566	.526	.473
653-XG4S-3404	XG4S-3404	G	34	-	-	-	-	-	-	47.4	.57	.566	.542	.473
653-XG4S-4004	XG4S-4004	G	40	-	-	-	-	-	-	55.0	.57	.566	.542	.503

DIMENSIONS: mm

A

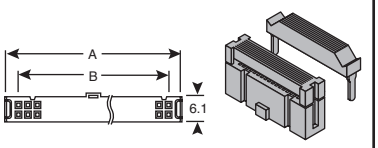

B

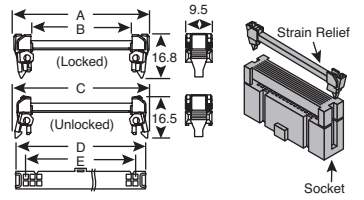

C

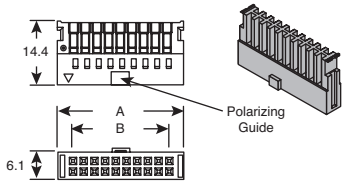

D

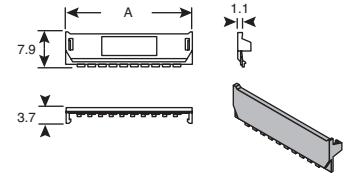

E

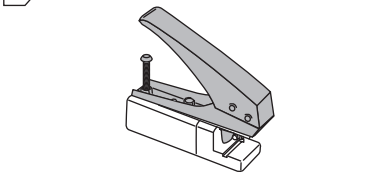

F

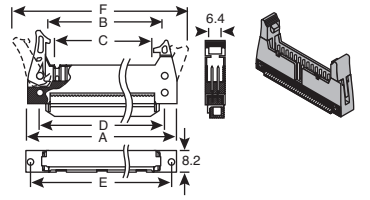

G

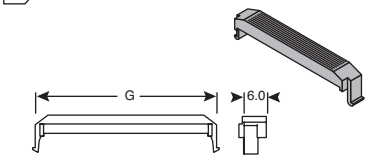

© Copyright 2013 Mouser Electronics

© Copyright 2013 Mouser Electronics

TE 2mm CT Connectors

RoHS Compliant This product is RoHS compliant.

TE connectivity Authorized Distributor

DIMENSIONS: mm

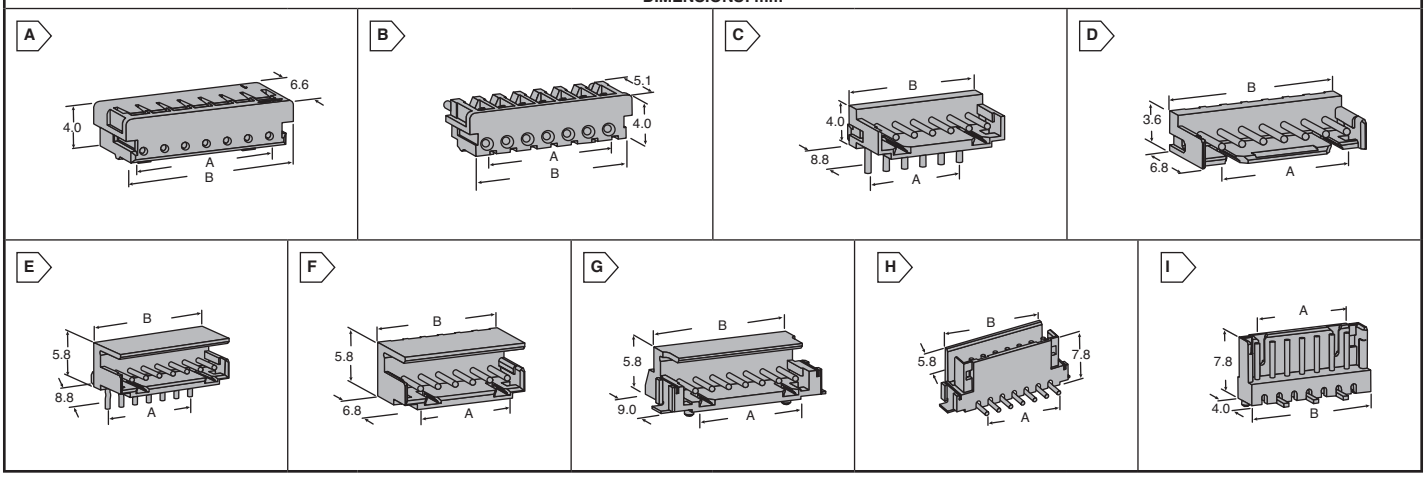

CT CONNECTORS

Features:

- Ensures substantial labor saving as well as improved quality and stability in harness assembly
- Both MT receptacle connectors and crimp-type receptacle connectors can share the same post headers when mated
- Both discrete wire and flat shielded cable can be used
- IDC receptacle contacts in MT (Mass Termination) housings
- AWG 30-22

RoHS Compliant

Applications:

- Business Equipment
- Industrial Machines
- Anywhere where routing signals or power
- Wire-to-Board Applications

Receptacles

For quantities greater than listed, call for quote.

MOUSER STOCK NO.	TE Part No.	Fig.	No. of Positions	Dimensions: mm A	Dimensions: mm B	Price Each 1	25	50	100
2mm CT - Crimp Type II Receptacle Housings									
571-179228-3	179228-3	A	3	4.00	8.00	.29	.233	.198	.19
571-179228-4	179228-4	A	4	6.00	10.00	.26	.225	.19	.183
571-179228-6	179228-6	A	6	10.00	14.00	.30	.225	.214	.161
571-179228-7	179228-7	A	7	12.00	16.00	.29	.248	.23	.179
571-179228-9	179228-9	A	9	16.00	20.00	.38	.348	.339	.248
571-1-179228-1	1-179228-1	A	11	20.00	24.00	.69	.599	.522	.434
571-1-179228-2	1-179228-2	A	12	22.00	26.00	.85	.735	.684	.585
571-1-179228-3	1-179228-3	A	13	24.00	28.00	.67	.607	.563	.439
571-1-179228-5	1-179228-5	A	15	28.00	32.00	.73	.673	.609	.492
2mm CT - MT Receptacle Housing Assemblies									
571-173977-2	173977-2	B	2	2.00	4.80	.25	.193	.182	.149
571-1739773	173977-3	B	3	4.00	6.80	.30	.235	.214	.182
571-173977-4	173977-4	B	4	6.00	8.80	.45	.353	.30	.257
571-1739775	173977-5	B	5	8.00	10.80	.60	.524	.492	.375
571-1739776	173977-6	B	6	10.00	12.80	.67	.61	.535	.514
571-1-173977-1	1-173977-1	B	11	20.00	22.80	.92	.824	.738	.642
571-1-173977-2	1-173977-2	B	12	22.00	24.80	1.02	.877	.766	.633
571-1-173977-3	1-173977-3	B	13	24.00	26.80	1.04	.944	.809	.662
571-1-173977-5	1-173977-5	B	15	28.00	30.80	.80	.749	.717	.621

Receptacle Contacts

For quantities greater than listed, call for quote.

MOUSER STOCK NO.	TE Part No.	Description	Price Each 1	25	50	100
571-179609-1	179609-1	Receptacle Contact 30-26 AWG	.11	.068	.057	.055
571-1792271	179227-1	Receptacle Contact 26-22 AWG	.11	.054	.045	.037

Headers

For quantities greater than listed, call for quote.

MOUSER STOCK NO.	TE Part No.	Fig.	No. of Positions	Dimensions: mm A	Dimensions: mm B	Price Each 1	25	50	100
2mm CT - Post Header Assemblies, Horizontal									
571-292253-2	292253-2	C	2	2.0	5.8	.30	.225	.193	.171
571-2922533	292253-3	C	3	4.0	7.8	.28	.235	.203	.179
571-292253-6	292253-6	C	6	10.0	13.8	.74	.663	.596	.57
571-292253-7	292253-7	C	7	12.0	15.8	.58	.461	.412	.378
571-292253-8	292253-8	C	8	14.0	17.8	.67	.607	.54	.484
571-292253-9	292253-9	C	9	16.0	19.8	.59	.524	.471	.407
571-1-292253-0	1-292253-0	C	10	18.0	21.8	.87	.813	.781	.749
571-1-292253-1	1-292253-1	C	11	20.0	23.8	.90	.854	.811	.73
571-12922532	1-292253-2	C	12	22.0	25.8	1.04	.974	.931	.813
571-1-292253-3	1-292253-3	C	13	24.0	27.8	1.26	1.10	1.06	.943
2mm CT - Post Header Assemblies, Vertical									
571-2921612	292161-2	D	2	2.0	5.8	.28	.24	.203	.196
571-292161-3	292161-3	D	3	4.0	7.8	.48	.432	.385	.368

Headers (Cont.)

For quantities greater than listed, call for quote.

MOUSER STOCK NO.	TE Part No.	Fig.	No. of Positions	Dimensions: mm A	Dimensions: mm B	Price Each 1	25	50	100
2mm CT - Post Header Assemblies, Vertical (Cont.)									
571-2921614	292161-4	D	4	6.0	9.8	.49	.396	.332	.321
571-292161-5	292161-5	D	5	8.0	11.8	.48	.428	.385	.332
571-292161-6	292161-6	D	6	10.0	13.8	.52	.428	.385	.364
571-292161-8	292161-8	D	8	14.0	17.8	.80	.685	.653	.621
571-292161-9	292161-9	D	9	16.0	19.8	.65	.589	.523	.469
571-1-292161-0	1-292161-0	D	10	18.0	21.8	.69	.61	.546	.471
571-1-292161-2	1-292161-2	D	12	22.0	25.8	.96	.865	.773	.691
571-1-292161-3	1-292161-3	D	13	24.0	27.8	.96	.855	.753	.686
571-1-292161-4	1-292161-4	D	14	26.0	29.8	.88	.824	.792	.685
571-1-292161-5	1-292161-5	D	15	28.0	31.8	1.06	.978	.943	.775
2mm CT - Post Header Assemblies, Box-H, DIP									
571-292250-3	292250-3	E	3	4.00	7.80	.47	.407	.342	.30
571-292250-5	292250-5	E	5	8.00	11.80	.49	.448	.417	.341
571-292250-6	292250-6	E	6	10.00	13.80	.63	.535	.471	.449
571-292250-7	292250-7	E	7	12.00	15.80	.88	.786	.707	.647
571-292250-9	292250-9	E	9	16.00	19.80	.98	.887	.794	.713
571-1-292250-0	1-292250-0	E	10	18.00	21.80	.97	.898	.797	.718
2mm CT - Post Header Assemblies, Box-V, DIP									
571-292132-3	292132-3	F	3	4.0	7.8	.31	.289	.246	.246
571-292132-4	292132-4	F	4	6.0	9.8	.41	.332	.278	.235
571-292132-6	292132-6	F	6	10.0	13.8	.39	.37	.36	.348
571-292132-7	292132-7	F	7	12.0	15.8	.61	.574	.457	.396
571-292132-8	292132-8	F	8	14.0	17.8	.69	.61	.546	.482
571-1-292132-1	1-292132-1	F	11	20.0	23.8	1.03	.921	.82	.73
571-1-292132-2	1-292132-2	F	12	22.0	25.8	.93	.867	.835	.728
571-1-292132-3	1-292132-3	F	13	24.0	27.8	1.04	.974	.931	.813
571-1-292132-4	1-292132-4	F	14	26.0	29.8	1.19	1.07	.991	.941
571-1-292132-5	1-292132-5	F	15	28.0	31.8	.95	.875	.804	.75
2mm CT - Post Header Assemblies, Box-V, SMT with Boss									
571-292173-2	292173-2	G	2	2.00	8.00	1.07	1.01	.963	.835
571-292173-3	292173-3	G	3	4.00	10.00	1.19	1.06	.937	.85
571-292173-4	292173-4	G	4	6.00	12.00	1.56	1.28	1.23	1.18
571-292173-5	292173-5	G	5	8.00	14.00	1.33	1.25	1.20	1.04
571-292173-6	292173-6	G	6	10.00	16.00	1.66	1.37	1.32	1.25
571-292173-8	292173-8	G	8	14.00	20.00	1.97	1.84	1.77	1.68
2mm CT - Post Header Assemblies, Box-H, SMT with Boss									
571-292174-2	292174-2	H	2	2.00	5.8	1.57	1.29	1.24	1.19
571-292174-3	292174-3	H	3	4.00	7.8	1.47	1.31	1.17	1.05
571-292174-4	292174-4	H	4	6.00	9.8	1.59	1.39	1.26	1.13
571-292174-6	292174-6	H	6	10.00	13.8	1.50	1.34	1.20	1.08
571-292174-7	292174-7	H	7	12.00	15.8	1.68	1.50	1.33	1.20
571-292174-8	292174-8	H	8	14.00	17.8	1.79	1.62	1.43	1.27
2mm CT - Post Header Assemblies, Standard-V, SMT									
571-292171-3	292171-3	I	3	4.00	8.00	.72	.64	.576	.515
571-292171-4	292171-4	I	4	6.00	10.00	.82	.743	.657	.589
571-292171-5	292171-5	I	5	8.00	12.00	1.24	1.10	.996	.899
571-292171-7	292171-7	I	7	12.00	16.00	1.40	1.25	1.10	1.00
571-292171-8	292171-8	I	8	14.00	18.00	1.09	1.03	.988	.859

TOOL

MOUSER STOCK NO.	TE Part No.	Description	Price Each
571-580741	58074-1	Manual handle w/o head	134.94

© Copyright 2013 Mouser Electronics

© Copyright 2013 Mouser Electronics

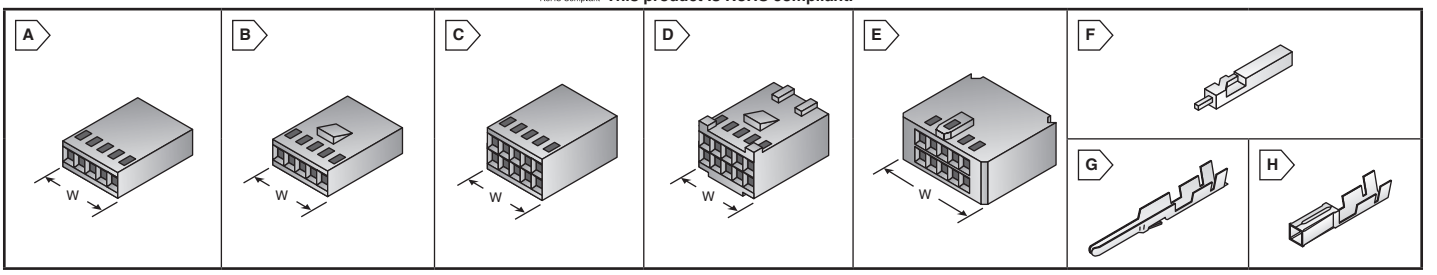

TE MOD.IV WIRE-APPLIED HOUSINGS

- Housing Material: UL94V-0 black thermoplastic, flame retardant
- Stamped
- .100" Centerline

Non-Polarized, Single Row Housings

For quantities greater than listed, call for quote.

MOUSER STOCK NO.	TE Part No.	Fig.	No. of Pos.	Width (w) in.	Price Each 1	10	25	50	100
✻ 571-7874992	7-87499-2	A	1	.105	.84	.734	.69	.661	.632
571-874993	87499-3	A	2	.205	1.43	1.25	1.18	1.13	1.08
571-874995	87499-5	A	3	.305	1.39	1.12	1.01	.899	.813
571-874997	87499-7	A	4	.405	.65	.606	.567	.504	.459
571-874999	87499-9	A	5	.505	.51	.473	.44	.403	.384
571-1874991	1-87499-1	A	6	.605	1.09	.963	.905	.868	.83
571-874991	87499-1	A	7	.705	.84	.771	.703	.553	.535
571-1874995	1-87499-5	A	9	.905	1.50	1.37	1.28	1.23	1.18
571-1874997	1-87499-7	A	10	1.005	2.60	2.38	2.23	2.13	2.03

✻ Unstamped

Polarized, Single Row Housings with Detent Latching

- Unstamped (No marking on housing)
- .100" Centerline

For quantities greater than listed, call for quote.

571-1022412	102241-2	B	4	.400	.69	.643	.578	.514	.492
571-1022413	102241-3	B	5	.500	.50	.494	.479	.465	.46
571-1022414	102241-4	B	6	.600	.81	.714	.672	.644	.615
571-1022415	102241-5	B	7	.700	.65	.613	.576	.546	.524
571-1022416	102241-6	B	8	.800	.84	.734	.691	.662	.633
571-1022418	102241-8	B	10	1.000	1.00	.91	.867	.813	.77

Non-Polarized, Double Row Housings

- Stamped
- .100" x .100" Centerline

For quantities greater than listed, call for quote.

571-874562	87456-2	C	6	.305	2.04	1.84	1.73	1.66	1.58
571-874564	87456-4	C	8	.405	1.77	1.67	1.57	1.47	1.39
571-874566	87456-6	C	10	.505	1.72	1.56	1.47	1.40	1.34
571-874568	87456-8	C	12	.605	2.31	2.09	1.96	1.87	1.79
571-1874560	1-87456-0	C	14	.705	2.16	2.09	1.77	1.63	1.52
571-1874562	1-87456-2	C	16	.805	1.94	1.75	1.65	1.57	1.50

Polarized, Double Row Housings with Detent Latching

- Stamped
- .100" x .100" Centerline

For quantities greater than listed, call for quote.

571-876312	87631-2	D	6	.300	1.18	1.04	.976	.935	.895
571-876314	87631-4	D	8	.400	2.09	1.89	1.78	1.70	1.62
571-876316	87631-6	D	10	.500	1.55	1.36	1.27	1.22	1.17
571-876318	87631-8	D	12	.600	1.57	1.42	1.34	1.28	1.22
571-1876310	1-87631-0	D	14	.700	2.58	2.34	2.19	2.10	2.00
571-1876316	1-87631-6	D	20	1.000	4.08	3.99	3.68	3.51	3.34
571-2876312	2-87631-2	D	26	1.300	3.27	2.95	2.56	2.09	1.96

Center Polarized, Double Row Housings

- Stamped
- .100" x .100" Centerline

For quantities greater than listed, call for quote.

571-1023871	102387-1	E	10	.680	2.32	2.14	2.07	1.89	1.81
571-1023872	102387-2	E	14	.880	2.80	2.62	2.48	2.28	2.17
571-1023873	102387-3	E	16	.980	3.25	3.11	2.86	2.72	2.59
571-1023874	102387-4	E	20	1.180	3.86	3.64	3.50	3.07	2.91
571-1023875	102387-5	E	24	1.380	3.65	3.50	3.22	3.06	2.91
571-1023876	102387-6	E	26	1.480	4.08	3.92	3.68	3.21	3.07
571-1023878	102387-8	E	34	1.880	6.53	6.18	5.91	5.17	4.92
571-1023879	102387-9	E	40	2.180	5.81	5.51	5.25	4.60	4.38
571-11023870	1-102387-0	E	50	2.680	6.18	5.93	5.44	4.52	4.19

KEYING PLUGS

For quantities greater than listed, call for quote.

MOUSER STOCK NO.	TE Part No.	Fig.	Description	Price Each 1	100	500	1000
571-870772	87077-2	F	Plugs directly into housing	.13	.108	.091	.085
571-862861	86286-1	-	Plugs into standard or intermediate pressure receptacle contact	.24	.181	.159	.141

© Copyright 2013 Mouser Electronics

TE MOD.IV PIN AND RECEPTACLE CONTACTS

Contact Plating:

1 = Duplex plated .00003 min. gold on contact area. .0001 ~ .0002 min. tin on solder area w/ entire post underplated .00005 min. nickel.
2 = Duplex plated .000015 min. gold on contact area. .0001 ~ .0002 min. tin on solder area w/ entire post underplated .00005 min. nickel.
3 = Selectively plated .000030 gold on contact area w/ gold flash over .000050 nickel on entire contact.
4 = Selectively plated .000015 gold on contact area w/ gold flash over .000050 nickel on entire contact.
5 = .000100~.000200 bright tin over .000050 nickel on entire contact

Crimp Snap-In Pins with Insulation Support

For quantities greater than listed, call for quote.

MOUSER STOCK NO.	TE Part No.	Fig.	Material	Plating	Wire AWG	Terminal Length (in.)	Price Each 1	100	500	1000
571-1021072	102107-2	G	Ph Bz	3	26-22	.815	.85	.567	.85	.46
571-1021071	102107-1	G	Ph Bz	4	26-22	.815	.70	.56	.70	.479
571-5-102107-3	5-102107-3	G	Ph Bz	5	26-22	.815	.40	.271	.40	.234

Standard Pressure Receptacle Contacts

- Mating force: 9oz. max.
- Unmating force: 1.5oz. min.

For quantities greater than listed, call for quote.

MOUSER STOCK NO.	TE Part No.	Fig.	Material	Plating	Wire AWG	Terminal Length (in.)	Price Each 1	100	500	1000
571-876673	87667-3	H	Be Cu	5	26-22	.445	.29	.235	.203	.202
571-876672	87667-2	H	Be Cu	3	26-22	.445	.85	.572	.548	.494
571-860163	86016-3	H	Be Cu	5	24-20	.470	.67	.456	.427	.391
571-860162	86016-2	H	Be Cu	3	24-20	.470	.35	.234	.211	.202
571-6-102316-4	6-102316-4	H	Cu Sn Ph Bz	1	32-27	.445	.70	.469	.428	.406
571-6-102316-3	6-102316-3	H	Cu Sn Ph Bz	2	32-27	.445	.66	.439	.396	.385
571-1029172	102917-2	H	Be Cu	3	32-27	.445	.80	.638	.626	.582
571-6-87756-8	6-87756-8	H	Cu Sn Ph Bz	1	26-22	.445	.34	.28	.235	.228
571-6-87756-6	6-87756-6	H	Cu Sn Ph Bz	2	26-22	.445	.30	.246	.203	.20
571-877567	87756-7	H	Cu Sn Ph Bz	5	26-22	.445	.20	.18	.165	.152
571-876665	87666-5	H	Be Cu	4	26-22	.445	.44	.297	.273	.257
571-6-87523-9	6-87523-9	H	Cu Sn Ph Bz	1	24-20	.470	.51	.487	.452	.409
571-2-87523-4	2-87523-4	H	Cu Sn Ph Bz	2	24-20	.470	.62	.447	.403	.386
571-860165	86016-5	H	Be Cu	4	24-20	.470	.86	.717	.621	.578
571-875236	87523-6	H	Cu Sn Ph Bz	5	24-20	.470	.26	.177	.165	.153

TE MOD IV.V INTERMEDIATE PRESSURE RECEPTACLE CONTACTS

- Mating force: 16oz. max.
- Unmating force: 2oz. min.

For quantities greater than listed, call for quote.

MOUSER STOCK NO.	TE Part No.	Fig.	Material	Plating	Wire AWG	Terminal Length (in.)	Price Each 1	100	500	1000
571-870464	87046-4	H	Be Cu	5	24-20	.470	.80	.546	.46	.428
571-870463	87046-3	H	Be Cu	1	24-20	.470	.38	.332	.30	.257
571-5-102920-2	5-102920-2	H	Cu Sn Ph Bz	1	32-27	.445	.54	.433	.411	.379
571-1029182	102918-2	H	Be Cu	3	32-27	.445	1.07	.704	.646	.597
571-5-103171-5	5-103171-5	H	Cu Sn Ph Bz	1	26-22	.445	.71	.46	.396	.385
571-1025486	102548-6	H	Be Cu	3	26-22	.445	.71	.524	.486	.471
571-1025483	102548-3	H	Be Cu	4	26-22	.445	.69	.524	.503	.454
571-2-87195-6	2-87195-6	H	Cu Sn Ph Bz	1	24-20	.445	.35	.295	.254	.211
571-2-87195-5	2-87195-5	H	Cu Sn Ph Bz	2	24-20	.470	.41	.321	.268	.225
571-870461	87046-1	H	Be Cu	4	24-20	.470	.61	.46	.439	.407

TE MOD V HIGH PRESSURE RECEPTACLE CONTACTS

- Mating force: 20oz. max.
- Unmating force: 3oz. min.

For quantities greater than listed, call for quote.

MOUSER STOCK NO.	TE Part No.	Fig.	Material	Plating	Wire AWG	Terminal Length (in.)	Price Each 1	100	500	1000
571-1021282	102128-2	H	Ph Bz	5	26-22	.445	.24	.173	.161	.139
571-1021281	102128-1	H	Ph Bz	3	26-22	.445	.31	.264	.246	.231
571-1873093	1-87309-3	H	Ph Bz	5	24-20	.470	.26	.244	.164	.141
571-1873094	1-87309-4	H	Ph Bz	3	24-20	.470	.30	.253	.236	.221
571-1034552	103455-2	H	Ph Bz	4	32-27	.445	.80	.644	.598	.561

TOOLS

For quantities greater than listed, call for quote.

MOUSER STOCK NO.	TE Part No.	Description	Price Each
571-586411	58641-1	Commercial crimp tool 26-22 AWG	286.17
571-8439963	843996-3	Extraction tool	37.66

© Copyright 2013 Mouser Electronics

TE PCB and Wire Connectors

Authorized Distributor

RoHS Compliant **This product is RoHS compliant.**

DIMENSIONS: in. (mm)

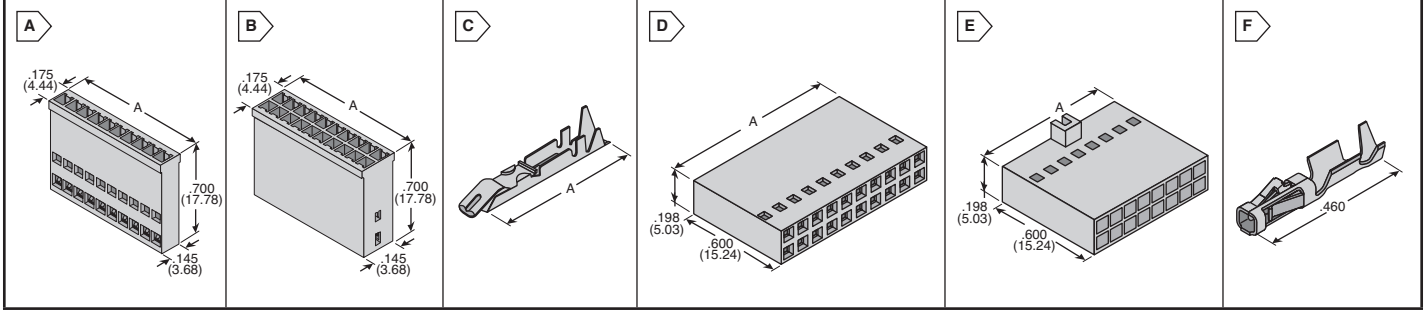

TE HOUSINGS AND ACCESSORIES

Features:
- Mates with .025" (.64mm) square posts
- Modular design permits end-to-end stacking
- Housing made of 94V-0 rated glass-filled polyester
- Stamped: Cavity ID, part number, date code: where size permits Unstamped: No markings

Specifications:
- Contact Current Rating: 3A
- Termination Resistance: 12mΩ max. Gold
  16mΩ max. Tin
- Operating Temp.: -65°C to 105°C Gold
  -65°C to 60°C Tin

RoHS Compliant

Single Row - Housings

For quantities greater than listed, call for quote.

MOUSER STOCK NO.	TE Part No.	Fig.	No. of Positions	Description	Dimension A in. (mm)	Price Each 1	25	50
571-87175-2	87175-2	A	1	Unstamped	.108 (2.74)	1.63	1.47	1.38
571-871756	87175-6	A	2	Unstamped	.216 (5.49)	1.53	1.31	1.24
571-871758	87175-8	A	3	Unstamped	.316 (8.06)	2.15	1.96	1.84
571-1871750	1-87175-0	A	4	Unstamped	.416(10.57)	2.07	1.86	1.75
571-1871752	1-87175-2	A	5	Unstamped	.516 (13.11)	2.13	1.81	1.72
571-1871754	1-87175-4	A	6	Unstamped	.616 (15.65)	2.29	2.12	1.98
571-1-87175-3	1-87175-3	A	6	Stamped	.616 (15.65)	1.44	1.28	1.21
571-1-87175-6	1-87175-6	A	7	Unstamped	.716 (18.19)	3.57	3.23	2.86
571-1-87175-5	1-87175-5	A	7	Stamped	.716 (18.19)	1.57	1.42	1.26
571-1-87175-8	1-87175-8	A	8	Unstamped	.816 (2.73)	2.66	2.47	2.29
571-2871750	2-87175-0	A	9	Unstamped	.916 (23.27)	2.65	2.40	2.19
571-1-87175-9	1-87175-9	A	9	Stamped	.916 (23.27)	1.85	1.71	1.42
571-2-87175-1	2-87175-1	A	10	Stamped	1.016 (25.81)	2.51	2.28	2.14
571-2-87175-3	2-87175-3	A	11	Stamped	1.116 (28.35)	1.79	1.62	1.34
571-2-87175-6	2-87175-6	A	12	Unstamped	1.216 (30.89)	3.35	3.02	2.85
571-2-87175-5	2-87175-5	A	12	Stamped	1.216 (30.89)	1.87	1.61	1.42
571-3-87175-0	3-87175-0	A	14	Unstamped	1.416 (35.97)	3.10	2.77	2.57
571-87175-3	87175-3	A	15	Stamped	1.516 (38.51)	2.61	2.34	1.95

Double Row - Housings

For quantities greater than listed, call for quote.

MOUSER STOCK NO.	TE Part No.	Fig.	No. of Positions	Description	Dimension A in. (mm)	Price Each 1	25	50
571-871331	87133-1	B	4	Unstamped	.216 (5.49)	3.24	3.10	2.85
571-87133-7	87133-7	B	6	Unstamped	.316 (8.06)	2.18	1.94	1.83
571-87133-8	87133-8	B	6	Stamped	.316 (8.06)	2.12	1.99	1.90
571-871339	87133-9	B	8	Unstamped	.416 (10.57)	6.22	6.02	5.84
571-871332	87133-2	B	10	Unstamped	.516 (13.11)	2.11	1.79	1.71
571-871335	87133-5	B	10	Stamped	.516 (13.11)	1.41	1.36	1.29
571-1-87133-1	1-87133-1	B	12	Unstamped	.616 (15.65)	3.32	2.99	2.57
571-871333	87133-3	B	20	Unstamped	1.016 (25.81)	3.70	3.37	3.00

Locking Clip Contacts

For quantities greater than listed, call for quote.

MOUSER STOCK NO.	TE Part No.	Fig.	Description	Dimension A in. (mm)	Price Each 1	100	500
571-871911	87191-1	C	30-28AWG, Gold	.550 (13.97)	.62	.482	.433
571-5-87191-2	5-87191-2	C	30-28AWG, Tin	.550 (13.97)	.55	.468	.407
571-871651	87165-1	C	26-22AWG, Gold	.584 (14.83)	.58	.473	.407
571-5-87165-2	5-87165-2	C	26-22AWG, Tin	.584 (14.83)	.49	.327	.314

Accessories

For quantities greater than listed, call for quote.

MOUSER STOCK NO.	TE Part No.	Fig.	Description	Price Each
571-871791	87179-1	-	Keying Plug	.23
571-910841	91084-1	-	Extraction Tool	45.55

© Copyright 2013 Mouser Electronics

TE SHORT POINT WIRE-APPLIED CONNECTORS AND CONTACTS

Features:
- Short point of contact mates with .169" - .259" (4.29mm - 6.58mm)
- Double row housings are end-to-end and side-to-side stackable
- Mates with .025" (.64mm) square posts
- Dual cantilever contact beams for reliable mating

Specifications:
- Contact current rating: 3A
- Termination Resistance: 12mΩ max.
- Black thermoplastic, flame retardant, 94V-0

RoHS Compliant

Non-Polarized Housings

For quantities greater than listed, call for quote.

MOUSER STOCK NO.	TE Part No.	Fig.	No. of Positions	Dimension A in. (mm)	Price Each 1	25	50
571-104482-3	104482-3	D	8	.398 (10.11)	1.20	1.13	1.08
571-104482-4	104482-4	D	10	.498 (12.65)	1.21	1.13	1.09
571-104482-5	104482-5	D	12	.598 (15.19)	1.19	1.05	.849
571-104482-6	104482-6	D	14	.698 (17.73)	1.20	1.05	.849
571-104482-8	104482-8	D	18	.898 (22.81)	1.48	1.37	1.29
571-104482-9	104482-9	D	20	.998 (23.35)	1.44	1.20	1.14
571-1-104482-0	1-104482-0	D	22	1.098 (27.89)	1.14	1.06	.964
571-1-104482-1	1-104482-1	D	26	1.298 (32.97)	1.25	1.10	.992
571-1-104482-2	1-104482-2	D	28	1.398 (35.51)	1.29	1.14	.992
571-1-104482-3	1-104482-3	D	30	1.498 (38.05)	1.38	1.25	1.04
571-1-104482-4	1-104482-4	D	32	1.598 (40.59)	1.35	1.26	1.12
571-1-104482-6	1-104482-6	D	36	1.798 (45.67)	1.36	1.26	1.11
571-1-104482-9	1-104482-9	D	44	2.198 (55.83)	2.73	2.46	2.15
571-2-104482-0	2-104482-0	D	52	2.598 (65.99)	2.76	2.49	1.86

Polarized Housings

For quantities greater than listed, call for quote.

MOUSER STOCK NO.	TE Part No.	Fig.	No. of Positions	Dimension A in.(mm)	Price Each 1	25	50
571-104483-9	104483-9	E	14	.698 (17.73)	1.16	1.05	.888
571-104483-2	104483-2	E	18	.898 (22.81)	1.19	1.07	.884
571-104483-3	104483-3	E	20	.998 (25.35)	1.21	1.02	.892
571-104483-5	104483-5	E	30	1.498 (38.05)	1.38	1.25	1.04
571-104483-8	104483-8	E	64	3.198 (81.23)	2.91	2.56	2.11

Contacts

For quantities greater than listed, call for quote.

MOUSER STOCK NO.	TE Part No.	Fig.	Wire Size AWG	Contact Plating	Price Each 1	100	500
571-1-104481-3	1-104481-3	F	32-28	30µ" Gold	.16	.131	.107
571-1-104481-2	1-104481-2	F	32-28	15µ" Gold	.23	.15	.139
571-5-104481-6	5-104481-6	F	32-28	Tin	.16	.107	.102
571-1-104480-6	1-104480-6	F	26-22	30µ" Gold	.15	.118	.096
571-1-104480-5	1-104480-5	F	26-22	15µ" Gold	.17	.137	.107
571-1-104480-4	1-104480-4	F	26-22	Tin	.15	.118	.096
571-1-104479-3	1-104479-3	F	24-20	30µ" Gold	.16	.131	.12
571-1-104479-2	1-104479-2	F	24-20	15µ" Gold	.16	.124	.117
571-1-104479-1	1-104479-1	F	24-20	Tin	.23	.19	.152

© Copyright 2013 Mouser Electronics

TE Breakaway Headers

RoHS Compliant **This product is RoHS compliant.**

Authorized Distributor

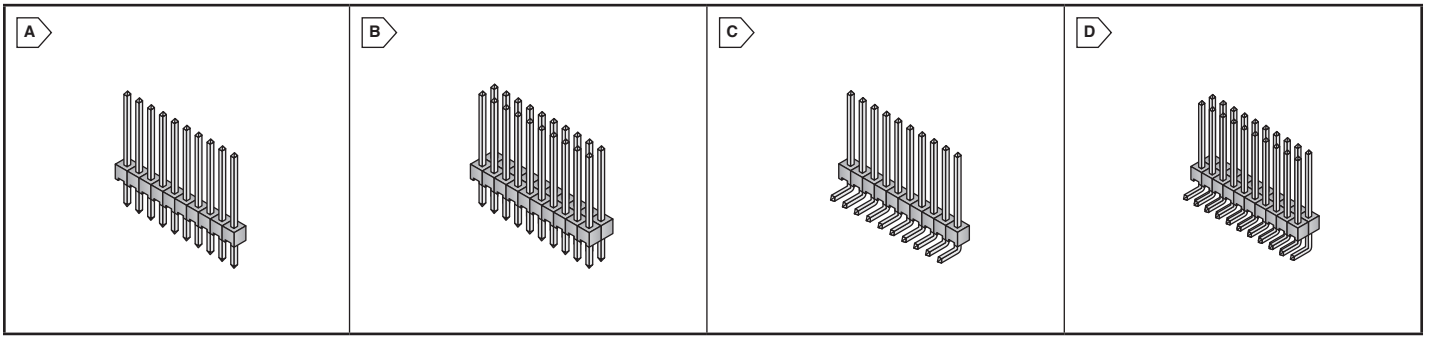

TE BREAKAWAY HEADERS - SINGLE AND DOUBLE ROW

.025" Square Straight Posts

Material:

- Housing: UL94V-0 black thermoplastic
- Post: phosphor bronze
- .100" (2.54mm) Centers
- Unshrouded

✻ Contact Plating:

Plating A = Duplex plated .000030 min. gold on contact area. .0001 - .0002 min. tin on solder area, with entire post underplated .00005 min. nickel.
Plating B = Duplex plated .000015 min. gold on contact area. .0001 - .0002 min. tin on solder area, with entire post underplated .00005 min. nickel.
Plating C = .0001 - .0002 min. tin over .00005 nickel on entire post.

Vertical - Single Row, .100 Centerline

For quantities greater than listed, call for quote.

MOUSER STOCK NO.	TE Part No.	Fig.	No. of Pos.	Length		✻ Contact Plating	Price Each		
				Post	Tail		1	100	500
571-5-146281-2	5-146281-2	A	2	0.230	0.120	A	.21	.193	.161
571-5-146281-3	5-146281-3	A	3	0.230	0.120	A	.29	.268	.246
571-5-146281-4	5-146281-4	A	4	0.230	0.120	A	.62	.542	.498
571-5-146281-5	5-146281-5	A	5	0.230	0.120	A	.79	.754	.686
571-5-146281-6	5-146281-6	A	6	0.230	0.120	A	.95	.907	.81
571-5-146281-8	5-146281-8	A	8	0.230	0.120	A	1.25	1.08	1.03
571-6-146281-0	6-146281-0	A	10	0.230	0.120	A	1.56	1.38	1.32
571-9-146281-0	9-146281-0	A	40	0.230	0.120	A	3.93	2.89	2.28
571-5-146280-2	5-146280-2	A	2	0.230	0.120	B	.29	.236	.198
571-5-146280-3	5-146280-3	A	3	0.230	0.120	B	.33	.325	.279
571-5-146280-4	5-146280-4	A	4	0.230	0.120	B	.31	.281	.269
571-5-146280-4	5-146280-4	A	5	0.230	0.120	B	.31	.281	.269
571-5-146280-6	5-146280-6	A	6	0.230	0.120	B	.65	.574	.538
571-5-146280-7	5-146280-7	A	7	0.230	0.120	B	1.02	.978	.886
571-9-146280-0	9-146280-0	A	40	0.230	0.120	B	3.64	2.68	2.11
571-5-146278-2	5-146278-2	A	2	0.230	0.120	C	.15	.128	.122
571-5-146278-3	5-146278-3	A	3	0.230	0.120	C	.18	.154	.149
571-5-146278-4	5-146278-4	A	4	0.230	0.120	C	.50	.472	.425
571-5-146278-5	5-146278-5	A	5	0.230	0.120	C	.33	.308	.288
571-5-146278-6	5-146278-6	A	6	0.230	0.120	C	.54	.521	.469
571-5-146278-8	5-146278-8	A	8	0.230	0.120	C	1.04	.931	.881
571-6-146278-0	6-146278-0	A	10	0.230	0.120	C	1.46	1.26	1.19
571-9-146278-0	9-146278-0	A	40	0.230	0.120	C	2.89	2.18	1.72
571-5-146277-2	5-146277-2	A	2	0.318	0.125	A	.27	.228	.201
571-5-146277-3	5-146277-3	A	3	0.318	0.125	A	.50	.425	.414
571-5-146277-4	5-146277-4	A	4	0.318	0.125	A	.62	.553	.53
571-5-146277-5	5-146277-5	A	5	0.318	0.125	A	.46	.441	.403
571-5-146277-6	5-146277-6	A	6	0.318	0.125	A	.96	.907	.824
571-6-146277-0	6-146277-0	A	10	0.318	0.125	A	1.74	1.39	1.35
571-7-146277-0	7-146277-0	A	20	0.318	0.125	A	3.28	3.12	2.81
571-9-146277-0	9-146277-0	A	40	0.318	0.125	A	3.96	2.91	2.30
571-5-146276-2	5-146276-2	A	2	0.318	0.125	B	.34	.284	.274
571-5-146276-5	5-146276-5	A	5	0.318	0.125	B	.78	.714	.646
571-5-146276-6	5-146276-6	A	6	0.318	0.125	B	.88	.804	.728
571-6-146276-0	6-146276-0	A	10	0.318	0.125	B	1.52	1.46	1.31
571-9-146276-0	9-146276-0	A	40	0.318	0.125	B	3.20	2.63	2.08
571-5-146274-2	5-146274-2	A	2	0.318	0.125	C	.28	.265	.227
571-5-146274-3	5-146274-3	A	3	0.318	0.125	C	.38	.331	.295
571-5-146274-4	5-146274-4	A	4	0.318	0.125	C	.28	.261	.242
571-5-146274-6	5-146274-6	A	6	0.318	0.125	C	.56	.538	.487
571-9-146274-0	9-146274-0	A	40	0.318	0.125	C	2.77	2.28	1.81

Vertical - Double Row, .100 x .100 Centerline

For quantities greater than listed, call for quote.

MOUSER STOCK NO.	TE Part No.	Fig.	No. of Pos.	Length		✻ Contact Plating	Price Each		
				Post	Tail		1	100	500
571-5-146257-2	5-146257-2	B	4	0.230	0.120	A	.51	.452	.397
571-5-146257-4	5-146257-4	B	8	0.230	0.120	A	.85	.74	.717
571-5-146257-5	5-146257-5	B	10	0.230	0.120	A	1.26	1.12	1.03
571-5-146257-6	5-146257-6	B	12	0.230	0.120	A	1.52	1.44	1.31
571-5-146257-7	5-146257-7	B	14	0.230	0.120	A	1.69	1.52	1.38
571-5-146257-8	5-146257-8	B	16	0.230	0.120	A	2.00	1.63	1.52
571-6-146257-0	6-146257-0	B	20	0.230	0.120	A	2.18	2.09	1.84
571-9-146257-0	9-146257-0	B	80	0.230	0.120	A	5.62	4.62	3.66
571-5-146256-2	5-146256-2	B	4	0.230	0.120	B	.46	.404	.37
571-5-146256-3	5-146256-3	B	6	0.230	0.120	B	.43	.388	.355

Vertical - Double Row, .100 x .100 Centerline (Cont.)

For quantities greater than listed, call for quote.

MOUSER STOCK NO.	TE Part No.	Fig.	No. of Pos.	Length		✻ Contact Plating	Price Each		
				Post	Tail		1	100	500
571-5-146256-4	5-146256-4	B	8	0.230	0.120	B	.63	.502	.477
571-5-146256-5	5-146256-5	B	10	0.230	0.120	B	.90	.776	.674
571-5-146256-6	5-146256-6	B	12	0.230	0.120	B	1.35	1.27	1.14
571-5-146256-8	5-146256-8	B	16	0.230	0.120	B	1.96	1.83	1.67
571-6-146256-0	6-146256-0	B	20	0.230	0.120	B	2.20	2.10	1.79
571-7-146256-0	7-146256-0	B	40	0.230	0.120	B	4.08	3.66	3.46
571-9-146256-0	9-146256-0	B	80	0.230	0.120	B	5.54	4.08	3.22
571-5-146254-3	5-146254-3	B	6	0.230	0.120	C	.55	.486	.467
571-5-146254-4	5-146254-4	B	8	0.230	0.120	C	.52	.486	.427
571-5-146254-5	5-146254-5	B	10	0.230	0.120	C	.87	.821	.722
571-4-103328-3	4-103328-3	B	14	0.230	0.120	C	.88	.803	.729
571-5-146254-8	5-146254-8	B	16	0.230	0.120	C	1.10	1.03	.998
571-7-146254-0	7-146254-0	B	40	0.230	0.120	C	3.46	3.28	2.95
571-9-146254-0	9-146254-0	B	80	0.230	0.120	C	3.83	3.16	2.49
571-5-146253-3	5-146253-3	B	6	0.318	0.125	A	.77	.729	.661
571-5-146253-4	5-146253-4	B	8	0.318	0.125	A	.76	.715	.651
571-5-146253-5	5-146253-5	B	10	0.318	0.125	A	1.43	1.31	1.10
571-5-146253-7	5-146253-7	B	14	0.318	0.125	A	1.85	1.75	1.57
571-5-146253-8	5-146253-8	B	16	0.318	0.125	A	2.12	2.01	1.81
571-7-146253-0	7-146253-0	B	40	0.318	0.125	A	5.30	4.48	4.13
571-9-146253-0	9-146253-0	B	80	0.318	0.125	A	6.15	4.49	3.63
571-5-146252-3	5-146252-3	B	6	0.318	0.125	B	.41	.393	.351
571-5-146252-8	5-146252-8	B	16	0.318	0.125	B	1.94	1.84	1.66
571-9-146252-0	9-146252-0	B	80	0.318	0.125	B	5.37	3.96	3.12
571-5-146250-7	5-146250-7	B	14	0.318	0.125	C	1.48	1.41	1.26
571-7-146250-0	7-146250-0	B	40	0.318	0.125	C	3.46	3.10	2.93
571-9-146250-0	9-146250-0	B	80	0.318	0.125	C	4.86	3.57	2.82

Right Angle Posts, Single Row, .100" Centers

For quantities greater than listed, call for quote.

MOUSER STOCK NO.	TE Part No.	Fig.	No. of Pos.	Length		✻ Contact Plating	Price Each		
				Post	Tail		1	100	500
571-9-146304-0	9-146304-0	C	40	0.230	0.120	A	5.82	4.28	3.38
571-9-103329-0	9-103329-0	C	40	0.230	0.120	C	2.90	2.13	1.68
571-9-146305-0	9-146305-0	C	40	0.318	0.110	A	3.41	3.24	2.57
571-9-103323-0	9-103323-0	C	40	0.318	0.110	C	2.89	2.13	1.68

Right Angle Posts, Double Row, .100" x .100" Centers

For quantities greater than listed, call for quote.

MOUSER STOCK NO.	TE Part No.	Fig.	No. of Pos.	Length		✻ Contact Plating	Price Each		
				Post	Tail		1	100	500
571-9-146308-0	9-146308-0	D	80	0.230	0.120	A	10.63	7.82	6.18
571-9-103330-0	9-103330-0	D	80	0.230	0.120	C	5.17	3.80	3.01
571-9-146309-0	9-146309-0	D	80	0.318	0.110	A	10.91	8.04	6.35
571-9-103324-0	9-103324-0	D	80	0.318	0.110	C	5.46	3.96	3.17

© Copyright 2013 Mouser Electronics

© Copyright 2013 Mouser Electronics

TE Standard Profile Headers

RoHS Compliant **This product is RoHS compliant.**

TE connectivity Authorized Distributor

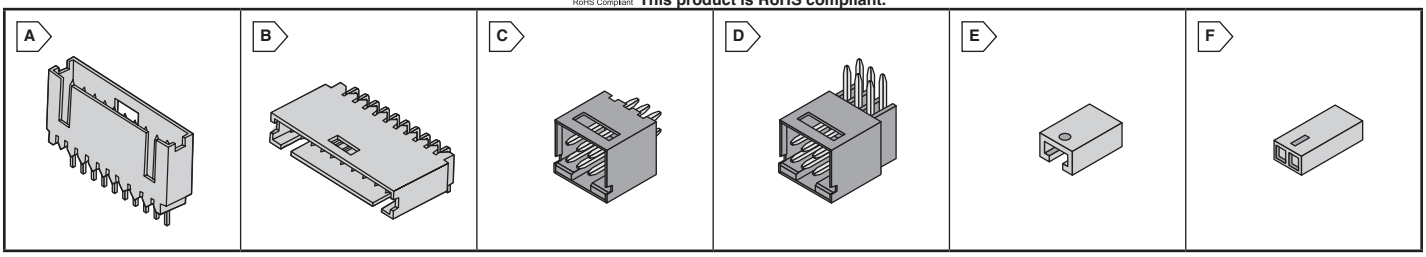

STANDARD PROFILE HEADERS - .100" (2.54MM) CENTERS

Material:

- Housing: UL94V-0, Blk Thermoplastic
- .100" (2.54mm) Centers
- .025" Sq. Straight or Right-Angle Post
- Shrouded
- Post: Copper Alloy, plated as follows

✻ Contact Plating:

1 = Duplex plated .000030 min. gold on contact area. .0001 ~ .0002 min. tin on solder area, with entire post underplated .000050 min. nickel.
2 = Duplex plated .000015 min. gold on contact area. .0001 ~ .0002 min. tin on solder area, with entire post underplated .000050 min. nickel.
3 = .000100 ~ .000200 tin over .000050 nickel on entire post.

RoHS Compliant

.025" Sq. Straight Posts with standoffs - Single Row

For quantities greater than listed, call for quote.

MOUSER STOCK NO.	TE Part No.	Fig.	No. of Pos.	Width (mm)	✻Contact Plating	Price Each 1	Price Each 25
571-5-103414-1	5-103414-1	A	3	10.67	1	1.12	1.00
571-8-102202-4	8-102202-4	A	3	10.67	2	1.53	1.31
571-5-103080-1	5-103080-1	A	3	10.67	3	1.44	1.29
571-5-103414-2	5-103414-2	A	4	13.21	1	1.81	1.63
571-5-102202-1	5-102202-1	A	4	13.21	2	1.59	1.42
571-5-103080-2	5-103080-2	A	4	13.21	3	1.57	1.40
571-5-103414-3	5-103414-3	A	5	15.75	1	2.69	2.43
571-5-102202-2	5-102202-2	A	5	15.75	2	1.42	1.28
571-5-102202-3	5-102202-3	A	6	18.29	2	1.58	1.42
571-5-103414-6	5-103414-6	A	8	23.37	1	2.47	2.20
571-5-102202-5	5-102202-5	A	8	23.37	2	2.60	2.32
571-5-103414-8	5-103414-8	A	10	28.45	1	3.39	3.04
571-5-102202-7	5-102202-7	A	10	28.45	2	2.15	1.93
571-6-103414-0	6-103414-0	A	12	33.53	1	3.03	2.77
571-6-102202-1	6-102202-1	A	14	38.61	2	3.37	3.03
571-6-102202-3	6-102202-3	A	16	43.69	2	3.92	3.52
571-6-102202-7	6-102202-7	A	20	53.85	2	5.07	4.55

.025" Sq. Right-Angle Posts with standoffs - Single Row

For quantities greater than listed, call for quote.

MOUSER STOCK NO.	TE Part No.	Fig.	No. of Pos.	Width (mm)	✻Contact Plating	Price Each 1	Price Each 25
571-8-102203-4	8-102203-4	B	3	10.67	2	1.54	1.39
571-5-102523-2	5-102523-2	B	3	10.67	3	1.51	1.34
571-5-103361-2	5-103361-2	B	4	13.21	1	2.15	1.93
571-5-102523-1	5-102523-1	B	4	13.21	3	1.25	1.11
571-5-102203-2	5-102203-2	B	5	15.75	2	1.51	1.35
571-5-103361-4	5-103361-4	B	6	18.29	1	1.81	1.63
571-5-102203-3	5-102203-3	B	6	18.29	2	1.72	1.54
571-5-103361-6	5-103361-6	B	8	23.37	1	2.30	2.05

.025" Sq. Straight Post with Detent Windows, .066" End Dim. - Double Row

For quantities greater than listed, call for quote.

MOUSER STOCK NO.	TE Part No.	Fig.	No. of Pos.	Width (mm)	✻Contact Plating	Price Each 1	Price Each 25
571-5-103168-1	5-103168-1	C	6	10.46	1	2.02	1.72
571-5-102618-1	5-102618-1	C	6	10.46	2	1.82	1.54
571-5-103168-2	5-103168-2	C	8	13	1	2.21	1.98
571-5-102618-2	5-102618-2	C	8	13	2	2.09	1.87
571-8-87589-5	8-87589-5	C	8	13	3	1.21	1.08
571-5-103168-3	5-103168-3	C	10	15.54	1	2.72	2.31
571-5-102618-3	5-102618-3	C	10	15.54	2	2.53	2.32
571-5-103168-4	5-103168-4	C	12	18.08	1	3.24	2.85
571-5-102618-4	5-102618-4	C	12	18.08	2	3.05	2.74
571-5-103168-5	5-103168-5	C	14	20.62	1	3.67	3.22
571-5-103168-6	5-103168-6	C	16	23.16	1	3.69	3.24
571-5-87589-4	5-87589-4	C	16	23.16	3	2.84	2.41
571-5-103168-8	5-103168-8	C	20	28.24	1	5.07	4.56
571-5-102618-8	5-102618-8	C	20	28.24	2	3.37	2.95

.025" Sq. Straight Post with Detent Windows, .066" End Dim. - Double Row (Cont.)

For quantities greater than listed, call for quote.

MOUSER STOCK NO.	TE Part No.	Fig.	No. of Pos.	Width (mm)	✻Contact Plating	Price Each 1	Price Each 25
571-6-102618-0	6-102618-0	C	24	33.32	2	3.20	2.88
571-6-103168-1	6-103168-1	C	26	35.86	1	5.68	5.10
571-6-102618-3	6-102618-3	C	30	40.94	2	4.70	4.23
571-6-102618-5	6-102618-5	C	34	46.02	2	7.88	7.08
571-7-103168-3	7-103168-3	C	50	66.34	1	10.55	9.48
571-5-103168-1	5-103168-1	C	6	10.46	1	2.02	1.72
571-5-103166-1	5-103166-1	D	6	10.46	1	1.83	1.64
571-5-102617-1	5-102617-1	D	6	10.46	2	2.12	1.89
571-5-103166-2	5-103166-2	D	8	13	1	2.25	2.02
571-5-102617-2	5-102617-2	D	8	13	2	2.47	2.21
571-5-103166-3	5-103166-3	D	10	15.54	1	3.31	3.01
571-5-87579-2	5-87579-2	D	10	15.54	3	2.12	1.88
571-5-103166-4	5-103166-4	D	12	18.08	1	3.67	3.30
571-5-102617-5	5-102617-5	D	14	20.62	2	3.36	3.08
571-5-102617-6	5-102617-6	D	16	23.16	2	3.78	3.47
571-5-87579-7	5-87579-7	D	20	28.24	3	3.02	2.71
571-6-102617-0	6-102617-0	D	24	33.32	2	5.33	4.80

.025" Sq. Straight Post with Detent Windows, .150" End Dimension - Double Row

For quantities greater than listed, call for quote.

MOUSER STOCK NO.	TE Part No.	Fig.	No. of Pos.	Width (mm)	✻Contact Plating	Price Each 1	Price Each 25
571-5-103169-1	5-103169-1	C	6	14.73	1	2.18	1.95
571-5-102619-1	5-102619-1	C	6	14.73	2	1.21	1.08
571-5-103169-2	5-103169-2	C	8	17.27	1	2.28	2.05
571-5-102619-2	5-102619-2	C	8	17.27	2	2.29	2.02
571-5-103169-3	5-103169-3	C	10	19.81	1	1.69	1.51
571-5-102619-3	5-102619-3	C	10	19.81	2	2.41	2.16
571-5-103169-5	5-103169-5	C	14	24.89	1	3.79	3.39
571-5-102619-5	5-102619-5	C	14	24.89	2	2.62	2.30
571-5-102619-8	5-102619-8	C	20	32.51	2	3.35	2.94
571-6-103169-0	6-103169-0	C	24	37.59	1	4.10	3.69
571-6-103169-3	6-103169-3	C	30	45.21	1	9.35	8.68
571-6-103169-5	6-103169-5	C	34	50.29	1	4.85	4.35
571-6-102619-5	6-102619-5	C	34	50.29	2	5.39	4.45
571-6-103169-8	6-103169-8	C	40	57.91	1	8.13	7.27

.025" Sq. Right-Angle Post with Detent Windows, .150" End Dimension - Double Row

For quantities greater than listed, call for quote.

MOUSER STOCK NO.	TE Part No.	Fig.	No. of Pos.	Width (mm)	✻Contact Plating	Price Each 1	Price Each 25
571-5-103167-2	5-103167-2	D	10	19.81	1	2.86	2.56
571-5-103167-7	5-103167-7	D	20	32.51	1	8.19	7.10
571-6-102570-0	6-102570-0	D	24	37.59	2	4.19	3.76
571-6-103167-0	6-103167-0	D	26	40.13	1	5.81	5.22

SHUNTS

RoHS Compliant

- Packaged: strips of 10, priced individually
- Housing: 94V-0 glass-filled black thermoplastic
- .100" centerline
- Contacts: phosphor bronze

2 Position, Low Profile Shunt

For quantities greater than listed, call for quote.

MOUSER STOCK NO.	TE Part No.	Fig.	Plating	Price Each 1	Price Each 100
571-2-382811-1	2-382811-1	E	Tin	.11	.06

Dual Beam Shunts

For quantities greater than listed, call for quote.

MOUSER STOCK NO.	TE Part No.	Fig.	Plating	Price Each 1	Price Each 100
571-3900881	390088-1	F	30μ" gold	.66	.546
571-3900882	390088-2	F	15μ" gold	.73	.613

© Copyright 2013 Mouser Electronics

© Copyright 2013 Mouser Electronics

TE Standard Profile Headers

RoHS Compliant **This product is RoHS compliant.**

TE connectivity Authorized Distributor

STANDARD PROFILE HEADERS UNSHROUDED .100" (2.54MM) CENTERS

Material:

- Housing: Black Thermoplastic, flame retardant, UL94V-0 rated
- Mating length for single and double row is .318 (8.08)

✻ Contact Plating:

1= Selectively plated .00003 (0.00076) gold on contact area with gold flash over .000050 (0.00127) nickel on entire post
2= Selectively plated .000015 (0.00038) gold on contact area with gold flash over .000050 (0.00127) nickel on entire post

For quantities greater than listed, call for quote.

MOUSER STOCK NO.	TE Part No.	Fig.	No. of Pos.	Width (mm)	✻Contact Plating	Price Each 1	Price Each 25
.025" Square Straight Posts - Single Row							
571-872241	87224-1	A	1	2.13	2	.59	.514
571-872202	87220-2	A	2	4.67	1	1.61	1.50
571-872242	87224-2	A	2	4.67	2	.66	.643
571-87220-3	87220-3	A	3	7.21	1	1.24	1.06
571-872243	87224-3	A	3	7.21	2	.90	.845
571-872244	87224-4	A	4	9.75	2	2.07	1.87
571-872207	87220-7	A	7	17.37	1	3.49	3.11
571-872208	87220-8	A	8	19.91	1	3.95	3.54
571-872248	87224-8	A	8	19.91	2	2.74	2.46
571-1872200	1-87220-0	A	10	24.99	1	4.57	4.10
571-1872240	1-87224-0	A	10	24.99	2	3.68	3.30
571-2872240	2-87224-0	A	20	50.39	2	7.75	6.97
571-4872240	4-87224-0	A	40	101.19	2	13.74	12.41
.025" Square Right-Angle Post - Single Row							
571-872328	87232-8	B	8	19.91	1	4.70	4.24
571-1872330	1-87233-0	B	10	24.99	2	4.37	4.08
.025" Square Straight Post - Double Row							
571-1872150	1-87215-0	C	2	2.13	1	1.54	1.38
571-872271	87227-1	C	2	2.13	2	1.37	1.24
571-1872151	1-87215-1	C	4	4.67	1	1.84	1.67
571-872272	87227-2	C	4	4.67	2	2.29	1.86
571-1872152	1-87215-2	C	6	7.21	1	3.20	3.19
571-872273	87227-3	C	6	7.21	2	2.17	2.03
571-872151	87215-1	C	8	9.75	1	4.37	3.84
571-872274	87227-4	C	8	9.75	2	3.86	3.46
571-872152	87215-2	C	10	12.29	1	5.41	4.75
571-872275	87227-5	C	10	12.29	2	4.23	3.87
571-872154	87215-4	C	14	17.37	1	4.69	4.12
571-872277	87227-7	C	14	17.37	2	5.00	4.39
571-872155	87215-5	C	16	19.91	1	7.51	6.78
571-872278	87227-8	C	16	19.91	2	5.41	5.06
571-872157	87215-7	C	20	24.99	1	8.69	7.55
571-1872270	1-87227-0	C	20	24.99	2	5.49	4.45
571-872159	87215-9	C	26	32.61	1	10.65	9.68
571-1872273	1-87227-3	C	26	32.61	2	9.85	8.90
571-1872157	1-87215-7	C	34	42.77	1	13.72	12.90
571-1872277	1-87227-7	C	34	42.77	2	8.43	7.63
571-2872155	2-87215-5	C	50	63.09	1	26.35	23.32

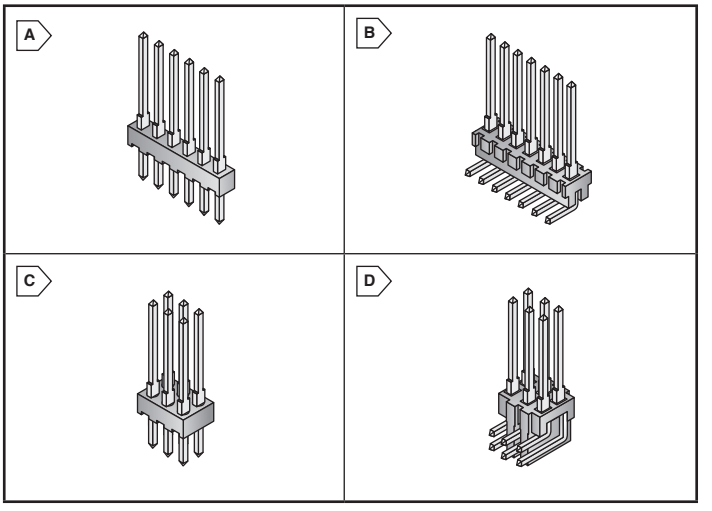

.025" Square Right-Angle Post - Double Row

For quantities greater than listed, call for quote.

MOUSER STOCK NO.	TE Part No.	Fig.	No. of Pos.	Width (mm)	✻Contact Plating	Price Each 1	Price Each 25
571-872303	87230-3	D	6	7.21	2	1.85	1.57
571-872304	87230-4	D	8	9.75	2	2.35	2.08
571-872306	87230-6	D	12	14.83	2	3.86	3.46
571-864792	86479-2	D	16	19.91	1	6.30	5.65
571-872308	87230-8	D	16	19.91	2	3.96	3.58
571-1872300	1-87230-0	D	20	24.99	2	4.71	4.37
571-1872302	1-87230-2	D	24	30.07	2	5.91	5.67

AMP-LATCH NOVO CONNECTORS

Features:

- Mates with .025" square or round pin, .245" max. post length
- IDC for fast, economical mass termination
- Tuning fork contact offers a military approved design at an economical cost

Specifications:

- Current rating: 1A per contact max.
- Insulation resistance: 5000MΩ min.
- Termination resistance: 15mΩ max.
- Operating temperature range: -65°C to +105°C

For quantities greater than listed, call for quote.

MOUSER STOCK NO.	TE Part No.	Fig.	No. of Pos.	Price Each 1	Price Each 10	Price Each 100
Center / Military Polarized Receptacles						
571-1658621-1	1658621-1	A	10	.95	.936	.685
571-1658621-2	1658621-2	A	14	2.19	1.66	1.27
571-1658621-3	1658621-3	A	16	1.74	1.41	1.34
571-1658621-4	1658621-4	A	20	1.93	1.59	1.22
571-1658621-5	1658621-5	A	24	2.89	2.18	1.67
571-1658621-6	1658621-6	A	26	2.38	1.97	1.51
571-1658621-7	1658621-7	A	30	3.22	2.44	1.86
571-1658621-8	1658621-8	A	34	2.91	2.20	1.68
571-1658621-9	1658621-9	A	40	3.10	2.36	1.86
571-1-1658621-1	1-1658621-1	A	60	3.65	3.32	3.04
Military Polarized Receptacles						
571-1658620-1	1658620-1	B	10	1.31	.99	.758
571-1658620-2	1658620-2	B	14	1.90	1.44	1.10
571-1658620-3	1658620-3	B	16	2.00	1.51	1.16
571-1658620-4	1658620-4	B	20	1.66	1.28	1.22
571-1658620-5	1658620-5	B	24	2.89	2.18	1.77
571-1658620-6	1658620-6	B	26	2.89	2.18	1.67
571-1658620-7	1658620-7	B	30	2.48	1.92	1.66
571-1658620-8	1658620-8	B	34	3.22	2.44	1.86
571-1658620-9	1658620-9	B	40	2.13	1.84	1.78
571-1-1658620-0	1-1658620-0	B	50	4.32	3.27	2.50

Strain Reliefs

For quantities greater than listed, call for quote.

571-4992525	499252-5	C	10	.20	.185	.128
571-4992529	499252-9	C	14	.20	.185	.157
571-4992528	499252-8	C	16	.23	.203	.157
571-499252-2	499252-2	C	20	.20	.185	.157
571-14992520	1-499252-0	C	24	.30	.19	.178
571-499252-3	499252-3	C	26	.25	.24	.183
571-14992522	1-499252-2	C	30	.24	.146	.134
571-4992526	499252-6	C	34	.32	.199	.188
571-4992521	499252-1	C	40	.39	.288	.22
571-4992524	499252-4	C	50	.46	.342	.257
571-4992527	499252-7	C	60	.40	.324	.307

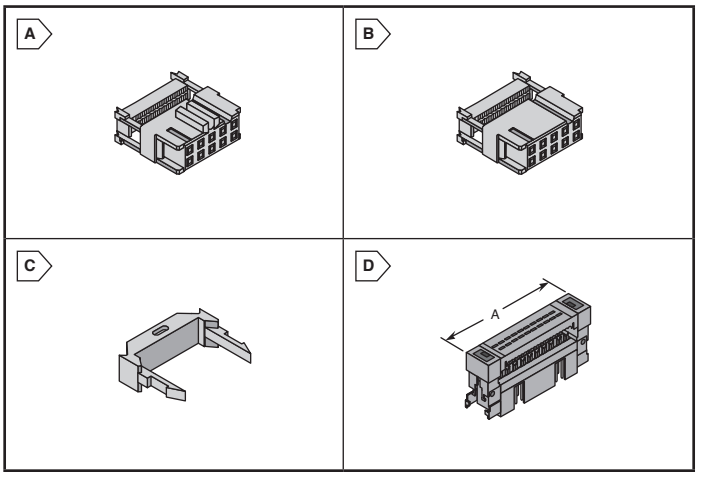

AMP-LATCH UNIVERSAL .050 IDC I/O PIN CONNECTOR

Features:

- .100 X .100 Footprint
- 30µ" Gold
- Tin Solder Tail Contact Plating
- Black thermoplastic, UL94V-0 rated
- No Mounting Ears

E28476 LR-7189

For quantities greater than listed, call for quote.

MOUSER STOCK NO.	TE Part No.	Fig.	No. of Pos.	Dim. A In. (mm)	Price Each 1	Price Each 10	Price Each 100
571-1-111446-4	1-111446-4	D	10	1.072 (27.23)	9.02	6.84	5.23
571-1-111446-6	1-111446-6	D	16	1.372 (34.85)	9.98	7.56	5.79
571-2-111446-0	2-111446-0	D	26	1.872 (47.55)	10.20	8.28	6.09
571-2-111446-2	2-111446-2	D	34	2.272 (57.71)	8.37	5.24	5.09
571-1-111446-7	1-111446-7	D	50	3.072 (78.03)	11.89	8.73	7.63

© Copyright 2013 Mouser Electronics

© Copyright 2013 Mouser Electronics

TE Micro-MaTch Connectors

RoHS Compliant **This page of product is compliant.**

TE connectivity Authorized Distributor

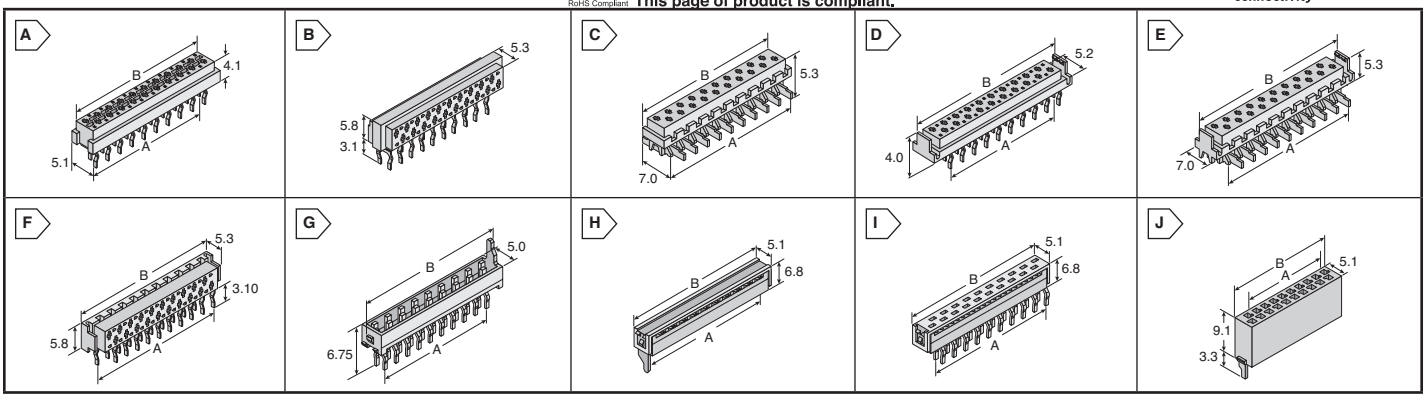

Features/Benefits:

- One of the smallest systems available at 1.27mm
- UL-recognized: File No. E28476, Vol. 23, Section 4
- High performance/cost ratio
- Tin plated contact design
- Fretting corrosion proof thanks to additional positioning spring member
- Fully plated contacts: no bare edges and no migration of corrosion products

Applications:

- Automotive
- Car radios
- Navigation systems
- Dashboard systems
- Consumer electronics
- Communication equipment: base stations and phones
- Instrumentation and measuring equipment
- Set top boxes
- High end audio and musical
- High end CTV

DIMENSIONS: mm

FEMALE-ON-BOARD CONNECTORS

Mates with: 338095, 215083, 215464

Thru Hole Vertical

For quantities greater than listed, call for quote.

MOUSER STOCK NO.	TE Part No.	Fig.	No. of Positions	Dimensions: mm A	Dimensions: mm B	Price Each 1	Price Each 25	Price Each 50
571-215079-4	215079-4	A	4	3.81	7.10	.44	.373	.317
571-215079-6	215079-6	A	6	6.35	9.70	.49	.482	.428
571-2150798	215079-8	A	8	8.89	12.20	.57	.506	.462
571-1-215079-2	1-215079-2	A	12	13.97	17.30	.79	.716	.64

Thru Hole Right Angle

For quantities greater than listed, call for quote.

MOUSER STOCK NO.	TE Part No.	Fig.	No. of Positions	Dimensions: mm A	Dimensions: mm B	Price Each 1	Price Each 25	Price Each 50
571-8-215460-4	8-215460-4	B	14	16.51	19.80	1.69	1.51	1.38
571-2-215460-0	2-215460-0	B	20	24.13	27.40	2.15	1.92	1.69

SMT Vertical

For quantities greater than listed, call for quote.

MOUSER STOCK NO.	TE Part No.	Fig.	No. of Positions	Dimensions: mm A	Dimensions: mm B	Price Each 1	Price Each 25	Price Each 50
571-188275-4	188275-4	C	4	3.81	7.10	.82	.739	.708
571-188275-6	188275-6	C	6	6.35	9.70	1.04	.948	.893
571-1-188275-2	1-188275-2	C	12	13.97	17.30	1.70	1.55	1.38

FEMALE-ON-BOARD LOCKING CONNECTORS

Mates with: 338095, 215083, 215464

Thru Hole Vertical

For quantities greater than listed, call for quote.

MOUSER STOCK NO.	TE Part No.	Fig.	No. of Positions	Dimensions: mm A	Dimensions: mm B	Price Each 1	Price Each 25	Price Each 50
571-1-338068-0	1-338068-0	D	10	11.43	17.30	.96	.797	.728
571-1-338068-8	1-338068-8	D	18	21.59	27.40	1.40	1.26	1.14
571-2-338068-0	2-338068-0	D	20	24.13	30.00	2.02	1.78	1.64

Thru Hole Right Angle

For quantities greater than listed, call for quote.

MOUSER STOCK NO.	TE Part No.	Fig.	No. of Positions	Dimensions: mm A	Dimensions: mm B	Price Each 1	Price Each 25	Price Each 50
571-338070-4	338070-4	E	4	3.81	9.70	.72	.642	.578
571-338070-6	338070-6	E	6	6.35	12.20	.93	.845	.76
571-338070-8	338070-8	E	8	8.89	14.70	1.06	.963	.867

SMT Vertical

For quantities greater than listed, call for quote.

MOUSER STOCK NO.	TE Part No.	Fig.	No. of Positions	Dimensions: mm A	Dimensions: mm B	Price Each 1	Price Each 25	Price Each 50
571-338069-8	338069-8	F	8	8.89	14.70	1.54	1.39	1.26
571-1-338069-2	1-338069-2	F	12	13.97	19.80	2.45	2.07	1.92
571-1-338069-6	1-338069-6	F	16	19.05	24.90	2.62	2.36	2.13
571-1-338069-8	1-338069-8	F	18	21.59	27.40	2.88	2.60	2.31
571-2-338069-0	2-338069-0	F	20	24.13	30.00	3.30	2.84	2.50

CONTACTS

For quantities greater than listed, call for quote.

MOUSER STOCK NO.	TE Part No.	Description	Price Each 1	Price Each 25	Price Each 50	Price Each 100
571-1-338096-1	1-338096-1	Contact 28-24 AWG	.31	.246	.214	.203
571-1-338097-1	1-338097-1	Contact 24-20 AWG	.27	.213	.20	.163

THRU HOLE MALE-ON-BOARD CONNECTORS -VERTICAL

For quantities greater than listed, call for quote.

MOUSER STOCK NO.	TE Part No.	Fig.	No. of Positions	Dimensions: mm A	Dimensions: mm B	Price Each 1	Price Each 25	Price Each 50
571-215464-4	215464-4	G	4	3.81	8.20	.51	.47	.421
571-215464-6	215464-6	G	6	6.35	10.70	.50	.442	.408
571-215464-8	215464-8	G	8	8.89	13.30	.74	.683	.616
571-1-215464-2	1-215464-2	G	12	13.97	18.30	.86	.794	.728
571-1-215464-4	1-215464-4	G	14	16.51	20.80	.94	.881	.815
571-1-215464-8	1-215464-8	G	18	21.59	25.90	1.32	1.23	1.13
571-2-215464-0	2-215464-0	G	20	24.13	28.40	1.42	1.24	1.09

Mates with: 215079, 215460, 188275, 215079, 338068, 338069, 3380701

MALE-ON-WIRE CONNECTORS

For quantities greater than listed, call for quote.

MOUSER STOCK NO.	TE Part No.	Fig.	No. of Positions	Dimensions: mm A	Dimensions: mm B	Price Each 1	Price Each 25	Price Each 50
571-215083-4	215083-4	H	4	3.81	8.60	.36	.32	.299
571-215083-6	215083-6	H	6	6.35	11.10	.70	.589	.524
571-12150830	1-215083-0	H	10	11.43	16.20	.63	.572	.547

Mates with: 215079, 215460, 188275, 215079, 338068, 338069, 3380701

THRU HOLE MALE PADDLE BOARD CONNECTORS - VERTICAL

For quantities greater than listed, call for quote.

MOUSER STOCK NO.	TE Part No.	Fig.	No. of Positions	Dimensions: mm A	Dimensions: mm B	Price Each 1	Price Each 25	Price Each 50
571-215570-4	215570-4	I	4	3.81	8.60	.30	.268	.24
571-215570-8	215570-8	I	8	8.89	13.60	.48	.439	.388
571-1-215570-0	1-215570-0	I	10	11.43	16.20	.86	.804	.737

No mate; direct soldering of ribbon cable onto the PC Board

CRIMP ON SNAP IN (COSI) CONNECTORS

For quantities greater than listed, call for quote.

MOUSER STOCK NO.	TE Part No.	Fig.	No. of Positions	Dimensions: mm A	Dimensions: mm B	Price Each 1	Price Each 25	Price Each 50
571-338095-8	338095-8	J	8	8.89	13.50	.72	.661	.599
571-1-338095-0	1-338095-0	J	10	11.43	16.00	.64	.607	.566
571-1-338095-2	1-338095-2	J	12	13.97	18.50	1.16	.914	.793
571-1-338095-4	1-338095-4	J	14	16.51	21.10	1.22	1.08	.948
571-1-338095-6	1-338095-6	J	16	19.05	23.60	1.26	1.13	1.04
571-1-338095-8	1-338095-8	J	18	21.59	26.20	1.36	1.16	1.06
571-2-338095-0	2-338095-0	J	20	24.13	28.70	1.16	1.07	1.06

Mates with: 215079, 215460, 188275, 215079, 338068, 338069, 3380701
Contacts: 338096-1, 338097-1

© Copyright 2013 Mouser Electronics

DIMENSIONS: in. (mm)

A

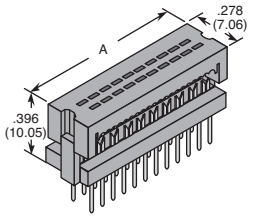

B

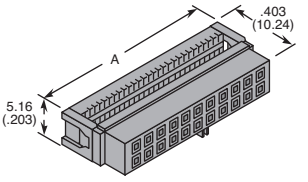

C

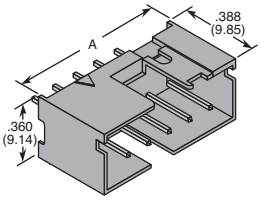

D

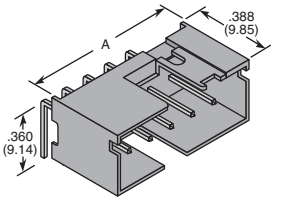

TE .050 CENTERLINE IDC DIP PLUGS

Specifications:

- .100 x .100 Footprint
- Tin Plated
- Black thermoplastic, UL94V-0 rated

RoHS Compliant

For quantities greater than listed, call for quote.

MOUSER STOCK NO.	TE Part No.	Fig.	No. of Pos.	Dimension A In. (mm)	Price Each 1	10	100
571-2-746610-1	2-746610-1	A	10	0.68 (17.27)	2.47	1.85	1.40
571-2-746610-2	2-746610-2	A	14	0.88 (22.35)	2.48	1.88	1.52
571-1-746610-4	1-746610-4	A	16	0.98 (24.89)	2.65	2.02	1.55
571-1-746610-5	1-746610-5	A	20	1.18 (29.97)	2.91	2.20	1.68
571-2-746610-3	2-746610-3	A	24	1.38 (35.05)	2.94	2.23	1.80
571-1-746610-6	1-746610-6	A	26	1.48 (37.59)	3.02	2.28	1.74
571-1-746610-7	1-746610-7	A	30	1.68 (42.67)	3.31	2.94	2.49
571-1-746610-8	1-746610-8	A	34	1.88 (47.75)	3.57	2.71	2.07
571-1-7466109	1-746610-9	A	40	2.18 (55.37)	3.73	2.82	2.16
571-2-746610-0	2-746610-0	A	50	2.68 (68.07)	4.07	3.07	2.35
571-2-746610-4	2-746610-4	A	60	3.18 (80.77)	4.43	3.35	2.57
571-2-746610-5	2-746610-5	A	64	3.38 (85.85)	3.78	1.99	1.90

TE 1MM CENTERLINE IDC RECEPTACLE ASSEMBLIES

Specifications:

- .2mm x 2mm Footprint
- 30µ" Plated
- Polarized
- Black Polyester, UL94V-0 Rated

RoHS Compliant

For quantities greater than listed, call for quote.

MOUSER STOCK NO.	TE Part No.	Fig.	No. of Pos.	Dimension A in. (mm)	Price Each 1	10	100
571-1-111623-8	1-111623-8	B	10	0.597 (15.16)	4.28	4.11	3.42
571-1-111623-9	1-111623-9	B	14	0.755 (19.18)	4.60	4.41	3.68
571-2-111623-0	2-111623-0	B	16	0.834 (21.18)	4.00	3.61	3.33
571-2-111623-1	2-111623-1	B	20	0.991 (25.17)	4.95	4.75	3.96
571-2-111623-7	2-111623-7	B	24	1.149 (29.18)	5.44	5.05	4.08
571-2-111623-2	2-111623-2	B	26	1.227 (31.17)	5.74	3.61	3.14
571-2-111623-3	2-111623-3	B	30	1.385 (35.18)	5.95	3.68	3.24
571-2-111623-4	2-111623-4	B	40	1.779 (45.19)	6.57	6.29	5.75
571-2-111623-5	2-111623-5	B	44	1.936 (49.17)	6.44	6.17	4.09
571-2-111623-6	2-111623-6	B	50	2.172 (55.17)	5.89	5.33	5.22

TE LOW PROFILE HEADERS

Specifications:

- Center, Dual Polarizing Bar
- Black thermoplastic, UL94V-0 rated

RoHS Compliant

Vertical Headers, 15µ" Gold

For quantities greater than listed, call for quote.

MOUSER STOCK NO.	TE Part No.	Fig.	No. of Pos.	Dimension A in. (mm)	Price Each 1	10	100
571-5103308-1	5103308-1	C	10	0.80 (20.32)	.79	.767	.663
571-5103308-2	5103308-2	C	14	1.00 (25.40)	1.49	1.31	1.10
571-5103308-3	5103308-3	C	16	1.10 (27.94)	1.77	1.59	1.37
571-5103308-5	5103308-5	C	20	1.30 (33.02)	2.03	1.81	1.58
571-1-5103308-3	1-5103308-3	C	24	1.50 (38.10)	2.74	2.48	2.13
571-5103308-6	5103308-6	C	26	1.60 (40.64)	2.51	2.14	1.95
571-5103308-7	5103308-7	C	34	2.00 (50.80)	3.66	2.91	2.60
571-5103308-8	5103308-8	C	40	2.30 (58.42)	2.63	2.24	2.04
571-1-5103308-0	1-5103308-0	C	50	2.80 (71.12)	3.38	3.24	2.71
571-1-5103308-2	1-5103308-2	C	60	3.30 (83.82)	5.35	4.90	4.52

© Copyright 2013 Mouser Electronics

TE LOW PROFILE HEADERS (CONT.)

Specifications:

- Center, Dual Polarizing Bar
- Black thermoplastic, UL94V-0 rated

Vertical Headers, 30µ" Gold

RoHS Compliant

For quantities greater than listed, call for quote.

MOUSER STOCK NO.	TE Part No.	Fig.	No. of Pos.	Dimension A in. (mm)	Price Each 1	10	100
571-5103309-1	5103309-1	C	10	0.80 (20.32)	1.35	1.18	.995
571-5103309-2	5103309-2	C	14	1.00 (25.40)	1.95	1.77	1.51
571-5103309-3	5103309-3	C	16	1.10 (27.94)	2.19	1.99	1.70
571-5103309-5	5103309-5	C	20	1.30 (33.02)	2.47	2.10	1.92
571-5103309-6	5103309-6	C	26	1.60 (40.64)	2.71	2.48	2.25
571-5103309-7	5103309-7	C	34	2.00 (50.80)	3.24	3.11	2.59
571-5103309-8	5103309-8	C	40	2.30 (58.42)	3.00	2.87	2.40
571-1-5103309-0	1-5103309-0	C	50	2.80 (71.12)	4.30	4.13	3.43

Right Angle Headers, 15µ" Gold

RoHS Compliant

For quantities greater than listed, call for quote.

MOUSER STOCK NO.	TE Part No.	Fig.	No. of Pos.	Dimension A in. (mm)	Price Each 1	10	100
571-5103310-1	5103310-1	D	10	0.80 (20.32)	1.50	1.36	1.17
571-5103310-2	5103310-2	D	14	1.00 (25.40)	1.81	1.64	1.13
571-5103310-3	5103310-3	D	16	1.10 (27.94)	2.13	1.81	1.65
571-5103310-5	5103310-5	D	20	1.30 (33.02)	2.41	2.18	1.86
571-5103310-6	5103310-6	D	26	1.60 (40.64)	2.86	2.51	2.28
571-5103310-7	5103310-7	D	34	2.00 (50.80)	3.42	3.15	2.86
571-5103310-8	5103310-8	D	40	2.30 (58.42)	3.82	3.43	2.73
571-1-5103310-0	1-5103310-0	D	50	2.80 (71.12)	4.79	4.59	3.83

Right Angle Headers, 30µ" Gold

RoHS Compliant

For quantities greater than listed, call for quote.

MOUSER STOCK NO.	TE Part No.	Fig.	No. of Pos.	Dimension A in. (mm)	Price Each 1	10	100
571-5103311-1	5103311-1	D	10	0.80 (20.32)	1.66	1.56	1.42
571-5103311-2	5103311-2	D	14	1.00 (25.40)	2.50	2.11	1.79
571-5103311-3	5103311-3	D	16	1.10 (27.94)	2.05	1.84	1.46
571-5103311-5	5103311-5	D	20	1.30 (33.02)	3.22	3.09	2.58
571-5103311-6	5103311-6	D	26	1.60 (40.64)	4.46	3.67	3.32
571-5103311-7	5103311-7	D	34	2.00 (50.80)	3.84	3.45	2.74
571-5103311-8	5103311-8	D	40	2.30 (58.42)	4.41	3.96	3.15
571-1-5103311-0	1-5103311-0	D	60	3.30 (83.82)	3.65	3.46	3.06

© Copyright 2013 Mouser Electronics

TE .100"x .100" Latch/Ejector Headers

RoHS Compliant **This product is RoHS compliant.**

TE connectivity Authorized Distributor

Features:

- Dual-Polarized Universal Ejection-Style Pin Headers
- .100 x .100" (2.54 x 2.54mm) Centers
- Straight-Thru or Right-Angle .025" (0.64mm) Square Posts
- .240" (6.10mm) Mating Post Length
- Recognized under the Component Program of Underwriters Laboratories Inc. File No. E28476
- Certified by the Canadian Standards Association, File No. LR 7189
- Current Rating: 1A
- Housing Material: Thermoplastic, UL94V-0 Rated
- Temperature Range: -55ºC - +105ºC

E28476 LR7189

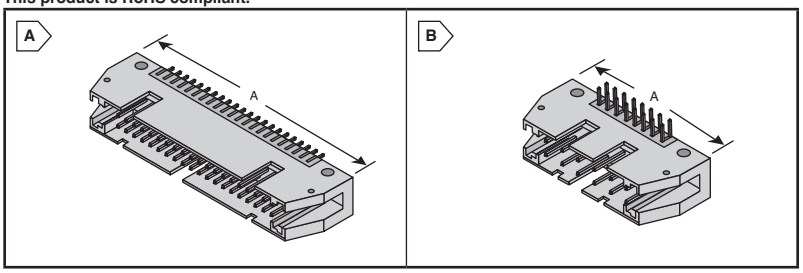

VERTICAL HEADERS

Without Latches

For quantities greater than listed, call for quote.

MOUSER STOCK NO.	TE Part No.	Fig.	No. of Pos.	Contact Gold Plating	Dimension A In. (mm)	Price Each 1	10	100
571-5102153-1	5102153-1	A	10	15µ"	1.26 (32.00)	1.19	1.13	.952
571-5102154-1	5102154-1	A	10	30µ"	1.26 (32.00)	1.10	.907	.773
571-5102153-2	5102153-2	A	14	15µ"	1.46 (37.08)	1.43	1.28	1.02
571-5102154-2	5102154-2	A	14	30µ"	1.46 (37.08)	1.44	1.13	1.03
571-5102153-3	5102153-3	A	16	15µ"	1.56 (39.62)	1.79	1.59	1.44
571-5102154-3	5102154-3	A	16	30µ"	1.56 (39.62)	2.01	1.64	1.46
571-5102153-4	5102153-4	A	20	15µ"	1.76 (44.70)	2.48	2.25	1.93
571-5102154-4	5102154-4	A	20	30µ"	1.76 (44.70)	1.97	1.79	1.46
571-5102153-5	5102153-5	A	24	15µ"	1.96 (49.78)	2.55	2.08	1.85
571-5102153-6	5102153-6	A	26	15µ"	2.06 (52.32)	2.91	2.79	2.32
571-5102154-6	5102154-6	A	26	30µ"	2.06 (52.32)	2.91	2.79	2.56
571-5102154-8	5102154-8	A	34	30µ"	2.46 (62.48)	3.36	3.01	2.55
571-5102153-9	5102153-9	A	40	15µ"	2.76 (70.10)	4.11	3.77	3.42
571-5102154-9	5102154-9	A	40	30µ"	2.76 (70.10)	4.23	4.18	3.12
571-1-5102153-0	1-5102153-0	A	50	15µ"	3.26 (82.80)	6.13	5.87	4.90
571-1-5102154-0	1-5102154-0	A	50	30µ"	3.26 (82.80)	5.18	4.39	4.22
571-1-5102154-1	1-5102154-1	A	60	30µ"	3.76 (95.50)	5.53	5.03	4.45
571-1-5102153-2	1-5102153-2	A	64	15µ"	3.96 (100.58)	5.90	5.71	4.68

With Short Latches

- Used for receptacles without strain relief

For quantities greater than listed, call for quote.

MOUSER STOCK NO.	TE Part No.	Fig.	No. of Pos.	Contact Gold Plating	Dimension A In. (mm)	Price Each 1	10	100
571-5499910-1	5499910-1	A	10	15µ"	1.26 (32.00)	2.48	2.25	1.93
571-5499160-1	5499160-1	A	10	30µ"	1.26 (32.00)	2.63	2.39	2.04
571-5499910-2	5499910-2	A	14	15µ"	1.46 (37.08)	2.59	2.32	1.98
571-5499910-3	5499910-3	A	16	15µ"	1.56 (39.62)	3.49	3.34	2.78
571-5499160-3	5499160-3	A	16	30µ"	1.56 (39.62)	3.54	3.26	2.60
571-5499910-4	5499910-4	A	20	15µ"	1.76 (44.70)	4.29	3.94	3.57
571-5499910-5	5499910-5	A	24	15µ"	1.96 (49.78)	5.17	4.95	4.13
571-5499910-6	5499910-6	A	26	15µ"	2.06 (52.32)	5.51	5.29	4.41
571-5499910-8	5499910-8	A	34	15µ"	2.46 (62.48)	5.44	5.01	4.25
571-5499910-9	5499910-9	A	40	15µ"	2.76 (70.10)	6.87	5.39	4.89
571-5499160-9	5499160-9	A	40	30µ"	2.76 (70.10)	7.66	6.12	5.47
571-1-5499910-0	1-5499910-0	A	50	15µ"	3.26 (82.80)	8.42	7.54	6.02
571-1-5499160-0	1-5499160-0	A	50	30µ"	3.26 (82.80)	9.22	7.36	6.60

With Long Latches

- Used for receptacles with strain relief

For quantities greater than listed, call for quote.

MOUSER STOCK NO.	TE Part No.	Fig.	No. of Pos.	Contact Gold Plating	Dimension A In. (mm)	Price Each 1	10	100
571-5499922-1	5499922-1	A	10	15µ"	1.26 (32.00)	1.92	1.80	1.64
571-5499206-1	5499206-1	A	10	30µ"	1.26 (32.00)	2.85	2.58	2.21
571-5499922-2	5499922-2	A	14	15µ"	1.46 (37.08)	3.06	2.93	2.44
571-5499206-2	5499206-2	A	14	30µ"	1.46 (37.08)	3.42	2.92	2.44
571-5499922-3	5499922-3	A	16	15µ"	1.56 (39.62)	3.26	3.12	2.60
571-5499206-3	5499206-3	A	16	30µ"	1.56 (39.62)	4.13	3.81	3.34
571-5499922-4	5499922-4	A	20	15µ"	1.76 (44.70)	3.98	3.89	3.25
571-5499206-4	5499206-4	A	20	30µ"	1.76 (44.70)	5.19	4.94	4.01
571-5499922-5	5499922-5	A	24	15µ"	1.96 (49.78)	3.71	3.47	2.79
571-5499206-6	5499206-6	A	26	30µ"	2.06 (52.32)	6.07	5.45	4.63
571-5499922-8	5499922-8	A	34	15µ"	2.46 (62.48)	6.40	6.13	5.11
571-5499922-9	5499922-9	A	40	15µ"	2.76 (70.10)	6.67	6.39	5.33
571-5499206-9	5499206-9	A	40	30µ"	2.76 (70.10)	8.93	8.58	7.01
571-1-5499206-0	1-5499206-0	A	50	30µ"	3.26 (82.80)	9.43	9.01	7.58

RIGHT ANGLE HEADERS

Without Latches

For quantities greater than listed, call for quote.

MOUSER STOCK NO.	TE Part No.	Fig.	No. of Pos.	Contact Gold Plating	Dimension A In. (mm)	Price Each 1	10	100
571-5102159-1	5102159-1	B	10	15µ"	1.26 (32.00)	1.09	.99	.858
571-5102160-1	5102160-1	B	10	30µ"	1.26 (32.00)	1.81	1.43	1.28
571-5102159-2	5102159-2	B	14	15µ"	1.46 (37.08)	1.57	1.42	1.13
571-5102159-3	5102159-3	B	16	15µ"	1.56 (39.62)	1.82	1.61	1.21
571-5102160-3	5102160-3	B	16	30µ"	1.56 (39.62)	2.84	2.39	2.13
571-5102159-4	5102159-4	B	20	15µ"	1.76 (44.70)	2.08	1.89	1.65
571-5102160-4	5102160-4	B	20	30µ"	1.76 (44.70)	3.11	2.56	2.27
571-5102160-5	5102160-5	B	24	30µ"	1.96 (49.78)	3.47	2.76	2.54
571-5102159-6	5102159-6	B	26	15µ"	2.06 (52.32)	2.79	2.42	2.20
571-5102160-6	5102160-6	B	26	30µ"	2.06 (52.32)	3.83	3.43	2.74
571-5102160-8	5102160-8	B	34	30µ"	2.46 (62.48)	4.16	3.70	3.43
571-5102160-9	5102160-9	B	40	30µ"	2.76 (70.10)	5.33	5.19	4.24
571-1-5102160-0	1-5102160-0	B	50	30µ"	3.26 (82.80)	6.68	6.00	4.77

With Short Latches

- Used for receptacles without strain relief

For quantities greater than listed, call for quote.

MOUSER STOCK NO.	TE Part No.	Fig.	No. of Pos.	Contact Gold Plating	Dimension A In. (mm)	Price Each 1	10	100
571-5499913-1	5499913-1	B	10	15µ"	1.26 (32.00)	2.42	2.28	1.94
571-5499345-1	5499345-1	B	10	30µ"	1.26 (32.00)	3.58	3.21	2.55
571-5499913-2	5499913-2	B	14	15µ"	1.46 (37.08)	3.36	2.95	2.34
571-5499913-3	5499913-3	B	16	15µ"	1.56 (39.62)	2.86	2.49	2.23
571-5499913-4	5499913-4	B	20	15µ"	1.76 (44.70)	5.09	4.56	3.63
571-5499913-8	5499913-8	B	34	15µ"	2.46 (62.48)	6.45	5.93	5.11
571-5499913-9	5499913-9	B	40	15µ"	2.76 (70.10)	3.39	2.80	2.60

With Long Latches

- Used for receptacles with strain relief

For quantities greater than listed, call for quote.

MOUSER STOCK NO.	TE Part No.	Fig.	No. of Pos.	Contact Gold Plating	Dimension A In. (mm)	Price Each 1	10	100
571-5499786-1	5499786-1	B	10	15µ"	1.26 (32.00)	2.61	2.36	1.87
571-5499141-1	5499141-1	B	10	30µ"	1.26 (32.00)	2.30	2.09	1.68
571-5499786-2	5499786-2	B	14	15µ"	1.46 (37.08)	2.73	2.41	2.12
571-5499141-2	5499141-2	B	14	30µ"	1.46 (37.08)	3.09	2.80	2.32
571-5499141-3	5499141-3	B	16	30µ"	1.56 (39.62)	3.61	2.87	2.57
571-5499786-4	5499786-4	B	20	15µ"	1.76 (44.70)	4.76	4.56	3.80
571-5499141-4	5499141-4	B	20	30µ"	1.76 (44.70)	5.78	5.05	4.82
571-5499786-5	5499786-5	B	24	15µ"	1.96 (49.78)	5.13	4.65	4.03
571-5499786-6	5499786-6	B	26	15µ"	2.06 (52.32)	4.72	4.25	4.00
571-5499141-6	5499141-6	B	26	30µ"	2.06 (52.32)	4.53	4.07	3.83
571-5499786-8	5499786-8	B	34	15µ"	2.46 (62.48)	7.14	6.43	5.11
571-5499141-8	5499141-8	B	34	30µ"	2.46 (62.48)	7.86	7.07	5.61
571-5499786-9	5499786-9	B	40	15µ"	2.76 (70.10)	7.23	7.04	5.76
571-5499141-9	5499141-9	B	40	30µ"	2.76 (70.10)	8.25	7.42	5.90
571-1-5499786-0	1-5499786-0	B	50	15µ"	3.26 (82.80)	9.52	9.11	7.65
571-1-5499141-0	1-5499141-0	B	50	30µ"	3.26 (82.80)	10.55	10.27	8.40
571-1-5499786-2	1-5499786-2	B	64	15µ"	3.96 (100.58)	12.19	10.96	8.73

EJECTOR LATCHES

2 required per header

For quantities greater than listed, call for quote.

MOUSER STOCK NO.	TE Part No.	Description	Price Each 1	10	100	500	1000
571-1023121	102312-1	Short	.32	.301	.249	.225	.20
571-1023201	102320-1	Long	.19	.172	.167	.154	.147

© Copyright 2013 Mouser Electronics

© Copyright 2013 Mouser Electronics

RoHS Compliant **This product is RoHS compliant.**

TE connectivity Authorized Distributor

Material and Finish:

- .100" 2.54mm centerlines
- Housing: Black thermoplastic, UL94V-0 rated
- Contacts: Phosphor Bronze, plated as follows:

Plating Code:

A: Duplex plated .000030 (0.00076) gold on contact area. .000050 (0.00127) min. tin in crimp area, with entire contact underplated .000050 (0.00127) nickel

B: Duplex plated .000015 (0.00038) gold on contact area. .000050 (0.00127) min. tin in crimp area, with entire contact underplated .000050 (0.00127) nickel

C: .000100 (0.00254) bright tin over .000050 (0.00127) nickel on entire contact

Insulation displacement contacts accept an insulation diameter of .030 (0.76) min. to .054 (1.37) max. with an insulation wall thickness of .015 (0.38) max. Mating post length for preloaded housings is .200 (5.08) min., .250 (6.35) max.

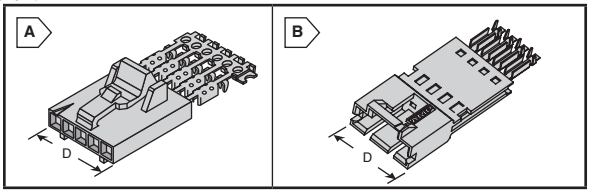

MTE RECEPTACLE ASSEMBLIES - STRIP FORM, POLARIZED/LATCHING, SINGLE-ROW, 26-22 AWG WIRE

- Mates with polarized/latching headers as well as polarized/latching pin assemblies

For quantities greater than listed, call for quote.

MOUSER STOCK NO.	TE Part No.	Fig.	No. of Positions	Housing Qty. Per Strip Segment	Plating	"D" Dimensions: in. (mm)	Price Each			
							1	25	50	100
571-5-103958-1	5-103958-1	A	2	10	A	.198 (5.03)	1.11	1.03	.984	.952
571-5-103957-1	5-103957-1	A	2	10	B	.198 (5.03)	.86	.824	.808	.78
571-5-103956-1	5-103956-1	A	2	10	C	.198 (5.03)	.89	.867	.856	.77
571-1042571	104257-1	A	2	10	Unloaded Housings	.198 (5.03)	.28	.275	.246	.238
571-5-103958-2	5-103958-2	A	3	8	A	.298 (7.57)	1.31	1.23	1.19	.835
571-5-103957-2	5-103957-2	A	3	8	B	.298 (7.57)	.96	.915	.878	.623
571-5-103956-2	5-103956-2	A	3	8	C	.298 (7.57)	1.02	.92	.91	.674
571-104257-2	104257-2	A	3	8	Unloaded Housings	.298 (7.57)	.39	.373	.353	.332
571-5-103958-3	5-103958-3	A	4	5	A	.398 (10.11)	1.58	1.50	1.43	1.02
571-5-103957-3	5-103957-3	A	4	5	B	.398 (10.11)	1.33	1.27	1.21	.835
571-5-103956-3	5-103956-3	A	4	5	C	.398 (10.11)	1.21	1.08	.888	.76
571-1042573	104257-3	A	4	5	Unloaded Housings	.398 (10.11)	.40	.385	.375	.342
571-5-103958-4	5-103958-4	A	5	4	A	.498 (12.65)	1.94	1.75	1.34	1.24
571-5-103957-4	5-103957-4	A	5	4	B	.498 (12.65)	1.58	1.42	1.03	1.01
571-5-103956-4	5-103956-4	A	5	4	C	.498 (12.65)	1.47	1.41	1.34	.931
571-1042574	104257-4	A	5	4	Unloaded Housings	.498 (12.65)	.40	.383	.375	.342
571-5-103958-5	5-103958-5	A	6	4	A	.598 (15.19)	2.14	1.93	1.58	1.38
571-5t-103957-5	5-103957-5	A	6	4	B	.598 (15.19)	1.85	1.57	1.43	1.20
571-5-103956-5	5-103956-5	A	6	4	C	.598 (15.19)	1.34	1.28	1.22	.845
571-1042575	104257-5	A	6	4	Unloaded Housings	.598 (15.19)	.47	.456	.439	.417
571-5-103958-6	5-103958-6	A	7	2	A	.698 (17.73)	3.08	2.78	2.30	1.97
571-5-103957-6	5-103957-6	A	7	2	B	.698 (17.73)	2.29	2.05	1.69	1.47
571-5-103956-6	5-103956-6	A	7	2	C	.698 (17.73)	2.08	1.86	1.53	1.33
571-1042576	104257-6	A	7	2	Unloaded Housings	.698 (17.73)	.82	.685	.61	.589
571-5-103958-7	5-103958-7	A	8	2	A	.798 (20.27)	2.76	2.48	2.04	1.77
571-5-103957-7	5-103957-7	A	8	2	B	.798 (20.27)	2.02	1.82	1.50	1.29
571-5-103956-7	5-103956-7	A	8	2	C	.798 (20.27)	2.29	2.07	1.70	1.48
571-1042577	104257-7	A	8	2	Unloaded Housings	.798 (20.27)	.79	.714	.635	.608
571-5-103958-8	5-103958-8	A	9	2	A	.898 (22.81)	3.22	2.91	2.21	2.07
571-5-103957-8	5-103957-8	A	9	2	B	.898 (22.81)	2.50	2.26	1.86	1.61
571-5-103956-8	5-103956-8	A	9	2	C	.898 (22.81)	2.30	2.07	1.71	1.47
571-1042578	104257-8	A	9	2	Unloaded Housings	.898 (22.81)	.62	.601	.56	.524
571-5-103958-9	5-103958-9	A	10	2	A	.998 (23.35)	3.09	2.78	2.29	1.98
571-5-103957-9	5-103957-9	A	10	2	B	.998 (23.35)	2.99	2.70	2.05	1.90
571-5-103956-9	5-103956-9	A	10	2	C	.998 (23.35)	2.69	2.43	1.98	1.72
571-1042579	104257-9	A	10	2	Unloaded Housings	.998 (23.35)	1.33	1.09	1.05	.995

MTE PIN ASSEMBLIES, SHROUDED, STRIP FORM, POLARIZED/LATCHING, SINGLE-ROW, 26-22 AWG WIRE

- Mates with polarized/latching receptacle assemblies

For quantities greater than listed, call for quote.

MOUSER STOCK NO.	TE Part No.	Fig.	No. of Positions	Housing Qty. Per Strip Segment	Plating	"D" Dimensions: in. (mm)	Price Each			
							1	25	50	100
571-5-103946-1	5-103946-1	B	2	8	A	.295 (7.49)	1.49	1.41	1.37	.995
571-5-103945-1	5-103945-1	B	2	8	B	.295 (7.49)	1.52	1.47	1.38	.974
571-5-103944-1	5-103944-1	B	2	8	C	.295 (7.49)	1.38	1.34	1.07	.946
571-1036531	103653-1	B	2	8	Unloaded Housings	.295 (7.49)	.69	.625	.555	.532
571-5-103946-2	5-103946-2	B	3	5	A	.395 (10.03)	1.84	1.67	1.37	1.18
571-5-103945-2	5-103945-2	B	3	5	B	.395 (10.03)	1.61	1.54	1.46	1.03
571-5-103944-2	5-103944-2	B	3	5	C	.395 (10.03)	1.43	1.27	1.06	.916
571-1036532	103653-2	B	3	5	Unloaded Housings	.395 (10.03)	.72	.649	.578	.553
571-5-103946-3	5-103946-3	B	4	4	A	.495 (12.57)	1.88	1.80	1.71	1.21
571-5-103945-3	5-103945-3	B	4	4	B	.495 (12.57)	1.80	1.66	1.59	1.14
571-5-103944-3	5-103944-3	B	4	4	C	.495 (12.57)	1.73	1.56	1.34	1.10
571-1036533	103653-3	B	4	4	Unloaded Housings	.495 (12.57)	.67	.654	.631	.621
571-5-103946-4	5-103946-4	B	5	4	A	.595 (15.11)	1.88	1.70	1.40	1.21
571-5-103945-4	5-103945-4	B	5	4	B	.595 (15.11)	1.77	1.58	1.31	1.13
571-5-103944-4	5-103944-4	B	5	4	C	.595 (15.11)	1.61	1.46	1.20	1.04
571-103653-4	103653-4	B	5	4	Unloaded Housings	.595 (15.11)	1.02	.835	.803	.77
571-5-103946-5	5-103946-5	B	6	2	A	.695 (17.65)	2.08	1.87	1.54	1.34
571-5-103945-5	5-103945-5	B	6	2	B	.695 (17.65)	2.07	1.86	1.53	1.32
571-5-103944-5	5-103944-5	B	6	2	C	.695 (17.65)	1.90	1.71	1.40	1.22
571-1036535	103653-5	B	6	2	Unloaded Housings	.695 (17.65)	.85	.697	.668	.639
571-5-103946-6	5-103946-6	B	7	3	A	.795 (20.19)	3.48	3.14	2.58	2.23
571-5-103944-6	5-103944-6	B	7	3	C	.795 (20.19)	3.14	2.81	2.32	2.00
571-1036536	103653-6	B	7	3	Unloaded Housings	.795 (20.19)	1.25	1.13	.939	.814
571-5-103946-7	5-103946-7	B	8	2	A	.895 (22.73)	3.73	3.38	2.78	2.41
571-5-103945-7	5-103945-7	B	8	2	B	.895 (22.73)	3.89	3.52	3.15	2.49
571-5-103944-7	5-103944-7	B	8	2	C	.895 (22.73)	3.36	3.04	2.49	2.15
571-1036537	103653-7	B	8	2	Unloaded Housings	.895 (22.73)	1.40	1.26	1.03	.899
571-5-103946-8	5-103946-8	B	9	2	A	.995 (25.27)	4.14	3.75	3.08	2.65
571-5-103944-8	5-103944-8	B	9	2	C	.995 (25.27)	3.20	2.89	2.38	2.05
571-1036538	103653-8	B	9	2	Unloaded Housings	.995 (25.27)	1.46	1.31	1.08	.939
571-5-103946-9	5-103946-9	B	10	2	A	1.095 (27.81)	4.52	4.09	2.89	2.55
571-5-103945-9	5-103945-9	B	10	2	B	1.095 (27.81)	2.43	2.19	2.10	2.00
571-5-103944-9	5-103944-9	B	10	2	C	1.095 (27.81)	3.69	3.34	2.74	2.35
571-1036539	103653-9	B	10	2	Unloaded Housings	1.095 (27.81)	1.56	1.40	1.08	.995

TOOLS

For quantities greater than listed, call for quote.

MOUSER STOCK NO.	TE Part No.	Description	Price Each
571-8434771	843477-1	Extraction Tool	46.34
571-580741	58074-1	Manual handle without head	134.94
571-583361	58336-1	Head, IDC	1878.45

© Copyright 2013 Mouser Electronics

© Copyright 2013 Mouser Electronics

TE connectivity Authorized Distributor

RoHS Compliant This product is RoHS compliant.

INTERCHANGEABLE CONTACTS, WIRE CRIMP (SNAP-IN)

To be used with MTE Unloaded Housings.

Plating Code:

A: Duplex plated .000030 (0.00076) gold on contact area. .000100 (0.00254) min. tin on solder area, with entire post underplated .000050 (0.00127) nickel
B: Duplex plated .000015 (0.00038) gold on contact area. .000100 (0.00254) min. tin on solder area, with entire post underplated .000050 (0.00127) nickel
C: .000100 (0.00254) tin over .000050 (0.00127) nickel on entire post

RoHS Compliant

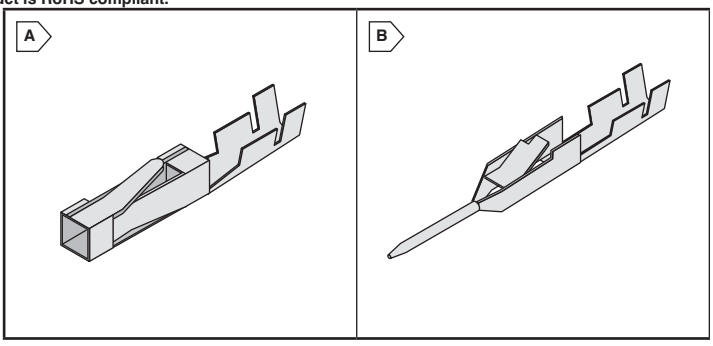

Short Point Receptacles

For quantities greater than listed, call for quote.

MOUSER STOCK NO.	TE Part No.	Fig.	Plating	Wire Size AWG	Insulation Diameter Range (in.)	Price Each 1	100	500	1000
571-1-104481-3	1-104481-3	A	A	32-28	.025-.060	.16	.131	.107	.096
571-1-104481-2	1-104481-2	A	B	32-28	.025-.060	.23	.15	.139	.128
571-1-104480-6	1-104480-6	A	A	26-22	.025-.060	.15	.118	.096	.086
571-1-104480-5	1-104480-5	A	B	26-22	.025-.060	.17	.137	.107	.096
571-1-104480-4	1-104480-4	A	C	26-22	.025-.060	.15	.118	.096	.095

Pins

For quantities greater than listed, call for quote.

MOUSER STOCK NO.	TE Part No.	Fig.	Plating	Wire Size AWG	Insulation Diameter Range (in.)	Price Each 1	100	500	1000
571-5-104506-5	5-104506-5	B	B	32-28	.025-.054	.78	.474	.441	.43
571-5-104505-7	5-104505-7	B	A	26-22	.036-.054	.56	.355	.316	.307
571-5-104505-5	5-104505-5	B	B	26-22	.036-.054	.49	.332	.293	.287
571-5-104505-3	5-104505-3	B	C	26-22	.036-.054	.25	.171	.161	.157

TOOLS FOR MTE CONNECTORS

For quantities greater than listed, call for quote.

MOUSER STOCK NO.	TE Part No.	Fig.	Description	Wire Size AWG	Price Each
571-915311	91531-1	-	Hand tool for pins	26-22	700.53
571-8434771	843477-1	-	Extraction tool	-	46.34

MTE LATCHING HEADERS SQUARE STRAIGHT POST - SHROUDED

Material and Finish:

- .100" 2.54mm Centers
- Housing: Black thermoplastic, UL94V-0 rated
- .025" (0.64) Square Straight Post

RoHS Compliant

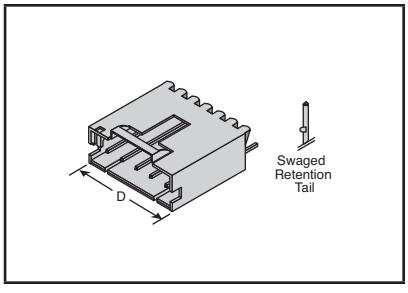

Plating Code:

- Posts: Copper alloy, plated as follows:

A: Duplex plated .000030 (0.00076) gold on contact area. .000100 (0.00254) min. tin on solder area, with entire post underplated .000050 (0.00127) nickel
B: Duplex plated .000015 (0.00038) gold on contact area. .000100 (0.00254) min. tin on solder area, with entire post underplated .000050 (0.00127) nickel
C: .000100 (0.00254) tin over .000050 (0.00127) nickel on entire post

Mates with Polarized/Latching Receptacle Assemblies.

Shrouded Polarized/Latching, Single-Row

For quantities greater than listed, call for quote.

MOUSER STOCK NO.	TE Part No.	No. of Pos.	Plating	"D" Dimensions: in. (mm)	Price Each 1	25	50	100
With Swage								
571-5-103908-1	5-103908-1	2	A	.300 (7.62)	1.17	.995	.92	.856
571-5-104362-1	5-104362-1	2	B	.300 (7.62)	.70	.674	.663	.653
571-5-103669-1	5-103669-1	2	C	.300 (7.62)	.76	.64	.568	.545
571-5-103908-2	5-103908-2	3	A	.400 (10.16)	1.39	1.23	1.19	1.09
571-5-104362-2	5-104362-2	3	B	.400 (10.16)	1.11	1.07	1.06	.91
571-5-103669-2	5-103669-2	3	C	.400 (10.16)	1.13	.942	.899	.856
571-5-103908-3	5-103908-3	4	A	.500 (12.70)	1.51	1.29	1.20	1.14
571-5-104362-3	5-104362-3	4	B	.500 (12.70)	1.48	1.25	1.20	1.14
571-5-103669-3	5-103669-3	4	C	.500 (12.70)	1.21	1.08	.967	.867
571-5-103908-4	5-103908-4	5	A	.600 (15.24)	1.48	1.32	1.29	1.20
571-5-104362-4	5-104362-4	5	B	.600 (15.24)	2.64	2.43	2.38	2.24
571-5-103669-4	5-103669-4	5	C	.600 (15.24)	1.31	1.17	1.04	.933
571-5-103908-5	5-103908-5	6	A	.700 (17.78)	1.71	1.63	1.43	1.29
571-5-104362-5	5-104362-5	6	B	.700 (17.78)	1.56	1.47	1.36	1.27
571-5-103669-5	5-103669-5	6	C	.700 (17.78)	1.48	1.29	1.17	1.05
571-5-103908-6	5-103908-6	7	A	.800 (20.32)	1.94	1.72	1.53	1.38
571-5-104362-6	5-104362-6	7	B	.800 (20.32)	1.67	1.52	1.41	1.35
571-5-103669-6	5-103669-6	7	C	.800 (20.32)	1.50	1.33	1.19	1.07
571-5-103908-7	5-103908-7	8	A	.900 (22.86)	2.09	1.87	1.71	1.54
571-5-104362-7	5-104362-7	8	B	.900 (22.86)	2.08	1.86	1.66	1.50
571-5-103669-7	5-103669-7	8	C	.900 (22.86)	1.59	1.41	1.25	1.13
571-5-103908-8	5-103908-8	9	A	1.00 (25.40)	2.27	2.03	1.80	1.62
571-5-104362-8	5-104362-8	9	B	1.00 (25.40)	2.02	1.79	1.71	1.61
571-5-103669-8	5-103669-8	9	C	1.00 (25.40)	1.69	1.51	1.35	1.21
571-5-103908-9	5-103908-9	10	A	1.10 (27.94)	2.40	2.15	1.90	1.71
571-5-104362-9	5-104362-9	10	B	1.10 (27.94)	1.97	1.74	1.64	1.51
571-5-103669-9	5-103669-9	10	C	1.10 (27.94)	1.92	1.70	1.52	1.36
571-6-103908-1	6-103908-1	12	A	1.30 (33.02)	2.85	2.54	2.26	2.01
571-6-104362-1	6-104362-1	12	B	1.30 (33.02)	2.71	2.41	2.15	1.93
571-6-103669-1	6-103669-1	12	C	1.30 (33.02)	2.05	1.84	1.63	1.46
571-6-103908-3	6-103908-3	14	A	1.50 (38.10)	3.17	2.82	2.51	2.26
571-6-104909-3	6-104909-3	14	B	1.50 (38.10)	3.27	2.94	2.60	2.39
571-6-103669-3	6-103669-3	14	C	1.50 (38.10)	2.00	1.81	1.59	1.42

For quantities greater than listed, call for quote.

MOUSER STOCK NO.	TE Part No.	No. of Pos.	Plating	"D" Dimensions: in. (mm)	Price Each 1	25	50	100
Without Swage								
571-5-103735-1	5-103735-1	2	A	.300 (7.62)	.82	.674	.653	.621
571-5-104363-1	5-104363-1	2	B	.300 (7.62)	.86	.704	.675	.645
571-5-103639-1	5-103639-1	2	C	.300 (7.62)	.81	.674	.599	.578
571-5-103735-2	5-103735-2	3	A	.400 (10.16)	1.31	1.16	1.03	.923
571-5-104363-2	5-104363-2	3	B	.400 (10.16)	1.36	1.12	1.07	1.03
571-5-103639-2	5-103639-2	3	C	.400 (10.16)	1.11	.982	.882	.79
571-5-103735-3	5-103735-3	4	A	.500 (12.70)	1.52	1.27	1.20	1.14
571-5-104363-3	5-104363-3	4	B	.500 (12.70)	1.51	1.24	1.16	1.04
571-5-103639-3	5-103639-3	4	C	.500 (12.70)	1.24	1.03	.982	.939
571-5-103735-4	5-103735-4	5	A	.600 (15.24)	1.62	1.46	1.29	1.16
571-5-104363-4	5-104363-4	5	B	.600 (15.24)	1.61	1.42	1.27	1.13
571-5-103639-4	5-103639-4	5	C	.600 (15.24)	1.35	1.20	1.07	.966
571-5-103735-5	5-103735-5	6	A	.700 (17.78)	1.90	1.69	1.51	1.36
571-5-104363-5	5-104363-5	6	B	.700 (17.78)	1.65	1.49	1.38	1.29
571-5-103639-5	5-103639-5	6	C	.700 (17.78)	1.47	1.29	1.16	1.04
571-5-103735-6	5-103735-6	7	A	.800 (20.32)	1.86	1.67	1.49	1.34
571-5-104363-6	5-104363-6	7	B	.800 (20.32)	1.94	1.72	1.61	1.50
571-5-103735-7	5-103735-7	8	A	.900 (22.86)	2.09	1.87	1.66	1.50
571-5-104363-7	5-104363-7	8	B	.900 (22.86)	2.01	1.79	1.61	1.43
571-5-103639-7	5-103639-7	8	C	.900 (22.86)	1.59	1.41	1.27	1.13
571-5-103735-8	5-103735-8	9	A	1.00 (25.40)	2.13	1.98	1.87	1.73
571-5-104363-8	5-104363-8	9	B	1.00 (25.40)	3.82	3.47	3.17	2.82
571-5-103735-9	5-103735-9	10	A	1.10 (27.94)	2.78	2.49	2.20	1.98
571-5-104363-9	5-104363-9	10	B	1.10 (27.94)	2.45	2.19	1.95	1.75
571-5-103639-9	5-103639-9	10	C	1.10 (27.94)	1.80	1.59	1.42	1.28
571-6-103735-1	6-103735-1	12	A	1.30 (33.02)	2.81	2.55	2.26	2.01
571-6-104363-1	6-104363-1	12	B	1.30 (33.02)	2.51	2.28	2.10	1.96
571-6-103639-1	6-103639-1	12	C	1.30 (33.02)	2.19	1.95	1.73	1.55
571-6-103735-3	6-103735-3	14	A	1.50 (38.10)	3.50	3.12	2.77	2.49
571-6-103639-3	6-103639-3	14	C	1.50 (38.10)	2.15	2.03	1.84	1.75

© Copyright 2013 Mouser Electronics

© Copyright 2013 Mouser Electronics

TE Rectangular Connectors

RoHS Compliant **This product is RoHS compliant.**

TE connectivity Authorized Distributor

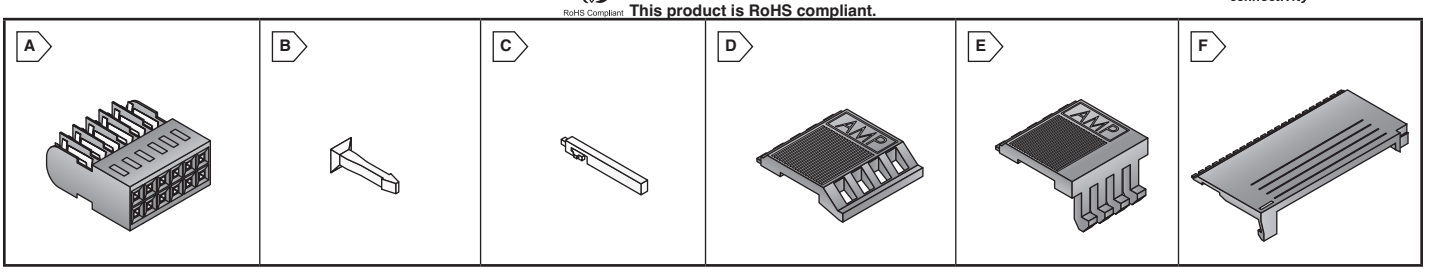

The AMPMODU™ Interconnection system offers labor and cost savings through mass termination technology, while maintaining the time-proven reliability of the AMPMODU™ product family. The MT system is comprised of preloaded, double-row receptacle assemblies with snap-on covers and a variety of shielding hardware and accessories. The IDC, features a mating interface that is the same as the conventional AMPMODU™ crimp, snap-in contact, featuring dual cantilever beams, built-in overstress protection and a completely enclosed box design.

RECEPTACLE ASSEMBLIES, DOUBLE-ROW .100" X .100" CENTERLINE

Housings Preloaded with Standard Pressure Contacts

Material and Finish:
- Housing: Black Thermoplastic, flame retardant
- Contacts: Copper alloy, duplex plated .000030 (0.00076) gold on contact area, .000050 (0.00127) min. tin in crimp area, with entire contact underplated .000050 (0.00127) nickel.
- Cable Insulation Diameter: .050 (1.27) max.
- Mating Post Length: .222-.273 (5.64-6.94) max.
- Stamped Housings: Cavity identification - first cavity (one side); AMP part no. and date code stamped on housing where size permits.

For quantities greater than listed, call for quote.

MOUSER STOCK NO.	TE Part No.	Fig.	Number of Positions	Wire Size AWG	Price Each			
					1	25	50	100
571-5-102393-1	5-102393-1	A	6	30-26	2.59	2.43	2.32	2.21
571-5-102393-2	5-102393-2	A	8	30-26	4.79	4.33	3.69	3.06
571-5-102393-3	5-102393-3	A	10	30-26	5.17	4.54	4.33	4.13
571-5-102393-5	5-102393-5	A	14	30-26	6.96	6.55	6.13	4.89
571-5-102393-7	5-102393-7	A	18	30-26	9.13	8.46	7.71	6.37
571-5-102393-8	5-102393-8	A	20	30-26	10.29	9.78	9.01	7.69
571-6-102393-1	6-102393-1	A	26	30-26	10.68	9.29	8.82	8.58
571-6-102393-5	6-102393-5	A	34	30-26	18.68	16.91	15.18	11.97
571-5-102398-1	5-102398-1	A	6	26-22	3.88	3.70	3.32	2.85
571-5-102398-2	5-102398-2	A	8	26-22	4.98	4.38	4.17	3.98
571-5-102398-3	5-102398-3	A	10	26-22	5.37	4.85	4.33	3.87
571-5-102398-5	5-102398-5	A	14	26-22	5.79	5.04	4.43	4.16
571-5-102398-6	5-102398-6	A	16	26-22	9.65	8.72	7.98	6.90
571-5-102398-7	5-102398-7	A	18	26-22	10.24	8.89	8.45	8.23
571-5-102398-8	5-102398-8	A	20	26-22	9.54	8.66	7.94	6.81
571-6-102398-1	6-102398-1	A	26	26-22	11.37	9.89	9.38	9.14
571-6-102398-3	6-102398-3	A	30	26-22	15.40	14.20	11.89	10.61
571-6-102398-5	6-102398-5	A	34	26-22	18.82	16.91	13.43	11.97
571-6-102398-8	6-102398-8	A	40	26-22	12.84	11.95	11.03	10.34
571-5-102448-2	5-102448-2	A	8	22-20	3.69	3.50	3.17	2.96
571-5-102448-8	5-102448-8	A	20	22-20	9.36	7.73	7.07	6.54
571-6-102448-0	6-102448-0	A	24	22-20	12.57	12.02	10.28	8.51
571-6-102448-1	6-102448-1	A	26	22-20	9.84	8.56	8.13	7.92
571-6-102448-8	6-102448-8	A	40	22-20	17.86	17.01	15.30	13.55
571-7-102448-3	7-102448-3	A	50	22-20	16.99	15.43	14.15	12.73

Housings Preloaded with High Pressure Contacts

- Mating post length: .200-.273 (5.64-6.94)

For quantities greater than listed, call for quote.

MOUSER STOCK NO.	TE Part No.	Fig.	Number of Positions	Wire Size AWG	Price Each			
					1	25	50	100
571-5-102694-1	5-102694-1	A	6	26-22	3.86	3.63	3.10	2.56
571-5-102694-2	5-102694-2	A	8	26-22	4.79	4.33	3.81	3.06
571-1-102694-0	1-102694-0	A	10	26-22	5.75	5.19	4.77	4.07
571-5-102694-4	5-102694-4	A	12	26-22	5.98	5.39	4.96	4.24
571-5-102694-5	5-102694-5	A	14	26-22	7.71	6.08	5.34	4.73
571-5-102694-6	5-102694-6	A	16	26-22	8.30	7.64	6.97	5.44
571-5-102694-8	5-102694-8	A	20	26-22	9.14	8.53	7.92	7.31

KEYING PLUGS

For quantities greater than listed, call for quote.

MOUSER STOCK NO.	TE Part No.	Fig.	Description	Price Each			
				1	100	500	1000
571-862861	86286-1	B	Plugs into receptacle contact	.24	.181	.159	.141
571-870772	87077-2	C	Plugs directly into housing	.13	.108	.091	.085

© Copyright 2013 Mouser Electronics

COVERS FOR MT RECEPTACLE ASSEMBLIES

Front Covers - Low Profile, Non-Polarizing

- Use with shielded connectors

For quantities greater than listed, call for quote.

MOUSER STOCK NO.	TE Part No.	Fig.	Number of Positions	Price Each			
				1	25	50	100
571-1025412	102541-2	D	8	.71	.642	.581	.452
571-1025413	102541-3	D	10	1.22	1.07	1.01	.963
571-1025414	102541-4	D	12	.61	.578	.531	.433
571-1025415	102541-5	D	14	.65	.599	.546	.513
571-1025416	102541-6	D	16	.67	.61	.578	.462
571-1025418	102541-8	D	20	.87	.795	.693	.62
571-11025410	1-102541-0	D	24	1.06	.963	.751	.696
571-11025418	1-102541-8	D	40	2.54	2.23	1.87	1.62
571-21025413	2-102541-3	D	50	2.66	2.38	2.15	1.96

Back Covers - Low Profile

- Use for shielding and non-sheilding applications

For quantities greater than listed, call for quote.

MOUSER STOCK NO.	TE Part No.	Fig.	Number of Positions	Price Each			
				1	25	50	100
571-1025362	102536-2	E	8	1.65	1.49	1.26	1.06
571-1025363	102536-3	E	10	.80	.678	.603	.578
571-1025364	102536-4	E	12	1.56	1.46	1.38	1.31
571-1025365	102536-5	E	14	.91	.822	.727	.583
571-1025366	102536-6	E	16	1.05	.923	.869	.832
571-1025367	102536-7	E	18	1.22	1.16	1.10	.963
571-1025368	102536-8	E	20	.60	.546	.493	.423
571-11025361	1-102536-1	E	26	1.21	1.05	.868	.743
571-11025363	1-102536-3	E	30	.93	.842	.73	.596
571-11025368	1-102536-8	E	40	2.32	2.04	1.74	1.49

Hermaphroditic Cover - Standard Profile

- Two covers required per connector

For quantities greater than listed, call for quote.

MOUSER STOCK NO.	TE Part No.	Fig.	Number of Positions	Price Each			
				1	25	50	100
571-1023961	102396-1	F	6	1.32	1.22	1.17	.845
571-1023962	102396-2	F	8	1.55	1.48	1.38	.995
571-1023963	102396-3	F	10	1.43	1.29	1.22	1.08
571-1023964	102396-4	F	12	1.81	1.72	1.62	1.14
571-1023966	102396-6	F	16	2.15	1.90	1.69	1.46
571-11023960	1-102396-0	F	24	1.93	1.70	1.63	1.22
571-11023968	1-102396-8	F	40	1.81	1.68	1.59	1.14

TOOLS

For quantities greater than listed, call for quote.

MOUSER STOCK NO.	TE Part No.	Description	Price Each	
			1	5
571-580741	58074-1	Manual handle w/o head	134.94	103.26
571-580621	58062-1	Head IDC, only	963.00	888.10

© Copyright 2013 Mouser Electronics

TE System 50 Connectors

RoHS Compliant **This product is RoHS compliant.**

TE connectivity Authorized Distributor

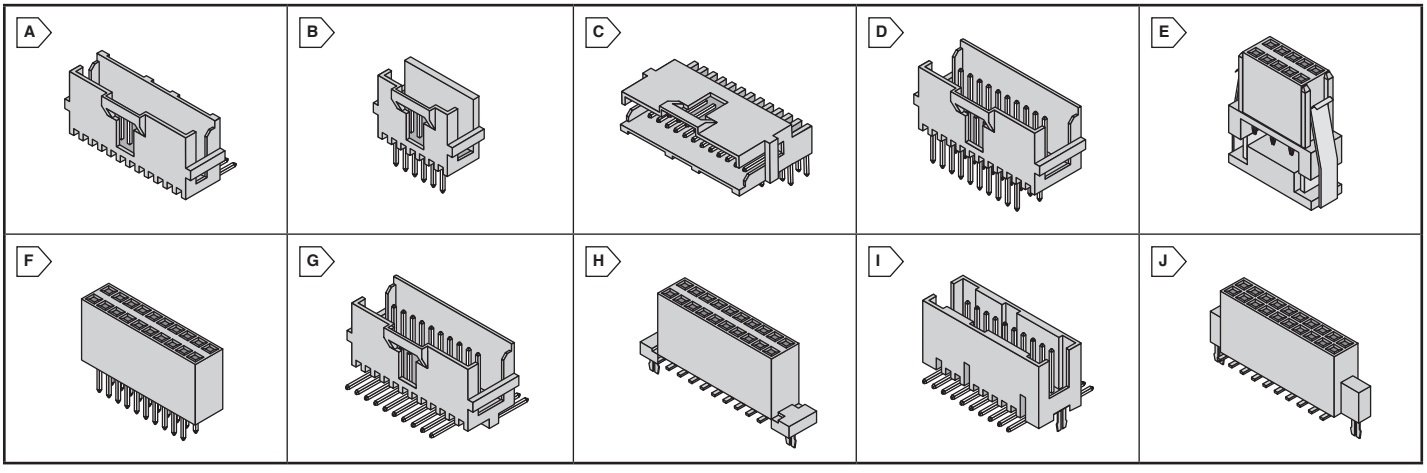

CABLE TO BOARD CONNECTORS

Specifications:
- Housing: Thermoplastic, UL94V-0 rated
- Latches: Stainless Steel
- Contacts: Gold over Nickel

Headers, Single Row, Protected

For quantities greater than listed, call for quote.

MOUSER STOCK NO.	TE Part No.	Fig.	Number of Positions	Price Each 1	25	100
Right Angle						
571-5-104074-7	5-104074-7	A	4	2.21	1.98	1.57
571-5-104074-8	5-104074-8	A	6	2.25	2.01	1.59
571-6-104074-0	6-104074-0	A	8	2.09	2.00	1.69
571-5-104074-1	5-104074-1	A	10	3.82	3.42	2.71
571-6-104074-1	6-104074-1	A	12	3.31	2.97	2.34
571-5-104074-3	5-104074-3	A	15	4.49	4.03	3.21
571-5-104074-4	5-104074-4	A	20	5.45	4.88	3.95
Vertical						
571-5-104071-7	5-104071-7	B	4	.86	.83	.666
571-5-104071-8	5-104071-8	B	6	1.54	1.38	1.09
571-6-104071-0	6-104071-0	B	8	1.59	1.42	1.35
571-5-104071-1	5-104071-1	B	10	2.05	1.82	1.56
571-6-104071-1	6-104071-1	B	12	2.86	2.58	2.07
571-5-104071-3	5-104071-3	B	15	2.80	2.35	2.20
571-5-104071-4	5-104071-4	B	20	4.98	4.47	3.56

Headers, Dual Row, Protected

For quantities greater than listed, call for quote.

MOUSER STOCK NO.	TE Part No.	Fig.	Number of Positions	Price Each 1	25	100
Right Angle						
571-5-104069-4	5-104069-4	C	10	2.02	1.92	1.59
571-5-104069-1	5-104069-1	C	20	4.29	4.17	3.73
571-6-104069-2	6-104069-2	C	24	4.90	4.32	3.58
571-5-104069-5	5-104069-5	C	30	7.89	6.89	6.24
571-5-104069-6	5-104069-6	C	40	12.07	10.69	9.18
571-5-104069-2	5-104069-2	C	50	16.44	14.94	12.69
571-5-104069-7	5-104069-7	C	60	15.14	13.62	10.96
571-5-104069-3	5-104069-3	C	80	18.85	16.19	13.67
571-6-104069-7	6-104069-7	C	100	22.83	19.13	17.84
Vertical						
571-5-104068-1	5-104068-1	D	20	3.08	3.03	2.57
571-6-104068-1	6-104068-1	D	24	5.14	4.62	3.67
571-5-104068-3	5-104068-3	D	30	6.02	5.42	4.31
571-5-104068-4	5-104068-4	D	40	8.55	7.92	6.25
571-5-104068-5	5-104068-5	D	50	10.51	9.14	8.44
571-5-104068-6	5-104068-6	D	60	17.42	15.44	13.46
571-6-104068-6	6-104068-6	D	80	14.53	14.17	11.65
571-6-104068-7	6-104068-7	D	100	22.66	20.45	18.32

Receptacles, Dual Row

For quantities greater than listed, call for quote.

MOUSER STOCK NO.	TE Part No.	Fig.	Number of Positions	Price Each 1	25	100
IDC						
571-2-111196-5	2-111196-5	E	10	6.60	5.77	5.22
571-1-111196-8	1-111196-8	E	20	8.51	7.77	7.03
571-2-111196-8	2-111196-8	E	24	10.22	9.77	8.88
571-2-111196-9	2-111196-9	E	26	8.96	8.14	7.53
571-1-111196-9	1-111196-9	E	30	11.83	10.29	9.51
571-2-111196-0	2-111196-0	E	40	12.85	11.41	9.94
571-2-111196-1	2-111196-1	E	50	15.09	13.72	13.36
571-2-111196-2	2-111196-2	E	60	15.93	14.12	12.31
571-3-111196-3	3-111196-3	E	80	16.96	15.34	9.65
571-2-111196-4	2-111196-4	E	100	19.06	16.00	13.61

© Copyright 2013 Mouser Electronics

CABLE TO BOARD CONNECTORS (CONT.)

Specifications:
- Housing: Thermoplastic, UL94V-0 rated
- Latches: Stainless Steel
- Contacts: Gold over Nickel

Receptacles, Dual Row (Cont.)

For quantities greater than listed, call for quote.

MOUSER STOCK NO.	TE Part No.	Fig.	Number of Positions	Price Each 1	25	100
Vertical						
571-5-104078-1	5-104078-1	F	20	3.87	3.50	2.46
571-5-104078-9	5-104078-9	F	24	4.56	3.97	3.10
571-5-104078-4	5-104078-4	F	30	6.24	5.64	3.99
571-5-104078-2	5-104078-2	F	40	7.80	7.06	5.10
571-5-104078-6	5-104078-6	F	60	10.20	9.03	7.79

BOARD TO BOARD SMT CONNECTORS

Specifications:
- Housing: Thermoplastic, UL94V-0 rated
- Vertical, Dual Row

.050" x .100" Centerline

For quantities greater than listed, call for quote.

MOUSER STOCK NO.	TE Part No.	Fig.	Number of Positions	Price Each 1	25	100
Headers, Vertical Dual Row						
571-5-104549-2	5-104549-2	G	20	4.12	3.73	2.97
571-5-104549-5	5-104549-5	G	30	6.42	5.78	4.60
571-5-104549-6	5-104549-6	G	40	8.31	7.48	6.67
571-5-104549-7	5-104549-7	G	50	11.73	10.54	8.39
571-6-104549-0	6-104549-0	G	100	19.16	15.96	13.69
Receptacles, Vertical Dual Row						
571-5-104550-4	5-104550-4	H	30	8.42	7.62	5.39
571-5-104550-5	5-104550-5	H	40	6.71	5.92	5.15

.050" x .050"

For quantities greater than listed, call for quote.

MOUSER STOCK NO.	TE Part No.	Fig.	Mating Height (In.)	No. of Positions	Price Each 1	25	100
Headers, Vertical Dual Row							
571-5-104655-3	5-104655-3	I	.250	20	5.31	4.76	3.82
571-5-104655-6	5-104655-6	I	.250	50	7.93	7.14	5.68
571-5-104655-8	5-104655-8	I	.250	70	9.00	8.09	6.54
571-6-104655-1	6-104655-1	I	.250	100	11.83	10.65	9.47
571-5-104656-2	5-104656-2	I	.320	20	6.67	6.09	5.50
571-5-104656-3	5-104656-3	I	.320	30	9.41	8.46	6.73
571-5-104656-4	5-104656-4	I	.320	40	7.15	6.42	5.18
571-5-104656-5	5-104656-5	I	.320	50	10.85	9.44	8.72
571-5-104656-7	5-104656-7	I	.320	70	8.23	7.40	5.98
571-6-104656-0	6-104656-0	I	.320	100	11.86	10.67	8.60
571-5-104693-2	5-104693-2	I	.390	20	4.87	4.39	4.06
571-5-104693-5	5-104693-5	I	.390	50	7.80	7.01	5.66
571-5-104693-7	5-104693-7	I	.390	70	11.79	10.44	9.11
571-6-104693-0	6-104693-0	I	.390	100	10.75	9.35	8.65
Receptacles, Vertical Dual Row							
571-5-104652-1	5-104652-1	J	-	10	6.10	5.36	4.88
571-5-104652-2	5-104652-2	J	-	20	3.86	3.47	2.47
571-5-104652-3	5-104652-3	J	-	30	5.34	4.89	4.45
571-5-104652-5	5-104652-5	J	-	50	11.77	10.43	9.10
571-5-104652-6	5-104652-6	J	-	60	8.60	7.78	7.10
571-5-104652-7	5-104652-7	J	-	70	8.82	7.98	7.27
571-6-104652-0	6-104652-0	J	-	100	11.00	9.96	7.33

© Copyright 2013 Mouser Electronics

TE .100" Series IDC Connectors

RoHS Compliant **This product is RoHS compliant.**

TE connectivity Authorized Distributor

Specifications:
- Voltage rating: 250VAC
- Current rating: 4A max.
- Low-level resistance: 5mΩ max. initial
- Operating temp.: -55°C to +105°C
- Dielectric withstanding Voltage: 750VAC/1min.
- Insulation resistance: 5000MΩ min. initial
- Pre-loaded with contacts

File No. LR7189

File No. E28476

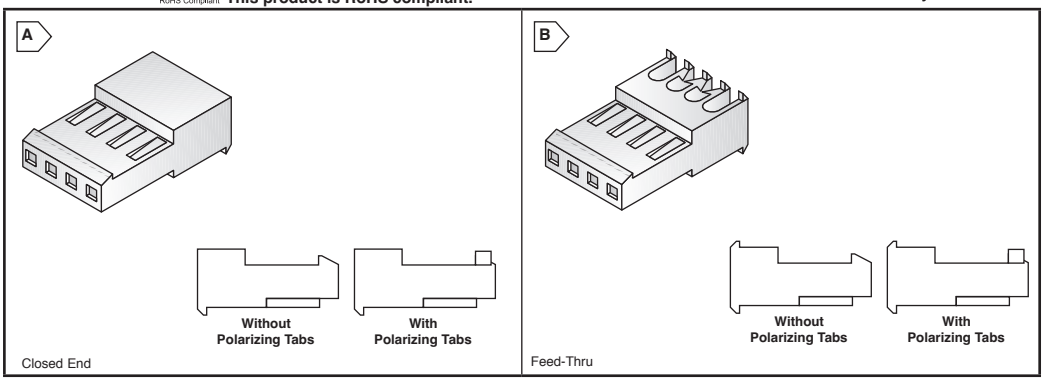

CLOSED END STYLE

For quantities greater than listed, call for quote.

MOUSER STOCK NO.	TE Part No.	Fig.	Number of Positions	Wire Size (AWG)	Color	Price Each 1	10	100
Closed End without Polarizing Tabs								
571-3-640440-2	3-640440-2	A	2	22	Red	.17	.152	.123
571-3-640440-3	3-640440-3	A	3	22	Red	.14	.135	.133
571-3-640440-4	3-640440-4	A	4	22	Red	.29	.268	.171
571-3-640440-5	3-640440-5	A	5	22	Red	.35	.301	.288
571-3-640440-6	3-640440-6	A	6	22	Red	.38	.321	.308
571-3-640440-7	3-640440-7	A	7	22	Red	.51	.463	.394
571-3-640440-8	3-640440-8	A	8	22	Red	.54	.503	.385
571-3-640440-9	3-640440-9	A	9	22	Red	1.35	1.29	1.23
571-4-640440-0	4-640440-0	A	10	22	Red	.73	.662	.564
571-3-640441-2	3-640441-2	A	2	24	White	.13	.125	.086
571-3-640441-3	3-640441-3	A	3	24	White	.26	.198	.181
571-3-640441-4	3-640441-4	A	4	24	White	.16	.141	.132
571-3-640441-5	3-640441-5	A	5	24	White	.38	.325	.312
571-3-640441-6	3-640441-6	A	6	24	White	.33	.302	.268
571-3-640441-7	3-640441-7	A	7	24	White	.51	.463	.394
571-3-640441-8	3-640441-8	A	8	24	White	.58	.524	.449
571-3-640441-9	3-640441-9	A	9	24	White	1.59	1.44	1.23
571-4-640441-0	4-640441-0	A	10	24	White	.77	.728	.556
571-3-640442-2	3-640442-2	A	2	26	Blue	.15	.133	.123
571-3-640442-3	3-640442-3	A	3	26	Blue	.28	.242	.198
571-3-640442-4	3-640442-4	A	4	26	Blue	.38	.351	.245
571-3-640442-5	3-640442-5	A	5	26	Blue	.38	.325	.312
571-3-640442-6	3-640442-6	A	6	26	Blue	.44	.396	.337
571-3-640442-7	3-640442-7	A	7	26	Blue	.55	.514	.385
571-3-640442-8	3-640442-8	A	8	26	Blue	.62	.578	.449
571-3-640442-9	3-640442-9	A	9	26	Blue	1.57	1.32	.984
571-4-640442-0	4-640442-0	A	10	26	Blue	.78	.736	.564
571-3-640443-2	3-640443-2	A	2	28	Green	.15	.133	.123
571-3-640443-3	3-640443-3	A	3	28	Green	.26	.22	.212
571-3-640443-4	3-640443-4	A	4	28	Green	.30	.246	.219
571-3-640443-5	3-640443-5	A	5	28	Green	.38	.325	.312
571-3-640443-6	3-640443-6	A	6	28	Green	.40	.352	.337
571-3-640443-7	3-640443-7	A	7	28	Green	.55	.514	.353
571-3-640443-8	3-640443-8	A	8	28	Green	.58	.556	.428
571-4-640443-0	4-640443-0	A	10	28	Green	.78	.728	.556

For quantities greater than listed, call for quote.

MOUSER STOCK NO.	TE Part No.	Fig.	Number of Positions	Wire Size (AWG)	Color	Price Each 1	10	100
Closed End with Polarizing Tabs								
571-3-643813-2	3-643813-2	A	2	22	Red	.19	.152	.123
571-3-643813-3	3-643813-3	A	3	22	Red	.24	.203	.195
571-3-643813-4	3-643813-4	A	4	22	Red	.30	.255	.245
571-3-643813-5	3-643813-5	A	5	22	Red	.38	.321	.312
571-3-643813-6	3-643813-6	A	6	22	Red	.72	.672	.582
571-3-643813-7	3-643813-7	A	7	22	Red	.48	.428	.342
571-3-643813-8	3-643813-8	A	8	22	Red	.64	.606	.463
571-3-643813-9	3-643813-9	A	9	22	Red	1.59	1.16	.892
571-4-643813-0	4-643813-0	A	10	22	Red	.73	.662	.564
571-3-643814-2	3-643814-2	A	2	24	White	.15	.133	.123
571-3-643814-3	3-643814-3	A	3	24	White	.30	.28	.196
571-3-643814-4	3-643814-4	A	4	24	White	.32	.279	.269
571-3-643814-5	3-643814-5	A	5	24	White	.46	.428	.31
571-3-643814-6	3-643814-6	A	6	24	White	.43	.407	.31
571-3-643814-7	3-643814-7	A	7	24	White	.45	.428	.353
571-3-643814-8	3-643814-8	A	8	24	White	.58	.469	.449
571-3-643814-9	3-643814-9	A	9	24	White	1.42	1.25	.98
571-4-643814-0	4-643814-0	A	10	24	White	.75	.728	.524
571-3-643815-2	3-643815-2	A	2	26	Blue	.15	.133	.123
571-3-643815-3	3-643815-3	A	3	26	Blue	.25	.209	.201
571-3-643815-4	3-643815-4	A	4	26	Blue	.30	.255	.245
571-3-643815-5	3-643815-5	A	5	26	Blue	.44	.375	.312
571-3-643815-6	3-643815-6	A	6	26	Blue	.47	.441	.396
571-3-643815-7	3-643815-7	A	7	26	Blue	.51	.463	.394
571-3-643815-8	3-643815-8	A	8	26	Blue	.62	.469	.449
571-3-643815-9	3-643815-9	A	9	26	Blue	1.95	1.31	.951
571-4-643815-0	4-643815-0	A	10	26	Blue	.65	.546	.417
571-3-643816-2	3-643816-2	A	2	28	Green	.19	.171	.118
571-3-643816-3	3-643816-3	A	3	28	Green	.28	.235	.15
571-3-643816-4	3-643816-4	A	4	28	Green	.30	.255	.245
571-3-643816-5	3-643816-5	A	5	28	Green	.47	.375	.31
571-3-643816-6	3-643816-6	A	6	28	Green	.47	.441	.337
571-3-643816-7	3-643816-7	A	7	28	Green	.43	.396	.28
571-3-643816-8	3-643816-8	A	8	28	Green	.55	.524	.407
571-4-643816-0	4-643816-0	A	10	28	Green	.78	.736	.662

FEED-THRU STYLE

For quantities greater than listed, call for quote.

MOUSER STOCK NO.	TE Part No.	Fig.	Number of Positions	Wire Size (AWG)	Color	Price Each 1	10	100
Feed-Thru without Polarizing Tabs								
571-3-640620-2	3-640620-2	B	2	22	Red	.23	.199	.19
571-3-640620-3	3-640620-3	B	3	22	Red	.40	.372	.26
571-3-640620-4	3-640620-4	B	4	22	Red	.20	.197	.171
571-3-640620-5	3-640620-5	B	5	22	Red	.47	.447	.312
571-3-640620-6	3-640620-6	B	6	22	Red	.46	.428	.332
571-3-640620-7	3-640620-7	B	7	22	Red	.55	.514	.385
571-3-640620-8	3-640620-8	B	8	22	Red	.62	.586	.449
571-3-640620-9	3-640620-9	B	9	22	Red	1.49	1.26	.961
571-4-640620-0	4-640620-0	B	10	22	Red	.73	.696	.514
571-3-640621-2	3-640621-2	B	2	24	White	.23	.198	.19
571-3-640621-3	3-640621-3	B	3	24	White	.35	.332	.232
571-3-640621-4	3-640621-4	B	4	24	White	.36	.30	.235
571-3-640621-5	3-640621-5	B	5	24	White	.47	.447	.312
571-3-640621-6	3-640621-6	B	6	24	White	.47	.439	.332
571-3-640621-8	3-640621-8	B	8	24	White	.56	.535	.407
571-4-640621-0	4-640621-0	B	10	24	White	.63	.556	.397
571-3-640622-2	3-640622-2	B	2	26	Blue	.20	.179	.127
571-3-640622-3	3-640622-3	B	3	26	Blue	.27	.257	.181
571-3-640622-4	3-640622-4	B	4	26	Blue	.34	.321	.225
571-3-640622-5	3-640622-5	B	5	26	Blue	.28	.268	.204
571-3-640622-6	3-640622-6	B	6	26	Blue	.38	.323	.239

For quantities greater than listed, call for quote.

MOUSER STOCK NO.	TE Part No.	Fig.	Number of Positions	Wire Size (AWG)	Color	Price Each 1	10	100
Feed-Thru without Polarizing Tabs (Cont.)								
571-3-640622-8	3-640622-8	B	8	26	Blue	.51	.46	.332
571-3-640623-2	3-640623-2	B	2	28	Green	.18	.164	.117
571-3-640623-3	3-640623-3	B	3	28	Green	.26	.212	.162
571-3-640623-4	3-640623-4	B	4	28	Green	.27	.245	.179
571-3-640623-5	3-640623-5	B	5	28	Green	.30	.268	.211
571-3-640623-6	3-640623-6	B	6	28	Green	.41	.342	.278
Feed-Thru with Polarizing Tabs								
571-3-644540-2	3-644540-2	B	2	22	Red	.23	.198	.19
571-3-644540-3	3-644540-3	B	3	22	Red	.30	.258	.248
571-3-644540-4	3-644540-4	B	4	22	Red	.32	.273	.262
571-3-644540-5	3-644540-5	B	5	22	Red	.40	.375	.268
571-3-644540-6	3-644540-6	B	6	22	Red	.47	.439	.332
571-3-644540-8	3-644540-8	B	8	22	Red	.62	.586	.528
571-3-644563-2	3-644563-2	B	2	24	White	.23	.192	.184
571-3-644563-3	3-644563-3	B	3	24	White	.29	.251	.242
571-3-644563-4	3-644563-4	B	4	24	White	.32	.30	.203
571-3-644563-5	3-644563-5	B	5	24	White	.47	.439	.31
571-3-644563-6	3-644563-6	B	6	24	White	.47	.441	.396
571-3-644563-8	3-644563-8	B	8	24	White	.50	.456	.328
571-3-644563-9	3-644563-9	B	9	24	White	1.37	1.24	1.06
571-3-644565-4	3-644565-4	B	4	28	Green	.40	.364	.257

© Copyright 2013 Mouser Electronics

© Copyright 2013 Mouser Electronics

TE .100" IDC Headers

RoHS Compliant This product is RoHS compliant.

TE connectivity Authorized Distributor

FLAT & NARROW FLAT HEADERS

- Housing: UL94V-0 rated, polyester, natural color
- Posts: Copper alloy, tin plated

File No. E28476 File No. LR7189

Flat

For quantities greater than listed, call for quote.

MOUSER STOCK NO.	TE Part No.	Fig.	No. of Pos.	Price Each 1	10	100
Straight Post						
571-6404522	640452-2	A	2	.41	.382	.266
571-6404523	640452-3	A	3	.38	.266	.225
571-6404524	640452-4	A	4	.40	.356	.341
571-640452-5	640452-5	A	5	.58	.571	.482
571-6404526	640452-6	A	6	.73	.686	.525
571-6404527	640452-7	A	7	.86	.792	.61
571-6404528	640452-8	A	8	.87	.77	.67
571-16404520	1-640452-0	A	10	1.10	.963	.835
571-16404522	1-640452-2	A	12	1.44	1.27	1.23
571-16404524	1-640452-4	A	14	1.67	1.50	1.44
571-16404526	1-640452-6	A	16	2.50	2.23	2.15
Right Angle Post						
571-6404532	640453-2	B	2	.25	.235	.182
571-6404533	640453-3	B	3	.34	.295	.284
571-6404534	640453-4	B	4	.49	.463	.355
571-6404535	640453-5	B	5	.70	.654	.501
571-6404536	640453-6	B	6	.71	.57	.547
571-6404537	640453-7	B	7	.78	.612	.567
571-6404538	640453-8	B	8	.92	.803	.697
571-6404539	640453-9	B	9	.91	.713	.646
571-16404530	1-640453-0	B	10	1.11	.957	.811
571-16404532	1-640453-2	B	12	1.38	1.21	1.05
571-16404534	1-640453-4	B	14	1.57	1.40	1.13
571-16404536	1-640453-6	B	16	2.25	2.00	1.63

Narrow Flat

For quantities greater than listed, call for quote.

MOUSER STOCK NO.	TE Part No.	Fig.	No. of Pos.	Price Each 1	10	100
Straight Post						
571-3-644456-2	3-644456-2	A	2	.24	.179	.146
571-3-644456-3	3-644456-3	A	3	.23	.196	.182
571-3-644456-4	3-644456-4	A	4	.25	.214	.205
571-3-644456-5	3-644456-5	A	5	.33	.286	.274
571-3-644456-6	3-644456-6	A	6	.38	.321	.308
571-4-644456-0	4-644456-0	A	10	.67	.621	.482
571-4-644456-6	4-644456-6	A	16	1.12	.913	.767
Staight Post with Retentive Leg						
571-3-644695-2	3-644695-2	A	2	.32	.31	.214
571-3-644695-3	3-644695-3	A	3	.47	.449	.31
571-3-644695-4	3-644695-4	A	4	.51	.465	.394
571-3-644695-5	3-644695-5	A	5	.64	.594	.421
571-3-644695-6	3-644695-6	A	6	.80	.749	.578
571-3-644695-9	3-644695-9	A	9	1.12	.979	.806
Right Angle Post						
571-3-644457-2	3-644457-2	B	2	.29	.271	.231
571-3-644457-3	3-644457-3	B	3	.41	.364	.268
571-3-644457-4	3-644457-4	B	4	.41	.323	.299
571-3-644457-5	3-644457-5	B	5	.51	.40	.381
571-3-644457-6	3-644457-6	B	6	.57	.445	.409
571-3-644457-8	3-644457-8	B	8	.75	.668	.556

SHROUDED HEADERS

- Housing: UL94V-0 rated, polyester, natural color
- Posts: Copper alloy, tin plated

For quantities greater than listed, call for quote.

MOUSER STOCK NO.	TE Part No.	Fig.	No. of Pos.	Price Each 1	10	100
Straight Post						
571-2-644486-2	2-644486-2	C	2	.71	.694	.535
571-2-644486-3	2-644486-3	C	3	.79	.717	.578
571-2-644486-4	2-644486-4	C	4	.82	.76	.589
571-2-644486-5	2-644486-5	C	5	1.01	.824	.76
571-2-644486-6	2-644486-6	C	6	1.09	.952	.803
571-2-644486-7	2-644486-7	C	7	1.25	1.01	.898
571-2-644486-8	2-644486-8	C	8	.55	.432	.379
571-2-644486-9	2-644486-9	C	9	1.68	1.37	1.21
571-3-644486-0	3-644486-0	C	10	1.69	1.41	1.27
571-3-644486-4	3-644486-4	C	14	2.60	2.08	1.85
Right Angle Post						
571-2-644488-2	2-644488-2	D	2	.38	.301	.271
571-2-644488-3	2-644488-3	D	3	.64	.589	.449
571-2-644488-4	2-644488-4	D	4	.85	.792	.61
571-2-644488-5	2-644488-5	D	5	1.00	.767	.704
571-2-644488-7	2-644488-7	D	7	1.35	1.21	.975

FRICTION LOCK HEADERS

- Posts: Copper alloy, tin plated or gold over nickel
- Housing: UL94V-0 rated, polyester, natural color

For quantities greater than listed, call for quote.

MOUSER STOCK NO.	TE Part No.	Fig.	No. of Pos.	Price Each 1	10	100
Straight Post, Tin Plated						
571-6404562	640456-2	E	2	.09	.082	.07
571-6404563	640456-3	E	3	.17	.161	.118
571-6404564	640456-4	E	4	.21	.202	.139
571-6404565	640456-5	E	5	.24	.214	.19
571-6404566	640456-6	E	6	.31	.235	.214
571-6404567	640456-7	E	7	.33	.268	.257
571-6404568	640456-8	E	8	.35	.336	.274
571-6404569	640456-9	E	9	.58	.524	.447
571-16404560	1-640456-0	E	10	.40	.339	.325
571-16404562	1-640456-2	E	12	.65	.529	.507
571-16404564	1-640456-4	E	14	.80	.764	.701
571-16404566	1-640456-6	E	16	1.43	1.26	1.08
Straight Post, Gold Plated						
571-3-641215-2	3-641215-2	E	2	.62	.584	.446
571-3-641215-3	3-641215-3	E	3	.77	.70	.669
571-3-641215-4	3-641215-4	E	4	1.13	.994	.857
571-3-641215-5	3-641215-5	E	5	1.44	1.31	1.13
571-3-641215-6	3-641215-6	E	6	1.71	1.48	1.27
571-3-641215-7	3-641215-7	E	7	1.93	1.53	1.37
571-3-641215-8	3-641215-8	E	8	1.27	1.16	1.10
571-4-641215-0	4-641215-0	E	10	2.47	2.15	1.84
571-4-641215-2	4-641215-2	E	12	2.99	2.41	2.11
571-4-641215-4	4-641215-4	E	14	3.67	3.20	2.60
571-4-641215-6	4-641215-6	E	16	6.17	5.42	4.40
Right Angle Post, Tin Plated						
571-6404572	640457-2	F	2	.11	.097	.08
571-6404573	640457-3	F	3	.15	.147	.121
571-6404574	640457-4	F	4	.18	.163	.151
571-6404575	640457-5	F	5	.55	.342	.279
571-6404576	640457-6	F	6	.39	.311	.30
571-6404577	640457-7	F	7	.52	.439	.31
571-6404578	640457-8	F	8	.45	.396	.364
571-6404579	640457-9	F	9	.38	.342	.289
571-16404570	1-640457-0	F	10	.55	.514	.385
571-16404572	1-640457-2	F	12	.43	.407	.332
571-16404574	1-640457-4	F	14	.56	.49	.401
571-16404576	1-640457-6	F	16	.55	.478	.463
Right Angle Post, Gold Plated						
571-3-641216-5	3-641216-5	F	5	1.93	1.53	1.37
571-4-641216-0	4-641216-0	F	10	2.78	2.43	1.97
571-4-641216-6	4-641216-6	F	16	7.31	6.56	5.22

POLARIZED HEADERS

- Housing: UL94V-0 rated, polyester, natural color
- Posts: Copper alloy, tin plated or gold over nickel
- No 16 Position in Gold

For quantities greater than listed, call for quote.

MOUSER STOCK NO.	TE Part No.	Fig.	No. of Pos.	Price Each 1	10	100
Straight Post, Tin Plated						
571-640454-2	640454-2	E	2	.11	.086	.082
571-6404543	640454-3	E	3	.18	.173	.128
571-6404544	640454-4	E	4	.19	.175	.107
571-6404545	640454-5	E	5	.25	.21	.19
571-6404546	640454-6	E	6	.27	.225	.203
571-640454-7	640454-7	E	7	.39	.31	.257
571-6404548	640454-8	E	8	.36	.289	.277
571-6404549	640454-9	E	9	.54	.503	.385
571-16404540	1-640454-0	E	10	.45	.40	.386
571-16404542	1-640454-2	E	12	.79	.738	.556
571-16404544	1-640454-4	E	14	.79	.738	.567
571-16404546	1-640454-6	E	16	1.01	.888	.724
Straight Post, Gold Plated						
571-3-641213-2	3-641213-2	E	2	.56	.449	.393
571-3-641213-3	3-641213-3	E	3	.89	.781	.653
571-3-641213-4	3-641213-4	E	4	1.10	.876	.783
571-3-641213-5	3-641213-5	E	5	1.48	1.29	1.11
571-3-641213-6	3-641213-6	E	6	1.66	1.31	1.18
571-3-641213-8	3-641213-8	E	8	1.19	1.02	.845
Right Angle Post, Tin Plated						
571-6404552	640455-2	F	2	.11	.096	.061
571-6404553	640455-3	F	3	.11	.088	.085
571-6404554	640455-4	F	4	.18	.128	.112
571-6404555	640455-5	F	5	.16	.149	.138
571-6404556	640455-6	F	6	.23	.169	.156
571-640455-7	640455-7	F	7	.26	.214	.185
571-6404558	640455-8	F	8	.25	.225	.171
571-6404559	640455-9	F	9	1.12	.899	.81
571-16404550	1-640455-0	F	10	.40	.364	.257
Right Angle Post, Gold Plated						
571-4-641216-0	4-641216-0	F	10	2.78	2.43	1.97

A

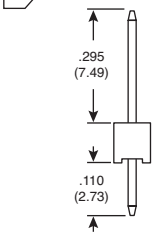

B

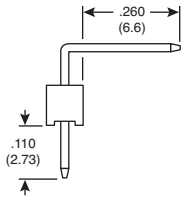

C

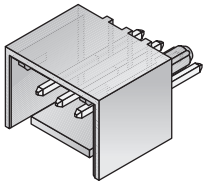

D

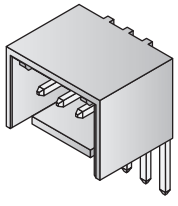

E

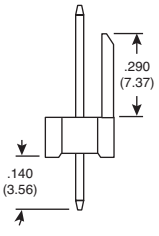

F

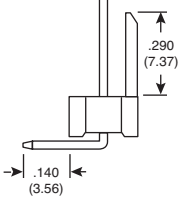

Rectangular Connectors TE Connectivity

© Copyright 2013 Mouser Electronics

© Copyright 2013 Mouser Electronics

TE Accessories and CST-100 Connectors

RoHS Compliant **This product is RoHS compliant.**

TE connectivity Authorized Distributor

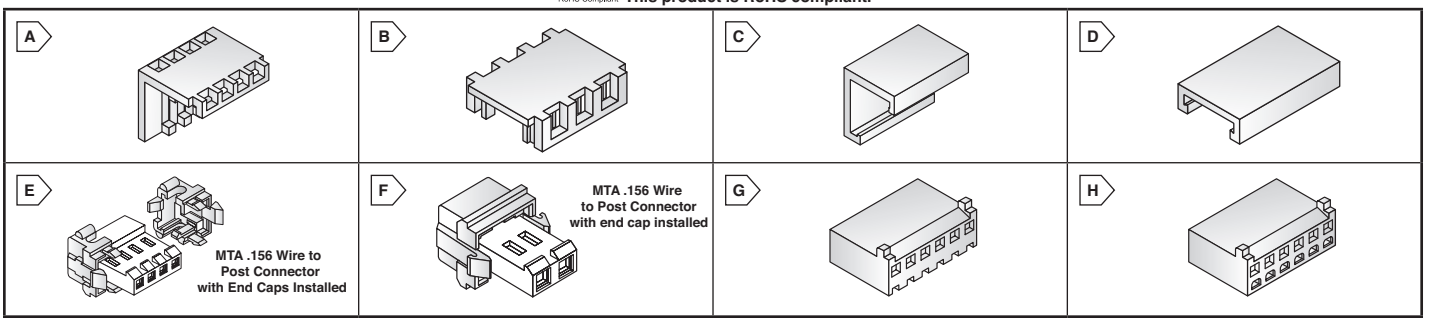

TE .100" CONNECTOR ACCESSORIES

Strain Relief Covers

For quantities greater than listed, call for quote.

MOUSER STOCK NO.	TE Part No.	Fig.	No. of Pos.	Price Each 1	10	100
Closed End Strain Relief Covers						
571-6430752	643075-2	A	2	.32	.268	.214
571-6430753	643075-3	A	3	.63	.61	.546
571-6430754	643075-4	A	4	.32	.289	.257
571-6430755	643075-5	A	5	.66	.64	.551
571-6430756	643075-6	A	6	.32	.29	.287
571-6430757	643075-7	A	7	.79	.556	.503
571-6430758	643075-8	A	8	.62	.601	.575
571-16430750	1-643075-0	A	10	.64	.505	.461
571-16430752	1-643075-2	A	12	.70	.631	.578
571-16430754	1-643075-4	A	14	.64	.612	.534
571-16430756	1-643075-6	A	16	.75	.656	.606
Feed-Thru Strain Relief Covers						
571-6430772	643077-2	B	2	.41	.256	.226
571-6430773	643077-3	B	3	.44	.323	.292
571-6430774	643077-4	B	4	.42	.353	.295
571-6430775	643077-5	B	5	.64	.56	.51
571-6430776	643077-6	B	6	.72	.534	.518
571-6430778	643077-8	B	8	.79	.612	.567
571-6430779	643077-9	B	9	.74	.612	.556
571-16430770	1-643077-0	B	10	.64	.593	.571
571-16430772	1-643077-2	B	12	.65	.60	.555
571-16430774	1-643077-4	B	14	.66	.579	.528

Dust Covers

For quantities greater than listed, call for quote.

MOUSER STOCK NO.	TE Part No.	Fig.	No. of Pos.	Price Each 1	10	100
Closed End Dust Covers						
571-6405502	640550-2	C	2	.09	.083	.068
571-6405503	640550-3	C	3	.12	.107	.096
571-6405504	640550-4	C	4	.16	.133	.11
571-6405505	640550-5	C	5	.15	.139	.128
571-6405506	640550-6	C	6	.21	.194	.15
571-6405507	640550-7	C	7	.23	.189	.164
571-6405508	640550-8	C	8	.34	.193	.171
571-6405509	640550-9	C	9	.25	.20	.182
571-16405500	1-640550-0	C	10	.40	.28	.235
571-16405502	1-640550-2	C	12	.48	.452	.387
571-16405504	1-640550-4	C	14	.41	.372	.30
571-16405506	1-640550-6	C	16	.40	.396	.282
Feed-Thru Dust Covers						
571-6406423	640642-3	D	3	.15	.09	.082
571-6406424	640642-4	D	4	.14	.122	.101
571-6406425	640642-5	D	5	.15	.122	.11
571-6406426	640642-6	D	6	.25	.166	.15
571-6406427	640642-7	D	7	.23	.209	.174
571-6406428	640642-8	D	8	.25	.211	.187
571-16406420	1-640642-0	D	10	.30	.256	.218

Note: No 2 position Feed-Thru Dust Cover available

Keying Plug

For quantities greater than listed, call for quote.

MOUSER STOCK NO.	TE Part No.	Fig.	Price Each 1	10	100
571-6419941	641994-1	-	.14	.123	.113

TE .156" CONNECTOR ACCESSORIES

Strain Relief Covers

For quantities greater than listed, call for quote.

MOUSER STOCK NO.	TE Part No.	Fig.	No. of Pos.	Price Each 1	10	100
Closed End Strain Relief Covers						
571-6430672	643067-2	A	2	.26	.248	.245
571-6430673	643067-3	A	3	.69	.612	.546
571-6430674	643067-4	A	4	.63	.567	.514
571-6430675	643067-5	A	5	.73	.618	.56
571-6430676	643067-6	A	6	.71	.631	.546
571-6430677	643067-7	A	7	.82	.655	.601
571-6430678	643067-8	A	8	.71	.567	.556
571-6430679	643067-9	A	9	.92	.812	.764
571-16430670	1-643067-0	A	10	.61	.549	.525
571-16430672	1-643067-2	A	12	.93	.653	.61
571-16430674	1-643067-4	A	14	.65	.617	.548
571-16430676	1-643067-6	A	16	.62	.482	.44
Feed-Thru Strain Relief Covers						
571-6430712	643071-2	B	2	.23	.179	.163
571-6430713	643071-3	B	3	.35	.29	.255
571-6430714	643071-4	B	4	.47	.396	.31
571-6430715	643071-5	B	5	.59	.535	.38
571-6430716	643071-6	B	6	.62	.523	.476
571-6430717	643071-7	B	7	.66	.622	.564
571-6430718	643071-8	B	8	.89	.795	.633
571-6430719	643071-9	B	9	.77	.622	.556
571-16430710	1-643071-0	B	10	.86	.758	.633
571-16430716	1-643071-6	B	16	.71	.664	.594

Dust Covers

For quantities greater than listed, call for quote.

MOUSER STOCK NO.	TE Part No.	Fig.	No. of Pos.	Price Each 1	10	100
Closed End Dust Covers						
571-640551-2	640551-2	C	2	.16	.108	.075
571-6405513	640551-3	C	3	.18	.137	.107
571-6405514	640551-4	C	4	.18	.163	.132
571-6405515	640551-5	C	5	.26	.182	.161
571-6405516	640551-6	C	6	.26	.189	.159
571-6405517	640551-7	C	7	.21	.193	.171
571-6405518	640551-8	C	8	.31	.223	.202
571-6405519	640551-9	C	9	.42	.394	.337
571-16405510	1-640551-0	C	10	.34	.299	.249
571-16405512	1-640551-2	C	12	.41	.372	.301
571-16405514	1-640551-4	C	14	.51	.431	.411
571-16405516	1-640551-6	C	16	.46	.419	.29
Feed-Thru Dust Covers						
571-6406433	640643-3	D	3	.19	.146	.105
571-6406434	640643-4	D	4	.24	.161	.131
571-6406435	640643-5	D	5	.21	.166	.147
571-6406436	640643-6	D	6	.26	.155	.142
571-6406438	640643-8	D	8	.27	.197	.18
571-6406439	640643-9	D	9	.33	.257	.231
571-16406430	1-640643-0	D	10	.36	.325	.262
571-16406432	1-640643-2	D	12	.41	.363	.302

Note: No 2 position Feed-Thru Dust Cover available

Keying Plug

For quantities greater than listed, call for quote.

MOUSER STOCK NO.	TE Part No.	Fig.	Price Each 1	10	100
Flush, Used with Keyed Headers					
571-6406291	640629-1	-	.11	.086	.075

Panel Mount End Caps

For quantities greater than listed, call for quote.

MOUSER STOCK NO.	TE Part No.	Fig.	No. of Pos.	Price Each 1	10	100
571-6414401	641440-1	E	3/24	1.14	.888	.837
571-6415331	641533-1	F	2	.75	.637	.56

CST-100 CONNECTORS

Mates with .100 MTA Headers, except the shrouded version.

- AWG: 26-22
- Color: White

CST-100 Recptacle Housings

For quantities greater than listed, call for quote.

MOUSER STOCK NO.	TE Part No.	Fig.	No. of Pos.	Price Each 1	10	100
571-770602-2	770602-2	G	2	.15	.101	.083
571-770602-3	770602-3	G	3	.16	.146	.118
571-7706024	770602-4	G	4	.24	.225	.15
571-7706025	770602-5	G	5	.23	.193	.185
571-7706026	770602-6	G	6	.35	.332	.214
571-7706027	770602-7	G	7	.35	.30	.214
571-7706028	770602-8	G	8	.46	.449	.31
571-770602-9	770602-9	G	9	.43	.376	.278
571-1-770602-0	1-770602-0	G	10	.52	.482	.375
571-1-770602-1	1-770602-1	G	11	.47	.419	.328
571-17706022	1-770602-2	G	12	.63	.578	.449
571-1-770602-3	1-770602-3	G	13	.74	.677	.485
571-1-770602-4	1-770602-4	G	14	.73	.661	.468
571-1-770602-5	1-770602-5	G	15	.87	.79	.561

CST-100 Contacts

For quantities greater than listed, call for quote.

MOUSER STOCK NO.	TE Part No.	Plating	Price Each 1	100	500
571-770666-1	770666-1	Tin	.13	.066	.055
571-7706662	770666-2	Gold	.48	.392	.327

CST-100 II Receptacle Housings

For quantities greater than listed, call for quote.

MOUSER STOCK NO.	TE Part No.	Fig.	No. of Pos.	Price Each 1	10	100
571-13758202	1375820-2	H	2	.13	.096	.075
571-13758203	1375820-3	H	3	.17	.165	.113
571-13758204	1375820-4	H	4	.24	.205	.167
571-1375820-5	1375820-5	H	5	.25	.212	.196
571-1375820-6	1375820-6	H	6	.30	.257	.185
571-1375820-7	1375820-7	H	7	.34	.301	.216
571-1375820-8	1375820-8	H	8	.40	.346	.311
571-1375820-9	1375820-9	H	9	.44	.411	.356
571-1-1375820-0	1-1375820-0	H	10	.33	.31	.268
571-1-1375820-2	1-1375820-2	H	12	.62	.567	.417

CST-100 II Contact

For quantities greater than listed, call for quote.

MOUSER STOCK NO.	TE Part No.	Plating	Price Each 1	100	500
571-14453361	1445336-1	Tin	.11	.085	.071

TOOLS FOR MTA CONNECTORS

For quantities greater than listed, call for quote.

MOUSER STOCK NO.	TE Part No.	Description	Price Each
571-580741	58074-1	Hand tool pistol grip	134.94
571-58246-1	58246-1	Interchangeable head, .100" series	169.70
571-582471	58247-1	Interchangeable head, .156" series	181.84
571-598031	59803-1	"T" handle maint. tool, .100" series	39.85
571-598041	59804-1	"T" handle maint. tool, .156" series	39.85
571-58443-1	58443-1	Interchangeable head, .156 (feed thru)	1056.33

© Copyright 2013 Mouser Electronics

© Copyright 2013 Mouser Electronics

TE .156" Series IDC Connectors

RoHS Compliant **This product is RoHS compliant.**

TE connectivity Authorized Distributor

Specifications:
- Voltage rating: 250VAC
- Current rating: 5A max.
- Low-level resistance: 3mΩ max. initial
- Operating temperature: -55°C to +105°C
- Dielectric withstanding Voltage: 1250VAC/1Min.
- Insulation resistance: 5000MΩ min. initial

Material and Finish:
- Housing: UL94V-2 rated, type 6/6 and 6/12 nylon
- Contacts: Phosphor bronze, post tin plated

Features:
- End to end stackable
- Contacts are lubricated to prevent fretting corrosion
- .156 Centers
- Pre-loaded with contacts

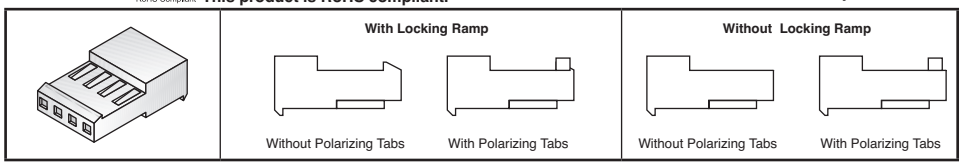

File No. LR7189 | File No. E28476 | RoHS Compliant

CLOSED END

For quantities greater than listed, call for quote.

MOUSER STOCK NO.	TE Part No.	No. of Pos.	Wire Size (AWG)	Color	Price Each 1	10	100
With Locking Ramp and Without Tabs							
571-3-640426-2	3-640426-2	2	18	Orange	.34	.289	.279
571-3-640426-3	3-640426-3	3	18	Orange	.35	.29	.23
571-3-640426-4	3-640426-4	4	18	Orange	.50	.455	.322
571-3-640426-5	3-640426-5	5	18	Orange	.65	.593	.505
571-3-640426-6	3-640426-6	6	18	Orange	.66	.601	.426
571-3-640426-7	3-640426-7	7	18	Orange	.81	.717	.674
571-3-640426-8	3-640426-8	8	18	Orange	1.00	.952	.823
571-3-640426-9	3-640426-9	9	18	Orange	1.09	.899	.803
571-4-640426-0	4-640426-0	10	18	Orange	1.05	.878	.701
571-3-640427-2	3-640427-2	2	20	Yellow	.43	.40	.279
571-3-640427-3	3-640427-3	3	20	Yellow	.43	.407	.246
571-3-640427-4	3-640427-4	4	20	Yellow	.51	.462	.394
571-3-640427-5	3-640427-5	5	20	Yellow	.78	.71	.605
571-3-640427-6	3-640427-6	6	20	Yellow	.86	.749	.642
571-3-640427-7	3-640427-7	7	20	Yellow	.85	.77	.736
571-3-640427-8	3-640427-8	8	20	Yellow	.96	.857	.615
571-3-640428-2	3-640428-2	2	22	Red	.28	.257	.193
571-3-640428-3	3-640428-3	3	22	Red	.28	.241	.193
571-3-640428-4	3-640428-4	4	22	Red	.45	.411	.353
571-3-640428-5	3-640428-5	5	22	Red	.59	.529	.45
571-3-640428-6	3-640428-6	6	22	Red	.75	.706	.535
571-3-640428-7	3-640428-7	7	22	Red	.85	.804	.736
571-3-640428-8	3-640428-8	8	22	Red	1.11	.977	.842
571-4-640428-0	4-640428-0	10	22	Red	1.29	1.19	.91
571-3-640429-2	3-640429-2	2	24	Natural	.43	.417	.289
571-3-640429-3	3-640429-3	3	24	Natural	.44	.322	.23
571-3-640429-4	3-640429-4	4	24	Natural	.46	.412	.291
571-3-640429-5	3-640429-5	5	24	Natural	.51	.457	.328
571-3-640429-6	3-640429-6	6	24	Natural	.72	.67	.513
571-3-640429-8	3-640429-8	8	24	Natural	.86	.751	.647
571-3-640429-9	3-640429-9	9	24	Natural	.86	.781	.557
With Locking Ramp and Tabs							
571-3-643817-2	3-643817-2	2	18	Orange	.31	.268	.258
571-3-643817-3	3-643817-3	3	18	Orange	.42	.384	.327
571-3-643817-4	3-643817-4	4	18	Orange	.48	.392	.376
571-3-643817-5	3-643817-5	5	18	Orange	.60	.546	.407
571-3-643817-6	3-643817-6	6	18	Orange	.73	.61	.524
571-3-643817-7	3-643817-7	7	18	Orange	.65	.579	.412
571-3-643817-8	3-643817-8	8	18	Orange	.86	.749	.589
571-3-643817-9	3-643817-9	9	18	Orange	.88	.782	.566
571-4-643817-0	4-643817-0	10	18	Orange	.89	.745	.591
571-3-643818-2	3-643818-2	2	20	Yellow	.39	.364	.257
571-3-643818-3	3-643818-3	3	20	Yellow	.41	.323	.215
571-3-643818-4	3-643818-4	4	20	Yellow	.52	.482	.375
571-3-643818-5	3-643818-5	5	20	Yellow	.51	.457	.323
571-3-643818-6	3-643818-6	6	20	Yellow	.56	.511	.367
571-3-643818-7	3-643818-7	7	20	Yellow	.69	.607	.437
571-3-643818-8	3-643818-8	8	20	Yellow	.74	.677	.478
571-3-643819-2	3-643819-2	2	22	Red	.39	.364	.257
571-3-643819-3	3-643819-3	3	22	Red	.38	.353	.30
571-3-643819-4	3-643819-4	4	22	Red	.51	.482	.364
571-3-643819-5	3-643819-5	5	22	Red	.65	.608	.465
571-3-643819-6	3-643819-6	6	22	Red	.73	.61	.524
571-3-643819-7	3-643819-7	7	22	Red	.65	.579	.415
571-3-643819-8	3-643819-8	8	22	Red	.74	.656	.477
571-3-643820-2	3-643820-2	2	24	Natural	.24	.212	.17
571-3-643820-3	3-643820-3	3	24	Natural	.46	.417	.321
571-3-643820-4	3-643820-4	4	24	Natural	.36	.345	.245
571-3-643820-5	3-643820-5	5	24	Natural	.50	.456	.322
571-3-643820-6	3-643820-6	6	24	Natural	.55	.526	.38
Without Locking Ramp and Without Tabs							
571-3-640431-2	3-640431-2	2	18	Orange	.36	.277	.196
571-3-640431-3	3-640431-3	3	18	Orange	.45	.323	.231
571-3-640431-4	3-640431-4	4	18	Orange	.55	.514	.394
571-3-640431-5	3-640431-5	5	18	Orange	.65	.599	.465
571-3-640431-6	3-640431-6	6	18	Orange	.73	.686	.525
571-3-640431-7	3-640431-7	7	18	Orange	.65	.607	.433
571-3-640431-8	3-640431-8	8	18	Orange	.78	.654	.501
571-3-640431-9	3-640431-9	9	18	Orange	.81	.676	.557
571-3-640433-2	3-640433-2	2	22	Red	.34	.257	.208
571-3-640433-3	3-640433-3	3	22	Red	.47	.339	.242
571-3-640433-4	3-640433-4	4	22	Red	.44	.408	.286
571-3-640433-5	3-640433-5	5	22	Red	.52	.478	.338
571-3-640433-6	3-640433-6	6	22	Red	.57	.50	.357
571-3-640433-7	3-640433-7	7	22	Red	.69	.607	.437
571-3-640433-8	3-640433-8	8	22	Red	.77	.653	.499
571-3-640433-9	3-640433-9	9	22	Red	.88	.782	.564
571-4-640433-0	4-640433-0	10	22	Red	.92	.745	.594

FEED-THRU

For quantities greater than listed, call for quote.

MOUSER STOCK NO.	TE Part No.	No. of Pos.	Wire Size (AWG)	Color	Price Each 1	10	100
With Locking Ramp and Without Tabs (Cont.)							
571-3-640599-2	3-640599-2	2	18	Orange	.45	.392	.32
571-3-640599-3	3-640599-3	3	18	Orange	.41	.364	.30
571-3-640599-4	3-640599-4	4	18	Orange	.71	.662	.507
571-3-640599-5	3-640599-5	5	18	Orange	.56	.501	.349
571-3-640599-6	3-640599-6	6	18	Orange	.57	.525	.379
571-3-640599-7	3-640599-7	7	18	Orange	.67	.607	.431
571-3-640599-8	3-640599-8	8	18	Orange	.75	.668	.479
571-3-640599-9	3-640599-9	9	18	Orange	.96	.845	.792
571-4-640599-0	4-640599-0	10	18	Orange	.90	.746	.592
571-3-640600-2	3-640600-2	2	20	Yellow	.35	.268	.224
571-3-640600-3	3-640600-3	3	20	Yellow	.36	.334	.234
571-3-640600-4	3-640600-4	4	20	Yellow	.60	.564	.507
571-3-640600-5	3-640600-5	5	20	Yellow	.50	.467	.33
571-3-640600-6	3-640600-6	6	20	Yellow	.81	.76	.578
571-3-640600-7	3-640600-7	7	20	Yellow	.69	.607	.437
571-3-640600-8	3-640600-8	8	20	Yellow	.86	.751	.706
571-3-640600-9	3-640600-9	9	20	Yellow	.85	.781	.559
571-3-640601-2	3-640601-2	2	22	Red	.32	.30	.214
571-3-640601-3	3-640601-3	3	22	Red	.49	.465	.418
571-3-640601-4	3-640601-4	4	22	Red	.42	.356	.278
571-3-640601-5	3-640601-5	5	22	Red	.51	.455	.342
571-3-640601-6	3-640601-6	6	22	Red	.69	.674	.471
571-3-640601-7	3-640601-7	7	22	Red	.66	.579	.417
571-3-640601-8	3-640601-8	8	22	Red	.74	.677	.478
571-3-640601-9	3-640601-9	9	22	Red	.88	.782	.564
571-4-640601-0	4-640601-0	10	22	Red	.92	.79	.584
571-3-640602-2	3-640602-2	2	24	Natural	.33	.245	.17
571-3-640602-3	3-640602-3	3	24	Natural	.34	.31	.235
571-3-640602-4	3-640602-4	4	24	Natural	.44	.389	.274
571-3-640602-5	3-640602-5	5	24	Natural	.52	.46	.321
571-3-640602-6	3-640602-6	6	24	Natural	.55	.501	.362
571-3-640602-7	3-640602-7	7	24	Natural	.69	.607	.437
571-3-640602-8	3-640602-8	8	24	Natural	.86	.749	.647
571-3-640602-9	3-640602-9	9	24	Natural	.81	.733	.531
571-4-640602-0	4-640602-0	10	24	Natural	.93	.71	.62
With Locking Ramp and Tabs							
571-3-644465-2	3-644465-2	2	18	Orange	.33	.234	.159
571-3-644465-3	3-644465-3	3	18	Orange	.49	.465	.418
571-3-644465-4	3-644465-4	4	18	Orange	.42	.367	.264
571-3-644465-5	3-644465-5	5	18	Orange	.65	.608	.547
571-3-644465-6	3-644465-6	6	18	Orange	.73	.686	.616
571-3-644465-7	3-644465-7	7	18	Orange	.70	.618	.438
571-3-644465-8	3-644465-8	8	18	Orange	.77	.70	.50
571-3-644465-9	3-644465-9	9	18	Orange	.86	.793	.561
571-4-644465-0	4-644465-0	10	18	Orange	.94	.793	.625
571-3-644466-2	3-644466-2	2	20	Yellow	.31	.244	.177
571-3-644466-4	3-644466-4	4	20	Yellow	.43	.396	.284
571-3-644466-5	3-644466-5	5	20	Yellow	.51	.478	.334
571-3-644466-6	3-644466-6	6	20	Yellow	.60	.535	.381
571-3-644466-7	3-644466-7	7	20	Yellow	.65	.607	.433
571-3-644466-8	3-644466-8	8	20	Yellow	.76	.70	.498
571-3-644466-9	3-644466-9	9	20	Yellow	.86	.793	.561
571-3-644467-2	3-644467-2	2	22	Red	.31	.233	.173
571-3-644467-3	3-644467-3	3	22	Red	.35	.311	.26
571-3-644467-4	3-644467-4	4	22	Red	.41	.353	.334
571-3-644467-5	3-644467-5	5	22	Red	.51	.478	.334
571-3-644467-7	3-644467-7	7	22	Red	.65	.607	.433
571-3-644467-8	3-644467-8	8	22	Red	.66	.524	.484
571-3-644467-9	3-644467-9	9	22	Red	.86	.734	.662
571-3-644468-2	3-644468-2	2	24	Natural	.27	.234	.217
571-3-644468-4	3-644468-4	4	24	Natural	.43	.379	.266
571-3-644468-7	3-644468-7	7	24	Natural	.54	.455	.419
571-3-644468-9	3-644468-9	9	24	Natural	.77	.707	.692
Without Locking Ramp and Without Tabs							
571-3-640604-2	3-640604-2	2	18	Orange	.32	.244	.217
571-3-640604-4	3-640604-4	4	18	Orange	.44	.379	.268
571-3-640604-5	3-640604-5	5	18	Orange	.52	.479	.412
571-3-640604-6	3-640604-6	6	18	Orange	.56	.525	.377
571-3-640604-7	3-640604-7	7	18	Orange	.65	.607	.433
571-3-640604-8	3-640604-8	8	18	Orange	.70	.653	.559
571-3-640604-9	3-640604-9	9	18	Orange	.91	.827	.723
571-4-640604-0	4-640604-0	10	18	Orange	.84	.71	.62
571-3-640606-2	3-640606-2	2	22	Red	.33	.256	.228
571-3-640606-3	3-640606-3	3	22	Red	.30	.279	.258
571-3-640606-5	3-640606-5	5	22	Red	.51	.478	.334
571-3-640606-6	3-640606-6	6	22	Red	.55	.503	.366
571-3-640606-7	3-640606-7	7	22	Red	.65	.607	.433
571-3-640606-8	3-640606-8	8	22	Red	.87	.827	.769
571-3-640606-9	3-640606-9	9	22	Red	1.10	1.07	.989
571-4-640606-0	4-640606-0	10	22	Red	.96	.816	.709

© Copyright 2013 Mouser Electronics
© Copyright 2013 Mouser Electronics

TE SC-156 and MTA .156" Series IDC Headers

RoHS Compliant **This product is RoHS compliant.**

Authorized Distributor

A

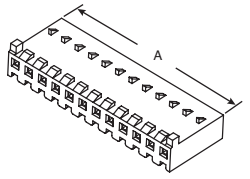

B

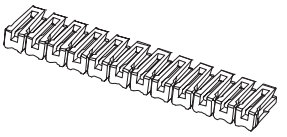

C

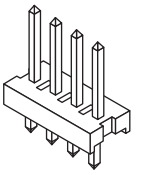

Square Posts Shown

D

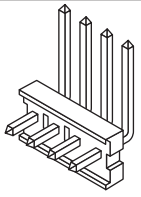

Square Posts Shown

E

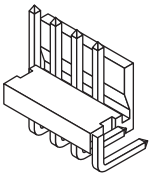

Square Posts, Rear Bend

F

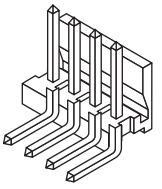

Square Posts Shown, Front Bend

G

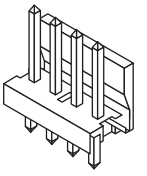

Square Posts Shown

SL-156 HOUSINGS WITH TPA DEVICE

NEW PRODUCT

Features
- Voltage rating: 250VAC
- Current rating: 10A
- .156" centerliine (3.96mm)
- Housing color white
- Locking ramp
- Polarization tabs

For quantities greater than listed, call for quote.

MOUSER STOCK NO.	TE Part No.	Fig.	No. of Positions	Dimensions "A" mm (in.)	Price Each 1	100	500
571-2132189-2	2132189-2	A	2	7.82 (.308)	.08	.066	.055
571-2132189-3	2132189-3	A	3	11.81 (.465)	.13	.111	.10
571-2132189-4	2132189-4	A	4	15.77 (.621)	.14	.122	.11
571-2132189-5	2132189-5	A	5	19.74 (.777)	.20	.188	.166
571-2132189-6	2132189-6	A	6	23.70 (.933)	.25	.221	.20
571-2132189-7	2132189-7	A	7	27.69 (1.09)	.26	.233	.211
571-2132189-8	2132189-8	A	8	31.65 (1.246)	.39	.333	.30
571-2132189-9	2132189-9	A	9	35.61 (1.402)	.47	.407	.364
571-1-2132189-0	1-2132189-0	A	10	39.57 (1.558)	.50	.444	.399
571-1-2132189-1	1-2132189-1	A	11	43.56 (1.715)	.59	.51	.467
571-1-2132189-2	1-2132189-2	A	12	47.52 (1.871)	.64	.555	.51

SL-156 HOUSINGS CONTACT RETAINER

NEW PRODUCT

For quantities greater than listed, call for quote.

MOUSER STOCK NO.	TE Part No.	Fig.	Description	Price Each 1	100	500
571-2132189-2	2132189-2	B	Breakaway Contact Retainer (20-Posn)	.08	.066	.055

FLAT HEADERS

File No. E28476 File No. LR7189

Material and Finish:
- Housing: UL94V-0 rated, polyester, natural color
- Posts: Copper alloy

For quantities greater than listed, call for quote.

MOUSER STOCK NO.	TE Part No.	Fig.	No. of Positions	Plating	Price Each 1	10	100
Straight, Square Posts							
571-6403832	640383-2	C	2	Tin	.36	.342	.235
571-6403833	640383-3	C	3	Tin	.33	.256	.234
571-6403834	640383-4	C	4	Tin	.42	.407	.332
571-6403835	640383-5	C	5	Tin	.47	.434	.353
571-6403837	640383-7	C	7	Tin	.78	.728	.556
571-6403838	640383-8	C	8	Tin	.92	.803	.696
571-16403830	1-640383-0	C	10	Tin	1.01	.903	.719
571-16403832	1-640383-2	C	12	Tin	1.58	1.43	1.23
571-16403834	1-640383-4	C	14	Tin	1.40	1.29	1.13
571-16403836	1-640383-6	C	16	Tin	1.21	1.12	.975
Straight, Round Posts							
571-6403843	640384-3	C	3	Tin	.33	.29	.235
571-6403844	640384-4	C	4	Tin	.39	.326	.278
571-6403845	640384-5	C	5	Tin	.39	.304	.286
571-6403846	640384-6	C	6	Tin	.63	.589	.449
571-16403840	1-640384-0	C	10	Tin	.92	.722	.667
571-16403844	1-640384-4	C	14	Tin	1.11	.99	.949
571-16403846	1-640384-6	C	16	Tin	2.45	2.20	2.07
Right Angle, Square Posts							
571-6403853	640385-3	D	3	Tin	.35	.278	.268
571-6403854	640385-4	D	4	Tin	.54	.385	.318
571-6403856	640385-6	D	6	Tin	.70	.59	.485
571-6403857	640385-7	D	7	Tin	.72	.656	.552
571-6403858	640385-8	D	8	Tin	.86	.756	.628
571-16403850	1-640385-0	D	10	Tin	.97	.845	.717
571-16403854	1-640385-4	D	14	Tin	1.53	1.38	1.14
571-16403856	1-640385-6	D	16	Tin	1.69	1.52	1.26

© Copyright 2013 Mouser Electronics

FRICTION LOCK HEADERS

File No. E28476 File No. LR7189

Material and Finish:
- Housing: UL94V-0 rated, polyester, natural color
- Posts: Copper alloy

For quantities greater than listed, call for quote.

MOUSER STOCK NO.	TE Part No.	Fig.	No. of Positions	Plating	Price Each 1	10	100
Right Angle, Square Posts, Rear Bend							
571-6403872	640387-2	E	2	Tin	.51	.482	.332
571-6403873	640387-3	E	3	Tin	.52	.49	.376
571-6403874	640387-4	E	4	Tin	.63	.589	.449
571-6403876	640387-6	E	6	Tin	.80	.754	.578
571-6403877	640387-7	E	7	Tin	1.17	.945	.842
571-6403878	640387-8	E	8	Tin	1.20	1.07	.859
571-6403879	640387-9	E	9	Tin	1.24	1.10	.887
571-16403870	1-640387-0	E	10	Tin	1.44	1.28	1.03
571-16403872	1-640387-2	E	12	Tin	1.77	1.59	1.37
571-16403874	1-640387-4	E	14	Tin	1.95	1.68	1.38
571-16403876	1-640387-6	E	16	Tin	2.31	1.94	1.61
Right Angle, Square Posts, Front Bend							
571-6403892	640389-2	F	2	Tin	.48	.392	.376
571-6403893	640389-3	F	3	Tin	.50	.455	.435
571-6403894	640389-4	F	4	Tin	.67	.587	.563
571-6403895	640389-5	F	5	Tin	.77	.725	.642
571-6403896	640389-6	F	6	Tin	1.07	.931	.803
571-6403897	640389-7	F	7	Tin	1.20	.966	.861
571-6403898	640389-8	F	8	Tin	1.37	1.12	1.00
571-6403899	640389-9	F	9	Tin	1.16	1.02	.82
571-16403890	1-640389-0	F	10	Tin	1.49	1.31	1.12
571-16403892	1-640389-2	F	12	Tin	1.63	1.43	1.14
571-3-641210-2	3-641210-2	F	2	Gold over Nickel	.77	.64	.579
571-3-641210-4	3-641210-4	F	4	Gold over Nickel	2.16	1.71	1.53
571-3-641210-6	3-641210-6	F	6	Gold over Nickel	3.14	2.51	2.24
571-3-641210-7	3-641210-7	F	7	Gold over Nickel	3.48	3.12	3.08
571-4-641210-2	4-641210-2	F	12	Gold over Nickel	5.80	5.09	4.44
Straight, Square Posts							
5716404452	640445-2	G	2	Tin	.20	.182	.096
571-6404453	640445-3	G	3	Tin	.21	.197	.147
571-6404454	640445-4	G	4	Tin	.23	.188	.182
571-640445-5	640445-5	G	5	Tin	.27	.232	.223
571-6404456	640445-6	G	6	Tin	.38	.321	.308
571-6404457	640445-7	G	7	Tin	.43	.395	.347
571-6404458	640445-8	G	8	Tin	.46	.411	.394
571-6404459	640445-9	G	9	Tin	.48	.422	.403
571-1-640445-0	1-640445-0	G	10	Tin	.69	.638	.488
571-16404452	1-640445-2	G	12	Tin	.74	.694	.637
571-16404454	1-640445-4	G	14	Tin	.77	.69	.60
571-16404456	1-640445-6	G	16	Tin	1.08	.952	.813
571-3-641208-2	3-641208-2	G	2	Gold over Nickel	1.03	.899	.76
571-3-641208-3	3-641208-3	G	3	Gold over Nickel	1.50	1.28	1.07
571-3-641208-4	3-641208-4	G	4	Gold over Nickel	1.92	1.64	1.40
571-3-641208-5	3-641208-5	G	5	Gold over Nickel	2.02	1.82	1.57
571-3-641208-6	3-641208-6	G	6	Gold over Nickel	2.63	2.09	1.87
571-3-641208-8	3-641208-8	G	8	Gold over Nickel	3.65	3.50	2.48
571-3-641208-9	3-641208-9	G	9	Gold over Nickel	3.23	2.90	2.75
571-4-641208-4	4-641208-4	G	14	Gold over Nickel	9.27	8.67	7.59
571-4-641208-6	4-641208-6	G	16	Gold over Nickel	8.05	7.65	6.88
Straight, Round Posts							
571-6403882	640388-2	G	2	Tin	.20	.183	.169
571-6403883	640388-3	G	3	Tin	.24	.203	.19
571-6403884	640388-4	G	4	Tin	.27	.229	.219
571-6403885	640388-5	G	5	Tin	.40	.364	.257
571-6403886	640388-6	G	6	Tin	.39	.333	.32
571-6403887	640388-7	G	7	Tin	.49	.46	.353
571-6403888	640388-8	G	8	Tin	.58	.535	.407
571-6403889	640388-9	G	9	Tin	.69	.631	.482
571-16403880	1-640388-0	G	10	Tin	.75	.681	.58
571-16403882	1-640388-2	G	12	Tin	.87	.76	.653
571-16403884	1-640388-4	G	14	Tin	1.00	.824	.631
571-16403886	1-640388-6	G	16	Tin	1.21	1.00	.77

© Copyright 2013 Mouser Electronics

TE Mini-Universal MATE-N-LOK® and MATE-N-LOK2®

RoHS Compliant **This product is RoHS compliant.**

TE connectivity Authorized Distributor

Features:
- Compact, durable housings
- Contacts accept wire size range 30-16AWG
- Fully polarized
- UL94V-0 flammability rated material

Specifications:
- Voltage rating: 600V AC or DC
- Current: 9.5A max. 9A Sealed
- Dielectric Withstanding Voltage: 1.5VAC

MINI-UNIVERSAL MATE-N-LOK® CONNECTORS

Plug Housings

For quantities greater than listed, call for quote.

MOUSER STOCK NO.	TE Part No.	Fig.	Number of Contacts	Description	Price Each 1	25	100
571-1721651	172165-1	A	2	In-line	.66	.597	.508
571-1721661	172166-1	A	3	In-line	.73	.661	.563
571-1721691	172169-1	A	9	Matrix	.84	.786	.721
571-1721701	172170-1	A	12	Matrix	.60	.583	.574
571-1721711	172171-1	A	15	Matrix	1.43	1.24	1.02
571-172167-1	172167-1	A	4	Dual row	.76	.689	.587
571-1721681	172168-1	A	6	Dual row	.86	.814	.747
571-7705791	770579-1	A	8	Dual row	.74	.621	.524
571-770580-1	770580-1	A	10	Dual row	.65	.582	.557
571-7705811	770581-1	A	12	Dual row	.61	.60	.591
571-7705821	770582-1	A	14	Dual row	1.47	1.24	1.13
571-7705831	770583-1	A	16	Dual row	1.18	1.10	1.02
571-770584-1	770584-1	A	18	Dual row	1.92	1.62	1.48
571-7705851	770585-1	A	20	Dual row	2.15	1.83	1.67
571-770586-1	770586-1	A	22	Dual row	1.95	1.73	1.67
571-7705871	770587-1	A	24	Dual row	2.58	2.19	2.00

Cap Housings

For quantities greater than listed, call for quote.

MOUSER STOCK NO.	TE Part No.	Fig.	Number of Contacts	Description	Price Each 1	25	100
571-1722331	172233-1	B	2	In-line, free hanging	.73	.609	.519
571-1722341	172234-1	B	3	In-line, free hanging	.80	.679	.579
571-1721571	172157-1	B	2	In-line, panel mount	.67	.609	.519
571-1721581	172158-1	B	3	In-line, panel mount	.52	.516	.507
571-1721591	172159-1	B	4	Dual row	.86	.72	.613
571-1721601	172160-1	B	6	Dual row	.90	.743	.681
571-1721611	172161-1	B	9	Matrix	.82	.777	.712
571-1721621	172162-1	B	12	Matrix	.89	.737	.676

SEALED MINI-UNIVERSAL MATE-N-LOK® CONNECTORS

Plug Housings

For quantities greater than listed, call for quote.

MOUSER STOCK NO.	TE Part No.	Fig.	Number of Contacts	Description	Price Each 1	25	100
571-7948941	794894-1	C	2	In-line	.58	.568	.482
571-7948051	794805-1	C	4	Dual Row	.58	.568	.471
571-7948951	794895-1	C	6	Dual Row	1.05	.974	.867
571-7948211	794821-1	C	8	Dual Row	1.00	.982	.901
571-7947811	794781-1	C	10	Dual Row	1.29	1.07	.979

Cap Housings

For quantities greater than listed, call for quote.

MOUSER STOCK NO.	TE Part No.	Fig.	Number of Contacts	Description	Price Each 1	25	100
571-7948961	794896-1	D	2	In-line	.70	.684	.567
571-7949391	794939-1	D	4	Dual Row	.71	.694	.684
571-7949401	794940-1	D	6	Dual Row	1.36	1.12	1.03
571-7949411	794941-1	D	8	Dual Row	1.14	1.08	.991
571-7949421	794942-1	D	10	Dual Row	1.39	1.31	1.19

Seals

For quantities greater than listed, call for quote.

MOUSER STOCK NO.	TE Part No.	Fig.	Number of Contacts	Description	Price Each 1	25	100
571-7947722	794772-2	E	2	Interface Seal	.44	.396	.364
571-7947724	794772-4	E	4	Interface Seal	.54	.419	.345
571-7947726	794772-6	E	6	Interface Seal	.47	.396	.364
571-7947728	794772-8	E	8	Interface Seal	.51	.396	.364
571-17947720	1-794772-0	E	10	Interface Seal	.54	.426	.394
571-7949951	794995-1	F	–	Cavity Plug Seal	.32	.263	.197
571-7947581	794758-1	G	–	Cavity Wire Seal	.17	.161	.15

Keying Plug

- UL94V-0

For quantities greater than listed, call for quote.

MOUSER STOCK NO.	TE Part No.	Fig.	Description	Price Each 1	25	100
571-1746701	174670-1	H	Keying Plug	.27	.161	.139

MATE-N-LOK® Pin Contacts

✻✻ For use with both sealed and unsealed connectors.

For quantities greater than listed, call for quote.

MOUSER STOCK NO.	TE Part No.	Fig.	Wire AWG	Finish	Price Each 1	100	500
571-794059-1	794059-1	I	30-26	Tin	.21	.139	.118
571-1-794059-0	1-794059-0	I	30-26	Gold	.46	.366	.332
571-7709851	770985-1	I	26-22	Tin	.18	.154	.131
571-1-770985-0	1-770985-0	I	26-22	Gold	.67	.484	.421
571-7709871	770987-1	I	22-18	Tin	.18	.131	.107
571-1-770987-0	1-770987-0	I	22-18	Gold	.67	.484	.421
571-1716381	171638-1	I	20-16	Tin	.18	.112	.093

MATE-N-LOK® Socket Contacts

✻✻ For use with both sealed and unsealed connectors.

For quantities greater than listed, call for quote.

MOUSER STOCK NO.	TE Part No.	Fig.	Wire AWG	Finish	Price Each 1	100	500
571-794058-1	794058-1	J	30-26	Tin	.21	.161	.128
571-770986-1	770986-1	J	26-22	Tin	.23	.162	.137
571-1-770986-0	1-770986-0	J	26-22	Gold	.63	.484	.421
571-770988-1	770988-1	J	22-18	Tin	.18	.131	.107
571-1-770988-0	1-770988-0	J	22-18	Gold	.63	.484	.421
571-1716391	171639-1	J	20-16	Tin	.11	.086	.064

© Copyright 2013 Mouser Electronics

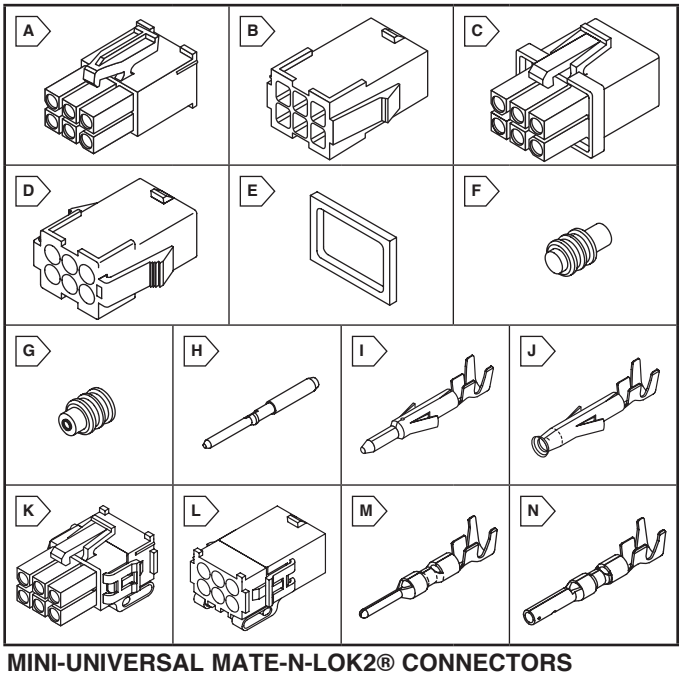

MINI-UNIVERSAL MATE-N-LOK2® CONNECTORS

Features:
- Compact, durable housings
- Fully polarized
- Contacts accept wire size range 30-16AWG
- UL94V-0 flammability rated material

Specifications:
- Voltage rating: 600V AC or DC
- Dielectric Withstanding Voltage: 1.5VAC

Plug Housings

For quantities greater than listed, call for quote.

MOUSER STOCK NO.	TE Part No.	Fig.	Number of Contacts	Description	Price Each 1	25	100
571-794184-1	794184-1	K	2	In-line	1.18	1.11	1.02
571-7941861	794186-1	K	3	In-line	.85	.732	.671
571-794188-1	794188-1	K	4	Dual row	.96	.803	.728
571-794190-1	794190-1	K	6	Dual row	1.08	.899	.813
571-794192-1	794192-1	K	8	Dual row	1.73	1.57	1.48
571-794196-1	794196-1	K	10	Dual row	1.38	1.23	1.12
571-794198-1	794198-1	K	12	Dual row	1.21	1.05	.778
571-794202-1	794202-1	K	14	Dual row	1.24	1.11	.798
571-794206-1	794206-1	K	16	Dual row	3.77	3.31	3.01
571-794208-1	794208-1	K	18	Dual row	1.97	1.77	1.31
571-794210-1	794210-1	K	20	Dual row	1.90	1.73	1.57
571-794212-1	794212-1	K	22	Dual row	2.20	1.99	1.46
571-794214-1	794214-1	K	24	Dual row	2.10	1.89	1.52
571-794194-1	794194-1	K	9	Matrix	2.46	2.10	1.90
571-794200-1	794200-1	K	12	Matrix	1.35	1.16	.881
571-794204-1	794204-1	K	15	Matrix	2.07	1.86	1.31

Cap Housings

For quantities greater than listed, call for quote.

MOUSER STOCK NO.	TE Part No.	Fig.	Number of Contacts	Description	Price Each 1	25	100
571-794185-1	794185-1	L	2	In-line	1.26	1.24	1.13
571-794187-1	794187-1	L	3	In-line	1.36	1.11	1.03
571-7941891	794189-1	L	4	Dual row	.72	.672	.495
571-794191-1	794191-1	L	6	Dual row	2.23	1.89	1.72
571-794193-1	794193-1	L	8	Dual row	1.34	1.10	1.01
571-794197-1	794197-1	L	10	Dual row	1.23	1.10	.784
571-794199-1	794199-1	L	12	Dual row	1.75	1.65	1.50
571-794203-1	794203-1	L	14	Dual row	1.24	1.11	.797
571-794207-1	794207-1	L	16	Dual row	1.64	1.47	1.33
571-794209-1	794209-1	L	18	Dual row	1.84	1.66	1.44
571-794211-1	794211-1	L	20	Dual row	3.25	2.86	2.60
571-794213-1	794213-1	L	22	Dual row	2.43	2.19	2.02
571-794215-1	794215-1	L	24	Dual row	2.76	2.48	1.79
571-794195-1	794195-1	L	9	Matrix	2.14	1.85	1.36
571-794201-1	794201-1	L	12	Matrix	2.90	2.62	1.81
571-794205-1	794205-1	L	15	Matrix	1.41	1.17	.947

MATE-N-LOK2® Pin Contacts

For quantities greater than listed, call for quote.

MOUSER STOCK NO.	TE Part No.	Fig.	Wire AWG	Finish	Price Each 1	100	500
571-1-794224-0	1-794224-0	M	30-26	Gold	.51	.356	.323
571-794226-1	794226-1	M	26-22	Tin	.16	.117	.105
571-1-794226-0	1-794226-0	M	26-22	Gold	.59	.375	.331
571-794228-1	794228-1	M	22-18	Tin	.27	.128	.107
571-1-794228-0	1-794228-0	M	22-18	Gold	.57	.395	.349
571-794230-1	794230-1	M	20-16	Tin	.51	.364	.31

MATE-N-LOK2® Socket Contacts

For quantities greater than listed, call for quote.

MOUSER STOCK NO.	TE Part No.	Fig.	Wire AWG	Finish	Price Each 1	100	500
571-794225-1	794225-1	N	30-26	Tin	.15	.116	.104
571-1-794225-0	1-794225-0	N	30-26	Gold	.54	.377	.341
571-794227-1	794227-1	N	26-22	Tin	.16	.117	.105
571-1-794227-0	1-794227-0	N	26-22	Gold	.59	.506	.441
571-7942291	794229-1	N	22-18	Tin	.18	.17	.143
571-1-794229-0	1-794229-0	N	22-18	Gold	.71	.661	.595
571-794231-1	794231-1	N	20-16	Tin	.35	.26	.23
571-1-794231-0	1-794231-0	N	20-16	Gold	.55	.393	.351

© Copyright 2013 Mouser Electronics

TE Mini-Universal MATE-N-LOK® Headers

RoHS Compliant **This product is RoHS compliant.**

TE connectivity Authorized Distributor

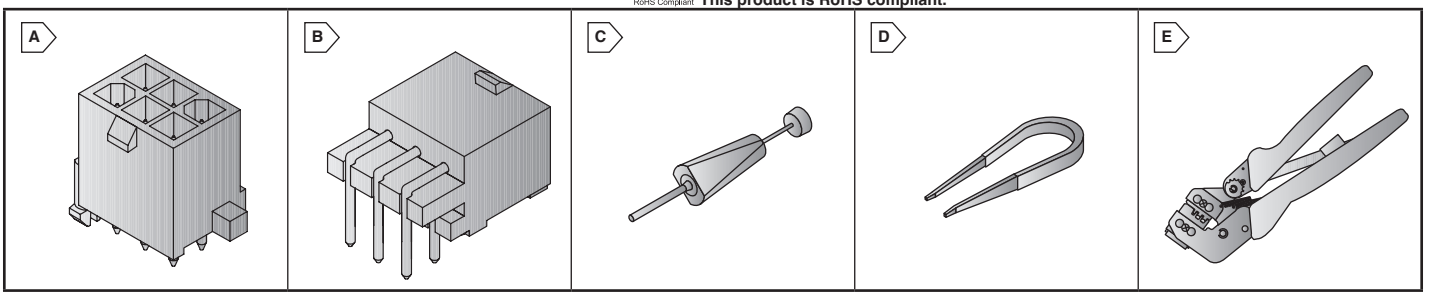

TE Mini-Universal MATE-N-LOK® connectors provide a highly reliable and economic means of grouping multiple-lead connections in today's computer, computer/peripheral equipment, business machines, entertainment centers, appliances, and other sophisticated commercial equipment. The electrical connector is an integral component in these applications. They also offer worldwide application approval because of their reliability and economy. Electrical functions have increased in complexity and new designs continually call for the maximum use of space. The Mini-Universal MATE-N-LOK® family of connectors offers the design and features to answer these modern industry requirements.

Features:
- Nylon white housing
- UL94V-0 flammability rated material
- PCB thru mount
- Fully polarized

Specifications:
- Voltage rating: 600V AC or DC
- Current: 9.5A

VERTICAL HEADERS WITH DRAIN HOLES

For quantities greater than listed, call for quote.

MOUSER STOCK NO.	TE Part No.	Fig.	No. of Contacts	Description	Finish	Price Each 1	25	100
571-1-770166-0	1-770166-0	A	2	In-Line	Tin	.91	.856	.781
571-1-770166-1	1-770166-1	A	2	In-Line	Gold	1.39	1.31	1.19
571-1-770170-0	1-770170-0	A	3	In-Line	Tin	1.12	.937	.851
571-1-770170-1	1-770170-1	A	3	In-Line	Gold	2.34	1.99	1.82
571-1-770174-0	1-770174-0	A	4	Dual Row	Tin	1.27	1.20	1.09
571-1-770174-1	1-770174-1	A	4	Dual Row	Gold	2.11	1.79	1.63
571-1-770178-0	1-770178-0	A	6	Dual Row	Tin	1.48	1.22	1.12
571-1-770178-1	1-770178-1	A	6	Dual Row	Gold	2.76	2.43	2.21
571-1-794065-0	1-794065-0	A	8	Dual Row	Tin	2.21	1.88	1.71
571-1-794065-1	1-794065-1	A	8	Dual Row	Gold	2.86	2.72	2.62
571-1-770182-0	1-770182-0	A	9	Matrix	Tin	2.12	1.80	1.65
571-1-770182-1	1-770182-1	A	9	Matrix	Gold	5.48	4.82	4.38
571-1-770743-0	1-770743-0	A	10	Dual Row	Tin	2.48	2.11	1.93
571-1-770743-1	1-770743-1	A	10	Dual Row	Gold	3.94	3.46	3.15
571-1-770186-0	1-770186-0	A	12	Matrix	Tin	2.09	1.72	1.57
571-1-770186-1	1-770186-1	A	12	Matrix	Gold	6.49	5.38	4.60
571-1-794066-0	1-794066-0	A	12	Dual Row	Tin	2.38	2.01	1.84
571-1-794066-1	1-794066-1	A	12	Dual Row	Gold	3.63	3.43	3.23
571-1-794067-0	1-794067-0	A	14	Dual Row	Tin	2.50	1.58	1.48
571-1-794067-1	1-794067-1	A	14	Dual Row	Gold	5.34	4.79	4.53
571-1-770190-0	1-770190-0	A	15	Matrix	Tin	2.86	2.36	2.05
571-1-794068-0	1-794068-0	A	16	Dual Row	Tin	3.02	2.64	2.41
571-1-794068-1	1-794068-1	A	16	Dual Row	Gold	5.14	4.62	4.34
571-1-794069-0	1-794069-0	A	18	Dual Row	Tin	3.04	2.42	2.16
571-1-794069-1	1-794069-1	A	18	Dual Row	Gold	6.01	5.65	5.08
571-1-794070-0	1-794070-0	A	20	Dual Row	Tin	3.62	3.05	2.65
571-1-794070-1	1-794070-1	A	20	Dual Row	Gold	9.95	8.72	7.28
571-1-794071-1	1-794071-1	A	22	Dual Row	Gold	11.96	10.64	8.88
571-1-794072-0	1-794072-0	A	24	Dual Row	Tin	4.59	4.03	3.67
571-1-794072-1	1-794072-1	A	24	Dual Row	Gold	14.47	13.01	11.57

VERTICAL HEADERS WITHOUT DRAIN HOLES

For quantities greater than listed, call for quote.

MOUSER STOCK NO.	TE Part No.	Fig.	No. of Contacts	Description	Finish	Price Each 1	25	100
571-1-770872-0	1-770872-0	A	2	In-Line	Tin	.91	.749	.685
571-1-770872-1	1-770872-1	A	2	In-Line	Gold	1.71	1.46	1.33
571-1-770873-0	1-770873-0	A	3	In-Line	Tin	1.12	.92	.845
571-1-770873-1	1-770873-1	A	3	In-Line	Gold	1.88	1.68	1.52
571-1-770874-0	1-770874-0	A	4	Dual Row	Tin	1.38	1.14	1.05
571-1-770874-1	1-770874-1	A	4	Dual Row	Gold	2.60	2.45	2.23
571-1-770875-0	1-770875-0	A	6	Dual Row	Tin	1.62	1.46	1.21
571-1-770875-1	1-770875-1	A	6	Dual Row	Gold	3.80	3.34	3.04
571-1-794073-0	1-794073-0	A	8	Dual Row	Tin	1.79	1.61	1.29
571-1-794073-1	1-794073-1	A	8	Dual Row	Gold	4.37	3.91	3.65
571-1-770876-0	1-770876-0	A	9	Matrix	Tin	2.53	2.26	2.13
571-1-770858-1	1-770858-1	A	10	Dual Row	Gold	6.18	4.94	4.43
571-1-794040-0	1-794040-0	A	12	Matrix	Tin	1.84	1.67	1.44
571-1-770621-0	1-770621-0	A	12	Dual Row	Tin	1.59	1.46	1.26
571-1-770621-1	1-770621-1	A	12	Dual Row	Gold	4.72	4.26	3.84
571-1-794074-0	1-794074-0	A	14	Dual Row	Tin	2.89	2.60	2.07
571-1-794074-1	1-794074-1	A	14	Dual Row	Gold	9.53	7.67	6.96

VERTICAL HEADERS WITHOUT DRAIN HOLES (CONT.)

For quantities greater than listed, call for quote.

MOUSER STOCK NO.	TE Part No.	Fig.	No. of Contacts	Description	Finish	Price Each 1	25	100
571-1-794075-0	1-794075-0	A	16	Dual Row	Tin	3.19	2.87	2.28
571-1-794075-1	1-794075-1	A	16	Dual Row	Gold	10.22	9.22	7.60
571-1-794076-0	1-794076-0	A	18	Dual Row	Tin	3.65	3.30	2.88
571-1-794077-0	1-794077-0	A	20	Dual Row	Tin	3.65	3.27	2.69
571-1-794077-1	1-794077-1	A	20	Dual Row	Gold	8.88	7.98	7.22
571-1-794078-0	1-794078-0	A	22	Dual Row	Tin	3.63	3.24	2.92
571-1-794078-1	1-794078-1	A	22	Dual Row	Gold	8.98	8.07	7.39
571-1-794079-0	1-794079-0	A	24	Dual Row	Tin	4.13	3.70	3.24
571-1-794079-1	1-794079-1	A	24	Dual Row	Gold	10.40	9.36	8.49

RIGHT ANGLE HEADERS WITH BOARD LOCK

For quantities greater than listed, call for quote.

MOUSER STOCK NO.	TE Part No.	Fig.	No. of Contacts	Description	Finish	Price Each 1	25	100
571-1-770966-0	1-770966-0	B	2	In-Line	Tin	.73	.696	.663
571-1-770966-1	1-770966-1	B	2	In-Line	Gold	2.48	2.11	1.93
571-1-770967-0	1-770967-0	B	3	In-Line	Tin	1.34	1.24	1.13
571-1-770967-1	1-770967-1	B	3	In-Line	Gold	3.80	3.34	3.04
571-1-770968-0	1-770968-0	B	4	Dual Row	Tin	1.47	1.21	1.10
571-1-770968-1	1-770968-1	B	4	Dual Row	Gold	3.87	3.41	3.09
571-1-770969-0	1-770969-0	B	6	Dual Row	Tin	1.74	1.48	1.35
571-1-770969-1	1-770969-1	B	6	Dual Row	Gold	4.74	4.16	3.79
571-1-770970-0	1-770970-0	B	8	Dual Row	Tin	2.05	1.71	1.35
571-1-770970-1	1-770970-1	B	8	Dual Row	Gold	6.24	5.49	4.99
571-1-770971-0	1-770971-0	B	10	Dual Row	Tin	3.07	2.70	2.45
571-1-770971-1	1-770971-1	B	10	Dual Row	Gold	8.58	7.51	6.79
571-1-770972-0	1-770972-0	B	12	Dual Row	Tin	3.37	3.08	2.80
571-1-770972-1	1-770972-1	B	12	Dual Row	Gold	7.97	7.09	6.24
571-1-770973-0	1-770973-0	B	14	Dual Row	Tin	5.92	4.72	3.73
571-1-770973-1	1-770973-1	B	14	Dual Row	Gold	10.61	9.30	7.63
571-1-770974-0	1-770974-0	B	16	Dual Row	Tin	2.50	2.46	2.09
571-1-794105-0	1-794105-0	B	18	Dual Row	Tin	7.01	5.49	4.43
571-1-794106-0	1-794106-0	B	20	Dual Row	Tin	4.80	4.21	3.41
571-1-794106-1	1-794106-1	B	20	Dual Row	Gold	13.79	12.39	10.85
571-1-794107-0	1-794107-0	B	22	Dual Row	Tin	5.82	5.23	4.16
571-1-794108-0	1-794108-0	B	24	Dual Row	Tin	5.60	4.84	4.02
571-1-794108-1	1-794108-1	B	24	Dual Row	Gold	21.62	18.94	16.16

TOOLS

For quantities greater than listed, call for quote.

MOUSER STOCK NO.	TE Part No.	Fig.	Description	Price Each
571-1897271	189727-1	C	Contact Extraction Tool	27.88
571-4558301	455830-1	D	Contact Insertion Tool	37.17
571-908701	90870-1	E	Pro-Crimper III with Die, 30-24 AWG	286.17
571-90758-1	90758-1	E	Pro-Crimper III with Die, 26-22 AWG	243.23
571-907591	90759-1	E	Pro-Crimper III with Die, 22-18 AWG	283.44

© Copyright 2013 Mouser Electronics
© Copyright 2013 Mouser Electronics

TE connectivity Authorized Distributor

COMMERCIAL MATE-N-LOK® CONNECTORS

Features:

- Fully polarized UL94V-2 housings, nylon
- Integral design locking devices
- Connectors can be panel mounted to .025" - .065" panels
- Contacts accept wire size range 24-14AWG

✻Panel mount also

Specifications:

- Current rating: 7A
- Voltage rating: 300V
- Operating temperature: -20°C to +105°C

LR16476 E28476 RoHS Compliant

Free Hanging, Pin Housings

For quantities greater than listed, call for quote.

MOUSER STOCK NO.	TE Part No.	Fig.	No. of Contacts	Housing Type	Price Each 1	50	100
571-14803500	1-480350-0	A	1	Detent lock	.25	.21	.201
571-14803510	1-480351-0	A	1	Positive lock	.21	.189	.175
✻ 571-14803190	1-480319-0	B	2	In-line version	.26	.219	.211
✻ 571-14803050	1-480305-0	C	3	In-line, detent lock	.46	.37	.355
571-14804260	1-480426-0	C	4	In-line, detent lock	.56	.45	.431
571-14803400	1-480340-0	D	6	Dual row, positive lock	.78	.625	.598
571-14803450	1-480345-0	D	8	Dual row, positive lock	.74	.631	.599
571-14803390	1-480339-0	D	10	Dual row, positive lock	.80	.712	.505

Free Hanging, Socket Housings

For quantities greater than listed, call for quote.

571-14803490	1-480349-0	E	1	In-line	.21	.166	.154
571-14807200	1-480720-0	F	2	In-line, positive lock	.79	.631	.603
571-14803180	1-480318-0	F	2	In-line	.25	.218	.21
571-14807210	1-480721-0	F	3	In-line, positive lock	.85	.794	.734
571-14803030	1-480303-0	F	3	In-line	.48	.389	.372
571-14807220	1-480722-0	F	4	In-line, positive lock	.65	.645	.635
571-14804240	1-480424-0	F	4	In-line	.26	.214	.21
571-7708271	770827-1	F	4	In-line, detent lock UL94V-O	.72	.535	.514
571-14802700	1-480270-0	G	6	Dual row, positive lock	.80	.728	.696
571-14802830	1-480283-0	G	8	Dual row, positive lock	.85	.763	.73
571-14802850	1-480285-0	G	10	Dual row, positive lock	.93	.845	.809
571-14802870	1-480287-0	G	12	Dual row, positive lock	1.23	1.04	.877
571-14804380	1-480438-0	G	16	Dual row, positive lock	1.32	1.19	1.08

Panel Mount, Pin Housings

For quantities greater than listed, call for quote.

571-14803050	1-480305-0	C	3	In-line, detent lock	.46	.37	.355
571-14804260	1-480426-0	C	4	In-line, detent lock	.56	.45	.431
571-14802760	1-480276-0	H	6	Matrix, positive lock	.70	.631	.589
571-14802770	1-480277-0	H	9	Matrix, positive lock	1.09	.867	.824
571-14802780	1-480278-0	H	12	Matrix, positive lock	1.18	1.04	1.02
571-14803240	1-480324-0	H	15	Matrix, positive lock	1.27	.899	.813

Panel Mount, Socket Housings

For quantities greater than listed, call for quote.

571-14803040	1-480304-0	I	3	In-line version	.47	.396	.375
571-14804250	1-480425-0	I	4	In-line version	.69	.623	.595
571-14802730	1-480273-0	J	6	Matrix version	1.02	.803	.749
571-14802740	1-480274-0	J	9	Matrix version	.94	.84	.633
571-14802750	1-480275-0	J	12	Matrix version	1.34	1.06	1.02
571-14803230	1-480323-0	J	15	Matrix version	1.21	1.05	.916

Motor Mount, Pin Housings

For quantities greater than listed, call for quote.

571-14802710	1-480271-0	K	6	Dual row, positive lock	.85	.663	.631
571-14802840	1-480284-0	K	8	Dual row, positive lock	1.12	.995	.705
571-14802860	1-480286-0	K	10	Dual row, positive lock	1.38	1.25	.888
571-14802880	1-480288-0	K	12	Dual row, positive lock	1.33	1.19	1.09
571-14804390	1-480439-0	K	16	Dual row, positive lock	1.99	1.80	1.69

Motor Mount, Socket Housings

For quantities greater than listed, call for quote.

571-14802700	1-480270-0	G	6	Dual row, positive lock	.80	.728	.696
571-14802830	1-480283-0	G	8	Dual row, positive lock	.85	.763	.73
571-14802850	1-480285-0	G	10	Dual row, positive lock	.93	.845	.809
571-14802870	1-480287-0	G	12	Dual row, positive lock	1.23	1.04	.877
571-14804380	1-480438-0	G	16	Dual row, positive lock	1.32	1.19	1.08

CONTACTS

Contacts to be used in Commercial MATE-N-LOK Housings only.

RoHS Compliant

Features:

- Material: brass
- Pin length: .805"

For quantities greater than listed, call for quote.

MOUSER STOCK NO.	TE Part No.	Fig.	Description	Finish	Price Each 1	100	500
571-606201	60620-1	L	Pin 20-14AWG	Tin	.18	.124	.118
571-606181	60618-1	L	Pin 24-18AWG	Tin	.19	.136	.124
571-60618-5	60618-5	L	Pin 24-18AWG	Gold	1.90	1.28	1.18
571-606191	60619-1	M	Socket 20-14AWG	Tin	.19	.134	.123
571-606171	60617-1	M	Socket 24-18AWG	Tin	.23	.153	.144

TOOLS

For quantities greater than listed, call for quote.

MOUSER STOCK NO.	TE Part No.	Fig.	Description	Price Each
571-4656441	465644-1	N	Contact extraction tool	28.84
571-905741	90574-1	O	24-18 AWG Pro-Crimper III	396.21
571-580741	58074-1	-	Manual handle w/o head for IDC	134.94

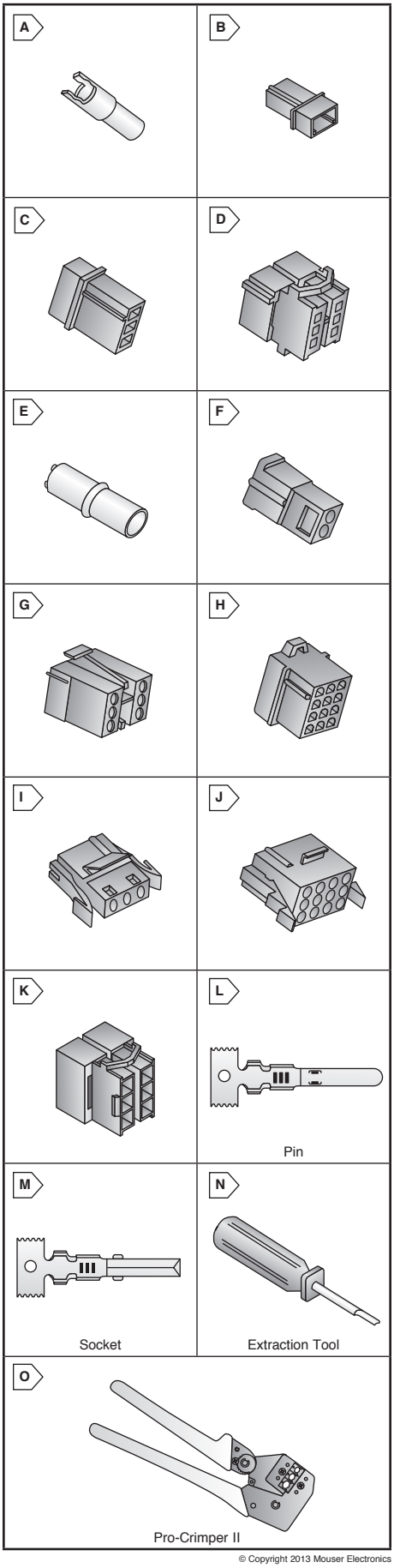

© Copyright 2013 Mouser Electronics

© Copyright 2013 Mouser Electronics

TE connectivity Authorized Distributor

COMMERCIAL MATE-N-LOK® PC BOARD MOUNT CONNECTORS

Vertical Pin Headers

Features:

- Fully polarized UL94V-2 housings
- Integral design locking devices
- Contacts: Pre-tin plated phosphor bronze
- Housing: Nylon

LR16455-38 E28476 RoHS Compliant

For quantities greater than listed, call for quote.

MOUSER STOCK NO.	TE Part No.	Fig.	No. of Contacts	Housing Type	Mates With	Price Each 1	50	100
For Use With .062" PCB Thickness, Standard Tail								
571-3505391	350539-1	A	2	In-line, positive lock	571-14807200	1.18	.937	.896
571-3502091	350209-1	B	2	In-line, detent lock	571-14803180	.89	.706	.674
571-3505411	350541-1	A	3	In-line, positive lock	571-14807210	1.48	1.17	1.11
571-3502101	350210-1	B	3	In-line, detent lock	571-14803030	1.16	.92	.845
571-3505431	350543-1	A	4	In-line, positive lock	571-14807220	1.87	1.72	1.55
571-3502111	350211-1	B	4	In-line, detent lock	571-14804240	1.18	.929	.869
571-13809990	1-380999-0	C	6	Dual row, positive lock	571-14802700	1.50	1.21	1.16
571-3502121	350212-1	C	8	Dual row, positive lock	571-14802830	1.59	1.38	1.24
571-13809910	1-380991-0	C	10	Dual row, positive lock	571-14802850	1.84	1.55	1.44
571-3502131	350213-1	C	12	Dual row, positive lock	571-14802870	2.19	1.94	1.85
571-3502141	350214-1	C	16	Dual row, positive lock	571-14804380	2.73	2.29	2.10
For Use With .125" PCB Thickness, Long Tail								
571-3504241	350424-1	B	4	In-line, detent lock	571-14804240	1.14	.979	.877

Vertical Socket Headers

- Housing: Nylon, UL94V-2
- Contacts: Phosphor bronze

RoHS Compliant

For quantities greater than listed, call for quote.

MOUSER STOCK NO.	TE Part No.	No. of Contacts	Housing Type	Mates With	Price Each 1	50	100
571-7709971	770997-1	4	In-Line	571-14804260	1.92	1.49	1.46

Insulation Displacement Connectors (IDC)

- 4 Circuit, In-line
- Housing: Nylon, UL94V-2
- Mates with 571-14804260, 571-3502111, 571-3504241
- Contact: Phosphor bronze
- Finish: Pre-tin

RoHS Compliant

For quantities greater than listed, call for quote.

MOUSER STOCK NO.	TE Part No.	Fig.	Housing Type	Wire Size AWG	Color	Price Each 1	50	100
571-7701564	770156-4	D	In-line version	20	Yellow	.76	.687	.622
571-7701563	770156-3	D	In-line version	18	Orange	1.03	.92	.888

Dust Covers

- Housing: Polyester, white color, UL94V-2
- RoHS compliant per Tyco Electronics documentation

RoHS Compliant

For quantities greater than listed, call for quote.

MOUSER STOCK NO.	TE Part No.	Description	Price Each 1	100	500
571-7702321	770232-1	For feed to wiring applications	.25	.124	.119

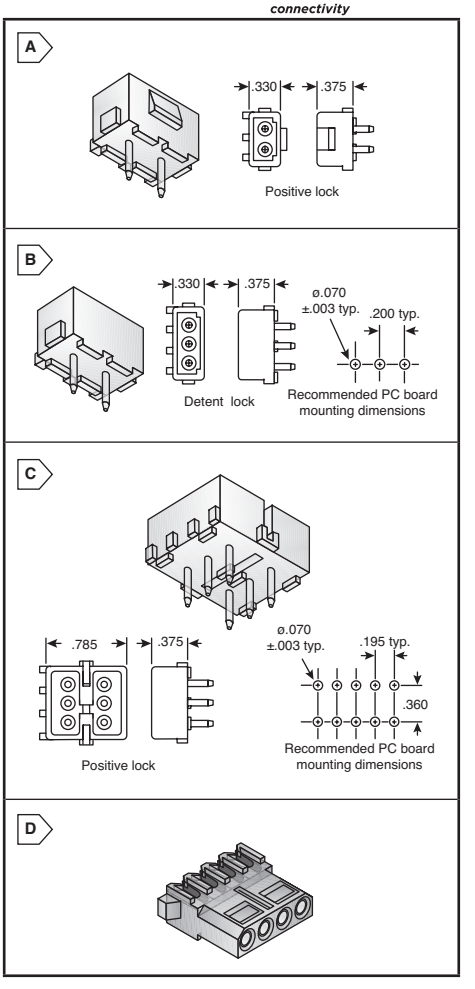

UNIVERSAL MATE-N-LOK 2® CONNECTORS

TE MATE-N-LOK II Connectors offer the ultimate reliability in a softshell connector. They are designed for use where repair or replacement would be difficult. Available in 2-15 circuit sizes for free hanging or panel mount applications. Connectors consist of a front and rear housing section. Contacts are enclosed for shock protection. Terminals use "F" crimp termination.

RoHS Compliant

Connectors

For quantities greater than listed, call for quote.

MOUSER STOCK NO.	TE Part No.	Fig.	No. of Contacts	Housing Type	Price Each 1	50	100
571-7700171	770017-1	A	2	Pin	.91	.823	.786
571-7700181	770018-1	B	3	Pin	1.13	.899	.859
571-7700191	770019-1	B	4	Pin	1.28	1.02	.973
571-7700201	770020-1	C	6	Pin	1.47	1.16	1.10
571-7700211	770021-1	D	9	Pin	1.44	1.18	1.12
571-7700221	770022-1	D	12	Pin	1.59	1.34	1.24
571-7700231	770023-1	D	15	Pin	2.01	1.63	1.55
571-7700241	770024-1	E	2	Socket	1.06	.839	.803
571-7700251	770025-1	F	3	Socket	1.26	.997	.954
571-7700261	770026-1	F	4	Socket	1.20	1.08	1.04
571-7700271	770027-1	G	6	Socket	1.43	1.13	1.08
571-7700281	770028-1	H	9	Socket	1.41	1.22	1.17
571-7700291	770029-1	H	12	Socket	1.56	1.26	1.21
571-7700301	770030-1	H	15	Socket	1.78	1.52	1.44

CONTACTS

Pin Contacts

For quantities greater than listed, call for quote.

MOUSER STOCK NO.	TE Part No.	Fig.	Wire AWG	I.D. Range (in.)	Contact Material	Contact Plating	Price Each 1	100	500
571-7702521	770252-1	I	24-18	.040 - .100	Brass	Tin	.27	.184	.161
571-7702501	770250-1	I	20-14	.060 - .130	Brass	Tin	.27	.184	.171
571-1-770250-0	1-770250-0	I	20-14	.060 - .130	Brass	Gold	1.25	.835	.728
571-7702481	770248-1	I	20-14	.130 - .200	Brass	Tin	.35	.242	.226
571-7702463	770246-3	I	12-10	.200 max.	Phos. bronze	Tin	.57	.385	.332

Socket Contacts

For quantities greater than listed, call for quote.

MOUSER STOCK NO.	TE Part No.	Fig.	Wire AWG	I.D. Range (in.)	Contact Material	Contact Plating	Price Each 1	100	500
571-7702533	770253-3	J	24-18	.040 - .100	Phos. bronze	Tin	.29	.193	.182
571-1-770253-0	1-770253-0	J	24-18	.040 - .100	Phos. bronze	Gold	1.34	1.18	1.09
571-7702513	770253-3	J	20-14	.060 - .130	Phos. bronze	Tin	.33	.224	.208
571-1-770251-0	1-770251-0	J	20-14	.060 - .130	Phos. bronze	Gold	2.05	1.38	1.20
571-7702493	770249-3	J	20-14	.130 - .200	Phos. bronze	Tin	.40	.278	.268

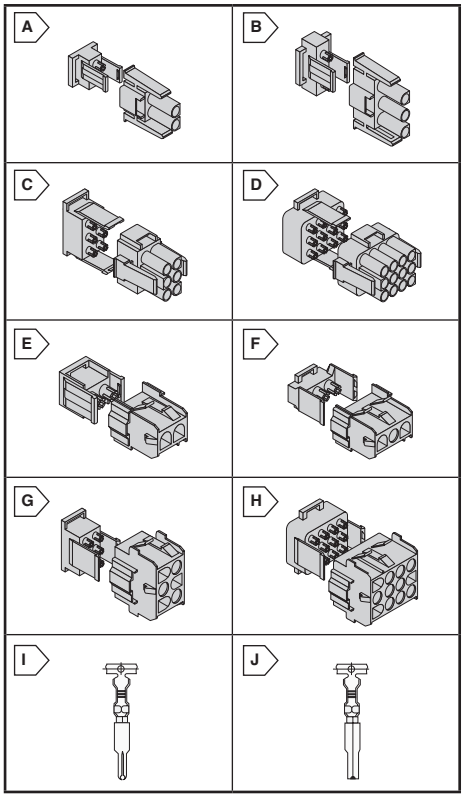

© Copyright 2013 Mouser Electronics

© Copyright 2013 Mouser Electronics

TE Universal MATE-N-LOK® Connectors

TE connectivity Authorized Distributor

UNIVERSAL MATE-N-LOK® CONNECTORS

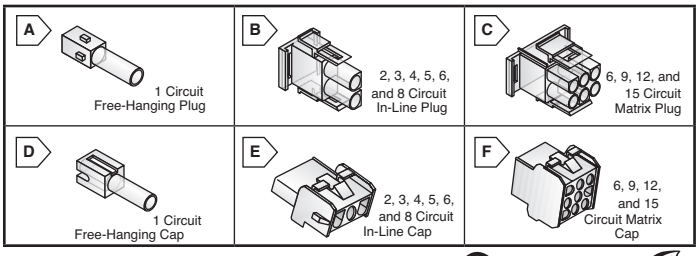

Specifications:
- Current rating is 15A
- .250" Contact center spacing

LR16476 E28476 RoHS Compliant

Plug Housings

For quantities greater than listed, call for quote.

MOUSER STOCK NO.	TE Part No.	Fig.	No. of Contacts	Price Each 1	50	100
UL94V-2 Nylon						
571-13508670	1-350867-0	A	1	.17	.122	.089
571-14806980	1-480698-0	B	2	.35	.245	.235
571-14807000	1-480700-0	B	3	.32	.234	.225
571-14807020	1-480702-0	B	4	.23	.203	.182
571-14807630	1-480763-0	B	5	.36	.314	.301
571-6405851	640585-1	B	6	.78	.585	.562
571-14807040	1-480704-0	C	6	.35	.305	.293
571-6405861	640586-1	B	8	.76	.686	.656
571-14807060	1-480706-0	C	9	.41	.342	.333
571-14807080	1-480708-0	C	12	.42	.378	.362
571-14807100	1-480710-0	C	15	.61	.548	.525
UL94V-0 White						
571-3508651	350865-1	A	1	.31	.246	.214
571-3507771	350777-1	B	2	.57	.427	.409
571-3507661	350766-1	B	3	.51	.418	.40
571-350779-1	350779-1	B	4	.48	.437	.417
571-3508091	350809-1	B	5	.47	.427	.302
571-6405811	640581-1	B	6	.97	.871	.832
571-350715-1	350715-1	C	6	.77	.624	.598
571-6405821	640582-1	B	8	.94	.744	.706
571-3507201	350720-1	C	9	.72	.541	.519
571-3507351	350735-1	C	12	.76	.662	.633
571-3507361	350736-1	C	15	.94	.851	.814

Cap Housings

For quantities greater than listed, call for quote.

MOUSER STOCK NO.	TE Part No.	Fig.	No. of Contacts	Price Each 1	50	100
UL94V-2 Nylon						
571-7704211	770421-1	D	1	.17	.128	.117
571-14806990	1-480699-0	E	2	.30	.224	.215
571-14807010	1-480701-0	E	3	.33	.246	.236
571-14807030	1-480703-0	E	4	.34	.253	.24
571-14807640	1-480764-0	E	5	.41	.352	.339
571-14807050	1-480705-0	F	6	.34	.291	.279
571-14807070	1-480707-0	F	9	.36	.312	.30
571-14807090	1-480709-0	F	12	.41	.355	.339
571-14807110	1-480711-0	F	15	.65	.489	.469
UL94V-0 White						
571-3508661	350866-1	D	1	.31	.246	.235
571-3507781	350778-1	E	2	.66	.494	.473
571-3507671	350767-1	E	3	.62	.502	.482
571-3507801	350780-1	E	4	.61	.55	.528
571-3508101	350810-1	E	5	.64	.516	.494
571-9263073	926307-3	E	6	3.37	2.82	2.70
571-3507821	350782-1	F	9	.71	.642	.614
571-3507831	350783-1	F	12	.87	.786	.752
571-3507841	350784-1	F	15	1.33	1.06	1.01

STRAIN RELIEFS

LR16476 E28976 RoHS Compliant

Strain relief part number represents one-half of a strain relief. Two pieces must be ordered to make a complete housing.

For quantities greater than listed, call for quote.

MOUSER STOCK NO.	TE Part No.	UL Rating	Price Each 1	50	100
2, 3, 4, 5, 6, & 8 Circuit In-Line					
571-3508111	350811-1	UL94V-0	.77	.574	.507
6, 9, 12, & 15 Circuit Matrix					
571-13505900	1-350590-0	UL94V-2	.78	.706	.642
571-3508121	350812-1	UL94V-0	.80	.696	.653

For quantities greater than listed, call for quote.

MOUSER STOCK NO.	TE Part No.	No. of Contacts	Price Each 1	50	100
UL 94V-0 Inline Enclosed					
571-6407131	640713-1	2	1.54	1.21	1.13
571-6407141	640714-1	3	1.28	1.17	1.08
571-6417761	641776-1	4	1.52	1.18	1.08
571-6430301	643030-1	5	1.09	1.05	.911
UL 94V-0 Matrix Enclosed					
571-6407151	640715-1	6	1.31	1.19	1.10
571-6407161	640716-1	9	1.27	1.17	1.02
571-6407171	640717-1	12	1.72	1.25	1.10
571-6407181	640718-1	15	1.88	1.28	1.19

© Copyright 2013 Mouser Electronics

UNIVERSAL MATE-N-LOK® CONNECTORS - PCB MOUNT

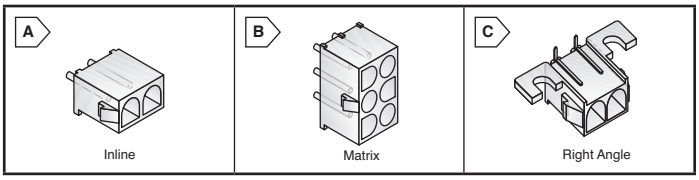

Specifications:
- 500VAC voltage rating
- Up to 15A current rating (using 14AWG wire)
- Contacts: tin or gold plated

Features:
- Pin or socket contacts included
- Phosphor bronze contacts
- .062 PCB thickness

LR16476 E28976 RoHS Compliant

Vertical Pin Headers

For quantities greater than listed, call for quote.

MOUSER STOCK NO.	TE Part No.	Fig.	No. of Contacts	Price Each 1	50	100
UL94V-0 White						
571-3507861	350786-1	A	2	.81	.641	.599
571-3507891	350789-1	A	3	.87	.781	.747
571-3507921	350792-1	A	4	1.16	.91	.867
571-6418281	641828-1	A	8	1.88	1.66	1.46
571-3507111	350711-1	B	6	1.61	1.44	1.38
571-3507121	350712-1	B	9	1.70	1.35	1.28
571-3507141	350714-1	B	15	2.45	2.15	1.99
UL94V-2 Nylon						
571-3504281	350428-1	A	2	.50	.406	.363
571-3504291	350429-1	A	3	.65	.518	.464
571-3504301	350430-1	A	4	.81	.648	.606
571-6404661	640466-1	A	5	1.19	.945	.904
571-6418321	641832-1	A	6	3.52	2.95	2.80
571-6418251	641825-1	A	8	2.02	1.64	1.54
571-3504311	350431-1	B	6	.78	.627	.601
571-3504321	350432-1	B	9	1.48	1.17	1.11
571-3504331	350433-1	B	12	1.65	1.34	1.27
571-3504341	350434-1	B	15	1.66	1.37	1.28

Vertical Socket Headers

For quantities greater than listed, call for quote.

MOUSER STOCK NO.	TE Part No.	Fig.	No. of Contacts	Price Each 1	50	100
UL94V-0 White						
571-3508241	350824-1	A	2	.73	.677	.621
571-350826-1	350826-1	A	4	1.26	.998	.954
571-350827-1	350827-1	B	6	1.38	1.19	1.12
571-3508281	350828-1	B	9	1.66	1.39	1.31
571-3508291	350829-1	B	12	1.73	1.42	1.36
UL94V-2 Nylon						
571-3507594	350759-4	A	2	.50	.396	.353
571-3507604	350760-4	A	3	.64	.589	.514
571-3507614	350761-4	A	4	.66	.535	.524
571-3507624	350762-4	B	6	1.20	.942	.899
571-3507654	350765-4	B	15	1.79	1.72	1.43

Right Angle Headers

For quantities greater than listed, call for quote.

MOUSER STOCK NO.	TE Part No.	Fig.	No. of Contacts	Price Each 1	50	100
571-13509420	1-350942-0	C	2	1.77	1.53	1.42
571-13509430	1-350943-0	C	3	1.73	1.56	1.49
571-13509440	1-350944-0	C	4	1.83	1.59	1.52
571-6405831	640583-1	C	6	3.47	3.05	2.74
571-6405841	640584-1	C	8	3.60	3.22	2.93

CONTACTS

Features:
- Pin length: .805"
- Socket length: .695"
- For use with Universal Mate-N-Lok Housings only

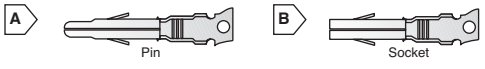

For quantities greater than listed, call for quote.

MOUSER STOCK NO.	TE Part No.	Fig.	Wire Gauge AWG	Description	Price Each 1	50	100
571-3505471	350547-1	A	20-14	Pin, brass/pre-tin	.11	.086	.075
571-3505472	350547-2	A	20-14	Pin, brass/gold	1.01	.678	.586
571-3505477	350547-7	A	20-14	Pin, brass/select gold	.71	.479	.441
571-3505473	350547-3	A	20-14	Pin, phos. brz/pre-tin	.16	.113	.107
571-3506901	350690-1	A	24-18	Pin, brass/pre-tin	.14	.094	.087
571-3505501	350550-1	B	20-14	Socket, brass/pre-tin	.12	.088	.07
571-3506891	350689-1	B	24-18	Socket, brass/pre-tin	.12	.079	.074

TOOLS

MOUSER STOCK NO.	TE Part No.	Description	Price Each
571-905481	90548-1	24-18 AWG Pro-Crimper III	287.12
571-905461	90546-1	20-14 AWG Pro-Crimper III	279.74
571-4558301	455830-1	Contact Insertion Tool	37.17
571-1804030-1	1804030-1	Contact Extraction Tool	60.92

© Copyright 2013 Mouser Electronics

TE Universal Micro MATE-N-LOK® Connectors

TE connectivity Authorized Distributor

RoHS Compliant **This product is RoHS compliant.**

Features:

- Small form factor for space considerations
- Improved reliability and normal force
- Provides for proper mating of housings
- 3mm Pitch
- Dual Beam Contact Design
- Wire-to-Board connector system
- Allows for SMT processing

Specifications:

- Housing: Nylon, Black, UL94V-0
- Contacts: Brass (Plug); Phosphor Bronze (Receptacle)
- Voltage Rating: 250V
- Current Rating: 5A max.
- Contact Resistance: 20 m max.
- Temperature: -40°C to +105°C

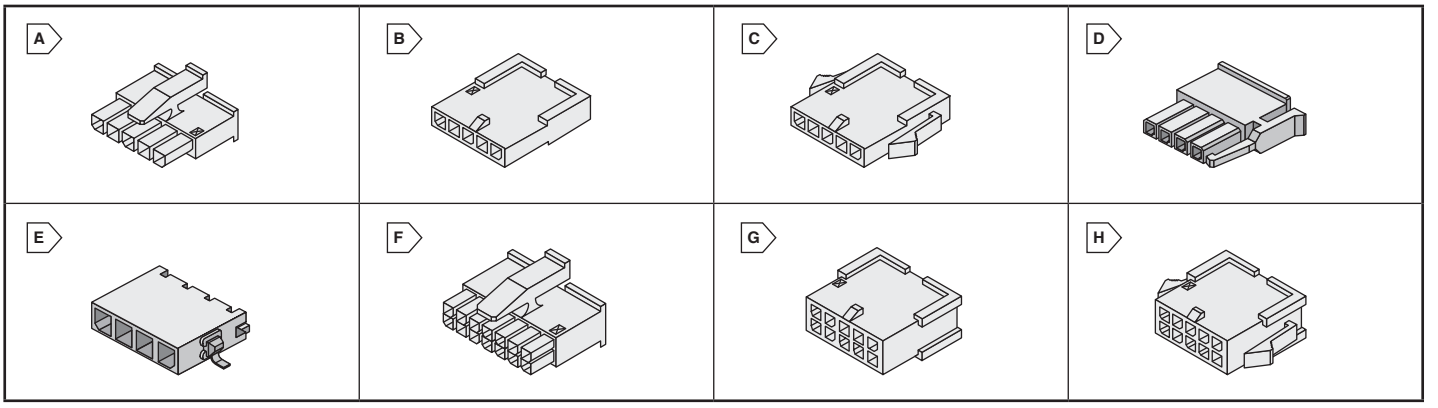

SINGLE ROW CONNECTOR SYSTEM

Receptacle Housings

For quantities greater than listed, call for quote.

MOUSER STOCK NO.	TE Part No.	Fig.	No. of Positions	Price Each 1	25	50	100	250
571-14450222	1445022-2	A	2	.39	.332	.282	.272	.244
571-14450223	1445022-3	A	3	.45	.385	.327	.315	.282
571-14450224	1445022-4	A	4	.45	.394	.35	.335	.306
571-14450225	1445022-5	A	5	.48	.417	.385	.353	.342
571-14450226	1445022-6	A	6	.54	.488	.434	.416	.38
571-14450227	1445022-7	A	7	.40	.369	.348	.316	.299
571-14450228	1445022-8	A	8	.70	.578	.514	.492	.449
571-14450229	1445022-9	A	9	.58	.523	.479	.367	.346
571-114450220	1-1445022-0	A	10	.60	.569	.449	.397	.37
571-114450222	1-1445022-2	A	12	.72	.637	.547	.447	.426

Plug Housings - Free Hanging

For quantities greater than listed, call for quote.

571-14450492	1445049-2	B	2	.35	.319	.272	.261	.234
571-14450493	1445049-3	B	3	.43	.37	.315	.302	.271
571-14450494	1445049-4	B	4	.43	.364	.332	.321	.289
571-14450495	1445049-5	B	5	.50	.471	.424	.377	.361
571-14450497	1445049-7	B	7	.48	.441	.434	.322	.299
571-14450498	1445049-8	B	8	.62	.56	.498	.477	.435
571-14450499	1445049-9	B	9	.56	.503	.435	.356	.324
571-114450490	1-1445049-0	B	10	.60	.536	.467	.38	.349
571-114450491	1-1445049-1	B	11	.66	.596	.521	.429	.396
571-114450492	1-1445049-2	B	12	.71	.643	.547	.463	.439

Plug Housings - Panel Mount

For quantities greater than listed, call for quote.

571-14450482	1445048-2	C	2	.34	.31	.268	.257	.225
571-14450483	1445048-3	C	3	.46	.364	.31	.30	.268
571-14450484	1445048-4	C	4	.35	.321	.286	.274	.25
571-14450485	1445048-5	C	5	.41	.357	.333	.262	.248
571-14450486	1445048-6	C	6	.43	.369	.331	.269	.251
571-14450487	1445048-7	C	7	.57	.515	.457	.439	.404
571-1445048-8	1445048-8	C	8	.50	.447	.389	.363	.311
571-1445048-9	1445048-9	C	9	.57	.524	.514	.416	.38
571-114450480	1-1445048-0	C	10	.58	.524	.464	.378	.347
571-114450482	1-1445048-2	C	12	.69	.61	.538	.482	.425

MICRO MATE-N-LOK CONNECTORS - LOW PROFILE

Features:

- New side latch feature allows for an ultra-low profile (less than 4.7mm)
- Positive latching housings help prevent connector unmatching
- Polarized housings help prevent connector mismating
- Surface mount hold-downs provide robust header support
- Utilizes standard Micro MATE-N-LOK contacts

Applications:

- Designed specifically for LED lighting applications
- Consumer Lighting: Shelf/Cabinet Lighting, Under-counter Illumination, Cove Lighting
- Commercial Lighting: Signage, Freezer/Refrigerator, Display Case

For quantities greater than listed, call for quote.

MOUSER STOCK NO.	TE Part No.	Fig.	No. of Positions	Color	Price Each 1	25	100
Receptacle Housings							
571-2029047-2	2029047-2	D	2	Black	.40	.312	.276
571-2029047-4	2029047-4	D	4	Black	.52	.413	.368
571-2029102-2	2029102-2	D	2	Natural	.42	.324	.291
571-2029102-3	2029102-3	D	3	Natural	.50	.395	.365
571-2029102-4	2029102-4	D	4	Natural	.59	.465	.421
Right Angle Surface Mount Headers							
571-2029030-2	2029030-2	E	2	Black	1.07	.855	.773
571-2029030-3	2029030-3	E	3	Black	1.21	.981	.855

© Copyright 2013 Mouser Electronics

DUAL ROW CONNECTOR SYSTEM

Receptacle Housings

For quantities greater than listed, call for quote.

MOUSER STOCK NO.	TE Part No.	Fig.	No. of Positions	Price Each 1	25	50	100	250
571-794617-2	794617-2	F	2	.39	.346	.338	.332	.303
571-794617-4	794617-4	F	4	.47	.428	.381	.365	.333
571-7946176	794617-6	F	6	.52	.471	.418	.401	.366
571-794617-8	794617-8	F	8	.57	.518	.461	.442	.403
571-17946170	1-794617-0	F	10	.67	.57	.507	.486	.443
571-17946172	1-794617-2	F	12	.75	.627	.557	.534	.488
571-17946174	1-794617-4	F	14	.76	.69	.613	.587	.537
571-17946176	1-794617-6	F	16	.72	.674	.646	.618	.562
571-17946178	1-794617-8	F	18	.84	.738	.706	.674	.61
571-27946170	2-794617-0	F	20	.98	.813	.781	.738	.674
571-27946174	2-794617-4	F	24	1.19	.974	.942	.899	.813

Plug Housings - Free Hanging

For quantities greater than listed, call for quote.

571-7946162	794616-2	G	2	.41	.353	.301	.288	.259
571-7946164	794616-4	G	4	.65	.546	.482	.46	.417
571-7946166	794616-6	G	6	.64	.586	.521	.50	.456
571-794616-8	794616-8	G	8	.84	.696	.61	.589	.535
571-17946160	1-794616-0	G	10	.75	.67	.589	.563	.513
571-17946162	1-794616-2	G	12	.86	.824	.642	.589	.535
571-17946164	1-794616-4	G	14	1.12	.983	.924	.887	.847
571-17946166	1-794616-6	G	16	1.06	.942	.873	.719	.677
571-27946162	2-794616-2	G	22	1.44	1.28	1.22	.939	.85
571-27946164	2-794616-4	G	24	1.61	1.37	1.31	1.24	1.12

Plug Housings - Panel Mount

For quantities greater than listed, call for quote.

571-7946152	794615-2	H	2	.28	.256	.213	.181	.171
571-7946154	794615-4	H	4	.60	.546	.485	.464	.425
571-7946156	794615-6	H	6	.55	.48	.415	.336	.317
571-7946158	794615-8	H	8	.70	.674	.621	.589	.535
571-17946150	1-794615-0	H	10	.88	.717	.685	.653	.599
571-17946152	1-794615-2	H	12	1.00	.876	.824	.781	.749
571-17946154	1-794615-4	H	14	1.12	.924	.887	.847	.77
571-1-794615-8	1-794615-8	H	18	1.36	1.12	1.07	1.03	.939
571-27946150	2-794615-0	H	20	1.31	1.22	1.18	1.12	1.02
571-2-794615-4	2-794615-4	H	24	1.47	1.37	1.31	1.24	1.12

CONTACTS

For quantities greater than listed, call for quote.

MOUSER STOCK NO.	TE Part No.	AWG	Plating	Price Each 1	100	500	1000
Sockets							
571-794610-1	794610-1	20-24	Tin	.06	.051	.042	.039
571-1-794610-1	1-794610-1	20-24	15µ" Gold	.14	.122	.101	.089
571-1-794610-2	1-794610-2	20-24	30µ" Gold	.19	.138	.117	.095
571-7946111	794611-1	26-30	Tin	.06	.063	.055	.048
571-1-794611-1	1-794611-1	26-30	15µ" Gold	.14	.122	.101	.089
571-1-794611-2	1-794611-2	26-30	30µ" Gold	.16	.138	.117	.095
Pins							
571-1-794612-0	1-794612-0	20-24	Tin	.14	.083	.07	.061
571-1-794612-1	1-794612-1	20-24	15µ" Gold	.15	.097	.08	.071
571-1-794612-2	1-794612-2	20-24	30µ" Gold	.19	.139	.118	.096
571-1-794613-0	1-794613-0	26-30	Tin	.11	.083	.07	.061
571-1-794613-1	1-794613-1	26-30	15µ" Gold	.17	.096	.075	.071
571-1-794613-2	1-794613-2	26-30	30µ" Gold	.24	.149	.128	.096

TOOLS

For quantities greater than listed, call for quote.

MOUSER STOCK NO.	TE Part No.	AWG	Description	Price Each
571-91501-1	91501-1	20-24	Hand Tool & Die	666.21
571-8439966	843996-6	- - -	Extraction Tool	76.71

© Copyright 2013 Mouser Electronics

TE Metrimate Pin and Socket Connectors

RoHS Compliant **This product is RoHS compliant.**

TE connectivity Authorized Distributor

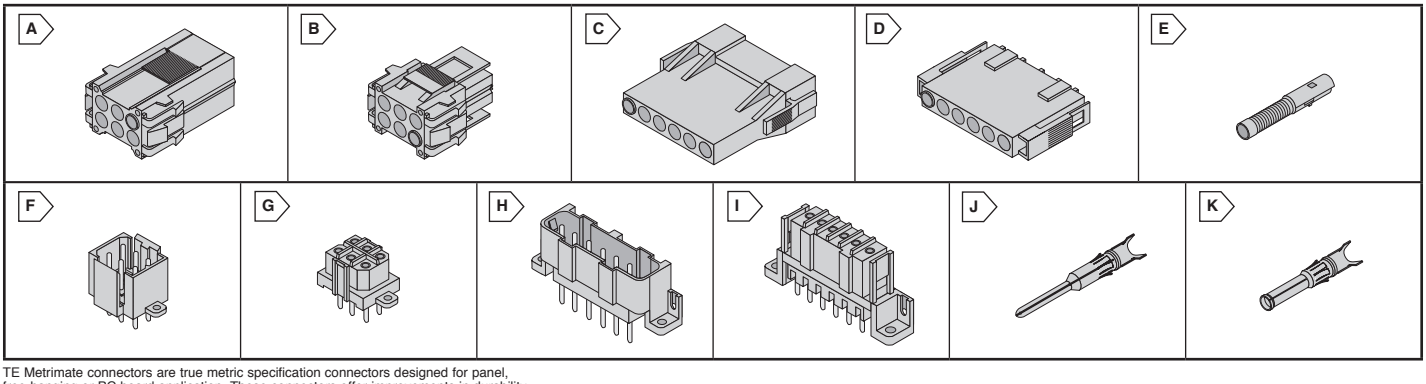

TE Metrimate connectors are true metric specification connectors designed for panel, free-hanging or PC board application. These connectors offer improvements in durability, density and electrical performance over soft-shell pin and socket connectors.

HOUSINGS

Square Grid Housing

Specifications:

- Polarized housings
- Housings made of UL94V-0 rated thermoplastic
- Certified to ISO 9001

For quantities greater than listed, call for quote.

MOUSER STOCK NO.	TE Part No.	Fig.	Number of Positions	Price Each 1	25	100
Receptacle						
571-2070161	207016-1	A	4	1.29	1.20	1.02
571-2071531	207153-1	A	6	1.81	1.54	1.40
571-2074401	207440-1	A	9	2.40	2.03	1.85
571-207018-1	207018-1	A	12	2.75	2.42	2.19
571-2074431	207443-1	A	18	2.91	2.59	2.36
571-2073051	207305-1	A	24	2.90	2.64	2.27
571-2070201	207020-1	A	36	3.79	3.15	2.66
Plug						
571-2070151	207015-1	B	4	1.46	1.23	1.12
571-2071521	207152-1	B	6	1.46	1.41	1.19
571-207439-1	207439-1	B	9	2.19	1.86	1.70
571-2070171	207017-1	B	12	2.09	2.05	1.99
571-2074421	207442-1	B	18	2.00	1.84	1.63
571-2073041	207304-1	B	24	2.85	2.62	2.20
571-2070191	207019-1	B	36	3.56	3.22	2.94

In-Line Housing

Specifications:

- Housings made of UL94V-0 rated thermoplastic
- Certified to ISO 9001

For quantities greater than listed, call for quote.

MOUSER STOCK NO.	TE Part No.	Fig.	Number of Positions	Price Each 1	25	100
Receptacle						
571-2073591	207359-1	C	3	1.40	1.38	.974
571-2073761	207376-1	C	6	1.70	1.54	1.09
571-2073971	207397-1	C	10	4.02	3.62	2.78
571-2075431	207543-1	C	16	3.38	3.08	2.39
Plug						
571-2073601	207360-1	D	3	1.55	1.32	1.20
571-2073771	207377-1	D	6	2.69	2.28	2.08
571-207396-1	207396-1	D	10	2.05	1.70	1.41
571-2075421	207542-1	D	16	2.75	2.63	2.19
Hermaphroditic Housing						
571-211076-1	211076-1	E	1	1.68	1.50	1.02

HEADERS

Square Grid Vertical Headers

Specifications:

- RoHS compliant per Tyco Electronics Documentation
- 5mm (.197") Centerline
- 600V, 14A max.
- Polarized housings
- Housings made of UL94V-0 rated thermoplastic
- Certified to ISO 9001

For quantities greater than listed, call for quote.

MOUSER STOCK NO.	TE Part No.	Fig.	No. of Positions	Plating	Price Each 1	25	100
Pin							
571-207119-8	207119-8	F	4	Tin	6.90	5.50	4.94
571-1-207119-0	1-207119-0	F	4	Gold	8.10	7.28	6.75
571-207158-7	207158-7	F	6	Tin	5.49	4.73	4.37
571-1-207158-0	1-207158-0	F	6	Gold	7.43	6.71	6.20
571-207441-7	207441-7	F	9	Tin	6.59	6.45	5.29
571-1-207441-0	1-207441-0	F	9	Gold	10.77	9.68	8.74
571-207120-9	207120-9	F	12	Tin	8.58	7.71	7.27
571-207120-8	207120-8	F	12	Gold	9.65	9.29	7.75
571-207444-9	207444-9	F	18	Tin	8.84	8.17	7.60
571-207444-8	207444-8	F	18	Gold	23.45	20.05	18.54
571-1-206763-1	1-206763-1	F	24	Tin	19.56	17.56	14.02
571-1-206763-3	1-206763-3	F	24	Gold	20.20	17.28	14.53
571-207121-8	207121-8	F	36	Tin	18.70	16.52	14.70
571-207121-9	207121-9	F	36	Gold	30.68	24.52	21.98

Square Grid Vertical Headers

For quantities greater than listed, call for quote.

MOUSER STOCK NO.	TE Part No.	Fig.	No.of Positions	Plating	Price Each 1	25	100
Socket							
571-207496-7	207496-7	G	4	Tin	8.06	7.24	6.71
571-207524-7	207524-7	G	6	Tin	4.95	4.45	4.06
571-207524-9	207524-9	G	6	Gold	6.76	5.53	4.84
571-207526-9	207526-9	G	9	Gold	12.66	10.72	9.35
571-207528-7	207528-7	G	12	Tin	7.07	6.56	6.06
571-207528-9	207528-9	G	12	Gold	10.34	8.76	7.94
571-207530-7	207530-7	G	18	Tin	10.57	9.79	8.55
571-1-207532-0	1-207532-0	G	24	Gold	17.77	15.09	13.39
571-207534-8	207534-8	G	36	Tin	19.26	17.78	16.07

In-Line Vertical Headers

For quantities greater than listed, call for quote.

MOUSER STOCK NO.	TE Part No.	Fig.	No.of Positions	Plating	Price Each 1	25	100
Pin							
571-207365-8	207365-8	H	3	Gold	5.86	5.39	4.49
571-207583-6	207583-6	H	6	Tin	5.75	5.14	4.04
571-207583-7	207583-7	H	6	Gold	9.14	8.53	7.23
571-207584-7	207584-7	H	10	Tin	9.96	8.15	7.70
571-207584-8	207584-8	H	10	Gold	14.39	12.28	10.61
571-207599-6	207599-6	H	16	Tin	14.67	13.20	11.13
571-207599-7	207599-7	H	16	Gold	16.51	14.84	12.97
Socket							
571-207609-6	207609-6	I	3	Tin	4.15	3.78	3.22
571-207609-7	207609-7	I	3	Gold	5.20	4.26	3.69
571-207611-7	207611-7	I	6	Gold	7.38	7.04	5.53
571-207613-6	207613-6	I	10	Tin	10.05	9.03	8.12
571-207613-7	207613-7	I	10	Gold	12.62	9.39	8.21
571-207615-6	207615-6	I	16	Tin	22.13	19.92	17.41
571-207615-7	207615-7	I	16	Gold	19.87	18.07	15.77

CONTACTS

Plating:
(a) Bright Tin
(b) Gold 30μ over Nickel 50μ

For quantities greater than listed, call for quote.

MOUSER STOCK NO.	TE Part No.	Fig.	Wire Size AWG	Plating	Price Each 1	100	1000
Pin Contacts							
571-1-66107-1	1-66107-1	J	26-24	a	.43	.342	.268
571-661074	66107-4	J	26-24	b	.61	.503	.43
571-1-66103-8	1-66103-8	J	24-20	a	.40	.332	.257
571-66103-4	66103-4	J	24-20	b	.69	.631	.452
571-1-66099-5	1-66099-5	J	18-16	a	.48	.38	.268
571-66099-4	66099-4	J	18-16	b	.65	.567	.449
Socket Contacts							
571-1-66109-7	1-66109-7	K	26-24	a	.64	.567	.449
571-661094	66109-4	K	26-24	b	.73	.599	.471
571-1-66105-9	1-66105-9	K	24-20	a	.50	.407	.31
571-66105-4	66105-4	K	24-20	b	.84	.766	.61
571-1-66101-9	1-66101-9	K	18-16	a	.49	.407	.317
571-66101-4	66101-4	K	18-16	b	.77	.631	.492

TOOLS

MOUSER STOCK NO.	TE Part No.	Description	Price Each
571-305183	305183	Contact Removal Tool	13.12
571-584951	58495-1	26-16 AWG Pro-Crimper III	227.45
571-91523-1	91523-1	Crimp Tool, 24-16 AWG	666.21
571-91505-1	91505-1	Crimp Tool 18-16 AWG	666.21

© Copyright 2013 Mouser Electronics

© Copyright 2013 Mouser Electronics

TE (MR) Miniature Rectangular Connectors

TE connectivity Authorized Distributor

The (MR) Series connector family consists of UL94V-0, soft shell nylon housings, contacts, strain reliefs, and PCB headers. Housings lock to prevent accidental disengagement and are designed for free-hanging or panel mount applications. Socket housing utilize an egg crate design, fully enclosing socket contacts reducing shock hazard. High density design is achieved through .165" contact centerline spacing.

Features:

- Positive lock design
- Protected contacts reduce shock hazard
- Polarized for proper mating
- Numbered cavities simplify circuit identification

Specifications:

- .165" contact centerline spacing
- 26-18AWG wire size
- UL94V-0 flammability rating
- UL Recognized, CSA Certified

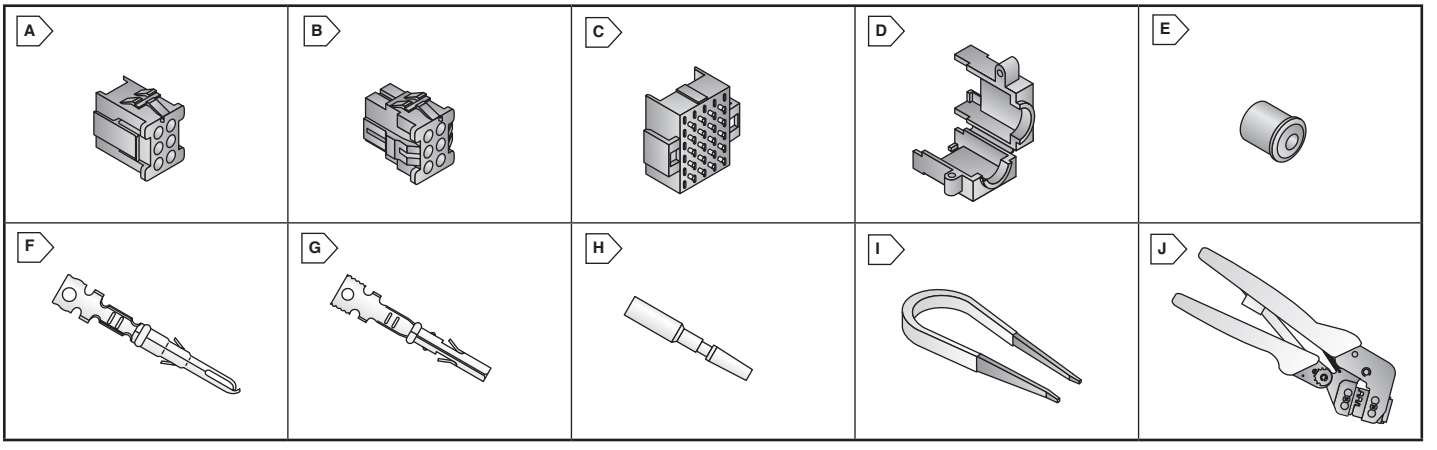

PIN HOUSINGS (CAP)

RoHS Compliant

- .165" Centerline Spacing
- UL94V-0
- Free Hanging or Panel Mount
- Nylon, Natural Color - Brick Red

(Order contacts separately)

For quantities greater than listed, call for quote.

MOUSER STOCK NO.	TE Part No.	Fig.	No. of Circuits	Circuit Pattern	Price Each 1	10	100	500
571-16405070	1-640507-0	A	2	In-line	1.14	1.01	.871	.713
571-16405080	1-640508-0	A	3	In-line	1.62	1.47	1.25	1.05
571-16405090	1-640509-0	A	4	Matrix	1.70	1.44	1.32	1.10
571-16405100	1-640510-0	A	6	Matrix	1.94	1.75	1.50	1.25
571-16405110	1-640511-0	A	9	Matrix	2.08	1.88	1.62	1.35
571-16405120	1-640512-0	A	12	Matrix	2.07	1.85	1.77	1.48
571-16405130	1-640513-0	A	15	Matrix	2.55	2.30	1.97	1.65
571-16405140	1-640514-0	A	20	Matrix	3.07	2.76	2.26	2.00
571-16405150	1-640515-0	A	24	Matrix	3.25	2.96	2.41	2.11

SOCKET HOUSINGS (PLUG)

RoHS Compliant

- .165" Centerline Spacing
- UL94V-0
- Free Hanging or Panel Mount
- Nylon, Natural Color - Brick Red

(Order contacts separately)

For quantities greater than listed, call for quote.

MOUSER STOCK NO.	TE Part No.	Fig.	No. of Circuits	Circuit Pattern	Price Each 1	10	100	500
571-16405170	1-640517-0	B	2	In-line	.92	.873	.80	.655
571-16405180	1-640518-0	B	3	In-line	1.35	1.31	1.21	1.01
571-16405190	1-640519-0	B	4	Matrix	1.85	1.57	1.43	1.20
571-16405200	1-640520-0	B	6	Matrix	1.62	1.37	1.25	1.05
571-16405210	1-640521-0	B	9	Matrix	2.40	2.03	1.86	1.55
571-16405220	1-640522-0	B	12	Matrix	2.28	1.94	1.77	1.48
571-16405230	1-640523-0	B	15	Matrix	1.88	1.66	1.34	1.22
571-16405240	1-640524-0	B	20	Matrix	3.42	2.86	2.26	2.00
571-16405250	1-640525-0	B	24	Matrix	3.28	2.99	2.29	2.13

PC BOARD VERTICAL PIN HEADERS

RoHS Compliant

- .165" centerline spacing
- Contact: Phosphor Bronze

For quantities greater than listed, call for quote.

MOUSER STOCK NO.	TE Part No.	Fig.	No. of Circuits	PCB Thick (in.)	Contact Finish	Price Each 1	10	100
571-6404981	640498-1	C	3	.062	Tin	1.42	1.18	1.07
571-6404991	640499-1	C	4	.062	Tin	1.94	1.72	1.57
571-6405001	640500-1	C	6	.062	Tin	2.34	2.25	1.87
571-6405011	640501-1	C	9	.062	Tin	3.21	3.07	2.56
571-6405031	640503-1	C	15	.062	Tin	5.24	4.70	4.44
571-6405041	640504-1	C	20	.062	Tin	8.60	7.21	6.35

STRAIN RELIEFS

RoHS Compliant

- One piece clam shell design
- Use with pin or socket housings
- Color: Brick Red
- UL94V-0

For quantities greater than listed, call for quote.

MOUSER STOCK NO.	TE Part No.	Fig.	No. of Circuits	I.D. (in.)	Price Each 1	10	100	500
571-3503731	350373-1	D	6	.374	2.91	2.59	1.74	1.42
571-3505221	350522-1	D	9	.420	2.50	2.29	1.72	1.52
571-3505231	350523-1	D	15	.420	4.71	4.29	3.55	2.87
571-3505241	350524-1	D	24	.560	4.08	3.73	2.88	2.51

ADAPTING GROMMETS

RoHS Compliant

- Housing: Flexible PVC, black color

For quantities greater than listed, call for quote.

MOUSER STOCK NO.	TE Part No.	Fig.	No. of Circuits	I.D. (in.)	Price Each 1	10	100	500
571-2-350376-0	2-350376-0	E	6	.218	2.05	1.86	1.59	1.33
571-2-350375-0	2-350375-0	E	6	.296	1.29	1.18	.995	.876
571-2-350379-1	2-350379-1	E	9, 12, 15	.250	1.49	1.34	1.10	.824
571-2-350380-1	2-350380-1	E	9, 12, 15	.281	1.01	.963	.87	.821
571-2-380936-0	2-380936-0	E	20, 24, 36	.375	1.23	1.11	.959	.839

MINIATURE RECTANGULAR CONTACTS

RoHS Compliant

Live Split Pin Contacts

- .068" pin diameter
- Contact: Phosphor Bronze

For quantities greater than listed, call for quote.

MOUSER STOCK NO.	TE Part No.	Fig.	Wire AWG	Finish	Price Each 1	100	500	1000
571-6405451	640545-1	F	26-18	Pre-Tin	.40	.247	.20	.186
571-6405452	640545-2	F	26-18	Gold	1.33	.824	.668	.624

Socket Contacts

For quantities greater than listed, call for quote.

MOUSER STOCK NO.	TE Part No.	Fig.	Wire AWG	Finish	Price Each 1	100	500	1000
571-6413001	641300-1	G	26-18	Pre-Tin	.38	.232	.195	.175
571-6413002	641300-2	G	26-18	Gold	.82	.585	.531	.495

KEYING PLUG

RoHS Compliant

- UL94V-0 Nylon

For quantities greater than listed, call for quote.

MOUSER STOCK NO.	TE Part No.	Fig.	Description	Price Each 1	100	500	1000
571-3505911	350591-1	H	Use in socket housings only	.73	.656	.621	.535

TOOLS

For quantities greater than listed, call for quote.

MOUSER STOCK NO.	TE Part No.	Fig.	Description	Price Each
571-4558301	455830-1	I	Contact Insertion Tool	37.17
571-585141	58514-1	J	PRO-CRIMPER III Hand Tool	286.17

© Copyright 2013 Mouser Electronics

© Copyright 2013 Mouser Electronics

TE Pin and Socket Connectors and Tools

(.062" and .093")

TE connectivity Authorized Distributor

DIMENSIONS: in.

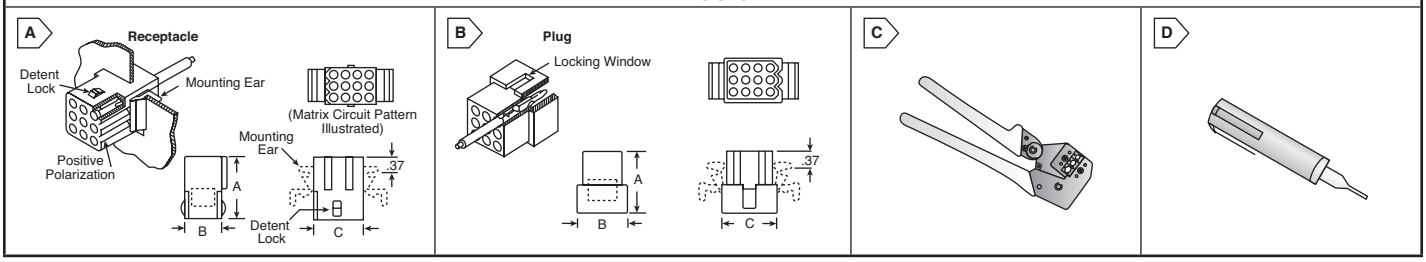

These nylon housing connectors are used throughout the world in appliances, televisions, electronic games, business machines, and computers. All items are UL recognized (file no. E28476) and CSA listed (file no. LR-16455-101). These connectors are totally intermateable/interchangeable (housing for housing; contact for contact; assembly for assembly) with industry standard connectors of the same type.

.062" TERMINAL HOUSINGS

- .145" grid spacing
- Accepts 30-18AWG wire
- UL94V-2 nylon natural color
- Polarized

RoHS Compliant

Free-Hanging Receptacles

For quantities greater than listed, call for quote.

MOUSER STOCK NO.	TE Part No.	Fig.	No. of Circuits	Circuit Pattern	Dimensions: in. A	B	C	Price Each 1	10	100
571-7702771	770277-1	A	1	In-line	.785	- - -	- - -	.12	.089	.056
571-7703421	770342-1	A	2	In-line	.820	.199	.340	.25	.21	.188
571-7703331	770333-1	A	3	In-line	.785	.199	.490	.15	.147	.128
571-7702741	770274-1	A	4	In-line	.785	.199	.635	.43	.417	.321
571-7704421	770442-1	A	4	Matrix	.878	.345	.345	.27	.235	.203
571-7703561	770356-1	A	6	Matrix	.785	.495	.345	.20	.20	.171
571-7704291	770429-1	A	9	Matrix	.790	.495	.490	.27	.23	.146

Free-Hanging Plugs

For quantities greater than listed, call for quote.

MOUSER STOCK NO.	TE Part No.	Fig.	No. of Circuits	Circuit Pattern	Dimensions: in. A	B	C	Price Each 1	10	100
571-7702781	770278-1	B	1	In-line	.750	- - -	- - -	.10	.066	.062
571-7703401	770340-1	B	2	In-line	.780	.300	.440	.20	.198	.121
571-7703311	770331-1	B	3	In-line	.750	.300	.590	.21	.166	.125
571-7702751	770275-1	B	4	In-line	.750	.300	.733	.60	.482	.46
571-7704331	770433-1	B	4	Matrix	.868	.445	.445	.25	.225	.161
571-7703551	770355-1	B	6	Matrix	.750	.600	.445	.20	.20	.161
571-7704281	770428-1	B	9	Matrix	.750	.600	.590	.30	.289	.193

.093" TERMINAL HOUSINGS

- .198" centerline spacing
- UL94V-2 nylon, natural color
- Accepts 24-14AWG wire
- Polarized

RoHS Compliant

Panel Mount Receptacles, without Detent Lock

For quantities greater than listed, call for quote.

MOUSER STOCK NO.	TE Part No.	Fig.	No. of Circuits	Circuit Pattern	Dimensions: in. A	B	C	Price Each 1	10	100
571-7700851	770085-1	A	6	Matrix	1.000	.635	.435	.33	.314	.266
571-7700911	770091-1	A	9	Matrix	1.000	.635	.670	.51	.435	.375
571-7700971	770097-1	A	12	Matrix	1.000	.635	.870	.49	.434	.371
571-7701031	770103-1	A	15	Matrix	1.000	.635	1.070	.64	.595	.379

Panel Mount Receptacles, with Detent Lock

For quantities greater than listed, call for quote.

MOUSER STOCK NO.	TE Part No.	Fig.	No. of Circuits	Circuit Pattern	Dimensions: in. A	B	C	Price Each 1	10	100
571-7700661	770066-1	A	2	In-line	1.125	.240	.540	.18	.138	.113
571-7700711	770071-1	A	3	In-line	1.125	.240	.670	.23	.182	.149
571-7700761	770076-1	A	4	In-line	1.125	.240	.870	.30	.257	.139
571-7700871	770087-1	A	6	Matrix	1.000	.635	.435	.92	.717	.545

Free-Hanging Receptacles, without Detent Lock

For quantities greater than listed, call for quote.

MOUSER STOCK NO.	TE Part No.	Fig.	No. of Circuits	Circuit Pattern	Dimensions: in. A	B	C	Price Each 1	10	100
571-7700881	770088-1	A	6	Matrix	1.000	.635	.435	.29	.265	.243
571-7700941	770094-1	A	9	Matrix	1.000	.635	.670	.91	.826	.707
571-7701001	770100-1	A	12	Matrix	1.000	.635	.870	1.00	.898	.783
571-7701051	770105-1	A	15	Matrix	1.000	.635	1.070	.55	.419	.346

Free-Hanging Receptacles, with Detent Lock

For quantities greater than listed, call for quote.

MOUSER STOCK NO.	TE Part No.	Fig.	No. of Circuits	Circuit Pattern	Dimensions: in. A	B	C	Price Each 1	10	100
571-7700631	770063-1	A	1	In-line	1.000	.240	- - -	.10	.086	.08
571-7700651	770065-1	A	2	In-line	1.125	.240	.540	.28	.243	.203
571-7700701	770070-1	A	3	In-line	1.125	.240	.670	.23	.214	.171
571-7700751	770075-1	A	4	In-line	1.125	.240	.870	.26	.199	.164
571-7708431	770843-1	A	4	Matrix	1.000	.635	.443	.36	.243	.199
571-7700831	770083-1	A	5	In-line	1.000	.240	1.070	.39	.332	.225
571-7700861	770086-1	A	6	Matrix	1.000	.635	.435	.29	.268	.203
571-7700921	770092-1	A	9	Matrix	1.000	.635	.670	.38	.289	.235
571-7700981	770098-1	A	12	Matrix	1.000	.635	.870	.44	.332	.268

.093" TERMINAL HOUSINGS (CONT.)

E28476 E28476

RoHS Compliant

Panel Mount Plugs

For quantities greater than listed, call for quote.

MOUSER STOCK NO.	TE Part No.	Fig.	No. of Circuits	Circuit Pattern	Dimensions: in. A	B	C	Price Each 1	10	100
571-7700681	770068-1	B	2	In-line	1.095	.340	.640	.54	.471	.342
571-7700731	770073-1	B	3	In-line	1.095	.340	.770	.23	.21	.133
571-7700771	770077-1	B	4	In-line	1.095	.340	.970	.30	.221	.141
571-7700891	770089-1	B	6	Matrix	.970	.735	.535	.41	.353	.276
571-7701061	770106-1	B	15	Matrix	.970	.735	1.170	.98	.836	.694

Free-Hanging Plugs

For quantities greater than listed, call for quote.

MOUSER STOCK NO.	TE Part No.	Fig.	No. of Circuits	Circuit Pattern	Dimensions: in. A	B	C	Price Each 1	10	100
571-7700641	770064-1	B	1	In-line	.970	.245	- - -	.13	.098	.08
571-7700691	770069-1	B	2	In-line	1.095	.340	.640	.34	.268	.253
571-7700741	770074-1	B	3	In-line	1.095	.340	.770	.21	.166	.138
571-7700781	770078-1	B	4	In-line	1.095	.340	.970	.24	.188	.155
571-7700841	770084-1	B	5	In-line	.970	.340	1.170	.26	.161	.155
571-7700901	770090-1	B	6	Matrix	.970	.735	.535	.28	.249	.204
571-7700961	770096-1	B	9	Matrix	.970	.735	.770	.32	.316	.235
571-7701021	770102-1	B	12	Matrix	.970	.735	.970	.38	.293	.241
571-7701071	770107-1	B	15	Matrix	.970	.735	1.170	.54	.407	.332

PIN AND SOCKET CONTACTS

RoHS Compliant

For use with .062" Terminal Housings

For quantities greater than listed, call for quote.

MOUSER STOCK NO.	TE Part No.	Style	Wire Size (AWG)	Finish and Materials	Price Each 1	100	500	1000
571-7940181	794018-1	Pin	30-24	Tin over brass	.13	.107	.086	.075
571-7940171	794017-1	Pin	24-18	Tin over brass	.11	.056	.048	.045
571-7940191	794019-1	Socket	30-24	Tin over brass	.11	.056	.048	.045
571-7940161	794016-1	Socket	24-18	Tin over brass	.11	.056	.048	.044

For use with .093" Terminal Housings

For quantities greater than listed, call for quote.

MOUSER STOCK NO.	TE Part No.	Style	Wire Size (AWG)	Finish and Materials	Price Each 1	100	500	1000
571-7701451	770145-1	Pin	20-14	Tin over brass	.08	.064	.06	.057
571-7701471	770147-1	Pin	24-18	Tin over brass	.12	.07	.06	.057
571-7701441	770144-1	Socket	20-14	Tin over brass	.11	.07	.06	.057
571-7701461	770146-1	Socket	24-18	Tin over brass	.12	.062	.06	.057

TOOLS

For use with .062" Pin and Socket Contacts

For quantities greater than listed, call for quote.

MOUSER STOCK NO.	TE Part No.	Fig.	Description	Price Each
571-908701	90870-1	C	Pro-Crimper III hand tool 30-24 AWG	286.17
571-3188311	318831-1	D	Contact extraction tool	239.39

For use with .093" Pin and Socket Contacts

For quantities greater than listed, call for quote.

MOUSER STOCK NO.	TE Part No.	Fig.	Description	Price Each
571-3188371	318837-1	D	Contact extraction tool	143.07

© Copyright 2013 Mouser Electronics

© Copyright 2013 Mouser Electronics

TE 0.80mm Free Height Connectors

RoHS Compliant **This product is RoHS compliant.**

TE connectivity Authorized Distributor

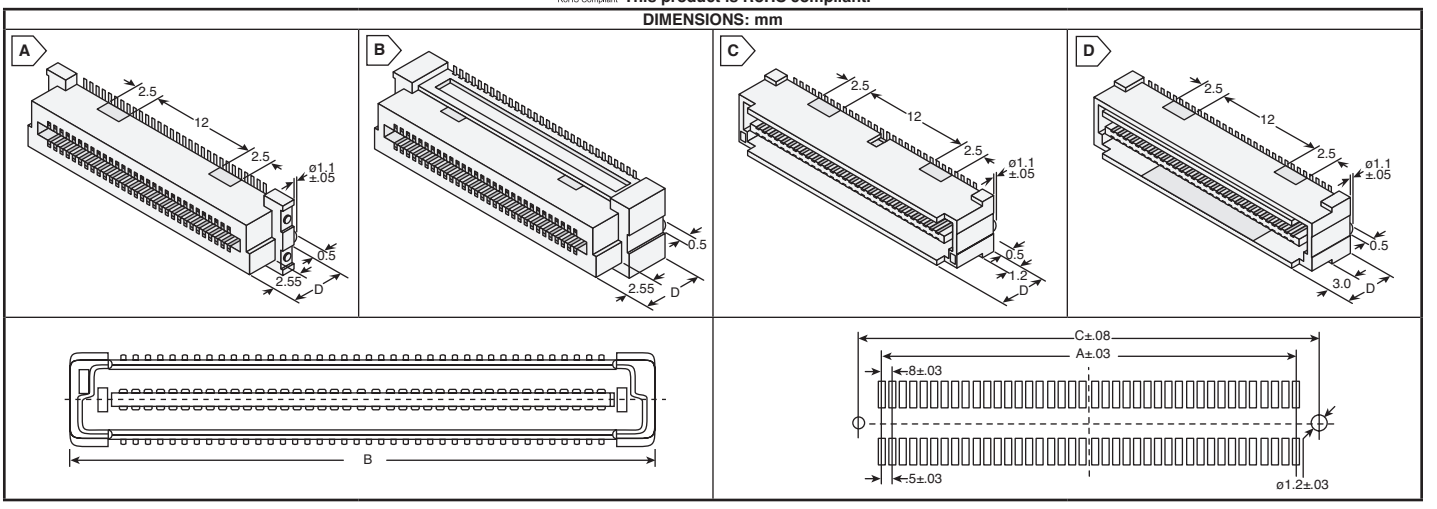

0.80MM FREE HEIGHT CONNECTORS FOR PARALLEL BOARD STACKING

TE 0.8mm FH surface mount connectors are designed for parallel board stacking applications using subminiature connectors to meet today's electronic industry requirements for high density packaging. It is possible to save more than 50% of the required board space when compared to conventional 1.27 [.050] centerline connectors.

Features:

- Board stacking heights from 5mm [.197] to 16mm [.630] (in 1mm [.039] increments)
- Surface mount solder leads permit fast assembly operation
- UL File No. E28476

Applications:

- Notebook PCs
- Pen Pads
- Cellular Telephones

RoHS Compliant

Specifications:

- Voltage Rating: 100 VAC
- Current Rating: 0.5 ampere
- Contact Resistance: 30 milliohms max.(initial)
- Dielectric Withstanding Voltage: 500 VAC (1 minute)
- Operating Temperature: -40°C to +85°C (including terminal temp rise)
- Housing: High temperature thermoplastic, natural color, UL94V-0

Vertical Receptacles

Features:

- Contacts: Beryllium copper duplex plated 0.00020 [.000008] min. gold contact area, 0.00100 [.000039] min. tin on solder area, with entire contact underplated 0.00130 [.000051] min. nickel
- Preloaded with unique bellows-type spring contacts for reliable electrical connection with plugs
- Mates with Plugs-Series 177984, 179029, 179030 and 179031

For quantities greater than listed, call for quote.

MOUSER STOCK NO.	TE Part No.	Fig.	No. of Positions	Dimensions: mm (in.)				Price Each			
				A	B	C	D	1	25	50	100
5mm Receptacles for 5, 6, 7 and 8mm Stacking Heights											
571-5177983-1	5177983-1	A	40	15.20 (.598)	21.80 (.858)	20.20 (.795)	3.75 (1.48)	2.24	2.00	1.88	1.77
571-5177983-2	5177983-2	A	60	23.20 (.913)	29.80 (1.173)	28.20 (1.110)	3.75 (1.48)	5.45	5.13	4.47	4.09
571-5177983-3	5177983-3	A	80	31.20 (1.228)	37.80 (1.488)	36.20 (1.425)	3.75 (1.48)	4.17	3.80	3.53	3.36
571-5177983-4	5177983-4	A	100	39.20 (1.543)	45.80 (1.803)	44.20 (1.740)	3.75 (1.48)	6.10	5.62	5.35	5.08
571-5177983-5	5177983-5	A	120	47.20 (1.858)	53.80 (2.118)	52.20 (2.055)	3.75 (1.48)	7.32	6.69	6.16	5.71
571-5177983-6	5177983-6	A	140	55.20 (2.173)	61.80 (2.433)	60.20 (2.370)	3.75 (1.48)	6.36	5.82	5.25	5.15
9mm Receptacles for 9, 10, 11 and 12mm Stacking Heights											
571-5-5179009-5	5-5179009-5	B	120	47.20 (1.858)	53.80 (2.118)	52.20 (2.055)	7.75 (.305)	6.99	6.29	5.94	5.59
13mm Receptacles for 13, 14, 15 and 16mm Stacking Heights											
571-5-5179010-1	5-5179010-1	B	40	15.20 (.598)	21.80 (.858)	20.20 (.795)	11.75 (.463)	2.81	2.56	2.33	2.13
571-5-5179010-2	5-5179010-2	B	60	23.20 (.913)	29.80 (1.173)	28.20 (1.110)	11.75 (.463)	7.38	6.96	6.73	6.18
571-5-5179010-3	5-5179010-3	B	80	31.20 (1.228)	37.80 (1.488)	36.20 (1.425)	11.75 (.463)	4.75	4.27	4.04	3.80
571-5-5179010-4	5-5179010-4	B	100	39.20 (1.543)	45.80 (1.803)	44.20 (1.740)	11.75 (.463)	6.32	5.75	5.35	5.07
571-5-5179010-5	5-5179010-5	B	120	47.20 (1.858)	53.80 (2.118)	52.20 (2.055)	11.75 (.463)	8.49	7.64	7.21	6.78
571-5-5179010-6	5-5179010-6	B	140	55.20 (2.173)	61.80 (2.433)	60.20 (2.370)	11.75 (.463)	7.39	6.90	6.60	6.42

Vertical Plugs

Features:

- Contacts: Brass, duplex plated 0.00020" min gold on contact area, 0.00100" min. tin on solder area, with entire contact underplated 0.00130" min. nickel
- Mates with Receptacles Series 177983, 179009 and 179010

5mm Plugs for 5,9 and 13mm Stacking Heights											
571-5177984-1	5177984-1	C	40	15.20 (.598)	21.80 (.858)	20.20 (.795)	4.60 (.181)	2.89	2.86	2.36	2.17
571-5177984-3	5177984-3	C	80	31.20 (1.228)	37.80 (1.488)	36.20 (1.425)	4.60 (.181)	3.32	3.06	2.91	2.84
571-5177984-5	5177984-5	C	120	47.20 (1.858)	53.80 (2.118)	52.20 (2.055)	4.60 (.181)	5.24	4.99	4.56	4.29
571-5177984-6	5177984-6	C	140	55.20 (2.173)	61.80 (2.433)	60.20 (2.370)	4.60 (.181)	7.52	6.76	6.38	5.97
6mm Plugs for 6,10 and 14mm Stacking Heights											
571-5179029-1	5179029-1	D	40	15.20 (.598)	21.80 (.858)	20.20 (.795)	5.60 (.220)	2.59	2.32	2.19	2.07
571-5179029-2	5179029-2	D	60	23.20 (.913)	29.80 (1.173)	28.20 (1.110)	5.60 (.220)	6.18	5.78	5.59	5.39
571-5179029-4	5179029-4	D	100	39.20 (1.543)	45.80 (1.803)	44.20 (1.740)	5.60 (.220)	6.09	5.84	5.59	5.41
571-5179029-5	5179029-5	D	120	47.20 (1.858)	53.80 (2.118)	52.20 (2.055)	5.60 (.220)	6.59	5.98	5.56	5.28
571-5179029-6	5179029-6	D	140	55.20 (2.173)	61.80 (2.433)	60.20 (2.370)	5.60 (.220)	7.60	6.83	6.44	6.07
7mm Plugs for 7,11 and 15mm Stacking Heights											
571-5179030-5	5179030-5	D	120	47.20 (1.858)	53.80 (2.118)	52.20 (2.055)	6.60 (.260)	6.11	5.49	5.19	4.87
8mm Plugs for 8,12 and 16mm Stacking Heights											
571-5179031-1	5179031-1	D	40	15.20 (.598)	21.80 (.858)	20.20 (.795)	7.60 (.300)	2.19	1.98	1.86	1.71
571-5179031-2	5179031-2	D	60	23.20 (.913)	29.80 (1.173)	28.20 (1.110)	7.60 (.300)	3.48	3.18	2.86	2.61
571-5179031-3	5179031-3	D	80	31.20 (1.228)	37.80 (1.488)	36.20 (1.425)	7.60 (.300)	5.22	4.74	4.41	4.18
571-5179031-4	5179031-4	D	100	39.20 (1.543)	45.80 (1.803)	44.20 (1.740)	7.60 (.300)	6.69	6.08	5.65	5.37
571-5179031-5	5179031-5	D	120	47.20 (1.858)	53.80 (2.118)	52.20 (2.055)	7.60 (.300)	7.97	7.27	6.01	5.91
571-5179031-6	5179031-6	D	140	55.20 (2.173)	61.80 (2.433)	60.20 (2.370)	7.60 (.300)	6.31	6.05	5.19	4.95

© Copyright 2013 Mouser Electronics

© Copyright 2013 Mouser Electronics

3M™ PLCC and DIP Sockets

RoHS Compliant **This product is RoHS compliant.**

DIMENSIONS: in.

8400 SERIES PLCC SOCKETS

Specifications:
- High temperature insulator compatible with IR reflow and wave soldering
- Compatible with automated loading equipment
- Open top design allows unrestricted air flow
- Molded slots for ease of device extraction
- Insulation Material: Glass filled Polyphenylene Sulfide (PPS)
- Flammability: UL 94V-0
- Contact Resistance: 15Ω
- Insulation Resistance: 103MΩ minimum
- Capacitance: 1pF
- Temperature Rating: -40°C to +105°C
- RoHS Compliant per 3M documentation

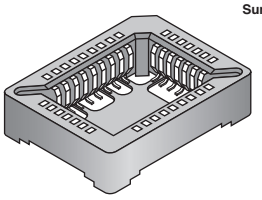

Surface Mount

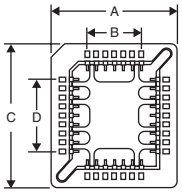

Low Profile, 4-Row, Surface Mount

For quantities greater than listed, call for quote.

MOUSER STOCK NO.	3M Part No.	No. of Contacts	Dimensions: in.				Location Posts	Price Each			
			A	B	C	D		1	25	50	100
517-8420-21A1-RK-TP	8420-21A1-RK-TP	20	0.617	0.200	0.617	0.200	Yes	.73	.672	.626	.603
517-8420-21B1-RK-TP	8420-21B1-RK-TP	20	1.617	0.200	0.617	0.200	No	.71	.652	.607	.585
517-8428-21A1-RK-TP	8428-21A1-RK-TP	28	0.716	0.300	0.716	0.300	Yes	.73	.673	.628	.595
517-8428-21B1-RK-TP	8428-21B1-RK-TP	28	1.716	0.300	0.716	0.300	No	.73	.673	.628	.595
517-8432-21A1-RK-TP	8432-21A1-RK-TP	32	0.716	0.300	0.818	0.400	Yes	.79	.737	.693	.648
517-8432-21B1-RK-TP	8432-21B1-RK-TP	32	1.716	0.300	0.818	0.400	No	.79	.737	.693	.648
517-8444-21A1-RK-TP	8444-21A1-RK-TP	44	0.917	0.500	0.917	0.500	Yes	.97	.897	.84	.807
517-8444-21B1-RK-TP	8444-21B1-RK-TP	44	1.917	0.500	0.917	0.500	No	.97	.897	.84	.807
517-8452-21B1-RK-TP	8452-21B1-RK-TP	52	2.018	0.600	1.018	0.600	No	1.04	.982	.915	.87
517-8468-21B1-RK-TP	8468-21B1-RK-TP	68	2.219	0.801	1.219	0.801	No	1.28	1.18	1.11	1.06
517-8484-21A1-RK-TP	8484-21A1-RK-TP	84	1.418	1.001	1.418	1.001	Yes	1.39	1.27	1.21	1.14
517-8484-21B1-RK-TP	8484-21B1-RK-TP	84	2.418	1.001	1.418	1.001	No	1.39	1.27	1.21	1.14

Thru-Hole

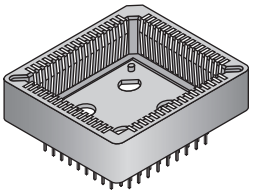

4-Row, Thru-Hole

For quantities greater than listed, call for quote.

MOUSER STOCK NO.	3M Part No.	No. of Contacts	Dimensions: in.				Location Posts	Price Each			
			A	B	C	D		1	25	50	100
517-8420-11B1-RK-TP	8420-11B1-RK-TP	20	0.611	0.200	0.611	0.200	No	.69	.63	.597	.564
517-8428-11B1-RK-TP	8428-11B1-RK-TP	28	0.711	0.300	0.711	0.300	No	.77	.716	.671	.639
517-8432-11B1-RK-TP	8432-11B1-RK-TP	32	0.711	0.300	0.812	0.400	No	.81	.759	.703	.67
517-8444-11B1-RK-TP	8444-11B1-RK-TP	44	0.926	0.500	0.926	0.500	No	1.00	.918	.861	.816
517-8452-11B1-RK-TP	8452-11B1-RK-TP	52	1.020	0.600	1.020	0.600	No	1.08	1.00	.936	.892
517-8468-11B1-RK-TP	8468-11B1-RK-TP	68	1.223	0.801	1.223	0.801	No	1.57	1.50	1.41	1.35
517-8484-11B1-RK-TP	8484-11B1-RK-TP	84	1.420	1.001	1.420	1.001	No	1.56	1.40	1.37	1.28

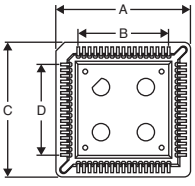

4800 SERIES DIP SOCKETS - STAMPED AND FORMED, DUAL-WIPE

Specifications:
- Dual leaf, high compression contact provides reliable termination
- Contact Material: Phosphor Bronze
- Side and end stackable
- Insulation Material: Polyester Glass Filled
- Flammability: UL94V-0
- Color: Black
- RoHS Compliant per 3M documentation
- Insertion Force: 340 grams max. per contact
- Withdrawal Force: 80 grams min. per contact
- 3000 and 6000 versions have an Auto Insert Straight Lead
- 3004 and 6004 versions have a Self Locking Barb
- Acceptable Pin Sizes: Diameter- .010" - .011" (0.25mm - 0.27mm), Length- .100" - .130" (2.54mm - 3.30mm)
- Board mating height: .174 in.
- Mounting Information: Hole Diameter- .035" - .043" (0.90mm - 1.10mm),
- Current Rating: 1A
- Insulation Resistance: 5,000MΩ min. at 500VDC
- Withstanding Voltage: 100VAC for 1 minute
- Temperature Rating: -25°C to +85°C

Body Style "A"

For quantities greater than listed, call for quote.

MOUSER STOCK NO.	3M Part No.	No. of Contacts	Dimensions: in.				Tail	Price Each			
			Row Spacing	Length	Width	Pin Dia.		1	25	50	100
517-4808-3000-CP	4808-3000-CP	8	0.300	0.395	0.400	0.020	Straight	.30	.257	.203	.193
517-4808-3004-CP	4808-3004-CP	8	0.300	0.395	0.400	0.020	Kinked	.20	.18	.163	.159
517-4814-3000-CP	4814-3000-CP	14	0.300	0.695	0.400	0.020	Straight	.28	.257	.214	.203
517-4814-3004-CP	4814-3004-CP	14	0.300	0.695	0.400	0.020	Kinked	.26	.193	.182	.171
517-4816-3000-CP	4816-3000-CP	16	0.300	0.795	0.400	0.020	Straight	.24	.225	.19	.182
517-4816-3004-CP	4816-3004-CP	16	0.300	0.795	0.400	0.020	Kinked	.24	.216	.193	.18
517-4818-3000-CP	4818-3000-CP	18	0.300	0.895	0.400	0.020	Straight	.33	.30	.246	.235
517-4818-3004-CP	4818-3004-CP	18	0.300	0.895	0.400	0.020	Kinked	.29	.257	.246	.235
517-4820-3000-CP	4820-3000-CP	20	0.300	0.995	0.400	0.020	Straight	.20	.198	.195	.188
517-4820-3004-CP	4820-3004-CP	20	0.300	0.995	0.400	0.020	Kinked	.35	.346	.257	.246
517-4824-3000-CP	4824-3000-CP	24	0.300	1.195	0.400	0.020	Straight	.30	.29	.246	.235
517-4824-3004-CP	4824-3004-CP	24	0.300	1.195	0.400	0.020	Kinked	.47	.375	.321	.315

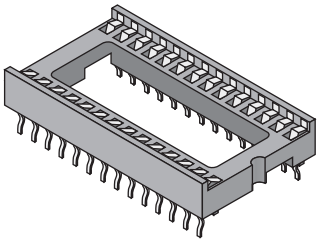

Body Style "A"

Body Style "B"

For quantities greater than listed, call for quote.

MOUSER STOCK NO.	3M Part No.	No. of Contacts	Dimensions: in.				Tail	Price Each			
			Row Spacing	Length	Width	Pin Dia.		1	25	50	100
517-4824-6000-CP	4824-6000-CP	24	0.600	1.195	0.700	0.020	Straight	.32	.254	.235	.228
517-4824-6004-CP	4824-6004-CP	24	0.600	1.195	0.700	0.020	Kinked	.39	.364	.321	.31
517-4828-6000-CP	4828-6000-CP	28	0.600	1.395	0.700	0.020	Straight	.96	.301	.297	.289
517-4828-6004-CP	4828-6004-CP	28	0.600	1.395	0.700	0.020	Kinked	.35	.342	.331	.308
517-4832-6000-CP	4832-6000-CP	32	0.600	1.595	0.700	0.020	Straight	.29	.265	.258	.256
517-4832-6004-CP	4832-6004-CP	32	0.600	1.595	0.700	0.020	Kinked	.55	.449	.428	.417
517-4840-6000-CP	4840-6000-CP	40	0.600	1.995	0.700	0.020	Straight	.47	.449	.428	.417
517-4840-6004-CP	4840-6004-CP	40	0.600	1.995	0.700	0.020	Kinked	.51	.428	.407	.385
517-4842-6000-CP	4842-6000-CP	42	0.600	2.101	0.700	0.020	Straight	.43	.417	.396	.364
517-4842-6004-CP	4842-6004-CP	42	0.600	2.101	0.700	0.020	Kinked	.49	.471	.449	.417
517-4848-6004-CP	4848-6004-CP	48	0.600	2.395	0.700	0.020	Kinked	.49	.417	.375	.364

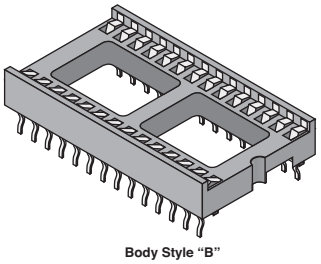

Body Style "B"

© Copyright 2013 Mouser Electronics

© Copyright 2013 Mouser Electronics

3M Textool™ Test and Burn-In Sockets

RoHS Compliant **This product is RoHS compliant.**

TEXTOOL SOCKETS AND RECEPTACLES

With decades of experience on the market, 3M Textool™ DIP Sockets provide a proven, reliable test/burn-in interface for DIP Packages with .100" lead spacing, and pin counts of 14 to 64. The sockets possess a lever actuated zero insertion force mechanism to maximize cycle life and reduce the potential for device lead damage.

Specifications:
- Current: 1A
- Color: Green
- Flammability: UL 94V-0
- Operating Temperature: -55°C to +150°C
- Contact Material: Beryllium Copper
- Contact Plating: 30μ" Gold over 50μ" Nickel
- RoHS Compliant per 3M documentation

✻ Contact Tail Length:
XX = 09 Solder Tail .13 (3.3)with flanges
= 19 Wire Wrap Tail .62 (15.8) with flanges
= 29 Solder Tail .13 (3.3) without flanges
= 39 Wire Wrap Tail .62 (15.8) without flanges

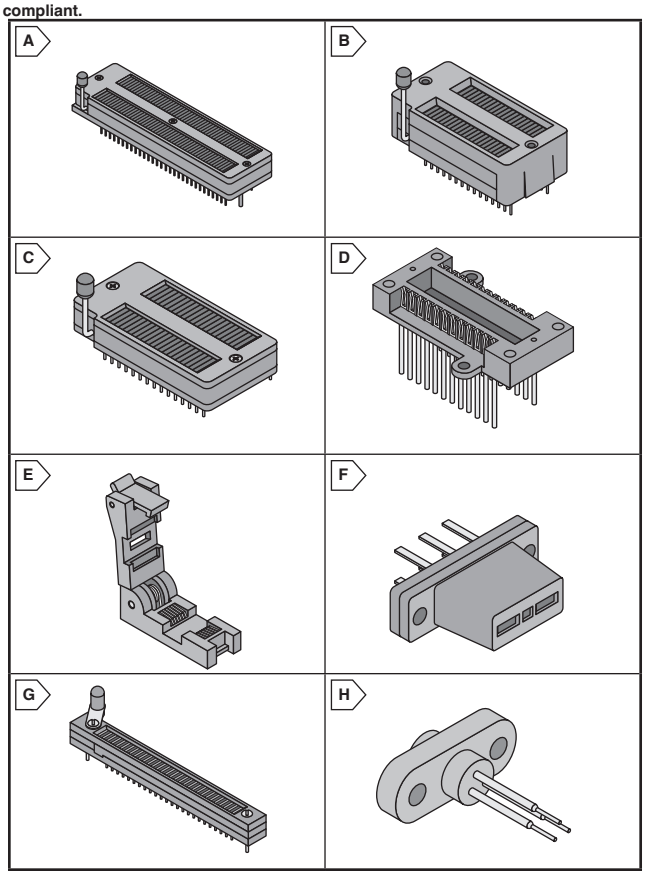

For quantities greater than listed, call for quote.

MOUSER STOCK NO.	3M Part No.	Fig.	No. of Contacts	3M Mating✻ Receptacle Part No.	Price Each 1	5	10
ZIP DIP II 2.54mm (.100") Sockets							
517-214-3339-00	214-3339-00-0602J	A	14	214-3339-XX-0602J	14.10	13.79	13.04
517-216-3340-00	216-3340-00-0602J	A	16	216-3340-XX-0602J	17.18	16.64	15.62
517-218-3341-00	218-3341-00-0602J	A	18	218-3341-XX-0602J	14.95	13.24	11.88
517-220-3342-00	220-3342-00-0602J	A	20	220-3342-XX-0602J	16.71	16.04	15.28
517-222-3343-00	222-3343-00-0602J	A	22	222-3334-XX-0602J	18.80	18.52	17.46
517-224-1275-00	224-1275-00-0602J	A	24	224-1275-XX-0602J	13.44	11.63	10.67
517-224-5248-00	224-5248-00-0602J	A	24	224-5248-XX-0602J	15.71	14.32	12.54
517-228-1277-00	228-1277-00-0602J	A	28	228-1277-XX-0602J	17.40	16.59	16.08
517-228-4817-00	228-4817-00-0602J	A	28	228-4817-XX-0602J	21.24	20.31	19.71
517-232-1285-00	232-1285-00-0602J	A	32	232-1285-XX-0602J	14.61	14.03	13.74
517-240-1280-00	240-1280-00-0602J	A	40	240-1280-XX-0602J	20.47	19.75	19.00
517-240-3639-00	240-3639-00-0602J	A	40	240-3639-XX-0602J	24.85	23.66	22.42
517-248-1282-00	248-1282-00-0602J	A	48	248-1282-XX-0602J	21.99	20.78	19.85
517-264-4493-00	264-4493-00-0602J	A	64	264-4493-XX-0602J	28.52	27.71	26.59
Shrink DIP .070" Sockets							
517-228-1290-00	228-1290-00-0602J	B	28	228-1290-XX-0602J	18.40	17.16	14.70
517-264-1300-00	264-1300-00-0602J	B	64	264-1300-XX-0602J	22.41	22.12	21.84
Universal DIP 2.54mm (.100") Sockets							
517-224-1286-00	224-1286-00-0602J	C	24	224-1275-XX-0602J	20.72	20.14	19.23
517-228-1371-00	228-1371-00-0602J	C	28	228-1277-XX-0602J	22.05	20.82	19.91
517-232-1287-00	232-1287-00-0602J	C	32	232-1285-XX-0602J	20.49	19.99	18.58
517-240-1288-00	240-1288-00-0602J	C	40	240-1280-XX-0602J	22.23	21.64	21.49
517-242-1289-00	242-1289-00-0602J	C	42	242-1281-XX-0602J	22.34	22.00	21.74

ZIP DIP II Receptacles for DIP Sockets

With decades of experience on the market, 3M Textool™ DIP Receptacles provide a proven, reliable interface between DIP Sockets and a PCB. Receptacles are available for most Textool socket sizes.

✻ Contact Tail Length:
XX = 09 Solder Tail .13 (3.3)with flanges
= 19 Wire Wrap Tail .62 (15.8) with flanges
= 29 Solder Tail .13 (3.3) without flanges
= 39 Wire Wrap Tail .62 (15.8) without flanges

For quantities greater than listed, call for quote.

MOUSER STOCK NO.	3M Part No.	Fig.	No. of Contacts	Price Each 1	5	10
517-214-3339-09	214-3339-09-0602J	D	14	12.60	11.99	11.65
517-216-3340-09	216-3340-09-0602J	D	16	12.57	11.89	11.25
517-218-3341-09	218-3341-09-0602J	D	18	10.04	9.21	7.96
517-220-3342-09	220-3342-09-0602J	D	20	12.37	11.77	11.44
517-220-3342-19	220-3342-19-0602J	D	20	18.47	17.63	17.14
517-224-1275-39	224-1275-39-0602J	D	24	15.94	15.27	12.72
517-228-1277-09	228-1277-09-0602J	D	28	14.92	14.19	13.57
517-228-1277-19	228-1277-19-0602J	D	28	17.89	15.73	14.28
517-228-1277-29	228-1277-29-0602J	D	28	16.60	16.04	15.42
517-228-1277-39	228-1277-39-0602J	D	28	15.39	13.89	12.31
517-228-1290-29	228-1290-29-0602J	D	28	11.34	10.83	9.07
517-228-4817-09	228-4817-09-0602J	D	28	16.91	15.00	13.51
517-240-1280-09	240-1280-09-0602J	D	40	20.62	19.62	19.15
517-240-1280-19	240-1280-19-0602J	D	40	21.64	19.58	17.29
517-240-1280-29	240-1280-29-0602J	D	40	18.26	17.83	16.96
517-240-3639-09	240-3639-09-0602J	D	40	18.28	17.40	17.19
517-264-1300-09	264-1300-09-0602J	D	64	26.66	24.90	21.30

Test and Burn-In SOIC Sockets

For quantities greater than listed, call for quote.

MOUSER STOCK NO.	3M Part No.	Fig.	No. of Leads	Price Each 1	5	10
517-208-7391-55	208-7391-55-1902	E	8	24.31	22.61	19.43
517-214-7390-55	214-7390-55-1902	E	14	21.96	20.09	17.57
517-216-7224-55	216-7224-55-1902	E	16	23.45	21.20	18.76
517-216-7383-55	216-7383-55-1902	E	16	24.45	22.60	22.06
517-218-7223-55	218-7223-55-1902	E	18	20.35	20.21	19.94
517-220-7201-55	220-7201-55-1902	E	20	21.21	20.15	19.92
517-224-7397-55	224-7397-55-1902	E	24	30.56	29.02	24.43
517-228-7396-55	228-7396-55-1902	E	28	30.09	28.58	25.02

Power In-Line Socket

3M Textool™ Power In-Line Sockets provide a proven, reliable test/burn-in interface for 3 lead TO packages such as TO-3 and TO-66. The Power In-Line Socket must be mounted to board with screws and has 2 entry ports which accept devices with 0.75" to 0.20" between leads.

For quantities greater than listed, call for quote.

MOUSER STOCK NO.	3M Part No.	Fig.	No. of Contacts	Price Each 1	5	10
517-203-2737-55	203-2737-55-1102	F	3	29.76	27.85	26.86

2.54mm (.100") In-Line DIP Strip Sockets

With decades of experience on the market, 3M Textool™ In-Line DIP Strip Sockets provide a proven, reliable test/burn-in interface for Single In-Line style packages in pin counts of 10 to 36.

For quantities greater than listed, call for quote.

MOUSER STOCK NO.	3M Part No.	Fig.	No. of Contacts	Price Each 1	5	10
517-210-2599-00	210-2599-00-0602	G	10	23.89	23.52	23.09
517-220-2600-00	220-2600-00-0602	G	20	25.70	24.12	22.80
517-224-5809-00	224-5809-00-0602	G	24	34.20	32.49	27.35
517-232-2601-00	232-2601-00-0602	G	32	36.54	34.72	29.23
517-236-6225-00	236-6225-00-0602	G	36	39.86	37.86	31.88

Laser Diode Socket

3M Textool™ Diode Sockets provide a proven, reliable test/burn-in interface for diode style JEDEC TO packages in pin counts of 3 and 4.

For quantities greater than listed, call for quote.

MOUSER STOCK NO.	3M Part No.	Fig.	No. of Contacts	Price Each 1	5	10
517-203-6585-00	203-6585-00-0602J	H	3	4.96	4.73	4.49
517-203-6970-00	203-6970-00-0602J	H	3	5.20	4.94	4.70
517-203-6970-50	203-6970-50-0602J	H	3	5.18	4.94	4.68
517-204-6585-50	204-6585-50-0602J	H	4	5.97	5.69	5.41
517-204-6970-00	204-6970-00-0602J	H	4	6.35	6.06	5.76
517-204-6970-50	204-6970-50-0602J	H	4	5.95	5.61	5.21

© Copyright 2013 Mouser Electronics
© Copyright 2013 Mouser Electronics

ARIES Sockets, Adapters and Jumpers

LOCK/EJECT DIP SOCKETS

EJECT-A-DIP® is a rugged, solderable socket with a unique ejector/latch for fast in-field board maintenance. It locks in the connector or device, making it ideal for high vibration environments. When used as an ejector, it removes DIP packages without pin damage.

Specifications:

- Pin body plating: tin glass-filled polyester (PBT)
- Contact plating: 10µ" gold
- Contact current rating: 3A
- Body: UL 94V-0

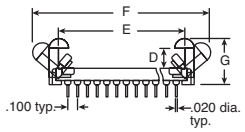

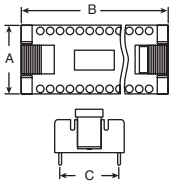

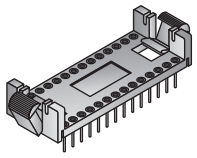

DIMENSIONS: in.

For quantities greater than listed, call for quote.

MOUSER STOCK NO.	Aries Part No.	# of Pins	Dimensions: in.							Price Each		
			A	B	C	D	E	F	G	1	10	25
535-16-C280-10	16-C280-10	16	.40	1.05	.30	.280	.83	1.54	.54	4.39	3.51	2.84
535-28-C182-10	28-C182-10	28	.70	1.69	.60	.182	1.47	2.00	.46	6.51	5.20	4.50
535-32-C182-10	32-C182-10	32	.70	1.89	.60	.182	1.69	2.20	.46	7.44	5.95	5.03
535-40-C182-10	40-C182-10	40	.70	2.29	.60	.182	2.07	2.60	.46	8.38	7.23	6.26

OPEN FRAME MACHINE PIN COLLET SOCKETS

Specifications:

- Body: blue UL 94V-0 glass-filled polyester thermoplastic (PBT)
- Pins: 200µ" tin over 100µ" nickel plated brass
- Contacts: 10µ" gold over 50µ" nickel plated beryllium copper

Features:

- Open frame allows for more efficient utilization of board space and better cooling
- Compatible with automatic insertion equipment

For quantities greater than listed, call for quote.

MOUSER STOCK NO.	Aries Part No.	# of Pins	Pin Centers	Price Each		
				1	25	100
535-08-3518-10	08-3518-10	8	.300	.90	.696	.503
535-14-3518-10	14-3518-10	14	.300	1.28	1.19	.663
535-16-3518-10	16-3518-10	16	.300	1.47	1.35	.76
535-18-3518-10	18-3518-10	18	.300	1.81	1.67	.942
535-20-3518-10	20-3518-10	20	.300	1.64	1.51	.845
535-24-3518-10	24-3518-10	24	.300	2.05	1.89	1.07
535-24-6518-10	24-6518-10	24	.600	2.02	1.82	1.10
535-28-3518-10	28-3518-10	28	.300	2.75	2.48	1.51
535-28-6518-10	28-6518-10	28	.600	2.42	2.18	1.33
535-32-6518-10	32-6518-10	32	.600	2.75	2.48	1.51
535-40-6518-10	40-6518-10	40	.600	3.22	2.90	1.75
535-48-6518-10	48-6518-10	48	.600	4.93	3.82	3.06

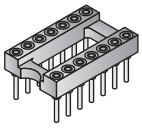

DISPLAY SOCKETS

DIMENSIONS: in.

Specifications:

- Body: red UL 94-HB glass-filled nylon
- Contacts: either 10µ" gold or 100µ" tin over 50µ" nickel plated phosphor bronze

A — Vertical Mounting w/o rails

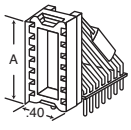

B — Vertical Mounting w/rails

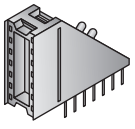

C — Horizontal Mounting

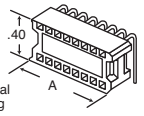

For quantities greater than listed, call for quote.

MOUSER STOCK NO.	Aries Part No.	Fig.	"A" Dim. (in.)	# of Pins	Plating	Row to Row Sp.		Price Each		
						Socket	Pin	1	10	25
535-10-2810-90	10-2810-90	A	.55	10	Gold	.200	.100	7.70	6.46	5.68
535-14-810-90R	14-810-90R	B	.75	14	Tin	.300	.100	7.55	6.64	6.06
535-14-820-90T	14-820-90T	C	.75	14	Tin	.300	.100	7.18	5.61	4.88
535-14-823-90	14-823-90	C	.75	14	Gold	.300	.300	6.53	5.74	5.15
535-16-820-90T	16-820-90T	C	.85	16	Tin	.300	.100	5.99	5.08	4.78

SSOP IC TO DIP ADAPTERS

Specifications:

- Tin plated
- Solder tail pin
- Current rating: 1A
- Operating temperature: 105°C



For quantities greater than listed, call for quote.

MOUSER STOCK NO.	Aries Part No.	No. of Contacts	Price Each		
			1	10	25
535-16-351000-10	16-351000-10	16	28.71	26.17	24.11
535-18-351000-10	18-351000-10	18	25.53	23.33	21.43
535-20-351000-10	20-351000-10	20	28.71	26.17	24.11
535-24-351000-10	24-351000-10	24	19.13	17.17	15.30
535-28-351000-10	28-351000-10	28	28.71	26.17	24.11

© Copyright 2013 Mouser Electronics

SOIC AND SOJ TO DIP ADAPTERS

Specifications:

- Board material: .062" FR-4
- Pins: brass alloy with tin over nickel plating

Features:

- Cost effective, permits upgrading to SOJ or SOIC---without changing PCB layout
- Available on .300", .400", and .600" centers



For quantities greater than listed, call for quote.

MOUSER STOCK NO.	Aries Part No.	No. of Pins	Pin Centers	Price Each		
				1	10	25
.300" Centers						
535-08-350000-10	08-350000-10	8	SOIC	6.38	5.89	5.35
535-14-350000-10	14-350000-10	14	SOIC	6.38	5.89	5.35
535-16-350000-10	16-350000-10	16	SOIC	6.38	5.89	5.35
535-18-350000-10	18-350000-10	18	SOIC	6.28	5.79	5.38
535-20-350000-10	20-350000-10	20	SOIC	6.38	5.89	5.35
535-20-350001-10	20-350001-10	20	SOJ	6.71	6.46	6.21
535-24-350000-10	24-350000-10	24	SOIC	6.16	5.78	5.24
535-28-350002-10	28-350002-10	28	SOIC	11.78	10.39	9.99
.400" Centers						
535-32-450001-10	32-450001-10	32	SOJ	30.82	29.03	27.82
.600" Centers						
535-24-650000-10	24-650000-10	24	SOIC	12.74	11.88	10.69
535-28-650000-10	28-650000-10	28	SOIC	13.11	12.10	11.58
535-32-650000-10	32-650000-10	32	SOJ	14.54	13.62	13.36

DIP TO SOIC ADAPTERS

DIMENSIONS: in. (mm)

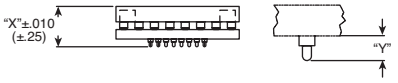

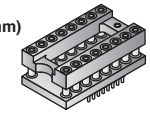

Specifications:

- Socket body: Black, UL94V-0 Glass-filled 4/6 Nylon
- PCB: FR-4, .062" thick
- Contact current rating: 3A
- Operating temperature: 105°C

Part No. Suffix	Dim. "X"	Dim. "Y"
-10	.265 (6.73)	.050 (1.27)
-20	.325 (8.26)	.110 (2.79)

For quantities greater than listed, call for quote.

MOUSER STOCK NO.	Aries Part No.	No. of Contacts	Price Each		
			1	10	25
Short Adapter Pin					
535-08-354000-10	08-354000-10	8	25.66	21.10	18.99
535-14-3540-10	14-354000-10	14	26.19	20.78	19.69
535-16-354000-10	16-354000-10	16	27.48	23.67	21.96
535-20-354-000-10	20-354000-10	20	28.78	25.13	22.30
535-24-354000-10	24-354000-10	24	29.00	27.32	24.94
535-28-354000-10	28-354000-10	28	29.17	27.41	26.25
Long Adapter Pin					
535-08-354000-20	08-354000-20	8	25.66	21.10	18.99
535-14-354000-20	14-354000-20	14	26.19	20.78	19.69
535-16-354000-20	16-354000-20	16	27.48	23.67	21.96
535-20-354000-20	20-354000-20	20	28.78	25.13	22.30
535-24-354000-20	24-354000-20	24	29.00	27.32	24.94
535-28-354000-20	28-354000-20	28	29.17	27.41	26.25

DIP ADAPTER SOCKETS

DIMENSIONS: in.

These adapter sockets allow the use of .300" center devices when the PCB is drilled on .600" centers and vice-versa, giving the flexibility of using .600" or .300" center devices in the same application.

A

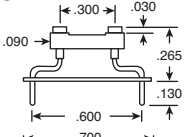

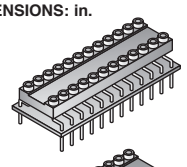

B

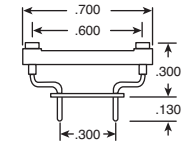

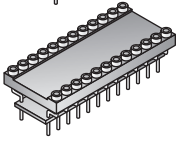

Specifications:

- Pin body plating: tin
- 4-fingered collet contact: beryllium copper
- Contact plating: 30µ" gold
- Contact current rating: 3A
- Socket body: black UL 94-HB glass-filled nylon

For quantities greater than listed, call for quote.

MOUSER STOCK NO.	Aries Part No.	Fig.	No. of Pins	Description	Price Each		
					1	10	25
535-1106396-24	1106396-24	A	24	.300" DIP to .600" PCB adapters	12.16	11.07	10.57
535-1106396-28	1106396-28	A	28	.300" DIP to .600" PCB adapters	8.83	7.70	7.06
535-1107254-24	1107254-24	B	24	.600" DIP to .300" PCB adapters	7.81	6.99	6.47
535-1107254-28	1107254-28	B	28	.600" DIP to .300" PCB adapters	11.77	11.09	10.29

MINI-LINK™ MINIATURE JUMPER

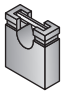

Specifications:

- Body: black UL 94V-0 glass-filled polyester thermoplastic
- Contacts: tin over nickel plated phosphor bronze

Features:

- Mini-Link™ miniature jumpers are useful for jumpering .025" square pins on .100" centers
- Jumper terminal is partially exposed for testing

For quantities greater than listed, call for quote.

MOUSER STOCK NO.	Aries Part No.	Price Each		
		1	25	100
535-ME-100	ME-100	.16	.139	.118

© Copyright 2013 Mouser Electronics

ARIES Sockets

ARIES ELECTRONICS, INC.

UNIVERSAL PLCC ZIF TEST SOCKET

Specifications:
- Body: black ULV-0 glass-filled polyphenylene Sulfide (PPS)
- Contact pin: beryllium copper, gold over nickel plating
- Contact current rating: 1A
- Hardware: stainless steel
- Life cycle: 10,000 insertions max.

Features:
- One socket will accept all seven PLCC sizes: 20, 28, 44, 52, 68 and 84 square PLCC and 32 rectangular PLCC
- Seven adapter plates are available for each PLCC lead count
- The PLCC is inserted "live bug" (pins down)
- Can also be plugged into Aries' Universal ZIF PLCC Socket Receptacle (Mouser Stock No. 535-84-637-10)

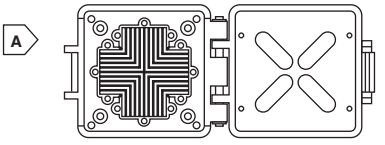

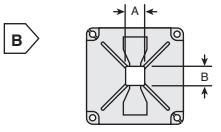

For quantities greater than listed, call for quote.

MOUSER STOCK NO.	Aries Part No.	Fig.	No. of Pins	Dimensions (in.) A	Dimensions (in.) B	Price Each
Universal PLCC ZIF Test Socket						
535-84-537-21	84-537-21	A	- - -	- - -	- - -	284.31
Adapter Plates						
535-20-537-20	20-537-20	B	20	.395/.397	.395/.397	17.69
535-28-537-20	28-537-20	B	28	.495/.497	.495/.497	17.69
535-32-537-20	32-537-20	B	32	.495/.497	.495/.497	17.69
535-44-537-20	44-537-20	B	44	.695/.697	.695/.697	17.69
535-52-537-20	52-537-20	B	52	.795/.797	.795/.797	17.69
535-68-537-20	68-537-20	B	68	.995/.997	.995/.997	17.69
535-84-537-20	84-537-20	B	84	1.195/1.197	1.195/1.197	17.69

4 PIN OSCILLATOR SOCKETS

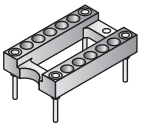

- Four pin socket accepts standard oscillator packages
- Designed to be end-to-end or side-to-side stackable
- Machine insertable
- Body: Blue UL 94V-0 Glass-filled Polyester Thermoplastic
- Operating Temperature: 221°F [105°C]
- 4-fingered collet contact has 10µ" of Gold plating

For quantities greater than listed, call for quote.

MOUSER STOCK NO.	Aries Part No.	Description	Price Each 1	Price Each 25	Price Each 100
535-1108800	1108800	Half Size Socket	.62	.514	.417
535-1107741	1107741	Full Size Socket	.62	.514	.417

PLCC TO DIP ADAPTERS

Features:
- Converts PLCC packaged IC's to a DIP footprint
- Ideal for prototyping, testing, and evaluation
- PLCC sockets or PLCC contact pads

Specifications:
- Body: FR-4 plastic
- Solder tail pins: brass alloy with tin over nickel plating
- Optional PLCC socket contacts: copper alloy with tin over nickel plating
- Current rating: 1A

For quantities greater than listed, call for quote.

MOUSER STOCK NO.	Aries Part No.	No. of Pins	Price Each 1	Price Each 25	Price Each 100
With PLCC Pads					
535-28-652000-10	28-652000-10	28	27.35	25.79	24.77
535-44-652000-10	44-652000-10	44	73.03	67.41	58.33
535-68-652000-10	68-652000-10	68	85.26	80.12	76.24
With PLCC Socket					
535-28-653000-10	28-653000-10	28	25.52	23.57	23.36
535-44-653000-10	44-653000-10	44	88.21	82.85	79.93
535-68-653000-10	68-653000-10	68	102.08	94.63	92.58
535-84-653000-10	84-653000-10	84	102.08	94.63	92.58



With PLCC Pads

ZIF IC SOCKETS

A true ZIF (Zero Insertion Force) device. Contacts are normally open and are closed by CAM action controlled by lever arms. A tapered entry guides legs into mating position with contacts.

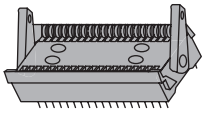

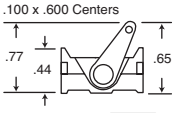

© Copyright 2013 Mouser Electronics

.100" DIP FORK HEADERS AND COVERS

Features:
- Forked contacts accepts up to .025" Dia. leads
- Body cavity design provides additional clearance for components
- Protective covers snap on to headers

Specifications:
- Header body and covers: Red UL 94-HB Glass-filled Nylon
- Contact Rating: 2 Amps
- Operating Temperature: 221°F [105°C] Tin Plating 257°F [125°C] Gold Plating
- PCB Hole Size: .035 Diameter

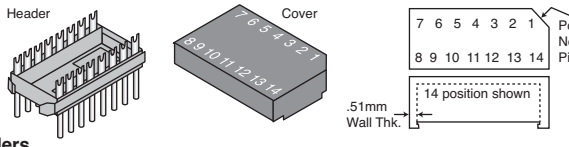

Headers

For quantities greater than listed, call for quote.

MOUSER STOCK NO.	Aries Part No.	No. of Pins	Row Spacing	Plating	Price Each 1	Price Each 25	Price Each 100
535-08-600-10	08-600-10	8	.300"	Tin	1.82	1.77	1.71
535-08-600-11	08-600-11	8	.300"	Gold	2.03	1.50	1.40
535-14-600-10	14-600-10	14	.300"	Tin	2.35	2.25	2.14
535-14-600-11	14-600-11	14	.300"	Gold	2.30	1.99	1.78
535-16-600-10	16-600-10	16	.300"	Tin	2.57	2.46	2.35
535-16-600-11	16-600-11	16	.300"	Gold	2.85	2.27	2.12
535-18-600-10	18-600-10	18	.300"	Tin	2.03	1.77	1.43
535-20-600-10	20-600-10	20	.300"	Tin	2.27	1.88	1.62
535-24-600-10	24-600-10	24	.600"	Tin	3.23	2.82	2.29
535-28-600-10	28-600-10	28	.600"	Tin	3.10	2.72	2.19

Covers for Headers

For quantities greater than listed, call for quote.

MOUSER STOCK NO.	Aries Part No.	No. of Pins	Max. Component Height	Price Each 1	Price Each 25	Price Each 100
535-08-650-10	08-650-10	8	.125"	2.09	1.88	1.78
535-14-650-10	14-650-10	14	.125"	2.09	1.88	1.78
535-16-650-10	16-650-10	16	.125"	2.09	1.88	1.78
535-20-650-10	20-650-10	20	.125"	4.10	3.36	2.48
535-24-650-10	24-650-10	24	.125"	3.15	2.84	2.48
535-28-650-10	28-650-10	28	.125"	3.15	2.84	2.68
535-14-650-20	14-650-20	14	.375"	2.09	1.88	1.78
535-16-650-20	16-650-20	16	.375"	2.09	1.88	1.78
535-24-650-20	24-650-20	24	.375"	4.10	3.46	2.48

UNIVERSAL ZIF TEST SOCKETS

Aries universal test sockets accept DIP devices with row-to-row pin spacing of .300" to .600". They are direct replacements for other test sockets currently on the market.

Features:
- Accepts DIP devices on .300" to .600" centers
- May be soldered directly to board or plugged into any compatible socket
- Choice of gold or tin plated contacts

Specifications:
- Body: UL94V-0 glass-filled thermoplastic
- Contacts: beryllium copper with gold or tin over nickel
- Current rating: 1A
- Life cycles: 25,000 to 50,000 insertions

For quantities greater than listed, call for quote.

MOUSER STOCK NO.	Aries Part No.	No. of Pins	Price Each 1	Price Each 10	Price Each 25
Tin Plated Contacts					
535-24-6554-10	24-6554-10	24	8.45	7.82	7.39
535-28-6554-10	28-6554-10	28	9.65	8.99	8.44
535-32-6554-10	32-6554-10	32	10.77	9.93	9.42
535-40-6554-10	40-6554-10	40	12.86	12.02	11.25
535-48-6554-10	48-6554-10	48	15.57	14.93	14.24
Gold Plated Contacts					
535-24-6554-11	24-6554-11	24	15.13	14.50	13.84
535-28-6554-11	28-6554-11	28	16.19	15.59	15.00
535-32-6554-11	32-6554-11	32	17.64	16.47	15.43
535-40-6554-11	40-6554-11	40	19.15	18.40	17.87
535-48-6554-11	48-6554-11	48	22.99	21.53	21.13

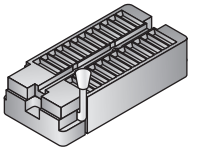

LO-PRO ZIF IC SOCKETS

These low profile ZIF IC sockets permit 24, 28, or 40 pin DIP devices to be inserted without bending or damaging the leads. No force is required to insert or remove the component from the socket.

Specifications:
- Body: UL94V-0 glass-filled polyester thermo-plastic
- Contacts: beryllium copper with tin over nickel plating
- Current rating: 2A
- Contacts: tin plated

Features:
- CAM action compresses double sided contacts for gas tight seal
- Test point openings allow access to all pins

For quantities greater than listed, call for quote.

MOUSER STOCK NO.	Aries Part No.	No. of Pins	Price Each 1	Price Each 10	Price Each 25
535-24-526-10	24-526-10	24	10.36	9.90	9.01
535-28-526-10	28-526-10	28	11.35	11.02	10.04
535-40-526-10	40-526-10	40	11.68	10.90	10.22

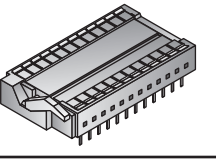

DIMENSIONS: in.

For quantities greater than listed, call for quote.

MOUSER STOCK NO.	Aries Part No.	No. of Pins	Plating	Price Each 1	Price Each 10	Price Each 25
535-28-516-11	28-516-11	28	Gold	23.04	19.21	14.59
535-40-516-11	40-516-11	40	Gold	31.00	25.84	19.63

© Copyright 2013 Mouser Electronics

PLCC Sockets

FCI PLCC SOCKETS - SURFACE MOUNT

Features:
- Standard JEDEC (type A) mounting pad
- Hi-temp: IR reflow compatible plastic
- Polarization indicators assure positive chip carrier orientation
- Center pad for pick and place
- RoHS Compliant per FCI documentation

Specifications:
- Operating temperature: -50°C ~ 125°C
- Current rating: 1A
- Insulation resistance: 10,000MΩ
- Contact material: Phosphor bronze alloy
- Contact plating: 150µ" tin, 40µ" nickel (min.)
- Capacitance: 1.0pF max.
- Withstanding voltage: 600V

RoHS Compliant

✻ With Locating Peg

For quantities greater than listed, call for quote.

MOUSER STOCK NO.	FCI Part No.	Fig	No. of Contacts	Contact Plating	Dimensions: in. A	B	C	D	E	Price Each 1	25	100
Surface Mount • Low profile: .175" (4.45) • Contact resistance: 20mΩ												
649-69802-128LF	69802-128LF	A	28	Tin	.300	.700	.300	.434	.133	**1.25**	**1.12**	**.989**
✻ 649-69802-032LF	69802-032LF	A	32	Tin	.300	.700	.300	.434	.133	**.96**	**.92**	**.812**
649-69802-132LF	69802-132LF	A	32	Tin	.300	.700	.300	.434	.133	**.96**	**.92**	**.816**
✻ 649-69802-044LF	69802-044LF	A	44	Tin	.500	.900	.500	.634	.133	**1.64**	**1.38**	**1.20**
649-69802-144LF	69802-144LF	A	44	Tin	.500	.900	.500	.634	.133	**1.64**	**1.38**	**1.20**
649-69802-168LF	69802-168LF	A	68	Tin	.800	1.213	.800	.934	.140	**2.49**	**2.15**	**1.93**
649-69802-184LF	69802-184LF	A	84	Tin	1.000	1.413	1.000	1.134	.140	**2.70**	**2.47**	**2.26**
Thru-Hole • Low profile: 310" (7.87) • Contact resistance: 30mΩ												
649-54020-20030LF	54020-20030LF	B	20	Tin	.200	.613	.720	.200	.613	**1.72**	**1.54**	**1.34**
649-54020-32030LF	54020-320300LF	B	32	Tin	.300	.700	.941	.300	.700	**1.55**	**1.42**	**1.35**
649-54020-44030LF	54020-44030LF	B	44	Tin	.500	.913	1.144	.500	.913	**1.42**	**1.29**	**1.21**
649-54020-52030LF	54020-52030LF	B	52	Tin	.600	1.060	1.303	.600	1.060	**2.17**	**1.99**	**1.87**
649-54020-68030LF	54020-68030LF	B	68	Tin	.800	1.217	1.575	.800	1.217	**2.45**	**2.24**	**2.14**
649-54020-84030LF	54020-84030LF	B	84	Tin	1.000	1.417	1.858	1.000	1.417	**2.85**	**2.55**	**2.19**

DIMENSIONS: in. (mm)

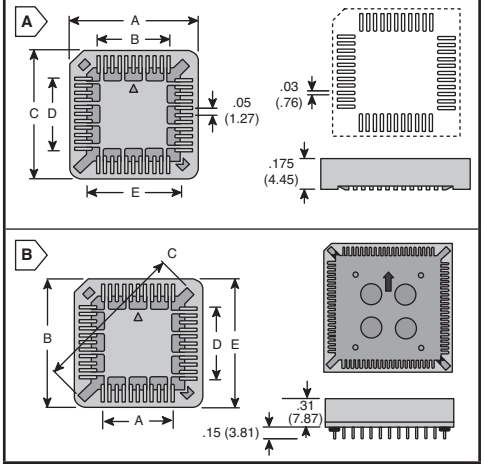

KOBICONN PLCC SOCKETS

DIMENSIONS: in.

Features:
- Accepts JEDEC type A chips
- Polarization indicator to assure positive chip carrier alignment
- Low profile

Specifications:
- Contact resistance: 30mΩ max. @ 100mA DC
- Insulator resistance: 1000MΩ min. @ 500VDC
- Current rating: 1A
- Voltage rating: 500VAC for 1 minute
- Operating temp.: -55°C ~ 105°C
- Contact material: Tin/gold plated phosphor bronze
- Housing material: PPS and 40% glass fiber

For quantities greater than listed, call for quote.

MOUSER STOCK NO.	Fig	No. of Contacts	Contact Plating	Dimensions: in. A	B	C	D	E	Price Each 1	25	100	500
Thru-Hole												
151-1529	A	28	Gold	.71	.71	.80	.30	.30	**1.34**	**.952**	**.867**	**.792**
151-1533	A	32	Gold	.71	.81	.88	.30	.40	**2.01**	**1.55**	**1.41**	**1.28**
151-1545	A	44	Gold	.93	.93	1.09	.50	.50	**1.99**	**1.53**	**1.39**	**1.26**
151-1553	A	52	Gold	1.02	1.02	1.24	.60	.60	**2.29**	**1.77**	**1.61**	**1.46**
151-1569	A	68	Gold	1.22	1.22	1.50	.80	.80	**2.45**	**1.88**	**1.71**	**1.55**
151-1585	A	84	Gold	1.42	1.42	1.80	1.00	1.00	**2.57**	**1.98**	**1.80**	**1.64**
SMT												
151-1534	B	32	Tin	.71	.81	.88	.30	.40	**.82**	**.631**	**.578**	**.524**
151-1546	B	44	Tin	.93	.93	1.09	.50	.50	**1.01**	**.781**	**.706**	**.642**

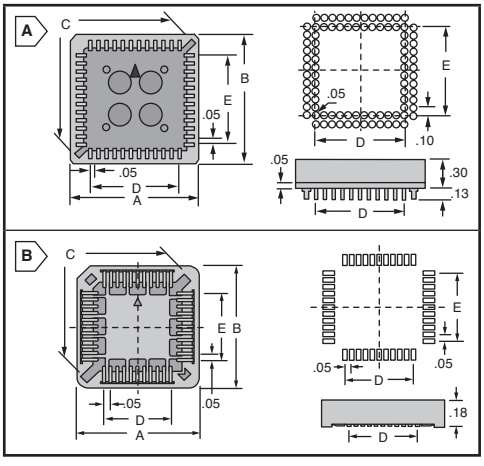

MILL-MAX STANDARD SURFACE MOUNT PLCC SOCKETS

Specifications:
- Insulator: PPS Polyphenylene Sulfide, Rated UL94V-0
- Current rating: Thru-hole type 1A, SMD type 1A
- Shell Plating: 200µ" (matte finish) over 100µ" Nickel
- Inner Contact Plating: 100µ" (matte finish) over 50µ" Nickel
- Operating Temp: -55°C to +105°C
- Contact Pressure: 150 grams min.
- Capacitance: 1pF max.

DIMENSIONS: in.

RoHS Compliant

✻ Rectangular

For quantities greater than listed, call for quote.

MOUSER STOCK NO.	Mill-Max Part No.	Fig.	No. of Pins	Dimensions: in. A	B	C	Price Each 1	25	100	500	1000
Through Board Mount											
575-202444	940-44-020-24-000000	A	20	.613	.200	.400	**1.42**	**1.20**	**.984**	**.728**	**.614**
575-942824	940-44-028-24-000000	A	28	.713	.300	.500	**1.48**	**1.25**	**1.02**	**.749**	**.638**
575-943224 ✻	940-44-032-24-000000	A	32	.813/.713	.400/.300	.600/.500	**1.68**	**1.29**	**.992**	**.793**	**.705**
575-944424	940-44-044-24-000000	A	44	.913	.500z	.700	**1.65**	**1.39**	**1.13**	**.835**	**.708**
575-945224	940-44-052-24-000000	A	52	1.013	.600	.800	**2.02**	**1.70**	**1.39**	**1.03**	**.869**
575-682444	940-44-068-24-000000	A	68	1.213	.800	1.000	**.93**	**.902**	**.875**	**.85**	**.824**
575-948424	940-44-084-24-000000	A	84	1.413	1.000	1.200	**1.48**	**1.38**	**1.22**	**1.18**	**1.14**
Surface Mount											
575-942017	940-44-020-17-400000	B	20	.613	.200	.334	**1.19**	**1.01**	**.813**	**.599**	**.511**
575-942817	940-44-028-17-400000	B	28	.713	.300	.434	**1.33**	**1.11**	**.91**	**.674**	**.61**
575-943217 ✻	940-44-032-17-400000	B	32	.813/.713	.400/.300	.534/.434	**1.34**	**1.12**	**.92**	**.674**	**.575**
575-944417	940-44-044-17-400000	B	44	.900	.500	.634	**1.87**	**1.44**	**.931**	**.886**	**.654**
575-945217	940-44-052-17-400000	B	52	1.013	.600	.734	**1.78**	**1.22**	**1.09**	**1.06**	**.781**
575-946817	940-44-068-17-400000	B	68	1.213	.800	.934	**2.21**	**1.87**	**1.53**	**1.12**	**.953**

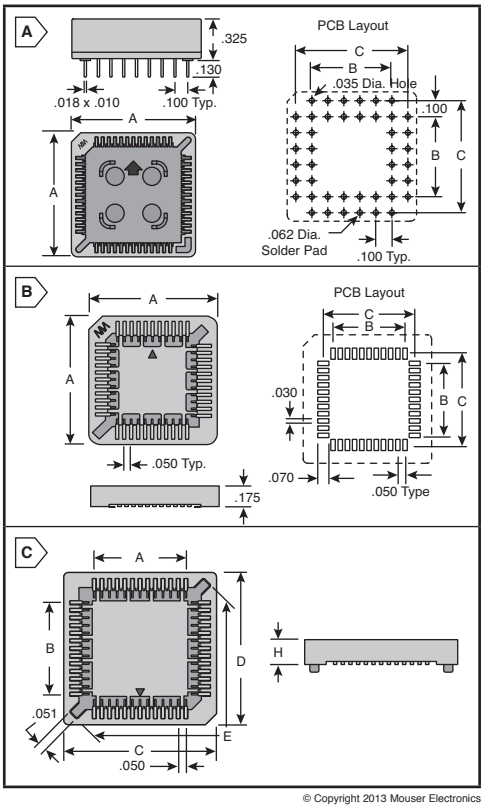

MILL-MAX STANDARD SURFACE MOUNT PLCC SOCKETS

Specifications:
- Inner Contact Plating: 100µ" (matte finish) over 50µ" Nickel
- Shell Plating: 200 tin (matte finish) over 100µ" Nickel
- Insulator: (Brown) PPS Ryton R-4 Rated UL 94V-0
- Current rating: Thru-hole type 2A, SMD type 1A
- Operating Temp: -55°C to +125° C
- Contact Pressure: 150 grams min.
- Capacitance: 2pF max.

RoHS Compliant

✻ Rectangular

For quantities greater than listed, call for quote.

MOUSER STOCK NO.	Mill-Max Part No.	Fig.	No. of Pins	Dimensions: in. A	B	C	D	E	H	Price Each 1	25	100	500	1000
575-542017	540-44-020-17-400000	C	20	.200	.200	.585	.585	.657	.180	**2.72**	**2.44**	**2.17**	**1.89**	**1.63**
575-542817	540-44-028-17-400000	C	28	.300	.300	.685	.685	.799	.180	**2.86**	**2.56**	**2.28**	**1.99**	**1.70**
575-543217 ✻	540-44-032-17-400000	C	32	.300	.400	.650	.766	.885	.168	**2.04**	**1.83**	**1.63**	**1.41**	**1.21**
575-544417	540-44-044-17-400000	C	44	.500	.500	.885	.885	1.082	.180	**2.32**	**2.08**	**1.85**	**1.62**	**1.31**
575-545217	540-44-052-17-400000	C	52	.600	.600	1.000	1.000	1.224	.180	**7.51**	**6.73**	**6.00**	**5.24**	**4.49**
575-546817	540-44-068-17-400000	C	68	.800	.800	1.202	1.202	1.507	.180	**4.44**	**3.98**	**3.54**	**3.10**	**2.64**
575-548417	540-44-084-17-400000	C	84	1.000	1.000	1.400	1.400	1.791	.180	**4.33**	**3.88**	**3.46**	**3.02**	**2.59**

© Copyright 2013 Mouser Electronics

HARWIN PCB Receptacles and Pins

HARWiN

RoHS Compliant **This product is RoHS compliant.**

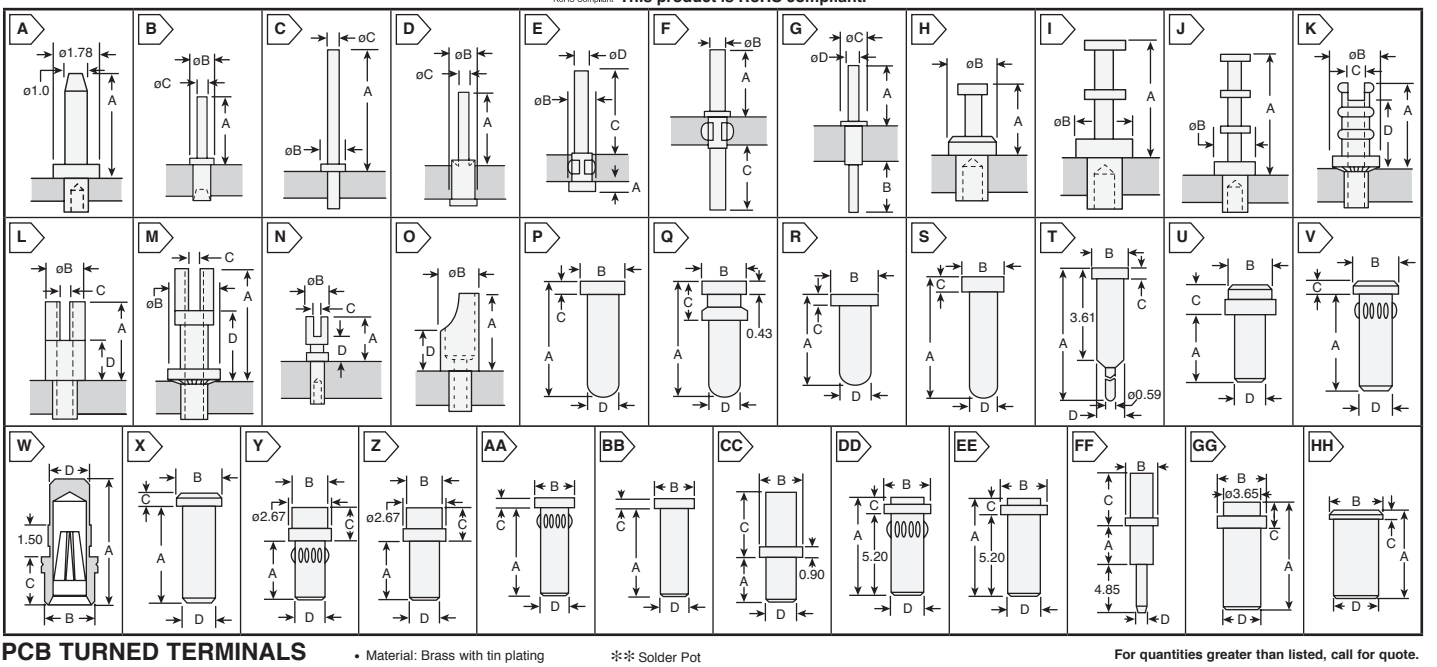

PCB TURNED TERMINALS

• Material: Brass with tin plating ✻✻ Solder Pot

For quantities greater than listed, call for quote.

MOUSER STOCK NO.	Harwin Part No.	Fig.	Dimensions: mm							Price Each		
			A	B	C	D	Thru Hole Ø	Panel Thickness	Mounting Hole Ø	1	10	25
Terminal Pins												
855-H2174-01	H2174-01	A	4.30	-	-	-	-	1.60	1.04/1.14	.42	.289	.246
855-H2175-01	H2175-01	A	5.00	-	-	-	-	1.60	1.04/1.14	.34	.235	.225
855-H2173-01	H2173-01	A	8.10	-	-	-	-	1.60	1.04/1.14	.48	.332	.289
855-H2176-01	H2176-01	A	9.50	-	-	-	-	1.60	1.04/1.14	.43	.257	.214
855-H2170-01	H2170-01	A	13.20	-	-	-	-	1.60	1.04/1.14	.54	.375	.321
855-H2101A01	H2101A01	B	6.50	2.40	0.96	-	-	1.60	1.79/1.87	.46	.278	.214
855-H2105A01	H2105A01	B	4.50	2.40	0.81	-	-	1.60	1.33/1.41	.59	.407	.321
855-H2106A01	H2106A01	B	4.50	2.40	0.81	-	-	2.40	1.33/1.41	.54	.375	.30
855-H3108-01	H3108-01	C	5.70	1.00	0.50	-	-	1.00	.50/.55	.46	.278	.203
855-H2101B01	H2101B01	D	6.75	2.40	0.96	-	-	1.60	1.79/1.87	.54	.375	.321
855-H2105B01	H2105B01	D	4.70	2.40	0.81	-	-	1.60	1.33/1.41	.59	.407	.321
855-H2157-01	H2157-01	E	1.4 max	2.00	9.80	1.21	-	1.60	1.30/1.40	.45	.278	.214
855-H3150-01	H3150-01	E	0.50	1.60	5.40	0.97	-	1.60	.99/1.04	.34	.203	.161
855-H3151-01	H3151-01	F	4.40	1.60	4.00	-	-	1.60	.99/1.04	.49	.342	.289
855-H2101-01	H2101-01	G	6.00	6.60	2.40	0.91	-	1.60	1.79/1.87	.59	.407	.321
855-H2105-01	H2105-01	G	4.50	3.45	2.40	0.81	-	1.60	1.33/141	.42	.257	.214
Lugs												
855-H9001-01	H9001-01	H	2.40	1.57	-	-	-	1.60	1.25/1.33	.51	.321	.268
855-H9004-01	H9004-01	H	4.75	3.18	-	-	-	1.60	2.01/2.09	.54	.375	.321
855-H2121-01	H2121-01	I	5.15	3.18	-	-	-	1.60	1.69/1.74	.54	.375	.321
855-H9020-01	H9020-01	J	7.65	3.18	-	-	-	1.60	2.35/2.45	.64	.449	.396
855-H2071Z01	H2071Z01	K	9.10	4.75	1.70	7.55	1.70	2.40	2.68/2.78	.93	.717	.642
855-H2072-01	H2072-01	K	6.35	3.95	1.40	5.15	1.40	1.60	2.17/2.27	.51	.482	.465
855-H2072Z01	H2072Z01	K	6.50	3.95	1.17	5.30	1.17	1.60	2.01/2.11	.70	.535	.482
855-H2072ZL1	H2072ZL1	K	6.50	3.95	1.17	5.30	1.17	2.40	2.01/2.11	.73	.567	.503
855-H2073Z01	H2073Z01	K	9.10	4.75	1.70	7.55	1.70	3.20	2.68/2.78	.59	.407	.342
855-H2074Z01	H2074Z01	K	8.75	6.35	2.77	7.15	2.77	3.20	3.93/4.03	1.19	.974	.856
855-H2051-01	H2051-01	L	4.80	3.18	0.65	2.40	1.02	1.60	1.60/1.68	.50	.342	.30
855-H2055-01	H2055-01	L	6.35	3.18	1.20	3.18	1.70	2.40	2.4/2.48	.50	.342	.289
855-H2039-01	H2039-01	M	12.70	5.55	1.50	7.95	2.18	3.20	3.19/3.27	.75	.685	.613
855-H9023-01	H9023-01	N	3.95	1.83	0.70	2.25	-	1.60	1.28/1.38	.52	.407	.353
✻✻ 855-H9026-01	H9026-01	O	6.35	3.18	-	3.18	1.10	2.40	1.84/1.94	.55	.428	.396

PCB SOCKETS

For quantities greater than listed, call for quote.

MOUSER STOCK NO.	Harwin Part No.	Fig.	Dimensions: mm							Price Each		
			A	B	C	D	Max. Pin Length	Mating Pin Size Ø	Mounting Hole Ø	1	10	25
Sub Miniature Sockets for Ø0.5mm Pins												
855-H3153-01	H3153-01	P	3.61	1.45	0.43	0.99	3.15	0.46-0.51	1.00/1.10	.46	.289	.214
855-H3155-01	H3155-01	Q	3.61	1.45	1.30	0.99	3.15	0.46-0.51	1.00/1.10	.39	.268	.246
855-H3190-01	H3190-01	R	3.00	1.45	0.43	0.99	2.40	0.46-0.51	1.00/1.10	.51	.353	.289
855-H3191-01	H3191-01	S	4.90	1.45	0.43	0.99	4.70	0.46-0.51	1.00/1.10	.59	.407	.356
855-H3192-01	H3192-01	T	7.54	1.45	0.43	0.99	3.15	0.46-0.51	1.00/1.10	.64	.449	.375
PC Board Sockets for Ø0.8mm Pins												
855-H8505-01	H8505-01	U	3.70	2.67	2.35	1.90	4.35	0.75-0.85	1.91/2.01	.65	.503	.471
855-H8501-01	H8501-01	V	5.00	2.35	1.00	1.90	4.50	0.75-0.85	1.91/1.96	.57	.439	.407
855-H8502-01	H8502-01	W	5.90	2.35	2.25	1.85	4.85	0.60-0.85	1.91/1.96	.59	.407	.353
855-H8504-01	H8504-01	X	5.00	2.35	1.00	1.90	4.50	0.75-0.85	1.91/1.96	.39	.369	.337
PC Board Sockets for 1mm Pins												
855-H3165-01	H3165-01	Y	3.75	2.67	2.20	1.90	4.85	0.90-1.05	1.91/1.96	.59	.407	.353
855-H3182-01	H3182-01	Z	3.75	2.67	2.20	1.90	4.85	0.90-1.05	1.91/2.01	.54	.375	.321
855-H3161-01	H3161-01	AA	4.75	2.35	0.50	1.90	4.60	0.90-1.05	1.91/1.96	.40	.268	.235
855-H3183-01	H3183-01	BB	4.95	2.35	0.60	1.90	4.70	0.90-1.05	1.91/2.01	.52	.364	.321
855-H3163-01	H3163-01	CC	3.28	3.28	4.85	2.18	4.85	0.90-1.05	1.91/1.96	.59	.438	.383
855-H3169-01	H3169-01	DD	5.20	3.28	0.90	2.18	---	0.90-1.05	2.19/2.24	.61	.471	.428
855-H3185-01	H3185-01	EE	5.20	3.28	0.90	2.18	---	0.90-1.05	2.19/2.24	.52	.407	.375
855-H3194-01	H3194-01	FF	4.10	3.28	4.70	1.02	4.50	0.90-1.05	2.37/2.47	1.65	1.36	1.14
PC Board Sockets for 2mm Pins												
855-H3490-01	H3490-01	GG	10.60	4.75	2.60	3.65	8.50	1.9-2.2	3.77/3.67	1.47	1.21	1.12
855-H3492-01	H3492-01	HH	8.00	4.75	0.90	4.00	6.30	1.9-2.2	4.02/4.12	1.42	1.18	1.07

© Copyright 2013 Mouser Electronics

© Copyright 2013 Mouser Electronics

MILL-MAX DIP IC Sockets

Plating		
Code	Shell	Inner Contact
13	10µ" Gold	30µ" Gold
43	200µ" Tin (Matte Finish)	30µ" Gold
44	200µ" Tin (Matte Finish)	200µ" Tin (Matte Finish)

Plating		
Code	Shell	Inner Contact
93	200µ" Tin/Lead	30µ" Gold
99	200µ" Tin/Lead	100µ" Tin/Lead

STANDARD LOW PROFILE IC SOCKETS
WITH SCREW MACHINED SLEEVES

Features open frame design which leaves space beneath the IC for improved heat dissipation and easier PCB cleaning and inspection. 4 finger inner contact is stamped beryllium copper, press fitted into a precision, machined, brass receptacle sleeve.

DIMENSIONS: in.

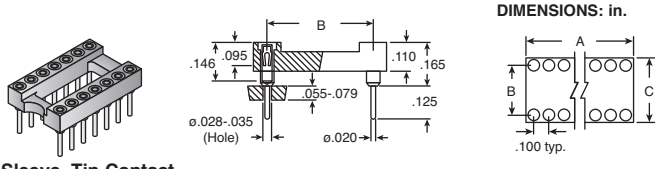

Tin Sleeve, Tin Contact

For quantities greater than listed, call for quote.

MOUSER STOCK NO.	Mill-Max Part No.	No. of Cont.	Dimensions: in. A	B	C	Price Each 1	10	100	500
RoHS Compliant									
575-144308	110-44-308-41-001000	8	.4	.3	.4	.64	.452	.365	.314
575-11044314	110-44-314-41-001000	14	.7	.3	.4	1.04	.706	.578	.499
575-11044316	110-44-316-41-001000	16	.8	.3	.4	1.07	.856	.642	.535
575-11044318	110-44-318-41-001000	18	.9	.3	.4	1.07	.963	.749	.642
575-11044320	110-44-320-41-001000	20	1.0	.3	.4	1.61	1.07	.856	.749
575-11044324	110-44-324-41-001000	24	1.2	.3	.4	1.80	1.24	.996	.849
575-11044328	110-44-328-41-001000	28	1.4	.3	.4	2.14	1.50	1.28	1.07
575-11044624	110-44-624-41-001000	24	1.2	.6	.7	1.79	1.23	.995	.847
575-11044628	110-44-628-41-001000	28	1.4	.6	.7	2.09	1.44	1.16	.996
575-1144632	110-44-632-41-001000	32	1.6	.6	.7	2.38	1.65	1.33	1.13
575-11044640	110-44-640-41-001000	40	2.0	.6	.7	2.97	2.05	1.66	1.42
Non-RoHS Compliant									
575-199308	110-99-308-41-001000	8	.4	.3	.4	.29	.278	.246	.235
575-199314	110-99-314-41-001000	14	.7	.3	.4	.51	.492	.417	.404
575-199316	110-99-316-41-001000	16	.8	.3	.4	.59	.524	.471	.456
575-199318	110-99-318-41-001000	18	.9	.3	.4	1.05	.888	.674	.631
575-199320	110-99-320-41-001000	20	1.0	.3	.4	.74	.663	.599	.589
575-199324	110-99-324-41-001000	24	1.2	.3	.4	1.80	1.24	.996	.849
575-199328	110-99-328-41-001000	28	1.4	.3	.4	1.03	.931	.845	.798
575-199624	110-99-624-41-001000	24	1.2	.6	.7	1.80	1.24	.996	.849
575-199628	110-99-628-41-001000	28	1.4	.6	.7	1.03	.931	.845	.795
575-199632	110-99-632-41-001000	32	1.6	.6	.7	2.38	1.65	1.33	1.13
575-199640	110-99-640-41-001000	40	2.0	.6	.7	1.47	1.33	1.21	1.17

Tin Sleeve, Gold Contact

For quantities greater than listed, call for quote.

RoHS Compliant									
575-11043308	110-43-308-41-001000	8	.4	.3	.4	.80	.749	.514	.492
575-143314	110-43-314-41-001000	14	.7	.3	.4	1.82	1.20	.911	.862
575-110433161	110-43-316-41-001000	16	.8	.3	.4	1.35	1.31	1.14	.987
575-11043318	110-43-318-41-001000	18	.9	.3	.4	2.32	1.61	1.29	1.10
575-11043320	110-43-320-41-001000	20	1.0	.3	.4	2.25	1.84	1.37	1.09
575-11043324	110-43-324-41-001000	24	1.2	.3	.4	3.08	2.14	1.73	1.48
575-11043328	110-43-328-41-001000	28	1.4	.3	.4	2.57	2.15	1.67	1.53
575-11043422	110-43-422-41-001000	22	1.1	.4	.5	2.11	1.82	1.57	1.34
575-11043624	110-43-624-41-001000	24	1.2	.6	.7	3.08	2.14	1.73	1.48
575-11043628	110-43-628-41-001000	28	1.4	.6	.7	2.57	2.15	1.67	1.53
575-11043632	110-43-632-41-001000	32	1.6	.6	.7	4.11	2.84	2.29	1.97
575-11043640	110-43-640-41-001000	40	2.0	.6	.7	4.49	3.28	2.51	2.05
575-11043648	110-43-648-41-001000	48	2.4	.6	.7	12.87	8.89	7.19	6.14
575-11043964	110-43-964-41-001000	64	3.2	.9	1.0	8.22	5.68	4.59	3.94
Non-RoHS Compliant									
575-193308	110-93-308-41-001000	8	.4	.3	.4	.50	.471	.428	.375
575-193314	110-93-314-41-001000	14	.7	.3	.4	1.41	1.20	.91	.856
575-193316	110-93-316-41-001000	16	.8	.3	.4	1.02	.931	.856	.83
575-193318	110-93-318-41-001000	18	.9	.3	.4	1.81	1.61	1.29	1.10
575-193320	110-93-320-41-001000	20	1.0	.3	.4	1.84	1.54	1.20	1.09
575-193324	110-93-324-41-001000	24	1.2	.3	.4	3.08	2.14	1.73	1.48
575-193328	110-93-328-41-001000	28	1.4	.3	.4	3.61	2.49	2.01	1.73
575-193422	110-93-422-41-001000	22	1.1	.4	.5	2.82	1.97	1.57	1.35
575-193624	110-93-624-41-001000	24	1.2	.6	.7	3.08	2.14	1.73	1.48
575-193628	110-93-628-41-001000	28	1.4	.6	.7	3.75	3.07	2.28	1.82
575-193632	110-93-632-41-001000	32	1.6	.6	.7	4.11	2.84	2.29	1.97
575-193640	110-93-640-41-001000	40	2.0	.6	.7	2.54	2.33	2.15	1.96
575-193648	110-93-648-41-001000	48	2.4	.6	.7	4.76	3.94	2.95	2.46
575-193964	110-93-964-41-001000	64	3.2	.9	1.0	8.22	5.69	4.60	3.95

Gold Sleeve, Gold Contact

For quantities greater than listed, call for quote.

RoHS Compliant									
575-113308	110-13-308-41-001000	8	.4	.3	.4	.82	.76	.696	.674
575-113314	110-13-314-41-001000	14	.7	.3	.4	2.46	1.71	1.28	1.23
575-113316	110-13-316-41-001000	16	.8	.3	.4	1.65	1.51	1.40	1.36
575-113318	110-13-318-41-001000	18	.9	.3	.4	3.25	2.70	2.00	1.59
575-113320	110-13-320-41-001000	20	1.0	.3	.4	4.18	2.90	2.34	2.00
575-113324	110-13-324-41-001000	24	1.2	.3	.4	5.01	3.47	2.80	2.40
575-113328	110-13-328-41-001000	28	1.4	.3	.4	4.52	3.73	2.80	2.33
575-113624	110-13-624-41-001000	24	1.2	.6	.7	3.95	3.20	2.40	2.00
575-113628	110-13-628-41-001000	28	1.4	.6	.7	4.62	3.73	2.80	2.33
575-113632	110-13-632-41-001000	32	1.6	.6	.7	6.68	4.62	3.75	3.20
575-113640	110-13-640-41-001000	40	2.0	.6	.7	6.58	5.34	4.00	3.34

ULTRA LOW PROFILE IC SOCKETS
WITH SCREW MACHINED SLEEVES

Socket height is .095" above the printed circuit board. It has all the features of the standard low profile series including open frame design, for maximum heat dissipation and easier cleaning. 4 finger stamped beryllium copper inner contact, press fitted into a precision machined brass receptacle sleeve.

DIMENSIONS: in.

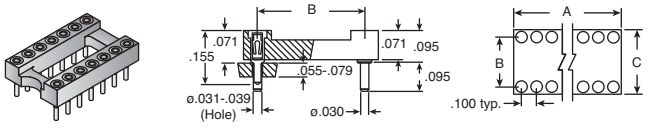

For quantities greater than listed, call for quote.

MOUSER STOCK NO.	Mill-Max Part No.	No. of Cont.	Dimensions: in. A	B	C	Price Each 1	10	100	500
RoHS Compliant									
575-343308	115-43-308-41-003000	8	.4	.3	.4	.76	.674	.599	.581
575-115433143	115-43-314-41-003000	14	.7	.3	.4	2.10	1.44	1.12	1.03
575-115433163	115-43-316-41-003000	16	.8	.3	.4	2.74	1.89	1.53	1.32
575-115433183	115-43-318-41-003000	18	.9	.3	.4	2.86	1.98	1.59	1.36
575-115433203	115-43-320-41-003000	20	1.0	.3	.4	3.05	2.11	1.70	1.46
575-115433243	115-43-324-41-003000	24	1.2	.3	.4	7.02	4.83	3.91	3.33
575-11532803	115-43-328-41-003000	28	1.4	.3	.4	3.52	2.42	2.17	1.81
575-115436243	115-43-624-41-003000	24	1.2	.6	.7	7.02	4.85	3.93	3.35
575-115436283	115-43-628-41-003000	28	1.4	.6	.7	4.22	2.92	2.35	2.02
575-115436323	115-43-632-41-003000	32	1.6	.6	.7	11.40	7.85	6.35	5.42
575-115436403	115-43-640-41-003000	40	2.0	.6	.7	5.96	4.13	3.33	2.85
Non-RoHS Compliant									
575-393308	115-93-308-41-003000	8	.4	.3	.4	1.37	.984	.685	.642
575-393314	115-93-314-41-003000	14	.7	.3	.4	2.04	1.41	1.14	.974
575-393316	115-93-316-41-003000	16	.8	.3	.4	2.54	1.75	1.41	1.20
575-393318	115-93-318-41-003000	18	.9	.3	.4	2.62	1.82	1.47	1.25
575-393320	115-93-320-41-003000	20	1.0	.3	.4	3.05	2.12	1.70	1.46
575-393324	115-93-324-41-003000	24	1.2	.3	.4	3.50	2.43	1.96	1.68
575-393328	115-93-328-41-003000	28	1.4	.3	.4	3.95	2.74	2.21	1.89
575-393624	115-93-624-41-003000	24	1.2	.6	.7	4.45	3.09	2.49	2.13
575-393628	115-93-628-41-003000	28	1.4	.6	.7	3.95	2.74	2.21	1.89
575-393632	115-93-632-41-003000	32	1.6	.6	.7	11.16	7.73	6.24	5.33
575-393640	115-93-640-41-003000	40	2.0	.6	.7	5.64	3.91	3.15	2.71

3-LEVEL WIRE WRAP IC SOCKETS
WITH SCREW MACHINED SLEEVES

Socket has .510" terminal lengths for 3 level, solderless,wire wrapping. Terminals are locked into the insulator body to withstand the torques of wrapping tool. Open frame design for easier PCB cleaning and maximum heat dissipation. Features a 4 finger inner contact of beryllium copper, press fit into a precision machined brass receptacle sleeve.

DIMENSIONS: in.

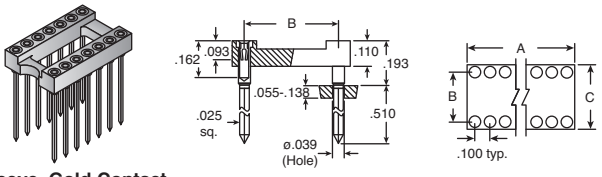

Tin Sleeve, Gold Contact

For quantities greater than listed, call for quote.

MOUSER STOCK NO.	Mill-Max Part No.	No. of Cont.	Dimensions: in. A	B	C	Price Each 1	10	100	500
RoHS Compliant									
575-12343308	123-43-308-41-001000	8	.4	.3	.4	3.01	2.09	1.68	1.44
575-12343314	123-43-314-41-001000	14	.7	.3	.4	4.65	3.22	2.60	2.23
575-12343316	123-43-316-41-001000	16	.8	.3	.4	4.27	3.53	2.64	2.20
575-12343318	123-43-318-41-001000	18	.9	.3	.4	5.84	4.04	3.26	2.79
575-12343320	123-43-320-41-001000	20	1.0	.3	.4	6.53	4.53	3.65	3.12
575-12343324	123-43-324-41-001000	24	1.2	.3	.4	7.34	5.08	4.11	3.52
575-12343328	123-43-328-41-001000	28	1.4	.3	.4	8.49	5.87	4.75	4.07
575-12343628	123-43-628-41-001000	28	1.4	.6	.7	8.49	5.87	4.75	4.07
575-12343640	123-43-640-41-001000	40	2.0	.6	.7	11.43	7.93	6.40	5.49
Non-RoHS Compliant									
575-293308	123-93-308-41-001000	8	.4	.3	.4	1.84	1.70	1.19	.984
575-293314	123-93-314-41-001000	14	.7	.3	.4	2.02	1.89	1.68	1.63
575-293316	123-93-316-41-001000	16	.8	.3	.4	3.76	3.10	2.32	1.94
575-293318	123-93-318-41-001000	18	.9	.3	.4	5.16	3.56	2.88	2.47
575-293320	123-93-320-41-001000	20	1.0	.3	.4	2.78	2.51	2.24	2.16
575-293324	123-93-324-41-001000	24	1.2	.3	.4	7.08	4.90	3.96	3.39
575-293328	123-93-328-41-001000	28	1.4	.3	.4	8.16	5.66	4.58	3.92
575-293640	123-93-640-41-001000	40	2.0	.6	.7	6.73	5.47	4.90	4.32

Gold Sleeve, Gold Contact

For quantities greater than listed, call for quote.

RoHS Compliant									
575-213308	123-13-308-41-001000	8	.4	.3	.4	3.78	2.62	2.11	1.81
575-213314	123-13-314-41-001000	14	.7	.3	.4	6.37	4.41	3.56	3.05
575-213316	123-13-316-41-001000	16	.8	.3	.4	7.27	5.05	4.08	3.49

© Copyright 2013 Mouser Electronics
© Copyright 2013 Mouser Electronics

MILL-MAX DIP IC Sockets

Plating		
Code	Shell	Inner Contact
13	10µ" Gold	30µ" Gold
43	200µ" Tin (Matte Finish)	30µ" Gold
44	200µ" Tin (Matte Finish)	200µ" Tin (Matte Finish)

Plating		
Code	Shell	Inner Contact
93	200µ" Tin/Lead	30µ" Gold
99	200µ" Tin/Lead	100µ" Tin/Lead

IC SOCKETS WITH INTEGRAL DECOUPLING CAPACITOR

Tin Sleeve, Gold Contact, Solder Tail

- Capacitor: .1µF 20%-50V
- Temperature range: -25°C to + 85°C

DIMENSIONS: in.

Solder Tail

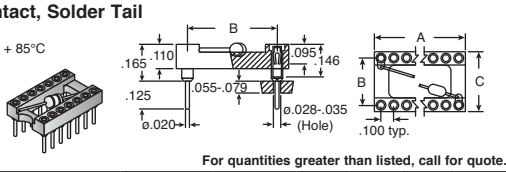

For quantities greater than listed, call for quote.

MOUSER STOCK NO.	Mill-Max Part No.	No. of Cont.	Dimensions: in. A	B	C	Price Each 1	10	100	500
RoHS Compliant									
575-110433148	110-43-314-41-801000	14	.7	.3	.4	4.30	3.73	3.01	2.58
575-110433168	110-43-316-41-801000	16	.8	.3	.4	4.90	4.24	3.42	2.93
575-110433208	110-43-320-41-801000	20	1.0	.3	.4	5.29	4.58	3.70	3.18
575-110436248	110-43-624-41-801000	24	1.2	.6	.7	6.42	5.31	3.98	3.67
575-110436288	110-43-628-41-801000	28	1.4	.6	.7	6.87	5.67	4.26	3.53
575-9362441	123-43-624-41-801000	24	1.2	.6	.7	9.56	8.27	6.68	5.72
Non-RoHS Compliant									
575-493314	110-93-314-41-801000	14	.7	.3	.4	4.03	3.50	2.82	2.42
575-493316	110-93-316-41-801000	16	.8	.3	.4	4.23	3.65	2.94	2.53
575-493318	110-93-318-41-801000	18	.9	.3	.4	10.02	8.68	7.01	6.00
575-493320	110-93-320-41-801000	20	1.0	.3	.4	5.90	5.09	4.11	3.54
575-493324	110-93-324-41-801000	24	1.2	.3	.4	6.73	5.81	4.69	4.00
575-493624	110-93-624-41-801000	24	1.2	.6	.7	10.98	9.50	7.67	6.55
575-493640	110-93-640-41-801000	40	2.0	.6	.7	24.14	20.90	16.86	14.46

Gold Sleeve, Gold Contact, Solder Tail

For quantities greater than listed, call for quote.

MOUSER STOCK NO.	Mill-Max Part No.	No. of Cont.	Dimensions: in. A	B	C	Price Each 1	10	100	500
RoHS Compliant									
575-413314	110-13-314-41-801000	14	.7	.3	.4	4.83	4.15	3.58	3.06
575-413316	110-13-316-41-801000	16	.8	.3	.4	5.89	5.10	4.11	3.52
575-413318	110-13-318-41-801000	18	.9	.3	.4	11.58	10.03	8.08	6.94
575-413320	110-13-320-41-801000	20	1.0	.3	.4	6.14	5.32	4.29	3.68
575-413324	110-13-324-41-801000	24	1.2	.3	.4	7.23	5.98	4.48	3.73
575-413624	110-13-624-41-801000	24	1.2	.6	.7	19.52	16.90	13.63	11.65
575-413628	110-13-628-41-801000	28	1.4	.6	.7	20.47	17.74	14.33	12.29
575-413640	110-13-640-41-801000	40	2.0	.6	.7	27.54	23.83	19.26	16.50

DUAL-IN-LINE SOCKETS

DIMENSIONS: in.

Long Solder Tail for Multilayer PC Boards, Open Frame

DIP sockets with increased solder tail length of .170", allowing application on multilayer PCB's up to .139" thickness. Other lengths available upon request.

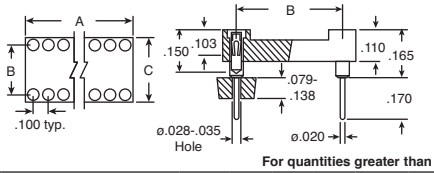



For quantities greater than listed, call for quote.

MOUSER STOCK NO.	Mill-Max Part No.	No. of Cont.	Dimensions: in. A	B	C	Price Each 1	10	100	500
RoHS Compliant									
575-11143308	111-43-308-41-001000	8	.4	.3	.4	1.61	1.09	.895	.766
575-11143314	111-43-314-41-001000	14	.7	.3	.4	2.55	1.77	1.42	1.23
575-11143316	111-43-316-41-001000	16	.8	.3	.4	2.66	1.84	1.49	1.27
575-11143320	111-43-320-41-001000	20	1.0	.3	.4	3.18	2.20	1.78	1.52
575-11143628	111-43-628-41-001000	28	1.4	.6	.7	4.84	3.35	2.70	2.32
575-11143640	111-43-640-41-001000	40	2.0	.6	.7	6.85	4.73	3.82	3.26
Non-RoHS Compliant									
575-993308	111-93-308-41-001000	8	.4	.3	.4	1.44	.993	.805	.69
575-993314	111-93-314-41-001000	14	.7	.3	.4	2.39	1.64	1.32	1.13
575-993316	111-93-316-41-001000	16	.8	.3	.4	1.34	1.21	1.07	1.04
575-993320	111-93-320-41-001000	20	1.0	.3	.4	3.39	2.35	1.89	1.63
575-993324	111-93-324-41-001000	24	1.2	.3	.4	4.03	2.79	2.26	1.93
575-993624	111-93-624-41-001000	24	1.2	.6	.7	4.04	2.80	2.27	1.94
575-993628	111-93-628-41-001000	28	1.4	.6	.7	10.74	7.47	5.99	5.14
575-993632	111-93-632-41-001000	32	1.6	.6	.7	11.64	8.08	6.52	5.56
575-993640	111-93-640-41-001000	40	2.0	.6	.7	6.66	4.61	3.72	3.18

Very Low Profile, Open Frame

- Reduced height: only .122" above PCB

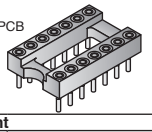

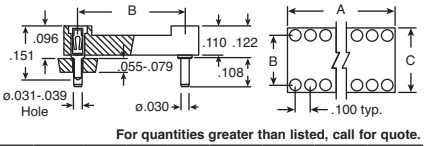

For quantities greater than listed, call for quote.

MOUSER STOCK NO.	Mill-Max Part No.	No. of Cont.	Dimensions: in. A	B	C	Price Each 1	10	100	500
RoHS Compliant									
575-11543308	115-43-308-41-001000	8	.4	.3	.4	1.52	1.09	.758	.718
575-115433141	115-43-314-41-001000	14	.7	.3	.4	2.11	1.78	1.46	1.07
575-115433161	115-43-316-41-001000	16	.8	.3	.4	2.39	2.02	1.65	1.21
575-115433181	115-43-318-41-001000	18	.9	.3	.4	5.33	4.49	3.68	2.71
575-115436241	115-43-624-41-001000	24	1.2	.6	.7	6.07	5.15	4.19	3.08
575-115436281	115-43-628-41-001000	28	1.4	.6	.7	9.20	7.76	6.33	4.64
575-115436401	115-43-640-41-001000	40	2.0	.6	.7	5.63	4.74	3.87	2.87
Non-RoHS Compliant									
575-893308	115-93-308-41-001000	8	.4	.3	.4	1.13	.974	.797	.632
575-893314	115-93-314-41-001000	14	.7	.3	.4	1.94	1.63	1.34	1.06
575-893316	115-93-316-41-001000	16	.8	.3	.4	2.21	1.87	1.53	1.22
575-893318	115-93-318-41-001000	18	.9	.3	.4	2.49	2.07	1.53	1.22
575-893320	115-93-320-41-001000	20	1.0	.3	.4	2.66	2.25	1.84	1.48
575-893324	115-93-324-41-001000	24	1.2	.3	.4	3.31	2.79	2.28	1.81
575-893328	115-93-328-41-001000	28	1.4	.3	.4	3.75	3.16	2.58	2.05
575-893624	115-93-624-41-001000	24	1.2	.6	.7	3.31	2.79	2.28	1.68
575-893628	115-93-628-41-001000	28	1.4	.6	.7	3.75	3.16	2.58	2.05
575-893632	115-93-632-41-001000	32	1.6	.6	.7	8.41	7.24	6.26	5.34
575-893640	115-93-640-41-001000	40	2.0	.6	.7	5.62	4.84	4.17	3.56

© Copyright 2013 Mouser Electronics

DUAL-IN-LINE SOCKETS (CONT.)

Surface Mount, Auto Placement, Stub Tail, Closed Tail

- Closed frame insulator is vision system compatible.

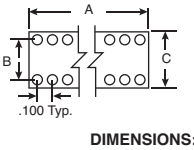

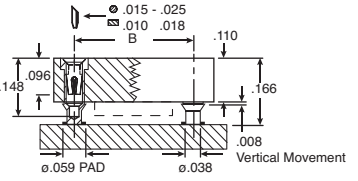

DIMENSIONS: in.

For quantities greater than listed, call for quote.

MOUSER STOCK NO.	Mill-Max Part No.	No. of Cont.	Dimensions: in. A	B	C	Price Each 1	10	100	500
RoHS Compliant									
575-4430801	214-44-308-01-670800	8	0.4	0.3	0.4	1.56	1.21	1.03	.924
575-4431401	214-44-314-01-670800	14	0.7	0.3	0.4	1.87	1.63	1.31	1.12
575-4431801	214-44-318-01-670800	18	0.9	0.3	0.4	4.13	3.56	2.87	2.45
575-4432001	214-44-320-01-670800	20	1.0	0.3	0.4	4.21	3.63	2.95	2.51
575-4462401	214-44-624-01-670800	24	1.2	0.6	0.7	4.67	4.02	3.25	2.79
575-4462801	214-44-628-01-670800	28	1.4	0.6	0.7	3.22	2.79	2.26	1.94
575-4463201	214-44-632-01-670800	32	0.16	0.6	0.7	3.64	3.15	2.54	2.17
575-4464001	214-44-640-01-670800	40	2.0	0.6	0.7	4.29	3.71	3.00	2.57
Non-RoHS Compliant									
575-930801	214-99-308-01-670800	8	0.4	0.3	0.4	.80	.696	.564	.488
575-2149931	214-99-316-01-670800	16	0.8	0.3	0.4	1.63	1.41	1.13	.972
575-931801	214-99-318-01-670800	18	0.9	0.3	0.4	1.83	1.58	1.28	1.09
575-932001	214-99-320-01-670800	20	1.0	0.3	0.4	2.33	1.95	1.55	1.39
575-963201	214-99-632-01-670800	32	0.16	0.6	0.7	3.11	2.16	2.08	1.86

Closed Frame, Solder Tail, Low Profile

- Low profile closed frame insulator withstands high impacts

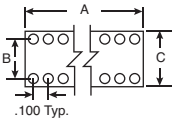

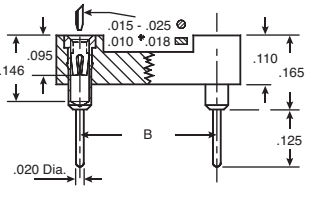

DIMENSIONS: in.

For quantities greater than listed, call for quote.

MOUSER STOCK NO.	Mill-Max Part No.	No. of Cont.	Dimensions: in. A	B	C	Price Each 1	10	100	500
RoHS Compliant									
575-21043380	210-43-308-41-001000	8	.4	.3	.4	1.19	.815	.659	.567
575-21043314	210-43-314-41-001000	14	.7	.3	.4	2.09	1.43	1.16	.99
575-21043316	210-43-316-41-001000	16	.8	.3	.4	2.38	1.64	1.32	1.13
575-21043324	210-43-324-41-001000	24	1.2	.3	.4	3.07	2.45	1.99	1.69
575-21043624	210-43-624-41-001000	24	1.2	.6	.7	3.09	2.46	2.00	1.70
575-21043628	210-43-628-41-001000	28	1.4	.6	.7	3.21	2.65	1.99	1.83
575-21043632	210-43-632-41-001000	32	1.6	.6	.7	10.99	7.58	6.11	5.22
575-21043640	210-43-640-41-001000	40	2.0	.6	.7	10.42	8.30	6.70	5.72
Non-RoHS Compliant									
575-230841	210-93-308-41-001000	8	.4	.3	.4	1.19	.815	.659	.567
575-231441	210-93-314-41-001000	14	.7	.3	.4	2.09	1.43	1.16	.99
575-231641	210-93-316-41-001000	16	.8	.3	.4	2.38	1.64	1.32	1.13
575-232441	210-93-324-41-001000	24	1.2	.3	.4	6.62	4.56	3.70	3.15
575-262441	210-93-624-41-001000	24	1.2	.6	.7	6.62	4.56	3.70	3.10
575-262841	210-93-628-41-001000	28	1.4	.6	.7	4.16	2.88	2.32	2.00
575-263241	210-93-632-41-001000	32	1.6	.6	.7	6.05	4.18	3.37	2.90
575-264041	210-93-640-41-001000	40	2.0	.6	.7	5.94	4.12	3.33	2.85

TRANSISTOR SOCKETS

- Glass filled polyester UL94V0
- Current rating: 1A
- Pin is tin plated brass

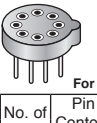

For quantities greater than listed, call for quote.

MOUSER STOCK NO.	Mill-Max Part No.	No. of Cont.	Pin Centers (in.)	Case Style	Price Each 1	10	100	500
RoHS Compliant								
575-91743103	917-43-103-41-005000	3	.2	TO-5	1.97	1.66	1.36	1.01
575-91743104	917-43-104-41-005000	4	.2	TO-5	2.08	1.77	1.43	1.19
575-91743108	917-43-108-41-005000	8	.2	TO-5	1.78	1.50	1.42	1.35
575-91743208	917-43-208-41-005000	8	.23	TO-100	2.76	2.29	1.70	1.49
575-4321041	917-43-210-41-005000	10	.23	T0-100	3.16	2.65	2.18	1.74
Non-RoHS Compliant								
575-93103	917-93-103-41-005000	3	.20	TO-5	.87	.781	.685	.663
575-93104	917-93-104-41-005000	4	.20	TO-5	1.57	1.33	1.09	.796
575-93108	917-93-108-41-005000	8	.20	TO-5	2.01	1.73	1.54	1.32
575-93208	917-93-208-41-005000	8	.23	TO-100	2.71	2.34	2.08	1.78
575-93210	917-93-210-41-005000	10	.23	T0-100	3.09	2.59	2.12	1.66

© Copyright 2013 Mouser Electronics

MILL-MAX PC Receptacles and PC Pins

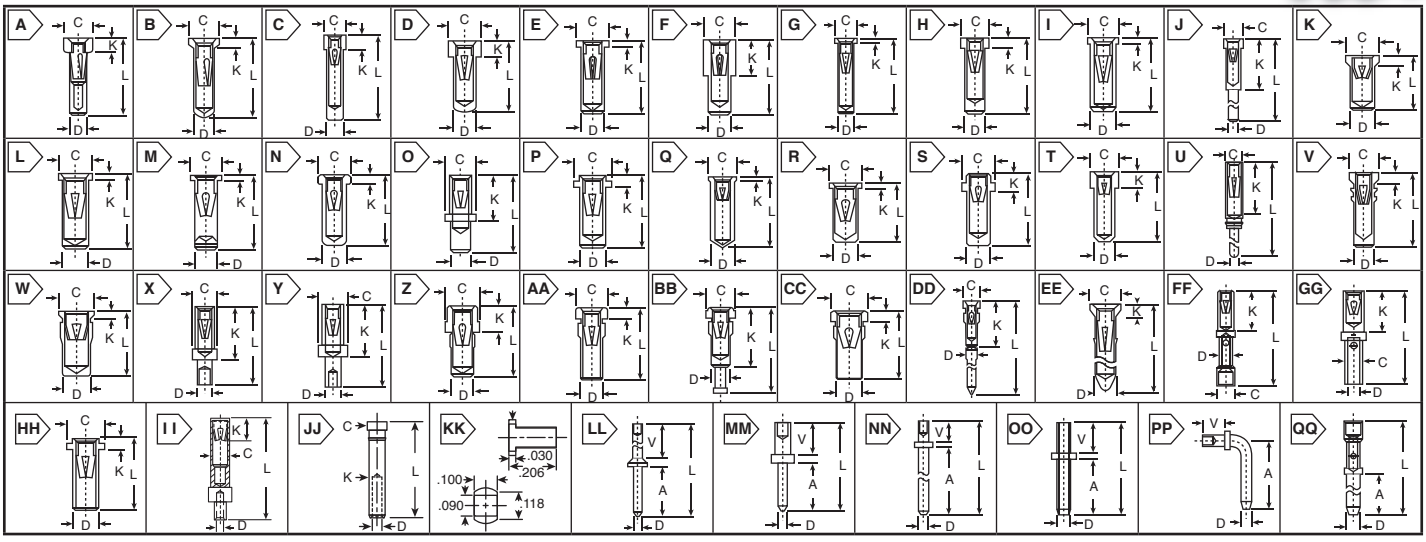

INTERCONNECT COMPONENTS

MILL-MAX pin receptacles are machined, component lead sockets primarily used for the plugging and unplugging of components on pc boards.

Pin Receptacles

Specifications: • Shell: machined brass, 200μ" tin over nickel • Contact: multi-finger, beryllium copper, 30μ" gold over nickel

*RoHS compliant - Shell: 10μ" Gold; Conact: 30μ" Gold

For quantities greater than listed, call for quote.

MOUSER STOCK NO.	Mill-Max Part No.	Fig.	Mounting Hole Min.: in.	Pin Diameter Range: in.	Dimensions: in. C	D	K	L	Price Each 1	10	100	500
PC Solder Mount												
575-054800	0548-0-15-01-11-27-10-0	A	.039	.015-.022	.058	.034	.031	.155	.27	.235	.208	.187
575-055210	0552-1-15-01-11-27-10-0	B	.040	.015-.022	.055	.038	.016	.136	.23	.162	.10	.077
575-055220	0552-2-15-01-11-27-10-0	B	.040	.015-.022	.055	.038	.016	.170	.21	.107	.08	.07
575-067700	0677-0-15-01-30-27-10-0	C	.051	.015-.025	.063	.049	.041	.248	.46	.289	.212	.179
575-055500	0555-0-15-01-30-27-10-0	D	.053	.015-.025	.072	.051	.038	.160	.63	.357	.263	.215
575-066700	0667-0-15-01-30-27-10-0	E	.057	.015-.025	.072	.055	.016	.161	.28	.182	.142	.117
575-066500	0665-0-15-01-30-27-10-0	F	.061	.015-.025	.078	.058	.088	.180	.36	.202	.158	.127
575-029500	0295-0-15-01-06-27-10-0	G	.063	.022-.032	.077	.060	.014	.259	.62	.332	.204	.192
575-029200	0292-0-15-01-06-27-10-0	H	.071	.022-.032	.093	.068	.030	.250	.44	.31	.231	.173
575-029400	0294-0-15-01-06-27-10-0	I	.076	.022-.032	.090	.072	.018	.206	.64	.321	.215	.201
575-030010	0300-1-15-01-47-27-10-0	J	.042	.025-.037	.078	.040	.210	.320	.62	.387	.214	.178
575-030020	0300-2-15-01-47-27-10-0	J	.042	.025-.037	.078	.040	.210	.397	.86	.449	.346	.245
575-033100	0331-0-15-01-18-27-10-0	K	.071	.037-.043	.090	.069	.025	.150	.60	.321	.231	.178
575-032700	0327-0-15-01-34-27-10-0	L	.075	.032-.046	.090	.072	.018	.206	.63	.394	.226	.181
575-032900	0329-0-15-01-34-27-10-0	M	.075	.032-.046	.090	.072	.018	.221	.72	.504	.432	.388
575-031700	0317-0-15-01-34-27-10-0	N	.091	.032-.046	.120	.087	.032	.253	.66	.407	.315	.259
575-032200	0322-0-15-01-34-27-10-0	O	.089	.032-.046	.125	.085	.192	.317	.92	.546	.369	.351
575-031600	0316-0-15-01-34-27-10-0	P	.087	.032-.046	.126	.084	.036	.236	.73	.437	.291	.276
575-035500	0355-0-15-01-02-27-10-0	Q	.102	.040-.050	.118	.100	.016	.290	.79	.439	.303	.238
575-036400	0364-0-15-01-13-27-10-0	R	.100	.048-.064	.120	.098	.018	.213	.44	.402	.35	.282
575-039300	0393-0-15-01-07-27-10.0	S	.144	.065-.082	.187	.142	.100	.412	1.96	1.09	.616	.554
575-03900	0390-0-15-01-08-27-10-0	T	.144	.084-.102	.188	.142	.105	.465	1.23	.888	.61	.585
575-8210015	8210-0-15-15-04-27-04-0	U	.024/.027	.008-.013 &.012-.017	.026	.012	.080	.150	2.42	2.12	1.58	1.24
Hex Press Fit												
575-027900	0279-0-15-01-47-27-10-0	V	.062	.025-.037	.078	.057	.028	.200	.61	.332	.251	.18
575-036500	0365-0-15-01-23-27-10-0	W	.105	.045-.065	.120	.098	.026	.223	.35	.318	.246	.234
PC Swage Mount .062" PCB												
575-032620	0326-2-19-01-06-27-10-0	X	.060	.022-.032	.094	.058	.200	.294	.96	.514	.245	.233
575-034420	0344-2-19-01-34-27-10-0	Y	.067	.032-.046	.092	.065	.230	.324	1.11	.589	.448	.354
Knurled Press Fit for Non-Plated Thru Holes												
575-035700	0357-0-15-01-34-27-10-0	Z	.078	.032-.046	.103	.072	.080	.220	1.02	.548	.325	.31
575-036000	0360-0-15-01-34-27-10-0	AA	.090	.032-.046	.110	.080	.037	.250	.43	.393	.341	.276
575-035800	0358-0-15-01-34-27-10-0	BB	.090	.032-.046	.110	.082	.240	.343	.34	.321	.29	.278
575-036600	0366-0-15-01-13-27-10-0	CC	.109	.048-.064	.137	.103	.037	.250	1.01	.542	.396	.382
575-003830	0038-3-17-01-30-27-02-0	DD	.055	.015-.025	.072	.052	.200	.700	.29	.281	.265	.24
Barb Press Fit for Non-Plated Thru Holes												
575-0579015	0579-0-15-15-11-27-10-0	EE	.040	.015-.022	.055	.038	.022	.225	.28	.245	.184	.172
Crimp Barrel												
575-034800	0348-0-33-01-34-27-10-0	FF	- - -	.032-.046	.105	.049	.224	.530	.58	.557	.535	.513
575-036800	0368-0-33-01-13-27-10-0	GG	- - -	.048-.064	.103	.067	.234	.530	2.13	1.17	.872	.736
PC Mount Thru Hole												
575-031400	0314-0-15-01-34-27-10-0	HH	.087	.032-.046	.126	.084	.036	.236	.49	.364	.246	.203
Wire Termination												
575-87300127	8730-0-19-01-23-27-10-0	II	- - -	.045-.065	.106	.038	.108	.63	1.66	1.48	1.27	1.13
575-87301527	8730-0-19-15-23-27-10-0	II	- - -	.045-.065	.106	.038	.108	.63	1.75	1.55	1.28	1.19
Wire Termination Pin												
575-30000001500	3000-0-00-15-00-00-03-0	JJ	.061	-	.072	.035	.059	.352	.32	.307	.23	.179
Horizontal Surface Mount												
575-7937000150000030	7937-0-00-15-00-00-03-0	KK	-	-	-	-	-	-	.50	.471	.449	.361

Specifications:

• Machined brass, 20μ" gold plated • RoHS Compliant per Mill-Max documentation

For quantities greater than listed, call for quote.

MOUSER STOCK NO.	Mill-Max Part No.	Fig.	Mounting Hole Min.: in.	Board Thickness: in.	Dimensions: in. D	A	V	L	Price Each 1	10	100	500
PC Swage Mount												
575-311710	3117-1-00-21-00-00-08-0	LL	.035	.031	.024	.188	.047	.260	.36	.238	.177	.151
575-311720	3117-2-00-21-00-00-08-0	LL	.035	.062	.024	.188	.078	.291	.57	.349	.174	.136
575-311210	3112-1-00-21-00-00-08-0	MM	.043	.031	.024	.125	.051	.201	.54	.327	.231	.19
575-311220	3112-2-00-21-00-00-08-0	MM	.043	.062	.024	.125	.082	.232	.20	.138	.103	.10
575-310220	3102-2-00-21-00-00-08-0	NN	.043	.062	.040	.188	.082	.290	.73	.609	.505	.479
575-310320	3103-2-00-21-00-00-08-0	NN	.043	.062	.040	.300	.082	.402	.25	.213	.165	.147
575-322220	3222-2-00-21-00-00-08-0	OO	.043	.062	.040	.150	.082	.252	.62	.464	.348	.271
575-330120	3301-2-14-21-00-00-08-0	PP	.043	.062	.040	.257	.082	- - -	.62	.559	.429	.315
20A Crimp Barrel												
575-360110	3601-1-07-21-00-00-08-0	QQ	- - -	- - -	.080	.200	- - -	.506	1.27	1.11	.902	.887

© Copyright 2013 Mouser Electronics

© Copyright 2013 Mouser Electronics

MILL-MAX In-line Sockets and Headers

1.25MM/.050" INTERCONNECTS

- May be cut to length
- Sockets: 200µ" Tin plated sleeve/30µ" Gold plated contact
- Headers: 10µ" Gold Plated
- High temp insulators, for all soldering operations
- Tail Type: Solder
- .016" Diameter Pins
- Voltage: 3A

Plating Code	Shell Plating	Inner Contact Plating
10	10µ" Gold	- - -
43	200µ" Tin (matte finish)	30µ" Gold
93	200µ" Tin/Lead	30µ" Gold

RoHS Compliant

Single Row

✻ Not RoHS Compliant

For quantities greater than listed, call for quote.

MOUSER STOCK NO.	Mill-Max Part No.	Fig.	Description	Tail Type	No. of Cont.	Price Each 1	10	100
575-500101	850-10-050-10-001000	A	Straight Header	Solder	50	4.87	4.40	4.02
✻ 575-501101	851-93-050-10-001000	B	Straight Socket	Solder	50	11.40	9.64	7.89
575-8514305010	851-43-050-10-001000	B	Straight Socket	Solder	50	11.99	10.15	8.30
575-500201	850-10-050-20-001000	C	Rt. Angle Header	Solder	50	9.52	8.13	6.61
✻ 575-501201	851-93-050-20-001000	D	Rt. Angle Socket	Solder	50	14.96	12.66	10.36
575-8514305020	851-43-050-20-001000	D	Rt. Angle Socket	Solder	50	15.85	13.40	10.97
575-500301	850-10-050-30-001000	E	Surf. Mnt. Header	Solder	50	14.01	12.13	9.80
✻ 575-501301	851-93-050-30-001000	F	Surf. Mnt. Socket	Solder	50	30.87	26.76	21.59
575-8514305030	851-43-050-30-001000	F	Surf. Mnt. Socket	Solder	50	32.21	27.91	22.52

Double Row

For quantities greater than listed, call for quote.

MOUSER STOCK NO.	Mill-Max Part No.	Fig.	Description	Tail Type	No. of Cont.	Price Each 1	10	100
575-002101	852-10-100-10-001000	G	Straight Header	Solder	2x50	15.99	13.52	11.06
✻ 575-003101	853-93-100-10-001000	H	Straight Socket	Solder	2x50	21.22	17.95	14.68
575-8534310010	853-43-100-10-001000	H	Straight Socket	Solder	2x50	22.34	18.90	15.46
575-002201	852-10-100-20-001000	I	Rt. Angle Header	Solder	2x50	13.66	12.63	10.58
✻ 575-003201	853-93-100-20-001000	J	Rt. Angle Socket	Solder	2x50	14.46	13.60	12.33
575-8534310020	853-43-100-20-001000	J	Rt. Angle Socket	Solder	2x50	48.93	41.40	33.87
575-002301	852-10-100-30-001000	K	Surf. Mnt. Header	Solder	2x50	18.00	15.59	12.59

1.78MM/.070" INTERCONNECTS

RoHS Compliant

Single Row

For quantities greater than listed, call for quote.

MOUSER STOCK NO.	Mill-Max Part No.	Fig.	Description	Tail Type	No. of Cont.	Price Each 1	10	25
575-8701002120000000	870-10-021-20-001000	L	Rt. Angle Header	Solder	21	8.36	7.07	6.75
575-8714302120000000	871-43-021-20-001000	M	Rt. Angle Socket	Solder	21	15.50	14.13	13.46

2.00MM/.079" INTERCONNECTS

- May be cut to length
- Sockets: 200µ" Tin plated sleeve/30µ" Gold plated contact
- Headers: 10µ" Gold Plated
- High temp insulators, for all soldering operations
- Tail Type: Solder
- .019" Diameter Pins

RoHS Compliant

Single Row

✻ Not RoHS Compliant

For quantities greater than listed, call for quote.

MOUSER STOCK NO.	Mill-Max Part No.	Fig.	Description	Tail Type	No. of Cont.	Price Each 1	10	100
575-205030	830-10-050-10-001000	N	Straight Header	Solder	50	9.97	8.43	6.90
✻ 575-205031	831-93-050-10-001000	O	Straight Socket	Solder	50	4.99	4.50	4.00
575-8314305010	831-43-050-10-001000	O	Straight Socket	Solder	50	7.45	6.29	5.44
✻ 575-205831	831-93-050-30-001000	P	Surf. Mnt. Socket	Solder	50	26.11	22.61	18.25
575-8314305030	831-43-050-30-001000	P	Surf. Mnt. Socket	Solder	50	10.43	9.31	7.52

Double Row

For quantities greater than listed, call for quote.

MOUSER STOCK NO.	Mill-Max Part No.	Fig.	Description	Tail Type	No. of Cont.	Price Each 1	10	100
575-200032	832-10-100-10-001000	Q	Straight Header	Solder	2x50	18.55	15.70	12.84
575-8334310010	833-43-100-10-001000	R	Straight Socket	Solder	2x50	12.12	10.84	8.77
575-200832	832-10-100-30-001000	S	Surf. Mnt. Header	Solder	2x50	25.79	21.60	17.91

100" SINGLE-IN-LINE SOCKETS

- Solder tail, single row
- Contact: 30µ" Gold
- Sleeve: 30µ" Gold or 200µ" Tin
- High-Rel 4-finger contacts are rated at 3A
- Sockets accept .015-.025" dia. pins and standard IC leads

RoHS Compliant

✻ Not RoHS Compliant

For quantities greater than listed, call for quote.

MOUSER STOCK NO.	Mill-Max Part No.	Fig.	No. of Contacts	Length (in.)	Sleeve Plating	Price Each 1	10	100
✻ 575-193164	310-93-164-41-001000	T	64	6.4	Tin	4.07	3.72	3.24
575-31043164	310-43-164-41-001000	T	64	6.4	Tin	8.65	7.73	6.37
575-113164	310-13-164-41-001000	T	64	6.4	Gold	10.29	9.19	7.56

DIMENSIONS: in.

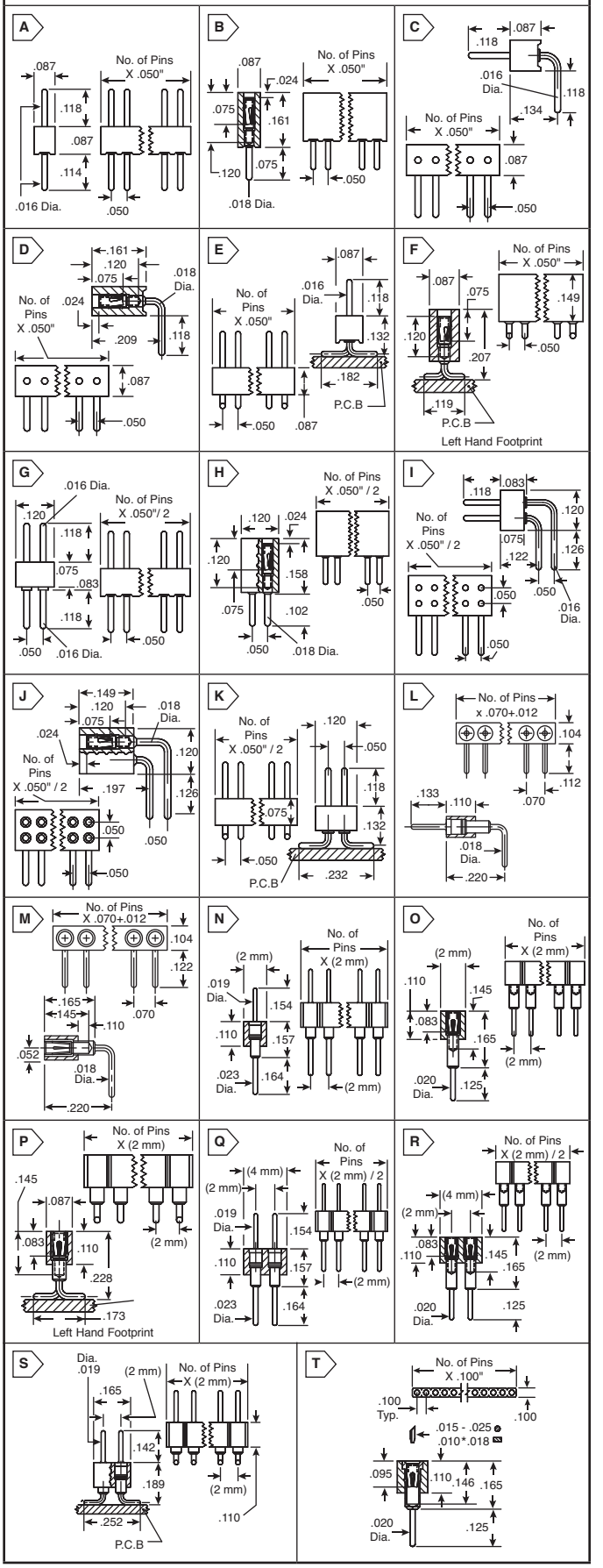

© Copyright 2013 Mouser Electronics

© Copyright 2013 Mouser Electronics

MILL-MAX In-line Sockets and Headers

RoHS Compliant **This product is RoHS compliant.**

DIMENSIONS: in.

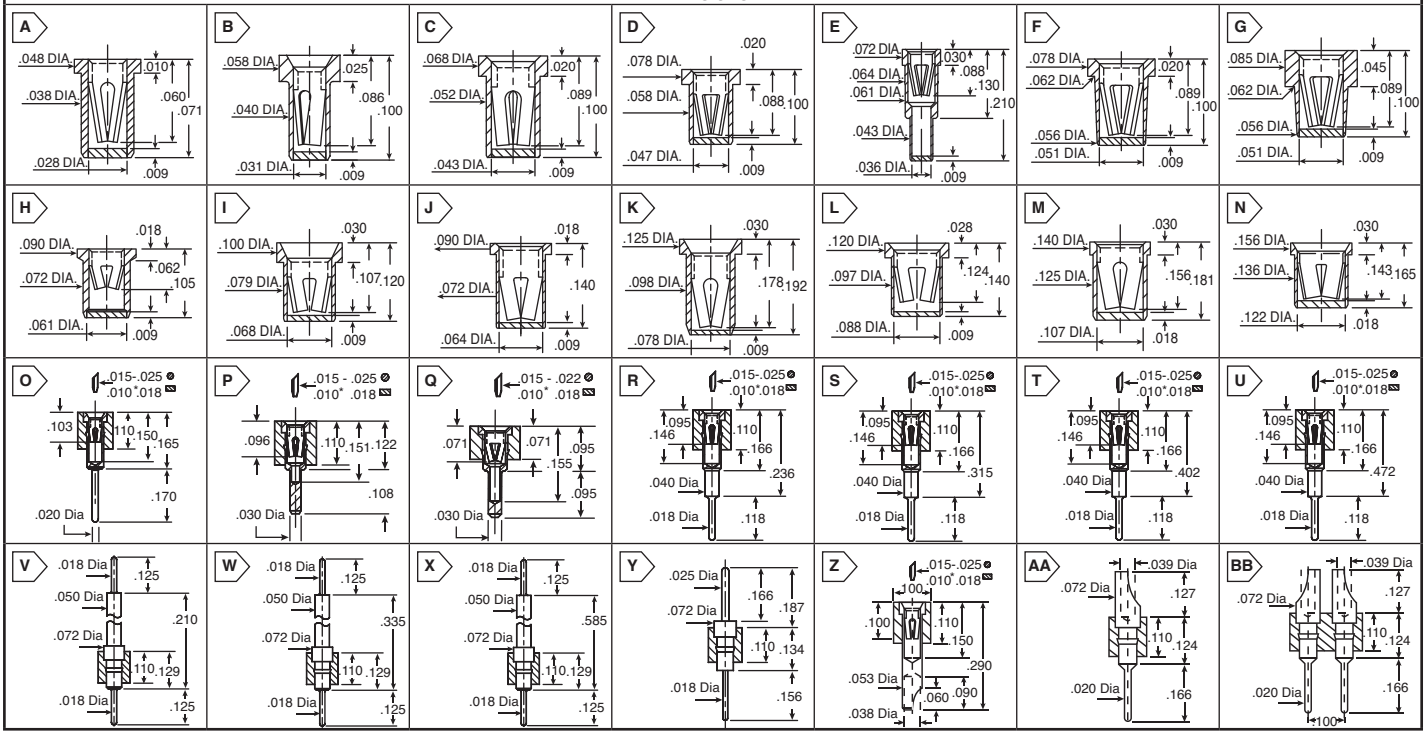

ORGANIC FIBRE PLUG® (OFP) PIN RECEPTACLES

- These through-hole (tubular) receptacles are designed for hand, wave or reflow* soldering. The ORGANIC FIBRE PLUG® barrier prevents solder, paste or flux from contaminating the spring contact
- After soldering, the OFP® barrier is pushed out of the receptacle when the device is plugged in
- All parts are available as discrete receptacles; but for SMT assembly, certain receptacles are supplied on carrier tape per EIA-481 to feed industry standard pick and place machines

NEW PRODUCT

Plating		
Code	Shell	Inner Contact
43	200µ" Tin (Matte Fin.)	30µ" Gold
10	10µ" Gold	100µ" Nickel

For quantities greater than listed, call for quote.

MOUSER STOCK NO.	Mill-Max Part No.	Fig.	Current Rating (A)	Shell Plating	Contact Plating	Price Each 1	10	100
575-5359043801020000	5359-0-43-80-10-27-10-0	A	2	Tin	30µ" AU	.61	.486	.418
575-0577043802127100	0577-0-43-80-21-27-10-0	B	3	Tin	30µ" AU	.46	.367	.317
575-4015043803027100	4015-0-43-80-30-27-10-0	C	3	Tin	30µ" AU	.44	.353	.30
575-0337043801520000	0337-0-43-80-15-27-10-0	D	4.5	Tin	30µ" AU	.49	.394	.339
575-3435043804727040	3435-0-43-80-47-27-04-0	E	4.5	Tin	30µ" AU	.40	.321	.276
575-4280043801627100	4280-0-43-80-16-27-10-0	F	4.5	Tin	30µ" AU	.47	.373	.322
575-5280043801627400	5280-0-43-80-16-27-40-0	G	4.5	Tin	30µ" AU	.47	.373	.322
575-0332043801827100	0332-0-43-80-18-27-10-0	H	8	Tin	30µ" AU	.49	.397	.342
575-0375043800227100	0375-0-43-80-02-27-10-0	I	8	Tin	30µ" AU	.57	.456	.393
575-0479043803427100	0479-0-43-80-34-27-10-0	J	8	Tin	30µ" AU	.54	.426	.367
575-0353043800327100	0353-0-43-80-03-27-10-0	K	11.2	Tin	30µ" AU	.73	.58	.50
575-0384043802327100	0384-0-43-80-23-27-10-0	L	11.2	Tin	30µ" AU	.62	.501	.431
575-0376043800727100	0376-0-43-80-07-27-10-0	M	15	Tin	30µ" AU	.81	.655	.564
575-0321043800827100	0321-0-43-80-08-27-10-0	N	18	Tin	30µ" AU	.88	.703	.606

.100" SINGLE-IN-LINE CONNECTORS

Sockets

- 64 positions (can be cut down)
- High-Rel 4-finger contacts are rated at 3A
- Sockets accept .015-.025" diameter pins and standard IC leads

For quantities greater than listed, call for quote.

MOUSER STOCK NO.	Mill-Max Part No.	Fig.	Description	Tail Type	Sleeve Plating	Price Each 1	10	100	500
575-31143164	311-43-164-41-001000	O	Long Solder Tail	Solder	Tin	9.01	7.80	6.30	5.40
575-31543164	315-43-164-41-001000	P	Very Low Profile	Solder	Tin	8.69	7.35	6.00	4.43
575-315431643	315-43-164-41-003000	Q	Ultra Low Profile	Solder	Tin	7.99	6.76	5.53	4.09
575-316431646	316-43-164-41-006000	R	Elevated	Solder	Tin	11.46	9.84	8.01	6.87
575-316431643	316-43-164-41-003000	S	Elevated	Solder	Tin	12.37	10.72	8.66	7.43
575-316431647	316-43-164-41-007000	T	Elevated	Solder	Tin	13.32	11.53	9.32	7.98
575-316431648	316-43-164-41-008000	U	Elevated	Solder	Tin	14.03	12.16	9.81	8.41

Headers

- .018" Pin/.018" Tails
- ⁕ .025" Pin/.018" Tail

For quantities greater than listed, call for quote.

MOUSER STOCK NO.	Mill-Max Part No.	Fig.	No. of Positions	Tail Type	Sleeve Plating	Price Each 1	10	100	500
575-641591	342-10-164-00-591000	V	64	Solder	10µ" Gold	11.36	9.84	7.95	6.82
575-641592	342-10-164-00-592000	W	64	Solder	10µ" Gold	11.04	10.08	7.68	6.47
575-641593	342-10-164-00-593000	X	64	Solder	10µ" Gold	21.41	18.55	14.98	12.84
⁕ 575-101641	350-10-164-00-001000	Y	64	Solder	10µ" Gold	14.98	10.70	8.56	6.42

SOLDER CUP INTERCONNECTS

- 64 positions (can be cut down)
- Thru-hole
- .100 Grid
- RoHS Compliant per Mill-Max documentation

RoHS Compliant

For quantities greater than listed, call for quote.

MOUSER STOCK NO.	Mill-Max Part No.	Fig.	Description	Sleeve Plating	Price Each 1	10	100	500
Sockets								
575-32943164	329-43-164-41-540000	Z	Single Row Solder Cup Sockets	Tin	30.54	26.46	21.37	18.32
Headers								
575-38010164	380-10-164-00-001000	AA	Single Row Solder Cup/Solder Tail	10µ" Gold	25.07	21.72	17.55	15.04
575-48010264	480-10-264-00-001000	BB	Double Row Solder Cup/Solder Tail	10µ" Gold	26.88	23.28	18.81	16.12

© Copyright 2013 Mouser Electronics
© Copyright 2013 Mouser Electronics

MILL-MAX In-line Sockets and Headers

DIMENSIONS: in.

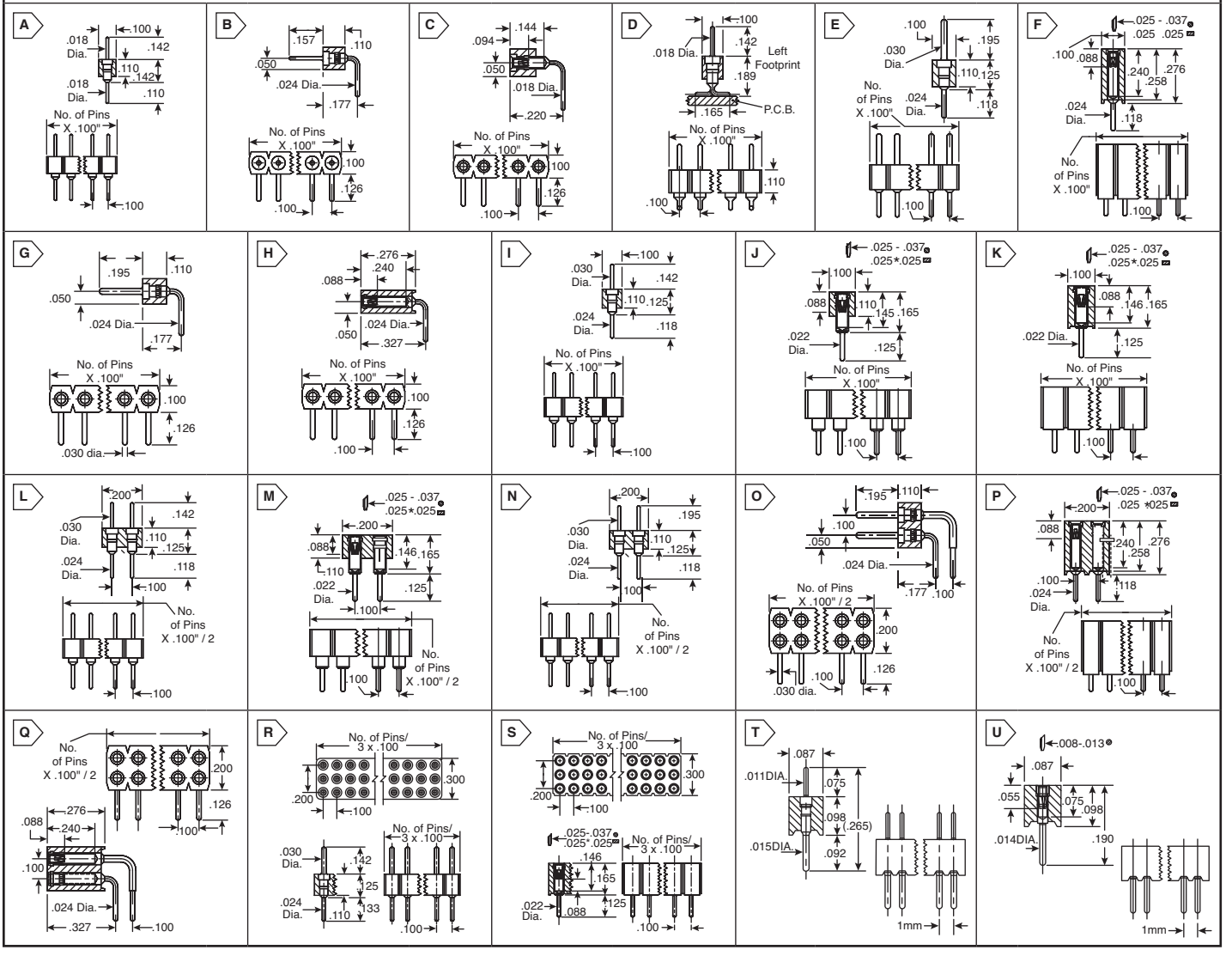

.100" INTERCONNECTS

Plating		
Code	Shell	Inner Contact
10	10μ" Gold	n/a
43	200μ" Tin (Matte Fin.)	30μ" Gold
93	200μ" Tin/Lead	30μ" Gold

- May be cut to length
- Tail Type: Solder

RoHS Compliant

✻ Not RoHS Compliant

Single Row

For quantities greater than listed, call for quote.

MOUSER STOCK NO.	Mill-Max Part No.	Fig.	Description	No. of Cont.	Price Each 1	10	100
.018" Dia. Pins, 3A							
575-643506	350-10-164-00-006000	A	Straight Header	64	12.84	8.56	7.49
575-643909	399-10-164-10-009000	B	Rt. Angle Header	64	12.85	11.14	8.99
✻ 575-643903	399-93-164-10-003000	C	Rt. Angle Socket	64	12.04	10.43	8.43
575-39943164	399-43-164-10-003000	C	Rt. Angle Socket	64	12.66	10.97	8.86
575-640006	350-10-164-00-106000	D	Surf. Mt. Header	64	13.51	11.72	9.46
.030" Dia. Pins, 4.5A							
575-010064	800-10-064-10-001000	E	Straight Header	64	9.47	8.47	6.98
✻ 575-093050	801-93-050-10-001000	F	Straight Socket	50	5.63	5.09	4.52
575-8014305010	801-43-050-10-001000	F	Straight Socket	50	9.35	8.36	6.88
575-642001	800-10-064-20-001000	G	Rt. Angle Header	64	11.33	9.81	7.92
✻ 575-502001	801-93-050-20-001000	H	Rt. Angle Socket	50	11.88	10.28	8.31
575-8014305020	801-43-050-20-001000	H	Rt. Angle Socket	50	11.96	10.79	8.70
575-641002	800-10-064-10-002000	I	Low Prof. Header	64	8.91	7.98	6.57
✻ 575-641012	801-93-064-10-002000	J	Low Prof. Socket	64	11.10	9.61	7.76
575-8014306410	801-43-064-10-002000	J	Low Prof. Socket	64	10.35	8.97	7.24
.030" Dia. Pins, 4.5A (Cont.)							
✻ 575-361012	801-93-036-10-012000	K	Low Prof. Socket	36	8.01	7.16	5.90
575-80143036	801-43-036-10-012000	K	Low Prof. Socket	36	6.39	5.71	4.71

Double Row

For quantities greater than listed, call for quote.

MOUSER STOCK NO.	Mill-Max Part No.	Fig.	Description	No. of Cont.	Price Each 1	10	100
.030" Dia. Pins, 4.5A							
575-641022	802-10-064-10-002000	L	Low Prof. Header	2x32	10.27	8.69	7.12
✻ 575-721022	803-93-072-10-002000	M	Low Prof. Socket	2x36	12.17	10.29	8.42
575-80343072102	803-43-072-10-002000	M	Low Prof. Socket	2x36	13.92	11.77	9.63

Double Row (Cont.)

For quantities greater than listed, call for quote.

MOUSER STOCK NO.	Mill-Max Part No.	Fig.	Description	No. of Cont.	Price Each 1	10	100
.030" Dia. Pins, 4.5A (Cont.)							
575-641001	802-10-064-10-001000	N	Straight Header	2x32	10.90	9.22	7.54
575-642201	802-10-064-20-001000	O	Rt. Angle Header	2x32	18.86	16.35	13.20
✻ 575-072101	803-93-072-10-001000	P	Straight Socket	2x36	14.70	12.43	10.17
575-80343072101	803-43-072-10-001000	P	Straight Socket	2x36	13.95	11.80	9.65
✻ 575-100201	803-93-100-20-001000	Q	Rt. Angle Socket	2x50	15.50	13.21	11.86
575-8034310020	803-43-100-20-001000	Q	Rt. Angle Socket	2x50	27.17	23.53	19.01

.100 GRID (.030" DIA.) PIN, HEADERS AND SOCKETS TRIPLE ROW

Features:

- Series 804 triple row .100" grid headers use MM #5016 pins
- Series 805 triple row .100"grid sockets use MM #1303 pins
- May be cut to length
- Series 805 triple row .100" grid sockets use Hi-Rel, 6-finger BeCu #47 contacts rated at 4.5 amps
- Insulators are high temp. thermoplastic, suitable for all soldering operations

For quantities greater than listed, call for quote.

MOUSER STOCK NO.	Mill-Max Part No.	Fig.	Description	Price Each 1	50	100
575-8041009610002000	804-10-096-10-002000	R	96P Triple Row Pin Header	12.34	11.50	10.83
575-8054309610012000	805-43-096-10-012000	S	96P Triple Row Pin Socket	14.39	13.36	11.65

1MM GRID HEADERS AND SOCKETS

NEW PRODUCT

Features:

- Rated at 2 amps
- The header and socket provide a mated height
- .196" for board stacking applications.

For quantities greater than listed, call for quote.

MOUSER STOCK NO.	Mill-Max Part No.	Fig.	Description	Price Each 1	10	100
575-8601005010002000	860-10-050-10-002000	T	Single Row 1mm Header	8.87	8.11	6.15
575-8611305010002000	861-13-050-10-002000	U	Single Row 1mm Socket	15.62	14.49	12.13

© Copyright 2013 Mouser Electronics

© Copyright 2013 Mouser Electronics

MILL-MAX Spring Loaded Contacts

RoHS Compliant **This product is RoHS compliant.**

DISCRETE SPRING LOADED CONTACTS

When the power is on, you don't want shock or vibration to create spurious signals. Mill-Max Spring-Loaded (Pogo Pin) Contacts provide a reliable electrical connection in the most rigorous enviroments.

Features:

- Maximum Continuity: Precision-machined gold-plated components and a low resistance spring maintain a consistent electrical path
- Maximum Stability: Tested to a minimum of 50G shock and 10G vibration with no spikes >1μs and >1.15V with 0.5A applied
- Maximum Endurance: 1,000,000 cycles and still electrically silent

Applications:

- Capable Termination
- Internal Battery Connection
- Charge Base for Portable Instruments
- PCB Connection

RoHS Compliant

DIMENSIONS: in. ("A" represents Initial Height, "B" represents Full Stroke)

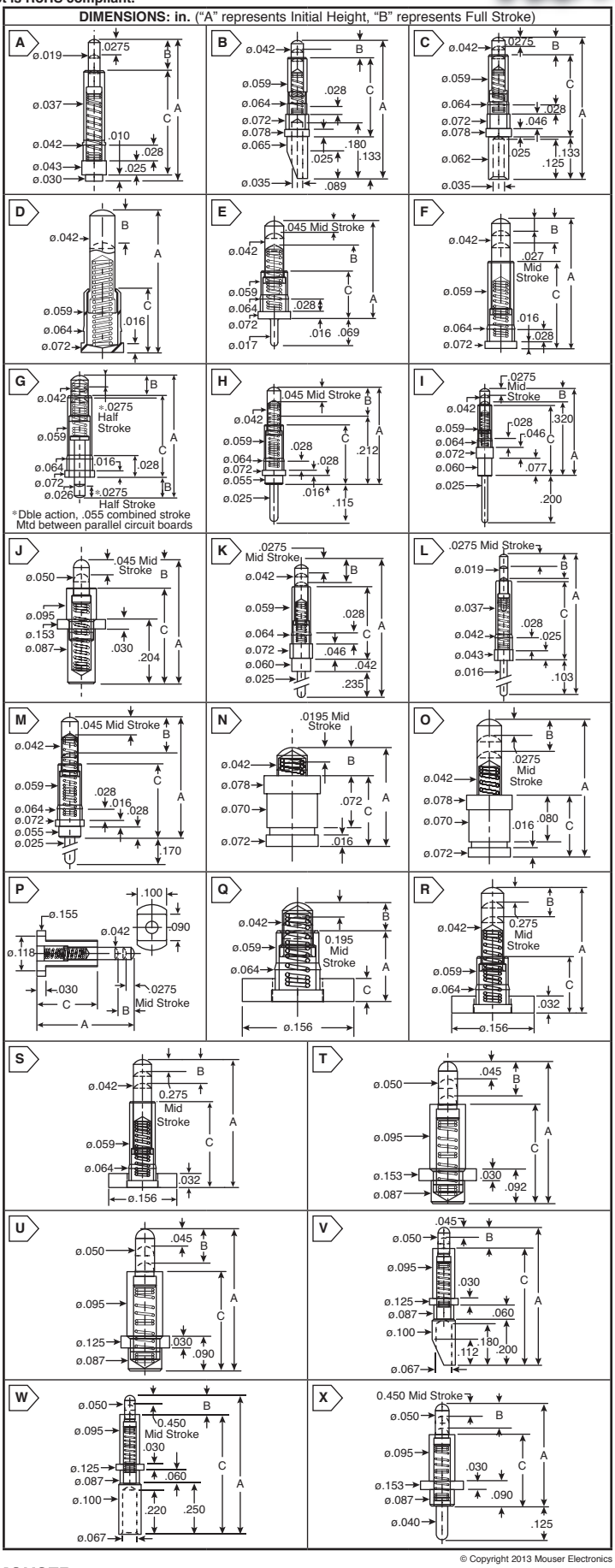

For quantities greater than listed, call for quote.

MOUSER STOCK NO.	Mill-Max Part No.	Fig.	Dimensions: in.			Price Each			
			A	B	C	1	10	100	200
575-09510152071	0951-0-15-20-71-14-11-0	A	0.252	0.055	0.186	1.12	.995	.84	.666
575-09330152075	0933-0-15-20-75-14-11-0	B	0.441	0.055	0.253	1.53	1.41	1.06	.95
575-09620152075	0962-0-15-20-75-14-11-0	C	0.441	0.055	0.253	1.46	1.35	1.02	.902
575-900011	0900-0-00-00-00-00-11-0	D	0.137	0.039	0.098	.57	.514	.439	.381
575-090011	0900-1-00-00-00-00-11-0	D	0.177	0.055	0.106	.94	.658	.441	.376
575-900211	0900-2-00-00-00-00-11-0	D	0.197	0.055	0.106	.57	.515	.447	.381
575-900311	0900-3-00-00-00-00-11-0	D	0.217	0.055	0.106	.67	.58	.454	.386
575-900411	0900-4-00-00-00-00-11-0	D	0.236	0.055	0.106	.55	.488	.403	.366
575-906015	0906-0-15-20-76-14-11-0	E	0.137	0.039	0.098	.52	.471	.382	.349
575-906115	0906-1-15-20-75-14-11-0	E	0.177	0.055	0.106	1.03	.72	.483	.411
575-906215	0906-2-15-20-75-14-11-0	E	0.197	0.055	0.106	1.04	.73	.49	.416
575-906315	0906-3-15-20-75-14-11-0	E	0.217	0.055	0.106	.59	.521	.438	.388
575-906415	0906-4-15-20-75-14-11-0	E	0.236	0.055	0.106	.75	.642	.503	.428
575-907011	0907-0-15-20-75-14-11-0	F	0.255	0.055	0.198	1.17	.696	.548	.467
575-907111	0907-1-15-20-75-14-11-0	F	0.275	0.055	0.198	.79	.673	.554	.472
575-907211	0907-2-15-20-75-14-11-0	F	0.295	0.055	0.198	.71	.644	.561	.477
575-907311	0907-3-15-20-75-14-11-0	F	0.315	0.055	0.198	.76	.613	.603	.488
575-907411	0907-4-15-20-75-14-11-0	F	0.335	0.055	0.198	.90	.867	.654	.528
575-907511	0907-5-15-20-75-14-11-0	F	0.350	0.055	0.198	.93	.795	.736	.607
575-907611	0907-6-15-20-75-14-11-0	F	0.370	0.055	0.198	.90	.877	.654	.574
575-907711	0907-7-15-20-75-14-11-0	F	0.390	0.055	0.198	.91	.877	.666	.539
575-907811	0907-8-15-20-75-14-11-0	F	0.410	0.055	0.198	.92	.888	.668	.552
575-907911	0907-9-15-20-75-14-11-0	F	0.430	0.055	0.198	.77	.698	.607	.517
575-980011	0980-0-15-20-75-14-11-0	G	0.298	0.050	0.198	1.22	.949	.723	.611
575-914015	0914-0-15-20-77-14-11-0	H	0.302	0.090	0.185	.92	.782	.663	.599
575-922015	0922-0-15-20-75-14-11-0	I	0.375	0.055	0.305	.81	.717	.596	.516
575-850152	0850-0-15-20-83-14-11-0	J	0.395	0.090	0.304	1.50	1.33	1.18	.963
575-929152	0929-0-15-20-75-14-11-0	K	0.575	0.055	0.228	1.68	1.48	1.10	.985
575-0985015207114110	0985-0-15-20-71-14-11-0	L	0.351	0.055	0.186	.95	.746	.578	.492
575-932152	0932-0-15-20-77-14-11-0	M	0.472	0.090	0.185	1.42	1.27	.954	.849
575-910076	0910-0-57-20-76-14-11-0	N	0.137	0.039	0.098	1.54	1.37	1.13	1.00
575-910175	0910-1-57-20-75-14-11-0	O	0.177	0.055	0.106	1.52	1.36	1.11	.994
575-910275	0910-2-57-20-75-14-11-0	O	0.197	0.055	0.106	1.58	1.47	1.17	1.04
575-910475	0910-4-57-20-75-14-11-0	O	0.236	0.055	0.106	1.54	1.37	1.12	1.01
575-967075	0967-0-15-20-75-14-11-0	P	0.331	0.055	0.206	1.31	1.11	.942	.855
575-990076	0990-0-50-20-76-14-11-0	Q	0.098	0.039	0.032	1.09	.845	.642	.535
575-990175	0990-1-50-20-75-14-11-0	R	0.177	0.055	0.106	1.07	.835	.631	.535
575-990275	0990-2-50-20-75-14-11-0	R	0.197	0.055	0.106	2.12	1.89	1.55	1.26
575-990375	0990-3-50-20-75-14-11-0	R	0.217	0.055	0.106	2.11	1.90	1.56	1.26
575-990475	0990-4-50-20-75-14-11-0	R	0.236	0.055	0.106	1.90	1.71	1.40	1.16
575-997075	0997-0-50-20-75-14-11-0	S	0.255	0.055	0.198	1.25	.963	.738	.621
575-997175	0997-1-50-20-75-14-11-0	S	0.275	0.055	0.198	1.94	.974	.738	.631
575-997375	0997-3-50-20-75-14-11-0	S	0.315	0.055	0.198	2.11	1.87	1.54	1.27
575-997575	0997-5-50-20-75-14-11-0	S	0.350	0.055	0.198	2.39	2.14	1.77	1.43
575-997675	0997-6-50-20-75-14-11-0	S	0.370	0.055	0.198	1.32	1.02	.77	.653
575-997775	0997-7-50-20-75-14-11-0	S	0.390	0.055	0.198	2.40	2.16	1.78	1.47
575-997975	0997-9-50-20-75-14-11-0	S	0.430	0.055	0.198	2.44	2.19	1.80	1.49
575-0851015208214110	0851-0-15-20-82-14-11-0	T	0.378	0.090	0.265	1.79	1.38	1.05	.995
575-0853015208214110	0853-0-15-20-82-14-11-0	U	0.378	0.090	0.288	1.77	1.36	1.04	.877
575-0854015208214110	0854-0-15-20-82-14-11-0	V	0.599	0.090	0.509	1.88	1.56	1.16	1.01
575-0855015208214110	0855-0-15-20-82-14-11-0	W	0.649	0.090	0.559	2.12	1.75	1.29	1.13
575-0856015208214110	0856-0-15-20-82-14-11-0	X	0.378	0.090	0.265	1.74	1.44	1.07	.938

© Copyright 2013 Mouser Electronics

© Copyright 2013 Mouser Electronics

MILL-MAX Spring Loaded Connectors

RoHS Compliant **This product is RoHS compliant.**

.100" SPRING LOADED SURFACE MOUNT CONNECTORS

- Modular contacts for use on 2,54 grid, available in five heights from 3,48 to 5,99, supplied in single and double row contact strips
- Pistons have a long stroke relative to the low profile of the assembly
- Low resistance, high current contacts are rated at 2 amps continuous, 3 amps peak

For quantities greater than listed, call for quote.

MOUSER STOCK NO.	Mill-Max Part No.	Fig.	Contacts	Dimensions: in.		Price Each		
				Initial Ht. (A)	Stroke (B)	1	5	10
Single Row								
575-64-30-000	811-22-064-30-000101	A	64	0.137	0.039	34.66	32.95	32.17
575-64-30-001	811-22-064-30-001101	A	64	0.177	0.055	26.14	25.11	24.28
575-64-30-004	811-22-064-30-004101	A	64	0.236	0.055	35.44	33.85	32.10
575-064101	821-22-064-10-001101	B	64	0.177	0.055	36.69	33.37	31.62
575-064102	821-22-064-10-002101	B	64	0.197	0.055	30.87	27.94	26.47
575-064103	821-22-064-10-003101	B	64	0.217	0.055	37.43	33.87	32.08
575-064104	821-22-064-10-004101	B	64	0.236	0.055	29.02	27.95	26.94
Double Row								
575-72-30-000	813-22-072-30-000101	C	72	0.137	0.039	38.16	36.25	34.39
575-72-30-001	813-22-072-30-001101	C	72	0.177	0.055	37.25	36.32	34.44
575-72-30-002	813-22-072-30-002101	C	72	0.197	0.055	36.37	35.45	33.65
575-72-30-003	813-22-072-30-003101	C	72	0.217	0.055	38.63	36.65	35.86
575-72-30-004	813-22-072-30-004101	C	72	0.236	0.055	29.38	28.65	27.17
575-072100	823-22-072-10-000101	D	72	0.137	0.039	31.21	30.45	28.98
575-721011	823-22-072-10-001101	D	72	0.177	0.055	31.43	30.47	29.18
575-072102	823-22-072-10-002101	D	72	0.197	0.055	40.86	36.97	35.04
575-072103	823-22-072-10-003101	D	72	0.217	0.055	41.27	37.31	35.37
575-072104	823-22-072-10-004101	D	72	0.236	0.055	35.26	34.08	32.73

SERIES 810 HORIZONTAL SMT CONNECTORS

- Modular contacts for use on .100" grid, supplied in single row contact strips. Piston action is parallel to the board surface
- Pistons have a .045" mid. stroke and .090" max. stroke
- Low resistance, high current contacts are rated at 2 amps continuous, 3 amps peak

For quantities greater than listed, call for quote.

MOUSER STOCK NO.	Mill-Max Part No.	Fig.	Contacts	Dimensions: in.		Price Each		
				Initial Ht. (A)	Stroke (B)	1	5	10
Single Row, Horizontal Mount								
575-8102200340001101	810-22-003-40-001101	E	3	.090	.045	10.21	9.37	9.12
575-8102200440001101	810-22-004-40-001101	E	4	.090	.045	10.18	9.57	9.11
575-8102200540001101	810-22-005-40-001101	E	5	.090	.045	11.15	10.36	9.96
575-8102200640001101	810-22-006-40-001101	E	6	.090	.045	12.14	11.06	10.86
575-8102200840001101	810-22-008-40-001101	E	8	.090	.045	13.79	12.94	12.34
575-8102201040001101	810-22-010-40-001101	E	10	.090	.045	14.62	13.77	13.06

SERIES 829 SINGLE ROW RIGHT ANGLE SPRING-LOADED CONNECTORS

- Modular contacts for use on 2,54 grid, available in a height of 7,47, supplied in single contact strips
- Pistons have a 1,14 mid stroke and 2,29 max. stroke
- Low resistance, high current contacts are rated at 2 amps continuous, 3 amps peak

For quantities greater than listed, call for quote.

MOUSER STOCK NO.	Mill-Max Part No.	Fig.	Contacts	Price Each		
				1	10	100
575-8292200120	829-22-001-20-001101	F	1	9.22	7.99	6.45
575-8292200220	829-22-002-20-001101	F	2	9.41	7.96	6.14
575-8292200320	829-22-003-20-001101	F	3	12.02	10.40	8.40
575-8292200420	829-22-004-20-001101	F	4	12.70	11.00	8.89
575-8292200520	829-22-005-20-001101	F	5	14.27	12.37	9.98
575-8292200620	829-22-006-20-001101	F	6	12.19	11.12	8.47
575-8292200720	829-22-007-20-001101	F	7	17.60	15.24	12.31
575-8292200820	829-22-008-20-001101	F	8	17.32	15.01	12.12
575-8292201020	829-22-010-20-001101	F	10	20.69	17.93	14.49

SPRING LOADED AND MATING TARGET CONNECTORS

- Modular contacts for use on .050" grid, supplied in single and double row contact strips
- Pistons have a .0275" mid stroke and .055" max. stroke
- Low resistance, high current contacts are rated at 2 amps continuous, 3 amps peak

For quantities greater than listed, call for quote.

MOUSER STOCK NO.	Mill-Max Part No.	Fig.	Contacts	Termination	Price Each		
					1	10	100
Spring-Loaded Connectors							
575-854-22-020-30	854-22-020-30-001101	G	20	SMT	28.96	25.10	20.27
575-854-22-020-10	854-22-020-10-001101	H	20	Solder Tail	27.50	23.83	19.25
575-855-22-040-30	855-22-040-30-001101	I	40	SMT	50.61	43.86	35.43
575-855-22-040-10	855-22-040-10-001101	J	40	Solder Tail	23.12	22.35	20.04
Mating Target Connectors							
575-856-10-020-10	856-10-020-10-051000	K	20	Solder Tail	6.91	5.98	4.84
575-857-10-040-10	857-10-040-10-051000	L	40	Solder Tail	9.57	8.29	6.70

.100" GRID SOLDERCUP HEADERS

- Modular contacts for use on .100" grid, supplied in single and double row contact strips
- Pistons have a .0275" mid stroke and .055" max. stroke
- Low resistance, high current contacts are rated at 2 amps continuous, 3 amps peak
- May be cut to length

For quantities greater than listed, call for quote.

MOUSER STOCK NO.	Mill-Max Part No.	Fig.	Contacts	Description	Price Each		
					1	50	100
575-8242206400001000	824-22-064-00-001000	M	64	Single Row	38.97	37.24	35.73
575-8262206400001000	826-22-064-00-001000	N	64	Double Row	42.22	40.34	38.70

DIMENSIONS: in. ("A" represents Initial Height, "B" represents Full Stroke)

A

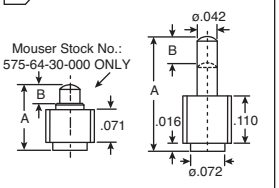

B

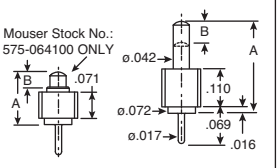

C

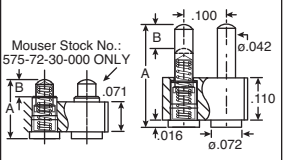

D

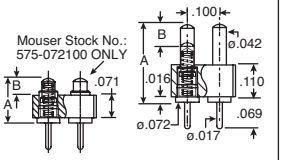

E

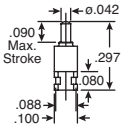

F

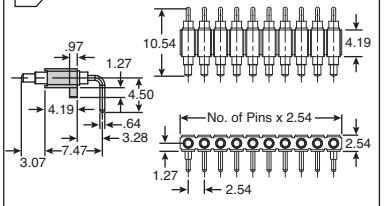

G

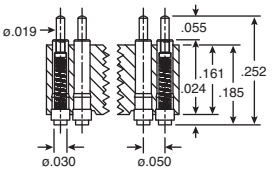

H

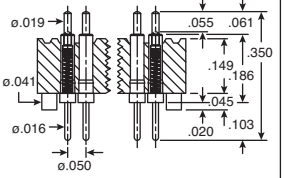

I

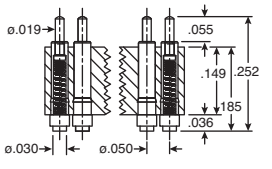

J

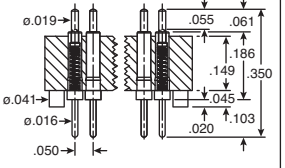

K

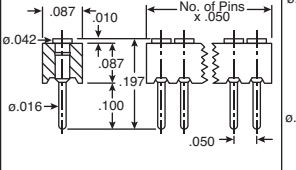

L

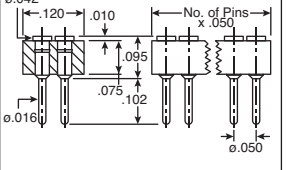

M

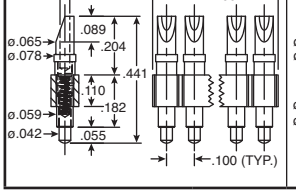

N

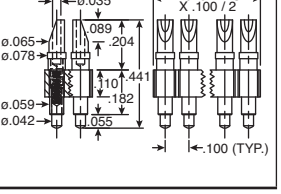

© Copyright 2013 Mouser Electronics

© Copyright 2013 Mouser Electronics

DUAL LEAF DIP SOCKETS

- Housing: glass-filled, black UL 94V-0 rated thermoplastic
- Contact material: phosphor bronze
- Contact plating: tin or gold over nickel

E28476 LR7189

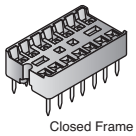
Closed Frame

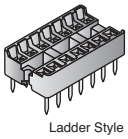
Ladder Style

Closed Frame

For quantities greater than listed, call for quote.

MOUSER STOCK NO.	TE Part No.	No. of Pins	Body Width (in.)	Row to Row (in.)	Max Body Length (in.)	Price Each 1	25	100
Gold Plated Contacts								
571-1825093-1	1825093-1	6	0.394	0.300	0.295	.57	.471	.396
571-1825093-2	1825093-2	8	0.394	0.300	0.395	.45	.407	.353
571-1825093-3	1825093-3	14	0.394	0.300	0.695	.73	.674	.578
571-1825093-4	1825093-4	16	0.394	0.300	0.795	1.19	1.12	.931
571-1825093-5	1825093-5	18	0.394	0.300	0.895	1.54	1.37	1.18
571-1825093-6	1825093-6	20	0.394	0.300	0.995	1.73	1.56	1.18
571-1825108-1	1825108-1	24	0.694	0.600	1.195	2.18	1.96	1.69
571-1825108-2	1825108-2	28	0.694	0.600	1.395	2.12	1.89	1.65
571-1825108-3	1825108-3	40	0.694	0.600	1.995	2.84	2.48	2.07

Economy Ladder Style

For quantities greater than listed, call for quote.

MOUSER STOCK NO.	TE Part No.	No. of Pins	Body Width (in.)	Row to Row (in.)	Max Body Length (in.)	Price Each 1	25	100
Tin Plated Contacts								
571-1-390261-1	1-390261-1	6	.394	.300	.295	.21	.164	.144
571-1-390261-2	1-390261-2	8	.394	.300	.395	.13	.126	.107
571-1-390261-3	1-390261-3	14	.394	.300	.695	.18	.174	.15
571-1-390261-4	1-390261-4	16	.394	.300	.795	.20	.192	.167
571-1-390261-5	1-390261-5	18	.394	.300	.895	.18	.179	.15
571-1-390261-6	1-390261-6	20	.394	.300	.995	.19	.164	.15
571-1-390261-8	1-390261-8	24	.394	.300	1.195	.27	.246	.214
571-1-390261-9	1-390261-9	28	.394	.300	1.395	.33	.326	.268
571-1-390262-1	1-390262-1	24	.694	.600	1.195	.30	.259	.233
571-1-390262-2	1-390262-2	28	.694	.600	1.395	.33	.30	.268
571-1-390263-2	1-390263-2	32	.694	.600	1.595	.36	.316	.278
571-1-390262-5	1-390262-5	40	.694	.600	1.995	.44	.407	.342
Gold Plated Contacts								
571-1825094-3	1825094-3	14	.394	.300	.695	1.00	.933	.867
571-1825094-4	1825094-4	16	.394	.300	.795	1.51	1.35	1.01
571-1825109-1	1825109-1	24	.694	.600	1.195	1.54	1.33	1.20
571-1825109-2	1825109-2	28	.694	.600	1.395	2.51	2.26	1.95
571-1825109-3	1825109-3	40	.694	.600	1.995	3.36	3.22	2.81

SIMM SOCKETS

E28476 LR7189



Specifications:
- Housing material: liquid crystal polymer UL 94V-0
- Contact material: phosphor bronze
- Vertical Mounting, .050 Centerline
- 72 position, single row

For quantities greater than listed, call for quote.

MOUSER STOCK NO.	TE Part No.	Contact Plating	Polarization	Price Each 1	25	100
✻ 571-5822019-4	5822019-4	Tin	Right	6.84	6.51	5.69

✻without center post

TO-3 POWER TRANSISTOR SOCKETS

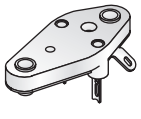

- Temperature rating: 170°C max.
- Insulation resistance: 500MΩ
- Breakdown voltage: 800VRMS
- RoHS Compliant per Tyco Electronics Documentation
- Contact resistance: 10mΩ max.
- Current rating: 10A max.
- Force: 12oz. average retention

For quantities greater than listed, call for quote.

MOUSER STOCK NO.	TE Part No.	Lead Dia. (in.)	Contact Plating	Price Each 1	25	100
571-9-1437504-0	9-1437504-0	0.04	Tin	17.38	15.79	14.21
571-9-1437504-1	9-1437504-1	0.04	Gold	14.00	12.85	11.10
571-9-1437504-7	9-1437504-7	0.06	Tin	20.26	18.41	11.41

LOW PROFILE TRANSISTOR SOCKET



- Insulator color: Brown

For quantities greater than listed, call for quote.

MOUSER STOCK NO.	TE Part No.	Type Leads	No. of Contacts	Contact/ Sleeve Plating	Price Each 1	25	100
506-8058-1G49	2-1437508-4	PC	8	Gold	14.12	12.71	12.01

SIP BREAK-A-WAY SOCKETS



- Gold plated contacts
- .100" grid spacing
- 10 pin strips

For quantities greater than listed, call for quote.

MOUSER STOCK NO.	TE Part No.	Type	Sleeve Plating	Price Each 1	25	100
571-1-1571994-0	1-1571994-0	PC Mount	Tin	3.43	2.94	2.42
506-510-AG90D	2-1437530-8	PC mount	Gold	4.55	3.62	3.37

DIP SOCKETS

With Machined Contacts, Solid Frame

Tapered entry with four-finger machined inner contact and machined outer sleeve. Contact features closed end construction eliminating any solder or flux wicking problems. Meets most severe military requirements for high shock and vibration.


Precision Machined Four-Finger Inner Contact

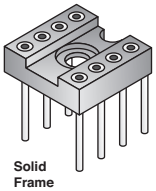
Solid Frame

- Low profile
- XY stackable
- UL rated 94V-0, thermoplastic polyester insulator
- PC Mounting

For quantities greater than listed, call for quote.

MOUSER STOCK NO.	TE Part No.	No. of Contacts	Pin Spacing (in.)	Price Each 1	25	100
Gold Plated Contact and Tin Plated Sleeve						
571-2-1571550-2	2-1571550-2	8	.3x.1	2.85	2.48	2.36
571-2-1571550-3	2-1571550-3	14	.3x.1	5.23	4.79	4.37
571-2-1571550-4	2-1571550-4	16	.3x.1	2.74	2.35	2.14
Gold Plated Contact and Sleeve						
506-508-AG10D	7-1437529-5	8	.3 x .1	3.00	2.57	2.38

ECONOMY IC SOCKETS

Economy series DIP IC sockets with stamped and rolled contacts. Contacts have tapered entry ensuring proper targeting for automatic and manual IC loading. Sockets also feature four fingered beryllium copper inner contacts.

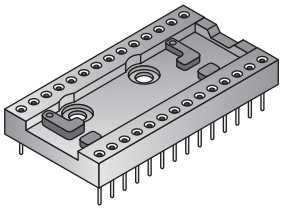

- Gold contact, tin sleeve
- PC Mounting

For quantities greater than listed, call for quote.

MOUSER STOCK NO.	TE Part No.	No. of Contacts	Pin Spacing (in.)	Price Each 1	25	100
Solid Frame						
571-4-1571551-2	4-1571551-2	8	.3 x .1	1.12	1.06	1.02
571-4-1571551-3	4-1571551-3	14	.3 x .1	1.38	1.29	1.17
571-4-1571551-4	4-1571551-4	16	.3 x .1	1.82	1.70	1.40
571-4-1571551-6	4-1571551-6	20	.3 x .1	2.60	2.32	2.18
571-4-1571551-9	4-1571551-9	28	.6 x .1	1.89	1.69	1.57
571-5-1571551-2	5-1571551-2	40	.6 x .1	3.75	3.27	2.73

PLCC SOCKETS

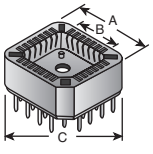

Specifications:
- Thru-Hole, Economy
- Housing material: UL94V-O thermoplastic
- Contact material: phosphor bronze
- Contact plating: Tin over Nickel

Sockets

For quantities greater than listed, call for quote.

MOUSER STOCK NO.	TE Part No.	No. of Pins	Dimensions: in. A	B	C	Price Each 1	25	100
571-1-822473-2	1-822473-2	28	0.713	0.300	0.815	2.24	2.09	1.78
571-1-822473-4	1-822473-4	44	0.913	0.500	1.090	2.80	2.46	2.24
571-1-822473-5	1-822473-5	52	1.010	0.600	1.240	2.76	2.42	2.30
571-1-822473-7	1-822473-7	84	1.410	1.000	1.820	3.46	2.90	2.76

Extraction Tool

MOUSER STOCK NO.	TE Part No.	Price Each 1	5
571-822154-1	822154-1	4.70	3.33


Extraction Tool

© Copyright 2013 Mouser Electronics

© Copyright 2013 Mouser Electronics

YAMAICHI Sockets

RoHS Compliant **This product is RoHS compliant.**

YAMAICHI ELECTRONICS

SERIES IC149 QFP IC SOCKETS

General Specifications:

- Insulation Resistance: 500M min. at 150V DC
- Withstanding Voltage: 100V AC to 700V for 1 minute
- Contact Resistance: 30M max.at 10ma/20mV
- Voltage Rating: 250V AC
- Operating Temp. Range: –25°C to +85°C

RoHS Compliant

For quantities greater than listed, call for quote.

MOUSER STOCK NO.	Yamaichi Part No.	Fig.	No. of Pins	Pitch	Dim. (mm)	Price Each			
						1	5	10	25
945-IC149-044-052-B5	IC149-044-052-B5	A	44	0.80	10.0 x 10.0	47.18	42.06	38.87	33.97
945-IC149-064-075-B5	IC149-064-075-B5	A	64	0.50	10.4 x 10.4	99.70	88.09	79.35	66.06
945-IC149-064-008-B5	IC149-064-008-B5	A	64	0.80	14.0 x 14.0	62.89	54.54	50.64	42.31
945-IC149-080-030-B5	IC149-080-030-B5	A	80	0.50	12.0 x 12.0	93.65	81.65	74.30	62.46
945-IC149-080-017-B5	IC149-080-017-B5	A	80	0.65	14.0 x 14.0	73.90	65.07	59.11	54.22
945-IC149-080-012-B5	IC149-080-012-B5	A	80	0.80	14.0 x 20.0	64.51	57.39	51.92	43.27
945-IC149-100-025-B5	IC149-100-025-B5	A	100	0.50	14.0 x 14.0	108.90	94.94	86.18	72.74
945-IC149-100-014-B5	IC149-100-014-B5	A	100	0.65	14.0 x 20.0	77.28	67.86	62.04	57.25
945-IC149-112-042-B5	IC149-112-042-B5	A	112	0.65	20.0 x 20.0	124.64	108.01	98.79	83.61
945-IC149-144-045-B5	IC149-144-045-B5	A	144	0.50	20.0 x 20.0	178.38	155.73	142.19	134.40
945-IC149-176-066-B5	IC149-176-066-B5	A	176	0.50	24.0 x 24.0	193.18	168.65	153.98	145.55
945-IC149-208-061-B5	IC149-208-061-B5	A	208	0.50	28.0 x 28.0	225.66	197.01	179.88	170.02

BURN-IN SOCKETS

Features:

- Plastic Lead Chip Carrier (Open Top)
- Clamshell socket for PLCC packages
- Auto-ejecting type for automated operation (IC is inserted in operation and pushing the cover raises it for easy IC removal)

General Specifications:

- Insulation Resistance: 1,000M min. at 500V DC
- Withstanding Voltage: 700V AC for 1 minute
  Contact Resistance: 30m max. at10mA/20mV max.
- Current Rating: 1A max.
- Operating Temp. Range: -40°C to +170°C
- Mating Cycles: 10,000 insertions min.

RoHS Compliant

PLCC

For quantities greater than listed, call for quote.

MOUSER STOCK NO.	Yamaichi Part No.	Fig.	No. of Pins	Dim. (mm)	Type	Price Each			
						1	5	10	25
945-IC120-0204-205	IC120-0204-205	B	20	20.0 x 20.0	Open Top	11.89	10.38	9.47	8.96
945-IC120-0284-508	IC120-0284-508	B	28	23.0 x 23.0	Open Top	10.20	9.67	9.20	8.63
945-IC120-0284-308	IC120-0284-308	B	28	23.0 x 23.0	Open Top	10.20	8.90	8.12	7.68
945-IC120-0324-109	IC120-0324-109	B	32	22.5 x 25.0	Open Top	15.98	15.15	14.40	13.52
945-IC120-0324-309	IC120-0324-309	B	32	22.5 x 25.0	Open Top	15.98	15.15	14.40	13.52
945-IC120-0444-306	IC120-0444-306	B	44	28.0 x 28.0	Open Top	15.98	15.15	14.40	13.52
945-IC51-0284-399	IC51-0284-399	C	28	36.0 x 30.0	Clamshell	56.87	49.64	45.33	42.84
945-IC51-0324-453	IC51-0324-453	C	32	35.0 x 30.0	Clamshell	67.36	63.87	60.73	57.00
945-IC51-0444-400	IC51-0444-400	C	44	40.0 x 34.0	Clamshell	66.27	62.84	59.75	56.07
945-IC51-0844-401-1	IC51-0844-401-1	C	84	55.0 x 48.0	Clamshell	90.88	79.33	72.43	68.47
945-IC51-1244-410-1	IC51-1244-410-1	C	124	65.0 x 60	Clamshell	160.47	140.07	127.89	120.90

RoHS Compliant

QFP

For quantities greater than listed, call for quote.

MOUSER STOCK NO.	Yamaichi Part No.	Fig.	No. of Pins	Dim. (mm)	Type	Price Each			
						1	5	10	25
945-IC51-0324-1498	IC51-0324-1498	D	32	30.0 x 35.5	Clamshell	64.57	51.47	51.47	48.65
945-IC51-0484-806	IC51-0484-806	D	48	29.0 x 32.0	Clamshell	85.55	77.14	77.14	72.39
945-IC234-0484-039N	IC234-0484-039N	E	48	26.6 x 26.6	Open Top	88.85	80.11	80.11	75.19
945-IC51-0644-807	IC51-0644-807	D	64	32.0 x 35.0	Clamshell	104.09	93.85	93.85	88.07
945-IC201-0644-003	IC201-0644-003	F	64	30.0 x 36.0	Open Top	90.59	81.67	81.67	76.65
945-IC234-0644-024-N	IC234-0644-024-N	E	64	32.2 x 32.2	Open Top	109.04	86.91	86.91	82.15
945-IC51-0804-808	IC51-0804-808	D	80	34.0 x 37.0	Clamshell	121.03	96.46	96.46	91.19
945-IC51-1004-809	IC51-1004-809	D	100	39.0 x 39.0	Clamshell	135.82	122.46	122.46	114.92
945-IC201-1004-008	IC201-1004-008	F	100	31.0 x 31.0	Open Top	103.79	93.58	93.58	87.83
945-IC234-1004-023N	IC234-1004-023N	E	100	33.6 x 33.6	Open Top	200.35	159.68	159.68	150.94
945-IC51-1284-1788	IC51-1284-1788	D	124	39.0 x 42.5	Clamshell	267.69	213.36	213.36	201.70
945-IC51-1284-1433	IC51-1284-1433	D	128	46.0 x 43.0	Clamshell	224.20	178.68	178.68	168.92
945-IC201-1444-026N2	IC201-1444-026N-2	F	144	37.0 x 37.0	Open Top	169.05	152.42	152.42	143.04
945-IC51-1444-1354-7	IC51-1444-1354-7	D	144	43.0 x 47.0	Clamshell	263.86	210.30	210.30	198.81
945-IC51-1764-1505	IC51-1764-1505	D	176	46.0 x 50.0	Clamshell	198.32	158.06	158.06	149.43
945-IC200-2084-010	IC200-2084-010	F	208	50.6 x 50.6	Open Top	246.98	196.84	196.84	186.08

RoHS Compliant

SOP/TSOP

For quantities greater than listed, call for quote.

MOUSER STOCK NO.	Yamaichi Part No.	Fig.	No. of Pins	Dim. (mm)	Type	Price Each			
						1	5	10	25
945-IC51-0162-778	IC51-0162-778	G	16	16.0 x 32.0	Clamshell	55.35	48.32	44.12	41.70
945-IC51-0162-1035	IC51-0162-1035	G	16	22.0 x 27.2	Clamshell	48.12	45.62	43.39	40.71
945-IC51-0162-1042	IC51-0162-1042	G	16	22.0 x 27.2	Clamshell	48.11	42.00	38.35	36.25
945-IC189-0162-019	IC189-0162-019	H	16	20.8 x 16.0	Open Top	21.06	19.97	18.98	17.82
945-IC51-0202-779	IC51-0202-779	G	20	16.0 x 32.0	Clamshell	60.70	52.99	48.37	45.73
945-IC191-0482-004	IC191-0482-004	I	48	40.0 x 20.0	Open Top	61.41	58.23	55.36	51.96
945-IC191-0562-003	IC191-0562-003	I	56	21.5 x 40.0	Open Top	68.23	64.70	61.53	57.74



© Copyright 2013 Mouser Electronics

© Copyright 2013 Mouser Electronics

3M Scotchlok™ IDC Wire Connectors

RoHS Compliant **This product is RoHS compliant.**

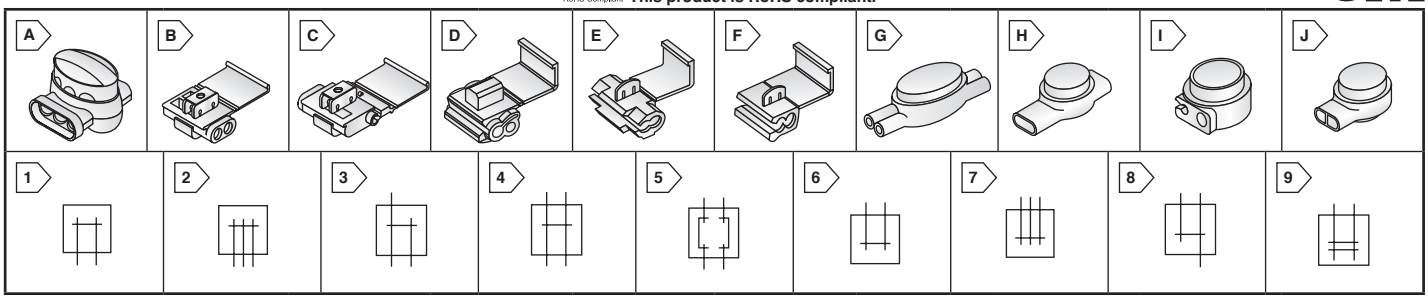

SCOTCHLOK™ IDC CONNECTORS FOR ELECTRICAL APPLICATIONS

For quantities greater than listed, call for quote.

MOUSER STOCK NO.	Fig.	Type	Description	Color	Wire (AWG) Stranded or Solid	Insulation O.D. Max. (In.)	Operating Temperature	Price Each 1	100	500	1000
Moisture Resistant, Flame Retardant											
517-314	A	1 or 2	Pigtail	Blue	22-14	0.155" (3,94 mm)	105°C	.94	.807	.737	.681
Flame Retardant											
517-314U	A	1 or 2	Pigtail	White	22-14	0.155" (3.94 mm)	105°C	.59	.549	.537	.501
517-557	B	1	Pigtail	Red	22-16	0.120" (3.05 mm)	105°C	.26	.24	.233	.223
517-558	C	3	Pigtail	Red	22-16	0.120" (3.05 mm)	105°C	.29	.261	.244	.223
517-567	D	3	Run and Tap	Brown	18-14 Tap, 12-10 Run	0.145 Tap, .190 Run	105°C	.70	.631	.517	.392
517-560	E	3 or 4	Double Run and Tap	Lt. Blue	18-1	0.145" (3.68 mm)	105°C	.24	.196	.177	.155
517-562	F	3 or 4	Double Run and Tap	Yellow	12, 10 Stranded Only	0.190" (4.82 mm)	90°C	.27	.25	.238	.214
517-564	E	4	Double Run	White	18-14	0.145" (3.68 mm)	90°C	.16	.152	.143	.133
Low Voltage Automotive Applications											
517-905	E	3 or 4	Double Run or Tap	Red	22-18 Tap	0.110" Tap, 0.145" Run	90°C	.24	.216	.197	.186

SCOTCHLOK™ IDC CONNECTORS FOR COMMUNICATION APPLICATIONS

- May be used on standard polyethylene wire insulation, polypropylene insulation of filled cable, and pulp.
- Use of a connector is limited only to wire range and port size
- Wire sizes may be intermixed within a connector
- Self stripping, insulated, and moisture resistant
- Contains EG-3 sealant - consisting of white mineral oil, polybutylene, and silane-treated amorphous silica

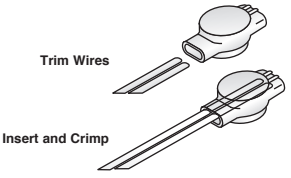

For quantities greater than listed, call for quote.

MOUSER STOCK NO.	Fig.	Type	Description	Color	Wire (AWG) Stranded or Solid	Insulation O.D. Max. (In.)	Operating Temperature	Price Each 1	100	500	1000
517-U1R	G	5	Full-Pair	Red	24-19	0.125" (3.18 mm)	-40 to 140°C	2.09	1.94	1.81	1.74
517-UAL	H	6 or 7	2 or 3 Wire Butt	Gray	24-17	0.082" (2.08 mm)	-40 to 140°C	.49	.46	.437	.415
517-UR20074	H	6 or 7	2 or 3 Wire Butt	Red	26-19	0.082" (2.08 mm)	-40 to 140°C	.33	.193	.182	.15
517-UG20082	I	8	Tap	Green	26-19	0.066" (1.67 mm)	-40 to 140°C	.44	.257	.246	.203
517-UY14911	J	6	2-Wire Butt	Yellow	26-22	0.060" (1.52 mm)	-40 to 140°C	.13	.128	.124	.114
517-UY2	J	9	Butt	Yellow	26-19	0.082" (2.08 mm)	-40 to 140°C	.26	.161	.15	.118

SCOTCHLOK™ IDC FEMALE T-TAP DISCONNECTS

- Quick, easy connection
- No messy tape to tangle
- No cutting and stripping the wire
- Mates with standard .250 x .032 male blade

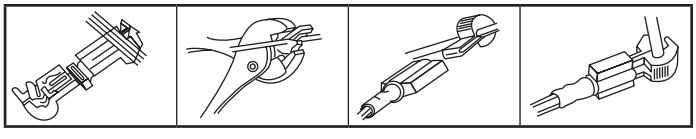

For quantities greater than listed, call for quote.

MOUSER STOCK NO.	Description	Color	Wire (AWG)	Insulation O.D. Max. (In.)	Operating Temperature	Price Each 1	100	500	1000
517-951K	T-Tap Disconnect	Red	22-18	0.150" (3.81 mm)	105°C	.44	.30	.289	.235
517-952K	T-Tap Disconnect	Blue	18-14	0.150" (3.81 mm)	105°C	.44	.30	.289	.235
517-953K	T-Tap Disconnect	Yellow	12	0.150" (3.81 mm)	105°C	.29	.273	.255	.233

SCOTCHLOK™ IDC CRIMP TOOLS

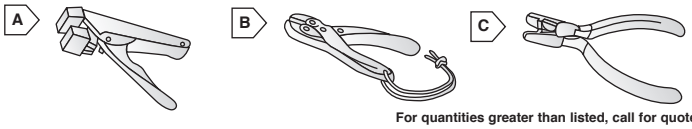

For quantities greater than listed, call for quote.

MOUSER STOCK NO.	Fig.	Description	Price Each
517-E9BM	A	Adjust. jaws crimp tool for use with all IDC, and U series connectors	71.51
517-E9E	B	Parallel action for use with UAL, UG, UR2, UY2, UB2 connectors	42.17
517-E9Y	C	Stepped jaws for use with UAL, UG, UR2, UY2, UB2 connectors	25.23

DIRECT BURIAL SPLICE KITS

Splice and effectively moisture seal two or more conductors for remote control circuits in irrigation and landscape lighting systems.

Mates with standard .250 x .032 male blade

E102356

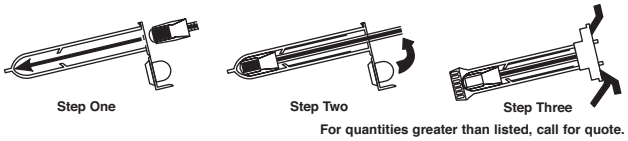

For quantities greater than listed, call for quote.

MOUSER STOCK NO.	Description	Common Wire (AWG) Combinations	Volts	Splices per kit	Price Each 1	100	500
517-DBY	Kit- 2 Tubes and 2 Scotchlok Y Connectors	2-5 #18, 2 #12	30	2	4.11	3.85	3.62
517-DBR-6	Kit- 2 Tubes and 2 Scotchlok Y Connectors	5 #18, 4 #12, 3#10	600	2	5.15	4.89	4.64

© Copyright 2013 Mouser Electronics
© Copyright 2013 Mouser Electronics

3M™ Electrical Terminals and Spring Connectors

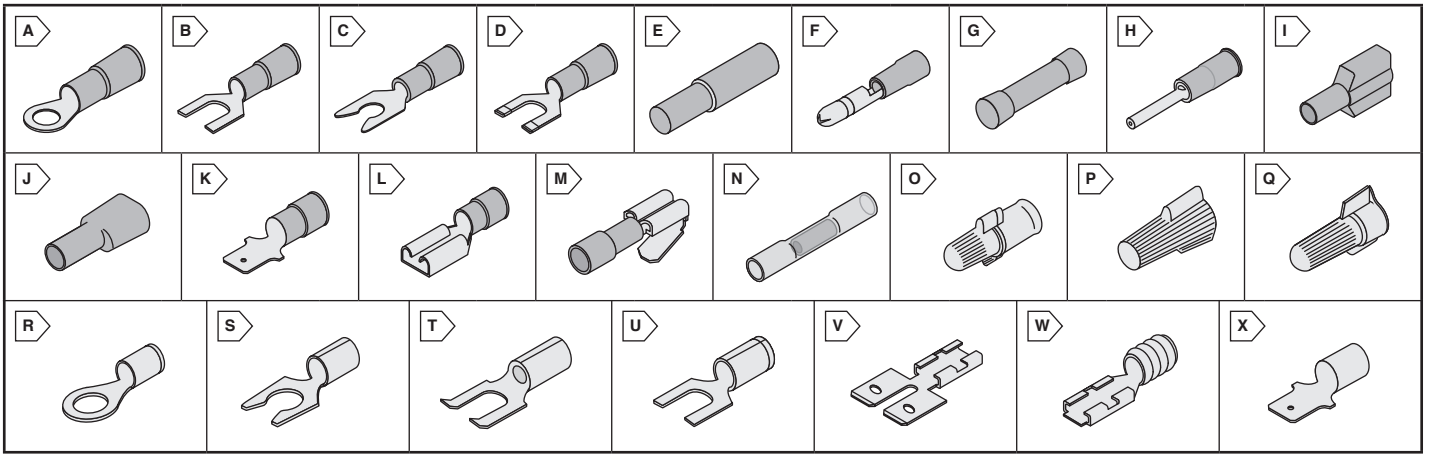

✻ Insulated terminals and Connectors are UL and CSA approved, except where indicated with an asterisk, which is UL approved and CE Certified. (see 517-412)

VINYL INSULATED SOLDERLESS TERMINALS

For quantities greater than listed, call for quote.

MOUSER STOCK NO.	Fig.	Color	Stud Size	Wire Size (AWG)	Price Each 1	100	1000
Ring Terminals							
517-2201	A	Red	1/4"	22-18	.19	.161	.118
517-2202	A	Red	5/16"	22-18	.21	.193	.171
517-2204A	A	Red	#4	22-18	.17	.128	.118
517-2206	A	Red	#6	22-18	.16	.128	.096
517-2208	A	Red	#8	22-18	.17	.141	.106
517-2210A	A	Red	#10	22-18	.16	.131	.097
517-1601	A	Blue	#4	16-14	.26	.212	.165
517-1602	A	Blue	1/4"	16-14	.19	.161	.118
517-1603	A	Blue	5/16"	16-14	.57	.479	.352
517-1606	A	Blue	#6	16-14	.17	.141	.106
517-1608	A	Blue	#8	16-14	.16	.128	.096
517-1610	A	Blue	#10	16-14	.16	.131	.097
517-1201	A	Yellow	#6	12-10	.19	.161	.118
517-1202	A	Yellow	#8	12-10	.23	.193	.139
517-1203	A	Yellow	#10	12-10	.23	.193	.139
517-1204	A	Yellow	1/4"	12-10	.31	.214	.161
517-1205	A	Yellow	5/16"	12-10	.46	.321	.241
517-1206	A	Yellow	3/8"	12-10	.24	.171	.128
Block Fork Terminals							
517-2226	B	Red	#6	22-18	.16	.131	.097
517-2228A	B	Red	#8	22-18	.16	.128	.096
517-2220	B	Red	#10	22-18	.17	.141	.106
517-1626	B	Blue	#6	16-14	.19	.171	.107
517-1628	B	Blue	#8	16-14	.20	.188	.118
517-1620	B	Blue	#10	16-14	.19	.171	.107
517-1207	B	Yellow	#8	12-10	.23	.193	.139
517-1208	B	Yellow	#10	12-10	.23	.193	.139
Locking Fork Terminals							
517-2203	C	Red	#6	22-18	.19	.161	.118
517-2207	C	Red	#8	22-18	.24	.199	.143
517-2209	C	Red	#10	22-18	.28	.24	.174
517-1605	C	Blue	#6	16-14	.19	.161	.118
517-1607	C	Blue	#8	16-14	.24	.193	.142
517-1609	C	Blue	#10	16-14	.28	.24	.179
Flanged Fork Terminals							
517-2236	D	Red	#6	22-18	.18	.152	.12
517-2238	D	Red	#8	22-18	.27	.244	.188
517-2230	D	Red	#10	22-18	6.89	6.00	4.59
517-1636	D	Blue	#6	16-14	.25	.218	.172
517-1638	D	Blue	#8	16-14	.27	.235	.182
517-1630	D	Blue	#10	16-14	.36	.305	.235
Bullet Connectors							
517-1613	E	Blue	.180	16-14	.24	.203	.183
517-3156	F	Red	.156	22-18	.23	.193	.139
517-1615	F	Blue	.156	16-14	.20	.185	.131
Butt Connectors							
517-1622	G	Red	- - - -	22-18	.25	.214	.143
517-1614	G	Blue	- - - -	16-14	.25	.214	.143
517-1213	G	Yellow	- - - -	12-10	.43	.289	.225
Pin Terminals							
517-2213	H	Red	.080	22-18	.20	.186	.131
517-1211	H	Yellow	.110	12-10	.41	.278	.203

INSULATED SOLDERLESS TERMINALS

For quantities greater than listed, call for quote.

MOUSER STOCK NO.	Fig.	Color	Wire Size (AWG)	Tab Width (In.)	Price Each 1	100	1000
Couplers Fully Nylon Insulated (Male)							
517-3251	I	Red	22-18	.250x.032	.31	.246	.182
517-7251	I	Blue	16-14	.250x.032	.38	.306	.213
Couplers Fully Nylon Insulated (Female)							
517-3250	J	Red	22-18	.250x.032	.33	.275	.203
517-7250	J	Blue	16-14	.250x.032	.76	.599	.203
Disconnects (Male)							
517-2250	K	Red	22-18	.250x.032	.18	.139	.113
517-6250	K	Blue	16-14	.250x.032	.17	.128	.103
517-1210	K	Yellow	12-10	.250x.032	.13	.108	.103
Disconnects (Female)							
517-2187	L	Red	22-18	.187x.020	.16	.128	.096
517-2251	L	Red	22-18	.250x.032	.16	.128	.096
517-6187	L	Blue	16-14	.187x.020	.16	.128	.096
517-6251	L	Blue	16-14	.250x.032	.18	.139	.107
517-1209	L	Yellow	12-10	.250x.032	.21	.182	.137
Multi-Stack Disconnect							
517-1611	M	Blue	16-14	.250x.032	.35	.31	.228

HEAT SHRINK TERMINALS

- Heat shrink insulated
- Brazed seam

RoHS Compliant

For quantities greater than listed, call for quote.

MOUSER STOCK NO.	Fig.	Color	Stud Size	Wire Size (AWG)	Price Each 1	100	1000
Butt Connectors							
517-MH18BC	N	Red	---	22-18	1.68	1.32	1.19
517-MH14BC	N	Blue	---	16-14	.73	.702	.51
517-MH10BC	N	Yellow	---	12-10	.87	.775	.723

ELECTRICAL SPRING CONNECTORS

- Electrically connect two or more conductor ends in a pigtail application and insulate the connection

For quantities greater than listed, call for quote.

MOUSER STOCK NO.	Fig.	Color	Min. and Max.	Price Each 1	100	1000
Performance Plus						
517-O/B	O	Org/Blue	2 #22-14	.14	.137	.132
517-T/R	O	Tan/Red	Up to 5 #12	.21	.207	.193
517-B/G	O	Blu/Gry	#14 - #6	.58	.485	.462
Standard						
517-412	P	Tan	2 #20, 2 #18, 3 #16, 2 #14, 2-4 #12, 3 #10	.15	.149	.137
517-312	Q	Yellow	5-7 #22, 3-6 #20, 2-6 #18 or 16, 1-4 #14, 1-3 #12	.16	.139	.128
517-512	Q	Red	2-10 #18, 1-6 #14, 1-5 #12, 1-3 #10, 1-2 #8, 1 #6	.18	.177	.164

NON-INSULATED SOLDERLESS TERMINALS

RoHS Compliant

For quantities greater than listed, call for quote.

MOUSER STOCK NO.	Fig.	Stud Size	Wire Size (AWG)	Price Each 1	100	1000	5000
Ring Terminals							
517-2222	R	#4	22-18	.12	.097	.07	.063
517-2223	R	#6	22-18	.12	.096	.064	.059
517-2224	R	#8	22-18	.21	.174	.127	.117
517-2227	R	#10	22-18	.45	.334	.278	.223
517-2229	R	1/4"	22-18	.13	.107	.086	.075
517-1627	R	#4	16-14	.15	.131	.101	.087
517-1631	R	#8	16-14	.27	.227	.184	.156
517-1632	R	#10	16-14	.18	.152	.07	.063
517-1633	R	1/4"	16-14	.12	.106	.082	.071
517-1634	R	5/16"	16-14	.15	.118	.10	.087
517-1216	R	#6	12-10	.28	.214	.152	.135
517-1217	R	#8	12-10	.26	.193	.137	.122
517-1218	R	#10	12-10	.18	.149	.101	.091
517-1219	R	1/4"	12-10	.25	.161	.118	.096
517-1220	R	5/16"	12-10	.20	.141	.102	.081
517-1221	R	3/8"	12-10	.29	.185	.133	.109
Locking Fork Terminals							
517-2241	S	#6	22-18	.13	.106	.082	.071
517-2242	S	#8	22-18	.25	.203	.161	.138
517-2243	S	#10	22-18	.13	.108	.083	.072
517-1644	S	#6	16-14	.16	.142	.116	.101
517-1645	S	#8	16-14	.10	.086	.065	.055
Flanged Fork Terminals							
517-2244	T	#6	22-18	.12	.097	.076	.065
517-2245	T	#8	22-18	.12	.096	.077	.065
517-1647	T	#6	16-14	.13	.106	.082	.071
Block Fork Terminals							
517-2232	U	#6	22-18	.10	.086	.064	.054
517-2233	U	#8	22-18	.12	.097	.076	.065
517-2234	U	#10	22-18	.14	.12	.087	.076
517-1635	U	#6	16-14	.13	.107	.086	.064
517-1637	U	#8	16-14	.10	.086	.065	.055
517-1639	U	#10	16-14	.12	.096	.075	.064
517-1222	U	#8	12-10	.21	.192	.139	.114
Double Male/Female Adapter							
517-1226	V	.250"x.032"	- - -	.28	.214	.161	.139
Disconnects							
517-2237	W	.187"x.020"	22-18	.16	.128	.107	.086
517-2240	W	.250"x.032"	22-18	.11	.096	.075	.064
517-1641	W	.187"x.020"	16-14	.12	.096	.075	.064
517-1643	W	.250"x.032"	16-14	.12	.096	.075	.064
517-2247	X	.250"x.032"	22-18	.12	.096	.075	.064
517-1650	X	.250"x.032"	16-14	.12	.096	.075	.064
517-1225	X	.250"x.032"	12-10	.13	.107	.075	.064

ELECTRICAL TAPE

Scotch™ Super 33+ Tape

MADE IN USA

RoHS Compliant

Premium 7 mil, flame retardant, weather resistant tape. Resists temp. and moisture for splicing. Meets requirements of UL 510, CSA 22.2

- 5yr shelf life

For quantities greater than listed, call for quote.

MOUSER STOCK NO.	Size	Price Each 1	10
517-33	3/4" x 66'	5.80	5.37

Scotch™ Super 88 Tape

Premium-grade heavy-duty 8.5 mil, flame retardant, cold and weather resistant tape with superior cold weather handling features. Meets UL 510, and CSA 22.2

- 5yr shelf life

517-88	3/4" x 66'	6.55	6.28

© Copyright 2013 Mouser Electronics

© Copyright 2013 Mouser Electronics

KEYSTONE PTFE Insulated Terminals and Pins

KEYSTONE ELECTRONICS CORP

RoHS Compliant **This product is RoHS compliant.**

Features:

- Outstanding Electrical,Mechanical, Thermal and Chemical properties.
- Provides greater pull-out strength and high torque resistance
- Ideal for high quality terminal and connector applications
- Custom PTFE jacks manufactured to your specifications
- Other platings and bushing colors available upon request
- Space saving design for high density packaging

Bushing: White PTFE RoHS
Terminal: Brass, Tin Plate

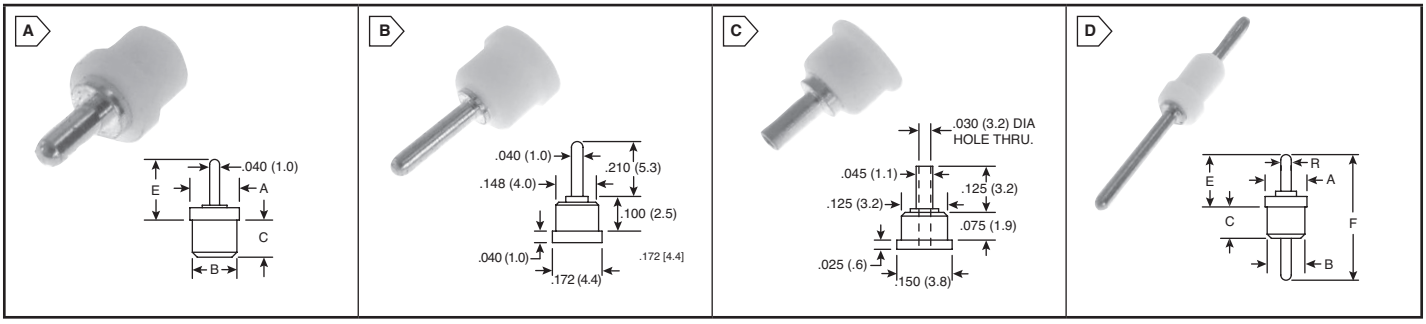

PINS

For quantities greater than listed, call for quote.

MOUSER STOCK NO.	Keystone Part No.	Fig.	Dimensions: in. (mm)							Price Each			
			A	B	C	E	F	R	Mtg. Hole Dia.	1	100	500	1000
Top Mount													
534-11065	11065	A	.125 (3.2)	.104 (2.6)	.089 (2.3)	.161 (4.1)	--	--	.091 (2.3)	1.43	1.35	1.31	1.24
534-11066	11066	A	.125 (3.2)	.093 (2.4)	.100 (2.5)	.925 (23.5)	--	--	.086 (2.2)	1.27	1.23	1.16	1.12
534-11067	11067	A	.172 (4.4)	.148 (3.8)	.100 (2.5)	.150 (3.8)	--	--	.136 (3.5)	1.33	1.29	1.22	1.17
534-11068	11068	A	.172 (4.4)	.148 (3.8)	.075 (1.9)	.185 (4.7)	--	--	.136 (3.5)	1.08	1.03	.974	.942
534-11069	11069	A	.172 (4.4)	.148 (3.8)	.050 (1.3)	.260 (6.6)	--	--	.136 (3.5)	1.15	1.10	1.04	1.01
534-11070	11070	A	.172 (4.4)	.148 (3.8)	.075 (1.9)	.260 (6.6)	--	--	.136 (3.5)	1.33	1.29	1.22	1.17
534-11071	11071	A	.172 (4.4)	.148 (3.8)	.100 (2.5)	.250 (6.4)	--	--	.136 (3.5)	.91	.821	.779	.657
534-11072	11072	A	.172 (4.4)	.148 (3.8)	.160 (4.1)	.250 (6.4)	--	--	.136 (3.5)	1.15	1.10	1.04	1.01
534-11073	11073	A	.172 (4.4)	.148 (3.8)	.100 (2.5)	.490 (12.4)	--	--	.136 (3.5)	.96	.922	.875	.826
534-11074	11074	A	.172 (4.4)	.148 (3.8)	.100 (2.5)	.585 (14.9)	--	--	.136 (3.5)	1.33	1.29	1.22	1.17
Pin - Bottom Mount													
534-11075	11075	B	.148 (4.0)	.172 (4.4)	.100 (2.5)	.210 (5.3)	--	--	.136 (3.5)	1.43	1.37	1.31	1.24
Hollow Pin - Bottom Mount													
534-11076	11076	C	.125 (3.2)	.150 (3.8)	.075 (1.9)	.125 (3.2)	--	--	.113 (2.9)	1.53	1.46	1.39	1.32
Pin-To-Pin Feed-Thru													
534-11150	11150	D	.093 (2.4)	.075 (1.9)	.100 (2.5)	.315 (8.0)	.550 (13.9)	.030 (7.6)	.069 (1.8)	1.43	1.37	1.30	1.07
534-11151	11151	D	.125 (3.2)	.093 (2.4)	.100 (2.5)	.196 (5.0)	.453 (11.5)	.040 (1.0)	.086 (2.2)	1.69	1.60	1.50	1.44
534-11152	11152	D	.125 (3.2)	.093 (2.4)	.100 (2.5)	.250 (6.4)	.515 (13.1)	.040 (1.0)	.086 (2.2)	.94	.86	.816	.688
534-11153	11153	D	.125 (3.2)	.093 (2.4)	.100 (2.5)	.250 (6.4)	.443 (11.3)	.040 (1.0)	.086 (2.2)	1.66	1.54	1.46	1.42
534-11154	11154	D	.150 (3.8)	.125 (3.2)	.100 (2.5)	.250 (6.4)	.443 (11.3)	.040 (1.0)	.113 (2.9)	1.77	1.67	1.57	1.52
534-11155	11155	D	.172 (4.4)	.148 (3.8)	.100 (2.5)	.250 (6.4)	.515 (13.1)	.040 (1.0)	.136 (3.5)	1.19	1.10	1.07	.994
534-11156	11156	D	.172 (4.4)	.148 (3.8)	.110 (2.8)	.260 (6.6)	.535 (13.6)	.040 (1.0)	.136 (3.5)	1.77	1.67	1.57	1.52
534-11157	11157	D	.172 (4.4)	.148 (3.8)	.250 (6.4)	.303 (7.7)	.719 (18.3)	.040 (1.0)	.136 (3.5)	1.37	1.30	1.24	1.18
534-11158	11158	D	.172 (4.4)	.148 (3.8)	.160 (4.1)	.250 (6.4)	.725 (18.4)	.040 (1.0)	.136 (3.5)	1.37	1.30	1.25	1.19
534-11159	11159	D	.172 (4.4)	.148 (3.8)	.170 (4.3)	.250 (6.4)	.630 (16.0)	.040 (1.0)	.136 (3.5)	1.20	1.12	1.09	1.02
534-11160	11160	D	.172 (4.4)	.148 (3.8)	.170 (4.3)	.250 (6.4)	.630 (16.0)	.040 (1.0)	.136 (3.5)	1.27	1.23	1.16	1.12

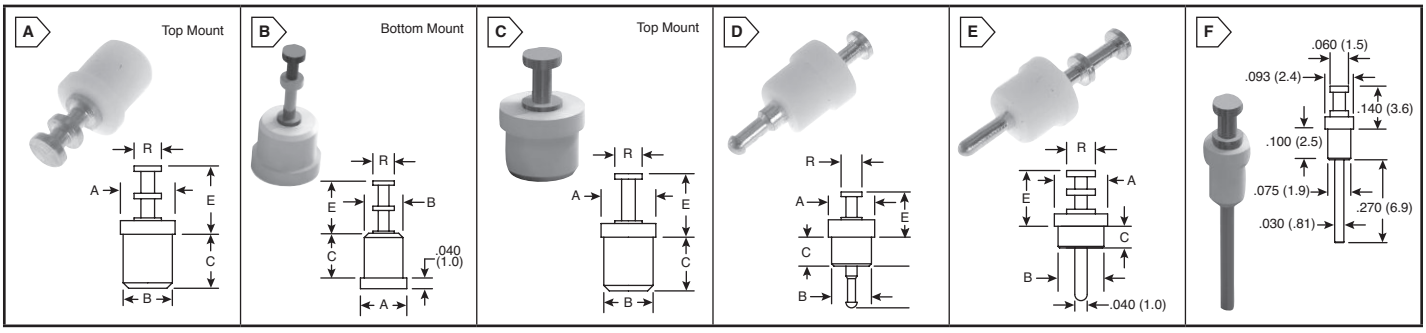

SOLDER TERMINALS

✻Hollow turret

For quantities greater than listed, call for quote.

MOUSER STOCK NO.	Keystone Part No.	Fig.	Dimensions: in. (mm)						Price Each			
			A	B	C	E	R	Mtg. Hole Dia.	1	100	500	1000
Turret												
534-11300	11300	A	.125 (3.2)	.039 (2.40	.100 (2.5)	.210 (5.3)	.060 (1.5)	.086 (2.2)	1.66	1.54	1.46	1.42
534-11301	11301	A	.125 (3.2)	.093 (2.4)	.080 (2.0)	.250 (6.4)	.080 (2.0)	.086 (2.2)	1.13	1.05	.995	.841
534-11302	11302	A	.125 (3.2)	.093 (2.4)	.100 (2.5)	.250 (6.4)	.080 (2.0)	.086 (2.2)	1.56	1.44	1.39	1.33
534-11303	11303	A	.172 (4.4)	.148 (3.8)	.140 (3.6)	.194 (4.9)	.093 (2.4)	.136 (3.5)	1.66	1.50	1.36	1.14
534-11304	11304	A	.172 (4.4)	.148 (3.8)	.110 (2.8)	.250 (6.4)	.080 (2.0)	.136 (3.5)	1.23	1.13	1.07	.988
534-11305	11305	A	.172 (4.4)	.148 (3.8)	.125 (3.2)	.303 (7.7)	.080 (2.0)	.136 (3.5)	1.59	1.47	1.40	1.35
534-11306	11306	A	.172 (4.4)	.148 (3.8)	.165 (4.2)	.290 (7.4)	.093 (2.4)	.136 (3.5)	1.30	.988	.852	.718
534-11307	11307	A	.172 (4.4)	.148 (3.8)	.250 (6.4)	.290 (7.4)	.093 (2.4)	.136 (3.5)	1.56	1.44	1.39	1.33
534-11308	11308	A	.172 (4.4)	.148 (3.8)	.165 (4.2)	.437 (11.1)	.093 (2.4)	.136 (3.5)	1.59	1.47	1.40	1.35
534-11310	11310	B	.125 (3.2)	.093 (2.4)	.100 (2.5)	.170 (4.3)	.060 (1.5)	.086 (2.2)	1.59	1.47	1.40	1.35
534-11311	11311	B	.172 (4.4)	.148 (3.8)	.100 (2.5)	.210 (5.3)	.080 (2.0)	.136 (3.5)	1.66	1.50	1.36	1.14
534-11312	11312	B	.187 (4.8)	.171 (4.3)	.155 (3.9)	.210 (5.3)	.080 (2.0)	.158 (4.0)	1.49	1.39	1.32	1.27
534-11320	11320	C	.172 (4.4)	.148 (3.8)	.100 (2.5)	.150 (3.8)	.080 (2.0)	.136 (3.5)	1.49	1.39	1.32	1.27
534-11321	11321	C	.187 (4.8)	.165 (4.2)	.150 (3.8)	.370 (9.4)	.090 (2.3)	.152 (3.9)	1.66	1.54	1.46	1.42
✻ 534-11322	11322	C	.150 (3.8)	.125 (3.2)	.110 (2.8)	.180 (4.6)	.090 (2.3)	.113 (2.9)	1.08	1.03	.974	.942
Turret-To-Turret Feed-thru												
534-11250	11250	D	.312 (7.9)	.171 (4.3)	.171 (4.3)	.196 (5.0)	.093 (2.4)	.158 (4.0)	1.88	1.80	1.70	1.61
534-11251	11251	D	.200 (5.1)	.172 (4.4)	.125 (3.2)	.195 (5.0)	.090 (2.3)	.158 (4.0)	1.03	.956	.905	.765
Turret-To-Pin Feed-thru												
534-11216	11216	E	.172 (4.4)	.148 (3.8)	.100 (2.5)	.250 (6.4)	.080 (2.0)	.136 (3.5)	.88	.85	.807	.736
534-11217	11217	E	.172 (4.4)	.148 (3.8)	.230 (5.8)	.375 (9.5)	.093 (2.4)	.066 (1.7)	1.49	1.37	1.32	1.14
534-11218	11218	F	.093 (2.4)	.075 (1.9)	.100 (2.5)	.140 (3.6)	.060 (1.5)	.066 (1.7)	1.88	1.80	1.63	1.37

© Copyright 2013 Mouser Electronics

© Copyright 2013 Mouser Electronics

KEYSTONE PTFE Insulated Terminals, Pins & Test Points

KEYSTONE ELECTRONICS CORP.

RoHS Compliant **This product is RoHS compliant.**

Features:

- Outstanding Electrical,Mechanical, Thermal and Chemical properties.
- Provides greater pull-out strength and high torque resistance
- Ideal for high quality terminal and connector applications
- Custom PTFE jacks manufactured to your specifications
- Other platings and bushing colors available upon request
- Space saving design for high density packaging

SPLIT-TYPE FORK TURRETS

Bushing: White PTFE RoHS
Terminal: Brass, Tin Plate

RoHS Compliant

For quantities greater than listed, call for quote.

MOUSER STOCK NO.	Keystone Part No.	Fig.	Dimensions: in. (mm)						Price Each			
			A	B	C	E	R	Mtg. Hole Dia.	1	100	500	1000
534-11100	11100	A	.172 (4.4)	.148 (3.8)	.125 (3.2)	.250 (6.4)	.125 (3.2)	.136 (3.5)	1.33	1.29	1.22	1.07
534-11111	11111	A	.187 (4.8)	.171 (4.3)	.150 (3.8)	.390 (9.9)	.148 (3.8)	.158 (4.0)	1.77	1.67	1.57	1.53
534-11112	11112	A	.187 (4.8)	.171 (4.3)	.150 (3.8)	.453 (11.5)	.148 (3.8)	.158 (4.0)	1.85	1.76	1.69	1.60
534-11113	11113	A	.187 (4.8)	.171 (4.3)	.150 (3.8)	.328 (8.3)	.148 (3.8)	.158 (4.0)	1.77	1.60	1.44	1.22
534-11114	11114	A	.187 (4.8)	.171 (4.3)	.150 (3.8)	.390 (9.9)	.148 (3.8)	.158 (4.0)	2.07	1.60	1.44	1.26
534-11115	11115	A	.187 (4.8)	.171 (4.3)	.150 (3.8)	.453 (11.5)	.148 (3.8)	.158 (4.0)	1.97	1.88	1.80	1.70
534-11116	11116	B	.187 (4.8)	.171 (4.3)	.212 (5.4)	.390 (9.9)	.148 (3.8)	.158 (4.0)	1.88	1.80	1.71	1.63

THREADED TURRET TERMINALS

Bushing: White PTFE RoHS
Terminal: Brass, Tin Plate

RoHS Compliant

For quantities greater than listed, call for quote.

MOUSER STOCK NO.	Keystone Part No.	Fig.	Thread	Dimensions: in. (mm)					Price Each			
				Hex	C	E	L	R	1	100	500	1000
534-11350	11350	C	2-56	.156 (3.9)	.206 (5.2)	.360 (9.1)	.125 (3.2)	.062 (1.6)	2.52	2.36	2.07	1.97
534-11351	11351	C	4-40	.270 (6.9)	.270 (6.9)	.510 (12.9)	.250 (6.4)	.094 (2.4)	3.70	3.09	2.80	2.56
534-11352	11352	C	6-32	.250 (6.4)	.270 (6.9)	.510 (12.9)	.375 (9.5)	.094 (2.4)	2.93	2.76	2.65	2.51

THREADED FEED-THRU TERMINALS

Bushing: White PTFE
Terminal: Brass, Tin Plate
Body: Brass, Nickel Plate

- Nut and washer supplied unassembled

RoHS Compliant

For quantities greater than listed, call for quote.

MOUSER STOCK NO.	Keystone Part No.	Fig.	Thread	Dimensions: in. (mm)					Price Each			
				Hex	C	E	L	R	1	100	500	1000
534-11360	11360	D	4-40	.156 (4.0)	.235 (6.0)	.355 (9.0)	.200 (5.1)	.032 (0.8)	4.55	4.29	4.12	3.89
534-11361	11361	D	4-40	.156 (4.0)	.235 (6.0)	.405 (10.3)	.250 (6.4)	.032 (0.8)	5.00	4.74	4.52	4.29
534-11362	11362	D	12-28	.250 (6.4)	.287 (7.3)	.287 (7.3)	.403 (10.2)	.082 (2.1)	4.69	4.05	3.85	3.67
534-11363	11363	E	10-32	.312 (7.9)	.250 (6.4)	.425 (10.8)	.565 (14.3)	.062 (1.6)	4.67	3.89	3.31	2.87
534-11364	11364	E	6-32	.188 (4.8)	.250 (6.4)	.368 (9.3)	.510 (12.9)	.040 (1.0)	6.09	5.08	4.94	4.74

TEST POINT JACKS

Bushing: White PTFE (RoHS Compliant), Red or Black (Non-RoHS Compliant)
Terminal Jack: Beryllium Copper (QQ-C-533)
Plating: Gold per Mil-G-45204, Type II

RoHS Compliant

For quantities greater than listed, call for quote.

MOUSER STOCK NO.	Keystone Part No.	Fig.	RoHS White	NON-RoHS		Dimensions: in. (mm)								Price Each			
				Red	Black	A	B	C	D	E	R	Probe Dia. ±.001 (.03)	Probe Length	1	100	500	1000
534-11001	11001	F	yes	--	--	.142 (3.6)	.120 (3.0)	.244 (6.2)	.046 (1.2)	.120 (3.0)	.060 (1.5)	.040 (1.0)	.205 (5.2)	2.56	2.42	2.29	2.19
534-11002	11002	F	yes	--	--	.142 (3.6)	.120 (3.0)	.283 (7.2)	.046 (1.2)	.120 (3.0)	.060 (1.5)	.040 (1.0)	.245 (6.2)	3.12	2.95	2.83	2.68
534-11003	11003	F	yes	--	--	.172 (4.4)	.140 (3.6)	.142 (3.6)	.050 (1.3)	.060 (1.5)	.080 (2.0)	.040 (1.0)	.125 (3.2)	2.92	2.76	2.65	2.51
534-11004	11004	F	yes	--	--	.172 (4.4)	.148 (3.8)	.179 (4.5)	.046 (1.2)	.120 (3.0)	.060 (1.5)	.040 (1.0)	.140 (3.6)	2.93	2.79	2.63	2.51
534-11005	11005	F	yes	--	--	.218 (5.5)	.185 (4.7)	.301 (7.6)	.050 (1.3)	.105 (2.7)	.125 (3.2)	.080 (2.0)	.315 (8.0)	3.02	2.85	2.70	2.56
534-11006	11006	F	yes	--	--	.218 (5.5)	.185 (4.7)	.271 (6.9)	.046 (1.2)	.120 (3.0)	.074 (1.9)	.080 (2.0)	.195 (4.9)	3.50	3.31	2.93	2.76
534-11007	11007	F	yes	--	--	.218 (5.5)	.185 (4.7)	.271 (6.9)	.046 (1.2)	.120 (3.0)	.074 (1.9)	.090 (2.3)	.195 (4.9)	3.58	3.43	3.23	3.07
534-11008	11008	F	yes	--	--	.218 (5.5)	.185 (4.7)	.301 (7.6)	.046 (1.2)	.120 (3.0)	.074 (1.9)	.080 (2.0)	.225 (5.7)	3.12	2.99	2.82	2.66
534-11009	11009	F	yes	--	--	.218 (5.5)	.185 (4.7)	.400 (10.2)	.050 (1.3)	.187 (4.8)	.074 (1.9)	.080 (2.0)	.280 (7.1)	2.79	2.66	2.52	2.39
534-11010	11010	F	yes	--	--	.218 (5.5)	.185 (4.7)	.271 (6.9)	.046 (1.2)	.136 (3.5)	.074 (1.9)	.080 (2.0)	.340 (8.6)	3.12	2.97	2.82	2.68
534-11011	11011	G	yes	--	--	.218 (5.5)	--	.430 (10.9)	--	.150 (3.8)	.050 (1.3)	.080 (2.0)	.200 (5.1)	3.67	3.47	3.07	2.89
534-11011-B	11011-B	G	--	--	yes	.218 (5.5)	--	.430 (10.9)	--	.150 (3.8)	.050 (1.3)	.080 (2.0)	.200 (5.1)	5.86	5.56	5.28	5.00
534-11012	11012	G	yes	--	--	.218 (5.5)	--	.500 (12.7)	--	.150 (3.8)	.050 (1.3)	.080 (2.0)	.280 (7.1)	3.36	3.19	2.86	2.79
534-11012-B	11012-B	G	--	--	yes	.218 (5.5)	--	.500 (12.7)	--	.150 (3.8)	.050 (1.3)	.080 (2.0)	.280 (7.1)	3.50	3.17	2.93	2.76
534-11012-R	11012-R	G	--	yes	--	.218 (5.5)	--	.500 (12.7)	--	.150 (3.8)	.050 (1.3)	.080 (2.0)	.280 (7.1)	3.94	3.62	3.07	3.02
534-11013	11013	H	yes	--	--	.218 (5.5)	.187 (4.8)	.689 (17.5)	.500 (12.7)	.125 (3.2)	.050 (1.3)	.080 (2.0)	.500 (12.7)	5.59	5.31	5.04	4.77
534-11014	11014	H	yes	--	--	.218 (5.5)	.187 (4.8)	.378 (9.6)	.400 (10.2)	.125 (3.2)	.050 (1.3)	.080 (2.0)	.250 (6.4)	4.42	4.21	3.99	3.78
534-11015	11015	H	yes	--	--	.218 (5.5)	.187 (4.8)	.378 (9.6)	.400 (10.2)	.187 (4.7)	.035 (.89)	.080 (2.0)	.250 (6.4)	4.91	4.67	4.43	4.22
534-11016	11016	H	yes	--	--	.218 (5.5)	.187 (4.8)	.378 (9.6)	.500 (12.7)	.125 (3.2)	.050 (1.3)	.080 (2.0)	.250 (6.4)	4.67	4.04	3.92	3.84

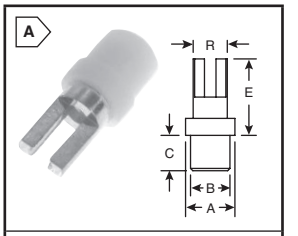

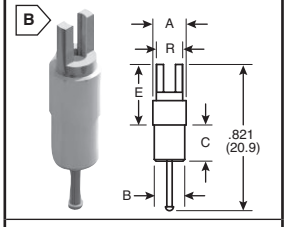

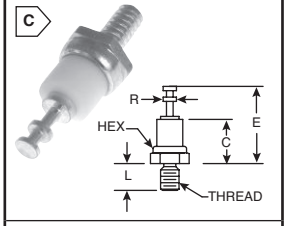

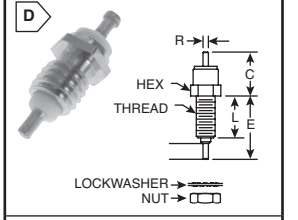

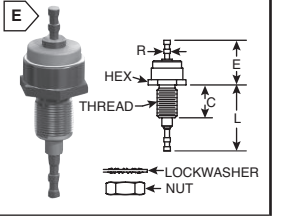

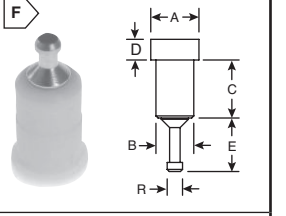

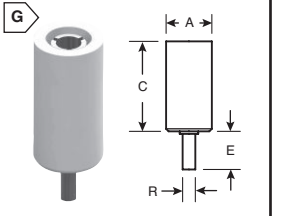

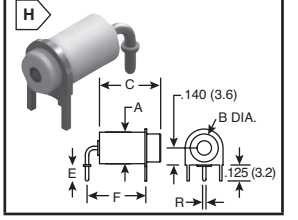

© Copyright 2013 Mouser Electronics

© Copyright 2013 Mouser Electronics

KEYSTONE Terminals and 9V Battery Snaps

KEYSTONE PC QUICK-FIT TERMINALS

Specifications:

- Material type: Brass
- Material finish: Tin or bright

✻ Now UL Recognized

RoHS Compliant

DIMENSIONS: in.

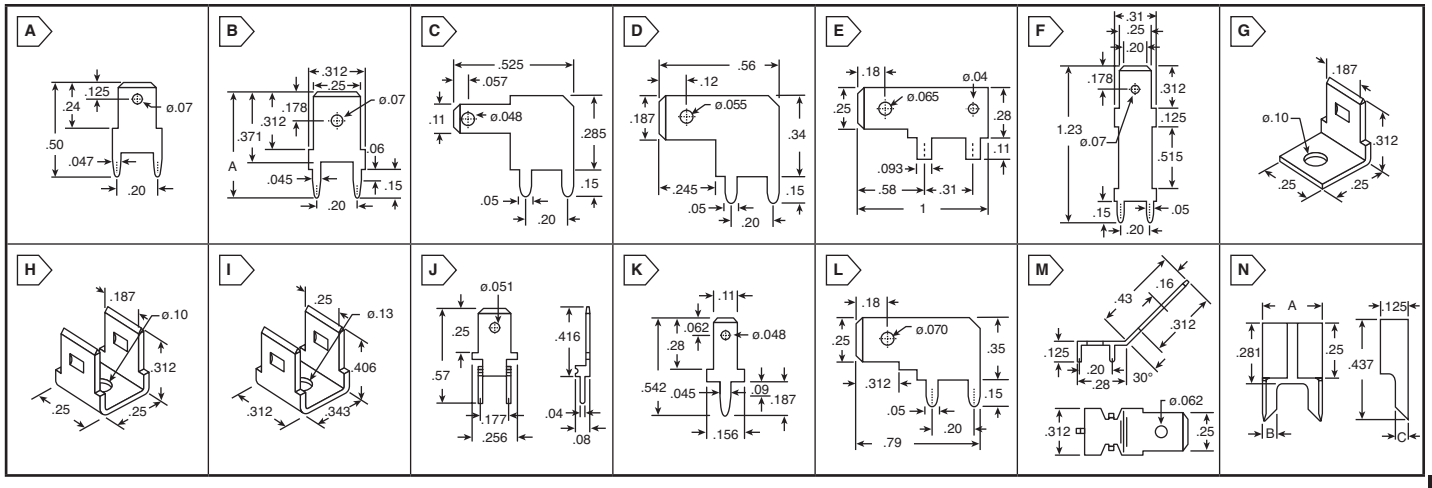

For quantities greater than listed, call for quote.

MOUSER STOCK NO.	Fig.	Tab Size (In.)	Description	Finish	Price Each 1	100	500
534-1212	A	.187	PCB straight terminal, .032" thick	Tin	.17	.113	.085
534-1285	A	.187	PCB straight terminal, .020" thick	Tin	.14	.085	.071
534-1213	A	.205	PCB straight terminal, .032" thick	Tin	.23	.13	.108
534-1286	A	.205	PCB straight terminal, .020" thick	Tin	.17	.113	.085
534-1289	B	.250	PCB straight terminal, Dim. A = .780	Tin	.30	.212	.139
534-1287	B	.250	PCB straight terminal, Dim. A = .552	Tin	.14	.122	.099
534-1287-ST	B	.250	PCB straight terminal, Dim. A = .552	Tin	.26	.156	.113
534-1289-ST	B	.250	PCB straight terminal, Dim. A = .710	Tin	.27	.198	.142
534-4903	C	.110	PCB right angle terminal, .020" thick	Tin	.47	.368	.255
534-4906	C	.110	PCB right angle terminal, .032" thick	Tin	.38	.212	.18
534-4904	D	.187	PCB right angle terminal, .020" thick	Tin	.38	.198	.184
534-4907	D	.187	PCB right angle terminal, .032" thick	Tin	.35	.229	.184
534-1265	E	.250	PCB right angle terminal	Tin	.41	.241	.184
534-1281	F	.250	PCB tall terminal	Tin	.40	.30	.212
534-1261	G	.187	Single tab rivet type terminal	Bright	.40	.297	.184
534-1262	H	.187	Dual tab rivet type terminal	Bright	.75	.392	.256

For quantities greater than listed, call for quote.

MOUSER STOCK NO.	Fig.	Tab Size (In.)	Description	Finish	Price Each 1	100	500
534-1257	I	.250	Dual tab rivet type terminal	Bright	.30	.171	.14
534-2003	I	.110	Dual tab rivet type terminal	Bright	.40	.193	.169
534-4900	J	.187	Male sturdi-mount terminal	Tin	.21	.156	.118
534-4901	J	.250	Male sturdi-mount terminal	Tin	.37	.255	.184
534-4902	J	.250	Male sturdi-mount terminal	Tin	.31	.241	.156
534-1267	K	.110	Male single point terminal	Tin	.14	.113	.085
534-1211	K	.110	Male single point terminal	Tin	.21	.154	.118
534-4966	L	.250	PCB right angle terminal, .590" wide	Tin	.23	.118	.103
534-1266	L	.250	PCB right angle terminal, .789" wide	Tin	.26	.198	.156
534-4908	M	.250	PCB right angle terminal	Tin	.61	.51	.34

Female

For quantities greater than listed, call for quote.

✻ 534-3525	N	.205	Dim.A: .271; Dim.B: .075; Dim.C: .060	Tin	.38	.251	.17
✻ 534-3528	N	.250	Dim.A: .291; Dim.B: .090; Dim.C: .050	Tin	.35	.283	.17

KEYSTONE PC QUICK-FIT MALE STURDI-MOUNT HEADERS

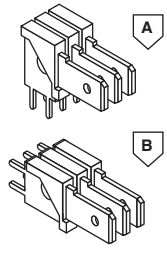

RoHS Compliant

Steel

For quantities greater than listed, call for quote.

Horizontal Headers MOUSER STOCK NO.	Fig.	Vertical Headers MOUSER STOCK NO.	Fig.	No. of Tabs	Price Each 1	100	500	1000
534-7822	A	534-7832	B	2	1.73	3.17	2.10	1.34
534-7824	A	534-7834	B	4	2.45	3.17	2.10	1.34
534-7825	A	534-7835	B	5	3.98	3.17	2.10	1.34
534-7826	A	534-7836	B	6	4.09	3.17	2.10	1.34

Brass

For quantities greater than listed, call for quote.

Horizontal Headers MOUSER STOCK NO.	Fig.	Vertical Headers MOUSER STOCK NO.	Fig.	No. of Tabs	Price Each 1	100	500	1000
534-7802	A	534-7812	B	2	2.92	4.64	3.09	1.94
534-7803	A	534-7813	B	3	4.08	4.64	3.09	1.94
534-7804	A	534-7814	B	4	3.71	4.64	3.09	1.94
534-7806	A	534-7816	B	6	5.69	4.64	3.09	1.94

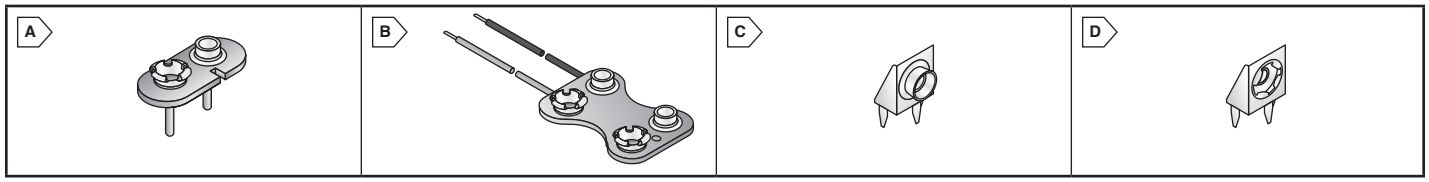

KEYSTONE "9 VOLT" PC CONNECTOR

- One piece construction
- Wave solderable
- Anti-wicking design

RoHS Compliant

For quantities greater than listed, call for quote.

MOUSER STOCK NO.	Fig.	Description	Price Each 1	10	100	500
534-968	A	9V PC connector, with PC pins	1.16	.925	.804	.724
534-68	A	9V PC connector, w/o PC pins	.84	.666	.439	.368
534-227	B	Parallel 9V dual battery snap	4.25	4.08	2.87	2.35
534-635	C	9V PCB snap-ons, male, off board	.60	.538	.354	.283
534-593	C	9V PCB snap-ons, male, on board	.67	.362	.361	.297
534-636	D	9V PCB snap-ons, female, off board	.78	.651	.425	.354
534-594	D	9V PCB snap-ons, female, on board	.64	.552	.396	.354

KEYSTONE "9 VOLT" PROTECTIVE BATTERY CAP

- Protects 9 volt batteries and battery packs when not in use
- Shields the battery contacts and reduces the potential of a short circuit between poles
- Protects the battery contacts from damage due to dust, dirt, and contamination
- Impact resistant polypropylene, black

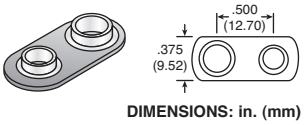

RoHS Compliant

DIMENSIONS: in. (mm)

For quantities greater than listed, call for quote.

MOUSER STOCK NO.	Description	Price Each 1	100	500	1000
534-96	Protective battery cap	.35	.272	.181	.135

© Copyright 2013 Mouser Electronics

© Copyright 2013 Mouser Electronics

KEYSTONE Terminals

RoHS Compliant This product is RoHS compliant.

RoHS Compliant

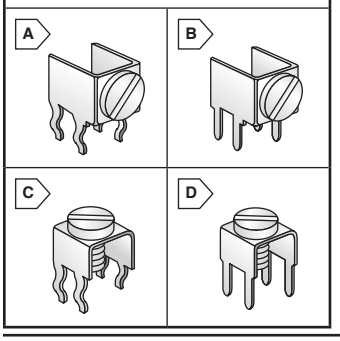

PC MOUNT SCREW TYPE TERMINAL POST

- Current rating: 15A
- Terminal material: thick brass matte tin finish
- Screw type: 6-32 x 1/4LG nickel-plated steel
- † Screw type: M3x6.35L nickel-plated steel

For quantities greater than listed, call for quote.

Horizontal

MOUSER STOCK NO.	Fig.	Description	Price Each 1	100	500	1000
534-7690	A	Snap mount terminal, loose	.62	.382	.34	.269
534-7692	A	Snap mount terminal, assembled	.79	.496	.367	.338
† 534-7689	A	Snap mount terminal, loose	.75	.371	.338	.261
† 534-7695	A	Snap mount terminal, assembled	.84	.469	.392	.361
534-8190	B	Horizontal PC mount	.69	.609	.396	.269
534-7700	B	PC mount terminal assembled	.67	.382	.353	.295
Vertical						
534-7691	C	Snap mount terminal, loose	.64	.416	.357	.241
534-7693	C	Snap mount terminal, assembled	.75	.651	.439	.368
† 534-7698	C	Snap mount terminal, loose	.68	.371	.323	.246
† 534-7696	C	Snap mount terminal, assembled	.88	.504	.415	.354
534-8191	D	Vertical PC mount	.64	.552	.382	.241
534-7701	D	PC mount terminal, assembled	.71	.609	.411	.354

PC BOARD DISCONNECT TAB

RoHS Compliant

DIMENSIONS: in.

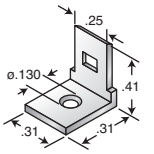

Features:

- Bright brass plate
- Mating tab portion designed to NEMA standards
- Terminal dimension: .250" x .03"

For quantities greater than listed, call for quote.

MOUSER STOCK NO.	Angle	Price Each 1	100	1000	5000
534-1256	90°	.30	.185	.152	.126
534-1280	45°	.30	.195	.142	.113

BINDING POST STRIPS

- Material: PBE (Paper Base Electrical) MIL-1-24768/20 Type XP natural, Temp. 250°F max.

DIMENSIONS: in.

RoHS Compliant

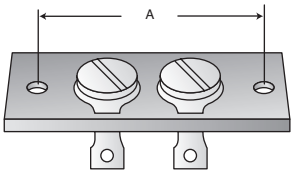

For quantities greater than listed, call for quote.

MOUSER STOCK NO.	No. of Terminals	Dim. A (In.)	Price Each 1	10	100
534-4188	2	1.31	1.26	1.13	1.02
534-4189	3	1.75	1.43	1.20	1.03
534-4190	4	2.19	2.83	2.62	1.91
534-4191	5	2.63	3.19	3.02	2.25

For quantities greater than listed, call for quote.

MOUSER STOCK NO.	No. of Terminals	Dim. A (In.)	Price Each 1	10	100
534-4192	6	3.06	3.92	3.60	2.75
534-4194	8	3.94	4.12	3.43	3.16
534-4196	10	4.81	4.96	4.36	3.82
534-4195	9	4.375	4.04	3.64	3.29

TEST POINT TERMINALS

- Economical choice for reliable test terminations
- Material: thick brass matte tin plated

For quantities greater than listed, call for quote.

MOUSER STOCK NO.	Fig.	Price Each 1	100	500	1000
534-4950	A	.34	.255	.184	.113
534-1033	B	.31	.198	.127	.113
534-1031	C	.30	.17	.113	.099
534-1038	D	.37	.198	.127	.113
534-1035	E	.34	.184	.127	.113
534-1249	F	.30	.198	.142	.113
534-1039	G	.30	.184	.127	.11
534-680	H	.27	.17	.143	.113
534-1040	I	.27	.173	.113	.099
534-1041	J	.34	.241	.156	.127
534-4002	K	.30	.212	.142	.086

DIMENSIONS: in.

RoHS Compliant

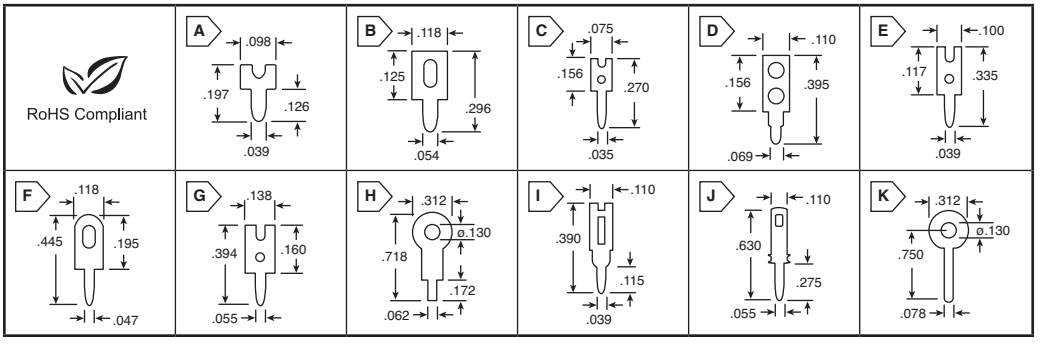

TERMINAL SOLDER AND LOCKWASHER LUGS

- **Matte tin thick brass** for easy soldering
- Easy way of providing ground
- Built-in locking washer

RoHS Compliant

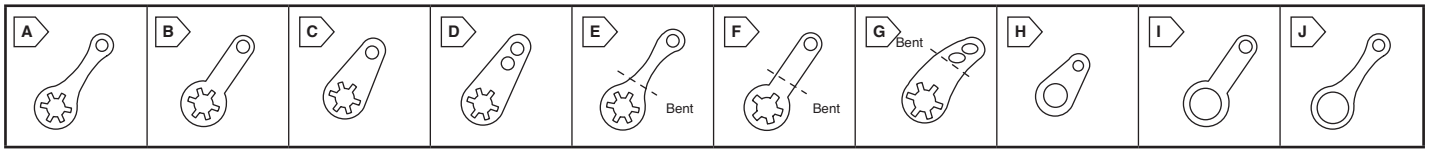

For quantities greater than listed, call for quote.

MOUSER STOCK NO.	Fig.	Dimensions: in. Length	A	Thick	Screw Sz (B)	Price Each 1	100	1000
534-903	A	7/8	3/32	.018	4	.34	.227	.099
534-904	A	7/8	3/32	.018	6	.24	.157	.085
534-905	A	7/8	3/32	.018	8	.26	.166	.115
534-909	B	47/64	3/32	.018	4	.26	.169	.116
534-916	B	47/64	3/32	.018	6	.26	.169	.085
534-917	B	47/64	3/32	.018	8	.26	.169	.116
534-908	C	5/8	3/32	.018	4	.24	.154	.106
534-914	C	5/8	3/32	.018	6	.30	.198	.085
534-915	C	5/8	3/32	.018	8	.24	.154	.085
534-910	D	23/32	3/32	.018	4	.24	.153	.085
534-918	D	23/32	3/32	.018	6	.30	.198	.085
534-906	D	23/32	3/32	.018	8	.26	.166	.115
534-7317	E	13/16	3/32	.018	4	.24	.157	.109
534-7318	E	13/16	3/32	.018	6	.26	.166	.115
534-7319	E	13/16	3/32	.018	8	.24	.157	.109

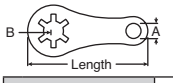

* Non-locking

For quantities greater than listed, call for quote.

MOUSER STOCK NO.	Fig.	Dimensions: in. Length	A	Thick	Screw Sz (B)	Price Each 1	100	1000
534-7314	F	23/32	3/32	.018	4	.24	.169	.085
534-7315	F	23/32	3/32	.018	6	.30	.198	.085
534-7316	F	23/32	3/32	.018	8	.26	.169	.116
534-7311	G	41/64	3/32	.018	4	.31	.207	.088
534-7312	G	41/64	3/32	.018	6	.30	.198	.085
534-7313	G	41/64	3/32	.018	8	.30	.198	.085
* 534-7328	H	17/32	.076	.015	4	.28	.161	.118
* 534-7329	H	17/32	.076	.015	6	.28	.161	.085
* 534-7330	H	17/32	.076	.015	8	.28	.161	.085
534-7325	I	11/16	5/64	.020	4	.24	.153	.085
534-7326	I	11/16	5/64	.020	6	.24	.157	.089
534-7327	I	11/16	5/64	.020	8	.30	.198	.085
534-7333	J	7/8	3/32	.020	8	.28	.161	.106
534-4004	H	.515	.093	.016	-	.23	.144	.105

© Copyright 2013 Mouser Electronics

© Copyright 2013 Mouser Electronics

Test Points, Terminal Strips, and Terminal Blocks

KOBICONN TEST POINTS GLASS BEAD INSULATOR

Our PCB test point and terminals feature a large loop for easy probe attachment or to facilitate the clipping on of other components.

They are ideal for components which need frequent replacement and are also suitable for raising hot components above the surface of the PCB.

A glass bead in a choice of eight colors for identification purposes ensures a snug fit on the board. White, yellow, black, brown, blue, pink, red and green are available. Other colors available upon request.

The unique shape of the test point will not damage through-plated holes during assembly yet prevents any movement prior to soldering.

Also ideal as terminals.

- Three sizes
- Choice of eight colors

RoHS Compliant

DIMENSIONS: in.	
040" Mounting Hole	052" Mounting Hole
A= .120-.130 B= .051-.059 C= .087-.097 D= .042-.052 E= .020 F= .109	A= .112-.122 B= .080-.085 C= .113-.123 D= .059-.069 E= .032 F= .109 F= .141✻

✻3/32" board thickness only

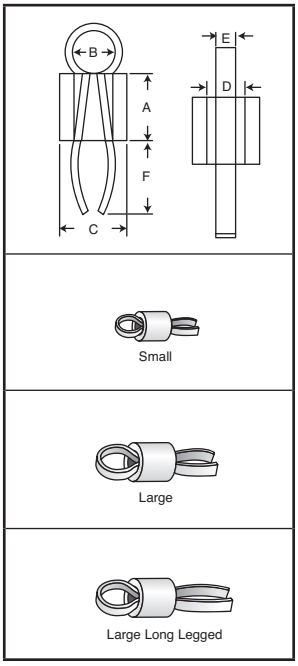

Material:
Bead: boro silicate sintered glass
Tag: phosphor bronze B5384 solder tinned

Price Each					
1	100	500	1000	5000	10000
.32	.212	.163	.141	.127	.114

†Note: Coefficient of expansion is quoted for the range of 50°C to 300°C.

Glass Bead									
†Coeff.	Density	Viscosity Poise °C			Log (OHM. CM)	Dielectric Properties			
Term. Expn x10⁻⁶/°C	g/cc	14.6	13	7.6	TR.	DC. Resistivity		at 1MHZ at 20°C	
		10	10	10	100	250°C	350°C	Const	Loss Angle
4.94	2.27	475	515	719	365	10.01	8.2	5.7	0.003

MOUSER STOCK NO.	Board Thickness (In.)	Mounting Hole (In.)	MOUSER STOCK NO.	Board Thickness (In.)	Mounting Hole (In.)	MOUSER STOCK NO.	Board Thickness (In.)	Mounting Hole (In.)	Color
151-201-RC	1/16	.040	151-101-RC	1/16	.052	151-301-RC	3/32	.052	White
151-202-RC	1/16	.040	151-102-RC	1/16	.052	151-302-RC	3/32	.052	Yellow
151-203-RC	1/16	.040	151-103-RC	1/16	.052	151-303-RC	3/32	.052	Black
151-204-RC	1/16	.040	151-104-RC	1/16	.052	151-304-RC	3/32	.052	Brown
151-205-RC	1/16	.040	151-105-RC	1/16	.052	151-305-RC	3/32	.052	Blue
151-206-RC	1/16	.040	151-106-RC	1/16	.052	151-306-RC	3/32	.052	Pink
151-207-RC	1/16	.040	151-107-RC	1/16	.052	151-307-RC	3/32	.052	Red
151-208-RC	1/16	.040	151-108-RC	1/16	.052	151-308-RC	3/32	.052	Green

KOBICONN TERMINAL STRIPS

- Lug: tin plated
- Strip: phenolic .375"x.062"
- Mount: for #6 screw

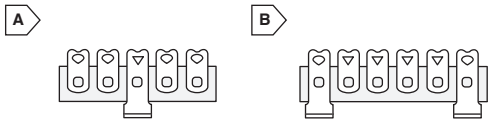

For quantities greater than listed, call for quote.

MOUSER STOCK NO.	Fig.	Description	Price Each		
			1	10	100
158-1002	A	2 lugs	.44	.332	.30
158-1003	A	3 lugs	.63	.482	.439
158-1004	A	4 lugs	1.07	.813	.738
158-1005	A	5 lugs	1.23	.877	.792
158-1006	B	6 lugs	1.40	1.08	.984
158-1008	B	8 lugs	1.87	1.43	1.31

KOBICONN FAHNESTOCK CLIPS



Features:

- Quick connect/disconnect
- Wire clip
- Battery clip
- Terminal/connector
- Nickel plated, spring brass

For quantities greater than listed, call for quote.

MOUSER STOCK NO.	Screw Size	W x L (In.)	Price Each			
			1	100	1000	5000
524-11-4034C	6	5/16 x 3/4	.38	.342	.31	.278

KOBICONN COMPRESSION TERMINAL BLOCKS

Quick connect terminals. Ideal for speaker systems and other audio or low voltage applications. These terminal blocks firmly grasp stripped wire. Color coded (black and red)

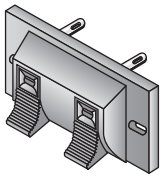

RoHS Compliant

For quantities greater than listed, call for quote.

MOUSER STOCK NO.	Position	Price Each			
		1	10	100	500
151-R225-E	2	1.88	1.33	1.21	1.10
151-R242-E	4	3.14	2.42	2.19	2.00

© Copyright 2013 Mouser Electronics

MILL-MAX SMT PINS/ TEST POINTS

PRODUCT NEW



RoHS Compliant

Loose Piece

For quantities greater than listed, call for quote.

MOUSER STOCK NO.	Mill-Max Part No.	Plating	Tail/Pin Dia. In.(mm)	Price Each			
				1	10	100	200
575-1508000150000030	1508-0-00-15-00-00-03-0	10 µ" Gold over Nickel	.018 (.46)	.15	.139	.133	.127
Reels - Reel Qty. 1600				**Price Per Piece**			
575-1508057150000030	1508-0-57-15-00-00-03-0	10 µ" Gold over Nickel	.018 (.46)	.66			

KOBICONN COMPRESSION TERMINALS

Printed circuit terminals. Ideal for speaker systems and other audio or low voltage applications. These terminal blocks firmly grasp stripped wire. Buttons are color coded black and red.

RoHS Compliant

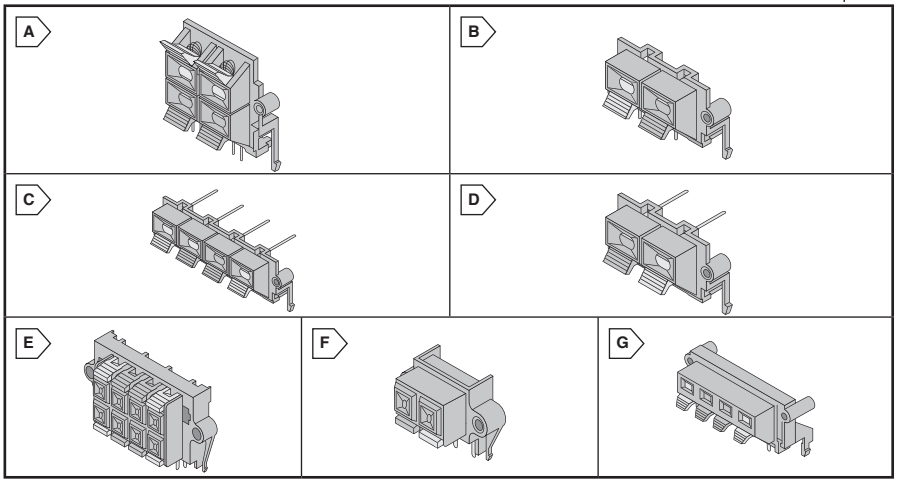

For quantities greater than listed, call for quote.

MOUSER STOCK NO.	Fig.	Position	Price Each			
			1	10	100	500
151-CJ9007-E	A	4	1.26	.974	.749	.674
151-CJ9008-E	B	2	.92	.706	.546	.417
151-CJ9012-E	C	4	1.40	1.08	.835	.642
151-CJ9018-E	D	2	.92	.706	.546	.417

For quantities greater than listed, call for quote.

MOUSER STOCK NO.	Fig.	Position	Price Each			
			1	10	100	500
151CJ9019-E	E	8	2.12	1.63	1.25	1.07
151-CJ9021-E	F	2	.92	.706	.546	.417
151-CJ9028-E	G	4	1.49	1.14	.877	.674

© Copyright 2013 Mouser Electronics

KOBICONN Insulated/Uninsulated Terminals

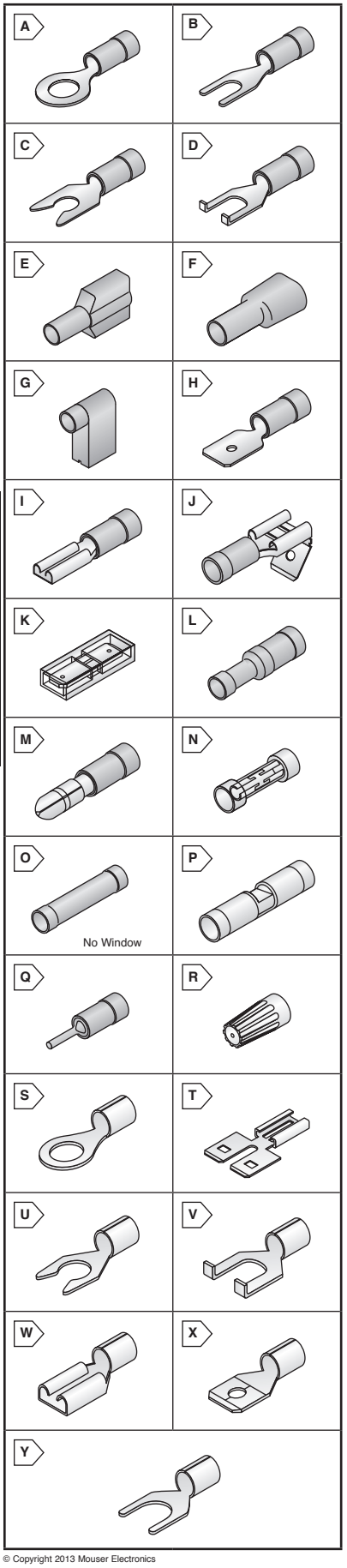

INSULATED SOLDERLESS TERMINALS

Ring Terminals Vinyl Insulated

For quantities greater than listed, call for quote.

MOUSER STOCK NO.	Fig.	Color	Stud Size	Wire Size (AWG)	Price Each 1	100	1000	5000
159-2201	A	Red	1/4"	22-16	.19	.139	.107	.096
159-2202	A	Red	5/16"	22-16	.19	.128	.107	.086
159-2204	A	Red	#4	22-16	.16	.107	.096	.086
159-2206	A	Red	#6	22-16	.16	.107	.086	.075
159-2208	A	Red	#8	22-16	.17	.107	.096	.075
159-2210	A	Red	#10	22-16	.16	.096	.086	.075
159-1601	A	Blue	#4	16-14	.16	.107	.096	.075
159-1602	A	Blue	1/4"	16-14	.17	.139	.118	.096
159-1603	A	Blue	5/16"	16-14	.19	.15	.139	.128
159-1606	A	Blue	#6	16-14	.16	.107	.086	.075
159-1608	A	Blue	#8	16-14	.15	.107	.086	.076
159-1610	A	Blue	#10	16-14	.16	.096	.086	.075
159-1201	A	Yellow	#6	12/10	.17	.128	.107	.086
159-1202	A	Yellow	#8	12/10	.24	.193	.139	.118
159-1203	A	Yellow	#10	12/10	.21	.161	.128	.107
159-1204	A	Yellow	1/4"	12/10	.20	.171	.15	.128
159-1205	A	Yellow	5/16"	12/10	.38	.225	.203	.171
159-1206	A	Yellow	3/8"	12/10	.21	.15	.139	.125

Spade Terminals Vinyl Insulated

159-2226	B	Red	#6	22-16	.16	.096	.086	.075
159-2228	B	Red	#8	22-16	.16	.096	.086	.075
159-2220	B	Red	#10	22-16	.14	.096	.086	.075
159-1626	B	Blue	#6	16-14	.17	.107	.096	.075
159-1628	B	Blue	#8	16-14	.17	.107	.096	.075
159-1620	B	Blue	#10	16-14	.16	.107	.096	.075
159-1207	B	Yellow	#8	12/10	.23	.161	.139	.107
159-1208	B	Yellow	#10	12/10	.21	.161	.128	.118

Locking Spade Terminals Vinyl Insulated

159-2203	C	Red	#6	22-16	.16	.118	.096	.075
159-2207	C	Red	#8	22-16	.16	.096	.086	.075
159-1605	C	Blue	#6	16-14	.16	.096	.086	.075
159-1607	C	Blue	#8	16-14	.17	.118	.107	.096

Flanged Spade Terminals Vinyl Insulated

159-2236	D	Red	#6	22-16	.16	.107	.096	.075
159-2238	D	Red	#8	22-16	.19	.107	.096	.075
159-2230	D	Red	#10	22-16	.19	.128	.118	.107
159-1636	D	Blue	#6	16-14	.19	.118	.107	.086
159-1638	D	Blue	#8	16-14	.20	.139	.128	.118
159-1630	D	Blue	#10	16-14	.16	.096	.086	.075

Couplers (Male) Nylon Insulated

MOUSER STOCK NO.	Fig.	Color	Wire Size (AWG)	Tab Width (in.)	Price Each 1	100	1000	5000
159-3251	E	Red	.250x.032	22-16	.28	.225	.171	.118
159-7251	E	Blue	.250x.032	16-14	.28	.225	.203	.15

Couplers (Female) Vinyl Insulated

159-2215	F	Red	.250x.032	22-16	.20	.139	.118	.096
159-1618	F	Blue	.250x.032	16-14	.20	.139	.118	.096

Couplers (Female) Nylon Insulated

159-3250	F	Red	.250x.032	22-16	.28	.225	.182	.118
159-7250	F	Blue	.250x.032	16-14	.33	.257	.235	.161

Flag Disconnects (Female) Nylon Insulated

159-2225	G	Red	.250x.032	22-16	.29	.235	.214	.161
159-1625	G	Blue	.250x.032	16-14	.26	.171	.15	.139

Disconnects Vinyl Insulated

MOUSER STOCK NO.	Fig.	Color	Tab Width (in.)	Wire Size (AWG)	Price Each 1	100	1000	5000
159-2250	H	Red	.250x.032	22-16	.19	.107	.096	.075
159-6250	H	Blue	.250x.032	16-14	.17	.107	.096	.075
159-1210	H	Yellow	.250x.032	22-10	.13	.107	.096	.086
159-2211	I	Red	.110x.020	22-16	.17	.107	.096	.075
159-2187	I	Red	.187x.020	22-16	.20	.107	.096	.086
159-2205	I	Red	.205x.020	22-16	.16	.096	.086	.075
159-2251	I	Red	.250x.032	22-16	.19	.107	.096	.086
159-1604	I	Blue	.110x.020	16-14	.14	.107	.086	.075
159-6187	I	Blue	.187x.020	16-14	.14	.107	.086	.075
159-6205	I	Blue	.205x.020	16-14	.16	.107	.096	.075
159-6251	I	Blue	.250x.032	16-14	.19	.107	.096	.086
159-1209	I	Yellow	.250x.032	12/10	.18	.128	.118	.086
159-2212	J	Red	.250x.032	22-16	.26	.15	.139	.128
159-1611	J	Blue	.250x.032	16-14	.19	.118	.107	.096

Adapter- Male to Male Disconnect Vinyl Insulated

159-1502	K	Clear	.250x.032	- - - -	.26	.171	.15	.139

Bullet Connectors Vinyl Insulated

For quantities greater than listed, call for quote.

MOUSER STOCK NO.	Fig.	Color	Stud Size	Wire Size (AWG)	Price Each 1	100	1000	5000
159-2156	L	Red	0.157	22-16	.19	.139	.118	.096
159-3156	M	Red	0.157	22-16	.19	.118	.107	.096
159-1612	L	Blue	0.157	16-14	.23	.128	.118	.107
159-1613	L	Blue	0.195	16-14	.23	.128	.118	.107
159-1615	M	Blue	0.157	16-14	.19	.118	.096	.086
159-1616	M	Blue	0.195	16-14	.17	.107	.096	.075

Adapter- Bullet to Bullet Connector Vinyl Insulated

For quantities greater than listed, call for quote.

MOUSER STOCK NO.	Fig.	Color	Tab Width (In.)	Wire Size (AWG)	Price Each 1	100	1000	5000
159-1501	N	Yellow	- - - -	0.156	.30	.193	.182	.15

Butt Connectors Vinyl Insulated

For quantities greater than listed, call for quote.

MOUSER STOCK NO.	Fig.	Color	Tab Width (In.)	Wire Size (AWG)	Price Each 1	100	1000	5000
159-1622	O	Red	- - - -	22-16	.20	.107	.096	.075
159-1614	O	Blue	- - - -	16-14	.19	.107	.096	.075
159-1213	O	Yellow	- - - -	12/10	.32	.193	.171	.15
159-2252	P	Red	- - - -	22-16	.45	.30	.268	.246

Pin Terminals Vinyl Insulated

For quantities greater than listed, call for quote.

159-2213	Q	Red	0.074	22-16	.19	.161	.107	.096
159-1617	Q	Blue	0.074	16-14	.17	.118	.096	.086
159-1211	Q	Yellow	0.11	12/10	.31	.214	.161	.15

Wire Nuts

For quantities greater than listed, call for quote.

159-2216	R	Gray	- - - -	22-16	.17	.107	.096	.081
159-2214	R	Orange	- - - -	22-14	.14	.096	.086	.075
159-1803	R	Yellow	- - - -	18-12	.16	.107	.096	.086
159-1804	R	Red	- - - -	18-10	.16	.128	.118	.107

UNINSULATED SOLDERLESS TERMINALS

Brazed Seam Except Where Noted

Ring Terminals Non-Insulated

For quantities greater than listed, call for quote.

MOUSER STOCK NO.	Fig.	Stud/Tab Size	Wire Size (AWG)	Price Each 1	100	1000	5000
159-2222	S	#4	22 - 16	.11	.086	.075	.064
159-2223	S	#6	22 - 16	.12	.075	.064	.054
159-2224	S	#8	22 - 16	.16	.086	.064	.054
159-2227	S	#10	22 - 16	.16	.096	.086	.075
159-2229	S	1/4"	22 - 16	.12	.086	.075	.064
159-2231	S	5/16"	22 - 16	.12	.096	.086	.075
159-1627	S	#4	16 - 14	.12	.086	.064	.054
159-1629	S	#6	16 - 14	.16	.096	.086	.064
159-1632	S	#10	16 - 14	.13	.096	.086	.075
159-1218	S	#10	12/10	.18	.139	.107	.096
159-1219	S	1/4"	12/10	.20	.139	.118	.107
159-1220	S	5/16"	12/10	.18	.128	.118	.107
159-1221	S	3/8"	12/10	.21	.15	.118	.107

Double Male/Female Adapter

For quantities greater than listed, call for quote.

MOUSER STOCK NO.	Fig.	Stud/Tab Size	Wire Size (AWG)	Price Each 1	100	1000	5000
159-1226	T	.250 x .032	- - - - - -	.24	.15	.139	.107

Locking Spade Terminals Non-Insulated

For quantities greater than listed, call for quote.

159-2241	U	#6	22 - 16	.12	.086	.064	.054
159-2242	U	#8	22 - 16	.11	.086	.075	.064
159-1644	U	#6	16 - 14	.11	.086	.075	.054

Flange Spade Terminals Non-Insulated Butted Seam

For quantities greater than listed, call for quote.

159-2244A	V	#6	22 - 16	.09	.064	.054	.043
159-2245	V	#8	22 - 16	.12	.075	.064	.054

Disconnects Non-Insulated Butted Seam

For quantities greater than listed, call for quote.

159-2235	W	.110 x .020	22 - 16	.08	.054	.043	.032
159-2237	W	.187 x .020	22 - 16	.12	.086	.064	.054
159-2239A	W	.205 x .020	22 - 16	.11	.064	.054	.043
159-2240	W	.250 x .032	22 - 16	.12	.086	.064	.054
159-1640	W	.110 x .020	16 - 14	.09	.064	.054	.043
159-1641	W	.187 x .020	16 - 14	.11	.064	.054	.043
159-1642	W	.205 x .020	16 - 14	.11	.075	.064	.054
159-1643	W	.250 x .032	16 - 14	.12	.086	.075	.064
159-1224	W	.250 x .032	12/10	.15	.096	.086	.064
159-1650	X	.250 x .032	16 - 14	.11	.086	.075	.064
159-1225	X	.250 x .032	12/10	.13	.086	.075	.064

Spade Terminals Non-Insulated

For quantities greater than listed, call for quote.

159-2232	Y	#6	22 - 16	.10	.075	.064	.054
159-2233	Y	#8	22 - 16	.14	.086	.075	.064
159-2234	Y	#10	22 - 16	.12	.086	.075	.064
159-1635	Y	#6	16 - 14	.12	.096	.075	.064
159-1637	Y	#8	16 - 14	.10	.086	.064	.054
159-1222	Y	#8	12/10	.20	.139	.118	.096

© Copyright 2013 Mouser Electronics
© Copyright 2013 Mouser Electronics

RING TONGUE TERMINALS

- Material: Copper

Krimptite®, Non Insulated

For quantities greater than listed, call for quote.

MOUSER STOCK NO.	Molex Part No.	Fig.	Wire Size (AWG)	Stud Size	Price Each			
					1	100	500	1000
538-19069-0042	19069-0042	A	18-22	1/4	.23	.15	.144	.093
538-19069-0049	19069-0049	A	18-22	3/8	.20	.184	.164	.11
538-19069-0107	19069-0107	A	14-16	1/4	.15	.137	.131	.086
538-19069-0109	19069-0109	A	14-16	5/16	.11	.082	.078	.072

Insulkrimp®, PVC Insulated

For quantities greater than listed, call for quote.

MOUSER STOCK NO.	Molex Part No.	Fig.	Wire Size (AWG)	Stud Size	Price Each			
					1	100	500	1000
538-19070-0040	19070-0040	B	18-22	5-6	.31	.133	.123	.086
538-19070-0013	19070-0013	B	18-22	8	.17	.139	.123	.098
538-19070-0015	19070-0015	B	18-22	10	.17	.139	.123	.098
538-19070-0023	19070-0023	B	18-22	1/4	.47	.289	.214	.193
538-19070-0067	19070-0067	B	14-16	3-4	.31	.134	.123	.086
538-19070-0069	19070-0069	B	14-16	5-6	.31	.134	.123	.086
538-19070-0086	19070-0086	B	14-16	8	.49	.126	.117	.103
538-19070-0090	19070-0090	B	14-16	10	.20	.157	.131	.104
538-19070-0075	19070-0075	B	14-16	1/4	.47	.143	.112	.10
538-19070-0059	19070-0059	B	14-16	3/8	.32	.166	.151	.135
538-19070-0143	19070-0143	B	10-12	5-6	.61	.217	.173	.156
538-19070-0123	19070-0123	B	10-12	10	.34	.235	.197	.178
538-19070-0132	19070-0132	B	10-12	1/4	.42	.321	.272	.21
538-19070-0155	19070-0155	B	10-12	5/16	.40	.289	.278	.197
538-19070-0153	19070-0153	B	10-12	3/8	.90	.321	.257	.231

Avikrimp®, Nylon Insulated

For quantities greater than listed, call for quote.

MOUSER STOCK NO.	Molex Part No.	Fig.	Wire Size (AWG)	Stud Size	Price Each			
					1	100	500	1000
538-19073-0005	19073-0005	B	18-22	1-2	.65	.232	.185	.167
538-19073-0007	19073-0007	B	18-22	3-4	.65	.232	.185	.167
538-19073-0038	19073-0038	B	18-22	5-6	.29	.193	.181	.165
538-19073-0013	19073-0013	B	18-22	8	.69	.235	.193	.171
538-19073-0017	19073-0017	B	18-22	10	.69	.244	.195	.175
538-19073-0024	19073-0024	B	18-22	1/4	.49	.249	.225	.158
538-19073-0027	19073-0027	B	18-22	5/16	.63	.236	.181	.163
538-19073-0032	19073-0032	B	18-22	3/8	.89	.316	.253	.227
538-19073-0067	19073-0067	B	14-16	5-6	.70	.246	.193	.171
538-19073-0083	19073-0083	B	14-16	5-6	.66	.235	.188	.169
538-19073-0085	19073-0085	B	14-16	8	.33	.217	.201	.184
538-19073-0087	19073-0087	B	14-16	10	.72	.439	.289	.246
538-19073-0076	19073-0076	B	14-16	1/4	.77	.275	.219	.198
538-19073-0079	19073-0079	B	14-16	5/16	.77	.275	.219	.198
538-19073-0059	19073-0059	B	14-16	3/8	.90	.322	.258	.232
538-19073-0170	19073-0170	B	10-12	10	.80	.375	.30	.274
538-19073-0236	19073-0236	B	10-12	3/8	.54	.305	.29	.259
538-19073-0145	19073-0145	B	10-12	1/2	1.19	.556	.45	.402

SNAP SPADE TERMINALS

- Material: Copper

Insulkrimp®, PVC Insulated

For quantities greater than listed, call for quote.

MOUSER STOCK NO.	Molex Part No.	Fig.	Wire Size (AWG)	Stud Size	Price Each			
					1	100	500	1000
538-19099-0009	19099-0009	C	18-22	5-6	.40	.169	.156	.109
538-19099-0013	19099-0013	C	18-22	8	.55	.196	.157	.141
538-19099-0015	19099-0015	C	18-22	10	.55	.196	.157	.141
538-19099-0034	19099-0034	C	14-16	10	.54	.19	.152	.137
538-19099-0044	19099-0044	C	10-12	5-6	.45	.229	.208	.187
538-19099-0048	19099-0048	C	10-12	8	.23	.203	.187	.173

SPADE TONGUE TERMINALS

- Material: Copper

Insulkrimp®, PVC Insulated

For quantities greater than listed, call for quote.

MOUSER STOCK NO.	Molex Part No.	Fig.	Wire Size (AWG)	Stud Size	Price Each			
					1	100	500	1000
538-19144-0001	19144-0001	D	18-22	5-6	.40	.161	.15	.109
538-19144-0003	19144-0003	D	18-22	8	.40	.169	.156	.109
538-19144-0005	19144-0005	D	18-22	10	.40	.169	.156	.109
538-19144-0018	19144-0018	D	14-16	5-6	.18	.147	.136	.094
538-19144-0020	19144-0020	D	14-16	8	.19	.156	.144	.101
538-19144-0026	19144-0026	D	14-16	10	.21	.169	.156	.109
538-19144-0037	19144-0037	D	10-12	5-6	.74	.449	.30	.257
538-19144-0039	19144-0039	D	10-12	8	.45	.231	.21	.147

Avikrimp®, Nylon Insulated

For quantities greater than listed, call for quote.

MOUSER STOCK NO.	Molex Part No.	Fig.	Wire Size (AWG)	Stud Size	Price Each			
					1	100	500	1000
538-19198-0070	19198-0070	D	18-22	5-6	.33	.246	.20	.18
538-19198-0004	19198-0004	D	18-22	8	.71	.25	.20	.18
538-19198-0006	19198-0006	D	18-22	10	.71	.25	.20	.18
538-19198-0016	19198-0016	D	14-16	5-6	5.35	.19	.152	.137
538-19198-0025	19198-0025	D	14-16	10	.39	.366	.314	.266
538-19198-0044	19198-0044	D	10-12	5-6	.60	.449	.404	.323
538-19198-0047	19198-0047	D	10-12	8	.85	.589	.449	.385

FLANGED SPADE TERMINALS

Insulkrimp®, PVC Insulated

For quantities greater than listed, call for quote.

MOUSER STOCK NO.	Molex Part No.	Fig.	Wire Size (AWG)	Stud Size	Price Each			
					1	100	500	1000
538-19121-0005	19121-0005	E	22-18	5-6	.61	.214	.171	.15
538-19121-0007	19121-0007	E	22-18	8	.61	.217	.173	.156
538-19121-0009	19121-0009	E	22-18	10	.21	.17	.157	.11
538-19121-0028	19121-0028	E	16-14	8	.60	.213	.17	.153
538-19121-0030	19121-0030	E	14-16	10	.52	.187	.15	.135
538-19121-0053	19121-0053	E	10-12	8	.80	.286	.229	.205
538-19121-0056	19121-0056	E	10-12	10	.86	.402	.325	.291

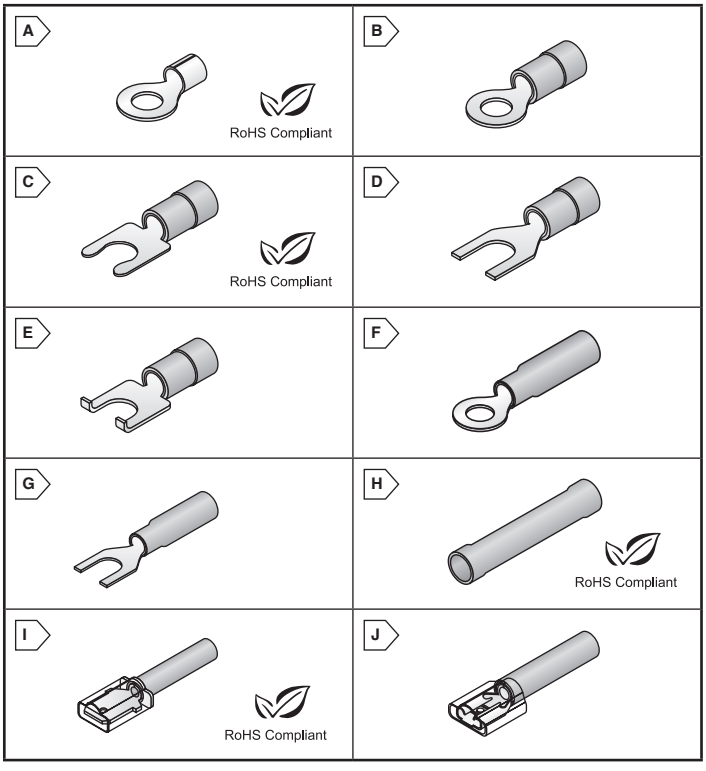

FLANGED SPADE TERMINALS (CONT.)

Avikrimp®, Nylon Insulated

For quantities greater than listed, call for quote.

MOUSER STOCK NO.	Molex Part No.	Fig.	Wire Size (AWG)	Stud Size	Price Each			
					1	100	500	1000
538-19127-0007	19127-0007	E	22-18	5-6	.56	.278	.259	.181
538-19127-0012	19127-0012	E	22-18	10	.71	.33	.266	.239
538-19127-0042	19127-0042	E	16-14	8	.80	.288	.23	.208
538-19127-0086	19127-0086	E	10-12	8	.78	.368	.297	.265
538-19127-0089	19127-0089	E	10-12	10	.78	.366	.295	.264

PERMA-SEAL TERMINALS

- All-weather, heat-sealable terminals and splices

Ring Tongue Terminals

For quantities greater than listed, call for quote.

MOUSER STOCK NO.	Molex Part No.	Fig.	Wire Size (AWG)	Stud Size	Price Each			
					1	100	500	1000
538-19164-0085	19164-0085	F	18-22	6	1.06	.499	.403	.361
538-19164-0086	19164-0086	F	18-22	8	1.06	.499	.403	.361
538-19164-0003	19164-0003	F	18-22	10	1.06	.499	.403	.361
538-19164-0004	19164-0004	F	18-22	1/4	1.22	.575	.464	.415
538-19164-0005	19164-0005	F	18-22	3/8	1.28	.888	.685	.599
538-19164-0032	19164-0032	F	14-16	6	1.13	.534	.431	.386
538-19164-0033	19164-0033	F	14-16	8	1.13	.534	.431	.386
538-19164-0034	19164-0034	F	14-16	10	.89	.705	.602	.48
538-19164-0026	19164-0026	F	14-16	1/4	1.20	.563	.455	.407
538-19164-0027	19164-0027	F	14-16	5/16	1.20	.563	.455	.407
538-19164-0061	19164-0061	F	10-12	6	1.02	.602	.482	.428
538-19164-0062	19164-0062	F	10-12	8	1.02	.599	.482	.428
538-19164-0065	19164-0065	F	10-12	10	1.09	.646	.517	.459
538-19164-0066	19164-0066	F	10-12	1/4	1.09	.642	.514	.459
538-19164-0067	19164-0067	F	10-12	5/16	1.03	.813	.691	.553

Spade Tongue Terminals

For quantities greater than listed, call for quote.

MOUSER STOCK NO.	Molex Part No.	Fig.	Wire Size (AWG)	Stud Size	Price Each			
					1	100	500	1000
538-19164-0006	19164-0006	G	18-22	6	.80	.642	.54	.431
538-19164-0007	19164-0007	G	18-22	8	1.12	.528	.427	.382
538-19164-0070	19164-0070	G	10-12	8	1.04	.803	.674	.61

Butt Splices

For quantities greater than listed, call for quote.

MOUSER STOCK NO.	Molex Part No.	Fig.	Wire Size (AWG)	Stud Size	Price Each			
					1	100	500	1000
538-19164-0013	19164-0013	H	18-22	- - -	.64	.503	.43	.347
538-19164-0044	19164-0044	H	14-16	- - -	.73	.589	.491	.392
538-19164-0056	19164-0056	H	10-12	- - -	1.23	.738	.663	.61

Quick Disconnect Couplers

For quantities greater than listed, call for quote.

MOUSER STOCK NO.	Molex Part No.	Fig.	Wire Size (AWG)	Accepts Tab Size (in.)	Price Each			
					1	100	500	1000
Male								
538-19164-0015	19164-0015	I	18-22	.250 x .032	1.33	.625	.505	.452
538-19164-0048	19164-0048	I	14-16	.250 x .032	1.05	.624	.499	.439
538-19164-0075	19164-0075	I	10-12	.250 x .032	1.44	.855	.684	.608
Female								
538-19164-0017	19164-0017	J	18-22	.250 x .032	1.04	.616	.493	.438
538-19164-0050	19164-0050	J	14-16	.250 x .032	1.06	.621	.502	.446
538-19164-0076	19164-0076	J	10-12	.250 x .032	1.49	.88	.703	.625

© Copyright 2013 Mouser Electronics

© Copyright 2013 Mouser Electronics

QUIXCON™ QUICK-DISCONNECTS

NEW PRODUCT

For quantities greater than listed, call for quote.

MOUSER STOCK NO.	Molex Part No.	Fig.	Wire Size (AWG)	Accepts Tab Size (in.)	Color	Price Each 1	100	500	1000
Krimptite™ Style Un-insulated									
538-19273-0007	19273-0007	A	22-18	.250x.032	-	.15	.079	.067	.048
538-19273-0008	19273-0008	A	16-14	.250x.032	-	.11	.082	.074	.05
InsulKrimp™ Style									
538-19274-0002	19274-0002	B	22-18	.250x.032	Red	.25	.182	.161	.116
538-19276-0002	19276-0002	C	22-18	.250x.032	Red	.26	.182	.171	.118
538-19274-0005	19274-0005	B	16-14	.250x.032	Blue	.25	.162	.138	.096
538-19276-0005	19276-0005	C	16-14	.250x.032	Blue	.28	.203	.182	.128
538-19276-0008	19276-0008	C	12-10	.250x.032	Yellow	.39	.289	.262	.184
AvilKrimp™ Style									
538-19277-0002	19277-0002	D	22-18	.250x.032	Red	.44	.32	.304	.216
538-19275-0002	19275-0002	E	22-18	.250x.032	Red	.29	.212	.193	.135
538-19277-0005	19277-0005	D	16-14	.250x.032	Blue	.44	.31	.304	.216
538-19275-0005	19275-0005	E	16-14	.250x.032	Blue	.29	.217	.197	.138
538-19277-0008	19277-0008	D	12-10	.250x.032	Yellow	.84	.538	.51	.377

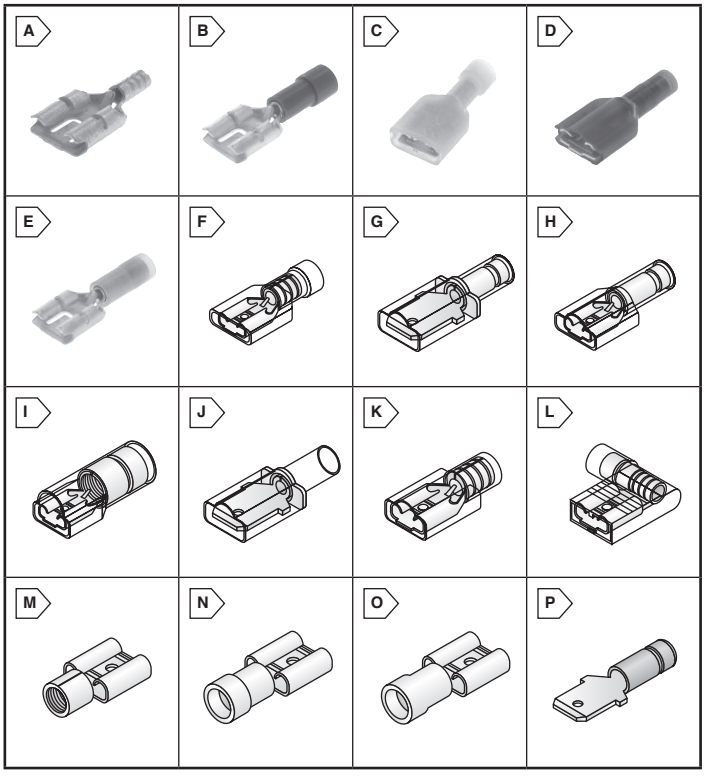

FULLY INSULATED QUICK DISCONNECTS

Fully Insulated Insulkrimp Female Quick Disconnects (Standard Flare)

RoHS Compliant

Features:
- Designed for dense packaging requirements
- Terminal's funnel entrance is designed for increased crimping rates by speeding wire delivery into the crimp
- A wire stop stamped into the crimp barrel prevents insertion of over-stripped wires
- Color coded translucent insulator allows easy identification of terminal size and wire gauge

For quantities greater than listed, call for quote.

MOUSER STOCK NO.	Molex Part No.	Fig.	Wire Size (AWG)	Accepts Tab Size (in.)	Color	Price Each 1	100	500	1000
538-19003-0071	19003-0071	F	24-26	.250x.032	Yellow	.47	.169	.15	.139
538-19003-0064	19003-0064	F	24-26	.187x.020	Yellow	.73	.261	.209	.187
538-19003-0001	19003-0001	F	18-22	.250x.032	Red	.54	.214	.171	.154
538-19003-0129	19003-0129	F	18-22	.187x.020	Red	.52	.266	.242	.169
538-19003-0011	19003-0011	F	18-22	.187x.020	Red	.54	.214	.171	.15
538-19003-0040	19003-0040	F	14-16	.250x.032	Blue	.29	.233	.202	.162
538-19003-0044	19003-0044	F	14-16	.250x.032	Blue	.72	.255	.203	.183
538-19003-0050	19003-0050	F	14-16	.187x.020	Blue	.43	.214	.20	.14

Fully Insulated Avikrimp Quick Disconnects (Standard Flare)

Avikrimp version gives you the extra advantage of the secure metal support sleeve. These parts fulfill the double crimp (support) requirements of VDE and other DIN specifications. They are the premier line when full insulation and strain relief are required.

✻Expanded Flare/Oval Barrel

For quantities greater than listed, call for quote.

MOUSER STOCK NO.	Molex Part No.	Fig.	Wire Size (AWG)	Accepts Tab Size (in.)	Color	Price Each 1	100	500	1000
Male									
538-19001-0001	19001-0001	G	18-22	.250x.032	Red	.87	.407	.321	.289
538-19001-0003	19001-0003	G	18-22	.187x.020	Red	.87	.407	.321	.289
538-19001-0006	19001-0006	G	14-16	.250x.032	Blue	.87	.407	.331	.295
538-19001-0008	19001-0008	G	14-16	.187x.020	Blue	.70	.327	.264	.246
538-19001-0010	19001-0010	G	10-12	.250x.032	Yellow	1.04	.487	.394	.352
Female									
538-19002-0001	19002-0001	H	18-22	.250x.032	Red	.47	.414	.335	.30
538-19002-0005	19002-0005	H	18-22	.187x.020	Red	.88	.407	.332	.30
538-19002-0009	19002-0009	H	18-22	.187x.032	Red	.42	.38	.319	.247
538-19002-0013	19002-0013	H	18-22	.110x.020	Red	.64	.321	.268	.246
538-19002-0024	19002-0024	H	14-16	.25x.032	Blue	.75	.321	.30	.268
538-19002-0028	19002-0028	H	14-16	.18x.020	Blue	.58	.449	.385	.306
538-19002-0031	19002-0031	H	14-16	.187x.032	Blue	.41	.31	.288	.26
538-19002-0037	19002-0037	H	14-16	.110x.032	Blue	.96	.749	.428	.321
✻ 538-19002-0044	19002-0044	I	10-12	.250x.032	Yellow	.70	.63	.504	.448

FULLY INSULATED COUPLERS

These fully insulated couplers are precision engineered, allowing the female terminal to fit precisely into the corresponding male housing, allowing a fully insulated in-line splice. This splice may be connected and disconnected without damage to the nylon insulation.

RoHS Compliant

✻Male ✻✻Female

For quantities greater than listed, call for quote.

MOUSER STOCK NO.	Molex Part No.	Fig.	Wire Size (AWG)	Accepts Tab Size (in.)	Color	Price Each 1	100	500	1000
✻538-19004-0001	19004-0001	J	18-22	.250x.032	Red	.64	.396	.257	.225
✻538-19004-0009	19004-0009	J	10-12	.250x.032	Yellow	.77	.276	.22	.198
✻✻538-19005-0001	19005-0001	K	18-22	.250x.032	Red	.62	.214	.178	.15
✻✻538-19005-0010	19005-0010	K	10-12	.250x.032	Yellow	.93	.578	.375	.332

FULLY INSULATED QUICK DISCONNECT FLAGS

- Space saving design

RoHS Compliant

Avikrimp® Fully Pre-Insulated

For quantities greater than listed, call for quote.

MOUSER STOCK NO.	Molex Part No.	Fig.	Wire Size (AWG)	Accepts Tab Size (in.)	Color	Price Each 1	100	500	1000
538-19006-0001	19006-0001	L	18-22	.250x.032	Red	.86	.417	.332	.30
538-19006-0011	19006-0011	L	14-16	.250x.032	Blue	.90	.417	.332	.30
538-19006-0019	19006-0019	L	10-12	.250x.032	Yellow	1.03	.61	.482	.428
538-19006-0005	19006-0005	L	18-22	.187x.020	Red	.89	.415	.335	.30

Fully Insulated (Standard Flare)

For quantities greater than listed, call for quote.

MOUSER STOCK NO.	Molex Part No.	Fig.	Wire Size (AWG)	Accepts Tab Size (in.)	Color	Price Each 1	100	500	1000
538-19007-0001	19007-0001	L	18-22	.250x.032	Red	.70	.321	.257	.235
538-19007-0009	19007-0009	L	18-22	.187x.020	Red	.87	.31	.246	.223
538-19007-0021	19007-0021	L	14-16	.250x.032	Blue	.88	.31	.246	.225
538-19-007-0040	19007-0040	L	10-12	.250x.032	Yellow	.87	.396	.321	.289
538-19007-0029	19007-0029	L	14-16	.187x.020	Blue	.90	.322	.257	.231

QUICK DISCONNECTS

- Full tin-plated brass construction with closed electrical barrels.

RoHS Compliant

MOUSER STOCK NO.	Molex Part No.	Fig.	Wire Size (AWG)	Accepts Tab Size (in.)	Price Each 1	100	500	1000
Krimptite® Butted Seam Non-Insulated - Female								
538-19016-0009	19016-0009	M	18-22	.250 x .032	.11	.087	.08	.054
538-19016-0006	19016-0006	M	18-22	.187 x .032	.09	.085	.083	.082
Insulkrimp® PVC Insulated - Female								
538-19017-0037	19017-0037	N	14-16	.250 x .032	.54	.192	.153	.138
Avikrimp® Nylon Insulated With Vibration Support - Female								
538-19019-0012	19019-0012	O	18-22	.250 x .032	.67	.239	.19	.171
538-19019-0031	19019-0031	O	14-16	.250 x .032	.69	.235	.193	.171
538-19019-0022	19019-0022	O	14-16	.110 x .020	.36	.278	.251	.20
538-19019-0037	19019-0037	O	10-12	.250 x .032	.76	.357	.289	.259
538-19019-0006	19019-0006	O	18-22	.187 x .020	.36	.282	.236	.199
538-19019-0027	19019-0027	O	14-16	.187 x .020	.67	.235	.193	.171
538-19019-0004	19019-0004	O	18-22	.110 x .032	.43	.214	.193	.138
538-19019-0001	19019-0001	O	18-22	.110 x .020	.77	.268	.219	.197
Krimptite® Economical Non-Insulated - Male								
538-19022-0004	19022-0004	P	18-22	.250 x .032	.12	.113	.108	.105
538-19022-0006	19022-0006	P	18-22	.187 x .020	.14	.128	.122	.108

© Copyright 2013 Mouser Electronics

© Copyright 2013 Mouser Electronics

HAND TOOLS FOR TERMINALS AND SPLICES

Features:
- Premium grade and service grade hand tools
- Service grade ratchet and non-rachet

For quantities greater than listed, call for quote.

MOUSER STOCK NO.	Molex Part No.	Description	Price Each	
			1	5
538-64001-0100	64001-0100	Premium grade ratchet hand tool for closed barrel, 10-22AWG insulated terminals and splices	384.24	368.35
538-64003-0100	64003-0100	Premium grade ratchet hand tool for closed barrel, 10-22AWG uninsulated terminals and splices	384.24	368.35
538-64001-0600	64001-0600	Premium grade ratchet hand tool for 10-22AWG nylon closed end connectors	422.66	405.18
538-64001-7400	64001-7400	Premium grade ratchet hand tool for closed barrel, 10-22AWG Perma-Seal terminals and splices	563.55	540.24
538-64001-4500	64001-4500	Premium grade ratchet hand tool for closed barrel, 10-22AWG Perma-Seal step down butt splices and 14-22AWG fully insulated quick disconnect couplers for male and female	512.32	496.93
538-64016-0038	64016-0038	Service grade ratchet hand tool for closed barrel, 10-22AWG non-insulated terminals and splices	54.79	47.06
538-64016-0036	64016-0036	Service grade ratchet hand tool for closed barrel, 10-22AWG insulated terminals and splices	65.48	61.63
538-64016-0042	64016-0042	Service grade ratchet hand tool for closed barrel, step down butt splices 10-22AWG and 14-22AWG male and female fully insulated quick disconnects	65.48	61.63
538-64016-0041	64016-0041	Service grade ratchet hand tool for closed barrel, 10-22AWG Perma-Seal terminals and splices	47.38	47.23
538-64016-0039	64016-0039	Service grade non-ratchet multi-function hand tool for 10-22AWG insulated and non-insulated terminals strips and cuts wire 10-22AWG and cuts a variety of screw sizes	8.90	7.58
538-64001-0200	64001-0200	Premium grade ratchet hand tool for closed barrel, 10-22AWG insulated quick disconnects	384.24	368.35
538-64001-2300	64001-2300	Premium grade ratchet hand tool for AviKrimp® and InsulKrimp® closed barrel, 18-22AWG snap plug receptacles	512.31	496.92
538-64003-1100	64003-1100	Premium grade ratchet hand tool for Krimptite® closed barrel, 14-22AWG non-insulated quick disconnects and bullet receptacles	507.35	479.19
538-64001-4300	64001-4300	Premium grade ratchet hand tool for AviKrimp® closed barrel, 14-22AWG fully insulated quick disconnect flags	422.54	405.18
538-64001-2800	64001-2800	Premium grade ratchet hand tool for AviKrimp® closed barrel, 10-12AWG fully insulated quick disconnect flags	577.80	558.67
538-64001-4700	64001-4700	Premium grade ratchet hand tool for InsulKrimp® closed barrel, 14-22AWG male and female fully insulated quick disconnect couplers, Perma-Seal quick disconnect couplers and snap plug receptacles, conductor only crimp	512.31	496.92
538-64001-0800	64001-0800	Premium grade ratchet hand tool for AviKrimp® closed barrel, 18-22AWG female fully insulated quick disconnects	422.54	405.18
538-64001-2600	64001-2600	Premium grade ratchet hand tool for AviKrimp® closed barrel, 14-22AWG male fully insulated quick disconnects	577.80	555.33
538-64001-0400	64001-0400	Premium grade ratchet hand tool for InsulKrimp® closed barrel, 10-22AWG quick disconnect terminals	384.24	368.35
538-64001-5200	64001-5200	Premium grade ratchet hand tool for InsulKrimp® closed barrel, 24-26AWG female fully insulated quick disconnects, conductor crimp only	577.80	558.67
538-64001-4600	64001-4600	Premium grade ratchet hand tool for AviKrimp® closed barrel, 10-12AWG male quick disconnects	512.29	491.13
538-64001-4900	64001-4900	Premium grade ratchet hand tool for AviKrimp® closed barrel, 10-16AWG fully insulated quick disconnect female couplers and Perma-Seal fully insulated snap plug receptacles	512.31	496.92
538-64016-0037	64016-0037	Service grade ratchet hand tool for closed barrel, 10-22AWG insulated quick disconnects	65.48	61.63
538-19284-0034	19284-0034	Premium grade ratchet hand tool for heavy duty ring tongue terminals	133.86	123.10

TERMINAL TO HAND TOOL MATRIX

MOUSER STOCK NO.	Molex Premium Grade Ratchet Hand Tool	Molex Service Grade Ratchet Hand Tool	Molex Service Grade Non-Ratchet Hand Tool
538-19069-xxxx	64003-0100	64016-0038	64016-0039
538-19070-xxxx	64001-0100	64016-0036	64016-0039
538-19073-xxxx	64001-0100	64016-0036	64016-0039
538-19099-xxxx	64001-0100	64016-0036	64016-0039
538-19144-xxxx	64001-0100	64016-0036	64016-0039
538-19198-xxxx	64001-0100	64016-0036	64016-0039
538-19121-xxxx	64001-0100	64016-0036	64016-0039
538-19127-xxxx	64001-0100	64016-0036	64016-0039
538-19154-xxxx	64001-0100	64016-0036	64016-0039
538-19160-xxxx	64001-0600	-	-
538-19003-0071	64001-5200	-	-
538-19003-0064	64001-5200	-	-
538-19003-0001	64001-0400	64016-0042	64016-0039
538-19003-0129	64001-0400	64016-0042	64016-0039
538-19003-0011	64001-0400	64016-0042	64016-0039
538-19003-0040	64001-0400	64016-0042	64016-0039
538-19003-0044	64001-0400	64016-0042	64016-0039
538-19003-0050	64001-0400	64016-0042	64016-0039
538-19001-0001	64001-2600	64016-0042	64016-0039
538-19001-0003	64001-2600	64016-0042	64016-0039
538-19001-0006	64001-2600	64016-0042	64016-0039
538-19001-0008	64001-2600	64016-0042	64016-0039
538-19001-0010	64001-4600	-	64016-0039
538-19002-0001	64001-0800	64016-0042	64016-0039
538-19002-0005	64001-0800	64016-0042	64016-0039
538-19002-0009	64001-0800	64016-0042	64016-0039
538-19002-0013	64001-0800	64016-0042	64016-0039
538-19002-0024	64001-1100	64016-0042	64016-0039
538-19002-0028	64001-1100	64016-0042	64016-0039
538-19002-0031	64001-1100	64016-0042	64016-0039
538-19002-0037	64001-1100	64016-0042	64016-0039
538-19002-0044	64001-0200	64016-0037	64016-0039
538-19004-0001	64001-4700	-	64016-0039
538-19005-0010	64001-4900	-	64016-0039
538-19006-0001	64001-4300	-	64016-0039
538-19006-0011	64001-4300	-	64016-0039
538-19006-0019	64001-2800	-	64016-0039
538-19006-0005	64001-4300	-	64016-0039
538-19007-0001	64001-4100	-	64016-0039
538-19007-0009	64001-4100	-	64016-0039
538-19007-0021	64001-4100	-	64016-0039
538-19007-0040	64001-2800	-	64016-0039
538-19007-0029	64001-4100	-	64016-0039
538-19016-xxxx	64003-1100	-	64016-0039
538-19017-0037	64001-0200	64016-0037	64016-0039
538-19019-xxxx	64001-0200	64016-0037	64016-0039
538-19022-xxxx	64003-0100	64016-0038	64016-0039
538-19034-xxxx	64001-0100	64016-0036	64016-0039

MOUSER STOCK NO.	Molex Premium Grade Ratchet Hand Tool	Molex Service Grade Ratchet Hand Tool	Molex Service Grade Non-Ratchet Hand Tool
538-19036-xxxx	64001-0100	64016-0036	64016-0039
538-19038-xxxx	64001-2300	-	64016-0039
538-19039-xxxx	64001-2300	-	64016-0039
538-19211-xxxx	64003-0100	64016-0038	64016-0039
538-19212-xxxx	64001-0100	64016-0036	64016-0039
538-19213-xxxx	64001-0100	64016-0036	64016-0039
538-19221-0223	19284-0034	-	-
538-19221-0224	19284-0034	-	-
538-19221-0225	19284-0034	-	-
538-19221-0424	19284-0034	-	-
538-19221-0495	19284-0034	-	-
538-19221-0452	19284-0034	-	-
538-19221-0230	19284-0034	-	-
538-19221-0232	19284-0034	-	-
538-19221-0231	19284-0034	-	-
538-19221-0418	19284-0034	-	-
538-19221-0235	19284-0034	-	-
538-19221-0233	19284-0034	-	-
538-19221-0420	19284-0034	-	-
538-19221-0238	19284-0034	-	-
538-19221-0237	19284-0034	-	-
538-19221-0241	19284-0034	-	-
538-19221-0240	19284-0034	-	-
538-19221-0242	19284-0034	-	-
538-19221-0244	19284-0034	-	-
538-19221-0243	19284-0034	-	-
538-19221-0245	19284-0034	-	-
538-19221-0247	19284-0034	-	-
538-19221-0250	19284-0034	-	-
538-19221-0412	19284-0034	-	-
538-19221-0251	19284-0034	-	-

MOUSER STOCK NO.	Molex Premium Grade Ratchet Hand Tool	Molex Service Grade Ratchet Hand Tool	Molex Service Grade Non-Ratchet Hand Tool
Ring and Spade Tongue Terminals			
538-19164-xxxx	64001-3200	64016-0041	64016-0039
Butt Splices			
538-19164-xxxx	64001-3200	64016-0041	64016-0039
Quick Disconnect Couplers			
538-19164-0015	64001-4500	64016-0042	64016-0039
538-19164-0084	64001-4500	64016-0042	64016-0039
538-19165-0075	64001-0100	64016-0036	64016-0039
538-19164-0012	64001-4500	64016-0042	64016-0039
538-19164-0050	64001-4500	64016-0042	64016-0039
538-19164-0076	64001-0100	64016-0036	64016-0039

© Copyright 2013 Mouser Electronics
© Copyright 2013 Mouser Electronics

PANDUIT Terminals

RoHS Compliant This product is RoHS compliant.

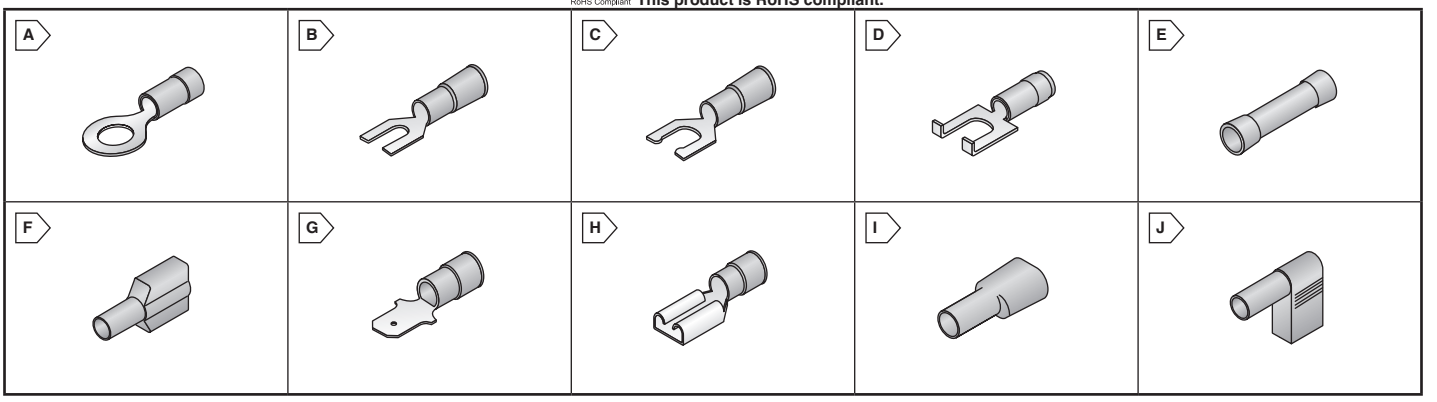

SOLDERLESS TERMINALS

- Price each is per terminal
- All terminals feature brazed seam construction

Stock No. Suffix Denotes Standard Package Quantity:
L = 50, C = 100, D = 500, M = 1000

RoHS Compliant

For quantities greater than listed, call for quote.

MOUSER STOCK NO.	Fig.	Wire Size	Stud Size	Color	Price Each 1	100	500	1000
Vinyl Ring - Funnel Entry - Insulated								
644-PV18-6R-MY	A	22-18	6	Red	.88	.716	.542	.357
644-PV18-8R-MY	A	22-18	8	Red	.34	.311	.277	.254
644-PV18-4RX-MY	A	22-18	4	Red	.33	.30	.266	.233
644-PV18-6RX-MY	A	22-18	6	Red	.31	.254	.231	.219
644-PV18-8RX-MY	A	22-18	8	Red	.34	.311	.277	.254
644-PV18-10RX-MY	A	22-18	10	Red	.32	.288	.265	.23
644-PV14-6R-M	A	16-14	6	Blue	.27	.242	.219	.196
644-PV14-8R-M	A	16-14	8	Blue	.33	.30	.277	.242
644-PV14-10R-M	A	16-14	10	Blue	.32	.289	.257	.225
644-PV14-14R-M	A	16-14	1/4	Blue	.46	.415	.369	.335
644-PV14-4RX-C	A	16-14	4	Blue	1.04	.948	.852	.768
644-PV14-6RX-M	A	16-14	6	Blue	.30	.268	.235	.203
644-PV14-8RX-M	A	16-14	8	Blue	.30	.268	.246	.214
644-PV14-10RX-M	A	16-14	10	Blue	.32	.289	.265	.231
644-PV14-14RX-M	A	16-14	1/4	Blue	.44	.393	.357	.323
644-PV10-8R-D	A	12-10	8	Yellow	.47	.421	.383	.361
644-PV10-10R-D	A	12-10	10	Yellow	.51	.46	.407	.353
644-PV10-14R-D	A	12-10	1/4	Yellow	.50	.462	.415	.369
644-PV10-6RX-L	A	12-10	6	Yellow	1.27	1.04	.935	.705
644-PV10-8RX-L	A	12-10	8	Yellow	1.35	1.09	.984	.742
644-PV10-10RX-L	A	12-10	10	Yellow	1.17	.982	.901	.774
644-PV10-14RX-L	A	12-10	1/4	Yellow	1.41	1.11	.867	.843
Nylon Ring - Insulated								
644-PN18-14R-M	A	22-18	1/4	Red	.58	.508	.462	.415
644-PN18-4R-M	A	22-18	4	Red	.48	.439	.403	.369
644-PN18-10R-M	A	22-18	10	Red	1.33	.738	.519	.403
644-PN18-4RN-M	A	22-18	4	Red	.45	.403	.357	.323
644-PN18-6RN-M	A	22-18	6	Red	.45	.404	.357	.335
644-PN18-8R-M	A	22-18	8	Red	.45	.404	.357	.323
644-PN14-4R-M	A	16-14	4	Blue	.46	.415	.369	.335
644-PN14-56R-M	A	16-14	5/16	Blue	.56	.508	.45	.404
644-PN14-6R-M	A	16-14	6	Blue	.46	.415	.369	.335
644-PN14-8R-M	A	16-14	8	Blue	.45	.403	.357	.323
644-PN14-6RX-C	A	16-14	6	Blue	1.70	1.53	1.37	1.20
644-PN14-8RX-C	A	16-14	8	Blue	1.43	1.11	.901	.831
644-PN14-10RX-C	A	16-14	10	Blue	1.55	1.22	.97	.947
644-PN10-6R-D	A	12-10	6	Yellow	.56	.516	.456	.408
644-PN10-8R-L	A	12-10	8	Yellow	1.59	1.44	1.28	1.16
644-PN10-14R-L	A	12-10	1/4	Yellow	1.52	1.37	1.23	1.10
644-PN10-6RX-L	A	12-10	6	Yellow	2.18	1.68	1.34	1.21
644-PN10-8RX-L	A	12-10	8	Yellow	2.07	1.64	1.28	1.22
644-PN10-10RX-L	A	12-10	10	Yellow	2.04	1.63	1.27	1.18
644-PN10-56R-D	A	12-10	5/16	Yellow	.59	.531	.473	.427
644-PN10-38R-D	A	12-10	3/8	Yellow	.50	.45	.403	.369
Vinyl Fork - Insulated								
644-PV18-6F-MY	B	22-18	6	Red	.34	.289	.254	.231
644-PV18-8F-MY	B	22-18	8	Red	.34	.288	.254	.219
644-PV18-6FX-MY	B	22-18	6	Red	.31	.277	.254	.231
644-PV18-6FN-MY	B	22-18	6	Red	.29	.254	.219	.196
644-PV18-8FX-MY	B	22-18	8	Red	.31	.277	.254	.219
644-PV18-10F-MY	B	22-18	10	Red	.38	.348	.311	.263
644-PV14-8F-M	B	16-14	8	Blue	.32	.288	.254	.219
644-PV14-10F-M	B	16-14	10	Blue	.81	.682	.532	.219
644-PV14-6FX-M	B	16-14	6	Blue	.27	.227	.221	.215
644-PV14-6FN-M	B	16-14	6	Blue	.27	.242	.219	.196
644-PV14-8FX-M	B	16-14	8	Blue	.32	.289	.254	.219

© Copyright 2013 Mouser Electronics

RoHS Compliant

For quantities greater than listed, call for quote.

MOUSER STOCK NO.	Fig.	Wire Size	Stud Size	Color	Price Each 1	100	500	1000
Vinyl Fork (Cont.)								
644-PV14-10FX-M	B	16-14	10	Blue	.33	.299	.263	.251
644-PV14-14F-M	B	16-14	1/4	Blue	.39	.346	.311	.277
644-PV10-6F-D	B	12-10	6	Yellow	.47	.421	.383	.348
644-PV10-10F-D	B	12-10	10	Yellow	.70	.637	.564	.516
644-PV10-14F-D	B	12-10	1/4	Yellow	.52	.473	.427	.381
644-PV10-14FX-L	B	12-10	1/4	Yellow	1.41	1.11	.913	.816
Nylon Fork Insulated								
644-PNF18-6F-M	B	22-18	6	Red	.51	.482	.407	.375
644-PNF18-8F-M	B	22-18	8	Red	.52	.501	.423	.389
644-PNF18-10F-M	B	22-18	10	Red	.52	.501	.423	.389
644-PNF18-14F-C	B	22-18	1/4	Red	1.38	1.08	.867	.835
644-PNF14-6F-M	B	16-14	6	Blue	.52	.478	.433	.389
644-PNF14-8F-M	B	16-14	8	Blue	.48	.449	.407	.375
644-PNF14-10F-M	B	16-14	10	Blue	.52	.478	.433	.389
644-PNF10-6F-L	B	12-10	6	Yellow	1.66	1.29	1.03	.979
644-PNF10-10F-L	B	12-10	10	Yellow	1.66	1.29	1.03	.979
Vinyl Locking Fork								
644-PV18-6LF-MY	C	22-18	6	Red	.77	.663	.514	.332
Nylon Locking Fork								
644-PN18-8LF-M	C	22-18	8	Red	.57	.492	.431	.396
644-PN14-6LF-M	C	16-14	6	Blue	.48	.443	.396	.358
644-PN14-8LF-M	C	16-14	8	Blue	1.39	1.11	.901	.403
644-PN14-10LF-M	C	16-14	10	Blue	.46	.415	.369	.323
Vinyl Flanged Fork								
644-PN18-6LF-M	D	22-18	6	Red	.56	.508	.45	.403
644-PN18-8FF-M	D	22-18	8	Red	.55	.485	.439	.393
644-PN18-10FF-M	D	22-18	10	Red	.62	.576	.516	.468
644-PN14-6FF-M	D	16-14	6	Blue	.69	.624	.554	.496
Vinyl Flanged Fork								
644-PN14-8FF-M	D	16-14	8	Blue	.58	.52	.462	.415
Vinyl Butt Splice								
644-BSV18X-MY	E	22-18	---	Red	.47	.408	.383	.36
644-BSV14X-M	E	16-14	---	Blue	.41	.381	.357	.335
644-BSV10X-D	E	12-10	---	Yellow	.63	.564	.528	.479
Nylon Butt Splice								
644-BSN14-M	E	16-14	---	Blue	.46	.415	.369	.346
Disconnect (Male)								
644-DNF18-250FIM-M	F	22-18	.250x.032	Red	.65	.589	.531	.485
644-DNF18-250FIMB-L	F	22-18	.250x.032	Red	1.33	1.20	1.07	.967
644-DNF14-250M-M	G	16-14	.250x.032	Blue	.72	.646	.58	.525
644-DV14-250MB-M	G	16-14	.250x.032	Blue	.62	.577	.517	.479
644-DNF10-250M-D	G	12-10	.250x.032	Yellow	.70	.621	.556	.503
Disconnect (Female)								
644-DNF18-110-M	H	22-18	.110x.032	Red	.89	.804	.719	.659
644-DNF18-187-M	H	22-18	.187x.032	Red	.66	.60	.531	.485
644-DNF18-250-M	H	22-18	.250x.032	Red	.63	.554	.508	.485
644-DNF18-250FIB-M	I	22-18	.250x.032	Red	.75	.67	.60	.542
644-DNF14-110-M	H	16-14	.110x.032	Blue	.55	.496	.439	.393
644-DNF14-187-M	H	16-14	.187x.032	Blue	.49	.443	.408	.371
644-DNF14-250-M	H	16-14	.250x.032	Blue	1.32	1.02	.797	.357
644-DV14-250B-M	H	16-14	.250x.032	Blue	.55	.485	.439	.393
644-DNF14-250FIB-M	I	16-14	.250x.032	Blue	1.20	.994	.855	.404
644-DNF10-250FI-D	I	12-10	.250x.032	Yellow	.71	.646	.578	.52
Right Angle Disconnect (Female) Tab Width								
644-DNFR14-250B-M	J	16-14	.250x.032	Blue	.60	.531	.508	.485

© Copyright 2013 Mouser Electronics

PANDUIT Terminals, Power Connectors and Tools

RoHS Compliant **This product is RoHS compliant.**

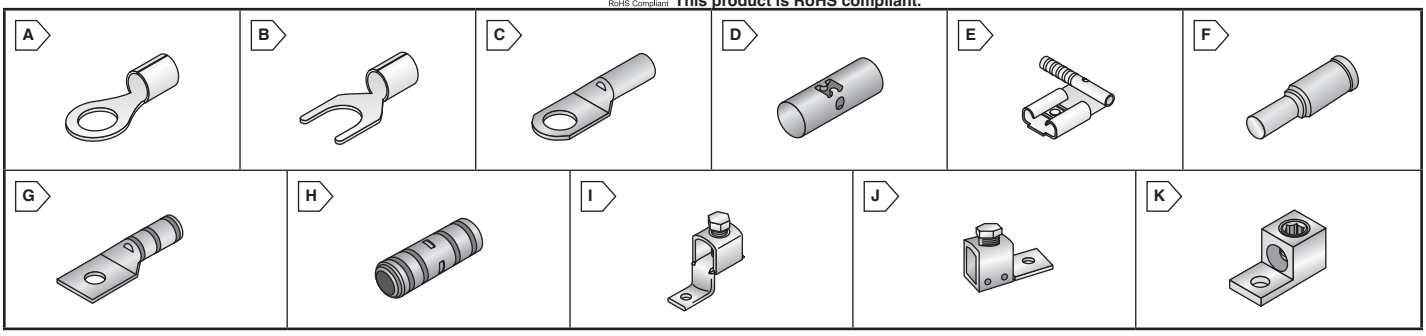

NON-INSULATED TERMINALS

Rings

For quantities greater than listed, call for quote.

MOUSER STOCK NO.	Fig.	Wire Size	Stud Size	Price Each 1	100	500	1000
644-P18-4R-M	A	22-18	4	.35	.184	.162	.138
644-P18-8R-M	A	22-18	8	.35	.172	.15	.138
644-P18-10R-M	A	22-18	10	.35	.172	.15	.138
644-P14-4R-M	A	16-14	4	.36	.184	.15	.138
644-P14-6R-M	A	16-14	6	.35	.184	.15	.138
644-P14-8R-M	A	16-14	8	.35	.184	.15	.138
644-P10-6R-L	A	12-10	6	.59	.528	.443	.408
644-P10-8R-L	A	12-10	8	.56	.503	.456	.408
644-P10-14R-L	A	12-10	1/4	.86	.774	.704	.635
644-P10-56R-L	A	12-10	5/16	.86	.774	.704	.635

Forks

For quantities greater than listed, call for quote.

MOUSER STOCK NO.	Fig.	Wire Size	Stud Size	Price Each 1	100	500	1000
644-P18-6F-M	B	22-18	6	.35	.184	.15	.138
644-P18-6FN-M	B	22-18	6	.36	.192	.155	.142
644-P18-8F-M	B	22-18	8	.38	.192	.167	.143
644-P18-10F-M	B	22-18	10	.36	.184	.162	.138
644-P18-14F-M	B	22-18	14	.27	.254	.23	.208
644-P14-6F-M	B	16-14	6	.35	.172	.15	.138
644-P14-6FN-M	B	16-14	6	.36	.192	.155	.142
644-P14-8F-M	B	16-14	8	.38	.192	.155	.142
644-P14-10F-M	B	16-14	10	.38	.192	.167	.142
644-P14-14F-M	B	16-14	1/4	.25	.227	.192	.179
644-P10-6F-L	B	12-10	6	.70	.637	.564	.516
644-P10-8F-L	B	12-10	8	.63	.503	.396	.371
644-P10-10F-L	B	12-10	10	.65	.516	.456	.396
644-P10-14F-L	B	12-10	1/4	.75	.578	.501	.455

Tubular Rings

For quantities greater than listed, call for quote.

MOUSER STOCK NO.	Fig.	Wire Size	Stud Size	Price Each 1	100	500	1000
644-S6-10R-E	C	6	10	1.86	1.46	1.16	1.08
644-S6-14R-E	C	6	1/4	1.87	1.47	1.18	1.07
644-S6-56R-E	C	6	5/16	1.69	1.32	1.20	1.12
644-S6-38R-E	C	6	3/8	1.69	1.32	1.18	1.06
644-S2-10R-X	C	2 and 1	10	4.96	4.47	4.02	3.63
644-S2-14R-X	C	2 and 1	1/4	4.52	3.53	2.84	2.60
644-S2-56R-X	C	2 and 1	5/16	4.80	3.75	2.99	2.71
644-S2-38R-X	C	2 and 1	3/8	4.62	3.61	2.88	2.62

Butt Splices

For quantities greater than listed, call for quote.

MOUSER STOCK NO.	Fig.	Wire Size	Stud Size	Price Each 1	100	500	1000
644-BS18-M	D	22-18	----	.31	.277	.242	.219
644-BS14-M	D	16-14	----	.29	.265	.242	.208

Right Angle Female Disconnects (Sleeved Barrel)

For quantities greater than listed, call for quote.

MOUSER STOCK NO.	Fig.	Wire Size	Stud Size	Price Each 1	100	500	1000
644-DR18-250-M	E	22-18	.250 x .032	.35	.311	.288	.242
644-DR14-250-M	E	16-14	.250 x .032	.35	.323	.288	.254

Right Angle Female Disconnects (Butted Seam)

For quantities greater than listed, call for quote.

MOUSER STOCK NO.	Fig.	Wire Size	Stud Size	Price Each 1	100	500	1000
644-DR18-250B-M	E	22-18	.250 x .032	.27	.242	.219	.196
644-DR14-250B-M	E	16-14	.250 x .032	.27	.251	.227	.18

NYLON WIRE JOINTS - INSULATED

For quantities greater than listed, call for quote.

MOUSER STOCK NO.	Fig.	Wire Size	Length	Color Code	Price Each 1	100	500	1000
644-JN224-318-M	F	24-16	.79	Red	.45	.418	.336	.299
644-JN218-216M	F	24-16	.78	Clear	.44	.403	.323	.242

POWER CONNECTORS

Copper Compression Lugs and Splices

- Plating: Electro-Tin

For quantities greater than listed, call for quote.

MOUSER STOCK NO.	Fig.	Cond. Size Range	Current Rating (Amps)	Stud Hole Size (in.)	Hex Key Size (in.)	Price Each 1	10	100	500
644-LCA8-10-L	G	8	5/8	Red P21	#10	2.28	2.13	2.04	1.94
644-LCA8-14-L	G	8	5/8	Red P21	1/4"	2.36	2.21	2.12	2.00
644-LCA6-10-L	G	6	7/8	Blue P24	#10	2.51	2.36	2.25	2.12
644-LCA6-14-L	G	6	7/8	Blue P24	1/4"	2.46	2.29	2.20	2.12
644-LCA6-56-L	G	6	7/8	Blue P24	5/16"	2.53	2.35	2.26	2.12
644-LCA6-38-L	G	6	7/8	Blue P24	3/8"	2.55	2.38	2.28	2.14
644-LCA4-14-L	G	4	7/8	Gray P29	1/4"	3.10	2.90	2.79	2.71
644-LCA1-14-E	G	1	15/16	Green P37	1/4"	5.75	5.39	5.15	4.69
644-LCA1/0-38-X	G	1/0	1.0	Pink P42	3/8"	7.05	6.61	6.17	5.96
644-SCS8-L	H	8	11/16	Red P21	- - -	3.15	2.96	2.81	2.65

Controlled Cycle Crimping Tool

MOUSER STOCK NO.	Price Each
644-CT-1700	284.43

Hand Operated Plier Type Crimping Tool

MOUSER STOCK NO.	Price Each
644-CT-160	54.79

Mechanical Connectors

For quantities greater than listed, call for quote.

MOUSER STOCK NO.	Fig.	Cond. Size Range	Current Rating (Amps)	Stud Hole Size (in.)	Hex Key Size (in.)	Price Each 1	10	100	500
Copper Lugs									
644-CB175-38-QY	I	4-3/0	175	3/8	5/16	9.99	9.39	8.76	8.44
644-CB35-36-CY	I	14-6	50	3/16	- - -	2.13	2.03	1.92	1.82
644-CBA70-14-CY	I	14-4	70	1/4	- - -	1.71	1.59	1.49	1.36
644-CX35-36-CY	J	14-6	50	3/16	- - -	1.66	1.55	1.49	1.39
644-CX70-14-CY	J	14-4	70	1/4	- - -	2.53	2.38	2.26	2.14
644-CX125-14-QY	J	4-1/0	125	1/4	- - -	4.96	4.67	4.34	4.21
Aluminum Lugs									
644-LAMA6-14-QY	K	14-6	- - -	1/4	- - -	1.48	1.38	1.28	1.23
644-LAMA2-14QY	K	14-2	- - -	1/4	- - -	1.65	1.48	1.40	1.33
644-LAMA1/0-14-QY	K	14-1/0	- - -	1/4	- - -	2.62	2.46	2.40	2.29
644-LAMA2/0-14-QY	K	14-2/0	- - -	1/4	- - -	2.62	2.41	2.30	2.19
644-LAMA250-56-QY	K	6-250	- - -	5/16	3/8	5.22	4.89	4.65	4.56

Stock No. Suffix Denotes Standard Package Quantity: X = 10, Q = 25, L = 50, C = 100, D = 500, M = 1000

TERMINAL ACCESSORIES

KP-1075Y includes the following:
20 each; PV18-8R, PV18-6R, PV14-8R, PV14-810R
10 each; PV10-8R, PV10-810R, DNF14-250, DNF18-250, BSV18X, BSV14X, BSV10X
5 each; JN418-212

MOUSER STOCK NO.	Description	Price Each
644-KP-1075Y	Terminal kit without crimping tool, 155 pieces	80.14
644-K-1100	Terminal kit box with CT-100 (terminals not included)	119.05
644-CT100A	All purpose crimper/stripper tool	64.66
644-CT-200	Non-insulated crimper tool	49.57

© Copyright 2013 Mouser Electronics
© Copyright 2013 Mouser Electronics

PANDUIT Insulated/Uninsulated Ferrules

RoHS Compliant **This product is RoHS compliant.**

REEL SMART™ CONTINUOUSLY MOLDED FERRULES

Deliver speed and reliability for higher volume terminations. The continously molded design provides quick consistent placement of ferrules in tools to ensure reliable terminations.

Features:
- Available in #20 - #14 AWG featuring a seamless barrel design to contain loose wire strands for superior terminations.

Specifications:
- Housing material: Polypropylene
- Flammability: ULV2
- Ferrule Material: Tin-plated copper
- Temp Rating: 221°F (105°C)

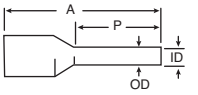

RoHS Compliant

For quantities greater than listed, call for quote.

MOUSER STOCK NO.	Panduit Part No.	Wire Size AWG	Wire Size mm²	Color	Dimensions: mm A	P	ID	OD	Price Each 1	10	50	100	Tooling
644-FSD75-8-DSL10	FSD75-8-DSL10	20	.50	White	15.2	8.0	1.0	1.4	5.44	5.16	4.90	4.65	CT-1000
644-FS75-8-DSL3	FS75-8-DSL3	20	.50	Orange	15.2	8.0	1.0	1.4	5.64	5.36	5.08	4.84	
644-FSD76-8-DSL8	FSD76-8-DSL8	18	.75	Gray	15.2	8.0	1.2	1.6	4.57	4.33	4.12	3.92	
644-FS76-8-DSL10	FS76-8-DSL10	18	.75	White	15.2	8.0	1.2	1.6	5.63	5.35	5.07	4.83	
644-FS76-8-DSL7	FS76-8-DSL7	18	.75	Lt. Blue	15.2	8.0	1.2	1.6	5.63	5.35	5.07	4.83	
644-FSD77-8-DSL2	FSD77-8-DSL2	18	1.00	Red	15.2	8.0	1.5	1.8	5.64	5.36	5.08	4.84	
644-FSD78-8-DSL0	FSD78-8-DSL0	16	1.50	Black	15.2	8.0	1.8	2.1	5.14	4.87	4.63	4.40	
644-FSD80-8-DSL6	FSD80-8-DSL6	14	2.50	Blue	15.2	8.0	2.3	2.6	5.62	5.33	5.07	4.82	

INSULATED FERRULES, SINGLE WIRE END SLEEVE

- Ease of wire insertion eliminates loose strands of wire
- No unwanted contacts when installing or removing the wire
- Encapsulated crimp eliminates stray wire breakage
- Great for limited space applications
- Wire strands will not fray or spread
- Maximizes a reliable electrical connection

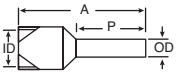

RoHS Compliant

For quantities greater than listed, call for quote.

MOUSER STOCK NO.	Panduit Part No.	Wire Size AWG	Wire Size mm²	Color	Dimensions: mm A	P	ID	OD	Price Each 1	10	50	100	Tooling
644-FSD75-8-D	FSD75-8-D	22	0.50	White	13.5	8.0	2.5	1.4	.50	.411	.334	.278	CT-1002
644-FSD75-10-D	FSD75-10-D	22	0.50	White	15.5	10.0	2.5	1.4	.87	.678	.542	.41	CT-1003
644-FSD76-8-D	FSD76-8-D	20	0.75	Gray	14.0	8.0	2.8	1.6	.49	.385	.31	.246	
644-FSD77-8-D	FSD77-8-D	18	1	Red	14.5	8.0	3.0	1.8	.60	.46	.364	.289	
644-FSD77-10-D	FSD77-10-D	18	1	Red	16.5	10.0	3.0	1.8	.81	.642	.509	.395	
644-FSD78-8-D	FSD78-8-D	16	1.5	Black	14.5	8.0	3.4	2.1	.95	.706	.578	.439	
644-FSD78-10-D	FSD78-10-D	16	1.5	Black	16.5	10.0	3.4	2.1	1.03	.781	.611	.484	
644-FSD78-18-D	FSD78-18-D	16	1.5	Black	24.5	18.0	3.4	2.1	.87	.663	.514	.407	
644-FSD80-8-D	FSD80-8-D	14	2.50	Blue	15.0	8.0	4.2	2.6	.81	.642	.492	.385	
644-FSD80-18-D	FSD80-18-D	14	2.50	Blue	25.0	18.0	4.2	2.6	1.37	1.04	.79	.662	

INSULATED FERRULES, TWIN WIRE END SLEEVE

For quantities greater than listed, call for quote.

MOUSER STOCK NO.	Panduit Part No.	Wire Size AWG	Wire Size mm²	Color	Dimensions: mm A	P	ID	OD	Price Each 1	10	50	100	Tooling
644-FTD75-8-D	FTD75-8-D	22	0.50	White	15.0	8.0	1.5	1.8	1.12	.868	.674	.555	CT-1002
644-FTD76-8-D	FTD76-8-D	20	0.75	Gray	15.0	8.0	1.8	2.1	1.37	1.04	.79	.662	CT-1003
644-FTD77-8-D	FTD77-8-D	18	1	Red	15.0	8.0	2.1	2.4	1.29	1.01	.803	.642	
644-FTD78-8-D	FTD78-8-D	16	1.5	Black	16.0	8.0	2.3	2.6	1.68	1.27	1.03	.803	

NON-INSULATED FERRULES, SINGLE WIRE END SLEEVE

Panduit Ferrules are available for wiring applications from #26 AWG to #1 AWG. Offerings include insulated and non-insulated ferrules, in single-wire or double-wire configurations.

- Designed with a seamless barrel to contain loose wire strands for superior terminations
- Eases insertion of wire into terminal block
- Meets DIN standards for wire containment
- Suitable for limited space panel applications
- Multiple pin lengths available for a variety of terminal blocks

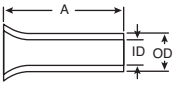

RoHS Compliant

For quantities greater than listed, call for quote.

MOUSER STOCK NO.	Panduit Part No.	Wire Size AWG	Wire Size mm²	Color	Dimensions: mm A	P	ID	Price Each 1	100	200	500	Tooling
644-F73-5-M	F73-5-M	24	0.25	Neutral	5.0	0.8	1.1	.32	.235	.178	.165	CT-1002
644-F74-5-M	F74-5-M	24	0.34	Neutral	5.0	0.9	1.2	.41	.289	.216	.19	
644-F75-6-M	F75-6-M	22	0.50	Neutral	5.0	1.0	1.3	.36	.246	.229	.19	CT-1003
644-F75-8-M	F75-8-M	22	0.50	Neutral	8.0	1.0	1.3	.39	.266	.233	.20	
644-F76-6-M	F76-6-M	20	0.75	Neutral	6.0	1.2	1.5	.45	.311	.278	.238	
644-F77-6-M	F77-6-M	18	1	Neutral	6.0	1.4	1.7	.32	.223	.20	.167	
644-F78-7-M	F78-7-M	16	1.5	Neutral	7.0	1.7	2.0	.39	.289	.242	.203	
644-F78-8-M	F78-8-M	16	1.5	Neutral	8.0	1.7	2.0	.49	.355	.303	.264	
644-F78-10-M	F78-10-M	16	1.5	Neutral	10.0	1.7	2.0	.39	.289	.242	.203	
644-F78-15-M	F78-15-M	16	1.5	Neutral	15.0	1.7	2.0	.40	.30	.25	.211	
644-F80-7-M	F80-7-M	14	2.5	Neutral	7.0	2.2	2.5	.42	.321	.254	.229	
644-F80-10-M	F80-10-M	14	2.5	Neutral	10.0	2.2	2.5	.43	.321	.266	.229	
644-F80-15-M	F80-15-M	14	2.5	Neutral	15.0	2.2	2.5	.72	.522	.449	.343	
644-F81-9-M	F81-9-M	12	4	Neutral	9.0	2.8	3.2	.61	.471	.356	.292	
644-F81-15-M	F81-15-M	12	4	Neutral	15.0	2.8	3.2	.97	.734	.595	.449	
644-F82-10-M	F82-10-M	10	6	Neutral	10.0	3.5	3.9	.56	.428	.33	.304	

FERRULE END SLEEVE CRIMPING TOOLS

These ergonomically engineered crimping tools promote operator comfort and safety, which leads to greater productivity.
- 2 year warranty
- Superior Crimp Performance
- Low Handle Effort-Increases productivity

MOUSER STOCK NO.	Panduit Part No.	Description	Price Each
644-CT-1002	CT-1002	Crimps PANDUIT #26-#10 AWG single wire vinyl insulated ferrules. #22-#12 AWG vinyl insulated dual-wire ferrules, #24-#10 AWG non-insulated ferrules.	342.86
644-CT-1003	CT-1003	Crimps PANDUIT #22-#8 AWG single wire insulated ferrules. #22-#12 AWG vinyl insulated dual-wire ferrules. #22-#10 AWG non-insulated ferrules.	342.86

SEMIAUTOMATIC FERRULE CRIMPING TOOL

For use with Reel Smart™ continously molded ferrules in strips of 50.

- Adjustable die setting
- Controlled cycle tool cuts, strips, and crimps wire to maximize efficiency

644-CT-1000	CT-1000	Crimps PANDUIT #20 - #14 AWG continously molded ferrules in strips. Also cuts and strips wire.	375.56

FERRULE KITS

Plastic case, Assorted Insulated and Non-Insulated Ferrules

RoHS Compliant

MOUSER STOCK NO.	Panduit Part No.	Description	Price Each
644-KP-FSD1	KP-FSD1	#24-#18 AWG insulated. Kit includes: 30 pcs. ea. of FSD73-6, FSD74-6, FSD75-8, FSD76-8 and FSD77-8	85.88
644-KP-FSD2	KP-FSD2	#22-#14 AWG Insulated. Kit includes 100 pcs. ea. of FSD76-8, FSD77-8, FSD78-8 and 50 pcs. ea. of FSD75-8 and FSD80-8.	98.87
644-KP-F2	KP-F2	#12-#6 AWG Non-Insulated. Kit Includes: 150 pcs. of F81-9, 100 pcs. of F82-10, 80 pcs. of F83-12 and 40 pcs. of F84-12	88.33

© Copyright 2013 Mouser Electronics

© Copyright 2013 Mouser Electronics

PHOENIX CONTACT Ferrules

PHOENIX CONTACT
INSPIRING INNOVATIONS

SINGLE WIRE FERRULES

Insulated

- Material: Electrolytic copper with tin plating
- The plastic insulating sleeves simplify the fitting onto the conductor and the colors denote the size of the cross section

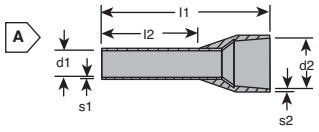

For quantities greater than listed, call for quote.

MOUSER STOCK NO.	Phoenix Part No.	Phoenix Type	Fig.	Color	Wire Size		Dimensions: mm						Price Each			
					(mm2)	AWG	l1	l2	d1	d2	s1	s2	1	10	50	100
651-3203024	3203024	AI 0.25-6 YE	A	Yellow	0.25	24	10.50	6.00	0.80	2.00	0.25	0.25	.34	.327	.32	.30
651-3203053	3203053	AI 0.34-6 TQ	A	Turquoise	0.34	22	10.50	6.00	0.80	2.00	0.25	0.25	.34	.327	.32	.30
651-3200014	3200014	AI 0.5-8WH	A	White	0.5	20	14.00	8.00	1.10	2.50	0.15	0.25	.21	.199	.194	.182
651-3201301	3201301	AI 0.5-6 OG	A	Orange	0.5	20	12.00	6.00	1.10	2.50	0.15	0.25	.26	.246	.24	.225
651-3200687	3200687	AI 0,5 - 6 WH	A	White	0.5	20	12.00	6.00	1.10	2.50	0.15	0.25	.28	.27	.263	.246
651-3201275	3201275	AI 0,5 -10 WH	A	White	0.5	20	16.00	10.00	1.10	2.50	0.15	0.25	.34	.327	.32	.30
651-3200182	3200182	AI 1-10 RD	A	Red	0.75	18	14.00	8.00	1.30	2.80	0.15	0.25	.35	.339	.332	.31
651-3200027	3200027	AI 0.75-8 BU	A	Blue	1	18	16.00	10.00	1.50	3.00	0.15	0.30	2.14	.20	.194	.182
651-3200030	3200030	AI 1-8 RD	A	Red	1	18	14.00	8.00	1.50	3.00	0.15	0.30	.21	.20	.194	.182
651-3200519	3200519	AI 0.75-8 GY	A	Gray	0.75	18	14.00	8.00	1.30	2.80	0.15	0.25	.20	.199	.194	.182
651-3201314	3201314	AI 0.75-6 WH	A	White	0.75	18	12.00	6.00	1.30	2.80	0.15	0.25	.27	.258	.251	.235
651-3200742	3200742	AI 1 - 6 RD	A	Red	1	18	12.00	6.00	1.50	3.00	0.15	0.30	.28	.27	.263	.246
651-3200195	3200195	AI 1.5-10 BK	A	Black	1.5	16	18.00	10.00	1.80	3.40	0.15	0.30	.35	.321	.30	.278
651-3201136	3201136	AI 1.5-8 RD	A	Red	1.5	16	14.00	8.00	1.80	3.40	0.15	0.30	.17	.165	.159	.15
651-3200043	3200043	AI 1.5-8 BK	A	Black	1.5	16	14.00	8.00	1.80	3.40	0.15	0.30	.21	.199	.194	.182
651-3200755	3200755	AI 1,5 - 6 BK	A	Black	1.5	16	12.00	6.00	1.80	3.40	0.15	0.30	.28	.27	.263	.246
651-3200522	3200522	AI 2,5 - 8 BU	A	Blue	2.5	14	14.00	8.00	2.30	4.20	0.15	0.30	.24	.234	.229	.214
651-3200962	3200962	AI 2.5-12 BU	A	Blue	2.5	14	18.00	12.00	2.30	4.20	0.15	0.30	.41	.398	.388	.364
651-3200072	3200072	AI 2.5-18 GY	A	Gray	2.5	14	24.00	18.00	2.30	4.20	0.15	0.30	.50	.48	.469	.439
651-3200535	3200535	AI 4-10 GY	A	Gray	4	12	17.00	10.00	2.80	4.80	0.20	0.30	.35	.339	.332	.31
651-3200438	3200438	AI 4-12 OG	A	Orange	4	12	19.00	12.00	2.80	4.80	0.20	0.30	.45	.433	.423	.396
651-3200593	3200593	AI 4 -18 GY	A	Gray	4	12	26.00	18.00	2.80	4.80	0.20	0.30	.55	.528	.515	.482
651-3200548	3200548	AI 6-12 YE	A	Yellow	6	10	20.00	12.00	3.50	6.20	0.20	0.30	.52	.504	.492	.46
651-3201107	3201107	AI 6-12 BK	A	Black	6	10	20.00	12.00	3.50	6.20	0.20	0.30	.48	.469	.458	.428
651-3200108	3200108	AI 6 -12 GN	A	Green	6	10	20.00	12.00	3.50	6.20	0.20	0.30	.52	.504	.492	.46

Uninsulated

- Material: Electrolytic copper with tin plating
- Dimensions of the ferrules correspond to DIN 46 228-1

RoHS Compliant

For quantities greater than listed, call for quote.

MOUSER STOCK NO.	Phoenix Part No.	Phoenix Type	Fig.	Color	Wire Size		Dimensions: mm						Price Each			
					(mm2)	AWG	l1	l2	d1	d2	s1	s2	1	10	50	100
651-3200218	3200218	A 0.5-6	B	-	0.5	20	6.00	5.30	1.00	0.15	2.10	- - -	.14	.118	.107	.096
651-3200221	3200221	A 0.75-6	B	-	0.75	18	6.00	5.30	1.20	0.15	2.30	- - -	.16	.155	.133	.111
651-3200250	3200250	A 1-10	B	-	1	18	10.00	9.30	1.40	0.15	2.50	- - -	.18	.171	.161	.15
651-3200276	3200276	A 1.5-10	B	-	1.5	16	10.00	9.00	1.70	0.15	2.80	- - -	.18	.179	.175	.171
651-3200263	3200263	A 1.5-7	B	-	1.5	16	7.00	6.00	1.70	0.15	2.80	- - -	.17	.162	.151	.141
651-3200289	3200289	A 2.5-7	B	-	2.5	14	7.00	6.00	2.20	0.15	3.40	- - -	.19	.181	.167	.159

TWIN WIRE FERRULES - INSULATED

- Material: Electrolytic copper with tin plating
- Dimensions of the ferrules correspond to DIN 46 228-1

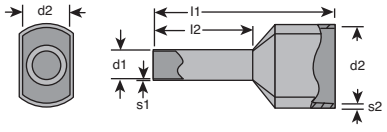

For quantities greater than listed, call for quote.

MOUSER STOCK NO.	Phoenix Part No.	Phoenix Type	Color	Wire Size		Dimensions: mm						Price Each			
				(mm2)	AWG	l1	l2	d1	d2	s1	s2	1	10	50	100
651-3200933	3200933	AI-TWIN 2 X 0.5-8 WH	White	2 x 0.5	20	15.00	8.00	1.50	2.5/4.7	0.15	0.25	.38	.363	.354	.332
651-3200807	3200807	AI-TWIN 2 X 0.75-8 GY	Gray	2 x 0.75	18	15.00	8.00	1.80	2.8/5.0	0.15	0.25	.39	.365	.354	.332
651-3200810	3200810	AI-TWIN 2 X 1-8 RD	Red	2 x 1	18	15.00	8.00	2.05	3.4/5.4	0.15	0.30	.43	.41	.40	.375
651-3200823	3200823	AI-TWIN 2 X 1.5-8 BK	Black	2 x 1.5	16	16.00	8.00	2.30	3.6/6.6	0.15	0.30	.43	.41	.40	.375
651-3200836	3200836	AI-TWIN 2 X 2.5-10 BU	Blue	2 x 2.5	14	18.50	10.00	2.90	4.2/7.8	0.20	0.30	.45	.433	.423	.396
651-3201000	3201000	AI-TWIN 2 X 4-12 GY	Gray	2 x 4	12	23.00	12.00	3.80	4.9/8.8	0.20	0.30	1.13	1.08	1.06	.995
651-3201013	3201013	AI-TWIN 2 X 6-14 YE	Yellow	2 x 10	10	25.00	14.00	4.90	5.9/10	0.20	0.40	1.34	1.27	1.24	1.17

FERRULE KITS

Features: 651-1202072

- Metal case with latch
- Assorted insulated ferrules with wire stripper and crimping tool
- Clear labeling on the inner side of the lid



Part number 651-1202072 illus.

Features: 651-3202960, 651-3202973, 651-3202999

- Plastic containers with separate compartments for different ferrules
- Transparent covers and color-marked ferrules for quick and easy access
- Able to be mounted on walls, or pegboard, to save space



Part number 651-3202960 illus.

RoHS Compliant

For quantities greater than listed, call for quote.

MOUSER STOCK NO.	Phoenix Part No.	Phoenix Type	Description	Price Each	
				1	5
651-1202072	1202072	CRIMPSET 6	KIT contains the following: 500 each of the 3203024, 3203053, 3200014, 3200519, 3200030, 3200043; 300 each of the 3200522; 200 each of the 3200535, 100 each of the 3200548; 1 QUICK-WIREFOX wire stripper; 1 CRIMPFOX UD 6	529.33	501.07
651-3202960	3202960	AI SORTI BOX RD	KIT contains the following: 100 each of 3200519, 3200030, 3200043; 50 each of 3200014, 3200522	102.42	94.97
651-3202973	3202973	AI SORTI BOX ANT	KIT contains the following: 50 each of 3200535; 25 each of 3200548, 3200551; 10 each of 3200564	87.44	83.14
651-3202999	3202999	AI-TWIN-SORTI-BOX GY	KIT contains the following: 20 each of 3201000; 10 each of 3201013, 3201026	121.10	115.14

TOOLS

For quantities greater than listed, call for quote.

651-1212686	1212686	CRIMPFOX 16-N	Crimping Tool for 26 - 10 AWG, Trapezodal Crimping	118.01	107.28
651-1212690	1212690	CRIMPFOX-WF 6-N/DIE	Replacement Die	46.63	42.38
651-1212038	1212038	CRIMPFOX 6T-F	Crimping Pliers for 24 - 10 AWG, Trapezodal Crimping	319.73	303.74
651-1212046	1212046	CRIMPFOX 6H	Crimping Pliers for 23 - 10 AWG, Hexagonal Crimping	285.44	271.16
651-1204384	1204384	QUICK WIREFOX 6	Wire Stripper, 24-10 AWG, up to 18mm stripping lengths	85.60	78.46

© Copyright 2013 Mouser Electronics
© Copyright 2013 Mouser Electronics

RoHS Compliant This product is RoHS compliant.

TE connectivity Authorized Distributor

ULTRA-FAST FULLY INSULATED FASTON RECEPTACLES AND TABS

- Tin-plated brass
- Flammability rating: UL94V-0
- Nylon insulation

E66717

For quantities greater than listed, call for quote.

MOUSER STOCK NO.	TE Part No.	Fig.	Color	Size (In.)	Wire Size (AWG)	Price Each 1	100	500	1000
Fully Insulated FASTON Receptacles									
571-25200842	2-520084-2	A	Red	.110/.125 x .020	22-18	.28	.262	.223	.166
✻ 571-2-520182-2	2-520182-2	A	Red	.187 x .020	22-18	.21	.208	.178	.155
571-25204092	2-520409-2	A	Red	.187 x .020	22-18	.31	.289	.268	.231
571-33508162	3-350816-2	A	Blue	.187 x .020	16-14	.20	.161	.128	.118
571-2-520184-2	2-520184-2	A	Red	.250 x .032	22-18	.23	.21	.201	.168
✻ 571-2-520407-2	2-520407-2	A	Red	.250 x .032	22-18	.40	.367	.339	.253
571-33508202	3-350820-2	A	Blue	.250 x .032	16-14	.17	.139	.118	.116
✻ 571-35204082	3-520408-2	A	Blue	.250 x .032	16-14	.28	.246	.225	.214
Fully Insulated FASTON Flag Receptacles									
571-25203352	2-520335-2	B	Red	.187 x .020	22-18	.35	.289	.277	.264
571-3-520339-2	3-520339-2	B	Blue	.187 x .020	16-14	.42	.367	.334	.287
571-25201292	2-520129-2	B	Red	.250 x .032	22-18	.48	.431	.367	.273
571-35201332	3-520133-2	B	Blue	.250 x .032	16-14	.36	.278	.257	.245
Fully Insulated FASTON Tabs									
571-25201032	2-520103-2	C	Red	.250 x .032	22-18	.30	.268	.225	.203
571-35201072	3-520107-2	C	Blue	.250 x .032	16-14	.34	.337	.31	.29
571-25211032	2-521103-2	C	Red	.187 x .020	22-18	.43	.357	.286	.238

Tools for Ultra-Fast FASTON Terminals

For quantities greater than listed, call for quote.

MOUSER STOCK NO.	TE Part No.	Description	Price Each
571-58078-3	58078-3	Crimping tool frame without dies	566.29
571-903903	90390-3	22-18 awg die set	764.39
571-903913	90391-3	16-14 awg die set	749.00

SOLISTRAND, UNINSULATED TERMINALS

Designed to terminate solid and stranded wire and irregular shaped conductors while retaining performance characteristics of single purpose terminals and splices.

- Tin-plated copper
- Temperature rating: 170°C
- Meet or exceed the requirements of MIL-T-7928, Type 1, Class 1 and 2

LR7189 E13288

Ring Tongue Terminals

For quantities greater than listed, call for quote.

MOUSER STOCK NO.	TE Part No.	Fig.	Stud Size	Wire Size (AWG)	Price Each 1	100	500	1000
571-34105	34105	D	#6	22-16	.15	.124	.102	.093
571-34108	34108	D	#8	22-16	.21	.21	.118	.116
571-34109	34109	D	#10	22-16	.27	.242	.205	.153
571-34113	34113	D	1/4"	22-16	.20	.193	.161	.139
571-34114	34114	D	5/16"	22-16	.33	.289	.246	.182
571-34115	34115	D	3/8"	22-16	.29	.235	.228	.182
571-34120	34120	D	#6	16-14	.20	.161	.128	.123
571-34122	34122	D	#8	16-14	.27	.242	.205	.153
571-34123	34123	D	#10	16-14	.16	.107	.086	.075
571-34124	34124	D	1/4"	16-14	.19	.161	.139	.128
571-34125	34125	D	5/16"	16-14	.33	.292	.248	.185
571-34126	34126	D	3/8"	16-14	.41	.358	.305	.227
571-35476	35476	D	#6	12-10	.38	.333	.284	.211
571-32994	32994	D	#8	12-10	.28	.235	.193	.167
571-33457	33457	D	#10	12-10	.18	.139	.107	.096
571-33458	33458	D	1/4"	12-10	.21	.171	.139	.128
571-33459	33459	D	5/16"	12-10	.30	.268	.228	.17
571-33220	33220	D	3/8"	12-10	.40	.383	.325	.243

Spade Tongue Terminals

For quantities greater than listed, call for quote.

MOUSER STOCK NO.	TE Part No.	Fig.	Stud Size	Wire Size (AWG)	Price Each 1	100	500	1000
571-535551	53555-1	E	#2	22-16	.41	.375	.321	.235
571-323127	323127	E	#6	22-16	.17	.139	.123	.118
571-34117	34117	E	#8	22-16	.25	.178	.152	.126
571-34118	34118	E	#10	22-16	.19	.15	.139	.118
571-322451	322451	E	#6	12-10	.45	.412	.334	.249
571-32995	32995	E	#8	12-10	.30	.215	.184	.154

Butt Splices

For quantities greater than listed, call for quote.

MOUSER STOCK NO.	TE Part No.	Fig.	Stud Size	Wire Size (AWG)	Price Each 1	100	500	1000
571-31818	31818	F	---	22-16	.26	.225	.192	.142
571-31819	31819	F	---	16-14	.50	.448	.382	.285
571-32151	32151	F	---	12-10	.25	.242	.203	.197

A

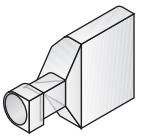

B

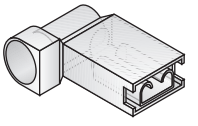

C

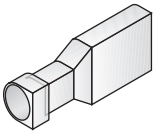

D



E

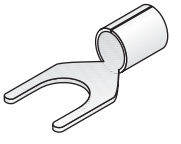

F



© Copyright 2013 Mouser Electronics

© Copyright 2013 Mouser Electronics

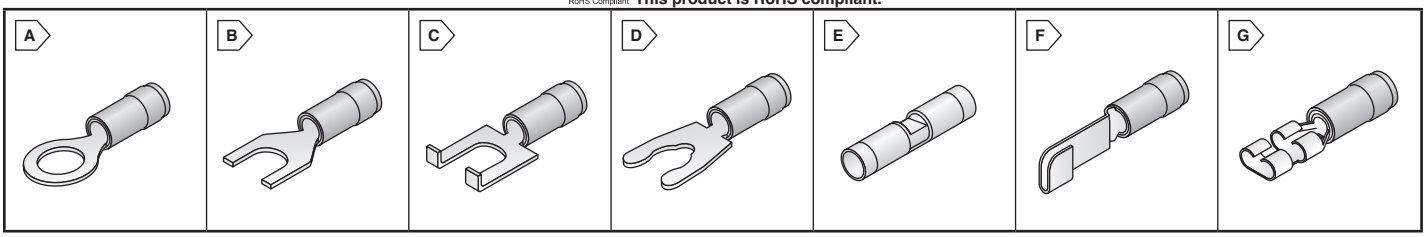

PIDG NYLON (PRE-INSULATED DIAMOND GRIP) TERMINALS

Designed for complete and uniform reliability in the most difficult circuit environments. These nylon terminals feature a tin plated copper body with a special designed copper sleeve that is fitted over the terminal barrel to provide maximum circumferential insulation support to the wire.

Features:

- High dielectric strength
- Temperature rating: 105°C
- Funnel ramp entry
- Meet or exceed requirements of MIL-T-7928, Type II, Class 1 and 2
- Copper support sleeve for insulation

LR7189

✻ 26-22 splices are 26-24 range in accordance with MIL-T-7928.
† 22-16 splices are 22-18 range in accordance with MIL-T-7928.

For quantities greater than listed, call for quote.

MOUSER STOCK NO.	TE Part No.	Fig.	Color	Stud Size	Wire Size (AWG)	Price Each 1	100	500
Ring Tongue Terminals								
571-323912	323912	A	Yellow	#2	26 - 22	.34	.247	.227
571-323914	323914	A	Yellow	#4	26 - 22	.33	.30	.268
571-323915	323915	A	Yellow	#6	26 - 22	.35	.321	.257
571-323916	323916	A	Yellow	#8	26 - 22	.59	.522	.444
571-324075	324075	A	Yellow	#10	26 - 22	.47	.365	.318
571-328657	328657	A	Red	#2	22 - 16	.55	.471	.407
571-31880	31880	A	Red	#4	22 - 16	.29	.272	.253
571-36152	36152	A	Red	#6	22 - 16	.18	.179	.118
571-31890	31890	A	Red	#8	22 - 16	.23	.20	.188
571-36154	36154	A	Red	#10	22 - 16	.26	.234	.199
571-31894	31894	A	Red	1/4"	22 - 16	.29	.257	.235
571-31895	31895	A	Red	5/16"	22 - 16	.61	.53	.433
571-31897	31897	A	Red	3/8"	22 - 16	.41	.40	.33
571-320619	320619	A	Blue	#6	16 - 14	.24	.193	.161
571-320565	320565	A	Blue	#8	16 - 14	.28	.214	.174
571-36160	36160	A	Blue	#10	16 - 14	.20	.161	.128
571-321045	321045	A	Blue	1/4"	16 - 14	.21	.171	.15
571-328998	328998	A	Blue	5/16"	16 - 14	.47	.439	.396
571-328999	328999	A	Blue	3/8"	16 - 14	.39	.30	.278
571-35149	35149	A	Yellow	#6	12 - 10	.56	.534	.472
571-35108	35108	A	Yellow	#8	12 - 10	.28	.235	.203
571-35109	35109	A	Yellow	#10	12 - 10	.39	.343	.292
571-35110	35110	A	Yellow	1/4"	12 - 10	.45	.385	.342
571-35111	35111	A	Yellow	5/16"	12 - 10	.44	.425	.31
571-35112	35112	A	Yellow	3/8"	12 - 10	.47	.417	.364
571-35151	35151	A	Yellow	1/2"	12 - 10	.57	.482	.428
Spade Tongue Terminals								
571-328394	328394	B	Red	#2	22 - 16	.55	.48	.409
571-327717	327717	B	Red	#4	22 - 16	.59	.524	.447
571-34541	34541	B	Red	#6	22 - 16	.26	.227	.193
571-32053	32053	B	Red	#8	22 - 16	.55	.471	.407
571-32054	32054	B	Red	#10	22 - 16	.55	.48	.409
571-35559	35559	B	Blue	#6	16 - 14	.29	.247	.228
571-32059	32059	B	Blue	#8	16 - 14	.40	.305	.265
571-321233	321233	B	Blue	#8	16 - 14	.55	.48	.409
571-32060	32060	B	Blue	#10	16 - 14	.42	.375	.364
571-32589	32589	B	Yellow	#10	12 - 10	.70	.617	.525
Flanged Spade Tongue Terminals								
571-324608	324608	C	Red	#2	22 - 16	.71	.629	.535
571-32562	32562	C	Red	#6	22 - 16	.50	.471	.40
571-320861	320861	C	Blue	#6	16 - 14	.26	.241	.174
571-320862	320862	C	Blue	#8	16 - 14	.54	.476	.404
571-325150	325150	C	Yellow	#6	12 - 10	1.66	1.46	1.24
Short Spring Spade Tongue Terminals								
571-52927	52927	D	Red	#4	22 - 16	.63	.559	.475
571-52929	52929	D	Red	#6	22 - 16	.39	.356	.327
571-52930	52930	D	Red	#8	22 - 16	.44	.369	.353
571-52931	52931	D	Red	#10	22 - 16	.59	.509	.416
571-52935	52935	D	Blue	#6	16 - 14	.43	.385	.321
571-52936	52936	D	Blue	#8	16 - 14	.30	.276	.266
571-52937	52937	D	Blue	#10	16 - 14	.46	.306	.262
571-52941	52941	D	Yellow	#6	12 - 10	.46	.396	.353
571-52942	52942	D	Yellow	#8	12 - 10	.45	.396	.353
Butt Splices								
571-323994	323994	E	Yellow	- - -	26 - 22	1.52	1.37	1.17
571-320559	320559	E	Red	- - -	22 - 16	.62	.535	.439
571-320562	320562	E	Blue	- - -	16 - 14	.69	.567	.492
571-320570	320570	E	Yellow	- - -	12 - 10	1.09	1.07	1.04
Knife Disconnect Splices								
571-32446	32446	F	Red	- - -	22 - 16	.65	.567	.482
571-32448	32448	F	Blue	- - -	16 - 14	.61	.567	.482

PIDG FASTON RECEPTACLES

Features:

- Tin-plated brass
- No dimple with wire stop

E66717 LR7189

For quantities greater than listed, call for quote.

MOUSER STOCK NO.	TE Part No.	Fig.	Color	Size(in.)	Wire Size (AWG)	Price Each 1	100	500
571-6409231	640923-1	G	Red	.110" x .020"	22 - 18	.42	.373	.317
571-6409291	640929-1	G	Blue	.110" x .020"	16 - 14	.42	.364	.31
571-428441	42844-1	G	Green	.250" x .032"	14 - 12	.78	.685	.578
571-6409171	640917-1	G	Red	.187" x .020"	22 - 18	.36	.322	.274
✻ 571-6409111	640911-1	G	Red	.205" x .032"	22 - 18	.42	.373	.317
✻ 571-6409151	640915-1	G	Blue	.205" x .032"	16 - 14	.26	.245	.224
✻ 571-608941	60894-1	G	Natural	.110" x .032"	22 - 18	.40	.278	.235
571-6409191	640919-1	G	Blue	.187" x .020"	16 - 14	.42	.373	.317
✻ 571-6409091	640909-1	G	Red	.205" x .020"	22 - 18	.28	.257	.225
571-6409031	640903-1	G	Red	.250" x .032"	22 - 18	.38	.337	.287
571-6409051	640905-1	G	Blue	.250" x .032"	16 - 14	.36	.342	.316
571-6409071	640907-1	G	Yellow	.250" x .032"	12 - 10	.75	.667	.567

✻Dimple with wire stop

PLASTI-GRIP VINYL PRE-INSULATED TERMINALS

22-16 terminals and splices are stamped 22-18 in accordance with MIL-T-7928 commercial wire, range is 22-16.

Features:

- Tin-plated copper
- Vinyl insulation
- Temperature rating: 90°C

LR7189

For quantities greater than listed, call for quote.

MOUSER STOCK NO.	TE Part No.	Fig.	Color	Stud Size	Wire Size (AWG)	Price Each 1	100	500
Ring Tongue Terminals								
571-34141	34141	A	Red	#4	22 - 16	.25	.193	.15
571-34142	34142	A	Red	#6	22 - 16	.29	.208	.178
571-34148	34148	A	Red	#8	22 - 16	.15	.118	.096
571-34149	34149	A	Red	#10	22 - 16	.21	.203	.182
571-34151	34151	A	Red	5/16"	22 - 16	.49	.435	.37
571-34160	34160	A	Blue	#8	16 - 14	.15	.118	.102
571-34161	34161	A	Blue	#10	16 - 14	.21	.195	.168
571-34163	34163	A	Blue	5/16"	16 - 14	.49	.435	.37
571-34853	34853	A	Yellow	#8	12 - 10	.27	.214	.182
571-34854	34854	A	Yellow	#10	12 - 10	.31	.257	.214
571-34173	34173	A	Yellow	3/8"	12 - 10	.51	.428	.399
Spade Tongue Terminals								
571-320665	320665	B	Red	#6	22 - 16	.33	.289	.235
571-34156	34156	B	Red	#10	22 - 16	.42	.372	.317
571-322994	322994	B	Blue	#6	16 - 14	.25	.241	.171
571-8-34166-1	8-34166-1	B	Blue	#8	16 - 14	.55	.48	.415
571-34176	34176	B	Yellow	#10	12 - 10	.52	.464	.424
Flanged Spade Tongue Terminals								
571-322249	322249	C	Red	#6	22 - 16	.40	.277	.238
571-328516	328516	C	Red	#10	22 - 16	.86	.612	.565
571-324165	324165	C	Blue	#6	16 - 14	.40	.277	.238
Short Spring Spade Tongue Terminal								
571-52949	52949	D	Red	#6	22 - 16	.19	.159	.147
Butt Splices								
571-34070	34070	E	Red	- - -	22 - 16	.23	.182	.15
571-34071	34071	E	Blue	- - -	16 - 14	.19	.161	.139
571-34072	34072	E	Yellow	- - -	12 - 10	.55	.482	.407

CRIMP TOOL FOR SOLDERLESS TERMINALS

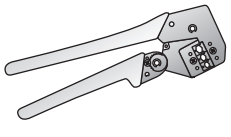

Heavy duty or small task tool designed with crimper, cutter, and stripper all in one.

For quantities greater than listed, call for quote.

MOUSER STOCK NO.	TE Part No.	Description	Price Each
571-3549401	354940-1	Procrimper III without dies	96.04
571-584231	58423-1	Die set for Procrimper III	68.55

© Copyright 2013 Mouser Electronics

© Copyright 2013 Mouser Electronics

TE Terminals, Splices and Wire Caps

TE connectivity Authorized Distributor

RoHS Compliant This product is RoHS compliant.

SOLISTRAND UNINSULATED TERMINALS

Short Spring Spade Tongue Terminals

For quantities greater than listed, call for quote.

MOUSER STOCK NO.	TE Part No.	Fig.	Stud Size	Wire Size (AWG)	Dimensions L x W	Price Each 1	100	500	1000
571-531751	53175-1	A	4	22-16	.576 x .203	.30	.203	.182	.15
571-531201	53120-1	A	6	22-16	.576 x .250	.33	.295	.263	.199
571-531231	53123-1	A	6	16-14	.576 x .250	.25	.212	.207	.169
571-531261	53126-1	A	6	12-10	.636 x .250	.40	.365	.321	.229

DIAMOND GRIP UNISULATED TERMINALS

Ring Tongue Terminals

For quantities greater than listed, call for quote.

MOUSER STOCK NO.	TE Part No.	Fig.	Stud Size	Wire Size (AWG)	Dimensions L x W	Price Each 1	100	500	1000
571-31518	31518	B	2	26-22	.464 x .140	.59	.556	.471	.428
571-31094	31094	B	4	22-16	.603 x .218	.47	.365	.317	.261
571-30996	30996	B	8	22-16	.775 x .312	.52	.449	.375	.32
571-30927	30927	B	8	16-14	.790 x .343	.59	.482	.385	.31

RING TONGUE RADIATION RESISTANT TERMINALS

For quantities greater than listed, call for quote.

MOUSER STOCK NO.	TE Part No.	Fig.	Color	Stud Size	Wire Size (AWG)	Price Each 1	100	500	1000
571-696422-5	696422-5	C	Red	8	22-16	.59	.53	.508	.452
571-696422-6	696422-6	C	Red	10	22-16	.69	.638	.598	.519

PIDG RING TONGUE INSULATION RESTRICTING TERMINALS

For quantities greater than listed, call for quote.

MOUSER STOCK NO.	TE Part No.	Fig.	Color	Stud Size	Wire Size (AWG)	Price Each 1	100	500	1000
571-13205513	1-320551-3	D	Red/Red	8	22-16	.47	.345	.321	.269
571-13205514	1-320551-4	D	Red/White	8	22-16	.77	.674	.577	.428
571-2361535	2-36153-4	D	Red/White	10	22-16	.73	.674	.556	.417
571-518649	51864-9	D	Blue/Green	10	16-14	.77	.674	.567	.428
571-23205634	2-320563-4	D	Blue/Green	1/4	14	.74	.642	.578	.524
571-2361614	2-36161-4	D	Yellow/Brown	10	10	.75	.645	.493	.47

PIDG OFFSET AND SLOTTED RING TONGUE TERMINALS

For quantities greater than listed, call for quote.

MOUSER STOCK NO.	TE Part No.	Fig.	Color	Stud Size	Wire Size (AWG)	Price Each 1	100	500	1000
571-323011	323011	E	Yellow	6	26-22	.52	.471	.43	.368
571-36954	36954	E	Red	8	22-16	.45	.318	.317	.304

PIDG SPARE WIRE CAPS

- Not sealed

For quantities greater than listed, call for quote.

MOUSER STOCK NO.	TE Part No.	Fig.	Cap Insulation Color	Wire Size (AWG)	Price Each 1	100	500	1000
Unstripped Wire								
571-324484	324485	F	Red	- - -	.39	.257	.225	.203
Stripped Wire								
571-328307	328307	G	Red	22-18	.36	.278	.257	.246

CLOSED END SPLICES

Splice Marking

- VS 300V, 90°C
- ECV 600V max. Building wiring 1000V max.
- Fixtures and signs, 105°C UL, 90°C CSA
- ECN 300V 105°C
- EC 600V max. Building wiring 1000V max; Fixtures and signs, 105°C

❊ Max. recommended operating temperature, 150°C

For quantities greater than listed, call for quote.

	MOUSER STOCK NO.	TE Part No.	Fig.	Material	Color	Length	Wire Size (AWG)	Splice Marking	Price Each 1	100	500	1000
Vinyl BOMB-TAIL Splices												
	571-34306	34306	H	Copper	Blue	0.750	22-16	VS	.39	.275	.235	.196
	571-23283753	2-328375-3	H	Copper	Purple	0.775	22-14	VS	.19	.178	.163	.12
	571-532341	53234-1	H	Copper	Transparent	1.500	22-12	ECV	.27	.227	.204	.131
Nylon Molded Splices												
	571-35115	35115	I	Copper	Transparent	0.680	22-14	ECN	.24	.184	.15	.138
	571-35653	35653	I	Copper	Transparent	0.775	22-10	ECN	.17	.166	.147	.136
❊	571-559291	55929-1	I	Copper	Black	0.970	22-10	EC	.45	.289	.246	.203
	571-328730	328730	I	Copper	Transparent	0.720	22-10	EC	.32	.278	.235	.182

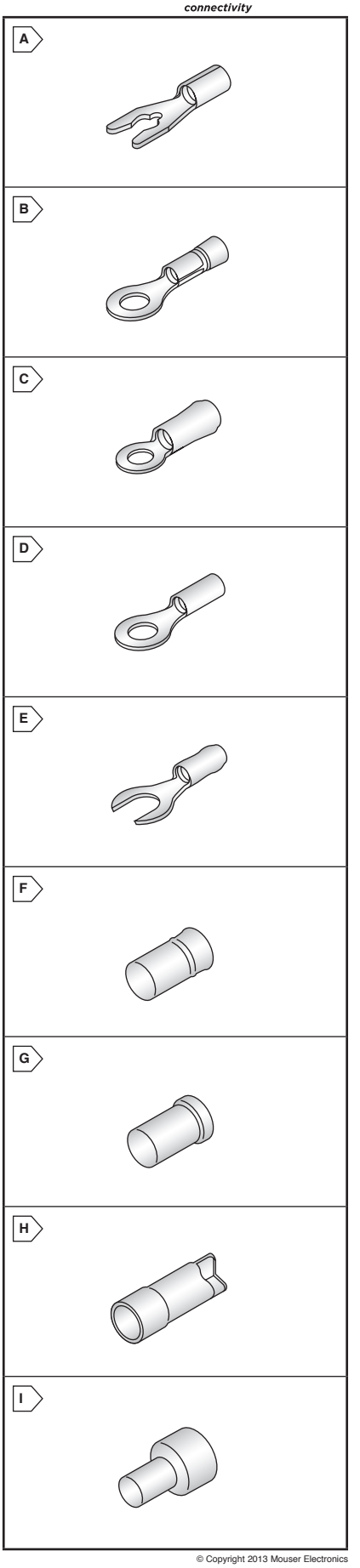

© Copyright 2013 Mouser Electronics

© Copyright 2013 Mouser Electronics

CINCH Barrier Terminal Blocks and Accessories

RoHS Compliant This product is RoHS compliant.

BARRIER BLOCKS AND MARKER STRIPS

Series 140 (.375)

Specifications:
- Voltage rating: 250VAC$_{RMS}$
- Current rating: 15A max.
- Withstanding voltage without marker strip: 1100VAC$_{RMS}$ max.
- Withstanding voltage with marker strip: 2000VAC$_{RMS}$ max.
- Maximum watts per terminal: 3750

Mechanical Specifications:
- Maximum wire size: #16AWG
- Recommended tightening torque: 9lb. -in.

For quantities greater than listed, call for quote.

MOUSER STOCK NO.	Cinch Part No.	Fig.	No. of Terminals	L Dimension (in.)	Price Each 1	25	50	100
Barrier Blocks								
538-2140	2-140	A	2	1.125	1.67	1.47	1.29	1.19
538-3140	3-140	A	3	1.500	1.81	1.59	1.42	1.29
538-4140	4-140	A	4	1.875	1.96	1.72	1.54	1.39
538-5140	5-140	A	5	2.250	2.15	1.89	1.70	1.53
538-6140	6-140	A	6	2.625	2.78	2.44	2.18	1.97
538-7140	7-140	A	7	3.000	3.01	2.64	2.36	2.13
538-8140	8-140	A	8	3.375	3.46	3.04	2.73	2.46
538-9140	9-140	A	9	3.750	3.95	3.48	3.10	2.80
538-10140	10-140	A	10	4.125	4.34	3.83	3.41	3.09
538-12140	12-140	A	12	4.875	5.71	5.40	5.03	4.53
Marker Strips								
538-MS2140	MS-2-140	A	2	1.125	.77	.685	.61	.546
538-MS3140	MS-3-140	A	3	1.500	.79	.706	.631	.567
538-MS4140	MS-4-140	A	4	1.875	.94	.824	.749	.674
538-MS5140	MS-5-140	A	5	2.250	.89	.847	.814	.781
538-MS6140	MS-6-140	A	6	2.625	.89	.781	.704	.633
538-MS7140	MS-7-140	A	7	3.000	.95	.844	.762	.691
538-MS8140	MS-8-140	A	8	3.375	1.01	.899	.803	.738
538-MS9140	MS-9-140	A	9	3.750	1.10	.974	.87	.807
538-MS10140	MS-10-140	A	10	4.125	1.17	1.03	.931	.835
538-MS12140	MS-12-140	A	12	4.875	1.16	1.03	.92	.835

DIMENSIONS: in.

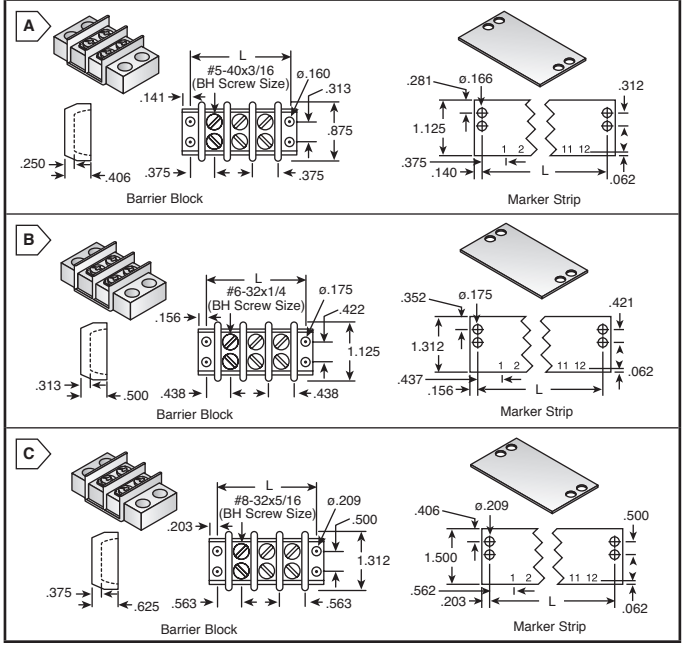

Series 141 (.438)

Specifications:
- Voltage rating: 250VAC$_{RMS}$
- Current rating: 20A max.
- Withstanding voltage without marker strip: 1100VAC$_{RMS}$ max.
- Withstanding voltage with marker strip: 2400VAC$_{RMS}$ max.
- Maximum watts per terminal: 5000

Mechanical Specifications:
- Maximum wire size: #14AWG
- Recommended tightening torque: 12lb. -in.

For quantities greater than listed, call for quote.

MOUSER STOCK NO.	Cinch Part No.	Fig.	No. of Terminals	L Dimension (in.)	Price Each 1	25	50	100
Barrier Blocks								
538-2141	2-141	B	2	1.312	1.32	1.17	1.04	.942
538-3141	3-141	B	3	1.750	2.29	2.02	1.80	1.63
538-4141	4-141	B	4	2.187	2.28	2.02	1.80	1.63
538-5141	5-141	B	5	2.625	2.58	2.27	2.02	1.83
538-06141	6-141	B	6	3.062	2.97	2.62	2.34	2.11
538-7141	7-141	B	7	3.500	3.63	3.19	2.86	2.58
538-8141	8-141	B	8	3.938	3.80	3.35	3.00	2.71
538-9141	9-141	B	9	4.375	4.34	3.83	3.41	3.09
538-10141	10-141	B	10	4.813	4.41	3.87	3.46	3.14
538-12141	12-141	B	12	5.687	6.03	5.37	4.79	4.33
Marker Strips								
538-MS2141	MS-2-141	B	2	1.312	.74	.718	.677	.654
538-MS3141	MS-3-141	B	3	1.750	.79	.706	.631	.567
538-MS4141	MS-4-141	B	4	2.187	.89	.781	.706	.631
538-MS5141	MS-5-141	B	5	2.625	.94	.845	.77	.696
538-MS6141	MS-6-141	B	6	3.062	.90	.803	.728	.653
538-MS7141	MS-7-141	B	7	3.500	.95	.844	.762	.728
538-MS8141	MS-8-141	B	8	3.938	1.10	.974	.867	.792
538-MS9141	MS-9-141	B	9	4.375	1.10	.974	.867	.792
538-MS10141	MS-10-141	B	10	4.813	1.16	1.03	.92	.835
538-MS12141	MS-12-141	B	12	5.687	1.31	1.16	1.04	.942

Series 142 (.563)

Specifications:
- Voltage rating: 250VAC$_{RMS}$
- Current rating: 30A max.
- Withstanding voltage without marker strip: 1600VAC$_{RMS}$ max.
- Withstanding voltage with marker strip: 2600VAC$_{RMS}$ max.
- Maximum watts per terminal: 7500

Mechanical Specifications:
- Maximum wire size: #10AWG
- Recommended tightening torque: 16lb. -in.

For quantities greater than listed, call for quote.

MOUSER STOCK NO.	Cinch Part No.	Fig.	No. of Terminals	L Dimension (in.)	Price Each 1	25	50	100
Barrier Blocks								
538-2142	2-142	C	2	1.687	2.13	1.87	1.67	1.52
538-3142	3-142	C	3	2.250	2.60	2.29	2.04	1.85
538-4142	4-142	C	4	2.812	3.23	2.85	2.54	2.29
538-5142	5-142	C	5	3.375	4.26	3.76	3.35	3.03
538-06142	6-142	C	6	3.937	6.08	5.35	4.79	4.32
538-7142	7-142	C	7	4.500	6.67	5.89	5.25	4.75
538-8142	8-142	C	8	5.062	7.32	6.45	5.76	5.21
538-9142	9-142	C	9	5.625	10.64	9.35	8.36	7.56
538-10142	10-142	C	10	6.187	11.14	9.82	8.76	7.93
538-12142	12-142	C	12	7.312	11.75	10.34	9.24	8.34
Marker Strips								
538-MS2142	MS-2-142	C	2	1.687	.77	.686	.607	.55
538-MS3142	MS-3-142	C	3	2.250	.79	.706	.631	.567
538-MS4142	MS-4-142	C	4	2.812	.90	.803	.728	.653
538-MS5142	MS-5-142	C	5	3.375	.90	.803	.723	.654
538-MS6142	MS-6-142	C	6	3.937	.90	.803	.728	.653
538-MS7142	MS-7-142	C	7	4.500	1.10	.974	.87	.788
538-MS8142	MS-8-142	C	8	5.062	1.10	.974	.867	.803
538-MS9142	MS-9-142	C	9	5.625	1.24	1.10	.995	.899
538-MS10142	MS-10-142	C	10	6.187	1.31	1.16	1.04	.942
538-MS12142	MS-12-142	C	12	7.312	1.44	1.28	1.13	1.03

SOLDER TERMINALS, "Y" TERMINALS, PC BOARD

For quantities greater than listed, call for quote.

MOUSER STOCK NO.	Cinch Part No.	Dimensions (in.) A	B	C	D	E	F	Price Each 1	25	50	100
538-Y140	Y-140	.281	.500	.136	.593	.093	.091	.50	.449	.407	.364
538-Y141	Y-141	.312	.625	.152	.781	.125	.103	.79	.708	.629	.571
538-Y142	Y-142	.421	.734	.177	.906	.125	.126	.94	.845	.77	.696

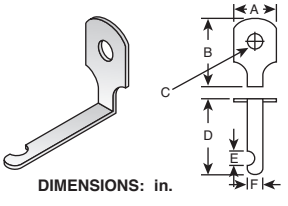

DIMENSIONS: in.

JUMPERS

For connecting between adjacent terminals or alternate terminals. All jumpers are brass with nickel plating.

For quantities greater than listed, call for quote.

MOUSER STOCK NO.	Cinch Part No.	Fig.	Barrier Block Series	Price Each 1	25	50	100
538-140J-1	140J1	A	140	.35	.321	.289	.278
538-141J-1	141J-1	B	141	.89	.824	.749	.673
538-141J	141J	C	141	.41	.375	.336	.311
538-95B	95B	C	142	1.07	.952	.849	.766
538-142J-1	142J-1	D	142	.50	.449	.407	.364
538-142J-2	142J-2	E	142	.47	.44	.396	.366

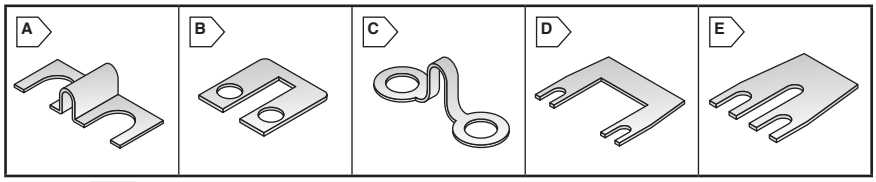

© Copyright 2013 Mouser Electronics

KOBICONN Terminal Blocks

RoHS Compliant **This product is RoHS compliant.**

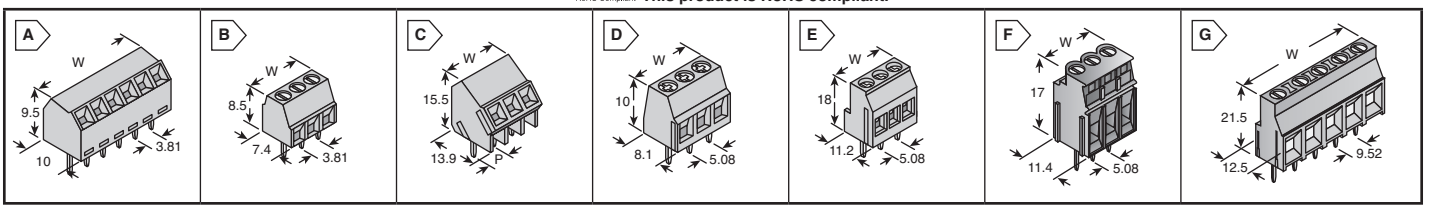

ONE PIECE DESIGN PCB TERMINAL BLOCKS WITH SCREW CLAMP TERMINATION, GREEN COLOR

- RoHS Compliant per Kobiconn documentation

3.81mm - 55° Wire-to-Pin Orientation

- 300V@12A
- IEC 125V@10A
- 30-16AWG

For quantities greater than listed, call for quote.

MOUSER STOCK NO.	Kobiconn Part No.	Fig.	Pos.	W (mm)	Price Each 1	50	100
158-P02EK381A2-E	P02EK381A2	A	2	7.62	.84	.696	.631
158-P02EK381A3-E	P02EK381A3	A	3	11.43	1.02	.845	.77
158-P02EK381A4-E	P02EK381A4	A	4	15.24	1.70	1.41	1.28
158-P02EK381A6-E	P02EK381A6	A	6	22.86	3.06	2.55	2.32
158-P02EK381A8-E	P02EK381A8	A	8	30.48	4.42	3.68	3.35
158-P02EK381A10-E	P02EK381A10	A	10	38.10	5.79	4.82	4.39
158-P02EK381A12-E	P02EK381A12	A	12	45.72	7.15	5.95	5.41

3.81mm - 90° Wire-to-Pin Orientation

- 300V@12A
- IEC 125V@10A
- 30-16AWG

For quantities greater than listed, call for quote.

MOUSER STOCK NO.	Kobiconn Part No.	Fig.	Pos.	W (mm)	Price Each 1	50	100
158-P02EK381V2-E	P02EK381V2	B	2	7.62	.62	.524	.471
158-P02EK381V3-E	P02EK381V3	B	3	11.43	1.12	.939	.849
158-P02EK381V4-E	P02EK381V4	B	4	15.24	1.24	1.04	.942
158-P02EK381V5-E	P02EK381V5	B	5	19.05	1.87	1.56	1.42
158-P02EK381V6-E	P02EK381V6	B	6	22.86	1.87	1.56	1.42
158-P02EK381V7-E	P02EK381V7	B	7	26.67	2.61	2.18	1.99
158-P02EK381V8-E	P02EK381V8	B	8	30.48	2.49	2.09	1.89
158-P02EK381V9-E	P02EK381V9	B	9	34.29	3.38	2.81	2.56
158-P02EK381V10-E	P02EK381V10	B	10	38.10	3.76	3.12	2.85
158-P02EK381V11-E	P02EK381V11	B	11	41.91	3.43	2.87	2.60
158-P02EK381V12-E	P02EK381V12	B	12	45.72	4.52	3.77	3.42

5mm - 35° Wire-to-Pin Orientation

- 300V@20A
- IEC 250V@10A
- 24-12AWG
- End Stackable

For quantities greater than listed, call for quote.

MOUSER STOCK NO.	Kobiconn Part No.	Fig.	Pos.	Dimensions: mm P	W	Price Each 1	50	100
158-P02EK500A2-E	P02EK500A2	C	2	5.0	10	.62	.524	.471
158-P02EK500A3-E	P02EK500A3	C	3	5.0	15	.94	.781	.706

5.08mm - 35° Wire-to-Pin Orientation

- 300V@20A
- IEC 250V@10A
- 24-12AWG
- End Stackable

RoHS Compliant

For quantities greater than listed, call for quote.

MOUSER STOCK NO.	Kobiconn Part No.	Fig.	Pos.	Dimensions: mm P	W	Price Each 1	50	100
158-P02EK508A2-E	P02EK508A2	C	2	5.08	10.16	.67	.556	.514
158-P02EK508A3-E	P02EK508A3	C	3	5.08	15.24	1.01	.835	.76

5.08mm - 90° Wire-to-Pin Orientation

- End Stackable

For quantities greater than listed, call for quote.

MOUSER STOCK NO.	Kobiconn Part No.	Fig.	Pos.	W (mm)	Price Each 1	50	100
300V@13.5A, IEC 125V@10A, 26-16AWG							
158-P02ELK508V2-E	P02ELK508V2	D	2	10.16	.77	.642	.589
158-P02ELK508V3-E	P02ELK508V3	D	3	15.24	1.16	.963	.877
158-P02ELK508V4-E	P02ELK508V4	D	4	20.32	1.55	1.29	1.18
158-P02ELK508V5-E	P02ELK508V5	D	5	25.40	1.94	1.62	1.47
158-P02ELK508V6-E	P02ELK508V6	D	6	30.48	2.32	1.94	1.75
158-P02ELK508V7-E	P02ELK508V7	D	7	35.56	2.71	2.26	2.05
158-P02ELK508V8-E	P02ELK508V8	D	8	40.64	3.09	2.58	2.34
158-P02ELK508V9-E	P02ELK508V9	D	9	45.72	3.48	2.90	2.64
158-P02ELK508V12-E	P02ELK508V12	D	12	60.96	4.64	3.87	3.52
300V@25A, IEC 250V@32A, 24-12AWG							
158-P02EHK508V2-E	P02EHK508V2	E	2	10.16	1.10	.93	.84
158-P02EHK508V3-E	P02EHK508V3	E	3	15.24	1.40	1.17	1.06
300V@23A, IEC 250V@24A, 26-12AWG							
158-P02ESK508V2-E	P02ESK508V2	F	2	10.16	1.31	1.08	.995
158-P02ESK508V3-E	P02ESK508V3	F	3	15.24	1.63	1.35	1.23

9.52mm - 90° Wire-to-Pin Orientation

- 300V@30A
- IEC 500V@32A
- 26-10AWG
- End Stackable

For quantities greater than listed, call for quote.

MOUSER STOCK NO.	Kobiconn Part No.	Fig.	Pos.	W (mm)	Price Each 1	50	100
158-P02EK950V2-E	P02EK950V2	G	2	19.04	.94	.781	.706
158-P02EK950V3-E	P02EK950V3	G	3	28.56	1.40	1.17	1.06

PUSH RELEASE PCB TERMINAL BLOCKS

- RoHS Compliant per Kobiconn documentation

RoHS Compliant

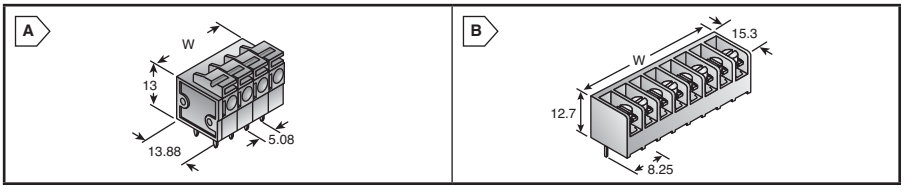

5.08mm - 90° Wire-to-Pin Orientation

- 300V@10A
- IEC 380V@16A
- Color: Green with orange release lever
- 22-14AWG

For quantities greater than listed, call for quote.

MOUSER STOCK NO.	Kobiconn Part No.	Fig.	Pos.	W (mm)	Price Each 1	50	100
158-P02142RPU-E	P02142RPU	A	2	12.70	.57	.556	.514
158-P03142RPU-E	P03142RPU	A	3	17.78	1.01	.835	.76
158-P04142RPU-E	P04142RPU	A	4	22.86	1.34	1.12	1.02
158-P05142RPU-E	P05142RPU	A	5	27.94	1.83	1.53	1.39
158-P06142RPU-E	P06142RPU	A	6	33.02	2.18	1.83	1.66
158-P07142RPU-E	P07142RPU	A	7	38.10	2.56	2.12	1.93
158-P08142RPU-E	P08142RPU	A	8	43.18	2.69	2.24	2.03
158-P12142RPU-E	P12142RPU	A	12	63.50	4.02	3.36	3.05

8.25mm - Tri-Barrier Single Row

- 300V@20A
- 22-12AWG
- Color: Black

For quantities greater than listed, call for quote.

MOUSER STOCK NO.	Kobiconn Part No.	Fig.	Pos.	W (mm)	Price Each 1	50	100
158-P02DT39B-E	P02DT39B	B	2	17.40	.73	.61	.546
158-P03DT39B-E	P03DT39B	B	3	25.65	1.24	1.04	.944
158-P04DT39B-E	P04DT39B	B	4	33.90	1.66	1.38	1.25
158-P06DT39B-E	P06DT39B	B	6	50.40	2.18	1.82	1.65
158-P08DT39B-E	P08DT39B	B	8	66.90	3.32	2.77	2.51
158-P10DT39B-E	P10DT39B	B	10	83.40	4.15	3.46	3.14
158-P11DT39B-E	P11DT39B	B	11	91.65	4.00	3.33	3.03
158-P12DT39B-E	P12DT39B	B	12	99.90	4.98	4.15	3.77

© Copyright 2013 Mouser Electronics

KOBICONN Pluggable Terminal Blocks

RoHS Compliant **This product is RoHS compliant.**

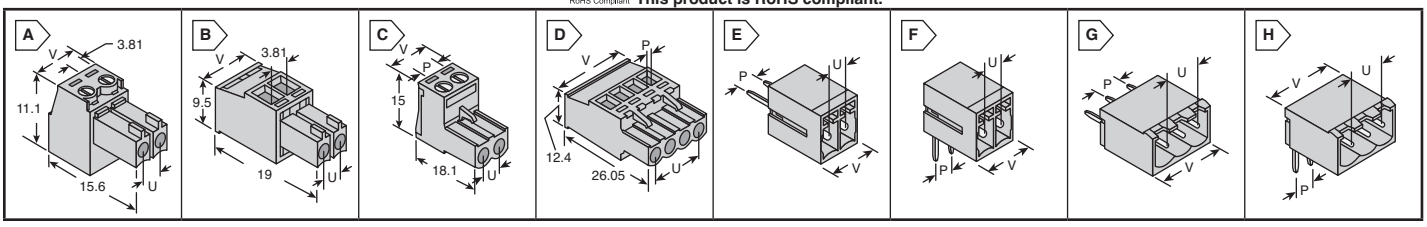

TERMINAL BLOCK PLUGS

- RoHS compliant per Kobiconn documentation

RoHS Compliant

3.81mm Terminal Block Plugs - 180° Wire-to-Plug Orientation
300V@8A, IEC 125V@8A, 22-16AWG, Green Color

For quantities greater than listed, call for quote.

MOUSER STOCK NO.	Fig.	Kobiconn Part No.	Pos.	Dimensions: mm			Price Each		
				P	U	V	1	50	100
158-P02EC381VP-E	A	P02EC381VP	2	3.81	3.81	8.41	1.17	.974	.888
158-P03EC381VP-E	A	P03EC381VP	3	3.81	7.62	12.22	1.74	1.46	1.33
158-P04EC381VP-E	A	P04EC381VP	4	3.81	11.43	16.03	2.61	2.18	1.98
158-P05EC381VP-E	A	P05EC381VP	5	3.81	15.24	19.84	2.91	2.43	2.20
158-P06EC381VP-E	A	P06EC381VP	6	3.81	19.05	23.65	3.50	2.91	2.65
158-P07EC381VP-E	A	P07EC381VP	7	3.81	22.86	27.46	4.56	3.81	3.46
158-P08EC381VP-E	A	P08EC381VP	8	3.81	26.67	31.27	4.67	3.88	3.53
158-P09EC381VP-E	A	P09EC381VP	9	3.81	30.48	35.08	5.86	4.88	4.44
158-P10EC381VP-E	A	P10EC381VP	10	3.81	34.29	38.89	5.83	4.86	4.42
158-P11EC381VP-E	A	P11EC381VP	11	3.81	38.10	42.70	6.41	5.34	4.86
158-P12EC381VP-E	A	P12EC381VP	12	3.81	41.91	46.51	6.99	5.83	5.30

3.81mm Terminal Block Plugs - 90° Wire-to-Plug Orientation
300V@8A, IEC 125V@8A, 22-16AWG, Green Color

158-P02EC381RP-E	B	P02EC381RP	2	3.81	3.81	8.41	1.34	1.11	1.01
158-P03EC381RP-E	B	P03EC381RP	3	3.81	7.62	12.22	2.00	1.67	1.52
158-P04EC381RP-E	B	P04EC381RP	4	3.81	11.43	16.03	2.66	2.23	2.02
158-P05EC381RP-E	B	P05EC381RP	5	3.81	15.24	19.84	3.76	3.14	2.85
158-P06EC381RP-E	B	P06EC381RP	6	3.81	19.05	23.65	4.00	3.33	3.03
158-P08EC381RP-E	B	P08EC381RP	8	3.81	26.67	31.27	5.33	4.44	4.04
158-P10EC381RP-E	B	P10EC381RP	10	3.81	34.29	38.89	7.51	6.26	5.69
158-P12EC381RP-E	B	P12EC381RP	12	3.81	41.91	46.51	7.99	6.67	6.06

5.0mm Terminal Block Plugs - 180° Wire-to-Plug Orientation
300V@15A, IEC 250V@12A, 28-12AWG, Green Color

158-P025ESDVP-E	C	P025ESDVP	2	5.00	5	10	1.00	.835	.76
158-P035ESDVP-E	C	P035ESDVP	3	5.00	10	15	1.50	1.25	1.13
158-P045ESDVP-E	C	P045ESDVP	4	5.00	15	20	1.99	1.66	1.51
158-P055ESDVP-E	C	P055ESDVP	5	5.00	20	25	2.75	2.29	2.09
158-P065ESDVP-E	C	P065ESDVP	6	5.00	25	30	3.33	2.76	2.51
158-P075ESDVP-E	C	P075ESDVP	7	5.00	30	35	3.86	3.23	2.93
158-P085ESDVP-E	C	P085ESDVP	8	5.00	35	40	3.99	3.33	3.02
158-P095ESDVP-E	C	P095ESDVP	9	5.00	40	45	4.79	4.01	3.64
158-P105ESDVP-E	C	P105ESDVP	10	5.00	45	50	5.53	4.60	4.18
158-P125ESDVP-E	C	P125ESDVP	12	5.00	55	60	5.98	4.99	4.54

5.0mm Terminal Block Plugs - 90° Wire-to-Plug Orientation
300V@15A, IEC 250V@12A, 28-12AWG, Green Color

158-P025ESDPP-E	D	P025ESDPP	2	5.00	5	10	1.18	.991	.896
158-P035ESDPP-E	D	P035ESDPP	3	5.00	10	15	1.78	1.48	1.35
158-P045ESDPP-E	D	P045ESDPP	4	5.00	15	20	2.13	1.78	1.61
158-P055ESDPP-E	D	P055ESDPP	5	5.00	20	25	2.95	2.47	2.24
158-P065ESDPP-E	D	P065ESDPP	6	5.00	25	30	3.19	2.65	2.42
158-P075ESDPP-E	D	P075ESDPP	7	5.00	30	35	4.15	3.46	3.14
158-P085ESDPP-E	D	P085ESDPP	8	5.00	35	40	4.74	3.95	3.60
158-P105ESDPP-E	D	P105ESDPP	10	5.00	45	50	5.32	4.43	4.02
158-P115ESDPP-E	D	P115ESDPP	11	5.00	50	55	6.52	5.44	4.94
158-P125ESDPP-E	D	P125ESDPP	12	5.00	55	60	6.38	5.32	4.83

5.08mm Terminal Block Plugs - 180° Wire-to-Plug Orientation
300V@15A, IEC 250V@12A, 28-12AWG, Green Color

158-P022ESDVP-E	C	P022ESDVP	2	5.08	5.08	10.16	1.00	.835	.76
158-P032ESDVP-E	C	P032ESDVP	3	5.08	10.16	15.24	1.50	1.25	1.13
158-P042ESDVP-E	C	P042ESDVP	4	5.08	15.24	20.32	2.20	1.84	1.67
158-P052ESDVP-E	C	P052ESDVP	5	5.08	20.32	25.40	2.49	2.08	1.89
158-P062ESDVP-E	C	P062ESDVP	6	5.08	25.40	30.48	3.00	2.49	2.27
158-P072ESDVP-E	C	P072ESDVP	7	5.08	30.48	35.56	3.49	2.91	2.64
158-P082ESDVP-E	C	P082ESDVP	8	5.08	35.56	40.64	3.99	3.33	3.02
158-P092ESDVP-E	C	P092ESDVP	9	5.08	40.64	45.72	4.48	3.75	3.40
158-P102ESDVP-E	C	P102ESDVP	10	5.08	45.72	50.80	4.99	4.15	3.78
158-P112ESDVP-E	C	P112ESDVP	11	5.08	50.80	55.88	6.08	5.06	4.60
158-P122ESDVP-E	C	P122ESDVP	12	5.08	55.88	60.96	5.98	4.99	4.54

5.08mm Terminal Block Plugs - 90° Wire-to-Plug Orientation
300V@15A, IEC 250V@12A, 28-12AWG, Green Color

158-P022ESDPP-E	D	P022ESDPP	2	5.08	5.08	10.16	1.06	.888	.803
158-P032ESDPP-E	D	P032ESDPP	3	5.08	10.16	15.24	1.79	1.49	1.35
158-P042ESDPP-E	D	P042ESDPP	4	5.08	15.24	20.32	2.13	1.78	1.61
158-P052ESDPP-E	D	P052ESDPP	5	5.08	20.32	25.40	2.95	2.47	2.24
158-P082ESDPP-E	D	P082ESDPP	8	5.08	35.56	40.64	4.74	3.95	3.60

© Copyright 2013 Mouser Electronics

TERMINAL BLOCK HEADERS

- RoHS compliant per Kobiconn documentation

RoHS Compliant

3.81mm PCB Terminal Block Headers - 180° Socket-to-Pin Orientation
300V@8A, IEC 125V@8A, Green Color-Vertical

For quantities greater than listed, call for quote.

MOUSER STOCK NO.	Fig.	Kobiconn Part No.	Pos.	Dimensions: mm			Price Each		
				P	U	V	1	50	100
158-P02ECH381VH-E	E	P02ECH381VH	2	3.81	3.81	8.41	.46	.385	.353
158-P03ECH381VH-E	E	P03ECH381VH	3	3.81	7.62	12.22	.75	.624	.566
158-P04ECH381VH-E	E	P04ECH381VH	4	3.81	11.43	16.03	.92	.77	.696
158-P05ECH381VH-E	E	P05ECH381VH	5	3.81	15.24	19.84	1.24	1.04	.947
158-P06ECH381VH-E	E	P06ECH381VH	6	3.81	19.05	23.65	1.38	1.16	1.05
158-P07ECH381VH-E	E	P07ECH381VH	7	3.81	22.86	27.46	1.62	1.35	1.22
158-P08ECH381VH-E	E	P08ECH381VH	8	3.81	26.67	31.27	1.84	1.54	1.40
158-P09ECH381VH-E	E	P09ECH381VH	9	3.81	30.48	35.08	2.25	1.87	1.70
158-P10ECH381VH-E	E	P10ECH381VH	10	3.81	34.29	38.89	2.31	1.93	1.74

3.81mm PCB Terminal Block Headers - 180° Socket-to-Pin Orientation
300V@8A, IEC 125V@8A, Green Color-Right Angle

158-P02ECH381RH-E	F	P02ECH381RH	2	3.81	3.81	8.41	.46	.385	.353
158-P03ECH381RH-E	F	P03ECH381RH	3	3.81	7.62	12.22	.70	.578	.524
158-P04ECH381RH-E	F	P04ECH381RH	4	3.81	11.43	16.03	.92	.77	.696
158-P05ECH381RH-E	F	P05ECH381RH	5	3.81	15.24	19.84	1.16	.963	.877
158-P06ECH381RH-E	F	P06ECH381RH	6	3.81	19.05	23.65	1.38	1.16	1.05
158-P08ECH381RH-E	F	P08ECH381RH	8	3.81	26.67	31.27	1.84	1.54	1.40
158-P09ECH381RH-E	F	P09ECH381RH	9	3.81	30.48	35.08	2.08	1.73	1.57
158-P10ECH381RH-E	F	P10ECH381RH	10	3.81	34.29	38.89	2.49	2.08	1.88
158-P11ECH381RH-E	F	P11ECH381RH	11	3.81	38.10	42.70	2.54	2.12	1.93
158-P12ECH381RH-E	F	P12ECH381RH	12	3.81	41.91	46.51	2.99	2.49	2.26

5.0mm PCB Terminal Block Headers - 180° Socket-to-Pin Orientation
300V@15A, IEC 250V@12A, Green Color-Vertical

158-P025EHDVCH-E	G	P025EHDVCH	2	5.00	5	11.28	.46	.385	.353
158-P035EHDVCH-E	G	P035EHDVCH	3	5.00	10	16.28	.75	.624	.566
158-P045EHDVCH-E	G	P045EHDVCH	4	5.00	15	21.28	.92	.77	.696
158-P065EHDVCH-E	G	P065EHDVCH	6	5.00	25	31.28	1.49	1.24	1.12
158-P075EHDVCH-E	G	P075EHDVCH	7	5.00	30	36.28	1.62	1.35	1.22
158-P085EHDVCH-E	G	P085EHDVCH	8	5.00	35	41.28	1.84	1.54	1.40
158-P105EHDVCH-E	G	P105EHDVCH	10	5.00	45	51.28	2.48	2.07	1.87
158-P125EHDVCH-E	G	P125EHDVCH	12	5.00	55	61.28	2.99	2.49	2.26

5.0mm PCB Terminal Block Headers - 90° Socket-to-Pin Orientation
300V@15A, IEC 250V@12A, Green Color-Right Angle

158-P025EHDRCH-E	H	P025EHDRCH	2	5.00	5	11.28	.52	.446	.399
158-P035EHDRCH-E	H	P035EHDRCH	3	5.00	10	16.28	.73	.61	.556
158-P045EHDRCH-E	H	P045EHDRCH	4	5.00	15	21.28	.96	.803	.728
158-P055EHDRCH-E	H	P055EHDRCH	5	5.00	20	26.28	1.32	1.10	1.00
158-P065EHDRCH-E	H	P065EHDRCH	6	5.00	25	31.28	1.42	1.19	1.08
158-P085EHDRCH-E	H	P085EHDRCH	8	5.00	35	41.28	1.88	1.57	1.42
158-P095EHDRCH-E	H	P095EHDRCH	9	5.00	40	46.28	2.41	2.00	1.82
158-P105EHDRCH-E	H	P105EHDRCH	10	5.00	45	51.28	2.66	2.23	2.02
158-P125EHDRCH-E	H	P125EHDRCH	12	5.00	55	61.28	2.80	2.34	2.13

5.08mm PCB Terminal Block Headers - 180° Socket-to-Pin Orientation
300V@15A, IEC 250V@12A, Green Color-Vertical

158-P022EHDVCH-E	G	P022EHDVCH	2	5.08	5.08	11.36	.46	.385	.353
158-P032EHDVCH-E	G	P032EHDVCH	3	5.08	10.16	16.44	.70	.578	.524
158-P042EHDVCH-E	G	P042EHDVCH	4	5.08	15.24	21.52	.98	.829	.749
158-P052EHDVCH-E	G	P052EHDVCH	5	5.08	20.32	26.60	1.24	1.04	.947
158-P082EHDVCH-E	G	P082EHDVCH	8	5.08	35.56	41.84	1.98	1.66	1.51
158-P102EHDVCH-E	G	P102EHDVCH	10	5.08	45.72	52.00	2.31	1.93	1.74
158-P112EHDVCH-E	G	P112EHDVCH	11	5.08	50.80	57.08	2.74	2.29	2.08
158-P122EHDVCH-E	G	P122EHDVCH	12	5.08	55.88	62.16	2.77	2.31	2.10

5.08mm PCB Terminal Block Headers - 90° Socket-to-Pin Orientation
300V@15A, IEC 250V@12A, Green Color-Right Angle

158-P022EHDRCH-E	H	P022EHDRCH	2	5.08	5.08	11.36	.48	.407	.364
158-P032EHDRCH-E	H	P032EHDRCH	3	5.08	10.16	16.44	.92	.706	.642
158-P042EHDRCH-E	H	P042EHDRCH	4	5.08	15.24	21.52	.96	.803	.728
158-P062EHDRCH-E	H	P062EHDRCH	6	5.08	25.40	31.68	1.42	1.19	1.08
158-P082EHDRCH-E	H	P082EHDRCH	8	5.08	35.56	41.84	2.13	1.78	1.61
158-P092EHDRCH-E	H	P092EHDRCH	9	5.08	40.64	46.92	2.15	1.79	1.63
158-P102EHDRCH-E	H	P102EHDRCH	10	5.08	45.72	52.00	2.34	1.96	1.78
158-P122EHDRCH-E	H	P122EHDRCH	12	5.08	55.88	62.16	2.80	2.34	2.13

© Copyright 2013 Mouser Electronics

MOLEX Barrier Terminal Blocks and Accessories

molex
one company > a world of innovation

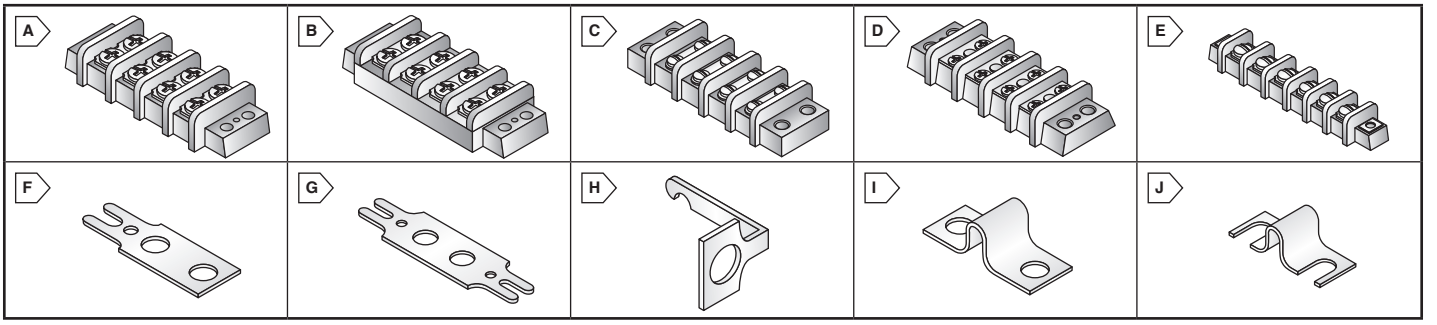

WIRE-TO-WIRE TERMINAL BLOCKS

Robust and durable they are ultrasonically welded into the thermoplastic insulator. The terminal can not be twisted or rotated even under excessive force. Closed bottom design allows for the terminal to be mounted directly on a sheet metal panel or placed over a panel cutout.

Features:

- Wire to Wire
- 15Amps
- Insulator: Thermoplastic, UL94V-0, black
- Terminals: Brass, nickel plated
- Screw: #6-32, phil/slot, steel, zinc chromate plated
- Screw Terminal Style
- 150 to 300 Volts

.375" Double Row, Low Profile - Thermoplastic

For quantities greater than listed, call for quote.

MOUSER STOCK NO.	Molex Part No.	Former Beau Part No.	Fig.	No. of Circuits	Price Each 1	25	50	100
538-38770-0102	38770-0102	77002	A	2	1.95	1.62	1.33	1.09
538-38770-0103	38770-0103	77003	A	3	3.37	2.78	2.29	2.15
538-38770-0104	38770-0104	77004	A	4	3.01	2.75	2.34	2.08
538-38770-0105	38770-0105	77005	A	5	2.86	2.43	2.03	1.94
538-38770-0106	38770-0106	77006	A	6	4.44	3.69	2.94	2.58
538-38770-0107	38770-0107	77007	A	7	4.96	4.11	3.42	3.08
538-38770-0108	38770-0108	77008	A	8	4.62	3.83	3.06	2.69
538-38770-0110	38770-0110	77010	A	10	4.80	4.50	4.28	3.73
538-38770-0112	38770-0112	77012	A	12	5.82	5.69	4.99	4.42
538-38770-0114	38770-0114	77014	A	14	6.44	6.24	4.70	4.21
538-38770-0116	38770-0116	77016	A	16	7.24	5.13	4.46	4.19
538-38770-0120	38770-0120	77020	A	20	10.59	8.82	7.03	6.03

.375" Double Row - Thermoplastic

RoHS Compliant

For quantities greater than listed, call for quote.

538-38760-0102	38760-0102	76002	A	2	2.05	1.22	1.02	.939
538-38760-0103	38760-0103	76003	A	3	2.44	1.46	1.21	1.11
538-38760-0104	38760-0104	76004	A	4	3.09	2.45	2.14	1.83
538-38760-0105	38760-0105	76005	A	5	3.66	2.90	2.56	2.33
538-38760-0106	38760-0106	76006	A	6	3.76	3.55	3.14	2.87
538-38760-0107	38760-0107	76007	A	7	3.76	3.55	3.14	2.87
538-38760-0108	38760-0108	76008	A	8	3.78	3.70	3.15	2.82
538-38760-0110	38760-0110	76010	A	10	4.88	4.71	4.02	3.76
538-38760-0112	38760-0112	76012	A	12	6.32	5.65	4.87	4.53

.438" Double Row - Thermoplastic

Features:

- Wire to Wire
- Insulator: Thermoplastic, UL94V-0, black
- Terminal: Brass, nickel plated
- Screw Terminal Style
- Screw: #6-32, phil/slot, steel, zinc chromate plated
- 15 Amps

RoHS Compliant

For quantities greater than listed, call for quote.

538-38780-0102	38780-0102	78002	B	2	1.99	1.83	1.66	1.46
538-38780-0103	38780-0103	78003	B	3	2.45	2.33	1.86	1.63
538-38780-0104	38780-0104	78004	B	4	3.46	2.97	2.44	2.07
538-38780-0105	38780-0105	78005	B	5	4.22	3.89	3.53	3.09
538-38780-0106	38780-0106	78006	B	6	4.90	4.35	3.45	3.22
538-38780-0107	38780-0107	78007	B	7	4.01	3.70	3.35	2.94
538-38780-0108	38780-0108	78008	B	8	6.26	5.67	5.19	4.59
538-38780-0110	38780-0110	78010	B	10	7.74	5.41	4.92	4.79
538-38780-0112	38780-0112	78012	B	12	8.67	7.99	6.33	5.85
538-38780-0114	38780-0114	78014	B	14	6.38	4.37	3.77	3.53
538-38780-0116	38780-0116	78016	B	16	7.33	5.02	4.33	4.06

.563" Double Row - Phenolic

Features:

- This series is for wire-to-wire terminations for 30Amps @ 300Volts and 150°C.
- Robust and durable #8-32 screw insures reliability and allows for 10AWG wire without wire clamps.
- High temperature phenolic insulator out performs thermoplastic compounds.
- Closed bottom construction allows the product series to be PCB, bulkhead or panel mount.
- Insulator: General purpose phenolic
- Terminal: Brass, nickel plated
- Screw: #8-32, phil/slot, steel, zinc chromate plated
- Screw Terminal Style - Closed Bottom

RoHS Compliant

For quantities greater than listed, call for quote.

538-38211-0102	38211-0102	21002-CB	C	2	2.92	2.82	2.33	2.13
538-38211-0103	38211-0103	21003-CB	C	3	4.50	3.70	3.36	3.06
538-38211-0104	38211-0104	21004-CB	C	4	5.48	4.71	4.24	3.85
538-38211-0105	38211-0105	21005-CB	C	5	5.89	5.86	5.25	4.76
538-38211-0106	38211-0106	21006-CB	C	6	6.58	6.12	5.56	5.09
538-38211-0107	38211-0107	21007-CB	C	7	8.61	7.42	6.63	6.01
538-38211-0108	38211-0108	21008-CB	C	8	7.77	7.22	6.57	6.02
538-38211-0110	38211-0110	21010-CB	C	10	10.03	7.08	6.17	5.80
538-38211-0112	38211-0112	21012-CB	C	12	14.63	12.58	11.28	10.21

© Copyright 2013 Mouser Electronics

WIRE-TO-WIRE TERMINAL BLOCKS (CONT.)

.688" Double Row - Phenolic

The series 28 phenolic terminal strip is our highest power double row rated 50Amps @ 300Volts and 150°C. The standard #10-32 screw is designed for years of rugged use. The product is compatible with 10AWG bare or up to 6AWG lugged wires.

- Screw: #10-32, phil/slot, brass, nickel plated
- Terminal: brass, nickel plated
- 50Amps @ 300Volts
- High temperature phenolic insulator

For quantities greater than listed, call for quote.

MOUSER STOCK NO.	Molex Part No.	Former Beau Part No.	Fig.	No. of Circuits	Price Each 1	25	50	100
538-38280-0102	38280-0102	28002	D	2	4.41	3.48	3.15	3.01
538-38280-0103	38280-0103	28003	D	3	7.54	5.33	4.64	4.37
538-38280-0104	38280-0104	28004	D	4	7.84	6.37	5.82	5.57
538-38280-0105	38280-0105	28005	D	5	17.78	16.82	14.15	14.15
538-38280-0106	38280-0106	28006	D	6	22.16	20.96	17.62	16.16
538-38280-0108	38280-0108	28008	D	8	24.15	22.84	19.21	17.37
538-38280-0110	38280-0110	28010	D	10	34.11	32.27	27.14	24.88
538-38280-0112	38280-0112	28012	D	12	21.01	20.38	19.56	18.84

WIRE-TO-PCB TERMINAL BLOCKS - .375" PCB

Features:

- Ultrasonically welded into the thermoplastic insulator, eliminating terminal twisting and associated solder joint failure
- PC Terminal Style
- Screw: #6-32, phil/slot, steel, zinc chromate plated
- 15Amps
- 150 to 300Volts

RoHS Compliant

Single Row

✻ no mounting ends

For quantities greater than listed, call for quote.

538-38720-6202	38720-6202	72502	E	2	3.97	3.54	3.00	2.65
538-38720-6203	38720-6203	72503	E	3	3.38	2.90	2.59	2.54
538-38720-6204	38720-6204	72504	E	4	5.20	3.67	3.00	2.77
538-38720-6205	38720-6205	72505	E	5	3.39	3.16	2.77	2.51
538-38720-6206	38720-6206	72506	E	6	3.96	3.77	3.00	2.89
538-38720-6208	38720-6208	72508	E	8	7.23	6.05	4.79	4.10
538-38720-6210	38720-6210	72510	E	10	5.56	5.17	4.54	4.12
538-38720-6212	38720-6212	72512	E	12	5.39	4.90	4.49	4.15
✻ 538-38720-6304	38720-6304	72504-C	E	4	2.59	2.41	2.11	1.92
✻ 538-38720-6305	38720-6305	72505-C	E	5	2.94	2.73	2.40	2.17
✻ 538-38720-6306	38720-6306	72506-C	E	6	3.80	3.37	3.09	2.77

Single Row, Insulated Solder Turret

For quantities greater than listed, call for quote.

538-38720-3202	38720-3202	72202	E	2	2.84	2.18	1.93	1.78
538-38720-3203	38720-3203	72203	E	3	2.84	2.09	2.02	1.80
538-38720-3204	38720-3204	72204	E	4	4.83	4.03	3.42	3.07
538-38720-3205	38720-3205	72205	E	5	4.95	4.17	3.31	2.90
538-38720-3206	38720-3206	72206	E	6	4.92	4.35	3.78	3.55
538-38720-3207	38720-3207	72207	E	7	4.79	4.64	3.99	3.60
538-38720-3208	38720-3208	72208	E	8	6.37	4.92	4.39	3.95
538-38720-3210	38720-3210	72210	E	10	9.46	8.55	7.49	6.27
538-38720-3212	38720-3212	72212	E	12	7.01	4.80	4.15	3.88

Single Row, Insulated Quick Connect

RoHS Compliant

For quantities greater than listed, call for quote.

538-38721-6702	38721-6702	72902	E	2	2.43	2.35	2.02	1.82
538-38721-6703	38721-6703	72903	E	3	5.61	4.86	4.03	3.51
538-38721-6704	38721-6704	72904	E	4	3.04	2.95	2.54	2.28
538-38721-6706	38721-6706	72906	E	6	4.17	3.98	3.48	3.12

ACCESSORIES

For Series 76000 and 77000 - (.375")

For quantities greater than listed, call for quote.

MOUSER STOCK NO.	Molex Part No.	Former Beau Part No.	Fig.	No. of Circuits	Price Each 1	25	50	100
538-38002-0204	38002-0204	141	F	One-sided solder terminal	.19	.15	.139	.117
538-38002-0157	38002-0157	142	G	Two-sided solder terminal	.14	.139	.128	.118
538-38002-0159	38002-0159	143	H	Short solder bottom terminal	.16	.118	.116	.104
538-38002-1459	38002-1459	7631	I	Hole mount jumper (76000)	.26	.225	.203	.175
538-38002-1461	38002-1461	7632	J	Slotted jumper (76000)	.23	.214	.203	.198
538-38002-0185	38002-0185	1431	I	Hole mount jumper (77000)	.16	.15	.147	.139
538-38002-0188	38002-0188	1432	J	Slotted jumper (77000)	.19	.178	.156	.134

For Series 78000 - (.438")

For quantities greater than listed, call for quote.

538-38002-0257	38002-0257	183	H	Short solder bottom terminal	.27	.225	.193	.161
538-38002-0331	38002-0331	1831	I	Hole mount jumper	.17	.15	.147	.136
538-38002-0333	38002-0333	1832	J	Slotted jumper	.17	.15	.136	.124

For Series 21000 - (.563")

For quantities greater than listed, call for quote.

538-38002-0321	38002-0321	211	F	One-sided solder terminal	.27	.246	.214	.193
538-38002-0323	38002-0323	212	G	Two-sided solder terminal	.43	.342	.289	.268
538-38002-0325	38002-0325	213	H	Short solder bottom terminal	.42	.342	.30	.268
538-38002-0358	38002-0358	2131	I	Hole mount jumper	.29	.257	.215	.194
538-38002-0442	38002-0442	2132	J	Slotted jumper	.28	.235	.21	.198

© Copyright 2013 Mouser Electronics

MOLEX Eurostyle Terminal Blocks

molex
one company › a world of innovation

RoHS Compliant This product is RoHS compliant.

DIMENSIONS: mm

A

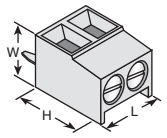

3.5mm Pitch

B

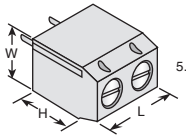

5.0mm Pitch

C

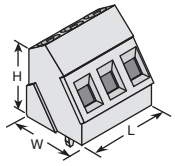

D

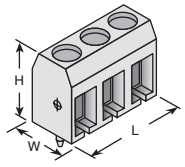

E

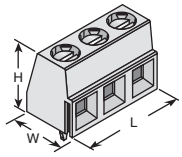

F

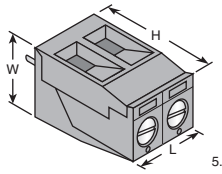

5.08mm Pitch

EUROSTYLE 3.50MM FIXED PCB TERMINAL BLOCKS

Features:
- Insulator: Polyamide, UL94V-0, black
- Terminal: Brass, tin plated
- Clamp: Brass, nickel plated
- Screws: M2 bronze, nickel plated
- Operating Temp: -30°C to +105°C
- Wire Range: 16 to 28AWG
- Voltage: 300V
- Rating: UL 12A @ 300V
- Screw rising cage clamp

For quantities greater than listed, call for quote.

MOUSER STOCK NO.	Molex Part No.	Fig.	No. of Circuits	Dimensions: mm			Price Each			
				H	W	L	1	25	50	100
538-39357-0002	39357-0002	A	2	8.51	7.29	3.50	.82	.706	.685	.599
538-39357-0003	39357-0003	A	3	8.51	7.29	7.00	1.16	1.02	.918	.878
538-39357-0004	39357-0004	A	4	8.51	7.29	10.50	1.24	1.20	1.05	.942
538-39357-0005	39357-0005	A	5	8.51	7.29	14.00	1.71	1.62	1.44	1.28
538-39357-0006	39357-0006	A	6	8.51	7.29	17.50	2.07	1.95	1.75	1.55
538-39357-0007	39357-0007	A	7	8.51	7.29	21.00	2.59	2.44	2.19	1.94
538-39357-0008	39357-0008	A	8	8.51	7.29	24.50	2.25	2.17	1.87	1.66
538-39357-0009	39357-0009	A	9	8.51	7.29	28.00	3.10	2.93	2.63	2.33
538-39357-0010	39357-0010	A	10	8.51	7.29	31.50	3.43	3.23	2.90	2.57

EUROSTYLE 5.00MM LOW PROFILE PCB TERMINAL BLOCKS

Features:
- Insulator: Polyamide, UL94V-0, gray
- Terminal: Brass, tin plated
- Wire Protector: Phosphor bronze, tin plated
- Screws: Steel, zinc chromate plated
- Operating Temp: -55°C to +105°C
- Rating: UL 13.5A @300V

For quantities greater than listed, call for quote.

MOUSER STOCK NO.	Molex Part No.	Fig.	No. of Circuits	Dimensions: mm			Price Each			
				H	W	L	1	25	50	100
Horizontal										
538-39890-0302	39890-0302	B	2	10.00	8.20	5.00	.85	.589	.578	.567
538-39890-0303	39890-0303	B	3	10.00	8.20	10.00	1.05	.931	.888	.792
35° Entry										
538-39890-0402	39890-0402	C	2	15.00	12.50	5.00	.69	.556	.459	.413
538-39890-0403	39890-0403	C	3	15.00	12.50	10.00	1.34	1.32	1.26	1.08

EUROSTYLE 5.00MM ESE FIXED TERMINAL BLOCKS

Features:
- Screw Material: Steel
- Terminal: Brass
- Operating Temp: -40°C to +105°C
- Wire Range: 14-24AWG

For quantities greater than listed, call for quote.

MOUSER STOCK NO.	Molex Part No.	Fig.	No. of Circuits	Dimensions: mm			Price Each			
				H	W	L	1	25	50	100
538-39543-0002	39543-0002	D	2	14.50	9.50	10.00	.48	.428	.386	.364
538-39543-0003	39543-0003	D	3	14.50	9.50	15.00	.70	.61	.56	.515
538-39543-0004	39543-0004	D	4	14.50	9.50	20.00	1.05	.91	.825	.788
538-39543-0005	39543-0005	D	5	14.50	9.50	25.00	1.48	1.36	1.22	1.13
538-39543-0006	39543-0006	D	6	14.50	9.50	30.00	1.80	1.68	1.52	1.39
538-39543-0007	39543-0007	D	7	14.50	9.50	35.00	2.08	1.90	1.71	1.61
538-39543-0008	39543-0008	D	8	14.50	9.50	40.00	1.41	1.23	1.11	1.05
538-39543-0009	39543-0009	D	9	14.50	9.50	45.00	1.85	1.70	1.53	1.43
538-39543-0010	39543-0010	D	10	14.50	9.50	50.00	2.34	2.26	2.11	1.93

EUROSTYLE 5.08MM LOW PROFILE PCB TERMINAL BLOCKS

Features:
- Insulator: Polyamide, UL94V-0, black
- Terminal: Copper Alloy, tin plated
- Screws: 3mm Copper Alloy
- Operating Temp: 105°C
- Voltage: 300V
- Maximum Current: 13.5A

For quantities greater than listed, call for quote.

MOUSER STOCK NO.	Molex Part No.	Fig.	No. of Circuits	Dimensions: mm			Price Each			
				H	W	L	1	25	50	100
Horizontal										
538-39880-0302	39880-0302	E	2	10.00	8.20	5.08	.62	.535	.449	.417
538-39880-0303	39880-0303	E	3	10.00	8.20	10.16	.81	.76	.64	.61
35° Entry										
538-39880-0402	39880-0402	C	2	15.00	12.50	5.08	.73	.663	.613	.58
538-39880-0403	39880-0403	C	3	15.00	12.50	10.16	1.31	1.24	1.13	1.06

EUROSTYLE 5.08MM ESE SINGLE-PIECE (FIXED) BLOCKS

Features:
- Insulator: Polyamide, UL94V-0, black
- Pressure Clamp: Brass, nickel plated
- Contacts: Phosphor bronze, hot tin dip
- Screws: Steel, zinc chromate plated
- Wire Range: 12 to 26AWG
- Single piece (fixed)
- Rating: UL Class B: 20Amps@300V
  UL Class C: 10Amps@ 300V
  CSA: 15Amps@ 300V

For quantities greater than listed, call for quote.

MOUSER STOCK NO.	Molex Part No.	Fig.	No. of Circuits	Dimensions: mm			Price Each			
				H	W	L	1	25	50	100
538-39544-3002	39544-3002	F	2	14.40	10.00	10.16	1.05	.963	.888	.792
538-39544-3003	39544-3003	F	3	14.40	10.00	15.24	1.24	1.20	1.06	.949
538-39544-3004	39544-3004	F	4	14.40	10.00	20.32	1.87	1.82	1.58	1.40
538-39544-3005	39544-3005	F	5	14.40	10.00	25.40	1.90	1.85	1.58	1.41
538-39544-3006	39544-3006	F	6	14.40	10.00	30.48	2.81	2.73	2.39	2.11
538-39544-3007	39544-3007	F	7	14.40	10.00	35.58	3.24	3.15	2.74	2.43
538-39544-3008	39544-3008	F	8	14.40	10.00	40.64	3.42	3.17	2.85	2.56
538-39544-3009	39544-3009	F	9	14.40	10.00	45.72	2.81	2.73	2.39	2.11
538-39544-3010	39544-3010	F	10	14.40	10.00	50.80	3.53	3.42	2.99	2.64

© Copyright 2013 Mouser Electronics

© Copyright 2013 Mouser Electronics

MOLEX Eurostyle Terminal Blocks

RoHS Compliant This product is RoHS compliant.

5.0MM EUROSTYLE ESE PLUGGABLE TERMINAL BLOCKS

Features:

- Insulator: Polyamide UL94V-0, Black
- Contact plating: Tin
- Current: 15Amps 300Volts
- Wire Range: 12-26AWG
- Operating Temperature: -40°C to +105°F
- Termination: Screw rising cage clamp

RoHS Compliant

For quantities greater than listed, call for quote.

MOUSER STOCK NO.	Molex Part No.	Fig.	No. of Circuits	Dimensions: mm			Price Each			
				H	W	L	1	25	50	100
Pluggable Terminal Blocks - Horizontal										
538-39520-0002	39520-0002	A	2	9.90	15.00	10.00	1.46	1.37	1.11	1.08
538-39520-0003	39520-0003	A	3	9.90	15.00	15.00	1.64	1.07	.913	.85
538-39520-0004	39520-0004	A	4	9.90	15.00	20.00	2.11	2.04	1.75	1.57
538-39520-0005	39520-0005	A	5	9.90	15.00	25.00	2.65	2.57	2.20	1.99
538-39520-0006	39520-0006	A	6	9.90	15.00	30.00	3.15	3.05	2.62	2.35
538-39520-0007	39520-0007	A	7	9.90	15.00	35.00	4.62	4.48	3.85	3.47
538-39520-0008	39520-0008	A	8	9.90	15.00	40.00	5.23	4.57	4.01	3.93
538-39520-0009	39520-0009	A	9	9.90	15.00	45.00	5.92	5.33	4.93	4.44
538-39520-0010	39520-0010	A	10	9.90	15.00	50.00	5.56	3.82	3.30	3.08
538-39520-0012	39520-0012	A	12	9.90	15.00	60.00	6.51	6.30	6.12	5.62
PCB Headers - Vertical - Closed Ends										
538-39521-1002	39521-1002	B	2	12.00	8.30	12.00	.82	.77	.642	.584
538-39521-1003	39521-1003	B	3	12.00	8.30	17.00	.71	.686	.551	.495
538-39521-1004	39521-1004	B	4	12.00	8.30	22.00	1.04	1.01	.877	.792
538-39521-1005	39521-1005	B	5	12.00	8.30	27.00	1.79	1.64	1.47	1.32
538-39521-1006	39521-1006	B	6	12.00	8.30	32.00	1.65	1.61	1.26	1.22
538-39521-1007	39521-1007	B	7	12.00	8.30	37.00	1.77	1.06	.883	.814
538-39521-1008	39521-1008	B	8	12.00	8.30	42.00	2.15	2.09	1.65	1.59
538-39521-1009	39521-1009	B	9	12.00	8.30	47.00	2.85	2.84	2.53	2.41
538-39521-1010	39521-1010	B	10	12.00	8.30	52.00	2.77	2.70	2.12	1.88
538-39521-1012	39521-1012	B	12	12.00	8.30	62.00	2.68	2.15	1.84	1.64
PCB Headers - Horizontal - Closed Ends										
538-39522-1002	39522-1002	C	2	8.30	12.00	12.00	.48	.449	.439	.315
538-39522-1003	39522-1003	C	3	8.30	12.00	17.00	.88	.857	.689	.62
538-39522-1004	39522-1004	C	4	8.30	12.00	22.00	1.22	1.07	1.03	.931
538-39522-1005	39522-1005	C	5	8.30	12.00	27.00	1.51	1.40	1.18	1.06
538-39522-1006	39522-1006	C	6	8.30	12.00	32.00	1.32	1.28	1.10	.981
538-39522-1007	39522-1007	C	7	8.30	12.00	37.00	1.77	1.06	.883	.814
538-39522-1008	39522-1008	C	8	8.30	12.00	42.00	2.15	1.90	1.65	1.59
538-39522-1009	39522-1009	C	9	8.30	12.00	47.00	2.54	2.50	1.95	1.72
538-39522-1010	39522-1010	C	10	8.30	12.00	52.00	2.77	2.51	2.12	1.88
538-39522-1012	39522-1012	C	12	8.30	12.00	62.00	2.85	2.35	1.96	1.77

5.08MM EUROSTYLE ESE PLUGGABLE TERMINAL BLOCKS

Features:

- Insulator: Polyamide UL94V-0, Black
- Contact plating: Tin
- Current: 15Amps 300Volts
- Wire Range: 12-26AWG
- Operating Temperature: -40°C to +105°F
- Termination: Screw rising cage clamp
- Polarization
- Pitch: 5.08mm
- RoHS compliant per Molex documentation

RoHS Compliant

For quantities greater than listed, call for quote.

MOUSER STOCK NO.	Molex Part No.	Fig.	No. of Circuits	Dimensions: mm			Price Each			
				H	W	L	1	25	50	100
Pluggable Terminal Blocks - Vertical										
538-39533-2002	39533-2002	D	2	17.60	12.70	10.16	.87	.849	.742	.668
538-39533-2003	39533-2003	D	3	17.60	12.70	15.24	1.41	1.34	1.18	1.13
538-39533-2004	39533-2004	D	4	17.60	12.70	20.32	1.59	.951	.792	.73
538-39533-2005	39533-2005	D	5	17.60	12.70	25.40	4.74	3.70	3.26	2.93
538-39533-2006	39533-2006	D	6	17.60	12.70	30.48	2.70	2.38	2.25	2.02
538-39533-2008	39533-2008	D	8	17.60	12.70	40.64	5.61	4.74	4.07	3.66
538-39533-2010	39533-2010	D	10	17.60	12.70	50.80	4.37	3.61	3.01	2.71
Pluggable Terminal Blocks - Horizontal										
538-39530-0002	39530-0002	A	2	9.90	15.00	10.16	1.42	.749	.606	.552
538-39530-0003	39530-0003	A	3	9.90	15.00	15.24	1.98	1.10	.906	.832
538-39530-0004	39530-0004	A	4	9.90	15.00	20.32	3.34	2.72	2.31	2.05
538-39530-0005	39530-0005	A	5	9.90	15.00	25.40	2.57	2.57	2.14	1.93
538-39530-0006	39530-0006	A	6	9.90	15.00	30.48	3.83	3.56	3.17	2.87
538-39530-0008	39530-0008	A	8	9.90	15.00	40.64	5.09	4.52	4.25	3.82
538-39530-0010	39530-0010	A	10	9.90	15.00	50.80	5.11	4.95	4.26	3.84
538-39530-0012	39530-0012	A	12	9.90	15.00	60.96	6.49	4.87	4.32	4.10
PCB Headers - Vertical - Closed Ends										
538-39531-1002	39531-1002	B	2	12.00	8.30	12.16	.60	.567	.462	.402
538-39531-1003	39531-1003	B	3	12.00	8.30	17.24	.92	.845	.781	.696
538-39531-1004	39531-1004	B	4	12.00	8.30	22.32	1.16	1.16	.984	.886
538-39531-1005	39531-1005	B	5	12.00	8.30	27.40	1.55	1.41	1.28	1.16
538-39531-1006	39531-1006	B	6	12.00	8.30	32.43	1.69	1.53	1.29	1.25
538-39531-1008	39531-1008	B	8	12.00	8.30	42.64	2.23	2.04	1.71	1.65
538-39531-1010	39531-1010	B	10	12.00	8.30	52.80	2.85	2.63	2.18	2.11
538-39531-1012	39531-1012	B	12	12.00	8.30	62.96	2.91	2.41	2.00	1.80
PCB Header - Horizontal - Closed Ends										
538-39532-1002	39532-1002	C	2	8.30	12.00	12.16	.69	.653	.531	.462
538-39532-1003	39532-1003	C	3	8.30	12.00	17.24	.88	.781	.718	.62
538-39532-1004	39532-1004	C	4	8.30	12.00	22.32	.97	.947	.827	.745
538-39532-1005	39532-1005	C	5	8.30	12.00	27.40	1.51	1.34	1.18	1.06
538-39532-1006	39532-1006	C	6	8.30	12.00	32.48	1.59	1.32	1.10	.981
538-39532-1008	39532-1008	C	8	8.30	12.00	42.64	1.98	1.94	1.73	1.54
538-39532-1010	39532-1010	C	10	8.30	12.00	52.80	2.77	2.39	2.12	1.88
538-39532-1012	39532-1012	C	12	8.30	12.00	62.96	2.94	2.58	2.45	2.20

A

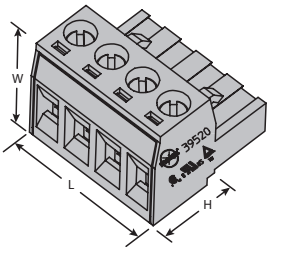

B

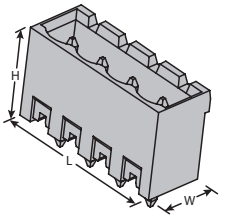

C

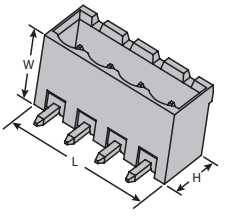

D

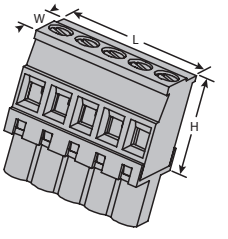

© Copyright 2013 Mouser Electronics

© Copyright 2013 Mouser Electronics

MOLEX Eurostyle Terminal Blocks

molex
one company > a world of innovation

RoHS Compliant This product is RoHS compliant.

4.0MM POSITIVE LOCK PLUGGABLE TERMINAL BLOCKS

Features:
- 4.0mm pitch
- Polarization with audible indication
- Low profile design
- 300V - 10A max.
- Positive locking
- 12-24AWG
- UL 94V-0
- Operating Temperature: -40°C to +140°C

RoHS Compliant

For quantities greater than listed, call for quote.

MOUSER STOCK NO.	Molex Part No.	Fig.	No. of Positions	Dimensions: mm			Price Each			
				L	W	H	1	25	50	100
Headers										
538-39485-0002	39485-0002	A	2	9.03	15.72	16.71	.59	.535	.503	.471
538-39485-0003	39485-0003	A	3	13.03	15.72	16.71	.74	.621	.578	.535
538-39485-0004	39485-0004	A	4	17.03	15.72	16.71	1.02	.856	.792	.738
538-39485-0005	39485-0005	A	5	21.03	15.72	16.71	1.13	.952	.888	.835
538-39485-0006	39485-0006	A	6	25.03	15.72	16.71	1.92	1.88	1.86	1.84
538-39485-0007	39485-0007	A	7	29.03	15.72	16.71	1.75	1.61	1.49	1.36
538-39485-0008	39485-0008	A	8	33.03	15.72	16.71	1.87	1.72	1.58	1.46
538-39485-0009	39485-0009	A	9	37.03	15.72	16.71	2.07	1.89	1.73	1.59
538-39485-0010	39485-0010	A	10	41.03	15.72	16.71	2.21	2.03	1.88	1.72
538-39485-0011	39485-0011	A	11	45.03	15.72	16.71	2.39	2.19	2.00	1.85
538-39485-0012	39485-0012	A	12	49.03	15.72	16.71	1.81	1.53	1.42	1.33
Plugs										
538-39484-0002	39484-0002	B	2	8.92	11.53	16.91	8.32	7.90	7.55	6.93
538-39484-0003	39484-0003	B	3	12.9	11.53	16.91	6.29	5.97	5.71	5.24
538-39484-0004	39484-0004	B	4	16.92	11.53	16.91	7.92	6.70	6.22	5.81
538-39484-0005	39484-0005	B	5	20.9	11.53	16.91	9.68	8.20	7.61	7.10
538-39484-0006	39484-0006	B	6	24.92	11.53	16.91	11.41	9.65	8.97	8.37
538-39484-0007	39484-0007	B	7	28.91	11.53	16.91	11.76	11.41	11.06	9.54
538-39484-0008	39484-0008	B	8	32.92	11.53	16.91	13.14	12.74	12.36	10.67
538-39484-0009	39484-0009	B	9	36.91	11.53	16.91	18.70	17.73	16.99	15.59
538-39484-0010	39484-0010	B	10	40.92	11.53	16.91	15.54	14.42	13.46	12.62
538-39484-0011	39484-0011	B	11	44.91	11.53	16.91	22.86	21.70	20.77	19.04
538-39484-0012	39484-0012	B	12	48.92	11.53	16.91	23.40	20.35	18.90	17.63

TWO-SCREW TERMINAL STRIPS

Features:
- Modular design
- Recessed contacts and screws
- Wire protectors
- Panel Mount

RoHS Compliant

For quantities greater than listed, call for quote.

MOUSER STOCK NO.	Molex Part No.	Fig.	No. of Positions	Dimensions: mm			Price Each			
				L	W	H	1	25	50	100
8.0mm - 300V - 20A - 12-22AWG										
538-39100-0802	39100-0802	C	2	13.46	18.20	17.30	1.11	.952	.839	.749
538-39100-0803	39100-0803	C	3	21.46	18.20	17.30	1.23	1.09	1.02	.942
538-39100-0804	39100-0804	C	4	29.46	18.20	17.30	1.65	1.48	1.35	1.20
538-39100-0805	39100-0805	C	5	37.47	18.20	17.30	1.55	1.40	1.17	1.10
538-39100-0806	39100-0806	C	6	45.47	18.20	17.30	2.16	2.01	1.80	1.73
538-39100-0808	39100-0808	C	8	61.47	18.20	17.30	3.02	2.76	2.45	2.20
538-39100-0810	39100-0810	C	10	77.47	18.20	17.30	2.82	2.58	2.50	2.42
538-39100-0812	39100-0812	C	12	93.47	18.20	17.30	3.55	2.96	2.66	2.33
10.0mm - 300V - 30A - 10-18AWG										
538-39100-1002	39100-1002	C	2	17.00	18.80	19.20	1.09	.856	.706	.654
538-39100-1003	39100-1003	C	3	27.00	18.80	19.20	1.50	1.47	1.14	1.02
538-39100-1004	39100-1004	C	4	37.00	18.80	19.20	1.56	1.52	1.31	1.16
538-39100-1005	39100-1005	C	5	47.00	18.80	19.20	2.26	1.88	1.58	1.38
538-39100-1006	39100-1006	C	6	57.00	18.80	19.20	2.57	2.55	2.14	1.93
538-39100-1008	39100-1008	C	8	77.00	18.80	19.20	3.02	2.85	2.59	2.30
538-39100-1010	39100-1010	C	10	97.00	18.80	19.20	4.38	3.65	3.60	3.27
538-39100-1012	39100-1012	C	12	117.00	18.80	19.20	5.66	4.73	4.21	3.77
12.0mm - 600V - 40A - 8-20AWG										
538-39100-1202	39100-1202	C	2	20.00	23.20	21.20	1.57	1.22	1.03	.931
538-39100-1203	39100-1203	C	3	32.00	23.20	21.20	1.57	1.50	1.21	1.17
538-39100-1204	39100-1204	C	4	44.00	23.20	21.20	2.08	1.59	1.07	.921
538-39100-1206	39100-1206	C	6	68.00	23.20	21.20	2.38	2.19	2.02	1.95
538-39100-1208	39100-1208	C	8	92.00	23.20	21.20	2.97	2.78	2.47	2.40
538-39100-1210	39100-1210	C	10	116.00	23.20	21.20	4.28	3.92	3.86	3.48
538-39100-1212	39100-1212	C	12	140.00	23.20	21.20	4.94	4.12	3.83	3.37
15.0mm - 600V - 63A -6-14AWG										
538-39100-1502	39100-1502	C	2	25.00	28.00	26.50	2.26	1.88	1.58	1.38
538-39100-1503	39100-1503	C	3	40.00	28.00	26.50	3.05	2.85	2.40	2.10
538-39100-1506	39100-1506	C	6	85.00	28.00	26.50	5.82	5.35	5.28	4.74

HIGH POWER FIXED TERMINAL BLOCKS

Features:
- Dovetail ability
- Rising cage clamp
- UL 94V-0
- Operating Temperature: -40°C to +105°C

RoHS Compliant

For quantities greater than listed, call for quote.

MOUSER STOCK NO.	Molex Part No.	Fig.	No. of Positions	Dimensions: mm			Price Each			
				L	W	H	1	25	50	100
6.35MM - 300V - 30A - 10-30AWG										
538-39380-0102	39380-0102	D	2	12.70	12.50	21.50	1.06	.877	.712	.621
538-39380-0103	39380-0103	D	3	19.05	12.50	21.50	1.95	1.84	1.67	1.55
9.52MM - 600V - 30A - 10-30AWG										
538-39390-0102	39390-0102	E	2	19.10	12.50	21.50	1.31	1.22	1.14	1.05
538-39390-0103	39390-0103	E	3	28.60	12.50	21.50	2.36	2.16	2.05	1.90

A

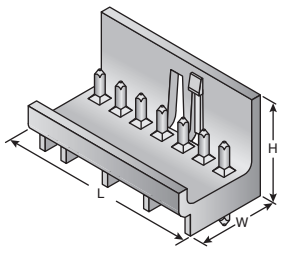

B

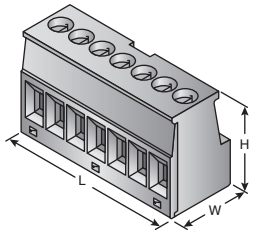

C

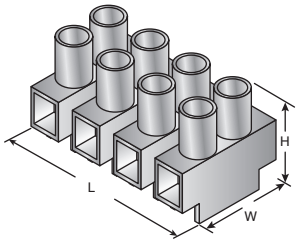

D

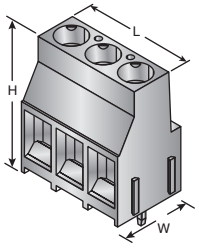

E

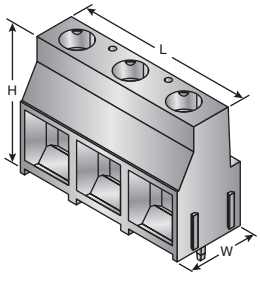

Terminal Blocks
Molex

© Copyright 2013 Mouser Electronics

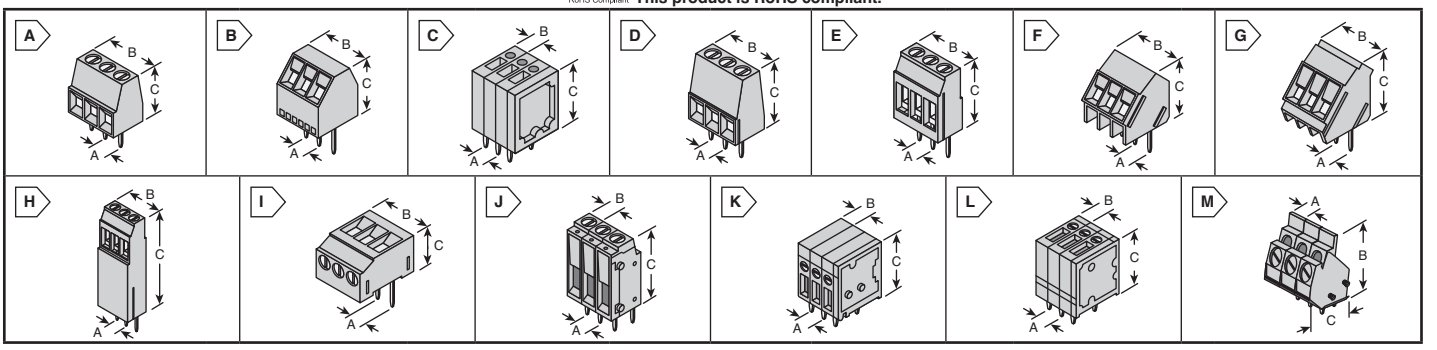

ONE PIECE DESIGN W/ SCREW CLAMP TERMINATION

Single Level, Through-Hole Solder Mounting

- RoHS Compliant per Phoenix documentation

For quantities greater than listed, call for quote.

MOUSER STOCK NO.	Fig.	Phoenix Type	Pos.	Dimensions: mm			Price Each		
Mfr. Mfr. Part No.				A	B	C	1	10	50
2.54mm PCB Terminal Blocks - 90° Wire-to-Pin Orientation, UL: 125V @ 6A, 30-20AWG, Green Color									
651—1725656	A	MPT 0.5/2-2.54	2	2.54	5.54	8.5	1.28	1.25	1.18
651—1725669	A	MPT 0.5/3-2.54	3	2.54	8.08	8.5	1.95	1.90	1.79
651—1725672	A	MPT 0.5/4-2.54	4	2.54	10.62	8.5	2.60	2.55	2.39
651—1725685	A	MPT 0.5/5-2.54	5	2.54	13.16	8.5	3.42	3.22	2.87
651—1725698	A	MPT 0.5/6-2.54	6	2.54	15.70	8.5	3.89	3.80	3.56
651—1725708	A	MPT 0.5/7-2.54	7	2.54	18.24	8.5	4.63	4.52	4.21
651—1725711	A	MPT 0.5/8-2.54	8	2.54	20.78	8.5	5.31	5.16	4.83
651—1725724	A	MPT 0.5/9-2.54	9	2.54	23.32	8.5	5.98	5.81	5.44
651—1725737	A	MPT 0.5/10-2.54	10	2.54	25.86	8.5	6.47	6.33	5.93
651—1725740	A	MPT 0.5/11-2.54	11	2.54	28.40	8.5	7.27	7.05	6.59
651—1725753	A	MPT 0.5/12-2.54	12	2.54	30.94	8.5	7.79	7.61	7.13
3.5mm PCB Terminal Blocks - 90° Wire-to-Pin Orientation, UL: 300V @ 10A, 30-16AWG, Green Color									
651—1751248	A	MKDS 1/2-3.5	2	3.5	7.5	8.5	1.04	1.01	.95
651—1751251	A	MKDS 1/3-3.5	3	3.5	11	8.5	1.58	1.54	1.44
651—1751264	A	MKDS 1/4-3.5	4	3.5	14.5	8.5	2.09	2.02	1.89
651—1751277	A	MKDS 1/5-3.5	5	3.5	18	8.5	2.53	2.46	2.39
651—1751280	A	MKDS 1/6-3.5	6	3.5	21.5	8.5	3.15	3.05	2.86
651—1751293	A	MKDS 1/7-3.5	7	3.5	25	8.5	3.80	3.58	3.16
651—1751303	A	MKDS 1/8-3.5	8	3.5	28.5	8.5	4.19	4.08	3.82
651—1751316	A	MKDS 1/9-3.5	9	3.5	32	8.5	4.73	4.58	4.28
651—1751329	A	MKDS 1/10-3.5	10	3.5	35.5	8.5	5.37	5.09	4.49
651—1751332	A	MKDS 1/11-3.5	11	3.5	39	8.5	5.79	5.62	5.25
651—1751345	A	MKDS 1/12-3.5	12	3.5	42.5	8.5	6.44	6.11	5.39
3.5mm PCB Terminal Blocks - 55° Wire-to-Pin Orientation, UL: 300V @ 10A, 30-16AWG, Green Color									
651—1751099	B	SMKDS 1/2-3.5	2	3.5	7.5	9.5	1.14	1.06	.902
651—1751109	B	SMKDS 1/3-3.5	3	3.5	11	9.5	1.81	1.75	1.64
651—1751112	B	SMKDS 1/4-3.5	4	3.5	14.5	9.5	2.33	2.16	1.84
651—1751154	B	SMKDS 1/8-3.5	8	3.5	28.5	9.5	4.78	4.63	4.33
3.81mm PCB Terminal Blocks - 90° Wire-to-Pin Orientation, UL: 300V @ 10A, 30-16AWG, Green Color									
651—1727010	A	MKDS 1/2-3.81	2	3.81	7.61	8.5	1.04	1.01	.95
651—1727023	A	MKDS 1/3-3.81	3	3.81	11.42	8.5	1.57	1.53	1.43
651—1727036	A	MKDS 1/4-3.81	4	3.81	15.23	8.5	2.09	2.02	1.89
651—1727049	A	MKDS 1/5-3.81	5	3.81	19.04	8.5	2.55	2.48	2.33
651—1727052	A	MKDS 1/6-3.81	6	3.81	22.85	8.5	3.07	3.01	2.81
651—1727065	A	MKDS 1/7-3.81	7	3.81	26.66	8.5	3.57	3.50	3.27
651—1727078	A	MKDS 1/8-3.81	8	3.81	30.47	8.5	4.10	4.01	3.76
651—1727081	A	MKDS 1/9-3.81	9	3.81	34.28	8.5	4.59	4.49	4.21
651—1727094	A	MKDS 1/10-3.81	10	3.81	38.09	8.5	5.10	5.00	4.68
651—1727117	A	MKDS 1/12-3.81	12	3.81	45.71	8.5	6.13	5.99	5.61
3.81mm PCB Terminal Blocks - 55° Wire-to-Pin Orientation, UL: 300V @ 10A, 30-16AWG, Green Color									
651—1728284	B	SMKDS 1/2-3.81	2	3.81	7.61	9.5	1.14	1.06	.902
651—1728297	B	SMKDS 1/3-3.81	3	3.81	11.42	9.5	1.74	1.62	1.36
651—1728307	B	SMKDS 1/4-3.81	4	3.81	15.23	9.5	2.33	2.16	1.84
651—1728323	B	SMKDS 1/6-3.81	6	3.81	22.85	9.5	3.48	3.21	2.74
651—1728349	B	SMKDS 1/8-3.81	8	3.81	30.47	9.5	4.63	4.29	3.66
651—1728352	B	SMKDS 1/9-3.81	9	3.81	34.28	9.5	5.37	5.22	4.88
651—1728365	B	SMKDS 1/10-3.81	10	3.81	38.09	9.5	5.98	5.80	5.42
651—1728378	B	SMKDS 1/11-3.81	11	3.81	41.90	9.5	6.57	6.39	4.91
651—1728381	B	SMKDS 1/12-3.81	12	3.81	45.71	9.5	7.19	6.97	6.53
3.81mm PCB Single Terminal Blocks - Vertical Wire to Pin Orientation, Front Connection, UL: 300V @ 10A, 28-14AWG, Green Color									
651—1707742	C	FRONT 1.5-V-3.81	1	3.81	3.81	15.3	2.02	1.96	1.83
651—1707755	-	D-FRONT 1.5-V	Required End Cover				.43	.426	.399
5mm PCB Reduced Height Terminal Blocks - 90° Wire-to-Pin Orientation, UL: 300V @ 10A, 30-14AWG, Green Color									
651—1729018	D	MKDSN 1.5/2	2	5	10	10	.88	.865	.777
651—1729021	D	MKDSN 1.5/3	3	5	15	10	1.33	1.28	1.21
651—1729034	D	MKDSN 1.5/4	4	5	20	10	1.74	1.71	1.51
651—1729047	D	MKDSN 1.5/5	5	5	25	10	2.19	2.15	1.93
651—1729050	D	MKDSN 1.5/6	6	5	30	10	2.66	2.59	2.43
651—1729063	D	MKDSN 1.5/7	7	5	35	10	3.20	3.01	2.69
651—1729076	D	MKDSN 1.5/8	8	5	40	10	3.66	3.43	3.06
651—1729089	D	MKDSN 1.5/9	9	5	45	10	4.07	3.88	3.39

Single Level, Through-Hole Solder Mounting (Cont.)

- RoHS Compliant per Phoenix documentation

For quantities greater than listed, call for quote.

MOUSER STOCK NO.	Fig.	Phoenix Type	Pos.	Dimensions: mm			Price Each		
Mfr. Mfr. Part No.				A	B	C	1	10	50
5mm PCB Reduced Height Terminal Blocks - 90° Wire-to-Pin Orientation, UL: 300V @ 10A, 30-14AWG, Green Color (Cont.)									
651—1729092	D	MKDSN 1.5/10	10	5	50	10	4.43	4.31	4.03
651—1729115	D	MKDSN 1.5/12	12	5	60	10	5.46	5.17	4.57
5mm PCB Reduced Height Terminal Blocks - 55° Wire-to-Pin Orientation, UL: 300V @ 10A, 30-14AWG, Green Color									
651—1869062	B	SMKDSN 1.5/2	2	5	11	11	1.08	1.03	.831
651—1869075	B	SMKDSN 1.5/3	3	5	16	11	1.62	1.53	1.36
651—1869088	B	SMKDSN 1.5/4	4	5	21	11	2.07	2.01	1.87
651—1869091	B	SMKDSN 1.5/5	5	5	26	11	2.70	2.54	2.25
651—1869101	B	SMKDSN 1.5/6	6	5	31	11	3.05	2.95	2.86
651—1869114	B	SMKDSN 1.5/7	7	5	36	11	3.65	3.54	3.31
651—1869127	B	SMKDSN 1.5/8	8	5	41	11	4.25	4.02	3.54
651—1869143	B	SMKDSN 1.5/10	10	5	46	11	5.23	5.08	4.75
5mm PCB Terminal Blocks - 90° Wire-to-Pin Orientation, UL: 300V @ 10A, 30-14AWG, Green Color									
651—1715022	D	MKDS 1.5/2	2	5	10	13.8	1.02	.95	.863
651—1715035	D	MKDS 1.5/3	3	5	15	13.8	1.56	1.55	1.28
651—1715048	D	MKDS 1.5/4	4	5	20	13.8	2.11	2.04	1.92
651—1715080	D	MKDS 1.5/8	8	5	40	13.8	4.37	4.12	3.67
651—1715129	D	MKDS 1.5/12	12	5	60	13.8	6.37	6.17	5.78
5mm PCB Reduced Height Terminal Blocks - 90° Wire-to-Pin Orientation, UL: 300V @ 10A, 30-12AWG, Green Color									
651—1890963	D	MKDSN 2.5/2	2	5	10	15	.92	.911	.852
651—1890976	D	MKDSN 2.5/3	3	5	15	15	1.39	1.38	1.22
651—1890989	D	MKDSN 2.5/4	4	5	20	15	1.86	1.81	1.69
5mm PCB Terminal Blocks - 90° Wire-to-Pin Orientation, UL: 300V @ 10A, 30-12AWG, Green Color									
651—1711026	E	MKDS 3/2	2	5	10	18	1.64	1.61	1.43
651—1711039	E	MKDS 3/3	3	5	15	18	2.51	2.44	2.28
651—1711042	E	MKDS 3/4	4	5	20	18	3.46	3.24	2.89
651—1711084	E	MKDS 3/8	8	5	40	18	6.86	6.48	5.71
651—1711123	E	MKDS 3/12	12	5	60	18	10.04	9.74	9.12
5mm PCB Terminal Blocks - 35° Wire-to-Pin Orientation with Test Connection, UL: 300V @ 10A, 30-14AWG, Green Color									
651—1733415	F	SMKDSP 1.5/2	2	5	10	15.3	1.10	1.07	1.02
651—1733428	F	SMKDSP 1.5/3	3	5	15	15.3	1.67	1.62	1.51
651—1733431	F	SMKDSP 1.5/4	4	5	20	15.3	2.21	2.15	2.01
651—1733444	F	SMKDSP 1.5/5	5	5	25	15.3	2.77	2.70	2.53
651—1733457	F	SMKDSP 1.5/6	6	5	30	15.3	3.35	3.25	3.05
651—1733473	F	SMKDSP 1.5/8	8	5	40	15.3	4.47	4.33	4.07
5mm PCB Terminal Blocks - 35° Wire-to-Pin Orientation, UL: 300V @ 10A, 30-14AWG, Green Color									
651—1713024	G	SMKDS 3/2	2	5	10	18	1.93	1.87	1.75
651—1713037	G	SMKDS 3/3	3	5	15	18	2.89	2.80	2.63
5mm PCB Terminal Blocks - 90° Wire-to-Pin Orientation, Tall Design, UL: 300V @ 15A, 30-12AWG, Green Color									
651—1721045	H	MKKDSH 3/2	2	5	10	31.5	2.90	2.81	2.64
651—1721346	H	MKKDSH 3/3	3	5	15	31.5	4.41	4.28	4.00
5mm PCB Terminal Blocks - Vertical Wire-to-Pin Orientation, UL: 300V @ 10A, 30-14AWG, Green Color									
651—1717091	I	MKDSFW 1.5/2	2	5	10	11.2	2.66	2.59	2.42
651—1717088	I	MKDSFW 1.5/3	3	5	15	11.2	4.00	3.88	3.64
5mm PCB Single Terminal Blocks - 90° Wire-to-Pin Orientation, UL: 300V @ 15A, 30-12AWG, Green Color									
651—1705016	J	KDS 2.5	1	5	5	18	2.03	1.97	1.84
5mm PCB Single Terminal Blocks - 90° Wire to Pin Orientation, Front Connection, UL: 300V @ 10A, 30-12AWG, Green Color									
651—1700008	K	FRONT 2.5-H/SA 5	1	5	5	18.5	1.92	1.78	1.51
651—1700040	K	FRONT 2.5-H/SA 10	1	5	5	18.5	1.96	1.90	1.79
651—1700024	-	D-FRONT 2.5-H	Required End Cover				.34	.29	.266
5mm PCB Single Terminal Blocks - Vertical Wire to Pin Orientation, Front Connection, UL: 300V @ 10A, 30-12AWG, Green Color									
651—1700037	L	FRONT 2.5-V/SA 5	1	5	5	19.5	1.95	1.89	1.78
651—1700053	L	FRONT 2.5-V/SA 10	1	5	5	19.5	1.95	1.89	1.78
651—1700011	-	D-FRONT 2.5-V	Required End Cover				.34	.29	.266
5mm PCB Single Terminal Blocks - Panel Feed-Through, UL: 300V @ 10A, 30-14AWG, Green Color									
651—1740000	M	DMKDS 2.5	1	5	20	28	2.36	2.18	1.85

© Copyright 2013 Mouser Electronics

© Copyright 2013 Mouser Electronics

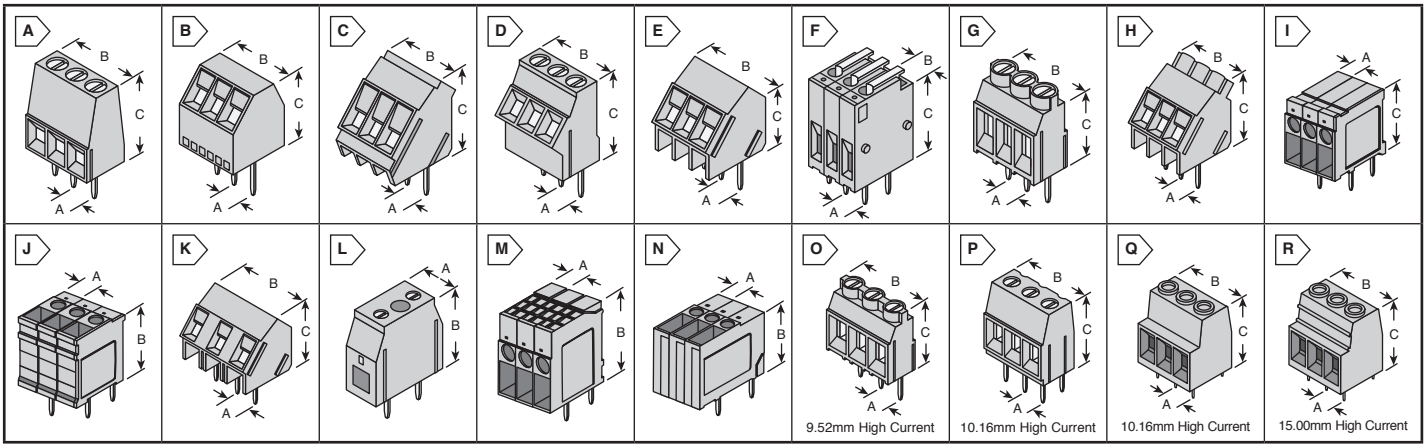

ONE PIECE DESIGN WITH SCREW CLAMP TERMINATION

Single Level, Through-Hole Solder Mounting

- RoHS compliant per Phoenix documentation

RoHS Compliant

For quantities greater than listed, call for quote.

MOUSER STOCK NO.	Fig.	Phoenix Type	Pos.	Dimensions: mm			Price Each		
Mfr / Mfr. Part No.				A	B	C	1	10	50
5.08mm PCB Reduced Height Terminal Blocks - 90° Wire-to-Pin Orientation UL: 300V @ 10A, 30-14AWG, Green Color									
651—1729128	A	MKDSN 1.5/2-5.08	2	5.08	10.16	10	.88	.865	.777
651—1729131	A	MKDSN 1.5/3-5.08	3	5.08	15.24	10	1.31	1.28	1.13
651—1729144	A	MKDSN 1.5/4-5.08	4	5.08	20.32	10	1.72	1.69	1.58
651—1729157	A	MKDSN 1.5/5-5.08	5	5.08	25.4	10	2.17	2.12	1.99
651—1729160	A	MKDSN 1.5/6-5.08	6	5.08	30.48	10	2.60	2.55	2.39
651—1729173	A	MKDSN 1.5/7-5.08	7	5.08	35.56	10	3.03	2.95	2.77
651—1729186	A	MKDSN 1.5/8-5.08	8	5.08	40.64	10	3.46	3.38	3.17
651—1729199	A	MKDSN 1.5/9-5.08	9	5.08	45.72	10	3.91	3.81	3.57
651—1729209	A	MKDSN 1.5/10-5.08	10	5.08	50.8	10	4.43	4.31	4.03
651—1729212	A	MKDSN 1.5/11-5.08	11	5.08	55.88	10	4.91	4.77	4.46
651—1729225	A	MKDSN 1.5/12-5.08	12	5.08	60.96	10	5.46	5.17	4.57
5.08mm PCB Reduced Height Terminal Blocks - 145° Wire-to-Pin Orientation UL: 300V @ 10A, 30-14AWG, Green Color									
651—1869211	B	SMKDSN 1.5/2-5.08	2	5.08	11.16	11	1.05	1.03	.939
651—1869224	B	SMKDSN 1.5/3-5.08	3	5.08	16.24	11	1.54	1.52	1.35
651—1869237	B	SMKDSN 1.5/4-5.08	4	5.08	21.32	11	2.08	2.01	1.88
651—1869240	B	SMKDSN 1.5/5-5.08	5	5.08	26.4	11	2.61	2.54	2.38
651—1869253	B	SMKDSN 1.5/6-5.08	6	5.08	31.48	11	3.22	3.05	2.70
651—1869266	B	SMKDSN 1.5/7-5.08	7	5.08	36.56	11	3.55	3.54	3.31
651—1869279	B	SMKDSN 1.5/8-5.08	8	5.08	41.64	11	4.30	4.06	3.60
651—1869282	B	SMKDSN 1.5/9-5.08	9	5.08	46.72	11	4.68	4.55	4.26
651—1869295	B	SMKDSN 1.5/10-5.08	10	5.08	51.8	11	5.23	5.08	4.75
5.08mm PCB Terminal Blocks - 90° Wire-to-Pin Orientation UL: 300V @ 10A, 30-14AWG, Green Color									
651—1715721	A	MKDS 1.5/2-5.08	2	5.08	10.16	13.8	1.04	1.04	.853
651—1715734	A	MKDS 1.5/3-5.08	3	5.08	15.24	13.8	1.59	1.55	1.39
651—1715747	A	MKDS 1.5/4-5.08	4	5.08	20.32	13.8	2.10	1.93	1.69
651—1715789	A	MKDS 1.5/8-5.08	8	5.08	40.64	13.8	4.15	4.06	3.80
651—1715802	A	MKDS 1.5/10-5.08	10	5.08	50.8	13.8	5.18	5.06	4.74
651—1715828	A	MKDS 1.5/12-5.08	12	5.08	60.96	13.8	6.21	6.07	5.68
5.08mm PCB Reduced Height Terminal Blocks - 90° Wire-to-Pin Orientation UL: 300V @ 10A, 30-12AWG, Green Color									
651—1888687	A	MKDSN 2.5/2-5.08	2	5.08	10.16	15	.93	.906	.853
651—1888690	A	MKDSN 2.5/3-5.08	3	5.08	15.24	15	1.40	1.38	1.23
651—1888700	A	MKDSN 2.5/4-5.08	4	5.08	20.32	15	1.84	1.82	1.70
5.08mm PCB Terminal Blocks - 90° Wire-to-Pin Orientation UL: 300V @ 10A, 30-12AWG, Green Color									
651—1711725	A	MKDS 3/2-5.08	2	5.08	10.16	18	1.44	1.34	1.32
651—1711738	A	MKDS 3/3-5.08	3	5.08	15.24	18	2.51	2.44	1.99
5.08mm PCB Terminal Blocks - 35° Wire-to-Pin Orientation UL: 300V @ 10A, 30-14AWG, Green Color									
651—1713723	C	SMKDS 3/2-5.08	2	5.08	10.16	18	1.93	1.87	1.75
651—1713736	C	SMKDS 3/3-5.08	3	5.08	15.24	18	2.84	2.63	2.23
5.08mm PCB Terminal Blocks - 40° Wire-to-Pin Orientation UL: 300V @ 10A, 30-14AWG, Green Color									
651—1705469	D	SMKDS 2.5/2-5.08	2	5.08	10.16	19.4	1.70	1.66	1.55
651—1705472	D	SMKDS 2.5/3-5.08	3	5.08	15.24	19.4	2.60	2.53	2.35
5.08mm PCB Terminal Blocks - 35° Wire-to-Pin Orientation with Test Connection UL: 300V @ 10A, 30-14AWG, Green Color									
651—1733570	E	SMKDSP 1.5/2-5.08	2	5.08	10.16	15.3	1.10	1.07	1.02
651—1733583	E	SMKDSP 1.5/3-5.08	3	5.08	15.24	15.3	1.64	1.59	1.50
651—1733596	E	SMKDSP 1.5/4-5.08	4	5.08	20.32	15.3	2.16	2.00	1.70
651—1733606	E	SMKDSP 1.5/5-5.08	5	5.08	25.4	15.3	2.71	2.50	2.12
651—1733619	E	SMKDSP 1.5/6-5.08	6	5.08	30.48	15.3	3.35	3.25	3.05
651—1733622	E	SMKDSP 1.5/7-5.08	7	5.08	35.56	15.3	3.87	3.76	3.51
651—1733635	E	SMKDSP 1.5/8-5.08	8	5.08	40.64	15.3	4.38	4.27	4.00
651—1733651	E	SMKDSP 1.5/10-5.08	10	5.08	50.8	15.3	5.56	5.40	5.05
5.08mm PCB Terminal Blocks - 90° Wire-to-Pin Orientation, Knife Disconnect UL: 300V @ 15A, 28-12AWG, Green Color									
651—1780015	F	KDS 3-MT	1	5.08	5.08	24.8	4.87	4.73	4.42

© Copyright 2013 Mouser Electronics

Single Level, Through-Hole Solder Mounting (Cont.)

For quantities greater than listed, call for quote.

MOUSER STOCK NO.	Fig.	Phoenix Type	Pos.	Dimensions: mm			Price Each		
Mfr / Mfr. Part No.				A	B	C	1	10	50
6.35mm PCB Terminal Blocks - 90° Wire-to-Pin Orientation UL: 150V @ 15A and 300V @ 10A, 30-12AWG, Green Color									
651—1714955	G	MKDS 5/2-6.35	2	6.35	12.69	21.5	1.49	1.43	1.23
651—1714968	G	MKDS 5/3-6.35	3	6.35	19.04	21.5	1.88	1.72	1.61
6.35mm PCB Terminal Blocks - 35° Wire-to-Pin Orientation UL: 300V @ 30A, 30-10AWG, Green Color									
651—1720033	H	SMKDS 5/2-6.35	2	6.35	12.69	21.5	1.53	1.40	1.20
651—1720046	H	SMKDS 5/3-6.35	3	6.35	19.05	21.5	2.29	2.23	2.08
6.35MM PCB Single Terminal Blocks - Front Connection UL: 300V @ 30A, 22-10AWG, Green Color									
651—1703050	I	FRONT 4-H-6.35	1	6.35	26	- - -	3.73	3.62	3.39
651—1703063	J	FRONT 4-V-6.35	1	6.35	26	- - -	3.69	3.58	3.36
651—1703076	-	D-FRONT 4-6.35	Required End Cover				.51	.509	.48
7.5mm PCB Terminal Blocks - 90° Wire-to-Pin Orientation UL: 300V @ 10A, 30-14AWG, Green Color									
651—1717020	A	GMKDS 1.5/2	2	7.5	15	13.8	2.24	2.16	2.02
651—1717033	A	GMKDS 1.5/3	3	7.5	22.5	13.8	3.35	3.25	3.05
7.5mm PCB Terminal Blocks - 35° Wire-to-Pin Orientation UL: 300V @ 10A, 30-14AWG, Green Color									
651—1718029	K	GSMKDSP 1.5/2	2	7.5	15	15.3	2.38	2.29	2.15
651—1718032	K	GSMKDSP 1.5/3	3	7.5	22.5	15.3	3.55	3.43	3.21
7.5mm PCB Single Terminal Blocks - 90° Wire-to-Pin Orientation, Feed-Through UL: 300V @ 30A, 30-10AWG, Green Color									
651—1780507	L	KDS 4	1	7.5	18	- - -	3.38	3.31	3.10
7.62mm PCB Terminal Blocks - 90° Wire-to-Pin Orientation UL: 300V @ 10A, 30-14AWG, Green Color									
651—1717729	A	GMKDS 1.5/2-7.62	2	7.62	15.24	13.8	2.18	2.13	2.00
651—1717732	A	GMKDS 1.5/3-7.62	3	7.62	22.86	13.8	3.27	3.20	3.00
7.62mm PCB Terminal Blocks - 35° Wire-to-Pin Orientation UL: 300V @ 10A, 30-14AWG, Green Color									
651—1718728	K	GSMKDSP 1.5/2-7.62	2	7.62	15.24	15.3	1.48	1.43	1.35
651—1718731	K	GSMKDSP 1.5/3-7.62	3	7.62	22.86	15.3	2.21	2.15	2.01
7.62mm PCB Single Terminal Blocks - Front Connection UL: 300V @ 30A, 24-10AWG, Green Color									
651—1703034	M	FRONT 4-H-7.62	1	7.62	28.4	- - -	3.80	3.69	3.46
651—1703021	N	FRONT 4-V-7.62	1	7.62	26	- - -	3.78	3.67	3.43
9.52mm PCB Terminal Blocks - 90° Wire-to-Pin Orientation UL: 300V @ 30A and 600V @ 5A, 30-12AWG, Green Color									
651—1714971	O	MKDS 5/2-9.5	2	9.52	19.04	21.5	1.49	1.43	1.35
651—1714984	O	MKDS 5/3-9.5	3	9.52	28.56	21.5	2.14	2.09	1.96
9.52mm PCB Terminal Blocks - 90° Wire-to-Pin Orientation with Offset Pins UL: 600V @ 30A, 30-10AWG, Green Color									
651—1907432	O	MKDS 5 HV/2-9.52-Z	2	9.52	19.04	21.5	1.49	1.43	1.24
651—1907429	O	MKDS 5 HV/3-9.52-Z	3	9.52	28.56	21.5	2.78	2.72	2.51
10.16mm PCB Terminal Blocks- 90° Wire-to-Pin Orientation UL: 300V @ 57A, 20-6AWG, Green Color									
651—1773976	P	MKDSP 10N/2-10.16	2	10.16	20.32	29.30	7.66	7.29	6.73
651—1929517	Q	MKDSP 10HV/2-10.16	2	10.16	20.32	30.80	9.69	9.41	7.27
651—1929520	Q	MKDSP 10HV/3-10.16	3	10.16	30.48	30.80	14.89	14.13	12.43
15.00mm PCB Terminal Blocks- 90° Wire-to-Pin Orientation UL: 600V @ 125A, 20-2AWG, Green Color									
651—1932588	R	MKDSP 25/2-15.00	2	15.00	30.00	39.00	10.33	9.89	8.59
651—1932591	R	MKDSP 25/3-15.00	3	15.00	45.00	39.00	15.00	14.59	13.64
651—1932601	R	MKDSP 25/4-15.00	4	15.00	60.00	39.00	20.40	19.81	17.02
651—1932614	R	MKDSP 25/5-15.00	5	15.00	75.00	39.00	25.74	24.73	21.46
651—1932627	R	MKDSP 25/6-15.00	6	15.00	90.00	39.00	30.91	29.68	25.75

© Copyright 2013 Mouser Electronics

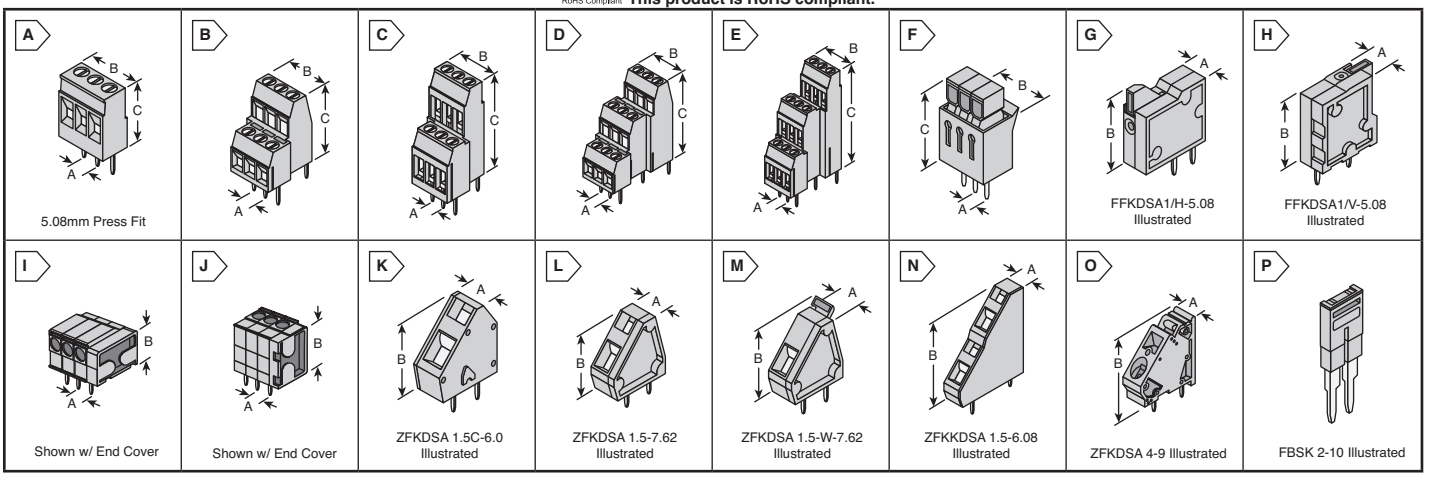

ONE PIECE DESIGN WITH SCREW CLAMP TERMINATION

- RoHS Compliant per Phoenix documentation

Single Level, Press-Fit Mounting

For quantities greater than listed, call for quote.

MOUSER STOCK NO.	Fig.	Phoenix Type	Pos.	Dimensions: mm			Price Each		
Mfr. Mfr. Part No.				A	B	C	1	10	50
5.08mm Press-Fit PCB Terminal Blocks- 90° Wire-to-Pin Orientation UL: 300V @ 10A, 30-12AWG, Green Colort									
651—1730612	A	EMKDS 2.5/2-5.08	2	5.08	11.34	18.00	**2.00**	**1.94**	**1.82**
651—1730638	A	EMKDS 2.5/4-5.08	4	5.08	21.50	18.00	**4.04**	**3.93**	**3.68**
651—1730641	A	EMKDS 2.5/5-5.08	5	5.08	26.58	18.00	**5.06**	**4.91**	**4.59**
651—1730654	A	EMKDS 2.5/6-5.08	6	5.08	31.66	18.00	**6.06**	**5.89**	**5.50**

Multi-Level, Through-Hole Solder Mounting

For quantities greater than listed, call for quote.

3.81mm Double Level PCB Terminal Blocks - 90° Wire-to-Pin Orientation UL: 300V @ 10A, 30-16AWG, Green Color									
651—1708026	B	MKKDS 1/2-3.81	2	3.81	7.62	16.2	**3.43**	**3.22**	**2.87**
651—1708039	B	MKKDS 1/3-3.81	3	3.81	11.43	16.2	**5.09**	**4.83**	**4.24**
651—1708042	B	MKKDS 1/4-3.81	4	3.81	15.24	16.2	**6.84**	**6.46**	**5.70**
651—1708055	B	MKKDS 1/5-3.81	5	3.81	19.05	16.2	**8.28**	**8.03**	**7.52**
651—1708068	B	MKKDS 1/6-3.81	6	3.81	22.86	16.2	**10.20**	**9.66**	**8.50**
651—1708084	B	MKKDS 1/8-3.81	8	3.81	30.48	16.2	**13.59**	**12.89**	**11.31**
651—1708107	B	MKKDS 1/9-3.81	9	3.81	34.29	16.2	**15.29**	**14.52**	**12.73**
651—1708110	B	MKKDS 1/10-3.81	10	3.81	38.1	16.2	**16.98**	**16.14**	**14.15**
651—1708136	B	MKKDS 1/12-3.81	12	3.81	45.72	16.2	**20.38**	**19.37**	**16.99**
5mm Double Level PCB Terminal Blocks - 90° Wire-to-Pin Orientation UL: 300V @ 10A, 30-14AWG, Green Color									
651—1725012	B	MKKDS 1.5/2	2	5	10	25.2	**2.61**	**2.46**	**2.18**
651—1725025	B	MKKDS 1.5/3	3	5	15	25.2	**3.81**	**3.70**	**3.46**
UL: 150V @ 15A and 300V @ 10A, 30-12AWG, Green Color									
651—1721029	C	MKKDS 3/2	2	5	10	31.4	**4.30**	**4.07**	**3.60**
651—1721032	C	MKKDS 3/3	3	5	15	31.4	**6.26**	**6.08**	**5.68**
5.08mm Double Level PCB Terminal Blocks - 90° Wire-to-Pin Orientation UL: 300V @ 10A, 30-14AWG, Green Color									
651—1725038	B	MKKDS 1.5/2-5.08	2	5.08	10.16	25.2	**2.51**	**2.45**	**2.29**
651—1725041	B	MKKDS 1.5/3-5.08	3	5.08	15.24	25.2	**3.71**	**3.63**	**3.40**
UL: 150V @ 15A and 300V @ 10A, 30-12AWG, Green Color									
651—1721728	C	MKKDS 3/2-5.08	2	5.08	10.16	31.4	**4.08**	**3.99**	**3.73**
651—1721731	C	MKKDS 3/3-5.08	3	5.08	15.24	31.4	**6.11**	**5.97**	**5.60**
5.08mm Triple Level PCB Terminal Blocks - 90° Wire-to-Pin Orientation UL: 300V @ 10A, 30-14AWG, Green Color									
651—1724013	D	MK3DS 1.5/2-5.08	2	5.08	10.16	36.6	**6.88**	**6.68**	**6.25**
651—1724026	D	MK3DS 1.5/3-5.08	3	5.08	15.24	36.6	**10.09**	**9.87**	**9.23**
UL: 150V @ 15A and 300V @ 10A, 30-12AWG, Green Color									
651—1723014	E	MK3DS 3/2-5.08	2	5.08	10.16	44.8	**5.56**	**5.46**	**5.39**
651—1723027	E	MK3DS 3/3-5.08	3	5.08	15.24	44.8	**9.12**	**8.65**	**7.62**

ONE PIECE DESIGN WITH IDC TERMINATION

- RoHS Compliant per Phoenix documentation

Single Level, Through-Hole Solder Mounting

For quantities greater than listed, call for quote.

MOUSER STOCK NO.	Fig.	Phoenix Type	Pos.	Dimensions: mm			Price Each		
Mfr. Mfr. Part No.				A	B	C	1	10	50
3.81mm Insulation Displacement PCB Terminal Blocks - 90° Wire-to-Pin Orientation UL: 300V @ 5A, 28-22AWG, Green Color									
651—1706170	F	IDC 0.3/2-3.81	2	3.81	8.81	14.8	**1.06**	**1.01**	**.831**
651—1706183	F	IDC 0.3/3-3.81	3	3.81	12.62	14.8	**1.66**	**1.61**	**1.51**
651—1706196	F	IDC 0.3/4-3.81	4	3.81	16.43	14.8	**2.26**	**2.14**	**1.90**
651—1706206	F	IDC 0.3/5-3.81	5	3.81	20.24	14.8	**2.76**	**2.68**	**2.51**
651—1706219	F	IDC 0.3/6-3.81	6	3.81	24.05	14.8	**3.33**	**3.23**	**3.02**
651—1706222	F	IDC 0.3/7-3.81	7	3.81	27.86	14.8	**3.99**	**3.76**	**3.33**
651—1706235	F	IDC 0.3/8-3.81	8	3.81	31.67	14.8	**4.48**	**4.29**	**3.72**

ONE PIECE DESIGN WITH IDC TERMINATION (CONT.)

- RoHS Compliant per Phoenix documentation

Single Level, Through-Hole Solder Mounting (cont.)

For quantities greater than listed, call for quote.

MOUSER STOCK NO.	Fig.	Phoenix Type	Pos.	Dimensions: mm			Price Each		
Mfr. Mfr. Part No.				A	B	C	1	10	50
3.81mm Insulation Displacement PCB Terminal Blocks - 90° Wire-to-Pin Orientation UL: 300V @ 5A, 28-22AWG, Green Color (cont.)									
651—1706248	F	IDC 0.3/9-3.81	9	3.81	35.48	14.8	**4.80**	**4.70**	**4.23**
651—1706251	F	IDC 0.3/10-3.81	10	3.81	39.29	14.8	**5.72**	**5.39**	**4.75**
651—1706277	F	IDC 0.3/12-3.81	12	3.81	46.91	14.8	**6.67**	**6.47**	**6.06**

ONE PIECE DESIGN WITH SPRING FORCE TERMINATION

- RoHS Compliant per Phoenix documentation

Single Level, Through-Hole Solder Mounting

✻Sold only in strips of 10 terminals. These modular strips can be broken apart or extended to any length needed. An end terminal block is required to terminate each row of terminals.

For quantities greater than listed, call for quote.

MOUSER STOCK NO.	Fig.	Phoenix Type	Pos.	Dimensions: mm		Price Each		
Mfr. Mfr. Part No.				A	B	1	10	50
Modular 2.54mm PCB Spring Force Fixed Terminal Block - 90° Wire-to-Pin Orientation UL: 150V @ 6A, 26-20AWG, Green Color								
✻ 651—1791826	G	FFKDS/H-2.54	1	2.54	12.6	-	**.906**	**.881**
End Terminal Block for FFKDS/H-2.54								
651—1791868	G	FFKDSA1/H-5.08	1	5.08	12.6	**1.42**	**1.39**	**1.31**
Modular 2.54mm PCB Spring Force Fixed Terminal Block - 180° Wire-to-Pin Orientation								
✻ 651—1791813	H	FFKDS/V-2.54	1	2.54	13.6	-	**.906**	**.881**
Modular 3.81MM PCB Spring Force Terminal Block UL: 300V @ 6A, 26-16AWG, Green Color								
651—1789650	I	FFKDS/H-3.81	1	3.81	12.7	**1.07**	**.994**	**.847**
651—1789634	-	FFKDSA1/H-6.35	Required End Cover			**1.44**	**1.40**	**1.31**
651—1789647	J	FFKDS/V-3.81	1	3.81	13.6	**1.07**	**.994**	**.847**
651—1789621	-	FFKDSA1/V-6.35	Required End Cover			**1.44**	**1.40**	**1.31**
Modular 5mm PCB Spring Force Fixed - Single Level w/o Lever - 135° Wire-to-Pin UL: 300V @ 10A, 26-12AWG, Green Color								
✻ 651—1889259	K	ZFKDS 1.5C-5.0	1	5	12.75	-	**.55**	**.496**
End Terminal Block for ZFKDS 1.5C-5.0								
651—1889262	K	ZFKDSA 1.5C-6.0	1	6	12.75	**.70**	**.552**	**.529**
Modular 5.08mm PCB Spring Force Fixed - Single Level without Lever - 135° Wire-to-Pin								
✻ 651—1706701	L	ZFKDS 1.5-5.08	1	5.08	14.2	-	**.561**	**.507**
End Terminal Block for ZFKDS 1.5-5.08								
651—1706727	L	ZFKDSA 1.5-7.62	1	7.62	14.2	**.57**	**.552**	**.515**
Modular 5.08mm PCB Spring Force Fixed - Single Level with Lever - 135° Wire-to-Pin								
✻ 651—1706714	M	ZFKDS 1.5-W-5.08	1	5.08	16	-	**.479**	**.434**
End Terminal Block for ZFKDS 1.5-W-5.08								
651—1706730	M	ZFKDSA 1.5-W-7.62	1	7.62	16	**.63**	**.623**	**.529**
Modular 5.08MM PCB Spring Force Terminal Block UL: 300V @ 10A, 22-16AWG, Green Color								
651—1790335	I	FFKDS/H1-5.08	1	5.08	12.7	**1.12**	**1.03**	**.883**
651—1790513	-	FFKDSA1/H1-7.62	Required End Cover			**1.33**	**1.20**	**1.11**
Modular 5.08mm PCB Spring Force Fixed - Double Level without Lever - 135° Wire-to-Pin UL: 300V @ 10A, 26-12AWG, Green Color								
✻ 651—1704402	N	ZFKKDS 1.5-5.08	1	5.08	25.5	-	**1.06**	**.906**
End Terminal Block for ZFKKDS 1.5-5.08								
651—1704567	N	ZFKKDSA 1.5-6.08	1	6.08	25.5	**1.26**	**1.20**	**1.12**
Modular 10mm PCB Spring Force Fixed Terminal Block - 135° Wire-to-Pin Orientation 600V @ 30A, 24-10AWG, Green Color								
651—1907539	O	ZFKDS 4-10	1	10	23	**1.33**	**1.28**	**1.21**
End Terminal Block for ZFKDS 4-10								
651—1907542	O	ZFKDSA 4-9	1	10	23	**1.49**	**1.44**	**1.35**
Jumping Bridge for ZFKDS 4-10, Fully Insulated								
651—1928398	P	FBSK 2-10	2	- - -	- - -	**1.07**	**1.05**	**.983**
651—1928411	P	FBSK 4-10	4	- - -	- - -	**3.15**	**3.07**	**2.88**

© Copyright 2013 Mouser Electronics

© Copyright 2013 Mouser Electronics

PHOENIX CONTACT PCB Terminal Blocks

RoHS Compliant This product is RoHS compliant.

5.0MM PIN-STRIP PLUGS WITH RISING CAGE

- Rising-cage screw termination
- Mono-block design
- Mates with standard pin strip headers
- Wide insertion funnel for blind mating (PT Clip)
- 26 – 12AWG
- Centerline: 5.0mm
- Current rating: 10A
- Voltage rating: 250V

E60425 RoHS Compliant

For quantities greater than listed, call for quote.

MOUSER STOCK NO. Mfr	Mfr. Part No.	Fig.	Phoenix Type	Pos.	Length (mm)	Price Each 1	50	100	250
Standard Version									
651	1755583	A	PT 1,5/ 2-PH-5,0	2	10	.46	.439	.419	.408
651	1755596	A	PT 1,5/ 3-PH-5,0	3	15	.71	.677	.647	.63
651	1755606	A	PT 1,5/ 4-PH-5,0	4	20	.94	.904	.863	.84
651	1755619	A	PT 1,5/ 5-PH-5,0	5	25	1.11	1.07	1.04	.97
651	1755622	A	PT 1,5/ 6-PH-5,0	6	30	1.36	1.29	1.25	1.18
651	1755635	A	PT 1,5/ 7-PH-5,0	7	35	1.57	1.50	1.46	1.36
651	1755648	A	PT 1,5/ 8-PH-5,0	8	40	1.80	1.71	1.67	1.55
651	1755651	A	PT 1,5/ 9-PH-5,0	9	45	2.02	1.93	1.87	1.75
651	1755664	A	PT 1,5/10-PH-5,0	10	50	2.24	2.13	2.08	1.94
651	1755677	A	PT 1,5/11-PH-5,0	11	55	2.36	2.29	2.14	1.97
651	1755680	A	PT 1,5/12-PH-5,0	12	60	2.58	2.50	2.34	2.15
651	1755693	A	PT 1,5/13-PH-5,0	13	65	2.78	2.71	2.54	2.33
651	1755703	A	PT 1,5/14-PH-5,0	14	70	3.01	2.92	2.74	2.51
651	1755716	A	PT 1,5/15-PH-5,0	15	75	3.21	3.11	2.92	2.69
651	1755729	A	PT 1,5/16-PH-5,0	16	80	3.43	3.34	3.12	2.87
PT Clip Version - Industry Standard Footprint with Retention Fingers									
651	1755732	B	PT 1,5/ 2-PH-5,0 CLIP	2	10	.42	.399	.381	.37
651	1755745	B	PT 1,5/ 3-PH-5,0 CLIP	3	15	.62	.598	.571	.556
651	1755758	B	PT 1,5/ 4-PH-5,0 CLIP	4	20	.84	.797	.762	.742
651	1755761	B	PT 1,5/ 5-PH-5,0 CLIP	5	25	1.01	.966	.939	.877
651	1755774	B	PT 1,5/ 6-PH-5,0 CLIP	6	30	1.21	1.16	1.12	1.05
651	1755787	B	PT 1,5/ 7-PH-5,0 CLIP	7	35	1.41	1.34	1.31	1.22
651	1755790	B	PT 1,5/ 8-PH-5,0 CLIP	8	40	1.63	1.54	1.50	1.40
651	1755800	B	PT 1,5/ 9-PH-5,0 CLIP	9	45	1.82	1.73	1.69	1.57
651	1755813	B	PT 1,5/10-PH-5,0 CLIP	10	50	2.02	1.93	1.87	1.75
651	1755826	B	PT 1,5/11-PH-5,0 CLIP	11	55	2.11	2.05	1.93	1.77
651	1755839	B	PT 1,5/12-PH-5,0 CLIP	12	60	2.32	2.26	2.12	1.95
651	1755842	B	PT 1,5/13-PH-5,0 CLIP	13	65	2.51	2.44	2.29	2.10
651	1755855	B	PT 1,5/14-PH-5,0 CLIP	14	70	2.70	2.62	2.46	2.26
651	1755868	B	PT 1,5/15-PH-5,0 CLIP	15	75	2.89	2.80	2.63	2.42
651	1755871	B	PT 1,5/16-PH-5,0 CLIP	16	80	3.08	3.00	2.80	2.58

5.0MM PLUGGABLE-SCREW TERMINAL BLOCKS WITH WIRE PROTECTION

- RoHS compliant per Phoenix documentation
- Plug can mount Horizontally or Vertically
- End to end stackable with dove tail design
- Clamping screws have combination screw head
- Insulation Material: Polyamide - UL94V-0
- Terminal Block Color: Green
- Max Voltage: 300V
- Max Current: 10A
- Wire Size: 26-12AWG

E60425 RoHS Compliant

For quantities greater than listed, call for quote.

MOUSER STOCK NO. Mfr	Mfr. Part No.	Fig.	Phoenix Type	Pos.	Length (mm)	Price Each 1	50	100	250
Terminal Block Plugs - Green									
651	1934861	C	PT 1.5/2-PVH-5.0	2	10	.40	.353	.31	.30
651	1934874	C	PT 1.5/3-PVH-5.0	3	15	.61	.578	.492	.449
651	1934887	C	PT 1.5/4-PVH-5.0	4	20	.74	.674	.621	.567
651	1934890	C	PT 1.5/5-PVH-5.0	5	25	.85	.79	.738	.678
651	1934900	C	PT 1.5/6-PVH-5.0	6	30	1.05	.995	.92	.856
651	1934913	C	PT 1.5/7-PVH-5.0	7	35	1.18	1.09	1.03	.945
651	1934926	C	PT 1.5/8-PVH-5.0	8	40	1.32	1.23	1.16	1.06
651	1934939	C	PT 1.5/9-PVH-5.0	9	45	1.50	1.39	1.31	1.20
651	1934942	C	PT 1.5/10-PVH-5.0	10	50	1.65	1.54	1.44	1.33
651	1934955	C	PT 1.5/11-PVH-5.0	11	55	2.04	1.94	1.77	1.64
651	1934968	C	PT 1.5/12-PVH-5.0	12	60	1.90	1.73	1.59	1.47
651	1934971	C	PT 1.5/13-PVH-5.0	13	65	2.35	2.17	1.90	1.75
651	1934984	C	PT 1.5/14-PVH-5.0	14	70	2.55	2.34	2.00	1.85
651	1934997	C	PT 1.5/15-PVH-5.0	15	75	2.86	2.63	2.24	2.08
651	1935006	C	PT 1.5/16-PVH-5.0	16	80	3.03	2.79	2.39	2.20
(THR) High-Temp. Pin Strip Headers (Reflow Compatible) - Black - Solder Tail Length: 3.5mm									
651	1933189	D	PST 1.3/2-5.0	2	10	.15	.135	.122	.11
651	1933192	D	PST 1.3/3-5.0	3	15	.20	.183	.168	.155
651	1933202	D	PST 1.3/4-5.0	4	20	.28	.251	.231	.214
651	1933215	D	PST 1.3/5-5.0	5	25	.33	.297	.273	.253
651	1933228	D	PST 1.3/6-5.0	6	30	.41	.366	.353	.327
651	1933231	D	PST 1.3/7-5.0	7	35	.60	.578	.535	.492
651	1933244	D	PST 1.3/8-5.0	8	40	.52	.48	.442	.409
651	1933257	D	PST 1.3/9-5.0	9	45	.67	.638	.562	.504
651	1933260	D	PST 1.3/10-5.0	10	50	.64	.58	.546	.524
651	1933273	D	PST 1.3/11-5.0	11	55	.87	.799	.675	.63
651	1933286	D	PST 1.3/12-5.0	12	60	.79	.728	.669	.618
651	1933299	D	PST 1.3/13-5.0	13	65	1.03	.939	.809	.749
651	1933309	D	PST 1.3/14-5.0	14	70	1.09	.993	.862	.792
651	1933312	D	PST 1.3/15-5.0	15	75	1.19	1.10	.939	.869
651	1933325	D	PST 1.3/16-5.0	16	80	1.06	.961	.884	.817

5.0MM FIXED-SCREW TERMINAL BLOCKS WITH WIRE PROTECTION

- RoHS compliant per Phoenix documentation
- Color: Green
- End to end stackable with dove tail design
- Clamping screws have combination screw head
- Insulation Material: Polyamide - UL94V-0
- Max Voltage: 300V
- Max Current: 10A
- Wire Size: 26-12AWG
- Lead Length: 3.5mm

E60425 RoHS Compliant

For quantities greater than listed, call for quote.

MOUSER STOCK NO. Mfr	Mfr. Part No.	Fig.	Phoenix Type	Pos.	Length (mm)	Price Each 1	50	100	250
Horizontal Mounting									
651	1935161	E	PT 1.5/2-5.0-H	2	10	.42	.407	.385	.353
651	1935174	E	PT 1.5/3-5.0-H	3	15	.51	.474	.461	.43
651	1935187	E	PT 1.5/4-5.0-H	4	20	.69	.624	.607	.567
651	1935190	E	PT 1.5/5-5.0-H	5	25	.84	.778	.728	.669
651	1935200	E	PT 1.5/6-5.0-H	6	30	1.16	1.05	.907	.837
651	1935213	E	PT 1.5/7-5.0-H	7	35	1.13	1.06	.995	.915
651	1935226	E	PT 1.5/8-5.0-H	8	40	1.32	1.23	1.16	1.06

DIMENSIONS: mm

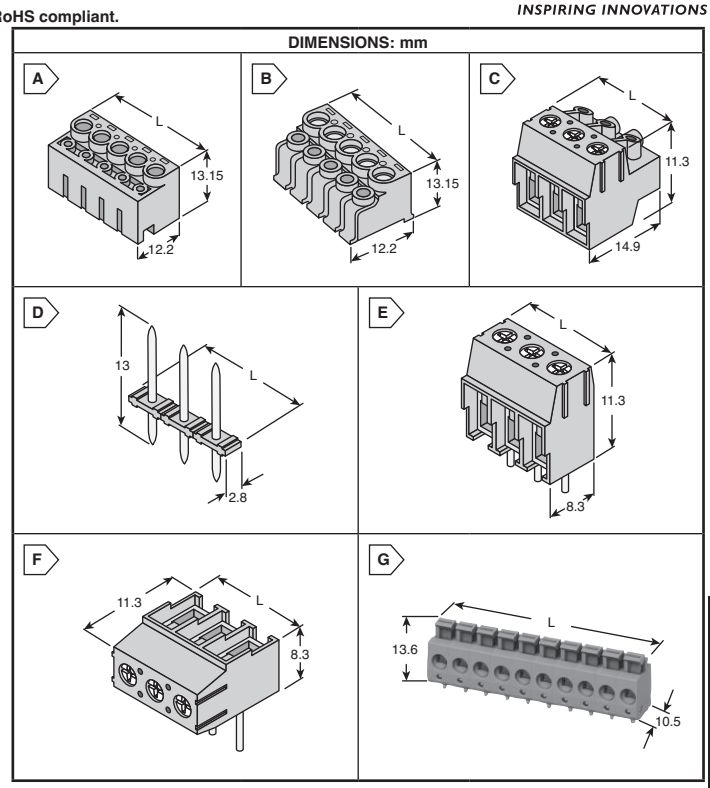

5.0MM FIXED-SCREW TERMINAL BLOCKS WITH WIRE PROTECTION (CONT.)

For quantities greater than listed, call for quote.

MOUSER STOCK NO. Mfr	Mfr. Part No.	Fig.	Phoenix Type	Pos.	Length (mm)	Price Each 1	50	100	250
Horizontal Mounting									
651	1935239	E	PT 1.5/9-5.0-H	9	45	1.44	1.36	1.27	1.17
651	1935242	E	PT 1.5/10-5.0-H	10	50	1.85	1.57	1.46	1.35
651	1935268	E	PT 1.5/12-5.0-H	12	60	1.92	1.82	1.67	1.55
651	1935271	E	PT 1.5/13-5.0-H	13	65	1.90	1.74	1.64	1.58
651	1935284	E	PT 1.5/14-5.0-H	14	70	2.17	2.03	1.86	1.72
651	1935297	E	PT 1.5/15-5.0-H	15	75	2.82	2.60	2.21	2.05
651	1935307	E	PT 1.5/16-5.0-H	16	80	2.54	2.31	2.12	1.96
Vertical Mounting									
651	1935310	F	PT 1.5/2-5.0-V	2	10	.41	.378	.322	.30
651	1935323	F	PT 1.5/3-5.0-V	3	15	.62	.539	.483	.449
651	1935336	F	PT 1.5/4-5.0-V	4	20	.75	.701	.667	.622
651	1935349	F	PT 1.5/5-5.0-V	5	25	.98	.939	.794	.738
651	1935352	F	PT 1.5/6-5.0-V	6	30	1.31	1.25	1.16	1.07
651	1935365	F	PT 1.5/7-5.0-V	7	35	1.31	1.23	1.13	1.06
651	1935378	F	PT 1.5/8-5.0-V	8	40	1.52	1.39	1.29	1.19
651	1935381	F	PT 1.5/9-5.0-V	9	45	1.86	1.71	1.62	1.52
651	1935394	F	PT 1.5/10-5.0-V	10	50	2.03	1.90	1.44	1.40
651	1935433	F	PT 1.5/14-5.0-V	14	70	3.04	2.80	2.40	2.21
651	1935459	F	PT 1.5/16-5.0-V	16	80	3.46	3.19	2.72	2.50

PTS PCB 5.0MM & 7.5MM TERMINAL BLOCKS

- 26 to 14 AWG
- 10 A and 300 V rating
- Spacing 5.0 mm or 7.5 mm
- 13.6 mm tall and 10.5 mm wide

PRODUCT NEW RoHS Compliant

For quantities greater than listed, call for quote.

MOUSER STOCK NO. Mfr	Mfr. Part No.	Fig.	Phoenix Type	Pos.	Length (mm)	Price Each 1	50	100	250
5.0mm									
651	1792863	G	PTS 1,5/ 2-5,0-H	2	10	.32	.257	.239	.219
651	1792876	G	PTS 1,5/ 3-5,0-H	3	15	.49	.392	.364	.334
651	1792889	G	PTS 1,5/ 4-5,0-H	4	20	.65	.525	.488	.448
651	1792892	G	PTS 1,5/ 5-5,0-H	5	25	.81	.648	.602	.553
651	1792902	G	PTS 1,5/ 6-5,0-H	6	30	.98	.783	.728	.668
651	1792915	G	PTS 1,5/ 7-5,0-H	7	35	1.14	.917	.852	.782
651	1792928	G	PTS 1,5/ 8-5,0-H	8	40	1.31	1.04	.966	.887
651	1792931	G	PTS 1,5/ 9-5,0-H	9	45	1.47	1.18	1.09	1.00
651	1792944	G	PTS 1,5/10-5,0-H	10	50	1.64	1.31	1.22	1.11
651	1792957	G	PTS 1,5/11-5,0-H	11	55	1.79	1.43	1.33	1.22
651	1792960	G	PTS 1,5/12-5,0-H	12	60	1.95	1.55	1.44	1.33
7.5mm									
651	1703083	G	PTS 1,5/ 2-7,5-H	2	12.5	.47	.381	.353	.322
651	1703084	G	PTS 1,5/ 3-7,5-H	3	20	.72	.57	.53	.484
651	1703086	G	PTS 1,5/ 4-7,5-H	4	27.5	.95	.761	.706	.644
651	1703087	G	PTS 1,5/ 5-7,5-H	5	35	1.20	.962	.893	.815
651	1703088	G	PTS 1,5/ 6-7,5-H	6	42.5	1.44	1.16	1.07	.977
651	1703090	G	PTS 1,5/ 7-7,5-H	7	50	1.68	1.34	1.25	1.13
651	1703091	G	PTS 1,5/ 8-7,5-H	8	57.5	1.92	1.53	1.42	1.29
651	1703093	G	PTS 1,5/ 9-7,5-H	9	65	2.15	1.72	1.61	1.46
651	1703094	G	PTS 1,5/10-7,5-H	10	72.5	2.40	1.92	1.78	1.62
651	1703095	G	PTS 1,5/11-7,5-H	11	80	2.63	2.11	1.96	1.78
651	1703096	G	PTS 1,5/12-7,5-H	12	87.5	2.87	2.29	2.13	1.94

© Copyright 2013 Mouser Electronics
© Copyright 2013 Mouser Electronics

PHOENIX CONTACT 3.5mm Economy Terminal Blocks

RoHS Compliant **This product is RoHS compliant.**

PHOENIX CONTACT INSPIRING INNOVATIONS

3.5MM FIXED COMPACT PCB TERMINAL BLOCKS WITH SCREW CONNECTION

- RoHS Compliant per Phoenix Documentation
- End to end stackable with dove tail design
- Clamping screws have combination screw head
- Insulation Material: Polyamide - UL94V-0
- Max Voltage: 300V
- Max Current: 10A
- Wire Size: 26 -16AWG

RoHS Compliant

For quantities greater than listed, call for quote.

MOUSER STOCK NO. Mfr	Mfr. Part No.	Fig.	Phoenix Type	No. of Pos.	Dimensions: mm L	W	H	Price Each 1	50	100	250	500
Horizontal Mounting												
651	1984617	A	PT 1.5/2-3.5H	2	7.0	7.6	9.2	.41	.378	.322	.30	.292
651	1984620	A	PT 1.5/3-3.5H	3	10.5	7.6	9.2	.74	.674	.578	.503	.492
651	1984633	A	PT 1.5/4-3.5H	4	14.0	7.6	9.2	.95	.856	.749	.653	.631
651	1984646	A	PT 1.5/5-3.5H	5	17.5	7.6	9.2	.91	.85	.794	.73	.674
651	1984659	A	PT 1.5/6-3.5H	6	21.0	7.6	9.2	1.10	1.03	.963	.886	.819
651	1984662	A	PT 1.5/7-3.5H	7	24.5	7.6	9.2	1.31	1.21	1.13	1.04	.964
651	1984675	A	PT 1.5/8-3.5H	8	28.0	7.6	9.2	1.47	1.37	1.28	1.18	1.09
651	1984688	A	PT 1.5/9-3.5H	9	31.5	7.6	9.2	1.68	1.56	1.47	1.35	1.24
651	1984691	A	PT 1.5/10-3.5H	10	35.0	7.6	9.2	1.85	1.72	1.62	1.48	1.37
651	1984701	A	PT 1.5/11-3.5H	11	38.5	7.6	9.2	2.33	2.16	1.83	1.70	1.59
651	1984714	A	PT 1.5/12-3.5H	12	42.0	7.6	9.2	2.13	1.94	1.78	1.64	1.59
651	1984727	A	PT 1.5/13-3.5H	13	45.5	7.6	9.2	2.79	2.57	2.18	2.03	1.90
651	1984730	A	PT 1.5/14-3.5H	14	49.0	7.6	9.2	2.50	2.28	2.10	1.94	1.94
651	1984743	A	PT 1.5/15-3.5H	15	52.5	7.6	9.2	2.65	2.41	2.21	2.04	2.04
651	1984756	A	PT 1.5/16-3.5H	16	56.0	7.6	9.2	2.85	2.58	2.38	2.19	2.19
Vertical Mounting												
651	1984769	B	PT 1.5/2-3.5V	2	7.0	9.2	7.6	.45	.428	.407	.375	.342
651	1984772	B	PT 1.5/3-3.5V	3	10.5	9.2	7.6	.77	.706	.61	.535	.514
651	1984785	B	PT 1.5/4-3.5V	4	14.0	9.2	7.6	.87	.775	.717	.657	.595
651	1984798	B	PT 1.5/5-3.5V	5	17.5	9.2	7.6	1.08	.968	.873	.79	.747
651	1984808	B	PT 1.5/6-3.5V	6	21.0	9.2	7.6	1.23	1.16	1.08	.994	.918
651	1984811	B	PT 1.5/7-3.5V	7	24.5	9.2	7.6	1.83	1.62	1.38	1.26	1.20
651	1984824	B	PT 1.5/8-3.5V	8	28.0	9.2	7.6	1.72	1.55	1.39	1.26	1.21
651	1984837	B	PT 1.5/9-3.5V	9	31.5	9.2	7.6	2.03	1.72	1.61	1.48	1.39
651	1984840	B	PT 1.5/10-3.5V	10	35.0	9.2	7.6	2.12	1.92	1.70	1.55	1.48
651	1984853	B	PT 1.5/11-3.5V	11	38.5	9.2	7.6	2.63	2.43	2.05	1.92	1.79
651	1984866	B	PT 1.5/12-3.5V	12	42.0	9.2	7.6	2.50	2.25	1.96	1.85	1.78
651	1984879	B	PT 1.5/13-3.5V	13	45.5	9.2	7.6	2.42	2.19	2.01	1.93	1.93
651	1984905	B	PT 1.5/16-3.5V	16	56.0	9.2	7.6	3.79	3.51	2.99	2.76	2.59

3.5MM PLUGGABLE COMPACT PCB TERMINAL BLOCKS WITH SCREW CONNECTION

- RoHS Compliant per Phoenix Documentation
- Plug can mount Horizontally or Vertically
- End to end stackable with dove tail design
- Clamping screws have combination screw head
- Insulation Material: Polyamide - UL94V-0
- Color: Green
- Max Voltage: 300V
- Max Current: 10A
- Wire Size: 26 - 16AWG

RoHS Compliant

For quantities greater than listed, call for quote.

MOUSER STOCK NO. Mfr	Mfr. Part No.	Fig.	Phoenix Type	No. of Pos.	Dimensions: mm L	W	H	Price Each 1	50	100	250	500
Horizontal/Vertical Terminal Block Plugs												
651	1984015	C	PT 1.5/2-PVH-3.5	2	7.0	14.6	11.1	.45	.407	.322	.30	.275
651	1984028	C	PT 1.5/3-PVH-3.5	3	10.5	14.6	11.1	.57	.529	.482	.443	.409
651	1984031	C	PT 1.5/4-PVH-3.5	4	14.0	14.6	11.1	.79	.724	.704	.658	.606
651	1984044	C	PT 1.5/5-PVH-3.5	5	17.5	14.6	11.1	1.02	.934	.715	.693	.692
651	1984057	C	PT 1.5/6-PVH-3.5	6	21.0	14.6	11.1	1.16	1.07	1.00	.924	.854
651	1984060	C	PT 1.5/7-PVH-3.5	7	24.5	14.6	11.1	1.44	1.34	1.02	.992	.989
651	1984073	C	PT 1.5/8-PVH-3.5	8	28.0	14.6	11.1	1.54	1.39	1.27	1.23	1.13
651	1984086	C	PT 1.5/9-PVH-3.5	9	31.5	14.6	11.1	1.78	1.61	1.50	1.38	1.27
651	1984099	C	PT 1.5/10-PVH-3.5	10	35.0	14.6	11.1	1.92	1.78	1.67	1.53	1.41
651	1984109	C	PT 1.5/11-PVH-3.5	11	38.5	14.6	11.1	2.01	1.83	1.68	1.55	1.50
651	1984112	C	PT 1.5/12-PVH-3.5	12	42.0	14.6	11.1	2.19	2.00	1.84	1.69	1.65
651	1984125	C	PT 1.5/13-PVH-3.5	13	45.5	14.6	11.1	2.19	1.99	1.83	1.79	1.79
651	1984138	C	PT 1.5/14-PVH-3.5	14	49.0	14.6	11.1	2.96	2.74	2.33	2.16	2.04
651	1984141	C	PT 1.5/15-PVH-3.5	15	52.5	14.6	11.1	3.19	2.94	2.50	2.31	2.18
651	1984154	C	PT 1.5/16-PVH-3.5	16	56.0	14.6	11.1	2.91	2.64	2.43	2.25	2.25
(THR) High-Temperature Pin Strip Headers (Reflow Compatible) - Black- 3.5mm												
651	1945096	D	PST 1.0/2-3.5	2	7.0	3.5	13.0	.15	.121	.107	.101	.094
651	1945106	D	PST 1.0/3-3.5	3	10.5	3.5	13.0	.20	.194	.181	.158	.151
651	1945119	D	PST 1.0/4-3.5	4	14.0	3.5	13.0	.33	.30	.257	.235	.227
651	1945122	D	PST 1.0/5-3.5	5	17.5	3.5	13.0	.43	.396	.321	.31	.30
651	1945135	D	PST 1.0/6-3.5	6	21.0	3.5	13.0	.40	.365	.353	.326	.302
651	1945148	D	PST 1.0/7-3.5	7	24.5	3.5	13.0	.55	.531	.496	.452	.417
651	1945151	D	PST 1.0/8-3.5	8	28.0	3.5	13.0	.54	.484	.448	.407	.40
651	1945164	D	PST 1.0/9-3.5	9	31.5	3.5	13.0	.58	.536	.492	.447	.447
651	1945177	D	PST 1.0/10-3.5	10	35.0	3.5	13.0	.78	.717	.663	.589	.567
651	1945180	D	PST 1.0/11-3.5	11	38.5	3.5	13.0	.75	.685	.629	.582	.564
651	1945193	D	PST 1.0/12-3.5	12	42.0	3.5	13.0	.79	.728	.669	.618	.599
651	1945216	D	PST 1.0/14-3.5	14	49.0	3.5	13.0	1.10	.994	.863	.793	.748
651	1945229	D	PST 1.0/15-3.5	15	52.5	3.5	13.0	1.20	1.11	.941	.87	.821
651	1945232	D	PST 1.0/16-3.5	16	56.0	3.5	13.0	1.06	.961	.884	.817	.817

A

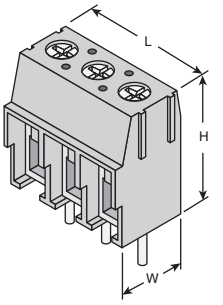

B

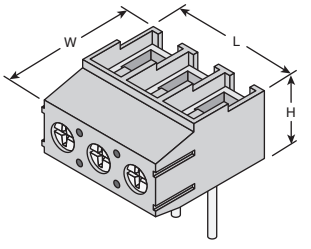

C

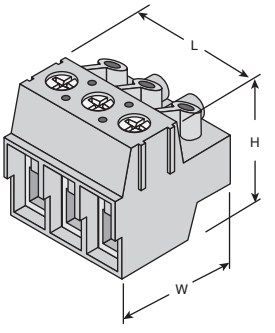

D

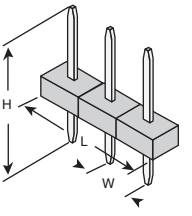

Terminal Blocks

Phoenix Contact

© Copyright 2013 Mouser Electronics

© Copyright 2013 Mouser Electronics

PHOENIX CONTACT Fixed and Mini PCB Terminal Blocks

RoHS Compliant This product is RoHS compliant.

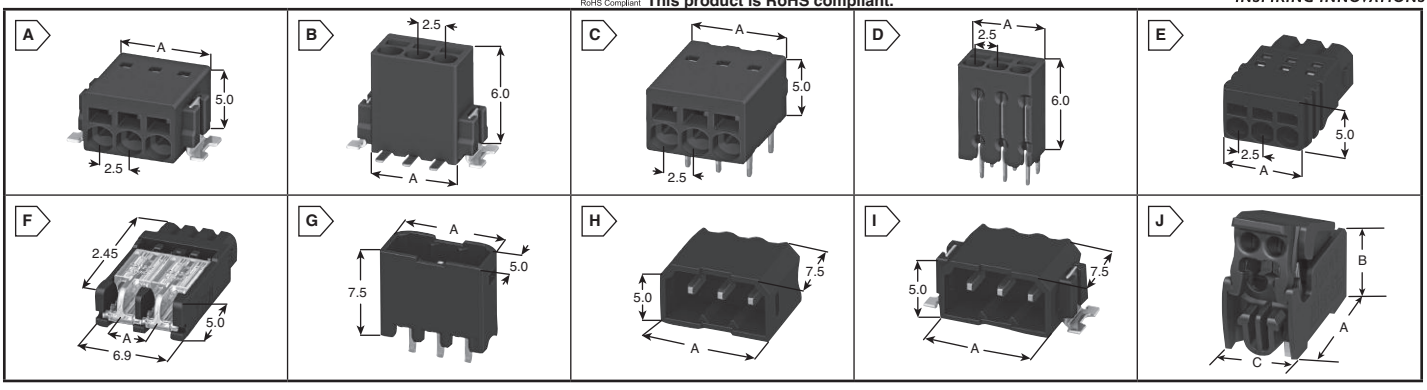

2.5MM LOW PROFILE SMT TERMINAL BLOCKS

Features:
- Designed to withstand the heat of the reflow process
- Rugged anchors enable high mating cycles
- Utilizes the "Pin-in-Paste" Mounting procedure
- Flat Design; Only 5mm tall
- Centerline: 2.5mm
- Spring Cage Wire termination - No special tooling required
- Full Tape and reel versions available upon request

Technical Data:
- Current: up to 6A
- Voltage: up to 160V
- Conductor cross-section: solid/stranded up to 0.75mm
- Pitch: 2.5mm
- Height: 5mm

Applications:
- LED Lighting
- Sensors/Actuators
- Power supplies
- Space and size critical applications

RoHS Compliant

For quantities greater than listed, call for quote.

MOUSER STOCK NO. / Mfr. Part No.	Fig.	Phoenix Type	Position	A Dim. (mm)	Price Each 1	10	50
Horizontal SMT Mounting							
651—1771033	A	PTSM 0,5/3-2,5-H SMD R44	3	8	.74	.674	.631
651—1771059	A	PTSM 0,5/5-2,5-H SMD R44	5	13	.97	.899	.835
651—1771062	A	PTSM 0,5/6-2,5-H SMD R44	6	15.5	1.11	1.02	.963
651—1771075	A	PTSM 0,5/7-2,5-H SMD R44	7	18	1.16	1.06	1.01
651—1771088	A	PTSM 0,5/8-2,5-H SMD R44	8	20.5	1.31	1.21	1.12
Vertical SMT Mounting							
651—1771091	B	PTSM 0,5/2-2,5-V SMD R44	2	5.5	.69	.61	.578
651—1771101	B	PTSM 0,5/3-2,5-V SMD R44	3	8	.77	.717	.663
651—1771114	B	PTSM 0,5/4-2,5-V SMD R44	4	10.5	.92	.835	.781
651—1771127	B	PTSM 0,5/5-2,5-V SMD R44	5	13	1.00	.91	.856
651—1771130	B	PTSM 0,5/6-2,5-V SMD R44	6	15.5	1.13	1.04	.984
651—1771143	B	PTSM 0,5/7-2,5-V SMD R44	7	18	1.26	1.17	1.09
651—1771156	B	PTSM 0,5/8-2,5-V SMD R44	8	20.5	1.33	1.22	1.16

2.5MM LOW PROFILE TERMINAL BLOCKS FOR SOLDER REFLOW

RoHS Compliant

For quantities greater than listed, call for quote.

MOUSER STOCK NO. / Mfr. Part No.	Fig.	Phoenix Type	Position	A Dim. (mm)	Price Each 1	10	50
Horizontal Pin-in-Paste							
651—1770885	C	PTSM 0,5/2-2,5-H THR R24	2	5.5	.46	.417	.396
651—1770898	C	PTSM 0,5/3-2,5-H THR R32	3	8	.69	.61	.578
651—1770908	C	PTSM 0,5/4-2,5-H THR R32	4	10.5	.77	.717	.663
651—1770911	C	PTSM 0,5/5-2,5-H THR R32	5	13	.92	.835	.781
651—1770924	C	PTSM 0,5/6-2,5-H THR R32	6	15.5	1.11	1.02	.963
651—1770937	C	PTSM 0,5/7-2,5-H THR R32	7	18	1.26	1.17	1.09
651—1770940	C	PTSM 0,5/8-2,5-H THR R32	8	20.5	1.47	1.35	1.27
Vertical Pin-in-Paste							
651—1770953	D	PTSM 0,5/2-2,5-V THR R44	2	5.5	.54	.492	.46
651—1770966	D	PTSM 0,5/3-2,5-V THR R44	3	8	.69	.61	.578
651—1770979	D	PTSM 0,5/4-2,5-V THR R44	4	10.5	.84	.77	.728
651—1770982	D	PTSM 0,5/5-2,5-V THR R44	5	13	1.00	.91	.856
651—1770995	D	PTSM 0,5/6-2,5-V THR R44	6	15.5	1.16	1.06	1.01
651—1771004	D	PTSM 0,5/7-2,5-V THR R44	7	18	1.33	1.22	1.16
651—1771017	D	PTSM 0,5/8-2,5-V THR R44	8	20.5	1.55	1.41	1.34

PLUGS

Plug Connectors

For quantities greater than listed, call for quote.

MOUSER STOCK NO. / Mfr. Part No.	Fig.	Phoenix Type	Position	A Dim. (mm)	Price Each 1	10	50
651—1778832	E	PTSM 0,5/2-P-2,5	2	6.1	.69	.658	.636
651—1778845	E	PTSM 0,5/3-P-2,5	3	8.6	.96	.926	.891
651—1778858	E	PTSM 0,5/4-P-2,5	4	11	1.23	1.18	1.11
651—1778861	E	PTSM 0,5/5-P-2,5	5	13.6	1.47	1.40	1.36
651—1778874	E	PTSM 0,5/6-P-2,5	6	16.1	1.77	1.68	1.65
651—1778887	E	PTSM 0,5/7-P-2,5	7	18.6	2.24	2.12	2.02
651—1778890	E	PTSM 0,5/8-P-2,5	8	21.1	2.56	2.34	2.20

© Copyright 2013 Mouser Electronics

PLUGS (CONT.)

Ethernet Plug Connectors

For quantities greater than listed, call for quote.

MOUSER STOCK NO. / Mfr. Part No.	Fig.	Phoenix Type	Position	A Dim. (mm)	Price Each 1	10	50
0.2mm Conductor Cross-Section							
651—1778845	F	PTSM 0,5/3-P-2,5	2	2.5	.96	.926	.891
651—1778858	F	PTSM 0,5/4-P-2,5	4	7.5	1.23	1.18	1.11
651—1778861	F	PTSM 0,5/5-P-2,5	6	12.5	1.47	1.40	1.36
651—1778874	F	PTSM 0,5/6-P-2,5	8	17.5	1.77	1.68	1.65
0.4mm Conductor Cross-Section							
651—1780529	F	PTPM 0,4/2-P-2,5	2	2.5	.85	.755	.663
651—1780532	F	PTPM 0,4/4-P-2,5	4	7.5	1.52	1.38	1.20
651—1780545	F	PTPM 0,4/6-P-2,5	6	12.5	2.24	2.12	2.00
651—1780558	F	PTPM 0,4/8-P-2,5	8	17.5	2.99	2.82	2.68

HEADERS FOR PTPM AND PTSM PLUG CONNECTORS

For quantities greater than listed, call for quote.

MOUSER STOCK NO. / Mfr. Part No.	Fig.	Phoenix Type	Position	A Dim. (mm)	Price Each 1	10	50
Vertical Thru-Hole Mounting							
651—1778557	G	PTSM 0,5/2-HV-2,5-THR R32	2	6.7	.54	.514	.482
651—1778560	G	PTSM 0,5/3-HV-2,5-THR R32	3	9.2	.69	.642	.61
651—1778573	G	PTSM 0,5/4-HV-2,5-THR R32	4	11.7	.77	.738	.685
651—1778586	G	PTSM 0,5/5-HV-2,5-THR R32	5	14.2	.94	.919	.84
651—1778599	G	PTSM 0,5/6-HV-2,5-THR R32	6	16.7	1.07	1.03	.956
651—1778609	G	PTSM 0,5/7-HV-2,5-THR R44	7	19.2	1.27	1.16	1.07
651—1778612	G	PTSM 0,5/8-HV-2,5-THR R44	8	21.7	1.47	1.35	1.24
Horizontal Thru-Hole Mounting							
651—1778625	H	PTSM 0,5/2-HH-2,5-THR R16	2	6.7	.34	.326	.31
651—1778638	H	PTSM 0,5/3-HH-2,5-THR R32	3	9.2	.57	.524	.471
651—1778641	H	PTSM 0,5/4-HH-2,5-THR R32	4	11.7	.72	.688	.632
651—1778654	H	PTSM 0,5/5-HH-2,5-THR R32	5	14.2	.92	.875	.829
651—1778667	H	PTSM 0,5/6-HH-2,5-THR R32	6	16.7	1.07	1.03	.972
651—1778670	H	PTSM 0,5/7-HH-2,5-THR R44	7	19.2	1.27	1.20	1.14
651—1778683	H	PTSM 0,5/8-HH-2,5-THR R44	8	21.7	1.47	1.39	1.33
Horizontal SMD Mounting							
651—1778764	I	PTSM 0,5/2-HH-2,5-SMD R32	2	6.7	.57	.529	.499
651—1778777	I	PTSM 0,5/3-HH-2,5-SMD R32	3	9.2	.80	.765	.732
651—1778780	I	PTSM 0,5/4-HH-2,5-SMD R32	4	11.7	1.10	1.02	.98
651—1778793	I	PTSM 0,5/5-HH-2,5-SMD R32	5	14.2	1.37	1.31	1.24
651—1778803	I	PTSM 0,5/6-HH-2,5-SMD R44	6	16.7	1.64	1.55	1.48
651—1778816	I	PTSM 0,5/7-HH-2,5-SMD R44	7	19.2	1.93	1.85	1.74
651—1778829	I	PTSM 0,5/8-HH-2,5-SMD R44	8	21.7	2.21	2.08	1.98

2.5MM PTQ-THR MINI PCB TERMINAL BLOCK

Features:
- Current: up to 4 A
- Voltage: up to 160 V
- Pitch: 2.5 mm
- Height: 8 mm
- Connection cross section: solid/stranded 0.14 - 0.34 mm² / AWG 26-22
- QUICKON IDC fast connection

NEW PRODUCT

RoHS Compliant

For quantities greater than listed, call for quote.

MOUSER STOCK NO. / Mfr. Part No.	Fig.	Phoenix Type	Pos.	Dimensions: mm A	B	C	Price Each 1	10	50	100
651-1702610	J	PTQ 0,3/ 2-2,5 THR R32	2	17.55	7.00	8.00	.81	.738	.674	.631

© Copyright 2013 Mouser Electronics

PHOENIX CONTACT Pluggable Terminal Blocks

(2.5mm & 3.5mm)

RoHS Compliant This product is RoHS compliant.

PHOENIX CONTACT INSPIRING INNOVATIONS

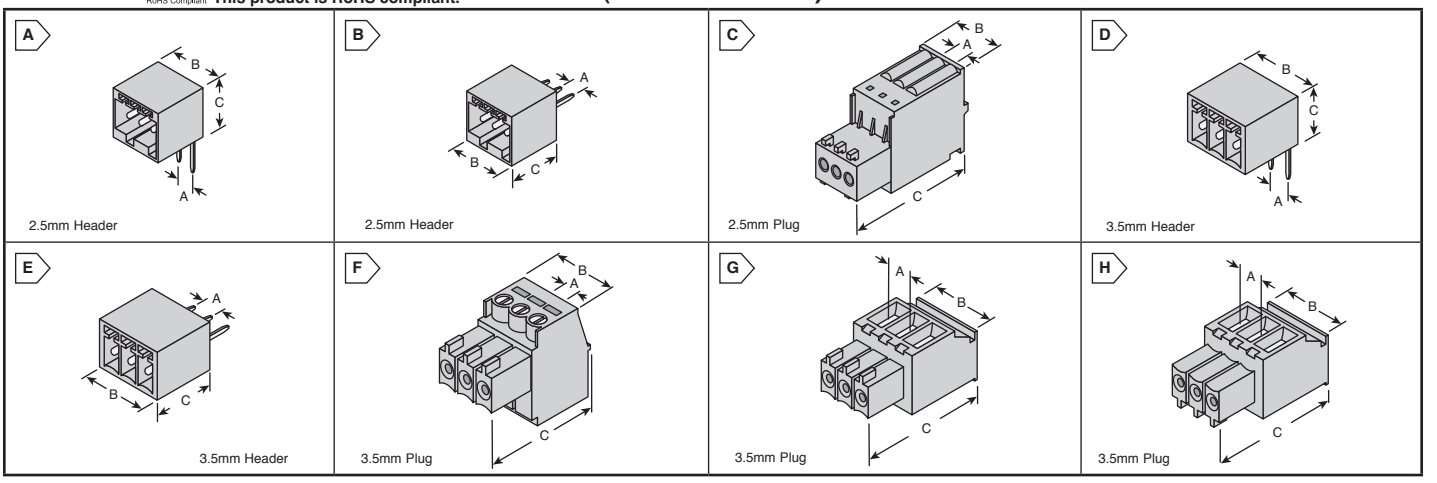

2.5MM HEADERS

- RoHS Compliant per Phoenix documentation

File# E60425

Single Level, Through-Hole Solder Mounting

For quantities greater than listed, call for quote.

MOUSER STOCK NO. Mfr	Mfr. Part No.	Fig.	Phoenix Type	No. of Pos.	Dimensions: mm A	B	C	Price Each 1	10	50
2.5mm PCB Terminal Block Headers - 90° Socket-to Pin Orientation UL: 125V @ 4A, Green Color										
651—1881448		A	MC 0.5/2-G-2.5	2	2.5	6.9	8.1	.82	.819	.745
651—1881451		A	MC 0.5/3-G-2.5	3	2.5	9.4	8.1	1.28	1.19	1.07
651—1881464		A	MC 0.5/4-G-2.5	4	2.5	11.9	8.1	1.47	1.42	1.39
651—1881477		A	MC 0.5/5-G-2.5	5	2.5	14.4	8.1	1.80	1.73	1.70
651—1881480		A	MC 0.5/6-G-2.5	6	2.5	16.9	8.1	2.31	2.27	2.15
651—1881493		A	MC 0.5/7-G-2.5	7	2.5	19.4	8.1	2.71	2.62	2.45
651—1881503		A	MC 0.5/8-G-2.5	8	2.5	21.9	8.1	3.05	2.95	2.77
651—1881516		A	MC 0.5/9-G-2.5	9	2.5	24.4	8.1	3.46	3.36	3.14
651—1881529		A	MC 0.5/10-G-2.5	10	2.5	26.9	8.1	3.95	3.72	3.31
651—1881545		A	MC 0.5/12-G-2.5	12	2.5	31.9	8.1	4.72	4.44	3.91
2.5mm PCB Terminal Block Headers - 90° Socket-to Pin Orientation UL: 125V @ 4A, Green Color										
651—1881561		B	MCV 0.5/3-G-2.5	3	2.5	9.4	10.1	1.11	1.07	1.05
651—1881574		B	MCV 0.5/4-G-2.5	4	2.5	11.9	10.1	1.59	1.56	1.43
651—1881587		B	MCV 0.5/5-G-2.5	5	2.5	14.4	10.1	1.96	1.90	1.79
651—1881590		B	MCV 0.5/6-G-2.5	6	2.5	16.9	10.1	2.40	2.27	2.00
651—1881600		B	MCV 0.5/7-G-2.5	7	2.5	19.4	10.1	2.79	2.62	2.33
651—1881613		B	MCV 0.5/8-G-2.5	8	2.5	21.9	10.1	3.07	2.97	2.79
651—1881626		B	MCV 0.5/9-G-2.5	9	2.5	24.4	10.1	3.38	3.36	2.84
651—1881639		B	MCV 0.5/10-G-2.5	10	2.5	26.9	10.1	3.66	3.55	3.31
651—1881655		B	MCV 0.5/12-G-2.5	12	2.5	31.9	10.1	4.72	4.44	3.91

2.5MM PLUGS

- RoHS Compliant per Phoenix documentation

File# E60425

Spring Force Wire Termination

For quantities greater than listed, call for quote.

MOUSER STOCK NO. Mfr	Mfr. Part No.	Fig.	Phoenix Type	No. of Pos.	Dimensions: mm A	B	C	Price Each 1	10	50
2.5mm PCB Terminal Block Plugs - 180° Wire-to-Plug Orientation UL: 125V @ 4A, 28-20AWG, Green Color										
651—1881325		C	FK-MC 0.5/2-ST-2.5	2	2.5	5.6	19.2	2.71	2.63	2.46
651—1881338		C	FK-MC 0.5/3-ST-2.5	3	2.5	8.1	19.2	3.72	3.42	3.41
651—1881341		C	FK-MC 0.5/4-ST-2.5	4	2.5	10.6	19.2	4.99	4.82	4.56
651—1881354		C	FK-MC 0.5/5-ST-2.5	5	2.5	13.1	19.2	6.23	6.01	5.70
651—1881367		C	FK-MC 0.5/6-ST-2.5	6	2.5	15.6	19.2	7.39	6.62	6.31
651—1881370		C	FK-MC 0.5/7-ST-2.5	7	2.5	18.1	19.2	8.62	7.73	7.37
651—1881383		C	FK-MC 0.5/8-ST-2.5	8	2.5	20.6	19.2	9.83	9.27	8.40
651—1881396		C	FK-MC 0.5/9-ST-2.5	9	2.5	23.1	19.2	10.88	9.93	9.47
651—1881406		C	FK-MC 0.5/10-ST-2.5	10	2.5	25.6	19.2	12.13	11.03	10.51
651—1881422		C	FK-MC 0.5/12-ST-2.5	12	2.5	30.6	19.2	14.79	13.24	12.62

3.5MM HEADERS

- RoHS Compliant per Phoenix documentation

File# E60425

Single Level, Through-Hole Solder Mounting

For quantities greater than listed, call for quote.

MOUSER STOCK NO. Mfr	Mfr. Part No.	Fig.	Phoenix Type	No. of Pos.	Dimensions: mm A	B	C	Price Each 1	10	50
3.5mm PCB Terminal Block Headers - 90° Socket-to Pin Orientation UL: 300V @ 8A, Green Color										
651—1844210		D	MC 1.5/2-G-3.5	2	3.5	8.4	7.25	.74	.712	.67
651—1844223		D	MC 1.5/3-G-3.5	3	3.5	11.9	7.25	1.14	1.10	1.05
651—1844236		D	MC 1.5/4-G-3.5	4	3.5	15.4	7.25	1.53	1.49	1.39
651—1844249		D	MC 1.5/5-G-3.5	5	3.5	18.9	7.25	1.92	1.86	1.74
651—1844252		D	MC 1.5/6-G-3.5	6	3.5	22.4	7.25	2.33	2.26	2.12
651—1844265		D	MC 1.5/7-G-3.5	7	3.5	25.9	7.25	2.59	2.08	1.99

3.5MM HEADERS (CONT.)

- RoHS Compliant per Phoenix documentation

File# E60425

Single Level, Through-Hole Solder Mounting

For quantities greater than listed, call for quote.

MOUSER STOCK NO. Mfr	Mfr. Part No.	Fig.	Phoenix Type	No. of Pos.	Dimensions: mm A	B	C	Price Each 1	10	50
3.5mm PCB Terminal Block Headers (Cont.) - 90° Socket-to Pin Orientation UL: 300V @ 8A, Green Color										
651—1844278		D	MC 1.5/8-G-3.5	8	3.5	29.4	7.25	3.06	2.97	2.78
651—1844281		D	MC 1.5/9-G-3.5	9	3.5	32.9	7.25	3.39	3.31	3.10
651—1844294		D	MC 1.5/10-G-3.5	10	3.5	36.4	7.25	3.88	3.78	3.53
651—1844317		D	MC 1.5/12-G-3.5	12	3.5	43.4	7.25	4.64	4.52	4.23
3.5mm PCB Terminal Block Headers - 180° Socket-to Pin Orientation UL: 300V @ 8A, Green Color										
651—1843606		E	MCV 1.5/2-G-3.5	2	3.5	8.4	9.2	.77	.754	.631
651—1843619		E	MCV 1.5/3-G-3.5	3	3.5	11.9	9.2	1.13	1.10	1.04
651—1843622		E	MCV 1.5/4-G-3.5	4	3.5	15.4	9.2	1.49	1.46	1.37
651—1843635		E	MCV 1.5/5-G-3.5	5	3.5	18.9	9.2	1.88	1.74	1.49
651—1843648		E	MCV 1.5/6-G-3.5	6	3.5	22.4	9.2	2.28	2.23	2.09
651—1843651		E	MCV 1.5/7-G-3.5	7	3.5	25.9	9.2	2.75	2.61	2.30
651—1843664		E	MCV 1.5/8-G-3.5	8	3.5	29.4	9.2	2.85	2.69	2.66
651—1843677		E	MCV 1.5/9-G-3.5	9	3.5	32.9	9.2	3.41	3.34	3.12
651—1843680		E	MCV 1.5/10-G-3.5	10	3.5	36.4	9.2	3.79	3.70	3.47
651—1843703		E	MCV 1.5/12-G-3.5	12	3.5	43.4	9.2	4.55	4.44	4.16

3.5MM PLUGS

- RoHS Compliant per Phoenix documentation

File# E60425

Screw Clamp Wire Termination

For quantities greater than listed, call for quote.

MOUSER STOCK NO. Mfr	Mfr. Part No.	Fig.	Phoenix Type	No. of Pos.	Dimensions: mm A	B	C	Price Each 1	10	50
3.5mm PCB Terminal Block Plugs - 180° Wire-to-Plug Orientation UL: 300V @ 8A, 30-14AWG, Green Color										
651—1840366		F	MC 1.5/2-ST-3.5	2	3.5	7	15.5	2.16	2.11	1.70
651—1840379		F	MC 1.5/3-ST-3.5	3	3.5	10.5	15.5	3.27	3.18	2.57
651—1840382		F	MC 1.5/4-ST-3.5	4	3.5	14	15.5	4.29	4.21	3.38
651—1840395		F	MC 1.5/5-ST-3.5	5	3.5	17.5	15.5	5.50	5.34	4.31
651—1840405		F	MC 1.5/6-ST-3.5	6	3.5	21	15.5	6.38	5.85	5.55
651—1840418		F	MC 1.5/7-ST-3.5	7	3.5	24.5	15.5	7.62	7.50	6.49
651—1840421		F	MC 1.5/8-ST-3.5	8	3.5	28	15.5	8.44	7.13	6.81
651—1840434		F	MC 1.5/9-ST-3.5	9	3.5	31.5	15.5	9.51	8.05	7.67
651—1840447		F	MC 1.5/10-ST-3.5	10	3.5	35	15.5	10.59	8.96	8.55
651—1840450		F	MC 1.5/11-ST-3.5	11	3.5	38.5	15.5	11.67	9.89	9.43
651—1840463		F	MC 1.5/12-ST-3.5	12	3.5	42	15.5	12.68	10.71	10.23
3.5mm PCB Terminal Block Plugs - 90° Wire-to-Plug Orientation UL: 300V @ 8A, 30-14AWG, Green Color										
651—1863152		G	MCVR 1.5/2-ST-3.5	2	3.5	7.8	19.1	2.15	2.09	1.96
651—1863165		G	MCVR 1.5/3-ST-3.5	3	3.5	11.3	19.1	3.30	3.11	2.76
651—1863178		G	MCVR 1.5/4-ST-3.5	4	3.5	14.8	19.1	4.29	4.17	3.91
651—1863181		G	MCVR 1.5/5-ST-3.5	5	3.5	18.3	19.1	5.51	5.23	4.62
651—1863194		G	MCVR 1.5/6-ST-3.5	6	3.5	21.8	19.1	6.59	6.27	5.49
651—1863217		G	MCVR 1.5/8-ST-3.5	8	3.5	28.8	19.1	8.30	7.67	6.54
651—1863233		G	MCVR 1.5/10-ST-3.5	10	3.5	35.8	19.1	11.00	10.45	9.18
3.5mm PCB Terminal Block Plugs - 270° Wire-to-Plug Orientation UL: 300V @ 8A, 30-14AWG, Green Color										
651—1862852		H	MCVW 1.5/2-ST-3.5	2	3.5	7.8	19.1	2.09	1.68	1.64
651—1862865		H	MCVW 1.5/3-ST-3.5	3	3.5	11.3	19.1	3.30	3.11	2.76
651—1862878		H	MCVW 1.5/4-ST-3.5	4	3.5	14.8	19.1	4.41	4.16	3.68
651—1862881		H	MCVW 1.5/5-ST-3.5	5	3.5	18.3	19.1	5.53	5.23	4.62
651—1862894		H	MCVW 1.5/6-ST-3.5	6	3.5	21.8	19.1	6.54	6.27	5.45
651—1862917		H	MCVW 1.5/8-ST-3.5	8	3.5	28.8	19.1	8.83	8.37	7.35
651—1862920		H	MCVW 1.5/9-ST-3.5	9	3.5	32.3	19.1	9.47	9.43	8.82
651—1862933		H	MCVW 1.5/10-ST-3.5	10	3.5	35.8	19.1	11.01	10.45	9.19

© Copyright 2013 Mouser Electronics

© Copyright 2013 Mouser Electronics

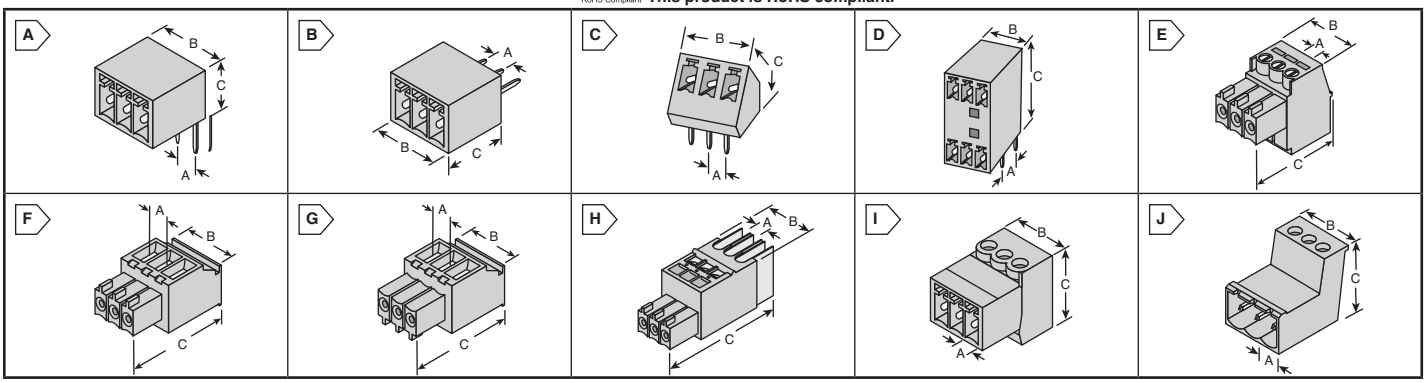

3.81MM HEADERS

• RoHS Compliant per Phoenix documentation • UL: 300V @ 8A, 30-14AWG • Color: Green

File# E60425

PCB, Single Level, Through-Hole Solder Mounting

For quantities greater than listed, call for quote.

MOUSER STOCK NO. Mfr	Mfr. Part No.	Fig.	Phoenix Type	Pos.	Dimensions: mm A	B	C	Price Each 1	10	50
90° Socket-to-Pin Orientation										
651	1803277	A	MC 1.5/2-G-3.81	2	3.81	9.01	7.25	.69	.662	.546
651	1803280	A	MC 1.5/3-G-3.81	3	3.81	12.82	7.25	1.04	1.01	.95
651	1803293	A	MC 1.5/4-G-3.81	4	3.81	16.63	7.25	1.33	1.24	1.22
651	1803303	A	MC 1.5/5-G-3.81	5	3.81	20.44	7.25	1.67	1.63	1.53
651	1803316	A	MC 1.5/6-G-3.81	6	3.81	24.25	7.25	2.09	2.02	1.89
651	1803329	A	MC 1.5/7-G-3.81	7	3.81	28.06	7.25	2.44	2.36	2.21
651	1803332	A	MC 1.5/8-G-3.81	8	3.81	31.87	7.25	2.71	2.64	2.48
651	1803345	A	MC 1.5/9-G-3.81	9	3.81	35.68	7.25	3.08	3.02	2.82
651	1803358	A	MC 1.5/10-G-3.81	10	3.81	39.49	7.25	3.47	3.37	3.16
651	1803361	A	MC 1.5/11-G-3.81	11	3.81	43.30	7.25	3.95	3.73	3.30
651	1803374	A	MC 1.5/12-G-3.81	12	3.81	47.11	7.25	4.09	4.00	3.75
651	1803387	A	MC 1.5/13-G-3.81	13	3.81	50.92	7.25	4.54	4.41	4.12
651	1803390	A	MC 1.5/14-G-3.81	14	3.81	54.73	7.25	4.87	4.73	4.42
651	1803400	A	MC 1.5/15-G-3.81	15	3.81	58.54	7.25	5.36	5.07	4.47
651	1803413	A	MC 1.5/16-G-3.81	16	3.81	62.35	7.25	5.68	5.38	4.77
180° Socket-to-Pin Orientation										
651	1803426	B	MCV 1.5/2-G-3.81	2	3.81	9.01	9.2	.67	.668	.55
651	1803439	B	MCV 1.5/3-G-3.81	3	3.81	12.82	9.2	1.04	1.01	.842
651	1803442	B	MCV 1.5/4-G-3.81	4	3.81	16.63	9.2	1.37	1.28	1.22
651	1803455	B	MCV 1.5/5-G-3.81	5	3.81	20.44	9.2	1.67	1.63	1.53
651	1803468	B	MCV 1.5/6-G-3.81	6	3.81	24.25	9.2	2.02	1.97	1.85
651	1803471	B	MCV 1.5/7-G-3.81	7	3.81	28.06	9.2	2.44	2.36	2.21
651	1803484	B	MCV 1.5/8-G-3.81	8	3.81	31.87	9.2	2.68	2.61	2.45
651	1803497	B	MCV 1.5/9-G-3.81	9	3.81	35.68	9.2	3.08	3.02	2.82
651	1803507	B	MCV 1.5/10-G-3.81	10	3.81	39.49	9.2	3.39	3.31	3.10
651	1803510	B	MCV 1.5/11-G-3.81	11	3.81	43.30	9.2	3.94	3.72	3.27
651	1803523	B	MCV 1.5/12-G-3.81	12	3.81	47.11	9.2	4.11	4.02	3.77
651	1803536	B	MCV 1.5/13-G-3.81	13	3.81	50.92	9.2	4.54	4.41	4.12
651	1803549	B	MCV 1.5/14-G-3.81	14	3.81	54.73	9.2	4.87	4.73	4.43
651	1803552	B	MCV 1.5/15-G-3.81	15	3.81	58.54	9.2	5.36	5.07	4.47
651	1803565	B	MCV 1.5/16-G-3.81	16	3.81	62.35	9.2	5.54	5.38	5.04
45° Socket-to-Pin Orientation										
651	1827279	C	SMC 1.5/2-G-3.81	2	3.81	9.01	11	.88	.865	.807
651	1827282	C	SMC 1.5/3-G-3.81	3	3.81	12.82	11	1.27	1.24	1.16
651	1827295	C	SMC 1.5/4-G-3.81	4	3.81	16.63	11	1.70	1.65	1.54
651	1827305	C	SMC 1.5/5-G-3.81	5	3.81	20.44	11	2.15	2.09	1.96
651	1827318	C	SMC 1.5/6-G-3.81	6	3.81	24.25	11	2.61	2.54	2.36
651	1827321	C	SMC 1.5/7-G-3.81	7	3.81	28.06	11	2.94	2.88	2.70
651	1827334	C	SMC 1.5/8-G-3.81	8	3.81	31.87	11	3.42	3.32	3.11
651	1827350	C	SMC 1.5/10-G-3.81	10	3.81	39.49	11	4.19	4.10	3.84
651	1827376	C	SMC 1.5/12-G-3.81	12	3.81	47.11	11	5.17	5.01	4.68

Double Level, Through-Hole Solder Mounting

For quantities greater than listed, call for quote.

MOUSER STOCK NO. Mfr	Mfr. Part No.	Fig.	Phoenix Type	Pos.	Dimensions: mm A	B	C	Price Each 1	10	50
90° Socket-to-Pin Orientation										
651	1843075	D	MCD 1.5/2-G1-3.81	2	12.70	9.01	22.7	2.31	2.25	2.10
651	1843088	D	MCD 1.5/3-G1-3.81	3	12.70	12.82	22.7	3.46	3.36	3.15
651	1843091	D	MCD 1.5/4-G1-3.81	4	12.70	16.63	22.7	4.62	4.48	4.21
651	1843101	D	MCD 1.5/5-G1-3.81	5	12.70	20.44	22.7	5.76	5.59	5.22
651	1843114	D	MCD 1.5/6-G1-3.81	6	12.70	24.25	22.7	6.94	6.74	6.30
651	1843127	D	MCD 1.5/7-G1-3.81	7	12.70	28.06	22.7	8.10	7.86	7.36
651	1843130	D	MCD 1.5/8-G1-3.81	8	12.70	31.87	22.7	9.27	8.99	8.42
651	1843143	D	MCD 1.5/9-G1-3.81	9	12.70	35.68	22.7	10.44	10.13	9.48
651	1843156	D	MCD 1.5/10-G1-3.81	10	12.70	39.49	22.7	11.56	11.22	10.49
651	1843172	D	MCD 1.5/12-G1-3.81	12	12.70	47.11	22.7	13.89	13.48	12.62

3.81MM PLUGS

• RoHS Compliant per Phoenix documentation • UL: 300V @ 8A, 30-14AWG • Color: Green

Screw Clamp Wire Termination

MOUSER STOCK NO. Mfr	Mfr. Part No.	Fig.	Phoenix Type	Pos.	Dimensions: mm A	B	C	Price Each 1	10	50
180° Wire-to-Plug Orientation										
651	1803578	E	MC 1.5/2-ST-3.81	2	3.81	8.41	15.5	1.93	1.77	1.53
651	1803581	E	MC 1.5/3-ST-3.81	3	3.81	12.22	15.5	2.89	2.81	2.64
651	1803594	E	MC 1.5/4-ST-3.81	4	3.81	16.03	15.5	3.82	3.73	3.50
651	1803604	E	MC 1.5/5-ST-3.81	5	3.81	19.84	15.5	4.83	4.72	4.42
651	1803617	E	MC 1.5/6-ST-3.81	6	3.81	23.65	15.5	5.76	5.62	5.26
651	1803620	E	MC 1.5/7-ST-3.81	7	3.81	27.46	15.5	6.78	6.62	6.21
651	1803633	E	MC 1.5/8-ST-3.81	8	3.81	31.27	15.5	7.65	7.47	7.00
651	1803646	E	MC 1.5/9-ST-3.81	9	3.81	35.08	15.5	8.72	8.53	7.98
651	1803659	E	MC 1.5/10-ST-3.81	10	3.81	38.89	15.5	9.64	9.42	8.82
651	1803662	E	MC 1.5/11-ST-3.81	11	3.81	42.07	15.5	11.12	10.54	9.27
651	1803675	E	MC 1.5/12-ST-3.81	12	3.81	46.51	15.5	11.60	11.34	10.61

3.81MM PLUGS (CONT.)

File# E60425 RoHS Compliant

Screw Clamp Wire Termination

For quantities greater than listed, call for quote.

MOUSER STOCK NO. Mfr	Mfr. Part No.	Fig.	Phoenix Type	Pos.	Dimensions: mm A	B	C	Price Each 1	10	50
90° Wire-to-Plug Orientation										
651	1827127	F	MCVR 1.5/2-ST-3.81	2	3.81	8.41	19.1	2.10	1.96	1.65
651	1827130	F	MCVR 1.5/3-ST-3.81	3	3.81	12.22	19.1	3.19	3.09	2.90
651	1827143	F	MCVR 1.5/4-ST-3.81	4	3.81	16.03	19.1	4.14	4.04	3.79
651	1827156	F	MCVR 1.5/5-ST-3.81	5	3.81	19.84	19.1	5.34	5.19	4.86
651	1827169	F	MCVR 1.5/6-ST-3.81	6	3.81	23.65	19.1	6.25	6.10	5.71
651	1827172	F	MCVR 1.5/7-ST-3.81	7	3.81	27.46	19.1	7.65	7.23	6.37
651	1827185	F	MCVR 1.5/8-ST-3.81	8	3.81	31.27	19.1	8.34	8.15	7.63
651	1827198	F	MCVR 1.5/9-ST-3.81	9	3.81	35.08	19.1	9.39	9.18	8.59
651	1827208	F	MCVR 1.5/10-ST-3.81	10	3.81	38.89	19.1	10.41	10.18	9.52
651	1827224	F	MCVR 1.5/12-ST-3.81	12	3.81	46.51	19.1	12.53	12.24	11.46
651	1827237	F	MCVR 1.5/13-ST-3.81	13	3.81	50.32	19.1	14.20	13.48	11.84
651	1827240	F	MCVR 1.5/14-ST-3.81	14	3.81	54.13	19.1	14.98	14.53	13.60
651	1827266	F	MCVR 1.5/16-ST-3.81	16	3.81	61.75	19.1	17.49	16.62	14.58
270° Wire-to-Plug Orientation										
651	1826979	G	MCVW 1.5/2-ST-3.81	2	3.81	8.41	19.1	2.09	2.04	1.92
651	1826982	G	MCVW 1.5/3-ST-3.81	3	3.81	12.22	19.1	3.12	3.05	2.86
651	1826995	G	MCVW 1.5/4-ST-3.81	4	3.81	16.03	19.1	4.14	4.04	3.79
651	1827004	G	MCVW 1.5/5-ST-3.81	5	3.81	19.84	19.1	5.21	5.09	4.77
651	1827017	G	MCVW 1.5/6-ST-3.81	6	3.81	23.65	19.1	6.25	6.10	5.71
651	1827020	G	MCVW 1.5/7-ST-3.81	7	3.81	27.46	19.1	7.65	7.23	6.36
651	1827033	G	MCVW 1.5/8-ST-3.81	8	3.81	31.27	19.1	8.34	8.15	7.63
651	1827046	G	MCVW 1.5/9-ST-3.81	9	3.81	35.08	19.1	9.39	9.18	8.59
651	1827059	G	MCVW 1.5/10-ST-3.81	10	3.81	38.89	19.1	10.41	10.18	9.52
651	1827062	G	MCVW 1.5/11-ST-3.81	11	3.81	42.07	19.1	12.03	11.41	10.03
651	1827075	G	MCVW 1.5/12-ST-3.81	12	3.81	46.51	19.1	12.53	12.24	11.46
651	1827091	G	MCVW 1.5/14-ST-3.81	14	3.81	54.13	19.1	14.98	14.53	13.60
651	1827114	G	MCVW 1.5/16-ST-3.81	16	3.81	61.75	19.1	17.12	16.62	15.55

Insulation Displacement Wire Termination

For quantities greater than listed, call for quote.

MOUSER STOCK NO. Mfr	Mfr. Part No.	Fig.	Phoenix Type	Pos.	Dimensions: mm A	B	C	Price Each 1	10	50
180° Wire-to-Plug Orientation										
651	1897393	H	QC 0.5/2-ST-3.81	2	3.81	8.41	22.3	3.16	3.08	2.89
651	1897403	H	QC 0.5/3-ST-3.81	3	3.81	12.22	22.3	4.87	4.73	4.42
651	1897458	H	QC 0.5/8-ST-3.81	8	3.81	31.27	22.3	13.06	12.67	11.87
651	1897474	H	QC 0.5/10-ST-3.81	10	3.81	38.89	22.3	16.30	15.83	14.80
651	1897487	H	QC 0.5/11-ST-3.81	11	3.81	42.7	22.3	17.51	17.10	16.01

3.81MM AND 5.08MM INVERTED PLUGS

• Mates with standard plugs for cable to cable connections • RoHS Compliant per Phoenix documentation
• Plugs have male pin contacts

For quantities greater than listed, call for quote.

MOUSER STOCK NO. Mfr	Mfr. Part No.	Fig.	Phoenix Type	Pos.	Curr. Rating	Volt. Rating	Dimensions: mm A	B	C	Price Each 1	10	50
3.81mm Terminal Block Inverted Plugs - 180° Socket-to-Pin Orientation - Green Color - 30-14AWG												
651	1857883	I	IMC 1,5/2-ST-3,81	2	8A	300	3.81	8.41	11.10	3.06	2.89	2.71
651	1857896	I	IMC 1,5/3-ST-3,81	3	8A	300	3.81	12.22	11.10	4.75	4.61	4.32
651	1857906	I	IMC 1,5/4-ST-3,81	4	8A	300	3.81	16.03	11.10	6.40	6.22	5.80
651	1857919	I	IMC 1,5/5-ST-3,81	5	8A	300	3.81	19.84	11.10	7.93	7.32	6.24
651	1857922	I	IMC 1,5/6-ST-3,81	6	8A	300	3.81	23.65	11.10	9.54	9.27	8.68
651	1857948	I	IMC 1,5/8-ST-3,81	8	8A	300	3.81	27.46	11.10	12.79	12.41	11.60
651	1857964	I	IMC 1,5/10-ST-3,81	10	8A	300	3.81	35.08	11.10	15.48	15.20	14.23
651	1857980	I	IMC 1.5/12-ST-3.81	12	8A	300	3.81	42.70	11.10	19.11	18.54	17.36
5.08mm Terminal Block Inverted Plugs - 180° Socket-to-Pin Orientation - Green Color - 30-12AWG												
651	1786174	J	IC 2,5/2-ST-5,08	2	10A	300	5.08	11.66	15.00	2.53	2.27	2.16
651	1786187	J	IC 2,5/3-ST-5,08	3	10A	300	5.08	16.74	15.00	4.12	4.08	3.27
651	1786190	J	IC 2,5/4-ST-5,08	4	10A	300	5.08	21.82	15.00	5.26	4.49	4.34
651	1786200	J	IC 2,5/5-ST-5,08	5	10A	300	5.08	26.90	15.00	6.28	5.68	5.41
651	1786213	J	IC 2,5/6-ST-5,08	6	10A	300	5.08	31.98	15.00	8.21	8.12	6.51
651	1786239	J	IC 2,5/8-ST-5,08	8	10A	300	5.08	37.06	15.00	10.94	10.83	8.68
651	1786255	J	IC 2,5/10-ST-5,08	10	10A	300	5.08	47.22	15.00	13.64	13.50	10.73
651	1786271	J	IC 2,5/12-ST-5,08	12	10A	300	5.08	57.38	15.00	15.14	13.59	12.60

© Copyright 2013 Mouser Electronics © Copyright 2013 Mouser Electronics

PHOENIX CONTACT 5.0mm Pluggable Terminal Blocks

RoHS Compliant This product is RoHS compliant.

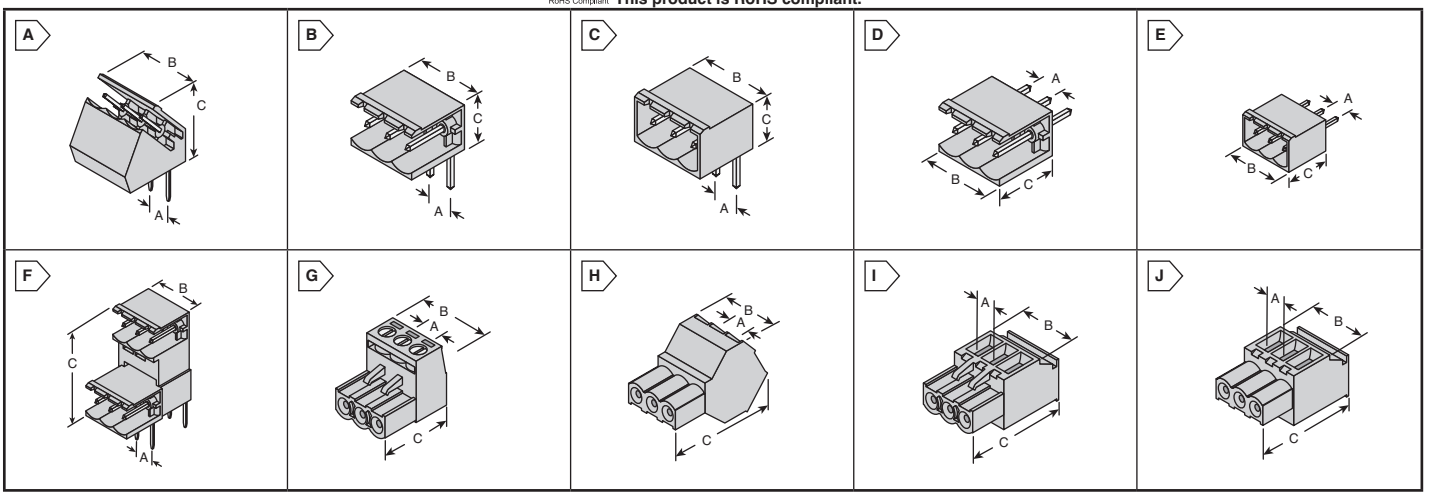

5.0MM HEADERS

- RoHS Compliant per Phoenix documentation
- Color: Green

File# E60425 RoHS Compliant

PCB, Single Level, Thru-Hole Solder Mounting

- UL: 150V @ 15A and 300V @ 10A

For quantities greater than listed, call for quote.

MOUSER STOCK NO. Mfr	Mfr. Part No.	Fig.	Phoenix Type	Pos.	Dimensions: mm A	B	C	Price Each 1	10	50
135° Socket-to-Pin Orientation Without Side Panels										
651	1769230	A	SMSTB 2.5/2-G	2	5	10	14.8	.71	.691	.646
651	1769272	A	SMSTB 2.5/6-G	6	5	30	14.8	2.12	2.05	1.92
651	1769298	A	SMSTB 2.5/8-G	8	5	40	14.8	2.73	2.68	2.50
90° Socket-to-Pin Orientation Without Side Panels										
651	1754436	B	MSTB 2.5/2-G	2	5	10	8.6	.57	.552	.463
651	1754452	B	MSTB 2.5/3-G	3	5	15	8.6	.86	.853	.755
651	1754478	B	MSTB 2.5/4-G	4	5	20	8.6	1.14	1.12	1.01
651	1754494	B	MSTB 2.5/5-G	5	5	25	8.6	1.53	1.42	1.28
651	1754517	B	MSTB 2.5/6-G	6	5	30	8.6	1.56	1.40	1.33
651	1754533	B	MSTB 2.5/7-G	7	5	35	8.6	2.07	1.97	1.73
651	1754559	B	MSTB 2.5/8-G	8	5	40	8.6	2.41	2.25	2.00
651	1754575	B	MSTB 2.5/9-G	9	5	45	8.6	2.62	2.55	2.39
651	1754591	B	MSTB 2.5/10-G	10	5	50	8.6	2.97	2.80	2.49
651	1754614	B	MSTB 2.5/11-G	11	5	55	8.6	3.19	3.09	2.90
651	1754630	B	MSTB 2.5/12-G	12	5	60	8.6	3.62	3.40	3.01
90° Socket-to-Pin Orientation										
651	1757475	C	MSTBA2.5/2-G	2	5	12	8.6	.57	.554	.518
651	1757488	C	MSTBA2.5/3-G	3	5	17	8.6	.87	.853	.701
651	1757491	C	MSTBA2.5/4-G	4	5	22	8.6	1.14	1.11	.928
651	1757501	C	MSTBA2.5/5-G	5	5	27	8.6	1.37	1.12	1.11
651	1757514	C	MSTBA2.5/6-G	6	5	32	8.6	1.70	1.65	1.36
651	1755493	C	MSTBA2.5/7-G	7	5	37	8.6	1.90	1.87	1.84
651	1757527	C	MSTBA2.5/8-G	8	5	42	8.6	2.40	2.24	1.99
651	1757530	C	MSTBA2.5/9-G	9	5	47	8.6	2.70	2.55	2.26
651	1757543	C	MSTBA2.5/10-G	10	5	52	8.6	2.88	2.79	2.26
651	1757556	C	MSTBA2.5/11-G	11	5	57	8.6	3.26	3.09	2.73
651	1757569	C	MSTBA2.5/12-G	12	5	62	8.6	3.51	3.40	3.19
180° Socket-to-Pin Orientation Without Side Panels										
651	1753437	D	MSTBV 2.5/2-G	2	5	10	12	.56	.552	.507
651	1753453	D	MSTBV 2.5/3-G	3	5	15	12	.86	.853	.766
651	1753479	D	MSTBV 2.5/4-G	4	5	20	12	1.16	1.12	1.05
651	1753495	D	MSTBV 2.5/5-G	5	5	25	12	1.47	1.42	1.32
651	1753518	D	MSTBV 2.5/6-G	6	5	30	12	1.69	1.65	1.55
651	1753534	D	MSTBV 2.5/7-G	7	5	35	12	2.12	1.97	1.75
651	1753550	D	MSTBV 2.5/8-G	8	5	40	12	2.42	2.25	2.01
651	1753576	D	MSTBV 2.5/9-G	9	5	45	12	2.57	2.55	2.39
651	1753592	D	MSTBV 2.5/10-G	10	5	50	12	2.76	2.68	2.63
651	1753631	D	MSTBV 2.5/12-G	12	5	60	12	3.63	3.40	3.02
180° Socket-to-Pin Orientation										
651	1755516	E	MSTBVA2.5/2-G	2	5	12	12	.57	.55	.518
651	1755529	E	MSTBVA2.5/3-G	3	5	17	12	.87	.853	.798
651	1755532	E	MSTBVA2.5/4-G	4	5	22	12	1.14	1.11	.928
651	1755545	E	MSTBVA2.5/5-G	5	5	27	12	1.47	1.42	1.34
651	1755558	E	MSTBVA2.5/6-G	6	5	32	12	1.70	1.66	1.44
651	1755561	E	MSTBVA2.5/7-G	7	5	37	12	2.02	1.97	1.77
651	1755574	E	MSTBVA2.5/8-G	8	5	42	12	2.26	2.20	2.07
651	1755587	E	MSTBVA2.5/9-G	9	5	47	12	2.59	2.55	2.26
651	1755503	E	MSTBVA2.5/10-G	10	5	52	12	2.89	2.81	2.63
651	1755590	E	MSTBVA2.5/11-G	11	5	57	12	3.31	3.09	2.75
651	1755600	E	MSTBVA2.5/12-G	12	5	62	12	3.63	3.40	3.02

Double Level, Thru-Hole Solder Mounting

For quantities greater than listed, call for quote.

90° Socket-to-Pin Orientation Without Side Panels; UL: 150V @ 15A										
651	1762046	F	MDSTB 2.5/2-G	2	5	10	23.5	2.08	2.05	1.80
651	1762059	F	MDSTB 2.5/3-G	3	5	15	23.5	3.04	2.95	2.76

© Copyright 2013 Mouser Electronics

5.0MM PLUGS

Screw Clamp Wire Termination

File# E60425 RoHS Compliant

- RoHS Compliant per Phoenix documentation
- UL: 150V @ 15A and 300V @ 10A; 30-12AWG
- Color: Green

For quantities greater than listed, call for quote.

MOUSER STOCK NO. Mfr	Mfr. Part No.	Fig.	Phoenix Type	Pos.	Dimensions: mm A	B	C	Price Each 1	10	50
180° Wire-to-Plug Orientation										
651	1754449	G	MSTB 2.5/2-ST	2	5	10	18.2	1.63	1.62	1.44
651	1754465	G	MSTB 2.5/3-ST	3	5	15	18.2	2.47	2.42	2.27
651	1754481	G	MSTB 2.5/4-ST	4	5	20	18.2	3.35	3.25	2.66
651	1754504	G	MSTB 2.5/5-ST	5	5	25	18.2	4.18	4.09	3.60
651	1754520	G	MSTB 2.5/6-ST	6	5	30	18.2	4.86	4.53	4.01
651	1754546	G	MSTB 2.5/7-ST	7	5	35	18.2	6.09	5.75	5.06
651	1754562	G	MSTB 2.5/8-ST	8	5	40	18.2	6.74	6.56	5.39
651	1754588	G	MSTB 2.5/9-ST	9	5	45	18.2	7.78	7.38	6.48
651	1754601	G	MSTB 2.5/10-ST	10	5	50	18.2	8.26	8.07	7.55
651	1754627	G	MSTB 2.5/11-ST	11	5	55	18.2	9.48	9.01	7.93
651	1754643	G	MSTB 2.5/12-ST	12	5	60	18.2	9.90	9.67	9.05
135° Wire-to-Plug Orientation										
651	1768765	H	SMSTB 2.5/2-ST	2	5	10	25.5	2.38	2.29	2.14
651	1768778	H	SMSTB 2.5/3-ST	3	5	15	25.5	3.49	3.39	3.17
651	1768781	H	SMSTB 2.5/4-ST	4	5	20	25.5	4.79	4.56	4.00
651	1768794	H	SMSTB 2.5/5-ST	5	5	25	25.5	5.91	5.72	5.35
651	1768804	H	SMSTB 2.5/6-ST	6	5	30	25.5	7.24	6.84	6.03
651	1768817	H	SMSTB 2.5/7-ST	7	5	35	25.5	7.94	7.68	7.48
651	1768448	H	SMSTB 2.5/8-ST	8	5	40	25.5	9.57	9.07	7.97
651	1768820	H	SMSTB 2.5/9-ST	9	5	45	25.5	10.88	10.33	9.08
651	1768833	H	SMSTB 2.5/10-ST	10	5	50	25.5	12.09	11.47	10.07
651	1768859	H	SMSTB 2.5/12-ST	12	5	60	25.5	14.46	13.72	12.06
90° Wire-to-Plug Orientation										
651	1792016	I	MVSTBR 2.5/2-ST	2	5	10	26	1.95	1.89	1.78
651	1792029	I	MVSTBR 2.5/3-ST	3	5	15	26	2.91	2.82	2.64
651	1792032	I	MVSTBR 2.5/4-ST	4	5	20	26	4.03	3.80	3.36
651	1792045	I	MVSTBR 2.5/5-ST	5	5	25	26	5.04	4.77	4.21
651	1792058	I	MVSTBR 2.5/6-ST	6	5	30	26	6.00	5.68	5.00
651	1792061	I	MVSTBR 2.5/7-ST	7	5	35	26	7.03	6.64	5.83
651	1792074	I	MVSTBR 2.5/8-ST	8	5	40	26	8.00	7.60	6.67
651	1792087	I	MVSTBR 2.5/9-ST	9	5	45	26	9.03	8.56	7.54
651	1792090	I	MVSTBR 2.5/10-ST	10	5	50	26	10.03	9.51	8.38
651	1792100	I	MVSTBR 2.5/11-ST	11	5	55	26	10.07	9.84	9.78
651	1792113	I	MVSTBR 2.5/12-ST	12	5	60	26	11.93	11.41	9.92
270° Wire-to-Plug Orientation										
651	1792524	J	MVSTBW 2.5/2-ST	2	5	10	26	2.01	1.89	1.69
651	1792537	J	MVSTBW 2.5/3-ST	3	5	15	26	2.90	2.84	2.41
651	1792540	J	MVSTBW 2.5/4-ST	4	5	20	26	4.46	3.80	3.63
651	1792553	J	MVSTBW 2.5/5-ST	5	5	25	26	5.05	4.77	4.21
651	1792566	J	MVSTBW 2.5/6-ST	6	5	30	26	6.01	5.68	5.02
651	1792579	J	MVSTBW 2.5/7-ST	7	5	35	26	7.03	6.64	5.83
651	1792582	J	MVSTBW 2.5/8-ST	8	5	40	26	8.00	7.60	6.68
651	1792595	J	MVSTBW 2.5/9-ST	9	5	45	26	8.60	8.41	7.88
651	1792605	J	MVSTBW 2.5/10-ST	10	5	50	26	9.80	9.51	8.90
651	1792621	J	MVSTBW 2.5/12-ST	12	5	60	26	12.04	11.41	10.04

© Copyright 2013 Mouser Electronics

PHOENIX CONTACT 5.08mm Pluggable Terminal Blocks

RoHS Compliant This product is RoHS compliant.

PHOENIX CONTACT INSPIRING INNOVATIONS

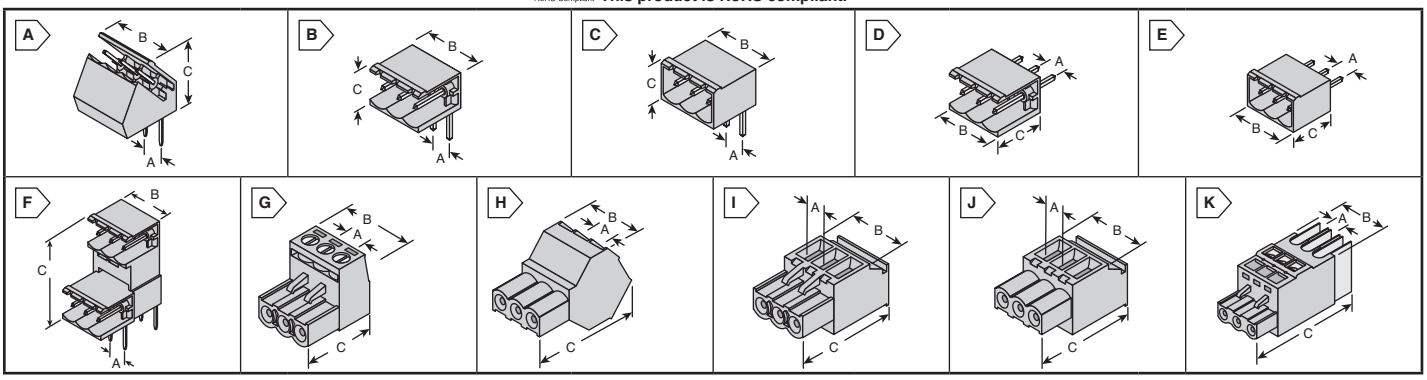

5.08MM HEADERS

PCB, Single Level, Through-Hole Solder Mounting

- RoHS Compliant per Phoenix documentation
- UL: 150V @ 15A and 300V @ 10A
- Color: Green

File# E60425 RoHS Compliant

For quantities greater than listed, call for quote.

MOUSER STOCK NO. Mfr	Mfr. Part No.	Fig.	Phoenix Type	Pos.	Dimensions: mm A	B	C	Price Each 1	10	50
135° Socket-to-Pin Orientation Without Side Panels										
651	1769463	A	SMSTB 2.5/2-G-5.08	2	5.08	10.16	14.8	.71	.691	.646
651	1769476	A	SMSTB 2.5/3-G-5.08	3	5.08	15.24	14.8	1.08	1.06	.988
651	1769489	A	SMSTB 2.5/4-G-5.08	4	5.08	20.32	14.8	1.42	1.38	1.28
651	1769492	A	SMSTB 2.5/5-G-5.08	5	5.08	25.40	14.8	1.74	1.70	1.32
651	1769502	A	SMSTB 2.5/6-G-5.08	6	5.08	30.48	14.8	2.12	2.05	1.92
651	1769528	A	SMSTB 2.5/8-G-5.08	8	5.08	40.64	14.8	2.73	2.68	2.50
651	1769544	A	SMSTB 2.5/10-G-5.08	10	5.08	50.80	14.8	3.54	3.38	2.95
651	1769560	A	SMSTB 2.5/12-G-5.08	12	5.08	60.96	14.8	4.29	4.10	3.60
90° Socket-to-Pin Orientation Without Side Panels										
651	1759017	B	MSTB 2.5/2-G-5.08	2	5.08	10.16	8.6	.54	.519	.486
651	1759020	B	MSTB 2.5/3-G-5.08	3	5.08	15.24	8.6	.84	.83	.713
651	1759033	B	MSTB 2.5/4-G-5.08	4	5.08	20.32	8.6	1.12	1.09	1.03
651	1759046	B	MSTB 2.5/5-G-5.08	5	5.08	25.40	8.6	1.40	1.38	1.20
651	1759059	B	MSTB 2.5/6-G-5.08	6	5.08	30.48	8.6	1.65	1.59	1.50
651	1759062	B	MSTB 2.5/7-G-5.08	7	5.08	35.56	8.6	2.01	1.89	1.69
651	1759075	B	MSTB 2.5/8-G-5.08	8	5.08	40.64	8.6	2.19	2.15	1.92
651	1759088	B	MSTB 2.5/9-G-5.08	9	5.08	45.72	8.6	2.44	2.36	2.28
651	1759091	B	MSTB 2.5/10-G-5.08	10	5.08	50.80	8.6	2.88	2.70	2.40
651	1759114	B	MSTB 2.5/12-G-5.08	12	5.08	60.96	8.6	3.37	3.28	3.07
90° Socket-to-Pin Orientation										
651	1757242	C	MSTBA2.5/2-G-5.08	2	5.08	12.16	8.6	.54	.518	.464
651	1757255	C	MSTBA2.5/3-G-5.08	3	5.08	17.24	8.6	.81	.766	.679
651	1757268	C	MSTBA2.5/4-G-5.08	4	5.08	22.32	8.6	1.05	1.03	.917
651	1757271	C	MSTBA2.5/5-G-5.08	5	5.08	27.40	8.6	1.40	1.37	1.11
651	1757284	C	MSTBA2.5/6-G-5.08	6	5.08	32.48	8.6	1.59	1.58	1.40
651	1757297	C	MSTBA2.5/7-G-5.08	7	5.08	37.56	8.6	1.95	1.89	1.78
651	1757307	C	MSTBA2.5/8-G-5.08	8	5.08	42.64	8.6	2.19	2.14	1.73
651	1757310	C	MSTBA2.5/9-G-5.08	9	5.08	47.72	8.6	2.46	2.41	2.26
651	1757323	C	MSTBA2.5/10-G-5.08	10	5.08	52.80	8.6	2.73	2.68	2.20
651	1757336	C	MSTBA2.5/11-G-5.08	11	5.08	57.88	8.6	2.95	2.84	2.79
651	1757349	C	MSTBA2.5/12-G-5.08	12	5.08	62.96	8.6	3.27	3.20	3.00
180° Socket-to-Pin Orientation Without Side Panels										
651	1758018	D	MSTBV 2.5/2-G-5.08	2	5.08	10.16	12.0	.54	.519	.486
651	1758021	D	MSTBV 2.5/3-G-5.08	3	5.08	15.24	12.0	.85	.831	.777
651	1758034	D	MSTBV 2.5/4-G-5.08	4	5.08	20.32	12.0	1.12	1.08	1.03
651	1758047	D	MSTBV 2.5/5-G-5.08	5	5.08	25.40	12.0	1.39	1.37	1.19
651	1758050	D	MSTBV 2.5/6-G-5.08	6	5.08	30.48	12.0	1.65	1.59	1.49
651	1758063	D	MSTBV 2.5/7-G-5.08	7	5.08	35.56	12.0	2.01	1.89	1.69
651	1758076	D	MSTBV 2.5/8-G-5.08	8	5.08	40.64	12.0	2.19	2.15	1.92
651	1758089	D	MSTBV 2.5/9-G-5.08	9	5.08	45.72	12.0	2.53	2.45	2.28
651	1758092	D	MSTBV 2.5/10-G-5.08	10	5.08	50.80	12.0	2.87	2.70	2.23
651	1758115	D	MSTBV 2.5/12-G-5.08	12	5.08	60.96	12.0	3.49	3.27	2.91
180° Socket-to-Pin Orientation										
651	1755736	E	MSTBVA2.5/2-G-5.08	2	5.08	12.16	12.0	.54	.518	.453
651	1755749	E	MSTBVA2.5/3-G-5.08	3	5.08	17.24	12.0	.84	.83	.734
651	1755752	E	MSTBVA2.5/4-G-5.08	4	5.08	22.32	12.0	1.05	.961	.896
651	1755765	E	MSTBVA2.5/5-G-5.08	5	5.08	27.40	12.0	1.40	1.37	1.10
651	1755778	E	MSTBVA2.5/6-G-5.08	6	5.08	32.48	12.0	1.64	1.58	1.49
651	1755781	E	MSTBVA2.5/7-G-5.08	7	5.08	37.56	12.0	1.90	1.88	1.50
651	1755794	E	MSTBVA2.5/8-G-5.08	8	5.08	42.64	12.0	2.21	2.15	2.01
651	1755804	E	MSTBVA2.5/9-G-5.08	9	5.08	47.72	12.0	2.46	2.41	2.26
651	1755817	E	MSTBVA2.5/10-G-5.08	10	5.08	52.80	12.0	2.73	2.68	2.20
651	1755820	E	MSTBVA2.5/11-G-5.08	11	5.08	57.88	12.0	2.91	2.85	2.79
651	1755833	E	MSTBVA2.5/12-G-5.08	12	5.08	62.96	12.0	3.34	3.24	3.04

Double Level, Through-Hole Solder Mounting

- RoHS Compliant per Phoenix documentation
- UL: 150V @ 15A and 300V @ 10A
- Color: Green

File# E60425 RoHS Compliant

For quantities greater than listed, call for quote.

MOUSER STOCK NO. Mfr	Mfr. Part No.	Fig.	Phoenix Type	Pos.	Dimensions: mm A	B	C	Price Each 1	10	50
90° Socket-to-Pin Orientation Without Side Panels										
651	1762062	F	MDSTB 2.5/2-G-5.08	2	5.08	10.16	23.5	2.15	2.03	1.80
651	1762075	F	MDSTB 2.5/3-G-5.08	3	5.08	15.24	23.5	3.05	2.96	2.77

5.08MM PLUGS

Screw Clamp Wire Termination

- RoHS Compliant per Phoenix documentation
- UL: 150V @ 15A and 300V @ 10A, 30-12AWG
- Color: Green

File# E60425 RoHS Compliant

For quantities greater than listed, call for quote.

MOUSER STOCK NO. Mfr	Mfr. Part No.	Fig.	Phoenix Type	Pos.	Dimensions: mm A	B	C	Price Each 1	10	50
180° Wire-to-Plug Orientation										
651	1757019	G	MSTB 2.5/2-ST-5.08	2	5.08	10.16	18.2	1.64	1.62	1.42
651	1757022	G	MSTB 2.5/3-ST-5.08	3	5.08	15.24	18.2	2.48	2.46	2.15
651	1757035	G	MSTB 2.5/4-ST-5.08	4	5.08	20.32	18.2	3.31	3.23	3.03
651	1757048	G	MSTB 2.5/5-ST-5.08	5	5.08	25.40	18.2	4.10	4.01	3.76
651	1757051	G	MSTB 2.5/6-ST-5.08	6	5.08	30.48	18.2	5.06	4.91	4.01
651	1757064	G	MSTB 2.5/7-ST-5.08	7	5.08	35.56	18.2	5.93	5.75	5.38
651	1757077	G	MSTB 2.5/8-ST-5.08	8	5.08	40.64	18.2	6.59	6.44	6.03
651	1757080	G	MSTB 2.5/9-ST-5.08	9	5.08	45.72	18.2	7.43	7.25	6.79
651	1757093	G	MSTB 2.5/10-ST-5.08	10	5.08	50.80	18.2	7.99	7.93	6.76
651	1757103	G	MSTB 2.5/11-ST-5.08	11	5.08	55.88	18.2	9.51	9.01	7.92
651	1757116	G	MSTB 2.5/12-ST-5.08	12	5.08	60.96	18.2	9.90	9.67	9.05
135° Wire-to-Plug Orientation										
651	1826283	H	SMSTB 2.5/2-ST-5.08	2	5.08	10.16	25.5	2.35	2.29	2.14
651	1826296	H	SMSTB 2.5/3-ST-5.08	3	5.08	15.24	25.5	3.64	3.39	3.02
651	1826306	H	SMSTB 2.5/4-ST-5.08	4	5.08	20.32	25.5	4.71	4.56	4.27
651	1826319	H	SMSTB 2.5/5-ST-5.08	5	5.08	25.40	25.5	6.03	5.72	5.06
651	1826322	H	SMSTB 2.5/6-ST-5.08	6	5.08	30.48	25.5	6.90	6.84	6.40
651	1826335	H	SMSTB 2.5/7-ST-5.08	7	5.08	35.56	25.5	8.25	7.99	7.48
651	1826348	H	SMSTB 2.5/8-ST-5.08	8	5.08	40.64	25.5	9.64	9.14	8.03
651	1826351	H	SMSTB 2.5/9-ST-5.08	9	5.08	45.72	25.5	10.86	10.29	9.06
651	1826364	H	SMSTB 2.5/10-ST-5.08	10	5.08	50.80	25.5	12.07	11.45	10.07
651	1826377	H	SMSTB 2.5/11-ST-5.08	11	5.08	55.88	25.5	13.28	12.57	11.04
651	1826380	H	SMSTB 2.5/12-ST-5.08	12	5.08	60.96	25.5	12.22	11.10	10.23
90° Wire-to-Plug Orientation										
651	1792249	I	MVSTBR 2.5/2-ST-5.08	2	5.08	10.16	26.0	1.92	1.89	1.56
651	1792252	I	MVSTBR 2.5/3-ST-5.08	3	5.08	15.24	26.0	2.86	2.79	2.62
651	1792265	I	MVSTBR 2.5/4-ST-5.08	4	5.08	20.32	26.0	3.82	3.73	3.50
651	1792278	I	MVSTBR 2.5/5-ST-5.08	5	5.08	25.40	26.0	4.21	4.08	3.80
651	1792281	I	MVSTBR 2.5/6-ST-5.08	6	5.08	30.48	26.0	5.71	5.59	5.23
651	1792294	I	MVSTBR 2.5/7-ST-5.08	7	5.08	35.56	26.0	6.69	6.54	6.12
651	1792304	I	MVSTBR 2.5/8-ST-5.08	8	5.08	40.64	26.0	7.64	7.46	6.99
651	1792317	I	MVSTBR 2.5/9-ST-5.08	9	5.08	45.72	26.0	8.60	8.41	7.88
651	1792320	I	MVSTBR 2.5/10-ST-5.08	10	5.08	50.80	26.0	9.57	9.35	8.75
651	1792333	I	MVSTBR 2.5/11-ST-5.08	11	5.08	55.88	26.0	10.89	10.44	9.07
651	1792346	I	MVSTBR 2.5/12-ST-5.08	12	5.08	60.96	26.0	11.47	11.21	10.50
270° Wire-to-Plug Orientation										
651	1792757	J	MVSTBW 2.5/2-ST-5.08	2	5.08	10.16	26.0	1.94	1.88	1.77
651	1792760	J	MVSTBW 2.5/3-ST-5.08	3	5.08	15.24	26.0	2.86	2.79	2.62
651	1792773	J	MVSTBW 2.5/4-ST-5.08	4	5.08	20.32	26.0	3.82	3.73	3.50
651	1792786	J	MVSTBW 2.5/5-ST-5.08	5	5.08	25.40	26.0	4.79	4.69	4.39
651	1792799	J	MVSTBW 2.5/6-ST-5.08	6	5.08	30.48	26.0	5.71	5.59	5.23
651	1792809	J	MVSTBW 2.5/7-ST-5.08	7	5.08	35.56	26.0	7.02	6.64	5.83
651	1792812	J	MVSTBW 2.5/8-ST-5.08	8	5.08	40.64	26.0	7.64	7.46	6.99
651	1792825	J	MVSTBW 2.5/9-ST-5.08	9	5.08	45.72	26.0	8.60	8.41	7.88
651	1792838	J	MVSTBW 2.5/10-ST-5.08	10	5.08	50.80	26.0	9.57	9.35	8.75
651	1792841	J	MVSTBW 2.5/11-ST-5.08	11	5.08	55.88	26.0	10.89	10.44	9.10
651	1792854	J	MVSTBW 2.5/12-ST-5.08	12	5.08	60.96	26.0	11.47	11.21	10.50

Insulation Displacement Wire Termination

- RoHS Compliant per Phoenix documentation
- UL: 150V @ 15A and 300V @ 10A, 22-18AWG
- Color: Green

File# E60425 RoHS Compliant

For quantities greater than listed, call for quote.

MOUSER STOCK NO. Mfr	Mfr. Part No.	Fig.	Phoenix Type	Pos.	Dimensions: mm A	B	C	Price Each 1	10	50
180° Wire-to-Plug Orientation										
651	1883255	K	QC 1/2-ST-5.08	2	5.08	10.16	28.2	3.06	2.96	2.77
651	1883268	K	QC 1/3-ST-5.08	3	5.08	15.24	28.2	4.56	4.43	4.14
651	1883271	K	QC 1/4-ST-5.08	4	5.08	20.32	28.2	6.08	5.91	5.51
651	1883297	K	QC 1/6-ST-5.08	6	5.08	30.48	28.2	9.16	8.89	8.32
651	1883336	K	QC 1/10-ST-5.08	10	5.08	50.80	28.2	15.27	14.83	13.87

© Copyright 2013 Mouser Electronics

© Copyright 2013 Mouser Electronics

PHOENIX CONTACT Terminal Blocks

PHOENIX CONTACT INSPIRING INNOVATIONS

RoHS Compliant This product is RoHS compliant.

7.62MM PC5 "CLICK-N-LOCK" PCB MOUNT HEADERS

- Products make an audible click when properly mated
- No tools necessary for removal of locked connectors
- Wire Range: 24-8AWG
- Maximum Voltage: 600V
- Maximum Current: 35A

RoHS Compliant

Horizontal PCB Mount

For quantities greater than listed, call for quote.

MOUSER STOCK NO. Mfr.	MOUSER STOCK NO. Mfr. Part No.	Fig.	Phoenix Type	Pos.	Dimensions: mm A	B	C	Price Each 1	10	50	100
651	1720466	A	PC 5/2-G-7,62	2	13.54	15.24	29.25	2.79	2.50	2.15	1.90
651	1720479	A	PC 5/3-G-7,62	3	13.54	22.86	29.25	4.00	3.88	3.64	3.34
651	1720482	A	PC 5/4-G-7,62	4	13.54	30.48	29.25	5.31	5.15	4.83	4.43
651	1720495	A	PC 5/5-G-7,62	5	13.54	38.10	29.25	6.66	6.46	6.05	5.56
651	1720505	A	PC 5/6-G-7,62	6	13.54	45.72	29.25	7.97	7.75	7.25	6.67
651	1720518	A	PC 5/7-G-7,62	7	13.54	53.34	29.25	9.31	9.03	8.46	7.78
651	1720521	A	PC 5/8-G-7,62	8	13.54	60.96	29.25	10.66	10.34	9.67	8.90

Vertical PCB Mount

For quantities greater than listed, call for quote.

651	1720576	B	PCV 5/2-G-7,62	2	29.25	15.24	13.54	2.65	2.58	2.41	2.21
651	1720589	B	PCV 5/3-G-7,62	3	29.25	22.86	13.54	4.00	3.88	3.64	3.34
651	1720592	B	PCV 5/4-G-7,62	4	29.25	30.48	13.54	5.31	5.15	4.83	4.43
651	1720615	B	PCV 5/6-G-7,62	6	29.25	45.72	13.54	7.97	7.75	7.25	6.67
651	1720631	B	PCV 5/8-G-7,62	8	29.25	60.96	13.54	10.66	10.34	9.67	8.90

7.62MM PC5 "CLICK-N-LOCK" PLUGS

- Products make an audible click when properly mated
- No tools necessary for removal of locked connectors
- Wire Range: 24-8AWG
- Maximum Voltage: 600V
- Maximum Current: 35A
- Available with Inverted Plug for Wire-to-Wire Applications

RoHS Compliant

Spring Cage Wire Termination

For quantities greater than listed, call for quote.

651	1718481	C	SPC 5/2-STCL-7,62	2	19.80	15.24	38.50	3.55	3.43	3.22	2.96
651	1718494	C	SPC 5/3-STCL-7,62	3	19.80	22.86	38.50	5.30	5.14	4.82	4.42
651	1718504	C	SPC 5/4-STCL-7,62	4	19.80	30.48	38.50	7.09	6.87	6.44	5.93
651	1718517	C	SPC 5/5-STCL-7,62	5	19.80	38.10	38.50	8.86	8.60	8.04	7.40
651	1718520	C	SPC 5/6-STCL-7,62	6	19.80	45.72	38.50	10.65	10.33	9.66	8.89

Screw Clamp Wire Termination, Inverted Plug

- Inverted plug for use with Figure C or D style plugs to create a wire to wire application

For quantities greater than listed, call for quote.

651	1718261	D	IPC 5/2-STGCL-7,62	2	22.90	15.24	36.55	4.72	4.57	4.27	3.94
651	1718274	D	IPC 5/3-STGCL-7,62	3	22.90	22.86	36.55	7.08	6.86	6.43	5.92
651	1718287	D	IPC 5/4-STGCL-7,62	4	22.90	30.48	36.55	9.44	9.15	8.56	7.88
651	1718290	D	IPC 5/5-STGCL-7,62	5	22.90	38.10	36.55	11.51	11.25	10.53	8.95
651	1718300	D	IPC 5/6-STGCL-7,62	6	22.90	45.72	36.55	13.93	13.61	12.74	10.83
651	1718313	D	IPC 5/7-STGCL-7,62	7	22.90	53.34	36.55	16.52	16.03	15.00	13.80
651	1718326	D	IPC 5/8-STGCL-7,62	8	22.90	60.96	36.55	18.89	18.33	17.14	15.78

POWER PCB TERMINAL BLOCK WITH LEVER

- Fast wire connection saves time and money
- Wire Range: 18-4AWG
- Voltage:
  -70A 600V, UL for 15mm
  -66A 300V, UL for 10mm
  -60A 600V, UL for zigzag pinning 10mm
- Maximum Current: 70A

RoHS Compliant

Horizontal 10mm spacing

For quantities greater than listed, call for quote.

MOUSER STOCK NO. Mfr.	MOUSER STOCK NO. Mfr. Part No.	Fig.	Phoenix Type	Pos.	Dimensions: mm A	B	C	Price Each 1	10	50	100
651	1770393	E	PLH 16/2-10	2	29.00	21.40	25.00	7.38	7.17	6.71	6.17
651	1770403	E	PLH 16/3-10	3	29.00	31.40	25.00	11.07	10.74	10.06	9.26
651	1770416	E	PLH 16/4-10	4	29.00	41.40	25.00	14.76	14.33	13.41	12.34
651	1770429	E	PLH 16/5-10	5	29.00	51.40	25.00	18.46	17.91	16.77	15.43
651	1770432	E	PLH 16/6-10	6	29.00	61.40	25.00	22.17	21.52	20.14	18.53
651	1770445	E	PLH 16/7-10	7	29.00	71.40	25.00	25.86	25.09	23.48	21.62
651	1770458	E	PLH 16/8-10	8	29.00	81.40	25.00	29.54	28.68	26.82	24.70

Horizontal with zigzag pinning 10mm spacing

For quantities greater than listed, call for quote.

651	1770461	E	PLH 16/2-10-ZF	2	29.00	21.40	25.00	7.38	7.17	6.71	6.17
651	1770474	E	PLH 16/3-10-ZF	3	29.00	31.40	25.00	11.07	10.74	10.06	9.26
651	1770487	E	PLH 16/4-10-ZF	4	29.00	41.40	25.00	14.76	14.33	13.41	12.34
651	1770490	E	PLH 16/5-10-ZF	5	29.00	51.40	25.00	18.46	17.91	16.77	15.43
651	1770500	E	PLH 16/6-10-ZF	6	29.00	61.40	25.00	22.17	21.52	20.14	18.53
651	1770513	E	PLH 16/7-10-ZF	7	29.00	71.40	25.00	25.86	25.09	23.48	21.62
651	1770526	E	PLH 16/8-10-ZF	8	29.00	81.40	25.00	29.54	28.68	26.82	24.70

Horizontal 15mm spacing

For quantities greater than listed, call for quote.

651	1770539	E	PLH 16/2-15	2	29.00	26.40	25.00	8.12	7.89	7.37	6.79
651	1770542	E	PLH 16/3-15	3	29.00	41.40	25.00	14.96	14.52	13.58	12.51
651	1770555	E	PLH 16/4-15	4	29.00	56.40	25.00	16.24	15.76	14.76	13.58
651	1770568	E	PLH 16/5-15	5	29.00	71.40	25.00	20.33	19.73	18.47	16.99
651	1770571	E	PLH 16/6-15	6	29.00	86.40	25.00	24.37	23.66	22.13	20.37
651	1770584	E	PLH 16/7-15	7	29.00	101.40	25.00	28.44	27.60	25.82	23.79
651	1770597	E	PLH 16/8-15	8	29.00	116.40	25.00	32.51	31.55	29.53	27.18

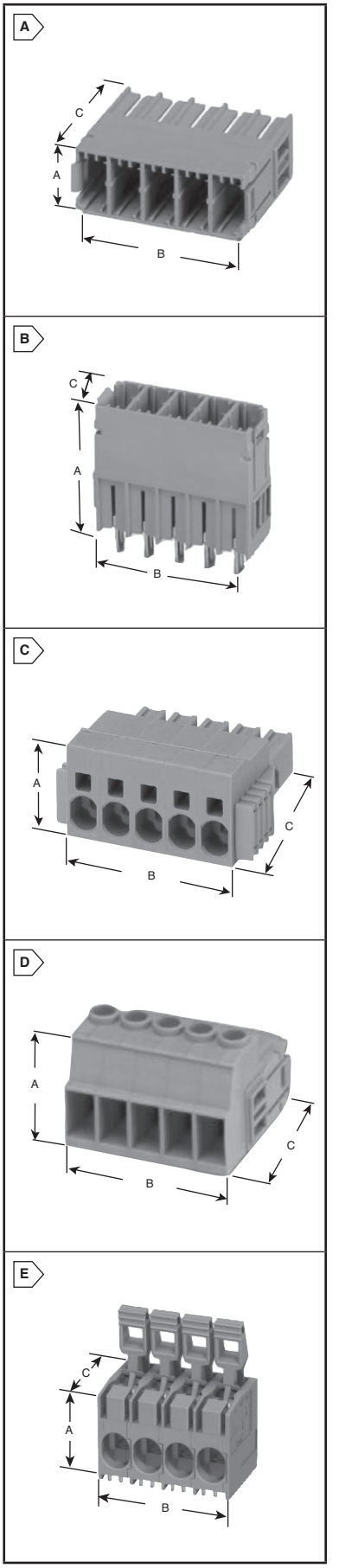

© Copyright 2013 Mouser Electronics

© Copyright 2013 Mouser Electronics

PHOENIX CONTACT Pluggable PCB Terminal Blocks

(7.5mm, 7.62mm, 10.16mm and 15.00mm)

RoHS Compliant This product is RoHS compliant.

PHOENIX CONTACT INSPIRING INNOVATIONS

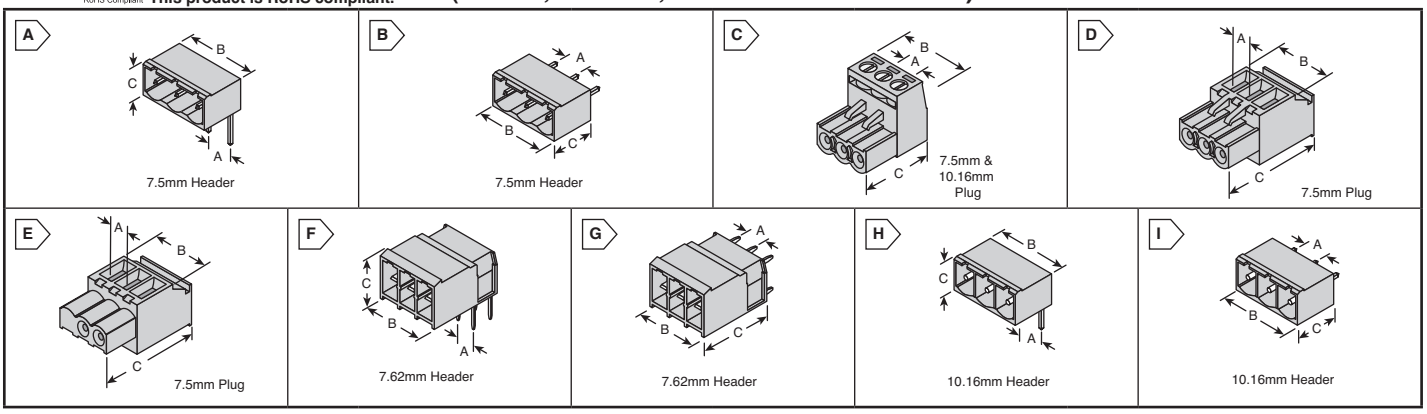

7.5MM HEADERS

Single Level, Through-Hole Solder Mounting

File# E60425

- RoHS compliant per Phoenix documentation

For quantities greater than listed, call for quote.

MOUSER STOCK NO. Mfr	Mfr. Part No.	Fig.	Phoenix Type	No. of Pos.	Dimensions: mm A	B	C	Price Each 1	10	50
90° Socket-to-Pin Orientation UL:300V @ 10A, Green Color										
651	1766343	A	GMSTBA 2.5/2-G	2	7.5	15.0	8.6	1.07	1.06	.917
651	1766356	A	GMSTBA 2.5/3-G	3	7.5	22.5	8.6	1.53	1.50	1.40
651	1766369	A	GMSTBA 2.5/4-G	4	7.5	30.0	8.6	2.15	2.03	1.80
651	1766372	A	GMSTBA 2.5/5-G	5	7.5	37.5	8.6	2.62	2.55	2.39
651	1766385	A	GMSTBA 2.5/6-G	6	7.5	45.0	8.6	3.22	3.05	2.69
651	1766398	A	GMSTBA 2.5/7-G	7	7.5	52.5	8.6	3.80	3.57	3.19
651	1766411	A	GMSTBA 2.5/9-G	9	7.5	67.5	8.6	4.77	4.62	3.71
651	1766424	A	GMSTBA 2.5/10-G	10	7.5	75.0	8.6	5.07	4.32	4.12
651	1766440	A	GMSTBA 2.5/12-G	12	7.5	90.0	8.6	6.09	5.17	4.93
180° Socket-to-Pin Orientation UL:300V @ 10A, Green Color										
651	1766660	B	GMSTBVA 2.5/2-G	2	7.5	15.0	12.0	1.07	1.06	.917
651	1766673	B	GMSTBVA 2.5/3-G	3	7.5	22.5	12.0	1.55	1.53	1.42
651	1766686	B	GMSTBVA 2.5/4-G	4	7.5	30.0	12.0	2.05	2.03	1.77
651	1766699	B	GMSTBVA 2.5/5-G	5	7.5	37.5	12.0	2.54	2.40	2.19
651	1766709	B	GMSTBVA 2.5/6-G	6	7.5	45.0	12.0	3.19	3.07	2.65
651	1766712	B	GMSTBVA 2.5/7-G	7	7.5	52.5	12.0	3.61	3.57	3.34
651	1766725	B	GMSTBVA 2.5/8-G	8	7.5	60.0	12.0	4.22	4.10	3.56

7.5MM PLUGS

Screw Clamp Wire Termination

File# E60425

- RoHS compliant per Phoenix documentation

For quantities greater than listed, call for quote.

MOUSER STOCK NO. Mfr	Mfr. Part No.	Fig.	Phoenix Type	No. of Pos.	Dimensions: mm A	B	C	Price Each 1	10	50
180° Wire-to-Plug Orientation UL: 300V @ 10A, 30-12AWG, Green Color										
651	1766880	C	GMSTB 2.5/2-ST	2	7.5	13.0	18.2	3.26	3.17	2.96
651	1766893	C	GMSTB 2.5/3-ST	3	7.5	20.5	18.2	4.92	4.79	4.47
651	1766903	C	GMSTB 2.5/4-ST	4	7.5	28.0	18.2	6.38	6.23	5.83
651	1766916	C	GMSTB 2.5/5-ST	5	7.5	35.5	18.2	8.34	7.90	6.92
651	1766929	C	GMSTB 2.5/6-ST	6	7.5	43.0	18.2	9.98	9.49	8.36
651	1766932	C	GMSTB 2.5/7-ST	7	7.5	50.5	18.2	11.27	11.06	9.38
651	1766945	C	GMSTB 2.5/8-ST	8	7.5	58.0	18.2	13.35	12.67	11.13
651	1766958	C	GMSTB 2.5/9-ST	9	7.5	65.5	18.2	14.84	14.24	12.38
651	1766961	C	GMSTB 2.5/10-ST	10	7.5	73.0	18.2	16.34	15.87	14.84
651	1766987	C	GMSTB 2.5/12-ST	12	7.5	88.0	18.2	17.47	16.07	14.84
90° Wire-to-Plug Orientation UL: 300V @ 10A, 30-12AWG, Green Color										
651	1737709	D	GMVSTBR 2.5/2-ST	2	7.5	13.0	26.0	3.40	3.19	2.82
651	1737712	D	GMVSTBR 2.5/3-ST	3	7.5	20.5	26.0	5.07	4.79	4.24
651	1737725	D	GMVSTBR 2.5/4-ST	4	7.5	28.0	26.0	6.66	6.39	5.55
651	1737738	D	GMVSTBR 2.5/5-ST	5	7.5	35.5	26.0	8.20	7.96	7.46
651	1737741	D	GMVSTBR 2.5/6-ST	6	7.5	43.0	26.0	9.97	9.57	8.34
651	1737767	D	GMVSTBR 2.5/8-ST	8	7.5	58.0	26.0	13.15	12.75	11.95
651	1737806	D	GMVSTBR 2.5/12-ST	12	7.5	88.0	26.0	16.31	14.62	14.05
270° Wire-to-Plug Orientation UL: 300V @ 10A, 30-12AWG, Green Color										
651	1737819	E	GMVSTBW 2.5/2-ST	2	7.5	13.0	26.0	3.40	3.19	2.82
651	1737822	E	GMVSTBW 2.5/3-ST	3	7.5	20.5	26.0	5.08	4.79	4.23
651	1737835	E	GMVSTBW 2.5/4-ST	4	7.5	28.0	26.0	6.33	6.22	5.97
651	1737848	E	GMVSTBW 2.5/5-ST	5	7.5	35.5	26.0	8.20	7.96	7.46
651	1737851	E	GMVSTBW 2.5/6-ST	6	7.5	43.0	26.0	9.96	9.57	8.34

© Copyright 2013 Mouser Electronics

7.62MM HEADERS

Single Level, Through-Hole Solder Mounting

File# E60425

- RoHS compliant per Phoenix documentation

For quantities greater than listed, call for quote.

MOUSER STOCK NO. Mfr	Mfr. Part No.	Fig.	Phoenix Type	No. of Pos.	Dimensions: mm A	B	C	Price Each 1	10	50
90° Socket-to-Pin Orientation UL:300V @ 30A and 600V @ 20A, Green Color										
651	1804797	F	PC 4/2-G-7.62	2	7.62	15.22	14.3	2.58	2.48	2.40
651	1804807	F	PC 4/3-G-7.62	3	7.62	22.84	14.3	4.25	3.77	3.47
651	1804810	F	PC 4/4-G-7.62	4	7.62	30.46	14.3	5.85	5.68	5.32
180° Socket-to-Pin Orientation UL:300V @ 30A and 600V @ 20A, Green Color										
651	1804687	G	PCV 4/2-G-7.62	2	7.62	15.22	29.0	2.82	2.64	2.56
651	1804690	G	PCV 4/3-G-7.62	3	7.62	22.84	29.0	4.21	3.96	3.77
651	1804700	G	PCV 4/4-G-7.62	4	7.62	30.46	29.0	5.59	5.19	4.93

10.16MM HEADERS

Single Level, Through-Hole Solder Mounting

File# E60425

- RoHS compliant per Phoenix documentation

For quantities greater than listed, call for quote.

MOUSER STOCK NO. Mfr	Mfr. Part No.	Fig.	Phoenix Type	No. of Pos.	Dimensions: mm A	B	C	Price Each 1	10	50
90° Socket-to-Pin Orientation UL: 300V @ 55A, Green Color										
651	1998933	H	PC 6-16/2-G1-10.16	2	10.16	23.36	13.4	4.91	4.77	4.45
651	1998946	H	PC 6-16/3-G1-10.16	3	10.16	33.52	13.4	7.19	7.03	6.58
651	1998959	H	PC 6-16/4-G1-10.16	4	10.16	43.68	13.4	9.96	9.46	8.30
180° Socket-to-Pin Orientation UL: 300V @ 55A, Green Color										
651	1998784	I	PCV 6-16/2-G1-10.16	2	10.16	23.36	32.0	4.91	4.77	4.45
651	1998797	I	PCV 6-16/3-G1-10.16	3	10.16	33.52	32.0	6.84	6.55	6.35
651	1998807	I	PCV 6-16/4-G1-10.16	4	10.16	43.68	32.0	9.75	9.46	8.86

10.16MM PLUGS

Screw Clamp Wire Termination

File# E60425

- RoHS compliant per Phoenix documentation

For quantities greater than listed, call for quote.

MOUSER STOCK NO. Mfr	Mfr. Part No.	Fig.	Phoenix Type	No. of Pos.	Dimensions: mm A	B	C	Price Each 1	10	50
180° Wire-to-Plug Orientation UL: 300V @ 55A, 20-6AWG, Green Color										
651	1967375	C	PC 16/2-ST-10.16	2	10.16	20.16	41.5	8.30	7.94	6.92
651	1967388	C	PC 16/3-ST-10.16	3	10.16	30.32	41.5	11.40	10.86	9.24
651	1967391	C	PC 16/4-ST-10.16	4	10.16	40.48	41.5	16.55	15.88	13.80

15.00MM HEADERS & PLUGS

File# E60425

- Headers are Single level through hole solder mounting
- Plugs feature screw clamp wire termination

For quantities greater than listed, call for quote.

MOUSER STOCK NO. Mfr	Mfr. Part No.	Fig.	Phoenix Type	No. of Pos.	Dimensions: mm A	B	C	Price Each 1	10	50
Header: 90° Socket-to-Pin Orientation 1000V @ 125A, Green Color										
651	1762741	C	PC 35 HC/2-GF-15,00	2	15.00	55.40	38.00	8.78	8.53	7.34
651	1762767	C	PC 35 HC/4-GF-15,00	4	15.00	84.40	38.00	17.59	17.08	14.69
Plug: 180° Socket-to-Pin Orientation 1000V @ 125A, Green Color										
651	1762592	I	PC35 HC/2-STF-15,00	2	15.00	55.40	52.00	19.35	18.78	16.16
651	1762615	I	PC35 HC/4-STF-15,00	4	15.00	84.40	52.00	39.11	37.95	32.64

© Copyright 2013 Mouser Electronics

PHOENIX CONTACT Pluggable Terminal Blocks (3.81mm and 5.08mm)

RoHS Compliant This product is RoHS compliant.

3.81MM PLUGGABLE TERMINAL BLOCKS WITH SCREW FLANGES

- RoHS Compliant per Phoenix documentation
- Color: Green
- Captive Screws
- Max. Voltage: 300V
- Max Current: 8A

E60425

Plugs with Screw Flange - Wire Size: 30-16AWG - Screw Clamp Wire Termination

For quantities greater than listed, call for quote.

MOUSER STOCK NO.		Fig.	Phoenix Type	No. of Pos.	Dimensions: mm			Price Each			
Mfr.	Mfr. Part No.				A	B	C	1	10	50	100
651	1827703	A	MC 1.5/2-STF-3.81	2	3.81	8.41	9.50	2.19	2.14	1.90	1.75
651	1827716	A	MC 1.5/3-STF-3.81	3	3.81	12.22	9.50	3.31	3.24	2.88	2.64
651	1827729	A	MC 1.5/4-STF-3.81	4	3.81	16.03	9.50	4.39	4.32	3.82	3.54
651	1827732	A	MC 1.5/5-STF-3.81	5	3.81	19.84	9.50	5.54	5.42	4.78	4.43
651	1827745	A	MC 1.5/6-STF-3.81	6	3.81	23.65	9.50	6.59	6.47	5.70	5.25
651	1827761	A	MC 1.5/8-STF-3.81	8	3.81	27.46	9.50	8.78	8.67	7.61	7.03
651	1827787	A	MC 1.5/10-STF-3.81	10	3.81	31.27	9.50	11.16	10.82	10.13	9.33
651	1827800	A	MC 1.5/12-STF-3.81	12	3.81	35.08	9.50	13.39	13.02	12.18	11.19

Horizontal Headers with Threaded Flange

For quantities greater than listed, call for quote.

MOUSER STOCK NO.		Fig.	Phoenix Type	No. of Pos.	Dimensions: mm			Price Each			
Mfr.	Mfr. Part No.				A	B	C	1	10	50	100
651	1827868	B	MC 1.5/2-GF-3.81	2	3.81	18.01	7.25	2.21	2.04	1.78	1.71
651	1827871	B	MC 1.5/3-GF-3.81	3	3.81	21.82	7.25	2.58	2.39	2.02	1.87
651	1827884	B	MC 1.5/4-GF-3.81	4	3.81	25.63	7.25	2.90	2.69	2.29	2.12
651	1827897	B	MC 1.5/5-GF-3.81	5	3.81	29.44	7.25	3.22	2.97	2.55	2.34
651	1827907	B	MC 1.5/6-GF-3.81	6	3.81	33.25	7.25	3.60	3.32	2.82	2.61
651	1827923	B	MC 1.5/8-GF-3.81	8	3.81	37.06	7.25	4.22	4.15	3.97	3.65
651	1827949	B	MC 1.5/10-GF-3.81	10	3.81	40.87	7.25	4.93	4.55	3.87	3.58
651	1827965	B	MC 1.5/12-GF-3.81	12	3.81	44.68	7.25	5.77	5.60	5.23	4.83

Vertical Headers with Threaded Flange

For quantities greater than listed, call for quote.

MOUSER STOCK NO.		Fig.	Phoenix Type	No. of Pos.	Dimensions: mm			Price Each			
Mfr.	Mfr. Part No.				A	B	C	1	10	50	100
651	1830596	C	MCV 1.5/2-GF-3.81	2	3.81	18.01	9.20	2.27	2.10	1.79	1.66
651	1830606	C	MCV 1.5/3-GF-3.81	3	3.81	21.82	9.20	2.68	2.59	2.43	2.21
651	1830619	C	MCV 1.5/4-GF-3.81	4	3.81	25.63	9.20	3.01	2.92	2.73	2.51
651	1830622	C	MCV 1.5/5-GF-3.81	5	3.81	29.44	9.20	3.23	2.99	2.56	2.35
651	1830635	C	MCV 1.5/6-GF-3.81	6	3.81	33.25	9.20	3.61	3.33	2.84	2.62
651	1830651	C	MCV 1.5/8-GF-3.81	8	3.81	37.06	9.20	4.35	4.01	3.42	3.17
651	1830677	C	MCV 1.5/10-GF-3.81	10	3.81	40.87	9.20	4.93	4.55	3.87	3.58
651	1830693	C	MCV 1.5/12-GF-3.81	12	3.81	44.68	9.20	5.71	5.28	4.49	4.16

A

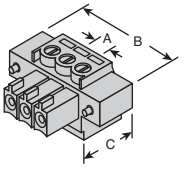

B

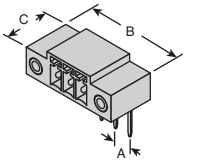

C

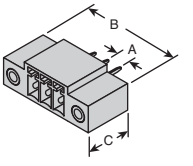

5.08MM PLUGGABLE TERMINAL BLOCKS WITH SCREW FLANGES

- RoHS Compliant per Phoenix documentation
- Color: Green
- Captive Screws
- Max. Voltage: 300V
- Max Current: 10A

E60425

Plugs with Screw Flange - Wire Size: 30-12 AWG - Screw Clamp Wire Termination

For quantities greater than listed, call for quote.

MOUSER STOCK NO.		Fig.	Phoenix Type	No. of Pos.	Dimensions: mm			Price Each			
Mfr.	Mfr. Part No.				A	B	C	1	10	50	100
651	1777989	A	MSTB 2.5/2-STF-5.08	2	5.08	20.32	9.90	1.96	1.83	1.69	1.59
651	1777992	A	MSTB 2.5/3-STF-5.08	3	5.08	25.40	9.90	3.15	3.10	2.91	2.68
651	1778001	A	MSTB 2.5/4-STF-5.08	4	5.08	30.48	9.90	4.15	4.11	3.84	3.54
651	1778014	A	MSTB 2.5/5-STF-5.08	5	5.08	35.56	9.90	5.22	4.83	4.10	3.80
651	1778027	A	MSTB 2.5/6-STF-5.08	6	5.08	40.64	9.90	5.89	5.44	4.73	4.57
651	1778043	A	MSTB 2.5/8-STF-5.08	8	5.08	45.72	9.90	8.53	8.28	7.74	7.13
651	1778069	A	MSTB 2.5/10-STF-5.08	10	5.08	50.80	9.90	10.61	10.29	9.63	8.87

Horizontal Headers with Threaded Flange

For quantities greater than listed, call for quote.

MOUSER STOCK NO.		Fig.	Phoenix Type	No. of Pos.	Dimensions: mm			Price Each			
Mfr.	Mfr. Part No.				A	B	C	1	10	50	100
651	1776508	B	MSTB 2.5/2-GF-5.08	2	5.08	20.32	8.60	1.58	1.47	1.25	1.13
651	1776511	B	MSTB 2.5/3-GF-5.08	3	5.08	25.40	8.60	2.41	2.21	1.88	1.74
651	1776524	B	MSTB 2.5/4-GF-5.08	4	5.08	30.48	8.60	3.21	2.97	2.54	2.33
651	1776537	B	MSTB 2.5/5-GF-5.08	5	5.08	35.56	8.60	4.02	3.71	3.16	2.92
651	1776540	B	MSTB 2.5/6-GF-5.08	6	5.08	40.64	8.60	4.83	4.45	3.80	3.51
651	1776566	B	MSTB 2.5/8-GF-5.08	8	5.08	45.72	8.60	6.44	5.95	5.07	4.68
651	1776582	B	MSTB 2.5/10-GF-5.08	10	5.08	50.80	8.60	8.19	7.95	7.45	6.85

Vertical Headers with Threaded Flange

For quantities greater than listed, call for quote.

MOUSER STOCK NO.		Fig.	Phoenix Type	No. of Pos.	Dimensions: mm			Price Each			
Mfr.	Mfr. Part No.				A	B	C	1	10	50	100
651	1777073	C	MSTBV 2.5/2-GF-5.08	2	5.08	20.32	12.00	2.39	2.20	1.87	1.73
651	1777086	C	MSTBV 2.5/3-GF-5.08	3	5.08	25.40	12.00	2.77	2.56	2.17	2.00
651	1777099	C	MSTBV 2.5/4-GF-5.08	4	5.08	30.48	12.00	3.20	2.96	2.60	2.51
651	1777109	C	MSTBV 2.5/5-GF-5.08	5	5.08	35.56	12.00	3.43	3.36	3.15	2.66
651	1777112	C	MSTBV 2.5/6-GF-5.08	6	5.08	40.64	12.00	3.94	3.82	3.57	3.28
651	1777138	C	MSTBV 2.5/8-GF-5.08	8	5.08	45.72	12.00	4.72	4.57	4.27	3.94
651	1777154	C	MSTBV 2.5/10-GF-5.08	10	5.08	50.80	12.00	5.48	5.32	4.99	4.58

A

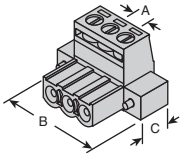

B

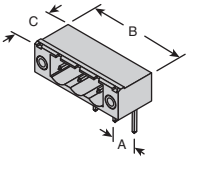

C

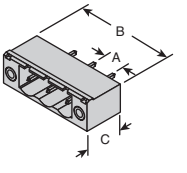

© Copyright 2013 Mouser Electronics

© Copyright 2013 Mouser Electronics

RoHS Compliant **This product is RoHS compliant.**

DFMC DMC(V) SERIES TERMINAL BLOCKS

Features:

- Push-in spring technology for fast wire assembly
- 20% space saving on the PCB
- Insert molded header with accurate pin placement for high pick-and-place yields
- Compatible to MC family "footprint"
- Alternative latching options for flexibility in application needseramic package
- 24 to 16 AWG
- 8A and 150V rating
- Spacing: 3.5 mm

3.5mm Horizontal Header, No Latch

For quantities greater than listed, call for quote.

MOUSER STOCK NO.		Phoenix Type	Fig.	No. of Pos.	Dimensions: mm			Price Each			
Mfr.	Mfr. Part No.				A	B	C	1	10	50	100
651	1786837	DMC 1,5/ 2-G1-3,5 P20THR	A	2	10.8	7.80	11.6	1.09	1.07	.999	.923
651	1786840	DMC 1,5/ 3-G1-3,5 P20THR	A	3	10.8	11.3	11.6	1.71	1.67	1.55	1.43
651	1786853	DMC 1,5/ 4-G1-3,5 P20THR	A	4	10.8	14.8	11.6	2.25	2.18	2.04	1.87
651	1786866	DMC 1,5/ 5-G1-3,5 P20THR	A	5	10.8	18.3	11.6	2.87	2.78	2.61	2.40
651	1786879	DMC 1,5/ 6-G1-3,5 P20THR	A	6	10.8	21.8	11.6	3.48	3.38	3.17	2.91
651	1786882	DMC 1,5/ 7-G1-3,5 P20THR	A	7	10.8	25.3	11.6	4.02	3.91	3.66	3.36
651	1786895	DMC 1,5/ 8-G1-3,5 P20THR	A	8	10.8	28.8	11.6	4.59	4.45	4.16	3.84
651	1786905	DMC 1,5/ 9-G1-3,5 P20THR	A	9	10.8	32.3	11.6	5.18	5.03	4.69	4.32
651	1786918	DMC 1,5/ 10-G1-3,5 P20THR	A	10	10.8	35.8	11.6	5.80	5.63	5.26	4.86
651	1786921	DMC 1,5/ 11-G1-3,5 P20THR	A	11	10.8	39.3	11.6	6.37	6.17	5.77	5.32
651	1786934	DMC 1,5/ 12-G1-3,5 P20THR	A	12	10.8	42.8	11.6	6.90	6.71	6.28	5.78
651	1786947	DMC 1,5/ 13-G1-3,5 P20THR	A	13	10.8	46.3	11.6	7.47	7.24	6.78	6.24
651	1786950	DMC 1,5/ 14-G1-3,5 P20THR	A	14	10.8	49.8	11.6	8.05	7.81	7.32	6.72
651	1786963	DMC 1,5/ 15-G1-3,5 P20THR	A	15	10.8	53.3	11.6	8.63	8.38	7.84	7.22
651	1786976	DMC 1,5/ 16-G1-3,5 P20THR	A	16	10.8	56.8	11.6	9.16	8.89	8.31	7.65
651	1786989	DMC 1,5/ 17-G1-3,5 P20THR	A	17	10.8	60.3	11.6	9.74	9.45	8.84	8.14
651	1786992	DMC 1,5/ 18-G1-3,5 P20THR	A	18	10.8	63.8	11.6	10.31	10.00	9.35	8.61
651	1787001	DMC 1,5/ 19-G1-3,5 P20THR	A	19	10.8	67.3	11.6	10.80	10.48	9.81	9.03
651	1787580	DMC 1,5/ 20-G1-3,5 P20THR	A	20	10.8	70.8	11.6	11.37	11.04	10.33	9.50

3.5mm Horizontal Header, Screw Latch

For quantities greater than listed, call for quote.

MOUSER STOCK NO.		Phoenix Type	Fig.	No. of Pos.	Dimensions: mm			Price Each			
Mfr.	Mfr. Part No.				A	B	C	1	10	50	100
651	1787014	DMC 1,5/ 2-G1F-3,5-LR P20THR	B	2	10.8	14.0	11.6	2.12	2.05	1.92	1.77
651	1787027	DMC 1,5/ 3-G1F-3,5-LR P20THR	B	3	10.8	17.5	11.6	2.74	2.65	2.48	2.29
651	1787030	DMC 1,5/ 4-G1F-3,5-LR P20THR	B	4	10.8	21.0	11.6	3.19	3.11	2.92	2.48
651	1787043	DMC 1,5/ 5-G1F-3,5-LR P20THR	B	5	10.8	24.5	11.6	3.89	3.78	3.53	3.24
651	1787056	DMC 1,5/ 6-G1F-3,5-LR P20THR	B	6	10.8	28.0	11.6	4.55	4.42	4.13	3.81
651	1787069	DMC 1,5/ 7-G1F-3,5-LR P20THR	B	7	10.8	31.5	11.6	5.00	4.85	4.54	4.17
651	1787072	DMC 1,5/ 8-G1F-3,5-LR P20THR	B	8	10.8	35.0	11.6	5.61	5.45	5.10	4.70
651	1787085	DMC 1,5/ 9-G1F-3,5-LR P20THR	B	9	10.8	38.5	11.6	6.20	6.00	5.63	5.18
651	1787098	DMC 1,5/ 10-G1F-3,5-LR P20THR	B	10	10.8	42.0	11.6	6.86	6.66	6.24	5.74
651	1787108	DMC 1,5/ 11-G1F-3,5-LR P20THR	B	11	10.8	45.5	11.6	7.44	7.21	6.75	6.22
651	1787111	DMC 1,5/ 12-G1F-3,5-LR P20THR	B	12	10.8	49.0	11.6	7.92	7.68	7.19	6.61
651	1787124	DMC 1,5/ 13-G1F-3,5-LR P20THR	B	13	10.8	52.5	11.6	8.49	8.24	7.70	7.09
651	1787137	DMC 1,5/ 14-G1F-3,5-LR P20THR	B	14	10.8	56.0	11.6	9.04	8.77	8.21	7.56
651	1787140	DMC 1,5/ 15-G1F-3,5-LR P20THR	B	15	10.8	59.5	11.6	9.60	9.31	8.72	8.03
651	1787153	DMC 1,5/ 16-G1F-3,5-LR P20THR	B	16	10.8	63.0	11.6	10.18	9.89	9.24	8.51
651	1787166	DMC 1,5/ 17-G1F-3,5-LR P20THR	B	17	10.8	66.5	11.6	10.75	10.44	9.78	8.99
651	1787179	DMC 1,5/ 18-G1F-3,5-LR P20THR	B	18	10.8	70.0	11.6	11.33	11.00	10.28	9.47
651	1787182	DMC 1,5/ 19-G1F-3,5-LR P20THR	B	19	10.8	73.5	11.6	11.87	11.51	10.77	9.92
651	1787195	DMC 1,5/ 20-G1F-3,5-LR P20THR	B	20	10.8	77.0	11.6	12.44	12.07	11.30	10.40

3.5mm Vertical Header, No Latch

For quantities greater than listed, call for quote.

MOUSER STOCK NO.		Phoenix Type	Fig.	No. of Pos.	Dimensions: mm			Price Each			
Mfr.	Mfr. Part No.				A	B	C	1	10	50	100
651	1787205	DMCV 1,5/ 2-G1-3,5 P20THR	C	2	10.8	7.80	11.6	1.09	1.07	.999	.923
651	1787218	DMCV 1,5/ 3-G1-3,5 P20THR	C	3	10.8	11.3	11.6	1.71	1.67	1.55	1.43
651	1787221	DMCV 1,5/ 4-G1-3,5 P20THR	C	4	10.8	14.8	11.6	2.25	2.18	2.04	1.87
651	1787247	DMCV 1,5/ 6-G1-3,5 P20THR	C	6	10.8	21.8	11.6	3.48	3.38	3.17	2.91
651	1787250	DMCV 1,5/ 7-G1-3,5 P20THR	C	7	10.8	25.3	11.6	4.02	3.91	3.66	3.36
651	1787263	DMCV 1,5/ 8-G1-3,5 P20THR	C	8	10.8	28.8	11.6	4.59	4.45	4.16	3.84
651	1787276	DMCV 1,5/ 9-G1-3,5 P20THR	C	9	10.8	32.3	11.6	5.18	5.03	4.69	4.32
651	1787289	DMCV 1,5/ 10-G1-3,5 P20THR	C	10	10.8	35.8	11.6	5.80	5.63	5.26	4.86
651	1787292	DMCV 1,5/ 11-G1-3,5 P20THR	C	11	10.8	39.3	11.6	6.37	6.17	5.77	5.32
651	1787302	DMCV 1,5/ 12-G1-3,5 P20THR	C	12	10.8	42.8	11.6	6.90	6.71	6.28	5.78
651	1787315	DMCV 1,5/ 13-G1-3,5 P20THR	C	13	10.8	46.3	11.6	7.47	7.24	6.78	6.24
651	1787328	DMCV 1,5/ 14-G1-3,5 P20THR	C	14	10.8	49.8	11.6	8.05	7.81	7.32	6.72
651	1787331	DMCV 1,5/ 15-G1-3,5 P20THR	C	15	10.8	53.3	11.6	8.63	8.38	7.84	7.22
651	1787344	DMCV 1,5/ 16-G1-3,5 P20THR	C	16	10.8	56.8	11.6	9.16	8.89	8.31	7.65
651	1787357	DMCV 1,5/ 17-G1-3,5 P20THR	C	17	10.8	60.3	11.6	9.74	9.45	8.84	8.14
651	1787360	DMCV 1,5/ 18-G1-3,5 P20THR	C	18	10.8	63.8	11.6	10.31	10.00	9.35	8.61
651	1787373	DMCV 1,5/ 19-G1-3,5 P20THR	C	19	10.8	67.3	11.6	10.80	10.48	9.81	9.03
651	1787386	DMCV 1,5/ 20-G1-3,5 P20THR	C	20	10.8	70.8	11.6	11.37	11.04	10.33	9.50

3.5mm Vertical Header, Screw Latch

For quantities greater than listed, call for quote.

MOUSER STOCK NO.		Phoenix Type	Fig.	No. of Pos.	Dimensions: mm			Price Each			
Mfr.	Mfr. Part No.				A	B	C	1	10	50	100
651	1787399	DMCV 1,5/ 2-G1F-3,5-LR P20THR	D	2	10	14.0	10.6	2.12	2.05	1.92	1.77
651	1787409	DMCV 1,5/ 3-G1F-3,5-LR P20THR	D	3	10	17.5	10.6	2.74	2.65	2.48	2.29
651	1787412	DMCV 1,5/ 4-G1F-3,5-LR P20THR	D	4	10	21.0	10.6	3.25	3.17	2.95	2.73
651	1787425	DMCV 1,5/ 5-G1F-3,5-LR P20THR	D	5	10	24.5	10.6	3.89	3.78	3.53	3.24
651	1787438	DMCV 1,5/ 6-G1F-3,5-LR P20THR	D	6	10	28.0	10.6	4.55	4.42	4.13	3.81
651	1787441	DMCV 1,5/ 7-G1F-3,5-LR P20THR	D	7	10	31.5	10.6	5.00	4.85	4.54	4.17
651	1787454	DMCV 1,5/ 8-G1F-3,5-LR P20THR	D	8	10	35.0	10.6	5.61	5.45	5.10	4.70
651	1787467	DMCV 1,5/ 9-G1F-3,5-LR P20THR	D	9	10	38.5	10.6	6.20	6.00	5.63	5.18
651	1787470	DMCV 1,5/ 10-G1F-3,5-LR P20THR	D	10	10	42.0	10.6	6.86	6.66	6.24	5.74
651	1787483	DMCV 1,5/ 11-G1F-3,5-LR P20THR	D	11	10	45.5	10.6	7.44	7.21	6.75	6.22
651	1787496	DMCV 1,5/ 12-G1F-3,5-LR P20THR	D	12	10	49.0	10.6	7.92	7.68	7.19	6.61
651	1787506	DMCV 1,5/ 13-G1F-3,5-LR P20THR	D	13	10	52.5	10.6	8.49	8.24	7.70	7.09
651	1787519	DMCV 1,5/ 14-G1F-3,5-LR P20THR	D	14	10	56.0	10.6	9.07	8.81	8.24	7.59
651	1787522	DMCV 1,5/ 15-G1F-3,5-LR P20THR	D	15	10	59.5	10.6	9.60	9.31	8.72	8.03
651	1787535	DMCV 1,5/ 16-G1F-3,5-LR P20THR	D	16	10	63.0	10.6	10.18	9.89	9.24	8.51
651	1787548	DMCV 1,5/ 17-G1F-3,5-LR P20THR	D	17	10	66.5	10.6	10.75	10.44	9.78	8.99
651	1787551	DMCV 1,5/ 18-G1F-3,5-LR P20THR	D	18	10	70.0	10.6	11.33	11.00	10.28	9.47
651	1787564	DMCV 1,5/ 19-G1F-3,5-LR P20THR	D	19	10	73.5	10.6	11.87	11.51	10.77	9.92
651	1787577	DMCV 1,5/ 20-G1F-3,5-LR P20THR	D	20	10	77.0	10.6	12.44	12.07	11.30	10.40

A

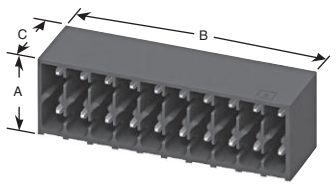

B

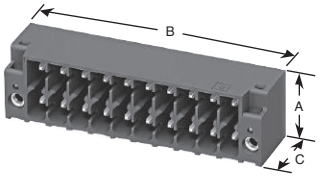

C

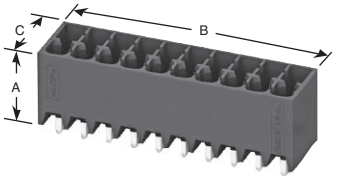

D

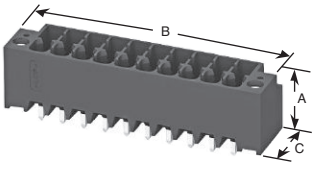

© Copyright 2013 Mouser Electronics

© Copyright 2013 Mouser Electronics

RoHS Compliant This product is RoHS compliant.

DFMC DMC(V) SERIES TERMINAL BLOCKS (CONT.)

Features:

- Push-in spring technology for fast wire assembly
- 20% space saving on the PCB
- Insert molded header with accurate pin placement for high pick-and-place yields
- Compatible to MC family "footprint"
- Alternative latching options for flexibility in application needseramic package
- 24 to 16AWG
- 8A and 150V rating
- Spacing: 3.5mm

3.5mm Plug, No Latch

For quantities greater than listed, call for quote.

MOUSER STOCK NO.	Phoenix Type	Fig.	No. of Pos.	Dimensions: mm				Price Each			
Mfr. Mfr. Part No.				A	B	C	D	1	10	50	100
651—1790108	DFMC 1,5/2-ST-3,5	A	2	13.25	7.80	15.6	22.65	2.76	2.68	2.51	2.30
651—1790111	DFMC 1,5/3-ST-3,5	A	3	13.25	11.3	15.6	22.65	4.30	4.17	3.91	3.61
651—1790124	DFMC 1,5/4-ST-3,5	A	4	13.25	14.8	15.6	22.65	5.66	5.49	5.15	4.74
651—1790137	DFMC 1,5/5-ST-3,5	A	5	13.25	18.3	15.6	22.65	7.12	6.90	6.45	5.95
651—1790140	DFMC 1,5/6-ST-3,5	A	6	13.25	21.8	15.6	22.65	8.56	8.31	7.77	7.16
651—1790153	DFMC 1,5/7-ST-3,5	A	7	13.25	25.3	15.6	22.65	9.97	9.68	9.05	8.35
651—1790166	DFMC 1,5/8-ST-3,5	A	8	13.25	28.8	15.6	22.65	11.37	11.04	10.34	9.51
651—1790179	DFMC 1,5/9-ST-3,5	A	9	13.25	32.3	15.6	22.65	12.78	12.40	11.60	10.69
651—1790182	DFMC 1,5/10-ST-3,5	A	10	13.25	35.8	15.6	22.65	14.20	13.78	12.88	11.88
651—1790195	DFMC 1,5/11-ST-3,5	A	11	13.25	39.3	15.6	22.65	15.70	15.23	14.25	13.13
651—1790205	DFMC 1,5/12-ST-3,5	A	12	13.25	42.8	15.6	22.65	17.09	16.59	15.53	14.28
651—1790218	DFMC 1,5/13-ST-3,5	A	13	13.25	46.3	15.6	22.65	18.50	17.95	16.81	15.47
651—1790221	DFMC 1,5/14-ST-3,5	A	14	13.25	49.8	15.6	22.65	19.90	19.31	18.07	16.65
651—1790234	DFMC 1,5/15-ST-3,5	A	15	13.25	53.3	15.6	22.65	21.37	20.74	19.40	17.87
651—1790247	DFMC 1,5/16-ST-3,5	A	16	13.25	56.8	15.6	22.65	22.76	22.08	20.67	19.02
651—1790250	DFMC 1,5/17-ST-3,5	A	17	13.25	60.3	15.6	22.65	24.17	23.45	21.96	20.21
651—1790263	DFMC 1,5/18-ST-3,5	A	18	13.25	63.8	15.6	22.65	25.67	24.92	23.32	21.46
651—1790276	DFMC 1,5/19-ST-3,5	A	19	13.25	67.3	15.6	22.65	27.12	26.32	24.63	22.67
651—1790289	DFMC 1,5/20-ST-3,5	A	20	13.25	70.8	15.6	22.65	28.62	27.78	26.00	23.93

3.5mm Plug, Screw Latch

For quantities greater than listed, call for quote.

MOUSER STOCK NO.	Phoenix Type	Fig.	No. of Pos.	Dimensions: mm				Price Each			
Mfr. Mfr. Part No.				A	B	C	D	1	10	50	100
651—1790292	DFMC 1,5/2-STF-3,5	B	2	13.25	14.00	15.6	22.65	3.25	3.16	2.95	2.73
651—1790302	DFMC 1,5/3-STF-3,5	B	3	13.25	17.50	15.6	22.65	4.65	4.52	4.24	3.89
651—1790315	DFMC 1,5/4-STF-3,5	B	4	13.25	21.00	15.6	22.65	6.07	5.90	5.50	5.07
651—1790328	DFMC 1,5/5-STF-3,5	B	5	13.25	24.50	15.6	22.65	7.48	7.27	6.78	6.25
651—1790331	DFMC 1,5/6-STF-3,5	B	6	13.25	28.00	15.6	22.65	8.88	8.62	8.07	7.43
651—1790344	DFMC 1,5/7-STF-3,5	B	7	13.25	31.50	15.6	22.65	10.37	10.06	9.43	8.67
651—1790357	DFMC 1,5/8-STF-3,5	B	8	13.25	35.00	15.6	22.65	11.79	11.44	10.71	9.85
651—1790360	DFMC 1,5/9-STF-3,5	B	9	13.25	38.50	15.6	22.65	13.20	12.81	11.98	11.03
651—1790373	DFMC 1,5/10-STF-3,5	B	10	13.25	42.00	15.6	22.65	14.61	14.18	13.26	12.21
651—1790386	DFMC 1,5/11-STF-3,5	B	11	13.25	45.50	15.6	22.65	16.04	15.57	14.57	13.41
651—1790399	DFMC 1,5/12-STF-3,5	B	12	13.25	49.00	15.6	22.65	17.49	16.99	15.90	14.64
651—1790409	DFMC 1,5/13-STF-3,5	B	13	13.25	52.50	15.6	22.65	18.91	18.35	17.17	15.80
651—1790412	DFMC 1,5/14-STF-3,5	B	14	13.25	56.00	15.6	22.65	20.36	19.75	18.48	17.01
651—1790438	DFMC 1,5/16-STF-3,5	B	16	13.25	63.00	15.6	22.65	23.17	22.49	21.05	19.38
651—1790441	DFMC 1,5/17-STF-3,5	B	17	13.25	66.50	15.6	22.65	24.57	23.85	22.32	20.54
651—1790454	DFMC 1,5/18-STF-3,5	B	18	13.25	70.00	15.6	22.65	25.99	25.23	23.60	21.73
651—1790467	DFMC 1,5/19-STF-3,5	B	19	13.25	73.50	15.6	22.65	27.49	26.68	24.96	22.98
651—1790470	DFMC 1,5/20-STF-3,5	B	20	13.25	77.00	15.6	22.65	28.93	28.09	26.28	24.19

3.5mm Plug, Lock-and-Release Latch

For quantities greater than listed, call for quote.

MOUSER STOCK NO.	Phoenix Type	Fig.	No. of Pos.	Dimensions: mm				Price Each			
Mfr. Mfr. Part No.				A	B	C	D	1	10	50	100
651—1790483	DFMC 1,5/2-ST-3,5-LR	C	2	13.25	7.80	15.6	22.65	3.54	3.42	3.20	2.95
651—1790496	DFMC 1,5/3-ST-3,5-LR	C	3	13.25	11.3	15.6	22.65	4.94	4.79	4.47	4.12
651—1790506	DFMC 1,5/4-ST-3,5-LR	C	4	13.25	14.8	15.6	22.65	6.33	6.15	5.76	5.30
651—1790519	DFMC 1,5/5-ST-3,5-LR	C	5	13.25	18.3	15.6	22.65	7.79	7.56	7.08	6.51
651—1790522	DFMC 1,5/6-ST-3,5-LR	C	6	13.25	21.8	15.6	22.65	9.20	8.93	8.36	7.69
651—1790535	DFMC 1,5/7-ST-3,5-LR	C	7	13.25	25.3	15.6	22.65	10.61	10.29	9.63	8.87
651—1790548	DFMC 1,5/8-ST-3,5-LR	C	8	13.25	28.8	15.6	22.65	12.10	11.74	10.99	10.12
651—1790551	DFMC 1,5/9-ST-3,5-LR	C	9	13.25	32.3	15.6	22.65	13.39	13.00	12.17	11.19
651—1790564	DFMC 1,5/10-ST-3,5-LR	C	10	13.25	35.8	15.6	22.65	14.91	14.48	13.55	12.47
651—1790577	DFMC 1,5/11-ST-3,5-LR	C	11	13.25	39.3	15.6	22.65	16.32	15.85	14.82	13.64
651—1790580	DFMC 1,5/12-ST-3,5-LR	C	12	13.25	42.8	15.6	22.65	17.73	17.21	16.10	14.82
651—1790593	DFMC 1,5/13-ST-3,5-LR	C	13	13.25	46.3	15.6	22.65	19.19	18.61	17.42	16.03
651—1790603	DFMC 1,5/14-ST-3,5-LR	C	14	13.25	49.8	15.6	22.65	20.07	19.62	18.36	15.60
651—1790616	DFMC 1,5/15-ST-3,5-LR	C	15	13.25	53.3	15.6	22.65	22.04	21.40	20.03	18.43
651—1790629	DFMC 1,5/16-ST-3,5-LR	C	16	13.25	56.8	15.6	22.65	23.44	22.76	21.29	19.60
651—1790632	DFMC 1,5/17-ST-3,5-LR	C	17	13.25	60.3	15.6	22.65	24.90	24.16	22.61	20.81
651—1790645	DFMC 1,5/18-ST-3,5-LR	C	18	13.25	63.8	15.6	22.65	26.30	25.52	23.89	21.99
651—1790658	DFMC 1,5/19-ST-3,5-LR	C	19	13.25	67.3	15.6	22.65	27.75	26.93	25.21	23.20
651—1790661	DFMC 1,5/20-ST-3,5-LR	C	20	13.25	70.8	15.6	22.65	29.31	28.45	26.61	24.50

FKDSO 5.0MM SPRING-CAGE PCB TERMINAL BLOCKS

Features:

- Conductors can be easily wired without tools
- Fast connection and removal of conductors
- Pinning identical to the MKDSO (orthogonal screw PCB terminal block)
- 2, 3, and 4-position terminal block versions
- The FKDSO has a pin spacing of 5.00 mm.
- UL Use Group D: 10A (amperage)/300V (voltage)
- For use in 12.5, 17.5, 22.5, 35, and 45 mm ME(MAX) housings

For quantities greater than listed, call for quote.

MOUSER STOCK NO.	Phoenix Type	Fig.	Description	Price Each			
Mfr. Mfr. Part No.				1	10	50	100
651—2200315	FKDSO 2,5/ 2-R	D	2-position block, right-hand side	3.00	2.91	2.73	2.50
651—2200316	FKDSO 2,5/ 2-L	D	2-position block, left-hand side	3.00	2.91	2.73	2.50
651—2200317	FKDSO 2,5/ 3-R	D	3-position block, right-hand side	4.49	4.37	4.09	3.76
651—2200318	FKDSO 2,5/ 3-L	D	3-position block, left-hand side	4.49	4.37	4.09	3.76
651—2200319	FKDSO 2,5/ 4-R	D	4-position block, right-hand side	6.09	5.92	5.53	5.09
651—2200320	FKDSO 2,5/ 4-L	D	4-position block, left-hand side	6.09	5.92	5.53	5.09

Housings

For quantities greater than listed, call for quote.

MOUSER STOCK NO.	Phoenix Type	Fig.	Description	Price Each			
Mfr. Mfr. Part No.				1	10	50	100
651—2200321	ME 12,5 OT-FKDSO	E	ME upper part, 12.5 mm width	1.72	1.62	1.48	1.37
651—2200322	ME 17,5 OT-FKDSO	E	ME upper part, 17.5 mm width	2.07	1.93	1.78	1.65
651—2200323	ME 22,5 OT-FKDSO	E	ME upper part, 22.5 mm width	2.11	1.97	1.82	1.68
651—2200327	ME 45 OT-FKDSO	E	ME upper part, 45 mm width	3.48	3.26	3.00	2.77

A

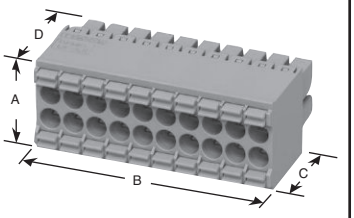

B

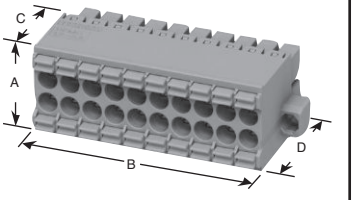

C

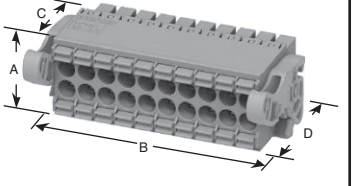

D



E



© Copyright 2013 Mouser Electronics

© Copyright 2013 Mouser Electronics

PHOENIX CONTACT Terminal Blocks

RoHS Compliant **This product is RoHS compliant.**

PHOENIX CONTACT
INSPIRING INNOVATIONS

5.08MM LOCK AND RELEASE TERMINAL BLOCKS

- Automatic locking during insertion of the plug into the header
- Ensures convenient ejection of the plug
- Self-explanatory operation
- In case of restricted space, a screwdriver can be used for lever extension
- Headers are compatible with both MSTB -LR and FKC -LR plug connectors
- MSTB -LR plugs with screw style wire termination
- FKC -LR plugs offer fast push in spring wire termination
- 24 to 12 AWG
- 12 A and 300 V rating
- Spacing: 5.08 mm
- Height of plug: 15 mm
- Horizontal header height: 8.6 mm
- Vertical header height: 12 mm

RoHS Compliant

Plugs - Screw Style Termination

For quantities greater than listed, call for quote.

MOUSER STOCK NO.	Phoenix Contact Part No.	Fig.	No. of Pos.	Dimensions: (mm)			Price Each			
				L	W	H	1	10	50	100
651-1808886	MSTB 2.5/ 2-ST-5,08-LR	A	2	19.28	29.3	15	2.16	1.97	1.82	1.69
651-1808899	MSTB 2.5/ 3-ST-5,08-LR	A	3	24.36	29.3	15	2.91	2.64	2.44	2.27
651-1808909	MSTB 2.5/ 4-ST-5,08-LR	A	4	29.44	29.3	15	3.69	3.35	3.09	2.87
651-1808912	MSTB 2.5/ 5-ST-5,08-LR	A	5	34.52	29.3	15	4.43	4.02	3.72	3.45
651-1808925	MSTB 2.5/ 6-ST-5,08-LR	A	6	39.6	29.3	15	5.23	4.76	4.39	4.08
651-1808938	MSTB 2.5/ 7-ST-5,08-LR	A	7	44.68	29.3	15	5.98	5.42	5.02	4.64
651-1808941	MSTB 2.5/ 8-ST-5,08-LR	A	8	49.76	29.3	15	6.77	6.15	5.68	5.28
651-1808954	MSTB 2.5/ 9-ST-5,08-LR	A	9	54.84	29.3	15	7.67	6.97	6.43	5.98
651-1808967	MSTB 2.5/ 10-ST-5,08-LR	A	10	59.92	29.3	15	8.44	7.66	7.08	6.57
651-1808970	MSTB 2.5/ 11-ST-5,08-LR	A	11	65	29.3	15	9.20	8.37	7.71	7.17
651-1808983	MSTB 2.5/ 12-ST-5,08-LR	A	12	70.08	29.3	15	9.97	9.05	8.37	7.76
651-1808996	MSTB 2.5/ 13-ST-5,08-LR	A	13	75.16	29.3	15	10.90	9.90	9.14	8.49
651-1809005	MSTB 2.5/ 14-ST-5,08-LR	A	14	80.24	29.3	15	11.67	10.61	9.79	9.08
651-1809018	MSTB 2.5/ 15-ST-5,08-LR	A	15	85.32	29.3	15	12.42	11.29	10.41	9.67
651-1809021	MSTB 2.5/ 16-ST-5,08-LR	A	16	90.4	29.3	15	13.17	11.96	11.04	10.25

Plugs - Push-In Spring Termination

For quantities greater than listed, call for quote.

MOUSER STOCK NO.	Phoenix Contact Part No.	Fig.	No. of Pos.	Dimensions: (mm)			Price Each			
				L	W	H	1	10	50	100
651-1792517	FKC 2.5/2-ST-5,08-LR	B	2	19.68	33.5	15	3.09	2.81	2.60	2.41
651-1792520	FKC 2.5/3-ST-5,08-LR	B	3	24.76	33.5	15	3.97	3.61	3.33	3.09
651-1792533	FKC 2.5/4-ST-5,08-LR	B	4	29.84	33.5	15	4.85	4.40	4.06	3.78
651-1792546	FKC 2.5/5-ST-5,08-LR	B	5	34.92	33.5	15	5.67	5.16	4.76	4.42
651-1792559	FKC 2.5/6-ST-5,08-LR	B	6	40	33.5	15	6.56	5.96	5.50	5.10
651-1792562	FKC 2.5/7-ST-5,08-LR	B	7	45.08	33.5	15	7.51	6.82	6.30	5.84
651-1792575	FKC 2.5/8-ST-5,08-LR	B	8	50.16	33.5	15	8.39	7.62	7.02	6.53
651-1792588	FKC 2.5/9-ST-5,08-LR	B	9	55.24	33.5	15	9.24	8.40	7.76	7.20
651-1792591	FKC 2.5/10-ST-5,08-LR	B	10	60.32	33.5	15	10.09	9.16	8.46	7.85
651-1792601	FKC 2.5/11-ST-5,08-LR	B	11	65.4	33.5	15	10.97	9.96	9.19	8.54
651-1792614	FKC 2.5/12-ST-5,08-LR	B	12	70.48	33.5	15	11.86	10.76	9.94	9.22

RoHS Compliant

Headers - Right Angle

For quantities greater than listed, call for quote.

MOUSER STOCK NO.	Phoenix Contact Part No.	Fig.	No. of Pos.	Dimensions: (mm)			Price Each			
				L	W	H	1	10	50	100
651-1809076	MSTBA 2.5/2-G-5,08-LR	C	2	20.32	12	8.6	1.00	.906	.842	.777
651-1809089	MSTBA 2.5/3-G-5,08-LR	C	3	25.4	12	8.6	1.28	1.16	1.07	1.00
651-1809092	MSTBA 2.5/4-G-5,08-LR	C	4	30.48	12	8.6	1.56	1.42	1.32	1.22
651-1809102	MSTBA 2.5/5-G-5,08-LR	C	5	35.56	12	8.6	1.81	1.65	1.52	1.41
651-1809115	MSTBA 2.5/6-G-5,08-LR	C	6	40.64	12	8.6	2.08	1.88	1.74	1.62
651-1809128	MSTBA 2.5/7-G-5,08-LR	C	7	45.72	12	8.6	2.38	2.15	1.98	1.84
651-1809131	MSTBA 2.5/8-G-5,08-LR	C	8	50.8	12	8.6	2.59	2.35	2.16	2.01
651-1809144	MSTBA 2.5/9-G-5,08-LR	C	9	55.88	12	8.6	2.89	2.62	2.43	2.25
651-1809157	MSTBA 2.5/10-G-5,08-LR	C	10	60.96	12	8.6	3.17	2.88	2.66	2.47
651-1809160	MSTBA 2.5/11-G-5,08-LR	C	11	66.04	12	8.6	3.43	3.12	2.88	2.68
651-1809173	MSTBA 2.5/12-G-5,08-LR	C	12	71.12	12	8.6	3.70	3.36	3.10	2.88
651-1809186	MSTBA 2.5/13-G-5,08-LR	C	13	76.2	12	8.6	3.98	3.62	3.33	3.09
651-1809199	MSTBA 2.5/14-G-5,08-LR	C	14	81.28	12	8.6	4.23	3.84	3.55	3.28
651-1809209	MSTBA 2.5/15-G-5,08-LR	C	15	86.36	12	8.6	4.49	4.09	3.78	3.50
651-1809212	MSTBA 2.5/16-G-5,08-LR	C	16	91.44	12	8.6	4.82	4.37	4.03	3.75
651-1809225	MSTBA 2.5/17-G-5,08-LR	C	17	96.52	12	8.6	5.04	4.57	4.23	3.93
651-1809238	MSTBA 2.5/18-G-5,08-LR	C	18	101.6	12	8.6	5.34	4.86	4.47	4.15
651-1809241	MSTBA 2.5/19-G-5,08-LR	C	19	106.68	12	8.6	5.55	5.05	4.65	4.32
651-1809254	MSTBA 2.5/20-G-5,08-LR	C	20	111.76	12	8.6	5.86	5.33	4.92	4.57

Headers - Vertical

For quantities greater than listed, call for quote.

MOUSER STOCK NO.	Phoenix Contact Part No.	Fig.	No. of Pos.	Dimensions: (mm)			Price Each			
				L	W	H	1	10	50	100
651-1809267	MSTBVA 2.5/2-G-5,08-LR	D	2	20.32	8.6	12	1.00	.906	.842	.777
651-1809270	MSTBVA 2.5/3-G-5,08-LR	D	3	25.4	8.6	12	1.27	1.16	1.07	.995
651-1809283	MSTBVA 2.5/4-G-5,08-LR	D	4	30.48	8.6	12	1.56	1.42	1.32	1.22
651-1809296	MSTBVA 2.5/5-G-5,08-LR	D	5	35.56	8.6	12	1.81	1.65	1.52	1.41
651-1809306	MSTBVA 2.5/6-G-5,08-LR	D	6	40.64	8.6	12	2.08	1.88	1.74	1.62
651-1809319	MSTBVA 2.5/7-G-5,08-LR	D	7	45.72	8.6	12	2.38	2.15	1.98	1.84
651-1809322	MSTBVA 2.5/8-G-5,08-LR	D	8	50.8	8.6	12	2.59	2.35	2.16	2.01
651-1809335	MSTBVA 2.5/9-G-5,08-LR	D	9	55.88	8.6	12	2.89	2.62	2.43	2.25
651-1809348	MSTBVA 2.5/10-G-5,08-LR	D	10	60.96	8.6	12	3.17	2.88	2.66	2.47
651-1809351	MSTBVA 2.5/11-G-5,08-LR	D	11	66.04	8.6	12	3.43	3.12	2.88	2.68
651-1809364	MSTBVA 2.5/12-G-5,08-LR	D	12	71.12	8.6	12	3.70	3.36	3.10	2.88
651-1809377	MSTBVA 2.5/13-G-5,08-LR	D	13	76.2	8.6	12	3.98	3.62	3.33	3.09
651-1809380	MSTBVA 2.5/14-G-5,08-LR	D	14	81.28	8.6	12	4.23	3.84	3.55	3.28
651-1809393	MSTBVA 2.5/15-G-5,08-LR	D	15	86.36	8.6	12	4.49	4.09	3.78	3.50
651-1809403	MSTBVA 2.5/16-G-5,08-LR	D	16	91.44	8.6	12	4.82	4.37	4.03	3.75
651-1809416	MSTBVA 2.5/17-G-5,08-LR	D	17	96.52	8.6	12	5.04	4.57	4.23	3.93
651-1809429	MSTBVA 2.5/18-G-5,08-LR	D	18	101.6	8.6	12	5.34	4.86	4.47	4.15
651-1809432	MSTBVA 2.5/19-G-5,08-LR	D	19	106.68	8.6	12	5.55	5.05	4.65	4.32
651-1809445	MSTBVA 2.5/20-G-5,08-LR	D	20	111.76	8.6	12	5.86	5.33	4.92	4.57

A



B



C



D



© Copyright 2013 Mouser Electronics

© Copyright 2013 Mouser Electronics

PHOENIX CONTACT Interface Modules

RoHS Compliant **This product is RoHS compliant.**

PHOENIX CONTACT INSPIRING INNOVATIONS

VARIOFACE MODULES FOR FLAT RIBBON PLUG CONNECTORS

- FLK Plug connectors connect all signals 1:1
- Screw Connection for discrete wiring
- ZB Channel for flexible module marking with CLIPLINE accessories
- Designed to mount on Din-Rail NS 35/7.5 or NS 32

For quantities greater than listed, call for quote.

MOUSER STOCK NO. Mfr.	Mfr. Part No.	Fig.	Phoenix Type	No. of Pos.	No. of Levels	Gender	AWG	Dimensions W x L x H (mm)	Price Each 1	5	10
651	2315010	A	VIP-2/SC/FLK10	10	2	Male	24-12	35 x 65 x 50	35.31	33.57	32.51
651	2315023	A	VIP-2/SC/FLK14	14	2	Male	24-12	40 x 65 x 50	38.52	36.62	35.46
651	2315036	A	VIP-2/SC/FLK16	16	2	Male	24-12	45 x 65 x 50	40.09	38.66	37.43
651	2315049	A	VIP-2/SC/FLK20	20	2	Male	24-12	55 x 65 x 50	46.01	43.74	42.35
651	2315052	A	VIP-3/SC/FLK26	26	3	Male	24-12	58 x 69 x 61	51.36	48.82	47.28
651	2315065	A	VIP-3/SC/FLK34	34	3	Male	24-12	68 x 69 x 61	63.13	60.02	58.11
651	2315078	A	VIP-3/SC/FLK40	40	3	Male	24-12	78 x 69 x 61	69.55	66.13	64.03
651	2315081	A	VIP-3/SC/FLK50	50	3	Male	24-12	93 x 69 x 61	79.18	75.29	72.89
651	2315094	A	VIP-3/SC/FLK60	60	3	Male	24-12	108 x 69 x 61	96.30	91.56	88.65
651	2315104	A	VIP-3/SC/FLK64	64	3	Male	24-12	118 x 69 x 61	93.09	88.51	85.70

A



Non-LED Module Shown

VARIOFACE MODULES FOR FLAT RIBBON PLUGS W/ LED INDICATORS

- Same features as standard Flat Ribbon Plug interface modules but with LED indication when signal is present.

For quantities greater than listed, call for quote.

MOUSER STOCK NO. Mfr.	Mfr. Part No.	Fig.	Phoenix Type	No. of Pos.	No. of Levels	Gender	AWG	Dimensions W x L x H (mm)	Price Each 1	5	10
651	2322061	A	VIP-2/SC/FLK16/LED	16	2	Male	24-12	45 x 65 x 50	85.60	81.38	78.81
651	2322074	A	VIP-2/SC/FLK20/LED	20	2	Male	24-12	55 x 65 x 50	94.16	89.53	86.68
651	2322087	A	VIP-3/SC/FLK26/LED	26	3	Male	24-12	58 x 69 x 61	101.65	96.64	93.58
651	2322090	A	VIP-3/SC/FLK34/LED	34	3	Male	24-12	68 x 69 x 61	121.98	115.98	112.30
651	2322100	A	VIP-3/SC/FLK40/LED	40	3	Male	24-12	78 x 69 x 61	133.75	127.17	123.12
651	2322113	A	VIP-3/SC/FLK50/LED	50	3	Male	24-12	93 x 69 x 61	147.66	140.39	135.93
651	2322126	A	VIP-3/SC/FLK60/LED	60	3	Male	24-12	108 x 69 x 61	165.85	157.69	152.68
651	2322139	A	VIP-3/SC/FLK64/LED	64	3	Male	24-12	118 x 69 x 61	177.62	168.88	163.52

B



Non-LED Module Shown

VARIOFACE MODULES FOR D-SUBMINIATURE CONNECTORS

- D-Sub connectors connect all signals 1:1
- Screw Connection for discrete wiring
- ZB Channel for flexible module marking with CLIPLINE accessories
- Designed to mount on Din-Rail NS 35/7.5 or NS 32

For quantities greater than listed, call for quote.

MOUSER STOCK NO. Mfr.	Mfr. Part No.	Fig.	Phoenix Type	No. of Pos.	No. of Levels	Gender	AWG	Dimensions W x L x H (mm)	Price Each 1	5	10
651	2315117	B	VIP-2/SC/D 9SUB/M	9	2	Male	24-12	35 x 65 x 46	40.66	38.66	37.39
651	2315120	B	VIP-2/SC/D15SUB/M	15	2	Male	24-12	45 x 65 x 46	47.08	44.76	43.28
651	2315133	B	VIP-3/SC/D25SUB/M	25	3	Male	24-12	58 x 69 x 61	62.06	59.00	57.07
651	2315146	B	VIP-3/SC/D37SUB/M	37	3	Male	24-12	73 x 69 x 61	70.62	67.14	64.94
651	2315159	B	VIP-3/SC/D50SUB/M	50	3	Male	24-12	98 x 69 x 61	111.28	105.80	102.32
651	2315162	B	VIP-2/SC/D 9SUB/F	9	2	Female	24-12	35 x 65 x 46	40.66	38.66	37.39
651	2315175	B	VIP-2/SC/D15SUB/F	15	2	Female	24-12	45 x 65 x 46	47.08	44.76	43.29
651	2315188	B	VIP-3/SC/D25SUB/F	25	3	Female	24-12	58 x 69 x 61	62.07	59.00	57.07
651	2315191	B	VIP-3/SC/D37SUB/F	37	3	Female	24-12	73 x 69 x 61	70.62	67.14	64.94
651	2315201	B	VIP-3/SC/D50SUB/F	50	3	Female	24-12	98 x 69 x 61	111.28	105.80	102.32

C



VARIOFACE MODULES FOR DSUB CONNECTORS W/ LED INDICATORS

- Same features as standard DSUB Interface modules but with LED indication when signal is present.

For quantities greater than listed, call for quote.

MOUSER STOCK NO. Mfr.	Mfr. Part No.	Fig.	Phoenix Type	No. of Pos.	No. of Levels	Gender	AWG	Dimensions W x L x H (mm)	Price Each 1	5	10
651	2322142	B	VIP-2/SC/D 9SUB/M/LED	9	2	Male	24-12	35 x 65 x 50	73.83	70.19	67.97
651	2322155	B	VIP-2/SC/D15SUB/M/LED	15	2	Male	24-12	40 x 65 x 50	83.46	79.35	76.83
651	2322168	B	VIP-3/SC/D25SUB/M/LED	25	3	Male	24-12	45 x 65 x 50	107.00	101.74	98.50
651	2322171	B	VIP-3/SC/D37SUB/M/LED	37	3	Male	24-12	55 x 65 x 50	136.96	130.22	126.09
651	2322184	B	VIP-3/SC/D50SUB/M/LED	50	3	Male	24-12	58 x 69 x 61	174.41	165.83	160.56
651	2322197	B	VIP-2/SC/D 9SUB/F/LED	9	2	Female	24-12	68 x 69 x 61	73.83	70.19	67.97
651	2322207	B	VIP-2/SC/D15SUB/F/LED	15	2	Female	24-12	78 x 69 x 61	83.46	79.35	76.83
651	2322210	B	VIP-3/SC/D25SUB/F/LED	25	3	Female	24-12	93 x 69 x 61	107.00	101.74	98.50
651	2322223	B	VIP-3/SC/D37SUB/F/LED	37	3	Female	24-12	108 x 69 x 61	136.96	130.22	126.09
651	2322236	B	VIP-3/SC/D50SUB/F/LED	50	3	Female	24-12	118 x 69 x 61	174.41	165.83	160.56

D



VARIOFACE MODULES FOR HIGH DENSITY DSUB CONNECTORS W/ LED INDICATORS

- Signals connect 1:1
- Screw Connection for discrete wiring
- Allows easy transition from structered cabling to discrete wire
- ZB Channel for flexible module marking with CLIPLINE accessories

For quantities greater than listed, call for quote.

MOUSER STOCK NO. Mfr.	Mfr. Part No.	Fig.	Phoenix Type	No. of Pos.	No. of Levels	Gender	AWG	Dimensions W x L x H (mm)	Price Each 1	5	10
651	2322326	C	VIP-2/SC/HD15SUB/M	15	3	Male	24-12	44.9 x 65.5 x 45.1	72.76	69.18	66.98
651	2322375	C	VIP-3/SC/HD26SUB/M	26	3	Male	24-12	52.3 x 69 x 62	86.67	82.40	79.79
651	2322388	C	VIP-3/SC/HD44SUB/M	44	3	Male	24-12	82.9 x 69 x 62	102.72	97.66	94.57
651	2322391	C	VIP-3/SC/HD62SUB/M	62	3	Male	24-12	113.5 x 69 x62	127.33	121.06	117.22
651	2322401	C	VIP-2/SC/HD15SUB/F	15	3	Female	24-12	44.9 x 65.5 x 45.1	72.76	69.18	66.98
651	2322414	C	VIP-3/SC/HD26SUB/F	26	3	Female	24-12	52.3 x 69 x 62	86.67	82.40	79.79
651	2322427	C	VIP-3/SC/HD44SUB/F	44	3	Female	24-12	82.9 x 69 x 62	102.72	97.66	94.57
651	2322430	C	VIP-3/SC/HD62SUB/F	62	3	Female	24-12	113.5 x 69 x62	127.33	121.06	117.22

VARIOFACE MODULES FOR PLC SYSTEMS CABLING

- 2 Modules, 651-2315230 & 651-2315243 are designed in acc. with Siemens SIMATIC® S7-300, including SIMATIC®-specific labeling
- Uses Flat-ribbon cable plug connector in acc. with IEC 60603-13

For quantities greater than listed, call for quote.

MOUSER STOCK NO. Mfr.	Mfr. Part No.	Fig.	Phoenix Type	No. of Pos.	No. of Levels	Gender	AWG	Dimensions W x L x H (mm)	Price Each 1	5	10
651	2315214	D	VIP-2/SC/FLK 14/PLC	14	2	Male	24-12	40 x 65 x 50	39.59	37.64	36.44
651	2315227	D	VIP-2/SC/FLK 50/PLC	50	2	Male	24-12	106 x 65 x 50	78.11	74.26	71.90
651	2315230	D	VIP-2/SC/2FLK 14(1-20)/S7	14	2	Male	24-12	81 x 65 x 50	66.34	63.08	61.06
651	2315243	D	VIP-2/SC/FLK 50(1-40)/S7	50	2	Male	24-12	106 x 65 x 50	89.88	85.45	82.74

© Copyright 2013 Mouser Electronics

© Copyright 2013 Mouser Electronics

PHOENIX CONTACT High Current Terminal Blocks

PHOENIX CONTACT INSPIRING INNOVATIONS

RoHS Compliant This product is RoHS compliant.

HIGH CURRENT PANEL FEED-THROUGH (PFT) TERMINAL BLOCKS

The newest generation of panel feed-through (PFT) high-current terminal blocks feature high retention forces and multiple mounting options. Manufactured with secure universal screw and ring lug/bolt connection technology, PFT series terminal blocks offer multiple mounting options across a wide range of wire gauges. The blocks snap into panel cut-outs without special tooling. Screw and rivet options can accommodate high mechanical stability for conductors.

Applications:
Designed for use in several industries, PFT series terminal blocks are especially useful within the telecom and power distribution sectors.
This series also supports electrical device manufacturers of filters, converters, inverters, transformers, power supplies, and industrial batteries.

UW Connectors

RoHS Compliant

For quantities greater than listed, call for quote.

MOUSER STOCK NO.	Fig.	Phoenix Type	Description	Load Current	Price Each			
Mfr. Mfr. Part No.					1	10	50	100
651—3073306	A	UW 4	Universal screw PFT, 4mm²	41A	5.40	5.08	4.75	4.46
651—3073319	A	UW 4/S	Screw PFT, 4 mm² w/alignment pins	41A	5.40	5.08	4.75	4.46
651—3073322	A	UW 10	Screw PFT, 10mm²	76A	8.72	8.19	7.66	7.20
651—3073335	A	UW 10/S	Screw PFT, 10 mm² w/alignment pins	76A	8.72	8.19	7.66	7.20
651—3073348	A	UW 16	Screw PFT, 16mm²	101A	10.76	10.11	9.46	8.88
651—3073351	A	UW 16/S	Screw PFT, 16 mm² w/alignment pins	101A	10.76	10.11	9.46	8.88
651—3073364	A	UW 25	Screw PFT, 25mm²	125A	13.77	12.95	12.11	11.37
651—3073377	A	UW 25/S	Screw PFT, 25 mm² w/alignment pins	125A	13.77	12.95	12.11	11.37

RW Connectors

RoHS Compliant

For quantities greater than listed, call for quote.

MOUSER STOCK NO.	Fig.	Phoenix Type	Description	Load Current	Price Each			
Mfr. Mfr. Part No.					1	10	50	100
651—3056116	A	RWO 5	Ring PFT open-style, M5 thread	76A	9.79	9.19	8.60	8.08
651—3056129	A	RWO 5/S	Ring PFT open, M5 w/alignment pins	76A	9.79	9.19	8.60	8.08
651—3073597	A	RW 5/S	Ring PFT, M5 w/alignment pins	76A	14.97	14.06	13.16	12.36
651—3073584	A	RW 5	Ring/bolt connection PFT, M5 thread	76A	14.13	13.46	12.66	12.12
651—3056145	A	RWO 8/S	Ring PFT open, M8 w/alignment pins	125A	16.02	15.04	14.07	13.23
651—3073610	A	RW 8/S	Ring PFT, M8 thread w/alignment pins	125A	21.84	20.52	19.20	18.04
651—3056158	A	RWO 10	Ring PFT open-style, M10 thread	309A	50.44	47.40	44.34	41.66

3.81MM PLUGGABLE TERMINAL BLOCKS WITH SCREW FLANGES

- RoHS Compliant per Phoenix documentation
- Color: Green
- Captive Screws
- Max. Voltage: 300V
- Max Current: 8A

E60425 RoHS Compliant

For quantities of 500 and up, call for quote.

MOUSER STOCK NO.	Fig.	Phoenix Type	No. of Pos.	Dimensions: mm			Price Each			
Mfr. Mfr. Part No.				A	B	C	1	10	50	100
Panel Feed-Through Headers with Threaded Flange										
651—1829345	B	DFK-MC 1.5/2-GF-3.81	2	3.81	13.81	18.50	3.93	3.81	3.56	3.27
651—1829358	B	DFK-MC 1.5/3-GF-3.81	3	3.81	17.62	22.30	4.75	4.61	4.32	3.97
651—1829361	B	DFK-MC 1.5/4-GF-3.81	4	3.81	21.43	26.10	5.64	5.47	5.11	4.71
651—1829374	B	DFK-MC 1.5/5-GF-3.81	5	3.81	25.24	29.90	6.53	6.02	5.13	4.74
651—1829387	B	DFK-MC 1.5/6-GF-3.81	6	3.81	29.05	33.80	7.51	6.92	5.92	5.47
651—1827596	B	DFK-MC 1.5/8-GF-3.81	8	3.81	36.67	41.40	9.32	8.59	7.33	6.77
651—1829413	B	DFK-MC 1.5/10-GF-3.81	10	3.81	44.29	49.00	11.11	10.25	8.74	8.08
651—1829439	B	DFK-MC 1.5/12-GF-3.81	12	3.81	51.91	56.60	12.97	11.97	10.20	9.43
Mounting Hardware for 3.81mm Panel Feed-Through Headers- (Requires 2 Per Header for Mounting)										
651—0710015	-	DFK-MC SS	1 ea. of M 2x8 Screw, Washer & Nut				.27	.227	.203	.18

5.08MM PLUGGABLE TERMINAL BLOCKS WITH SCREW FLANGES

- RoHS Compliant per Phoenix documentation
- Color: Green
- Captive Screws
- Max. Voltage: 300V
- Max Current: 10A

E60425 RoHS Compliant

For quantities greater than listed, call for quote.

MOUSER STOCK NO.	Fig.	Phoenix Type	No. of Pos.	Dimensions: mm			Price Each			
Mfr. Mfr. Part No.				A	B	C	1	10	50	100
Panel Feed-Through Headers with Threaded Flange										
651—0710170	C	DFK-MSTB 2.5/2-GF-5.08	2	5.08	13.18	20.32	3.45	3.19	2.72	2.50
651—0710183	C	DFK-MSTB 2.5/3-GF-5.08	3	5.08	18.26	25.40	4.28	3.95	3.37	3.11
651—0710196	C	DFK-MSTB 2.5/4-GF-5.08	4	5.08	23.34	30.48	5.31	4.90	4.17	3.86
651—0710206	C	DFK-MSTB 2.5/5-GF-5.08	5	5.08	28.42	35.56	5.96	5.50	4.68	4.32
651—0710219	C	DFK-MSTB 2.5/6-GF-5.08	6	5.08	33.50	40.64	6.64	6.14	5.23	4.83
651—0710235	C	DFK-MSTB 2.5/8-GF-5.08	8	5.08	43.66	50.80	8.86	8.60	8.05	7.40
651—0710251	C	DFK-MSTB 2.5/10-GF-5.08	10	5.08	53.82	60.96	9.90	9.14	7.79	7.20
Mounting Hardware for 5.08mm Panel Feed-Through Headers - (Requires 2 Per Header for Mounting)										
651—0708263	-	DFK-MSTB-SS	1 ea. of M 3x10 Screw, Washer & Nut				.40	.375	.324	.30

HIGH CURRENT FEED-THRU TERMINAL BLOCKS FOR PANEL MOUNTING

- RoHS Compliant per Phoenix documentation
- Voltage: Metal Walls 1-2.5mm-400 V max, Metal Walls 2.5-4mm-250 V max, Plastic Walls 1-4mm-400 V max.
- Reliable Sealing of Housing Interior
- Automatic Compensation of Wall Thickness
- Very Easy Installation

RoHS Compliant

For quantities greater than listed, call for quote.

MOUSER STOCK NO.	Fig.	Phoenix Type	AWG	Color	Conductor Connection	Current Rating	Price Each			
Mfr. Mfr. Part No.							1	10	50	100
651—0707086	D	HDFK 4	24-10	Gray	Horizontal	40A	6.29	5.76	4.99	4.92
651—0707866	D	HDFK 4 GNYE	24-10	Green/Yellow	Horizontal	40A	6.35	5.80	5.03	4.89
651—0709026	E	HDFKV 4	24-10	Gray	Vertical	40A	6.33	5.80	5.03	4.88

A



B

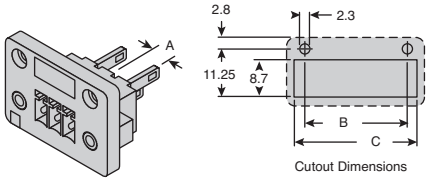

DIMENSIONS: mm

C

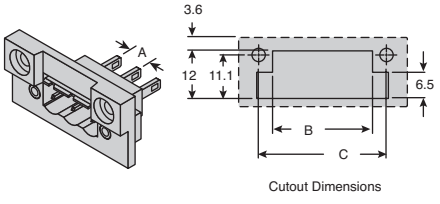

DIMENSIONS: mm

D

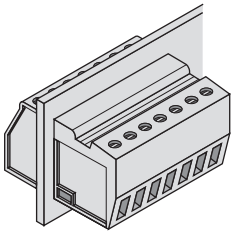

E

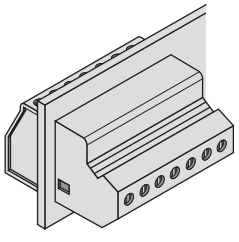

Terminal Blocks

Phoenix Contact

© Copyright 2013 Mouser Electronics

© Copyright 2013 Mouser Electronics

DEVICE TERMINAL BLOCKS FOR DIRECT MOUNTING

These G5 and G10 compact terminal blocks are used for main connections in electric and electronic equipment. They provide touch proof shock protection and have interlocking tongues and grooves. Two screws are provided with each.

RoHS Compliant

- RoHS Compliant per Phoenix documentation

For quantities greater than listed, call for quote.

MOUSER STOCK NO. Mfr.	Mfr. Part No.	Fig.	Phoenix Type	No. of Pos.	AWG	Voltage Rating	Current Rating	Price Each 1	10	50	100
651	2716020	A	G 5/2	2	26 - 10	300V	30A	3.71	3.28	2.90	2.66
651	2716033	A	G 5/3	3	26 - 10	300V	30A	4.88	4.32	3.75	3.61
651	2716046	A	G 5/4	4	26 - 10	300V	30A	6.71	5.90	5.22	4.82
651	2716703	B	G 10/2	2	24 - 6	600V	65A	9.06	8.05	7.62	7.25
651	2716716	B	G 10/3	3	24 - 6	600V	65A	13.19	12.10	10.49	10.11
651	2716729	B	G 10/4	4	24 - 6	600V	65A	17.25	15.87	14.66	13.11

VIOK 4 LEVEL SENSOR & ACTUATOR TERM. BLOCKS FOR DIN RAIL MNTG.

- The VIOK 1,5-2D offers 2 feed-Through and 2 Busbar levels
- The VIOK 1,5-3D/PE offers 4 conductor feed-through terminal blocks which serves for the power supply of the VIOK terminal blocks
- Only one terminal block is needed for sensors and actuators
- RoHS Compliant per Phoenix documentation

RoHS Compliant

For quantities greater than listed, call for quote.

MOUSER STOCK NO. Mfr.	Mfr. Part No.	Fig.	Phoenix Type	AWG	Voltage Rating	Current Rating	Width (mm)	Length (mm)	Price Each 1	10	50
651	2718015	C	VIOK 1,5	30 - 14	300V	15A	6.2	62.5	11.53	10.18	8.98
651	2718196	C	VIOK 1,5-2D	30 - 14	300V	15A	6.2	73	11.19	9.88	8.69
651	2718206	C	VIOK 1,5-3D/PE	30 - 14	300V	15A	6.2	82.5	14.86	13.13	11.57

UMKRJ SERIES RJ-11/45 MODULE FOR DIN RAIL MOUNTING

The RJ-11/45 module allows the modular jack connection to be converted to discrete wiring. This module is ideal for the use of Ethernet breakouts.

For quantities greater than listed, call for quote.

MOUSER STOCK NO. Mfr.	Mfr. Part No.	Fig.	Phoenix Type	Description	Price Each 1	5	10	25
651	5543643	D	UMK-RJ11/6	Converts 1 RJ11 jack to 6 discrete wires	55.14	50.20	46.60	43.93
651	5543630	D	UMK-RJ11/8	Converts 1 RJ11 jack to 8 discrete wires	59.45	54.13	50.27	47.40
651	5525946	D	UMK-RJ 45/10	Converts 1 RJ45 jack to 10 discrete wires	63.77	58.07	53.92	50.84

VARIOFACE MODULES AS COMPACT POTENTIAL DISTRIBUTORS FOR DIN RAIL MOUNTING

Each module allows potential distribution for two potentials (P1, P2) using spring cage terminals.

For quantities greater than listed, call for quote.

MOUSER STOCK NO. Mfr.	Mfr. Part No.	Fig.	Phoenix Type	No. of Terminal Connections	Module Width	AWG	Price Each 1	5	10	25
651	2302353	E	UMK-PVB2/16 ZFKDS	16	450	24 - 12	62.71	57.08	53.02	49.98
651	2302366	E	UMK-PVB2/24 ZFKDS	24	67.5	24 - 12	69.19	63.00	58.49	55.16

BUSBAR SYSTEMS

Used in Neutral(N), Ground(PE), and Phase Conductors (L1,L2,L3) Terminal Block Connections.

For quantities greater than listed, call for quote.

MOUSER STOCK NO. Mfr.	Mfr. Part No.	Fig.	Phoenix Type	Description	Price Each 1	5	50
651	0404017	F	AK 4	Terminal Block Connection without Insulating Cap	1.41	1.28	1.19
651	0421032	F	AKG 4 BK	Terminal Block Conn., Black Insulating Cap for L1, L2, L3	2.18	1.99	1.87
651	0421016	F	AKG 4 BU	Terminal Block Connection, Blue Insulating Cap for N	2.33	2.18	2.05
651	0421029	F	AKG 4 GNYE	Terminal Block Conn., Green-Yellow Insulating Cap for PE	2.18	1.99	1.87
651	0404428	G	AB/SS	Busbar support with screw, 3x10 mm or 6x6mm busbar	3.33	3.11	2.80
651	0404431	H	AB2/SS	Double Busbar Support, 48mm high, 3x10mm or 6x6mm	5.91	5.14	4.94
651	0402174	I	NLS-CU 3/10	Neutral Busbar, 3x10mm, 1m long, Nominal Current: 140A	31.85	29.30	27.06

ACCESSORIES

For Device Terminal Blocks

For quantities greater than listed, call for quote.

MOUSER STOCK NO. Mfr.	Mfr. Part No.	Phoenix Type	Description	Price Each 1	5	50
651	1401404	BN WH	Unprinted Marker Pin to use with M-Pen	.27	.258	.251
651	1205053	SZS 0,6 X 3,5	Screwdriver	13.15	12.09	11.17

For High Current Feed-Through Terminal Blocks

For quantities greater than listed, call for quote.

MOUSER STOCK NO. Mfr.	Mfr. Part No.	Phoenix Type	Description	Price Each 1	5	50
651	3118135	EBS-10-8	Fully insulated Insertion Bridge, Divisible	6.32	6.03	4.93
651	1205053	SZS 0,6 X 3,5	Screwdriver	13.15	12.09	11.17

For VIOK Four Level Terminal Blocks

For quantities greater than listed, call for quote.

MOUSER STOCK NO. Mfr.	Mfr. Part No.	Phoenix Type	Description	Price Each 1	5	50
651	0203250	FBI 10-6	10 Position Fixed Bridge, Divisible	9.07	8.39	7.99
651	2715940	EB 80-DIK-BU	80 Position Insertion Bridge, (Middle), Divisible	58.30	53.64	49.55
651	2715953	EB 80-DIK-RD	80 Position Insertion Bridge, (Lower), Divisible	82.60	55.09	49.10

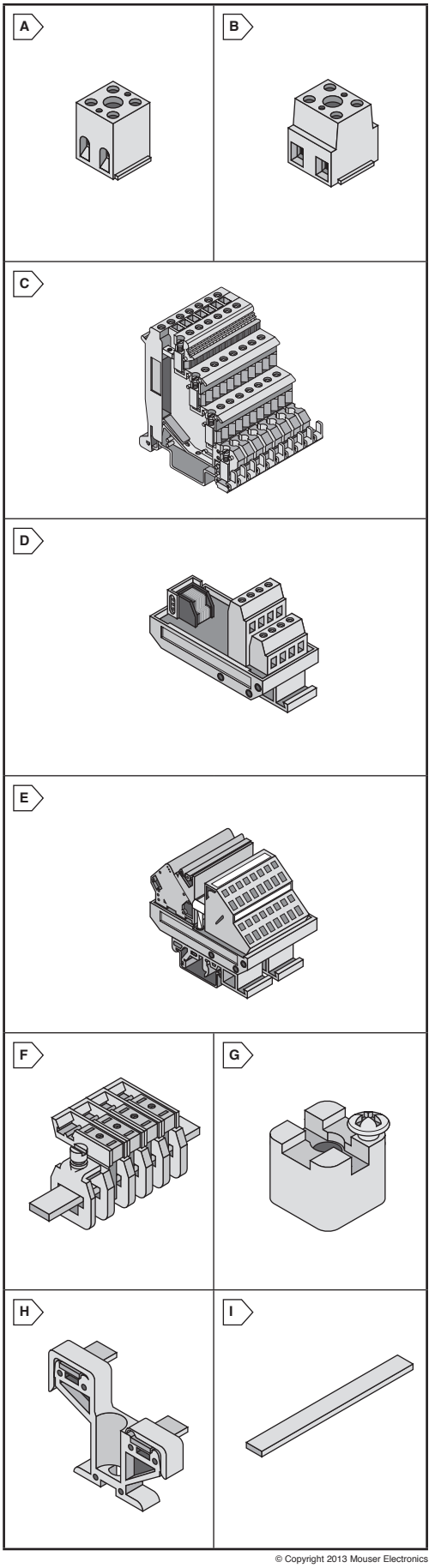

© Copyright 2013 Mouser Electronics

© Copyright 2013 Mouser Electronics

PHOENIX CONTACT Clipline DIN Rail Terminal Blocks

RoHS Compliant **This product is RoHS compliant.**

PHOENIX CONTACT INSPIRING INNOVATIONS

PIT 1.5/S PUSH-IN TERMINAL BLOCKS

Phoenix Contact's 1.5mm² push-in technology terminal blocks allow easy and fast termination of ferruled and stripped, stranded wire from 26-16AWG. Versions include single, twin, Quattro, double-level, and triple-level feed-through. All are compatible with the Clipline Complete system of bridging, marking, test accessories, and plug in components.

- 26 to 16AWG – stranded/stranded with ferrule
- 26 to 18AWG – ferrule with plastic sleeve
- Direct plug-in with ferrule down to 22AWG
- UL rated 15A/500V
- Up to 50% reduction in push-in force compared to other push-in type terminal blocks
- Five time the IEC requirement for pull-out (retention) force
- Up to 35% faster termination than standard spring cage due to the short push button activation stroke
- Completely touch-proof design

Single Level

For quantities greater than listed, call for quote.

MOUSER STOCK NO. Mfr.	Mfr. Part No.	Fig.	Phoenix Type	Color	AWG	Voltage Rating	Current Rating	Dimensions (mm) W	L	H	Price Each 1	10	50	500
Feed-Through Modular Terminal Blocks														
651—	3208100	A	PIT1,5/S	Gray	26-14	500	17.5	3.5	45	39.5	1.46	1.40	1.37	1.07
651—	3208126	A	PIT1,5/S BU	Blue	26-14	500	17.5	3.5	45	39.5	1.46	1.40	1.37	1.07
651—	3208139	A	PIT1,5/S-PE	Grn/Yel	26-14	-	-	3.5	45	39.5	5.04	4.89	4.75	3.70
651—	3208155	B	PIT1,5/S-TWIN	Gray	26-14	500	17.5	3.5	54	39.5	1.79	1.73	1.69	1.31
651—	3208168	B	PIT1,5/S-TWIN BU	Blue	26-14	500	17.5	3.5	54	39.5	1.79	1.73	1.69	1.31
651—	3208171	B	PIT1,5/S-TWIN-PE	Grn/Yel	26-14	-	-	3.5	54	39.5	6.31	6.13	5.96	4.64
651—	3208197	C	PIT1,5/S-QUATTRO	Gray	26-14	500	17.5	3.5	63.2	39.5	2.00	1.94	1.89	1.47
651—	3208208	C	PIT1,5/S-QUATTRO BU	Blue	26-14	500	17.5	3.5	63.2	39.5	2.00	1.94	1.89	1.47
651—	3208333	C	PIT1,5/S-QUATTRO PE	Grn/Yel	26-14	-	-	3.5	63.2	39.5	6.70	6.49	6.31	4.91
651—	3208359	C	PIT1,5/S-QUATTRO-U	Gray	26-14	500	15	3.5	63.2	39.5	3.04	2.95	2.87	2.24

Multi-Level/Pluggable

Double-Level Terminal Block														
651—	3208511	D	PITTB1,5/S	Gray	26-14	500	16	3.5	65.4	50.1	2.80	2.72	2.64	2.05
651—	3208524	D	PITTB1,5/S BU	Blue	26-14	500	16	3.5	65.4	50.1	2.80	2.72	2.64	2.05
651—	3208537	D	PITTB1,5/S-PE	Grn/Yel	26-14	-	-	3.5	65.4	50.1	10.15	9.85	9.58	7.46
651—	3208540	D	PITTB1,5/S-PV	Gray	26-14	500	16	3.5	65.4	50.1	6.41	6.22	6.05	4.72
651—	3208544	D	PITTB1,5/S-L/N	Gray	26-14	500	16	3.5	65.4	50.1	3.65	3.55	3.45	2.69
651—	3208553	D	PITTB1,5/S-PE/L	Gray	26-14	500	16	3.5	65.4	50.1	6.60	6.41	6.23	4.85
651—	3208566	D	PITTB1,5/S-PE/N	Gray	26-14	500	16	3.5	65.4	50.1	5.37	5.22	5.07	3.95
651—	3212439	D	PITTB1,5/S/2P	Gray	26-14	500	16	3.5	69.3	50.1	2.80	2.72	2.64	2.05
651—	3212442	D	PITTB1,5/S/2P BU	Blue	26-14	500	16	3.5	69.3	50.1	2.80	2.72	2.64	2.05
651—	3212455	D	PITTB1,5/S/2P-PE	Grn/Yel	26-14	-	-	3.5	69.3	50.1	10.15	9.85	9.58	7.46
651—	3212468	D	PITTB1,5/S/2P-PV	Gray	26-14	500	16	3.5	69.3	50.1	6.41	6.22	6.05	4.72
651—	3213933	D	PITTB1,5/S/2P/PV BU	Blue	26-14	500	16	3.5	69.3	50.1	6.41	6.22	6.05	4.72
Multiple-Level Terminal Block														
651—	3213713	E	PIT1,5/S-3L	Gray	26-14	500	15	3.5	97.2	60.7	5.08	4.94	4.80	3.73
651—	3213726	E	PIT1,5/S-3L BU	Blue	26-14	500	15	3.5	97.2	60.7	5.08	4.94	4.80	3.73
651—	3213739	E	PIT1,5/S-3PE	Grn/Yel	26-14	-	-	3.5	97.2	60.7	12.12	11.78	11.44	8.91
651—	3213742	E	PIT1,5/S-3PV	Gray	26-14	500	15	3.5	97.2	60.7	8.78	8.53	8.28	6.46
Feed-Through Modular Terminal Blocks														
651—	3208582	F	PIT1,5/S/1P	Gray	26-14	500	13.5	3.5	46	39.5	1.46	1.40	1.37	1.07
651—	3208595	F	PIT1,5/S/1P BU	Blue	26-14	500	13.5	3.5	46	39.5	1.46	1.40	1.37	1.07
651—	3212332	F	PIT1,5/S/1P-PE	Grn/Yel	26-14	-	-	3.5	46	39.5	5.04	4.89	4.75	3.70
651—	3212358	G	PIT1,5/S-TWIN/1P	Gray	26-14	500	13.5	3.5	55	39.5	1.79	1.73	1.69	1.31
651—	3212361	G	PIT1,5/S-TWIN/1P BU	Blue	26-14	500	13.5	3.5	55	39.5	1.79	1.73	1.69	1.31
651—	3212374	G	PIT1,5/S-TWIN/1P-PE	Grn/Yel	26-14	-	-	3.5	55	39.5	6.31	6.13	5.96	4.64
651—	3212390	H	PIT1,5/S-QUATTRO/2P	Gray	26-14	500	13.5	3.5	78.5	39.5	2.00	1.94	1.89	1.47
651—	3212400	H	PIT1,5/S-QUATTRO/2P BU	Blue	26-14	500	13.5	3.5	78.5	39.5	2.00	1.94	1.89	1.47
651—	3212413	H	PIT1,5/S-QUATTRO/2P-PE	Grn/Yel	26-14	-	-	3.5	78.5	39.5	6.70	6.49	6.31	4.91
Multiple-Level Terminal Block														
651—	3213755	I	PIT1,5/S-PE/L/N	Gray	26-14	500	15	3.5	97.2	60.7	9.34	9.07	8.82	6.87
651—	3213768	I	PIT1,5/S-PE/L/L	Gray	26-14	500	15	3.5	97.2	60.7	8.77	8.52	8.28	6.45

Covers

For quantities greater than listed, call for quote.

MOUSER STOCK NO. Mfr.	Mfr. Part No.	Fig.	Phoenix Type	Color	Dimensions (mm) W	L	H	Price Each 1	10	50	500
651—	3208579	-	D-PITTB1,5/S	Gray	2.2	65.4	34.9	.86	.841	.822	.638
651—	3212471	-	D-PITTB1,5/S/2P	Gray	2.2	69.3	34.9	.86	.841	.822	.638
651—	3113771	-	D-PIT1,5/S-3L	Gray	2.2	97.2	45.5	1.08	1.06	1.03	.804
651—	3208142	-	D-PIT1,5/S-3L	Gray	2.2	45	24.3	.81	.795	.775	.602
651—	3208184	-	D-PIT1,5/S-TWIN	Gray	2.2	54	24.3	.81	.795	.775	.602
651—	3208375	-	D-PIT1,5/S-QUATTRO	Gray	2.2	63.2	24.3	.80	.781	.762	.592
651—	3212426	-	D-PIT1,5/S-QUATTRO/2P	Gray	2.2	78.5	-	.84	.817	.798	.62

PTS AND PTTBS 1.5/S TERMINAL BLOCKS

- 26 to 14AWG – stranded or stranded with ferrule
- 26 to 18AWG – ferrule with plastic sleeve
- Angled space saving design
- Direct plug-in with ferrule down to 22AWG
- UL rated 15A at 300V, or 5A at 600V

PRODUCT NEW

Single Level

For quantities greater than listed, call for quote.

MOUSER STOCK NO. Mfr.	Mfr. Part No.	Fig.	Phoenix Type	Color	AWG	Voltage Rating	Current Rating	Dimensions (mm) W	L	H	Price Each 1	10	100	500
651—	3214453	J	PTS1,5/S/1P	Gray	26-14	300, 600	5, 15	37	50.7	3.5	1.42	1.35	1.19	.999
651—	3214466	J	PTS1,5/S/1P BU	Blue	26-14	300, 600	5, 15	37	50.7	3.5	1.42	1.35	1.19	.999
651—	3214479	J	PTS1,5/S/1P-PE	Gr/Yel	26-14	300, 600	5, 15	37	50.7	3.5	4.99	4.70	4.15	3.45
651—	3214547	J	PTS1,5/S	Gray	26-14	300, 600	5, 15	37	50.7	3.5	1.42	1.35	1.19	.999
651—	3214550	J	PTS1,5/S BU	Blue	26-14	300, 600	5, 15	37	50.7	3.5	1.42	1.35	1.19	.999
651—	3214563	J	PTS1,5/S-PE	Blue	26-14	300, 600	5, 15	37	50.7	3.5	4.99	4.70	4.15	3.45
651—	3214589	J	PTS1,5/S-TWIN	Gray	26-14	300, 600	5, 15	37	50.7	3.5	1.75	1.66	1.46	1.22
651—	3214592	J	PTS1,5/S-TWIN BU	Blue	26-14	300, 600	5, 15	37	50.7	3.5	1.75	1.66	1.46	1.22
651—	3214602	J	PTS1,5/S-TWIN-PE	Gr/Yel	26-14	300, 600	5, 15	37	50.7	3.5	6.24	5.89	5.20	4.32
651—	3214615	J	PTS1,5/S-QUATTRO	Gray	26-14	300, 600	5, 15	37	50.7	3.5	1.97	1.85	1.64	1.31
651—	3214631	J	PTS1,5/S-QUATTRO BU	Blue	26-14	300, 600	5, 15	37	50.7	3.5	1.97	1.85	1.64	1.31
651—	3214709	J	PTS1,5/S-TWIN/1P	Gray	26-14	300, 600	5, 15	37	50.7	3.5	1.75	1.66	1.46	1.22
651—	3214644	J	PTS1,5/S-QUATTRO-PE	Gr/Yel	26-14	300, 600	5, 15	37	50.7	3.5	6.24	5.89	5.20	4.32
651—	3214712	J	PTS1,5/S-TWIN/1P BU	Blue	26-14	300, 600	5, 15	37	50.7	3.5	1.75	1.66	1.46	1.22
651—	3214725	J	PTS1,5/S-TWIN/1P-PE	Gr/Yel	26-14	300, 600	5, 15	37	50.7	3.5	6.24	5.89	5.20	4.32
Accessories														
651—	3214576	-	D-PTS1,5/S	Gray	End Cover						.79	.749	.656	.561

Double Level

651—	3214495	K	PTTBS1,5/S/2P	Gray	26-14	300, 600	5, 15	55	78	3.5	2.77	2.61	2.30	1.93
651—	3214496	K	PTTBS1,5/S/2P/U-OG/O-GN	Gray	26-14	300, 600	5, 15	55	78	3.5	2.77	2.61	2.30	1.93
651—	3214505	K	PTTBS1,5/S/2P BU	Blue	26-14	300, 600	5, 15	55	78	3.5	2.77	2.61	2.30	1.93
651—	3214518	K	PTTBS1,5/S/2P-PE	Gr/Yel	26-14	300, 600	5, 15	55	78	3.5	10.05	9.47	8.37	6.94
651—	3214521	K	PTTBS1,5/S/2P-PV	Gray	26-14	300, 600	5, 15	55	78	3.5	6.33	5.97	5.28	4.39
651—	3214657	K	PTTBS1,5/S	Gray	26-14	300, 600	5, 15	55	78	3.5	2.77	2.61	2.30	1.93
651—	3214660	K	PTTBS1,5/S BU	Blue	26-14	300, 600	5, 15	55	78	3.5	2.77	2.61	2.30	1.82
651—	3214666	K	PTTBS1,5/S/U-OG/O-GN	Gr/Org	26-14	300, 600	5, 15	55	78	3.5	2.77	2.61	2.30	1.93
651—	3214673	K	PTTBS1,5/S-PE	Gr/Yel	26-14	300, 600	5, 15	55	78	3.5	10.05	9.47	8.37	6.94
651—	3214686	K	PTTBS1,5/S-PV	Gray	26-14	300, 600	5, 15	55	78	3.5	6.33	5.97	5.28	4.39
Accessories														
651—	3214534	-	D-PTTBS1,5/S/2P	Gray	End Cover						.84	.792	.694	.593
651—	3214699	-	D-PTTBS1,5/S	Gray	End Cover						.84	.792	.694	.567



© Copyright 2013 Mouser Electronics

© Copyright 2013 Mouser Electronics

PHOENIX CONTACT Clipline DIN Rail Terminal Blocks

RoHS Compliant This product is RoHS compliant.

PHOENIX CONTACT INSPIRING INNOVATIONS

PUSH-IN CONNECTION TECHNOLOGY TERMINAL BLOCKS

Push-in connection technology are modular terminal blocks that require 50% lower insertion force and create user friendly wiring. As part of the CLIPLINE Complete family, these terminal blocks use standard system accessories, including bridging and marking.

Features:

- Push-in technology makes wiring easy and reduces fatigue
- Compatible with Clipline Complete accessories
- Front connection for space-saving convenient wiring
- Three standard marker grooves
- No special tooling required
- Actuation button
- Touch-proof design

RoHS Compliant

For quantities greater than listed, call for quote.

MOUSER STOCK NO.	Fig.	Phoenix Type	Color	AWG	Voltage Rating	Current Rating	Dimensions (mm)			Price Each			
							W	L	H	1	10	50	100
2-Conductor Terminal Blocks													
651-3209510	A	PT 2.5	Gray	26-14	800	30A	5.2	48.5	36.5	1.51	1.35	1.24	1.14
651-3209523	A	PT 2.5 BU	Blue	26-14	800	30A	5.2	48.5	36.5	1.50	1.33	1.22	1.12
651-3209536	A	PT 2.5-PE	Grn/Yel	26-14	-	-	5.2	48.5	36.5	5.05	4.50	4.15	3.86
3-Conductor Terminal Blocks													
651-3209549	A	PT 2.5-TWIN	Gray	26-14	800	30A	5.2	60.5	36.5	1.69	1.52	1.39	1.29
651-3209552	A	PT 2.5-TWIN BU	Blue	26-14	800	30A	5.2	60.5	36.5	1.82	1.63	1.51	1.39
651-3209565	A	PT 2.5-TWIN-PE	Grn/Yel	26-14	-	-	5.2	60.5	36.5	5.96	5.31	4.90	4.56
4-Conductor Terminal Blocks													
651-3209578	A	PT 2.5-QUATT RO	Gray	26-14	800	30A	5.2	72	36.5	2.33	2.08	1.90	1.78
651-3209581	A	PT 2.5-QUATT RO BU	Blue	26-14	800	30A	5.2	72	36.5	2.44	2.17	1.99	1.85
651-3209594	A	PT 2.5-QUATT RO-PE	Grn/Yel	26-14	-	-	5.2	72	36.5	7.70	6.89	6.35	5.90
Double-level Terminal Blocks													
651-3210567	B	PTTB 2.5	Gray	26-14	500	26A	5.2	68	47.5	3.47	3.09	2.86	2.66
651-3210570	B	PTTB 2.5 BU	Blue	26-14	500	26A	5.2	68	47.5	3.60	3.21	2.97	2.76
651-3210583	B	PTTB 2.5-PV	Gray	26-14	500	26A	5.2	68	47.5	7.42	6.79	6.10	5.67
651-3210596	B	PTTB 2.5-PE	Grn/Yel	26-14	-	-	5.2	68	47.5	10.56	9.46	8.73	8.10
651-3210978	B	PTTB 2.5-PE/L	Grn/Yel	26-14	-	-	5.2	68	47.5	6.61	5.91	5.45	5.05
651-3210981	B	PTTB 2.5-PE/N	Grn/Yel	26-14	-	-	5.2	68	47.5	7.40	6.61	6.10	5.67
651-3210994	B	PTTB 2.5-L/N	Gray	26-14	500	26A	5.2	68	47.5	4.55	4.41	4.29	3.80
Double-level Terminal Blocks - Angled Design													
651-3209604	B	PTTBS 2.5	Gray	26-14	500	26A	5.2	78	55	3.47	3.09	2.86	2.66
651-3209617	B	PTTBS 2.5 BU	Blue	26-14	500	26A	5.2	78	55	4.07	3.95	3.84	3.40
651-3210211	B	PTTBS 2.5-PV	Gray	26-14	500	26A	5.2	78	55	7.81	7.34	6.43	6.07
651-3209620	B	PTTBS 2.5-PE	Grn/Yel	26-14	-	-	5.2	78	55	11.42	11.09	10.76	9.54
Three-level Terminal Blocks													
651-3210499	C	PT 2.5-3L	Gray	26-14	500	26A	52	102	58	5.86	5.26	4.85	4.52
651-3210509	C	PT 2.5-3L BU	Blue	26-14	500	26A	52	102	58	5.86	5.26	4.85	4.52
651-3210512	C	PT 2.5-3PV	Gray	26-14	500	26A	52	102	58	9.76	9.49	8.70	8.65
651-3210525	C	PT 2.5-3PE	Grn/Yel	26-14	-	-	52	102	58	12.84	12.74	11.58	11.00
651-3210538	C	PT 2.5-PE/L/N	Grn/Yel	26-14	-	-	52	102	58	9.66	9.06	7.94	7.49
651-3210541	C	PT 2.5-PE/L/L	Grn/Yel	26-14	-	-	52	102	58	8.97	8.42	7.38	6.97
Knife / Disconnect Terminal Blocks													
651-3210156	D	PT 2.5-MT	Gray	26-14	400	20A	5.2	60.5	36.5	4.63	4.12	3.81	3.54
651-3210169	D	PT 2.5-TWIN-MT	Gray	26-14	400	20A	5.2	74	55	5.20	4.64	4.29	3.98
651-3211663	D	PT 2.5-TWIN-MT BU	Blue	26-14	400	20A	5.2	74	55	5.21	4.88	4.29	4.04
651-3210172	D	PT 2.5-QUATT RO-MT	Gray	26-14	400	20A	5.2	78	55	5.92	5.28	4.87	4.53
651-3211676	D	PT2.5-QUATTROMT BU	Blue	26-14	400	20A	5.2	78	55	5.92	5.66	4.87	4.59
Disconnect Terminal Blocks													
651-3210185	E	PT 2.5-TG	Gray	26-14	400	20A	5.2	60.5	36.5	2.95	2.64	2.44	2.27
651-3210198	E	PT 2.5-TWIN-TG	Gray	26-14	400	20A	5.2	74	36.5	3.72	3.62	3.51	3.11
651-3210208	E	PT 2.5-QUATT RO-TG	Gray	26-14	400	20A	5.2	84	36.5	4.21	3.73	3.46	3.21
COMBI Double-level Terminal Blocks													
651-3210871	F	PTTB 2.5/2P	Gray	26-14	500	22A	5.2	71.5	47.5	3.61	3.39	2.97	2.79
651-3210884	F	PTTB 2.5/2P BU	Blue	26-14	500	22A	5.2	71.5	47.5	3.61	3.39	2.97	2.79
651-3210907	F	PTTB 2.5/2P-PV	Gray	26-14	500	22A	5.2	71.5	47.5	7.45	7.00	6.14	5.79
651-3210897	F	PTTB 2.5/2P-PE	Grn/Yel	26-14	-	-	5.2	71.5	47.5	9.89	9.29	8.14	7.68
Diode Terminal Blocks													
651-3210224	G	PT 2.5-DIO/L-R	Gray	26-14	800	0.5A	5.2	48.5	36.5	6.29	5.92	5.19	4.88
651-3210237	G	PT 2.5-DIO/R-L	Gray	26-14	800	0.5A	5.2	48.5	36.5	8.50	8.07	7.65	5.56
651-3210240	G	PT2.5-TWIN-DIO/L-R	Gray	26-14	800	0.5A	5.2	48.5	36.5	6.63	6.23	5.48	5.16
651-3210253	G	PT2.5-TWIN-DIO/R-L	Gray	26-14	800	0.5A	5.2	48.5	36.5	6.63	6.12	5.48	5.16
651-3210266	G	PT2.5QUATTRODIOL-R	Gray	26-14	800	0.5A	5.2	48.5	36.5	6.72	6.30	5.53	5.22
651-3210279	G	PT2.5QUATTRODIOR-L	Gray	26-14	800	0.5A	5.2	48.5	36.5	6.72	6.30	5.53	5.22
Diode Terminal Blocks - Double Level													
651-3210923	G	PTTB 2.5-DIO/O-U	Gray	26-14	800	0.5A	5.2	68	47.5	8.13	7.64	6.70	6.31
651-3210936	G	PTTB 2.5-DIO/U-O	Gray	26-14	800	0.5A	5.2	68	47.5	8.13	7.64	6.70	6.31
651-3211427	G	PTTB2.5-DIO/UL-UR	Gray	26-14	800	0.5A	5.2	68	47.5	8.32	7.82	6.86	6.47
651-3211430	G	PTTB2.52DIOOULURUL	Gray	26-14	800	0.5A	5.2	68	47.5	11.97	11.26	9.85	9.31
651-3211443	G	PTTB2.52DIOOULOUR	Gray	26-14	800	0.5A	5.2	68	47.5	11.97	11.26	9.85	9.31
651-3210282	G	PTTBS 2.5-DIO/O-U	Gray	26-14	800	0.5A	5.2	68	47.5	8.32	7.82	6.86	6.47
651-3210295	G	PTTBS 2.5-DIO/U-O	Gray	26-14	800	0.5A	5.2	68	47.5	8.13	7.64	6.70	6.31
Double-level Light Indicator Terminal Blocks													
651-3211456	H	PTTB 2.5-LA 24 RD	Gray	26-14	24	26A	5.2	68	47.5	11.97	11.26	9.85	9.31
651-3211469	H	PTTB 2.5-LA 60 RD	Gray	26-14	24	26A	5.2	68	47.5	11.97	11.26	9.85	9.31
651-3211472	H	PTTB 2.5-LA 230	Gray	26-14	24	26A	5.2	68	47.5	11.84	11.13	9.76	9.21



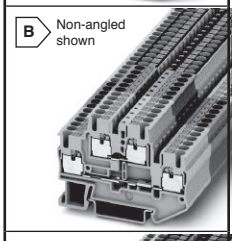

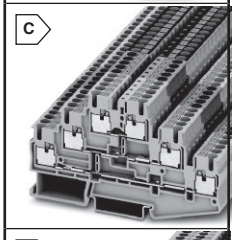











Terminal Blocks

Phoenix Contact

© Copyright 2013 Mouser Electronics

© Copyright 2013 Mouser Electronics

PHOENIX CONTACT Clipline DIN Rail Terminal Blocks

RoHS Compliant **This product is RoHS compliant.**

PHOENIX CONTACT INSPIRING INNOVATIONS

MINI SPRING CAGE TERMINAL BLOCKS

The portfolio of the new mini spring terminal blocks comprises terminals for horizontal (MSB) and vertical (MSBV) conductor connection. Versions are available for NS 15 and NS 35 rails, as well as versions with a snap-on foot (-RZ), screwfix (-F), and blocks utilizing the built-in engagement pins for mounting between 2 terminal blocks.

Features:

- Snapped onto NS 15 or NS 35 rail
- IEC 800V/30A, UL 600V/20A
- Center labeling using flat Zack marker strip
- Engagement Pin blocks mount between 2 other terminal blocks using the built in engagement pin
- Compact design with 5mm division
- Individual terminals inter-snap on, facilitating fast and safe structure
- The MSB series fulfills the same technical parameters as the standard ST 2.5 modular terminal blocks

RoHS Compliant

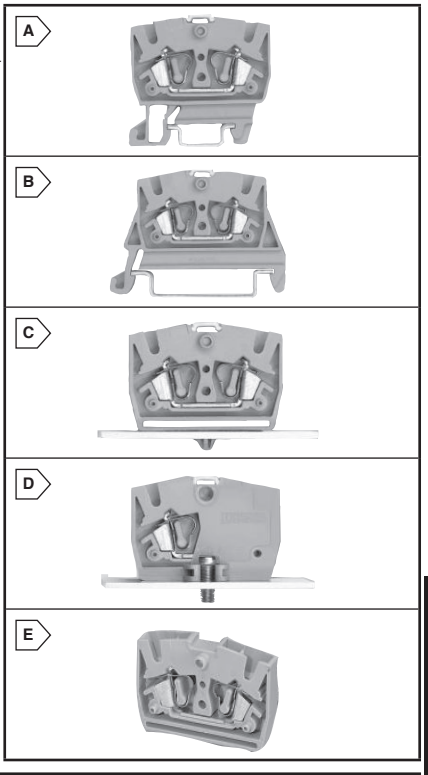

For quantities greater than listed, call for quote.

MOUSER STOCK NO.	Mfr. Part No.	Fig.	Phoenix Type	Color	AWG	Volt. Rating	Current Rating	Dimensions (mm) H	L	W	Price Each 1	10	50	100
Din Rail NS15/35 Mount														
651—3244012		A	MSB 2,5-NS 15	Gray	28-12	600V	20A	22	32	5.2	1.06	1.04	1.01	.895
651—3244025		A	MSB 2,5 BU-NS 15	Blue	28-12	600V	20A	32	32	5.2	1.06	1.04	1.01	.895
651—3244038		A	MSB 2,5 OG-NS 15	Org	28-12	600V	20A	32	32	5.2	1.12	1.08	1.06	.939
651—3073092		A	MSB 2,5 YE-NS 15	Yel	28-12	600V	20A	32	32	5.2	1.17	1.12	.836	.796
651—3249017		A	MSBV 2,5-NS 15	Gray	28-12	600V	20A	32	32	5.2	1.06	1.04	1.01	.895
651—3249088		B	MSBV 2,5-NS 35	Gray	28-12	600V	20A	32	42.7	5.2	1.06	1.04	1.01	.895
651—3244119		B	MSB 2,5-NS 35	Gray	28-12	600V	20A	32	42.7	5.2	1.06	1.04	1.01	.895
651—3249091		B	MSBV 2,5-NS 35 BU	Blue	28-12	600V	20A	32	42.7	5.2	1.06	1.04	1.01	.895
Snap-on Foot Mount														
651—3244164		C	MSB 2,5-RZ	Gray	28-12	600V	20A	22	32	5.2	1.06	1.04	1.01	.895
651—3244177		C	MSB 2,5-RZ BU	Blue	28-12	600V	20A	22	32	5.2	1.06	1.04	1.01	.895
Screwfix Mount														
651—3244041		D	MSB 2,5-F	Gray	28-12	600V	20A	22	32	5.2	1.06	1.04	1.01	.895
651—3249046		C	MSBV 2,5-F BU	Blue	28-12	600V	20A	20	32	5.2	1.06	1.04	1.01	.895
651—3249059		D	MSBV 2,5-F	Gray	28-12	600V	20A	20	32	5.2	1.06	1.04	1.01	.895
651—3244054		D	MSB 2,5-F BU	Blue	28-12	600V	20A	22	32	5.2	1.06	1.04	1.01	.895
Engagement Pin Mount														
651—3244067		E	MSB 2,5-M	Gray	28-12	600V	20A	22	32	5.2	1.06	1.04	1.01	.895
651—3244070		E	MSB 2,5-M BU	Blue	28-12	600V	20A	22	32	5.2	1.06	1.04	1.01	.895
651—3244096		E	MSB 2,5-M OG	Org	28-12	600V	20A	22	32	5.2	1.17	1.12	1.10	.983
651—3244106		E	MSB 2,5-M YE	Yel	28-12	600V	20A	22	32	5.2	1.17	1.12	1.10	.983
651—3249062		E	MSBV 2,5-M	Gray	28-12	600V	20A	20	32	5.2	1.06	1.04	1.01	.895
651—3249075		E	MSBV 2,5-M BU	Blue	28-12	600V	20A	20	32	5.2	1.06	1.04	1.01	.895

CLIPLINE COMPLETE - COMPLETELY PLUGGABLE WITH COMBI

Clipline now includes COMBI, a pluggable connection solution. The COMBI family offers free selection of connection technologies. Through the standardized COMBI plug-in zones, terminal blocks and connectors can be combined independent of the connection system.

Features:

- Touchproof design
- Flexible termination styles
- Reliable connection technologies
- Modular self assembly plugs up to 15 positions
- High current capacity
- Space saving design
- Meets DIN EN 61373, IEC 60068-2-27
- RoHS compliant per Phoenix documentation

RoHS Compliant

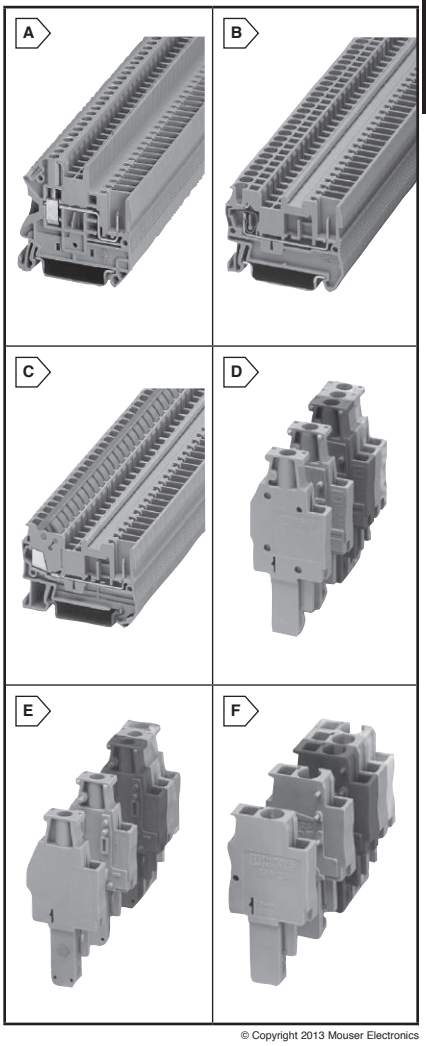

COMBI Pluggable Terminal Blocks

❊ Gr/Yel = Green/Yellow

For quantities greater than listed, call for quote.

MOUSER STOCK NO.	Mfr. Part No.	Fig.	Phoenix Type	Color	AWG	Volt. Rating	Current Rating	Dimensions (mm) H	L	W	Price Each 1	10	50	100
UT-COMBI Pluggable Screw Terminal Blocks														
651—3045017		A	UT 2.5/1P	Gray	26-12	500	24A	47.5	47.6	5.2	1.08	.975	.907	.852
651—3045033		A	UT 2.5/1P-PE	Gr/Yel	26-12	---	---	47.5	47.6	5.2	4.14	4.02	3.77	3.47
651—3045583		A	UT 4/1P	Gray	10-12	800	32A	47.5	47.6	6.2	1.18	1.17	1.04	.952
651—3045606		A	UT 4/1P-PE	Gr/Yel	10-12	---	---	47.5	47.6	6.2	3.56	3.48	3.25	2.99
ST-COMBI Pluggable Spring-cage Terminal Blocks														
651—3040012		B	ST 2.5/1P	Gray	28-12	500	24A	36.5	48.5	5.2	1.50	1.36	1.27	1.18
651—3042133		B	ST 2.5/2P	Gray	28-12	500	24A	36.5	48.5	5.2	1.50	1.46	1.42	1.25
651—3040025		B	ST 2.5/1P-PE	Gr/Yel	28-12	---	---	36.5	48.5	5.2	5.35	4.90	4.54	4.19
651—3042146		B	ST 2.5/2P-PE	Gr/Yel	28-12	---	---	36.5	48.5	5.2	4.76	4.64	4.35	3.69
651—3042719		B	ST 4/1P	Gray	28-10	800	32A	36.5	55.8	6.2	1.78	1.62	1.50	1.39
651—3042722		B	ST 4/1P-PE	Gr/Yel	28-10	800	32A	36.5	55.8	6.2	5.70	5.53	5.36	4.76
QT-COMBI Pluggable Direct Connection Terminal Blocks														
651—3050073		C	QTC 1.5/1P	Gray	24-16	500	17.5A	39.3	53.5	5.2	1.27	1.18	1.08	1.01
651—3050099		C	QTC 1.5/1P-PE	Gr/Yel	24-16	---	---	39.3	53.5	5.2	4.78	4.41	4.07	3.77

COMBI Plugs

For quantities greater than listed, call for quote.

MOUSER STOCK NO.	Mfr. Part No.	Fig.	Phoenix Type	Color	AWG	Volt. Rating	Current Rating	Dimensions (mm) H	L	W	Price Each 1	10	50	100
UT-COMBI - Screw Connection Plug														
651—3045318		D	UPBV 2.5/1-L	Gray	26-14	500	24A	47.0	21.0	5.2	1.33	1.28	1.21	1.11
651—3045347		D	UPBV 2.5/1-M	Gray	26-14	500	24A	47.0	21.0	5.2	1.33	1.28	1.21	1.11
651—3045376		D	UPBV 2.5/1-R	Gray	26-14	500	24A	47.0	21.0	5.2	1.33	1.28	1.21	1.11
651—3045716		D	UPBV 4/1-L	Gray	28-12	800	32A	47.0	21.0	6.2	2.27	2.20	2.07	1.89
651—3045745		D	UPBV 4/1-M	Gray	28-12	800	32A	47.0	21.0	6.2	2.25	2.18	2.04	1.87
651—3045774		D	UPBV 4/1-R	Gray	28-12	800	32A	47.0	21.0	6.2	2.25	2.18	2.04	1.87
ST-COMBI - Spring-cage Connection Plug														
651—3043103		E	SPB 2.5/1-L	Gray	28-12	500	24A	39.0	20.0	5.2	1.79	1.73	1.69	1.49
651—3043132		E	SPB 2.5/1-M	Gray	28-12	500	24A	39.0	20.0	5.2	1.77	1.72	1.62	1.37
QT-COMBI - Fast Connection Plug														
651—3051014		F	QP 1.5/1-L	Gray	24-16	500	17.5	40.0	20.0	5.2	1.66	1.53	1.37	1.26
651—3051043		F	QP 1.5/1-M	Gray	24-16	500	17.5	40.0	20.0	5.2	1.66	1.53	1.37	1.26

End Covers for COMBI Pluggable Terminal Blocks

For quantities greater than listed, call for quote.

MOUSER STOCK NO.	Mfr. Part No.	Phoenix Type	Color	Series	Terminal Blocks (for use with)	Price Each 1	10	50	100
651—3047154		D-UT 2.5/1P	Gray	UT	UT 2.5/1P and UT 4/1P	.82	.747	.689	.646
651—3030417		D-ST 2.5	Gray	ST	ST 2.5/1P and ST 2.5/2P	.86	.845	.792	.672
651—3206322		D-QTC 1.5/1P	Gray	QT	QTC 1.5/1P	.90	.838	.763	.72

© Copyright 2013 Mouser Electronics

© Copyright 2013 Mouser Electronics

PHOENIX CONTACT Clipline DIN Rail Terminal Blocks

PHOENIX CONTACT INSPIRING INNOVATIONS

RoHS Compliant **This product is RoHS compliant.**

UT UNIVERSAL TERMINAL SCREW CONNECTION

Universal for every application. This screw connection system features a multi-conductor connection and maximum contact forces. The screw connection system is known and accepted throughout the world and can be used in any application.

For quantities greater than listed, call for quote.

MOUSER STOCK NO. Mfr.	Mfr. Part No.	Phoenix Type	Fig.	Color	AWG	Voltage Rating	Current Rating	Dimensions (mm) H	L	W	Price Each 1	10	50	100
2-Conductor Feed-Thru Terminal Blocks														
651—	3064085	UT 2.5-MTD	A	Gray	26-12	400	20A	49.1	57.8	5.2	1.24	1.21	1.14	1.05
651—	3064098	UT 2.5-MTD P/P	A	Gray	26-12	630	24A	47.5	57.8	5.2	1.59	1.55	1.46	1.34
651—	3044076	UT 2.5	A	Gray	26-12	800	32A	47.5	46.9	5.2	1.07	1.06	.996	.933
651—	3044089	UT 2.5 BU	A	Blue	26-12	800	32A	47.5	46.9	5.2	1.08	1.07	1.01	.942
651—	3045088	UT 2.5 BK	A	Black	26-12	800	32A	47.5	46.9	5.2	1.18	1.14	1.07	.984
651—	3045062	UT 2.5 RD	A	Red	26-12	800	32A	47.5	46.9	5.2	1.12	1.04	1.01	.933
651—	3044102	UT 4	A	Gray	26-10	800	41A	47.5	46.9	6.2	.86	.786	.728	.649
651—	3044115	UT 4 BU	A	Blue	26-10	800	41A	47.5	46.9	6.2	1.17	1.16	1.05	.996
651—	3045143	UT 4 BK	A	Black	26-10	800	41A	47.5	46.9	6.2	1.20	1.09	1.04	.975
651—	3045127	UT 4 RD	A	Red	26-10	800	41A	47.5	46.9	6.2	1.25	1.21	1.14	1.05
651—	3046184	UT 4-MTD	A	Gray	26-10	800	41A	47.5	56.8	6.2	1.27	1.24	1.17	.991
651—	3044131	UT 6	A	Gray	24-8	800	57A	47.5	46.9	8.2	1.53	1.52	1.35	1.25
651—	3045208	UT 6 BK	A	Black	24-8	800	57A	47.5	46.9	8.2	1.58	1.41	1.34	1.26
651—	3047413	UTMED 6	A	Gray	24-8	500V	30A	49.6	100.8	8.2	6.08	5.92	5.54	5.09
651—	3044160	UT 10	A	Gray	20-6	1000	76A	47.5	46.9	10.2	2.16	2.15	1.90	1.75
651—	3046320	UT 10 BK	A	Black	20-6	1000	76A	47.5	46.9	10.2	2.33	2.27	2.13	1.95
651—	3046304	UT 10 RD	A	Red	20-6	1000	76A	47.5	46.9	10.2	2.33	2.27	2.13	1.95
651—	3044199	UT 16	A	Gray	16-4	600V	85A	54.8	52.8	12	2.43	2.31	2.17	2.08
651—	3044225	UT 35	A	Gray	14-1/0	600V	150A	65.7	60.2	16	5.46	4.96	4.79	4.45
Ground Terminal Blocks														
651—	3044092	UT 2.5-PE	B	Gr/Yel	26-12	- - -	- - -	47.5	46.9	5.2	3.88	3.45	3.18	3.02
651—	3044128	UT 4-PE	B	Gr/Yel	26-10	- - -	- - -	47.5	46.9	6.2	4.32	4.31	3.65	3.35
651—	3044157	UT 6-PE	B	Gr/Yel	24-8	- - -	- - -	47.5	46.9	8.2	4.91	4.37	4.14	3.81
651—	3044173	UT 10-PE	B	Gr/Yel	20-6	- - -	- - -	47.5	46.9	10.2	5.42	4.79	4.59	4.12
651—	3047442	UTMED 6-PE	B	Gr/Yel	24-8	500V	30A	49.6	100.8	8.2	12.27	11.99	11.22	9.53
651—	3044212	UT 16 PE	B	Gr/Yel	16-4	- - -	- - -	54.8	52.8	12	5.91	5.42	5.23	4.85
651—	3044241	UT 35 PE	B	Gr/Yel	14-1/0	- - -	- - -	65.7	60.2	16	8.67	7.75	7.15	6.94
Knife Disconnect Terminal Blocks		✻Current and Voltage are determined by the plug used.												
651—	3046362	UT 2.5-MT	C	Gray	26-12	300	20A	49.1	57.8	5.2	3.82	3.41	3.16	3.06
651—	3046375	UT 2.5-MT P/P	C	Gray	26-12	300	20A	49.1	57.8	5.2	3.99	3.58	3.31	3.21
651—	3046388	UT 2.5-TG	C	Gray	26-12	300	20A	49.1	57.8	5.2	2.69	2.40	2.21	2.15
651—	3046391	UT 2.5-TG P/P	C	Gray	26-12	300	20A	49.1	57.8	5.2	3.14	3.05	2.55	2.41
651—	3046139	UT 4-MT	C	Gray	26-10	500✻	16A✻	47.5	56.8	6.2	3.08	3.07	2.57	2.35
651—	3046171	UT 4-MT-P/P	C	Gray	26-10	500✻	16A✻	47.5	56.8	6.2	3.33	3.04	2.80	2.63
651—	3047400	UTME 6	C	Gray	24-8	500V	30A	49.6	100.8	8.2	9.17	8.46	7.93	7.29
Fuse Terminal Blocks		✻If used as fuse terminal block.												
651—	3046032	UT 4-HESI(5X20)	D	Black	26-10	250✻	6.3A	73.0	56.8	6.2	6.13	5.99	5.61	4.76
651—	3046090	UT 4-HESILED 24(5X20)	D	Black	26-10	250✻	6.3A	73.0	56.8	6.2	9.54	8.59	7.71	7.27
651—	3046100	UT 4-HESILA 250(5X20)	D	Black	26-10	250✻	6.3A	73.0	56.8	6.2	10.17	9.93	9.30	7.90
651—	3046401	UT 6-HESI (6.3X32)	D	Black	24-8	600V	10A	73	56.8	8.2	7.33	6.90	6.36	5.92
651—	3046414	UT 6-HESILED 24(6.3X32)	D	Black	24-8	600V	10A	73	56.8	8.2	14.59	14.26	13.35	11.34
651—	3046430	UT 6-HESILA 250(6.3X32)	D	Black	24-8	600V	10A	73	56.8	8.2	13.24	12.49	10.81	10.71
Plugs for Disconnect Terminal Blocks		✻ If used as disconnect terminal block.												
651—	3036796	P-CO	- -	Gray	- - -	400✻	6A	21.0	24.0	5.0	5.61	5.23	4.58	4.50
651—	3036806	P-FU 5 X 20	- -	Black	- - -	400✻	6.3A	25.0	28.0	6.0	4.78	4.49	4.16	3.79
651—	3036819	P-FU 5 X 20 LED 24	- -	Black	- - -	400✻	16A	25.0	28.0	6.0	10.79	10.10	8.81	8.19

UT 2.5-3L MODULAR TERMINAL BLOCKS

NEW PRODUCT

For quantities greater than listed, call for quote.

MOUSER STOCK NO. Mfr.	Mfr. Part No.	Phoenix Type	Fig.	Color	AWG	Voltage Rating	Current Rating	Dimensions (mm) H	L	W	Price Each 1	10	50	100
Multi-level														
651—	3214259	UT 2,5-3L	E	Gray	26-12	500	20	85	90	5.2	5.02	4.64	4.29	3.98
Terminal block with voltage potential														
651—	3214262	UT 2,5-3PV	E	Gray	26-12	500	20	85	90	5.2	5.51	5.36	5.02	4.62
Terminal block with light indication														
651—	3214288	UT 2,5-3L-LA24RD/	E	Gray	26-12	500	20	85	90	5.2	11.68	11.36	10.63	9.78
Ground terminal blocks														
651—	3214275	UT 2,5-3PE	E	Grn/Yel	26-12	-	-	85	90	5.2	9.34	9.08	8.50	7.82
651—	3214291	UT 2,5-3PE/L/N	E	Grn/Yel	26-12	-	-	85	90	5.2	13.14	12.80	11.96	11.01
651—	3214301	UT 2,5-3PE/L/L	E	Grn/Yel	26-12	-	-	85	90	5.2	8.59	8.36	7.82	7.19
End plate														
651—	3214314	D-UT 2,5-3L	-	Gray	-	-	-	69.8	90	2.2	1.09	1.06	.996	.917

UT4 WITH INTEGRATED GROUND (PE) FOOT

- Adds a ground claw/foot to the standard UT4 series.
- Same electrical specifications as standard UT4 terminal blocks
- Provides a reliable and space-saving termination for grounding
- Accepts CLIPLINE Complete marking solutions and accessories.
- Reakdyne Principle for safe and maintenance-free screw clamp connection

For quantities greater than listed, call for quote.

MOUSER STOCK NO. Mfr.	Mfr. Part No.	Phoenix Type	Fig.	Color	AWG	Voltage Rating	Current Rating	Dimensions (mm) H	L	W	Price Each 1	10	50	100
651—	3070024	UT 4-PE/TG	F	Gray	26-10	500V	20A	47.5	57.8	6.2	7.09	6.91	6.46	5.94
651—	3070037	UT 4-PE/TG P/P	F	Gray	26-10	500V	20A	47.5	57.8	6.2	7.44	7.23	6.77	6.23
651—	3046235	UT 4-PE/L-DIO R/L	-	Gray	26-10	500V	20A	47.5	57.8	6.2	9.62	9.37	8.76	8.07
651—	3046834	UT 4-PE/L-DIO L/R	-	Gray	26-10	500V	20A	47.5	57.8	6.2	9.62	9.37	8.76	8.07
651—	3073995	UT 4-PE/HESI	-	Black	26-10	500V	20A	80.5	57.8	6.2	11.05	10.81	10.11	8.59
651—	3074004	UT 4-PE/HEDI	-	Black	26-10	500V	20A	80.5	57.8	6.2	11.00	10.70	10.02	9.21
651—	3070011	UT 4-PE/MT	G	Gray	26-10	500V	20A	55	57.8	6.2	8.37	8.14	7.62	7.01
651—	3046140	UT 4-PE/MT	G	Gray	26-10	500V	20A	55	57.8	6.2	9.06	8.81	8.24	7.59

A



UT 2.5 Shown

B



UT 2.5-PE Shown

C



UT 4-MTD Shown

D



UT 4-HESI (5x20) Shown

E



UT 2.5-3L Shown

F



UT 4-PE/TG Shown

G



UT 4-PE/MT Shown

© Copyright 2013 Mouser Electronics

© Copyright 2013 Mouser Electronics

PHOENIX CONTACT CLIPLINE DIN Rail Terminal Blocks

PHOENIX CONTACT INSPIRING INNOVATIONS

RoHS Compliant **This product is RoHS compliant.**

ST SPRING TERMINAL SPRING-CAGE CONNECTION

The proven connection system for vibration-sensitive applications. The spring cage always exerts a constant force on the conductor regardless of the operator actions. Wiring is simple and is performed via the space-saving front connection.

• RoHS Compliant per Phoenix Documentation

For quantities greater than listed, call for quote.

MOUSER STOCK NO.	Phoenix Type	Fig.	Color	AWG	Voltage Rating	Current Rating	Dimensions (mm)			Price Each			
Mfr. Mfr. Part No.							H	L	W	1	10	50	100
2-Conductor Feed-Thru Terminal Blocks													
651—3031076	ST 1.5	A	Gray	26-14	300	15A	36.5	48.5	4.2	1.37	1.26	1.18	1.10
651—3031212	ST 2.5	A	Gray	26-12	600	20A	36.5	48.5	5.2	1.61	1.57	1.48	1.25
651—3031364	ST 4	A	Gray	20-10	600	30A	36.5	56.0	6.2	1.77	1.62	1.51	1.43
651—3031487	ST 6	A	Gray	20-8	600	50A	43.5	69.5	8.2	2.59	2.38	2.18	2.05
651—3036110	ST 10	A	Gray	16-6	600	65A	50.5	71.5	10.2	3.17	2.91	2.68	2.50
3-Conductor Feed-Thru Terminal Blocks													
651—3031128	ST 1.5-TWIN	B	Gray	26-14	300	15A	36.5	60.5	4.2	1.48	1.35	1.19	1.13
651—3031131	ST 1.5-TWIN BU	B	Blue	26-14	300	15A	36.5	60.5	4.2	1.59	1.54	1.51	1.33
651—3031241	ST 2.5-TWIN	B	Gray	26-12	600	20A	36.5	60.5	5.2	1.73	1.57	1.48	1.39
651—3031393	ST 4-TWIN	B	Gray	20-10	600	30A	36.5	71.5	6.2	1.84	1.70	1.49	1.43
Double Level Feed-Thru Terminal Blocks													
651—3031157	STTB 1.5	C	Gray	26-14	300	15A	47.5	67.5	4.2	2.32	2.14	1.85	1.82
651—3031270	STTB 2.5	C	Gray	26-12	300	20A	47.5	67.5	5.2	3.54	3.23	3.00	2.79
651—3031429	STTB 4	C	Gray	20-10	300	30A	47.5	83.5	6.2	3.71	3.39	2.93	2.86
Ground Terminal Blocks													
651—3031513	ST 1.5-PE	D	Gr/Yel	26-14	- - -	- - -	36.5	48.5	4.2	4.55	4.14	3.62	3.50
651—3031238	ST 2.5-PE	D	Gr/Yel	26-12	- - -	- - -	36.5	48.5	5.2	5.37	4.91	4.40	4.21
651—3031380	ST 4-PE	D	Gr/Yel	20-10	- - -	- - -	36.5	56.0	6.2	5.42	4.96	4.30	4.17
651—3031500	ST 6-PE	D	Gr/Yel	20-8	- - -	- - -	43.5	69.5	8.2	6.79	6.25	5.42	5.25
651—3036136	ST 10-PE	D	Gr/Yel	16-6	- - -	- - -	50.5	71.5	10.2	7.77	7.10	6.17	5.99
651—3031144	ST 1.5-TWIN-PE	D	Gr/Yel	26-16	- - -	- - -	36.5	60.5	4.2	6.15	5.97	5.79	5.14
651—3031267	ST 2.5-TWIN-PE	D	Gr/Yel	26-12	- - -	- - -	36.5	60.5	5.2	6.13	5.62	4.87	4.74
651—3031416	ST 4-TWIN-PE	D	Gr/Yel	20-10	- - -	- - -	36.5	71.5	6.2	6.36	5.83	5.39	5.04
651—3031209	ST 1.5-QUATTRO-PE	D	Gr/Yel	26-16	- - -	- - -	36.5	72.0	4.2	6.00	5.52	4.78	4.63
651—3031322	ST 2.5-QUATTRO-PE	D	Gr/Yel	26-12	- - -	- - -	36.5	72.0	5.2	8.28	7.40	6.42	6.20
651—3031461	ST 4-QUATTRO-PE	D	Gr/Yel	20-10	- - -	- - -	36.5	87.0	6.2	8.35	7.47	6.47	6.25
651—3036013	STTB 1.5-PE	D	Gr/Yel	26-14	- - -	- - -	47.5	67.5	4.2	7.67	7.02	6.09	5.93
651—3036026	STTB 2.5-PE	D	Gr/Yel	26-12	- - -	- - -	47.5	67.5	5.2	10.95	10.04	8.69	8.44
651—3036039	STTB 4-PE	D	Gr/Yel	20-10	- - -	- - -	47.5	83.5	6.2	11.50	10.54	9.73	9.13
651—3036440	STS 4-PE	D	Gr/Yel	24-10	- - -	- - -	50.5	64.5	6.2	5.90	5.71	5.54	4.91
651—3038147	STS 6-PE	D	Gr/Yel	24-8	- - -	- - -	57.5	58.0	8.2	7.38	7.17	6.96	6.17
Fuse Terminal Blocks													
651—3036385	ST 4-HESI(6.3X32)	E	Black	24-10	400	10A	69.0	76.5	8.2	7.84	7.24	6.74	6.61
651—3036369	ST 4-HESI(5X20)	E	Black	24-10	300	6A	62.5	61.5	6.2	6.51	6.00	5.57	5.49

✻The max. load current must be < the total current of all connected conductors.

QT QUICKON TERMINAL FAST CONNECTION

Connect the conductor without having to strip it first. The quick connection system permits a drastic reduction of anything up to 60% in wiring time. The conductor connection is simple, reliable and fast, requiring only the aid of a standard screw driver.

• RoHS Compliant per Phoenix Documentation

For quantities greater than listed, call for quote.

MOUSER STOCK NO.	Phoenix Type	Fig.	Color	AWG	Voltage Rating	Current Rating	Dimensions (mm)			Price Each			
Mfr. Mfr. Part No.							H	L	W	1	10	50	100
2-Conductor Feed-Thru IDC Terminal Blocks													
651—3205019	QTC 1.5	F	Gray	24-16	800	17.5A	39.3	58.8	5.2	1.52	1.36	1.25	1.18
651—3205022	QTC 1.5 BU	F	Blue	24-16	800	17.5A	39.3	58.8	5.2	1.41	1.38	1.35	1.32
651—3206416	QTC 2.5	F	Gray	20-14	800	24A	39.3	62.6	6.2	1.66	1.52	1.40	1.29
651—3206429	QTC 2.5 BU	F	Blue	20-14	800	24A	39.3	62.6	6.2	1.66	1.52	1.40	1.29
4-Conductor Feed-Thru IDC Terminal Blocks							✻The max. load current must be < the total current of all connected conductors.						
651—3205077	QTC 1.5-QUATTRO	G	Gray	24-16	800	17.5A✻	39.3	94.0	5.2	2.70	2.46	2.29	2.12
651—3205080	QTC 1.5-QUATTRO BU	G	Blue	24-16	800	17.5A✻	39.3	94.0	5.2	2.87	2.79	2.61	2.40
Ground IDC Terminal Blocks													
651—3205035	QTC 1.5-PE	H	Gr/Yel	24-16	- - -	- - -	39.3	58.8	5.2	4.94	4.54	4.18	3.88
651—3205064	QTC 1.5-TWIN-PE	H	Gr/Yel	24-16	- - -	- - -	39.3	76.4	5.2	6.56	6.39	5.97	5.50
651—3205093	QTC 1.5-QUATTRO-PE	H	Gr/Yel	24-16	- - -	- - -	39.3	94.0	5.2	6.54	5.98	5.53	5.14

RT BOLT CONNECTION TERMINALS

For use with cable lugs up to 2.5mm^2. Unique, simple and fast connections is made possible by hinged cover wings which hold the terminal nuts captive. Once the flap is closed the terminal and bolt are automatically positioned and can be easily tightened.

• RoHS Compliant per Phoenix Documentation

For quantities greater than listed, call for quote.

MOUSER STOCK NO.	Phoenix Type	Fig.	Color	AWG	Voltage Rating	Current Rating	Dimensions (mm)			Price Each			
Mfr. Mfr. Part No.							H	L	W	1	10	50	100
651—3049013	RT 3	I	Gray	26-14	1000	24A	43.5	66.0	12.3	3.33	3.05	2.86	2.70
651—3049026	RT 5	I	Gray	26-10	1000	41A	43.5	66.0	16.3	3.54	3.23	3.03	2.87
651—3049042	RT 8	J	Gray	14-2	1000	125A	56.3	84.0	20.3	9.73	9.46	8.85	7.51
651—3049411	RT 3 PE	I	Gr/Yel	26-14	1000	24A	43.5	66.0	12.3	6.89	6.71	6.27	5.77
651—3049424	RT 5 PE	I	Gr/Yel	26-10	1000	41A	43.5	66.0	16.3	8.14	7.38	6.87	6.61

A — ST 1.5 Shown



B — ST 1.5 Twin Shown



C — STTB 1.5 Shown



D — ST 1.5-PE Shown



E — ST 4-HESI (6.3x32) Shown



F — QTC 1.5 Shown



G — QTC 1.5-QUATTRO Shown



H — QTC 1.5-PE Shown



I — RT 3 Shown



J — RT 8 Shown



Terminal Blocks

Phoenix Contact

© Copyright 2013 Mouser Electronics

© Copyright 2013 Mouser Electronics

PHOENIX CONTACT CLIPLINE Complete Accessories

CLIPLINE COMPLETE - Four Terminal Block Technologies, One Common Line of Accessories

PHOENIX CONTACT INSPIRING INNOVATIONS

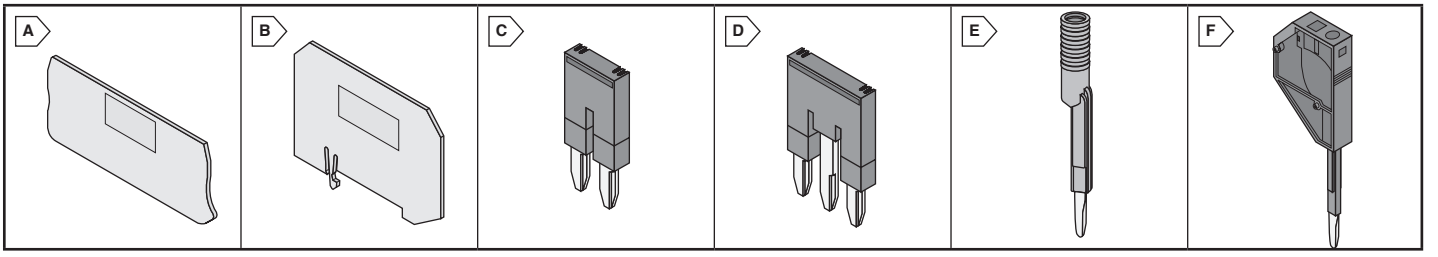

END COVERS

- RoHS compliant per Phoenix documentation

RoHS Compliant

For quantities greater than listed, call for quote.

MOUSER STOCK NO. Mfr.	MOUSER STOCK NO. Mfr. Part No.	Phoenix Type	Fig.	Color	Series	Description	Price Each 1	10	50	100
651	3047028	D-UT 2.5/10	A	Gray	UT	End Cover for UT 2.5, UT4, UT 6, and UT 10 Terminal Blocks	.57	.554	.519	.477
651	3047141	D-UT 2.5/4-TWIN	A	Gray	UT	End Cover for UT 4-MTD Terminal Blocks	.59	.572	.54	.487
651	3047154	D-UT 2.5/1P	A	Gray	UT	End Cover for UT 2.5/1P Terminal Blocks	.82	.747	.689	.646
651	3030417	D-ST 2.5	A	Gray	ST / DT	End Cover for ST 1.5, ST 2.5, DT 2.5 Terminal Blocks	.86	.845	.792	.672
651	3030514	D-ST 2.5-QUATTRO	A	Gray	ST	End Cover for ST 1.5-Quattro, ST 2.5-Quattro Terminal Blocks	.82	.784	.717	.672
651	3030488	D-ST 2.5-TWIN	A	Gray	ST	End Cover for ST-1.5-Twin, ST-2.5-Twin Terminal Blocks	.82	.752	.70	.646
651	3030420	D-ST 4	A	Gray	ST	End Cover for ST 4 Terminal Blocks	.87	.784	.72	.70
651	3030527	D-ST 4-QUATTRO	A	Gray	ST	End Cover for ST 4-Quattro Terminal Blocks	.85	.774	.70	.668
651	3030491	D-ST 4-TWIN	A	Gray	ST	End Cover for ST 4-Twin Terminal Blocks	.88	.847	.795	.731
651	3030433	D-ST 6	A	Gray	ST	End Cover for ST 6 Terminal Blocks	.87	.784	.72	.70
651	3030459	D-STTB 2.5	A	Gray	ST	End Cover for STTB 1.5, STTB 2.5 Terminal Blocks	.88	.84	.784	.694
651	3030462	D-STTB 4	A	Gray	ST	End Cover for STTB 4 Terminal Blocks	.95	.895	.795	.763
651	3031762	D-STS 2.5	A	Gray	ST	End Cover for STS 2.5 Terminal Blocks	.72	.712	.705	.661
651	3031704	D-STS 4	A	Gray	ST	End Cover for STS 4 Terminal Blocks	.63	.626	.622	.609
651	3038189	D-STS 6	A	Gray	ST	End Cover for STS-6 Terminal Blocks	.75	.737	.717	.636
651	3205161	D-QTC 1.5	A	Gray	QT	End Cover for QTC 1.5 Terminal Blocks	.79	.72	.668	.614
651	3205190	D-QTC 1.5-TWIN	A	Gray	QT	End Cover for QTC 1.5-Twin, QTC 1.5-TG Terminal Blocks	.82	.752	.694	.646
651	3205174	D-QTC 1.5-QUATTRO	A	Gray	QT	End Cover for QTC-1.5-Quattro Terminal Blocks	.85	.774	.70	.668

SEPARATING PLATES

- RoHS compliant per Phoenix documentation

RoHS Compliant

For quantities greater than listed, call for quote.

MOUSER STOCK NO. Mfr.	MOUSER STOCK NO. Mfr. Part No.	Phoenix Type	Fig.	Color	Series	Description	Price Each 1	10	50	100
651	3047167	ATP-UT	B	Gray	UT	Separating Plate for UT 2.5, UT 4, UT 6, UT 10, & UT 2.5/1P Terminal Blocks	.67	.657	.614	.562
651	3030721	ATP-ST 4	B	Gray	ST / DT	Separating Plate for ST 1.5, ST 2.5, ST 4, & DT 2.5 Terminal Blocks	.80	.781	.731	.672
651	3030815	ATP-ST4-QUARTTO	B	Gray	ST	Separating Plate for ST 1.5-Quattro, ST 2.5-Quattro, ST 4-Quattro Terminal Blocks	1.09	1.01	.912	.869
651	3030789	ATP-ST4-TWIN	B	Gray	ST	Separating Plate for ST 1.5-Twin, ST 2.5-Twin, & ST 4-Twin Terminal Blocks	1.02	.933	.858	.806
651	3030747	ATP-STTB-4	B	Gray	ST	Separating Plate for STTB 1.5, STTB 2.5, STTB 4 Terminal Blocks	1.17	1.07	.985	.922
651	3024481	ATP-ZFK 2.5/6	B	Gray	ST	Separating Plate for STS 6 Terminal Blocks	.57	.53	.498	.467
651	3206209	ATP-QTC	B	Gray	QT	Separating Plate for QTC 1.5 & QTC 2.5 Terminal Blocks	.63	.572	.54	.498
651	3206212	ATP-QTC-TWIN	B	Gray	QT	Separating Plate for QTC 1.5-Twin & QTC 1.5-TG Terminal Blocks	.85	.774	.70	.668
651	3206225	ATP-QTC-QUATTRO	B	Gray	QT	Separating Plate for QTC 1.5-Quattro Terminal Blocks	.91	.891	.87	.797

STEP-DOWN BRIDGING

- RoHS compliant per Phoenix documentation

RoHS Compliant

For quantities greater than listed, call for quote.

MOUSER STOCK NO. Mfr.	MOUSER STOCK NO. Mfr. Part No.	Phoenix Type	Fig.	Color	Series	Description	Price Each 1	10	50	100
651	3047060	RB UT-(2.5/4)	C	Red	UT	From connection UT 10 to UT 2.5 or UT 4	3.65	3.64	2.99	2.76
651	3047086	RB UT-10-ST(2.5/4)	C	Red	UT	From Connection UT 10 to QTC 1.5 or QTC2.5, or DT 2.5, or ST 2.5 or ST 4	3.64	3.41	3.14	2.89
651	3038943	RB-ST(2.5/4)-1.5	C	Red	ST	From Connection ST 4 to ST 1.5	1.85	1.72	1.58	1.47
651	3030860	RB ST 6-(2.5/4)	C	Red	ST / QT	From Connection ST 6 to DT 2.5, or ST 2.5 or ST 4, or QTC 1.5 or QTC 2.5	1.80	1.66	1.43	1.37
651	3030873	RB ST 10-(2.5/4)	C	Red	ST / QT	From Connection ST 10 to DT 2.5, or ST 2.5 or ST 4, or QTC 1.5 or QTC 2.5	4.15	3.79	3.31	3.18

BRIDGES

- RoHS compliant per Phoenix documentation

RoHS Compliant

For quantities greater than listed, call for quote.

MOUSER STOCK NO. Mfr.	MOUSER STOCK NO. Mfr. Part No.	Phoenix Type	Fig.	Color	No. of Pos.	Terminal Block Series	Price Each 1	10	50	100
651	3030161	FBS 2.5	D	Red	2	UT 2.5, UT 2.5/1P, STS 2.5, DT 2.5, QTC 1.5, 1.5-Twin, 1.5-Quattro, 1.5-TG, QTCU1.5-Twin	.59	.572	.54	.487
651	3030336	FBS 2.6	D	Red	2	UT 4, UT 4-MT/TG,UT 4 HESI/HEDI, UT 4-MTD, STS 4, QTC 2.5	.59	.572	.54	.487
651	3030284	FBS 2.8	D	Red	2	UT 6, STS 6	.75	.701	.625	.593
651	3005947	FBS 2.10	D	Red	2	UT 10	2.24	2.15	1.87	1.78
651	3030174	FBS 3.5	D	Red	3	UT 2.5, UT 2.5/1P, STS 2.5, DT 2.5, QTC 1.5, 1.5-Twin, 1.5-Quattro, 1.5-TG, QTCU1.5-Twin	1.16	1.05	.975	.912
651	3030242	FBS 3.6	D	Red	3	UT 4, UT 4-MT/TG,UT 4 HESI/HEDI, UT 4-MTD, STS 4, QTC 2.5	1.16	1.05	.975	.912
651	3030297	FBS 3.8	D	Red	3	UT 6, STS 6	1.52	1.44	1.28	1.19
651	3030187	FBS 4.5	D	Red	4	UT 2.5, UT 2.5/1P, STS 2.5, DT 2.5, QTC 1.5, 1.5-Twin, 1.5-Quattro, 1.5-TG, QTCU1.5-Twin	1.82	1.68	1.52	1.46
651	3030255	FBS 4.6	D	Red	4	UT 4, UT 4-MT/TG,UT 4 HESI/HEDI, UT 4-MTD, STS 4, QTC 2.5	1.80	1.66	1.43	1.39
651	3030307	FBS 4.8	D	Red	4	UT 6, STS 6	2.44	2.25	1.95	1.83
651	3030190	FBS 5.5	D	Red	5	UT 2.5, UT 2.5/1P, STS 2.5, DT 2.5, QTC 1.5, 1.5-Twin, 1.5-Quattro, 1.5-TG, QTCU1.5-Twin	2.39	2.33	2.18	1.85
651	3030349	FBS 5.6	D	Red	5	UT 4, UT 4-MT/TG,UT 4 HESI/HEDI, UT 4-MTD, STS 4, QTC 2.5	2.26	2.07	1.89	1.80
651	3030310	FBS 5.8	D	Red	5	UT 6, STS 6	3.01	2.77	2.39	2.30
651	3030213	FBS 10.5	D	Red	10	UT 2.5, UT 2.5/1P, STS 2.5, DT 2.5, QTC 1.5, 1.5-Twin, 1.5-Quattro, 1.5-TG, QTCU1.5-Twin	4.65	4.25	4.01	3.83
651	3030271	FBS 10.6	D	Red	10	UT 4, UT 4-MT/TG,UT 4 HESI/HEDI, UT 4-MTD, STS 4, QTC 2.5	4.65	4.25	3.69	3.53
651	3030323	FBS 10.8	D	Red	10	STS 6	6.10	5.59	4.84	4.67
651	3030226	FBS 20.5	D	Red	20	UT 2.5, UT 2.5/1P, STS 2.5, DT 2.5, QTC 1.5, 1.5-Twin, 1.5-Quattro, 1.5-TG, QTCU1.5-Twin	9.57	9.03	8.62	7.96
651	3030365	FBS 20.6	D	Red	20	UT 4, UT 4-MT/TG,UT 4 HESI/HEDI, UT 4-MTD, STS 4, QTC 2.5	9.74	9.13	8.39	7.38

TEST ADAPTERS

- RoHS compliant per Phoenix documentation

RoHS Compliant

For quantities greater than listed, call for quote.

MOUSER STOCK NO. Mfr.	MOUSER STOCK NO. Mfr. Part No.	Phoenix Type	Fig.	Color	Terminal Block Series	Price Each 1	10	50	100
651	3030925	PAI 4	E	Gray	UT 2.5,4,6,4-MT/TG,4-MTD,2.5/1P, STS 2.5,4,6, DT 2.5, QTC 1.5, 1.5-Twin,1.5-Quattro,1.5-TG, QTCU1.5-TWIN	10.65	9.95	9.17	8.45

TEST PLUGS

- RoHS compliant per Phoenix documentation

RoHS Compliant

For quantities greater than listed, call for quote.

MOUSER STOCK NO. Mfr.	MOUSER STOCK NO. Mfr. Part No.	Phoenix Type	Fig.	Color	Terminal Block Series	Price Each 1	10	50	100
651	3030983	PS-5	F	Red	UT 2.5, UT 2.5/1P, STS 2.5, DT 2.5, QTC 1.5, 1.5-Twin, 1.5-Quattro, 1.5-TG, QTCU1.5-Twin	8.31	7.79	7.16	6.61
651	3030996	PS-6	F	Red	UT 4, UT 4-MT/TG, UT4-MTD, STS 4, QTC 2.5	8.57	8.03	7.37	6.82
651	3031005	PS-8	F	Red	UT 6, STS 6	8.74	8.17	7.52	6.96

© Copyright 2013 Mouser Electronics
© Copyright 2013 Mouser Electronics

PHOENIX CONTACT CLIPLINE DIN Rail Terminal Blocks

PHOENIX CONTACT
INSPIRING INNOVATIONS

PUSH-IN CONNECTION TECHNOLOGY 4 mm² TERMINAL BLOCKS

Features:

- Orange push button located on the actuation shaft opens the spring wiring space from 0.14mm²/26 AWG TO 6mm²/10 AWG resulting in fast, clear wiring and high-contacting safety
- Three standard marker grooves allow individual terminal point labeling with the one marking material
- Front connection for space-saving convenient wiring

For quantities greater than listed, call for quote.

MOUSER STOCK NO.	Phoenix Type	Fig.	Color	AWG	Voltage Rating	Current Rating	Dimensions (mm)			Price Each			
Mfr. Mfr. Part No.							H	L	W	1	10	50	100
Component Terminal Blocks													
651—3212112	PT 4-DIO 1N 5408/L-R	A	Gray	24-10	800V	1.5A	36.5	56.0	6.2	6.57	6.39	6.21	5.50
651—3212125	PT 4-DIO 1N 5408/R-L	A	Gray	24-10	800V	1.5A	36.5	56.0	6.2	6.57	6.39	6.21	5.50
651—3211919	PT 4-QUATTRO-DIO 1N 5408/L-R	A	Gray	24-10	8 KV	1.5A	36.5	77.0	6.2	7.30	7.08	6.88	6.09
651—3211921	PT 4-QUATTRO-DIO 1N 5408/R-L	A	Gray	24-10	8 KV	1.5A	36.5	77.0	6.2	7.30	7.08	6.88	6.09
Feed-through Terminal Blocks													
651—3211760	PT 4 BU	B	Blue	24-10	800V	32A	36.5	56.0	6.2	1.81	1.59	1.48	1.36
651—3211771	PT 4-TWIN	B	Gray	24-10	800V	32A	36.5	66.5	6.2	2.21	1.99	1.82	1.69
651—3211775	PT 4-TWIN BU	B	Blue	24-10	800V	32A	36.5	66.5	6.2	2.31	2.08	1.90	1.77
651—3211797	PT 4-QUATTRO	B	Gray	24-10	800V	32A	36.5	77.0	6.2	2.99	2.65	2.44	2.27
651—3211802	PT 4-QUATTRO BU	B	Blue	24-10	800V	32A	36.5	77.0	6.2	2.99	2.65	2.44	2.27
Ground Terminal Blocks													
651—3211766	PT 4-PE	C	Gr/Yel	24-10	8 KV	-	36.5	56.0	6.2	4.49	3.96	3.66	3.39
651—3211780	PT 4-TWIN-PE	C	Gr/Yel	24-10	8 KV	-	36.5	66.5	6.2	6.08	5.46	4.95	4.60
651—3211809	PT 4-QUATTRO-PE	C	Gr/Yel	24-10	8 KV	-	36.5	77.0	6.2	7.64	7.24	6.68	6.14
Disconnect Terminal Blocks													
651—3211922	PT 4-TG	D	Gray	24-10	400V	20A	36.5	56.0	6.2	3.11	2.78	2.53	2.33
651—3211933	PT 4-MT	D	Gray	24-10	400V	20A	36.5	56.0	6.2	4.71	4.14	3.83	3.55
Fuse Terminal Blocks													
651—3208951	PT 4-FSI/F-LED 12	E	Black	24-10	12V	10A	36.5	56.0	6.2	16.54	16.05	15.60	13.82
651—3208964	PT 4-FSI/F-LED 24	E	Black	24-10	24V	10A	36.5	56.0	6.2	16.54	16.05	15.60	13.82
651—3211903	PT 4-HESILED 24 (5X20)	E	Black	24-10	24V	6.3A	62.5	56.0	6.2	14.82	14.38	13.97	12.39
651—3207908	PT 4-HESILED 60 (5X20)	E	Black	24-10	60V	6.3A	62.5	56.0	6.2	15.52	15.07	14.64	12.98
651—3211907	PT 4-HESILA 250 (5X20)	E	Black	24-10	250V	6.3A	62.5	56.0	6.2	16.00	15.53	15.10	13.38
651—3208943	PT 4-FSI/F	E	Black	24-10	400V	10A	36.5	56.0	6.2	9.01	8.74	8.50	7.53
651—3211861	PT 4-HESI (5X20)	E	Black	24-10	500V	6.3A	62.5	56.0	6.2	7.02	6.83	6.63	5.89
Double Level Terminal Blocks													
651—3211786	PTTB 4	F	Gray	24-10	500V	28A	47.5	83.5	6.2	3.86	3.46	3.17	2.94
651—3211793	PTTB 4 BU	F	Blue	24-10	500V	28A	47.5	83.5	6.2	3.86	3.46	3.17	2.94
651—3211825	PTTB 4-PV	F	Gray	24-10	500V	30A	47.5	83.5	6.2	8.10	7.86	7.64	6.76
651—3211854	PTTB 4-PE	F	Gr/Yel	24-10	6 KV	-	47.5	83.5	6.2	11.27	9.97	9.20	8.55

RSC AND RBO OPEN-STYLE CONNECTOR TERMINALS

Features:

- Open-style connector terminals with screw and bolt connections
- Modular terminations for switchgear offer advantages over barrier blocks
- Polyamide material meets flammability class V0 per UL 94
- RSC/RBO connector terminals are UL listed at 600V with electrical current ratings from 30A to 45A

For quantities greater than listed, call for quote.

MOUSER STOCK NO.	Phoenix Type	Fig.	Cross Section	AWG	Voltage Rating	Current Rating	Dimensions (mm)			Price Each			
Mfr. Mfr. Part No.							H	L	W	1	10	50	100
Ring Screw													
651—3058127	RSC 4	G	0.1 - 6 mm²	26-10	800	32	9	53.3	47.1	1.40	1.27	1.17	1.08
651—3058130	RSC 4-F	G	0.1 - 6 mm²	26-10	800	32	9	53.3	37.0	1.40	1.27	1.17	1.08
651—3058143	RSC 5	G	0.1 - 10 mm²	26-8	800	57	13	53.3	47.1	1.53	1.39	1.27	1.18
651—3058156	RSC 5-F	G	0.1 - 10 mm²	26-8	800	57	13	53.3	37.0	1.52	1.39	1.27	1.18
651—3058172	RSC 5-T	G	0.1 - 6 mm²	26-8	800	50	13	79.9	49.8	2.41	2.19	2.01	1.85
651—3058334	RSC 5-T-F	G	0.1 - 6 mm²	26-8	800	50	13	79.9	39.7	2.41	2.19	2.01	1.85
651—3214916	RSC 5-T-B	G	0.1 - 6 mm²	26-10	800	50	13	79.9	49.8	2.36	2.15	1.97	1.82
651—3214929	RSC 5-T-F-B	G	0.1 - 6 mm²	26-10	800	50	13	79.9	39.7	2.36	2.15	1.97	1.82
Ring Bolt													
651—3058059	RBO 5	H	0.1 - 6 mm²	26-10	800	57	13	53.3	47.0	1.53	1.39	1.27	1.26
651—3058062	RBO 5-F	H	0.1 - 6 mm²	26-10	800	57	13	53.3	37.0	1.53	1.39	1.27	1.18
651—3058114	RBO 5-T	H	0.1 - 6 mm²	26-10	800	50	13	79.9	49.8	2.41	2.19	2.01	1.85
651—3058169	RBO 5-T-F	H	0.1 - 6 mm²	26-10	800	50	13	79.9	39.7	2.41	2.19	2.01	1.85
651—3214932	RBO 5-T-B	H	0.1 - 6 mm²	26-10	800	50	13	79.9	49.8	2.36	2.15	1.97	1.82

Accessories

For quantities greater than listed, call for quote.

MOUSER STOCK NO.	Phoenix Type	Description	Price Each			
Mfr. Mfr. Part No.			1	10	50	100
651—3058017	AP RSC	Profile Cover	19.81	19.26	17.73	16.38
651—3058020	D-RSC 5	End Cover 53.3mm	.34	.318	.308	.281
651—3059647	D-RSC 5-F	End Cover for RSC/RBO 5-F	.34	.318	.308	.281
651—3058046	D-RSC 5-T	End Cover 79.9mm	.50	.498	.469	.428
651—3059346	D-RSC 5-T-F	End Cover for RSC/RBO 5-T-F	.50	.498	.469	.428
651—3059126	FB 10-13	Fixed Bridge 10P	8.53	8.39	8.29	7.63
651—3059113	FB 10-9	Fixed Bridge 10P	4.74	4.67	4.60	4.24



© Copyright 2013 Mouser Electronics

© Copyright 2013 Mouser Electronics

PHOENIX CONTACT DIN Rail Mounted Terminal Blocks

PHOENIX CONTACT
INSPIRING INNOVATIONS

DIN RAIL MOUNTED TERMINAL FUSE BLOCKS

DIMENSIONS (mm)

A

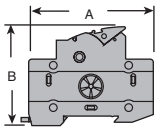

- Width:17.5mm
- Fuse Size: 10.3x38
- 18-4AWG (UL)
- 600V (UL)
- 30A (UL)
- Color: Black

B

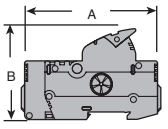

- Width: 36mm
- Fuse Size: 20.6x57
- 18-1AWG (UL)
- 600V (UL)
- 30A (UL)
- Color: Black

C

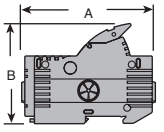

- Width: 40mm
- Fuse Size: 27x60
- 14-1AWG (UL)
- 600V (UL)
- 60A (UL)
- Color: Black

D

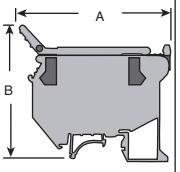

- Width: 8.2mm
- Fuse Size: 5x20mm, 5x25mm, 5x30mm
- 26-10AWG (UL)
- 600V (UL)
- 12A (UL)
- Color: Black

E

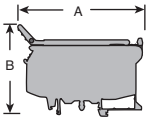

- Width: 10.2mm
- Fuse Size: 6.3x32mm
- 26-8 AWG (UL
- 600V (UL)
- 25A (UL)
- Color: Black

F

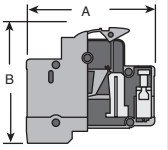

- Width: 18mm
- Fuse Size: 10.3x38mm
- 16-4AWG (UL)
- 600V (UL)
- 30A (UL)
- Color: Black

G

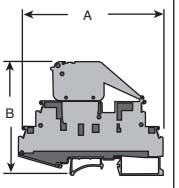

- Width: 8.2mm
- Fuse Size: 5x20mm, 6.3x32mm
- 24-8AWG (UL)
- 15A upper/30A lower (UL)
- 600V (UL)
- Color: Black

H

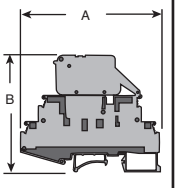

- Width: 8.2mm
- Fuse Size: 6.3x32mm
- 24-8AWG (UL)
- 15A upper/ 30A lower (UL)
- 600V (UL)
- Color: Black

Fuse Terminal Blocks with Disconnect Lever

For quantities greater than listed, call for quote. Accessories (See accessories page for pricing and descriptions)

MOUSER STOCK NO. / Mfr. Part No.	Fig.	Phoenix Type	Description	Dimensions (mm) A	Dimensions (mm) B	Price Each 1	Price Each 10	Price Each 50	Insertion Bridge	Fixed Bridge	Screwdriver	End Bracket	Din Rail Type
Branch Circuit Protection - Class CC and J													
651—3048580	A	UK 10.3-CC HESI	For Class CC fuses	81	73	**14.39**	**13.27**	**12.45**	651-3009299	-	651-1205066	-	NS 35
651—3048616	A	UK 10.3-CC HESILED	For Class CC fuses w/ LED, 110-600V	81	73	**23.76**	**21.95**	**20.59**	651-3009367	-	651-1205066	-	NS 35
651—3211058	B	UK 20.6-J HESI	For Class J fuses	118	96.5	**28.75**	**26.92**	**25.69**	-	-	651-1205066	-	NS 35
651—3211087	B	UK 20.6-J HESILED	For Class J fuses w/ LED, 110-600V	118	96.5	**36.41**	**34.10**	**32.55**	-	-	651-1205066	-	NS 35
651—3211113	C	UK 27-J HESI	For Class J fuses	118	96.5	**38.48**	**36.03**	**34.39**	-	-	651-1205066	-	NS 35
651—3211142	C	UK 27-J HESILED	For Class J fuses w/ LED, 110-600V	118	96.5	**45.92**	**43.02**	**41.06**	-	-	651-1205066	-	NS 35
Fuse Terminal Blocks with Disconnect Lever													
651—3004100	D	UK 5 HESI	Fuse Block	72.5	56.5	**9.91**	**9.68**	**9.06**	651-3118135	-	651-1205053	651-0800886	NS 35
651—3004126	D	UK 5 HESILED 24	Fuse Block w/ LED, 15-30V	72.5	56.5	**12.50**	**11.66**	**11.19**	651-3118135	-	651-1205053	651-0800886	NS 35
651—3004142	D	UK 5 HESILA 250	Fuse Block w/ LED, 110-250V	72.5	56.5	**14.43**	**13.25**	**12.35**	651-3118135	-	651-1205053	651-0800886	NS 35
651—3004171	E	UK 6.3 HESI	Fuse Block	79	60.5	**10.49**	**9.48**	**9.33**	651-0203137	-	651-1205066	651-0800886	NS 35
651—3004265	E	UK 6.3 HESILED 24	Fuse Block w/ LED, 15-30V	79	60.5	**16.23**	**15.25**	**14.70**	651-0203137	-	651-1205066	651-0800886	NS 35
651—3004249	E	UK HESILA 250	Fuse Block w/ LED, 110-250V	79	60.5	**15.48**	**14.40**	**14.19**	651-0203137	-	651-1205066	651-0800886	NS 35
651—3048386	F	UK 10.3 HESI N	Fuse Block	81	79	**13.62**	**12.77**	**12.36**	651-3009299	-	651-1205066	651-0800886	NS 35
651—3048399	F	UK 10.3 HESILED N 690	Fuse Block w/ LED, 220-690V	81	79	**22.43**	**21.13**	**20.43**	651-3009367	-	-	-	-
651—3007204	G	UKK 5 HESI (5x20)	Fuse Block	86.5	79	**19.85**	**18.18**	**16.20**	-	651-2772080	651-1205053	651-0800886	NS 35
651—3026654	G	UKK5 HESILED 24 (5x20)	Fuse Block w/LED, 15-30V	86.5	79	**27.94**	**25.63**	**22.82**	-	651-2772080	651-1205053	651-0800886	NS 35
651—0711629	G	UKK 5 HESILA 250 (5x20)	Fuse Block w/ LED, 110-250V	86.5	79	**31.54**	**30.70**	**28.70**	-	651-2772080	651-1205053	651-0800886	NS 35
651—3007217	H	UKK 5 HESI (6.3x32)	Fuse Block	86.5	79	**20.78**	**19.04**	**16.95**	-	651-2772080	651-1205053	651-0800886	NS 35
651—0711632	H	UKK 5 HESILED 24 (6.3x32)	Fuse Block w/ LED for 15-30V	86.5	79	**29.92**	**27.43**	**25.58**	-	651-2772080	651-1205053	651-0800886	NS 35
651—0711616	H	UKK5 HESILA 250 (6.3x32)	Fuse Block w/ LED, 110-250V	86.5	79	**28.82**	**27.53**	**25.42**	-	651-2772080	651-1205053	651-0800886	NS 35

DIKD 1.5TG

A

- Width: 6.2mm
- 30-14AWG (UL)
- 300V (UL)
- 15A (UL)
- 3 Levels
- Color: Gray

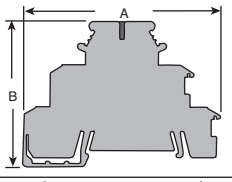

DIK 1.5

B

- Width: 6.2mm
- 30-14AWG (UL)
- 300V (UL)
- 15A (UL)
- 3 Levels
- Color: Gray

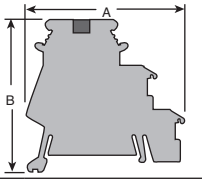

DIKD 1.5

C

- Requires fuse plug
- Width: 6.2mm
- 28-12AWG (UL)
- 300V (UL)
- 6.3A (UL)
- Color: Gray

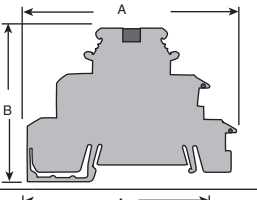

UK 4-TG

D

- Requires fuse plug
- Width: 6.2mm
- 30-12AWG (UL)
- 300V (UL)
- 15A (UL)
- Color: Gray

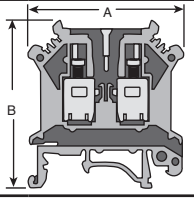

UDK 4-TG

E

- Requires fuse plug
- Width: 6.2mm
- 26-12AWG (UL)
- 300V (UL)
- 15A (UL)
- 15A upper/ 25A lower (UL)
- Color: Gray

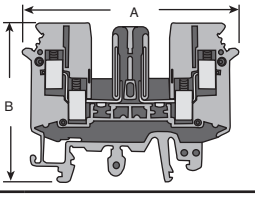

UKK5-TG

F

- Requires fuse plug
- Width: 6.2mm
- 30-14AWG (UL)
- 300V (UL)
- 15A (UL)
- 3 Levels
- Color: Gray

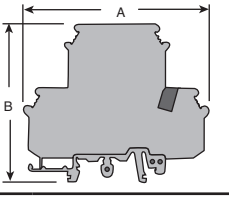

Three Level Sensor Terminal Blocks

For quantities greater than listed, call for quote. Accessories (See accessory page for pricing and descriptions)

MOUSER STOCK NO. / Mfr. Part No.	Fig.	Phoenix Type	Dimensions (mm) A	Dimensions (mm) B	Price Each 1	Price Each 10	Price Each 50	Partition Plate	Fixed Bridge	Insertion Bridge	Fuse Plug	Fusle 30V Light	Fuse 250V Light	Screwdriver	End Bracket	Din Rail Type
651—2774237	A	DIKD 1.5 TG	72.5	54.5	**10.40**	**9.54**	**8.20**	651-1413285	-	651-2715940	651-0921011	651-0921037	651-0921053	651-1205053	651-0800886	NS 35
								-	651-2715953	-	-	-	-	-	-	
651—2715966	B	DIK 1.5	55.0	54.5	**5.78**	**5.19**	**4.96**	651-1413272	651-0203250	651-2715940	-	-	-	651-1205053	651-0800886	NS 35
									651-2715953	-	-	-	-	-	-	
651—2715979	C	DIKD 1.5	72.5	54.5	**9.81**	**8.76**	**8.57**	651-1413285	651-0203250	651-2715940	-	-	-	651-1205053	651-0800886	NS 35
									651-2715953	-	-	-	-	-	-	

Base Terminal Blocks for Cartridge Fuse

For quantities greater than listed, call for quote. Accessories (See accessory page for pricing and descriptions)

MOUSER STOCK NO. / Mfr. Part No.	Fig.	Phoenix Type	Dimensions (mm) A	Dimensions (mm) B	Price Each 1	Price Each 10	Price Each 50	End Cover	Partition Plate	Fixed Bridge	Insertion Bridge	Fuse Plug	Fuse 30V Light	Screwdriver	End Bracket	Din Rail Type
651—2812018	D	UK 4 -TG	42.5	47.0	**5.70**	**5.57**	**5.22**	651-3003020	651-3003224	-	651-0201139	651-0921011	651-0921037	651-0921053	651-0800886	NS 35
651—2777014	E	UDK 4-TG	63.5	47.0	**5.90**	**5.76**	**5.39**	651-2777027	-	651-0203250	651-0201139	651-0921011	651-0921037	651-0921053	651-0800886	NS 35
651—3007042	F	UKK 5-TG	80.0	68.5	**14.56**	**13.35**	**11.45**	-	-	651-0203250	651-0201139	651-0921011	651-0921037	651-0921053	651-0800886	NS 35

© Copyright 2013 Mouser Electronics
© Copyright 2013 Mouser Electronics

UK UNIVERSAL DIN RAIL TERMINAL BLOCKS

- Screw cage clamp connections
- Contacts made from nickel plated copper alloy

For quantities greater than listed, call for quote.

MOUSER STOCK NO. Mfr.	Mfr. Part No.	Fig.	Phoenix Type	Color	AWG	Voltage Rating	Current Rating	Dimensions (mm) H	L	W	Price Each 1	10	50	100
Universal Feed-Thru Terminal Blocks														
651—	3005837	A	UK 1.5 N	Gray	30-14	300	15	42	42.5	4.2	2.33	2.28	2.14	1.81
651—	3005840	A	UK 1.5 N BU	Blue	30-14	300	15	42	42.5	4.2	2.35	2.17	1.87	1.80
651—	3003347	A	UK 2.5 N	Gray	30-12	300	20	42	42.5	5.2	2.23	2.18	2.04	1.73
651—	3003350	A	UK 2.5 N BU	Blue	30-12	300	20	42	42.5	5.2	2.09	1.93	1.67	1.59
651—	3001501	A	UK 3 N	Gray	28-12	600	20	47	42.5	5.2	2.11	1.94	1.68	1.63
651—	3001514	A	UK 3 N BU	Blue	28-12	600	20	47	42.5	5.2	5.00	4.59	3.98	3.83
651—	3004362	A	UK 5 N	Gray	30-10	600	30	47	42.5	6.2	1.24	1.13	1.06	.943
651—	3004388	A	UK 5 N BU	Blue	30-10	600	30	47	42.5	6.2	2.46	2.41	2.26	1.92
651—	3004524	A	UK 6 N	Gray	26-8	600	50	47	42.5	8.2	2.86	2.61	2.41	2.28
651—	3004977	A	UK 6 N BU	Blue	26-8	600	50	47	42.5	8.2	3.97	3.88	3.64	3.08
651—	3005073	A	UK 10 N	Gray	24-6	600	65	47	42.5	10.2	4.04	3.95	3.70	3.15
651—	3005086	A	UK 10 N BU	Blue	24-6	600	65	47	42.5	10.2	9.73	9.51	8.90	7.56
651—	3006043	B	UK 16 N	Gray	22-4	600	85	54	42.5	12.2	6.75	6.59	6.17	5.24
651—	3006056	B	UK 16 N BU	Blue	22-4	600	85	54	42.5	12.2	14.77	14.36	13.43	12.37
651—	3008012	C	UK 35	Gray	18-1/0	1000	150	62	50	15.2	15.32	13.74	12.45	12.01
651—	3008025	C	UK 35 BU	Blue	18-1/0	1000	150	62	50	15.2	16.31	14.95	12.95	12.49
Universal Ground Terminal Blocks														
651—	3005853	-	USLKG 1.5 N	Gr/Yel	30-14	-	-	42	42.5	4.2	16.76	15.74	13.29	13.24
651—	0441119	-	USLKG 2.5 N	Gr/Yel	30-12	-	-	42	42.5	5.2	8.61	7.89	6.84	6.75
651—	0441083	-	USLKG 3	Gr/Yel	28-12	-	-	47	42.5	2.2	8.91	8.16	7.07	6.99
651—	0441504	-	USLKG 5	Gr/Yel	26-10	-	-	47	42.5	6.2	7.97	7.44	7.08	6.90
651—	0442079	-	USLKG 6 N	Gr/Yel	26-8	-	-	47	42.5	8.2	9.27	8.49	7.35	7.31
651—	3003923	-	USLKG 10 N	Gr/Yel	24-6	-	-	47	42.5	10.2	10.65	10.40	9.74	8.27
651—	0443023	-	USLKG 16 N	Gr/Yel	22-4	-	-	54	42.5	12.2	13.39	12.26	10.64	10.25
651—	0444019	-	USLKG 35	Gr/Yel	18-1/0	-	-	62	50	15.2	21.94	20.68	17.90	17.54
Universal Twin Conductor Feed Thru Terminal Blocks														
651—	3002225	D	UK 3-TWIN	Gray	30-12	300	20	47	50.5	5.2	4.90	4.56	3.91	3.86
651—	3002416	D	UK 3-TWIN BU	Blue	30-12	300	20	47	50.5	5.2	5.21	5.07	4.74	4.37
651—	1923021	D	UK 5-TWIN	Gray	30-10	300	30	47	50.5	6.2	4.42	4.06	3.52	3.39
651—	1923047	D	UK 5-TWIN BU	Blue	30-10	300	30	47	50.5	6.2	4.56	4.17	3.62	3.49
Universal Twin Ground Terminal Block														
651—	1923076	-	UK 5-TWIN-PE	Gr/Yel	30-10	-	-	47	50.5	6.2	11.65	10.66	9.27	8.92
Universal Return Terminal Blocks														
651—	3002513	E	UK 3 RETURN	Gray	30-12	300	20	58.5	47.5	5.2	3.63	3.35	2.91	2.79
651—	3002597	E	UK 5 RETURN	Gray	30-10	300	30	58.5	47.5	6.2	4.29	3.92	3.39	3.27
651—	3002490	E	UK 5 RETURN BU	Blue	30-10	300	30	58.5	47.5	6.2	4.56	4.44	4.15	3.81
Universal Return Ground Terminal Blocks														
651—	3002555	-	UK 3 RETURN PE	Gr/Yel	30-10	-	-	58.5	42.5	5.2	12.39	12.05	11.27	10.38
651—	3002584	-	UK 5 RETURN PE	Gr/Yel	30-10	-	-	58.5	42.5	6.2	10.18	9.14	8.20	7.90
Universal Double Level Terminal Blocks - Double Feed Thru														
651—	2771010	F	UKKB 3	Gray	28-12	600	20	62	67	5.2	8.40	8.03	7.07	6.55
651—	2771094	F	UKKB 3 BU	Blue	28-12	600	20	62	67	5.2	8.71	8.46	7.93	7.29
651—	2771146	F	UKKB 5	Gray	26-10	600	30	62	67	6.2	8.16	7.79	6.87	6.35
Universal Double Level Ground Terminal Block														
651—	3007123	-	UKKB 5-PE	Gr/Yel	26-10	-	-	62	67	6.2	19.63	18.53	16.06	15.74
Universal Double Level Terminal Blocks - Single Feed Thru														
651—	2775375	G	UDK 3	Gray	30-12	300	20	47	63.5	5.2	4.17	4.02	3.83	3.66
651—	2775016	G	UDK 4	Gray	30-10	600	30	47	63.5	6.2	4.80	4.42	3.93	3.78
Universal Double Level Ground Terminal Block														
651—	2775456	-	UDK 3-PE	Gr/Yel	30-12	-	-	47	63.5	5.2	16.44	16.04	14.81	14.12
651—	2775184	-	UDK 4-PE	Gr/Yel	30-10	-	-	47	63.5	6.2	13.28	12.21	11.04	10.21

RoHS Compliant

For quantities greater than listed, call for quote.

MOUSER STOCK NO. Mfr.	Mfr. Part No.	Phoenix Type	Color	Description	Price Each 1	10	50	100
Universal DIN Rail Terminal Block Accessories								
651—	3001022	D-UK 2.5	Gray	End Cover for UK 1.5/2.5	1.28	1.25	1.18	.999
651—	3001103	D-UK 2.5 BU	Blue	End Cover for UK 1.5/2.5 BU	1.20	1.11	.943	.915
651—	3003020	D-UK 4/10	Gray	End Cover for UK 3/5/6/10	1.31	1.27	1.20	1.02
651—	3003101	D-UK 4/10 BU	Blue	End Cover for UK 3/5/6/10 BU	1.22	1.12	.985	.943
651—	3006027	D-UK 16	Gray	End Cover for UK 16	1.49	1.36	1.17	1.10
651—	3006108	D-UK 16 BU	Blue	End Cover for UK 16 BU	1.57	1.53	1.43	1.32
651—	3002539	D-UK 3-RETURN	Gray	End Cover for UK 3 Return	1.37	1.25	1.09	1.05
651—	3002571	D-UK 3-RETURN BU	Blue	End Cover for UK 3 Return BU	1.29	1.26	1.19	1.01
651—	1923034	D-UK 5-TWIN	Gray	End Cover for UK 3/5 TWIN	1.47	1.34	1.23	1.17
651—	1923050	D-UK 5-TWIN BU	Blue	End Cover UK 3/5 TWIN BU	1.49	1.36	1.17	1.12
651—	3003224	ATP-UK	Gray	Partition Plate	1.53	1.50	1.40	1.19
651—	3008096	TP-UK 35	Gray	Separating Plate	1.79	1.64	1.42	1.36
Fully Insulated Divisible Insertion Bridges								
651—	2303145	EBL 2-5	Red	2-Position for UK2.5/3 N	.72	.678	.614	.572
651—	0201155	EB 2-6	Red	2-Position for UK5 N	1.11	.992	.947	.858
651—	0202154	EB 2-8	Red	2-Position for UK6 N	1.49	1.37	1.18	1.05
651—	0203153	EB 2-10	Red	2-Position for UK10 N	1.98	1.81	1.57	1.38
651—	2303158	EBL 3-5	Red	3-Position for UK2.5/3 N	1.18	1.05	.953	.918
651—	0201142	EB 3-6	Red	3-Position for UK5 N	1.87	1.69	1.44	1.26
651—	0202141	EB 3-8	Red	3-Position for UK6 N	2.23	2.00	1.75	1.53
651—	0203328	EB 3-10	Red	3-Position for UK10 N	3.00	2.72	2.33	2.23
651—	2303132	EBL 10-5	Red	10-Position for UK 2.5/3 N	3.01	2.70	2.56	2.33
651—	0201139	EB 10-6	Red	10-Position for UK5 N	5.52	5.16	4.74	4.28
651—	0202138	EB 10-8	Red	10-Position for UK6 N	6.81	6.09	5.28	5.06
651—	0203137	EB 10-10	Red	10-Position for UK10 N	9.06	8.16	7.05	6.77
651—	3006137	EB 10-12	Red	10-Position for UK16 N	11.31	10.26	8.66	7.88
651—	0205135	EB 10-15	Red	10-Position for UK35 N	16.70	15.10	13.09	12.54
Fixed Bridge Bar with Insulated Screws								
651—	3001624	FBRN 10-4 N	-	10-Position for UK 1.5 N	8.25	7.42	6.73	6.58
651—	2770642	FBRI 10-5 N	-	10-Position for UK2.5/3 N	11.57	10.84	9.97	8.77
651—	0203250	FBI 10-6	-	10-Position for UK5 N	9.07	8.39	7.99	7.63
651—	0203263	FBI 10-8	-	10-Position for UK6 N	11.57	10.81	9.94	9.18
651—	0203276	FBI 10-10	-	10-Position for UK10 N	14.42	13.41	11.63	11.35
651—	0203454	FBI 10-12	-	10-Position for UK16 N	17.43	16.45	14.27	13.69
651—	0201333	FBI 2-15	-	2-Position for UK35 N	6.72	6.05	5.28	5.03
651—	0201278	FBI 3-15	-	3-Position for UK35 N	9.26	8.35	7.22	6.91

© Copyright 2013 Mouser Electronics

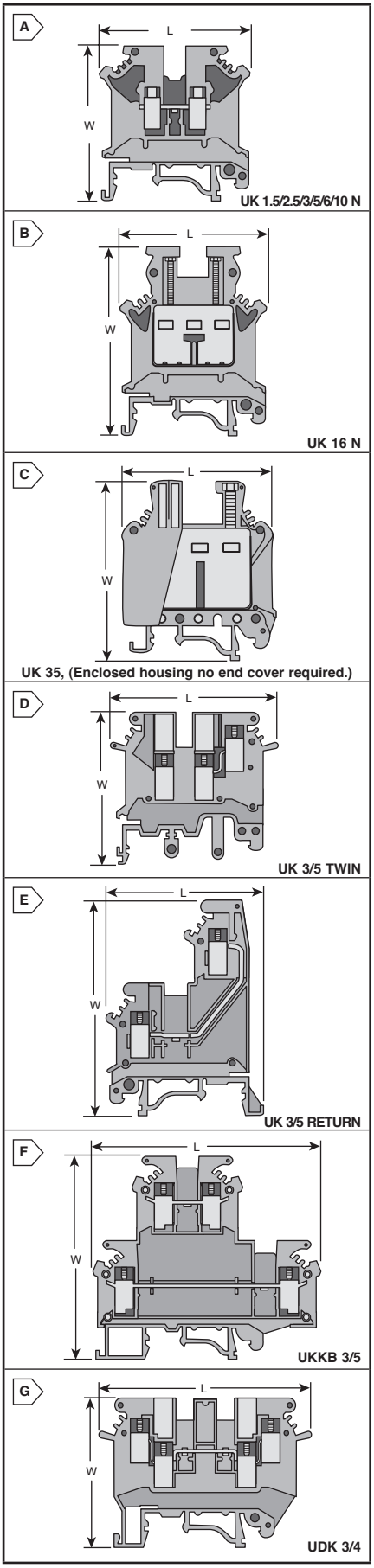

© Copyright 2013 Mouser Electronics

PHOENIX CONTACT DIN Rail Terminal Blocks

PHOENIX CONTACT
INSPIRING INNOVATIONS

MT MICRO MINIATURE DIN RAIL TERMINAL BLOCKS

Micro DIN rail terminal block for NS 15 DIN Rail. Screw clamp connections.
• RoHS compliant per Phoenix documentation

RoHS Compliant

For quantities greater than listed, call for quote.

MOUSER STOCK NO. / Mfr.	Mfr. Part No.	Fig.	Phoenix Type	Color	AWG	Voltage Rating	Current Rating	Dimensions (mm) H	L	W	Price Each 1	10	50	100
MT Micro Miniature Feed-Thru DIN Rail Terminal Blocks														
651—3100305		A	MT 1.5	Gray	30-14	300	15A	23.5	22.0	4.2	2.55	2.48	2.33	1.98
651—3003363		A	MT 1.5 BU	Blue	30-14	300	15A	23.5	22.0	4.2	2.47	2.21	2.12	2.11
651—3001679		B	MT 1.5 QUATTRO	Gray	30-14	300	15A	30.0	33.5	4.2	5.03	4.47	3.94	3.63
651—3001682		C	MT 1.5 TWIN	Gray	30-14	300	15A	30.0	28.0	4.2	4.21	3.71	3.56	3.20
651—3025532		C	MT 1.5 TWIN BU	Blue	30-14	300	15A	30.0	28.0	4.2	4.55	4.01	3.55	3.27
651—1414129		D	MTTB 1.5	Gray	30-14	300	15A	41.0	44.0	4.2	5.86	5.44	5.07	4.61
MT Micro Miniature Ground DIN Rail Terminal Blocks														
651—3100318		-	MT 1.5 PE	Gr/Yel	30-14	-	-	23.5	22.0	4.2	6.87	6.29	5.85	5.66
651—3001695		-	MT 1.5 QUATTRO PE	Gr/Yel	30-14	-	-	30.0	28.0	4.2	12.20	10.76	9.49	8.78
651—3001705		-	MT 1.5 TWIN PE	Gr/Yel	30-14	-	-	30.0	33.5	4.2	10.84	9.54	8.42	7.84

Accessories

MOUSER STOCK NO. / Mfr.	Mfr. Part No.	Phoenix Type	Color	Description	Price Each 1	10	50	100
651—3100321		D-MT 1.5	Gray	End Cover for MT 1.5	.76	.696	.631	.61
651—3025529		D-MT 1.5 BU	Blue	End Cover for MT 1.5 BU	.76	.759	.636	.603
651—3002982		D-MT 1.5 QUATTRO	Gray	End Cover for MT 1.5 QUATTRO	1.44	1.32	1.20	1.13
651—3002979		D-MT 1.5 TWIN	Gray	End Cover for MT 1.5 TWIN	1.38	1.25	1.14	1.09
651—3025545		D-MT 1.5 TWIN BU	Blue	End Cover for MT 1.5 TWIN BU	1.11	1.00	.947	.87
651—3002678		DG-MTTB 1.5	Gray	Spacer Cover for MTTB 1.5	1.41	1.29	1.19	1.14
651—3002665		D-MTTB 1.5	Gray	End Cover for MTTB 1.5	1.22	1.21	1.05	.964
651—3002681		DP-MTTB 1.5	Gray	Spacer Plate for MTTB 1.5	1.31	1.18	1.13	1.04

MBK MINIATURE DIN RAIL TERMINAL BLOCKS

• RoHS compliant per Phoenix documentation
The "larger" miniature terminal block for NS 15 DIN rail. Screw clamp connections.

RoHS Compliant

For quantities greater than listed, call for quote.

MOUSER STOCK NO. / Mfr.	Mfr. Part No.	Fig.	Phoenix Type	Color	AWG	Voltage Rating	Current Rating	Dimensions (mm) H	L	W	Price Each 1	10	50	100
MBK Miniature Feed-Thru DIN Rail Terminal Blocks														
651—1413036		E	MBK 3/E Z	Gray	28-12	600	20A	32.0	28.0	5.2	3.11	3.03	2.84	2.60
651—1402940		F	MBK 5/E Z	Gray	26-10	600	30A	32.0	28.0	6.2	3.17	2.78	2.46	2.33
651—1414064		G	MBKKB 2.5	Gray	30-12	300	20A	48.0	62.0	5.2	5.83	5.66	5.30	4.87
MBK Miniature Ground DIN Rail Terminal Blocks														
651—1413117		-	MBK 3/E Z PE	Gr/Yel	28-12	-	-	31.5	28.0	5.2	6.87	6.25	5.87	5.42
651—0452043		-	MBK 5/E Z PE	Gr/Yel	26-10	-	-	32.0	28.0	5.2	7.76	6.86	6.03	5.70

Accessories

MOUSER STOCK NO. / Mfr.	Mfr. Part No.	Phoenix Type	Color	Description	Price Each 1	10	50	100
651—1413227		ATP-MBK	Gray	Partition Plate	1.36	1.22	1.16	1.05
651—1415021		DMBK/E	Gray	End Cover for 3 & 5/ E Z	.95	.92	.867	.792
651—1401158		EB 2-5 N	Red	2 Pos. Insertion Bridge	.92	.877	.813	.781
651—1401145		EB 3-5 N	Red	3 Pos. Insertion Bridge	1.23	1.21	1.19	1.10
651—1401132		EB 10-5 N	Red	10 Pos. Insertion Bridge	3.97	3.73	3.39	3.08
651—1413052		D-MBKKB 2.5	Gray	End Cover	1.22	1.19	1.09	1.04
651—1413065		DP-MBKKB 2.5	Gray	Spacer Plate	1.10	1.05	.963	.899

OTTA BOLT CONNECTION DIN RAIL TERMINAL BLOCKS

Bolt connection terminal blocks for ring lug terminals. Unique hinged cover wings which hold the terminal nuts.

For quantities greater than listed, call for quote.

MOUSER STOCK NO. / Mfr.	Mfr. Part No.	Fig.	Phoenix Type	Color	Ring Lug Size	Voltage Rating	Current Rating	Dimensions (mm) H	L	W	Price Each 1	10	50	100
OTTA Bolt Connection Feed-Thru DIN Rail Terminal Blocks														
651—0790530		H	OTTA 2.5	Gray	M3	600	20A	45.5	43.5	9.0	6.93	6.26	5.86	5.64
651—0790433		I	OTTA 6	Gray	M4	600	30A	52.0	43.5	9.0	6.18	5.68	4.90	4.72
✻ 651—0790462		J	OTTA 6-T-P/P	Gray	M4	600	30A	52.0	69.0	11.0	14.98	13.74	11.90	11.48
OTTA Bolt Connection Ground DIN Rail Terminal Blocks														
651—0790556		-	OTTA 2.5 PE	Gr/Yel	M3	-	-	45.5	43.5	9.0	15.75	14.42	12.50	12.06
651—0790527		-	OTTA 6 PE	Gr/Yel	M4	-	-	52.0	43.5	11.0	17.43	15.99	13.85	13.55

✻ Includes 4mm female test connector

End Covers

RoHS Compliant

MOUSER STOCK NO. / Mfr.	Mfr. Part No.	Phoenix Type	Color	Description	Price Each 1	10	50	100
651—0790569		D-OTTA 2.5	Gray	End Cover for OTTA 2.5	1.58	1.46	1.34	1.24
651—0790417		D-OTTA 6	Gray	End Cover for OTTA 6	1.49	1.36	1.25	1.18
651—0790459		D-OTTA 6-T	Gray	End Cover for OTTA 6-T	1.49	1.36	1.25	1.18

MTK KNIFE DISCONNECT DIN RAIL TERMINAL BLOCKS

✻✻ Feed-through terminal block w/o knife disconnect.
• RoHS Compliant per Phoenix documentation.

RoHS Compliant

For quantities greater than listed, call for quote.

MOUSER STOCK NO. / Mfr.	Mfr. Part No.	Fig.	Phoenix Type	Color	AWG	Voltage Rating	Current Rating	Dimensions (mm) H	L	W	Price Each 1	10	50	100
651—3101016		K	MTK	Gray	28 - 12	300	10A	51.5	46	5.2	8.21	7.98	7.47	6.87
651—3104013		K	MTK-P/P	Gray	28 - 12	300	10A	51.5	46	5.2	8.66	7.94	6.82	6.44
✻✻ 651—3100017		L	MTKD	Gray	28 - 12	300	10A	51.5	46	5.2	4.57	4.48	3.97	3.65
651—3004032		M	UK 5-MTK-P/P	Gray	22 - 12	600	15A	58.5	51	6.2	9.77	8.95	7.67	7.23
651—2775210		N	UDK 4-MTK-P/P	Gray	22 - 10	600	10A	47	63.5	6.2	10.14	9.31	7.97	7.53
651—2800004		O	UKK 5-MTK-P/P	Gray	26 - 12	300	15A	68	80	6.2	15.24	13.96	12.88	11.95
651—3101087		P	UDMTK 5-P/P	Gray	26 - 12	300	15A	68.5	93	6.2	22.73	20.93	19.32	18.41

Accessories

For quantities greater than listed, call for quote.

MOUSER STOCK NO. / Mfr.	Mfr. Part No.	Phoenix Type	Color	Description	Price Each 1	10	50	100
651—3101029		D-MTK	Gray	End Cover for MTK	1.36	1.18	1.06	.996
651—3101223		ATS-MTK	Gray	Partition Plate for MTK	1.41	1.37	1.28	1.18
651—3004210		ATP-UK 5-MTK	Gray	Partition Plate for UK 5-MTK	1.34	1.19	1.14	1.04
651—2775113		D-UDK 4	Gray	End Cover for UDK 4-MTK	1.79	1.75	1.61	1.51
651—3100266		TP-UDMTK 5	Gray	Partition Plate for UDMTK 5	1.48	1.37	1.26	1.18

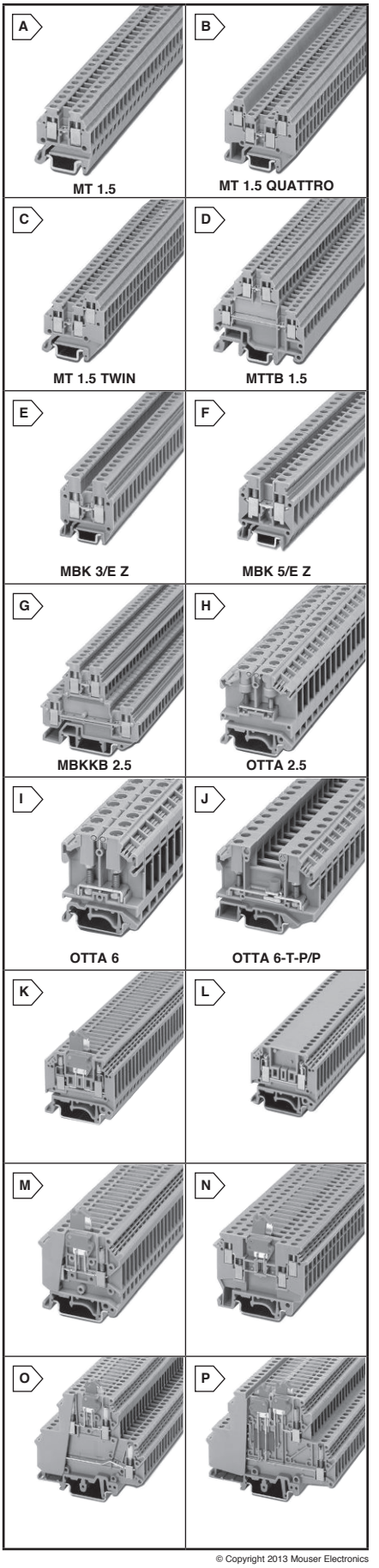

© Copyright 2013 Mouser Electronics

© Copyright 2013 Mouser Electronics

PHOENIX CONTACT DIN Rail Mounted Terminal Block Accessories

PHOENIX CONTACT
INSPIRING INNOVATIONS

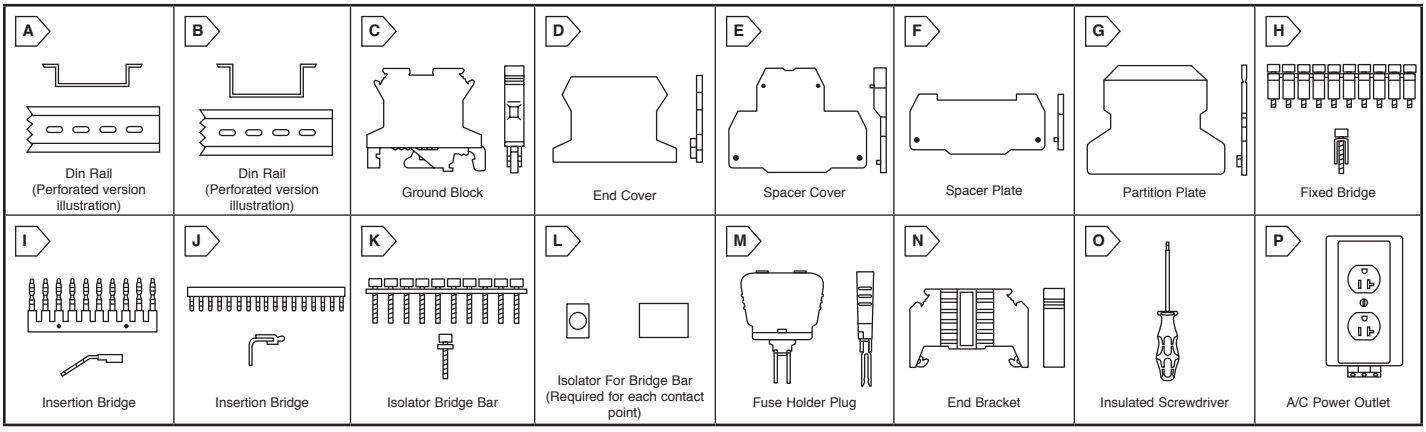

DIN RAIL TERMINAL BLOCK ACCESSORIES

For quantities greater than listed, call for quote.

MOUSER STOCK NO. Mfr.	Mfr. Part No.	Fig.	Phoenix Type	Description	Price Each 1	10	50
	651—5602099	A	NS 15	15mmx5.5mmx1m DIN Rail Perf.	10.11	9.27	8.57
	651—5602100	A	NS 35/7.5	35mmx7.5mmx1m DIN Rail Perf.	11.47	10.52	9.73
	651—5603400	A	NS 35/7.5	35mmx7.5mmx1m DIN Rail Unperf.	12.06	11.07	10.21
✻	651—0801733	A	NS 35/7.5	35mmx7.5mmx2m DIN Rail Perf.	13.34	12.79	12.23
	651—5603401	B	NS 35/15	35mmx15mmx1m DIN Rail Perf.	18.62	17.07	15.78
✻	651—5604188	-	NS 35/58 AL	35mmx58mmx2m DIN Rail Perf.	16.63	15.29	14.12
	651—3100318	C	MT 1.5 PE	4.2mm Ground Block (30-14 AWG)	6.87	6.29	5.85
	651—1413117	C	MBK 3/E-Z-PE	5.2mm Ground Block (30-12 AWG)	6.87	6.25	5.87
	651—0452043	C	MBK 5/E-Z-PE	6.2mm Ground Block (24-10 AWG)	7.76	6.86	6.03
	651—3005853	C	USLKG 1.5 N	4.2mm Ground Block (30-14 AWG)	16.76	15.74	13.29
	651—0441119	C	USLKG 2.5 N	5.2mm Ground Block (30-12 AWG)	8.61	7.89	6.84
	651—0441504	C	USLKG 5	6.2mm Ground Block (26-10 AWG)	7.97	7.44	7.08
	651—0442079	C	USLKG 6 N	8.2mm Ground Block (26- 8 AWG)	9.27	8.49	7.35
	651—3003923	C	USLKG 10 N	10.2mm Ground Block (24-6 AWG)	10.65	10.40	9.74
	651—2774211	C	UKK 5-PE	6.2mm Ground Blk. (26-10 AWG) 2 Pos.	16.63	15.29	14.12
	651—3100321	D	D-MT 1.5	End Cover	.76	.696	.631
	651—3002665	D	D-MTTB 1.5	End Cover	1.22	1.21	1.05
	651—1415021	D	D-MBK/E	End Cover	.95	.92	.867
	651—3001022	D	D-UK 2.5	End Cover	1.28	1.25	1.18
	651—3003020	D	D-UK 4/10	End Cover	1.31	1.27	1.20
	651—2770024	D	D-UKK 3/5	End Cover	1.98	1.92	1.80
	651—2777027	D	D-UDK RELG	End Cover	3.51	3.43	3.21
	651—3002678	E	DG-MTTB 1.5	Spacer Cover	1.41	1.29	1.19
	651—2770817	E	DG-UKK 3/5	Spacer Cover	2.41	2.17	1.87
	651—3002681	F	DP-MTTB 1.5	Spacer Plate	1.31	1.18	1.13
	651—2770794	F	DP-UKK 3/5	Spacer Plate	1.64	1.47	1.25
	651—3003224	G	ATP-UK	Partition Plate	1.53	1.50	1.40
	651—1413285	G	ATP-DIKD 1.5	Partition Plate	2.19	2.11	2.02

✻ 2 meter length, priced per meter

DIN RAIL TERMINAL BLOCK ACCESSORIES

For quantities greater than listed, call for quote.

MOUSER STOCK NO. Mfr.	Mfr. Part No.	Fig.	Phoenix Type	Description	Price Each 1	10	50
	651—1413272	G	ATP-DIK 1.5	Partition Plate	2.05	1.89	1.71
	651—3001624	H	FBRN 10-4 N	10 Position Fixed Bridge Divisible	8.25	7.42	6.73
	651—2770642	H	FBRI 10-5 N	10 Position Fixed Bridge Divisible	11.57	10.84	9.97
	651—0203250	H	FBI 10-6	10 Position Fixed Bridge Divisible	9.07	8.39	7.99
	651—0203263	H	FBI 10-8	10 Position Fixed Bridge Divisible	11.57	10.81	9.94
	651—0203276	H	FBI 10-10	10 Position Fixed Bridge Divisible	14.42	13.41	11.63
	651—2772080	H	FBRI 10-8N	10 Position Fixed Bridge Divisible	12.07	10.88	9.43
	651—2303132	I	EBL 10-5	10 Pos. Insertion Bridge Divisible	3.01	2.70	2.56
	651—0201139	I	EB 10-6	10 Pos. Insertion Bridge Divisible	5.52	5.16	4.74
	651—0202138	I	EB 10-8	10 Pos. Insertion Bridge Divisible	6.81	6.09	5.28
	651—0203137	I	EB 10-10	10 Pos. Insertion Bridge Divisible	9.06	8.16	7.05
	651—3118135	I	EBS 10-8	10 Pos. Insertion Bridge Divisible	6.32	6.03	4.93
	651—2715940	J	EB 80-DIK BU	80 Pos. Insertion Bdg. (Middle) Div.	58.30	53.64	49.55
	651—2715953	J	EB 80-DIK RD	80 Pos. Insertion Bdg. (Lower) Div.	82.60	55.09	49.10
	651—3009299	J	EB 56-18	56 Pos. Insertion Bridge Divisible	69.14	63.60	58.76
	651—0301505	K	ISSBI 10-6	10 Position Isolator Bridge Bar	7.44	7.00	6.71
	651—1302338	L	IS-K 4	Isolator for Bridge Bar	.65	.631	.567
	651—0921011	M	ST-SI-UK4	Fuse Holder (5x20mm)	4.18	3.83	3.28
	651—0921037	M	ST-SILED 24 UK4	Fuse Holder 30V Lamp (5x20mm)	15.94	13.86	13.29
	651—0921053	M	ST-SILA 250-UK4	Fuse Holder 250V Lamp (5x20mm)	12.13	11.80	11.04
	651—1421659	N	E/MK 1	End Bracket For NS 15 DIN Rail	1.96	1.77	1.68
	651—0800886	N	E/NS 35 N	End Bracket For NS 35 DIN Rail	2.43	2.24	2.08
	651—1205037	O	SZS 0.4x2.5	Screwdriver-Insulated Blade Shaft	13.15	12.09	11.17
	651—1205053	O	SZS 0.6x3.5	Screwdriver-Insulated Blade Shaft	13.15	12.09	11.17
	651—1205066	O	SZS 1.0x4.0	Screwdriver-Insulated Blade Shaft	20.64	18.98	17.54
	651—5600525	P	EM-DUO 120/20	120 Outlet For NS 35 DIN Rail	59.58	50.34	50.14
	651—1204384	-	Quick Wire Fox 6	Wire Strippers, AWG 30-10	85.60	-	-
	651—2963860	-	SD-US/SC/LA/GY	Single Outlet, 125V, 15 A	40.54	37.29	34.45

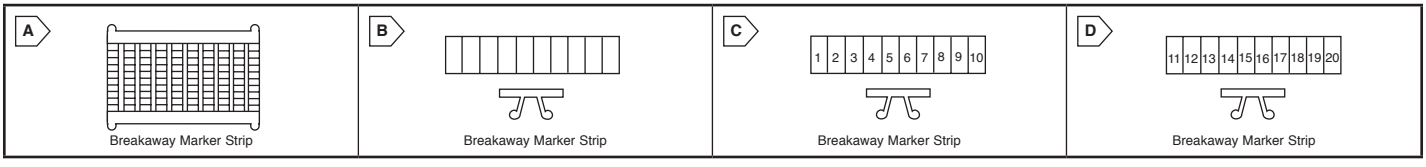

MARKER STRIPS FOR DIN RAIL TERMINAL BLOCKS

For quantities greater than listed, call for quote.

MOUSER STOCK NO. Mfr.	Mfr. Part No.	Fig.	Phoenix Type	Description	Use With Terminal Block	Price Each 1	10	50
	651—0803579	A	ZBFM 4/WH: UNPRINTED	Unprinted marker strip for up to 100 positions	MT 1.5, MTTB 1.5	11.66	10.89	10.03
	651—0800734	A	ZBFM 8/WH: UNPRINTED	Unprinted marker strip for up to 50 positions	UKK 5 HESI	12.99	12.14	11.17
	651—0800268	A	ZBFM 4/WH, LGS: 1-100	Preprinted marker strip from 1 to 100	MT 1.5, MTTB 1.5	18.25	17.07	15.70
	651—0805001	B	ZB 4: UNPRINTED	Unprinted marker strip for up to 10 positions	UK 1.5 N	2.31	2.14	1.90
	651—1050004	B	ZB 5: UNPRINTED	Unprinted marker strip for up to 10 positions	MBK 3/EZ, UK 2.5 N	1.10	1.03	.942
	651—1051003	B	ZB 6: UNPRINTED	Unprinted marker strip for up to 10 positions	MBK 5/EZ, UK 5 N, UKK 5, SLKK 5, DIKD 1.5-TG, DIK 1.5, DIKD1.5, UK 4-TG, UDK 4-TG, UKK 5-TG, UT 4	1.14	1.07	.984
	651—1052002	B	ZB 8: UNPRINTED	Unprinted marker strip for up to 10 positions	UK 6 N, UK 5 HESI, UK 5 HESILED 24, UK 5 HESILA 250	1.21	1.02	.893
	651—1053001	B	ZB 10: UNPRINTED	Unprinted marker strip for up to 10 positions	UK 10 N, UK 6.3 HESI, UK 10.3 HESI, UK 6.3 HESILED 24, UK 6.3 HESILA 250	1.93	1.80	1.65
	651—0805807:0001	C	ZB 4: QR: 1-10	Preprinted marker strip from 1 to 10	UK 1.5 N	2.90	2.63	2.42
	651—1050017:0001	C	ZB 5, LGS: 1-10	Preprinted marker strip from 1 to 10	MBK 3/EZ, UK 2.5 N	1.74	1.67	1.53
	651—1051016:0001	C	ZB 6, LGS: 1-10	Preprinted marker strip from 1 to 10	MBK 5/EZ, UK 5 N, UKK 5, SLKK 5, DIKD 1.5-TG, DIK 1.5, DIKD1.5, UK 4-TG, UDK 4-TG, UKK 5-TG, UT 4	1.79	1.67	1.53
	651—1052015:0001	C	ZB 8, LGS: 1-10	Preprinted marker strip from 1 to 10	UK 6 N, UK 5 HESI, UK 5 HESILED 24, UK 5 HESILA 250	2.74	2.56	2.34
	651—1053014:0001	C	ZB 10, LGS: 1-10	Preprinted marker strip from 1 to 10	UK 10 N, UK 6.3 HESI, UK 10.3 HESI, UK 6.3 HESILED 24, UK 6.3 HESILA 250	2.85	2.60	2.39
	651—0805807:0011	D	ZB 4: QR: 11-20	Preprinted marker strip from 11 to 20	UK 1.5 N	2.90	2.63	2.42
	651—1050017:0011	D	ZB 5, LGS: 11-20	Preprinted marker strip from 11 to 20	MBK 3/EZ, UK 2.5 N	1.74	1.67	1.53
	651—1051016:0011	D	ZB 6, LGS: 11-20	Preprinted marker strip from 11 to 20	MBK 5/EZ, UK 5 N, UKK 5, SLKK 5, DIKD 1.5-TG, DIK 1.5, DIKD1.5, UK 4-TG, UDK 4-TG, UKK 5-TG, UT 4	1.74	1.67	1.53
	651—1052015:0011	D	ZB 8, LGS: 11-20	Preprinted marker strip from 11 to 20	UK 6 N, UK 5 HESI, UK 5 HESILED 24, UK 5 HESILA 250	2.81	2.55	2.38
	651—1053014:0011	D	ZB 10, LGS: 11-20	Preprinted marker strip from 11 to 20	UK 10 N, UK 6.3 HESI, UK 10.3 HESI, UK 6.3 HESILED 24, UK 6.3 HESILA 250	2.94	2.86	2.53
	651—1051993	-	M-PEN	Black Marking Pen	(Use with all unprinted marking strips)	19.27	17.74	16.39

© Copyright 2013 Mouser Electronics
© Copyright 2013 Mouser Electronics

.325" PITCH, DUAL BARRIER, INTERLOCKING

Modular Interlocking design; Create terminal blocks up to 16 positions without losing centerline spacing

- #6-32 Screws on .325" Centers
- Single Row PCB Mount
- Wire Range 16-22AWG
- 15A UL Rating
- 300V UL Rating
- Housing: UL94V-0; Color: Black

For quantities greater than listed, call for quote.

MOUSER STOCK NO.	TE Part No.	No. of Positions	Length (in.)	Price Each			
				1	25	50	100
571-1977477-2	1977477-2	2	0.649	1.41	1.33	1.27	1.21
571-1977477-3	1977477-3	3	0.974	1.87	1.68	1.62	1.49

.325" PITCH, DUAL BARRIER, SINGLE ROW

- #6-32 screws on .325" centers
- UL94V-0
- Housing Material: Thermoplastic Polyamide
- Printed Circuit Pin
- 14-22AWG
- 20A rating
- Color: Black

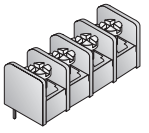

For quantities greater than listed, call for quote.

MOUSER STOCK NO.	TE Part No.	No. of Positions	Length (in.)	Price Each			
				1	25	50	100
Steel Binding Combo Head Screws							
571-14376676	1437667-6	2	.325	.60	.565	.54	.505
571-114376670	1-1437667-0	4	.975	1.23	1.12	1.09	1.01
571-114376672	1-1437667-2	6	1.625	2.82	2.48	2.38	2.26
571-114376675	1-1437667-5	8	2.275	5.02	4.42	4.22	4.01
571-114376679	1-1437667-9	12	3.575	5.53	5.34	5.23	5.13
Steel Wire Clamp Combo Head Screws							
571-214376674	2-1437667-4	2	0.325	.78	.696	.663	.628
571-214376675	2-1437667-5	3	0.650	1.37	1.12	1.08	1.04
571-214376676	2-1437667-6	4	0.975	1.23	1.12	1.02	.974
571-214376678	2-1437667-8	5	1.300	2.79	2.38	2.27	2.16
571-214376679	2-1437667-9	6	1.625	3.10	2.72	2.60	2.47
571-314376671	3-1437667-1	8	2.275	3.21	3.08	2.94	2.79
571-314376672	3-1437667-2	9	2.600	5.94	5.50	5.25	4.89
571-314376673	3-1437667-3	10	2.925	4.50	4.18	3.99	3.72

.375" PITCH, LOW PROFILE, DUAL BARRIER, SINGLE ROW

- Flat, all positions filled
- Housing Material: Thermoplastic Polyamide
- #6-32 screws on .375" centers
- UL94V-0
- Printed Circuit Pin
- 12-22AWG
- 20A rating
- Color: Black

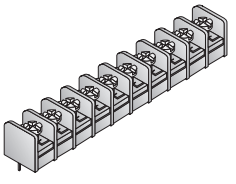

For quantities greater than listed, call for quote.

MOUSER STOCK NO.	TE Part No.	No. of Positions	Length (in.)	Price Each			
				1	25	50	100
Steel Binding Combo Head Screws							
571-14376644	1437664-4	2	.815	.85	.80	.766	.733
571-14376645	1437664-5	3	1.19	1.57	1.34	1.28	1.22
571-14376646	1437664-6	4	1.565	1.82	1.55	1.48	1.41
571-14376647	1437664-7	5	1.94	2.32	1.97	1.88	1.80
571-14376649	1437664-9	6	2.315	3.36	3.08	2.94	2.80
571-114376640	1-1437664-0	7	2.69	3.19	3.11	3.07	3.01
571-114376641	1-1437664-1	8	3.065	4.46	3.93	3.75	3.57
571-114376643	1-1437664-3	9	3.44	5.14	4.55	4.23	4.11
571-114376644	1-1437664-4	10	3.82	5.60	5.35	5.18	4.84
571-114376647	1-1437664-7	12	4.57	8.42	7.36	7.02	6.67
Steel Clamp-Plate Combo Head Screws							
571-314376640	3-1437664-0	2	0.815	.97	.92	.882	.843
571-314376641	3-1437664-1	3	1.190	1.59	1.36	1.29	1.24
571-314376643	3-1437664-3	4	1.565	1.52	1.39	1.25	1.20
571-314376645	3-1437664-5	5	1.940	2.57	2.33	2.14	1.97
571-314376648	3-1437664-8	6	2.315	3.72	3.27	3.12	2.97
571-414376640	4-1437664-0	7	2.690	3.16	2.86	2.70	2.54
571-414376641	4-1437664-1	8	3.065	4.18	3.81	3.49	3.22

DUAL BARRIER STRIPS, DOUBLE-ROW

Double row, dual barrier strips for wire-to-wire applications. These parts also allow end users to complete the wiring to a separate screw without disturbing the factory wiring. Closed bottom design allows for mounting direct to sheet metal panel.

Specifications:

- Insulator body: UL 94V-0 Thermoplastic, Black
- Terminal: Brass, Tin Plated
- Screw: #6-32 Steel, Nickel Plated
- Molded to Length

.374 Dual Barrier Strips, Double Row with Binding Head Screws

Electrical:

- Current rating: 20A, 300VAC
- Wire range: 12-22AWG
- Withstanding voltage: 2000VAC min.
- Temperature: -40°C to +105°C

For quantities greater than listed, call for quote.

MOUSER STOCK NO.	TE Part No.	No. of Positions	Length (in.)	Price Each			
				1	25	50	100
571-15463062	1546306-2	2	1.42	.73	.689	.66	.631
571-15463063	1546306-3	3	1.80	1.46	1.24	1.19	1.13
571-15463064	1546306-4	4	2.17	2.39	2.03	1.94	1.85
571-15463065	1546306-5	5	2.55	2.30	2.03	1.94	1.83
571-15463066	1546306-6	6	2.92	3.36	3.08	2.94	2.79
571-15463067	1546306-7	7	3.30	3.93	3.51	3.31	3.14
571-15463068	1546306-8	8	3.67	4.67	4.28	4.09	3.89
571-115463060	1-1546306-0	10	4.41	4.34	3.88	3.52	3.23
571-115463062	1-1546306-2	12	5.16	7.04	6.15	5.86	5.56
571-115463064	1-1546306-4	14	5.91	6.43	6.43	5.78	5.56
571-115463066	1-1546306-6	16	6.65	9.01	7.83	7.44	7.24
571-215463060	2-1546306-0	20	8.15	9.49	8.49	8.03	7.49

.250" PITCH, TRI-BARRIER, SINGLE ROW

- Housing Material: Polypropylene
- 10A rating
- 18-22AWG wire range
- UL94V-0
- #3-48 screws on .250" centers
- Printed Circuit Pin, Vertical
- Phil-slot Head
- Color: Black

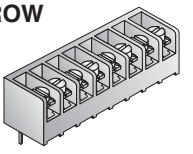

For quantities greater than listed, call for quote.

MOUSER STOCK NO.	TE Part No.	No. of Positions	Length (in.)	Price Each			
				1	25	50	100
571-314376463	3-1437646-3	2	.57	.92	.845	.803	.78
571-314376469	3-1437646-9	3	.82	1.73	1.47	1.40	1.34
571-414376462	4-1437646-2	4	1.07	1.94	1.83	1.77	1.68
571-414376465	4-1437646-5	5	1.32	2.86	2.43	2.33	2.23
571-514376460	5-1437646-0	6	1.57	3.19	2.79	2.66	2.55
571-514376464	5-1437646-4	7	1.82	3.00	2.84	2.76	2.63
571-514376467	5-1437646-7	8	2.07	4.56	4.23	3.88	3.64
571-514376469	5-1437646-9	9	2.32	8.51	7.55	7.20	6.74
571-614376462	6-1437646-2	10	2.57	6.44	5.91	5.63	5.34

.325" PITCH, TRI-BARRIER, SINGLE ROW

- 20A rating
- 14-22AWG
- Housing Material: Polyamide
- Color: Black
- #4-40 screws on .325" centers
- Printed Circuit Pin, Vertical
- UL94V-0
- Phil-Slot Head

For quantities greater than listed, call for quote.

MOUSER STOCK NO.	TE Part No.	No. of Positions	Length (in.)	Price Each			
				1	25	50	100
571-514376487	5-1437648-7	2	.705	1.37	1.13	1.08	1.04
571-614376481	6-1437648-1	3	1.03	1.35	1.22	1.14	1.04
571-614376487	6-1437648-7	4	1.35	2.76	2.34	2.24	2.14
571-714376484	7-1437648-4	5	1.68	2.81	2.47	2.36	2.25
571-814376480	8-1437648-0	6	2.00	2.77	2.48	2.38	2.20
571-814376486	8-1437648-6	7	2.33	3.17	2.86	2.70	2.44
571-914376481	9-1437648-1	8	2.65	3.82	3.50	3.38	2.97
571-14376491	1437649-1	9	2.98	6.35	5.57	5.32	5.07

.375" PITCH, TRI-BARRIER, SINGLE ROW

- UL94V-0
- 25A rating
- 12-22AWG
- Housing Material: Polypropylene
- #6-32 screws on .375" centers
- Printed Circuit Pin, Vertical
- Phil-slot head

For quantities greater than listed, call for quote.

MOUSER STOCK NO.	TE Part No.	No. of Positions	Length (in.)	Price Each			
				1	25	50	100
571-314376529	3-1437652-9	2	.815	1.22	1.01	.968	.926
571-514376524	5-1437652-4	3	1.19	1.39	1.31	1.24	1.19
571-614376527	6-1437652-7	4	1.56	1.95	1.66	1.58	1.51
571-814376522	8-1437652-2	5	1.94	3.11	2.75	2.61	2.47
571-914376525	9-1437652-5	6	2.31	3.58	3.28	3.14	2.99
571-114376533	1-1437653-3	8	3.06	3.53	3.17	3.03	2.82
571-214376535	2-1437653-5	9	3.44	3.98	3.79	3.62	3.40
571-314376535	3-1437653-5	10	3.81	6.26	5.50	5.25	5.01
571-514376531	5-1437653-1	12	4.56	6.96	6.09	5.80	5.50
571-814376530	8-1437653-0	16	6.06	5.98	5.71	5.13	4.83

© Copyright 2013 Mouser Electronics

© Copyright 2013 Mouser Electronics

TE Terminal Blocks
(3.5mm - 10.16mm)

RoHS Compliant **This product is RoHS compliant.**

TE connectivity Authorized Distributor

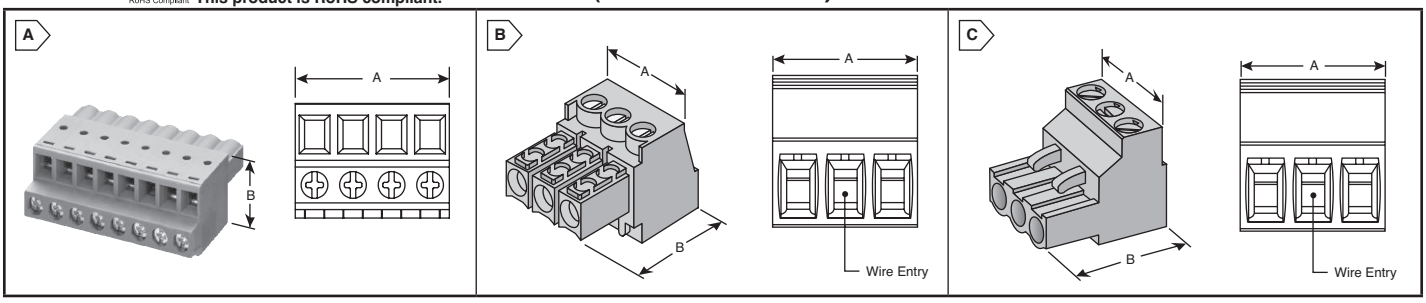

FRONT STYLE TERMINAL BLOCK PLUGS

Features:

- Wire entry cavity and the activating screw head are located on the same side of the terminal block plug
- Wide range of wire AWGs accepted
- Mates with standard headers on 5.0mm and 5.08mm centerline spacings

5.0mm Plugs

For quantities greater than listed, call for quote.

MOUSER STOCK NO.	TE Part No.	Fig.	No. of Positions	Dim.: in. A	Dim.: in. B	Price Each 1	25	50	100
571-1986300-2	1986300-2	A	2	10.0	14.9	1.99	1.80	1.66	1.54
571-1986300-3	1986300-3	A	3	15.0	14.9	2.25	2.03	1.83	1.69
571-1986300-4	1986300-4	A	4	20.0	14.9	4.35	3.98	3.76	3.46
571-1986300-5	1986300-5	A	5	25.0	14.9	5.42	5.01	4.61	4.34
571-1986300-6	1986300-6	A	6	30.0	14.9	5.91	5.33	4.84	4.43
571-1986300-8	1986300-8	A	8	40.0	14.9	9.34	8.41	7.64	7.01

5.08mm Plugs

For quantities greater than listed, call for quote.

MOUSER STOCK NO.	TE Part No.	Fig.	No. of Positions	Dim.: in. A	Dim.: in. B	Price Each 1	25	50	100
571-1986484-2	1986484-2	A	2	10.0	14.9	1.52	1.37	1.24	1.14
571-1986484-3	1986484-3	A	3	15.0	14.9	2.55	2.28	2.15	2.03
571-1986484-4	1986484-4	A	4	20.0	14.9	4.67	4.22	3.82	3.50
571-1986484-6	1986484-6	A	6	30.0	14.9	5.91	5.33	4.84	4.43
571-1986484-8	1986484-8	A	8	40.0	14.9	10.58	9.52	8.65	7.93

EUROSTYLE PLUGGABLE TERMINAL BLOCKS

Features:

- Color: Green
- Flammability Rating: UL94V-0
- Housing Material: Polyamide 6.6
- Contact Material: Phosphor Bronze

3.50mm Plugs

For quantities greater than listed, call for quote.

MOUSER STOCK NO.	TE Part No.	Fig.	No. of Positions	Dim.: in. A	Dim.: in. B	Price Each 1	25	50	100
3.5mm Centerline - UL: 300V @ 11A, 30-14 AWG									
571-2845062	284506-2	B	2	0.276	0.61	1.40	1.16	1.10	1.07
571-2845063	284506-3	B	3	0.413	0.61	2.02	1.71	1.64	1.56
571-2845064	284506-4	B	4	0.551	0.61	2.32	2.27	2.17	2.07
571-2845065	284506-5	B	5	0.689	0.61	3.05	2.68	2.56	2.44
571-2845066	284506-6	B	6	0.827	0.61	4.87	4.28	4.09	3.89
571-2845067	284506-7	B	7	0.965	0.61	5.24	4.95	4.61	4.48
571-2845068	284506-8	B	8	1.102	0.61	7.30	7.10	6.76	6.41
571-12845060	1-284506-0	B	10	1.378	0.61	5.92	5.57	5.30	5.07
571-12845062	1-284506-2	B	12	1.654	0.61	11.14	10.05	9.68	9.33

5.08mm Plugs

For quantities greater than listed, call for quote.

MOUSER STOCK NO.	TE Part No.	Fig.	No. of Positions	Dim.: in. A	Dim.: in. B	Price Each 1	25	50	100
5.08mm Centerline - UL: 300V @ 11A, 30-12 AWG									
571-7966342	796634-2	C	2	0.40	0.724	1.27	1.05	1.01	.965
571-7966343	796634-3	C	3	0.60	0.724	1.61	1.41	1.35	1.28
571-7966344	796634-4	C	4	0.80	0.724	2.38	2.19	1.99	1.89
571-7966345	796634-5	C	5	1.00	0.724	3.41	3.12	2.99	2.85
571-7966346	796634-6	C	6	1.20	0.724	5.81	5.10	4.87	4.64
571-7966347	796634-7	C	7	1.40	0.724	5.92	5.63	5.33	5.05
571-7966348	796634-8	C	8	1.60	0.724	7.06	6.44	6.14	5.21
571-1-796634-0	1-796634-0	C	10	2.00	0.724	8.81	7.66	7.28	7.08
571-1-796634-2	1-796634-2	C	12	2.40	0.724	10.58	9.20	8.74	8.51

3.81mm Plugs

For quantities greater than listed, call for quote.

MOUSER STOCK NO.	TE Part No.	Fig.	No. of Positions	Dim.: in. A	Dim.: in. B	Price Each 1	25	50	100
3.81mm Centerline - UL: 300V @ 11A, 30-14 AWG									
571-2845072	284507-2	B	2	0.30	0.61	1.31	1.17	1.11	1.02
571-284507-3	284507-3	B	3	0.45	0.61	1.93	1.71	1.64	1.51
571-2845074	284507-4	B	4	0.60	0.61	2.36	2.12	2.01	1.88
571-2845075	284507-5	B	5	0.75	0.61	2.89	2.70	2.56	2.36
571-2845076	284507-6	B	6	0.90	0.61	3.55	3.18	3.01	2.82
571-2845077	284507-7	B	7	1.05	0.61	5.48	5.19	4.83	4.70
571-284507-8	284507-8	B	8	1.20	0.61	4.94	4.44	4.35	4.26
571-12845070	1-284507-0	B	10	1.50	0.61	6.20	5.84	5.55	5.32

7.62mm Plugs

For quantities greater than listed, call for quote.

MOUSER STOCK NO.	TE Part No.	Fig.	No. of Positions	Dim.: in. A	Dim.: in. B	Price Each 1	25	50	100
7.62mm Centerline - UL: 300V @ 15A, 30-12 AWG									
571-7969812	796981-2	C	2	0.521	0.724	1.62	1.46	1.37	1.29
571-7969813	796981-3	C	3	0.821	0.724	1.75	1.68	1.58	1.50
571-7969814	796981-4	C	4	1.121	0.724	3.51	3.33	3.17	2.99
571-7969815	796981-5	C	5	1.421	0.724	4.14	3.95	3.76	3.53
571-7969817	796981-7	C	7	2.021	0.724	6.14	5.82	5.51	5.21
571-7969818	796981-8	C	8	2.321	0.724	7.02	6.67	6.33	5.97
571-17969812	1-796981-2	C	12	3.521	0.724	10.59	10.08	9.52	8.97

5.00mm Plugs

For quantities greater than listed, call for quote.

MOUSER STOCK NO.	TE Part No.	Fig.	No. of Positions	Dim.: in. A	Dim.: in. B	Price Each 1	25	50	100
5.0mm Centerline - UL: 300V @ 15A, 30-12 AWG									
571-7966402	796640-2	C	2	0.394	0.724	1.27	1.05	1.01	.965
571-7966403	796640-3	C	3	0.591	0.724	1.48	1.42	1.33	1.23
571-7966404	796640-4	C	4	0.787	0.724	3.64	3.34	3.19	3.04
571-7966405	796640-5	C	5	0.984	0.724	3.50	3.21	3.06	2.91
571-7966406	796640-6	C	6	1.810	0.724	3.94	3.86	3.84	3.76
571-7966407	796640-7	C	7	1.378	0.724	4.95	4.72	4.46	4.23
571-7966408	796640-8	C	8	1.575	0.724	5.34	4.87	4.55	4.14
571-17966400	1-796640-0	C	10	1.968	0.724	4.88	4.38	4.29	4.18
571-17966402	1-796640-2	C	12	2.362	0.724	6.53	5.87	5.75	5.62

10.00mm Plugs

For quantities greater than listed, call for quote.

MOUSER STOCK NO.	TE Part No.	Fig.	No. of Positions	Dim.: in. A	Dim.: in. B	Price Each 1	25	50	100
10.0mm Centerline - UL: 600V @ 15A, 30-12 AWG									
571-2828082	282808-2	C	2	0.591	0.724	1.96	1.87	1.75	1.66
571-2828083	282808-3	C	3	0.984	0.724	2.01	1.89	1.80	1.70
571-2828084	282808-4	C	4	1.378	0.724	3.85	3.47	3.28	3.06

7.50mm Plugs

For quantities greater than listed, call for quote.

MOUSER STOCK NO.	TE Part No.	Fig.	No. of Positions	Dim.: in. A	Dim.: in. B	Price Each 1	25	50	100
7.5mm Centerline - UL: 300V @ 15A, 30-12 AWG									
571-2829592	282959-2	C	2	0.512	0.724	1.61	1.46	1.37	1.28
571-2829593	282959-3	C	3	0.807	0.724	1.97	1.86	1.78	1.68
571-2829594	282959-4	C	4	1.102	0.724	3.51	3.33	3.17	2.99
571-2829595	282959-5	C	5	1.398	0.724	4.14	3.95	3.76	3.53
571-2829596	282959-6	C	6	1.693	0.724	4.37	4.09	3.85	3.69

10.16mm Plugs

For quantities greater than listed, call for quote.

MOUSER STOCK NO.	TE Part No.	Fig.	No. of Positions	Dim.: in. A	Dim.: in. B	Price Each 1	25	50	100
10.16mm Centerline - UL: 600V @ 15A, 30-12 AWG									
571-2828092	282809-2	C	2	0.60	0.724	1.87	1.79	1.68	1.58
571-2828093	282809-3	C	3	1.00	0.724	2.00	1.89	1.80	1.70
571-2828094	282809-4	C	4	1.40	0.724	3.70	3.56	3.39	3.19
571-2828095	282809-5	C	5	1.80	0.724	4.41	4.18	3.96	3.75
571-2828096	282809-6	C	6	2.20	0.724	5.34	5.06	4.79	4.55
571-2828097	282809-7	C	7	2.60	0.724	6.55	6.23	5.91	5.55

© Copyright 2013 Mouser Electronics

© Copyright 2013 Mouser Electronics

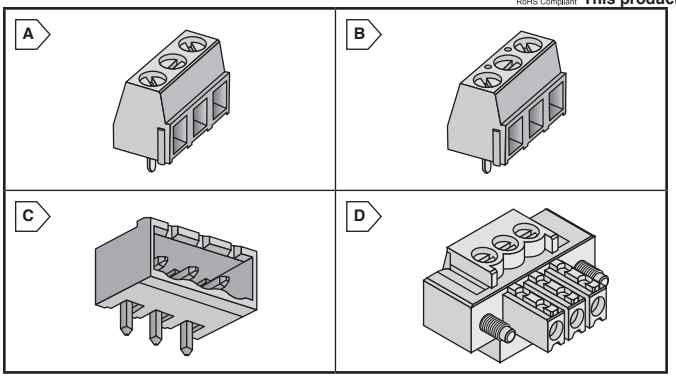

PLUGS, STACKING WITH INTERLOCK - ONE PIECE

- UL Rating: 300V, 13.5A
- Wire Size: 16-30AWG, 10A for field wiring
- Board Mount
- Side Wire Entry
- Color: Green
- Low profile

For quantities greater than listed, call for quote.

MOUSER STOCK NO.	TE Part No.	Fig.	No. of Positions	Length (in.)	Price Each 1	25	50	100
5.0mm Stacking Terminal Blocks								
571-2828362	282836-2	A	2	0.394	.56	.504	.448	.429
571-2828363	282836-3	A	3	0.591	.85	.709	.63	.603
571-2828364	282836-4	A	4	0.787	1.21	1.00	.962	.919
571-2828365	282836-5	A	5	0.984	1.49	1.23	1.18	1.12
571-2828366	282836-6	A	6	1.181	2.24	1.90	1.82	1.73
571-2828367	282836-7	A	7	1.378	2.75	2.62	2.36	2.20
571-2828368	282836-8	A	8	1.575	2.57	2.35	2.25	2.14
5.08mm Stacking Terminal Blocks								
571-2828372	282837-2	B	2	0.400	.43	.415	.372	.351
571-2828373	282837-3	B	3	0.600	.90	.74	.709	.678
571-2828374	282837-4	B	4	0.800	1.21	1.00	.962	.919
571-2828375	282837-5	B	5	1.000	1.24	1.09	1.05	.995
571-2828376	282837-6	B	6	1.200	2.24	1.90	1.82	1.73
571-2828377	282837-7	B	7	1.400	1.67	1.50	1.40	1.34
571-2828378	282837-8	B	8	1.600	2.69	2.35	2.25	2.14

HEADERS, RIGHT ANGLE WITH CLOSED ENDS - TWO PIECE

- UL Rating: 300V, 12A
- Color: Green

For quantities greater than listed, call for quote.

MOUSER STOCK NO.	TE Part No.	Fig.	No. of Positions	Length (in.)	Price Each 1	25	50	100
5.0mm Headers								
571-796644-2	796644-2	C	2	0.394	.66	.554	.493	.473
571-796644-3	796644-3	C	3	0.591	.90	.792	.706	.663
571-796644-4	796644-4	C	4	0.787	.82	.774	.735	.707
571-796644-5	796644-5	C	5	0.984	1.53	1.36	1.31	1.22
571-796644-6	796644-6	C	6	1.181	1.99	1.89	1.80	1.70
571-796644-7	796644-7	C	7	1.378	2.31	2.09	1.96	1.86
571-796644-8	796644-8	C	8	1.575	2.60	2.33	2.19	2.08
5.08mm Headers								
571-7966382	796638-2	C	2	0.4	.54	.514	.492	.428
571-7966383	796638-3	C	3	0.6	.73	.691	.662	.641
571-7966384	796638-4	C	4	0.8	.77	.696	.642	.631
571-7966385	796638-5	C	5	1.0	1.12	.979	.846	.809
571-7966386	796638-6	C	6	1.2	1.99	1.73	1.66	1.58
571-7966387	796638-7	C	7	1.4	2.20	1.99	1.87	1.78
571-7966388	796638-8	C	8	1.6	3.09	2.96	2.84	2.70

PLUGS, RIGHT ANGLE WITH SCREW FLANGE - TWO PIECE

- UL Rating: 300V, 12A
- Wire Size: 12-30AWG

For quantities greater than listed, call for quote.

MOUSER STOCK NO.	TE Part No.	Fig.	No. of Positions	Length (in.)	Price Each 1	25	50	100
3.5mm Centerline								
571-284510-2	284510-2	D	2	0.138	3.34	3.20	2.93	2.80
571-284510-3	284510-3	D	3	0.276	5.01	4.80	4.41	4.21
571-284510-4	284510-4	D	4	0.413	4.04	3.55	3.39	3.23
571-284510-6	284510-6	D	6	0.689	4.39	3.94	3.86	3.78
571-284510-7	284510-7	D	7	0.827	8.12	7.69	7.31	6.89
3.81mm Centerline								
571-284511-2	284511-2	D	2	0.15	4.39	4.21	3.85	3.64
571-284511-3	284511-3	D	3	0.30	5.01	4.80	4.41	4.21
571-284511-4	284511-4	D	4	0.45	5.60	4.91	4.69	4.47
571-284511-6	284511-6	D	6	0.75	8.84	7.73	7.36	6.99
571-284511-8	284511-8	D	8	1.05	9.99	9.56	8.69	8.25

5.08MM CONNECTORS WITH WIRE PROTECTOR

- Housing Material: Thermoplastic Polyester
- UL94V-0
- 20A rating
- 300V
- 3-48 screws on .2" centers
- 12-22AWG
- Wire protector: Stainless Steel
- Color: Black

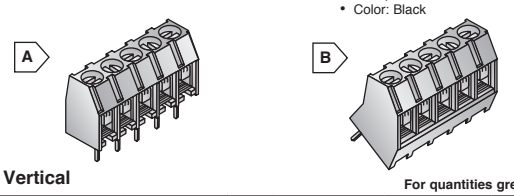

Vertical

For quantities greater than listed, call for quote.

MOUSER STOCK NO.	TE Part No.	Fig.	No. of Positions	Overall Length (in.)	Price Each 1	25	50	100
571-7969492	796949-2	A	2	0.400	.69	.646	.622	.617
571-7969493	796949-3	A	3	0.600	1.34	1.25	1.20	1.14
571-7969494	796949-4	A	4	0.800	1.72	1.62	1.55	1.48
571-7969495	796949-5	A	5	1.000	2.50	2.13	2.03	1.95
571-7969496	796949-6	A	6	1.200	3.58	3.15	3.01	2.87
571-7969497	796949-7	A	7	1.400	2.88	2.58	2.46	2.30
571-7969498	796949-8	A	8	1.600	5.01	4.40	4.19	4.00
571-17969490	1-796949-0	A	10	2.000	5.98	5.48	5.23	4.99
571-17969492	1-796949-2	A	12	2.400	6.63	6.24	5.95	5.65

45° Angle

For quantities greater than listed, call for quote.

MOUSER STOCK NO.	TE Part No.	Fig.	No. of Positions	Overall Length (in.)	Price Each 1	25	50	100
571-15460742	1546074-2	B	2	0.400	.78	.696	.664	.621
571-15460743	1546074-3	B	3	0.600	1.54	1.44	1.38	1.32
571-15460744	1546074-4	B	4	0.800	2.80	2.47	2.38	2.24
571-15460745	1546074-5	B	5	1.000	2.73	2.40	2.29	2.17
571-115460742	1-1546074-2	B	12	2.400	6.24	5.93	5.60	5.34

5.08MM TERMINAL BLOCKS WITH SCREWLESS CLAMP

- Housing Material: Thermoplastic Polyester
- UL94V-0
- .2" spacing
- Color: Black
- 18-22AWG wire range
- No special tool required
- 20A rating

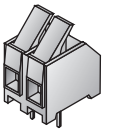

For quantities greater than listed, call for quote.

MOUSER STOCK NO.	TE Part No.	No. of Positions	Overall Length (in.)	Price Each 1	25	50	100
571-14376711	1437671-1	2	0.400	1.06	1.00	.96	.835
571-14376714	1437671-4	3	0.600	1.37	1.22	1.10	1.09
571-14376716	1437671-6	4	0.800	2.73	2.32	2.23	2.12

INTERFACE MODULES AND ACCESSORIES

These Modules convert industry specific connectors to field wiring and are designed to supply custom solutions.

Features:
- Mounts on SNAPTRACK Channel which can be panel mounted or snapped to a DIN rail.
- Terminal Block screws supplied in ready-to-wire position to save installation time.

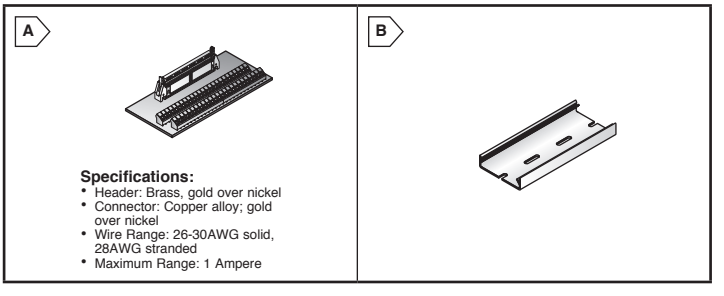

Specifications:
- Header: Brass, gold over nickel
- Connector: Copper alloy; gold over nickel
- Wire Range: 26-30AWG solid, 28AWG stranded
- Maximum Range: 1 Ampere

Specifications for Figure A and B Terminal Block:

- Flammability: UL94V-0
- Color: Black
- Housing Material: Thermoplastic polyester
- Wire Range: 12-22AWG wire range
- Max. Operating Temp: 120°C
- Screws: #3-48, steel zinc plated
- Terminals: Bright acid-tin over copper alloy

For quantities greater than listed, call for quote.

MOUSER STOCK NO.	TE Part No.	Fig.	No. of Contacts	Description	Price Each 1	5	10
571-1776630-1	1776630-1	A	26	Flat cable conn. module	72.13	70.02	67.88
506-2TK2-6	1-1437685-4	B	- - -	Mounting channel, 6"	3.09	3.02	2.92
506-2TK2-12	1437685-6	B	- - -	Mounting channel, 12"	7.37	7.06	6.85

© Copyright 2013 Mouser Electronics

© Copyright 2013 Mouser Electronics



Switches, Relays, Electromechanical & Sensors

Pages 1817-2098

Sensing tomorrow, **today.**

As the world's leading supplier of technologically advanced electronic components, Omron's vast product line is unmatched in relays, switches, connectors, optical devices, and sensors – used by today's foremost companies. With an extensive range of products, they've become a global powerhouse working to meet your toughest design challenges.

When it comes to an ever-expanding selection of the newest products and technologies, Mouser delivers with no minimums, same-day shipping and the clear speed-to-market advantage design engineers demand. Plus, we back it all with unsurpassed support. Get your hands on what's next from Mouser.

To learn more, visit www.mouser.com/omron



D6T Thermal IR Sensors
Page 2085



2SMPP Pressure Sensors
Page 2085



G5RL Series Power PCB Relays
Page 1945



G3VM MOSFET Relays (USOP models)
Page 1980-1981



B3FS-4 SMT Tactile Switches
Page 1840

Sponsored By

MOUSER ELECTRONICS

OMRON ELECTRONIC COMPONENTS

The Newest Products for Your Newest Designs®

Mouser and Mouser Electronics are registered trademarks of Mouser Electronics, Inc. Other products, logos, and company names mentioned herein, may be trademarks of their respective owners.

Switches

BASIC / SNAP SWITCHES
Cherry Electrical Products . . . 1819-1821
Mountain Switch . . . Available at mouser.com
Honeywell . . . 1822-1824
Omron . . . 1825-1830

TACTILE SWITCHES
ALPS . . . 1831-1833
APEM . . . 1841
Cherry Electrical Products . . . 1841
C&K . . . 1834
E-Switch . . . 1835-1836
Mountain Switch . . . 1837-1838
NKK Switches . . . 1839
Omron . . . 1840-1841
Panasonic . . . 1842

DETECTION SWITCHES
ALPS . . . 1843
C&K . . . 1843
Panasonic . . . 1843

DIRECTIONAL SWITCHES & ENCODERS
Alpha . . . 1849
ALPS . . . 1844-1845
Avago . . . 1846
Bourns . . . 1847-1848
C&K . . . 1844, 1849
CTS . . . 1848
Mountain Switch . . . Available at mouser.com
Panasonic . . . 1849

PUSHBUTTON SWITCHES
TE Connectivity/Alcoswitch . . . 1851
Alpha . . . 1850
APEM . . . 1852
Bulgin . . . 1853
C&K . . . 1854-1857
E-Switch . . . 1858-1859
Honeywell . . . Available at mouser.com
ITW Switches . . . 1860
Marquardt . . . 1850
Mountain Switch . . . 1850, 1861-1862
NKK Switches . . . 1863-1869
Omron . . . Available at mouser.com
Schurter . . . 1870-1872
Shin Chin . . . 1873
Well Buying . . . Available at mouser.com

TOGGLE SWITCHES
TE Connectivity/ Alcoswitch . . . 1874
Carling Technologies . . . 1877
C&K . . . 1875-1876
E-Switch . . . 1878
Electroswitch . . . 1878
Honeywell . . . 1879
Mountain Switch . . . 1880-1883
NKK Switches . . . 1884-1886

ROCKER / PADDLE SWITCHES
ALPS . . . 1887
APEM . . . 1887
Carling Technologies . . . 1887-1888
Cherry Electrical Products . . . 1890
C&K . . . 1889
CW Industries . . . 1891
E-Switch . . . 1892
Marquardt . . . 1893
Mountain Switch . . . 1894
NKK Switches . . . 1895
Shin Chin . . . 1896

SLIDE SWITCHES
TE Connectivity/ Alcoswitch . . . 1897
Alpha . . . 1903
ALPS . . . 1898
C&K . . . 1899-1900
CW Industries . . . Available at mouser.com
E-Switch . . . Available at mouser.com
Mountain Switch . . . 1901, 1903
NKK Switches . . . 1902
Shin Chin . . . 1903
Well Buying . . . 1903

MAGNETIC / REED / TILT SWITCHES
Amseco . . . 1904
Meder . . . 1905

KEYLOCK SWITCHES
NKK Switches . . . Available at mouser.com

DIP / SIP SWITCHES
TE Connectivity/ Alcoswitch . . . 1906
C&K . . . 1907
CTS . . . 1908
Mountain Switch . . . 1916
Omron . . . 1908-1909

ROTARY SWITCHES
Alpha . . . 1910-1911
APEM . . . 1912
Bourns . . . 1912
C&K . . . 1912-1913
Electroswitch . . . 1914
Lorlin . . . 1915
Mountain Switch . . . 1916
NKK Switches . . . 1917
Omron . . . 1918-1919
Well Buying . . . 1916

THUMBWHEEL / PUSHWHEEL SWITCHES
Mountain Switch . . . Available at mouser.com
Omron . . . 1919

LIMIT SWITCHES
Honeywell . . . 1920-1923

SWITCH SEALS
APM HEXSEAL . . . 1924

Relays

FREQUENCY RELAYS
Omron . . . 1925
Panasonic Electric Works . . . 1926
Teledyne . . . 1927-1930

PCB LOW-SIGNAL RELAYS
Fujitsu . . . 1931
NEC . . . 1932-1933
Omron . . . 1934-1936
Panasonic Electric Works . . . 1937
TE Connectivity . . . 1938-1939

PCB GENERAL PURPOSE RELAYS
Fujitsu . . . 1940-1941
Magnecraft/Schneider Electric . . . 1942
Omron . . . 1943-1948
Panasonic Electric Works . . . 1949-1953
TE Connectivity . . . 1954-1955

AUTOMOTIVE RELAYS
Fujitsu . . . 1956-1957
NEC . . . 1956-1957
Omron . . . 1957
Panasonic Electric Works . . . 1958-1960

REED RELAYS
Coto Technology . . . 1960-1962
Magnecraft/Schneider Electric . . . 1963
Meder . . . 1964
TE Connectivity . . . 1965

SOLID STATE RELAYS I/O MODULES
Avago . . . 1966
CII (Continental Industries) . . . 1967-1968
Clare . . . 1969
Crouzet . . . 1970
Crydom . . . 1971-1977
CEL . . . 1978
Omron . . . 1979-1982
Panasonic Electric Works . . . 1983-1988
Teledyne . . . 1989-1990
Vishay . . . 1991
Magnecraft/Schneider Electric . . . Available at mouser.com

GENERAL PURPOSE / INDUSTRIAL RELAYS
Magnecraft/Schneider Electric . . . 1992-1995
Omron . . . 1996-2002
Panasonic Electric Works . . . Available at mouser.com
Phoenix Contact . . . 2009-2010
Song Chuan . . . 2011
TE Connectivity . . . 2003-2008

Electromechanical

CONTROLLERS / COUNTERS / TIMERS
Crouzet . . . 2012-2013
Omron . . . 2013-2017

MOTORS / DRIVES
Applied Motion . . . 2018-2019

CIRCUIT BREAKERS
Altech . . . 2020
Carling Technologies . . . 2021-2022
TE Connectivity/P&B . . . 2023-2024
Phoenix Contact . . . 2025
Schurter . . . 2026

THERMAL PRINTERS AND ACCESSORIES
Cherry . . . Available at mouser.com
Fujitsu . . . Available at mouser.com
Seiko Instruments . . . Available at mouser.com

AUDIO
Knowles Acoustics . . . Available at mouser.com
Kobitone . . . 2027-2029
Mallory Sonalert Products . . . 2030-2032
Projects Unlimited . . . 2033-2037

KNOBS
TE Connectivity/ Alcoswitch . . . 2038
Davies Molding . . . 2039
Eagle Plastic Devices . . . 2040-2042

HARDWARE
3M . . . 2043
APM HEXSEAL . . . Available at mouser.com
Eagle Plastic Devices . . . 2044-2046
Fascomp . . . Available at mouser.com
Harwin . . . 2047-2048
Heyco . . . 2049-2052
Keystone . . . 2043, 2053-2057
RAF Hardware . . . 2058-2067
Schurter . . . 2068

Sensors

MOTION & POSITION SENSORS
ALPS . . . 2075
BEI Duncan . . . 2069
Honeywell . . . 2070-2071
Murata . . . 2075
Panasonic Electric Works . . . 2072
Piher . . . 2075
Spectra Symbol . . . 2073
Spectrum Sensors . . . 2074

SPEED & PROXIMITY SENSORS
Cherry Electrical Products . . . 2076
Omron . . . 2077-2078

PHOTOMICROSENSORS
Omron . . . 2079-2081

LIQUID LEVEL & REED SENSORS
Meder . . . 2082-2083

VIBRATION, TILT, & FLOW SENSORS
Meder . . . 2082-2083
Mountain Switch . . . 2083
Omron . . . 2085

TEMPERATURE & HUMIDITY SENSORS
Honeywell . . . 2086
MSI . . . 2086
Piher . . . 2084
Vishay . . . 2084

CURRENT SENSORS
Honeywell . . . 2086-2087

PRESSURE SENSORS
ALL Sensors . . . 2088-2089
Epcos . . . 2098
Freescale . . . 2090-2091
Honeywell . . . 2092-2097
Measurement Specialties . . . 2098

CHERRY DG SERIES: SUB-SUBMINIATURE SNAP ACTION SWITCHES

Specifications:
- Package Size (In.) .504L x .228W x .255H

Typical Applications:
- Automotive
- Computer
- Medical Equipment

RoHS Compliant

For quantities greater than listed, call for quote.

MOUSER STOCK NO.	Cherry Part No.	Fig.	Terminal Type	Actuator Length: in.	Actuator Style	Operating Force	Operating Position: in.	Price Each 1	50	100	250
50mA 30 VDC											
540-DG23-B1LA	DG23-B1LA	A	Insertion Molded	0.169	Straight	140	.268+.031/-.016	2.24	1.83	1.61	1.49
540-DG23-B1RA	DG23-B1RA	B	Insertion Molded	0.075	Roller	140	.488±.020	4.39	3.66	3.15	2.89
540-DG23-B3LA	DG23-B3LA	C	Insertion Molded Left	0.169	Straight	140	.268+.031/-.016	2.23	1.86	1.61	1.47
3A 125 VAC, 2A 30 VDC											
540-DG13-B1AA	DG13-B1AA	D	Insertion Molded	-----	Button	140	.213±.008	2.02	1.69	1.39	1.26
540-DG13-B1LA	DG13-B1LA	A	Insertion Molded	0.169	Straight	140	.268+.031/-.016	2.18	1.82	1.56	1.43
540-DG13-B1RA	DG13-B1RA	B	Insertion Molded	0.075	Roller	140	.488±.020	4.11	3.42	2.95	2.70

CHERRY DB SERIES: SUBMINIATURE SNAP ACTION SWITCHES

Specifications:
- Package Size (In.) .787L x .256W x .355H
- DBxA: NO
- DBxB: NC
- DBxC: DT

Typical Applications:
- Amusement Machines
- Industrial Controls

RoHS Compliant

For quantities greater than listed, call for quote.

MOUSER STOCK NO.	Cherry Part No.	Fig.	Terminal Type	Actuator Length: in.	Actuator Style	Operating Force	Operating Position: in.	Price Each 1	50	100	250
UL 0.1A, 125-250 VAC; VDE 100mA, 250V											
540-DB3C-B1AA	DB3C-B1AA	E	.110 x 0.20 QC	-	Button	150g	.330±.012	2.32	1.85	1.51	1.39
540-DB3C-A1AA	DB3C-A1AA	F	.110 Short Solder	--	Button	150g	.330±.012	2.32	1.85	1.51	1.39
540-DB3C-B1LB	DB3C-B1LB	G	.110 x 0.20 QC	0.189	Lever SR	60g	.421±.051	2.65	2.12	1.75	1.58
540-DB3C-C1AA	DB3C-C1AA	H	.051 x 0.20 PCB	-----	Button	150g	.330±.012	2.32	1.85	1.51	1.39
UL 5.0A, 125-250 VAC; VDE 6A, 250V											
540-DB1C-A1AA	DB1C-A1AA	F	.110 Short Solder	-	Button	150g	.330±.012	2.11	1.70	1.39	1.26
540-DB1C-A1LB	DB1C-A1LB	I	.110 Short Solder	0.189	Lever SR	60g	.421±.051	2.36	1.97	1.62	1.48
540-DB1C-B1AA	DB1C-B1AA	E	.110 x 0.20 QC		Button	150g	.330±.012	2.11	1.70	1.39	1.26
540-DB1C-B1RC	DB1C-B1RC	J	.110 x 0.20 QC	0.185	Roller SR	55g	.638±.059	3.55	2.85	2.34	2.13
540-DB1C-C1AA	DB1C-C1AA	H	.051 x 0.20 PCB	-	Button	150g	.330±.012	2.11	1.70	1.39	1.26
UL 10.1A, 125-250 VAC 1/4 HP, 125 VAC; VDE 10 (1.5) A, 250V											
540-DB2C-A1RC	DB2C-A1RC	K	.110 Short Solder	0.185	Roller SR	95g	.638±.071	3.53	2.82	2.33	2.12
540-DB2C-B1AA	DB2C-B1AA	E	.110 x 0.20 QC	-	Button	250g	.330±.012	2.11	1.70	1.39	1.26
540-DB2C-B1RC	DB2C-B1RC	J	.110 x 0.20 QC	0.185	Roller SR	95g	.638±.071	3.55	2.85	2.34	2.13
540-DB2C-C1AA	DB2C-C1AA	H	.051 x 0.20 PCB	-	Button	250g	.330±.012	2.11	1.70	1.39	1.26

CHERRY E SERIES: SUBMINIATURE SNAP ACTION SWITCHES

Specifications:
- Package Size (In.) .781L x .250W x .352H

Typical Applications:
- Amusement Machines
- Appliances

RoHS Compliant

For quantities greater than listed, call for quote.

MOUSER STOCK NO.	Cherry Part No.	Fig.	Terminal Type	Actuator Length: in.	Actuator Style	Operating Force	Operating Position: in.	Price Each 1	50	100	250
0.1A, 125 VAC											
540-E63-00H	E63-00H	L	.093 Q.C.	0.271	Straight	27g	0.350±0.030	5.49	4.39	3.62	3.30
540-E63-00K	E63-00K	M	.093 Q.C.	0.201	Roller	30g	0.570±0.030	6.16	5.14	4.43	4.06
540-E63-10H	E63-10H	N	.143 Short Solder	0.271	Straight	27g	0.350±0.030	5.72	4.58	3.78	3.43
540-E63-10K	E63-10K	O	.143 Short Solder	0.201	Roller	30g	0.570±0.030	5.95	4.96	4.28	3.92
540-E63-30K	E63-30K	M	.110 Q.C.	0.201	Roller	30g	0.570±0.030	6.11	5.09	4.39	4.02
5A, 125/250 VAC											
540-E61-00A	E61-00A	P	.093 Q.C.	-----	Button	90g	0.330±0.015	3.85	3.21	2.76	2.54
540-E61-00H	E61-00H	L	.093 Q.C.	0.271	Straight	27g	0.350±0.030	5.54	4.62	4.27	3.47
540-E61-00K	E61-00K	M	.093 Q.C.	0.201	Roller	30g	0.570±0.030	5.87	4.90	4.23	3.86
540-E61-10A	E61-10A	Q	.143 Short Solder	-----	Button	90g	0.330±0.015	3.85	3.21	2.76	2.54
540-E61-10H	E61-10H	N	.143 Short Solder	0.271	Straight	27g	0.350±0.030	5.54	4.62	4.27	3.47
540-E61-10K	E61-10K	O	.143 Short Solder	0.201	Roller	30g	0.570±0.030	5.87	4.90	4.23	3.86
540-E61-30A	E61-30A	P	.110 Q.C.	-----	Button	90g	0.330±0.015	3.85	3.21	2.76	2.54
540-E61-30K	E61-30K	M	.110 Q.C.	0.201	Roller	27g	0.350±0.030	5.77	4.61	3.80	3.46
540-E61-60H	E61-60H	N	.143 Short Solder	0.396	Straight HR	9g	0.350±0.175	5.54	4.62	4.27	3.47
10.1A, 125/250 VAC											
540-E62-00A	E62-00A	P	.093 Q.C.	-----	Button	212g	0.330±0.015	4.37	3.64	3.14	2.87
540-E62-00H	E62-00H	L	.093 Q.C.	0.271	Straight	5g6	0.350±0.030	5.54	4.62	4.27	3.47
540-E62-00K	E62-00K	M	.093 Q.C.	0.201	Roller	65g	0.570±0.030	6.37	5.31	4.57	4.18
540-E62-10A	E62-10A	Q	.143 Short Solder	-----	Button	212g	0.330±0.015	4.37	3.64	3.14	2.87
540-E62-10H	E62-10H	N	.143 Short Solder	0.271	Straight	5g6	0.350±0.030	5.54	4.62	4.27	3.47
540-E62-30A	E62-30A	P	.110 Q.C.	-----	Button	212g	0.330±0.015	4.28	3.42	2.82	2.56
540-E62-50K	E62-50K	M	.093 Q.C.	0.326	Roller HR	33g	0.570±0.158	6.25	5.00	4.12	3.73
540-E62-60H	E62-60H	N	.143 Short Solder	0.396	Straight HR	20g	0.350±0.175	5.06	4.48	3.98	3.78

DIMENSIONS: in.

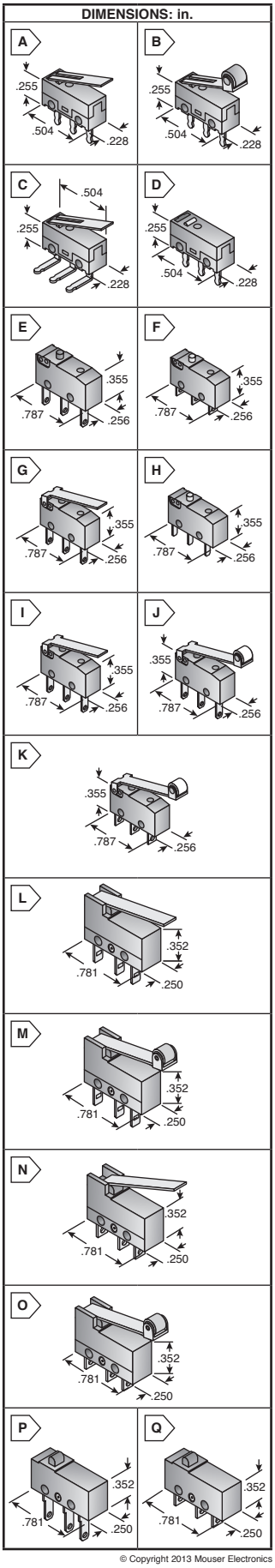

© Copyright 2013 Mouser Electronics

© Copyright 2013 Mouser Electronics

CHERRY Snap Action Switches

CHERRY DC SERIES: SEALED SNAP ACTION SWITCHES

Specifications:
- Package Size (In.) .783L x .256W x .365H

Typical Applications:
- Automotive
- Lawn and Garden
- Power Tools

RoHS Compliant

For quantities greater than listed, call for quote.

MOUSER STOCK NO.	Cherry Part No.	Fig.	Terminal Type	Actuator Length: in.	Actuator Style	Operating Force	Operating Position: in.	Price Each 1	50	100	250
UL 0.1A, 125 VAC ENEC 0.1A, 250 VAC											
540-DC3C-A1AA	DC3C-A1AA	A	.110 Short Solder	-----	Button	200g	.331±.012	4.60	3.67	3.03	2.76
540-DC3C-A1LB	DC3C-A1LB	B	.110 Short Solder	0.189	Straight	80g	.331±.012	5.64	4.50	3.72	3.38
UL 5.0A, 125-250 VAC, ENEC 6 A, 250 VAC											
540-DC1C-A1AA	DC1C-A1AA	A	.110 Short Solder	-----	Button	200g	.331±.012	4.25	3.40	2.80	2.55
540-DC1C-A1LB	DC1C-A1LB	B	.110 Short Solder	0.189	Straight	200g	.331±.012	4.98	4.15	3.57	3.27
540-DC1C-A1RB	DC1C-A1RB	C	.110 Short Solder	0.098	Roller	200g	.331±.012	7.27	6.06	5.22	4.78
10.1A, 125-250 VAC, ENEC 0.1A, 250 VAC											
540-DC2C-A1AA	DC2C-A1AA	A	.110 Short Solder	-----	Button	340g	.331±.012	5.18	4.14	3.40	3.10
540-DC2C-A1LB	DC2C-A1LB	B	.110 Short Solder	0.189	Straight	150g	.331±.012	5.85	4.88	4.21	3.85

CHERRY D4 SERIES: MINIATURE SNAP ACTION SWITCHES

Specifications:
- Package Size (In.) 1.095L x .406W x .625H

Typical Applications:
- Appliances
- Office Equipment
- Vending Machines
- Microwave Ovens

RoHS Compliant

For quantities greater than listed, call for quote.

MOUSER STOCK NO.	Cherry Part No.	Fig.	Terminal Type	Actuator Length: in.	Actuator Style	Operating Force	Operating Position: in.	Price Each 1	50	100	250
0.1A, 125/250 VAC											
540-D41C-R1AA	D41C-R1AA	D	.187 Q.C.	-----	Button	75g	.558-.598	4.90	3.92	3.23	2.94
540-D41C-R1LD	D41C-R1LD	E	.187 Q.C.	1.4	Straight	40g	.555-.645	5.17	4.13	3.40	3.10
3A, 125/250 VAC											
540-D42L-R1XL	D42L-R1XL	E	.187 Q.C.	2.757	Straight	2g	.425-.775	4.57	3.79	3.26	2.99
10A, 1/2 HP 125/250 VAC											
540-D44C-R1AA	D44C-R1AA	D	.187 Q.C.	-----	Button	285g	.558-.598	2.72	2.27	1.95	1.75
540-D44C-R1RA	D44C-R1RA	F	.187 Q.C.	0.81	Roller	285g	.776-.836	3.53	2.81	2.33	2.12
540-D44L-R1AA	D44L-R1AA	D	.187 Q.C.	-----	Button	75g	.558-.598	2.84	2.35	2.02	1.85
540-D44L-R1LD	D44L-R1LD	E	.187 Q.C.	1.4	Straight	37g	.555-.645	3.12	2.61	2.25	2.05
540-D44L-R1ML	D44L-R1ML	E	.187 Q.C.	2.932	Straight	10g	.425-.775	3.36	2.69	2.21	2.02
540-D44L-R1RA	D44L-R1RA	F	.187 Q.C.	0.81	Roller	75g	.776-.836	3.78	3.15	2.71	2.48
15A, 1/2 HP 125/250 VAC											
540-D45C-R1AA	D45C-R1AA	D	.187 Q.C.	-----	Button	400g	.558-.598	3.10	2.59	2.23	2.04
540-D45L-R1AA	D45L-R1AA	D	.187 Q.C.	-----	Button	100g	.558-.598	3.10	2.59	2.23	2.04

CHERRY E SERIES: MINIATURE SNAP ACTION SWITCHES

Specifications:
- Terminals: .187" Q.C.
- Package Size (In.) 1.093L x .406W x .625H

Typical Applications:
- Appliances
- Office Equipment
- Vending Machines

RoHS Compliant

For quantities greater than listed, call for quote.

MOUSER STOCK NO.	Cherry Part No.	Fig.	Actuator Length: in.	Actuator Style	Operating Force	Operating Position: in.	Price Each 1	50	100	250
Rating: 0.1A-125 VAC										
540-E21-00K	E21-00K	G	0.81	Roller	75g	0.806±0.030	7.16	5.97	5.15	4.71
540-E21-50H	E21-50H	H	1.4	Straight	35g	0.600±0.045	6.59	5.50	4.74	4.34
Rating: 3A-125/250 VAC, 1/10 HP-250 VAC										
540-E22-00AX	E22-00AX	I	-	Button	15g	0.578±0.020	3.89	3.25	2.80	2.63
540-E22-00K	E22-00K	G	0.81	Roller	75g	0.806±0.030	4.77	3.98	3.42	3.14
540-E22-50HX	E22-50HX	H	1.4	Straight	8g	0.600±0.045	4.37	3.64	3.14	2.87
540-E22-50KL	E22-50KL	G	1.516	Roller	25g	0.806±0.075	4.69	3.75	3.09	2.81
540-E22-55HX	E22-55HX	H	2.757	Straight	4g	0.600±0.100	4.37	3.64	3.14	2.87
540-E22-85HX	E22-85HX	H	2.932	Straight	2g	0.600±0.175	4.57	3.81	3.28	3.01
Rating: 5A 1/4 H.P., 125/250 VAC										
540-E23-00A	E23-00A	I	-	Button	170g	0.578±0.020	3.47	2.89	2.48	2.28
540-E23-00K	E23-00K	G	0.81	Roller	170g	0.806±0.030	4.90	4.09	3.52	3.22
540-E23-50K	E23-50K	G	1.34	Roller	86g	0.806±0.045	4.90	4.09	3.52	3.22
540-E23-55HX	E23-55HX	H	2.757	Straight	10g	0.600±0.100	4.49	3.75	3.22	2.95
540-E23-85HX	E23-85HX	H	2.932	Straight	6g	0.600±0.175	4.49	3.75	3.22	2.95
Rating: 10A 1/2 H.P., 125/250 VAC										
540-E33-50H	E33-50H	H	1.4	Straight	144g	0.600±0.045	3.55	2.84	2.34	2.13
540-E33-50K	E33-50K	G	1.34	Roller	144g	0.806±0.045	4.16	3.32	2.74	2.48
540-E33-85HX	E33-85HX	H	2.932	Straight	10g	0.600±0.175	4.61	4.17	3.91	3.50
Rating: 15A 1/2 H.P., 125/250 VAC										
540-E34-00A	E34-00A	I	-	Button	400g	0.578±0.020	3.55	2.84	2.34	2.13
540-E34-00K	E34-00K	G	0.81	Roller	400g	0.806±0.030	4.59	3.67	3.03	2.75
540-E34-50K	E34-50K	G	1.34	Roller	200g	0.806±0.045	4.53	3.63	3.00	2.72
540-E34-55HX	E34-55HX	H	2.757	Straight	22g	0.600±0.100	4.11	3.42	2.95	2.70
540-E34-85HX	E34-85HX	H	2.932	Straight	13g	0.600±0.175	4.21	3.36	2.77	2.51

CHERRY E70 SERIES: SEALED SNAP ACTION SWITCHES

Specifications:
- Package Size (In.) .915L x .385W x .880H

Typical Applications:
- Automotive
- Lawn and Garden

For quantities greater than listed, call for quote.

MOUSER STOCK NO.	Cherry Part No.	Fig.	Terminal Type	Actuator Length: in.	Actuator Style	Operating Force	Operating Position: in.	Price Each 1	50	100	250
10.1 Amp, 1/4 H.P., 125/250 VAC											
540-E72-40AT	E72-40AT	J	10" 16 awg Wire Leads	-	Button	300g	.310±.35	12.43	9.94	8.20	7.46
540-E72-40HT	E72-40HT	K	10" 16 awg Wire Leads	0.858	Straight	67g	.440±.75	13.48	11.24	9.68	8.87

CHERRY E SERIES: GENERAL PURPOSE SINGLE POLE SWITCHES

Specifications:
- Terminals: .250" Q.C.
- Package Size (In.) 1.823L x .644W x .640H

Typical Applications:
- Appliances
- Industrial Controls

RoHS Compliant

For quantities greater than listed, call for quote.

MOUSER STOCK NO.	Cherry Part No.	Fig.	Terminal Type	Actuator Length: in.	Actuator Style	Operating Force	Price Each 1	50	100	250
Rating: 15A-125/250 VAC, 3/4 HP-125 VAC, 1-1/2 HP-250 VAC										
540-E13-00E	E13-00E	L	-	Button	425g	0.285±0.020	3.15	2.51	2.08	1.88
540-E13-00H	E13-00H	M	1.5	Straight	100g	0.312±0.062	4.57	3.81	3.28	3.01
540-E13-00J	E13-00J	N	-	3/8 x 32 thread, plastic button	425g	0.670±0.030	3.75	3.12	2.69	2.46
540-E13-00K	E13-00K	O	1.391	Roller	100g	0.718±0.062	5.52	4.60	3.96	3.63
540-E13-00M	E13-00M	N	-	3/8 x 32 thread, metal button	425g	0.812±0.030	4.72	3.94	3.39	3.10
540-E13-50H	E13-50H	M	1.75	Straight	65g	0.281±0.062	4.57	3.81	3.28	3.01
Rating: 25A-125/250 VAC, 1HP-125 VAC, 2 HP-250 VAC										
540-E14-00M	E14-00M	N	-	3/8 x 32 thread, metal button	850g	0.775±0.030	5.62	4.69	4.03	3.70
540-E14-50H	E14-50H	M	1.071	Straight	170g	0.437±0.062	5.48	4.38	3.62	3.28
540-0012-0023	0012-0023	-	-	Brass Hex Nut	-	-	.17	.15	.128	.118

DIMENSIONS: in.

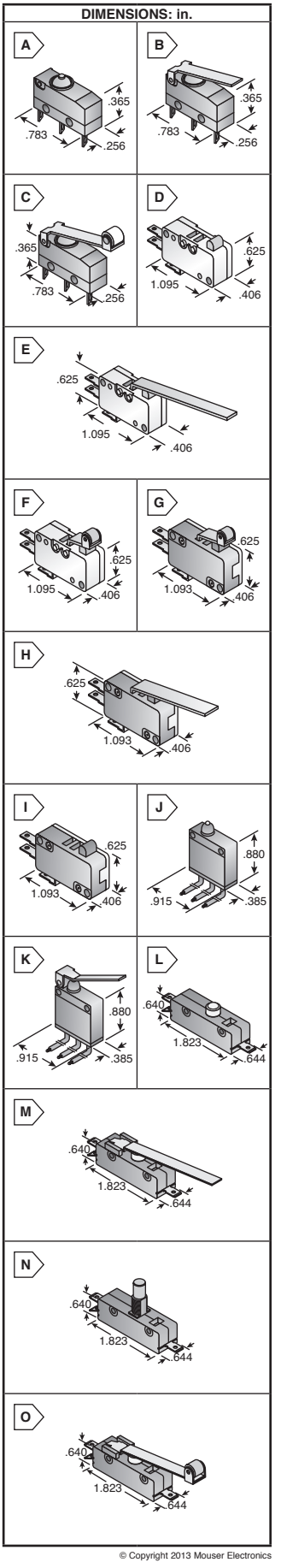

© Copyright 2013 Mouser Electronics

© Copyright 2013 Mouser Electronics

CHERRY Snap Action Switches

CHERRY E SERIES: GENERAL PURPOSE DOUBLE POLE SWITCHES

Specifications:
- Terminals: .250" Q.C.
- Package Size (In.) 1.823L x .644W x 1.125H

Typical Applications:
- Appliances
- Industrial Controls

RoHS Compliant

15A-125VAC/250VAC, 3/4HP-125VAC

For quantities greater than listed, call for quote.

MOUSER STOCK NO.	Cherry Part No.	Fig.	Actuator Length (in.)	Actuator Style	Operating Force	Operating Position (in.)	Price Each 1	50	100	250
540-E19-00A	E19-00A	A	-	Button	850G	0.285±0.030	7.01	5.84	5.03	4.61
540-E19-00H	E19-00H	B	1.5	Straight	205g	0.312±0.062	8.17	6.54	5.39	4.90
540-E19-00J	E19-00J	C	-	3/8 x 32 thread, plastic button	850g	0.670±0.030	8.69	6.94	5.74	5.21
540-E19-00M	E19-00M	C	-	3/8 x 32 thread, metal button	850g	0.812±0.030	8.75	7.30	6.29	5.76
540-E19-50H	E19-50H	B	1.75	Straight	130g	0.281±0.062	7.53	6.02	4.96	4.50

20A-125VAC/250VAC, 1HP-125VAC

For quantities greater than listed, call for quote.

MOUSER STOCK NO.	Cherry Part No.	Fig.	Actuator Length (in.)	Actuator Style	Operating Force	Operating Position (in.)	Price Each 1	50	100	250
540-E20-00A	E20-00A	A	-	Button	1280g	0.248±0.030	10.30	8.24	6.79	6.17
540-E20-00K	E20-00K	D	0.652	Roller	425g	0.860±0.062	12.11	9.69	7.99	7.27
540-E20-00M	E20-00M	C	-	3/8 x 32 thread, metal button	1280g	0.774±0.030	11.47	9.18	7.56	6.88
540-0012-0023	0012-0023	-	-	Brass Hex Nut	-	-	.17	.15	.128	.118

CHERRY E SERIES: PANEL MOUNT SNAP ACTION SWITCHES

Specifications:
- Package Size (In.) 1.250L x .680W x .970H

Typical Applications:
- HVAC
- Office Equipment

RoHS Compliant

Single Pole

For quantities greater than listed, call for quote.

MOUSER STOCK NO.	Cherry Part No.	Fig.	Terminal Type	Actuator Style	Operating Force	Operating Position (in.)	Price Each 1	50	100	250
0.1 Amp, 125 VAC										
540-E68-00A	E68-00A	E	.187 Q.C.	Button	425g	0.720±0.820	5.95	4.96	4.28	3.92
540-E68-30A	E68-30A	E	.187 Q.C.	Button	475g	0.610±0.710	6.13	4.90	4.04	3.68
10 Amp, 125/250 VAC, 1/3 H.P., 125/250 VAC										
540-E69-00A	E69-00A	E	.187 Q.C.	Button	425g	0.610±0.710	4.37	3.49	2.87	2.62
540-E69-30A	E69-30A	E	.187 Q.C.	Button	475g	0.610±0.710	4.95	4.13	3.55	3.25
540-E69-40A	E69-40A	E	.187 Q.C.	Button	425g	0.300±0.400	4.18	3.49	3.01	2.75

Double Pole

- Package Size (in.) 1.570L x .680W x .970H

For quantities greater than listed, call for quote.

MOUSER STOCK NO.	Cherry Part No.	Fig.	Terminal Type	Actuator Style	Operating Force	Operating Position (in.)	Price Each 1	50	100	250
0.1 Amp, 125 VAC										
540-E78-00A	E78-00A	F	.187 Q.C.	Button	680g	0.720±0.820	12.37	9.89	8.16	7.42
10 Amp, 125/250 VAC, 1/3 H.P., 125/250 VAC										
540-E79-00A	E79-00A	F	.187 Q.C.	Button	680g	0.720±0.821	8.68	7.23	6.24	5.71
540-E79-30A	E79-30A	F	.187 Q.C.	Button	757g	0.610±0.710	9.02	7.21	5.95	5.41
540-E79-40A	E79-40A	F	.187 Q.C.	Button	680g	0.300±0.400	9.58	7.66	6.31	5.74
540-F79-30A	F79-30A	F	.187 x .032 Q.C.	Button	757g	0.610±0.710	7.84	6.27	5.17	4.71

CHERRY GP SERIES: HEAVY DUTY SNAP ACTION SWITCHES

Features:
- Ultra-small travel differential
- Mechanical life tested to 1 million cycles
- Current switching to 20 amps
- Wide variety of actuators
- Screw or solder terminals standard
- Low operate forces available

Two versions are available, Replace (_) with: **1** U.S. version mounting holes, 0.140 or **0** Metric version mounting holes, 4.4

15A, 125VAC/250VAC

For quantities greater than listed, call for quote.

MOUSER STOCK NO.	Cherry Part No.	Fig.	Terminal Type	Actuator Length (in.)	Actuator Style	Operating Force (oz.)	Operating Position (in.)	Price Each 1	50	100	250
540-GPTCNH_1	GPTCNH_1	G	Screw	-	Panel mount plunger	12.3	.826/.890	11.05	8.92	7.90	7.29
540-GPTCRH_1	GPTCRH_1	H	Screw	-	Panel mount roller plunger	12.3	1.240/1.320	15.74	12.58	11.51	11.33
540-GPTCRS_1	GPTCRS_1	I	Screw	1.91	Lever/Roller	3.5	1.157/1.221	10.22	8.17	6.75	6.13

20A, 125VAC/250VAC

For quantities greater than listed, call for quote.

MOUSER STOCK NO.	Cherry Part No.	Fig.	Terminal Type	Actuator Length (in.)	Actuator Style	Operating Force (oz.)	Operating Position (in.)	Price Each 1	50	100	250
540-GPTBNH_1	GPTBNH_1	G	Screw	-	Panel mount plunger	12.3	.826/.890	14.03	11.22	9.26	8.41

DIMENSIONS: in.

A
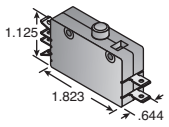

B
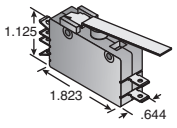

C
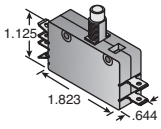

D
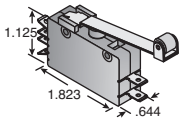

E
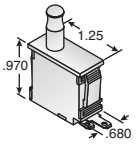

F
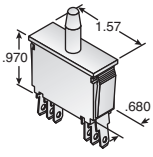

G
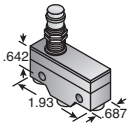

H
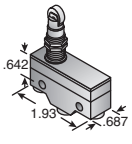

I
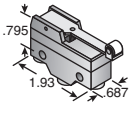

Cherry Snap Action Switches

© Copyright 2013 Mouser Electronics
© Copyright 2013 Mouser Electronics

HONEYWELL Basic Switches

Honeywell

RoHS Compliant This product is RoHS compliant.

MICRO SWITCH™ PREMIUM SUBMINIATURE SNAP-ACTION Z SERIES

Features:
- Small size and light switches lend themselves to numerous potential applications.
- Choice of low energy or power-duty electrical ratings allow the switch to be specified in more types of applications
- Broad range of amp ratings (from 0.1A to 10.1A)
- Watertight IP67 sealing available

Specifications:
- Contact Form: SPDT
- Operating Temperature: -40°C to 120°C (-40°F to 248°F)

For quantities greater than listed, call for quote.

MOUSER STOCK NO.	Honeywell Part No.	Fig.	Voltage	Actuator Type	Op. Force (max.)	Termination Style	Price Each 1	10	50
ZD Series - Watertight, IP67									
785-ZD30S60C02-Z	ZD30S60C02-Z	A	125Vac	Lever	130g	PCB	3.46	3.33	3.15
785-ZD30S60A05-Z	ZD30S60A05-Z	A	125Vac	Lever	130g	PCB	3.06	2.90	2.78
785-ZD30S60H02-Z	ZD30S60H02-Z	A	125Vac	Lever	130g	PCB	3.45	3.36	3.14
ZM Series									
785-ZM50E10E01	ZM50E10E01	B	125/250Vac	Sim Roller Lever	0.34 N	Solder	1.77	1.72	1.64
785-ZM90G20F01	ZM90G20F01	C	125/250Vac	Roller Lever	0.59 N	PCB Straight	2.11	1.92	1.82
ZW Series - Watertight, IP67									
785-ZW10F15CD1-Z	ZW10F15CD1-Z	D	250Vac	Lever	203g	Solder	5.54	5.35	5.04
785-ZW50F15AD1-Z	ZW50F15AD1-Z	D	250Vac	Plunger, Pin	203g	Solder	3.60	3.40	3.26
785-ZW50F15CD1-Z	ZW50F15CD1-Z	D	250Vac	Lever	203g	Solder	4.99	4.78	4.54
785-ZW50F15FD1-Z	ZW50F15FD1-Z	D	250Vac	Roller Lever	203g	Solder	4.35	4.12	3.96
785-ZW50F91AW1-Z	ZW50F91AW1-Z	D	250Vac	Plunger, Pin	203g	Cable Side Exit	5.89	5.59	5.35
785-ZW50F91CW1-Z	ZW50F91CW1-Z	D	250Vac	Lever	203g	Cable Side Exit	6.51	6.20	5.92
785-ZW50F92AW1-Z	ZW50F92AW1-Z	D	250Vac	Plunger,Pin	203g	Cable Side Exit	8.26	7.90	7.51
ZX Series									
785-ZX40E30A01	ZX40E30A01	E	125Vac	Pin Plunger	1.47 N	PCB Snap-in	1.72	1.57	1.40

MICRO SWITCH™ PREMIUM MINIATURE AND SUB MINIATURE SWITCHES

SX Series Features:
- Small precision snap-action switch
- Power load switching capability up to 7A
- Temperature tolerance: -54°C to +121°C

SM Series Features:
- Power load switching capability up to 11A
- Temperature tolerance: -54°C to +85°C

785-11SM1	11SM1	F	250 Vac	Pin Plunger	1.39 N	Solder	8.24	7.86	7.45
785-11SM1-T	11SM1-T	F	250 Vac	Pin Plunger	0.83 N	Solder	7.08	6.71	4.84
785-11SM144	11SM144	F	250 Vac	Pin Plunger	0.83 N	Solder	10.30	9.77	9.22
785-11SM1-T2	11SM1-T2	F	250 Vac	Pin Plunger	0.83 N	Solder	9.91	7.52	6.46
785-11SM23-T	11SM23-T	F	125 Vac	Pin Plunger	0.83 N	Solder	19.39	14.02	13.11
785-11SM3-T	11SM3-T	F	250 Vac	Pin Plunger	0.83 N	Solder	5.51	5.14	4.80
785-111SM1	111SM1	G	250 Vac	Rod	--	Screw	12.54	10.57	9.35
785-111SM1-T	111SM1-T	G	250 Vac	Straight Lever	1.95 N	Solder	11.20	9.37	8.23
785-311SM1-T	311SM1-T	G	5A @ 250Vac	Straight Lever	1.4	Wire Wrap	10.90	8.97	8.25
785-311SM2-H58	311SM2-H58	G	250 Vac	Straight Lever	0.30 N	QC	11.01	10.09	9.26
785-311SM2-T	311SM2-T	G	5A @ 250Vac	Straight Lever	1.1	Wire Wrap	9.82	7.61	6.72
785-311SM702-T	311SM702-T	G	4A @ 250Vac	Straight Lever	0.4	Solder	10.60	7.99	7.03
785-111SM2	111SM2	H	125 Vac	Roller Lever	1.95 N	Solder	14.74	14.04	13.30
785-111SM2-T	111SM2-T	I	250 Vac	Roller Lever	1.95 N	Solder	9.93	9.45	8.92
785-12SX1-T	12SX1-T	I	125 Vac	Pin Plunger	0.7 N	Solder	33.79	25.85	22.87
785-311SM3-H58	311SM3-H58	I	250 Vac	Straight Lever	0.15 N	QC	7.95	7.01	6.55
785-311SM3-T	311SM3-T	I	5A @ 250Vac	Straight Lever	0.53	Solder	10.39	7.54	7.10
785-311SM703-T	311SM703-T	I	4A @ 250Vac	Straight Lever	0.2	Solder	10.94	8.22	7.48
785-4SX1-T	4SX1-T	I	250 Vac	Pin Plunger	1.39 N	Solder	23.91	21.57	20.26
785-91SX39-T	91SX39-T	I	28 Vdc	Pin Plunger	1.39 N	Solder	20.81	16.67	15.12
785-111SM23-T	111SM23-T	J	250 Vac	Roller Lever	1.95 N	Solder	27.43	19.83	18.56
785-11SX21-T	11SX21-T	J	250 Vac	Pin Plunger	0.7 N	Solder	11.51	9.26	8.17
785-1SX1-H58	1SX1-H58	J	250 Vac	Pin Plunger	1.39 N	QC	17.29	13.15	12.89
785-1SX1-T	1SX1-T	J	7A @ 250Vac	Pin Plunger	1.39 N	Solder	18.64	17.73	15.85
785-1SX74-T	1SX74-T	J	250 Vac	Pin Plunger	1.39 N	Solder	22.89	21.71	20.55
785-2SX1-T	2SX1-T	J	250 Vac	Pin Plunger	0.83 N	Solder	22.32	16.86	15.17
785-3SX1-T	3SX1-T	J	125 Vac	Pin Plunger	1.39 N	Solder	27.27	24.71	22.62
785-411SM1	411SM1	J	250 Vac	Pin Plunger	2.09 N	Solder	19.53	14.94	13.23
785-41SM1-T	41SM1-T	J	250 Vac	Pin Plunger	1.39 N	Solder	13.45	11.65	11.20
785-41SM1-T2	41SM1-T2	J	250 Vac	Pin Plunger	1.39 N	Solder	10.58	8.27	7.30
785-111SM602-H4	111SM602-H4	K	250 Vac	Roller Lever	1.95 N	QC	13.43	9.81	8.67
785-311SM4-T	311SM4-T	L	250 Vac	Sim Roller Lever	0.39 N	Solder	7.54	5.84	5.16
785-311SM5-T	311SM5-T	L	250 Vac	Sim Roller Lever	0.30 N	Solder	9.00	7.05	6.23
785-311SM705-T	311SM705-T	L	250 Vac	Sim Roller Lever	0.12 N	Solder	12.42	8.51	8.03
785-ZX40E10E01	ZX40E10E01	L	125 Vac	Sim Roller Lever	0.54 N	Solder	2.16	1.46	1.32
785-21SX39-T	21SX39-T	M	250 Vac	Pin Plunger	1.39 N	Solder	7.70	6.36	6.02
785-311SM6-T	311SM6-T	M	250 Vac	Roller Lever	0.39 N	Solder	12.50	8.66	8.16
785-311SM68-T	311SM68-T	M	125 Vac	Roller Lever	0.39 N	Solder	20.19	17.93	15.76
785-311SM706-T	311SM706-T	M	250 Vac	Roller Lever	0.16 N	Solder	11.65	10.63	9.95
785-311SX1-T	311SX1-T	N	5A @ 250Vac	Straight Lever	1.76	Solder	15.96	12.21	10.80
785-311SX2-T	311SX2-T	N	5A @ 250Vac	Straight Lever	1.1	Solder	19.82	15.11	13.35
785-311SX3-T	311SX3-T	O	250 Vac	Straight Lever	0.20 N	Solder	23.02	17.62	15.58
785-311SX4-T	311SX4-T	P	250 Vac	Sim Roller Lever	0.58 N	Solder	13.24	10.12	9.39
785-311SX5-T	311SX5-T	Q	250 Vac	Sim Roller Lever	0.31 N	Solder	19.69	14.26	13.25
785-313SX4-T	313SX4-T	Q	125 Vac	Sim Roller Lever	0.58 N	Solder	28.95	21.37	20.52

MICRO SWITCH™ STANDARD BASIC SWITCHES

- Designed for outdoor, wash down, and high-dust environments, meets IP67 standards for sealing (wired version)
- Wide current range: 0.1 A, 5 A, and 10 A
- SPDT, SPNO, and SPNC options
- Straight, roller, simulated roller, and special actuators
- Available in wired and terminal options, special terminations available upon request
- Gold contacts available for low current operation
- Contact Form: SPDT
- Operating Force: 200 g Max.

NEW PRODUCT

For quantities greater than listed, call for quote.

MOUSER STOCK NO.	Honeywell Part No.	Fig.	Voltage	Actuator Type	Price Each 1	10	50
785-V15W11-DZ200-AW1	V15W11-DZ200-AW1	R	48VDC	Pin Plunger	7.28	6.61	6.08
785-V15W11DZ200A02W2	V15W11-DZ200A02-W2	S	30VDC	Standard Straight Lever	7.00	6.36	5.85
785-V15W11DZ200A04W2	V15W11-DZ200A04-W2	T	30VDC	Simulated Roller Lever	7.00	6.36	5.85
785-V15W11DZ200A06W2	V15W11-DZ200A06-W2	U	30VDC	Long Roller Lever	7.28	6.61	6.08
785-V15W11-EZ200-W3	V15W11-EZ200-W3	V	250VDC	Pin Plunger	8.49	7.71	7.09
785-V15W11-WZ200-W3	V15W11-WZ200-W3	W	250VDC	Pin Plunger	10.94	9.94	9.14
785-V15W11WZ200A02W2	V15W11-WZ200A02-W2	X	30VDC	Standard Straight Lever	10.08	9.16	8.42
785-V15W11DZ200A02AW	V15W11-DZ200A02-AW1	Y	48VDC	Standard Straight Lever	7.45	6.76	6.22
785-V15W11DZ200A06AW	V15W11-DZ200A06-AW1	Z	48VDC	Long Roller Lever	8.19	7.44	6.84
785-V15W11WZ200A06AW	V15W11-WZ200A06-AW1	AA	48VDC	Long Roller Lever	10.68	9.70	8.92
785-V15W11DZ200A05AW	V15W11-DZ200A05-AW1	AA	48VDC	Roller Lever	7.63	6.93	6.37
785-V15W11WZ200A02AW	V15W11-WZ200A02-AW1	X	48VDC	Standard Straight Lever	10.97	9.97	9.17

© Copyright 2013 Mouser Electronics

DIMENSIONS: in.

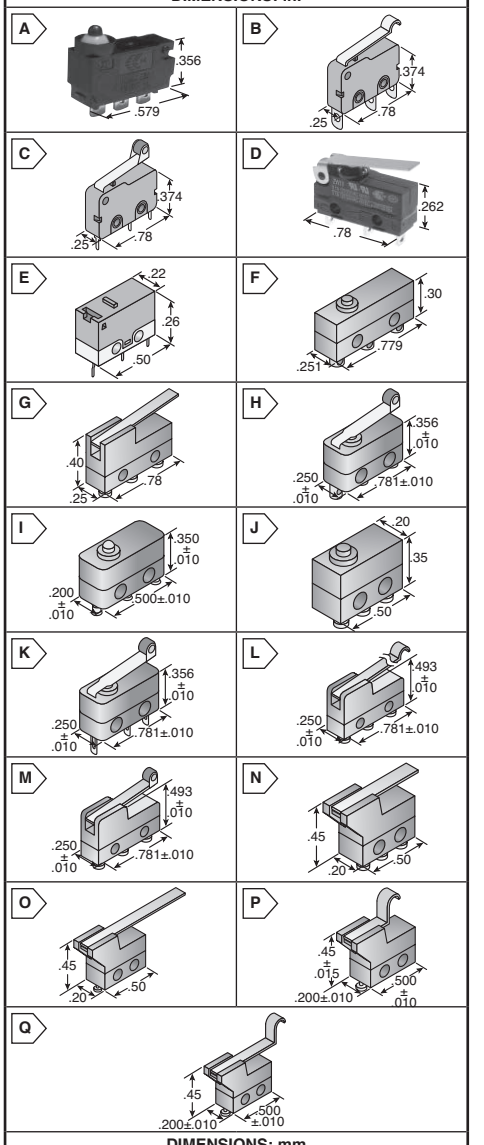

DIMENSIONS: mm

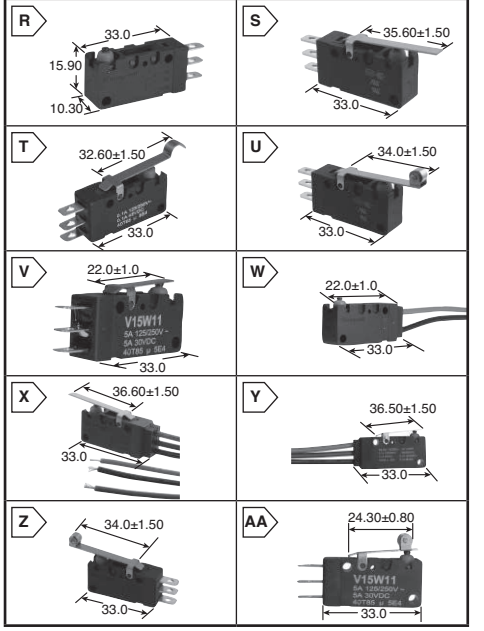

© Copyright 2013 Mouser Electronics

HONEYWELL Basic Switches

Honeywell

RoHS Compliant **This product is RoHS compliant.**

PREMIUM LARGE BASIC SWITCHES

The switch is on. Simple, superior, durable, and irreplaceable even by 21st-century standards, the MICRO SWITCH™ technology cycles on. Today, Honeywell Sensing and Control (S&C) manufactures millions of MICRO SWITCH™ basic switches annually for water and irrigation, aerospace and defense, industrial, off-highway, and medical applications. They are globally compliant, and known worldwide for their compact and lightweight design, accurate repeatability, and extended life.

Looking for enhanced accuracy and repeatability? Our premium line of MICRO SWITCH™ Large and Subminiature switches were designed for high-precision applications. Originally developed to support United States aircraft in World War II, advancements in packaging and operating controls have helped further expand applications over the past 75 years while maintaining enhanced and repeatability.

Features:
- Contact Form: SPDT
- Termination Style: Screw

Potential Applications:
- Irrigation systems
- Semi-trailer trucks
- Timing devices
- Office equipment
- Test instruments
- Medical/dental equipment
- HVAC equipment
- Manually operated devices
- Valves

❊ Termination Style: Solder
❊❊ Environmentally Sealed
❊❊❊ DEMKO

E12252

For quantities greater than listed, call for quote.

MOUSER STOCK NO.	Honeywell Part No.	Fig.	Voltage	Actuator Type	Op. Force (max.)	Price Each		
						1	10	50
785-BA-2R-A2	BA-2R-A2	A	20A@480 VAC	Pin Plunger	14-22 N	12.21	11.16	10.11
785-BA-2R708-P7	BA-2R708-P7	A	250 VAC	Pin Plunger	3.89 N	40.85	31.52	27.27
❊ 785-BZ-2R	BZ-2R	A	250 VAC	Pin Plunger	3.61 N	9.54	8.17	7.40
785-BZ-2R-A2	BZ-2R-A2	A	125 VAC	Pin Plunger	3.61 N	8.75	8.29	7.52
785-BZ-2R-P4	BZ-2R-P4	A	250 VAC	Pin Plunger	3.61 N	10.50	8.71	7.89
785-BZ-3YT	BZ-3YT	A	115 VAC	Pin Plunger	7.23 N	36.44	33.03	30.25
785-BZ-R21-A2	BZ-R21-A2	A	125 VAC	Pin Plunger	1.11 N	16.31	13.08	11.50
785-BA-2RB-A2	BA-2RB-A2	B	20A@480 VAC	Overtravel Plunger	14-22 N	11.73	10.83	9.78
785-BZ-2RD-A2	BZ-2RD-A2	B	250 VAC	Overtravel Plunger	3.61 N	12.34	11.70	10.60
785-BZ-2RL-A2	BZ-2RL-A2	C	15A@480 VAC	Straight Lever 1.95"	5 N	13.72	13.02	11.79
785-BZ-2RW805551-A2	BZ-2RW805551-A2	C	250 VAC	Straight Lever	0.7 N	21.85	19.66	18.55
785-BZ-2RW8244-A2	BZ-2RW8244-A2	C	125 VAC	Straight Lever	0.7 N	15.13	14.36	13.00
❊ 785-BZ-2RW84	BZ-2RW84	C	250 VAC	Straight Lever	0.28 N	17.55	16.21	14.33
785-BZ-2RW84-A2	BZ-2RW84-A2	C	125 VAC	Straight Lever, 2.5"	0.28 N	11.96	10.97	9.95
785-BZ-2RW863-A2	BZ-2RW863-A2	C	125 VAC	Straight Lever, .6"	0.28 N	11.19	10.61	9.63
785-BZ-2RW899-A2	BZ-2RW899-A2	C	125 VAC	Straight Lever	0.7 N	15.04	13.89	12.54
785-BZ-RW8435-A2	BZ-RW8435-A2	C	125 VAC	Straight Lever	7gf	19.94	18.79	16.02
785-BA-2RV-A2	BA-2RV-A2	D	20A@480 VAC	Straight Lever 2.5"	2.5 N	13.20	12.27	11.13
785-BA-2RV22-A2	BA-2RV22-A2	E	20A@480 VAC	Roller Lever 1.05"	6 N	16.95	15.54	14.06
❊ 785-BZ-2RL2	BZ-2RL2	E	250 VAC	Roller Lever	1.39 N	21.95	20.67	19.33
785-BZ-2RL2-A2	BZ-2RL2-A2	E	125 VAC	Roller Lever	1.39 N	15.92	15.10	13.69
785-BZ-2RQ181-A2	BZ-2RQ181-A2	E	125 VAC	Overtravel Roller Plgr, Perp.	3.61 N	32.37	30.71	27.82
❊ 785-BZ-2RW82	BZ-2RW82	E	250 VAC	Roller Lever	0.97 N	15.74	13.04	11.56
785-BZ-2RW82-A2	BZ-2RW82-A2	E	125 VAC	Roller Lever	0.97 N	14.59	13.32	12.08
❊ 785-BZ-2RW822	BZ-2RW822	E	250 VAC	Roller Lever	1.67 N	14.65	13.38	12.12
785-BZ-2RW822-A2	BZ-2RW822-A2	E	125 VAC	Roller Lever	1.67 N	12.25	11.18	10.14
785-BZ-2RW822-P4	BZ-2RW822-P4	E	15A@250 VAC	Roller Lever 1.05"	6 N	15.09	14.45	13.34
❊❊ 785-BZ-2RW8225551-A2	BZ-2RW8225551-A2	E	250 VAC	Roller Lever	1.67 N	12.77	12.10	10.97
785-BZ-2RW82299-A2	BZ-2RW82299-A2	E	250 VAC	Roller Lever, 1.02mm OT	1.67 N	20.52	19.52	18.32
785-BZ-2RW822T	BZ-2RW822T	E	250 VAC	Roller Lever, 2.39mm OT	1.67 N	17.13	14.74	13.91
785-BZ-2RW825551-A2	BZ-2RW825551-A2	E	125 VAC	Roller Lever, 3.96mm OT	0.97 N	20.12	19.08	17.30
785-BZ-2RW826-A2	BZ-2RW826-A2	E	15A@480 VAC	Roller Lever 1.26"	6 N	29.38	27.83	26.28
785-BZ-2RW8299-A2	BZ-2RW8299-A2	E	125 VAC	Roller Lever, 2.16mm OT	0.97 N	26.35	24.81	23.23
785-BA-2RQ1-A2	BA-2RQ1-A2	F	20A@480 VAC	Panel Mt. Overtravel Plnger	14-22 N	19.40	17.73	16.06
785-BA-2RV2-A2	BA-2RV2-A2	G	20A@250 VAC	Roller Lever 2.5"	3.5 N	18.77	17.15	15.53
❊ 785-BZ-2RD	BZ-2RD	H	250 VAC	Overtravel Plunger	3.61 N	11.78	11.18	10.11
785-BZ-2RDS-A2-S	BZ-2RDS-A2-S	B	250 VAC	Overtravel Plunger	5.28 N	25.32	24.01	21.76
❊ 785-BZ-2RN702	BZ-2RN702	H	125 VAC	Overtravel Plunger	3.61 N	29.28	27.76	25.17
❊ 785-BZ-2RQ1	BZ-2RQ1	H	250 VAC	Overtravel Plunger	3.61 N	20.73	19.29	17.48
785-BZ-2RQ1-A2	BZ-2RQ1-A2	H	15A@125 VAC	Overtravel Plunger	3.61 N	11.95	10.91	9.90
785-BZ-2RQ1872-A2	BZ-2RQ1872-A2	H	1A@125 VAC	Overtravel Plunger	3.61 N	42.58	40.11	37.52
785-BZ-2RQ1T	BZ-2RQ1T	H	250 VAC	Overtravel Plunger, 5.56mm OT	3.61 N	21.05	19.96	18.09
❊❊❊ 785-BZ-2RQ66	BZ-2RQ66	H	250 VAC	Overtravel Plunger	3.61 N	22.57	18.69	16.57
785-BZ-2RQ68	BZ-2RQ68	H	250 VAC	Overtravel Plunger, 3.18mm OT	3.61 N	27.85	26.42	23.81
785-BZ-2RQ69	BZ-2RQ69	H	250 VAC	Overtravel Plunger, 3.56mm OT	3.61 N	54.86	50.80	48.01
❊❊❊ 785-BZ-2RQ77	BZ-2RQ77	H	250 VAC	Overtravel Plunger, 3.56mm OT	3.61 N	36.56	29.39	25.81
785-BZ-2RQ784	BZ-2RQ784	H	250 VAC	Overtravel Plunger	3.61 N	45.84	41.24	38.96
785-BZ-3RQ1-A2	BZ-3RQ1-A2	H	250 VAC	Overtravel Plunger	5.56 N	20.44	18.65	16.91
❊ 785-BZ-2RQ18	BZ-2RQ18	I	250 VAC	Overtravel Plunger	3.61 N	45.22	42.61	39.88
785-BZ-2RQ18-A2	BZ-2RQ18-A2	I	125 VAC	Overtravel Roller Plunger	3.61 N	29.54	28.02	25.39
785-BZ-2RQ18T	BZ-2RQ18T	I	250 VAC	Overtravel Plunger	3.61 N	42.63	40.17	37.59
785-BZ-2RQ-A2	BZ-2RQ-A2	J	125 VAC	Overtravel Plunger	3.61 N	27.38	24.62	20.46
785-BZ-2RQ785	BZ-2RQ785	K	250 VAC	Overtravel Plunger	3.61 N	36.52	34.61	31.38
❊ 785-BZ-2RS	BZ-2RS	L	250 VAC	Overtravel Plunger	3.61 N	15.99	13.25	11.75
785-BZ-2RS-A2	BZ-2RS-A2	L	125 VAC	Overtravel Plunger	3.61 N	13.88	12.69	11.50
785-BZ-2RW80-A2	BZ-2RW80-A2	M	15A@480 VAC	Straight Lever 2.5"	2.5 N	10.33	9.79	8.87
785-BZ-2RW80147-A2	BZ-2RW80147-A2	N	125 VAC	Straight Lever	1.67 N	14.52	13.77	12.49
785-BZ-2RW82255-A2-S	BZ-2RW82255-A2-S	O	15A@480 VAC	Roller Lever 1.05"	6 N	28.17	26.71	24.20
785-BZ-2RW825-A2	BZ-2RW825-A2	P	15A@480 VAC	Roller Lever 0.868"	8 N	25.67	23.75	20.96
785-BZ-RW922-A2	BZ-RW922-A2	Q	10A@125 VAC	Roller Lever 1.25"	12 N	66.04	62.48	60.51

DIMENSIONS: in.

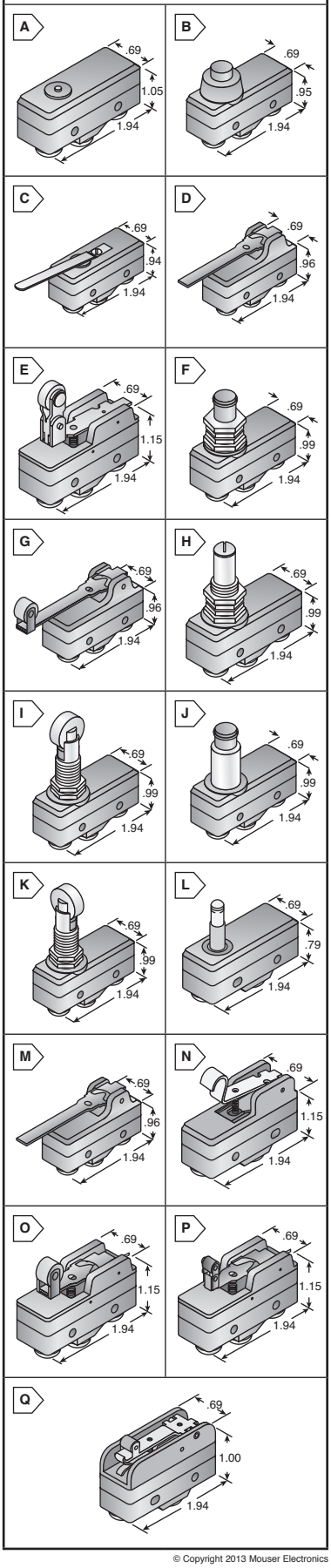

Honeywell Basic/Snap Switches

© Copyright 2013 Mouser Electronics

© Copyright 2013 Mouser Electronics

HONEYWELL Basic Switches

RoHS Compliant **This product is RoHS compliant.**

MICRO SWITCH™ HEAVY-DUTY LIMIT SWITCHES

Housed in a rugged, die-cast body, the switch is epoxy coated for protection. Wide choice of mounting and actuator options.
Low temperature and fluorocarbon (high temperature) construction, as well as factory-sealed, pre-wired versions, are available.

For quantities greater than listed, call for quote.

	MOUSER STOCK NO.	Honeywell Part No.	Fig.	Contact Form	Circuitry	Actuator Type	Op. Force (Max.)	Price Each 1	10	50
	785-LSA1A	LSA1A	A	SPDT	1 NC 1 NO	Side Rotary	0.45 N	114.65	104.28	98.79
	785-LSA3K	LSA3K	A	SPDT	1 NC 1 NO	Side Rotary	0.45 N	149.23	139.76	127.62
✻	785-LSA4L	LSA4L	A	DPDT	2 NC 2 NO	Side Rotary	0.45 N	180.00	170.69	154.68
	785-LSA7L	LSA7L	A	DPDT	2 NC 2 NO	Side Rotary	0.45 N	194.39	184.32	167.04
	785-LSM2D	LSM2D	A	DPDT	2 NC 2 NO	Side Rotary	0.45 N	190.52	178.42	162.91
	785-LSM6D	LSM6D	A	DPDT	2 NC 2 NO	Side Rotary	0.45 N	190.52	178.42	162.91
	785-LSN1A	LSN1A	A	SPDT	1 NC 1 NO	Side Rotary	0.45 N	169.47	158.70	144.91
	785-LSU1A	LSU1A	A	SPDT	1 NC 1 NO	Side Rotary	0.45 N	157.89	147.85	134.99
	785-LSU3K	LSU3K	A	SPDT	1 NC 1 NO	Side Rotary	0.45 N	166.36	163.27	160.33
	785-LSW1A	LSW1A	A	SPDT	1 NC 1 NO	Side Plunger-adj.	26.69 N	154.30	142.29	135.82
	785-LSYAB3K	LSYAB3K	A	SPDT	1 NC 1 NO	Side Rotary	0.45 N	152.50	142.82	130.40
	785-LSYPB1A	LSYPB1A	A	SPDT	1 NC 1 NO	Side Rotary	0.45 N	174.99	160.41	154.30
	785-LSC1A	LSC1A	B	SPDT	1 NC 1 NO	Top Plunger	17.79 N	162.61	152.28	135.12
	785-LSJ1A-7A	LSJ1A-7A	C	SPDT	1 NC 1 NO	Wobble-Plastic Rod	2.78 N	162.61	152.28	139.03
	785-LSK1A-8C	LSK1A-8C	D	SPDT	1 NC 1 NO	Wobble-Coil Spring	1.95 N	173.99	149.63	130.48
	785-LSV1A	LSV1A	E	SPDT	1 NC 1 NO	Top Plunger-adj.	17.79 N	174.01	157.12	140.20

V-BASIC SWITCHES

• Termination Style: Quick Connect ✻ Solder Lug † Through Hole

For quantities greater than listed, call for quote.

	MOUSER STOCK NO.	Honeywell Part No.	Fig.	Contact Form	Voltage	Actuator Type	Op. Force (Max.)	Price Each 1	10	50
	785-V7-1B17D8	V7-1B17D8	F	SPDT	250VAC	Pin Plunger	1.47 N	3.12	2.84	2.62
	785-V7-1C17D8	V7-1C17D8	F	SPDT	250VAC	Pin Plunger	1.47 N	3.33	3.17	2.87
	785-V7-1C17E9	V7-1C17E9	F	SPDT	277VAC	Pin Plunger	1.47 N	3.85	3.46	3.23
	785-V7-1S17D8	V7-1S17D8	F	SPDT	125VAC	Pin Plunger	1.47 N	5.05	4.94	4.21
	785-V7-1V19E9	V7-1V19E9	F	SPDT	277VAC	Pin Plunger	2.21 N	4.74	4.48	4.07
	785-V7-1V29E9	V7-1V29E9	F	SPNO	277VAC	Pin Plunger	2.21 N	3.77	3.39	2.86
	785-V7-1Z19E9	V7-1Z19E9	F	SPDT	250VAC	Pin Plunger	7.9 N	6.91	4.72	3.96
	785-V7-1Z29E9	V7-1Z29E9	F	SPNO	250VAC	Pin Plunger	7.9 N	5.42	3.70	3.12
	785-V7-2B17D8	V7-2B17D8	F	SPDT	250VAC	Pin Plunger	2.63 N	2.45	2.28	2.14
	785-V7-3E17D8	V7-3E17D8	F	SPDT	277VAC	Pin Plunger	0.49 N	3.98	3.35	2.81
	785-V7-4A17D8	V7-4A17D8	F	SPDT	250VAC	Pin Plunger	0.25 N	5.06	3.17	2.96
	785-V7-5F17D8	V7-5F17D8	F	SPDT	250VAC	Pin Plunger	0.15 N	3.86	3.15	2.94
	785-V7-6B19D8	V7-6B19D8	F	SPDT	277VAC	Pin Plunger	1.67 N	3.62	3.37	3.14
	785-V7-6C17D8	V7-6C17D8	F	SPDT	277VAC	Pin Plunger	1.67 N	4.17	4.09	3.77
	785-V7-1C17D8-201	V7-1C17D8-201	G	SPDT	277VAC	Roller Lever	1.72 N	3.91	3.40	3.17
	785-V7-1C17E9-201	V7-1C17E9-201	G	SPDT	277VAC	Roller Lever	1.72 N	4.54	3.68	3.45
	785-V7-2B17D8-201	V7-2B17D8-201	G	SPDT	277VAC	Roller Lever	0.86 N	3.34	3.04	2.56
	785-V7-2S17D8-201	V7-2S17D8-201	G	SPDT	125VAC	Roller Lever	0.88N	7.25	5.89	5.15
	785-V7-7B17D8-201	V7-7B17D8-201	G	SPDT	277VAC	Roller Lever	2.78 N	4.49	4.24	4.06
	785-V7-2B17D8-207	V7-2B17D8-207	G	SPDT	277VAC	Roller Lever	.44 N	3.49	3.31	2.99
	785-V7-7D17D8-207	V7-7D17D8-207	G	SPDT	125VAC	Roller Lever	1.39 N	9.41	6.87	6.06
†	785-V7-1C13D8-201	V7-1C13D8-201	G	SPDT	277VAC	Roller Lever	6.17 N	3.80	3.42	3.24
	785-V7-1C17E9-207	V7-1C17E9-207	H	SPDT	277VAC	Roller Lever	0.84 N	5.24	3.68	3.45
	785-V7-1B17D8-207	V7-1B17D8-207	I	SPDT	277VAC	Roller Lever	3 N	4.35	4.22	3.94
	785-V7-1C17D8-207	V7-1C17D8-207	I	SPDT	277VAC	Roller Lever	3.2 N	5.92	4.16	3.91
	785-V7-1B17D8-263	V7-1B17D8-263	J	SPDT	277VAC	Sim Roller Lever	0.88 N	3.61	3.24	3.02
	785-V7-1C17D8-263	V7-1C17D8-263	J	SPDT	277VAC	Sim Roller Lever	0.89 N	4.40	4.17	3.88
	785-V7-1S17D8-263	V7-1S17D8-263	J	SPDT	125VAC	Sim Roller Lever	0.88 N	5.06	4.71	4.43
	785-V7-6C17D8-263	V7-6C17D8-263	J	SPDT	277VAC	Sim Roller Lever	2.22 N	5.08	4.07	3.43
	785-V7-7B19D8-263	V7-7B19D8-263	J	SPDT	277VAC	Sim Roller Lever	1.39 N	3.56	3.38	3.06
	785-V7-1B17D8-022	V7-1B17D8-022	K	SPDT	277VAC	Straight Lever	0.80 N	3.38	3.03	2.95
	785-V7-1C17D8-022	V7-1C17D8-022	K	SPDT	277VAC	Straight Lever	0.80 N	4.13	3.92	3.55
	785-V7-1S17D8-022	V7-1S17D8-022	K	SPDT	125VAC	Straight Lever	0.83 N	4.86	4.61	4.17
	785-V7-3E17E9-022	V7-3E17E9-022	K	SPDT	277VAC	Straight Lever	0.29 N	3.50	3.15	2.95
	785-V7-1B19D8-022	V7-1B19D8-022	K	SPDT	277VAC	Straight Lever	2.9 N	4.68	3.84	3.22
	785-V7-2B17D8-022	V7-2B17D8-022	K	SPDT	277VAC	Straight Lever	1.5 N	2.56	2.45	2.14
	785-V7-1B17D8-048	V7-1B17D8-048	L	SPDT	277VAC	Straight Lever	0.49 N	5.34	3.52	3.30
	785-V7-1C17D8-048	V7-1C17D8-048	L	SPDT	277VAC	Straight Lever	0.44 N	3.85	3.71	3.52
	785-V7-1V19E9-048	V7-1V19E9-048	L	SPDT	277VAC	Straight Lever	0.54 N	4.48	3.64	3.41
	785-V7-3S17D8-048	V7-3S17D8-048	L	SPDT	125VAC	Straight Lever	0.16 N	3.43	3.16	3.06
	785-V7-6B19D8-057	V7-6B19D8-057	L	SPDT	250VAC	Straight Lever	0.54 N	3.78	3.58	3.25
	785-V7-9W1AE9-048	V7-9W1AE9-048	L	SPDT	250VAC	Straight Lever	0.88 N	7.13	5.74	4.82
	785-V7-2B17D8-048	V7-2B17D8-048	L	SPDT	277VAC	Straight Lever	0.7 N	2.73	2.59	2.33
✻	785-V7-6C17D8-048-1	V7-6C17D8-048-1	L	SPDT	277VAC	Straight Lever	4.23 N	5.97	5.67	5.14
	785-V7-1C17D8-002	V7-1C17D8-002	M	SPDT	277VAC	Straight Lever	1.57 N	4.00	3.62	3.08
	785-V7-6C18D8-002	V7-6C18D8-002	M	SPDT	277VAC	Straight Lever	4.05 N	3.72	3.36	3.14

MICRO SWITCH™ SPECIAL APPLICATION PRECISION SWITCHES

Contain a spring and set of contacts that convert mechanical energy applied to an actuator into an electrical output. Products include door interlocks that automatically cut power when a service drawer is opened, as well as switches that can handle a variety of special electrical load requirements. Wide variety of actuators, terminations, circuitry configurations, electrical ratings, contact materials, operating characteristics and sealing provide application flexibility. U.S., European and other approval agency compliance allow global use.

For quantities greater than listed, call for quote.

MOUSER STOCK NO.	Honeywell Part No.	Fig.	Contact Form	Voltage	Actuator Type	Op. Force (max.)	Termination Style	Price Each 1	10	50
785-1AC2	1AC2	N	SPDT	250Vac	Rod	N/A	Screw	66.51	63.92	61.25
785-1TB1-2	1TB1-2	O	DPDT	250Vac	Pin Plunger	3.61 N	Solder	52.34	49.72	47.07
785-3MN1	3MN1	P	DPDT	480Vac	Pin Plunger	5.56 N	Screw	35.70	33.32	28.98
785-DT-2R-A7	DT-2R-A7	Q	DPDT	28Vdc	Pin Plunger	2.78 N	Screw	64.50	60.41	55.16
785-MT-4RV22-A28	MT-4RV22-A28	R	SPDT	125Vdc	Roller Lever	1.25 N	Screw	137.96	130.83	118.57
785-MT-4RV-A28	MT-4RV-A28	S	SPDT	125Vdc	Straight Lever	0.56 N	Screw	119.70	113.51	102.87

DIMENSIONS: in.

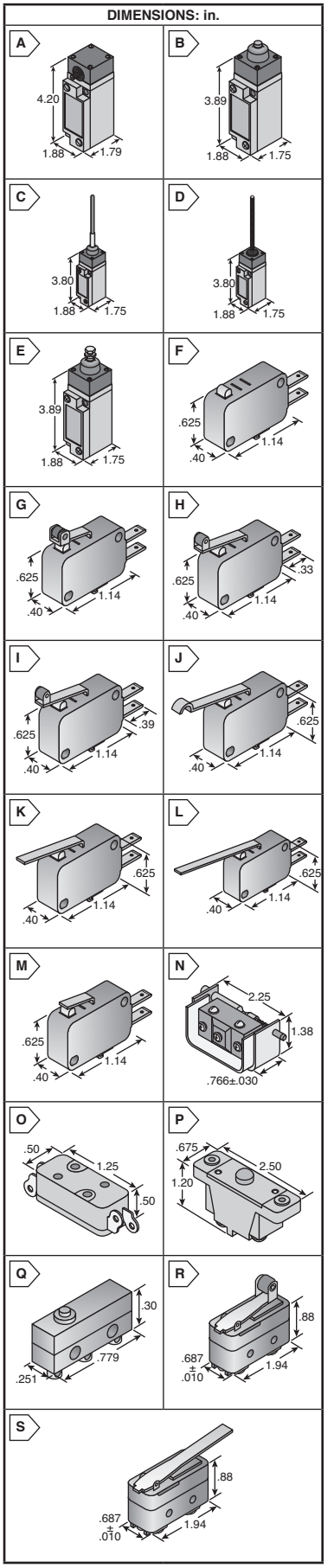

© Copyright 2013 Mouser Electronics

© Copyright 2013 Mouser Electronics

OMRON Basic Snap Action Switches

RoHS Compliant **This product is RoHS compliant.**

OMRON D3M SERIES: SUBMINIATURE BASIC SWITCHES

Specifications:
- Electrical rating: 0.1A @ 30VDC, resistive
- Contact material: Gold alloy
- Insulation resistance: 100MΩ min. @ 500VDC

Features:
- Saves wiring effort, production steps and time
- Easy wiring ensured through the Quick-Connect terminals
- External actuator mounts in either of two directions

For quantities greater than listed, call for quote.

MOUSER STOCK NO.	Omron Part No.	Fig.	Actuator Type	Contact Form	Operating Force (Max.)	Price Each 1	25	50	100
653-D3M-01K1-3	D3M-01K1-3	A	Hinge lever	SPST-NO	51 gf	1.98	1.85	1.78	1.62
653-D3M-01L3	D3M-01L3	B	Simulated roller lever	SPST-NC	102 gf	2.70	2.42	2.15	1.83
653-D3M-01K3-3	D3M-01K3-3	C	Simulated roller lever	SPST-NO	51 gf	2.58	2.31	2.05	1.74
653-D3M-01L3-3	D3M-01L3-3	B	Simulated roller lever	SPST-NO	102 gf	2.58	2.31	2.05	1.74
653-D3M-01L2	D3M-01L2	D	Hinge roller lever	SPST-NC	102 gf	3.80	3.41	3.03	2.58
653-D3M-01K2-3	D3M-01K2-3	E	Hinge roller lever	SPST-NO	51 gf	3.27	2.94	2.62	2.35
653-D3M-01L2-3	D3M-01L2-3	D	Hinge roller lever	SPST-NO	102 gf	3.14	2.81	2.50	2.12

OMRON D3V SERIES: COST-EFFECTIVE SNAP ACTION SWITCHES

Specifications:
- Contact material: Silver alloy
- Insulation resistance: 100MΩ min. @ 500VDC

Features:
- Reliable basic switch with external lever
- Self-cleaning contacts

For quantities greater than listed, call for quote.

MOUSER STOCK NO.	Omron Part No.	Fig.	Actuator Type	Contact Form	Operating Force (Max.)	Terminals	Contact Gap (mm)	Mounting Hole (mm)	Price Each 1	25
No Hinge, Rated 16A @ 250VAC										
653-D3V-16-1C5	D3V-16-1C5	F	Pin plunger	SPDT	200 gf	QC #250	1.0	3.1	2.38	2.13
Internal Hinge, Rated 11A @ 250VAC										
653-D3V-11G1C25	D3V-11G1C25K	G	Short hinge lever	SPDT	200 gf	QC #187	0.5	2.9	2.32	2.09
653-D3V-11G21C25	D3V-11G21C25K	H	Hinge lever	SPDT	200 gf	QC #187	0.5	2.9	2.66	2.40
653-D3V-11G31-1C25-K	D3V-11G31-1C25-K	I	Long hinge lever	SPDT	200 gf	QC #187	0.5	2.9	2.00	1.80
653-D3V-11G41C25	D3V-11G41C25K	J	Sim. roller lever	SPDT	200 gf	QC #187	0.5	2.9	2.94	2.65
653-D3V-11G61C25	D3V-11G61C25K	K	Hinge roller lever	SPDT	200 gf	QC #187	0.5	2.9	3.22	2.89
Internal Hinge, Rated 16A @ 250VAC										
653-D3V-16G1C25	D3V-16G-1C25-K	F	Pin plunger	SPDT	200 gf	QC #187	0.5	2.9	2.40	2.30
653-D3V-16G1C25A	D3V-16G-1C25	F	Pin plunger	SPDT	200 gf	QC #187	0.5	3.1	2.39	2.15
653-D3V-16G-3C25	D3V-16G-3C25	F	Pin plunger	SPST-NO	200 gf	QC #187	0.5	3.1	1.72	1.57
653-D3V-16G21C25	D3V-16G21C25K	H	Hinge lever	SPDT	200 gf	QC #187	0.5	2.9	2.64	2.39
653-D3V-16G41C25	D3V-16G41C25K	J	Sim. roller lever	SPDT	200 gf	QC #187	0.5	2.9	2.64	2.39
653-D3V-16G61C25	D3V-16G61C25K	K	Hinge roller lever	SPDT	200 gf	QC #187	0.5	2.9	3.30	3.01
653-D3V-166-1C5	D3V-166-1C5	K	Hinge roller lever	SPDT	200 gf	QC #250	1.0	3.1	2.11	1.89
Internal Hinge, Rated 21A @ 250VAC										
653-D3V-21G-1C4A-K	D3V-21G-1C4A-K	F	Pin plunger	SPDT	125 gf	QC #250	0.5	2.9	1.88	1.69
External Hinge, Rated 11A @ 250VAC										
653-D3V-11G4M1C25	D3V-11G4M1C25K	L	Sim. roller lever	SPDT	200 gf	QC #187	0.5	2.9	2.62	2.35
653-D3V-11G6M1C25	D3V-11G6M1C25K	M	Hinge roller lever	SPDT	200 gf	QC #187	0.5	2.9	2.96	2.66
External Hinge, Rated 16A @ 250VAC										
653-D3V-16G2M1C25	D3V-16G2M1C25K	N	Hinge lever	SPDT	200 gf	QC #187	0.5	2.9	2.60	2.34

OMRON J SERIES: ULTRA-SUBMINIATURE BASIC SWITCHES

Specifications:
- Contact form: SPDT
- Contact material: Gold-plated silver

Features:
- Allows large-capacity switching in small package

For quantities greater than listed, call for quote.

MOUSER STOCK NO.	Omron Part No.	Fig.	Contact Rating@ 125VAC	Actuator Type	Operating Force (Max.)	Price Each 1	25	50	100
653-J-7	J-7	O	7A	Pin plunger	140 gf	8.37	7.83	7.47	7.46
✻ 653-J-7Y	J-7Y	O	7A	Pin plunger	140 gf	6.06	5.67	5.23	4.86
653-J-7-V	J-7-V	P	7A	Short hinge lever	50 gf	13.25	12.43	11.81	11.34
653-J-7-V4	J-7-V4	Q	7A	Long hinge lever	20 gf	12.26	11.47	10.95	10.46

✻ Silver Contacts

OMRON D2F SERIES: PC MOUNT SUBMINIATURE BASIC SWITCHES

Specifications:
- Contact form: SPDT
- Contact material: D2F Silver alloy / D2F-01 Gold alloy
- Insulation resistance: 100MΩ min. @ 500VDC

Features:
- Long life span assured by high-precision dual spring reverse-action mechanism

For quantities greater than listed, call for quote.

MOUSER STOCK NO.	Omron Part No.	Fig.	Actuator Type	Operating Force (Max.)	Terminals	Price Each 1	25	50	100
General Purpose, Low Force, Rated 1A @ 125VAC / 0.5A @ 30VDC									
653-D2FF	D2F-F	R	Pin plunger	75 gf	PCB straight	1.55	1.39	1.23	1.11
653-D2F-FL	D2F-FL	S	Hinge lever	25 gf	PCB straight	1.79	1.63	1.44	1.29
653-D2FFLA	D2F-FL-A	S	Hinge lever	25 gf	Right-angled PCB	2.34	2.10	1.86	1.68
653-D2F-FL-A1	D2F-FL-A1	S	Hinge lever	25 gf	Left-angled PCB	3.36	3.06	2.80	2.57
General Purpose, Standard, Rated 3A @ 125VAC / 2A @ 30VDC									
653-D2F	D2F	R	Pin plunger	150 gf	PCB straight	1.62	1.46	1.29	1.17
653-D2F-T	D2F-T	R	Pin plunger	150 gf	Self-clinching PCB	1.57	1.41	1.25	1.13
653-D2F-D3	D2F-D3	R	Pin plunger	150 gf	Solder	1.59	1.43	1.27	1.14
653-D2FL20	D2F-L20	T	Hinge roller lever	25 gf	PCB straight	3.02	2.71	2.41	2.16
653-D2F-L	D2F-L	S	Hinge lever	80 gf	PCB straight	1.40	1.35	1.29	1.24
653-D2F-L-A	D2F-L-A	S	Hinge lever	80 gf	Right-angled PCB	2.34	2.10	1.86	1.68
653-D2F-L-A1	D2F-L-A1	S	Hinge lever	80 gf	Left-angled PCB	2.23	2.00	1.78	1.59
653-D2F-L-D	D2F-L-D	S	Hinge lever	80 gf	Compact solder	1.38	1.26	1.18	1.07
653-D2FL3	D2F-L3	U	Simulated roller lever	80 gf	PCB straight	2.90	2.63	2.33	2.11
653-D2F-L2	D2F-L2	T	Hinge roller lever	80 gf	PCB straight	3.30	3.00	2.66	2.40
653-D2F-L2-T	D2F-L2-T	T	Hinge roller lever	80 gf	Self-clinching PCB	3.09	2.82	2.59	2.39
653-D2F-L2-D	D2F-L2-D	T	Hinge roller lever	80 gf	Compact solder	3.08	2.80	2.58	2.38
Micro-Load, Low Force, Rated 0.1A @ 30VDC									
653-D2F-01F	D2F-01F	R	Pin plunger	75 gf	PCB straight	1.42	1.37	1.29	1.17
653-D2F-01FL	D2F-01FL	S	Hinge lever	25 gf	PCB straight	1.79	1.63	1.44	1.29
653-D2F-01FL-A	D2F-01FL-A	S	Hinge lever	25 gf	Right-angled PCB	2.62	2.39	2.19	2.02
653-D2F-01FLD	D2F-01FL-D	S	Hinge lever	25 gf	Compact solder	1.87	1.68	1.50	1.35
Micro-Load, Standard, Rated 0.1A @ 30VDC									
653-D2F-01	D2F-01	R	Pin plunger	150 gf	PCB straight	1.62	1.46	1.29	1.22
653-D2F-01-D	D2F-01-D	R	Pin plunger	150 gf	Compact solder	1.42	1.32	1.21	1.11
653-D2F-01L	D2F-01L	S	Hinge lever	80 gf	PCB straight	1.40	1.36	1.31	1.26
653-D2F01L-A	D2F-01L-A	S	Hinge lever	80 gf	Right-angled PCB	2.45	2.23	2.03	1.87
653-D2F-01L-D	D2F-01L-D	S	Hinge lever	80 gf	Compact solder	1.87	1.68	1.50	1.35
653-D2F-01L3	D2F-01L3	U	Simulated roller lever	80 gf	PCB straight	1.97	1.79	1.58	1.42
653-D2F-01L2	D2F-01L2	T	Hinge roller lever	80 gf	PCB straight	3.60	3.30	3.02	2.78

DIMENSIONS: mm

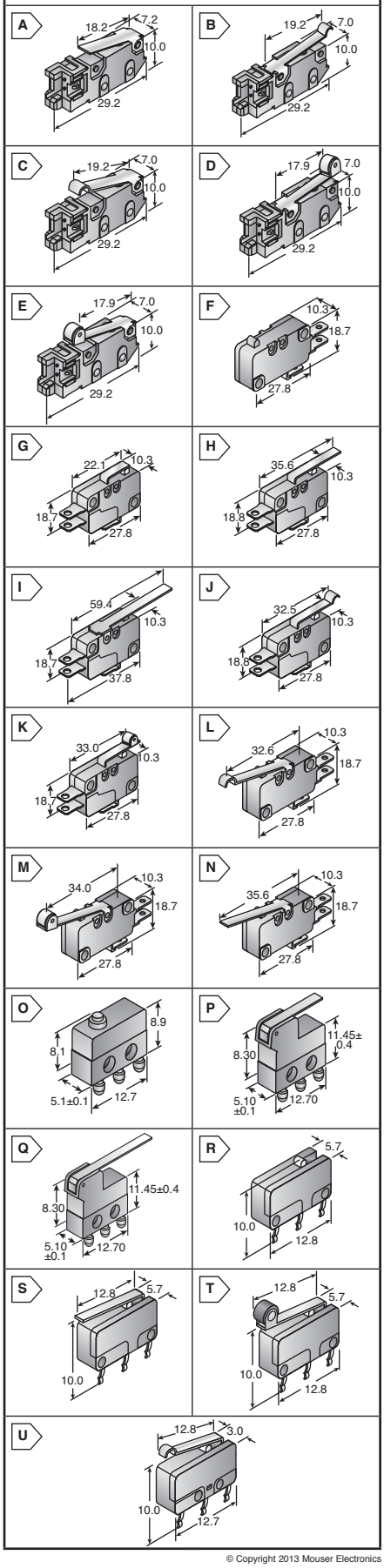

© Copyright 2013 Mouser Electronics

OMRON Basic Switches

RoHS Compliant **This product is RoHS compliant.**

OMRON D2MQ SERIES: ULTRA SUBMINIATURE BASIC SWITCHES

Specifications:
- Contact form: SPDT
- Contact material: 0.5A silver-plated; 50mA gold-plated
- Contact gap: 0.15mm
- Use M1.4 mounting screws to mount the switch

Features:
- Excellent electrical characteristics with a snap action mechanism despite superminiaturized design
- Ideal for applications where size is extremely limited and high reliability is demanded

For quantities greater than listed, call for quote.

MOUSER STOCK NO.	Omron Part No.	Fig.	Actuator Type	Operating Force (max.)	Terminals	Price Each 1	25	50	100
Contact Rating 50mA @ 30VDC									
653-D2MQ-1-105	D2MQ-1-105	A	Pin plunger	120 gf	PCB straight	4.01	3.61	2.89	2.73
Contact Rating 0.5A @ 30VDC									
653-D2MQ-1	D2MQ-1	A	Pin plunger	120 gf	PCB straight	3.84	3.50	3.10	2.79
653-D2MQ-1-TL	D2MQ-1-TL	A	Pin plunger	120 gf	Left-angled PCB	4.01	3.61	3.21	2.89
653-D2MQ-1L	D2MQ-1L	A	Leaf lever	60 gf	PCB straight	3.68	3.38	3.21	2.89
653-D2MQ-1L-TR	D2MQ-1L-TR	A	Leaf lever	60 gf	Right-angled PCB	3.58	3.22	2.87	2.43
653-D2MQ-1L-TL	D2MQ-1L-TL	A	Leaf lever	60 gf	Left-angled PCB	4.11	3.69	3.27	2.78
653-D2MQ-4L-1	D2MQ-4L-1	A	Hinge leaf lever	40 gf	PCB straight	3.18	2.86	2.54	2.29
653-D2MQ-4L-1-R	D2MQ-4L-1-R	A	Hinge leaf lever	40 gf	Right-angled PCB	3.84	3.51	3.22	2.96
653-D2MQ-4L-1-L	D2MQ-4L-1-L	A	Hinge leaf lever	40 gf	Left-angled PCB	3.56	3.25	2.99	2.75

OMRON D2T SERIES: DPST-NO COMPACT SNAP ACTION SWITCHES

Specifications:
- Contact material: Silver
- Electrical ratings: 5A @ 125/250VAC between terminals 1 & 2; 0.1A @ 125VAC between terminals 3 & 4
- Insulation resistance: 100MΩ min. @ 500VDC

Features:
- Incorporates circuits for power and low-level loads
- Contact gap of 0.7mm min.
- Panel or screw mounted with ease

For quantities greater than listed, call for quote.

MOUSER STOCK NO.	Omron Part No.	Fig.	Actuator Type	Operating Force (max.)	Terminals	Price Each 1	25	50	100
653-D2T-T1S	D2T-T1S	B	Pin plunger	330 gf	Straight solder	5.85	5.34	4.89	4.50
653-D2T-T1	D2T-T1	B	Pin plunger	330 gf	Right-angled solder	5.85	5.34	4.89	4.50
653-D2T-LT1S	D2T-LT1S	B	Hinge lever	150 gf	Straight solder	5.07	4.62	4.24	3.92
653-D2T-LT1	D2T-LT1	B	Hinge lever	150 gf	Right-angled solder	6.05	5.50	5.05	4.67

OMRON SS-P SERIES: SUBMINIATURE BASIC SWITCHES

Specifications:
- Contact material: SS-3P - silver alloy rivet; SS-01P - gold alloy crossbar
- Contact gap: 0.5mm

Features:
- Insert molded case for enhanced resistance to flux
- Simple construction with single-leaf spring
- SS series compatible mounting

For quantities greater than listed, call for quote.

MOUSER STOCK NO.	Omron Part No.	Fig.	Actuator Type	Operating Force (max.)	Terminals	Price Each 1	25	50	100
Contact Rating 0.1A @ 30VDC									
653-SS-01GP	SS-01GP	C	Pin plunger	153 gf	Solder	.91	.856	.762	.689
653-SS-01GLP	SS-01GLP	C	Hinge lever	51 gf	Solder	1.05	.974	.92	.877
653-SS-01GLPT	SS-01GLPT	D	Hinge lever	51 gf	QC #110	1.12	1.01	.892	.808
653-SS-01GL13P	SS-01GL13P	C	Simulated roller lever	51 gf	Solder	1.06	1.01	.888	.803
653-SS-01GL13PT	SS-01GL13PT	D	Simulated roller lever	51 gf	QC #110	1.12	1.01	.898	.808
Contact Rating 3A @ 125VAC									
653-SS-3GPT	SS-3GPT	D	Pin plunger	153 gf	QC #110	.96	.865	.762	.69
653-SS-3GLP	SS-3GLP	C	Hinge lever	51 gf	Solder	1.05	.978	.892	.803
653-SS-3GLPT	SS-3GLPT	D	Hinge lever	51 gf	QC #110	1.12	1.01	.898	.853
653-SS-3GL13PD	SS-3GL13PD	E	Simulated roller lever	51 gf	PCB uneven pitch	1.12	1.01	.892	.808
653-SS-3GL13PT	SS-3GL13PT	D	Simulated roller lever	51 gf	QC #110	1.12	1.01	.898	.853

OMRON SS SERIES: SUBMINIATURE BASIC SNAP ACTION SWITCHES

Specifications:
- Contact form: SPDT
- Contacts: SS-01 - Bifurcated crossbar; SS-5 and SS-10 - Standard rivets

Features:
- Economical, subminiature basic switch offers long service life (30 million operations min.)
- All models are free from overtravel restrictions and permit easy setting

For quantities greater than listed, call for quote.

MOUSER STOCK NO.	Omron Part No.	Fig.	Actuator Type	Operating Force (max.)	Terminals	Price Each 1	25	50	100
Contact Rating 0.1A @ 30VDC									
653-SS-01FT	SS-01FT	F	Pin plunger	50 gf	QC #110	3.27	2.94	2.61	2.35
653-SS-01D	SS-01D	G	Pin plunger	150 gf	PCB straight	3.19	2.84	2.55	2.29
653-SS-01	SS-01	H	Pin plunger	150 gf	Solder	2.64	2.49	2.40	2.18
653-SS-01-GL-F	SS-01-GL-F	H	Hinge lever	16 gf	Solder	3.34	3.00	2.66	2.42
653-SS-01GL	SS-01GL	H	Hinge lever	50 gf	Solder	2.84	2.72	2.43	2.30
653-SS01-GLT	SS01-GLT	F	Hinge lever	50 gf	QC #110	3.60	3.27	2.91	2.62
653-SS-01GL13	SS-01GL13	H	Simulated roller lever	50 gf	Solder	3.27	2.94	2.61	2.35
653-SS-01GL2D	SS-01GL2D	H	Hinge roller lever	50 gf	PCB straight	3.80	3.41	3.04	2.73
653-SS-01GL2	SS-01GL2	H	Hinge roller lever	50 gf	Solder	3.42	3.12	2.77	2.49
Contact Rating 5A @ 125VAC									
653-SS-5FT	SS-5FT	F	Pin plunger	50 gf	QC #110	1.95	1.74	1.55	1.39
653-SS-5D	SS-5D	G	Pin plunger	150 gf	PCB straight	1.69	1.62	1.53	1.39
653-SS-5D2	SS-5D2	I	Pin plunger	150 gf	Right-angled PCB	2.10	1.88	1.68	1.51
653-SS-5	SS-5	H	Pin plunger	150 gf	Solder	1.29	1.22	1.18	1.12
653-SS-5T	SS-5T	F	Pin plunger	150 gf	QC #110	1.84	1.74	1.68	1.53
653-SS-5GL-F	SS-5GL-F	H	Hinge lever	16 gf	Solder	2.04	1.83	1.63	1.47
653-SS-5GLD	SS-5GLD	G	Hinge lever	50 gf	PCB straight	2.34	2.11	1.87	1.68
653-SS-5GL	SS-5GL	H	Hinge lever	50 gf	Solder	1.41	1.34	1.28	1.24
653-SS-5GLT	SS-5GLT	F	Hinge lever	50 gf	QC #110	1.79	1.68	1.55	1.39
653-SS-5GL13D	SS-5GL13D	G	Simulated roller lever	50 gf	PCB straight	2.26	2.05	1.79	1.69
653-SS-5GL13	SS-5GL13	H	Simulated roller lever	50 gf	Solder	1.71	1.62	1.52	1.37
653-SS-5GL13T	SS-5GL13T	F	Simulated roller lever	50 gf	QC #110	1.20	1.13	1.08	1.04
653-SS-5GL2-FT	SS-5GL2-FT	F	Hinge roller lever	16 gf	QC #110	2.81	2.53	2.25	2.02
653-SS-5GL2D	SS-5GL2D	G	Hinge roller lever	50 gf	PCB straight	2.14	1.95	1.84	1.75
653-SS-5GL2	SS-5GL2	H	Hinge roller lever	50 gf	Solder	1.87	1.74	1.57	1.42
653-SS-5GL2T	SS-5GL2T	F	Hinge roller lever	50 gf	QC #110	2.64	2.44	2.17	1.96
Contact Rating 10.1A @ 125VAC									
653-SS-10D	SS-10D	G	Pin plunger	150 gf	PCB straight	2.75	2.55	2.43	2.31
653-SS-10	SS-10	H	Pin plunger	150 gf	Solder	1.99	1.94	1.79	1.62
653-SS-10T	SS-10T	F	Pin plunger	150 gf	QC #110	3.02	2.89	2.74	2.46
653-SS-10GL	SS-10GL	H	Hinge lever	50 gf	Solder	2.28	2.18	2.12	1.90
653-SS-10GLT	SS-10GLT	F	Hinge lever	50 gf	QC #110	3.10	2.80	2.49	2.24
653-SS-10GL13T	SS-10GL13T	F	Simulated roller lever	50 gf	QC #110	2.95	2.82	2.53	2.27
653-SS-10GL2	SS-10GL2	H	Hinge roller lever	50 gf	Solder	2.90	2.61	2.31	2.13
653-SS-10GL2T	SS-10GL2T	F	Hinge roller lever	50 gf	QC #110	3.50	3.15	2.79	2.51

DIMENSIONS: mm

A
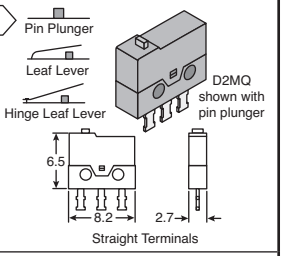

Straight Terminals

B
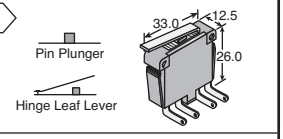

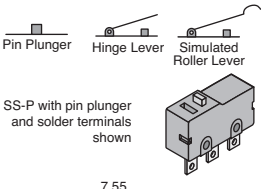

C
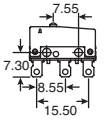

Solder Terminals

D
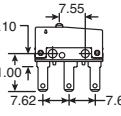

Quick-Connect Terminals (#110)

E
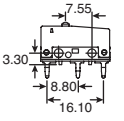

PCB Terminals (Uneven Pitch)

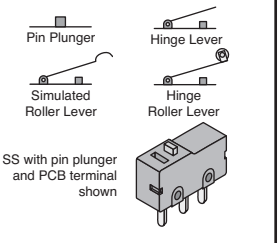

F
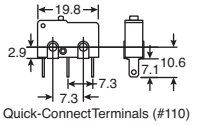

Quick-Connect Terminals (#110)

G
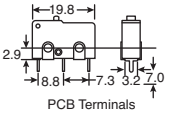

PCB Terminals

H
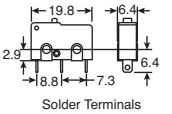

Solder Terminals

I
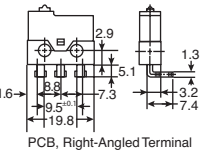

PCB, Right-Angled Terminal

© Copyright 2013 Mouser Electronics

© Copyright 2013 Mouser Electronics

OMRON Basic Switches

OMRON D2MV SERIES: ULTRA-LOW LOAD, MINIATURE BASIC SWITCHES

Specifications:
- Contact resistance: D2MV-01 - 50mW max.; D2MV-1 - 30mW max.
- Terminal type: Solder/QC #187
- Contact material: D2MV-01 - gold alloy; D2MV-1 - silver

Features:
- Twin crossbar contact for exceptionally high contact reliability in micro load applications

RoHS Compliant

For quantities greater than listed, call for quote.

MOUSER STOCK NO.	Omron Part No.	Fig.	Actuator Type	Contact Rating	Operating Force (max.)	Price Each 1	25	50	100
653-D2MV-01-1C1	D2MV-01-1C1	A	Pin plunger	0.1A @ 30VDC	10 gf	5.75	5.28	4.69	4.22
653-D2MV-01-1C3	D2MV-01-1C3	A	Pin plunger	0.1A @ 30VDC	50 gf	6.40	5.99	5.74	5.33
653-D2MV-01L111-1C3	D2MV-01L111-1C3	A	Long hinge lever	0.1A @ 30VDC	15 gf	4.25	3.60	3.24	3.20
653-D2MV-01L22-1C3	D2MV-01L22-1C3	A	Short hinge roller lever	0.1A @ 30VDC	50 gf	4.78	4.35	3.99	3.68

OMRON D2MC SERIES: LOW-TORQUE, ROTARY-ACTION BASIC SWITCHES

Specifications:
- Contact resistance: 20Ω max.
- Contact material: Silver alloy
- Terminal type: Quick-connect #205

Features:
- Highly reliable rotary-action switch for low torque operation
- Long life - 10,000 operations

RoHS Compliant

For quantities greater than listed, call for quote.

MOUSER STOCK NO.	Omron Part No.	Fig.	Direction of Actuation	Contact Rating	Operating Torque (max.)	Price Each 1	25	50	100
653-D2MC-5E	D2MC-5E	B	Clockwise	5A @ 250VAC	5.1 gf · cm	10.20	9.27	8.43	7.17
653-D2MC-5F	D2MC-5F	B	Clockwise	5A @ 250VAC	7.6 gf · cm	11.00	10.00	9.17	8.46
653-D2MC-5H	D2MC-5H	B	Clockwise	5A @ 250VAC	10.2 gf · cm	10.37	9.44	8.65	7.98
653-D2MC-5EL	D2MC-5EL	B	Counterclockwise	5A @ 250VAC	5.1 gf · cm	10.36	9.44	8.39	7.14
653-CAA1M	CAA1M	C	Actuator lever			1.17	1.05	.93	.837

OMRON V SERIES: MINIATURE, GENERAL PURPOSE BASIC SWITCHES

Specifications:
- Contact resistance: 15mΩ max.
- Insulation resistance: 100MΩ min. (@500VDC)
- Contact form: SPDT
- Mounting hole size: 3.1mm, (2.9mm for -K)

Features:
- Switch housing is a thermoset case, giving high versatility

✻SPST-NO ✻✻SPST-NC † Right-handed insulation barrier

For quantities greater than listed, call for quote.

	MOUSER STOCK NO.	Omron Part No.	Fig.	Actuator Type	Contact Rating @ 250VAC	Contact Gap (mm)	Operating Force (max.)	Terminals	Price Each 1	25	50	100
	653-V10G1C24	V-10G-1C24-K	D	Pin plunger	10A	0.5	100 gf	QC #187	2.38	2.30	2.24	2.02
	653-V-10-1A5	V-10-1A5	D	Pin plunger	10A	1.0	200 gf	Solder	2.78	2.54	2.32	2.15
	653-V10G21C24	V-10G2-1C24-K	D	Hinge lever	10A	0.5	100 gf	QC #187	2.15	2.09	2.02	1.89
	653-V-10G2-1C25-K	V-10G2-1C25-K	D	Hinge lever	10A	0.5	200 gf	QC #187	2.47	2.41	2.35	2.12
	653-V-10G3-1C25-K	V-10G3-1C25-K	D	Long hinge lever	10A	0.5	200 gf	QC #187	3.33	3.21	3.12	2.90
	653-V-10G4-1C24-K	V-10G4-1C24-K	D	Simulated roller lever	10A	0.5	100 gf	QC #187	2.48	2.31	2.25	2.18
	653-V-10G4-1C25-K	V-10G4-1C25-K	D	Simulated roller lever	10A	0.5	200 gf	QC #187	2.94	2.64	2.35	2.12
	653-V-10G5-1C24-K	V-10G5-1C24-K	D	Short hinge roller lever	10A	0.5	100 gf	QC #187	3.01	2.91	2.70	2.56
	653-V10G51C25	V-10G5-1C25-K	D	Short hinge roller lever	10A	0.5	200 gf	QC #187	2.13	2.04	1.98	1.86
	653-V-10G6-1C24-K	V-10G6-1C24-K	D	Hinge roller lever	10A	0.5	100 gf	QC #187	2.77	2.63	2.55	2.48
	653-V151A5	V-15-1A5	D	Pin plunger	15A	1.0	200 gf	Solder	3.66	3.28	2.92	2.63
✻	653-V-15G-3C25-K	V-15G-3C25-K	D	Pin plunger	15A	0.5	200 gf	QC #187	2.42	2.17	1.93	1.73
	653-V15G1C25	V-15G-1C25-K	D	Pin plunger	15A	0.5	200 gf	QC #187	2.36	2.31	2.26	2.02
	653-V-15-1C25	V-15-1C25	D	Pin plunger	15A	1.0	200 gf	QC #187	2.90	2.61	2.32	2.13
	653-V-15G-1C5-K	V-15G-1C5-K	D	Pin plunger	15A	0.5	200 gf	QC #250	2.90	2.61	2.32	2.09
✻	653-V153C6K	V-15-3C6-K	D	Pin plunger	15A	1.0	400 gf	QC #250	2.71	2.44	2.16	1.84
✻✻	653-V15G2C26K	V-15G-2C26-K	D	Pin plunger	15A	0.5	400 gf	QC #187	2.77	2.53	2.32	2.14
✻✻	653-V-15-2C26-K	V-15-2C26-K	D	Pin plunger	15A	1.0	400 gf	QC #187	2.68	2.41	2.14	1.97
	653-V151A6	V-15-1A6	D	Pin plunger	15A	1.0	400 gf	Solder	6.20	5.87	5.40	4.92
	653-V-15-1B6	V-15-1B6	D	Pin plunger	15A	1.0	400 gf	Screw	4.84	4.34	3.86	3.48
	653-V15G1C26	V-15G-1C26-K	D	Pin plunger	15A	0.5	400 gf	QC #187	2.90	2.61	2.32	2.09
	653-V15G21C25	V-15G2-1C25-K	D	Hinge lever	15A	0.5	200 gf	QC #187	1.85	1.82	1.78	1.69
	653-V15G21C26	V-15G2-1C26-K	D	Hinge lever	15A	0.5	400 gf	QC #187	2.24	2.14	2.00	1.80
	653-V-15G3-1C24-K	V-15G3-1C24-K	D	Long hinge lever	15A	0.5	100 gf	QC #187	2.77	2.63	2.51	2.44
	653-V-153-1A5	V-153-1A5	D	Long hinge lever	15A	1.0	200 gf	Solder	3.22	2.71	2.57	2.31
	653-V15G31C25	V-15G3-1C25-K	D	Long hinge lever	15A	0.5	200 gf	QC #187	2.32	2.25	2.19	2.10
	653-V15G31C26	V-15G3-1C26-K	D	Long hinge lever	15A	0.5	400 gf	QC #187	2.97	2.73	2.43	2.18
	653-V15G41C25	V-15G4-1C25-K	D	Simulated roller lever	15A	0.5	200 gf	QC #187	2.21	2.17	2.14	2.05
	653-V-155-1A5-T	V-155-1A5-T	D	Short hinge roller lever	15A	1.0	200 gf	Solder	4.94	4.64	4.13	3.71
	653-V15G51C25	V-15G5-1C25-K	D	Short hinge roller lever	15A	0.5	200 gf	QC #187	2.50	2.41	2.26	2.08
	653-V-155-1C5	V-155-1C5	D	Short hinge roller lever	15A	1.0	200 gf	QC #250	3.84	3.50	3.21	2.96
	653-V15G51C26	V-15G5-1C26-K	D	Short hinge roller lever	15A	0.5	400 gf	QC #187	3.04	2.91	2.66	2.40
	653-V-156-1C5	V-156-1C5	D	Hinge roller lever	15A	1.0	200 gf	Solder	4.01	3.78	3.35	3.02
	653-V15G61C25K	V-15G6-1C25-K	D	Hinge roller lever	15A	0.5	200 gf	QC #187	2.63	2.41	2.29	2.08
	653-V15G61C26	V-15G6-1C26-K	D	Hinge roller lever	15A	0.5	400 gf	QC #187	3.43	3.18	2.82	2.55
✻	653-V-16G-3C25-KR1	V-16G-3C25-K	D	Pin plunger	16A	0.5	200 gf	QC #187	2.94	2.68	2.46	2.27
✻✻	653-V-16G-2C25	V-16G-2C25	D	Pin plunger	16A	0.5	200 gf	QC #187	2.62	2.40	2.19	2.03
†	653-V-16G-1C25-LR1	V-16G-1C25-L(R)	D	Pin plunger	16A	0.5	200 gf	QC #187	2.15	1.93	1.71	1.54
	653-V-16G-3C26	V-16G-3C26	D	Pin plunger	16A	0.5	400 gf	QC #187	3.07	2.81	2.49	2.25
†	653-V-16G2-1C25-LR1	V-16G2-1C25-L(R)	D	Hinge lever	16A	0.5	200 gf	QC #187	2.70	2.43	2.15	1.94
	653-V-21-1C6	V-21-1C6	D	Pin plunger	21A	1.0	400 gf	Solder	4.73	4.31	3.95	3.65
	653-V-213-1C6	V-213-1C6	D	Long hinge lever	21A	1.0	400 gf	QC #250	3.94	3.73	3.53	3.26

OMRON VX SERIES: SPDT MINIATURE SNAP ACTION SWITCHES

Specifications:
- Inrush current: 15A max.
- Contact Form: SPDT

Features:
- Compact snap action switch with low force operation
- Internal hinge lever mechanism assures outstanding contact reliability

RoHS Compliant

For quantities greater than listed, call for quote.

MOUSER STOCK NO.	Omron Part No.	Fig.	Actuator Type	Contact Rating	Operating Force (max.)	Terminals	Price Each 1	25	50	100
653-VX-01-1C23	VX-01-1C23	F	Pin plunger	0.1A @ 125VAC/30VDC	50 gf	QC #187	3.52	3.21	2.94	2.72
653-VX-5-1A2	VX-5-1A2	F	Pin plunger	5A @ 250VAC	25 gf	Solder	4.03	3.63	3.22	2.74
653-VX-5-1C22	VX-5-1C22	F	Pin plunger	5A @ 250VAC	25 gf	QC #187	3.00	2.77	2.63	2.43
653-VX-52-1C23	VX-52-1C23	F	Hinge lever	5A @ 250VAC	30 gf	QC #187	4.43	3.98	3.53	3.01
653-VX-53-1A3	VX-53-1A3	F	Long hinge lever	5A @ 250VAC	15 gf	Solder	3.45	3.20	3.03	2.87
653-VX-53-1C23	VX-53-1C23	F	Long hinge lever	5A @ 250VAC	15 gf	QC #187	4.70	4.23	3.76	3.19
653-VX-015-1C23	VX-015-1C23	F	Short hinge roller lever	0.1A @ 125VAC/30VDC	60 gf	QC #187	5.55	5.00	3.43	3.17
653-VX-55-1C23	VX-55-1C23	F	Short hinge roller lever	5A @ 250VAC	50 gf	QC #187	3.77	3.50	3.32	3.05
653-VX-56-1C23	VX-56-1C23	F	Hinge roller lever	5A @ 250VAC	30 gf	QC #187	5.09	4.58	4.07	3.66

DIMENSIONS: mm

A

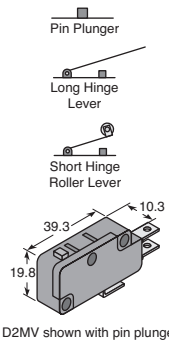

D2MV shown with pin plunger

B

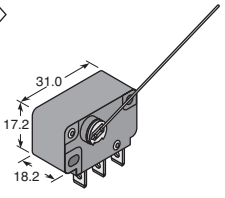

D2MC shown with optional lever (CAA1M)

C

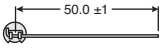

Optional lever CAA1M for D2MC

D

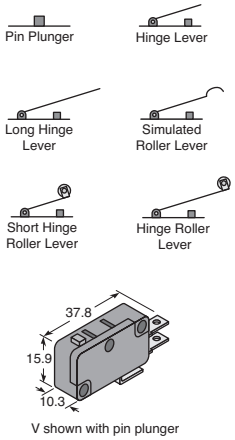

V shown with pin plunger

F

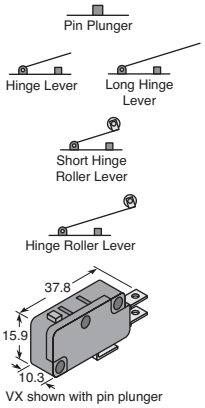

VX shown with pin plunger

Omron Basic/Snap Switches

© Copyright 2013 Mouser Electronics

OMRON Sealed Basic Switches

RoHS Compliant This page of product is compliant.

OMRON D2SW-P SERIES: SEALED SUBMINIATURE BASIC SWITCHES

Specifications:
- Contact form: SPDT
- Contact material: D2SW-P01 - Gold alloy
  D2SW-P2 - Silver alloy
- Contact rating: D2SW-P01 - Crossbar
  D2SW-P2 - Rivet
- Contact gap: 0.5mm

Features:
- Mounting compatible with SS and D2SW series
- Sealing by using rubber packing means the switch can be used in dustproof or in temporary waterproof environments
- Degree of protection: IEC IP67 (circuit block only)

For quantities greater than listed, call for quote.

MOUSER STOCK NO.	Omron Part No.	Fig.	Actuator Type	Operating Force (max.)	Terminals	Price Each 1	25	50	100
Contact Rating 0.1A @ 30VDC									
653-D2SW-P01L3B	D2SW-P01L3B	A	Simulated roller lever	61gf	PCB even pitch	2.62	2.32	2.09	1.97
653-D2SW-P01L3T	D2SW-P01L3T	A	Simulated roller lever	61gf	QC #110	1.95	1.80	1.68	1.49
Contact Rating 2A @ 250VAC									
653-D2SW-P2L3H	D2SW-P2L3H	A	Simulated roller lever	61gf	Solder	1.96	1.77	1.56	1.41
653-D2SW-P2L2H	D2SW-P2L2H	A	Hinge roller lever	61gf	Solder	2.43	2.18	1.94	1.74
653-D2SW-P2L2T	D2SW-P2L2T	A	Hinge roller lever	61gf	QC #110	2.55	2.33	2.13	1.97

OMRON D2SW SERIES: SUBMINIATURE WATERTIGHT SNAP ACTION SWITCHES

Specifications:
- Contact form: SPDT
- Contact material: D2SW-01 - Gold alloy
  D2SW-3 - Silver alloy
- Contact rating: D2SW-01 - Crossbar
  D2SW-3 - Rivet
- Contact gap: 0.5mm
- Molded lead wire length: 30cm

Features:
- Use of epoxy resin assures stable sealing, making this switch ideal for places subject to water spray or excessive dust
- Degree of protection: IEC IP67

✻Not UL/CSA approved

For quantities greater than listed, call for quote.

MOUSER STOCK NO.	Omron Part No.	Fig.	Actuator Type	Operating Force (max.)	Terminals	Price Each 1	25	50	100
Contact Rating 0.1A @ 30VDC									
653-D2SW-01HS	D2SW-01HS	B	Pin plunger	180gf	Solder	4.31	3.93	3.60	3.33
653-D2SW-01L1MS	D2SW-01L1MS	B	Hinge lever	60gf	Molded lead wires	8.85	7.96	7.07	6.37
653-D2SW-01L3TS	D2SW-01L3TS	B	Simulated roller lever	60gf	QC #110	4.92	4.42	3.93	3.38
653-D2SW-01L3MS	D2SW-01L3MS	B	Simulated roller lever	60gf	Molded lead wires	9.43	8.84	8.43	8.05
653-D2SW-01L2HS	D2SW-01L2HS	B	Hinge roller lever	60gf	Solder	5.23	4.70	4.17	3.56
653-D2SW-01L2TS	D2SW-01L2TS	B	Hinge roller lever	60gf	QC #110	5.23	4.70	4.17	3.76
653-D2SW-01L2MS	D2SW-01L2MS	B	Hinge roller lever	60gf	Molded lead wires	9.24	8.31	7.39	6.66
Contact Rating 3A @ 125VAC									
653-D2SW-3HS	D2SW-3HS	B	Pin plunger	180gf	Solder	3.71	3.47	3.32	3.18
✻ 653-D2SW-3H	D2SW-3H	B	Pin plunger	180gf	Solder	4.29	3.86	3.43	3.08
653-D2SW-3TS	D2SW-3TS	B	Pin plunger	180gf	QC #110	4.10	3.68	3.27	2.78
✻ 653-D2SW-3M	D2SW-3M	B	Pin plunger	180gf	Molded lead wires	11.87	10.80	9.90	8.93
653-D2SW-3L1HS	D2SW-3L1HS	B	Hinge lever	60gf	Solder	4.25	3.91	3.48	3.14
653-D2SW-3L1MS	D2SW-3L1MS	B	Hinge lever	60gf	Molded lead wires	6.40	6.01	5.67	5.10
653-D2SW-3L3MS	D2SW-3L3MS	B	Simulated roller lever	60gf	Molded lead wires	6.07	5.78	5.52	5.25
653-D2SW-3L2HS	D2SW-3L2HS	B	Hinge roller lever	60gf	Solder	4.63	4.21	3.97	3.57
✻ 653-D2SW-3L2H	D2SW-3L2H	B	Hinge roller lever	60gf	Solder	5.98	5.45	4.88	4.39
653-D2SW-3L2TS	D2SW-3L2TS	B	Hinge roller lever	60gf	QC #110	4.87	4.43	3.97	3.57
653-D2SW-3L2MS	D2SW-3L2MS	B	Hinge roller lever	60gf	Molded lead wires	6.31	6.29	5.99	5.39
✻ 653-D2SW-3L2M	D2SW-3L2M	B	Hinge roller lever	60gf	Molded lead wires	12.81	11.65	10.68	9.87

OMRON D2FW-G SERIES: SUBMINIATURE WATERTIGHT SNAP ACTION SWITCHES

Specifications:
- Contact material: D2SW-G0 - Gold alloy
  D2SW-G2 - Silver alloy
- Contact rating: Crossbar
- Contact gap: 0.25mm
- Molded lead wire length: 30cm

Features:
- Single-point mounting with an M4 screw
- Molded lead wires are installed using lead-free connections for environmental conservation
- Incorporates a fixed leaf lever for tough environments
- Degree of protection: IEC IP67

For quantities greater than listed, call for quote.

MOUSER STOCK NO.	Omron Part No.	Fig.	Contact Form	Actuator Type	Operating Force (max.)	Price Each 1	25	50	100
Contact Rating 0.1A @ 30VDC									
653-D2FW-G071M	D2FW-G071M	C	SPDT	Leaf lever	250gf	8.54	7.68	6.83	6.14
653-D2FW-G072M	D2FW-G072M	C	SPST-NC	Leaf lever	250gf	10.13	9.24	8.47	7.82
653-D2FW-G082M	D2FW-G082M	C	SPST-NC	Long leaf lever	300gf	10.48	9.54	8.75	8.08
653-D2FW-G073M	D2FW-G073M	C	SPST-NO	Leaf lever	250gf	8.44	7.68	6.83	6.14
653-D2FW-G083M	D2FW-G083M	C	SPST-NO	Long leaf lever	300gf	8.45	7.60	6.75	6.08
Contact Rating 1A @ 30VDC									
653-D2FW-G271M	D2FW-G271M	C	SPDT	Leaf lever	250gf	8.54	7.68	6.83	6.42
653-D2FW-G273M	D2FW-G273M	C	SPST-NO	Leaf lever	250gf	8.45	7.60	6.75	6.08
653-D2FW-G283M	D2FW-G283M	C	SPST-NO	Long leaf lever	300gf	8.24	7.58	7.28	6.57

OMRON D2JW SERIES: IMMERSION-PROOF SUBMINIATURE SNAP ACTION SWITCHES

Specifications:
- Contact rating: 0.1A @ 30VDC
- Contact form: SPDT
- Contact gap: 0.5mm

Features:
- Ultra-small and highly sealed
- Gold-alloy crossbar contact and coil spring offer long life expectancy and high contact reliability
- Degree of protection: IEC IP67 (excluding the terminals on terminal models)

For quantities greater than listed, call for quote.

MOUSER STOCK NO.	Omron Part No.	Fig.	Actuator Type	Operating Force (max.)	Terminals	Price Each 1	25	50	100
653-D2JW-011	D2JW-011	D	Pin plunger	250gf	Solder	9.85	8.87	7.09	6.70
653-D2JW-011-MD	D2JW-011-MD	D	Pin plunger	250gf	Molded lead wires	12.62	11.35	10.09	9.16
653-D2JW-01K1A1	D2JW-01K1A1	D	Short hinge lever	117gf	Solder	10.38	9.34	8.30	7.47
653-D2JW-01K1A1-MD	D2JW-01K1A1-MD	D	Short hinge lever	117gf	Molded lead wires	21.14	20.00	18.84	17.45
653-D2JW-01K11	D2JW-01K11	D	Hinge lever	82gf	Solder	10.38	9.34	8.30	7.47
653-D2JW-01K11-MD	D2JW-01K11-MD	D	Hinge lever	82gf	Molded lead wires	19.59	18.70	17.62	16.66
653-D2JW-01K31	D2JW-01K31	D	Simulated roller lever	97gf	Solder	10.38	9.34	8.30	7.47
653-D2JW-01K31-MD	D2JW-01K31-MD	D	Simulated roller lever	97gf	Molded lead wires	12.96	11.91	11.44	10.34
653-D2JW-01K21	D2JW-01K21	D	Hinge roller lever	100gf	Solder	10.89	9.79	8.71	7.40
653-D2JW-01K21-MD	D2JW-01K21-MD	D	Hinge roller lever	100gf	Molded lead wires	13.38	12.29	11.80	10.67

DIMENSIONS: mm

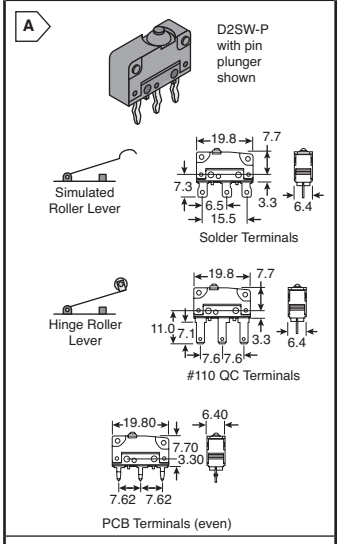

© Copyright 2013 Mouser Electronics

OMRON Sealed Basic Switches

RoHS Compliant **This product is RoHS compliant.**

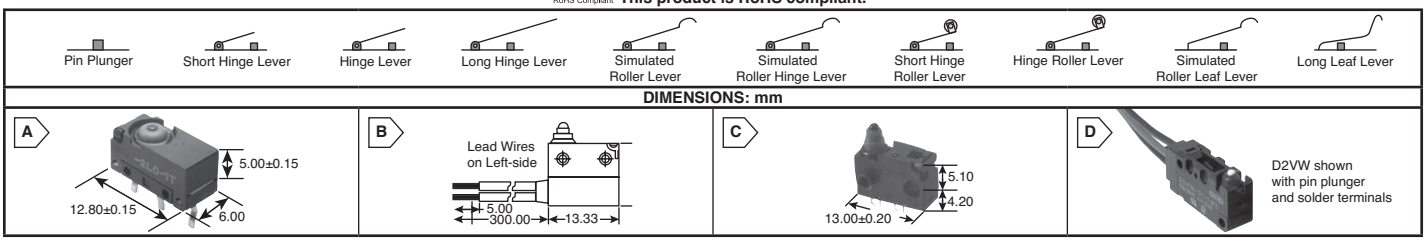

OMRON D2FD SERIES: DUST-PROOF, ULTRA-SUBMINIATURE BASIC SWITCHES

Specifications:

- Contact form: SPDT
- Contact material: D2FD-2 Silver alloy, D2FD-2 Gold alloy
- Contact gap: 0.25mm

Features:

- Sealing by using rubber packing means the switch can be used in dust-proof environments (IEC IP6X).
- Switch rating of 2A @ 125VAC possible with a single-leaf movable spring.

PRODUCT NEW

For quantities greater than listed, call for quote.

MOUSER STOCK NO.	Omron Part No.	Fig.	Actuator Type	Operating Force (Max.)	Terminals	Price Each 1	25	50	100
Rating 0.1A @ 125VAC/30VDC									
653-D2FD-01L0-1T	D2FD-01L0-1T	A	Pin plunger	204 gf	PCB	4.71	4.53	3.52	3.11
653-D2FD-01L0-1H	D2FD-01L0-1H	A	Pin plunger	204 gf	Solder	4.71	4.53	3.52	3.11
653-D2FD-01L1-1T	D2FD-01L1-1T	A	Hinge lever	66 gf	PCB	4.33	4.04	3.15	2.78
653-D2FD-01L1-1H	D2FD-01L1-1H	A	Hinge lever	66 gf	Solder	5.03	4.24	3.30	2.92
653-D2FD-01L30-1T	D2FD-01L30-1T	A	Simulated roller lever	66 gf	PCB	5.03	4.24	3.30	2.92
653-D2FD-01L30-1H	D2FD-01L30-1H	A	Simulated roller lever	66 gf	Solder	5.03	4.24	3.30	2.92
Rating 2A @ 125VAC/30VDC									
653-D2FD-2L0-1T	D2FD-2L0-1T	A	Pin plunger	204 gf	PCB	4.49	4.33	3.37	2.99
653-D2FD-2L0-1H	D2FD-2L0-1H	A	Pin plunger	204 gf	Solder	4.49	4.33	3.37	2.99
653-D2FD-2L1-1T	D2FD-2L1-1T	A	Hinge lever	66 gf	PCB	4.82	4.33	3.37	2.99
653-D2FD-2L1-1H	D2FD-2L1-1H	A	Hinge lever	66 gf	Solder	4.33	3.37	2.99	2.87
653-D2FD-2L30-1T	D2FD-2L30-1T	A	Simulated roller lever	66 gf	PCB	4.82	4.53	3.52	3.11
653-D2FD-2L30-1H	D2FD-2L30-1H	A	Simulated roller lever	66 gf	Solder	4.82	4.53	3.52	3.11

OMRON D2HW SERIES: SEALED, SUBMINIATURE SNAP ACTION SWITCHES

Specifications:

- Contact rating: 0.1mA @ 125VAC / 2A @ 12VDC
- Contact material: Gold alloy
- Contact gap: 0.5mm
- Molded lead wire length: 30cm
- ✻UL/CSA Approved

Features:

- Smallest sealed snap action switch in the industry with long stroke for reliable ON/OFF action
- Case dimensions 22% smaller than conventional models
- Extra-long stroke even without levers (OT: 1.4mm)

For quantities greater than listed, call for quote.

MOUSER STOCK NO.	Omron Part No.	Fig.	Contact Form	Actuator Type	Operating Force (Max.)	Terminals	Mounting Structure	Price Each 1	25	50	100
653-D2HW-A201D	D2HW-A201D	B	SPDT	Pin plunger	76 gf	PCB straight	Without post	2.57	2.42	2.24	2.07
653-D2HW-BL201DL	D2HW-BL201DL	B	SPDT	Pin plunger	76 gf	PCB angled	Posts on left	2.36	2.28	2.13	1.99
653-D2HW-C201H	D2HW-C201H	B	SPDT	Pin plunger	76 gf	Solder	M-3 Screw mount	3.75	3.36	2.99	2.69
653-D2HW-C201M	D2HW-C201M	B	SPDT	Pin plunger	76 gf	Lead wire: Downwards	M-3 Screw mount	7.40	6.66	5.92	5.32
653-D2HW-C211M	D2HW-C211M	B	SPDT	Hinge lever	76 gf	Lead wire: Downwards	M-3 Screw mount	5.54	5.23	4.83	4.46
653-D2HW-A221D	D2HW-A221D	B	SPDT	Long hinge lever	50 gf	PCB straight	Without post	3.52	3.16	2.80	2.53
653-D2HW-BL221DL	D2HW-BL221DL	B	SPDT	Long hinge lever	50 gf	PCB angled	Posts on left	2.79	2.55	2.34	2.21
653-D2HW-A231D	D2HW-A231D	B	SPDT	Simulated roller hinge lever	66 gf	PCB straight	Without post	3.52	3.16	2.80	2.53
653-D2HW-BR231DR	D2HW-BR231DR	B	SPDT	Simulated roller hinge lever	66 gf	PCB angled	Posts on right	3.52	3.16	2.80	2.53
653-D2HW-C212MR	D2HW-C212MR	B	SPST-NC	Hinge lever	76 gf	Lead wire: Right-side	M-3 Screw mount	7.63	6.86	6.21	5.82
653-D2HW-BL212ML	D2HW-BL212ML	B	SPST-NC	Hinge lever	76 gf	Lead wire: Left-side	Posts on left	6.68	6.09	5.57	5.15
653-D2HW-BL203MR	D2HW-BL203MR	B	SPST-NO	Pin plunger	76 gf	Lead wire: Right-side	Posts on left	6.73	6.12	5.62	5.18
653-D2HW-C203MR	D2HW-C203MR	B	SPST-NO	Pin plunger	76 gf	Lead wire: Right-side	M-3 Screw mount	7.40	6.66	5.92	5.32
✻ 653-D2HW-C203MRS	D2HW-C203MRS	B	SPST-NO	Pin plunger	76 gf	Lead wire: Right-side	M-3 Screw mount	7.88	7.08	6.29	5.67
653-D2HW-C213MR	D2HW-C213MR	B	SPST-NO	Hinge lever	76 gf	Lead wire: Right-side	M-3 Screw mount	7.63	6.86	6.10	5.77

OMRON D2QW SERIES: SEALED, ULTRA-SUBMINIATURE BASIC SWITCHES

Specifications:

- Contact rating: 1mA @ 5VDC / 0.1A @ 30VDC
- Contact material: Gold plated
- Insulation resistance: 100MΩ min. @ 500VDC
- Use M3 screws to mount the switch

Features:

- Clip contacts with highly reliable slide contact mechanism
- Sliding contact allows for quiet operating sound
- High temperature resistance and drip-proof structure for wide range of applications and environmental conditions
- Extra long stroke (OT 2.7mm)

For quantities greater than listed, call for quote.

MOUSER STOCK NO.	Omron Part No.	Fig.	Contact Form	Actuator Type	Operating Force (Max.)	Terminals	Price Each 1	25	50	100
653-D2QW-C003H	D2QW-C003H	C	SPST-NO	Pin plunger	153 gf	Solder	5.68	5.10	4.54	4.09
653-D2QW-C073H	D2QW-C073H	C	SPST-NO	Simulated roller leaf lever	153 gf	Solder	5.91	5.32	4.72	4.25

OMRON D2VW SERIES: MINIATURE, WATERTIGHT SNAP ACTION SWITCHES

Specifications:

- Contact form: SPDT
- Contact material: D2VW-01 Gold alloy, D2VW-5 Silver alloy
- Mechanical life: 10,000,000 operations min.
- Molded lead wire length: 30cm

Features:

- High-quality watertight, high-precision miniature snap action switches meet IP67 (IEC 529) requirements (for lead wire types) and IP50 (for terminal types)
- Monoblock construction assures high sealing capability and is ideal for dusty environments or where water is sprayed

For quantities greater than listed, call for quote.

MOUSER STOCK NO.	Omron Part No.	Fig.	Actuator Type	Operating Force (Max.)	Terminals	Price Each 1	25	50	100
Rating 0.1A @ 30VDC									
653-D2VW-01-1HS	D2VW-01-1HS	D	Pin plunger	200 gf	Solder and QC #187	5.37	5.03	4.60	4.14
653-D2VW-01L2-1HS	D2VW-01L2-1HS	D	Hinge roller lever	120 gf	Solder and QC #187	9.26	8.32	7.39	6.66
653-D2VW-01L2-1MS	D2VW-01L2-1MS	D	Hinge roller lever	120 gf	Molded lead wires	11.71	10.87	10.67	10.08
Rating 5A @ 250VAC									
653-D2VW-5-1HS	D2VW-5-1HS	D	Pin plunger	200 gf	Solder and QC #187	5.38	4.98	4.43	3.98
653-D2VW-5-1MS	D2VW-5-1MS	D	Pin plunger	200 gf	Molded lead wires	8.89	8.23	7.31	6.58
653-D2VW-5L1-1MS	D2VW-5L1-1MS	D	Hinge lever	120 gf	Molded lead wires	7.69	7.00	6.43	5.93
653-D2VW-5L3-1HS	D2VW-5L3-1HS	D	Simulated roller lever	120 gf	Solder and QC #187	5.74	5.16	4.56	4.12
653-D2VW-5L3-1MS	D2VW-5L3-1MS	D	Simulated roller lever	120 gf	Molded lead wires	12.21	11.38	11.16	10.55
653-D2VW-5L2A-1HS	D2VW-5L2A-1HS	D	Short hinge roller lever	230 gf	Solder and QC #187	5.36	5.02	4.89	4.38
653-D2VW-5L2A-1MS	D2VW-5L2A-1MS	D	Short hinge roller lever	230 gf	Molded lead wires	9.21	8.52	7.58	6.82
653-D2VW-5L2-1HS	D2VW-5L2-1HS	D	Hinge roller lever	120 gf	Solder and QC #187	5.35	5.09	4.87	4.41
653-D2VW-5L2-1MS	D2VW-5L2-1MS	D	Hinge roller lever	120 gf	Molded lead wires	8.32	7.93	7.60	6.86

© Copyright 2013 Mouser Electronics
© Copyright 2013 Mouser Electronics

OMRON Basic, Pushbutton and Power Switches

RoHS Compliant **This product is RoHS compliant.**

DIMENSIONS: mm

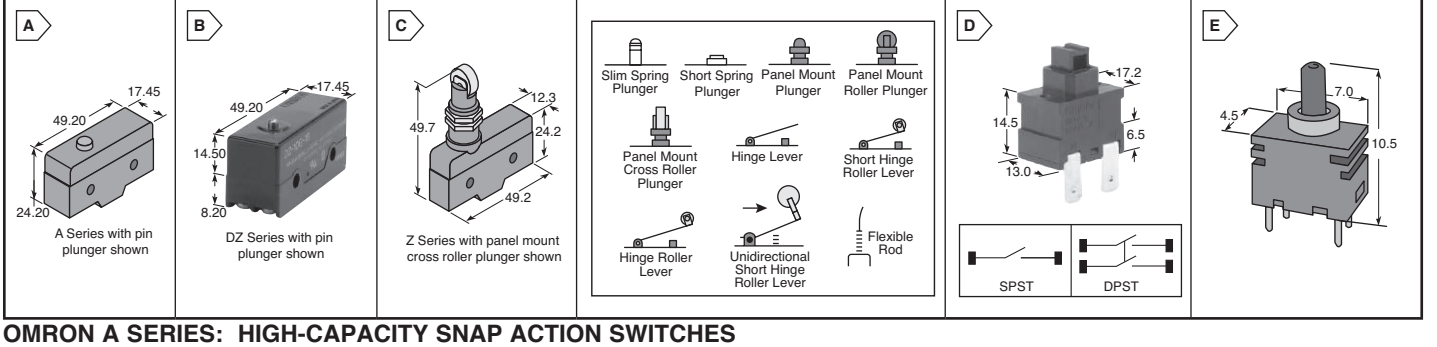

OMRON A SERIES: HIGH-CAPACITY SNAP ACTION SWITCHES

Specifications:
- Contact rating: 20A @ 125/250VAC
- Contact form: SPDT
- Contact material: Silver alloy
- Terminals: Screw
- Contact gap: 0.5mm

Features:
- High-capacity switch capable of handling 20A loads with inrush currents up to 75A
- Directly switches such loads as motors, halogen lamps, and solenoids
- Same shape as OMRON Z series (except pin plunger)

For quantities greater than listed, call for quote.

MOUSER STOCK NO.	Omron Part No.	Fig.	Actuator Type	Operating Force (gf)	Mounting Screw	Mounting Hole Size (mm)	Price Each 1	25	50	100
653-A20GD-B7-K	A-20GD-B7-K	A	Short spring plunger	400 - 625 gf	#6-32NC	3.56	15.93	15.12	14.37	14.06
653-A20GQ-B7	A-20GQ-B7-K	A	Panel mount plunger	400 - 625 gf	#6-32NC	3.56	20.01	18.01	16.01	13.60
653-A-20GQ22-B7-K	A-20GQ22-B7-K	A	Panel mount roller plunger	630 gf max.	#6-32NC	3.56	27.55	25.06	22.97	21.21
653-A-20GV-B	A-20GV-B	A	Hinge lever	70 gf	M4	4.20	18.82	17.13	15.70	14.49
653-A20GV-B7	A-20GV-B7-K	A	Hinge lever	70 gf	#6-32NC	3.56	10.52	10.03	9.58	9.05
653-A-20GV22-B	A-20GV22-B	A	Short hinge roller lever	160 gf	M4	4.20	14.61	13.29	12.19	11.24
653-A20GV22-B7	A-20GV22-B7-K	A	Short hinge roller lever	160 gf	#6-32NC	3.56	12.48	11.66	10.94	10.30
653-A20GV2-B7	A-20GV2-B7-K	A	Hinge roller lever	90 gf	#6-32NC	3.56	12.19	11.41	10.58	10.00

OMRON DZ SERIES: SPECIAL PURPOSE BASIC SWITCHES

Specifications:
- Contact rating: 10A @ 250VAC
- Contact form: DPDT
- Contact material: Silver alloy
- Terminals: Screw
- Contact gap: 0.5mm

Features:
- Basic switch for two independent circuit controls
- Ideal for switching the circuits operating on two different voltages and for controlling two independent circuits
- Interchangeable with OMRON Z switches, as both are identical in mounting hole dimensions and pitch

For quantities greater than listed, call for quote.

MOUSER STOCK NO.	Omron Part No.	Fig.	Actuator Type	Operating Force (max.)	Over Travel (mm min.)	Price Each 1	10	20	50
653-DZ-10GW-1B	DZ-10GW-1B	B	Hinge lever	170 gf	1.60	21.73	20.30	19.84	19.00
653-DZ-10GV-1B	DZ-10GV-1B	B	Hinge lever	200 gf	0.40	31.85	28.98	26.24	24.50
653-DZ-10GV22-1B	DZ-10GV22-1B	B	Short hinge roller lever	430 gf	0.13	31.85	28.98	26.56	24.50
653-DZ-10GW2-1B	DZ-10GW2-1B	B	Hinge roller lever	213 gf	1.20	28.14	25.59	23.47	21.66
653-DZ-10GW22-1B6	DZ-10GW22-1B6	B	Hinge roller lever	400 gf	0.90	27.30	26.36	25.80	24.47

OMRON Z SERIES: GENERAL PURPOSE AND DRIP-PROOF BASIC SWITCHES

Specifications:
- Contact rating: 15A @ 125/250VAC
- Contact form: SPDT
- Contact material: Silver
- Terminals: Screw

Features:
- High precision in a variety of styles
- A large switching capacity of 15A with high repeat accuracy
- Wide margins of operating conditions

For quantities greater than listed, call for quote.

MOUSER STOCK NO.	Omron Part No.	Fig.	Actuator Type	Operating Force (max.)	Contact Gap (mm)	Mounting Screw	Mounting Hole Size (mm)	Price Each 1	25	50	100
General Purpose											
653-Z-15GS-B	Z-15GS-B	C	Slim spring plunger	250 - 350 gf	0.50	M4	4.20	12.87	11.58	10.28	9.26
653-Z15GD-B	Z-15GD-B	C	Short spring plunger	250 - 350 gf	0.50	M4	4.20	8.93	8.29	7.88	7.49
653-Z15GD-B7-K	Z-15GD-B7-K	C	Short spring plunger	250 - 350 gf	0.50	#6-32NC	3.56	9.30	8.53	8.14	7.74
653-Z15GQ-B	Z-15GQ-B	C	Panel mount plunger	250 - 350 gf	0.50	M4	4.20	16.71	15.03	13.35	12.02
653-Z15GQ-B7K	Z-15GQ-B7-K	C	Panel mount plunger	250 - 350 gf	0.50	#6-32NC	3.56	12.57	11.55	10.97	10.46
653-Z15GQ22-B	Z-15GQ22-B	C	Panel mount roller plunger	250 - 350 gf	0.50	M4	4.20	19.25	17.31	15.39	13.85
653-Z-15GQ22-B7-K	Z-15GQ22-B7-K	C	Panel mount roller plunger	250 - 350 gf	0.50	#6-32NC	3.56	19.25	17.31	15.39	13.85
653-Z15GQ21-B	Z-15GQ21-B	C	Panel mount cross roller plunger	250 - 350 gf	0.50	M4	4.20	14.66	13.88	12.93	12.32
653-Z15GQ21-B7-K	Z-15GQ21-B7-K	C	Panel mount cross roller plunger	250 - 350 gf	0.50	#6-32NC	3.56	19.25	17.31	15.39	13.85
653-Z15GW-B	Z-15GW-B	C	Hinge lever	70 gf	0.50	M4	4.20	13.03	11.73	10.42	9.38
653-Z-15GW-B7-K	Z-15GW-B7-K	C	Hinge lever	70 gf	0.50	#6-32NC	3.56	13.03	11.73	10.42	9.38
653-Z15GW22-B	Z-15GW22-B	C	Short hinge roller lever	160 gf	0.50	M4	4.20	8.99	8.24	7.88	7.50
653-Z-15GW22-B7-K	Z-15GW22-B7-K	C	Short hinge roller lever	160 gf	0.50	#6-32NC	3.56	8.99	8.24	7.88	7.50
653-Z15GW2-B	Z-15GW2-B	C	Hinge roller lever	100 gf	0.50	M4	4.20	13.34	12.01	10.67	9.60
653-Z-15GW2-B7-K	Z-15GW2-B7-K	C	Hinge roller lever	100 gf	0.50	#6-32NC	3.56	10.51	10.17	9.50	8.92
653-Z-15GW2277-B7-K	Z-15GW2277-B7-K	C	Unidirectional short hinge roller lever	170 gf	0.50	#6-32NC	3.56	13.44	12.85	12.19	11.62
Drip Proof											
653-Z15GQ55B	Z-15GQ55-B	C	Panel mount plunger	540 gf	0.50	M4	4.20	20.46	18.62	17.07	15.74
653-Z-15GW2255-B	Z-15GW2255-B	C	Short hinge roller lever	200 gf	0.50	M4	4.20	16.27	14.81	13.58	12.53
653-Z-15GNJ55-B7-K	Z-15GNJ55-B7-K	C	Flexible rod coil spring	50 gf	0.50	#6-32NC	3.56	24.22	22.04	20.20	18.65

OMRON C4V SERIES: MINIATURE POWER SWITCHES

Specifications:
- Switching capacity: 8A, 125/250VAC
- Operating force: 7N max.

Features:
- Unique snap action mechanism allows large-capacity switching
- Sharp feeling with firm switching action
- Contact gap of 3mm minimum

For quantities greater than listed, call for quote.

MOUSER STOCK NO.	Omron Part No.	Fig.	Contact Form	Operating Mechanism	Price Each 1	10	25	50
653-C4V-811A-D	C4V-811A-D	D	SPST	Momentary	4.12	3.93	3.70	3.30
653-C4V-811M-D	C4V-811M-D	D	SPST	Alternate	4.12	3.93	3.70	3.30
653-C4V-821M	C4V-821M	D	DPST	Momentary	5.17	4.92	4.64	4.13
653-C4V-821A	C4V-821A	D	DPST	Alternate	5.17	4.92	4.64	4.13

OMRON A9PS SERIES: ULTRA-SUBMINIATURE PUSHBUTTON SWITCHES

Specifications:
- Switching capacity: 100mA @ 28VAC/DC
- Contact resistance: 80mΩ max.
- Operating force: 4.9N max.

Features:
- Gold-plated clip contact ensures high reliability
- The sealed bottom prevents flux penetration
- Washable, equivalent to IP64 (IEC-60529)

Applications:
- Security control boards
- Electric power instrumentation
- Program controllers

NEW PRODUCT

For quantities greater than listed, call for quote.

MOUSER STOCK NO.	Omron Part No.	Fig.	Contact Form	Terminal Shape	Operating Mechanism	Price Each 1	25	50	100
653-A9PS16-0011	A9PS16-0011	E	SPST	DIP	Momentary	10.34	10.08	9.57	8.78
653-A9PS16-0012	A9PS16-0012	E	SPST	Right-angled	Momentary	10.95	10.67	10.12	9.31
653-A9PS16-0013	A9PS16-0013	E	SPST	Vertical mount	Momentary	10.95	10.67	10.12	9.31
653-A9PS26-0011	A9PS26-0011	E	DPST	DIP	Momentary	10.95	10.67	10.12	9.31
653-A9PS26-0012	A9PS26-0012	E	DPST	Right-angled	Momentary	12.08	11.78	11.17	10.27
653-A9PS26-0013	A9PS26-0013	E	DPST	Vertical mount	Momentary	12.08	11.78	11.17	10.27

© Copyright 2013 Mouser Electronics
© Copyright 2013 Mouser Electronics

ALPS Tactile Switches

ALPS

RoHS Compliant **This product is RoHS compliant.**

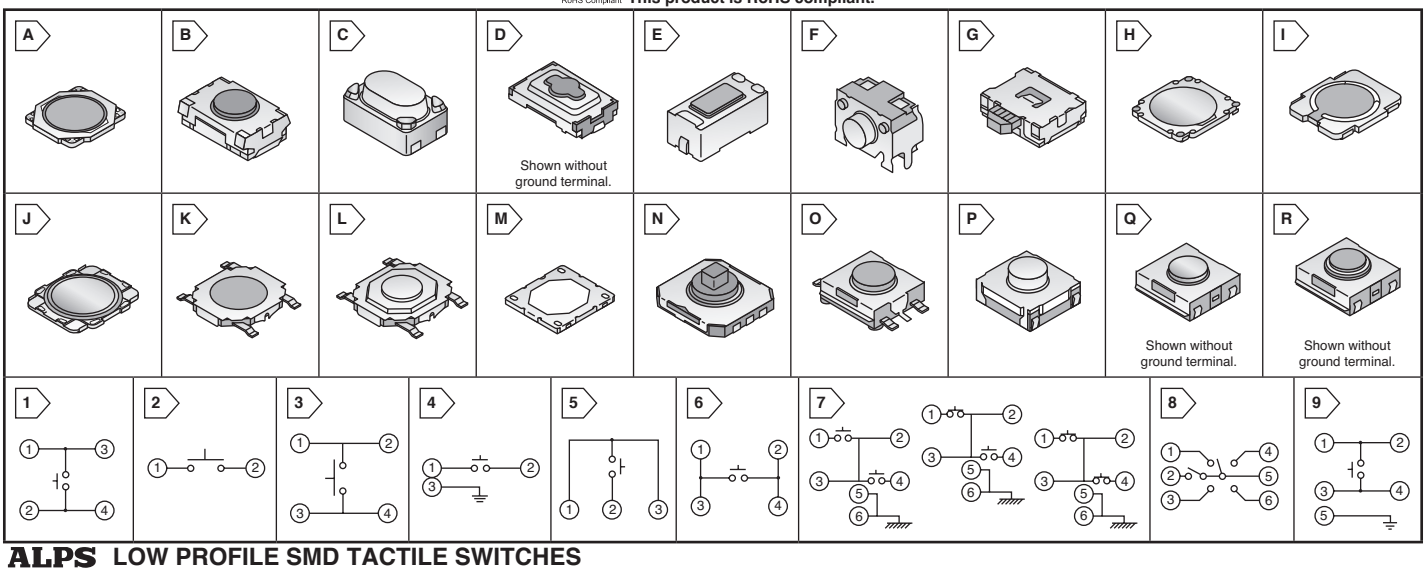

ALPS LOW PROFILE SMD TACTILE SWITCHES

- Contact rating: 50mA @ 12VDC max.
- Tape and reel packaging
- Reflow solderable

For quantities greater than listed, call for quote.

MOUSER STOCK NO.	Alps Part No.	Fig.	Dim.: mm			Operating Force	Travel (mm)	Operating Life	Features	Price Each				Reel Quantity	Reel Qty. Price Each
			L	W	H					1	50	100	500		
688-SKRWAEE030	SKRWAEE030	A1	3.7	3.7	0.35	160 g	0.15	500,000	Compact, low profile	.24	.193	.171	.161	10,000	.076
688-SKRKAE	SKRKAE	B2	3.9	2.9	2	160 g	0.13	200,000	Compact, low profile	.89	.685	.621	.514	4,500	.128
688-SKRPAB	SKRPAB	C3	4.2	3.2	2.5	160 g	0.20	100,000	Strong operating force	.44	.407	.375	.332	4,000	.075
688-SKRPAC	SKRPAC	C3	4.2	3.2	2.5	260 g	0.20	50,000	Strong operating force	.44	.407	.375	.332	4,000	.08
688-SKRPAD	SKRPAD	C3	4.2	3.2	2.5	408 g	0.20	100,000	Strong operating force	.84	.642	.578	.482	4,000	.139
688-SKQYAA	SKQYAA	D4	6.1	3.7	2.5	160 g	0.25	50,000	Larger stem face, quicker mounting	1.16	.867	.77	.396	3,000	.182
688-SKQYAB	SKQYAB	D4	6.1	3.7	2.5	260 g	0.25	50,000	Larger stem face, quicker mounting	.82	.342	.257	.203	3,000	.152
688-SKQYAF	SKQYAF	D4	6.1	3.7	2.5	320 g	0.25	50,000	Larger stem face, quicker mounting	.82	.642	.578	.471	3,000	.342
688-SKQYPA	SKQYPA	D4	6.1	3.7	2.5	160 g	0.25	50,000	Larger stem face w/ ground terminal	.84	.653	.589	.482	3,000	.353
688-SKQYPB	SKQYPB	D4	6.1	3.7	2.5	260 g	0.25	50,000	Larger stem face w/ ground terminal	.84	.653	.589	.482	3,000	.353
688-SKQYPD	SKQYPD	D4	6.1	3.7	2.5	320 g	0.25	50,000	Larger stem face w/ ground terminal	.84	.653	.589	.482	3,000	.353
688-SKQMBA	SKQMBA	E2	6.0	3.5	4.3	100 g	0.25	50,000	Compact for high density mounting	.70	.546	.492	.396	2,000	.132
688-SKQMAS	SKQMAS	E2	6.0	3.5	4.3	160 g	0.25	50,000	Compact for high density mounting	.70	.546	.492	.396	2,000	.132
688-SKQMAQ	SKQMAQ	E2	6.0	3.5	4.3	260 g	0.25	30,000	Compact for high density mounting	1.08	.813	.717	.589	2,000	.203
688-SKQMAT	SKQMAT	E2	6.0	3.5	5.0	100 g	0.25	50,000	Compact for high density mounting	.70	.546	.492	.396	2,000	.214
688-SKQMBB	SKQMBB	E2	6.0	3.5	5.0	160 g	0.25	50,000	Compact for high density mounting	.70	.546	.492	.396	2,000	.128
688-SKQMAR	SKQMAR	E2	6.0	3.5	5.0	260 g	0.25	30,000	Compact for high density mounting	.70	.546	.492	.396	2,000	.132
688-SKRTLA	SKRTLA	F5	4.5	3.55	3.3	160 g	0.20	100,000	Side-actuated, with guide bosses	.84	.642	.578	.482	3,000	.107
688-SKRTLB	SKRTLB	F5	4.5	3.55	3.3	160 g	0.20	100,000	Side-actuated, without guide bosses	.84	.642	.578	.482	3,000	.126
688-SKRELJ	SKRELJ	G2	3.9	3.55	1.5	160 g	0.20	100,000	Side-actuated, with guide bosses	1.07	.824	.749	.61	5,000	.12
688-SKRELG	SKRELG	G2	3.9	3.55	1.5	220 g	0.20	100,000	Side-actuated, with guide bosses	1.07	.824	.749	.61	5,000	.396
688-SKRELH	SKRELH	G2	3.9	3.55	1.5	160 g	0.20	100,000	Side-actuated, without guide bosses	1.07	.824	.749	.61	5,000	.396
688-SKRELF	SKRELF	G2	3.9	3.55	1.5	220 g	0.20	100,000	Side-actuated, without guide bosses	1.07	.824	.749	.61	5,000	.396
688-SKRMAA	SKRMAA	H3	4.5	4.5	0.4	160 g	0.15	500,000	Dust preventative structure	.35	.278	.246	.193	10,000	.075
688-SKRMAB	SKRMAB	H3	4.5	4.5	0.4	260 g	0.20	100,000	Dust preventative structure	.32	.257	.225	.182	10,000	.09
688-SKQRAA	SKQRAA	I6	4.8	4.8	0.5	160 g	0.20	500,000	Lightweight	.39	.30	.268	.225	10,000	.076
688-SKQRAC	SKQRAC	I6	4.8	4.8	0.5	240 g	0.20	50,000	Lightweight	.39	.30	.268	.225	10,000	.15
688-SKRBAA	SKRBAA	J1	4.8	4.8	0.55	160 g	0.20	500,000	Dust preventative structure	.42	.321	.289	.246	10,000	.058
688-SKRBAC	SKRBAC	J1	4.8	4.8	0.55	260 g	0.20	50,000	Dust preventative structure	.42	.321	.289	.246	10,000	.161
688-SKQGAE	SKQGAE	K3	5.2	5.2	0.8	100 g	0.25	500,000	Low-profile	.74	.578	.514	.428	5,000	.171
688-SKQGAA	SKQGAA	K3	5.2	5.2	0.8	160 g	0.25	500,000	Low-profile	.74	.578	.514	.428	5,000	.278
688-SKQGAC	SKQGAC	K3	5.2	5.2	0.8	260 g	0.25	50,000	Low-profile	.74	.578	.514	.428	5,000	.186
688-SKQGAF	SKQGAF	L3	5.2	5.2	1.5	100 g	0.25	500,000	Low-profile	.76	.589	.535	.321	4,000	.096
688-SKQGAB	SKQGAB	L3	5.2	5.2	1.5	160 g	0.25	500,000	Low-profile	.76	.589	.535	.321	4,000	.096
688-SKQGAD	SKQGAD	L3	5.2	5.2	1.5	260 g	0.25	100,000	Low-profile	.76	.589	.535	.321	4,000	.096
688-SKRNPA	SKRNPA	M7	6.0	6.0	0.9	80g/250g	.25/.40	30,000	Double action; w/o guide bosses	1.07	.824	.749	.61	5,000	.396
688-SKRNPB	SKRNPB	M7	6.0	6.0	0.9	80g/250g	.25/.40	30,000	Double action; w/ guide bosses	1.07	.824	.749	.61	5,000	.396
688-SKRHAB	SKRHAB	N8	7.0	7.35	5.0	125g/240g	.25/.15	200,000	4 directional w/ center push	5.33	4.13	3.73	3.07	1,300	2.40
688-SKRRAA	SKRRAA	A1	7.5	7.0	0.6	100 g	0.25	3,000,000	Long life	.49	.385	.342	.289	7,000	.193
688-SKRRAB	SKRRAB	A1	7.5	7.0	0.6	160 g	0.25	3,000,000	Long life	.49	.385	.342	.289	7,000	.089
688-SKHMQKE010	SKHMQKE010	O9	6.2	6.5	3.1	100 g	0.25	500,000	Good for high density mounting	.26	.235	.214	.193	3,000	.107
688-SKHMQLE010	SKMQLE010	O9	6.2	6.5	3.1	160 g	0.25	300,000	Good for high density mounting	.26	.235	.214	.193	3,000	.107
688-SKRAAK	SKRAAK	P3	6.2	6.2	3.4	250 g	0.30	100,000	Rubber stem, superb pre-stroke	.82	.642	.578	.471	3,000	.149
688-SKRAAME010	SKRAAME010	P3	6.2	6.2	5.1	200 g	0.50	100,000	Rubber stem, superb pre-stroke	.82	.642	.578	.471	1,400	.449
688-SKHUALE010	SKHUALE010	Q3	6.2	6.5	2.5	160 g	0.25	300,000	Without ground terminal	.31	.278	.257	.235	3,000	.15
688-SKHUAME010	SKHUAME010	Q3	6.2	6.5	2.5	260 g	0.25	100,000	Without ground terminal	.31	.278	.257	.235	3,000	.182
688-SKHUPKE010	SKHUPKE010	Q9	6.2	6.5	2.5	100 g	0.25	300,000	With ground terminal	.90	.705	.642	.529	3,000	.403
688-SKHUPLE010	SKHUPLE010	Q9	6.2	6.5	2.5	160 g	0.25	300,000	With ground terminal	.80	.642	.582	.535	3,000	.372
688-SKHUPME010	SKHUPME010	Q9	6.2	6.5	2.5	260 g	0.25	100,000	With ground terminal	.80	.642	.582	.535	3,000	.372
688-SKHUBHE010	SKHUBHE010	R3	6.2	6.5	3.1	160 g	0.25	50,000	Dust proof	.98	.77	.685	.567	3,000	.417
688-SKHUQHE010	SKHUQHE010	R9	6.2	6.5	3.1	160 g	0.25	50,000	Dust proof w/ ground terminal	1.06	.824	.738	.61	3,000	.449

© Copyright 2013 Mouser Electronics

© Copyright 2013 Mouser Electronics

ALPS Tactile Switches

ALPS

RoHS Compliant This product is RoHS compliant.

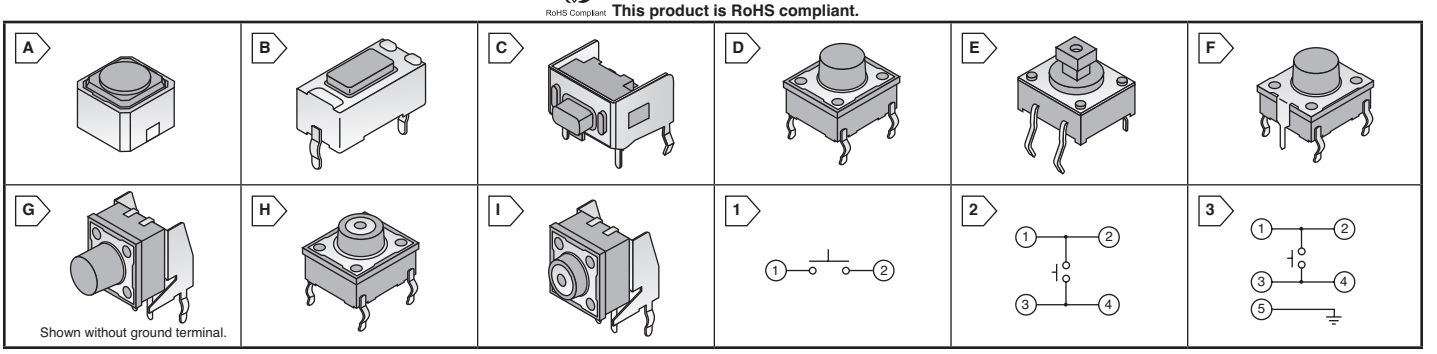

ALPS SMD SOFT FEELING TACTILE SWITCHES

RoHS Compliant

- Contact rating: 50mA @ 16VDC max.
- Tape and reel packaging
- Reflow solderable

For quantities greater than listed, call for quote.

MOUSER STOCK NO.	Alps Part No.	Fig.	Dim.: mm L	W	H	Operating Force	Travel (mm)	Operating Life	Features	Price Each 1	50	100	500	Reel Quantity	Reel Qty. Price Each
688-SKPMAM	SKPMAM	A1	5.9	6.0	4.3	160 g	1.3	100,000	Strong OF prevents mis-operations	.81	.631	.567	.471	2,500	.342
688-SKPMAN	SKPMAN	A1	5.9	6.0	5.0	200 g	1.3	100,000	Strong OF prevents mis-operations	.81	.631	.567	.471	2,000	.342
688-SKPMAP	SKPMAP	A1	5.9	6.0	5.0	250 g	1.3	100,000	Strong OF prevents mis-operations	.81	.631	.567	.471	2,000	.342

ALPS SNAP-IN SHARP FEELING TYPE TACTILE SWITCHES

RoHS Compliant

- Contact rating: 50mA @ 12VDC max.

For quantities greater than listed, call for quote.

MOUSER STOCK NO.	Alps Part No.	Fig.	Dim.: mm L	W	H	Operating Force	Travel (mm)	Operating Life	Features	Price Each 1	50	100	500	Reel Quantity	Reel Qty. Price Each
688-SKHLAA	SKHLAA	B1	6.0	3.5	4.3	100 g	0.25	50,000	High density mounting, Black stem	.51	.396	.364	.30	1000	.253
688-SKHLAC	SKHLAC	B1	6.0	3.5	4.3	160 g	0.25	50,000	High density mounting, Dark gray stem	.51	.396	.364	.30	1000	.235
688-SKHLAJ	SKHLAJ	B1	6.0	3.5	4.3	260 g	0.25	30,000	High density mounting, Red stem	.51	.396	.364	.30	1000	.235
688-SKHLAB	SKHLAB	B1	6.0	3.5	5.0	100 g	0.25	50,000	High density mounting, Black stem	.51	.396	.364	.30	1000	.235
688-SKHLAD	SKHLAD	B1	6.0	3.5	5.0	160 g	0.25	50,000	High density mounting, Dark gray stem	.51	.396	.364	.30	1000	.235
688-SKHLAK	SKHLAK	B1	6.0	3.5	5.0	260 g	0.25	30,000	High density mounting, Red stem	.51	.396	.364	.30	1000	.235
688-SKHLLA	SKHLLA	C1	6.0	3.72	3.5	100 g	0.25	50,000	Terminal length = 3.5mm, Black stem	.64	.503	.449	.375	1000	.289
688-SKHLLB	SKHLLB	C1	6.0	3.72	3.5	160 g	0.25	50,000	Terminal length = 3.5mm, Dark gray stem	.64	.503	.203	.15	1000	.131
688-SKHLLF	SKHLLF	C1	6.0	3.72	3.5	260 g	0.25	30,000	Terminal length = 3.5mm, Red stem	.64	.503	.203	.15	1000	.131
688-SKHLLC	SKHLLC	C1	6.0	3.72	3.5	100 g	0.25	50,000	Terminal length = 2.5mm, Black stem	.64	.503	.449	.375	1000	.289
688-SKHLLD	SKHLLD	C1	6.0	3.72	3.5	160 g	0.25	50,000	Terminal length = 2.5mm, Dark gray stem	.64	.503	.449	.375	1000	.289
688-SKHRAA	SKHRAA	D2	4.5	4.5	3.8	100 g	0.25	50,000	High density mounting, Black stem	.58	.471	.428	.375	1000	.316
688-SKHRAB	SKHRAB	D2	4.5	4.5	3.8	160 g	0.25	30,000	High density mounting, Dark gray stem	.58	.46	.428	.364	1000	.30
688-SKHRAH	SKHRAH	D2	4.5	4.5	3.8	260 g	0.25	50,000	High density mounting, Red stem	.58	.471	.428	.375	1000	.316
688-SKHHAJ	SKHHAJ	D2	6.0	6.0	4.3	100 g	0.25	1,000,000	High density mounting, Black stem	.28	.214	.086	.075	1000	.065
688-SKHHAL	SKHHAL	D2	6.0	6.0	4.3	160 g	0.25	500,000	High density mounting, Dark gray stem	.24	.214	.086	.064	1000	.057
688-SKHHAQ	SKHHAQ	D2	6.0	6.0	4.3	260 g	0.25	200,000	High density mounting, Red stem	.28	.214	.086	.075	1000	.065
688-SKHHAK	SKHHAK	D2	6.0	6.0	5.0	100 g	0.25	1,000,000	High density mounting, Black stem	.28	.214	.086	.075	1000	.065
688-SKHHAM	SKHHAM	D2	6.0	6.0	5.0	160 g	0.25	500,000	High density mounting, Dark gray stem	.24	.214	.086	.064	1000	.057
688-SKHHAR	SKHHAR	D2	6.0	6.0	5.0	260 g	0.25	200,000	High density mounting, Red stem	.24	.214	.086	.064	1000	.057
688-SKHHBV	SKHHBV	D2	6.0	6.0	7.0	100 g	0.25	1,000,000	High density mounting, Black stem	.28	.214	.086	.075	1000	.065
688-SKHHBW	SKHHBW	D2	6.0	6.0	7.0	160 g	0.25	500,000	High density mounting, Dark gray stem	.28	.214	.086	.075	1000	.065
688-SKHHBY	SKHHBY	D2	6.0	6.0	7.0	260 g	0.25	200,000	High density mounting, Red stem	.24	.214	.086	.064	1000	.057
688-SKHHAN	SKHHAN	D2	6.0	6.0	9.5	100 g	0.25	1,000,000	High density mounting, Black stem	.43	.375	.31	.107	1000	.091
688-SKHHAP	SKHHAP	D2	6.0	6.0	9.5	160 g	0.25	500,000	High density mounting, Dark gray stem	.28	.214	.086	.075	1000	.065
688-SKHHBS	SKHHBS	D2	6.0	6.0	9.5	260 g	0.25	200,000	High density mounting, Red stem	.60	.471	.214	.171	1000	.143
688-SKHHDT	SKHHDT	D2	6.0	6.0	13.0	100 g	0.25	1,000,000	High density mounting, Black stem	.60	.471	.214	.171	1000	.148
688-SKHHDU	SKHHDU	D2	6.0	6.0	13.0	160 g	0.25	500,000	High density mounting, Dark gray stem	.60	.471	.219	.182	1000	.157
688-SKHHCW	SKHHCW	E2	6.0	6.0	7.3	100 g	0.25	1,000,000	High density mounting, Black joint stem	.43	.342	.246	.193	1000	.15
688-SKHHPJ	SKHHPJ	F3	6.0	6.0	4.3	100 g	0.25	1,000,000	With ground terminal, Black stem	.28	.214	.193	.161	1000	.136
688-SKHHPL	SKHHPL	F3	6.0	6.0	4.3	160 g	0.25	500,000	With ground terminal, Dark gray stem	.28	.214	.193	.161	1000	.128
688-SKHHPQ	SKHHPQ	F3	6.0	6.0	4.3	260 g	0.25	200,000	With ground terminal, Red stem	.28	.214	.193	.161	1000	.128
688-SKHHPK	SKHHPK	F3	6.0	6.0	5.0	100g	0.25	1,000,000	With ground terminal, Black stem	.28	.214	.193	.161	1000	.128
688-SKHHPM	SKHHPM	F3	6.0	6.0	5.0	160 g	0.25	500,000	With ground terminal, Dark gray stem	.28	.214	.193	.161	1000	.128
688-SKHHPR	SKHHPR	F3	6.0	6.0	5.0	260 g	0.25	200,000	With ground terminal, Red stem	.28	.214	.193	.161	1000	.128
688-SKHHQV	SKHHQV	F3	6.0	6.0	7.0	100 g	0.25	1,000,000	With ground terminal, Black stem	.28	.214	.193	.161	1000	.136
688-SKHHQW	SKHHQW	F3	6.0	6.0	7.0	160 g	0.25	500,000	With ground terminal, Dark gray stem	.28	.214	.193	.161	1000	.128
688-SKHHQY	SKHHQY	F3	6.0	6.0	7.0	260g	0.25	200,000	With ground terminal, Red stem	.28	.214	.193	.161	1000	.136
688-SKHHPN	SKHHPN	F3	6.0	6.0	9.5	100 g	0.25	1,000,000	With ground terminal, Black stem	.28	.214	.193	.161	1000	.128
688-SKHHPP	SKHHPP	F3	6.0	6.0	9.5	160 g	0.25	500,000	With ground terminal, Dark gray stem	.28	.214	.193	.161	1000	.128
688-SKHHQN	SKHHQN	F3	6.0	6.0	9.5	260 g	0.25	200,000	With ground terminal, Red stem	.28	.214	.193	.161	1000	.128
688-SKHHLM	SKHHLM	G1	6.0	3.85	6.0	100 g	0.25	1,000,000	High density mounting, Black stem	.43	.342	.246	.193	1000	.15
688-SKHHLN	SKHHLN	G1	6.0	3.85	6.0	160 g	0.25	500,000	High density mounting, Dark gray stem	.32	.257	.107	.086	1000	.075
688-SKHHLP	SKHHLP	G1	6.0	3.85	6.0	260 g	0.25	200,000	High density mounting, Red stem	.32	.257	.107	.086	1000	.075
688-SKHHLU	SKHHLU	G1	6.0	5.85	6.0	100 g	0.25	1,000,000	High density mounting, Black stem	.32	.257	.107	.086	1000	.075
688-SKHHLV	SKHHLV	G1	6.0	5.85	6.0	160 g	0.25	500,000	High density mounting, Dark gray stem	.35	.278	.214	.171	1000	.15
688-SKHHLW	SKHHLW	G1	6.0	5.85	6.0	260 g	0.25	200,000	High density mounting, Red stem	.32	.257	.107	.086	1000	.075
688-SKHHLQ	SKHHLQ	G1	6.0	8.35	6.0	100 g	0.25	1,000,000	High density mounting, Black stem	.32	.257	.107	.086	1000	.075
688-SKHHLR	SKHHLR	G1	6.0	8.35	6.0	160 g	0.25	500,000	High density mounting, Dark gray stem	.32	.257	.107	.096	1000	.091
688-SKHHLS	SKHHLS	G1	6.0	8.35	6.0	260 g	0.25	200,000	High density mounting, Red stem	.32	.257	.107	.086	1000	.075
688-SKHHNH	SKHHNH	G1	6.0	15.85	6.0	100 g	0.25	500,000	High density mounting, Black stem	.64	.503	.214	.171	1000	.148
688-SKHHNJ	SKHHNJ	G1	6.0	15.85	6.0	160 g	0.25	300,000	High density mounting, Dark gray stem	.64	.503	.471	.394	1000	.31
688-SKHHNK	SKHHNK	G1	6.0	15.85	6.0	260 g	0.25	200,000	High density mounting, Red stem	.64	.503	.449	.375	1000	.289
688-SKQJAA	SKQJAA	H2	6.6	6.6	5.0	100 g	0.25	1,000,000	Dust proof, Black stem	.61	.471	.257	.246	1000	.235
688-SKQJAB	SKQJAB	H2	6.6	6.6	5.0	160 g	0.25	500,000	Dust proof, Gray stem	.61	.471	.428	.353	1000	.278
688-SKQJAD	SKQJAD	H2	6.6	6.6	7.0	100 g	0.25	1,000,000	Dust proof, Black stem	.61	.471	.428	.353	1000	.278
688-SKQJAE	SKQJAE	H2	6.6	6.6	7.0	160 g	0.25	500,000	Dust proof, Gray stem	.61	.471	.428	.353	1000	.278
688-SKQJAJ	SKQJAJ	H2	6.6	6.6	9.5	100 g	0.25	200,000	Dust proof, Black stem	.61	.471	.428	.353	1000	.278
688-SKQJAK	SKQJAK	H2	6.6	6.6	9.5	160 g	0.25	200,000	Dust proof, Gray stem	.61	.471	.257	.214	1000	.185
688-SKQJLA	SKQJLA	I3	6.6	3.85	6.6	100 g	0.25	1,000,000	Dust proof, Black stem	1.13	.877	.439	.417	1000	.396
688-SKQJLB	SKQJLB	I3	6.6	3.85	6.6	160 g	0.25	500,000	Dust proof, Gray stem	1.13	.877	.439	.417	1000	.396

© Copyright 2013 Mouser Electronics

© Copyright 2013 Mouser Electronics

ALPS Tactile Switches

ALPS

RoHS Compliant **This product is RoHS compliant.**

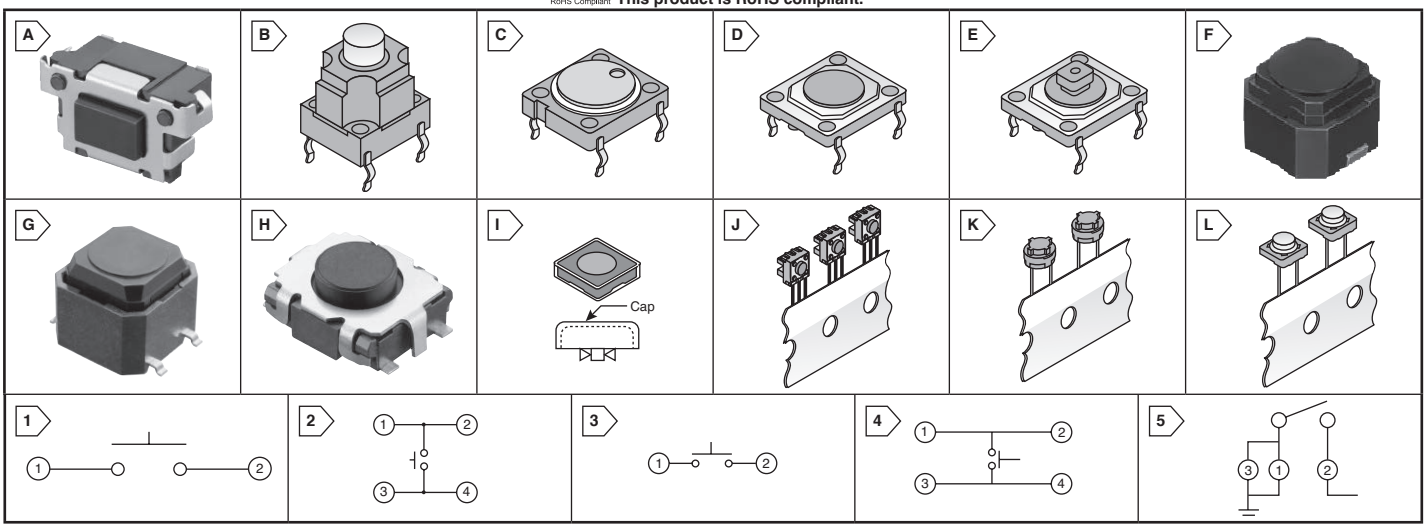

ALPS MID-MOUNT SIDEPUSH™ TACT SWITCH™

Applications:
- Portable audio players and mobile phones
- Healthcare products (blood glucose meters, etc.)
- Remote keyless entry (RKE) systems
- Side switches for ever smaller, lighter digital equipment

RoHS Compliant

NEW PRODUCT

For quantities greater than listed, call for quote.

MOUSER STOCK NO.	Alps Part No.	Fig.	Dim.: mm L	W	H	Operating Force	Travel (mm)	Operating Life	Features	Price Each 1	50	100	500	1000
688-SKSNLAE010	SKSNLAE010	A1	6.2	3.5	1.35	2.4N	0.2	500,000	Dust proof, High impact resistance, Excellent operating feel	.38	.297	.282	.268	.253

ALPS SNAP-IN SHARP FEELING TYPE TACTILE SWITCHES

- Contact rating: 50mA @ 12VDC max.

RoHS Compliant

For quantities greater than listed, call for quote.

MOUSER STOCK NO.	Alps Part No.	Fig.	L	W	H	Operating Force	Travel (mm)	Operating Life	Features	Price Each 1	50	100	500	1000
688-SKQBAP	SKQBAP	B2	10.0	10.0	13.0	160g	0.3	100,000	Waterproof, Dust proof, Dark gray stem	1.13	.877	.792	.653	.514
688-SKQBAJ	SKQBAJ	B2	10.0	10.0	13.0	260g	0.3	100,000	Waterproof, Dust proof, Red stem	.32	.268	.235	.214	.203
688-SKHCBFA010	SKHCBFA010	C2	12.0	12.0	4.3	130g	0.3	1,000,000	Flat stem, Black	.35	.30	.235	.203	.171
688-SKQEAB	SKQEAB	D2	12.0	12.0	4.3	160g	0.3	10,000,000	Dust proof, Dark gray flat stem	1.21	.942	.396	.321	.214
688-SKQEAD	SKQEAD	D2	12.0	12.0	4.3	260g	0.3	10,000,000	Dust proof, Red flat stem	1.21	.942	.845	.696	.546
688-SKQEAA	SKQEAA	E2	12.0	12.0	7.6	160g	0.3	10,000,000	Dust proof, Dark gray joint stem	1.21	.942	.375	.289	.268
688-SKQEAC	SKQEAC	E2	12.0	12.0	7.6	260g	0.3	10,000,000	Dust proof, Red joint stem	1.21	.942	.375	.289	.214

ALPS SURFACE MOUNT LOW RESISTANCE TYPE TACTILE SWITCHES

- Contact rating: 50mA @ 16V

RoHS Compliant

For quantities greater than listed, call for quote.

MOUSER STOCK NO.	Alps Part No.	Fig.	Dim.: mm L	W	H	Operating Force	Travel (mm)	Operating Life	Features	Price Each 1	50	500	1000
688-SKPMBHE010	SKPMBHE010	F3	6	5.9	5	160g	1.3	100,000	Soft feeling,Metal contact	.81	.631	.471	.407
688-SKPRAAE010	SKPRAAE010	G4	7.5	7.8	6.5	500g	1	100,000	Soft feeling,Low-operating noise	.47	.417	.353	.332

ALPS HIGH OPERATING FORCE AND LONG LIFE TYPE TACT SWITCHES

- Contact rating: 50mA @ 16V

RoHS Compliant

For quantities greater than listed, call for quote.

MOUSER STOCK NO.	Alps Part No.	Fig.	Dim.: mm L	W	H	Operating Force	Travel (mm)	Operating Life	Features	Price Each 1	50	500	1000
688-SKSGACE010	SKSGACE010	H	3	2.7	1.4	400g	0.12	200,000	Compact high operating force type, for automotive selections	.38	.342	.289	.268
688-SKSGPAE010	SKSGPAE010	H	3	2.7	1.4	400g	0.12	200,000	Compact high operating force type, for automotive selections	.50	.449	.385	.353

ALPS CAPS AND KEYTOPS

- Contact rating: 50mA @ 12VDC max.

RoHS Compliant

For quantities greater than listed, call for quote.

MOUSER STOCK NO.	Alps Part No.	Fig.	Dim.: mm L	W	H	Features	Price Each 1	50	100	500	1000
688-SK2AA00010	SK2AA00010	I	10.0	10.0	3.0	Red keytop for joint stem type SKHC, SKQE	.45	.407	.268	.257	.246
688-SK2AA00020	SK2AA00020	I	10.0	10.0	3.0	Blue keytop for joint stem type SKHC, SKQE	.45	.407	.268	.257	.246
688-SK2AA00030	SK2AA00030	I	10.0	10.0	3.0	Ivory keytop for joint stem type SKHC, SKQE	.45	.407	.268	.257	.246
688-SK2AA00040	SK2AA00040	I	10.0	10.0	3.0	Black keytop for joint stem type SKHC, SKQE	.45	.407	.268	.257	.246

ALPS SNAP-IN RADIAL TYPE TACTILE SWITCHES ON TAPE AND REEL

- Contact rating: 50mA @ 12VDC max.

RoHS Compliant

For quantities greater than listed, call for quote.

MOUSER STOCK NO.	Alps Part No.	Fig.	Dim.: mm L	W	H	Operating Force	Travel (mm)	Operating Life	Features	Price Each 1	50	100	500	Reel Quantity	Reel Qty. Price Each
688-SKQNAA	SKQNAA	J5	ø6	---	4.3	100g	0.25	500,000	Sharp feeling, Black stem	.28	.214	.193	.161	2,000	.118
688-SKQNAC	SKQNAC	J5	ø6	---	4.3	260g	0.25	200,000	Sharp feeling, Gray stem	.28	.214	.193	.161	2,000	.118
688-SKQNAE	SKQNAE	J5	ø6	---	5	160g	0.25	500,000	Sharp feeling, White stem	.28	.214	.193	.161	2,000	.118
688-SKQNAF	SKQNAF	J5	ø6	---	5	260g	0.25	200,000	Sharp feeling, Gray stem	.28	.214	.193	.161	2,000	.118
688-SKRGALD010	SKRGALD010	J5	ø6	---	7	100g	0.25	500,000	Sharp feeling, Black stem	.28	.214	.193	.161	2,000	.048
688-SKRGAAD010	SKRGAAD010	J5	6.2	6.2	3.6	130g	1	500,000	Sharp feeling, Black stem	.60	.546	.492	.449	2,000	.334
688-SKRGABD010	SKRGABD010	J5	6.2	6.2	3.6	160g	0.25	500,000	Sharp feeling, White stem	.60	.546	.492	.449	2,000	.334
688-SKQNAJ	SKQNAJ	J5	ø6	---	7	160g	0.25	500,000	Sharp feeling, White stem	.28	.214	.193	.161	2,000	.118
688-SKQNAK	SKQNAK	J5	ø6	---	7	260g	0.25	200,000	Sharp feeling, Gray stem	.28	.214	.193	.161	2,000	.118
688-SKQNAL	SKQNAL	J5	ø6	---	9.5	100g	0.25	500,000	Sharp feeling, Black stem	.28	.214	.193	.161	2,000	.118
688-SKQNAM	SKQNAM	J5	ø6	---	9.5	160g	0.25	500,000	Sharp feeling, White stem	.28	.214	.193	.161	2,000	.118
688-SKQNAN	SKQNAN	J5	ø6	---	9.5	260g	0.25	200,000	Sharp feeling, Gray stem	.28	.214	.193	.161	2,000	.118
688-SKPLAK	SKPLAK	K3	ø6.45	---	5	200g	1.3	100,000	Soft feeling, Green stem	.81	.631	.567	.471	2,700	.342
688-SKPLAF	SKPLAF	K3	ø6.45	---	5	250g	1.3	100,000	Soft feeling, Yellow stem	.81	.631	.567	.471	2,700	.342
688-SKPDAL	SKPDAL	L3	7.8	7.8	5	80g	1.0	500,000	Soft feeling, Light gray stem	.49	.385	.342	.289	800	.225
688-SKPDAM	SKPDAM	L3	7.8	7.8	5	120g	1.0	500,000	Soft feeling, Light blue stem	.50	.385	.342	.289	800	.225
688-SKPDAC	SKPDAC	L3	7.8	7.8	5.5	250g	1.2	100,000	Soft feeling, Blue stem	.60	.471	.417	.342	800	.268

© Copyright 2013 Mouser Electronics

© Copyright 2013 Mouser Electronics

C&K Tactile Switches

RoHS Compliant This page of product is compliant.



KSC9 SERIES SMD SEALED TACT SWITCH FOR ADJUSTABLE SWITCH

For quantities greater than listed, call for quote.

MOUSER STOCK NO. Mfr.	Mfr. Part No.	Fig.	Operating Force	Height (mm)	Price Each 1	25
J-Bend						
611—	KSC921JLFS	A	170g	7.7	.44	.375
611—	KSC931JLFS	A	255g	7.7	.44	.375
611—	KSC941JLFS	A	340g	7.7	.44	.375
Gulfwing						
611—	KSC921GLFS	A	170g	7.7	.44	.375
611—	KSC931GLFS	A	255g	7.7	.44	.375
611—	KSC941GLFS	A	340g	7.7	.44	.375

ACCESSORIES FOR SERIES KSC9

For quantities greater than listed, call for quote.

MOUSER STOCK NO. Mfr.	Mfr. Part No.	Description	Price Each 1	25
611—	BTNKSC920	Button for KSC9, light gray, 15.4mm	.44	.375
611—	BTNKSC940	Button for KSC9, red, 15.4mm	.44	.375
611—	BTNKSC980	Button for KSC9, white, 15.4mm	.44	.375
611—	BTNKSC990	Button for KSC9, black, 15.4mm	.44	.375

KSE SERIES LOW PROFILE TACT SWITCH

For quantities greater than listed, call for quote.

MOUSER STOCK NO. Mfr.	Mfr. Part No.	Fig.	Operating Force	Height (mm)	Price Each 1	25
611—	KSEM31JLFS	B	150g	3.1	.33	.30
611—	KSEM31GLFS	B	150g	3.1	.33	.30

KSCV2 SERIES SIDE ACTUATED SEALED TACT SWITCH

For quantities greater than listed, call for quote.

MOUSER STOCK NO.	C&K Part No	Fig.	Operating Force	Height (mm)	Price Each 1	25
611-KSC441V2SPDELTAL	KSC441V2 SP Delta LFS	C	200g	5.0	.70	.631

KMT0 SERIES NANO-MINIATURE SMT TOP ACTUATED

For quantities greater than listed, call for quote.

MOUSER STOCK NO. Mfr.	Mfr. Part No.	Fig.	Operating Force	Height (mm)	Price Each 1	25
611—	KMT012NGJLHS	D	160g	0.65	.34	.289
611—	KMT022NGJLHS	D	160g	0.65	.34	.289
611—	KMT072NGJLHS	D	230g	0.65	.34	.289

KSA & KSL SERIES SEALED TACTILE SWITCH

Features:

- Designed for automatic or manual insertion
- Cambered terminals to ensure self retention
- Top or side actuated

For quantities greater than listed, call for quote.

611—	KSA0M211-LFT	E	130g	4.7	.54	.46
611—	KSA0M411-LFT	E	300g	4.7	.54	.417
611—	KSL0M412-LFT	F	300g	9.9	.50	.449
611—	KSL0V411-LFT	F	300g	9.9	.82	.749
611—	KSL0M212LFT	F	130gf	9.9	.61	.556
611—	KSL0M312LFT	F	130gf	9.9	.61	.546
611—	KSL0M411LFT	F	300gf	9.9	.62	.563
611—	KSL0M431LFT	F	300gf	9.9	.81	.734
611—	KSL0V311LFT	F	130gf	9.9	.60	.525
611—	KSL1M411LFT	F	300gf	9.9	.52	.46

KSC SERIES TACTILE SWITCH FOR SMT

Features:

- Positive tactile feeling
- Range of 6 actuation forces
- IP 67
- J or G terminations

For quantities greater than listed, call for quote.

611—	KSC221G-LFS	G	160g	3.5	.49	.407
611—	KSC221J-LFS	G	160g	3.5	.44	.375
611—	KSC241G-LFS	G	300g	3.5	.49	.396
611—	KSC241J-LFS	G	300g	3.5	.46	.393
611—	KSC341J-LFS	H	300g	3.5	.49	.396
611—	KSC351J-LFS	H	550g	3.5	.50	.428
611—	KSC421G70SH-LFS	I	160g	5.2	.57	.46
611—	KSC441J70SH-LFS	I	300g	5.2	.59	.482
611—	KSC641G-LFS	J	300g	7.7	.67	.546
611—	KSC641J-LFS	J	300g	7.7	.69	.567
611—	KSC721JLFS	J	300g	4.3	.56	.492

KSC SERIES TACTILE SWITCH FOR SMT (CONT.)

For quantities greater than listed, call for quote.

MOUSER STOCK NO. Mfr.	Mfr. Part No.	Fig.	Operating Force	Height (mm)	Price Each 1	25
611—	KSC721GLFS	J	160g	4.3	.56	.492
611—	KSC741JLFS	J	400g	4.3	.56	.492
611—	KSC741GLFS	J	400g	4.3	.56	.492

KST SERIES LONG TRAVEL TACT SWITCH FOR SMT

Features:

- Rubber actuator
- Silver contact material
- J or G terminals
- Compatible with pick and place machines
- IP 40 sealed

For quantities greater than listed, call for quote.

611—	KST241GLFS	K	350gf	5.0	1.51	.899

KT SERIES RIGHT ANGLE SEALED TACTILE SWITCH FOR SMT

For quantities greater than listed, call for quote.

MOUSER STOCK NO. Mfr.	Mfr. Part No.	Fig.	Operating Force	Terminal	Price Each 1	25
611—	KT11B2JM34-LFS	L	300gf	Top J Bend	2.40	2.25
611—	KT11P2JM34-LFS	L	300gf	Top J Bend	2.23	2.09
611—	KT11P2SM34-LFS	L	300gf	Top Gullwing	2.55	2.39
611—	KT11B1SAM34LFS	M	300gf	Right Angle	2.40	2.25
611—	KT11P2SA3M34LFS	M	300gf	Right Angle w/ pick & place tab	3.05	2.80
611—	KT11P3SA1M34LFS	M	300gf	Right Angle w/ front solder pad	2.38	2.23
611—	KT11P4SA1M34LFS	M	300gf	Right Angle w/ front solder pad	2.42	2.27
611—	KT11P4SA2M35LFG	M	300gf	Right Angle w/ front solder pad and pick & place tab	3.14	2.88

KMR2/KSR/KSS SERIES TACTILE SWITCHES

For quantities greater than listed, call for quote.

MOUSER STOCK NO. Mfr.	Mfr. Part No.	Fig.	Operating Force	Height (mm)	Price Each 1	25
Microminiature SMT Top Actuated, Operating Temperature -40°C to 125°C						
611—	KMR211G-LFS	N	120g	1.9	.40	.364
611—	KMR221G-LFS	N	200g	1.9	.40	.364
611—	KMR241GLFS	N	400gf	1.9	.55	.499
Subminiature SMT, IP 50 Sealed, Operating Temperature -40°C to 125°C						
611—	KSR221G-LFS	O	200g	2.5	.59	.492
Subminiature SMT Side Actuated, IP 50 Sealed, Operating Temp. -40°C to 125°C						
611—	KSS221GLFS	P	200g	1.7	.60	.495
611—	KSS231G-LFS	P	250g	1.7	.59	.531
611—	KSS331G-LFS	P	250g	1.7	.66	.556
611—	KMS231GLFS	P	200gf	1.7	.36	.332
611—	KMS233GLFG	P	200gf	1.7	.35	.311

PTS125/525/635/645 SERIES TACTILE SWITCHES

For quantities greater than listed, call for quote.

MOUSER STOCK NO.	C&K Part No	Fig.	Operating Force	Height (mm)	Price Each 1	25
12mm, Operating Temperature: -40°C to 60°C						
611-PTS125SM43-LFS	PTS125SM43 LFS	M	160g	4.3	.38	.321
611-PTS125SM85-LFS	PTS125SM85 LFS	M	160g	8.5	.38	.30
Microminiature SMT, 5.25mm x 5.25mm, Operating Temperature: -40°C to 60°C						
611-PTS525SM10-LFS	PTS525SM10SMTR LFS	Q	160g	1.5	.61	.482
6x6 mm, Operating Temperature: -20°C to 60°C						
611-PTS645SL70LFS	PTS645SL70 LFS	R	130g	3.6	.20	.15
611-PTS645VL31LFS	PTS645VL31 LFS	R	130g	3.6	.31	.246

RS SERIES: SUB-MINIATURE SMT TACTILE SWITCHES

Features:

- Contact Form: SPST-NO Off-Momentary
- Contact Rating: 0.05 AMP@12VDC

For quantities greater than listed, call for quote.

MOUSER STOCK NO.	C&K Part No	Fig.	Operating Force	Price Each 1	25
611-RS014R05B1SMA10R	RS-014R05B1-SMA10 RT	S	160gf	.46	.336
611-RS-022R05C1-PA	RS-022R05C1-PA	T	160gf	.30	.214
611-RS-032G05A3-SMRT	RS-032G05A3-SM RT	U	250gf	.56	.449
611-RS187R05A2DSMTRT	RS-187R05A2-DS MT RT	V	160gf	.56	.449
611-RS-197N05A1-DSRT	RS-197N05A1-DS RT	W	160gf	.66	.535
611-RS-282G05A3-SMRT	RS-282G05A3-SM RT	X	250gf	.75	.663

© Copyright 2013 Mouser Electronics

© Copyright 2013 Mouser Electronics

E-SWITCH Navigation and Tactile Switches

E•SWITCH®

JS1300 SMT NAVIGATION SWITCH

Specifications:

- Contact rating: 50mA @12VDC

For quantities greater than listed, call for quote.

MOUSER STOCK NO.	E-Switch Part No.	Fig.	Contact Material	Actuation Force		Price Each			
				Center	Tilt	1	10	50	100
612-JS1300AQ	JS1300AQ	A	Silver	320+/-50g	160+/-50g	1.93	1.68	1.48	1.16

TL SERIES TACTILE SWITCHES

Specifications:

- Contact rating: 50mA @12VDC
- Contact resistance: 20m1/2 max
- Contact form: SPST

4mm x 3mm Gull Wing SMT Top Actuated

For quantities greater than listed, call for quote.

MOUSER STOCK NO.	E-Switch Part No.	Fig.	Contact Material	Act. Height Dim. (A)	Operating Force (g)	Price Each			
						1	10	50	100
612-TL1015AF	TL1015AF160QG	B	Silver	1.6	160g	.71	.659	.567	.514
612-TL1015BF	TL1015BF160QG	B	Silver	1.6	160g	.89	.803	.674	.535

4mm x 3.30mm,SMT Gull Wing

For quantities greater than listed, call for quote.

612-TL3340AF160QG	TL3340AF160QG	C	Silver	3.4	160g	.48	.449	.375	.289

4.7mm x 3.5mm Gull Wing SMT Side Actuated

For quantities greater than listed, call for quote.

612-TL1014AF	TL1014AF180QG	D	Silver	2	180g	.57	.514	.46	.407
612-TL1014BF	TL1014BF180QG	D	Silver	2	180g	.73	.586	.557	.525

6 x 3.5mm SMT Gull Wing

For quantities greater than listed, call for quote.

612-TL3302A	TL3302AF180QG	E	Silver	4.3	180g	.57	.524	.475	.45
612-TL3302A-260	TL3302AF260QG	E	Silver	4.3	260g	.54	.492	.407	.321

6 x 3.1mm SMT Gull Wing

PRODUCT NEW

For quantities greater than listed, call for quote.

612-TL3303F160QG	TL3303F160QG	F	Silver	3.1	160g	.76	.709	.606	.548

6mm SMT J-Lead

PRODUCT NEW

For quantities greater than listed, call for quote.

612-TL3301AJ	TL3301AF160QJ	G	Silver	5.0	160g	.42	.375	.327	.245
612-TL3304AF-160QJ	TL3304AF160QJ	H	Silver	3.4	160g	.90	.824	.699	.538

6 x 3.5mm Thru-hole

For quantities greater than listed, call for quote.

612-TL1107AF130W	TL1107AF130WQ	I	Silver	4.3	130g	.35	.321	.268	.214
612-TL1107	TL1107AF180WQ	I	Silver	4.3	180g	.35	.321	.268	.214
612-TL1107A-260	TL1107AF260WQ	I	Silver	4.3	260g	.33	.30	.246	.193
612-TL1107BF180W	TL1107BF180WQ	I	Silver	5	180g	.35	.321	.268	.214

6mm Thru-hole, Tape and Reel Packaging

For quantities greater than listed, call for quote.

612-TL59F160Q	TL59FF160Q	J	Silver	7	160g	.25	.225	.182	.15

6mm SMT Gull Wing

PRODUCT NEW

For quantities greater than listed, call for quote.

612-TL3301AF1	TL3301AF160QG	K	Silver	5	160g	.45	.407	.342	.268
612-TL3301AF2	TL3301AF260QG	K	Silver	5	260g	.43	.385	.33	.258
612-TL3301EF	TL3301EF100QG	K	Silver	7.3	100g	.45	.407	.342	.268
612-TL3301F	TL3301FF160QG	K	Silver	7	160g	.45	.407	.342	.268
612-TL3301N	TL3301NF160QG	K	Silver	4.3	160g	.45	.407	.342	.268
612-TL3301NF	TL3301NF260QG	K	Silver	4.3	260g	.45	.407	.342	.268
612-TL3301SP	TL3301SPF160QG	K	Silver	2.8	160g	.45	.383	.342	.268
612-TL3301SPF260QG	TL3301SPF260QG	K	Silver	2.8	260g	.46	.417	.353	.278
612-TL6700NF160QG	TL6700NF160QG	K	Silver	--	160g	.91	.824	.699	.549
612-TL6700AF160QG	TL6700AF160QG	K	Silver	3.4	160g	.91	.824	.699	.549
612-TL6700NF260QG	TL6700NF260QG	K	Silver	--	260g	1.28	.952	.738	.642
612-TL6700AF260QG	TL6700AF260QG	K	Silver	3.4	260g	1.28	1.00	.845	.76

6mm Thru-hole

PRODUCT NEW

For quantities greater than listed, call for quote.

612-TL1105AF100Q	TL1105AF100Q	L	Silver	5	100g	.24	.214	.184	.15
612-TL1105A	TL1105AF160Q	L	Silver	5	160g	.26	.235	.193	.15
612-TL1105AF250	TL1105AF250Q	L	Silver	5	250g	.28	.257	.225	.193
612-TL1105B	TL1105BF160Q	L	Silver	9.5	160g	.31	.278	.235	.182
612-TL1105BF250	TL1105BF250Q	L	Silver	9.5	250g	.15	.139	.118	.096
612-TL1105C	TL1105CF160Q	L	Silver	8	160g	.16	.139	.118	.096
612-TL1105D	TL1105DF160Q	L	Silver	13	160g	.17	.161	.143	.107
612-TL1105D-250	TL1105DF250Q	L	Silver	13	250g	.16	.15	.128	.096
612-TL1105EF100Q	TL1105EF100Q	L	Silver	7.3	100g	.21	.171	.15	.139
612-TL1105E-250	TL1105EF250Q	L	Silver	7.3	250g	.16	.139	.118	.096
612-TL1105F100Q	TL1105F100Q	L	Silver	4.3	100g	.21	.171	.15	.139
612-TL1105	TL1105F160Q	L	Silver	4.3	160g	.16	.15	.128	.096
612-TL1105-250	TL1105F250Q	L	Silver	4.3	250g	.17	.139	.125	.103
612-TL1105FF1	TL1105FF160Q	L	Silver	7	160g	.16	.139	.118	.096
612-TL1105LF250Q	TL1105LF250Q	L	Silver	17	250g	.35	.278	.257	.235
612-TL1105PF1	TL1105PF160Q	L	Silver	8.5	160g	.18	.171	.139	.118
612-TL1105SP	TL1105SPF160Q	L	Silver	2.8	160g	.20	.193	.171	.128
612-TL1105SP-250	TL1105SPF250Q	L	Silver	2.8	250g	.30	.268	.242	.208
612-TL1105T	TL1105TF160Q	M	Silver	2.4	160g	.25	.214	.184	.162
6mm Right Angle Thru-hole									
612-TL1105JAF100Q	TL1105JAF100Q	N	Silver	2.8	100g	.50	.396	.364	.332
612-TL1105JA	TL1105JAF160Q	N	Silver	2.8	160g	.44	.396	.342	.257
612-TL1105JA-250	TL1105JAF250Q	N	Silver	2.8	250g	.46	.417	.353	.278
612-TL1105M	TL1105MF160Q	O	Silver	6.85	160g	.38	.342	.286	.229
612-TL1105R	TL1105RF160Q	O	Silver	6.15	160g	.35	.321	.268	.214
612-TL1105R-250	TL1105RF250Q	O	Silver	6.15	250g	.33	.30	.253	.202
612-TL1105S	TL1105SF160Q	O	Silver	8.35	160g	.35	.321	.268	.214
612-TL1105S-250	TL1105SF250Q	O	Silver	8.5	250g	.28	.269	.232	.174
612-TL1105VF100	TL1105VF100Q	O	Silver	3.85	100g	.48	.454	.33	.317
612-TL1105VF250Q	TL1105VF250Q	O	Silver	3.85	250g	.36	.289	.268	.246
612-TL1105WF100Q	TL1105WF100Q	O	Silver	3.15	100g	.48	.449	.385	.321
612-TL1105W	TL1105WF160Q	O	Silver	3.15	160g	.35	.321	.268	.214
612-TL1105W-250	TL1105WF250Q	O	Silver	3.15	250g	.35	.321	.268	.214
612-TL1105X	TL1105XF160Q	O	Silver	5.85	160g	.35	.321	.268	.214

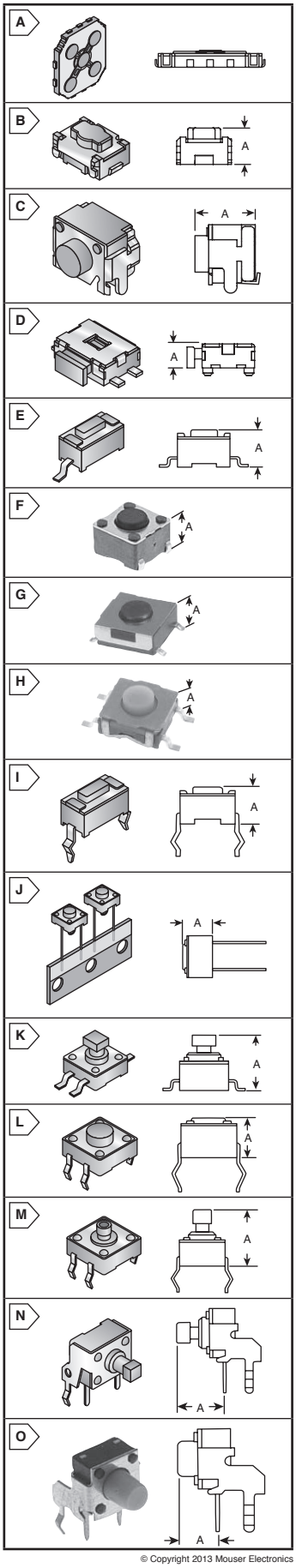

© Copyright 2013 Mouser Electronics

© Copyright 2013 Mouser Electronics

RoHS Compliant This product is RoHS compliant.

TL SERIES TACTILE SWITCHES (CONT.)

Thru-hole

NEW PRODUCT

For quantities greater than listed, call for quote.

MOUSER STOCK NO.	E-Switch Part No.	Fig.	Contact Material	Act. Height Dim. (A)	Operating Force (g)	Price Each 1	10	50	100
7.2mm x 5.08mm, Thru-hole									
612-TL6110AF13	TL6110AF130QP	A	Silver	4.7	130g	1.48	1.34	1.12	.891
612-TL6110BF13	TL6110BF130QP	A	Silver	5.2	130g	1.39	1.25	1.06	.835
612-TL6110DF1	TL6110DF160QP	A	Silver	10	160g	1.41	1.27	1.08	.845
612-TL6110DF3	TL6110DF300QP	A	Silver	10	300g	1.52	1.37	1.17	.915
6.2mm, Long Life, Thru-hole									
612-TL1140AF070Q	TL1140AF070Q	B	Silver	7.35	70g	.59	.524	.449	.353
612-TL1240N1JB	TL1240NQ1JBLK	C	Silver	7.2	160g	.65	.589	.523	.471

Features & Benefits:

- Right Angle, thru hole terminations
- Multiple single, and bi-color LED options
- Gold plated contacts for high reliability switching
- Sharp, tactile response
- Long travel

LED Specs.	Units	Blue	Red	Green	Yellow
Forward Current	mA	30	40	30	30
Forward Voltage	20mA	3.5-4.0 VDC	1.5-2.4 VDC	1.7-2.8 VDC	1.7-2.8 VDC
Luminous Intensity	mcd	350-700	75-120	60-100	45-75

8mm x 9.05mm, Right Angle, LED

For quantities greater than listed, call for quote.

MOUSER STOCK NO.	E-Switch Part No.	Fig.	Contact Material	Act. Hght. Dim. (A)	Operating Force (g)	LED Color	Price Each 1	10	50	100
612-TL1290AF500BR	TL1290AF500BR	D	Gold	9.0	F500	Blue	5.32	4.78	3.89	3.27
612-TL1290AF500RR	TL1290AF500RR	D	Gold	9.0	F500	Red	5.78	5.20	4.24	3.56
612-TL1290AF500GR	TL1290AF500GR	D	Gold	9.0	F500	Green	6.17	5.55	4.53	3.81

6mm x 6mm

For quantities greater than listed, call for quote.

MOUSER STOCK NO.	E-Switch Part No.	Fig.	Contact Material	Act. Hght. Dim. (A)	Operating Force (g)	Price Each 1	10	50	100
612-TL1150AF070Q	TL1150AF070Q	E	Silver	5.75mm	F070	.54	.482	.407	.321

4.5mm, SMT Low Profile

For quantities greater than listed, call for quote.

MOUSER STOCK NO.	E-Switch Part No.	Fig.	Contact Material	Act. Height Dim. (A)	Operating Force (g)	Price Each 1	10	50	100
612-TL3315NF100Q	TL3315NF100Q	F	Silver	Gull Wing	100g	.17	.161	.128	.107
612-TL3315NF160Q	TL3315NF160Q	F	Silver	Gull Wing	160g	.17	.161	.128	.107
612-TL3315NF250Q	TL3315NF250Q	F	Silver	Gull Wing	250g	.17	.161	.128	.107

Specifications:

- Contact Rating: 50mA @ 12VDC
- Life Expectancy: 30,000 cycles
- Contact Resistance: 500mΩ
- Operating Temperature: -25°C to 85°C

LED Specs.	Units	Green	Red	Yellow	Blue	White
Forward Current	mA	30	15	20	15	30
Forward Voltage	V	1.7-2.6	1.7-2.6	1.7-2.6	3.5-3.8	3.5-4.0
Luminous Intensity @ 20mA	mcd	6	4	5	45	180

4.5mm x 6.8mm, SMT, LED

NEW PRODUCT

For quantities greater than listed, call for quote.

MOUSER STOCK NO.	E-Switch Part No.	Fig.	Contact Material	Act. Height Dim. (A)	Operating Force (g)	LED #1	LED #2	Price Each 1	10	50	100
612-TL3200AF160GRQ	TL3200AF160GRQ	G	Silver	2.5mm	F160	Green	Red	2.69	2.50	2.42	2.07
612-TL3200AF160RRQ	TL3200AF160RRQ	G	Silver	2.5mm	F160	Red	Red	2.69	2.50	2.42	2.07
612-TL3310AF200QG	TL3310AF200QG	H	Silver	2.5mm	200g	-	-	.87	.685	.663	.546

Gull Wing and Right Angle

NEW PRODUCT

For quantities greater than listed, call for quote.

MOUSER STOCK NO.	E-Switch Part No.	Fig.	Contact Material	Act. Height Dim. (A)	Operating Force (g)	Price Each 1	10	50	100
6.9mm x 2.5mm, Right Angle SMT, Gull Wing									
612-TL3330AF130QG	TL3330AF130QG	I	Silver	3.5	130g	.32	.289	.257	.225
612-TL3330AF260QG	TL3330AF260QG	I	Silver	3.5	260g	.32	.289	.257	.225
7.1mm, Right Angle SMT, Gull Wing									
612-TL3320BF100QG	TL3320BF100QG	J	Silver	3.85	100g	.61	.546	.46	.364
612-TL3320AF130QG	TL3320AF130QG	J	Silver	3.15	130g	.61	.546	.46	.364
612-TL3320AF160QG	TL3320AF160QG	J	Silver	3.15	160g	.61	.546	.46	.364
612-TL3320BF250QG	TL3320BF250QG	J	Silver	3.85	250g	.50	.449	.385	.30
612-TL3342F160	TL3342F160QG	K	Sillver	7	160g	.62	.582	.491	.376

Features & Benefits:

- Dual Action Tact Switch
- Positive tactile feedback in 2 distinct positions
- Low profile , SMT design
- With or without actuator

TL3350 Tact Switches SMT - Dual Action

For quantities greater than listed, call for quote.

MOUSER STOCK NO.	E-Switch Part No.	Fig.	Contact Material	Act. Height Dim. (A)	Operating Force (g)	Price Each 1	10	100
612-TL3350BF100Q	TL3350BF100Q	L	Silver	3.8	F100	.84	.781	.737
612-TL3350AF100Q	TL3350AF100Q	L	Silver	2.0	F100	1.06	.974	.898

7.2mm x 5.08mm, SMT, Gull Wing

For quantities greater than listed, call for quote.

MOUSER STOCK NO.	E-Switch Part No.	Fig.	Contact Material	Act. Height Dim. (A)	Operating Force (g)	Price Each 1	10	50	100
612-TL6120AF1	TL6120AF160QG	M	Silver	4.7	160g	.95	.856	.738	.599
612-TL6120AF3	TL6120AF300QG	M	Silver	4.7	300g	1.02	.903	.79	.617
612-TL6120BF1	TL6120BF130QG	M	Silver	5.2	130g	1.02	.91	.79	.641
612-TL6120CF1	TL6120CF160QG	M	Silver	6.9	160g	.96	.867	.738	.578
612-TL6120CF3	TL6120CF300QG	M	Silver	10	300g	1.03	.92	.789	.64
612-TL6120DF3	TL6120DF300QG	M	Silver	10	300g	.96	.867	.738	.599
11.5mm Sealed Right Angle									
612-TL6190AF220R	TL6190AF220R	N	Gold	2.9	220g	2.38	2.27	2.04	1.83

TL6190 Tact Switches Cap

For quantities greater than listed, call for quote.

MOUSER STOCK NO.	E-Switch Part No.	Shape	Price Each 1	10	50	100
612-TL6190CAP	TL6190CAP	Round	.27	.225	.214	.193

12mm, Thru-hole

For quantities greater than listed, call for quote.

MOUSER STOCK NO.	E-Switch Part No.	Fig.	Contact Material	Act. Height Dim. (A)	Operating Force (g)	Price Each 1	10	50	100
612-TL1100C	TL1100CF160Q	O	Silver	6.45	160g	.78	.706	.605	.468
612-TL1100D	TL1100DF160Q	P	Silver	4.3	160g	.47	.428	.365	.285
612-TL1100E	TL1100EF160Q	Q	Silver	7.5	160g	.49	.449	.377	.308
612-TL1100G	TL1100GF160Q	R	Silver	11.2	160g	.43	.396	.353	.321
612-TL1100F	TL1100FF160Q	S	Silver	12	160g	.45	.407	.342	.268
612-TL1100	TL1100F160Q	T	Silver	3.3	160g	.45	.407	.342	.268

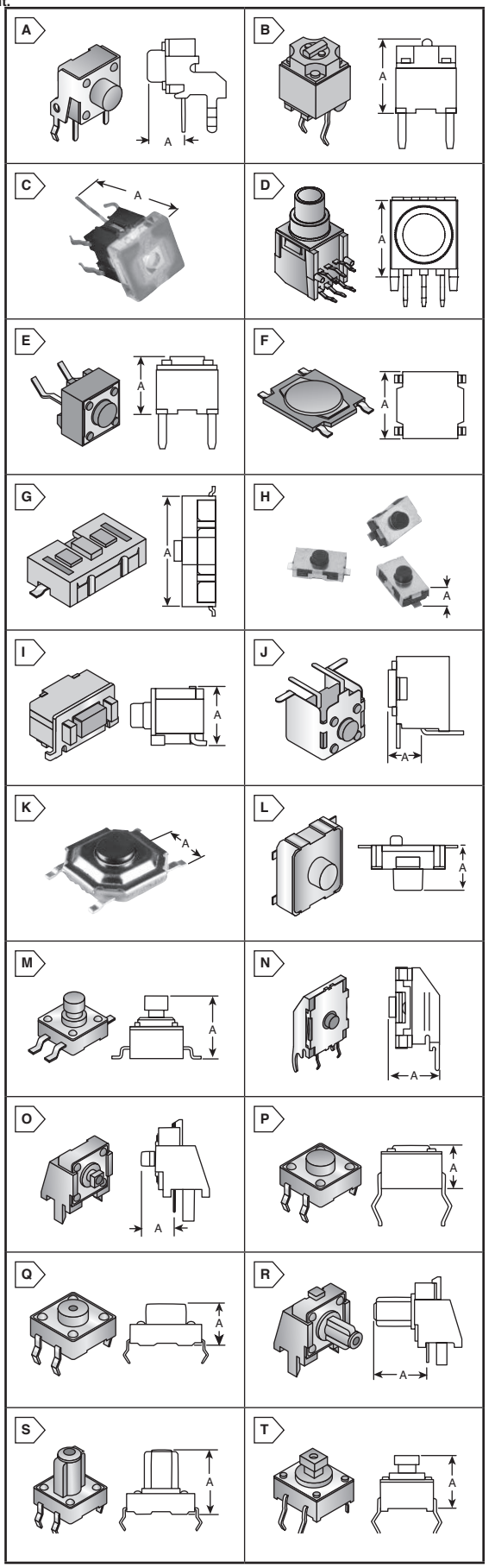

© Copyright 2013 Mouser Electronics

© Copyright 2013 Mouser Electronics

MOUNTAIN SWITCH Surface Mount Tactile Switches

RoHS Compliant **This product is RoHS compliant.**

TS SERIES TACTILE SWITCHES

3.7x6 SMD Tactile Switch

For quantities greater than listed, call for quote.

MOUSER STOCK NO.	Fig.	Dimensions: mm L	W	H	Operating Force (gf)	Price Each 1	50	100	500
101-TS3724T1600-EV	A	6.0	3.7	2.5	160	.80	.636	.518	.435

Extra Thin Side Actuated Tactile Switches

For quantities greater than listed, call for quote.

101-TS3923R1600-EV	B	7.0	3.5	3.5	160	.57	.53	.424	.365
101-TS3923R2600-EV	B	7.0	3.5	3.5	260	.57	.53	.424	.365

3.5x6 SMD Tactile Switches

For quantities greater than listed, call for quote.

101-TS4322T1601-EV	C	6.0	3.5	4.3	160	.71	.567	.482	.439
101-TS4322T2601-EV	C	6.0	3.5	4.3	260	.71	.567	.482	.439
101-TS4322T3201-EV	C	6.0	3.5	4.3	320	.71	.567	.482	.439
101-TS4322T5201-EV	C	6.0	3.5	4.3	520	.71	.567	.482	.439
101-TS4322T1602-EV	C	6.0	3.5	5.0	160	.71	.567	.482	.439
101-TS4322T2602-EV	C	6.0	3.5	5.0	260	.78	.628	.533	.486
101-TS4322T3202-EV	C	6.0	3.5	5.0	320	.78	.628	.533	.486
101-TS4322T5202-EV	C	6.0	3.5	5.0	520	.78	.628	.533	.486

5x5 Thin SMD Tactile Switches

For quantities greater than listed, call for quote.

101-TS4522T1601-EV	D	5.2	5.2	0.8	160	.67	.599	.471	.385
101-TS4522T2601-EV	D	5.2	5.2	0.8	260	.67	.599	.471	.385
101-TS4522T1602-EV	E	5.2	5.2	1.5	160	.74	.659	.518	.424
101-TS4522T2602-EV	E	5.2	5.2	1.5	260	.74	.659	.518	.424

Side Actuated SMD Tactile Switches

For quantities greater than listed, call for quote.

101-TS4722R2200-EV	F	3.9	1.5	3.5	220	.78	.672	.599	.537
101-TS4922R2600-EV	F	4.7	1.7	4.5	260	.39	.364	.332	.289

Miniature SMD Tactile Switches

For quantities greater than listed, call for quote.

101-TS5022T1601-EV	G	4.7	3.5	2.1	160	.39	.364	.332	.289
101-TS5022T1602-EV	G	4.7	3.5	2.5	160	.42	.40	.365	.318

Right Angle SMD Tactile Switches

For quantities greater than listed, call for quote.

101-TS4122R1602-EV	B	6.0	4.5	4.2	160	.74	.578	.514	.449
101-TS5722R2601-EV	H	6.1	6.1	3.0	260	1.88	1.75	1.64	1.52

6x6 Thin F-Type SMD Tactile Switches

For quantities greater than listed, call for quote.

101-TS5922T1002-EV	I	6.4	6.2	2.5	100	.42	.388	.365	.341
101-TS5922T3202-EV	I	6.4	6.2	2.5	320	.42	.388	.365	.341

6x6 SMD Tactile Switches

For quantities greater than listed, call for quote.

101-TS6324T1605BC-EV	J	6.2	6.2	7.3	160	.28	.246	.214	.182
101-TS6324T1607-EV	K	6.2	6.2	13.0	160	.28	.246	.214	.182

12x12 SMD Tactile Switches

For quantities greater than listed, call for quote.

101-TS6424T2601-EV	K	12.0	12.0	4.3	260	.81	.738	.663	.599
101-TS6424T3201-EV	K	12.0	12.0	4.3	320	.81	.738	.663	.599
101-TS6424T2602AC-EV	J	12.0	12.0	7.3	260	.81	.738	.663	.599
101-TS6424T3202AC-EV	J	12.0	12.0	7.3	320	.81	.738	.663	.599
101-TS6424T2603-EV	K	12.0	12.0	8.5	260	.89	.814	.732	.66
101-TS6424T3203-EV	K	12.0	12.0	8.5	320	.90	.815	.733	.661

6x6 Washable SMD Tactile Switches

For quantities greater than listed, call for quote.

101-TS6824T1601-EV	L	6.3	6.2	2.3	160	.55	.492	.428	.364
101-TS6824T1803-EV	L	6.3	6.2	3.5	180	.55	.492	.428	.364
101-TS6824T2603-EV	L	6.3	6.2	3.5	260	.55	.492	.428	.364
101-TS6824T2604-EV	L	6.3	6.2	3.8	260	.59	.539	.469	.398
101-TS6824T3604-EV	L	6.3	6.2	3.8	360	.59	.539	.469	.398
101-TS6824T1805-EV	L	6.3	6.2	5.2	180	.55	.492	.428	.364
101-TS6824T2605-EV	L	6.3	6.2	5.2	260	.60	.541	.471	.40
101-TS6824T3605-EV	L	6.3	6.2	5.2	360	.60	.541	.471	.40

6x6 Washable J-Type SMD Tactile Switches

For quantities greater than listed, call for quote.

101-TS6923T1803-EV	M	6.3	6.2	3.5	180	.59	.539	.469	.398
101-TS6923T2603-EV	M	6.3	6.2	3.5	260	.55	.492	.428	.364
101-TS6923T2604-EV	M	6.3	6.2	3.8	260	.59	.54	.47	.399
101-TS6923T3604-EV	M	6.3	6.2	3.8	360	.59	.539	.469	.398
101-TS6923T2605-EV	M	6.3	6.2	5.2	260	.60	.541	.471	.40
101-TS6923T3605-EV	M	6.3	6.2	5.2	360	.60	.541	.471	.40

© Copyright 2013 Mouser Electronics

Electrical Specifications

- Rating: 50mA / 12VDC
- Contact Resistance: 100MΩ max.
- Insulation Resistance: 100MΩ min. / 500VDC
- Dielectric Strength: 250VAC / minute

Mechanical Specifications

- Operational Temp.: -25°C to +70°C
- Storage Temp.: -30°C to +80°C

RoHS Compliant

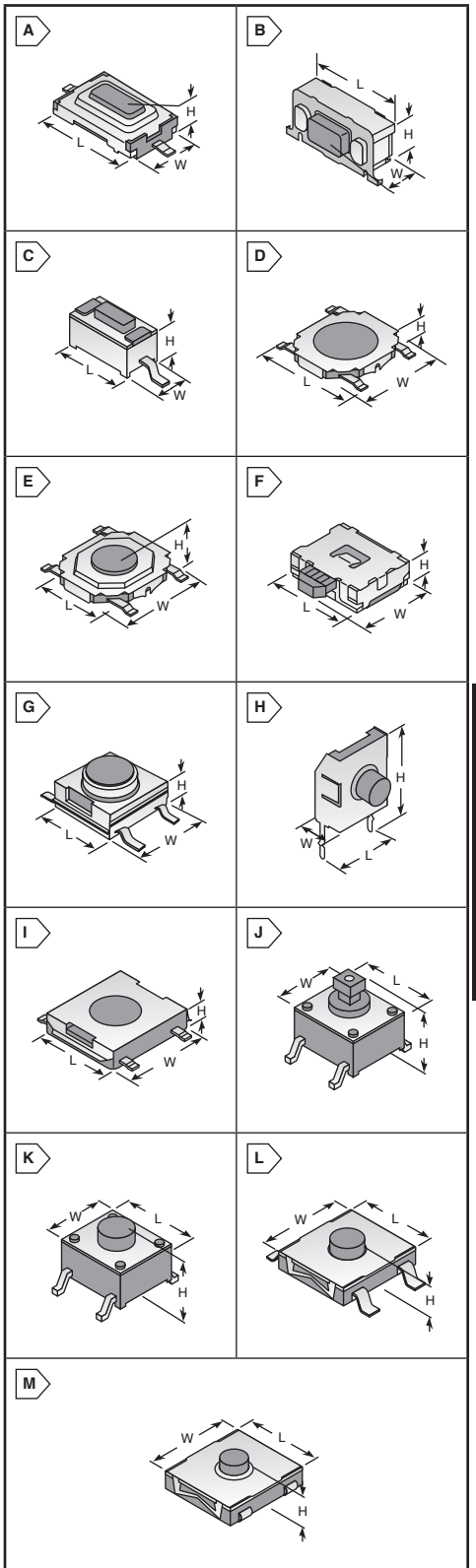

© Copyright 2013 Mouser Electronics

MOUNTAIN SWITCH Tactile Switches

Mountain Switch

RoHS Compliant **This product is RoHS compliant.**

TA, TH, TF, IG, & L6 SERIES TACTILE SWITCHES

Specifications:
- Rating: 50mA/50VDC (TA & TH Series) • Contact Resistance: 100mΩ Max
- Rating: 50mA/12VDC (TF, IG, & L6 Series)

For quantities greater than listed, call for quote.

MOUSER STOCK NO.	Fig.	Dimensions: mm L	W	H	Operating Force (gf)	Price Each 1	50	100	500
TA Series Tactile Switches									
101-TA81-EV	A	8.0	7.5	13.3	130	.51	.473	.425	.401
101-TA82-EV	A	8.0	7.5	13.3	300	.51	.471	.424	.40
TH Series Tactile Switches									
101-TH71-EV	B	7.4	7.4	8.9	130	.47	.428	.385	.364
101-TH72-EV	B	7.4	7.4	8.9	300	.51	.471	.424	.40
TF Series Tactile Switches									
101-TF25N-EV	C	7.3	3.8	2.5	200	.65	.589	.535	.482
101-TF25R-EV	C	7.3	3.8	2.5	300	.65	.589	.535	.482
101-TF25S-EV	C	7.3	3.8	2.5	400	.65	.589	.535	.482
IG Series Tactile Switches									
101-IG14K-EV	D	3.6	4.6	1.4	200	.61	.546	.492	.46
L6 Series Tactile Switches									
101-L613R-EV	E	7.4	6.0	5.0	200	.93	.845	.77	.696
101-L613S-EV	E	7.4	6.0	5.0	350	1.02	.92	.835	.76

TS SERIES TACTILE SWITCHES

Specifications:
- Rating: 50mA/12VDC • Contact Resistance: 100mΩ max. • Dielectric Strength: 250VAC/minute

3.5x6 Tactile Switches									
101-TS4311T1601-EV	F	6.0	3.5	4.3	160	.25	.225	.182	.161
101-TS4311T2601-EV	F	6.0	3.5	4.3	260	.25	.225	.182	.161
101-TS4311T3201-EV	F	6.0	3.5	4.3	320	.27	.247	.20	.177
101-TS4311T5201-EV	F	6.0	3.5	4.3	520	.25	.225	.182	.161
101-TS4311T1602-EV	F	6.0	3.5	5.0	160	.25	.225	.182	.161
101-TS4311T2602-EV	F	6.0	3.5	5.0	260	.25	.225	.182	.161
101-TS4311T3202-EV	F	6.0	3.5	5.0	320	.27	.245	.199	.175
101-TS4311T5202-EV	F	6.0	3.5	5.0	520	.27	.245	.199	.175
6x6 Tactile Switches									
101-TS6111T1601-EV	G	6.2	6.2	4.3	160	.14	.118	.096	.086
101-TS6111T1602-EV	G	6.2	6.2	5.0	160	.14	.118	.096	.086
101-TS6111T1603-EV	G	6.2	6.2	7.0	160	.15	.128	.107	.086
101-TS6111T1605BC-EV	H	6.2	6.2	7.3	160	.21	.182	.128	.118
101-TS6111T1606-EV	G	6.2	6.2	9.5	160	.21	.182	.128	.118
101-TS6111T1607-EV	G	6.2	6.2	13.0	160	.25	.211	.152	.14
12x12 Tactile Switches									
101-TS6211T2601-EV	G	12.0	12.0	4.3	260	.36	.31	.214	.193
101-TS6211T3201-EV	G	12.0	12.0	4.3	320	.36	.31	.214	.193
※ 101-TS6211T2602AC-EV	H	12.0	12.0	7.3	260	.42	.354	.248	.225
※ 101-TS6211T3202AC-EV	H	12.0	12.0	7.3	320	.42	.353	.247	.224
101-TS6211T1603-EV	G	12.0	12.0	8.5	160	.39	.321	.225	.203
101-TS6211T2603-EV	G	12.0	12.0	8.5	260	.41	.342	.246	.225
101-TS6211T3203-EV	G	12.0	12.0	8.5	320	.41	.342	.246	.225
Right Angle Tactile Switches									
101-TS6511R1601-EV	I	6.2	6.5	3.1	160	.30	.269	.223	.187
101-TS6511R1602-EV	I	6.2	6.5	3.8	160	.30	.268	.221	.186
† 101-TS6511R1604BC-EV	J	6.2	6.5	6.1	160	.29	.257	.214	.182
101-TS6511R1606-EV	I	6.2	6.5	8.3	160	.29	.257	.214	.182
101-TS6511R1607-EV	I	6.2	6.5	11.8	160	.29	.257	.214	.182
6x6 Washable Tactile									
101-TS6711T1602-EV	K	6.3	6.2	3.1	160	.59	.539	.469	.398
101-TS6711T2604-EV	K	6.3	6.2	3.8	260	.59	.539	.469	.398
101-TS6711T2605-EV	K	6.3	6.2	5.2	260	.60	.541	.471	.40
6x6 Radial Leaded Tactile Switches									
101-TS7311T1601-EV	L	6.2	6.2	4.3	160	.19	.171	.15	.139
101-TS7311T1602-EV	L	6.2	6.2	5.0	160	.19	.171	.15	.139
101-TS7311T1603-EV	L	6.2	6.2	7.0	160	.20	.187	.164	.152
† 101-TS7311T1604BC-EV	M	6.2	6.2	7.3	160	.19	.171	.15	.139
101-TS7311T1605BC-EV	M	6.2	6.2	7.3	160	.19	.171	.15	.139
101-TS7311T1606-EV	L	6.2	6.2	9.0	160	.19	.171	.15	.139
101-TS7311T1607-EV	L	6.2	6.2	13.0	160	.20	.188	.165	.153

※Order caps 101-0110-EV through 101-0119-EV and 101-0210-EV through 101-0219-EV.
†Order caps 101-0100-EV through 101-0109-EV and 101-0200-EV through 101-0209-EV.

TS55 SERIES ILLUMINATED TACTILE SWITCHES

Specifications: • Dielectric Strength: 250VAC/minute
- Rating: 50mA/12VDC • Contact Resistance: 100mΩ max.

For quantities greater than listed, call for quote.

MOUSER STOCK NO.	Fig.	Dimensions: mm L	W	H	Color	Operating Force (gf)	Price Each 1	50	100	500
101-TS5511T16002R-EV	N	6.1	6.1	7.0	Red	160	2.13	1.92	1.49	1.34
101-TS5511T16002Y-EV	N	6.1	6.1	7.0	Yellow	160	2.13	1.92	1.49	1.34
101-TS5511T16002G-EV	N	6.1	6.1	7.0	Green	160	2.33	2.10	1.63	1.47
101-TS5511T16002B-EV	N	6.1	6.1	7.0	Blue	160	2.64	2.41	2.10	1.89
101-TS5511T16001W-EV	N	6.1	6.1	7.0	White	260	3.49	3.15	2.79	2.50
101-TS5511T26002R-EV	N	6.1	6.1	7.0	Red	260	2.13	1.92	1.49	1.34
101-TS5511T26002G-EV	N	6.1	6.1	7.0	Green	260	2.33	2.10	1.63	1.47
101-TS5511T26002B-EV	N	6.1	6.1	7.0	Blue	260	2.69	2.45	2.14	1.93
101-TS5511T26001W-EV	N	6.1	6.1	7.0	White	260	3.17	2.86	2.54	2.28

TS55 SERIES ILLUMINATED TACTILE SWITCH CAPS

Round: Replace the blank in the Mouser Stock No. with: **K** for **Black**, **B** for **Blue**, **G** for **Green**, **I** for **Ivory**, **R** for **Red**, **S** for **Salmon**, **Y** for **Yellow**.

Square: Replace the blank in the Mouser Stock No. with: **YEL** for **Yellow**, **BLU** for **Blue**, **RED** for **Red**, **IVY** for **Ivory**, **BLK** for **Black**, **GRN** for **Green**, **SMN** for **Salmon**.

For quantities greater than listed, call for quote.

MOUSER STOCK NO.	Fig.	Shape	General Tolerances	Price Each 1	50	100	500
101-TS55KTRA___-EV	O	Round	±0.3mm	.60	.535	.46	.417
101-TS55KCS___-EV	P	Square	±0.3mm	.60	.535	.46	.417

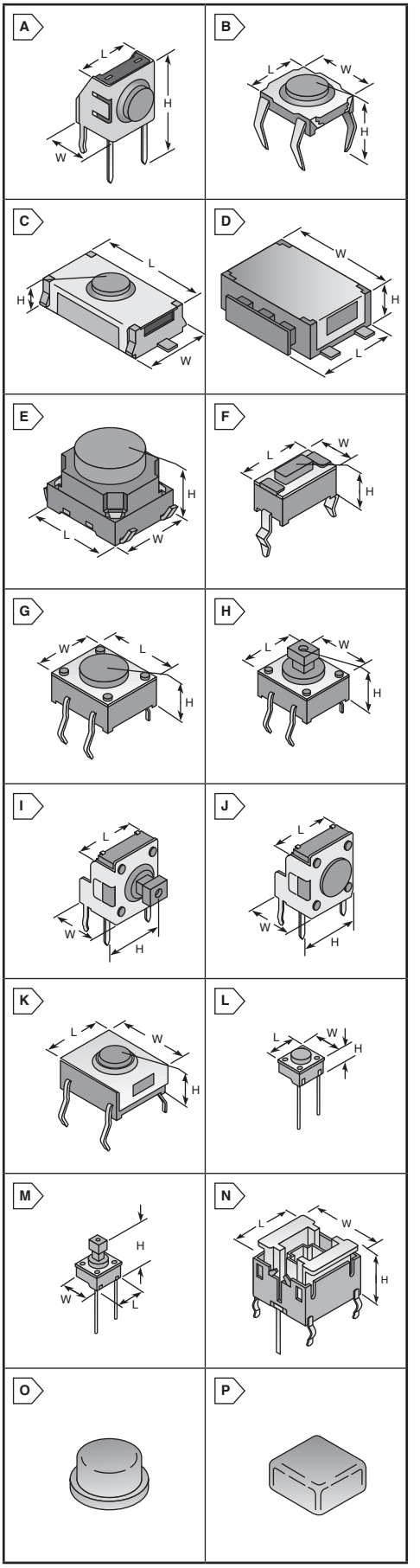

© Copyright 2013 Mouser Electronics

© Copyright 2013 Mouser Electronics

JB SERIES: PROCESSED SEALED LOW PROFILE TACTILES

- Power rating: 50mA @ 24VDC for 180g OF (1.76N); 125mA @ 24VDC 270g OF (2.65N)
- SPST Off-(On)
- Dome contact

RoHS Compliant

For quantities greater than listed, call for quote.

MOUSER STOCK NO.	NKK Part No.	Fig.	Description	Operating Force (g)	Price Each 1	25	50	100
633-JB15FP	JB15FP	A	Short blue button	180	1.28	1.10	1.06	.984
633-JB15KP	JB15KP	B	Short actuator	180	1.72	1.48	1.29	1.12
633-JB15HAP	JB15HAP	C	Extended actuator	270	2.95	2.53	2.18	2.00
Sculptured Snap-On Caps for JB15KP and JB15HAP								
633-AT4058A	AT4058A	D	Black matte finish	-	.54	.488	.43	.407
633-AT4058B	AT4058B	D	White matte finish	-	1.13	.593	.546	.50
633-AT4058C	AT4058C	D	Red matte finish	-	1.05	.546	.503	.46
633-AT4058H	AT4058H	D	Gray matte finish	-	1.13	.593	.546	.50
Flat Snap-On Caps for JB15KP and JB15HAP								
633-AT4059A	AT4059A	E	Black glossy finish	-	1.03	.963	.896	.839
633-AT4059B	AT4059B	E	White glossy finish	-	.98	.92	.856	.803
633-AT4059C	AT4059C	E	Red glossy finish	-	1.03	.963	.896	.839
633-AT4059H	AT4059H	E	Gray glossy finish	-	1.82	1.32	1.17	1.07

JB SERIES: ILLUMINATED, PROCESSED SEALED LOW PROFILE TACTILES

- Power rating: 50mA @ 24VDC for 180g OF (1.76N); 125mA @ 24VDC 270g OF (2.65N)
- Bright full face illumination
- Dome contact

RoHS Compliant

For quantities greater than listed, call for quote.

MOUSER STOCK NO.	NKK Part No.	Fig.	Description	Price Each 1	25	50	100
Standard OF (180g); Short Actuator; Flat Snap-on Cap							
633-JB15LPC	JB15LPC-JC	F	Red LED/Flat clear lens/Red diffuser	3.45	3.26	3.09	2.82
633-JB15LPE	JB15LPE-JE	F	Yellow LED/Flat clear lens/Yellow diffuser	3.45	3.26	3.09	2.82
633-JB15LPF	JB15LPF-JF	F	Green LED/Flat clear lens/Green diffuser	3.45	3.26	3.09	2.82
High OF (270g); Extended Actuator; Framed Snap-on Cap							
633-JB15HBPC	JB15HBPC-JC	G	Red LED/Flat clear lens/Red diffuser	4.47	4.25	4.02	3.80
633-JB15HBPE	JB15HBPE-JE	G	Yellow LED/Flat clear lens/Yellow diffuser	5.60	5.09	4.80	4.57
633-JB15HBPF	JB15HBPF-JF	G	Green LED/Flat clear lens/Green diffuser	4.47	4.25	4.02	3.80

JF SERIES: PROCESSED SEALED ULTRA-THIN TACTILES

- Power rating: 50mA @ 24VDC
- OF: 306g (3.0N)
- 5mm height
- SPST Off-(On)
- Dome contact

RoHS Compliant

For quantities greater than listed, call for quote.

MOUSER STOCK NO.	NKK Part No.	Fig.	Description	Price Each 1	25	50	100
Round Housing and Actuator							
633-JF15CP2C	JF15CP2C	H	Black housing/Red actuator	2.40	2.05	1.98	1.92
633-JF15CP2D	JF15CP2D	H	Black housing/Orange actuator	3.14	2.69	2.39	2.21
633-JF15CP2F	JF15CP2F	H	Black housing/Green actuator	3.14	2.69	2.39	2.21
633-JF15CP2G	JF15CP2G	H	Black housing/Blue actuator	3.14	2.69	2.39	2.21
633-JF15CP2H	JF15CP2H	H	Black housing/Gray actuator	2.92	2.82	2.73	2.64
Square Housing and Actuator							
633-JF15SP1C	JF15SP1C	I	Black housing/Red actuator	3.14	2.69	2.39	2.21
633-JF15SP1D	JF15SP1D	I	Black housing/Orange actuator	3.14	2.69	2.39	2.21
633-JF15SP1F	JF15SP1F	I	Black housing/Green actuator	3.14	2.60	2.39	2.35
633-JF15SP1G	JF15SP1G	I	Black housing/Blue actuator	3.14	2.69	2.39	2.21
633-JF15SP1H	JF15SP1H	I	Black housing/Gray actuator	3.32	2.84	2.73	2.64

JF SERIES: ILLUMINATED, PROCESSED SEALED ULTRA-THIN TACTILES

- Power rating: 50mA @ 24VDC
- OF: 306g (3.0N) for flush actuator; 204g (2.0N) for sculptured actuator
- Spot or full face illumination
- SPST Off-(On)
- Dome contact

RoHS Compliant

For quantities greater than listed, call for quote.

MOUSER STOCK NO.	NKK Part No.	Fig.	Description	Price Each 1	25	50	100
Spot Illuminated, Sculptured Actuator							
633-JF15RP3HC	JF15RP3HC	J	Gray actuator/Red LED	4.72	4.53	4.39	4.12
633-JF15RP3HE	JF15RP3HE	J	Gray actuator/Yellow LED	4.72	4.53	4.39	4.12
633-JF15RP3HF	JF15RP3HF	J	Gray actuator/Green LED	5.28	4.60	4.33	4.12
633-JF15RP3GC	JF15RP3GC	J	Blue actuator/Red LED	5.18	4.26	4.04	3.78
633-JF15RP3GE	JF15RP3GE	J	Blue actuator/Yellow LED	4.72	4.53	4.39	4.12
633-JF15RP3GF	JF15RP3GF	J	Blue actuator/Green LED	6.26	4.16	3.92	3.72
Full Face Illuminated, Square Actuator							
633-JF15AP1CC	JF15AP1CC	K	Red actuator/Red LED	5.67	5.14	5.03	4.55
633-JF15AP1EE	JF15AP1EE	K	Yellow actuator/Yellow LED	7.30	6.51	6.31	5.74
633-JF15AP1FF	JF15AP1FF	K	Green actuator/Green LED	6.40	5.70	5.53	5.13

JL SERIES: ILLUMINATED, ULTRA-THIN TACTILES

- Power rating: 50mA @ 24VDC
- OF: 306g (3.0N)
- SPST Off-(On)
- Full face illumination
- Dome contact
- Low profile

RoHS Compliant

For quantities greater than listed, call for quote.

MOUSER STOCK NO.	NKK Part No.	Fig.	Description	Price Each 1	25	50	100
633-SKSCCP2-RO	JL15SKSCCP2	L	Red actuator/Red LED	21.19	17.83	17.47	16.31
633-SKSFFP2-RO	JL15SKSFFP2	L	Green actuator/Green LED	22.69	20.83	18.93	17.68

DIMENSIONS: in.

A

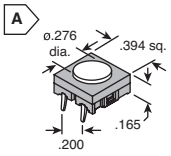

B

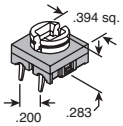

C

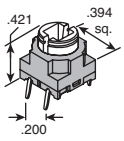

D

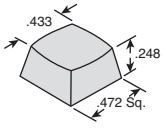

E

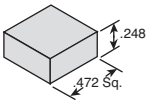

F

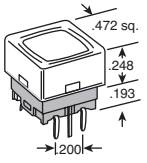

G

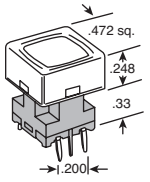

For Figures F and G

LED Specifications	Color Red	Yellow	Green
Forward Peak Current	25mA	25mA	25mA
Continuous Forward Current	20mA	20mA	20mA
Forward Voltage	2.0V	2.2V	2.1V
Reverse Peak Voltage	4V	4V	4V
Current Reduction Rate Above 25°C	0.42mA/°C		
Ambient Temperature Range	-25°C ~ +70°C		

H

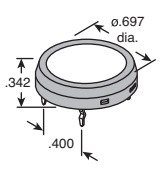

I

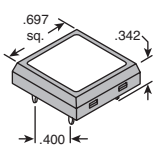

J

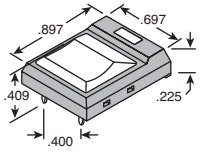

K

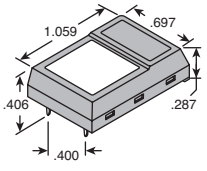

For Figures J and K

LED Specifications	Color Spot Illumination Red	Yellow	Green	Full Face Illumination Red	Yellow	Green
Forward Peak Current	40mA	40mA	40mA	30mA	30mA	30mA
Continuous Current	30mA	30mA	30mA	20mA	20mA	20mA
Forward Voltage	1.7V	2.2V	2.2V	1.77V	2.1V	2.3V
Reverse Peak Voltage	4V	4V	4V	4V	4V	4V
Current Reduction Rate Above 25°C	0.67mA/°C	0.67mA/°C	0.67mA/°C	0.4mA/°C	0.4mA/°C	0.4mA/°C
Ambient Temperature Range	-25°C ~ +70°C			-25°C ~ +70°C		

L

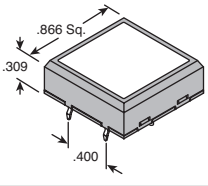

For Figure L

LED Specifications	Color Red	Yellow	Green
Forward Peak Current	75mA	100mA	100mA
Continuous Current	60mA	80mA	80mA
Forward Voltage	4.0V	4.2V	4.2V
Reverse Peak Voltage	8V	8V	8V
Current Reduction Rate Above 25°C	0.98mA/°C	1.31mA/°C	1.31mA/°C
Ambient Temperature Range	-25°C ~ +50°C		

© Copyright 2013 Mouser Electronics

© Copyright 2013 Mouser Electronics

OMRON Tactile Switches

OMRON

RoHS Compliant This product is RoHS compliant.

B3 SERIES: MECHANICAL KEYSWITCHES (TACTILE)

Specifications:
- Contact form: SPST-NO
- Switching capacity: 50mA 24VDC (12VDC for B3SL/B3WN)

✻ Full reel is 1000 ✻✻ Full reel is 4000 † Full reel is 4200

Features:
- Miniature, space-saving tactile switch provides easy mounting

NEW PRODUCT

For quantities greater than listed, call for quote.

MOUSER STOCK NO.	Omron Part No.	Fig.	Size (mm)	Plunger	Switch Height (mm)	Operating Force (gF)	Ground Terminal	Price Each 1	25	50	100
Standard Type, Thru-Hole											
653-B3F-1006	B3F-1006	A	6x6	Flat	4.30	50	No	.73	.61	.546	.503
653-B3F-1000	B3F-1000	A	6x6	Flat	4.30	100	No	.26	.251	.238	.232
653-B3F-1100	B3F-1100	A	6x6	Flat	4.30	100	Yes	.34	.327	.293	.269
653-B3F-1002	B3F-1002	A	6x6	Flat	4.30	150	No	.31	.289	.26	.234
653-B3F-1102	B3F-1102	A	6x6	Flat	4.30	150	Yes	.38	.327	.293	.269
653-B3F-1005	B3F-1005	A	6x6	Flat	4.30	260	No	.35	.319	.285	.261
653-B3F-1020	B3F-1020	A	6x6	Flat	5.00	100	No	.36	.335	.291	.265
653-B3F-1120	B3F-1120	A	6x6	Flat	5.00	100	Yes	.38	.337	.30	.27
653-B3F-1022	B3F-1022	A	6x6	Flat	5.00	150	No	.31	.291	.253	.234
653-B3F-1122	B3F-1122	A	6x6	Flat	5.00	150	Yes	.39	.338	.301	.275
653-B3F-1025	B3F-1025	A	6x6	Flat	5.00	260	No	.41	.361	.323	.296
653-B3F-1060	B3F-1060	A	6x6	Flat	7.00	100	No	.36	.328	.292	.277
653-B3F-1062	B3F-1062	A	6x6	Flat	7.00	150	No	.57	.563	.538	.501
653-B3F-1070	B3F-1070	A	6x6	Flat	9.50	100	No	.38	.328	.296	.276
653-B3F-1072	B3F-1072	A	6x6	Flat	9.50	150	No	.57	.564	.538	.488
653-B3F-1050	B3F-1050	B	6x6	Projected	7.30	100	No	.31	.291	.269	.245
653-B3F-1150	B3F-1150	B	6x6	Projected	7.30	100	Yes	.38	.337	.304	.272
653-B3F-1052	B3F-1052	B	6x6	Projected	7.30	150	No	.31	.291	.269	.264
653-B3F-1152	B3F-1152	B	6x6	Projected	7.30	150	Yes	.38	.337	.30	.27
653-B3F-1055	B3F-1055	B	6x6	Projected	7.30	260	No	.59	.456	.431	.414
653-B3F-4000	B3F-4000	C	12x12	Flat	4.30	130	No	.44	.401	.37	.364
653-B3F-4005	B3F-4005	C	12x12	Flat	4.30	260	No	.44	.401	.32	.307
653-B3F-4105	B3F-4105	C	12x12	Flat	4.30	260	Yes	.62	.559	.496	.447
653-B3F-4050	B3F-4050	D	12x12	Projected	7.30	130	No	.44	.401	.37	.337
653-B3F-4150	B3F-4150	D	12x12	Projected	7.30	130	Yes	.52	.483	.445	.406
653-B3F-4055	B3F-4055	D	12x12	Projected	7.30	260	No	.44	.401	.37	.337
653-B3F-4155	B3F-4155	D	12x12	Projected	7.30	260	Yes	.52	.483	.445	.438
Vertical Type, Thru-Hole											
653-B3F-31 00	B3F-3100	E	6x6	Flat	3.15	100	Yes	.50	.454	.402	.371
653-B3F-3102	B3F-3102	E	6x6	Flat	3.15	150	Yes	.50	.45	.402	.369
653-B3F-3105	B3F-3105	E	6x6	Flat	3.15	260	Yes	.62	.562	.499	.449
653-B3F-3120	B3F-3120	E	6x6	Flat	3.85	100	Yes	.44	.401	.37	.337
653-B3F-3122	B3F-3122	E	6x6	Flat	3.85	150	Yes	.44	.40	.37	.341
653-B3F-3125	B3F-3125	E	6x6	Flat	3.85	260	Yes	.62	.56	.487	.447
653-B3F-3150	B3F-3150	F	6x6	Projected	6.15	100	Yes	.44	.40	.37	.341
653-B3F-3152	B3F-3152	F	6x6	Projected	6.15	150	Yes	.44	.40	.37	.341
653-B3F-3155	B3F-3155	F	6x6	Projected	6.15	260	Yes	.62	.545	.488	.447
Gold-Plated, Thru-Hole											
653-B3F-1002-G	B3F-1002-G	A	6x6	Flat	4.30	180	No	3.19	2.87	2.55	2.29
653-B3F-1022-G	B3F-1022-G	A	6x6	Flat	5.00	180	No	3.19	2.87	2.55	2.29
Long Service Life, Thru-Hole											
653-B3F-5000	B3F-5000	C	12x12	Flat	4.30	130	No	.62	.542	.485	.445
653-B3F-5050	B3F-5050	C	12x12	Flat	7.30	130	No	.59	.559	.495	.446
653-B3F-5150	B3F-5150	D	12x12	Projected	7.30	130	No	.54	.519	.503	.495
High-Reliability, Gold-Plated Contact, Thru-Hole											
653-B3F-5001	B3F-5001	C	12x12	Flat	4.30	130	No	3.36	3.17	2.99	2.81
653-B3F-5051	B3F-5051	D	12x12	Projected	7.30	130	No	3.00	2.62	2.34	2.15
Taped Radial (Auto Insertion), Thru-Hole, Full Reel is 1000											
653-B3F-6000	B3F-6000	G	6x6	Flat	4.30	100	No	.38	.351	.328	.292
653-B3F-60023	B3F-6002	G	6x6	Flat	4.30	150	No	.42	.364	.327	.301
653-B3F-60223	B3F-6022	G	6x6	Flat	5.00	150	No	.39	.361	.333	.304
653-B3F-60503	B3F-6050	H	6x6	Projected	7.30	100	No	.51	.45	.403	.37
Sealed, Thru-Hole											
653-B3W-1000	B3W-1000	A	6x6	Flat	4.30	160	No	.56	.547	.486	.438
653-B3W-1002	B3W-1002	A	6x6	Flat	4.30	230	No	.51	.472	.435	.397
653-B3W-1050	B3W-1050	B	6x6	Projected	7.30	160	No	.61	.547	.486	.438
653-B3W-1052	B3W-1052	B	6x6	Projected	7.30	230	No	.60	.583	.567	.542
653-B3W-4000	B3W-4000	A	12x12	Flat	4.30	200	No	.61	.598	.583	.555
653-B3W-4100	B3W-4100	A	12x12	Flat	4.30	200	Yes	.67	.57	.509	.45
653-B3W-4005	B3W-4005	A	12x12	Flat	4.30	350	No	.74	.668	.594	.522
653-B3W-4050	B3W-4050	B	12x12	Projected	7.30	200	No	.61	.562	.518	.472
653-B3W-4055	B3W-4055	B	12x12	Projected	7.30	350	No	.61	.562	.518	.472
653-B3W-4155	B3W-4155	B	12x12	Projected	7.30	350	Yes	.73	.651	.578	.52
Double-Sealed, Thru-Hole											
653-B3WN-6002	B3WN-6002	I	8x8	Projected	13.00	200	No	.59	.539	.507	.452
Standard Type, SMD											
653-B3FS-1000	B3FS-1000	J	6x6	Flat	3.10	100	No	.52	.487	.453	.408
653-B3FS-1002	B3FS-1002	J	6x6	Flat	3.10	150	No	.58	.565	.502	.452
653-B3FS-1010	B3FS-1010	J	6x6	Flat	4.30	100	No	.69	.608	.544	.499
653-B3FS-1012	B3FS-1012	J	6x6	Flat	4.30	150	No	.70	.63	.561	.504
653-B3FS-1050	B3FS-1050	K	6x6	Projected	7.30	100	No	2.41	2.16	1.92	1.72
653-B3FS-1052	B3FS-1052	K	6x6	Projected	7.30	150	No	2.41	2.16	1.92	1.72
Standard Type, SMD, Embossed Tape Packaging, Full Reel is 3000											
653-B3FS-1000P	B3FS-1000P	J	6x6	Flat	3.10	100	No	.63	.565	.502	.452
653-B3FS-1002P	B3FS-1002P	J	6x6	Flat	3.10	150	No	.59	.531	.462	.415
653-B3FS-4002P	B3FS-4002P	J	12x12	Flat	4.30	150	No	1.41	1.12	1.07	1.02
For High-Density Packaging, SMD											
653-B3S-1000	B3S-1000	J	6x6	Flat	4.30	160	No	.62	.574	.529	.482
653-B3S-1100	B3S-1100	J	6x6	Flat	4.30	160	Yes	.74	.663	.59	.531
653-B3S-1002	B3S-1002	J	6x6	Flat	4.30	230	No	.62	.574	.529	.482
653-B3S-1102	B3S-1102	J	6x6	Flat	4.30	230	Yes	.74	.663	.59	.531
For High-Density Packaging, SMD, Embossed Tape Packaging, Full Reel is 3000											
✻ 653-B3S-1000P	B3S-1000P	J	6x6	Flat	4.30	160	No	.64	.591	.546	.495
653-B3S-1100P	B3S-1100P	J	6x6	Flat	4.30	160	Yes	.63	.568	.52	.474
653-B3S-1002P	B3S-1002P	J	6x6	Flat	4.30	230	No	.75	.692	.636	.586
✻ 653-B3S-1102P	B3S-1102P	J	6x6	Flat	4.30	230	Yes	.74	.663	.59	.531
Sealed, SMD											
653-B3SN-3012	B3SN-3012	L	6x6	Flat	3.10	160	No	.98	.975	.867	.779
653-B3SN-3112	B3SN-3112	L	6x6	Flat	3.10	160	Yes	.92	.842	.777	.707
Sealed, SMD, Embossed Tape Packaging, Full Reel is 3000											
653-B3SN-3012P	B3SN-3012P	L	6x6	Flat	3.10	160	No	.93	.845	.785	.717
653-B3SN-3112P	B3SN-3112P	L	6x6	Flat	3.10	160	Yes	.93	.852	.786	.717
✻✻ 653-B3SL-1002P	B3SL-1002P	L	6x6	Flat	3.40	200	No	.73	.644	.532	.487
† 653-B3SL-1022P	B3SL-1022P	L	6x6	Flat	5.10	200	No	.70	.622	.587	.529

DIMENSIONS: mm

A

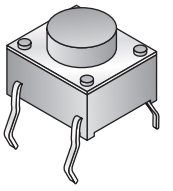

B

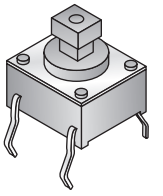

C

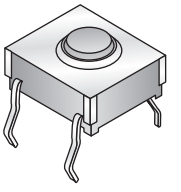

D

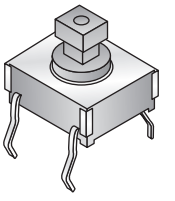

E

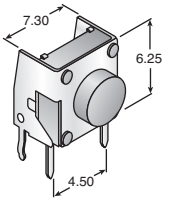

F

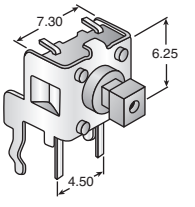

G

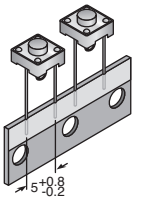

H

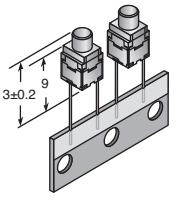

I

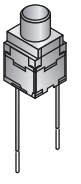

J



K

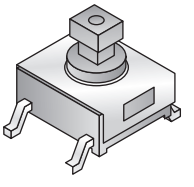

L

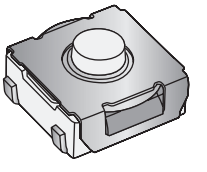

© Copyright 2013 Mouser Electronics

© Copyright 2013 Mouser Electronics

Tactile Switches and Key Caps

RoHS Compliant **This product is RoHS compliant.**

APEM® SEALED TACTILE SWITCHES

- Dielectric withstanding voltage: 250VAC
- Contact Form: SPST-No
- Contact Resistance: 100mΩ Max.
- Operating Force: 160g

For quantities greater than listed, call for quote.

MOUSER STOCK NO.	Apem Part No.	Fig.	Termination Type	Height (mm)	Price Each 1	25	100	500
642-MJTP1119	MJTP1119	A	Thru-hole	5	.63	.596	.552	.53
642-MJTP1129	MJTP1129	B	Thru-hole	4.35	.70	.686	.642	.609
642-MJTPSJW69N	MJTPSJW69N	C	SMT	3.7	.98	.86	.636	.549
642-MJTPSJW66N	MJTPSJW66N	D	SMT	3.1	.65	.622	.593	.556
642-MJTPSMW	MJTPSMW	E	SMT	3.1	.88	.839	.791	.743
642-MJTPSHW	MJTPSHW	F	Thru-hole	3.1	.77	.733	.699	.656
642-MJTPSHWA	MJTPSHWA	F	Thru-hole	2.3	.78	.769	.724	.681
642-MJTPSHWB	MJTPSHWB	F	Thru-hole	3.7	.66	.61	.574	.529

DIMENSIONS: mm

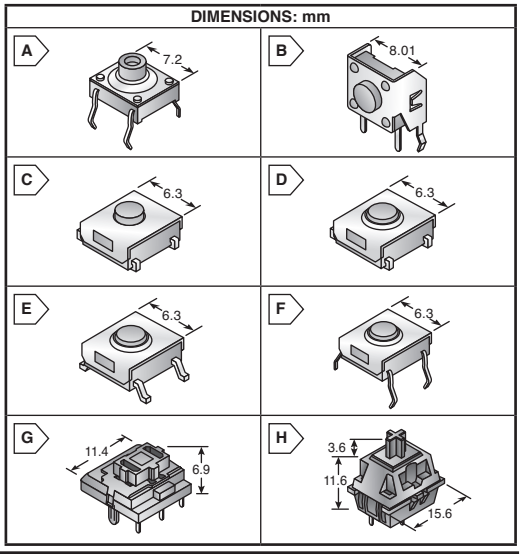

CHERRY TACTILE KEYSWITCHES

- Switching Current: 10mA AC/DC max. 10μA DC min.
- Switching Voltage: 12VAC/DC
- Standard force

For quantities greater than listed, call for quote.

MOUSER STOCK NO.	Cherry Part No.	Fig.	Description	Actuator Travel (mm)	Price Each 1	25	100	250
540-ML1A-11JW	ML1A-11JW	G	Tactile, pcb mount, integrated jumper wire	3.0-0.5	1.66	1.33	1.17	.938
540-MX1A-C1NN	MX1A-C1NN	H	Soft tactile, face plate mount	4.0-0.4	1.16	.995	.92	.845
540-MX1A-E1NN	MX1A-E1NN	H	Click tactile, face plate mount	4.0-0.4	1.08	.995	.92	.877
540-MX1A-C1NW	MX1A-C1NW	H	Soft tactile, pcb mount	4.0-0.4	1.23	1.08	1.06	.963
540-MX1A-E1NW	MX1A-E1NW	H	Click tactile, pcb mount	4.0-0.4	.89	.824	.759	.70
540-MX1A-11NN	MX1A-11NN	H	Linear, face plate mount	4.0-0.4	1.61	1.23	1.05	.813
540-MX1A-11NW	MX1A-11NW	H	Linear, pcb mount	4.0-0.4	1.05	.803	.686	.532

OMRON B3AL SERIES: LONG-STROKE TACTILE SWITCHES

Specifications:
- Contact form: SPST-NO
- Switching capacity: 1-50mA @ 5-16VDC (resistive load)
- Dielectric strength: 20VAC, 50/60Hz for 1 min.

Features:
- Miniature, space-saving tactile switch provides long service life and easy mounting
- Ideal for applications such as audio and measuring instruments

For quantities greater than listed, call for quote.

MOUSER STOCK NO.	Omron Part No.	Operating Force (N)	Releasing Force (N Min.)	Color of Button	Price Each 1	25	50
653-B3AL-1000P	B3AL-1000P	1.96	0.24	Red	1.92	1.72	1.53
653-B3AL-1001P	B3AL-1001P	2.45	0.49	Green	1.92	1.72	1.53
653-B3AL-1002P	B3AL-1002P	3.00	0.60	Black	1.92	1.72	1.53
653-B3AL-1003P	B3AL-1003P	3.50	0.70	White (milky white)	1.92	1.72	1.53

DIMENSIONS: mm



OMRON B3U SERIES: ULTRA-SMALL TACTILE SWITCHES

Specifications:
- Contact form: SPST-NO
- Switching capacity: 1-50mA @ 5-12VDC (resistive load)
- Contact resistance: 100mΩ min. (@ 100VDC)

Features:
- Dust-proof construction provides high reliability in dusty environments
- Ideal for high-density mounting

For quantities greater than listed, call for quote.

MOUSER STOCK NO.	Omron Part No.	Fig.	O.F.	Ground Terminal	Actuation	Locating Pin	Price Each 1	25	50	100
653-B3U-1000P	B3U-1000P	A	153g	No	Top	Without boss	1.10	.987	.882	.798
653-B3U-1000P-B	B3U-1000P-B	A	153g	No	Top	With boss	1.10	.987	.882	.798
653-B3U-1100P	B3U-1100P	B	153g	Yes	Top	Without boss	1.10	.987	.877	.798
653-B3U-1100P-B	B3U-1100P-B	B	153g	Yes	Top	With boss	1.10	.987	.882	.798
653-B3U-3000P	B3U-3000P	C	162g	No	Side	Without boss	1.10	.987	.882	.798
653-B3U-3000P-B	B3U-3000P-B	C	162g	No	Side	With boss	1.10	.992	.882	.793
653-B3U-3100P	B3U-3100P	D	162g	Yes	Side	Without boss	1.10	.992	.882	.793
653-B3U-3100P-B	B3U-3100P-B	D	162g	Yes	Side	With boss	1.10	.992	.882	.793

DIMENSIONS: mm

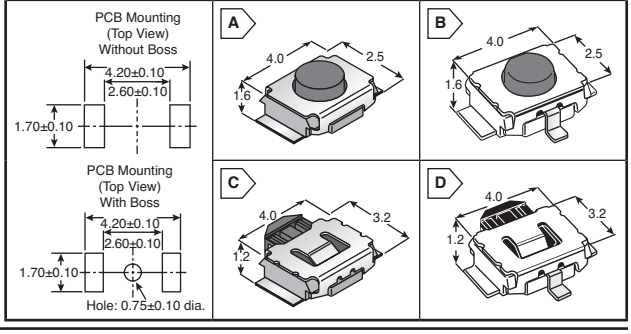

OMRON B32 SERIES: KEY CAPS FOR MECHANICAL KEYSWITCHES

- Key top designed specially for projected-plunger type B3F, B3FS, and B3W switches

For quantities greater than listed, call for quote.

MOUSER STOCK NO.	Omron Part No.	For Use With	Size (mm)	Color	Price Each 1	25	50	100	Full Reel Quantity	Reel Qty. Price Each
653-B32-1000	B32-1000	6mm Keyswitches	4 x 4	Light gray	.27	.243	.228	.207	2,000	.161
653-B32-1010	B32-1010	6mm Keyswitches	4 x 4	Black	.27	.251	.229	.215	2,000	.17
653-B32-1020	B32-1020	6mm Keyswitches	4 x 4	Orange	.31	.279	.248	.224	1,000	.178
653-B32-1030	B32-1030	6mm Keyswitches	4 x 4	Yellow	.27	.244	.226	.208	2,000	.162
653-B32-1040	B32-1040	6mm Keyswitches	4 x 4	Blue	.27	.242	.229	.216	2,000	.166
653-B32-1050	B32-1050	6mm Keyswitches	4 x 4	Green	.24	.225	.203	.193	1,000	.169
653-B32-1060	B32-1060	6mm Keyswitches	4 x 4	White	.27	.244	.229	.218	2,000	.159
653-B32-1080	B32-1080	6mm Keyswitches	4 x 4	Red	.27	.244	.229	.218	2,000	.159
653-B32-2010	B32-2010	6mm Keyswitches	6 dia.	Black	.90	.811	.718	.663	1,000	.491
653-B32-1200	B32-1200	12mm Keyswitches	9 x 9	Light gray	.24	.227	.208	.195	2,000	.162
653-B32-1210	B32-1210	12mm Keyswitches	9 x 9	Black	.25	.236	.227	.208	2,000	.158
653-B32-1230	B32-1230	12mm Keyswitches	9 x 9	Yellow	.30	.279	.248	.224	2,000	.172
653-B32-1240	B32-1240	12mm Keyswitches	9 x 9	Blue	.27	.243	.228	.207	2,000	.161
653-B32-1260	B32-1260	12mm Keyswitches	9 x 9	White	.27	.244	.229	.208	2,000	.163
653-B32-1270	B32-1270	12mm Keyswitches	9 x 9	Light green	.31	.279	.248	.224	1,000	.177
653-B32-1280	B32-1280	12mm Keyswitches	9 x 9	Red	.31	.278	.248	.223	2,000	.169
653-B32-1300	B32-1300	12mm Keyswitches	12 x 12	Light gray	.27	.244	.229	.208	2,000	.159
653-B32-1310	B32-1310	12mm Keyswitches	12 x 12	Black	.27	.236	.227	.213	2,000	.156
653-B32-1320	B32-1320	12mm Keyswitches	12 x 12	Orange	.31	.279	.248	.224	1,000	.178
653-B32-1340	B32-1340	12mm Keyswitches	12 x 12	Blue	.27	.244	.229	.208	2,000	.159
653-B32-1350	B32-1350	12mm Keyswitches	12 x 12	Green	.31	.279	.248	.224	1,000	.178
653-B32-1360	B32-1360	12mm Keyswitches	12 x 12	White	.27	.244	.229	.208	2,000	.155
653-B32-1380	B32-1380	12mm Keyswitches	12 x 12	Red	.27	.244	.229	.208	2,000	.172
653-B32-1600	B32-1600	12mm Keyswitches	9.5 dia.	Light gray	.44	.392	.361	.338	1,000	.248
653-B32-1610	B32-1610	12mm Keyswitches	9.5 dia.	Black	.42	.338	.322	.292	2,000	.238
653-B32-1620	B32-1620	12mm Keyswitches	9.5 dia.	Orange	.41	.383	.345	.317	1,000	.248
653-B32-1630	B32-1630	12mm Keyswitches	9.5 dia.	Yellow	.41	.383	.345	.317	2,000	.248

© Copyright 2013 Mouser Electronics
© Copyright 2013 Mouser Electronics

PANASONIC Tactile Switches

Panasonic

RoHS Compliant **This product is RoHS compliant.**

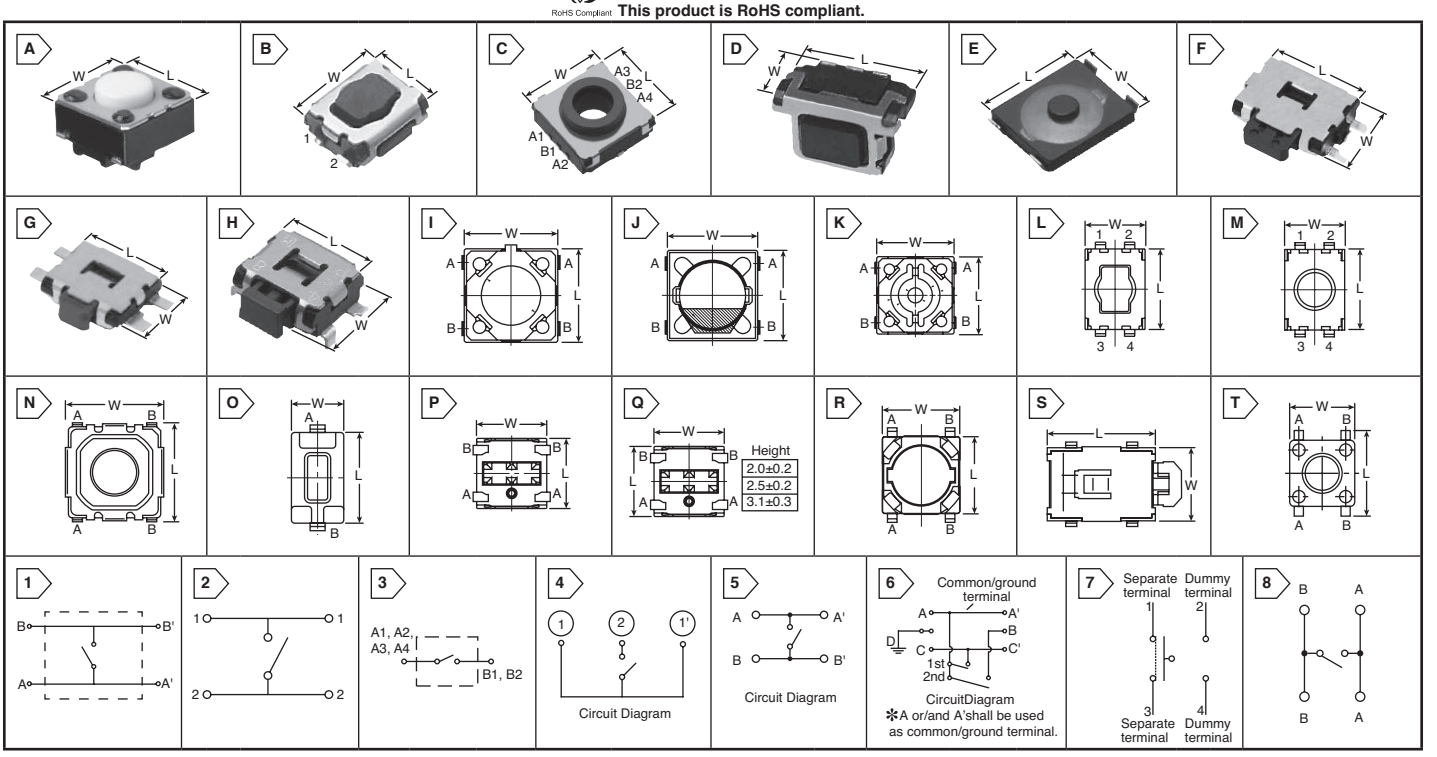

Panasonic

Tactile Switches

SMD LIGHT TOUCH SWITCHES

PRODUCT NEW

For quantities greater than listed, call for quote.

MOUSER STOCK NO.	Panasonic Part No.	Fig.	Dimensions: mm L	W	H	Operating Force	Travel (mm)	Price Each 1	25
667-EVQ-Q2201W	EVQ-Q2201W	A1	6.5	6.0	2.5	1.0N	0.3	.27	.247
667-EVQ-Q2202W	EVQ-Q2202W	A1	6.5	6.0	2.5	3.5N	0.25	.27	.247
667-EVQ-Q2203W	EVQ-Q2203W	A1	6.5	6.0	3.1	3.5N	0.25	.27	.247
667-EVQ-Q2B01W	EVQ-Q2B01W	A1	6.5	6.0	2.0	0.5N	0.2	.27	.247
667-EVQ-Q2B02W	EVQ-Q2B02W	A1	6.5	6.0	2.5	0.5N	0.2	.27	.247
667-EVQ-Q2D01W	EVQ-Q2D01W	A1	6.5	6.0	2.5	0.5N	0.2	.27	.247
667-EVQ-Q2D02W	EVQ-Q2D02W	A1	6.5	6.0	2.5	0.5N	0.2	.27	.247
667-EVQ-Q2D03W	EVQ-Q2D03W	A1	6.5	6.0	3.1	0.5N	0.2	.27	.247
667-EVQ-Q2F01W	EVQ-Q2F01W	A1	6.5	6.0	2.0	1.0N	0.3	.27	.247
667-EVQ-Q2F02W	EVQ-Q2F02W	A1	6.5	6.0	2.5	1.0N	0.3	.27	.247
667-EVQ-Q2F03W	EVQ-Q2F03W	A1	6.5	6.0	3.1	1.0N	0.3	.27	.247
667-EVQ-Q2H01W	EVQ-Q2H01W	A1	6.5	6.0	2.0	1.0N	0.3	.27	.247
667-EVQ-Q2H02W	EVQ-Q2H02W	A1	6.5	6.0	2.5	1.0N	0.3	.27	.247
667-EVQ-Q2H03W	EVQ-Q2H03W	A1	6.5	6.0	3.1	1.0N	0.3	.27	.247
667-EVQ-Q2K01W	EVQ-Q2K01W	A1	6.5	6.0	2.0	1.3N	0.25	.27	.247
667-EVQ-Q2K02W	EVQ-Q2K02W	A1	6.5	6.0	2.5	1.3N	0.25	.27	.247
667-EVQ-Q2M01W	EVQ-Q2M01W	A1	6.5	6.0	2.0	1.3N	0.25	.27	.247
667-EVQ-Q2M02W	EVQ-Q2M02W	A1	6.5	6.0	2.5	1.3N	0.25	.27	.247
667-EVQ-Q2M03W	EVQ-Q2M03W	A1	6.5	6.0	3.1	1.3N	0.25	.27	.247
667-EVQ-Q2P01W	EVQ-Q2P01W	A1	6.5	6.0	2.0	1.6N	0.25	.27	.247
667-EVQ-Q2S01W	EVQ-Q2S01W	A1	6.5	6.0	2.0	1.6N	0.25	.27	.247
667-EVQ-Q2S02W	EVQ-Q2S02W	A1	6.5	6.0	2.5	1.6N	0.25	.27	.247
667-EVQ-Q2S03W	EVQ-Q2S03W	A1	6.5	6.0	3.1	1.6N	0.25	.27	.247
667-EVQ-Q2U01W	EVQ-Q2U01W	A1	6.5	6.0	2.0	2.6N	0.25	.27	.247
667-EVQ-Q2U02W	EVQ-Q2U02W	A1	6.5	6.0	2.5	2.6N	0.25	.27	.247
667-EVQ-Q2W01W	EVQ-Q2W01W	A1	6.5	6.0	2.0	2.6N	0.25	.27	.247
667-EVQ-Q2W02W	EVQ-Q2W02W	A1	6.5	6.0	2.5	2.6N	0.25	.27	.247
667-EVQ-Q2W03W	EVQ-Q2W03W	A1	6.5	6.0	3.1	2.6N	0.25	.27	.247
667-EVQ-Q2Y01W	EVQ-Q2Y01W	A1	6.5	6.0	2.0	3.5N	0.25	.27	.247
667-EVQ-Q2Y02W	EVQ-Q2Y02W	A1	6.5	6.0	2.5	3.5N	0.25	.27	.247

LIGHT TOUCH SUBMINIATURE TACTILE SWITCHES

PRODUCT NEW

For quantities greater than listed, call for quote.

MOUSER STOCK NO.	Panasonic Part No.	Fig.	Dimensions: mm L	W	H	Operating Force	Travel (mm)	Price Each 1	25
667-EVP-AA002K	EVP-AA002K	B2	3.5	2.9	1.7	1.0N	0.15±0.1	.91	.699
667-EVP-AA102K	EVP-AA102K	B2	3.5	2.9	1.7	1.0N	0.15 ±0.1	1.06	.855
667-EVP-AA202K	EVP-AA202K	B2	3.5	2.9	1.7	1.6N	0.15±0.1	.91	.699
667-EVP-AA302K	EVP-AA302K	B2	3.5	2.9	1.7	1.6N	0.15 ±0.1	1.06	.855
667-EVP-AA402W	EVP-AA402W	B2	3.5	2.9	1.7	2.4N	0.15±0.1	.91	.699
667-EVP-AA502W	EVP-AA502W	B2	3.5	2.9	1.7	2.4N	0.15 ±0.1	1.06	.855
667-EVP-AA602W	EVP-AA602W	B2	3.5	2.9	1.7	3.5N	0.15±0.1	.91	.699
667-EVP-AA702W	EVP-AA702W	B2	3.5	2.9	1.7	3.5N	0.15 ±0.1	1.06	.855
667-EVP-AA802Q	EVP-AA802Q	B2	3.5	2.9	1.7	5.0N	0.15±0.1	.91	.699
667-EVP-AA902Q	EVP-AA902Q	B2	3.5	2.9	1.7	5.0N	0.15 ±0.1	1.06	.855
667-EVP-ADK04K	EVP-ADK04K	C3	9.8	10.15	4.7	4N	1.0±0.15	1.71	1.38
667-EVP-AEBB2A	EVP-AEBB2A	D4	4.5	2.5	2.9	1.6N	0.15	.98	.898
667-EVP-AF7B70	EVP-AF7B70	E5	3.0	2.6	0.7	2.4N	0.15	1.06	.855
667-EVP-AJAE1A	EVP-AJAE1A	F6	4.7	3.5	1.2	1.6N	0.15	1.70	1.38
667-EVP-ANAA1A	EVP-ANAA1A	G2	3.5	2.9	1.2	1.6N	0.2	.85	.689
667-EVP-ANDA1A	EVP-ANDA1A	G2	3.5	2.9	1.2	2.2N	0.2	.85	.689

© Copyright 2013 Mouser Electronics

SMD LOW PROFILE TACTILE SWITCHES

PRODUCT NEW

For quantities greater than listed, call for quote.

MOUSER STOCK NO.	Panasonic Part No.	Fig.	Dimensions: mm L	W	H	Operating Force	Travel (mm)	Price Each 1	25
667-EVQ-9P701K	EVQ-9P701K	H2	3.5	2.9	1.35	1.6N	0.2+0.05	.69	.622
667-EVQ-P40B3M	EVQ-P40B3M	H2	3.5	2.9	1.35	1.0N	0.25-0.15+005	.88	.794
667-EVQ-P42B3M	EVQ-P42B3M	H2	4.7	3.5	3.00	1.6N	0.25-0.15+005	.88	.794
667-EVQ-P44B3M	EVQ-P44B3M	H2	4.7	3.5	3.00	2.4N	0.25-0.15	.88	.794
667-EVQ-P46B3M	EVQ-P46B3M	H2	4.7	3.5	3.00	3.5N	0.70±0.2	.88	.794
667-EVQ-6P6B40	EVQ-6P6B40	I7	4.0	4.0	0.43	1.6N	0.2	.38	.343
667-EVQ-P6DB35	EVQ-P6DB35	J7	4.0	4.0	0.35	1.6N	0.2	.33	.30
667-EVQ-P6LB55	EVQ-P6LB55	K7	4.0	4.0	0.58	1.6N	0.2	.35	.325
667-EVQ-9P6B40	EVQ-9P6B40	I7	4.0	4.0	0.43	2.4N	0.2	.38	.343
667-EVQ-P2402M	EVQ-P2402M	H2	4.7	3.5	2.10	2.4N	0.7	.73	.66
667-EVQ-P2402W	EVQ-P2402W	L7	4.7	3.5	2.50	2.4N	0.7	.73	.66
667-EVQ-P2602W	EVQ-P2602W	L7	4.7	3.5	2.50	3.5N	0.7	.73	.66
667-EVQ-P2H02B	EVQ-P2H02B	M7	4.7	3.5	2.50	2.5N	0.7	.81	.743
667-EVQ-P2K02Q	EVQ-P2K02Q	M7	4.7	3.5	2.50	3.5N	0.7	.89	.728
667-EVQ-P2T02W	EVQ-P2T02W	L4	4.7	3.5	2.50	2.4N	0.7	.81	.743
667-EVQ-P4HB3B	EVQ-P4HB3B	L2	4.7	3.5	3.00	2.5N	0.70±0.2	.90	.814
667-EVQ-P4KB3Q	EVQ-P4KB3Q	L2	4.7	3.5	3.00	3.5N	0.70±0.2	.90	.814
667-EVQ-P4MB3K	EVQ-P4MB3K	L2	4.7	3.5	3.00	5.0N	0.70±0.2+0.3	.90	.814
667-EVQ-PLHA15	EVQ-PLHA15	N7	4.9	4.9	1.50	1.6N	0.25	.51	.468
667-EVQ-PLMA15	EVQ-PLMA15	N7	4.9	4.9	1.50	2.6N	0.25	.66	.605
667-EVQ-PE104K	EVQ-PE104K	O8	6.0	3.5	4.30	1.0N	0.25	.77	.647
667-EVQ-PNF04M	EVQ-PNF04M	O8	6.0	3.5	4.30	1.6N	0.25	.58	.522
667-EVQ-P0N02B	EVQ-P0N02B	P7	6.0	6.0	2.50	0.6N	0.25	.34	.318
667-EVQ-P0P02B	EVQ-P0P02B	P7	6.0	6.0	2.50	0.6N	0.25	.34	.318
667-EVQ-P0Q02Q	EVQ-P0Q02Q	P7	6.0	6.0	2.50	1.0N	0.25	.34	.318
667-EVQ-P0S02Q	EVQ-P0S02Q	P7	6.0	6.0	2.50	1.0N	0.25	.34	.318
667-EVQ-Q2B03W	EVQ-Q2B03W	Q7	6.0	6.0	3.10	0.5N	0.25	.41	.321
667-EVQ-Q2K03W	EVQ-Q2K03W	Q7	6.0	6.0	3.10	1.3N	0.25	.41	.321
667-EVQ-Q2P02W	EVQ-Q2P02W	Q7	6.0	6.0	2.50	1.6N	0.25	.41	.321
667-EVQ-Q2U03W	EVQ-Q2U03W	Q7	6.0	6.0	3.10	2.6N	0.25	.41	.321
667-EVQ-Q2Y03W	EVQ-Q2Y03W	Q7	6.0	6.0	3.10	3.5N	0.25	.41	.321
667-EVQ-P1D05M	EVQ-P1D05M	R7	6.0	6.0	5.00	2.5N	1.3	1.00	.824
667-EVQ-P1K05M	EVQ-P1K05M	R7	6.0	6.0	5.00	2.2N	1.3	.81	.743
667-EVQ-9P105M	EVQ-9P105M	R7	6.0	6.0	5.00	3.5N	1.3	.96	.824
667-EVQ-PVW05K	EVQ-PVW05K	H2	6.0	6.1	5.00	3.5N	1.30-0.30	.54	.489
667-EVQ-PSH02K	EVQ-PSH02K	S7	6.1	4.0	1.80	2.2N	0.3	.57	.516

THRU-HOLE TACTILE SWITCHES

For quantities greater than listed, call for quote.

MOUSER STOCK NO.	Panasonic Part No.	Fig.	Dimensions: mm L	W	H	Operating Force	Travel (mm)	Price Each 1	25
667-EVQ-PAC04M	EVQ-PAC04M	T8	6.0	6.0	4.30	1.0N	0.25	.27	.214
667-EVQ-PAC07K	EVQ-PAC07K	T8	6.0	6.0	7.00	1.0N	0.25	.27	.214
667-EVQ-PAC09K	EVQ-PAC09K	T8	6.0	6.0	9.50	1.0N	0.25	.27	.214
667-EVQ-PAD04M	EVQ-PAD04M	T8	6.0	6.0	4.30	1.3N	0.25	.27	.214
667-EVQ-PAD05R	EVQ-PAD05R	T8	6.0	6.0	5.00	1.3N	0.25	.20	.186
667-EVQ-PAE04M	EVQ-PAE04M	T8	6.0	6.0	4.30	1.6N	0.25	.27	.214
667-EVQ-PAE05R	EVQ-PAE05R	T8	6.0	6.0	5.00	1.6N	0.25	.20	.186
667-EVQ-PAE09K	EVQ-PAE09K	T8	6.0	6.0	9.50	1.6N	0.25	.27	.214
667-EVQ-PBC04M	EVQ-PBC04M	T8	6.0	6.0	4.30	1.0N	0.25	.29	.246
667-EVQ-PBC05R	EVQ-PBC05R	T8	6.0	6.0	5.00	1.0N	0.25	.29	.246
667-EVQ-PBE05R	EVQ-PBE05R	T8	6.0	6.0	5.00	1.6N	0.25	.21	.20

© Copyright 2013 Mouser Electronics

Detection Switches

RoHS Compliant **This product is RoHS compliant.**

ALPS COMPACT TWO-WAY DETECTOR SWITCH

Features:
- Right and left detection
- Double-sided sliding contact

Specifications:
- Rating: 1mA @ 5VDC
- Operating force: 350gf

Applications:
- For switching modes and zoom operation of cameras
- Detection mechanism in DVD players, digital camcorders

RoHS Compliant

For quantities greater than listed, call for quote.

MOUSER STOCK NO.	Alps Part No.	Fig.	ON Start Position	Location Lug	Price Each 1	50	100	500	Pkg. Qty.	Price Per Piece
688-SSCM120100	SSCM120100	A	3.58mm	Without	1.36	1.17	.974	.877	3000	.599

ALPS LOW-PROFILE DETECTOR SWITCH

Features:
- Circuit: 1 pole 1 position

Specifications:
- Rating: 10mA @ 16VDC
- Operating force: 85gf
- ON/OFF Start Position: 5.4mm

Applications:
- Detection mechanism in car navigation systems and car audio systems

RoHS Compliant

For quantities greater than listed, call for quote.

MOUSER STOCK NO.	Alps Part No.	Fig.	Total Travel Position	Circuit Arrangement	Price Each 1	50	100	500
688-SPVC110300	SPVC110300	B	2.0mm	Push ON	.93	.685	.407	.385

ALPS COMPACT LONG LIFE DETECTOR SWITCHES

Features:
- SMD types are reflow solderable, on tape and reel

Specifications:
- Rating: 100mA @ 12VDC
- Operating force: 35gf

Applications:
- Detection of insertion of media such as DVDs, CDs

RoHS Compliant

For quantities greater than listed, call for quote.

MOUSER STOCK NO.	Alps Part No.	Fig.	ON Starting Position	Total Travel Position	Price Each 1	50	100	500	Reel Qty.	Price Per Piece
SMD Mount - Vertical Operating Direction										
688-SPPB530601	SPPB530601	C	8.05mm	6.10mm	.72	.61	.556	.257	1500	.246
SMD Mount - Horizontal Operating Direction										
688-SPPB530701	SPPB530701	D	8.05mm	6.10mm	.72	.61	.567	.546	1500	.503
688-SPPB630101	SPPB630101	E	3.70mm	1.70mm	.72	.61	.556	.492	1300	.471
688-SPPB640201	SPPB640201	F	3.70mm	1.70mm	.72	.61	.556	.514	1300	.385
PCB Mount - Vertical Operating Direction										
688-SPPB512300	SPPB512300	G	8.05mm	6.10mm	.72	.61	.342	.268	4000	.198

ALPS TWO-WAY DETECTOR SWITCHES

Features:
- Long ON travel
- Detection in both right and left directions

Specifications:
- Rating: 100mA @ 12VDC
- Operating force: 70gf

Applications:
- Detection of trays in DVD players, CD-ROM drives, photo copiers, etc.

RoHS Compliant

For quantities greater than listed, call for quote.

MOUSER STOCK NO.	Alps Part No.	Fig.	Mounting Style	Terminal Style	Price Each 1	50	100	500
688-SSCF110100	SSCF110100	H	PCB	Snap-in	1.39	1.24	1.04	.963
688-SSCF210100	SSCF210100	I	Screw	Snap-in	1.12	1.02	.835	.792
688-SSCF310100	SSCF310100	J	PCB with hook	Snap-in	1.37	1.24	1.02	.969
688-SSCF210300	SSCF210300	K	Screw	Solder/leads	1.12	1.02	.835	.792

ALPS TWO-WAY DETECTOR SWITCH

Features:
- Can be pressed either horizontally or vertically for detection

Specifications:
- Rating: 100mA @ 12VDC
- Operating force: 30.6gf

Applications:
- Detection of trays in DVD players, CD-ROM drives, photo copiers, etc.

RoHS Compliant

For quantities greater than listed, call for quote.

MOUSER STOCK NO.	Alps Part No.	Fig.	ON Starting Position	Total Travel Position	Price Each 1	50	100	500
688-SPVF140100	SPVF140100	L	9.95mm	7.80mm	.65	.482	.439	.332

C&K DS SERIES: SUB-MINIATURE DETECTOR SWITCHES

NEW PRODUCT

For quantities greater than listed, call for quote.

MOUSER STOCK NO.	C&K Part No.	Fig.	Contact Rating	Operating Force	Price Each 1	25	100	250
611-DS-0200530	DS-02005	M	0.1 Amp. @ 30VDC	30gf	.92	.835	.792	.685
611-DS-040-02	DS-040-02	N	0.1 Amp. @ 16VDC	30gf	.71	.556	.514	.449
611-DS-080-CPA	DS-080-C PA	O	0.1 Amp. @ 16VDC	30gf	.71	.631	.589	.503
611-DS-180RT	DS-180 RT	P	0.001 Amp. @ 5VDC	60gf	1.13	1.03	.974	.856

Panasonic Electronic Components ESE16 SERIES: DETECTOR SWITCH

Specifications:
- Rating: 50μA 3Vdc to 10mA 5Vdc (Resistive load)

NEW PRODUCT

For quantities greater than listed, call for quote.

MOUSER STOCK NO.	Panasonic Part No.	Fig.	Operating Force	Mounting "H"	On Starting Position	Full Travel	Price Each 1	25	100	500
1VR										
667-ESE-16J001	ESE-16J001	Q	250Mn	1.5mm	2.2mm	1.5mm	1.16	1.07	.967	.677

DIMENSIONS: mm

A
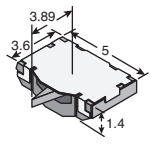

B
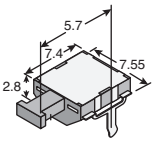

C
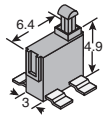

D
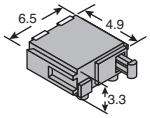

E
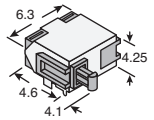

F
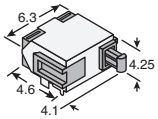

G
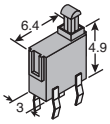

H
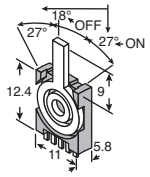

I
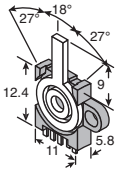

J
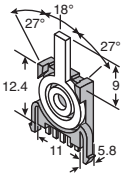

K
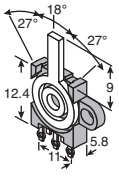

L
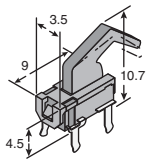

M
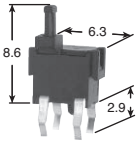

N


O


P


Q


Detection Switches

© Copyright 2013 Mouser Electronics

© Copyright 2013 Mouser Electronics

Directional Switches

ALPS 4-DIRECTIONAL SWITCHES WITH CENTER PUSH

- Octagonal shape contributes to smaller mounting space
- Reflow solderable
- Tape and reel packaging
- Rating: 50mA @ 12VDC
- 4-directional/center push travel: 0.25mm/0.15mm
- Portable audio devices
- Digital cameras and video cameras
- Cellular phones and PDA's

RoHS Compliant

For quantities greater than listed, call for quote.

MOUSER STOCK NO.	Alps Part No.	Fig.	Oper. Force Dir./Cntr Push	Guide Bosses	Operating Life	Price Each 1	50	100	500
688-SKRHAB	SKRHAB	A	1.23N/2.35N	Yes	200,000	5.33	4.13	3.73	3.07
688-SKRHAD	SKRHAD	A	1.2N/2.35N	Yes	1,000,000	5.76	4.03	3.32	2.59

ALPS 4-DIRECTIONAL SWITCHES WITH CENTER PUSH

- Reflow solderable
- Surface mount type on tape and reel packaging
- Rating: 50mA @ 12VDC
- Tactile feedback
- Operations of various multi-functional electronic equipment

RoHS Compliant

For quantities greater than listed, call for quote.

MOUSER STOCK NO.	Alps Part No.	Fig.	Oper. Force Dir./Cntr Push	Guide Bosses	Operating Life	Price Each 1	50	100	500
Snap-In Type									
688-SKQUAA	SKQUAA	B	1.57N/---	0.35mm/---	50,000	1.07	.963	.856	.813
688-SKQUCA	SKQUCA	C	1.57N/3.14N	0.4mm/0.2mm	100,000	2.89	2.65	2.35	1.62
Surface Mount Type									
688-SKQUBA	SKQUBA	D	1.57N/---	0.35mm/---	50,000	2.44	2.25	2.05	1.80
688-SKQUDB	SKQUDB	E	1.57N/3.14N	0.4mm/0.2mm	100,000	3.34	2.12	1.43	1.17

ALPS HORIZONTAL TYPE SEESAW AND PUSH OPERATION SWITCHES

- Single knob allows CW, CCW, and push operations
- Lever Color: Black except for SLLB120200 and SLLB220200 which are gray
- Tape and reel packaging
- Rating: 10mA @ 5VDC
- Lever/Push function operating force: 0.65±0.3N/2±1N
- Operating life: 100,000 cycles
- For selecting menus of PDA's, mobile phones, laptop computers, and electronic organizers
- For selecting menus of remote controllers

RoHS Compliant

For quantities greater than listed, call for quote.

MOUSER STOCK NO.	Alps Part No.	Fig.	Location Lug	Push-On Switch	Push Oper. Travel	Price Each 1	25	50	100
688-SLLB120100	SLLB120100	F	Yes	Yes	0.85mm	2.89	2.65	2.43	2.14
688-SLLB120200	SLLB120200	G	Yes	Yes	0.85mm	2.89	2.65	2.43	2.14
688-SLLB120300	SLLB120300	G	Yes	Yes	0.85mm	2.89	2.65	2.43	2.14
688-SLLB510100	SLLB510100	H	Yes	No	0.7mm	3.08	2.84	2.59	2.28
688-SLLB510200	SLLB510200	H	No	No	0.7mm	3.08	2.84	2.59	2.28

ALPS STICK CONTROLLERS

- Ideal for fingertip operation
- Compact design
- Lever return mechanism
- Resistance taper: 0B
- Total resistance: 10KW
- Operating force: 5.2±2.6N
- Travel: 0.5mm
- Game and remote controllers

For quantities greater than listed, call for quote.

MOUSER STOCK NO.	Alps Part No.	Fig.	Center Push	Potentiometer Rating	Center Push Rating	Price Each 1	25	50	100	200
688-RKJXK122000D	RKJXK122000D	I	No	0.0125W	50mA @ 12VDC	7.15	6.57	6.00	5.29	5.00
688-RKJXK122400Y	RKJXK122400Y	J	Yes	0.0125W	50mA @ 12VDC	7.63	7.02	6.41	5.64	5.34

ALPS 8-DIRECTIONAL SWITCH WITH CENTER PUSH

- Compact, low profile
- Uniform operating force in any direction
- Rating: 10mA @ 5VDC
- Operating life: RKJXL=100,000 cycles; RKJXS=500,000 cycles
- Controlling cursors in car navigation systems
- Control of office and AV equipment

RoHS Compliant

For quantities greater than listed, call for quote.

MOUSER STOCK NO.	Alps Part No.	Fig.	Operating Force Direction	Operating Force Center Push	Operating Angle (Lever)	Travel (Push)	Price Each 1	25	50	100	200
688-RKJXL100401V	RKJXL100401V	K	10±7mN·m	4.5±1N	12±3°	0.2mm	5.56	5.26	4.80	4.23	4.00

C&K TPA SERIES MULTIDIRECTION SMT NAVIGATION SWITCH

Features:
- One touch, 5 way switching
- Distinctive tactile feel for scanning and select functions
- Normally open momentary contacts
- Push down to select possible in any position
- Optional pegs for improved mechanical strength and easier PCB positioning

Applications:
- Electronic devices requiring direct control on LCD display
- MP3 player
- Bluetooth Headset
- Digital cameras
- GPS navigation systems
- Home entertainment systems
- Security

RoHS Compliant

For quantities greater than listed, call for quote.

MOUSER STOCK NO.	Alps Part No.	Fig.	Navigation Select	Actuation Force	Contact Material	Termination	Price Each 1	25	50
611-TPA511GLFS	TPA511GLFS	L	Scanning 4 directions with selection	1.8N scanning, 4N section	Silver	Gulling	1.55	1.44	1.39

DIMENSIONS: mm

A

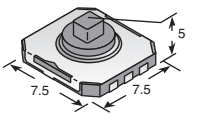

B

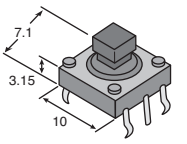

C

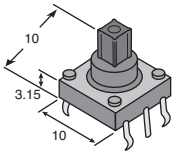

D

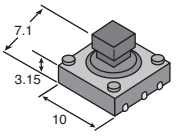

E

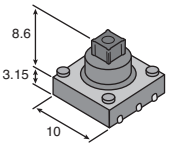

F

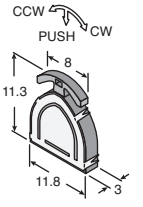

G

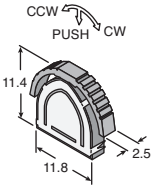

H

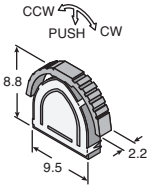

I

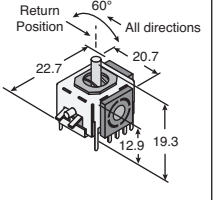

J

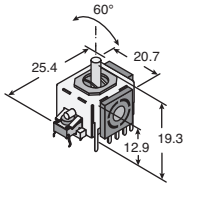

K

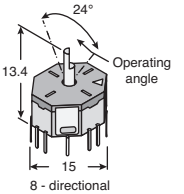

8 - directional

L

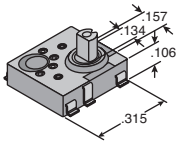

© Copyright 2013 Mouser Electronics

© Copyright 2013 Mouser Electronics

ALPS SDDE SERIES: POWER SWITCH WITH ENCODER

- Two shafts are combined
  Center shaft : Push switch (Unlatching)
  Outside shaft : Encoder
- Zero standby power consumption is available by auto-off function with relay movement due to built-in both AC and DC contact in the push switch
- Both pulse and absolute output are available for the installed encoder
- Applications include Dryer, Micro wave oven, IH cooking heater, and Washing machine

NEW! TECHNOLOGY

For quantities greater than listed, call for quote.

MOUSER STOCK NO.	Alps Part No.	Fig.	Current Rating	Voltage (V)	Style	Price Each 1	25	50	100
688-SDDE1C0101	SDDE1C0101	A	20mA	12	SMD/SMT	5.02	4.52	4.01	3.81

ALPS EC35A/EC35AH SERIES: LOW PROFILE RING TYPE ENCODER

- 2-phase incremental type encoder for general use
- Low-profile design with a 4.5mm body height
- Devices such as switches and LEDs can be mounted into its center therefore contributing to the final set's flexibility of design
- Good operation feeling and less shaft wobble
- Applications include volume control and function change for car AV equipment and navigation systems; temperature control for HVACs; menu selection for home appliances such as washing machines and microwave ovens; and other applications

NEW PRODUCT

For quantities greater than listed, call for quote.

MOUSER STOCK NO.	Alps Part No.	Fig.	Actual Length	Detent Torque	No. of Detentst	Price Each 1	25	50	100
688-EC35AH260502	EC35AH260502	B	25mm	30±15mN·m	30	4.95	4.45	3.96	3.77
688-EC35AH120401	EC35AH120401	B	15mm	18±7mN·m	18	4.95	4.45	3.96	3.77
688-EC35A1520402	EC35A1520402	B	20mm	18±7mN·m	30	4.95	4.45	3.96	3.77

ALPS EC05E SERIES: 5MM SMD HOLLOW SHAFT ENCODERS

- Rating: 0.5mA @ 5VDC
- Operating Life: 100,000 cycles
- Tape and reel packaging
- Applications include level controls for MDs and CDs, controls for TVs and monitors, etc.

For quantities greater than listed, call for quote.

MOUSER STOCK NO.	Alps Part No.	Fig.	Rating	Detent Torque	Res.	No. of Detentst	Price Each 1	25	50	100
688-EC05E1220202	EC05E1220202	C	0.5mA @ 5VDC	1.6±1.3 mN•m	12	12	3.46	2.96	2.57	2.23
688-EC05E1220203	EC05E1220203	D	0.5mA @ 5VDC	1.6±1.3 mN•m	12	12	3.54	3.04	2.63	2.28
688-EC05E1220401	EC05E1220401	E	0.5mA @ 5VDC	1.6±1.3 mN•m	12	12	3.46	2.96	2.57	2.23

ALPS EC09E SERIES: 9MM METAL SHAFT ENCODERS

- Rating: 10mA @ 5VDC
- Operating Life: 15,000 cycles
- Incremental type
- Detent torque: 8±5mN-m
- Applications include level controls for MDs and CDs, controls for TVs and monitors, etc.

For quantities greater than listed, call for quote.

MOUSER STOCK NO.	Alps Part No.	Fig.	Push-On Switch	Travel of Push-On Switch	Res.	No. of Detentst	Price Each 1	25	50	100
688-EC09E1524404	EC09E1524404	F	With	1.5mm	15	30	6.48	5.55	4.63	4.16
688-EC09E1524405	EC09E1524405	F	With	0.5mm	15	30	6.22	5.33	4.44	3.79

ALPS EC10E SERIES: 10MM HOLLOW SHAFT ENCODERS

- Rating: 0.5mA @ 5VDC
- Operating life: 100,000 cycles
- Incremental type
- Applications include controls for PC input devices (e.g., mouse), AV devices, and communication devices

For quantities greater than listed, call for quote.

MOUSER STOCK NO.	Alps Part No.	Fig.	Dimensions "H"	Detent Torque	Res.	No. of Detentst	Price Each 1	25	50	100
688-EC10E1220505	EC10E1220505	G	7mm	5±3mN•m	12	24	1.20	1.03	.856	.503
688-EC10E1220501	EC10E1220501	G	9mm	5±3mN•m	12	24	1.20	1.03	.856	.514

ALPS EC11 SERIES: 11MM METAL SHAFT ENCODERS

- Rating: 10mA @ 5VDC
- Operating life: 15,000 cycles
- Incremental type
- High precision
- Applications include controls for MDs and CDs, controls for TVs and monitors, etc.

For quantities greater than listed, call for quote.

MOUSER STOCK NO.	Alps Part No.	Fig.	Push-On Switch	Switch Travel	Res.	No. of Detentst	Price Each 1	25	50	100
688-EC11B15202AA	EC11B15202AA	H	Without	- - -	15	30	1.21	1.17	1.12	1.10
688-EC11E1530401	EC11E1530401	I	Without	- - -	15	0	4.55	3.89	3.38	2.21
688-EC11E1820402	EC11E1820402	I	Without	- - -	18	36	4.67	4.00	3.47	2.21
688-EC11B15242AF	EC11B15242AF	J	With	1.5mm	15	30	6.00	5.15	4.46	3.86
688-EC11E15244B2	EC11E15244B2	I	With	1.5mm	15	30	7.38	6.27	5.46	3.39
688-EC11E18244A5	EC11E18244A5	I	With	1.5mm	18	36	6.00	5.15	4.46	2.89
688-EC11E09244AQ	EC11E09244AQ	I	With	1.5mm	18	9	6.00	5.15	4.46	2.91

ALPS EC12E SERIES: 12MM INSULATED SHAFT ENCODERS

- Rating: 0.1A @ 12VDC
- Operating Life: 30,000 cycles
- Incremental type
- High precision
- Applications include level controls for MDs and CDs, controls for TVs and monitors, etc.

For quantities greater than listed, call for quote.

MOUSER STOCK NO.	Alps Part No.	Fig.	Dimensions L (l1) mm	Push-On Switch	Res.	No. of Detentst	Price Each 1	25	50	100
688-EC12E24204A8	EC12E24204A8	K	15 (7)	Without	24	24	.73	.621	.599	.578
688-EC12E24204A9	EC12E24204A9	K	25 (12)	Without	24	24	.82	.792	.76	.738
688-EC12E24204A2	EC12E24204A2	K	10 (7)	Without	24	24	1.57	1.35	1.17	.61
688-EC12E1220405	EC12E1220405	K	25 (12)	Without	12	12	1.57	1.35	1.17	.61
688-EC12E1220406	EC12E1220406	K	20 (7)	Without	12	12	1.57	1.35	1.17	.706
688-EC12E1220407	EC12E1220407	K	15 (7)	Without	12	12	1.57	1.35	1.17	.706
688-EC12E2420802	EC12E2420802	L	20 (7)	Without	24	24	1.26	1.13	1.06	1.03
688-EC12E2420801	EC12E2420801	L	25 (12)	Without	24	24	1.01	.931	.749	.599

ALPS SRGP HOLLOW SHAFT ENCODERS

- Rating: 10mA @ 5VDC
- Output voltage: 1V max @ 1mA 5VDC
- Operating life: 50,000 cycles
- Applications include automotive navigation systems, audio systems, LCD monitors, general electronic devices

For quantities greater than listed, call for quote.

MOUSER STOCK NO.	Alps Part No.	Fig.	Rotational Torque	Output Code	Holder	No. of Detents	Price Each 1	25	50	100
688-SRGP200200	SRGP200200	M	7±3mN•m	10	-----	20	4.67	4.00	3.34	1.96
688-SRGPWJ0500	SRGPWJ0500	N	13±4mN•m	16	-----	16	2.91	2.47	2.15	2.02
688-SRGPWJ0200	SRGPWJ0200	N	6.5±4mN•m	16	-----	32	2.91	2.47	2.15	2.02

ALPS SRGP30 HOLLOW SHAFT SURFACE MOUNT ENCODER

- Tact switch in the hollow
- Rating: 10mA @ 5VDC
- Output voltage: 1V max @ 1mA 5VDC
- Operating life: 50,000 cycles
- Applications include operation of mobile phones, switching modes for automotive audio systems, operation of cameras, headphones, etc.

For quantities greater than listed, call for quote.

MOUSER STOCK NO.	Alps Part No.	Fig.	Rotational Torque	Output Code	No. of Detents	Price Each 1	25	50	100
688-SRGP300100	SRGP300100	O	5±2.5mN•m	9	18	4.67	4.00	3.34	3.00

DIMENSIONS: mm

A

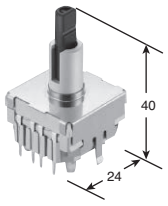

B

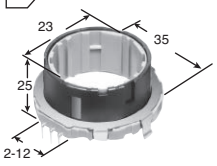

C

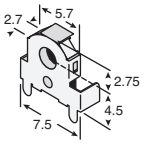

D

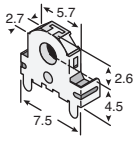

E

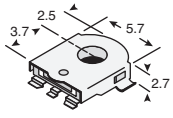

F

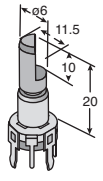

G

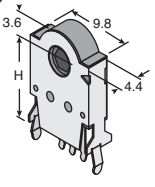

H

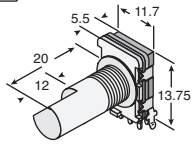

I

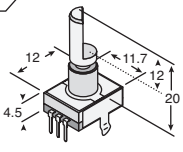

J

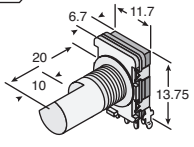

K

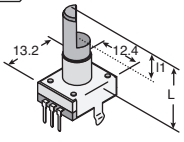

L

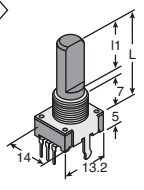

M

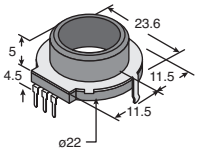

N

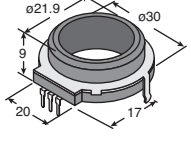

O

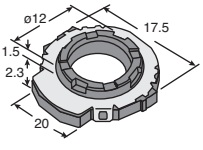

Alps Encoders

© Copyright 2013 Mouser Electronics

© Copyright 2013 Mouser Electronics

AVAGO Optical Encoders

SINGLE TURN OPTICAL ABSOLUTE ENCODERS

NEW PRODUCT

For quantities greater than listed, call for quote.

MOUSER STOCK NO.	Avago Part No.	Fig.	Number of Channels	Resolution (CPR)	Signal Frequency	Supply Voltage	LED Current	Phase Error (typ)	Price Each 1	25	100	250
630-AEAT-9000-1GSH0	AEAT-9000-1GSH0	A	2	2048	500kHz	6V	94mA	5°e	67.50	62.67	60.93	59.28
Codewheel												
630-HEDG-9000-H13	HEDG-9000-H13	B	For use with AEAT-9000 series encoders, made from glass, 17.5 mm optical radius						28.80	26.75	26.01	25.31

REFLECTIVE OPTICAL ENCODERS - SURFACE MOUNT

For quantities greater than listed, call for quote.

MOUSER STOCK NO.	Avago Part No.	Fig.	Number of Channels	Resolution (LPI)	Pulse Width Error (Ch A, Ch B)(typ)	Phase Error (typ)	Max RPM	Count Frequency	Supply Voltage	LED Current	Price Each 1	25	100	250
630-AEDR-8000-1K2	AEDR-8000-1K2	C	2	75	15, 25°e	12°e	9000	30kHz typ	5.0V	15mA	14.45	12.84	11.56	10.91
630-AEDR-8300-1K2	AEDR-8300-1K2	D	2	75	15, 25°e	12°e	9000	30kHz typ	5.0V	15mA	8.56	7.70	6.85	5.99
630-AEDR-8300-1Q2	AEDR-8300-1Q2	D	2	180	16°e	10°e	9000	30kHz typ	5.0V	15mA	8.56	7.70	6.85	5.99
630-AEDR-8300-1W2	AEDR-8300-1W2	D	2	212	16°e	10°e	9000	60kHz max	3.3/5.0V	15mA	11.41	10.27	9.13	7.98

REFLECTIVE INCREMENTAL ENCODERS - SURFACE MOUNT

For quantities greater than listed, call for quote.

MOUSER STOCK NO.	Avago Part No.	Fig.	Number of Channels	Resolution (LPI)	Pulse Width Error (Ch A, Ch B)(typ)	Phase Error (typ)	Max RPM	Count Frequency	Supply Voltage	LED Current	Price Each 1	25	100	250
630-AEDR-8500-102	AEDR-8500-102	E	3	304	15°e	9°e	---	56kHz typ	7V	15mA	19.26	17.12	15.41	14.55

REFLECTIVE OPTICAL ENCODERS - MINIATURE PANEL MOUNT

For quantities greater than listed, call for quote.

MOUSER STOCK NO.	Avago Part No.	Fig.	Shaft Diameter	Shaft Feel	Shaft Length	Resolution (CPR)	Price Each 1	25	100	250
Pins Front with Bracket										
630-HRPG-ASCA-54F	HRPG-ASCA#54F	F	6mm	Smooth	12.7mm	120	32.53	28.46	27.65	26.02
630-HRPG-AD16-56F	HRPG-AD16#56F	F	6mm D-cut	Detented	12.7mm	16	32.53	28.46	27.65	26.02
630-HRPG-ASCA-57F	HRPG-ASCA#57F	F	6mm D-cut	Smooth	20.32mm	120	32.53	28.46	27.65	26.02
630-HRPG-ASCA-17F	HRPG-ASCA#17F	F	0.25in	Smooth	0.80in	120	32.53	28.46	27.65	26.02
630-HRPG-AD32-19F	HRPG-AD32#19F	F	0.25in D-cut	Detented	0.80in	32	32.53	28.46	27.65	26.02
Pins Rear with Bracket										
630-HRPG-ASCA-54R	HRPG-ASCA#54R	G	6mm	Smooth	12.7mm	120	32.53	28.46	27.65	26.02
630-HRPG-ASCA-14R	HRPG-ASCA#14R	G	0.25in	Smooth	0.50in	120	32.53	28.46	27.65	26.02
630-HRPG-AD32-13R	HRPG-AD32#13R	G	0.25in D-cut	Detented	0.30in	32	32.53	28.46	27.65	26.02
Cable Connector										
630-HRPG-AD32-53C	HRPG-AD32#53C	H	6mm D-cut	Detented	7.6mm	32	32.53	28.46	27.65	26.02
630-HRPG-ASCA-14C	HRPG-ASCA#14C	H	0.25in	Smooth	0.50in	120	32.53	28.46	27.65	26.02
630-HRPG-AD32-17C	HRPG-AD32#17C	H	0.25in	Detented	0.80in	32	32.53	28.46	27.65	26.02
630-HRPG-AD16-16C	HRPG-AD16#16C	H	0.25in D-cut	Detented	0.50in	16	32.53	28.46	27.65	26.02
630-HRPG-AD32-16C	HRPG-AD32#16C	H	0.25in D-cut	Detented	0.50in	32	32.53	28.46	27.65	26.02

TRANSMISSIVE OPTICAL ENCODERS - MODULE TYPE

For quantities greater than listed, call for quote.

MOUSER STOCK NO.	Avago Part No.	Fig.	Number of Channels	Resolution (CPR)	Count Frequency	Max RPM	Rise Time	Fall Time	Price Each 1	25	100	250
630-HEDS-9000-U00	HEDS-9000#U00	I	2	2048	100kHz	> 12000	200	50	27.18	23.79	23.10	21.74
630-HEDS-9040-B00	HEDS-9040#B00	I	3	1000	100kHz	> 12000	200	50	27.39	23.97	23.28	21.91
630-HEDS-9100-A00	HEDS-9100#A00	I	2	500	100kHz	> 12000	200	50	27.18	23.79	23.10	21.74
630-HEDS-9100-B00	HEDS-9100#B00	I	2	1000	100kHz	> 12000	200	50	27.18	23.79	23.10	21.74
630-HEDS-9100-E00	HEDS-9100#E00	I	2	200	100kHz	> 12000	200	50	27.18	23.79	23.10	21.74
630-HEDS-9140-A00	HEDS-9140#A00	I	3	500	100kHz	> 12000	200	50	30.60	26.78	26.01	24.48
630-HEDS-9140-I00	HEDS-9140#I00	I	3	512	100kHz	> 12000	200	50	30.60	26.78	26.01	24.48

TRANSMISSIVE OPTICAL ENCODERS - HOUSED TYPE

For quantities greater than listed, call for quote.

MOUSER STOCK NO.	Avago Part No.	Fig.	Number of Channels	Resolution (CPR)	Shaft Size	Max RPM	Codewheel Material	Alignment Tool ✻ (sold seperately)	Price Each 1	25	100	250
630-HEDL-5540-A06	HEDL-5540#A06	J	3	500	1/4in	> 12000	Line Driver	HEDS-8910#006	50.51	46.42	45.06	43.69
630-HEDL-5540-A11	HEDL-5540#A11	J	3	500	4mm	> 12000	Line Driver	HEDS-8910#011	50.51	46.42	45.06	43.69
630-HEDL-5540-A12	HEDL-5540#A12	J	3	500	6mm	> 12000	Line Driver	HEDS-8910#012	50.51	46.42	45.06	43.69
630-HEDM-5500-B06	HEDM-5500#B06	J	2	1000	1/4in	> 12000	Film	HEDS-8910#006	50.51	46.42	45.06	43.69
630-HEDM-5500-B11	HEDM-5500#B11	J	2	1000	4mm	> 12000	Film	HEDS-8910#011	50.51	46.42	45.06	43.69
630-HEDM-5500-J14	HEDM-5500#J14	J	2	1024	5mm	> 12000	Film	HEDS-8910#014	50.51	46.42	45.06	43.69
630-HEDM-5540-B02	HEDM-5540-B02	J	3	1000	3mm	> 12000	Film	HEDS-8910#002	50.51	46.42	45.06	43.69
630-HEDM-5600-J06	HEDM-5600#J06	J	2	1024	1/4in	> 12000	Film	HEDS-8910#006	50.51	46.42	45.06	43.69
630-HEDS-5500-A05	HEDS-5500#A05	J	2	500	3/16in	> 12000	Metal	HEDS-8910#005	50.51	46.42	45.06	43.69
630-HEDS-5500-A06	HEDS-5500#A06	J	2	500	1/4in	> 12000	Metal	HEDS-8910#006	50.51	46.42	45.06	43.69
630-HEDS-5500-A11	HEDS-5500#A11	J	2	500	4mm	> 12000	Metal	HEDS-8910#011	50.51	46.42	45.06	43.69
630-HEDS-5500-E06	HEDS-5500#E06	J	2	200	1/4in	> 12000	Metal	HEDS-8910#006	50.51	46.42	45.06	43.69
630-HEDS-5500-F11	HEDS-5500#F11	J	2	256	4mm	> 12000	Metal	HEDS-8910#011	50.51	46.42	45.06	43.69
630-HEDS-5500-F12	HEDS-5500#F12	J	2	256	6mm	> 12000	Metal	HEDS-8910#012	50.51	46.42	45.06	43.69
630-HEDS-5500-I02	HEDS-5500#I02	J	2	512	3mm	> 12000	Metal	HEDS-8910#002	50.51	46.42	45.06	43.69
630-HEDS-5505-A04	HEDS-5505#A04	J	2	500	5/32in	> 12000	Metal	HEDS-8910#004	50.51	46.42	45.06	43.69
630-HEDS-5505-A06	HEDS-5505#A06	J	2	500	1/4in	> 12000	Metal	HEDS-8910#006	50.51	46.42	45.06	43.69
630-HEDS-5505-G06	HEDS-5505#G06	J	2	360	1/4in	> 12000	Metal	HEDS-8910#006	50.51	46.42	45.06	43.69
630-HEDS-5540-A06	HEDS-5540#A06	J	3	500	1/4in	> 12000	Metal	HEDS-8910#006	50.51	46.42	45.06	43.69
630-HEDS-5540-A14	HEDS-5540#A14	J	3	500	5mm	> 12000	Metal	HEDS-8910#014	50.51	46.42	45.06	43.69
630-HEDS-5540-I06	HEDS-5540#I06	J	3	512	1/4in	> 12000	Metal	HEDS-8910#006	50.51	46.42	45.06	43.69
630-HEDS-5600-A06	HEDS-5600#A06	J	2	500	1/4in	> 12000	Metal	HEDS-8910#006	50.51	46.42	45.06	43.69
630-HEDS-5600-C06	HEDS-5600#C06	J	2	100	1/4in	> 12000	Metal	HEDS-8910#006	50.51	46.42	45.06	43.69
630-HEDS-5605-A06	HEDS-5605#A06	J	2	500	1/4in	> 12000	Metal	HEDS-8910#006	50.51	46.42	45.06	43.69
630-HEDS-5605-F13	HEDS-5605#F13	J	2	256	8mm	> 12000	Metal	HEDS-8910#013	50.51	46.42	45.06	43.69
630-HEDS-5640-A06	HEDS-5640#A06	J	3	500	1/4in	> 12000	Metal	HEDS-8910#006	50.51	46.42	45.06	43.69
630-HEDS-5645-A06	HEDS-5645#A06	J	3	500	1/4in	> 12000	Metal	HEDS-8910#006	50.51	46.42	45.06	43.69
630-HEDS-5645-H14	HEDS-5645#H14	J	3	400	5mm	> 12000	Metal	HEDS-8910#014	50.51	46.42	45.06	43.69
630-HEDS-5645-I13	HEDS-5645#I13	J	3	512	8mm	> 12000	Metal	HEDS-8910#013	50.51	46.42	45.06	43.69

A



B



C



D



E



F



G



H



I



J



✻ Alignment Tool



© Copyright 2013 Mouser Electronics

© Copyright 2013 Mouser Electronics

BOURNS Encoders

RoHS Compliant This product is RoHS compliant.

DIMENSIONS: mm (in.)

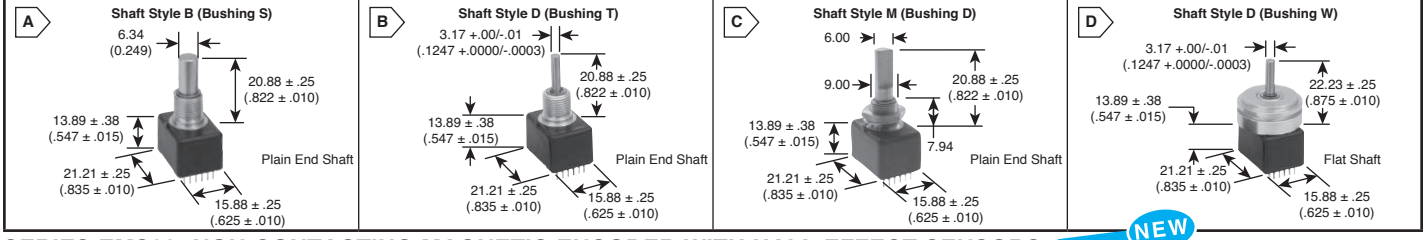

SERIES EMS22: NON-CONTACTING MAGNETIC ENCODER WITH HALL EFFECT SENSORS

NEW PRODUCT

MOUSER STOCK NO.	Bourns Part No.	Fig.	Shaft Type	Shaft Length	Supply Voltage	Price Each 1	Price Each 10
652-EMS22A30-C28-LS6	EMS22A30-C28-LS6	A	C	7/8	3.3VDC	46.40	36.19
652-EMS22A30-C28-MS6	EMS22A30-C28-MS6	A	C	7/8	3.3VDC	46.40	36.19
652-EMS22A50-B28-LS6	EMS22A50-B28-LS6	A	B	7/8	5VDC	46.40	36.19
652-EMS22A50-C20-LS6	EMS22A50-C20-LS6	A	C	7/8	5VDC	46.40	36.19
652-EMS22A50-D16-LT6	EMS22A50-D16-LT6	B	D	1/2	5VDC	59.45	46.36
652-EMS22A50-D28-LT6	EMS22A50-D28-LT6	B	D	7/8	5VDC	59.45	46.36
652-EMS22A50-M25-LD6	EMS22A50-M25-LD6	C	M	25mm	5VDC	46.06	35.93
652-EMS22D31-B28-LS2	EMS22D31-B28-LS2	A	B	7/8	3.3VDC	46.40	36.19
652-EMS22D31-D28-LT2	EMS22D31-D28-LT2	B	D	7/8	3.3VDC	59.45	46.36
652-EMS22D51-B28-LS5	EMS22D51-B28-LS5	A	B	7/8	5VDC	46.40	36.19
652-EMS22D51-D28-LT5	EMS22D51-D28-LT5	B	D	7/8	5VDC	59.45	46.36
652-EMS22P50-B28-LS6	EMS22P50-B28-LS6	A	B	7/8	5VDC	46.40	36.19
652-EMS22P50-D28-LT6	EMS22P50-D28-LT6	B	D	7/8	5VDC	59.45	46.36
652-EMS22Q31-B28-LS3	EMS22Q31-B28-LS3	A	B	7/8	3.3VDC	46.40	36.19
652-EMS22Q31-B28-LS4	EMS22Q31-B28-LS4	A	B	7/8	3.3VDC	46.40	36.19
652-EMS22Q33-D28-LT4	EMS22Q33-D28-LT4	B	D	7/8	3.3VDC	59.45	46.36
652-EMS22Q51-B28-LS4	EMS22Q51-B28-LS4	A	B	7/8	5VDC	46.40	36.19
652-EMS22Q51-C28-LS4	EMS22Q51-C28-LS4	A	C	7/8	5VDC	46.40	36.19
652-EMS22Q51-D28-LT4	EMS22Q51-D28-LT4	B	D	7/8	5VDC	46.06	35.93
652-EMS22Q51-D28-LW4	EMS22Q51-D28-LW4	D	D	7/8	5VDC	64.78	50.53

9MM INCREMENTAL ENCODERS

PEC09 Series

Features:

- Push swith option
- Compact, rugged design
- High reliability
- Metal bushing/shaft

Applications

Level control, tuning and timer settings in:

- Audio-visual equipment
- Consumer electric appliances
- Environmental controls
- Musical instrumentation
- Communications equipment

✻ Refer to data sheet for dinemsions

MOUSER STOCK NO.	Bourns Part No.	Fig.	Switch	Detents	Price Each 1	Price Each 5	Price Each 10
652-PEC092020FS0015	PEC09-2020F-S0015	E	Y	0	3.82	3.53	2.94
652-PEC092025KN0015	PEC09-2025K-N0015	E	N	0	2.47	2.28	1.89
652-PEC092120FS0012	PEC09-2120F-S0012	E	Y	12	3.82	3.53	2.94
652-PEC092125KN0012	PEC09-2125K-N0012	E	N	12	2.47	2.28	1.89
652-PEC092220FS0012	PEC09-2220F-S0012	E	Y	24	3.82	3.53	2.94
652-PEC092225KN0012	PEC09-2225K-N0012	E	N	24	2.47	2.28	1.89
652-PEC092320FS0015	PEC09-2320F-S0015	E	Y	30	3.82	3.53	2.94
652-PEC092325KN0015	PEC09-2325K-N0015	E	N	30	2.47	2.28	1.89

12MM INCREMENTAL ENCODERS

PEC11 & PEC11S Series

Features:

- Push swith option
- Compact, rugged design
- High reliability
- Metal bushing/shaft

Applications:

Level control, tuning and timer settings in:

- Audio-visual equipment
- Consumer electric appliances
- Radios
- Musical instrumentation
- Communications equipment

MOUSER STOCK NO.	Bourns Part No.	Fig.	Switch	Detents	Price Each 1	Price Each 5	Price Each 10
PEC11 Series							
652-PEC11-4015FN0024	PEC11-4015F-N0024	F	N	0	1.77	1.59	1.13
652-PEC11-4020F-S024	PEC11-4020F-S0024	F	Y	0	1.98	1.79	1.27
652-PEC11-4115F-S18	PEC11-4115F-S0018	F	Y	18	1.98	1.79	1.27
652-PEC11-4125F-N18	PEC11-4125F-N0018	F	N	18	1.77	1.59	1.13
652-PEC11-4125F-S18	PEC11-4125F-S0018	F	Y	18	1.98	1.79	1.27
652-PEC11L4220FS0015	PEC11L-4220F-S0015	F	Y	30	2.43	2.26	2.09
652-PEC11-4215F-S24	PEC11-4215F-S0024	F	Y	24	1.98	1.79	1.27
652-PEC11-4215K-S12	PEC11-4215K-S0012	F	Y	24	1.80	1.61	1.16
652-PEC11-4220F-N12	PEC11-4220F-N0012	F	N	24	1.77	1.59	1.13
652-PEC11-4220F-N24	PEC11-4220F-N0024	F	N	24	1.77	1.59	1.13
652-PEC11-4220F-S12	PEC11-4220F-S0012	F	Y	24	1.98	1.79	1.27
652-PEC11-4220F-S24	PEC11-4220F-S0024	F	Y	24	1.98	1.79	1.27
652-PEC11-4225F-S24	PEC11-4225F-S0024	F	Y	24	1.98	1.79	1.27
652-PEC11-4225F-S24	PEC11-4225F-S0024	F	Y	24	1.98	1.79	1.27
652-PEC11-4230FS0012	PEC11-4230F-S0012	F	Y	24	1.98	1.77	1.27
652-PEC11-4230F-S24	PEC11-4230F-S0024	F	Y	24	1.98	1.79	1.27
652-PEC11L4125KN0020	PEC11L-4125K-N0020	F	N	20	2.25	2.02	1.59
PEC11S Series SMD							
652-PEC11S9213KS0015	PEC11S-9213K-S0015	G	Y	2	1.88	1.80	1.71
652-PEC11S9215KH0015	PEC11S-9215K-H0015	G	Y	2	1.88	1.80	1.70
652-PEC11S9215KN0015	PEC11S-9215K-N0015	G	N	2	1.88	1.80	1.71
652-PEC11S9220FS0015	PEC11S-9220F-S0015	G	Y	2	1.88	1.80	1.71
652-PEC11S9220KS0015	PEC11S-9220K-S0015	G	Y	2	1.88	1.80	1.71
652-PEC11S929K-H0015	PEC11S-929K-H0015	G	Y	2	1.88	1.80	1.70
652-PEC11S929K-N0015	PEC11S-929K-N0015	G	N	2	1.88	1.80	1.71
652-PEC11S929K-S0015	PEC11S-929K-S0015	G	Y	2	1.88	1.80	1.71

14MM ROTARY OPTICAL ENCODER WITH SWITCH

Features:

- RoHS compliant*
- HCMOS, CMOS and TTL compatible
- Compact package size
- High rotational cycle life
- Standard or high force push switch option
- Optional detent

MOUSER STOCK NO.	Bourns Part No.	Fig.	Shaft Type	Pulses/ Rev.	Price Each 1	Price Each 5	Price Each 25
652-EM14A0D-C24-L08N	EM14A0D-C24-L008N	H1	C	8	19.15	18.20	14.65
652-EM14A0D-C24-L32N	EM14A0D-C24-L032N	H1	C	32	19.15	18.20	14.65
652-EM14A0D-C24-L64N	EM14A0D-C24-L064N	H1	C	64	19.15	18.20	14.65
652-EM14C0D-E24-L16S	EM14C0D-E24-L016S	H2	E	16	20.44	18.38	15.63
652-EM14C0D-E24-L32S	EM14C0D-E24-L032S	H2	E	32	20.44	18.38	15.63
652-EM14C0D-E24-L64S	EM14C0D-E24-L064S	H2	E	64	20.44	18.38	15.63

DIMENSIONS: mm (in.)

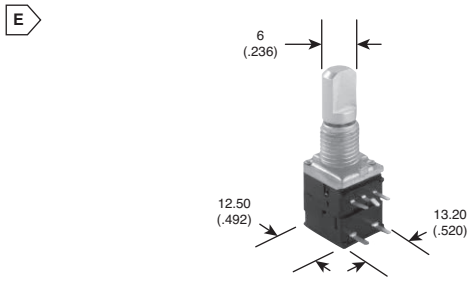

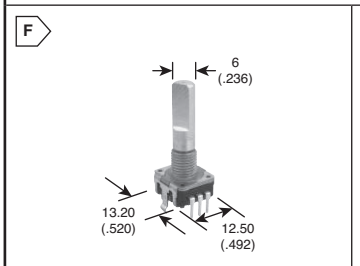

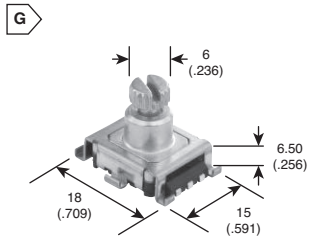

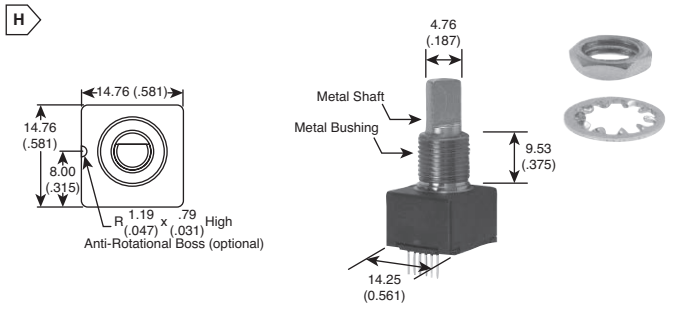

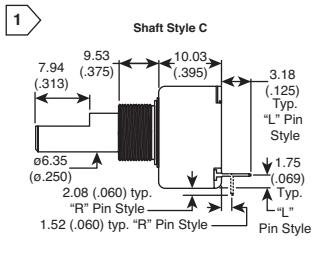

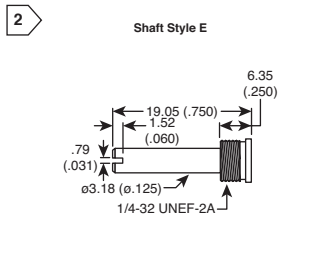

© Copyright 2013 Mouser Electronics

© Copyright 2013 Mouser Electronics

Encoders

BOURNS 12MM INCREMENTAL ENCODERS

Specifications:

Electrical-
- Output: 2-bit gray code
- Closed Circuit Resistance: 3Ω max.
- Contact Rating: 1mA @ 5VDC
- Insulation Resistance: 10MΩ @ 250VDC
- Electrical Travel: Cont.
- Contact Bounce (15RPM): 5.0 ms. max.
- RPM (Operating): 100 max.

Environmental-
- Operating Temperature Range: -30°C to +70°C (-22°F to +185°F)
- Rotational Life: 30,000 cycles min.
- Switch Life: 20,000 cycles min.
- IP Rating: IP 40

Switch-
- Switch Type: Contact Push ON Momentary SPST
- Power Rating (Resistive Load): 10mA @ 5VDC
- Switch Travel: 0.5+0.4/-0.3mm
- Switch Actuation Force: 360+153/-102gf (5+2.1/-1.4oz.-1n.)

Features:
- Compact design, long life and high reliability
- Low cost compared to optical type encoders

Applications:

Level control, tuning and timer settings in:
- Audio-visual equipment
- Consumer electric appliances
- Radios
- Musical instrumentation
- Communications equipment

DIMENSIONS: mm

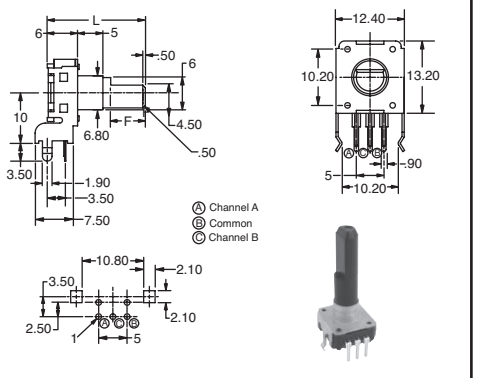

PEC12-2 Shown

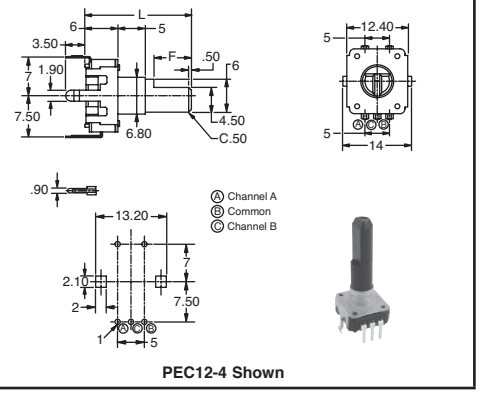

PEC12-4 Shown

PEC12 Series

MOUSER STOCK NO.	Bourns Part No.	Switch	Detents	Shaft Length	Terminal Config	Price Each 1	25	50	100
652-PEC12-2017FS0024	PEC12-2017F-S0024	Y	0	17	2	1.49	1.09	1.01	.963
652-PEC12-2020FS0012	PEC12-2020F-S0012	Y	0	20	2	1.49	1.09	1.01	.963
652-PEC12-2025FS0024	PEC12-2025F-S0024	Y	0	25	2	1.49	1.09	1.01	.963
652-PEC12-2117FN0012	PEC12-2117F-N0012	N	12	17	2	1.12	.835	.76	.728
652-PEC12-2117FN0024	PEC12-2117F-N0024	N	12	17	2	1.12	.835	.76	.728
652-PEC12-2117FS0012	PEC12-2117F-S0012	Y	12	17	2	1.49	1.09	1.01	.963
652-PEC12-2120FN0012	PEC12-2120F-N0012	N	12	20	2	1.12	.835	.76	.728
652-PEC12-2120FS0012	PEC12-2120F-S0012	Y	12	20	2	1.49	1.09	1.01	.963
652-PEC12-2125FN0012	PEC12-2125F-N0012	N	12	25	2	1.12	.835	.76	.728
652-PEC12-2125FS0012	PEC12-2125F-S0012	Y	12	25	2	1.49	1.09	1.01	.963
652-PEC12-2125FS0024	PEC12-2125F-S0024	Y	12	25	2	1.49	1.09	1.01	.963
652-PEC12-2130FS0012	PEC12-2130F-S0012	Y	12	30	2	1.49	1.09	1.01	.963
652-PEC12-2217FN0012	PEC12-2217F-N0012	N	24	17	2	1.12	.835	.76	.728
652-PEC12-2217FN0024	PEC12-2217F-N0024	N	24	17	2	1.12	.835	.76	.728
652-PEC12-2217FS0024	PEC12-2217F-S0024	Y	24	17	2	1.49	1.09	1.01	.963
652-PEC12-2220FN0024	PEC12-2220F-N0024	N	24	20	2	1.12	.835	.76	.728
652-PEC12-2220FS0024	PEC12-2220F-S0024	Y	24	20	2	1.49	1.09	1.01	.963
652-PEC12-2225FN0024	PEC12-2225F-N0024	N	24	25	2	1.12	.835	.76	.728
652-PEC12-2225FS0024	PEC12-2225F-S0024	Y	24	25	2	1.49	1.09	1.01	.963
652-PEC12-2230FS0024	PEC12-2230F-S0024	Y	24	30	2	1.49	1.09	1.01	.963
652-PEC12-4017FN0024	PEC12-4017F-N0024	N	0	17	4	1.12	.835	.76	.728
652-PEC12-4017FS0024	PEC12-4017F-S0024	Y	0	17	4	1.49	1.09	1.01	.963
652-PEC12-4020FN0012	PEC12-4020F-N0012	N	0	20	4	1.12	.835	.76	.728
652-PEC12-4020FN0024	PEC12-4020F-N0024	N	0	20	4	1.12	.835	.76	.728
652-PEC124020F-S0012	PEC12-4020F-S0012	Y	0	20	4	1.49	1.09	1.01	.963
652-PEC12-4020FS0024	PEC12-4020F-S0024	Y	0	20	4	1.49	1.09	1.01	.963
652-PEC124025F-N0012	PEC12-4025F-N0012	N	0	25	4	1.12	.835	.76	.728
652-PEC12-4025FN0024	PEC12-4025F-N0024	N	0	25	4	1.12	.835	.76	.728
652-PEC12-4025FS0024	PEC12-4025F-S0024	Y	0	25	4	1.49	1.09	1.01	.963
652-PEC124030F-S0012	PEC12-4030F-S0012	Y	0	30	4	1.49	1.09	1.01	.963
652-PEC12-4117FN0012	PEC12-4117F-N0012	N	12	17	4	1.12	.835	.76	.728
652-PEC12-4117FS0012	PEC12-4117F-S0012	Y	12	17	4	1.49	1.09	1.01	.963
652-PEC12-4120FN0012	PEC12-4120F-N0012	N	12	20	4	1.12	.835	.76	.728
652-PEC12-4120FS0012	PEC12-4120F-S0012	Y	12	20	4	1.49	1.09	1.01	.963
652-PEC124120F-S0024	PEC12-4120F-S0024	Y	12	20	4	1.49	1.09	1.01	.963
652-PEC12-4125FN0012	PEC12-4125F-N0012	N	12	25	4	1.12	.835	.76	.728
652-PEC12-4125FS0012	PEC12-4125F-S0012	Y	12	25	4	1.49	1.09	1.01	.963
652-PEC12-4130FS0012	PEC12-4130F-S0012	Y	12	30	4	1.49	1.09	1.01	.963
652-PEC12-4217FN0024	PEC12-4217F-N0024	N	24	17	4	1.12	.835	.76	.728
652-PEC124217F-S0012	PEC12-4217F-S0012	Y	24	17	4	1.49	1.09	1.01	.963
652-PEC12-4217FS0024	PEC12-4217F-S0024	Y	24	17	4	1.49	1.09	1.01	.963
652-PEC12-4220FN0024	PEC12-4220F-N0024	N	24	20	4	1.12	.835	.76	.728
652-PEC12-4220FS0012	PEC12-4220F-S0012	Y	24	20	4	1.49	1.09	1.01	.963
652-PEC12-4220FS0024	PEC12-4220F-S0024	Y	24	20	4	1.49	1.09	1.01	.963
652-PEC12-4225F-N24	PEC12-4225F-N0024	N	24	25	4	1.33	.995	.76	.728
652-PEC12-4225F-S24	PEC12-4225F-S0024	Y	24	25	4	1.49	1.09	.792	.749
652-PEC124230F-N0024	PEC12-4230F-N0024	N	24	30	4	1.12	.995	.76	.728
652-PEC12-4230FS0024	PEC12-4230F-S0024	Y	24	30	4	1.49	1.09	1.01	.963

BOURNS PEL12S SERIES 12MM ENCODER WITH ILLUMINATED SHAFT

Features:
- Compact design, long life and high reliability
- Vertical and horizontal mount versions
- Flatted and knurled shaft styles
- Variety of LED colors available

Applications:

Level control, tuning and timer settings in:
- Audio-visual equipment
- Consumer electric appliances
- Musical instrumentation
- Communications equipment

MOUSER STOCK NO.	Bourns Part No.	Color	Power Dissipation (mW)	DC Forward Current (mA)	Forward Voltage (V) Typ.	Switch	Detent	Price Each 1	25	50	100
652-PEL12S2024SN3024	PEL12S-2024S-N3024	Blue	80	20	3.5	N	0	3.05	2.03	1.82	1.72
652-PEL12S4025FN4024	PEL12S-4025F-N4024	Orange	100	30	2.2	N	0	3.05	2.03	1.82	1.72
652-PEL12S4224SN1024	PEL12S-4224S-N1024	Red	58	25	1.8	N	24	3.05	2.03	1.82	1.72
652-PEL12S2225FN2024	PEL12S-2225F-N2024	Green	53	25	2.0	N	24	3.05	2.03	1.82	1.72
652-PEL12D2225SS1024	PEL12D-2225S-S1024	Blue/Org	105/75	30	3.3/2.1	Y	24	4.11	2.74	2.46	2.32
652-PEL12D4225SS2024	PEL12D-4225S-S2024	Grn/Red	120/75	30	3.2/1.95	Y	24	4.11	2.74	2.46	2.32
652-PEL12D2226FS3024	PEL12D-2226F-S3024	Blue/Grn	120	30	3.3/3.2	Y	24	4.11	2.74	2.46	2.32
652-PEL12T4225SS1024	PEL12T-4225S-S1024	Blue/Grn	120	30	3.3/3.2	Y	24	6.52	4.34	3.91	3.69
652-PEL12T4226FS1024	PEL12T-4226F-S1024	RBG	60/110/110	25	2.0/3.3/3.3	Y	24	6.52	4.34	3.91	3.69

DIMENSIONS: mm

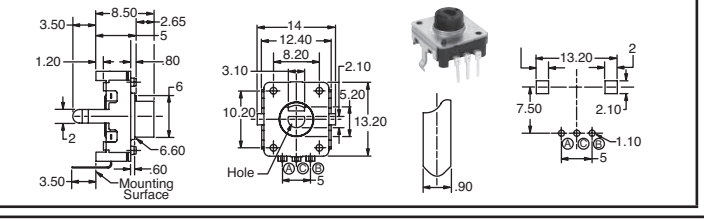

BOURNS SHAFTLESS 12MM ENCODERS

Specifications:

Electrical-
- Output: Quadrature
- Contact Rating: 1mA @ 5VDC
- Insulation Resistance: 10 megaohms @ 50VDC
- Contact Bounce (60 RPM): 2.0ms max.

Enviromental-
- Operating Temperature Range: -10°C to +65°C (-14°F to +149°F)
- Rotational Life: 30,000 cycles min.
- IP Rating: IP 40

MOUSER STOCK NO.	Bourns Part No.	Switch	Detents	Price Each 1	25	50	100
652-PES12-40S-N0024	PES12-40S-N0024	N	0	1.88	1.67	1.48	1.39
652-PES1242SN0024	PES12-42S-N0024	N	24	2.76	2.53	2.30	2.07

CTS SERIES 291 12MM PRECISION, LONG-LIFE COMPACT OPTICAL ENCODER

Specifications:
- Operating Voltage: 5.0 ± 0.25VDC, 3.3 ± 0.125VDC
- Supply Current: 5.0VDC @ 30mA max., 3.3VDC @ 24mA
- Operating Temp.: Operating: - 40°C to +85°C, Storage: - 55°C to +100°C max.
- Package Size: (L) 12 x (W) 14 x (H) 7mm

NEW PRODUCT

MOUSER STOCK NO.	CTS Part No.	Switch	Detents	Shaft Length	Termination	Price Each 1	10	50	100
291V - 2-Bit Encoder with Momentary Switch, Shaft Perpendicular to PC Board									
774-291V1022F624AB	291V1022F624AB	Y	24	22	.050" Pitch Center Pins Form to Rear with .144 length	13.30	12.09	11.28	10.27
774-291V1022F832AB	291V1022F832AB	Y	32	22	.050" Pitch Center Pins Form to Rear with .144 length	13.30	12.09	11.28	10.27
291C - 2-Bit Encoder with Momentary Switch, Cable, and Connector									
774-291C6022F624AB	291C6022F624AB	Y	24	22	.050" Pitch Center 6" Ribbon Cable with Connector	16.60	15.09	14.07	12.82
774-291C6022F832AB	291C6022F832AB	Y	32	22	.050" Pitch Center 6" Ribbon Cable with Connector	16.60	15.09	14.07	12.82



DIMENSIONS: mm

© Copyright 2013 Mouser Electronics

© Copyright 2013 Mouser Electronics

Encoders

RoHS Compliant **This product is RoHS compliant.**

ROTARY ENCODERS

ALPHA

RE701 Series: 7mm Metal Shaft Rotary Encoders

• Contact Resistance: 100Ω Max • Rotational Life: 50,000 cycles

For quantities greater than listed, call for quote.

MOUSER STOCK NO.	Alpha Part No.	Fig.	Rating	No. of Pulses	No. of Detents	Push-on Switch	Price Each 1	25	50	100
318-ENC70121F-10PS	RE701F-21B1-15F-10P-601	A	1mA/5VDC	10	20	Yes	4.71	3.93	3.57	3.25
318-ENC70120F-10P	RE701F-20B1-15F-10P-601	B	1mA/5VDC	10	20	No	4.10	3.41	3.10	2.82

RE111 Series: 11mm Metal Shaft Rotary Encoders

• Rating: 10mA/5VDC (1mA Min.) • Insulation Resistance: 300VDC 100MΩ min.

For quantities greater than listed, call for quote.

MOUSER STOCK NO.	Alpha Part No.	Fig.	Rating	No. of Pulses	No. of Detents	Push-on Switch	Price Each 1	25	50	100
318-ENC111F-20P	RE111F-20B3-20F-20P	C	30~200gf.cm	20	20	No	2.77	2.31	2.10	1.90

RE11 Series: 11mm Metal Shaft Rotary Encoders

• Rating: 10mA/5VDC (1mA Min.) • Contact Resistance: 100Ω Max. • Shaft Push-Pull Strength: 10kgf • Rotational Life: 15,000 cycles

※Self-Return Type

For quantities greater than listed, call for quote.

MOUSER STOCK NO.	Alpha Part No.	Fig.	Dim. (mm) L	F	No. of Pulses	No. of Detents	Push-on Switch	Price Each 1	25	50	100
318-ENC1110F-15P	RE11LF-40B1N-10F-15P	D	10	3.7	15	30	No	2.90	2.42	2.19	1.99
318-ENC1112F-15PS	RE11LF-41B1N-12F-15P	D	12	5.0	15	30	Yes	3.38	2.81	2.56	2.32
※ 318-ENC1120F-15PS	RE11RF-41B3N-20F-0P	E	-	-	-	-	Yes	3.85	3.21	2.92	2.65

RE130 Series: 12mm Insulated Shaft Rotary Encoders

• Insulation Resistance: 50VDC 10MΩ min • Rotational Life: 30,000 cycles

For quantities greater than listed, call for quote.

MOUSER STOCK NO.	Alpha Part No.	Fig.	Rating	No. of Pulses	No. of Detents	Push-on Switch	Price Each 1	25	50	100
318-ENC13020F-12P	RE130F-40-20F-12P	F	1mA/10VDC	12	12	No	2.01	1.68	1.53	1.39
318-ENC13015F-12P	RE130F-40E3-15F-12P-26	G	1mA/10VDC	12	12	No	2.45	2.04	1.86	1.50
318-ENC130175F-12PS	RE130F-41-175F-12P	H	1mA/10VDC	12	12	Yes	2.45	2.04	1.86	1.50

RE160 Series: 16mm Insulated Shaft Rotary Encoder

• Insulation Resistance: 50VDC 10MΩ min • Rotational Life: 50,000 cycles

For quantities greater than listed, call for quote.

MOUSER STOCK NO.	Alpha Part No.	Fig.	Rating	No. of Pulses	No. of Detents	Push-on Switch	Price Each 1	25	50	100
318-ENC160F-24P	RE160F-40E3-20A-24P	I	0.5mA/5VDC	24	24	No	2.77	2.31	2.10	1.90

RE200 Series: 20mm Gray and Binary Coded Rotary Encoders

• Insulation Resistance: 100±10VDC 10MΩ min • Rotational Life: 50,000±2500 cycles

• Rotational Torque: 50~350gf.cm

For quantities greater than listed, call for quote.

MOUSER STOCK NO.	Alpha Part No.	Fig.	Rating	No. of Detents	Output Code	Price Each 1	25	50	100
318-ENC200120F-4B	RE2001F-40E2-20F-4B	J	10mA/10VDC	16	Binary	4.71	3.93	3.57	3.25
318-ENC200155F-4G	RE200F-40E2-155F-4G	K	10mA/10VDC	16	Gray	4.71	3.93	3.57	3.25
318-ENC20020F-4B	RE200F-20E2-20F-4B	L	10mA/10VDC	16	Binary	4.71	3.93	3.57	3.25

DIMENSIONS: mm

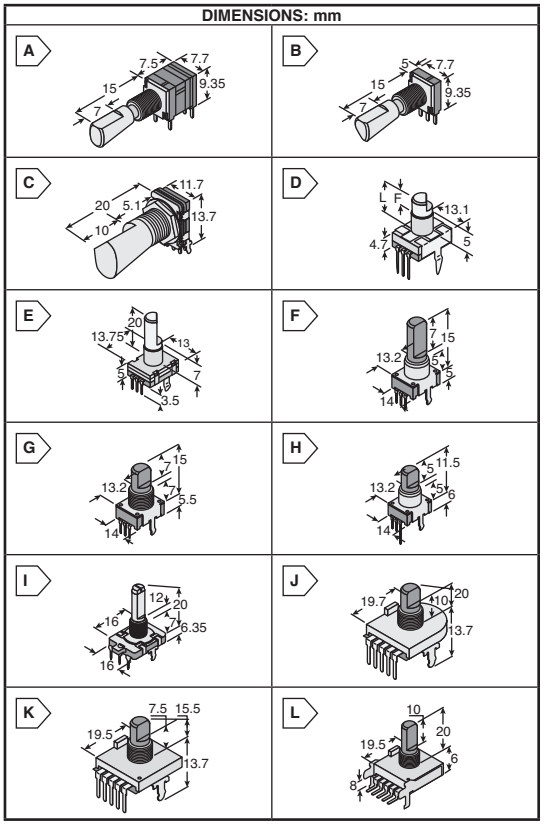

C&K TSW SERIES: 3 OR 7 FUNCTION TACT AND SCROLL WHEEL

Features/Benefits:

- Compact and slim
- Multiple function in one component (rotary, select)
- Easy installation
- Through hole termination
- Integrated decoration (B type)

Typical Applications:

- Remote controls
- Desk phones
- Keyboards
- Printers
- Entertainment systems
- White goods

RoHS Compliant

For quantities greater than listed, call for quote.

MOUSER STOCK NO.	C&K Part No.	No. of Circuits	Actuation Force	Push Act. Force	Price Each 1	25	50	100	250
611-TSWA-3N-C-LFS	TSW A-3N-C-LFS	3	Max. 60gf - cm	220g±50g	2.12	2.01	1.90	1.82	1.64
611-TSWA-3N-CB11LFS	TSW A-3N-CB11LFS	3	Max. 60gf - cm	220g±50g	3.70	3.55	3.24	1.82	1.64
611-TSWA-3N-CD23LFS	TSW A-3N-CD23 LFS	3	Max. 60gf - cm	220g±50g	3.83	3.45	3.32	1.82	1.64
611-TSWB-3N-C-LFS	TSW B-3N-C-LFS	5	Max. 50gf - cm	Max 300g	9.16	7.92	7.20	6.55	5.95
611-TSWB-3N-CB222LFS	TSW B-3N-CB222 LFS	5	Max. 50gf - cm	Max 300g	6.87	6.46	5.98	6.55	5.95

DIMENSIONS: mm

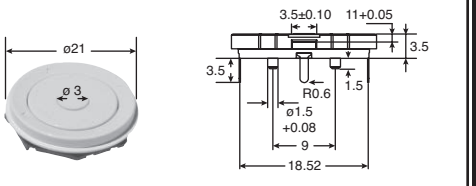

Panasonic Electronic Components EVQ/EVE 12MM/16MM SQUARE ENCODERS

For quantities greater than listed, call for quote.

MOUSER STOCK NO.	Panasonic Part No.	Fig.	Rating	No. of Detents	Output Code	Price Each 1	25	100	250
20/12mm Center Space Encoders									
667-EVQ-V6A00609B	EVQ-V6A00609B	A	1mA/10Vdc	18 points	11mN·m, 18mN·m	2.80	2.54	2.31	2.13
667-EVQ-V6B00909B	EVQ-V6B00909B	A	1mA/10Vdc	18 points	11mN·m, 18mN·m	2.80	2.54	2.31	2.13
18mm Square Encoders									
667-EVQ-V9C00116E	EVQ-V9C00116E	B	1mA/10Vdc	16 points	50±20mN·m	2.79	2.53	2.30	2.12
27/18mm Center Space Encoders									
667-EVQ-V5C00315B	EVQ-V5C00315B	C	1mA/10Vdc	30 points	18 mN·m	3.23	2.92	2.68	2.46
667-EVQ-V5D00309B	EVQ-V5D00309B	C	1mA/10Vdc	18 points	9 mN·m	3.23	2.92	2.68	2.46
667-EVQ-V5B00215B	EVQ-V5B00215B	C	1mA/10Vdc	30 points	18 mN·m	3.23	2.92	2.68	2.46
667-EVQ-V5H00415B	EVQ-V5H00415B	C	1mA/10Vdc	30 points	18 mN·m	3.23	2.92	2.68	2.46
12mm Square GS Encoders									
667-EVE-GC2F2524M	EVE-GC2F2524M	D	1mA/5Vdc	24 points	3mN·m to 20mN·m	1.12	.939	.896	.837
667-EVE-KD2F3024M	EVE-KD2F3024M	D	1mA/5Vdc	24 points	3mN·m to 20mN·m	1.12	.939	.896	.837
667-EVE-GA1F1724M	EVE-GA1F1724M	D	1mA/5Vdc, 1mA/10Vdc	24	25mN·m max.	.62	.521	.498	.464
667-EVEGA1F2012M	EVEGA1F2012M	D	1mA/5 Vdc, 1mA/10Vdc	12	26mN·m max.	.62	.521	.498	.464
667-EVEGA1F2024M	EVEGA1F2024M	D	1mA/5Vdc, 1mA/10Vdc	24	27mN·m max.	.62	.521	.498	.464
667-EVEGB1F1524M	EVEGB1F1524M	D	1mA/5Vdc, 1mA/10Vdc	24	28mN·m max.	.62	.521	.498	.464
667-EVEGC1F2012M	EVEGC1F2012M	D	1mA/5Vdc, 1mA/10Vdc	12	29mN·m max.	.69	.574	.547	.511
667-EVEGC1F2024M	EVEGC1F2024M	D	1mA/5Vdc, 1mA/10Vdc	24	30mN·m max.	.69	.574	.547	.511
667-EVEGC1F2524M	EVEGC1F2524M	D	1mA/5Vdc, 1mA/10Vdc	24	31mN·m max.	.69	.574	.547	.511
16mm Square Encoders									
667-EVE-QDBRG516B	EVE-QDBRG516B	E	1mA/10Vdc	32	3mN·m to 20mN·m	7.45	6.52	5.90	5.28

DIMENSIONS: mm

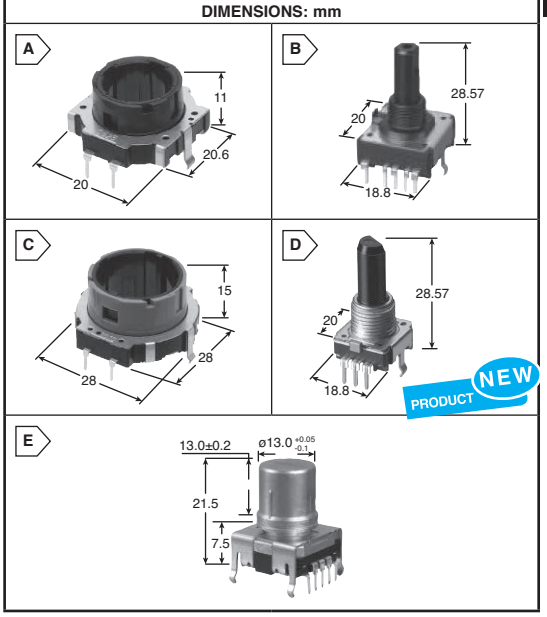

© Copyright 2013 Mouser Electronics

Pushbutton Switches

RoHS Compliant **This product is RoHS compliant.**

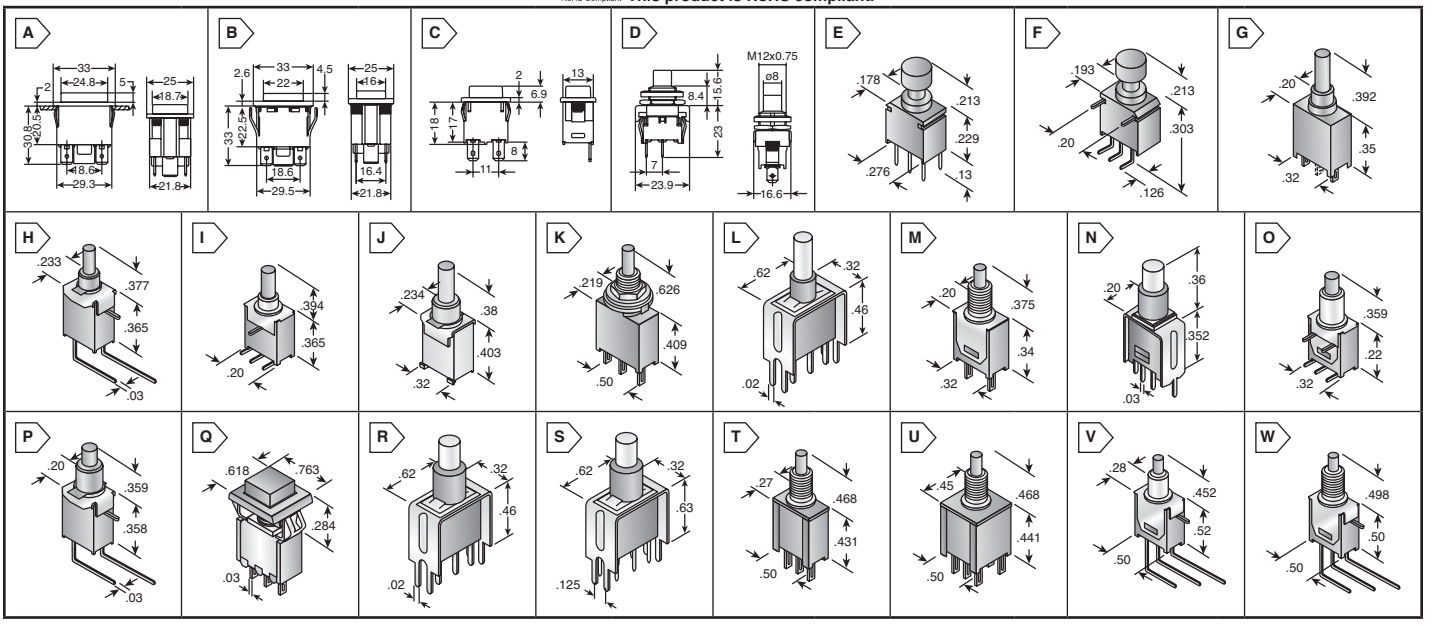

DIMENSIONS: mm

MARQUARDT SERIES 1660/1670/1683/1840 PUSHBUTTON SWITCHES

NEW SUPPLIER

- Termination: Quick Connect ✻ External lamp terminal

For quantities greater than listed, call for quote.

MOUSER STOCK NO.	Marquardt Part No.	Fig.	Contact Form	Circuit	Contact Voltage	Lighting Voltage	Button Color/Style	Price Each 1	10	25	50
Series 1660 Pushbutton Switches • IP40											
979-1660.0201	1660.0201	A	DPST	ON/OFF	16A	230V	Orange	8.56	8.21	7.80	7.69
979-1660.0202	1660.0202	A	DPST	ON/OFF	16A	230V	Green	7.09	6.81	6.45	6.38
979-1660.0222	1660.0222	A	DPST	ON/OFF	12A	110V	Green	6.96	6.68	6.33	6.25
✻ 979-1660.3202	1660.3202	A	DPST	ON/OFF	16A	230V	Green	7.68	7.36	7.00	6.90
979-1661.022	1661.0220	A	DPST	ON/OFF	16A	-	Black	9.79	9.39	8.91	8.80
Series 1670 Pushbutton Switches • IP54											
979-1670.5201	1670.5201	B	DPST	ON/OFF	16A	230V	Orange	15.50	14.86	14.10	13.92
979-1670.5202	1670.5202	B	DPST	ON/OFF	16A	230V	Green	15.73	15.09	14.32	14.13
979-1671.5201	1671.5201	B	DPST	ON/OFF	16A	-	Black	14.85	14.24	13.51	13.34
Series 1683 Pushbutton Switches • IP40											
979-1683.1101	1683.1101	C	SPST	ON/OFF	16A	-	Black	3.49	3.35	3.18	3.14
979-1684.1101	1684.1101	C	DPST	ON/OFF	16A	-	Black	4.19	4.02	3.82	3.77
979-1686.1101	1686.1101	C	SPST	ON/OFF	16A	230V	Red	4.38	4.19	3.98	3.93
Series 1840 Pushbutton Switches • IP40											
979-1841.1101	1841.1101	D	SPST	ON/OFF	6A	-	Black	7.23	6.93	6.59	6.51

MOUNTAIN SWITCH SEALED PUSHBUTTON SWITCHES

Ultra-Miniature

- Rating: 0.4 Volt-Amp (VA) max./20V max. (AC or DC)

For quantities greater than listed, call for quote.

MOUSER STOCK NO.	Fig.	Type	Circuit	Contact Resistance	Price Each 1	50	100	500
107-8219-EV	E	SPDT	On-(On)	100mΩ Max.	3.54	3.22	2.92	2.66
107-8214-EV	E	DPDT	On-(On)	100mΩ Max.	3.95	3.60	3.26	2.96
107-8216-EV	F	SPDT	On-(On)	100mΩ Max.	3.75	3.40	3.09	2.81

Sub-Miniature

- Rating: 0.4 Volt-Amps (VA) max./20V max. (AC or DC)

For quantities greater than listed, call for quote.

PC Mount								
107-3015-EVX	G	SPDT	On-(On)	20mΩ Max.	4.10	3.41	3.10	2.82
107-3014-EVX	H	SPST	Off-(On)	20mΩ Max.	4.86	4.04	3.68	3.35
107-3016-EVX	I	SPDT	On-(On)	20mΩ Max.	3.27	2.73	2.48	2.26
Surface Mount								
107-3019-EVX	J	SPDT	On-(On)	20mΩ Max.	3.97	3.31	3.01	2.73

Snap Acting

- Rating: 1A/250V AC; 3A/120V AC or 28V DC

For quantities greater than listed, call for quote.

107-3001-EVX	K	SPDT	On-(On)	20mΩ Max.	4.23	3.52	3.20	2.91
107-3003-EVX	L	SPDT	On-(On)	20mΩ Max.	4.23	3.52	3.20	2.91

MOUNTAIN SWITCH PUSHBUTTON SWITCHES

Sub-Miniature

- Rating: 1A/250V AC; 3A/120V AC or 28V DC
- Insulation resistance: 1000MΩ min.

For quantities greater than listed, call for quote.

MOUSER STOCK NO.	Fig.	Type	Circuit	Contact Resistance	Price Each 1	50	100	500
107-3024-EVX	M	SPST	Off-(On)	20mΩ Max.	2.63	2.19	1.99	1.81
107-3022-EVX	M	SPDT	On-(On)	20mΩ Max.	2.63	2.19	1.99	1.81
107-3026-EVX	N	SPST	Off-(On)	20mΩ Max.	2.63	2.19	1.99	1.81
107-3023-EVX	O	SPDT	On-(On)	20mΩ Max.	2.90	2.41	2.19	1.99
107-3025-EVX	P	SPST	Off-(On)	20mΩ Max.	2.63	2.19	1.99	1.81

Snap Acting

- Rating: 1A/250V AC; 3A/120V AC or 28V DC
- Insulation resistance: 1000MΩ min.

For quantities greater than listed, call for quote.

107-3007-EVX	Q	SPDT	On-(On)	20mΩ Max.	3.97	3.31	3.01	2.73
107-3006-EVX	R	SPDT	On-(On)	20mΩ Max.	4.86	4.04	3.68	3.35
107-3011-EVX	S	DPDT	On-(On)	20mΩ Max.	5.98	4.99	4.54	4.12
107-3004-EVX	T	SPDT	On-(On)	20mΩ Max.	4.18	3.49	3.17	2.88
107-3009-EVX	U	DPDT	On-(On)	20mΩ Max.	6.92	5.77	5.24	4.76
107-3005-EVX	V	SPDT	On-(On)	20mΩ Max.	4.86	4.04	3.68	3.35
107-3010-EVX	W	DPDT	On-(On)	20mΩ Max.	5.98	4.99	4.54	4.12

ALPHA FOOT SWITCHES

Specifications:

- Rating: 6A/125V AC, 3A/250V AC, 4A/30V DC
- Contact resistance: 50mΩ silver contacts
- Insulation resistance: 500V DC-100MΩ min.
- Dielectric strength: 1000V AC for 1 minute
- Operating life: 30,000 cycles

RoHS Compliant

For quantities greater than listed, call for quote.

MOUSER STOCK NO.	Alpha Part No.	Type	Terminals	Operating Force	Price Each 1	25	50	100
107-SF12011F-L	SF12011F-0202-20R-L-011	DPDT Latching	PC	1.6±0.5Kgf	7.06	6.49	5.92	5.38
107-SF12011F-M	SF12011F-0202-20R-M-011	DPDT Momentary	PC	2.8±0.8Kgf	7.06	6.49	5.92	5.38
107-SF12020F-L	SF12020F-0202-20R-L-011	DPDT Latching	Solder	1.6±0.5Kgf	7.06	6.49	5.92	5.38
107-SF12020F-M	SF12020F-0202-20R-M-011	DPDT Momentary	Solder	2.8±0.8Kgf	7.06	6.49	5.92	5.38

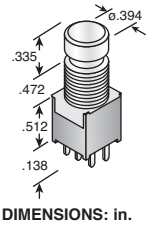

DIMENSIONS: in.

© Copyright 2013 Mouser Electronics

© Copyright 2013 Mouser Electronics

ALCOSWITCH Pushbutton Switches

TE connectivity Authorized Distributor

BLUE SERIES PUSHBUTTON SWITCHES

Features:
- Miniature snap acting pushbutton
- Tactile and audible feedback
- Wire lug or PC board terminals
- Single Pole - Double Throw Configuration (Pole-Throw)
- Contact Rating = 0.4VA

Applications:
- Industrial equipment
- Medical equipment
- Instrumentation
- Communication equipment
- Control equipment

NEW PRODUCT

For quantities greater than listed, call for quote.

MOUSER STOCK NO.	TE Part No.	Fig.	Contact Form	Switch Function	Terminal	Price Each		
						1	25	50
506-MPS1004D	MPS1004D	A	SPDT	On/On	Wire Lug	21.29	19.35	17.16
506-MPS1004F	MPS1004F	A	SPDT	On/(On)	Wire Lug	19.00	17.26	15.31
506-MPS1004DPC	MPS1004DPC	A	SPDT	On/On	PC	19.00	17.26	15.31
506-MPS1004FPC	MPS1004FPC	A	SPDT	On/(On)	PC	21.29	19.35	17.16

MSP3/MSPS SERIES: PANEL MOUNT PUSHBUTTON SWITCHES

Specifications:
- Actuator material: Thermoplastic
- Contact material: Silver plate over copper alloy
- Terminal material: Silver plate
- Case material: Thermoplastic
- Contact rating: MSP = 3A @ 125 VAC; MSPS = 0.5A @ 125VAC
- Operating force: Single pole = 7-14oz. Double pole = 14-25oz.
- Contact timing: Break-before-make
- Contact resistance: 100mΩ max.

For quantities greater than listed, call for quote.

MOUSER STOCK NO.	Alcoswitch Part No.	Fig.	Contact Form	Switch Function	Cap Color	Price Each		
						1	25	50
506-MSP103B04	MSP103B04	B	SPST	Normally Closed	Black	5.42	4.86	4.61
506-MSP103C004	MSP103C004	B	SPST	Normally Open	Black	6.28	5.68	5.02
506-MSPS103B	MSPS103B	C	SPST	Normally Closed	Black	2.27	2.07	1.89
506-MSPS103C	MSPS103C	C	SPST	Normally Open	Red	3.00	2.68	2.41
506-MSPS103C0	MSPS103C0	C	SPST	Normally Open	Black	2.35	1.93	1.77

MSPM SERIES: HERMETICALLY SEALED PUSHBUTTON SWITCHES

Specifications:
- Actuator material: Polyamide
- Contact material: Gold
- Case material: Steel
- Contact rating: 1.0VA
- Operating force: 4-7oz.
- Life expectancy: 5 million cycles @ 0.1VA
- Contact resistance: 100mΩ max.

For quantities greater than listed, call for quote.

MOUSER STOCK NO.	Alcoswitch Part No.	Fig.	Contact Form	Switch Function	Cap Color	Mount Type	Price Each		
							1	25	50
506-MSPM101C104	MSPM101C104	D	SPST	Normally Open	Red	Lug	30.17	27.14	24.66
506-MSPM101C204	MSPM101C204	E	SPST	Normally Open	Red	Pin	42.17	36.24	33.28

Accessories for MSPM

For quantities greater than listed, call for quote.

MOUSER STOCK NO.	Alcoswitch Part No.	Fig.	Description	Price Each		
				1	25	50
506-BP1440004	BP1440004	F	Black 1/4-40 boot seal for MSPM	5.49	4.63	4.39
506-BPA1440004	BPA1440004	G	Black 1/4-40 boot seal for MSPM	5.49	4.63	4.39
506-1825618-1	1825618-1	H	Black 1/4-40 seal adapter for MSPM	8.90	7.17	6.88
506-C22004	C22004	I	Black snapfit cap for MSPM	.61	.524	.508
506-C23004	C23004	J	Black snapfit cap for MSPM	1.64	1.35	1.27
506-C23204	C23204	J	Red snapfit cap for MSPM	1.18	1.03	.984
506-C23504	C23504	J	Green snapfit cap for MSPM	1.19	1.05	.91
506-G12A	G12A	K	Clear aluminum plain finish button guard for C220	2.87	2.38	2.28
506-G12B	G12B	K	Black aluminum plain finish button guard for C220	1.62	1.44	1.33
506-G12KA	G12KA	L	Clear aluminum knurled finish button guard for C220	1.42	1.26	1.19
506-G12KB	G12KB	L	Black aluminum knurled finish button guard for C220	2.02	1.63	1.56

TP SERIES: TINY PUSHBUTTON SWITCHES

Specifications:
- Actuator material: Nylon
- Contact material: Gold over nickel barrier
- Terminal material: Tin lead plate
- Terminal seal: Epoxy
- Operating force: 50-400 grams
- Contact rating: 0.4VA @ 20VDC
- Contact timing: Break-before-make
- Contact resistance: 20mΩ max.
- Case: LCP, black UL94V-0

PC Mount

For quantities greater than listed, call for quote.

MOUSER STOCK NO.	Alcoswitch Part No.	Fig.	Contact Form	Actuator Type/Color	Price Each		
					1	25	50
506-TP11CGPC004	TP11CGPC004	M	SPST N.O. Mom	Square/Black	3.54	3.16	3.03
506-TP11CGPC204	TP11CGPC204	M	SPST N.O. Mom	Square/Red	5.08	4.50	4.29
506-TPA11CGPC004	TPA11CGPC004	N	SPST N.O. Mom	Round/Black	3.80	3.32	3.16
506-TPA11CGPC204	TPA11CGPC204	N	SPST N.O. Mom	Round/Red	4.58	3.68	3.52

Right Angle Mount

For quantities greater than listed, call for quote.

MOUSER STOCK NO.	Alcoswitch Part No.	Fig.	Contact Form	Actuator Type/Color	Price Each		
					1	25	50
506-TP11CGRA004	TP11CGRA004	O	SPST N.O. Mom	Square/Black	3.98	3.46	3.14
506-TP11CGRA204	TP11CGRA204	O	SPST N.O. Mom	Square/Red	5.24	4.61	4.40
506-TPA11CGRA204	TPA11CGRA204	P	SPST N.O. Mom	Round/Red	4.87	3.92	3.76
506-TPA11CGRA004	TPA11CGRA004	P	SPST N.O. Mom	Round/Black	5.83	4.83	4.63

DIMENSIONS: mm

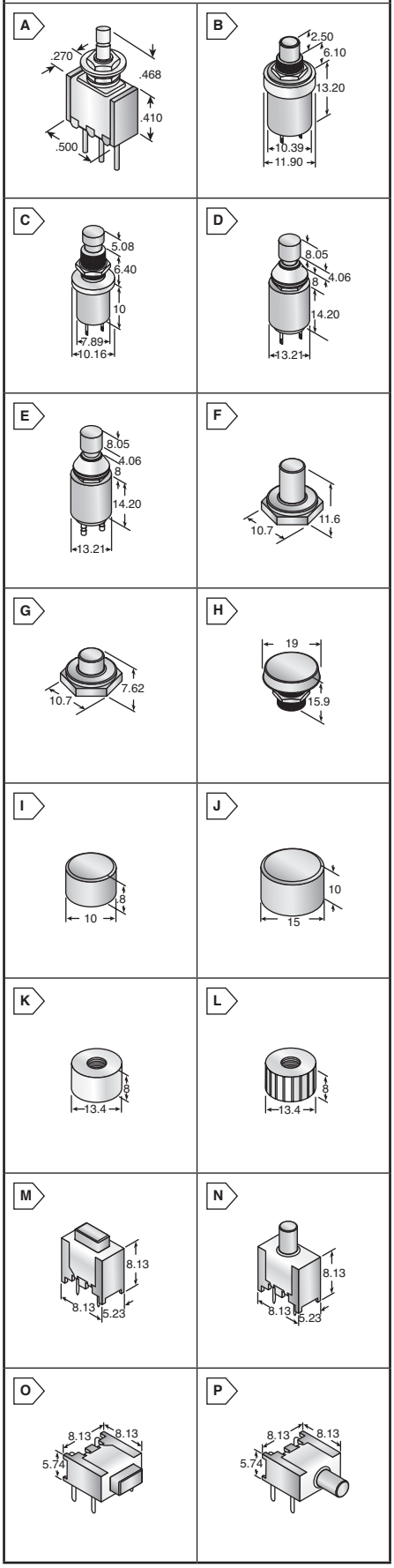

TE Connectivity Pushbutton Switches

© Copyright 2013 Mouser Electronics

© Copyright 2013 Mouser Electronics

APEM Pushbutton Switches

RoHS Compliant This product is RoHS compliant.

MHPS SERIES MINI KEY PUSHBUTTON SWITCHES

Specifications:
- DPDT
- Maintained action
- Non-shorting contacts
- Contact rating: 100mA # 30VDC
- Dielectric withstanding voltage: 500VAC for 1 minute
- Contact resistance: 100mΩ max.

Materials:
- Case: PBT (model MHPS2266 only -Type 6/6 nylon)
- Cover: Acetal (model MHPS2266 only - Type 6/6 nylon)
- Actuator: Acetal
- Terminals: silver plated brass

DIMENSIONS: mm

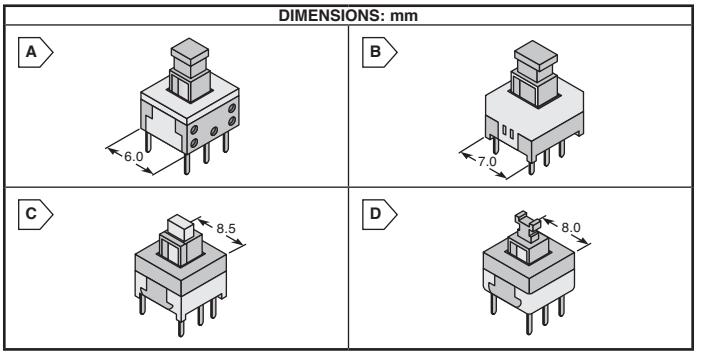

For quantities greater than listed, call for quote.

MOUSER STOCK NO.	Apem Part No.	Fig.	Height (mm)	Force (grms)	Price Each			
					1	25	100	500
642-MHPS2266	MHPS2266	A	14	140	1.08	1.03	.982	.905
642-MHPS2273	MHPS2273	B	16	140	.63	.605	.559	.523
642-MHPS2283	MHPS2283	C	17.5	180	.60	.574	.53	.496
642-MHPS2285	MHPS2285	D	11	180	.60	.574	.53	.496

IZ SERIES SEALED PUSHBUTTON SWITCHES

Specifications:
- Rear mounting for easier installation
- Latching action metals models
- Fixed or variable panel thickness
- Flat actuator for optional marking



For quantities greater than listed, call for quote.

MOUSER STOCK NO.	Apem Part No.	Function ( ) Momentary	Price Each			
			1	25	100	500
642-IZMP1Z45NL0S	IZMP1Z45NL0S	Off - On	32.53	29.65	26.78	22.95
642-IZNR1S42N	IZNR1S42N	Off-On	32.53	29.65	26.78	22.95
642-IZNR3P422	IZNR3P422	Off-(On)	32.53	29.65	26.78	22.95
642-IZPP1F462	IZPP1F462	Off-On	32.53	29.65	26.78	22.95
642-IZPP3V272	IZPP3V272	Off-(On)	32.53	29.65	26.78	22.95
642-IZPR3P462	IZPR3P462	Off-(On)	32.53	29.65	26.78	22.95
642-IZPR3P422	IZPR3P422	Off-(On)	32.53	29.65	26.78	22.95
642-IZPR3S422	IZPR3S422	Off-(On)	23.39	21.33	19.26	16.51
642-IZPP3S432L0G	IZPP3S432L0G	Off-(On)	32.60	29.65	26.78	22.95
642-IZPR1S462L0S	IZPR1S462L0S	Off-On	32.53	29.65	26.78	22.95

IB SERIES SEALED MINIATURE PUSHBUTTON SWITCHES

Specifications:
- Contact ratings: 400mA @ 32VAC, 100mA @ 50VAC, or 125mA @ 125VAC
- Operating temp. range: -40°C to +85°C
- Contact resistance: 50mΩ max.
- Solder terminals

DIMENSIONS: in.

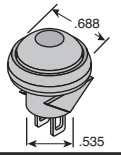

For quantities of 1000 and up, call for quote.

MOUSER STOCK NO.	Apem Part No.	Function ( ) Momentary	Color	Price Each			
				1	25	100	500
642-IBR3SAD2	IBR3SAD2	Off-(On)	Black	10.85	9.93	8.35	7.69
642-IBR3SAD3	IBR3SAD3	Off-(On)	Green	10.53	9.64	8.10	7.47
642-IBR3SAD5	IBR3SAD5	Off-(On)	Yellow	10.54	9.65	8.10	7.48
642-IBR3SAD6	IBR3SAD6	Off-(On)	Red	10.53	9.64	8.10	7.47

IR SERIES SEALED PUSHBUTTON SWITCHES

Specifications:
- Screw version up to 4A
- Tactile feedback
- Sealed to IP67
- Illuminated or non-illuminated
- Flat round actuator for optional marking



For quantities greater than listed, call for quote.

MOUSER STOCK NO.	Apem Part No.	Function ( ) Momentary	Price Each			
			1	25	100	500
642-IRR1S422L0S	IRR1S422L0S	On-Off	40.09	36.55	33.01	28.29
642-IRR3S422000	IRR3S422000	Off-(On)	20.38	17.26	16.75	14.71
642-IRR3S422L0S	IRR3S422L0S	Off-(On)	61.90	56.43	50.96	43.68
642-IRR3V222000	IRR3V222000	Off-(On)	31.94	29.11	26.30	22.53
642-IRR3F422000	IRR3F422000	Off-(On)	28.09	25.61	23.12	19.82
642-IRR3F462000	IRR3F462000	Off-(On)	28.09	25.61	23.12	19.82
642-IRR3V262000	IRR3V262000	Off-(On)	31.94	29.11	26.30	22.54
642-IRR7Z232L0G	IRR7Z232L0G	Off-(On)	69.82	63.65	57.49	49.27
642-IRR8Z222000	IRR8Z222000	On-Mom	35.18	32.07	28.96	24.82
642-IRR8Z222L0S	IRR8Z222L0S	On-Mom	32.53	29.65	26.78	22.95
642-IRR3F4B2	IRR3F4B2	Off-(On)	28.09	25.61	23.12	19.82

IS SERIES SEALED MINIATURE PUSHBUTTON SWITCHES

Specifications:
- Contact ratings: 400mA @ 32VAC, 100mA @ 50VAC, or 125mA @ 125VAC
- Operating temp. range: -40°C to +85°C
- Contact resistance: 50mΩ max.
- Solder terminals

DIMENSIONS: in.

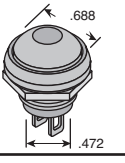

For quantities greater than listed, call for quote.

MOUSER STOCK NO.	Apem Part No.	Function ( ) Momentary	Color	Price Each			
				1	25	100	500
642-ISR3SAD2	ISR3SAD2	Off-(On)	Black	17.31	15.77	13.23	12.20
642-ISR3SAD3	ISR3SAD3	Off-(On)	Green	12.44	11.34	9.51	8.43
642-ISR3SAD5	ISR3SAD5	Off-(On)	Yellow	12.07	11.00	9.22	8.17
642-ISR3SAD6	ISR3SAD6	Off-(On)	Red	11.06	10.08	8.45	7.80

IP SERIES PUSHBUTTON SWITCHES FOR HARSH ENVIRONMENTS

Specifications:
- Contact ratings: 500mA@48VAC, 200mA@50VAC, or 200mA@250VAC
- Operating temp. range: -40°C to +125°C
- Contact resistance: 50 mΩ max.
- Solder terminals

DIMENSIONS: in.

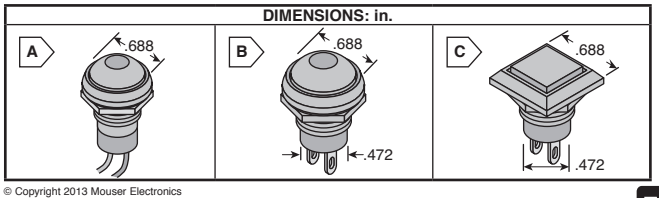

For quantities greater than listed, call for quote.

MOUSER STOCK NO.	Apem Part No.	Fig.	Function ( ) Momentary	Color	Price Each			
					1	25	100	500
642-IPR3FAD3	IPR3FAD3	A	Off-(On)	Green	20.36	18.56	15.57	14.37
642-IPR3FAD7/1	IPR3FAD7/1	A	Off-(On)	White	28.87	23.09	21.94	19.62
642-IPR3FAD2LOS	IPR3FAD2LOS	B	Off-(On)	Black/Red LED	28.71	22.96	21.82	19.52
642-IPR3FAD2LOG	IPR3FAD2LOG	B	Off-(On)	Black/Green LED	28.71	22.96	21.82	19.52
642-IPR3SAD2	IPR3SAD2	B	Off-(On)	Black	16.51	13.93	12.63	11.65
642-IPR3SAD3	IPR3SAD3	B	Off-(On)	Green	16.50	13.92	12.60	11.64
642-IPR3SAD5	IPR3SAD5	B	Off-(On)	Yellow	16.99	15.48	12.99	11.98
642-IPR3SAD6	IPR3SAD6	B	Off-(On)	Red	19.98	18.23	16.48	14.08
642-IPC3SAD3	IPC3SAD3	C	Off-(On)	Green	17.68	16.11	13.51	12.48
642-IPC3SAD5	IPC3SAD5	C	Off-(On)	Yellow	24.32	20.94	19.28	16.62
642-IPC3SAD6	IPC3SAD6	C	Off-(On)	Red	17.08	15.57	13.05	12.05
642-IPC3SAD9	IPC3SAD9	C	Off-(On)	Orange	24.37	20.98	19.33	16.66

© Copyright 2013 Mouser Electronics

© Copyright 2013 Mouser Electronics

BULGIN Pushbutton Switches

RoHS Compliant **This product is RoHS compliant.**

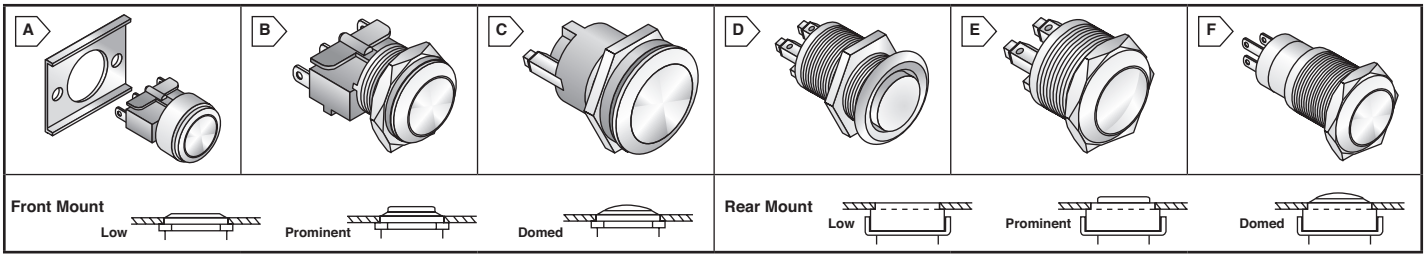

BULGIN VANDAL-RESISTANT SWITCHES

Specifications:

- Contact Resistance: <15mΩ
- Insulation Resistance: >1000MΩ
- Stainless Steel Manufacturing
- Termination: Solder Lug or Screw Terminal

✻117-MP0033 internally sealed against ingress of water and dust.

For quantities greater than listed, call for quote.

MOUSER STOCK NO.	Bulgin Part No.	Fig.	Button Profile	Bezel Dia. (mm)	Type	Circuit	Rating	Mounting	Front Panel Sealing	Price Each 1	25	50	100
117-MP0034	MP0034	A	Low	19	SPCO	On-(On)	5A/250VAC	Rear Panel	None	19.55	18.76	17.86	14.92
117-MP0031	MP0031	B	Low	21.5	SPCO	On-(On)	5A/250VAC	Front Panel	IP66	20.15	19.00	17.86	14.92
117-MP0037	MP0037	C	Low	21.5	SPMB	Off-(On)	1A/50VAC	Front Panel	IP68	13.39	12.60	11.80	11.03
117-MP0027	MP0027	B	Low	28	SPCO	On-(On)	5A/250VAC	Front Panel	None	20.21	16.96	15.32	14.18
117-MP0038	MP0038	B	Low	28	SPCO	On-(On)	5A/250VAC	Front Panel	IP66	21.39	18.71	17.25	15.89
117-MP0031/3	MP0031/3	B	Domed	21.5	SPCO	On-(On)	5A/250VAC	Front Panel	IP66	23.95	21.99	19.54	16.32
117-MP0037/3	MP0037/3	C	Domed	21.5	SPMB	Off-(On)	1A/50VAC	Front Panel	IP68	15.43	13.95	12.95	12.08
117-MP0025/3	MP0025/3	A	Domed	22	SPCO	On-(On)	5A/250VAC	Rear Panel	None	25.20	23.15	20.58	17.17
117-MP0038/3	MP0038/3	B	Domed	28	SPCO	On-(On)	5A/250VAC	Front Panel	IP66	26.23	21.52	19.57	17.87
117-MP0034/2	MP0034/2	A	Prominent	19	SPCO	On-(On)	5A/250VAC	Rear Panel	None	25.17	23.11	20.54	17.15
117-MP0031/2	MP0031/2	B	Prominent	21.5	SPCO	On-(On)	5A/250VAC	Front Panel	IP66	17.86	16.36	15.11	14.04
117-MP0037/2	MP0037/2	C	Prominent	21.5	SPMB	Off-(On)	1A/50VAC	Front Panel	IP68	17.32	15.43	14.43	12.05
117-MP0027/2	MP0027/2	B	Prominent	28	SPCO	On-(On)	5A/250VAC	Front Panel	None	26.48	24.33	21.64	18.05
117-MP0038/2	MP0038/2	B	Prominent	28	SPCO	On-(On)	5A/250VAC	Front Panel	IP66	26.23	22.35	20.58	17.87
117-MP0013	MP0013	D	Proud	22	SPMB	Off-(On)	1A/50VAC	Front Panel	None	9.15	8.46	7.73	6.79
117-MP0033	MP0033	D	Proud	22	SPMB	Off-(On)	1A/50VAC	Front Panel	✻	14.92	14.16	13.27	11.06

BULGIN 16MM NON-ILLUMINATED PUSHBUTTON SWITCHES

Specifications:

- Contact Resistance: 50mΩ @ 1A, 2VDC
- Dielectric Strength: >2.0K VAC
- 16mm dia. Mounting Hole
- Stainless Steel Manufacturing

For quantities greater than listed, call for quote.

MOUSER STOCK NO.	Bulgin Part No.	Fig.	Button Profile	Bezel Dia. (mm)	Type	Circuit	Rating	Mounting	Front Panel Sealing	Price Each 1	25	50	100
117-MP0042/1	MP0042/1	E	Low	18	SPMB	Off-(On)	2A/48VDC	Front Panel	None	9.42	8.92	8.65	8.19
117-MP0045/1D0NN000	MP0045/1D0NN000	F	Low	18	DPCO	On-(On)	3A/250VAC	Front Panel	None	11.94	11.16	10.74	10.25
117-MP0045/1E0NN000	MP0045/1E0NN000	F	Low	18	DPCO	On-On	3A/250VAC	Front Panel	None	13.56	12.97	12.48	11.80
117-MP0042/2	MP0042/2	E	Domed	18	SPMB	Off-(On)	2A/48VDC	Front Panel	None	8.74	8.49	8.23	7.51
117-MP0042/3	MP0042/3	E	Prominent	18	SPMB	Off-(On)	2A/48VDC	Front Panel	None	8.74	8.49	8.23	7.79
117-MP0045/3D0NN000	MP0045/3D0NN000	F	Prominent	18	DPCO	On-(On)	3A/250VAC	Front Panel	None	12.97	11.82	11.38	10.86
117-MP0045/3E0NN000	MP0045/3E0NN000	F	Prominent	18	DPCO	On-On	3A/250VAC	Front Panel	None	13.56	12.97	12.48	11.80

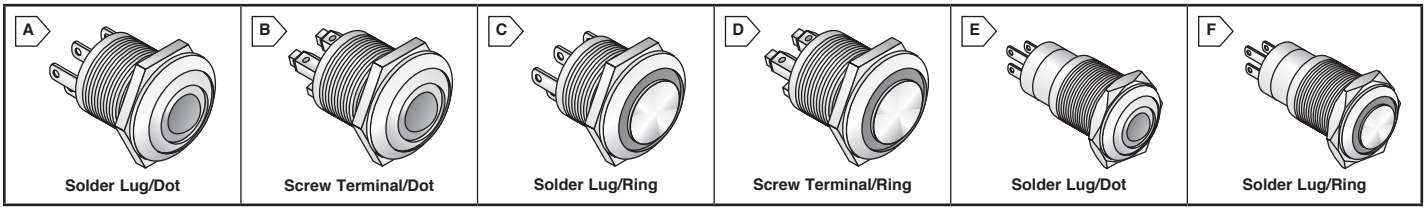

BULGIN ILLUMINATED VANDAL-RESISTANT SWITCHES

Specifications:

- Contact Resistance: <100mΩ
- Insulation Resistance: >1000MΩ
- Operating Temperature: -30°C to +70°C
- Mechanical Operations: 750,000 min
- Electrical Operations: 35,000 min

For quantities greater than listed, call for quote.

MOUSER STOCK NO.	Bulgin Part No.	Fig.	Button Profile	Bezel Dia. (mm)	Type	Circuit	Rating	Mounting	Front Panel Sealing	Price Each 1	25	50	100
117-MPI001/28/BL	MPI001/28/BL	A	Blue/Dot	22	SPMB	Off-(On)	50mA/24VDC	Front Panel	IP66	28.40	22.94	21.30	19.88
117-MPI001/28/GN	MPI001/28/GN	A	Green/Dot	22	SPMB	Off-(On)	50mA/24VDC	Front Panel	IP66	27.56	25.33	22.50	18.78
117-MPI001/28/RD	MPI001/28/RD	A	Red/Dot	22	SPMB	Off-(On)	50mA/24VDC	Front Panel	IP66	27.56	22.89	20.69	18.78
117-MPI001/TERM/BL	MPI001/TERM/BL	B	Blue/Dot	22	SPMB	Off-(On)	50mA/24VDC	Front Panel	IP66	24.57	21.92	20.47	18.90
117-MPI001/TERM/GN	MPI001/TERM/GN	B	Green/Dot	22	SPMB	Off-(On)	50mA/24VDC	Front Panel	IP66	28.47	26.14	23.24	19.40
117-MPI001/TERM/RD	MPI001/TERM/RD	B	Red/Dot	22	SPMB	Off-(On)	50mA/24VDC	Front Panel	IP66	26.55	23.65	21.37	19.40
117-MPI002/28/BL	MPI002/28/BL	C	Blue/Ring	22	SPMB	Off-(On)	50mA/24VDC	Front Panel	IP66	29.08	26.71	23.73	19.83
117-MPI002/28/GN	MPI002/28/GN	C	Green/Ring	22	SPMB	Off-(On)	50mA/24VDC	Front Panel	IP66	26.23	24.10	20.28	17.87
117-MPI002/28/RD	MPI002/28/RD	C	Red/Ring	22	SPMB	Off-(On)	50mA/24VDC	Front Panel	IP66	26.19	21.44	19.74	17.87
117-MPI002/TERM/BL	MPI002/TERM/BL	D	Blue/Ring	22	SPMB	Off-(On)	50mA/24VDC	Front Panel	IP66	31.47	28.90	25.69	21.44
117-MPI002/TERM/GN	MPI002/TERM/GN	D	Green/Ring	22	SPMB	Off-(On)	50mA/24VDC	Front Panel	IP66	27.06	22.14	20.39	18.46
117-MPI002/TERM/RD	MPI002/TERM/RD	D	Red/Ring	22	SPMB	Off-(On)	50mA/24VDC	Front Panel	IP66	24.35	22.14	20.30	18.46

BULGIN 16MM ILLUMINATED PUSHBUTTON SWITCHES

Specifications:

- Contact Resistance: 50mΩ @ 1A, 2VDC
- 16mm dia. Mounting Hole
- Mechanical Operations: 200,000 min
- Electrical Operations: 30,000 min

For quantities greater than listed, call for quote.

MOUSER STOCK NO.	Bulgin Part No.	Fig.	Button Profile	Bezel Dia. (mm)	Type	Circuit	Rating	Mounting	Front Panel Sealing	Price Each 1	25	50	100
117-MP0045/1D1RD012	MP0045/1D1RD012	E	Red/Dot	18	DPCO	On-(On)	3A/250VAC	Front Panel	None	16.36	15.31	14.40	13.84
117-MP0045/1D1GN012	MP0045/1D1GN012	E	Green/Dot	18	DPCO	On-(On)	3A/250VAC	Front Panel	None	16.36	15.31	14.40	13.84
117-MP0045/1D1BL012	MP0045/1D1BL012	E	Blue/Dot	18	DPCO	On-(On)	3A/250VAC	Front Panel	None	15.57	14.88	14.32	13.54
117-MP0045/1E1RD012	MP0045/1E1RD012	E	Red/Dot	18	DPCO	On-On	3A/250VAC	Front Panel	None	14.80	13.85	13.33	12.71
117-MP0045/1E1GN012	MP0045/1E1GN012	E	Green/Dot	18	DPCO	On-On	3A/250VAC	Front Panel	None	16.38	15.66	15.08	14.25
117-MP0045/1E1BL012	MP0045/1E1BL012	E	Blue/Dot	18	DPCO	On-On	3A/250VAC	Front Panel	None	15.61	14.93	14.36	13.58
117-MP0045/1D2RD012	MP0045/1D2RD012	F	Red/Ring	18	DPCO	On-(On)	3A/250VAC	Front Panel	None	15.19	14.21	13.66	13.03
117-MP0045/1D2GN012	MP0045/1D2GN012	F	Green/Ring	18	DPCO	On-(On)	3A/250VAC	Front Panel	None	15.94	14.21	13.66	13.03
117-MP0045/1D2BL012	MP0045/1D2BL012	F	Blue/Ring	18	DPCO	On-(On)	3A/250VAC	Front Panel	None	15.57	14.21	13.67	13.03
117-MP0045/1E2RD012	MP0045/1E2RD012	F	Red/Ring	18	DPCO	On-On	3A/250VAC	Front Panel	None	15.46	14.20	13.65	13.02
117-MP0045/1E2GN012	MP0045/1E2GN012	F	Green/Ring	18	DPCO	On-On	3A/250VAC	Front Panel	None	16.00	14.95	14.39	13.73
117-MP0045/1E2BL012	MP0045/1E2BL012	F	Blue/Ring	18	DPCO	On-On	3A/250VAC	Front Panel	None	16.00	14.96	14.40	13.74

© Copyright 2013 Mouser Electronics
© Copyright 2013 Mouser Electronics

C&K Pushbutton Switches

RoHS Compliant **This product is RoHS compliant.**

AP SERIES INDUSTRIAL PUSHBUTTON SWITCHES

Features:

- IP67 sealed
- Sealed against dirt and fluids, UV tolerant
- 1,000,000 life cycle
- Illumination / non-illumination
- Multiple colored caps
- Threaded or snap-in mounting
- SPST, normally open
- Termination styles: solder lug, PC terminals (non-illuminated only), or 12" wire leads (22 AWG)
- Caps can not be removed and don't spin after installation. Caps available in different colors and dome, concave, or extended dome.
- 2N and 4N operating force options

Applications:

- Harsh environments
- Off-Road transportation
- Automotive
- Marine
- Industrial
- Medical
- Transportation
- Joystick control modules, grips
- Gaming
- Food & Beverage
- Military
- Anywhere there are industrial/agricultural chemicals present (bases, hydrocarbons, various oils and fuels)

Non-Illuminated Industrial Pushbutton Switches

For quantities greater than listed, call for quote.

MOUSER STOCK NO.	C&K Part No.	Operating Force	Actuator Style	Actuator Color	Termination	Price Each 1	25	50	100
Snap-In									
611-AP2C300SZBE	AP2C300SZBE	2N	Concave	No Cap	Solder Lug	11.81	10.27	9.76	9.50
611-AP4C300SZBE	AP4C300SZBE	4N	Concave	No Cap	Solder Lug	11.81	10.27	9.76	9.50
611-AP2D200SWBE	AP2D200SWBE	2N	Dome/Convex	Black	Wire Lead	13.35	12.95	12.02	11.35
611-AP2D200SZBE	AP2D200SZBE	2N	Dome/Convex	Black	Solder Lug	11.65	10.13	9.62	9.26
611-AP2D300SZBE	AP2D300SZBE	2N	Dome/Convex	Red	Solder Lug	12.70	11.68	10.75	9.66
611-AP4D200SWBE	AP4D200SWBE	4N	Dome/Convex	Black	Wire Lead	14.69	13.02	12.02	11.35
611-AP4D200SZBE	AP4D200SZBE	4N	Dome/Convex	Black	Solder Lug	11.65	10.13	9.62	9.36
611-AP4D300SZBE	AP4D300SZBE	4N	Dome/Convex	Red	Solder Lug	11.72	10.19	9.67	9.42
611-AP2E200SWBE	AP2E200SWBE	2N	Extended Dome	Black	Wire Lead	14.79	13.10	12.09	11.42
611-AP2E200SZBE	AP2E200SZBE	2N	Extended Dome	Black	Solder Lug	11.75	10.21	9.69	9.45
611-AP2E300SZBE	AP2E300SZBE	2N	Extended Dome	Red	Solder Lug	11.81	10.27	9.76	9.50
611-AP4E200SWBE	AP4E200SWBE	4N	Extended Dome	Black	Wire Lead	14.79	13.10	12.09	11.42
611-AP4E200SZBE	AP4E200SZBE	4N	Extended Dome	Black	Solder Lug	11.75	10.21	9.69	9.45
611-AP4E300SZBE	AP4E300SZBE	4N	Extended Dome	Red	Solder Lug	11.81	10.27	9.76	9.50
611-AP2N000SZBE	AP2N000SZBE	2N	None	No Cap	Solder Lug	13.39	12.18	11.06	10.18
611-AP4N000SWBE	AP4N000SWBE	4N	None	No Cap	Wire Lead	17.23	14.53	13.18	10.28
611-AP4N000SZBE	AP4N000SZBE	4N	None	No Cap	Solder Lug	12.34	11.07	8.58	8.09
Threaded									
611-AP2C300TZBE	AP2C300TZBE	2N	Concave	No Cap	Solder Lug	12.03	10.65	9.83	9.29
611-AP4C300TZBE	AP4C300TZBE	4N	Concave	No Cap	Solder Lug	12.03	10.65	9.83	9.29
611-AP2D200TZBE	AP2D200TZBE	2N	Dome/Convex	Black	Solder Lug	12.60	11.26	10.44	9.26
611-AP2D300TZBE	AP2D300TZBE	2N	Dome/Convex	Red	Solder Lug	15.77	13.00	11.45	10.29
611-AP2D200TWBE	AP2D200TWBE	2N	Dome/Convex	Black	Wire Lead	15.42	13.66	12.60	11.91
611-AP4D200TZBE	AP4D200TZBE	4N	Dome/Convex	Black	Solder Lug	15.77	12.93	11.45	10.24
611-AP4D300TZBE	AP4D300TZBE	4N	Dome/Convex	Red	Solder Lug	11.93	10.57	9.76	9.21
611-AP4D200TWBE	AP4D200TWBE	4N	Dome/Convex	Black	Wire Lead	15.42	13.66	12.60	11.91
611-AP2E200TZBE	AP2E200TZBE	2N	Extended Dome	Black	Solder Lug	15.77	13.03	11.45	10.31
611-AP2E300TZBE	AP2E300TZBE	2N	Extended Dome	Red	Solder Lug	16.08	13.10	11.63	10.37
611-AP2E200TWBE	AP2E200TWBE	2N	Extended Dome	Black	Wire Lead	15.50	14.67	12.68	11.97
611-AP4E200TZBE	AP4E200TZBE	4N	Extended Dome	Black	Solder Lug	11.96	10.59	9.78	9.23
611-AP4E300TZBE	AP4E300TZBE	4N	Extended Dome	Red	Solder Lug	12.03	10.65	9.83	9.29
611-AP4E200TWBE	AP4E200TWBE	4N	Extended Dome	Black	Wire Lead	15.50	13.74	12.68	11.97
611-AP2N000TZBE	AP2N000TZBE	2N	None	No Cap	Solder Lug	13.39	12.18	11.06	10.18
611-AP4N000TZBE	AP4N000TZBE	4N	None	No Cap	Solder Lug	15.54	11.83	9.17	8.66
611-AP4N000TWBE	AP4N000TWBE	4N	None	No Cap	Wire Lead	18.47	15.70	14.43	13.29

Illuminated Industrial Pushbutton Switches

Option Code	Illumination Type	Typical Intensity Min.	Typical Intensity Max.	Peak Wavelength	Vf Forward Voltage
02	LED Bi-Color: Red (Green)	10	20	635/565	2.0
03	LED Red	4	8	700	2.0
06	LED Green	35	50	565	2.0
07	LED Super Blue	800	1500	470	3.8

For quantities greater than listed, call for quote.

MOUSER STOCK NO.	C&K Part No.	Operating Force	Actuator Style	Actuator Color	LED Color	Termination	Price Each 1	25	50	100
Snap-In										
611-AP2D202SZBE	AP2D202SZBE	2N	Dome/Convex	Black	Red(Green)	Solder Lug	12.04	10.67	9.84	9.30
611-AP4D202SZBE	AP4D202SZBE	4N	Dome/Convex	Black	Red(Green)	Solder Lug	12.04	10.67	9.84	9.30
611-AP2D207SZBE	AP2D207SZBE	2N	Dome/Convex	Black	Super Blue	Solder Lug	14.87	13.18	12.17	11.49
611-AP4D207SZBE	AP4D207SZBE	4N	Dome/Convex	Black	Super Blue	Solder Lug	14.87	13.18	12.17	11.49
611-AP4E206SZBE	AP4E206SZBE	4N	Extended Dome	Black	Green	Solder Lug	15.77	13.88	11.45	11.12
611-AP2E202SZBE	AP2E202SZBE	2N	Extended Dome	Black	Red(Green)	Solder Lug	12.12	10.74	9.92	9.36
611-AP4E202SZBE	AP4E202SZBE	4N	Extended Dome	Black	Red(Green)	Solder Lug	12.12	10.74	9.92	9.36
611-AP2E207SZBE	AP2E207SZBE	2N	Extended Dome	Black	Super Blue	Solder Lug	14.97	13.26	12.24	11.56
611-AP4E207SZBE	AP4E207SZBE	4N	Extended Dome	Black	Super Blue	Solder Lug	14.97	13.26	12.24	11.56
611-AP2N006SZBE	AP2N006SZBE	2N	None	No Cap	Green	Solder Lug	12.70	11.68	9.03	8.55
611-AP4N006SZBE	AP4N006SZBE	4N	None	No Cap	Green	Solder Lug	12.70	11.68	9.03	8.55
611-AP2N003SZBE	AP2N003SZBE	2N	None	No Cap	Red	Solder Lug	12.60	11.26	8.97	8.54
611-AP4N003SZBE	AP4N003SZBE	4N	None	No Cap	Red	Solder Lug	12.60	11.26	8.97	8.54
611-AP2N002SZBE	AP2N002SZBE	2N	None	No Cap	Red(Green)	Solder Lug	15.77	13.88	11.45	11.12
611-AP4N002SZBE	AP4N002SZBE	4N	None	No Cap	Red(Green)	Solder Lug	15.77	13.88	11.45	11.12
611-AP2N007SZBE	AP2N007SZBE	2N	None	No Cap	Super Blue	Solder Lug	17.79	15.08	13.88	12.75
611-AP4N007SZBE	AP4N007SZBE	4N	None	No Cap	Super Blue	Solder Lug	17.79	15.08	13.88	12.75
611-AP4N007SWBE	AP4N007SWBE	4N	None	No Cap	Super Blue	Wire Lead	20.53	18.89	17.38	13.01
Threaded										
611-AP2D202TZBE	AP2D202TZBE	2N	Dome/Convex	Black	Red(Green)	Solder Lug	12.75	11.30	10.43	9.85
611-AP4D202TZBE	AP4D202TZBE	4N	Dome/Convex	Black	Red(Green)	Solder Lug	12.75	11.30	10.43	9.85
611-AP2D207TZBE	AP2D207TZBE	2N	Dome/Convex	Black	Super Blue	Solder Lug	15.60	13.81	12.75	12.05
611-AP4D207TZBE	AP4D207TZBE	4N	Dome/Convex	Black	Super Blue	Solder Lug	15.60	13.81	12.75	12.05
611-AP2E202TZBE	AP2E202TZBE	2N	Extended Dome	Black	Red(Green)	Solder Lug	12.85	11.38	10.51	9.92
611-AP4E202TZBE	AP4E202TZBE	4N	Extended Dome	Black	Red(Green)	Solder Lug	12.85	11.38	10.51	9.92
611-AP2E207TZBE	AP2E207TZBE	2N	Extended Dome	Black	Super Blue	Solder Lug	15.69	13.90	12.83	12.11
611-AP4E207TZBE	AP4E207TZBE	4N	Extended Dome	Black	Super Blue	Solder Lug	15.69	13.90	12.83	12.11
611-AP2N006TZBE	AP2N006TZBE	2N	None	No Cap	Green	Solder Lug	15.77	13.88	9.62	9.11
611-AP4N006TZBE	AP4N006TZBE	4N	None	No Cap	Green	Solder Lug	15.77	13.88	9.62	9.11
611-AP2N003TZBE	AP2N003TZBE	2N	None	No Cap	Red	Solder Lug	15.77	13.88	11.45	11.12
611-AP4N003TZBE	AP4N003TZBE	4N	None	No Cap	Red	Solder Lug	15.77	13.88	11.45	11.12
611-AP2N002TZBE	AP2N002TZBE	2N	None	No Cap	Red(Green)	Solder Lug	17.24	14.53	13.19	12.24
611-AP4N002TZBE	AP4N002TZBE	4N	None	No Cap	Red(Green)	Solder Lug	17.24	14.53	13.19	12.24
611-AP2N007TZBE	AP2N007TZBE	2N	None	No Cap	Super Blue	Solder Lug	22.34	18.02	14.67	13.88
611-AP4N007TZBE	AP4N007TZBE	4N	None	No Cap	Super Blue	Solder Lug	22.34	18.02	14.67	13.88

Actuator Styles
DIMENSIONS: mm (in.)

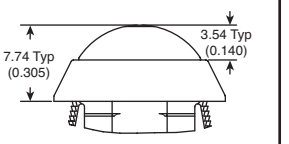

Dome/Convex

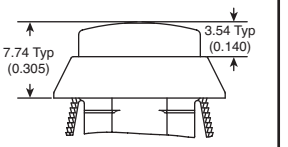

Extended Dome

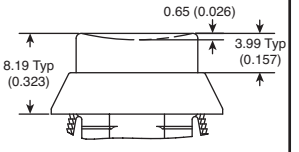

Concave

Bushing Styles
DIMENSIONS: mm (in.)

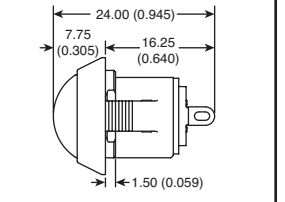

Snap-In No Illumination

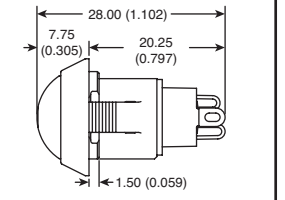

Snap-In With Illumination

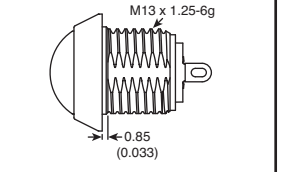

Threaded No Illumination

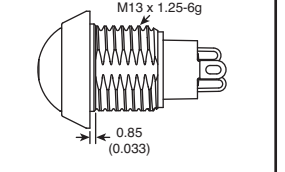

Threaded With Illumination

© Copyright 2013 Mouser Electronics

C&K Pushbutton Switches

RoHS Compliant This page of product is compliant.

C&K ELUM SERIES: RIGHT ANGLE ILLUMINATED LATCHING PUSHBUTTON SWITCHES

Specifications:

- Fixed contacts and terminals: Stainless steel, silver plated with gold flash (STD)
- Movable contacts: Copper alloy, silver plated with gold flash (STD)
- Base: Glass filled LCP (UL94V-0)
- Acutator: Glass filled nylon 4/6 (UL94V-0)
- Cover: Stainless steel
- Maximum power: 3.5VA

For quantities greater than listed, call for quote.

MOUSER STOCK NO. Mfr.	Mfr. Part No.	Fig.	Contact Form	Illumination	Contact Material	Price Each 1	25	50	100
Right-Angle Surface Mount									
611	ELUMEESAQ2C12ST	A	SPDT	Red (Green)	Q	7.65	6.69	6.37	6.05
611	ELUMEESAQ3C12ST	A	SPDT	Red	Q	5.19	4.94	4.71	4.46
611	ELUMEESAQ6C22ST	A	SPDT	Green	Q	7.46	6.52	6.21	5.90
611	ELUMEESAQ7C12ST	A	SPDT	Blue	Q	5.37	5.11	4.87	4.62
611	ELUMEESAQ7C22ST	A	SPDT	Blue	Q	7.71	6.74	6.42	6.10
611	ELUMEESAQC02ST	A	SPDT	None	Q	4.45	4.24	4.03	3.83
611	ELUMOASAQ2C12ST	B	SPDT	Red (Green)	Q	7.37	6.44	6.13	5.78
611	ELUMOASAQ6C22ST	B	SPDT	Green	Q	7.18	6.27	5.97	5.67
611	ELUMOASAQ7C22ST	B	SPDT	Blue	Q	4.77	4.15	3.88	3.49
611	ELUMOASAQC02ST	B	SPDT	None	Q	4.25	4.04	3.85	3.66
Right-Angle PC Thru-Hole									
611	ELUMEETHQ2C12	A	SPDT	Red (Green)	Q	6.37	6.10	4.82	3.81
611	ELUMEETHQ3C12	A	SPDT	Red	Q	6.22	5.35	5.21	4.96
611	ELUMEETHQ6C12	A	SPDT	Green	Q	5.96	5.35	5.21	4.96
611	ELUMEETHQ6C22	A	SPDT	Green	Q	6.46	5.89	5.41	5.16
611	ELUMEETHQ7C12	A	SPDT	Blue	Q	6.20	5.67	5.41	5.16
611	ELUMEETHQ7C22	A	SPDT	Blue	Q	6.43	6.23	5.35	4.93
611	ELUMEETHQC02	A	SPDT	None	Q	5.03	4.88	3.85	3.04
611	ELUMOATHQ2C12	B	SPDT	Red (Green)	Q	6.11	5.89	5.35	3.12
611	ELUMOATHQ3C12	B	SPDT	Red	Q	5.70	5.24	5.00	4.75
611	ELUMOATHQ6C12	B	SPDT	Green	Q	5.70	5.14	5.00	4.75
611	ELUMOATHQ6C22ST	B	SPDT	Green	Q	6.20	5.35	5.19	4.94
611	ELUMOATHQ7C12	B	SPDT	Blue	Q	5.94	4.40	4.28	3.70
611	ELUMOATHQ7C22	B	SPDT	Blue	Q	6.43	5.89	5.40	5.15
611	ELUMOATHQC02	B	SPDT	None	Q	4.99	4.58	3.62	2.85

C&K F SERIES: PUSHBUTTON SWITCHES

Specifications:

- Switching power: F module max. AC/DC: Silver: 50VA/15W, Gold: 1VA/300mW
- Switching voltage: F module max. AC/DC: Silver: 125/30V, Gold 50/30V
- Switching current: F module max. AC/DC: Silver: 0.5A/0.5A, Gold: 0.04A/0.01A

For quantities greater than listed, call for quote.

MOUSER STOCK NO.	C&K Part No.	Fig.	Contact Form	Illumination	Contact Material	Price Each 1	25	50	100
611-F2UEE	F2UEE	C	2PDT	Push-Push	Silver	2.02	1.74	1.69	1.61
611-F2UEEAU	F2UEEAU	D	2PDT	Push-Push	Gold	6.15	4.91	4.55	3.89
611-F2UOA	F2UOA	D	2PDT	Momentary	Silver	2.72	2.17	1.87	1.71
611-FLT2UEETB	FLT2UEETB	D	2PDT	Push-Push	Silver	2.71	2.44	2.04	1.99
611-F4UEE	F4UEE	C	4PDT	Push-Push	Silver	3.26	3.04	2.84	2.59
611-F8UEE	F8UEE	D	8PDT	Push-Push	Silver	7.53	7.08	5.71	4.96
611-F4UEEAU	F4UEEAU	D	4PDT	Push-Push	Gold	8.93	8.40	7.38	7.18
611-F4UOA	F4UOA	D	4PDT	Momentary	Silver	3.35	3.24	2.80	2.68
611-100100-2019	1XSF 2U P EE 3111000308	-	2PDT	Push-Push	Silver	11.32	10.55	10.05	9.58
611-100100-4004	1XSF 4U EE	-	4DPT	Push-Push	Silver	9.65	9.00	8.56	8.16
611-100100-7152	ZFA FA200 GY GN 2U EE	-	Central	Mt PB	Silver	8.07	7.52	7.16	6.83
611-170100-2506	1XNE18CTII 2A EE	-	Alternate	Push-Push	Silver	23.93	22.30	21.22	20.24

C&K NE-18 SERIES: MAIN/POWER SWITCHES

For quantities greater than listed, call for quote.

MOUSER STOCK NO. Mfr.	Mfr. Part No.	Fig.	Contact Form	Illumination	Contact Material	Price Each 1	25	50	100
611	NE18CTII2AEE4AMP	E	DPST	Alternate (push - push)	Silver	4.49	4.29	4.14	4.02

C&K PHA SERIES: SHORT STROKE PUSHBUTTON SWITCHES

Specifications:

- Switching power max.: 3W DC
- Switching voltage max.: 30V DC
- Switching current max.: 100mA DC
- Operating life: Impulse/momentary (OA): ^ 104 operations
- Capacitance: %1.5pF • Contact bounce: %2ms
- Operating speed: 200mm/s (7.87 inch/s)

For quantities greater than listed, call for quote.

MOUSER STOCK NO. Mfr.	Mfr. Part No.	Fig.	Contact Arrangement	Mechanical Function	Operating Force	Price Each 1	25	50	100
611	PHA2UEE	D	2 Changeovers	Push-Push	170cN±50cN	1.47	1.21	1.16	1.11
611	PHA4UEE	F	4 Changeovers	Push-Push	230cN±70cN	1.65	1.54	1.48	1.37
611	PHA4UOA	F	4 Changeovers	Momentary	230cN±70cN	1.54	1.44	1.14	1.07

C&K PN SERIES: ALTERNATE & MOMENTARY ACTION PUSHBUTTON SWITCHES

Specifications:

- Contact rating: 0.2AMP @ 30V DC max
- Electrical life: 10,000 make-and-break cycles at full load
- Mechanical life: 10,000 on/off cycles
- Operating/storage temp.: -10ºC to 60ºC

For quantities greater than listed, call for quote.

MOUSER STOCK NO. Mfr.	Mfr. Part No.	Fig.	Contact Form	Illumination	Contact Material	Price Each 1	25	50	100
611	PN11SHNA03QE	G	SPDT	Momentary	230g	1.38	1.24	1.19	1.08
611	PN12SHNA03QE	G	SPDT	Locking	230g	1.50	1.35	1.29	1.18
611	PN11SBSA03QE	H	SPDT	Momentary	120g	1.41	1.27	1.22	1.11
611	PN21SBNA03QE	H	DPDT	Momentary	120g	1.84	1.63	1.46	1.40
611	PN21LENA03QE	H	DPDT	Momentary	300g	1.59	1.44	1.38	1.25
611	PN21SJNA03QE	H	DPDT	Momentary	330g	1.62	1.46	1.39	1.26
611	PN22LENA03QE	H	DPDT	Locking	300g	1.72	1.55	1.49	1.35
611	PN22SJNA03QE	H	DPDT	Locking	330g	1.71	1.54	1.48	1.34
611	PN41LENA02QE	I	4PDT	Momentary	300g	1.84	1.65	1.57	1.42
611	PN42LENA02QE	I	4PDT	Locking	300g	2.14	1.77	1.71	1.54

C&K PS SERIES: MINIATURE PUSHBUTTON SWITCHES

Features:

- 10,000 to 20,000 cycles

PRODUCT NEW

For quantities greater than listed, call for quote.

MOUSER STOCK NO.	C&K Part No.	Fig.	Contact Form	Actuator	Supply Voltage	Price Each 1	25	100	250
611-PS-12G01	PS-12G01	J	SPDT	Round	14VDC	3.47	3.18	2.60	2.33
611-PS-2206-LNS	PS-2206-L NS	K	SPDT	Plunger with Cap	30VDC	1.22	1.10	1.01	.845
611-PS-2214-LNSPA	PS-2214-L NS PA	L	DPDT	Square	30VDC	1.22	1.10	1.01	.845

C&K PWR SERIES: POWER PUSHBUTTON

Features/Benefits:

- Movable contact with redundant high power contact points to form a momentary, SPST, double break switch
- Rubber actuator provides sealing and tactile feel
- Small SMT packaging allows applications to integrate power and signal switch on same PCB
- IP65 • UL 61058

PRODUCT NEW

For quantities greater than listed, call for quote.

MOUSER STOCK NO.	C&K Part No.	Fig.	Contact Form	Illumination	Contact Material	Price Each 1	25	100	250
611-PWR70Q1SR	PWR70Q1SR	M	SPST	None	Polyphenylene Sulfide (PPS)	5.06	4.80	4.21	4.06
611-PWR70Q2SR	PWR70Q2SR	M	SPST	None	Polyphenylene Sulfide (PPS)	5.06	4.80	4.21	4.06

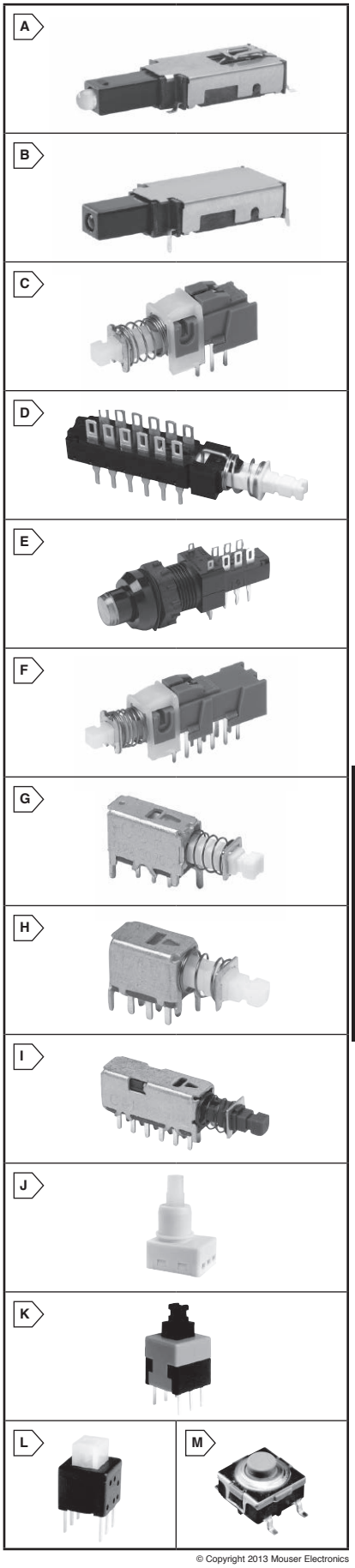

© Copyright 2013 Mouser Electronics

© Copyright 2013 Mouser Electronics

C&K EP SERIES: SEALED TINY PUSHBUTTON SWITCHES

Features:
- Epoxy sealed against solder & cleaning processes

Applications:
- Telecommunication equipment
- Computer peripherals
- Instrumentation

Specifications:
- Contact material: B - Cu alloy, with Au plate over Ni plate, Au plate terminal
  K - Are with SN/PB
  P - Cu alloy, with Au plate over Ni plate, matte tin plate terminal
- Contact rating: B & P - 0.4VA @ 20VAC or DC max.
- Plunger material: Thermoplastic polyester or glass filled nylon (UL94V-0) with o-ring seal
- IP67 degree of protection

For quantities greater than listed, call for quote.

MOUSER STOCK NO.	C&K Part No.	Fig.	Contacts Form	Circuit ( ) = Momentary	Contact Material	Price Each 1	25	50	100
PC Thru-Hole									
611-EP11-003	EP11SD1CBE	A	SPST	(On)-Off	B	4.70	4.34	4.13	3.86
611-EP12-003	EP12SD1CBE	A	SPDT	(On)-On	B	6.20	5.70	5.36	4.52
611-EP21-003	EP21SD1CBE	B	DPST	(On)-Off	B	10.75	10.02	9.46	8.82
Right-Angle PC Thru-Hole									
611-EP11-001	EP11SD1ABE	C	SPST	(On)-Off	B	5.35	4.69	4.49	4.32
611-EP11-002	EP11SD1AVBE	D	SPST	(On)-Off	B	5.68	5.31	4.83	4.55
611-EP12-001	EP12SD1ABE	C	SPDT	(On)-On	B	7.53	7.02	6.61	6.17
611-EP12-011	EP12SD1AVBE	D	SPDT	(On)-On	B	7.74	7.21	6.82	6.35
611-EP11S2D1ABE	EP11S2D1ABE	E	SPST	Off-(On)	B	9.13	7.23	6.82	6.36
611-EP21-001	EP21SD1ABE	F	DPST	(On)-Off	B	9.20	8.92	7.95	7.74
Right-Angle Surface Mount									
611-EP11-004	EP11SD1SAKE	G	SPST	(On)-Off	K	5.06	4.82	4.59	4.35
611-EP11-004P	EP11SD1SAPE	G	SPST	(On)-Off	P	5.85	5.49	4.91	4.34

C&K TP SERIES: TINY PUSHBUTTON SWITCHES

Features:
- Subminiature size capable of switching up to 1A

Applications:
- Telecommunication equipment
- Computer peripherals
- Instrumentation

Specifications:
- Contact material: B - Cu alloy, with Au plate over Ni plate, Au plate terminal
  Q - Cu alloy, with Ag plate, Ag plate terminal
- Contact rating: B - 0.4VA @ 20VAC or DC max.
  Q - 1A @ 120VAC or 28VDC
- Plunger material: Thermoplastic polyester (UL94V-0)

For quantities greater than listed, call for quote.

MOUSER STOCK NO.	C&K Part No.	Fig.	Contacts Form	Circuit ( ) = Momentary	Contact Material	Price Each 1	25	50	100
PC Thru-Hole									
611-TP11-005	TP11SH9CBE	H	SPST	(On)-Off	B	7.30	6.79	6.41	5.96
611-TP11LTCQE	TP11LTCQE	I	SPST	Off-(On)	Q	8.08	6.26	5.96	5.09
611-TP11SHCBE	TP11SHCBE	H	SPST	Off-(On)	B	7.30	6.79	6.41	5.96
611-TP11SHCQE	TP11SHCQE	H	SPST	Off-(On)	Q	4.49	4.28	4.17	4.14
611-TP12SHCBE	TP12SHCBE	H	SPDT	(On)-Off	B	7.99	7.46	7.08	6.76
611-TP21SH9CBE	TP21SH9CBE	J	DPST	Off-(On)	B	16.66	15.14	13.75	12.65
Right-Angle PC Thru-Hole									
611-TP11-006	TP11SH8ABE	K	SPST	(On)-Off	B	9.89	8.41	7.37	6.52
611-TP11-004	TP11SH9ABE	K	SPST	Off-(On)	B	5.28	5.11	4.71	4.60
611-TP12-007	TP12SH8AQE	K	SPDT	(On)-On	Q	9.49	8.84	8.34	7.77
611-TP11SH8AGE	TP11SH8AGE	K	SPST	(On)-Off	G	7.30	6.90	6.30	6.11
611-TP11SH8AQE	TP11SH8AQE	K	SPST	(On)-Off	Q	5.08	4.86	4.60	4.49
611-TP11SH8AVBE	TP11SH8AVBE	K	SPST	(On)-Off	B	5.06	4.82	4.71	4.60
611-TP11-009	TP11SH9AVBE	L	SPST	Off-(On)	B	7.80	7.27	6.86	6.40
611-TP12-006	TP12SH8ABE	M	SPDT	(On)-On	B	9.80	9.14	8.63	8.03
611-TP12-004	TP12SH9ABE	M	SPDT	(On)-On	B	10.34	9.57	9.06	8.56
611-TP12-008	TP12SH8AVBE	N	SPDT	(On)-On	B	6.36	6.16	5.99	5.89
611-TP21SH8ABE	TP21SH8ABE	J	DPST	Off-(On)	B	15.84	13.74	9.10	8.99
Solder Lug									
611-TP11-002	TP11SHZQE	O	SPST	Off-(On)	Q	4.23	3.85	3.62	3.46
611-TP11J81ZQE22	TP11J81ZQE22	P	SPST	Off-(On)	Q	5.44	5.04	4.76	4.74
611-TP11SHZBE	TP11SHZBE	O	SPST	Off-(On)	B	8.44	7.24	6.24	5.42
611-TP12-002	TP12SHZQE	Q	SPDT	Off-(On)	Q	8.85	8.25	7.79	7.27
611-TP12SHZBE	TP12SHZBE	R	SPDT	Off-(On)	B	7.29	6.66	6.08	5.76
611-TP21-002	TP21SHZQE	R	DPST	Off-(On)	Q	13.57	12.64	11.93	11.13
611-TP21SHZBE	TP21SHZBE	S	DPST	Off-(On)	B	14.82	11.47	10.95	9.45

C&K E020 SERIES: SEALED SNAP-ACTING PUSHBUTTON SWITCHES

Features:
- Sealed construction - internal o-ring & epoxy base

Applications:
- Telecommunication equipment
- Computer peripherals
- Instrumentation

Specifications:
- Contact material: B - Cu alloy, with Au plate over Ni plate, Au plate terminal
  G - Coin Ag, with Au plate over Ni plate, Au plate terminal
- Contact rating: B - 0.4VA @ 20VAC or DC max.
  G - 0.4VA @ 20VAC or DC max., or 1A @ 120VAC
- Vinyl splashproof boot supplied standard. Discard only after soldering and cleaning processes are complete

For quantities greater than listed, call for quote.

MOUSER STOCK NO.	C&K Part No.	Fig.	Contacts Form	Circuit ( ) = Momentary	Contact Material	Price Each 1	25	50	100
PC Thru-Hole									
611-E221-001	E221SD1CGE	T	DPDT	On-(On)	G	13.26	12.85	11.93	11.27
611-E121-001	E121SD1CGE	U	SPDT	On-(On)	G	11.12	10.37	9.79	9.12
Right-Angle PC Thru-Hole									
611-E121-002	E121SD1AGE	V	SPDT	On-(On)	G	11.64	10.86	10.24	9.56
611-E125-004	E125SD1ABE	V	SPDT	On-(On)	B	8.35	7.79	7.34	6.85
611-E121SD1AV3GE	E121SD1AV3GE	W	SPDT	On-(On)	G	11.77	10.70	9.84	9.05

DIMENSIONS: in.

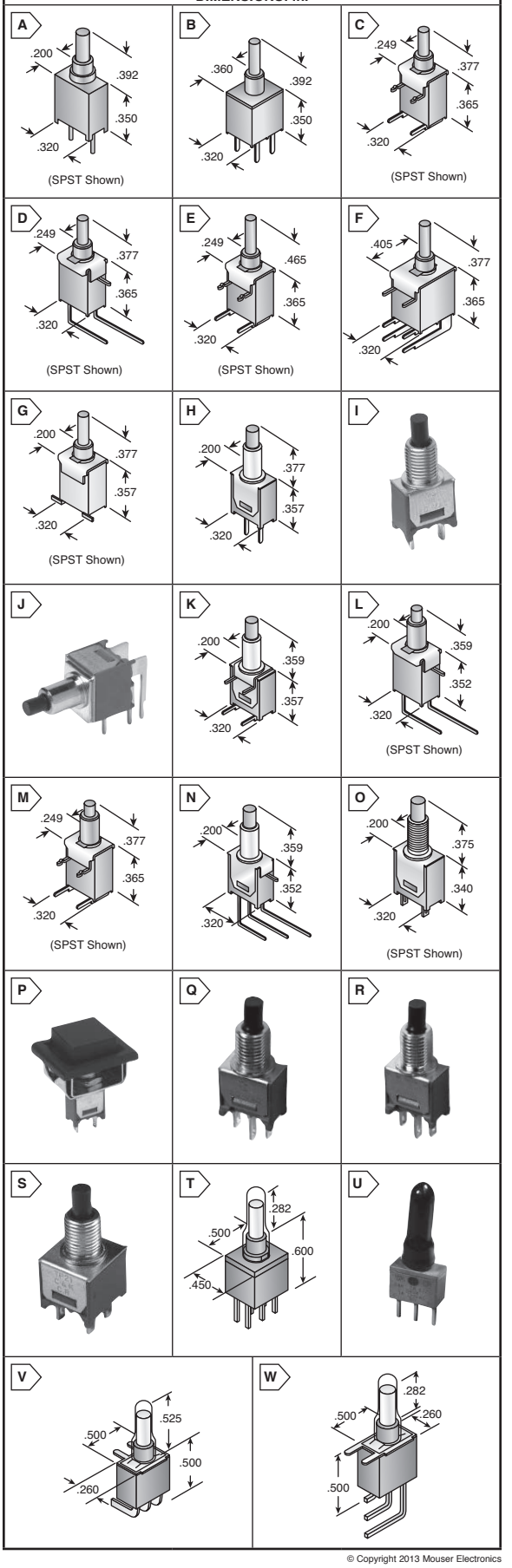

© Copyright 2013 Mouser Electronics

© Copyright 2013 Mouser Electronics

C&K Pushbutton Switches

C&K PVA SERIES SHORT STROKE KEY SWITCHES

Features:
- Compact design
- Short stroke to latch
- Wide variety of actuator heights and styles
- Adapted for medium power applications

Applications:
- Automotive (air conditioning, lighting)
- Video, remote controls
- Electronic games

For quantities greater than listed, call for quote.

MOUSER STOCK NO.	C&K Part No.	Fig.	Contact Form	Mechanical Function	Total Height	Price Each 1	Price Each 500
611-PVA1EEH1	PVA1EEH1	A	DPST	Push-push	17,5 mm	1.80	1.62
611-PVA2EEH1	PVA2EEH1	A	DPDT	Push-push	17,5 mm	1.75	1.03

C&K KS SERIES SINGLE POLE KEY SWITCHES

Features:
- Positive tactile feel
- Variety of cap colors
- LED support available

For quantities greater than listed, call for quote.

MOUSER STOCK NO.	C&K Part No.	Fig.	Cap Color	Contact Form	Circuit	Total Height	Price Each 1	Price Each 25	Price Each 50
611-KS11R001	KS11R22CQD	B	Red	SPST-NO	Off-Mom	Silver	1.94	1.54	1.38

C&K 8020 SERIES: SNAP-ACTING MOMENTARY PUSHBUTTON SWITCHES

Features:
- Positive tactile feel
- Epoxy sealed

Applications:
- Telecommunication equipment
- Computer peripherals
- Instrumentation

For quantities greater than listed, call for quote.

MOUSER STOCK NO.	C&K Part No.	Fig.	Contact Form	Circuit ( ) = Momentary	Contact Material	Price Each 1	25	50	100
PC Thru-Hole									
611-8121-222	8121SHCGE	C	SPDT	On-(On)	Gold	9.11	8.15	7.59	7.38
611-8125-222	8125SHCBE	C	SPDT	On-(On)	Gold	6.28	5.63	5.23	5.09
611-U811SH9CGE	U811SH9CGE	D	SPDT	On-(On)	Silver	9.63	8.98	8.54	8.14
Right-Angle PC Thru-Hole									
611-8121-231	8121SD9AGE	E	SPDT	On-(On)	Gold over Silver	9.54	9.24	7.96	7.75
611-8121-290	8121SD9AV2GE	F	SPDT	On-(On)	Gold over Silver	11.91	11.11	10.48	9.76
611-8125-232	8125SD9AV2BE	F	SPDT	On-(On)	Gold	6.87	6.15	5.72	5.57
611-8121SHAV2GE	8121SHAV2GE	G	SPDT	On-(On)	Gold over Silver	9.64	9.18	8.32	7.97
Solder Lug									
611-8121-221	8121SHZGE	H	SPDT	On-(On)	Gold over Silver	8.82	7.94	7.53	7.33
611-8125-231	8125SD9ABE	E	SPDT	On-(On)	Gold	8.26	7.70	7.28	6.78
611-8125-241	8125SHZBE	H	SPDT	On-(On)	Gold	6.38	6.18	5.48	5.22
611-8121-211	8121J81ZGE22	I	SPDT	On-(On)	Gold over Silver	10.26	9.16	8.51	8.05
611-8125-211	8125J81ZBE22	I	SPDT	On-(On)	Gold	7.35	6.37	5.92	5.76
611-8221-211	8221J81ZGE22	I	DPDT	On-(On)	Gold over Silver	17.74	16.54	15.61	14.54
611-8121-211	8121J81ZGE22	H	SPDT	On-(On)	Gold over Nickel	10.26	9.16	8.51	8.05
611-8121-311	8121J83ZGE22	J	SPDT	On-(On)	Gold over Silver	10.26	8.89	8.27	8.05
611-8221J83ZGE22	8221J83ZGE22	K	SPDT	On-(On)	Gold over Silver	13.35	12.57	12.02	11.34
V-Bracket									
611-8121-236	8121SD9V3GE	L	SPDT	On-(On)	Gold over Silver	11.68	10.89	10.27	9.57
611-8125-223	8125SD3V3BE	L	SPDT	On-(On)	Gold	7.86	7.51	6.99	6.62

C&K 8060 SERIES: ALTERNATE ACTION PUSHBUTTON SWITCHES

Features:
- Epoxy sealed
- Long electrical life (50,000 cycles @ full load)

Applications:
- Telecommunication equipment
- Computer peripherals
- Instrumentation

For quantities greater than listed, call for quote.

MOUSER STOCK NO.	C&K Part No.	Fig.	Contact Form	Circuit ( )=Momentary	Contact Material	Price Each 1	25	50	100
Right-Angle PC Thru-Hole									
611-8168-221	8168SH9ABE2	M	SPDT	On-(On)	Gold	7.97	7.43	6.89	5.89
611-8161SH9ABE2	8161SH9ABE2	M	SPST	On-On	Gold	7.36	7.14	6.40	5.89
611-8161S1H9ABE2	8161S1H9ABE2	M	SPDT	On-On	Gold	7.40	6.91	6.57	6.27
Solder Lug									
611-8161-201	8161SHZQE2	N	SPDT	On-On	Silver	6.52	6.03	5.77	5.46
611-8168-203	8168LHZQE2	N	SPDT	On-(On)	Silver	6.52	6.03	5.77	5.46
611-8168-202	8168SHZGE2	N	SPDT	On-(On)	Gold over Silver	7.00	6.48	6.21	5.86
611-8168-201	8168SHZQE2	N	SPDT	On-(On)	Silver	6.24	5.44	5.11	4.92
611-8261-201	8261SHZQE2	N	DPDT	On-On	Silver	13.45	12.55	11.83	11.02
611-8261S1HZQE2	8261S1HZQE2	N	DPDT	On-On	Black	12.59	11.75	11.16	10.66

C&K 8500 SERIES: SUBMINIATURE PUSHBUTTON SWITCHES

Features:
- Reliable contact design
- Epoxy Sealed

Applications:
- Telecommunication equipment
- Computer peripherals
- Instrumentation

For quantities greater than listed, call for quote.

MOUSER STOCK NO.	C&K Part No.	Fig.	Contact Form	Circuit ( ) = Momentary	Contact Material	Price Each 1	25	50	100
PC Thru-Hole									
611-8531-251	8531MCQE2	O	SPST	(On)-Off	Silver	6.14	5.72	5.40	5.03
611-8533-251	8533MCQE2	O	SPST	On-(Off)	Silver	8.07	6.45	5.67	5.21
Solder Lug									
611-8531-252	8531MZQE2	P	SPST	(On)-Off	Silver	4.62	4.53	3.97	3.70
611-8531SZQE2	8531SZQE2	P	SPST	Off-(On)	Silver	5.26	4.87	4.67	4.41
611-8532-252	8532MZQE2	Q	SPST	(On)-Off	Silver	5.26	4.87	4.67	4.41
611-8532T1ZQE2	8532T1ZQE2	M	SPDT	On-On	Gold	5.96	5.51	5.28	4.99
611-8551-252	8551MZQE2	Q	SPST	(On)-Off	Silver	7.12	5.70	5.00	4.59
611-8532-261	8532T1ZBE2	R	SPST	(On)-Off	Gold	6.30	5.63	5.24	5.11
611-8552TZQE2	8552TZQE2	S	SPST	Off-(On)	Silver	5.96	5.51	5.28	4.99

C&K 8600 SERIES: MICROMINIATURE PUSHBUTTON SWITCHES

Features:
- Ideal for applications where space is limited
- Hardware included: nut, brass or nickel plated

For quantities greater than listed, call for quote.

MOUSER STOCK NO.	C&K Part No.	Fig.	Contact Form	Circuit ( ) = Momentary	Contact Material	Price Each 1	25	50	100
PC Thru-Hole									
611-8631-261	8631CQD2	T	SPST	(On)-Off	Silver	6.94	6.46	6.10	5.68
611-8632-261	8632CQD2	U	SPST	(On)-Off	Silver	6.63	6.17	5.83	5.44
Solder Lug									
611-8631-252	8631ZQD2	V	SPST	(On)-Off	Silver	5.56	4.88	4.54	4.41
611-8632ZBD2	8632ZBD2	V	SPST	(On)-Off	Gold	5.89	5.03	4.73	4.41
611-8632-252	8632ZQD2	W	SPST	(On)-Off	Silver	5.56	4.88	4.54	4.41

© Copyright 2013 Mouser Electronics

DIMENSIONS: in.

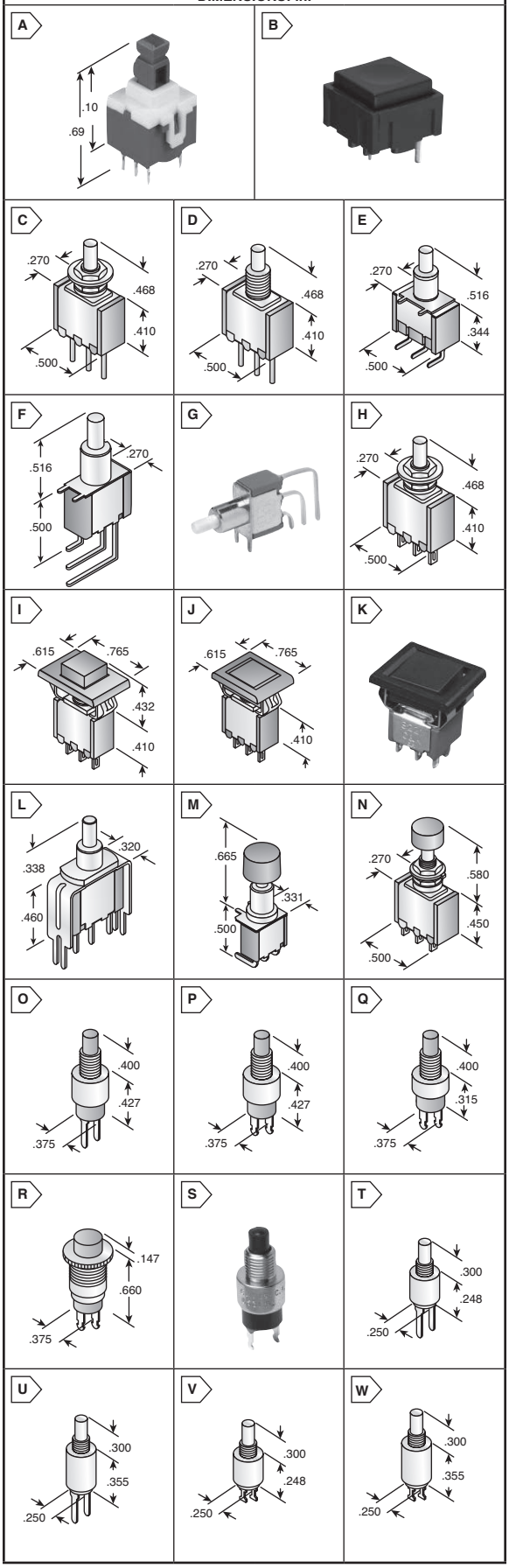

© Copyright 2013 Mouser Electronics

E-SWITCH LP1/LP4 SERIES ILLUMINATED PUSHBUTTON

Features:
- Panel Mount
- Multiple Illuminated options
- Aesthetic look

Specifications:
- Computer Servers/peripherals
- Performance Audio
- Instrumentation
- Telecommunications/networking

LED Specifications	Blue	Red	Green
Forward Current (mA)	20mA	20mA	20mA
Forward Voltage@20mA	3.4-4.0 VDC	1.5-2.4 VDC	2.0-2.4 VDC
Luminous Intensity	200 mcd@5mA	300 mcd	50 mcd

For quantities greater than listed, call for quote.

MOUSER STOCK NO.	E-Switch Part No.	Fig.	Function Style	Circuit	Cap Size	LED	Price Each 1	10	100
612-LP1OA1AB	LP1OA1AB	A	Momentary	SPST	5.4mm	Blue	6.14	5.48	4.73
612-LP1OA1AG	LP1OA1AG	A	Momentary	SPST	5.4mm	Green	4.25	3.79	3.27
612-LP1OA1AR	LP1OA1AR	A	Momentary	SPST	5.4mm	Red	4.25	3.79	3.27

Features:
- Latching and momentary options
- Illuminated
- Right angle and vertical mount options
- Multiple bezel and button designs

Specifications:
- Telecommunications
- Consumer Electronics
- Audio/visual
- Medical
- Testing, instrumentation
- Computer, servers, peripherals

LED Specifications	Red
Forward Current (mA)	20mA
Forward Voltage@20mA	1.9-2.5 VDC
Luminous Intensity	200 mcd

For quantities greater than listed, call for quote.

MOUSER STOCK NO.	E-Switch Part No.	Fig.	Function Style	Circuit	Cap Size	LED	Price Each 1	10	100
612-LP4EE1PBATR	LP4EE1PBATR	B	Latching	DPDT	Square w/Bezel	Red	5.18	4.60	3.97
612-LP4EE1RBATR	LP4EE1RBATR	B	Latching	DPDT	Square w/Bezel	Red	6.37	5.66	4.88
612-LP4OA1PBBTR	LP4OA1PBBTR	C	Momentary	DPDT	Round w/Bezel	Red	5.18	4.60	3.97
612-LP4OA1PBCTR	LP4OA1PBCTR	D	Momentary	DPDT	Round w/o Bezel	Red	4.88	4.34	3.75

E-SWITCH 320 SERIES MOMENTARY PUSHBUTTON SWITCHES

- Contact rating: 25mA
- Contact resistance: 50mΩ initially
- Operating force: 120 ± 50gf
- Travel: .7mm
- Contact form: SPST
- Voltage rating: 50VDC
- 320.02E1-1.09 has 15.88mm diameter cap
- 320.02E1-1.094 has 11.88mm square cap

For quantities greater than listed, call for quote.

MOUSER STOCK NO.	E-Switch Part No.	Fig.	Cap Color	Price Each 1	10	50	100	250	500
612-320.02E11.08BK	320.02E1-1.08BLK	E	Black	2.15	1.94	1.65	1.28	1.25	1.24
612-320.02E11.08GY	320.02E1-1.08GRY	E	Gray	2.01	1.81	1.54	1.29	1.26	1.25
612-320.02E11.08RD	320.02E1-1.08RED	E	Red	2.15	1.94	1.65	1.28	1.25	1.24
612-320.02E11.08WT	320.02E1-1.08WHT	E	White	2.97	2.68	2.28	1.78	1.69	1.58
612-320.02E11.08YL	320.02E1-1.08YEL	E	Yellow	2.15	1.94	1.65	1.28	1.25	1.24
612-320.02E11.08BL	320.02E1-1.08BLU	E	Blue	2.15	1.94	1.65	1.28	1.25	1.24
612-320.02E11.08GN	320.02E1-1.08GRN	E	Green	2.26	2.03	1.73	1.44	1.42	1.41
612-320.02E11.09BK	320.02E1-1.09BLK	E	Black	2.26	2.03	1.73	1.43	1.42	1.41
612-320.02E11.09GY	320.02E1-1.09GRY	E	Gray	3.41	3.07	2.62	2.03	1.97	1.96
612-320.02E11.09BL	320.02E1-1.09BLU	E	Blue	3.41	3.07	2.62	2.03	1.97	1.96
612-320.02E11.09GN	320.02E1-1.09GRN	E	Green	2.26	2.03	1.73	1.65	1.63	1.61
612-320.02E11094BK	320.02E1-1.094BLK	F	Black	2.12	1.90	1.62	1.26	1.22	1.21
612-320.02E11094GY	320.02E1-1.094GRY	F	Gray	2.12	1.90	1.62	1.26	1.22	1.21
612-320.01E1-1GRY	320.01E1-1GRY	F	Gray	1.70	1.54	1.31	1.03	.984	.974
612-320.01E1-1RED	320.01E1-1RED	F	Red	1.70	1.54	1.31	1.03	.984	.974
612-320.01E1-1WHT	320.01E1-1WHT	F	White	1.70	1.54	1.31	1.03	.972	.915
612-320.01E1-1YEL	320.01E1-1YEL	F	Yellow	1.70	1.54	1.31	1.03	.984	.974
612-320.01E1-1BLU	320.01E1-1BLU	F	Blue	1.70	1.54	1.31	1.03	.984	.974
612-320.01E1-1GRN	320.01E1-1GRN	F	Green	1.70	1.54	1.31	1.03	.972	.915
612-320E1-1BLK	320E1-1BLK	G	Black	1.70	1.54	1.31	1.03	.984	.974
612-320E1-1GRY	320E1-1GRY	G	Gray	1.70	1.54	1.31	1.03	.984	.974
612-320E1-1RED	320E1-1RED	G	Red	1.70	1.54	1.31	1.03	.984	.974
612-320E1-1WHT	320E1-1WHT	G	White	1.70	1.54	1.31	1.03	.974	.963
612-320E1-1YEL	320E1-1YEL	G	Yellow	1.70	1.54	1.31	1.03	.984	.974
612-320E1-1BLU	320E1-1BLU	G	Blue	1.95	1.77	1.50	1.18	1.11	1.09
612-320E1-1GRN	320E1-1GRN	G	Green	1.70	1.54	1.31	1.03	.984	.974
612-320.22E1-1BLK	320.22E1-1BLK	H	Black	2.31	2.08	1.78	1.39	1.31	1.23
612-320.22E1-1WHT	320.22E1-1WHT	H	White	2.31	2.08	1.78	1.39	1.31	1.23
612-320.22E1-1YEL	320.22E1-1YEL	H	Yellow	2.31	2.08	1.78	1.39	1.31	1.23
612-320.22E1-1BLU	320.22E1-1BLU	H	Blue	2.31	2.08	1.78	1.39	1.31	1.23
612-320.21E1-1BLK	320.21E1-1BLK	I	Black	1.77	1.59	1.35	1.06	1.00	.941

E-SWITCH TL SERIES PUSHBUTTON SWITCH

- Contact rating: 0.1A/30VDC
- Contact resistance: 100mΩ max

For quantities greater than listed, call for quote.

MOUSER STOCK NO.	E-Switch Part No.	Fig.	Circuit Action	Contact Form	Price Each 1	10	50	100	250
612-TL4201EEYA	TL4201EEYA	J	Latching	4PDT	1.98	1.79	1.52	1.19	1.12

E-SWITCH P197/P227 SERIES

Power Pushbutton Switches

- Contact rating for **P197 series**: 5A @ 250VAC
- Contact rating for **P227 series**: 7A @ 250VAC
- Mechanical configuration: latching

RoHS Compliant

For quantities greater than listed, call for quote.

MOUSER STOCK NO.	E-Switch Part No.	Fig.	Circuit Form	Termination	Bracket Type	Circuit Action	Price Each 1	10	50	100	250
612-P197SBEE	P197EESB	K	SPST-NO	Solder Lug	Threaded	Latching	2.89	2.60	2.21	1.73	1.63
612-P227EEB18	P227EE2B18	L	DPDT	Panel Mount	Threaded	Latching	3.45	3.10	2.63	2.07	1.96

Accessories

For quantities greater than listed, call for quote.

MOUSER STOCK NO.	E-Switch Part No.	Fig.	Color	For Use With These Specific Pushbutton & Tactile Series	Price Each 1	10	50	100	250
612-1C-BK	1C-BLK	M	Black	MTH, TL1105JA. TL1105SP, TL2285, TL3301SP	.20	.171	.151	.123	.118
612-1C-GR	1C-DGR	M	Gray		.19	.171	.15	.139	.128
612-TAD-BLK	TAD-BLK	M	Black	320.02, 520.04, TA/LT, TL1100C, TL1100, P197, P227	.34	.30	.257	.203	.193
612-TAM-GRY	TAM-GRY	---	Gray		.34	.30	.257	.203	.193
612-1R-BK	1R-BLK	N	Black	MTH, TL1105JA, TL1105SP, TL3301SP	.23	.203	.179	.144	.134
612-1R-RD	1R-RED	N	Red		.30	.246	.203	.193	.182
612-1RWHT	1R-WHT	N	White		.21	.182	.161	.128	.122
612-TAG-BK	TAG-BLK	O	Black	320.02, 520.04, TA/LT, TL1100C, TL1100, P197, P227	.34	.30	.257	.203	.193
612-TAG-RD	TAG-RED	O	Red		.34	.30	.257	.203	.193
612-4J-BK	4J-BLK	P	Black	320.02, TL1100C, TL100	.15	.139	.118	.086	.085
612-4J-GR	4J-GRY	P	Gray		.15	.139	.118	.086	.085

DIMENSIONS: mm

A



B



C



D



E

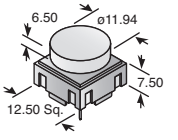

F

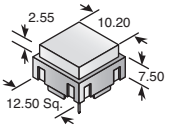

G

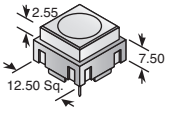

H

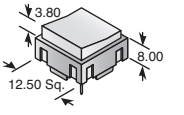

I

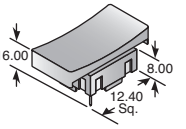

J

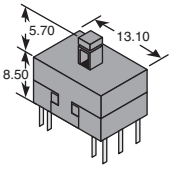

K

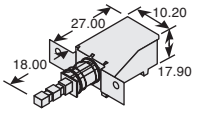

L

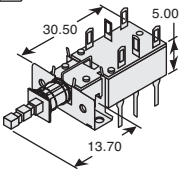

M



N



O



P



© Copyright 2013 Mouser Electronics

© Copyright 2013 Mouser Electronics

E-SWITCH Pushbutton Switches

RoHS Compliant This product is RoHS compliant.

PS SERIES MOMENTARY PUSHBUTTON SWITCHES

For quantities greater than listed, call for quote.

MOUSER STOCK NO.	E-Switch Part No.	Fig.	Contact Form	Contact Rating	Cap/Body Dim. "L"	Cap Color	Price Each 1	10	50	100	250
612-PS1040A-RED	PS1040A-RED	A	SPST	3A	14mm	Red	2.38	2.14	1.82	1.42	1.35
612-PS1040A-BLK	PS1040A-BLK	A	SPST	3A	14mm	Black	2.38	2.14	1.82	1.42	1.35
612-PS1057A-RED	PS1057A-RED	B	SPST	1A	14mm	Red	1.73	1.56	1.33	1.04	.984
612-PS1057A-BLK	PS1057A-BLK	B	SPST	1A	14mm	Black	1.73	1.56	1.33	1.04	.984

RP SERIES PUSHBUTTON SWITCHES

For quantities greater than listed, call for quote.

MOUSER STOCK NO.	E-Switch Part No.	Fig.	Contact Form	Contact Rating	Cap/Body Dim. "L"	Cap Color	Price Each 1	10	50	100	250
With Plastic Bushing											
612-RP3502A-BLK	RP3502A-BLK	C	SPST-NO	1A	17mm	Black	2.31	2.08	1.78	1.39	1.31
612-RP3502B-BLK	RP3502B-BLK	C	SPST-NC	1A	19.3mm	Black	2.56	2.31	1.95	1.53	1.44
612-RP3502A-RED	RP3502A-RED	C	SPST-NO	1A	17mm	Red	2.31	2.08	1.78	1.39	1.31
612-RP3502B-RED	RP3502B-RED	C	SPST-NC	1A	19.3mm	Red	2.47	2.24	1.89	1.49	1.40
With Metal Bushing											
612-RP3502MA-BLK	RP3502MA-BLK	D	SPST-NO	3A	17mm	Black	3.56	3.21	2.73	2.14	2.02
612-RP3502MB-BLK	RP3502MB-BLK	D	SPST-NC	3A	19.3mm	Black	3.85	3.47	2.95	2.31	2.18
612-RP3502MA-GRN	RP3502MA-GRN	D	SPST-NO	3A	17mm	Green	3.56	3.21	2.73	2.14	2.02
612-RP3502MB-GRN	RP3502MB-GRN	D	SPST-NC	3A	19.3mm	Green	3.85	3.47	2.95	2.31	2.18
612-RP3502MA-YEL	RP3502MA-YEL	D	SPST-NO	3A	17mm	Yellow	3.40	3.07	2.61	2.04	1.93
612-RP3502MB-YEL	RP3502MB-YEL	D	SPST-NC	3A	19.3mm	Yellow	4.12	3.70	3.16	2.47	2.33
612-RP3502MA-RED	RP3502MA-RED	D	SPST-NO	3A	17mm	Red	3.40	3.07	2.61	2.04	1.93
612-RP3502MB-RED	RP3502MB-RED	D	SPST-NC	3A	19.3mm	Red	3.85	3.47	2.95	2.31	2.18
With LED											
612-RP3508BL-RED	RP3508BL-RED	E	SPST	3A	20mm	Red	7.45	6.70	5.71	4.47	4.22
612-RP3508BL-GRN	RP3508BL-GRN	E	SPST	3A	20mm	Green	7.45	6.70	5.71	4.47	4.22
612-RP3508BL-YEL	RP3508BL-YEL	E	SPST	3A	20mm	Yellow	7.45	6.70	5.71	4.47	4.22

PBH SERIES PUSHBUTTON SWITCHES

Specifications:

- Contact rating: 100mA @ 30VDC
- Contact material: Silver
- Timing: non-shorting
- PC mount

For quantities greater than listed, call for quote.

MOUSER STOCK NO.	E-Switch Part No.	Fig.	Contact Form	Contact Rating	Cap/Body Dim. "L"	Price Each 1	10	50	100
612-PBH2UOANAGX	PBH2UOANAGX	F	DPDT	Momentary	-	1.17	1.05	.899	.706
✻ 612-PBH2UEENAGX	PBH2UEENAGX	F	DPDT	Latching	-	1.28	1.16	.984	.77
612-PBH2UEEK	PBH2UEEKZXNAG1RBLK	F	DPDT	Latching	Black	1.85	1.68	1.43	1.11
✻ 612-PBH4UEENA	PBH4UEENAGX	F	4PDT	Latching	-	1.48	1.33	1.13	.888
612-PBH2UOAK	PBH2UOAKZXSAGX	F	DPDT	Momentary	-	1.46	1.32	1.11	.867
612-PBH2UEEN	PBH2UEENAG1DWHT	F	DPDT	Latching	White	1.48	1.32	1.12	.877
612-PBH6UEEN	PBH6UEENAG1DBLK	F	6PDT	Latching	Black	2.13	1.92	1.64	1.26
✻ 612-PBMTH4UOANAGX	PBH4UOANAGX	F	4PDT	Momentary	-	1.34	1.21	1.03	.803
612-PBH4UEEK	PBH4UEEKZXNAG1SBLK	F	4PDT	Latching	Black	1.88	1.68	1.43	1.12
✻ 612-PBH6UEENA	PBH6UEENAGVX	F	6PDT	Latching	-	2.25	2.02	1.72	1.35

✻Gold Plated Contact

5500 AND 5511 SERIES PUSHBUTTON SWITCHES

Specifications:

- Contact rating: 12mA
- Operating force: <200gf
- Contact resistance: <50m Ω
- Contact material: gold plated copper alloy
- Voltage rating: 24VDC
- Contact form: SPDT

For quantities greater than listed, call for quote.

MOUSER STOCK NO.	E-Switch Part No.	Fig.	Cap Style	Cap Color	LED(s) Color	Dimensions L x W x H	Price Each 1	10	50	100	250
5500 Series											
612-5501M1X	5501M1X	G	Small	Black	None	17.1 x 12.3 x 14.3	4.00	3.60	3.07	2.40	2.27
612-5501M2X	5501M2X	G	Small	Gray	None	17.1 x 12.3 x 14.3	4.00	3.60	3.07	2.40	2.27
612-5501M5X	5501M5X	G	Small	Red	None	17.1 x 12.3 x 14.3	4.00	3.60	3.07	2.40	2.27
612-5501M11	5501M11	H	Small	Black	Red	17.1 x 12.3 x 14.3	5.24	4.72	4.01	3.15	2.96
612-5501M12	5501M12	H	Small	Black	Green	17.1 x 12.3 x 14.3	5.46	4.91	4.18	3.27	3.09
612-5501M21	5501M21	H	Small	Gray	Red	17.1 x 12.3 x 14.3	5.46	4.91	4.18	3.27	3.09
612-5501M2-12	5501M2-1/2	I	Small	Gray	Red/Grn	17.1 x 12.3 x 14.3	6.71	6.05	5.15	4.03	3.80
5511 Series											
612-5511M4X	5511M4X	G	Large	Blue	None	17.1 x 17.3 x 14.3	4.30	3.86	3.30	2.57	2.43
612-5511M8X	5511M8X	G	Large	White	None	17.1 x 17.3 x 14.3	5.13	4.67	4.26	3.93	3.65
612-5511M11	5511M11	H	Large	Black	Red	17.1 x 17.3 x 14.3	5.46	4.91	4.18	3.27	3.09
612-5511M12	5511M12	H	Large	Black	Green	17.1 x 17.3 x 14.3	5.24	4.72	4.01	3.15	2.96
612-5511M81	5511M81	H	Large	White	Red	17.1 x 17.3 x 14.3	5.46	4.91	4.18	3.27	3.09

LP37 SERIES ILLUMINATED PUSHBUTTON SWITCHES

Specifications:

- Contact Arrangement: SPDT
- Force: 250±grams
- Contact Rating: 20mVDC to 50VDC; 10mA to 250mA
- Insulation Resistance: 1000MW (Min @ 100VDC)

MOUSER STOCK NO.	E-Switch Part No.	Fig.	Plunger (A)	LED Color	Circuit Action	Price Each 1	10	250	500
612-LP37OACGG	LP37OACGG	I	9.60mm	Green	Momentary	10.65	8.52	7.66	6.62	5.66
612-LP37OACGR	LP37OACGR	I	9.60mm	Red	Momentary	10.65	8.52	7.66	6.62	5.66
612-LP37OACGY	LP37OACGY	I	9.60mm	Yellow	Momentary	10.65	8.52	7.66	6.62	5.66

DIMENSIONS: mm

A

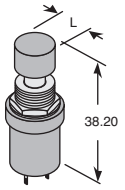

B

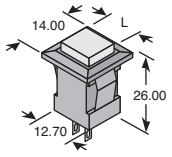

C

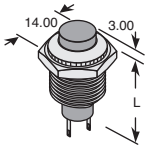

D

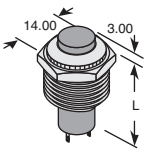

E

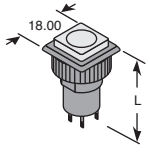

F

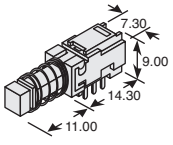

G

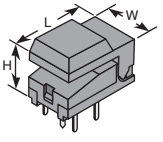

H

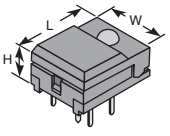

I

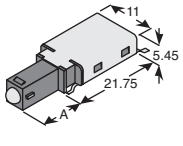

E-Switch Pushbutton Switches

© Copyright 2013 Mouser Electronics

© Copyright 2013 Mouser Electronics

ITW SWITCHES Pushbutton Switches

ITW Switches

RoHS Compliant **This product is RoHS compliant.**

ITW SERIES 59: ZINC ALLOY SEALED PUSHBUTTON SWITCHES

This rugged panel sealed pushbutton is made of a special high creep strength non-spark zinc alloy suitable for use in mining or other potentially explosive atmospheres where dust and moisture are problematic.

Specification:
- Switch function: Momentary
- Contact resistance: 50mΩ
- Dielectric strength: 1000VAC
- Current rating: 125mA @ 125VAC
- Panel mounting: 1.5mm - 3mm

Features:
- Non-spark material
- Gold contacts
- Impact resistant
- 500,000 life cycles @ max power
- Wide temp range: -55°C to +125°C
- Panel sealed to IP67
- Nut and sealing washer included
- 3 year warranty

Applications:
- Communications
- Instrumentation
- Data processing
- Process controls
- Transportation/material

For quantities greater than listed, call for quote.

MOUSER STOCK NO.	ITW Switches Part No.	Fig.	Bezel Style	Button Color	Price Each 1	10	25	50
850-59-111	59-111	A	Round	Black	9.73	9.27	8.81	8.34
850-59-112	59-112	A	Round	Red	11.09	10.55	10.03	9.49
850-59-113	59-113	A	Round	Green	10.60	10.10	9.60	9.08
850-59-211	59-211	B	Square	Black	9.73	9.27	8.81	8.34
850-59-212	59-212	B	Square	Red	12.12	11.55	10.96	10.39
850-59-213	59-213	B	Square	Green	11.13	10.59	10.06	9.53
850-59-311	59-311	C	High Round	Black	12.10	11.52	10.95	10.37
850-59-312	59-312	C	High Round	Red	11.01	10.49	9.96	9.44
850-59-313	59-313	C	High Round	Green	11.01	10.49	9.96	9.44

ITW SERIES 57: MINIATURE VANDAL RESISTANT SEALED PUSHBUTTON SWITCHES

This rugged miniature, momentary action, sealed switch series is ideal for a variety of applications in harsh environments where durability is key.

Specification:
- Contact resistance: 50mΩ
- Switching power: 16VA AC
- Current rating: 125mA - 400mA
- Contact form: SDST

Features:
- Non-spark material
- Impact resistant
- Panel sealed to IP67
- Gold plated palladium nickel contacts
- Wide temp range: -40°C to + 125°C
- Nut and sealing washer included
- 3 year warranty

Applications:
- Security access controls
- Computers
- Military/aerospace
- Transportation

For quantities greater than listed, call for quote.

MOUSER STOCK NO.	ITW Switches Part No.	Fig.	Lighted	LED Color	Price Each 1	10	25	50
850-57-111	57-111	D	No	-	20.19	19.23	18.26	17.30
850-57-112R	57-112R	E	Yes	Red	22.88	21.77	20.69	19.60
850-57-112G	57-112G	E	Yes	Green	23.10	21.99	20.90	19.78
850-57-112B	57-112B	E	Yes	Blue	39.66	36.53	34.44	33.54

ITW SERIES 76-95: 10A VANDAL RESISTANT PUSHBUTTON SWITCHES

This low profile switch makes it difficult to pry the switch from its mounting. Uses Butterfly® snap action switches for switching loads up to 10.1 Amps.

Features:
- Wide temp range: -30°C to + 105°C
- Panel sealed to IP67
- 3 year warranty
- Solder terminals

Applications:
- Industrial equipment
- Military/aerospace
- Transportation

Specification:
- Contact resistance: 50mΩ
- Dielectric strength: 1,000VAC for 1 minute

For quantities greater than listed, call for quote.

MOUSER STOCK NO.	ITW Switches Part No.	Fig.	Contact	Circuit	Price Each 1	10	25	50
850-76-9510/530004	76-9510/530004	F	Silver	SPDT-DB	41.33	39.38	37.40	35.44

ITW SERIES 47: MINIATURE SEALED PUSHBUTTON SWITCHES

The Series 47 is an uniquely designed sealed miniature pushbutton switch. The silicone button and body can be panel mounted and terminated with a standard connector or mounted in a P.C. board. The switches come in two levels of sealing a panel sealed only version and a fully sealed version with epoxy sealed base.

Specifications:
- Button material: Silicone
- Operating temp: -40°C to +85°C
- Terminal finish: Gold over nickel

Features:
- SPST-NO
- Long life
- Small size
- Low cost
- Sealed to IP67
- 3 year warranty

Applications:
- Medical equipment
- Marine equipment
- Outdoor controls
- Appliances
- Recreational vehicles

For quantities greater than listed, call for quote.

MOUSER STOCK NO.	ITW Switch Part No.	Fig.	Switch Function	Button Color	Sealed Version	Price Each 1	10	25
850-47-1111	47-1111	G	Momentary	Black	Panel and Epoxy	7.29	6.60	5.97
850-47-1121	47-1121	G	Momentary	Red	Panel and Epoxy	10.68	10.18	9.65
850-47-1131	47-1131	G	Momentary	Green	Panel and Epoxy	7.28	6.93	6.59
850-47-1141	47-1141	G	Momentary	White	Panel and Epoxy	8.16	7.80	7.09
850-47-1151	47-1151	G	Momentary	Yellow	Panel and Epoxy	7.25	6.91	6.57
850-47-1161	47-1161	G	Momentary	Blue	Panel and Epoxy	7.22	6.88	6.54
850-47-1171	47-1171	G	Momentary	Orange	Panel and Epoxy	10.38	9.37	8.53
850-47-2111	47-2111	G	Momentary	Black	Panel	7.19	6.53	5.89
850-47-2121	47-2121	G	Momentary	Red	Panel	8.56	8.16	7.75
850-47-2131	47-2131	G	Momentary	Green	Panel	5.57	5.31	5.04
850-47-2161	47-2161	G	Momentary	Blue	Panel	6.76	5.48	5.26
850-47-2171	47-2171	G	Momentary	Orange	Panel	7.08	6.72	6.44

ITW SERIES 48: FLEX-TECH MINIATURE SEALED PUSHBUTTON SWITCHES

This rugged multi-option sealed pushbutton series offers the utmost in choices for mounting style, colors, terminations, bezels, lighting and momentary or alternate-action switching.

Specifications:
- Circuit: SPST-NO-DB
- Operating force: 3N/306g
- Temperature index: -40°F to +185°F
- Panel thickness: .02-.12/1.5-3mm

Features:
- Gold contacts
- Long life
- Compact package size
- Sealed to IP67
- 3 year warranty

Applications:
- Medical equipment
- Office equipment
- Outdoor controls
- Mass transportation
- Industrial machinery

For quantities greater than listed, call for quote.

MOUSER STOCK NO.	ITW Switch Part No.	Fig.	Switch Function	Switch Termination	Bezel Type	LED Color	Button Color	Price Each 1	10	25	50
850-48-1-RB-N-RD-B	48-1-RB-N-RD-B	H	Momentary	Solder Tabs	Round, Black	None	Red	8.27	7.86	7.47	7.08
850-48-1-RB-N-BK-B	48-1-RB-N-BK-B	H	Momentary	Solder Tabs	Round, Black	None	Black	8.27	7.86	7.47	7.08
850-48-1-SB-N-RD-B	48-1-SB-N-RD-B	I	Momentary	Solder Tabs	Square, Black	None	Red	8.27	7.86	7.47	7.08
850-48-1-SB-N-BK-B	48-1-SB-N-BK-B	I	Momentary	Solder Tabs	Square, Black	None	Black	8.27	7.86	7.47	7.08
850-48-1-RC-N-CR-B	48-1-RC-N-CR-B	H	Momentary	Solder Tabs	Round, Chrome	None	Chrome	8.34	7.99	7.52	7.14
850-48-1-RB-R-BK-B	48-1-RB-R-BK-B	H	Momentary	Solder Tabs	Round, Black	Red	Black	9.42	8.97	8.53	8.07
850-48-2-RB-N-RD-B	48-2-RB-N-RD-B	H	Maintained	Solder Tabs	Round, Black	None	Red	8.97	8.65	8.12	7.70
850-48-2-RB-N-BK-B	48-2-RB-N-BK-B	H	Maintained	Solder Tabs	Round, Black	None	Black	8.97	8.55	8.12	7.70
850-48-2-RC-N-CR-B	48-2-RC-N-CR-B	H	Maintained	Solder Tabs	Round, Chrome	None	Chrome	9.13	8.70	8.27	7.84
850-48-2-RB-R-BK-B	48-2-RB-R-BK-B	H	Maintained	Solder Tabs	Round, Black	Red	Black	10.24	9.77	9.27	8.77
850-48-1-RB-N-YL-B	48-1-RB-N-YL-B	H	Momentary	Solder Tabs	Round, Black	None	Yellow	9.65	9.18	8.71	8.27
850-48-1-RB-N-BL-B	48-1-RB-N-BL-B	H	Momentary	Solder Tabs	Round, Black	None	Blue	9.65	9.18	8.71	8.27
850-48-1-RB-N-GR-B	48-1-RB-N-GR-B	H	Momentary	Solder Tabs	Round, Black	None	Green	9.65	9.18	8.71	8.27

ITW SERIES 48: MINIATURE HALL-EFFECT SEALED PUSHBUTTON SWITCHES

This rugged sealed pushbutton switch uses a Hall-Effect sensor to achieve extremely long life.
This switch is suited for harsh environments where long life and reliability are needed.

Specifications:
- Circuit: SPST-NO-DB
- Operating force: 3N/306g
- Temperature index: -40°F to +185°F
- Panel thickness: .02-.12/1.5-3mm

Features:
- Hall-effect technology
- 1,000,000 cycles momentary
- 100,000 cycles maintained
- Sealed to IP67
- 3 year warranty

Applications:
- Communications
- Data entry
- Outdoor controls
- Mass transportation
- Instrumentation

For quantities greater than listed, call for quote.

MOUSER STOCK NO.	ITW Switch Part No.	Fig.	Switch Function	Switch Termination	Bezel Type	LED Color	Button Color	Price Each 1	10	25	50
850-48-7-RB-N-BK-B	48-7-RB-N-BK-B	J	Momentary	PC	Round, Black	None	Black	17.16	16.35	15.54	14.71
850-48-7-RB-N-RD-B	48-7-RB-N-RD-B	J	Momentary	PC	Round, Black	None	Red	17.33	16.51	15.69	14.85
850-48-7-RC-N-CR-B	48-7-RC-N-CR-B	J	Momentary	PC	Round, Chrome	None	Chrome	17.33	16.51	15.69	14.85
850-48-7-RB-R-BK-B	48-7-RB-R-BK-B	J	Momentary	PC	Round, Black	Red	Black	19.36	18.45	17.53	16.61

DIMENSIONS: mm

A
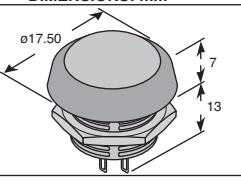

B
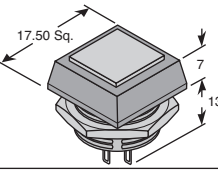

C
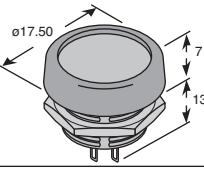

D
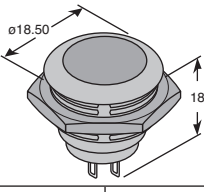

E
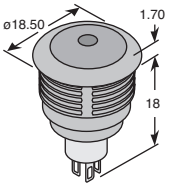

F
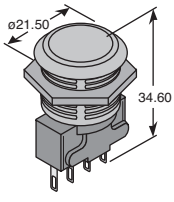

DIMENSIONS: in.

G
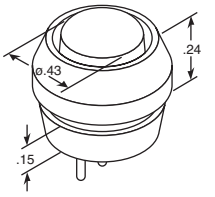

H
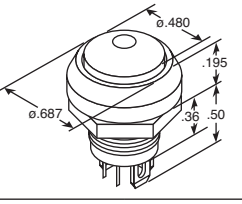

I
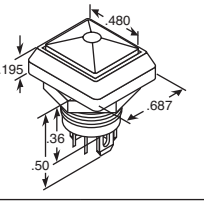

J
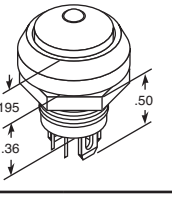

© Copyright 2013 Mouser Electronics

© Copyright 2013 Mouser Electronics

MOUNTAIN SWITCH Pushbutton Switches

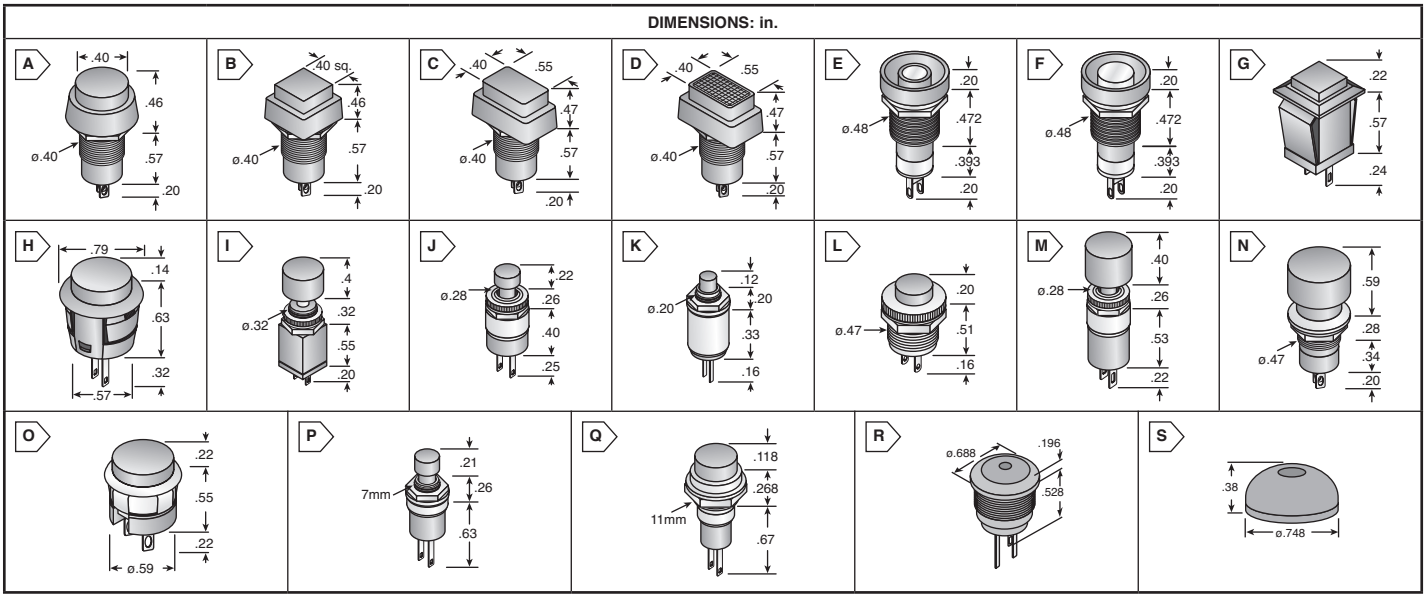

MINIATURE SOFT TOUCH

Specifications:

- Mechanical life: 100,000 operations
- Electrical life: 50,000 operations
- Type: SPST
- Button material: Metal is aluminum; all others are molded plastic.

( )=Momentary

For quantities greater than listed, call for quote.

MOUSER STOCK NO.	Fig.	Circuit	Frame Color	Cap Color	Price Each 1	50	100	500	1000
Rating: 3A/125VAC									
10PA322	A	Off-(On)	Black	Red	3.49	2.91	2.65	2.41	2.26
10PP422	A	Off-On	Black	Red	3.22	2.92	2.65	2.42	2.30
10PA323	A	Off-(On)	Black	Black	3.49	2.91	2.65	2.41	2.26
10PP423	A	Off-On	Black	Black	3.22	2.92	2.65	2.42	2.30
107-3029-EVX	A	Off-(On)	Silver	Silver	3.76	3.62	3.55	3.49	3.34
107-3030-EVX	A	Off-On	Silver	Silver	4.00	3.85	3.79	3.71	3.54
10PA332	B	Off-(On)	Black	Red	2.90	2.63	2.51	2.40	2.25
10PP432	B	Off-On	Black	Red	3.00	2.73	2.59	2.47	2.35
107-3031-EVX	B	Off-(On)	Black	Black	2.20	2.11	2.08	2.03	1.96
107-3032-EVX	B	Off-(On)	Black	Silver	3.01	2.89	2.84	2.79	2.68
107-3033-EVX	B	Off-On	Black	Silver	3.22	3.10	3.04	2.99	2.86
107-3034-EVX	B	Off-(On)	Silver	Silver	3.79	3.65	3.60	3.51	3.38
107-3035-EVX	C	Off-(On)	Black	Red	2.14	2.07	2.01	1.98	1.90
107-3036-EVX	C	Off-On	Black	Red	2.35	2.28	2.24	2.19	2.10
107-3037-EVX	C	Off-(On)	Black	Black	2.14	2.07	2.02	1.98	1.90
107-3039-EVX	C	Off-(On)	Black	Silver	2.93	2.81	2.76	2.71	2.60
107-3040-EVX	C	Off-(On)	Silver	Silver	4.16	4.00	3.92	3.84	3.69
107-3041-EVX	D	Off-(On)	Black	Silver	2.93	2.81	2.76	2.71	2.60
107-3042-EVX	D	Off-(On)	Silver	Silver	3.73	3.60	3.52	3.45	3.32

GUARDED

Specifications:

- Rating: 3A/125VAC
- Contact resistance: 20mΩ
- Mounting hole: .48"
- Solder terminals
- Dielectric strength: 1000V for 1 minute
- Type: SPST

( )=Momentary

For quantities greater than listed, call for quote.

MOUSER STOCK NO.	Fig.	Circuit	Frame Color	Cap Color	Price Each 1	50	100	500	1000
107-1258-S	E	Off-On	Black	Silver	4.47	4.07	3.70	3.36	3.06
107-1258R	E	Off-On	Black	Red	4.47	4.07	3.70	3.36	3.06
107-1258BU	E	Off-On	Black	Blue	4.47	4.07	3.70	3.36	3.06
107-1259-R	E	Off-(On)	Black	Red	3.82	3.48	3.16	2.87	2.61
107-1261B	F	Off-On	Black	Black	4.08	3.71	3.37	3.07	2.85
107-1261R	F	Off-On	Black	Red	4.08	3.71	3.37	3.07	2.85
107-1262-R	F	Off-(On)	Black	Red	3.22	2.92	2.65	2.42	2.19
107-1262-B	F	Off-(On)	Black	Black	3.22	2.92	2.65	2.42	2.19

MOLDED PLASTIC

Specifications:

- Solder terminals
- Type: SPST

( )=Momentary

For quantities greater than listed, call for quote.

MOUSER STOCK NO.	Fig.	Circuit	Rating	Cap Color	Price Each 1	50	100	500	1000
10PA211	G	Off-(On)	1A/125V	Black	1.80	1.63	1.49	1.38	1.25
10PA005	H	Off-(On)	3A/125V	Red	1.58	1.49	1.38	1.29	1.18
107-DS412W	H	Off-(On)	3A/125V	White	1.58	1.49	1.38	1.29	1.18

© Copyright 2013 Mouser Electronics

STANDARD TOUCH

Specifications:

- Type: SPST

( )=Momentary

For quantities greater than listed, call for quote.

MOUSER STOCK NO.	Fig.	Circuit	Rating	Cap Color	Price Each 1	50	100	500	1000
10PA201	I	Off-(On)	3A/125V	Red	2.62	2.50	2.38	2.27	2.15
10PA220	J	Off-(On)	1A/125V	Red	2.74	2.49	2.38	2.27	2.15
10PA018	K	Off-(On)	.5A/125V	Red	3.50	3.16	2.84	2.55	2.25
10PA019	K	Off-(On)	.5A/125V	Black	3.50	3.16	2.84	2.55	2.25
10PA080	L	Off-(On)	1A/125V	Black	2.12	2.01	1.92	1.83	1.74
10PA081	L	Off-(On)	1A/125V	Black	2.12	2.01	1.92	1.83	1.74
10PA112	M	Off-(On)	1A/125V	Black	3.22	2.92	2.65	2.42	2.30
10PA122	M	On-(Off)	1A/125V	Black	2.91	2.84	2.74	2.65	2.53
10PM031	N	On-Off	3A/250V	Red	3.66	3.33	3.09	2.94	2.79
10PM021	N	Off-(On)	3A/250V	Red	2.26	2.14	2.04	1.95	1.86
10PM022	N	Off-(On)	3A/250V	Black	2.26	2.14	2.04	1.95	1.86
107-3044-EV	O	Off-(On)	3A/125V	Red	1.99	1.92	1.87	1.85	1.78
107-3046-EV	O	Off-(On)	3A/125V	Black	1.99	1.92	1.87	1.85	1.78
104-0010-EVX	P	Off-(On)	0.5A/125V	White	.97	.813	.738	.685	.653
103-1216-EVX	P	Off-(On)	1A/125V	Green	1.12	.931	.853	.762	.71
104-0012-EVX	P	Off-(On)	0.5A/125V	Red	.97	.813	.738	.685	.653
104-0013-EVX	P	Off-(On)	0.5A/125V	Black	.97	.813	.738	.685	.653
103-1218-EVX	P	(Off)-On	1A/125V	Red	1.22	1.02	.963	.92	.835
103-1219-EVX	P	(Off)-On	1A/125V	Black	1.22	1.02	.963	.92	.835
104-0042-EVX	Q	Off-(On)	3A/125V	Red	2.00	1.66	1.52	1.37	1.26
104-0043-EVX	Q	Off-(On)	3A/125V	Black	2.00	1.66	1.52	1.37	1.26

ILLUMINATED PUSHBUTTON SWITCHES AND CAP

Specifications:

- Max. current/voltage rating w/resistive load: 400mA/32VAC, 100mA/50VDC, 125mA/125VAC
- Contact resistance: Max. 50mΩ (initial)
- Solder terminals
- Dielectric strength: 1000VAC rms

RoHS Compliant

For quantities greater than listed, call for quote.

MOUSER STOCK NO.	Fig.	Circuit	Frame Color	Cap Color	Price Each 1	50	100	500	1000
107-6215-EVX	R	Off-(On)	White	Yellow	6.97	4.98	4.52	4.11	3.78
107-6217-EVX	R	Off-(On)	Red	Blue	6.45	4.61	4.19	3.81	3.50
107-6213-EVX	R	Off-(On)	Yellow	Red	6.45	4.61	4.19	3.81	3.50
107-6212-EVX	R	Off-(On)	Green	Black	6.45	4.61	4.19	3.81	3.50
107-6211-EVX	R	Off-(On)	Blue	Black	7.46	5.33	4.84	4.41	4.04
Water Proof Cap									
107-6003-EV	S	- -	- -	Clear	.78	.556	.503	.46	.428

© Copyright 2013 Mouser Electronics

MOUNTAIN SWITCH Pushbutton Switches

MOUNTAIN SWITCH DPS SERIES PUSHBUTTON SWITCHES

Specifications:
- Rating: 12mA/24VDC
- Contact material: gold plated copper alloy
- Operation force: 200gf max.

DIMENSIONS: mm

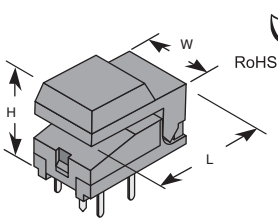

For quantities greater than listed, call for quote.

MOUSER STOCK NO.	Cap Style	Cap Color	Dimensions: mm L x W x H	Price Each 1	50	100	500
107-DPS-01-1-EV	Small	Black	17.7 x 12.2 x 14.5	3.50	2.89	2.44	2.02
107-DPS-01-5-EV	Small	Red	17.7 x 12.2 x 14.5	4.29	3.54	3.00	2.48
107-DPS-11-1-EV	Large	Black	17.7 x 17.2 x 14.5	3.50	2.89	2.44	2.02
107-DPS-11-2-EV	Large	Gray	17.7 x 17.2 x 14.5	3.54	3.00	2.48	2.36
107-DPS-11-4-EV	Large	Blue	17.7 x 17.2 x 14.5	3.50	2.89	2.44	2.02
107-DPS-11-5-EV	Large	Red	17.7 x 17.2 x 14.5	3.50	2.89	2.44	2.02

MOUNTAIN SWITCH SP SERIES ILLUMINATED PUSHBUTTON SWITCHES

Specifications:
- Rating: 12mA/24VDC
- Type: SPDT
- Operating force: 200gf max

DIMENSIONS: mm

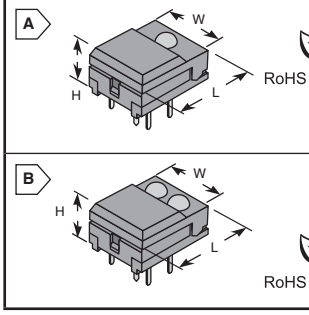

For quantities greater than listed, call for quote.

MOUSER STOCK NO.	Fig.	Cap Style	Cap Color	LED Color	Dimensions: mm L x W x H	Price Each 1	50	100	500
107-SP86-A1-9-01-EV	A	Small	Gray	Red	17.5 x 12.4 x 14.5	4.57	3.78	3.18	2.64
107-SP86-A1-1-03-EV	A	Small	Red	Green	17.5 x 12.4 x 14.5	4.57	3.78	3.18	2.64
107-SP86-A1-4-01-EV	A	Small	White	Red	17.5 x 12.4 x 14.5	5.19	4.37	3.63	3.43
107-SP86-A2-5-13-EV	B	Small	Black	Red/Green	17.5 x 12.4 x 14.5	5.03	4.16	3.50	2.91
107-SP86-B1-5-03-EV	A	Large	Black	Green	17.5 x 17.2 x 14.5	4.57	3.78	3.18	2.64
107-SP86-B2-9-13-EV	B	Large	Gray	Red/Green	17.5 x 12.4 x 14.5	5.03	4.16	3.50	2.91

MOUNTAIN SWITCH MICRO ILLUMINATED PUSHBUTTON SWITCHES

Specifications:
- LED reverse voltage: 4V
- LED forward voltage (IF=20mA): 2.1V
- LED forward current: 25mA
- Type: SPST
- Rating: 1A/125VAC
- PC terminals

DIMENSIONS: in.

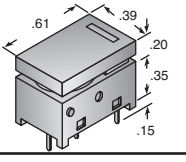

( ) = Momentary

For quantities greater than listed, call for quote.

MOUSER STOCK NO.	Circuit	Cap Color	LED Color	Price Each 1	50	100
107-6612	Off-(On)	Black	Green	3.01	2.87	2.74

MOUNTAIN SWITCH MIDGET PUSHBUTTON SWITCHES

Specifications:
- Rating: 1A/125VAC
- Contact resistance: 20mΩ max.
- Dielectric strength: 1000VAC for 1 minute
- Circuit: Off-(On), ( ) = Momentary Contact

DIMENSIONS: in.

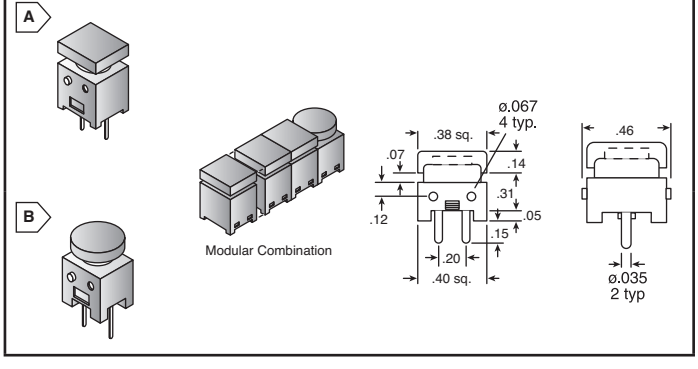

For quantities greater than listed, call for quote.

MOUSER STOCK NO.	Fig.	Cap Color	Price Each 1	50	100
Square (Soft Touch)					
10KB041	A	Red	1.44	1.38	1.33
Square (Tactile Touch)					
10KB032	A	Black	1.44	1.38	1.33
10KB035	A	White	1.44	1.38	1.33
Round (Soft Touch)					
10KB022	B	Black	1.44	1.38	1.33
10KB025	B	White	1.44	1.38	1.33
Round (Tactile Touch)					
10KB011	B	Red	1.44	1.38	1.33
10KB012	B	Black	1.44	1.38	1.33

MOUNTAIN SWITCH PUSHBUTTON SWITCHES

- Dielectric strength: 1000VAC for 1 minute

RoHS Compliant

DIMENSIONS: in.

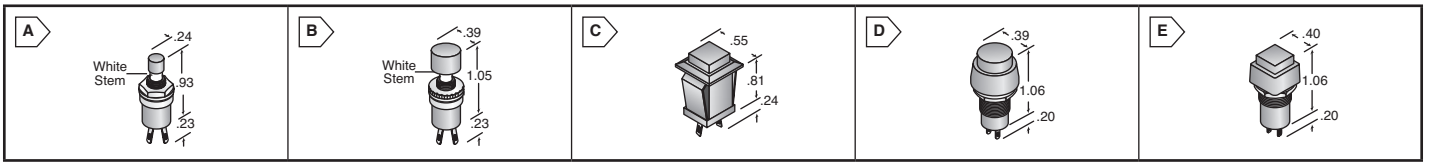

† Stem color is the same as the button color with knurl nut

( ) = Momentary

For quantities greater than listed, call for quote.

	MOUSER STOCK NO.	Fig.	Type	Circuit	Rating VAC	Color Frame	Color Cap	Price Each 1	50	100
	103-1012-EVX	A	SPST	Off-(On)	1.5A / 250V	Silver	Red	1.17	1.03	.888
†	103-1112-EVX	A	SPST	Off-(On)	1.5A / 250V	Silver	Red	1.17	1.03	.888
	103-1013-EVX	A	SPST	Off-(On)	1.5A / 250V	Silver	Black	1.17	1.03	.888
†	103-1113-EVX	A	SPST	Off-(On)	1.5A / 250V	Silver	Black	1.17	1.03	.888
	103-1016-EVX	A	SPST	On-(Off)	1.5A / 250V	Silver	Black	1.23	1.07	.974
	103-1022-EVX	B	SPST	Off-(On)	1.5A / 250V	Silver	Red	1.50	1.27	1.13
	103-1023-EVX	B	SPST	Off-(On)	1.5A / 250V	Silver	Black	1.20	1.02	.91
	103-1209-EV	C	SPST	Off-(On)	1.0A / 125V	Black	Green	.93	.792	.706

( ) = Momentary

For quantities greater than listed, call for quote.

MOUSER STOCK NO.	Fig.	Type	Circuit	Rating VAC	Color Frame	Color Cap	Price Each 1	50	100
103-1210-EV	C	SPST	Off-(On)	1.0A / 125V	Black	Red	.93	.792	.706
103-1211-EV	C	SPST	Off-(On)	1.0A / 125V	Black	Black	.93	.792	.706
103-1322-EVX	D	SPST	Off-(On)	3.0A / 125V	Black	Red	2.77	2.30	2.10
103-1323-EVX	D	SPST	Off-(On)	3.0A / 125V	Black	Black	2.50	2.08	1.89
103-1422-EVX	D	SPST	On-Off	1.0A / 125V	Black	Red	2.76	2.31	2.08
103-1423-EVX	D	SPST	On-Off	1.0A / 125V	Black	Black	2.76	2.31	2.08
103-1432-EVX	E	SPST	On-Off	3.0A / 125V	Black	Red	3.06	2.56	2.30

© Copyright 2013 Mouser Electronics
© Copyright 2013 Mouser Electronics

NKK Pushbutton Switches

NKK MB2000 SERIES: MINIATURE PUSHBUTTONS

- Plunger threaded for screw-on caps
- Power rating: 6A @ 125VAC OR 3A @ 30VDC

RoHS Compliant

( ) = Momentary

For quantities greater than listed, call for quote.

MOUSER STOCK NO.	NKK Part No.	Fig.	Circuit	Contact Material	Price Each 1	25	50	100
Standard Bushing-Solder Lug Mount								
633-MB206501-RO	MB2065SS1W01	A	SPDT On-On	Silver	4.75	4.48	4.25	4.09
633-MB218101-RO	MB2181SS1W01	A	4PDT On-(On)	Silver	17.99	15.47	14.78	14.35
633-MB218501-RO	MB2185SS1W01	A	4PDT On-On	Silver	18.67	16.05	15.37	14.87
Standard Bushing-PC Mount								
633-MB206503-RO	MB2065SS1W03	A	SPDT On-On	Silver	4.98	4.53	4.15	3.83
633-MB206103-RO	MB2061SS1W03	A	DPDT On-(On)	Silver	7.59	6.46	5.70	4.87
633-MB208503-RO	MB2085SS1W03	A	DPDT On-On	Silver	8.93	6.07	5.59	5.36
633-MB218503-RO	MB2185SS1W03	A	4PDT On-On	Silver	14.10	10.21	9.50	9.08
Screw-On Caps for Standard Bushing								
633-AT407A	AT407A	B	.394" X .315", black		.56	.49	.478	.455
633-AT407B	AT407B	B	.394" X .315", white		.57	.546	.524	.514
633-AT407C	AT407C	B	.394" X .315", red		.63	.556	.535	.524
633-AT413A	AT413A	B	.315" X .256", black		.66	.631	.621	.599
633-AT413B	AT413B	B	.315" X .256", white		1.02	.589	.535	.492
633-AT413C	AT413C	B	.315" X .256", red		.59	.475	.462	.449
Large Bushing-Solder Lug Mount								
633-MB201107-RO	MB2011SB1W01	C	SPDT On-(On)	Silver	8.19	6.53	6.18	5.83
633-MB206507-RO	MB2065SB1W01	C	SPDT On-On	Silver	8.47	6.96	6.15	5.72
633-MB206107-RO	MB2061SB1W01	C	DPDT On-(On)	Silver	8.52	8.09	7.67	7.23
633-MB208507-RO	MB2085SB1W01	C	DPDT On-On	Silver	10.73	8.74	7.52	7.32
633-MB218107-RO	MB2181SB1W01	C	4PDT On-(On)	Silver	13.58	12.41	11.16	10.50
633-MB218506-RO	MB2185SB1W01	C	4PDT On-On	Silver	14.06	12.37	11.56	11.25
Screw-On Caps for Large Bushing								
633-AT078A	AT078A	B	.315" X .256", black		1.09	1.04	.981	.924
633-AT079A	AT079A	B	.394" X .315", black		1.21	1.04	.942	.845
633-AT079B	AT079B	B	.394" X .315", white		1.25	1.07	.977	.876
633-AT414A	AT414A	D	.520" X .433", black		.88	.732	.668	.616
633-AT414B	AT414B	D	.520" X .433", white		.88	.732	.668	.616
633-AT414C	AT414C	D	.520" X .433", red		.88	.732	.668	.616

NKK MB2400 SERIES: MINIATURE SNAP ACTION PUSHBUTTONS

- Plunger: Brass with nickel plating
- Stainless steel frame
- Contacts: Gold-0.4VA max @ 28VAC/DC max. Silver 3A @ 125VAC

RoHS Compliant

For quantities greater than listed, call for quote.

MOUSER STOCK NO.	NKK Part No.	Fig.	Circuit	Contact Material	Price Each 1	25	50	100
Threaded Bushing with D Flat and Solder Lug Mount								
633-MB241108	MB2411E1W01	E	SPDT On-(On)	Silver	4.78	4.12	3.94	3.81
633-MB246108	MB2461E1W01	E	DPDT On-(On)	Silver	8.21	6.74	6.54	5.46
633-MB241109-RO	MB2411E1G01	E	SPDT On-(On)	Gold	6.46	5.56	5.31	5.14
633-MB246109-RO	MB2461E1G01	E	DPDT On-(On)	Gold	8.51	6.07	5.89	5.36
Smooth Bushing with Keyway, Right Angle PC Mount								
633-MB241110-RO	MB2411A2W30	F	SPDT On-(On)	Silver	6.40	4.95	4.50	4.26
Slip-on Caps for MB Series								
633-AT475A	AT475A	G	.201" X .157", black		.30	.289	.278	.246
633-AT475B	AT475B	G	.201" X .157", white		.31	.278	.268	.257
633-AT475C	AT475C	G	.201" X .157", red		.26	.235	.203	.193
633-AT496A	AT496A	H	.295" X .157", black		.34	.30	.257	.246
633-AT496B	AT496B	H	.295" X .157", white		.40	.353	.321	.30
633-AT496C	AT496C	H	.295" X .157", red		.39	.364	.342	.321
Snap-in Mount with Red Cap, Black Bezel								
633-MB241112	MB2411JW01-C-1A	I	SPDT On-(On)	Silver	8.74	7.51	6.47	6.11
633-MB246112	MB2461JW01-C-1A	I	DPDT On-(On)	Silver	11.42	10.10	8.92	7.74

SERIES MB2400 SNAP-ACTION SNAP IN MOUNT PUSHBUTTONS

Features:

- Anti-jamming design protects contacts from damage due to excessive downward force on the actuator
- High torque bushing construction prevents rotation or separation from frame during installation
- Prominent external insulating barriers increase insulation resistance and dielectric strength
- Epoxy sealed terminals prevent entry of solder flux and other contaminants
- Internal o-ring protects against contamination
- Snap-acting mechanism gives smooth actuation and audible feedback.
- Longer center solder lug terminal simplifies wiring and soldering
- Patented silver contacts of specially composed alloy for hardness.
- Stainless steel frame resists corrosion
- Short stroke and light touch

RoHS Compliant

For quantities greater than listed, call for quote.

MOUSER STOCK NO.	NKK Part No.	Fig.	Circuit	Contact Material	Price Each 1	25	50	100
Square Button								
633-411JG01-A/12A/1F	MB2411JG01-A/1-2A/1-F	J	SPDT On-Mom	0.4VA @ 28VAC/DC	10.23	7.25	6.96	6.68
633-MB2411JG01-A-1A	MB2411JG01-A-1A	J	SPDT On-Mom	0.4VA @ 28VAC/DC	6.41	5.89	5.79	5.20
633-MB2411JW01A1A	MB2411JW01-A-1A	J	SPDT On-Mom	3A @ 125VAC	6.51	5.86	5.59	5.29
633-MB2411JW01H4A-CF	MB2411JW01-H-4A-CF	J	SPDT On-Mom	3A @ 125VAC	10.19	7.21	6.88	6.64
633-MB2461JG01-A-1A	MB2461JG01-A-1A	J	DPDT On-Mom	0.4VA @ 28VAC/DC	8.43	7.42	7.23	6.84
633-MB2461JW01-A-1A	MB2461JW01-A-1A	J	DPDT On-Mom	3A @ 125VAC	9.64	7.34	7.00	6.58

DIMENSIONS: in.

A

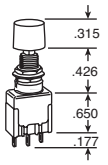

Shown w/optional cap AT407

B

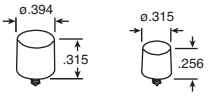

C

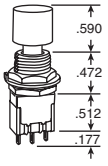

Shown w/optional cap AT414

D

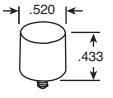

E

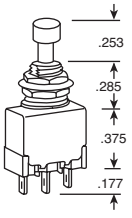

Shown w/optional cap AT475

F

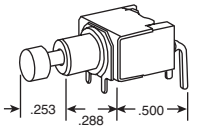

Shown w/optional cap AT475

G



H



I

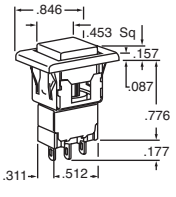

J



NKK Pushbutton Switches

© Copyright 2013 Mouser Electronics

© Copyright 2013 Mouser Electronics

NKK PROCESS SEALED PUSHBUTTON SWITCHES

AB Series: Process Sealed Submini Pushbuttons

Specifications:
- Actuator: .213" length plunger
- 0.4VA max. @ 28 VAC/DC max.

RoHS Compliant

For quantities greater than listed, call for quote.

MOUSER STOCK NO.	NKK Part No.	Fig.	Circuit ( ) = Momentary	Terminal	Price Each 1	25	50	100
633-AB11AP	AB11AP	A	SPST Off-(On)	PCB Straight	6.61	4.57	3.94	3.83
633-AB15AP	AB15AP	A	SPDT On-(On)	PCB Straight	4.43	3.82	3.27	3.19
633-AB25AP	AB25AP	A	DPDT On-(On)	PCB Straight	6.22	5.34	4.60	4.47
633-AB15AH	AB15AH	B	SPDT On-(On)	PCB R/A	5.52	5.41	5.11	4.63
Slip-On Caps for A Series			Description					
633-AT475A	AT475A	C	.201" X .157", black		.30	.289	.278	.246
633-AT475B	AT475B	C	.201" X .157", white		.31	.278	.268	.257
633-AT475C	AT475C	C	.201" X .157", red		.26	.235	.203	.193
633-AT496A	AT496A	D	.295" X .157", black		.34	.30	.257	.246
633-AT496B	AT496B	D	.295" X .157", white		.40	.353	.321	.30
633-AT496C	AT496C	D	.295" X .157", red		.39	.364	.342	.321

GB Series: Process Sealed Ultra-Mini Pushbuttons

Specifications:
- Actuator: .130" length plunger
- 0.4VA max. @ 28 VAC/DC max.

RoHS Compliant

For quantities greater than listed, call for quote.

MOUSER STOCK NO.	NKK Part No.	Fig.	Circuit ( ) = Momentary	Terminal	Price Each 1	25	50	100
633-GB15AP-RO	GB15AP	E	SPDT On-(On)	PCB Straight	4.56	4.32	3.70	3.54
633-GB25AP	GB25AP	E	DPDT On-(On)	PCB Straight	5.30	5.11	4.95	4.33
633-GB15AH-RO	GB15AH	F	SPDT On-(On)	PCB R/A	6.49	5.59	4.80	4.68
Slip-On Caps for G Series			Description					
633-AT4063A	AT4063A	G	.157" X .094", Black		.46	.385	.342	.31
633-AT4063B	AT4063B	G	.157" X .094", White		.77	.385	.342	.31
633-AT4063C	AT4063C	G	.157" X .094", Red		.77	.385	.342	.31

NKK FB SERIES: 0.5 AMP MOMENTARY PUSHBUTTONS

Specifications:
- Actuator: White plunge
- Contacts: Silver 500mA@125VAC

RoHS Compliant

For quantities greater than listed, call for quote.

MOUSER STOCK NO.	NKK Part No.	Fig.	Circuit ( ) = Momentary	Terminal	Price Each 1	25	50	100
633-FB15ANEP2	FB15ANEP2	H	SPST Off-(On)	PC/Turret	3.95	3.38	3.22	2.80
Slip-on Caps for FB Series			Description					
633-AT475A	AT475A	C	.201" X .157", black		.30	.289	.278	.246
633-AT475B	AT475B	C	.201" X .157", white		.31	.278	.268	.257
633-AT475C	AT475C	C	.201" X .157", red		.26	.235	.203	.193
633-AT496A	AT496A	D	.295" X .157", black		.34	.30	.257	.246
633-AT496B	AT496B	D	.295" X .157", white		.40	.353	.321	.30
633-AT496C	AT496C	D	.295" X .157", red		.39	.364	.342	.321

NKK SB SERIES: 3 AMP MOMENTARY PUSHBUTTONS

Specifications:
- Actuator: Black plunger
- Contacts: Silver 3A @ 125VAC or 2A @ 30VDC

RoHS Compliant

For quantities greater than listed, call for quote.

MOUSER STOCK NO.	NKK Part No.	Fig.	Circuit ( ) = Momentary	Terminal	Price Each 1	25	50	100
633-SB4011NOM-RO	SB4011NOM	I	SPST Off-(On)	Solder Lug	3.83	3.78	3.54	3.25
633-SB4011NCM-RO	SB4011NCM	I	SPST On-(Off)	Solder Lug	3.83	3.80	3.56	3.33
Slip-on Caps for SB Series			Description					
633-AT422A	AT422A	J	.394" X .236", black		.44	.396	.375	.364
633-AT422B	AT422B	J	.394" X .236", white		.55	.503	.471	.46
633-AT422C	AT422C	J	.394" X .236", red		.44	.396	.385	.364

NKK ENVIRONMENTALLY SEALED PUSHBUTTON SWITCHES

Specifications:
- Power rating: 6A @ 125VAC, 3A @ 250VAC, 6A @ 30VDC
- IP67 of IEC529
- UL94V-0 rated
- Wire leads: AWG 16 heat resistant PVC
- .520" dia. black cap

RoHS Compliant

For quantities greater than listed, call for quote.

MOUSER STOCK NO.	NKK Part No.	Fig.	Circuit ( ) = Momentary	Terminal	Price Each 1	25	50	100
633-WB12S-RO	WB12S-DA	K	SPDT On-None-On	Solder lug	19.28	17.69	16.49	16.26
633-WB12T-RO	WB12T-DA	K	SPDT On-None-On	Screw lug	22.44	20.55	19.17	17.01
633-WB12L-RO	WB12L-DA	K	SPDT On-None-On	Wire leads	33.85	31.04	28.95	27.45
633-WB15S-RO	WB15S-DA	K	SPDT On-None-(On)	Solder lug	22.22	20.35	18.99	18.73
633-WB15T-RO	WB15T-DA	K	SPDT On-None-(On)	Screw lug	23.29	21.36	19.92	19.69
633-WB15L-RO	WB15L-DA	K	SPDT On-None-(On)	Wire leads	34.75	31.84	29.68	26.28

DIMENSIONS: in.

A

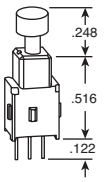

Shown w/optional cap AT475

B

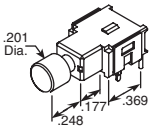

Shown w/optional cap AT475

C

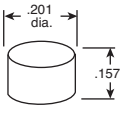

D

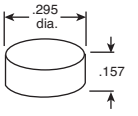

E

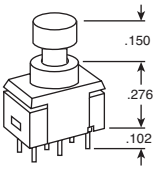

Shown w/optional cap AT4063

F

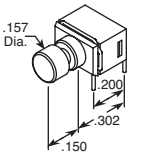

Shown w/optional cap AT4063

G

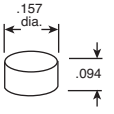

H

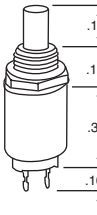

I

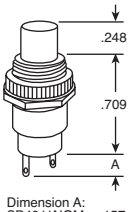

Dimension A:
SB4011NOM = .157
SB4011NCM = .197

J

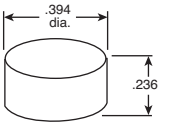

K

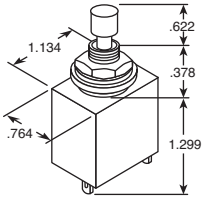

© Copyright 2013 Mouser Electronics

© Copyright 2013 Mouser Electronics

NKK Illuminated and Non-illuminated Pushbuttons

RoHS Compliant **This product is RoHS compliant.**

LP01 SERIES: SHORT BODY PUSHBUTTONS

Features:
- Contact material: Silver
- Rating: 3A @ 125VAC/250VAC
- Solder lug
- Bushing or snap-In mounting
- Suited for lead free soldering
- Environmentally friendly components
- UL 94V-0 housing and base
- Tamper proof caps

LED Specifications for LP01 Series	Red	Amber	Green
Forward peak current	30mA	30mA	30mA
Continuous forward current	20mA	20mA	20mA
Forward voltage	1.95V	2.0V	2.1V
Reverse peak voltage	5V	5V	5V
Current reduction rate above 25°C	0.41mA/°C	0.29mA/°C	0.39mA/°C
Ambient temperature range	-10°C ~ +50°C		

Non-Illuminated and Illuminated

For quantities greater than listed, call for quote.

MOUSER STOCK NO.	NKK Part No.	Fig.	Circuit ( ) = Momentary	Cap Color/LED Colors	Price Each 1	25	50
Non-Illuminated Bushing Mount							
633-LP0115CCKW01C	LP0115CCKW01C	A	SPDT On-(On)	Red	7.70	7.39	6.93
633-LP0115CCKW01A	LP0115CCKW01A	A	SPDT On-(On)	Black	7.70	7.39	6.93
633-LP0115CCKW01F	LP0115CCKW01F	A	SPDT On-(On)	Green	10.17	7.84	7.22
633-LP0125CCKW01C	LP0125CCKW01C	A	DPDT On-(On)	Red	8.99	8.62	8.09
633-LP0125CCKW01A	LP0125CCKW01A	A	DPDT On-(On)	Black	11.83	9.15	8.14
633-LP0125CCKW01F	LP0125CCKW01F	A	DPDT On-(On)	Green	8.99	8.62	8.09
Non-Illuminated Snap-In Mount							
633-LP0115CMKW01C	LP0115CMKW01C	B	SPDT On-(On)	Red	11.72	9.04	8.88
633-LP0115CMKW01A	LP0115CMKW01A	B	SPDT On-(On)	Black	7.70	7.39	6.93
633-LP0115CMKW01F	LP0115CMKW01F	B	SPDT On-(On)	Green	8.88	8.52	7.99
Illuminated Bushing Mount							
633-LP0115CCKW015CB	LP0115CCKW015CB	A	SPDT On-(On)	White/Red	10.89	9.52	9.14
633-LP0115CCKW015DB	LP0115CCKW015DB	A	SPDT On-(On)	White/Amber	10.89	9.52	9.14
633-LP0115CCKW015FB	LP0115CCKW015FB	A	SPDT On-(On)	White/Green	12.59	11.01	10.56
633-LP0125CCKW015CB	LP0125CCKW015CB	A	DPDT On-(On)	White/Red	12.37	10.79	9.77
633-LP0125CCKW015DB	LP0125CCKW015DB	A	DPDT On-(On)	White/Amber	14.31	12.48	11.30
633-LP0125CCKW015FB	LP0125CCKW015FB	A	DPDT On-(On)	White/Green	14.31	12.48	11.30
Illuminated Snap-In Mount							
633-LP0115CMKW015CB	LP0115CMKW015CB	B	SPDT On-(On)	White/Red	10.08	9.31	8.74
633-LP0115CMKW015DB	LP0115CMKW015DB	B	SPDT On-(On)	White/Amber	10.08	9.31	8.74
633-LP0115CMKW015FB	LP0115CMKW015FB	B	SPDT On-(On)	White/Green	11.65	10.76	10.11

GB SERIES: ULTRA-MINIATURE ILLUMINATED PUSHBUTTONS

Features:
- Contact material: Gold
- Rating: 0.4VA max. @ 28VAC/VDC max.
- Washable
- Ideal for handheld equipment
- Smooth, positive detent actuation
- Highly visible indication status
- Process sealed

LED Specifications for GB Series	Red	Amber	Green
Forward peak current	30mA	30mA	25mA
Continuous forward current	20mA	20mA	20mA
Forward voltage	1.9V	1.9V	2.1V
Reverse peak voltage	5V	5V	5V
Current reduction rate above 25°C	0.43mA/°C	0.43mA/°C	0.38mA/°C
Ambient temperature range	-25°C ~ +55°C		

MOUSER STOCK NO.	NKK Part No.	Fig.	Circuit ( ) = Momentary	Cap Color/LED Colors	Price Each 1	25	50
Straight PC							
633-GB15JPC-RO	GB15JPC	C	SPDT ON-(ON)	Red	9.56	6.75	6.29
633-GB15JPD-RO	GB15JPD	C	SPDT ON-(ON)	Amber	9.56	6.75	6.29
Right Angle PC							
633-GB15JHC-RO	GB15JHC	D	SPDT ON-(ON)	Red	10.02	6.88	6.51
Vertical PC							
633-GB15JVC-RO	GB15JVC	E	SPDT ON-(ON)	Red	7.21	6.92	6.49
633-GB15JVD-RO	GB15JVD	E	SPDT ON-(ON)	Amber	11.00	10.56	10.13

NKK HB SERIES: ILLUMINATED SUBMINIATURE PUSHBUTTONS

Features:
- Contact material and ratings: Silver, 0.1A max. @ 30VAC/DC
- Single element, bright LEDs
- Bushing mount
- Solder lug

LED Specifications for HB Series	Red	Amber	Green
Forward peak current	30mA	30mA	25mA
Continuous forward current	20mA	20mA	20mA
Forward voltage	1.85V	2.0V	2.2V
Reverse peak voltage	5V	5V	5V
Current reduction rate above 25°C	0.40mA/°C	0.42mA/°C	0.38mA/°C
Ambient temperature range	-25 ~ +50°C		

MOUSER STOCK NO.	NKK Part No.	Fig.	Circuit ( ) = Momentary	Price Each 1	25	50
Square Switches						
633-HB15SKW01	HB15SKW01	F	SPDT On-(On)	6.27	5.84	5.57
633-HB16SKW01	HB16SKW01	F	SPDT On-On	6.21	6.00	5.84
Snap-On Caps for use with Square Switches						
633-AT4166CB	AT4166CB	G	Transparent red lens/white diffuser	1.12	1.10	1.08
633-AT4166DB	AT4166DB	G	Transparent amber lens/white diffuser	1.10	1.04	.991
633-AT4166FB	AT4166FB	G	Transparent grn lens/white diffuser	1.07	1.03	.995
633-AT4052A	AT4052AB	H	Spot illuminated; use with LED	1.46	1.43	1.41
Round Switches						
633-HB15CKW01	HB15CKW01	I	SPDT On-(On)	6.85	6.62	6.28
633-HB16CKW01	HB16CKW01	I	SPDT On-On	7.33	6.90	6.72
Snap-On Caps for use with Round Switches						
633-AT4167CB	AT4167CB	J	Transparent red lens/white diffuser	1.12	1.04	1.01
633-AT4167DB	AT4167DB	J	Transparent amber lens/white diffuser	1.28	1.23	1.18
633-AT4167FB	AT4167FB	J	Transparent grn lens/white diffuser	1.36	1.28	1.12
Bright LEDs for HB Series						
633-AT633C	AT633C	- -	T-1 Bi-pin, red	1.75	1.66	1.52
633-AT633D	AT633D	- -	T-1 Bi-pin, amber	1.96	1.83	1.71
633-AT633F	AT633F	- -	T-1 Bi-pin, green	1.57	1.51	1.48
Accessories						
633-AT111	AT111	- -	Lamping Tool	.72	.663	.621
633-AT109	AT109	- -	Cap Extractor	1.63	1.54	1.44
633-AT110	AT110	- -	Socket Wrench	3.67	3.47	3.25

DIMENSIONS: in.

A
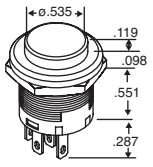

B
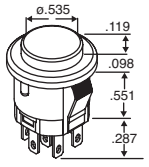

C
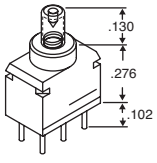

D
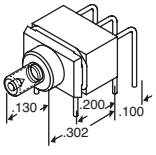

E
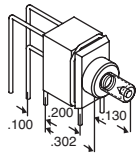

F
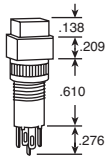

Shown w/optional cap and LED

G
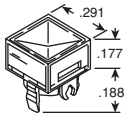

H
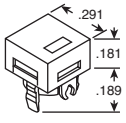

I
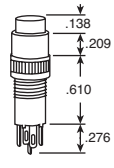

Shown w/optional cap and LED

J
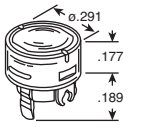

NKK Pushbutton Switches

© Copyright 2013 Mouser Electronics

© Copyright 2013 Mouser Electronics

NKK Illuminated Pushbutton Switches

DIMENSIONS: in.

RoHS Compliant **This product is RoHS compliant.**

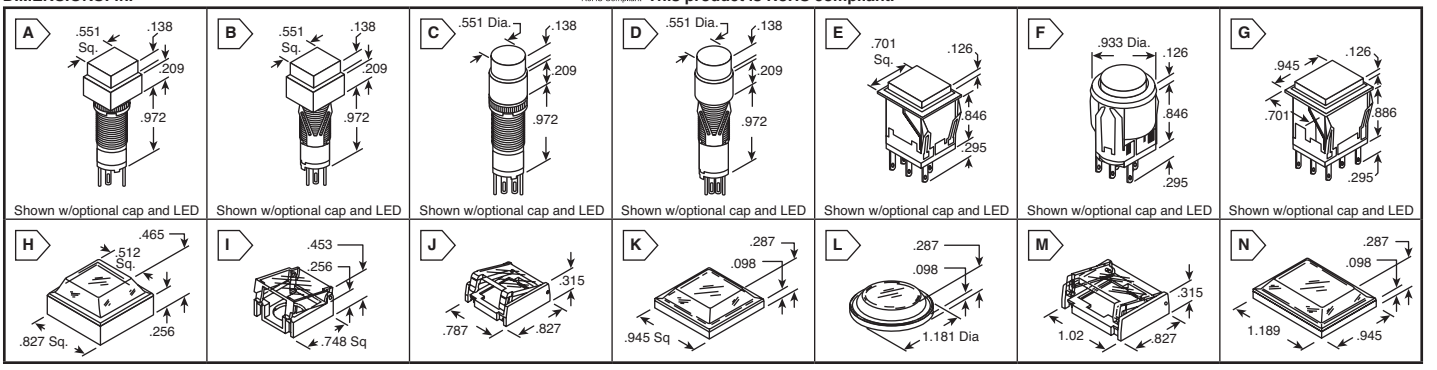

Single Element Bright LED Specifications

Color	Red	Amber	Green
Forward peak current	30mA	30mA	30mA
Continuous forward current	20mA	20mA	20mA
Forward voltage	1.9V	2.0V	2.1V
Reverse peak voltage	5V	5V	5V
Current reduction rate above 25°C	0.42mA/°C	0.42mA/°C	0.42mA/°C
Ambient temperature range	-25~+50°C		

Incandescent Lamp Specifications

Voltage AC	5VAC	12VAC
Current	115mA	60mA
Endurance (hours)	7,000	
Ambient temperature range	-25~+50°C	

NKK KB SERIES: ILLUMINATED MINIATURE PUSHBUTTONS

- Polyamide housing and housing base
- Power rating: 1A @ 125/250VAC or 30VDC
- Solder lug

( ) = Momentary

For quantities greater than listed, call for quote.

MOUSER STOCK NO.	NKK Part No.	Fig.	Circuit	Contact Material	Price Each 1	25	50
Square, Bushing Mounting							
633-KB15SKW01	KB15SKW01	A	SPDT On-(On)	Silver	5.74	5.63	5.55
633-KB16SKW01	KB16SKW01	A	SPDT On-On	Silver	6.92	6.76	6.71
633-KB25SKW01	KB25SKW01	A	DPDT On-(On)	Silver	8.87	8.73	8.58
633-KB26SKW01	KB26SKW01	A	DPDT On-On	Silver	9.05	8.91	8.76
Square, Snap-In Mounting							
633-KB15KKW01	KB15KKW01	B	SPDT On-(On)	Silver	9.08	6.43	5.80
633-KB16KKW01	KB16KKW01	B	SPDT On-On	Silver	7.35	6.92	6.72
Snap-On Caps for Use with Square Switches and Incandescent Lamp AT611							
633-AT485BB	AT485BB		Translucent white lens/white filter		1.27	1.20	1.12
633-AT485CB	AT485CB		Translucent red lens/white filter		1.26	1.19	1.11
633-AT485EB	AT485EB		Translucent yellow lens/white filter		1.27	1.20	1.12
633-AT485FB	AT485FB		Translucent green lens/white filter		1.27	1.20	1.12
633-AT485GB	AT485GB		Translucent blue lens/white filter		1.27	1.20	1.12
Snap-On Caps for Use with Square Switches and Bright LED AT635							
633-AT4133JB	AT4133JB		Clear lens/white translucent diffuser		1.10	1.08	1.07
633-AT4158JC	AT4158JC		Clear lens/red translucent diffuser		1.10	1.07	1.03
633-AT4158JD	AT4158JD		Clear lens/amber translucent diffuser		1.10	1.07	1.03
633-AT4158JF	AT4158JF		Clear lens/green translucent diffuser		1.10	1.07	1.03
Round, Bushing Mounting							
633-KB15CKW01	KB15CKW01	C	SPDT On-(On)	Silver	6.14	5.99	5.85
633-KB16CKW01	KB16CKW01	C	SPDT On-On	Silver	6.69	6.09	5.89
633-KB25CKW01	KB25CKW01	C	DPDT On-(On)	Silver	8.70	8.31	8.06
633-KB26CKW01	KB26CKW01	C	DPDT On-On	Silver	8.87	8.58	8.49
Round, Snap-In Mounting							
633-KB15MKW01	KB15MKW01	D	SPDT On-(On)	Silver	5.69	5.50	5.32
633-KB16MKW01	KB16MKW01	D	SPDT On-On	Silver	7.16	6.86	6.64
633-KB26MKW01	KB26MKW01	D	DPDT On-On	Silver	12.63	8.95	8.46
Snap-On Caps for Use with Round Switches and Incandescent Lamp AT611							
633-AT486BB	AT486BB		Translucent white lens/white filter		1.07	1.04	1.01
633-AT486CB	AT486CB		Translucent red lens/white filter		1.07	1.04	1.01
633-AT486FB	AT486FB		Translucent green lens/white filter		1.09	1.02	.957
Snap-On Caps for Use with Round Switches and Bright LED AT635							
633-AT4132JB	AT4132JB		Clear lens/white translucent diffuser		1.10	1.07	1.03
633-AT4160JC	AT4160JC		Clear lens/red translucent diffuser		1.04	1.03	1.01
633-AT4160JD	AT4160JD		Clear lens/amber translucent diffuser		1.10	1.08	1.07
633-AT4160JF	AT4160JF		Clear lens/green translucent diffuser		1.10	1.07	1.03
Incandescent Lamps and Bright LEDs for KB series							
633-AT611-5V-RO	AT611-5V		Incandescent lamp, 5 VAC, T-1		3.28	2.01	1.87
633-AT611-12V-RO	AT611-12V		Incandescent lamp, 12 VAC, T-1		1.79	1.69	1.58
633-AT635C	AT635C		T-1 1/2 cylindrical red LED		1.84	1.78	1.72
633-AT635D-RO	AT635D		T-1 1/2 cylindrical amber LED		2.00	1.96	1.92
633-AT635F	AT635F		T-1 1/2 cylindrical green LED		1.84	1.78	1.72

NKK LB SERIES: ILLUMINATED STANDARD PUSHBUTTONS

- Polyamide housing
- Snap-In Mounting
- Solder Lug
- Power rating: 3A @125/250VAC or 30VDC

( ) = Momentary

For quantities greater than listed, call for quote.

MOUSER STOCK NO.	NKK Part No.	Fig.	Circuit	Contact Material	Price Each 1	25	50
Square Switches							
633-LB15SKW01	LB15SKW01	E	SPDT On-(On)	Silver	9.68	9.27	8.97
633-LB16SKW01	LB16SKW01	E	SPDT On-On	Silver	9.78	9.20	9.00
633-LB25SKW01	LB25SKW01	E	DPDT On-(On)	Silver	11.16	10.68	10.37
633-LB26SKW01	LB26SKW01	E	DPDT On-On	Silver	12.10	11.56	11.21
Snap-on Caps for Use with Square Switches and Incandescent Lamp AT607							
633-AT476BJ	AT476BJ		Translucent white lens/clear filter		1.77	1.73	1.70
633-AT476CJ	AT476CJ		Translucent red lens/clear filter		1.77	1.73	1.70
633-AT476EJ	AT476EJ		Translucent yellow lens/clear filter		1.77	1.74	1.70
633-AT476FJ	AT476FJ		Translucent green lens/clear filter		1.77	1.73	1.70
633-AT476GJ	AT476GJ		Translucent blue lens/clear filter		1.78	1.73	1.70
Snap-on Caps for Use with Square Switches and Bright LED AT635							
633-AT4176JC	AT4176JC		Clear lens/red translucent diffuser		1.67	1.62	1.57
633-AT4176JD	AT4176JD		Clear lens/amber translucent diffuser		1.78	1.72	1.68
633-AT4176JF	AT4176JF		Clear lens/green translucent diffuser		1.64	1.58	1.55
Round Switches							
633-LB15CKW01	LB15CKW01	F	SPDT On-(On)	Silver	8.14	7.79	7.54
633-LB16CKW01	LB16CKW01	F	SPDT On-On	Silver	10.79	10.29	9.99
633-LB25CKW01	LB25CKW01	F	DPDT On-(On)	Silver	11.76	11.25	10.92
633-LB26CKW01	LB26CKW01	F	DPDT On-On	Silver	13.18	12.60	12.22
Snap-on Caps for Use with Round Switches and Incandescent Lamp AT607							
633-AT4012BJ	AT4012BJ		Translucent white lens/clear filter		1.67	1.59	1.55
633-AT4012CJ	AT4012CJ		Translucent red lens/clear filter		1.78	1.70	1.66
633-AT4012FJ	AT4012FJ		Translucent green lens/clear filter		1.77	1.70	1.66
633-AT4012GJ	AT4012GJ		Translucent blue lens/clear filter		1.77	1.73	1.70
Snap-on Caps for Use with Round Switches and Bright LED AT635							
633-AT4178JC	AT4178JC		Clear lens/red translucent diffuser		1.78	1.72	1.68
633-AT4178JD	AT4178JD		Clear lens/amber translucent diffuser		1.78	1.74	1.72
633-AT4178JF	AT4178JF		Clear lens/green translucent diffuser		1.78	1.72	1.68
Rectangular Switches							
633-LB15RKW01	LB15RKW01	G	SPDT On-(On)	Silver	10.98	9.97	9.15
633-LB16RKW01	LB16RKW01	G	SPDT On-On	Silver	10.79	10.29	9.99
633-LB25RKW01	LB25RKW01	G	DPDT On-(On)	Silver	12.83	12.56	12.41
633-LB26RKW01	LB26RKW01	G	DPDT On-On	Silver	15.81	13.60	13.04
Snap-on Caps for Use with Rectangular Switches and Incandescent Lamp AT607							
633-AT4026BJ	AT4026BJ		Translucent white lens/clear filter		1.66	1.63	1.59
633-AT4026CJ	AT4026CJ		Translucent red lens/clear filter		1.59	1.51	1.48
633-AT4026EJ	AT4026EJ		Translucent yellow lens/clear filter		1.70	1.61	1.57
633-AT4026FJ	AT4026FJ		Translucent green lens/clear filter		1.70	1.61	1.54
633-AT4026GJ	AT4026GJ		Translucent blue lens/clear filter		1.70	1.61	1.54
Snap-on Caps for Use with Rectangular Switches and Bright LED AT635							
633-AT4177JC	AT4177JC		Clear lens/red translucent diffuser		1.78	1.72	1.68
633-AT4177JD	AT4177JD		Clear lens/amber translucent diffuser		1.78	1.74	1.72
633-AT4177JF	AT4177JF		Clear lens/green translucent diffuser		1.67	1.62	1.57
Incandescent Lamps and Bright LEDs for LB series							
633-AT607-5V-RO	AT607-5V		Incandescent lamp, 5 VAC, T-1		1.88	1.84	1.81
633-AT607-12V-RO	AT607-12V		Incandescent lamp, 12 VAC, T-1		1.79	1.69	1.58
633-AT635C	AT635C		T-1 1/2 cylindrical red LED		1.84	1.78	1.72
633-AT635F	AT635F		T-1 1/2 cylindrical green LED		1.84	1.78	1.72

NKK OPTIONAL ACCESSORIES FOR KB AND LB SERIES

For quantities greater than listed, call for quote.

MOUSER STOCK NO.	NKK Part No.	Fig.	Description	Price Each 1	25	50
633-AT495	AT495	H	Square and round dust cover, KB	2.72	1.63	1.52
633-AT494	AT494	I	Square and round protective guard, KB	1.42	1.36	1.31
633-AT499	AT499	J	Square protective guard, LB	1.99	1.95	1.90
633-AT4001	AT4001	K	Square dust cover, LB	1.93	1.84	1.79
633-AT4002	AT4002	L	Round dust cover, LB	1.73	1.70	1.67
633-AT4057	AT4057	M	Rectangular protective guard, LB	1.99	1.95	1.90
633-AT4011	AT4011	N	Rectangular dust cover, LB	1.82	1.74	1.69
633-AT111	AT111	- -	Lamping tool, LB and KB	.72	.663	.621
633-AT109	AT109	- -	Cap extractor, LB and KB	1.63	1.54	1.44
633-AT108	AT108	- -	Socket wrench, KB	2.93	2.77	2.70
633-AT112	AT112	- -	Socket wrench, LB	2.85	2.71	2.55

© Copyright 2013 Mouser Electronics

NKK Pushbuttons

RoHS Compliant **This product is RoHS compliant.**

NKK KP SERIES : MINIATURE AUDIO/VIDEO PUSHBUTTONS

NKK SWITCHES KP series offers a complete switch solution for all broadcast panel needs, including home keys and the custom rectangular switch/cap assembly. Distinct, long total travel of .177" (4.5mm) for KP01 or shorter stroke of .138" (3.5mm) for KP02.Available with red/green bicolor LED and custom RGB LEDs. The RGB LED full color spectrum in a switch package provides unlimited color combinations. Specially designed snap-in standoff for simple and secure PC board mounting and alignment. Unique actuation guide gives positive indication of circuit transfer as well as smooth and silent operation. (Patent pending). Choices of tactile, nontactile or tactile/audible actuation. Compact design with height of .906" (23.0mm) from PC board to top of cap. (Same height as IS series programmable SmartSwitchTM.) Flat, sculptured or home key square caps in three common sizes for design flexibility in audio/video applications. Twin contacts with gold plating assure high reliability and long life of 5,000,000 operations minimum. Epoxy sealed terminals to lock out flux, dust, and other contaminants, plus standard PCB spacing of .100" (2.54mm).

RoHS Compliant

Custom RGB LED Specifications			
Color	Red	Green	Blue
Forward Peak Current	30mA	30mA	30mA
Continuous Forward Current	20mA	15mA	15mA
Forward Voltage	2.0V	3.3V	3.4V
Reserves Peak Voltage	5V	5V	5V
Dominant Wavelength	625nm	525nm	470nm
Current Reduction Rate	0.50mA/°C	0.50mA/°C	0.50mA/°C
Ambient Temperature Range	-25°C ~ +50°C		

Super Bright Bicolor LED Specifications 6CF		
Color	Red	Green
Minimum Luminous Intensity	450mcd	820mcd
Standard Luminous Intensity	700mcd	1100mcd
Forward Peak Current	30mA (25 for amber)	25 (22 for amber)
Continuous Forward Current	15mA	15mA
Forward Voltage	2.1V	3.2V
Reserves Peak Voltage	5V	5V
Wavelength of Peak Emission	630 ~ 640nm	520 ~ 535nm
Current Reduction Rate above 25°C	0.40mA/°C	0.36mA/°C
Ambient Temperature Range	-25°C ~ +50°C	

DIMENSIONS: mm (in.)

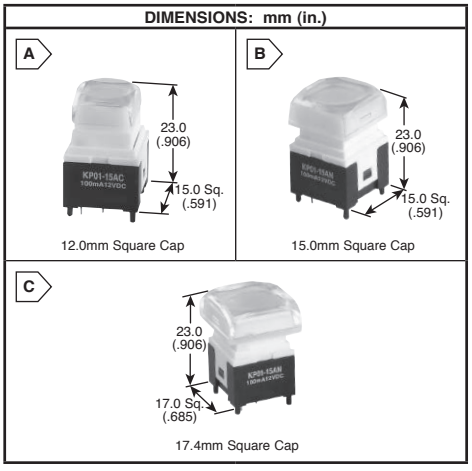

12mm Square

For quantities greater than listed, call for quote.

MOUSER STOCK NO.	NKK Part No.	Fig.	Circuit	Actuation Style	Price Each 1	25	50
633-15ACAKG036CF1SJB	KP0115ACAKG036CF-1SJB	A	SPST OFF (ON)	Tactile	14.22	13.57	12.93
633-KP0115ACAKG03RGB	KP0115ACAKG03RGB-1SJB	A	SPST OFF (ON)	Tactile	18.81	17.19	16.57
633-5ACAKG036CF1SJB	KP0215ACAKG036CF-1SJB	A	SPST OFF (ON)	Tactile	14.22	13.57	12.93
633-KP0215ACAKG03RGB	KP0215ACAKG03RGB-1SJB	A	SPST OFF (ON)	Tactile	21.42	20.14	18.84
633-15ANAKG03RGB1SJB	KP0215ANAKG03RGB-1SJB	A	SPST OFF (ON)	Nontactile	23.74	23.23	22.97
633-15ASAKG03RGB1SJB	KP0215ASAKG03RGB-1SJB	A	SPST OFF (ON)	Tactile/Audible	28.08	26.80	25.53

15mm Square

For quantities greater than listed, call for quote.

MOUSER STOCK NO.	NKK Part No.	Fig.	Circuit	Actuation Style	Price Each 1	25	50
633-15ANBKG036CF2SJB	KP0115ANBKG036CF-2SJB	B	SPST OFF (ON)	Nontactile	13.61	12.99	12.37
633-15ACBKG03RGB2SJB	KP0115ACBKG03RGB-2SJB	B	SPST OFF (ON)	Tactile	28.08	26.80	25.53
633-15ACBKG036CF2SJB	KP0115ACBKG036CF-2SJB	B	SPST OFF (ON)	Tactile	14.22	13.57	12.93
633-5ACBKG036CF2SJB	KP0215ACBKG036CF-2SJB	B	SPST OFF (ON)	Tactile	14.22	13.57	12.93
633-5ACBKG03RGB2SJB	KP0215ACBKG03RGB-2SJB	B	SPST OFF (ON)	Tactile	27.09	25.86	24.63
633-ANBKG03RGB-2SJB	KP0215ANBKG03RGB-2SJB	B	SPST OFF (ON)	Nontactile	25.53	24.73	24.06
633-ASBKG03RGB-2SJB	KP0215ASBKG03RGB-2SJB	B	SPST OFF (ON)	Tactile/Audible	23.17	21.77	20.37

17.4mm Square

For quantities greater than listed, call for quote.

MOUSER STOCK NO.	NKK Part No.	Fig.	Circuit	Actuation Style	Price Each 1	25	50
633-15ACBKG036CF3SJB	KP0115ACBKG036CF-3SJB	C	SPST OFF (ON)	Tactile	11.50	11.26	11.13
633-KP0115ANBKG03RGB	KP0115ACBKG03RGB-3SJB	C	SPST OFF (ON)	Tactile	23.59	21.79	19.91
633-15ANBKG036CF3SJB	KP0115ANBKG036CF-3SJB	C	SPST OFF (ON)	Nontactile	11.50	11.26	11.13
633-15ANBKG03RGB3SJB	KP0115ANBKG03RGB-3SJB	C	SPST OFF (ON)	Nontactile	28.08	26.80	25.53
633-15ACBKG03RGB3SJB	KP0215ACBKG03RGB-3SJB	C	SPST OFF (ON)	Tactile	27.09	25.86	24.63
633-5ANBKG036CF3SJB	KP0215ANBKG036CF-3SJB	C	SPST OFF (ON)	Nontactile	15.01	14.33	13.65
633-5ASBKGG03RGB3SJB	KP0215ASBKGG03RGB-3SJB	C	SPST OFF (ON)	Tactile/Audible	27.09	25.86	24.63
633-5ASBKGG036CF3FJB	KP0215ASBKGG036CF-3FJB	C	SPST OFF (ON)	Tactile/Audible	14.22	13.57	12.93

NKK YB2 SERIES: 24MM SQUARE PANEL SEAL PUSHBUTTONS

Specifications:
- Contact Resistance: 50 millions max. for silver, 100 milliohms max. for gold
- Insulation Resistance: 200 megohms min. @ 500VDC
- Electric Life: 100,000 operations min.
- Operating Force: Single pole: 1.5N
  Double pole: 3.0N
- Contact Material/Ratings: Silver Rated 3A @ 125VAC

Distinctive Characteristics:
- 24mm pushbutton with the shortest above panel dimensions (1.8mm) in the industry for splashproof design
- Meets IP65 of IEC60529 standards (similar to NEMA 4 and 13), providing dust tight and splashproof panel seal protection
- Tamper resistant 18mm square actuator
- Short body of .965" (24.5mm) conserves behind panel space



24.0mm Square Cap

For quantities greater than listed, call for quote.

MOUSER STOCK NO.	NKK Part No.	Poles and Circuit	LED Color	Lens	Price Each 1	5	10
633-215CWSKW015C24CB	YB215CWSKW01-5C24-CB	SPDT ON(ON)	Red	Red/White	28.38	28.38	27.48
633-225CWSKW015C24CB	YB225CWSKW01-5C24-CB	DPDT ON(ON)	Red	Red/White	30.45	30.45	29.49
633-CWSKW015C24CBCUL	YB215CWSKW01-5C24-CB/CUL	SPDT ON(ON)	Red	Red/White	26.88	26.88	26.03
633-WSKW015C24CBCUL	YB225CWSKW01-5C24-CB/CUL	DPDT ON(ON)	Red	Red/White	28.85	28.85	27.94
633-215CWSKW015F24FB	YB215CWSKW01-5F24-FB	SPDT ON(ON)	Green	Green/White	27.04	27.04	26.66
633-226CWSKW015F24FB	YB226CWSKW01-5F24-FB	DPDT ON ON	Green	Green/White	30.35	30.35	29.92
633-CWSKW015F24FBCUL	YB215CWSKW01-5F24-FB/CUL	SPDT ON(ON)	Green	Green/White	25.68	25.68	25.32
633-WSKW015F24FBCUL	YB226CWSKW01-5F24-FB/CUL	DPDT ON ON	Green	Green/White	28.79	28.79	28.39
633-216CWSKW015D24EB	YB216CWSKW01-5D24-EB	SPDT ON ON	Amber	Yellow/White	27.29	27.29	26.89
633-CWSKW015D24EBCUL	YB216CWSKW01-5D24-EB/CUL	SPDT ON ON	Amber	Yellow/White	25.83	25.83	25.46
633-YB215CWSKW01NCB	YB215CWSKW01-N-CB	SPDT ON(ON)	No Lamp	Red/White	19.01	19.01	18.75
633-YB215CWSKW01NFB	YB215CWSKW01-N-FB	SPDT ON(ON)	No Lamp	Green/White	19.01	19.01	18.75
633-YB215CWSKW01NEB	YB215CWSKW01-N-EB	SPDT ON(ON)	No Lamp	Yellow/White	19.01	19.01	18.75

© Copyright 2013 Mouser Electronics
© Copyright 2013 Mouser Electronics

NKK Low Profile Pushbutton Switches

Bright LEDs

LED Specifications	Color		
	Red	Amber	Green
Forward peak current	30mA	30mA	25mA
Cont. forward current	20mA	20mA	20mA
Forward voltage	1.85V	2V	2.1V
Reverse peak voltage	5V	5V	5V
Crnt. reduction rate above 25°C	0.40mA/°C	0.42mA/°C	0.46mA/°C
Ambient temp. range	-25°C ~ +50°C		

UB Series Super Bright LEDs

LED Specifications	Color		
	Red	Amber	Green
Forward peak current	25mA	25mA	25mA
Cont. forward current	20mA	20mA	20mA
Forward voltage	3.8V	3.8V	3.8V
Reverse peak voltage	5V	5V	5V
Crnt. reduction rate above 25°C	0.47mA/°C	0.47mA/°C	0.47mA/°C
Ambient temp. range	-25°C ~ +50°C		

UB2 Series Super Bright LEDs

LED Specifications	Color			
	White	Green	Blue	Red/Green
Forward peak current	25mA	25mA	25mA	30/25mA
Cont. forward current	20mA	20mA	20mA	20/20mA
Forward voltage	3.6V	3.5V	3.6V	2.1/3.5V
Reverse peak voltage	5V	5V	5V	4/4V
Crnt. reduction rate above 25°C	0.40mA/°C	0.40mA/°C	0.40mA/°C	0.4/0.33mA/°C
Ambient temp. range	-25°C ~ +50°C			

NKK UB2 SERIES: LOW PROFILE ILLUMINATED PUSHBUTTONS

Specifications:

- Contacts & ratings: Silver 5A @ 125/250VAC
- Full face and spot illumination caps
- Bright and super bright LEDs
- Solder lug
- Sculptured Caps

✻ Spot Illumination

RoHS Compliant

For quantities greater than listed, call for quote.

MOUSER STOCK NO.	NKK Part No.	Fig.	Circuit ( ) = Momentary	Colors			Price Each		
				LED	Cap	Diffuser	1	25	50
633-UB15KKW015CJC-RO	UB15KKW015C-JC	A	SPDT On-(On)	Bright Red	Clear	Red	9.85	8.87	8.25
633-15KKW015DJD-RO	UB15KKW015D-JD	A	SPDT On-(On)	Bright Amber	Clear	Amber	9.85	8.87	8.25
633-UB15KKW015FJF-RO	UB15KKW015F-JF	A	SPDT On-(On)	Bright Green	Clear	Green	9.85	8.87	8.25
633-UB15KKW015CCC-RO	UB15KKW015C-CC	A	SPDT On-(On)	Bright Red	Red	Red	8.38	8.10	7.84
633-UB15KKW015DDD-RO	UB15KKW015D-DD	A	SPDT On-(On)	Bright Amber	Amber	Amber	8.38	7.86	7.84
633-UB15KKW015FFF-RO	UB15KKW015F-FF	A	SPDT On-(On)	Bright Green	Green	Green	10.60	8.19	7.95
633-UB15KKW015CAB-RO	UB15KKW015C-AB	A	SPDT On-(On)	Bright Red	Black	Red✻	9.90	8.91	8.29
633-UB15KKW015D-AB	UB15KKW015D-AB	A	SPDT On-(On)	Bright Amber	Black	Amber✻	10.41	9.37	8.72
633-UB15KKW015FAB-RO	UB15KKW015F-AB	A	SPDT On-(On)	Bright Green	Black	Green✻	9.90	8.91	8.29
633-UB16KKW015CJC-RO	UB16KKW015C-JC	A	SPDT On-On	Bright Red	Clear	Red	9.41	8.46	7.88
633-UB16KKW015FJF-RO	UB16KKW015F-JF	A	SPDT On-On	Bright Green	Clear	Green	10.81	9.73	9.05
633-UB16KKW015CCC-RO	UB16KKW015C-CC	A	SPDT On-On	Bright Red	Red	Red	9.15	8.86	8.59
633-UB16KKW015DDD-RO	UB16KKW015D-DD	A	SPDT On-On	Bright Amber	Amber	Amber	8.83	8.46	7.88
633-UB16KKW015FFF-RO	UB16KKW015F-FF	A	SPDT On-On	Bright Green	Green	Green	9.15	8.86	8.59
633-UB16KKW015CAB-RO	UB16KKW015C-AB	A	SPDT On-On	Bright Red	Black	Red✻	10.73	9.66	8.99
633-25KKW015CJC-RO	UB25KKW015C-JC	A	DPDT On-(On)	Bright Red	Clear	Red	12.52	11.30	10.49
633-25KKW015FJF-RO	UB25KKW015F-JF	A	DPDT On-(On)	Bright Green	Clear	Green	12.52	11.30	10.49
633-25KKW015CCC-RO	UB25KKW015C-CC	A	DPDT On-(On)	Bright Red	Red	Red	10.61	10.27	9.95
633-25KKW015DDD-RO	UB25KKW015D-DD	A	DPDT On-(On)	Bright Amber	Amber	Amber	10.61	10.27	9.95
633-UB26KKW015FJF-RO	UB26KKW015F-JF	A	DPDT On-On	Bright Green	Clear	Green	13.19	11.92	11.05
633-UB26KKW015F-RO	UB26KKW015F-FF	A	DPDT On-On	Bright Green	Green	Green	10.29	9.96	9.65
633-UB26KKW015CAB-RO	UB26KKW015C-AB	A	DPDT On-On	Bright Red	Black	Red	14.08	12.71	11.80
633-UB26KKW015DAB-RO	UB26KKW015D-AB	A	DPDT On-On	Bright Amber	Black	Amber✻	14.72	12.47	10.92
633-UB15KKW016B-JB	UB15KKW016B-JB	A	SPDT On-(On)	Super Bright White	Clear	White✻	23.99	21.65	20.09
633-UB15KKW016F-JB	UB15KKW016F-JB	A	SPDT On-(On)	Super Bright Green	Clear	White	23.99	21.65	20.09
633-UB15KKW016G-JB	UB15KKW016G-JB	A	SPDT On-(On)	Super Bright Blue	Clear	White	23.99	21.65	20.09
633-UB16KKW016G-JB	UB16KKW016G-JB	A	SPDT On-On	Super Bright Blue	Clear	White	24.92	22.50	20.88
633-UB25KKW016B-JB	UB25KKW016B-JB	A	DPDT On-(On)	Super Bright White	Clear	White	26.53	23.96	22.23
633-UB26KKW016G-JB	UB26KKW016G-JB	A	DPDT On-On	Super Bright Blue	Clear	White	27.22	24.58	22.80
633-215KKW015C-1JB	UB215KKW015C-1JB	B	SPDT On-(On)	Bright Red	Clear	White	12.86	12.35	11.58
633-215KKW015D1JB-RO	UB215KKW015D-1JB	B	SPDT On-(On)	Bright Amber	Clear	White	12.34	11.84	11.11
633-215KKW015F1JB-RO	UB215KKW015F-1JB	B	SPDT On-(On)	Bright Green	Clear	White	12.34	11.84	11.11
633-215KKW015C1JC-RO	UB215KKW015C-1JC	B	SPDT On-(On)	Bright Red	Clear	Red	12.34	11.84	11.11
633-215KKW015D1JD-RO	UB215KKW015D-1JD	B	SPDT On-(On)	Bright Amber	Clear	Amber	12.34	11.84	11.11
633-215KKW015F1JF-RO	UB215KKW015F-1JF	B	SPDT On-(On)	Bright Green	Clear	Green	12.34	11.84	11.11
633-215KKW016CF-1JB	UB215KKW016CF-1JB	B	SPDT On-(On)	Super Bright R/G	Clear	White	17.24	16.55	15.52
633-216KKW015C1JB-RO	UB216KKW015C-1JB	B	SPDT On-On	Bright Red	Clear	White	13.19	12.47	10.38
633-216KKW0151JB-RO	UB216KKW015F-1JB	B	SPDT On-On	Bright Green	Clear	White	13.19	12.47	10.38
633-216KKW015C1JC-RO	UB216KKW015C-1JC	B	SPDT On-On	Bright Red	Clear	Red	13.71	12.95	10.38
633-216KKW015D1JD-RO	UB216KKW015D-1JD	B	SPDT On-On	Bright Amber	Clear	Amber	13.19	12.47	10.92
633-225KKW015C1JB-RO	UB225KKW015C-1JB	B	DPDT On-(On)	Bright Red	Clear	White	14.21	13.65	12.80
633-225KKW015F1JB-RO	UB225KKW015F-1JB	B	DPDT On-(On)	Bright Green	Clear	White	14.21	13.65	12.47
633-225KKW015F1JF-RO	UB225KKW015F-1JF	B	DPDT On-(On)	Bright Green	Clear	Green	14.21	13.65	12.47
633-226KKW015C1JB-RO	UB226KKW015C-1JB	B	DPDT On-On	Bright Red	Clear	White	15.39	14.67	13.54
633-226KKW015D1JB-RO	UB226KKW015D-1JB	B	DPDT On-On	Bright Amber	Clear	White	18.34	14.67	13.54
633-226KKW015F1JB-RO	UB226KKW015F-1JB	B	DPDT On-On	Bright Green	Clear	White	15.39	14.67	13.54
633-226KKW015C1JC-RO	UB226KKW015C-1JC	B	DPDT On-On	Bright Red	Clear	Red	15.39	14.67	13.54
633-226KKW015D1JD-RO	UB226KKW015D-1JD	B	DPDT On-On	Bright Amber	Clear	Amber	15.39	14.67	13.54
633-226KKW015F1JF-RO	UB226KKW015F-1JF	B	DPDT On-On	Bright Green	Clear	Green	15.39	14.67	13.54
633-215KKW016B1JB-RO	UB215KKW016B-1JB	B	SPDT On-(On)	Super Bright White	Clear	White	25.72	23.22	21.55
633-215KKW016G1JB-RO	UB215KKW016G-1JB	B	SPDT On-(On)	Super Bright Blue	Clear	White	25.72	23.22	21.55
633-216KKW016B1JB-RO	UB216KKW016B-1JB	B	SPDT On-On	Super Bright White	Clear	White	26.60	24.01	22.29
633-216KKW016G1JB-RO	UB216KKW016G-1JB	B	SPDT On-On	Super Bright Blue	Clear	White	28.50	24.01	22.29
633-226KKW016B1JB-RO	UB226KKW016B-1JB	B	DPDT On-On	Super Bright White	Clear	White	29.53	26.65	24.75
633-226KKW016F1JB-RO	UB226KKW016F-1JB	B	DPDT On-On	Super Bright Green	Clear	White	31.65	23.73	23.14
633-226KKW016G1JB-RO	UB226KKW016G-1JB	B	DPDT On-On	Super Bright Blue	Clear	White	29.53	26.65	24.75

NKK UB SERIES: LOW PROFILE NON-ILLUMINATED PUSHBUTTONS

- Contacts ratings: Silver 5A @ 125/250VAC
  Gold 0.4VA max @ 28VAC/DC max.
- Solder lug

For quantities greater than listed, call for quote.

MOUSER STOCK NO.	NKK Part No.	Fig.	Circuit (SPDT)	Contacts	Cap Color	Price Each			
						1	25	50	100
633-UB15KKW01N-A	UB15KKW01N-A	C	SPDT On-(On)	Silver	Black	9.19	8.71	7.63	6.97
633-UB15KKW01N-B	UB15KKW01N-B	C	SPDT On-(On)	Silver	White	8.10	7.30	6.78	6.33
633-UB15KKW01N-C	UB15KKW01N-C	C	SPDT On-(On)	Silver	Red	7.79	7.02	6.53	6.10
633-UB16KKW01N-A	UB16KKW01N-A	C	SPDT On-On	Silver	Black	8.72	7.85	7.31	6.83
633-UB16KKW01N-C	UB16KKW01N-C	C	SPDT On-On	Silver	Red	7.98	7.19	6.69	6.25
633-UB15KKG01N-A	UB15KKG01N-A	C	SPDT On-(On)	Gold	Black	8.75	7.90	7.33	6.86
633-UB15KKG01N-C	UB15KKG01N-C	C	SPDT On-(On)	Gold	Red	8.30	7.49	6.96	6.51
633-UB16KKG01N-B	UB16KKG01N-B	C	SPDT On-On	Gold	White	8.51	7.67	7.13	6.67

DIMENSIONS: in.

A

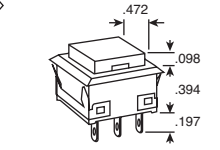

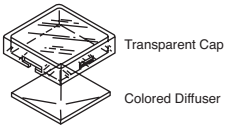



B

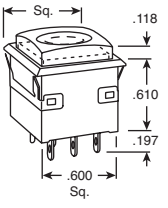

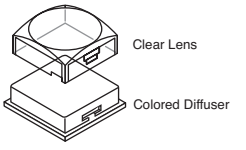

C

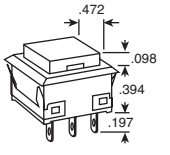

© Copyright 2013 Mouser Electronics

© Copyright 2013 Mouser Electronics

NKK SmartSwitch™ Kits

NKK's SmartSwitch™ programmable LCD and OLED switches offer designers new, expansive options. NKK's SmartSwitch™ technology is suited for a wide variety of applications, displaying industry specific text and graphics with real-time sequencing. Complex switching can be attained when the switches are used in ganged or grouped fashion to facilitate sequential functions. The SmartSwitch™ simplifies and improves complex, multi-decision operations. NKK Switches' SmartSwitch™ can be programmed to display an infinite variety of text, graphics or moving images.

Features:
- Programmable to display graphics, alphanumeric characters and animated sequences
- Integrated liquid crystal display provides wide viewing angle with high contrast and clarity
- All switches are SPST, momentary ON, gold contacts, and straight PC terminals

NKK SmartSwitch™ DEVELOPMENT KITS

This enables engineers to easily test their programs on actual pushbuttons and displays. Engineers can then present their concepts and product ideas to colleagues and clients. Development kits include the following supplied hardware: logic board, controller, power supply and cable.

Features
- SmartSwitch™ development kits are a cost effective tool for rapidly prototyping new design ideas
- Engineers can present their concepts and product ideas to colleagues and clients

For quantities greater than listed, call for quote.

MOUSER STOCK NO.	NKK Part No.	Fig.	Description	Price Each 1	Price Each 5
✻ 633-IS-DEVKIT-5	IS-DEV KIT-5	A	(2) IS15ABFP4RGB PB with supplied hardware	233.10	224.70
633-IS-DEVKIT-5C	IS-DEV KIT-5C	A	(2) IS15SBFP4RGB compact PB with supplied hardware	233.10	227.61
633-IS-DEVKIT-5D	IS-DEV KIT-5D	A	(2) IS01BFRGB displays with supplied hardware	233.10	227.61
✻✻ 633-IS-DEVKIT-6	IS-DEV KIT-6	B	(2) IS15DBFP4RGB PB with supplied hardware	262.98	256.80
633-IS-DEVKIT-6D	IS-DEV KIT-6D	B	(2) IS01DBFRGB displays with supplied hardware	262.98	256.80
633-IS-DEVKIT-7	IS-DEV KIT-7	C	(2) ISC15ANP4 OLED PB with supplied hardware	341.28	337.26
633-IS-DEVKIT-7D	IS-DEV KIT-7D	C	(2) ISC01P OLED displays with supplied hardware	322.75	315.16

✻ Kit 5 is for the LCD 36x24 ✻✻ Kit 6 is for the LCD 64x32

NKK SmartSwitch™ DEMONSTRATION KITS

The NKK SmartSwitch™ demonstration kits are used to display bitmaps, up to 64 bitmaps, that have been created via the user's PC. These kits are supplied with a red/green LCD module, software, USB cable and programming instructions. Once downloaded, the bitmaps can be displayed and advanced by means of the address control lines without the need of a PC. These kits can be incorporated into your end product as the PCB has been designed with allowance for standoffs. Both units can be made portable by using the battery box which is sold separately.

Features
- Can be programmed on line or through stand-alone software provided on CD
- LCD can be interchanged to meet user's specific color application once designed in

For quantities greater than listed, call for quote.

MOUSER STOCK NO.	NKK Part No.	Fig.	Description	Price Each 1	Price Each 10
633-IS-DEMKIT-1	IS-DEM KIT-1	D	(1) IS15AACP4CF PB with supplied hardware	140.85	122.56
633-IS-DEMKIT-2	IS-DEM KIT-2	D	(1) IS01BCCF display with supplied hardware	157.29	147.83
633-AT9946	AT9946	-	Battery Box	61.12	57.87

NKK SmartSwitch™, SWITCHES, DISPLAYS AND SOCKETS

RoHS Compliant

For quantities greater than listed, call for quote.

MOUSER STOCK NO.	NKK Part No.	Fig.	Description	Price Each 1	Price Each 25
633-IS15ABFP4RGB	IS15ABFP4RGB	E	LCD 36 x 24 PB with RGB LED	58.86	52.57
633-IS15ABCP4CF	IS15ABCP4CF	E	LCD 36 x 24 PB with red/green super bright LED	45.84	41.83
633-ISC15ANP4	ISC15ANP4	F	OLED PB 64RGB x 48	82.70	67.42
633-IS15DBFP4RGB	IS15DBFP4RGB	G	LCD 64 x 32 hi-res PB with RGB LED	70.94	55.69
633-ISC01P	ISC01P	H	OLED display 52RGB x 36	68.42	65.00
633-IS15SBCP4CF	IS15SBCP4CF	I	LCD 36 x 24 compact PB w/ red/green super bright LED	38.91	35.09
633-IS15SBFP4RGB	IS15SBFP4RGB	I	LCD 36 x 24 compact PB with RGB LED	58.86	52.57
633-IS15DSBFP4RGB	IS15DSBFP4RGB	I	LCD 64 x 32 compact PB with RGB LED	70.94	55.64
633-IS01DBFRGB	IS01DBFRGB	J	LCD 64 x 32 display with RGB LED	65.01	56.26
633-AT9704-085K	AT9704-085K	K	Socket for 64 x 32 PB	5.97	5.31
633-AT9704-085L	AT9704-085L	K	Socket for OLED PB	6.52	5.84
633-AT9704-065E	AT9704-065E	K	Socket for 36 x 24 PB with RGB LED	5.22	4.96
633-AT9704-065F	AT9704-065F	K	Socket for 36 x 24 compact PB	7.47	4.96
633-IS01BCCF	IS01BCCF	L	LCD 36 x 24 display with red/green super bright LED	36.50	33.87
633-IS01BFRGB	IS01BFRGB	L	LCD 36 x 24 display with RGB LED	55.19	43.77

NKK SmartSwitch™ OLED ROCKER

Features
- Rocker Switch with Built - In OLED Display
- IP64 Dust & Water Protection
- Controller on Board/SPI
- Largest Smartswitch Display Area
- Up to 8 Lines with 16 Characters Each
- 180° Viewing Angle

Specifications:
- Operating Temperature: -20°C to +70°C
- Display Life: 52,000 hrs. at 30% illumination
- Mechanical /Electrical Life: 1,000,000 actuations min.
- SP3T Momentary

RoHS Compliant

For quantities greater than listed, call for quote.

MOUSER STOCK NO.	NKK Part No.	Fig.	Description	Price Each 1	Price Each 25
633-IS18WWC1W	IS18WWC1W	M	OLED Monochrome Rocker SP3T	86.01	81.16
633-IS18WWC1W-K	IS18WWC1W-K	M	Design Kit	92.35	89.58
633-IS-DEV-KIT-8	IS-DEV KIT-8	N	Development kit w/ 1 OLED Rocker	268.97	262.63



NKK Pushbutton Switches

© Copyright 2013 Mouser Electronics
© Copyright 2013 Mouser Electronics

SCHURTER Sealed, Double Pole & Latching Switches

SCHURTER ELECTRONIC COMPONENTS

RoHS Compliant This product is RoHS compliant.

SCHURTER MSM19, MSM22 AND MSM30 SERIES: METAL PUSHBUTTON SWITCH WITH SEALED MICROSWITCH

The MSM SPDT has seal protection to the front of the actuator, as well as to the panel with a sealing o-ring. An IP 67 microswitch option has been added, which provides an integrated seal between the actuator and the microswitch, as well as around the switch terminals. The completely sealed switching unit can be used in adverse conditions when increased humidity, condensation or water seeps in through openings in the equipment housing.

Specifications:

- Contact material: Silver
- Max switching voltage: 125VAC/250VAC
- Max switching current: 5A/3A
- Contact form: SPDT
- Lifetime: 200,000 cycles
- Actuation force: 3.7N
- Degree of protection: IP 67

Benefits:

- Stainless steel housing is vandal resistant
- IP67 complete seal protection from front and back protects microswitch from affects of moisture
- High shock resistance temperature range and IP67 seal protection for outdoor installation
- Point and ring illumination – red, green & blue
- Access to applications up to 250VAC standard and customized lettering available

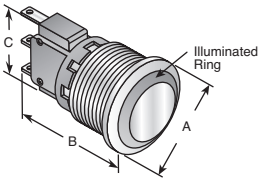

RoHS Compliant

✻ Rated 100mA/30VDC

For quantities greater than listed, call for quote.

MOUSER STOCK NO.	Schurter Part No.	Illumination	Mounting Diameter	Dimensions: mm			Price Each			
				A	B	C	1	10	25	50
693-1241.6621.1180	1241.6621.1180000	None	19mm	ø22	33.4	20	23.74	18.98	17.09	16.12
693-1241.6624.1181	1241.6624.1181000	Ring, Red	19mm	ø22	33.4	20	50.10	46.25	42.19	38.78
693-1241.6631.1180	1241.6631.1180000	None	22mm	ø25	33.4	20	17.57	16.21	14.79	13.60
693-1241.6634.1181	1241.6634.1181000	Ring, Red	22mm	ø25	33.4	20	53.35	49.26	44.94	41.30
✻ 693-1241.6661.1170	1241.6661.1170000	None	30mm	ø34	35.0	20	25.71	23.74	21.99	19.10

SCHURTER MSM19, MSM22 AND MSM30 SERIES: METAL PUSHBUTTON SWITCH WITH DOUBLE POLE CONTACTS

The new MSM DPDT momentary switch is designed with two separate switching contacts. The contacts can be used as normally open, normally closed or as change-over. The MSM DP is ideal for switching primary and secondary circuits where an additional set of contacts is required for an auxiliary function. In other applications, the MSM double pole can be installed to operate only when depressed and held by an operator.

Specifications:

- Max switching voltage: 125VAC/250VAC
- Max switching current: 5A/3A
- Contact form: DPDT
- Lifetime: 200,000 cycles
- Actuation force: 5.8N
- Degree of protection: IP67 (front)

Benefits:

- Stainless steel housing is vandal resistant
- Double pole – two separate switching contacts for a variety of applications
- Quick connect terminals
- High Shock Resistance
- Temperature and IP67 protection rated for outdoor installation
- Point and ring illumination – red, green & blue
- Access to applications up to 250VAC

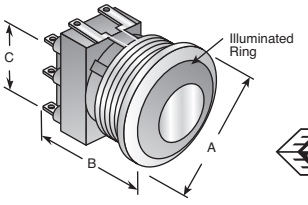

RoHS Compliant

✻ Types with lettering require change to part number -000 to indicate legend.

For quantities greater than listed, call for quote.

MOUSER STOCK NO.	Schurter Part No.	Illumination	Mounting Diameter	Dimensions: mm			Price Each			
				A	B	C	1	10	25	50
693-1241.6921.1120	1241.6921.1120000	None	19	ø22	39.15	22.80	17.21	15.89	14.50	13.32
✻ 693-1241.6922.1120	1241.6922.1120000	With Lettering	19	ø22	39.15	22.80	27.09	25.01	22.81	20.96
693-1241.6923.1121	1241.6923.1121000	Point, Red	19	ø22	39.15	25.80	32.23	29.75	27.12	24.94
693-1241.6923.1122	1241.6923.1122000	Point, Green	19	ø22	39.15	25.80	32.23	29.75	27.12	24.94
693-1241.6923.1124	1241.6923.1124000	Point, Blue	19	ø22	39.15	25.80	34.53	31.86	29.07	26.72
693-1241.6924.1121	1241.6924.1121000	Ring, Red	19	ø22	39.15	25.80	51.35	47.40	43.24	39.74
693-1241.6924.1122	1241.6924.1122000	Ring, Green	19	ø22	39.15	25.80	51.35	47.40	43.24	39.74
693-1241.6924.1124	1241.6924.1124000	Ring, Blue	19	ø22	39.15	25.80	54.99	50.76	46.30	42.58
693-1241.6931.1120	1241.6931.1120000	None	22	ø25	39.15	22.80	19.71	18.20	16.66	15.99
✻ 693-1241.6932.1120	1241.6932.1120000	With Lettering	22	ø25	39.15	22.80	28.12	25.95	23.66	21.76
693-1241.6933.1121	1241.6933.1121000	Point, Red	22	ø25	39.15	25.80	33.10	30.54	27.86	25.61
693-1241.6933.1122	1241.6933.1122000	Point, Green	22	ø25	39.15	25.80	33.10	30.54	27.86	25.61
693-1241.6933.1124	1241.6933.1124000	Point, Blue	22	ø25	39.15	25.80	31.51	29.09	26.53	24.40
693-1241.6934.1121	1241.6934.1121000	Ring, Red	22	ø25	39.15	25.80	53.35	49.26	44.94	41.30
693-1241.6934.1124	1241.6934.1124000	Ring, Blue	22	ø25	39.15	25.80	57.18	52.77	48.14	44.26
693-1241.6961.1120	1241.6961.1120000	None	30	ø34	39.15	22.80	30.97	28.59	26.09	23.98
✻ 693-1241.6962.1120	1241.6962.1120000	With Lettering	30	ø34	39.15	22.80	39.23	36.20	33.03	30.37
693-1241.6963.1121	1241.6963.1121000	Point, Red	30	ø34	39.15	25.80	46.17	42.62	38.86	35.75
693-1241.6964.1121	1241.6964.1121000	Ring, Red	30	ø34	39.15	25.80	52.67	48.62	44.35	40.77
693-1241.6964.1122	1241.6964.1122000	Ring, Blue	30	ø34	39.15	25.80	60.72	56.06	51.14	47.01

SCHURTER MSM19 AND MSM22 SERIES: METAL PUSHBUTTON SWITCH WITH LATCHING ACTION

The new MSM LA offers latching-action (ON/OFF) actuation for use in primary or secondary switching applications. It is rated 30VDC up to 250VAC with a maximum switching current of 12 amps, and features two isolated contacts for 1- or 2- pole switching functions. The switch provides mechanical indication when in the ON and OFF positions. The actuator is raised above the switch housing in the resting OFF state and is recessed into the housing when depressed to switch ON. The distinct difference in position makes the mode of operation immediately evident. It also prevents inadvertent switching; for instance in the event persons or objects lean on the switch. The version with ring illumination can be used for optical indication of the switching status in the ON or OFF state. Illuminating the switch in the OFF state is ideal for locating it in dark areas or where the ambient light is less than optimal. Due to the raised actuator, a 180° lateral view of the switch is possible.

Specifications:

- Max switching voltage: 30VDC/250VAC
- Max switching current: 0.1A/12A
- Contact form: DPDT
- Lifetime: 50,000 cycles, 8A @ 250VAC
- Actuation force: 10N
- Degree of protection: IP67 (front)

Benefits:

- Latching action for ON/OFF switching
- Mechanical indication of operational status - actuator raised above housing when OFF and recessed when ON
- Double pole (DPDT) – Two separate switching contacts for a variety of applications
- Stainless steel housing is vandal resistant
- High shock resistance
- Wide temperature range rated for outdoor installation
- IP67 seal protection rating against jetting water
- Wide range of switching voltage and current: 30VDC to 250VAC and 0.1A to 12A.
- Ring illumination may be installed to indicate OFF or ON state
- Ring illumination in OFF state offers 180° lateral viewing angle
- Ring illumination - red, green or blue

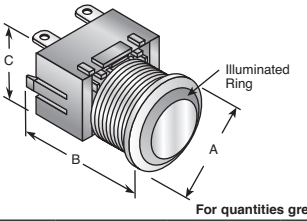

RoHS Compliant

For quantities greater than listed, call for quote.

MOUSER STOCK NO.	Schurter Part No.	Illumination	Mounting Diameter	Dimensions: mm			Price Each			
				A	B	C	1	10	25	50
693-1241.6821.1120	1241.6821.1120000	None	19mm	ø22	43.90	22	20.28	18.71	17.08	15.71
693-1241.6821.111000	1241.6821.1110000	None	19mm	ø22	43.90	22	28.45	23.14	20.80	19.47
693-1241.6823.111100	1241.6823.1111000	Point, Red	19mm	ø22	43.90	22	41.56	33.65	30.76	29.54
693-1241.6823.111200	1241.6823.1112000	Point, Green	19mm	ø22	43.90	22	39.33	33.33	31.21	29.80
693-1241.6823.111400	1241.6823.1114000	Point, Blue	19mm	ø22	43.90	22	50.13	40.09	37.64	35.91
693-1241.6824.111100	1241.6824.1111000	Ring, Red	19mm	ø22	43.90	22	63.79	53.16	49.65	47.50
693-1241.6824.111200	1241.6824.1112000	Ring, Green	19mm	ø22	43.90	22	56.71	47.25	44.13	42.22
693-1241.6824.111400	1241.6824.1114000	Ring, Blue	19mm	ø22	43.90	22	64.84	57.93	52.48	50.43
693-1241.6824.1121	1241.6824.1121000	Ring, Red	19mm	ø22	43.90	22	48.30	44.58	40.81	37.67
693-1241.6824.1122	1241.6824.1122000	Ring, Green	19mm	ø22	43.90	22	44.31	40.91	37.32	36.24
693-1241.6824.1124	1241.6824.1124000	Ring, Blue	19mm	ø22	43.90	22	53.02	48.95	44.81	41.32
693-1241.6831.1120	1241.6831.1120000	None	22mm	ø25	43.90	22	23.95	22.75	20.36	19.22
693-1241.6831.111000	1241.6831.1110000	None	22mm	ø25	43.90	22	29.32	23.52	21.39	20.64
693-1241.6834.111100	1241.6834.1111000	Ring, Red	22mm	ø25	43.90	22	62.61	51.87	48.73	44.11
693-1241.6834.111200	1241.6834.1112000	Ring, Green	22mm	ø25	43.90	22	70.43	58.36	54.82	49.62
693-1241.6834.111400	1241.6834.1114000	Ring, Blue	22mm	ø25	43.90	22	61.41	52.63	48.16	44.83
693-1241.6834.1121	1241.6834.1121000	Ring, Red	22mm	ø25	43.90	22	55.67	51.39	46.89	43.10
693-1241.6834.1122	1241.6834.1122000	Ring, Green	22mm	ø25	43.90	22	56.98	52.59	47.99	44.11
693-1241.6834.1124	1241.6834.1124000	Ring, Blue	22mm	ø25	43.90	22	59.65	55.07	50.25	46.19

© Copyright 2013 Mouser Electronics

© Copyright 2013 Mouser Electronics

DIMENSIONS: in.

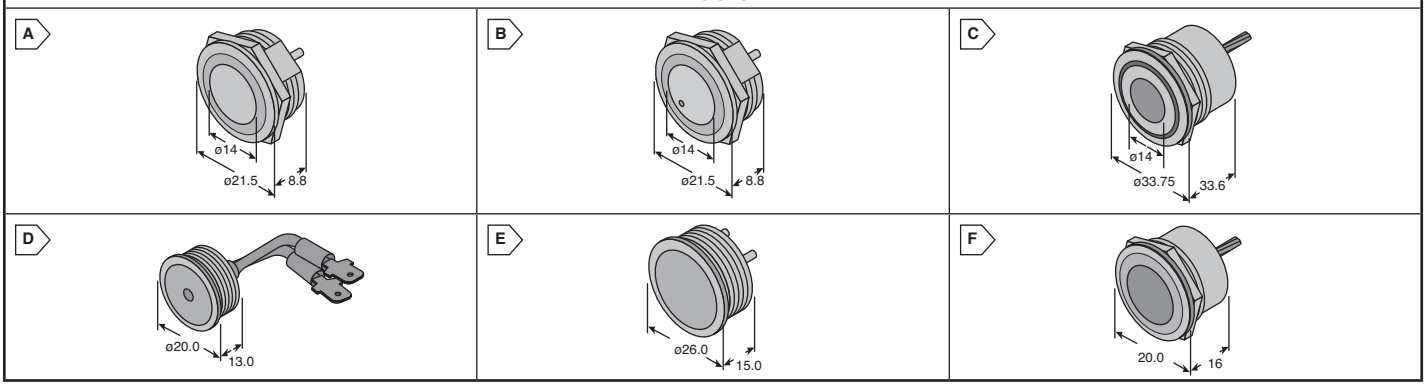

SCHURTER VANDAL-PROOF MECHANICAL SWITCHES

Specifications:

- Contact material: Silver
- Max switching voltage: 48VDC
- Max switching current: 125mA
- Lifetime: 1,000,000 cycles
- Switching function: N.O.
- Actuation force: 3.7 N
- LED forward voltage: Red - 1.6V; green - 2.0V; yellow - 2.0V
- LED forward current: All colors = 20mA
- All switches supplied with nut and o-ring seal

For quantities greater than listed, call for quote.

MOUSER STOCK NO.	Schurter Part No.	Fig.	Illumination	Mounting Diameter	Housing Material	Actuator Material	Terminals	Price Each			
								1	10	25	50
693-1241.2800	1241.2800	A	N/A	19 mm	Zinc diecast	Zinc diecast	Pins	9.81	8.92	8.17	7.54
693-1241.2855	1241.2855	B	Spot Red	19 mm	Zinc diecast	Stainless steel	Pins w/ solder aid	17.47	15.54	13.97	13.19
693-1241.2856	1241.2856	B	Spot Green	19 mm	Zinc diecast	Stainless steel	Pins w/ solder aid	14.12	13.16	12.13	11.10
693-1241.2857	1241.2857	B	Spot Yellow	19 mm	Zinc diecast	Stainless steel	Pins w/ solder aid	19.65	17.47	15.72	14.83
693-1241.2858	1241.2858	B	Spot Red/Green	19 mm	Zinc diecast	Stainless steel	Pins w/ solder aid	16.26	15.02	13.94	13.15
693-1241.2859	1241.2859	B	Spot Blue	19 mm	Zinc diecast	Stainless steel	Pins w/ solder aid	16.08	14.99	13.81	12.64
693-1241.6400	1241.6400	C	Ring Red	30 mm	Aluminum	Zinc diecast	Wire	86.58	76.97	69.26	65.42
693-1241.6401	1241.6401	C	Ring Green	30 mm	Aluminum	Zinc diecast	Wire	86.58	76.97	69.26	65.42
693-1241.6402	1241.6402	C	Ring Yellow	30 mm	Aluminum	Zinc diecast	Wire	86.58	76.97	69.27	65.43
693-1241.6403	1241.6403	C	Ring Red/Green	30 mm	Aluminum	Zinc diecast	Wire	88.47	78.63	70.78	66.85

SCHURTER VANDAL-PROOF INDICATORS

Specifications:

- Supplied with nut and o-ring seal
- Indicator only

For quantities greater than listed, call for quote.

MOUSER STOCK NO.	Schurter Part No.	Fig.	Illumination	Mounting Diameter	Housing Color	Housing Material	Terminals	Price Each			
								1	10	25	50
693-1241.3034.M	1241.3034.M	D	Spot Green	16 mm	Aluminum natural	Anodized Aluminum	Faston	32.77	29.90	28.40	24.34
693-1241.3035	1241.3035	D	Spot Yellow	16 mm	Aluminum natural	Anodized Aluminum	Faston	21.40	19.02	17.12	16.18
693-1241.3036	1241.3036	D	Spot Red	16 mm	Red	Anodized Aluminum	Faston	27.82	25.44	23.54	22.60

SCHURTER VANDAL-PROOF PIEZO SWITCHES

Specifications:

- Max switching voltage: 42VAC
- Max switching current: 100 mA
- Capacity: 30pF
- Switching function: N.O.
- Lifetime: 20,000,000 cycles
- Min. actuating force: 1.5N
- All switches supplied with nut and o-ring seal

For quantities greater than listed, call for quote.

MOUSER STOCK NO.	Schurter Part No.	Fig.	Illumination	Mounting Diameter	Housing Color	Housing Material	Terminals	Price Each			
								1	10	25	50
693-1241.3008	1241.3008	E	N/A	22 mm	Aluminum natural	Anodized Aluminum	Pins	42.58	39.29	36.51	34.41
693-1241.3005	1241.3005	E	N/A	22 mm	Red	Anodized Aluminum	Pins	41.62	40.37	39.16	30.44
693-1241.3006	1241.3006	E	N/A	22 mm	Green	Anodized Aluminum	Pins	50.31	46.13	41.92	39.54

SCHURTER VANDAL-PROOF CAPACITIVE SWITCHES

Specifications:

- Max switching voltage: 7VDC-24VDC
- Max switching current: 175mA
- All switches supplied with nut and o-ring seal
- Lifetime: 1,000,000 cycles
- Input current (irrespective of LEDs): 5V - 2mA not in action/3mA in action; 12V - 2mA not in action/ 6mA in action; 24V - 4mA not in action/8mA in action

Features:

- Pressure-free operation of input systems due to no actuation force
- IP67 degree of protection

For quantities greater than listed, call for quote.

MOUSER STOCK NO.	Schurter Part No.	Fig.	Illumination	Mounting Diameter	Switching Type	Housing Material	Terminals	Price Each			
								1	10	25	50
693-1243.1218.1.1	1243.1218.1.1	F	Red	16 mm	Latching	Aluminum	210 mm wire	98.54	87.59	78.83	74.45
693-1243.1318.1.1	1243.1318.1.1	F	Red	16 mm	Momentary	Aluminum	210 mm wire	98.54	87.59	78.83	74.45
693-1243.1118.1.1	1243.1118.1.1	F	Red	16 mm	Impulse	Aluminum	210 mm wire	98.54	87.59	78.83	74.45
693-1243.1118.2.1	1243.1118.2.1	F	Green	16 mm	Impulse	Aluminum	210 mm wire	98.54	87.59	78.83	74.45

© Copyright 2013 Mouser Electronics
© Copyright 2013 Mouser Electronics

SCHURTER
ELECTRONIC COMPONENTS

SCHURTER MSM16, MSM19 AND MSM22 SERIES: VANDAL-PROOF MOMENTARY MECHANICAL SWITCHES

The robust vandal-proof MSM switch has a high shock resistance and an extremely flat front construction of only 1.7mm. Housing and actuator are made of top-quality stainless steel. The MSM is designed for quick mounting: the wires are simply plugged onto the quick connect terminals of the detachable contact module. Then the module is snapped into the switch, which is simply mounted beforehand. There are variants with point or ring illumination for night applications or for optical status indications.

Specifications:
- Contact material: Silver
- Max. switching voltage: 125VAC
- Max. switching current: 5A
- Contact form: SPDT
- Lifetime: 200,000 cycles
- Actuation force: 4.5 N
- IP67 protected

Benefits:
- High shock resistance
- Pleasant tactile feeling
- Flat front design
- Easy mounting
- Made of top-quality stainless steel

LED Characteristics:
- LED forward voltage: Red - 1.6V; Green - 2.0V, Blue-3.2V
- LED forward current: Red/Green - 40mA, Blue-20mA

For quantities greater than listed, call for quote.

MOUSER STOCK NO.	Schurter Part No.	Fig.	Illumination	Mounting Diameter	Price Each			
					1	10	25	50
693-1241.6611.1120	1241.6611.1120000	A	None	16mm	13.98	13.03	12.01	10.99
693-1241.6621.1120	1241.6621.1120000	B	None	19mm	13.02	12.13	11.19	10.23
693-1241.6623.1120	1241.6623.1121000	C	Point, Red	19mm	27.56	25.27	22.29	19.70
693-1241.6623.1122	1241.6623.1122000	C	Point, Green	19mm	28.25	25.89	22.84	20.18
693-1241.6623.1124	1241.6623.1124000	C	Point, Blue	19mm	29.66	26.71	23.88	21.09
693-1241.6624.1121	1241.6624.1121000	D	Ring, Red	19mm	39.02	35.73	31.96	30.54
693-1241.6624.1122	1241.6624.1122000	D	Ring, Green	19mm	44.99	41.24	36.95	32.20
693-1241.6624.1124	1241.6624.1124000	D	Ring, Blue	19mm	42.98	38.72	35.19	34.37
693-1241.6631.1120	1241.6631.1120000	E	None	22mm	14.70	13.71	12.64	11.56
693-1241.6633.1124	1241.6633.1124000	F	Point, Blue	22mm	31.14	28.07	25.11	22.17
693-1241.6634.1121	1241.6634.1121000	G	Ring, Red	22mm	45.94	41.38	37.01	32.66
693-1241.6634.1122	1241.6634.1122000	G	Ring, Green	22mm	44.82	40.37	36.11	32.66
693-1241.6634.1124	1241.6634.1124000	G	Ring, Blue	22mm	46.43	43.60	42.00	39.66

SCHURTER MSM30 SERIES: VANDAL-PROOF MOMENTARY MECHANICAL SWITCHES

The new MSM30 offers the same robust characteristics as its smaller counterparts, only it has a larger, ergonomically designed, actuating area of 30mm for superb tactile feel. The MSM30 is ideal for systems where a large actuating area is required for operation, information and vending systems, dashboards, consoles and broadcasting systems.

Specifications:
- Insulation resistance: 100,000kΩ
- Contact bounce time: < 5ms
- Lifetime (rated braking capacity):
  0.1A/3A = 200,000 cycles
  10A = 50,000 cycles

Benefits:
- High shock resistance
- Pleasant tactile feeling
- Flat front design
- Easy mounting
- Made of top-quality stainless steel

LED Characteristics:
- LED forward voltage: Red - 1.6V; Green - 2.0V, Blue-3.2V
- LED forward current: Red/Green - 40mA, Blue-20mA

For quantities greater than listed, call for quote.

MOUSER STOCK NO.	Schurter Part No.	Fig.	Illum.	Contact Material	Switching (Max)		Breaking Capacity	Price Each			
					Current	Voltage		1	10	25	50
Standard											
693-1241.6661.1110	1241.6661.1110000	H	None	Gold	0.1A	30V	3W	26.96	24.28	21.73	19.17
693-1241.6661.1120	1241.6661.1120000	H	None	Silver	3A	125V	1250W	24.24	21.82	19.53	18.22
With Illumination											
693-1241.6663.1111	1241.6663.1111000	I	Point, Red	Gold	100mA	30V	3W	45.12	40.62	36.36	32.07
693-1241.6663.1131	1241.6663.1131000	I	Point, Red	Silver	10A	250V	2500W	45.12	40.62	36.36	32.07
693-1241.6663.1132	1241.6663.1132000	I	Point, Green	Silver	10A	250V	2500W	44.03	39.63	35.48	31.29
693-1241.6664.1111	1241.6664.1111000	J	Ring, Red	Gold	100mA	30V	3W	64.61	58.18	52.06	45.94
693-1241.6664.1112	1241.6664.1112000	J	Ring, Green	Gold	100mA	30V	3W	64.61	58.18	52.06	45.94
693-1241.6664.1121	1241.6664.1121000	J	Ring, Red	Silver	5A	125V	1250W	48.09	45.18	43.04	37.99
693-1241.6664.1122	1241.6664.1122000	J	Ring, Green	Silver	5A	125V	1250W	49.28	46.30	44.11	38.93
693-1241.6664.1124	1241.6664.1124000	J	Ring, Blue	Silver	5A	125V	1250W	54.59	49.17	44.01	38.81
693-1241.6664.1131	1241.6664.1131000	J	Ring, Red	Silver	10A	250V	2500W	64.61	58.18	52.06	45.94
693-1241.6664.1132	1241.6664.1132000	J	Ring, Green	Silver	10A	250V	2500W	64.61	58.18	52.06	45.94

SCHURTER PSE M22R SERIES: VANDAL-PROOF MOMENTARY PIEZO SWITCHES

This new piezo switch has been specifically designed for applications in hostile environments. Its vandal-proof housing with a compact M22 metric thread screw socket encloses a powerful ring illumination, which is available in a choice of one or two colors and can be attached to a 12V or 24V power supply. It can be ordered complete with Molex connector or wires.

Specifications:
- Contact material: Aluminum natural
- Switching current: 0.1A
- Switching capacity max: 1W
- Actuation force: 1.5N - 3.0N
- IP67 protected

For quantities greater than listed, call for quote.

MOUSER STOCK NO.	Schurter Part No.	Fig.	Illumination	Illumination Voltage	Terminals	Switching Volt. Max	Price Each			
							1	10	25	50
693-1241.3256	1241.3256	K	Red	24V	Wire	60V	110.71	105.13	99.58	94.05
693-1241.3257	1241.3257	K	Green	24V	Wire	60V	110.71	105.13	99.58	94.05
693-1241.3258	1241.3258	K	Red/Green	24V	Wire	60V	120.93	114.86	108.83	102.78

DIMENSIONS: mm

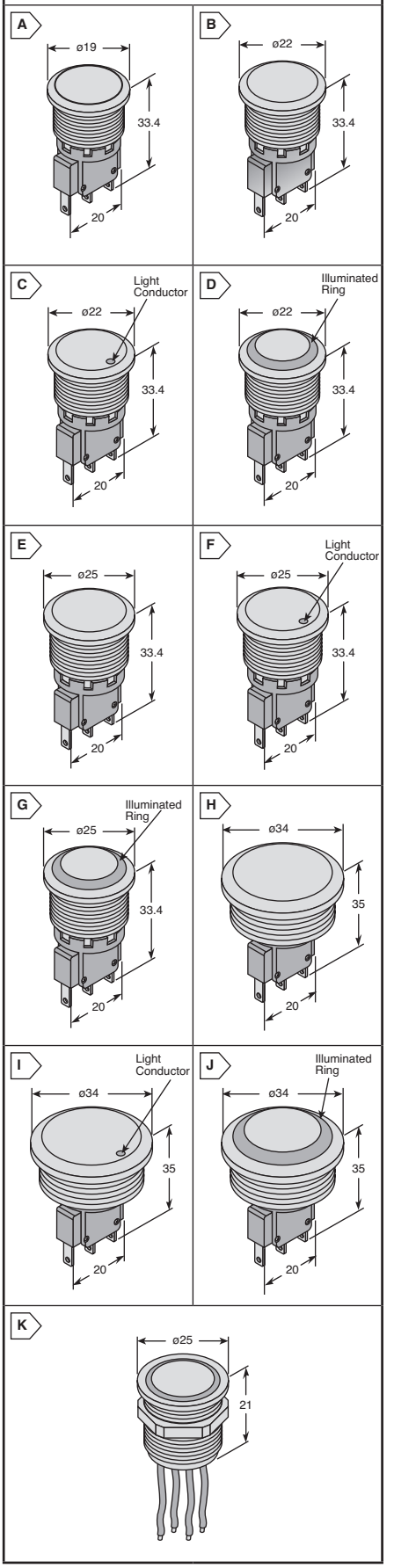

© Copyright 2013 Mouser Electronics

© Copyright 2013 Mouser Electronics

SHIN CHIN Pushbutton Switches

RoHS Compliant **This product is RoHS compliant.**

Specifications:
- Contact resistance: 50mΩ max.
- Insulation Resistance: 500VDC 100MΩ min.

Rating: 6A/125VAC, 3A/250VAC

- Terminal type: Solder

For quantities greater than listed, call for quote.

MOUSER STOCK NO.	Shin Chin Part No.	Fig.	Type	CIrcuit	Cap Color	Price Each			
						1	50	100	500
112-PA106A1-B/BL	PA106A1-UB	A	SPDT	On-(On)	Black	3.30	2.96	2.66	2.41
112-R13-507A-B/B	R13-507A-05-BB	B	SPST	Off-(On)	Black	1.87	1.69	1.52	1.37
112-R13-507A-R/B	R13-507A-05-BR	B	SPST	Off-(On)	Red	1.87	1.69	1.52	1.37
112-R13-551A1-B	R13-551A1-05-B	C	SPST	Off-(On)	Black	2.40	1.84	1.67	1.52
112-R13-551A1-R	R13-551A1-05-R	C	SPST	Off-(On)	Red	2.40	1.84	1.67	1.52
112-R13-551A1-G	R13-551A1-05-G	C	SPST	Off-(On)	Green	2.40	1.84	1.67	1.52

Rating: 3A/125VAC, 1.5A/250VAC

- Terminal type: Solder

For quantities greater than listed, call for quote.

MOUSER STOCK NO.	Shin Chin Part No.	Fig.	Type	CIrcuit	Cap Color	Price Each			
						1	50	100	500
112-R13-23A-R	R13-23A-05-BR	D	SPST	Off-(On)	Red	1.50	1.35	1.13	1.04
112-R13-23B-B	R13-23B-05-BB	D	SPST	Off-On	Black	1.50	1.35	1.13	1.04
112-R13-23B-R	R13-23B-05-BR	D	SPST	Off-On	Red	1.50	1.35	1.13	1.04
112-R13-24A-B	R13-24A-05-BB	E	SPST	Off-(On)	Black	1.17	1.03	.888	.749
112-R13-24A-R	R13-24A-05-BR	E	SPST	Off-(On)	Red	1.17	1.03	.888	.749
112-R13-24A-W	R13-24A-05-BW	E	SPST	Off-(On)	White	1.17	1.03	.888	.749
112-R13-40A-B	R13-40A-05-BB	F	SPST	Off-(On)	Black	1.54	1.38	1.24	1.11
112-R13-40A-R	R13-40A-05-BR	F	SPST	Off-(On)	Red	1.54	1.38	1.24	1.11
112-R13-40B-B	R13-40B-05-BB	F	SPST	Off-On	Black	1.80	1.64	1.50	1.37
112-R13-40B-R	R13-40B-05-BR	F	SPST	Off-On	Red	1.80	1.64	1.50	1.37
112-R13-502A-B/B	R13-502A-05-BB	G	SPST	Off-(On)	Black	2.10	1.88	1.70	1.53
112-R13-502A-G/B	R13-502A-05-BG	G	SPST	Off-(On)	Green	2.10	1.88	1.70	1.53
112-R13-502A-R/B	R13-502A-05-BR	G	SPST	Off-(On)	Red	2.10	1.88	1.70	1.53
112-R13-502MA-B/B	R13-502MA-05-BB	G	SPST	Off-(On)	Black	2.62	2.36	2.13	1.92
112-R13-502MA-G/B	R13-502MA-05-BG	G	SPST	Off-(On)	Green	2.62	2.36	2.13	1.92
112-R13-502MA-R/B	R13-502MA-05-BR	G	SPST	Off-(On)	Red	2.62	2.36	2.13	1.92
112-R13-502MA-Y/B	R13-502MA-05-BY	G	SPST	Off-(On)	Yellow	2.62	2.36	2.13	1.92
112-R13-502MC-B/B	R13-502MC-05-BB	H	SPDT	On-(On)	Black	3.30	2.96	2.66	2.41
112-R13-508A-B	R13-508A-05-BB	I	SPST	Off-(On)	Black	3.30	2.96	2.66	2.41
112-R13-508AL-R	R13-508AL-05-BRR-L3	I	SPST	Off-(On)	Illum. Red	3.82	3.43	3.09	2.78
112-R13-510A-B	R13-510A-05-BB	J	SPST	Off-(On)	Black	2.25	2.02	1.82	1.64
112-R13-510A-R	R13-510A-05-BR	J	SPST	Off-(On)	Red	2.25	2.02	1.82	1.64
112-R13-511A-R	R13-511A-05-BR	K	SPST	Off-(On)	Red	3.53	3.18	2.86	2.58
112-R13-512A1-BB	R13-512A1-05-BB	L	SPST	Off-(On)	Black	1.95	1.50	1.36	1.23
112-R13-512A1-BR	R13-512A1-05-BR	L	SPST	Off-(On)	Red	1.95	1.50	1.36	1.23
112-R13-512A2-BB	R13-512A2-05-BB	M	SPST	Off-(On)	Black	1.95	1.50	1.36	1.23
112-R13-512A2-BR	R13-512A2-05-BR	M	SPST	Off-(On)	Red	1.95	1.50	1.36	1.23
112-R13-512B1-BB	R13-512B1-05-BB	L	SPST	Off-On	Black	2.24	1.72	1.56	1.42
112-R13-512B1-BR	R13-512B1-05-BR	L	SPST	Off-On	Red	2.24	1.72	1.56	1.42
112-R13-512B2-BB	R13-512B2-05-BB	M	SPST	Off-On	Black	2.24	1.72	1.56	1.42
112-R13-512B2-BR	R13-512B2-05-BR	M	SPST	Off-On	Red	2.24	1.72	1.56	1.42
112-R13-523BL-G-12V	R13-523BL-05-BGG-L1	N	SPST	Off-On	Illum. Green	4.95	4.45	4.00	3.60
112-R13-548A-BR	R13-548A-05-BR	O	SPST	(On)-Off	Red	1.53	1.18	1.07	.974
112-R13-548AL-BRR	R13-548AL-05-BRR	O	SPST	(On)-Off	Illum. Red	2.32	1.79	1.63	1.48
112-R13-548B-BR	R13-548B-05-BR	O	SPST	On-Off	Red	1.52	1.17	1.06	.963
112-R13-548BL-BRR	R13-548BL-05-BRR	O	SPST	On-Off	Illum. Red	2.40	1.84	1.67	1.52

Rating: 1A/125VAC, 1.5A/250VAC

- Terminal type: Solder

For quantities greater than listed, call for quote.

MOUSER STOCK NO.	Shin Chin Part No.	Fig.	Type	CIrcuit	Cap Color	Price Each			
						1	50	100	500
112-R13-529A-BR	R13-529A-05-BR	P	SPST	Off-(On)	Red	1.12	.867	.792	.717
112-R13-529A-BG	R13-529A-05-BG	P	SPST	Off-(On)	Green	1.12	.867	.792	.717
112-R13-529AL-BRR	R13-529AL-05-BRR	Q	SPST	Off-(On)	Illum. Red	1.35	1.04	.942	.856
112-R13-529AL-BGG	R13-529AL-05-BGG	Q	SPST	Off-(On)	Illum. Green	1.35	1.04	.942	.856
112-R13-529B-BR	R13-529B-05-BR	P	SPST	Off-On	Red	1.12	.867	.792	.717
112-R13-529BL-BRR	R13-529BL-05-BRR	Q	SPST	Off-On	Illum. Red	1.43	1.10	1.01	.91
112-R13-529BL-BGG	R13-529BL-05-BGG	Q	SPST	Off-On	Illum. Green	1.43	1.10	1.01	.91

Rating: 0.5A/125VAC

- Terminal type: PC

For quantities greater than listed, call for quote.

MOUSER STOCK NO.	Shin Chin Part No.	Fig.	Type	CIrcuit	Cap Color	Price Each			
						1	50	100	500
112-R13-521B-BB	R13-521B-09-BB	R	SPST	Off-(On)	Black	1.50	1.20	1.14	1.08
112-R13-521B-BR	R13-521B-09-BR	R	SPST	Off-(On)	Red	1.50	1.20	1.14	1.08
112-R13-81-B	R13-81A-09-B	S	SPST	Off-(On)	Black	1.65	1.49	1.34	1.20
112-R13-81-R	R13-81A-09-R	S	SPST	Off-(On)	Red	1.65	1.49	1.34	1.20

DIMENSIONS: in.

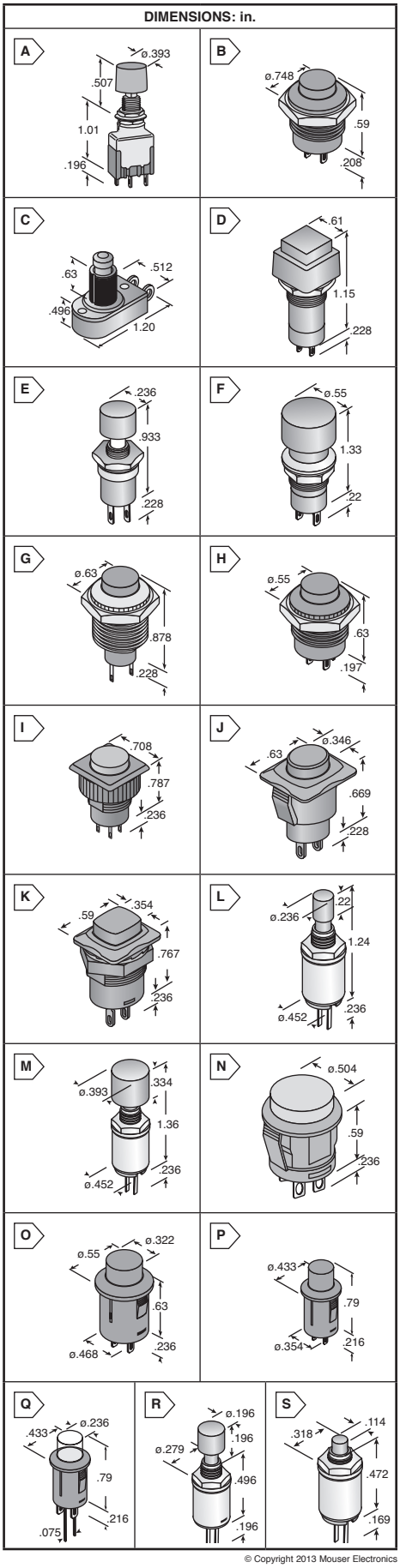

© Copyright 2013 Mouser Electronics

© Copyright 2013 Mouser Electronics

ALCOSWITCH Toggle Switches

RoHS Compliant **This product is RoHS compliant.**

TE connectivity Authorized Distributor

A SERIES (GEMINI SERIES) MINIATURE TOGGLE SWITCHES

Specifications:

- Contact rating: Gold - 0.4VA @ 20 VAC/DC; silver - 2A @250VAC, 5A @ 125VAC
- Terminal seal: Epoxy
- Case material: Thermoset
- Contact timing: Break before make
- Actuation force: Momentary - 950g max.; maintained - 1750g max.
- Actuator travel: 25°
- Life expectancy: 30,000 cycles

( ) Momentary

For quantities greater than listed, call for quote.

MOUSER STOCK NO.	Alcoswitch Part No.	TE Part No.	Fig.	Type	Circuit	Price Each 1	10	25
Standard Actuator; Silver Contact Material: Wire Lug								
506-A101SYZQ04	A101SYZQ04	4-1825136-9	A	SPDT	On-None-On	2.31	2.23	2.10
506-A103SYZQ04	A103SYZQ04	2-1825137-0	A	SPDT	On-Off-On	4.71	4.52	4.14
506-A105SYZQ04	A105SYZQ04	3-1825137-9	A	SPDT	(On)-Off-(On)	3.92	3.55	3.39
506-A107SYZQ04	A107SYZQ04	5-1825137-2	A	SPDT	On-Off-(On)	3.48	3.23	2.94
506-A108SYZQ04	A108SYZQ04	6-1825136-4	A	SPDT	On-None-(On)	2.60	2.51	2.09
506-A201SYZQ04	A201SYZQ04	2-1825138-8	B	DPDT	On-None-On	2.97	2.85	2.61
506-A203SYZQ04	A203SYZQ04	1-1825139-0	B	DPDT	On-Off-On	3.67	3.33	3.20
506-A205SYZQ04	A205SYZQ04	1-1825139-8	B	DPDT	(On)-Off-(On)	4.40	3.99	3.83
506-A207SYZQ04	A207SYZQ04	2-1825139-4	B	DPDT	On-Off-(On)	3.56	3.24	3.01
506-A208SYZQ04	A208SYZQ04	3-1825138-8	B	DPDT	On-None-(On)	3.91	3.54	3.40
Standard Actuator; Gold Contact Material: PCB								
506-A101SYCB04	A101SYCB04	4-1825136-4	C	SPDT	On-None-On	4.47	4.28	3.93
506-A103SYCB04	A103SYCB04	1-1825137-5	C	SPDT	On-Off-On	3.72	3.43	3.20
506-A105SYCB04	A105SYCB04	3-1825137-6	C	SPDT	(On)-Off-(On)	3.88	3.42	3.01
506-A107SYCB04	A107SYCB04	5-1825137-0	C	SPDT	On-Off-(On)	3.55	3.22	3.09
506-A108SYCB04	A108SYCB04	6-1825136-2	C	SPDT	On-None-(On)	3.79	3.52	3.37
506-A201SYCB04	A201SYCB04	2-1825138-4	D	DPDT	On-None-On	2.93	2.66	2.44
506-A203SYCB04	A203SYCB04	1825139-8	D	DPDT	On-Off-On	3.46	3.22	3.08
506-A205SYCB04	A205SYCB04	1-1825139-6	D	DPDT	(On)-Off-(On)	4.01	3.64	3.50
506-A208SYCB04	A208SYCB04	3-1825138-6	D	DPDT	On-None-(On)	3.28	2.91	2.63
Flatted Actuator; Silver Contact Material: Wire Lug								
506-A103P3YZQ04	A103P3YZQ04	1825137-6	E	SPDT	On-Off-On	4.41	4.01	3.84
506-A107P3ZQ04	A107P3ZQ04	4-1825137-8	E	SPDT	On-Off-(On)	5.90	5.35	5.14
Locking Actuator; Silver Contact Material: Wire Lug								
506-A101KZQ04	A101KZQ04	1825136-7	F	SPDT	On-None-On	4.70	4.27	3.71
506-A201KZQ04	A201KZQ04	1825138-3	G	DPDT	On-None-On	4.94	4.48	4.30

MTA/MTA-PC SERIES (GREEN SERIES) 6A TOGGLE SWITCHES

Specifications:

- Contact rating: 6A @ 125VAC, 3A @ 250VAC
- Terminal seal: Insert molded
- Each switch supplied with:
  (2) 1/4-4C UNS-2B hex nuts
  (1) Internal tooth lockwasher
  (1) Locating ring
- Contact material: Gold flash over silver
- Mechanical life expectancy: 2 Pos. - 150,000; 3 Pos. - 100,000; 4 Pos. - 60,000 hrs.
- MTA-PC has PC tail
- Actuation force: .05-1.5kg
- Actuator travel: 24°
- High torque bushing shoulder standard
- Contact timing: Break before make

( ) Momentary

For quantities greater than listed, call for quote.

MOUSER STOCK NO.	Alcoswitch Part No.	TE Part No.	Fig.	Type	Circuit	Price Each 1	10	25
Wire Lug Terminals								
506-MTA106D	MTA106D	1-1437558-0	H	SPDT	On-None-On	6.40	5.74	5.48
506-MTA106E	MTA106E	1-1437558-2	H	SPDT	On-Off-On	11.45	9.81	8.99
506-MTA106F	MTA106F	1-1437558-4	H	SPDT	On-None-(On)	9.89	8.99	8.59
506-MTA106G	MTA106G	1-1437558-6	H	SPDT	(On)-Off-(On)	11.02	10.46	10.00
506-MTA206N	MTA206N	2-1437558	I	DPDT	On-None-On	8.20	7.12	6.49
506-MTA206P	MTA206P	2-1437558-2	I	DPDT	On-Off-On	14.40	13.14	12.38
506-MTA206R	MTA206R	2-1437558-7	I	DPDT	On-None-(On)	13.96	13.46	12.70
506-MTA306D	MTA306D	3-1437558-5	J	3PDT	On-None-On	20.33	19.44	17.45
506-MTA406N	MTA406N	4-1437558-3	K	4PDT	On-None-On	20.12	19.05	18.43
506-MTA106DPC	MTA106DPC	1-1437558-1	L	SPDT	On-None-On	7.51	6.85	6.45
Accessories for MTA Series					Description			
506-B1440004	B1440004	1825612-1	M		Black 1/4-40 toggle switch boot seal	5.66	5.24	5.02

TT SERIES: TINY TOGGLE SWITCHES

Specifications:

- Contact rating: Gold - 0.4VA; Silver - 3A
- Terminal seal: Epoxy on single pole, optional on double pole
- Contact material: Gold over nickel or silver plate
- Dielectric strength: 1000Vrms
- Actuator Travel: 26°
- High torque bushing shoulder standard
- Contact timing: Break before make

For quantities greater than listed, call for quote.

MOUSER STOCK NO.	Alcoswitch Part No.	TE Part No.	Fig.	Type	Circuit	Terminal	Price Each 1	10	25
With Unthreaded Bushing									
506-TT11AGPC104	TT11AGPC104	1825219-2	N	SPST	On-None-Off	PCB	11.91	10.85	10.22
506-TT11DGPC1	TT11DGPC1	2-1437561-6	N	SPDT	On-None-On	PCB	7.06	6.44	6.07
506-TT11EGPC1	TT11EGPC1	5-1437561-1	N	SPDT	On-None-On	PCB	11.32	10.03	9.06
506-TT21NGPC1	TT21NGPC1	1437562-3	O	DPDT	On-None-On	PCB	18.21	16.63	15.66
With 1/4-40 Bushing									
506-TT21NGPC9T1/4	TT21NGPC9T1/4	1-1437562-1	P	DPDT	On-None-On	PCB	15.83	14.02	12.75
506-TT41NGPC9T1/4	TT41NGPC9T1/4	6-1437562-8	Q	4PDT	On-None-On	PCB	45.27	41.29	38.91
506-TT13A9T1/404	TT13A9T1/404	8-1437561-4	R	SPST	On-None-Off	Wire lug	15.22	14.87	14.35
With 10-48 Bushing									
506-TT13A2T	TT13A2T	7-1437561-8	S	SPST	On-None-Off	Wire lug	18.68	17.03	16.05
506-TT13E3T	TT13E3T	9-1437561-6	T	SPDT	On-Off-On	Wire lug	17.98	16.27	14.95
506-TT23N2T	TT23N2T	1825222-7	U	DPDT	On-None-On	Wire lug	16.48	15.19	14.07
506-TT43N2T	TT43N2T	7-1437562-6	V	4PDT	On-None-On	Wire lug	28.30	25.06	22.68
Accessories for TT Series					Description				
506-B1440004	B1440004	1825612-1	W		Black 1/4-40 toggle switch boot seal		5.66	5.24	5.02

DIMENSIONS: mm

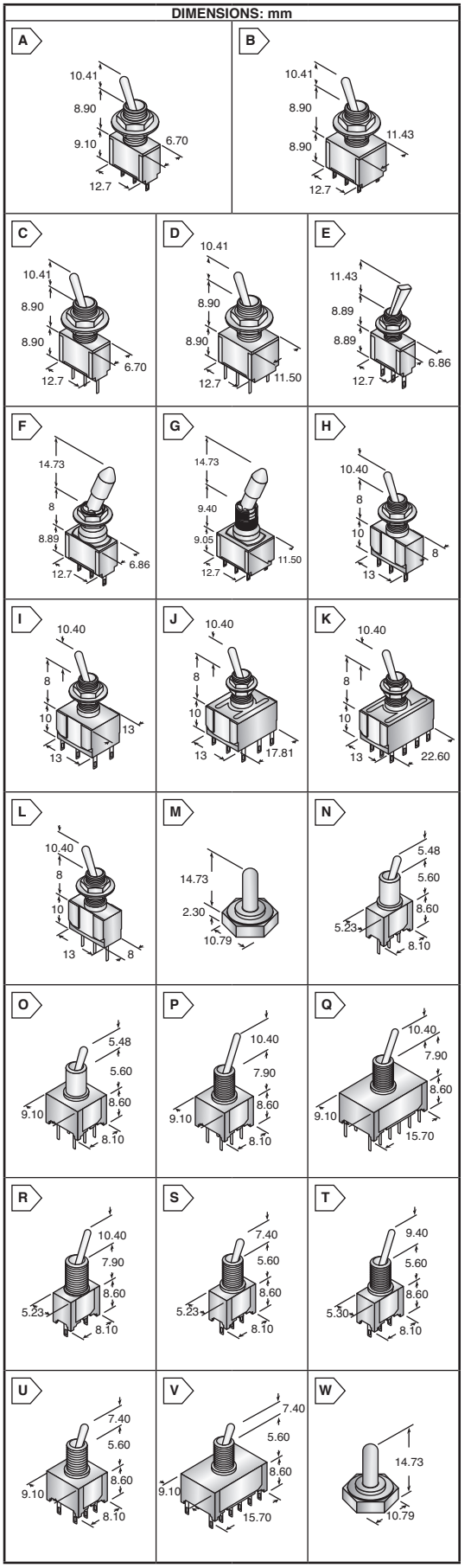

© Copyright 2013 Mouser Electronics

© Copyright 2013 Mouser Electronics

C&K Toggle Switches

C&K GT SERIES: SEALED ULTRAMINIATURE TOGGLE SWITCHES

- Contact Material: Gold Terminal Plating
- Internal O-ring seal standard with all actuators
- Epoxy sealed termination
- Lead Free

- Contact Rating: 0.4VA @ 20VAC or DC max.
- Case and actuator material: Glass filled nylon (UL94V-0)
- Body Height: .210"

RoHS Compliant LEAD-FREE

For quantities greater than listed, call for quote.

MOUSER STOCK NO.	C&K Part No.	Fig.	Contact Form	Circuit	Mounting Type	Actuator/ Bushing Height	Contact Material	Price Each 1	25	50	100
611-GT11MSCBE	GT11MSCBE	A	SPDT	On-On	Surface mount	.50"/.063"	Gold	9.18	7.32	6.02	5.79
611-GT11MABE	GT11MABE	B	SPDT	On-On	R/A PC thru-hole	.50"/.063"	Gold	7.77	7.24	6.85	6.37
611-GT12MABE	GT12MABE	B	SPST	Off-On	R/A PC thru-hole	.150"/.063"	Gold	13.51	9.34	9.28	7.39
611-GT12MCBE	GT12MCBE	C	SPDT	Off-None-On	Thru-hole	.150"/.063"	Gold	6.47	5.96	5.60	5.42

C&K E SERIES: SEALED MINIATURE TOGGLE SWITCHES

- Contact Material: Cu alloy, with Au plate over Ni plate, Au plate terminal
- Epoxy sealed termination
- Actuator material: Chrome plated brass
- Internal O-ring seal standard with all actuators

- Contact Rating: 0.4VA @ 20VAC or DC max.
- Case and bushing material: Glass filled nylon
- Unthreaded bushing

RoHS Compliant

For quantities greater than listed, call for quote.

MOUSER STOCK NO.	C&K Part No.	Fig.	Contact Form	Circuit	Mounting Type	Bushing Height	Price Each 1	25	50	100
Standard Rount Actuator (.300" High)										
611-E101-001	E101MD1ABE	D	SPDT	On-None-On	R/A PC thru-hole	.250"	7.29	6.81	6.42	5.98
611-E101-002	E101MD1AV2BE	E	SPDT	On-None-On	Vertical R/A PC thru-hole	.250"	7.83	7.31	6.89	6.41
611-E101-006	E101MD1CBE	F	SPDT	On-None-On	PC thru-hole	.250"	5.72	5.55	5.01	4.77
611-E103-002	E103MD1AV2BE	E	SPDT	On-Off-On	Vertical R/A PC thru-hole	.250"	7.71	7.50	6.71	6.38
611-E201-002	E201MD1AV2BE	E	DPDT	On-None-On	Vertical R/A PC thru-hole	.250"	11.11	9.73	9.51	7.70
611-E203-002	E203MD1AV2BE	E	DPDT	On-Off-On	Vertical R/A PC thru-hole	.250"	11.26	10.72	9.29	9.05
Long Round Actuator (.500" High)										
611-E101-003	E101SD1CBE	F	SPDT	On-None-On	PC thru-hole	.250"	6.81	6.33	5.99	5.56
611-E103-005	E103SD1ABE	D	SPDT	On-Off-On	R/A PC thru-hole	.250"	8.39	8.00	7.62	7.22
611-E201-003	E201SD1CBE	F	DPDT	On-None-On	PC thru-hole	.250"	8.46	8.17	7.36	7.00

C&K ET SERIES: SEALED SUBMINIATURE TOGGLE SWITCHES

- Contact Material: B- Cu alloy, with Au plate over Ni plate, Au plate terminal
  K- Cu alloy, with Au plate over Ni plate, SnPb plate terminal
  G- Coin Ag, with Au plate over Ni plate, Au plate terminal
- Epoxy sealed termination
- Actuator material: Chrome plated brass
- Internal O-ring seal standard with all actuators

- Contact Rating: B and K- 0.4VA @ 20VAC or DC max.
  G- 0.4VA @ 20VAC or DC max. or
  5A @ 120VAC; 2A @ 250VAC
- Case and bushing material: Glass filled nylon
- Unthreaded bushing

RoHS Compliant

( ) = Momentary

For quantities greater than listed, call for quote.

MOUSER STOCK NO.	C&K Part No.	Fig.	Contact Form	Circuit	Mounting Type	Bushing Height	Contact Material	Price Each 1	25	50	100
Standard Round Actuator (.240" High)											
611-ET01-011	ET01MD1ABE	G	SPDT	On-On	R/A PC thru-hole	.177"	B	6.77	6.00	5.64	5.33
611-ET01-006	ET01MD1AGE	G	SPDT	On-On	R/A PC thru-hole	.177"	G	8.32	7.76	7.33	6.83
611-ET01-002	ET01MD1AVBE	E	SPDT	On-On	R/A PC thru-hole	.177"	B	7.25	6.48	6.09	5.75
611-ET01-001	ET01MD1CBE	F	SPDT	On-On	PC thru-hole	.177"	B	6.44	6.01	5.38	5.16
611-ET01-013	ET01MD1V3BE	H	SPDT	On-On	V bracket	.177"	B	7.89	7.35	6.93	6.45
611-ET03-011	ET03MD1ABE	G	SPDT	On-Off-On	R/A PC thru-hole	.177"	B	8.83	8.23	7.77	7.22
611-ET08-011	ET08MD1ABE	G	SPDT	On-(On)	R/A PC thru-hole	.177"	B	7.23	6.97	6.28	5.97
Round Actuator (.320" High)											
611-ET01-005	ET01LD1CBE	F	SPDT	On-On	PC thru-hole	.177"	B	7.39	6.89	6.51	6.07
Long Round Actuator (.400" High)											
611-ET01-003	ET01SD1CBE	F	SPDT	On-On	PC thru-hole	.177"	B	7.02	6.71	6.38	6.05
611-ET01-004	ET01SD1ABE	G	SPDT	On-On	R/A PC thru-hole	.177"	B	6.75	5.75	5.50	5.34

C&K T SERIES: SEALED SUBMINIATURE TOGGLE SWITCHES

- Contact Material: B- Cu alloy, with Au plate over Ni plate, Au plate terminal
  Q- Cu alloy, with Ag plate, Ag plate terminal
- Actuator material: Chrome plated brass
- Housing material: Stainless steel

- Contact Rating: B- 0.4VA @ 20VAC or DC max.
  Q- 5A @ 120VAC; 2A @ 250VAC
- Bushing material: Nickel plated brass
- Case material: Glass filled nylon or DAP

RoHS Compliant

For quantities greater than listed, call for quote.

MOUSER STOCK NO.	C&K Part No.	Fig.	Contact Form	Circuit	Mounting Type	Bushing Height	Contact Material	Price Each 1	25	50	100
Standard Round Actuator (.370" High), Threaded Bushing											
611-T101-001	T101SHCQE	I	SPDT	On-On	PC thru-hole	.220" flat	Q	6.02	5.57	5.34	5.05
611-T103-001	T103SHCQE	I	SPDT	On-Off-On	PC thru-hole	.220" flat	Q	7.22	6.69	6.40	6.05
611-T102SHZQE	T102SHZQE	J	SPDT	Off-None-On	Solder lug	.220" flat	Q	7.35	6.81	6.52	6.16
611-T103-002	T103SHZQE	J	SPDT	On-Off-On	Solder lug	.220" flat	Q	7.35	6.81	6.52	6.16
Short Round Actuator (.210" High), Unthreaded Bushing											
611-T101-004	T101MH9ABE	G	SPDT	On-On	R/A PC thru-hole	.220" flat	B	7.63	7.12	6.72	6.25
611-T101-005	T101MH9AVBE	E	SPDT	On-On	R/A PC thru-hole	.220" flat	B	6.93	6.42	6.14	5.81

DIMENSIONS: in.

A

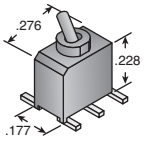

(SPDT Shown)

B

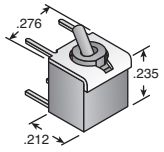

(SPDT Shown)

C

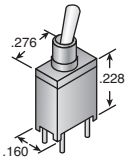

D

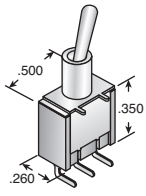

(SPDT Shown)

E

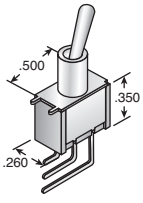

(SPDT Shown
Vertical Right Angle)

F

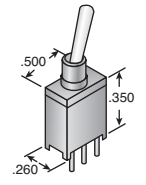

(SPDT Shown)

G

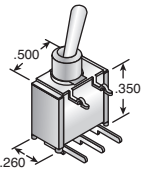

H

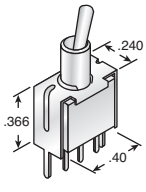

I

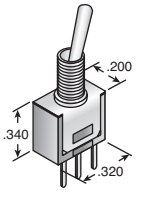

(SPDT Shown)

J

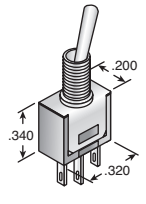

(SPDT Shown)

C&K Toggle Switches

© Copyright 2013 Mouser Electronics

© Copyright 2013 Mouser Electronics

C&K Toggle Switches

C&K 7000 SERIES MINIATURE TOGGLE SWITCHES, PANEL MOUNT

- Contact material:
  - B- Cu alloy, with Au plate over Ni plate, Au plate terminal
  - K- Cu alloy, with Au plate over Ni plate, SnPb plate terminal
  - Q- Cu alloy, with Ag plate, Ag plate terminal
  - G- Coin Ag, with Au plate over Ni plate, Au plate terminal
- Contact rating:
  - B and K- 0.4VA @ 20VAC or DC max.
  - Q- 5A @ 120VAC; 2A @ 250VAC
  - G- 0.4VA @ 20VAC or DC max. or 5A @ 120VAC @ 250VAC

RoHS Compliant

For quantities greater than listed, call for quote.

MOUSER STOCK NO.	C&K Part No.	Fig.	Contact Form	Circuit ( )=Momentary	Termination	Bushing	Contact Material	Price Each 1	25	50
Standard Round Actuator (.420" High)										
611-7101-054	7101SYCBE	A	SPDT	On-On	PC thru-hole	.350" high, keyway	B	5.67	5.30	4.82
611-7101-002	7101SYCQE	A	SPDT	On-On	PC thru-hole	.350" high, keyway	Q	5.40	4.99	4.70
611-7103-002	7103SYCQE	A	SPDT	On-Off-On	PC thru-hole	.350" high, keyway	Q	6.05	5.47	5.16
611-7105-002	7105SYCQE	A	SPDT	(On)-Off-(On)	PC thru-hole	.350" high, keyway	Q	6.03	5.49	5.18
611-7107-002	7107SYCQE	A	SPDT	On-Off-(On)	PC thru-hole	.350" high, keyway	Q	10.49	8.13	7.58
611-7201-054	7201SYCBE	B	DPDT	On-On	PC thru-hole	.350" high, keyway	B	8.24	7.36	6.66
611-7201-002	7201SYCQE	B	DPDT	On-On	PC thru-hole	.350" high, keyway	Q	7.90	7.06	6.38
611-7203-001	7203SYZQE	B	DPDT	On-Off-On	Solder lug	.350" high, keyway	Q	8.29	7.76	7.19
611-7101-075	7101SD9CQE	C	SPDT	On-On	PC thru-hole	.280" high, keyway	Q	5.61	5.44	4.70
611-7101-004	7101SD9ABE	C	SPDT	On-On	R/A PC thru-hole	.280" high, keyway	B	8.27	7.61	7.45
611-7101-007	7101SH3ZQE	D	SPDT	On-On	Solder lug	.296" high, flat	Q	6.85	6.00	5.72
611-7101-005	7101SYZBE	D	SPDT	On-On	Solder lug	.350" high, keyway	B	5.46	5.03	4.74
611-7101-006	7101SYZGE	D	SPDT	On-On	Solder lug	.350" high, keyway	G	6.79	6.35	5.98
611-7101-001	7101SYZQE	D	SPDT	On-On	Solder lug	.350" high, keyway	Q	5.24	4.88	4.57
611-7103-005	7103SYZBE	D	SPDT	On-Off-On	Solder lug	.350" high, keyway	B	6.03	5.65	5.22
611-7103-001	7103SYZQE	D	SPDT	On-Off-On	Solder lug	.350" high, keyway	Q	5.89	5.34	5.03
611-7105-001	7105SYZQE	D	SPDT	(On)-Off-(On)	Solder lug	.350" high, keyway	Q	6.02	5.67	5.09
611-7107-001	7107SYZQE	D	SPDT	On-Off-(On)	Solder lug	.350" high, keyway	Q	6.12	5.21	4.98
611-7201-005	7201SYZBE	E	DPDT	On-On	Solder lug	.350" high, keyway	B	8.00	7.76	6.46
611-7201-001	7201SYZQE	E	DPDT	On-On	Solder lug	.350" high, keyway	Q	7.67	6.86	6.43
611-7207-001	7207SYZQE	E	DPDT	On-Off-(On)	Solder lug	.350" high, keyway	Q	8.50	8.13	7.38
611-7211-001	7211SYZQE	E	DPDT	On-On-On	Solder lug	.350" high, keyway	Q	11.01	10.26	9.67
611-7301-001	7301SYZQE	F	3PDT	On-On	Solder lug	.350" high, keyway	Q	15.46	14.41	13.60
611-7303-001	7303SYZQE	F	3PDT	On-Off-On	Solder lug	.350" high, keyway	Q	13.76	12.87	12.32
611-7401-001	7401SYZQE	G	4PDT	On-On	Solder lug	.350" high, keyway	Q	21.43	19.98	18.85
611-7101-076	7101SD9V3BE	H	SPDT	On-On	V bracket	.280" high, keyway	B	7.63	7.31	6.98
Standard Round Actuator (.420" High), Splashproof Bushing										
611-7101-071	7101SCWZQE	D	SPDT	On-On	Solder lug	.294" high, flat	Q	7.71	7.38	7.04
611-7201-071	7201SCWZQE	E	DPDT	On-On	Solder lug	.294" high, flat	Q	8.47	8.09	6.93
Short Round Actuator (.200" High)										
611-7101-063	7101MDCQE	A	SPDT	On-On	PC thru-hole	.280" high, keyway	Q	6.48	6.20	5.93
611-7101-051	7101MD9ABE	C	SPDT	On-On	R/A PC thru-hole	.280" high, keyway	B	8.01	7.48	7.13
611-7101-053	7101MD9AQE	C	SPDT	On-On	R/A PC thru-hole	.280" high, keyway	Q	6.90	5.51	5.02
611-7101-061	7101MD9AV2BE	I	SPDT	On-On Vert.	R/A PC thru-hole	.280" high, keyway	B	6.33	5.72	5.38
611-7103-061	7103MD9AV2BE	I	SPDT	On-Off-On Vert.	R/A PC thru-hole	.280" high, keyway	B	8.23	7.86	7.50
611-7201-051	7201MD9ABE	C	DPDT	On-On	R/A PC thru-hole	.280" high, keyway	B	9.53	8.96	7.88
611-7101-064	7101MDZQE	J	SPDT	On-On	Solder lug	.280" high, keyway	Q	5.32	4.85	4.57
611-7101-065	7101MYZQE	J	SPDT	On-On	Solder lug	.350" high, keyway	Q	6.35	6.08	5.25
611-7201-064	7201MDZQE	J	DPDT	On-On	Solder lug	.280" high, keyway	Q	7.67	6.86	6.43
611-7101-062	7101MD9V3QE	H	SPDT	On-On	V bracket	.280" high, keyway	Q	10.31	7.64	5.55
611-7103-062	7103MD9V3BE	H	SPDT	On-Off-On	V bracket	.280" high, keyway	B	8.29	7.73	7.29
Long Round Actuator (.640" High)										
611-7201-041	7201L1YZQE	E	DPDT	On-On	Solder lug	.350" high, keyway	Q	7.73	7.25	6.43
Flatted, Anti-Rotation Actuator (.450" High)										
611-7101-022	7101P3YCQE	K	SPDT	On-On	PC thru-hole	.350" high, keyway	Q	11.24	8.99	7.49
611-7105-022	7105P3YCQE	K	SPDT	(On)-Off-(On)	PC thru-hole	.350" high, keyway	Q	9.46	8.81	8.31
611-7101-021	7101P3YZQE	K	SPDT	On-On	Solder lug	.350" high, keyway	Q	7.30	6.75	6.33
611-7103-021	7103P3YZQE	K	SPDT	On-Off-On	Solder lug	.350" high, keyway	Q	7.47	6.75	6.35
611-7201-025	7201P3YZBE	L	DPDT	On-On	Solder lug	.350" high, keyway	B	12.36	11.15	9.95
611-7201-021	7201P3YZQE	L	DPDT	On-On	Solder lug	.350" high, keyway	Q	9.10	8.03	7.62
611-7205-021	7205P3YZQE	L	DPDT	(On)-Off-(On)	Solder lug	.350" high, keyway	Q	12.17	11.60	11.11
611-7207-021	7207P3YZQE	L	DPDT	On-Off-(On)	Solder lug	.350" high, keyway	Q	9.87	9.57	8.52
Large Round Actuator (.687" High)										
611-7101-081	7101TZQE	D	SPDT	On-On	Solder lug	.448" high, keyway	Q	7.92	7.00	6.56
611-7101TCWZQE	7101TCWZQE	D	SPDT	On-None-On	Solder lug	Splashproof	Q	9.12	8.06	7.55
611-7201-081	7201TZQE	E	DPDT	On-On	Solder lug	.448" high, keyway	Q	9.79	8.65	8.31
611-7203-081	7203TZQE	E	DPDT	On-Off-On	Solder lug	.448" high, keyway	Q	10.52	10.17	9.08
Locking Actuator (.704" High)										
611-7101-031	7101K2ZQE	M	SPDT	On-On	Solder lug	.260" high, keyway	Q	8.56	7.89	7.13
611-7201-031	7201K2ZQE	N	DPDT	On-On	Solder lug	.260" high, keyway	Q	10.68	9.47	8.90
611-7203-031	7203K2ZQE	N	DPDT	On-Off-On	Solder lug	.260" high, keyway	Q	11.78	11.44	9.73

DIMENSIONS: in.

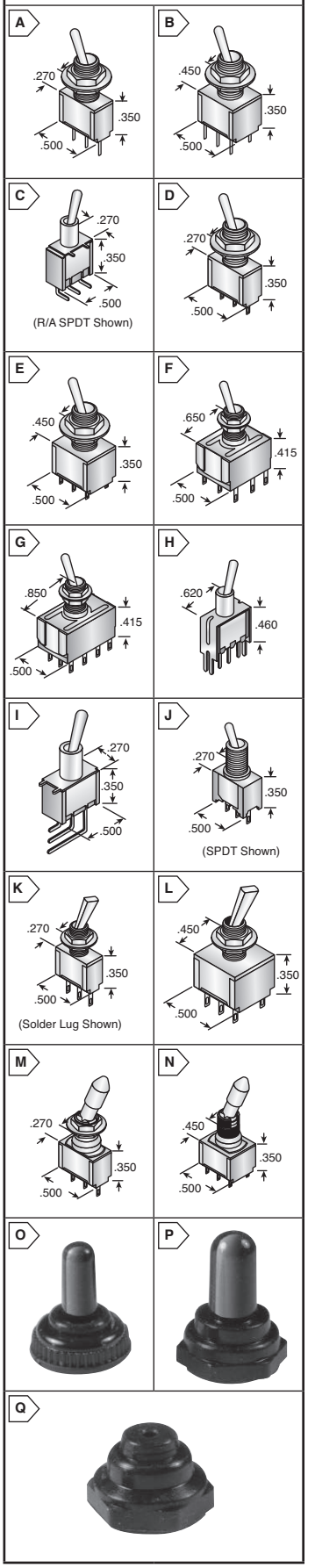

SEALING BOOTS FOR 7000, T, MIL, AND 9000 SERIES TOGGLES

Features/Benefits:

- Minimum IP65 Sealing
- Silicon Construction Remains Pliable in Cold Weather
- High Tear Strength
- Full and Half Boot Options
- Ideal for Sealing an Unsealed Switch

Typical Applications:

- Harsh environments
- Marine
- Industrial
- Medical
- Offroad Transportation
- Military
- Food and Beverage

RoHS Compliant

For quantities greater than listed, call for quote.

MOUSER STOCK NO.	C&K Part No.	Fig.	Description	Price Each 1	25	50	100
611-759D02000	759D02000	O	Black full toggle boot for 1/4-40 bushing	2.63	2.33	2.23	2.12
611-703D02000	703D02000	P	Black full toggle boot for 15/32 bushing	3.06	2.74	2.61	2.49
611-704D20000	704D02000	Q	Black half toggle boot for 15/32 bushing	2.74	2.59	2.46	2.27

© Copyright 2013 Mouser Electronics

© Copyright 2013 Mouser Electronics

CARLING TECHNOLOGIES Toggle Switches

Carling Technologies
Innovative Designs, Powerful Solutions.

CARLIING 2M1 SERIES, MINIATURE TOGGLE SWICTHES

PRODUCT NEW

✻✻( ) = Momentary

For quantities greater than listed, call for quote.

MOUSER STOCK NO.		Fig.	Switch Current (125VAC)	Contact Form	Circuit✻✻	Termination	Price Each		
Mfr.	Mfr. Part No.						1	25	50
691—2M1-DP1-T1B1M1QE		A	5A	DPDT	ON-NONE-ON	Solder Lug	5.33	4.02	3.54
691—2M1-DP1-T1B1M2QE		A	5A	DPDT	ON-NONE-ON	PCB	5.33	4.02	3.54
691—2M1-SP1-T1B1M1QE		A	5A	SPST	ON-NONE-ON	Solder Lug	3.22	2.68	2.48
691—2M1-SP1-T1B1M2QE		A	5A	SPST	ON-NONE-ON	PCB	3.22	2.68	2.48
691—2M1-SP1-T2B4M6RE		A	5A	SPST	ON-NONE-ON	PC Mount, 90° horizontal	4.98	3.86	3.38
691—2M1-SP3-T1B1M1QE		A	5A	SPST	ON-OFF-ON	Solder Lug	4.86	3.66	3.24
691—2M1-SP3-T1B1M2QE		A	5A	SPST	ON-OFF-ON	PCB	4.86	3.66	3.24
691—2M1-SP4-T1B1M1QE		A	5A	SPST	(ON)-OFF-(ON)	Solder Lug	5.23	3.94	3.49

CARLING POWER TOGGLE SWITCHES

PRODUCT NEW

Specifications:

- Actuator/Bushing Material: Brass/Nickel Plate
- 15/32" Threaded Bushing, 11/16" Toggle, 3/4" HP
- Combi Terminals Function as Both .250 QC Tabs and Solder Lug Terminal

✻ 1 HP ✻✻( ) = Momentary

For quantities greater than listed, call for quote.

MOUSER STOCK NO.		Fig.	Current Rating	Contact Form	Circuit✻✻	Termination	Price Each		
Mfr.	Mfr. Part No.						1	25	50
691—110-73		B	6A	SPST	ON-NONE-OFF	Soller lug terminals	3.78	3.23	2.99
691—110-S-73		B	6A	SPST	ON-NONE-OFF	Screw terminals	6.96	5.95	5.45
691—111-16-73		B	6A	SPST	ON-NONE-OFF	Wire leads	6.96	5.95	5.22
691—110-SPM-OFF		C	6A	SPST	OFF-(ON)	Screw terminals	17.92	13.42	11.96
691—2BB62-73		D	6A	SPIT	ON-NONE-ON	Soller lug terminals	6.53	5.59	5.10
691—2BK62-73		D	6A	IPST	ON-NONE-OFF	Soller lug terminals	9.48	7.16	6.57
691—2BL62-73		E	6A	IPIT	ON-NONE-ON	Soller lug terminals	8.06	6.90	6.06
691—DA100-BB-B		F	10A	SPST	ON-NONE-OFF	Solder Lug	2.42	2.21	2.05
691—DA100-PB-B		F	10A	SPST	ON-NONE-OFF	Solder Lug	2.38	2.05	1.86
691—DA105-PB-B		F	10A	SPST	ON-NONE-OFF	Wire Lead	4.27	3.88	3.56
691—DC100-PB-B		C	10A	SPST	ON-OFF-ON	Solder Lug	3.63	2.92	2.59
691—6FC58-73		G	10A	SPDT	ON-OFF-(ON)	Screw terminals	7.20	6.10	5.36
691—2FA52-73		G	15A	SPST	ON-NONE-OFF	Combi terminals	5.37	4.59	4.03
691—2FA53-73		G	15A	SPST	ON-NONE-OFF	Soller lug terminals	3.48	2.97	2.61
691—2FA53-73/TABS		G	15A	SPST	ON-NONE-OFF	.250 QC Tabs	3.56	2.81	2.46
691—2FA54-73		G	15A	SPST	ON-NONE-OFF	Screw terminals	3.75	3.19	2.94
691—2FB53-73		G	15A	SPIT	ON-NONE-ON	Soller lug terminals	4.78	4.58	4.34
691—2FB53-73/TABS		G	15A	SPIT	ON-NONE-ON	.250 QC Tabs	5.15	4.40	3.86
691—2FB54-73		G	15A	SPIT	ON-NONE-ON	Screw terminals	6.06	5.18	4.55
691—2FC53-73		G	15A	SPIT	ON-OFF-ON	Soller lug terminals	4.78	4.59	4.43
691—2FC53-73/TABS		G	15A	SPIT	ON-OFF-ON	.250 QC Tabs	5.15	4.40	3.86
691—2FC54-73		G	15A	SPIT	ON-OFF-ON	Screw terminals	6.55	5.60	5.10
691—6GA5B-73		G	15A	SPDT	ON-NONE-(ON)	.250 QC Tabs	8.16	5.62	4.95
691—6FA5473		H	15A	SPST	ON-NONE-OFF	-	8.27	7.84	7.45
691—6FA5H-73		G	15A	SPST	(ON)-NONE-OFF	Combi terminals	8.24	7.86	7.12
691—6FB5H-73		G	15A	SPIT	ON-NONE-(ON)	Combi terminals	8.55	6.47	5.93
691—6FC54-73		G	15A	SPIT	(ON)-OFF-(ON)	Screw terminals	8.42	7.20	6.57
691—6FC5H-73		G	15A	SPIT	(ON)-OFF-(ON)	Combi terminals	8.90	8.50	7.68
691—6FC5Y-73		G	15A	SPIT	ON-OFF-(ON)	Combi terminals	9.30	8.50	7.68
691—2FA5378/TABS		G	20A	SPIT	ON-NONE-OFF	Soller lug terminals	5.48	4.98	4.56
691—6GG5B-73		G	15A	SPST	(ON-OFF-(ON)	.250 QC Tabs	15.61	12.33	10.73
691—2GG5173		H	20A	SPIT	ON-ON-OFF	PC terminal	7.33	6.94	6.59
691—2GK50-73		H	15A	IPST	ON-NONE-OFF	Soller lug terminals	7.30	7.00	6.71
691—2GK51-73		H	15A	IPST	ON-NONE-OFF	.250 QC Tabs	5.23	4.47	3.93
691—2GK54-73		H	15A	IPST	ON-NONE-OFF	Soller lug terminals	10.94	10.69	10.56
691—2GL50-73		H	15A	IPIT	ON-NONE-ON	Soller lug terminals	8.00	7.54	6.63
691—2GL51-73		H	15A	IPIT	ON-NONE-ON	.250 QC Tabs	7.65	7.31	6.26
691—2GL54-73		H	15A	IPIT	ON-NONE-ON	Screw terminals	9.73	8.31	7.61
691—2GL57-73		H	15A	IPIT	ON-NONE-ON	Combi terminals	8.25	6.23	5.71
691—2GM50-73		H	15A	IPIT	ON-OFF-ON	Soller lug terminals	8.62	7.88	6.75
691—2GM51-73		H	15A	IPIT	ON-OFF-ON	.250 QC Tabs	5.77	4.93	4.33
691—2GM54-73		H	15A	IPIT	ON-OFF-ON	Screw terminals	9.73	8.31	7.61
691—6GL5B-73		I	15A	DPDT	ON-NONE-(ON)	.250 QC Tabs	16.50	11.89	10.50
691—6GK5H-73		H	15A	IPST	(ON)-NONE-OFF	Combi terminals	13.80	10.35	9.78
691—6GM5M73		I	15A	DPDT	ON-OFF-(ON)	.250 QC Tabs	14.35	13.26	12.54
691—6GM5S-73		I	15A	DPDT	(ON-OFF-(ON)	Screw terminals	18.85	13.59	11.99
691—6GM5Y-73		H	15A	IPIT	(ON)-OFF-(ON)	Combi terminals	15.08	11.99	11.01
691—HK251-73		J	15A	3PST	ON-NONE-OFF	.250 QC Tabs	11.33	10.17	9.10
691—HL250-73		J	15A	3PIT	ON-NONE-ON	Soller lug terminals	15.13	11.83	11.18
691—HL251-73		J	15A	3PIT	ON-NONE-ON	.250 QC Tabs	13.92	12.51	11.19
691—HM250-73		J	15A	3PIT	ON-OFF-ON	Soller lug terminals	13.92	12.51	11.19
691—HM251-73		J	15A	3PIT	ON-OFF-ON	.250 QC Tabs	13.91	10.51	9.63
691—HM254-73		J	15A	3PIT	ON-OFF-ON	Screw terminals	18.18	13.73	12.53
691—IL250-73		K	15A	4PIT	ON-NONE-ON	Soller lug terminals	25.68	17.49	15.35
✻ 691—EK204-73		L	20A	IPST	ON-NONE-OFF	Screw terminals	14.02	10.59	9.72
691—CA201-73		M	20A	SPST	ON-NONE-OFF	.250 QC Tabs	7.77	4.23	4.10
691—LT1511610012		N	10A	SPIT	ON-NONE-OFF	.250 Tabs	11.30	10.70	10.17
Hardware									
691—728-15907		-	Optional Lock Washer				.32	.214	.193

DIMENSIONS: in.

A 

B 

C 

D 

E 

F 

G 

H 

I 

J 

K 

L 

M 

N 

Carling Technologies

Toggle Switches

© Copyright 2013 Mouser Electronics

© Copyright 2013 Mouser Electronics

Miniature Toggle Switches

E•SWITCH™ MINIATURE TOGGLE SWITCHES, 100 AND 100A SERIES

Specifications for 100 and 100A Series:

- Contact resistance: 10mΩ max. initial @ 2-4VDC 100mA for both silver and gold plated contacts.
- Insulation resistance: 1,000MΩ min.
- Dielectric strength: 1,000VRMS @ sea level
- Operating temperature: -30°c to 85°C

Contact Material Options:

- **Q** - Fixed terminal and moving contact: silver plated over copper alloy
  Contact rating: 5A with resistive load @ 120VAC or 28VDC, 2A with resistive load @ 250VAC
- **R** - Fixed terminal and moving contact: copper alloy with gold plate over nickel plate
  Contact rating: 0.4VA max. @ 20V max. (AC or DC)

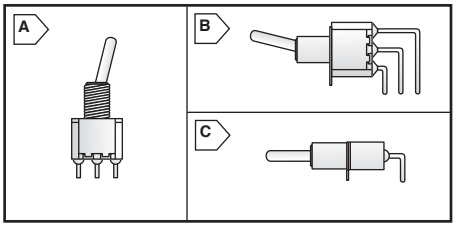

( ) = Momentary

For quantities greater than listed, call for quote.

MOUSER STOCK NO.	E-Switch Part No.	Fig.	Type	Circuit	Options			Contact Material Options	Price Each			
					Actuator	Bush	Term		1	10	50	100
100 Series - Metal Bushing												
612-100-A1421	100SP1T1B4M2QE	A	SPDT	On-On	T1	B4	M2	Q	2.81	2.54	2.15	1.77
612-100-A2111	100SP1T2B1M1QE	A	SPDT	On-On	T2	B1	M1	Q	2.81	2.54	2.15	1.77
612-100-A1112	100SP1T1B1M1RE	A	SPDT	On-On	T1	B1	M1	R	3.07	2.76	2.34	1.93
612-100-A1122	100SP1T1B1M2RE	A	SPDT	On-On	T1	B1	M2	R	6.29	5.66	4.82	3.78
612-100-A2472	100SP1T2B4M7RE	B	SPDT	On-On	T2	B4	M7	R	4.07	3.66	3.11	2.55
612-100-A6461	100SP1T6B12M6RE	C	SPDT	On-On	T6	B12	M6	R	5.13	4.61	3.93	3.21
612-100-C1112	100SP3T1B1M1RE	A	SPDT	On-Off-On	T1	B1	M1	R	3.17	2.86	2.43	1.98
612-100-C1462	100SP3T1B4M6RE	C	SPDT	On-Off-On	T1	B4	M6	R	4.12	3.70	3.16	2.58
612-100-D1111	100SP4T1B1M1QE	A	SPDT	(On)-Off-(On)	T1	B1	M1	Q	6.48	5.84	4.98	3.88
612-100-D1121	100SP4T1B1M2QE	A	SPDT	(On)-Off-(On)	T1	B1	M2	Q	3.34	3.00	2.56	2.14
612-100-D6121	100SP4T6B11M2QE	A	SPDT	(On)-Off-(On)	T6	B11	M2	Q	4.29	3.86	3.28	2.58
612-100-E1111	100SP5T1B1M1QE	A	SPDT	On-Off-(On)	T1	B1	M1	Q	3.53	3.18	2.71	2.21
612-100-E2462	100SP5T2B4M6RE	C	SPDT	On-Off-(On)	T2	B4	M6	R	5.08	4.57	3.89	3.18
612-100-L1111	100DP6T1B1M1QE	A	DPDT	On-On-On	T1	B1	M1	Q	5.68	5.11	4.35	3.55
612-100-F1111	100DP1T1B1M1QE	A	DPDT	On-On	T1	B11	M1	Q	6.79	6.11	5.21	4.08
612-100-F1112	100DP1T1B1M1RE	A	DPDT	On-On	T1	B11	M1	R	3.86	3.48	2.95	2.42
612-100-F1122	100DP1T1B1M2RE	A	DPDT	On-On	T1	B1	M2	R	3.86	3.48	2.95	2.42
100A Series - Sealed (Plastic Bushing)												
612-100A-A1422	100AWSP1T1B4M2R	A	SPDT	On-On	T1	B4	M2	R	4.12	3.70	3.16	2.47
612-100A-A2462	100AWSP1T2B4M6R	C	SPDT	On-On	T2	B4	M6	R	5.10	4.59	3.91	3.06
612-100A-C1422	100AWSP3T1B4M2R	A	SPDT	On-Off-On	T1	B4	M2	R	6.78	6.11	5.20	4.08
612-100A-C2472	100AWSP3T2B4M7R	B	SPDT	On-Off-On	T2	B4	M7	R	5.79	5.21	4.44	3.48
612-100A-D2412	100AWSP4T2B4M1R	A	SPDT	(On)-Off-(On)	T2	B4	M1	R	6.00	5.40	4.60	3.61
612-100A-D2462	100AWSP4T2B4M6R	C	SPDT	(On)-Off-(On)	T2	B4	M6	R	6.43	5.80	4.93	3.85
612-100A-D2472	100AWSP4T2B4M7R	B	SPDT	(On)-Off-(On)	T2	B4	M7	R	6.78	6.12	5.20	4.08

E•SWITCH™ SUB-MINIATURE TOGGLE SWITCHES, 200 AND 200A SERIES

Specifications for 200 and 200A Series:

- Contact resistance: 20mΩ max. initial @ 2-4VDC 100mA for both silver and gold plated contacts.
- Insulation resistance: 1,000MΩ min.
- Dielectric strength: 1,000VRMS @ sea level
- Operating temperature: -30°C to 85°C

Contact Material Options:

- **Q** - Fixed terminal and moving contact: silver plated over copper alloy
  Contact rating: 5A with resistive load @ 120VAC or 28VDC, 2A with resistive load @ 250VAC
- **R** - Fixed terminal and moving contact: copper alloy with gold plate over nickel plate
  Contact rating: 0.4VA max. @ 20V max. (AC or DC)

( ) = Momentary

For quantities greater than listed, call for quote.

MOUSER STOCK NO.	E-Switch Part No.	Fig.	Type	Circuit	Options			Contact Material Options	Price Each			
					Actuator	Bush.	Term.		1	10	50	100
200 Series												
612-200-A1111	200MSP1T1B1M1QE	A	SPDT	On-On	T1	B1	M1	Q	4.93	4.45	3.79	2.96
612-200-A1121	200MSP1T1B1M2QE	A	SPDT	On-On	T1	B1	M2	Q	2.96	2.68	2.28	1.78
612-200-A2272	200MSP1T2B2M7RE	B	SPDT	On-On	T2	B2	M7	R	4.41	3.97	3.37	2.64
612-200-C1111	200MSP3T1B1M1QE	A	SPDT	On-Off-On	T1	B1	M1	Q	3.99	3.61	3.07	2.40
612-200-C1121	200MSP3T1B1M2QE	A	SPDT	On-Off-On	T1	B1	M2	Q	3.70	3.34	2.85	2.23
612-200-C2262	200MSP3T2B2M6RE	C	SPDT	On-Off-On	T2	B2	M6	R	5.33	4.80	4.09	3.20
200A Series-Sealed												
612-200A-A2182	200AWMSP1T2A1VS2R	A	SPDT	On-On	T2	A1	VS2	R	4.73	4.26	3.64	2.84
612-200A-A2162	200AWMSP1T2A1M6R	C	SPDT	On-On	T2	A1	M6	R	4.52	4.04	3.46	2.71

DIMENSIONS: mm

Actuator Options

T1

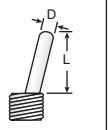

Series	D	L
100	2.9	10.4
100A	2.9	10.4
200	2.54	9.4
200A	2.54	10.2

T2



Series	D	L
100	2.7	5.1
100A	2.7	5.1
200	2.54	5.3
200A	2.54	6.1

T6

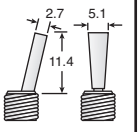

Bushing Options

B1

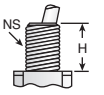

Series	NS	H
100	1/4-40	8.9
200	10-48	5.6

B2

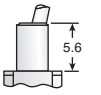

B4

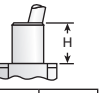

Series	H
100	7.1
100A	6.4

B11

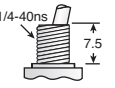

A1

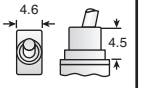

Termination Options

M1

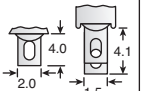

100&100A Series 200&200A Series

M2

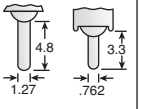

100&100A Series 200&200A Series

VS2

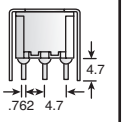

M6

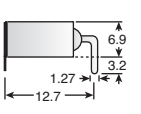

100&100A Series

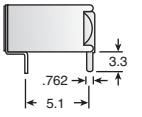

200&200A Series

M7

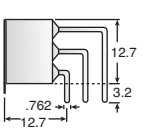

100&100A Series

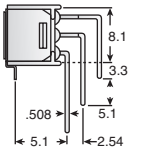

200&200A Series

ELECTROSWITCH MINIATURE TOGGLE SWITCHES

( )Momentary **For quantities greater than listed, call for quote.**

MOUSER STOCK NO.	Electroswitch Part No.	Fig.	Type	Circuit	Price Each			
					1	25	50	100
690-A121S1YZQ	A121S1YZQ	A	SPDT	On-Off-On	9.01	8.52	7.51	6.56
690-A123S1YZQ	A123S1YZQ	A	SPDT	On-None-On	8.04	7.61	6.71	5.85
690-A126S1YZQ	A126S1YZQ	A	SPDT	On-None-(On)	12.49	11.79	10.41	9.08
690-A127S1YZQ	A127S1YZQ	A	SPDT	(On)-Off-(On)	9.87	9.32	8.22	7.17
690-A131S1YZQ	A131S1YZQ	A	SPDT	On-Off-(On)	9.22	8.72	7.69	6.70
690-A221S1YZQ	A221S1YZQ	B	DPDT	On-Off-On	13.08	12.35	10.91	9.51
690-A223S1YZQ	A223S1YZQ	B	DPDT	On-None-On	11.00	10.41	9.18	7.99
690-A226S1YZQ	A226S1YZQ	B	DPDT	On-None-(On)	17.29	16.33	14.42	12.59
690-A227S1YZQ	A227S1YZQ	B	DPDT	(On)-Off-(On)	15.07	14.23	12.57	10.97
690-A232S1YZQ	A232S1YZQ	B	DPDT	On-On-On	14.52	13.72	12.09	10.57
690-A323S1YZQ	A323S1YZQ	C	3PDT	On-None-On	11.97	11.46	10.99	10.55
690-A327S1YZQ	A327S1YZQ	C	3PDT	(On)-Off-(On)	15.32	14.81	14.33	13.89
690-A421S1YZQ	A421S1YZQ	D	4PDT	On-Off-On	27.85	26.29	23.20	20.26
690-A423S1YZQ	A423S1YZQ	D	4PDT	On-None-On	27.69	26.16	23.07	20.14

Materials:

- Base (body): 1- and 2-pole - Diallyl Phthalate (DAP)
  3- and 4-pole - high strength phenolic
- Bushing: Brass, nickel plated
- Switching Contacts: Coin silver
- Center Terminal: Silver plated brass

Power Rating:

- 6A @ 125VAC
- 3A @ 250VAC

DIMENSIONS: in.

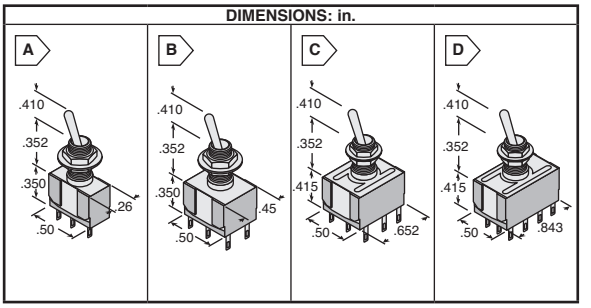

© Copyright 2013 Mouser Electronics

© Copyright 2013 Mouser Electronics

HONEYWELL Toggle Switches

Honeywell

RoHS Compliant **This product is RoHS compliant.**

MICRO SWITCH™ TOGGLE SWITCHES

For quantities greater than listed, call for quote.

MOUSER STOCK NO.	Honeywell Part No.	Fig.	Contact Form	Circuitry	Action	Termination	Lever Type	Price Each 1	10	50
785-11TS115-3	11TS115-3	A	SPDT	ON-ON	2 position	Solder	Standard	16.65	13.86	12.34
785-11TS15-1	11TS15-1	A	SPDT	ON-OFF-ON	3 position	Screw	Standard	14.58	12.10	10.65
785-11TS15-2	11TS15-2	A	SPDT	OFF-ON	2 position	Screw	Standard	14.17	10.85	9.70
785-11TS15-5	11TS15-5	A	SPDT	(ON)-OFF-ON	3 position	Screw	Standard	18.79	17.70	13.85
785-11TS15-6	11TS15-6	A	SPST	(ON)-OFF	2 position	Screw	Standard	14.01	11.62	10.31
785-11TS15-7	11TS15-7	A	SPDT	(ON)-OFF-(ON)	3 position	Screw	Standard	15.74	13.82	12.47
785-11TS95-2	11TS95-2	A	SPDT	ON-OFF-ON	2 position	Quick Connect	Standard	11.46	9.69	8.57
785-11TS95-7	11TS95-7	A	SPDT	(ON)-OFF-(ON)	3 position	Quick Connect	Standard	14.45	12.85	10.65
785-11TW1-1	11TW1-1	B	SPDT	(ON)-OFF-(ON)	3 position	Quick Connect	Standard	39.14	36.70	34.05
785-11TW1-3	11TW1-3	B	SPDT	ON-ON	2 position	Solder	Standard	37.67	32.66	29.33
785-11TW8-3G	11TW8-3G	B	SPDT	ON-ON	2 position	Solder	Locking	114.40	108.42	102.44
785-12TW1-3	12TW1-3	B	DPDT	ON-ON	2 position	PCB	Standard	46.11	42.07	39.07
785-12TW1-5	12TW1-5	B	DPDT	(ON)-OFF-ON	3 position	Solder	Standard	46.89	38.96	34.91
785-12TW1-7	12TW1-7	B	DPDT	(ON)-OFF-(ON)	3 position	Solder	Standard	31.25	24.85	22.28
785-12TS115-1	12TS115-1	C	DPDT	ON-OFF-ON	3 position	Solder	Standard	17.16	14.23	12.65
785-12TS115-2	12TS115-2	C	DPST	OFF-ON	2 position	Solder	Standard	14.52	12.12	10.67
785-12TS115-3	12TS115-3	C	DPDT	ON-ON	2 position	Solder	Standard	20.19	16.76	14.73
785-12TS15-1	12TS15-1	C	DPDT	ON-OFF-ON	3 position	Screw	Standard	15.60	13.87	12.47
785-12TS15-2	12TS15-2	C	DPST	OFF-ON	2 position	Screw	Standard	19.01	15.76	13.87
785-12TS15-3	12TS15-3	C	DPDT	ON-ON	2 position	Screw	Standard	18.94	16.97	15.32
785-12TS15-6	12TS15-6	C	DPST	(ON)-OFF	2 position	Screw	Standard	23.12	20.76	16.88
785-12TS15-7	12TS15-7	C	DPDT	(ON)-OFF-(ON)	3 position	Screw	Standard	20.44	18.09	16.25
785-12TS95-3	12TS95-3	C	DPDT	ON-ON	2 position	Quick Connect	Standard	17.53	14.53	14.01
785-12TS95-70	12TS95-70	C	DPDT	(ON)-OFF-(ON)	3 position	Quick Connect	Standard	32.97	29.87	27.36
785-12TW8-7E	12TW8-7E	D	DPDT	(ON)-OFF-(ON)	3 position	Solder	Locking	119.13	109.07	101.79
785-1NT1-2	1NT1-2	E	SPST	OFF-ON	2 position	Screw	Standard	15.89	13.48	12.20
785-1NT1-3	1NT1-3	E	SPDT	ON-ON	2 position	Screw	Standard	17.80	16.94	16.14
785-1NT1-6	1NT1-6	E	SPST	(ON)-OFF	2 position	Screw	Standard	17.34	16.49	15.70
785-1NT1-7	1NT1-7	E	SPDT	(ON)-OFF-(ON)	3 position	Screw	Standard	18.44	16.62	14.56
785-1NT1-8	1NT1-8	E	SPDT	ON-ON	2 position	Screw	Standard	27.35	24.89	21.61
785-1NT1-3D	1NT1-3D	F	SPDT	ON-ON	2 position	Screw	Locking	50.85	48.21	45.96
785-1TL1-1	1TL1-1	F	SPDT	ON-OFF-ON	3 position	Screw	Standard	25.11	22.61	19.62
785-1TL1-1A	1TL1-1A	F	SPDT	ON-OFF-ON	3 position	Screw	Locking	68.35	63.32	54.28
785-1TL1-2	1TL1-2	F	SPST	OFF-ON	2 position	Screw	Standard	27.84	24.36	23.20
785-1TL1-2D	1TL1-2D	F	SPST	OFF-ON	2 position	Screw	Locking	39.62	37.12	35.48
785-1TL1-3	1TL1-3	F	SPDT	OFF-ON	2 position	Screw	Standard	25.64	21.90	19.62
785-1TL1-3D	1TL1-3D	F	SPDT	ON-ON	2 position	Screw	Locking	49.92	41.42	39.27
785-1TL1-4	1TL1-4	F	SPST	(OFF)-ON	2 position	Screw	Standard	42.43	39.30	33.72
785-1TL1-5	1TL1-5	F	SPDT	(ON)-OFF-ON	3 position	Screw	Standard	44.41	35.33	31.65
785-1TL1-6	1TL1-6	F	SPST	(ON)-OFF	2 position	Screw	Standard	26.45	23.82	20.60
785-1TL1-7	1TL1-7	F	SPDT	(ON)-OFF-(ON)	3 position	Screw	Standard	24.60	22.57	19.72
785-1TL1-7L	1TL1-7L	F	SPDT	(ON)-OFF-(ON)	3 position	Screw	Locking	67.08	63.70	60.41
785-1TL1-8	1TL1-8	F	SPDT	ON-ON	2 position	Screw	Standard	25.92	23.32	20.01
785-1TL1-8F	1TL1-8F	F	SPDT	ON-ON	2 position	Screw	Locking	54.24	52.11	49.56
785-1TW1-3	1TW1-3	G	SPDT	ON-ON	2 position	Solder	Standard	62.10	51.61	45.66
785-2NT1-1	2NT1-1	H	DPDT	ON-OFF-ON	3 position	Screw	Standard	39.40	36.78	31.97
785-2NT1-2	2NT1-2	H	DPST	OFF-ON	2 position	Screw	Standard	38.63	36.06	31.35
785-2NT1-3	2NT1-3	H	DPDT	ON-ON	2 position	Screw	Standard	36.23	32.60	28.75
785-2NT1-50	2NT1-50	H	DPDT	(ON)-ON-ON	3 position	Screw	Standard	46.57	37.17	33.39
785-2NT1-7	2NT1-7	H	DPDT	(ON)-OFF-(ON)	3 position	Screw	Standard	38.63	36.06	31.35
785-2NT1-70	2NT1-70	H	DPDT	(ON)-ON-(ON)	3 position	Screw	Standard	41.68	37.20	32.57
785-2NT1-8	2NT1-8	H	DPDT	ON-ON	2 position	Screw	Standard	38.25	35.86	33.24
785-2TL1-1A	2TL1-1A	H	DPDT	ON-OFF-ON	3 position	Screw	Locking	81.86	75.68	70.44
785-2TL1-1E	2TL1-1E	H	DPDT	ON-OFF-ON	3 position	Screw	Locking	64.63	60.52	55.28
785-2TL1-2D	2TL1-2D	H	DPST	OFF-ON	2 position	Screw	Locking	56.86	52.68	48.02
785-2TL1-3D	2TL1-3D	H	DPDT	ON-ON	3 position	Screw	Locking	55.23	51.17	46.65
785-2TL1-3G	2TL1-3G	H	DPDT	ON-ON	2 position	Screw	Locking	68.63	56.96	50.61
785-2TL1-6F	2TL1-6F	H	DPST	(ON)-OFF	2 position	Screw	Locking	61.29	57.41	52.41
785-2TL1-7E	2TL1-7E	H	DPDT	(ON)-OFF-(ON)	3 position	Screw	Locking	84.83	71.12	66.70
785-4TL1-3D	4TL1-3D	H	4PDT	ON-ON	2 position	Screw	Locking	140.03	115.98	106.66
785-4TL1-7	4TL1-7	H	4PDT	(ON)-OFF-(ON)	3 position	Screw	Standard	106.27	99.01	86.43
785-2TL1-1	2TL1-1	I	DPDT	ON-OFF-ON	3 position	Screw	Standard	37.33	29.85	26.76
785-2TL1-10	2TL1-10	I	DPDT	ON-ON-ON	3 position	Screw	Standard	61.70	55.48	48.49
785-2TL1-10A	2TL1-10A	I	DPDT	ON-ON-ON	3 position	Screw	Locking	97.81	88.04	76.93
785-2TL1-2	2TL1-2	I	DPST	OFF-ON	2 position	Screw	Standard	36.80	29.25	26.23
785-2TL1-3	2TL1-3	I	DPDT	ON-ON	3 position	Screw	Standard	35.93	31.25	28.01
785-2TL1-4	2TL1-4	I	DPST	(OFF)-ON	2 position	Screw	Standard	59.16	56.13	53.09
785-2TL1-5	2TL1-5	I	DPDT	(ON)-OFF-ON	3 position	Screw	Standard	64.81	51.54	46.19
785-2TL1-50	2TL1-50	I	DPDT	(ON)-ON-ON	3 position	Screw	Standard	60.49	54.57	47.64
785-2TL1-7	2TL1-7	I	DPDT	(ON)-OFF-(ON)	3 position	Screw	Standard	33.57	27.41	26.12
785-2TL1-70	2TL1-70	I	DPDT	(ON)-ON-(ON)	3 position	Screw	Standard	63.18	60.11	53.76
785-4NT1-1	4NT1-1	I	4PDT	ON-OFF-ON	3 position	Screw	Standard	62.04	54.17	50.45
785-4NT1-3	4NT1-3	I	4PDT	ON-ON	2 position	Screw	Standard	72.46	66.28	57.98
785-4NT1-7	4NT1-7	I	4PDT	ON-OFF-ON	3 position	Screw	Standard	65.54	61.42	58.78
785-4TL1-1	4TL1-1	I	4PDT	ON-OFF-ON	3 position	Screw	Standard	98.31	81.44	74.88
785-4TL1-12	4TL1-12	I	4PDT	ON-ON-ON	3 position	Screw	Standard	83.22	68.94	63.37
785-4TL1-2	4TL1-2	I	4PST	OFF-ON	2 position	Screw	Standard	91.86	88.04	80.93
785-4TL1-3	4TL1-3	I	4PDT	ON-ON	2 position	Screw	Standard	98.31	89.97	78.62
785-4TL1-5	4TL1-5	I	4PDT	(ON)-OFF-ON	3 position	Screw	Standard	74.09	69.38	63.35
785-4TL1-72	4TL1-72	I	4PDT	(ON)-ON-(ON)	3 position	Screw	Standard	81.79	75.79	59.68
785-4TL1-8	4TL1-8	I	4PDT	(ON)-ON	2 position	Screw	Standard	73.66	71.32	69.48
785-61NT1-2	61NT1-2	I	SPST	OFF-ON	2 position	Screw	Standard	30.96	26.79	24.56
785-2TW1-3	2TW1-3	J	DPDT	ON-ON	2 position	Solder	Standard	63.86	54.42	47.35
785-31NT391-7-C08	31NT391-7-C08	K	SPDT	(ON)-OFF-(ON)	3 position	Quick Connect	Tab	43.23	40.51	37.33
785-31NT91-2	31NT91-2	L	SPST	OFF-ON	2 position	Quick Connect	Standard	16.18	14.08	12.69
785-31NT91-3	31NT91-3	L	SPDT	ON-ON	2 position	Quick Connect	Standard	30.89	22.31	20.91
785-31NT91-7	31NT91-7	L	SPDT	(ON)-OFF-(ON)	3 position	Quick Connect	Standard	29.14	21.05	19.72
785-32NT91-70	32NT91-70	L	DPDT	(ON)-ON-(ON)	3 position	Quick Connect	Standard	34.34	33.38	30.43
785-32NT91-1	32NT91-1	M	DPDT	ON-OFF-ON	3 position	Quick Connect	Standard	33.67	32.73	29.84
785-32NT91-2	32NT91-2	M	DPST	OFF-ON	2 position	Quick Connect	Standard	35.71	34.71	31.64
785-32NT91-3	32NT91-3	M	DPDT	ON-ON	2 position	Quick Connect	Standard	35.01	34.04	31.03
785-32NT91-7	32NT91-7	M	DPDT	(ON)-OFF-(ON)	3 position	Quick Connect	Standard	33.02	32.10	29.26



© Copyright 2013 Mouser Electronics

© Copyright 2013 Mouser Electronics

MOUNTAIN SWITCH Toggle Switches

RoHS Compliant This product is RoHS compliant.

Mountain Switch

SEALED MINIATURE TOGGLE SWITCHES

Specifications:
- Rating: 2A/250, 5A/120VAC or 28VDC
- Contact Resistance: 10mΩ max.
- Insulation Resistance: 1000MΩ min.

For quantities greater than listed, call for quote.

MOUSER STOCK NO.	Fig.	Width (W) (in.)	Type	Circuit	Price Each 1	50	100	500	1000
108-1AS1T1171-EVX	A	0.26	SPDT	On-On	2.86	2.38	2.16	1.97	1.67
108-1AS2T1172-EVX	A	0.26	SPDT	On-(On)	3.10	2.59	2.35	2.14	1.81
108-1AS3T1173-EVX	A	0.26	SPDT	On-Off-On	3.84	3.20	2.91	2.65	2.25
108-1AS5T1174-EVX	A	0.26	SPDT	On-Off-(On)	3.92	3.26	2.96	2.70	2.28
108-1AD1T1175-EVX	A	0.45	DPDT	On-On	3.92	3.26	2.96	2.70	2.28
108-1AD2T1176-EVX	A	0.45	DPDT	On-(On)	3.84	3.20	2.91	2.65	2.25
108-1AD3T1177-EVX	A	0.45	DPDT	On-Off-On	4.41	3.68	3.34	3.04	2.57
108-1AD5T1179-EVX	A	0.45	DPDT	On-Off-(On)	5.96	4.96	4.52	4.11	3.48
108-1A31T1280-EVX	B	0.642	3PDT	On-On	5.96	4.96	4.52	4.11	3.48
108-1A34T1283-EVX	B	0.642	3PDT	(On)-Off-(On)	7.16	5.97	5.42	4.93	4.17
108-1AS1T2184-EVX	C	0.26	SPDT	On-On	3.20	2.66	2.42	2.20	1.87
108-1AS3T2186-EVX	C	0.26	SPDT	On-Off-On	3.84	3.20	2.91	2.65	2.25
108-1AS5T2187-EVX	C	0.26	SPDT	On-Off-(On)	3.92	3.26	2.96	2.70	2.28
108-1AD1T2188-EVX	C	0.45	DPDT	On-On	3.84	3.20	2.91	2.65	2.25
108-1AD3T2190-EVX	C	0.45	DPDT	On-Off-On	4.41	3.68	3.34	3.04	2.57
108-1AS1T1693-EVX	D	0.26	SPDT	On-On	3.10	2.59	2.35	2.14	1.81
108-1AS3T1695-EVX	D	0.26	SPDT	On-Off-On	3.52	3.20	2.92	2.47	2.33
108-1AD1T1697-EVX	D	0.45	DPDT	On-On	4.41	3.68	3.34	3.04	2.57
108-1AS1T1706-EVX	E	0.26	SPDT	On-On	3.84	3.20	2.91	2.65	2.25
108-1AS3T1708-EVX	E	0.26	SPDT	On-Off-On	4.31	3.58	3.26	2.96	2.50
108-1AS5T1709-EVX	E	0.26	SPDT	On-Off-(On)	4.41	3.68	3.34	3.04	2.57
108-1AD1T1710-EVX	E	0.45	DPDT	On-On	4.41	3.68	3.34	3.04	2.57
108-1AD3T1712-EVX	E	0.45	DPDT	On-Off-On	4.67	3.88	3.54	3.30	3.03
108-1AD4T1713-EVX	E	0.45	DPDT	(On)-Off-(On)	4.67	3.88	3.54	3.30	3.03
108-1A31T2715-EVX	F	0.646	3PDT	On-On	6.77	5.65	5.14	4.67	3.95
108-1A33T2717-EVX	F	0.646	3PDT	On-Off-On	7.16	5.97	5.42	4.93	4.17
108-1AS1T2219-EVX	G	0.26	SPDT	On-On	3.10	2.59	2.35	2.14	1.81
108-1AS2T2220-EVX	G	0.26	SPDT	On-(On)	3.10	2.59	2.35	2.14	1.81
108-1AD1T2223-EVX	G	0.45	DPDT	On-On	3.92	3.26	2.96	2.70	2.28
108-1AD3T2225-EVX	G	0.45	DPDT	On-Off-On	4.41	3.68	3.34	3.04	2.57
108-1A33T2230-EVX	G	0.642	3PDT	On-Off-On	6.77	5.65	5.14	4.67	3.95

SEALED SUB-MINIATURE TOGGLE SWITCHES - SURFACE MOUNT

Specifications:
- Rating: 0.4VA/20VAC or DC
- Contact Resistance: 20mΩ max.
- Insulation Resistance: 1000MΩ min.

For quantities greater than listed, call for quote.

MOUSER STOCK NO.	Fig.	Width (W) (in.)	Type	Circuit	Price Each 1	50	100	500	1000
108-2BS1T1T45-EVX	H	0.244	SPDT	On-On	3.00	2.50	2.27	2.07	1.88

SEALED SUB-MINIATURE TOGGLE SWITCHES - PANEL MOUNT

Specifications:
- Rating: 1A/250, 3A/120VAC or 28VDC
- Contact Resistance: 20mΩ max.
- Insulation Resistance: 1000MΩ min.

For quantities greater than listed, call for quote.

MOUSER STOCK NO.	Fig.	Width (W) (in.)	Type	Circuit	Price Each 1	50	100	500	1000
108-2AS1T1203-EVX	I	0.20	SPDT	On-On	2.86	2.38	2.16	1.97	1.67
108-2AS2T1204-EVX	I	0.20	SPDT	On-(On)	2.85	2.59	2.35	1.98	1.84
108-2AS3T1205-EVX	I	0.20	SPDT	On-Off-On	4.23	3.52	3.20	2.92	2.47
108-2AD1T1206-EVX	I	0.36	DPDT	On-On	3.84	3.20	2.91	2.65	2.25
108-2AS1T1609-EVX	J	0.249	SPDT	On-On	3.10	2.59	2.35	2.14	1.81
108-2AD1T1612-EVX	J	0.40	DPDT	On-On	3.84	3.20	2.91	2.65	2.25
108-2AS1T1715-EVX	K	0.232	SPDT	On-On	3.84	3.20	2.91	2.65	2.25
108-2AS3T1717-EVX	K	0.232	SPDT	On-Off-On	4.41	3.68	3.34	3.04	2.57
108-2AD1T1718-EVX	K	0.398	DPDT	On-On	3.84	3.20	2.91	2.65	2.25
108-2AS1T2221-EVX	L	0.20	SPDT	On-On	2.86	2.38	2.16	1.97	1.67
108-2AS3T2223-EVX	L	0.20	SPDT	On-Off-On	3.84	3.20	2.91	2.65	2.25
108-2AD1T2224-EVX	L	0.36	DPDT	On-On	3.84	3.20	2.91	2.65	2.25
108-2AD3T2226-EVX	L	0.36	DPDT	On-Off-On	4.67	3.88	3.54	3.30	3.03
108-2AS1T2627-EVX	M	0.249	SPDT	On-On	3.10	2.59	2.35	2.14	1.81
108-2AD1T2630-EVX	M	0.40	DPDT	On-On	3.84	3.20	2.91	2.65	2.25
108-2AD3T2632-EVX	M	0.40	DPDT	On-Off-On	4.67	3.88	3.54	3.30	3.03
108-2AS1T3233-EVX	N	0.20	SPDT	On-On	3.10	2.59	2.35	2.14	1.81
108-2AS2T3234-EVX	N	0.20	SPDT	On-(On)	3.84	3.20	2.91	2.65	2.25
108-2AS3T3235-EVX	N	0.20	SPDT	On-Off-On	3.92	3.26	2.96	2.70	2.28
108-2AD1T3236-EVX	N	0.36	DPDT	On-On	3.84	3.20	2.91	2.65	2.25
108-2AD3T3238-EVX	N	0.36	DPDT	On-Off-On	4.67	3.88	3.54	3.30	3.03
108-2AS1T3639-EVX	O	0.249	SPDT	On-On	3.84	3.20	2.91	2.65	2.25
108-2AD1T3642-EVX	O	0.40	DPDT	On-On	3.92	3.26	2.96	2.70	2.28

DIMENSIONS: in.

A

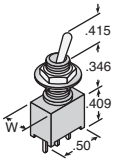

B

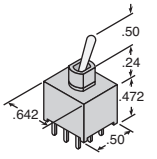

C

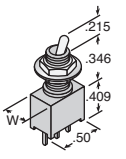

D

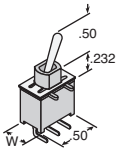

E

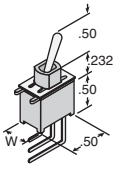

F

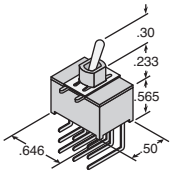

G

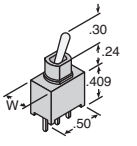

H

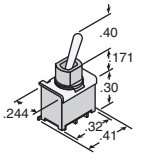

I

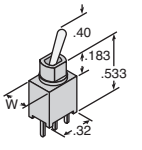

J

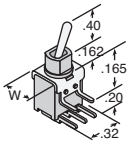

K

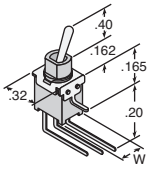

L

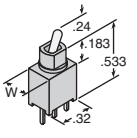

M

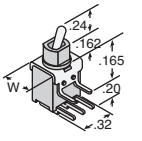

N

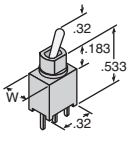

O

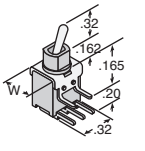

© Copyright 2013 Mouser Electronics

© Copyright 2013 Mouser Electronics

MOUNTAIN SWITCH Toggle Switches

RoHS Compliant This product is RoHS compliant.

SEALED ULTRA-MINIATURE TOGGLE SWITCHES - PANEL MOUNT

Specifications:
- Rating: 0.4VA/20VAC or DC
- Contact Resistance: 20mΩ max.
- Insulation Resistance: 1000MΩ min.

RoHS Compliant

For quantities greater than listed, call for quote.

MOUSER STOCK NO.	Fig.	Width (W) (in.)	Type	Circuit	Price Each				
					1	50	100	500	1000
108-2US1T1253-EV	A	0.178	SPDT	On-On	3.11	2.60	2.36	2.15	1.82
108-2US3T1255-EV	A	0.178	SPDT	On-Off-On	4.06	3.38	3.07	2.79	2.36
108-2UD1T1256-EV	A	0.178	DPDT	On-On	3.50	2.91	2.65	2.41	2.03
108-2US1T1659-EV	B	0.193	SPDT	On-On	3.31	2.76	2.50	2.28	1.93
108-2US3T1661-EV	B	0.193	SPDT	On-Off-On	4.06	3.38	3.07	2.79	2.36
108-2UD1T1662-EV	B	0.193	DPDT	On-On	4.06	3.38	3.07	2.79	2.36
108-2US1T1765-EV	C	0.209	SPDT	On-On	3.31	2.76	2.50	2.28	1.93
108-2US3T1767-EV	C	0.209	SPDT	On-Off-On	4.06	3.38	3.07	2.79	2.36
108-2UD1T1768-EV	C	0.209	DPDT	On-On	4.06	3.38	3.07	2.79	2.36

SUB-MINIATURE TOGGLE SWITCHES

Specifications:
- Rating: 1A/250VAC; 3A/120VAC or 28VDC
- Contact Resistance: 20mΩ max.
- Insulation Resistance: 1000MΩ min.

RoHS Compliant

For quantities greater than listed, call for quote.

MOUSER STOCK NO.	Fig.	Width (W) (in.)	Type	Circuit	Price Each				
					1	50	100	500	1000
108-0041-EVX	D	0.20	SPST	Off-On	3.50	3.12	2.63	2.12	1.86
108-0042-EVX	D	0.20	SPDT	On-On	2.31	2.13	2.04	1.96	1.48
108-0044-EVX	D	0.20	SPDT	On-Off-On	3.50	3.12	2.63	2.12	1.86
108-0043-EVX	D	0.36	DPDT	On-On	3.01	2.74	2.57	2.44	2.19
108-0046-EVX	D	0.36	DPDT	On-Off-On	4.49	3.70	3.12	2.59	2.46
108-0047-EVX	E	0.20	SPST	Off-On	3.19	2.85	2.40	1.93	1.70
108-0048-EVX	E	0.20	SPDT	On-On	3.50	3.12	2.63	2.12	1.86
108-0049-EVX	E	0.36	DPDT	On-On	3.01	2.74	2.57	2.44	2.19
108-0050-EVX	F	0.20	SPST	On-Off	3.19	2.85	2.40	1.93	1.70
108-0051-EVX	F	0.20	SPDT	On-On	3.50	3.12	2.63	2.12	1.86
108-0052-EVX	F	0.36	DPDT	On-On	2.93	2.66	2.49	2.36	2.13

MINIATURE TOGGLE SWITCHES

Specifications:
- Rating: 2A/250VAC; 5A/120VAC or 28VDC
- Contact Resistance: 10mΩ max.
- Insulation Resistance: 1000MΩ min.

RoHS Compliant

For quantities greater than listed, call for quote.

MOUSER STOCK NO.	Fig.	Width (W) (in.)	Type	Circuit	Price Each				
					1	50	100	500	1000
108-0001-EVX	G	0.27	SPST	Off-On	3.50	3.12	2.63	2.12	1.86
108-0002-EVX	G	0.27	SPDT	On-Off-(On)	3.01	2.74	2.57	2.44	2.19
108-0053-EVX	G	0.27	SPDT	(On)-Off-(On)	3.01	2.74	2.57	2.44	2.19
108-0005-EVX	G	0.45	DPDT	(On)-Off-(On)	3.87	3.27	3.07	2.90	2.61
108-0010-EVX	H	0.45	DPDT	On-On	3.24	2.94	2.75	2.61	2.35
108-0008-EVX	H	0.27	SPST	Off-On	2.18	1.57	1.48	1.37	1.14
108-0009-EVX	H	0.27	SPDT	On-On	2.40	1.72	1.63	1.51	1.25
108-0006-EVX	I	0.50	3PDT	On-Off-On	5.54	5.17	5.02	4.69	4.28
108-0007-EVX	I	0.50	4PDT	On-Off-On	9.62	8.35	7.59	6.90	6.36
108-0038-EVX	J	0.27	SPST	Off-On	3.35	3.06	2.87	2.73	2.45
108-0040-EVX	J	0.27	SPST	Off-On	3.03	2.76	2.59	2.46	2.21
108-0027-EVX	K	0.27	SPST	Off-On	3.65	3.02	2.55	2.11	2.00
108-0028-EVX	K	0.27	SPDT	(On)-Off-(On)	3.35	3.05	2.86	2.72	2.44
108-0031-EVX	K	0.45	DPDT	On-Off-On	3.61	3.38	3.19	2.87	2.75
108-0011-EVX	L	0.27	SPDT	On-On	3.50	3.12	2.63	2.12	1.86
108-0017-EVX	L	0.45	DPDT	On-On	4.29	3.63	3.40	3.21	2.89
108-0018-EVX	L	0.45	DPDT	On-Off-On	3.87	3.27	3.07	2.90	2.61
108-0020-EVX	M	0.27	SPDT	On-On	3.50	3.12	2.63	2.12	1.86
108-0021-EVX	M	0.27	SPDT	On-Off-On	2.95	2.76	2.62	2.35	2.19
108-0023-EVX	M	0.27	SPDT	(On)-Off-(On)	3.35	3.06	2.87	2.73	2.45
108-0024-EVX	M	0.45	DPDT	On-On	3.87	3.27	3.07	2.90	2.61

TOGGLE SWITCH CAPS

Specifications:
- Threaded bushing

RoHS Compliant

For quantities greater than listed, call for quote.

MOUSER STOCK NO.	Fig.	Color	Price Each				
			1	50	100	500	1000
108-00323-EV	N	Red	.18	.161	.139	.128	.118
108-00332-EV	N	Black	.18	.161	.139	.128	.118
108-00341-EV	N	White	.18	.161	.139	.128	.118
108-00357-EV	N	Blue	.18	.161	.139	.128	.118
108-00365-EV	N	Yellow	.18	.161	.139	.128	.118
108-00376-EV	N	Green	.18	.161	.139	.128	.118

© Copyright 2013 Mouser Electronics

DIMENSIONS: in.

A

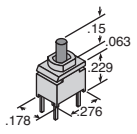

B

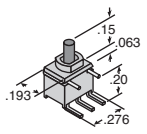

C

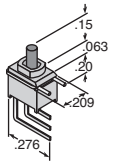

D

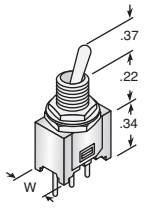

E

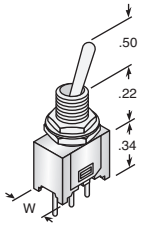

F

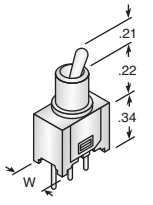

G

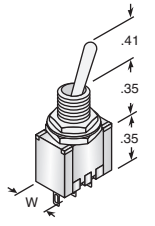

H

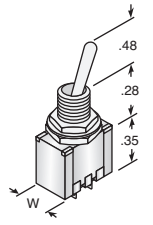

I

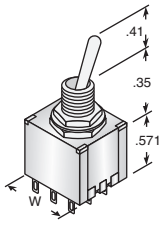

J

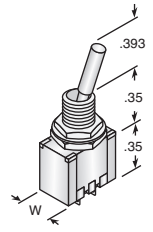

K

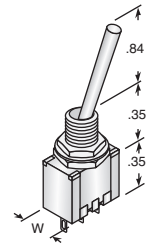

L

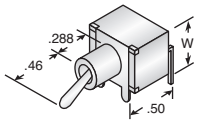

M

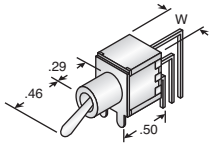

N

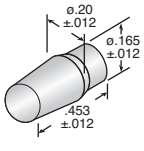

© Copyright 2013 Mouser Electronics

MOUNTAIN SWITCH Toggle Switches

RoHS Compliant **This product is RoHS compliant.**

Mountain Switch

MINIATURE TOGGLE SWITCHES - PANEL MOUNT

Specifications:

- Contact Rating: 5A/120VAC or 28VDC; 2A/250VAC
- Contact Resistance: 10mΩ max. initial @ 2-4VDC 100mA
- Insulation Resistance: 1,000MΩ min.
- Dielectric Strength: 1000VRMS @ sea level
- Operation Temperature: -30°C to +85°C

For quantities greater than listed, call for quote.

MOUSER STOCK NO.	Fig.	Width (W) (in.)	Type	Circuit	Price Each 1	50	100	500
0.41" Toggle, 0.35" Threaded Bushing, Solder Terminals								
108-1MS1T1B1M1QE-EVX	A	0.27	SPDT	On-On	2.24	1.56	1.46	1.41
108-1MS2T1B1M1QE-EVX	A	0.27	SPDT	On-(On)	2.19	1.53	1.42	1.38
108-1MS3T1B1M1QE-EVX	A	0.27	SPDT	On-Off-On	2.29	1.61	1.49	1.44
108-1MD1T1B1M1QE-EVX	A	0.45	DPDT	On-On	2.73	1.92	1.78	1.71
108-1MD2T1B1M1QE-EVX	A	0.45	DPDT	On-(On)	2.88	2.01	1.87	1.81
108-1MD3T1B1M1QE-EVX	A	0.45	DPDT	On-Off-On	3.19	2.23	2.08	2.00
108-1M31T1B1M1QE-EVX	A	0.65	3PDT	On-On	4.62	3.23	3.01	2.56
108-1M41T1B1M1QE-EVX	A	0.85	4PDT	On-On	7.21	5.05	4.69	3.92
0.41" Toggle, 0.35" Threaded Bushing, PC Mount Terminals								
108-1MS1T1B1M2QE-EVX	B	0.27	SPDT	On-On	2.24	1.56	1.46	1.41
108-1MS2T1B1M2QE-EVX	B	0.27	SPDT	On-(On)	2.19	1.53	1.42	1.38
108-1MS3T1B1M2QE-EVX	B	0.27	SPDT	On-Off-On	2.51	1.77	1.63	1.58
108-1MD1T1B1M2QE-EVX	B	0.45	DPDT	On-On	2.73	1.92	1.78	1.71
108-1MD2T1B1M2QE-EVX	B	0.45	DPDT	On-(On)	2.88	2.01	1.87	1.81
108-1MD3T1B1M2QE-EVX	B	0.45	DPDT	On-Off-On	3.51	2.45	2.28	2.19
108-1M31T1B1M2QE-EVX	B	0.65	3PDT	On-On	4.62	3.23	3.01	2.56
108-1M41T1B1M2QE-EVX	B	0.85	4PDT	On-On	7.21	5.05	4.69	3.92
0.27" Toggle, 0.28" Threaded Bushing, Solder Terminals								
108-1MS1T2B3M1QE-EVX	C	0.27	SPDT	On-On	2.03	1.42	1.33	1.28
108-1MS2T2B3M1QE-EVX	C	0.27	SPDT	On-(On)	2.19	1.53	1.42	1.38
108-1MS3T2B3M1QE-EVX	C	0.27	SPDT	On-Off-On	2.29	1.61	1.49	1.44
108-1MD1T2B3M1QE-EVX	C	0.45	DPDT	On-On	2.73	1.92	1.78	1.71
108-1MD2T2B3M1QE-EVX	C	0.45	DPDT	On-(On)	2.88	2.01	1.87	1.81
108-1MD3T2B3M1QE-EVX	C	0.45	DPDT	On-Off-On	2.47	2.30	2.23	1.85
0.27" Toggle, 0.28" Threaded Bushing, PC Mount Terminals								
108-1MS1T2B3M2QE-EVX	D	0.27	SPDT	On-On	2.03	1.42	1.33	1.28
108-1MS2T2B3M2QE-EVX	D	0.27	SPDT	On-(On)	2.19	1.53	1.42	1.38
108-1MS3T2B3M2QE-EVX	D	0.27	SPDT	On-Off-On	2.29	1.61	1.49	1.44
108-1MD1T2B3M2QE-EVX	D	0.45	DPDT	On-On	3.03	2.12	1.97	1.89
108-1MD2T2B3M2QE-EVX	D	0.45	DPDT	On-(On)	2.88	2.01	1.87	1.81
108-1MD3T2B3M2QE-EVX	D	0.45	DPDT	On-Off-On	3.54	2.47	2.30	2.23
0.20" Horizontal Toggle, 0.28" Non-Threaded Bushing, Right Angle PC Mount Terminals								
108-1MS1T2B4M6QE-EVX	E	0.27	SPDT	On-On	2.94	2.07	1.92	1.74
108-1MS2T2B4M6QE-EVX	E	0.27	SPDT	On-(On)	3.11	2.17	2.02	1.84
108-1MS3T2B4M6QE-EVX	E	0.27	SPDT	On-Off-On	3.22	2.26	2.10	1.90
108-1MD1T2B4M6QE-EVX	E	0.45	DPDT	On-On	3.68	2.58	2.39	2.18
108-1MD2T2B4M6QE-EVX	E	0.45	DPDT	On-(On)	3.84	2.69	2.49	2.28
108-1MD3T2B4M6QE-EVX	E	0.45	DPDT	On-Off-On	4.60	3.22	3.00	2.72
0.20" Vertical Toggle, 0.28" Non-Threaded Bushing, Right Angle PC Mount Terminals								
108-1MS1T2B4M7QE-EVX	F	0.27	SPDT	On-On	3.17	2.21	2.07	1.87
108-1MS2T2B4M7QE-EVX	F	0.27	SPDT	On-(On)	2.57	2.40	2.17	1.94
108-1MS3T2B4M7QE-EVX	F	0.27	SPDT	On-Off-On	3.45	2.41	2.24	2.03
108-1MD1T2B4M7QE-EVX	F	0.45	DPDT	On-On	3.91	2.73	2.54	2.31
108-1MD3T2B4M7QE-EVX	F	0.45	DPDT	On-Off-On	3.39	3.16	2.88	2.55
0.45" Flat Toggle, 0.297" Threaded Bushing, Solder Terminals								
108-1MS1T6B1M1QE-EVX	G	0.27	SPDT	On-On	4.23	3.50	2.94	2.44
108-1MS2T6B1M1QE-EVX	G	0.27	SPDT	On-(On)	3.77	2.90	2.63	2.40
108-1MS3T6B1M1QE-EVX	G	0.27	SPDT	On-Off-On	3.06	2.14	1.99	1.90
108-1MD1T6B1M1QE-EVX	G	0.45	DPDT	On-On	3.77	2.90	2.63	2.40
108-1MD2T6B1M1QE-EVX	G	0.45	DPDT	On-(On)	3.65	2.56	2.38	2.28
108-1MD3T6B1M1QE-EVX	G	0.45	DPDT	On-Off-On	4.16	2.91	2.71	2.46
108-1MD4T6B1M1QE-EVX	G	0.45	DPDT	(On)-Off-(On)	4.16	2.91	2.71	2.46
0.45" Flat Toggle, 0.297" Threaded Bushing, PC Mount Terminals								
108-1MS1T6B1M2QE-EVX	H	0.27	SPDT	On-On	3.08	2.15	2.00	1.92
108-1MS2T6B1M2QE-EVX	H	0.27	SPDT	On-(On)	2.95	2.07	1.93	1.84
108-1MS3T6B1M2QE-EVX	H	0.27	SPDT	On-Off-On	3.06	2.14	1.99	1.90
108-1MD1T6B1M2QE-EVX	H	0.45	DPDT	On-On	2.69	2.49	2.40	2.01
108-1MD2T6B1M2QE-EVX	H	0.45	DPDT	On-(On)	3.65	2.56	2.38	2.28
108-1MD3T6B1M2QE-EVX	H	0.45	DPDT	On-Off-On	4.35	3.04	2.82	2.72

SUB-MINIATURE TOGGLE SWITCHES - PANEL MOUNT

Specifications:

- Contact Rating: 3A/120VAC or 28VDC; 1A/250VAC
- Contact Resistance: 20mΩ max. initial @ 2-4VDC 100mA
- Insulation Resistance: 1,000MΩ min.
- Dielectric Strength: 1000VRMS @ sea level
- Operation Temperature: -30°C to +85°C

For quantities greater than listed, call for quote.

MOUSER STOCK NO.	Fig.	Width (W) (in.)	Type	Circuit	Price Each 1	50	100	500
0.37" Toggle, 0.22" Bushing, Solder Terminals								
108-2MS1T1B1M1QE-EVX	I	0.20	SPDT	On-On	2.72	2.25	1.89	1.57
108-2MS3T1B1M1QE-EVX	I	0.20	SPDT	On-Off-On	3.65	3.02	2.55	2.11
108-2MD1T1B1M1QE-EVX	I	0.36	DPDT	On-On	3.82	3.16	2.65	2.20
108-2MD3T1B1M1QE-EVX	I	0.36	DPDT	On-Off-On	4.49	3.70	3.12	2.59
0.37" Toggle, 0.22" Bushing, PC Mount Terminals								
108-2MS1T1B1M2QE-EVX	J	0.20	SPDT	On-On	3.00	2.47	2.09	1.73
108-2MS3T1B1M2QE-EVX	J	0.20	SPDT	On-Off-On	3.65	3.02	2.55	2.11
108-2MD1T1B1M2QE-EVX	J	0.36	DPDT	On-On	3.82	3.16	2.65	2.20
108-2MD3T1B1M2QE-EVX	J	0.36	DPDT	On-Off-On	4.49	3.70	3.12	2.59
0.21" Toggle, 0.22" Bushing, Solder Terminals								
108-2MS1T2B3M1QE-EVX	K	0.20	SPDT	On-On	2.99	2.47	2.08	1.72
108-2MS3T2B3M1QE-EVX	K	0.20	SPDT	On-Off-On	3.65	3.02	2.55	2.11
108-2MD1T2B3M1QE-EVX	K	0.36	DPDT	On-On	4.23	3.50	2.94	2.44
108-2MD3T2B3M1QE-EVX	K	0.36	DPDT	On-Off-On	4.98	4.10	3.46	2.86
0.21" Toggle, 0.22" Bushing, PC Mount Terminals								
108-2MS1T2B3M2QE-EVX	L	0.20	SPDT	On-On	2.72	2.25	1.89	1.57
108-2MS3T2B3M2QE-EVX	L	0.20	SPDT	On-Off-On	3.65	3.02	2.55	2.11
108-2MD1T2B3M2QE-EVX	L	0.36	DPDT	On-On	4.23	3.50	2.94	2.44
108-2MD3T2B3M2QE-EVX	L	0.36	DPDT	On-Off-On	4.49	3.70	3.12	2.59
0.21" Horizontal Toggle, 0.22" Bushing, Right Angle PC Mount Terminals								
108-2MS1T2B2M6QE-EVX	M	0.20	SPDT	On-On	3.65	3.02	2.55	2.11
108-2MS3T2B2M6QE-EVX	M	0.20	SPDT	On-Off-On	4.49	3.70	3.12	2.59
108-2MD1T2B2M6QE-EVX	M	0.36	DPDT	On-On	4.84	3.98	3.36	2.79
108-2MD3T2B2M6QE-EVX	M	0.36	DPDT	On-Off-On	4.96	4.18	3.48	3.30

DIMENSIONS: in.

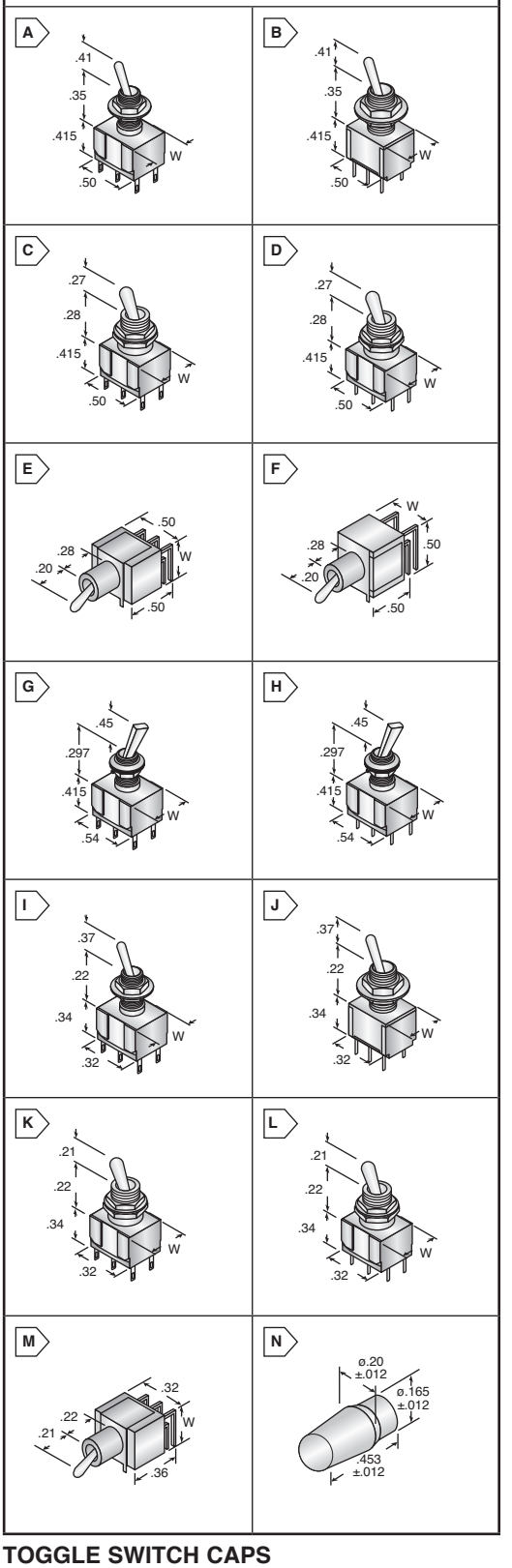

TOGGLE SWITCH CAPS

MOUSER STOCK NO.	Fig.	Color	Price Each 1	50	100
108-00323-EV	N	Red	.18	.161	.139
108-00332-EV	N	Black	.18	.161	.139
108-00341-EV	N	White	.18	.161	.139
108-00357-EV	N	Blue	.18	.161	.139
108-00365-EV	N	Yellow	.18	.161	.139
108-00376-EV	N	Green	.18	.161	.139

© Copyright 2013 Mouser Electronics

© Copyright 2013 Mouser Electronics

MOUNTAIN SWITCH Toggle Switches

RoHS Compliant **This product is RoHS compliant.**

DIMENSIONS: in.

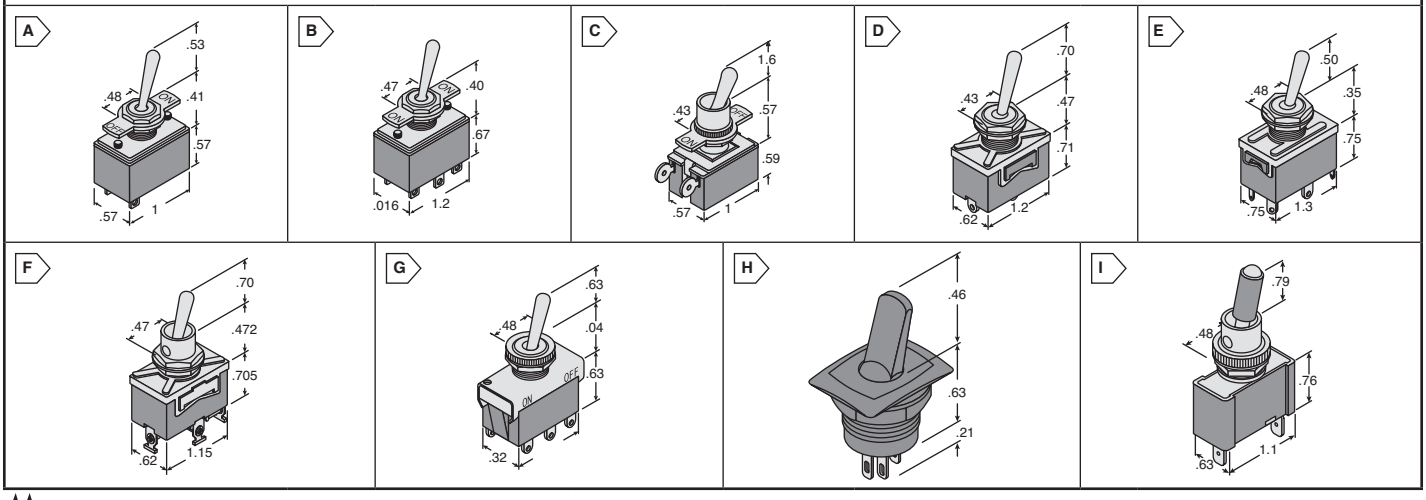

TOGGLE SWITCHES

RoHS Compliant

Standard Duty

• Rating: 3A/125VAC • Insulation Resistance: 100MΩ min.

MOUSER STOCK NO.	Fig.	Type	Circuit	Dielectric Strength	Contact Resistance (max.)	Price Each			
						1	50	100	500
103-0132-EVX	A	SPST	On-Off	1000VAC	50mΩ	2.78	2.32	2.11	1.92
103-0008-EVX	B	DPDT	On-On	1000VAC	50mΩ	4.48	3.71	3.40	3.19

Low Profile

• Rating: 6A/125VAC, 3A/250VAC • Insulation Resistance: 100MΩ min.

MOUSER STOCK NO.	Fig.	Type	Circuit	Dielectric Strength	Contact Resistance (max.)	Price Each			
						1	50	100	500
103-0009-EVX	C	SPST	On-Off	1000VAC	50mΩ	3.82	3.56	2.99	2.73

Heavy Duty

• Rating: 15A/125VAC, 10A/250VAC • Insulation Resistance: 100MΩ min.

MOUSER STOCK NO.	Fig.	Type	Circuit	Dielectric Strength	Contact Resistance (max.)	Price Each			
						1	50	100	500
103-0010-EVX	D	SPST	On-Off	1500VAC	50mΩ	3.48	2.90	2.63	2.40
103-0011-EVX	D	SPST	On-Off	1500VAC	50mΩ	3.48	2.90	2.63	2.40
103-0012-EVX	E	DPDT	On-On	1500VAC	50mΩ	5.13	4.27	4.06	3.86
103-0013-EVX	E	DPDT	On-On	1500VAC	50mΩ	5.13	4.27	4.06	3.86
103-13293-EVX	F	SPDT	On-Off-On	1500VAC	50mΩ	3.41	2.85	2.59	2.35

Metal Lever

• Rating: 6A/125VAC, 3A/250VAC • Insulation Resistance: 100MΩ min.

MOUSER STOCK NO.	Fig.	Type	Circuit	Dielectric Strength	Contact Resistance (max.)	Price Each			
						1	50	100	500
103-0014-EVX	G	SPST	On-Off	1500VAC	50mΩ	3.19	3.06	2.43	2.24
103-0015-EVX	G	DPDT	On-On	1500VAC	50mΩ	4.69	4.46	3.84	3.65
103-0016-EVX	G	DPST	On-Off	1500VAC	50mΩ	5.21	5.01	4.45	4.27

Plastic Lever

• Insulation Resistance: 100MΩ min. • Rating: 6A/125VAC

MOUSER STOCK NO.	Fig.	Type	Circuit	Dielectric Strength	Contact Resistance (max.)	Price Each			
						1	50	100	500
103-4023-EV	H	SPDT	On-On	1500VAC	50mΩ	2.34	1.96	1.78	1.63
103-4024-EV	H	DPDT	On-On	1500VAC	50mΩ	3.10	2.79	2.64	2.48
103-4025-EV	H	DPDT	On-(On)	1500VAC	50mΩ	3.40	3.06	2.89	2.72

Illuminated (LED) Toggle Switch

• Contact Resistance: 50mΩ max.

MOUSER STOCK NO.	Fig.	Type	Circuit	Cap Color	Mtg. Hole (In.)	Price Each			
						1	50	100	500
20A/12VDC									
103-0003-EVX	I	SPST	On-Off	Green	0.59	5.50	4.58	3.83	3.17

DIMENSIONS: in.

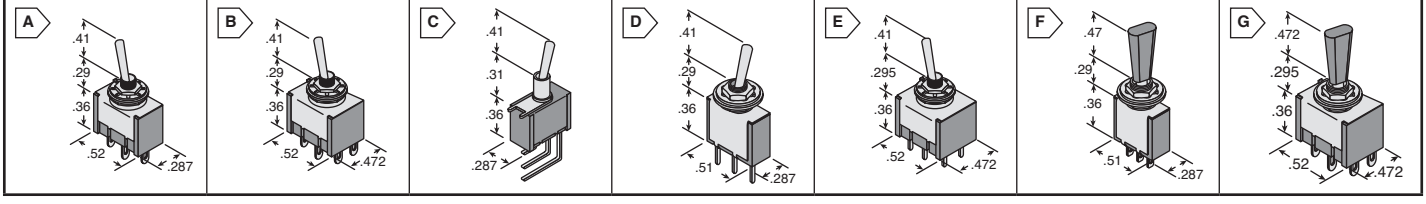

MINIATURE TOGGLE SWITCHES

RoHS Compliant

Specifications:

- Contact Resistance: 50mΩ max.
- Insulation Resistance: 100MΩ min. 500VDC
- Dielectric Strength: 1000VAC 1 minute
- Operation Temperature: -20°C to 65°C
- Rating: 6A/125V, 3A/250VAC
- Electrical Life: 50,000 make-and-break cycles at full load

Standard Lever - Solder Terminals

MOUSER STOCK NO.	Fig.	Type	Circuit	Price Each			
				1	50	100	500
1055-TA1120B-EVX	A	SPDT	On-Off	2.46	2.05	1.86	1.69
1055-TA1130B-EVX	A	SPDT	On-On	2.66	2.23	2.01	1.83
1055-TA1135B-EVX	A	SPDT	On-Off-On	2.82	2.35	2.14	1.95
1055-TA1160B-EVX	B	DPDT	On-On	3.63	3.03	2.75	2.50
1055-TA1165B-EVX	B	DPDT	On-Off-On	3.72	3.10	2.82	2.57

Standard Lever - PC Mount Terminals

MOUSER STOCK NO.	Fig.	Type	Circuit	Price Each			
				1	50	100	500
1055-TA1220B-EVX	C	SPST	On-Off	2.85	2.38	2.15	1.96
1055-TA1230B-EVX	C	SPDT	On-On	3.12	2.60	2.36	2.15
1055-TA1320B-EVX	D	SPST	On-Off	2.80	2.34	2.13	1.94
1055-TA1330B-EVX	D	SPDT	On-On	3.14	2.61	2.38	2.16
1055-TA1360B-EVX	E	DPDT	On-On	3.55	2.96	2.70	2.46
1055-TA1365B-EVX	E	DPDT	On-Off-On	3.80	3.17	2.87	2.61

Flat Lever - Solder Terminals

MOUSER STOCK NO.	Fig.	Type	Circuit	Price Each			
				1	50	100	500
1055-TA2120B-EVX	F	SPST	On-Off	2.84	2.36	2.15	1.96
1055-TA2130B-EVX	F	SPDT	On-On	3.05	2.54	2.31	2.10
1055-TA2135B-EVX	F	SPDT	On-Off-On	3.42	2.86	2.59	2.35
1055-TA2160B-EVX	G	DPDT	On-On	3.64	3.04	2.76	2.50

© Copyright 2013 Mouser Electronics

© Copyright 2013 Mouser Electronics

NKK Toggle and Tilt Switches

RoHS Compliant **This product is RoHS compliant.**

NKK SWITCHES

DIMENSIONS: in.

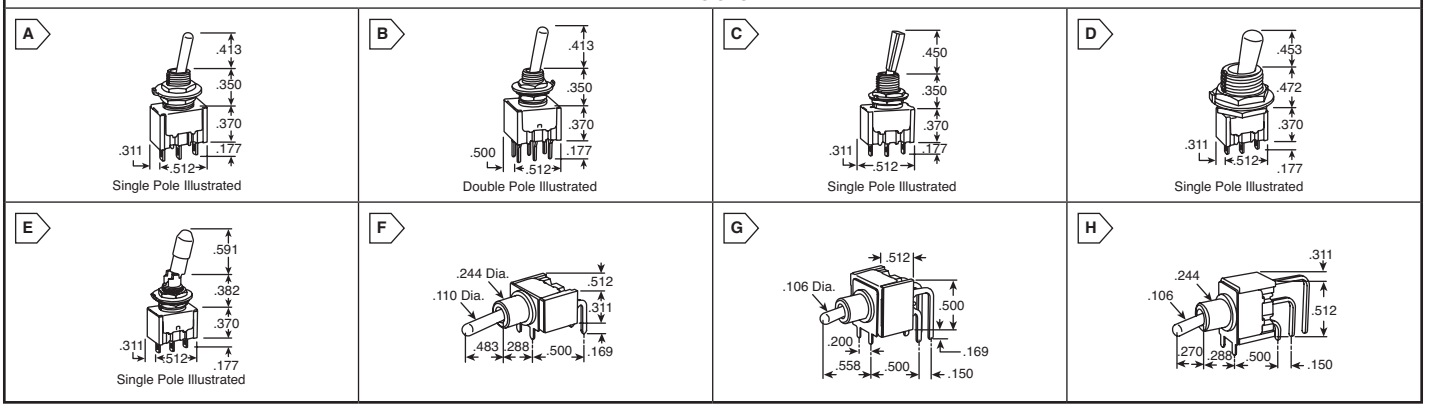

NKK M SERIES: MINI SWITCHES WITH SMALL TOGGLES

Power Rating:
- 6A @ 125VAC and 3A @ 250VAC/30DC
- 4A @ 30VDC for On-None-On & On-None-Off

RoHS Compliant

For quantities greater than listed, call for quote.

MOUSER STOCK NO.	NKK Part No.	Fig.	Circuit ( ) Momentary	Term.	Price Each 1	25	50
Actuator: .413" Bat; .350" Threaded with Keyway							
633-M201101	M2011SS1W01	A	SPST On-None-Off	Solder	2.75	2.69	2.54
633-M201201	M2012SS1W01	A	SPDT On-None-On	Solder	2.94	2.84	2.71
633-M201301	M2013SS1W01	A	SPDT On-Off-On	Solder	3.42	3.35	3.17
633-M201501-RO	M2015SS1W01	A	SPDT On-None-(On)	Solder	6.69	5.76	5.50
633-M201801-RO	M2018SS1W01	A	SPDT (On)-Off-(On)	Solder	5.03	3.70	3.56
633-M201901-RO	M2019SS1W01	A	SPDT On-Off-(On)	Solder	5.03	4.32	3.72
633-M202401-RO	M2024SS1W01	A	SP3T On-On-On	Solder	8.45	5.75	5.37
633-M202601-RO	M2026SS1W01	A	SP3T (On)-On-(On)	Solder	8.45	7.27	6.26
633-M202701-RO	M2027SS1W01	A	SP3T On-On-(On)	Solder	7.44	6.03	5.89
633-M202201	M2022SS1W01	A	DPDT On-None-On	Solder	8.88	8.21	7.69
633-M202301	M2023SS1W01	A	DPDT On-Off-On	Solder	5.09	4.99	4.71
633-M202501-RO	M2025SS1W01	A	DPDT On-None-(On)	Solder	7.49	5.34	5.25
633-M202801-RO	M2028SS1W01	A	DPDT (On)-Off-(On)	Solder	7.38	5.56	5.22
633-M202901-RO	M2029SS1W01	A	DPDT On-Off-(On)	Solder	8.19	5.89	5.68
633-M204401-RO	M2044SS1W01	A	DP3T On-On-On	Solder	17.32	13.06	12.78
633-M204601-RO	M2046SS1W01	A	DP3T (On)-On-(On)	Solder	16.27	12.59	12.22
633-M204701-RO	M2047SS1W01	A	DP3T On-On-(On)	Solder	16.20	12.59	12.22
633-M203201-RO	M2032SS1W01	A	3PDT On-None-On	Solder	9.45	7.60	6.74
633-M204201-RO	M2042SS1W01	A	4PDT On-None-On	Solder	12.01	10.83	10.04
633-M201203	M2012SS1W03	B	SPDT On-None-On	PC	3.06	3.00	2.84
633-M201303	M2013SS1W03	A	SPDT On-Off-On	PC	3.54	3.47	3.27
633-M201503	M2015SS1W03	B	SPDT On-None-(On)	PC	3.98	3.89	3.68
633-M201803-RO	M2018SS1W03	B	SPDT (On)-Off-(On)	PC	5.67	3.77	3.56
633-M201903-RO	M2019SS1W03	B	SPDT On-Off-(On)	PC	5.16	3.77	3.56
633-M202403	M2024SS1W03	B	SP3T On-On-On	PC	6.46	5.93	5.53
633-M202203	M2022SS1W03	B	DPDT On-None-On	PC	5.39	5.07	4.37
633-M202303-RO	M2023SS1W03	B	DPDT On-Off-On	PC	6.18	5.57	4.82
633-M203203-RO	M2032SS1W03	B	3PDT On-None-On	PC	9.35	6.77	6.64
633-M204203-RO	M2042SS1W03	B	4PDT On-None-On	PC	12.06	9.17	8.76
Actuator: .450" Flatted, .350" Threaded with Keyway							
633-M201202	M2012ES1W01	C	SPDT On-None-On	Solder	3.78	3.70	3.50
633-M201502-RO	M2015ES1W01	C	SPDT On-None-(On)	Solder	6.91	6.69	6.46
633-M201802	M2018ES1W01	C	SPDT (On)-Off-(On)	Solder	4.77	4.68	4.42
633-M201902-RO	M2019ES1W01	C	SPDT On-Off-(On)	Solder	6.10	4.44	4.19
633-M202402-RO	M2024ES1W01	C	SP3T On-On-On	Solder	8.73	6.18	5.99
633-M202202-RO	M2022ES1W01	C	DPDT On-None-On	Solder	4.89	4.73	4.57
633-M202302-RO	M2023ES1W01	C	DPDT On-Off-On	Solder	7.60	5.41	5.14
633-M202502-RO	M2025ES1W01	C	DPDT On-None-(On)	Solder	8.09	6.11	5.93
633-M202802-RO	M2028ES1W01	C	DPDT (On)-Off-(On)	Solder	8.53	6.32	6.13

NKK M SERIES: MINI SWITCHES WITH LARGE TOGGLES

Power Rating:
- 6A @ 125VAC and 3A @ 250VAC/30DC
- 4A @30VDC for On-None-On & On-None-Off

RoHS Compliant

For quantities greater than listed, call for quote.

MOUSER STOCK NO.	NKK Part No.	Fig.	Circuit ( ) Momentary	Term.	Price Each 1	25	50
Actuator: .453" Bat, .472" Threaded with Keyway							
633-M201104	M2011BB1W01	D	SPST On-None-Off	Solder	4.58	4.48	4.24
633-M201204	M2012BB1W01	D	SPDT On-None-On	Solder	4.77	4.68	4.42
633-M201504-RO	M2015BB1W01	D	SPDT On-None-(On)	Solder	7.55	5.20	4.74
633-M201804	M2018BB1W01	D	SPDT (On)-Off-(On)	Solder	5.77	5.65	5.34
633-M202404-RO	M2024BB1W01	D	SP3T On-On-On	Solder	9.96	7.12	6.63
633-M202204-RO	M2022BB1W01	D	DPDT On-None-On	Solder	7.97	7.75	7.10
633-M203504-RO	M2035BB1W01	D	3PDT On-None-(On)	Solder	12.36	12.01	11.65
633-M203804-RO	M2038BB1W01	D	3PDT (On)-Off-(On)	Solder	15.54	14.45	12.43
633-M204504-RO	M2045BB1W01	D	4PDT On-None-(On)	Solder	17.18	13.11	12.14
Actuator: .201" diameter Locking Lever, Threaded Keyway for Lever Lock							
633-M201205	M2012LL1W01	E	SPDT On-None-On	Solder	6.45	5.55	4.77
633-M201305-RO	M2013LL1W01	E	SPDT On-Off-On	Solder	6.93	5.09	4.94
633-M201505-RO	M2015LL1W01	E	SPDT On-None-(On)	Solder	7.63	5.49	5.32
633-M201905-RO	M2019LL1W01	E	SPDT On-Off-(On)	Solder	6.77	5.56	5.28
633-M202205	M2022LL1W01	E	DPDT On-None-On	Solder	6.53	6.39	6.03
633-M204205	M2042LL1W01	E	4PDT On-None-On	Solder	12.22	11.49	10.60

NKK M SERIES: MINI PC MOUNT TOGGLE SWITCHES

Contact Rating:
- Silver: 6A @ 125V AC and 3A @ 250V AC
- Gold: 0.4VA max. @ 28V AC/DC max.

RoHS Compliant

For quantities greater than listed, call for quote.

MOUSER STOCK NO.	NKK Part No.	Fig.	Circuit ( ) Momentary	Term.	Price Each 1	25
Right Angle PC						
633-M2013SA2G30-RO	M2013SA2G30	F	SPDT On-Off-On	Gold	5.67	4.11
633-M2022S2A2W30-RO	M2022S2A2W30	G	DPDT On-None-On	Silver	6.96	4.80
Vertical PC						
633-M2012S2A2G40-RO	M2012S2A2G40	H	SPDT On-None-On	Gold	5.52	3.70
633-M2012S2A2W40	M2012S2A2W40	H	SPDT On-None-On	Silver	5.20	4.96

NKK DS SERIES - CONTACTLESS TILT SWITCH

Specifications:
- Operating Angle: ±30° to ±60°
- Return Angle: 10° min.

Features:
- Photo interrupter ensures high reliability
- Sealed Construction
- UL94V-0

RoHS Compliant

For quantities greater than listed, call for quote.

MOUSER STOCK NO.	NKK Part No.	Fig.	Description	Price Each 1	25	50
633-DS-BA1P	DSBA1P	A	On-Off Status, NC, Straight PC	6.30	5.74	5.24
633-DS-BA1H	DSBA1H	B	On-Off Status, NC, Right Angle PC	6.96	6.24	5.95

NKK DSA SERIES - HIGH CONTACT TILT SWITCH

Specifications:
- Contact Resistance: 100 milliohms maximum
- Contact Bounce (for reference) 500ms maximum

Features:
- Environmentally friendly, contains non mercury
- PCB adaptor available as an accessory
- Housing : PBT

RoHS Compliant

For quantities greater than listed, call for quote.

MOUSER STOCK NO.	NKK Part No.	Fig.	Description	Price Each 1	25	50
633-DSA01	DSA01	C	Single Pole Single Throw ON-OFF	7.91	7.44	6.58
Optional Adaptor for DSA Series						
633-AT094	AT094	D	PC Mount Battery Holder	2.18	1.98	1.81

DIMENSIONS: mm

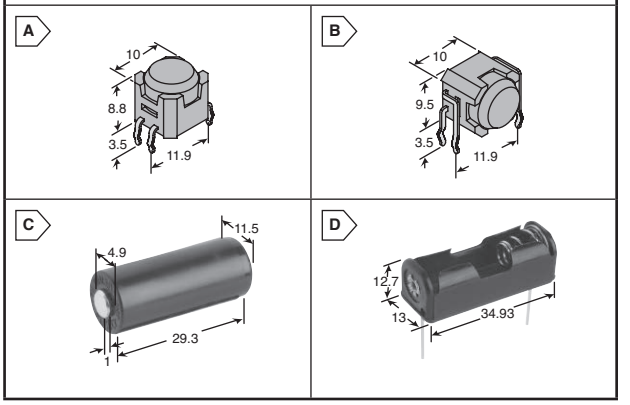

© Copyright 2013 Mouser Electronics

G SERIES: PROCESS SEALED ULTRA-MINIATURE TOGGLES

RoHS Compliant

Specifications:
- 0.4VA max. @ 28VAC/DC max.

Features:
- Ultra-miniature size for high density mounting
- Extremely light weight, 0.25g
- Totally sealed body construction
- .100" x .100" terminal spacing

()=Momentary

For quantities greater than listed, call for quote.

MOUSER STOCK NO.	NKK Part No.	Fig.	Circuit	Terminal	Price Each 1	25	50
633-G12AP	G12AP	A	SPDT On-None-On	Straight	3.98	3.85	3.68
633-G13AP	G13AP	A	SPDT On-Off-On	Straight	4.18	4.04	3.86
633-G22AP	G22AP	A	DPDT On-None-On	Straight	6.29	5.41	4.65
633-G23AP	G23AP	A	DPDT On-Off-On	Straight	7.21	6.20	5.33
633-G12AH-RO	G12AH	B	SPDT On-None-On	Right angle	4.69	4.18	4.07
633-G13AH-RO	G13AH	B	SPDT On-Off-On	Right angle	5.20	4.63	4.49
633-G22AH-RO	G22AH	B	DPDT On-None-On	Right angle	8.03	6.49	5.94
633-G23AH	G23AH	B	DPDT On-Off-On	Right angle	7.22	7.07	6.68
633-G12AV-RO	G12AV	C	SPDT On-None-On	Vertical	4.69	4.18	4.07
633-G13AV	G13AV	C	SPDT On-Off-On	Vertical	4.77	4.62	4.42
633-G22AV	G22AV	C	DPDT On-None-On	Vertical	6.73	6.58	6.22
633-G23AV-RO	G23AV	C	DPDT On-Off-On	Vertical	8.12	6.98	6.01

B SERIES: PROCESS SEALED ANTISTATIC SUBMINIATURE TOGGLES

RoHS Compliant

Specifications:
- Static capability: 3 kilovolts ESD
- 0.4VA max. @ 28VAC/DC max.

Features:
- Saves space on PC boards
- Developed for logic-level applications
- Totally sealed body construction
- .100" x .100" terminal spacing

()=Momentary

For quantities greater than listed, call for quote.

MOUSER STOCK NO.	NKK Part No.	Fig.	Circuit	Terminal	Price Each 1	25	50
633-B12AB-RO	B12AB	D	SPDT On-None-On	Straight w/bracket	3.14	3.04	2.94
633-B13AB-RO	B13AB	D	SPDT On-Off-On	Straight w/bracket	4.43	3.82	3.27
633-B22AB-RO	B22AB	D	DPDT On-None-On	Straight w/bracket	6.33	5.45	4.69
633-B23AB-RO	B23AB	D	DPDT On-Off-On	Straight w/bracket	5.98	5.15	4.43
633-B12AH-RO	B12AH	E	SPDT On-None-On	Right angle	4.83	4.15	3.72
633-B22AH-RO	B22AH	E	DPDT On-None-On	Right angle	6.41	5.51	4.74
633-B25AH-RO	B25AH	E	DPDT On-None-(On)	Right angle	7.30	6.57	5.84
633-B28AH-RO	B28AH	E	DPDT (On)-Off-(On)	Right angle	7.89	6.77	5.83
633-B29AH-RO	B29AH	E	DPDT On-Off-(On)	Right angle	7.17	6.16	5.31
633-B12AV-RO	B12AV	F	SPDT On-None-On	Vertical	4.83	4.15	3.72
633-B22AV-RO	B22AV	F	DPDT On-None-On	Vertical	6.70	5.77	4.95
Threaded Bushing							
633-B12A1P	B12A1P	G	SPDT On-None-On	Straight	9.29	7.99	7.07
633-B13A1P	B13A1P	G	SPDT On-Off-On	Straight	9.47	8.14	7.20
633-B22A1P	B22A1P	G	DPDT On-None-On	Straight	10.49	9.02	7.97
Locking Lever							
633-B12LB-RO	B12LB	H	SPDT On-None-On	Straight w/bracket	6.74	5.80	5.13
633-B22LB-RO	B22LB	H	DPDT On-None-On	Straight w/bracket	8.35	6.88	6.33
633-B23LB-RO	B23LB	H	DPDT On-Off-On	Straight w/bracket	8.71	7.10	6.62

M2T SERIES: PROCESS SEALED MINIATURE TOGGLES

RoHS Compliant

Specifications:
- Silver: 6A @ 125VAC & 3A @ 250VAC
- Gold: 0.4VA max. @ 28VAC/DC max.
- UL94V-0 Rated

( ) Momentary

For quantities greater than listed, call for quote.

MOUSER STOCK NO.	NKK Part No.	Fig.	Circuit	Terminal	Price Each 1	25	50
Straight PC							
633-M2T12SA5G03	M2T12SA5G03	I	SPDT On-None-On	Gold	4.61	4.29	3.81
633-M2T12SA5W03	M2T12SA5W03	I	SPDT On-None-On	Silver	3.43	3.11	2.86
633-M2T13SA5W03	M2T13SA5W03	I	SPDT On-Off-On	Silver	4.52	3.33	3.18
633-M2T18SA5G03	M2T18SA5G03	I	SPDT (On)-Off-(On)	Gold	5.68	3.92	3.76
633-M2T22SA5G03	M2T22SA5G03	J	DPDT On-None-On	Gold	7.19	5.13	4.82
633-M2T22SA5W03	M2T22SA5W03	J	DPDT On-None-On	Silver	6.57	4.37	4.24
Vertical PC							
633-M2T12S4A5G40-RO	M2T12S4A5G40	K	SPDT On-None-On	Gold	6.28	4.17	3.87
633-M2T13S4A5G40-RO	M2T13S4A5G40	L	SPDT On-Off-On	Gold	5.95	4.55	4.23

ENVIRONMENTALLY SEALED TOGGLE SWITCHES

RoHS Compliant

Specifications:
- Power rating: 10A @125VAC/30VDC, 6A @ 250VAC
- UL94V-O Standard
- Leads: AWG 16 heat resistant PVC
- Sealing at front and back panel meets IP67 & IP60 of IEC529

For quantities greater than listed, call for quote.

MOUSER STOCK NO.	NKK Part No.	Fig.	Circuit	Terminal	Price Each 1	25	50	100
633-WT11S-RO	WT11S	K	SPST On-None-Off	Solder Lug	10.83	10.52	10.21	9.90
633-WT11T-RO	WT11T	K	SPST On-None-Off	Screw Lug	12.91	12.52	11.59	10.83

© Copyright 2013 Mouser Electronics

DIMENSIONS: in.

A

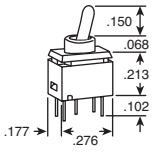

Single Pole Illustrated

B

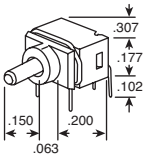

Single Pole Illustrated

C

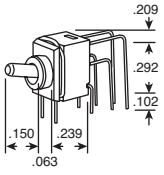

Double Pole Illustrated

D

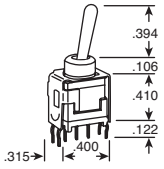

Single Pole Illustrated

E

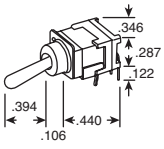

Single Pole Illustrated

F

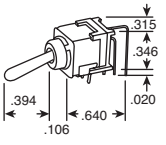

Single Pole Illustrated

G

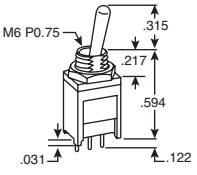

Single Pole Illustrated

H

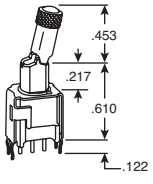

Single Pole Illustrated

I

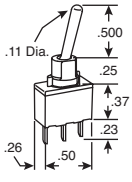

J

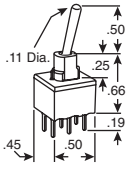

K

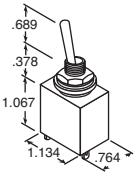

L

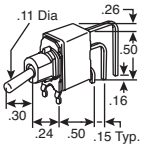

© Copyright 2013 Mouser Electronics

NKK Standard Size Med-High Capacity Toggle Switches

S SERIES

Specifications:
- 15A to 50A Rating
- 1 to 4 poles
- Bushing Mount
- Locking Lever available
- Panel Seal versions meet IP67 Standard

RoHS Compliant

For quantities greater than listed, call for quote.

MOUSER STOCK NO.	NKK Part No.	Fig.	Circuit ()=Momentary	Resistive Load AC 125V	Resistive Load AC 250V	Resistive Load DC 30V	Inductive AC 125V PF 0.6	Price Each 1	25	50	100
Medium Capacity, Solder Lug Termination											
633-S1A	S1A	A	SPST On-None-Off	15A	6A	20A	8A	3.91	3.77	3.64	3.31
633-S2A	S2A	A	SPDT On-None-On	15A	6A	20A	8A	4.44	4.34	4.11	3.72
633-S3A-RO	S3A	A	SPDT On-Off-On	15A	6A	20A	8A	4.07	3.69	3.51	3.37
633-S21A-RO	S21A	A	DPST On-None-Off	15A	15A	15A	8A	5.56	5.19	5.04	4.87
633-S6A-RO	S6A	A	DPDT On-None-On	20A	10A	20A	8A	5.62	5.32	5.01	4.70
633-S7A-RO	S7A	A	DPDT On-Off-On	20A	10A	20A	8A	6.24	5.90	5.55	5.21
Medium Capacity, Quick Connect Termination											
633-S1F	S1F	B	SPST On-None-Off	15A	6A	20A	8A	3.95	3.83	3.72	3.62
633-S2F-RO	S2F	B	SPDT On-None-On	15A	6A	20A	8A	5.66	5.46	5.30	4.73
633-S3F-RO	S3F	B	SPDT On-Off-On	15A	6A	20A	8A	6.02	5.83	5.65	5.49
633-S21F-RO	S21F	B	DPST On-None-Off	15A	15A	15A	8A	5.22	4.32	4.19	4.11
633-S6F-RO	S6F	B	DPDT On-None-On	20A	10A	20A	8A	7.66	7.50	7.08	6.43
633-S7F-RO	S7F	B	DPDT On-Off-On	20A	10A	20A	8A	7.27	7.06	6.85	6.64
Medium Capacity, Solder Lug Termination with Locking Lever & Panel Seal											
633-S1AL-RO	S1AL	C	SPST On-None-Off	15A	6A	20A	8A	13.51	12.39	11.56	10.97
633-S2AL-RO	S2AL	C	SPDT On-None-On	15A	6A	20A	8A	13.63	12.52	12.14	11.78
633-S21AL-RO	S21AL	C	DPST On-None-Off	15A	15A	15A	8A	16.61	15.23	14.19	12.78
633-S6AL-RO	S6AL	C	DPDT On-None-On	20A	10A	20A	8A	15.81	14.93	13.92	13.75
633-S7AL-RO	S7AL	C	DPDT On-Off-On	20A	10A	20A	8A	15.50	15.03	14.02	13.70
Medium Capacity, Solder Lug Termination with Panel Seal											
633-S1AW	S1AW	D	SPST On-None-Off	15A	6A	20A	-	9.69	8.89	8.29	7.62
633-S5AW-RO	S5AW	D	SPDT On-None-(On)	15A	6A	20A	-	9.46	8.82	8.14	7.91
633-S8AW-RO	S8AW	D	SPDT (On)-Off-(On)	15A	6A	20A	-	10.56	10.25	9.95	9.65
633-S21AW-RO	S21AW	D	DPST On-None-Off	15A	15A	15A	-	13.44	11.15	10.82	10.50
633-S6AW-RO	S6AW	D	DPDT On-None-On	20A	10A	20A	-	13.65	13.24	12.33	12.06
633-S25AW-RO	S25AW	D	DPDT On-None-(On)	15A	6A	20A	-	15.68	13.31	12.91	12.53
633-S28AW-RO	S28AW	D	DPDT (On)-Off-(On)	15A	6A	20A	-	14.33	13.15	12.77	12.38
Medium/High Capacity, Solder Lug Termination											
633-S305-RO	S305	E	SPDT On-None-(On)	15A	6A	20A	8A	5.50	5.13	4.98	4.80
633-S308-RO	S308	E	SPDT (On)-Off-(On)	15A	6A	20A	8A	5.52	5.17	5.01	4.84
633-S309-RO	S309	E	SPDT On-Off-(On)	15A	6A	20A	8A	5.81	5.68	5.37	4.88
633-S335-RO	S335	F	DPDT On-None-(On)	15A	6A	20A	8A	8.65	8.07	7.81	7.59
633-S338-RO	S338	F	DPDT (On)-Off-(On)	15A	6A	20A	8A	9.41	8.82	8.52	8.25
633-S31-RO	S31	G	3PST On-None-Off	25A	9A	20A	10A	11.25	10.19	9.27	8.86
633-S32-RO	S32	G	3PDT On-None-On	25A	9A	20A	10A	10.21	9.92	9.62	9.33
633-S33-RO	S33	G	3PDT On-Off-On	25A	9A	20A	10A	12.85	12.02	11.65	11.27
633-S41-RO	S41	G	4PST On-None-Off	25A	9A	20A	10A	13.29	12.31	11.30	10.79
633-S42RO	S42	G	4PDT On-None-On	25A	9A	20A	10A	14.23	10.31	9.50	9.17
633-S43-RO	S43	G	4PDT On-Off-On	25A	9A	20A	10A	13.42	13.13	12.40	11.25
Medium/High Capacity, Quick Connect Termination											
633-S31F-RO	S31F	H	3PST On-None-Off	25A	9A	20A	10A	10.71	10.40	10.10	9.79
633-S32F-RO	S32F	H	3PDT On-None-On	25A	9A	20A	10A	10.98	10.66	10.35	9.98
633-S33F-RO	S33F	H	3PDT On-Off-On	25A	9A	20A	10A	11.31	11.09	10.72	10.39
633-S41F-RO	S41F	H	4PST On-None-Off	25A	9A	20A	10A	12.41	12.06	11.71	11.35
633-S42F-RO	S42F	H	4PDT On-None-On	25A	9A	20A	10A	14.73	14.31	13.89	13.46
633-S43F-RO	S43F	H	4PDT On-Off-On	25A	9A	20A	10A	13.65	13.26	12.87	12.48
Medium/High Capacity, Screw Lug Termination											
633-S301T	S301T	I	SPST On-None-Off	15A	6A	20A	10A	5.59	5.24	5.08	4.89
633-S302T-RO	S302T	I	SPDT On-None-On	15A	6A	20A	10A	5.28	5.10	4.94	4.80
633-S303T-RO	S303T	I	SPDT On-Off-On	15A	6A	20A	10A	6.68	6.48	6.29	6.10
633-S305T-RO	S305T	I	SPDT On-None-(On)	15A	6A	20A	8A	6.77	6.37	6.18	5.99
633-S308T-RO	S308T	I	SPDT (On)-Off-(On)	15A	6A	20A	8A	5.67	4.87	4.50	4.32
633-S309T-RO	S309T	I	SPDT On-Off-(On)	15A	6A	20A	8A	7.68	7.08	6.46	5.74
633-S331T	S331T	J	DPST On-None-Off	15A	15A	15A	10A	10.53	9.16	8.04	7.32
633-S332T-RO	S332T	J	DPDT On-None-On	15A	15A	15A	10A	8.21	7.94	7.69	7.47
633-S333T-RO	S333T	J	DPDT On-Off-On	15A	15A	15A	10A	9.16	8.87	8.58	8.32
633-S335T-RO	S335T	J	DPDT On-None-(On)	15A	6A	20A	8A	11.37	11.04	10.72	10.40
633-S338T-RO	S338T	J	DPDT (On)-Off-(On)	15A	6A	20A	8A	11.92	11.59	11.25	10.91
High Capacity, Screw Lug Termination											
633-S821-RO	S821	K	DPST On-None-Off	30A	30A	30A	30A	23.67	22.78	22.08	21.51
633-S822-RO	S822	K	DPDT On-None-On	30A	30A	30A	30A	23.63	22.88	22.20	21.66
633-S823-RO	S823	K	DPDT On-Off-On	30A	30A	30A	30A	23.88	23.14	22.44	21.89
633-S831-RO	S831	K	3PST On-None-Off	30A	30A	30A	30A	36.60	35.56	34.51	33.46
633-S832-RO	S832	K	3PDT On-None-On	30A	30A	30A	30A	43.56	42.87	41.61	40.34
633-S833-RO	S833	K	3PDT On-Off-On	30A	30A	30A	30A	42.07	40.87	39.68	38.47
633-S732	S732	L	DPDT On-None-On	50A	30A	50A	25A	54.81	53.09	51.49	50.23

Accessories for S Series

RoHS Compliant

MOUSER STOCK NO.	NKK Part No.	Fig.	Circuit ()=Momentary	Price Each 1	25	50	100
633-AT201	AT201	M	On-Off Plate	.57	.514	.471	.439
633-AT202	AT202	N	On-Off Plate Red/Black	1.74	1.63	1.58	1.44
633-AT214	AT214	M	On-Off Plate Red/Black	1.75	1.63	1.59	1.46
633-AT401	AT401A	O	Splashproof Half-Boot, Black	2.53	2.41	2.30	2.11
633-AT402	AT402A	P	Splashproof Full-Boot, Black	3.22	2.61	2.46	2.33

DIMENSIONS: in.

A
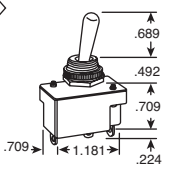

B
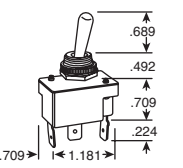

C
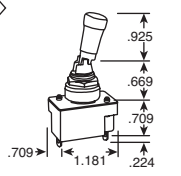

D
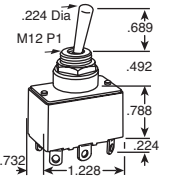

E
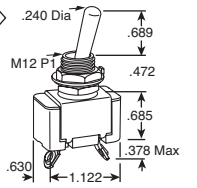

F
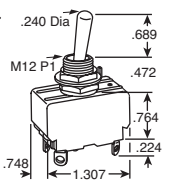

G
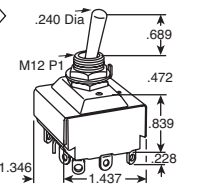

H
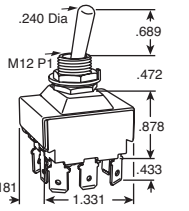

I
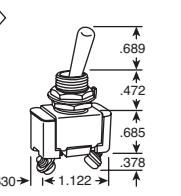

J
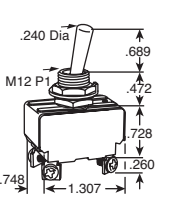

K
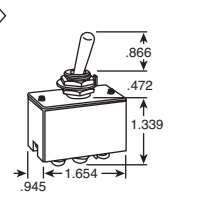

L
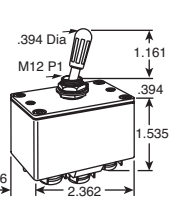

M
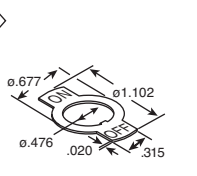

N
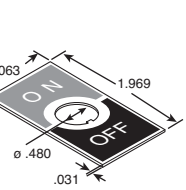

O
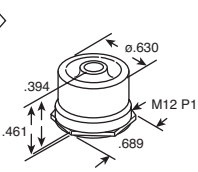

P
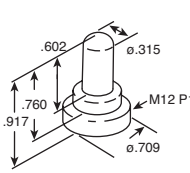

© Copyright 2013 Mouser Electronics

© Copyright 2013 Mouser Electronics

Rocker Switches

ALPS SDDJF SERIES ROCKER POWER SWITCHES

DIMENSIONS: mm

Specifications:
- High capacity switch for TVs and other electronic devices supports regular 8A current and 128A inrush current
- Highly robust structure for rapid open/close operation (1m/sec.)
- Terminals support both one touch connector (faston #187) and soldering

Applications:
- Flat panel TVs (LCD, plasma, displays) and monitors

For quantities greater than listed, call for quote.

MOUSER STOCK NO.	ALPS Part No.	Fig.	Function	Terminal	Price Each 1	50	100	500
Slim type 5.2mm body width								
688-SDDJF1A100	SDDJF1A100	A	SPST (ON) OFF	Quick Connect	2.44	1.96	1.86	1.66
16A 250V AC rating (for Photocopiers and Printers)								
688-SDDJF30100	SDDJF30100	B	DPST (ON)OFF	Quick Connect	3.78	3.42	3.04	2.73
688-SDDJF30200	SDDJF30200	B	DPST (ON)OFF	Quick Connect	3.78	3.42	3.04	2.73
688-SDDJF31000	SDDJF31000	C	DPST (ON)OFF	Quick Connect	5.61	5.07	4.55	4.06
688-SDDJF31100	SDDJF31100	C	DPST (ON)OFF	Quick Connect	5.61	5.07	4.55	4.06

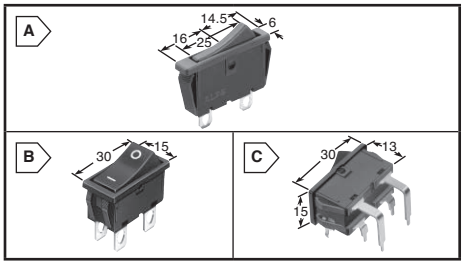

APEM APPLIANCE STYLE ROCKER SWITCHES

For quantities greater than listed, call for quote.

MOUSER STOCK NO.	Apem Part No.	Fig.	Function	Terminal	Price Each 1	25	100	500
642-FMC12A220	FMC12A220	A	SPST On-Off	Solder	1.66	1.59	1.42	1.31
642-FMC32A220	FMC32A220	A	SPST Off-(On)	Solder	3.12	2.64	2.51	2.34
642-FMC62A220	FMC62A220	A	SPDT On-On	Solder	1.75	1.67	1.47	1.36
642-FML18A276A0	FML18A276A0	A	SPST On-Off Illum. Red	Quick-connect	5.78	5.16	4.43	3.34
642-FMC92A220	FMC92A220	A	SPDT On Off On	PC	2.25	2.13	1.89	1.74
642-AS36S010010	AS36S010010	B	SPDT On-On	Solder	7.46	7.06	6.30	4.56
642-AS39S010010	AS39S010010	B	SPDT On-Off-On	Solder	6.59	5.96	5.41	4.63
642-AS37S010010	AS37S010010	B	SPDT (On)-Off-(On)	Solder	7.05	6.42	5.81	4.96
642-AS36P0	AS36P0	B	SPDT On-On	PC	5.70	5.17	4.67	4.02
642-AS39P0	AS39P0	B	SPDT On-Off-On	PC	6.06	5.66	5.07	4.42

DIMENSIONS: in.



APEM POWER ROCKER SWITCHES

For quantities greater than listed, call for quote.

MOUSER STOCK NO.	Apem Part No.	Function	Price Each 1	25	100	500
Non-Illuminated						
642-KG312A2XXA21	KG312A2XXA21	SPST On-Off	9.32	8.39	7.92	7.12
642-KG362A2XXA21	KG362A2XXA21	SPDT On-On	15.85	13.89	12.60	11.24
642-KG372A2XXA21	KG372A2XXA21	SPDT (On) -Off-(On)	16.56	14.91	14.08	12.65
642-KG412A2XXA21	KG412A2XXA21	DPST On-Off	12.62	11.99	11.34	10.73
642-KG462A2XXA21	KG462A2XXA21	DPDT On-On	14.23	12.82	12.09	10.67



Carling Technologies V SERIES: CONTURA SEALED ROCKER SWITCHES

The symmetrically curved the perfect complement to the Contura IV's "Shape to create a Shape " design concept. It can be mounted in between two Contura IV's, by itself, or in groups. This actuator style is available with all flush style mounting brackets.

✻ The Contura II actuators are constructed of thermoplastic polycarbonate, and are offered with either a hard nylon overlay or a "soft-touch" elastomer overlay. The Contura II incorporates an aesthetic design of two rows of raised "bumps" on the top and bottom of the rocker.

NEW PRODUCT

Specifications:
- IP66/IP68 certified
- Meet UL1500/ISO8846 for ignition protection
- Temperature range: -40°C to +85°C
- Rating: 20A @ 12VDC
- Termination: 10 terminals, .250 QC without barriers

( ) Momentary Flexibility of options with interchangeable actuators (sold separately below)

For quantities greater than listed, call for quote.

MOUSER STOCK NO.	Carling Technologies Part No.	Fig.	Contact Form	Circuit	Lamp	Price Each 1	25	50
12 Volt Switch Body								
691-V1D1B60B00000000	V1D1B60B-00000-000	A	SPST	ON - OFF	No Lamp	6.37	6.03	5.74
691-V1D1G66B00000000	V1D1G66B-00000-000	A	SPST	ON - OFF	Incandescent	8.60	8.15	7.75
691-V2D1A60B00000000	V2D1A60B-00000-000	A	SPST	(ON)-OFF	No Lamp	7.29	6.90	6.55
691-V2D1S00B00000000	V2D1S00B-00000-000	A	SPST	(ON)-OFF	No Lamp	5.04	4.78	4.54
691-V6D1D66B00000000	V6D1D66B-00000-000	A	SPST	ON-OFF-ON	Incandescent	8.97	8.50	8.08
691-V8D1S00B00000000	V8D1S00B-00000-000	A	SPST	(ON)-OFF-(ON)	No Lamp	5.93	5.61	5.33
691-VJD1D66B00000000	VJD1D66B-00000-000	A	DPDT	ON-OFF-ON	Incandescent	11.44	10.84	10.29
691-VLD1A60B00000000	VLD1A60B-00000-000	A	DPDT	(ON)-OFF-(ON)	No Lamp	11.19	10.60	10.08
691-VLD1S00B00000000	VLD1S00B-00000-000	A	DPDT	(ON)-OFF-(ON)	No Lamp	8.96	8.49	8.07
691-VLD1S00BAZC00000	VLD1S00B-AZC00-000	A	DPDT	(ON)-OFF-(ON)	No Lamp	10.13	9.60	9.12
✻ 691-V1D2B60B	V1D2B60B-00000-000	A	SPST	ON-OFF	Incandescent	6.10	5.21	4.84
✻ 691-V1D2GHNB	V1D2GHNB-00000-000	A	SPST	ON-OFF	Amber	11.04	9.43	8.86
✻ 691-V2D2GHNB	V2D2GHNB-00000-000	A	SPST	(ON)-OFF	Amber	10.81	9.23	8.68
✻ 691-V2D2S00B	V2D2S00B-00000-000	A	SPST	(ON)-OFF	No Lamp	4.84	4.13	3.80
✻ 691-V8D2GHNB	V8D2UHNB-00000-000	A	SPDT	(ON)-OFF-(ON)	Amber	9.70	8.29	7.56
✻ 691-V8D2UHNBAAC00000	V8D2UHNB-AAC00-000	A	SPST	(ON)-OFF-(ON)	Amber	13.33	12.63	11.99
✻ 691-VLD2GHNB	VLD2GHNB-00000-000	A	DPDT	(ON)-OFF-(ON)	Amber	12.13	10.37	9.39
✻ 691-V1D2GHNBAAC00000	V1D2GHNB-AAC00-000	A	SPST	ON - OFF	Amber	10.26	9.06	8.47
✻ 691-V1D2S00BAZC00000	V1D2S00B-AZC00-000	A	SPST	ON - OFF	No Lamp	5.80	4.44	3.88
✻ 691-V2D2GHNBAAC00000	V2D2GHNB-AAC00-000	A	SPST	(ON) - OFF	Amber	10.73	9.49	8.86
✻ 691-V2D2S00BAZC00000	V2D2S00B-AZC00-000	A	SPST	(ON) - OFF	No Lamp	7.12	5.75	5.10
✻ 691-V6D2GHNBAAC00000	V6D2GHNB-AAC00-000	A	SPST	ON-OFF-ON	Amber	10.88	9.61	8.98
✻ 691-VGD2GHNBAAC00000	VGD2GHNB-AAC00-000	A	SPDT	ON-ON-OFF	Amber	11.92	9.89	9.57
✻ 691-VLD2GHNBAAC00000	VLD2GHNB-AAC00-000	A	DPDT	(ON)-OFF-(ON)	No Lamp	12.28	10.19	9.85
✻ 691-VLD2S00BAZC00000	VLD2S00B-AZC00-000	A	DPDT	(ON)-OFF-(ON)	No Lamp	8.85	6.54	6.11

Acutators, Tools and Accessories

For quantities greater than listed, call for quote.

MOUSER STOCK NO.	Carling Technologies Part No.	Fig.	Description	Price Each 1	25	50	100
Acutators for Switches With No Lamps or LEDs							
691-VVAZC	VVAZC00-000	B	Black, hard, rasied bumps each end	1.54	1.46	1.27	1.08
691-VVAZB	VVAZB00-000	B	Black, soft, raised bumps each end	1.81	1.54	1.40	1.36
Actuators for Switches With LEDs							
691-VVAAC	VVAAC00-000	C	Contura II, Black with white square lens, white bar	1.12	.963	.92	.845
691-VVEAC	VVEAC00-000	D	Contura IV, Black with white dual round lenses	1.96	1.68	1.55	1.32
691-VVFAC	VVFAC00-000	E	Contura IV, Black with white dual round lenses	1.53	1.46	1.38	1.24
691-VVGAC	VVGAC00-000	F	Contura V, Black with white dual round lenses	1.85	1.67	1.51	1.38
Actuators for Switches With Incandescent Lamps							
691-VVCMC	VVCMC00-000	G	Contura III, Red bar lens one end	1.12	.963	.92	.845
691-VVCNC	VVCNC00-000	H	Contura III, 2 red bar lenses, 1 each end	1.12	.963	.92	.845
691-VVENC	VVENC00-000	I	Contura IV, 2 red bar lenses, 1 each end	1.96	1.68	1.55	1.32
Tools and Accessories for Contura Switches							
691-VRT	VRT	-	Actuator removal tool	2.84	2.43	2.23	1.88
691-VPS-01	VPS-01	-	Panel seal	.79	.674	.621	.524
691-VC1-01	VC1-01	-	10 terminal connector	.98	.942	.899	.813
691-VH2-01	VH2-01	-	Hole plug	1.55	1.33	1.24	1.17
691-VM3-01	VM3-01	-	3-gang mounting bracket	11.21	10.49	10.08	9.83



© Copyright 2013 Mouser Electronics

CARLING TECHNOLOGIES Rocker Switches

Carling Technologies
Innovative Designs. Powerful Solutions.

DIMENSIONS: in.

A

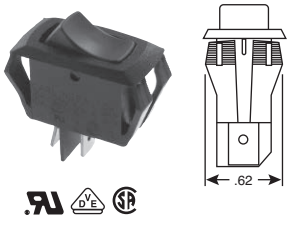

B

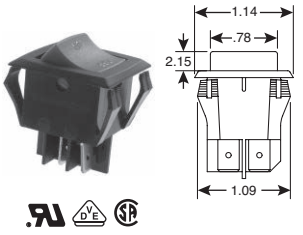

C

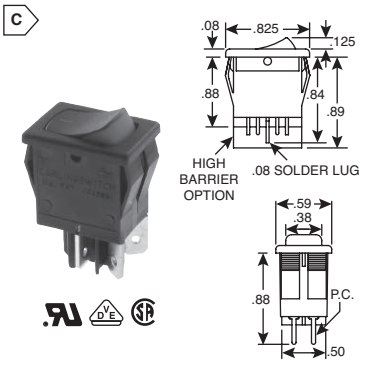

D

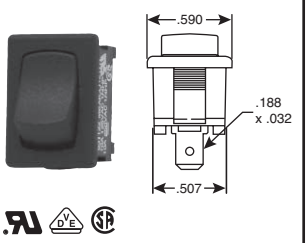

CARLING LRA AND LRG SERIES: SINGLE, DOUBLE AND PADDLE ROCKER SWITCHES

✻ 125V Neon Lamp
✻✻ 250V Neon Lamp

For quantities greater than listed, call for quote.

MOUSER STOCK NO.	Carling Technologies Part No.	Fig.	Contact Form	Circuit	Actuator Markings	Termination	Actuator/ Bezel Color	Price Each 1	25	50	100
✻ 691-LRA911RSB/125N	LRA911-RS-B/125N	A	SPST	OFF-NONE-ON	None	.250 QC tab	Clear Red/Black	1.65	1.38	1.32	1.14
✻ 691-LRA211RSB/125N	LRA211-RS-B/125N	A	SPST	OFF-NONE-ON	None	.250 QC tab	Clear Red/Black	2.16	1.77	1.53	1.42
✻ 691-LRGSCK611RSB0	LRGSCK611-RS-B-0/125N	B	DPST	OFF-NONE-ON	None	.250 Tabs	Black	3.40	3.09	2.77	2.56
✻ 691-LRGSCK61SBSBAN	LRGSCK611-RS-B-A/125N	B	DPST	OFF-NONE-ON	OFF-ON vertical	.250 Tabs	Black	3.52	3.20	2.93	2.71
✻ 691-LRGSCK61SBSBEN	LRGSCK611-RS-B-E/125N	B	DPST	OFF-NONE-ON	I-O vertical	.250 Tabs	Black	3.21	2.70	2.56	2.23
✻✻ 691-LRGSCK611RSB0250	LRGSCK611-R-S-B-0/250N	B	DPST	OFF-NONE-ON	Red	None	Black.250 Tabs	3.12	2.94	2.50	2.09

CARLING R SERIES: CURVETTE SNAP-IN ROCKER SWITCHES

- Contact Form: SPST
- Rating: 10A @ 250VAC/16A @ 125VAC/3/4HP 125-250VAC
- Termination: .250 QC Tab
- Circuit
- Actuator: Matte Finish
- Visi-Rocker Actuator Shows Red to Indicate "ON" Position

For quantities greater than listed, call for quote.

Standard Actuator											
691-RA901RBB0N	RA901-RB-B-0-N	A	SPST	OFF-NONE-ON	None	.250 QC tab	Black/Black	.98	.856	.835	.738
691-RA901RWB0N	RA901-RW-B-0-N	A	SPST	OFF-NONE-ON	None	.250 QC tab	White/Black	1.84	1.12	.963	.845
691-RA901RBBAN	RA901-RB-B-A-N	A	SPST	OFF-NONE-ON	OFF-ON vertical	.250 QC tab	Black/Black	1.40	1.28	1.14	1.04
691-RA901RBBEN	RA901-RB-B-E-N	A	SPST	OFF-NONE-ON	None	.250 tab QC	Black/Black	1.13	.985	.974	.847
691-RA901RBBFN	RA901-RB-B-F-N	A	SPST	OFF-NONE-ON	ON-OFF vertical	.250 QC tab	Black/Black	1.21	1.13	1.04	.91
691-RB901-RW-B-0-N	RB901-RW-B-0-N	A	SPST	ON-NONE-ON	None	.250 QC tab	White/Black	1.88	1.57	1.50	1.29
691-RB901-RW-W-0-N	RB901-RW-W-0-N	A	SPST	ON-NONE-ON	None	.250 QC tab	White/White	1.56	1.31	1.25	1.08
Visi-Rocker Actuator											
691-RA901VBB0V	RA901-VB-B-0-V	A	SPST	OFF-NONE-ON	None	.250 QC tab	Black/Black	1.21	1.08	1.04	.91
691-RA901VBB2V	RA901-VB-B-2-V	A	SPST	OFF-NONE-ON	OFF-ON horizontal	.250 QC tab	Black/Black	1.21	1.08	1.04	.91
691-RA901VBB9V	RA901-VB-B-9-V	A	SPST	OFF-NONE-ON	O-I vertical	.250 QC tab	Black/Black	1.21	1.08	1.04	.91
691-RA901VWW1V	RA901-VW-W-1-V	A	SPST	OFF-NONE-ON	OFF-ON vertical	.250 QC tab	White/White	1.33	1.22	1.04	.917
691-RB901-VB-B-0-V	RB901-VB-B-0-V	A	SPST	ON-NONE-ON	None	.250 QC tab	Black/Black	1.69	1.42	1.35	1.17
691-RB901-VB-B-1-V	RB901-VB-B-1-V	A	SPST	ON-NONE-ON	OFF-ON Vert	.250 QC tab	Black/Black	1.84	1.68	1.43	1.27
691-RB901-VB-B-2-V	RB901-VB-B-2-V	A	SPST	ON-NONE-ON	OFF-ON horizontal	.250 QC tab	Black/Black	1.84	1.68	1.43	1.27
691-RB901-VB-B-9-V	RB901-VB-B-9-V	A	SPST	ON-NONE-ON	O-I vertical	.250 QC tab	Black/Black	1.56	1.32	1.25	1.08

CARLING 621 SERIES: SINGLE AND DOUBLE POLE ROCKER SWITCHES

- Rating: 4A@250VAC, 8A@125VAC, 6(4)A 250V

For quantities greater than listed, call for quote.

MOUSER STOCK NO.	Carling Technologies Part No.	Fig.	Contact Form	Circuit	Termination	† Actuator Color	Actuator Markings	Price Each 1	25	50	100
691-62115919-0-9-V	62115919-0-9-V	C	DPST	ON-NONE-OFF	Solder lug	Visi-RED	I-O vertical	1.57	1.51	1.42	1.23
691-62111421-0-0-N	62111421-0-0-N	C	SPDT	ON-NONE-ON	Solder lug	Black	None	1.74	1.47	1.39	1.20
691-62112421-0-0-N	62112421-0-0-N	C	DPDT	ON-NONE-ON	Solder lug	Black	None	2.21	1.86	1.67	1.49
691-62116919-0-0-N	62116919-0-0-N	C	SPST	ON-NONE-OFF	Solder lug	Black	None	1.50	1.43	1.37	1.31
691-62115929-0-0-V	62115929-0-0-V	C	DPDT	ON-NONE-ON	.0187 QC tabs	Visi-RED	None	2.31	1.94	1.84	1.61
691-62116919-0-9-V	62116919-0-9-V	C	SPST	ON-NONE-OFF	.0187 QC tabs	Visi-RED	I-O vertical	1.48	1.24	1.18	1.02

† Visi-Rocker is a black actuator with red molded on indicator.

CARLING 651 SERIES SUB-MINITURE ROCKER SWITCHES

- Rating: 4A@250VAC, 8A@125VAC, 6(4)A 250V

For quantities greater than listed, call for quote.

MOUSER STOCK NO.	Carling Technologies Part No.	Fig.	Contact Form	Circuit	Terminals	† Actuator Color	Actuator Markings	Price Each 1	25	50	100
691-651122-BB-0N	651122-BB-0N	D	SPST	ON-NONE-OFF	.187 QC tabs	Black	No Legend	1.66	1.50	1.31	1.18

† Visi-Rocker is a black actuator with red molded on indicator.

CARLING RG SERIES: SINGLE AND DOUBLE POLE ROCKER SWITCHES

- Rating: 15A @ 250VAC, 20A @ 125VAC, 3/4 HP@ 125-250VAC, 14(6)A @ 250VAC
- Circuit: OFF-NONE-ON
- Terminals: .250 QC Tabs

For quantities greater than listed, call for quote.

MOUSER STOCK NO.	Carling Technologies Part No.	Fig.	Contact Form	Circuit	Actuator Color	Actuator Markings	Termination	Price Each 1	25	50	100
691-RGSCC201RBB0	RGSCC201-R-B-B-0	B	DPDT	OFF-NONE-ON	Black	None	.250 Tabs	4.21	3.80	3.45	3.16
691-RGSCC201-R-B-B-E	RGSCC201-R-B-B-E	B	DPDT	OFF-NONE-ON	Black	I-O vertical	.250 Tabs	3.67	2.94	2.68	2.48
691-RGSCA901RB-B-0	RGSCA901-R-B-B-0	B	SPST	OFF-NONE-ON	Black	None	.250 Tabs	2.28	2.01	1.75	1.48
691-RGSCA901RB-B-E	RGSCA901-R-B-B-E	B	SPST	OFF-NONE-ON	Black	I-O vertical	.250 Tabs	2.11	1.77	1.68	1.47
691-RGSCC901RB-B-0	RGSCC901-R-B-B-0	B	DPST	OFF-NONE-ON	Black	None	.250 Tabs	2.82	2.38	2.26	1.96
691-RGSCC901RB-B-E	RGSCC901-R-B-B-E	B	DPST	OFF-NONE-ON	Black	I-O vertical	.250 Tabs	2.73	2.29	2.17	1.89

© Copyright 2013 Mouser Electronics
© Copyright 2013 Mouser Electronics

C&K Rocker Switches

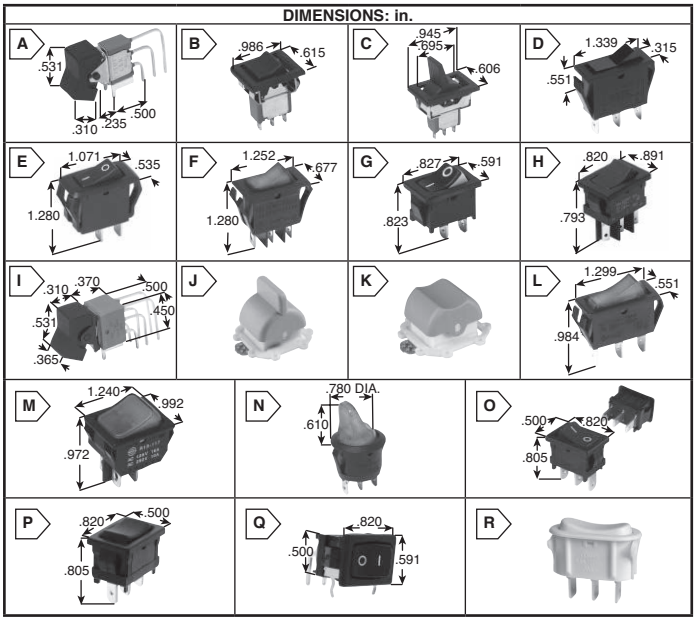

C&K 7000 SERIES: ROCKER SWITCHES

- Contact Material: End Contacts - Coin Ag over Ag plate Center contact and all terminals - Cu alloy over Ag plate
- Contact Rating: 5A @120VAC or 28VDC, 2A @ 250VAC
- Termination: Solder lug

For quantities greater than listed, call for quote.

MOUSER STOCK NO.	C&K Part No.	Fig.	Switch Function	Price Each 1	25	100
611-7101J3V6BE3	7101J3V6BE3	A	SPDT On-None-On	8.85	8.27	7.50
611-7101J60CQE3	7101J60CQE3	A	SPDT On-None-On	7.79	7.24	6.57
611-7105J1ZQE2	7105J1ZQE2	A	SPDT (On)-Off-(On)	8.77	8.40	7.40
611-7105J3ZQE2	7105J3ZQE2	A	SPDT (On)-Off-(On)	9.64	9.22	7.54
611-7205J3ZQE2	7205J3ZQE2	A	DPDT (On)-Off-(On)	9.91	9.44	8.34
611-7101J51ZQE22	7101J51ZQE22	B	SPDT (On)-None-On	7.07	6.51	5.76
611-7105J51ZQE22	7105J51ZQE22	B	SPDT (On)-Off-(On)	7.78	7.49	6.42
611-7107-022	7107J51ZQE22	B	SPDT On-Off-(On)	7.78	7.18	6.42
611-7108J51ZQE22	7108J51ZQE22	B	SPDT On-None-(On)	9.64	9.22	8.12
611-7201J51ZQE22	7201J51ZQE22	B	DPDT On-None-On	9.17	8.26	7.24
611-7205J51ZQE22	7205J51ZQE22	B	DPDT (On)-Off-(On)	12.66	12.13	10.60
611-7203J51ZQE22	7203J51ZQE22	B	DPDT On-Off-On	10.37	9.98	8.34
611-7201J61ZQE2	7201J61ZQE22	C	DPDT On-None-On	9.49	9.22	7.63
611-7203J61ZQE22	7203J61ZQE22	C	DPDT On-Off-On	10.37	9.98	8.34
611-7205J61ZQE22	7205J61ZQE22	C	DPDT (On)-Off-(On)	10.03	9.02	7.92

C&K CA SERIES: POWER ROCKER SWITCHES

- 15AMPS @ 125VAC
- Positive detent (non-illuminated rocker)

MOUSER STOCK NO.	C&K Part No.	Fig.	Switch Function	Price Each 1	25	100
Non-Illuminated						
611-CA01J12207HQ	CA01J12207HQ	D	SPDT, On-On	2.24	2.08	1.89
611-CA02J11207Q	CA02J11207Q	D	SPST, On-Off	2.00	1.87	1.70
611-CA22J76207PQ	CA22J76207PQ	D	DPST, On-Off	4.54	4.31	3.81
Illuminated						
611-CA04J137107DQ	CA04J137107DQ	D	SPST, On-Off	3.50	3.25	2.96
611-CA24J167207DQ	CA24J167207DQ	D	DPST, On-Off	4.67	4.06	3.64
611-CA24J737207Q	CA24J737207Q	D	DPST, On-Off	4.49	4.18	3.81

C&K CG/CL SERIES: SINGLE POLE POWER ROCKER SWITCHES

- Bevelled frame
- Easy panel mount installation
- Positive detent (CL Series)

611-CG101J11S205QF	CG101J11S205QF	E	SPDT On-None-On	1.87	1.66	1.32
611-CG102J11S205PQF	CG102J11S205PQF	E	SPST On-None-Off	1.80	1.59	1.27
611-CG102J11S205QF	CG102J11S205QF	E	SPST On-None-Off	1.65	1.48	1.17
611-CG102J25S205QF	CG102J25S205QF	E	SPST On-None-Off	2.12	1.98	1.67
611-CG102J3AS205QF7	CG102J3AS205QF7	E	SPST On-None-Off	2.27	2.17	1.96
611-CL101J71S205QA	CL101J71S205QA	F	SPDT On-None-On	1.51	1.43	1.29
611-CL101J72S205QA	CL101J72S205QA	F	SPDT On-None-On	1.52	1.34	1.08
611-CL102J71S205QA	CL102J71S205QA	F	SPST On-None-Off	1.36	1.31	1.19
611-CL102J72S205HQA	CL102J72S205HQA	F	SPST On-None-Off	1.46	1.28	1.04
611-CL102J72S205PQA	CL102J72S205PQA	F	SPST On-None-Off	1.52	1.34	1.07
611-CL102J9GS205QA7	CL102J9GS205QA7	F	SPST On-None-Off	1.87	1.66	1.33

C&K DA SERIES: MINIATURE SINGLE POLE ROCKER SWITCHES

- Contact Rating: UL/CSA: 16AMPS @ 125VAC, 1/3 HP; 10AMPS @ 250VAC, 1/2 HP VDC: 10AMPS @ 125VAC, 6AMPS @ 250VAC

RoHS Compliant

611-DA101J11B215PQF	DA101J11B215PQF	G	SPDT On-None-On	1.71	1.61	1.44
611-DA101J11S115QF	DA101J11S115QF	G	SPDT On-None-On	1.38	1.32	1.20
611-DA101J11S215QF	DA101J11S215QF	G	SPDT On-None-On	1.26	1.21	1.09
611-DA101J11S2APQF	DA101J11S2APQF	G	SPDT On-None-On	1.49	1.37	1.24
611-DA101J12S215QF	DA101J12S215QF	G	SPDT On-None-On	1.14	1.06	.936
611-DA101J12S2APQF	DA101J12S2APQF	G	SPDT On-None-On	1.42	1.32	1.20
611-DA102J11S215PQF	DA102J11S215PQF	G	SPST On-None-Off	1.24	1.19	1.08
611-DA102J11S215QF	DA102J11S215QF	G	SPST On-None-Off	1.09	1.03	.931
611-DA102J12S215DQF	DA102J12S215DQF	G	SPST On-None-Off	1.14	1.06	.936
611-DA102J12S215PQF	DA102J12S215PQF	G	SPST On-None-Off	1.14	1.06	.936
611-DA102J12S217QF	DA102J12S217QF	G	SPST On-None-Off	1.34	1.24	1.10
611-DA102J3GS215QF8	DA102J3GS215QF8	G	SPST On-None-Off	1.49	1.42	1.27
611-DA12J3GS215HQF6	DA12J3GS215HQF6	G	SPST ON-None-Off	1.39	1.28	1.17

© Copyright 2013 Mouser Electronics

C&K DM SERIES: MINIATURE POWER ROCKER SWITCHES

- Contact Material: Q: Cu alloy, Ag Plated
- Contact Rating: 10AMPS @ 125VAC; 5AMPS @ 250VAC

RoHS Compliant

For quantities greater than listed, call for quote.

MOUSER STOCK NO.	C&K Part No.	Fig.	Switch Function	Price Each 1	25	100
Non-Illuminated						
611-DM61-122	DM61J12S205Q	H	DPDT On-On	5.11	4.80	4.35
611-DM61J12S205PQ	DM61J12S205PQ	H	DPDT On-On	6.10	5.24	4.27
611-DM62J12S205PQ	DM62J12S205PQ	H	DPST On-Off	5.70	5.01	4.61
Illuminated						
611-DM54J72S205Q3	DM54J72S205Q3	H	SPST On-Off	4.54	4.30	3.80
611-DM64J72S205Q3	DM64J72S205Q3	H	DPST On-Off	6.16	5.83	4.85

C&K E SERIES: SEALED MINIATURE ROCKER AND LEVER HANDLE SWITCHES

- Contact Rating: B conatct material: 0.4 VA max. @20 vac or DC max, Q contact material (E1XX & E2XX Models): 7.5AMPS @125VAC or 28VDC; 3AMPS @ 250 VAC. (E3XX Models): 5AMPS @ 125VAC or 28VDC; 2AMPS @ 250VAC

611-E101J1V3SE2	E101J1V3SE2	I	SPDT On- None-On	8.50	7.93	7.19
611-E203J1AV2QE2	E203J1AV2QE2	I	DPDT Off-Off-On	12.62	11.78	10.69
611-ET05J6SAPE2	ET05J6SAPE2	I	DPDT On-Off-On	7.38	6.87	6.24

C&K ANALOG ROCKER SWITCHES

- Analog was developed to provide the reliability required in demanding environments

For quantities greater than listed, call for quote.

MOUSER STOCK NO.	C&K Part No.	Fig.	Operating Force	Price Each 1	25
AR3 and AR5 Series Hall Effect					
611-890003-0101	AR3S 01 GY 30/30 4N 0 V200	J	4N	119.35	108.06
611-890003-0102	AR3S 02 GY 30/30 5N 0 V202	J	5N	115.61	104.68
611-890003-0115	AR3S 05 GY 30/30 6N 1 V200	J	6N	109.14	98.83
611-890003-0121	AR3S 01 GY 30/30 4N 0 V102	J	6N	76.70	69.44
611-890003-0122	AR3S 02 GY 30/30 5N 0 V102	J	5N	94.43	85.49
611-890003-0125	AR3S 05 GY 30/30 6N 0 V102	J	6N	94.43	85.49
611-8G5022C0106	AR5S DTC BN	J	6N	109.95	104.86
SR3 Series					
611-890003-0002	SR3S 02 GY 5N/5N 01 R00 M	K	5 N Left / 5N Right	21.07	17.33
611-890003-0005	SR3S 05 GY 5N/5N 01 R00 M	K	6 N Left / 5N Right	32.30	29.24

C&K CM/CN SERIES: POWER ROCKER SWITCHES

- Robust design-CN Series
- Illumination available

MOUSER STOCK NO.	C&K Part No.	Fig.	Switch Function	Price Each 1	25
611-CM101J11S205QA	CM101J11S205QA	L	SPDT On-None-On	1.62	1.54
611-CM101J12S207QA	CM101J12S207QA	L	SPDT On-None-On	1.99	1.75
611-CM102J11S205QA	CM102J11S205QA	L	SPDT On-Off-On	1.37	1.31
611-CM102J12S207QA	CM102J12S207QA	L	SPDT On-Off-On	1.71	1.53
611-CM102J12S405QA	CM102J12S405QA	L	SPDT On-Off-On	1.36	1.21
611-CM102J3AS205QA8	CM102J3AS205QA8	L	SPDT On-Off-On	1.97	1.87
611-CM103J12S205QA	CM103J12S205QA	L	SPDT On-Off-On	1.70	1.63
Double Pole					
611-CN201J11S115Q	CN201J11S115Q	M	DPDT On-None-On	3.66	3.32
611-CN201J11S215Q	CN201J11S215Q	M	DPDT On-None-On	2.72	2.59
611-CN201J62S405QA	CN201J62S405QA	M	DPDT On-None-On	2.38	2.21
611-CN202J11S215PQ	CN202J11S215PQ	M	DPST On-None-Off	2.62	2.49
611-CN202J3AS215Q7	CN202J3AS215Q7	M	DPST On-None-Off	2.63	2.50
611-CN202J62S405QA	CN202J62S405QA	M	DPST On-None-Off	2.72	2.65
611-CN22J3RS215HQ8	CN22J3RS215HQ8	M	DPST On-None-Off	2.70	2.51

C&K CR SERIES: ROUND SINGLE POLE SPECIALTY ROCKER SWITCHES

- Round actuator and body
- Nice styling

611-CR101J11S215QF	CR101J11S215QF	N	SPDT On-None-On	1.58	1.40
611-CR102J3AS215QF7	CR102J3AS215QF7	N	SPST On-None-Off	1.82	1.72
611-CR102J3AS215QF8	CR102J3AS215QF8	N	SPST On-None-Off	1.87	1.66
611-CR102J3GS215QF8	CR102J3GS215QF8	N	SPST On-None-Off	1.87	1.66
611-CR102J4RS215QF7	CR102J4RS215QF7	N	SPST On-None-Off	2.02	1.78
611-CR102JPRS215QF7	CR102JPRS215QF7	N	SPST On-None-Off	2.74	2.43

C&K ANALOG ROCKER SWITCHES

- Contact Rating: D10X: 4AMPS @125VAC; 2AMPS @ 250VAC D50X & D60X: 10AMPS @ 125VAC; 5AMPS @ 250VAC

RoHS Compliant

For quantities greater than listed, call for quote.

Quick Connect					
611-D102J12S215PQA	D102J12S215PQA	O	SPST On-None-Off	2.66	2.35
611-D501001	D501J12S215PQF	O	SPDT On-None-On	4.23	3.67
611-D501J12S215QA	D501J12S215QA	O	SPDT On-None-On	3.01	2.62
611-D502J12S215PQF	D502J12S215PQF	O	SPST On-None-Off	3.05	2.65
611-D502J12S215PQA	D502J12S215PQA	O	SPST On-None-Off	2.48	2.38
611-D601J12S215PQF	D601J12S215PQF	O	DPDT On-None-On	5.22	4.38
611-D602J12S215PQF	D602J12S215PQF	O	DPST On-None-Off	5.44	5.01
Twisted Quick Connect					
611-D105J12S205Q	D105J12S205QA	P	SPDT (On)-Off-(On)	6.74	6.43
611-D508J12S205QA	D508J12S205QA	P	SPDT (On)-None-(On)	3.99	3.47
R/A PC Thru-Hole					
611-D501J12S2AHQF	D501J12S2AHQF	Q	SPDT On-None-On	5.25	4.56
611-D501J12S2APQF	D501J12S2APQF	Q	SPDT On-None-On	5.85	4.58

C&K SW SERIES: ROCKER AND PADDLE SWITCH

- Contact Rating: 6.5 AMPS @ 125VAC
- Different colors available
- Oval Shape

Typical Applications

- Designed for overhead oven/range hoods

NEW PRODUCT

For quantities greater than listed, call for quote.

611-SW-13A65N-A01BK	SW-13A65N-A01 BK	R	SPDT On-Off-On	2.57	2.27	1.94

© Copyright 2013 Mouser Electronics

CHERRY Rocker Switches

RoHS Compliant **This product is RoHS compliant.**

CHERRY MINIATURE ROCKER SWITCHES

Specifications:
- Dielectric Strength: 1000VAC for 1 minute
- Insulation Resistance: 10^8 Ω min at 500VDC
- All part numbers have a black bezel.
- .187" Q.C. Terminals

RoHS Compliant

LR Series - Power Rating: 10A 125 VAC and 8A 250 VAC

For quantities greater than listed, call for quote.

MOUSER STOCK NO.	Cherry Part No.	Fig.	Circuit	Rocker Color / Legend	Price Each 1	50	100	250
540-LRA32H2FBBNN	LRA32H2FBBNN	A	DPST On-Off	Black / O -	1.10	.888	.749	.685
540-LRA22H2BBRLN	LRA22H2BBRLN	A	SPST On-Off	Red Illuminated / Blank	1.18	.942	.77	.706
540-LRA32H2BBRLN	LRA32H2BBRLN	A	DPST On-Off	Red Illuminated / Blank	1.33	1.11	.91	.835

SR Series - Power Rating: 10A 125 VAC and 6A 250 VAC

MOUSER STOCK NO.	Cherry Part No.	Fig.	Circuit	Rocker Color / Legend	Price Each 1	50	100	250
540-SRB22A2FBBNN	SRB22A2FBBNN	B	SPST On-Off	Black / O -	.80	.642	.567	.524
540-SRB23A2BBBNN	SRB23A2BBBNN	B	SPDT On-On	Black / Blank	.92	.77	.631	.578
540-SRB24A2HBBNN	SRB24A2HBBNN	B	SPDT On-Off-On	Black / I O II	1.07	.899	.738	.674
540-SRB22A2DBBNN	SRB22A2DBBNN	B	SPST On-Off	Black / ON OFF	.85	.706	.578	.524

CHERRY POWER ROCKER SWITCHES

Specifications:
- Dielectric Strength: 1000VAC for 1 minute
- Insulation Resistance: 10^8 Ω min at 500VDC
- All part numbers have a black bezel.
- .250" Q.C. Terminals

RoHS Compliant

CR Series - Power Rating: 20A 125 VAC and 16A 250 VAC

For quantities greater than listed, call for quote.

MOUSER STOCK NO.	Cherry Part No.	Fig.	Circuit	Rocker Color / Legend	Price Each 1	50	100	250
540-CRE22F2FBBNE	CRE22F2FBBNE	C	SPST On-Off	Black / O -	1.05	.877	.717	.653
540-CRE22F4BBBNE	CRE22F4BBBNE	C	SPST On-Off	Black-Red / Blank	1.07	.899	.738	.674
540-CRE24F2HBBNE	CRE24F2HBBNE	C	SPDT On-Off-On	Black / I O II	1.20	1.01	.824	.749
540-CRE22F2BBRLE	CRE22F2BBRLE	C	SPST On-Off	Red Illuminated / Blank	1.31	1.09	.899	.813

PR Series - Power Rating: 6A 125 VAC and 3A 250 VAC

MOUSER STOCK NO.	Cherry Part No.	Fig.	Circuit	Rocker Color / Legend	Price Each 1	50	100	250
540-PRK22J5BBBNN	PRK22J5BBBNN	D	SPST On-Off	Black / Blank	1.16	.963	.792	.717
540-PRK22J5DBBNN	PRK22J5DBBNN	D	SPST On-Off	Black / On-Off	1.10	.877	.728	.663

TR Series - Power Rating: 16A 125 VAC and 16A 250 VAC

MOUSER STOCK NO.	Cherry Part No.	Fig.	Circuit	Rocker Color / Legend	Price Each 1	50	100	250
540-TRG22F2FBBNN	TRG22F2FBBNN	E	SPST On-Off	Black / O -	1.16	.963	.792	.717

WR Series - Power Rating: 16A 125 VAC and 16A 250 VAC

MOUSER STOCK NO.	Cherry Part No.	Fig.	Circuit	Rocker Color / Legend	Price Each 1	50	100	250
540-WRG32F2FBBNN	WRG32F2FBBNN	F	DPST On-Off	Black / O -	1.49	1.24	1.02	.931

YR Series - Power Rating: 20A 125 VAC and 16A 250 VAC

MOUSER STOCK NO.	Cherry Part No.	Fig.	Circuit	Rocker Color / Legend	Price Each 1	50	100	250
540-YRM32F2FBBNN	YRM32F2FBBNN	G	DPST On-Off	Black / O -	2.02	1.69	1.39	1.26
540-YRM33F2BBBNN	YRM33F2BBBNN	G	DPDT On-On	Black / Blank	2.14	1.75	1.44	1.34
540-YRM32F2BBRLN	YRM32F2BBRLN	G	DPST On-Off/Lighted	Black / Blank	2.51	2.10	1.72	1.57

CHERRY ROUND ROCKER SWITCHES

Specifications:
- Dielectric Strength: 1000VAC for 1 minute
- Insulation Resistance: 10^8 Ω min at 500VDC
- .187" Q.C. Terminals

RoHS Compliant

RR Series - Power Rating: 10A 125 VAC and 8A 250 VAC

For quantities greater than listed, call for quote.

MOUSER STOCK NO.	Cherry Part No.	Fig.	Circuit	Rocker Color / Legend	Bezel Color	Lamp	Price Each 1	50	100	250
540-RRA22H3FBRNN	RRA22H3FBRNN	H	SPST On-Off	Red / O -	Black	-	1.10	.888	.749	.685
540-RRA32H3FBBNN	RRA32H3FBBNN	H	DPST On-Off	Black / O -	Black	-	1.55	1.24	1.02	.931
540-RRA22H3BBRLN	RRA22H3BBRLN	H	SPST On-Off	Red Illuminated / Blank	Black	125 VAC	1.40	1.12	.92	.845
540-RRA22H3BBGLN	RRA22H3BBGLN	H	SPST On-Off	Green Illuminated / Blank	Black	125 VAC	1.46	1.22	1.01	.91
540-RRA22H3BBALN	RRA22H3BBALN	H	SPST On-Off	Amber Illuminated / Blank	Black	125 VAC	1.46	1.22	1.01	.91
540-RRA32H3BBRLN	RRA32H3BBRLN	H	DPST On-Off	Red Illuminated / Blank	Black	125 VAC	1.95	1.63	1.34	1.22
540-RRA22H3BBRHN	RRA22H3BBRHN	H	SPST On-Off	Red Illuminated / Blank	Black	12 VDC	1.40	1.12	.92	.845

SR Series - Power Rating: 20A 125 VAC and 12A 250 VAC

MOUSER STOCK NO.	Cherry Part No.	Fig.	Circuit	Rocker Color / Legend	Bezel Color	Lamp	Price Each 1	50	100	250
540-SRJ22A3BBBNN	SRJ22A3BBBNN	I	SPST On-Off	Black / Blank	Black	-	1.23	1.03	.845	.77
540-SRJ23A3BBBNN	SRJ23A3BBBNN	I	SPST On-On	Black / Blank	Black	-	1.43	1.20	.984	.899
540-SRJ24A3BBBNN	SRJ24A3BBBNN	I	SPDT On-Off-On	Black / Blank	Black	-	1.56	1.31	1.07	.974
540-SRJ24A3HBBNN	SRJ24A3HBBNN	I	SPDT On-Off-On	Black / I O II	Black	-	1.56	1.31	1.07	.974

DIMENSIONS: in.

A
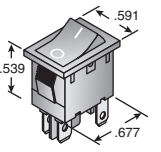

B
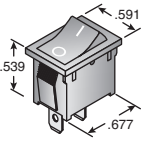

C
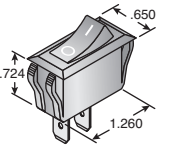

D
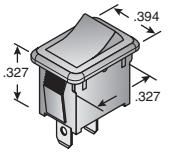

E
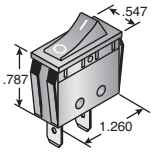

F
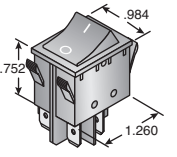

G
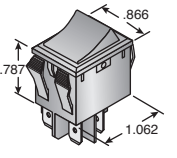

H
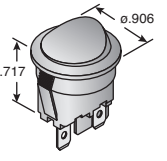

I
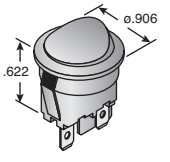

Cherry Rocker Switches

© Copyright 2013 Mouser Electronics

© Copyright 2013 Mouser Electronics

CW INDUSTRIES Rocker Switches

RoHS Compliant This product is RoHS compliant.

CW INDUSTRIES SEQUENCING DP3POS MINI ROCKER SWITCH

Specifications:
- Ratings: 3(1.5)A 250~ TUV
- Operating Temperature: 10,000 Cycles at rated load
  Endurance:25,000 Cycles no load Minimum

PRODUCT NEW

DIMENSIONS: in



For quantities greater than listed, call for quote.

MOUSER STOCK NO.	CW Industries Part No.	Contcat Form	Circuit	Acuator Color	Button Making	Price Each			
						1	25	50	100
629-GC-509-0025	GC-509-0025	DP3POS	OFF-ON-(ON)	White	I/O	2.60	2.32	2.04	1.67

CW INDUSTRIES MINIATURE ROCKER INDICON SWITCHES

Specifications:
- Contact Resistance: <.01mA @ 10mA
- Operating Temperature: 65°C max.
- Rating: 16A/125VAC
- Housing and actuator material: Nylon
- Terminals and contact material: Copper
- Terminal Type: .187" QC
- Actuator: Black with Red Indicator

Features:
- High current switching
- Markings are hot stamped
- Crisp detent action
- Self cleaning contacts

DIMENSIONS: in.



For quantities greater than listed, call for quote.

MOUSER STOCK NO.	CW Industries Part No.	Type	Circuit	Button	Price Each			
					1	25	50	100
629-GRS-4011-0138	GRS-4011-0138	SPST	On-Off	None	1.47	1.33	1.16	.952
629-GRS-4011-0139	GRS-4011-0139	SPST	On-Off	Vert. On/Off	1.56	1.39	1.23	1.01
629-GRS-4011-0140	GRS-4011-0140	SPST	On-Off	Vert. I/O	1.52	1.36	1.20	.98
629-GRS-4012-0065	GRS-4012-0065	SPDT	On-On	None	1.58	1.41	1.25	1.03
629-GRS-4021-0035	GRS-4021-0035	DPST	On-Off	None	3.48	3.23	2.88	2.38

CW INDUSTRIES STANDARD ROCKER SWITCHES

Specifications:
- Contact Resistance: < .01Ω @ 10mA
- Operating Temperature: 105°C max.
- Dielectric Strength: 2,500V, 60Hz for 1 minute
- Housing and actuator material: nylon
- Terminal and contact material: copper
- Terminal Type: .250" QC
- Illuminated style has 120VAC neon bulb
- Markings are hot stamped

Features:
- Crisp detent action
- Self cleaning contacts
- High current switching
- All 16A and non-illuminated have UL, CSA, and VDE approvals
- All 13A and illuminated have UL, CSA approvals

DIMENSIONS: in.



For quantities greater than listed, call for quote.

MOUSER STOCK NO.	CW Industries Part No.	Type	Circuit	Current Rating	Button		Price Each			
					Color	Marking	1	25	50	100
629-GRL20111600	GRL-2011-1600	SPST-NO	On-Off	16A	Red illum.	None	2.90	2.58	2.28	1.85
629-GRS20112019	GRS-2011-2019	SPST-NO	On-Off	16A	Red	None	1.31	1.22	1.07	.875
629-GRS20112080	GRS-2011-2080	SPST-NO	On-Off	16A	Black	Vertical I/O	1.46	1.31	1.16	.939
629-GRS2011C2000	GRS-2011C-2000	SPST-NC	On-Mom	13A	Black	None	2.40	2.27	2.12	1.92
629-GRS201126	GRS-2011-2600	SPST	On-Off	16A	Black	None	1.02	.899	.749	.642
629-GRS2011B2	GRS-2011B-2000	SPST-NO	Off-Mom	13A	Black	None	2.08	1.72	1.54	1.33
629-GRS201226	GRS-2012-2600	SPDT	On-Off	16A	Black	None	1.57	1.40	1.24	1.01
629-GRS20122028	GRS-2012-2028	SPDT	On-On	16A	Black	Vertical I/O	1.57	1.40	1.24	1.01
629-GRS2013A26	GRS-2013A-2600	SPDT	On-Off-On	16A	Black	None	1.88	1.69	1.50	1.22
629-GR20220007	GR-2022-0007	DPDT	On-On	16A	Black	Vertical I/O	4.10	3.38	3.04	2.61
629-GR20221600	GR-2022-1600	DPDT	On-On	16A	Black	None	3.91	3.25	2.89	2.48

CW INDUSTRIES MINIATURE ROCKER SWITCHES

Specifications:
- Contact Resistance: < .01Ω @ 10mA
- Operating Temperature: 105°C max.
- Dielectric Strength: 2,500V, 60Hz for 1 min.
- Housing and knob material: nylon
- Terminal and contact material: copper
- Terminal Type: .187" QC, except GRS-4011-0024 which is solder
- Illuminated style has 120VAC neon bulb
- Markings are hot stamped

Features:
- Crisp detent action
- Self cleaning contacts
- High current switching
- All 16A and non-illuminated have UL, CSA, and VDE approvals
- All 13A and illuminated have UL, CSA approvals

PRODUCT NEW

( ) = Momentary

DIMENSIONS: in.



For quantities greater than listed, call for quote.

MOUSER STOCK NO.	CW Industries Part No.	Type	Circuit	Current Rating	Button		Price Each			
					Color	Marking	1	25	50	100
629-GRS401116	GRS-4011-1600	SPST	On-Off	16A	Black	None	1.06	.942	.781	.674
629-GRS401140	GRS-4011-0040	SPST	On-Off	16A	Red	None	1.34	1.27	1.11	.916
629-GRS40110024	GRS-4011-0024	SPST	On-Off	16A	Black	None	1.87	1.78	1.67	1.46
629-GRL40111600	GRL-4011-1600	SPST	On-Off	16A	Red Illum.	None	3.58	3.20	2.81	2.31
629-GRS40110068	GRS-4011-0068	SPST	On-Off	16A	Black	Horiz I/O	1.52	1.36	1.20	.98
629-GRS401176	GRS-4011-0076	SPST	On-Off	16A	Black	Vert I/O	1.52	1.36	1.20	.98
629-GRS4011B13	GRS-4011B-1300	SPST	Off-Mom	13A	Black	None	1.64	1.49	1.29	1.06
629-GRS40120047	GRS-4012-0047	SPDT	On-On	16A	Black	Vert I/O	1.63	1.46	1.27	1.05
629-GRS4013A0008	GRS-4013A-0008	SPDT	On-Off-On	13A	Red	None	1.94	1.73	1.52	1.24
629-GRS401216	GRS-4012-1600	SPDT	On-On	16A	Black	None	.89	.685	.621	.535
629-GRS401226	GRS-4012-0026	SPDT	On-On	16A	Red	None	1.52	1.36	1.20	.981
629-GRS4013A13	GRS-4013A-1300	SPDT	On-Off-On	13A	Black	None	2.00	1.79	1.56	1.28
629-GRS4013C01	GRS-4013C-0001	SPDT	(On)-Off-(On)	13A	Black	None	1.88	1.72	1.51	1.23
629-GRS4021B	GRS-4021B-0000	DPST	Off-(On)	13A	Black	None	2.35	2.12	1.85	1.51
629-GRS4023A0009	GRS-4023A-0009	DPDT	On-Off-On	13A	Red	None	2.60	2.32	2.04	1.67
629-GRS4023C0005	GRS-4023C-0005	DPDT	(On)-Off-(On)	13A	Red	None	2.92	2.64	2.36	1.99
629-GRS402210	GRS-4022-0010	DPDT	On-On	16A	Red	None	3.57	3.28	2.92	2.41
629-GRS4023A13	GRS-4023A-1300	DPDT	On-Off-On	13A	Black	None	2.60	2.32	2.04	1.67
629-GRS4023C13	GRS-4023C-1300	DPDT	(On)-Off-(On)	13A	Black	None	2.60	2.32	2.04	1.67
629-GRS-4121-0001	GRS 4121-0001	DPST	On-Off	8A	Red	None	2.25	2.00	1.52	1.17

CW INDUSTRIES INDICON™ ROCKER SWITCHES

Specifications:
- Ratings: 16A/125VAC; 12A/250VAC
- Housing and knob material: nylon
- Terminal and contact material: copper

Features:
- Two-color knob provides positive indication of switch position
- Economical alternative to expensive lighted switches

DIMENSIONS: in.

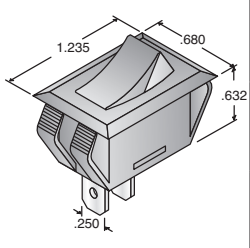

For quantities greater than listed, call for quote.

MOUSER STOCK NO.	CW Industries Part No.	Fig.	Type	Indicator Color	Panel Openings	Price Each			
						1	25	50	100
629-AA111B11	NAA-111-BI11-00	A	SPST	Red	1.125 x .550	1.56	1.39	1.22	.995
629-AA211B11	NAA-211-BI11-00	A	SPST	Red	1.072 x .480	1.56	1.39	1.22	.995
629-AA211B21	NAA-211-BI21-00	B	SPST	Red	1.072 x .480	1.56	1.39	1.22	1.04
629-AA111B21	NAA-111-BI21-00	B	SPST	Red	1.125 x .550	1.56	1.39	1.22	.995
629-AA211B31	NAA-211-BI31-00	C	SPST	Red	1.072 x .480	.69	.642	.599	.556
629-BA111B31	NBA-111-BI31-00	C	SPDT	Red	1.125 x .550	1.56	1.39	1.22	.995
629-BA211B31	NBA-211-BI31-00	C	SPDT	Red	1.072 x .480	1.56	1.39	1.22	.995

© Copyright 2013 Mouser Electronics

E•SWITCH®

R1966 SERIES ROCKER SWITCHES

Specifications:
- Contact resistance: <10mΩ
- Rating: 15A @ 125V
- Dielectric strength: >1500V for one minute, >3000V between poles
- Electric life: 10,000 cycle
- Mechanical life: 15,000 cycles
- Insulation resistance: >1,000 MΩ
- Contact form: SPST

Features:
- Black semi-gloss finish
- Contact material: coin silver, silver plated
- terminal material: silver plated copper alloy

For quantities greater than listed, call for quote.

MOUSER STOCK NO.	E-Switch Part No.	Fig.	Circuit	Housing	Actuator	Price Each 1	10	50	100
Faston Terminal									
612-R1966ABKBKEF	R1966ABLKBLKEF	A	On-Off	Black	Black	1.46	1.32	1.11	.877
612-R1966FBKBKEF	R1966FBLKBLKEF	A	(On)-Off	Black	Black	2.09	1.86	1.59	1.25
612-R1966ABLKBLKIF	R1966ABLKBLKIF	B	On-Off	Black	Black	1.26	1.14	.974	.76
612-R1966ABKBKFF	R1966ABLKBLKFF	C	On-Off	Black	Black	1.26	1.14	.974	.76
612-R1966AGYGYFF	R1966AGRYGRYFF	C	On-Off	Gray	Gray	1.26	1.14	.974	.76
612-R1966AWTWTFF	R1966AWHTWHTFF	C	On-Off	White	White	2.66	2.40	1.96	1.59
612-R1966ABKBKGF	R1966ABLKBLKGF	D	On-Off	Black	Black	1.26	1.14	.974	.76
612-R1966AGYGYGF	R1966AGRYGRYGF	D	On-Off	Gray	Gray	1.26	1.14	.974	.76
✻ 612-R1966DBKBKCF	R1966DBLKBLKCF	E	On-Off-On	Black	Black	2.11	1.90	1.62	1.26
Solder Terminal									
612-R1966ABLKBLKES	R1966ABLKBLKES	A	On-Off	Black	Black	1.26	1.14	.974	.76
612-R1966ABKBKIS	R1966ABLKBLKIS	B	On-Off	Black	Black	1.26	1.14	.974	.76
612-R1966ABKBKFS	R1966ABLKBLKFS	C	On-Off	Black	Black	1.26	1.14	.974	.76
612-R1966ABKBKGS	R1966ABLKBLKGS	D	On-Off	Black	Black	1.46	1.33	1.12	.885
R/A PCB Terminal									
612-R1966ABKBKFR	R1966ABLKBLKFR	F	On-Off	Black	Black	1.90	1.70	1.44	1.14
612-R1966ABKBKGR	R1966ABLKBLKGR	G	On-Off	Black	Black	1.40	1.26	1.08	.845

✻ Contact form: SPDT

R1966 SERIES ILLUMINATED ROCKER SWITCHES

Specifications:
- Contact resistance: <10mΩ
- Rating: 15A @ 125V
- Dielectric strength: >1500V for one minute, >3000V between poles
- Electric life: 10,000 cycles
- Mechanical life: 15,000 cycles
- Insulation resistance: >100MΩ
- Contact form: SPST

Features:
- Contact material: coin silver, silver plated
- Terminal material: Silver plated copper alloy

RoHS Compliant

For quantities greater than listed, call for quote.

MOUSER STOCK NO.	E-Switch Part No.	Fig.	Circuit	LED Color	Terminal	Price Each 1	10	50	100
612-R1966ABKBKEFR	R1966ABLKBLKEFRED	H	On-Off	Red	Faston	2.40	2.16	1.84	1.43
612-R1966ABKBKEFG	R1966ABLKBLKEFGRN	H	On-Off	Green	Faston	3.47	3.12	2.65	2.08
612-R1966ABKBKEFY	R1966ABLKBLKEFYEL	H	On-Off	Yellow	Faston	2.40	2.16	1.84	1.43
612-R1966ABKBKESR	R1966ABLKBLKESRED	H	On-Off	Red	Solder	3.32	3.06	2.39	2.26
612-R1966ABKBKESG	R1966ABLKBLKESGRN	H	On-Off	Green	Solder	3.47	3.12	2.65	2.08
612-R1966ABKBKESY	R1966ABLKBLKESYEL	H	On-Off	Yellow	Solder	2.75	2.48	2.11	1.65
612-R1966ABKBKER	R1966ABLKBLKERRED	H	On-Off	Red	R/A PCB	3.21	2.88	2.46	1.92

R5 SERIES ROCKER SWITCHES

Specifications:
- Contact resistance: 20 mΩ initially
- Dielectric strength: >1500V for one minute, >3000V between poles
- Contact rating: 10A @ 250VAC, 15A @ 125VAC
- Mechanical life: >30,000 cycles
- Electrical life: >10,000 cycles
- Faston termination

Features:
- Black housing
- Contact material: Coin silver, silver plated

Non-Illuminated Switches

For quantities greater than listed, call for quote.

MOUSER STOCK NO.	E-Switch Part No.	Fig.	Type	Circuit	Actuator	Price Each 1	10	50	100
612-R5ABLKBLKEF0	R5ABLKBLKEF0	I	DPST	On-Off	Black	2.16	1.94	1.65	1.28
612-R5CBLKBLKEF0	R5CBLKBLKEF0	I	DPDT	On-On	Black	4.14	3.77	3.46	3.18
612-R5DBLKBLKEF0	R5DBLKBLKEF0	I	DPDT	On-Off-On	Black	3.06	2.75	2.35	1.83
612-R5ABLKBLKFF0	R5ABLKBLKFF0	J	DPST	On-Off	Black	3.31	3.02	2.76	2.36
612-R5DBLKBLKCF0	R5DBLKBLKCF0	K	DPDT	On-Off-On	Black	3.06	2.76	2.35	1.83
612-R5DBLKBLKHF0	R5DBLKBLKHF0	L	DPDT	On-Off-On	Black	3.06	2.76	2.35	1.83

Illuminated Switches

For quantities greater than listed, call for quote.

MOUSER STOCK NO.	E-Switch Part No.	Fig.	Type	Circuit	Actuator	Price Each 1	10	50	100
Neon Bulb Lamp Type with 125VAC									
612-R5BBLKREDEF1	R5BBLKREDEF1	I	DPST	On-Off	Red	3.87	3.49	2.97	2.32
612-R5BBLKGRNEF1	R5BBLKGRNEF1	I	DPST	On-Off	Green	3.06	2.76	2.35	1.83
612-R5BBLKREDFF1	R5BBLKREDFF1	J	DPST	On-Off	Red	3.06	2.76	2.35	1.83
612-R5BBLKGRNFF1	R5BBLKGRNFF1	J	DPST	On-Off	Green	3.37	3.04	2.59	2.02
Neon Bulb Lamp Type with 250VAC									
612-R5BBLKREDFF2	R5BBLKREDFF2	J	DPST	On-Off	Red	3.87	3.49	2.97	2.32
612-R5BBLKGRNFF2	R5BBLKGRNFF2	J	DPST	On-Off	Green	3.87	3.49	2.97	2.32
Incandescent Bulb Lamp Type with 12VDC									
612-R5BBLKREDFF3	R5BBLKREDFF3	J	DPST	On-Off	Red	3.06	2.76	2.35	1.83
612-R5BBLKGRNFF3	R5BBLKGRNFF3	J	DPST	On-Off	Green	3.06	2.76	2.35	1.83

RR SERIES ROCKER SWITCHES

Specifications:
- Contact rating: 10A @125V, 6A 250VAC
- Contact resistance: 50m Ω max.

For quantities greater than listed, call for quote.

MOUSER STOCK NO.	E-Switch Part No.	Fig.	Type	Circuit	Termin.	Price Each 1	10	50	100
612-RR3130A	RR3130ANOMARKING	M	SPST	On-Off	Solder	2.99	2.69	2.29	1.80
612-RR3130B	RR3130BNOMARKING	M	DPDT	On-On	Solder	4.48	4.03	3.43	2.69
✻ 612-RR3112ABLKBLKNAF	RR3112ABLKBLKNAF0	N	SPST	On-Off	Faston	1.38	1.24	1.06	.835

✻ Dot marking

© Copyright 2013 Mouser Electronics

DIMENSIONS: mm

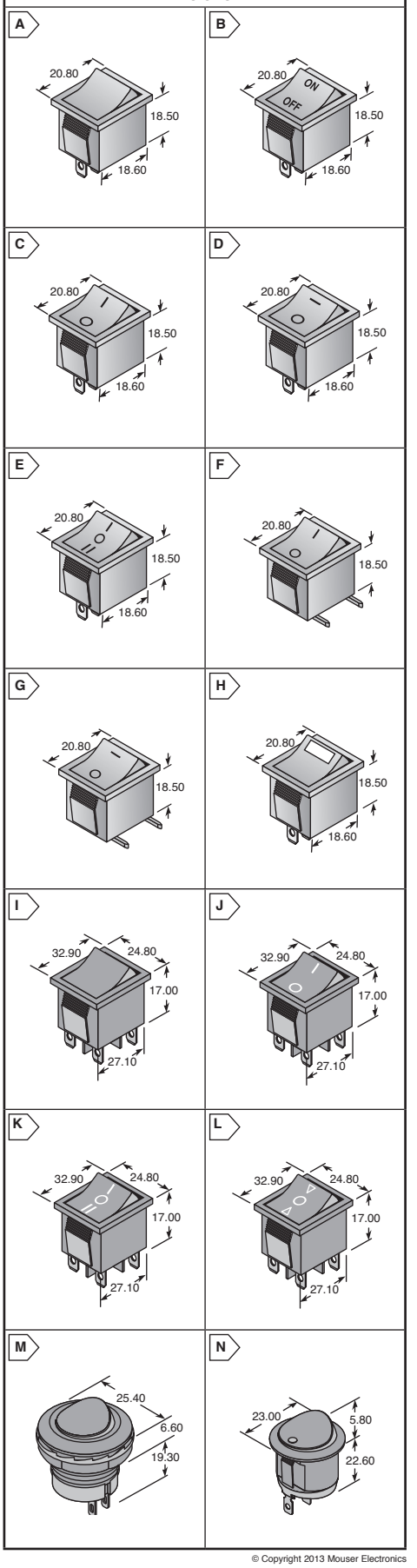

© Copyright 2013 Mouser Electronics

MARQUARDT Rocker Switches

RoHS Compliant This page of product is compliant.

MARQUARDT

SERIES 1550 ROCKER SWITCHES

- TO 16(4)A 250V AC
- Circuit: On/Off

✻EN 60335 cap. 30 conform "G"

For quantities greater than listed, call for quote.

MOUSER STOCK NO.	Marquardt Part No.	Fig.	Contact Form	Miscellaneous	Actuator/LED Color	Termination	Price Each 1	10	25
979-1550.3609	1550.3609	A	SPST	Lower lying flange	Black/Red	Q.C.	2.62	2.51	2.39
✻ 979-1551.3102	1551.3102	A	SPST	Inrush Current (100A)	Black	Q.C.	2.03	1.96	1.85
979-1551.3103	1551.3103	A	SPST	Inrush Current (100A)	Black	Q.C.	2.03	1.96	1.85
979-1552.3102	1552.3102	B	DPST	Inrush Current (100A)	Black	Q.C.	2.41	2.31	2.19
979-1552.3602	1552.3602	B	DPST	Lower lying flange	Black	Q.C.	2.87	2.75	2.61
979-1552.4602	1552.4602	C	DPST	Lower lying flange	Black	Solder Pin	3.16	3.03	2.88
979-1555.3102	1555.3102	D	DPST	230V Lighting	Black/Red	Q.C.	4.37	4.18	3.97
979-1555.3104	1555.3104	D	DPST	230V Lighting	Black/Orange	Q.C.	4.79	4.60	4.37
979-1555.3108	1555.3108	D	DPST	230V Lighting	Black/Green	Q.C.	4.58	4.39	4.17
979-1555.3109	1555.3109	D	DPST	110V Lighting	Black/Green	Q.C.	4.58	4.39	4.17
979-1555.312	1555.312	D	DPST	110V Lighting	Black/Red	Q.C.	4.79	4.60	4.37

SERIES 1800 ROCKER SWITCHES

- TO12(4)A 250V AC • Flamm. UL94-V2
- Circuit: On/Off

For quantities greater than listed, call for quote.

979-1800.1102	1800.1102	E	SPST	230V Lighting	Red Trans	Q.C.	4.38	4.19	3.98
979-1800.1108	1800.1108	E	SPST	230V Lighting	Green Trans	Q.C.	5.02	4.82	4.57
979-1801.1102	1801.1102	F	SPST	Inrush Current (50A)	Black	Q.C.	1.58	1.52	1.44
979-1801.1151	1801.1151	F	SPST	Flamm. UL94-V0	Black	Q.C.	1.90	1.83	1.73
979-1801.1908	1801.1908	F	SPST	Inrush Current (70A)	Black	Q.C.	1.69	1.63	1.54
979-1801.2106	1801.2106	G	SPST	Inrush Current (50A)	Black	Solder Pin	1.80	1.72	1.64
979-1801.6102	1801.6102	H	SPST	Inrush Current (50A)	Black	Solder Terminal	1.44	1.39	1.32
979-1801.6122	1801.6122	H	SPST	Flamm. UL94-V0	Black	Solder Terminal	1.50	1.44	1.37
979-1802.1102	1802.1102	I	DPST	Inrush Current (50A)	Black	Q.C.	2.73	2.62	2.49
979-1802.1123	1802.1123	I	DPST	Inrush Current (70A)	Black	Q.C.	3.42	3.28	3.12

SERIES 1830 ROCKER SWITCHES

- TO 20(4)A 250V AC
- Circuit: On/Off

For quantities greater than listed, call for quote.

979-1830.3112	1830.3112	J	SPST	230V Lighting	Red Trans	Q.C.	3.40	3.26	3.09
979-1831.1107	1831.1107	K	SPST	DIN 46244-A4.8 Plug	Black	Q.C.	3.03	2.90	2.76
979-1831.3312	1831.3312	L	SPST	Inrush Current (120A)	Black	Q.C.	3.08	2.95	2.80
979-1831.3402	1831.3402	M	SPST	DIN 46244-A6.3 Plug	Black	Q.C.	3.02	2.89	2.75
979-1831.3933	1831.3933	M	SPST	Inrush Current (120A)	Black	Q.C.	3.07	2.95	2.80
979-1832.1102	1832.1102	N	DPST	DIN 46244-A4.8 Plug	Black	Q.C.	4.21	4.03	3.83
979-1832.3312	1832.3312	N	DPST	Inrush Current (120A)	Black	Q.C.	4.26	4.09	3.87
979-1832.3602	1832.3602	N	DPST	Cover frame 33.2 long	Black	Q.C.	4.69	4.49	4.27
979-1835.3112	1835.3112	N	DPST	230V Lighting	Red Trans	Q.C.	6.71	6.43	6.10
979-1835.3118	1835.3118	N	DPST	230V Lighting	Green Trans	Q.C.	7.06	6.77	6.43

SERIES 1855/1858 MINIATURE ROCKER SWITCHES

- TO 4(1)A 250V AC (Series 1855)
- TO 10(4)A 250V AC 1E4 (Series 1858)
- Circuit: On/Off

For quantities greater than listed, call for quote.

979-1855.1102	1855.1102	O	DPST	230V Lighting	Red Trans	Q.C.	6.24	5.98	5.67
979-1855.1104	1855.1104	O	DPST	230V Lighting	Orange Trans	Q.C.	6.24	5.98	5.67
979-1855.1108	1855.1108	O	DPST	230V Lighting	Green Trans	Q.C.	6.41	6.14	5.83
979-1855.1122	1855.1122	O	DPST	110V Lighting	Green Trans	Q.C.	6.40	6.13	5.82
979-1858.0104	1858.0104	P	DPST	White Markings	Black	Solder Terminal	3.07	2.95	2.80
979-1858.1102	1858.1102	Q	DPST	No Markings	Black	Q.C.	2.25	2.16	2.05
979-1858.1103	1858.1103	Q	DPST	White Markings	Black	Q.C.	2.25	2.16	2.05
979-1858.4205	1858.4205	R	DPST	White Markings	Black	Solder Pin	4.08	3.91	3.71

SEREIS 1881 ROUND ROCKER SWITCHES

- TO 12(4)A 250V AC
- Circuit: On/Off

For quantities greater than listed, call for quote.

979-1881.1104	1881.1104	S	SPST	Inrush Current (70A)	Red	Q.C.	1.51	1.44	1.38

SERIES 1900 SMALLEST ROCKER SWICHES

- TO 6(2)A 250V AC
- Circuit: On/Off

For quantities greater than listed, call for quote.

979-1901.1102	1901.1102	T	SPST	21mm Bezel	Black	Q.C.	1.66	1.59	1.51
979-1901.1103	1901.1103	T	SPST	Silver Markings	Black	Q.C.	1.71	1.65	1.56
979-1911.1102	1911.1102	T	SPST	25mm bezel	Black	Q.C.	3.10	2.99	2.82

SERIES 1935 ROCKER SWITCHES

- TO 20(4)A 250V AC
- Circuit: On/Off

For quantities greater than listed, call for quote.

979-1932.3112	1932.3112	U	DPST	Inrush Current (120A)	Black	Q.C.	6.29	6.03	5.72
979-1935.3112	1935.3112	U	DPST	250V Lighting	Red Trans	Q.C.	7.15	6.86	6.51
979-1935.3113	1935.3113	U	DPST	250V Lighting	Colorless Trans	Q.C.	7.15	6.86	6.51
979-1935.3118	1935.3118	U	DPST	250V Lighting	Green Trans	Q.C.	7.60	7.29	6.92

SERIES 3250 HARSH ENVIRONMENTS ROCKER SWITCH

- TO 20(10)A 24V DC 1E5
- Circuit: On/Off

For quantities greater than listed, call for quote.

979-3251.0002	3251.0002	V	SPST	24V Lighting	Black/Red/Gr	Q.C.	12.04	11.55	10.96
979-3251.0004	3251.0004	V	SPST	12V Lighting	Black/Green	Q.C.	12.68	12.17	11.55
979-3251.0005	3251.0005	V	SPST	24V Lighting	Black/Green	Q.C.	11.05	10.59	10.06

DIMENSIONS: mm

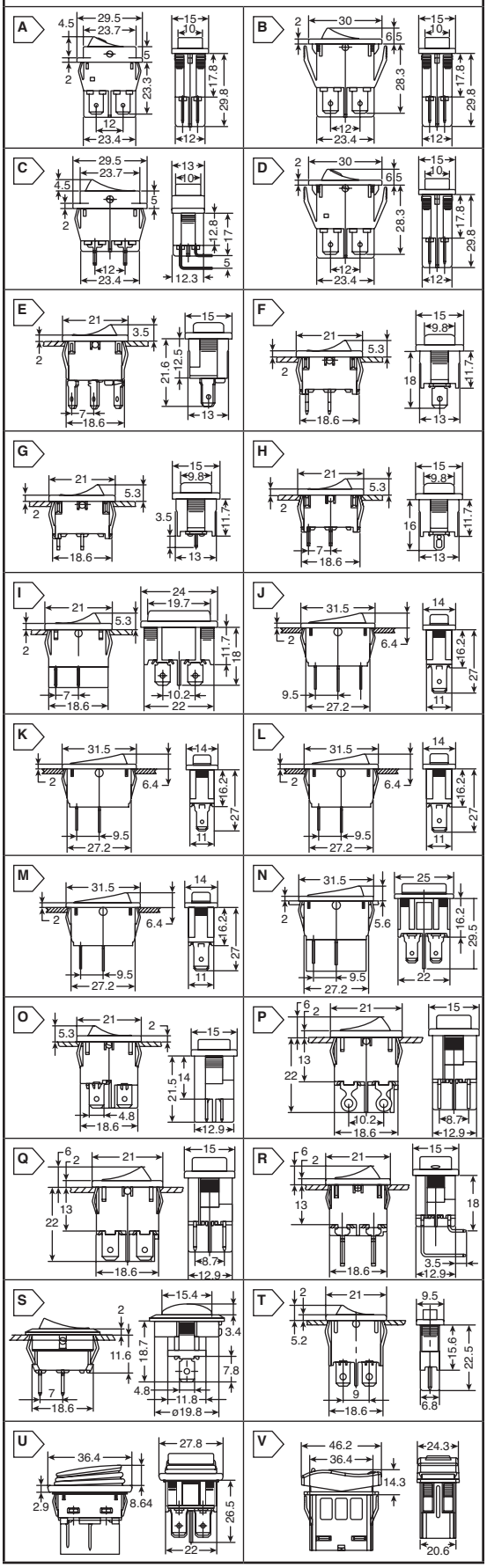

© Copyright 2013 Mouser Electronics

MOUNTAIN SWITCH Rocker Switches

RoHS Compliant **This product is RoHS compliant.**

SEALED SUB-MINIATURE ROCKER SWITCHES

- Rating: 1A/250VAC, 3A/120VAC or 28VDC

For quantities greater than listed, call for quote.

MOUSER STOCK NO.	Fig.	Type	Circuit	Actuator Dimensions W (in.)	Price Each 1	50	100	500
103-7024-EVX	A	SPDT	On-On	0.23	3.76	3.41	3.10	2.68
103-7028-EVX	A	SPDT	(On)-Off-(On)	0.30	6.76	5.64	5.13	4.65
103-7025-EVX	B	SPDT	On-On	0.23	4.46	4.06	3.69	3.38
103-7027-EVX	B	SPDT	On-Off-On	0.23	4.60	3.83	3.48	3.16
103-7029-EVX	B	SPDT	On-Off-(On)	0.30	6.92	5.77	5.24	4.76

SEALED MINIATURE ROCKER SWITCHES

- Rating: 2A/250VAC, 5A/120VAC or 28VDC

For quantities greater than listed, call for quote.

MOUSER STOCK NO.	Fig.	Type	Circuit	Actuator Type	Price Each 1	50	100	500
103-7018-EVX	C	SPDT	(On)-Off-(On)	Rocker	6.92	5.77	5.24	4.76
103-7020-EVX	D	DPDT	On-On	Rocker	4.10	3.41	3.10	2.82
103-7023-EVX	E	DPDT	On-Off-On	Rocker	6.92	5.77	5.24	4.76

MINIATURE ROCKER SWITCHES

- Rating: 2A/250VAC, 5A/120VAC or 28VDC

For quantities greater than listed, call for quote.

MOUSER STOCK NO.	Fig.	Type	Circuit	Actuator Type	Price Each 1	50	100	500
103-7006-EVX	F	SPDT	On-On	Rocker	3.68	3.07	2.79	2.54
103-7007-EVX	G	SPDT	On-On	Rocker	4.18	3.49	3.17	2.88
103-7009-EVX	F	SPDT	On-Off-On	Paddle	3.77	3.42	3.11	2.68
103-7010-EVX	H	SPDT	(On)-Off-(On)	Rocker	4.10	3.41	3.10	2.82

ROCKER SWITCHES

Panel Mounting

- Solder Terminals
- Rating: 5A/125VAC

For quantities greater than listed, call for quote.

MOUSER STOCK NO.	Fig.	Type	Circuit	Cap Color	Price Each 1	50	100	500
107-DS850K-00	I	SPST	On-Off	Black	1.95	1.77	1.68	1.59
107-DS850K-02	I	SPST	On-Off	Black marked On-Off	2.64	2.07	2.01	1.96
107-DS850K-0G	J	SPST	On-Off	Illum. Green/LED	3.80	3.46	3.30	3.14
107-DS850K-0R	J	SPST	On-Off	Illum. Red/LED	3.80	3.46	3.30	3.14

Screw Type Mounting

- Contact Resistance: 50mΩ Max.
- Insulation Resistance: 500VDC 100MΩ min.

For quantities greater than listed, call for quote.

MOUSER STOCK NO.	Fig.	Type	Circuit	Cap Color	Price Each 1	50	100	500
Rating: 16A/125VAC, 10A/250VAC Terminal Type: .187" QC								
103-R13-135A-02-EV	K	SPST	On-Off	Black	1.51	1.39	1.31	1.13
103-R13-135A2-02-EV	K	SPST	On-Off	Illum. Black/Red Indicator	1.38	1.28	1.21	1.06
103-R13-135B-02G-EV	K	SPST	On-Off	Illum. Red/Neon	1.88	1.80	1.72	1.59
103-R13-135B-02R-EV	K	SPST	On-Off	Illum. Green/Neon	1.88	1.80	1.72	1.59
103-R13-135B2-02R-EV	K	SPST	On-Off	Illum. Red Dot/Neon	2.38	2.27	2.18	2.03
103-R13-135C-02-EV	K	SPDT	On-On	Black	1.49	1.40	1.33	1.17
103-R13-135D-02-EV	K	SPDT	On-Off-On	Black	1.90	1.81	1.73	1.54

Snap-In Mounting

- Contact Resistance: 50mΩ Max.
- Insulation Resistance: 500VDC 100MΩ min.

For quantities greater than listed, call for quote.

MOUSER STOCK NO.	Fig.	Type	Circuit	Cap Color	Price Each 1	50	100	500
Rating: 8A/125VAC/250VAC Terminal Type: .187" QC								
103-R13-245A-02-EV	L	DPST	On-Off	Black	2.03	1.96	1.87	1.80
103-R13-245B-02R-EV	L	DPST	On-Off	Illum. Red/Neon	2.18	2.11	2.02	1.92
103-R13-245D-02-EV	L	DPDT	On-Off-On	Black	2.29	2.20	2.13	2.02
Rating: 10A/125VAC, 6A/250VAC Terminal Type: .187" QC								
103-R13-112LP-02G-EV	M	SPST	On-Off	Green Paddle End/LED	2.09	1.92	1.70	1.49
103-R13-112LP-02Y-EV	M	SPST	On-Off	Yellow Paddle End/LED	2.09	1.92	1.70	1.49
103-R13-73A-EV	N	DPST	On-Off	Black marked I-0	2.17	1.81	1.65	1.50
Rating: 16A/125VAC, 10A/250VAC Terminal Type: .187" QC								
103-7051-EV	O	SPST	On-Off	Black	1.08	.77	.685	.621
103-7053-EV	O	SPST	On-Off	Illum. Red/Neon	1.39	1.26	1.05	.952
103-7055-EV	O	SPST	On-Off	Illum. Green Dot/Neon	1.39	1.26	1.05	.952
103-7056-EV	O	SPST	On-Off	Illum. Red Dot/Neon	1.39	1.26	1.05	.952
103-R13-112A-02-EV	P	SPST	On-Off	Black	1.07	.974	.888	.803
103-R13-112B-02G-EV	P	SPST	On-Off	Illum. Green/Neon	1.59	1.52	1.44	1.29
103-R13-112B-02R-EV	P	SPST	On-Off	Illum. Red/Neon	1.49	1.34	1.21	1.10
103-R13-112B2-02R-EV	P	SPST	On-Off	Illum. Red Dot/Neon	1.59	1.52	1.44	1.29
103-R13-112C-02-EV	P	SPDT	On-On	Black	1.42	1.29	1.18	1.07
103-R13-112D-02-EV	P	SPDT	On-Off-On	Black	1.29	1.18	1.07	.974
103-R13-244C-02-EV	Q	DPDT	On-On	Black	2.01	1.94	1.86	1.77
103-R13-244D-02-EVX	Q	DPDT	On-Off-On	Black	2.01	1.94	1.86	1.77
Rating: 16A/125VAC, 10A/250VAC Terminal Type: .250" QC								
103-7047-EV	R	SPST	On-Off	Illum. Red/Neon	1.85	1.68	1.53	1.39
103-7048-EV	R	SPST	On-Off	Illum. Green/Neon	1.85	1.68	1.53	1.39
103-7076-EV	S	SPST	On-Off	Illum. Yellow/Red Indicator	5.34	4.11	3.73	3.39
103-7079-EV	T	DPST	On-Off	Illum. Red/Neon	2.42	2.24	2.07	1.92
103-7080-EV	T	DPST	On-Off	Illum. Green/Neon	2.72	2.27	2.07	1.87
103-7081-EV	R	SPST	On-Off	Black	1.49	1.34	1.21	1.10
103-7082-EV	R	SPST	On-Off	Illum. Red/Neon	2.36	2.15	1.96	1.78
103-7084-EV	R	SPST	On-Off	Illum. Green/Neon	2.36	2.15	1.96	1.78
103-R13-205A3-01-EV	U	SPST	On-Off	Black	1.22	1.09	.984	.888
103-R13-205B-01R-EV	U	SPST	On-Off	Illum. Red/Neon	1.59	1.52	1.44	1.29
103-R13-240A-01-EV	V	DPST	On-Off	Black	2.02	1.84	1.67	1.52
103-R13-240B-01R-EV	V	DPST	On-Off	Illum. Red/Neon	2.36	2.15	1.96	1.78
103-R13-240C-01-EV	V	DPDT	On-On	Black	2.40	2.18	2.03	1.93
103-R13-70A-EV	W	SPST	On-Off	Black marked I-0	2.15	1.79	1.64	1.48
103-R13-91A-EV	X	SPST	On-Off	Black marked I-0	1.62	1.34	1.22	1.11

DIMENSIONS: in.

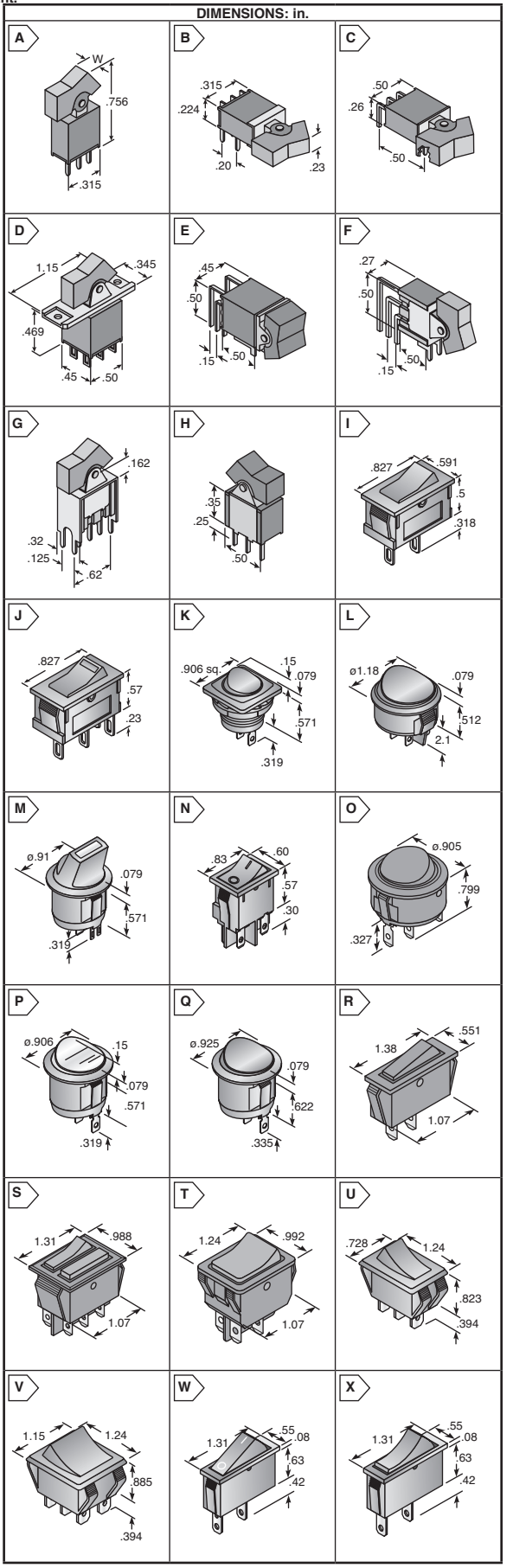

© Copyright 2013 Mouser Electronics

© Copyright 2013 Mouser Electronics

NKK Rocker Switches

RoHS Compliant **This product is RoHS compliant.**

NKK CW SERIES: SNAP-IN POWER ROCKERS

Power Rating: • CWSA & CWSB: 6A @ 250V AC • CWT: 6A @ 125V AC; 3A @ 250V AC

CWSA & CWSB CWT

For quantities greater than listed, call for quote.

MOUSER STOCK NO.	NKK Part No.	Fig.	Circuit	Inscription	Termination	Price Each 1	25	50	100
633-CWSA12AANS	CWSA12AANS	A	SPDT On-None-On	None	Solder lug	1.93	1.89	1.86	1.81
633-CWSB11AAF	CWSB11AAF	B	SPST On-None-Off	None	Quick connect	3.65	2.23	1.98	1.94
633-CWSB11AA1F	CWSB11AA1F	B	SPST On-None-Off	Horizontal	Quick connect	1.93	1.80	1.74	1.69
633-CWSB11AA2F	CWSB11AA2F	B	SPST On-None-Off	Vertical	Quick connect	1.90	1.64	1.54	1.47
633-CWSB11AA3F	CWSB11AA3F	B	SPST On-None-Off	Dot	Quick connect	2.17	2.07	1.95	1.83
633-CWSB21AA1F	CWSB21AA1F	B	DPST On-None-Off	Horizontal	Quick connect	2.91	2.86	2.80	2.72
633-CWSB21AA2F	CWSB21AA2F	B	DPST On-None-Off	Vertical	Quick connect	2.91	2.86	2.80	2.34
633-CWT12AAS1	CWT12AAS1	C	SPDT On-None-On	None	Solder lug	2.26	1.83	1.71	1.63

NKK CW SERIES: ILLUMINATED SNAP-IN MINIATURE ROCKERS

CWSB CWSC

Termination:
- LED illuminated rockers: .110" solder/quick connect
- Neon illuminated rockers: .187" solder/quick connect

Single Element LED Specifications

Color	Red	Amber	Green
Forward Peak Current	30mA	30mA	30mA
Continuous Forward Current	20mA	20mA	20mA
Forward Voltage	1.95V	2.0V	2.1V
Reverse Peak Voltage	5V	5V	5V
Current Reduction Rate Above 25°C	0.41mA/°C	0.29mA/°C	0.39mA/°C
Ambient Temperature Range	-10~+50° C		

Neon Lamp Specifications

Color	Red	Amber	Green
Voltage AC	125V	125V	125V
Internal Series Resistance	33KΩ	33KΩ	68KΩ
Current	1.4mA	1.4mA	0.6mA
Endurance (Hours)	15,000	15,000	8,000

For quantities greater than listed, call for quote.

MOUSER STOCK NO.	NKK Part No.	Fig.	Circuit	Illumination	Rocker Description	Price Each 1	25	50	100
LED Illumination, Power Rating: 9A @ 125V AC or 6A @ 250V AC									
633-CWSC11JCACS	CWSC11JCACS	D	SPST On-None-Off	Red	Clear/Red Diffuser	3.88	3.80	3.76	3.60
633-CWSC11JFAFS	CWSC11JFAFS	D	SPST On-None-Off	Green	Clear/Green Diffuser	3.56	3.50	3.45	3.34
633-CWSC21JCACS	CWSC21JCACS	D	DPST On-None-Off	Red	Clear/Red Diffuser	6.17	6.06	5.98	5.54
633-CWSC21JFAFS	CWSC21JFAFS	D	DPST On-None-Off	Green	Clear/Green Diffuser	6.72	6.61	6.51	5.54
Neon Illumination, Power Rating: 9A @ 125V AC									
633-CWSB21CACF	CWSB21CACF	E	DPST On-None-Off	Red	Red	3.08	2.96	2.87	2.78
633-CWSB21FAFF	CWSB21FAFF	E	DPST On-None-Off	Green	Green	3.95	3.89	3.83	3.58

NKK JW SERIES: HIGH INRUSH TV RATED ROCKERS

Power Rating:
- JWM: TV-5 Rated 10A @ 125/250V AC
- JWL: TV-8 Rated 16A @ 125/250V AC

Terminations:
- JWM: .110" solder/quick connect
- JWL: .187" solder/quick connect

For quantities greater than listed, call for quote.

MOUSER STOCK NO.	NKK Part No.	Fig.	Circuit	Cap Color	Inscription	Price Each 1	25	50	100
633-JWM11RAA	JWM11RAA	F	SPST On-Off	Black	None	5.39	5.02	4.52	4.42
633-JWM11BA1A-A	JWM11BA1A-A	F	SPST On-Off	Black	Horizontal	7.78	7.36	7.14	6.93
633-JWM11BA2A-A	JWM11BA2A-A	F	SPST On-Off	Black	Vertical	7.78	7.36	7.14	6.93
633-JWM11RC2A	JWM11RC2A	F	SPST On-Off	Red	Vertical	6.55	5.95	5.60	5.22
633-JWM12RAA	JWM12RAA	F	SPDT On-On	Black	None	7.05	6.40	5.64	5.39
633-JWM21BA1A-A	JWM21BA1A-A	F	DPST On-Off	Black	Horizontal	7.85	7.62	7.61	7.13
633-JWM21BA2A-A	JWM21BA2A-A	F	DPST On-Off	Black	Vertical	8.11	7.86	7.63	7.39
633-JWM21RA1A	JWM21RA1A	F	DPST On-Off	Black	Horizontal	8.71	7.70	7.47	6.78
633-JWM21RA2A	JWM21RA2A	F	DPST On-Off	Black	Vertical	8.09	7.85	7.62	6.71
633-JWM22RAA	JWM22RAA	F	DPDT On-On	Black	None	9.92	8.62	7.05	6.60
633-JWM22BAA-A	JWM22BAA-A	F	DPST On-On	Black	None	10.27	9.35	8.80	8.24
633-JWM22RAA/UCV	JWM22RAA/UCV	F	DPDT On-On	Black	None	8.60	7.53	7.29	6.93
633-JWM22RCA/UCV	JWM22RCA/UCV	F	DPDT On-On	Black	None	9.20	7.81	7.58	7.19
633-JWM22RCA	JWM22RCA	F	DPDT On-On	Red	None	9.49	8.62	8.11	7.59
633-JWS11BAAF-A	JWS11BAAF-A	G	DPST On-Off	Black	None	6.15	5.92	5.61	5.30
633-JWS21BCA-A	JWS21BCA-A	G	DPST On-Off	Red	None	7.05	6.47	5.97	5.75
633-JWS21RAA	JWS21RAA	G	DPST On-Off	Black	None	5.46	5.10	4.80	4.50
633-JWL11RAA	JWL11RAA	H	SPST On-Off	Black	None	8.01	6.59	6.24	6.05
633-JWL11BA2A-A	JWL11BA2A-A	H	SPST On-Off	Black	None	9.63	9.12	8.86	8.59
633-JWL11BCA-H	JWL11BCA-H	H	SPST On-Off	Red	None	8.17	7.76	7.22	6.37
633-JWL11RA2A	JWL11RA2A	H	SPST On-Off	Black	Vertical	10.34	8.41	8.15	7.19
633-JWL21BA2A-A	JWL21BA2A-A	H	DPST On-Off	Black	None	11.38	11.27	11.16	11.06
633-JWL21RA1A	JWL21RA1A	H	DPST On-Off	Black	Horizontal	11.75	11.41	11.07	9.76
633-JWL21RA2A	JWL21RA2A	H	DPST On-Off	Black	Vertical	11.75	11.41	11.07	9.76
633-JWL22RAA	JWL22RAA	H	DPDT On-On	Black	None	11.50	10.43	9.80	9.17
633-JWL22BAA-A	JWL22BAA-A	H	DPDT On-On	Black	None	12.83	12.42	12.28	11.73
633-JWL22RCA	JWL22RCA	H	DPDT On-On	Red	None	13.69	12.41	11.66	10.90
JWLW: IP67 of IEC60529 Standards									
633-JWLW21RA1A	JWLW21RA1A	I	DPST On-Off	Black	Horizontal	13.42	12.19	11.18	10.02
633-JWLW21RC1A	JWLW21RC1A	I	DPST On-Off	Red	Horizontal	13.42	12.19	11.18	10.33
633-JWLW22RAA	JWLW22RAA	I	DPDT On-On	Black	None	14.96	13.59	12.47	11.17
633-JWLW22RCA	JWLW22RCA	I	DPDT On-On	Red	None	14.42	12.62	12.54	11.17
633-JWMW11RA1A	JWMW11RA1A	F	SPST On-Off	Black	Horizontal	8.29	6.93	6.66	6.12
633-JWMW21RA2A	JWMW21RA2A	F	DPST On-Off	Black	Vertical	10.44	8.37	7.93	7.70

NKK SW SERIES: MEDIUM AND HIGH CAPACITY ROCKER SWITCHES

Specifications:
- Solder and screw lug terminals available
- Screw lug includes screws and mounting hardware
- Long electrical and mechanical life
- Actuator Color: White

Certified Canadian Standards Association

MOUSER STOCK NO.	NKK Part No.	Fig.	Circuit ( ) =Momentary	Resistive Load AC 125V	AC 250V	AC 30V	Inductive AC 125V PF 0.6	Price Each 1	25	50	100
Medium Capacity, Solder Lug Termination											
633-SW3006A-RO	SW3006A	J	DPDT On-None-On	20A	10A	20A	10A	5.47	5.20	5.03	4.88
633-SW3007A-RO	SW3007A	J	DPDT On-Off-On	15A	6A	15A	10A	6.75	6.52	6.30	6.01
633-SW3008A-RO	SW3008A	J	DPDT (On)-None-(On)	15A	6A	15A	10A	7.73	7.48	7.24	6.90
High Capacity, Screw Lug Termination											
633-SW3821-RO	SW3821	K	DPST On-None-Off	30A	30A	30A	30A	24.15	23.35	22.61	21.56
633-SW3822-RO	SW3822	K	DPDT On-None-On	30A	30A	30A	30A	23.87	23.06	22.32	21.29
633-SW3831-RO	SW3831	L	3PST On-None-Off	30A	30A	30A	30A	36.23	35.02	33.89	32.32
633-SW3832-RO	SW3832	L	3PDT On-None-On	30A	30A	30A	30A	43.96	42.50	41.14	39.23
633-SW3833-RO	SW3833	L	3PDT On-Off-On	30A	30A	30A	30A	36.85	34.38	33.35	31.92

NKK ENVIRONMENTALLY SEALED ROCKER SWITCHES

Specifications:
- Power rating: 15A @ 125/250V AC or 15A @ 30V DC
- Wire leads: AWG 16 heat resistant PVC
- Actuator color: Black
- IP67 of IEC529
- UL94V-0 Flammability Rating

For quantities greater than listed, call for quote.

MOUSER STOCK NO.	NKK Part No.	Fig.	Circuit	Terminal	Price Each 1	25	50	100
633-WR11AS	WR11AS	M	SPST On-None-Off	Solder lug	13.05	11.97	11.59	10.02
633-WR11AF	WR11AF	N	SPST On-None-Off	.250" QC	13.90	11.70	11.34	10.02
633-WR13AF	WR13AF	N	SPDT On-Off-On	.250" QC	13.87	12.13	11.76	10.74

DIMENSIONS: in.

A

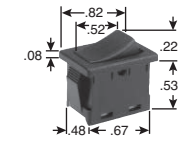

B



C

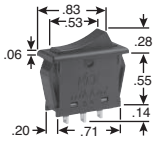

D

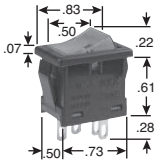

E

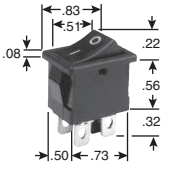

F



G

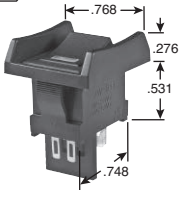

H



I



J

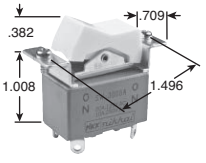

K



L



M



N

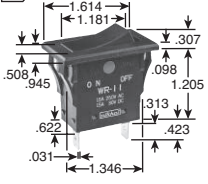

NKK Rocker Switches

© Copyright 2013 Mouser Electronics

© Copyright 2013 Mouser Electronics

SHIN CHIN Rocker Switches

RoHS Compliant **This product is RoHS compliant.**

ROCKER SWITCHES

Specifications:

- Contact Resistance: 50mΩ max.
- Insulation Resistance: 500VDC 100MΩ min.

R13-49 Series

- Rating: 10A/125VAC, 6A/250VAC
- Terminal Type: Solder
- Screw Type Mounting

LR45128 RoHS Compliant

For quantities greater than listed, call for quote.

MOUSER STOCK NO.	Shin Chin Part No.	Fig.	Type	Circuit	Cap Color	Price Each 1	50	100	500
112-R13-49A-R/B	R13-49A-05-BR1	A	SPST	On-Off	Red with White Dot	1.58	1.27	.963	.91
112-R13-49B-R/B	R13-49B-05-BR	A	DPDT	On-On	Red	2.17	1.81	1.65	1.50

R13-66 Series

- Snap-in Mounting
- ◆ **Waterproof Cover**

11037-4401 E67774 LR45128 RoHS Compliant

For quantities greater than listed, call for quote.

Rating: 16A/125VAC; Terminal Type: Solder									
◆ 112-R13-66A8	R13-66A8-02-BB	B	SPST	On-Off	Black	2.72	2.47	2.25	2.04
Rating: 16A/125VAC, 10A/250VAC; Terminal Type: .187" QC									
112-R13-66A-B	R13-66A-02-BB2	C	SPST	On-Off	Black marked I-0	1.12	.963	.749	.674
112-R13-66B-G	R13-66B-02-BGG-N1	C	SPST	On-Off	Illum. Green/Neon	1.48	1.28	1.22	1.16
112-R13-66B-R	R13-66B-02-BRR-N1	C	SPST	On-Off	Illum. Red/Neon	1.48	1.28	1.22	1.16
112-R13-66D	R13-66D-02-BB6	C	SPDT	On-Off-On	Black marked I-0-II	1.53	1.27	1.16	1.05
112-R13-66L-R	R13-66L-02-BBRR-L1	C	SPST	On-Off	Illum. Red/LED	1.41	1.24	1.12	1.03

R13-73 Series

- Rating: 10A/125VAC, 6A/250VAC
- Snap-in Mounting
- Terminal Type: .187" QC

11037-4401 E67774 LR45128 RoHS Compliant

For quantities greater than listed, call for quote.

112-R13-73A2-B	R13-73A2-02-BB	D	DPST	On-Off	Black marked I-0	1.97	1.78	1.59	1.43

R13-112 Series

- Terminal Type: .187" QC
- Snap-In Mounting
- ◆ **Waterproof Cover**

E67774 RoHS Compliant

For quantities greater than listed, call for quote.

Rating: 10A/250VAC									
◆ 112-R13-112B8W-BRR	R13-112B8W-02-BRR-N2	E	SPST	On-Off	Illum. Red/Neon	3.50	3.19	2.90	2.63
Rating: 16A/125VAC									
◆ 112-R13-112A8	R13-112A8-02-BB	E	SPST	On-Off	Black	2.74	2.49	2.26	2.05
Rating: 20A/12VDC									
◆ 112-R13-112B8W-BUU	R13-112B8W-02-BUU-L1	E	SPST	On-Off	Illum. Blue/Neon	4.00	3.64	3.31	3.01
112-R13-112AH-W1	R13-112AH-W1-02-UB	F	SPST	On-Off	Illum. Blue/Neon	4.30	3.91	3.55	3.23

R13-130 Series

- Rating: 10A/125VAC, 6A/250VAC
- Terminal Type: Solder
- Screw Type Mounting

LR45128 RoHS Compliant

For quantities greater than listed, call for quote.

112-R13-130A	112-130A-05-BB2	G	SPST	On-Off	Black marked I-0	1.96	1.63	1.49	1.35
112-R13-130B	112-130B-05-BB	G	DPDT	On-On	Black	2.36	2.15	1.96	1.78
112-R13-130C	112-130C-05-BB	G	SPDT	On-On	Black	2.25	1.87	1.71	1.55

R13-136 Series

- Rating: 10A/125VAC, 6A/250VAC
- Terminal Type: Solder
- Screw Type Mounting

LR45128 RoHS Compliant

For quantities greater than listed, call for quote.

112-R13-136A-B	R13-136A-05-BB2	H	SPST	On-Off	Black marked I-0	1.97	1.78	1.59	1.47
112-R13-136A-R	R13-136A-05-BR2	H	SPST	On-Off	Red marked I-0	1.97	1.78	1.59	1.47

R13-213 Series

- Rating: 6A/125VAC, 3A/250VAC
- Terminal Type: .110" QC
- Screw Type Mounting

RoHS Compliant

For quantities greater than listed, call for quote.

112-R13-213A-B	R13-213A-03-BB	I	SPST	On-Off	Black	2.65	2.39	2.15	1.94

R13-226 Series

- Terminal Type: .250" QC
- Snap-in Mounting

E67774 RoHS Compliant

For quantities greater than listed, call for quote.

Rating: 6A/250VAC									
112-R13-226B-N2	R13-226B-01-WRR-N2	J	SPST	On-Off	Illum. Red/Neon	2.33	2.12	1.93	1.75

R13-228 Series

- Rating: 10A/125VAC, 6A/250VAC
- Terminal Type: Solder
- Screw Type Mounting

RoHS Compliant

For quantities greater than listed, call for quote.

112-R13-228A	R13-228A-05-BB2	K	SPST	On-Off	Black marked I-0	2.65	2.39	2.15	1.94

R13-239 Series

- Terminal Type: .187" QC
- Snap-in Mounting

E67774 RoHS Compliant

For quantities greater than listed, call for quote.

Rating: 10A/125VAC									
112-R13-239B-N1	R13-239B-02-BBR-N1	L	SPST	On-Off	Illum. Red Dot/Neon	1.75	1.59	1.44	1.32

R13-243 Series

- Rating: 8A/125VAC, 4A/250VAC
- Terminal Type: .187" QC
- Snap-In Mounting

RoHS Compliant **For quantities greater than listed, call for quote.**

112-R13-243A	R13-243A-02-BB	M	SPST	On-Off	Black	2.14	1.92	1.73	1.55
112-R13-243F	R13-243F-02-BB	M	SPST	(On)-Off	Black	2.35	2.12	1.90	1.71

DIMENSIONS: in.

A
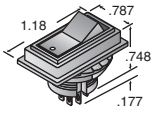

B
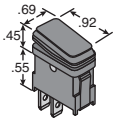

C
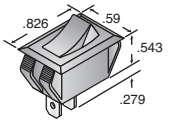

D
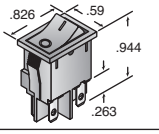

E
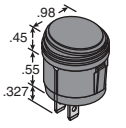

F
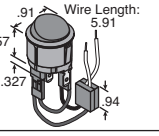

G
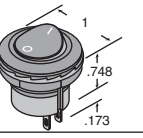

H
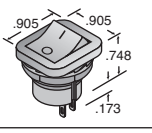

I
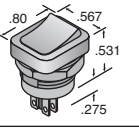

J
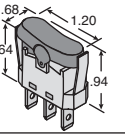

K
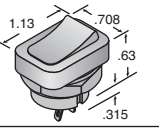

L
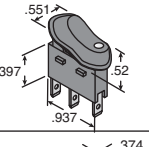

M
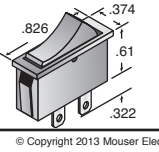

© Copyright 2013 Mouser Electronics

© Copyright 2013 Mouser Electronics

ALCOSWITCH Slide Switches

TE connectivity Authorized Distributor

RoHS Compliant **This product is RoHS compliant.**

ASE/F SERIES: SLIDE SWITCHES

Specifications:
- Terminal seal: Insert molded
- Contact timing: Shorting
- Contact resistance: 40mΩ max.
- Contact rating: Gold, 0.4VA; Silver, 300mA @ 115VAC

For quantities greater than listed, call for quote.

MOUSER STOCK NO.	TE Part No.	Alcoswitch Part No.	Fig.	Dimension L	Contact Form	Contact Material	Price Each 1	10	25
Extended Actuator, Open Ended Case, Natural									
506-ASE2204	1825010-1	ASE2204	A	10.2	DPDT	Silver	3.97	3.53	3.19
506-ASE22G04	1825010-2	ASE22G04	A	10.2	DPDT	Gold	6.46	5.74	5.49
506-ASE4204	1-1825010-3	ASE4204	A	17.8	4PDT	Silver	4.17	4.00	3.58
506-ASE6204	3-1825010-7	ASE6204	A	25.4	6PDT	Silver	5.11	4.64	4.26
Flush Actuator, Tape Seal, Sealed Case									
506-ASF2204	1825011-1	ASF2204	B	10.2	DPDT	Silver	4.35	3.87	3.53
506-ASF4204	2-1825011-1	ASF4204	B	17.8	4PDT	Silver	3.98	3.54	3.20

MSS SERIES: INSTRUMENTATION GRADE SLIDE SWITCHES

- Contact rating: Gold: 0.4VA @ 20VDC; Silver - 300mA @ 125VAC
- Contact material: Gold or silver over nickel
- Contact timing: Make-before-break

For quantities greater than listed, call for quote.

MOUSER STOCK NO.	TE Part No.	Alcoswitch Part No.	Fig.	Contact Form	Mounting Style	Contact Material	Price Each 1	10	25
506-MSS120004	1825257-1	MSS120004	C	SPDT	Vertical	Silver	2.25	2.12	1.85
506-MSS2200G04	1825261-2	MSS2200G04	C	DPDT	Vertical	Gold	1.39	1.28	1.20
506-MSS2250G04	1825263-2	MSS2250G04	D	DPDT	Vertical	Gold	3.88	3.45	3.14
506-MSS2250R04	1571630-2	MSS2250R04	E	DPDT	Right angle	Silver	2.20	2.02	1.87
506-MSS420004	1825264-1	MSS420004	F	4PDT	Vertical	Silver	1.68	1.49	1.36
506-MSS4200R04	1825265-1	MSS4200R04	G	4PDT	Right angle	Silver	4.46	3.95	3.61
506-MSS4200G04	1825264-2	MSS4200G04	F	4PDT	Vertical	Gold	1.84	1.70	1.67

SLS SERIES: MINIATURE, ROLLING CONTACT SLIDE SWITCHES

- Contact timing: Break-before-make
- Contact material: Ag over Ni over Cu alloy
- Contact rating: 250mA @ 125VAC

For quantities greater than listed, call for quote.

MOUSER STOCK NO.	TE Part No.	Alcoswitch Part No.	Fig.	Contact Form	Mounting Style	Price Each 1	10	25
506-SLS121PC04	1825115-1	SLS121PC04	H	SPDT	Vertical	.96	.867	.781
506-SLS121RA04	1825116-1	SLS121RA04	I	SPDT	Right angle	1.71	1.61	1.49
506-SLS131PC04	1825117-1	SLS131PC04	J	SP3T	Vertical	4.37	3.87	3.52
506-SLS131RA04	1825118-1	SLS131RA04	K	SP3T	Right angle	2.65	2.45	2.31

SSA SERIES: MICRO SIZE INSTRUMENTATION GRADE SLIDE SWITCHES

- Contact timing: Break-before-make
- Contact rating: Gold - 250mA @ 20VDC; Silver - 100mA @ 30 VDC
- Case material: Polyester PPS UL94V-0
- Contact material: Silver or gold plate

For quantities greater than listed, call for quote.

MOUSER STOCK NO.	TE Part No.	Alcoswitch Part No.	Fig.	Contact Form	Contact Material	Price Each 1	10	25
506-SSA12	1-1437575-4	SSA12	L	SPDT	Silver	1.46	1.36	1.24
506-SSA12G	1-1437575-5	SSA12G	L	SPDT	Gold	3.11	2.77	2.51
506-SSA22	1-1437575-6	SSA22	M	DPDT	Silver	2.08	1.83	1.67
506-SSA22G	1-1437575-7	SSA22G	M	DPDT	Gold	3.69	3.56	3.26

TSS SERIES: SLIDE SWITCHES

- Case material: Polyester UL94V-0
- Contact material: Cu with Au over Ni
- Contact rating: 250mA @ 20VDC
- Contact timing: Non-shorting
- Switch function: On-None-On

For quantities greater than listed, call for quote.

MOUSER STOCK NO.	TE Part No.	Alcoswitch Part No.	Fig.	Contact Form	Mounting Style	Price Each 1	10	25
506-TSS11DGPC04	1571982-1	TSS11DGPC04	N	SPDT	Vertical	5.82	5.53	5.28
506-TSS11DGRA04	1571984-1	TSS11DGRA04	O	SPDT	Right angle	6.02	5.34	4.86
506-TSS41NGPC	2-1437579-5	TSS41NGPC	P	4PDT	Vertical	17.23	15.66	15.27

DIMENSIONS: mm

A
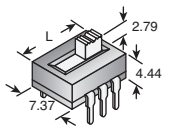

B
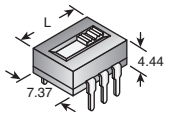

C
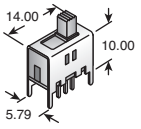

D
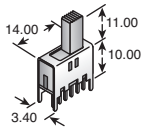

E
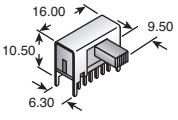

F
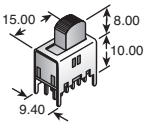

G
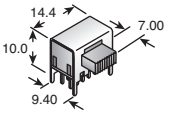

H
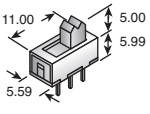

I
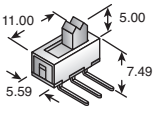

J
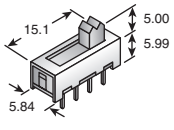

K
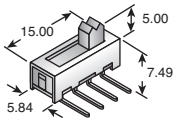

L
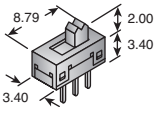

M
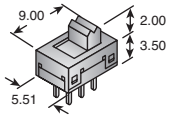

N
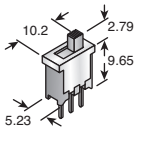

O
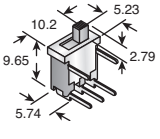

P
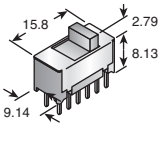

TE Connectivity Slide Switches

© Copyright 2013 Mouser Electronics

© Copyright 2013 Mouser Electronics

ALPS Slide Switches

ALPS

RoHS Compliant **This product is RoHS compliant.**

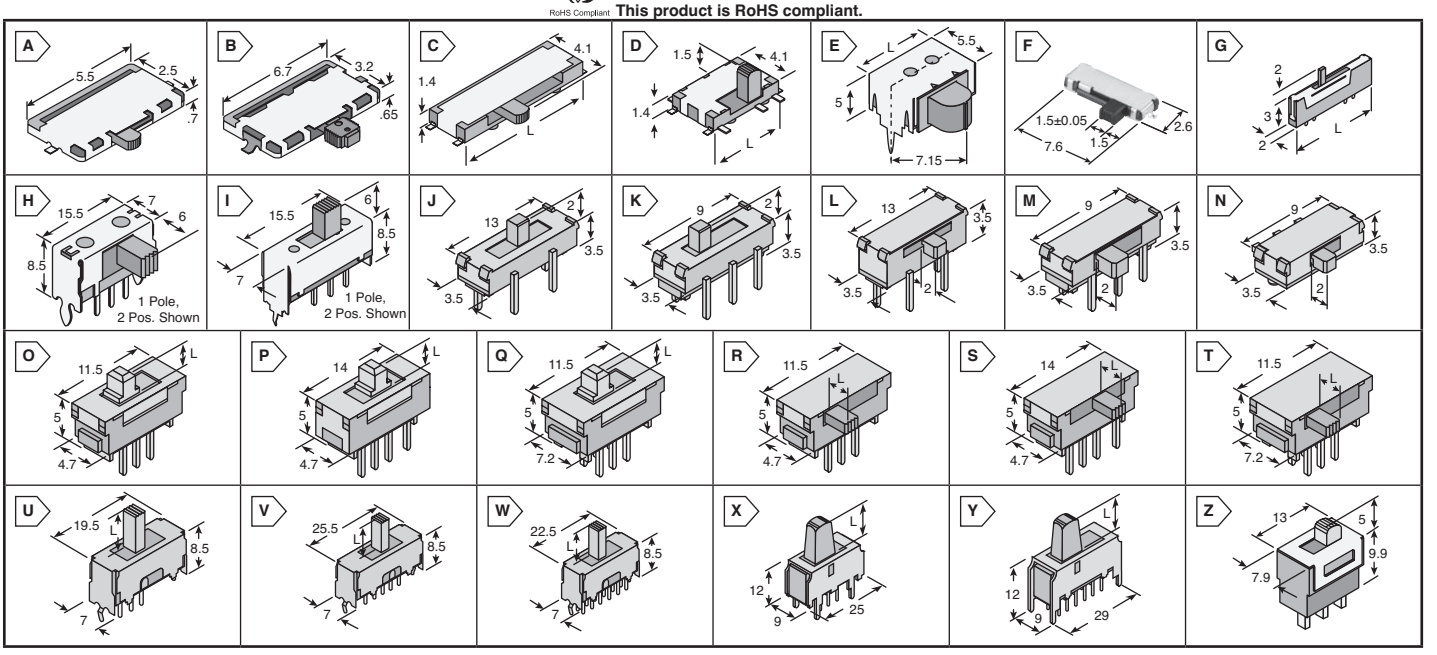

DIMENSIONS: mm

SLIDE SWITCHES

PRODUCT NEW

For quantities greater than listed, call for quote.

MOUSER STOCK NO.	Alps Part No.	Fig.	Travel (mm)	No. of Poles	No. of Pos.	Contact Rating	Mounting Style	Actuation Direction	Changeover Timing	Location Lug	Dim. L (mm)	Features	Price Each			
													1	50	100	500
688-SSAJ110100	SSAJ110100	A	1.4	1	2	10mA @ 5VDC	SMD	Horizontal	Not Specified	Yes	----	Compact	1.74	1.56	1.39	1.33
688-SSAJ120100	SSAJ120100	A	1.4	1	2	10mA @ 5VDC	SMD	Horizontal	Not Specified	No	----	Compact	1.74	1.56	1.39	1.33
688-SSAD110100	SSAD110100	B	1.5	1	2	1mA @ 5VDC	SMD	Horizontal	Not specified	Yes	----	Low profile	1.51	1.07	.963	.706
688-SSSS811101	SSSS811101	C	1.5	1	2	0.3A @ 4VDC	SMD	Horizontal	Not specified	Yes	6.7	With ground	.76	.535	.482	.353
688-SSSS810201	SSSS810201	C	1.5	1	2	0.3A @ 4VDC	SMD	Horizontal	Not specified	Yes	9.7	With ground	1.06	.749	.674	.503
688-SSSS820201	SSSS820201	D	1.5	2	2	0.3A @ 4VDC	SMD	Vertical	Not specified	Yes	6.7	With ground	1.13	.803	.717	.535
688-SSSS820501	SSSS820501	D	1.5	2	3	0.3A @ 4VDC	SMD	Vertical	Not specified	Yes	9.7	With ground	1.28	.91	.813	.61
688-SSAC120100	SSAC120100	E	1.5	2	2	1mA @ 5VDC	PCB	Horizontal	Non-shorting	----	9.5	With external knob	.52	.375	.193	.15
688-SSAC120200	SSAC120200	E	1.5	2	3	1mA @ 5VDC	PCB	Horizontal	Not specified	----	11	With external knob	.61	.428	.385	.289
688-SSAL120100	SSAL120100	F	2.0	1	2	10mA @ 5VDC	SMD	Horizontal	Not specified	No	7.6	----	.92	.835	.739	.702
688-SSAL220100	SSAL220100	F	2.0	1	2	10mA @ 5VDC	SMD	Horizontal	Not specified	No	7.6	----	.92	.835	.739	.702
688-SSSS710603	SSSS710603	G	2.0	1	2	0.3A @ 4VDC	PCB	Horizontal	Not specified	----	8.8	Standard type	1.67	1.18	1.06	.781
688-SSSS711403	SSSS711403	G	2.0	1	3	0.3A @ 4VDC	PCB	Horizontal	Non-shorting	----	12.5	Standard type	1.88	1.34	1.20	.888
688-SSSS7A0101	SSSS7A0101	G	2.0	1	3	0.3A @ 4VDC	PCB	Horizontal	Non-shorting	----	12.5	Single-side recoil	2.34	2.02	1.70	1.50
688-SSSF111800	SSSF111800	H	2.0	1	2	0.1A @ 30VDC	PCB	Horizontal	Non-shorting	----	----	Large size, general purpose	1.13	.803	.428	.417
688-SSSF114900	SSSF114900	H	2.0	1	3	0.1A @ 30VDC	PCB	Horizontal	Non-shorting	----	----	Large size, general purpose	1.28	.91	.492	.471
688-SSSF121900	SSSF121900	H	2.0	2	2	0.1A @ 30VDC	PCB	Horizontal	Non-shorting	----	----	Large size, general purpose	1.68	1.19	.645	.621
688-SSSF011700	SSSF011700	I	2.0	1	2	0.1A @ 30VDC	PCB	Vertical	Non-shorting	----	----	Large size, general purpose	1.13	.803	.428	.417
688-SSSF014800	SSSF014800	I	2.0	1	3	0.1A @ 30VDC	PCB	Vertical	Non-shorting	----	----	Large size, general purpose	1.28	.91	.492	.471
688-SSSF021500	SSSF021500	I	2.0	2	2	0.1A @ 30VDC	PCB	Vertical	Non-shorting	----	----	Large size, general purpose	1.51	1.07	.578	.556
688-SSSS211900	SSSS211900	J	2.0	1	3	0.3A @ 6VDC	PCB	Vertical	Non-shorting	----	----	High density mounting	1.13	.803	.428	.417
688-SSSS222700	SSSS222700	K	2.0	2	2	0.3A @ 6VDC	PCB	Vertical	Non-shorting	----	----	High density mounting	1.21	.856	.492	.471
688-SSSS212200	SSSS212200	L	2.0	1	3	0.3A @ 6VDC	PCB	Horizontal	Non-shorting	----	----	High density mounting	1.13	.803	.428	.417
688-SSSS223200	SSSS223200	M	2.0	2	2	0.3A @ 6VDC	PCB	Horizontal	Non-shorting	----	----	High density mounting	1.21	.856	.77	.567
688-SSSS211603	SSSS211603	N	2.0	1	2	0.3A @ 6VDC	SMD	Horizontal	Non-shorting	----	----	High density mounting	1.36	.963	.867	.642
688-SSSS912000	SSSS912000	O	2.0	1	2	0.1A @ 12VDC	PCB	Vertical	Non-shorting	----	2	High operability	.91	.642	.407	.364
688-SSSS912500	SSSS912500	O	2.0	1	2	0.1A @ 12VDC	PCB	Vertical	Non-shorting	----	4	High operability	.91	.642	.578	.428
688-SSSS919500	SSSS919500	P	2.0	1	3	0.1A @ 12VDC	PCB	Vertical	Not specified	----	2	High operability	1.06	.749	.46	.439
688-SSSS919800	SSSS919800	P	2.0	1	3	0.1A @ 12VDC	PCB	Vertical	Not specified	----	4	High operability	1.06	.749	.46	.439
688-SSSS922000	SSSS922000	Q	2.0	2	2	0.1A @ 12VDC	PCB	Vertical	Non-shorting	----	2	High operability	1.21	.856	.77	.567
688-SSSS922500	SSSS922500	Q	2.0	2	2	0.1A @ 12VDC	PCB	Vertical	Non-shorting	----	4	High operability	1.21	.856	.77	.567
688-SSSS916900	SSSS916900	R	2.0	1	2	0.1A @ 12VDC	PCB	Horizontal	Non-shorting	----	2	High operability	1.01	.714	.642	.476
688-SSSS916400	SSSS916400	R	2.0	1	2	0.1A @ 12VDC	PCB	Horizontal	Non-shorting	----	4	High operability	.91	.642	.375	.268
688-SSSS91B900	SSSS91B900	S	2.0	1	3	0.1A @ 12VDC	PCB	Horizontal	Not specified	----	2	High operability	1.06	.749	.46	.439
688-SSSS91B600	SSSS91B600	S	2.0	1	3	0.1A @ 12VDC	PCB	Horizontal	Not specified	----	4	High operability	1.06	.749	.46	.407
688-SSSS926400	SSSS926400	T	2.0	2	2	0.1A @ 12VDC	PCB	Horizontal	Non-shorting	----	2	High operability	1.21	.856	.77	.567
688-SSSS925800	SSSS925800	T	2.0	2	2	0.1A @ 12VDC	PCB	Horizontal	Non-shorting	----	4	High operability	1.21	.856	.77	.567
688-SSSU011700	SSSU011700	U	3.0	1	2	0.1A @ 30VDC	Snap-in PCB	Vertical	Non-shorting	----	6	Large size, general purpose	1.13	.803	.717	.535
688-SSSU012200	SSSU012200	U	3.0	1	2	0.1A @ 30VDC	Snap-in PCB	Vertical	Non-shorting	----	9	Large size, general purpose	1.13	.803	.717	.535
688-SSSU014800	SSSU014800	V	3.0	1	3	0.1A @ 30VDC	Snap-in PCB	Vertical	Non-shorting	----	6	Large size, general purpose	1.28	.91	.813	.61
688-SSSU022800	SSSU022800	U	3.0	2	2	0.1A @ 30VDC	Snap-in PCB	Vertical	Non-shorting	----	9	Large size, general purpose	1.51	1.07	.963	.706
688-SSSU042100	SSSU042100	W	3.0	4	2	0.1A @ 30VDC	Snap-in PCB	Vertical	Non-shorting	----	9	Large size, general purpose	2.34	1.66	1.49	1.10
688-SSSB022200	SSSB022200	X	4.0	2	2	0.3A @ 30VDC	PCB	Vertical	Non-shorting	----	9	Reliable operational feel	3.99	2.81	2.53	1.87
688-SSSB042000	SSSB042000	Y	4.0	4	2	0.3A @ 30VDC	PCB	Vertical	Non-shorting	----	6	Reliable operational feel	4.54	3.20	2.88	2.13

POWER SLIDE SWITCH

For quantities greater than listed, call for quote.

MOUSER STOCK NO.	Alps Part No.	Fig.	Travel (mm)	Contact Form	Contact Rating	Mounting Style	Actuation Direction	Operating Force	Features	Price Each			
										1	50	100	500
688-SDKTA20100	SDKTA20100	Z	2.2	SPDT	6A @ 125 VAC	PCB	Vertical	0.98±3.92N	Smooth sliding operation	3.38	2.39	2.15	1.59

© Copyright 2013 Mouser Electronics

© Copyright 2013 Mouser Electronics

C&K Slide Switches

C&K AYZ SERIES: MINIATURE SLIDE SWITCHES

Specifications:

- Dielectric Strength: 0.1kV @ 50Hz/1 min.
- Max Switching Power: 1.2VA
- Max Switching Voltage: 12VDC
- Max. Switching Current: 100mA
- PC thru-hole termination
- Silver plated contacts

RoHS Compliant

For quantities greater than listed, call for quote.

MOUSER STOCK NO.	C&K Part No.	Fig.	Contact Form	Circuit	Price Each 1	25	50	100
611-AYZ0102AGRLC	AYZ0102AGRLC	A	SPDT	On-On	1.07	.912	.876	.839
611-AYZ0202AGRLC	AYZ0202AGRLC	B	DPDT	On-On	1.44	1.36	1.23	1.10

C&K ES SERIES: SEALED TINY SLIDE SWITCHES

Specifications:

- Actuator Height: .121"
- Contact Rating: 0.4VA max. @ 20VAC or DC max.
- Lead free
- Mechanical and Electrical Life: 40,000 make-and-break cycles at full load
- Dielectric Strength: 500Vrms min.

LEAD-FREE

For quantities greater than listed, call for quote.

MOUSER STOCK NO.	C&K Part No.	Fig.	Contact Form	Circuit	Price Each 1	25	50	100
PC Thru-Hole								
611-ES21MCBE	ES21MCBE	C	DPDT	On-None-On	7.58	7.35	6.59	6.07
Right-Angle PC Thru-Hole								
611-ES22MABE	ES22MABE	D	DPST	Off-None-On	8.65	8.29	7.47	7.23
611-ES01MAVBE	ES01MAVBE	E	SPDT	On-None-On	7.01	6.37	5.83	5.54
Right-Angle Surface Mount								
611-ES03MSABE	ES03MSABE	F	SPDT	On-Off-On	7.02	6.14	5.87	5.46

C&K OS SERIES: MINIATURE SLIDE SWITCHES

Specifications:

- Dielectric Strength: 500VAC for 1 minute
- Contact Rating: 0.2A @ 30VDC
- PC and panel mounting
- Mechanical and Electrical Life: 10,000 cycles
- Shorting or Non-shorting contacts
- Variety of actuators and terminations

✻ Non-Shorting ✻✻ Shorting

RoHS Compliant

For quantities greater than listed, call for quote.

MOUSER STOCK NO.	C&K Part No.	Fig.	Contact Form	Circuit	Price Each 1	25	50	100
Vertical Termination								
✻ 611-OS102011MS2QN1	OS102011MS2QN1	G	SPDT	On-On	.51	.438	.383	.355
✻✻ 611-OS102011MS2QS1	OS102011MS2QS1	G	SPDT	On-On	.45	.363	.341	.308
611-OS103011MS8QP1	OS103011MS8QP1	H	SP3T	On-On-On	.61	.507	.446	.427
611-OS103012MU1QP1	OS103012MU1QP1	I	SP3T	On-On-On	.62	.595	.562	.508
611-OS103012MU2QP1	OS103012MU2QP1	J	SP3T	On-On-On	.61	.595	.563	.53
✻ 611-OS202011MS2QN1	OS202011MS2QN1	K	DPDT	On-On	.71	.587	.534	.505
✻✻ 611-OS202011MS2QS1	OS202011MS2QS1	K	DPDT	On-On	.72	.581	.525	.513
✻ 611-OS202011MV4QN1	OS202011MV4QN1	L	DPDT	On-On	.69	.646	.62	.593
✻ 611-OS202013MT5QN1	OS202013MT5QN1	M	DPDT	On-On	.58	.495	.417	.363
✻ 611-OS202013MT8QN1	OS202013MT8QN1	N	DPDT	On-On	.61	.595	.563	.504
611-OS203011MS1QP1	OS203011MS1QP1	O	DP3T	On-On-On	.82	.702	.647	.621
✻ 611-OS203013MT6QN1	OS203013MT6QN1	P	DP3T	On-On-On	.41	.399	.345	.319
Right-Angle Termination								
611-OS102011MA1QN1	OS102011MA1QN1	Q	SPDT	On-On	.43	.377	.331	.319
✻✻ 611-OS102011MA1QS1	OS102011MA1QS1	Q	SPDT	On-On	.48	.396	.352	.33
611-OS103011MA7QP1	OS103011MA7QP1	R	SP3T	On-On-On	.62	.503	.428	.398
✻ 611-OS202011MA0QN1	OS202011MA0QN1	S	DPDT	On-On	.64	.542	.475	.45
✻✻ 611-OS202011MA0QS1	OS202011MA0QS1	S	DPDT	On-On	.50	.429	.386	.304
611-OS203011MA2QP1	OS203011MA2QP1	T	DP3T	On-On-On	.55	.53	.496	.447

C&K LP SERIES: MINIATURE SNAP-IN SLIDE SWITCHES

Specifications:

- Dielectric Strength: 1000Vrms min. @ sea level
- Contact Rating: 6A @ 125VAC
- Easy Assembly - Snap-In Mounting
- Contamination resistant - extended actuator

RoHS Compliant

For quantities greater than listed, call for quote.

MOUSER STOCK NO.	C&K Part No.	Fig.	Contact Form	Circuit	Price Each 1	25	50	100
611-LP02C31T203DQ	LP02C31T203DQ	U	SPDT	On-Off	3.58	2.90	2.65	2.57
611-LP22C31T203DQ	LP22C31T203DQ	U	DPDT	On-Off	4.31	3.85	3.77	3.60

C&K SK SERIES: SIDE KNOB SLIDE SWITCHES

Features:

- 10,000 cycles
- Fully automatic assembly and inspection

Typical Applications:

- Volume control switch for phone

NEW PRODUCT

RoHS Compliant

For quantities greater than listed, call for quote.

MOUSER STOCK NO.	C&K Part No.	Fig.	Contact Form	Circuit	Rating	Price Each 1	25	100	250
611-SK12C0405SG1.5RT	SK-12C0405-SG 1.5 RT	V	SPDT	On-On	0.3 Amp @ 4VDC	1.05	.942	.899	.824
611-SK-12C06-MG4.4NS	SK-12C06-MG 4.4 NS	W	SPDT	On-On	0.2 Amp @ 30VDC	.71	.631	.589	.503
611-SK-12F17-G7	SK-12F17-G 7	X	SPDT	On-On	0.3 Amp @ 30VDC	.66	.524	.503	.439
611-SK-13D08-G5E	SK-13D08-G 5 E	Y	SP3T	On-On-On	0.3 Amp @ 30VDC	.66	.524	.503	.439
611-SK-13D26-G6.5KGY	SK-13D26-G 6.5 K GY	Y	SP3T	On-On-On	0.3 Amp @ 30VDC	.71	.631	.589	.503
611-SK-14D01-G6	SK-14D01-G 6	Z	4P4T	On-On-On-On	0.3 Amp @ 30VDC	.45	.385	.31	.278
611-SK-14D07-VG6	SK-14D07-VG 6	Z	SP4T	On-On-On-On	0.3 Amp @ 30VDC	.58	.462	.439	.364
611-SK-22D01-MG5NS	SK-22D01-MG 5 NS	AA	DPDT	On-On	0.3 Amp @ 30VDC	.66	.524	.503	.439
611-SK-23H11-G9S	SK-23H11-G 9 S	BB	DP3T	On-On	0.3 Amp @ 30VDC	1.09	.984	.942	.813

C&K SS SERIES: SLIDE SWITCHES

Features:

- Miniature slide switch
- 10,000 cycles

Typical Applications:

- Industrial control, sensor control machine, etc.

NEW PRODUCT

RoHS Compliant

For quantities greater than listed, call for quote.

MOUSER STOCK NO.	C&K Part No.	Fig.	Contact Form	Circuit	Rating	Price Each 1	25	100	250
611-SS12D07VG4NSGAPA	SS-12D07-VG 4 NS GA PA	CC	SPDT	On-On	0.3 Amp @ 6VDC	.58	.462	.439	.364
611-SS-12D1505-G2	SS-12D1505-G 2	DD	SPDT	On-On	0.3 Amp @ 6VDC	.76	.685	.514	.449
611-SS-13D16-VG4PA	SS-13D16-VG 4 PA	EE	SP3T	On-On-On	0.3 Amp @ 30VDC	.69	.578	.492	.428
611-SS-22D0205-G2	SS-22D0205-G 2	FF	DPDT	On-On	0.3 Amp @ 6VDC	.92	.867	.77	.61
611-SS-22F02-DG6L	SS-22F02-DG 6 (L)	GG	DPDT	On-On	0.3 Amp @ 30VDC	.76	.717	.514	.449
611-SS-23D28-G5NS	SS-23D28-G 5 NS	HH	DP3T	On-On-On	0.3 Amp @ 30VDC	.81	.738	.685	.61
611-SS-23E06-G5	SS-23E06-G 5	II	DP3T	On-On-On	0.3 Amp @ 30VDC	.78	.76	.514	.449
611-SS-24E06-TG5P	SS-24E06-TG 5 (P)	JJ	DP4T	On-On-On-On	0.3 Amp @ 30VDC	.87	.813	.753	.61
611-SS-44D04-G4	SS-44D04-G 4	KK	DP4T	On-On-On-On	0.3 Amp @ 30VDC	1.20	1.08	1.03	.888

DIMENSIONS: in.

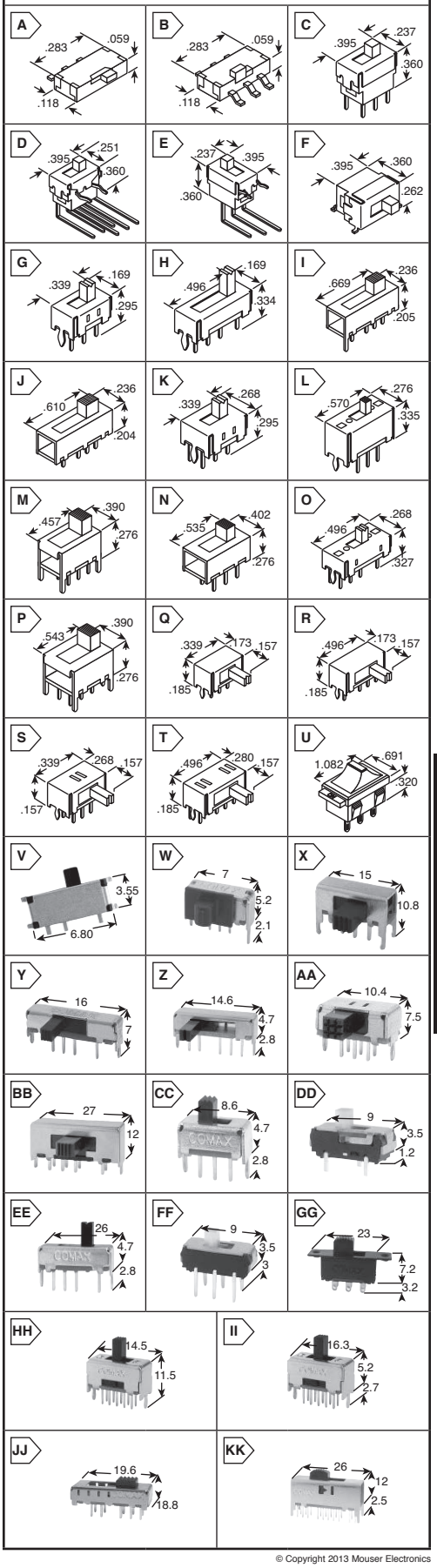

© Copyright 2013 Mouser Electronics

© Copyright 2013 Mouser Electronics

C&K Slide Switches

C&K TS SERIES: TINY SLIDE SWITCHES

Features:
- Epoxy terminal seal makes these compatible with bottom-wash cleaning

Applications:
- Instrumentation
- Computer peripherals

Specifications:
- Contact Material: B- Cu alloy, with Au plate over Ni plate, Au plate terminal
- Contact Rating: B- 0.4VA @ 20VAC or DC max.
- Dielectric Strength: 1000 Vrms min. @ sea level
- Electrical Life: TS01 models - 60,000 cycles @ full load
  TS03 models - 30,000 cycles @ full load

RoHS Compliant

For quantities greater than listed, call for quote.

MOUSER STOCK NO.	C&K Part No.	Fig.	Contact Form	Circuit	Contact Material	Price Each 1	25	50	100
PC Thru-Hole									
611-TS01CBE	TS01CBE	A	SPDT	On-None-On	B	4.77	4.39	4.12	3.94
Right-Angle PC Thru-Hole									
611-TS01ABE	TS01ABE	B	SPDT	On-None-On	B	5.17	4.65	4.50	4.29

C&K 1000 SERIES: MINIATURE SLIDE SWITCHES

Features:
- Epoxy terminal seal makes these compatible with bottom-wash cleaning

Applications:
- Instrumentation
- Computer peripherals

Specifications:
- Contact Material: B- Cu alloy, with Au plate over Ni plate, Au plate terminal
  Q- Cu alloy, with Ag plate, Ag plate terminal
- Contact Rating: B- 0.4VA @ 20VAC or DC max.
  Q- 6A @ 120VAC or 28VDC

For quantities greater than listed, call for quote.

MOUSER STOCK NO.	C&K Part No.	Fig.	Contact Form	Circuit	Contact Material	Price Each 1	25	50	100
PC Thru-Hole									
611-1101M2S3CBE2	1101M2S3CBE2	C	SPDT	On-None-On	B	4.28	4.15	3.51	3.37
611-1101M2S3CQE2	1101M2S3CQE2	C	SPDT	On-None-On	Q	4.17	3.67	3.55	3.38
611-1201M2S3CBE2	1201M2S3CBE2	D	DPDT	On-None-On	B	9.29	8.66	8.16	7.61
611-1201M2S3CQE2	1201M2S3CQE2	D	DPDT	On-None-On	Q	7.99	7.52	7.07	6.60
Right-Angle PC Thru-Hole									
611-1101M2S3ABE2	1101M2S3ABE2	E	SPDT	On-None-On	B	4.82	4.67	4.17	3.97
611-1101M2S3AQE2	1101M2S3AQE2	E	SPDT	On-None-On	Q	4.82	4.67	4.08	3.93
611-1101M2S3AV2BE2	1101M2S3AV2BE2	F	SPDT	On-None-On	B	5.69	4.79	4.59	3.79
611-1101M2S3AV2QE2	1101M2S3AV2QE2	F	SPDT	On-None-On	Q	4.82	4.67	4.08	3.93
V-Bracket									
611-1101M2S2V3GE2	1101M2S2V3GE2	G	SPDT	On-None-On	B	5.42	5.05	4.80	4.59
Solder Lug									
611-1101M1S3ZQE2	1101M1S3ZQE2	G	SPDT	On-None-On	Q	4.01	3.60	3.45	3.28

C&K L SERIES: MINIATURE SLIDE SWITCHES

Features:
- Positive detent

Applications:
- Communications equipment
- Lighting devices

Specifications:
- Contact Material: Q- Cu alloy, with Ag plate, Ag plate terminal
- Contact Rating: Q- 4A @ 120VAC or 28VDC
- Actuator Height: PC thru-hole models - 200";
  Right-angle PC thru-hole models - .335"

RoHS Compliant

() = Momentary

For quantities greater than listed, call for quote.

MOUSER STOCK NO.	C&K Part No.	Fig.	Contact Form	Circuit	Contact Material	Price Each 1	25	100	250
PC Thru-Hole									
611-L202011MS02Q	L202011MS02Q	H	DPDT	On-Off	Q	3.30	3.01	2.60	2.33
611-L203011MS02Q	L203011MS02Q	I	DP3T	On-On-On	Q	3.23	2.99	2.71	2.44
Right-Angle PC Thru-Hole									
611-L102011ML04B	L102011ML04B	I	SPDT	On-None-On	B	2.87	2.69	2.43	2.29
611-L102011ML04Q	L102011ML04Q	I	SPDT	On-None-On	Q	1.97	1.87	1.68	1.61
611-L102011MS02B	L102011MS02B	I	SPDT	On-None-On	B	2.87	2.69	2.43	2.29
611-L204121MS02Q	L204121MS02Q	I	DP4T	On-None-On	Q	3.86	3.60	3.26	3.07
611-L102021ML04Q	L102021ML04Q	J	SPDT	On-None-On	Q	2.00	1.70	1.51	1.41
611-L202021MA04Q	L202021MA04Q	K	DPDT	On-None-On	Q	4.53	4.23	3.70	3.54
611-L212132MV02Q	L212132MV02Q	L	DPDT	(On)-None-On	Q	4.52	4.27	3.75	3.46

C&K S SERIES: POWER SLIDE SWITCHES

Features:
- Enclosed housing

Applications:
- Portable tools and small appliances

Specifications:
- Contact Material: Q- Cu alloy, with Ag plate, Ag plate terminal
- Dielectric Strength: 1000 Vrms min. @ sea level
- Electrical Life: 10,000 cycles @ full load

RoHS Compliant

For quantities greater than listed, call for quote.

MOUSER STOCK NO.	C&K Part No.	Fig.	Contact Form	Circuit	Contact Material	Price Each 1	25	100	250
PC Thru-Hole									
611-S202031MS02Q	S202031MS02Q	M	DPDT	6	Q	2.91	2.68	2.38	2.11
Panel Mount with Mounting Ears									
611-S101031SS03Q	S101031SS03Q	N	SPST	6	Q	2.09	1.99	1.84	1.66
611-S602031SS03Q	S602031SS03Q	N	DPDT	12	Q	3.67	3.42	3.01	2.87

C&K V SERIES: POWER AND LINE VOLTAGE SELECT

Applications:
- Appliances

Specifications:
- Contact Material: Q- Cu alloy, w/ Ag plate, Ag plate terminal
- Contact Form: DPDT On-On

RoHS Compliant

For quantities greater than listed, call for quote.

MOUSER STOCK NO.	C&K Part No.	Fig.	Contact Form	Circuit	Price Each 1	25	100	250
611-V80212MS02Q	V80212MS02Q	O	DPDT	PC thru-hole	4.46	4.15	3.76	3.27
611-V80212SS05Q	V80212SS05Q	P	DPDT	Mounting ears, QC	4.46	4.15	3.76	3.27
611-V80212MA08Q	V80212MA08Q	Q	DPDT	R/A PC thru-hole	5.71	5.46	4.08	3.73

DIMENSIONS: in.

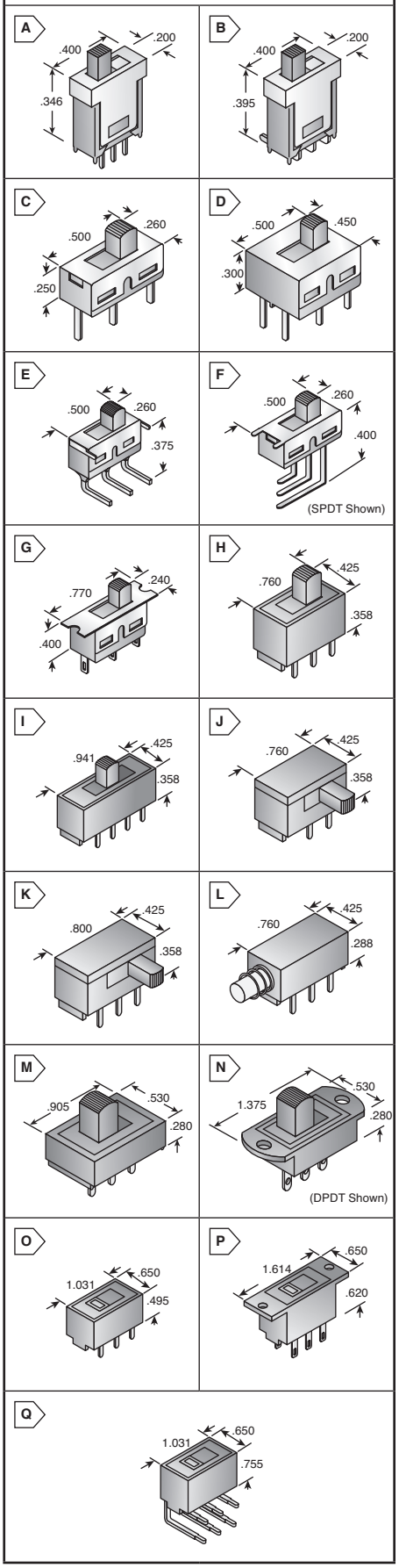

© Copyright 2013 Mouser Electronics

© Copyright 2013 Mouser Electronics

MOUNTAIN SWITCH Slide Switches

RoHS Compliant **This product is RoHS compliant.**

MINIATURE PC TERMINAL SLIDE SWITCHES

Specifications:
- Contact Resistance: 10mΩ max.
- Electrical Life: 30,000 cycles
- Insulation Resistance: 1000MΩ min.
- Operating Temperature: -30°C to +85°C

RoHS Compliant

For quantities greater than listed, call for quote.

MOUSER STOCK NO.	Fig.	Type	Circuit	Rating	Knob Ht. (in.)	Price Each		
						1	50	100
103-12100-EV	A	SPDT	On-On	.5A/50VDC	.12	1.12	.942	.856
103-1256-EV	B	SPDT	On-On	.5A/50VDC	.157	1.12	.942	.856

SUB-MINIATURE PC TERMINAL SLIDE SWITCH

Specifications:
- Contact Resistance: 10mΩ max.
- Electrical Life: 30,000 cycles
- Insulation Resistance: 1000MΩ min.
- Operating Temperature: -30°C to +85°C

RoHS Compliant

For quantities greater than listed, call for quote.

MOUSER STOCK NO.	Fig.	Type	Circuit	Rating	Knob Ht. (in.)	Price Each		
						1	50	100
103-12123-EV	C	SPDT	On-On	.5A/50VDC	.157	1.12	.942	.856

SOLDER TERMINAL SLIDE SWITCH

Specifications:
- Contact Resistance: 10mΩ max.
- Electrical Life: 30,000 cycles
- Insulation Resistance: 1000MΩ min.
- Operating Temperature: -30°C to +85°C

RoHS Compliant

For quantities greater than listed, call for quote.

MOUSER STOCK NO.	Fig.	Type	Circuit	Rating	Knob Ht. (in.)	Price Each		
						1	50	100
10SS002-EV	D	DPDT	On-On	.5A/125VAC	.35	1.21	.995	.92

SLIDE SWITCHES

Sub-Miniature Slide Switches

Specifications:
- Rating: 1A/250VAC, 3A/120VAC or 28VDC
- Contact Resistance: 20mΩ max.
- Insulation Resistance: 1000MΩ min.

RoHS Compliant

For quantities greater than listed, call for quote.

MOUSER STOCK NO.	Fig.	Type	Circuit	Price Each			
				1	50	100	500
103-5000-EV	E	SPDT	On-On	3.10	2.65	2.29	2.18
103-5001-EV	F	SPDT	On-On	3.10	2.65	2.29	2.18

Miniature Slide Switches

Specifications:
- Rating: 1A/250VAC, 3A/120VAC or 28VDC
- Contact Resistance: 50mΩ max.
- Insulation Resistance: 1000MΩ min.

RoHS Compliant

For quantities greater than listed, call for quote.

MOUSER STOCK NO.	Fig.	Type	Circuit	Price Each			
				1	50	100	500
103-5005-EV	G	DPDT	On-On	3.10	2.65	2.29	2.18
103-5002-EV	G	SPDT	On-On	2.76	2.39	2.05	1.87
103-5004-EV	G	SPDT	On-Off-On	3.10	2.65	2.29	2.18

Slide Switches

Specifications:
- Rating: 2A/250VAC, 5A/120VAC or 28VDC
- Contact Resistance: 10mΩ max.
- Insulation Resistance: 1000MΩ min.

RoHS Compliant

For quantities greater than listed, call for quote.

MOUSER STOCK NO.	Fig.	Type	Circuit	Price Each			
				1	50	100	500
103-5006-EV	H	SPDT	On-On	2.76	2.39	2.05	1.87
103-5008-EV	H	SPDT	On-(On)	2.76	2.39	2.05	1.87
103-5012-EV	I	DPDT	On-On	3.34	2.89	2.48	2.27
103-5007-EV	J	SPDT	On-On	2.76	2.39	2.05	1.87
103-5014-EV	K	DPDT	On-Off-On	4.28	3.69	3.18	2.89
103-5009-EV	L	SPDT	On-(On)	3.34	2.89	2.48	2.27
103-5010-EV	H	SPDT	On-Off-On	3.34	2.89	2.48	2.27
103-5011-EV	M	SPDT	On-Off-On	3.10	2.65	2.29	2.18
103-5013-EV	N	DPDT	On-On	3.54	3.03	2.60	2.48
103-5016-EV	O	SPDT	On-On	2.76	2.39	2.05	1.87

DIMENSIONS: in.

A

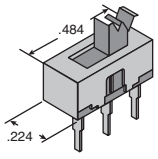

B

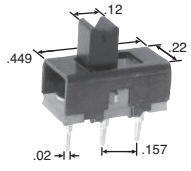

C

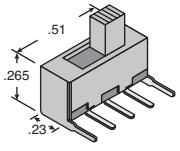

D

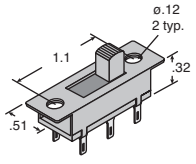

E

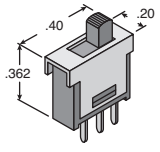

F

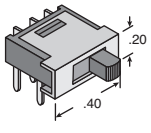

G

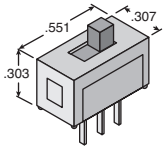

H

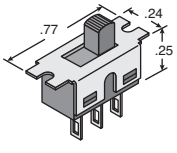

I

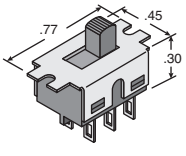

J

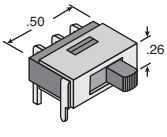

K

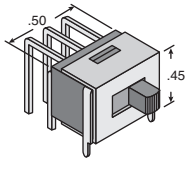

L

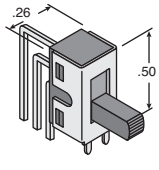

M

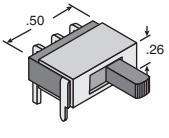

N

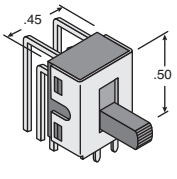

O

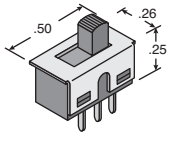

© Copyright 2013 Mouser Electronics

© Copyright 2013 Mouser Electronics

SS SERIES: ULTRAMINIATURE PCB SLIDE SWITCHES

- Power rating: 0.1A @ 30VDC
- Polyamide housing
- Top or Side Actuation
- Compact and low profile design
- Crisp Actuation
- .100" x .100" terminal spacing (metric spacing also available, call for quote)

RoHS Compliant

For quantities greater than listed, call for quote.

MOUSER STOCK NO.	NKK Part No.	Fig.	Circuit	Actuation	Price Each		
					1	25	50
633-SS12SDP2	SS12SDP2	A	SPDT On-None-On	Top	1.22	1.16	1.06
633-SS12SDH2	SS12SDH2	B	SPDT On-None-On	Side	1.44	1.16	1.07
633-SS14MDP2	SS14MDP2	C	SP3T On-On-On	Top	1.82	1.41	1.35
633-SS14MDH2	SS14MDH2	D	SP3T On-On-On	Side	1.29	1.25	1.21
633-SS22SDP2	SS22SDP2	E	DPDT On-None-On	Top	1.24	1.20	1.16
633-SS22SDH2	SS22SDH2	F	DPDT On-None-On	Side	1.71	1.33	1.26

MS SERIES: MINIATURE SLIDE SWITCHES

- Power rating: Silver 6A @ 125V AC & 3A @ 250V AC; Gold 0.4VA max. @ 28V AC/DC max.
- Solder lug or straight PC terminals
- UL94V-0 case

RoHS Compliant

For quantities greater than listed, call for quote.

MOUSER STOCK NO.	NKK Part No.	Fig.	Circuit	Mounting	Contact Material	Price Each	
						1	25
Right Angle PC							
633-MS13ASW30-RO	MS13ASW30	G	SPDT On-Off-On	Support Bracket	Silver	5.05	4.68
633-MS23ASG30-RO	MS23ASG30	H	DPDT On-Off-On	Support Bracket	Gold	9.15	6.21
Solder Lug							
633-MS22AFW01-RO	MS22AFW01	I	DPDT On-None-On	Panel Mount	Silver	4.46	4.39
Straight PC							
633-MS12ANG03	MS12ANG03	J	SPDT On-None-On	Straight PC	Gold	4.35	3.70
633-MS13ANW03	MS13ANW03	J	SPDT On-Off-On	Straight PC	Silver	4.96	3.84
633-MS22ANG03	MS22ANG03	K	DPDT On-None-On	Straight PC	Gold	6.85	4.55
633-MS22ANW03-RO	MS22ANW03	K	DPDT On-None-On	Straight PC	Silver	6.02	5.57
Vertical PC							
633-MS12ASW40-RO	MS12ASW40	L	SPDT On-None-On	Support Bracket	Silver	5.18	3.30
633-MS22ASG40-RO	MS22ASG40	M	DPDT On-None-On	Support Bracket	Gold	8.83	6.25
633-MS23ASG40-RO	MS23ASG40	M	DPDT On-Off-On	Support Bracket	Gold	9.38	6.64

SS SERIES: ILLUMINATED ULTRAMINIATURE SLIDE SWITCHES

- Power rating: 0.1A @ 30VDC
- Polyamide housing
- Top or Side Actuation
- Compact and low profile design
- Crisp Actuation
- .100" x .100" terminal spacing (metric spacing also available, call for quote)
- Bright LED illumination

RoHS Compliant

For quantities greater than listed, call for quote.

MOUSER STOCK NO.	NKK Part No.	Fig.	Type	LED Color	Price Each			
					1	25	50	100
Top Actuation								
633-SS12SDP2LC	SS12SDP2LC	N	SPDT On-None-On	Red	8.49	6.58	6.27	5.93
633-SS12SDP2LE	SS12SDP2LE	N	SPDT On-None-On	Yellow	8.49	6.58	6.27	5.93
633-SS12SDP2LF	SS12SDP2LF	N	SPDT On-None-On	Green	8.30	7.48	6.64	5.81
633-SS22SDP2LC	SS22SDP2LC	N	DPDT On-None-On	Red	8.78	7.91	7.03	6.14
633-SS22SDP2LF	SS22SDP2LF	N	DPDT On-None-On	Green	8.78	6.85	6.53	6.14
Side Actuation								
633-SS12SDH2LC	SS12SDH2LC	O	SPDT On-None-On	Red	8.49	7.64	6.78	5.93
633-SS12SDH2LF	SS12SDH2LF	O	SPDT On-None-On	Green	7.67	7.64	6.78	5.93
633-SS22SDH2LC	SS22SDH2LC	O	DPDT On-None-On	Red	8.78	6.85	6.53	6.14
633-SS22SDH2LE	SS22SDH2LE	O	DPDT On-None-On	Yellow	8.78	6.85	6.53	6.14

MS SERIES: ILLUMINATED MINIATURE SLIDE SWITCHES

- Power rating: 6A @ 125V AC or 3A @ 250V AC
- Solder Lug or Straight PC Terminals
- Bright LED illumination
- UL94V-0 case

RoHS Compliant

For quantities greater than listed, call for quote.

MOUSER STOCK NO.	NKK Part No.	Fig.	Circuit	LED Color	Price Each		
					1	25	50
Solder Lug							
633-MS13LFW01C	MS13LFW01C	P	SPDT On-Off-On	Red	11.42	8.99	8.45
633-MS13LFW01E	MS13LFW01E	P	SPDT On-Off-On	Yellow	11.42	8.99	8.45
633-MS13LFW01F	MS13LFW01F	P	SPDT On-Off-On	Green	10.69	10.26	9.62
Straight PC							
633-MS13LNW03C	MS13LNW03C	Q	SPDT On-Off-On	Red	11.71	9.19	8.65
633-MS13LNW03E	MS13LNW03E	Q	SPDT On-Off-On	Yellow	11.71	9.19	8.65
633-MS13LNW03F	MS13LNW03F	Q	SPDT On-Off-On	Green	11.71	9.19	8.65

DIMENSIONS: in.

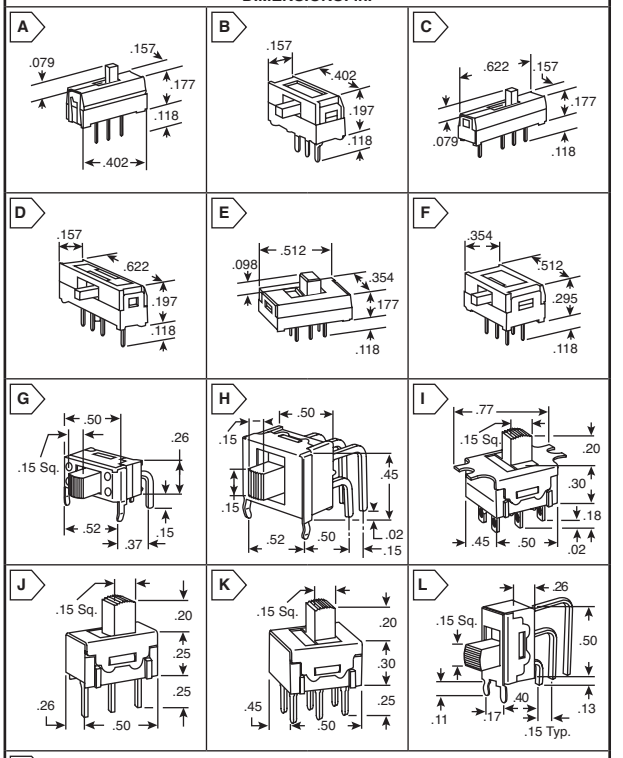

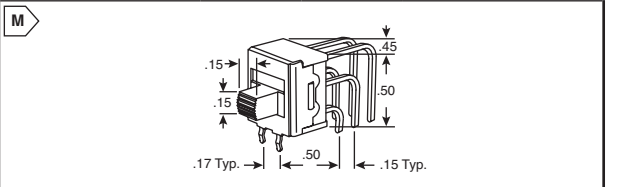

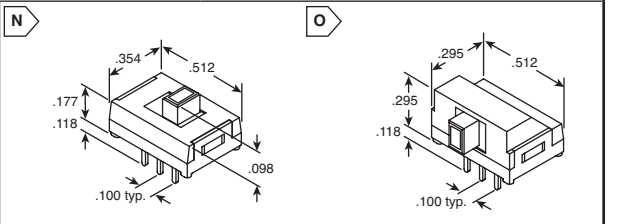

SS Series Isolated, LED Specifications	Color		
	Red	Yellow	Green
Forward Peak Current	30mA	30mA	30mA
Continuous Forward Current	16mA	16mA	16mA
Forward Voltage	1.98V	2.06V	2.16V
Reverse Peak Voltage	5V	5V	5V
Current Reduction Rate Above 25°C	.40mA/°C	.42mA/°C	.33mA/°C
Ambient Temperature Range	-15°C ~ +60°C		

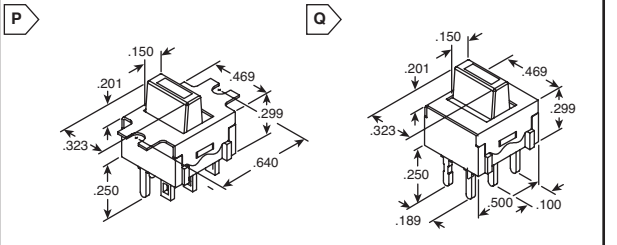

MS Series LED Specifications	Color		
	Red	Yellow	Green
Forward Peak Current	30mA	30mA	30mA
Continuous Forward Current	16mA	16mA	16mA
Forward Voltage	1.98V	2.06V	2.15V
Reverse Peak Voltage	5V	5V	5V
Current Reduction Rate Above 25°C	.40mA/°C	.42mA/°C	.33mA/°C
Ambient Temperature Range	-15°C ~ +60°C		

© Copyright 2013 Mouser Electronics

© Copyright 2013 Mouser Electronics

Slide Switches

RoHS Compliant **This product is RoHS compliant.**

ALPHA MINIATURE SLIDE SWITCHES

Specifications:
- Contact Resistance: 10mΩ max
- Electrical Life: 30,000 cycles
- Operating Temperature: -30°C to +85°C
- Insulation Resistance: 1000MΩ min.

RoHS Compliant

For quantities greater than listed, call for quote.

MOUSER STOCK NO.	Alpha Part No.	Fig.	Type	Rating	Price Each				
					1	50	100	500	1000
106-SS60012F-12	SS60012F-0102-4V-NB	A	SPDT	.3A/125 VAC	.80	.674	.61	.556	.514
106-SS70020F-22-6	SS70020F-0202-6T-NB	B	DPDT	.3A/125 VAC	1.59	1.39	.974	.867	.792
106-SS70020F-22-12	SS70020F-0202-12T-NB	B	DPDT	.3A/125 VAC	1.59	1.39	.974	.867	.792

ALPHA SLIDE SWITCHES

Specifications:
- Contact Resistance: 25mΩ max
- Dielectric Strength: 500VAC/1 minute
- Insulation Resistance: 500VDC-100MΩ min.

RoHS Compliant

For quantities greater than listed, call for quote.

MOUSER STOCK NO.	Alpha Part No.	Fig.	Type	Rating	Price Each				
					1	50	100	500	1000
Non-Shorting									
105-SV71030F-13NS	SV71030F-0103-9T-NP	C	SP3T	.1A/30VDC	1.73	1.53	1.11	1.02	.942
Free Timing									
105-SV65010F-12FT	SV65010F-0102-6H-FN	D	SPDT	.3A/125VAC	1.73	1.53	1.11	1.02	.942
105-SV68010F-23FT	SV68010F-0203-6V-FS	E	DP3T	.3A/125VAC	1.73	1.53	1.11	1.02	.942

MOUNTAIN SWITCH TRAVEL SLIDE SWITCHES

2mm Travel Slide Switch

Specifications:
- Rating: Non-Switching-100mA/50VDC Switching-25mA/24VDC
- Contact Resistance: 100mΩ max.
- Insulation Resistance: 100MΩ min.
- Operating Temperature: -20°C to +70°C
- Dielectric Strength: 500VAC/1 minute

RoHS Compliant

For quantities greater than listed, call for quote.

MOUSER STOCK NO.	Fig.	Type	Circuit	Price Each				
				1	50	100	500	1000
Thru-Hole Type								
103-5026-EV	F	SPDT	On-On	1.28	1.07	.974	.888	.813
103-5028-EV	G	SP3T	On-On-On	1.37	1.14	1.04	.942	.867
SMD Type								
103-5031-EV	H	SPDT	On-On	1.46	1.21	1.10	1.01	.92

Miniature 1.5mm Travel Slide Switches, SMD Type

Specifications:
- Rating: Non-Switching-300mA/4VDC Switching-25mA/24VDC
- Contact Resistance: 70mΩ max.
- Insulation Resistance: 100MΩ min.
- Operating Temperature: -20°C to +70°C
- Dielectric Strength: 100VAC/1 minute

RoHS Compliant

For quantities greater than listed, call for quote.

MOUSER STOCK NO.	Fig.	Type	Circuit	Price Each				
				1	50	100	500	1000
103-5040-EV	I	SPDT	On-On	1.37	1.14	1.04	.942	.867
103-5042-EV	J	DPDT	On-On	2.00	1.67	1.52	1.38	1.27
103-5043-EV	K	SP4T	On-On-On	2.00	1.67	1.52	1.38	1.27

SHIN CHIN SLIDE SWITCHES

R13-602 Series

Specifications:
- Rating: 6A/125VAC, 3A/250VAC
- Insulation Resistance: 500VDC 100MΩ min.
- Contact Resistance: 50mΩ max.

c UL us RoHS Compliant

For quantities greater than listed, call for quote.

MOUSER STOCK NO.	Alpha Part No.	Fig.	Type	Circuit	Price Each				
					1	50	100	500	1000
112-R13-602A	R13-602A-05	L	SPST	On-Off	.85	.663	.621	.578	.535
112-R13-602B	R13-602B-05	L	DPDT	On-On	1.26	1.04	.942	.856	.792

R13-608 Series

Specifications:
- Rating: 16A/125VAC, 10A/250VAC
- Insulation Resistance: 500VDC 100MΩ min.
- Contact Resistance: 50mΩ max.

c UL us RoHS Compliant

For quantities greater than listed, call for quote.

MOUSER STOCK NO.	Alpha Part No.	Fig.	Type	Circuit	Price Each				
					1	50	100	500	1000
112-R13-608A1	R13-608A1-02-BB9	M	SPST	On-Off	3.54	3.22	2.93	2.66	2.45

WELL BUYING SLIDE SWITCH

SS001 Series

Specifications:
- Rating: 0.3A/6VDC
- Operating Force: 200gf-150gf

Applications:
- Consumer products
- Instrumentation
- Computer products
- Communication equipment
- Hand-held devices

RoHS Compliant

For quantities greater than listed, call for quote.

MOUSER STOCK NO.	Well Buying Part No.	Fig.	Number of Poles	Number of Positions	Price Each		
					1	50	100
107-SS001-S032NAPA12	SS001-S032NAPA1.2	N	3	2	1.67	1.39	1.26

DIMENSIONS: in.

A

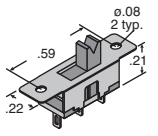

B

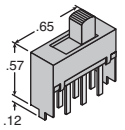

C

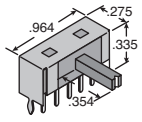

D

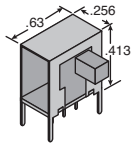

E

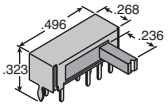

F

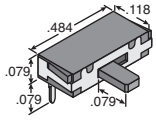

G

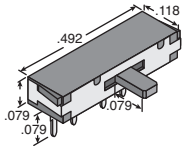

H

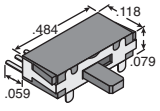

I

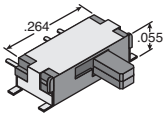

J

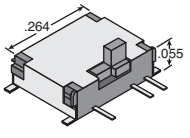

K

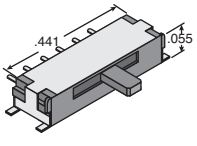

L

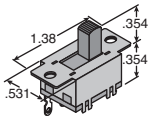

M

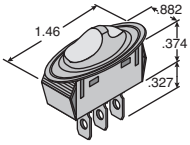

N

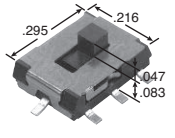

Slide Switches

© Copyright 2013 Mouser Electronics

© Copyright 2013 Mouser Electronics

AMSECO Magnetic Contacts

DIMENSIONS: in.

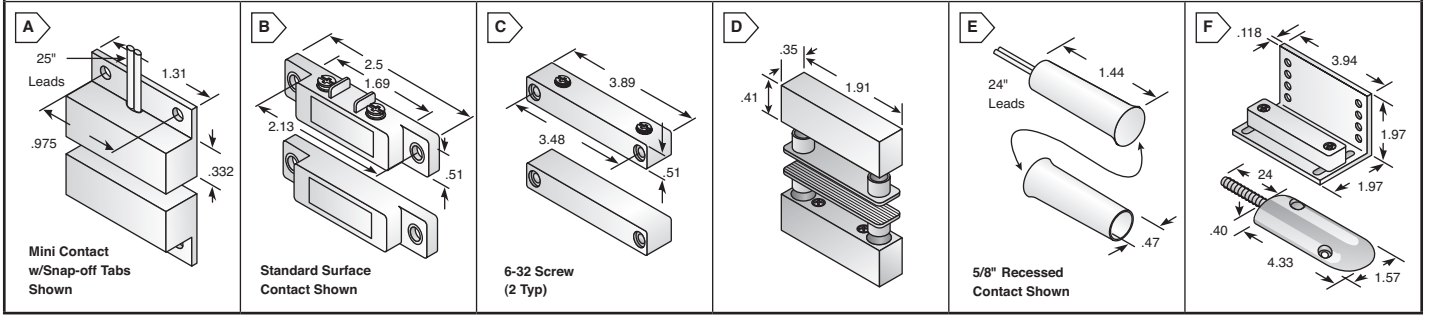

SURFACE MOUNT MAGNETIC CONTACTS

Micro Mini Contact

- 12" leads AWG #22 (UL1061)
- Operating gap: 1/2"
- Self adhesive and nail mount
- Magnet: Alnico 5

MOUSER STOCK NO.	Amseco Part No.	Fig.	Color	Price Each				
				1	10	50	100	200+
507-AMS-9B	505-90B	A	Brown	3.94	3.54	3.15	3.00	Call for Quote
507-AMS-9G	505-90G	A	Gray	2.51	2.36	2.28	2.20	
507-AMS-9I	505-90I	A	Ivory	2.51	2.36	2.28	2.20	

Mini Contact with Snap-Off Tabs and Center Leads (N/O)

- 24" leads AWG #22 (UL1061)
- Operating gap: 3/4"
- Self adhesive and screw mount
- Magnet: Alnico 5

MOUSER STOCK NO.	Amseco Part No.	Fig.	Color	Price Each				
				1	10	50	100	200+
507-AMS-10B	505-101-BC	A	Brown	2.68	2.51	2.44	2.28	Call for Quote
507-AMS-10G	505-101-GC	A	Gray	2.68	2.51	2.44	2.28	
507-AMS-10W	505-101WC	A	White	2.68	2.51	2.44	2.28	

Mini Contact with Snap-Off Tabs and Side Leads (N/O)

MOUSER STOCK NO.	Amseco Part No.	Fig.	Color	Price Each				
				1	10	50	100	200+
507-AMS-10BS	505-101-BS	A	Brown	2.68	2.51	2.44	2.28	Call for Quote
507-AMS-10GS	505-101-GS	A	Gray	2.68	2.51	2.44	2.28	
507-AMS-10WS	505-101-WS	A	White	2.68	2.51	2.44	2.28	

Standard Surface Contact (N/O)

- Operating gap: 3/"
- Magnet: Ferrite

MOUSER STOCK NO.	Amseco Part No.	Fig.	Color	Price Each				
				1	10	50	100	200+
507-AMS-39B	505-391B	B	Brown	6.88	6.20	5.50	5.23	Call for Quote
507-AMS-39G	505-391G	B	Gray	3.00	2.92	2.73	2.57	
507-AMS-39W	505-391W	B	White	3.00	2.92	2.73	2.57	
Magnet Only								
507-AMS-505-392B	505-392B	-	Brown	1.32	1.23	1.20	1.16	Call for Quote
507-AMS-505-392W	505-392W	-	White	1.32	1.23	1.20	1.16	

Industrial Magnetic Contact (N/O)

- Operating gap: 2"
- Magnet: Alnico 5

MOUSER STOCK NO.	Amseco Part No.	Fig.	Color	Price Each				
				1	10	50	100	200+
507-AMS-37B	505-371B	C	Brown	8.21	7.78	7.19	6.69	Call for Quote
507-AMS-37	505-371G	C	Gray	6.32	6.16	5.93	5.54	

Magnetic Contact with Cover (N/O)

- Operating gap: 3/4"
- 3/4" self-adhesive or screw mount
- Magnet: Alnico 5
- Patented design - no wire stripping required

MOUSER STOCK NO.	Amseco Part No.	Fig.	Color	Price Each				
				1	10	50	100	200+
507-AMS-51CVB	505-5114B	D	Brown	3.09	2.90	2.80	2.72	Call for Quote
507-AMS-51CVG	505-5114G	D	Gray	3.01	2.82	2.73	2.64	
507-AMS-51CVW	505-5114W	D	White	3.01	2.82	2.73	2.64	
Magnet Only								
507-AMS-505-5124W	505-5124W	-	White	1.92	1.87	1.73	1.63	Call

SURFACE MOUNT MAGNETIC CONTACTS (CONT.)

Mechanical Magnetic Contact (N/C, N/O)

- SPDT (Form C) Switch
- Operating gap: 3/4"
- Gold plated silver point
- AC rating: 125V 3amps
- Magnet: Alnico 5

MOUSER STOCK NO.	Amseco Part No.	Fig.	Color	Price Each				
				1	10	50	100	200+
507-AMS-507-381BB	507-381BB	B	Brown	5.55	5.26	4.98	4.68	Call for Quote
507-AMS-507-381BG	507-381BG	B	Gray	5.55	5.26	4.98	4.68	
Magnet Only								
507-AMS-507-382B	507-382B	-	Brown	2.75	2.60	2.45	2.31	Call for Quote
507-AMS-507-382W	507-382W	-	White	2.75	2.60	2.45	2.31	

PRESS FIT MAGNETIC CONTACTS

3/8" Mini Contact (N/O)

- 12" leads AWG #22 (UL1061)
- Operating gap: 5/16 inch
- Magnet: Alnico 5

MOUSER STOCK NO.	Amseco Part No.	Fig.	Color	Price Each				
				1	10	50	100	200+
507-AMS-17B	505-171B	E	Brown	3.06	2.88	2.78	2.69	Call for Quote
507-AMS-17W	505-171W	E	White	3.06	2.88	2.78	2.69	
Magnet Only								
507-AMS-505-172W	505-172W	-	White	1.42	1.34	1.29	1.25	

3/8" Recessed Contact (N/O)

- 24" leads AWG #22 (UL1061)
- Operating gap: 5/8 inch
- Magnet: Alnico 5

MOUSER STOCK NO.	Amseco Part No.	Fig.	Color	Price Each				
				1	10	50	100	200+
507-AMS-21B	505-211B	E	Brown	2.73	2.62	2.57	2.35	Call

1/4" Mini Contact (N/O)

- 24" leads AWG #22 (UL1061)
- Operating gap: 5/8 inch
- Magnet: Alnico 5

MOUSER STOCK NO.	Amseco Part No.	Fig.	Color	Price Each				
				1	10	50	100	200+
507-AMS-20B	505-201B	E	Brown	2.77	2.61	2.53	2.36	Call for Quote
507-AMS-20W	505-201W	E	White	2.77	2.61	2.53	2.36	

OVERHEAD DOOR CONTACT

- Switch and magnet concealed in polished aluminum die-cast housing
- Magnet mounted on adjustable L bracket
- Operating gap: 2"
- 24" stainless armored cable

MOUSER STOCK NO.	Amseco Part No.	Fig.	Description	Price Each			
				1	10	50	100
507-ODC-59A	511-59A	F	SPST, N/C loop	13.15	12.36	11.96	11.56
507-ODC-59B	511-59B	F	SPDT, N/O, N/C loop	22.06	19.61	18.64	17.66

© Copyright 2013 Mouser Electronics
© Copyright 2013 Mouser Electronics

MEDER Reed Switches

RoHS Compliant **This product is RoHS compliant.**



Energy Efficient
A reed switch draws zero power and requires no circuitry in its normally open or off state. A permanent magnet is used to change the state of reed contacts with absolutely no power consumption.

Sustainable
With no wearing parts, load switching under 5 volts at 10mA, the reed switch will reliably operate into the billions of operations for an extended life expectancy.

Eco-Friendly
The reed switch emits zero gases or particles into the air. Its hermetic glass seal both protects it while providing an environmental barrier making it eco-friendly.



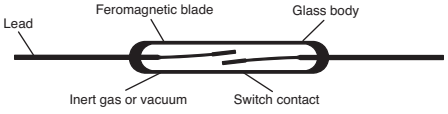

(The basic hermetically sealed 1 Form A (normally open) Reed Switch and its component makeup.)

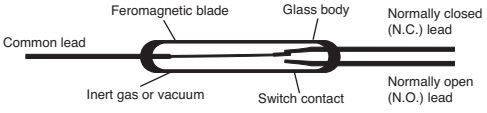

(The 1 Form C (single ploe double throw) three leaded Reed Switch and its component makeup.)

MEDER REED SWITCHES

Features:

- High breakdown voltage
- Super ultra-miniature
- Super ultra-miniature SMD
- High power
- Miniature high-performance
- Miniature offset -type
- Long life
- Miniature wide differential
- Miniature offset-type long reed
- Form A = normal open contact (N.O.)
- Form C = change over contact (S.P.D.T.)
- AT = Ampere Turns; Paramet that describes magnetic sensitivity.

PRODUCT NEW

Switch GREEN *Design peace of mind*

RoHS Compliant

For quantities greater than listed, call for quote.

MOUSER STOCK NO.	MEDER Part No.	Dimensions (mm)			Switching Voltage (V)	Contact Form	Glass Body Length (mm)	Pull-In Excitation (Reference Value)(AT)	Price Each			
		A	B	C					1	10	25	100
876-KSK-1A04-1015	KSK-1A04-1015	4.1	0.15	34.5	30	1 Form A	4.1mm	AT 1015	4.62	3.84	3.20	3.09
876-KSK-1A35-1015	KSK-1A35-1015	10.5	0.71	34.5	20	1 Form A	10.5mm	AT 1015	.94	.813	.781	.706
876-KSK-1A35-1520	KSK-1A35-1520	10.5	0.71	34.5	20	1 Form A	10.5mm	AT 1520	.94	.813	.781	.706
876-KSK-1A46-1020	KSK-1A46-1020	12.0	2.0	44.3	10	1 Form A	12mm	AT 1020	1.09	.945	.907	.82
876-KSK-1A52-2025	KSK-1A52-2025	21.0	0.108	55.2	50	1 Form A	21mm	AT 2025	1.80	1.52	1.43	1.29
876-KSK-1A52-2530	KSK-1A52-2530	21.0	2.8	55.4	30	1 Form A	21mm	AT 2025	1.38	1.31	1.23	1.18
876-KSK-1A52-3040	KSK-1A52-3040	21.0	0.108	55.2	50	1 Form A	21mm	AT 3040	1.38	1.31	1.23	1.18
876-KSK-1A66-1015	KSK-1A66-1015	14.0	0.087	44.1	10	1 Form A	14mm	AT 1015	.78	.749	.706	.636
876-KSK-1A66/3-1015	KSK-1A66/3-1015	14.0	2.2	44.1	10	1 Form A	14mm	AT 1015	.86	.76	.621	.524
876-KSK-1A66-1520	KSK-1A66-1520	14.0	0.087	44.1	10	1 Form A	14mm	AT 1520	1.01	.877	.845	.76
876-KSK-1A66/3-1520	KSK-1A66/3-1520	14.0	2.2	44.3	20	1 Form A	14mm	AT 1520	.86	.76	.621	.524
876-KSK-1A66-2030	KSK-1A66-2030	14.0	0.087	44.1	10	1 Form A	14mm	AT 2030	.81	.77	.728	.685
876-KSK-1A66/3-2030	KSK-1A66/3-2030	14.0	0.5	44.3	10	1 Form A	14mm	AT 2030	.86	.76	.621	.524
876-KSK-1A80-1015	KSK-1A80-1015	7.0	0.071	35.6	10	1 Form A	7mm	AT 1015	1.55	1.10	1.05	.945
876-KSK-1A80-1520	KSK-1A80-1520	7.0	0.071	35.6	10	1 Form A	7mm	AT 1520	1.55	1.10	1.05	.945
876-KSK-1A80-2030	KSK-1A80-2030	7.0	0.071	35.6	10	1 Form A	7mm	AT 2030	1.67	1.42	1.34	1.20
876-KSK-1A85-2025	KSK-1A85-2025	21.0	0.108	55.5	100	1 Form A	21mm	AT 2025	1.71	1.55	1.47	1.27
876-KSK-1A85-2030	KSK-1A85-2030	21.0	0.108	55.5	100	1 Form A	21mm	AT 2030	1.71	1.55	1.47	1.27
876-KSK-1A85-2530	KSK-1A85-2530	21.0	0.108	55.5	100	1 Form A	21mm	AT 2530	1.78	1.63	1.52	1.32
876-KSK-1A85-3040	KSK-1A85-3040	21.0	0.108	55.5	100	1 Form A	21mm	AT 3040	1.71	1.55	1.47	1.27
876-KSK-1A87-1015	KSK-1A87-1015	10.0	0.079	35.5	10	1 Form A	10mm	AT 1015	.98	.952	.899	.813
876-KSK-1A87-1520	KSK-1A87-1520	10.0	0.079	35.5	10	1 Form A	10mm	AT 1520	.98	.952	.899	.813
876-KSK-1C90U-1015	KSK-1C90U-1015	14.0	0.100	56.1	20	1 Form C	14mm	AT 1015	2.93	2.78	2.62	2.48
876-KSK-1C90U-1520	KSK-1C90U-1520	14.0	0.100	56.1	20	1 Form C	14mm	AT 1520	2.93	2.78	2.62	2.48
876-KSK-1C90U-2034	KSK-1C90U-2034	14.0	0.5	56.1	10	1 Form C	14mm	AT 2034	4.23	4.00	3.77	3.20
876-KSK-1C90F-1015	KSK-1C90F-1015	14.0	0.100	54.5	20	1 Form C	14mm	AT 1015	3.20	2.78	2.55	2.09
876-KSK-1C90F-1520	KSK-1C90F-1520	14.0	0.100	54.5	20	1 Form C	14mm	AT 1520	3.20	2.78	2.55	2.09
876-KSK-1C90F-2025	KSK-1C90F-2025	14.0	0.100	54.5	20	1 Form C	14mm	AT 2025	3.20	2.78	2.55	2.09

OKI REED SWITCHES

For quantities greater than listed, call for quote.

876-ORD211-1015	ORD211-1015	10.0	0.6	44.1	24	1 Form A	10mm	AT 1015	.72	.653	.589	.556
876-ORD211-1520	ORD211-1520	10.0	0.6	44.1	24	1 Form A	10mm	AT 1520	.72	.653	.589	.556
876-ORD211-2030	ORD211-2030	10.0	0.6	44.1	24	1 Form A	10mm	AT 2030	.72	.653	.589	.556
876-ORD213-1015	ORD213-1015	7.0	0.3	35.8	24	1 Form A	7mm	AT 1015	1.06	.963	.877	.824
876-ORD213-1520	ORD213-1520	7.0	0.3	35.8	24	1 Form A	7mm	AT 1520	1.06	.963	.877	.824
876-ORD213-2030	ORD213-2030	7.0	0.3	35.8	24	1 Form A	7mm	AT 2030	1.06	.963	.877	.824
876-ORD213S-1-1015	ORD213S-1-1015	10.2	0.5	1.8	24	1 Form A	10.2mm	AT 1015	1.36	1.23	1.11	1.06
876-ORD213S-1T-1015	ORD213S-1T-1015	10.2	0.5	1.8	24	1 Form A	10.2mm	AT 1015	1.44	1.32	1.25	1.11
876-ORD219-1015	ORD219-1015	12.0	0.5	44.3	100	1 Form A	12mm	AT 1015	.65	.599	.535	.514
876-ORD2210V-2025	ORD2210V-2025	21.0	0.6	55.4	100	1 Form A	21mm	AT 2025	1.21	1.09	.995	.931
876-ORD2211-2030	ORD2211-2030	16.5	0.6	44.1	100	1 Form A	16.5mm	AT 2030	1.22	1.11	1.00	.945
876-ORD2220-2030	ORD2220-2030	14.0	0.5	56.7	40	1 Form A	14mm	AT 2030	1.02	.92	.835	.781
876-ORD2221-2030	ORD2221-2030	13.0	0.21	44.2	100	1 Form A	13mm	AT 2030	1.40	1.26	1.14	1.08
876-ORD228S-1-1015	ORD228S-1-1015	14.0	0.5	19.6	100	1 Form A	14mm	AT 1015	.76	.696	.621	.589
876-ORD228S-1T-1015	ORD228S-1T-1015	14.0	0.5	19.6	100	1 Form A	14mm	AT 1015	.89	.803	.728	.685
876-ORD228VL-1015	ORD228VL-1015	14.0	0.5	44.3	100	1 Form A	14mm	AT 1015	.61	.546	.503	.471
876-ORD228VL-1520	ORD228VL-1520	14.0	0.5	44.3	100	1 Form A	14mm	AT 1520	.61	.546	.503	.471
876-ORD228VL-2030	ORD228VL-2030	14.0	0.5	44.3	100	1 Form A	14mm	AT 2030	.61	.546	.503	.471
876-ORD229-2025	ORD229-2025	21.0	0.6	55.4	50	1 Form A	21mm	AT 2025	1.07	.974	.877	.824
876-ORD229-2530	ORD229-2530	21.0	0.6	55.4	50	1 Form A	21mm	AT 2530	1.07	.974	.877	.824
876-ORD311-1015	ORD311-1015	7.0	0.33	35.8	10	1 Form A	7mm	AT 1015	1.05	.952	.856	.813
876-ORD312-1015	ORD312-1015	12.0	0.5	44.3	30	1 Form A	12mm	AT 1015	1.06	.963	.867	.824
876-ORD9215-1015	ORD9215-1015	17.0	0.5	44.1	10	1 Form A	17mm	AT 1015	.60	.546	.492	.471
876-ORD324-1015	ORD324-1015	14.0	0.5	44.3	10	1 Form A	14.0mm	AT 1015	1.06	.738	.503	.439
876-ORD324-1520	ORD324-1520	14.0	0.5	44.3	10	1 Form A	14mm	AT 1520	.49	.459	.416	.395
876-ORD9215-1520	ORD9215-1520	17.0	0.5	44.1	10	1 Form A	17mm	AT 1520	.60	.546	.492	.471
876-ORD324-1015	ORD324-1015	14.0	0.5	44.3	10	1 Form A	14mm	AT 1015	1.06	.738	.503	.439
876-ORD325-1015	ORD325-1015	17.0	0.5	44.1	10	1 Form A	17mm	AT 1015	1.31	.91	.781	.61
876-ORD325-1520	ORD325-1520	17.0	0.5	44.1	15	1 Form A	17mm	AT 1520	1.31	.91	.781	.61
876-ORT551-1015	ORT551-1015	14.0	0.5	56.1	3	1 Form C	14mm	AT 1015	2.14	1.94	1.75	1.66
876-ORT551-1-1015	ORT551-1-1015	14.0	0.5	56.1	3	1 Form C	14mm	AT 1015	2.46	2.23	2.01	1.89

© Copyright 2013 Mouser Electronics

© Copyright 2013 Mouser Electronics

ALCOSWITCH DIP Switches

TE connectivity — Authorized Distributor

GD SERIES LOW PROFILE DIP SWITCHES

Specifications:

- Contact rating: 0.4VA @ 24VDC max.
- Contact resistance: 100mΩ max.
- Contact material: Au over Ni over Cu alloy
- Tape seal standard

For quantities greater than listed, call for quote.

MOUSER STOCK NO.	TE Part No.	Alcoswitch Part No.	Fig.	Dimension "A" (mm)	Number of Positions	Price Each 1	10	25	50
2.54mm Pitch: Slide Actuator									
506-GDS0404	1825006-5	GDS0404	A	10.02	4	3.69	3.37	3.15	2.88
506-GDS0604	1825006-9	GDS0604	A	15.09	6	5.37	5.15	4.72	4.50
1.27mm Pitch: Rocker Actuator									
506-GDH02S04	1571983-1	GDH02S04	B	3.66	2	3.21	3.03	2.86	2.73
506-GDH06S04	1571983-8	GDH06S04	B	8.75	6	3.73	3.42	3.11	3.00
506-GDH08S04	1-1571983-0	GDH08S04	B	11.29	8	5.62	5.45	5.24	5.01
506-GDH10S04	1-1571983-3	GDH10S04	B	13.82	10	6.44	6.20	5.90	5.77

AD SERIES DIP SWITCHES

Specifications:

- Contact rating: 0.4VA @ 20VDC max.
- Contact resistance: 50mΩ max.
- Dielectric strength: 500VAC
- Life expectancy: 1000 cycles
- High pressure wiping contact allows aqueous or solvent cleaning without tape seal
- Polyester base, cover, and actuator material
- Gas-tight contacts

For quantities greater than listed, call for quote.

MOUSER STOCK NO.	TE Part No.	Alcoswitch Part No.	Fig.	Dimension "A" (mm)	Number of Positions	Price Each 1	10	25	50
Through-hole with Extended Actuator									
506-ADE0204	1825057-1	ADE0204	C	7.06	2	.95	.835	.738	.653
506-ADE0404	1825057-3	ADE0404	C	12.14	4	.86	.749	.706	.682
506-ADE0504	1825057-4	ADE0504	C	14.68	5	2.02	1.85	1.69	1.62
506-ADE0604	1825057-5	ADE0604	C	17.22	6	.96	.845	.792	.76
506-ADE0804	1825057-7	ADE0804	C	22.3	8	1.18	1.03	.984	.942
Through-hole with Flush Actuator									
506-ADF0204	1825002-1	ADF0204	D	7.06	2	1.21	1.11	1.06	1.02
506-ADF0404	1825002-5	ADF0404	D	12.14	4	.79	.738	.653	.626
506-ADF0604	1825002-9	ADF0604	D	17.22	6	1.06	1.01	.962	.915
506-ADF0804	1-1825002-3	ADF0804	D	22.3	8	1.08	.92	.867	.845
Through-hole with Piano Actuator (Lever Down "On")									
506-ADP0204	1571999-1	ADP0204	E	7.06	2	2.25	2.03	1.89	1.77
506-ADP0404	1571999-6	ADP0404	E	12.14	4	1.52	1.44	1.40	1.37

7000 SERIES PREMIUM DIP SWITCHES

- Current and voltage rating: Non-switching-1.0A max. @ 50VDC
- Housing: Glass-filled polyester, UL 94V-0 rated
- Spring contacts and leads: BeCu alloy with Au over Ni plating
- Pitch: 2.54mm

For quantities greater than listed, call for quote.

MOUSER STOCK NO.	TE Part No.	Fig.	Actuator Style	Dimension "A" (mm)	Number of Positions	Price Each 1	10	25	50
Sealed									
506-154358025	1-5435802-5	F	Piano	12.19	4	2.78	2.55	2.32	2.23
506-154358027	1-5435802-7	F	Piano	17.27	6	1.83	1.66	1.55	1.49
506-54358029	5435802-9	F	Piano	22.352	8	2.09	1.92	1.77	1.72
506-2-5435802-0	2-5435802-0	F	Piano	27.432	10	2.56	2.36	2.16	2.02
571-44351669	4-435166-9	G	Rocker	12.19	4	2.81	2.55	2.32	2.09
506-54351663	5-435166-3	G	Rocker	22.352	8	1.93	1.85	1.80	1.75
Unsealed									
506-1-5435802-0	1-5435802-0	F	Piano	7.112	2	7.03	6.44	5.85	5.63
506-5435802-3	5435802-3	F	Piano	12.19	4	1.92	1.77	1.70	1.64
571-54358021	5435802-1	F	Piano	22.352	8	1.70	1.54	1.44	1.29
506-5435166-2	5435166-2	G	Rocker	12.19	4	4.98	4.59	4.39	4.21
506-54351665	5435166-5	G	Rocker	22.352	8	5.45	5.06	4.62	4.30

7100 SERIES STANDARD DIP SWITCHES

- Current/voltage rating: Non-switching-1.0A max. @ 40VDC
- Dielectric withstanding voltage: 500VDC min.
- Capacitance: 5pF max.
- Housing: Glass-filled polyester, UL 94V-0 rated, blue
- Rocker: Polyester UL 94V-0 rated, white
- Spring contacts and leads: Cu alloy with Au over Ni plating

For quantities greater than listed, call for quote.

MOUSER STOCK NO.	TE Part No.	Fig.	Type	Dimension "A" (mm)	Number of Positions	Price Each 1	10	25	50
Standard Profile									
571-254356409	2-5435640-9	G	Unsealed	7.112	2	4.30	4.04	3.68	3.50
506-54356402	5435640-2	G	Unsealed	12.19	4	1.14	1.01	.942	.91
571-54356405	5435640-5	G	Unsealed	22.352	8	1.23	1.06	.942	.876
506-354356405	3-5435640-5	G	Sealed	7.112	4	1.51	1.38	1.25	1.20
571-354356407	3-5435640-7	G	Sealed	17.27	6	1.48	1.34	1.25	1.20
571-3-5435640-9	3-5435640-9	G	Sealed	22.352	8	2.01	1.84	1.68	1.62
Low Profile									
571-354356684	3-5435668-4	H	Sealed	12.19	4	2.47	2.25	2.05	1.96

DIMENSIONS: mm

A

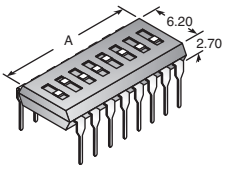

B

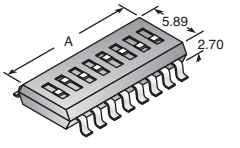

C

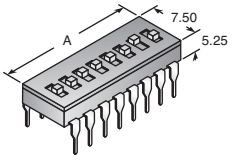

D

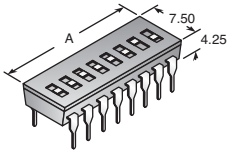

E

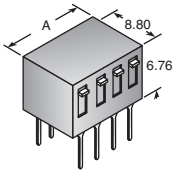

F

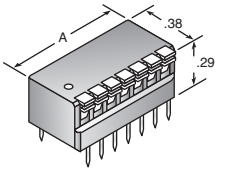

G

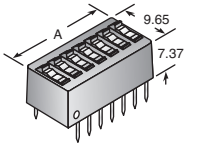

H

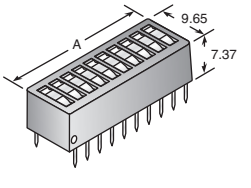

© Copyright 2013 Mouser Electronics

© Copyright 2013 Mouser Electronics

C&K DIP Switches

DIMENSIONS: in.

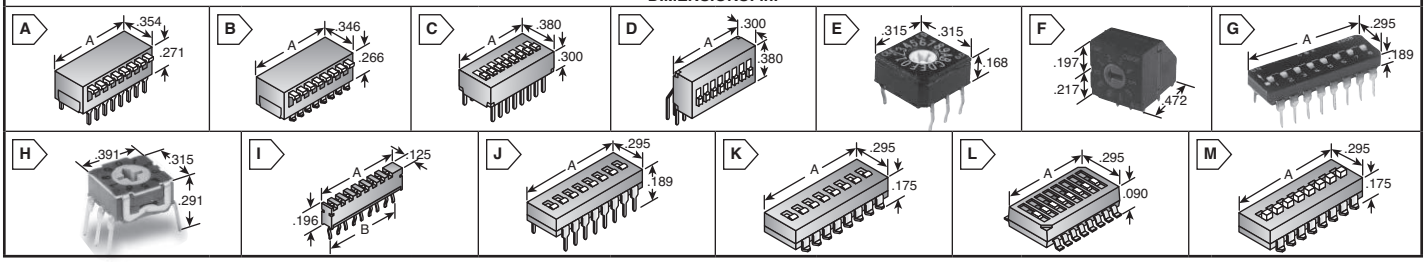

C&K BPA SERIES: SIDE ACTUATED

Specifications:
- Contact rating: 100mA max. @ 5VDC or 25mA max. @ 24VDC
- SPST

RoHS Compliant

For quantities greater than listed, call for quote.

MOUSER STOCK NO.	C&K Part No.	Fig.	No. of Positions	Dim. A (in.)	Price Each 1	25	50	100
Thru-hole								
611-BPA02B	BPA02B	A	2	.28	1.36	1.21	1.16	1.09
611-BPA04B	BPA04B	A	4	.48	2.47	1.97	1.59	1.52
611-BPA05B	BPA05B	A	5	.578	1.74	1.44	1.41	1.14
611-BPA06B	BPA06B	A	6	.68	2.13	1.68	1.63	1.34
611-BPA08B	BPA08B	A	8	.878	1.89	1.68	1.62	1.52
611-BPA10B	BPA10B	A	10	1.078	3.40	2.71	2.21	2.15
Surface Mount								
611-BPA02SB	BPA02SB	B	2	.28	1.25	1.10	1.03	.926
611-BPA04SB	BPA04SB	B	4	.48	1.66	1.53	1.49	1.42
611-BPA05SB	BPA05SB	B	5	.578	1.75	1.62	1.57	1.50
611-BPA07SB	BPA07SB	B	7	.778	3.03	2.91	2.77	2.53
611-BPA08SB	BPA08SB	B	8	.878	2.03	1.93	1.82	1.74
611-BPA09SB	BPA09SB	B	9	.978	2.21	2.07	1.92	1.71
611-BPA10SB	BPA10SB	B	10	1.078	2.31	2.14	2.08	1.98

C&K BD SERIES: STANDARD PROFILE

Specifications:
- Traditional full profile with extended actuator
- SPST
- Contact rating: Carry: 100mA max. @ 50 VDC
  Switch: 100mA max. @ 5 VDC or 25mA max. @ 25 VDC

For quantities greater than listed, call for quote.

MOUSER STOCK NO.	C&K Part No.	Fig.	No. of Positions	Dim. A (in.)	Price Each 1	25	50	100
Open Base								
611-BD01	BD01	C	1	.18	1.21	1.08	1.04	.988
611-BD02	BD02	C	2	.28	1.65	1.47	1.40	1.32
611-BD03	BD03	C	3	.38	1.65	1.47	1.40	1.32
611-BD04	BD04	C	4	.48	1.83	1.61	1.57	1.50
611-BD05	BD05	C	5	.58	2.92	1.98	1.88	1.84
611-BD06	BD06	C	6	.68	1.89	1.68	1.61	1.51
611-BD07	BD07	C	7	.78	1.94	1.79	1.73	1.66
611-BD08	BD08	C	8	.88	2.09	1.82	1.79	1.71
611-BD09	BD09	C	9	.98	2.09	1.93	1.87	1.79
611-BD10	BD10	C	10	1.08	2.21	1.95	1.88	1.81
611-BD12	BD12	C	12	1.28	3.76	3.00	2.44	2.38
Open Base and Right Angle Terminal Style								
611-BD02AV	BD02AV	D	2	.28	2.84	2.63	2.38	2.26
611-BD04AV	BD04AV	D	4	.48	4.55	3.64	2.96	2.87
611-BD08AV	BD08AV	D	8	.88	4.99	3.98	3.23	3.15

C&K CD/CRD SERIES: 8MM-10MM DIP CODED ROTARY SWITCHES

Features:
- Process sealed - withstands soldering and cleaning

For quantities greater than listed, call for quote.

MOUSER STOCK NO.	C&K Part No.	Fig.	No. of Pos.	Actuator	Price Each 1	25	50	100
CD Series								
611-CD08RM0CB	CD08RM0CB	E	8	PC Thru-hole	3.78	3.52	3.35	3.20
611-CD10CM0SB	CD10CM0SB	E	10	Surface Mt.	4.39	4.11	3.89	3.72
CRD Series								
611-CRD10CM0AB	CRD10CM0AB	F	10	Rt. Angle,PC Thru-hole	6.11	5.91	5.13	4.88
611-CRD16RL1AB	CRD16RL1AB	F	16	Rt. Angle,PC Thru-hole	7.20	6.71	6.39	6.10

C&K SD SERIES: LOW PROFILE DIP SWITCHES

Specifications:
- Contact rating:
- Carry: 100mA @ 50VDC max.
- Switch: 0.1mA @ 5VDC min to 100mA @ 25VDC max.

For quantities greater than listed, call for quote.

MOUSER STOCK NO.	C&K Part No.	Fig.	No. of Positions	Dim. A (in.)	Price Each 1	25	50	100
611-SD04H0SBD	SD04H0SBD	G	4	0.458	2.87	2.68	2.54	2.42
611-SD04H1BD	SD04H1BD	G	4	0.429	2.00	1.85	1.77	1.68
611-SD05H1SB	SD05H1SB	G	5	0.555	3.28	3.07	2.91	2.78
611-SD06H0SBD	SD06H0SBD	G	6	0.658	3.43	3.20	3.05	2.90
611-SD06H1SB	SD06H1SB	G	6	0.658	3.53	3.28	3.12	2.97
611-SD08H1B	SD08H1B	G	8	0.858	2.71	2.53	2.41	2.29
611-SD08H1BD	SD08H1BD	G	8	0.406	2.59	2.42	2.29	2.19
611-SD10H1B	SD10H1B	G	10	1.058	3.10	2.88	2.74	2.61
611-SD10H1SBD	SD10H1SBD	G	10	1.058	4.31	4.01	3.82	3.65

C&K RTE SERIES: LOW PROFILE ROTARY DIP SWITCHES

Features/Benefits:
- Thru-hole and surface mount models
- Rotary SPDT, SP3T, SP4T functions

RoHS Compliant

For quantities greater than listed, call for quote.

MOUSER STOCK NO.	C&K Part No.	Fig.	No. of Pos.	Switch Function	Termination	Price Each 1	25	50	100
611-RTE1600G44	RTE1600G44	H	16	Hexadecimal	Surface Mt.	2.41	2.26	2.16	2.07

C&K SP SERIES: VERTICAL SINGLE IN-LINE SWITCH

Specifications:
- High pressure contact system does not require tape sealing
- Contact rating: Carry: 0.1mA @ 1mV min.; Switching: 10mA @ 5VDC
- SPST

RoHS Compliant

For quantities greater than listed, call for quote.

MOUSER STOCK NO.	C&K Part No.	Fig.	No. of Positions	Dim. (in.) A	B	Price Each 1	25	50	100
611-SPA08B	SPA08B	I	9	.898	.700	6.32	4.85	4.24	3.83

C&K SDA/TDA SERIES: LOW PROFILE

Specifications (SDA Series):
- Contact rating: 25mA @ 24VDC or 100mA @ 50VDC
- Dielectric strength: 300VDC min. for 1 minute
- SPST

Specifications (TDA Series):
- .05" lead spacing
- Contact rating: 24VDC @ 25mA (switching); 50VDC @ 100mA (steady state)
- SPST

RoHS Compliant

For quantities greater than listed, call for quote.

MOUSER STOCK NO.	C&K Part No.	Fig.	No. of Positions	Dim. A (in.)	Price Each 1	25	50	100
Flush Actuator								
No Tape, Thru-Hole Terminals								
611-SDA02H0BD	SDA02H0BD	J	2	.278	.90	.871	.828	.723
611-SDA03H0BD	SDA03H0BD	J	3	.378	1.12	.985	.924	.829
611-SDA04H0BD	SDA04H0BD	J	4	.476	1.34	1.23	1.12	1.07
611-SDA05H0BD	SDA05H0BD	J	5	.578	1.32	1.22	1.19	1.13
611-SDA06H0BD	SDA06H0BD	J	6	.676	1.53	1.26	1.21	1.16
611-SDA08H0BD	SDA08H0BD	J	8	.876	1.82	1.69	1.59	1.49
611-SDA09H0BD	SDA09H0BD	J	9	.978	1.83	1.54	1.40	1.32
With Top Tape, Thru-Hole Terminals								
611-SDA01H0B	SDA01H0B	J	1	0.178	1.09	1.02	.97	.924
611-SDA04H0B	SDA04H0B	J	4	.476	1.33	1.22	1.19	1.13
611-SDA07H0B	SDA07H0B	J	7	0.778	1.77	1.69	1.59	1.25
611-SDA08H0B	SDA08H0B	J	8	.876	1.69	1.64	1.52	1.44
611-SDA09H0B	SDA09H0B	J	9	0.978	3.17	2.51	2.04	1.48
With Top Tape, SMT								
611-SDA12H0B	SDA12H0B	K	12	1.279	2.12	1.94	1.90	1.82
611-SDA02H0SB	SDA02H0SB	K	2	.278	1.77	1.40	1.33	1.11
611-SDA04H0SB	SDA04H0SB	K	4	.476	1.87	1.72	1.68	1.61
611-SDA07H0SB	SDA07H0SB	K	7	0.778	2.15	1.96	1.94	1.85
611-SDA08H0SB	SDA08H0SB	K	8	.876	2.38	2.30	2.13	2.03
611-SDA10H0SB	SDA10H0SB	K	10	1.076	2.69	2.35	2.25	2.11
No Tape, SMT								
611-SDA02H0SBD	SDA02H0SBD	K	2	.278	1.54	1.28	1.22	1.16
611-SDA07H0SBD	SDA07H0SBD	K	7	0.778	3.42	2.72	2.23	1.65
611-SDA08H0SBD	SDA08H0SBD	K	8	.876	2.28	2.20	1.94	1.86
611-SDA09H0SBD	SDA09H0SBD	K	9	0.978	4.30	3.42	2.78	2.00
611-SDA10H0SBD	SDA10H0SBD	K	10	.076	2.57	2.32	2.25	2.14
Half Pitch, SMT								
611-TDA02H0SB1	TDA02H0SB1	L	2	.144	2.14	1.90	1.83	1.65
611-TDA04H0SB1	TDA04H0SB1	L	4	.244	2.68	2.13	1.95	1.85
611-TDA06H0SB1	TDA06H0SB1	L	6	.344	2.60	2.33	2.25	2.12
611-TDA08H0SB1	TDA08H0SB1	L	8	.444	3.05	2.95	2.57	2.45
611-TDA08H0SB1R	TDA08H0SB1R	L	8	.444	3.57	3.16	3.01	2.81
611-TDA10H0SB1	TDA10H0SB1	L	10	.544	7.49	5.98	5.83	4.73
Extended Actuator								
No Top Tape, Thru-Hole Terminals								
611-SDA02H1BD	SDA02H1BD	G	2	.278	1.06	.942	.86	.774
611-SDA03H1BD	SDA03H1BD	G	3	.378	1.92	1.53	1.24	1.21
611-SDA04H1BD	SDA04H1BD	G	4	.476	1.34	1.16	1.07	1.02
611-SDA05H1BD	SDA05H1BD	G	5	.578	1.32	1.27	1.19	1.13
611-SDA06H1BD	SDA06H1BD	G	6	.676	1.52	1.20	1.17	.963
611-SDA07H1BD	SDA07H1BD	G	7	.778	2.34	1.86	1.61	1.48
611-SDA08H1BD	SDA08H1BD	G	8	.876	1.58	1.53	1.35	1.26
611-SDA09H1BD	SDA09H1BD	G	9	.978	1.69	1.55	1.52	1.44
611-SDA10H1BD	SDA10H1BD	G	10	1.076	1.82	1.67	1.63	1.55
611-SDA12H1BD	SDA12H1BD	G	12	1.279	2.00	1.84	1.80	1.71
No Top Tape, SMT								
611-SDA02H1SBD	SDA02H1SBD	M	2	.278	1.05	.912	.861	.798
611-SDA03H1SBD	SDA03H1SBD	M	3	.378	2.73	2.16	1.78	1.71
611-SDA04H1SBD	SDA04H1SBD	M	4	.476	1.80	1.64	1.56	1.50
611-SDA05H1SBD	SDA05H1SBD	M	5	.578	1.90	1.74	1.71	1.64
611-SDA06H1SBD	SDA06H1SBD	M	6	.676	2.25	1.90	1.82	1.74
611-SDA07H1SBD	SDA07H1SBD	M	7	0.778	2.03	1.93	1.82	1.74
611-SDA08H1SBD	SDA08H1SBD	M	8	.876	2.27	2.07	1.98	1.89
611-SDA09H1SBD	SDA09H1SBD	M	9	.978	2.46	2.39	2.21	2.11
611-SDA10H1SBD	SDA10H1SBD	M	10	1.076	2.57	2.36	2.25	2.14
611-SDA12H1SBD	SDA12H1SBD	M	12	1.279	2.96	2.74	2.48	2.36

© Copyright 2013 Mouser Electronics
© Copyright 2013 Mouser Electronics

DIP Switches

RoHS Compliant **This product is RoHS compliant.**

OMRON A6A SERIES: SUBMINIATURE DIP SWITCHES FOR HIGH-DENSITY PACKAGING

Specifications:
- Switching capacity: 100mA @ 28VDC
- Contact resistance: 200MΩ max.
- Dielectric strength: 500VAC
- Insulation resistance: 10MΩ min. (@ 250VDC)

Features:
- A slider lock and rotating PCB system achieve stable contact reliability.
- Sealed construction equivalent to IP64 prevents flux penetration and provides high-contact reliability

For quantities greater than listed, call for quote.

MOUSER STOCK NO.	Omron Part No.	Output Code Type	Number of Positions	Type	Shaft Dimensions (mm)	Price Each 1	25	50	100
653-A6A-10R	A6A-10R	BCD 1-2-4-8	10	Standard (cone)	- - -	7.22	6.49	5.78	5.20
653-A6A-10RW	A6A-10RW	BCD 1-2-4-8	10	Thumbwheel	7.3	9.03	8.12	7.22	6.49
653-A6A-10CW	A6A-10CW	BCD 1-2-4-8 complement	10	Thumbwheel	7.3	8.24	7.49	6.86	6.33
653-A6A-16R	A6A-16R	BCD Hexidecimal 1-2-4-8	16	Standard (cone)	- - -	7.51	6.75	6.00	5.40
653-A6A-16RS	A6A-16RS	BCD Hexidecimal 1-2-4-8	16	Extended Shaft	7.3	8.53	7.66	6.82	6.13

DIMENSIONS: mm

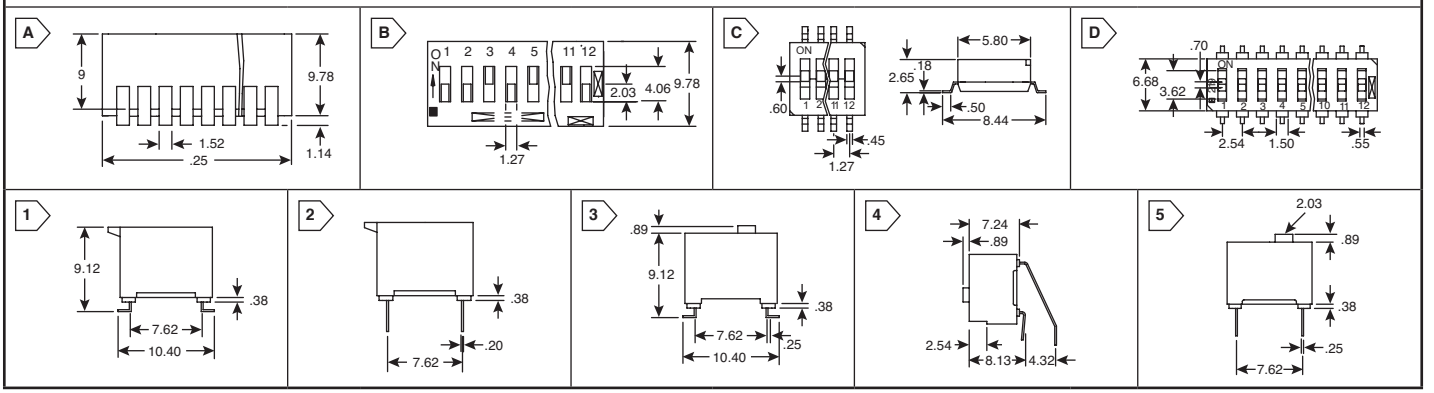

CTS SERIES 193/194/195 SIDE ACTUATED DIP SWITCHES

RoHS Compliant

Specifications:
- Series 193 and 194 - Gold plated contacts
- Series 195 - Tin plated contacts
- Operating Temperature –40°C to +85°C
- Positive detent action

For quantities greater than listed, call for quote.

MOUSER STOCK NO.	CTS Part No.	Fig.	Length (mm)	No. of Positions	Price Each 1	10	100
Surface Mount							
774-1932MS	1932MS	A1	7.26	2	1.38	1.10	.965
774-1933MS	1933MS	A1	9.80	3	1.49	1.19	1.05
774-1934MS	1934MS	A1	12.34	4	1.70	1.37	1.25
Thru-Hole							
774-1944MST	1944MST	A2	12.34	4	1.13	1.06	.95
774-1948MST	1948MST	A2	22.50	8	1.46	1.35	1.21
774-1952MST	1952MST	A2	7.26	2	.84	.776	.703
774-1953MST	1953MST	A2	9.80	3	.94	.882	.793
774-1954MST	1954MST	A2	12.34	4	.91	.845	.763
774-1957MST	1957MST	A2	19.96	7	1.26	1.17	1.05
774-19510MST	19510MST	A2	27.58	10	1.33	1.23	1.11

CTS SERIES 204 SMD MULTI-FUNCTIONAL DIP SWITCHES

Specifications:
- Gold plated contacts
- Operating Temperature -55°C to +85°C
- Coplanarity: 0.1mm / .004" max.
- PCB washable with top tape and bottom seal
- Enclosed actuators shield contacts from foreign particles throughout life of switch

RoHS Compliant

For quantities greater than listed, call for quote.

774-2042ST	2042ST	B3	7.26	2	1.41	1.13	1.02
774-2044ST	2044ST	B3	12.34	4	1.51	1.21	1.08
774-2045ST	2045ST	B3	14.88	5	1.56	1.25	1.11
774-2046ST	2046ST	B3	17.42	6	1.63	1.29	1.16
774-2047ST	2047ST	B3	19.96	7	1.68	1.35	1.20
774-2048ST	2048ST	B3	22.50	8	1.72	1.38	1.23

CTS SERIES 206RA RIGHT ANGLE PANEL DIP SWITCHES

Specifications:
- Gold plated contacts
- Designed for panel applications
- PCB washable with top tape and bottom seal
- Operating Temperature -55°C to +85°C
- Electrostatic discharge shield rated to 22KV

RoHS Compliant

For quantities greater than listed, call for quote.

774-2062RAST	2062RAST	B4	7.26	2	1.18	1.08	.979
774-2063RAST	2063RAST	B4	9.80	3	1.26	1.16	1.06
774-2064RAST	2064RAST	B4	12.34	4	1.32	1.21	1.09
774-2065RAST	2065RAST	B4	14.88	5	1.34	1.23	1.11
774-2066RAST	2066RAST	B4	17.42	6	1.41	1.29	1.18
774-2067RAST	2067RAST	B4	19.96	7	1.48	1.36	1.23
774-2068RAST	2068RAST	B4	22.50	8	1.52	1.40	1.26
774-2069RAST	2069RAST	B4	25.04	9	1.56	1.43	1.31
774-20610RAST	20610RAST	B4	27.58	10	1.69	1.55	1.40
774-20612RAST	20612RAST	B4	32.66	12	1.85	1.70	1.54

© Copyright 2013 Mouser Electronics

CTS SERIES 206/208 MULTI-FUNCTIONAL THRU HOLE DIP SWITCHES

RoHS Compliant

Specifications:
- Series 206- Gold plated contacts
- Series 208- Tin plated contacts
- Operating Temperature -55°C to +85°C
- Contact wiping action on make and break
- Electrostatic discharge shield rated to 22KV

For quantities greater than listed, call for quote.

MOUSER STOCK NO.	CTS Part No.	Fig.	Length (mm)	No. of Positions	Price Each 1	10	100
206 Unsealed							
774-2063	2063	B5	9.80	3	1.08	.995	.899
774-2064	2064	B5	12.34	4	.80	.754	.685
774-2066	2066	B5	17.42	6	1.17	1.07	.974
774-2068	2068	B5	22.50	8	.94	.869	.782
774-20610	20610	B5	27.58	10	1.17	1.07	.974
774-206124	206124	B5	22.50	4	2.23	2.04	1.85
774-206214	206214	B5	22.50	4	1.73	1.59	1.44
206 Sealed							
774-2062ST	2062ST	B5	7.26	2	.93	.862	.779
774-2063ST	2063ST	B5	9.80	3	.96	.891	.803
774-2064ST	2064ST	B5	12.34	4	.97	.893	.807
774-2065ST	2065ST	B5	14.88	5	1.07	.983	.896
774-2067ST	2067ST	B5	19.96	7	1.13	1.05	.954
774-2068ST	2068ST	B5	22.50	8	1.12	1.04	.948
774-2069ST	2069ST	B5	25.04	9	1.24	1.14	1.04
774-20610ST	20610ST	B5	27.58	10	1.27	1.18	1.06
774-20612ST	20612ST	B5	32.66	12	1.48	1.37	1.23
208 Unsealed							
774-2082	2082	B5	7.26	2	1.04	.963	.867
774-2083	2083	B5	9.80	3	.96	.888	.803
774-2084	2084	B5	12.34	4	.71	.651	.595
774-2085	2085	B5	14.88	5	.75	.685	.621
774-2086	2086	B5	17.42	6	.78	.728	.653
774-2087	2087	B5	19.96	7	.82	.76	.685
774-2088	2088	B5	22.50	8	.85	.786	.707
774-2089	2089	B5	25.04	9	.91	.835	.749
774-20812	20812	B5	32.66	12	1.10	1.02	.92

CTS SERIES 218/219 LOW PROFILE SMD DIP SWITCHES

RoHS Compliant

Specifications:
- Gold plated contacts
- Coplanarity: 0.1mm / .004" max.
- Operating Temperature -55°C to +85°C
- Redundant, wiping contact

For quantities greater than listed, call for quote.

Half Pitch							
774-2182LPST	2182LPST	C	3.71	2	1.41	1.12	.995
774-2184LPST	2184LPST	C	6.25	4	1.61	1.28	1.13
774-2186LPST	2186LPST	C	8.79	6	1.84	1.47	1.29
774-2188LPST	2188LPST	C	11.33	8	2.09	1.67	1.48
774-21810LPST	21810LPST	C	13.87	10	2.32	1.86	1.65
Standard							
774-2192LPST	2192LPST	D	6.55	2	.62	.567	.514
774-2193LPST	2193LPST	D	9.09	3	.70	.642	.578
774-2194LPST	2194LPST	D	11.63	4	.77	.706	.642
774-2195LPST	2195LPST	D	14.17	5	.86	.781	.717
774-2196LPST	2196LPST	D	16.71	6	.93	.856	.77
774-2197LPST	2197LPST	D	19.25	7	1.04	.942	.856
774-2198LPST	2198LPST	D	21.79	8	1.09	1.01	.91
774-2199LPST	2199LPST	D	24.33	9	1.20	1.10	.995
774-21910LPST	21910LPST	D	26.87	10	1.27	1.17	1.06
774-21912LPST	21912LPST	D	31.95	12	1.46	1.33	1.21

© Copyright 2013 Mouser Electronics

OMRON DIP Switches

RoHS Compliant **This product is RoHS compliant.**

DIMENSIONS: mm

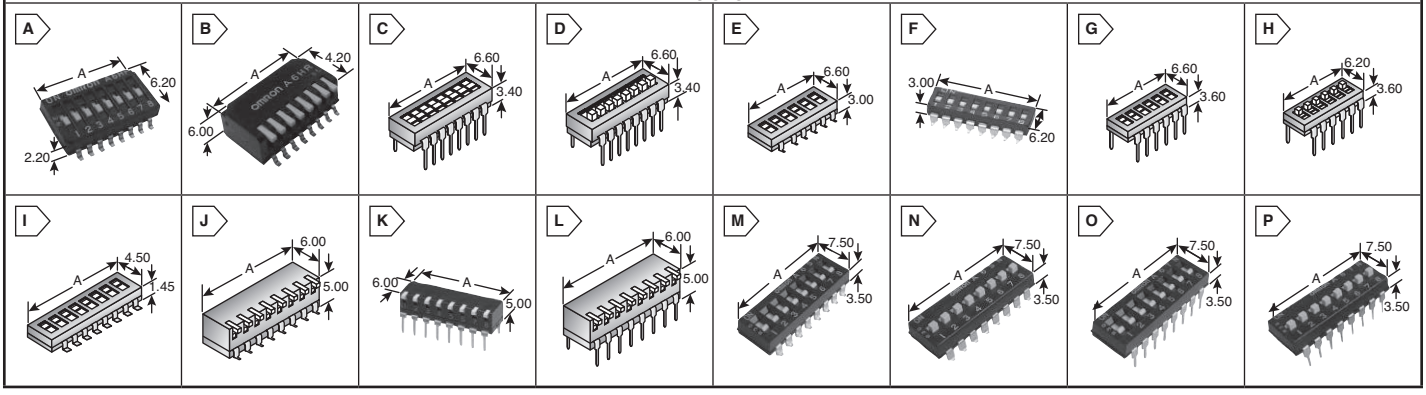

OMRON A6HF/HR SERIES: HALF-PITCH DIP SWITCHES

Specifications:
- Switching capacity: 25mA @ 24VDC
- Operating force: 500 gf max.
- Dielectric strength: 300VAC

Features:
- Gold-plated twin contacts
- Temperature-resistant resin allows peak reflow temperatures of 260°C.

For quantities greater than listed, call for quote.

MOUSER STOCK NO.	Omron Part No.	Fig.	Number of Positions	Dimension A (mm)	Price Each 1	25	50	100
SMT, Slide-Type								
653-A6HF-4102	A6HF-4102	A	4	6.21	3.76	3.58	3.20	2.89
653-A6HF-8102	A6HF-8102	A	8	11.29	5.49	5.23	4.68	4.23
SMT, Piano-Type								
653-A6HR-4104	A6HR-4104	B	4	6.21	4.48	4.16	3.98	3.82
653-A6HR-8104	A6HR-8104	B	9	11.29	6.53	6.07	5.80	5.55

OMRON A6D SERIES: SUBMINIATURE DIP SWITCHES

Specifications:
- Switching capacity: 30mA @ 30VDC
- Operating force: 500 gf max.
- Dielectric strength: 500VAC

Features:
- Space-saving and IP64 sealed construction
- Smooth, sure switching action enables comfortable operation.

For quantities greater than listed, call for quote.

MOUSER STOCK NO.	Omron Part No.	Fig.	Number of Positions	Dimension A (mm)	Price Each 1	25	50	100
Thru-Hole, Top-Actuated, Sealed								
653-A6D-2100	A6D-2100	C	2	7.10	3.12	2.80	2.49	2.25
653-A6D-4100	A6D-4100	C	4	12.20	2.93	2.75	2.62	2.39
653-A6D-8100	A6D-8100	C	8	22.40	3.91	3.51	3.12	2.81
Thru-Hole, Raised Actuator, Sealed								
653-A6D-2103	A6D-2103	D	2	7.10	3.27	3.06	2.80	2.53

OMRON A6S/T SERIES: SLIDE DIP SWITCHES

Specifications:
- Switching capacity: 25mA @ 24VDC
- Operating force: 30 gf
- Dielectric strength: 500VAC

Features:
- Gold-plated twin contacts and a slide-type, self-cleaning mechanism ensure high-reliability.

For quantities greater than listed, call for quote.

MOUSER STOCK NO.	Omron Part No.	Fig.	Number of Positions	Dimension A (mm)	Price Each 1	25	50	100
SMT, Flat-Actuated								
653-A6S-2101-H	A6S-2101-H	E	2	6.02	1.17	1.13	1.10	1.07
653-A6S-4101-H	A6S-4101-H	E	4	11.10	1.55	1.39	1.36	1.25
653-A6S-8101-H	A6S-8101-H	E	8	21.26	2.15	1.93	1.71	1.66
SMT, Flat-Actuated, Sealed								
653-A6S-2102-H	A6S-2102-H	E	2	6.02	1.55	1.39	1.24	1.11
653-A6S-4102-H	A6S-4102-H	E	4	11.10	1.59	1.42	1.26	1.13
653-A6S-6102-H	A6S-6102-H	E	6	16.18	2.08	1.86	1.62	1.49
653-A6S-8102-H	A6S-8102-H	E	8	21.26	2.23	1.99	1.78	1.59
SMT, Raised Actuator								
653-A6S-2104-H	A6S-2104-H	F	2	6.02	1.43	1.28	1.13	1.03
653-A6S-4104-H	A6S-4104-H	F	4	11.10	1.55	1.39	1.24	1.11
653-A6S-5104-H	A6S-5104-H	F	5	13.64	1.77	1.58	1.40	1.26
653-A6S-6104-H	A6S-6104-H	F	6	16.18	1.95	1.75	1.55	1.40
653-A6S-8104-H	A6S-8104-H	F	8	21.26	2.25	2.02	1.80	1.62
Thru-Hole, Flat-Actuated, Sealed								
653-A6T-2102	A6T-2102	G	2	6.02	1.24	1.11	.993	.893
653-A6T-4102	A6T-4102	G	4	11.10	1.37	1.22	1.09	.983
Thru-Hole, Raised Actuator								
653-A6T-1104	A6T-1104	H	1	3.48	1.13	1.02	.903	.82
653-A6T-2104	A6T-2104	H	2	6.02	1.17	1.07	.952	.857
653-A6T-3104	A6T-3104	H	3	8.56	1.51	1.38	1.27	1.18
653-A6T-4104	A6T-4104	H	4	11.10	1.28	1.16	1.03	.923
653-A6T-6104	A6T-6104	H	6	16.18	1.48	1.33	1.18	1.06
653-A6T-8104	A6T-8104	H	8	21.26	1.89	1.70	1.51	1.36

OMRON A6H SERIES: HALF-PITCH DIP SWITCHES

Specifications:
- Switching capacity: 25mA @ 24VDC
- Operating force: 30 gf
- Dielectric strength: 300VAC

Features:
- Ultra-low profile of 1.55mm
- Half-pitch (1.27mm) design
- Compact and reduced mounting space

For quantities greater than listed, call for quote.

MOUSER STOCK NO.	Omron Part No.	Fig.	Number of Positions	Dimension A (mm)	Price Each 1	25	50	100
SMT, Flat-Actuated								
653-A6H-4101	A6H-4101	I	4	6.31	2.49	2.24	1.99	1.79
653-A6H-6101	A6H-6101	I	6	8.85	2.76	2.47	2.20	1.98
653-A6H-8101	A6H-8101	I	8	11.39	3.28	2.95	2.62	2.36
653-A6H-0101	A6H-0101	I	10	13.93	2.87	2.69	2.56	2.34
SMT, Flat-Actuated, Sealed								
653-A6H-4102	A6H-4102	I	4	6.31	2.58	2.32	2.07	1.85
653-A6H-8102	A6H-8102	I	8	11.39	3.05	2.91	2.70	2.43
653-A6H-0102	A6H-0102	I	10	13.93	3.36	3.02	2.69	2.42

OMRON A6SR/TR SERIES: PIANO DIP SWITCHES

Specifications:
- Switching capacity: 25mA @ 24VDC
- Operating force: 795 gf max.
- Dielectric strength: 500VAC

Features:
- Low-profile design with a height of only 5mm
- Pitch of 2.54mm for end-stackable mounting
- Gold-plated twin contacts

For quantities greater than listed, call for quote.

MOUSER STOCK NO.	Omron Part No.	Fig.	Number of Positions	Dimension A (mm)	Price Each 1	25	50	100
SMT, Long Lever								
653-A6SR-2104	A6SR-2104	J	2	4.98	1.92	1.71	1.53	1.43
653-A6SR-4104	A6SR-4104	J	4	10.06	1.92	1.71	1.53	1.37
653-A6SR-8104	A6SR-8104	J	8	25.30	2.40	2.32	2.21	2.13
Thru-Hole, Short Lever								
653-A6TR-2101	A6TR-2101	K	2	4.98	1.56	1.52	1.48	1.43
653-A6TR-4101	A6TR-4101	K	4	10.06	1.92	1.71	1.53	1.37
Thru-Hole, Long Lever								
653-A6TR-2104	A6TR-2104	L	2	4.98	1.92	1.71	1.53	1.37
653-A6TR-8104	A6TR-8104	L	8	20.22	2.40	2.33	2.21	2.08

OMRON A6SN/TN SERIES: SLIDE DIP SWITCHES

Specifications:
- Switching capacity: 25mA @ 24VDC
- Operating force: 806 gf max.
- Dielectric strength: 300VAC

Features:
- Knife-edge structure with high-contact pressure mechanism assures high-reliability and enables washing without seal.

For quantities greater than listed, call for quote.

MOUSER STOCK NO.	Omron Part No.	Fig.	Number of Positions	Dimension A (mm)	Price Each 1	25	50	100
SMT, Flat-Actuated								
653-A6SN-2101	A6SN-2101	M	2	7.00	2.28	2.07	1.92	1.75
653-A6SN-4101	A6SN-4101	M	4	12.10	2.40	2.18	1.94	1.74
653-A6SN-8101	A6SN-8101	M	8	22.30	5.03	4.53	4.02	3.62
SMT, Raised Actuator								
653-A6SN-2104	A6SN-2104	N	2	7.00	2.28	2.07	1.92	1.75
653-A6SN-4104	A6SN-4104	N	4	12.10	2.40	2.18	1.94	1.74
653-A6SN-6104	A6SN-6104	N	6	17.20	3.62	3.22	2.89	2.61
653-A6SN-8104	A6SN-8104	N	8	22.30	5.03	4.53	4.02	3.62
Thru-Hole, Flat-Actuated								
653-A6TN-2101	A6TN-2101	O	2	7.00	1.51	1.35	1.20	1.08
653-A6TN-4101	A6TN-4101	O	4	12.10	1.51	1.35	1.20	1.08
653-A6TN-6101	A6TN-6101	O	6	17.20	1.98	1.80	1.67	1.53
653-A6TN-8101	A6TN-8101	O	8	22.30	1.41	1.27	1.16	1.06
Thru-Hole, Raised Actuator								
653-A6TN-2104	A6TN-2104	P	2	7.00	1.26	1.12	.999	.901
653-A6TN-4104	A6TN-4104	P	4	12.10	1.51	1.35	1.20	1.08
653-A6TN-6104	A6TN-6104	P	6	17.20	1.98	1.80	1.67	1.53
653-A6TN-8104	A6TN-8104	P	8	22.30	2.40	2.18	1.94	1.74

© Copyright 2013 Mouser Electronics
© Copyright 2013 Mouser Electronics

ALPHA Rotary Switches

RoHS Compliant **This product is RoHS compliant.**

ALPHA

RoHS Compliant

DIMENSIONS: mm

A

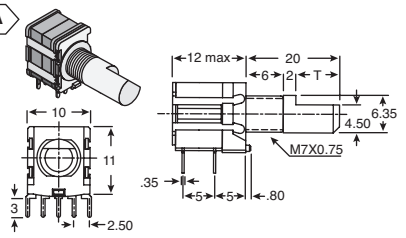

B

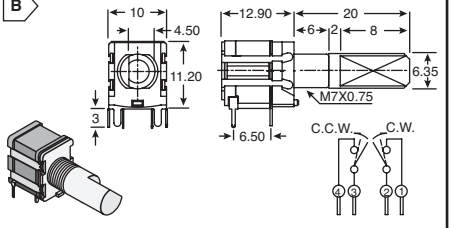

C

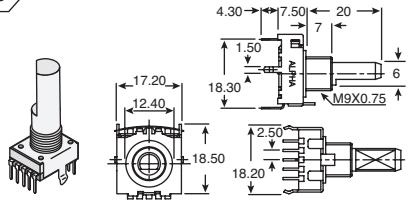

D

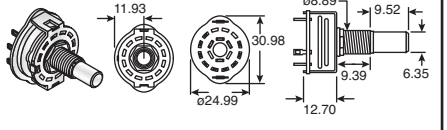

E

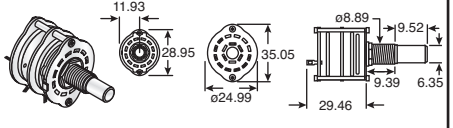

F

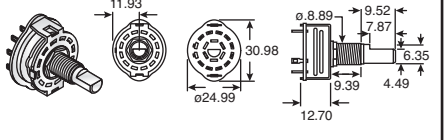

G

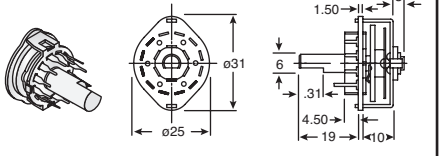

SR10010F SERIES

- Rating: 0.1A/16VDC
- Contact Resistance: 50mΩ max.
- Insulation Resistance: 100VDC-100MΩ min.
- Dielectric Strength: 100VAC for 1 minute
- Operating Life: 10000 cycles
- Shaft Type: 6.35mm D
- Timing: Non-shorting
- Terminals: PC mount

RoHS Compliant

For quantities greater than listed, call for quote.

MOUSER STOCK NO.	Alpha Part No.	Fig.	Poles	Positions	Shaft Length	Price Each 1	50	100	500	1000
105-SR10010F-16NS	SR10010F-0106-20F0B-C7-N	A	1	6	20mm	6.27	5.70	5.18	4.71	4.28
105-SR10010F-23NS	SR10010F-0203-20F0B-C7-N	A	2	3	20mm	6.27	5.70	5.18	4.71	4.28
105-SR10010F-24NS	SR10010F-0204-20F0B-C7-N	A	2	4	20mm	6.27	5.70	5.18	4.71	4.28
105-SR10010F-25NS	SR10010F-0205-20F0B-C7-N	A	2	5	20mm	6.27	5.70	5.18	4.71	4.28

SR10030F SERIES

- Rating: 0.1A/16VDC
- Contact Resistance (initial performance/after lifetime): 50mΩ max./ 150mΩ max.
- Shaft Type: 6.35mm D
- Terminal: PC mount
- Rotational Torque: 153 ± 71gf.cm
- Mechanical Life: 30000 cycles
- Electrical Life: 10000 cycles
- Pulse Switch Operation: C.W.: 1 & 2 on during change over; C.C.W.: 3 & 4 on during change over

✻ 360° Continuous Rotation

RoHS Compliant

For quantities greater than listed, call for quote.

MOUSER STOCK NO.	Alpha Part No.	Fig.	Shaft Length	Price Each 1	50	100	500	1000
✻ 105-SR10030F-PS	SR10030F-20F0B-C7	B	20mm	6.85	6.23	5.66	5.15	4.68

SR1712F SERIES

- Rating: 0.3A/16VDC
- Contact Resistance: 50mΩ max.
- Insulation Resistance: 100VDC-100MΩ min.
- Dielectric Strength: 100VAC for 1 minute
- Operating Life: 10000 cycles
- Shaft Type: 6mm D
- Timing: Non-shorting
- Terminals: PC mount

RoHS Compliant

For quantities greater than listed, call for quote.

MOUSER STOCK NO.	Alpha Part No.	Fig.	Poles	Positions	Shaft Length	Price Each 1	50	100	500	1000
105-SR1712F-16NS	SR1712F-0106-20F0A-N9-9	C	1	6	20mm	4.86	4.04	3.68	3.35	3.08
105-SR1712F-18NS	SR1712F-0108-20F0A-N9-9	C	1	8	20mm	4.86	4.04	3.68	3.35	3.08
105-SR1712F-22NS	SR1712F-0202-20F0A-N9-9	C	2	2	20mm	4.86	4.04	3.68	3.35	3.08
105-SR1712F-23NS	SR1712F-0203-20F0A-N9-9	C	2	3	20mm	4.86	4.04	3.68	3.35	3.08
105-SR1712F-24NS	SR1712F-0204-20F0A-N9-9	C	2	4	20mm	4.86	4.04	3.68	3.35	3.08

SR2511F, SR2512F, AND SR2921F SERIES

- Rating: 0.3A/125VAC
- Contact Resistance: 50mΩ max.
- Insulation Resistance: 500VDC-100MΩ min.
- Dielectric Strength: 500VAC for 1 minute
- Rotational Torque: 1.0 ± 0.5Kg/cm

✻ 360° Continuous Rotation

RoHS Compliant

For quantities greater than listed, call for quote.

MOUSER STOCK NO.	Alpha Part No.	Fig.	Poles	Positions	Shaft Length	Price Each 1	50	100	500	1000
Non-Shorting Round Shaft with Solder Terminals										
105-SR2511F-25NS	SR2511F-0205-19R0B-E9-N-W	D	2	5	19mm	2.96	2.48	2.26	2.05	1.88
105-SR2511F-26RN	SR2511F-0206-19R0B-E9-N-W	D	2	6	19mm	2.96	2.48	2.26	2.05	1.88
105-SR2511F-34NS	SR2511F-0304-19R0B-E9-N-W	D	3	4	19mm	2.96	2.48	2.26	2.05	1.88
105-SR2511F-43RN	SR2511F-0403-19R0B-E9-N-W	D	4	3	19mm	2.96	2.48	2.26	2.05	1.88
105-SR2511F-62RN	SR2511F-0602-19R0B-E9-N-W	D	6	2	19mm	2.96	2.48	2.26	2.05	1.88
✻ 105-SR2511F-12RN	SR2511F-0112-19R0B-E9-N-W	D	1	12	19mm	2.96	2.48	2.26	2.05	1.88
Non-Shorting Round Shaft with PCB Pins										
105-SR2512F-18NS	SR2512F-0108-19R0B-E9-N-W	D	1	8	19mm	2.96	2.48	2.26	2.05	1.88
105-SR2512F-25NS	SR2512F-0205-19R0B-E9-N-W	D	2	5	19mm	2.96	2.48	2.26	2.05	1.88
105-SR2512F-26NS	SR2512F-0206-19R0B-E9-N-W	D	2	6	19mm	2.96	2.48	2.26	2.05	1.88
105-SR2512F-34NS	SR2512F-0304-19R0B-E9-N-W	D	3	4	19mm	2.96	2.48	2.26	2.05	1.88
105-SR2512F-43NS	SR2512F-0403-19R0B-E9-N-W	D	4	3	19mm	2.96	2.48	2.26	2.05	1.88
105-SR2512F-62NS	SR2512F-0602-19R0B-E9-N-W	D	6	2	19mm	2.96	2.48	2.26	2.05	1.88
105-SR2512F-110NS	SR2512F-0110-19R0B-E9-N-W	D	1	10	19mm	2.96	2.48	2.26	2.05	1.88
✻ 105-SR2512F-112NS	SR2512F-0112-19R0B-E9-N-W	D	1	12	19mm	2.96	2.48	2.26	2.05	1.88
Shorting Round Shaft with Solder Terminals										
105-SR2511F-17S	SR2511F-0107-19R0B-E9-S-W	D	1	7	19mm	2.96	2.48	2.26	2.05	1.88
105-SR2511F-19S	SR2511F-0109-19R0B-E9-S-W	D	1	9	19mm	2.96	2.48	2.26	2.05	1.88
105-SR2511F-25S	SR2511F-0205-19R0B-E9-S-W	D	2	5	19mm	2.96	2.48	2.26	2.05	1.88
105-SR2511F-26S	SR2511F-0206-19R0B-E9-S-W	D	2	6	19mm	2.96	2.48	2.26	2.05	1.88
105-SR2511F-33S	SR2511F-0303-19R0B-E9-S-W	D	3	3	19mm	2.96	2.48	2.26	2.05	1.88
105-SR2511F-34S	SR2511F-0304-19R0B-E9-S-W	D	3	4	19mm	2.96	2.48	2.26	2.05	1.88
105-SR2511F-43S	SR2511F-0403-19R0B-E9-S-W	D	4	3	19mm	2.96	2.48	2.26	2.05	1.88
105-SR2511F-62S	SR2511F-0602-19R0B-E9-S-W	D	6	2	19mm	2.96	2.48	2.26	2.05	1.88
✻ 105-SR2511F-12S	SR2511F-0112-19R0B-E9-S-W	D	1	12	19mm	2.96	2.48	2.26	2.05	1.88
Shorting Round Shaft with Solder Terminals; 2 Decks										
105-SR2921F-17S	SR2921F-0107-19R0B-E9-S-W	E	1	7	19mm	5.52	4.61	4.19	3.82	3.52
105-SR2921F-12S	SR2921F-0112-19R0B-E9-S-W	E	1	12	19mm	5.52	4.61	4.19	3.82	3.52
105-SR2921F-25S	SR2921F-0205-19R0B-E9-S-W	E	2	5	19mm	5.52	4.61	4.19	3.82	3.52
105-SR2921F-26S	SR2921F-0206-19R0B-E9-S-W	E	2	6	19mm	5.52	4.61	4.19	3.82	3.52
✻ 105-SR2921F-34S	SR2921F-0304-19R0B-E9-S-W	E	3	4	19mm	5.52	4.61	4.19	3.82	3.52
Non-Shorting D-Shaft with Solder Terminals										
105-SR2511F-25FN	SR2511F-0205-19F0B-E9-N-W	F	2	5	19mm	2.96	2.48	2.26	2.05	1.88
105-SR2511F-26FN	SR2511F-0206-19F0B-E9-N-W	F	2	6	19mm	2.96	2.48	2.26	2.05	1.88
105-SR2511F-34FN	SR2511F-0304-19F0B-E9-N-W	F	3	4	19mm	2.96	2.48	2.26	2.05	1.88
105-SR2511F-43FN	SR2511F-0403-19F0B-E9-N-W	F	4	3	19mm	2.96	2.48	2.26	2.05	1.88
105-SR2511F-62FN	SR2511F-0602-19F0B-E9-N-W	F	6	2	19mm	2.96	2.48	2.26	2.05	1.88
✻ 105-SR2511F-12FN	SR2511F-0112-19F0B-E9-N-W	F	1	12	19mm	2.96	2.48	2.26	2.05	1.88

SR2513F SERIES

- Rating: 0.3A/125VAC
- Contact Resistance: 50mΩ max.
- Insulation Resistance: 500VDC-100MΩ min.
- Dielectric Strength: 500VAC for 1 minute
- Rotational Torque: 1.0 ± 0.5Kg/cm
- Shaft Type: 6mm D
- Timing: Non-shorting
- Terminals: PC mount

✻ 360° Continuous Rotation

RoHS Compliant

For quantities greater than listed, call for quote.

MOUSER STOCK NO.	Alpha Part No.	Fig.	Poles	Positions	Shaft Length	Price Each 1	50	100	500	1000
105-SR2513F-110NS	SR2513F-0110-19F0A-T-N	G	1	10	19mm	2.14	1.79	1.63	1.48	1.36
✻ 105-SR2513F-112NS	SR2513F-0112-19F0A-T-N	G	1	12	19mm	2.14	1.79	1.63	1.48	1.36
105-SR2513F-24NS	SR2513F-0204-19F0A-T-N	G	2	4	19mm	2.14	1.79	1.63	1.48	1.36
105-SR2513F-25NS	SR2513F-0205-19F0A-T-N	G	2	5	19mm	2.14	1.79	1.63	1.48	1.36
105-SR2513F-26NS	SR2513F-0206-19F0A-T-N	G	2	6	19mm	2.14	1.79	1.63	1.48	1.36
105-SR2513F-34NS	SR2513F-0304-19F0A-T-N	G	3	4	19mm	2.14	1.79	1.63	1.48	1.36
105-SR2513F-43NS	SR2513F-0403-19F0A-T-N	G	4	3	19mm	2.14	1.79	1.63	1.48	1.36
105-SR2513F-62NS	SR2513F-0602-19F0A-T-N	G	6	2	19mm	2.14	1.79	1.63	1.48	1.36

© Copyright 2013 Mouser Electronics

© Copyright 2013 Mouser Electronics

ALPHA Rotary Switches

ALPHA

DIMENSIONS: mm

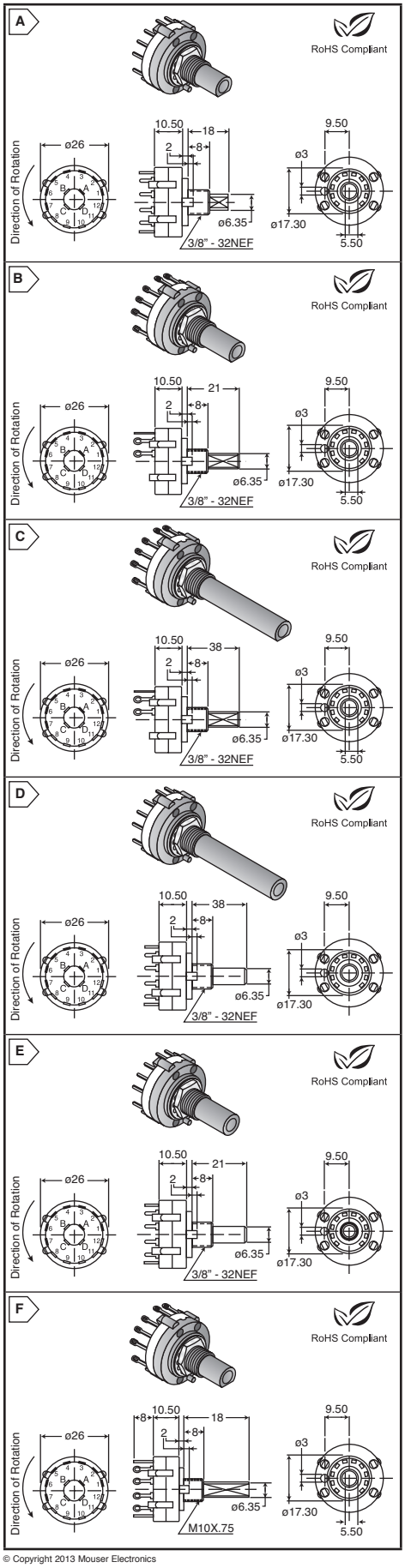

RoHS Compliant **This product is RoHS compliant.**

- Rating: 0.3A/125VAC
- Contact Resistance: 50mΩ max.
- Dielectric Strength: 500VAC for 1 minute
- Insulation Resistance: 500VDC-100MΩ min.

SR2611F SERIES

For quantities greater than listed, call for quote.

MOUSER STOCK NO.	Alpha Part No.	Fig.	Poles	Pos.	Shaft Length	Price Each 1	50	100	500	1000
Non-Shorting D Shaft with Solder Terminals - 30°										
105-SR2611F-17-18NS	SR2611F-0107-18F5B-D8-N	A	1	7	18mm	3.39	2.82	2.57	2.33	2.10
105-SR2611F-18-18NS	SR2611F-0108-18F5B-D8-N	A	1	8	18mm	3.39	2.82	2.57	2.33	2.10
105-SR2611F-25-18NS	SR2611F-0205-18F5B-D8-N	A	2	5	18mm	3.39	2.82	2.57	2.33	2.10
105-SR2611F-17-21NS	SR2611F-0107-21F5B-D8-N	B	1	7	21mm	3.39	2.82	2.57	2.33	2.10
105-SR2611F-18-21NS	SR2611F-0108-21F5B-D8-N	B	1	8	21mm	3.39	2.82	2.57	2.33	2.10
105-SR2611F-25-21NS	SR2611F-0205-21F5B-D8-N	B	2	5	21mm	3.39	2.82	2.57	2.33	2.10
105-SR2611F-17-38NS	SR2611F-0107-38F5B-D8-N	C	1	7	38mm	3.39	2.82	2.57	2.33	2.10
105-SR2611F-18-38NS	SR2611F-0108-38F5B-D8-N	C	1	8	38mm	3.39	2.82	2.57	2.33	2.10
105-SR2611F-25-38NS	SR2611F-0205-38F5B-D8-N	C	2	5	38mm	3.39	2.82	2.57	2.33	2.10
Non-Shorting Round Shaft with Solder Terminals - 30°										
105-SR2611F-17-38RN	SR2611F-0107-38R0B-D8-N	D	1	7	38mm	3.39	2.82	2.57	2.33	2.10
105-SR2611F-18-38RN	SR2611F-0108-38R0B-D8-N	D	1	8	38mm	3.39	2.82	2.57	2.33	2.10
105-SR2611F-12-38RN	SR2611F-0112-38R0B-D8-N	D	1	12	38mm	3.39	2.82	2.57	2.33	2.10
105-SR2611F-25-38RN	SR2611F-0205-38R0B-D8-N	D	2	5	38mm	3.39	2.82	2.57	2.33	2.10
105-SR2611F-26-38RN	SR2611F-0206-38R0B-D8-N	D	2	6	38mm	3.39	2.82	2.57	2.33	2.10
105-SR2611F-34-38RN	SR2611F-0304-38R0B-D8-N	D	3	4	38mm	3.39	2.82	2.57	2.33	2.10
105-SR2611F-43-38RN	SR2611F-0403-38R0B-D8-N	D	4	3	38mm	3.39	2.82	2.57	2.33	2.10
Shorting Round Shaft with Solder Terminals - 30°										
105-SR2611F-17-21RS	SR2611F-0107-21R0B-D8-S	E	1	7	21mm	3.39	2.82	2.57	2.33	2.10
105-SR2611F-18-21RS	SR2611F-0108-21R0B-D8-S	E	1	8	21mm	3.39	2.82	2.57	2.33	2.10
105-SR2611F-12-21RS	SR2611F-0112-21R0B-D8-S	E	1	12	21mm	3.39	2.82	2.57	2.33	2.10
105-SR2611F-25-21RS	SR2611F-0205-21R0B-D8-S	E	2	5	21mm	3.39	2.82	2.57	2.33	2.10
105-SR2611F-26-21RS	SR2611F-0206-21R0B-D8-S	E	2	6	21mm	3.39	2.82	2.57	2.33	2.10
105-SR2611F-34-21RS	SR2611F-0304-21R0B-D8-S	E	3	4	21mm	3.39	2.82	2.57	2.33	2.10
105-SR2611F-43-21RS	SR2611F-0403-21R0B-D8-S	E	4	3	21mm	3.39	2.82	2.57	2.33	2.10

SR2612F SERIES

For quantities greater than listed, call for quote.

MOUSER STOCK NO.	Alpha Part No.	Fig.	Poles	Pos.	Shaft Length	Price Each 1	50	100	500	1000
Shorting D Shaft with PCB Pins - 30°										
105-SR2612F-17-18S	SR2612F-0107-18F5B-D8-S	A	1	7	18mm	3.39	2.82	2.57	2.33	2.10
105-SR2612F-18-18S	SR2612F-0108-18F5B-D8-S	A	1	8	18mm	3.39	2.82	2.57	2.33	2.10
105-SR2612F-25-18S	SR2612F-0205-18F5B-D8-S	A	2	5	18mm	3.39	2.82	2.57	2.33	2.10
105-SR2612F-12-38S	SR2612F-0112-38F5B-D8-S	C	1	12	38mm	3.39	2.82	2.57	2.33	2.10
105-SR2612F-26-38S	SR2612F-0206-38F5B-D8-S	C	2	6	38mm	3.39	2.82	2.57	2.33	2.10
105-SR2612F-34-38S	SR2612F-0304-38F5B-D8-S	C	3	4	38mm	3.39	2.82	2.57	2.33	2.10
105-SR2612F-43-38S	SR2612F-0403-38F5B-D8-S	C	4	3	38mm	3.39	2.82	2.57	2.33	2.10
Shorting Round Shaft with PCB Pins - 30°										
105-SR2612F-17-38RS	SR2612F-0107-38R0B-D8-S	D	1	7	38mm	3.39	2.82	2.57	2.33	2.10
105-SR2612F-18-38RS	SR2612F-0108-38R0B-D8-S	D	1	8	38mm	3.39	2.82	2.57	2.33	2.10
105-SR2612F-25-38RS	SR2612F-0205-38R0B-D8-S	D	2	5	38mm	3.39	2.82	2.57	2.33	2.10
Non-Shorting Round Shaft with PCB Pins - 30°										
105-SR2612F-17-21RN	SR2612F-0107-21R0B-D8-N	E	1	7	21mm	3.39	2.82	2.57	2.33	2.10
105-SR2612F-18-21RN	SR2612F-0108-21R0B-D8-N	E	1	8	21mm	3.39	2.82	2.57	2.33	2.10
105-SR2612F-12-21RN	SR2612F-0112-21R0B-D8-N	E	1	12	21mm	3.39	2.82	2.57	2.33	2.10
105-SR2612F-25-21RN	SR2612F-0205-21R0B-D8-N	E	2	5	21mm	3.39	2.82	2.57	2.33	2.10
105-SR2612F-26-21RN	SR2612F-0206-21R0B-D8-N	E	2	6	21mm	3.39	2.82	2.57	2.33	2.10
105-SR2612F-34-21RN	SR2612F-0304-21R0B-D8-N	E	3	4	21mm	3.39	2.82	2.57	2.33	2.10
105-SR2612F-43-21RN	SR2612F-0403-21R0B-D8-N	E	4	3	21mm	3.39	2.82	2.57	2.33	2.10

SR2613F SERIES

For quantities greater than listed, call for quote.

MOUSER STOCK NO.	Alpha Part No.	Fig.	Poles	Pos.	Shaft Length	Price Each 1	50	100	500	1000
Non-Shorting D Shaft with PCB Pins - 90°										
105-SR2613F-12-18NS	SR2613F-0102-18F5B-D8-N	A	1	2	18mm	3.94	3.28	2.99	2.72	2.50
105-SR2613F-13-18NS	SR2613F-0103-18F5B-D8-N	A	1	3	18mm	3.94	3.28	2.99	2.72	2.50
105-SR2613F-14-18NS	SR2613F-0104-18F5B-D8-N	A	1	4	18mm	3.94	3.28	2.99	2.72	2.50

SR2616F SERIES

For quantities greater than listed, call for quote.

MOUSER STOCK NO.	Alpha Part No.	Fig.	Poles	Pos.	Shaft Length	Price Each 1	50	100	500	1000
Non-Shorting D Shaft with PCB Pins - 60°										
105-SR2616F-14-18FN	SR2616F-0104-18F5B-D8-N	A	1	4	18mm	3.94	3.28	2.99	2.72	2.50
105-SR2616F-16-18FN	SR2616F-0106-18F5B-D8-N	A	1	6	18mm	3.94	3.28	2.99	2.72	2.50
105-SR2616F-22-18FN	SR2616F-0202-18F5B-D8-N	A	2	2	18mm	3.94	3.28	2.99	2.72	2.50

SR2617F SERIES

For quantities greater than listed, call for quote.

MOUSER STOCK NO.	Alpha Part No.	Fig.	Poles	Pos.	Shaft Length	Price Each 1	50	100	500	1000
Non-Shorting D Shaft with Solder Terminals - 60°										
105-SR2617F-13-18NS	SR2617F-0103-18F5B-D1-N	F	1	3	18mm	3.94	3.28	2.99	2.72	2.50
105-SR2617F-14-18NS	SR2617F-0104-18F5B-D1-N	F	1	4	18mm	3.94	3.28	2.99	2.72	2.50
105-SR2617F-16-18NS	SR2617F-0106-18F5B-D1-N	F	1	6	18mm	3.94	3.28	2.99	2.72	2.50

SR2619F SERIES

For quantities greater than listed, call for quote.

MOUSER STOCK NO.	Alpha Part No.	Fig.	Poles	Pos.	Shaft Length	Price Each 1	50	100	500	1000
Non-Shorting D Shaft with Solder Terminals - 90°										
105-SR2619F-12-38FN	SR2619F-0102-38F5B-D8-N	C	1	2	38mm	3.94	3.28	2.99	2.72	2.50
105-SR2619F-13-38FN	SR2619F-0103-38F5B-D8-N	C	1	3	38mm	3.94	3.28	2.99	2.72	2.50
105-SR2619F-14-38FN	SR2619F-0104-38F5B-D8-N	C	1	4	38mm	3.94	3.28	2.99	2.72	2.50

© Copyright 2013 Mouser Electronics

© Copyright 2013 Mouser Electronics

Coded Rotary DIP Switches

APEM ROTARY DIP SWITCHES

Specifications:
- Operating voltage: 24VDC max
- Contact rating, static: 400mA max

Features:
- 3+3 terminal layout
- Completely sealed for process compatibility
- Clockwise or counterclockwise settable
- Solder coated terminals

For quantities greater than listed, call for quote.

MOUSER STOCK NO.	Apem Part No.	Fig.	No. of Positions	Description	Price Each 1	25	50	100
Thru-Hole								
642-PT65101	PT65101	A	10	True Binary coded decimal	5.13	4.59	4.32	3.82
642-PT65106	PT65106	A	16	Complimentary binary coded decimal	6.70	6.02	5.69	5.02
642-PT65301	PT65301	B	10	True Binary coded decimal	6.74	6.07	5.72	5.37
642-PT65303	PT65303	B	16	Complimentary binary coded hexadecimal	7.68	6.93	6.54	5.77
642-PT65501	PT65501	C	10	True Binary coded decimal	6.78	6.45	6.11	5.78
642-PT65503	PT65503	C	16	Complimentary binary coded hexadecimal	12.43	11.63	10.97	10.26
642-P36101	P36101	D	10	True Binary coded decimal	5.63	5.03	4.75	4.43
642-P36103	P36103	D	16	Complimentary binary coded hexadecimal	5.13	4.58	4.31	4.03
Surface Mount								
642-P36S101	P36S101	E	10	True Binary coded decimal	5.57	5.28	5.01	4.77
642-P36S103	P36S103	E	16	Complimentary binary coded decimal	6.49	5.85	5.51	4.80

BOURNS SEALED ROTARY SWITCHES

Specifications:
- Contact Form: SPST
- Max. Current Rating: 100mA
- Max. Voltage Rating: 16V
- Contact Timing: Non-Shorting
- Rotational Life: 2000 cycles

Features:
- Tape and Reel packaging on surface mount terminal types.

Applications:
- Security Systems
- Portable Electronics
- Instrumentation

For quantities greater than listed, call for quote.

MOUSER STOCK NO.	Bourns Part No.	Fig.	Size (mm)	Terminal Type	Package Quantity	Price Each 1	25	50	100
652-7813J-1-023E	7813J-1-023E	F	3	SMD J-Hook	1000	2.47	2.18	2.04	1.83
652-7813S-1-023E	7813S-1-023E	G	3	SMD Right angle	200	1.95	1.86	1.67	1.36
652-7814H-1-023	7814H-1-023	H	4	Through-hole	100	1.95	1.86	1.67	1.36
652-7814J-1-023E	7814J-1-023E	I	4	SMD J-Hook	500	2.47	2.18	2.04	1.83
652-7814G-1-023E	7814G-1-023E	J	4	SMD Gull wing	500	2.47	2.18	2.04	1.83
652-7814Z-1-023E	7814Z-1-023E	K	4	SMD Right angle	200	1.95	1.86	1.67	1.36
652-7829S-1-023LF	7829S-1-023LF	L	ø6	Right angle through hole	50	1.96	1.82	1.62	1.49

DIMENSIONS: mm

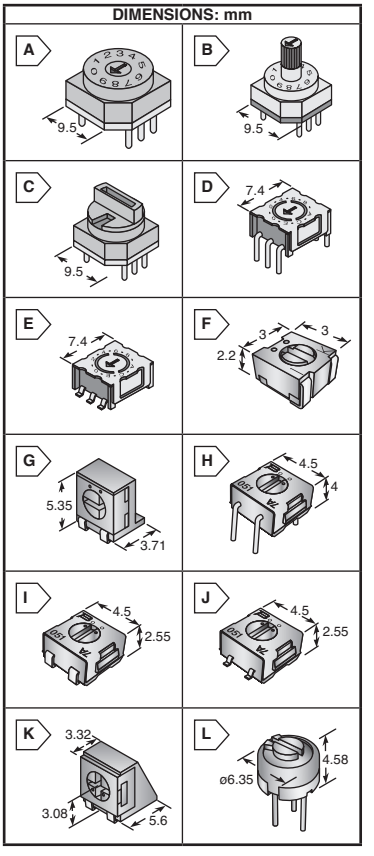

C&K CD SERIES: 8MM ULTRA-MINIATURE CODED ROTARY

Specifications:
- Process sealed to withstand soldering and cleaning
- Contact rating: 0.4VA max. @ 20VAC or VDC max.
- Mechanical and Electrical life: 20,000 actuations
- Dielectric Strength: 250V RMS min.

RoHS Compliant

For quantities greater than listed, call for quote.

MOUSER STOCK NO. / Mfr. / Mfr. Part No.	Fig.	Pos.	Code Configuration	Price Each 1	25	50	100
PC Thru-Hole							
611—CD10RM0CB	A	10	Binary Coded Decimal, True	5.07	4.49	4.26	4.06
Right Angle, PC Thru - Hole							
611—CD16RM0AB	B	16	Hexadecimal, True	4.67	3.98	3.75	3.55
Surface Mount							
611—CD16RM0SB	C	16	Hexadecimal, True	6.30	5.59	5.34	5.04

True

Type	Position	Code C	1	2	4	8
BCD	0	•				
	1	•	•			
	2	•		•		
	3	•	•	•		
	4	•			•	
	5	•	•		•	
	6	•		•	•	
	7	•	•	•	•	
	8	•				•
	9	•	•			•
Hexadecimal	A	•		•		•
	B	•	•	•		•
	C	•			•	•
	D	•	•		•	•
	E	•		•	•	•
	F	•	•	•	•	•

Compliment

Type	Position	Code C	1	2	4	8
BCD	0	•	•	•	•	•
	1	•		•	•	•
	2	•	•		•	•
	3	•			•	•
	4	•	•	•		•
	5	•		•		•
	6	•	•			•
	7	•				•
	8	•	•	•	•	
	9	•		•	•	
Hexadecimal	A	•	•		•	
	B	•			•	
	C	•	•	•		
	D	•		•		
	E	•	•			
	F	•				

C&K CRD SERIES: 10MM CODED ROTARY SWITCHES

Specifications:
- Process sealed to withstand soldering and cleaning
- Flush, Screwdriver slot actuator
- Contact rating: 0.4VA max. @ 20VAC or VDC max.
- Mechanical Life: 20,000 actuations @ 5VDC 10 mA
- Electrical Life: 30,000 actuations
- Dielectric Strength: 300VAC for 1 minute

RoHS Compliant

For quantities greater than listed, call for quote.

MOUSER STOCK NO. / Mfr. / Mfr. Part No.	Fig.	Pos.	Code Configuration	Price Each 1	25	50	100
PC Thru-Hole							
611—CRD10RM0CB	D	10	Binary Coded Decimal, True	5.89	5.62	5.34	5.07
611—CRD16RM0CB	D	16	Hexadecimal, True	6.48	6.17	5.86	5.57
611—CRD16CM0CB	D	16	Hexadecimal, Complement	5.44	5.26	4.76	4.53
Right Angle, PC Thru-Hole							
611—CRD16CM0AB	E	16	Hexadecimal, Complement	7.43	7.07	6.74	6.39
Surface Mount							
611—CRD10RM0SB	F	10	Binary Coded Decimal, True	6.63	6.32	6.00	5.70
611—CRD16RM0SB	F	16	Hexadecimal, True	7.98	7.06	6.61	5.90
611—CRD16CM0SBR	F	16	Hexadecimal Complement	5.41	5.06	4.76	4.45

DIMENSIONS: mm

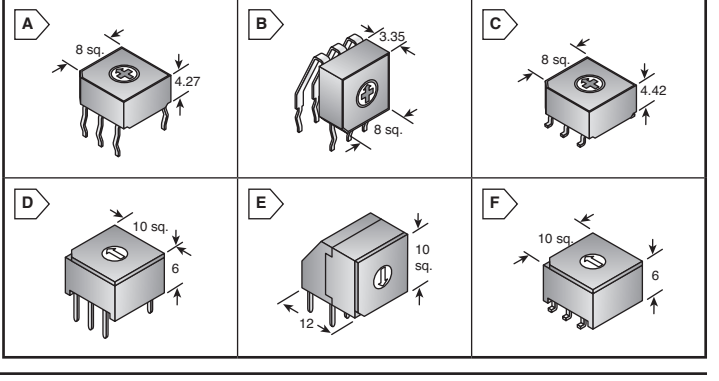

C&K RW SERIES: SUB-MINIATURE ROTARY SWITCHES

RoHS Compliant

PRODUCT NEW

For quantities greater than listed, call for quote.

MOUSER STOCK NO.	C&K Part No.	Fig.	Pos.	Terminal Type	Contact Form	Current Rating	Voltage Rating	Price Each 1	25	100	250
611-RW-108-NSRT	RW-108-NS RT	A	8	SMD/SMT	SP8T	100 Amps	16V	2.30	2.07	1.88	1.65
611-RW-1106NSRT	RW-1106 NS RT	B	10	SMD/SMT	SP10T	10 Amps	5V	1.84	1.65	1.39	1.28

DIMENSIONS: mm

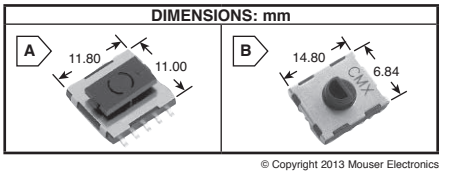

© Copyright 2013 Mouser Electronics

© Copyright 2013 Mouser Electronics

DIMENSIONS: in.

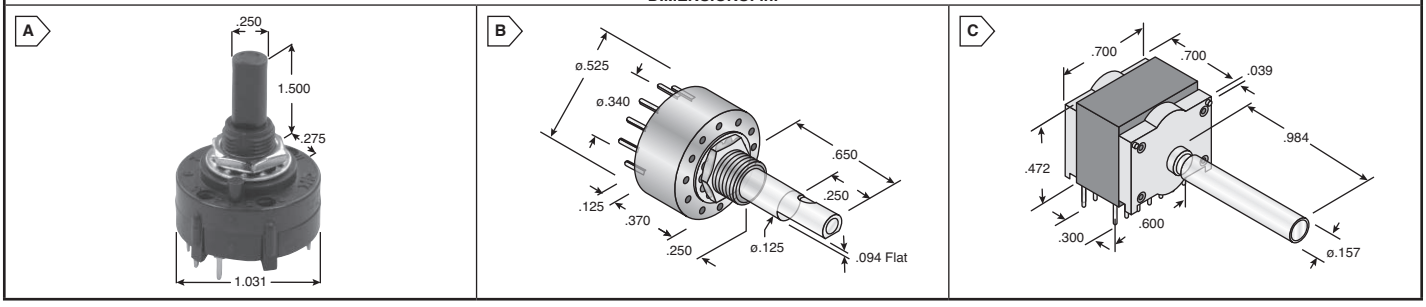

C&K SERIES A: 1-4 POLE ROTARY SWITCHES

Features/Benefits:
- Multi-pole and multi-position
- Positive detent
- Non-shorting contacts
- Panel and PCB mounting

Specifications:
- Contact Rating: 2.5A @ 125VAC; 350mA @ 125VDC
- Dielectric Strength: 1000Vrms min. @ sea level
- Insulation Resistance: $10^9\Omega$ min.
- Contact Material: Silver

Typical Application:
- Automotive
- Major and small appliances
- Industrial equipment

RoHS Compliant

For quantities greater than listed, call for quote.

MOUSER STOCK NO.	C&K Part No.	Fig.	Number of Positions	Number of Poles	Terminals	Price Each 1	25	50	100
611-A21415RNCQ	A21415RNCQ	A	14	DP, 90° Index	PC Thru-hole	5.32	4.96	4.71	4.49
611-A10015RSCQ	A10015RSCQ	A	12	SP, 30° Index, no stops	PCB	5.79	5.48	5.01	4.85
✻ 611-A11205RNCQ	A11205RNCQ	A	12	SP, 30° Index	PCB	5.69	5.38	4.91	4.46
611-A112-15	A11215RNCQ	A	12	SP, 30° Index	PCB	5.50	5.20	4.75	4.27
611-A11215RNZQ	A11215RNZQ	A	12	SP, 30° Index	Solder	5.86	5.13	4.98	4.76
611-A11015RNCQ	A11015RNCQ	A	10	SP, 30° Index	PC Thru-hole	5.52	5.15	4.89	4.68
611-A10905RNCQ	A10905RNCQ	A	9	SP, 30° Index	PC Thru-hole	5.71	5.33	5.06	4.84
611-A12515RNZQ	A12515RNZQ	A	8	SP, 45° Index	Solder	7.20	5.87	5.76	5.55
611-A10715RNCQ	A10715RNCQ	A	7	SP, 30° Index	PC Thru-hole	5.00	4.65	4.43	4.22
611-A10615RSZQ	A10615RSZQ	A	6	SP, 30° Index	Solder	4.49	4.26	3.89	3.77
611-A20615RNCQ	A20615RNCQ	A	6	DP, 30° Index	PCB	7.67	5.94	5.67	4.83
611-A10605RNCQ	A10605RNCQ	A	6	SP, 30° Index	PC Thru-hole	5.02	4.68	4.44	4.24
611-A20615RNZQ	A20615RNZQ	A	6	DP, 30° Index	Solder	6.18	5.42	5.26	5.05
611-A20503RNCGE	A20503RNCGE	A	5	DP, 30° Index	PC Thru-hole	12.03	11.21	10.68	10.19
611-A30405MNZQ	A30405MNZQ	A	4	3P, 30° Index	Solder lug	6.83	6.37	6.06	5.78
✻✻ 611-A30403RNZQ	A30403RNZQ	A	4	3P, 30° Index	Solder	5.95	5.62	5.15	4.65
611-A30415RNCQ	A30415RNCQ	A	4	3P, 30° Index	PCB	5.97	5.30	4.98	4.58
611-A30415RNZQ	A30415RNZQ	A	4	3P, 30° Index	Solder	6.12	5.36	5.20	4.98
611-A40315RNZQ	A40315RNZQ	A	3	4P, 30° Index	Solder	7.47	6.79	6.40	6.07
611-A402S1RNCBE	A402S1RNCBE	A	2	4PDT, 30° Index	PC Thru-hole	13.50	12.58	11.97	11.42

✻ .50" Actuator shaft

✻✻ .375" Actuator shaft

C&K SERIES M: HALF-INCH ROTARY SWITCHES

Features/Benefits:
- Multi-pole and multi-positions
- Panel and PCB mounting
- Stainless steel actuator
- Non-shorting contacts

Specifications:
- Contact Rating: Carry 6A cont.; Switch 250mA max. @ 125VAC or 28VDC
- Dielectric Strength: 600Vrms min. @ sea level
- Insulation Resistance: $10^{10}\Omega$ min.
- Contact Material: Copper alloy, silver plated
- MA, MB, and MD supplied with stop pins; MD, ME, and MH supplied with stop rings

Typical Application:
- Test equipment
- Industrial equipment
- Medical equipment

RoHS Compliant

Switches

For quantities greater than listed, call for quote.

MOUSER STOCK NO.	C&K Part No.	Fig.	Number of Positions	Number of Poles	Terminals	Price Each 1	25	50	100
611-MA00L1NCQD	MA00L1NCQD	B	10	SP, 36°	PCB	11.59	11.24	10.43	9.84
611-ME00L1NCQD	ME00L1NCQD	B	10	SP, 36°	PCB	11.59	11.24	10.43	9.39
611-ME00L1NZQD	ME00L1NZQD	B	10	SP, 36°	Solder	11.87	10.82	9.94	9.11
611-MA00L1NZQD	MA00L1NZQD	B	10	SP, 36°	Solder	11.53	10.80	10.31	9.26
611-MD00L1NZQD	MD00L1NZQD	B	6	DP, 30°	Solder	13.56	12.93	12.54	12.01
611-MB00L1NZQD	MB00L1NZQD	B	5	DP, 36°	Solder	13.18	12.58	12.20	11.68

Hardware

For quantities greater than listed, call for quote.

MOUSER STOCK NO.	C&K Part No.	Fig.	Description	Price Each 1	25	50	100
611-537100000	537100000	-	Replacement stop pins	.42	.321	.305	.293

C&K SERIES MIL: 1-4 POLES RIGHT ANGLE ROTARY SWITCHES

Features/Benefits:
- Bushing option for panel mount
- 1-4 poles per bank and up to 5 banks per switch
- Totally sealed, insert molded contact and terminals
- Low profile - 12mm above PCB

Specifications:
- Contact Rating: Carry 1A; Switch 20mA, 1VA max.
- Dielectric Strength: 500Vrms
- Insulation Resistance: $10^9\Omega$
- Contact Material: Brass, gold plated

Typical Application:
- Telecom switching equipment
- Military communications
- Instrumentation
- Medical monitors

RoHS Compliant

For quantities greater than listed, call for quote.

MOUSER STOCK NO.	C&K Part No.	Fig.	Number of Positions	Number of Poles	Terminals	Price Each 1	25	50	100
611-MIL1112SNSD25	MIL1112SNSD25	C	12 no stop	1	No	36.70	34.71	31.74	30.75
611-MIL1303B03NSD2	MIL1303B03NSD25	C	3	3	No	42.40	40.10	36.67	35.52
611-MIL2112B12NSD2	MIL2112B12NSD25	C	12	1	No	67.69	64.03	58.55	56.72
611-MIL1303B03NAD2	MIL1303B03NAD25	C	3	3	Yes	49.78	47.09	43.06	41.71

© Copyright 2013 Mouser Electronics
© Copyright 2013 Mouser Electronics

ELECTROSWITCH Rotary Switches

ELECTROSWITCH
•ELECTRONIC PRODUCTS
UNIT OF ELECTRO SWITCH CORP.

DIMENSIONS: in.

A

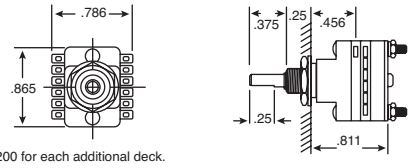

Add .200 for each additional deck.

1

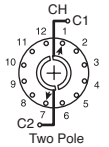

Two Pole
2-6 Position

2

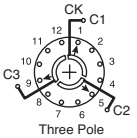

Three Pole
2-4 Position

3

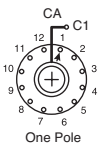

One Pole
2-12 Position

B

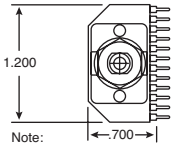

Note:
One deck equals two wafers.
Add .300" for each additional deck.

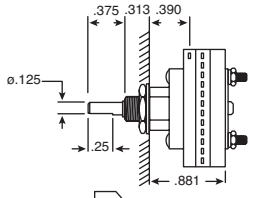

1

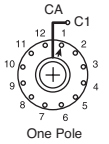

One Pole
2-12 Position

2

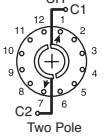

Two Pole
2-6 Position

3

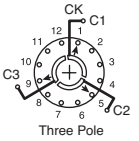

Three Pole
2-4 Position

C



Note:
1. One deck equals two wafers.
2. Add .284" for each additional deck.

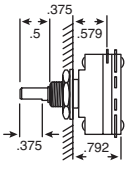

1

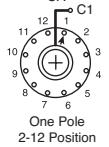

One Pole
2-12 Position

2

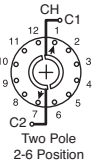

Two Pole
2-6 Position

3

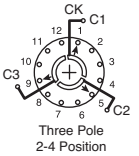

Three Pole
2-4 Position

D

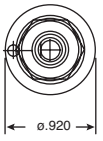

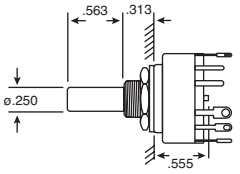

1

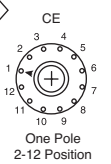

One Pole
2-12 Position

2

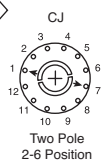

Two Pole
2-6 Position

3

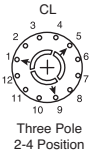

Three Pole
2-4 Position

4

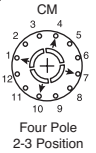

Four Pole
2-3 Position

E



F



G



H



I



ELECTROSWITCH ADJUSTABLE STOP ENCLOSED ROTARY SWITCHES

C1 Series: .865" Wide

Specifications:
- Shaft diameter: .125"
- Current & Voltage Rating: .25A @28VDC; 0.1A @125VAC
- Current carrying capacity: 6A
- Dielectric Strength: 600VAC
- Insulation Material: Diallyl phthalate
- Terminals and contacts: Brass with silver plate
- Index: Dual-ball, hill and valley
- Termination: Solder lug
- Stops set at 2 pos.
- Non-shorting

For quantities greater than listed, call for quote.

MOUSER STOCK NO.	Electroswitch Part No.	Fig.	Poles	Active Positions	Poles/ Deck	No. of Decks	Index Angle	Price Each 1	10	25	50
690-C1D0206N-A	C1D0206N-A	A1	02	02-06	2	1	30°	24.42	23.98	22.48	20.97
690-C1D0304N-A	C1D0304N-A	A2	03	02-04	3	1	30°	26.29	25.79	24.18	22.57
690-C1D0212N-A	C1D0212N-A	A3	02	02-12	1	2	30°	29.78	28.52	27.34	26.25
690-C1D0406N-A	C1D0406N-A	A1	04	02-06	2	2	30°	35.98	35.33	33.12	30.89
690-C1D0604N-A	C1D0604N-A	A2	06	02-04	3	2	30°	26.74	25.61	24.56	23.58

C3 Series: 1.2" Wide

Specifications:
- Shaft diameter: .125"
- Current & Voltage Rating: .25A @28VDC; 0.1A @125VAC
- Current carrying capacity: 6A
- Insulation Material: Polyester
- Terminals and contacts: Brass with silver plate
- Termination: PC terminals
- Index: Dual-ball, hill and valley
- 12 pin construction
- Stops set at 2 pos.
- Non-shorting

For quantities greater than listed, call for quote.

MOUSER STOCK NO.	Electroswitch Part No.	Fig.	Poles	Active Positions	Poles/ Deck	No. of Decks	Index Angle	Price Each 1	10	25	50
690-C3P0112N-A	C3P0112N-A	B1	01	02-12	1	1	30°	26.72	26.23	24.60	22.95
690-C3P0206N-A	C3P0206N-A	B2	02	02-06	2	1	30°	20.16	19.29	18.50	17.77
690-C3P0304N-A	C3P0304N-A	B3	03	02-04	3	1	30°	27.82	23.82	22.16	20.57
690-C3P0604N-A	C3P0604N-A	B3	06	02-04	3	2	30°	28.04	26.84	25.74	24.72

C4 Series: 1.5" Diameter

Specifications:
- Shaft diameter: .250"
- Current and Voltage Rating: .5A @28VDC; 0.3A @125VAC
- Current carrying capacity: 15A
- Dielectric Strength: 1000VAC
- Insulation Material: Diallyl phthalate
- IP67 versions available. Please contact Mouser sales.
- Terminals and contacts: Brass with silver plate
- Termination: Solder lug
- Index: Dual-ball, hill and valley
- Stops set at 2 pos.
- Non-shorting

For quantities greater than listed, call for quote.

MOUSER STOCK NO.	Electroswitch Part No.	Fig.	Poles	Active Positions	Poles/ Deck	No. of Decks	Index Angle	Price Each 1	10	25	50
690-C4D0112N-A	C4D0112N-A	C1	01	02-12	1	1	30°	20.93	16.73	16.05	14.64
690-C4D0206N-A	C4D0206N-A	C2	02	02-06	2	1	30°	20.37	16.30	14.84	14.25
690-C4D0304N-A	C4D0304N-A	C3	03	02-04	3	1	30°	19.94	19.09	18.31	17.59
690-C4D0212N-A	C4D0212N-A	C1	02	02-12	1	2	30°	28.61	22.89	21.57	20.02
690-C4D0406N-A	C4D0406N-A	C2	04	02-06	2	2	30°	27.78	22.22	20.60	19.43
690-C4D0604N-A	C4D0604N-A	C3	06	02-04	3	2	30°	28.48	22.78	21.40	19.92
690-C4D0312N-A	C4D0312N-A	C1	03	02-12	1	3	30°	33.31	26.64	24.90	23.30
690-C4D0606N-A	C4D0606N-A	C2	06	02-06	2	3	30°	33.84	32.39	31.07	29.83
690-C4D0904N-A	C4D0904N-A	C3	09	02-04	3	3	30°	33.80	32.36	31.02	30.28
690-C4D0412N-A	C4D0412N-A	C1	04	02-12	1	4	30°	39.76	38.05	36.49	35.05
690-C4D0806N-A	C4D0806N-A	C2	08	02-06	2	4	30°	41.52	39.74	38.10	36.59
690-C4D1204N-A	C4D1204N-A	C3	12	02-04	3	4	30°	43.60	41.71	40.01	38.42

C5 Series: .92" Sealed

Specifications:
- Internal and external seals for washability
- Shaft diameter: .250"
- Current and Voltage Rating: 1A @28VDC; 1A @125VAC
- Current carrying capacity: 5A
- Insulation Material: Polyester
- Terminals and contacts: Brass with silver plate
- Termination: Solder lug
- Index: Molded live spring detent
- Non-shorting
- Stops set at 2 pos.

RoHS Compliant

For quantities greater than listed, call for quote.

MOUSER STOCK NO.	Electroswitch Part No.	Fig.	Poles	Active Positions	Poles/ Sections	No. of Sections	Index Angle	Price Each 1	10	25	50
690-C5P0112N-A	C5P0112N-A	D1	01	02-12	1	1	30°	6.60	6.47	6.07	5.66
690-C5P0206N-A	C5P0206N-A	D2	02	02-06	2	1	30°	7.29	7.15	6.70	6.25
690-C5P0304N-A	C5P0304N-A	D3	03	02-04	3	1	30°	7.96	7.82	7.33	6.85
690-C5P0403N-A	C5P0403N-A	D4	04	02-03	4	1	30°	8.32	8.15	7.65	7.14

ELECTROSWITCH KNOBS

RoHS Compliant

* Designed for knobs w/ a .125" shaft dia.
** Designed for knobs w/ a .250" shaft dia.

For quantities greater than listed, call for quote.

MOUSER STOCK NO.	Electroswitch Part No.	Fig.	Description	Price Each 1	10	25	50
* 690-1400R	1400R	E	Pointer knob with set screw	2.18	2.14	2.01	1.87
* 690-1910DG	1910DG	F	Inner knob w/skirt & spun silver color cap	4.56	4.49	4.28	4.28
** 690-1202BJ	1202BJ	G	Round knob w/spun silver cap, set screw	5.22	5.14	4.82	4.49
** 690-1930BP	1930BP	H	Large round knob with skirt, set screw	4.56	4.31	4.13	4.06
** 690-1914N	1914N	I	Round knob with brass insert, set screw	6.45	6.33	5.94	5.54

© Copyright 2013 Mouser Electronics

MOUSER ELECTRONICS

© Copyright 2013 Mouser Electronics

LORLIN Fully Enclosed Adjustable Rotary Switches

RoHS Compliant This product is RoHS compliant.

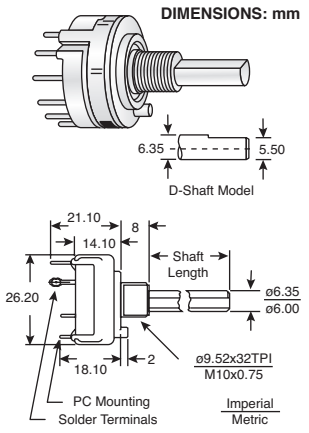

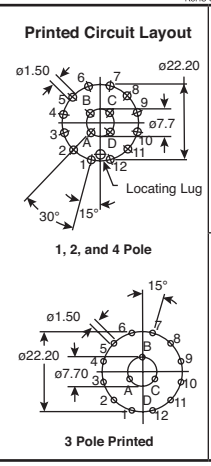

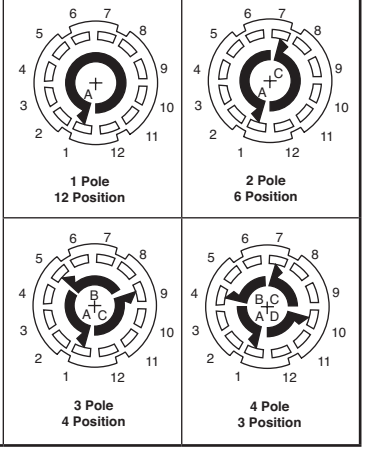

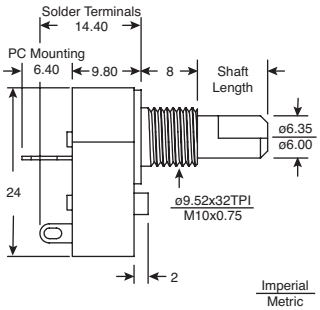

DIMENSIONS: mm

IMPERIAL ROTARY SWITCHES 6.35MM ROUND AND D-SHAFT

Features:
- Fully enclosed contacts
- Glass filled nylon
- Nylon design provides maximum shock hazard protection.

Specifications:
- Dielectric Strength: 1000VRMS
- Contact Resistance: less than 50mΩ max.
- Index Angle: 30°
- Contact Life: over 10,000 operations
- Rating: .15A/250VAC or DC
- Contact material: silver plated brass

For quantities greater than listed, call for quote.

Price Each					
1	50	100	500	1000	2000
5.26	4.40	3.99	3.37	3.11	3.01

Shorting D-Shaft
(Make-Before-Break)

RoHS Compliant

MOUSER STOCK NO.	Lorlin Part No.	Poles	Positions (User Selectable)	Shaft Length (mm)
Solder Terminals				
10WA324	CK1034	1	2 - 12	30.0
10WA325	CK1035	2	2 - 6	30.0
10WA364	CK1454	1	2 - 12	12.7
10WA365	CK1455	2	2 - 6	12.7
10WA366	CK1456	3	2 - 4	12.7
10WA367	CK1457	4	2 - 3	12.7
10WA355	CK2441	2	2 - 6	9.5
10WA356	CK2818	3	2 - 4	9.5
PC Terminals				
10WA344	CK1054	1	2 - 12	30.0
10WA345	CK1055	2	2 - 6	30.0
10WA346	CK1056	3	2 - 4	30.0
10WA347	CK1057	4	2 - 3	30.0

Shorting Round Shaft
(Make-Before-Break)

RoHS Compliant

MOUSER STOCK NO.	Lorlin Part No.	Poles	Positions (User Selectable)	Shaft Length (mm)
Solder Terminals				
105-13571	CK1589	1	2 - 12	9.5
105-13572	CK1590	2	2 - 6	9.5
105-13573	CK1591	3	2 - 4	9.5
105-13574	CK1592	4	2 - 3	9.5

Non-Shorting Round Shaft
(Break-Before-Make)

RoHS Compliant

MOUSER STOCK NO.	Lorlin Part No.	Poles	Positions (User Selectable)	Shaft Length (mm)
Solder Terminals				
105-14571	CK1458	1	2 - 12	9.5
105-14572	CK1459	2	2 - 6	9.5
105-14573	CK1460	3	2 - 4	9.5
105-14574	CK1461	4	2 - 3	9.5
PC Terminals				
105-2454	CK2368	1	2 - 12	9.5
105-2455	CK2369	2	2 - 6	9.5
105-2456	CK2370	3	2 - 4	9.5
105-2457	CK2371	4	2 - 3	9.5

Non-Shorting D-Shaft
(Break-Before-Make)

RoHS Compliant

MOUSER STOCK NO.	Lorlin Part No.	Poles	Positions (User Selectable)	Shaft Length (mm)
Solder Terminals				
10WA124	CK1024	1	2 - 12	30.0
10WA125	CK1025	2	2 - 6	30.0
10WA127	CK1027	4	2 - 3	30.0
10WA164	CK1450	1	2 - 12	12.7
10WA165	CK1451	2	2 - 6	12.7
10WA166	CK1452	3	2 - 4	12.7
10WA167	CK1453	4	2 - 3	12.7
10WA154	CK2425	1	2 - 12	9.5
10WA155	CK2394	2	2 - 6	9.5
10WA156	CK2395	3	2 - 4	9.5
10WA157	CK2396	4	2 - 3	9.5
PC Terminals				
10WA144	CK1044	1	2 - 12	30.0
10WA145	CK1045	2	2 - 6	30.0
10WA147	CK1047	4	2 - 3	30.0
10WA134	CK2376	1	2 - 12	12.7
10WA135	CK2377	2	2 - 6	12.7
10WA136	CK2378	3	2 - 4	12.7
10WA137	CK2379	4	2 - 3	12.7
10WA174	CK2372	1	2 - 12	9.5
10WA175	CK2373	2	2 - 6	9.5
10WA176	CK2374	3	2 - 4	9.5
10WA177	CK2375	4	2 - 3	9.5

Non-Shorting D-Shaft; Continuous Rotation
(Break-Before-Make)

RoHS Compliant

MOUSER STOCK NO.	Lorlin Part No.	Poles	Positions	Shaft Length (mm)
Solder Terminals				
10WC224	CK2401	1	12	12.7
10WC244	CK1023	1	12	30.0
PC Terminals				
10WC404	CK2404	1	12	9.5
10WC444	CK1043	1	12	30.0

METRIC ROTARY SWITCHES 6.00MM ROUND SHAFT

RoHS Compliant

MOUSER STOCK NO.	Lorlin Part No.	Poles	Positions (User Selectable)	Shaft Length (mm)
Non-Shorting - Solder Terminals - (Break-Before-Make)				
10SM129	CK1029	1	2 - 12	42.0
10SM130	CK1030	2	2 - 6	42.0
10SM131	CK1031	3	2 - 4	42.0
10SM132	CK1032	4	2 - 3	42.0
Shorting - PC Terminals - (Make-Before-Break)				
10SM159	CK1059	1	2 - 12	42.0
10SM160	CK1060	2	2 - 6	42.0
10SM161	CK1061	3	2 - 4	42.0
10SM162	CK1062	4	2 - 3	42.0

ROUND SHAFT ROTARY SWITCHES

Features:
- Double pole single throw basic circuitry
- 45° Index Angle

Specifications:
- Contact Rating: 4/80A @ 250VAC, 10A/12VDC
- Proof Voltage: 3K VAC (Initial)
- Insulation Resistance: >999 MΩ @ 500VDC (Initial)

For quantities greater than listed, call for quote.

Price Each			
1	50	100	500
7.69	6.41	5.81	5.35

Imperial - 6.35mm

RoHS Compliant

MOUSER STOCK NO.	Lorlin Part No.	Circuit	Terminal Type	Shaft Length (mm)
10RMS1100	RMS1100	Off-On	Solder	47.0
10RMS1159	RMS1159	Off-On	PCB	30.0

Metric - 6.00mm

RoHS Compliant

MOUSER STOCK NO.	Lorlin Part No.	Circuit	Terminal Type	Shaft Length (mm)
10RMS1035	RMS1035	Off-On	Solder	47.0
10RMS1130	RMS1130	Off-On	PCB	30.0

REPLACEMENT HARDWARE

CK Rotary Switches

RoHS Compliant

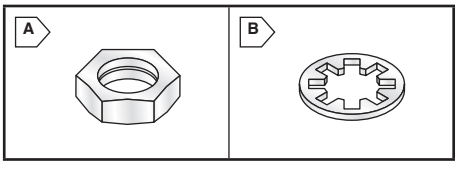

Metric

Please order in multiples of 100.

MOUSER STOCK NO.	Fig.	Size (mm)	Price Each 100	1000	10,000
481-0095M-GR	A	M10x.75	.332	.30	.268
481-0680M-GR	B	10	.268	.235	.214

Imperial

Please order in multiples of 100.

MOUSER STOCK NO.	Fig.	Size (mm)	Price Each 100	1000	10,000
481-0095-GvR	A	M9.5 x .75	.332	.301	.269
481-0680M-GR	B	10	.268	.235	.214

© Copyright 2013 Mouser Electronics

Rotary Switches

RoHS Compliant **This product is RoHS compliant.**

Mountain Switch ROTARY DIP SWITCHES

- Rating: Switching: 25mA/24VDC Non-Switching: 100mA/50VDC
- Insulation Resistance: 100 MΩ min.
- Operating Force: 200gf

RoHS Compliant

Thru-Hole Terminals

For quantities greater than listed, call for quote.

MOUSER STOCK NO.	Fig.	Number of Positions	Terminal Arrangement	Price Each			
				1	25	50	100
106-H2A10-EV	A	10	3x2	2.54	2.30	2.09	1.89
106-H2A16-EV	A	16	3x2	2.71	2.46	2.24	2.03
106-H2H16-EV	B	16	3x2	2.71	2.46	2.24	2.03
106-H3A10-EV	A	10	3x3	2.54	2.30	2.09	1.89
106-H3A16-EV	A	16	3x3	2.71	2.46	2.24	2.03
106-H3H16-EV	B	16	3x3	2.71	2.46	2.24	2.03
106-H4A10-EV	A	10	4x1	2.54	2.30	2.09	1.89
106-H4A16-EV	A	16	4x1	2.71	2.46	2.24	2.03
106-H4H10-EV	B	10	4x1	2.71	2.46	2.24	2.03

Right Angle Terminals

For quantities greater than listed, call for quote.

MOUSER STOCK NO.	Fig.	Number of Positions	Terminal Arrangement	Price Each			
				1	25	50	100
106-V3A10-EV	C	10	3x3	2.71	2.46	2.24	2.03
106-V4A10-EV	C	10	4x1	2.71	2.46	2.24	2.03
106-V4A16-EV	C	16	4x1	3.17	2.64	2.40	2.18

SMD Terminals

For quantities greater than listed, call for quote.

MOUSER STOCK NO.	Fig.	Number of Positions	Terminal Arrangement	Price Each			
				1	25	50	100
106-M2A10-EV	D	10	3x2	3.17	2.64	2.40	2.18
106-M4A10-EV	D	10	4x1	2.71	2.46	2.24	2.03
106-M4A16-EV	D	16	4x1	2.97	2.86	2.74	2.51
106-M7316A-EV	E	16	3x3	4.22	3.52	3.20	2.91

DIMENSIONS: mm

A

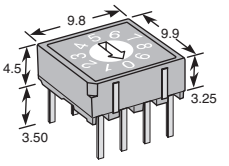

B

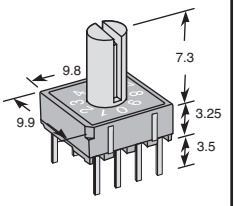

C

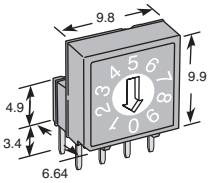

D

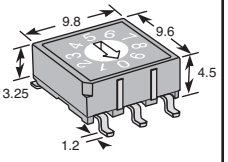

E

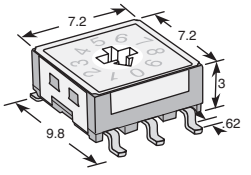

WB® ROTARY SWITCHES

MR Series

RoHS Compliant

- Rating: 0.5A/24VDC; 0.2A/48VDC
- Operating force: 400gf-250gf

For quantities greater than listed, call for quote.

MOUSER STOCK NO.	Well Buying Part No.	Fig.	Number of Positions	Price Each		
				1	50	100
107-MR-12-A3	MR-12-A8	A	2	2.78	2.32	2.11
107-MR-13-A4	MR-13-A4	A	3	2.78	2.32	2.11
107-MR-14-A5	MR-14-A5	A	4	2.78	2.32	2.11
107-MR-16-A7	MR-16-A7	A	6	2.78	2.32	2.11
107-MR-18-A8	MR-18-A8	A	8	2.78	2.32	2.11

RS Series

- Rating: 0.5A/30VDC
- Operating force: 1000±320gf

For quantities greater than listed, call for quote.

MOUSER STOCK NO.	Well Buying Part No.	Fig.	Number of Positions	Price Each		
				1	50	100
107-RS-18	RS-18	B	8	1.67	1.39	1.26

RS002 Series

- Rating: 10mA/5VDC
- Operating force: 150gf max

For quantities greater than listed, call for quote.

MOUSER STOCK NO.	Well Buying Part No.	Fig.	Number of Positions	Price Each		
				1	50	100
107-RS002-M10AAA	RS002-M10AAA	C	10	3.26	2.72	2.47

DIMENSIONS: mm

A



B

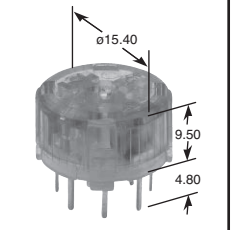

C



© Copyright 2013 Mouser Electronics

© Copyright 2013 Mouser Electronics

NKK Rotary Switches

NKK MR SERIES: HALF-INCH PROCESS SEALED ROTARY SWITCHES

- Power rating: 125VAC for MRA, MRX, & MRY; 28VAC for MRF & MRK
- Shaft actuated switches are supplied with knob and mounting hardware

RoHS Compliant

For quantities greater than listed, call for quote.

MOUSER STOCK NO.	NKK Part No.	Fig.	Poles and Circuits	Power Rating	Price Each 1	25	50	100
Shaft Actuated w/ PC Terminals								
633-MRA112A	MRA112-A	A	SP, 2-12 positions	250mA	10.52	10.11	9.85	8.96
633-MRA206A	MRA206-A	A	DP, 2-6 positions	250mA	14.79	12.94	12.73	12.24
633-MRA403A	MRA403-A	A	4P, 2-3 positions	250mA	16.38	15.01	14.55	13.60
Low Profile Shaft Actuated w/ PC Terminals								
633-MRK112A	MRK112-A	B	SP, 2-12 positions	0.4VA	12.63	11.04	10.19	9.78
633-MRK206A-RO	MRK206-A	B	DP, 2-6 positions	0.4VA	10.97	10.63	10.27	9.96
633-MRK403A-RO	MRK403-A	B	4P, 2-3 positions	0.4VA	14.19	13.88	13.12	11.90
Shaft Actuated w/ PC Turret Terminals (Not Process Sealed)								
633-MRX108A-RO	MRX108-A	C	SP, 2-8 positions	2A	14.28	13.81	13.38	12.75
633-MRX204A-RO	MRX204-A	C	DP, 2-4 positions	2A	15.10	14.59	14.12	13.48

NKK HIGH CAPACITY ROTARY SWITCHES

- Number of Positions: 2-11
- Nonshorting Circuits (Shorting Circuits are also available, call for details)
- D-Flat Shaft
- 30° Indexing
- HS, TS, and PS Series

RoHS Compliant

For quantities greater than listed, call for quote.

MOUSER STOCK NO.	NKK Part No.	Fig.	Pole	Number of Terminals	Termination	Price Each 1	25	50	100
Resistive Load: 6A @ 125/250VAC									
633-TS-1N-RO	TS1N	D	1	1 COM, 11 LOAD	Screw terminals	32.84	31.60	30.61	29.83
633-TS-2N-RO	TS2N	D	2	2 COM, 22 LOAD	Screw terminals	48.28	46.49	45.01	43.87
633-TS-3N-RO	TS3N	D	3	3 COM, 33 LOAD	Screw terminals	56.90	54.76	53.05	51.71
633-TS-5N-RO	TS5N	D	5	5 COM, 55 LOAD	Screw terminals	115.21	102.57	100.30	95.24
Resistive Load: 12A @ 125VAC; 6A @ 250VAC									
633-HS16-1N-RO	HS16-1N	E	1	1 COM, 11 LOAD	Solder lug	20.78	20.01	19.37	18.89
633-HS16-2N	HS16-2N	E	2	2 COM, 22 LOAD	Solder lug	28.45	26.54	25.74	24.65
633-HS16-3N-RO	HS16-3N	E	3	3 COM, 33 LOAD	Solder lug	36.55	35.19	34.09	33.23
633-HS16-4N-RO	HS16-4N	E	4	4 COM, 44 LOAD	Solder lug	63.92	61.54	59.61	58.10
Resistive Load: 30A @ 125/250VAC									
633-PS-1N-RO	PS1N	F	1	1 COM, 11 LOAD	Screw terminals	39.19	33.89	33.42	31.27
633-PS-3N-RO	PS3N	F	3	3 COM, 33 LOAD	Screw terminals	79.52	77.03	74.71	72.87
633-PS-4N-RO	PS4N	F	4	4 COM, 44 LOAD	Screw terminals	93.06	90.16	85.75	80.22
Knobs				Description					
633-AT431	AT431	G		Large Knob, Black		3.70	3.67	3.53	3.30
633-AT432	AT432	H		Small Knob, Black		4.11	3.88	3.77	3.50

NKK FR SERIES: 10MM ULTRA-THIN DIP ROTARY SWITCHES

Specifications:
- Power Rating: 100mA @ 5VDC switching; 100mA @50VDC non-switching
- Contact resistance: 100mΩ max.
- Insulation resistance: 1000MΩ min. @ 250VDC
- Dielectric strength: 250VAC min. for 1 minute

Features:
- Environmentally friendly
- Slim: .150" (3.8mm) body
- Highly visible legends
- Gold plated contacts
- Actuator knob available for screwdriver adjusted

RoHS Compliant

For quantities greater than listed, call for quote.

MOUSER STOCK NO.	NKK Part No.	Fig.	Circuit	Terminal	Price Each 1	25	50	100
Shaft Actuated								
633-FR01KC10P	FR01KC10P	I	BCD, Complement	Straight PCB	3.40	3.07	2.84	2.74
633-FR01KC16P	FR01KC16P	I	Hexadecimal, Complement	Straight PCB	3.40	3.07	2.84	2.74
633-FR01KR10P	FR01KR10P	I	BCD, Real	Straight PCB	3.21	2.89	2.68	2.58
633-FR01KR16P	FR01KR16P	I	Hexadecimal, Real	Straight PCB	3.21	2.89	2.68	2.58
633-FR01KR10H	FR01KR10H-S	J	BCD, Real	R/A PCB	3.48	2.65	2.50	2.36
633-FR01KR16H	FR01KR16H	J	Hexadecimal, Real	R/A PCB	4.22	3.40	3.38	2.96
Screwdriver Actuated								
633-FR01FC10P	FR01FC10P	K	BCD, Complement	Straight PCB	3.40	3.07	2.84	2.74
633-FR01FC16P	FR01FC16P	K	Hexadecimal, Complement	Straight PCB	3.21	2.89	2.68	2.58
633-FR01FR16P	FR01FR16P	K	Hexadecimal, Real	Straight PCB	3.21	2.89	2.68	2.58
633-FR01FC16H	FR01FC16H	L	Hexadecimal, Complement	R/A PCB	4.22	3.80	3.38	2.96
633-FR01FR10H	FR01FR10H	L	BCD, Real	R/A PCB	3.99	3.60	3.20	2.80
Snap-On Knob for Screwdriver Actuated								
633-AT4180	AT4180	M	Snap-On Knob	—	.71	.631	.567	.546

NKK FRO2 SERIES: 10MM ULTRA-THIN SMT DIP ROTARIES

Features:
- Slim. 150"(3.8mm) body has the lower profile in the industry and allows close stacking of PC Boards.
- Highly visible legends and choice of screwed or shaft actuators with arrow position indication provide trouble free code setting.
- Detent mechanism gives crisp, positive action for accurate switch setting.
- Use of heat resistant resin allows infrared convection reflow soldering.
- Gull-winged terminals ensure mechanical stability during soldering and simplify solder joint inspection.
- Cam activated movable contact and gold contacts assure contact reliability and continuity

RoHS Compliant

For quantities greater than listed, call for quote.

MOUSER STOCK NO.	NKK Part No.	Fig.	Circuit	Price Each 1	25	50	100
633-FR02KC16P-R	FR02KC16P-R	I	Complement Coded, Hexadecimal	4.28	3.31	3.03	2.91
633-FR02KR10P-R	FR02KR10P-R	I	Real Coded, Decimal	4.47	3.46	3.17	3.04
633-FR02KR10P-S	FR02KR10P-S	I	Real Coded, Decimal	4.28	3.31	3.03	2.91
633-FR02KR16P-R	FR02KR16P-R	I	Real Coded, Hexadecimal	4.28	3.31	3.03	2.91
633-FR02KR16P-S	FR02KR16P-S	I	Real Coded, Hexadecimal	4.28	3.31	3.03	2.91
633-FR02KC10P-S	FR02KC10P-S	I	Complement Coded, Decimal	4.28	3.31	3.03	2.91
633-FR02KC16P-S	FR02KC16P-S	I	Complement Coded, Hexadecimal	4.28	3.31	3.03	2.91
633-FR02KC10P-R	FR02KC10P-R	I	Orange Actuator, Complement Coded, Decimal	4.47	3.46	3.17	3.04

DIMENSIONS: in.

A

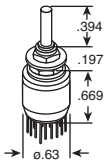

B

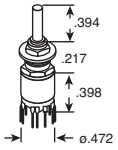

C

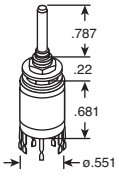

D

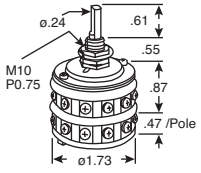

E

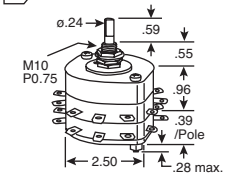

F

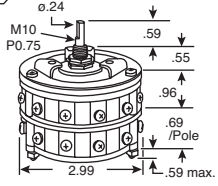

G

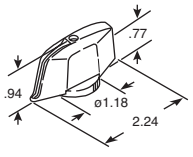

H

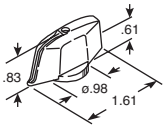

I



J

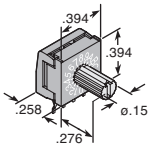

K

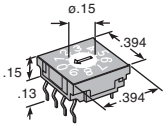

L

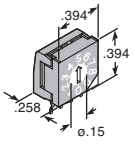

M

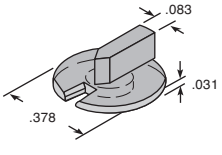

NKK Rotary Switches

© Copyright 2013 Mouser Electronics

© Copyright 2013 Mouser Electronics

OMRON Rotary DIP Switches

RoHS Compliant **This product is RoHS compliant.**

OMRON A6C SERIES: SEALED ROTARY DIP SWITCHES

Specifications:
- Switching capacity: 100mA @ 30VDC
- Contact resistance: 200MΩ max.
- Insulation resistance: 100MΩ min. (@ 250VDC)
- Dielectric strength: 250VAC for 1 minute between terminals

Features:
- Highly reliable subminiature DIP switch
- A precise rotary cam and contact driving mechanism achieves compactness for high-precision mounting
- Offset between terminal pins and side of case allows simple circuit inspection

For quantities greater than listed, call for quote.

MOUSER STOCK NO.	Omron Part No.	Fig.	No. of Positions	Actuator	Output Code 1-2-4-8	Price Each			
						1	25	50	100
653-A6C-10RN	A6C-10R(N)	A	10	Top	BCD	4.87	4.38	3.89	3.50
653-A6C-16RN	A6C-16R(N)	A	16	Top	BCD Hexadecimal	5.15	4.62	4.11	3.70
653-A6CV-10R	A6CV-10R	B	10	Side	BCD	6.70	6.02	5.36	4.83
653-A6CV-16R	A6CV-16R	B	16	Side	BCD Hexadecimal	7.08	6.37	5.66	5.09

OMRON A6RS SERIES: SURFACE MOUNT ROTARY DIP SWITCHES

Specifications:
- Switching capacity: 25mA @ 24VDC
- Contact resistance: 200MΩ max.
- Insulation resistance: 100MΩ min. (@ 250VDC)

Features:
- Temperature-resistant resin allows use in peak reflow temperatures of 260°C
- Two different types of terminal arrangements are available to allow flexibility in the circuit design

✻ Full reel is 250

For quantities greater than listed, call for quote.

MOUSER STOCK NO.	Omron Part No.	Fig.	No. of Positions	Actuator	Shaft	Terminal Arrangement	Output Code 1-2-4-8	Price Each			
								1	25	50	100
653-A6RS-101RF	A6RS-101RF	C	10	Top	Flat	4 x 1	BCD	3.82	3.43	3.05	2.74
653-A6RS-102RF	A6RS-102RF	C	10	Top	Flat	3 x 3	BCD	3.54	3.42	3.05	2.74
653-A6RS-161RF	A6RS-161RF	C	16	Top	Flat	4 x 1	BCD Hexadecimal	6.12	4.87	3.72	3.34
Embossed Tape, Full reel is 750											
653-A6RS-101RF-P	A6RS-101RF-P	C	10	Top	Flat	4 x 1	BCD	3.82	3.43	3.05	2.74
653-A6RS-102RF-P	A6RS-102RF-P	C	10	Top	Flat	3 x 3	BCD	3.82	3.43	3.05	2.74
653-A6RS-162RF-P	A6RS-162RF-P	C	16	Top	Flat	3 x 3	BCD Hexadecimal	4.08	3.67	3.25	2.93
✻ 653-A6RS-162RS-P	A6RS-162RS-P	D	16	Top	Extended	3 x 3	BCD Hexadecimal	5.19	4.67	4.14	3.73

OMRON A6R/A6RV SERIES: LOW-COST ROTARY DIP SWITCHES

Specifications:
- Switching capacity: 25mA @ 24VDC
- Contact resistance: 200MΩ max.
- Insulation resistance: 100MΩ min. (@ 250VDC)

Features:
- The rotor has an O-ring sealed construction that prevents the ingress of dirt and dust
- Two different types of terminal arrangements are available for each model to allow flexibility of circuit design

For quantities greater than listed, call for quote.

MOUSER STOCK NO.	Omron Part No.	Fig.	No. of Positions	Actuator	Shaft	Terminal Arrangement	Output Code 1-2-4-8	Price Each			
								1	25	50	100
653-A6R-101RF	A6R-101RF	E	10	Top	Flat	4 x 1	BCD	3.94	3.53	3.15	2.82
653-A6R-102RF	A6R-102RF	E	10	Top	Flat	3 x 3	BCD	3.94	3.53	3.15	2.82
653-A6R-161RF	A6R-161RF	E	16	Top	Flat	4 x 1	BCD Hexadecimal	4.19	3.78	3.35	3.02
653-A6R-162RF	A6R-162RF	E	16	Top	Flat	3 x 3	BCD Hexadecimal	4.19	3.78	3.35	3.02
653-A6R-101RS	A6R-101RS	F	10	Top	Extended	4 x 1	BCD	4.32	3.89	3.46	3.11
653-A6R-102RS	A6R-102RS	F	10	Top	Extended	3 x 3	BCD	4.33	3.89	3.46	3.11
653-A6R-161RS	A6R-161RS	F	16	Top	Extended	4 x 1	BCD Hexadecimal	4.15	4.13	3.67	3.31
653-A6R-162RS	A6R-162RS	F	16	Top	Extended	3 x 3	BCD Hexadecimal	4.59	4.13	3.67	3.31
653-A6RV-102RF	A6RV-102RF	G	10	Side	Flat	3 x 3	BCD	4.38	4.01	3.56	3.21
653-A6RV-161RF	A6RV-161RF	G	16	Side	Flat	4 x 1	BCD Hexadecimal	4.61	4.25	3.78	3.39
653-A6RV-101RS	A6RV-101RS	H	10	Side	Extended	4 x 1	BCD	4.86	4.37	3.87	3.49
653-A6RV-102RS	A6RV-102RS	H	10	Side	Extended	3 x 3	BCD	4.76	4.37	3.88	3.49
653-A6RV-161RS	A6RV-161RS	H	16	Side	Extended	4 x 1	BCD Hexadecimal	5.02	4.60	4.09	3.68
653-A6RV-162RS	A6RV-162RS	H	16	Side	Extended	3 x 3	BCD Hexadecimal	4.96	4.60	4.09	3.68

OMRON A6K/A6KS/A6KSV SERIES: MINIATURE ROTARY DIP SWITCHES

Specifications:
- Contact resistance: 200mΩ max. (initial value)
- Insulation resistance: 100MΩ min.

Features:
- Mounting space reduced by 50% compared with conventional models
- Gold-plated contacts ensure high reliability

For quantities greater than listed, call for quote.

MOUSER STOCK NO.	Omron Part No.	Fig.	No. of Positions	Actuator	Shaft	Terminal Arrangement	Output Code 1-2-4-8	Price Each			
								1	25	50	100
Thru-Hole											
653-A6K-102RF	A6K-102RF	I	10	Top	Flat	3 x 3	BCD	6.33	5.69	5.06	4.60
653-A6K-104RF	A6K-104RF	I	10	Top	Flat	5 x 2	BCD	6.33	5.69	5.06	4.60
653-A6K-162RF	A6K-162RF	I	16	Top	Flat	3 x 3	BCD Hexadecimal	6.33	5.69	5.06	4.56
653-A6K-164RF	A6K-164RF	I	16	Top	Flat	5 x 2	BCD Hexadecimal	5.86	5.28	4.69	4.22
653-A6K-102RS	A6K-102RS	J	10	Top	Extended	3 x 3	BCD	6.33	5.69	5.06	4.60
653-A6K-104RS	A6K-104RS	J	10	Top	Extended	5 x 2	BCD	6.33	5.69	5.06	4.60
653-A6K-162RS	A6K-162RS	J	16	Top	Extended	3 x 3	BCD Hexadecimal	6.33	5.69	5.06	4.56
653-A6K-164RS	A6K-164RS	J	16	Top	Extended	5 x 2	BCD Hexadecimal	5.64	5.08	4.67	4.22
653-A6KV-102RF	A6KV-102RF	K	10	Side	Flat	3 x 3	BCD	7.12	6.40	5.69	5.17
653-A6KV-104RF	A6KV-104RF	K	10	Side	Flat	5 x 2	BCD	7.12	6.40	5.69	5.17
653-A6KV-162RF	A6KV-162RF	K	16	Side	Flat	3 x 3	BCD Hexadecimal	7.12	6.40	5.69	5.17
653-A6KV-164RF	A6KV-164RF	K	16	Side	Flat	5 x 2	BCD Hexadecimal	7.12	6.40	5.69	5.54
653-A6KV-102RS	A6KV-102RS	L	10	Side	Extended	3 x 3	BCD	6.13	5.82	5.62	5.54
653-A6KV-104RS	A6KV-104RS	L	10	Side	Extended	5 x 2	BCD	6.13	5.82	5.62	5.54
653-A6KV-162RS	A6KV-162RS	L	16	Side	Extended	3 x 3	BCD Hexadecimal	7.12	6.40	5.69	5.17
653-A6KV-164RS	A6KV-164RS	L	16	Side	Extended	5 x 2	BCD Hexadecimal	7.12	6.40	5.69	5.17
SMT											
653-A6KS-102RF	A6KS-102RF	M	10	Top	Flat	3 x 3	BCD	7.12	6.40	5.69	5.17
653-A6KS-104RF	A6KS-104RF	M	10	Top	Flat	5 x 2	BCD	7.12	6.40	5.69	5.06
653-A6KS-162RF	A6KS-162RF	M	16	Top	Flat	3 x 3	BCD Hexadecimal	7.12	6.40	5.69	5.35
653-A6KS-164RF	A6KS-164RF	M	16	Top	Flat	5 x 2	BCD Hexadecimal	7.12	6.40	5.69	5.17
653-A6KS-102RS	A6KS-102RS	N	10	Top	Extended	3 x 3	BCD	7.13	6.41	5.69	5.13
653-A6KS-104RS	A6KS-104RS	N	10	Top	Extended	5 x 2	BCD	6.72	6.06	5.54	5.10
653-A6KS-162RS	A6KS-162RS	N	16	Top	Extended	3 x 3	BCD Hexadecimal	7.12	6.40	5.69	5.11
653-A6KS-164RS	A6KS-164RS	N	16	Top	Extended	5 x 2	BCD Hexadecimal	7.12	6.40	5.69	5.17
653-A6KSV-104RF	A6KSV-104RF	O	10	Side	Flat	5 x 2	BCD	6.61	5.94	5.54	5.35
653-A6KSV-164RF	A6KSV-164RF	O	16	Side	Flat	5 x 2	BCD Hexadecimal	7.12	6.40	5.69	5.17
653-A6KSV-104RS	A6KSV-104RS	P	10	Side	Extended	5 x 2	BCD	7.12	6.40	5.69	5.64
653-A6KSV-164RS	A6KSV-164RS	P	16	Side	Extended	5 x 2	BCD Hexadecimal	7.12	6.40	5.69	5.10

DIMENSIONS: mm

A
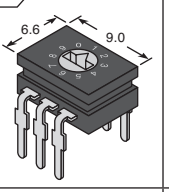

B
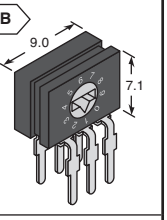

C
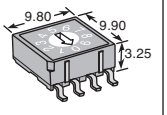

D
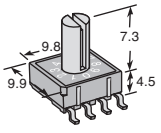

E
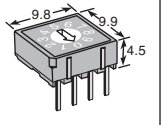

F
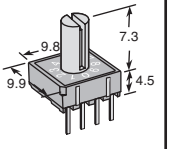

G
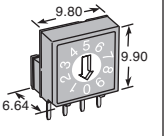

H
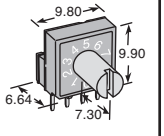

I
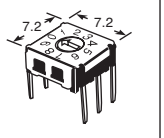

J
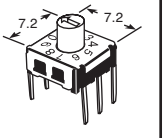

K
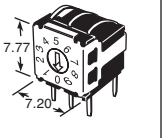

L
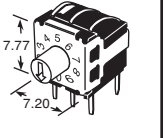

M
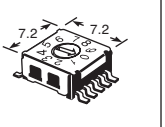

N
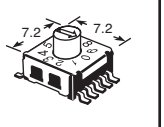

O
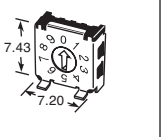

P
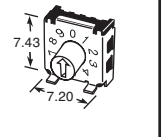

© Copyright 2013 Mouser Electronics

© Copyright 2013 Mouser Electronics

OMRON DIP and Thumbwheel Switches

RoHS Compliant **This product is RoHS compliant.**

DIMENSIONS: mm

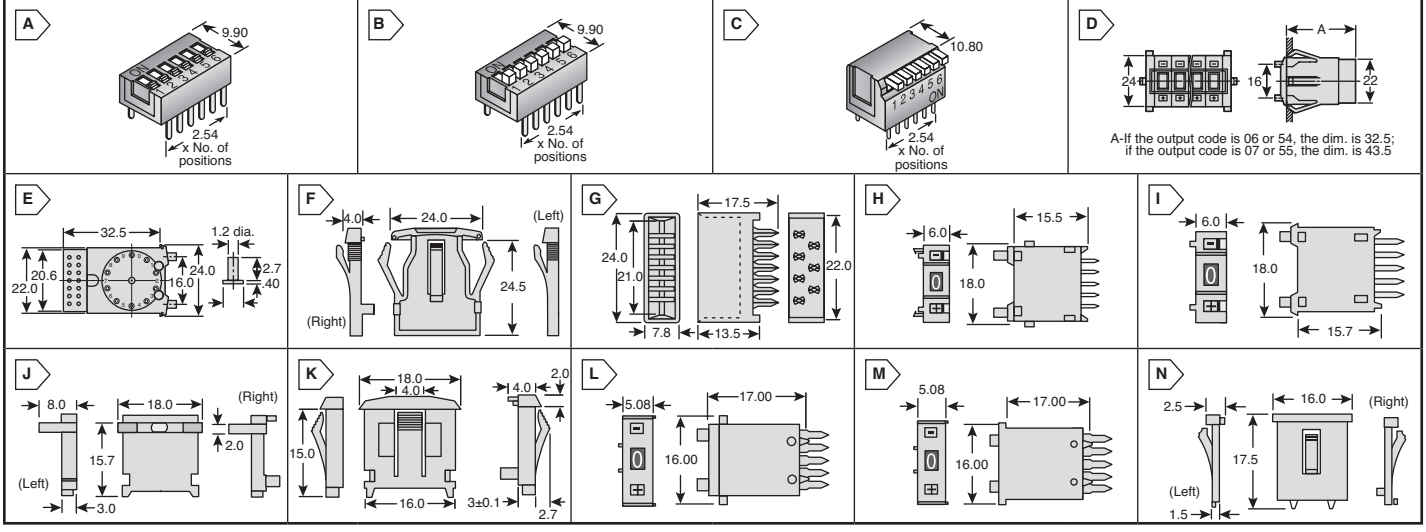

OMRON A6E/A6ER SERIES: DIP SWITCHES

Specifications:
- Switching capacity: 25mA @ 24VDC
- Contact resistance: 200mΩ max.

Features:
- The sealed bottom prevents flux penetration
- Gold-plated contacts ensure high reliability

For quantities greater than listed, call for quote.

MOUSER STOCK NO.	Omron Part No.	Fig.	Length (mm)	Number of Positions	Actuator	Price Each 1	25	50	100
653-A6E2101	A6E-2101	A	6.64	2	Flat	2.15	1.94	1.71	1.54
653-A6E-4101	A6E-4101	A	11.72	4	Flat	2.49	2.24	1.99	1.79
653-A6E-2104	A6E-2104	B	6.64	2	Raised	2.34	2.10	1.86	1.68
653-A6E-4104	A6E-4104	B	11.72	4	Raised	2.58	2.31	2.05	1.85
653-A6E-5104	A6E-5104	B	14.26	5	Raised	2.96	2.66	2.36	2.13
653-A6E-8104	A6E-8104	B	21.88	8	Raised	3.41	3.08	2.74	2.46
653-A6ER-2104	A6ER-2104	C	6.64	2	Side (long-lever)	3.09	2.77	2.46	2.21
653-A6ER-4104	A6ER-4104	C	11.72	4	Side (long-lever)	3.38	3.04	2.71	2.43
653-A6ER-8104	A6ER-8104	C	21.88	8	Side (long-lever)	4.84	4.34	3.86	3.72

OMRON A7BS SERIES: THUMBWHEEL SWITCHES

Specifications:
- Switching capacity: 0.1mA @ 28VDC
- Contact resistance: 300mΩ max.
- ✻ With external stopper

Features:
- Character height of 4.8mm makes for easy-to-view display

For quantities greater than listed, call for quote.

MOUSER STOCK NO.	Omron Part No.	Fig.	Mounting	Terminals	Color	Output Code Number	Price Each 1	25	50	100
Single Switch Unit										
653-A7BS-206-1	A7BS-206-1	D	Screw (front)	Solder	Black	06 (binary coded decimal)	8.46	8.08	7.84	7.45
653-A7BS-207-1	A7BS-206-1	D	Screw (front)	Solder	Black	07 (binary coded decimal, with diode)	14.33	12.89	11.46	10.30
✻ 653-A7BS-206-S	A7BS-206-S	E	Snap-in (front)	Solder	Light gray	06 (binary coded decimal)	9.65	9.01	8.52	8.04

Accessories

For quantities greater than listed, call for quote.

MOUSER STOCK NO.	Omron Part No.	Fig.	Description	Price Each 1	25	50	100
653-A7B-M-1	A7B-M-1	F	Black end caps for A7BS (set of 2)	1.50	1.43	1.40	1.36
653-A7B-CP	A7B-CP	G	Connector for A7BS, PCB terminals	7.86	7.49	7.28	6.96

OMRON A7CN SERIES: THUMBWHEEL SWITCHES

Specifications:
- Switching capacity: 0.1mA @ 28VDC
- Contact resistance: 200mΩ max.

Features:
- Compact

For quantities greater than listed, call for quote.

MOUSER STOCK NO.	Omron Part No.	Fig.	Mounting	Terminals	Color	Output Code Number	Price Each 1	25	50	100
Single Switch Unit										
653-A7CN-106-1	A7CN-106-1	H	Screw (back)	PCB	Black	06 (binary coded decimal)	6.96	6.75	6.56	6.29
653-A7CN-206-1	A7CN-206-1	I	Snap-in (front)	PCB	Black	06 (binary coded decimal)	6.96	6.75	6.56	6.29

Accessories

For quantities greater than listed, call for quote.

MOUSER STOCK NO.	Omron Part No.	Fig.	Mounting	Description	Price Each 1	25	50	100
653-A7CN-1M-1	A7CN-1M-1	J	Screw (back)	Black end caps for A7CN (set of 2)	1.29	1.17	1.04	.931
653-A7CN-2M-1	A7CN-2M-1	K	Snap-in (front)	Black end caps for A7CN (set of 2)	1.29	1.17	1.04	.933

OMRON A7D SERIES: THUMBWHEEL SWITCHES

Specifications:
- Switching capacity: 0.1A @ 30VDC
- Contact resistance: 200mΩ max.

Features:
- Ultra-small, low-cost, push-operated switches
- All-in-one design means fewer parts required

For quantities greater than listed, call for quote.

MOUSER STOCK NO.	Omron Part No.	Fig.	Mounting	Terminals	Color	Output Code Number	Price Each 1	25	50	100
Single Switch Unit										
653-A7D-106-1	A7D-106-1	L	Screw (back)	PCB	Black	06 (binary coded decimal)	8.22	7.39	6.57	5.97
653-A7D-206-1	A7D-206-1	M	Snap-in (front)	PCB	Black	06 (binary coded decimal)	8.22	7.39	6.57	5.92

Accessories

For quantities greater than listed, call for quote.

MOUSER STOCK NO.	Omron Part No.	Fig.	Mounting	Description	Price Each 1	25	50	100
653-A7D-2M-1	A7D-2M-1	N	Snap-in (front)	Black end caps for A7D (set of 2)	1.20	1.07	.954	.859

© Copyright 2013 Mouser Electronics
© Copyright 2013 Mouser Electronics



WDRR Series Limitless™ DIN-Rail Receiver

DIMENSIONS: in.



WLS Series Heavy Duty Limit Switch

DIMENSIONS: mm



WPM Series Monitor



WCA Series Cable

A



B



C



D



LIMITLESS™ DIN-RAIL RECEIVER - WDRR SERIES

Benefits:

- Enables presence/absence detection in remote of application/ achinery, where wiring is costly or not feasible
- Ability to reconfigure and network multiple inputs, or point-o-point with personalized addresses which allows for adding, subtracting or relocating Limitless™ inputs easily
- Reduced installation/maintenance costs with no wiring to Limitless™ inputs conduit, strain, clips, connectors, connection boxes, etc.
- Eliminates issues with wire connection integrity on moving equipment
- LEDs indicate change of status,low batterym RF signal loss pairing function & diagnostic functions
- Communications security per the IEEE 802.15.4 standard (16-bit PAN ID,16-bit address and 128-bit security key)

For quantities greater than listed, call for quote.

MOUSER STOCK NO.	Honeywell Part No.	Description	Price Each 1	10	50
785-WDRR1A00A0A	WDRR1A00A0A	No antenna, US/Canada/Mexico	670.39	642.62	614.88
785-WDRR1A00B0A	WDRR1A00B0A	No antenna, for use in all other approved countries	670.39	642.62	614.88
785-WDRR1A02A0A	WDRR1A02A0A	2.2 dBi omni antenna with remote adhesive mounting with (tilt/swivel), US/Canada/Mexico	690.61	662.02	633.43
785-WDRR1A02B0A	WDRR1A02B0A	2.2 dBi omni antenna with remote adhesive mounting with (tilt/swivel), for all other approved countries	690.61	662.02	633.43
785-WDRR1A03A0A	WDRR1A03A0A	3.0 dBI omni antenna with remote adhesive mounting with remote adhesive mounting with 9.8 ft cable, US/Canada/ Mexico	690.61	662.02	633.43
785-WDRR1A03B0A	WDRR1A03B0A	3.0 dBI omni antenna with remote adhesive mounting with remote adhesive mounting with 9.8 ft cable, for use in all other approved countries	690.61	662.02	633.43
785-WDRR1A05A0A	WDRR1A05A0A	5.5 dBi omni antenna (tilt/swivel design) with remote magnetic mounting with 10ft cable, US/Canada/Mexico	736.05	705.58	675.12
785-WDRR1A05B0A	WDRR1A05B0A	5.5 dBi omni antenna (tilt/swivel design) with remote magnetic mounting with 10ft cable, for use in all other approved countries	736.05	705.58	675.12

LIMITLESS™ WIRELESS HEAVY DUTY LIMIT SWITCH - WLS SERIES

Wireless Design Features:

- Radio (license-free and global): WPAN 802.15.4, 2.4GHz, point-to-point
- FCC 15, IC, ACMA & ETS
- EMI Immunity
- Up to 305 m [1000 ft] communication range when used with a Limitless™ wireless monitor or receiver module (sold separately)
- Reliable, flexible, and secure wireless transmission
- Standard replaceable battery with ultra-low power consumption
- Direct or remote mount antenna options

Mechanical Design Features:

- IP67; NEMA 1, 3, 4, 6, 6P, 12, 13
- Unique all-metal drive train
- Twin shaft seals (rotary)
- Zinc head and body are phosphate treated and epoxy finished making it less susceptive to effects from environmental exposure
- Captive head and body screws
- Full complement of operating heads and levers
- Chemical resistant fluorocarbon seals (optional)

Switch Benefits:

- Built on field-proven MICRO SWITCH™ HDLS heritage
- Operating head rotary tested in excess of 50 million cycles for enhanced reliability
- Diaphragm seal between head and body cavity provides sealing protection
- Twin shaft seals protect head and internal components from corrosion and debris
- Sintered bronze bearings provide extended mechanical life

CE

For quantities greater than listed, call for quote.

MOUSER STOCK NO.	Honeywell Part No.	Description	Price Each 1	10	50
WLS Series Heavy Duty Limit Switches					
785-WLS1A01AA1A	WLS1A01AA1A	Limitless™ heavy-duty limit switch, 2.2 dBi straight antenna, US/Canada, momentary action, side rotary, fixed 1.5 in lever with nylon roller	426.72	382.40	361.16
785-WLS1A01AA1B	WLS1A01AA1B	Limitless™ heavy-duty limit switch, 2.2 dBi straight antenna, US/Canada, momentary action, side rotary, fixed 1.5 in lever with steel roller	426.72	382.40	361.16
785-WLS1A01AA2A	WLS1A01AA2A	Limitless™ heavy-duty limit switch, 2.2 dBi straight antenna, US/Canada, momentary action, side rotary, adjustable 3.5 in lever with nylon roller	434.97	390.24	368.15
785-WLS1A01AA2B	WLS1A01AA2B	Limitless™ heavy-duty limit switch, 2.2 dBi straight antenna, US/Canada, momentary action, side rotary, adjustable 3.5 in lever with steel roller	434.97	390.24	368.15
785-WLS1A01AC	WLS1A01AC	Limitless™ heavy-duty limit switch, 2.2 dBi straight antenna, US/Canada, top plunger	439.46	393.77	371.91
785-WLS1A01AD	WLS1A01AD	Limitless™ heavy-duty limit switch, 2.2 dBi straight antenna, US/Canada, top roller plunger	458.55	408.94	388.14
785-WLS1A02AA1A	WLS1A02AA1A	Limitless™ heavy-duty limit switch, 2.2 dBi tilt/swivel antenna, US/Canada, momentary action, side rotary, fixed 1.5 in lever with nylon roller	410.49	367.88	347.44
785-WLS1A02AA1B	WLS1A02AA1B	Limitless™ heavy-duty limit switch, 2.2 dBi tilt/swivel antenna, US/Canada, momentary action, side rotary, fixed 1.5 in lever with steel roller	431.03	386.26	364.81
785-WLS1A02AA2A	WLS1A02AA2A	Limitless™ heavy-duty limit switch, 2.2 dBi tilt/swivel antenna, US/Canada, momentary action, side rotary, adjustable 3.5 in lever with nylon roller	418.37	374.39	354.16
785-WLS1A02AA2B	WLS1A02AA2B	Limitless™ heavy-duty limit switch, 2.2 dBi tilt/swivel antenna, US/Canada, momentary action, side rotary, adjustable 3.5 in lever with steel roller	439.29	393.10	371.87
785-WLS1A00AA1A	WLS1A00AA1A	Limitless™ heavy-duty limit switch, US/Canada, momentary action, side rotary, fixed 1.5 in lever with nylon roller	411.59	369.74	348.51
785-WLS1A00AA1B	WLS1A00AA1B	Limitless™ heavy-duty limit switch, US/Canada, momentary action, side rotary, fixed 1.5 in lever with steel roller	411.59	369.74	348.51
785-WLS1A00AA2A	WLS1A00AA2A	Limitless™ heavy-duty limit switch, US/Canada, momentary action, side rotary, adjustable 3.5 in lever with nylon roller	419.86	376.03	355.51
785-WLS1A00AA2B	WLS1A00AA2B	Limitless™ heavy-duty limit switch, US/Canada, momentary action, side rotary, adjustable 3.5 in lever with steel roller	456.36	405.52	386.87
WPMM Series Monitor					
785-WPMM1A03A	WPMM1A03A	Limitless™WPMM Series Monitor, 2.4 GHz, 3.0 dBi omni antenna with remote adhesive mounting with 9.8 ft cable, for use in US/Canada	286.20	262.67	244.14
785-WPMM1A04A	WPMM1A04A	Limitless™ WPMM Series Monitor, 2.4 GHz, 5.5 dBi omni antenna (tilt & swivel design) with remote magnetic mounting with 5 ft cable, for use in US/Canada	319.14	292.90	272.24
785-WPMM1A05A	WPMM1A05A	Limitless™ WPMM Series Monitor, 2.4 GHz, 5.5 dBi omni antenna (tilt & swivel design) with remote magnetic mounting with 10 ft cable, for use in US/Canada	349.21	320.50	297.90
785-WPMM1A02A	WPMM1A02A	Limitless™ WPMM Series Monitor, 2.4 GHz, 2.1 dBi omni antenna (tilt & swivel design), for use in US/Canada	283.62	260.31	241.95
WCA Series Cable					
785-WCA200RNPRSP-002	WCA200RNPRSP-002	200 Series coax cable assembly, reverse polarity N plug, reverse polarity SMA plug, 2 ft of cable	87.61	68.21	62.76
785-WCA200RNPRSP-010	WCA200RNPRSP-010	200 Series coax cable assembly, reverse polarity N plug, reverse polarity SMA plug, 10 ft of cable	99.25	77.29	71.10

LIMITLESS WIRELESS OPERATOR INTERFACE - WOI SERIES

Benefits:

- Enables operator indication (i.e. push button) from remote locations where wiring is to costly or not possible
- Flexibility for users to choose and install their desired operator type; i.e. 22 mm rotary switch, 22 mm key switch, etc.
- Ability to reconfigure and network multiple WOI inputs, or point-to-point with personalized addresses, which allows for adding, subtracting or relocating of Limitless™ WOI switches easily
- Offers the ability to be used in conjunction with Limitless™ switches configured on a single Limitless™ receiver
- Reduced installation/maintenance costs with no wires, conduit, strain relief, clips, connectors, connection boxes, etc.
- Eliminates issues with wire connection integrity on moving equipment
- Consumes ultra-low power to prolong battery life

NEW PRODUCT

For quantities greater than listed, call for quote.

MOUSER STOCK NO.	Honeywell Part No.	Fig.	Region	Antenna Code	Actuator Type	Actuator Color	Price Each 1	10	50
22 mm Actuator									
785-WOI1A00APAG	WOI1A00APAG	A	US,CA,MX	RF-SMA Connector Jack, No Antenna	Flush Momentary	Green	550.17	521.67	502.90
785-WOI1A00APAR	WOI1A00APAR	A	US,CA,MX	RF-SMA Connector Jack, No Antenna	Flush Momentary	Red	550.17	521.67	502.90
785-WOI1A11APAG	WOI1A11APAG	B	US,CA,MX	0 dBi Omnidirectional with Switch Mount	Flush Momentary	Green	561.75	532.37	512.53
785-WOI1A11APAR	WOI1A11APAR	B	US,CA,MX	0 dBi Omnidirectional with Switch Mount	Flush Momentary	Red	561.75	532.37	512.53
785-WOI1A00BPAG	WOI1A00BPAG	A	AU, NZ, Europe	RF-SMA Connector Jack, No Antenna	Flush Momentary	Green	550.17	521.67	502.90
785-WOI1A00BPAR	WOI1A00BPAR	A	AU, NZ, Europe	RF-SMA Connector Jack, No Antenna	Flush Momentary	Red	550.17	521.67	502.90
785-WOI1A11BPAG	WOI1A11BPAG	B	AU, NZ, Europe	0 dBi Omnidirectional with Switch Mount	Flush Momentary	Green	561.75	532.37	512.53
785-WOI1A11BPAR	WOI1A11BPAR	B	AU, NZ, Europe	0 dBi Omnidirectional with Switch Mount	Flush Momentary	Red	561.75	532.37	512.53
29 mm Actuator									
785-WOI1A00APBY	WOI1A00APBY	C	US,CA,MX	RF-SMA Connector Jack, No Antenna	Mushroom Head Momentary	Yellow	560.87	532.37	512.53
785-WOI1A11APBY	WOI1A11APBY	D	US,CA,MX	0 dBi Omnidirectional with Switch Mount	Mushroom Head Momentary	Yellow	572.45	542.00	522.16
785-WOI1A00BPBY	WOI1A00BPBY	C	AU, NZ, Europe	RF-SMA Connector Jack, No Antenna	Mushroom Head Momentary	Yellow	560.87	532.37	512.53
785-WOI1A11BPBY	WOI1A11BPBY	D	AU, NZ, Europe	0 dBi Omnidirectional with Switch Mount	Mushroom Head Momentary	Yellow	572.45	542.00	522.16
40 mm Actuator									
785-WOI1A00APCY	WOI1A00APCY	C	US,CA,MX	RF-SMA Connector Jack, No Antenna	Mushroom Head Maintained	Yellow	571.57	542.00	522.16
785-WOI1A11APCY	WOI1A11APCY	D	US,CA,MX	0 dBi Omnidirectional with Switch Mount	Mushroom Head Maintained	Yellow	583.15	554.84	535.00
785-WOI1A00BPCY	WOI1A00BPCY	C	AU, NZ, Europe	RF-SMA Connector Jack, No Antenna	Mushroom Head Maintained	Yellow	571.57	542.00	522.16
785-WOI1A11BPCY	WOI1A11BPCY	D	AU, NZ, Europe	0 dBi Omnidirectional with Switch Mount	Mushroom Head Maintained	Yellow	583.15	554.84	535.00

© Copyright 2013 Mouser Electronics

© Copyright 2013 Mouser Electronics

HONEYWELL Limit Switches

Honeywell

RoHS Compliant **This product is RoHS compliant.**



MICRO SWITCH™ SEALED AND HIGH TEMPERATURE SWITCHES

Contain a spring and set of contacts that convert mechanical energy applied to an actuator into an electrical output. Environmentally sealed switches are basic precision switches enclosed within a corrosion-resistant aluminum housing that seals the switch contacts from contamination. Hermetically sealed switches include those that maintain the contact in a gas-tight seal while transmitting force and motion to the switch mechanism through a metal diaphragm. High temperature versions have the switching element mounted on a ceramic base with a stainless steel enclosure. Wide variety of actuators, terminations, circuitry configurations, electrical ratings, contact materials and operating characteristics provide application flexibility. Meet military standards. U.S., European and other approval agency allow global use.

For quantities greater than listed, call for quote.

MOUSER STOCK NO.	Honeywell Part No.	Fig.	Contact Rating & Voltage	Actuator Type	Operating Force (max.)	Lever Style	Price Each		
							1	10	50
785-1HS3	1HS3	A	115 Vac	Roller Lever	2.78 N	Screw	219.01	191.64	186.42
785-1SE1-T	1SE1-T	A	250 Vac	Pin Plunger	1.39 N	Solder	62.21	58.99	53.46
785-1SE1	1SE1	A	250 Vac	Pin Plunger	1.39 N	Leadwire	104.74	101.35	99.09
785-9HM1	9HM1	B	28 Vdc	Integral Lever	1.95 N	Solder	564.34	536.38	508.42
785-11HM1	11HM1	B	28 Vdc	Integral Lever	1.95 N	Solder	333.33	315.08	297.93

MICRO SWITCH™ COMPACT LIMIT SWITCHES

Small package size. These metal or plastic switches are available with a variety of actuators, electrical specifications, terminations, circuitry and sealing ratings.

For quantities greater than listed, call for quote.

MOUSER STOCK NO.	Honeywell Part No.	Fig.	Circuit or Switch Function	Actuator Type	Operating Force (max.)	Lever Style	Price Each		
							1	10	50
785-1LS2	1LS2	C	1 NC 1 NO	Side Rotary	0.51 N	Not Included	157.26	143.04	132.16
785-1LS3	1LS3	C	1 NC 1 NO	Side Rotary	0.51 N	Roller-adj.	189.74	177.69	162.23
785-1LS3-L	1LS3-L	C	1 NC 1 NO	Side Rotary	0.51 N	Roller-adj.	197.93	170.35	167.57
785-1LS53	1LS53	C	1 NC 1 NO	Side Rotary	0.11 N	Rod-adj.	175.15	170.13	164.76
785-1LS56	1LS56	C	1 NC 1 NO	Side Rotary	0.11 N	Not Included	155.54	135.06	133.07
785-1LS9	1LS9	C	1 NC 1 NO	Side Rotary	0.51 N	Not Included	158.81	148.72	135.80
785-201LS1	201LS1	C	1 NC 1 NO	Side Rotary	0.51 N	Roller-fixed	195.93	183.48	167.53
785-201LS3	201LS3	C	1 NC 1 NO	Side Rotary	0.51 N	Roller-adj.	219.13	206.64	200.57
785-3LS1	3LS1	C	1 NC 1 NO	Side Roller Plunger	40.03 N	None	199.94	193.46	169.67
785-4LS1	4LS1	C	1 NC 1 NO	Side Plunger	40.03 N	None	171.74	158.75	147.05
785-6LS1	6LS1	C	1 NC 1 NO	Side Rotary	0.34 N	Roller-yolk	212.22	205.11	200.72
785-202LS1	202LS1	D	1 NC 1 NO	Top Plunger	31.14 N	None	175.12	150.60	132.74
785-2LS1	2LS1	D	1 NC 1 NO	Top Plunger	31.14 N	None	155.79	148.67	142.17
785-2LS1-L	2LS1-L	D	1 NC 1 NO	Top Plunger	31.14 N	None	155.79	148.67	142.17
785-208LS1	208LS1	E	1 NC 1 NO	Wobble-Flex Cable	1.39 N	None	155.54	141.12	133.57
785-208LS152	208LS152	E	1 NC 1 NO	Wobble-Coil Spring	1.39 N	None	167.74	150.86	136.46
785-8LS1	8LS1	E	1 NC 1 NO	Wobble-Flex Cable	1.39 N	None	154.38	142.92	136.67
785-8LS152	8LS152	E	1 NC 1 NO	Wobble-Coil Spring	1.39 N	None	145.78	139.41	134.30
785-8LS1-L	8LS1-L	E	1 NC 1 NO	Wobble-Cable	1.39 N	None	155.79	148.67	142.17
785-SL1-A	SL1-A	F	1 NC 1 NO	Top Roller Plunger	11.76 N	None	110.37	105.77	98.90
785-SL1-AK	SL1-AK	F	1 NC 1 NO	Top Roller Plunger	11.76 N	None	128.30	126.74	123.98
785-SL1-D	SL1-D	F	1 NC 1 NO	Cross Roll Plunger	11.76 N	None	104.60	103.24	100.08
785-SL1-E	SL1-E	F	1 NC 1 NO	Top Roll Plunger-Long	11.76 N	None	153.25	145.34	131.71
785-SL1-EK	SL1-EK	F	1 NC 1 NO	Top Roll Plunger-Long	11.76 N	None	142.03	133.02	125.14
785-SL1-H	SL1-H	F	1 NC 1 NO	Top Plunger-Short	11.76 N	None	92.76	82.15	79.63
785-SL1-KK	SL1-KK	F	1 NC 1 NO	Cross Roll Plunger-long	11.76 N	None	153.16	148.67	144.20
785-SL1-P	SL1-P	F	1 NC 1 NO	Top Roller Arm	3.92 N	None	117.26	103.69	100.68
785-914CE1-3	914CE1-3	G	1 NC 1 NO	Top Plunger	11.8 N	None	71.08	66.56	60.78
785-914CE1-3A	914CE1-3A	G	1 NC 1 NO	Top Plunger	11.8 N	None	86.89	82.39	70.67
785-914CE1-6	914CE1-6	G	1 NC 1 NO	Top Plunger	11.8 N	None	86.79	81.27	74.22
785-914CE1-6A	914CE1-6A	G	1 NC 1 NO	Top Plunger	11.8 N	None	95.06	85.01	77.92
785-914CE18-3	914CE18-3	G	1 NC 1 NO	Top Plunger	22.5 N	None	93.33	87.41	79.81
785-914CE18-3AL1	914CE18-3AL1	G	1 NC 1 NO	Top Plunger	22.5 N	None	119.68	115.17	111.58
785-914CE18-6	914CE18-6	G	1 NC 1 NO	Top Plunger	22.5 N	None	102.98	96.45	88.07
785-914CE18-9	914CE18-9	G	1 NC 1 NO	Top Plunger	22.5 N	None	107.48	85.21	81.90
785-914CE18-Q	914CE18-Q	G	1 NC 1 NO	Top Plunger	22.5 N	None	98.04	90.42	78.44
785-914CE1-9	914CE1-9	G	1 NC 1 NO	Top Plunger	11.8 N	None	93.95	87.99	80.34
785-914CE1-Q	914CE1-Q	G	1 NC 1 NO	Top Plunger	11.8 N	None	85.15	79.75	72.82
785-914CE2-3	914CE2-3	G	1 NC 1 NO	Top Roller Plunger	11.8 N	None	89.86	84.17	76.85
785-914CE2-3A	914CE2-3A	G	1 NC 1 NO	Top Roller Plunger	11.8 N	None	93.95	87.99	80.34
785-914CE2-6	914CE2-6	G	1 NC 1 NO	Top Roller Plunger	11.8 N	None	96.86	90.70	82.82
785-914CE2-6A	914CE2-6A	G	1 NC 1 NO	Top Roller Plunger	11.8 N	None	100.57	87.03	79.78
785-914CE28-3	914CE28-3	G	1 NC 1 NO	Top Roller Plunger	11.8 N	None	130.26	114.59	111.44
785-914CE2-9	914CE2-9	G	1 NC 1 NO	Top Roller Plunger	11.8 N	None	106.20	99.48	90.82
785-914CE2-AQ	914CE2-AQ	G	1 NC 1 NO	Top Roller Plunger	11.8 N	None	140.45	136.41	132.56
785-914CE2-Q	914CE2-Q	G	1 NC 1 NO	Top Roller Plunger	11.8 N	None	97.19	90.99	83.09
785-914CE31-6	914CE31-6	G	1 NC 1 NO	Top Roller Plunger	17.5 N	None	117.25	109.80	100.25
785-914CE3-3	914CE3-3	G	1 NC 1 NO	Cross Roll Plunger	11.8 N	None	91.63	85.82	78.37
785-914CE3-6	914CE3-6	G	1 NC 1 NO	Cross Roll Plunger	11.8 N	None	98.83	92.53	84.48
785-914CE3-9	914CE3-9	G	1 NC 1 NO	Cross Roll Plunger	11.8 N	None	93.69	87.74	80.11
785-914CE3-Q	914CE3-Q	G	1 NC 1 NO	Cross Roll Plunger	11.8 N	None	99.71	87.94	84.98
785-914CE66-3	914CE66-3	G	1 NC 1 NO	Ball Bearing Plunger	11.8 N	None	96.55	94.29	91.84

© Copyright 2013 Mouser Electronics

© Copyright 2013 Mouser Electronics

HONEYWELL Limit Switches

Honeywell

RoHS Compliant **This product is RoHS compliant.**



MICRO SWITCH™ GLOBAL LIMIT SWITCHES

Designed to IEC standard for world-wide acceptance. These metal or plastic switches are available with a wide variety of actuators, electrical specifications, terminations, circuitry and sealing ratings.

✻ Part is UL only.

MOUSER STOCK NO.	Honeywell Part No.	Fig.	Contact Form	Circuitry	Actuator Type	Operating Force (max.)	Lever Style	Price Each		
								1	10	50
✻ 785-SZL-VL-H	SZL-VL-H	A	SPDT	1 NC 1 NO	Roller Plunger	8.83 N	None	24.85	23.73	22.08
✻ 785-SZL-VL-G	SZL-VL-G	A	SPDT	1 NC 1 NO	Wobble-Coil Spring	0.88 N	None	23.67	22.61	21.04
✻ 785-SZL-VL-F	SZL-VL-F	A	SPDT	1 NC 1 NO	Wobble-Plastic Rod	0.88 N	None	25.34	24.20	22.51
✻ 785-SZL-VL-D	SZL-VL-D	A	SPDT	1 NC 1 NO	Top Plunger	8.83 N	None	24.85	23.73	22.08
✻ 785-SZL-VL-C	SZL-VL-C	A	SPDT	1 NC 1 NO	Side Rotary	2.0-7.84N	None	24.91	23.41	21.00
✻ 785-SZL-VL-B	SZL-VL-B	A	SPDT	1 NC 1 NO	Side Rotary	3.35-7.84 N	None	20.67	19.82	19.05
✻ 785-SZL-VL-A	SZL-VL-A	A	SPDT	1 NC 1 NO	Side Rotary	5.88 N	None	24.85	23.73	22.08
785-GLEA24C	GLEA24C	B	DPDT	2 NC 2 NO	Top Roller Plunger	13.0 N	None	91.24	85.44	78.00
785-GLEA24A1B	GLEA24A1B	B	DPDT	2 NC 2 NO	Side Rotary	0.165 N	Roller-Std	79.98	74.91	68.41
785-GLDA01A4J	GLDA01A4J	C	SPDT	1 NC 1 NO	Side Rotary	0.120 N	Rod-adj.	42.77	39.18	35.52
785-GLDA01A2A	GLDA01A2A	C	SPDT	1 NC 1 NO	Side Rotary	0.120 N	Roller-adj.	40.15	38.07	34.51
785-GLDA01A1B	GLDA01A1B	C	SPDT	1 NC 1 NO	Side Rotary	0.120 N	Roller-Std, Steel	35.55	33.61	30.45
785-GLDA01A1A	GLDA01A1A	C	SPDT	1 NC 1 NO	Side Rotary	0.120 N	Roller-Std, Plastic	30.20	28.55	25.87
785-GLCA01C	GLCA01C	D	SPDT	1 NC 1 NO	Top Roller Plunger	16.0 N	None	58.00	51.66	48.27
785-GLCA01B	GLCA01B	E	SPDT	1 NC 1 NO	Top Plunger	16.0 N	None	49.38	46.69	42.32
785-GLCA01A4J	GLCA01A4J	E	SPDT	1 NC 1 NO	Side Rotary	0.120 N	Rod-adj.	50.88	47.71	44.26
785-GLCA01A2B	GLCA01A2B	E	SPDT	1 NC 1 NO	Side Rotary	0.120 N	Roller-adj., Steel	50.88	47.71	44.26
785-GLCA01A2A	GLCA01A2A	E	SPDT	1 NC 1 NO	Side Rotary	0.120 N	Roller-adj., Plastic	54.02	44.21	39.68
785-GLCA01A1B	GLCA01A1B	E	SPDT	1 NC 1 NO	Side Rotary	0.120 N	Roller-Std, Steel	48.33	45.84	41.54
785-GLCA01A1A	GLCA01A1A	E	SPDT	1 NC 1 NO	Side Rotary	0.120 N	Roller-Std, Plastic	49.29	46.76	42.37
785-GLAA01B	GLAA01B	E	SPDT	1 NC 1 NO	Top Plunger	16.0 N	None	84.46	79.08	72.20

MICRO SWITCH™ MEDIUM-DUTY LIMIT SWITCHES

Application-proven enclosed switches (precision snap-acting switches sealed in rugged metal housing). Honeywell Sensing and Control's (S&C) limit switches offer superior flexibility and performance.

✻ Part is UL only.

785-BAF1-2RN-RH	BAF1-2RN-RH	D	SPDT	1 NC 1 NO	Top Plunger	11.2 N	None	131.92	123.54	112.80
785-BAF1-2RN18-LH	BAF1-2RN18-LH	D	SPDT	1 NC 1 NO	Wobble-Coil Spring, LH	--	None	146.98	139.30	138.23
785-BAF1-2RN18-RH	BAF1-2RN18-RH	D	SPDT	1 NC 1 NO	Wobble-Coil Spring, RH	--	None	186.51	174.67	159.46
785-BAF1-2RN2-LH	BAF1-2RN2-LH	D	SPDT	1 NC 1 NO	Top Roller Arm	8.90 N	Roller-adj.	169.88	159.10	145.26
785-BAF1-2RQ9-RH	BAF1-2RQ9-RH	D	SPDT	1 NC 1 NO	Top Roller Plunger	11.1 N	None	174.21	161.05	152.16
785-BAF1-3RNX1	BAF1-3RNX1	D	SPDT	1 NC 1 NO	Top Plunger	7.79 N	None	177.80	166.52	152.05
785-BZE6-2RN	BZE6-2RN	F	SPDT	1 NC 1 NO	Top Plunger	2.50 N	None	53.36	49.97	45.62
✻ 785-BZE6-2RN-S	BZE6-2RN-S	F	SPDT	1 NC 1 NO	Top Plunger	2.50 N	None	67.15	63.67	57.72
785-BZE6-2RN18	BZE6-2RN18	F	SPDT	1 NC 1 NO	Wobble-Coil Spring	1.95 N	None	85.48	81.06	77.07
785-BZE6-2RN2	BZE6-2RN2	F	SPDT	1 NC 1 NO	Top Roller Arm	5.56 N	Roller-adj.	83.33	78.05	71.26
785-BZE6-2RN4	BZE6-2RN4	F	SPDT	1 NC 1 NO	Manual Palm Button	5.56 N	None	98.77	90.29	82.68
785-BZE6-2RN7	BZE6-2RN7	F	SPDT	1 NC 1 NO	Top Plunger	6.67 N	None	65.08	60.95	55.64
785-BZE6-2RN72	BZE6-2RN72	F	SPDT	1 NC 1 NO	Top Plunger	6.67 N	None	96.20	92.85	85.94
785-BZE6-2RN80	BZE6-2RN80	F	SPDT	1 NC 1 NO	Top Roller Plunger	6.67 N	None	88.22	82.61	75.44
785-BZE6-2RQ	BZE6-2RQ	F	SPDT	1 NC 1 NO	Top Plunger	3.61 N	None	47.70	44.68	40.79
785-BZE6-2RQ62	BZE6-2RQ62	F	SPDT	1 NC 1 NO	Low Force Rod	1.39 N	Rod-Low Force	84.42	80.76	79.45
785-BZE6-2RQ8	BZE6-2RQ8	F	SPDT	1 NC 1 NO	Top Roller Plunger	3.61 N	None	71.34	66.81	61.01
785-BZE6-2RQ81	BZE6-2RQ81	F	SPDT	1 NC 1 NO	Cross Roller Plunger	3.61 N	None	78.04	71.79	61.94
785-BZE6-RNX1	BZE6-RNX1	F	SPDT	1 NC 1 NO	Top Plunger	5.56 N	None	108.88	99.66	88.48
✻ 785-BZG1-2RN	BZG1-2RN	F	SPDT	1 NC 1 NO	Top Plunger	6.67 N	None	100.53	91.53	84.65
✻ 785-BZG1-2RN2	BZG1-2RN2	F	SPDT	1 NC 1 NO	Top Roller Arm	5.56 N	Roller-adj.	128.14	110.55	108.29
785-BZV6-2RN	BZV6-2RN	F	SPDT	1 NC 1 NO	Top Plunger	6.67 N	None	68.28	63.93	58.38
785-BZV6-2RN18	BZV6-2RN18	F	SPDT	1 NC 1 NO	Wobble - Coil Spring	1.95 N	None	115.14	112.83	109.92
785-BZV6-2RN2	BZV6-2RN2	F	SPDT	1 NC 1 NO	Top Roller Arm	5.56 N	Roller-adj.	98.76	92.48	84.44
785-BZV6-2RQ2	BZV6-2RQ2	F	SPDT	1 NC 1 NO	Top Roller Arm	5.00 N	Roller-adj.	93.77	84.05	75.33
785-BZV6-2RQ8	BZV6-2RQ8	F	SPDT	1 NC 1 NO	Top Roller Plunger	3.61 N	None	93.77	84.05	83.09
785-DTE6-2RN	DTE6-2RN	F	SPDT	2 NC 2 NO	Top Plunger	16.4 N	None	153.74	148.36	129.04
785-DTE6-2RN2	DTE6-2RN2	F	SPDT	2 NC 2 NO	Top Roller Arm	13.34 N	Roller-adj.	172.92	162.36	141.08
785-DTE6-2RN80	DTE6-2RN80	F	SPDT	2 NC 2 NO	Top Roller Plunger	13.34 N	None	268.61	250.72	235.45
785-DTE6-2RQ2	DTE6-2RQ2	F	SPDT	2 NC 2 NO	Top Roller Arm	5.57 N	Roller-adj.	165.50	163.91	163.16
785-DTE6-2RQ9	DTE6-2RQ9	F	SPDT	2 NC 2 NO	Top Roller Plunger	13.34 N	None	173.77	159.60	138.83
785-DTV6-2RN	DTV6-2RN	F	SPDT	2 NC 2 NO	Top Plunger	16.4 N	None	210.43	199.98	169.55

© Copyright 2013 Mouser Electronics

© Copyright 2013 Mouser Electronics

HONEYWELL Limit Switches

Honeywell

RoHS Compliant **This product is RoHS compliant.**

LIMITLESS™ WGLA GLOBAL LIMIT SWITCHES & WPMM MONITOR

The new Limitless™ product line combines the best of MICRO SWITCH™ global limit switches with the latest commercial off-the-shelf wireless technology. Wireless-enabled limit switches can now be used for position sensing and presence/absence detection for an endless number of applications. The Limitless™ Series is especially beneficial for remote monitoring applications where wiring or wire maintenance is not physically possible or economically feasible. Combining this greater flexibility with proven harsh duty packaging can result in increased efficiencies and improved safety for machine and equipment OEMs and operators.

Honeywell's Limitless™ solutions should prove to be cost-effective when compared with traditional, wired limit switch solutions based on installation costs, on-going maintenance, and wiring integrity. The WGLA Series features the strong switching specifications and the metal EN 50041 housing of the MICRO SWITCH™ GLA Series further strengthened with wireless capabilities.

RoHS Compliant



Switch

Value Propositions:
- Functionality: Wireless connectivity meets existing wireless protocol standards and existing mounting configurations. It also maintains the ability to add more I/O devices as needed
- Installed cost: The Limitless™ Series greatly reduces the costs of wiring, installation, and maintenance for all devices and equipment
- Flexibility: Can be quickly reconfigured to be used point-to-point or potentially network up to 16 switches. WGLA Series switches provide increased productivity (uptime), reduced zcomponent complexity, and danger
- Honeywell: The Honeywell brand, with over 75 years of sensing and switch experience, delivers a broad limit switch portfolio with existing configurations and custom products. The Limitless™ Series is an extension of our vast energy-driven experience and resources

Features:
- Enables presence/absence detection in remote parts of applications or machinery, where wiring is an issue or not feasible
- Integration of existing wireless technology with proven reliability of Honeywell's MICRO SWITCH™ limit switch series
- Ability to reconfigure and network multiple switches or point-to-point personalized addresses, thus easily allowing adding, subtracting, or relocating of Limitless™ switches
- Reduced installation/maintenance costs with no wires, conduit, strain relief, clips, connectors, or connection boxes
- Consumes ultra-low power to prolong battery life (replaceable)
- Long-range signal of 1000 ft/304 m line-of-sight in North America
- RF board operating in 2.4 GHz globally license-free frequency band; WPAN 802.15.4
- EN 50041 metal enclosure; IP67; NEMA 1, 4, 12, 13
- Full complement of operating heads and levers, as well as monitor/ receivers and accessories

Applications:
- Valve position
- Construction/Ag machines
- Crane boom/jib/skew position
- Remote or temporary equipment
- Lifts
- Moveable machinery
- Material handling
- Grain diverters or flaps
- Presses
- Hose attachment verification
- Conveyors
- Specialty machines



Monitor

For quantities greater than listed, call for quote.

MOUSER STOCK NO.	Honeywell Part No.	Description	Price Each 1	10	50
WGLA Series Global Limit Switch					
785-WGLA1A01AA1A	WGLA1A01AA1A	Limitless™Series WGLA Global Limit Switch, 2.1 dBi omni straight antenna, use in US/Canada, side rotary – momentary, standard lever with 19 mm x 6,35 mm [0.75 in x 0.25 in] nylon rollers	375.83	344.95	320.60
785-WGLA1A01AA1B	WGLA1A01AA1B	Limitless™Series WGLA Global Limit Switch, 2.1 dBi omni straight antenna, use in US/Canada, side rotary – momentary, standard lever with 19 mm x 6,35 mm [0.75 in x 0.25 in] steel rollers	394.62	362.18	336.62
785-WGLA1A01AB	WGLA1A01AB	Limitless™Series WGLA Global Limit Switch, 2.1 dBi omni straight antenna, use in US/Canada, top pin plunger	382.27	350.86	326.09
785-WGLA1A01AC	WGLA1A01AC	Limitless™Series WGLA Global Limit Switch, 2.1 dBi omni straight antenna, use in US/Canada, top roller plunger	394.62	362.18	336.62
785-WGLA1A01AD	WGLA1A01AD	Limitless™Series WGLA Global Limit Switch, 2.1 dBi omni straight antenna, use in US/Canada, top roller lever	387.20	355.38	330.31
785-WGLA1A02AB	WGLA1A02AB	Limitless™Series WGLA Global Limit Switch, 2.1 dBi omni tilt & swivel antenna, use in US/Canada, top pin plunger	386.48	354.71	329.70
785-WGLA1A02AC	WGLA1A02AC	Limitless™Series WGLA Global Limit Switch, 2.1 dBi omni tilt & swivel antenna, use in US/Canada, top roller plunger	398.81	366.04	340.21
785-WGLA1A02AD	WGLA1A02AD	Limitless™Series WGLA Global Limit Switch, 2.1 dBi omni tilt & swivel antenna, use in US/Canada, top roller lever	391.42	359.24	333.90
785-WGLA1A04AB	WGLA1A04AB	Limitless™Series WGLA Global Limit Switch, 5.5 dBi omni remote magnetic mount/tilt & swivel antenna with 5ft of cable, use in US/Canada, top pin plunger	423.75	388.91	361.49
785-WGLA1A04AC	WGLA1A04AC	Limitless™Series WGLA Global Limit Switch, 5.5 dBi omni remote magnetic mount/tilt & swivel antenna with 5 ft of cable, use in US/Canada, top roller plunger	436.09	400.23	372.01
WPMM Series Monitor					
785-WPMM1A03A	WPMM1A03A	Limitless™WPMM Series Monitor, 2.4 GHz, 3.0 dBi omni antenna with remote adhesive mounting with 9.8 ft cable, for use in US/Canada	286.20	262.67	244.14
785-WPMM1A04A	WPMM1A04A	Limitless™ WPMM Series Monitor, 2.4 GHz, 5.5 dBi omni antenna (tilt & swivel design) with remote magnetic mounting with 5 ft cable, for use in US/Canada	319.14	292.90	272.24
785-WPMM1A05A	WPMM1A05A	Limitless™ WPMM Series Monitor, 2.4 GHz, 5.5 dBi omni antenna (tilt & swivel design) with remote magnetic mounting with 10 ft cable, for use in US/Canada	349.21	320.50	297.90
785-WPMM1A02A	WPMM1A02A	Limitless™ WPMM Series Monitor, 2.4 GHz, 2.1 dBi omni antenna (tilt & swivel design), for use in US/Canada	283.62	260.31	241.95

MICRO SWITCH™ BX2 SERIES HAZARDOUS AREA SWITCH

The MICRO SWITCH™ BX2 Series has a stainless steel housing that provides enhanced corrosion resistance in applications exposed to aggressive, caustic agents. The stainless steel housing helps protect the switch mechanism from corrosion often present in chemical processing plants, off-shore/near shore sites and other hazardous areas. To comply with explosion-proof switching requirements, the flame path within the switch housing is designed to contain the cool escaping hot gases/fumes which could cause an explosion outside of the switch.

Features:
- Same high performance as the MICRO SWITCH™ BX series with a stainless steel housing
- New stainless steel housing provides corrosion resistance in aggressive environments up to four times longer than standard housing switches
- IP67; NEMA 1, 3, 4, 6, 13
- UL, CSA, ATEX, IEC Ex approvals
- Tracking interchangeable with MICRO SWITCH™ BX Series for drop-in replacement
- Conduit selection for global connectivity
  -1/2 in and 3/4 in NPT on BX2 products
  -20 mm on BX24 products
- Variety of heads & non-sparking actuators

Applications (Industrial):
- Off-shore drilling/pipeline (oil and gas, pigging)
- Control valves and actuators
- Gas recovery and blowout preventer units
- Petrochemical plans
- Chemical processing
- Grain elevators
- Waste treatment
- Paint booths
- Mining conveyors
- Pulp and paper handling
- Hazardous waste handling

RoHS Compliant


BX2C4L


BX2P4L

For quantities greater than listed, call for quote.

MOUSER STOCK NO.	Honeywell Part No.	Description	Price Each 1	5	10
785-BX2C4L	BX2C4L	Stainless steel housing, 3/4 in - 14NPT conduit, top plunger, plain, 2NO/2NC	843.93	799.96	756.90
785-BX2P4L	BX2P4L	Stainless steel housing, 3/4 in - 14NPT conduit, side rotary, momentary, no lever, low pre-travel, 2NO/2NC	968.65	911.46	857.21

© Copyright 2013 Mouser Electronics
© Copyright 2013 Mouser Electronics

APM HEXSEAL Environmental Sealing Boots

APM HEXSEAL SEALING SPECIALISTS

APM HEXSEAL PUSHBUTTON SWITCH BOOTS

- Silicone rubber boot, with molded-in mounting nut
- Completely covers actuator
- Meets MIL-B-5423
- Resistant to sunlight, weather, salt spray, ozone, fungus and most acids and lubricating oils
- RFI suffix are EMI shielded

RoHS Compliant

For quantities greater than listed, call for quote.

MOUSER STOCK NO.	APM Hexseal Part No.	Fig.	Thread Size	Dimensions: in.			Plunger Height (in.)	Color	Price Each		
				A	B	C			1	25	50
608-N3030	N3030	A	15/32-32NS-2B	0.547	0.625	0.422	0.281	Gray	3.22	3.02	2.84
608-N3030-2605	N3030 2605	A	15/32-32NS-2B	0.547	0.625	0.422	0.281	Green	3.12	2.93	2.75
608-N3030-2619	N3030 2619	A	15/32-32NS-2B	0.547	0.625	0.422	0.281	Yellow	3.12	2.93	2.75
608-N3030-2604	N3030 2604	A	15/32-32NS-2B	0.547	0.625	0.422	0.281	Red	3.69	3.53	3.48
608-NC3030	NC3030	A	15/32-32NS-2B	0.719	0.625	0.422	0.438	Gray	3.23	3.03	2.84
608-NH3030	NH3030	A	1/2-32NS-2B	0.547	0.625	0.422	0.281	Gray	4.15	3.93	3.71
608-N5040	N5040	A	1/4-40NS-2B	0.313	0.375	0.188	0.141	Gray	4.38	4.10	3.85
608-N5040G	N5040G	A	1/4-32NS-2B	0.313	0.375	0.188	0.203	Gray	4.32	4.04	3.85
608-N5040R	N5040R	A	1/4-40NS-2B	0.313	0.375	0.188	0.203	Gray	4.31	4.03	3.84
608-1231/8/49	1231/8/49	A	3/8-27NS-2B	0.653	0.500	0.300	0.545	Clear	2.95	2.76	2.60
608-1221/12	1221/12	B	3/8-27NS-2B	0.609	0.641	0.320	0.330	Gray	2.21	2.09	1.96
608-1221/15	1221/15	B	15/32-32NS-2B	0.719	0.766	0.375	0.400	Gray	2.27	2.13	1.99
608-C1221/21/4	C1221/21/4	B	3/8-27NS-2B	0.609	0.641	0.320	0.330	Clear	2.12	1.98	1.86
608-C1221/23	C1221/23	B	3/8-32NEF-2B	0.609	0.641	0.320	0.330	Clear	2.12	1.98	1.86
608-C1221/25	C1221/25	B	3/8-32NS-2B	0.609	0.500	0.320	0.545	Black	2.12	1.98	1.86
608-N3030-RFI	N3030 RFI	A	15/32-32NS-2B	0.547	0.625	0.422	0.281	Gray	13.10	12.06	11.63
608-NH3030-RFI	NH3030 RFI	A	1/2-32NS-2B	0.547	0.625	0.422	0.281	Gray	15.52	14.53	13.65
608-1238/1	1238/1	C	15/32-32NS-2B	0.984	0.750	0.422	0.438	Armored	23.97	22.47	21.09

APM HEXSEAL TOGGLE SWITCH BOOTS

- Silicone rubber with molded-in hex mounting nut
- Seals both switch and panel cutout
- Meets MIL-B-5423
- Resistant to sunlight, weather, salt spray, ozone, fungus and most acids and lubricating oils
- RFI suffix are EMI shielded

RoHS Compliant

For quantities greater than listed, call for quote.

MOUSER STOCK NO.	APM Hexseal Part No.	Fig.	Thread Size	Dimensions: in.				Color	Price Each		
				A	B	C	Plunger Ht		1	25	50
608-N1030	N1030	D	15/32-32NS-2B	0.219	0.844	0.625	0.660	Gray	3.23	3.03	2.85
608-N1030-2504	N1030 2504	D	15/32-32NS-2B	0.219	0.844	0.625	0.660	Green	4.39	4.11	3.86
608-N1030-2503	N1030 2503	D	15/32-32NS-2B	0.219	0.844	0.625	0.660	Yellow	4.39	4.11	3.86
608-N1030-2508	N1030 2508	D	15/32-32NS-2B	0.219	0.844	0.625	0.660	Red	4.39	4.11	3.86
608-N1030A	N1030A	E	15/32-32NS-2B	0.219	0.875	0.625	0.660	Stainless-Steel	7.45	6.99	6.56
608-N1030B	N1030B	F	15/32-32NS-2B	0.078	0.437	0.625	—	Gray	3.23	3.03	2.85
608-N5030	N5030	D	1/4-40NS-2B	0.104	0.422	0.375	0.310	Gray	3.83	3.58	3.37
608-N5030L	N5030L	D	1/4-40NS-2B	0.062	0.500	0.375	0.370	Gray	3.84	3.60	3.38
608-N5032B	N5032B	F	1/4-40NS-2B	0.047	0.250	0.375	—	Gray	3.36	3.15	2.95
608-C1131/28	C1131/28	D	15/32-32NS-2B	0.219	0.937	0.625	0.710	Black	3.11	2.92	2.74
608-1131/26	1131/26	D	15/32-32NS-2B	0.219	1.093	0.625	0.900	Gray	3.22	3.02	2.84
608-50154	50154	D	15/32-32NS-2B	0.280	1.094	0.625	1.094	Gray	3.22	3.02	2.84
608-N5030S	N5030S	D	1/4-40NS-2B	0.062	0.594	0.375	0.500	Gray	4.38	4.10	3.85
608-IN1030-RFI	IN1030 RFI	D	15/32-32NS-2B	0.219	0.844	0.625	0.660	Gray	13.00	11.97	11.55
608-IN1030RFI1/232	IN1030 RFI 1/2-32	D	1/2-32NS-2B	0.219	0.844	0.625	0.660	Gray	13.29	12.45	11.70
608-N5030L-RFI	N5030L RFI	D	1/4-40NS-2B	0.062	0.500	0.375	0.360	Gray	14.48	13.56	12.72
608-N5030S-RFI	N5030S RFI	D	1/4-40NS-2B	0.062	0.594	0.750	0.500	Gray	13.69	12.82	12.04

APM HEXSEAL ROCKER SWITCH BOOTS

- High tear strength, transparent silicone rubber
- Resistant to sunlight, weather, salt spray, ozone, fungus and most acids and lubricating oils
- Does not compromise switch operability, position status viewing, or legend visibility
- Meets MIL-B-5423

RoHS Compliant

For quantities greater than listed, call for quote.

MOUSER STOCK NO.	APM Hexseal Part No.	Fig.	Dimensions: in.					Color	Price Each		
			A	B	C	D	E		1	25	50
608-C1113/66	C1113/66	G	0.228	0.348	0.531	0.750	0.531	Clear	2.29	2.15	2.01
608-C1113/80	C1113/80	G	0.560	0.750	1.375	1.750	0.900	Clear	2.73	2.56	2.41

APM HEXSEAL ROTARY SHAFT SEALS

- For standard rotary switch/potentiometer shafts
- Seals boot shaft and panel cutout
- RFI suffix are EMI shielded
- Resistant to sunlight, weather, salt spray, ozone,fungus and most acids and lubricating oils
- Meets MIL-B-5423

RoHS Compliant

For quantities greater than listed, call for quote.

MOUSER STOCK NO.	APM Hexseal Part No.	Fig.	Thread Size	Dimensions: in.			Color	Price Each		
				Shaft Dia.	A	B		1	25	50
608-N9030-X-1/4	N9030 X 1/4	H	3/8-32NS-2B	.250	0.219	0.500	Gray	2.93	2.75	2.58
608-N9040-X-1/8	N9040 X 1/8	H	1/4-32NEF-2B	.125	0.219	0.375	Gray	2.93	2.75	2.58
608-N9030-X-1/4-RFI	N9030 X 1/4 RFI	H	3/8-32NS-2B	.250	0.219	0.500	Gray	11.35	10.66	9.99
608-N9040-X-1/8-RFI	N9040 X 1/8 RFI	H	1/4-32NEF-2B	.125	0.219	0.375	Gray	14.48	13.56	12.72

APM HEXSEAL SEALED-SWITCH PANEL BUSHING SEAL

- Seals panel cutout through which the switch bushing passes
- Meets MIL-B-5423

RoHS Compliant

MOUSER STOCK NO.	APM Hexseal Part No.	Fig.	Shaft Brushing	Dimensions: in.		Price Each		
				Washer Dia.	Thickness	1	25	50
608-60064	60064	I	15/32-32	.677	0.120	2.27	2.13	2.00

APM HEXSEAL SEALING BOOTS FOR LEVER-ACTUATED CIRCUIT BREAKERS

- High tear strength, transparent silicone rubber
- Does not compromise breaker operation or position status viewing
- Resistant to sunlight, weather, salt spray, ozone, fungus and most acids and lubricating oils
- Mounting hardware provided
- Meets MIL-B-5423

RoHS Compliant

MOUSER STOCK NO.	APM Hexseal Part No.	Fig.	Poles	Dimensions: in.					Carling	Tyco/P&B	Price Each		
				H	L1	L2	W1	W2			1	25	50
Front-Panel Mounted													
608-CT1015	CT1015	J	1	0.875	1.875	2.625	1.375	0.875	CA1/DA1	W91	16.32	15.29	14.34
608-CT1020	CT1020	J	2	0.875	1.875	2.656	2.219	1.594	CA2/DA2	W92	17.25	16.17	15.17
608-CT1050	CT1050	J	3	0.875	1.875	2.656	2.656	2.344	CA3/DA3	W93	19.04	17.85	16.76
Back-of-Panel Mounted													
608-C1113/40	C1113/40	K	1	0.813	1.813	2.00	0.75	0.656	BA1	W67/W68/W69	13.04	12.23	11.48
608-C1113/42	C1113/42	K	2	0.813	1.813	2.00	1.50	1.406	BA2	W68/W69	14.13	13.25	12.43
608-C1113/43	C1113/43	K	3	0.813	1.813	2.00	2.25	2.156	BA3	W69	16.22	15.22	14.28

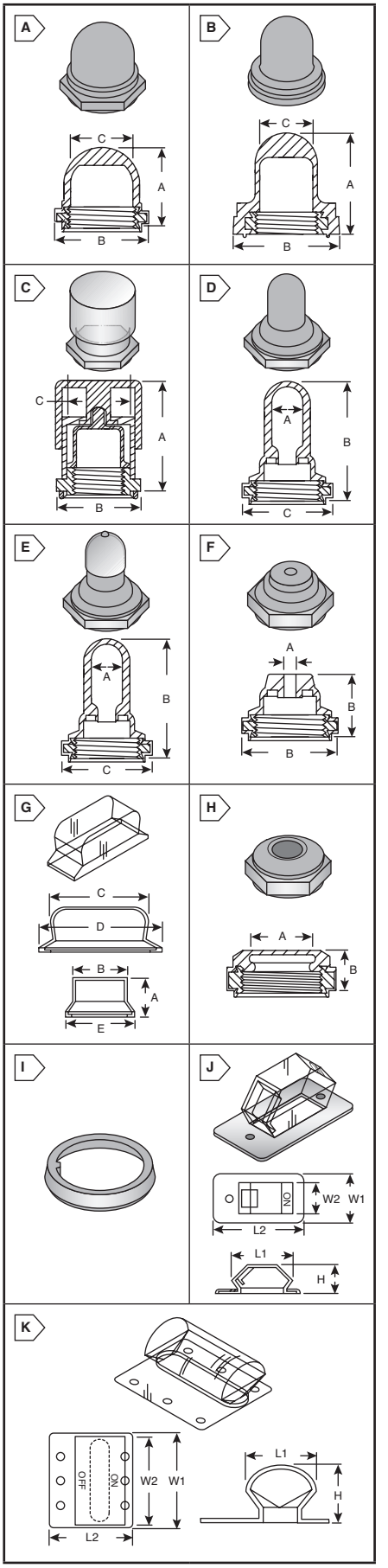

© Copyright 2013 Mouser Electronics

OMRON Frequency Relays

OMRON

RoHS Compliant This product is RoHS compliant.

OMRON G6Y SERIES: 900MHZ SPDT HIGH-FREQUENCY RELAYS

Specifications:
- Insertion loss: 0.5dB max. @ 900MHz
- Max. carry power: 10W
- Power consumption: 200mW
- Contact rating: .5A

Features:
- Ideal for cable TV, HDTV, cellular, satellite communications, VCRs
- Fully sealed construction
- Form, fit, and function replacement to G5Y relay with improved characteristics

For quantities greater than listed, call for quote.

MOUSER STOCK NO.	Omron Part No.	Fig.	Rated Coil Current (mA)	Coil Resistance (Ω)	Coil Voltage (VDC)	Price Each 1	25	50	100
653-G6Y-1-DC5	G6Y-1-DC5	A1	40.0	125	5	4.16	3.91	3.71	3.51
653-G6Y-1-DC9	G6Y-1-DC9	A1	22.2	405	9	4.60	4.10	3.86	3.68
653-G6Y-1-DC12	G6Y-1-DC12	A1	16.7	720	12	4.60	4.10	3.86	3.68
653-G6Y-1-DC24	G6Y-1-DC24	A1	8.3	2880	24	4.89	4.40	3.91	3.52

OMRON G6K-RF SERIES: DPDT COMPACT HIGH-FREQUENCY RELAYS

Specifications:
- Insertion loss: 0.2dB max. @ 1GHz
  0.6dB max. @ 3GHz
- Max. transmission capacity: 3W
- Rated power consumption: 100mW

Features:
- Ideal for instrumentation and high-speed LAN network equipment
- Gull-wing surface mount terminals
- Handles 1A, 30VDC and 1W @ 1GHz high frequency load

NEW PRODUCT

For quantities greater than listed, call for quote.

MOUSER STOCK NO.	Omron Part No.	Fig.	Ground Terminal Footprint (mm)	Rated Current (mA)	Coil Resistance (Ω)	Coil Voltage (VDC)	Price Each 1	10	25	50
Non-Latching with Standard Ground Terminals, 1GHz										
653-G6K-2F-RF-DC3	G6K-2F-RF-DC3	B2	12.8	33.0	91	3	17.51	16.55	15.70	15.17
653-G6K-2F-RF-DC4.5	G6K-2F-RF-DC4.5	B2	12.8	23.2	194	4.5	19.97	19.39	18.89	17.90
653-G6K-2F-RF-DC5	G6K-2F-RF-DC5	B2	12.8	21.1	237	5	19.57	18.84	18.17	17.55
653-G6K-2F-RFDC6	G6K-2F-RF DC6	B2	12.8	17.6	341	6	21.50	20.33	19.11	17.19
653-G6K-2F-RF-DC12	G6K-2F-RF-DC12	B2	12.8	9.1	1315	12	19.57	18.84	18.17	17.55
Non-Latching with Space-Saving Ground Terminals, 1GHz										
653-G6K2FRFSDC3	G6K-2F-RF-S-DC3	B2	10.7	33.0	91	3	19.85	18.91	17.86	15.87
653-G6K2FRFSD4.5	G6K-2F-RF-S-DC4.5	B2	10.7	23.2	194	4.5	19.85	18.91	17.86	15.87
653-G6K2FRFSDC5	G6K-2F-RF-S-DC5	B2	10.7	21.1	237	5	19.85	18.91	17.86	15.87
653-G6K2FRFSDC12	G6K-2F-RF-S-DC12	B2	10.7	9.1	1315	12	19.85	18.91	17.86	15.87
653-G6K2FRFSDC24	G6K-2F-RF-S-DC24	B2	10.7	4.6	5220	24	21.21	20.20	19.08	16.96
Non-Latching with Space-Saving Ground Terminals, 3GHz										
653-G6K-2F-RF-TDC3	G6K-2F-RF-T DC3	B2	10.7	33.0	91	3	26.73	24.94	23.30	21.91
653-G6K-2F-RF-TDC4.5	G6K-2F-RF-T DC4.5	B2	10.7	23.2	194	4.5	26.73	24.94	23.30	21.91
653-G6K-2F-RF-TDC5	G6K-2F-RF-T DC5	B2	10.7	21.1	237	5	26.73	24.94	23.30	21.91
653-G6K-2F-RF-TDC12	G6K-2F-RF-T DC12	B2	10.7	9.1	1315	12	27.25	25.43	23.75	22.34

OMRON G6Z SERIES: 2.6GHZ SPDT HIGH-FREQUENCY RELAYS

Specifications:
- Insertion loss: 50Ω - 0.3dB @ 2.6GHz;
  75Ω - 0.5dB @ 2.6GHz
- Power consumption: 200mW
- Rated carry current: 0.5A
- Isolation: E-shape 30dB min. @ 2.6GHz
  Y-shape 40dB min. @ 2.6GHz
- Terminals: G6Z-1F Surface mount
  G6Z-1P PCB through-hole

Features:
- Non-latching
- Fully sealed construction
- Triplate micro stripline technology assures superior high-frequency characteristics

Packaged in tubes of 25 pcs.
Also available on tape and reel.
Contact Mouser for these options.

✻ Reverse contact arrangement

For quantities greater than listed, call for quote.

MOUSER STOCK NO.	Omron Part No.	Fig.	Rated Coil Current (mA)	Coil Resistance (Ω)	Coil Voltage (VDC)	Price Each 1	25	50	100
E-Shape Terminals, 50Ω Impedance									
653-G6Z-1FE-A-DC3	G6Z-1FE-A-DC3	C3	66.7	45	3	4.75	4.70	4.65	4.29
653-G6Z-1FE-A-DC4.5	G6Z-1FE-A-DC4.5	C3	44.4	101	4.5	6.52	6.10	5.80	5.22
653-G6Z-1FE-A-DC5	G6Z-1FE-A-DC5	C3	40.0	125	5	6.20	5.81	5.54	5.30
✻ 653-G6Z1FEARDC5BYOMZ	G6Z-1FE-AR-DC5	C3	40.0	125	5	11.91	10.71	10.00	8.24
653-G6Z-1FE-A-DC12	G6Z-1FE-A-DC12	C3	16.7	720	12	6.14	5.77	5.48	4.17
653-G6Z-1PE-ADC5	G6Z-1PE-A DC5	D1	40.0	125	5	7.64	7.44	7.21	6.99
653-G6Z-1PE-A-DC12	G6Z-1PE-A-DC12	D1	16.7	720	12	9.02	7.43	6.62	6.10
E-Shape Terminals, 75Ω Impedance									
653-G6Z-1FE-DC5	G6Z-1FE-DC5	C3	40.0	125	5	6.33	6.14	5.59	5.03
653-G6Z-1FE-DC24	G6Z-1FE-DC24	C3	8.3	2880	24	7.78	7.00	6.22	5.60
653-G6Z-1PE-DC5	G6Z-1PE-DC5	D1	40.0	125	5	6.85	6.15	5.47	4.92
653-G6Z-1PE-DC12	G6Z-1PE-DC12	D1	16.7	720	12	5.53	5.18	4.94	4.58
653-G6Z-1PE-DC24	G6Z-1PE-DC24	D1	8.3	2880	24	7.16	6.43	5.71	5.15
Y-Shape Terminals, 50Ω Impedence									
653-G6Z-1F-A-DC4.5	G6Z-1F-A-DC4.5	C4	44.4	101	4.5	7.00	6.25	5.76	4.76
653-G6Z-1F-A-DC5	G6Z-1F-A-DC5	C4	40.0	125	5	6.71	6.28	5.97	5.38
653-G6Z-1F-A-DC9	G6Z-1F-A-DC9	C4	22.2	405	9	6.78	6.07	5.57	4.62
653-G6Z-1F-A-DC12	G6Z-1F-A-DC12	C4	16.7	720	12	6.97	6.52	6.20	5.59
653-G6Z-1F-A-DC24	G6Z-1F-A-DC24	C4	8.3	2880	24	9.52	8.16	7.32	6.79
653-G6Z-1P-ADC9	G6Z-1P-A DC9	D5	22.2	405	9	6.73	6.55	6.36	6.16
Y-Shape Terminals, 75Ω Impedance									
653-G6Z-1F-DC5	G6Z-1F-DC5	C4	40.0	125	5	6.22	5.82	5.53	4.99
653-G6Z-1F-DC12	G6Z-1F-DC12	C4	16.7	720	12	8.09	7.28	6.46	5.82
653-G6Z-1P-DC3	G6Z-1P-DC3	D5	66.7	45	3	5.79	5.16	4.75	3.94
653-G6Z-1P-DC4.5	G6Z-1P-DC4.5	D5	44.4	101	4.5	5.96	5.32	4.90	4.07
653-G6Z-1P-DC12	G6Z-1P-DC12	D5	16.7	720	12	7.16	6.43	5.71	5.15

Meet the growing demand for wireless communication with Omron's new RF relays. The G6K-RF, G6Z, G6Y, and G6W are the smallest relays of their type on the market!

Features:
- Low power consumption
- Good isolation characteristics

Applications:
- Wireless infrastructure equipment
  - Filter and duplex switching
  - Antenna switching
  - Amplifiers

DIMENSIONS: mm

A

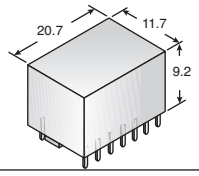

B



C

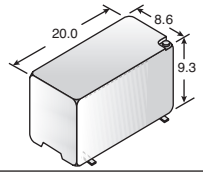

D

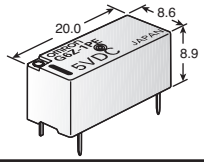

TERMINAL ARRANGEMENT

1

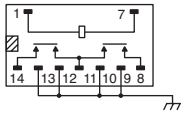

2

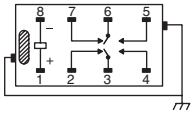

3

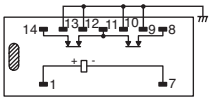

4

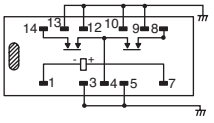

5

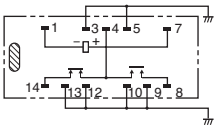

Omron Frequency Relays

© Copyright 2013 Mouser Electronics

© Copyright 2013 Mouser Electronics

PANASONIC RF Relays

Panasonic

RoHS Compliant **This product is RoHS compliant.**

A



B



PCB Board Type Shown

C



D



E



Panasonic high frequency relays and coaxial switches are RoHS compliant and specifically designed for instrumentation, test & measurement, wireless communications, and cable TV/satellite equipment markets.

ARA SERIES

- Impedance: 50Ω, 1.0GHz
- Surface mount terminal
- Low Profile
- Nominal operating power: 140mW
- High contact reliability

For quantities greater than listed, call for quote.

MOUSER STOCK NO.	Panasonic Part No.	Fig	Frequency (GHz)	Nominal Coil Voltage (VDC)	Contact Arrangement	Mounting Type	Price Each			
							1	25	50	100
769-ARA200A03	ARA200A03	A	1	3	2 Form C	SMD	31.63	29.04	25.80	21.91
769-ARA200A05	ARA200A05	A	1	5	2 Form C	SMD	30.30	27.82	24.11	20.99
769-ARA200A12	ARA200A12	A	1	12	2 Form C	SMD	31.63	28.56	24.30	21.91
769-ARA200A4H	ARA200A4H	A	1	4.5	2 Form C	SMD	31.63	29.04	25.16	21.91
769-ARA220A05	ARA220A05	A	1	5	2 Form C	SMD	31.63	29.04	25.16	21.91
769-ARA210A12	ARA210A12	A	1	12	2 Form C	SMD	31.77	29.17	25.94	22.04

ARE SERIES

- Compact and slim size
- High Frequency Characteristics: to 2.6GHz

For quantities greater than listed, call for quote.

MOUSER STOCK NO.	Panasonic Part No.	Fig	Frequency (GHz)	Nominal Coil Voltage (VDC)	Contact Arrangement	Mounting Type	Price Each			
							1	25	50	100
769-ARE104H	ARE104H	B	2.6	4.5	1 Form C	PCB	6.47	5.94	5.29	4.48
769-ARE1312	ARE1312	B	2.6	12	1 Form C	PCB	6.26	5.75	5.09	4.32
769-ARE134H	ARE134H	B	2.6	4.5	1 Form C	PCB	6.00	5.51	4.89	4.15
769-ARE10A12	ARE10A12	B	2.6	12	1 Form C	SMD	6.70	6.15	5.47	4.64
769-ARE13A12	ARE13A12	B	2.6	12	1 Form C	SMD	6.81	6.25	5.55	4.71
769-ARE13A4H	ARE13A4H	B	2.6	4.5	1 Form C	SMD	6.53	5.99	5.33	4.52
769-ARE1303	ARE1303	B	2.6	3	1 Form C	PCB	6.42	5.78	5.14	4.62

ARJ SERIES

- High Frequency Characteristics: 50Ω, at 5GHz

For quantities greater than listed, call for quote.

MOUSER STOCK NO.	Panasonic Part No.	Fig	Frequency (GHz)	Nominal Coil Voltage (VDC)	Contact Arrangement	Mounting Type	Price Each			
							1	25	50	100
769-ARJ20A12	ARJ20A12	C	8	12	2 Form C	SMD	159.53	144.18	131.54	117.15
769-ARJ20A4H	ARJ20A4H	C	8	4.5	2 Form C	SMD	147.07	139.05	126.88	112.37
769-ARJ22A12	ARJ22A12	C	8	12	2 Form C	SMD	159.53	144.18	131.54	117.14
769-ARJ22A4H	ARJ22A4H	C	8	4.5	2 Form C	SMD	124.46	116.22	113.58	112.57

ARS SERIES

- Miniature design
- High Frequency Characteristics: to 3GHz
- Impedance: 75Ω

For quantities greater than listed, call for quote.

MOUSER STOCK NO.	Panasonic Part No.	Fig	Frequency (GHz)	Nominal Coil Voltage (VDC)	Contact Arrangement	Mounting Type	Price Each			
							1	25	50	100
769-ARS1012	ARS1012	D	3	12	1 Form C	PCB	8.38	7.69	6.83	5.80
769-ARS1024	ARS1024	D	3	24	1 Form C	PCB	9.58	8.78	7.80	6.62
769-ARS104H	ARS104H	D	3	4.5	1 Form C	PCB	8.74	8.03	7.12	6.05
769-ARS1112	ARS1112	D	3	12	1 Form C	PCB	8.74	8.03	7.12	6.05
769-ARS1124	ARS1124	D	3	24	1 Form C	PCB	9.58	8.78	7.80	6.62
769-ARS114H	ARS114H	D	3	4.5	1 Form C	PCB	8.74	8.03	7.12	6.05
769-ARS1212	ARS1212	D	3	12	1 Form C	PCB	10.17	9.32	8.28	7.04
769-ARS1224	ARS1224	D	3	24	1 Form C	PCB	10.66	9.79	8.68	7.38
769-ARS124H	ARS124H	D	3	4.5	1 Form C	PCB	10.17	9.32	8.28	7.04
769-ARS1312	ARS1312	D	3	12	1 Form C	PCB	10.17	9.32	8.28	7.04
769-ARS1324	ARS1324	D	3	24	1 Form C	PCB	10.66	9.79	8.68	7.38
769-ARS134H	ARS134H	D	3	4.5	1 Form C	PCB	10.17	9.32	8.28	7.04
769-ARS1412	ARS1412	D	3	12	1 Form C	PCB	6.15	5.82	5.39	5.04

RK & RP SERIES

- Excellent High Frequency characteristics
- Also available in Latching versions
- High sensitivity in small size
- Sealed construction

For quantities greater than listed, call for quote.

MOUSER STOCK NO.	Panasonic Part No.	Fig	Frequency (GHz)	Nominal Coil Voltage (VDC)	Contact Arrangement	Mounting Type	Price Each			
							1	25	50	100
769-RK1-12V	RK1-12V	E	1.5	12	1 Form C	PCB	11.42	10.50	9.33	7.92
769-RK1-24V	RK1-24V	E	1.5	24	1 Form C	PCB	12.26	11.22	10.04	8.52
769-RK1-5V	RK1-5V	E	1.5	5	1 Form C	PCB	11.90	10.89	9.74	8.27
769-RK1-6V	RK1-6V	E	1.5	6	1 Form C	PCB	11.90	10.89	9.74	8.27
769-RK1-L2-12V	RK1-L2-12V	E	1.5	12	1 Form C	PCB	13.11	12.01	10.72	9.11

© Copyright 2013 Mouser Electronics

© Copyright 2013 Mouser Electronics

TELEDYNE RF, General Purpose Centigrid & TO-5 Relays

TELEDYNE RELAYS
A Teledyne Technologies Company

RoHS Compliant **This product is RoHS compliant.**



GRF SERIES SURFACE MOUNT RF RELAYS

GRF100/103 Series

RoHS Compliant

Features:
- GRF100/103 Series surface mount RF relays are designed to provide excellent RF signal repeatability.
- Repeatability = ±0.1dB

✻ High sensitivity

For quantities greater than listed, call for quote.

MOUSER STOCK NO.	Teledyne Part No.	Fig.	Coil Voltage	Freq.	Coil Res. (Ω)	Price Each 1	Price Each 25
881-GRF100-5	GRF100-5	A	5V	DC-6GHz	0.10W	50.20	43.41
881-GRF100-12	GRF100-12	A	12V	DC-6GHz	0.10W	50.20	43.41
✻ 881-GRF103-5	GRF103-5	A	5V	DC-6GHz	0.10W	52.59	48.71
✻ 881-GRF103-12	GRF103-12	A	12V	DC-6GHz	0.10W	52.59	45.50

GRF172 Series

RoHS Compliant

Features:
- GRF172 Series surface mount RF relays are designed to provide excellent RF signal repeatability.

† With internal diode

For quantities greater than listed, call for quote.

MOUSER STOCK NO.	Teledyne Part No.	Fig.	Coil Voltage	Freq.	Coil Res. (Ω)	Price Each 1	Price Each 25
881-GRF172-5	GRF172-5	A	5V	DC-6GHz	0.15W	35.60	34.76
881-GRF172-12	GRF172-12	A	12V	DC-6GHz	0.15W	37.39	35.88
† 881-GRF172D-5	GRF172D-5	A	5V	DC-6GHz	0.15W	38.63	37.62
† 881-GRF172D-12	GRF172D-12	A	12V	DC-6GHz	0.15W	40.68	39.87

GRF300/303 Series

RoHS Compliant

Features:
- GRF300/303 Series surface mount RF relays are designed to provide excellent RF signal repeatability.
- Repeatability = ±0.1dB

✻ High sensitivity

For quantities greater than listed, call for quote.

MOUSER STOCK NO.	Teledyne Part No.	Fig.	Coil Voltage	Freq.	Coil Res. (Ω)	Price Each 1	Price Each 25
881-GRF300-5	GRF300-5	B	5V	DC-6GHz	0.10W	53.85	47.12
881-GRF300-12	GRF300-12	B	12V	DC-6GHz	0.10W	58.13	51.40
✻ 881-GRF303-5	GRF303-5	B	5V	DC-6GHz	0.10W	64.81	57.76

GRF312 Series

Features:
- The ultraminiature GRF312 relay is designed to improve upon the GRF300/GRF303 relay's high frequency performance.
- High Repeatability
- DPDT

RoHS Compliant

For quantities greater than listed, call for quote.

MOUSER STOCK NO.	Teledyne Part No.	Fig.	Coil Voltage	Freq.	Coil Res. (Ω)	Price Each 1	Price Each 25
881-GRF312-5	GRF312-5	B	5V	DC-8GHz	0.15W	79.75	69.46
881-GRF312-12	GRF312-12	B	12V	DC-8GHz	0.15W	82.96	73.25

© Copyright 2013 Mouser Electronics

GRF SERIES HIGH ISOLATION LATCHING RELAYS

GRF180 Series

RoHS Compliant

Features:
- GRF180 Series DPDT magnetic latching relays are designed to optimize isolation across contacts @4GHz Isolation = 36dB, Insertion Loss = 0.38dB, VSWR = 1.20:1

For quantities greater than listed, call for quote.

MOUSER STOCK NO.	Teledyne Part No.	Fig.	Coil Voltage	Freq.	Coil Res. (Ω)	Price Each 1	Price Each 25
881-GRF180-5	GRF180-5	C	5V	DC-6GHz	0.15W	59.47	57.30
881-GRF180-12	GRF180-12	C	12V	DC-6GHz	0.15W	59.47	57.30

GRF342 Series

RoHS Compliant

Features:
- GRF342 Series DPDT magnetic latching relays are designed to optimize isolation across contacts @4GHz Isolation = 36dB, Insertion Loss = 0.38dB, VSWR = 1.20:1

For quantities greater than listed, call for quote.

MOUSER STOCK NO.	Teledyne Part No.	Fig.	Coil Voltage	Freq.	Coil Res. (Ω)	Price Each 1	Price Each 25
881-GRF342-5	GRF342-5	D	5V	DC-6GHz	0.15W	73.51	64.31
881-GRF342-12	GRF342-12	D	12V	DC-6GHz	0.15W	78.86	69.66

DPDT GENERAL PURPOSE CENTIGRID AND TO-5 RELAYS

Features:
- Hermetically sealed
- Surface mount (S172 Series)
- Gold-plated contacts
- Dry circuit to 1A, 28VDC
- Superb RF performance, DC to 1GHz

RoHS Compliant

✻With internal transistor driver

† With internal diode

For quantities greater than listed, call for quote.

MOUSER STOCK NO.	Teledyne Part No.	Fig.	Coil Voltage	Freq.	Coil Res. (Ω)	Price Each 1	Price Each 25
881-172-12	172-12	E	12V	DC-1GHz	0.15W	31.15	29.56
881-172-26	172-26	E	26V	DC-1GHz	0.15W	29.95	28.62
881-172-5	172-5	E	5V	DC-1GHz	0.15W	32.10	30.56
† 881-172D-12	172D-12	E	12V	DC-1GHz	0.15W	34.48	33.07
† 881-172D-26	172D-26	E	26V	DC-1GHz	0.15W	33.93	32.70
881-172D-5	172D-5	E	5V	DC-1GHz	0.15W	34.48	33.07
† 881-172DM4-12	172DM4-12	E	12V	DC-1GHz	0.15W	35.97	33.47
† 881-172DM4-26	172DM4-26	E	26V	DC-1GHz	0.15W	28.27	27.14
881-172M4-5	172M4-5	E	5V	DC-1GHz	0.15W	26.41	25.16
881-712-12	712-12	F	12V	DC-1GHz	0.15W	29.52	28.44
881-712-26	712-26	F	26V	DC-1GHz	0.15W	31.66	31.01
881-712-5	712-5	F	5V	DC-1GHz	0.15W	30.59	29.77
† 881-712D-12	712D-12	F	12V	DC-1GHz	0.15W	36.19	34.46
† 881-712D-26	712D-26	F	26V	DC-1GHz	0.15W	41.40	39.56
881-712D-5	712D-5	F	5V	DC-1GHz	0.15W	36.42	34.95
† 881-712DY-12	712DY-12	F	12V	DC-1GHz	0.15W	38.84	37.47
✻ † 881-712TN-5	712TN-5	F	5V	DC-1GHz	0.15W	52.26	51.36
Magnetic Latching							
881-722-12	722-12	F	12V	DC-1GHz	0.15W	60.17	57.22
881-722-26	722-26	F	26V	DC-1GHz	0.15W	60.17	57.22
881-722-5	722-5	F	5V	DC-1GHz	0.15W	60.17	57.22
High Sensitivity							
881-732-12	732-12	F	12V	DC-1GHz	0.15W	37.15	31.18
881-732-5	732-5	F	5V	DC-1GHz	0.15W	35.00	32.25
† 881-732D-12	732D-12	F	12V	DC-1GHz	0.15W	37.96	36.93
† 881-732D-5	732D-5	F	5V	DC-1GHz	0.15W	36.89	35.86
✻ † 881-732TN-5	732TN-5	F	5V	DC-1GHz	0.15W	50.63	48.85
✻ † 881-732TN-12	732TN-12	F	12V	DC-1GHz	0.15W	50.59	49.67
Surface Mount							
881-S172-12	S172-12	G	12V	DC-1GHz	0.15W	32.96	30.94
881-S172-5	S172-5	G	5V	DC-1GHz	0.15W	33.19	31.09
† 881-S172D-12	S172D-12	G	12V	DC-1GHz	0.15W	37.95	35.73
† 881-S172D-26	S172D-26	G	26V	DC-1GHz	0.15W	37.95	35.73
† 881-S172D-5	S172D-5	G	5V	DC-1GHz	0.15W	37.12	34.50

© Copyright 2013 Mouser Electronics

TELEDYNE RF, General Purpose Centigrid & TO-5 Relays

TELEDYNE RELAYS
A Teledyne Technologies Company

RoHS Compliant **This product is RoHS compliant.**

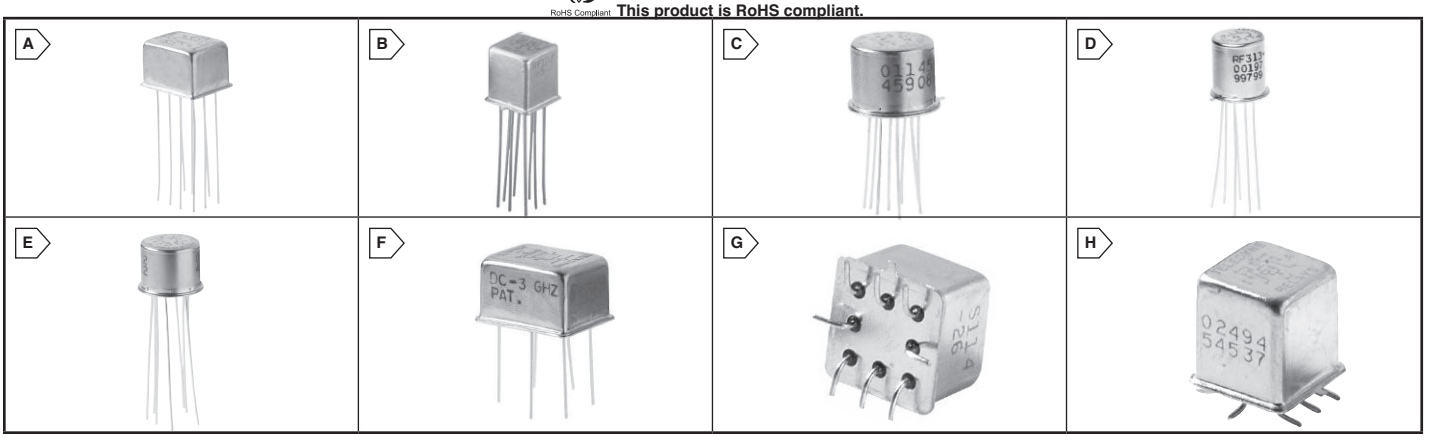

RF180 SERIES HIGH ISOLATION LATCHING RELAYS

Features:

- RF180 Series DPDT magnetic latching relays are designed to optimize isolation across contacts @4GHz Isolation = 30dB, Insertion Loss = 0.38dB, VSWR = 1.20:1

RoHS Compliant

For quantities greater than listed, call for quote.

MOUSER STOCK NO.	Teledyne Part No.	Fig.	Coil Voltage	Frequency	Contact Res.	Price Each 1	Price Each 25
881-RF180-5	RF180-5	A	5V	DC-6GHz	0.15	52.31	49.66
881-RF180-12	RF180-12	A	12V	DC-6GHz	0.15	54.90	52.56
881-RF180-26	RF180-26	A	26V	DC-6GHz	0.15	52.31	49.66

RF100/103 SERIES HIGH REPEATABILITY CENTIGRID® RELAYS

Features:

- RF100/103 Series DPDT high repeatability broadband relays are designed to provide improved RF signal repeatability over the frequency range.

RoHS Compliant
✻ High Sensitivity

For quantities greater than listed, call for quote.

MOUSER STOCK NO.	Teledyne Part No.	Fig.	Coil Voltage	Frequency	Contact Res.	Price Each 1	Price Each 25
881-RF100-5	RF100-5	B	5V	DC-4GHz	0.10	57.03	49.21
✻ 881-RF103-12	RF103-12	B	12V	DC-4GHz	0.10	55.09	48.44
✻ 881-RF103-5	RF103-5	B	5V	DC-4GHz	0.10	56.16	49.51

RF300/303 SERIES HIGH REPEATABILITY TO-5 RELAYS

Features:

- RF300/303 Series DPDT high repeatability broadband relays are designed to provide improved RF signal repeatability over the frequency range.

RoHS Compliant
✻ High Sensitivity

For quantities greater than listed, call for quote.

MOUSER STOCK NO.	Teledyne Part No.	Fig.	Coil Voltage	Frequency	Contact Res.	Price Each 1	Price Each 25
881-RF300-12	RF300-12	C	12V	DC-3GHz	0.15	48.80	42.51
881-RF300-5	RF300-5	C	5V	DC-3GHz	0.15	48.80	42.51
✻ 881-RF303-12	RF303-12	C	12V	DC-3GHz	0.15	58.69	52.09
✻ 881-RF303-5	RF303-5	C	5V	DC-3GHz	0.15	60.75	52.91

RF311 SERIES HIGH REPEATABILITY, TO-5 RELAY

Features:

- The ultraminiature RF311 and RF331 relays are designed to provide improved RF signal repeatability over the frequency range
- SPDT

RoHS Compliant

For quantities greater than listed, call for quote.

MOUSER STOCK NO.	Teledyne Part No.	Fig.	Coil Voltage	Frequency	Contact Res.	Price Each 1	Price Each 25
881-RF311-5/G	RF311-5/G	B	5V	DC-8GHz	0.15	58.02	50.29
881-RF311-12/G	RF311-12/G	B	12V	DC-8GHz	0.15	58.02	50.29
881-RF311-26/G	RF311-26/G	B	26.5V	DC-8GHz	0.15	58.02	50.29

RF312 SERIES HIGH REPEATABILITY 12GBPS SIGNAL INTEGRITY TO-5 RELAY

Features:

- The RF312 offers monotonic insertion loss to 8GHz.
- DPDT

RoHS Compliant

For quantities greater than listed, call for quote.

MOUSER STOCK NO.	Teledyne Part No.	Fig.	Coil Voltage	Frequency	Contact Res.	Price Each 1	Price Each 25
881-RF312-5/G	RF312-5/G	C	5V	DC-8GHz	0.15	80.91	72.96
881-RF312-12/G	RF312-12/G	C	12V	DC-8GHz	0.15	77.43	67.17

RF313 SERIES HIGH REPEATABILITY, NORMALLY CLOSED BYPASS RF RELAYS

Features:

- RF313 Series normally closed high repeatability broadband relays are designed with an internal bypass to provide low insertion loss and VSWR through the bypass.

RoHS Compliant
✻ High Sensitivity

For quantities greater than listed, call for quote.

MOUSER STOCK NO.	Teledyne Part No.	Fig.	Coil Voltage	Frequency	Contact Res.	Price Each 1	Price Each 25
✻ 881-RF313-12	RF313-12	D	12V	DC-3GHz	0.15	53.80	47.08
✻ 881-RF313-5	RF313-5	D	5V	DC-3GHz	0.15	53.80	47.08

© Copyright 2013 Mouser Electronics

412H/422H SERIES HI-TEMPERATURE, HI-PERFORMANCE TO-5 RELAY

Features:

- 412H/422H Series DPDT high-performance, high-temperature relays are designed for reliable operation in elevated ambient temperatures up to 200°C.

RoHS Compliant

For quantities greater than listed, call for quote.

MOUSER STOCK NO.	Teledyne Part No.	Fig.	Coil Voltage	Frequency	Coil Res. (Ω)	Price Each 1	Price Each 25
881-412H-12	412H-12	E	12V	DC-1GHz	390	65.88	62.84
881-412H-26	412H-26	E	26V	DC-1GHz	1560	65.88	62.84
881-412H-5	412H-5	E	5V	DC-1GHz	50	63.77	59.89
881-422H-12	422H-12	E	12V	DC-1GHz	500	98.94	94.61
881-422H-26	422H-26	E	26V	DC-1GHz	2000	98.94	94.61

A150 SERIES ULTRAMINIATURE BROADBAND ATTENUATOR RELAY

Features:

- A150 Series ultraminiature attenuator relays are designed for attenuating RF signals in 50-ohm systems over a frequency range from DC-3GHz.

RoHS Compliant

For quantities greater than listed, call for quote.

MOUSER STOCK NO.	Teledyne Part No.	Fig.	Coil Voltage	Frequency	Coil Res. (Ω)	Price Each 1	Price Each 25
881-A150-20-5	A150-20-5	F	5V	DC-3GHz	50	74.80	65.12

A152 SERIES ULTRAMINIATURE ATTENUATOR RELAY

Features:

- The Series A152 highly repeatable ultraminiature attenuator relays are designed for attenuating RF signals in 50-ohm systems over a frequency range from DC to 5GHz.

RoHS Compliant

For quantities greater than listed, call for quote.

MOUSER STOCK NO.	Teledyne Part No.	Fig.	Coil Voltage	Price Each 1	Price Each 25
881-A152-5-26/G	A152-5-26/G	F	5	89.75	77.50
881-A152-10-26/G	A152-10-26/G	F	10V	89.75	77.50
881-A152-20-26/G	A152-20-26/G	F	20V	89.75	77.50

S114 SERIES DPDT CENTIGRID® SMT RF RELAYS

Features:

- All welded construction
- High force/mass ratios

✻ With internal diode
† With internal diode and polarity reversal protection

RoHS Compliant

For quantities greater than listed, call for quote.

MOUSER STOCK NO.	Teledyne Part No.	Fig.	Coil Voltage	Frequency	Coil Res. (Ω)	Price Each 1	Price Each 25
881-S114-26	S114-26	G	26.5 V	1560	- - - - -	46.41	42.71
881-S114-5	S114-5	G	5 V	50	- - - - -	41.06	36.72
✻ 881-S114D-12	S114D-12	G	12 V	390	- - - - -	48.45	44.12
✻ 881-S114D-26	S114D-26	G	26.5 V	1560	- - - - -	43.10	38.77
✻ 881-S114D-5	S114D-5	G	5 V	50	- - - - -	42.74	40.14
† 881-S114DD-5	S114DD-5	G	5 V	39	93.2-128-2 mAdc	44.20	39.87

S134 SERIES DPDT SENSITIVE CENTIGRID® SMT RF RELAYS

Features:

- All welded construction
- High force/mass ratios

✻ With internal diode

RoHS Compliant

For quantities greater than listed, call for quote.

MOUSER STOCK NO.	Teledyne Part No.	Fig.	Coil Voltage	Frequency	Coil Res. (Ω)	Price Each 1	Price Each 25
✻ 881-S134D-12	S134D-12	H	12 V	800	- - - - -	45.75	41.05
✻ 881-S134D-26	S134D-26	H	26.5 V	3200	- - - - -	45.75	41.05
✻ 881-S134D-5	S134D-5	H	5 V	100	- - - - -	45.75	41.05

© Copyright 2013 Mouser Electronics

TELEDYNE RF, General Purpose Centigrid & TO-5 Relays

TELEDYNE RELAYS
A Teledyne Technologies Company

RoHS Compliant **This product is RoHS compliant.**

SERIES 114 DPDT CENTRIGRID® RF RELAYS

Features:
- All welded construction
- High force/mass ratios

♦ With internal diode
❊ M4 pad included
† With internal diode and polarity reversal protection

RoHS Compliant

For quantities greater than listed, call for quote.

MOUSER STOCK NO.	Teledyne Part No.	Fig.	Coil Voltage	Coil Res. (Ω)	Coil Current Range	Screening & Reliability Level	Price Each 1	Price Each 25
T²R® Established Reliability								
881-ER114-26A	ER114-26A	A	26.5V	1560	- - - - - -	A	45.45	41.32
♦ 881-ER114D-5A	ER114D-5A	A	5V	50	- - - - - -	A	39.92	35.79
Military Qualified								
881-J114-26PM	J114-26PM	A	26.5V	1560	- - - - - -	M	60.27	53.74
♦ 881-J114D-26M	J114D-26M	A	26.5V	1560	- - - - - -	M	62.72	56.06
❊ † 881-J114DDM4-26L	J114DDM4-26L	A	26.5V	1560	14.8-18.5 mAdc	L	64.56	57.90
❊ † 881-J114DDM4-26M	J114DDM4-26M	A	26.5V	1560	14.8-18.5 mAdc	M	64.56	57.90

SERIIES 116C DPDT CENTIGRID® CMOS COMPATIBLE RF RELAYS

Features:
- All welded construction
- High force/mass ratios
- Internal MOSFET driver, Zener diode gate protection, & diode coil suppression
- **Military Qualified**
- ❊ M9 pad included

RoHS Compliant

For quantities greater than listed, call for quote.

MOUSER STOCK NO.	Teledyne Part No.	Fig.	Coil Voltage	Coil Res. (Ω)	Coil Current Range	Screening & Reliability Level	Price Each 1	Price Each 25
881-J116C-5M	J116C-5M	B	5V	- - - - - -	132.3-96.5 mAdc	M	82.60	73.48
❊ 881-J116CM9-5M	J116CM9-5M	B	5V	- - - - - -	132.3-96.5 mAdc	M	83.37	74.25

SERIES 134 DPDT SENSITIVE RF RELAYS

Features:
- All welded construction
- High force/mass ratios
- Internal diode
- **Military Qualified**
- ❊ M4 pad included

RoHS Compliant

For quantities greater than listed, call for quote.

MOUSER STOCK NO.	Teledyne Part No.	Fig.	Coil Voltage	Coil Res. (Ω)	Coil Current Range	Screening & Reliability Level	Price Each 1	Price Each 25
881-J134D-12M	J134D-12M	C	12 V	800	- - - - - -	M	65.84	58.71
881-J134D-26M	J134D-26M	C	26.5 V	3200	- - - - - -	M	65.84	58.71
❊ 881-J134DM4-26M	J134DM4-26M	C	26.5 V	3200	- - - - - -	M	66.61	59.48
❊ 881-J134DM4-5M	J134DM4-5M	C	5 V	100	- - - - - -	M	66.61	59.48

SERIES 136C DPDT CENTIGRID® SENSITIVE CMOS COMPATIBLE RF RELAY

Features:
- All welded construction
- High force/mass ratios
- **Military Qualified**
- High Sensitivity
- ❊ M9 pad included

RoHS Compliant

For quantities greater than listed, call for quote.

MOUSER STOCK NO.	Teledyne Part No.	Fig.	Coil Voltage	Coil Res. (Ω)	Coil Current Range	Screening & Reliability Level	Price Each 1	Price Each 25
❊ 881-J136CM9-5M	J136CM9-5M	C	5 V	- - - -	56-43 mAdc	M	90.23	81.36

SERIES 411 SPDT TO-5 RELAYS

Features:
- All welded construction
- High force/mass ratios

†† With internal transistor driver and coil transient suppression diode

RoHS Compliant

For quantities greater than listed, call for quote.

MOUSER STOCK NO.	Teledyne Part No.	Fig.	Coil Voltage	Coil Res. (Ω)	Coil Current Range	Screening & Reliability Level	Price Each 1	Price Each 25
881-J411-26WL	J411-26WL	D	26.5 V	2000	- - - - - -	L	65.79	59.13
†† 881-J411T-5M	J411T-5M	D	5 V	63	66.6-89.6 mAdc	M	65.18	58.52

SERIES 412 DPDT TO-5 RELAYS

Features:
- All welded construction
- High force/mass ratios

♦ With internal diode
† With internal diode and polarity reversal protection

❊❊ With Y ground pin included

For quantities greater than listed, call for quote.

T²R® Established Reliability								
881-ER412-12A	ER412-12A	E	12 V	390	- - - - - -	A	46.65	42.39
881-ER412-26A	ER412-26A	E	26.5 V	1560	- - - - - -	A	46.65	42.39
881-ER412-5A	ER412-5A	E	5 V	50	- - - - - -	A	46.65	42.39
❊❊ 881-ER412YM-26A/SQ	ER412YM-26A/SQ	E	26.5 V	1560	- - - - - -	A	55.46	52.65
Military Qualified								
881-J412-26L	J412-26L	E	26.5 V	1560	- - - - - -	L	60.66	53.99
881-J412-26M	J412-26M	E	26.5 V	1560	- - - - - -	M	60.66	53.99
881-J412-26WM	J412-26WM	E	26.5V	1560	- - - - - -	M	65.79	59.13
♦ 881-J412D-12M	J412D-12M	E	12 V	390	- - - - - -	M	62.72	56.06
♦ 881-J412D-26M	J412D-26M	E	26.5 V	1560	- - - - - -	M	62.72	56.06
† 881-J412DD-26M	J412DD-26M	E	26.5V	1560	14.8-18.5 mAdc	M	63.79	57.13

SERIES 422 DPDT MAGNETIC-LATCHING TO-5 RELAY

Features:
- All welded construction
- High force/mass ratios
- **T²R® Established Reliability**

† With internal diode and polarity reversal protection

RoHS Compliant

For quantities greater than listed, call for quote.

MOUSER STOCK NO.	Teledyne Part No.	Fig.	Coil Voltage	Coil Res. (Ω)	Coil Current Range	Screening & Reliability Level	Price Each 1	Price Each 25
† 881-ER422DD-12A	ER422DD-12A	F	12 V	500	20-25 mAdc	A	104.59	92.91

SERIES 432 DPDT SENSITIVE TO-5 RELAYS

Features:
- All welded construction
- High force/mass ratios

♦ With internal diode
†† With internal transistor driver and coil transient suppression diode

RoHS Compliant

For quantities greater than listed, call for quote.

T²R® Established Reliability								
881-ER432-12A	ER432-12A	G	12 V	850	- - - - - -	A	43.08	38.34
881-ER432-26A	ER432-26A	G	26.5 V	3300	- - - - - -	A	43.08	38.34
♦ 881-ER432D-5A	ER432D-5A	G	5 V	100	- - - - - -	A	53.57	48.85
Military Qualified								
881-J432-12M	J432-12M	G	12 V	850	- - - - - -	M	66.81	59.43
†† 881-J432T-5L	J432T-5L	G	5 V	100	43.5-59.3 mAdc	L	71.34	63.95

A


B


C


D


E


F


G


Teledyne Frequency Relays

© Copyright 2013 Mouser Electronics

© Copyright 2013 Mouser Electronics

TELEDYNE RF and Microwave Coaxial Switches

TELEDYNE RELAYS
A Teledyne Technologies Company

RoHS Compliant **This product is RoHS compliant.**

CCR SERIES - COMMERCIAL SWITCHES

- Models with indicator contacts, TTL drivers, and other options are available.

RoHS Compliant

CCR-33 SPDT Coaxial Switches

- Operate from DC-18GHz @18GHZ Isolation = 60dB, Insertion Loss = 0.5dB, VSWR = 1.50:1.

For quantities greater than listed, call for quote.

MOUSER STOCK NO.	Teledyne Part No.	Fig.	Coil Voltage	Frequency	Type	Connector	Indicator Contacts	Features	Price Each
Failsafe									
881-CCR-33S1O	CCR-33S1O	A	28V Failsafe	DC-18GHz	SPDT	SMA	No	- - - -	**104.86**
881-CCR-33S1C	CCR-33S1C	A	28V Failsafe	DC-18GHz	SPDT	SMA	Yes	- - - -	**142.31**
881-CCR-33S2O	CCR-33S2O	A	15V Failsafe	DC-18GHz	SPDT	SMA	No	- - - -	**117.70**
881-CCR-33S3O	CCR-33S3O	A	12V Failsafe	DC-18GHz	SPDT	SMA	No	- - - -	**117.70**
881-CCR-33S3O-N	CCR-33S3O-N	A	12V Failsafe	DC-18GHz	SPDT	SMA	No	Narrow body	**130.96**
881-CCR-33S3C	CCR-33S3C	A	12V Failsafe	DC-18GHz	SPDT	SMA	Yes	- - - -	**143.17**
881-CCR-33S3C-N	CCR-33S3C-N	A	12V Failsafe	DC-18GHz	SPDT	SMA	Yes	Narrow body	**155.15**
Latching									
881-CCR-33S6O	CCR-33S6O	A	28V Latching	DC-18GHz	SPDT	SMA	No	- - - -	**104.86**
881-CCR-33S6O-N	CCR-33S6O-N	A	28V Latching	DC-18GHz	SPDT	SMA	No	Narrow body	**108.07**
881-CCR-33S8O	CCR-33S8O	A	12V Latching	DC-18GHz	SPDT	SMA	No	- - - -	**117.70**
881-CCR-33S8C-T	CCR-33S8C-T	A	12V Latching	DC-18GHz	SPDT	SMA	Yes	TTL driver	**189.19**

CCR-33M Series SPDT Coaxial Switches

- Operate from DC-3GHz @3GHZ Isolation = 70dB, Insertion Loss = 0.3dB, VSWR = 1.30:1

For quantities greater than listed, call for quote.

MOUSER STOCK NO.	Teledyne Part No.	Fig.	Coil Voltage	Frequency	Type	Connector	Indicator Contacts	Features	Price Each
881-CCR-33M1O	CCR-33M1O	A	28V Failsafe	DC-3GHz	SPDT	SMB	No	- - - -	**123.05**
881-CCR-33M8O	CCR-33M8O	A	12V Latching	DC-3GHz	SPDT	SMB	No	- - - -	**136.43**

CCR-38 Series Multi-Throw Coaxial Switches

- Operate from DC-18GHz. @18GHZ Isolation = 60dB, Insertion Loss = 0.5dB, VSWR = 1.50:1.

For quantities greater than listed, call for quote.

MOUSER STOCK NO.	Teledyne Part No.	Fig.	Coil Voltage	Frequency	Type	Connector	Indicator Contacts	Features	Price Each
881-CCR-38S14O	CCR-38S14O	B	28V N.O.	DC-18GHz	SP4T	SMA	No	- - - -	**401.25**
881-CCR-38S16O	CCR-38S16O	B	28V N.O.	DC-18GHz	SP6T	SMA	No	- - - -	**454.75**

CCRT-33 Series SPDT Coaxial Switches with Internal Terminations

- Operate from DC-18GHz @18GHZ Isolation = 60dB, Insertion Loss = 0.5dB, VSWR = 1.50:1.

For quantities greater than listed, call for quote.

MOUSER STOCK NO.	Teledyne Part No.	Fig.	Coil Voltage	Frequency	Type	Connector	Indicator Contacts	Features	Price Each
881-CCRT-33S1O	CCRT-33S1O	C	28V Failsafe	DC-18GHz	SPDT	SMA	No	- - - -	**561.22**
881-CCRT-33S6O	CCRT-33S6O	C	28V Latching	DC-18GHz	SPDT	SMA	No	- - - -	**587.56**

CCS-37 Series Minature Transfer Coaxial Switch

- Operate from DC-18GHz @18GHZ Isolation = 60dB, Insertion Loss = 0.5dB, VSWR = 1.50:1.

For quantities greater than listed, call for quote.

MOUSER STOCK NO.	Teledyne Part No.	Fig.	Coil Voltage	Frequency	Type	Connector	Indicator Contacts	Features	Price Each
881-CCS-37S2C	CCS-37S2C	D	15V Failsafe	DC-18GHz	SPDT	SMA	Yes	- - - -	**293.78**

CR SERIES - ELITE SWITCHES

- Models with indicator contacts, TTL drivers, and other options are available.

CR-33 Series SPDT Failsafe/Latching Coaxial Switches

- Operate from DC-22GHz and offer an expanded temperature range @22GHZ Isolation = 50dB, Insertion Loss = 0.6dB, VSWR = 1.60:1.

RoHS Compliant

For quantities greater than listed, call for quote.

MOUSER STOCK NO.	Teledyne Part No.	Fig.	Coil Voltage	Frequency	Type	Connector	Indicator Contacts	Features	Price Each
881-CR-33S1O	CR-33S1O	A	28V Failsafe	DC-22GHz	SPDT	SMA	No	- - - -	**145.52**
881-CR-33S1O-N	CR-33S1O-N	A	28V Failsafe	DC-22GHz	SPDT	SMA	No	Narrow body	**150.87**
881-CR-33S8C	CR-33S8C	A	12V Latching	DC-22GHz	SPDT	SMA	Yes	- - - -	**193.67**

CR-38 Series Multi-Throw Coaxial Switches

- Operate from DC-22GHz and offer an expanded temperature range @22GHZ Isolation = 50dB, Insertion Loss = 0.6dB, VSWR = 1.80:1.

For quantities greater than listed, call for quote.

MOUSER STOCK NO.	Teledyne Part No.	Fig.	Coil Voltage	Frequency	Type	Connector	Indicator Contacts	Features	Price Each
881-CR-38S16O	CR-38S16O	B	28V N.O.	DC-22GHz	SP6T	SMA	No	- - - -	**568.17**

CS-37 Series Minature Transfer Coaxial Switch

- Operate from DC-18GHz @18GHZ Isolation = 60dB, Insertion Loss = 0.5dB, VSWR = 1.50:1.

For quantities greater than listed, call for quote.

MOUSER STOCK NO.	Teledyne Part No.	Fig.	Coil Voltage	Frequency	Type	Connector	Indicator Contacts	Features	Price Each
881-CS-37S1O	CS-37S1O	D	28V Failsafe	DC-18GHz	SPDT	SMA	No	- - - -	**301.47**

A



B



C



D



© Copyright 2013 Mouser Electronics

© Copyright 2013 Mouser Electronics

A SERIES MINIATURE RELAYS

Features:

- 2 Poles - 1 to 2A (for signal switching)
- Extremely low profile and light weight
- UL, CSA recognized
- High Reliability - bifurcated contacts
- Plastic Sealed type
- Contact Form: DPDT
- Height: 5mm
- Weight: approx. 1.2g
- Wide Operating range
- DIL through-hole terminals
- Contact Rating: .5A

RoHS Compliant

For quantities greater than listed, call for quote.

MOUSER STOCK NO.	Fujitsu Part No.	Fig.	Nominal Voltage (VDC)	Coil Resistance (±10%)	Nominal Power	Price Each			
						1	100	500	1000
817-A-3W-K	A-3W-K	A	3	64.3Ω	140mW	3.19	2.71	2.31	2.12
817-A-5W-K	A-5W-K	A	5	178Ω	140mW	3.19	2.71	2.31	2.12
817-A-12W-K	A-12W-K	A	12	1,028Ω	140mW	3.26	2.78	2.38	2.17
817-A-24W-K	A-24W-K	A	24	2,880Ω	200mW	3.35	2.85	2.43	2.23
817-A-48W-K	A-48W-K	A	48	7,680Ω	300mW	3.58	3.05	2.61	2.39

FTR-B3 SERIES MINIATURE HORIZONTAL RELAYS

Features:

- 2-Contact 1A (for switching signals)
- Flat Type ultra miniature (SMT)
- Ultra slim and light weight
- High efficiency polar electromagnet structure
- Contact Form: DPDT
- Gold-plated silver alloy bifurcated contacts
- UL, CSA recognized
- Contact Rating: .3A

RoHS Compliant

For quantities greater than listed, call for quote.

MOUSER STOCK NO.	Fujitsu Part No.	Fig.	Terminal Type	Nominal Voltage (VDC)	Coil Resistance (±10%)	Nominal Power	Price Each			
							1	100	500	1000
817-FTR-B3GA003Z	FTR-B3GA003Z	B	Surface Mount	3	64.3Ω	140mW	4.01	3.41	2.92	2.68
817-FTR-B3GA4.5Z	FTR-B3GA4.5Z	B	Surface Mount	4.5	145Ω	140mW	4.01	3.41	2.92	2.68
817-FTR-B3GA012Z	FTR-B3GA012Z	B	Surface Mount	12	1,028Ω	140mW	4.01	3.41	2.92	2.68

FTR-B4 SERIES ULTRA MINIATURE SLIM SIGNAL RELAYS

Features:

- High reliability bifurcated contacts
- Lower power consumption
- 10mm Max. height SMT
- Contact Form: DPDT
- ✻Reduced mounting area
- Weight: Approx. 1.0g
- Conforms Bellcore and FCC part 68
- Contact Rating: 1A

RoHS Compliant

For quantities greater than listed, call for quote.

MOUSER STOCK NO.	Fujitsu Part No.	Fig.	Terminal Type	Nominal Voltage (VDC)	Coil Resistance (±10%)	Nominal Power	Price Each			
							1	100	500	1000
817-FTR-B4CA003Z	FTR-B4CA003Z	C	Through-Hole	3	64.3Ω	140mW	4.01	3.41	2.92	2.68
817-FTR-B4GA003Z	FTR-B4GA003Z	D	Surface Mount	3	64.3Ω	140mW	4.01	3.41	2.92	2.68
817-FTR-B4GA012Z	FTR-B4GA012Z	D	Surface Mount	12	1,028Ω	140mW	4.01	3.41	2.92	2.68
✻ 817-FTR-B4SA003Z	FTR-B4SA003Z	D	Surface Mount	3	64.3Ω	140mW	4.85	4.12	3.52	3.23
✻ 817-FTR-B4SA012Z	FTR-B4SA012Z	D	Surface Mount	12	1,028Ω	140mW	4.85	4.12	3.52	3.23
✻ 817-FTR-B4SA4.5Z	FTR-B4SA4.5Z	D	Surface Mount	4.5	145Ω	140mW	4.85	4.12	3.52	3.23

FTR-C1 SERIES ULTRA MINIATURE RELAYS

Features:

- High reliability bifurcated contacts
- Lower power consumption
- Contact Form: DPDT
- Weight: Approx. 1.0g
- Surge Strength: 5000V
- Conforms to IEC 60950 / EN60950 / UL1950 / C22.2
- Contact Rating: 1A

RoHS Compliant

For quantities greater than listed, call for quote.

MOUSER STOCK NO.	Fujitsu Part No.	Fig.	Terminal Type	Nominal Voltage (VDC)	Coil Resistance (±10%)	Nominal Power	Price Each			
							1	100	500	1000
817-FTR-C1GA003G	FTR-C1GA003G	E	Surface Mount	3	32.1	280mW	4.07	3.46	2.94	2.70
817-FTR-C1GA4.5G	FTR-C1GA4.5G	E	Surface Mount	4.5	72.3	280mW	4.07	3.46	2.94	2.70
817-FTR-C1GA012G	FTR-C1GA012G	E	Surface Mount	12	514	280mW	4.07	3.46	2.94	2.70

MZ SERIES MINIATURE RELAYS

Features:

- 1 Pole - 1 to 2A (for signal switching)
- Subminiature size
- Standard and high sensitivity types available
- DIL through-hole terminals
- Contact Form: SPDT
- Plastic sealed type
- High reliability bifurcated contacts
- UL, CSA recognized
- Contact Rating: .5A

RoHS Compliant

For quantities greater than listed, call for quote.

MOUSER STOCK NO.	Fujitsu Part No.	Fig.	Nominal Voltage (VDC)	Coil Resistance (±10%)	Nominal Power	Price Each			
						1	100	500	1000
817-MZ-5HS-K	MZ-5HS-K	F	5	120Ω	200mW	2.51	2.14	1.83	1.68
817-MZ-12HS-K	MZ-12HS-K	F	12	700Ω	200mW	2.51	2.14	1.83	1.68
817-MZ-24HS-K	MZ-24HS-K	F	24	2,800Ω	200mW	2.84	2.42	2.07	1.89

NA SERIES MINIATURE RELAYS

Features:

- 2 Poles - 1 to 2A (for signal switching)
- Slim type relay for high density mounting
- High sensitivity and low consumption power
- Maximum switching capacity - 4.2A 700VAC
- Contact Form: DPDT
- High reliability - bifurcated contacts
- DIL through-hole terminals
- Plastic sealed type
- Contact Rating: .5A

RoHS Compliant

For quantities greater than listed, call for quote.

MOUSER STOCK NO.	Fujitsu Part No.	Fig.	Nominal Voltage (VDC)	Coil Resistance (±10%)	Nominal Power	Price Each			
						1	100	500	1000
817-NA-3W-K	NA-3W-K	G	3	64.3Ω	140mW	3.56	3.03	2.59	2.38
817-NA-5W-K	NA-5W-K	G	5	178Ω	140mW	3.56	3.03	2.59	2.38
817-NA-12W-K	NA-12W-K	G	12	1,028Ω	140mW	3.67	3.11	2.66	2.44

RY SERIES MINIATURE RELAYS

Features:

- 2 Poles - 1 to 2A (for signal switching)
- Ultra high sensitivity
- Wide operating temperature range
- Contact Form: DPDT
- DIL through-hole terminals
- Plastic sealed type
- UL, CSA recognized

RoHS Compliant

For quantities greater than listed, call for quote.

MOUSER STOCK NO.	Fujitsu Part No.	Fig.	Nominal Voltage (VDC)	Contact Rating	Coil Resistance (±10%)	Nominal Power	Price Each			
							1	100	500	1000
817-RY-12W-K	RY-12W-K	H	12	.5A	960Ω	150mW	3.00	2.55	2.18	2.00
817-RY-24W-K	RY-24W-K	H	24	.5A	2,880Ω	200mW	3.08	2.62	2.24	2.05
817-RY-12D-K	RY-12D-K	H	12	.3A	320Ω	450mW	3.64	3.09	2.64	2.43
817-RY-12WFZ-K	RY-12WFZ-K	H	12	.5A	280Ω	510mW	2.92	2.48	2.12	1.95

SY SERIES MINIATURE RELAYS

Features:

- 1 Pole - 1A (for signal switching)
- Very small size and weight
- High sensitivity
- Contact Form: SPDT
- Wide operating temperature range
- DIL through-hole terminals
- Plastic sealed type
- Contact Rating: .5A

RoHS Compliant

For quantities greater than listed, call for quote.

MOUSER STOCK NO.	Fujitsu Part No.	Fig.	Nominal Voltage (VDC)	Coil Resistance (±10%)	Nominal Power	Price Each			
						1	100	500	1000
817-SY-5W-K	SY-5W-K	I	5	167Ω	150mW	2.76	2.34	2.00	1.84
817-SY-12W-K	SY-12W-K	I	12	960Ω	150mW	2.89	2.46	2.10	1.93
817-SY-6-K	SY-6-K	I	6	240Ω	150mW	2.14	1.82	1.55	1.42
817-SY-9W-K	SY-9W-K	I	9	540Ω	150mW	2.28	1.94	1.66	1.52

DIMENSIONS: mm

A

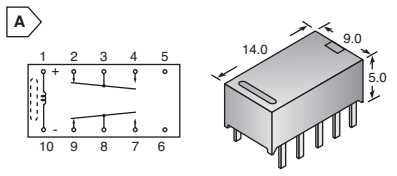

B

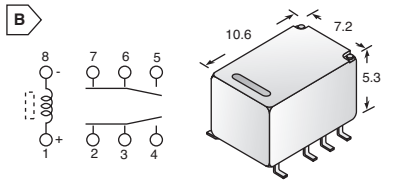

C

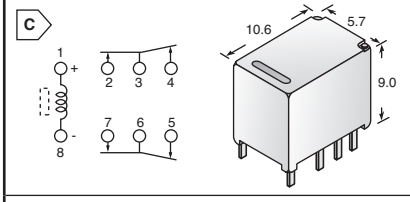

D

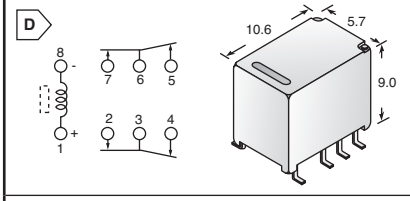

E

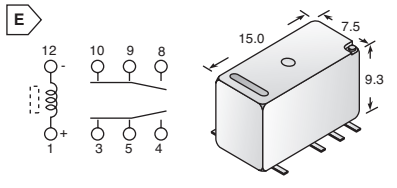

F

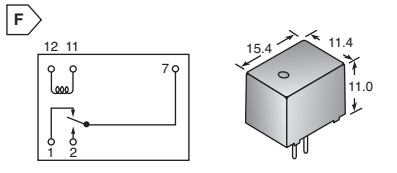

G

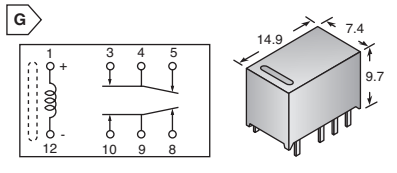

H

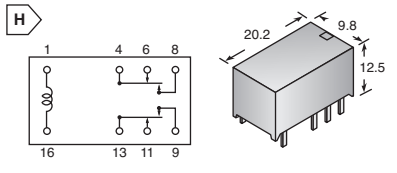

I

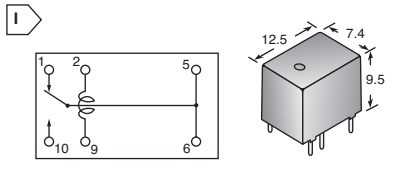

© Copyright 2013 Mouser Electronics

© Copyright 2013 Mouser Electronics

NEC UA2/UB2 SERIES: MINIATURE SIGNAL RELAYS

- Surge voltage: 2500V between coil and contact (Complies with Bellcore EN60950)
- Breakdown voltage between open contacts: 1000VAC (Complies with FCC Part 68)
- Contact form: DPDT
- Max. switching current: 1A
- Contact Rating: 1A

For quantities greater than listed, call for quote.

MOUSER STOCK NO.	NEC Part No.	Fig.	Pin Config.	Nominal Voltage (VDC)	Coil Resistance (Ω) ±10%	Nominal Power	Price Each 1	25	50	100
Non-Latching Type										
551-UA2-3NJ	UA2-3NJ	A	1	3	64.3	140mW	3.60	3.21	2.76	2.57
551-UA2-4.5NJ	UA2-4.5NJ	A	1	4.5	145	140mW	3.60	3.21	2.76	2.57
551-UA2-5NJ	UA2-5NJ	A	1	5	178	140mW	3.60	3.21	2.76	2.57
551-UA2-12NJ	UA2-12NJ	A	1	12	1028	140mW	3.60	3.21	2.76	2.57
551-UA2-12NU	UA2-12NU	A	1	12	1028	140mW	4.43	3.96	3.35	2.85
551-UA2-24NJ	UA2-24NJ	A	1	24	2880	200mW	4.19	3.75	3.22	3.00
Single Coil Latch Type										
551-UA2-3SNJ	UA2-3SNJ	A	2	3	90	100mW	4.19	3.75	3.22	3.00
551-UA2-4.5SNJ	UA2-4.5SNJ	A	2	4.5	202.5	100mW	4.19	3.75	3.22	3.00
551-UA2-5SNJ	UA2-5SNJ	A	2	5	250	100mW	4.19	3.75	3.22	3.00
Non-Latching Surface Mount Type										
551-UB2-3NU	UB2-3NU	B	1	3	64.3	140mW	3.60	3.21	2.76	2.57
551-UB2-4.5NU	UB2-4.5NU	B	1	4.5	145	140mW	3.60	3.21	2.76	2.57
551-UB2-5NU	UB2-5NU	B	1	5	178	140mW	3.60	3.21	2.76	2.57
551-UB2-12NU	UB2-12NU	B	1	12	1028	140mW	3.60	3.21	2.76	2.57

NEC UC2/UD2 SERIES: MINIATURE SIGNAL RELAYS

- Surge voltage: 2500V between coil and contact (Complies with Bellcore EN60950)
- Breakdown voltage between open contacts: 1000VAC (Complies with FCC Part 68)
- Contact form: DPDT
- Max. switching current: 1A
- Contact Rating: 1A

For quantities greater than listed, call for quote.

MOUSER STOCK NO.	NEC Part No.	Fig.	Pin Config.	Nominal Voltage (VDC)	Coil Resistance (Ω) ±10%	Nominal Power	Price Each 1	25	50	100
Non-Latching Type										
551-UC2-3NJ	UC2-3NJ	C	1	3	64.3	140mW	3.47	3.25	2.81	2.46
551-UC2-4.5NJ	UC2-4.5NJ	C	1	4.5	145	140mW	3.47	3.25	2.81	2.46
551-UC2-5NJ	UC2-5NJ	C	1	5	178	140mW	3.47	3.25	2.81	2.46
551-UC2-12NJ	UC2-12NJ	C	1	12	1028	140mW	3.47	3.25	2.81	2.46
Single Coil Latch Type										
551-UC2-3SNJ	UC2-3SNJ	C	2	3	90	100mW	4.19	3.75	3.22	3.00
551-UC2-4.5SNJ	UC2-4.5SNJ	C	2	4.5	202.5	100mW	4.19	3.75	3.22	3.00
551-UC2-5SNJ	UC2-5SNJ	C	2	5	250	100mW	4.19	3.75	3.22	3.00
551-UC2-12SNJ	UC2-12SNJ	C	2	12	1440	100mW	4.19	3.75	3.22	3.00
Non-Latching Surface Mount Type										
551-UD2-3NU	UD2-3NU	D	1	3	64.3	140mW	3.47	3.25	2.81	2.46
551-UD2-5NU	UD2-5NU	D	1	5	178	140mW	3.47	3.25	2.81	2.46
551-UD2-12NU	UD2-12NU	D	1	12	1028	140mW	3.47	3.25	2.81	2.46
Single Coil Latch Surface Mount Type										
551-UD2-3SNU	UD2-3SNU	D	2	3	90	100mW	4.19	3.75	3.22	3.00
551-UD2-4.5SNU	UD2-4.5SNU	D	2	4.5	202.5	100mW	4.19	3.75	3.22	3.00
551-UD2-5SNU	UD2-5SNU	D	2	5	250	100mW	4.19	3.75	3.22	3.00

NEC EA2 SERIES: MINIATURE SIGNAL RELAYS

- Surge voltage: 1500V between coil and contact (Complies with FCC Part 68)
- Breakdown voltage between open contacts: 1000VAC (Complies with FCC Part 68)
- Contact form: DPDT
- Max. switching current: 1A
- Contact Rating: 2A

For quantities greater than listed, call for quote.

MOUSER STOCK NO.	NEC Part No.	Fig.	Pin Config.	Nominal Voltage (VDC)	Coil Resistance (Ω) ±10%	Nominal Power	Price Each 1	25	50	100
Non-Latch Type										
551-EA2-3NJ	EA2-3NJ	E	3	3	64.3	140mW	2.78	2.56	2.27	1.93
551-EA2-4.5NJ	EA2-4.5NJ	E	3	4.5	145	140mW	2.78	2.56	2.27	1.93
551-EA2-5NJ	EA2-5NJ	E	3	5	178	140mW	2.78	2.56	2.27	1.93
551-EA2-12NJ	EA2-12NJ	E	3	12	1028	140mW	2.78	2.56	2.27	1.93
551-EA2-24NJ	EA2-24NJ	E	3	24	2880	200mW	3.31	3.05	2.79	2.55
Single Coil Latch Type										
551-EA2-3SNJ	EA2-3SNJ	E	4	3	90	140mW	3.31	3.05	2.79	2.55
551-EA2-5SNJ	EA2-5SNJ	E	4	5	250	140mW	3.31	3.05	2.79	2.55
551-EA2-12SNJ	EA2-12SNJ	E	4	12	1440	140mW	3.31	3.05	2.79	2.55
Double Coil Latch Type										
551-EA2-5TNJ	EA2-5TNJ	E	5	5	178	140mW	3.46	3.19	2.92	2.65
551-EA2-12TNJ	EA2-12TNJ	E	5	12	1028	140mW	3.46	3.19	2.92	2.65
551-EA2-24TNJ	EA2-24TNJ	E	5	24	2880	200mW	4.21	3.88	3.56	3.23

DIMENSIONS: mm

A

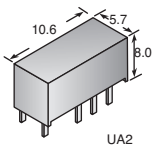

UA2

B

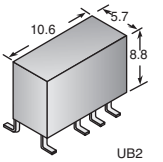

UB2

C

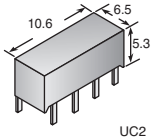

UC2

D

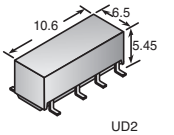

UD2

E

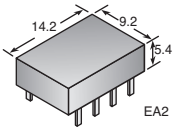

EA2

PIN CONFIGURATIONS

1

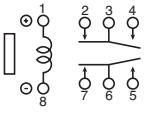

Non-Latch Type

2

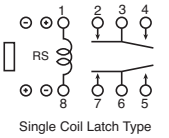

Single Coil Latch Type

3

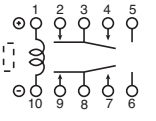

Non-Latch Type

4

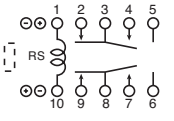

Single Coil Latch Type

5

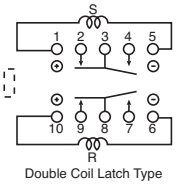

Double Coil Latch Type

© Copyright 2013 Mouser Electronics

© Copyright 2013 Mouser Electronics

NEC EB2 SERIES: MINIATURE SIGNAL RELAYS

- Surge voltage: 1500V between coil and contact (Complies with FCC Part 68)
- Breakdown voltage between open contacts: 1000VAC (Complies with FCC Part 68)
- Contact form: DPDT
- Max. switching current: 1A
- Contact Rating: 2A

RoHS Compliant

Non-Latching Surface Mount Type

For quantities greater than listed, call for quote.

MOUSER STOCK NO.	NEC Part No.	Fig.	Pin Config.	Nominal Voltage (VDC)	Coil Resistance (Ω) ±10%	Nominal Power	Price Each 1	25	50	100
551-EB2-3NU	EB2-3NU	A	1	3	64.3	140mW	2.86	2.63	2.42	2.18
551-EB2-4.5NU	EB2-4.5NU	A	1	4.5	145	140mW	2.86	2.63	2.42	2.19
551-EB2-5NU	EB2-5NU	A	1	5	178	140mW	2.86	2.63	2.42	2.18
551-EB2-12NU	EB2-12NU	A	1	12	1028	140mW	2.86	2.63	2.42	2.18
551-EB2-24NU	EB2-24NU	A	1	24	2880	200mW	5.95	5.52	4.99	4.58

Single Coil Latch Surface Mount Type

For quantities greater than listed, call for quote.

MOUSER STOCK NO.	NEC Part No.	Fig.	Pin Config.	Nominal Voltage (VDC)	Coil Resistance (Ω) ±10%	Nominal Power	Price Each 1	25	50	100
551-EB2-5SNU	EB2-5SNU	A	1	5	250	140mW	3.31	3.05	2.79	2.55
551-EB2-12SNU	EB2-12SNU	A	1	12	1440	140mW	3.31	3.05	2.79	2.55

NEC EC2/EE2 SERIES: MINIATURE SIGNAL RELAYS

- Surge voltage: 2500V between coil and contact (Complies with Bellcore EN60950)
- Breakdown voltage between open contacts: 1000VAC (Complies with FCC Part 68)
- Contact form: DPDT
- Max. switching current: 2A
- Contact Rating: 2A

Non-Latch Type

For quantities greater than listed, call for quote.

MOUSER STOCK NO.	NEC Part No.	Fig.	Pin Config.	Nominal Voltage (VDC)	Coil Resistance (Ω) ±10%	Nominal Power	Price Each 1	25	50	100
551-EC2-3NJ	EC2-3NJ	B	2	3	64.3	140mW	2.86	2.63	2.42	2.19
551-EC2-4.5NJ	EC2-4.5NJ	B	2	4.5	145	140mW	2.86	2.63	2.42	2.19
551-EC2-5NJ	EC2-5NJ	B	2	5	178	140mW	2.86	2.63	2.42	2.19
551-EC2-12NJ	EC2-12NJ	B	2	12	1028	140mW	2.86	2.63	2.42	2.19
551-EC2-24NJ	EC2-24NJ	B	2	24	2880	200mW	3.31	3.05	2.79	2.55

Single Coil Latch Type

For quantities greater than listed, call for quote.

MOUSER STOCK NO.	NEC Part No.	Fig.	Pin Config.	Nominal Voltage (VDC)	Coil Resistance (Ω) ±10%	Nominal Power	Price Each 1	25	50	100
551-EC2-3SNJ	EC2-3SNJ	B	2	3	90	140mW	3.31	3.05	2.79	2.55
551-EC2-4.5SNJ	EC2-4.5SNJ	B	2	4.5	202.5	140mW	3.31	3.05	2.79	2.55
551-EC2-5SNJ	EC2-5SNJ	B	2	5	250	140mW	3.31	3.05	2.79	2.55
551-EC2-12SNJ	EC2-12SNJ	B	2	12	1440	140mW	3.31	3.05	2.79	2.55

Non-Latching Surface Mount Type

For quantities greater than listed, call for quote.

MOUSER STOCK NO.	NEC Part No.	Fig.	Pin Config.	Nominal Voltage (VDC)	Coil Resistance (Ω) ±10%	Nominal Power	Price Each 1	25	50	100
551-EE2-3NU	EE2-3NU	C	2	3	64.3	140mW	2.86	2.63	2.42	2.19
551-EE2-5NU	EE2-5NU	C	2	5	178	140mW	2.86	2.63	2.42	2.19

Single Coil Latch Surface Mount Type

For quantities greater than listed, call for quote.

MOUSER STOCK NO.	NEC Part No.	Fig.	Pin Config.	Nominal Voltage (VDC)	Coil Resistance (Ω) ±10%	Nominal Power	Price Each 1	25	50	100
551-EE2-3SNU	EE2-3SNU	C	2	3	90	140mW	3.31	3.05	2.79	2.55

NEC ED2/EF2 SERIES: MINIATURE SIGNAL RELAYS

- Surge voltage: 2500V between coil and contact (Complies with bellcore EN60950)
- Breakdown voltage between open contacts: 1000VAC (Complies with FCC part 68)
- Contact form: DPDT
- Max. switching current: 1A
- Contact Rating: 2A

Non-Latch Type

For quantities greater than listed, call for quote.

MOUSER STOCK NO.	NEC Part No.	Fig.	Pin Config.	Nominal Voltage (VDC)	Coil Resistance (Ω) ±10%	Nominal Power	Price Each 1	25	50	100
551-ED2-5NJ	ED2-5NJ	B	2	5	500	50mW	4.35	4.02	3.69	3.35
551-ED2-12NJ	ED2-12NJ	B	2	12	2400	60mW	4.80	4.44	4.07	3.70
551-ED2-24NJ	ED2-24NJ	B	2	24	8229	70mW	5.40	5.00	4.58	4.16

Non-Latching Surface Mount Type

For quantities greater than listed, call for quote.

MOUSER STOCK NO.	NEC Part No.	Fig.	Pin Config.	Nominal Voltage (VDC)	Coil Resistance (Ω) ±10%	Nominal Power	Price Each 1	25	50	100
551-EF2-5NU	EF2-5NU	C	2	5	500	50mW	4.35	4.02	3.69	3.35

DIMENSIONS: mm

A

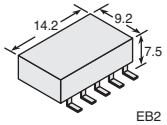

EB2

B

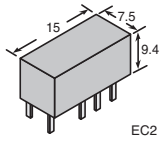

EC2

C

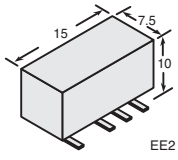

EE2

PIN CONFIGURATIONS

1

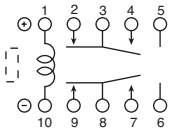

Non-Latch Type

2

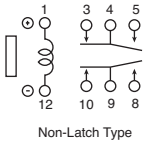

Non-Latch Type

© Copyright 2013 Mouser Electronics

© Copyright 2013 Mouser Electronics

OMRON G5V-1 & G5V-13 SERIES: 1A SPDT SMALL LOW SIGNAL RELAYS

Specifications:
- Contact resistance: 100mΩ max.
- Contact material: Ag (Au clad)
- Power consumption: 150mW

Features:
- Ultra-miniature, highly sensitive relay for signal circuits
- High-sensitivity: 150mW nominal power consumption
- Wide switching power of 1mA to 1A
- Conforms to FCC part 68 requirements for coil to contacts
- Fully-sealed construction
- Ideal for use in telecommunications, security, and computer/peripheral equipment

✻ 2% pickup voltage

For quantities greater than listed, call for quote.

MOUSER STOCK NO.	Omron Part No.	Fig.	Rated Current (mA)	Coil Resistance (Ω)	Coil Voltage (VDC)	Price Each 1	25	50	100
Single Contact - Minimum Permissable Load DC5V, 1mA									
653-G5V-1-DC3	G5V-1-DC3	A1	50.0	60.0	3	2.21	1.99	1.77	1.59
653-G5V-1-DC5	G5V-1-DC5	A1	30.0	166.7	5	1.68	1.64	1.51	1.38
653-G5V-1-DC6	G5V-1-DC6	A1	25.0	240.0	6	2.25	2.10	2.00	1.87
653-G5V-1-DC9	G5V-1-DC9	A1	16.7	540.0	9	2.60	2.34	2.09	1.87
653-G5V-1-DC12	G5V-1-DC12	A1	12.5	960.0	12	1.75	1.65	1.48	1.39
653-G5V-1-DC24	G5V-1-DC24	A1	6.3	3840.0	24	2.09	1.96	1.79	1.67
✻ 653-G5V-1-2DC5	G5V-1-2 DC5	A1	30.0	166.7	5	2.88	2.58	2.29	2.07
✻ 653-G5V-1-2DC9	G5V-1-2 DC9	A1	16.7	540.0	9	1.92	1.77	1.64	1.52
✻ 653-G5V-1-2DC12	G5V-1-2 DC12	A1	12.5	960.0	12	2.87	2.58	2.29	2.07
Double Contact - Minimum Permissable Load DC100mV, 100uA									
653-G5V-13DC3	G5V-13DC3	A1	50.0	60.0	3	1.89	1.73	1.59	1.48
653-G5V-13DC5	G5V-13DC5	A1	30.0	167.0	5	2.46	2.08	2.02	1.70
653-G5V-13-DC12	G5V-13-DC12	A1	12.5	960.0	12	3.41	3.04	2.77	2.44
653-G5V-13-DC24	G5V-13-DC24	A1	3.25	3840.0	24	3.41	3.04	2.77	2.44

OMRON G5V-2 SERIES: 2A DPDT GENERAL USAGE LOW SIGNAL RELAYS

Specifications:
- Contact resistance: 50mΩ max.
- Power consumption:
  Standard type 500mW
  High-sensitivity type 360mW
  Ultra-sensitive type 150mW

Features:
- Miniature relay for signal circuits
- Suitable for handling low signals in computer peripherals, telecommunications and security equipment
- Capable of switching loads 10μA to 2A
- Conforms to FCC part 68: 1500V surge withstand
- Reliable Ag + Au-clad, bifurcated crossbar contacts
- Fully-sealed construction

RoHS Compliant

For quantities greater than listed, call for quote.

MOUSER STOCK NO.	Omron Part No.	Fig.	Rated Current (mA)	Coil Resistance (Ω)	Coil Voltage (VDC)	Price Each 1	25	50	100
Standard Type									
653-G5V-2-DC3	G5V-2-DC3	B2	166.70	18.0	3	3.21	2.89	2.57	2.31
653-G5V-2-DC5	G5V-2-DC5	B2	100.00	50.0	5	2.28	2.14	2.02	1.92
653-G5V-2-DC6	G5V-2-DC6	B2	83.30	72.0	6	3.21	2.89	2.57	2.31
653-G5V-2-DC9	G5V-2-DC9	B2	55.60	162.0	9	1.95	1.79	1.66	1.61
653-G5V-2-DC12	G5V-2-DC12	B2	41.70	288.0	12	2.16	2.03	1.93	1.83
653-G5V-2-DC24	G5V-2-DC24	B2	20.80	1152.0	24	2.16	2.03	1.93	1.83
653-G5V-2-DC48	G5V-2-DC48	B2	12.00	4000.0	48	3.01	2.90	2.68	2.46
High-Sensitivity Type									
653-G5V-2-H-DC5	G5V-2-H-DC5	B2	72.00	70.0	5	2.94	2.77	2.62	2.47
653-G5V-2-H-DC9	G5V-2-H-DC9	B2	40.00	225.0	9	3.45	3.10	2.75	2.48
653-G5V-2-H-DC12	G5V-2-H-DC12	B2	30.00	400.0	12	2.93	2.77	2.62	2.47
653-G5V-2-H-DC24	G5V-2-H-DC24	B2	15.00	1600.0	24	2.94	2.77	2.62	2.47
Ultra-Sensitive Type									
653-G5V-2-H1-DC5	G5V-2-H1-DC5	B2	30.00	166.7	5	2.82	2.23	2.10	2.00
653-G5V-2-H1-DC9	G5V-2-H1-DC9	B2	16.70	540.0	9	3.24	2.62	2.49	2.23
653-G5V-2-H1-DC12	G5V-2-H1-DC12	B2	12.50	960.0	12	3.26	3.15	2.73	2.46
653-G5V-2-H1-DC24	G5V-2-H1-DC24	B2	8.30	2880.0	24	2.95	2.62	2.49	2.23
653-G5V-2-H1-DC48	G5V-2-H1-DC48	B2	6.25	7680.0	48	4.13	3.72	3.31	2.97

OMRON G6L SERIES: 1A SPST-NO LOW PROFILE LOW SIGNAL RELAYS

Specifications:
- Contact resistance: 100mΩ max.
- Max. switching current: 1A
- Power consumption: 180mW

Features:
- Extremely thin and flat relay, one of the thinnest relays in the world
- Uses 20% less mounting area and 67% less volume in comparison with the G5V-1 relay
- High dielectric strength: 1000VAC between coil and contacts and 750VAC between contacts of the same polarity
- Conforms to FCC part 68

RoHS Compliant

For quantities greater than listed, call for quote.

MOUSER STOCK NO.	Omron Part No.	Fig.	Rated Current (mA)	Coil Resistance (Ω)	Coil Voltage (VDC)	Price Each 1	25	50	100
Standard Type									
653-G6L-1F-DC3	G6L-1F-DC3	C3	60.0	50.0	3	2.95	2.65	2.35	2.12
653-G6L-1F-DC4.5	G6L-1F-DC4.5	C3	40.0	112.5	4.5	2.95	2.65	2.35	2.12
653-G6L-1F-DC5	G6L-1F-DC5	C3	36.0	139.0	5	2.95	2.65	2.35	2.12
653-G6L-1F-DC12	G6L-1F-DC12	C3	15.0	800.0	12	2.85	2.58	2.30	2.07
653-G6L-1F-DC24	G6L-1F-DC24	C3	9.6	2504.0	24	3.24	2.91	2.59	2.33
High-Sensitivity Type									
653-G6L-1P-DC3	G6L-1P-DC3	D3	60.0	50.0	3	2.93	2.63	2.34	2.11
653-G6L-1P-DC4.5	G6L-1P-DC4.5	D3	40.0	112.5	4.5	2.03	1.94	1.89	1.80
653-G6L-1P-DC5	G6L-1P-DC5	D3	36.0	139.0	5	2.95	2.65	2.35	2.12
653-G6L-1P-DC12	G6L-1P-DC12	D3	15.0	800.0	12	2.85	2.58	2.30	2.07
653-G6L-1P-DC24	G6L-1P-DC24	D3	9.6	2504.0	24	2.63	2.54	2.26	2.12

DIMENSIONS: mm

A

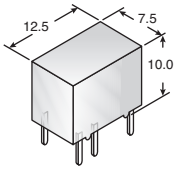

B

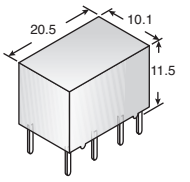

C

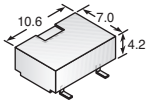

D

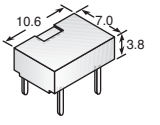

TERMINAL ARRANGEMENT

1

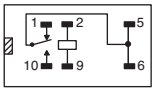

2

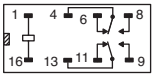

3

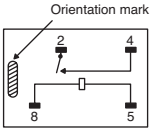

© Copyright 2013 Mouser Electronics

© Copyright 2013 Mouser Electronics

OMRON Low Signal Relays

RoHS Compliant This product is RoHS compliant.

OMRON G6A SERIES: 3A DPDT LOW SIGNAL RELAYS

Specifications:
- Contact material: G6A-234P AgPd (Au clad)
  G6A-274P Ag (Au clad)
- Max. resistive switching capacity: 125VAC / 60W
- Minimum permissible load: 10μA @ 10mVDC

✻ BABT approved

Features:
- Unique moving magnet armature (Moving Loop System) reduces relay size, magnetic interference, and contact bounce time.
- Due to low magnetic leakage, units can be mounted side by side.
- Fully sealed construction

For quantities greater than listed, call for quote.

MOUSER STOCK NO.	Omron Part No.	Fig.	Type	Rated Current (mA)	Coil Resistance (Ω)	Coil Voltage (VDC)	Price Each 1	25	50	100
Non-Latching Coil, Rated Load 0.3A @ 125VAC/1A @ 30VDC										
653-G6A-234P-DC3	G6A-234P-ST-US-DC3	A1	Standard	66.7	45.0	3	5.10	4.33	3.89	3.43
✻ 653-G6A-234PBS-DC5	G6A-234P-BS-DC5	A1	Standard	40.0	125.0	5	7.28	7.00	6.03	5.57
653-G6A-234P-DC5	G6A-234P-ST-US-DC5	A1	Standard	40.0	125.0	5	5.63	5.26	5.04	4.57
653-G6A-234P-DC12	G6A-234P-ST-US-DC12	A1	Standard	16.7	720.0	12	6.03	4.61	4.46	4.31
653-G6A-234P-DC24	G6A-234P-ST-US-DC24	A1	Standard	8.3	2880.0	24	4.47	4.19	4.00	3.82
653-G6A-234P-DC48	G6A-234P-ST-US-DC48	A1	Standard	4.9	9750.0	48	5.72	5.45	5.20	4.76
653-G6A-234P-ST-DC5	G6A-234P-ST15-US-DC5	A1	High-Sensitivity	30.0	167.0	5	5.60	5.22	5.03	4.65
653-G6A-234P-ST40	G6A-234P-ST40-USDC12	A1	Low-Sensitivity	133.3	22.5	12	5.47	4.91	4.37	3.93
Non-Latching Coil, Rated Load 0.5A @ 125VAC/2A @ 30VDC										
653-G6A-274P-DC5	G6A-274P-ST-US-DC5	A1	Standard	40.0	125.0	5	5.77	5.39	5.07	4.57
653-G6A-274P-DC6	G6A-274P-ST-US-DC6	A1	Standard	33.3	180.0	6	5.77	5.39	5.07	4.57
653-G6A-274P-DC12	G6A-274P-ST-US-DC12	A1	Standard	16.7	720.0	12	5.63	5.26	5.04	4.87
653-G6A-274P-DC24	G6A-274P-ST-US-DC24	A1	Standard	8.3	2880.0	24	5.63	5.26	5.04	4.57
653-G6A-274P-DC48	G6A-274P-ST-US-DC48	A1	Standard	4.9	9750.0	48	5.97	5.59	5.25	4.73
653-G6A-274P40-DC5	G6A-274P-ST40-US-DC5	A1	Low-Sensitivity	80.0	62.5	5	4.80	4.57	4.23	4.03
653-G6A-274P40-DC9	G6A-274P-ST40-US-DC9	A1	Low-Sensitivity	44.3	203.0	9	4.78	4.55	4.21	4.02
653-G6A-274P40-DC12	G6A-274P-ST40-US-DC12	A1	Low-Sensitivity	33.3	360.0	12	5.00	4.67	4.39	3.95
653-G6A-274P40-DC24	G6A-274P-ST40-US-DC24	A1	Low-Sensitivity	16.7	1440.0	24	4.80	4.57	4.29	3.95
653-G6A-274P40-DC48	G6A-274P-ST40-US-DC48	A1	Low-Sensitivity	8.3	5760.0	48	6.08	5.68	5.47	5.06
Latching Coil, Rated Load 0.3A @ 125VAC/1A @ 30VDC										
653-G6AK-234P-DC5	G6AK-234P-ST-US-DC5	A2	Standard	36.0	139.0	5	7.28	6.79	6.40	5.76
653-G6AK-234P-DC12	G6AK-234P-ST-US-DC12	A2	Standard	15.0	800.0	12	6.51	6.20	5.72	5.48
653-G6AK-234P-DC24	G6AK-234P-ST-US-DC24	A2	Standard	7.5	3200.0	24	6.42	6.05	5.81	5.38
Latching Coil, Rated Load 0.5A @ 125VAC/2A @ 30VDC										
653-G6AK-274P-DC5	G6AK-274P-ST-US-DC5	A2	Standard	36.0	139.0	5	7.22	6.66	6.14	5.89
653-G6AK-274P-DC12	G6AK-274P-ST-US-DC12	A2	Standard	15.0	800.0	12	6.99	6.66	6.14	5.89
653-G6AK-274P-DC24	G6AK-274P-ST-US-DC24	A2	Standard	7.5	3200.0	24	6.99	6.66	6.14	5.76

OMRON G6K SERIES: 1A DPDT ULTRA-SMALL LOW SIGNAL RELAYS

Specifications:
- Rated load: 0.3A @ 125VA / 1A @ 30VDC
- Contact material: Ag (Au clad)
- Max. resistive switching capacity: 37.5VA / 30W
- Minimum permissible load: 10μA @ 10mVDC

✻ Tape and reel packaging; Full reel size is 1800

Features:
- Compact fourth generation design offers excellent board space savings.
- "-Y" models meet 2.5kV Bellcore surge requirements.
- Conforms to FCC Part 68

For quantities greater than listed, call for quote.

MOUSER STOCK NO.	Omron Part No.	Fig.	Rated Current (mA)	Coil Resistance (Ω)	Coil Voltage (VDC)	Price Each 1	25	50	100
SMT Gull-Wing, Non-Latching, 2.5mm Coil-Contact Terminal Spacing									
653-G6K-2FDC3	G6K-2F DC3	B3	33.0	91	3	3.50	3.21	2.93	2.68
653-G6K-2F-DC4.5	G6K-2F-DC4.5	B3	23.2	194	4.5	4.78	4.30	3.82	3.43
653-G6K-2F-DC5	G6K-2F-DC5	B3	21.1	237	5	4.08	3.83	3.64	3.43
653-G6K-2F-DC12	G6K-2F-DC12	B3	9.1	1315	12	4.32	3.28	3.17	3.06
✻ 653-G6K-2F-TRDC12	G6K-2F-TRDC12	B3	9.1	1315	12	3.54	3.35	2.97	2.69
653-G6K-2F-DC24	G6K-2F-DC24	B3	4.6	5220	24	4.08	3.83	3.64	3.43
SMT Gull-Wing, Non-Latching, 3.2mm Coil-Contact Terminal Spacing									
653-G6K-2F-Y-DC3	G6K-2F-Y-DC3	B3	33.0	91	3	3.84	3.40	3.17	3.06
653-G6K-2F-Y-DC4.5	G6K-2F-Y-DC4.5	B3	23.2	194	4.5	4.78	4.30	3.82	3.43
653-G6K-2F-Y-DC5	G6K-2F-Y-DC5	B3	21.1	237	5	4.08	3.83	3.64	3.43
✻ 653-G6K-2F-Y-TRDC5	G6K-2F-Y-TRDC5	B3	21.1	237	5	3.54	3.35	2.97	2.69
653-G6K-2F-Y-DC12	G6K-2F-Y-DC12	B3	9.1	1315	12	4.08	3.83	3.64	3.43
✻ 653-G6K-2F-Y-TRDC12	G6K-2F-Y-TRDC12	B3	9.1	1315	12	3.73	3.61	3.30	3.07
653-G6K-2F-Y-DC24	G6K-2F-Y-DC24	B3	4.6	5220	24	2.68	2.59	2.57	2.48
✻ 653-G6K-2F-Y-TRDC24	G6K-2F-Y-TRDC24	B3	4.6	5220	24	4.00	3.87	3.80	3.56
SMT Inside "L", Non-Latching, 2.54mm Coil-Contact Terminal Spacing									
653-G6K-2G-DC5	G6K-2G-DC5	C3	21.1	237	5	4.78	4.30	3.82	3.43
✻ 653-G6K-2G-TRDC5	G6K-2G-TRDC5	C3	21.1	237	5	3.54	3.35	2.97	2.69
653-G6K-2G-DC12	G6K-2G-DC12	C3	9.1	1315	12	4.78	4.30	3.82	3.43
✻ 653-G6K-2G-TRDC12	G6K-2G-TRDC12	C3	9.1	1315	12	3.72	3.35	3.17	2.97
SMT Inside "L", Non-Latching, 3.2mm Coil-Contact Terminal Spacing									
653-G6K-2G-Y-DC3	G6K-2G-Y-DC3	C3	33.0	91	3	4.56	4.30	3.82	3.43
653-G6K-2G-Y-DC4.5	G6K-2G-Y-DC4.5	C3	23.2	194	4.5	4.78	4.30	3.82	3.43
653-G6K-2G-Y-DC5	G6K-2G-Y-DC5	C3	21.1	237	5	4.78	4.30	3.82	3.43
653-G6K-2G-Y-DC12	G6K-2G-Y-DC12	C3	9.1	1315	12	4.78	4.30	3.82	3.43
653-G6K-2G-Y-DC24	G6K-2G-Y-DC24	C3	4.6	5220	24	4.08	3.83	3.64	3.43
PCB Thru-Hole, Non-Latching, 2.5mm Coil-Contact Terminal Spacing									
653-G6K-2P-DC4.5	G6K-2P-DC4.5	D3	23.2	194	4.5	4.08	3.83	3.64	3.43
653-G6K-2P-DC5	G6K-2P-DC5	D3	21.1	237	5	4.32	3.28	3.17	3.06
653-G6K-2P-DC12	G6K-2P-DC12	D3	9.1	1315	12	4.32	3.28	3.17	3.06
653-G6K-2P-DC24	G6K-2P-DC24	D3	4.6	5220	24	4.08	3.83	3.61	3.26
PCB Thru-Hole, Non-Latching, 3.2mm Coil-Contact Terminal Spacing									
653-G6K-2P-Y-DC3	G6K-2P-Y-DC3	D3	33.0	91	3	4.78	4.30	3.82	3.43
653-G6K-2P-Y-DC4.5	G6K-2P-Y-DC4.5	D3	23.2	194	4.5	4.78	4.30	3.82	3.43
653-G6K-2P-Y-DC5	G6K-2P-Y-DC5	D3	21.1	237	5	3.72	3.52	3.25	2.94
653-G6K-2P-Y-DC12	G6K-2P-Y-DC12	D3	9.1	1315	12	4.40	3.61	3.41	3.22
653-G6K-2P-Y-DC24	G6K-2P-Y-DC24	D3	4.6	5220	24	4.08	3.83	3.64	3.43
SMT Gull-Wing, Single Coil Latching, 3.2mm Coil-Contact Terminal Spacing									
653-G6KU-2F-YDC3	G6KU-2F-YDC3	B3	33.0	91	3	3.79	3.47	3.04	2.75
653-G6KU-2F-Y-DC4.5	G6KU-2F-Y-DC4.5	B3	23.2	194	4.5	4.78	4.53	4.18	3.79
653-G6KU-2F-YDC5	G6KU-2F-YDC5	B3	21.1	237	5	3.79	3.58	3.19	2.87
SMT Inside "L", SIngle Coil Latching, 3.2mm Coil-Contact Terminal Spacing									
653-G6KU-2G-Y-DC5	G6KU-2G-Y-DC5	C3	21.1	237	5	4.78	4.52	4.01	3.62
PCB Thru-Hole, Single Coil Latching, 3.2mm Coil-Contact Terminal Spacing									
653-G6KU-2P-YDC5	G6KU-2P-YDC5	D3	21.1	237	5	3.72	3.69	3.14	2.81

DIMENSIONS: mm

A

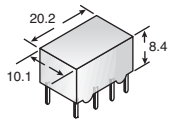

B

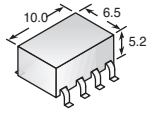

C

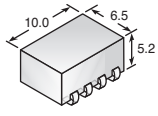

D

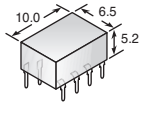

TERMINAL ARRANGEMENT

1

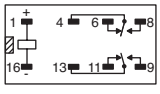

2

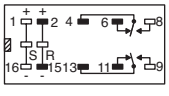

3

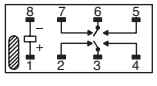

Omron Low Signal Relays

© Copyright 2013 Mouser Electronics

OMRON Low Signal Relays

Products may be RoHS compliant. Check mouser.com for RoHS status.

OMRON G6E SERIES: 3A SPDT LOW SIGNAL RELAYS

Specifications:
- Rated load: 0.40A @ 125VAC / 2A @ 30VDC
- Contact material: Ag (Au clad)
- Contact resistance: 50mΩ max.
- Power consumption: Standard 200mW
  Low-sensitivity 400mW
- Terminals: PCB straight
- Standoffs: 0.64mm

Features:
- Subminiature, sensitive signal relays
- High sensitivity with pick-up coil power of 98mW
- Surge withstand voltage meets FCC Part 68 requirements.
- Unique moving loop armature reduces relay size, magnetic interference, and contact bounce time.
- Bifurcated crossbar contact assures high reliability.
- Fully sealed construction

✻ Standoffs: 0.3mm

For quantities greater than listed, call for quote.

MOUSER STOCK NO.	Omron Part No.	Fig.	Rated Current (mA)	Coil Resistance (Ω)	Coil Voltage (VDC)	Price Each 1	25	50	100
Standard									
✻ 653-G6E-134P-USDC5	G6E-134P-US DC5	A1	40.0	125	5	5.76	5.18	4.71	4.31
Standard, Non-Latching Coil									
653-G6E-134P-STUSDC3	G6E-134P-ST-US-DC3	A1	66.7	45	3	5.28	4.75	4.22	4.11
653-G6E-134P-DC5	G6E-134P-ST-US-DC5	A1	40.0	125	5	5.78	5.20	4.75	4.28
653-G6E134PSTUSDC6	G6E-134P-ST-US-DC6	A1	33.3	180	6	8.56	7.71	7.01	6.42
653-G6E-134P-DC9	G6E-134P-ST-US-DC9	A1	22.2	405	9	5.13	5.05	4.99	4.85
653-G6E-134P-DC12	G6E-134P-ST-US-DC12	A1	16.7	720	12	4.46	4.17	4.00	3.82
653-G6E-134P-DC24	G6E-134P-ST-US-DC24	A1	8.3	2880	24	5.25	4.91	4.69	4.33
Low-Sensitivity, Non-Latching Coil									
653-G6E-134PL-DC5	G6E-134P-L-ST-US-DC5	A1	79.4	63	5	5.71	5.14	4.56	4.11
653-G6E-134PL-DC12	G6E-134P-L-ST-US-DC12	A1	33.3	360	12	5.71	5.14	4.56	4.11
653-G6E-134PL-DC24	G6E-134P-L-ST-US-DC24	A1	16.7	1140	24	5.71	5.14	4.56	4.11
Standard, Latching Single Coil									
653-G6EU134PSTUSDC5	G6EU-134P-ST-US-DC5	A2	40.0	125	5	10.79	9.72	8.83	8.09
653-G6EU134PSTUSDC12	G6EU-134P-ST-US-DC12	A2	16.7	720	12	10.58	9.53	8.66	7.94
Standard, Latching Dual Coil									
653-G6EK-134P-DC5	G6EK-134P-ST-US-DC5	A2	40.0	125	5	7.74	6.96	6.18	5.56
653-G6EK-134P-DC12	G6EK-134P-ST-US-DC12	A2	16.7	720	12	8.09	6.96	6.18	5.56
653-G6EK-134P-DC24	G6EK-134P-ST-US-DC24	A2	8.3	2880	24	8.00	7.21	6.68	6.49

OMRON G6S SERIES: 2A DPDT LOW SIGNAL RELAYS

Specifications:
- Rated load: 0.5A @ 125VAC / 2A @ 30VDC
- Contact material: Ag (Au clad)
- Contact resistance: 75mΩ max.
- Max. carry current: 2A
- Power consumption:
  G6S (3-12VDC) 140mW / G6S (24VDC) 200mW
  G6SU (3-12VDC) 100mW / G6SU (24VDC) 150mW
  G6SK (3-12VDC) 200mW / G6SK (24VDC) 300mW
  G6S Euro (5-12VDC) 200mW / G6SK (24VDC) 230mW

Features:
- Design based on worldwide communications, office automation, and computer peripheral relay requirements
- High dielectric withstand voltage of 2000VAC between coil and contacts (standard type); 1500VAC between contacts of different polarity
- Meets FCC Part 68 and Telcordia 2.5kV surge withstand
- European version certified for EN60950/EN41003 Supplementary Insulation at 250V at Pollution Degree 2.
- Low power consumption of 140mW (non-latching)

RoHS Compliant

✻ Tape and reel packaging; Full reel size is 800

For quantities greater than listed, call for quote.

MOUSER STOCK NO.	Omron Part No.	Fig.	Rated Current (mA)	Coil Resistance (Ω)	Coil Voltage (VDC)	Price Each 1	25	50	100
SMT Inside "L", Non-Latching									
653-G6S-2G-DC5	G6S-2G-DC5	B3	28.1	178.0	5	4.27	3.84	3.41	3.07
653-G6S-2G-DC12	G6S-2G-DC12	B3	11.7	1028.0	12	4.38	3.94	3.50	3.15
653-G6S-2G-DC24	G6S-2G-DC24	B3	8.3	2880.0	24	4.87	4.38	3.89	3.50
SMT Outside "L", Non-Latching									
653-G6S-2F-DC3	G6S-2F-DC3	C3	46.7	64.3	3	4.27	3.84	3.41	3.07
653-G6S-2F-DC5	G6S-2F-DC5	C3	28.1	178.0	5	3.51	3.01	2.86	2.71
✻ 653-G6S-2F-TRDC51	G6S-2F-TR DC5	C3	28.1	178.0	5	3.54	3.47	3.07	2.72
653-G6S-2F-DC12	G6S-2F-DC12	C3	11.7	1028.0	12	2.96	2.85	2.64	2.50
✻ 653-G6S-2F-TRDC122	G6S-2F-TR DC12	C3	11.7	1028.0	12	2.99	2.84	2.60	2.38
653-G6S-2F-DC24	G6S-2F-DC24	C3	8.3	2280.0	24	3.94	3.43	3.26	3.08
SMT Outside "L", Non-Latching, EN60950/EN41003 Approved									
653-G6S-2F-YDC52	G6S-2F-Y DC5	C3	40.0	125.0	5	3.17	2.85	2.65	2.54
653-G6S-2F-YDC121	G6S-2F-Y DC12	C3	16.7	720.0	12	3.38	3.04	2.84	2.70
653-G6S-2F-YDC241	G6S-2F-Y DC24	C3	9.6	2504.0	24	4.26	4.01	3.73	3.50
SMT Outside "L", Single Coil Latching									
✻ 653-G6SU-2F-TRDC45	G6SU-2F-TR DC4.5	C3	22.2	203.0	4.5	4.38	3.94	3.73	3.50
653-G6SU-2F-DC5	G6SU-2F-DC5	C3	28.1	178.0	5	4.78	4.29	3.82	3.43
SMT Outside "L", Dual Coil Latching									
653-G6SK-2F-DC5	G6SK-2F-DC5	C4	40.0	125.0	5	4.83	4.33	3.85	3.47
653-G6SK-2F-DC12	G6SK-2F-DC12	C4	11.7	1028.0	12	4.15	3.62	3.43	3.25
PCB Thru-Hole, Non-Latching									
653-G6S-2DC32	G6S-2 DC3	D5	46.7	64.3	3	4.17	3.76	3.34	3.17
653-G6S-2-DC4.5	G6S-2-DC4.5	D5	31.0	145.0	4.5	4.17	3.76	3.34	3.00
653-G6S-2-DC5	G6S-2 DC5	D5	28.1	178.0	5	2.94	2.64	2.33	2.11
653-G6S-2DC92	G6S-2 DC9	D5	15.5	579.0	9	4.17	3.76	3.34	3.00
653-G6S-2-DC12A	G6S-2-DC12	D5	11.7	1028.0	12	3.36	2.94	2.79	2.64
653-G6S-2-DC24	G6S-2-DC24	D5	8.3	2880.0	24	3.26	3.07	2.95	2.85
PCB Thru-Hole, Non-Latching, EN60950/EN41003 Approved									
653-G6S-2-Y-DC5	G6S-2-Y-DC5	D5	40.0	125.0	5	4.17	3.76	3.34	3.00
653-G6S-2-Y-DC12	G6S-2-Y-DC12	D5	16.7	720.0	12	4.17	3.76	3.34	3.00
653-G6S-2-YDC24	G6S-2-Y DC24	D5	9.6	2504.0	24	3.37	2.94	2.78	2.62
PCB Thru-Hole, Single Coil Latching									
653-G6SU-2-DC3	G6SU-2-DC3	D5	33.3	90.0	3	3.03	2.88	2.76	2.64
653-G6SU-2DC45	G6SU-2 DC4.5	D5	22.2	203.0	4.5	3.79	3.40	3.17	3.03
653-G6SU-2-DC12	G6SU-2-DC12	D5	11.7	1028.0	12	4.69	4.22	3.75	3.37
PCB Thru-Hole, Dual Coil Latching									
653-G6SK-2-DC5	G6SK-2-DC5	D6	40.0	125.0	5	3.83	3.46	3.18	2.94
653-G6SK-2DC12	G6SK-2 DC12	D6	11.7	1028.0	12	3.83	3.34	3.17	3.00
653-G6SK-2DC24	G6SK-2 DC24	D6	8.3	2880.0	24	5.34	4.79	4.26	3.83
PCB Thru-Hole, High-Sensitivity Dual, Coil Latching									
653-G6SK-2-H-DC5	G6SK-2-H-DC5	D6	28.1	78.0	5	4.83	4.33	3.85	3.47

DIMENSIONS: mm

A

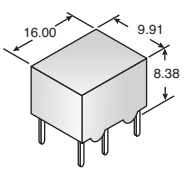

B

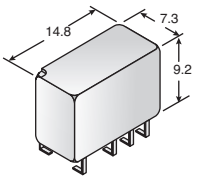

C

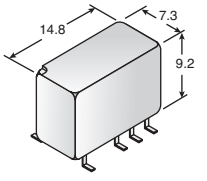

D

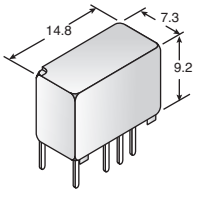

TERMINAL ARRANGEMENT

1

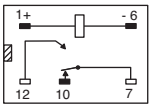

2

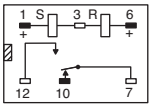

3

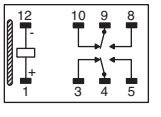

4

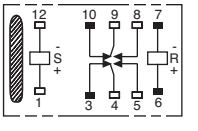

5

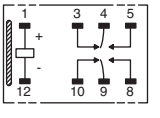

6

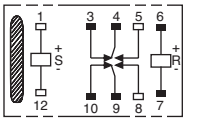

© Copyright 2013 Mouser Electronics

© Copyright 2013 Mouser Electronics

PANASONIC Low Signal Relays

Panasonic

RoHS Compliant **This product is RoHS compliant.**

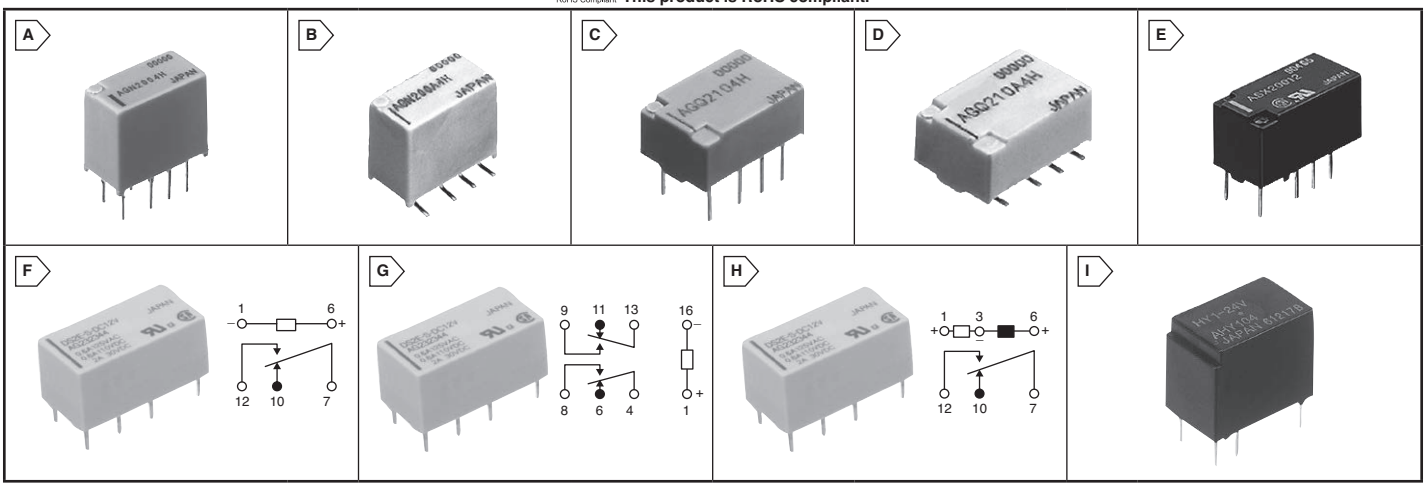

Panasonic signal relays are RoHS compliant and offer high-reliability and space-saving solutions for today's applications in telecom, WiFi, handheld devices, instrumentation, and ATE. Panasonic is the leading provider of signal relays in North America (VDC 2004).

AGN SERIES

Features:
- Compact slim body
- Surge Resistance
- Nominal operating power: 140mW
- Vibration and Shock resistance
- High Contact reliability
- Available in PCB and SMD

For quantities greater than listed, call for quote.

MOUSER STOCK NO. Mfr.	Mfr. Part No.	Fig.	Current Rating (A)	Volt. (VDC)	Contact Arrangement	Mounting Type	Price Each 1	25	50	100
PC Board Type										
769—	AGN20003	A	1	3	2 Form C	PCB	4.17	3.70	3.52	3.15
769—	AGN20012	A	1	12	2 Form C	PCB	3.84	3.70	3.50	3.15
769—	AGN20024	A	1	24	2 Form C	PCB	4.91	4.37	4.15	3.70
769—	AGN2004H	A	1	4.5	2 Form C	PCB	3.84	3.70	3.52	3.15
769—	AGN21003	A	1	3	2 Form C	PCB	4.17	3.83	3.40	2.89
769—	AGN21012	A	1	12	2 Form C	PCB	4.74	4.34	3.87	3.28
769—	AGN2104H	A	1	4.5	2 Form C	PCB	4.17	3.83	3.40	2.89
SMD Type										
769—	AGN200A03	B	1	3	2 Form C	SMD	4.71	4.31	3.85	3.27
769—	AGN200A12	B	1	12	2 Form C	SMD	3.25	3.14	3.07	2.96
769—	AGN200A24	B	1	24	2 Form C	SMD	3.96	3.83	3.72	3.52
769—	AGN200A4H	B	1	4.5	2 Form C	SMD	4.33	3.85	3.66	3.27
769—	AGN200S03	B	1	3	2 Form C	SMD	4.71	4.31	3.85	3.26
769—	AGN200S12	B	1	12	2 Form C	SMD	4.71	4.27	3.85	3.26
769—	AGN200S24	B	1	24	2 Form C	SMD	5.50	5.03	4.49	3.81
769—	AGN200S4H	B	1	4.5	2 Form C	SMD	4.33	3.85	3.66	3.27
769—	AGN210A03	B	1	3	2 Form C	SMD	4.85	4.44	3.96	3.35
769—	AGN210A4H	B	1	4.5	2 Form C	SMD	4.85	4.27	3.96	3.35

AGQ SERIES

Features:
- Compact flat body
- Surge Resistance
- Nominal operating power: 140mW
- Vibration and Shock resistance
- Available in PCB and SMD
- High Contact reliability

PC Board Type										
769—	AGQ20003	C	1	3	2 Form C	PCB	4.17	3.70	3.52	3.15
769—	AGQ20012	C	1	12	2 Form C	PCB	3.26	3.16	3.06	2.97
769—	AGQ20024	C	1	24	2 Form C	PCB	4.65	4.37	4.15	3.54
769—	AGQ2004H	C	1	4.5	2 Form C	PCB	3.94	3.83	3.40	2.88
SMD Type										
769—	AGQ200A03	D	1	3	2 Form C	SMD	4.30	3.95	3.51	2.97
769—	AGQ200A12	D	1	12	2 Form C	SMD	4.33	3.85	3.66	3.27
769—	AGQ200A24	D	1	24	2 Form C	SMD	5.06	4.49	4.27	3.82
769—	AGQ200A4H	D	1	4.5	2 Form C	SMD	3.39	3.28	3.19	2.95
769—	AGQ200S03	D	1	3	2 Form C	SMD	4.84	4.43	3.96	3.35
769—	AGQ200S12	D	1	12	2 Form C	SMD	4.85	4.44	3.96	3.35
769—	AGQ200S24	D	1	24	2 Form C	SMD	5.37	4.91	4.39	3.72
769—	AGQ200S4H	D	1	4.5	2 Form C	SMD	4.47	4.10	3.64	3.09
769—	AGQ210A03	D	1	3	2 Form C	SMD	4.85	4.44	3.96	3.35
769—	AGQ210A4H	D	1	4.5	2 Form C	SMD	4.64	4.26	3.79	3.21
769—	AGQ210S4H	D	1	4.5	2 Form C	SMD	4.85	4.44	3.96	3.35

ASX SERIES

Features:
- High Contact reliability
- High Sensibility of 50mW
- Low level switching capacity
- Low thermal electromotive force

PC Board Type										
769—	ASX20012	E	10	12	2 Form C	PCB	7.10	6.52	5.82	4.93
769—	ASX2004H	E	10	4.5	2 Form C	PCB	6.47	5.20	4.74	4.34
769—	ASX22012	E	10	12	2 Form C	PCB	7.44	6.00	5.42	5.20

DS SERIES

Features:
- Bifurcated contacts are standard
- High sensitivity 1500V FCC surge withstanding
- High switching capacity: 60W, 125VA

Applications:
- Office equipment
- Security equipment
- Telecommunication equipment

For quantities greater than listed, call for quote.

MOUSER STOCK NO. Mfr.	Mfr. Part No.	Fig.	Current Rating (A)	Volt. (VDC)	Contact Arrangement	Mounting Type	Price Each 1	25	50	100
Non-Latching										
769—	DS1E-S-DC3V	F	2	3	1 Form C	PCB	8.14	7.46	6.66	5.65
769—	DS1E-SL-DC12V	G	2	12	1 Form C	PCB	9.47	8.67	7.75	6.57
769—	DS1E-SL-DC24V	G	2	24	1 Form C	PCB	9.47	8.67	7.75	6.57
769—	DS1E-SL-DC3V	G	2	3	1 Form C	PCB	9.05	8.29	7.40	6.29
769—	DS1E-SL-DC5V	G	2	5	1 Form C	PCB	9.44	8.65	7.73	6.56
769—	DS2E-S-DC48V-TB	G	2	---	2 Form C	PCB	5.75	5.26	4.69	3.98
769—	DS1E-M-DC12V	F	2	12	1 Form C	PCB	4.76	4.28	3.91	3.57
769—	DS1E-M-DC24V	F	2	24	1 Form C	PCB	5.49	5.16	4.59	4.00
769—	DS1E-M-DC3V	F	2	3	1 Form C	PCB	6.01	5.51	4.92	4.18
769—	DS1E-M-DC48V	F	2	48	1 Form C	PCB	7.35	6.73	6.01	5.10
769—	DS1E-M-DC5V	F	2	5	1 Form C	PCB	4.34	4.21	4.09	4.00
769—	DS1E-M-DC9V	F	2	9	1 Form C	PCB	5.87	5.38	4.79	4.18
769—	DS1E-S-DC12V	F	2	12	1 Form C	PCB	7.73	7.17	6.66	5.65
769—	DS1E-S-DC24V	F	2	24	1 Form C	PCB	7.73	7.48	6.66	5.65
769—	DS1E-S-DC48V	F	2	48	1 Form C	PCB	10.95	10.03	8.93	7.78
769—	DS1E-S-DC5V	F	2	5	1 Form C	PCB	7.73	7.49	6.94	5.78
769—	DS1E-S-DC6V	F	2	6	1 Form C	PCB	8.51	7.81	6.96	5.90
769—	DS1E-S-DC9V	F	2	9	1 Form C	PCB	7.70	7.05	6.28	5.91
769—	DS2E-S-DC12V	G	2	12	2 Form C	PCB	4.69	4.54	4.29	3.62
769—	DS2E-S-DC24V	G	2	24	2 Form C	PCB	4.80	4.65	4.29	3.62
769—	DS2E-S-DC3V	G	2	3	2 Form C	PCB	7.78	7.15	6.36	5.38
769—	DS2E-S-DC48V	G	2	48	2 Form C	PCB	6.43	6.23	5.78	4.83
769—	DS2E-S-DC5V	G	2	5	2 Form C	PCB	4.80	4.65	4.34	3.62
769—	DS2E-S-DC6V	G	2	6	2 Form C	PCB	4.61	4.23	3.75	3.50
769—	DS2E-S-DC9V	G	2	9	2 Form C	PCB	5.29	4.84	4.29	3.97
769—	DS2Y-S-DC12V	G	2	12	2 Form C	PCB	3.05	2.80	2.46	2.09
769—	DS2Y-S-DC24V	G	2	24	2 Form C	PCB	3.02	3.00	2.65	2.26
769—	DS2Y-S-DC48V	G	2	48	2 Form C	PCB	4.76	4.29	3.89	3.30
769—	DS2Y-S-DC5V	G	2	5	2 Form C	PCB	3.15	2.89	2.58	2.18
769—	DS2Y-S-DC6V	G	2	6	2 Form C	PCB	3.27	3.01	2.68	2.27
769—	DS2Y-S-DC9V	G	2	9	2 Form C	PCB	3.42	3.15	2.80	2.38
Dual Coil Latching										
769—	DS1E-ML-DC12V	H	2	12	1 Form C	PCB	7.01	6.44	5.74	4.86
769—	DS1E-ML-DC24V	H	2	24	1 Form C	PCB	7.01	6.42	5.74	4.86
769—	DS1E-ML-DC5V	H	2	5	1 Form C	PCB	7.01	6.42	5.74	4.86
769—	DS1E-ML2-DC12V	H	2	12	1 Form C	PCB	6.29	5.92	5.26	4.47
769—	DS1E-ML2-DC24V	H	2	24	1 Form C	PCB	6.29	5.77	5.14	4.47
769—	DS1E-ML2-DC6V	H	2	6	1 Form C	PCB	6.72	6.15	5.50	4.67
769—	DS1E-SL2-DC3V	H	2	3	1 Form C	PCB	8.76	8.03	7.17	6.09

HY SERIES

Features:
- Non-Polarized
- Sealed Construction
- High sensitivity: 150mW/200mW

For quantities greater than listed, call for quote.

MOUSER STOCK NO. Mfr.	Mfr. Part No.	Fig.	Current Rating (A)	Volt. (VDC)	Contact Arrangement	Mounting Type	Price Each 1	25	50	100
769—	HY1-12V	I	1	12	1 Form C	PCB	3.77	3.46	3.06	2.82
769—	HY1-24V	I	1	24	1 Form C	PCB	4.90	4.32	4.00	3.40
769—	HY1-3V	I	1	3	1 Form C	PCB	3.61	3.31	2.93	2.49
769—	HY1-5V	I	1	5	1 Form C	PCB	3.91	3.57	3.19	2.71
769—	HY1Z-12V	I	1	12	1 Form C	PCB	3.71	3.40	3.04	2.58
769—	HY1Z-24V	I	1	24	1 Form C	PCB	4.32	3.97	3.53	3.00
769—	HY1Z-5V	I	1	5	1 Form C	PCB	3.71	3.41	3.04	2.58

© Copyright 2013 Mouser Electronics

AXICOM Low Signal Relays

RoHS Compliant **This product is RoHS compliant.**

TE connectivity — Authorized Distributor

IM SERIES: LOW PROFILE 2A POLARIZED LOW SIGNAL RELAYS

Specifications:

- High surge capability meets FCC Part 68
- Contact form: DPDT
- Maximum switching current: 2A
- Surface mount product; tape and reel packaging
- Contact material: Palladium-ruthenium, gold-covered
- Contact assembly: Bifurcated contacts
- Immersion cleanable, IP67 degree of protection

c UL us
UL Recognized
File No. E111441

For quantities greater than listed, call for quote.

MOUSER STOCK NO.	TE Part No.	Axicom Part No.	Fig.	Coil VDC	Power Consumption	Coil Resistance (Ω)	Price Each 1	10	25	50
Non-latching; Through-hole										
655-IM03TS	1-146237-8	IM03TS	A1	5	140mW	178	2.35	2.21	2.03	1.93
655-IM06TS	2-1462037-7	IM06TS	A1	12	140mW	1028	3.17	2.94	2.76	2.49
655-IM07TS	3-1462037-0	IM07TS	A1	24	200mW	2440	3.62	3.36	3.15	2.86
Non-latching; SMD										
655-IM03GR	1-1462037-4	IM03GR	B1	5	140mW	178	3.01	2.78	2.61	2.36
655-IM06GR	2-1462037-3	IM06GR	B1	12	140mW	1028	3.15	2.93	2.74	2.49
655-IM07GR	4-1462037-7	IM07GR	B1	24	200mW	2440	3.52	3.26	3.07	2.77
Single-coil Latching; Through-hole										
655-IM43TS	5-1462037-8	IM43TS	A2	5	100mW	250	4.12	3.83	3.58	3.25
655-IM46TS	6-1462037-6	IM46TS	A2	12	100mW	1028	4.15	3.87	3.63	3.28
Single-coil Latching; SMD										
655-IM43GR	5-1462037-9	IM43GR	B2	5	100mW	250	3.77	3.53	3.18	2.35
655-IM46GR	6-1462037-7	IM46GR	B2	12	100mW	1028	3.96	3.69	3.46	3.12

P2 (V23079): SLIM CASE 5A POLARIZED LOW SIGNAL RELAYS

Specifications:

- High surge capability meets FCC Part 68
- Contact form: DPDT
- Maximum switching current: 5A
- Surface mount product tape and reel packaging
- Contact material: Silver nickel, gold-covered
- Contact assembly: Bifurcated contacts
- Immersion cleanable, IP67 degree of protection

c UL us
UL Recognized
File No. E111441

For quantities greater than listed, call for quote.

MOUSER STOCK NO.	TE Part No.	Axicom Part No.	Fig.	Coil VDC	Power Consumption	Coil Resistance (Ω)	Price Each 1	10	25	50
Non-latching; Through-hole										
655-V23079A1001B301	1393788-3	V23079A1001B301	C3	5	140mW	178	2.61	2.43	2.28	2.07
655-V23079A1003B301	1-1393788-1	V23079A1003B301	C3	12	140mW	1029	2.88	2.57	2.51	2.27
655-V23079A1005B301	1-1393788-6	V23079A1005B301	C3	24	140mW	4114	3.14	2.96	2.74	2.47
655-V23079D1003B301	5-1393788-7	V23079D1003B301	D3	12	140mW	1029	3.15	2.92	2.74	2.48
655-V23079D1005B301	5-1393788-8	V23079D1005B301	D3	24	140mW	4114	3.42	3.21	3.00	2.71
Single-coil Latching; Through-hole										
655-V23079C1103B301	4-1393788-8	V23079C1103B301	C4	12	70mW	2057	3.20	2.97	2.78	2.51
Dual-coil Latching; Through-hole										
655-V23079B1203B301	3-1393788-6	V23079B1203B301	C5	12	140mW	1029	3.35	3.11	2.93	2.64

FX2 SERIES: SLIM CASE 3A NON-POLARIZED LOW SIGNAL RELAYS

Specifications:

- High surge capability meets FCC Part 68
- Contact form: DPDT
- Maximum switching current: 3A
- Contact material: Palladium-ruthenium, gold covered
- Contact assembly: Bifurcated contacts
- Immersion cleanable, IP67 degree of protection

c UL us
UL Recognized
File No. E111441

For quantities greater than listed, call for quote.

MOUSER STOCK NO.	TE Part No.	Axicom Part No.	Fig.	Coil VDC	Power Consumption	Coil Resistance (Ω)	Price Each 1	10	25	50
Non-latching; Through-hole										
655-D3209	0-1462034-9	D3209	E6	5	140mW	178	3.01	2.78	2.61	2.36
655-D3212	1-1462034-4	D3212	E6	24	200mW	2880	3.25	3.02	2.84	2.57
Non-latching, High Sensitivity; Through-hole										
655-D3223	2-1462034-1	D3223	E6	5	80mW	313	3.80	3.53	3.31	3.01
655-D3226	2-1462034-4	D3226	E6	12	80mW	1800	3.99	3.71	3.48	3.16
655-D3227	2-1462034-5	D3227	E6	24	140mW	4114	4.10	3.81	3.57	3.23
Single-coil Latching; Through-hole										
655-D3243	3-1462034-0	D3243	E7	5	100mW	250	3.18	2.95	2.77	2.50

FT2 SERIES: SLIM CASE 2A NON-POLARIZED LOW SIGNAL RELAYS

Specifications:

- High surge capability meets FCC Part 68
- Contact form: DPDT
- Maximum switching current: 2A
- Contact assembly: Bifurcated contacts
- Contact material (Standard version): Silver nickel, gold-covered
- Contact material (High dielectric version): Palladium-ruthenium, gold covered
- Immersion cleanable, IP67 degree of protection

c UL us
UL Recognized
File No. E111441

For quantities greater than listed, call for quote.

MOUSER STOCK NO.	TE Part No.	Axicom Part No.	Fig.	Coil VDC	Power Consumption	Coil Resistance (Ω)	Price Each 1	10	25	50
Non-latching; Through-hole										
655-D3407	0-1462035-7	D3407	F6	24	300mW	1920	3.23	3.03	2.68	2.42
Non-latching, High Sensitivity; Through-hole										
655-D3423	1-1462035-1	D3423	F6	5	200mW	125	3.01	2.78	2.61	2.36
655-D3426	1-1462035-4	D3426	F6	12	200mW	720	2.86	2.65	2.49	2.26
655-D3427	1-1462035-7	D3427	F6	24	240mW	2400	3.08	2.86	2.69	2.43
Non-latching, High Dielectric; Through-hole										
655-D3493	1-1462035-5	D3493	F6	5	200mW	125	2.72	2.53	2.38	2.15
655-D3496	2-1462035-4	D3496	F6	12	200mW	720	3.25	3.04	2.84	2.57

DIMENSIONS: mm

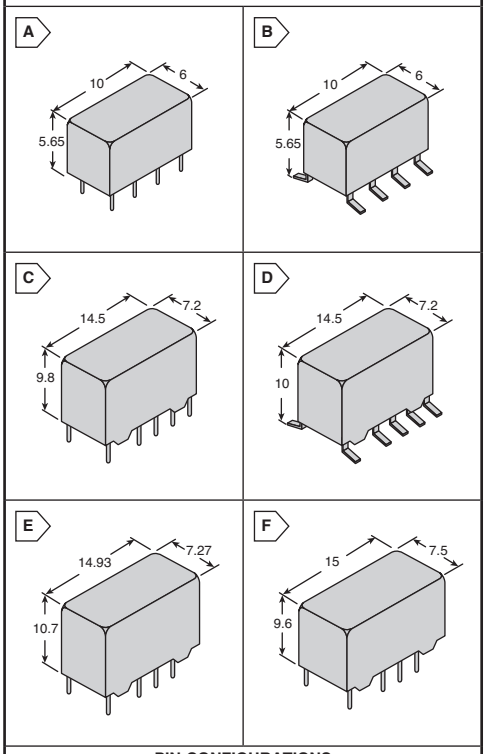

PIN CONFIGURATIONS

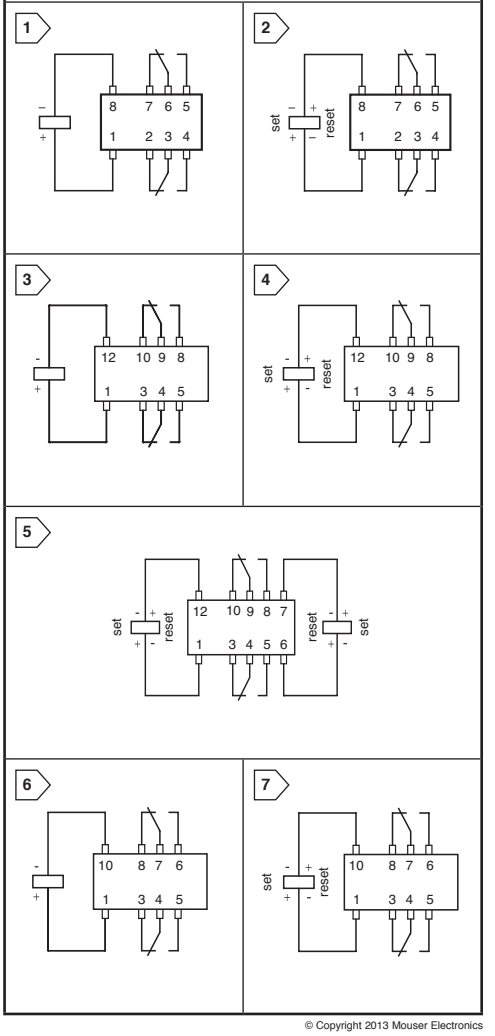

TE Connectivity

Low Signal Relays

© Copyright 2013 Mouser Electronics

© Copyright 2013 Mouser Electronics

P&B Low Signal Relays

RoHS Compliant **This product is RoHS compliant.**

TE connectivity Authorized Distributor

FU2 SERIES: SLIM CASE 2A NON-POLARIZED LOW SIGNAL RELAYS

- High surge capability meets FCC Part 68
- Contact form: DPDT
- Maximum switching current: 2A
- Termination: Through Hole
- Immersion cleanable, IP67 degree of protection
- Contact assembly: Bifurcated contacts

cULus UL Recognized File No. E111441

For quantities greater than listed, call for quote.

MOUSER STOCK NO.	TE Part No.	Axicom Part No.	Fig.	Coil VDC	Power Consumption	Coil Resistance (Ω)	Price Each 1	10	25	50
Non-latching										
655-D3507W	1-1462036-4	D3507W	A1	24	300mW	1920	3.24	3.04	2.84	2.57
Non-latching, High Sensitivity										
655-D3523W	2-1462036-2	D3523W	A1	5	200mW	125	3.10	2.88	2.71	2.45
655-D3526W	2-1462036-8	D3526W	A1	12	200mW	720	3.10	2.88	2.71	2.45
655-D3527W	9-1462036-1	D3527W	A1	24	240mW	2400	4.27	3.97	3.72	3.37

FP2 SERIES: LOW PROFILE 2A POLARIZED LOW SIGNAL RELAYS

- High surge capability meets FCC Part 68
- Contact form: DPDT
- Maximum switching current: 2A
- Termination: Through Hole
- Immersion cleanable, IP67 degree of protection
- Contact assembly: Bifurcated contacts

cULus UL Recognized File No. E111441

For quantities greater than listed, call for quote.

MOUSER STOCK NO.	TE Part No.	Axicom Part No.	Fig.	Coil VDC	Power Consumption	Coil Resistance (Ω)	Price Each 1	10	25	50
Non-latching										
655-D3009	1-1462033-4	D3009	B2	5	140mW	178	2.86	2.65	2.49	2.14
655-D3002	1462033-5	D3002	B2	12	140mW	1028	2.65	2.49	2.26	1.93
655-D3012	2-1462033-2	D3012	B2	24	200mW	2880	3.08	2.86	2.69	2.43
Non-latching, High Sensitivity										
655-D3023	3-1462033-4	D3023	B2	5	80mW	313	3.99	3.71	3.48	3.16
655-D3026	3-1462033-7	D3026	B2	12	80mW	1800	3.99	3.71	3.48	3.16
655-D3027	3-1462033-8	D3027	B2	24	140mW	4114	4.29	3.99	3.73	3.39
Single-coil Latching										
655-D3043	4-1462033-2	D3043	B3	5	100mW	250	3.18	2.95	2.77	2.50
Dual-coil Latching										
655-D3063	4-1462033-9	D3063	B4	5	200mW	125	3.63	3.38	3.17	2.87
655-D3066	5-1462033-4	D3066	B4	12	200mW	720	3.26	3.06	2.77	2.05
655-D3067	5-1462033-6	D3067	B4	24	300mW	1920	3.76	3.51	3.27	2.96

D2N (V23105) SERIES: 3A NON-POLARIZED LOW SIGNAL RELAYS

cULus UL Recognized File No. E111441

- Non-latching coil
- High surge capability meets FCC Part 68
- Contact form: DPDT
- Maximum switching current: 3A
- Contact material: Silver-nickel, gold covered
- Immersion cleanable, IP67 degree of protection
- Contact assembly: Single contacts

For quantities greater than listed, call for quote.

MOUSER STOCK NO.	TE Part No.	Axicom Part No.	Fig.	Coil VDC	Power Consumption	Coil Resistance (Ω)	Price Each 1	10	25	50
655-V23105A5001A201	8-1393792-5	V23105A5001A201	C5	5	150mW	167	2.62	2.38	2.28	2.07
655-V23105A5003A201	8-1393792-8	V23105A5003A201	C5	12	150mW	960	2.31	2.27	2.11	1.93
655-V23105A5005A201	9-1393792-0	V23105A5005A201	C5	24	150mW	3480	2.71	2.50	2.34	2.14
655-V23105A5301A201	9-1393792-0	V23105A5301A201	C5	5	200mW	125	2.77	2.51	2.42	2.19
655-V23105A5303A201	9-1393792-7	V23105A5303A201	C5	12	200mW	720	2.65	2.46	2.31	2.09
655-V23105A5305A201	9-1393792-9	V23105A5305A201	C5	24	200mW	2880	2.77	2.59	2.42	2.19
655-V23105A5401A201	1393793-6	V23105A5401A201	C5	5	400mW	62	2.64	2.46	2.31	2.09
655-V23105A5403A201	1393793-8	V23105A5403A201	C5	12	400mW	360	2.68	2.51	2.33	2.11
655-V23105A5405A201	1393793-9	V23105A5405A201	C5	24	400mW	1440	2.60	2.41	2.27	2.05

P1 (V23026) SERIES: 1A LOW SIGNAL RELAYS

- Non-latching coil
- High surge capability meets FCC Part 68
- Contact form: DPDT
- Maximum switching current: 1A
- Termination: V23026A Through Hole
- Immersion cleanable, IP67 degree of protection
- Contact assembly: Single contacts

cULus UL Recognized File No. E111441

For quantities greater than listed, call for quote.

MOUSER STOCK NO.	TE Part No.	Axicom Part No.	Fig.	Coil VDC	Power Consumption	Coil Resistance (Ω)	Price Each 1	10	25	50
655-V23026A1001B201	1393774-1	V23026A1001B201	D6	5	68mW	370	5.21	4.95	4.56	4.12
655-V23026A1002B201	1393774-8	V23026A1002B201	D6	12	64mW	2250	5.21	4.95	4.56	4.12
655-V23026A1004B201	1-1393774-2	V23026A1004B201	D6	24	128mW	4500	6.03	5.28	4.77	3.77
655-V23026D1021XB	1393776-3	V23026D1021XB	E6	5	80mW	313	5.23	4.92	4.71	4.49
655-V23026D1022XB	1393776-4	V23026D1022XB	E6	12	80mW	1800	5.83	5.45	5.09	4.60
655-V23026D1024XB	1393776-7	V23026D1024XB	E6	24	128mW	4500	5.42	5.23	4.90	4.43

T81N/T81H SERIES: ULTRAMINIATURE PCB RELAYS

- High dielectric strength - 1000Vrms, 50/60Hz, for 1 minute contact to coil
- Contact material: Gold overlay silver-palladium alloy
- Contact rating: 1A @ 24VDC; 0.5A @ 120VAC
- Enclosure: Immersion cleanable, plastic sealed case
- Expected Mechanical life: 10 million operations min.
- Operate/Release Time (Excluding bounce): 5ms/2ms
- Nominal power: T81N - 450mW; T81H - 200mW
- T81N - standard coil; T81H - sensitive coil
- Contact form: SPDT

For quantities greater than listed, call for quote.

MOUSER STOCK NO.	TE Part No.	Axicom Part No.	Fig.	Coil VDC	Coil Resistance (Ω)	Price Each 1	10	25	50
655-T81N5D312-12	7-1393779-1	T81N5D312-12	F	12	320	5.45	5.08	4.76	4.30
655-T81N5D312-24	7-1393779-2	T81N5D312-24	F	24	1280	3.54	3.07	2.92	2.82
655-T81H5D312-05	5-1393779-5	T81H5D312-05	F	5	125	4.44	4.16	3.88	3.51
655-T81H5D312-12	5-1393779-8	T81H5D312-12	F	12	700	5.14	4.88	4.49	4.07
655-T81H5D312-24	5-1393779-9	T81H5D312-24	F	24	2800	3.67	3.42	3.21	2.90

DIMENSIONS: mm

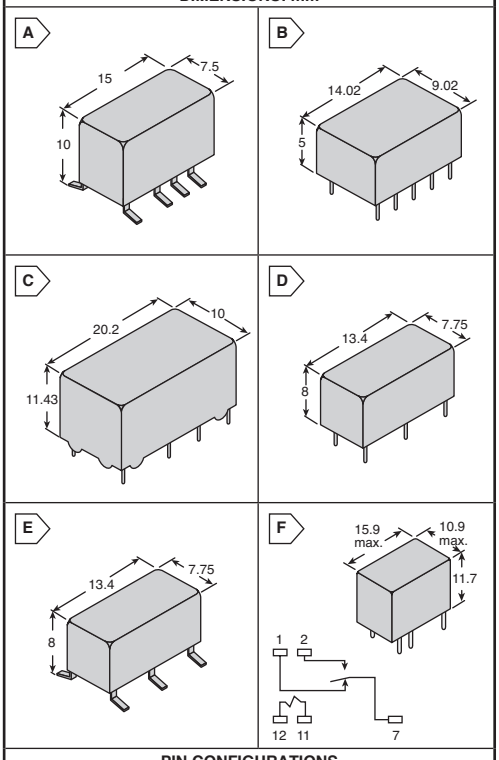

PIN CONFIGURATIONS

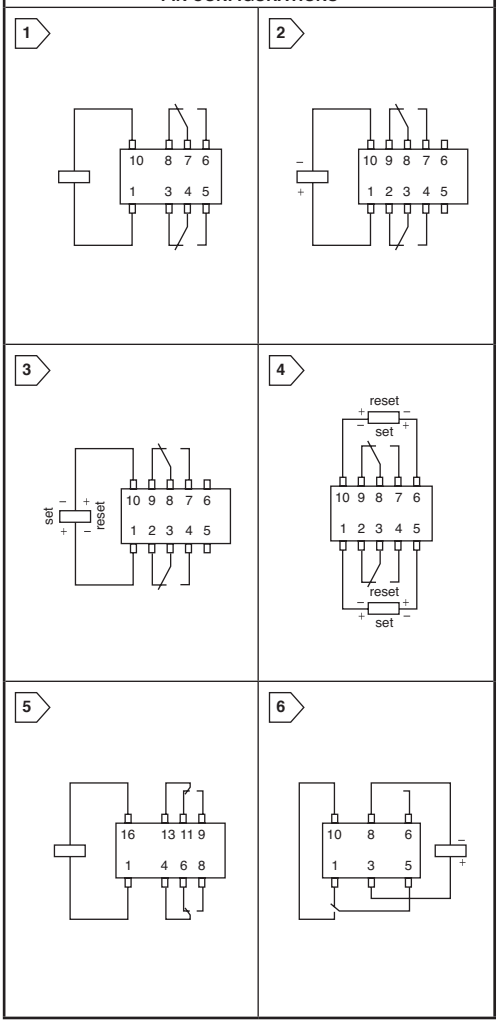

TE Connectivity Low Signal Relays

© Copyright 2013 Mouser Electronics

© Copyright 2013 Mouser Electronics

FUJITSU Power Relays

FTR-F1 SERIES: 2 POLES - 5A LOW PROFILE TYPE

Features:
- DPST/DPDT 5A, TV-3 rating available
- Higher isolation by employing insulation construction
- Plastic sealed relay
- UL, CSA, VDE, SEMKO BSI recognized

RoHS Compliant

For quantities greater than listed, call for quote.

MOUSER STOCK NO.	Fujitsu Part No.	Fig.	Contact Form	Nominal Voltage (VDC)	Contact Rating	Price Each 1	100	500	1000
817-FTR-F1CA005V	FTR-F1CA005V	A	DPDT	5	5A	2.44	2.08	1.77	1.63
817-FTR-F1CA006V	FTR-F1CA006V	A	DPDT	6	5A	2.44	2.08	1.77	1.63
817-FTR-F1CA012V	FTR-F1CA012V	A	DPDT	12	5A	2.44	2.08	1.77	1.63
817-FTR-F1CD012V	FTR-F1CD012V	A	DPDT	12	5A	2.68	2.28	1.95	1.79

FTR-F2 SERIES: 1 POLE, 5, 10A CADMIUM FREE CONTACTS TYPE

Features:
- High density mounting
- High Isolation
- High Noise resistance
- Heat resistance, flammability
- UL, CSA, VDE approved

RoHS Compliant

For quantities greater than listed, call for quote.

MOUSER STOCK NO.	Fujitsu Part No.	Fig.	Contact Form	Nominal Voltage (VDC)	Contact Rating	Price Each 1	100	500	1000
817-FTR-F2AK048T	FTR-F2AK048T	B	SPST-NO	48	5A	1.90	1.62	1.38	1.26

FTR-H1 SERIES: 1 POLE - 10A LOW PROFILE TYPE

Features:
- Type of service: Continuous duty
- UL class B (130°C) insulation
- High isolation in small package
- Plastic sealed relay
- UL, CSA, BSI, VDE, SEMKO, DEMKO approved

RoHS Compliant

For quantities greater than listed, call for quote.

MOUSER STOCK NO.	Fujitsu Part No.	Fig.	Contact Form	Nominal Voltage (VDC)	Contact Rating	Price Each 1	100	500	1000
817-FTR-H1AA005V	FTR-H1AA005V	C	SPST-NO	5	10A	1.85	1.57	1.34	1.23
817-FTR-H1AA012V	FTR-H1AA012V	C	SPST-NO	12	10A	1.85	1.57	1.34	1.23
817-FTR-H1AA024V	FTR-H1AA024V	C	SPST-NO	24	10A	2.01	1.71	1.46	1.34
817-FTR-H1CA005V	FTR-H1CA005V	D	SPDT	5	10A	2.01	1.71	1.46	1.34
817-FTR-H1CA012V	FTR-H1CA012V	D	SPDT	12	10A	2.01	1.71	1.46	1.34
817-FTR-H1CA024V	FTR-H1CA024V	D	SPDT	24	10A	2.17	1.84	1.57	1.44

FTR-K1 SERIES: 1 POLE - 16A LOW PROFILE TYPE

Features:
- High density mounting
- High Isolation
- Heat Resistance, Flammability 94V-0
- Cadmium free contact for eco-program
- UL, CSA, VDE, SEMKO approved
- TV-5 rating approved, TV-8 available

RoHS Compliant

For quantities greater than listed, call for quote.

MOUSER STOCK NO.	Fujitsu Part No.	Fig.	Contact Form	Nominal Voltage (VDC)	Contact Rating	Price Each 1	100	500	1000
817-FTR-K1CK024W	FTR-K1CK024W	E	SPDT	24	16A	3.21	2.73	2.33	2.14

FTR-F3 SERIES: 1 POLES - 6A SLIM TYPE RELAY

Features:
- High density mounting
- Higher isolation
- Insulation Distance: Minimum 6mm between coil and contact (conforms to IEC 65)
- Dielectric Strength: 4KV
- High coil sensitivity
- High flammability resistance
- Flammability 94V-0
- UL class B (130°C)
- Cadmium free contact for eco-program
- UL, CSA, VDE approved
- Plastic sealed relay

RoHS Compliant

For quantities greater than listed, call for quote.

MOUSER STOCK NO.	Fujitsu Part No.	Fig.	Contact Form	Nominal Voltage (VDC)	Contact Rating	Price Each 1	100	500	1000
817-FTR-F3AA005E-HA	FTR-F3AA005E-HA	F	1 Form A	5	5A	1.32	1.11	.952	.877
817-FTR-F3AA012E-HA	FTR-F3AA012E-HA	F	1 Form A	12	5A	1.34	1.13	.974	.888
817-FTR-F3AA024E	FTR-F3AA024E-HA	F	1 Form A	24	5A	1.48	1.25	1.07	.984

FTR-H3 SERIES: SILENT POWER RELAY 1 POLE - 10A LOW PROFILE TYPE

Features:
- Pin compatible with widely used VS and FTR-H1 series
- Ultra silent relay unique U-shape design
- Noise level is about 50dB at 5cm
- High insolation in small package
- Contact Material: Gold overlay silver alloy
- Lead free and cadmium free contacts
- Plastic sealed relay
- UL, CSA, BSI, VDE, SEMKO, DEMKO approved
- Low profile (height 16.5mm)
- Dielectric = 3,000VAC Surge =10,000V
- Contact Rating = 10A
- UL, CSA, VDE, CQC safety standards
- Sealed type relay
- Nominal Power = 530mW

RoHS Compliant

For quantities greater than listed, call for quote.

MOUSER STOCK NO.	Fujitsu Part No.	Fig.	Contact Form	Nominal Voltage (VDC)	Contact Rating	Price Each 1	100	500	1000
817-FTR-H3AA005V	FTR-H3AA005V	G	1 Form A	5	47	2.75	2.34	2.00	1.83
817-FTR-H3AA009V	FTR-H3AA009V	G	1 Form A	9	155	2.96	2.51	2.15	1.97
817-FTR-H3AA012V	FTR-H3AA012V	G	1 Form A	12	270	2.96	2.51	2.15	1.97
817-FTR-H3AA024V	FTR-H3AA024V	G	1 Form A	24	1,100	3.12	2.66	2.28	2.09

FTR-K3 SERIES: 20A POWER RELAY

Features:
- Heavy duty for compressor and inverter loads
- High Sensitivity in small package
- Nominal Power 780mW
- High insulation with reinforced insulation system
- Clearance distance = 8mm Creepage distance = 9.5mm
- Dielectric = 5,000VAC Surge = 8,500V
- Contact Rating = 20A
- UL, CSA, VDE, CQC safety standards

RoHS Compliant

For quantities greater than listed, call for quote.

MOUSER STOCK NO.	Fujitsu Part No.	Fig.	Contact Form	Nominal Voltage (VDC)	Contact Rating	Price Each 1	100	500	1000
817-FTR-K3AB005W	FTR-K3AB005W	H	1 form A, PCB	5VDC	32	2.19	1.87	1.59	1.47
817-FTR-K3AB006W	FTR-K3AB006W	H	1 form A, PCB	6VDC	46	2.19	1.87	1.59	1.47
817-FTR-K3AB009W	FTR-K3AB009W	H	1 form A, PCB	9VDC	105	2.19	1.87	1.59	1.47
817-FTR-K3AB012W	FTR-K3AB012W	H	1 form A, PCB	12VDC	185	2.19	1.87	1.59	1.47
817-FTR-K3AB018W	FTR-K3AB018W	H	1 form A, PCB	18VDC	415	2.19	1.87	1.59	1.47
817-FTR-K3AB024W	FTR-K3AB024W	H	1 form A, PCB	24VDC	740	2.19	1.87	1.59	1.47
817-FTR-K3JB005W	FTR-K3JB005W	I	1 form A, TAB+PCB	5VDC	32	2.29	1.95	1.67	1.53
817-FTR-K3JB006W	FTR-K3JB006W	I	1 form A, TAB+PCB	6VDC	46	2.29	1.95	1.67	1.53
817-FTR-K3JB009W	FTR-K3JB009W	I	1 form A, TAB+PCB	9VDC	105	2.29	1.95	1.67	1.53
817-FTR-K3JB012W	FTR-K3JB012W	I	1 form A, TAB+PCB	12VDC	185	2.29	1.95	1.67	1.53
817-FTR-K3JB018W	FTR-K3JB018W	I	1 form A, TAB+PCB	18VDC	415	2.29	1.95	1.67	1.53
817-FTR-K3JB024W	FTR-K3JB024W	I	1 form A, TAB+PCB	24VDC	740	2.29	1.95	1.67	1.53

DIMENSIONS: mm

A
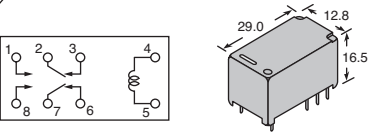

B
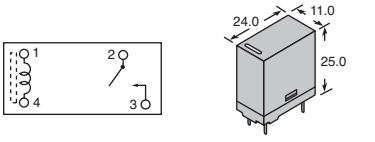

C
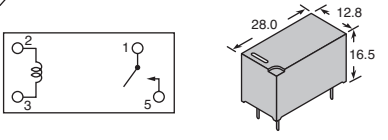

D
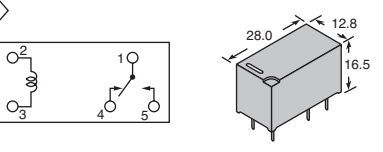

E
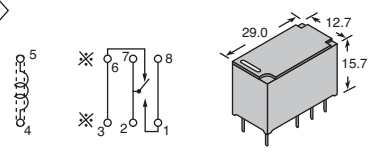

F
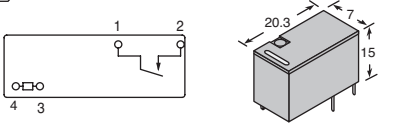

G
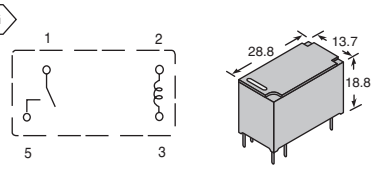

H
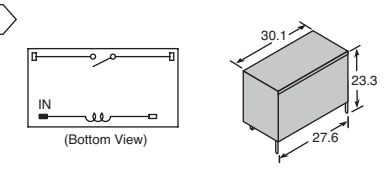

I
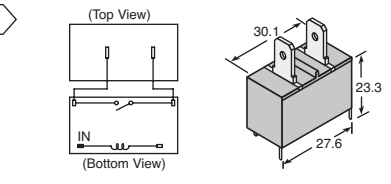

© Copyright 2013 Mouser Electronics

© Copyright 2013 Mouser Electronics

FUJITSU Power Relays

FTR-MY SERIES: 1 POLE - SLIM POWER RELAY

Features:
- Width: 5mm
- Height: 12mm
- Weight: 2.5g
- High Sensitive
- High reliability
- Dielectric Strength: 3000VAC

RoHS Compliant

For quantities greater than listed, call for quote.

MOUSER STOCK NO.	Fujitsu Part No.	Fig.	Contact Form	Nominal Voltage (VDC)	Contact Rating	Price Each 1	100	500	1000
817-FTR-MYAA005D	FTR-MYAA005D	A	SPST-NO	5	5A	3.83	3.25	2.94	2.51
817-FTR-MYAA012D	FTR-MYAA012D	A	SPST-NO	12	5A	3.83	3.25	2.94	2.51

JS SERIES: 1 POLE - 8 A (MEDIUM LOAD CONTROL)

Features:
- Low profile and space saving
- High sensitivity in small package
- Plastic sealed type
- UL Class B (130°C) insulation
- UL, CSA, VDE, SEV, SEMKO, FIMKO, BSI recognized

RoHS Compliant

For quantities greater than listed, call for quote.

MOUSER STOCK NO.	Fujitsu Part No.	Fig.	Contact Form	Nominal Voltage (VDC)	Contact Rating	Price Each 1	100	500	1000
817-JS-24-K	JS-24-K	B	SPDT	24	8A	3.32	2.82	2.41	2.21
817-JS-5E-K	JS-5E-K	B	SPDT	5	8A	3.08	2.62	2.24	2.05
817-JS-12E-K	JS-12E-K	B	SPDT	12	8A	3.08	2.62	2.24	2.05
817-JS-24E-K	JS-24E-K	B	SPDT	24	8A	3.16	2.69	2.30	2.11

JV SERIES: 1 POLE - 5 A (MEDIUM LOAD CONTROL)

Features:
- Low profile and space saving
- High sensitivity in small package
- Plastic sealed type
- Cadmium free contacts
- High Insulation with reinforced insulation system

RoHS Compliant

For quantities greater than listed, call for quote.

MOUSER STOCK NO.	Fujitsu Part No.	Fig.	Contact Form	Nominal Voltage (VDC)	Contact Rating	Price Each 1	100	500	1000
817-JV-12S-KT	JV-12S-KT	C	SPST-NO	12	5A	2.14	1.82	1.55	1.42
817-JV-24S-KT	JV-24S-KT	C	SPST-NO	24	5A	2.35	2.00	1.71	1.57
817-JV-24-KT	JV-24-KT	C	SPST-NO	24	5A	2.23	1.89	1.62	1.48

JY SERIES: 1 POLE - 3, 5 A (MEDIUM LOAD CONTROL)

Features:
- High sensitivity and low power consumption
- High isolation
- Wide operating temperature range
- DIL through-hole terminals
- Plastic sealed type
- UL, CSA, VDE recognized

RoHS Compliant

For quantities greater than listed, call for quote.

MOUSER STOCK NO.	Fujitsu Part No.	Fig.	Contact Form	Nominal Voltage (VDC)	Contact Rating	Price Each 1	100	500	1000
817-JY-12H-K	JY-12H-K	D	SPST-NO	12	5A	3.10	2.64	2.26	2.07
817-JY-24H-K	JY-24H-K	D	SPST-NO	24	5A	3.19	2.71	2.31	2.12

LZ SERIES: 1 POLE - 1, 3, 5, 10 A (MEDIUM LOAD CONTROL)

Features:
- 4 kinds of contact ratings
- Standard and high sensitivity types available
- High surge strength version available
- Printed circuit terminals - fits grid with 0.1 inch
- UL class B (130°C) insulation type

RoHS Compliant

For quantities greater than listed, call for quote.

MOUSER STOCK NO.	Fujitsu Part No.	Fig.	Contact Form	Nominal Voltage (VDC)	Contact Rating	Price Each 1	100	500	1000
817-LZ-12H-K	LZ-12H-K	E	SPDT	12	5A	2.17	1.84	1.57	1.44
817-LZ-24HS-K	LZ-24HS-K	E	SPDT	24	5A	2.41	2.04	1.75	1.61
817-LZ-12VM-K	LZ-12VM-K	F	SPST-NO	12	10A	2.17	1.84	1.57	1.44

FTR-LY SERIES: 1 POLE - 6 A (MEDIUM LOAD CONTROL)

Features:
- Slim Design
- High insulation in small package
- Insulation distance: 8mm min.
- Dielectric strength: 4000VAC
- UL, CSA, VDE Recognized
- Cadmium Free Contacts
- Contact Material: Silver Alloy

RoHS Compliant

For quantities greater than listed, call for quote.

MOUSER STOCK NO.	Fujitsu Part No.	Fig.	Contact Form	Nominal Voltage (VDC)	Contact Rating	Price Each 1	100	500	1000
817-FTR-LYAA005Y	FTR-LYAA005Y	G	1 Form A	5	6A	3.03	2.57	2.19	2.01
817-FTR-LYAA012Y	FTR-LYAA012Y	G	1 Form A	12	6A	2.33	1.96	1.68	1.52
817-FTR-LYAA024Y	FTR-LYAA024Y	G	1 Form A	24	6A	3.19	2.71	2.31	2.12
817-FTR-LYCA005Y	FTR-LYCA005Y	G	1 Form C	5	6A	3.30	2.80	2.40	2.19
817-FTR-LYCA012Y	FTR-LYCA012Y	G	1 Form C	12	6A	3.30	2.80	2.40	2.19
817-FTR-LYCA024Y	FTR-LYCA024Y	G	1 Form C	24	6A	3.42	2.91	2.49	2.28

NY SERIES: 1 POLE - 5 A ULTRA SLIM 5MM THICKNESS

Features:
- Ultra slim type with 5mm thickness
- Low power consumption and high sensitivity
- Wide operating range
- SIP through-hole terminals
- Plastic sealed type
- UL, CSA, VDE recognized
- Cadmium free contacts

RoHS Compliant

For quantities greater than listed, call for quote.

MOUSER STOCK NO.	Fujitsu Part No.	Fig.	Contact Form	Nominal Voltage (VDC)	Contact Rating	Price Each 1	100	500	1000
817-NY-12W-K	NY-12W-K	H	SPST-NO	12	5A	3.64	3.09	2.64	2.43
817-NY-24W-K	NY-24W-K	H	SPST-NO	24	5A	3.75	3.19	2.73	2.49

VE SERIES: 1 POLE - 5 A (MEDIUM LOAD CONTROL)

Features:
- Low cost, miniature relay with big performance in small package
- Slim type- for high density DIP through-hole mounting
- Wide operating temperature range
- Plastic sealed type
- UL, CSA, VDE recognized

RoHS Compliant

For quantities greater than listed, call for quote.

MOUSER STOCK NO.	Fujitsu Part No.	Fig.	Contact Form	Nominal Voltage (VDC)	Contact Rating	Price Each 1	100	500	1000
817-VE-12H-K	VE-12H-K	I	SPDT	12	5A	2.30	1.96	1.67	1.53
817-VE-24HS-K	VE-24HS-K	I	SPDT	24	5A	2.41	2.04	1.75	1.61
817-VE-5HSE-K	VE-5HSE-K	I	SPDT	5	5A	2.30	1.96	1.67	1.53
817-VE-6HSE-K	VE-6HSE-K-UL	I	SPDT	6	5A	2.30	1.96	1.67	1.53
817-VE-24H5-K	VE-24H5-K	I	SPDT	24	5A	2.30	1.96	1.67	1.53

DIMENSIONS: mm

A
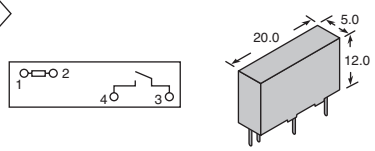

B
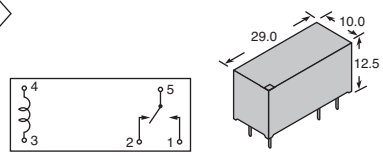

C
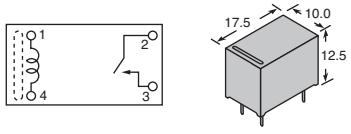

D
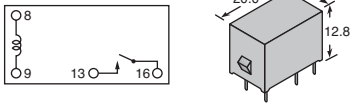

E
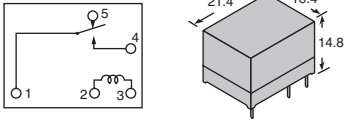

F
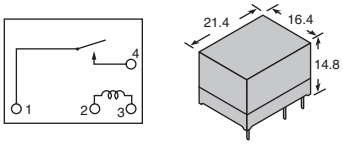

G
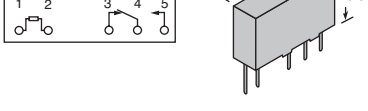

H
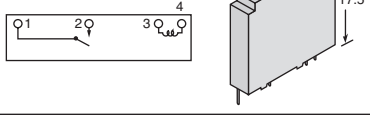

I
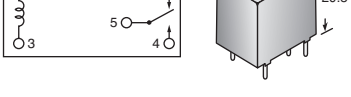

Fujitsu

PCB Relays

© Copyright 2013 Mouser Electronics

© Copyright 2013 Mouser Electronics

MAGNECRAFT PCB and Solid State Relays

Magnecraft CLASS 276 SEALED LOW PROFILE POWER PCB RELAYS

UL Recognized File No. E190964

- Contact resistance: 100mΩ initial @ 6VDC, 1 Amp
- Coil power: 200mW approx
- Coil resistance: ±10%
- Contact material: silver alloy
- Dielectric strength: 2000V rms
- Insulation resistance: 500VDC exceeds 1000MΩ min
- Operating temperature: -40°C to +70°C
- Electrical life: 100,000 operations @ rated resistive load
- DTL compatible single-side stable design
- 5KV surge resistance coil to contact

RoHS Compliant

For quantities greater than listed, call for quote.

MOUSER STOCK NO.	Magnecraft® Part No.	Fig.	Contact		Coil		Price Each			
			Form	Rating	Volts	Ω	1	10	25	50
528-2761-5	276XAXH-5D	A	SPDT	7A	5VDC	125	7.65	7.14	6.81	6.45
528-2761-12	276XAXH-12D	A	SPDT	7A	12VDC	720	8.47	7.99	7.78	7.43
528-2761-24	276XAXH-24D	A	SPDT	7A	24VDC	2880	9.84	9.47	8.96	8.50
528-2762-5	276AXXH-5D	B	SPST-NO	10A	5VDC	125	7.88	7.64	7.46	7.20
528-2762-12	276AXXH-12D	B	SPST-NO	10A	12VDC	720	7.28	7.00	6.62	6.28
528-2762-24	276AXXH-24D	B	SPST-NO	10A	24VDC	2880	14.57	14.02	13.26	12.57

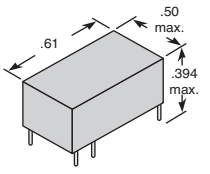

DIMENSIONS: in.

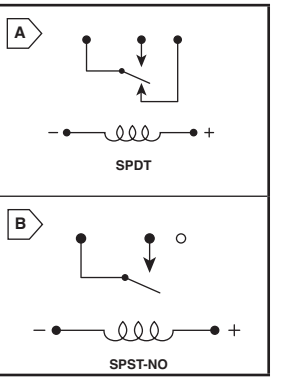

Magnecraft CLASS 976 SEALED SLIM-LINE PCB RELAYS

UL Recognized File No. E191122

TÜV

- Contact resistance: 100mΩ min
- Coil power: AC 1.2VA, DC 0.54 watts
- Coil resistance: ±10% measured @ 25°C
- Contact material: silver cadmium oxide
- Dielectric strength: 5000V rms
- Insulation resistance: 100MΩ 500VDC
- Operating temperature: -20°C to +55°C
- Electrical life: 100,000 operations @ rated resistive load
- Class B insulation

For quantities greater than listed, call for quote.

MOUSER STOCK NO.	Magnecraft® Part No.	Fig.	Contact		Coil		Price Each			
			Form	Rating	Volts	Ω	1	10	25	50
528-976A-12D	976XAXH-12D	A	SPDT	12A	12VDC	270	4.89	4.53	4.30	4.10
528-976A-120A	976XAXH-120A	A	SPDT	12A	120VAC	5600	5.33	5.25	5.20	5.13
528-976AH-24D	976XAX97H-24D	B	SPDT	20A	24VDC	1100	5.86	5.44	5.16	4.91
528-976AH-24A	976XAX97H-24A	B	SPDT	20A	24VAC	250	4.72	4.65	4.60	4.53
528-976AH-120A	976XAX97H-120A	B	SPDT	20A	120VAC	5600	8.70	7.66	7.27	7.13
528-976B-12D	976XBXH-12D	C	DPDT	5A	12VDC	270	4.69	4.52	4.27	4.04
528-976B-24D	976XBXH-24D	C	DPDT	5A	24VDC	1100	5.99	5.64	5.32	4.95
528-976B-24A	976XBXH-24A	C	DPDT	5A	24VAC	250	5.63	5.41	5.13	4.86
528-976B-120A	976XBXH-120A	C	DPDT	5A	120VAC	5600	5.84	5.68	5.61	5.53

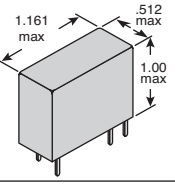

DIMENSIONS: in.

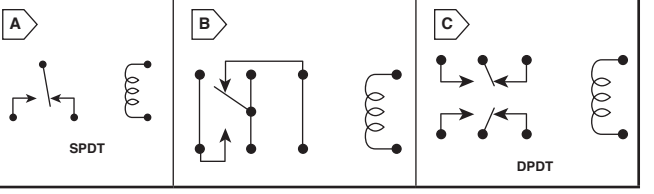

Magnecraft CLASS 6 SOLID STATE RELAYS WITH LED LAMP INDICATOR

- Screw (AXX) or Blade (BXX) Terminals Available
- Control Voltage Range: AC90 = 90-280VAC (50/60 Hz), DC3 = 3-32VDC
- Load Voltage Range: 62 = 40-280VAC, 64 = 48-480VAC, 66 = 48-600VAC
- 10 to 125 Amp Switching Capacity
- Optically Coupled
- AC or DC Controlled
- Panel Mountable

UL Recognized File No. E258297

For quantities greater than listed, call for quote.

MOUSER STOCK NO.	Magnecraft® Part No.	Supercedes	Load Voltage	Current Rating (RMS)	Price Each			
					1	10	25	50
AC Controlled Input, 90-280 VAC (SPST-NO)								
528-6210AXXSZS-AC90	6210AXXSZS-AC90	W6210ASX-1	24-280VAC	10A	33.30	31.59	29.54	28.18
528-6225AXXSZS-AC90	6225AXXSZS-AC90	W6225ASX-1	24-280VAC	25A	44.38	42.09	39.38	37.56
528-6240AXXSZS-AC90	6240AXXSZS-AC90	W6240ASX-1	24-280VAC	40A	57.87	55.64	52.61	49.89
528-6250AXXSZS-AC90	6250AXXSZS-AC90	W6250ASX-1	24-280VAC	50A	49.63	47.44	44.81	41.90
528-6275AXXSZS-AC90	6275AXXSZS-AC90	W6275ASX-1	24-280VAC	75A	77.04	73.62	69.54	65.03
528-6410AXXSZS-AC90	6410AXXSZS-AC90	W6410ASX-1	48-480VAC	10A	53.63	50.86	47.55	45.43
528-6425AXXSZS-AC90	6425AXXSZS-AC90	W6425ASX-1	48-480VAC	25A	36.49	34.59	32.36	30.85
DC Controlled Input, 3-32 VDC (SPST-NO)								
528-6312AXXMDS-DC3	6312AXXMDC-DC3	6212DDX-1	3-200VDC	12A	33.95	31.49	29.40	27.83
528-6325AXXMDS-DC3	6325AXXMDS-DC3	6225DDX-1	3-200VDC	25A	85.07	80.55	77.79	75.19
528-6340AXXMDS-DC3	6340AXXMDS-DC3	6240DDX-1	3-200VDC	40A	85.07	80.55	77.79	75.19
528-6210AXXSZS-DC3	6210AXXSZS-DC3	W6210DSX-1	24-280VAC	10A	32.27	31.03	29.34	27.82
528-6240AXXSZS-DC3	6240AXXSZS-DC3	W6240DSX-1	24-280VAC	40A	52.65	49.94	46.74	44.57
528-6250AXXSZS-DC3	6250DSX-1	W6250DSX-1	24-280VAC	50A	49.63	47.44	42.46	40.34
528-6275AXXSZS-DC3	6275DSX-1	W6275DSX-1	24-280VAC	75A	90.56	87.09	82.34	78.08
528-6425AXXSZS-DC3	6425AXXSZS-DC3	W6425DSX-1	48-480VAC	25A	34.65	32.87	30.72	29.32
528-6450AXXSZS-DC3	6450AXXSZS-DC3	W6450DSX-1	48-480VAC	50A	67.55	65.22	61.01	56.45
528-66125AXXSZS-DC3	66125AXXSZS-DC3	W66125DSX-1	48-600VAC	125A	118.10	108.25	103.92	99.92



Magnecraft HEATSINK

For quantities greater than listed, call for quote.

MOUSER STOCK NO.	Magnecraft® Part No.	Description	Price Each			
			1	5	20	40
528-SSR-HS-1	SSR-HS-1	Aluminum Heat Sink for 6000 Series SSR	44.30	36.90	31.62	29.51

Magnecraft 7052 SERIES - PCB & PANEL MOUNT SOLID STATE RELAYS

For quantities greater than listed, call for quote.

MOUSER STOCK NO.	Magnecraft® Part No.	Contact Form	Input Voltage	Output Voltage Range	Price Each			
					1	5	20	40
528-70S2-01-A-05-N	70S2-01-A-05-N	SPST-NO	3-15VDC	3-60VDC	33.98	32.22	30.07	28.67
528-70S2-04-B-12-N	70S2-04-B-12-N	SPST-NO	3-30VDC	24-140VAC	27.22	26.66	26.29	24.66
528-70S2-04-C-06-S	70S2-04-C-06-S	SPST-NO	6-30VDC	24-140VAC	31.42	30.91	30.45	29.55
528-70S2-04-C-10-M	70S2-04-C-10-M	SPST-NO	3-30VDC	24-280VAC	33.04	32.52	32.04	31.07
528-70S2-04-C-12-N	70S2-04-C-12-N	SPST-NO	3-30VDC	24-280VAC	27.95	27.27	26.46	25.38

© Copyright 2013 Mouser Electronics
© Copyright 2013 Mouser Electronics

OMRON Power PCB Relays

OMRON

This product is RoHS compliant.

OMRON G4A SERIES: 20A SPST-NO MINIATURE POWER PCB RELAYS

Specifications:
- Rated load: 20A @ 250VAC
- Contact resistance: 100 mΩ max.
- Electrical endurance:
  With motor load (250VAC) 200,000 ops.
  With overload (250VAC) 1,500 ops.
  With Inverter load (100VAC) 30,000 ops.

Features:
- Miniature single-pole relay with 80A surge
- 20A switching current
- Ideal for motor switching
- Miniature relay with high switching power and long endurance
- Highly noise-resistive insulation materials

For quantities greater than listed, call for quote.

MOUSER STOCK NO.	Omron Part No.	Fig.	Rated Current (mA)	Coil Resistance (Ω)	Coil Voltage (VDC)	Coil Terminals	Price Each 1	25	50	100
653-G4A-1AE-DC5	G4A-1A-E-DC5	A1	180.0	27.8	5	QC #250/PCB	8.68	7.80	6.93	6.24
653-G4A-1AE-DC12	G4A-1A-E-DC12	A1	75.0	160.0	12	QC #250/PCB	7.81	7.16	6.56	5.49
653-G4A-1AE-DC24	G4A-1A-E-DC24	A1	37.5	640.0	24	QC #250/PCB	7.81	7.16	6.56	6.18
653-G4A-1A-PEDC51	G4A-1A-PE DC5	B2	180.0	27.8	5	PCB straight/PCB	10.11	9.19	8.42	7.77
653-G4A-1APE-DC12	G4A-1A-P-E-DC12	B2	75.0	160.0	12	PCB straight/PCB	8.34	7.63	7.00	6.59
653-G4A-1APE-DC24	G4A-1A-P-E-DC24	B2	37.5	640.0	24	PCB straight/PCB	8.34	7.63	7.00	6.59

OMRON G4W SERIES: 15A POWER PCB RELAYS

Specifications:
- Rated load: 15A @ 250VAC/24VDC
- Terminals: PCB straight
- Coil power consumption: 800mW

Features:
- Impulse withstand voltage as high as 10kV with 4kV dielectric
- Ideal for power supply switching
- International 2.54mm terminal pitch

✻ VDE Approved

For quantities greater than listed, call for quote.

MOUSER STOCK NO.	Omron Part No.	Fig.	Contact Form	Rated Current (mA)	Coil Resistance (Ω)	Coil Voltage (VDC)	Price Each 1	25	50	100
Unsealed, TV-8 Rated										
653-G4W1112PUSTV8	G4W-1112P-US-TV8-HP-DC12	C3	SPST-NO	66.7	180	12	7.25	6.61	6.01	5.65
✻ 653-G4W1112PVT8HPD24	G4W-1112P-VD-TV8-HP-DC24	C3	SPST-NO	33.3	720	24	9.15	8.34	7.64	7.05
Fully Sealed, TV-8 Rated										
653-G4W-1114P-DC12	G4W-1114P-US-TV8HP-DC12	C3	SPST-NO	66.7	180	12	6.59	6.38	6.17	5.90
653-G4W-2214P-DC24	G4W-1114P-US-TV8HP-DC24	C3	SPST-NO	33.3	720	24	9.78	9.03	8.21	7.42
Unsealed, TV-5 Rated										
653-G4W2212PUSTV5	G4W-2212P-US-TV5-HP-DC24	C3	DPST-NO	33.3	720	24	9.05	8.14	7.24	6.52
Fully Sealed										
653-G4W-2214P-DC12	G4W-2214P-US-HP-DC12	C3	DPST-NO	66.7	180	12	8.82	8.05	7.31	6.87
653-G4W-2214P-DC24	G4W-2214P-US-HP-DC24	C3	DPST-NO	33.3	720	24	9.78	9.03	8.21	7.42

OMRON G5CA SERIES: SPST-NO POWER PCB RELAYS

Specifications:
- Contact material: Silver alloy
- Rated carry current: 10A
- Contact resistance: 30mΩ max. (QC terminals 100mΩ max.)

Features:
- Flat relays that switch 10A/15A loads
- Ideal for switching power in household appliances or outputs from industrial devices

For quantities greater than listed, call for quote.

MOUSER STOCK NO.	Omron Part No.	Fig.	Rated Current (mA)	Coil Resistance (Ω)	Coil Voltage (VDC)	Terminals	Price Each 1	25	50	100
Standard Type, Flux Protected, Rated Load 10A @ 250VAC/30VDC										
653-G5CA-1A-DC5	G5CA-1A-DC5	D4	40.0	125	5	PCB straight	4.98	4.49	4.00	3.60
653-G5CA-1A-DC12	G5CA-1A-DC12	D4	16.7	720	12	PCB straight	4.92	4.43	3.94	3.60
653-G5CA-1ADC24	G5CA-1ADC24	D4	8.3	2880	24	PCB straight	5.05	4.54	4.03	3.63
Standard Type, Fully Sealed, Rated Load 10A @ 250VAC/30VDC										
653-G5CA-1A4-DC5	G5CA-1A4-DC5	D4	40.0	125	5	PCB straight	5.60	5.03	4.60	4.42
653-G5CA-1A4-DC12	G5CA-1A4-DC12	D4	16.7	720	12	PCB straight	4.86	4.70	4.47	4.02
High-Capacity Type, Flux Protected, Rated Load 15A @ 110VAC / 10A @ 30VDC										
653-G5CA-1A-E-DC5	G5CA-1A-E-DC5	D4	40.0	125	5	PCB straight	5.30	4.76	4.24	3.81
653-G5CA-1A-E-DC12	G5CA-1A-E-DC12	D4	16.7	720	12	PCB straight	4.62	4.13	3.73	3.41
653-G5CA-1A-E-DC24	G5CA-1A-E-DC24	D4	8.3	2880	24	PCB straight	4.77	4.37	4.01	3.78
653-G5CA-1A-TP-EDC5	G5CA-1A-TP-E DC5	E5	40.0	125	5	QC#187	7.00	6.41	6.20	5.50
653-G5CA1ATPEDC12	G5CA-1A-TP-E DC12	E5	8.3	2880	24	QC#187	7.16	6.44	5.72	5.18

OMRON G5Q SERIES: COMPACT, HIGH-ISOLATION POWER PCB RELAYS

Specifications:
- Contact material: Ag Alloy
- Contact rating:
  (NO) 10A @ 125VAC / 5A @ 30VDC
  (NC) 3A @ 125VAC / 3A @ 30VDC
- Power consumption: SPST-NO 400mW; SPDT 200mW

Features:
- Ensures a withstand impulse voltage of 8,000V between the coil and contacts
- Low coil power consumption
- UL class F coil insulation
- Ideal for appliance and HVAC controls

For quantities greater than listed, call for quote.

MOUSER STOCK NO.	Omron Part No.	Fig.	Contact Form	Rated Current (mA)	Coil Resistance (Ω)	Coil Voltage (VDC)	Price Each 1	25	50	100
Vented Construction										
653-G5Q-1A-DC5	G5Q-1A-DC5	F6	SPST-NO	40.0	200	5	3.18	2.86	2.54	2.29
653-G5Q-1A-DC12	G5Q-1A-DC12	F6	SPST-NO	16.7	720	12	3.18	2.86	2.54	2.29
653-G5Q-1-DC5	G5Q-1-DC5	F7	SPDT	80.0	63	5	2.62	2.40	2.20	2.01
653-G5Q-1-DC24	G5Q-1-DC24	F7	SPDT	16.7	1440	24	3.33	3.00	2.74	2.53
Sealed Construction										
653-G5Q-1A4-DC12	G5Q-1A4-DC12	F6	SPST-NO	16.7	720	12	3.40	3.06	2.72	2.45
653-G5Q-1A4-DC24	G5Q-1A4-DC24	F6	SPST-NO	8.3	2880	24	2.86	2.60	2.39	2.24
653-G5Q-14-DC5	G5Q-14-DC5	F7	SPDT	80.0	63	5	3.55	3.19	2.84	2.56
653-G5Q-14-DC12	G5Q-14-DC12	F7	SPDT	33.3	360	12	2.84	2.73	2.54	2.36
653-G5Q-14-DC24	G5Q-14-DC24	F7	SPDT	16.7	1440	24	3.55	3.19	2.84	2.56

DIMENSIONS: mm

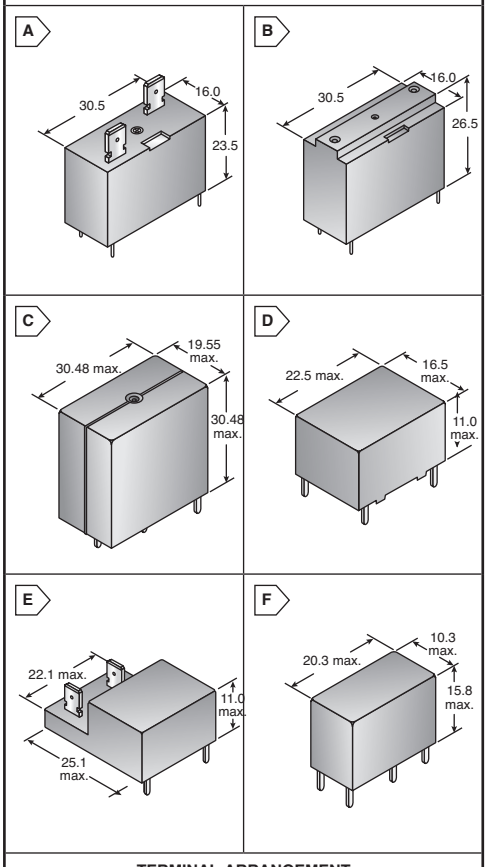

TERMINAL ARRANGEMENT

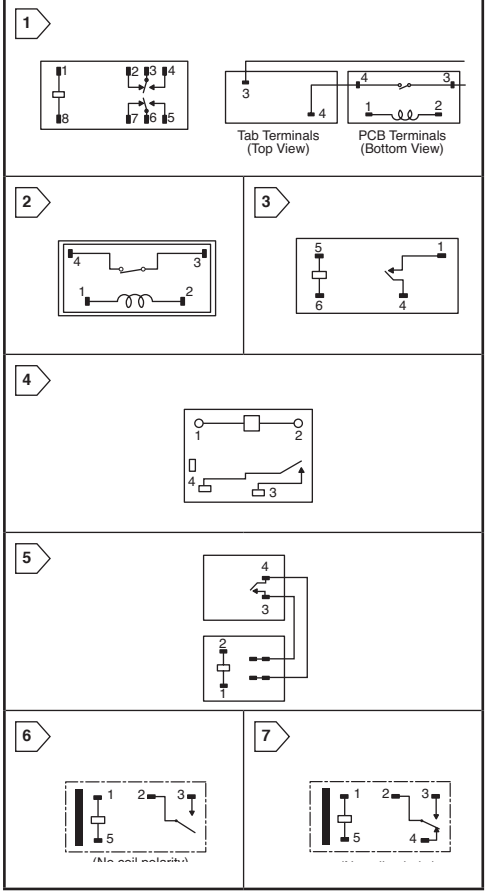

Omron

PCB Relays

© Copyright 2013 Mouser Electronics

© Copyright 2013 Mouser Electronics

OMRON G5LE SERIES: 10A "SUGAR CUBE" POWER PCB RELAYS

Specifications:
- Contact rating: 10A @ 120VAC for Standard (5/9VDC)
  10A @ 240VAC for Standard (12/24VDC)
  10A @ 35VDC for 0.8mm Contact Gap
  16A @ 250VAC for High-Capacity

Features:
- Withstands impulse of up to 4500V
- Ideal for applications in security equipment, household electrical appliances, garage door openers, and audio equipment

✻VDE Approved ✻✻Contacts are Au plated

For quantities greater than listed, call for quote.

MOUSER STOCK NO.	Omron Part No.	Fig.	Contact Form	Rated Current (mA)	Coil Resistance (Ω)	Coil Voltage (VDC)	Power Consumption (mW)	Price Each 1	25	50	100
Standard, AgSnO2 Contact Material, Flux Protection Enclosure Rating											
653-G5LE-1-DC5	G5LE-1-DC5	A1	SPDT	79.4	63.0	5	400	1.51	1.36	1.21	1.08
653-G5LE-1-DC12	G5LE-1-DC12	A1	SPDT	33.3	360.0	12	400	.94	.913	.877	.845
✻ 653-G5LE-1-VDDC12	G5LE-1-VD DC12	A1	SPDT	58.3	205.7	12	400	1.34	1.20	1.07	.963
653-G5LE-1-DC24	G5LE-1-DC24	A1	SPDT	16.7	1440.0	24	400	1.22	1.18	1.14	1.03
✻ 653-G5LE-1-VDDC24	G5LE-1-VD DC24	A1	SPDT	16.7	1440.0	24	400	1.41	1.26	1.12	1.02
653-G5LE-1ADC5	G5LE-1A DC5	A2	SPST-NO	79.4	63.0	5	400	1.50	1.35	1.20	1.08
653-G5LE-1A-DC24	G5LE-1A-DC24	A2	SPST-NO	16.7	1440.0	24	400	1.43	1.28	1.13	1.03
Standard, AgSnO2 Contact Material, Fully Sealed Enclosure Rating											
653-G5LE-14DC3	G5LE-14 DC3	A1	SPDT	136.4	22.5	3	400	1.54	1.38	1.23	1.10
653-G5LE-14-DC5	G5LE-14-DC5	A1	SPDT	79.4	63.0	5	400	1.16	1.12	1.09	1.05
653-G5LE-14-DC6	G5LE-14-DC6	A1	SPDT	66.7	90.0	6	400	1.51	1.38	1.23	1.10
653-G5LE-14-DC9	G5LE-14-DC9	A1	SPDT	45.0	200.0	9	400	1.28	1.22	1.14	1.09
653-G5LE-14-DC12	G5LE-14-DC12	A1	SPDT	33.3	360.0	12	400	1.16	1.11	1.06	.995
✻✻ 653-G5LE-14-AP3-DC12	G5LE-14-AP3-DC12	A1	SPDT	33.3	360.0	12	400	2.05	1.84	1.64	1.48
653-G5LE-14-DC24	G5LE-14-DC24	A1	SPDT	16.7	1440.0	24	400	1.28	1.22	1.16	1.06
✻✻ 653-G5LE-14-AP3-DC24	G5LE-14-AP3-DC24	A1	SPDT	16.7	1440.0	24	400	1.58	1.50	1.42	1.36
653-G5LE-1A4-DC5	G5LE-1A4-DC5	A2	SPST-NO	79.4	63.0	5	400	1.52	1.37	1.21	1.09
653-G5LE-1A4-DC9	G5LE-1A4-DC9	A2	SPST-NO	45.0	200.0	9	400	1.01	.927	.85	.816
653-G5LE-1A4-DC12	G5LE-1A4-DC12	A2	SPST-NO	33.3	360.0	12	400	1.42	1.13	1.08	1.04
653-G5LE-1A4-DC24	G5LE-1A4-DC24	A2	SPST-NO	16.7	1440.0	24	400	1.01	.974	.942	.888
High-Capacity, AgSnIn Contact Material, Flux Protection Enclosure Rating											
653-G5LE-1-E-36-DC5	G5LE-1-E-36-DC5	B1	SPDT	72.0	70.0	5	360	2.61	2.34	2.08	1.87
653-G5LE-1-E-36-DC12	G5LE-1-E-36-DC12	B1	SPDT	30.0	400.0	12	360	2.59	2.33	2.07	1.86
653-G5LE-1-E-36-DC24	G5LE-1-E-36-DC24	B1	SPDT	15.0	1600.0	24	360	1.75	1.59	1.47	1.35
653-G5LE-1-E-DC5	G5LE-1-E-DC5	B1	SPDT	79.4	63.0	5	400	2.43	2.18	1.94	1.74
653-G5LE-1-E-DC12	G5LE-1-E-DC12	B1	SPDT	33.3	360.0	12	400	2.42	2.17	1.94	1.73
653-G5LE-1-E-DC24	G5LE-1-E-DC24	B1	SPDT	16.7	1440.0	24	400	2.42	2.17	1.94	1.73
653-G5LE-1A-E-DC5	G5LE-1A-E-DC5	B2	SPST-NO	79.4	63.0	5	400	2.57	2.30	2.04	1.84
653-G5LE-1A-E-DC12	G5LE-1A-E-DC12	B2	SPST-NO	33.3	360.0	12	400	2.55	2.29	2.03	1.83
653-G5LE-1A-E-DC24	G5LE-1A-E-DC24	B2	SPST-NO	16.7	1440.0	24	400	2.55	2.29	2.03	1.83
0.8mm Contact Gap, AgSnIn Contact Material, Flux Protection Enclosure Rating											
653-G5LE-1-G-DC12	G5LE-1-G-DC12	C1	SPDT	58.3	205.7	12	700	2.29	2.05	1.83	1.65
653-G5LE-1-G-DC24	G5LE-1-G-DC24	C1	SPDT	35.0	571.4	24	700	2.29	2.05	1.83	1.65

OMRON G5NB SERIES: 3A SPST-NO PCB RELAYS

Specifications:
- Rated load: 3A@125VAC/30VDC for Standard
  5A@250VAC / 3A@30VDC for High-Capacity
- Contact resistance: 100mΩ max.

Features:
- Standard models switch up to 3A and high-capacity models switch up to 5A (AC loads only)
- Low power consumption (200mW)

RoHS Compliant

For quantities greater than listed, call for quote.

MOUSER STOCK NO.	Omron Part No.	Fig.	Rated Current (mA)	Coil Resistance (Ω)	Coil Voltage (VDC)	Price Each 1	25	50	100
Standard, Flux-Tight									
653-G5NB-1A-DC5	G5NB-1A-DC5	D3	40.0	125	5	2.07	1.85	1.65	1.49
653-G5NB-1A-DC12	G5NB-1A-DC12	D3	16.7	720	12	2.07	1.85	1.65	1.49
653-G5NB-1A-DC24	G5NB-1A-DC24	D3	8.3	2880	24	2.05	1.87	1.70	1.57
Standard, Sealed									
653-G5NB-1A4DC5	G5NB-1A4 DC5	D3	40.0	125	5	2.18	2.05	2.00	1.89
653-G5NB-1A4DC12	G5NB-1A4 DC12	D3	16.7	720	12	2.18	1.97	1.74	1.57
653-G5NB-1A4DC24	G5NB-1A4 DC24	D3	8.3	2880	24	2.49	2.34	2.27	2.16
High-Capacity, Flux-Tight									
653-G5NB-1A-E-DC5	G5NB-1A-E-DC5	D3	40.0	125	5	2.19	1.97	1.75	1.58
653-G5NB-1A-E-DC12	G5NB-1A-E-DC12	D3	16.7	720	12	2.16	1.97	1.74	1.57
653-G5NB-1A-E-DC24	G5NB-1A-E-DC24	D3	8.3	2880	24	2.38	2.14	1.89	1.71
High-Capacity, Sealed									
653-G5NB-1A4-E-DC5	G5NB-1A4-E-DC5	D3	40.0	125	5	2.13	1.99	1.95	1.84
653-G5NB-1A4-E-DC12	G5NB-1A4-E-DC12	D3	16.7	720	12	2.31	2.08	1.87	1.68
653-G5NB-1A4-E-DC24	G5NB-1A4-E-DC24	D3	8.3	2880	24	2.57	2.41	2.33	2.20

OMRON G5LA SERIES: 10A CUBIC POWER PCB RELAYS

Specifications:
- Contact rating: SPST-NO 10A @ 250VAC/24VDC
  SPDT 5A @ 125VAC/24VDC
- Contact material: AgSnO2
- Contact resistance: 100mΩ max.

Features:
- Economical cube relay with universal terminal footprint
- High switching power: 10A @ 250VAC
- Withstands impulse of up to 4500V
- Coil power consumption: 360mW

RoHS Compliant

For quantities greater than listed, call for quote.

MOUSER STOCK NO.	Omron Part No.	Fig.	Contact Form	Rated Current (mA)	Coil Resistance (Ω)	Coil Voltage (VDC)	Price Each 1	25	50	100
Standard, Flux-Protection, Class A Insulation										
653-G5LA-1-DC5	G5LA-1-DC5	E4	SPDT	72.0	69.4	5	1.42	1.29	1.18	1.09
653-G5LA-1-DC12	G5LA-1-DC12	E4	SPDT	30.0	400.0	12	.93	.92	.899	.856
Standard, Fully Sealed, Class A Insulation										
653-G5LA-14-DC5	G5LA-14-DC5	E4	SPDT	72.0	69.4	5	1.47	1.32	1.17	1.05
653-G5LA-14-DC9	G5LA-14-DC9	E4	SPDT	40.0	225.0	9	1.50	1.35	1.20	1.07
653-G5LA-14-DC12	G5LA-14-DC12	E4	SPDT	30.0	400.0	12	1.49	1.34	1.19	1.06
653-G5LA-14-DC24	G5LA-14-DC24	E4	SPDT	15.0	1600.0	24	1.56	1.40	1.24	1.11
653-G5LA-14DC48	G5LA-14 DC48	E4	SPDT	10.0	4800.0	48	1.94	1.72	1.55	1.47
653-G5LA-1A4-DC5	G5LA-1A4-DC5	E5	SPST-NO	72.0	69.4	5	1.46	1.31	1.17	1.05
653-G5LA-1A4-DC9	G5LA-1A4-DC9	E5	SPST-NO	40.0	225.0	9	1.46	1.31	1.17	1.06
653-G5LA-1A4-DC12	G5LA-1A4-DC12	E5	SPST-NO	30.0	400.0	12	1.46	1.31	1.17	1.05
653-G5LA-1A4-DC24	G5LA-1A4-DC24	E5	SPST-NO	15.0	1600.0	24	1.03	1.01	.995	.963
653-G5LA-1A4-DC48	G5LA-1A4-DC48	E5	SPST-NO	10.0	4800.0	48	1.65	1.50	1.35	1.22
Standard, Fully Sealed, Class F Insulation										
653-G5LA-14-CF-DC5	G5LA-14-CF-DC5	E4	SPDT	72.0	69.4	5	1.59	1.43	1.27	1.14
653-G5LA-14-CF-DC12	G5LA-14-CF-DC12	E4	SPDT	30.0	400.0	12	1.57	1.42	1.27	1.14
653-G5LA-14-CF-DC24	G5LA-14-CF-DC24	E4	SPDT	15.0	1600.0	24	1.65	1.48	1.34	1.21

DIMENSIONS: mm

A

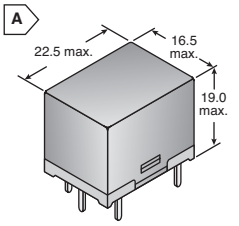

B

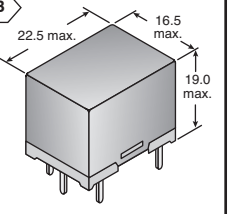

C

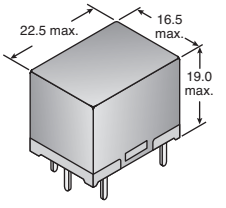

D

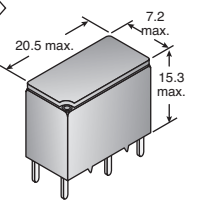

E

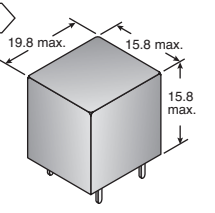

TERMINAL ARRANGEMENT

1

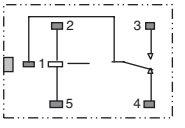

2

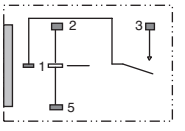

3

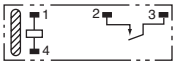

(No coil polarity)

4

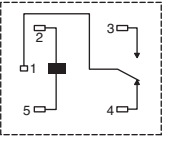

5

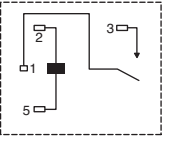

Omron PCB Relays

© Copyright 2013 Mouser Electronics

OMRON Power PCB Relays

RoHS Compliant **This product is RoHS compliant.**

OMRON G2RL SERIES: LOW PROFILE POWER PCB RELAYS

Specifications:
- Rated load: 12A @ 250VAC/24VDC GP 1-Pole
  8A @ 250VAC/30VDC GP 2-Pole
  16A @ 250VAC/30VDC High-Capacity
  10A @ 250VAC/24VDC High-Sensitivity
- Contact material: Ag alloy (Cd free)

Features:
- Designed for cooking and HVAC controls: blower motor, damper, active air purification, duct flow boost fans, etc.
- Coil insulation system: Class F
- Clearance and creepage distance: 10mm/10mm
- Tracking resistance: CTI>250

For quantities greater than listed, call for quote.

MOUSER STOCK NO.	Omron Part No.	Fig.	Contact Form	Rated Current (mA)	Coil Resistance (Ω)	Coil Voltage (VDC)	Price Each 1	25	50	100
General Purpose, Flux Protected										
653-G2RL-1A-DC5	G2RL-1A-DC5	A1	SPST-NO	80.00	62.5	5	2.57	2.30	2.04	1.84
653-G2RL-1A-DC12	G2RL-1A-DC12	A1	SPST-NO	33.30	360.0	12	2.48	2.26	2.04	1.84
653-G2RL-1A-DC24	G2RL-1A-DC24	A1	SPST-NO	16.70	1440.0	24	2.41	2.20	2.02	1.90
653-G2RL-1-DC12	G2RL-1-DC12	A2	SPDT	33.30	360.0	12	2.19	1.99	1.89	1.81
653-G2RL-1-DC24	G2RL-1-DC24	A2	SPDT	16.70	1440.0	24	2.80	2.51	2.24	2.01
653-G2RL-2A-DC24	G2RL-2A-DC24	A3	DPST-NO	16.70	1440.0	24	3.45	3.09	2.75	2.47
653-G2RL-2-DC5	G2RL-2-DC5	A4	DPDT	80.00	62.5	5	3.71	3.34	2.96	2.68
653-G2RL-2-DC12	G2RL-2-DC12	A4	DPDT	33.30	360.0	12	3.71	3.34	2.96	2.68
653-G2RL-2-DC24	G2RL-2-DC24	A4	DPDT	16.70	1440.0	24	3.71	3.34	2.96	2.68
General Purpose, Fully Sealed										
653-G2RL-1A4-DC12	G2RL-1A4-DC12	A1	SPST-NO	33.30	360.0	12	3.07	2.80	2.55	2.29
653-G2RL-14-DC5	G2RL-14-DC5	A2	SPDT	80.00	62.5	5	2.64	2.48	2.31	2.27
653-G2RL-14-DC12	G2RL-14-DC12	A2	SPDT	33.30	360.0	12	3.14	2.75	2.51	2.38
653-G2RL-14-DC24	G2RL-14-DC24	A2	SPDT	16.70	1440.0	24	3.17	2.75	2.51	2.23
653-G2RL-14DC48	G2RL-14 DC48	A2	SPDT	8.96	5358.0	48	4.07	3.65	3.24	2.92
653-G2RL-2A4-DC24	G2RL-2A4-DC24	A3	DPST-NO	16.70	1440.0	24	4.26	3.82	3.40	2.89
653-G2RL-24-DC5	G2RL-24-DC5	A4	DPDT	80.00	62.5	5	4.32	3.51	3.38	3.17
653-G2RL-24-DC12	G2RL-24-DC12	A4	DPDT	33.30	360.0	12	3.34	3.17	2.96	2.89
653-G2RL-24-DC24	G2RL-24-DC24	A4	DPDT	16.70	1440.0	24	3.39	3.34	3.12	2.12
High-Capacity, Flux Protected										
653-G2RL-1A-E-DC12	G2RL-1A-E-DC12	A5	SPST-NO	33.30	360.0	12	3.04	2.73	2.43	2.18
653-G2RL-1A-E-CFDC9	G2RL-1A-E-CF DC9	A5	SPST-NO	44.40	202.5	9	3.46	3.10	2.76	2.48
653-G2RL-1-E-DC5	G2RL-1-E-DC5	A6	SPDT	80.00	62.5	5	3.33	2.99	2.65	2.39
653-G2RL-1-E-DC12	G2RL-1-E-DC12	A6	SPDT	33.30	360.0	12	2.20	2.14	2.08	1.96
653-G2RL-1-E-DC24	G2RL-1-E-DC24	A6	SPDT	16.70	1440.0	24	3.33	2.99	2.65	2.39
653-G2RL-1-EDC48	G2RL-1-E DC48	A6	SPDT	8.96	5358.0	48	3.70	3.33	2.96	2.66
High-Capacity, Fully Sealed										
653-G2RL-1A4-E-DC12	G2RL-1A4-E-DC12	A5	SPST-NO	33.30	360.0	12	2.59	2.42	2.33	2.19
653-G2RL-1A4E-DC24	G2RL-1A4-E-CF-DC24	A5	SPST-NO	16.70	1440.0	24	4.15	3.72	3.32	2.99
653-G2RL-14-E-DC5	G2RL-14-E-DC5	A6	SPDT	80.00	62.5	5	4.26	3.83	3.40	2.89
653-G2RL-14-E-DC12	G2RL-14-E-DC12	A6	SPDT	33.30	360.0	12	3.89	3.50	3.11	2.64
653-G2RL-14-E-DC24	G2RL-14-E DC24	A6	SPDT	16.70	1440.0	24	3.89	3.50	3.11	2.64
High-Sensitivity, Flux Protected										
653-G2RL1HDC5	G2RL-1-H-DC5	A2	SPDT	50.00	100.0	5	4.09	3.68	3.26	2.78

OMRON G5RL SERIES: 16A POWER PCB RELAYS

Specifications:
- Rated load: SPST-NO 16A @ 250VAC/24VDC
  SPDT 5A @ 250VAC/24VDC
- Contact material: Ag alloy (Cd free)

Features:
- Creepage distance 8mm between coil and contacts
- 10kV impulse withstand voltage
- Enclosure rating: Flux protection

For quantities greater than listed, call for quote.

MOUSER STOCK NO.	Omron Part No.	Fig.	Contact Form	Rated Current (mA)	Coil Resistance (Ω)	Coil Voltage (VDC)	Price Each 1	25	50	100
12A General Purpose, Low Noise										
653-G5RL-1A-LN-DC12	G5RL-1A-LN-DC12	A7	SPST-NO	44.2	272.0	12	4.08	3.67	3.25	2.93
653-G5RL-1A-LN-DC24	G5RL-1A-LN-DC24	A7	SPST-NO	22.1	1086.0	24	3.58	3.25	2.97	2.75
16A High-Capacity, AC Coil										
653-G5RL-1E-AC120	G5RL-1-E-AC115/120	A6	SPDT	5.35/5.70	11600.0	120VAC	8.44	7.73	6.60	6.47
653-G5RL-1E-AC240	G5RL-1-E-AC230/240	A6	SPDT	2.76/2.88	47600.0	240VAC	16.15	14.52	12.90	11.62
16A High-Capacity, High Inrush										
653-G5RL-1AEHR-DC5	G5RL-1A-E-HR-DC5	A5	SPST-NO	80.0	62.5	5	3.39	3.10	2.85	2.69
653-G5RL-1AEHR-DC12	G5RL-1A-E-HR-DC12	A5	SPST-NO	33.3	360.0	12	3.39	3.10	2.85	2.69
653-G5RL-1AEHR-DC24	G5RL-1A-E-HR-DC24	A5	SPST-NO	16.7	1440.0	24	3.77	3.38	3.01	2.71
653-G5RL-1-E-HR-DC5	G5RL-1-E-HR-DC5	A6	SPDT	80.0	62.5	5	4.24	3.80	3.38	3.04
653-G5RL-1-E-HR-DC12	G5RL-1-E-HR-DC12	A6	SPDT	33.3	360.0	12	4.24	3.68	3.37	3.04
653-G5RL-1-E-HR-DC24	G5RL-1-E-HR-DC24	A6	SPDT	16.7	1440.0	24	3.55	3.23	3.16	3.04
16A High-Capacity, Low Noise										
653-G5RL-1A-E-LN-DC5	G5RL-1A-E-LN-DC5	A5	SPST-NO	106.0	47.2	5	4.08	3.67	3.25	2.93
653-G5RL-1A-ELNDC12	G5RL-1A-E-LN-DC12	A5	SPST-NO	44.2	272.0	12	4.08	3.67	3.25	2.93
653-G5RL-1A-ELNDC24	G5RL-1A-E-LN-DC24	A5	SPST-NO	22.1	1086.0	24	4.08	3.67	3.25	2.93

OMRON G5SB SERIES: SPDT COMPACT POWER PCB RELAYS

Specifications:
- Rated load: 3A(NO)/3A(NC) @ 125VAC
  5A(NO)/3A(NC) @ 125VAC/30VDC
  5A(NO) @ 250VAC
  3A(NC) @ 250VAC
- Contact material: Ag alloy

Features:
- Switches up to 5A (NO)
- Ideal for fan control of air conditioners and heating control of small appliances
- Ensures an impulse withstand voltage of 8000V between coil and contacts

For quantities greater than listed, call for quote.

MOUSER STOCK NO.	Omron Part No.	Fig.	Contact Form	Rated Current (mA)	Coil Resistance (Ω)	Coil Voltage (VDC)	Price Each 1	25	50	100
Flux Protected										
653-G5SB-1DC12	G5SB-1 DC12	B8	SPDT	33.3	360.0	12	2.23	1.99	1.78	1.59
Sealed										
653-G5SB-1A4-DC5	G5SB-1A4-DC5	B9	SPST-NO	80.0	62.5	5	2.23	1.99	1.78	1.59
653-G5SB-1A4-DC12	G5SB-1A4-DC12	B9	SPST-NO	33.3	360.0	12	2.23	1.99	1.78	1.59
653-G5SB-14-DC5	G5SB-14-DC5	B8	SPDT	80.0	62.5	5	2.08	1.89	1.74	1.59
653-G5SB-14-DC9	G5SB-14-DC9	B8	SPDT	44.4	202.0	9	2.08	1.89	1.74	1.62
653-G5SB-14-DC12	G5SB-14-DC12	B8	SPDT	33.3	360.0	12	1.73	1.65	1.58	1.46
653-G5SB-14-DC24	G5SB-14-DC24	B8	SPDT	16.7	1440.0	24	1.61	1.52	1.50	1.46

DIMENSIONS: mm

A

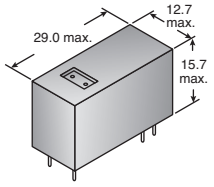

B

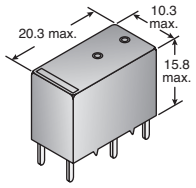

TERMINAL ARRANGEMENT

1

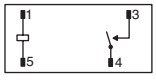

2

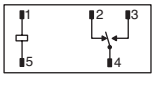

3



4

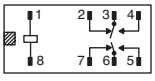

5

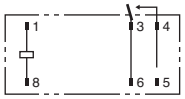

6

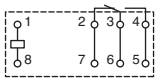

7



8

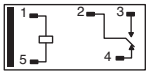

(No coil polarity)

9

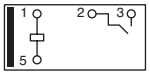

Omron PCB Relays

© Copyright 2013 Mouser Electronics

© Copyright 2013 Mouser Electronics

OMRON Power PCB Relays

RoHS Compliant **This product is RoHS compliant.**

OMRON G2R SERIES: VERSATILE POWER PCB RELAYS

Specifications:
- Rated load: @ 250VAC/30VDC
  1-Pole (General Purpose/Upper Mount) 10A
  1-Pole (High-Capacity) 16A
  2-Pole (General Purpose) 5A
  2-Pole (High-Sensitivity/Latching) 3A
- Contact material: Ag alloy

Features:
- Creepage distance of 8.0mm between coil and contact
- Highly stable magnetic circuit for latching endurance and excellent resistance to vibration and shock
- Safety-oriented design assures high surge resistance: 10,000V min. between coil and contacts

For quantities greater than listed, call for quote.

	MOUSER STOCK NO.	Omron Part No.	Fig.	Contact Form	Rated Current (mA)	Coil Resistance (Ω)	Coil Voltage (VDC)	Price Each 1	25	50	100
General Purpose, Unsealed, Plug-in Terminals											
	653-G2R-1-SDC6S	G2R-1-SDC6(S)	A1	SPDT	87.0	69	6	4.49	4.16	3.82	3.60
LED Indicator and Diode, Unsealed, Plug-in Terminals											
	653-G2R-1SND-DC12S	G2R-1SND-DC12S	A2	SPDT	43.6	275	12	10.61	9.65	8.70	7.85
LED Indicator and Diode with Test Button, Unsealed											
	653-G2R-1SNDI-DC24S	G2R-1SNDI-DC24S	A2	SPDT	21.6	1113	24	10.74	10.19	9.06	8.71
General Purpose, Semi-Sealed, Non-Latching, PCB Terminals											
	653-G2R-1A-DC24	G2R-1A-DC24	A3	SPST-NO	21.8	1100	24	4.13	3.71	3.30	2.97
	653-G2R-1-DC5	G2R-1-DC5	A4	SPDT	106.0	47	5	4.45	4.00	3.55	3.20
	653-G2R-1-DC12	G2R-1-DC12	A4	SPDT	43.6	275	12	3.30	3.19	3.02	2.92
	653-G2R-1-DC24	G2R-1-DC24	A4	SPDT	21.8	1100	24	3.83	3.58	3.42	3.20
	653-G2R-2A-DC12	G2R-2A-DC12	A5	DPST-NO	43.6	275	12	4.86	4.37	3.88	3.50
	653-G2R-2A-DC24	G2R-2A-DC24	A5	DPST-NO	21.8	1100	24	4.86	4.37	3.88	3.50
	653-G2R-2-DC5	G2R-2-DC5	A6	DPDT	106.0	47	5	5.23	4.73	4.21	3.79
	653-G2R-2-DC6	G2R-2-DC6	A6	DPDT	88.2	68	6	5.26	4.73	4.21	3.79
	653-G2R-2-DC12	G2R-2-DC12	A6	DPDT	43.6	275	12	3.79	3.61	3.45	3.31
	653-G2R-2-DC24	G2R-2-DC24	A6	DPDT	21.8	1100	24	3.84	3.64	3.45	3.31
	653-G2R-2-DC48	G2R-2-DC48	A6	DPDT	11.5	4170	48	5.42	4.88	4.33	3.94
✻	653-G2R-2-AC24	G2R-2-AC24	A6	DPDT	37.5	260	24VAC	8.47	7.97	7.08	6.38
✻	653-G2R-2-AC120	G2R-2-AC120	A6	DPDT	7.5	6500	120VAC	8.75	8.21	7.83	7.56
General Purpose, Sealed, Non-Latching, PCB Terminals											
	653-G2R-1A4-DC5	G2R-1A4-DC5	A3	SPST-NO	106.0	47	5	5.14	4.62	4.11	3.69
	653-G2R-1A4-DC12	G2R-1A4-DC12	A3	SPST-NO	43.6	275	12	4.25	4.13	3.88	3.77
	653-G2R-1A4-DC24	G2R-1A4-DC24	A3	SPST-NO	21.8	1100	24	4.42	4.15	3.95	3.78
✻	653-G2R-1A4-AC120	G2R-1A4-AC120	A3	SPST-NO	7.5	6500	120VAC	9.47	8.52	7.56	6.81
	653-G2R-14-DC5	G2R-14-DC5	A4	SPDT	106.0	47	5	5.02	4.76	4.54	4.32
	653-G2R-14-DC12	G2R-14-DC12	A4	SPDT	43.6	275	12	4.30	4.02	3.85	3.69
	653-G2R-14-DC24	G2R-14-DC24	A4	SPDT	21.8	1100	24	4.48	4.22	4.01	3.75
	653-G2R-14-DC48	G2R-14-DC48	A4	SPDT	11.5	4170	48	5.42	4.88	4.33	3.89
✻	653-G2R-14-AC24	G2R-14-AC24	A4	SPDT	37.5	260	24VAC	7.59	7.12	6.79	6.51
✻	653-G2R-14-AC120	G2R-14-AC120	A4	SPDT	7.5	6500	120VAC	9.30	8.74	7.77	6.99
✻	653-G2R-14-AC240	G2R-14-AC240	A4	SPDT	3.8	30,000	240VAC	16.79	15.11	13.43	12.04
	653-G2R-2A4-DC12	G2R-2A4-DC12	A5	DPST-NO	43.6	275	12	5.68	5.34	4.74	4.27
	653-G2R-2A4-DC24	G2R-2A4-DC24	A5	DPST-NO	21.8	1100	24	5.94	5.34	4.74	4.27
	653-G2R-24-DC5	G2R-24-DC5	A6	DPDT	106.0	47	5	5.17	4.87	4.63	4.45
	653-G2R-24-DC12	G2R-24-DC12	A6	DPDT	43.6	275	12	4.42	4.15	3.96	3.78
	653-G2R-24-DC24	G2R-24-DC24	A6	DPDT	21.8	1100	24	5.17	4.87	4.63	4.34
✻	653-G2R-24-AC24	G2R-24-AC24	A6	DPDT	37.5	260	24VAC	9.91	9.08	8.08	7.27
✻	653-G2R-24-AC120	G2R-24-AC120	A6	DPDT	7.5	6500	120VAC	9.45	8.86	8.47	8.09
High-Capacity, Semi-Sealed, Non-Latching, PCB Terminals											
	653-G2R-1A-E-DC5	G2R-1A-E-DC5	A7	SPST-NO	106.0	47	5	4.85	4.35	3.87	3.49
	653-G2R-1A-E-DC12	G2R-1A-E-DC12	A7	SPST-NO	43.6	275	12	4.00	3.81	3.64	3.48
	653-G2R-1A-E-DC24	G2R-1A-E-DC24	A7	SPST-NO	21.8	1100	24	4.37	3.94	3.67	3.49
	653-G2R-1A-E-DC48	G2R-1A-E-DC48	A7	SPST-NO	11.5	4170	48	6.66	5.98	5.36	4.95
✻✻	653-G2R-1A-ET13-DC24	G2R-1A-E-T130-DC24	A7	SPST-NO	21.8	1100	24	6.75	6.08	5.40	4.86
✻	653-G2R-1A-E-AC120	G2R-1A-E-AC120	A7	SPST-NO	7.5	6500	120VAC	9.47	8.52	7.56	6.81
	653-G2R-1-E-DC5	G2R-1-E-DC5	A8	SPDT	106.0	47	5	5.11	4.82	4.62	4.41
	653-G2R-1-E-DC12	G2R-1-E-DC12	A8	SPDT	43.6	275	12	3.85	3.61	3.46	3.28
	653-G2R-1-EDC18	G2R-1-E DC18	A8	SPDT	29.4	612	18	5.22	4.76	4.37	4.02
	653-G2R-1-E-DC24	G2R-1-E-DC24	A8	SPDT	21.8	1100	24	3.75	3.63	3.51	3.41
✻	653-G2R-1-E-AC120	G2R-1E-AC120	A8	SPDT	7.5	6500	120VAC	9.90	8.90	7.92	7.13
Upper Mounting Bracket, Non-Latching, QC Terminals											
	653-G2R-1A-TDC12	G2R-1A-T DC12	B9	SPST-NO	43.6	275	12	4.27	4.00	3.80	3.65
	653-G2R-1A-TDC24	G2R-1A-TDC24	B9	SPST-NO	21.8	1100	24	4.26	4.00	3.82	3.65
✻	653-G2R-1A-T-AC24	G2R-1A-T-AC24	B9	SPST-NO	37.5	260	24VAC	7.79	7.08	6.49	5.99
✻	653-G2R-1ATAC120	G2R-1A-T-AC120	B9	SPST-NO	7.5	6500	120VAC	7.80	7.32	6.98	6.69
	653-G2R-1-TDC5	G2R-1-T DC5	B10	SPDT	106.0	47	5	5.59	5.07	4.65	4.29
✻	653-G2R-1-T-AC24	G2R-1-T-AC24	B10	SPDT	37.5	260	24VAC	6.48	6.08	5.82	5.57
✻	653-G2R-1-T-AC120	G2R-1-T-AC120	B10	SPDT	7.5	6500	120VAC	7.23	6.76	6.46	6.18
High-Sensitivity, Sealed, Non-Latching, PCB Terminals											
	653-G2R-24-H-DC12	G2R-24-H-DC12	A6	DPDT	30.0	400	12	7.69	6.91	6.14	5.53
Dual Coil Latching, Semi-Sealed											
†	653-G2RK-1-DC24	G2RK-1-DC24	C11	SPDT	34.6	694	24	7.53	6.85	6.28	5.80
†	653-G2RK-2-DC12	G2RK-2-DC12	C12	DPDT	70.6	170	12	10.87	9.78	8.70	7.82
†	653-G2RK-2-DC24	G2RK-2-DC24	C12	DPDT	34.6	694	24	10.40	9.78	8.70	7.82

✻Rated current @ 60Hz ✻✻Class B Insulation † Set Coil Ratings

OMRON G2RG SERIES: DPST-NO FULLY SEALED POWER PCB RELAYS

Specifications:
- Rated load: 8A @ 250VAC
- Contact material: AgSnO
- Power consumption: 800mW

Features:
- Power relay with 1.5mm contact gap
- Tracking resistance: CTI > 250V
- 10kV impulse withstand voltage between coil and contacts

For quantities greater than listed, call for quote.

MOUSER STOCK NO.	Omron Part No.	Fig.	Rated Current (mA)	Coil Resistance (Ω)	Coil Voltage (VDC)	Price Each 1	25	50	100
653-G2RG-2A4-DC12	G2RG-2A4-DC12	D13	66.6	180	12	6.51	5.92	5.36	4.83
653-G2RG-2A4-DC24	G2RG-2A4-DC24	D13	33.3	720	24	4.64	4.44	4.24	4.15

DIMENSIONS: mm

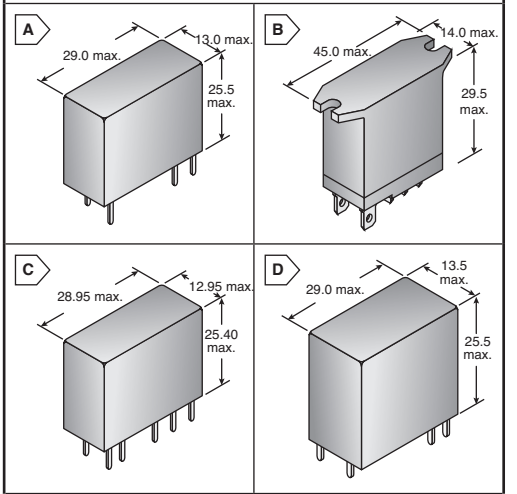

TERMINAL ARRANGEMENT

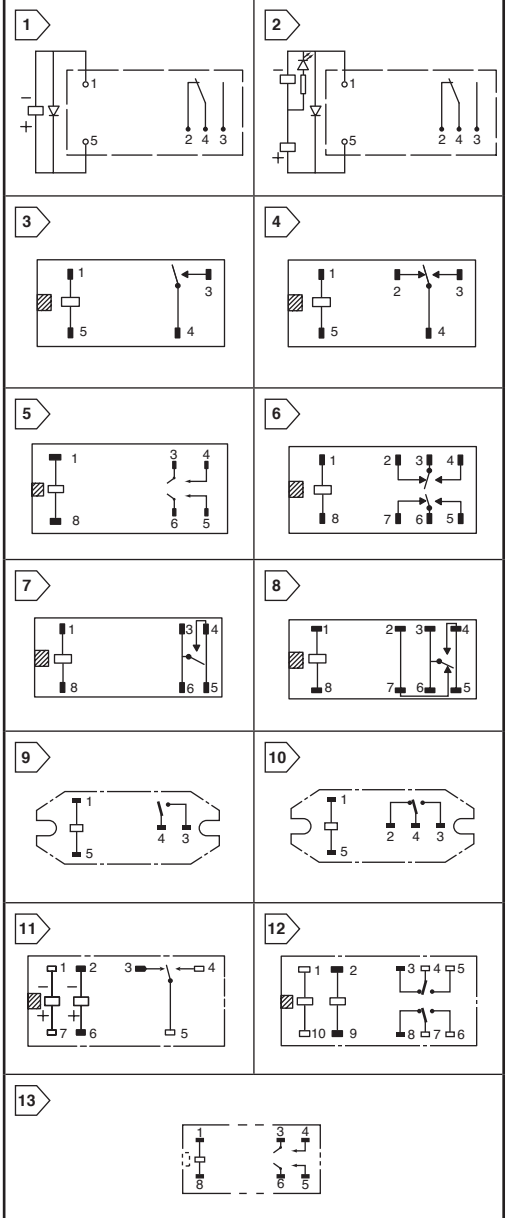

© Copyright 2013 Mouser Electronics

© Copyright 2013 Mouser Electronics

OMRON Power PCB Relays

RoHS Compliant This product is RoHS compliant.

OMRON G6B SERIES: SWITCHING, SUBMINIATURE POWER PCB RELAYS

Specifications:
- Rated load: 5A @ 250VAC/30VDC
  8A @ 250VAC/30VDC for High-Capacity
- Contact material: Ag alloy
- Terminals: PCB straight

Features:
- Low power consumption: 200mW
- Unique moving loop armature reduces relay size, magnetic interference, and contact bounce time
- Fully sealed construction

✻Reverse coil polarity ✻✻Contact material: AgSnIn

For quantities greater than listed, call for quote.

MOUSER STOCK NO.	Omron Part No.	Fig.	Contact Form	Rated Current (mA)	Coil Resistance (Ω)	Coil Voltage (VDC)	Price Each 1	25	50	100
Non-Latching										
653-G6B-1114P-DC5	G6B-1114P-US-DC5	A1	SPST-NO	40.0	125.0	5	5.52	5.25	4.91	4.61
653-G6B-1114PUSDC6	G6B-1114P-US-DC6	A1	SPST-NO	33.3	180.0	6	5.69	5.21	4.76	4.39
653-G6B-1114P-DC12	G6B-1114P-US-DC12	A1	SPST-NO	16.7	720.0	12	5.50	5.25	5.13	4.61
✻653-G6B1114P1-DC12	G6B-1114P-1-US-DC12	A1	SPST-NO	16.7	720.0	12	6.06	5.71	5.33	4.79
653-G6B-1114P-DC24	G6B-1114P-US-DC24	A1	SPST-NO	8.3	2880.0	24	6.61	5.95	5.29	4.76
✻653-G6B-1114P-1-DC24	G6B-1114P-1-US-DC24	A1	SPST-NO	8.3	2880.0	24	6.84	6.14	5.46	4.91
✻✻653-G6B1114PFDUSDC24	G6B-1114P-FD-US-DC24	A1	SPST-NO	8.3	2880.0	24	7.67	7.27	6.94	6.54
✻653-G6B-2114P-1USDC5	G6B-2114P-1-US DC5	B2	SPST-NO+SPST-NC	40.0	125.0	5	8.27	7.44	6.61	5.95
✻653-G6B-2114P-DC6	G6B-2114P-US-DC6	B2	SPST-NO+SPST-NC	33.3	180.0	6	7.86	7.07	6.29	5.66
✻653-G6B2114P1USDC12	G6B-2114P-1-US-DC12	B2	SPST-NO+SPST-NC	16.7	720.0	12	7.52	7.09	6.53	6.06
✻653-G6B-2114P1-DC24	G6B-2114P-1-US-DC24	B2	SPST-NO+SPST-NC	8.3	2880.0	24	7.59	6.94	6.35	5.85
653-G6B-2214P-DC5	G6B-2214P-US-DC5	B3	DPST-NO	60.0	83.3	5	6.89	6.21	6.11	5.66
653-G6B-2214P-DC12	G6B-2214P-US-DC12	B3	DPST-NO	25.0	480.0	12	5.35	5.24	5.14	5.01
653-G6B-2214P-DC24	G6B-2214P-US-DC24	B3	DPST-NO	12.5	1920.0	24	6.56	6.47	6.26	5.92
✻653-G6B2214P1USDC24	G6B-2214P-1-US DC24	B3	DPST-NO	12.5	1920.0	24	8.46	7.73	7.07	6.52
653-G6B-2014P-USDC5	G6B-2014P-US DC5	B4	DPST-NC	60.0	83.3	5	7.86	7.07	6.29	5.66
Dual-Coil Latching										
653-G6BK-1114P-DC5	G6BK-1114P-US-DC5	A5	SPST-NO	56.0	89.2	5	8.49	7.63	6.78	6.11
653-G6BK-1114US-DC12	G6BK-1114P-US-DC12	A5	SPST-NO	23.3	515.0	12	8.15	7.42	6.81	6.27
High-Capacity, Non-Latching										
653-G6B-1174P-DC5	G6B-1174P-US-DC5	C1	SPST-NO	60.0	83.3	5	6.94	6.45	6.15	5.57
653-G6B-1174P-DC12	G6B-1174P-US-DC12	C1	SPST-NO	16.7	720.0	12	6.59	6.37	6.15	5.53
653-G6B-1174P-DC24	G6B-1174P-US-DC24	C1	SPST-NO	8.3	2880.0	24	5.92	5.59	5.44	5.20
✻✻ 653-G6B1174PFDUSDC24	G6B-1174P-FD-US-DC24	C1	SPST-NO	8.3	2880.0	24	7.78	7.50	7.15	6.79
Sockets for G6B Series			**Fits Series**							
653-P6B-04P	P6B-04P		G6B-1114P, G6B-1174P				2.31	2.18	2.03	1.83
653-P6B-06P	P6B-06P		G6BK-1114P				2.35	2.28	2.14	2.08
653-P6B-26P	P6B-26P		G6B-2114P, G6B-2214P				3.00	2.70	2.40	2.15

OMRON G6C SERIES: SUBMINIATURE POWER PCB RELAYS

Specifications:
- Rated load: 10A @ 250VAC/30VDC SPST-NO
  8A @ 250VAC/30VDC SPST-NO+SPST-NC
- Terminals: PCB straight

Features:
- Low power consumption: 200mW
- Unique moving loop armature reduces interference and contact bounce

For quantities greater than listed, call for quote.

MOUSER STOCK NO.	Omron Part No.	Fig.	Contact Form	Rated Current (mA)	Coil Resistance (Ω)	Coil Voltage (VDC)	Price Each 1	25	50	100
Non-Latching, Semi-sealed										
653-G6C-1117PUS-DC24	G6C-1117P-US-DC24	D1	SPST-NO	8.3	2880.0	24	7.40	6.73	6.10	5.49
653-G6C-2117P-US-DC5	G6C-2117P-US-DC5	D2	SPST-NO+SPST-NC	40.0	125.0	5	8.43	7.59	6.74	6.07
653-G6C-2117PUSDC8	G6C-2117P-US DC8	D2	SPST-NO+SPST-NC	25.0	320.0	8	8.45	7.92	7.04	6.70
653-G6C-2117P-DC12	G6C-2117P-US-DC12	D2	SPST-NO+SPST-NC	16.7	720.0	12	7.08	6.40	5.87	5.44
Non-Latching, Fully Sealed										
653-G6C-1114P-DC5	G6C-1114P-US-DC5	D1	SPST-NO	40.0	125.0	5	7.74	6.96	6.18	5.56
653-G6C-1114P-DC12	G6C-1114P-US-DC12	D1	SPST-NO	16.7	720.0	12	6.61	6.22	5.95	5.68
653-G6C-1114P-DC24	G6C-1114P-US-DC24	D1	SPST-NO	8.3	2880.0	24	6.81	6.11	5.83	5.60
653-G6C-2114P-US-DC3	G6C-2114P-US-DC3	D2	SPST-NO+SPST-NC	67.0	45.0	3	9.22	8.29	7.37	6.63
653-G6C-2114P-DC5	G6C-2114P-US-DC5	D2	SPST-NO+SPST-NC	40.0	125.0	5	7.64	7.17	6.83	6.55
653-G6C-2114P-DC12	G6C-2114P-US-DC12	D2	SPST-NO+SPST-NC	16.7	720.0	12	6.51	6.11	5.82	5.59
653-G6C-2114P-DC24	G6C-2114P-US-DC24	D2	SPST-NO+SPST-NC	8.3	2880.0	24	7.98	7.34	7.12	6.51
Dual-Coil Latching, Fully Sealed										
653-G6CK-2114P-DC5	G6CK-2114P-US-DC5	D6	SPST-NO+SPST-NC	56.0	89.3	5	11.44	10.28	9.14	8.23
Sockets for G6C Series			**Fits Series**							
653-P6C-06P	P6C-06P		G6C-1114P, G6C-2114P, G6C-1117, G6C-2117P				3.05	2.74	2.43	2.19

OMRON G6D-ASI SERIES: SLIM POWER PCB RELAYS

Specifications:
- Rated load: 5A @ 250VAC/30VDC
- Terminals: PCB straight

Features:
- Reduced board space ideal for high-density mounting
- Sealed construction allows automatic soldering and cleaning

✻ Non-paraffin coil

For quantities greater than listed, call for quote.

MOUSER STOCK NO.	Omron Part No.	Fig.	Contact Form	Rated Current (mA)	Coil Resistance (Ω)	Coil Voltage (VDC)	Price Each 1	25	50	100
653-G6D1A-ASI-DC5	G6D-1A-ASI-DC5	E7	SPST-NO	40.0	125.0	5	5.31	4.96	4.76	4.56
653-G6D1A-ASI-DC12	G6D-1A-ASI-DC12	E7	SPST-NO	16.7	720.0	12	4.71	4.41	4.22	4.03
653-G6D1A-ASI-DC24	G6D-1A-ASI-DC24	E7	SPST-NO	8.3	2880.0	24	4.90	4.60	4.40	4.22
✻ 653-G6D1AASINPDC24	G6D-1A-ASI-NP DC24	E7	SPST-NO	8.3	2880.0	24	9.34	7.88	7.00	6.29
Sockets for G6D Series			**Fits Series**							
653-P6D-04P	P6D-04P		G6D				3.27	3.09	2.90	2.82

OMRON G6DS SERIES: SLIM, MINIATURE POWER PCB RELAYS

Specifications:
- Rated load: 5A @ 250VAC/30VDC
- Power consumption: 180mW (120mW High-Sensitivity)

Features:
- Fully sealed
- Ideal for high-density mounting

For quantities greater than listed, call for quote.

MOUSER STOCK NO.	Omron Part No.	Fig.	Contact Form	Rated Current (mA)	Coil Resistance (Ω)	Coil Voltage (VDC)	Price Each 1	25	50	100
Standard										
653-G6DS-1A-DC5	G6DS-1A-DC5	D8	SPST-NO	36.0	139.0	5	6.91	6.32	5.62	5.06
653-G6DS-1A-DC12	G6DS-1A-DC12	D8	SPST-NO	15.0	800.0	12	6.23	5.74	5.25	4.91
653-G6DS-1A-DC24	G6DS-1A-DC24	D8	SPST-NO	7.5	3200.0	24	7.67	6.90	6.13	5.52
High-Sensitivity										
653-G6DS-1A-H-DC5	G6DS-1A-H-DC5	D8	SPST-NO	24.0	208.0	5	7.34	6.60	5.86	5.28
653-G6DS-1A-H-DC12	G6DS-1A-H-DC12	D8	SPST-NO	10.0	1200.0	12	7.23	6.51	5.79	5.20
653-G6DS-1A-H-DC24	G6DS-1A-H-DC24	D8	SPST-NO	5.0	4800.0	24	7.88	7.08	6.41	5.92

DIMENSIONS: mm

A

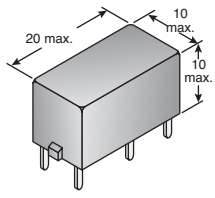

B

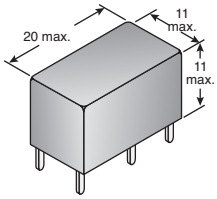

C

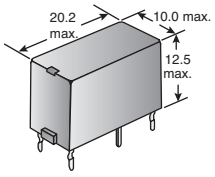

D

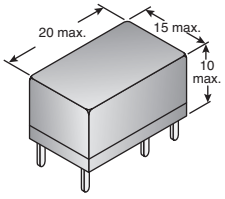

E

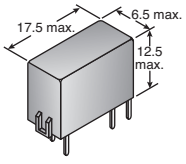

TERMINAL ARRANGEMENT

1

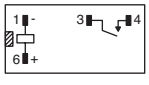

2

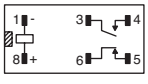

3

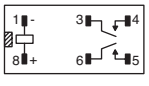

4

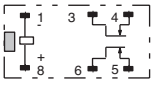

5

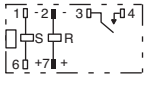

6

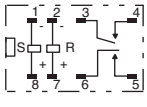

7

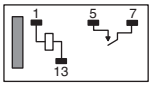

8

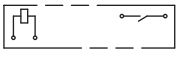

Omron

PCB Relays

© Copyright 2013 Mouser Electronics

© Copyright 2013 Mouser Electronics

OMRON

OMRON G6M SERIES: SIL PACKAGE POWER PCB RELAYS

Specifications:
- Rated load: 3A @ 250VAC/30VDC
- Power consumption: 120mW

Features:
- Fully sealed
- Reduced area is ideal for high density mounting.

RoHS Compliant

For quantities greater than listed, call for quote.

MOUSER STOCK NO.	Omron Part No.	Fig.	Contact Form	Rated Current (mA)	Coil Resistance (Ω)	Coil Voltage (VDC)	Price Each 1	25	50	100
653-G6M-1A-DC5	G6M-1A-DC5	A1	SPST-NO	24.0	208	5	6.03	5.69	5.06	4.55
653-G6M-1A-DC12	G6M-1A-DC12	A1	SPST-NO	10.0	1200	12	6.32	5.69	5.06	4.55
653-G6M-1A-DC24	G6M-1A-DC24	A1	SPST-NO	5.0	4800	24	6.67	6.13	5.45	4.90

OMRON G6RL SERIES: LOW PROFILE POWER PCB RELAYS

Specifications:
- Rated load: 10A @ 250VAC, NO
  8A @ 250VAC / 5A @ 30VDC, NC
  8A @ 250VAC / 5A @ 24VDC, NC 1(A), 1(A)4-ASI

Features:
- Max. switching capacity: 2500VA (NO)
- Clearance and creepage distance: 10mm
- Applications: Boilers, PLCs, I/O ports, timers

RoHS Compliant

For quantities greater than listed, call for quote.

MOUSER STOCK NO.	Omron Part No.	Fig.	Contact Form	Rated Current (mA)	Coil Resistance (Ω)	Coil Voltage (VDC)	Price Each 1	25	50	100
Flux Protected, AgSnIn Contacts										
653-G6RL-1A-ASIDC24	G6RL-1A-ASI DC24	B2	SPST-NO	9.2	2618	24	3.98	3.58	3.18	2.87
653-G6RL-1-ASIDC12	G6RL-1-ASI DC12	B3	SPDT	18.3	654	12	3.97	3.58	3.18	2.87
Flux Protected, AgNi Contacts										
653-G6RL-1A-DC3	G6RL-1A-DC3	B2	SPST-NO	73.3	40	3	3.67	3.30	2.93	2.63
653-G6RL-1A-DC5	G6RL-1A-DC5	B2	SPST-NO	44.0	113	5	3.67	3.30	2.93	2.63
653-G6RL-1A-DC12	G6RL-1A-DC12	B2	SPST-NO	18.3	654	12	3.67	3.30	2.93	2.63
653-G6RL-1A-DC24	G6RL-1A-DC24	B2	SPST-NO	9.2	2618	24	3.67	3.30	2.93	2.63
653-G6RL-1-DC5	G6RL-1 DC5	B3	SPDT	44.0	113	5	3.78	3.39	3.02	2.72
653-G6RL-1-DC12	G6RL-1-DC12	B3	SPDT	18.3	654	12	3.78	3.39	3.02	2.72
653-G6RL-1-DC24	G6RL-1 DC24	B3	SPDT	9.2	2618	24	3.78	3.39	3.02	2.72
Fully Sealed, AgSnIn Contacts										
653-G6RL-1A4-ASIDC5	G6RL-1A4-ASI DC5	B2	SPST-NO	44.0	113	5	3.79	3.41	3.04	2.73
653-G6RL-1A4-ASIDC24	G6RL-1A4-ASI DC24	B2	SPST-NO	9.2	2618	24	3.93	3.53	3.15	2.82
653-G6RL-14-ASIDC5	G6RL-14-ASI DC5	B3	SPDT	44.0	113	5	3.99	3.60	3.20	2.88
653-G6RL-14-ASIDC12	G6RL-14-ASI DC12	B3	SPDT	18.3	654	12	3.99	3.60	3.19	2.90
653-G6RL-14-ASIDC24	G6RL-14-ASI DC24	B3	SPDT	9.2	2618	24	4.13	3.72	3.31	2.97

OMRON G6RN SERIES: HEAVY-DUTY, MINIATURE POWER PCB RELAYS

Specifications:
- Rated load: 8A @ 250VAC / 5A @ 30VDC
- Contact material: Ag alloy + gold plating

Features:
- Sealed plastic construction
- Ideal for switching contactors, solenoids and motors

LEAD-FREE

RoHS Compliant

For quantities greater than listed, call for quote.

MOUSER STOCK NO.	Omron Part No.	Fig.	Contact Form	Rated Current (mA)	Coil Resistance (Ω)	Coil Voltage (VDC)	Price Each 1	25	50	100
653-G6RN-1A-DC5	G6RN-1A-DC5	C4	SPST-NO	43.9	114	5	3.56	3.21	2.85	2.57
653-G6RN-1A-DC12	G6RN-1A DC12	C4	SPST-NO	18.3	655	12	3.56	3.21	2.85	2.57
653-G6RN-1A-DC24	G6RN-1A DC24	C4	SPST-NO	9.2	2620	24	3.67	3.30	2.93	2.64
653-G6RN-1-DC5	G6RN-1-DC5	C5	SPDT	43.9	114	5	2.58	2.49	2.42	1.65
653-G6RN-1-DC12	G6RN-1-DC12	C5	SPDT	18.3	655	12	2.62	2.46	2.41	2.38
653-G6RN-1-DC24	G6RN-1-DC24	C5	SPDT	9.2	2620	24	3.78	3.40	3.02	2.72
653-G6RN-1-DC48	G6RN-1-DC48	C5	SPDT	5.2	9210	48	3.83	3.42	3.15	2.90

OMRON G8PT SERIES: HEAVY-DUTY, COMPACT POWER PCB RELAYS

Specifications:
- Rated load: 30A @ 250VAC / 20A @ 28VDC SPST-NO
  20(10A) @ 250VAC / 28VDC SPDT NO(NC)
- Contact material: Ag alloy

Features:
- Up to 30A switching capacity in compact package
- UL Class F coil insulation standard
- Minimum 6kV impulse surge withstand

✻ Ventable nib is cut-off at factory

For quantities greater than listed, call for quote.

MOUSER STOCK NO.	Omron Part No.	Fig.	Contact Form	Rated Current (mA)	Coil Resistance (Ω)	Coil Voltage (VDC)	Price Each 1	25	50	100
Open Frame, PCB Terminals										
653-G8P-1AP-DC5	G8P-1AP-DC5	D6	SPST-NO	185.0	27	5	3.96	3.55	3.16	2.85
653-G8P-1APDC9	G8P-1AP DC9	D6	SPST-NO	93.0	97	9	3.96	3.55	3.16	2.85
653-G8P-1AP-DC12	G8P-1AP-DC12	D6	SPST-NO	77.0	155	12	3.10	2.88	2.61	2.50
653-G8P-1AP-DC24	G8P-1AP-DC24	D6	SPST-NO	36.0	660	24	3.96	3.55	3.16	2.86
Sealed with Ventable Nib, PCB Terminals										
653-G8P-1A4P-DC5	G8P-1A4P-DC5	E7	SPST-NO	185.0	27	5	4.37	3.57	3.45	3.14
653-G8P-1A4PDC9BYOMZ	G8P-1A4P DC9	E7	SPST-NO	93.0	97	9	2.73	2.49	2.28	2.23
653-G8P-1A4P-DC12	G8P-1A4P-DC12	E7	SPST-NO	77.0	155	12	2.85	2.76	2.68	1.87
653-G8P-1A4PDC15	G8P-1A4P DC15	E7	SPST-NO	59.0	256	15	2.69	2.45	2.25	2.08
653-G8P-1A4P-DC18	G8P-1A4P-DC18	E7	SPST-NO	47.0	380	18	3.92	3.52	3.14	2.82
653-G8P-1A4P-DC24	G8P-1A4P-DC24	E7	SPST-NO	36.0	660	24	2.51	2.43	2.36	1.74
✻ 653-G8P1A4PVDC241	G8P-1A4P-V DC24	E7	SPST-NO	36.0	660	24	5.03	4.53	4.02	3.62
653-G8P-1A4P-DC110	G8P-1A4P-DC110	E7	SPST-NO	9.0	12400	110	3.94	3.58	3.28	3.04
653-G8P-1C4P-DC5	G8P-1C4P-DC5	E7	SPDT	185.0	27	5	4.50	4.04	3.60	3.23
653-G8P-1C4P-DC12	G8P-1C4P-DC12	E7	SPDT	77.0	155	12	2.66	2.58	2.55	2.44
✻ 653-G8P1C4PVDC121	G8P-1C4P-V DC12	E7	SPDT	77.0	155	12	5.18	4.65	4.13	3.72
✻ 653-G8P1C4PVDC181	G8P-1C4P-V DC18	E7	SPDT	47.0	380	18	5.18	4.65	4.13	3.72
653-G8P-1C4P-DC24	G8P-1C4P-DC24	E7	SPDT	36.0	660	24	2.85	2.76	2.53	2.27
653-G8P-1C4P-DC48	G8P-1C4P-DC48	E7	SPDT	19.0	2480	48	4.77	4.29	3.81	3.43
Sealed with Ventable Nib, PCB and QC #250 Load Terminals										
653-G8P-1A4TP-DC12	G8P-1A4TP-DC12	F6	SPST-NO	77.0	155	12	3.60	3.49	3.38	3.22
653-G8P-1A4TP-DC18	G8P-1A4TP-DC18	F6	SPST-NO	47.0	380	18	4.54	4.08	3.62	3.26
653-G8P-1A4TP-DC24	G8P-1A4TP-DC24	F6	SPST-NO	36.0	660	24	3.12	3.03	2.94	2.78
653-G8P-1C4TP-DC12	G8P-1C4TP-DC12	F6	SPDT	77.0	155	12	5.18	4.67	4.14	3.72
653-G8P-1C4TP-DC24	G8P-1C4TP-DC24	F6	SPDT	36.0	660	24	3.21	3.03	2.94	2.86
Vented, Flange Mount with QC #187 Terminals										
653-G8P-1A2T-F-DC5	G8P-1A2T-F-DC5	G8	SPST-NO	185.0	27	5	4.90	4.41	3.92	3.52
653-G8P-1A2T-F-DC12	G8P-1A2T-F-DC12	G8	SPST-NO	77.0	155	12	4.50	3.95	3.71	3.45
653-G8P-1A2T-F-DC24	G8P-1A2T-F-DC24	G8	SPST-NO	36.0	660	24	3.86	3.69	3.60	3.45
653-G8P-1C2T-FDC5	G8P-1C2T-F DC5	G8	SPDT	185.0	27	5	5.60	5.03	4.47	4.02
653-G8P-1C2T-F-DC12	G8P-1C2T-F-DC12	G8	SPDT	77.0	155	12	4.10	3.93	3.82	3.72
653-G8P-1C2T-F-DC24	G8P-1C2T-F-DC24	G8	SPDT	36.0	660	24	3.47	3.36	3.26	3.08

DIMENSIONS: mm

A

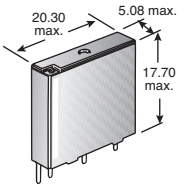

B

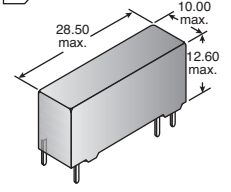

C

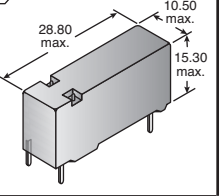

D

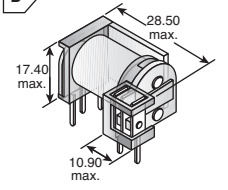

E

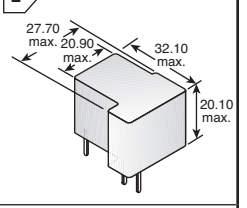

F

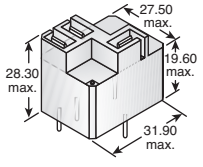

G

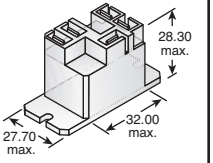

TERMINAL ARRANGEMENT

1

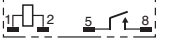

2



3

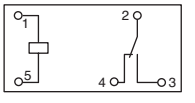

4

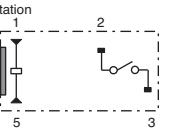

5

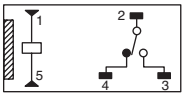

6

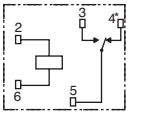

Note: Terminal #4 is omitted on SPST-NO version

7

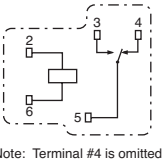

Note: Terminal #4 is omitted on SPST-NO version

8

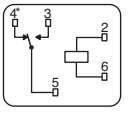

Note: Terminal #4 is omitted on SPST-NO version

© Copyright 2013 Mouser Electronics

© Copyright 2013 Mouser Electronics

PANASONIC Power Relays

Panasonic

RoHS Compliant **This product is RoHS compliant.**

Panasonic Power relays are RoHS compliant and ideal for Home Appliances, HVAC and vehicle applications as well as Lighting, Spa and Elevator Control and Industrial Equipment. Miniature package types for space savings with low power consumption. Polarized Latching types featuring high switching capacity and excellent vibration resistance Safety Relays, with EN50205 forcibly guided contacts High Capacity DC Cutoff types up to 300A General Purpose - available with sockets.

ALQ SERIES

PRODUCT NEW

For quantities greater than listed, call for quote.

MOUSER STOCK NO.	Panasonic Part No.	Fig.	Current Rating (A)	Nominal Coil Voltage (VDC)	Contact Arrangement	Mounting Type	Price Each 1	25	50	100
769-ALQ105	ALQ105	A	10	5	1 Form C	Thru-Hole	2.43	2.16	2.05	1.95
769-ALQ106	ALQ106	A	10	6	1 Form C	Thru-Hole	2.43	2.16	2.05	1.95
769-ALQ109	ALQ109	A	10	9	1 Form C	Thru-Hole	2.43	2.16	2.05	1.95
769-ALQ112	ALQ112	A	10	12	1 Form C	Thru-Hole	2.43	2.16	2.05	1.95
769-ALQ118	ALQ118	A	10	18	1 Form C	Thru-Hole	2.75	2.44	2.32	2.19
769-ALQ124	ALQ124	A	10	24	1 Form C	Thru-Hole	2.75	2.44	2.32	2.19
769-ALQ305	ALQ305	A	10	5	1 Form A	Thru-Hole	2.31	2.05	1.95	1.85
769-ALQ306	ALQ306	A	10	6	1 Form A	Thru-Hole	2.31	2.05	1.95	1.85
769-ALQ309	ALQ309	A	10	9	1 Form A	Thru-Hole	2.31	2.05	1.95	1.85
769-ALQ312	ALQ312	A	10	12	1 Form A	Thru-Hole	2.31	2.05	1.95	1.85
769-ALQ318	ALQ318	A	10	18	1 Form A	Thru-Hole	2.75	2.44	2.32	2.19
769-ALQ324	ALQ324	A	10	24	1 Form A	Thru-Hole	2.75	2.44	2.32	2.19

ADW1 SERIES

For quantities greater than listed, call for quote.

MOUSER STOCK NO.	Panasonic Part No.	Fig.	Current Rating (A)	Nominal Coil Voltage (VDC)	Contact Arrangement	Mounting Type	Price Each 1	25	50	100
769-ADW1103W	ADW1103W	B	8	3	1 FORM A	PDB	7.47	7.09	6.72	6.35
769-ADW1105W	ADW1105W	B	8	5	2 FORM A	PDB	7.47	7.09	6.72	6.35
769-ADW1106W	ADW1106W	B	8	6	3 FORM A	PDB	7.47	7.09	6.72	6.35
769-ADW1109W	ADW1109W	B	8	9	4 FORM A	PDB	7.47	7.09	6.72	6.35
769-ADW1112W	ADW1112W	B	8	12	5 FORM A	PDB	7.47	7.09	6.72	6.35
769-ADW1124W	ADW1124W	B	8	24	6 FORM A	PDB	7.47	7.09	6.72	6.35
769-ADW1203W	ADW1203W	B	8	3	7 FORM A	PDB	8.45	8.04	7.61	7.05
769-ADW1205W	ADW1205W	B	8	5	8 FORM A	PDB	8.45	8.04	7.61	7.05
769-ADW1206W	ADW1206W	B	8	6	9 FORM A	PDB	8.45	8.04	7.61	7.05
769-ADW1209W	ADW1209W	B	8	9	10 FORM A	PDB	8.45	8.04	7.61	7.05
769-ADW1212W	ADW1212W	B	8	12	11 FORM A	PDB	8.45	8.04	7.61	7.05
769-ADW1224W	ADW1224W	B	8	24	12 FORM A	PDB	8.45	8.04	7.61	7.05

ALZ SERIES

For quantities greater than listed, call for quote.

MOUSER STOCK NO.	Panasonic Part No.	Fig.	Current Rating (A)	Nominal Coil Voltage (VDC)	Contact Arrangement	Mounting Type	Price Each 1	25	50	100
769-ALZ21F24	ALZ21F24	C	16	24	1 Form A	PCB	2.46	2.26	2.01	1.70
769-ALZ12B12	ALZ12B12	C	16	12	1 Form C	PCB	2.69	2.61	2.32	1.97
769-ALZ12B24	ALZ12B24	C	16	24	1 Form C	PCB	2.62	2.40	2.11	2.02
769-ALZ12F12	ALZ12F12	C	16	12	1 Form C	PCB	3.30	3.02	2.70	2.29
769-ALZ12F24	ALZ12F24	C	16	24	1 Form C	PCB	2.73	2.50	2.23	2.07

ADJ SERIES

For quantities greater than listed, call for quote.

MOUSER STOCK NO.	Panasonic Part No.	Fig.	Current Rating (A)	Nominal Coil Voltage (VDC)	Contact Arrangement	Mounting Type	Price Each 1	25	50	100
769-ADJ23005	ADJ23005	D	16	5	1 Form A	PCB	15.58	14.30	12.71	11.72
769-ADJ24005	ADJ24005	D	16	5	1 Form A	PCB	14.72	13.51	12.27	11.24
769-ADJ14005	ADJ14005	D	16	5	1 Form C	PCB	16.88	15.53	13.80	11.71
769-ADJ14012	ADJ14012	D	16	12	1 Form C	PCB	14.11	12.96	11.76	10.30

ALF SERIES

For quantities greater than listed, call for quote.

MOUSER STOCK NO.	Panasonic Part No.	Fig.	Current Rating (A)	Nominal Coil Voltage (VDC)	Contact Arrangement	Mounting Type	Price Each 1	25	50	100
769-ALF1P12	ALF1P12	E	20	12	1 Form A	PCB	3.56	3.27	2.91	2.62
769-ALF1T12	ALF1T12	F	20	12	1 Form A	TMP	3.31	3.26	2.91	2.62
769-ALF1T24	ALF1T24	D	20	24	1 Form A	TMP	3.85	3.53	3.15	2.85

JC SERIES

For quantities greater than listed, call for quote.

MOUSER STOCK NO.	Panasonic Part No.	Fig.	Current Rating (A)	Nominal Coil Voltage (VDC)	Contact Arrangement	Mounting Type	Price Each 1	25	50	100
769-JC1AF-DC12V-F	JC1AF-DC12V-F	G	15	12	1 Form A	PCB	7.08	6.49	5.78	4.91
769-JC1AF-DC24V-F	JC1AF-DC24V-F	G	15	24	1 Form A	PCB	6.63	6.47	5.78	4.91

JM SERIES

For quantities greater than listed, call for quote.

MOUSER STOCK NO.	Panasonic Part No.	Fig.	Current Rating (A)	Nominal Coil Voltage (VDC)	Contact Arrangement	Mounting Type	Price Each 1	25	50	100
769-JM1AN-TMP-DC5V-F	JM1AN-TMP-DC5V-F	H	20	5	1 Form A	TMP	6.64	6.08	5.44	4.61

JTN SERIES

For quantities greater than listed, call for quote.

MOUSER STOCK NO.	Panasonic Part No.	Fig.	Current Rating (A)	Nominal Coil Voltage (VDC)	Contact Arrangement	Mounting Type	Price Each 1	25	50	100
769-JTN1ASPAFDC12V	JTN1AS-PA-F-DC12V	I	30	12	1 Form A	PCB	3.83	3.71	3.43	2.88
769-JTN1ASPAFDC24V	JTN1AS-PA-F-DC24V	I	30	24	1 Form A	PCB	3.82	3.66	3.25	2.76
769-JTN1AS-PA-F-DC5V	JTN1AS-PA-F-DC5V	I	30	5	1 Form A	PCB	3.95	3.51	3.34	2.94
769-JTN1S-PA-F-DC12V	JTN1S-PA-F-DC12V	I	10/20	12	1 Form C	PCB	4.22	3.86	3.45	2.92
769-JTN1S-PA-F-DC24V	JTN1S-PA-F-DC24V	I	10/20	24	1 Form C	PCB	4.30	3.77	3.37	2.97
769-JTN1ASTMPFDC12V	JTN1AS-TMP-F-DC12V	I	30	12	1 Form A	TMP	4.27	3.79	3.61	3.21
769-JTN1ASTMPFDC24V	JTN1AS-TMP-F-DC24V	I	30	24	1 Form A	TMP	4.72	4.33	3.85	3.26
769-JTN1ASTMPFDC5V	JTN1AS-TMP-F-DC5V	I	30	5	1 Form A	TMP	4.63	4.24	3.79	3.21
769-JTN1ASTMPFDC6V	JTN1AS-TMP-F-DC6V	I	30	6	1 Form A	TMP	4.63	4.25	3.79	3.21
769-JTN1STMPFDC12V	JTN1S-TMP-F-DC12V	I	10/20	12	1 Form C	TMP	3.97	3.76	3.55	3.12

LK SERIES

For quantities greater than listed, call for quote.

MOUSER STOCK NO.	Panasonic Part No.	Fig.	Current Rating (A)	Nominal Coil Voltage (VDC)	Contact Arrangement	Mounting Type	Price Each 1	25	50	100
769-LK1AF-12V	LK1AF-12V	J	5	12	1 Form A	PCB	2.23	2.03	1.82	1.54
769-LK1AF-24V	LK1AF-24V	J	5	24	1 Form A	PCB	2.15	1.90	1.82	1.72

PA SERIES

For quantities greater than listed, call for quote.

MOUSER STOCK NO.	Panasonic Part No.	Fig.	Current Rating (A)	Nominal Coil Voltage (VDC)	Contact Arrangement	Mounting Type	Price Each 1	25	50	100
769-PA1A-12V	PA1A-12V	K	5	12	1 Form A	PCB	8.59	7.90	7.02	5.96
769-PA1A-24V	PA1A-24V	K	5	24	1 Form A	PCB	8.59	7.90	7.02	5.96
769-PA1A-5V	PA1A-5V	K	5	5	1 Form A	PCB	8.58	7.86	7.02	5.96

PQ SERIES

For quantities greater than listed, call for quote.

MOUSER STOCK NO.	Panasonic Part No.	Fig.	Current Rating (A)	Nominal Coil Voltage (VDC)	Contact Arrangement	Mounting Type	Price Each 1	25	50	100
769-PQ1A-24V	PQ1A-24V	L	5	24	1 Form A	PCB	6.11	5.61	4.99	4.24

SOCKETS

For quantities greater than listed, call for quote.

MOUSER STOCK NO.	Panasonic Part No.	Description	Price Each 1	25	50	100
769-PA1A-PS	PA1A-PS	For PA1A Relays	3.97	3.60	3.03	2.76

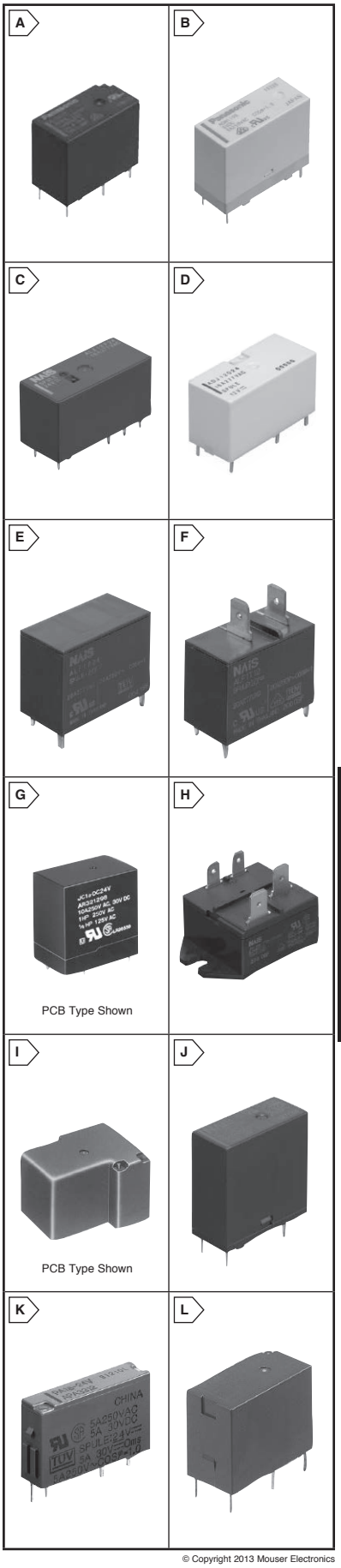

Panasonic

PCB Relays

© Copyright 2013 Mouser Electronics

© Copyright 2013 Mouser Electronics

PANASONIC Power Relays

Panasonic

RoHS Compliant **This product is RoHS compliant.**

Panasonic Power relays are RoHS compliant and ideal for Home Appliances, HVAC and vehicle applications as well as Lighting, Spa and Elevator Control and Industrial Equipment.
Miniature package types for space savings with low power consumption. Polarized Latching types featuring high switching capacity and excellent vibration resistance Safety Relays, with EN50205 forcibly guided contacts High Capacity DC Cutoff types up to 300A General Purpose - available with sockets.

ADQ SERIES

For quantities greater than listed, call for quote.

MOUSER STOCK NO.	Panasonic Part No.	Fig.	Current Rating (A)	Nominal Coil Voltage (VDC)	Contact Arrangement	Mounting Type	Price Each 1	25	50	100
769-ADQ23Q012	ADQ23Q012	A	30	12	1 Form A	PCB	24.66	22.10	19.68	17.13
769-ADQ23Q04H	ADQ23Q04H	A	30	4.5	1 Form A	PCB	23.65	21.73	19.32	16.39

ALA SERIES

For quantities greater than listed, call for quote.

MOUSER STOCK NO.	Panasonic Part No.	Fig.	Current Rating (A)	Nominal Coil Voltage (VDC)	Contact Arrangement	Mounting Type	Price Each 1	25	50	100
769-ALA2F05	ALA2F05	B	3	5	2 Form A	PCB	1.92	1.77	1.56	1.33
769-ALA2F24	ALA2F24	B	3	24	2 Form A	PCB	1.97	1.80	1.61	1.36
769-ALA2PF12	ALA2PF12	B	5	12	2 Form A	PCB	2.20	1.97	1.80	1.53

ALD SERIES

For quantities greater than listed, call for quote.

MOUSER STOCK NO.	Panasonic Part No.	Fig.	Current Rating (A)	Nominal Coil Voltage (VDC)	Contact Arrangement	Mounting Type	Price Each 1	25	50	100
769-ALD112	ALD112	C	3	12	1 Form A	PCB	2.19	2.01	1.80	1.55
769-ALD124	ALD124	C	3	24	1 Form A	PCB	2.43	2.23	1.98	1.72

ALE SERIES

For quantities greater than listed, call for quote.

MOUSER STOCK NO.	Panasonic Part No.	Fig.	Current Rating (A)	Nominal Coil Voltage (VDC)	Contact Arrangement	Mounting Type	Price Each 1	25	50	100
769-ALE14B24	ALE14B24	D	16	24	1 Form A	PCB	2.62	2.41	2.14	1.81
769-ALE1PB24	ALE1PB24	D	16	24	1 Form A	PCB	2.41	2.21	1.97	1.82

DK SERIES

For quantities greater than listed, call for quote.

MOUSER STOCK NO.	Panasonic Part No.	Fig.	Current Rating (A)	Nominal Coil Voltage (VDC)	Contact Arrangement	Mounting Type	Price Each 1	25	50	100
Non-Latching										
769-DK1A-12V-F	DK1A-12V-F	E	10	12	1 Form A	PCB	7.29	6.51	6.17	5.87
769-DK1A1B-12V	DK1A1B-12V	E	8	12	1FormA/1FormB	PCB	13.64	12.55	11.15	9.46
769-DK1A1B-24V	DK1A1B-24V	E	8	24	1FormA/1FormB	PCB	13.63	12.49	11.15	9.47
769-DK1A1B-5V	DK1A1B-5V	E	8	5	1FormA/1FormB	PCB	10.71	10.15	9.33	8.24
769-DK1A-24V-F	DK1A-24V-F	E	8	24	1FormA/1FormB	PCB	9.27	8.49	7.58	6.43
769-DK1A-5V-F	DK1A-5V-F	E	10	5	1 Form A	PCB	6.98	6.76	6.56	6.43
769-DK2A-12V	DK2A-12V	E	8	12	2 Form A	PCB	13.64	12.54	11.15	9.46
769-DK2A-24V	DK2A-24V	E	8	24	2 Form A	PCB	13.64	12.35	11.15	9.46
769-DK2A-5V	DK2A-5V	E	8	5	2 Form A	PCB	10.21	9.90	9.60	8.93
Dual Coil Latching										
769-DK1A-L2-24V-F	DK1A-L2-24V-F	E	10	24	1 Form A	PCB	8.95	8.67	8.41	8.15
769-DK1A-L2-12V-F	DK1A-L2-12V-F	E	10	12	1 Form A	PCB	8.95	8.67	8.41	8.25
769-DK1A1B-L2-12V	DK1A1B-L2-12V	E	8	12	1FormA/1FormB	PCB	16.30	14.78	13.33	10.21
769-DK1A1B-L2-5V	DK1A1B-L2-5V	E	8	5	1FormA/1FormB	PCB	16.32	14.99	13.33	11.31
769-DK2A-L2-12V	DK2A-L2-12V	E	8	12	2 Form A	PCB	14.39	13.21	11.75	9.98
769-DK2A-L2-5V	DK2A-L2-5V	E	8	5	2 Form A	PCB	15.53	14.28	12.69	10.76

DSP SERIES

For quantities greater than listed, call for quote.

MOUSER STOCK NO.	Panasonic Part No.	Fig.	Current Rating (A)	Nominal Coil Voltage (VDC)	Contact Arrangement	Mounting Type	Price Each 1	25	50	100
Non-Latching										
769-DSP1A-DC12V	DSP1A-DC12V	F	8	12	1 Form A	PCB	7.38	6.66	6.05	5.54
769-DSP1A-DC24V	DSP1A-DC24V	F	8	24	1 Form A	PCB	5.57	5.10	4.78	4.58
769-DSP1A-DC5V	DSP1A-DC5V	F	8	5	1 Form A	PCB	7.38	6.66	6.05	5.41
769-DSP1A-DC9V	DSP1A-DC9V	F	8	9	1 Form A	PCB	8.14	7.48	6.66	5.46
769-DSP2A-DC12V	DSP2A-DC12V	F	5	12	2 Form A	PCB	6.47	6.42	5.90	5.54
769-DSP2A-DC24V	DSP2A-DC24V	F	5	24	2 Form A	PCB	8.13	7.31	6.64	5.98
769-DSP2A-DC5V	DSP2A-DC5V	F	5	5	2 Form A	PCB	8.16	7.34	6.69	5.98
769-DSP1-DC12V-F	DSP1-DC12V-F	F	5	12	1FormA/1FormB	PCB	8.34	7.64	6.92	6.10
769-DSP1-DC5V-F	DSP1-DC5V-F	F	5	5	1FormA/1FormB	PCB	8.81	8.09	7.19	6.10
769-DSP1-DC6V-F	DSP1-DC6V-F	F	5	6	1FormA/1FormB	PCB	9.18	8.07	7.51	6.38
Dual Coil Latching										
769-DSP1A-L2-DC12V	DSP1A-L2-DC12V	F	8	12	1 Form A	PCB	8.62	7.81	6.94	5.69
769-DSP1A-L2-DC24V	DSP1A-L2-DC24V	F	8	24	1 Form A	PCB	9.19	8.07	7.51	6.15
769-DSP1A-L2-DC5V	DSP1A-L2-DC5V	F	8	5	1 Form A	PCB	9.19	8.44	7.51	6.37
769-DSP2A-L2-DC12V	DSP2A-L2-DC12V	F	5	12	2 Form A	PCB	9.13	8.23	7.47	6.74
769-DSP2A-L2-DC24V	DSP2A-L2-DC24V	F	5	24	2 Form A	PCB	10.06	9.24	8.22	6.98
769-DSP2A-L2-DC5V	DSP2A-L2-DC5V	F	5	5	2 Form A	PCB	10.05	9.15	8.22	6.74
769-DSP1-L2-DC12V-F	DSP1-L2-DC12V-F	F	5	12	1FormA/1FormB	PCB	7.29	6.51	6.17	5.87
769-DSP1-L2-DC24V-F	DSP1-L2-DC24V-F	F	5	24	1FormA/1FormB	PCB	9.28	8.52	7.58	6.43
769-DSP1-L2-DC5V-F	DSP1-L2-DC5V-F	F	5	5	1FormA/1FormB	PCB	9.69	8.53	7.92	6.72

SOCKETS

For quantities greater than listed, call for quote.

MOUSER STOCK NO.	Panasonic Part No.	Description	Price Each 1	25	50	100
769-DSP1A-PS	DSP1A-PS	For DSP1A Relays	2.42	2.34	2.27	2.25
769-DSP2A-PS	DSP2A-PS	For DSP2A Relays	5.36	4.84	4.39	3.83
769-DSP2A-PSL2	DSP2A-PSL2	For DSP2A-L2 Relays	4.63	4.47	4.13	3.95
769-AHNA21	AHNA21	For AHN2 Relays, Screw Terminals	8.46	7.99	7.59	6.76
769-DK1A-PS	DK1A-PS	For DK1 PC Mount	3.79	3.69	3.51	3.30
769-DK2A-PS	DK2A-PS	For DK1A1B PC Mount	3.96	3.53	3.35	3.08

A



B



C



D



E



F



Panasonic

PCB Relays

© Copyright 2013 Mouser Electronics

© Copyright 2013 Mouser Electronics

PANASONIC Power Relays

Panasonic

RoHS Compliant **This product is RoHS compliant.**

Panasonic Power relays are RoHS compliant and ideal for Home Appliances, HVAC and vehicle applications as well as Lighting, Spa and Elevator Control and Industrial Equipment.
Miniature package types for space savings with low power consumption. Polarized Latching types featuring high switching capacity and excellent vibration resistance Safety Relays, with EN50205 forcibly guided contacts High Capacity DC Cutoff types up to 300A General Purpose - available with sockets.

HC SERIES

For quantities greater than listed, call for quote.

MOUSER STOCK NO.	Panasonic Part No.	Fig.	Current Rating (A)	Nominal Coil Voltage	Contact Arrangement	Mounting Type	Price Each 1	25	50	100
769-HC1-H-DC12V-F	HC1-H-DC12V-F	A	10	12VDC	1 Form C	Plug-In	10.63	8.29	7.90	7.37
769-HC2-H-AC115V-F	HC2-H-AC115V-F	A	7	115VAC	2 Form C	Plug-In	14.64	13.45	11.96	10.15
769-HC2-H-AC240V-F	HC2-H-AC240V-F	A	7	220/240VAC	2 Form C	Plug-In	16.82	15.60	13.93	11.82
769-HC2-H-AC24V-F	HC2-H-AC24V-F	A	7	24VAC	2 Form C	Plug-In	10.19	9.36	8.32	7.83
769-HC2-H-DC12V-F	HC2-H-DC12V-F	A	7	12VDC	2 Form C	Plug-In	12.84	10.00	9.53	8.90
769-HC2-H-DC24V-F	HC2-H-DC24V-F	A	7	24VDC	2 Form C	Plug-In	10.19	9.36	8.32	8.11
769-HC2-H-DC6V-F	HC2-H-DC6V-F	A	7	6VDC	2 Form C	Plug-In	12.81	11.74	10.49	8.90
769-HC3-H-AC115V-F	HC3-H-AC115V-F	A	7	115VAC	3 Form C	Plug-In	15.75	14.41	12.88	10.94
769-HC3-H-DC24V-F	HC3-H-DC24V-F	A	7	24VDC	3 Form C	Plug-In	13.95	12.82	11.41	9.67
769-HC4-H-AC115V	HC4-H-AC115V	A	5	115VAC	4 Form C	Plug-In	13.39	12.29	10.94	10.29
769-HC4-H-AC24V	HC4-H-AC24V	A	5	24VAC	4 Form C	Plug-In	14.95	13.75	12.22	10.37
769-HC4-H-DC12V	HC4-H-DC12V	A	5	12VDC	4 Form C	Plug-In	10.19	8.99	8.50	7.94
769-HC4D-H-AC115V	HC4D-H-AC115V	A	5	115VAC	4 Form C	Plug-In	18.14	15.69	14.95	14.45
769-HC4D-H-DC24V	HC4D-H-DC24V	A	5	24VDC	4 Form C	Plug-In	19.87	18.26	16.24	13.78
769-HC4-H-DC24V	HC4-H-DC24V	A	5	24VDC	4 Form C	Plug-In	10.72	10.05	9.59	9.13
769-HC1-HP-DC24V-F	HC1-HP-DC24V-F	B	10	24VDC	1 Form C	PCB	10.82	9.94	8.84	7.50
769-HC2-HP-AC115V-F	HC2-HP-AC115V-F	B	7	115VAC	2 Form C	PCB	14.64	13.45	11.96	10.15
769-HC2-HP-AC24V-F	HC2-HP-AC24V-F	B	7	24VAC	2 Form C	PCB	12.83	11.80	10.49	8.89
769-HC2-HP-DC12V-F	HC2-HP-DC12V-F	B	7	12VDC	2 Form C	PCB	12.83	11.77	10.49	8.89
769-HC2-HP-DC24V-F	HC2-HP-DC24V-F	B	7	24VDC	2 Form C	PCB	12.81	11.74	10.49	8.90
769-HC3-HP-DC24V-F	HC3-HP-DC24V-F	B	7	24VDC	3 Form C	PCB	10.02	9.20	8.39	8.15
769-HC4D-HP-AC115V	HC4D-HP-AC115V	B	5	115VAC	4 Form C	PCB	21.69	19.85	17.74	15.07
769-HC4-HP-AC115V	HC4-HP-AC115V	B	5	115VAC	4 Form C	PCB	15.56	14.27	12.68	10.75
769-HC4-HP-DC12V	HC4-HP-DC12V	B	5	12VDC	4 Form C	PCB	14.95	13.74	12.22	10.37
769-HC4-HP-DC24V	HC4-HP-DC24V	B	5	24VDC	4 Form C	PCB	10.72	9.85	9.27	8.99

HE SERIES

For quantities greater than listed, call for quote.

MOUSER STOCK NO.	Panasonic Part No.	Fig.	Current Rating (A)	Nominal Coil Voltage	Contact Arrangement	Mounting Type	Price Each 1	25	50	100
769-HE1AN-AC120V	HE1AN-AC120V	C	30	120VAC	1 Form A	Plug-In	20.49	19.22	18.35	17.57
769-HE1AN-AC240V	HE1AN-AC240V	C	30	240VAC	1 Form A	Plug-In	20.49	19.22	18.63	18.08
769-HE1AN-AC24V	HE1AN-AC24V	C	30	24VAC	1 Form A	Plug-In	20.49	19.22	18.35	17.57
769-HE1AN-DC12V	HE1AN-DC12V	C	30	12VDC	1 Form A	Plug-In	24.36	21.77	17.95	15.27
769-HE1AN-DC24V	HE1AN-DC24V	C	30	24VDC	1 Form A	Plug-In	25.01	22.89	20.46	17.38
769-HE2AN-DC12V	HE2AN-DC12V	C	20	12VDC	2 Form A	Plug-In	26.36	24.14	21.57	18.32
769-HE2AN-DC24V	HE2AN-DC24V	C	20	24VDC	2 Form A	Plug-In	18.60	17.12	15.19	14.02
769-HE1AN-Q-AC120V	HE1AN-Q-AC120V	C	30	120VAC	1 Form A	Top Mount	20.97	19.26	18.63	18.08
769-HE1AN-Q-DC12V	HE1AN-Q-DC12V	C	30	12VDC	1 Form A	Top Mount	23.11	21.22	18.85	16.01
769-HE1AN-Q-DC24V	HE1AN-Q-DC24V	C	30	24VDC	1 Form A	Top Mount	25.01	22.89	20.46	17.38
769-HE1AN-Q-DC48V	HE1AN-Q-DC48V	C	30	48VDC	1 Form A	Top Mount	25.01	22.89	20.46	17.38
769-HE2AN-Q-AC120V	HE2AN-Q-AC120V	C	20	120VAC	2 Form A	Top Mount	20.52	19.01	16.79	16.16
769-HE2AN-Q-AC240V	HE2AN-Q-AC240V	C	20	240VAC	2 Form A	Top Mount	31.63	28.95	25.85	21.92
769-HE2AN-Q-AC24V	HE2AN-Q-AC24V	C	20	24VAC	2 Form A	Top Mount	31.63	28.95	25.85	21.92
769-HE2AN-Q-DC12V	HE2AN-Q-DC12V	C	25	12VDC	2 Form A	Top Mount	16.85	15.41	14.98	14.53
769-HE2AN-Q-DC24V	HE2AN-Q-DC24V	C	25	24VDC	2 Form A	Top Mount	26.36	24.14	21.57	18.32
769-HE1AN-S-AC120V	HE1AN-S-AC120V	C	30	120VAC	1 Form A	Screw Term.	38.58	35.47	31.54	26.75
769-HE1AN-S-DC12V	HE1AN-S-DC12V	C	30	12VDC	1 Form A	Screw Term.	35.86	32.84	29.34	24.91
769-HE1AN-S-DC24V	HE1AN-S-DC24V	C	30	24VDC	1 Form A	Screw Term.	28.46	26.07	24.45	22.93
769-HE2AN-S-DC24V	HE2AN-S-DC24V	C	25	24VDC	2 Form A	Screw Term.	26.26	24.17	21.45	20.87
769-HE2AN-SW-DC24V	HE2AN-SW-DC24V	C	25	24VDC	2 Form A	Screw Term.	29.65	27.22	24.20	22.42

HG SERIES

For quantities greater than listed, call for quote.

MOUSER STOCK NO.	Panasonic Part No.	Fig.	Current Rating (A)	Nominal Coil Voltage	Contact Arrangement	Mounting Type	Price Each 1	25	50	100
769-HG2-AC115V-F	HG2-AC115V-F	D	20	115VAC	2 Form C	Top Mount	31.12	28.57	25.40	23.49
769-HG2-AC24V-F	HG2-AC24V-F	D	20	24VAC	2 Form C	Top Mount	37.25	34.11	30.47	25.88
769-HG2-DC12V-F	HG2-DC12V-F	D	20	12VDC	2 Form C	Top Mount	27.73	25.47	22.64	20.51
769-HG2-DC24V-F	HG2-DC24V-F	D	20	24VDC	2 Form C	Top Mount	27.73	25.47	22.64	20.51
769-HG3-DC24V-F	HG3-DC24V-F	D	20	24VDC	3 Form C	Top Mount	41.86	31.80	28.27	27.46

HJ SERIES

For quantities greater than listed, call for quote.

MOUSER STOCK NO.	Panasonic Part No.	Fig.	Current Rating (A)	Nominal Coil Voltage	Contact Arrangement	Mounting Type	Price Each 1	25	50	100
769-HJ4-DC12V	HJ4-DC12V	--	5	12VDC	4 Form C	Plug-In	6.03	5.53	4.92	4.63
769-HJ4-L-DC24V	HJ4-L-DC24V	--	5	24VDC	4 Form C	Plug-In	7.06	6.47	5.78	5.44

HL SERIES

For quantities greater than listed, call for quote.

MOUSER STOCK NO.	Panasonic Part No.	Fig.	Current Rating (A)	Nominal Coil Voltage	Contact Arrangement	Mounting Type	Price Each 1	25	50	100
769-HL1-H-DC12V-F	HL1-H-DC12V-F	E	15	12VDC	1 Form C	Plug-In	9.52	8.74	7.79	7.34
769-HL1-H-DC24V-F	HL1-H-DC24V-F	E	15	24VDC	1 Form C	Plug-In	9.53	8.76	7.79	7.34
769-HL2-H-AC120V-F	HL2-H-AC120V-F	E	10	110/120VAC	2 Form C	Plug-In	12.18	11.19	9.95	9.36
769-HL2-H-AC24V-F	HL2-H-AC24V-F	E	10	24VAC	2 Form C	Plug-In	11.06	10.13	9.05	8.52
769-HL2-H-DC12V-F	HL2-H-DC12V-F	E	10	12VDC	2 Form C	Plug-In	13.95	12.82	11.41	9.67
769-HL2-H-DC24V-F	HL2-H-DC24V-F	E	10	24VDC	2 Form C	Plug-In	13.95	12.82	11.41	9.67
769-HL1-HTM-AC120V-F	HL1-HTM-AC120V-F	E	15	110/120VAC	1 Form C	Top Mount	10.84	9.97	8.86	8.35
769-HL1-HTM-AC24V-F	HL1-HTM-AC24V-F	E	15	24VAC	1 Form C	Top Mount	12.02	11.04	9.82	8.34
769-HL1-HTM-DC24V-F	HL1-HTM-DC24V-F	E	15	24VDC	1 Form C	Top Mount	9.52	8.72	7.79	7.38
769-HL2-HTM-AC24V-F	HL2-HTM-AC24V-F	E	10	24VAC	2 Form C	Top Mount	11.10	10.15	9.07	8.53
769-HL2-HTM-DC12V-F	HL2-HTM-DC12V-F	E	10	12VDC	2 Form C	Top Mount	11.11	10.21	9.07	8.53
769-HL2-HP-AC120V-F	HL2-HP-AC120V-F	E	10	110/120VAC	2 Form C	PCB	15.32	14.03	12.54	10.65
769-HL2-HP-DC12V-F	HL2-HP-DC12V-F	E	10	12VDC	2 Form C	PCB	11.11	10.21	9.07	8.53
769-HL2-HP-DC24V-F	HL2-HP-DC24V-F	E	10	24VDC	2 Form C	PCB	13.98	12.85	11.43	9.69

A



B



C



Plug-In Type Shown

D



E



Plug-In Type Shown

SOCKETS

For quantities greater than listed, call for quote.

MOUSER STOCK NO.	Panasonic Part No.	Description	Price Each 1	25	50	100
769-HC1-SS-K	HC1-SS-K	For HC1 Relays Solder Tab	2.07	1.88	1.69	1.43
769-HC2-PS-K	HC2-PS-K	With Clip for HC2 Relays	1.71	1.59	1.41	1.33
769-HC2-SF-K	HC2-SF-K	With Clip for HC2 Relays	5.05	4.50	4.01	3.83
769-HC3-PS-K	HC3-PS-K	With Clip for HC3 Relays	2.05	1.80	1.61	1.53

For quantities greater than listed, call for quote.

MOUSER STOCK NO.	Panasonic Part No.	Description	Price Each 1	25	50	100
769-HC4-HSF-K	HC4-HSF-K	For HC4 Relays Front Wire	7.22	6.44	5.99	5.74
769-HC4-PS-K	HC4-PS-K	With Clip for HC4 Relays	1.95	1.69	1.58	1.52
769-HL2-PS-K	HL2-PS-K	For HL2 Relays PCB	2.03	1.90	1.68	1.54
769-HL2-SFD-K	HL2-SFD-K	For HL2 Relays Screw DIN	6.73	6.18	5.50	5.18

© Copyright 2013 Mouser Electronics

© Copyright 2013 Mouser Electronics

PANASONIC Power Relays

Panasonic

RoHS Compliant **This product is RoHS compliant.**

Panasonic Power relays are RoHS compliant and ideal for Home Appliances, HVAC and vehicle applications as well as Lighting, Spa and Elevator Control and Industrial Equipment.
Miniature package types for space savings with low power consumption. Polarized Latching types featuring high switching capacity and excellent vibration resistance Safety Relays, with EN50205 forcibly guided contacts High Capacity DC Cutoff types up to 300A General Purpose - available with sockets.

JQ SERIES

For quantities greater than listed, call for quote.

MOUSER STOCK NO.	Panasonic Part No.	Fig.	Current Rating (A)	Nominal Coil Voltage (VDC)	Contact Arrangement	Mounting Type	Price Each 1	25	50	100
769-JQ1A-12V	JQ1A-12V	A	5	12	1 Form A	PCB	3.78	3.43	3.25	2.90
769-JQ1A-12V-F	JQ1A-12V-F	A	5	12	1 Form A	PCB	3.63	3.43	3.25	2.90
769-JQ1A-24V-F	JQ1A-24V-F	A	5	24	1 Form A	PCB	3.77	3.46	3.08	2.77
769-JQ1A-5V	JQ1A-5V	A	5	5	1 Form A	PCB	3.78	3.47	3.08	2.77
769-JQ1A-5V-F	JQ1A-5V-F	A	5	5	1 Form A	PCB	3.77	3.46	3.08	2.90
769-JQ1AP-12V	JQ1AP-12V	A	10	12	1 Form A	PCB	4.14	3.26	2.90	2.82
769-JQ1AP-12V-F	JQ1AP-12V-F	A	10	12	1 Form A	PCB	3.81	3.50	3.11	3.02
769-JQ1AP-24V	JQ1AP-24V	A	10	24	1 Form A	PCB	4.14	3.80	3.38	3.04
769-JQ1AP-24V-F	JQ1AP-24V-F	A	10	24	1 Form A	PCB	3.81	3.50	3.11	3.00
769-JQ1AP-5V	JQ1AP-5V	A	5	5	1 Form A	PCB	4.58	4.21	3.73	3.16
769-JQ1AP-5V-F	JQ1AP-5V-F	A	5	5	1 Form A	PCB	4.14	3.80	3.38	3.04
769-JQ1-12V-F	JQ1-12V-F	A	5	12	1 Form C	PCB	3.89	3.49	3.31	3.20
769-JQ1-24V	JQ1-24V	A	5	24	1 Form C	PCB	3.61	3.38	3.31	2.87
769-JQ1-24V-F	JQ1-24V-F	A	5	24	1 Form C	PCB	4.58	4.21	3.73	3.16
769-JQ1-5V	JQ1-5V	A	5	5	1 Form C	PCB	3.58	3.47	3.31	2.87
769-JQ1-5V-F	JQ1-5V-F	A	5	5	1 Form C	PCB	3.58	3.47	3.38	3.04
769-JQ1P-12V	JQ1P-12V	A	10	12	1 Form C	PCB	4.18	3.83	3.58	3.15
769-JQ1P-24V	JQ1P-24V	A	10	24	1 Form C	PCB	4.18	3.83	3.58	3.15
769-JQ1P-24V-F	JQ1P-24V-F	A	10	24	1 Form C	PCB	4.54	4.16	3.70	3.48
769-JQ1P-5V	JQ1P-5V	A	10	5	1 Form C	PCB	5.03	4.60	4.10	3.47
769-JQ1P-5V-F	JQ1P-5V-F	A	10	5	1 Form C	PCB	5.44	4.99	4.45	3.78
769-JQ1-12V	JQ1-12V	A	5	12	1 Form C	SMD	4.14	3.79	3.31	2.87

JS SERIES

For quantities greater than listed, call for quote.

MOUSER STOCK NO.	Panasonic Part No.	Fig.	Current Rating (A)	Nominal Coil Voltage (VDC)	Contact Arrangement	Mounting Type	Price Each 1	25	50	100
769-JS1A-12V-F	JS1A-12V-F	B	10	12	1 Form A	PCB	1.41	1.37	1.34	1.12
769-JS1A-24V-F	JS1A-24V-F	B	10	24	1 Form A	PCB	1.62	1.49	1.33	1.21
769-JS1A-48V-F	JS1A-48V-F	B	10	48	1 Form A	PCB	1.92	1.77	1.56	1.41
769-JS1A-5V-F	JS1A-5V-F	B	10	5	1 Form A	PCB	1.38	1.31	1.24	1.11
769-JS1-12V-F	JS1-12V-F	B	10	12	1 Form C	PCB	1.68	1.51	1.43	1.22
769-JS1-24V-F	JS1-24V-F	B	10	24	1 Form C	PCB	1.28	1.14	1.09	1.04
769-JS1-48V-F	JS1-48V-F	B	10	48	1 Form C	PCB	2.32	2.07	1.95	1.65
769-JS1-5V-F	JS1-5V-F	B	10	5	1 Form C	PCB	1.74	1.57	1.46	1.22
769-JS1-6V-F	JS1-6V-F	B	10	6	1 Form C	PCB	1.66	1.51	1.35	1.14
769-JS1-9V-F	JS1-9V-F	B	10	9	1 Form C	PCB	1.28	1.24	1.22	1.09
769-JS1-B-12V-F	JS1-B-12V-F	B	10	12	1 Form C	PCB	1.98	1.82	1.63	1.38
769-JS1-B-24V-F	JS1-B-24V-F	B	10	24	1 Form C	PCB	2.01	1.85	1.65	1.38

JVN SERIES

For quantities greater than listed, call for quote.

MOUSER STOCK NO.	Panasonic Part No.	Fig.	Current Rating (A)	Nominal Coil Voltage (VDC)	Contact Arrangement	Mounting Type	Price Each 1	25	50	100
769-JVN1A-12V-F	JVN1A-12V-F	C	10/20	12	1 Form A	PCB	7.75	7.13	6.33	5.37

JW SERIES

For quantities greater than listed, call for quote.

MOUSER STOCK NO.	Panasonic Part No.	Fig.	Current Rating (A)	Nominal Coil Voltage (VDC)	Contact Arrangement	Mounting Type	Price Each 1	25	50	100
769-JW1AFSN-B-DC12V	JW1AFSN-B-DC12V	D	10	12	1 Form A	PCB	2.49	2.28	2.03	1.87
769-JW1AFSN-DC24V	JW1AFSN-DC24V	D	10	24	1 Form A	PCB	2.51	2.31	2.14	2.10
769-JW1FSN-B-DC12V	JW1FSN-B-DC12V	D	10	12	1 Form C	PCB	3.47	3.24	2.91	2.43
769-JW1FSN-B-DC24V	JW1FSN-B-DC24V	D	10	24	1 Form C	PCB	2.99	2.73	2.50	2.32
769-JW1FSN-B-DC5V	JW1FSN-B-DC5V	D	10	5	1 Form C	PCB	3.26	2.99	2.65	2.47
769-JW1FSN-DC12V	JW1FSN-DC12V	D	10	12	1 Form C	PCB	3.50	3.26	2.93	2.45
769-JW1FSN-DC24V	JW1FSN-DC24V	D	10	24	1 Form C	PCB	2.48	2.31	2.05	1.93
769-JW1FSN-DC48V	JW1FSN-DC48V	D	10	48	1 Form C	PCB	2.84	2.60	2.42	2.35
769-JW1FSN-DC5V	JW1FSN-DC5V	D	10	5	1 Form C	PCB	3.57	3.30	2.93	2.48
769-JW1FSN-DC6V	JW1FSN-DC6V	D	10	6	1 Form C	PCB	3.56	3.27	2.91	2.47
769-JW1FSN-DC9V	JW1FSN-DC9V	D	10	9	1 Form C	PCB	3.53	3.21	2.84	2.46
769-JW2ASN-DC12V	JW2ASN-DC12V	D	5	12	2 Form A	PCB	2.86	2.62	2.55	2.46
769-JW2ASN-DC24V	JW2ASN-DC24V	D	5	24	2 Form A	PCB	2.92	2.68	2.47	2.33
769-JW2ASN-DC5V	JW2ASN-DC5V	D	5	5	2 Form A	PCB	2.80	2.57	2.44	2.33
769-JW2SN-B-DC12V	JW2SN-B-DC12V	D	5	12	2 Form C	PCB	3.49	3.20	2.85	2.64
769-JW2SN-DC12V	JW2SN-DC12V	D	5	12	2 Form C	PCB	3.75	3.53	3.20	2.77
769-JW2SN-DC24V	JW2SN-DC24V	D	5	24	2 Form C	PCB	4.24	3.91	3.51	2.97
769-JW2SN-DC48V	JW2SN-DC48V	D	5	48	2 Form C	PCB	2.95	2.81	2.73	2.65
769-JW2SN-DC5V	JW2SN-DC5V	D	5	5	2 Form C	PCB	3.32	3.02	2.77	2.60
769-JW2SN-DC6V	JW2SN-DC6V	D	5	6	2 Form C	PCB	4.06	3.72	3.32	2.80
769-JW2SN-DC9V	JW2SN-DC9V	D	5	9	2 Form C	PCB	2.73	2.60	2.51	2.44

SOCKETS

For quantities greater than listed, call for quote.

MOUSER STOCK NO.	Panasonic Part No.	Description	Price Each 1	25	50	100
769-JW1-PS	JW1-PS	For JW1 Series	2.87	2.63	2.34	2.29
769-JW2-PS	JW2-PS	For JW2 Relays	3.49	3.20	2.85	2.68

A



PCB Type Shown

B



C



D



© Copyright 2013 Mouser Electronics

© Copyright 2013 Mouser Electronics

PANASONIC Power Relays

Panasonic

RoHS Compliant **This product is RoHS compliant.**

Panasonic Power relays are RoHS compliant and ideal for Home Appliances, HVAC and vehicle applications as well as Lighting, Spa and Elevator Control and Industrial Equipment.
Miniature package types for space savings with low power consumption. Polarized Latching types featuring high switching capacity and excellent vibration resistance Safety Relays, with EN50205 forcibly guided contacts High Capacity DC Cutoff types up to 300A General Purpose - available with sockets.

NC SERIES

For quantities greater than listed, call for quote.

MOUSER STOCK NO.	Panasonic Part No.	Fig.	Current Rating (A)	Nominal Coil Voltage (VDC)	Contact Arrangement	Mounting Type	Price Each			
							1	25	50	100
769-NC2D-DC12V	NC2D-DC12V	A	5	12	2 Form C	Plug-In	14.37	13.20	11.75	9.97
769-NC2D-DC24V	NC2D-DC24V	A	5	24	2 Form C	Plug-In	13.79	12.49	11.15	9.57
769-NC2EBD-DC24V	NC2EBD-DC24V	A	3	24	2 Form C	Plug-In	18.60	17.03	15.22	12.91
769-NC4D-DC24V	NC4D-DC24V	A	4	24	4 Form C	Plug-In	18.28	16.73	14.96	12.70
769-NC4EBD-DC24V	NC4EBD-DC24V	A	2	24	4 Form C	Plug-In	22.50	20.60	18.40	15.63
769-NC2D-JP-DC12V	NC2D-JP-DC12V	A	5	12	2 Form C	PCB	13.77	12.66	11.26	9.56
769-NC2D-JP-DC24V	NC2D-JP-DC24V	A	5	24	2 Form C	PCB	14.37	13.10	11.68	9.97
769-NC2D-JP-DC5V	NC2D-JP-DC5V	A	5	5	2 Form C	PCB	13.76	12.60	11.26	9.57
769-NC2D-P-DC12V	NC2D-P-DC12V	A	5	12	2 Form C	PCB	14.10	13.20	11.75	9.97
769-NC2D-P-DC24V	NC2D-P-DC24V	A	5	24	2 Form C	PCB	14.37	13.10	11.68	9.97
769-NC2D-P-DC5V	NC2D-P-DC5V	A	5	5	2 Form C	PCB	13.76	12.55	11.20	9.57
769-NC2EBD-JP-DC12V	NC2EBD-JP-DC12V	A	3	12	2 Form C	PCB	18.60	15.69	14.01	12.91
769-NC2EBD-JP-DC24V	NC2EBD-JP-DC24V	A	3	24	2 Form C	PCB	16.48	15.07	14.57	12.38
769-NC2EBD-JP-DC5V	NC2EBD-JP-DC5V	A	3	5	2 Form C	PCB	18.26	16.96	15.14	12.91
769-NC2EBD-P-DC12V	NC2EBD-P-DC12V	A	3	12	2 Form C	PCB	18.62	17.11	15.22	12.90
769-NC2EBD-P-DC24V	NC2EBD-P-DC24V	A	3	24	2 Form C	PCB	18.60	17.03	15.22	12.91
769-NC4D-JP-DC12V	NC4D-JP-DC12V	A	4	12	4 Form C	PCB	17.57	16.12	14.34	12.17
769-NC4D-JP-DC24V	NC4D-JP-DC24V	A	4	24	4 Form C	PCB	17.53	16.00	14.27	12.18
769-NC4D-JP-DC5V	NC4D-JP-DC5V	A	4	5	4 Form C	PCB	18.28	16.73	14.96	12.70
769-NC4D-P-DC5V	NC4D-P-DC5V	A	4	5	4 Form C	PCB	17.55	16.00	14.27	12.17
769-NC4EBD-JP-DC12V	NC4EBD-JP-DC12V	A	2	12	4 Form C	PCB	22.50	20.52	18.31	15.63
769-NC4EBD-JP-DC24V	NC4EBD-JP-DC24V	A	2	24	4 Form C	PCB	22.51	19.00	16.96	15.61
769-NC4EBD-P-DC12V	NC4EBD-P-DC12V	A	2	12	4 Form C	PCB	22.50	20.52	18.31	15.63

S SERIES

For quantities greater than listed, call for quote.

769-S2EB-12V	S2EB-12V	B	4	12	2 Form A/2 Form B	PCB	14.24	13.47	12.35	11.17
769-S2EB-24V	S2EB-24V	B	4	24	2 Form A/2 Form B	PCB	16.78	15.28	13.97	12.07
769-S2EB-48V	S2EB-48V	B	4	48	2 Form A/2 Form B	PCB	21.49	19.76	17.57	14.91
769-S2EB-5V	S2EB-5V	B	4	5	2 Form A/2 Form B	PCB	15.48	14.91	14.12	12.57
769-S2EB-6V	S2EB-6V	B	4	6	2 Form A/2 Form B	PCB	19.67	18.01	16.09	13.66
769-S2EB-L2-12V	S2EB-L2-12V	B	4	12	2 Form A/2 Form B	PCB	20.43	18.78	16.69	14.17
769-S2EB-L2-24V	S2EB-L2-24V	B	4	24	2 Form A/2 Form B	PCB	21.29	19.50	17.42	14.79
769-S2EB-L2-5V	S2EB-L2-5V	B	4	5	2 Form A/2 Form B	PCB	20.40	18.68	16.69	14.18
769-S4EB-12V	S4EB-12V	B	4	12	4 Form A	PCB	19.30	17.73	15.75	13.38
769-S4EB-24V	S4EB-24V	B	4	24	4 Form A	PCB	16.79	15.88	15.05	13.43
769-S4EB-5V	S4EB-5V	B	4	5	4 Form A	PCB	19.04	18.03	16.56	14.52

SF SERIES

For quantities greater than listed, call for quote.

769-SF2D-DC12V	SF2D-DC12V	C	6	12	2 Form A/2 Form B	PCB	37.27	34.22	30.42	28.75
769-SF2D-DC24V	SF2D-DC24V	C	6	24	2 Form A/2 Form B	PCB	36.39	33.42	29.70	26.49
769-SF4D-DC12V	SF4D-DC12V	C	6	12	4 Form A/4 Form B	PCB	49.64	45.58	40.52	34.65
769-SF4D-DC24V	SF4D-DC24V	C	6	24	4 Form A/4 Form B	PCB	47.55	43.67	38.82	37.95

SP SERIES

For quantities greater than listed, call for quote.

769-SP2-DC12V	SP2-DC12V	D	15	12	2 Form C	Plug-In	27.03	24.43	22.29	18.96
769-SP2-DC24V	SP2-DC24V	D	15	24	2 Form C	Plug-In	27.48	25.23	22.43	19.06
769-SP2-DC5V	SP2-DC5V	D	15	5	2 Form C	Plug-In	26.34	24.19	21.51	19.06
769-SP2-L2-DC12V	SP2-L2-DC12V	D	15	12	2 Form C	Plug-In	30.22	27.31	24.92	21.20
769-SP2-L2-DC5V	SP2-L2-DC5V	D	15	5	2 Form C	Plug-In	28.99	26.79	24.08	23.08
769-SP2-P-DC24V	SP2-P-DC24V	D	15	24	2 Form C	Plug-In	27.48	25.23	22.43	19.06
769-SP4-DC12V	SP4-DC12V	D	10	12	4 Form C	Plug-In	35.95	33.14	29.65	25.22
769-SP4-DC24V	SP4-DC24V	D	10	24	4 Form C	Plug-In	35.95	33.14	29.65	25.22
769-SP4-P-DC12V	SP4-P-DC12V	D	10	12	4 Form C	Plug-In	36.63	33.63	29.90	25.40
769-SP4-P-DC24V	SP4-P-DC24V	D	10	24	4 Form C	Plug-In	39.58	36.40	32.36	27.45
769-SP4-L2-DC12V	SP4-L2-DC12V	D	10	12	4 Form C	Plug-In	43.90	40.08	35.46	29.75
769-SP4-L2-DC24V	SP4-L2-DC24V	D	10	24	4 Form C	Plug-In	42.18	38.93	34.14	31.28
769-SP4-L2-DC5V	SP4-L2-DC5V	D	10	5	4 Form C	Plug-In	39.95	36.69	32.61	27.71
769-SP4-PL2-DC24V	SP4-PL2-DC24V	D	10	24	4 Form C	Plug-In	45.07	41.26	36.87	31.32
769-SP4-PL2-DC5V	SP4-PL2-DC5V	D	10	5	4 Form C	Plug-In	45.07	41.26	36.87	31.32

ST SERIES

For quantities greater than listed, call for quote.

769-ST1-DC12V-F	ST1-DC12V-F	E	8	12	1 Form A/1 Form B	PCB	15.05	13.84	12.31	10.44
769-ST1-DC24V-F	ST1-DC24V-F	E	8	24	1 Form A/1 Form B	PCB	11.44	10.82	10.25	9.48
769-ST1-DC48V-F	ST1-DC48V-F	E	8	48	1 Form A/1 Form B	PCB	16.55	15.52	14.40	12.23
769-ST1-DC5V-F	ST1-DC5V-F	E	8	5	1 Form A/1 Form B	PCB	13.67	12.56	11.17	9.48
769-ST1-L2-DC12V-F	ST1-L2-DC12V-F	E	8	12	1 Form A/1 Form B	PCB	17.66	16.17	14.45	12.27
769-ST1-L2-DC24V-F	ST1-L2-DC24V-F	E	8	24	1 Form A/1 Form B	PCB	12.35	11.97	11.61	11.27
769-ST1-L2-DC5V-F	ST1-L2-DC5V-F	E	8	5	1 Form A/1 Form B	PCB	17.68	15.55	14.45	12.26
769-ST2-DC12V-F	ST2-DC12V-F	E	8	12	2 Form A	PCB	14.27	13.00	11.66	9.90
769-ST2-DC24V-F	ST2-DC24V-F	E	8	24	2 Form A	PCB	11.44	10.82	10.25	9.15
769-ST2-DC5V-F	ST2-DC5V-F	E	8	5	2 Form A	PCB	10.28	9.97	9.67	9.48
769-ST2-L2-DC5V-F	ST2-L2-DC5V-F	E	8	5	2 Form A	PCB	16.14	14.23	13.20	11.21

SOCKETS

For quantities greater than listed, call for quote.

MOUSER STOCK NO.	Panasonic Part No.	Description	Price Each			
			1	25	50	100
769-ST-PS	ST-PS	For ST1/ST2 PCB	2.32	2.25	2.18	2.14
769-NC2-PS	NC2-PS	For Slim NC2D Relays	2.50	2.23	2.12	1.88
769-NC4-PS	NC4-PS	For Slim NC4D-P Relays	3.31	3.03	2.70	2.29
769-S-PS	S-PS	For S Series	2.53	2.40	2.28	2.20
769-SP2-SF	SP2-SF	For SP2 Relays, Screw Terminal	13.17	12.39	10.86	9.35
769-SP4-SF	SP4-SF	For SP4 Relays, Screw Base	20.77	19.10	16.72	14.40

A



PCB Type Shown

B



C



D



E



© Copyright 2013 Mouser Electronics

© Copyright 2013 Mouser Electronics

TE PCB Relays

TE connectivity Authorized Distributor

DIMENSIONS: mm

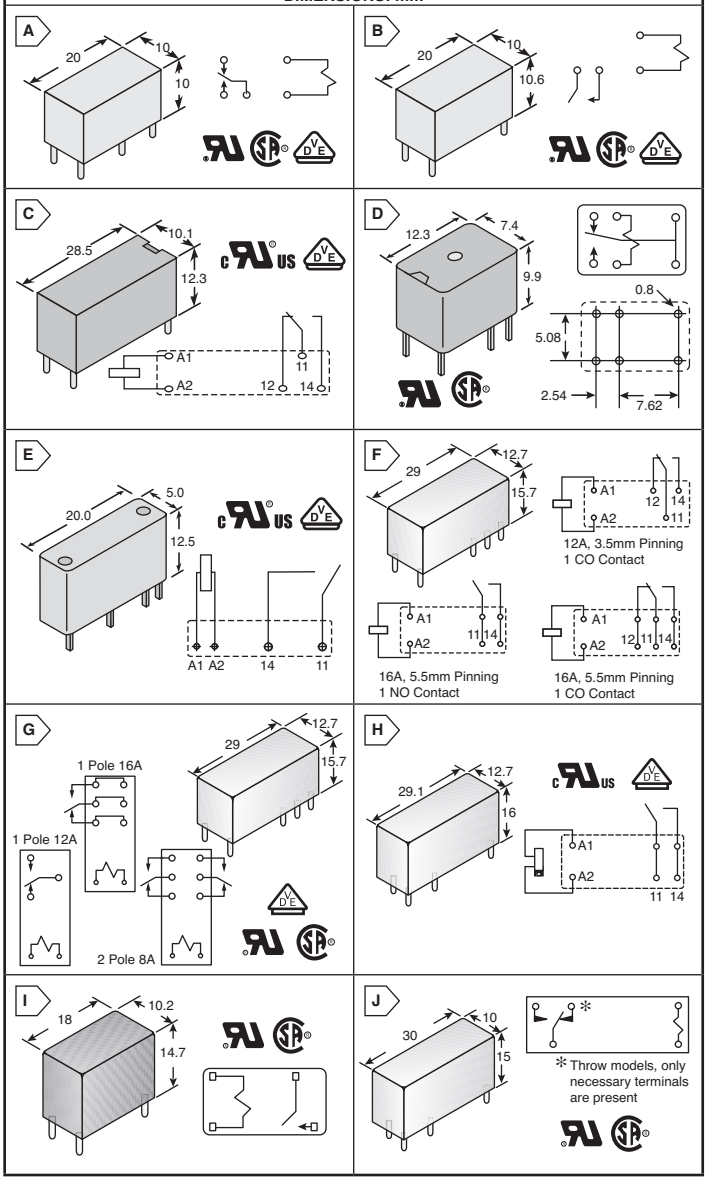

PE SERIES: 5 AMP MINIATURE PCB RELAYS

Specifications:

- Flux-light for wave soldering
- Contact material: Silver-Nickel 90/10
- Expected Mechanical life: 15 million operations min.
- Operate/Release/Bounce Time: 5ms/2ms/1ms typical

For quantities greater than listed, call for quote.

MOUSER STOCK NO.	Schrack Part No.	Fig.	Coil Voltage	Contact Form	Nominal Coil Current	Price Each 1	25	50	100
655-PE014005	PE014005	A	5VDC	SPDT	40mA	5.04	4.58	4.21	3.87
655-PE014012	PE014012	A	12VDC	SPDT	17.5mA	5.93	5.19	4.69	3.70
655-PE014024	PE014024	A	24VDC	SPDT	8.8mA	5.89	5.15	4.65	3.67

RE SERIES: 6 AMP MINIATURE PCB RELAYS

Specifications:

- Fully sealed with vent hole
- Contact material: Silver-cadmium oxide
- Expected Mechanical life: 30 million operations min.
- Operate/Release/Bounce Time: 6ms/1ms/1ms typical

For quantities greater than listed, call for quote.

MOUSER STOCK NO.	Schrack Part No.	Fig.	Coil Voltage	Contact Form	Nominal Coil Current	Price Each 1	25	50	100
655-RE030005	RE030005	B	5VDC	SPST-NO	40mA	4.68	4.09	3.69	3.19
655-RE030012	RE030012	B	12VDC	SPST-NO	16.7mA	5.62	4.91	4.44	3.51
655-RE030024	RE030024	B	24VDC	SPST-NO	4.2mA	5.63	4.91	4.45	3.51

RYII SERIES: 8A MINIATURE POWER PCB RELAYS

Specifications:

- Contact form: SPDT
- Rated current: 8A
- Rated voltage: 250VAC
- Contact material: Silver nickel 0.15
- Contact assembly: Single contact
- Conforms to UL508

For quantities greater than listed, call for quote.

MOUSER STOCK NO.	Schrack Part No.	Fig.	Coil Voltage	Case Type	Nom. Coil Current	Price Each 1	25	50	100
655-RY211024	RY211024	C	24VDC	Flux proof	220mW	5.03	4.41	3.97	3.14
655-RY611005	RY611005	C	5VDC	Washable	220mW	5.00	4.39	3.95	3.11
655-RY611012	RY611012	C	12VDC	Washable	220mW	5.03	4.41	3.97	3.14
655-RY611024	RY611024	C	24VDC	Washable	220mW	5.03	4.41	3.97	3.14

© Copyright 2013 Mouser Electronics

TSC SERIES: 1AMP MINIATURE PCB RELAYS

Specifications:

- Low coil power requirement for IC compatibility
- Sealed plastic case
- Nominal power: Standard coil = 300mW; Sensitive coil = 150mW

Common Applications:

- Telecommunications
- Appliances
- Office machines
- Security systems

For quantities greater than listed, call for quote.

MOUSER STOCK NO.	OEG Part No.	Fig.	Coil Voltage	Contact Form	Nominal Coil Current	Price Each 1	25	50	100
Standard Coil									
677-TSC-105D3H	TSC-105D3H,000	D	5VDC	SPDT	60mA	2.05	1.80	1.63	1.28
677-TSC-112D3H	TSC-112D3H,000	D	12VDC	SPDT	25mA	2.11	1.83	1.66	1.31
677-TSC-124D3H	TSC-124D3H,000	D	24VDC	SPDT	12.5mA	2.36	2.07	1.86	1.48
Sensitive Coil									
677-TSC-105L3H	TSC-105L3H,000	D	5VDC	SPDT	30mA	1.98	1.73	1.57	1.24
677-TSC-112L3H	TSC-112L3H,000	D	12VDC	SPDT	12.5mA	2.44	2.13	1.93	1.52
677-TSC-124L3H	TSC-124L3H,000	D	24VDC	SPDT	6.3mA	2.46	2.15	1.95	1.54

PCN SERIES: 3 AMP MINIATURE PCB RELAYS

Specifications:

- Contact form: SPST-NO
- Rated current: 3A
- Rated voltage: 250VAC
- Contact material: Silver nickel
- Contact assembly: Bifurcated contact
- Conforms to UL508

For quantities greater than listed, call for quote.

MOUSER STOCK NO.	OEG Part No.	Fig.	Coil Voltage	Contact Form	Nominal Coil Current	Price Each 1	25	50	100
677-PCN-105D3MHZ	PCN-105D3MHZ	E	5VDC	SPST-NO	120mW	1.85	1.62	1.46	1.37
677-PCN-112D3MHZ	PCN-112D3MHZ	E	12VDC	SPST-NO	120mW	1.81	1.57	1.42	1.12
677-PCN-124D3MHZ	PCN-124D3MHZ	E	24VDC	SPST-NO	120mW	2.19	1.90	1.73	1.67

RZ SERIES: PCB RELAYS

- 1 pole 12/16A, 1 CO or 1 NO contact
- DC-coil 400mW
- 5kV/10mm coil-contact, reinforced insulation
- Ambient temperature 85°C (clear cover: 70°C)
- Product in accordance to IEC60335-1

For quantities greater than listed, call for quote.

MOUSER STOCK NO.	TE Part No.	Fig.	Coil Voltage	Contact Form	Contact Res. (Ω)	Price Each 1	25	50	100
655-RZ01-1C4-D012	1-1415899-0	F	12VDC	1 Form C (CO)	12A	2.94	2.78	2.51	2.21
655-RZ01-1C4-D024	1-1415899-1	F	24VDC	1 Form C (CO)	12A	2.94	2.78	2.51	2.21
655-RZ03-1A4-D012	1-1415899-6	F	12VDC	1 Form A (NO)	16A	2.61	2.47	2.24	1.97
655-RZ03-1C4-D005	1-1415899-9	F	5VDC	1 Form C (CO)	16A	2.93	2.56	2.31	2.03
655-RZ03-1C4-D024	2-1415899-3	F	24VDC	1 Form C (CO)	16A	3.28	2.87	2.59	2.28

RT SERIES: MINIATURE PCB RELAYS

- Enclosure: RT 1,3,4 - Flux-light, top vented, plastic case; RT B,D,E - Immersion cleanable, plastic case
- Pin spacing: RT 1,B - 3.5mm; RT 3,4,D,E - 5mm
- Contact material: Silver-Nickel 90/10
- Expected Mechanical life: 10 million operations min.
- Operate/Release Time: 7ms/3ms typical
- DC - UL Class F coil insulation; AC -UL Class A coil insulation

For quantities greater than listed, call for quote.

MOUSER STOCK NO.	TE Part No.	Fig.	Coil Voltage	Contact Form	Contact Rating	Price Each 1	25	50	100
655-RT114012F	1419108-2	G	12VDC	SPDT	12A	4.04	3.53	3.19	2.53
655-RT114024F	1419108-3	G	24VDC	SPDT	12A	3.67	3.21	2.90	2.55
655-RTB14005F	2-1419108-4	G	5VDC	SPDT	12A	3.16	2.76	2.49	1.97
655-RTB14012F	2-1419108-5	G	12VDC	SPDT	12A	2.82	2.47	2.24	1.77
655-RTB14024F	2-1419108-6	G	24VDC	SPDT	12A	2.82	2.47	2.24	1.77
655-RTB14615	2-1393238-5	G	115VAC	SPDT	12A	7.10	6.21	5.61	4.42
655-RTB34012F	2-1419108-7	G	12VDC	SPST-NO	12A	3.67	3.21	2.90	2.55
655-RTB34024F	9-1419082-4	G	24VDC	SPST-NO	12A	4.22	3.68	3.33	2.63
655-RTD14005F	2-1419108-8	G	5VDC	SPDT	16A	2.61	2.28	1.92	1.74
655-RTD14012F	2-1419108-9	G	12VDC	SPDT	16A	3.23	3.07	2.82	2.60
655-RTD14024F	3-1419108-1	G	24VDC	SPDT	16A	3.23	2.82	2.56	2.23
655-RTD14615	7-1393238-5	G	115VAC	SPDT	16A	7.10	6.21	5.61	4.42
655-RTD34012F	3-1419108-6	G	12VDC	SPST-NO	16A	4.06	3.35	3.21	2.79
655-RTD34024F	3-1419108-9	G	24VDC	SPST-NO	16A	4.04	3.53	3.19	2.53
655-RTE24005F	4-1419108	G	5VDC	DPDT	8A	2.62	2.35	1.77	1.62
655-RTE24012F	3-1393237-1	G	12VDC	DPDT	8A	3.57	3.11	2.82	2.39
655-RTE24024F	3-1393237-3	G	24VDC	DPDT	8A	2.68	2.35	2.13	2.00
655-RTE44012F	4-1419108-2	G	12VDC	DPST-NO	8A	2.42	2.12	1.92	1.51

RTX SERIES: POWER PCB RELAYS

- Contact arrangement: 1 form A (NO) contact
- Rated voltage: 250VAC
- Rated current: 16A
- Mechanical endurance: >105 operations
- Contact style and material: W pre-make contact and AgSnO2
- Limiting making current incandescent lamps max. 20ms: 200A peak, fluorescent lamps, max 1.2ms: 320A peak

NEW PRODUCT

For quantities greater than listed, call for quote.

MOUSER STOCK NO.	TE Part No.	Fig.	Coil Voltage	Contact Form	Contact Rating	Price Each 1	25	50	100
655-RTX3-1AT-B012	RTX3-1AT-B012	H	12VDC	SPST-NO	16A	13.75	11.63	10.26	9.33
655-RTX3-1AT-B024	RTX3-1AT-B024	H	24VDC	SPST-NO	16A	13.75	11.63	10.26	9.33

T73/T77/T7N SERIES: 10 AMP MINIATURE PCB RELAYS

- Enclosure: T7CS - Immersion cleanable, plastic sealed case; T7CV - Vented flux-tight plastic cover
- UL Class F coil insulation system

✻ Contact rating is 3A for T77S1D3-05, T77S1D3-12, and T77S1D3-24

For quantities greater than listed, call for quote.

MOUSER STOCK NO.	TE Part No.	Fig.	Coil Voltage	Contact Form	Contact Res. (Ω)	Price Each 1	25	50	100
655-T77S1D10-05	1393194-7	I	5VDC	SPST-NO	55	2.41	2.10	1.83	1.52
655-T77S1D10-12	1393194-9	I	12VDC	SPST-NO	320	2.44	2.13	1.93	1.52
655-T77S1D10-24	1-1393194	I	24VDC	SPST-NO	1280	2.29	2.09	1.92	1.52
✻ 655-T77S1D3-05	1-1393194-3	I	5VDC	SPST-NO	125	2.43	2.12	1.90	1.50
✻ 655-T77S1D3-12	1-1393194-5	I	12VDC	SPST-NO	720	2.23	2.01	1.87	1.52
✻ 655-T77S1D3-24	1-1393194-6	I	24VDC	SPST-NO	2800	2.23	1.94	1.75	1.38
655-T77V1D10-24	2-1393194-1	I	24VDC	SPST-NO	1280	2.42	2.11	1.90	1.51

T75 SERIES: LOW PROFILE, HIGH CURRENT PCB RELAYS

- Enclosure: Immersion cleanable, ultrasonically sealed case
- Contact rating: 14A

For quantities greater than listed, call for quote.

MOUSER STOCK NO.	TE Part No.	Fig.	Coil Voltage	Contact Form	Contact Res. (Ω)	Price Each 1	25	50	100
655-T75S5D112-05	7-1393222-6	J	5VDC	SPDT	118	4.72	4.13	3.73	3.11
655-T75S5D112-12	1393223-3	J	12VDC	SPDT	650	6.60	5.77	5.21	4.12
655-T75S5D112-24	2-1393223-8	J	24VDC	SPDT	2270	5.08	4.65	4.30	3.99

© Copyright 2013 Mouser Electronics

P&B PCB and Panel Mount Relays

RoHS Compliant **This product is RoHS compliant.**

TE connectivity Authorized Distributor

T90 SERIES: PCB RELAYS

Specifications:
- UL Class F coil insulation system
- Contact material: Silver-cadmium oxide
- Meets UL 508 and UL 873 spacing
- Expected Mechanical life: 10 million operations min.
- Operate/Release Time (Including bounce): 15ms/15ms
- Max. coil power: 2.8 Watts
- Contacts: Silver-cadmium oxide

For quantities greater than listed, call for quote.

MOUSER STOCK NO.	P&B Part No.	Fig.	Coil Voltage	Contact Form	Coil Res. (Ω)	Price Each 1	25	50	100
Open Case Model									
655-T90N1D12-12	T90N1D12-12	A	12VDC	SPST-NO	30A	3.45	3.01	2.72	2.15
655-T90N1D12-24	T90N1D12-24	A	24VDC	SPST-NO	30A	3.37	2.89	2.76	2.18
655-T90N5D12-12	T90N5D12-12	A	12VDC	SPDT	20A	3.20	2.78	2.59	2.21
655-T90N5D12-24	T90N5D12-24	A	24VDC	SPDT	20A	3.26	2.82	2.64	2.25
Tape Sealed (Immersion Cleanable) Model									
655-T90S1D12-5	T90S1D12-5	B	5VDC	SPST-NO	30A	3.93	3.43	3.10	2.45
655-T90S1D12-12	T90S1D12-12	B	12VDC	SPST-NO	30A	3.60	3.14	2.84	2.48
655-T90S1D12-24	T90S1D12-24	B	24VDC	SPST-NO	30A	3.30	3.04	2.79	2.70
655-T90S5D12-5	T90S5D12-5	B	5VDC	SPDT	20A	3.54	2.57	2.47	2.41
655-T90S5D12-12	T90S5D12-12	B	12VDC	SPDT	20A	3.98	3.48	3.15	2.48
655-T90S5D12-24	T90S5D12-24	B	24VDC	SPDT	20A	4.00	3.50	3.17	2.50
Accessories for T90 Series			**Description**						
655-35C620A	35C620A		Black dust cover for open style relay			.92	.803	.728	.578

T92 SERIES: 2 POLE 30 AMP RELAYS

Specifications:
- Designed to control compressor loads to 3.5 tons, 25.3 FLA, 110 LRA
- UL Class F coil insulation construction
- Meets UL 508 and UL 873 spacing
- Expected Mechanical life: 5 million operations min.
- Operate/Release Time (Typical): 15ms/10ms
- UL approved for 600VAC switching (1.5HP)
- Flange type: .250" x .032" QC terminals
- Contact material: Silver-cadmium oxide

For quantities greater than listed, call for quote.

MOUSER STOCK NO.	P&B Part No.	Fig.	Coil Voltage	Contact Form	Mounting Type	Price Each 1	25	50	100
Dust Cover (Unsealed) Model									
655-T92P11A22-120	T92P11A22-120	C	120 VAC	DPDT	Flange	13.18	11.82	11.33	10.26
655-T92P11A22-240	T92P11A22-240	C	240 VAC	DPDT	Flange	17.70	16.15	14.62	11.53
655-T92P11D22-12	T92P11D22-12	C	12 VDC	DPDT	Flange	11.64	11.03	9.82	9.24
655-T92P11D22-24	T92P11D22-24	C	24 VDC	DPDT	Flange	12.80	11.18	10.12	8.68
655-T92P7A22-24	T92P7A22-24	C	24 VAC	DPST-NO	Flange	12.87	11.03	10.24	9.13
655-T92P7A22-120	T92P7A22-120	C	120 VAC	DPST-NO	Flange	12.64	10.74	9.91	8.59
655-T92P7A22-240	T92P7A22-240	C	240 VAC	DPST-NO	Flange	13.81	12.08	10.92	9.79
655-T92P7D12-12	T92P7D12-12	D	12 VDC	DPST-NO	PCB	12.43	11.41	10.53	8.71
655-T92P7D22-12	T92P7D22-12	C	12 VDC	DPST-NO	Flange	10.53	9.88	9.12	8.46
655-T92P7D12-24	T92P7D12-24	D	24 VDC	DPST-NO	PCB	12.43	11.41	10.53	8.71
Tape Sealed (Immersion Cleanable) Model									
655-T92S11A22-24	T92S11A22-24	C	24 VAC	DPDT	Flange	15.57	13.60	12.11	10.55
655-T92S11A22-120	T92S11A22-120	C	120 VAC	DPDT	Flange	15.57	13.60	12.32	10.56
655-T92S11D12-12	T92S11D12-12	D	12 VDC	DPDT	PCB	15.93	13.92	12.60	9.94
655-T92S11D12-24	T92S11D12-24	D	24 VDC	DPDT	PCB	13.51	11.37	10.53	10.03
655-T92S11D22-12	T92S11D22-12	C	12 VDC	DPDT	Flange	11.94	10.75	10.42	9.87
655-T92S11D22-24	T92S11D22-24	C	24 VDC	DPDT	Flange	13.78	12.05	10.90	9.37
655-T92S7A22-24	T92S7A22-24	C	24 VAC	DPST-NO	Flange	13.75	12.14	11.43	9.90
655-T92S7A22-120	T92S7A22-120	C	120 VAC	DPST-NO	Flange	13.75	12.03	11.25	9.89
655-T92S7A12-240	T92S7A12-240	D	240 VAC	DPST-NO	PCB	14.26	13.08	12.07	11.21
655-T92S7D12-12	T92S7D12-12	D	12 VDC	DPST-NO	PCB	12.79	12.16	11.21	9.28
655-T92S7D12-24	T92S7D12-24	D	24 VDC	DPST-NO	PCB	11.47	10.52	9.70	9.01
655-T92S7D22-12	T92S7D22-12	C	12 VDC	DPST-NO	Flange	12.86	11.24	10.18	9.30
655-T92S7D22-24	T92S7D22-24	C	24 VDC	DPST-NO	Flange	11.67	10.03	9.59	8.98

T9A SERIES: PCB AND PANEL MOUNT RELAYS

Specifications:
- UL Class F coil insulation system
- Contact material: Silver-cadmium oxide
- Meets UL 508 and UL 873 spacing
- Expected Mechanical life: 10 million operations min.
- Operate/Release Time (Including bounce): 15ms/15ms
- Max. coil power: 2.8 Watts
- Enclosure: T9AP - unsealed plastic dust cover; T9AS - Immersion cleanable with knock-off nib sealed plastic case

For quantities greater than listed, call for quote.

MOUSER STOCK NO.	P&B Part No.	Fig.	Coil Voltage	Contact Form	Contact Rating	Price Each 1	25	50	100
PCB Terminals Coil and Contacts									
655-T9AS1D12-12	T9AS1D12-12	E	12VDC	SPST-NO	30A	3.02	2.74	2.51	2.32
655-T9AS1D12-24	T9AS1D12-24	E	24VDC	SPST-NO	30A	3.21	2.92	2.68	2.47
655-T9AS5D12-12	T9AS5D12-12	E	12VDC	SPDT	20A	3.19	2.92	2.64	2.31
655-T9AS5D12-24	T9AS5D12-24	E	24VDC	SPDT	20A	3.85	3.37	3.05	2.41
PCB Terminals Coil and Contacts, and .250" Contact QC									
655-T9AS1D22-12	T9AS1D22-12	F	12VDC	SPST-NO	30A	4.04	3.53	3.19	2.51
655-T9AS1D22-24	T9AS1D22-24	F	24VDC	SPST-NO	30A	4.06	3.54	3.21	3.03
655-T9AS5D22-12	T9AS5D22-12	F	12VDC	SPDT	20A	4.03	3.52	3.19	2.50
655-T9AS5D22-24	T9AS5D22-24	F	24VDC	SPDT	20A	3.69	3.22	2.91	2.54
Flange Mount with .187" Coil QC and .250" Contact QC									
655-T9AP5D52-12	T9AP5D52-12	G	12VDC	SPDT	20A	4.62	4.03	3.64	2.88
655-T9AP5D52-24	T9AP5D52-24	G	24VDC	SPDT	20A	4.22	3.68	3.32	2.63

DIMENSIONS: mm

A

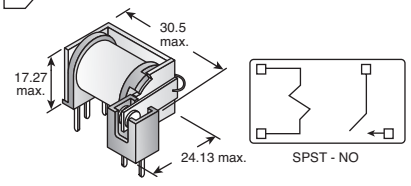

B

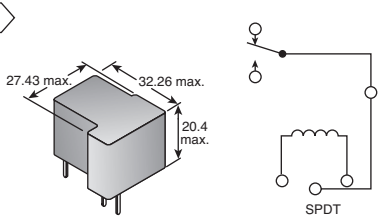

C

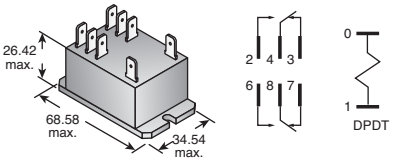

D

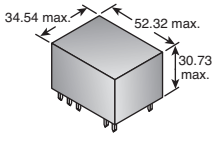

E

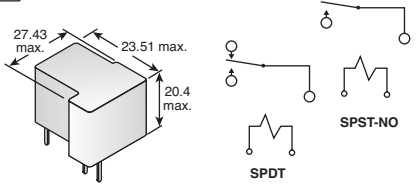

F

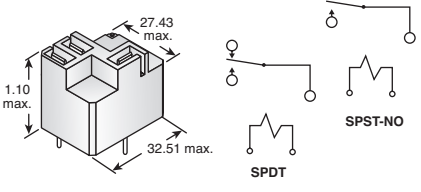

G

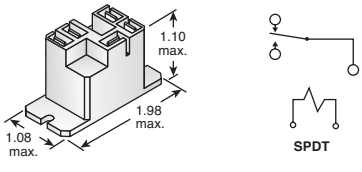

TE Connectivity PCB Relays

© Copyright 2013 Mouser Electronics

Automotive Relays

FUJITSU FTR-P2 SERIES: SILENT TWIN AUTOMOTIVE RELAYS

Features:
- 1 POLE x 2, H-Bridge, 25A
- Low operating sound
- Compact, high density package
- High capacity
- Ease of PCB layout
- High breaking capability

Applications:
- Power windows
- Doorlocks
- Power seat
- Wiper (for H-bridge circuit)

For quantities greater than listed, call for quote.

MOUSER STOCK NO.	Fujitsu Part No.	Fig.	Nominal Voltage (VDC)	Nominal Power	Coil Resistance (±10% at 20°C)	Price Each			
						1	100	500	1000
817-FTR-P2CN010W1	FTR-P2CN010W1	A	10	455mW	220Ω	6.69	5.69	4.87	4.46

FUJITSU FTR-P3 SERIES: AUTOMOTIVE RELAYS

Features:
- 1 POLE - 25A
- Compact, high density package
- High contact capacity

Applications:
- Power windows/seat
- Doorlocks
- Sun roof
- Wiper/IWW

For quantities greater than listed, call for quote.

MOUSER STOCK NO.	Fujitsu Part No.	Fig.	Nominal Voltage (VDC)	Nominal Power	Coil Resistance (±10% at 20°C)	Price Each			
						1	100	500	1000
817-FTR-P3CN010W1	FTR-P3CN010W1	B	10	0.6W	167Ω	1.74	1.48	1.26	1.16

FUJITSU FTR-P4 SERIES: COMPACT TWIN AUTOMOTIVE RELAYS

Features:
- 1 POLE x 2, H-Bridge - 25A
- High density package
- High contact capacity
- Coil power savings

Applications:
- Power windows/seat
- Doorlocks
- Sun roof
- Tilt steering
- Retractable antenna

For quantities greater than listed, call for quote.

MOUSER STOCK NO.	Fujitsu Part No.	Fig.	Nominal Voltage (VDC)	Nominal Power	Coil Resistance (±10% at 20°C)	Price Each			
						1	100	500	1000
817-FTR-P4CN009W1	FTR-P4CN009W1	C	9	0.6W	135Ω	3.16	2.69	2.30	2.11
817-FTR-P4CN010W1	FTR-P4CN010W1	C	10	0.6W	167Ω	3.16	2.69	2.30	2.11

DIMENSIONS: mm

A

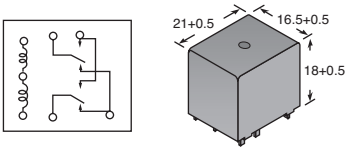

B

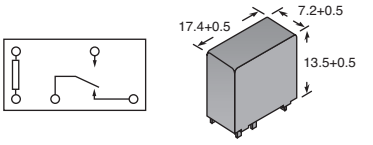

C

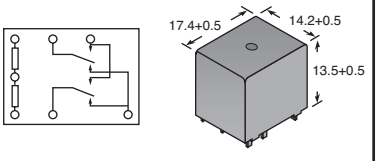

NEC EP2/EP1 SERIES: 25A AUTOMOTIVE RELAYS

- The EP2 H bridge type is a twin relay for forward and reverse control of motors (SPDT x 2 contact form)
- The EP2 separate type contains 2 separated relays in 1 package (SPDT x 2 contact form)
- The EP1 series is a single SPDT relay
- Nom. Operating Power: 640mW
- Flux tight housing

For quantities greater than listed, call for quote.

MOUSER STOCK NO.	NEC Part No.	Fig.	Pin Config.	Nominal Voltage (VDC)	Coil Resistance (Ω) ±10%	Nominal Power (W)	Price Each			
							1	25	50	100
H Bridge Type										
551-EP2-3N1S	EP2-3N1S	A	1	12	225	0.64	4.21	3.88	3.56	3.23
Separate Type										
551-EP2-3N1ST	EP2-3N1ST	A	2	12	225	0.64	4.21	3.88	3.56	3.23
Single										
551-EP1-3N1S	EP1-3N1S	B	3	12	225	0.64	2.26	2.08	1.90	1.73

NEC ET2/ET1 SERIES: 25A AUTOMOTIVE RELAYS

- The ET2 is a twin type relay with SPDT x 2 contact form
- The ET1 is a single SPDT relay
- Flux tight housing
- Nom. operating power: 640mW

For quantities greater than listed, call for quote.

551-ET2-B3M1S	ET2-B3M1S	C	1	12	225	640	5.71	5.26	4.83	4.39
551-ET1-B3M1S	ET1-B3M1S	D	4	12	225	640	3.01	2.77	2.55	2.31

NEC EQ1 SERIES: 35A AUTOMOTIVE RELAYS

- Nom. operating power: 640mW for motor control; 800mW for lamp control
- Contact form: SPDT for motor control; SPST for lamp control
- Flux tight housing

For quantities greater than listed, call for quote.

For General Purpose Motor Control										
551-EQ1-31000S	EQ1-31000S	E	4	12	225	640mW	2.51	2.33	2.14	1.94
For Lamp and LCR Circuit Control										
551-EQ1-22111S	EQ1-22111S	E	5	12	180	800mW	2.44	2.26	2.07	1.87
551-EQ1-11111S	EQ1-11111S	E	5	12	144	1000mW	6.13	5.66	5.20	4.71

NEC EX1/EX2 SERIES: 25A PC BOARD MOUNT AUTOMOTIVE RELAYS

Features:
- Approx. 75% relay volume of ET2; 65% of ET1
- Approx. 88% relay weight of ET2; 78% of ET1
- Approx. 60% relay space of ET2; 50% of ET1

Applications:
- Motor control
- Heater control
- Soleniod control

For quantities greater than listed, call for quote.

MOUSER STOCK NO.	NEC Part No.	Fig.	Pin Config.	Nominal Voltage (VDC)	Coil Resistance (Ω) ±10%	Nominal Power (W)	Price Each			
							1	25	50	100
551-EX1-2U1S	EX1-2U1S	F	6	12	160	900mW	5.46	5.06	4.63	4.18
551-EX2-2U1S	EX2-2U1S	G	7	12	160	900mW	6.58	6.00	5.49	4.96

DIMENSIONS: mm

A

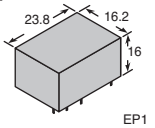

B

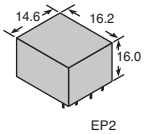

C

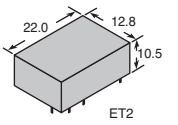

D

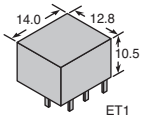

E

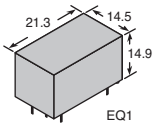

F

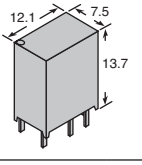

G

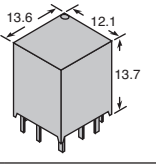

PIN CONFIGURATIONS

1

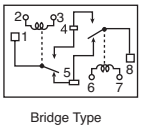

Bridge Type

2

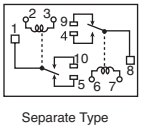

Separate Type

3

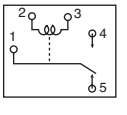

4

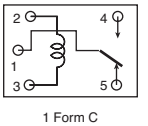

1 Form C

5

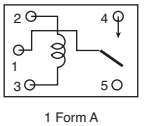

1 Form A

6

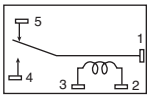

7

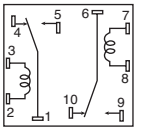

© Copyright 2013 Mouser Electronics

© Copyright 2013 Mouser Electronics

Automotive Relays

FUJITSU FTR-G1 SERIES: COMPACT POWER RELAY FOR AUTOMOTIVE APPLICATIONS

Specifications:
- Compact for high density packaging
- High contact capacity with proven contact material
- Coil power savings
- Ease of PCB layout
- Lower noise (57dB average at 5cm)
- Contact arrangement: 1Form C

Typical Applications:
- Power window
- Door lock
- Sun roof

For quantities greater than listed, call for quote.

MOUSER STOCK NO.	Fujitsu Part No.	Fig.	Nominal Voltage (VDC)	Nominal Power	Coil Resistance (± @ 20°C)	Price Each 1	100	500	1000
817-FTR-G1CN012W1	FTR-G1CN012W1	A	12	0.64W	225	2.68	2.27	1.95	1.78

FUJITSU FTR-P6 SERIES: MICRO SURFACE MOUNT RELAY FOR AUTOMOTIVE APPLICATIONS

Specifications:
- Surface mount relays
- Miniature size
- High contact capacity with proven contact material
- Coil power savings
- Semi-quet relay (average accoustic noise level: 60dB distance 5cm)

Typical Applications:
- Power window
- Door lock
- Power seat

For quantities greater than listed, call for quote.

MOUSER STOCK NO.	Fujitsu Part No.	Fig.	Nominal Voltage (VDC)	Nominal Power	Coil Resistance (± @ 20°C)	Price Each 1	100	500	1000
817-FTR-P6GN012WA	FTR-P6GN012WA	B	12	0.8W	180	3.09	2.59	2.24	2.01

OMRON G8HN SERIES: MICRO ISO AUTOMOTIVE RELAYS

Specifications:
- Max. switching current: 60A (NO), 30A (NC), steady 20A (NO), 10A (NC)
- Coil resistance ±20: 110Ω
- Electrical service life: 100,000 cycles min.
- Contact material: Silver tin oxide (cadmium free)
- Rated voltage: 12VDC

For quantities greater than listed, call for quote.

MOUSER STOCK NO.	Omron Part No.	Fig.	Contact Form	Power Consumption	Price Each 1	25	50	100
653-G8HN1C2TRDC12	G8HN-1C2T-R-DC12	C	SPDT	1309mW	4.26	3.91	3.64	3.40

OMRON G8JN SERIES: GENERAL PURPOSE AUTOMOTIVE RELAYS

Specifications:
- Contact form: SPDT
- Standard ISO terminal footprint
- Resistance without suppression resistor: 78Ω ±15%
- Rated voltage: 12VDC
- Max. resistive load: 35A (NO)/ 20A (NC)
- Max. inrush current (inductive load): 100A (NO)/40A (NC)
- Electrical service life: 100,000 cycles min.

Standard Covers

For quantities greater than listed, call for quote.

MOUSER STOCK NO.	Omron Part No.	Fig.	Resistor	Bracket	Price Each 1	25	50	100
653-G8JN1C7TDC12	G8JN-1C7T-DC12	D	-----	-----	6.70	6.35	5.93	5.66
653-G8JN1C7TMFDC12	G8JN-1C7T-MF-DC12	E	-----	Molded plastic	6.57	6.23	5.83	5.62
653-G8JN1C7TRDC12	G8JN-1C7T-R-DC12	D	680Ω	-----	3.58	3.57	3.48	3.35
653-G8JN1C7TMFRDC12	G8JN-1C7T-MF-R-DC12	E	680Ω	Molded plastic	7.03	6.68	6.45	5.95

Weatherproof Covers

For quantities greater than listed, call for quote.

MOUSER STOCK NO.	Omron Part No.	Fig.	Resistor	Bracket	Price Each 1	25	50	100
653-G8JN1C6TDC12	G8JN-1C6T-DC12	F	----	-----	7.59	6.83	6.29	6.00
653-G8JN1C6TRDC12	G8JN-1C6T-R-DC12	F	680Ω	-----	5.34	4.80	4.27	3.84
653-G8JN1C6TFRDC12	G8JN-1C6T-F-R-DC12	G	680Ω	Metal	5.87	5.28	4.70	4.23
653-G8JN1C6TFDC12	G8JN-1C6T-F-DC12	G	-----	Metal	8.74	8.28	7.75	7.39

OMRON G8JR SERIES: POWER, MINI ISO AUTOMOTIVE RELAYS

Specifications:
- Contact form: SPST
- Terminals: Plug-in
- Fully automated assembly
- ISO footprint and terminals

For quantities greater than listed, call for quote.

MOUSER STOCK NO.	Omron Part No.	Fig.	Rated Voltage	Coil Resistance ±15%	Coil Resistance with 680Ω	Price Each 1	25	50	100
653-G8JR1A7TRDC12	G8JR-1A7T-R-DC12	H	12VDC	71Ω	64.5Ω	7.50	6.74	5.99	5.39

OMRON G8W SERIES: PLUG-IN, MINI-280 ISO AUTOMOTIVE RELAYS

Specifications:
- Supplied with suppression resistor 680Ω
- Resistance without suppression resistor: 91Ω ±15%
- Rated voltage: 12VDC
- Max. resistive load: 35A (NO)/20A (NC)
- Max. inrush current (inductive load): 100A (NO)/20A break (NC)
- Electrical service life: 100,000 cycles min.

For quantities greater than listed, call for quote.

MOUSER STOCK NO.	Omron Part No.	Fig.	Contact Form	Description	Price Each 1	25	50	100
653-G8W1A7TRDC12	G8W-1A7T-R-DC12	I	SPST-NO	Standard with resistor	4.61	4.15	3.68	3.32
653-G8W1C7TRDC12	G8W-1C7T-R-DC12	I	SPDT	Standard with resistor	4.82	4.32	3.84	3.46
653-G8W1C6TRDC12	G8W-1C6T-R-DC12	I	SPDT	Weatherproof with resistor	4.29	4.19	4.03	3.79
653-G8W1A6TFRDC12	G8W-1A6T-F-R-DC12	I	SPST-NO	Weatherproof with straight metal bracket with resistor	6.18	5.63	5.00	4.50
653-G8W1C6TFRDC12	G8W-1C6T-F-R-DC12	I	SPDT	Weatherproof with straight metal bracket with resistor	6.33	5.77	5.13	4.61

DIMENSIONS: mm

A

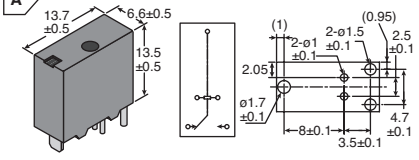

B

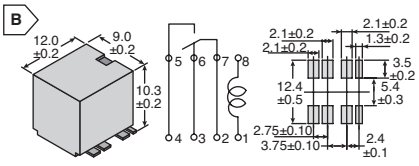

C

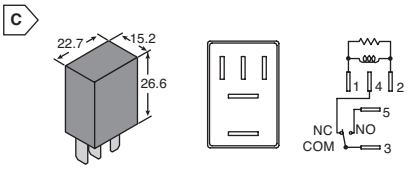

D

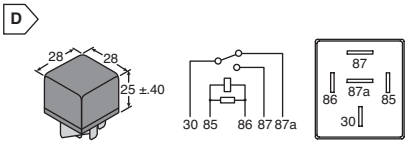

(shown with suppression resistor)

E

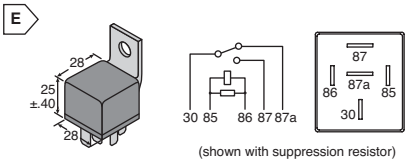

(shown with suppression resistor)

F

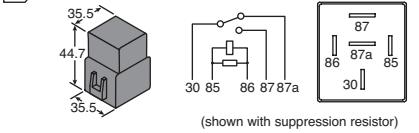

(shown with suppression resistor)

G

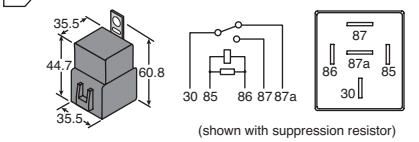

(shown with suppression resistor)

H

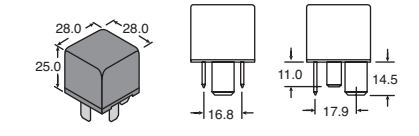

I

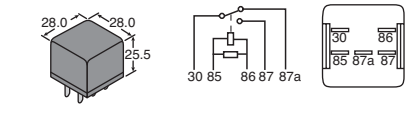

Automotive Relays

© Copyright 2013 Mouser Electronics

© Copyright 2013 Mouser Electronics

PANASONIC Automotive Relays

Panasonic

RoHS Compliant **This product is RoHS compliant.**

Panasonic automotive relays offer a sealed construction, ideal for harsh environments where resistance to moisture and contamination is essential. In addition to standard automotive applications, they are used extensively in construction and agricultural vehicles, as well as recreational vehicles and commercial landscaping equipment. Panasonic offers a full range of automotive relays.

CB1 SERIES

RoHS Compliant

- High thermal resistance of 125°C 257°F (heat resistant type)
- Dimensions: L=26(1.024), W=22(.866), H=25(.984)
- Surge absorbing built-in diode type that works when the relay coil is off
- Terminals are all solder plate

For quantities greater than listed, call for quote.

MOUSER STOCK NO.	Panasonic Part No.	Fig.	Current Rating (A)	Voltage (VDC)	Contact Arrangement	Mounting Type	Price Each 1	25	50	100
Plug-In Type										
769-CB1-12V	CB1-12V	A	40	12	1 Form C	Plug-in	4.00	3.56	3.39	3.22
769-CB1-24V	CB1-24V	A	20	24	1 Form C	Plug-in	5.00	4.59	4.29	4.08
769-CB1A-12V	CB1A-12V	A	40	12	1 Form A	Plug-in	3.80	3.65	3.54	3.43
769-CB1A-24V	CB1A-24V	A	20	24	1 Form A	Plug-in	6.01	5.53	4.92	4.17
769-CB1AH-12V	CB1AH-12V	A	70	12	1 Form A	Plug-in	5.90	5.37	4.78	4.54
769-CB1-R-12V	CB1-R-12V	A	40	12	1 Form C	Plug-in	4.38	4.35	4.01	3.88
769-CB1F-12V	CB1F-12V	A	40	12	1 Form C	Plug-in	5.33	4.79	4.37	3.87
769-CB1F-24V	CB1F-24V	A	20	24	1 Form C	Plug-in	6.22	5.70	5.05	4.30
769-CB1F-R-12V	CB1F-R-12V	A	40	12	1 Form C	Plug-in	4.70	4.31	3.83	3.25
769-CB1F-R-24V	CB1F-R-24V	A	20	24	1 Form C	Plug-in	6.29	5.78	5.14	4.35
Bracket Type										
769-CB1AH-M-12V	CB1AH-M-12V	A	70	12	1 Form A	Bracket	5.98	5.49	4.88	4.59
769-CB1A-M-12V	CB1A-M-12V	A	40	12	1 Form A	Bracket	4.99	4.45	4.23	4.02
769-CB1A-M-24V	CB1A-M-24V	A	20	24	1 Form A	Bracket	6.22	5.70	5.05	4.30
769-CB1F-M-12V	CB1F-M-12V	A	40	12	1 Form C	Bracket	5.54	4.99	4.54	4.02
769-CB1F-M-24V	CB1F-M-24V	A	20	24	1 Form C	Bracket	6.39	5.86	5.22	4.42
769-CB1F-R-WM-12V	CB1F-R-WM-12V	A	40	12	1 Form C	Bracket	6.91	6.35	5.64	4.78
769-CB1-M-12V	CB1-M-12V	A	40	12	1 Form C	Bracket	4.15	3.71	3.52	3.35
769-CB1-M-24V	CB1-M-24V	A	20	24	1 Form A	Bracket	5.16	4.73	4.21	4.06
PC Board Type										
769-CB1-P-12V	CB1-P-12V	A	40	12	1 Form C	PCB	4.00	3.57	3.39	3.22
769-CB1-P-24V	CB1-P-24V	A	20	24	1 Form C	PCB	5.18	4.71	4.32	4.18
769-CB1F-P-12V	CB1F-P-12V	A	40	12	1 Form C	PCB	5.33	4.79	4.37	3.87
769-CB1A-P-12V	CB1A-P-12V	A	40	12	1 Form A	PCB	4.84	4.32	4.10	3.89
769-CB1A-P-24V	CB1A-P-24V	A	20	24	1 Form A	PCB	4.72	4.39	4.12	3.87
769-CB1AF-P-12V	CB1AF-P-12V	A	40	12	1 Form A	PCB	4.38	4.01	3.70	3.42

CM SERIES

RoHS Compliant

- Micro-ISO type terminals
- Wide line-up
- Uses international standard ISO terminal arrangement
- Dimensions: L=20(.787), W=15(.591), H=22(.866)

For quantities greater than listed, call for quote.

MOUSER STOCK NO.	Panasonic Part No.	Fig.	Current Rating (A)	Voltage (VDC)	Contact Arrangement	Mounting Type	Price Each 1	25	50	100
Plug-In Type										
769-CM1-12V	CM1-12V	B	35	12	1 Form A	Plug-in	3.87	3.55	3.33	3.19
769-CM1-R-12V	CM1-R-12V	B	35	12	1 Form C	Plug-in	4.59	4.13	3.76	3.34

CP SERIES

RoHS Compliant

- Low profile
- PC board terminal type: 9.5mm (.37")
- Sealed construction suitable for harsh environments
- Simple footprint pattern enables ease of PC board layout
- Dimensions: L=13(.512), W=14(.551), H=9.5(.374)

For quantities greater than listed, call for quote.

MOUSER STOCK NO.	Panasonic Part No.	Fig.	Current Rating (A)	Voltage (VDC)	Contact Arrangement	Mounting Type	Price Each 1	25	50	100
769-CP1-12V	CP1-12V	C	20	12	1 Form C	PCB	2.81	2.59	2.40	2.29
769-CP1A-12V	CP1A-12V	C	20	12	1 Form A	PCB	2.75	2.53	2.33	2.23

JJ-M SERIES

RoHS Compliant

- Perfect for automobile electrical systems
- Standard terminal pitch employed
- Compact (half-size)
- Plastic sealed type
- Dimensions: L=15.5(.610), W=12(.472), H=13.9(.547)

For quantities greater than listed, call for quote.

MOUSER STOCK NO.	Panasonic Part No.	Fig.	Current Rating (A)	Voltage (VDC)	Contact Arrangement	Mounting Type	Price Each 1	25	50	100
769-JJM1-12V	JJM1-12V	D	20	12	1 Form C	PCB	3.22	2.95	2.63	2.43

JS-M SERIES

RoHS Compliant

- Low pick-up voltage for high ambient use
- Sealed construction
- Global standard terminal pitch
- Usable at high temperature: 85°C, 185°F
- Dimensions: L=22(.866) W=16(.630) H=16(.630)

For quantities greater than listed, call for quote.

MOUSER STOCK NO.	Panasonic Part No.	Fig.	Current Rating (A)	Voltage (VDC)	Contact Arrangement	Mounting Type	Price Each 1	25	50	100
769-JSM1-12V-4	JSM1-12V-4	E	10	12	1 Form C	PCB	1.62	1.48	1.33	1.11
769-JSM1-12V-5	JSM1-12V-5	E	15	12	1 Form C	PCB	1.79	1.64	1.46	1.23
769-JSM1A-12V-4	JSM1A-12V-4	E	10	12	1 Form A	PCB	1.50	1.37	1.22	1.03

A



Plug-In Type Shown

B



Plug-In Type Shown

C



D



E



© Copyright 2013 Mouser Electronics

© Copyright 2013 Mouser Electronics

PANASONIC Signal Relays

Panasonic

RoHS Compliant **This product is RoHS compliant.**

Panasonic automotive relays offer a sealed construction, ideal for harsh environments where resistance to moisture and contamination is essential. In addition to standard automotive applications, they are used extensively in construction and agricultural vehicles, as well as recreational vehicles and commercial landscaping equipment. Panasonic offers a full range of automotive relays.

TN SERIES

- 2 Form C Slim type: 14.0(L) × 9.0(W) × 5.0(H)
- Dimensions: L=14(.551), W=5.6(.220), H=9.5(.374)
- Surge breakdown voltage: 1500V FCC Part 68
- Low thermal electromotive force
- Outstanding vibration and shock resistance

RoHS Compliant

For quantities greater than listed, call for quote.

MOUSER STOCK NO.	Panasonic Part No.	Fig.	Current Rating (A)	Voltage (VDC)	Contact Arrangement	Mounting Type	Price Each			
							1	25	50	100
769-TN2-12V	TN2-12V	A	1	12	2 Form C	PCB	4.33	3.89	3.55	3.11
769-TN2-24V	TN2-24V	A	1	24	2 Form C	PCB	5.66	4.99	4.62	3.93
769-TN2-3V	TN2-3V	A	1	3	2 Form C	PCB	4.79	4.39	3.92	3.33
769-TN2-4.5V	TN2-4.5V	A	1	4.5	2 Form C	PCB	4.79	4.21	3.92	3.08
769-TN2-5V	TN2-5V	A	1	5	2 Form C	PCB	4.33	3.99	3.63	3.20
769-TN2-6V	TN2-6V	A	1	6	2 Form C	PCB	5.00	4.57	4.09	3.47
769-TN2-9V	TN2-9V	A	1	9	2 Form C	PCB	4.79	4.39	3.92	3.33
769-TN2-L-12V	TN2-L-12V	A	1	12	2 Form C	PCB	5.91	5.39	4.84	4.10
769-TN2-L2-12V	TN2-L2-12V	A	1	24	2 Form C	PCB	6.15	5.51	5.03	4.29
769-TN2-L2-24V	TN2-L2-24V	A	1	24	2 Form C	PCB	6.71	6.08	5.48	4.65
769-TN2-L2-3V	TN2-L2-3V	A	1	3	2 Form C	PCB	6.20	5.63	5.07	4.29
769-TN2-L2-4.5V	TN2-L2-4.5V	A	1	4.5	2 Form C	PCB	6.21	5.69	5.07	4.29
769-TN2-L2-5V	TN2-L2-5V	A	1	5	2 Form C	PCB	4.99	4.59	4.32	4.09
769-TN2-L-5V	TN2-L-5V	A	1	5	2 Form C	PCB	5.92	5.39	4.84	4.10

TQ SERIES

- Flat compact size: L=14.0(.551) × W=9.0(.354) × H=5.0(.197)
- High density mounting possible
- DIL terminal array enables use of IC sockets
- Low thermal electromotive force
- A range of surface-mount types is also available:
  SA: Low-profile surface-mount terminal type
  SL: High connection reliability surface mount terminal type
  SS: Space saving surface mount

RoHS Compliant

PC Board Type

For quantities greater than listed, call for quote.

MOUSER STOCK NO.	Panasonic Part No.	Fig.	Current Rating (A)	Voltage (VDC)	Contact Arrangement	Mounting Type	Price Each			
							1	25	50	100
769-TQ2-12V	TQ2-12V	B	1	12	2 Form C	PCB	3.58	3.21	2.91	2.44
769-TQ2-24V	TQ2-24V	B	1	24	2 Form C	PCB	3.96	3.64	3.50	2.94
769-TQ2-3V	TQ2-3V	B	1	3	2 Form C	PCB	3.22	2.95	2.63	2.24
769-TQ2-4.5V	TQ2-4.5V	B	1	4.5	2 Form C	PCB	2.66	2.58	2.50	2.24
769-TQ2-48V	TQ2-48V	B	1	48	2 Form C	PCB	5.72	5.24	4.69	3.97
769-TQ2-5V	TQ2-5V	B	1	5	2 Form C	PCB	3.58	3.21	2.91	2.44
769-TQ2-6V	TQ2-6V	B	1	6	2 Form C	PCB	3.69	3.38	3.02	2.56
769-TQ2-9V	TQ2-9V	B	1	9	2 Form C	PCB	3.69	3.38	3.02	2.56
769-TQ2H-5V	TQ2H-5V	B	1	5	2 Form C	PCB	3.41	3.14	2.78	2.56
769-TQ2-L2-12V	TQ2-L2-12V	B	1	12	2 Form C	PCB	3.87	3.76	3.50	2.92
769-TQ2-L2-24V	TQ2-L2-24V	B	1	24	2 Form C	PCB	3.73	3.64	3.54	3.18
769-TQ2-L2-3V	TQ2-L2-3V	B	1	3	2 Form C	PCB	4.52	4.17	3.75	3.20
769-TQ2-L2-4.5V	TQ2-L2-4.5V	B	1	4.5	2 Form C	PCB	4.63	4.24	3.79	3.20
769-TQ2-L2-5V	TQ2-L2-5V	B	1	5	2 Form C	PCB	3.87	3.57	3.30	2.79
769-TQ2-L2-6V	TQ2-L2-6V	B	1	6	2 Form C	PCB	4.63	4.24	3.79	3.21
769-TQ2-L2-9V	TQ2-L2-9V	B	1	9	2 Form C	PCB	4.52	4.17	3.75	3.20
769-TQ2-L-3V	TQ2-L-3V	B	1	3	2 Form C	PCB	3.87	3.55	3.17	2.69
769-TQ2-L-4.5V	TQ2-L-4.5V	B	1	4.5	2 Form C	PCB	3.87	3.55	3.17	2.69
769-TQ2-L-5V	TQ2-L-5V	B	1	5	2 Form C	PCB	4.44	4.08	3.64	3.08

SA SMD Type

For quantities greater than listed, call for quote.

MOUSER STOCK NO.	Panasonic Part No.	Fig.	Current Rating (A)	Voltage (VDC)	Contact Arrangement	Mounting Type	Price Each			
							1	25	50	100
769-TQ2SA-1.5V	TQ2SA-1.5V	C1	2	1.5	2 Form C	SMD	4.00	3.68	3.27	2.78
769-TQ2SA-12V	TQ2SA-12V	C1	2	12	2 Form C	SMD	3.49	3.38	3.21	2.69
769-TQ2SA-24V	TQ2SA-24V	C1	2	24	2 Form C	SMD	4.41	3.92	3.72	3.33
769-TQ2SA-3V	TQ2SA-3V	C1	2	3	2 Form C	SMD	3.67	3.37	3.00	2.55
769-TQ2SA-4.5V	TQ2SA-4.5V	C1	2	4.5	2 Form C	SMD	3.67	3.36	3.00	2.44
769-TQ2SA-48V	TQ2SA-48V	C1	2	48	2 Form C	SMD	5.70	5.23	4.64	4.28
769-TQ2SA-5V	TQ2SA-5V	C1	2	5	2 Form C	SMD	3.69	3.27	3.11	2.78
769-TQ2SA-9V	TQ2SA-9V	C1	2	9	2 Form C	SMD	4.00	3.67	3.27	2.78
769-TQ2SA-L2-12V	TQ2SA-L2-12V	C1	2	12	2 Form C	SMD	4.48	4.34	4.01	3.36
769-TQ2SA-L2-24V	TQ2SA-L2-24V	C1	2	24	2 Form C	SMD	5.61	5.14	4.58	3.88
769-TQ2SA-L2-3V	TQ2SA-L2-3V	C1	2	3	2 Form C	SMD	5.03	4.61	4.11	3.48
769-TQ2SA-L2-4.5V	TQ2SA-L2-4.5V	C1	2	4.5	2 Form C	SMD	5.02	4.60	4.11	3.48
769-TQ2SA-L2-5V	TQ2SA-L2-5V	C1	2	5	2 Form C	SMD	4.03	3.81	3.62	3.22
769-TQ2SA-L-4.5V	TQ2SA-L-4.5V	C1	2	4.5	2 Form C	SMD	4.79	4.39	3.92	3.32
769-TQ2SA-L-5V	TQ2SA-L-5V	C1	2	5	2 Form C	SMD	3.46	3.35	3.24	3.03

SL SMD Type

For quantities greater than listed, call for quote.

MOUSER STOCK NO.	Panasonic Part No.	Fig.	Current Rating (A)	Voltage (VDC)	Contact Arrangement	Mounting Type	Price Each			
							1	25	50	100
769-TQ2SL-12V	TQ2SL-12V	C2	2	12	2 Form C	Hi-Conn SMD	3.82	3.51	3.12	2.65
769-TQ2SL-24V	TQ2SL-24V	C2	2	24	2 Form C	Hi-Conn SMD	4.79	4.38	3.92	3.32
769-TQ2SL-3V	TQ2SL-3V	C2	2	3	2 Form C	Hi-Conn SMD	4.00	3.67	3.27	2.78
769-TQ2SL-5V	TQ2SL-5V	C2	2	5	2 Form C	Hi-Conn SMD	3.67	3.37	3.00	2.78
769-TQ2SL-L2-4.5V	TQ2SL-L2-4.5V	C2	2	4.5	2 Form C	Hi-Conn SMD	5.02	4.60	4.11	3.48
769-TQ2SL-L2-5V	TQ2SL-L2-5V	C2	2	5	2 Form C	Hi-Conn SMD	4.59	4.21	3.75	3.48

SS SMD Type

For quantities greater than listed, call for quote.

MOUSER STOCK NO.	Panasonic Part No.	Fig.	Current Rating (A)	Voltage (VDC)	Contact Arrangement	Mounting Type	Price Each			
							1	25	50	100
769-TQ2SS-12V	TQ2SS-12V	C3	2	12	2 Form C	Space Save SMD	4.00	3.67	3.27	2.78
769-TQ2SS-L2-12V	TQ2SS-L2-12V	C3	2	12	2 Form C	Space Save SMD	5.02	4.60	4.11	3.48
769-TQ2SS-L2-5V	TQ2SS-L2-5V	C3	2	5	2 Form C	Space Save SMD	5.02	4.60	4.11	3.48
769-TQ2SS-L-5V	TQ2SS-L-5V	C3	2	5	2 Form C	Space Save SMD	4.79	4.39	3.92	3.32

DIMENSIONS: mm (in.)

A



B



C



1

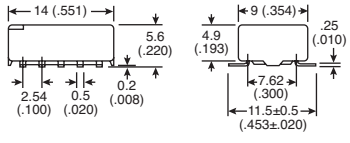

2

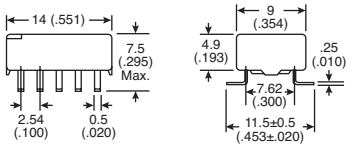

3

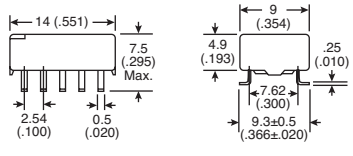

Panasonic Automotive Relays

© Copyright 2013 Mouser Electronics

© Copyright 2013 Mouser Electronics

PANASONIC Signal Relays

Panasonic

RoHS Compliant **This product is RoHS compliant.**

Schematics

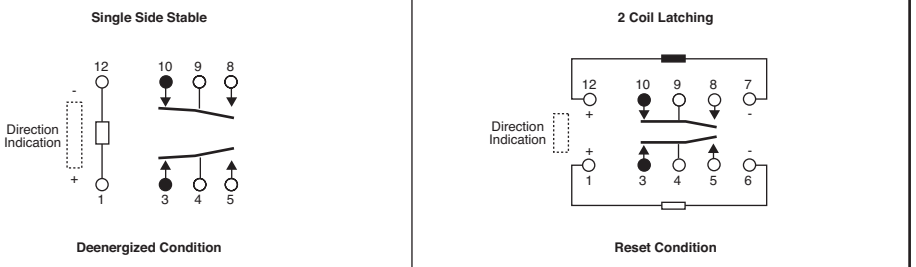

DIMENSIONS: mm (in.)

A



B



1

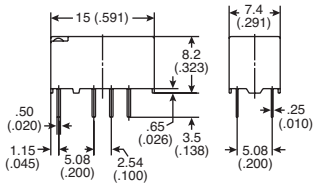

2

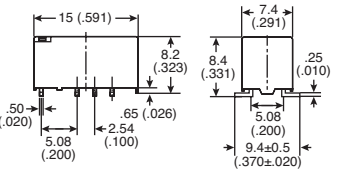

3

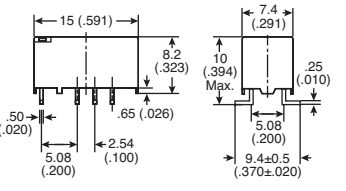

4

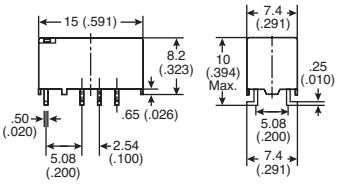

Panasonic automotive relays offer a sealed construction, ideal for harsh environments where resistance to moisture and contamination is essential. In addition to standard automotive applications, they are used extensively in construction and agricultural vehicles, as well as recreational vehicles and commercial landscaping equipment. Panasonic offers a full range of automotive relays.

TX SERIES

- 2,000V breakdown voltage between contact and coil
- Outstanding surge resistance
- Outstanding vibration and shock resistance
- Nominal operating power: High sensitivity of 140mW
- The use of gold-clad twin crossbar contacts ensures high contact reliability
- Sealed construction allows automatic washing

- A range of surface-mount types is also available:
  SA: Low-profile surface-mount terminal type
  SL: High connection reliability surface mount terminal type
  SS: Space saving surface mount terminal type

✻ Coil latching

RoHS Compliant

For quantities greater than listed, call for quote.

MOUSER STOCK NO.	Datel Part No.	Fig.	Current Rating (A)	Voltage (VDC)	Contact Arrangement	Mounting Type	Price Each 1	25	50	100
PC Board Type										
769-TX2-12V	TX2-12V	A1	2	12	2 Form C	PCB	3.47	3.36	3.12	2.60
769-TX2-24V	TX2-24V	A1	2	24	2 Form C	PCB	4.43	4.23	3.67	3.19
769-TX2-3V	TX2-3V	A1	2	3	2 Form C	PCB	3.89	3.58	3.19	2.71
769-TX2-4.5V	TX2-4.5V	A1	2	4.5	2 Form C	PCB	3.56	3.27	2.91	2.71
769-TX2-48V	TX2-48V	A1	2	48	2 Form C	PCB	6.01	5.52	4.92	4.18
769-TX2-5V	TX2-5V	A1	2	5	2 Form C	PCB	3.60	3.19	3.04	2.71
769-TX2-9V	TX2-9V	A1	2	9	2 Form C	PCB	3.56	3.27	2.91	2.47
✻ 769-TX2-L2-12V	TX2-L2-12V	A1	2	12	2 Form C	PCB	3.93	3.71	3.47	3.10
✻ 769-TX2-L2-24V	TX2-L2-24V	A1	2	24	2 Form C	PCB	5.47	5.01	4.47	3.79
✻ 769-TX2-L2-4.5V	TX2-L2-4.5V	A1	2	4.5	2 Form C	PCB	4.48	4.11	3.66	3.10
✻ 769-TX2-L2-5V	TX2-L2-5V	A1	2	5	2 Form C	PCB	3.53	3.42	3.32	3.10
✻ 769-TX2-L2-9V	TX2-L2-9V	A1	2	9	2 Form C	PCB	4.89	4.47	4.00	3.39
769-TX2-L-3V	TX2-L-3V	A1	2	3	2 Form C	PCB	4.22	3.87	3.45	2.92
769-TX2-L-4.5V	TX2-L-4.5V	A1	2	4.5	2 Form C	PCB	4.60	4.22	3.77	3.20
769-TX2-L-5V	TX2-L-5V	A1	2	5	2 Form C	PCB	4.22	3.78	3.36	2.92
769-TXD2-12V	TXD2-12V	A1	2	12	2 Form C	PCB	4.58	4.19	3.41	3.24
769-TXD2-24V	TXD2-24V	A1	2	24	2 Form C	PCB	5.70	5.22	4.24	3.91
769-TXD2-5V	TXD2-5V	A1	2	5	2 Form C	PCB	4.82	4.61	4.11	3.48
769-TXS2-12V	TXS2-12V	A1	1	12	2 Form C	PCB	3.93	3.71	3.52	3.08
769-TXS2-24V	TXS2-24V	A1	1	24	2 Form C	PCB	4.62	4.37	4.14	3.87
769-TXS2-3V	TXS2-3V	A1	1	3	2 Form C	PCB	4.90	4.48	3.91	3.39
769-TXS2-4.5V	TXS2-4.5V	A1	1	4.5	2 Form C	PCB	4.35	4.00	3.91	3.25
769-TXS2-9V	TXS2-9V	A1	1	9	2 Form C	PCB	4.50	4.14	3.67	3.39
✻ 769-TXS2-L2-12V	TXS2-L2-12V	A1	1	12	2 Form C	PCB	5.76	5.29	4.68	3.95
✻ 769-TXS2-L2-4.5V	TXS2-L2-4.5V	A1	1	4.5	2 Form C	PCB	5.76	5.29	4.59	3.99
SA SMD Type										
769-TX2SA-12V	TX2SA-12V	B2	2	12	2 Form C	SMD	4.00	3.68	3.27	2.78
769-TX2SA-24V	TX2SA-24V	B2	2	24	2 Form C	SMD	4.40	4.03	3.58	3.31
769-TX2SA-3V	TX2SA-3V	B2	2	3	2 Form C	SMD	4.00	3.68	3.27	2.78
769-TX2SA-4.5V	TX2SA-4.5V	B2	2	4.5	2 Form C	SMD	4.00	3.68	3.27	2.78
769-TX2SA-5V	TX2SA-5V	B2	2	5	2 Form C	SMD	3.53	3.37	2.92	2.55
769-TX2SA-9V	TX2SA-9V	B2	2	9	2 Form C	SMD	4.00	3.67	3.27	2.78
✻ 769-TX2SA-L2-12V	TX2SA-L2-12V	B2	2	12	2 Form C	SMD	4.91	4.50	4.01	3.48
✻ 769-TX2SA-L2-3V	TX2SA-L2-3V	B2	2	3	2 Form C	SMD	4.59	4.21	3.75	3.18
✻ 769-TX2SA-L2-4.5V	TX2SA-L2-4.5V	B2	2	4.5	2 Form C	SMD	5.39	4.94	4.41	3.75
✻ 769-TX2SA-L2-5V	TX2SA-L2-5V	B2	2	5	2 Form C	SMD	4.59	4.21	3.41	3.15
769-TXD2SA-3V	TXD2SA-3V	B2	2	3	2 Form C	SMD	5.15	4.72	4.22	3.57
769-TXD2SA-4.5V	TXD2SA-4.5V	B2	2	4.5	2 Form C	SMD	5.15	4.72	4.22	3.57
769-TXD2SA-5V	TXD2SA-5V	B2	2	5	2 Form C	SMD	5.16	4.62	4.11	3.57
769-TXS2SA-12V	TXS2SA-12V	B2	1	12	2 Form C	SMD	5.03	4.61	4.11	3.48
769-TXS2SA-3V	TXS2SA-3V	B2	1	3	2 Form C	SMD	4.63	4.26	3.78	3.21
769-TXS2SA-4.5V	TXS2SA-4.5V	B2	1	4.5	2 Form C	SMD	4.48	4.26	3.78	3.21
✻ 769-TXS2SA-L2-4.5V	TXS2SA-L2-4.5V	B2	1	4.5	2 Form C	SMD	5.94	5.45	4.74	4.11
SL SMD Type										
769-TX2SL-12V	TX2SL-12V	B3	2	12	2 Form C	Hi-Conn SMD	4.00	3.67	3.27	2.78
769-TX2SL-3V	TX2SL-3V	B3	2	3	2 Form C	Hi-Conn SMD	4.00	3.67	3.27	2.78
769-TX2SL-4.5V	TX2SL-4.5V	B3	2	4.5	2 Form C	Hi-Conn SMD	4.00	3.67	3.27	2.78
769-TX2SL-5V	TX2SL-5V	B3	2	5	2 Form C	Hi-Conn SMD	4.00	3.67	3.27	2.78
SS SMD Type										
769-TX2SS-24V	TX2SS-24V	B4	2	24	2 Form C	Space Save SMD	4.39	3.89	3.70	3.31
769-TX2SS-4.5V	TX2SS-4.5V	B4	2	4.5	2 Form C	Space Save SMD	4.00	3.68	3.27	2.78
769-TX2SS-48V	TX2SS-48V	B4	2	48	2 Form C	Space Save SMD	6.20	5.68	5.07	4.30
769-TX2SS-5V	TX2SS-5V	B4	2	5	2 Form C	Space Save SMD	4.00	3.68	3.27	2.78
769-TXS2SS-12V	TXS2SS-12V	B4	1	12	2 Form C	Space Save SMD	5.02	4.60	4.11	3.48
769-TXS2SS-4.5V	TXS2SS-4.5V	B4	1	4.5	2 Form C	Space Save SMD	4.63	4.26	3.78	3.21

© Copyright 2013 Mouser Electronics

© Copyright 2013 Mouser Electronics

COTO Reed Relays

MICROMINIATURE REED RELAY

DIMENSIONS: in. (mm)

Specifications:
- Storage Temp: -35°C to +100°C
- Operating Temp: -20°C to +85°C
- Solder Temp: 270°C max; 10 sec. max
- Vibration: 20G's to 2000Hz; Shock: 50G's

Features:
- High Insulation Resistance
- High Speed Switching
- Very Small (0.17")
- High Reliability

For quantities greater than listed, call for quote.

MOUSER STOCK NO.	Coto Part No.	Fig.	Circuit	Coil Voltage DC	Switching Current	Carry Current (A)	Price Each 1	10	50	100
816-2200-2301	2200-2301	A	SPST	5	0.5	1	8.67	8.23	7.85	7.19
816-2200-2302	2200-2302	A	SPST	5	0.5	1	8.89	8.44	8.05	7.36
816-2204-05-401	2204-05-401	A	SPST	5	0.5	1	6.44	6.13	5.84	5.35
816-2204-05-411	2204-05-411	A	SPST	5	0.5	1	8.07	7.66	7.31	6.73

MICROMINIATURE FORM C REED RELAY

Specifications:
- Storage Temp: -35°C to +100°C
- Operating Temp: -20°C to +85°C
- Solder Temp: 270°C max; 10 sec. max
- Vibration: 20G's to 2000Hz; Shock: 50G's

Features:
- High Insulation Resistance
- High Speed Switching
- Very Small (0.20")
- High Reliability

For quantities greater than listed, call for quote.

MOUSER STOCK NO.	Coto Part No.	Fig.	Circuit	Coil Voltage DC	Switching Current	Carry Current (A)	Price Each 1	10	50	100
816-2211-05-301	2211-05-301	A	SPDT	5	0.25	0.5	13.50	11.25	10.37	9.64
816-2211-12-301	2211-12-301	A	SPDT	12	0.25	0.5	13.76	12.51	11.46	10.37
816-2911-05-301	2911-05-301	B	SPDT	5	0.25	1	10.26	9.75	9.28	8.53
816-2911-05-311	2911-05-311	B	SPDT	5	0.25	1	11.91	11.32	10.20	8.67
816-2911-05-321	2911-05-321	B	SPDT	5	0.25	1	14.68	12.85	11.61	10.42
816-2911-12-321	2911-12-321	B	SPDT	12	0.25	1	13.54	12.87	12.27	11.24

LOW THERMAL EMF REED RELAY

Specifications:
- Storage Temp: -35°C to +100°C
- Operating Temp: -20°C to +85°C
- Solder Temp: 270°C max; 10 sec. max
- Vibration: 20G's to 2000Hz; Shock: 50G's

Features:
- High Insulation Resistance: 10Ω
- Control/ Signal Isolation of 1500VDC
- Low Power Coils To Ensure Low Thermal EMF
- Patented Low Thermal Design

RoHS Compliant

For quantities greater than listed, call for quote.

MOUSER STOCK NO.	Coto Part No.	Fig.	Circuit	Coil Voltage DC	Switching Current	Carry Current (A)	Price Each 1	10	50	100
816-3501-05-511	3501-05-511	C	SPST	5	0.5	1.5	20.04	19.07	18.10	17.02
816-3602-05-52	3602-05-52	D	DPST	5	0.25	1.5	18.61	17.61	15.80	14.91

HIGH VOLTAGE REED RELAY

Specifications:
- Storage Temp: -35°C to +100°C
- Operating Temp: -20°C to +85°C
- Solder Temp: 270°C max; 10 sec. max
- Vibration: 20G's to 2000Hz; Shock: 50G's

Features:
- High Dielectric Strength
- High Contact Rating: 200 Watts
- Low Contact Resistance: 0.03Ω typical
- Magnetic Shield Standard

RoHS Compliant

For quantities greater than listed, call for quote.

MOUSER STOCK NO.	Coto Part No.	Fig.	Circuit	Coil Voltage DC	Switching Current	Carry Current (A)	Price Each 1	10	50	100
816-5501-05-1	5501-05-1	E	SPST	5	3.0	5	32.86	29.82	27.97	24.26
816-5501-12-1	5501-12-1	E	SPST	12	3.0	5	24.11	21.44	20.99	20.55
816-5501-24-1	5501-24-1	E	SPST	24	3.0	5	30.17	28.83	28.08	26.38

SPARTAN DIP RELAY

Specifications:
- Storage Temp: -35°C to +100°C
- Operating Temp: -20°C to +85°C
- Vibration: 20G's to 2000Hz; Shock: 50G's

Features:
- Available Coils in 5V, 12V, 24V
- Molded Thermoset Body On Integral Lead Frame Design
- Drop-In Low Cost Replacement For Standard DIP Packages

For quantities greater than listed, call for quote.

MOUSER STOCK NO.	Coto Part No.	Fig.	Circuit	Coil Voltage DC	Switching Current	Carry Current (A)	Price Each 1	10	50	100
816-8L01-05-011	8L01-05-011	F	SPST	5	0.5	1	2.01	1.84	1.77	1.64
816-8L01-05-111	8L01-05-111	F	SPST	5	0.5	1	2.60	2.53	2.36	2.29
816-8L01-12-001	8L01-12-001	F	SPST	12	0.5	1	1.49	1.38	1.33	1.20
816-8L01-12-111	8L01-12-111	F	SPST	12	0.5	1	2.09	1.99	1.88	1.79
816-8L02-05-00	8L02-05-00	F	DPST	5	0.5	1	3.16	2.59	2.24	2.13
816-8L02-05-01	8L02-05-01	F	DPST	5	0.5	1	3.20	2.93	2.85	2.63
816-8L02-05-11	8L02-05-11	F	DPST	5	0.5	1	4.21	4.01	3.89	3.67
816-8L02-12-00	8L02-12-00	F	DPST	12	0.5	1	3.10	2.95	2.81	2.60
816-8L02-12-11	8L02-12-11	F	DPST	12	0.5	1	4.21	4.01	3.89	3.67
816-8L41-05-001	8L41-05-001	F	SPDT	5	0.25	0.5	4.32	4.14	4.04	3.84
816-8L41-05-101	8L41-05-101	F	SPDT	5	0.25	0.5	4.59	4.37	4.16	3.89
816-8L41-05-111	8L41-05-111	F	SPDT	5	0.25	0.5	4.15	4.01	3.92	3.75
816-8L41-12-011	8L41-12-011	F	SPDT	12	0.25	0.5	4.15	4.02	3.87	3.69
816-8L41-12-101	8L41-12-101	F	SPDT	12	0.25	0.5	5.05	4.85	4.75	3.89
816-8L41-12-111	8L41-12-111	F	SPDT	12	0.25	0.5	3.92	3.77	3.64	3.55

SIP REED RELAY

Specifications:
- Storage Temp: -35°C to +100°C
- Operating Temp: -20°C to +85°C
- Vibration: 20G's to 2000Hz; Shock: 50G's

Features:
- Magnetic Shielding Reduces Interaction
- High Speed Switching
- UL File # E67117
- 9012 is the smallest 10W SIP Relay
- 9011 is the smallest 3W SIP Relay
- 9091 is a 10W SIP Relay

RoHS Compliant

For quantities greater than listed, call for quote.

MOUSER STOCK NO.	Coto Part No.	Fig.	Circuit	Coil Voltage DC	Switching Current	Carry Current (A)	Price Each 1	10	50	100
816-9001-05-00	9001-05-00	G	SPST	5	0.5	1.5	2.81	2.68	2.55	2.33
816-9001-12-00	9001-12-00	G	SPST	12	0.5	1.5	2.54	2.42	2.30	2.11
816-9002-05-00	9002-05-00	H	SPST	5	0.5	1.5	3.65	3.48	3.33	3.03
816-9002-05-01	9002-05-01	H	SPST	5	0.5	1.5	3.42	3.25	3.09	2.82
816-9011-05-10	9011-05-10	I	SPST	5	0.25	0.5	5.25	5.00	4.74	4.37
816-9012-05-10	9012-05-10	J	SPST	5	0.5	1.5	4.28	4.07	3.86	3.55
816-9091-05-00	9091-05-00	K	SPST	5	0.5	1.5	3.16	3.00	2.86	2.61

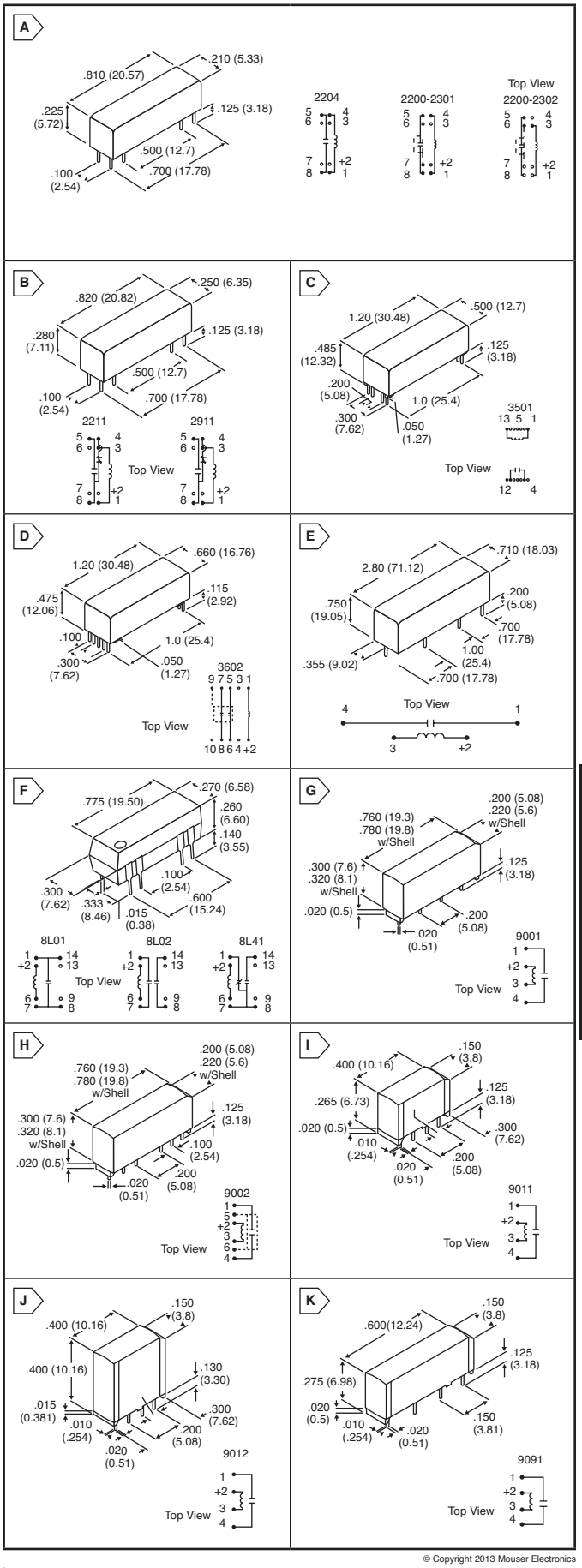

© Copyright 2013 Mouser Electronics

COTO Reed Relays

SPARTAN SIP RELAY

Features:
- High Insulation Resistance: $10^{10}\Omega$
- High Speed Switching
- UL File # E67117, CSA File # LR 28537
- Coaxial Shield for 50Ω Impedance and Switching

Specifications:
- Storage Temp: -35°C to +100°C
- Operating Temp: -20°C to +85°C
- Solder Temp: 270°C max; 10 sec max
- Vibration: 20G's to 2000Hz; Shock: 50Gs

RoHS Compliant

For quantities greater than listed, call for quote.

MOUSER STOCK NO.	Coto Part No.	Fig.	Circuit	Coil Voltage DC	Switching Current	Carry Current (A)	Price Each 1	10	50	100
816-9007-05-00	9007-05-00	A	SPST	5	0.5	1	1.05	1.01	.952	.877
816-9007-12-00	9007-12-00	A	SPST	12	0.5	1	1.09	1.03	.952	.877

SURFACE MOUNT REED RELAY

Features:
- 50Ω Coaxial Shield for RF and Fast Rise Time Pulse Switching
- External Magnetic Shield

Specifications:
- Storage Temp: -35°C to +100°C
- Operating Temp: -20°C to +85°C
- Vibration: 20G's to 2000Hz; Shock: 50Gs

For quantities greater than listed, call for quote.

MOUSER STOCK NO.	Coto Part No.	Fig.	Circuit	Coil Voltage DC	Switching Current	Carry Current (A)	Price Each 1	10	50	100
816-9201-05-00	9201-05-00	B	SPST	5	0.5	1.5	5.63	5.37	4.87	4.43
816-9202-05-00	9202-05-00	C	SPST	5	0.5	1.5	5.28	5.04	4.56	4.15
816-9202-05-20	9202-05-20	D	SPST	5	0.5	1.5	6.40	6.12	5.53	5.03
816-9290-05-00	9290-05-00	E	SPST	5	0.5	1.5	7.23	6.12	5.11	4.11
816-9402-05-20	9402-05-20	F	SPST	5	0.5	1	6.47	5.94	5.75	5.24

MAGNETICALLY SHIELDED SURFACE MOUNT REED RELAY

Features:
- High Insulation Resistance: $10^{12}\Omega$
- High Speed Switching
- Small Surface Mount Package (0.225" x 0.550")
- 50Ω Coaxial Shield for RF and Fast Rise Time Pulse Switching

Specifications:
- Storage Temp: -35°C to +100°C
- Operating Temp: -20°C to +85°C
- Vibration: 20G's to 2000Hz; Shock: 50Gs

For quantities greater than listed, call for quote.

MOUSER STOCK NO.	Coto Part No.	Fig.	Circuit	Coil Voltage DC	Switching Current	Carry Current (A)	Price Each 1	10	50	100
816-9814-03-00	9814-03-00	G	SPST	3.3	0.25	0.5	6.88	6.57	5.94	5.41
816-9814-03-20	9814-03-20	H	SPST	3.3	0.25	0.5	7.59	7.24	6.55	5.96
816-9814-05-00	9814-05-00	G	SPST	5	0.25	0.5	7.59	7.24	6.55	5.96

SURFACE MOUNT FORM C REED RELAY

Features:
- High Insulation Resistance: $10^{12}\Omega$
- High Speed Switching
- Small Surface Mount Package (0.225" x 0.550")
- 50Ω Coaxial Shield for RF and Fast Rise Time Pulse Switching
- External Magnetic Shield

Specifications:
- Storage Temp: -35°C to +100°C
- Operating Temp: -20°C to +85°C
- Vibration: 20G's to 2000Hz; Shock: 50Gs

RoHS Compliant

For quantities greater than listed, call for quote.

MOUSER STOCK NO.	Coto Part No.	Fig.	Circuit	Coil Voltage DC	Switching Current	Carry Current (A)	Price Each 1	10	50	100
816-9852-05-00	9852-05-00	G	SPDT	5	0.1	0.2	34.68	33.11	29.95	27.27

9092 SERIES: MINIATURE SIP RELAYS

Features:
- 10W SIP relay measuring .600" x .150" x .350"
- High speed switching
- Molded thermoset body on integral lead frame design
- High insulation resistance
- Magnetic Shield Option
- Diode Option

Specifications:
- Storage Temperature: -35°C to +100°C
- Operate Temperature: -20°C to +85°C
- Solder Temperature: 270°C max 10 sec. max
- Vibration: 20G's to 2000Hz Shock: 50G's
- Switching Current (A): 0.5
- Carry Current (A): 1.2

RoHS Compliant

For quantities greater than listed, call for quote.

MOUSER STOCK NO.	Coto Part No.	Fig.	Coil Voltage	Coil Resist.	Operate Voltage	Release Voltage	Price Each 1	10	50	100
816-9092-05-10	9092-05-10	I	5	375	3.75	0.4	7.52	7.13	6.68	6.41
816-9092-05-11	9092-05-11	I	5	375	3.75	0.4	7.63	7.22	6.77	6.51
816-9092-12-10	9092-12-10	I	12	750	9.0	1.0	9.18	8.65	8.15	7.82
816-9092-12-11	9092-12-11	I	12	750	9.0	1.0	9.30	8.75	8.26	7.92

9104 SERIES: HIGH VOLTAGE SIP REED RELAYS

Features:
- High voltage switching up to 1000V
- High speed switching
- Molded thermoset body on integral lead frame design
- High insulation resistance
- High dielectric strength 2000VDC
- Diode Option

Specifications:
- Storage Temp: -35°C to +100°C
- Operate Temp: -20°C to +85°C
- Solder Temp: 270°C max 10 sec. max
- Vibration: 20G's to 2000Hz Shock: 50G's
- Switching Current (A): .5
- Carry Current (A): 1.3

RoHS Compliant

For quantities greater than listed, call for quote.

MOUSER STOCK NO.	Coto Part No.	Fig.	Coil Voltage	Coil Resist.	Operate Voltage	Release Voltage	Price Each 1	10	50	100
816-9104-05-10	9104-05-10	J	5	175	3.75	0.5	9.15	8.66	8.11	7.79
816-9104-05-11	9104-05-11	J	5	175	3.75	0.5	7.63	7.22	6.77	6.51
816-9104-12-10	9104-12-10	J	12	500	9.0	1.0	7.55	7.12	6.71	6.44
816-9104-12-11	9104-12-11	J	12	500	9.0	1.0	7.65	7.20	6.79	6.52

9117 SERIES: MINIATURE SIP RELAY

Features:
- 9117 is the smallest 3W SIP relay (.270" x .150" x .385")
- High speed switching
- High insulation resistance
- High reliability, hermetically sealed contacts
- Molded thermoset body on integral lead frame design
- Diode Option

Specifications:
- Storage Temperature: -35°C to +100°C
- Operate Temperature: -20°C to +85°C
- Solder Temperature: 270°C max 10 sec. max
- Vibration: 20G's to 2000Hz Shock: 50G's
- Switching Current (A): .25
- Carry Current (A): .5

RoHS Compliant

For quantities greater than listed, call for quote.

MOUSER STOCK NO.	Coto Part No.	Fig.	Coil Voltage	Coil Resist.	Operate Voltage	Release Voltage	Price Each 1	10	50	100
816-9117-05-10	9117-05-10	K	5	400	3.75	0.5	7.74	7.33	6.87	6.59

DIMENSIONS: in. (mm)

A

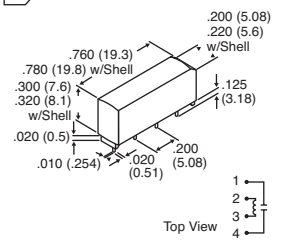

B

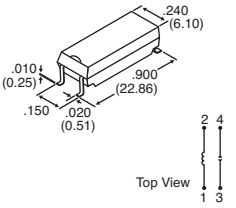

C

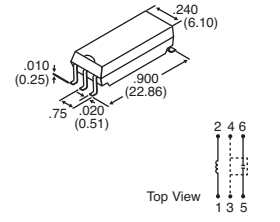

D

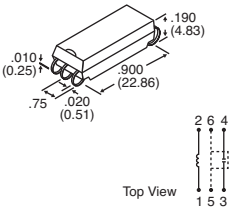

E

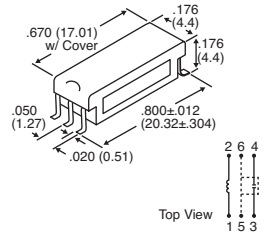

F

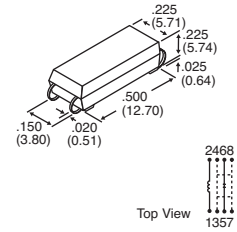

G

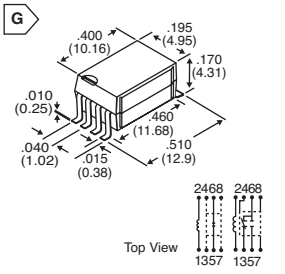

H

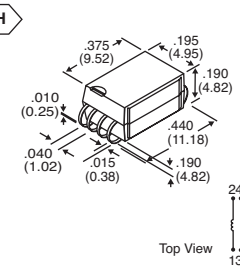

I

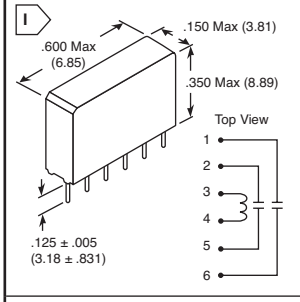

J

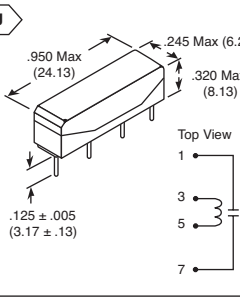

K

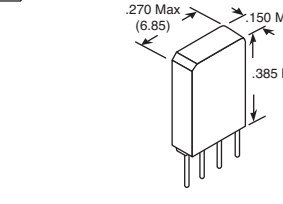

© Copyright 2013 Mouser Electronics

© Copyright 2013 Mouser Electronics

MAGNECRAFT Reed Relays

RoHS Compliant **This product is RoHS compliant.**

Magnecraft 117 SIP 4 PIN REED RELAYS

Specifications:

- Contact resistance: 200mΩ max.
- Pin spacing of 0.2 between pins
- Standard 0.1 grid spacing
- Rated @ 10VA, 0.5 amp switching and can carry up to 1.5 amps
- Dielectric strength: 500Vrms (coil to frame)

RoHS Compliant

For quantities greater than listed, call for quote.

MOUSER STOCK NO.	Magnecraft Part No.	Fig.	Nom. Volts	Coil (Ω)	Max. Pick-up VDC	Nom. Power mW	Price Each 1	10	25	50
Class 117SIP, SPST-NO, Without Clamping Diode										
528-117-1	W117SIP-1	A1	5	500	4	50	3.11	2.87	2.72	2.58
528-117-3	W117SIP-3	A1	12	1000	9.6	144	3.00	2.77	2.62	2.48
Class 117SIP, SPST-NO, With Clamping Diode										
528-117-6	W117SIP-6	A2	5	500	4	50	3.10	3.01	2.85	2.69
Class 117SIP, SPST-NC, With Clamping Diode										
528-117-18	W117SIP-18	A3	5	500	4	50	6.07	5.62	5.31	5.01
Class 117SIP, SPST-NC, Without Clamping Diode										
528-117-22	W117SIP-22	A4	5	500	4	50	6.01	5.79	5.47	5.19

Magnecraft CLASS 107 AND 171 DRY REED RELAYS

Specifications:

- Contact resistance: 200mΩ max.
- Insulation resistance: 100MΩ @ 500VDC min.
- Dielectric withstanding voltage between contacts: 200Vrms

RoHS Compliant

✻ With clamping diode

For quantities greater than listed, call for quote.

MOUSER STOCK NO.	Magnecraft Part No.	Fig.	Nom. Volts	Coil (Ω)	Max. Pick-up VDC	Nom. Power mW	Price Each 1	10	25	50
Class 107DIP, SPST-NO, 0.5 Amp										
528-107-1	W107DIP-1	B5	5	500	3.8	50	3.88	3.58	3.39	3.19
528-107-3	W107DIP-3	B5	12	1000	9	144	4.09	3.94	3.72	3.53
✻ 528-107-5	W107DIP-5	B6	5	500	3.8	50	4.06	3.73	3.62	3.42
✻ 528-107-7	W107DIP-7	B6	12	1000	9	144	5.47	5.28	5.13	4.85
✻ 528-107-8	W107DIP-8	B6	24	2000	18	288	5.06	4.73	4.52	4.29
Class 171DIP, SPST-NO, 0.5 Amp (No Connection Pin 9 & 13)										
528-171-2	W171DIP-2	B7	5	500	3.8	50	4.04	3.89	3.68	3.49
528-171-4	W171DIP-4	B7	12	1200	9	120	3.30	3.18	3.00	2.85
✻ 528-171-7	W171DIP-7	B8	5	500	3.8	50	2.94	2.73	2.58	2.44
✻ 528-171-10	W171DIP-10	B8	24	2200	18	270	5.20	4.78	4.54	4.28
Class 171DIP, SPST-NC, 0.5 Amp										
528-171-12	W171DIP-12	B9	5	200	3.8	50	6.35	6.18	5.85	5.52
528-171-14	W171DIP-14	B9	12	1200	9	120	7.53	7.27	7.03	6.70
✻ 528-171-17	W171DIP-17	B10	5	500	3.8	50	6.18	5.95	5.63	5.34
✻ 528-171-20	W171DIP-20	B10	24	2200	18	270	7.28	6.73	6.64	6.38
Class 171DIP, DPST-NO, 0.5 Amp										
528-171-21	W171DIP-21	B11	5	500	3.8	200	4.38	4.07	3.84	3.64
528-171-23	W171DIP-23	B11	12	1000	9	144	6.22	5.93	5.61	5.31
✻ 528-171-25	W171DIP-25	B12	5	500	3.8	50	5.60	5.35	5.25	4.85
✻ 528-171-27	W171DIP-27	B12	12	1000	9	144	4.72	4.37	4.14	3.91
✻ 528-171-28	W171DIP-28	B12	24	2200	18	270	6.64	6.44	6.30	5.89

Magnecraft CLASS 172 DRY REED RELAYS

Specifications:

- Contact resistance: 200mΩ max.
- Insulation resistance: 100MΩ @ 500VDC min.
- Dielectric withstanding voltage between contacts: 200Vrms

RoHS Compliant

✻ With clamping diode

For quantities greater than listed, call for quote.

MOUSER STOCK NO.	Magnecraft Part No.	Fig.	Nom. Volts	Coil (Ω)	Max. Pick-up VDC	Nom. Power mW	Price Each 1	10	25	50
Class 172DIP, SPDT, 0.25 Amp										
528-172-1	W172DIP-1	B13	5	200	3.8	125	8.89	8.49	7.96	7.44
528-172-3	W172DIP-3	B13	12	500	9	300	8.61	8.08	7.66	7.19
✻ 528-172-5	W172DIP-5	B14	5	200	3.8	125	5.89	5.46	5.17	4.89
✻ 528-172-7	W172DIP-7	B14	12	500	9	300	9.00	8.68	8.50	7.95
528-172-8	W172DIP-8	B14	24	2200	18	270	9.28	8.62	8.19	7.66
Class 172DIP, SPDT, 0.25 Amp										
528-172-141	W172DIP-141	B15	5	200	3.8	125	8.01	7.46	7.09	6.73
528-172-145	W172DIP-145	B15	12	1000	9	144	9.99	9.62	9.10	8.62
Class 172DIP, SPDT, 0.25 Amp										
✻ 528-172-147	W172DIP-147	B16	5	200	3.8	125	5.89	5.46	5.17	4.89
✻ 528-172-149	W172DIP-149	B16	12	1000	9	144	5.92	5.50	5.21	4.93
✻ 528-172-150	W172DIP-150	B16	24	3200	18	180	9.13	8.63	7.93	7.31
Class 172DIP, SPDT, 0.25 Amp										
528-172-33	W172DIP-33	B17	12	500	9	290	9.15	8.51	8.05	7.63
Class 172DIP, DPDT, 0.5 Amp										
✻ 528-172-21	W172DIP-21	B18	5	46	3.8	540	37.73	34.59	32.42	30.98
✻ 528-172-23	W172DIP-23	B18	12	266	9	540	40.19	36.85	34.54	32.51

DIMENSIONS: mm

A

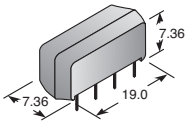

TERMINAL ARRANGEMENT

1

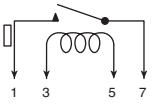

2

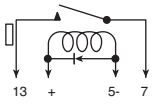

3

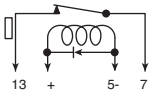

4

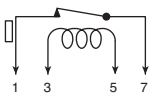

B

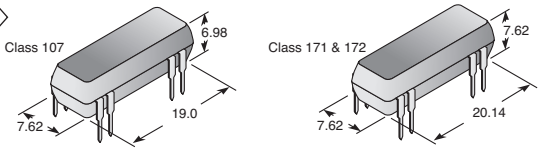

TERMINAL ARRANGEMENT

5

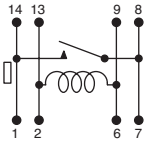

6

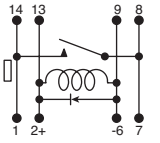

7

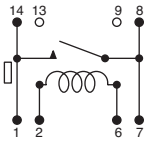

8

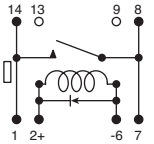

9

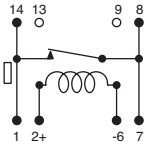

10

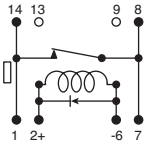

11

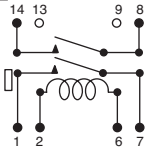

12

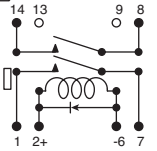

13

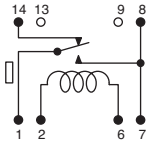

14

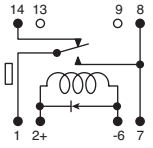

15

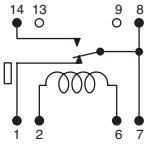

16

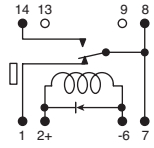

17

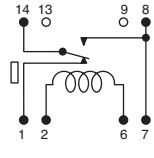

18

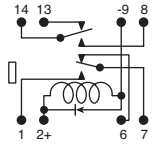

© Copyright 2013 Mouser Electronics

MEDER Reed Relays

RoHS Compliant **This product is RoHS compliant.**

Standex MEDER ELECTRONICS — Custom Engineered Solutions for Tomorrow

MEDER CRF SERIES-7GHz HIGH FREQUENCY

Features:
- Available with BGA
- Very low profile
- Minimum path length for RF

Applications:
- High frequency applications
- High speed applications

For quantities greater than listed, call for quote.

MOUSER STOCK NO.	Meder Part No.	Fig.	Description	Price Each 1	Price Each 10
876-CRF05-1A	CRF05-1A	A	Reed Relay 1 Form A, 5V Surface Mount High Frequency	8.16	7.56

MEDER CRR SERIES-SURFACE MOUNT

Features:
- Ceramic/Thermoset molded package
- Gold plated leads
- Very low profile

Applications:
- Telecommunications
- Test and measurement systems
- Medical applications

876-CRR05-1A	CRR05-1A	B	Reed Relay 1 Form A, 5V Surface Mount Ultra Small Low Profile	8.39	6.93

MEDER DIP SERIES-MOLDED DIP

Features:
- Low and high profile package
- Standard pin configurations
- Versions with diode available
- IC - pin compatible

Applications:
- Test and Measurements
- Telecommunications
- Security

876-DIP05-1A72-11L	DIP05-1A72-11L	B	Reed Relay, 1 Form A, 5V Molded Dip	5.01	4.44
876-DIP05-1A72-11D	DIP05-1A72-11D	B	Reed Relay, 1 Form A, 5V Molded Dip with Diode	3.18	3.02
876-DIP05-2A72-21D	DIP05-2A72-21D	B	Reed Relay, 2 Form A, SPST-NO, 5V Molded DIP with Diode	7.15	6.49
876-DIP05-1A72-12L	DIP05-1A72-12L	B	Reed Relay 1 Form A, 5V Molded Dip	3.00	2.85
876-DIP05-1A72-13L	DIP05-1A72-13L	B	Reed Relay, 1 Form A SPST-NO 5V Mold DIP	3.21	3.21
876-DIP05-2A72-21L	DIP05-2A72-21L	B	Reed Relay 2 Form A 5V Molded Dip	4.71	4.28
876-DIP05-1C90-51L	DIP05-1C90-51L	B	Reed Relay 1 Form C, 5V Molded Dip	6.46	5.87
876-DIP12-1A72-12D	DIP12-1A72-12D	B	Reed Relay, 1 Form A, SPST-NO, 12V Molded DIP with Diode	4.15	3.60
876-DIP12-1A72-12L	DIP12-1A72-12L	B	Reed Relay, 1 Form A, SPST-NO, 12V Molded DIP	3.63	3.31
876-DIP12-1C90-51D	DIP12-1C90-51D	B	Reed Relay, 1 Form C, SPDT-Changeover, 12V Molded DIP w/Diode	8.73	7.93
876-DIP12-1C90-51L	DIP12-1C90-51L	B	Reed Relay, 1 Form C, SPDT-Changeover, 12V Molded DIP	8.52	6.69
876-DIP12-2A72-21D	DIP12-2A72-21D	B	Reed Relay, 2 Form A, SPST-NO, 12V Molded DIP with Diode	6.53	5.94
876-DIP12-2A72-21L	DIP12-2A72-21L	B	Reed Relay, 2 Form A, SPST-NO, 12V Molded DIP	6.27	5.69
876-DIP24-1A72-12D	DIP24-1A72-12D	B	Reed Relay, 1 Form A, SPST-NO, 12V Molded DIP with Diode	4.07	3.69
876-DIP24-1A72-12L	DIP24-1A72-12L	B	Reed Relay, 1 Form A, SPST-NO, 12V Molded DIP	3.77	3.42
876-DIP24-1C90-51D	DIP24-1C90-51D	B	Reed Relay, 1 Form C, SPDT-Changeover, 24V Molded DIP w/Diode	9.16	8.31
876-DIP24-1C90-51L	DIP24-1C90-51L	B	Reed Relay, 1 Form C, SPDT-Changeover, 24V Molded DIP	8.60	7.81
876-DIP24-2A72-21D	DIP24-2A72-21D	B	Reed Relay, 2 Form A, SPST-NO, 24V Molded DIP with Diode	6.66	6.06
876-DIP24-2A72-21L	DIP24-2A72-21L	B	Reed Relay, 2 Form A, SPST-NO, 24V Molded DIP	6.40	5.81

MEDER HIGH VOLTAGE/HIGH CURRENT REED RELAYS

A full spectrum of sizes, power, and high voltage switching options are just a few features offered, among the seven types of MEDER High Voltage/High Current Reed Relays, Switching voltages as high as 10kVDC and breakdown voltages to 15kVDC. Continuous carry current up to Amps and pulsed currents 30 Amps.

H Series					
876-H24-1A83	H24-1A83	C	Reed Relay, 1 Form A SPST-NO 12V HiV PCB	88.11	79.73
HE Series					
876-HE12-1A83-02	HE12-1A83-02	D	Reed Relay 1 Form A SPST-NO 12 V High Voltage PCB	39.88	38.46
876-HE12-1A83-03	HE12-1A83-03	D	Reed Relay 1 Form A SPST-NO 12 V High Voltage PCB	39.88	38.46
HM Series					
876-HM12-1A69-150	HM12-1A69-150	E	Reed Relay, 1 Form A SPST-NO 12V HiV PCB	70.11	66.41
876-HM24-1A83-02	HM24-1A83-02	E	Reed Relay, 1 Form A SPST-NO 24V HiV PCB	65.30	61.87

MEDER LI SERIES-MINIATURE HIGH VOLTAGE PCB MOUNTING

Features:
- Smallest possible housing
- Spacing saving package
- High resistance available
- Breakdown voltage 4.5kVDC

Applications:
- High voltage test systems
- Cable and in-circuit test equipment
- Battery operated high voltage test equipment

876-LI12-1A85	LI12-1A85	F	Reed Relay 1 Form A, 12V High Voltage PCB Mounting (Small Package)	8.01	7.42

MEDER MS SERIES MICRO SIL REED RELAY

Features:
- Contact Form 1A, 1B and 2A
- Coaxial shield option for 1A
- Internal magnetic shield on all relays
- Diode option available
- High coil resistance option for 1A
- UL available on most models

876-MS05-1A87-75DHR	MS05-1A87-75DHR	G	Reed Relay 1 Form A 5 V Micro SIL w/diode	5.76	5.01
876-MS05-1A87-75LHR	MS05-1A87-75LHR	G	Reed Relay 1 Form A 5 V Micro SIL hi resist	4.30	4.09
876-MS05-2A87-78D	MS05-2A87-78D	G	Reed Relay 2 Form A DPST-NO 5V Micro SIL with Diode	11.43	10.43
876-MS05-2A87-78L	MS05-2A87-78L	G	Reed Relay, 2 Form A, DPST-NO, 5V Micro SIL (Single In-Line)	10.94	10.40
876-MS05-2A87-78L	MS05-2A87-78L	G	Reed Relay, 2 Form A, DPST-NO, 5V Micro SIL (Single In-Line)	10.94	10.40
876-MS12-1A87-75D	MS12-1A87-75D	G	Reed Relay 1 From A 12 V Micro SIL with diode	5.95	5.66

MEDER MRX SERIES-EX-APPROVED REED RELAYS

Features:
- Up to 4 form A switches or 1 form C switch are available according to the different castings

876-MRX05-1C21	MRX05-1C21	H	Ex-Approved Relays, 1 Form C, SPDT, 5V	28.65	26.45
876-MRX05-1A71	MRX05-1A71	H	Ex-Approved Relays , 1 Form A, SPST-NO, 5V	15.17	14.01
876-MRX12-1A71	MRX12-1A71	H	Ex-Approved Relays, 1 Form A, SPST-NO,12V	14.45	13.72
876-MRX12-1C90	MRX12-1C90	H	Ex-Approved Relays, 1 Form C, SPDT, 12V	27.01	24.31

MEDER SIL SERIES-SINGLE IN LINE

Features:
- High resistance coils of up to 2000 Ω at 12V
- Magnetic shield available
- Breakdown voltage coil-contact up to 4.25kVDC

Applications:
- ATE
- Measurement equipment
- Telecommunications

876-SIL05-1A72-71D	SIL05-1A72-71D	I	Reed Relay 1 Form A, 5V SIL (Single In-Line) w/Diode	3.80	3.51
876-SIL05-1A72-71L	SIL05-1A72-71L	I	Reed Relay 1 Form A, 5V SIL (Single In-Line)	3.76	3.36
876-SIL05-1A85-76D2K	SIL05-1A85-76D2K	I	Reed Relay RELAY REED SPST-NO 5V 100W SIL	11.91	10.87
876-SIL05-1A85-76L2K	SIL05-1A85-76L2K	I	Reed Relay RELAY REED SPST-NO 5V 100W SIL	10.75	9.81
876-SIL051A8576L3K	SIL05-1A85-76L3K	I	Reed Relay, 1 Form A, SPST-NO, 5V SIL, High Power, 3kV breakdown	5.66	5.15
876-SIL051A8576L4K	SIL05-1A85-76L4K	I	Reed Relay, 1 Form A, SPST-NO, 5V SIL, High Power, 4kV breakdown	8.92	8.71
876-SIL05-1A85-76D3K	SIL05-1A85-76D3K	I	Reed Relay 1 Form A SPST-NO 5V SIL, HP 3kV with Diode	14.36	11.96
876-SIL05-1A85-76D4K	SIL05-1A85-76D4K	I	Reed Relay 1 Form A SPST-NO, 5V SIL, HP 4kV with Diode	14.36	11.96
876-SIL12-1A72-71L	SIL12-1A72-71L	I	Reed Relay 1 Form A 12 V SIL	4.25	3.51
876-SIL12-1A72-71D	SIL12-1A72-71D	I	Reed Relay, 1 Form A, SPST-NO, 12V SIL (Single In-Line) w/Diode	3.03	2.48
876-SIL24-1A72-71D	SIL24-1A72-71D	I	Reed Relay, 1 Form A, SPST-NO, 24V SIL (Single In-Line) w/Diode	3.12	2.57
876-SIL24-1A72-71L	SIL24-1A72-71L	I	Reed Relay, 1 Form A, SPST-NO, 24V SIL (Single In-Line)	3.50	3.16

MEDER UMS SERIES/MICRO SIL REED RELAYS

Features:
- Ultra miniature size
- Standard in-line package
- Internal diode
- Internal magnetic shield
- PCB through hole mounting
- Hermetically sealed thermoset
- Molded encapsulation
- Dynamically tested contacts

876-UMS05-1A80-75D	UMS05-1A80-75D	J	Reed Relay, 1 Form A SPST-NO 5V SIL with Diode	5.48	4.93
876-UMS05-1A80-75L	UMS05-1A80-75L	J	Reed Relay, 1 Form A SPST-NO 5V SIL	4.98	4.48

DIMENSIONS: in. (mm)

A



0.05 (0.002) Coplanarity on base

B

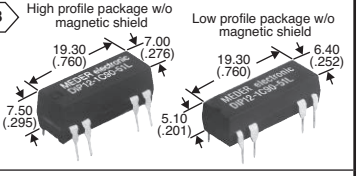

C



PRODUCT NEW

D



PRODUCT NEW

E



PRODUCT NEW

F



G



H



PRODUCT NEW

I



J



PRODUCT NEW

© Copyright 2013 Mouser Electronics

© Copyright 2013 Mouser Electronics

DIMENSIONS: mm

A

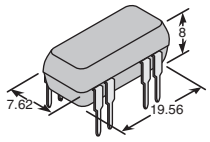

B

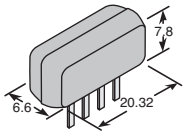

WIRING DIAGRAMS

1

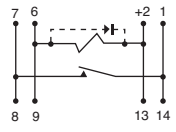

2

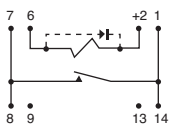

3

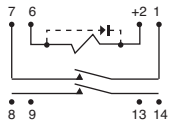

4

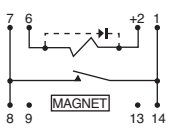

5

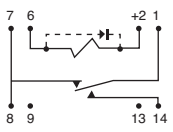

6

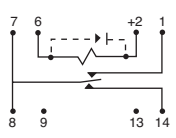

7

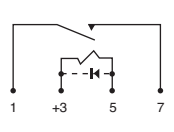

JWD SERIES: DIP DRY REED RELAYS

Specifications:

- Contact Material: Ruthenium
- Mechanical Life: 100 million operations
- Maximum Switched Current: 500mA
- Operating Time (including bounce): 1.5ms max.
- Release Time (including bounce): 0.5ms max
- 14-pin DIP

For quantities greater than listed, call for quote.

MOUSER STOCK NO.	P&B Part No.	Fig.	Contact Form	Max. Switched Power	Suppression Diode	Nominal Voltage	Must Operate Voltage	Must Release Voltage	Max. Voltage	Coil Res. (Ω)	Nominal Current	Price Each			
												1	25	50	100
655-JWD-107-1	JWD-107-1	A1	SPST-NO	10W	No	5/6VDC	3.8VDC	0.5VDC	19VDC	500	50/72mW	5.96	5.21	4.70	3.71
655-JWD-107-5	JWD-107-5	A1	SPST-NO	10W	Yes	5/6VDC	3.8VDC	0.5VDC	19VDC	500	50/72mW	7.85	6.87	6.22	6.73
655-JWD-107-3	JWD-107-3	A1	SPST-NO	10W	No	12VDC	9.6VDC	1.0VDC	19VDC	1200	120mW	6.75	5.91	5.34	4.22
655-JWD-107-7	JWD-107-7	A1	SPST-NO	10W	Yes	12VDC	9.6VDC	1.0VDC	19VDC	1200	120mW	6.78	5.94	5.37	4.72
655-JWD-171-5	JWD-171-5	A2	SPST-NO	10W	No	24VDC	19.2VDC	2.0VDC	40VDC	2150	268mW	11.20	10.30	9.33	7.36
655-JWD-171-10	JWD-171-10	A2	SPST-NO	10W	Yes	24VDC	19.2VDC	2.0VDC	40VDC	2150	268mW	7.29	6.54	6.06	5.53
655-JWD-171-25	JWD-171-25	A3	DPST-NO	10W	Yes	5/6VDC	3.8VDC	0.5VDC	14VDC	200	125/180mW	9.50	8.30	7.51	6.58
655-JWD-171-23	JWD-171-23	A3	DPST-NO	10W	No	12VDC	9.6VDC	1.0VDC	19VDC	500	288mW	11.56	10.11	9.15	7.22
655-JWD-171-27	JWD-171-27	A3	DPST-NO	10W	Yes	12VDC	9.6VDC	1.0VDC	19VDC	500	288mW	12.66	11.07	10.00	7.91
655-JWD-171-24	JWD-171-24	A3	DPST-NO	10W	No	24VDC	19.2VDC	2.0VDC	40VDC	2200	262mW	10.77	9.43	8.53	6.73
655-JWD-171-28	JWD-171-28	A3	DPST-NO	10W	Yes	24VDC	19.2VDC	2.0VDC	40VDC	2200	262mW	12.91	11.30	10.22	8.07
655-JWD-171-12	JWD-171-12	A4	SPST-NC	10W	No	5/6VDC	3.8VDC	0.5VDC	7VDC	500	50/72mW	10.11	8.84	7.99	6.32
655-JWD-171-17	JWD-171-17	A4	SPST-NC	10W	Yes	5/6VDC	3.8VDC	0.5VDC	7VDC	500	50/72mW	8.87	7.76	7.02	6.53
655-JWD-171-14	JWD-171-14	A4	SPST-NC	10W	No	12VDC	9.6VDC	1.0VDC	16VDC	1200	120mW	8.63	7.55	6.83	5.40
655-JWD-171-19	JWD-171-19	A4	SPST-NC	10W	Yes	12VDC	9.6VDC	1.0VDC	16VDC	1200	120mW	11.96	10.46	9.47	7.48
655-JWD-171-15	JWD-171-15	A4	SPST-NC	10W	No	24VDC	19.2VDC	2.0VDC	40VDC	2200	262mW	12.53	11.04	9.99	8.95
655-JWD-172-1	JWD-172-1	A5	SPDT	3W	No	5/6VDC	3.8VDC	0.5VDC	12VDC	200	125/180mW	11.06	9.67	8.75	6.90
655-JWD-172-5	JWD-172-5	A5	SPDT	3W	Yes	5/6VDC	3.8VDC	0.5VDC	12VDC	200	125/180mW	11.61	10.20	9.22	7.29
655-JWD-172-3	JWD-172-3	A5	SPDT	3W	No	12VDC	9.6VDC	1.0VDC	19VDC	500	288mW	13.00	11.37	10.29	8.12
655-JWD-172-7	JWD-172-7	A5	SPDT	3W	Yes	12VDC	9.6VDC	1.0VDC	19VDC	500	288mW	13.49	11.83	10.63	8.52
655-JWD-172-4	JWD-172-4	A5	SPDT	3W	No	24VDC	19.2VDC	2.0VDC	38VDC	2200	262mW	13.63	11.93	10.79	8.52
655-JWD-172-8	JWD-172-8	A5	SPDT	3W	Yes	24VDC	19.2VDC	2.0VDC	38VDC	2200	262mW	12.39	10.84	9.81	7.75
655-JWD-172-155	JWD-172-155	A6	SPDT	3W	No	5/6VDC	3.8VDC	0.5VDC	12VDC	200	125/180mW	13.24	11.56	10.48	8.26
655-JWD-172-159	JWD-172-159	A6	SPDT	3W	Yes	5/6VDC	3.8VDC	0.5VDC	12VDC	200	125/180mW	14.72	12.85	11.65	9.17
655-JWD-172-161	JWD-172-161	A6	SPDT	3W	Yes	12VDC	9.6VDC	1.0VDC	19VDC	1000	144mW	13.61	11.89	10.76	8.49
655-JWD-172-158	JWD-172-158	A6	SPDT	3W	No	24VDC	19.2VDC	2.0VDC	38VDC	2150	268mW	13.24	11.56	10.48	8.26
655-JWD-172-162	JWD-172-162	A6	SPDT	3W	Yes	24VDC	19.2VDC	2.0VDC	38VDC	2150	268mW	13.61	11.89	10.76	8.49

JWS SERIES: SIP DRY REED RELAYS

Specifications:

- Contact Material: Ruthenium
- Mechanical Life: 100 million operations
- Maximum Switched Current: 500mA
- Operating Time (including bounce): 1.5ms max.
- Release Time (including bounce): 0.5ms max.

For quantities greater than listed, call for quote.

MOUSER STOCK NO.	P&B Part No.	Fig.	Contact Form	Max. Switched Power	Suppression Diode	Nominal Voltage	Must Operate Voltage	Must Release Voltage	Max. Voltage	Coil Res. (Ω)	Nominal Current	Price Each			
												1	25	50	100
655-JWS-117-1	JWS-117-1	B7	SPST-NO	10W	No	5VDC	3.8VDC	0.5VDC	16VDC	500	50mW	7.37	6.44	5.83	4.60
655-JWS-117-3	JWS-117-3	B7	SPST-NO	10W	No	12VDC	9.6VDC	1.0VDC	19VDC	530	272mW	10.26	8.97	8.12	6.41
655-JWS-117-5	JWS-117-5	B7	SPST-NO	10W	No	24VDC	19.2VDC	2.0VDC	36VDC	2150	268mW	7.37	6.44	5.83	4.60

© Copyright 2013 Mouser Electronics

© Copyright 2013 Mouser Electronics

AVAGO Solid State Relays

RoHS Compliant This product is RoHS compliant.

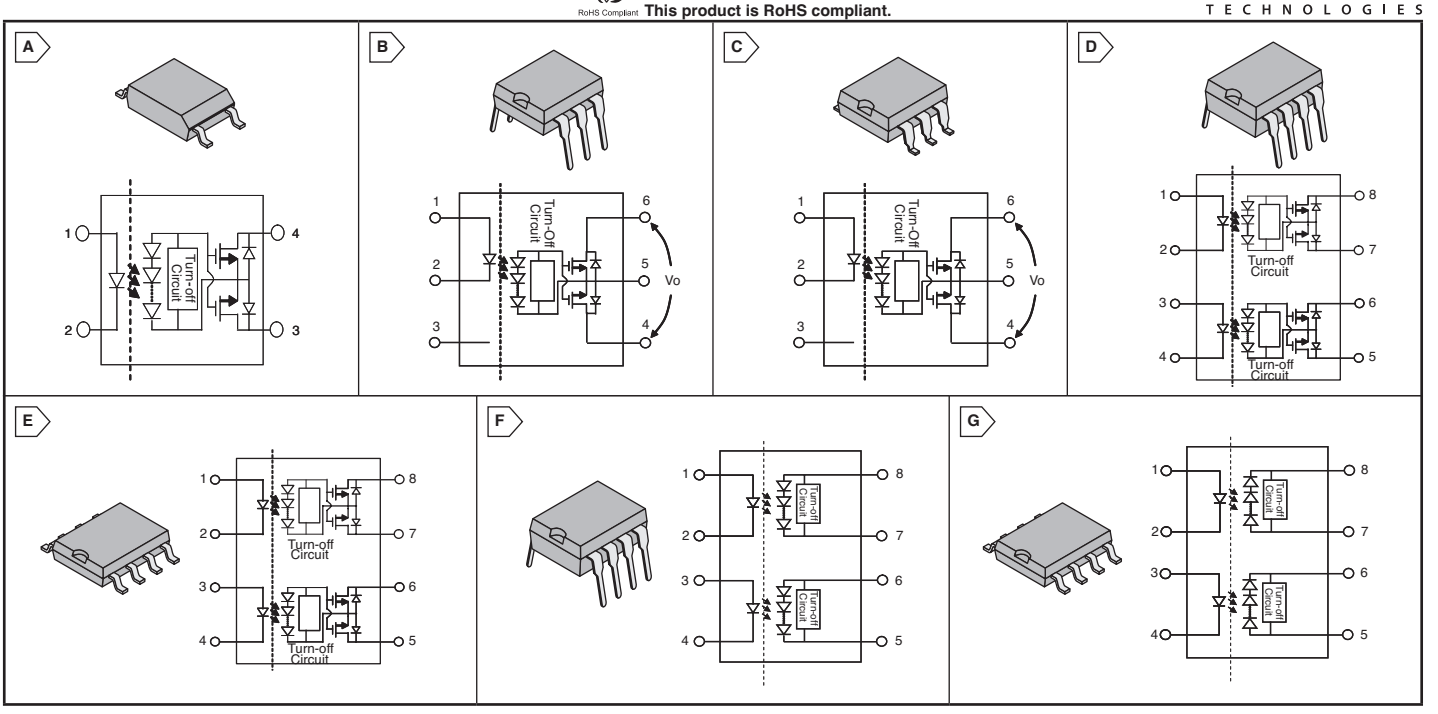

AVAGO SOLID STATE RELAY - PHOTO MOSFET

RoHS Compliant

For quantities greater than listed, call for quote.

MOUSER STOCK NO.	Avago Part No.	Fig.	Package	Configuration	Load Voltage	Load Current	On Resistance	Turn-On Time	Turn-Off Time	Price Each 1	25	100	500
630-ASSR-1218-003E	ASSR-1218-003E	A	SO-4	1 Form A	60V	0.2A	10Ω	5ms	5ms	1.96	1.50	1.31	1.08
630-ASSR-1410-003E	ASSR-1410-003E	A	SO-4	1 Form A	60V	0.6A	1Ω	0.5ms	0.2ms	3.19	2.87	2.55	2.10
630-ASSR-1510-003E	ASSR-1510-003E	A	SO-4	1 Form A	60V	1.0A	0.5Ω	1ms	0.2ms	5.17	4.64	4.13	3.40
630-ASSR-301C-003E	ASSR-301C-003E	A	SO-4	1 Form A	250V	0.05A	15pF	0.2ms	0.2ms	3.64	3.27	2.91	2.40
630-ASSR-3210-003E	ASSR-3210-003E	A	SO-4	1 Form A	250V	0.2A	10Ω	1ms	0.2ms	3.72	3.35	2.97	2.45
630-ASSR-401C-003E	ASSR-401C-003E	A	SO-4	1 Form A	400V	0.04A	100Ω	0.2ms	0.2ms	3.64	3.27	2.91	2.40
630-ASSR-4118-003E	ASSR-4118-003E	A	SO-4	1 Form A	400V	0.1A	35Ω	5ms	5ms	2.18	1.67	1.46	1.20
630-ASSR-4110-003E	ASSR-4110-003E	A	SO-4	1 Form A	400V	0.12A	25Ω	0.5ms	0.2ms	2.84	2.36	2.07	1.70
630-ASSR-1219-001E	ASSR-1219-001E	B	DIP-6	1 Form A	60V	0.2A	10Ω	5ms	5ms	2.87	2.40	2.09	1.72
630-ASSR-1411-001E	ASSR-1411-001E	B	DIP-6	1 Form A	60V	0.6A	1Ω	0.5ms	0.2ms	2.76	2.48	2.20	1.82
630-ASSR-1511-001E	ASSR-1511-001E	B	DIP-6	1 Form A	60V	1.0A	0.5Ω	1ms	0.2ms	4.76	4.29	3.81	3.15
630-ASSR-3211-001E	ASSR-3211-001E	B	DIP-6	1 Form A	250V	0.2A	10Ω	1ms	0.2ms	3.37	3.04	2.70	2.23
630-ASSR-4119-001E	ASSR-4119-001E	B	DIP-6	1 Form A	400V	0.1A	35Ω	5ms	5ms	2.30	1.92	1.67	1.38
630-ASSR-4111-001E	ASSR-4111-001E	B	DIP-6	1 Form A	400V	0.12A	25Ω	0.5ms	0.2ms	2.71	2.27	1.97	1.63
630-ASSR-1219-301E	ASSR-1219-301E	C	6-Pin Gullwing	1 Form A	60V	0.2A	10Ω	5ms	5ms	2.93	2.45	2.13	1.75
630-ASSR-1411-301E	ASSR-1411-301E	C	6-Pin Gullwing	1 Form A	60V	0.6A	1Ω	0.5ms	0.2ms	2.81	2.53	2.25	1.85
630-ASSR-1511-301E	ASSR-1511-301E	C	6-Pin Gullwing	1 Form A	60V	1.0A	0.5Ω	1ms	0.2ms	4.82	4.33	3.85	3.18
630-ASSR-3211-301E	ASSR-3211-301E	C	6-Pin Gullwing	1 Form A	250V	0.2A	10Ω	1ms	0.2ms	3.42	3.08	2.74	2.26
630-ASSR-4119-301E	ASSR-4119-301E	C	6-Pin Gullwing	1 Form A	400V	0.1A	35Ω	5ms	5ms	2.35	1.97	1.71	1.41
630-ASSR-4111-301E	ASSR-4111-301E	C	6-Pin Gullwing	1 Form A	400V	0.12A	25Ω	0.5ms	0.2ms	2.77	2.31	2.01	1.66
630-ASSR-1228-002E	ASSR-1228-002E	D	DIP-8	2 Form A	60V	0.2A	10Ω	5ms	5ms	2.76	2.48	2.20	1.82
630-ASSR-1420-002E	ASSR-1420-002E	D	DIP-8	2 Form A	60V	0.6A	1Ω	0.5ms	0.2ms	5.54	4.99	4.43	3.66
630-ASSR-1520-002E	ASSR-1520-002E	D	DIP-8	2 Form A	60V	1.0A	0.5Ω	1ms	0.2ms	9.52	8.57	7.62	6.28
630-ASSR-302C-002E	ASSR-302C-002E	D	DIP-8	2 Form A	250V	0.05A	15pF	0.2ms	0.2ms	6.63	5.97	5.31	4.38
630-ASSR-3220-002E	ASSR-3220-002E	D	DIP-8	2 Form A	250V	0.2A	10Ω	1ms	0.2ms	6.74	6.07	5.39	4.45
630-ASSR-322R-002E	ASSR-322R-002E	D	DIP-8	2 Form A	250V	0.2A	50Ω	0.5ms	0.2ms	8.32	7.49	6.66	5.49
630-ASSR-402C-002E	ASSR-402C-002E	D	DIP-8	2 Form A	400V	0.04A	100Ω	0.2ms	0.2ms	6.63	5.97	5.31	4.38
630-ASSR-4128-002E	ASSR-4128-002E	D	DIP-8	2 Form A	400V	0.1A	35Ω	5ms	5ms	3.03	2.72	2.42	1.99
630-ASSR-4120-002E	ASSR-4120-002E	D	DIP-8	2 Form A	400V	0.12A	25Ω	0.5ms	0.2ms	4.95	4.46	3.96	3.27
630-ASSR-1228-302E	ASSR-1228-302E	E	8-Pin Gullwing	2 Form A	60V	0.2A	10Ω	5ms	5ms	2.81	2.53	2.25	1.85
630-ASSR-1420-302E	ASSR-1420-302E	E	8-Pin Gullwing	2 Form A	60V	0.6A	1Ω	0.5ms	0.2ms	5.61	5.04	4.48	3.70
630-ASSR-1520-302E	ASSR-1520-302E	E	8-Pin Gullwing	2 Form A	60V	1.0A	0.5Ω	1ms	0.2ms	9.58	8.62	7.66	6.32
630-ASSR-302C-302E	ASSR-302C-302E	E	8-Pin Gullwing	2 Form A	250V	0.05A	15pF	0.2ms	0.2ms	6.69	6.02	5.35	4.42
630-ASSR-3220-302E	ASSR-3220-302E	E	8-Pin Gullwing	2 Form A	250V	0.2A	10Ω	1ms	0.2ms	6.79	6.12	5.44	4.48
630-ASSR-322R-302E	ASSR-322R-302E	E	8-Pin Gullwing	2 Form A	250V	0.2A	50Ω	0.5ms	0.2ms	8.38	7.53	6.70	5.52
630-ASSR-402C-302E	ASSR-402C-302E	E	8-Pin Gullwing	2 Form A	400V	0.04A	100Ω	0.2ms	0.2ms	6.69	6.02	5.35	4.42
630-ASSR-4128-302E	ASSR-4128-302E	E	8-Pin Gullwing	2 Form A	400V	0.1A	35Ω	5ms	5ms	3.08	2.77	2.46	2.03
630-ASSR-4120-302E	ASSR-4120-302E	E	8-Pin Gullwing	2 Form A	400V	0.12A	25Ω	0.5ms	0.2ms	5.01	4.50	4.00	3.31

AVAGO SOLID STATE RELAY - PHOTOVOLTAIC DRIVER

RoHS Compliant

For quantities greater than listed, call for quote.

MOUSER STOCK NO.	Avago Part No.	Fig.	Package	Configuration	Channels	Insulation Voltage	Load Voltage	Load Current	Price Each 1	25	100	500
630-ASSR-V621-002E	ASSR-V621-002E	F	DIP-8	PV Driver	2	3.75kV	6.5V	15mA	4.01	3.62	3.21	2.65
630-ASSR-V622-002E	ASSR-V622-002E	F	DIP-8	PV Driver	2	3.75kV	6.5V	15mA	4.01	3.62	3.21	2.65
630-ASSR-V621-302E	ASSR-V621-302E	G	8-Pin Gullwing	PV Driver	2	3.75kV	6.5V	15mA	4.07	3.66	3.25	2.69
630-ASSR-V622-302E	ASSR-V622-302E	G	8-Pin Gullwing	PV Driver	2	3.75kV	6.5V	15mA	4.07	3.66	3.25	2.69

© Copyright 2013 Mouser Electronics

© Copyright 2013 Mouser Electronics

Cii Solid State Relays

Invensys Cii Continental

PANEL MOUNT POWER RELAYS

- Superior Surge Survival™
- 4000V Isolation
- Zero Cross Turn-On
- Direct Copper Bonded SCR's
- Current Limited Inputs
- Rated @ 40°C
- Safety Cover Included
- 800V Peak Blocking V (300V)
- 1200V Peak Blocking V (600V)
- High Surge Capability
- Built in Snubber

CE compliant EN60947

SVAA Series, 100VAC Input, Current Limited to 19mA Max.

For quantities greater than listed, call for quote.

MOUSER STOCK NO.	Cii Part No.	Fig.	Output Voltage (VAC)	Output Current (Amps)	Control Voltage (min/max)	Control Current (mA) (min/max)	Turn-Off Voltage	Price Each 1	10	25	50
AC Control											
518-4410	SVAA/3V10	A	24-330	.05-10A	100-280VAC	2mA/19mA	20V/2mA	27.08	25.10	24.08	20.08
518-4425	SVAA/3V25	A	24-330	.10-25A	100-280VAC	2mA/19mA	20V/2mA	26.86	24.18	22.12	20.68
518-4450	SVAA/3V50	A	24-330	.10-50A	100-280VAC	2mA/19mA	20V/2mA	38.16	35.89	33.32	31.96
518-4475	SVAA/3V75	A	24-330	.10-75A	100-280VAC	2mA/19mA	20V/2mA	58.25	52.42	46.59	44.70
518-4650	SVAA/6V50	A	24-660	.10-50A	100-280VAC	2mA/19mA	20V/2mA	64.23	61.02	57.81	54.60
518-4675	SVAA/6V75	A	24-660	.10-75A	100-280VAC	2mA/19mA	20V/2mA	79.85	75.86	71.88	67.88

SVDA Series, 4-32VDC Input, Current Limited to 10mA Max.

For quantities greater than listed, call for quote.

MOUSER STOCK NO.	Cii Part No.	Fig.	Output Voltage (VAC)	Output Current (Amps)	Control Voltage (min/max)	Control Current (mA) (min/max)	Turn-Off Voltage	Price Each 1	10	25	50
DC Control											
518-4310	SVDA/3V10	A	24-330	.05-10A	4-32VDC	5.4mA/10mA	1VDC	19.80	18.80	17.82	16.82
518-4325	SVDA/3V25	A	24-330	.10-25A	4-32VDC	5.4mA/10mA	1VDC	23.55	21.20	18.84	17.78
518-4350	SVDA/3V50	A	24-330	.10-50A	4-32VDC	3.5mA/8mA	1VDC	51.49	46.34	41.20	39.13
518-4375	SVDA/3V75	A	24-330	.10-75A	4-32VDC	3.5mA/8mA	1VDC	54.99	49.50	44.00	41.32
518-4550	SVDA/6V50	A	24-660	.10-50A	4-32VDC	3.5mA/8mA	1VDC	42.35	38.84	36.69	35.16
518-4575	SVDA/6V75	A	24-660	.10-75A	4-32VDC	3.5mA/8mA	1VDC	70.94	67.39	63.85	60.29

SVDD Series, DC-DC Solid State Relay

For quantities greater than listed, call for quote.

MOUSER STOCK NO.	Cii Part No.	Fig.	Output Voltage (DC Volts)	Output Current (Amps)	Control Voltage (VDC)	Control Current (mA) (min/max)	Turn On-Off Time μsec.)	Price Each 1	10	25	50
DC Control											
518-1312	SVDD/1V12	A	100	12	4-32	6	25	41.09	36.98	32.87	28.76
518-1320	SVDD/1V20	A	100	20	4-32	6	25	40.73	38.70	36.66	34.63
518-1340	SVDD/1V40	A	100	40	4-32	6	25	62.12	55.92	49.69	43.50

SOLID STATE RELAY ACCESSORIES

For quantities greater than listed, call for quote.

MOUSER STOCK NO.	Cii Part No.	Fig.	Description	Price Each 1	10	25	50
518-1400	COVER-SAFETY-000	A	Safety Cover for SV Series Hockey Puck Relays	9.62	9.16	9.04	8.19

DIN RAIL MOUNT RELAYS, 48-660VAC OUTPUT

- Rugged Snubber Circuit
- Current Limited Inputs
- 4000V Isolation
- Superior Surge Survival™
- DIN Rail or Panel Mount
- Zero Cross Turn On
- Wide Input Ranges
- Rated @ 40°C
- No Need for Burden Resistor on AC Circuits
- Oversized SCR's (1400 Blocking Volts on 600v units)
- Super Efficient, 1.0W dissipated per Amp switches

CE compliant EN60947

RVAA Series, Single Phase AC Control

For quantities greater than listed, call for quote.

MOUSER STOCK NO.	Cii Part No.	Fig.	Output Voltage (VAC)	Output Current (Amps)	Control Voltage (min/max)	Control Current (mA) (min/max)	Must Release (VAC/IAC)	Price Each 1	10	25	50
518-2425	RVAA/6V25	B	24-660	.10-25	100-280VAC	9mA/25mA	20/2mA	58.02	52.22	46.42	44.96
518-2440	RVAA/6V40	C	24-660	.10-40	100-280VAC	9mA/25mA	20/2mA	71.05	63.94	57.28	50.72

RVDA Series, Single Phase DC Control

For quantities greater than listed, call for quote.

MOUSER STOCK NO.	Cii Part No.	Fig.	Output Voltage (VAC)	Output Current (Amps)	Control Voltage (min/max)	Control Current (mA) (min/max)	Must Release (VAC/IAC)	Price Each 1	10	25	50
518-2325	RVDA/6V25	B	24-660	.10-25	4-32VDC	3.5mA/8mA	1	57.30	53.67	48.48	45.18
518-2340	RVDA/6V40	C	24-660	.10-40	4-32VDC	3.5mA/8mA	1	66.29	62.98	59.64	56.35

RVMA Series, Single Phase 4-20mA Input, Time Proportioning Output

- All of the RV Series features above
- 4-20mA Process Input; High Speed, Time Proportioning AC Output
- Output Resolution of 1/2 Sinewave (8.3ms at 60Hz)

For quantities greater than listed, call for quote.

MOUSER STOCK NO.	Cii Part No.	Fig.	Output Voltage (VAC)	Output Current (Amps)	Max Voltage Drop at 20mA (VDC)	Price Each 1	10	25	50
518-6625	RVMA/6V25	B	24-660	.10-25	6	100.69	90.63	80.55	70.49
518-6640	RVMA/6V40	C	24-660	.10-40	6	112.13	100.92	89.71	78.50

THREE PHASE SOLID STATE RELAYS

- Superior Surge Survival™
- Rugged Snubber Circuit
- Current Limited Inputs
- MOV Option Available
- Din Rail or Panel Mount
- Rated @ 40°C
- No Need for Burden Resistor on AC Circuits
- Oversized SCR's (1400 Blocking Volts on 600v units)
- 4000V Isolation

These units can be wired for 3 phase 2 leg with a rating of 37.5 Amps per leg. 500V units have internal MOV installed

RVA3 Series, Three Phase AC Control

For quantities greater than listed, call for quote.

MOUSER STOCK NO.	Cii Part No.	Fig.	Output Voltage (VAC)	Output Current (Amps)	Control Voltage (min/max)	Control Current (mA) (min/max)	Must Release	Price Each 1	10	25	50
518-3475	RVA3/6V75T/H	D	48-660	.10-30/leg	100-280VAC	10-33	20VAC	145.88	131.30	116.70	110.41

RVD3 Series, Three Phase DC Control

For quantities greater than listed, call for quote.

MOUSER STOCK NO.	Cii Part No.	Fig.	Output Voltage (VAC)	Output Current (Amps)	Control Voltage (min/max)	Control Current (mA) (min/max)	Must Release	Price Each 1	10	25	50
518-3575	RVD3/6V75T/L	D	48-660	.10-30/leg	4-32VDC	10-18	1VDC	141.55	134.48	120.32	106.17
518-2333	RVD3/5V75T/H	D	48-560	.10-30/leg	4-32VDC	10-18	1VDC	162.03	149.90	135.57	118.74

© Copyright 2013 Mouser Electronics

DIMENSIONS: in.

A

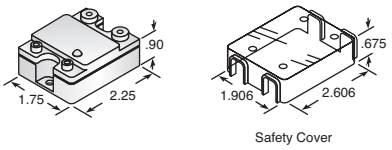

Safety Cover

B

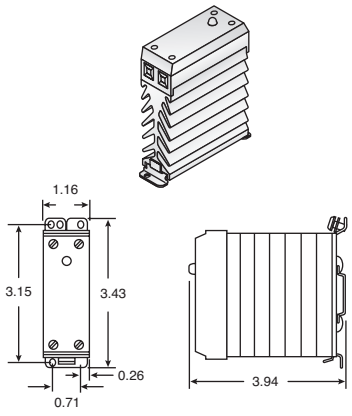

C

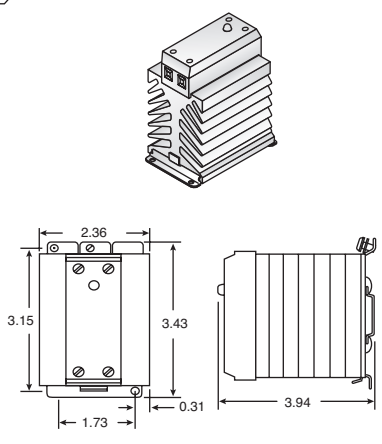

D

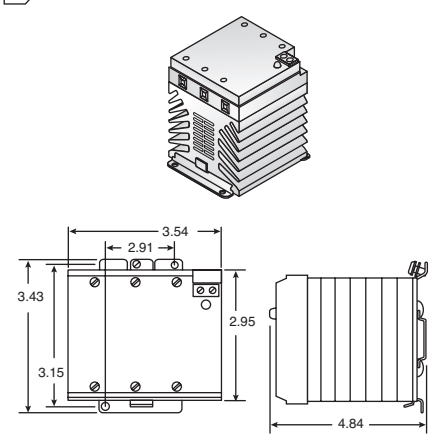

Cii Solid State Relays

© Copyright 2013 Mouser Electronics

FULLY INTEGRATED "INTELLIGENT" SOLID STATE RELAY

- DIN Rail or Panel Mount
- 4000V Isolation
- Zero Voltage Turn-On
- Direct Copper Bonded SCR's
- LED Indicator (Function and Alarm)
- Auto Shutdown on Over Temperature
- Touch Safe
- Safety Cover Included
- 1200V Peak Blocking V
- Built in, Replaceable Semiconductor Fuse

CE compliant EN60947

RSDA Series

For quantities greater than listed, call for quote.

MOUSER STOCK NO.	Cii Part No.	Fig.	Line Voltage Range	Load Current Range	Min. Control Voltage and Current Draw	Price Each 1	10	25	50
DC Control									
518-6102	RSDA-660-75-100	A	48-660VAC	.10-75A	4VDC/6mA	222.77	211.64	200.50	189.36

MINI RAIL MOUNT INPUT MODULES

- High Density Design
- 0-70°C Operating
- LED Logic Indicator
- Color Coded Cases
- Positive or Negative Logic
- Optically Isolated
- TTL Compatible
- 4000 Volt Isolation
- 100% Tested

CE compliant EN60947

IAC Series, AC Input (Yellow Case)

For quantities greater than listed, call for quote.

MOUSER STOCK NO.	Cii Part No.	Fig.	Logic Output Voltage	Max. Load Current (mA)	Turn On/Off Time Max.	Price Each 1	10	25	50
518-3401	I.O.-IAC-R0-280	B	4-28VDC	100	20/20ms	32.34	29.10	25.87	24.58
518-3403	I.O.-IAC+R0-280	B	4-28VDC	100	20/20ms	23.03	20.73	18.43	17.12

IDC Series, DC Input (White Case)

For quantities greater than listed, call for quote.

MOUSER STOCK NO.	Cii Part No.	Fig.	Logic Output Voltage	Max. Load Current (mA)	Turn On/Off Time Max.	Price Each 1	10	25	50
518-3406	I.O.-IDC-R0-028	B	4-28VDC	100	30/60µs	25.51	24.24	22.96	21.68
518-3407	I.O.-IDC+R0-028	B	4-28VDC	100	30/60µs	23.03	20.73	18.43	16.75

MINI RAIL MOUNT OUTPUT MODULES

- High Density Design
- Positive or Negative Logic
- Color Coded Cases
- LED Logic Indicator
- 0-70°C Operating
- Optically Isolated

CE compliant EN60947

OAC Series, AC Output (Black Case)

For quantities greater than listed, call for quote.

MOUSER STOCK NO.	Cii Part No.	Fig.	Logic Input Voltage	Logic Input Impedance (Ω)	Field (Output) Voltage	Price Each 1	10	25	50
518-3404	I.O.-OAC-R0-280	C	4-28VDC	1500	12-280VAC	35.45	31.90	28.36	25.41
518-3405	I.O.-OAC-RA-280	C	90-280VAC	40,000	12-280VAC	29.66	26.70	23.73	21.94

ODC Series, DC Output (Red Case)

For quantities greater than listed, call for quote.

MOUSER STOCK NO.	Cii Part No.	Fig.	Logic Input Voltage	Logic Input Impedance (Ω)	Field (Output) Voltage	Price Each 1	10	25	50
518-3411	I.O.-ODC-R0-060	C	4-28VDC	1500	5-60VDC	25.64	24.36	23.08	21.80
518-3409	I.O.-ODC-RL-060	C	4-28VDC	1500	5-60VDC	27.91	26.49	25.11	23.72

RELAY ACCESSORIES

- Ten position jumper strips used to interconnect logic terminals, eliminating the need for small jumper wires. Plated and insulated. Can be cut to length.
- Thermal Transfer Pads are Die-cut to fit the base of our panel mount relays - an excellent replacement for thermal greases.
- DIN Rail mountable Heat Sinks are Drilled and Tapped to Fit Panel Mount Relays.

For quantities greater than listed, call for quote.

MOUSER STOCK NO.	Cii Part No.	Fig.	Description	Price Each 1	10	25	50
518-1401	I.O.-JUMPER-010	D	Ten position mini I/O jumper strip	6.35	6.02	5.81	5.39
518-1403	THERMAL-PAD-025	E	Set of 25 Thermal tranfer pads	41.36	39.18	34.83	32.65
518-1423	HEATSK-DIN-1.6	F	Heat Sink 1.6°C/W (for most 10-40 Amp applications)	32.90	26.32	25.00	22.37
518-1411	HEATSK-DIN-1.0	G	Heat Sink 1.0°C/W (for most 35-60 Amp applications)	26.97	25.61	23.38	22.29

DIMENSIONS: in.

A

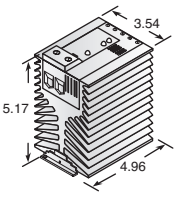

B

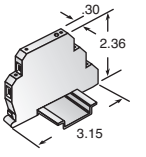

C

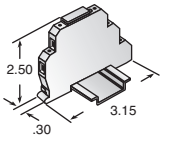

D

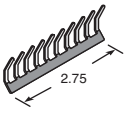

E

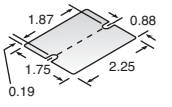

F

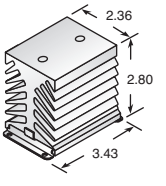

G

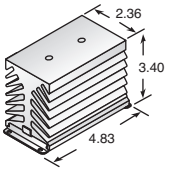

© Copyright 2013 Mouser Electronics

© Copyright 2013 Mouser Electronics

CLARE OptoMOS, Power Solid State Relays and MOSFETS

RoHS Compliant **This product is RoHS compliant.**

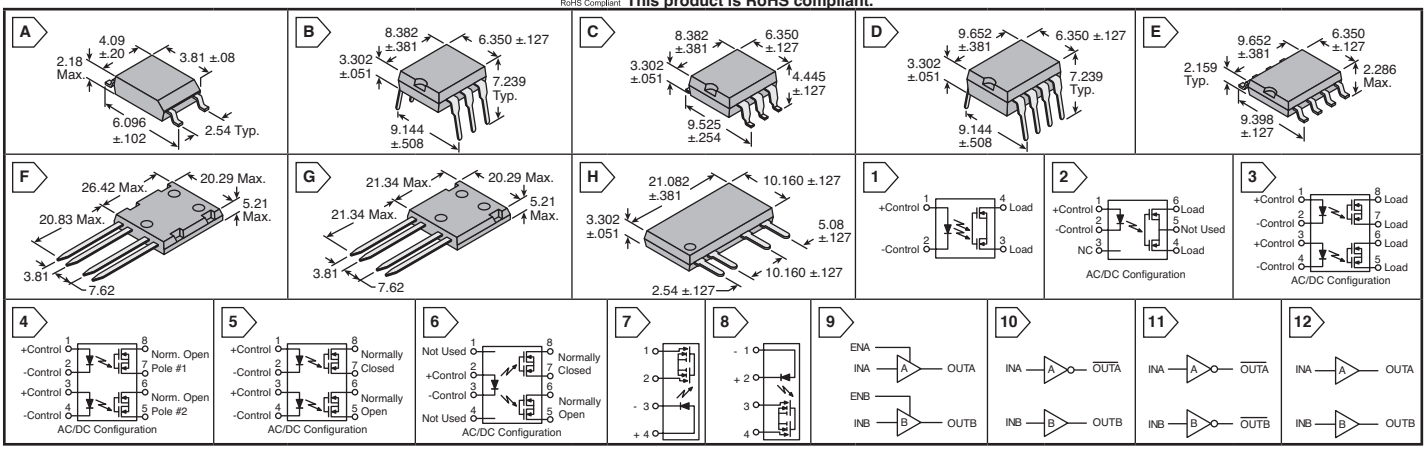

CLARE OPTICALLY ISOLATED SOLID STATE RELAYS

DIMENSIONS: mm

Features:
- Low drive current
- High reliability
- Optically isolated I/O
- Operating Temp: -40°C to 85°C
- Machine washable, wave solderable
- AC/DC switching

Applications:
- Telecommunications
- Datacommunications
- Electronic switching
- Industrial controls
- Medical equipment
- Security
- Instrumentation

For quantities greater than listed, call for quote.

MOUSER STOCK NO.	Clare Part No.	Fig.	Pin Conf	Load Voltage	Current Handling	On Resistance	Isolation Voltage	Input Control Current	Turn On/ Turn Off	Standard Package	Price Each 1	25	50
Single Pole Normally-Open: 1-Form-A													
849-CPC1008N	CPC1008N	A	1	100	150mA	8Ω	1500Vrms	2mA	2/0.5ms	4 Pin SOP	1.49	1.32	1.20
849-CPC1030N	CPC1030N	A	1	350	120mA	30Ω	1500Vrms	2mA	2/1ms	4 Pin SOP	1.98	1.74	1.58
849-CPC1035N	CPC1035N	A	1	350	100mA	35Ω	1500Vrms	2mA	2/1ms	4 Pin SOP	1.72	1.52	1.38
849-CPC1230N	CPC1230N	A	1	350	120mA	30Ω	1500Vrms	2mA	2/1ms	4 Pin SOP	1.68	1.49	1.35
849-LCA110	LCA110	B	2	350	120mA	35Ω	3750Vrms	2mA	3/3ms	6 Pin DIP	2.03	1.80	1.64
849-LCA110S	LCA110S	C	2	350	120mA	35Ω	3750Vrms	2mA	3/3ms	6 Pin SMD	2.03	1.79	1.63
849-LCA120	LCA120	B	2	250	170mA	20Ω	3750Vrms	5mA	5/5ms	6 Pin DIP	3.04	2.68	2.44
849-LAA710	LAA710	D	3	60	1000mA	0.5Ω	3750Vrms	10mA	2.5/0.25ms	8 Pin DIP	11.88	10.45	9.52
849-LCA710	LCA710	B	2	60	1000mA	0.5Ω	3750Vrms	10mA	2.5/0.25ms	6 Pin DIP	5.65	4.98	4.54
849-LCA710S	LCA710S	C	2	60	1000mA	0.5Ω	3750Vrms	10mA	2.5/0.25ms	6 Pin SMD	5.65	4.98	4.54
849-PLA110	PLA110	B	2	400	150mA	22Ω	3750Vrms	5mA	1/0.25ms	6 Pin DIP	3.70	3.25	2.96
849-PLA140	PLA140	B	2	400	250mA	8Ω	3750Vrms	5mA	3/1ms	6 Pin DIP	4.64	4.09	3.72
849-PLA140S	PLA140S	C	2	400	250mA	8Ω	3750Vrms	5mA	3/1ms	6 Pin SMD	4.68	4.12	3.75
849-PLA160	PLA160	B	2	300	50mA	100Ω	3750Vrms	10mA	0.05/0.05ms	6 Pin DIP	3.76	3.31	3.02
849-LCA182	LCA182	B	2	350	120mA	35Ω	3750Vrms	0.25mA	3/3ms	6 Pin DIP	2.46	2.17	1.98
Single Pole Normally Closed: 1-Form-B													
849-CPC1135N	CPC1135N	A	1	350	120mA	35Ω	1500Vrms	1mA	2/2ms	4 Pin SOP	2.29	2.02	1.84
849-LCB110	LCB110	B	2	350	120mA	35Ω	3750Vrms	5mA	3/3ms	6 Pin DIP	2.87	2.53	2.30
849-LCB120	LCB120	B	2	250	170mA	20Ω	3750Vrms	5mA	5/5ms	6 Pin DIP	3.58	3.16	2.88
Dual Pole Normally-Open: 2-Form-A													
849-PAA140	PAA140	D	3	400	250mA	8Ω	3750Vrms	5mA	1.5/0.25ms	8 Pin DIP	7.75	6.82	6.22
849-LAA110P	LAA110P	E	3	350	120mA	25Ω	3750Vrms	5mA	5/5ms	8 Pin SMD	4.68	4.12	3.75
849-LAA127P	LAA127P	E	3	250	200mA	10Ω	3750Vrms	5mA	5/5ms	8 Pin SMD	6.74	5.94	5.40
849-OAA160	OAA160	D	4	25	50mA	100Ω	3750Vrms	3mA	0.125/0.125ms	8 Pin DIP	6.23	5.48	5.00
849-PAA132	PAA132	D	3	50	600mA	1Ω	3750Vrms	5mA	5/2ms	8 Pin DIP	8.31	7.32	6.68
849-PAA191	PAA191	D	3	400	250mA	8Ω	5000Vrms	5mA	3/1ms	8 Pin DIP	9.03	7.95	7.24
Dual Combination: Form-A & B													
849-LBA110	LBA110	D	5	350	120mA	35Ω	3750Vrms	5mA	3/3ms	8 Pin DIP	5.05	4.44	4.04
849-LBA120	LBA120	D	5	250	170mA	20Ω	3750Vrms	5mA	5/5ms	8 Pin DIP	6.28	5.53	5.04
Dual Pole Normally Closed: 2-Form-B													
849-LBB110	LBB110	D	3	350	120mA	35Ω	3750Vrms	5mA	3/3ms	8 Pin DIP	5.45	4.79	4.38
849-XBB170	XBB170	D	3	350	100mA	50Ω	3750Vrms	5mA	5/5ms	8 Pin DIP	5.10	4.49	4.10
Common Input: 1-Form-C													
849-LCC110	LCC110	D	6	350	120mA	35Ω	3750Vrms	8mA	4/4ms	8 Pin DIP	4.53	3.99	3.64
849-LCC110P	LCC110P	E	6	350	120mA	35Ω	3750Vrms	8mA	4/4ms	8 Pin SMD	4.56	4.01	3.66
849-LCC120	LCC120	D	6	250	170mA	20Ω	3750Vrms	10mA	5/5ms	8 Pin DIP	5.79	5.10	4.64

CLARE POWER SOLID STATE RELAYS

Features:
- Handles loads up to 10A (rms)
- Voltage Ratings up to 1000V
- Switching speed (on/off): 20/5(ms)
- Isolation Voltage - 2500Vrms
- Input Control Current - 10mA

Applications:
- Consumer Appliances
- Test and Measurement equipment
- Industrial controls
- Medical Equipment
- Robotics/Motor controls

For quantities greater than listed, call for quote.

MOUSER STOCK NO.	Clare Part No.	Fig.	Pin Conf	Function	Breakdown Voltage (V)	Current Handling	On Resistance	Standard Package	Price Each 1	25	50
849-CPC1979J	CPC1979J	F	7	1 Form A	600	5 A(rms)	0.75Ω	iso PLUS-264	11.76	10.35	9.43
849-CPC1978J	CPC1978J	G	7	1 Form A	800	2.5 A(rms)	2.3Ω	i4-PAC	8.70	7.88	7.17
849-CPC1906Y	CPC1906Y	H	8	1 Form A	60	10.0 A(rms)	.01Ω	Power SIP	6.83	6.01	5.48

CLARE 4-AMPERE DUAL LOW-SIDE ULTRAFAST MOSFET DRIVERS

For quantities greater than listed, call for quote.

MOUSER STOCK NO.	Clare Part No.	Fig.	Pin Conf	Package Type	Price Each 1	10	100
849-IXDD604D2TR	IXDD604D2TR	-	9	8-Lead DFN	1.37	1.32	1.26
849-IXDD604PI	IXDD604PI	-	9	8-Lead DIP	1.37	1.32	1.26
849-IXDD604SI	IXDD604SI	-	9	8-Lead SOIC with Exposed, Grounded Metal Back	2.49	2.41	2.31
849-IXDD604SIA	IXDD604SIA	-	9	8-Lead SOIC	1.37	1.32	1.26
849-IXDF604PI	IXDF604PI	-	10	8-Lead DIP	1.37	1.32	1.26
849-IXDF604SI	IXDF604SI	-	10	8-Lead SOIC with Exposed, Grounded Metal Back	2.49	2.41	2.31
849-IXDF604SIA	IXDF604SIA	-	10	8-Lead SOIC	1.37	1.32	1.26
849-IXDI604PI	IXDI604PI	-	11	8-Lead DIP	1.37	1.32	1.26
849-IXDI604SI	IXDI604SI	-	11	8-Lead SOIC with Exposed, Grounded Metal Back	2.49	2.41	2.31
849-IXDI604SIA	IXDI604SIA	-	11	8-Lead SOIC	1.37	1.32	1.26
849-IXDN604PI	IXDN604PI	-	12	8-Lead DIP	1.37	1.32	1.26
849-IXDN604SI	IXDN604SI	-	12	8-Lead SOIC with Exposed, Grounded Metal Back	2.49	2.41	2.31
849-IXDN604SIA	IXDN604SIA	-	12	8-Lead SOIC	1.37	1.32	1.26

© Copyright 2013 Mouser Electronics
© Copyright 2013 Mouser Electronics

CROUZET Input/Output Modules

CROUZET C4 SERIES I/O MODULES

- New Industry Standard Package
- Replaceable Fuse in Output Modules
- Color Coded Housing for AC or DC Input

Input Modules

For quantities greater than listed, call for quote.

MOUSER STOCK NO.		Input Voltage	Max. Input Current	Logic Supply Voltage	Max. Logic Supply Current	Price Each	
Mfr.	Mfr. Part No.					1	5
874	C4IAC	90-140VAC	14mA	4.5-30VDC	50mA	17.31	16.79
874	C4IACA	140-280VAC	50mA	4.5-30VDC	50mA	25.88	24.57
874	C4IDC	10-32VDC	20mA	4.5-30VDC	50mA	19.91	19.30

Output Modules

For quantities greater than listed, call for quote.

MOUSER STOCK NO.		Input Voltage	Max. Input Current	Logic Supply Voltage	Max. Logic Supply Current	Price Each	
Mfr.	Mfr. Part No.					1	5
874	C4OAC	12-140VAC	3.0 Amps	4-32VDC	22mA	24.08	23.02
874	C4OACA	12-280VAC	3.0 Amps	4-32VDC	22mA	21.60	20.87
874	C4ODC	5-60VDC	3.0 Amps	4-32VDC	16mA	22.94	22.29
874	C4ODCA	1-250VDC	1.0 Amps	4-32VDC	16mA	33.89	32.16



RoHS Compliant

Mounting Boards for C4 Series I/O Modules

✻Including I/O modules and standoffs

For quantities greater than listed, call for quote.

MOUSER STOCK NO.		Max. No. of I/O	Dimensions (LxWxH)✻	Logic Connection	Load Connection	Price Each	
Mfr.	Mfr. Part No.					1	5
874	PB4C4	4	6.4 x 3.5 x 2.57	Screw Term.	Screw Term.	66.90	64.94
874	PB16C4	16	10 x 3.25 x 2.57	50-Pin Header	Screw Term.	167.90	164.99
874	PB16C4T	16	9.5 x 3.25 x 2.57	Screw Term.	Screw Term.	187.84	181.78

CROUZET SM SERIES 0.6" I/O MODULES

- New Industry Standard Package
- Output Ratings up to 5Amps
- Color Coded Housing for AC or DC Input

Input Modules

For quantities greater than listed, call for quote.

MOUSER STOCK NO.		Input Voltage	Max. Input Current	Logic Supply Voltage	Max. Logic Supply Current	Price Each	
Mfr.	Mfr. Part No.					1	5
874	SMIAC5	90-140VAC/DC	5mA rms	5VDC	50mA	21.57	20.49
874	SMIAC5A	180-280VAC	5mA rms	5VDC	50mA	19.78	19.19
874	SMIDC5	3.3-32VDC	35mA	5VDC	50mA	18.40	17.82

Output Modules

For quantities greater than listed, call for quote.

MOUSER STOCK NO.		Output Voltage	Max. Output Current	Logic Supply Voltage	Max. Logic Supply Current	Price Each	
Mfr.	Mfr. Part No.					1	5
874	SMOAC5	12-140VAC	3.5Arms	5VDC	20mA	22.64	21.50
874	SMOAC5A	24-280VAC	3.5Arms	5VDC	20mA	17.40	16.91
874	SMOAC5AH	24-280VAC	5Arms	5VDC	20mA	22.77	22.10
874	SMODC5	3-60VDC	3.0A	5VDC	18mA	18.76	17.82



RoHS Compliant

Mounting Boards for SM Series I/O Modules

✻Including I/O modules and standoffs

For quantities greater than listed, call for quote.

MOUSER STOCK NO.		Max. No. of I/O	Dimensions (LxWxH)✻	Logic Connection	Load Connection	Price Each	
Mfr.	Mfr. Part No.					1	5
874	PB8SM	8	6.4 x 3.5 x 1.9	Card-Edge	Screw Term.	94.47	92.82
874	PB16SM	16	10.4 x 3.5 x 1.9	Card-Edge	Screw Term.	167.90	164.99
874	PB24SM	24	13 x 3.75 x 1.9	Card-Edge	Screw Term.	247.10	243.30

CROUZET QUAD SERIES I/O MODULES

- Industry Standard Package
- Color Coded Housing for AC or DC Input
- Built in LED Status Indicator
- 4 Modules in one package

Input Modules

For quantities greater than listed, call for quote.

MOUSER STOCK NO.		Input Voltage	Max. Input Current	Logic Supply Voltage	Max. Logic Supply Current	Price Each	
Mfr.	Mfr. Part No.					1	5
874	IAC5Q	90-140VAC	6mA	5VDC	50mA	144.21	142.91
874	IAC5AQ	140-280VAC	5mA	5VDC	50mA	150.60	149.23
874	IDC5Q	10-60VDC	34mA	5VDC	50mA	119.45	118.37
874	IDC5BQ	4-32VDC	68mA	5VDC	50mA	104.22	101.09

Output Modules

For quantities greater than listed, call for quote.

MOUSER STOCK NO.		Output Voltage	Maximum Output Current	Nominal Input Voltage	Maximum Input Current	Price Each	
Mfr.	Mfr. Part No.					1	5
874	OAC5Q	12-140VAC	3.5Amps	5VDC	20mA	104.89	99.58
874	OAC5AQ	24-280VAC	3.5Amps	5VDC	20mA	148.67	147.32
874	ODC5Q	3-60VDC	3.0Amps	5VDC	18mA	148.67	147.32
874	ODC5Q.11	3-60VDC	3.0Amps	5VDC	18mA	80.30	78.13



RoHS Compliant

Mounting Boards for Quad Series I/O Modules

✻Including I/O modules and standoffs

For quantities greater than listed, call for quote.

MOUSER STOCK NO.		Max. No. of I/O	Dimensions (LxWxH)✻	Logic Connection	Load Connection	Price Each	
Mfr.	Mfr. Part No.					1	5
874	PB16Q	4	5.8 x 6.0 x 3.9	Edge Card	Screw Term.	187.26	184.02
874	PB24Q	6	8 x 6 x 3.9	Edge Card	Screw Term.	256.65	249.43
874	PB32Q	8	10.2 x 6.2 x 3.9	Edge Card	Screw Term.	319.48	314.55

CROUZET EPOXY ENCAPSULATED DIN RAIL INPUT MODULES

- DIN Rail Mountable I/O Modules
- Color Coded Housing for AC or DC Input
- Built in LED Status Indicator



RoHS Compliant

Input Modules

For quantities greater than listed, call for quote.

MOUSER STOCK NO.		Input Voltage	Maximum Input Current	Logic Supply Voltage	Max. Logic Supply Current	Price Each	
Mfr.	Mfr. Part No.					1	5
874	DRIAC5	90-140VAC/DC	5mArms	5VDC	50mA	35.55	35.24
874	DRIDC5	4-32VDC	34mA	5VDC	50mA	35.92	34.84

Output Modules

For quantities greater than listed, call for quote.

MOUSER STOCK NO.		Output Voltage	Maximum Output Current	Nominal Input Voltage	Maximum Input Current	Price Each	
Mfr.	Mfr. Part No.					1	5
874	DRODC5	3-60VDC	3A	5VDC	18mA	39.27	38.08

CROUZET 17.5MM DIN RAIL INPUT MODULES

- DIN Rail Mountable I/O Modules
- Color Coded Housing for AC or DC Input
- Built in LED Status Indicator



RoHS Compliant

Input Modules

For quantities greater than listed, call for quote.

MOUSER STOCK NO.		Input Voltage	Maximum Input Current	Logic Supply Voltage	Max. Logic Supply Current	Price Each	
Mfr.	Mfr. Part No.					1	5
874	84115501	90-140VAC/DC	14mA	4.5-30VDC	50mA	40.26	39.04
874	84115503	4-32VDC	35mA	4.5-30VDC	50mA	45.60	44.23

Output Modules

For quantities greater than listed, call for quote.

MOUSER STOCK NO.		Output Voltage	Maximum Output Current	Nominal Input Voltage	Maximum Input Current	Price Each	
Mfr.	Mfr. Part No.					1	5
874	84130104	5-48V	5Arms	4-32VDC	22mA	36.39	35.22
874	84130105	3-60VDC	3A	4-32VDC	22mA	43.52	42.21

© Copyright 2013 Mouser Electronics

© Copyright 2013 Mouser Electronics

CRYDOM SERIESONE DR DIN RAIL MOUNTED AC AND DC OUTPUT SOLID STATE RELAYS

Features:

- Ratings of 6 and 12 Amps
- Load voltage ratings of 2-60VDC, 2-100VDC, 24-280VAC and 48-600VAC
- Fits standard 35mm DIN-RAIL
- LED input status indicator
- AC or DC control
- Zero-crossing (resistive loads) or random turn-on (inductive loads) output
- 100K-cycle UL 508 Endurance Rating for Enhanced Reliability

RoHS Compliant

For quantities greater than listed, call for quote.

MOUSER STOCK NO.	Crydom Part No.	Fig.	Output Voltage	Control Voltage	Price Each 1	10	50
558-DR06D06	DR06D06	A	1 to 60VDC	4 to 32VDC	51.33	48.91	46.66
558-DR06D12	DR06D12	A	1 to 60VDC	4 to 32VDC	60.39	56.22	54.90
558-DR10D06	DR10D06	A	1 to 100VDC	4 to 32VDC	52.01	48.42	47.28
558-DR10D12	DR10D12	A	1 to 100VDC	4 to 32VDC	62.07	57.79	56.43
558-DR24D06	DR24D06	A	24 to 280VAC	4 to 32VDC	43.62	40.61	39.65
558-DR24D12	DR24D12	A	24 to 280VAC	4 to 32VDC	54.74	50.99	49.78
558-DR48D06	DR48D06	A	48 to 600VAC	4 to 32VDC	47.48	44.20	43.16
558-DR48D12	DR48D12	A	48 to 600VAC	4 to 32VDC	57.75	53.78	52.49

CRYDOM CTR SERIES

Features and Benefits:

- Ratings 25A per phase @ 600VAC
- DIN-RAIL or Panel Mount 90mm (width) package
- 100K-cycle UL 508 Endurance Rating for Enhanced Reliability
- SCR output for heavy industrial loads
- LED input status indicator
- AC or DC control
- Zero-crossing (resistive loads) or random-fire (inductive loads) output
- 48 to 600VAC line voltage rating
- UL Recognized, CE, RoHS and EMC Compliant

RoHS Compliant

For quantities greater than listed, call for quote.

MOUSER STOCK NO.	Crydom Part No.	Fig.	Control Voltage	Price Each 1	10	25
558-CTRD6025	CTRD6025	B	4 - 32VDC	194.87	185.71	181.43

CRYDOM CN SERIES OF SINGLE IN-LINE PLUGGABLE SOLID STATE RELAYS, DIN RAIL MOUNTED SOCKETS AND ASSEMBLIES

CN Series SSRs Features and Benefits:

- 5mm Mini SIP SSRs
- Ratings 24VDC @ 3.5A, 48VDC @ 100mA and 240VAC @ 2Ar
- DC Control 5, 24 and 60V
- IP67-protected fully encapsulated

DRACN Series Assemblies Features and Benefits:

- 6.2mm Base Terminal Block Design
- 5 and 24VDC and 120 and 240VAC Control Input Options
- 24VDC @ 3.5A, 48VDC @ 100mA and 240VAC @ 2A Operating Voltage Rating
- Socket clip fits all standard 35 mm DIN rails

RoHS Compliant

For quantities greater than listed, call for quote.

MOUSER STOCK NO.	Crydom Part No.	Fig.	Load Voltage	Price Each 1	10	25
CN Series						
558-CN024D05	CN024D05	C	24VDC, 3.5A	18.28	17.39	17.05
558-CN024D24	CN024D24	C	24VDC, 3.5A	18.28	17.39	17.06
558-CN240A05	CN240A05	C	240VAC, 2A	13.75	13.08	12.83
558-CN240A24	CN240A24	C	240VAC, 2A	14.01	13.32	13.08
DRACN Series Assemblies						
558-DRA-CN024D05	DRA-CN024D05	D	24VDC, 3.5A	43.07	40.99	40.21
558-DRA-CN024D24	DRA-CN024D24	D	24VDC, 3.5A	41.69	39.66	38.92
558-DRA-CN240A05	DRA-CN240A05	D	240VAC, 2A	37.67	35.87	35.18

CRYDOM SERIES CKM (DIN RAIL AND PANEL MOUNT)

Features and Benefits:

- Ratings from 10A to 30A @ 60VDC
- Slim 22.5mm (width) package
- Low Leakage
- LED input status indicator
- DC control

RoHS Compliant

For quantities greater than listed, call for quote.

MOUSER STOCK NO.	Crydom Part No.	Fig.	Max Load Current	Price Each 1	10	25
558-CKM0610	CKM0610	E	10 AMPS	80.89	77.08	75.31
558-CKM0620	CKM0620	E	20 AMPS	91.02	86.74	84.75
558-CKM0630	CKM0630	E	30 AMPS	108.01	102.91	100.54

CRYDOM CMX SERIES

Features and Benefits:

- SIP SSR
- Ratings to 20A @ 60VDC, 10A @ 100VDC, 10A @ 60VDC and 3A @ 200VDC
- MOSFET output
- DC control
- Low on-state impedance

RoHS Compliant

For quantities greater than listed, call for quote.

MOUSER STOCK NO.	Crydom Part No.	Fig.	Max Load Current	Price Each 1	10	25
558-CMX100D10	CMX100D10	F	10 AMPS	43.52	41.48	40.52
558-CMX60D10	CMX60D10	F	10 AMPS	38.88	37.06	36.53
558-CMX60D5	CMX60D5	F	5 AMPS	30.92	29.47	28.78

CRYDOM UPD SERIES

Features and Benefits:

- SIP SSR
- 3 Output Channels in one package with common control input
- Ratings per channel of 15A @ 280VAC
- PCB Mount Package or Panel Mount quick connect terminals (F option)
- SCR output for heavy industrial loads
- Zero-crossing (resistive loads) or random-fire (inductive loads) output
- Single Channel Ratings of 15A and 25A @ 280VAC

RoHS Compliant

For quantities greater than listed, call for quote.

MOUSER STOCK NO.	Crydom Part No.	Fig.	Max Load Current	Price Each 1	10	25
558-UPD2415DF	UPD2415DF	G	15 AMPS	60.46	57.61	56.28
558-UPD2415TP-10	UPD2415TP-10	G	15 AMPS	83.01	76.32	72.91
558-UPD2425	UPD2425	G	25 AMPS	46.04	43.88	42.87
558-UPD2425F	UPD2425F	G	25 AMPS	46.95	45.42	44.75
558-UPD2425F-10	UPD2425F-10	G	25 AMPS	44.60	42.53	40.59

CRYDOM SERIES F EMI NOISE FILTER

Features and Benefits:

- Suppresses EMI Noise
- AC Output
- Simple Installation

For quantities greater than listed, call for quote.

MOUSER STOCK NO.	Crydom Part No.	Connection	Operating Voltage (Max)	Attenuation (Typ)	Current Drain @ Vrms (Max)	Price Each 1	10	25
558-3F20	3F20	3	475Vrms	25dBμV	35mA	39.14	37.31	36.44

A



B



C



D



E



F



G





© Copyright 2013 Mouser Electronics

© Copyright 2013 Mouser Electronics

CRYDOM PC Mount Solid State Relays

crydom

RoHS Compliant **This product is RoHS compliant.**

CRYDOM SERIES SPF (25A, 280VAC OUTPUT, SIP)



Features/Specifications:
- SCR Output
- DC Control

For quantities greater than listed, call for quote.

MOUSER STOCK NO.	Crydom Part No.	Load Current	Line Voltage	Control Current	Must Release Voltage	Price Each 1	10	25
558-SPF240D25	SPF240D25	0.06-25Arms	12-280VDC	3-15VDC	1VDC	27.98	25.72	24.59
558-SPFE240D25	SPFE240D25	0.06-25Arms	12-280VDC	15-32VDC	1VDC	27.98	25.72	24.59

CRYDOM SERIES DPA, SDV (1-1.5A, 240V SCR OUTPUT)

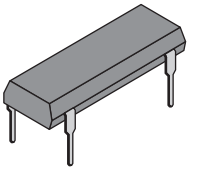

Features/Specifications:
- 16 Pin DIP package
- Voltage or current operated versions
- High packaging density
- Operating temperature: -30°C to 80°C
- Isolation voltage: 3750Vrms
- Load current: 0.01 - 1.0 Arms
- Control current: 15mA @ 5VDC

LR81689 E116950

✻ Control Current Range

For quantities greater than listed, call for quote.

MOUSER STOCK NO.	Crydom Part No.	Line Voltage (VAC)	Control Voltage (VDC)	Price Each 1	10	25	50
558-DPA4111	DPA4111	20-140	✻10-50mA	11.66	10.92	10.42	9.84
558-DPA4119	DPA4119	20-140	3.5-10	11.91	11.34	11.07	10.83
558-DPA6111	DPA6111	20-280	✻10-50mA	12.05	11.49	11.21	10.96
558-DPA6119	DPA6119	20-280	3.5-10	12.05	11.49	11.21	10.96
558-SDV2415	SDV2415	12-280	3.5-10	14.84	13.90	13.30	12.55

CRYDOM SERIES LR (25-40 AMP, 120/240/480 VAC, AC OUTPUT)

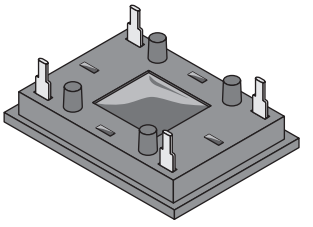

Features/Specifications:
- DC Control, AC Output
- Zero cross switching
- Up to 1200V transient capability
- SCR Output
- Switching voltage mode: AC
- Min. load current: 15mA
- Min. turn off voltage: 1VDC
- Control voltage: 4-32VDC

For quantities greater than listed, call for quote.

MOUSER STOCK NO.	Crydom Part No.	Load Current Max.	Load Voltage Range	Price Each 1	10	25	50
558-LR600240D25	LR600240D25	25 Arms	24-280Vrms	35.47	33.81	33.02	32.26
558-LR600240D40	LR600240D40	40 Arms	24-280Vrms	38.87	37.05	36.18	35.34
558-LR1200480D40	LR1200480D40	40 Arms	48-530Vrms	46.57	42.81	40.88	38.58

CRYDOM SERIES D2W (2-3.5 AMPS, 120/240VAC, AC OUTPUT SIP)

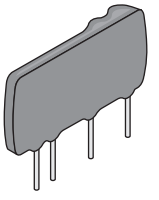

Features/Specifications:
- Triac output
- Zero voltage switching
- Internal snubber
- Operating temperature: -30°C to 80°C
- Isolation voltage: 2500Vrms
- Line voltage: 24-280VDC
- Control voltage: 3-32VDC
- Control current: 3mA @ 5VDC
- Must release voltage: 1VDC

LR81689 E116950

For quantities greater than listed, call for quote.

MOUSER STOCK NO.	Crydom Part No.	Load Current Range	Price Each 1	10	25	50
558-D2W202F	D2W202F	.06-2.0ADC	19.01	18.12	17.70	17.28
558-D2W203F	D2W203F	.06-3.0ADC	17.55	16.72	16.34	15.96
558-D2W203F-11	D2W203F-11	.06-3.5ADC	18.50	17.63	17.24	16.83

CRYDOM SERIES LC: (1.5 AMP, 120/240 VAC - AC OUTPUT MINI-SIP)

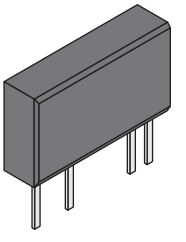

The LC241 series is rated up to 1.5A (SPST-NO) and is designed for general purpose AC loads. In most applications a snubber is not required.

Features/Specifications:
- Compact for high density PCB mount
- Cost effective solution
- DC Control, AC Output

E116950 E116950

For quantities greater than listed, call for quote.

MOUSER STOCK NO.	Crydom Part No.	Load Current	Line Voltage	Control Voltage	Control Current	Price Each 1	10	25
558-LC241	LC241	0.025-1.5Arms	21-280VAC	4-10VDC	15mA @ 5VDC	10.49	9.99	9.77
558-LC241R	LC241R	0.025-1.5Arms	21-280VAC	4-10VDC	15mA @ 5VDC	11.20	10.67	10.42

CRYDOM SERIES PF (25A, 280VAC OUTPUT, MINI-SIP)

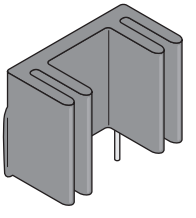

Crydom's PowerFin™ series delivers the highest ratings of any single in-line package (SIP). The integral heat sink design can operate at 25 amps RMS in forced air at 85°C case temp. With natural convection in free air, it rates 10 amps RMS at 25°C ambient. Built-in advantages include Surface Mount Technology and SCR output.

Features/Specifications:
- SCR Output
- DC Control
- Isolation voltage: 4000Vrms

70938 E116950

For quantities greater than listed, call for quote.

MOUSER STOCK NO.	Crydom Part No.	Load Current	Line Voltage	Control Current	Must Release Voltage	Price Each 1	10	25
558-PF240D25	PF240D25	0.06-25Arms	12-280VAC	15mA @ 5VDC	1VDC	27.47	26.16	25.56
558-PF240D25R	PF240D25R	0.06-25Arms	12-280VAC	15ma @ 5VDC	1VDC	27.65	27.01	25.23

CRYDOM SERIES LS (8-12 AMP, 120/240 VAC, AC OUTPUT SIP)

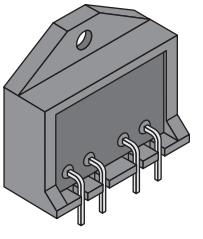

Crydom's LS family of SPST-NO relays achieves the highest power switching capability in a PC-mounted air-cooled package. Output consists of an SCR AC switch and is available in zero-cross and random turn-on (Suffix R). Advanced features include exceptional steady state current, plus high surge ratings. Metal baseplate design for direct attachment of external heatsink to achieve higher current rating.

Features/Specifications:
- High surge rated SCR output
- No moving parts
- Zero cross turn on

LR81689 E116950 TÜV E2072777

For quantities greater than listed, call for quote.

MOUSER STOCK NO.	Crydom Part No.	Load Current	Line Voltage	Control Voltage	Must Release Voltage	Price Each 1	10	25
558-LS240D8	LS240D8	8-15mA	24-280Vrms	4-10VDC	1VDC	21.85	20.83	20.34
558-LS240D12	LS240D12	12-15mA	24-280Vrms	4-10VDC	1VDC	24.28	23.13	22.60
558-LSE240D8	LSE240D8	8-15mA	24-280Vrms	20-28VDC	1VDC	22.74	20.91	19.97
558-LSE240D12	LSE240D12	12-15mA	24-280Vrms	20-28VDC	1VDC	23.91	22.00	20.99

© Copyright 2013 Mouser Electronics

© Copyright 2013 Mouser Electronics

CRYDOM PC Mount Solid State Relays

CRYDOM MCX SERIES (5A SIP) PC MOUNT RELAYS



Features/Specifications:

- Load current range: 0.06-5.0A
- Operating voltage range: 12-280VDC
- DC control

For quantities greater than listed, call for quote.

MOUSER STOCK NO.	Crydom Part No.	Control Voltage Range	Load Voltage Range	Load Current Rating	Price Each 1	10	25
558-MCX240D5	MCX240D5	4-15VDC	12-280VAC	0.06-5.0Arms	17.29	16.21	15.48
558-MCX240D5R	MCX240D5R	4-15VDC	12-280VAC	0.06-5.0Arms	18.18	17.03	16.26
558-MCXE240D5	MCXE240D5	15-32VDC	12-280VAC	0.06-5.0Arms	17.63	16.21	15.48

CRYDOM SERIES DO PC MOUNT RELAYS

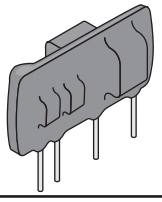

Features/Specifications:

- Load current range: 0.02-1.0A
- Operating voltage range: 3-60VDC
- DC Switching- SPST-NC
- Mini-SIP mounting
- DC control
- Low profile package

For quantities greater than listed, call for quote.

MOUSER STOCK NO.	Crydom Part No.	Input Voltage	Output Voltage	Price Each 1	10	25	50
558-DO061A-B	DO061A-B	3-9VDC	3-60VDC	29.22	27.84	27.20	26.57
558-DO061B-B	DO061B-B	1.7-9VDC	3-60VDC	29.22	27.84	27.20	26.57

CRYDOM SERIES MPDC PC MOUNT RELAYS

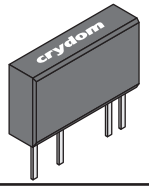

Features/Specifications:

- Bipolar transistor output
- Load current range: 0.02-3.0A Vrms
- Operating voltage range: 0-60VDC
- DC Switching- SPST-NC
- SIP mount

For quantities greater than listed, call for quote.

MOUSER STOCK NO.	Crydom Part No.	Input Voltage	Output Voltage	Price Each 1	10	25	50
558-MPDCD3-B	MPDCD3-B	3-32VDC	3-60VDC	29.21	27.83	27.20	26.56

CRYDOM SERIES AO/ASO (1-2A, AC MINI-SIP)

AO models offer Triac output, ASO models are SCR output. The AO241 (R) are rated up to 1.0A, the ASO241(R) up to 1.5A SPST-NO, and the ASO242(R) up to 2.0A. ASO models are designed for switching highly inductive, low current loads such as solenoids. Available in either zero voltage or random switching (R) versions.

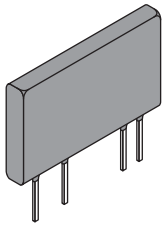

Features/Specifications:

- Triac (AO) or SCR (ASO) output
- DC Control, AC Output
- Operating temperature: -30°C to 80°C
- Control voltage: 4-10VDC
- Control current: 15mA @ 5VDC
- Must release voltage: 1VDC
- Isolation voltage: 2500Vrms

LR81689 E116950

For quantities greater than listed, call for quote.

MOUSER STOCK NO.	Crydom Part No.	Line Voltage	Load Current Range	Price Each 1	10	25	50
558-ASO241	ASO241	24-280VAC	.025-1.0Arms	12.36	11.78	11.50	11.24
✻ 558-ASO241R	ASO241R	24-280VAC	.025-1.0Arms	13.26	12.64	12.33	12.05
558-ASO242	ASO242	12-280VAC	0.6-2.0Arms	14.96	14.24	13.92	13.60
✻ 558-ASO242R	ASO242R	12-280VAC	0.6-2.0Arms	15.85	15.09	14.74	14.40

✻R suffix indicates random turn-on

CRYDOM SERIES DO/DMO (1-3A, DC MINI-SIP)

SPST-NO DC output relays in epoxy coated packages utilize the popular .10" grid lead spacing. They are available with either bipolar transistor output (DO), or the DMO063 with MOSFET output rated at 3A/60VDC.

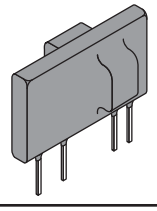

Features/Specifications:

- Bipolar (DO) or MOSFET (DMO) Output
- DC Control, DC Output
- Operating temperature: -30°C to 80°C
- Isolation voltage: 2500Vrms, 4000Vrms (DO)

For quantities greater than listed, call for quote.

MOUSER STOCK NO.	Crydom Part No.	Line Voltage	Load Current Range (ADC)	Control Voltage	Control Current @ 5VDC (mA)	Must Release Voltage (VDC)	Price Each 1	10	25	50
558-DMO063	DMO063	0-60VDC	0-3.0ADC	3-10VDC	20	1.0	22.36	21.31	20.81	20.33

CRYDOM SERIES CX (5A, AC SIP)

Crydom's family of SPST-NO relays achieves the highest power switching capability in a PC-mounted air-cooled package. Advanced features include exceptional steady state current, plus ultra-high surge ratings. Models are available to switch up to 669 Vrms with AC or DC control, and either zero-cross or random turn-on (R) switching versions. Pinout is compatible with OAC type I/O modules.

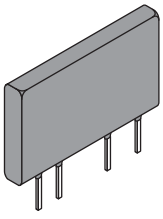

Features/Specifications:

- SCR Output
- Ultra high surge rating
- Operating temperature: -30°C to 80°C
- Isolation voltage: 4000Vrms

70938 LR81689 E116949

For quantities greater than listed, call for quote.

MOUSER STOCK NO.	Crydom Part No.	Line Voltage	Load Current Range	Control Voltage	Control Current	Price Each 1	10	25	50
DC Input									
558-CX240D5	CX240D5	12-280VAC	.06-5.0ADC	3-15VDC	15mA @ 5VDC	14.74	14.05	13.73	13.41
✻ 558-CX240D5R	CX240D5R	12-280VAC	.06-5.0ADC	3-15VDC	15mA @ 5VDC	15.93	15.17	14.83	14.49
558-CXE240D5	CXE240D5	12-280VAC	.06-5.0ADC	15-32VDC	15mA @ 24VDC	14.74	14.05	13.73	13.41
558-CX380D5	CX380D5	48-530VAC	.06-5.0ADC	4-15VDC	15mA @ 5VDC	19.17	18.26	17.86	17.44
558-CXE380D5	CXE380D5	48-530VAC	.06-5.0ADC	15-32VDC	15mA @ 24VDC	19.17	18.26	17.86	17.44
558-CX480D5	CX480D5	48-660VAC	.06-5.0ADC	4-15VDC	15mA @ 5VDC	20.68	19.71	19.26	18.80
AC Input									
558-CXE240A5	CXE240A5	12-280VAC	.06-5.0Arms	18-36VAC	5mA @ 24VDC	16.45	15.42	14.73	13.90

✻R suffix indicates random turn-on

CRYDOM SERIES MP TRIAC AC OUTPUT SIP PC MOUNT SSR'S (3-4A, 120/240VAC)

Available in 3Arms and 4Arms ratings, all are SPST-NO PC-mount relays that provide greater packaging density and compatibility with pinout of Series 6 and OAC output modules.

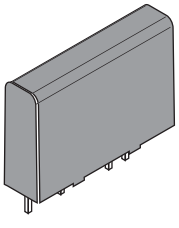

Features/Specifications:

- Triac AC Output SIP
- 5,15, and 24 Volt logic system compatible
- SPST-NO
- Must release voltage: 1VDC
- Operating temperature: -40°C to 80°C
- Isolation voltage: 4000Vrms
- Control voltage: 3-32VDC
- Control current: 2.6mA @ 5VDC

5902 UG LR81689 E116950

For quantities greater than listed, call for quote.

MOUSER STOCK NO.	Crydom Part No.	Line Voltage	Load Current Range (Arms)	Surge Voltage	Price Each 1	10	25	50
558-MP120D3	MP120D3	12-140	.02-3.0	90	22.61	21.55	21.06	20.55
558-MP240D3	MP240D3	24-280	.02-3.0	90	22.99	21.91	21.41	20.91
558-MP240D4	MP240D4	24-280	.02-4.0	130	23.60	22.49	20.75	19.81

© Copyright 2013 Mouser Electronics

© Copyright 2013 Mouser Electronics

CRYDOM Panel Mount Solid State Relays

Products may be RoHS compliant. Check mouser.com for RoHS status.

CRYDOM SERIES 1 (10-125A,120/240VAC OUTPUT)

Features/Specifications:
- Output - SCR AC switch
- Zero voltage and random
- Internal snubber
- Operating temperature: -40°C to 80°C

DC Control:
- Control voltage: 3-32VDC
- Control current: 3.4mA @ 5VDC
- Higher Amps Available

AC Control:
- Control voltage: 90-280VAC
- Control current: 2mA @ 120VAC

✻ Non-zero cross, phase controllable

For quantities greater than listed, call for quote.

MOUSER STOCK NO.	Crydom Part No.	Fig.	Line Voltage (VAC)	Load Current (Amps)	Isolation Voltage	Must Release Voltage	Price Each 1	10	25
DC Control									
558-D1210	D1210	A	24-140	.04-10	4000Vrms	1VDC	40.61	38.69	37.80
558-D1225	D1225	A	24-140	.04-25	4000Vrms	1VDC	41.20	39.26	38.36
558-D1240	D1240	A	24-140	.04-40	4000Vrms	1VDC	44.84	42.75	41.76
558-D1240-B	D1240-B	A	24-280	.04-40	4000Vrms	1VDC	54.67	52.10	50.64
558-D2450-B	D2450-B	A	24-280	.05-40	4000Vrms	1VDC	79.50	73.10	69.82
558-D2475-10	D2475-10	A	24-280	.05-40	4000Vrms	1VDC	109.02	100.24	95.74
558-D2490-10	D2490-10	A	24-280	.05-40	4000Vrms	1VDC	88.95	84.78	82.82
558-D2410	D2410	A	48-280	.04-10	4000Vrms	1VDC	42.40	40.40	39.47
558-D2425	D2425	A	48-280	.04-25	4000Vrms	1VDC	42.01	40.03	39.11
✻ 558-D2425-10	D2425-10	A	48-280	.04-25	4000Vrms	1VDC	43.74	41.68	40.71
558-D2440	D2440	A	48-280	.04-40	4000Vrms	1VDC	48.02	45.76	44.70
✻ 558-D2440-10	D2440-10	A	48-280	.04-40	4000Vrms	1VDC	48.43	46.15	45.08
558-D2450	D2450	A	48-280	.04-50	4000Vrms	1VDC	49.08	46.77	45.69
✻ 558-D2450-10	D2450-10	A	48-280	.04-50	4000Vrms	1VDC	49.97	46.84	44.74
558-D2475	D2475	A	48-280	.04-75	4000Vrms	1VDC	78.42	74.74	73.02
558-D2490	D2490	A	48-280	.04-90	4000Vrms	1VDC	86.32	82.26	80.38
558-D4825	D4825	A	80-530	.04-25	4000Vrms	1VDC	53.61	51.09	49.92
558-D4840	D4840	A	80-530	.04-40	4000Vrms	1VDC	60.72	57.87	56.62
558-D4850	D4850	A	80-530	.04-50	4000Vrms	1VDC	59.53	56.73	55.43
558-D4875	D4875	A	80-530	.04-75	4000Vrms	1VDC	95.03	90.55	88.04
AC Control									
558-A1225	A1225	A	24-140	.04-25	4000Vrms	10VAC	43.55	41.49	40.54
558-A1240	A1240	A	24-140	.04-40	4000Vrms	10VAC	47.25	45.03	43.78
558-A2450-10	A2450-10	A	24-280	.04-50	4000Vrms	10VAC	71.01	65.30	62.36
558-A2410	A2410	A	48-280	.04-10	4000Vrms	10VAC	44.01	41.94	40.97
558-A2425	A2425	A	48-280	.04-25	4000Vrms	10VAC	45.75	43.60	42.60
558-A2440	A2440	A	48-280	.04-40	4000Vrms	10VAC	49.53	47.21	46.19
558-A2450	A2450	A	48-280	.04-50	4000Vrms	10VAC	51.79	49.36	48.22
558-A2475	A2475	A	48-280	.04-75	4000Vrms	10VAC	81.81	77.97	75.79
558-A4850	A4850	A	80-530	.04-50	4000Vrms	10VAC	64.98	61.93	60.21
558-A4875	A4875	A	80-530	.04-75	4000Vrms	10VAC	98.71	94.06	91.47

CRYDOM 53 SERIES (25-50 AMP, 3 PHASE, IP20 OR IP00, MOTOR REVERSING)

Features/Specifications:
- SCR output for heavy industrial loads
- AC or DC Control
- Zero-crossing (resistive loads) or random-fire (inductive loads) output
- Transient protection built in
- Operating temperature: -40°C to 80°C
- Isolation voltage: 4000Vrms

For quantities greater than listed, call for quote.

MOUSER STOCK NO.	Crydom Part No.	Fig.	Control	Type	Load Current	Price Each 1	10
558-D53TP25D	D53TP25D	B	3-32V	3 Controlled	05-25	163.54	155.86
558-D53TP50D	D53TP50D	B	3-32V	3 Controlled	05-50	182.54	173.95
558-A53TP25D	A53TP25D	B	90-280V	3 Controlled	05-25	170.56	162.53
558-B53TP25C	B53TP25C	C	90-140V	3 Switched Channels	25A	189.39	180.49
558-B53TP50CH	B53TP50CH	C	90-140V	3 Switched Channels	25A	210.11	200.23
558-C53TP25CH-10	C53TP25CH-10	C	180-240V	3 Switched Channels	25A	200.08	190.68
558-D53TP50CH	D53TP50CH	C	4-32V	3 Switched Channels	25A	199.24	189.88
558-E53TP25C-10	E53TP25C-10	C	18-32V	3 Switched Channels	25A	194.73	185.59
558-E53TP50C	E53TP50C	C	18-32V	3 Switched Channels	25A	204.73	195.11
558-D53RV50C	D53RV50C	D	4-32V	3 Switched Channels	25A	307.97	293.49

CRYDOM DUAL RELAYS, SCR OUTPUT

Two totally independent AC output relays come in a single standard panel-mount package. Utilizing an AC switch output with internal snubber, relays provide greater protection against false triggering.

Features/Specifications:
- Industry standard package
- Zero voltage switching
- Operating temperature: -40°C to 80°C
- Isolation voltage: 4000Vrms
- Control current: 15mA @ 5VDC
- Must release voltage: 1VDC
- Random turn-on, phase controllable

For quantities greater than listed, call for quote.

MOUSER STOCK NO.	Crydom Part No.	Fig.	Load Current (VAC)	Control Voltage (VDC)	Line Voltage (VAC)	Price Each 1	10
558-D2425D	D2425D	E	.15-25	4-15	24-280	80.97	77.17
558-D2440D	D2440D	E	.15-40	4-15	24-280	89.90	85.67
558-D2440D-10	D2440D-10	E	.15-40	4-15	24-280	91.68	87.37

CRYDOM CW SERIES (10-125A, 120/240/480/600VAC)

Features/Specifications:
- SCR AC switch output
- Integrated fingerproof cover
- EMC compliant design
- Operating temperature: -40°C to 80°C
- Isolation voltage: 4000Vrms

For quantities greater than listed, call for quote.

MOUSER STOCK NO.	Crydom Part No.	Fig.	Line Voltage (Vrms)	Load Current (Arms)	Control Voltage	Control Current	Must Release Voltage	Surge Current 1-Cycle (Apk)	Price Each 1	10	25
DC											
558-CWD2410	CWD2410	F	24-280	.15-10	3-32VDC	10mA @ 5VDC	1VDC	400	45.76	43.61	42.61
558-CWD2425	CWD2425	F	24-280	.15-25	3-32VDC	10mA @ 5VDC	1VDC	600	46.23	44.06	43.05
558-CWD2450	CWD2450	F	24-280	.15-50	3-32VDC	10mA @ 5VDC	1VDC	850	53.97	51.42	50.24
558-CWD2490	CWD2490	F	24-280	.25-90	3-32VDC	10mA @ 5VDC	1VDC	1350	96.82	92.27	89.49
558-CWD4850	CWD4850	F	48-660	.15-50	4-32VDC	10mA @ 5VDC	1VDC	850	66.80	63.67	61.89
558-CWD48125	CWD48125	F	48-660	.25-125	4-32VDC	10mA @ 5VDC	1VDC	2000	133.60	127.31	123.49
AC											
558-CWA2410	CWA2410	F	24-280	.15-10	90-280Vrms	6mA @ 120Vrms	10Vrms	400	57.87	55.12	53.37
558-CWA2425	CWA2425	F	24-280	.15-25	90-280Vrms	6mA @ 120Vrms	10Vrms	600	50.38	48.01	46.65
558-CWA2450	CWA2450	F	24-280	.15-50	90-280Vrms	6mA @ 120Vrms	10Vrms	850	58.42	55.68	54.12
558-CWA24125	CWA24125	F	24-280	.25-125	90-280Vrms	6mA @ 120Vrms	10Vrms	2000	115.68	110.23	107.16

DIMENSIONS: in.

A

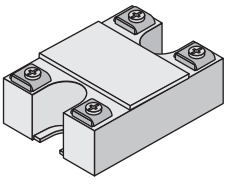

B

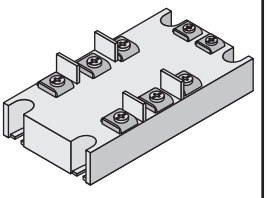

E116949 10143UG LR81689

C



D



E116949 10143UG LR81689

E

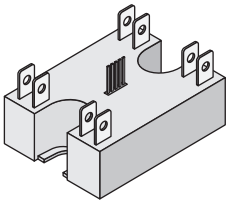

F

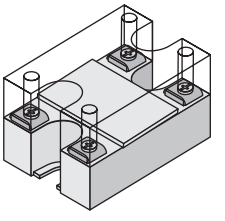

RoHS Compliant E116949 10143UG LR81689

Crydom

Solid State Relays

© Copyright 2013 Mouser Electronics

© Copyright 2013 Mouser Electronics

CRYDOM Panel Mount Solid State Relays

CRYDOM H1 SERIES 25-90 AMP, 40-660V, AC OUTPUT

- Control voltage: 4VDC-32VDC
- SCR output for heavy industrial loads
- Optional LED Status Indicator
- Zero-crossing (resistive loads) or random-fire (inductive loads) output
- UL/CSA/VDE Approved, CE Compliant to EN60950-1, IEC 60947(H12)

NEW PRODUCT

E116949

For quantities greater than listed, call for quote.

MOUSER STOCK NO.	Crydom Part No.	Operating Voltage (VAC)	Load Voltage	Price Each 1	Price Each 10
1200 Volt Blocking					
558-H12D4850	H12D4850	48-530	50A	62.36	59.43
558-H12D4890	H12D4890	48-530	90A	100.53	95.80
558-H12WD4850	H12WD4850	48-660	50A	62.35	59.43
558-H12WD4890	H12WD4890	48-660	90A	103.23	98.39
1600 Volt Blocking					
558-H16WD6050	H16WD6050	48-660	50A	88.31	81.52
558-H16WD6050G	H16WD6050G	48-660	50A	77.69	72.33
558-H16WD6090	H16WD6090	48-660	90A	146.26	135.01
558-H16WD6090G	H16WD6090G	48-660	90A	128.06	119.23



CRYDOM 1-DC SERIES (7-40AMP, DC 100-400VDC OUTPUT)

Features/Specifications:

- Output - DC, MOSFET
- Input - DC control
- Low on-state resistance
- Paralleling capability
- Operating temperature: -30°C to 80°C
- Isolation voltage: 2500Vrms
- Control current: 1.6mA
- Control voltage: 3.5VDC-32VDC
- Must release voltage: 1VDC

† E116949

For quantities greater than listed, call for quote.

MOUSER STOCK NO.	Crydom Part No.	Operating Voltage (VDC)	Load Voltage	Price Each 1	Price Each 10
† 558-D1D07	D1D07	0-100	7A	53.48	53.14
† 558-D1D12	D1D12	0-100	12A	61.97	59.07
† 558-D1D40	D1D40	0-100	40A	78.89	78.55
558-D2D07	D2D07	0-200	7A	63.49	60.52
558-D2D12	D2D12	0-200	12A	73.17	69.73
558-D4D07	D4D07	0-400	7A	76.10	72.50



CRYDOM DC60 SERIES (3-7 AMP, 60VDC OUTPUT)

Features/Specifications:

- Input - DC or AC control
- Isolation voltage: 4000Vrms

DC Control:

- Control voltage: 3.5VDC-32VDC
- Control current: 2.2mA @ 5VDC
- Must release voltage: 1VDC

AC Control:

- Control voltage: 90VAC-280VAC
- Control current: 2mA @ 120VAC
- Must release voltage: 10VDC

For quantities greater than listed, call for quote.

MOUSER STOCK NO.	Crydom Part No.	Operating Voltage (VDC)	Load Voltage	Price Each 1	Price Each 10
DC Control					
558-DC60S3	DC60S3	3-60	3A	20.04	19.10
558-DC60S5	DC60S5	3-60	5A	30.99	29.54
558-DC60S7	DC60S7	3-60	7A	38.21	36.42
AC Control					
558-DC60SA3	558-DC60SA3	3-60	3A	22.88	21.81



CRYDOM SSC SERIES: SOLID STATE DC CONTACTOR (25 AMP, 0-1000VDC, DC OUTPUT)

Series SSC solid state DC contactors feature IGBT technology for high voltage DC switching applications. All models come in Crydom's standard panel-mount package.

Features/Specifications:

- Control voltage: 12VDC, 24VDC, 36VDC
- IGBT Output
- High voltage
- Switching voltage mode: DC
- Min. load current: 2mA
- Min. turn off voltage: 1VDC
- Load Current Max. (ADC): 25

RoHS Compliant

For quantities greater than listed, call for quote.

MOUSER STOCK NO.	Crydom Part No.	Operating Voltage (VDC)	Load Voltage	Price Each 1	Price Each 10
558-SSC800-25-12	SSC800-25-12	0-800	8-16	221.06	210.65
558-SSC800-25-24	SSC800-25-24	0-800	20-28	221.06	210.65
558-SSC1000-25-24	SSC1000-25-24	0-1000	20-28	212.25	202.27



CRYDOM D06D SERIES PANEL MOUNT SSR'S (0-60VDC DC OUTPUT)

DC output relays feature MOSFET technology for low on-state resistance, assuring easy paralleling and switching capabilities to 100 amps at 60VDC. Lower current models are also available to 500VDC. All models come in Crydom's standard panel mount package.

Features/Specifications:

- MOSFET Output
- Low on-state resistance
- High current ratings
- Switching voltage mode: DC
- Min. load current: 5mA
- Min. turn off voltage: 1VDC
- Control voltage: 3.5VDC-32VDC

RoHS Compliant

For quantities greater than listed, call for quote.

MOUSER STOCK NO.	Crydom Part No.	Operating Voltage (VDC)	Control Voltage Range (VDC)	Price Each 1	Price Each 10
558-D06D60	D06D60	0-60	60	102.68	97.84
558-D06D80	D06D80	0-60	80	117.88	112.34
558-D06D100	D06D100	0-60	100	131.70	125.50



CRYDOM PCV SERIES ANALOG INPUT POWER CONTROLLER (15-90 AMP, 120/240, 480VAC, AC OUTPUT)

The PCV Series proportional controllers are self contained power control modules integrating a complete phase fired logic control system and a solid state relay in the same standard package. Typical applications include heaters, vibratory feeders and tungsten lamps.

Features/Specifications:

- Internal snubber
- Industry standard package
- Control circuit requires no adjustment or calibration
- Operates at 60Hz and 50Hz
- Isolation voltage: 2500Vrms
- Operating temperature: -30°C to 80°C
- Control current: 4mA @ 5VDC
- Must release voltage: 1VDC

RoHS Compliant

For quantities greater than listed, call for quote.

MOUSER STOCK NO.	Crydom Part No.	Load Current	Line Voltage (VAC)	Control Voltage (VDC)	Price Each 1	Price Each 10
558-10PCV2415	10PCV2415	.15-15VAC	100-240	2-10	103.70	98.83
558-10PCV2425	10PCV2425	.15-25VAC	100-240	2-10	114.84	109.44



© Copyright 2013 Mouser Electronics

© Copyright 2013 Mouser Electronics

CRYDOM Panel Mount Solid State Relays

crydom

CRYDOM CSW SERIES LOW LEAKAGE (10-90A, 120/240VAC)

The series CSW has an SCR AC switch output featuring low off-state leakage (1mA, snubberless), zero-voltage switching and broadened operating range (24-280Vrms). This wide range permits optimum performance at both 120Vac and 240Vac line voltages.

LR81689-10 10143UG E116949 RoHS Compliant

- Low leakage
- SCR AC switch output
- Operating temperature: -40°C to 80°C
- Isolation voltage: 4000Vrms
- Line voltage: 24-280Vrms
- Control voltage: 3-32VDC
- Control current: 13mADC
- Must release voltage: 1.0

For quantities greater than listed, call for quote.

MOUSER STOCK NO.	Crydom Part No.	Fig.	Load Current (Amps ms)	Surge Current 1-Cycle (Apk)	Price Each 1	10	25
558-CSW2410	CSW2410	A	.15-10	120	34.23	32.08	30.66
558-CSW2425	CSW2425	A	.15-25	250	42.78	40.76	39.65
558-CSW2450	CSW2450	A	.15-50	625	51.21	48.81	47.54
558-CSW2475	CSW2475	A	.25-75	1000	81.42	77.60	75.42
558-CSW2490	CSW2490	A	.25-90	1200	89.66	85.44	83.05

CRYDOM HD/HA SERIES (25-90A, 480VAC OUTPUT)

- Output - SCR AC Switch
- Zero voltage switching
- 1200 Volt blocking
- Operating temperature: -40°C to 80°C
- Isolation voltage: 4000Vrms
- Line voltage: 48-530VAC
- Control current: DC - 2mA @ 5VDC; AC - 2mA @ 120VAC

LR81689 E116949 10143UG RoHS Compliant

For quantities greater than listed, call for quote.

MOUSER STOCK NO.	Crydom Part No.	Fig.	Control Voltage	Load Current (Arms)	Must Release Voltage	Price Each 1	10	25
DC Control								
558-HD48125	HD48125	A	3-32VDC	.04-125	1VDC	124.45	118.60	115.87
558-HD4825	HD4825	A	3-32VDC	.04-25	1VDC	54.94	52.37	51.24
558-HD4850	HD4850	A	3-32VDC	.04-50	1VDC	62.21	59.30	57.92
558-HD6050	HD6050	A	3-32VDC	.04-50	1VDC	63.73	60.72	59.33
558-HD6050-10	HD6050-10	A	3-32VDC	.04-50	1VDC	88.35	81.22	77.59
558-HD4890-10	HD4890-10	A	3-32VDC	.04-90	1VDC	141.29	129.94	124.13
558-HD4890	HD4890	A	3-32VDC	.04-90	1VDC	101.02	96.28	94.06
AC Control								
558-HA4825	HA4825	A	90-280VAC	.04-25	10VAC	60.79	57.93	56.19
558-HA4890	HA4890	A	90-280VAC	.04-90	10VAC	103.51	98.63	95.68

CRYDOM SERIES DC60 PANEL MOUNT RELAYS

RoHS Compliant

- Bi-polar transistor output
- Load current range: 3-7A
- Operating voltage range: 0-60VDC
- DC Switching- SPST-NC
- Isolation range: 4000V
- Panel Mount

For quantities greater than listed, call for quote.

MOUSER STOCK NO.	Crydom Part No.	Fig.	Input Voltage	Output Voltage	Price Each 1	10	25	50
558-DC60S3-B	DC60S3-B	A	3.5-32VDC	3-60VDC	28.95	27.60	26.96	26.33
558-DC60S5-B	DC60S5-B	A	3.5-32VDC	3-60VDC	39.90	38.04	37.15	36.28
558-DC60S7-B	DC60S7-B	A	3.5-32VDC	3-60VDC	47.15	44.94	43.90	42.85
558-DC60SA3-B	DC60SA3-B	A	90-280VAC	3-60VDC	32.23	30.71	29.99	29.30
558-DC60SA5-B	DC60SA5-B	A	90-280VAC	3-60VDC	42.79	40.77	39.84	38.89
558-DC60SA7-B	DC60SA7-B	A	90-280VAC	3-60VDC	49.24	46.92	45.85	44.77

CRYDOM PC SERIES: PHASE CONTROL PANEL MOUNT SSR, (25-90AMP, 120/480VAC - AC OUTPUT)

Proportional Controllers PC Series incorporate a complete phase-fired logic system and SSR to provide phase control function within industrial standard package.

- Output SCR AC switching
- Angle firing load control
- Loads up to 90Amps
- 0-100% Control range

For quantities greater than listed, call for quote.

MOUSER STOCK NO.	Crydom Part No.	Fig.	Line Voltage Range	Rated Current	Analog Input	Price Each 1	10
558-MCPC1250E	MCPC1250E	B	12: 48-140	50A	Potentiometer	102.70	97.87
558-MCPC1250C	MCPC1250C	B	12: 48-140	50A	0-10Vdc	102.70	97.87
558-MCPC2425A	MCPC2425A	B	24: 180-280	25A	Potentiometer	95.45	95.45
558-MCPC2425E	MCPC2425E	B	24: 180-280	25A	Potentiometer	95.45	90.97
558-MCPC2425C	MCPC2425C	B	24: 180-280	25A	0-10Vdc	95.45	90.97
558-MCPC4825E	MCPC4825E	B	48: 330-530	25A	Potentiometer	108.73	103.62
558-MCPC4825C	MCPC4825C	B	48: 330-530	25A	0-10Vdc	108.73	103.62

CRYDOM EZ SERIES PC MOUNT SSR'S (5-18 AMP, 120/240, 480VAC, AC OUTPUT)

LR81689 E116949 RoHS Compliant

- Low leakage
- SCR Output
- Quick connect terminals
- Isolation voltage: 4000Vrms
- Line voltage: 24-280Vrms
- Operating temperature: -30°C to 80°C
- Load current: .15-18ADC
- Must release voltage: 1VDC

For quantities greater than listed, call for quote.

MOUSER STOCK NO.	Crydom Part No.	Fig.	Control Voltage	Control Current @ 5VDC (mADC)	Price Each 1	10	25
558-EZ240D12	EZ240D12	C	3-15	15	37.96	36.19	35.35
558-EZ240D18	EZ240D18	C	3-15	15	39.12	37.28	36.41
558-EZ240D18R	EZ240D18R	C	3-15	15	42.76	38.12	37.57
558-EZ240A18S	EZ240A18S	C	90-140	10	42.70	40.70	40.38

CRYDOM PROTECTIVE COVER

E116949

For quantities greater than listed, call for quote.

MOUSER STOCK NO.	Crydom Part No.	Description	Price Each 1	10	25
558-KS-100	KS-100	1 Series Pkgs.	4.12	3.93	3.84

A

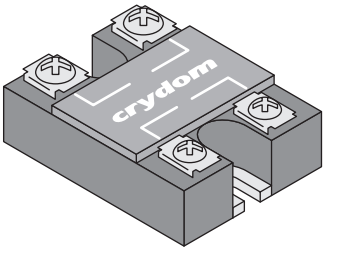

B

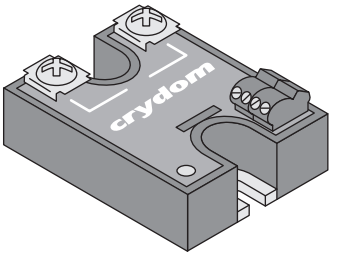

C

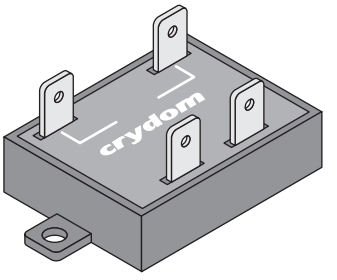

© Copyright 2013 Mouser Electronics

© Copyright 2013 Mouser Electronics

CRYDOM Solid State I/O Modules

crydom

RoHS Compliant **This product is RoHS compliant.**

CRYDOM DRA SERIES (DIN RAIL MOUNTED AC AND DC OUTPUT SSR ASSEMBLIES)

Features/Benefits:

- 10mm Single Channel DIN Rail Mount SSR Assembly
- 54mm Four Channel DIN Rail Mount SSR Assembly
- 90-140VAC control
- AC Ratings up to 280VAC and 5 Amps
- 3-15 and 15-32VDC control
- Cage style screw terminals for easy connection
- Fits standard 35mm DIN rail
- Includes LED Status indicator

RoHS Compliant

For quantities greater than listed, call for quote.

MOUSER STOCK NO.	Crydom Part No.	Fig.	Voltage	Price Each 1	10	25	50
1 Channel DC Output							
558-DRA1-CMX100D6	DRA1-CMX100D6	A	3-10VDC	64.23	61.23	59.81	58.41
558-DRA1-CMX200D3	DRA1-CMX200D3	A	3-10VDC	66.15	63.03	61.60	60.16
558-DRA1-CMX60D10	DRA1-CMX60D10	A	3-10VDC	65.54	62.46	61.00	59.58
558-DRA1-CX240D5	DRA1-CX240D5	A	3-15VDC	42.20	40.22	39.29	38.36
558-DRA1-CX240D5R	DRA1-CX240D5R	A	3-15VDC	43.09	41.07	40.13	39.17
558-DRA1-CXE240D5	DRA1-CXE240D5	A	15-32VDC	41.39	39.44	38.53	37.62
558-DRA1-CXE240D5R	DRA1-CXE240D5R	A	15-32VDC	43.09	41.07	40.13	39.17
558-DRA1-CXE380D5	DRA1-CXE380D5	A	15-32VDC	46.22	44.05	43.07	42.05
558-DRA1-MCX240D5	DRA1-MCX240D5	A	3-15VDC	42.20	40.21	39.29	38.36
558-DRA1-MP240D4	DRA1-MP240D4	A	3-32VDC	51.05	48.64	47.52	46.41
4 Channel AC Output							
558-DRA4-CX240D5	DRA4-CX240D5	B	3-15VDC	134.65	134.63	128.43	124.71
558-DRA4-CXE240D5	DRA4-CXE240D5	B	15-32VDC	141.28	134.65	131.54	128.44
558-DRA4-MCX240D5	DRA4-MCX240D5	B	3-15VDC	141.28	134.65	131.54	128.44



CRYDOM DRA4 CX SERIES/DRA1 CX SERIES SOCKETS

RoHS Compliant

Din Rail Mountable Kit

For quantities greater than listed, call for quote.

MOUSER STOCK NO.	Crydom Part No.	Fig.	Description	Price Each 1	10	25	50
558-DRS1	DRS1	C	Single Point	27.96	26.64	25.11	24.64
558-DRS4	DRS4	C	Four Position	82.82	78.93	77.02	75.30

DRA SERIES SOLID STATE CONTACTOR

Features:

- Fits standard 35mm DIN - RAIL
- LED inputs status indicator
- AC or DC control
- Horsepower Rated

RoHS Compliant

MOUSER STOCK NO.	Crydom Part No.	Fig.	Control Voltage	Operational Current	Price Each 1	10	50	100
DRA3P Series • 3 Phase AC Contactor								
558-DRA3P48B4	DRA3P48B4	D	90-140VAC	4.2A	99.31	92.45	90.28	87.64
558-DRA3P48B4R	DRA3P48B4R	D	90-140VAC	4.2A	104.65	97.42	95.14	92.37
558-DRA3P48D2	DRA3P48D2	D	4-6VDC	2.4A	91.68	85.35	83.35	80.92
558-DRA3P48D4	DRA3P48D4	D	4-6VDC	4.2A	94.88	88.33	86.25	83.73
558-DRA3P48E2R	DRA3P48E2R	D	18-28VDC	2.4A	95.38	88.81	86.71	84.20
558-DRA3P48E4R	DRA3P48E4R	D	18-28VDC	4.2A	102.11	95.07	92.82	90.12
DRA3R SERIES • 3 Phase Motor Reversing Contactor								
558-DRA3R48D2	DRA3R48D2	E	4-6VDC	2.4A	170.25	158.51	154.78	150.26
558-DRA3R48E2	DRA3R48E2	E	18-28VDC	2.4A	166.92	155.42	151.76	147.33
DRA4D SERIES • DC Motor Reversing Contactor								
558-DRA4D100D12	DRA4D100D12	F	5-15VDC	12A	258.67	240.82	235.16	228.31
558-DRA4D250D6	DRA4D250D6	F	5-15VDC	6A	242.07	225.37	220.07	213.66

CRYDOM SOLID STATE OPTO-ISOLATED BOARD MOUNT I/O MODULES

Solid State I/O switching modules deliver an electrically clean, photo-isolated noise-free 'output' interface from logic level control systems to external loads such as motors, valves, solenoids, etc. - or an 'input' interface from the load or sensors to microprocessor or computer-based logic level systems. Designed for long, reliable service in demanding industrial environments.

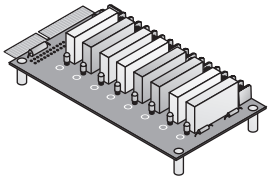

Features:

- Maximum turn-on/turn off time: 20/30 msec
- Zero-Cross switching on AC only output

LR81689 E116949 RoHS Compliant

For quantities greater than listed, call for quote.

MOUSER STOCK NO.	Crydom Part No.	Voltage Input Type	Color	Input Specifications: Voltage (Vrms/VDC)	Input Specifications: Typical Current Max. (mA)	Output: Load Current Overload Voltage	Price Each 1	10	25	50
Standard Pack										
558-IAC5	IAC5	AC or DC	Yellow	90-140	10	.1-50mA@.4-30VDC	20.18	19.78	19.27	18.43
558-IAC-5A	IAC5A	AC or DC	Yellow	180-280	8	.1-50mA@.4-30VDC	21.69	20.66	20.17	19.70
558-IAC-24	IAC24	AC or DC	Yellow	90-142	10	.1-50mA@.4-30VDC	21.67	20.65	20.17	19.70
558-IDC5	IDC5	DC only	White	10-36	16	.1-50mA@.4-30VDC	21.16	20.33	19.53	18.14
558-OAC5	OAC5	AC only	Black	3-8	27	.05-3A@.12-140Vrms	16.41	15.57	15.49	14.73
558-OAC5A	OAC5A	AC only	Black	3-8	27	.05-3A@.24-280Vrms	19.04	18.15	17.72	17.31
558-OAC15	OAC15	AC only	Black	8.5-18.5	20	.05-3A@.12-140Vrms	22.65	22.17	21.65	20.65
558-OAC24	OAC24	AC only	Black	16.5-29	13.5	.05-3A@.12-140Vrms	19.41	18.77	18.07	17.64
558-ODC5	ODC5	DC only	Red	2.5-7.5	27	.01-3A@3-60VDC	18.40	17.54	17.14	16.73
558-ODC5A	ODC5A	DC only	Red	2.5-7.5	27	.01-3A@5-200VDC	27.70	25.46	24.34	22.95
558-ODC24	ODC24	DC only	Red	16.5-30.5	15	.01-3A@3-60VDC	22.04	21.34	20.52	20.04
558-ODC24A	ODC24A	DC only	Red	16.5-30.5	15	.01-3A@5-200VDC	25.61	24.32	23.23	21.94
Mini-Pack										
558-MIDC5	MIDC5	DC only	White	10-36	16	.1-50mA@.4-30VDC	16.32	15.56	14.88	14.19
558-MOAC5A	MOAC5A	AC only	Black	3-8	27	.05-3A@.24-280Vrms	18.08	17.28	16.96	16.80
558-MODC5	MODC5	DC only	Red	2.5-7.5	27	.01-3A@3-60VDC	21.15	18.52	17.93	17.14

CRYDOM MOUNTING BOARDS FOR I/O MODULES

RoHS Compliant

For quantities greater than listed, call for quote.

MOUSER STOCK NO.	Crydom Part No.	No. of Module Pos. and I/O Channels	Connection Type	Price Each 1	10	25	50
558-PB-4	PB-4	4	Screw terminal	66.73	63.59	62.08	60.67

© Copyright 2013 Mouser Electronics

© Copyright 2013 Mouser Electronics

CEL Solid State Relays

RoHS Compliant **This product is RoHS compliant.**

California Eastern Laboratories

Applications:

- Measurement equipment
- Exchange equipment
- Voice telephony
- Audio equipment
- Audio instrumentation
- Telecommunications equipment

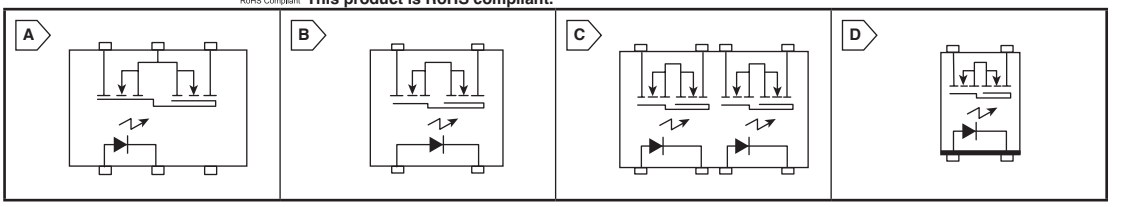

Safety Standards:

- UL = UL Recognized (E72422(S))
- UL/CSA/VDE = UL Recognized (E72422(S)),
- CSA Approved (CA101391) and VDE Recognized

All of these devices are available in leaded and lead-free versions. Lead-free versions are denoted by a "-A" at the end of CEL's part number. Please contact your sales representative if you need assistance.

♦ **Surface Mount Device**

SOLID STATE RELAYS FOR POWER APPLICATIONS

RoHS Compliant

E72422(S) CA101391

High Current, Low RON - 1 Form A

For quantities greater than listed, call for quote.

MOUSER STOCK NO.	CEL Part No.	Fig.	Package	Safety Standard	RON (Ω)	tON (ms)	tOFF (ms)	VL (V)	IL (mA)	PD (mW)	Isolation Voltage (Vrms)	Output Type	Price Each 1	10	100	1000
551-PS710B-1A-A	PS710B-1A-A	A	DIP-6	UL/CSA/VDE	0.05	2.5	0.05	60	2500	625	1500	1a	8.38	7.12	6.02	5.16
551-PS710BL-1A-A	PS710BL-1A-A	A	DIP-6	UL	0.05	2.5	0.05	60	2500	620	1500	1a	8.72	7.40	6.28	5.37
551-PS710E-1A-A	PS710E-1A-A	A	DIP-6	UL	.08	1.0	0.02	80	2000	50	1500	1a	8.89	7.54	6.40	5.47
551-PS7113-1A-A	PS7113-1A-A	A	DIP-6	UL/CSA	0.9	1.3	0.06	100	350	560	1500	1a	3.91	3.32	2.81	2.41
♦ 551-PS7206-1A-A	PS7206-1A-A	B	SOP-4	None	0.6	0.4	0.08	60	600	300	1500	1a	4.55	3.86	3.48	2.80

High Current, Low RON - 2 Form A

For quantities greater than listed, call for quote.

MOUSER STOCK NO.	CEL Part No.	Fig.	Package	Safety Standard	RON (Ω)	ton (ms)	toff (ms)	VL (V)	IL (mA)	Pd (mW)	Isolation Voltage (Vrms)	Output Type	Price Each 1	10	100	1000
551-PS7113-2A-A	PS7113-2A-A	C	DIP-8	UL/CSA	0.9	1.3	0.06	100	350	100	1500	1a + 1a	10.29	8.74	8.47	6.33

SOLID STATE RELAYS FOR TELECOM APPLICATIONS

RoHS Compliant

250V Load Voltage, 200 mA Load Current

For quantities greater than listed, call for quote.

MOUSER STOCK NO.	CEL Part No.	Fig.	Package	Safety Standard	RON (Ω)	ton (ms)	toff (ms)	VL (V)	IL (mA)	Pd (mW)	Isolation Voltage (Vrms)	Output Type	Price Each 1	10	100	1000
551-PS7122A-1A-A	PS7122A-1A-A	A	DIP-6	UL/CSA	4.5	0.5	0.004	250	200	560	1500	1a	5.62	4.77	4.04	3.46

400V Load Voltage, 150-200 mA Load Current

For quantities greater than listed, call for quote.

MOUSER STOCK NO.	CEL Part No.	Fig.	Package	Safety Standard	RON (Ω)	ton (ms)	toff (ms)	VL (V)	IL (mA)	Pd (mW)	Isolation Voltage (Vrms)	Output Type	Price Each 1	10	100	1000
551-PS7141-1A-A	PS7141-1A-A	A	DIP-6	UL/CSA	20	0.35	0.06	400	150	50	1500	1a	2.68	2.27	1.93	1.65
♦ 551-PS7141L-1A-A	PS7141L-1A-A	A	SOP-6	UL/CSA	20	0.35	0.06	400	150	50	1500	1a	2.38	2.01	1.71	1.47
551-PS7141-2A-A	PS7141-2A-A	C	DIP-8	UL/CSA	20	0.35	0.06	400	150	375	1500	1a + 1a	5.30	4.49	3.81	3.26
♦ 551-PS7141L-2A-A	PS7141L-2A-A	C	SOP-8	UL/CSA	20	0.35	0.06	400	150	375	1500	1a + 1a	4.12	3.63	3.20	2.63
551-PS7141E-1A-A	PS7141E-1A-A	A	DIP-6	None	37	0.5	0.07	400	120	560	1500	1a	1.86	1.67	1.35	.869
♦ 551-PS7241-1A-A	PS7241-1A-A	B	SOP-4	UL/CSA	18	0.5	0.07	400	120	50	1500	1a	2.71	2.44	1.96	1.25
♦ 551-PS7241-2A-A	PS7241-2A-A	C	SOP-8	CSA	21	0.2	0.02	60	1800	560	1500	1a + 1a	11.24	9.53	8.09	5.63
♦ 551-PS7241E-1A-A	PS7241E-1A-A	B	SOP-4	None	22	0.5	0.07	400	120	300	1500	1a	2.64	2.39	1.92	1.49
551-PS7341-1A-A	PS7341-1A-A	A	DIP-6	UL/CSA/VDE	20	0.35	0.03	400	150	50	3750	1a	2.68	2.35	2.04	1.77
♦ 551-PS7341L-1A-A	PS7341L-1A-A	A	SOP-6	UL/CSA/VDE	20	0.35	0.03	400	150	50	3750	1a	2.68	2.27	1.93	1.65

600V Load Voltage, 90 mA Load Current

For quantities greater than listed, call for quote.

MOUSER STOCK NO.	CEL Part No.	Fig.	Package	Safety Standard	RON (Ω)	ton (ms)	toff (ms)	VL (V)	IL (mA)	Pd (mW)	Isolation Voltage (Vrms)	Output Type	Price Each 1	10	100	1000
551-PS7160-2A-A	PS7160-2A-A	C	DIP-8	UL/CSA	50	1.5	0.2	600	90	100	1500	1a + 1a	11.18	9.50	8.05	6.89

SOLID STATE RELAYS FOR HIGH FREQUENCY SWITCHING

RoHS Compliant

Low CxR, Miniature SOP Packages, 1 Form A

For quantities greater than listed, call for quote.

MOUSER STOCK NO.	CEL Part No.	Fig.	Package	Safety Standard	RON (Ω)	ton (ms)	toff (ms)	VL (V)	IL (mA)	Pd (mW)	Isolation Voltage (Vrms)	Output Type	Price Each 1	10	100	1000
♦ 551-PS7200A-1A-A	PS7200A-1A-A	B	SOP-4	None	9.3	0.01	0.07	40	100	50	1500	1a	6.91	5.85	4.96	4.25

Low CxR, Ultra Miniature Packages, 1 Form A

For quantities greater than listed, call for quote.

MOUSER STOCK NO.	CEL Part No.	Fig.	Package	Safety Standard	RON (Ω)	ton (ms)	toff (ms)	VL (V)	IL (mA)	Pd (mW)	Isolation Voltage (Vrms)	Output Type	Price Each 1	10	100	1000
♦ 551-PS7801-1A-A	PS7801-1A-A	D	MiniFlat-4	None	11.5	0.02	0.15	40	120	310	500	1a	8.38	7.12	6.02	5.16

© Copyright 2013 Mouser Electronics

© Copyright 2013 Mouser Electronics

OMRON G3PE SERIES: SINGLE-PHASE SOLID STATE RELAYS FOR HEATERS

Specifications:
- Isolation method: Phototriac coupler
- Operation indicator: Yellow
- Rated input voltage: 12-24VDC
- Rated input current: 7mA max.

Features:
- Slim profile industrial SSR with heatsink ideal for heater applications
- Snubber circuit for short-term surge absorption
- Zero cross function
- DIN track or panel mounting possible
- LED indicator standard on all models

RoHS Compliant

For quantities greater than listed, call for quote.

MOUSER STOCK NO.	Omron Part No.	Fig.	Inrush Current (60Hz, 1 cycle)	Resistive Load Output	Applicable Load Current	Price Each 1	5	10	25
653-G3PE-215BDC12-24	G3PE-215B DC12-24	A	150A	3kW@200VAC	15A@100-240VAC	50.78	49.34	47.88	46.43
653-G3PE-225BDC12-24	G3PE-225B DC12-24	A	220A	5kW@200VAC	25A@100-240VAC	54.13	52.50	50.93	49.40
653-G3PE-245BDC12-24	G3PE-245B DC12-24	B	440A	9kW@200VAC	45A@100-240VAC	94.99	91.62	84.00	77.53
653-G3PE-525BDC1224	G3PE-525B DC12-24	A	220A	10kw@400VAC	25A@200-480VAC	96.30	93.41	90.61	87.89

OMRON G3DZ SERIES: 0.6A MAXIMUM SWITCHING SOLID STATE RELAYS

Specifications:
- Applicable output load: 0.6A @ 5-240VAC
  0.6A @ 5-100VDC
- Output load current: 100μA-0.6A
- Output inrush current: 6A (ms)

Features:
- 2,500VAC dielectric strength ensured between input and output terminals
- Switching full- and half- wave rectified alternating currents
- Maximum AC/DC switching current of 0.6A
- 10μA current leakage max. between open output terminals

RoHS Compliant

For quantities greater than listed, call for quote.

MOUSER STOCK NO.	Omron Part No.	Fig.	Rated Input Voltage (VDC)	Operating Input Voltage (VDC)	Input Impedance (±20%)	Price Each 1	25	50	100
653-G3DZ-2R6PLDC5	G3DZ-2R6PL DC5	C	5	4.0-6.0	830Ω	19.15	18.61	18.05	17.51
653-G3DZ-2R6PLDC24	G3DZ-2R6PL DC24	C	24	19.2-28.8	4kΩ	14.98	14.55	14.12	13.70
Socket			Description						
653-P6D-04P	P6D-04P	-	Connecting socket			3.27	3.09	2.90	2.82

OMRON G3M SERIES: SIP SOLID STATE RELAYS

Specifications:
- Isolation method: Phototriac
- Output load current: 0.1-3A 203P
  0.1-5A 205P
- Output inrush current: 45A (60Hz, 1 cycle)

Features:
- Single in-line package SSR
- Thin design for high-density PCB applications
- DC input/AC output for up to a 5A load
- Two footprints offer greater flexibility

For quantities greater than listed, call for quote.

MOUSER STOCK NO.	Omron Part No.	Fig.	Rated Input Voltage (VDC)	Applicable Output Load	Zero Cross Function	Price Each 1	25	50	100
7.62mm Input Terminal Pitch									
653-G3M203PDC5	G3M-203P-DC5	D	5	3A @ 100-240VAC	Yes	18.79	17.59	16.26	15.57
653-G3M203PDC12	G3M-203P-DC12	D	12	3A @ 100-240VAC	Yes	15.63	14.64	14.15	13.61
653-G3M203PDC24	G3M-203P-DC24	D	24	3A @ 100-240VAC	Yes	18.43	17.57	16.56	15.86
653-G3M203PLDC24	G3M-203PL-DC24	D	24	3A @ 100-240VAC	No	18.77	17.56	16.25	15.56
653-G3M205PLDC5	G3M-205PL-DC5	E	5	5A @ 100-240VAC	No	20.39	19.09	17.67	16.91
653-G3M205PLDC12	G3M-205PL-DC12	E	12	5A @ 100-240VAC	No	18.97	17.75	17.15	16.51
653-G3M205PLDC24	G3M-205PL-DC24	E	24	5A @ 100-240VAC	No	19.55	18.30	17.68	17.01
5.08mm Input Terminal Pitch									
653-G3M-203P-4DC5	G3M-203P-4 DC5	D	5	3A @ 100-240VAC	Yes	18.43	17.57	16.25	15.32
653-G3M-205PL-4DC5	G3M-205PL-4 DC5	E	5	5A @ 100-240VAC	No	17.21	16.17	15.75	14.95
653-G3M-205PL-4DC24	G3M-205PL-4 DC24	E	24	5A @ 100-240VAC	No	17.22	16.17	15.76	14.95

OMRON G3MC SERIES: SIP COMPACT SOLID STATE RELAYS

Specifications:
- Isolation method: Phototriac
- Insulation resistance: 1000MΩ min. (@ 500VDC)
- Dielectric strength: 2500VAC, 50/60Hz for 1 min. 3000VAC, 50/60Hz for 1 min. for G3MC-VD
- Built-in snubber circuit
- Rated at ambient temperature: 25°C

Features:
- Compact, thin-profile, low-cost SSR with reinforced insulation
- Small bottom surface area for close PCB mounting
- Monoblock construction with an all-in-one frame incorporates a PCB, terminals, and a heatsink.
- DC and AC output for an applicable load of 1A at 40˚C

✻VDE approved models

For quantities greater than listed, call for quote.

MOUSER STOCK NO.	Omron Part No.	Fig.	Rated Input Voltage (VDC)	Applicable Output Load	Zero Cross Function	Price Each 1	25	50	100
653-G3MC-101P-DC5	G3MC-101P-DC5	F	5	1A @ 100-120VAC	Yes	4.02	3.77	3.60	3.41
653-G3MC-101P-DC12	G3MC-101P-DC12	F	12	1A @ 100-120VAC	Yes	4.37	3.97	3.64	3.36
653-G3MC-101P-DC24	G3MC-101P-DC24	F	24	1A @ 100-120VAC	Yes	3.43	3.11	2.86	2.64
653-G3MC-101PL-DC5	G3MC-101PL-DC5	F	5	1A @ 100-120VAC	No	4.17	3.80	3.48	3.21
653-G3MC101PL-DC12	G3MC-101PL-DC12	F	12	1A @ 100-120VAC	No	3.96	3.60	3.30	3.04
653-G3MC101PL-DC24	G3MC-101PL-DC24	F	24	1A @ 100-240VAC	No	3.56	3.37	3.20	3.07
653-G3MC-201P-DC5	G3MC-201P-DC5	F	5	1A @ 100-240VAC	Yes	4.76	4.32	3.97	3.86
653-G3MC-201P-DC12	G3MC-201P-DC12	F	12	1A @ 100-240VAC	Yes	5.77	5.23	4.80	4.43
653-G3MC-201PL-DC5	G3MC-201PL-DC5	F	5	1A @ 100-240VAC	No	4.88	4.44	4.08	3.77
653-G3MC201PL-DC12	G3MC-201PL-DC12	F	12	1A @ 100-240VAC	No	3.63	3.31	3.15	3.07
653-G3MC201PL-DC24	G3MC-201PL-DC24	F	24	1A @ 100-240VAC	No	4.88	4.44	4.08	3.77
653-G3MC-202P-DC5	G3MC-202P-DC5	G	5	2A @ 100-240VAC	Yes	4.50	4.22	4.03	3.85
✻ 653-G3MC-202P-VDDC5	G3MC-202P-VD DC5	G	5	2A @ 100-240VAC	Yes	9.35	8.90	8.55	7.50
653-G3MC-202P-DC12	G3MC-202P-DC12	G	12	2A @ 100-240VAC	Yes	4.83	4.50	4.33	4.26
✻ 653-G3MC202P-VDDC12	G3MC-202P-VD DC12	G	12	2A @ 100-240VAC	Yes	9.05	8.55	7.85	7.48
653-G3MC-202P-DC24	G3MC-202P-DC24	G	24	2A @ 100-240VAC	Yes	5.64	5.34	5.07	4.88
653-G3MC-202PL-DC5	G3MC-202PL-DC5	G	5	2A @ 100-240VAC	No	5.30	5.14	4.98	4.32
653-G3MC202PL-DC12	G3MC-202PL-DC12	G	12	2A @ 100-240VAC	No	4.83	4.52	4.18	4.00
653-G3MC202PL-DC24	G3MC-202PL-DC24	G	24	2A @ 100-240VAC	No	4.90	4.59	4.39	4.19

DIMENSIONS: mm

A

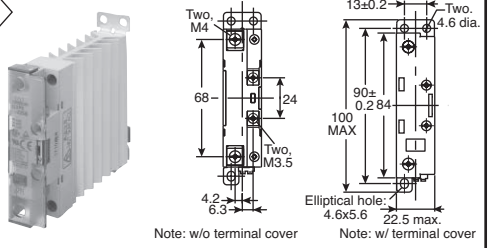

B

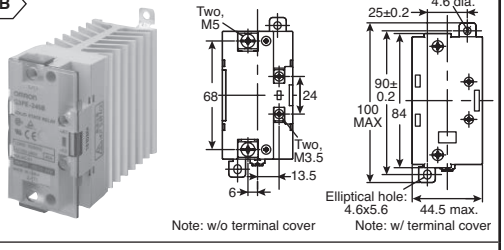

C

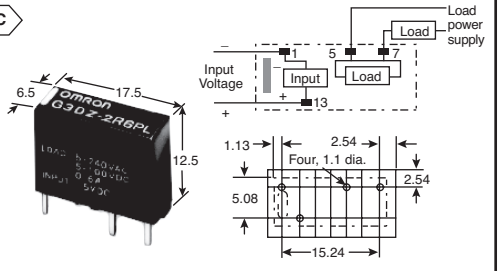

D

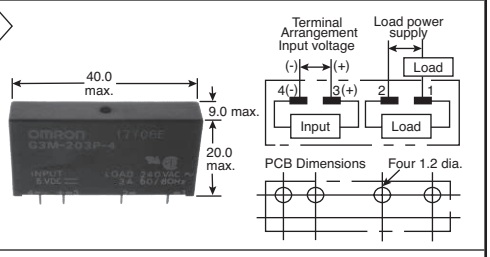

E

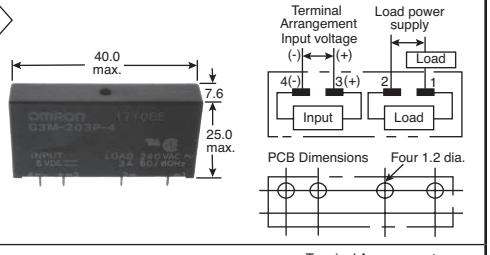

F

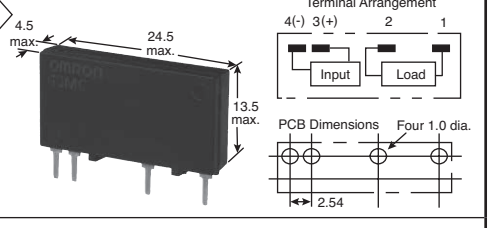

G

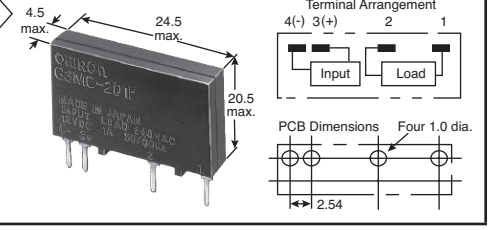

© Copyright 2013 Mouser Electronics

© Copyright 2013 Mouser Electronics

OMRON MOSFET Relays

OMRON

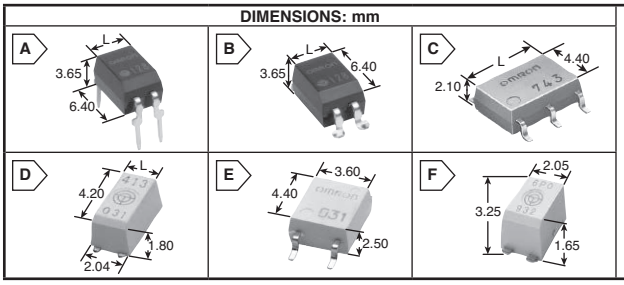

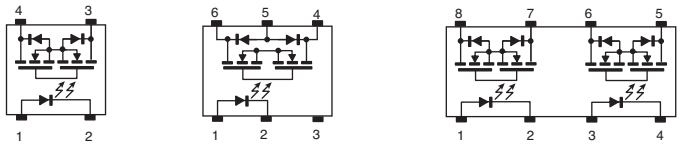

OMRON G3VM SERIES: MOSFET RELAYS WITH LOAD VOLTAGE 20-80V

Perfectly suited for Automated Test Equipment, Medical Equipment, Instrumentation, Security Equipment, Automated Meter Reading, Automotive Diagnostic Equipment, and Communications. Available in 1 and 2-Pole configurations in PCB, SMT, DIP, SOP, and SSOP packaging. Other options include current limiting, high dielectric voltage withstand, normally open and normally closed contact forms, high voltage and current load handling, and high-speed switching.

Features:

- Solid State performance and accuracy
- Smallest SSOP footprint in the industry (SSOP models)
- Low ON resistance (as low as 20mOhms)
- Low OFF state capacitance (as low as .45 pF)
- Low LED trigger current models (1mA)
- High speed switching
- 100,000 hours of continuous operation

✻Fast On/Off .1ms/.15ms (typical) ✻✻ Full reel is 500 † Low LED trigger 1mA (maximum)

NEW PRODUCT

For quantities greater than listed, call for quote.

	MOUSER STOCK NO.	Omron Part No.	Fig.	Dimension L (mm)	Package/ Pin Count	Terminals	Load Current	Voltage Withstand 1 Minute (VAC)	ON Resistance (typical)	Output OFF State Capacitance (typical)	Leakage Current (typical)	Price Each 1	25	50	100
20V Load Voltage, SPST-NO Contact Form															
	653-G3VM-21AR	G3VM-21AR	A	4.58	DIP4	PCB	3000mA	2500	40 mΩ	300 pF	1 µA (max.)	17.67	16.42	15.01	13.60
	653-G3VM-21DR	G3VM-21DR	B	4.58	DIP4	SMT	3000mA	2500	40 mΩ	300 pF	1 µA (max.)	17.80	16.56	15.13	13.71
	653-G3VM-21BR	G3VM-21BR	A	7.12	DIP6	PCB	4000mA	2500	20 mΩ	1000 pF	1 µA (max.)	18.70	17.39	15.90	14.40
	653-G3VM-21ER	G3VM-21ER	B	7.12	DIP6	SMT	4000mA	2500	20 mΩ	1000 pF	1 µA (max.)	18.80	17.48	15.99	14.48
	653-G3VM-21GR	G3VM-21GR	C	3.90	SOP4	SMT	160mA	1500	5 Ω	1 pF	0.2 nA	3.79	3.40	3.03	2.72
	653-G3VM-21GR1	G3VM-21GR1	C	3.90	SOP4	SMT	300mA	1500	1 Ω	5 pF	0.2 nA	4.08	3.78	3.60	3.21
	653-G3VM-21HR	G3VM-21HR	C	6.30	SOP6	SMT	2500mA	1500	0.02 Ω	1000 pF	2 nA	12.64	11.72	11.14	9.94
✻	653-G3VM-21LR10	G3VM-21LR10	D	1.90	SSOP4	SMT	200mA	1500	3 Ω	0.8 pF	0.01 nA	11.97	10.76	9.57	8.61
	653-G3VM-21LR1	G3VM-21LR1	D	1.70	SSOP4	SMT	450mA	1500	0.8 Ω	5 pF	0.2 nA	6.70	6.49	6.30	6.11
✻✻	653-G3VM-21LR1TR05	G3VM-21LR1(TR05)	D	1.70	SSOP4	SMT	450mA	1500	0.8 Ω	5 pF	0.2 nA	9.42	8.43	8.22	7.59
	653-G3VM-21LR11	G3VM-21LR11	D	1.90	SSOP4	SMT	900mA	1500	0.18 Ω	40 pF	0.2 nA	11.01	9.95	9.18	7.94
40V Load Voltage, SPST-NO Contact Form															
	653-G3VM-41AR	G3VM-41AR	A	4.58	DIP4	PCB	2500mA	2500	50 mΩ	300 pF	1 µA (max.)	18.18	16.91	15.45	14.00
	653-G3VM-41DR	G3VM-41DR	B	4.58	DIP4	SMT	2500mA	2500	50 mΩ	300 pF	1 µA (max.)	19.51	18.14	16.59	15.02
	653-G3VM-41BR	G3VM-41BR	A	7.12	DIP6	PCB	3500mA	2500	30 mΩ	1000 pF	1 µA (max.)	19.22	17.88	16.34	14.80
	653-G3VM-41ER	G3VM-41ER	B	7.12	DIP6	SMT	3500mA	2500	30 mΩ	1000 pF	1 µA (max.)	19.32	17.97	16.42	14.88
	653-G3VM-41GR6	G3VM-41GR6	C	3.90	SOP4	SMT	120mA	1500	10 Ω	1 pF	0.2 nA	3.79	3.40	3.03	2.72
	653-G3VM-41GR5	G3VM-41GR5	C	3.90	SOP4	SMT	300mA	1500	1 Ω	10 pF	0.2 nA	3.34	3.09	2.94	2.62
	653-G3VM-41GR8	G3VM-41GR8	C	3.90	SOP4	SMT	1000mA	1500	0.1 Ω	300 pF	0.2 nA	7.24	6.52	5.79	5.21
	653-G3VM-41HR	G3VM-41HR	C	6.30	SOP6	SMT	2500mA	1500	0.03 Ω	70 pF	10 nA (max.)	14.35	12.90	11.47	10.33
✻	653-G3VM-41LR10	G3VM-41LR10	D	1.90	SSOP4	SMT	120mA	1500	12 Ω	0.45 pF	0.01 nA	9.20	8.17	7.36	6.96
✻✻	653-G3VM-41LR5-TR05	G3VM-41LR5(TR05)	D	1.70	SSOP4	SMT	300mA	1500	1 Ω	10 pF	0.2 nA	9.43	9.19	8.73	7.78
60V Load Voltage, SPST-NO Contact Form															
	653-G3VM-61A1	G3VM-61A1	A	4.58	DIP4	PCB	500mA	2500	1 Ω	130 pF	1 nA	2.15	2.03	1.97	1.89
	653-G3VM-61AY	G3VM-61AY	A	4.58	DIP4	PCB	500mA	5000	0.6 Ω	130 pF	1 µA (max.)	8.08	6.87	5.66	5.09
	653-G3VM-61AR	G3VM-61AR	A	4.58	DIP4	PCB	2000mA	2500	80 mΩ	250 pF	1 µA (max.)	18.70	17.39	15.90	14.40
	653-G3VM-61DR	G3VM-61DR	B	4.58	DIP4	SMT	2000mA	2500	80 mΩ	250 pF	1 µA (max.)	18.80	17.48	15.99	14.48
	653-G3VM-61B1	G3VM-61B1	A	7.12	DIP6	PCB	500mA	2500	1 Ω	130 pF	1 nA	2.50	2.32	2.20	1.97
	653-G3VM-61BR1	G3VM-61BR1	A	7.12	DIP6	PCB	3000mA	2500	40 mΩ	1000 pF	1 µA (max.)	19.74	18.35	16.78	15.19
	653-G3VM-61ER1	G3VM-61ER1	B	7.12	DIP6	SMT	3000mA	2500	40 mΩ	1000 pF	1 µA (max.)	19.84	18.46	16.86	15.28
	653-G3VM-61D1	G3VM-61D1	B	4.58	SMD4	SMT	500mA	2500	1 Ω	130 pF	1 nA	2.50	2.32	2.20	1.97
	653-G3VM-61DY	G3VM-61DY	B	4.58	SMD4	SMT	500mA	5000	0.6 Ω	130 pF	1 µA (max.)	8.08	6.87	5.66	5.09
	653-G3VM-61E1	G3VM-61E1	B	7.12	SMD6	SMT	500mA	2500	1 Ω	130 pF	1 nA	2.60	2.41	2.29	2.04
	653-G3VM-61ER	G3VM-61ER	B	7.12	SMD6	SMT	2500mA	2500	0.065 Ω	400 pF	1 nA	9.69	8.99	8.55	7.62
	653-G3VM-61VY	G3VM-61VY	E	-	SOP4	SMT	70mA	3750	25 Ω	30 pF	1 nA	6.59	5.93	5.26	4.74
	653-G3VM-61G1	G3VM-61G1	C	3.90	SOP4	SMT	400mA	1500	1 Ω	130 pF	1 nA	2.35	2.26	2.16	2.10
†	653-G3VM-61G2	G3VM-61G2	C	3.90	SOP4	SMT	400mA	1500	1 Ω	130 pF	1 nA	3.01	2.70	2.56	2.28
	653-G3VM61GR1	G3VM-61GR1	C	3.90	SOP4	SMT	1000mA	1500	0.25 Ω	90 pF	0.2 nA	5.74	5.16	4.58	4.12
	653-G3VM-61H1	G3VM-61H1	C	6.30	SOP6	SMT	400mA	1500	1 Ω	130 pF	1 nA	2.50	2.32	2.20	1.97
	653-G3VM-61HR	G3VM-61HR	C	6.30	SOP6	SMT	2300mA	1500	0.04 Ω	70 pF	10 nA (max.)	14.35	12.90	11.47	10.33
	653-G3VM-61LR	G3VM-61LR	D	1.90	SSOP4	SMT	400mA	1500	1 Ω	20 pF	0.04 nA	10.58	9.94	9.68	8.82
	653-G3VM-61PR	G3VM-61PR	F	-	USOP4	SMT	400mA	500	1 Ω	20 pF	1 nA (max.)	17.10	15.90	13.16	7.18
60V Load Voltage, DPST-NO Contact Form															
	653-G3VM-62C1	G3VM-62C1	A	9.66	DIP8	PCB	500mA	2500	1 Ω	130 pF	1 nA	4.49	4.03	3.58	3.23
	653-G3VM-62F1	G3VM-62F1	B	9.66	SMD8	SMT	500mA	2500	1 Ω	130 pF	1 nA	4.49	4.03	3.58	3.23
	653-G3VM-62J1	G3VM-62J1	C	9.40	SOP8	SMT	400mA	1500	1 Ω	130 pF	1 nA	5.33	5.18	4.92	4.39
80V Load Voltage, SPST-NO Contact Form															
	653-G3VM-81GR	G3VM-81GR	C	3.90	SOP4	SMT	40mA	1500	16 Ω	2.5 pF	0.5 nA	8.15	7.34	6.52	5.86
	653-G3VM-81GR1	G3VM-81GR1	C	3.90	SOP4	SMT	200mA	1500	5 Ω	6.5 pF	0.5 nA	8.15	7.34	6.52	5.84
	653-G3VM-81G1	G3VM-81G1	C	3.90	SOP4	SMT	350mA	1500	1 Ω	30 pF	0.2 nA	6.59	5.93	5.26	4.74
	653-G3VM-81HR	G3VM-81HR	C	6.30	SOP6	SMT	1250mA	1500	0.11 Ω	460 pF	1.2 nA	10.24	9.50	9.03	8.06
✻	653-G3VM-81LR	G3VM-81LR	D	1.90	SSOP4	SMT	120mA	1500	7.5 Ω	5 pF	0.1 nA	10.49	9.45	8.97	8.68

© Copyright 2013 Mouser Electronics

© Copyright 2013 Mouser Electronics

OMRON

DIMENSIONS: mm

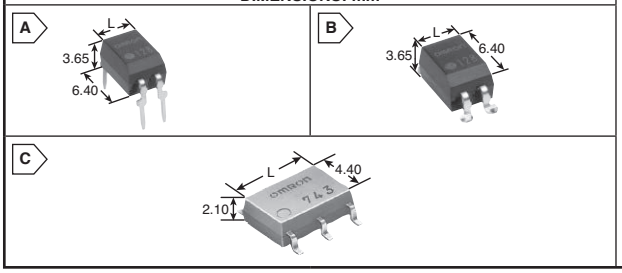

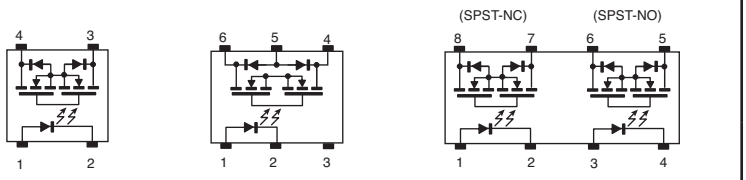

4-pin SPST-NO
4-pin SPST-NC

6-pin SPST-NO
6-pin SPST-NC

8-pin DPST-NO
8-pin DPST-NC
(8-pin SPST-NO/SPST-NC)

OMRON G3VM SERIES: MOSFET RELAYS WITH LOAD VOLTAGE 100-600V

Perfectly suited for Automated Test Equipment, Medical Equipment, Instrumentation, Security Equipment, Automated Meter Reading, Automotive Diagnostic Equipment, and Communications. Available in 1 and 2-Pole configurations in PCB, SMT, DIP, SOP, and SSOP packaging. Other options include current limiting, high dielectric voltage withstand, normally open and normally closed contact forms, high voltage and current load handling, and high-speed switching.

NEW PRODUCT

Features:

- Solid State performance and accuracy
- Smallest SSOP footprint in the industry (SSOP models)
- Low ON resistance (as low as 100mOhms)
- Low LED trigger current models (1mA)
- High speed switching
- 100,000 hours of continuous operation

✻ Low LED trigger 1mA (maximum) ✻✻ Current limiting (range 150-300mA)

For quantities greater than listed, call for quote.

MOUSER STOCK NO.	Omron Part No.	Fig.	Dimension L (mm)	Package/ Pin Count	Terminals	Load Current	Voltage Withstand 1 Minute (VAC)	ON Resistance (typical)	Output OFF State Capacitance (typical)	Leakage Current (typical)	Price Each 1	25	50	100
100V Load Voltage, SPST-NO Contact Form														
653-G3VM-101AR	G3VM-101AR	A	4.58	DIP4	PCB	1000mA	2500	250 mΩ	200 pF	1 µA (max.)	20.78	19.32	17.66	16.00
653-G3VM-101DR	G3VM-101DR	B	4.58	DIP4	SMT	1000mA	2500	250 mΩ	200 pF	1 µA (max.)	20.89	19.42	17.75	16.08
653-G3VM-101BR	G3VM-101BR	A	7.12	DIP6	PCB	2000mA	2500	100 mΩ	1000 pF	1 µA (max.)	21.82	20.29	18.54	16.80
653-G3VM-101ER	G3VM-101ER	B	7.12	DIP6	SMT	2000mA	2500	100 mΩ	1000 pF	1 µA (max.)	21.92	20.38	18.64	16.88
653-G3VM-101HR	G3VM-101HR	C	6.30	SOP6	SMT	1400mA	1500	0.1 Ω	70 pF	10 nA (max.)	14.35	12.90	11.47	10.33
200V Load Voltage, SPST-NO Contact Form														
653-G3VM-201AY	G3VM-201AY	A	4.58	DIP4	PCB	250mA	5000	5 Ω	90 pF	1 µA (max.)	8.63	7.34	6.05	5.44
653-G3VM-201DY	G3VM-201DY	B	4.58	SMD4	SMT	250mA	5000	5 Ω	90 pF	1 µA (max.)	8.52	7.23	5.96	5.36
653-G3VM-201G	G3VM-201G	C	3.90	SOP4	SMT	50mA	1500	40 Ω	15 pF	0.07 nA	5.16	4.64	4.12	3.71
653-G3VM-S5	G3VM-S5	C	3.90	SOP4	SMT	150mA	1500	5 Ω	100 pF	0.45 nA	2.68	2.48	2.35	2.10
✻ 653-G3VM-201G1	G3VM-201G1	C	3.90	SOP4	SMT	200mA	1500	5 Ω	90 pF	1 nA	3.85	3.46	3.07	2.77
200V Load Voltage, DPST-NO Contact Form														
653-G3VM-202J1	G3VM-202J1	C	9.40	SOP8	SMT	200mA	1500	5 Ω	100 pF	3.1 nA	5.16	4.64	4.12	3.71
350V Load Voltage, SPST-NO Contact Form														
653-G3VM-351AY	G3VM-351AY	A	4.58	DIP4	PCB	100mA	5000	25 Ω	30 pF	1 µA (max.)	8.70	7.39	6.09	5.48
✻✻ 653-G3VM-2L	G3VM-2L	A	4.58	DIP4	PCB	120mA	2500	22 Ω	40 pF	0.5 nA	2.82	2.54	2.26	2.02
653-G3VM-351A	G3VM-351A	A	4.58	DIP4	PCB	120mA	2500	35 Ω	30 pF	1.5 nA	2.09	1.94	1.84	1.65
653-G3VM-351B	G3VM-351B	A	7.12	DIP6	PCB	120mA	2500	35 Ω	30 pF	1.5 nA	2.42	2.17	1.93	1.73
653-G3VM-351DY	G3VM-351DY	B	4.58	SMD4	SMT	100mA	5000	25 Ω	30 pF	1 µA (max.)	8.86	7.53	6.21	5.59
✻✻ 653-G3VM-2FL	G3VM-2FL	B	4.58	SMD4	SMT	120mA	2500	22 Ω	40 pF	0.5 nA	2.29	2.14	2.09	1.98
653-G3VM-351D	G3VM-351D	B	4.58	SMD4	SMT	120mA	2500	35 Ω	30 pF	1.5 nA	2.17	2.01	1.92	1.70
653-G3VM-351E	G3VM-351E	B	7.12	SMD6	SMT	120mA	2500	35 Ω	30 pF	1.5 nA	2.46	2.21	1.97	1.71
653-G3VM-351G	G3VM-351G	C	3.90	SOP4	SMT	110mA	1500	35 Ω	30 pF	1.5 nA	2.74	2.55	2.42	2.15
350V Load Voltage, DPST-NO Contact Form														
653-G3VM-352C	G3VM-352C	A	9.66	DIP8	PCB	120mA	2500	35 Ω	30 pF	1.5 nA	2.73	2.63	2.49	2.41
653-G3VM-352F	G3VM-352F	B	9.66	SMD8	SMT	120mA	2500	35 Ω	30 pF	1.5 nA	3.54	3.19	2.75	2.55
653-G3VM-352J	G3VM-352J	C	9.40	SOP8	SMT	110mA	1500	35 Ω	30 pF	1.5 nA	3.54	3.19	2.82	2.55
350V Load Voltage, SPST-NC Contact Form														
653-G3VM-353A	G3VM-353A	A	4.58	DIP4	PCB	150mA	2500	15 Ω	85 pF	10.5 nA	6.87	6.17	5.49	4.94
653-G3VM-353D	G3VM-353D	B	4.58	SMD4	SMT	150mA	2500	15 Ω	85 pF	10.5 nA	6.81	6.12	5.44	4.89
653-G3VM-353G	G3VM-353G	C	3.90	SOP4	SMT	120mA	1500	15 Ω	65 pF	10.5 nA	6.81	6.12	5.44	4.89
653-G3VM-353H	G3VM-353H	C	6.30	SOP6	SMT	120mA	1500	15 Ω	65 pF	10.5 nA	6.87	6.17	5.49	4.94
350V Load Voltage, DPST-NC Contact Form														
653-G3VM-354F	G3VM-354F	B	9.66	SMD8	SMT	150mA	2500	15 Ω	85 pF	10.5 nA	12.91	11.48	10.33	9.76
653-G3VM-354J	G3VM-354J	C	9.40	SOP8	SMT	120mA	1500	15 Ω	65 pF	10.5 nA	14.35	12.91	11.47	10.80
350V Load Voltage, SPST-NO/SPST-NC Contact Form														
653-G3VM-355CR	G3VM-355CR	A	9.66	DIP8	PCB	120mA	2500	15 Ω	65 pF	1.5NO, 10.5NC nA	9.32	8.38	7.45	6.71
653-G3VM-355FR	G3VM-355FR	B	9.66	SMD8	SMT	120mA	2500	15 Ω	65 pF	1.5NO, 10.5NC nA	7.22	6.49	5.77	5.19
400V Load Voltage, SPST-NO Contact Form														
653-G3VM-401AY	G3VM-401AY	A	4.58	DIP4	PCB	120mA	5000	17 Ω	80 pF	1 µA (max.)	8.86	7.53	6.21	5.59
653-G3VM-401B	G3VM-401B	A	7.12	DIP6	PCB	120mA	2500	17 Ω	40 pF	0.8 nA	3.09	2.77	2.46	2.21
653-G3VM-401BY	G3VM-401BY	A	7.12	DIP6	PCB	120mA	5000	17 Ω	40 pF	0.4 nA	3.41	3.03	2.73	2.58
653-G3VM-401D	G3VM-401D	B	4.58	SMD4	SMT	120mA	2500	18 Ω	40 pF	0.8 nA	2.15	1.99	1.89	1.69
653-G3VM-401DY	G3VM-401DY	B	4.58	SMD4	SMT	120mA	5000	17 Ω	80 pF	1 µA (max.)	8.95	7.60	6.26	5.64
653-G3VM-401G	G3VM-401G	C	3.90	SOP4	SMT	120mA	1500	17 Ω	70 pF	3 nA	3.25	2.92	2.60	2.34
400V Load Voltage, DPST-NO Contact Form														
653-G3VM-402F	G3VM-402F	B	9.66	SMD8	SMT	120mA	2500	18 Ω	40 pF	0.8 nA	5.22	4.70	4.17	3.76
653-G3VM-402J	G3VM-402J	C	9.40	SOP8	SMT	120mA	1500	17 Ω	70 pF	3 nA	4.17	3.80	3.49	3.21
600V Load Voltage, SPST-NO Contact Form														
653-G3VM-601AY	G3VM-601AY	A	4.58	DIP4	PCB	90mA	5000	30 Ω	75 pF	1 µA (max.)	9.50	8.08	6.66	5.98
653-G3VM-601BY	G3VM-601BY	A	7.12	DIP6	PCB	100mA	5000	30 Ω	120 pF	0.5 nA	6.87	6.17	5.49	4.94
653-G3VM-601DY	G3VM-601DY	B	4.58	SMD4	SMT	90mA	5000	30 Ω	75 pF	1 µA (max.)	9.53	8.10	6.68	6.00
653-G3VM-601EY	G3VM-601EY	B	7.12	SMD6	SMT	100mA	5000	30 Ω	120 pF	0.5 nA	7.04	6.33	5.63	5.07

© Copyright 2013 Mouser Electronics

© Copyright 2013 Mouser Electronics

OMRON Solid State Relays

OMRON

DIMENSIONS: mm

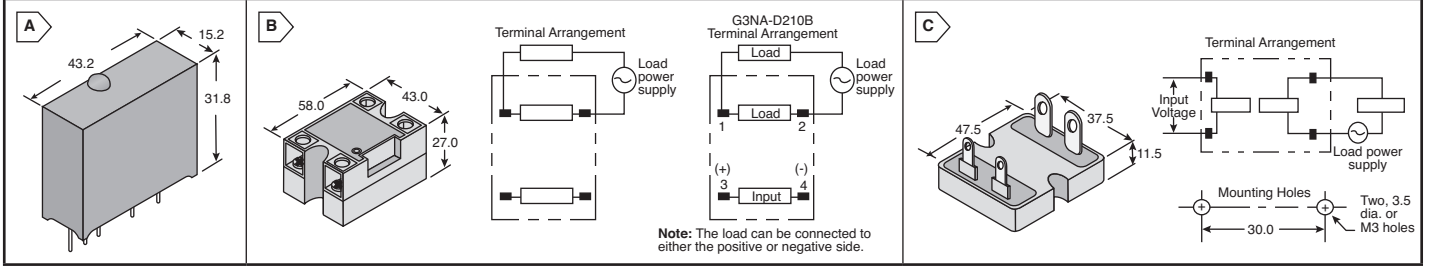

OMRON G3TC SERIES: SOLID STATE RELAY FOR I/O MODULE MOUNTING BOARDS

Specifications:
- Insulation resistance: 100MΩ min. (@ 500VDC)
- Dielectric strength: 4000VAC

Features:
- Incorporates a rectifier to accept both AC or DC inputs
- Use I/O SSRs as interface between logic circuitry and load

RoHS Compliant

Input Modules

For quantities greater than listed, call for quote.

MOUSER STOCK NO.	Omron Part No.	Fig.	Function	Color	Isolation	Input Operating Voltage Range	Logic Level Output Supply (VDC)	Price Each 1	25	50	100
653-G3TC-IDC5-D24	G3TC-IDC5-DC/AC24	A	DC input	White	Photo-coupler	10-32VDC/AC	5	17.69	16.07	14.73	13.61

Output Modules

For quantities greater than listed, call for quote.

MOUSER STOCK NO.	Omron Part No.	Fig.	Function	Color	Isolation	Rated Input Voltage (VDC)	Rated Output Voltage	Price Each 1	25	50	100
653-G3TC-OAC5-DC5	G3TC-OAC5-DC5	A	AC output	Black	Photo-triac	5	3A @ 120VAC	23.13	20.84	19.27	17.78
653-G3TC-OAC24A-DC24	G3TC-OAC24A-DC24	A	AC output	Black	Photo-triac	24	3A @ 240VAC	20.49	19.43	17.33	16.80
653-G3TC-ODC5-DC5	G3TC-ODC5-DC5	A	DC output	Red	Photo-coupler	5	3A @ 60VDC	19.80	17.82	15.84	14.25

OMRON G3NA SERIES: SOLID STATE RELAYS

Specifications:
- Insulation resistance: 100MΩ min. (@ 500VDC)
- Screws: 4 - M4x8 (-205B, -210B, -220B, -D210B)
  2 - M5x12 / 2 - M4x8 (-240B, -440B)

Features:
- Built-in MOV to absorb external surges
- Operation indicator (amber LED) for monitoring
- Protective cover for greater safety

✻ TÜV approved model ✻✻ Loss time increases under 75VAC

For quantities greater than listed, call for quote.

MOUSER STOCK NO.	Omron Part No.	Fig.	Zero Cross Function	✻✻Rated Output Load	Rated Input Voltage	Price Each 1	25	50	100
Photo-Triac									
653-G3A-205B-AC1	G3NA-205B-AC100-120	B	Yes	5A @ 24-240VAC	100-120VAC	29.59	26.89	24.65	22.76
653-G3A-D210B-DC5	G3NA-D210B-DC5-24	B	No	10A @ 5-200VDC	5-24VDC	40.25	36.16	34.65	33.27
✻ 653-G3NA210BUTUDC524	G3NA-210B-UTU DC5-24	B	Yes	10A @ 24-240VAC	5-24VDC	24.39	22.16	20.32	18.75
653-G3NA220BAC100120	G3NA-220B-AC100-120	B	Yes	20A @ 24-240VAC	100-120VAC	34.67	31.51	28.87	26.66
653-G3A-225B-DC5	G3NA-225B-DC5-24	B	Yes	25A @ 24-240VAC	5-24VDC	25.57	24.32	22.14	21.50
653-G3A-240B-AC1	G3NA-240B-AC100-120	B	Yes	40A @ 24-240VAC	100-200VAC	47.41	43.65	41.16	38.80
653-G3A-240B-AC2	G3NA-240B-AC200-240	B	Yes	40A @ 24-240VAC	200-240VAC	48.71	45.56	42.15	40.34
Photo-Coupler									
653-G3A-205B-DC5	G3NA-205B-DC5-24	B	Yes	5A @ 24-240VAC	5-24VDC	25.15	22.86	20.95	19.36
653-G3A-210B-DC5	G3NA-210B-DC5-24	B	Yes	10A @ 24-240VAC	5-24VDC	16.37	15.71	14.88	14.33
653-G3A-210B-AC1	G3NA-210B-AC100-120	B	Yes	10A @ 24-240VAC	100-200VAC	38.48	33.45	29.96	28.18
653-G3A-210B-AC2	G3NA-210B-AC200-240	B	Yes	10A @ 24-240VAC	200-240VAC	24.70	22.47	20.58	19.00
653-G3NA-220B-DC524	G3NA-220B-DC5-24	B	Yes	20A @ 24-240VAC	5-24VDC	24.61	23.54	20.87	18.89
653-G3NA-425BDC5-24	G3NA-425B DC5-24	B	Yes	25A @ 200-480VAC	5-24VDC	66.44	64.52	62.63	60.72
653-G3A-240B-DC5	G3NA-240B-DC5-24	B	Yes	40A @ 24-240VAC	5-24VDC	51.35	45.87	43.25	42.27
653-G3A-225B-AC1	G3NA-225B-AC100-120	B	Yes	25A @ 24-240VAC	100-200VAC	33.34	30.60	28.89	26.66
653-G3A-225B-AC2	G3NA-225B-AC200-240	B	Yes	25A @ 24-240VAC	200-240VAC	37.24	33.84	31.03	28.63
Heat Sinks									
653-Y92B-A100	Y92B-A100	Standard mount for G3NA-205B, G3NA-210B, G3NA-D210B, G3NA-220B				13.48	12.07	11.56	11.30
653-Y92B-A150N	Y92B-A150N	Standard mount for G3NA-225B, G3NA-240B, G3NA-425B, G3NA-440B				20.35	19.74	18.37	17.32
653-Y92B-N50	Y92B-N50	Track mount for G3NA-205B, G3NA-210B, G3NA-D210B				16.20	15.00	14.00	13.00
Mounting Track and Accessories									
653-PFP-50N	PFP-50N	DIN rail track, 50cm (1.64ft.)				4.96	4.37	3.89	3.52
653-PFP-100N	PFP-100N	DIN rail track, 1m (3.28ft.)				6.48	6.10	5.76	5.46
653-PFP-S	PFP-S	Spacer				.46	.375	.332	.30
653-PFP-M	PFP-M	End cap				.70	.546	.535	.524
653-R9912FORG3NA	R99-12 FOR G3NA	One-touch mounting plates				18.40	17.53	15.78	15.69

OMRON G3NE SERIES: COMPACT SOLID STATE RELAYS

Specifications:
- Isolation method: Photo-triac
- Terminals: QC #110 and QC #250 output connections
- Insulation resistance: 100MΩ min. (@ 500VDC)

✻ Heat sinks are thin and can be DIN track mounted.

Features:
- Built-in varistor to absorb external surges
- Dedicated, compact aluminum PCB and power elements used
- Wide load voltage range: 75-264VAC

RoHS Compliant

For quantities greater than listed, call for quote.

MOUSER STOCK NO.	Omron Part No.	Fig.	Zero Cross Function	Rated Output Load (100-240VAC)	Rated Input Voltage (VDC)	Price Each 1	25	50	100
653-G3NE-205T-US-DC5	G3NE-205T-US-DC5	C	Yes	5A	5	18.97	17.25	15.80	14.59
653-G3NE-205T-USDC12	G3NE-205T-US DC12	C	Yes	5A	12	18.97	17.25	15.80	14.59
653-G3E-210T-US5	G3NE-210T-US-DC5	C	Yes	10A	5	17.57	15.98	14.65	13.51
653-G3E-210T-US12	G3NE-210T-US-DC12	C	Yes	10A	12	21.88	19.89	18.23	16.84
653-G3E-210T-US24	G3NE-210T-US-DC24	C	Yes	10A	24	24.30	22.73	20.83	19.22
653-G3E-220T-US5	G3NE-220T-US-DC5	C	Yes	20A	5	19.53	18.04	16.63	15.35
653-G3E-220T-US12	G3NE-220T-US-DC12	C	Yes	20A	12	21.08	19.16	17.57	16.22
653-G3E-220T-US24	G3NE-220T-US-DC24	C	Yes	20A	24	19.94	18.13	16.62	15.34
653-G3NE-220TL-USDC5	G3NE-220TL-US DC5	C	No	20A	5	16.77	15.75	15.35	14.56
653-G3NE-220TLUSDC24	G3NE-220TL-US-DC24	C	No	20A	24	22.02	20.02	18.35	16.95
Heat Sinks✻									
653-Y92B-N50	Y92B-N50	For 5A and 10A relays				16.20	15.00	14.00	13.00
653-Y92B-N100	Y92B-N100	For 20A relays				24.60	22.89	21.40	20.09

© Copyright 2013 Mouser Electronics
© Copyright 2013 Mouser Electronics

PANASONIC Solid State Relays

Panasonic

RoHS Compliant **This product is RoHS compliant.**

DIMENSIONS: mm (in.)

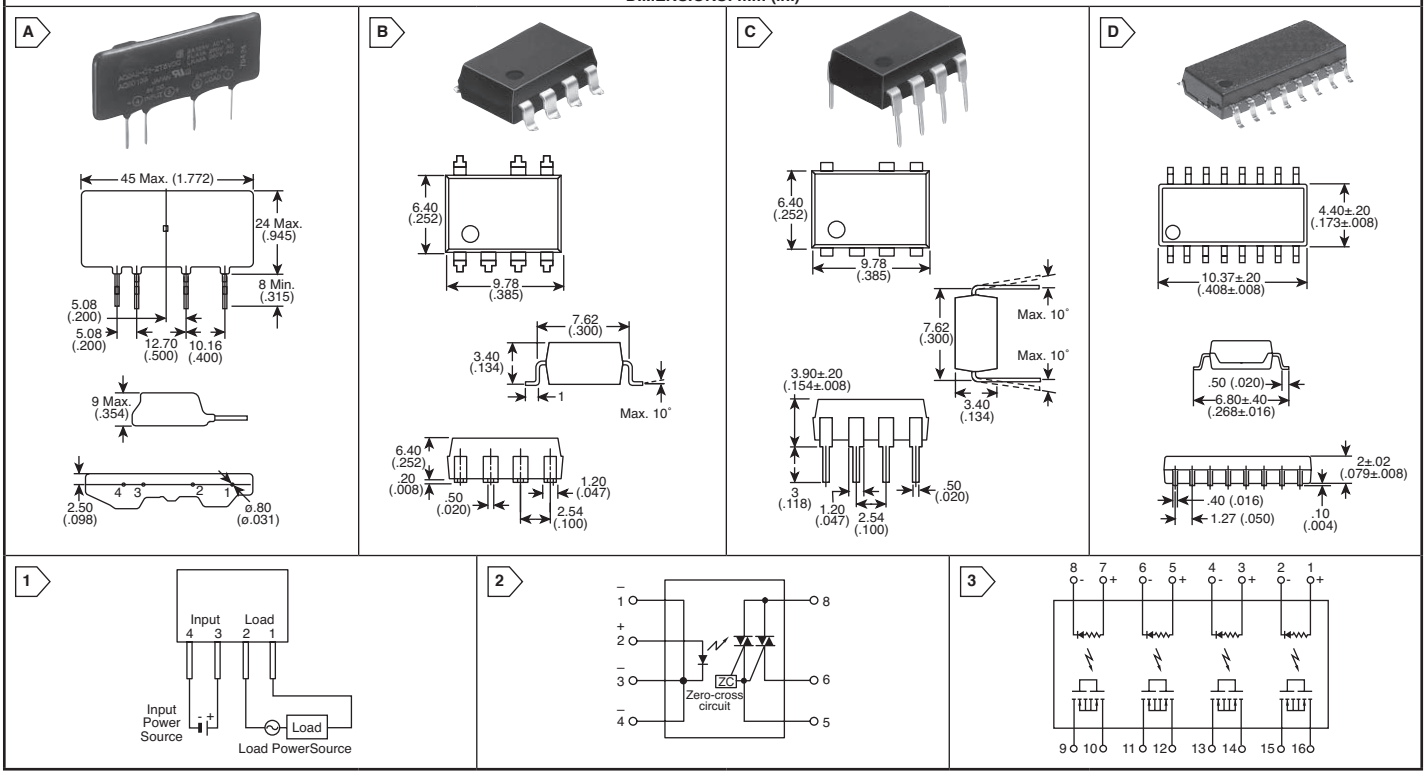

Panasonic Solid State Relays can handle load currents from 0.5A up to 40A, and were developed specifically for industrial equipment control. Compact Phototriac Coupler and Triac Output with high on-state RMS current up to 1.2A. Versatile PC board mount AQ1 with AC and DC outputs and optional heat sink Economical AQN handles up to 40A load current

AQ2 SERIES - SOLID STATE RELAYS

Features:

- 10A high-capacity realized for PC board terminal (with heat sink): SSR for compact PC boards with 10A capacity that is two times greater than our previous model. It is suitable for longlife, highly frequent control
- VDE (EN60950-1) reinforced insulation compliant: Fully satisfies demand for safety by guaranteeing compliance with EN60950-1 safety standard and featuring 3,000V reinforced insulation (AQ3A2-ZT4/32VDC, AQ3A2-J-ZT4/32VDC and AQ10A2-ZT4/32VDC)
- Superior anti-vibration and antishock characteristics: The body is molded as a single unit with flame resistant resin which makes it highly resistant against vibration and shock, and gives it superior protection from environment. The body can also be washed
- Reduced noise generation: The load will operate at close to zero voltage even when the input signal is applied during a cycle Also, even if an input signal is cancelled during a cycle, the load is cut off at close to zero current. For this reason, hardly any noise is produced and radio frequency interference (RFI) and electromagnetic interference (EMI) are kept to a minimum
- Built-in Snubber circuit prevents malfunction

Typical Application:

- Printing machines
- Packing machines
- Traffic signal control
- Automatic ticket punchers
- Terminal equipment of data processing
- Computer peripherals
- NC machines

RoHS Compliant

For quantities greater than listed, call for quote.

MOUSER STOCK NO.	Panasonic Part No.	Fig.	Max. Load Current (A)	Voltage (VDC)	Load Voltage (VAC)	Price Each 1	25	50	100
769-AQ2A2-C1-T24VDC	AQ2A2-C1-T24VDC	A1	2	24	75 -250	13.12	12.06	10.72	9.10
769-AQ2A2-C1-T5VDC	AQ2A2-C1-T5VDC	A1	2	5	75 -250	12.57	11.41	10.18	8.65
769-AQ2A2-C1-T12VDC	AQ2A2-C1-T12VDC	A1	2	12	750-250	13.11	12.01	10.72	9.11
769-AQ2A2-C1-ZT24VDC	AQ2A2-C1-ZT24VDC	A1	2	24	750-250	15.93	14.58	13.03	11.07
769-AQ2A2-C1-ZT5VDC	AQ2A2-C1-ZT5VDC	A1	2	5	750-250	16.64	15.23	13.61	11.56

AQH SERIES - SOLID STATE RELAYS

Features:

- Compact DIP type SSR that's ideal for AC load control for AC load control
- Handles both 100 and 200VAC loads
- High dielectric strength: 5,000VAC (between input and output)
- Supports 0.3A, 0.6A, 0.9A and 1.2A ON-state RMS currents
- The 1.2 A type saves space with a DIP 8-pin package

Typical Application:

- Home appliances
- Industrial equipment market

RoHS Compliant

For quantities greater than listed, call for quote.

MOUSER STOCK NO.	Panasonic Part No.	Fig.	Peak Voltage (VAC)	RMS Current (A)	Terminal Type	Price Each 1	25	50	100
769-AQH1213	AQH1213	B2	600	0.6	Thru-Hole	1.49	1.43	1.39	1.35
769-AQH2213	AQH2213	B2	600	0.9	Thru-Hole	1.87	1.83	1.72	1.50
769-AQH2223	AQH2223	B2	600	0.9	Thru-Hole	2.17	1.99	1.77	1.51
769-AQH1223	AQH1223	B2	600	0.6	Thru-Hole	1.93	1.73	1.54	1.39
769-AQH2213A	AQH2213A	C2	600	0.9	SMD	1.98	1.82	1.62	1.37
769-AQH1213A	AQH1213A	C2	600	0.6	SMD	2.07	1.89	1.69	1.42
769-AQH1223A	AQH1223A	C2	600	0.6	SMD	2.12	1.94	1.73	1.47
769-AQH2223A	AQH2223A	C2	600	0.6	SMD	2.17	1.99	1.77	1.51

AQS SERIES

RoHS Compliant

Features:

- Built-in input resistor means less man-hours mounting
- Saves space on Board
- Wide variety small package

For quantities greater than listed, call for quote.

MOUSER STOCK NO.	Panasonic Part No.	Fig.	Load Voltage	Load Current (A)	Terminal Type	Price Each 1	25	50	100
769-AQS221FR2S	AQS221FR2S	D3	400	.16	SMD	33.78	30.02	26.56	25.53
769-AQS221FN2S	AQS221FN2S	D3	400	.06	SMD	31.24	28.70	25.51	24.60
769-AQS225R2S	AQS225R2S	D3	400	.20	SMD	21.47	20.82	20.54	18.19

© Copyright 2013 Mouser Electronics

© Copyright 2013 Mouser Electronics

PANASONIC PhotoMos Relays

Panasonic

RoHS Compliant **This product is RoHS compliant.**

Panasonic PhotoMOS™ relays offer high reliability with stable performance. Fast switching speed, low capacitance and small package size ensure that PhotoMOS relays meet the requirements of high performance switching applications, such as ATE, Instrumentation and Medical equipment.

AQV22 SERIES

- High frequency characteristics with low capacitance between output terminals
- High sensitivity, high speed response
- Low-level off state leakage current
- Controls low-level analog signals
- Low-level thermal electromotive force (Approx. 1μV)
- Small LED voltage drop on input side (Max. 1.5V)

RoHS Compliant

For quantities greater than listed, call for quote.

MOUSER STOCK NO.	Panasonic Part No.	Package Style	Current Rating (mA)	Max. Load Voltage (V)	Contact Arrangement	Price Each 1	25	50	100
Through-Hole Type									
769-AQV221	AQV221	DIP-6	80	40	1 Form A	6.10	5.60	4.99	4.23
SMD Type									
769-AQV221A	AQV221A	SMD-6	80	40	1 Form A	6.10	5.59	4.99	4.23
769-AQV225A	AQV225A	SMD-6	120	80	1 Form A	6.10	5.59	4.99	4.23

AQV234 SERIES

- High sensitivity type
- Low-level off state leakage current
- Stable ON resistance
- Low-level thermal electromotive force (Approx. 1μV)
- Extremely low closed-circuit offset voltages to enable control of small analog signals without distortion

RoHS Compliant

For quantities greater than listed, call for quote.

MOUSER STOCK NO.	Panasonic Part No.	Package Style	Current Rating (mA)	Max. Load Voltage (V)	Contact Arrangement	Price Each 1	25	50	100
Through-Hole Type									
769-AQV234	AQV234	DIP-6	120	400	1 Form A	7.03	6.44	5.76	4.88
SMD Type									
769-AQV234A	AQV234A	SMD-6	120	400	1 Form A	7.03	6.44	5.76	4.88

AQV25 SERIES

- High sensitivity, low ON resistance
- Optical coupling for extremely high isolation
- Low-level thermal electromotive force (Approx. 1μV)
- Low-level off state leakage current

RoHS Compliant

For quantities greater than listed, call for quote.

MOUSER STOCK NO.	Panasonic Part No.	Package Style	Current Rating (mA)	Max. Load Voltage (V)	Contact Arrangement	Price Each 1	25	50	100
Through-Hole Type									
769-AQV251	AQV251	DIP-6	500	40	1 Form A	6.00	5.51	4.90	4.16
769-AQV252	AQV252	DIP-6	400	60	1 Form A	6.00	5.51	4.90	4.16
769-AQV253	AQV253	DIP-6	200	250	1 Form A	6.00	5.51	4.90	4.16
769-AQV254	AQV254	DIP-6	150	400	1 Form A	5.99	5.49	4.90	4.16
769-AQV257	AQV257	DIP-6	250	200	1 Form A	6.88	6.30	5.63	4.77
769-AQV258	AQV258	DIP-6	20	1500	1 Form A	5.19	5.03	4.88	4.69
769-AQV259	AQV259	DIP-6	30	1000	1 Form A	6.47	5.94	5.28	4.92
769-AQV253H	AQV253H	DIP-6	200	250	1 Form A	6.36	5.82	5.20	4.42
769-AQV254H	AQV254H	DIP-6	150	400	1 Form A	6.36	5.82	5.20	4.42
SMD Type									
769-AQV251A	AQV251A	SMD-6	500	40	1 Form A	6.00	5.51	4.90	4.16
769-AQV252A	AQV252A	SMD-6	400	60	1 Form A	6.89	6.32	5.63	4.77
769-AQV257A	AQV257A	SMD-6	250	200	1 Form A	6.00	5.51	4.90	4.16
769-AQV254A	AQV254A	SMD-6	150	400	1 Form A	6.88	6.30	5.63	4.77
769-AQV258A	AQV258A	SMD-6	20	1500	1 Form A	6.22	5.87	5.52	4.69
769-AQV259A	AQV259A	SMD-6	30	1000	1 Form A	6.35	5.82	5.18	4.87

AQV252G SERIES

- Greatly improved specs allow you to use this in place of mercury and mechanical relays.
- Greatly increased load current in the same package size

RoHS Compliant

For quantities greater than listed, call for quote.

MOUSER STOCK NO.	Panasonic Part No.	Package Style	Current Rating (mA)	Max. Load Voltage (V)	Contact Arrangement	Price Each 1	25	50	100
Through-Hole Type									
769-AQV252G	AQV252G	DIP-6	2500	60	1 Form A	5.65	5.19	4.72	4.32
SMD Type									
769-AQV252GA	AQV252GA	SMD-6	2500	60	1 Form A	5.53	5.07	4.50	4.32

AQV414 SERIES

- Controls low-level analog signals
- High sensitivity, low ON resistance

RoHS Compliant

For quantities greater than listed, call for quote.

MOUSER STOCK NO.	Panasonic Part No.	Package Style	Current Rating (mA)	Max. Load Voltage (V)	Contact Arrangement	Price Each 1	25	50	100
Through-Hole Type									
769-AQV414	AQV414	DIP-6	120	400	1 Form B	5.26	4.82	4.30	3.65
SMD Type									
769-AQV414A	AQV414A	SMD-6	120	400	1 Form B	4.84	4.44	3.94	3.35

AQV414 E AND EH SERIES

- High sensitivity, low ON resistance
- Reinforced insulation 5,000 V type
- Low-level off-state leakage current

RoHS Compliant

For quantities greater than listed, call for quote.

MOUSER STOCK NO.	Panasonic Part No.	Package Style	Current Rating (mA)	Max. Load Voltage (V)	Contact Arrangement	Price Each 1	25	50	100
Through-Hole Type									
769-AQV414E	AQV414E	DIP-6	120	400	1 Form B	4.72	4.33	3.85	3.27
769-AQV414EH	AQV414EH	DIP-6	120	400	1 Form B	5.47	5.14	4.75	4.03
SMD Type									
769-AQV410EHA	AQV410EHA	SMD-6	130	350	1 Form B	5.47	5.14	4.75	4.03
769-AQV414EHA	AQV414EHA	SMD-6	120	400	1 Form B	5.68	5.20	4.63	4.03

DIP-6

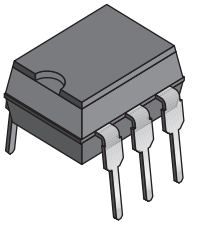

SMD-6

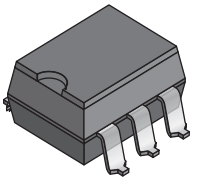

© Copyright 2013 Mouser Electronics

© Copyright 2013 Mouser Electronics

PANASONIC PhotoMos Relays

Panasonic

RoHS Compliant **This product is RoHS compliant.**

Panasonic PhotoMOS™ relays offer high reliability with stable performance. Fast switching speed, low capacitance and small package size ensure that PhotoMOS relays meet the requirements of high performance switching applications, such as ATE, Instrumentation and Medical equipment.

AQW21 SERIES

- Controls low-level analog signals
- High sensitivity, high speed response
- Low-level off state leakage current
- Low-level thermal electromotive force (Approx. 1μV)
- Stable ON resistance

RoHS Compliant

For quantities greater than listed, call for quote.

MOUSER STOCK NO.	Panasonic Part No.	Package Style	Current Rating (mA)	Max. Load Voltage (V)	Contact Arrangement	Price Each 1	25	50	100
Through-Hole Type									
769-AQW212	AQW212	DIP-8	500	60	2 Form A	8.85	7.91	7.23	6.20
769-AQW214	AQW214	DIP-8	100	400	2 Form A	7.49	7.27	6.46	5.99
769-AQW215	AQW215	DIP-8	300	100	2 Form A	7.73	7.08	6.30	5.49
769-AQW216	AQW216	DIP-8	40	600	2 Form A	9.08	8.30	7.43	6.30
SMD Type									
769-AQW212A	AQW212A	SMD-8	500	60	2 Form A	8.85	7.91	7.23	6.20
769-AQW214A	AQW214A	SMD-8	100	400	2 Form A	9.08	8.13	7.43	6.30
769-AQW216A	AQW216A	SMD-8	40	600	2 Form A	7.91	7.27	6.46	5.49
769-AQW217A	AQW217A	SMD-8	160	200	2 Form A	9.08	8.35	7.43	6.30

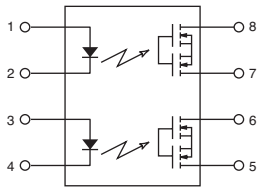

AQW21 EH SERIES

- Reinforced insulation 5,000V type
- Compact 8-pin DIP size
- High sensitivity, high speed response
- Low-level off state leakage current
- Controls low-level analog signals

RoHS Compliant

For quantities greater than listed, call for quote.

MOUSER STOCK NO.	Panasonic Part No.	Package Style	Current Rating (mA)	Max. Load Voltage (V)	Contact Arrangement	Price Each 1	25	50	100
Through-Hole Type									
769-AQW210EH	AQW210EH	DIP-8	120	350	2 Form A	7.09	6.51	5.80	4.91
769-AQW214EH	AQW214EH	DIP-8	100	400	2 Form A	6.99	6.42	5.71	4.98
SMD Type									
769-AQW210EHA	AQW210EHA	SMD-8	120	350	2 Form A	6.47	5.94	5.29	4.91
769-AQW216EHA	AQW216EHA	SMD-8	40	600	2 From A	6.33	5.63	5.35	4.78

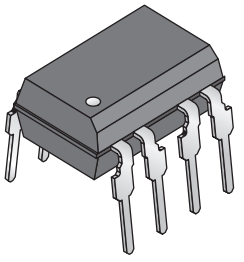

DIP-8

AQW21 S SERIES

- 2 channels in super miniature design
- Low-level off state leakage current
- Controls low-level analog signals

RoHS Compliant

For quantities greater than listed, call for quote.

MOUSER STOCK NO.	Panasonic Part No.	Package Style	Current Rating (mA)	Max. Load Voltage (V)	Contact Arrangement	Price Each 1	25	50	100
769-AQW214S	AQW214S	SOP-8	80	400	2 Form A	9.70	8.88	7.94	6.74
769-AQW210S	AQW210S	SOP-8	120	350	2 Form A	7.00	6.78	6.58	5.86

AQW414 SERIES

- Low-level thermal electromotive force (Approx. 1μV)
- Controls load currents up to 0.13A with an input current of 5mA
- Extremely low closed-circuit offset voltages to enable control of small
- High speed switching: operate time typical of 300μs

RoHS Compliant

For quantities greater than listed, call for quote.

MOUSER STOCK NO.	Panasonic Part No.	Package Style	Current Rating (mA)	Max. Load Voltage (V)	Contact Arrangement	Price Each 1	25	50	100
Through-Hole Type									
769-AQW414	AQW414	DIP-8	100	400	2 Form B	11.36	10.43	9.06	7.89
SMD Type									
769-AQW414A	AQW414A	SMD-8	100	400	2 Form B	9.90	9.10	8.09	6.87

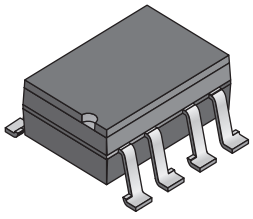

SMD-8

AQW414 EH SERIES

- Reinforced insulation 5,000V type
- High sensitivity, high speed response
- Controls low-level analog signals
- Low-level off state leakage current

RoHS Compliant

For quantities greater than listed, call for quote.

MOUSER STOCK NO.	Panasonic Part No.	Package Style	Current Rating (mA)	Max. Load Voltage (V)	Contact Arrangement	Price Each 1	25	50	100
Through-Hole Type									
769-AQW414EH	AQW414EH	DIP-8	100	400	2 From B	8.53	7.81	6.98	5.93
SMD Type									
769-AQW414EHA	AQW414EHA	SMD-8	100	400	2 Form B	8.55	7.84	6.98	5.93

AQW614 SERIES

- Low-level thermal electromotive force (Approx. 1μV)
- Controls load currents up to 0.13A
- High speed switching: operate time of 300μs typical
- Stable ON resistance

RoHS Compliant

For quantities greater than listed, call for quote.

MOUSER STOCK NO.	Panasonic Part No.	Package Style	Current Rating (mA)	Max. Load Voltage (V)	Contact Arrangement	Price Each 1	25	50	100
Through-Hole Type									
769-AQW614	AQW614	DIP-8	100	400	1 Form A/1 Form B	11.34	10.39	9.29	7.89
SMD Type									
769-AQW614A	AQW614A	SMD-8	100	400	1 Form A/1 Form B	11.36	10.43	9.29	7.89

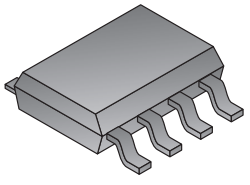

SOP-8

AQW654 SERIES

- Controls low-level analog signals
- High sensitivity, low ON resistance
- Low-level off state leakage current
- Low-level thermal electromotive force (Approx. 1μV)

RoHS Compliant

For quantities greater than listed, call for quote.

MOUSER STOCK NO.	Panasonic Part No.	Package Style	Current Rating (mA)	Max. Load Voltage (V)	Contact Arrangement	Price Each 1	25	50	100
769-AQW654A	AQW654A	SMD-8	120	400	1 Form A/1 Form B	13.66	12.52	11.14	9.70

© Copyright 2013 Mouser Electronics

PANASONIC PhotoMos Relays

Panasonic

RoHS Compliant **This product is RoHS compliant.**

Panasonic PhotoMOS™ relays offer high reliability with stable performance. Fast switching speed, low capacitance and small package size ensure that PhotoMOS relays meet the requirements of high performance switching applications, such as ATE, Instrumentation and Medical equipment.

AQW614 EH SERIES

- 60V type couples high capacity (0.5A) with low ON resistance (1Ω)
- Reinforced insulation 5,000V type
- Low-level off-state leakage current
- Controls low-level analog signals
- High sensitivity, high speed response

RoHS Compliant

For quantities greater than listed, call for quote.

MOUSER STOCK NO.	Panasonic Part No.	Package Style	Current Rating (mA)	Max. Load Voltage (V)	Contact Arrangement	Price Each 1	25	50	100
Through-Hole Type									
769-AQW610EH	AQW610EH	DIP-8	120	350	1 Form A/1 Form B	6.98	6.31	5.62	4.89
769-AQW612EH	AQW612EH	DIP-8	500	60	1 Form A/1 Form B	9.84	9.05	8.05	6.83
769-AQW614EH	AQW614EH	DIP-8	100	400	1 Form A/1 Form B	7.04	6.45	5.76	4.89
SMD Type									
769-AQW614EHA	AQW614EHA	SMD-8	100	400	1 Form A/1 Form B	7.18	6.59	5.86	5.10
769-AQW610EHA	AQW610EHA	SMD-8	120	350	1 Form A/1 Form B	7.05	6.47	5.76	4.89

AQW61 S SERIES

- 2 channels in super miniature design
- Controls low-level analog signals
- Low-level off-state leakage current
- 60V type couples high capacity (0.45A) with low ON resistance (1Ω)

RoHS Compliant

For quantities greater than listed, call for quote.

MOUSER STOCK NO.	Panasonic Part No.	Package Style	Current Rating (mA)	Max. Load Voltage (V)	Contact Arrangement	Price Each 1	25	50	100
769-AQW610S	AQW610S	SMD-8	100	350	1 Form A/1 Form B	10.55	9.69	8.62	7.32

AQV10 AND AQV20 SERIES

- Controls low-level analog signals
- Controlled with low-level input signals
- Low-level off state leakage current
- Optical coupling for extremely high isolation
- Stable ON resistance
- Low-level thermal electromotive force (Approx. 1μV)

RoHS Compliant

For quantities greater than listed, call for quote.

MOUSER STOCK NO.	Panasonic Part No.	Package Style	Current Rating (mA)	Max. Load Voltage (V)	Contact Arrangement	Price Each 1	25	50	100
Through-Hole Type									
769-AQV101	AQV101	DIP-6	700	40	1 Form A	6.36	5.83	5.19	4.85
769-AQV102	AQV102	DIP-6	600	60	1 Form A	6.36	5.83	5.19	4.85
769-AQV201	AQV201	DIP-6	500	40	1 Form A	8.38	7.99	7.12	6.18
769-AQV202	AQV202	DIP-6	400	250	1 Form A	7.78	7.15	6.21	5.39
SMD Type									
769-AQV102A	AQV102A	SMD-6	600	60	1 Form A	7.93	7.29	6.48	5.50
769-AQV201A	AQV201A	SMD-6	500	40	1 Form A	8.92	8.20	7.30	6.18
769-AQV202A	AQV202A	SMD-6	40	60	1 Form A	8.91	8.16	7.30	6.18

AQV21 AND AQV214H SERIES

- Controls low-level analog signals
- Controlled with low-level input signals
- Optical coupling for extremely high isolation
- Stable ON resistance
- Low-level thermal electromotive force (Approx. 1μV)

RoHS Compliant

For quantities greater than listed, call for quote.

MOUSER STOCK NO.	Panasonic Part No.	Package Style	Current Rating (mA)	Max. Load Voltage (V)	Contact Arrangement	Price Each 1	25	50	100
Through-Hole Type									
769-AQV212	AQV212	DIP-6	400	60	1 Form A	3.99	3.85	3.58	3.36
769-AQV214	AQV214	DIP-6	120	400	1 Form A	5.42	4.98	4.43	3.76
769-AQV216	AQV216	DIP-6	40	600	1 Form A	4.92	4.50	4.02	3.41
769-AQV214H	AQV214H	DIP-6	120	400	1 Form A	5.26	4.82	4.29	4.03
SMD Type									
769-AQV212A	AQV212A	SMD-6	400	60	1 Form A	4.72	4.33	3.76	3.27
769-AQV214A	AQV214A	SMD-6	120	400	1 Form A	4.71	4.31	3.85	3.27
769-AQW210A	AQW210A	SMD-6	120	350	2 Form A	9.08	8.13	7.23	6.30

AQV21 E AND EH SERIES

- Controls low-level analog signals
- Controlled with low-level input signals
- Optical coupling for extremely high isolation
- Stable ON resistance
- Low-level off state leakage current
- Low-level thermal electromotive force (Approx. 1μV)

RoHS Compliant

For quantities greater than listed, call for quote.

MOUSER STOCK NO.	Panasonic Part No.	Package Style	Current Rating (mA)	Max. Load Voltage (V)	Contact Arrangement	Price Each 1	25	50	100
Through-Hole Type									
769-AQV210E	AQV210E	DIP-6	130	350	1 Form A	2.77	2.69	2.60	2.46
769-AQV214E	AQV214E	DIP-6	120	400	1 Form A	2.96	2.72	2.42	2.32
769-AQV210EH	AQV210EH	DIP-6	130	350	1 Form A	3.20	2.93	2.61	2.50
769-AQV214EH	AQV214EH	DIP-6	120	400	1 Form A	3.00	2.93	2.61	2.55
SMD Type									
769-AQV210EA	AQV210EA	SMD-6	130	350	1 Form A	2.99	2.74	2.44	2.35
769-AQV214EA	AQV214EA	SMD-6	120	400	1 Form A	2.99	2.74	2.44	2.35
769-AQV210EHA	AQV210EHA	SMD-6	130	350	1 Form A	3.27	3.02	2.68	2.57
769-AQV214EHA	AQV214EHA	SMD-6	120	400	1 Form A	3.27	3.01	2.68	2.57

AQV21 S AND AQV22 NS SERIES

- 1 channel (Form A) in super miniature design
- Controls low-level analog signals
- Low-level off state leakage current

RoHS Compliant

For quantities greater than listed, call for quote.

MOUSER STOCK NO.	Panasonic Part No.	Package Style	Current Rating (mA)	Max. Load Voltage (V)	Contact Arrangement	Price Each 1	25	50	100
AQV21 S Series									
769-AQV210S	AQV210S	SOP-6	120	350	1 Form A	5.74	5.14	4.57	3.97
769-AQV212S	AQV212S	SOP-6	350	60	1 Form A	5.01	4.59	4.09	3.47
769-AQV214S	AQV214S	SOP-6	100	400	1 Form A	5.74	5.25	4.69	3.97
769-AQV215S	AQV215S	SOP-6	900	100	1 Form A	5.00	4.58	4.09	3.47
769-AQV216S	AQV216S	SOP-6	40	600	1 Form A	5.74	5.25	4.69	3.97
AQV22 NS Series									
769-AQV227NS	AQV227NS	SOP-6	50	200	1 Form B	6.64	6.08	5.44	4.60

DIP-6

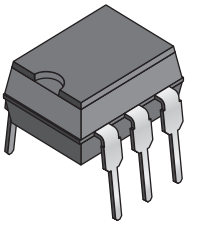

DIP-8

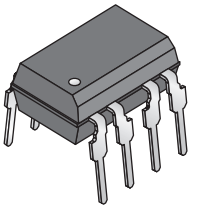

SMD-6

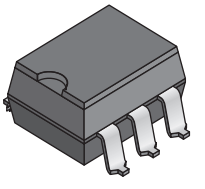

SMD-8

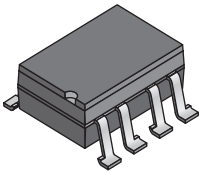

SOP-6

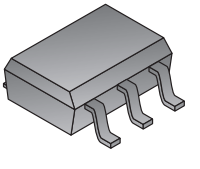

© Copyright 2013 Mouser Electronics

© Copyright 2013 Mouser Electronics

PANASONIC PhotoMos Relays

Panasonic

RoHS Compliant **This product is RoHS compliant.**

Panasonic PhotoMOS™ relays offer high reliability with stable performance. Fast switching speed, low capacitance and small package size ensure that PhotoMOS relays meet the requirements of high performance switching applications, such as ATE, Instrumentation and Medical equipment.

AQV414S SERIES

- 1 channel (Form B) in super miniature design
- Controls low-level analog signals
- Low-level off state leakage current
- Low on resistance (Max. 50 Ω) at 400V for normally-closed type
- Low-level thermal electromotive force (Approx. 1μV)

RoHS Compliant

For quantities greater than listed, call for quote.

MOUSER STOCK NO.	Panasonic Part No.	Package Style	Current Rating (mA)	Max. Load Voltage (V)	Contact Arrangement	Price Each 1	25	50	100
769-AQV414S	AQV414S	SOP-6	100	400	1 Form B	5.61	5.15	4.58	3.88

AQV45 SERIES

- Controls low-level analog signals
- High sensitivity, low ON resistance
- Reinforced insulation 5,000V type
- Low-level thermal electromotive force (Approx. 1μV)

RoHS Compliant

For quantities greater than listed, call for quote.

MOUSER STOCK NO.	Panasonic Part No.	Package Style	Current Rating (mA)	Max. Load Voltage (V)	Contact Arrangement	Price Each 1	25	50	100
769-AQV453A	AQV453A	DIP-6	200	250	1 Form B	8.09	7.40	6.61	5.62

AQY21 EH SERIES

- Reinforced insulation 5,000V type
- High sensitivity, low ON resistance
- Controls low-level analog signals
- Low-level off state leakage current

RoHS Compliant

For quantities greater than listed, call for quote.

MOUSER STOCK NO.	Panasonic Part No.	Package Style	Current Rating (mA)	Max. Load Voltage (V)	Contact Arrangement	Price Each 1	25	50	100
Through-Hole Type									
769-AQY210EH	AQY210EH	DIP-4	130	350	1 From A	3.38	3.10	2.76	2.48
SMD Type									
769-AQY214EHA	AQY214EHA	SMD-4	120	400	1 Form A	3.36	2.91	2.69	2.42

AQY21 KS SERIES

- Short circuit protection (Latch type)
- Controls low-level analog signals
- Low-level off state leakage current
- SO package 4-Pin type in super miniature design

RoHS Compliant

For quantities greater than listed, call for quote.

MOUSER STOCK NO.	Panasonic Part No.	Package Style	Current Rating (mA)	Max. Load Voltage (V)	Contact Arrangement	Price Each 1	25	50	100
769-AQY210KS	AQY210KS	SOP-4	120	350	1 Form A	6.15	5.65	5.14	4.69

AQY21 S SERIES

- Controls low-level analog signals
- Low-level off state leakage current

RoHS Compliant

For quantities greater than listed, call for quote.

MOUSER STOCK NO.	Panasonic Part No.	Package Style	Current Rating (mA)	Max. Load Voltage (V)	Contact Arrangement	Price Each 1	25	50	100
769-AQY210S	AQY210S	SOP-4	120	350	1 Form A	5.21	4.78	4.26	3.62
769-AQY212S	AQY212S	SOP-4	120	400	1 Form A	5.77	5.29	4.70	3.99
769-AQY214S	AQY214S	SOP-4	100	400	1 Form A	4.32	4.18	4.07	3.84

AQY212GH SERIES

- Greatly increased load current
- Reinforced insulation 5,000V type
- Greatly improved specs allow you to use this in place of mercury and mechanical relays

RoHS Compliant

For quantities greater than listed, call for quote.

MOUSER STOCK NO.	Panasonic Part No.	Package Style	Current Rating (mA)	Max. Load Voltage (V)	Contact Arrangement	Price Each 1	25	50	100
769-AQY212GH	AQY212GH	DIP-4	1.1A	60	1 Form A	5.38	4.94	4.49	4.11

AQY212GS SERIES

- Greatly increased load current in the same, miniature, 4-pin SO package
- Greatly improved specs allow you to use this in place of mercury and mechanical relays

RoHS Compliant

For quantities greater than listed, call for quote.

MOUSER STOCK NO.	Panasonic Part No.	Package Style	Current Rating (mA)	Max. Load Voltage (V)	Contact Arrangement	Price Each 1	25	50	100
769-AQY212GS	AQY212GS	SOP-4	1000	60	1 Form A	5.59	5.11	4.64	4.26

AQY221N1S SERIES

- Low output capacitance between output terminals and low ON resistance
- High speed switching
- Low-level off state leakage current
- Controls low-level analog signals
- Low thermal electromotive force (Approx. 1μV)

RoHS Compliant

For quantities greater than listed, call for quote.

MOUSER STOCK NO.	Panasonic Part No.	Package Style	Current Rating (mA)	Max. Load Voltage (V)	Contact Arrangement	Price Each 1	25	50	100
769-AQY221N2SX	AQY221N2SX	SOP-4	120	40	1 Form A	7.84	7.19	6.42	5.46

AQY221 2S SERIES

- R type (AQY221R2S) offers greatly reduced ON resistance
- C type (AQY221N2S) offers lower output capacitance
- Low-level off state leakage current of 10pA
- High speed switching

RoHS Compliant

For quantities greater than listed, call for quote.

MOUSER STOCK NO.	Panasonic Part No.	Package Style	Current Rating (mA)	Max. Load Voltage (V)	Contact Arrangement	Price Each 1	25	50	100
769-AQY221N2S	AQY221N2S	SOP-4	120	40	1 Form A	7.73	7.09	6.31	5.36
769-AQY221R2S	AQY221R2S	SOP-4	250	40	1 Form A	6.56	5.91	5.36	4.92

AQY221R2T SERIES

Features:

- VSSOP type with further reduction in mounting area
- Low on resistance (R type) available
- Low on resistance and low ouput capacitance available at CxR10

Application:

- Measuring and testing equipment
- Telecommunication equipment

RoHS Compliant

For quantities greater than listed, call for quote.

MOUSER STOCK NO.	Panasonic Part No.	Package Style	Current Rating (mA)	Max. Load Voltage (V)	Contact Arrangement	Price Each 1	25	50	100
769-AQY221R2TY	AQY221R2TY	VSSOP	250mA	40	1 Form A	14.43	13.29	11.81	10.04
769-AQY221R2TW	AQY221R2TW	VSSOP	250mA	40	1 Form A	14.43	13.29	11.81	10.04

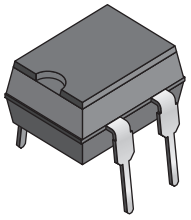

DIP-4

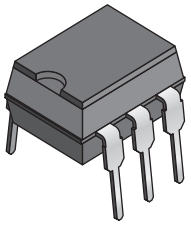

DIP-6

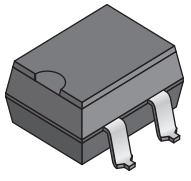

SMD-4

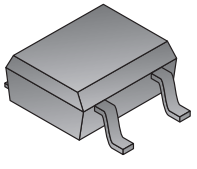

SOP-4

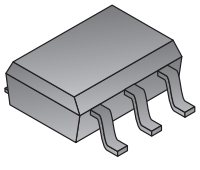

SOP-6



VSSOP

Panasonic

Solid State Relays

© Copyright 2013 Mouser Electronics

© Copyright 2013 Mouser Electronics

PANASONIC PhotoMos Relays

Panasonic

RoHS Compliant **This product is RoHS compliant.**

Panasonic PhotoMOS™ relays offer high reliability with stable performance. Fast switching speed, low capacitance and small package size ensure that PhotoMOS relays meet the requirements of high performance switching applications, such as ATE, Instrumentation and Medical equipment.

AQY221N3V SERIES

- Reduced package size
- High speed switching
- Lower output capacitance and onresistance

RoHS Compliant

For quantities greater than listed, call for quote.

MOUSER STOCK NO.	Panasonic Part No.	Package Style	Current Rating (mA)	Max. Load Voltage (V)	Contact Arrangement	Price Each 1	25	50	100
769-AQY221N3V	AQY221N3V	SSOP-4	150	25	1 Form A	7.83	7.20	6.40	5.44

AQY27 SERIES

- High capacity
- High sensitivity
- Flat-Packaged Type(W) 8.8 × (D) 9.3 × (H) 3.9mm(W)

RoHS Compliant

For quantities greater than listed, call for quote.

MOUSER STOCK NO.	Panasonic Part No.	Package Style	Current Rating (mA)	Max. Load Voltage (V)	Contact Arrangement	Price Each 1	25	50	100
Through-Hole Type									
769-AQY272	AQY272	DIP-4	2000	60	1 Form A	15.77	13.12	11.66	10.17
769-AQY274	AQY274	DIP-4	350	400	1 Form A	15.78	14.51	12.90	10.95
SMD Type									
769-AQY272A	AQY272A	SMD-4	2000	60	1 Form A	13.16	12.08	10.73	10.09
769-AQY275A	AQY275A	SMD-4	1300	100	1 Form A	15.78	14.51	12.71	10.95
769-AQY277A	AQY277A	SMD-4	650	200	1 Form A	15.61	14.13	12.71	10.96

AQY41 S SERIES

- Controls low-level analog signals
- Low-level off-state leakage current
- 60V type couples high capacity (0.5A) with low ON resistance (1Ω)

RoHS Compliant

For quantities greater than listed, call for quote.

MOUSER STOCK NO.	Panasonic Part No.	Package Style	Current Rating (mA)	Max. Load Voltage (V)	Contact Arrangement	Price Each 1	25	50	100
769-AQY410S	AQY410S	SOP-4	120	350	1 Form B	4.43	4.29	4.16	4.03
769-AQY414S	AQY414S	SOP-4	100	400	1 Form B	4.77	4.62	4.48	4.03

AQY221 2V SERIES

- R type (AQY221R2S) offers greatly reduced ON resistance.
- C type (AQY221N2S) offers lower output capacitance.
- Reduced package size
- High speed switching

RoHS Compliant

For quantities greater than listed, call for quote.

MOUSER STOCK NO.	Panasonic Part No.	Package Style	Current Rating (mA)	Max. Load Voltage (V)	Contact Arrangement	Price Each 1	25	50	100
769-AQY221N2V	AQY221N2V	SSOP-4	120	40	1 Form A	8.22	7.55	6.72	5.70
769-AQY221R2V	AQY221R2V	SSOP-4	250	40	1 Form A	10.11	9.81	9.41	8.68

AQZ10 AND 20 SERIES

- High capacity PhotoMOS Relay in a compact and slim 4-pin SIL
- Extremely low ON resistance
- Control low-level signal
- Low-level off state leakage current
- High I/O isolation voltage 2,500V
- PC board layout is simplified
- No restriction on mounting direction

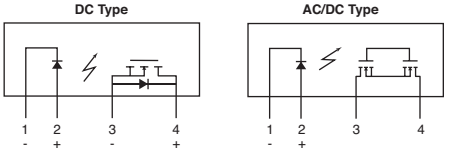

RoHS Compliant

For quantities greater than listed, call for quote.

MOUSER STOCK NO.	Panasonic Part No.	Package Style	Current Rating (mA)	Max. Load Voltage (V)	Contact Arrangement	Price Each 1	25	50	100
DC Type									
769-AQZ102	AQZ102	SIP-4	4.0	60	1 Form A	9.81	9.51	8.83	8.01
769-AQZ105	AQZ105	SIP-4	2.6	100	1 Form A	9.54	8.76	7.79	7.44
AC/DC Type									
769-AQZ202	AQZ202	SIP-4	3.0	60	1 Form A	10.42	8.41	7.78	7.45
769-AQZ204	AQZ204	SIP-4	0.5	400	1 Form A	11.21	10.30	9.16	8.41
769-AQZ205	AQZ205	SIP-4	2.0	100	1 Form A	12.75	11.72	10.42	8.85
769-AQZ207	AQZ207	SIP-4	1.0	200	1 Form A	11.21	10.30	9.16	7.78

AQZ262 SERIES

- High capacity type power photoMOS relay
- Low ON resistance and high sensitivity
- AC/DC dual use
- Controls low-level analog signals
- Low-level off state leakage current

RoHS Compliant

For quantities greater than listed, call for quote.

MOUSER STOCK NO.	Panasonic Part No.	Package Style	Current Rating (mA)	Max. Load Voltage (V)	Contact Arrangement	Price Each 1	25	50	100
769-AQZ262	AQZ262	SIP-4	6A	60	-----	32.40	29.76	26.45	24.80

AQZ404 SERIES

- High capacity

RoHS Compliant

For quantities greater than listed, call for quote.

MOUSER STOCK NO.	Panasonic Part No.	Package Style	Current Rating (mA)	Max. Load Voltage (V)	Contact Arrangement	Price Each 1	25	50	100
769-AQZ404	AQZ404	SIL-4	0.5	400	1 Form B	15.32	14.08	12.52	10.63

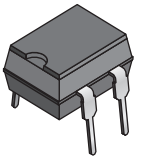

DIP-4



SIL-4

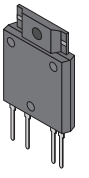

SIP-4

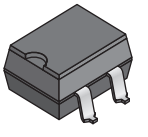

SMD-4

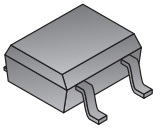

SOP-4

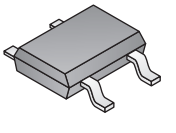

SSOP-4

Panasonic

Solid State Relays

© Copyright 2013 Mouser Electronics

© Copyright 2013 Mouser Electronics

TELEDYNE Solid State Power Relays

TELEDYNE RELAYS
A Teledyne Technologies Company

S SERIES SINGLE OUTPUT, AC/DC CONTROL SOLID STATE RELAYS

Features:
- Industry standard package
- Internal Snubber
- Excellent thermal performance
- Tight zero-cross window for low EMI
- UL High Immunity to surges
- UL Recognized

For quantities greater than listed, call for quote.

MOUSER STOCK NO.	Teledyne Part No.	Fig.	Load Current	Voltage	Control Voltage	Switch Type	Price Each 1	Price Each 25
881-S24A40	S24A40	A	40A	240VAC	90-240VAC/DC	Zero-Cross	47.73	46.35
881-S24D25	S24D25	A	25A	240VAC	4-30VDC	Zero-Cross	41.76	40.55
881-S24D40	S24D40	A	40A	240VAC	4-30VDC	Zero-Cross	44.62	43.32
881-S24R40	S24R40	A	40A	240VAC	3-30VDC	Random	45.69	44.36
881-S48A25	S48A25	A	25A	480VAC	90-240VAC/DC	Zero-Cross	37.23	36.14
881-S48A50	S48A50	A	50A	480VAC	90-240VAC/DC	Zero-Cross	62.01	60.48
881-S48D125	S48D125	A	125A	480VAC	5-30VDC	Zero-Cross	130.70	126.90
881-S48D25	S48D25	A	25A	480VAC	5-30VDC	Zero-Cross	48.50	47.09
881-S48D50	S48D50	A	50A	480VAC	5-30VDC	Zero-Cross	57.56	55.89
881-S48R50	S48R50	A	50A	480VAC	4-30VDC	Random	55.30	53.67
881-S60D50	S60D50	A	50A	600VAC	7-30VDC	Zero-Cross	70.57	68.52

SD SERIES DUAL OUTPUT SOLID STATE RELAYS

- Dual output (2 in 1)
- Low zero cross level
- Excellent thermal performance
- Fast-on and screw terminals available
- Available with EZ Mount ™ thermal pad installed (-12 Option)

✻ Fast-on terminals included.

For quantities greater than listed, call for quote.

MOUSER STOCK NO.	Teledyne Part No.	Fig.	Load Current	Voltage	Control Voltage	Switch Type	Price Each 1	Price Each 25
✻ 881-SD24D40-06	SD24D40-06	B	40A	280VAC	4-30VDC	Zero-Cross	72.49	71.21
✻ 881-SD24D50-06	SD24D50-06	B	50A	280VAC	4-30VDC	Zero-Cross	94.25	87.60
✻ 881-SD48D40-06	SD48D40-06	B	40A	500VAC	5-30VDC	Zero-Cross	103.89	98.30
881-SD48D50A	SD48D50A	B	50A	600VAC	10-30VDC	Zero-Cross	112.78	109.48
881-SD24R50	SD24R50	B	50A	280VAC	4-30VDC	Random	94.25	87.60
✻ 881-SD24R50-06	SD24R50-06	B	50A	280VAC	4-30VDC	Random	94.25	87.60

SQ SERIES QUAD OUTPUT SOLID STATE RELAYS

- Quad output (4 in 1)
- Low zero cross level
- Excellent thermal performance
- Fast-on terminals

✻ EZ Mount ™ thermal pad installed (-12 Option)

For quantities greater than listed, call for quote.

MOUSER STOCK NO.	Teledyne Part No.	Fig.	Load Current	Voltage	Control Voltage	Switch Type	Price Each 1	Price Each 25
881-SQ24D25	SQ24D25	C	25A	280VAC	3-32VDC	Zero-Cross	106.07	102.99
✻ 881-SQ24D25-12	SQ24D25-12	C	25A	280VAC	3-32VDC	Zero-Cross	101.44	98.03

ST SERIES SINGLE OUTPUT, AC/DC CONTROL SOLID STATE RELAYS

- Excellent thermal performance
- High immunity for surges
- Tight zero-cross window for low EMI
- UL Recognized

For quantities greater than listed, call for quote.

MOUSER STOCK NO.	Teledyne Part No.	Fig.	Load Current	Voltage	Control Voltage	Switch Type	Price Each 1	Price Each 25
881-ST24D12	ST24D12	D	12A	240VAC	4-30VDC	Zero-Cross	27.05	26.25
881-ST24D25	ST24D25	D	25A	240VAC	4-30VDC	Zero-Cross	31.17	28.86
881-ST48D50	ST48D50	D	50A	480VAC	5-30VDC	Zero-Cross	45.58	43.30

X SERIES DC CONTROL SOLID STATE RELAYS

- Compact Size
- Spring terminals
- Tight zero-cross window for low EMI
- Touch-proof terminals

For quantities greater than listed, call for quote.

MOUSER STOCK NO.	Teledyne Part No.	Fig.	Load Current	Voltage	Control Voltage	Switch Type	Price Each 1	Price Each 25
881-X24D12	X24D12	E	12A	240VAC	7-30VDC	Zero-Cross	24.19	23.49

XV SERIES SINGLE OUTPUT, NO HEAT SINK, HYBRID SOLID STATE RELAY

- Internal output protection
- Control LED
- Tight zero-cross window for low EMI
- High immunity for surges

For quantities greater than listed, call for quote.

MOUSER STOCK NO.	Teledyne Part No.	Fig.	Load Current	Voltage	Control Voltage	Switch Type	Price Each 1	Price Each 25
881-XV46D30K	XV46D30K	F	30A	420VAC	20-30VDC	Zero-Cross	75.82	73.61

HIGH INDUSTRIAL PERFORMANCE (HIPPAK) SOLID STATE RELAYS

SH Series

Features:
- Low zero cross turn on voltage
- Input and output protection and control LED
- IP20 touch proof flaps
- Connectors for power wiring and heat sinks available

For quantities greater than listed, call for quote.

MOUSER STOCK NO.	Teledyne Part No.	Fig.	Load Current	Voltage	Control Voltage	Switch Type	Price Each
881-SH24A25	SH24A25	G	25A	12-275VAC	20-265VAC/DC	Zero-Cross	39.38
881-SH24D25	SH24D25	G	25A	12-275VAC	3-32VDC	Zero-Cross	36.09
881-SH24D50	SH24D50	G	50A	12-275VAC	3-32VDC	Zero-Cross	45.91
881-SH24R50	SH24R50	G	50A	12-275VAC	3-32VDC	Random	53.90
881-SH48A125	SH48A125	G	125A	24-510VAC	20-265VAC/DC	Zero-Cross	124.63
881-SH48A50	SH48A50	G	50A	24-510VAC	20-265VAC/DC	Zero-Cross	52.57
881-SH48D125	SH48D125	G	125A	24-510VAC	3.5-32VDC	Zero-Cross	97.76
881-SH48D50	SH48D50	G	50A	24-510VAC	3.5-32VDC	Zero-Cross	52.47
881-SH48D95	SH48D95	G	95A	24-510VAC	3.5-32VDC	Zero-Cross	80.89
881-SH48R125	SH48R125	G	125A	24-510VAC	3.5-32VDC	Random	124.63
881-SH48R50	SH48R50	G	50A	24-510VAC	3.5-32VDC	Random	61.23
881-SH60D125	SH60D125	G	125A	24-690VAC	3.5-32VDC	Zero-Cross	133.38

STH Series

Features:
- Zero cross
- Regulated input current
- Voltage protection on input (transil)
- Control status LED

For quantities greater than listed, call for quote.

MOUSER STOCK NO.	Teledyne Part No.	Fig.	Load Current	Voltage	Control Voltage	Switch Type	Price Each 1	Price Each 25
881-STH24D12	STH24D12	H	12A	12-280VAC	3-32VDC	Zero-Cross-Resistive	24.70	23.98
881-STH24D25	STH24D25	H	25A	12-280VAC	3-32VDC	Zero-Cross-Resistive	29.31	28.45
881-STH48D50	STH48D50	H	50A	24-600VAC	3.5-32VDC	Zero-Cross-Resistive	46.37	45.01

A


B


C


D


E


F


G


H


Teledyne Solid State Relays

© Copyright 2013 Mouser Electronics

© Copyright 2013 Mouser Electronics

TELEDYNE Solid State Power Relays

TELEDYNE RELAYS
A Teledyne Technologies Company

S20DC30/S20DC100 DC SOLID STATE RELAYS

Features:
- Output to 100Amps, 200VDC
- Ultra low on state resistance
- Ultra low output leakage current
- Low control current consumption

❊ Available with EZ Mount ™ thermal pad installed (-12 Option)

For quantities greater than listed, call for quote.

MOUSER STOCK NO.	Teledyne Part No.	Fig.	Load Current	Voltage	Control Voltage	Switch Type	Price Each
❊ 881-S20DC30	S20DC30	A	30A	200VDC	4.5-32VDC	DC	215.18
❊ 881-S20DC100	S20DC100	A	100A	200VDC	4.5-32VDC	DC	255.56

E3P SERIES THREE-PHASE SOLID STATE RELAYS

Features:
- Internal output protection
- Control LED on all models
- High immunity to surges
- Low zero cross level
- UL recognized

† Includes MOV

For quantities greater than listed, call for quote.

MOUSER STOCK NO.	Teledyne Part No.	Fig.	Load Current	Voltage	Control Voltage	Switch Type	Price Each
881-E3P48D25	E3P48D25	B	25A	600VAC	8.5 -30VDC	Zero-Cross	138.80
881-E3P48D50	E3P48D50	B	50A	600VAC	8.5 -30VDC	Zero-Cross	173.92
881-E3P48D75	E3P48D75	B	75A	600VAC	8.5 -30VDC	Zero-Cross	196.58
881-E3P48A50	E3P48A50	B	50A	600VAC	90-240VAC/dc	Zero-Cross	148.02
† 881-E3P48D75-16	E3P48D75-16	B	75A	520VAC	8.5 -30VDC	Zero-Cross	194.91

AS/BS/DS SERIES LOW CURRENT SOLID STATE SIP RELAYS

- Industry standard package
- High In rush capabilities
- Low input current draw
- High DV/DT capability

For quantities greater than listed, call for quote.

MOUSER STOCK NO.	Teledyne Part No.	Fig.	Load Current	Voltage	Control Voltage	Switch Type	Price Each	
							1	25
881-AS24D4E	AS24D4E	C	4A	275VAC	4-30VDC	Zero-Cross	18.04	17.51
881-AS46D4E	AS46D4E	C	4A	460VAC	4-30VDC	Zero-Cross	21.49	20.87
881-BS24D4A	BS24D4A	C	4A	280VAC	3-10VDC	Zero-Cross	12.83	12.45
881-BS24D4F	BS24D4F	C	4A	280VAC	8-30VDC	Zero-Cross	12.40	12.04
881-BS60D4A	BS60D4A	C	4A	600VAC	3.7-10VDC	Zero-Cross	16.63	16.15
881-DS6R3E	DS6R3E	C	3A	60VDC	3-30VDC	Random	17.06	16.15
881-DS22R1E	DS22R1E	C	1A	220VDC	3-30VDC	Random	30.28	28.80

C3P SERIES THREE-PHASE SOLID STATE SIP RELAYS

Features:
- Industry standard package
- High Temp plastic housing
- Tight zero-cross window for low EMI
- Exposed ceramic baseplate for reduced thermal resistance

For quantities greater than listed, call for quote.

MOUSER STOCK NO.	Teledyne Part No.	Fig.	Load Current	Voltage	Control Voltage	Switch Type	Price Each	
							1	25
881-C3P24D25	C3P24D25	D	25A	280VAC	10-30VDC	Zero-Cross	118.37	113.20
881-C3P24D25C	C3P24D25C	D	25A	280VAC	3.5-10VDC	Zero-Cross	118.37	113.20

DX SERIES DIN-RAIL SOLID STATE RELAY, AC/DC CONTROL

Features:
- Control visualization by LED
- AC/DC control
- High immunity to surges

For quantities greater than listed, call for quote.

MOUSER STOCK NO.	Teledyne Part No.	Fig.	Load Current	Voltage	Control Voltage	Switch Type	Price Each	
							1	25
881-DX6R3E-02	DX6R3E-02	E	3A	60VDC	3-30VDC	Random	39.40	37.03

FS SERIES DC CONTROL SOLID STATE RELAYS

- Miniature size package
- Tight zero-cross window for low EMI
- High immunity to surges
- UL Recognized

For quantities greater than listed, call for quote.

MOUSER STOCK NO.	Teledyne Part No.	Fig.	Load Current	Voltage	Control Voltage	Switch Type	Price Each	
							1	25
881-FS24D10-06	FS24D10-06	F	10A	280VAC	4-30VDC	Zero-Cross	41.01	38.88
881-FS24D20-06	FS24D20-06	F	20A	280VAC	4-30VDC	Zero-Cross	41.76	40.55

L SERIES SINGLE OUPUT, DC CONTROL SOLID STATE RELAYS

Features:
- Ultraminiature package
- PCB Switch Type
- Optional thermal pad available

For quantities greater than listed, call for quote.

MOUSER STOCK NO.	Teledyne Part No.	Fig.	Load Current	Voltage	Control Voltage	Switch Type	Price Each	
							1	25
881-L24D25C	L24D25C	G	25A	280VAC	3.5-15VDC	Zero-Cross	39.50	38.35
881-L24D25G	L24D25G	G	25A	280VAC	12.5-32VDC	Zero-Cross	45.05	43.74

LS SERIES DC CONTROL SOLID STATE SIP RELAY

- Industry standard package
- Designed for an external heat-sink attachement
- Over-sized thyristor ratings
- Direct-copper bonding technology
- UL Recognized

For quantities greater than listed, call for quote.

MOUSER STOCK NO.	Teledyne Part No.	Fig.	Load Current	Voltage	Control Voltage	Switch Type	Price Each	
							1	25
881-LS24D16C-HS1	LS24D16C-HS1	H	16A	240VAC	4-14VDC	Zero-Cross	38.35	37.24

A



B



C



D



E



F



G



H



© Copyright 2013 Mouser Electronics

© Copyright 2013 Mouser Electronics

VISHAY Solid State Relays

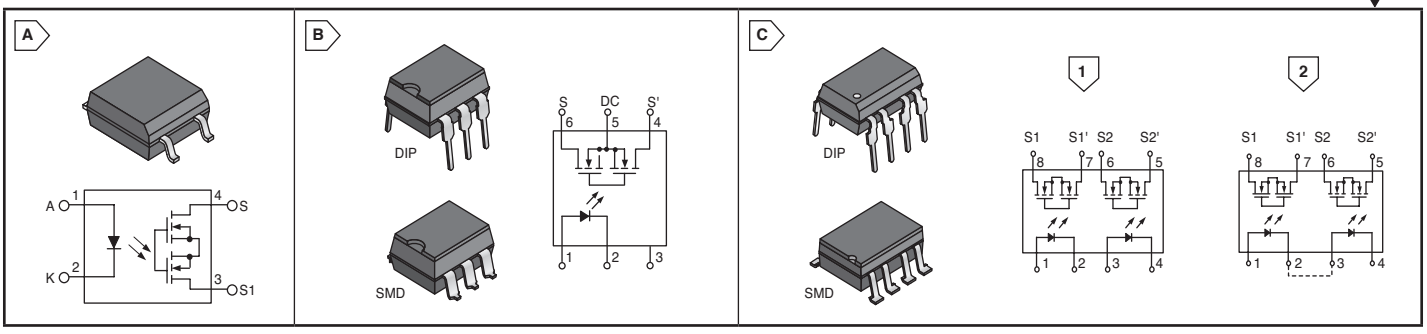

Vishay's Solid State Relays (SSRs), previously sold under the Infineon, Siemens, and AT&T brand names, deliver fast switching while optically isolating and protecting equipment from damaging external high-voltage spikes. By eliminating the majority of wire bonds found in other SSRs, Vishay's monolithic structure has set the performance standard. With no moving parts, our solid state relays are noiseless, bounce-free and reliable, commonly replacing electromechanical relays. Used in industrial, automotive, and communication applications, all of our solid state relays feature low power consumption, small packaging, and low turn-on current. Exceeding industry standards, they are approved by VDE, UL, CSA and other safety regulatory agencies.

Applications:
- General Telecom Switching
  - On/off-hook
  - Ring Relay/Dial Pulse
  - Ground Start/Fault Protection
- Instrumentation
  - Automatic Tuning/Balancing
  - Flying Capacitor
  - Analog MultiplexOn/off-hook
- Industrial Controls
  - Triac Predrivers
  - Output Modules

Safety Standards:
UL/BSI = UL Recognized (E52744) and BSI (7980)
UL/VDE = UL Recognized (E300068) and VDE (VDE0884)
UL/CSA = UL Recognized (E52744) and CSA Approved (093751)
UL/BSI/CSA = UL Recognized (E52744), BSI (7980) and CSA Approved (093751)

1 FORM A

♦ Surface Mount Device

For quantities greater than listed, call for quote.

MOUSER STOCK NO.	Mfr. Part No.	Fig.	Package	Safety Standard	R_{ON} (Ω) (Typ.)	Test Cond. I_F (mA)	Test Cond. I_L (mA)	t_{on} (ms) (Typ.)	t_{off} (ms) (Typ.)	V_L (V) (max.)	I_L (mA) (max.)	P_{diss} (mW) (max.)	Isolation Voltage (Vrms)	Output Type	Price Each 1	10	100	1000
♦ 782—LH1546AEFTR		A	SOP-4	UL/BSI	28.00	5.0	50	2.0	0.08	350	120	550	3000	SPST NO	**2.11**	**1.74**	**1.39**	**1.28**
782—VO1400AEFTR		A	SOP-4	UL/VDE	2.30	10.0	100	52.0	36.0	60	100	400	1500	SPST NO	**1.18**	**.988**	**.814**	**.728**
♦ 782—LH1510AABTR		B	SMD-6	UL/BSI/CSA	11.27	5.0	50	0.5	0.7	200	200	550	5300	SPST NO	**3.36**	**2.78**	**2.21**	**2.02**
♦ 782—LH1510AAB		B	SMD-6	UL/BSI/CSA	11.27	5.0	50	0.5	0.7	200	200	550	5300	SPST NO	**3.10**	**2.60**	**2.15**	**1.88**
782—LH1510AT		B	DIP-6	UL/BSI/CSA	11.27	5.0	50	0.5	0.7	200	200	550	5300	SPST NO	**3.05**	**2.56**	**2.11**	**1.86**
♦ 782—LH1500AABTR		B	SMD-6	UL/BSI/CSA	20.00	5.0	50	0.3	0.60	350	150	----	5300	SPST NO	**2.60**	**2.19**	**1.80**	**1.65**
782—LH1500AT		B	DIP-6	UL/BSI/CSA	20.00	5.0	50	0.3	0.60	350	150	----	5300	SPST NO	**2.47**	**2.08**	**1.71**	**1.51**
♦ 782—LH1540AAB		B	SMD-6	UL/BSI/CSA	20.00	5.0	50	1.2	0.50	350	120	550	5300	SPST NO	**2.34**	**1.97**	**1.63**	**1.42**
782—LH1540AT		B	DIP-6	UL/BSI/CSA	20.00	5.0	50	1.2	0.50	350	120	550	5300	SPST NO	**2.34**	**2.02**	**1.93**	**1.54**
♦ 782—LH1546AABTR		B	SMD-6	UL/BSI/CSA	28.00	5.0	50	1.14	0.71	350	120	550	5300	SPST NO	**2.16**	**1.82**	**1.50**	**1.25**
♦ 782—LH1525AABTR		B	SMD-6	UL/BSI/CSA	26.00	1.5	50	1.25	0.60	400	125	550	5300	SPST NO	**3.33**	**2.80**	**2.31**	**2.03**

DUAL FORM A

For quantities greater than listed, call for quote.

MOUSER STOCK NO.	Mfr. Part No.	Fig.	Package	Safety Standard	R_{ON} (Ω) (Typ.)	Test Cond. I_F (mA)	Test Cond. I_L (mA)	t_{on} (ms) (Typ.)	t_{off} (ms) (Typ.)	V_L (V) (max.)	I_L (mA) (max.)	P_{diss} (mW) (max.)	Isolation Voltage (Vrms)	Output Type	Price Each 1	10	100	1000
♦ 782—LH1522AAC		C1	SMD-8	UL/BSI/CSA	10.00	5.0	50	1.0	0.70	200	200	600	5300	SPST NO	**5.46**	**4.44**	**3.88**	**3.19**
782—LH1522AB		C1	DIP-8	UL/BSI/CSA	10.00	5.0	50	1.0	0.70	200	200	600	5300	SPST NO	**5.46**	**4.59**	**3.79**	**3.33**
♦ 782—LH1520AAC		C1	SMD-8	UL/BSI/CSA	20.00	5.0	50	1.4	0.70	350	150	600	5300	SPST NO	**5.46**	**4.59**	**3.79**	**3.33**

1 FORM B

For quantities greater than listed, call for quote.

MOUSER STOCK NO.	Mfr. Part No.	Fig.	Package	Safety Standard	R_{ON} (Ω) (Typ.)	Test Cond. I_F (mA)	Test Cond. I_L (mA)	t_{on} (ms) (Typ.)	t_{off} (ms) (Typ.)	V_L (V) (max.)	I_L (mA) (max.)	P_{diss} (mW) (max.)	Isolation Voltage (Vrms)	Output Type	Price Each 1	10	100	1000
782—LH1501BT		B	DIP-6	UL/CSA	20.00	0.0	50	2.0	1.0	350	150	550	3750	SPST NC	**3.39**	**2.85**	**2.34**	**2.07**

DUAL FORM A, B/C

For quantities greater than listed, call for quote.

MOUSER STOCK NO.	Mfr. Part No.	Fig.	Package	Safety Standard	R_{ON} (Ω) (Typ)	Test Cond. I_F (mA)	Test Cond. I_L (mA)	t_{on} (ms) (Typ)	t_{off} (ms) (Typ)	V_L (V) (max)	I_L (mA) (max)	P_{diss} (mW) (max)	Isolation Voltage (Vrms)	Output Type	Price Each 1	10	100	1000
♦ 782—LH1502BAC		C2	SMD-8	UL/CSA	20.00	5/0	50/50	3.2/3.8	1.6/0.8	350	150	600	3750	NO or NC	**5.50**	**4.62**	**3.81**	**3.36**
782—LH1512BB		C2	DIP-8	UL/CSA	10.00	5/0	50/50	1.4/1.2	0.7/2.0	200	200	600	3750	NO or NC	**5.89**	**4.94**	**4.09**	**3.43**

© Copyright 2013 Mouser Electronics
© Copyright 2013 Mouser Electronics

MAGNECRAFT General Purpose Relays

RoHS Compliant **This product is RoHS compliant.**

Schneider Electric

Magnecraft CLASS 782 GENERAL PURPOSE RELAYS

Specifications:

- Contact material: 3 amps bifurcated - silver gold plated
- 3 amps - silver gold flashed
- 5, 10 and 15 Amps - silver cadmium oxide, gold flashed
- Coil power: 0.9 - 1.1 watts DC., 1.0 - 1.2VA (60Hz) AC. @ 25°C
- Class B insulation
- Dielectric strength: 1500Vrms

UL Recognized
File No. E43641

Solder/Plug-in Mount

For quantities greater than listed, call for quote.

MOUSER STOCK NO.	Magnecraft® Part No.	Fig.	Contact		Coil		Price Each			
			Form	Rating	Volts	Ω	1	10	25	50
528-782XBX2M4L-120A	782XBX2M4L-120A	A1	DPDT	10A	120VAC	4430	7.97	7.69	7.30	6.98
528-782XBX2M4L-12D	782XBX2M4L-12D	A1	DPDT	10A	12VDC	160	8.77	8.36	8.03	7.66
528-782XBX2M4L-24A	782XBX2M4L-24A	A1	DPDT	10A	24VAC	180	8.04	7.66	7.35	7.02
528-7880-6	782XBXC-6D	A2	DPDT	20A	6VDC	40	6.72	6.15	5.83	5.51
528-7880-7	782XBXC-12D	A2	DPDT	15A	12VDC	160	4.99	4.72	4.45	4.25
528-7880-8	782XBXC-24D	A2	DPDT	15A	24VDC	650	5.14	4.87	4.59	4.38
528-7810-1	782XDXIC-6D	A3	4PDT	3A	6VDC	40	7.19	6.69	6.33	5.99
528-7810-2	782XDXIC-12D	A3	4PDT	3A	12VDC	160	4.91	4.57	4.33	4.11
528-7895-13	782XDX2C-24D	A3	4PDT	10A	24VDC	650	6.60	6.42	6.06	5.77
528-7870-9	782XBXC-24A	A2	DPDT	15A	24VAC	180	6.61	6.07	4.67	4.45
528-7870-11	782XBXC-120A	A2	DPDT	15A	120VAC	4430	5.31	5.05	4.86	4.63
528-7870-12	782XBXC-240A	A2	DPDT	20A	240VAC	15,700	9.15	8.54	8.10	7.67
528-7840-3	782XDXIC-24A	A3	4PDT	3A	24VAC	180	7.81	7.47	7.17	6.85
528-7840-5	782XDXIC-120A	A3	4PDT	3A	120VAC	4430	7.34	7.04	6.73	6.43

Enclosed, Printed Circuit Mount

For quantities greater than listed, call for quote.

MOUSER STOCK NO.	Magnecraft® Part No.	Fig.	Contact		Coil		Price Each			
			Form	Rating	Volts	Ω	1	10	25	50
528-7830-1	782XBXCT-6D	A2	DPDT	20A	6VDC	40	7.35	6.36	6.03	5.48
528-7830-2	782XBXCT-12D	A2	DPDT	15A	12VDC	160	6.08	5.85	5.53	5.24
528-7830-3	782XBXCT-24D	A2	DPDT	15A	24VDC	650	6.89	6.69	6.31	6.02
528-7820-2	782XDX3CT-12D	A3	4PDT	3A	12VDC	160	10.79	9.80	8.99	8.29
528-7820-3	782XDX3CT-24D	A3	4PDT	3A	24VDC	650	7.33	7.13	6.24	6.01
528-7850-5	782XBXCT-120A	A2	DPDT	15A	120VAC	4430	7.18	6.87	6.59	6.29
528-7825-3	782XDX3CT-24A	A3	4PDT	3A	24VAC	180	9.59	7.68	7.31	6.22
528-7825-5	782XDX3CT-120A	A3	4PDT	3A	120VAC	4430	6.79	6.49	6.21	5.61

Magnecraft HARDWARE FOR CLASS 782 RELAYS

For quantities greater than listed, call for quote.

MOUSER STOCK NO.	Magnecraft® Part No.	Fig.	Description	Use with Relay Series	Price Each			
					1	10	25	50
Finger Safe-Sockets with Screw Clamp Terminals								
528-70-782D8-1A	70-782D8-1A	B	8 Pin DIN/Panel Mount	782, w/0.187 Terminal	5.62	5.40	5.15	4.90
528-70-782D14-1	70-782D14-1	C	14 Pin Ice Cube Sckt	782, 4 Pole (Plain and Full Featured) 782, Hermetic Only	4.06	3.89	3.72	3.55
528-70-782E14-1	70-782E14-1	D	DIN/PM Socket 14-Pin, Elev Term	700	5.64	5.30	5.17	4.92
528-70-782EL14-1	70-782EL14-1	D	DIN/PM Socket 14-Pin, Elev Term	700	6.02	5.63	5.52	5.26
528-70-782EL11-1	70-782EL11-1	D	DIN/PM Socket 11-Pin, Elev Term	700	6.28	6.01	5.75	5.48
Finger Safe-Sockets with Eurostyle (Elevator) Terminals								
528-70-782EL8-1	70-728EL8-1	E	DIN Rail Socket	782, 2 Pole (All)	5.25	5.09	4.78	4.60
528-70-783D11-1A	70-783D11-1A	E	DIN/PM Socket 11-Pin, Screw Term	700	7.91	7.59	7.24	6.89
Classic Sockets with Screw Clamp Terminals								
528-459	70-459-1	F	8 Pin Screw Terminals	782, w/0.187 Terminal	4.98	4.69	4.44	4.32
528-461	70-461-1	-	14 Pin Screw Terminals	782 (All and Hermetic)	4.15	3.83	3.64	3.42
Chassis Mount Sockets with Solder Terminals								
528-3781	70-378-1	G	14 Pin Solder Terminals	782 (All and Hermetic) 782C, Hermetic Only	.98	.91	.876	.831
Chassis Mount Sockets with 0.187" Quick Connect Terminals								
528-401	70-401-1	-	8 Pin Solder Terminals	782, w/0.187 Terminal	1.73	1.63	1.53	1.46
Printed Circuit Sockets with Thru-Hole Solder Pins								
528-3791	70-379-1	-	14 Pin PC Terminals	782 (All and Hermetic) TDR782	1.22	1.16	1.11	1.08
528-402	70-402-1	-	8 Pin PC Terminals	782, w/0.187 Terminal	1.39	1.34	1.27	1.21
Clips for Class 782-784 Relays								
528-16-1342	16-1342	-	Hold Down Clip	782 (All)	.66	.631	.567	.524
528-16-782IDC	16-782IDC	-	Write - On ID Clip	782	2.01	1.94	1.83	1.74
528-16-782PC-1	16-782PC-1	-	Plastic Hold-Down Clip	782	.73	.696	.674	.631
528-16-782SC	16-782SC	-	Metal Spring Clip	782	1.37	1.33	1.25	1.19
528-16-783IDC	16-783IDC	-	Write - On ID Clip	783	2.08	2.00	1.89	1.80
528-16-784IDC	16-784IDC	-	Write - On ID Clip	784	2.01	1.94	1.83	1.74
528-16-784SC	16-784SC	-	Metal Spring Clip	784	1.37	1.33	1.25	1.19
528-16-TDR782SC	16-TDR782SC	-	Metal Spring Clip	782	1.48	1.42	1.35	1.27
Hardware for 70-782								
528-16-700ST-1	16-700ST-1	-	ID Tags for 16-782PC-1	782	5.63	5.41	5.16	4.91
528-70-ASMM-24	70-ASMM-24	H	MOV Supressor	70-750-70-788	3.60	3.47	3.27	3.10
528-70-BSMM-120	70-BSMM-120	I	MOV Supressor	70-782	2.96	2.81	2.74	2.59
528-70-BSMM-24	70-BSMM-24	I	MOV Supressor	70-782	3.10	2.99	2.82	2.68
528-70-BSMM-240	70-BSMM-240	I	MOV Supressor	70-782	2.90	2.76	2.68	2.55
528-70-BSMD-250	70-BSMD-250	J	Protection Diode	70-785	2.25	2.16	2.07	1.95
528-70-BSMLG-24	70-BSMLG-24	K	LED Indicator	70-782	1.93	1.86	1.82	1.71

© Copyright 2013 Mouser Electronics

DIMENSIONS: in.

A

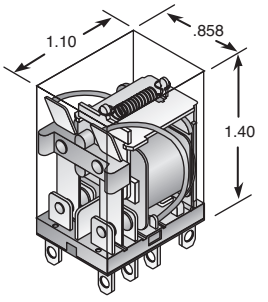

TERMINAL ARRANGEMENT

1

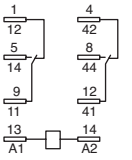

NEMA
IEC

2

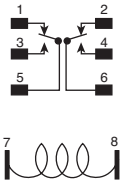

DPDT

3

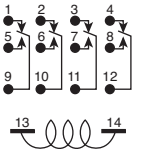

4PDT

B



C



D



E



F



G



H



I



J



K



© Copyright 2013 Mouser Electronics

MAGNECRAFT General Purpose Relays

RoHS Compliant **This product is RoHS compliant.**

Schneider Electric

CLASS 782H HERMETICALLY SEALED RELAYS

Specifications:
- UL Class 1 Div. 2 for use in hazardous locations.
- UL Listed when used with DIN mount socket 528-461 and hold down clip 528-1328 listed below
- Coil power: 0.9 watts DC. 1.2VA (60Hz) AC @ 25°C
- Class B insulation
- Dielectric strength: 1240Vrms

Features:
- Vacuum baked and dry nitrogen filled
- Removes contaminants and provides a clean and dry atmosphere for contacts
- Hermetically sealed metal enclosure

Applications:
- Ideal for use in hazardous locations

RoHS Compliant

UL Recognized File No. E43641

For quantities greater than listed, call for quote.

MOUSER STOCK NO.	Magnecraft® Part No.	Fig.	Contact		Coil		Price Each			
			Form	Rating	Volts	Ω	1	10	25	50
Solder/Plug-In										
528-782XH21-12D	782XDXH21-12D	A1	4PDT	5A	12VDC	160	68.75	62.49	57.30	53.69
528-782XH10-24D	782XDXH10-24D	A1	4PDT	3A	24VDC	650	62.43	56.44	53.91	51.56
528-782XH21-24D	782XDXH21-24D	A1	4PDT	5A	24VDC	650	78.26	75.25	71.16	67.47
528-782XH10-120A	782XDXH10-120A	A1	4PDT	3A	120VAC	3900	69.92	65.27	61.19	57.59
Sockets and Hold Down Clip for Class 782XDXH Relays										
528-3781	70-378-1	-	14 Pin Solder terminals, 4 Pole				.98	.91	.876	.831
528-3791	70-379-1	-	14 Pin PC terminals, 4 Pole				1.22	1.16	1.11	1.08
528-461	70-461-1	-	14 Pin DIN/Panel mount with screw terminals				4.15	3.83	3.64	3.42
528-16-1342	16-1342	-	Metal hold down clip for 782 relays				.66	.631	.567	.524

CLASS 783 RELAYS

For quantities greater than listed, call for quote.

MOUSER STOCK NO.	Magnecraft® Part No.	Fig.	Contact		Coil		Price Each			
			Form	Rating	Volts	Ω	1	5	20	40
528-783XCXM4L-24A	783XCXM4L-24A	-	3PDT	15A	24VAC	103	12.07	11.71	11.43	10.70

CLASS 784 ICE CUBE RELAYS

For quantities greater than listed, call for quote.

MOUSER STOCK NO.	Magnecraft® Part No.	Fig.	Contact		Coil		Price Each			
			Form	Rating	Volts	Ω	1	5	20	40
528-784XDXC-24A	784XDXC-24A	-	4DPDT	15A	24VAC	84.5	10.95	10.79	10.65	10.50
528-784XDXC-24D	784XDXC-24D	-	4DPDT	15A	24VDC	388	11.99	11.27	10.22	9.48
528-784XDXM4L-12D	784XDXM4L-12D	-	4DPDT	15A	48VDC	1550	14.45	13.96	13.48	12.64

CLASS 788 POWER RELAYS

For quantities greater than listed, call for quote.

MOUSER STOCK NO.	Magnecraft® Part No.	Fig.	Contact		Coil		Price Each			
			Form	Rating	Volts	Ω	1	10	25	50
528-788XBXC-120A	788XBXC-120A	-	DPDT	16A	120VAC	1700	12.68	12.28	11.78	10.99
528-788XBXC-240A	788XBXC-240A	-	DPDT	16A	240VAC	1700	14.43	14.00	13.40	12.52

CLASS 785 SQUARE BASE MAGNETIC LATCHING RELAYS

Specifications:
- Contact resistance: 50mΩ maximum initial at rated current
- Coil power: 1.9 watts DC, 2.1 VA(60Hz) AC @ 25°C
- Contact material: silver cadmium oxide, gold flashed
- Dielectric strength: 1500Vrms

RoHS Compliant

UL Recognized File No. E258297

For quantities greater than listed, call for quote.

MOUSER STOCK NO.	Magnecraft® Part No.	Supercedes	Fig.	Contact		Coil		Price Each			
				Form	Rating	Volts	Ω	1	10	25	50
Single Coil Latching											
528-785XBXC-12D	785XBXC-12D	W388MLCPX-6	B2	DPDT	16A	12VDC	120	17.15	16.40	15.65	14.17
Dual Coil Latching											
528-785XBXCD-12D	785XBXCD-12D	W388ML2CPX-6	B3	DPDT	16A	12VDC	88/88	19.71	18.85	18.00	16.29
528-785XBXCD-24D	785XBXCD-24D	W388ML2CPX-7	B3	DPDT	16A	24VDC	350/350	14.89	14.32	13.51	12.73
Sockets and Hold Down Clips for 785 Relays											
528-1241	70-124-1	- - - - -	-	11 Pin Solder terminals with mounting tabs				1.53	1.43	1.35	1.29
528-1242	70-124-2	- - - - -	-	11 Pin QC terminals with mounting tabs				1.46	1.36	1.28	1.23
528-1781	70-178-1	- - - - -	-	11 Pin PC terminals with mounting tabs				1.42	1.36	1.31	1.25
528-1782	70-178-2	- - - - -	-	11 Pin PC terminals without mounting tabs				1.49	1.38	1.25	1.19
528-4631	70-463-1	- - - - -	-	11 Pin DIN/Panel mount with screw terminals				4.00	3.69	3.50	3.31
528-70-788EL11-1	70-788EL11-1	- - - - -	-	11 Pin Logic style DIN mount elevator terminals, module compatible				6.98	6.66	6.47	5.97

CLASS 788 SQUARE BASE RELAYS

Specifications:
- Contact resistance: 50mΩ max. initial resistance @ rated current
- Coil power: 1.2 watts for DC coils, 2VA to 2.75VA for AC @ 25°C
- Class B insulation
- Contact material: silver alloy, gold flashed
- Dielectric strength: 1500Vrms

RoHS Compliant

UL Recognized File No. E43641

For quantities greater than listed, call for quote.

MOUSER STOCK NO.	Magnecraft® Part No.	Supercedes	Fig.	Contact		Coil		Price Each			
				Form	Rating	Volts	Ω	1	10	25	50
Plain Cover, AC or DC Operated											
528-788XBXC-12D	788XBXC-12D	A283XBXC-12D	B4	DPDT	16 Amp	12VDC	120	13.62	11.34	10.71	10.08
528-788XCXC-12D	788XCXC-12D	A283XCXC-12D	B5	3PDT	16 Amp	12VDC	120	13.86	12.79	12.05	11.43
528-788XCXC-24D	788XCXC-24D	A283XCXC-24D	B5	3PDT	16 Amp	24VDC	472	16.10	13.51	12.78	12.02
528-788XCXC-24A	788XCXC-24A	A283XCXC-24A	B5	3PDT	16 Amp	24VAC	72	15.71	13.96	13.18	12.42
528-788XCXC-120A	788XCXC-120A	A283XCXC-120A	B5	3PDT	16 Amp	120VAC	1700	16.44	14.94	13.69	12.64
Flange Mount Cover, AC or DC Operated											
528-788XAXC1-24D	788XAXC1-24D	A283XAXC1-24D	B6	SPDT	16 Amp	24VDC	472	11.93	11.64	10.99	10.35
528-788XBXC1-120A	788XBXC1-120A	A283XBXC1-120A	B4	DPDT	16 Amp	120VAC	2250	13.89	13.36	12.63	11.97
528-788XCXC1-24D	788XCXC1-24D	A283XCXC1-24D	B5	3PDT	16 Amp	24VDC	472	16.63	16.00	15.12	14.34
Plain Cover with Blowout Magnet											
528-788XBX69C-24D	788XBX69C-24D	- - - - -	-	DPDT	16 Amp	24 VDC	470	16.38	14.99	14.42	13.81
Sockets and Hold Down Clip for Series 788 Square Base Relays											
528-1241	70-124-1	- - - - -	-	11 Pin Solder terminals with mounting tabs				1.53	1.43	1.35	1.29
528-1242	70-124-2	- - - - -	-	11 Pin Q.C. terminals with mounting tabs				1.46	1.36	1.28	1.23
528-1781	70-178-1	- - - - -	-	11 Pin PC terminals with mounting tabs				1.42	1.36	1.31	1.25
528-1782	70-178-2	- - - - -	-	11 Pin PC terminals without mounting tabs				1.49	1.38	1.25	1.19
528-4631	70-463-1	- - - - -	-	11 Pin DIN/Panel mount with screw terminals				4.00	3.69	3.50	3.31
528-16-1351	16-1351	- - - - -	-	Metal hold down clip				.73	.631	.589	.556

DIMENSIONS: in.

A

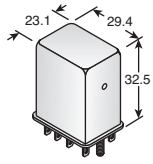

B

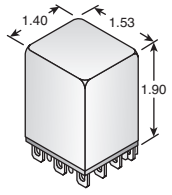

1

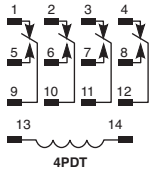

4PDT

2

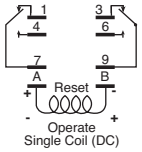

Single Coil (DC)

3

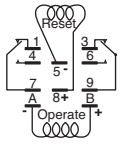

Dual Coil (DC)

4

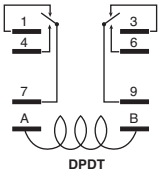

DPDT

5

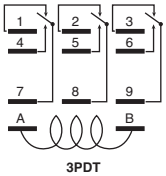

3PDT

6

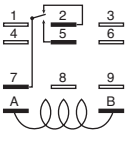

SPDT

Magnecraft General Purpose Relays

© Copyright 2013 Mouser Electronics

TDRPRO UNIVERSAL TIME DELAY RELAYS

Socket Clips for Series TDRPRO Programmable Time-Delay Relays

For quantities greater than listed, call for quote.

MOUSER STOCK NO.	Magnecraft® Part No.	Description	Price Each			
			1	10	25	50
528-464	70-464-1	8 Pin Octal DIN/Panel mount with screw terminals	2.35	2.18	2.07	1.96
528-465	70-465-1	11 Pin Octal DIN/Panel mount with screw terminals	3.43	3.20	3.04	2.87
528-16-TDRPROSC	16-TDRPROSC	Metal Spring Clip for TDRPRO Relays	1.78	1.71	1.62	1.54

CLASS TDRSOX/SRX COMPACT TIME DELAY RELAYS

E43641

Specifications:

- Contact material: Silver alloy
- Contact rating: 12A
- Temp Range: -20°C to + 55°C
- Wide Time Range: 0.1 seconds to 10 hour, 8 scales, fine adjustment with knob
- Indicator LED's: Green-power applied, Red-output energized
- Compact Size: 36mm wide to optimize DIN Rail space

For quantities greater than listed, call for quote.

MOUSER STOCK NO.	Magnecraft® Part No.	Fig.	Contact Form	Input Voltage	Mating Socket Part No.	Price Each			
						1	10	25	50
8 Pin Octal Base - On Delay / Interval									
528-TDRSOXP-24V	TDRSOXP-24V	A	DPDT	24VAC/VDC	528-464	40.96	39.39	37.24	35.31
528-TDRSOXP-120V	TDRSOXP-120V	A	DPDT	120VAC/VDC	528-464	40.96	39.39	37.24	35.31
11 Pin Octal Base - Off Delay / Retriggerable One Shot									
528-TDRSRXP-24V	TDRSRXP-24V	A	DPDT	24VAC/VDC	528-465	43.62	37.18	35.18	33.20
528-TDRSRXP-120V	TDRSRXP-120V	A	DPDT	120VAC/VDC	528-465	45.92	39.14	37.03	34.95
10 Blade Square Base - Off Delay / Retriggerable One Shot									
528-TDRSRXB-24V	TDRSRXB-24V	B	DPDT	24VAC/VDC	528-4631	47.55	39.78	38.34	36.18
528-TDRSRXB-120V	TDRSRXB-120V	B	DPDT	120VAC/VDC	528-4631	43.62	37.18	35.18	33.20

TDR782 MINIATURE TIME DELAY RELAYS

Features:

- A Single-function, single-voltage time delay relay with multiple time ranges
- Available as a DPDT and 4PDT to meet your individual needs
- Switching capabilities of either 3 or 5 amps
- Two LED status indicators which indicate status at a glance

Specifications:

- Timing Range: 0.1s to 100hrs
- Tolerance: Mechanical Setting 5%
- Reset Time: Maximum 50mS

RoHS Compliant

For quantities greater than listed, call for quote.

MOUSER STOCK NO.	Magnecraft® Part No.	Fig.	Input Voltage	Price Each			
				1	10	25	50
DPDT, 5 Amps							
528-TDR782XBXA-12D	TDR782XBXA-12D	C	12VDC	44.89	40.87	38.64	36.38
528-TDR782XBXA-24D	TDR782XBXA-24D	C	24VDC	44.89	40.88	38.64	36.38
528-TDR782XBXA-110A	TDR782XBXA-110A	C	110VAC	45.88	43.89	41.28	38.78

Sockets for TDR782 Relays

For quantities greater than listed, call for quote.

MOUSER STOCK NO.	Magnecraft® Part No.	Description	Price Each			
			1	10	25	50
528-3781	70-378-1	14 Pin Solder terminals, 4 Pole.	.98	.91	.876	.831
528-3791	70-379-1	14 Pin PC terminals, 4 Pole.	1.22	1.16	1.11	1.08
528-461	70-461-1	14 Pin Screw terminals, DIN Mount, 2 Pole.	4.15	3.83	3.64	3.42

TYPE 821 TIME DELAY AND TYPE 831 VOLTAGE SENSING RELAYS

Features for Type 821:

- SPDT or DPDT
- 10 Timing Functions
- 2 Status LEDs
- Output Terminals DPDT (822 Version)
- 0.1 second to 10 days
- Clips directly to Din Rail

Features for Type 831:

- 10 Time ranges available
- Two Status LEDs
- Sense over voltage, under voltage or both
- Clips directly to 35mm Din Rail

RoHS Compliant

For quantities greater than listed, call for quote.

MOUSER STOCK NO.	Magnecraft® Part No.	Fig.	Contact Form	Input Voltage	Timing/Voltage Range	Price Each			
						1	10	25	50
820 Series Time Delay Relays, 15A									
528-822TDR10H-UNI	822TD10H-UNI	D	DPDT	12-240VAC/VDC	0.1 Sec. to 10 Days	79.28	75.18	70.32	66.07
831 Voltage Sensing Relays, 15A									
528-831VS-240A	831VS-240A	E	SPDT	240VAC	Upper: 16-276VAC Lower: 30-99%	89.86	87.62	85.11	82.73

DIMENSIONS: in.

A

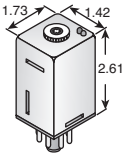

B

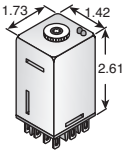

C



D

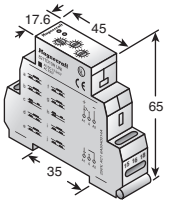

E

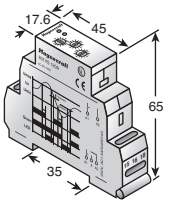

© Copyright 2013 Mouser Electronics

© Copyright 2013 Mouser Electronics

MAGNECRAFT Power Relays

Schneider Electric

CLASS 92 GENERAL PURPOSE POWER RELAY

Specifications:
- Rated at 30A Switching; NC Contacts rated at 3A
- Contact resistance: 100,000,000 @ initial rated current (switched)
- Contact material: silver alloy
- Class F insulation
- Dielectric strength: 1500Vrms
- Mechanical Life: 5,000,000
- Flange Mounting
- 1/4" Quick-Connect Terminals for simple connection

c UL us E43641 RoHS Compliant

For quantities greater than listed, call for quote.

MOUSER STOCK NO.	Magnecraft® Part No.	Fig.	Contact		Coil		Price Each			
			Form	Rating	Volts	Ω	1	10	25	50
Flange Mount										
528-92722-12	W92S7D22D-12D	A1	DPST-NO	30A	12VDC	86	11.63	10.79	10.22	9.66
528-92722-24	W92S7D22D-24D	A1	DPST-NO	30A	24VDC	350	12.31	11.83	11.19	10.61
528-921122-12	W92S11D22D-12D	A1	DPDT	30A	12VDC	86	12.80	12.31	11.64	11.04
528-921122-24	W92S11D22D-24D	A1	DPDT	30A	24VDC	350	12.80	12.31	11.64	11.04
528-92S7A22-24	W92S7A22D-24A	A2	DPST-NO	30A	24VAC	250	12.90	12.41	11.74	11.13
528-92722-120	W92S7A22D-120A	A3	DPST-NO	30A	120VAC	1600	12.90	12.41	11.74	11.13
528-92S11A22-24	W92S11A22D-24A	A4	DPDT	30A	24VAC	250	13.40	12.88	12.19	11.56
528-921122-120	W92S11A22D-120A	A4	DPDT	30A	120VAC	1600	13.40	12.88	12.19	11.56

CLASS 9A SEALED GENERAL PURPOSE FLANGE MOUNT POWER RELAYS

Specifications:
- Rated at 30A; NC Contacts rated at 15A
- Contact resistance: 75mΩ @ 1A rated current
- Contact material: silver alloy
- Class F insulation
- Dielectric strength: 2500Vrms
- Mechanical Life: 10,000,000
- Flange Mounting
- 1/4" Quick-Connect Terminals for simple connection

c UL us E43641

For quantities greater than listed, call for quote.

MOUSER STOCK NO.	Magnecraft® Part No.	Fig.	Contact		Coil		Price Each			
			Form	Rating	Volts	Ω	1	10	25	50
528-9152-5	W9AS1D52-5	B5	SPST-NO	30A	5VDC	25	5.05	4.79	4.62	4.39
528-9152-12	W9AS1D52-12	B5	SPST-NO	30A	12VDC	144	4.95	4.76	4.53	4.32
528-9152-24	W9AS1D52-24	B5	SPST-NO	30A	24VDC	576	5.51	5.32	5.05	4.82
528-9552-5	W9AS5D52-5	B6	SPDT	20A	5VDC	25	5.82	5.71	5.61	5.30
528-9552-12	W9AS5D52-12	B6	SPDT	20A	12VDC	144	5.98	5.77	5.49	5.22
Accessory			Description							
528-16-9ADIN1	16-9ADIN-1	C	Optional DIN Adapter				1.18	.949	.861	.839

CLASS 199 HEAVY DUTY POWER RELAYS

Specifications:
- Contact resistance: 50mΩ initially
- Coil power: 2.0 watts DC., 10VA (60Hz) AC @ 25°C
- Panel mount, open style construction
- Contact material: Silver cadmium oxide, gold flashed
- Class 816 insulation
- Combination screw terminals
- Dielectric strength: 1500Vrms

c UL us E43641

For quantities greater than listed, call for quote.

MOUSER STOCK NO.	Magnecraft® Part No.	Fig.	Contact		Coil		Price Each			
			Form	Rating	Volts	Ω	1	10	25	50
528-199X-12	199X-12	D	DPDT	40A	12VDC	70	29.04	27.29	26.11	24.96
528-199AX-8	199AX-8	E	DPST-NO	40A	24VAC	12	27.10	25.22	23.58	22.15
528-199AX-9	199AX-9	E	DPST-NO	40A	120VAC	290	31.76	29.85	28.49	27.18
Metal Enclosure			Description							
528-50-1289-1	50-1289-1	F	Designed for use with the 199 style relays. The box uses four, 1/2" knock outs for standard electrical connector. Cover hold down hardware is included.				11.41	10.18	9.66	9.20

CLASS 782 GENERAL PURPOSE POWER RELAYS (FULL-FEATURED)

Specifications:
- Coil power: 0.9 watts DC, 1.2VA (60Hz) AC @ 25°C
- Contact material: 3 amps bifurcated - silver gold plated
  3 amps - silver gold flashed
  10 and 15 amps - silver cadmium oxide, gold flashed
- Class B insulation
- Dielectric strength: 1500Vrms

Features:
- Lockdown door holds pushbutton and contacts in the operate position
- Flag indicator shows relay status of either manual or powered
- LED status lamp shows coil "on" or "off" status
- Polycarbonate dust cover

Applications:
- Ideal in low light conditions
- Ideal to test control circuits

RoHS Compliant

c UL us E43641 SP® 168986 UL

For quantities greater than listed, call for quote.

MOUSER STOCK NO.	Magnecraft® Part No.	Fig.	Contact		Coil		Price Each			
			Form	Rating	Volts	Ω	1	10	25	50
Solder/Plug-In										
528-782X4-12D	782XBXM4L-12D	G7	DPDT	15A	12VDC	160	9.84	9.10	8.69	8.24
528-782X4-24D	782XBXM4L-24D	G7	DPDT	15A	24VDC	650	8.72	8.25	7.89	7.49
528-782X4-110D	782XBXM4L-110D	G7	DPDT	15A	110VDC	11000	10.80	9.99	9.51	9.04
528-782X24-12D	782XDX2M4L-12D	G8	4PDT	10A	12VDC	160	8.74	8.47	8.00	7.51
528-782X24-24D	782XDX2M4L-24D	G8	4PDT	10A	24VDC	650	9.85	9.27	8.85	8.38
528-782X24-110D	782XDX2M4L-110D	G8	4PDT	10A	110VDC	11000	10.43	9.65	9.20	8.75
528-782X4-24A	782XBXM4L-24A	G7	DPDT	15A	24VAC	180	8.97	8.34	7.95	7.58
528-782X4-120A	782XBXM4L-120A	G7	DPDT	15A	120VAC	4430	11.70	9.95	9.27	8.67
528-782X24-24A	782XDX2M4L-24A	G8	4PDT	10A	24VAC	180	10.94	9.94	9.11	8.41
528-782X24-120A	782XDX2M4L-120A	G8	4PDT	10A	120VAC	4430	10.23	9.65	9.45	8.59
Q.C. Solder/Plug-In										
528-782X14-12D	782XDX1M4L-12D	G8	4PDT	3A	12VDC	160	10.72	10.31	9.75	9.24
528-782X14-24D	782XDX1M4L-24D	G8	4PDT	3A	24VDC	650	8.69	8.44	8.06	7.65
528-782X14-120A	782XDX1M4L-120A	G8	4PDT	3A	120VAC	4430	10.94	10.52	9.95	9.44
Solder/Plug-In, Bifurcated										
528-782X34-12D	782XDX3M4L-12D	G8	4PDT	3A	12VDC	160	9.83	9.10	8.67	8.25
528-782X34-24D	782XDX3M4L-24D	G8	4PDT	3A	24VDC	650	10.94	10.52	9.95	9.44
528-782X34-24A	782XDX3M4L-24A	G8	4PDT	3A	24VAC	180	9.48	9.43	8.99	8.41

HARDWARE FOR CLASS 782 RELAYS

For quantities greater than listed, call for quote.

MOUSER STOCK NO.	Magnecraft® Part No.	Fig.	Description	Use with Relay Series	Price Each			
					1	10	25	50
Finger Safe-Sockets with Screw Clamp Terminals								
528-70-782D8-1A	70-782D8-1A	H	8 Pin DIN/Panel Mount	782, with 0.187 Terminal	5.62	5.40	5.15	4.90
528-70-782D14-1	70-782D14-1	B	14 Pin Ice Cube Socket	782, 4 Pole (Plain and Full Featured) 782, Hermetic Only	4.06	3.89	3.72	3.55
Finger Safe-Sockets with Eurostyle (Elevator) Terminals								
528-70-782EL8-1	70-728EL8-1	-	DIN Rail Socket	782, 2 Pole (All)	5.25	5.09	4.78	4.60
Classic Sockets with Screw Clamp Terminals								
528-459	70-459-1	-	8 Pin Screw Terminals	782, with 0.187 Terminal	4.98	4.69	4.44	4.32
528-461	70-461-1	-	14 Pin Screw Terminals	782 (All and Hermetic)	4.15	3.83	3.64	3.42
Chassis Mount Sockets with Solder Terminals								
528-3781	70-378-1	-	14 Pin Solder Terminals	782 (All and Hermetic); 782C, Hermetic Only	.98	.91	.876	.831
Chassis Mount Sockets with 0.187" Quick Connect Terminals								
528-401	70-401-1	-	8 Pin Solder Terminals	782, with 0.187 Terminal	1.73	1.63	1.53	1.46
Printed Circuit Sockets with Thru-Hole Solder Pins								
528-3791	70-379-1	-	14 Pin PC Terminals	782, (All and Hermetic) TDR782	1.22	1.16	1.11	1.08
528-402	70-402-1	-	8 Pin PC Terminals	782, with 0.187 Terminal	1.39	1.34	1.27	1.21
Hold Down Clip for Class 782 Relays								
528-16-1342	16-1342	-	Hold Down Clip	782 (All)	.66	.631	.567	.524

DIMENSIONS: mm

A

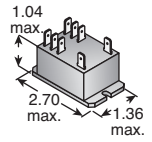

B



C



D

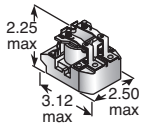

E

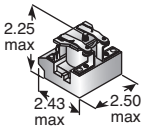

F



G

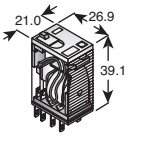

H



TERMINAL ARRANGEMENT

1

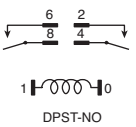

2

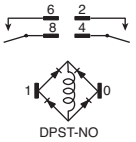

3

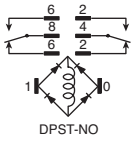

4

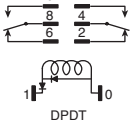

5

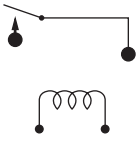

6

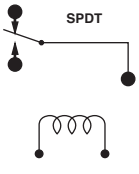

7

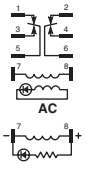

8

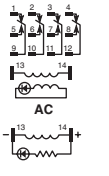

Magnecraft General Purpose Relays

© Copyright 2013 Mouser Electronics

OMRON

OMRON LY SERIES: GENERAL PURPOSE RELAYS

Specifications:
- Operate/Release time: 25/25ms
- Mechanical Life: AC 50 million operations min. (at 18,000/hr.)
  DC 1 billion operations min. (at 18,000/hr.)
- Dielectric strength: 2000VAC, 50/60Hz for 1 minute
- Insulation resistance: 100MΩ min. (@ 500VDC)

Features:
- Arc barrier equipped
- Long dependable service life assured by Ag-Alloy contacts

For quantities greater than listed, call for quote.

MOUSER STOCK NO.	Omron Part No.	Fig.	Terminal Type	Mounting Type	Coil Voltage	Contact Form	Contact Rating	Dimensions "W" (mm)	Price Each 1	25	50	100
Standard Type												
653-LY1-0-DC12	LY1-0-DC12	A	PCB	Standard	12VDC	SPDT	15A	21.59	6.51	5.96	5.50	5.10
653-LY1-0-DC24	LY1-0-DC24	A	PCB	Standard	24VDC	SPDT	15A	21.59	6.51	5.96	5.50	5.10
653-LY1-0-AC1	LY1-0-AC110/120	A	PCB	Standard	110/120VAC	SPDT	15A	21.59	7.31	6.70	6.18	5.75
653-LY2-0-DC12	LY2-0-DC12	A	PCB	Standard	12VDC	DPDT	10A	21.59	7.49	7.08	6.72	6.49
653-LY2-0-DC24	LY2-0-DC24	A	PCB	Standard	24VDC	DPDT	10A	21.59	7.49	7.08	6.72	6.49
653-LY2-0-DC48	LY2-0-DC48	A	PCB	Standard	48VDC	DPDT	10A	21.59	10.44	9.39	8.90	8.36
653-LY2-0-DC100/110	LY2-0-DC 100 110	A	PCB	Standard	100/110VDC	DPDT	10A	21.59	11.56	10.40	9.24	8.31
653-LY2-0-AC24	LY2-0-AC24	A	PCB	Standard	24VAC	DPDT	10A	21.59	8.71	8.23	7.81	7.53
653-LY2-0-AC1	LY2-0-AC110/120	A	PCB	Standard	110/120VAC	DPDT	10A	21.59	7.49	7.08	6.72	6.30
653-LY4-0-DC24	LY4-0-DC24	A	PCB	Standard	24VDC	4PDT	10A	41.40	11.95	11.30	10.71	10.35
653-LY4-0-AC120	LY4-0-AC120	A	PCB	Standard	120VAC	4PDT	10A	21.59	11.32	10.97	10.42	9.73
653-LY1-DC12	LY1-DC12	A	Plug-in/Solder	Standard	12VDC	SPDT	15A	21.59	7.15	6.76	6.40	6.18
653-LY1-DC24	LY1-DC24	A	Plug-in/Solder	Standard	24VDC	SPDT	15A	21.59	6.37	6.02	5.70	5.51
653-LY1-AC24	LY1-AC24	A	Plug-in/Solder	Standard	24VAC	SPDT	15A	21.59	6.68	6.31	5.98	5.79
653-LY1-AC1	LY1-AC110/120	A	Plug-in/Solder	Standard	110/120VAC	SPDT	15A	21.59	6.51	5.96	5.50	5.10
653-LY2-DC12	LY2-DC12	A	Plug-in/Solder	Standard	12VDC	DPDT	10A	21.59	7.31	7.09	6.85	6.55
653-LY2-DC24	LY2-DC24	A	Plug-in/Solder	Standard	24VDC	DPDT	10A	21.59	7.31	7.09	6.85	6.55
653-LY2-DC48	LY2-DC48	A	Plug-in/Solder	Standard	48VDC	DPDT	10A	21.59	7.49	7.08	6.72	6.30
653-LY2-DC100/110	LY2-DC100/110	A	Plug-in/Solder	Standard	100/110VDC	DPDT	10A	21.59	7.37	7.09	6.73	6.31
653-LY2-AC12	LY2-AC12	A	Plug-in/Solder	Standard	12VAC	DPDT	10A	21.59	7.49	7.08	6.72	6.49
653-LY2-AC24	LY2-AC24	A	Plug-in/Solder	Standard	24VAC	DPDT	10A	21.59	7.68	7.19	6.88	6.59
653-LY2-AC100/110	LY2-AC100/110	A	Plug-in/Solder	Standard	100/110VAC	DPDT	10A	21.59	7.49	7.08	6.72	6.49
653-LY2-AC1	LY2-AC110/120	A	Plug-in/Solder	Standard	110/120VAC	DPDT	10A	21.59	7.49	7.08	6.72	6.49
653-LY2-AC220/240	LY2-AC220/240	A	Plug-in/Solder	Standard	220/240VAC	DPDT	10A	21.59	7.34	6.97	6.61	6.31
653-LY3-DC12	LY3-DC12	A	Plug-in/Solder	Standard	12VDC	3PDT	10A	31.49	11.87	11.20	10.64	10.27
653-LY3-DC24	LY3-DC24	A	Plug-in/Solder	Standard	24VDC	3PDT	10A	31.49	10.26	9.69	9.19	8.89
653-LY3-AC24	LY3-AC24	A	Plug-in/Solder	Standard	24VAC	3PDT	10A	31.49	9.67	9.14	8.67	8.38
653-LY3-AC1	LY3-AC120	A	Plug-in/Solder	Standard	120VAC	3PDT	10A	31.49	9.67	9.14	8.67	8.38
653-LY3-AC240	LY3-AC240	A	Plug-in/Solder	Standard	240VAC	3PDT	10A	31.49	11.67	10.77	10.00	9.49
653-LY4-DC12	LY4-DC12	A	Plug-in/Solder	Standard	12VDC	4PDT	10A	41.40	11.94	11.30	10.71	10.35
653-LY4-DC24	LY4-DC24	A	Plug-in/Solder	Standard	24VDC	4PDT	10A	41.40	13.03	12.11	11.65	11.26
653-LY4-DC48	LY4-DC48	A	Plug-in/Solder	Standard	48VDC	4PDT	10A	41.40	13.45	12.68	11.31	10.96
653-LY4-AC24	LY4-AC24	A	Plug-in/Solder	Standard	24VAC	4PDT	10A	41.40	11.95	11.30	10.71	10.35
653-LY4-AC1	LY4-AC120	A	Plug-in/Solder	Standard	120VAC	4PDT	10A	41.40	11.95	11.30	10.71	10.35
653-LY4-AC240	LY4-AC240	A	Plug-in/Solder	Standard	240VAC	4PDT	10A	41.40	14.23	13.46	12.78	11.97
653-LY1F-DC12	LY1F-DC12	B	Plug-in/Solder	Upper	12VDC	SPDT	15A	22.60	5.93	5.56	5.31	5.09
653-LY1F-DC24	LY1F-DC24	B	Plug-in/Solder	Upper	24VDC	SPDT	15A	22.60	6.78	6.41	6.08	5.87
653-LY1F-AC12	LY1F-AC12	B	Plug-in/Solder	Upper	12VAC	SPDT	15A	22.60	6.59	6.03	5.56	5.17
653-LY1F-AC24	LY1F-AC24	B	Plug-in/Solder	Upper	24VAC	SPDT	15A	22.60	6.78	6.41	6.08	5.87
653-LY1F-AC1	LY1F-AC110/120	B	Plug-in/Solder	Upper	110/120VAC	SPDT	15A	22.60	6.78	6.41	6.08	5.87
653-LY1F-AC220/240	LY1F-AC220/240	B	Plug-in/Solder	Upper	220/240VAC	SPDT	15A	22.60	7.08	6.70	6.35	6.14
653-LY2F-DC12	LY2F-DC12	B	Plug-in/Solder	Upper	12VDC	DPDT	10A	22.60	7.65	7.23	6.86	6.43
653-LY2F-DC24	LY2F-DC24	B	Plug-in/Solder	Upper	24VDC	DPDT	10A	22.60	6.75	6.35	6.06	5.80
653-LY2F-AC24	LY2F-AC24	B	Plug-in/Solder	Upper	24VAC	DPDT	10A	22.60	7.65	7.23	6.86	6.62
653-LY2F-AC1	LY2F-AC110/120	B	Plug-in/Solder	Upper	110/120VAC	DPDT	10A	22.60	7.67	7.19	6.87	6.57
653-LY2F-AC220-240	LY2F-AC220-240	B	Plug-in/Solder	Upper	220/240VAC	DPDT	10A	22.60	8.16	7.71	7.31	7.07
653-LY3F-DC12	LY3F-DC12	B	Plug-in/Solder	Upper	12VDC	3PDT	10A	32.00	9.67	9.14	8.67	8.38
653-LY3F-DC24	LY3F-DC24	B	Plug-in/Solder	Upper	24VDC	3PDT	10A	32.00	10.26	9.69	9.19	8.89
653-LY3F-AC24	LY3F-AC24	B	Plug-in/Solder	Upper	24VAC	3PDT	10A	32.00	9.67	9.14	8.67	8.38
653-LY3F-AC1	LY3F-AC120	B	Plug-in/Solder	Upper	120VAC	3PDT	10A	32.00	10.26	9.69	9.19	8.89
653-LY4F-DC12	LY4F-DC12	B	Plug-in/Solder	Upper	12VDC	4PDT	10A	41.40	11.27	10.65	10.10	9.76
653-LY4F-DC24	LY4F-DC24	B	Plug-in/Solder	Upper	24VDC	4PDT	10A	41.40	11.95	11.30	10.71	10.35
653-LY4F-AC1	LY4F-AC120	B	Plug-in/Solder	Upper	120VAC	4PDT	10A	41.40	11.95	11.30	10.71	10.35
LED Indicator Type												
653-LY1N-DC24	LY1N-DC24	A	Plug-in/Solder	Standard	24VDC	SPDT	15A	21.59	9.42	8.65	7.98	7.40
653-LY1N-AC110/120	LY1N-AC110/120	A	Plug-in/Solder	Standard	110/120VAC	SPDT	15A	21.59	11.14	10.28	9.69	9.07
653-LY2NDC12	LY2N DC12	A	Plug-in/Solder	Standard	12VDC	DPDT	10A	21.59	8.88	8.09	7.67	7.49
653-LY2N-DC24	LY2N-DC24	A	Plug-in/Solder	Standard	24VDC	DPDT	10A	21.59	9.67	8.88	8.44	8.06
653-LY2N-AC24	LY2N-AC24	A	Plug-In/Solder	Standard	24VAC	DPDT	10A	21.59	10.92	9.93	9.21	8.95
653-LY2N-AC110-120	LY2N-AC110-120	A	Plug-In/Solder	Standard	110/120VAC	DPDT	10A	21.59	10.06	9.51	9.01	8.72
653-LY2N-AC200/220	LY2N-AC200/220	A	Plug-In/Solder	Standard	200/220VAC	DPDT	10A	21.59	10.92	9.93	9.21	8.95
653-LY2N-AC220-240	LY2N-AC220-240	A	Plug-In/Solder	Standard	220/240VAC	DPDT	10A	21.59	11.87	11.21	10.64	10.28
653-LY4N-DC24	LY4N-DC24	A	Plug-In/Solder	Standard	24VDC	4PDT	10A	41.40	16.63	15.73	14.91	14.41
653-LY4N-AC110-120	LY4N-AC110-120	A	Plug-In/Solder	Standard	110/120VAC	4PDT	10A	41.40	12.48	11.66	10.75	10.11
653-LY4N-AC120	LY4N-AC120	A	Plug-In/Solder	Standard	120VAC	4PDT	10A	41.40	19.38	18.31	17.36	16.79
LED Indicator and Diode Surge Suppression Type												
653-LY1N-D2DC24	LY1N-D2 DC24	A	Plug-in/Solder	Standard	24VDC	SPDT	15A	21.59	12.13	11.13	10.27	9.53
653-LY2N-D2-DC24	LY2N-D2-DC24	A	Plug-in/Solder	Standard	24VDC	DPDT	10A	21.59	16.62	15.77	14.07	13.64
653-LY4N-D2-DC24	LY4N-D2-DC24	A	Plug-in/Solder	Standard	24VDC	4PDT	10A	41.40	19.54	18.54	16.53	16.03
LED Indicator and Push-To-Test Button Type												
653-LY2I4NAC24	LY2I4N AC24	A	Plug-in/Solder	Standard	24VAC	DPDT	10A	21.59	10.92	9.93	9.21	8.95

Accessories

For quantities greater than listed, call for quote.

MOUSER STOCK NO.	Omron Part No.	Description	Price Each 1	25	50	100
653-PT08	PT08	Back connecting socket for SPDT and DPDT, solder	1.86	1.66	1.57	1.52
653-PT08-0	PT08-0	PC terminal socket for SPDT and DPDT, PCB	1.54	1.50	1.44	1.38
653-PT14-0	PT14-0	PC terminal socket for 4PDT, PCB	2.65	2.49	2.36	2.28
653-PTF08A-E	PTF08A-E	Track mounted socket for SPDT and DPDT	4.48	4.30	4.21	3.97
653-PTF11A	PTF11A	Track mounted socket for 3PDT	6.43	6.08	5.77	5.63
653-PTF14A-E	PTF14A-E	Track mounted socket for 4PDT	6.37	6.26	5.97	5.70
653-PYC-P	PYC-P	Hold-down clip for back connecting socket	.28	.255	.243	.231
653-PFP-M	PFP-M	DIN rail end stop plate	.70	.546	.535	.524
653-PFP-S	PFP-S	Spacer	.46	.375	.332	.30
653-PFP-50N	PFP-50N	DIN rail 50cm (19.5")	4.96	4.37	3.89	3.52
653-PFP-100N	PFP-100N	DIN rail 100cm (39")	6.48	6.10	5.76	5.46

DIMENSIONS: mm

A

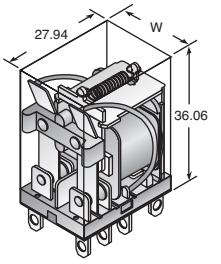

Shown with plug-in/solder terminals

B

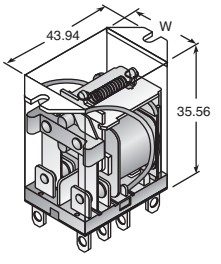

© Copyright 2013 Mouser Electronics

OMRON MK SERIES: OCTAL BASE GENERAL PURPOSE RELAYS

Specifications:
- Operate/Release time: 20/20ms (AC); 30/20ms (DC))
- Terminals: Plug-in
- Contact resistance: 50mΩ max.
- Insulation resistance: 1000MΩ min. @ 500VDC

Features:
- Exceptionally reliable general purpose relay
- Mechanical indicator and push-to-test button
- Silver contacts
- Long life (minimum 100,000 electrical operations)
- Built-in operation indicator (mechanical, LED), diode surge supression, varistor surge suppression

For quantities greater than listed, call for quote.

MOUSER STOCK NO.	Omron Part No.	Fig.	Contact Form	Rated Current (mA) @50Hz	Rated Current (mA) @60Hz	Coil Resistance (Ω)	Coil Voltage	Price Each 1	25	50	100
Mechanical Indicator											
653-MKS2PDC12	MKS2P DC12	A	DPDT	112.0	112.0	107.0	12VDC	12.58	12.03	11.38	10.27
653-MKS2PDC24	MKS2P DC24	A	DPDT	55.8	55.8	430.0	24VDC	13.17	11.86	11.22	10.54
653-MKS2PAC120	MKS2P AC120	A	DPDT	22.2	19.3	1130.0	120VAC	9.91	9.45	9.05	8.71
653-MKS3P-5AC120	MKS3P-5 AC120	A	3PDT	22.2	19.3	1130.0	120VAC	16.12	14.51	13.74	12.89
Mechanical and LED Indicator											
653-MKS2PNDC24	MKS2PN DC24	A	DPDT	55.8	55.8	430.0	24VDC	15.40	14.42	13.31	12.59
653-MKS2PNAC120	MKS2PN AC120	A	DPDT	22.2	19.3	1130.0	120VAC	11.86	11.31	10.84	10.42
Mechanical Indicator and Lockable Test Button											
653-MKS2PIDC12	MKS2PI DC12	B	DPDT	112.0	112.0	107.0	12VDC	11.11	10.61	10.19	9.62
653-MKS2PIDC24	MKS2PI DC24	B	DPDT	55.8	55.8	430.0	24VDC	11.11	10.61	10.19	9.81
653-MKS2PIDC48	MKS2PI DC48	B	DPDT	28.1	28.1	1710.0	48VDC	12.59	11.86	11.19	10.80
653-MKS2PIDC110	MKS2PI DC110	B	DPDT	13.5	13.5	7390.0	110VDC	12.05	10.82	10.36	9.97
653-MKS2PIAC12	MKS2PI AC12	B	DPDT	221.0	193.0	13.7	12VAC	12.64	11.84	10.92	10.34
653-MKS2PIAC24	MKS2PI AC24	B	DPDT	110.0	96.3	48.4	24VAC	12.13	11.37	10.50	9.93
653-MKS2PIAC110	MKS2PI AC110	B	DPDT	24.2	21.0	932.0	110VAC	15.65	14.08	13.33	12.52
653-MKS2PIAC120	MKS2PI AC120	B	DPDT	22.2	19.3	1130.0	120VAC	10.94	10.43	9.99	9.61
653-MKS2PIAC240	MKS2PI AC240	B	DPDT	11.0	9.6	4480.0	240VAC	14.94	14.02	12.94	12.22
653-MKS3PI-5DC12	MKS3PI-5 DC12	B	3PDT	112.0	112.0	107.0	12VDC	10.57	10.09	9.67	9.31
653-MKS3PI-5DC24	MKS3PI-5 DC24	B	3PDT	55.8	55.8	430.0	24VDC	12.84	12.27	11.78	11.35
653-MKS3PI-5AC24	MKS3PI-5 AC24	B	3PDT	110.0	96.3	48.4	24VAC	10.91	10.41	9.98	9.60
653-MKS3PI-5AC120	MKS3PI-5 AC120	B	3PDT	22.2	19.3	1130.0	120VAC	18.86	17.95	17.27	16.59
653-MKS3PI-5AC240	MKS3PI-5 AC240	B	3PDT	11.0	9.6	4480.0	240VAC	12.35	11.77	11.29	10.85
Mechanical and LED Indicator and Lockable Test Button											
653-MKS2PINDDC12	MKS2PINDC12	B	DPDT	112.0	112.0	107.0	12VDC	13.79	13.38	12.48	11.48
653-MKS2PINDC24	MKS2PIN DC24	B	DPDT	55.8	55.8	430.0	24VDC	13.46	12.87	12.35	11.90
653-MKS2PINAC24	MKS2PIN AC24	B	DPDT	110.0	96.3	48.4	24VAC	15.32	14.36	13.25	12.53
653-MKS2PINAC120	MKS2PIN AC120	B	DPDT	22.2	19.3	1130.0	120VAC	12.59	12.02	11.50	11.07
653-MKS2PINAC240	MKS2PIN AC240	B	DPDT	11.0	9.6	4480.0	240VAC	12.66	12.07	11.57	11.13
653-MKS3PIN-5DC24	MKS3PIN-5 DC24	B	3PDT	55.8	55.8	430.0	24VDC	16.51	15.47	14.28	13.50
653-MKS3PIN-5AC120	MKS3PIN-5 AC120	B	3PDT	22.2	19.3	1130.0	120VAC	14.83	13.95	13.18	12.50

Accessories for MK Series

For quantities greater than listed, call for quote.

MOUSER STOCK NO.	Omron Part No.	Description	Price Each 1	25	50	100
653-PTF11QDC	PTF11QDC	11-pin QC terminal, screw mount	1.46	1.37	1.26	1.16
653-PF083A-E	PF083A-E	8-pin octal for DPDT, track mount	3.98	3.96	3.66	3.49
653-PF113A-E	PF113A-E	11-pin octal for 3PDT, track mount	5.64	5.35	5.30	5.05
653-PFP-M	PFP-M	DIN rail end stop plate	.70	.546	.535	.524
653-PFP-S	PFP-S	Spacer	.46	.375	.332	.30
653-PFP-50N	PFP-50N	DIN rail 50cm (19.5")	4.96	4.37	3.89	3.52
653-PFP-100N	PFP-100N	DIN rail 100cm (39")	6.48	6.10	5.76	5.46

OMRON MKS-X SERIES: GENERAL PURPOSE LOAD SWITCHING POWER RELAYS

Specifications:
- Operate/Release time: 20ms max.
- Contact resistance: 100mΩ max.
- Insulation resistance: 100MΩ min.
- Contact material: AgSnIn

Features:
- Models for DC loads can switch 220VDC, 10A (resistive)
- Models for AC loads can switch 250VAC, 15A (resistive)

RoHS Compliant

For quantities greater than listed, call for quote.

MOUSER STOCK NO.	Omron Part No.	Fig.	Contact Form	Rated Current (mA) @ 50 Hz	Rated Current (mA) @ 60 Hz	Coil Resistance (Ω)	Coil Voltage	Price Each 1	25	50	100
Standard											
653-MKS1XT-10DC12	MKS1XT-10 DC12	C	SPST-NO	126.0	126.0	95.0	12VDC	28.47	26.96	23.97	21.57
653-MKS1XT-10DC24	MKS1XT-10 DC24	C	SPST-NO	63.2	63.2	380.0	24VDC	26.19	24.48	22.49	21.70
653-MKS1XT-10AC24	MKS1XT-10 AC24	C	SPST-NO	110.0	96.3	48.4	24VAC	23.08	21.80	19.94	19.28
653-MKS1XT-10AC120	MKS1XT-10 AC120	C	SPST-NO	22.2	19.3	1130.0	120VAC	23.08	21.80	19.93	19.28
653-MKS2XT-11DC24	MKS2XT-11 DC24	C	SPST-NO/SPST-NC	63.2	63.2	380.0	24VDC	26.19	24.47	22.49	21.69
Built-in Operation Indicator											
653-MKS1XTN-10DC24	MKS1XTN-10 DC24	C	SPST-NO	63.2	63.2	380.0	24VDC	24.20	22.89	21.29	20.23
653-MKS1XTN-10AC120	MKS1XTN-10 AC120	C	SPST-NO	22.2	19.3	1130.0	120VAC	25.75	23.65	22.04	21.33
653-MKS2XTN-11DC24	MKS2XTN-11 DC24	C	SPST-NO/SPST-NC	63.2	63.2	380.0	24VDC	26.42	24.97	23.24	22.08
653-MKS2XTN-11AC120	MKS2XTN-11 AC120	C	SPST-NO/SPST-NC	22.2	19.3	1130.0	120VAC	26.45	24.52	22.86	22.11
Test Button											
653-MKS1XTI-10DC24	MKS1XTI-10 DC24	D	SPST-NO	63.2	63.2	380.0	24VDC	25.37	23.97	21.94	21.22
653-MKS2XTI-11DC24	MKS2XTI-11 DC24	D	SPST-NO/SPST-NC	63.2	63.2	380.0	24VDC	28.28	26.73	24.89	23.65
Test Button and Built-in Operation Indicator											
653-MKS1XTIN-10AC120	MKS1XTIN-10 AC120	D	SPST-NO	22.2	19.3	1130.0	120VAC	25.52	23.65	22.05	21.33
653-MKS2XTIN-11DC24	MKS2XTIN-11 DC24	D	SPST-NO/SPST-NC	63.2	63.2	380.0	24VDC	35.72	33.36	30.67	28.68
653-MKS2XTIN-11AC120	MKS2XTIN-11 AC120	D	SPST-NO/SPST-NC	22.2	19.3	1130.0	120VAC	29.96	26.87	25.73	24.77

Accessories for MKS-X Series

For quantities greater than listed, call for quote.

MOUSER STOCK NO.	Omron Part No.	Description	Price Each 1	25	50	100
653-P7M-06P	P7M-06P	PCB mount, back-connecting socket without built-in diode	13.93	13.59	12.88	12.19
653-P7MF-06	P7MF-06	DIN track or panel mount, front-connecting socket without built-in diode	13.64	12.17	11.33	10.97
653-P7MF-06-D	P7MF-06-D	DIN track or panel mount, front-connecting socket with built-in diode	16.27	14.97	13.75	13.34
653-PYC-A2	PYC-A2	Hold-down clip	.71	.642	.616	.578

DIMENSIONS: mm

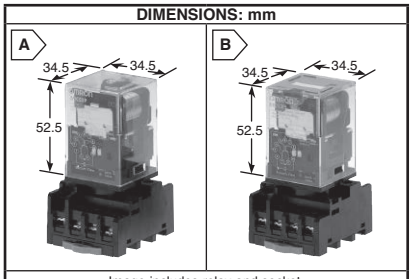

Image includes relay and socket.
Socket is ordered separately.

Terminal Arrangement (Bottom View)

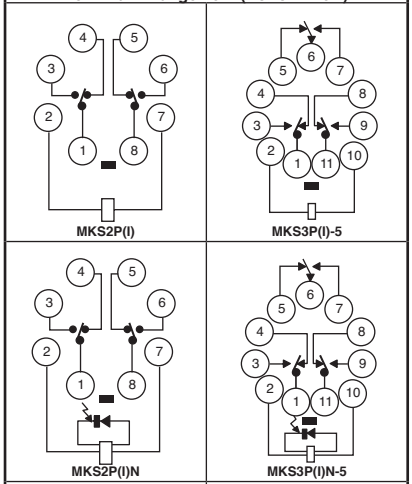

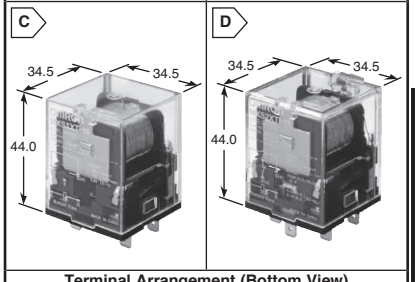

Terminal Arrangement (Bottom View)

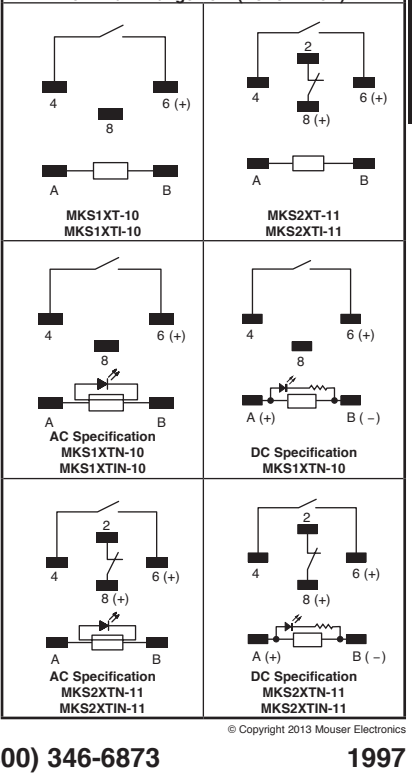

© Copyright 2013 Mouser Electronics

OMRON General Purpose Relays

OMRON MY SERIES: GENERAL PURPOSE, MINIATURE POWER RELAYS



Specifications:
- Operating frequency:
  Mechanical: 18,000 operations/hr.
  Electrical: 1,800 operations/hr. (under rated load)
- Insulation resistance: 1000MΩ min. (@ 500VDC)
- Operate/release time: 20ms. max.
- Power Consumption:
  AC < 50V: 1.0 - 1.2VA (60Hz)
  AC > 50V: 0.9 - 1.1VA (60Hz)
  DC: 0.9W
- Terminals: Plug-in socket/solder

Features:
- Versatile, multi-featured, miniature power relay for sequence control and power switching applications
- Maximum switching current: 10A 2-Pole, 5A 4-Pole
- Provided with nameplate

For quantities greater than listed, call for quote.

MOUSER STOCK NO.	Omron Part No.	Contact Form	Coil Resistance (Ω)	Coil Voltage	Rated Current (mA)		Price Each			
					50Hz	60Hz	1	25	50	100
Without LED Indicator, Standard Coil Polarity										
653-MY2-AC24	MY2-AC24(S)	DPDT	180.0	24VAC	53.8	46.0	5.38	5.04	4.83	4.61
653-MY2-AC1	MY2-AC110/120(S)	DPDT	4430.0	110/120VAC	9.9/10.8	8.4/9.2	4.74	4.44	4.25	4.08
653-MY2AC220240S	MY2 AC220/240 (S)	DPDT	18790.0	220/240VAC	4.8/5.3	4.2/4.6	6.06	5.68	5.44	5.19
653-MY2-DC12	MY2-DC12(S)	DPDT	160.0	12VDC	75.0	75.0	5.38	5.04	4.79	4.61
653-MY2-DC24	MY2-DC24(S)	DPDT	636.0	24VDC	37.7	37.7	5.25	5.00	4.84	4.47
⁂ 653-MY2-02DC24	MY2-02 DC24	DPDT	650.0	24VDC	36.9	36.9	5.77	5.25	4.99	4.86
653-MY4DC48(S)	MY4 DC48 (S)	4PDT	2560.0	48VDC	18.8	18.8	5.70	5.31	5.08	4.90
653-MY4DC100110S	MY4 DC100/110 (S)	4PDT	11100.0	110/120VDC	9.0/9.9	9.0/9.9	7.09	6.63	6.33	6.07
⁂ 653-MY4-02-AC110-120	MY4-02-AC110-120	4PDT	4430.0	110/120VAC	9.9/10.8	8.4/9.2	8.09	7.53	7.22	6.96
⁂ 653-MY4-02DC6	MY4-02 DC6	4PDT	39.8	6VDC	151.0	151.0	11.01	10.25	9.69	9.11
⁂ 653-MY4-02-DC12	MY4-02-DC12	4PDT	160.0	12VDC	75.0	75.0	7.14	6.77	6.39	6.05
⁂ 653-MY4-02DC24	MY4-02 DC24	4PDT	636.0	24VDC	37.7	37.7	7.45	7.22	6.97	6.67
⁂ 653-MY4-02-DC48	MY4-02-DC48	4PDT	2560.0	48VDC	18.8	18.8	8.13	7.31	6.92	6.49
653-MY4AC12(S)	MY4 AC12 (S)	4PDT	46.0	12VAC	106.5	91.0	5.48	5.14	4.90	4.69
653-MY4-AC24	MY4-AC24(S)	4PDT	180.0	24VAC	53.8	46.0	5.92	5.54	5.29	5.06
653-MY4-AC1	MY4-AC110/120(S)	4PDT	4430.0	110/120VAC	9.9/10.8	8.4/9.2	5.63	5.28	5.04	4.83
653-MY4-AC220-240S	MY4-AC220-240S	4PDT	18790.0	220/240VAC	4.8/5.3	4.2/4.6	6.60	6.15	5.90	5.67
653-MY4DC6S	MY4-DC6(S)	4PDT	39.8	6VDC	151.0	151.0	7.66	7.22	6.84	6.42
653-MY4-DC12	MY4-DC12(S)	4PDT	160.0	12VDC	75.0	75.0	5.48	5.14	4.90	4.69
653-MY4-DC24	MY4-DC24(S)	4PDT	636.0	24VDC	37.7	37.7	6.29	5.98	5.79	5.35
653-MY4H-USDC24	MY4H-US DC24	4PDT	636.0	24VDC	37.7	37.7	53.80	50.63	47.82	46.12
653-MY4Z-DC24S	MY4Z-DC24(S)	4PDT (bifurcated)	636.0	24VDC	37.7	37.7	10.79	10.52	9.97	8.89
653-MY4ZAC24S	MY4Z AC24 (S)	4PDT (bifurcated)	180.0	24VAC	53.8	46.0	11.80	11.16	10.73	10.11
With LED Indicator, Standard Coil Polarity										
653-MY2N-AC24S	MY2N-AC24(S)	DPDT	180.0	24VAC	53.8	46.0	6.76	6.49	6.21	5.84
653-MY2N-AC1S	MY2N-AC110/120(S)	DPDT	4430.0	110/120VAC	9.9/10.8	8.4/9.2	5.96	5.60	5.34	5.11
653-MY2N-AC220/240S	MY2N-AC220/240(S)	DPDT	18790.0	220/240VAC	4.8/5.3	4.2/4.6	6.53	6.13	5.81	5.35
653-MY2N-DC12S	MY2N-DC12(S)	DPDT	160.0	12VDC	75.0	75.0	6.76	5.85	5.66	5.48
653-MY2N-DC24S	MY2N-DC24(S)	DPDT	636.0	24VDC	37.7	37.7	6.00	5.62	5.38	5.15
653-MY4N-AC24S	MY4N-AC24(S)	4PDT	180.0	24VAC	53.8	46.0	6.86	6.42	6.12	5.85
653-MY4N-AC110/120S	MY4N-AC110/120S	4PDT	4430.0	110/120VAC	9.9/10.8	8.4/9.2	7.21	6.97	6.64	6.35
653-MY4NAC220240S	MY4N AC220/240 (S)	4PDT	18790.0	220/240VAC	4.8/5.3	4.2/4.6	8.36	7.79	7.45	7.17
653-MY4N-DC12(S)	MY4N-DC12(S)	4PDT	160.0	12VDC	75.0	75.0	5.84	5.52	5.25	5.04
653-MY4N-DC24S	MY4N-DC24(S)	4PDT	636.0	24VDC	37.7	37.7	8.31	7.98	7.62	7.18
653-MY4ZN-AC1S	MY4ZN-AC110/120(S)	4PDT	4430.0	110/120VAC	9.9/10.8	8.4/9.2	13.61	11.16	10.69	10.29
653-MY4ZNDC12S	MY4ZN DC12 (S)	4PDT	160.0	12VDC	75.0	75.0	16.40	14.77	13.11	11.81
653-MY4ZN-DC24S	MY4ZN-DC24(S)	4PDT	636.0	24VDC	37.7	37.7	11.25	10.24	9.73	9.48
With LED Indicator and Built-In Diode, Standard Coil Polarity										
653-MY2N-D2-DC24S	MY2N-D2-DC24S	DPDT	636.0	24VDC	37.7	37.7	10.31	9.72	9.29	8.75
653-MY4N-D2-DC24S	MY4N-D2-DC24S	4PDT	636.0	24VDC	37.7	37.7	11.63	10.89	10.38	10.00
653-MY4ZN-D2DC24S	MY4ZN-D2 DC24 (S)	4PDT (bifurcated)	636.0	24VDC	37.7	37.7	30.78	27.53	26.36	25.38
With LED Indicator and Built-In Capacitor Resistor, Standard Coil Polarity										
653-MY2N-CRAC110120S	MY2N-CR AC110/120 (S)	DPDT	4430.0	110/120VAC	9.9/10.8	8.4/9.2	13.20	12.31	11.77	11.33
653-MY4N-CRAC110120S	MY4N-CR AC110/120 (S)	4PDT	4430.0	110/120VAC	9.9/10.8	8.4/9.2	14.59	13.67	13.11	12.64
With LED Indicator and Lockable Test Button, Reverse Coil Polarity										
653-MY2INAC24S	MY2IN AC24 (S)	DPDT	180.0	24VAC	53.8	46.0	7.19	6.77	6.39	6.16
653-MY2INDC12(S)	MY2IN DC12 (S)	DPDT	160.0	12VDC	75.0	75.0	6.71	6.29	6.01	5.75
653-MY2INDC24S	MY2IN DC24 (S)	DPDT	636.0	24VDC	37.7	37.7	5.42	5.08	4.87	4.65
653-MY4IN-AC24	MY4IN-AC24(S)	4PDT	180.0	24VAC	53.8	46.0	7.81	7.49	6.96	6.40
653-MY4INAC110120S	MY4IN AC110/120 (S)	4PDT	4430.0	110/120VAC	9.9/10.8	8.4/9.2	6.71	6.29	6.00	5.79
653-MY4INAC220240S	MY4IN AC220/240 (S)	4PDT	18790.0	220/240VAC	4.8/5.3	4.2/4.6	8.39	7.76	7.55	7.27
653-MY4INDC12S	MY4IN DC12 (S)	4PDT	160.0	12VDC	75.0	75.0	6.68	6.18	5.91	5.74
653-MY4IN-DC24(S)	MY4IN-DC24(S)	4PDT	636.0	24VDC	37.7	37.7	7.59	7.10	6.78	6.49

⁂ PBC Terminals

Accesories for MY

For quantities greater than listed, call for quote.

MOUSER STOCK NO.	Omron Part No.	Description	Price Each			
			1	25	50	100
653-PFP-100N	PFP-100N	DIN rail 100cm (39")	6.48	6.10	5.76	5.46
653-PFP-50N	PFP-50N	DIN rail 50cm (19.7")	4.96	4.37	3.89	3.52
653-PFP-M	PFP-M	DIN rail end stop plate	.70	.546	.535	.524
653-PFP-S	PFP-S	DIN rail spacer	.46	.375	.332	.30
653-PY08	PY08	Back connect socket for DPDT, solder terminals	1.31	1.23	1.16	1.10
653-PY08-02	PY08-02	Back connect socket for DPDT, PCB terminals	1.24	1.17	1.11	1.06
653-PY14	PY14	Back connect socket for 4PDT, solder terminals without hold-down clip	1.81	1.72	1.55	1.47
653-PY14-02	PY14-02	Back connect socket for 4PDT, PCB terminals without hold-down clip	1.72	1.63	1.55	1.49
653-PYC-A1	PYC-A1	Hold-down clip for track mounted socket DPDT	.26	.246	.233	.225
653-PYC-P	PYC-P	Hold-down clip for back connect socket	.28	.255	.243	.231
653-PYC-P2	PYC-P2	Push-to-test hold-down clip for back connect socket	1.53	1.44	1.40	1.34
653-PYF08A-E	PYF08A-E	Track mounted socket for DPDT	5.25	4.94	4.67	4.42
653-PYF14A-E	PYF14A-E	Front connect socket w/screw terminals without hold-down clip and track mounted for 4PDT	6.89	6.69	6.45	6.17
653-Y92H-3	Y92-H3	Hold-down clip for track mounted socket and RC circuit	1.86	1.67	1.51	1.39

© Copyright 2013 Mouser Electronics
© Copyright 2013 Mouser Electronics

OMRON General Purpose Relays

OMRON MJN SERIES: SQUARE-BASE GENERAL PURPOSE RELAYS

Specifications:
- Contact resistance: 50mΩ max.
- Plug-in terminals
- Power consumption: AC DPDT - 1.7VA, 3PDT-2.0VA; DC-1.2W

Features:
- Rugged power driver offers superior 3/16" through-air and 3/8" over-surface spacing
- Interlocked frame and contact block prevent contact misalignment during plug-in
- Available with dust covers, indicator lamps and push-to-operate buttons

✻Socket not required for 20A models; they are flange mounted and do not require terminals

For quantities greater than listed, call for quote.

MOUSER STOCK NO.	Omron Part No.	Fig.	Contact Form	Coil Voltage	Contact Rating	Price Each 1	25	50	100
Standard Mount									
653-MJN2C-DC12	MJN2C-DC12	A	DPDT	12VDC	10A	17.40	15.28	15.10	14.92
653-MJN2C-DC24	MJN2C-DC24	A	DPDT	24VDC	10A	18.70	17.40	16.27	15.66
653-MJN3C-DC12	MJN3C-DC12	A	3PDT	12VDC	10A	14.15	13.49	11.98	11.82
653-MJN3C-DC24	MJN3C-DC24	A	3PDT	24VDC	10A	13.73	11.67	10.15	9.53
653-MJN3C-AC12	MJN3C-AC12	A	3PDT	12VAC	10A	11.63	11.29	10.96	10.64
653-MJN3C-AC1	MJN3C-AC120	A	3PDT	120VAC	10A	13.18	12.65	12.25	11.94
Flange Mount									
653-MJN1CF-DC12	MJN1CF-DC12	B	SPDT	12VDC	10A	15.30	14.85	14.40	13.69
653-MJN2CF-DC12	MJN2CF-DC12	B	DPDT	12VDC	10A	14.64	12.44	10.83	10.43
✻ 653-MJN2CF-AC1	MJN2CF-AC120	B	DPDT	120VAC	10A	11.12	10.72	10.53	10.06
✻ 653-MJN2CE-DC12	MJN2CE-DC12	B	DPDT	12VDC	20A	19.58	17.62	15.66	14.09
653-MJN2CE-DC24	MJN2CE-DC24	B	DPDT	24VDC	20A	24.03	20.45	17.79	17.12
653-MJN2CE-AC1	MJN2CE-AC120	B	DPDT	120VAC	20A	31.58	26.87	23.38	22.49
Sockets for MJN Series			Description						
653-PTFPCB	PTFPCB		11-pin PCB terminal, screw mount			1.48	1.38	1.33	1.27
653-PTF11QDC	PTF11QDC		11-pin QC terminal, screw mount			1.46	1.37	1.26	1.16
653-PTF21PC	PTF21PC		11-pin screw terminal, screw mount			7.60	7.18	6.82	6.58
653-PTF11PC	PTF11PC		11-pin screw terminal, DIN mount			7.82	7.39	7.01	6.60
653-PFP-M	PFP-M		DIN rail end stop plate			.70	.546	.535	.524
653-PFP-100N	PFP-100N		DIN rail 100cm (39")			6.48	6.10	5.76	5.46

OMRON G7L SERIES: HIGH-CAPACITY GENERAL PURPOSE RELAYS

Specifications:
- Contact rating: Single-pole type 30A @ 220VAC
  Double-pole type 25A @ 220VAC
- Power consumption: AC coil 1.70-2.50VAC/DC coil 1.90W
- Contact material: Ag Alloy
- Impulse withstand voltage: 10,000V between coil and contacts
- Conforms to IEC 950
- Class B insulation
- E-Bracket type requires E-Bracket or socket to mount.

Features:
- Ideally suited for high-inrush fluid pump controls: pool/spa, water processing, emergency, chemical industry, etc.
- High-capacity, high-withstand voltage relay with no contact chattering for momentary voltage drops up to 50% of rated voltage.
- Wide-range AC-activated coil that handles 100-120VAC at either 50 or 60Hz
- Miniature hinge for maximum switching capacity, particularly for inductive loads

RoHS Compliant

✻ E-Bracket R99-07G5D sold separately

For quantities greater than listed, call for quote.

MOUSER STOCK NO.	Omron Part No.	Fig.	Contact Form	Coil Voltage	Terminal Type	Price Each 1	25	50	100
✻E-Bracket Type									
653-G7L-2A-B-CB-DC12	G7L-2A-B-CB-DC12	C	DPST-NO	12VDC	Screw terminals	15.95	14.50	13.29	12.27
653-G7L-1ATCB-AC1	G7L-1A-TCB-AC100/120	C	SPST-NO	100/120VAC	.250" Quick connect	12.77	11.61	10.65	9.82
653-G7L-1A-T-CB-DC48	G7L-1A-T-CB-DC48	C	SPST-NO	48VDC	.250" Quick connect	15.65	14.23	13.04	12.05
✻E-Bracket Type with Test Button									
653-G7L-1A-BJ-DC24	G7L-1A-BJ-CB-DC24	C	SPST-NO	24VDC	Screw terminals	17.08	15.52	14.23	13.13
653-G7L-1A-TJ-DC24	G7L-1A-TJ-CB-DC24	C	SPST-NO	24VDC	.250" Quick connect	11.97	10.88	9.98	9.21
653-G7L-2A-BJ-DC24	G7L-2A-BJ-CB-DC24	C	DPST-NO	24VDC	Screw terminals	15.95	14.50	13.29	12.27
653-G7L2ATJCBAC24	G7L-2A-T-J-CB-AC24	C	DPST-NO	24VAC	.250" Quick connect	13.64	12.40	11.37	10.51
653-G7L-2A-TJ-AC2	G7L-2A-TJ-CB-AC200/240	C	DPST-NO	200/240VAC	.250" Quick connect	12.64	11.49	10.53	9.73
653-G7L-2A-TJ-DC24	G7L-2A-TJ-CB-DC24	C	DPST-NO	24VDC	.250" Quick connect	11.26	10.24	9.38	8.75
Upper Bracket									
653-G7L-1A-BUBCBAC24	G7L-1A-BUB-CB AC24	D	SPST-NO	24VAC	Screw terminals	15.10	13.73	12.58	11.62
653-G7L-1A-AC100/120	G7L-1A-TUB-CB-AC100/120	D	SPST-NO	100/120VAC	.250" Quick connect	11.62	10.57	9.69	8.95
653-G7L-2ABUBCBAC24	G7L-2A-BUB-CB-AC24	D	DPST-NO	24VAC	Screw terminals	16.94	15.40	14.12	13.02
653-G7L-2A-TUBCBAC24	G7L-2A-TUB-CB-AC24	D	DPST-NO	24VAC	.250" Quick connect	10.11	9.56	9.06	8.35
653-G7L-2AT-AC1	G7L-2A-TUB-CB-AC100/120	D	DPST-NO	100/120VAC	.250" Quick connect	11.98	11.89	10.61	9.36
653-G7L2ATUBCBAC200	G7L-2A-TUB-CB-AC200/240	D	DPST-NO	200/240VAC	.250" Quick connect	15.79	14.21	12.63	11.36
653-G7L-2AT-DC24	G7L-2A-TUB-CB-DC24	D	DPST-NO	24VDC	.250" Quick connect	11.26	10.24	9.38	8.75
Upper Bracket with Test Button									
653-G7L-1ABUBJCBAC24	G7L-1A-BUBJ-CB AC24	D	SPST-NO	24VAC	Screw terminals	13.60	12.86	12.19	11.41
653-G7L1ABUBJCBAC	G7L-1A-BUBJ-CB AC100/120	D	SPST-NO	100/120VAC	Screw terminals	14.15	13.77	12.97	11.90
653-G7L1ABUBJCB200	G7L-1A-BUB-J-CB-AC200/240	D	SPST-NO	200/240VAC	Screw terminals	15.44	14.35	13.24	12.84
653-G7L-1A-BUB-JDC12	G7L-1A-BUBJ-CB-DC12	D	SPST-NO	12VDC	Screw terminals	13.89	12.90	12.26	11.26
653-G7L-1A-AC24	G7L-1A-TUBJ-CB-AC24	D	SPST-NO	24VAC	.250" Quick connect	10.65	9.90	9.41	8.63
653-G7L-1A-AC1	G7L-1A-TUBJ-CB-AC100/120	D	SPST-NO	100/120VAC	.250" Quick connect	10.64	9.89	9.39	8.62
653-G7L-1A-AC2	G7L-1A-TUBJ-CB-AC200/240	D	SPST-NO	200/240VAC	.250" Quick connect	10.60	9.87	9.37	9.00
653-G7L-1ATUBJCBDC12	G7L-1A-TUB-J-CB-DC12	D	SPST-NO	12VDC	.250" Quick connect	12.28	11.61	10.33	8.77
653-G7L-1A-DC24	G7L-1A-TUBJ-CB-DC24	D	SPST-NO	24VDC	.250" Quick connect	11.05	9.23	8.77	8.42
653-G7L-2AB-AC24	G7L-2A-BUBJ-CB-AC24	D	DPST-NO	24VAC	Screw terminals	15.07	13.98	13.29	12.78
653-G7L-2AB-AC1	G7L-2A-BUBJ-CB-AC100/120	D	DPST-NO	100/120VAC	Screw terminals	15.39	14.56	13.20	12.48
653-G7L-2AB-AC2	G7L-2A-BUBJ-CB-AC200/240	D	DPST-NO	200/240VAC	Screw terminals	16.20	15.07	13.90	13.14
653-G7L-2AB-DC12	G7L-2A-BUBJ-CB-DC12	D	DPST-NO	12VDC	Screw terminals	14.59	13.59	12.53	11.86
653-G7L-2AB-DC24	G7L-2A-BUBJ-CB-DC24	D	DPST-NO	24VDC	Screw terminals	13.42	12.54	12.03	11.14
653-G7L-2A-AC24	G7L-2A-TUBJ-CB-AC24	D	DPST-NO	24VAC	.250" Quick connect	11.03	10.26	9.47	9.17
653-G7L-2A-AC1	G7L-2A-TUBJ-CB-AC100/120	D	DPST-NO	100/120VAC	.250" Quick connect	10.13	9.50	9.07	8.78
653-G7L-2A-AC2	G7L-2A-TUBJ-CB-AC200/240	D	DPST-NO	200/240VAC	.250" Quick connect	14.33	13.55	12.04	10.23
653-G7L-2AJ-DC12	G7L-2A-TUBJ-CB-DC12	D	DPST-NO	12VDC	.250" Quick connect	12.42	11.55	10.96	10.53
653-G7L-2A-DC24	G7L-2A-TUBJ-CB-DC24	D	DPST-NO	24VDC	.250" Quick connect	10.31	9.59	9.11	8.75
653-G7L2ATUBJCBDC48	G7L-2A-TUB-J-CB-DC48	D	DPST-NO	48VDC	.250" Quick connect	11.26	10.24	9.38	8.66
PCB Mount									
653-G7L-2A-PCB-DC12	G7L-2A-P-CB-DC12	E	DPST-NO	12VDC	PCB terminals	15.46	14.06	12.88	11.90
653-G7L2APCBDC24	G7L-2A-P-CB-DC24	E	DPST-NO	24VDC	PCB terminals	14.45	13.65	12.94	12.11
Accessories			Description						
653-R99-07G5D	R99-07G5D		E-Bracket for G7L-1A(2A)-TJ, -BJ			1.08	1.02	.974	.935
653-P7LF-C	P7LF-C		Cover for QC terminal type			.82	.77	.738	.717
653-P7LF-06	P7LF-06		Front connecting socket for QC terminal (includes P7LF-C)			16.02	15.02	14.34	13.72

DIMENSIONS: mm

A

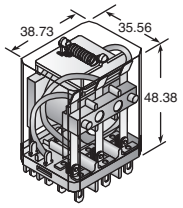

B

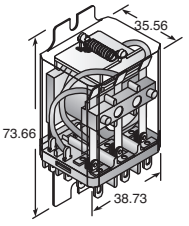

C

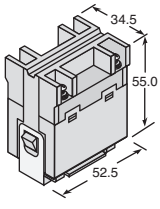

Shown with E-Bracket Attached

D

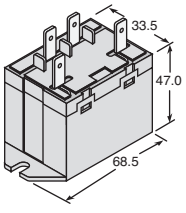

QC Type Shown

E

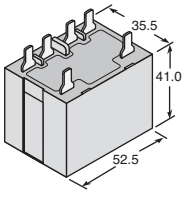

© Copyright 2013 Mouser Electronics

© Copyright 2013 Mouser Electronics

OMRON General Purpose Relays

OMRON G2RS SERIES: SLIM, POWER PLUG-IN RELAYS

Specifications:
- Contact rating: SPDT 10A @ 250VAC/30VDC
  DPDT 5A @ 250VAC/30VDC
- Power consumption: AC 0.90VA @ 60Hz
  DC 0.53W
- Terminals: Plug-in

Features:
- Slim and space-saving power plug-in relays
- Built-in mechanical operation indicator
- Provided with nameplate
- AC/LED type is equipped with a coil-disconnection, self-diagnostic function.
- High switching power (1-pole: 10A)

LEAD-FREE

RoHS Compliant

General Purpose Type

For quantities greater than listed, call for quote.

MOUSER STOCK NO.	Omron Part No.	Fig.	Contact Form	Number of Poles	Rated Current (mA) @50Hz	Rated Current (mA) @60Hz	Coil Resistance (Ω)	Coil Voltage	Price Each 1	25	50	100
653-G2R-1S-DC24S	G2R-1-S-DC24S	A	SPDT	1	21.6	21.6	1,113	24VDC	4.26	4.00	3.81	3.64
653-G2R-1-SDC48S	G2R-1-S DC48(S)	A	SPDT	1	11.4	11.4	4,220	48VDC	5.07	4.61	4.23	3.89
653-G2R-1S-AC24S	G2R-1-S-AC24S	A	SPDT	1	43.5	37.4	253	24VAC	6.74	6.13	5.62	5.19
653-G2R-1S-AC120S	G2R-1-S-AC120S	A	SPDT	1	8.6	7.5	7,286	120VAC	7.15	6.70	6.16	5.69
653-G2R-1-SAC240S	G2R-1-S AC240(S)	A	SPDT	1	3.7	3.2	30,360	240VAC	12.25	11.13	10.21	9.43
653-G2R-2-SDC6S	G2R-2-SDC6(S)	B	DPDT	2	87.0	87.0	69	6VDC	6.08	5.52	5.00	4.50
653-G2R-2S-DC12S	G2R-2-S-DC12(S)	B	DPDT	2	43.2	43.2	278	12VDC	4.88	4.56	4.35	4.09
653-G2R-2S-DC24S	G2R-2-S-DC24S	B	DPDT	2	21.6	21.6	1,113	24VDC	5.74	5.28	4.76	4.29
653-G2R-2-SDC48S	G2R-2-S DC48(S)	B	DPDT	2	11.4	11.4	4,220	48VDC	5.92	5.37	4.92	4.54
653-G2R-2S-AC24S	G2R-2-S-AC24S	B	DPDT	2	43.5	37.4	253	24VAC	7.40	6.94	6.63	6.36
653-G2R-2S-AC120S	G2R-2-S-AC120S	B	DPDT	2	8.6	7.5	7,286	120VAC	8.05	7.53	7.20	6.91
653-G2R-2-SAC240S	G2R-2-S AC240(S)	B	DPDT	2	3.7	3.2	30,360	240VAC	12.45	11.33	10.22	9.22

With Diode

For quantities greater than listed, call for quote.

MOUSER STOCK NO.	Omron Part No.	Fig.	Contact Form	Number of Poles	Rated Current (mA) @50Hz	Rated Current (mA) @60Hz	Coil Resistance (Ω)	Coil Voltage	Price Each 1	25	50	100
653-G2R-1-SDDC24S	G2R-1-SD DC24(S)	C	SPDT	1	21.6	21.6	1,113	24VDC	6.69	5.79	5.48	4.94

With LED Indicator

For quantities greater than listed, call for quote.

MOUSER STOCK NO.	Omron Part No.	Fig.	Contact Form	Number of Poles	Rated Current (mA) @50Hz	Rated Current (mA) @60Hz	Coil Resistance (Ω)	Coil Voltage	Price Each 1	25	50	100
653-G2R-1-SN-DC12S	G2R-1-SN-DC12S	D	SPDT	1	43.2	43.2	278	12VDC	10.98	10.60	9.72	8.98
653-G2R-1-SN-DC24S	G2R-1-SN-DC24S	D	SPDT	1	21.6	21.6	1,113	24VDC	8.27	7.52	6.89	6.37
653-G2R-1-SN-AC24S	G2R-1-SN-AC24S	E	SPDT	1	43.5	37.4	253	24VAC	8.46	7.69	7.05	6.51
653-G2R-1-SN-AC120S	G2R-1-SN-AC120S	E	SPDT	1	8.6	7.5	7,286	120VAC	10.90	9.92	8.95	8.07
653-G2R-2-SNDC6S	G2R-2-SN DC6(S)	F	DPDT	2	87.0	87.0	69	6VDC	10.03	9.12	8.36	7.71
653-G2R-2-SN-DC24S	G2R-2-SN-DC24S	F	DPDT	2	21.6	21.6	1,113	24VDC	11.41	10.51	9.49	8.58
653-G2R-2-SN-AC24S	G2R-2-SN-AC24S	G	DPDT	2	43.5	37.4	253	24VAC	9.75	9.21	8.74	8.45
653-G2R-2-SN-AC120S	G2R-2-SN-AC120S	G	DPDT	2	8.6	7.5	7,286	120VAC	11.64	10.71	9.81	9.06

LED Indicator with Test Button

For quantities greater than listed, call for quote.

MOUSER STOCK NO.	Omron Part No.	Fig.	Contact Form	Number of Poles	Rated Current (mA) @50Hz	Rated Current (mA) @60Hz	Coil Resistance (Ω)	Coil Voltage	Price Each 1	25	50	100
653-G2R-1-SNIDC24S	G2R-1-SNI DC24(S)	D	SPDT	1	21.6	21.6	1,113	24VDC	8.88	8.15	7.38	6.64
653-G2R-2-SNIDC24S	G2R-2-SNIDC24(S)	G	DPDT	2	21.6	21.6	1,113	24VDC	8.47	8.00	7.59	7.34

With LED Indicator and Diode

For quantities greater than listed, call for quote.

MOUSER STOCK NO.	Omron Part No.	Fig.	Contact Form	Number of Poles	Rated Current (mA) @50Hz	Rated Current (mA) @60Hz	Coil Resistance (Ω)	Coil Voltage	Price Each 1	25	50	100
653-G2R-1SND-DC24S	G2R-1SND-DC24S	H	SPDT	1	21.6	21.6	1,113	24VDC	9.53	8.67	7.94	7.59
653-G2R-2-SND-DC12S	G2R-2-SND-DC12(S)	I	DPDT	2	43.2	43.2	278	12VDC	10.90	10.52	9.48	8.56
653-G2R-2SND-DC24S	G2R-2SND-DC24S	I	DPDT	2	21.6	21.6	1,113	24VDC	12.75	11.74	10.60	9.59

LED Indicator and Diode with Test Button

For quantities greater than listed, call for quote.

MOUSER STOCK NO.	Omron Part No.	Fig.	Contact Form	Number of Poles	Rated Current (mA) @50Hz	Rated Current (mA) @60Hz	Coil Resistance (Ω)	Coil Voltage	Price Each 1	25	50	100
653-G2R-2-SNDIDC24S	G2R-2-SNDI DC24(S)	I	DPDT	2	21.6	21.6	1,113	24VDC	14.03	12.91	11.66	10.55

ACCESSORIES

For quantities greater than listed, call for quote.

MOUSER STOCK NO.	Omron Part No.	Description	Price Each 1	25	50	100
653-P2RF-05-E	P2RF-05-E	Track mount socket for G2R-1S and G2R-1-SN, screw terminals	3.72	3.53	3.36	3.20
653-P2RF-08	P2RF-08	Track mount socket for G2R-2S and G2R-2-SN, solder terminals	8.20	7.76	7.35	7.12
653-P2RF-08-E	P2RF-08-E	Track mount socket for G2R-2S and G2R-2-SN, screw terminals	6.94	6.31	5.78	5.33
653-P2RF-05S	P2RF-05S	Track mount socket for G2R-1S and G2R-1-SN, screwless clamp	6.10	5.49	4.88	4.39
653-P2RF-08S	P2RF-08S	Track mount socket for G2R-2S and G2R-2-SN, screwless clamp	11.20	10.08	8.96	8.06
653-P2R-05P	P2R-05P	Back mount socket for G2R-1S and G2R-1-SN, PCB terminals	1.71	1.69	1.59	1.53
653-P2R-08P	P2R-08P	Back mount socket for G2R-2S and G2R-2-SN, PCB terminals	1.90	1.80	1.71	1.59
653-PFP-100N	PFP-100N	DIN rail 100cm (39") length	6.48	6.10	5.76	5.46
653-PFP-M	PFP-M	Din rail end stop plate	.70	.546	.535	.524

DIMENSIONS: mm

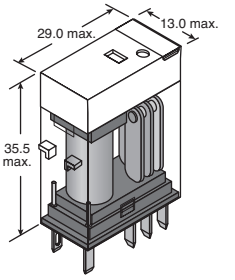

TERMINAL ARRANGEMENT

A

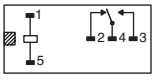

B

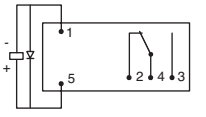

C

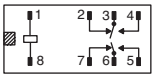

D

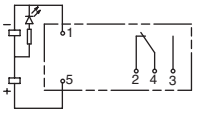

E

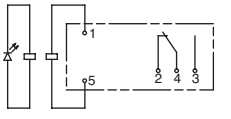

F

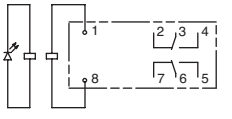

G

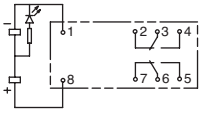

H

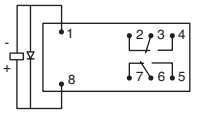

I

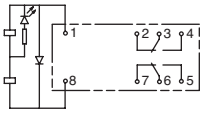

© Copyright 2013 Mouser Electronics

© Copyright 2013 Mouser Electronics

OMRON MGN SERIES: 30A HEAVY-DUTY, OPEN-FRAME POWER RELAYS

Specifications:
- Life expectancy:
  Electrical 100,000 operations (minimum)
  Mechanical 1,000,000 operations
- Dielectric strength: 2,200VRMS, 60Hz between contacts
- Terminals: Screw type

Features:
- Class F coil insulation system for 155°C (311°F)
- Coil molded in DuPont Rynite® for environmental protection
- Rugged construction rivets terminals to base
- Short Circuit Current Rating (SCCR) of 5kA, 600VAC

c UL us LISTED

For quantities greater than listed, call for quote.

MOUSER STOCK NO.	Omron Part No.	Fig.	Contact Form	Rated Coil Voltage	Base Size	Price Each 1	25	50	100
653-MGN1C-AC120	MGN1C-AC120	A	SPDT	120VAC	Short	28.64	27.05	26.10	24.75
653-MGN1C-DC12	MGN1C-DC12	A	SPDT	12VDC	Short	32.44	29.20	27.52	26.48
653-MGN1C-DC24	MGN1C-DC24	A	SPDT	24VDC	Short	26.08	23.18	21.67	20.87
653-MGN2A-AC240	MGN2A-AC240	A	DPST-NO	240VAC	Short	33.31	29.85	29.45	28.94
653-MGN2A-DC12	MGN2A-DC12	A	DPST-NO	12VDC	Short	37.04	35.86	35.20	33.90
653-MGN2A-DC24	MGN2A-DC24	A	DPST-NO	24VDC	Short	23.64	21.99	20.55	19.80
653-MGN2C-AC120	MGN2C-AC120	B	DPDT	120VAC	Long	36.78	33.10	29.41	25.01
653-MGN2C-DC12	MGN2C-DC12	B	DPDT	12VDC	Long	48.79	43.91	39.03	35.13

OMRON G7Z SERIES: POWER RELAYS WITH AUXILIARY CONTACT BLOCKS

Specifications:
- Maximum operating frequency:
  Rated Load 1,200 operations/hour
  Mechanical 1,800 operations/hour
- Dielectric strength: 4,000VAC, 50/60Hz
- Terminal type: Screw

Applications:
- High-current or high-inrush power supplies
- Commercial
- Industrial

Features:
- 40A can be carried and switched on each of 4 poles
- Possible to reach a maximum load capacity of 160A when using 4-pole parallel connections
- EN 60947-4-1 certification for mirror contact mechanisms has been obtained by using a combination of the relay and auxiliary contact blocks

RoHS Compliant

c UL us LISTED

For quantities greater than listed, call for quote.

MOUSER STOCK NO.	Omron Part No.	Fig.	Contact Configuration: Relay	Contact Configuration: Auxiliary Contact Block	Coil Voltage (VDC)	Price Each 1	25	50	100
653-G7Z-2A2B-11ZDC12	G7Z-2A2B-11Z DC12	C	DPST-NO/DPST-NC	SPST-NO/SPST-NC	12	157.15	133.14	126.97	104.29
653-G7Z-2A2B-02ZDC24	G7Z-2A2B-02Z DC24	C	DPST-NO/DPST-NC	DPST-NC	24	117.21	108.84	105.81	100.25
653-G7Z-4A-11ZDC12	G7Z-4A-11Z DC12	C	4PST-NO	SPST-NO/SPST-NC	12	152.37	138.50	126.97	117.19
653-G7Z-4A-11ZDC24	G7Z-4A-11Z DC24	C	4PST-NO	SPST-NO/SPST-NC	24	125.12	116.18	112.95	107.00

OMRON G9EA-1 SERIES: 60A AND 100A DC POWER RELAYS

Specifications:
- Contact form: SPST-NO
- Power consumption: Approx. 5W
- Rated load: 60A @ 400VDC
  100A @ 120VDC
- Terminal type: Screw
- UL/CSA standard UL508 approved

Features:
- Switching and driving sections are gas-injected/hermetically sealed which allow relays to interrupt high-capacity loads
- Sealed construction requires no arc space, saves space, and helps ensure safe applications
- No restrictions on the mounting direction

RoHS Compliant

For quantities greater than listed, call for quote.

MOUSER STOCK NO.	Omron Part No.	Fig.	Rated Current (mA)	Coil Resistance (Ω)	Coil Voltage (VDC)	Price Each 1	25	50	100
Switching/Current Conduction Models, 60A									
653-G9EA-1-B-DC12	G9EA-1-B-DC12	D	417.0	28.8	12	144.64	138.36	132.59	127.31
653-G9EA-1-B-DC24	G9EA-1-B-DC24	D	208.0	115.2	24	162.97	155.88	149.39	143.41
High-Current Conduction Models, 100A									
653-G9EA-1-B-CA-DC12	G9EA-1-B-CA-DC12	D	417.0	28.8	12	197.83	191.41	183.02	171.67
653-G9EA-1-B-CA-DC24	G9EA-1-B-CA-DC24	D	208.0	115.2	24	188.43	181.66	175.96	167.77
Accessories									
653-P9EA-C	P9EA-C	-	Terminal cover			2.86	2.57	2.28	2.05
653-P9EA-D	P9EA-D	-	DIN track adapter			20.29	18.25	16.22	14.57

OMRON G9EB-1 SERIES: 25A DC POWER RELAYS

Specifications:
- Contact form: SPST-NO
- Power consumption: Approx. 5W
- Terminal type: Screw
- UL/CSA standard UL508 approved

Features:
- Low-cost relay that is both compact 25×60×58mm and lightweight @ approx. 135g
- Unique gas-filled, fully sealed, non-ceramic construction reduces need for special processing and materials

RoHS Compliant

For quantities greater than listed, call for quote.

MOUSER STOCK NO.	Omron Part No.	Fig.	Rated Current (mA)	Coil Resistance (Ω)	Coil Voltage (VDC)	Price Each 1	25	50	100
Switching/Current Conduction Models, 25A									
653-G9EB-1-B-DC12	G9EB-1-B-DC12	E	166.7	72.0	12	164.77	158.43	147.11	137.31
653-G9EB-1-B-DC24	G9EB-1-B-DC24	E	83.3	288.0	24	183.18	175.29	171.64	165.50
653-G9EB-1-BDC48	G9EB-1-B DC48	E	41.7	1152.0	48	155.82	145.57	140.96	138.40

OMRON G9EC-1 SERIES: 200A DC POWER RELAYS

Specifications:
- Contact form: SPST-NO
- Power consumption: Approx. 11W
- Rated load: 200A @ 400VDC
- Terminal type: Screw
- UL/CSA standard UL508 approved

Features:
- Switching and driving sections are gas-injected/hermetically sealed which allow relays to interrupt high-capacity loads.
- Sealed construction requires no arc space, saves space, and helps ensure safe applications.
- No restrictions on the mounting direction
- UL/CSA standard UL508 approved

RoHS Compliant

For quantities greater than listed, call for quote.

MOUSER STOCK NO.	Omron Part No.	Fig.	Rated Current (mA)	Coil Resistance (Ω)	Coil Voltage (VDC)	Price Each 1	25	50	100
Switching/Current Conduction Models, 200A									
653-G9EC-1-B-DC24	G9EC-1-B-DC24	F	469.0	51.2	24	246.36	242.04	238.90	235.84
Accessories									
653-P9EC-C	P9EC-C	-	Terminal cover			4.48	4.03	3.58	3.22

DIMENSIONS: mm

A

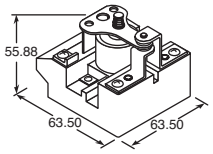

B

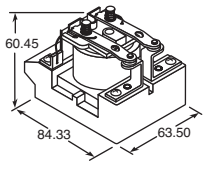

C

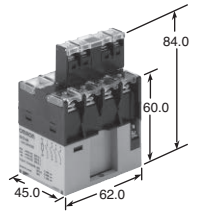

D

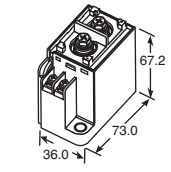

E

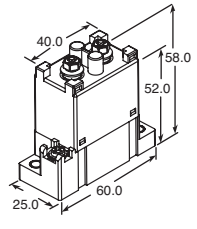

F

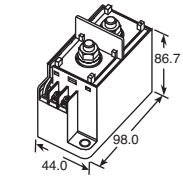

Omron General Purpose Relays

© Copyright 2013 Mouser Electronics

OMRON Safety, Low Signal and General Purpose Relays

RoHS Compliant This product is RoHS compliant.

OMRON G7SA SERIES: SLIM, PLUG-IN SAFETY RELAYS FOR MACHINE CONTROL

Specifications:
- Rated voltage: 24VDC
- Rated load: 6A @ 250VAC/30VDC
- Flux-tight
- Electrical life: 100,000 operations min.

Features:
- Slim body
- Terminal arrangement simplifies PCB pattern design
- Positive, force-guided contacts

For quantities greater than listed, call for quote.

MOUSER STOCK NO.	Omron Part No.	Fig.	No. of Contacts	Contact Form	NO Contacts	NC Power	Price Each 1	10	25	50
653-G7SA-2A2B-DC24	G7SA-2A2B-DC24	A	4	DPST-NO, DPST-NC	2	2	48.44	46.14	43.59	38.63
653-G7SA-3A1B-DC24	G7SA-3A1B-DC24	A	4	3PST-NO, SPST-NC	3	1	36.25	34.46	30.72	29.09
653-G7SA-4A2B-DC24	G7SA-4A2B-DC24	B	6	4PST-NO, DPST-NC	4	2	55.03	50.76	47.93	45.81
653-G7SA-5A1B-DC24	G7SA-5A1B-DC24	B	6	5PST-NO, SPST-NC	5	1	48.62	46.29	41.61	39.49
Sockets for G7SA										
653-P7SA-10F	P7SA-10F		4-pole DIN rail and screw mounting				31.30	29.81	28.45	26.85
653-P7SA-14F	P7SA-14F		6-pole DIN rail and screw mounting				31.44	29.39	28.04	26.42
653-P7SA-10P	P7SA-10P		4-pole PCB terminal				8.56	8.03	7.65	7.20
653-P7SA-14P	P7SA-14P		6-pole PCB terminal				13.47	12.84	12.12	10.77
653-P7SA-10F-NDDC24	P7SA-10F-ND DC24		4-pole DIN rail and screw mounting with LED indicator				32.07	30.11	29.35	27.82
653-P7SA-14F-ND	P7SA-14F-ND DC24		6-pole DIN rail and screw mounting with LED indicator				35.82	33.05	31.20	29.82

OMRON G2RV SERIES: 6A INDUSTRIAL, SLIM RELAYS

Specifications:
- Rated load: 6A @ 250VAC/30VDC
- Contact resistance: 100mΩ max.
- Contact form: SPDT
- Contact material: AgSnIn
- Terminal type: Screw

Features:
- Large, plug-in terminals for reliable connection
- LED indicator, clear case, and mechanical flag allows easy and immediate visual operation verification.
- Has a maximum switching voltage of 440VAC
- Low power consumption for system energy savings

For quantities greater than listed, call for quote.

MOUSER STOCK NO.	Omron Part No.	Fig.	Coil Voltage	Rated Current (mA) AC 50Hz	AC 60Hz	DC	Power Consumption (approx.) AC(VA)	DC(mW)	Price Each 1	25	50	100
653-G2RV-SL-ACDC24	G2RV-SL700-AC/DC24	C	24VAC/DC	21.1	22.5	13.0	0.5	300	18.35	16.69	14.84	14.11
653-G2RV-SL0AC110	G2RV-SL700-AC110	C	110VAC	7.1	7.5	-	0.8	-	23.83	21.35	20.43	19.77
653-G2RV-SL700AC230	G2RV-SL700 AC230	C	230VAC	7.3	7.9	-	1.7	-	28.53	25.94	23.78	21.95
653-G2RV-SL-DC24	G2RV-SL700-DC24(DC24)	C	24VDC	-	-	13.3	-	300	19.58	17.54	16.79	15.62

OMRON G7J SERIES: MULTI-POLE POWER RELAYS

Specifications:
- Contact rating: 25A (NO) @ 250 VAC/30VDC, 8A (NC) @ 220 VAC/30VDC
- Maximum switching current: 25A (NO), 8A (NC)
- Power consumption: AC 1.8-2.6VA / DC 2.0W

Features:
- Push-to-test button on all models
- Ideal for 3-phase motor control applications
- Class F insulation
- UL508 and 1950 approved

For quantities greater than listed, call for quote.

MOUSER STOCK NO.	Omron Part No.	Fig.	Contact Form	Rated Current (mA)	Coil Resistance (Ω)	Coil Voltage	Terminal Type	Price Each 1	25	50	100
Relay and W-Bracket Set											
653-G7J-2A2BBW-AC1	G7J-2A2B-B-W1-AC100/120	D	DPST-NO/DPST-NC	18.0-21.6	-	100/120VAC	Screw	37.51	34.10	31.27	28.86
653-G7J-3A1BBW-AC1	G7J-3A1B-B-W1-AC100/120	D	3PST-NO/SPST-NC	18.0-21.6	-	100/120VAC	Screw	36.39	34.36	33.13	31.45
653-G7J-3A1BBW-DC24	G7J-3A1B-B-W1-DC24	D	3PST-NO/SPST-NC	83.0	288.0	24VDC	Screw	30.55	28.86	27.83	26.41
653-G7J-4ABW-AC1	G7J-4A-B-W1-AC100/120	D	4PST-NO	18.0-21.6	-	100/120VAC	Screw	32.59	31.48	30.36	28.32
653-G7J-4ABW-DC24	G7J-4A-B-W1-DC24	D	4PST-NO	83.0	288.0	24VDC	Screw	32.47	30.63	27.47	25.97
Relay Only, Requires a W-Bracket for Mounting (Purchased Separately)											
653-G7J-3A1B-TAC24	G7J-3A1B-T AC24	D	3PST-NO/SPST-NC	75.0	-	24VAC	QC	31.10	28.28	25.94	23.95
653-G7J-3A1B-BDC24	G7J-3A1B-B DC24	D	3PST-NO/SPST-NC	83.0	288.0	24VDC	Screw	31.93	29.01	26.59	24.55
653-G7J-3A1B-TDC24	G7J-3A1B-T DC24	D	3PST-NO/SPST-NC	83.0	288.0	24VDC	QC	27.15	24.44	23.12	21.72
653-G7J-4A-BDC24	G7J-4A-B DC24	D	4PST-NO	83.0	288.0	24VDC	Screw	27.94	25.39	23.27	21.47
Relay Only, PCB Mount											
653-G7J-2A2BP-AC1	G7J-2A2B-P-AC100/120	D	DPST-NO/DPST-NC	18.0-21.6	-	100/120VAC	PCB	34.69	31.54	28.91	26.70
653-G7J-3A1B-PDC24	G7J-3A1B-P DC24	D	3PST-NO/SPST-NC	83.0	288.0	24VDC	PCB	27.94	25.39	23.27	21.47
653-G7J-4A-PAC200240	G7J-4A-P AC200/240	D	4PST-NO	9.0-10.8	-	200/240VAC	PCB	34.56	31.43	28.79	26.58
653-G7J-4A-P-DC12	G7J-4A-P-DC12	D	4PST-NO	167.0	72.0	12VDC	PCB	35.11	31.93	29.25	27.00
653-G7J-4A-P-DC24	G7J-4A-P-DC24	D	4PST-NO	83.0	288.0	24VDC	PCB	28.50	25.92	23.75	22.31
Accessories											
653-R99-04FORG5F	R99-04 FOR G5F	-	W-brackets for mounting					1.31	1.28	1.16	.995

OMRON G6J-Y SERIES: 1A DPDT ULTRA-COMPACT LOW SIGNAL RELAYS

Specifications:
- Rated load: 0.3A @ 125VAC 1A @ 30VDC
- Non-latching
- Contact resistance: 100mΩ max.
- Contact material: Ag (Au Clad)

Features:
- Slim design provides a mounting area reduction
- Dielectric strength of 1500VAC and an impulse withstand voltage of 2500V for 2x10μs which conforms to Telcordia specifications (formerly Bellcore)
- Conforms to FCC Part 68 requirments (1500V,10x160μs)

For quantities greater than listed, call for quote.

MOUSER STOCK NO.	Omron Part No.	Fig.	Rated Current (mA)	Coil Resistance (Ω)	Coil Voltage (VDC)	Terminal Type	Price Each 1	25	50	100
653-G6J-2P-Y-DC3	G6J-2P-Y-DC3	E	48.0	62.5	3	Thru-hole	3.19	2.90	2.65	2.45
653-G6J-2P-Y-DC4.5	G6J-2P-Y-DC4.5	E	32.6	137.9	4.5	Thru-hole	5.10	4.58	4.08	3.67
653-G6J-2P-Y-DC5	G6J-2P-Y-DC5	E	28.9	173.1	5	Thru-hole	3.62	3.31	2.95	2.73
653-G6J-2P-Y-DC12	G6J-2P-Y-DC12	E	12.3	976.8	12	Thru-hole	2.91	2.81	2.71	2.61
653-G6J-2P-Y-DC24	G6J-2P-Y-DC24	E	9.2	2600.5	24	Thru-hole	5.10	4.58	4.08	3.67
653-G6J-2FS-Y-DC3	G6J-2FS-Y-DC3	F	48.0	62.5	3	SMT Short leads	3.98	3.57	3.18	2.87
653-G6J-2FS-Y-DC5	G6J-2FS-Y-DC5	F	28.9	173.1	5	SMT Short leads	2.86	2.76	2.66	2.54
653-G6J-2FS-Y-DC12	G6J-2FS-Y-DC12	F	12.3	976.8	12	SMT Short leads	3.71	3.58	3.46	3.33
653-G6J-2FS-Y-DC24	G6J-2FS-Y-DC24	F	9.2	2600.5	24	SMT Short leads	5.10	4.58	4.08	3.67
653-G6J-2FLY-DC4.5	G6J-2FL-Y-DC4.5	F	32.6	137.9	4.5	SMD Gull-wing	4.78	4.30	3.82	3.45
653-G6J-2FL-Y-DC5	G6J-2FL-Y-DC5	F	28.9	173.1	5	SMD Gull-wing	4.31	3.82	3.45	3.25

DIMENSIONS: mm

A

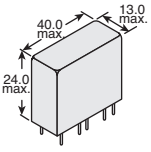

B

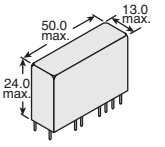

C

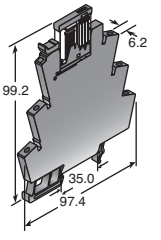

D

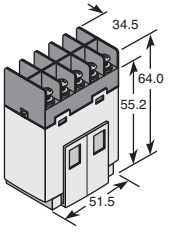

E

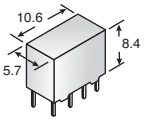

F

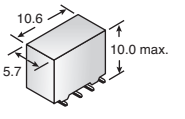

Terminal Arrangement

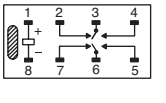

General Purpose Relays Omron

© Copyright 2013 Mouser Electronics

© Copyright 2013 Mouser Electronics

TE connectivity Authorized Distributor

KUHP SERIES: 20 AND 30 AMP ENCLOSED GENERAL PURPOSE RELAYS

Specifications:

- Enclosure: Clear polycarbonate cover
- Contact material: AgCdO
- Expected mechanical life: 10 million operations min.
- Terminals: .250" QC/Solder

For quantities greater than listed, call for quote.

MOUSER STOCK NO.	P&B Part No.	Fig.	Coil Voltage	Contact Form	Contact Rating	Price Each 1	25	50	100
Bracket Mount Case									
655-KUHP-5A51-24	KUHP-5A51-24	A1	24VAC	SPDT	30A	31.79	27.80	25.16	22.37
655-KUHP-5A51-120	KUHP-5A51-120	A1	120VAC	SPDT	30A	34.91	30.53	27.63	21.80
655-KUHP-5D51-12	KUHP-5D51-12	A1	12VDC	SPDT	30A	17.33	15.45	14.00	12.73
655-KUHP-5D51-24	KUHP-5D51-24	A1	24VDC	SPDT	30A	31.36	27.43	24.85	19.58
655-KUHP-11A51-24	KUHP-11A51-24	A2	24VAC	DPDT	20A	39.99	34.98	31.65	24.98
655-KUHP-11A51-120	KUHP-11A51-120	A2	120VAC	DPDT	20A	20.16	17.63	15.18	12.59
655-KUHP-11D51-12	KUHP-11D51-12	A2	12VDC	DPDT	20A	19.25	16.84	15.25	12.04
655-KUHP-11D51-24	KUHP-11D51-24	A2	24VDC	DPDT	20A	19.46	17.02	15.41	12.17
Top Flange Case									
655-KUHP-5AT1-120	KUHP-5AT1-120	B1	120VAC	SPDT	30A	35.10	30.69	27.78	21.91
655-KUHP-5DT1-12	KUHP-5DT1-12	B1	12VDC	SPDT	30A	31.55	27.58	24.98	19.72
655-KUHP-5DT1-24	KUHP-5DT1-24	B1	24VDC	SPDT	30A	31.31	27.37	24.77	19.55
655-KUHP-11AT1-120	KUHP-11AT1-120	B2	120VAC	DPDT	20A	17.91	15.66	14.19	12.26
655-KUHP-11DT1-12	KUHP-11DT1-12	B2	12VDC	DPDT	20A	19.46	17.02	15.41	12.17
655-KUHP-11DT1-24	KUHP-11DT1-24	B2	24VDC	DPDT	20A	36.82	32.22	29.16	23.25

KUL SERIES: 10 AMP MAGNETIC LATCHING RELAY

Specifications:

- Enclosure: Clear polycarbonate cover
- Contact material: AgCdO
- Expected mechanical life: 100,000 operations min.
- Terminals: .187" QC/Solder; silver-cadmium oxide, 10Amps

For quantities greater than listed, call for quote.

MOUSER STOCK NO.	P&B Part No.	Fig.	Coil Voltage	Contact Form	Number of Coils	Price Each 1	25	50	100
655-KUL-11A15S-120	KUL-11A15S-120	C3	120VAC	DPDT	1	57.39	50.22	45.43	35.87
655-KUL-11D15D-12	KUL-11D15D-12	C4	12VDC	DPDT	2	64.84	56.73	51.34	44.89
655-KUL-11D15D-24	KUL-11D15D-24	C4	24VDC	DPDT	2	64.84	56.73	51.34	44.89
Sockets and Accessories for KUL Series									
655-27E043	27E043	Solder eyelet socket, rated 15A, for 1-3 pole relays				2.09	1.89	1.83	1.70
655-27E067	27E067	PCB terminal socket, rated 15A, for 1-3 pole relays				3.83	3.42	3.30	2.95
655-27E121	27E121	Screw terminal socket, rated 15A, for 1-3 pole relays				8.34	7.56	7.30	5.80
655-27E396	27E396	.187" quick connect socket, rated 15A, for 1-3 pole relays				3.92	3.41	3.09	2.44
655-27E893	27E893	Screw term., DIN rail snap-mnt socket, for 1-3 pole relays				11.17	9.76	8.83	6.98
655-20C247	20C247	Hold down spring for 27E043 and 27E067				1.71	1.50	1.35	1.07
655-20C314	20C314	Hold down spring for 27E121				.46	.396	.364	.332
655-20C318	20C318	Hold down spring for 27E893				.31	.268	.235	.203
655-24A110	24A110	Aluminum DIN rail track, 36"				14.46	12.65	11.45	9.04

KUMP SERIES: 15 AMP ENCLOSED GENERAL PURPOSE RELAYS

Specifications:

- Enclosure: Clear polycarbonate cover
- Contact material: AgCdO
- Expected mechanical life: 100,000 operations min.
- Terminals: .187" QC/solder; silver-cadmium-oxide
- Mounting: #6-32 stud, .218" locating tab

For quantities greater than listed, call for quote.

MOUSER STOCK NO.	P&B Part No.	Fig.	Coil Voltage	Contact Form	Contact Rating	Price Each 1	25	50	100
655-KUMP-11A18-24	KUMP-11A18-24	D5	24VAC	DPDT	15A	19.26	16.85	15.24	12.08
655-KUMP-11A18-120	KUMP-11A18-120	D5	120VAC	DPDT	15A	16.68	14.59	13.20	11.41
655-KUMP-11D18-12	KUMP-11D18-12	D5	12VDC	DPDT	15A	15.70	13.28	12.34	11.66
655-KUMP-11D18-24	KUMP-11D18-24	D5	24VDC	DPDT	15A	17.95	15.70	14.21	11.21
655-KUMP-11D18-110	KUMP-11D18-110	D5	110VDC	DPDT	15A	19.16	16.78	15.16	12.03
655-KUMP-14A18-120	KUMP-14A18-120	D6	120VAC	3PDT	15A	18.09	14.70	13.84	13.44
655-KUMP-14D18-12	KUMP-14D18-12	D6	12VDC	3PDT	15A	18.16	14.86	13.82	13.27
655-KUMP-14D18-24	KUMP-14D18-24	D6	24VDC	3PDT	15A	19.39	15.86	14.55	13.56
Sockets and Accessories for KUMP Series									
655-27E043	27E043	Solder eyelet socket, rated 15A, for 1-3 pole relays				2.09	1.89	1.83	1.70
655-27E067	27E067	.187" quick connect, rated 15A, for 1-3 pole relays				3.83	3.42	3.30	2.95
655-27E121	27E121	Screw terminal socket, rated 15A, for 1-3 pole relays				8.34	7.56	7.30	5.80
655-27E396	27E396	.187" quick connect socket, rated 15A, for 1-3 pole relays				3.92	3.41	3.09	2.44
655-27E867	27E867	Screw terminal socket, rated 15A, for 4 pole relays				22.69	19.86	17.95	14.19
655-27E893	27E893	Screw term., DIN rail snap-mnt socket, for 1-3 pole relays				11.17	9.76	8.83	6.98
655-20C228	20C228	Hold down spring with screw for 27E043 and 27E067				.81	.713	.644	.508
655-20C254	20C254	Snap-on hold down spring for 27E043 and 27E067				.33	.286	.251	.205
655-20C318	20C318	Hold down spring for 27E893				.31	.268	.235	.203
655-24A110	24A110	Aluminum DIN rail track, 36"				14.46	12.65	11.45	9.04

MT SERIES: GENERAL PURPOSE MULTIMODE RELAY

Specifications:

- Enclosure: clear polycarbonate cover
- Contact rating/material: 10A/AgNi (90/10)
- Expected mechanical life: 20 million operations min.
- Mechanical indicator (test-button)
- 10Amp

For quantities greater than listed, call for quote.

MOUSER STOCK NO.	P&B Part No.	Fig.	Coil Voltage	Contact Form	Number of Pins	Price Each 1	25	50	100
655-MT226024	MT226024	E7	24VAC	DPDT	8 pin	15.85	13.86	12.54	9.90
655-MT226115	MT226115	E7	115VAC	DPDT	8 pin	18.51	16.19	14.65	11.57
655-MT221012	MT221012	E7	12VDC	DPDT	8 pin	17.54	15.34	13.88	10.96
655-MT221024	MT221024	E7	24VDC	DPDT	8 pin	17.57	15.37	13.90	10.98
655-MT326115	MT326115	E8	115VAC	3PDT	11 pin	16.10	14.09	12.74	11.16
655-MT321012	MT321012	E8	12VDC	3PDT	11 pin	18.51	16.19	14.65	11.57
655-MT321024	MT321024	E8	24VDC	3PDT	11 pin	18.51	16.19	14.65	11.57

DIMENSIONS: mm

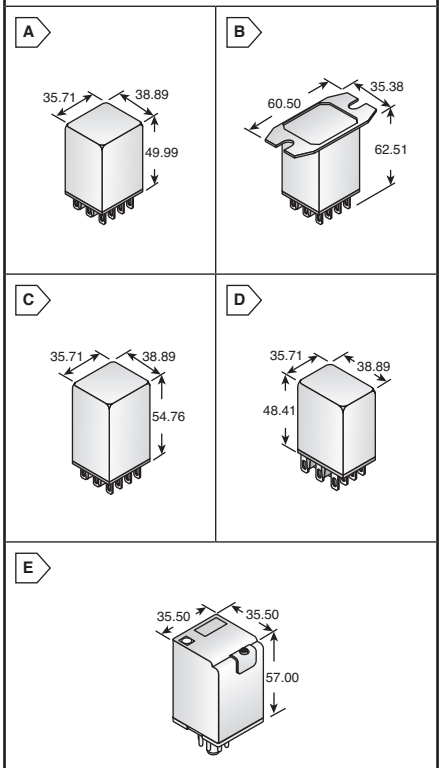

Terminal Arrangements

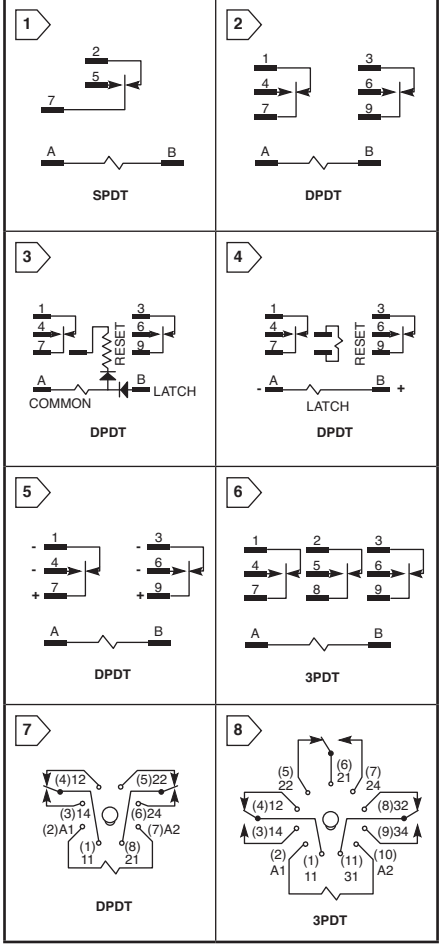

TE Connectivity General Purpose Relays

© Copyright 2013 Mouser Electronics

P&B General Purpose Relays

TE connectivity Authorized Distributor

K10 SERIES: 15 AMP GENERAL PURPOSE MINIATURE RELAYS

Specifications:
- DPDT contact arrangement
- UL Class B insulation system
- Continuous duty cycle
- Contact Materials: AgCdO
- Max. Coil Power: 2 Watts
- Expected Mechanical life: 100,000 operations min.
- Cover: polycarbonate (smoke color)

For quantities greater than listed, call for quote.

MOUSER STOCK NO.	P&B Part No.	Fig.	Coil Voltage	Mounting Type	Terminal Type	Price Each 1	25	50	100
655-K10P-11A15-6	K10P-11A15-6	A1	6VAC	Socket	.187" QC/Solder	12.05	10.53	9.53	7.52
655-K10P-11A15-12	K10P-11A15-12	A1	12VAC	Socket	.187" QC/Solder	12.05	10.53	9.53	7.52
655-K10P-11A15-24	K10P-11A15-24	A1	24VAC	Socket	.187" QC/Solder	12.05	10.53	9.53	7.52
655-K10P-11A15-120	K10P-11A15-120	A1	120VAC	Socket	.187" QC/Solder	12.05	10.53	9.53	7.52
655-K10P-11D15-6	K10P-11D15-6	A1	6VDC	Socket	.187" QC/Solder	12.05	10.53	9.53	7.52
655-K10P-11D15-12	K10P-11D15-12	A1	12VDC	Socket	.187" QC/Solder	9.59	7.19	6.66	6.63
655-K10P-11D15-24	K10P-11D15-24	A1	24VDC	Socket	.187" QC/Solder	9.48	8.12	7.76	7.31
655-K10P-11D15-110	K10P-11D15-110	A1	110VDC	Socket	.187" QC/Solder	12.05	10.53	9.53	7.52
655-K10P-11D55-12	K10P-11D55-12	B1	12VDC	PCB terminals	.160" length	9.59	8.38	6.62	6.11
655-K10P-11D55-24	K10P-11D55-24	B1	24VDC	PCB terminals	.160" length	12.05	10.53	9.53	7.52
655-K10P-11D55-110	K10P-11D55-110	B1	110VDC	PCB terminals	.160" length	12.05	10.53	9.53	7.52
655-K10P-11DT5-12	K10P-11DT5-12	C1	12VDC	Top Flange/Panel	.187" QC/Solder	10.58	8.83	8.14	7.56
655-K10P-11DT5-24	K10P-11DT5-24	C1	24VDC	Top Flange/Panel	.187" QC/Solder	26.91	23.57	21.35	17.56
655-K10P-11AT5-120	K10P-11AT5-120	C1	120VAC	Top Flange/Panel	.187" QC/Solder	12.41	10.89	9.85	7.78
Sockets and Accessories				Description					
655-27E487	27E487			Screw terminal socket, rated 10A		7.55	6.60	5.97	4.72
655-27E488	27E488			Solder terminal socket, rated 10A		2.44	2.14	1.93	1.52
655-27E489	27E489			PCB terminal socket, rated 10A		2.70	2.35	2.13	1.68
655-27E895	27E895			DIN mount screw terminal, 10A		7.94	6.93	6.28	4.95
655-20C217	20C217			Hold down spring for 27E488 and 27E489		.31	.289	.269	.239
655-20C297	20C297			Hold down spring for 27E487		.31	.268	.235	.203
655-24A110	24A110			Aluminum DIN rail track, 36"		14.46	12.65	11.45	9.04

KUP SERIES: ENCLOSED GENERAL PURPOSE RELAYS

Specifications:
- Clear polycarbonate dust cover
- UL Class B insulation system
- Contact material: 5A - Silver; 10A - AgCdO
- Expected Mechanical life: 100,000 operations min.
- Plain case

For quantities greater than listed, call for quote.

MOUSER STOCK NO.	P&B Part No.	Fig.	Coil Voltage	Terminal Type	Contact Form	Contact Rating	Price Each 1	25	50	100
655-KUP-11A11-120	KUP-11A11-120	D2	120VAC	.187" QC/Solder	DPDT	5A	14.53	12.70	11.49	10.70
655-KUP-11D11-24	KUP-11D11-24	D2	24VDC	.187" QC/Solder	DPDT	5A	14.64	12.81	11.58	9.14
655-KUP-11A15-24	KUP-11A15-24	D2	24VAC	.187" QC/Solder	DPDT	10A	16.07	14.06	12.72	10.05
655-KUP-11A15-120	KUP-11A15-120	D2	120VAC	.187" QC/Solder	DPDT	10A	16.07	14.06	12.72	10.05
655-KUP-11D15-12	KUP-11D15-12	D2	12VDC	.187" QC/Solder	DPDT	10A	16.07	14.06	12.72	10.05
655-KUP-11D15-24	KUP-11D15-24	D2	24VDC	.187" QC/Solder	DPDT	10A	16.07	14.06	12.72	10.05
655-KUP-14A11-120	KUP-14A11-120	D3	120VAC	.187" QC/Solder	3PDT	5A	16.12	14.09	12.75	11.03
655-KUP-14D11-24	KUP-14D11-24	D3	24VDC	.187" QC/Solder	3PDT	5A	15.20	12.86	11.94	10.88
655-KUP-14A15-12	KUP-14A15-12	D3	12VAC	.187" QC/Solder	3PDT	10A	19.41	16.88	15.37	12.13
655-KUP-14A15-24	KUP-14A15-24	D3	24VAC	.187" QC/Solder	3PDT	10A	18.75	16.40	14.84	11.72
655-KUP-14A15-120	KUP-14A15-120	D3	120VAC	.187" QC/Solder	3PDT	10A	18.75	16.40	14.84	11.72
655-KUP-14D15-12	KUP-14D15-12	D3	12VDC	.187" QC/Solder	3PDT	10A	13.45	11.38	10.57	10.24
655-KUP-14D15-24	KUP-14D15-24	D3	24VDC	.187" QC/Solder	3PDT	10A	12.50	11.38	10.57	10.00
655-KUP-14D15-48	KUP-14D15-48	D3	48VDC	.187" QC/Solder	3PDT	10A	16.12	14.09	12.75	11.03
655-KUP-5A15-24	KUP-5A15-24	D4	24VAC	.187" QC/Solder	SPDT	10A	41.71	36.41	33.24	28.68
655-KUP-5A15-120	KUP-5A15-120	D4	120VAC	.187" QC/Solder	SPDT	10A	17.38	15.20	13.75	11.83
655-KUP-5A15-240	KUP-5A15-240	D4	240VAC	.187" QC/Solder	SPDT	10A	19.98	17.47	15.81	12.48
655-KUP-5D15-12	KUP-5D15-12	D4	12VDC	.187" QC/Solder	SPDT	10A	15.22	12.68	11.71	10.71
655-KUP-17A19-120	KUP-17A19-120	D5	120VAC	.110" QC/Solder	4PDT	10A	77.46	67.76	61.28	58.78
655-KUP-17D19-24	KUP-17D19-24	D5	24VDC	.110" QC/Solder	4PDT	10A	51.49	42.91	39.61	36.78
With Test Button										
655-KUP-14A25-120	KUP-14A25-120	E3	120VAC	.187" QC/Solder	3PDT	10A	19.98	17.47	15.81	12.48
With Indicator Lamp										
655-KUP-11A35-120	KUP-11A35-120	D2	120VAC	.187" QC/Solder	DPDT	10A	15.47	12.83	10.67	10.25
655-KUP-14A35-24	KUP-14A35-24	D3	24VAC	.187" QC/Solder	3PDT	10A	17.28	15.12	13.69	11.83
655-KUP-14A35-120	KUP-14A35-120	D3	120VAC	.187" QC/Solder	3PDT	10A	17.28	15.12	13.69	11.83
With Test Button and Indicator Lamp										
655-KUP-14A45-120	KUP-14A45-120	E3	120VAC	.187" QC/Solder	3PDT	10A	21.30	18.63	16.86	13.31
Bracket Mount Case										
655-KUP-11D55-12	KUP-11D55-12	F2	12VDC	.187" QC/Solder	DPDT	10A	15.41	13.48	12.20	9.63
655-KUP-11D55-24	KUP-11D55-24	F2	24VDC	.187" QC/Solder	DPDT	10A	15.41	13.48	12.20	9.63
655-KUP-11A55-24	KUP-11A55-24	F2	24VAC	.187" QC/Solder	DPDT	10A	13.75	10.36	9.83	9.47
655-KUP-11A55-120	KUP-11A55-120	F2	120VAC	.187" QC/Solder	DPDT	10A	16.77	14.67	13.27	10.48
655-KUP-14A55-24	KUP-14A55-24	F3	24VAC	.187" QC/Solder	3PDT	10A	19.41	16.88	15.37	12.13
655-KUP-14A55-120	KUP-14A55-120	F3	120VAC	.187" QC/Solder	3PDT	10A	19.41	16.88	15.37	12.13
655-KUP-14D55-12	KUP-14D55-12	F3	12VDC	.187" QC/Solder	3PDT	10A	18.08	15.81	14.31	11.30
655-KUP-14D55-24	KUP-14D55-24	F3	24VDC	.187" QC/Solder	3PDT	10A	18.08	15.81	14.31	11.30
655-KUP-5A55-120	KUP-5A55-120	F4	120VAC	.187" QC/Solder	SPDT	10A	17.28	15.12	13.69	11.83
655-KUP-5D55-24	KUP-5D55-24	F4	24VDC	.187" QC/Solder	SPDT	10A	16.15	14.51	13.39	11.13
Sockets and Accessories				Description						
655-27E043	27E043			Solder eyelet socket, rated 15A, for 1-3 pole relays			2.09	1.89	1.83	1.70
655-27E067	27E067			PCB terminals socket, rated 15A, for 1-3 pole relays			3.83	3.42	3.30	2.95
655-27E121	27E121			Screw terminal socket, rated 15A, for 1-3 pole relays			8.34	7.56	7.30	5.80
655-27E396	27E396			.187" quick connect socket, rated 15A, for 1-3 pole relays			3.92	3.41	3.09	2.44
655-27E867	27E867			Screw terminal socket, rated 15A, for 4 pole relays			22.69	19.86	17.95	14.19
655-27E893	27E893			Screw terminal, DIN rail snap-mnt socket, 1-3 pole relays			11.17	9.76	8.83	6.98
655-20C228	20C228			Hold down spring w/ screw for 27E043, 27E067, 27E121			.81	.713	.644	.508
655-20C254	20C254			Snap-on hold down spring for 1-4 pole sockets			.33	.286	.251	.205
655-20C318	20C318			Hold down spring for 27E893			.31	.268	.235	.203
655-24A110	24A110			Aluminum DIN rail track, 36"			14.46	12.65	11.45	9.04

DIMENSIONS: mm

A

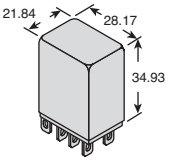

B

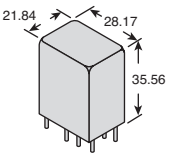

C

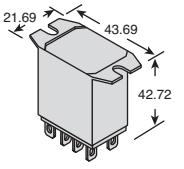

D

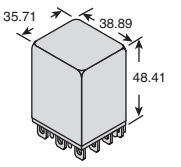

E

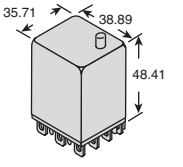

F

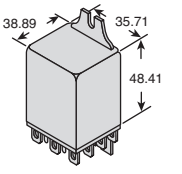

Terminal Arrangements

1

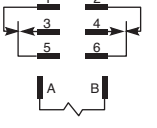

DPDT

2

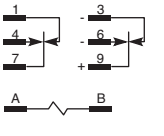

SPDT

3

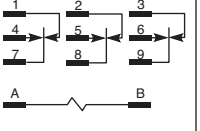

2DPDT

4

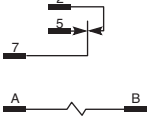

3PDT

5

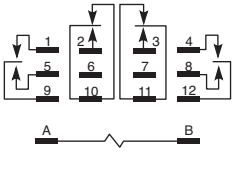

4PDT

© Copyright 2013 Mouser Electronics

© Copyright 2013 Mouser Electronics

TE connectivity Authorized Distributor

KRPA SERIES: OCTAL-TYPE ENCLOSED GENERAL PURPOSE RELAYS

Specifications:

- Enclosure: Clear polycarbonate cover
- 3W
- Expected Mechanical life: 100,000 operations min.
- Contact material: 5A - Silver; 10A - AgCdO

For quantities greater than listed, call for quote.

MOUSER STOCK NO.	P&B Part No.	Fig.	Coil Voltage	Contact Form	Contact Rating	Price Each 1	25	50	100
655-KRPA-11AG-12	KRPA-11AG-12	A1	12VAC	DPDT	10A	19.11	16.71	15.12	12.05
655-KRPA-11AG-24	KRPA-11AG-24	A1	24VAC	DPDT	10A	16.44	14.38	13.01	11.26
655-KRPA-11AG-120	KRPA-11AG-120	A1	120VAC	DPDT	10A	20.44	17.87	16.18	12.78
655-KRPA-11AG-240	KRPA-11AG-240	A1	240VAC	DPDT	10A	21.75	19.02	17.22	13.59
655-KRPA-11DG-12	KRPA-11DG-12	A1	12VDC	DPDT	10A	16.44	14.38	13.01	11.26
655-KRPA-11DG-24	KRPA-11DG-24	A1	24VDC	DPDT	10A	16.51	14.43	13.06	11.26
655-KRPA-11DG-48	KRPA-11DG-48	A1	48VDC	DPDT	10A	20.44	17.87	16.18	12.78
655-KRPA-11DG-110	KRPA-11DG-110	A1	110VDC	DPDT	10A	20.44	17.88	16.18	12.78
655-KRPA-11DN-12	KRPA-11DN-12	A1	12VDC	DPDT	10A	17.84	15.60	14.10	11.21
655-KRPA-11DN-24	KRPA-11DN-24	A1	24VDC	DPDT	10A	17.08	14.94	13.51	11.64
655-KRPA-11DN-110	KRPA-11DN-110	A1	110VDC	DPDT	10A	28.31	23.59	21.77	20.82
655-KRPA-11AN-24	KRPA-11AN-24	A1	24VAC	DPDT	10A	19.75	17.27	15.63	12.34
655-KRPA-11AN-120	KRPA-11AN-120	A1	120VAC	DPDT	10A	19.25	17.27	15.63	12.34
655-KRPA-11AN-240	KRPA-11AN-240	A1	240VAC	DPDT	10A	20.91	18.67	16.50	14.84
655-KRPA-11AY-12	KRPA-11AY-12	A1	12VAC	DPDT	5A	31.42	27.48	24.86	19.61
655-KRPA-11AY-24	KRPA-11AY-24	A1	24VAC	DPDT	5A	16.51	14.43	13.06	11.26
655-KRPA-11AY-120	KRPA-11AY-120	A1	120VAC	DPDT	5A	20.44	17.87	16.18	12.78
655-KRPA-11DY-12	KRPA-11DY-12	A1	12VDC	DPDT	5A	16.51	14.43	13.06	11.26
655-KRPA-11DY-24	KRPA-11DY-24	A1	24VDC	DPDT	5A	16.51	14.43	13.06	11.26
655-KRPA-14AG-12	KRPA-14AG-12	A2	12VAC	3PDT	10A	37.90	33.15	29.99	23.68
655-KRPA-14AG-24	KRPA-14AG-24	A2	24VAC	3PDT	10A	19.25	17.27	15.63	12.34
655-KRPA-14AG-120	KRPA-14AG-120	A2	120VAC	3PDT	10A	22.42	19.61	17.74	14.01
655-KRPA-14AG-240	KRPA-14AG-240	A2	240VAC	3PDT	10A	20.43	17.87	16.17	14.00
655-KRPA-14DG-12	KRPA-14DG-12	A2	12VDC	3PDT	10A	18.43	16.12	14.59	12.63
655-KRPA-14DG-24	KRPA-14DG-24	A2	24VDC	3PDT	10A	21.44	18.76	16.97	13.40
655-KRPA-14DG-48	KRPA-14DG-48	A2	48VDC	3PDT	10A	34.49	30.17	27.27	21.54
655-KRPA-14DG-110	KRPA-14DG-110	A2	110VDC	3PDT	10A	21.87	19.13	17.31	15.29
655-KRPA-14AN-24	KRPA-14AN-24	A2	24VAC	3PDT	10A	40.85	35.73	32.32	25.53
655-KRPA-14AN-120	KRPA-14AN-120	A2	120VAC	3PDT	10A	19.96	17.45	15.79	13.61
655-KRPA-14AN-240	KRPA-14AN-240	A2	240VAC	3PDT	10A	24.00	20.98	18.99	14.98
655-KRPA-14DN-24	KRPA-14DN-24	A2	24VDC	3PDT	10A	20.16	17.61	15.94	14.09
655-KRPA-14AY-24	KRPA-14AY-24	A2	24VAC	3PDT	5A	20.95	18.32	16.57	13.08
655-KRPA-14AY-120	KRPA-14AY-120	A2	120VAC	3PDT	5A	39.10	34.20	30.94	24.44
655-KRPA-14AY-240	KRPA-14AY-240	A2	240VAC	3PDT	5A	39.90	34.92	31.58	24.95
655-KRPA-14DY-24	KRPA-14DY-24	A2	24VDC	3PDT	5A	21.20	18.53	16.78	13.24

KHAU SERIES: MULTICONTACT GENERAL PURPOSE RELAYS

Specifications:

- Enclosure: Clear polycarbonate cover
- Expected life: 100,000 operations at rated load
- Socket mount, solder terminals
- Contact material: 1A - Bifurcated cross bar, Au over Ag; 3A - Ag; 5A-AgCdO

For quantities greater than listed, call for quote.

MOUSER STOCK NO.	P&B Part No.	Fig.	Coil Voltage	Contact Form	Contact Rating	Price Each 1	25	50	100
655-KHAU-17A11-24	KHAU-17A11-24	B	24VAC	4PDT	3A	14.20	12.40	11.16	9.76
655-KHAU-17A11-120	KHAU-17A11-120	B	120VAC	4PDT	3A	16.93	14.80	13.40	10.57
✻ 655-KHAU-17A11N-120	KHAU-17A11N-120	B	120VAC	4PDT	3A	18.50	16.16	14.54	12.71
655-KHAU-17A12-120	KHAU-17A12-120	B	120VAC	4PDT	5A	17.13	14.98	13.51	10.70
655-KHAU-17D12-24	KHAU-17D12-24	B	24VDC	4PDT	5A	14.99	13.15	11.90	9.42
655-KHAU-17D11-12	KHAU-17D11-12	B	12VDC	4PDT	3A	14.89	13.03	11.79	9.31
655-KHAU-17D11-24	KHAU-17D11-24	B	24VDC	4PDT	3A	12.77	11.14	10.03	8.77
655-KHAU-17A16-24	KHAU-17A16-24	B	24VAC	4PDT	1A	63.26	55.55	54.57	52.38

✻ Neon indicator

SOCKETS AND ACCESSORIES

For quantities greater than listed, call for quote.

MOUSER STOCK NO.	TE Part No.	Fig.	Description	Price Each 1	25	50	100
KRPA Series							
655-27E122	27E122	C	8-pin screw terminal socket, 10A, for KRPA11	6.91	6.03	5.47	4.31
655-27E123	27E123	D	11-pin screw terminal socket, 10A, for KRPA14	6.38	5.80	5.32	4.90
655-27E891	27E891	E	8-pin DIN rail snap mount socket, 10A, for KRPA11	7.37	6.44	5.83	4.60
655-27E892	27E892	F	11-pin DIN rail snap mount socket, 10A, for KRPA14	11.15	9.75	8.82	6.97
655-20C176	20C176	--	Hold down spring. Mounts to socket with socket screws	2.55	2.21	2.01	1.58
655-20C318	20C318	--	Hold down spring for use with 27E891, 27E892	.31	.268	.235	.203
655-24A110	24A110	--	Aluminum DIN rail track, 36"	14.46	12.65	11.45	9.04
655-24A071	24A071	--	Steel mounting clip with screw	2.55	2.21	2.01	1.58
655-24A072	24A072	--	Plastic twist mounting clip	1.01	.877	.793	.626
655-40G432	40G432	--	Plastic insulator	2.00	1.74	1.58	1.25
KHAU Series							
655-27E006	27E006	G	Solder socket with grounding provision for KHAU, KHS	1.99	1.73	1.56	1.24
655-27E007	27E007	G	PCB terminals socket with grounding provision, for KHAU, KHS	1.86	1.62	1.47	1.19
655-27E023	27E023	G	PCB terminals socket w/out grounding provision, for KHAU, KHS	1.72	1.50	1.36	1.07
655-27E166	27E166	H	Screw terminal socket with grounding provision for KHAU, KHS	13.54	11.77	10.71	9.58
655-27E894	27E894	H	Screw terminal, DIN rail snap-mount socket, for KHAU, KHS	11.07	9.68	8.75	6.92
655-24A110	24A110	--	Aluminum DIN rail track, 36"	14.46	12.65	11.45	9.04
655-20C217	20C217	--	Hold down spring for 27E006, 27E007, and 27E023	.31	.289	.269	.239
655-20C297	20C297	--	Hold down spring for 27E166 and 27E894	.31	.268	.235	.203

DIMENSIONS: mm

A

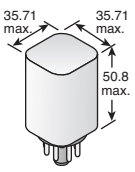

1

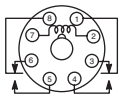

2

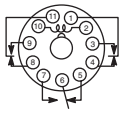

B

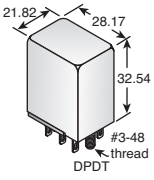

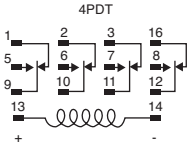

C

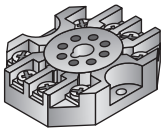

D

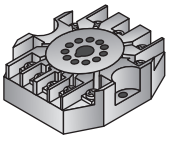

E

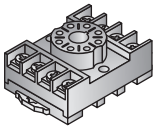

F

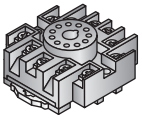

G

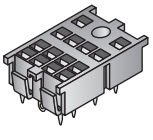

H

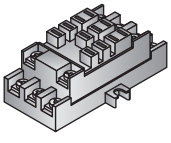

TE Connectivity General Purpose Relays

© Copyright 2013 Mouser Electronics

© Copyright 2013 Mouser Electronics

P&B Power Relays and Contactors

TE connectivity Authorized Distributor

PRD SERIES: HEAVY DUTY POWER RELAYS

Specifications:
- Initial breakdown voltage: 2000Vrms between all elements and ground
- Expected mechanical life: 100,000 operations
- Screw terminal termination

✻ With magnetic blow-out

For quantities greater than listed, call for quote.

MOUSER STOCK NO.	P&B Part No.	Fig.	Coil Voltage	Main Contact Arrangement	Contact Rating	Contact Material	Price Each 1	25	50	100
655-PRD-3AY0-120	PRD-3AY0-120	A	120VAC	SPST-NO-DM	25A	Silver	23.57	21.35	20.62	20.22
655-PRD-5AY0-120	PRD-5AY0-120	A	120VAC	SPDT	25A	Silver	29.74	26.01	23.53	23.34
655-PRD-5DY0-12	PRD-5DY0-12	A	12VDC	SPDT	25A	Silver	26.19	23.65	23.15	22.46
655-PRD-7AG0-120	PRD-7AG0-120	B	120VAC	DPST-NO	30A	AgCdO	32.00	28.00	25.33	22.99
655-PRD-7AY0-120	PRD-7AY0-120	B	120VAC	DPST-NO	25A	Silver	32.38	27.87	26.88	26.70
655-PRD-7AY0-240	PRD-7AY0-240	B	240VAC	DPST-NO	25A	Silver	39.73	34.74	31.44	24.82
655-PRD-7DY0-12	PRD-7DY0-12	B	12VDC	DPST-NO	25A	Silver	34.33	31.33	28.34	27.82
655-PRD-7DY0-24	PRD-7DY0-24	B	24VDC	DPST-NO	25A	Silver	35.82	31.33	28.34	27.82
✻ 655-PRD-11AH0-120	PRD-11AH0-120	C	120VAC	DPDT	20A	Silver	44.51	38.95	35.24	35.11
655-PRD-11AY0-24	PRD-11AY0-24	C	24VAC	DPDT	25A	Silver	38.25	33.17	31.92	31.13
655-PRD-11AY0-120	PRD-11AY0-120	C	120VAC	DPDT	25A	Silver	39.94	34.95	31.61	31.47
655-PRD-11AG0-120	PRD-11AG0-120	C	120VAC	DPDT	30A	AgCdO	39.84	33.51	31.50	31.00
655-PRD-11AY0-240	PRD-11AY0-240	C	240VAC	DPDT	25A	Silver	47.85	45.96	45.04	42.20
655-PRD-11DH0-24	PRD-11DH0-24	C	24VDC	DPDT	20A	Silver	43.23	41.46	35.71	33.85
655-PRD-11DY0-24	PRD-11DY0-24	C	24VDC	DPDT	25A	Silver	37.21	33.69	32.38	29.79
655-PRD-11DY0-110	PRD-11DY0-110	C	110VDC	DPDT	25A	Silver	44.79	39.18	35.45	34.98
655-PRD-11DG0-24	PRD-11DG0-24	C	24VDC	DPDT	30A	AgCdO	36.67	32.84	31.44	30.36
✻ 655-PRD-11DH0-110	PRD-11DH0-110	C	110VDC	DPDT	20A	Silver	45.20	40.93	39.33	36.18

S86R/S87R SERIES: LOW COST INDUSTRIAL RELAYS

Specifications:
- UL Class B coil insulation system
- Coil terminal locations: S86 - Same side as switch terminals; S87 - Perpendicular to switch terminals
- 20 Amp
- Expected mechanical life: 1 million operations
- Applications include spa controls, vending machines, and HVAC

For quantities greater than listed, call for quote.

MOUSER STOCK NO.	P&B Part No.	Fig.	Coil Voltage	Contact Form	Contact Rating	Coil Current	Price Each 1	25	50	100
655-S87R5A2B1D1-120	S87R5A2B1D1-120	D	120VAC	SPDT	20A	33mA	39.41	29.89	27.41	25.43
655-S87R11A2B1D1120	S87R11A2B1D1-120	D	120VAC	DPDT	20A	33mA	38.08	33.32	30.14	29.20
655-S86R11A1B1D1120	S86R11A1B1D1-120	E	120VAC	DPDT	20A	33mA	40.11	35.10	31.75	30.81

S89R/S90R SERIES: BISTABLE IMPULSE RELAYS

Specifications:
- Operates on 75ms min. pulse
- Expected mechanical life: 100,000 operations
- Continuous coil rating
- UL Class B coil insulation system
- Applications include garage door controls, motor reversing, and lighting controls

✻ With dust cover and octal plug-in base

For quantities greater than listed, call for quote.

MOUSER STOCK NO.	P&B Part No.	Fig.	Coil Voltage	Contact Form	Contact Rating	Coil/Switch Terminals	Price Each 1	25	50	100
✻ 655-S89R11APP1-120	S89R11APP1-120	F	120VAC	DPDT	15A	-----	64.24	56.20	50.85	46.20
655-S89R11DAC1-12	S89R11DAC1-12	G	12VDC	DPDT	15A	.187"QC	60.51	53.72	48.60	38.37
655-S89R11DAC1-24	S89R11DAC1-24	G	24VDC	DPDT	15A	.187"QC	55.84	48.87	44.20	43.87
655-S89R5AAC1-120	S89R5AAC1-120	G	120VAC	SPDT	15A	.187"QC	50.42	44.11	39.90	31.50
655-S89R5AAC1-24	S89R5AAC1-24	G	24VAC	SPDT	15A	.187"QC	51.86	45.37	41.05	33.38
655-S90R5ABD1-120	S90R5ABD1-120	G	120VAC	SPDT	20A	.250"QC	46.11	40.33	36.50	35.91

DEFINITE PURPOSE MAGNETIC CONTACTORS

Specifications:
- Contact material: Silver-cadmium oxide
- Expected mechanical life: AC coil - 2 million operations
  DC coil - 10 million operations
- For controlling motors, power supplies, heating elements, and lighting
- Minimum contact load: 3A @ 120VAC
- Class A insulation class
- Coil terminals: 8-32 Screw terminals and .250"QC
- Main contact terminal: screw terminal

✻ With SPDT auxiliary switch

For quantities greater than listed, call for quote.

MOUSER STOCK NO.	P&B Part No.	Fig.	Coil Voltage	Contact Arrangement	Contact Rating	Contact Material	Price Each 1	25	50	100
655-P25P42A22P1-120	P25P42A22P1-120	H	120VAC	3PST-NO-DM	25A	AgCdO	117.97	99.03	96.89	88.98
655-P25P42A22P1-240	P25P42A22P1-240	H	240VAC	3PST-NO-DM	25A	AgCdO	136.62	119.54	108.13	85.38
655-P25P42D22P1-24	P25P42D22P1-24	I	24VDC	3PST-NO-DM	25A	AgCdO	111.12	97.22	87.96	70.75
655-P30P42D12P1-24	P30P42D12P1-24	J	24VDC	3PST-NO-DM	30A	AgCdO	136.74	119.65	108.24	108.07
✻ 655-P40P42D12P1-24	P40P42D12P1-24	J	24VDC	3PST-NO-DM	40A	AgCdO	130.78	114.42	103.52	93.99

DIMENSIONS: mm

A

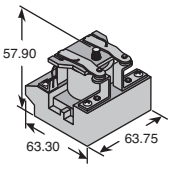

B

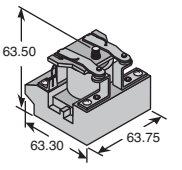

C

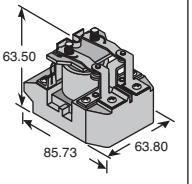

D

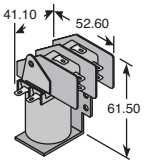

E

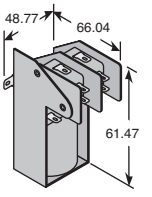

F

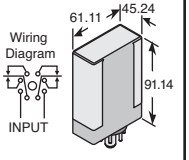

G

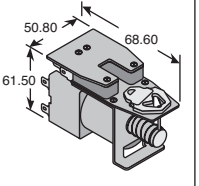

H

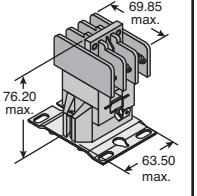

I

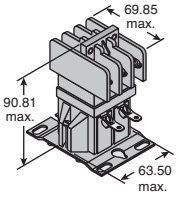

J

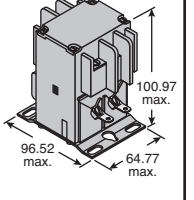

© Copyright 2013 Mouser Electronics

© Copyright 2013 Mouser Electronics

TE High Performance Relays

TE connectivity Authorized Distributor

HIGH CURRENT RELAY (HCR) 200

For quantities greater than listed, call for quote.

MOUSER STOCK NO.	TE Part No.	Fig.	Coil Voltage (VDC)	Current Rating (A)	Coil Res. (Ω)	Contact Arrangement	Enclosure	Price Each 1	Price Each 5
655-V23230D2001B200	1414995-0	A	12	175	43	1 Form B, 1NC	IP64	80.37	69.99

1/5 SIZE LOW SIGNAL RELAYS

For quantities greater than listed, call for quote.

MOUSER STOCK NO.	TE Part No.	Fig.	Input Voltage (VDC)	Current Rating (A)	Coil Res. (Ω)	Contact Arrangement	Mounting Type	Approved Standards	Price Each 1	Price Each 5
655-3SBC2002A2	1-1617073-4	B	26.5	2	1350	2 Form C, DPDT, 2 C/O	PC	P	187.46	181.39

1/2 SIZE CRYSTAL CAN RELAYS

For quantities greater than listed, call for quote.

MOUSER STOCK NO.	TE Part No.	Fig.	Input Voltage (VDC)	Current Rating (A)	Coil Res. (Ω)	Contact Arrangement	Mounting Type	Approved Standards	Price Each 1	Price Each 5
655-HFW1131K04M	3-1617029-3	C	26.5	2	700	2 Form C, DPDT, 2 C/O	Chassis	-	81.72	79.06
655-HFW1201G01M	2-1617030-7	C	12	2	900	2 Form C, DPDT, 2 C/O	PC	M	84.17	81.43
655-HFW1201K45	2-1617031-0	C	26.5	2	700	2 Form C, DPDT, 2 C/O	PC	L	84.17	81.43
655-HFW1201K45M	2-1617031-1	C	26.5	2	700	2 Form C, DPDT, 2 C/O	PC	M	81.72	79.06
655-HFW1201K45P	2-1617031-2	C	26.5	2	700	2 Form C, DPDT, 2 C/O	PC	P	90.82	87.89
655-HFW1201K46	2-1617031-3	C	26.5	2	700	2 Form C, DPDT, 2 C/O	PC	L	84.17	81.43
655-HFW1201K46M	2-1617031-4	C	26.5	2	700	2 Form C, DPDT, 2 C/O	PC	M	84.17	81.43
655-HFW1230K06	2-1617033-9	C	26.5	2	700	2 Form C, DPDT, 2 C/O	Chassis	L	81.72	79.06
655-HFW5A1201K00	1617037-9	C	26.5	5	700	2 Form C, DPDT, 2 C/O	PC	-	176.53	170.80

FULL SIZE CRYSTAL CAN RELAYS

For quantities greater than listed, call for quote.

MOUSER STOCK NO.	TE Part No.	Fig.	Input Voltage (VDC)	Current Rating (A)	Coil Res. (Ω)	Contact Arrangement	Mounting Type	Price Each 1	Price Each 5
655-B07D634BC2-0051	2-1617004-8	D	26.5	10	300	2 Form C, DPDT, 2 C/O	Socket	193.86	187.56
655-B07D692BZ2-0011	3-1617004-2	D	26.5	10	300	2 Form C, DPDT, 2 C/O	Chassis	188.21	182.10
655-B07D932BC2-0348	4-1617004-0	D	26.5	10	300	2 Form C, DPDT, 2 C/O	Panel	193.86	187.56

FCA STANDARD MID-RANGE RELAYS

✻ With coil suppression diode

For quantities greater than listed, call for quote.

MOUSER STOCK NO.	TE Part No.	Fig.	Coil Voltage (VDC)	Current Rating (A)	Terminal Configuration	Contact Arrangement	Mounting Type	Price Each 1	Price Each 5
✻655-FCA-210-1027M	2-1617749-5	D	28	10	Solder Pins	2 Form C, DPDT, 2 C/O	Side	156.96	151.85
655-FCA-410-1622M	2-1617754-1	D	28	10	Socket Pins	4 Form C, 4PDT, 4 C/O	Bottom	181.76	175.85

FCB COMPACT MID-RANGE RELAYS

For quantities greater than listed, call for quote.

MOUSER STOCK NO.	TE Part No.	Fig.	Coil Voltage (VDC)	Current Rating (A)	Terminal Configuration	Contact Arrangement	Mounting Type	Price Each 1	Price Each 5
655-FCB-205-0224M	5-1617758-0	D	28	5	Socket Pins	2 Form C, DPDT, 2 C/O	Bottom	160.26	148.83
655-FCB-205-0228M	5-1617758-4	D	28	5	Socket Pins	2 Form C, DPDT, 2 C/O	Track	167.64	162.19
655-FCB-405-0622M	8-1617760-3	D	28	5	Socket Pins	4 Form C, 4PDT, 4 C/O	Bottom	187.21	181.13

TO-5 LOW SIGNAL RELAY

For quantities greater than listed, call for quote.

MOUSER STOCK NO.	TE Part No.	Fig.	Input Voltage (VDC)	Current Rating (A)	Coil Res. (Ω)	Contact Arrangement	Mounting Type	Approved Standards	Price Each 1	Price Each 5
655-JMAC-26XP	1-1617121-1	E	26.5	1	1560	2 Form C, DPDT, 2 C/O	PC	P	100.89	97.62

HIGH PERFORMANCE CONTACTORS

For quantities greater than listed, call for quote.

MOUSER STOCK NO.	TE Part No.	Fig.	Coil Voltage (VDC)	Current Rating (A)	Contact Arrangement	Mounting Type	Price Each 1	Price Each 5
655-LEV100A5ANG	9-1618389-8	F	24	100	1 Form X, SPST-NO-DM	Bottom	118.30	107.89
655-LEV200A4ANA	1618387-3	F	12	500	1 Form A, SPST-NO	Bottom	128.92	117.58
655-LEV200A5ANA	7-1618387-1	F	24	500	1 Form X, SPST-NO-DM	Bottom	128.92	117.58
655-EV200HAANA	1-1618002-8	F	9-36	500	1 Form A, SPST-NO, 1 N/O	Panel	206.72	189.82

A



B



C



D



E



F



TE Connectivity General Purpose Relays

© Copyright 2013 Mouser Electronics

© Copyright 2013 Mouser Electronics

TE connectivity Authorized Distributor

R10 SERIES: MULTICONTACT GENERAL PURPOSE RELAYS

- Enclosure: Clear, non-sealed polycarbonate cover
- Contact material: 3A - Fine Silver; 5A and 7.5A - AgCdO
- Solder/plug-in terminals with #3-48 mounting stud
- Expected Mechanical life: 3 and 5Amp rating - 100 million operations; 7.5Amp rating - 1 million operations

For quantities greater than listed, call for quote.

MOUSER STOCK NO.	P&B Part No.	Fig.	Coil Voltage	Contact Form	Contact Rating	Price Each 1	25	50	100
655-R10-E1Y4-V52	R10-E1Y4-V52	A	6VDC	4PDT	3A	28.55	24.98	22.60	17.84
655-R10-E1Y4-V185	R10-E1Y4-V185	A	12VDC	4PDT	3A	28.71	25.12	22.73	17.93
655-R10-E1Y4-V2.5K	R10-E1Y4-V2.5K	A	48VDC	4PDT	3A	29.57	25.88	23.45	18.52
655-R10-E1Y2-V52	R10-E1Y2-V52	B	6VDC	DPDT	3A	21.84	19.11	17.28	13.64
655-R10-E1Y2-V185	R10-E1Y2-V185	B	12VDC	DPDT	3A	21.84	19.11	17.28	13.64
655-R10-E1Y2-V700	R10-E1Y2-V700	B	24VDC	DPDT	3A	21.84	19.11	17.28	13.64
655-R10-E1Y2-V2.5K	R10-E1Y2-V2.5K	B	48VDC	DPDT	3A	21.84	19.11	17.28	13.64
655-R10-E1X4-V700	R10-E1X4-V700	A	24VDC	4PDT	5A	30.98	27.09	24.51	19.35
655-R10-E1X4-V2.5K	R10-E1X4-V2.5K	A	48VDC	4PDT	5A	30.58	26.74	24.20	19.10
655-R10-E1X2-V52	R10-E1X2-V52	B	6VDC	DPDT	5A	21.62	18.92	17.12	13.51
655-R10-E1X2-V185	R10-E1X2-V185	B	12VDC	DPDT	5A	21.39	18.71	16.93	13.36
655-R10-E1X2-V700	R10-E1X2-V700	B	24VDC	DPDT	5A	21.39	18.71	16.93	13.36
655-R10-E1X2-V2.5K	R10-E1X2-V2.5K	B	48VDC	DPDT	5A	21.39	18.71	16.93	13.36
655-R10-E1W2-V700	R10-E1W2-V700	B	24VDC	DPDT	7.5A	23.09	20.20	18.28	14.42
Sockets for R10 Series				Description					
655-27E125	27E125		Solder socket with grounding strip, rated 10A, for 2 pole relays			1.75	1.53	1.39	1.09
655-27E126	27E126		Solder socket with grounding strip, rated 10A, for 4 pole relays			2.14	1.87	1.69	1.34
655-27E128	27E128		PCB terminals (stag.) socket with grounding strip or 2 pole relays			1.85	1.62	1.46	1.16
655-27E129	27E129		PCB terminals (stag.) socket with grounding strip for 4 pole relays			1.95	1.70	1.54	1.34
655-27E193	27E193		PCB terminals (stag.) socket with grounding terminal for 2 pole relays			1.72	1.50	1.36	1.07
655-27E194	27E194		PCB terminals (stag.) socket with grounding terminal for 4 pole relays			1.95	1.70	1.54	1.34
655-27E629	27E629		PCB terminals (in-line) socket without grounding for 4 pole relays			2.30	2.01	1.82	1.43
655-20C249	20C249		Hold down spring for 2 pole sockets			.31	.268	.235	.203
655-20C250	20C250		Hold down spring for 4 pole sockets			.31	.268	.235	.203
655-20C259	20C259		Hold down strap for PCB terminal sockets			.33	.286	.251	.205
655-24A110	24A110		Aluminum DIN rail track, 36"			14.46	12.65	11.45	9.04
655-24A071	24A071		Steel mounting clip with screw			2.55	2.21	2.01	1.58
655-40G432	40G432		Plastic insulator			2.00	1.74	1.58	1.25

PCLH SERIES: GENERAL PURPOSE MINIATURE RELAY

- Low cost, small size
- Snap-on cover
- Nominal power: AC = 1.4VA/1.2VA; DC = 0.9W
- Contact material: Silver Nickel alloy

For quantities greater than listed, call for quote.

MOUSER STOCK NO.	OEG Part No.	Fig.	Coil Voltage	Contact Form	Nominal Coil Current	Price Each 1	25	50	100
Plug-in Terminal									
677-PCLH-208A1S	PCLH-208A1S,000	C	220/240VAC	DPDT	15A	11.12	9.72	8.78	6.94

V23047 SERIES: SAFETY RELAYS SR2M

Specifications:
- Forcibly guided contacts
- Current rating: 6A @ 250VAC
- Sealed case construction
- 6kV surge resistance between poles
- 2 Pole
- Ideal for emergency shut off, machine control, elevator & escalator control
- Contact material: Silver nickel alloy

For quantities greater than listed, call for quote.

MOUSER STOCK NO.	Schrack Part No.	Fig.	Coil Voltage	Contact Form	Rated Coil Power	Price Each 1	25	50	100
655-V23047A1005A501	V23047-A1005-A501	D	5VDC	2 C/O	700mW	10.72	9.63	9.15	8.58
655-V23047A1012A501	V23047-A1012-A501	D	12VDC	2 C/O	699mW	10.85	8.83	8.03	7.04
655-V23047A1024A501	V23047-A1024-A501	D	24VDC	2 C/O	700mW	10.70	9.65	9.12	8.74
655-V23047A1024A511	V23047-A1024-A511	D	24VDC	1 N/O +1 N/C	700mW	9.65	8.45	7.49	7.46
655-V23047A1012A511	V23047-A1012-A511	D	12VDC	1 N/O + 1 N/C	699mW	12.02	10.06	8.99	8.45

DIMENSIONS: mm

A

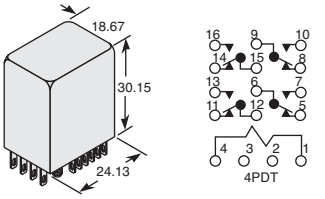

B

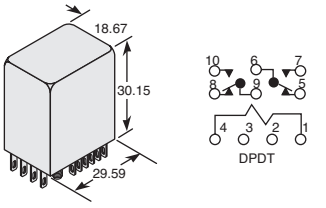

C

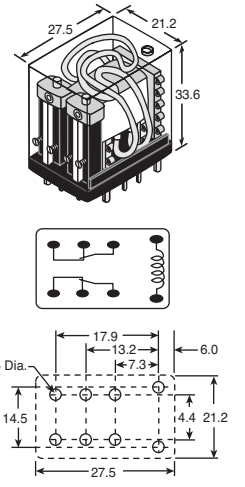

D

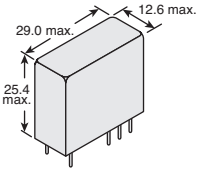

PCB Terminal type shown

© Copyright 2013 Mouser Electronics

© Copyright 2013 Mouser Electronics

PHOENIX CONTACT DIN Rail Relays

PHOENIX CONTACT
INSPIRING INNOVATIONS

AC Version Shown

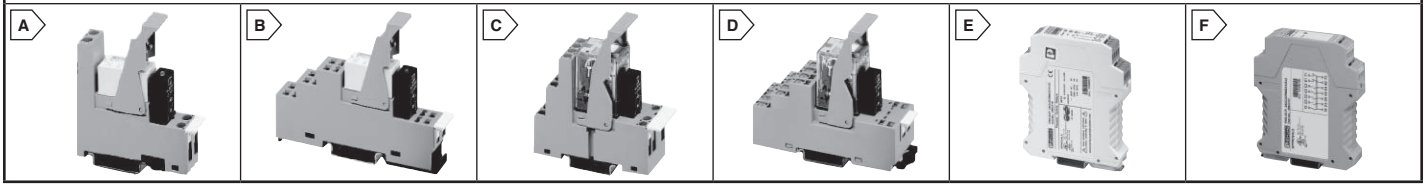

PR1 SERIES DIN RAIL RELAYS

Features:
- Fully assembled relays: includes relay, base, protection circuit, locking/ejection lever
- Connection type: Screw or Spring
- Solid State Relays
- Service friendly pluggable components
- LED indication

For quantities greater than listed, call for quote.

MOUSER STOCK NO. Mfr.	Mfr. Part No.	Phoenix Type	Fig.	Input Voltage	Continous Current	Contact Type	Max Switching Voltage	Protective Circuit Type	Price Each 1	10	100
Screw Cage Connection											
651—	2834326	PRI-RSC3-LDP-24DC/21	A	24V DC	12A	SPDT	250V AC/DC	status LED and free-wheeling diode	17.84	16.96	16.16
651—	2834339	PRI-RSC3-LV-24AC/21	A	24V AC	12A	SPDT	250V AC/DC	status LED and varistor	18.70	18.31	17.44
651—	2834342	PRI-RSC3-LV-120AC/21	A	120V AC	12A	SPDT	250V AC/DC	status LED and varistor	22.03	20.94	19.97
651—	2834481	PRI-RSC3-LDP-24DC/2X21	A	24V DC	8A	DPDT	250V AC/DC	status LED and free-wheeling diode	17.84	16.96	16.16
651—	2834494	PRI-RSC3-LV-24AC/2X21	A	24V AC	8A	DPDT	250V AC/DC	status LED and varistor	17.67	16.97	16.17
651—	2834504	PRI-RSC3-LV-120AC/2X21	A	120V AC	8A	DPDT	250V AC/DC	status LED and varistor	22.03	20.95	19.97
651—	2834517	PRI-RSC3-LV-230AC/2X21	A	230V AC	8A	DPDT	250V AC/DC	status LED and varistor	20.79	19.97	19.02
Screw Cage Connection - Gold Plated Contact											
651—	2834368	PRI-RSC3-LDP-24DC/21AU	A	24V DC	50mA	SPDT	30V AC/36V DC	status LED and free-wheeling diode	27.02	25.95	24.72
651—	2834397	PRI-RSC3-LV-230AC/21AU	A	230V AC	50mA	SPDT	30V AC/36V DC	status LED and varistor	38.82	36.93	35.18
651—	2834520	PRI-RSC3-LDP-24DC/2X21AU	A	24V DC	50mA	DPDT	30V AC/36V DC	status LED and free-wheeling diode	28.06	26.94	25.68
651—	2834533	PRI-RSC3-LV-24AC/2X21AU	A	24V AC	50mA	DPDT	30V AC/36V DC	status LED and varistor	27.02	25.95	24.72
651—	2834546	PRI-RSC3-LV-120AC/2X21AU	A	120V AC	50mA	DPDT	30V AC/36V DC	status LED and varistor	33.26	31.93	30.42
Spring Cage Connection											
651—	2834407	PRI-RSP3-LDP-24DC/21	B	24V DC	10A	SPDT	250V AC/DC	status LED and free-wheeling diode	18.87	17.95	17.11
651—	2834410	PRI-RSP3-LV-24AC/21	B	24V AC	10A	SPDT	250V AC/DC	status LED and varistor	19.74	18.96	18.07
651—	2834423	PRI-RSP3-LV-120AC/21	B	120V AC	10A	SPDT	250V AC/DC	status LED and varistor	22.88	21.96	20.94
651—	2834436	PRI-RSP3-LV-230AC/21	B	230V AC	10A	SPDT	250V AC/DC	status LED and varistor	22.42	21.31	20.32
651—	2834562	PRI-RSP3-LDP-24DC/2X21	B	24V DC	8A	DPDT	250V AC/DC	status LED and free-wheeling diode	18.87	17.95	17.11
651—	2834591	PRI-RSP3-LV-230AC/2X21	B	230V AC	8A	DPDT	250V AC/DC	status LED and varistor	22.42	21.31	20.32
Spring Cage Connection - Gold Plated Contact											
651—	2834465	PRI-RSP3-LV-120AC/21AU	B	120V AC	50mA	SPDT	30V AC/36V DC	status LED and varistor	34.28	32.92	31.37
651—	2834478	PRI-RSP3-LV-230AC/21AU	B	230V AC	50mA	SPDT	30V AC/36V DC	status LED and varistor	40.53	38.92	37.09
651—	2834601	PRI-RSP3-LDP-24DC/2X21AU	B	24V DC	50mA	DPDT	30V AC/36V DC	status LED and free-wheeling diode	28.33	26.95	25.68

PR2 SERIES DIN RAIL RELAYS

Features:
- Fully assembled relays: includes relay, base, protection circuit, locking/ejection lever
- Connection type: Screw or Spring
- Industrial "ice cube" style relay
- Manual test button
- Service friendly pluggable components
- LED indication

For quantities greater than listed, call for quote.

MOUSER STOCK NO. Mfr.	Mfr. Part No.	Phoenix Type	Fig.	Input Voltage	Continous Current	Contact Type	Max Switching Voltage	Protective Circuit Type	Price Each 1	10	100
Screw Cage Connection											
651—	2834643	PR2-RSC3-LDP-24DC/2X21	C	24V DC	10A	DPDT	250V AC/125V DC	status LED and free-wheeling diode	18.71	18.32	17.45
651—	2834669	PR2-RSC3-LV-120AC/2X21	C	120V AC	10A	DPDT	250V AC/125V DC	status LED and varistor	23.54	22.38	20.68
Screw Cage Connection - Gold Plated Contacts											
651—	2834724	PR2-RSC3-LDP-24DC/4X21AU	C	24V DC	5A	4PDT	250V AC/125V DC	status LED and free-wheeling diode	19.37	18.41	17.56
651—	2834737	PR2-RSC3-LV-24AC/4X21AU	C	24V AC	5A	4PDT	250V AC/125V DC	status LED and varistor	24.59	23.32	21.52
651—	2834740	PR2-RSC3-LV-120AC/4X21AU	C	120V AC	5A	4PDT	250V AC/125V DC	status LED and varistor	23.54	22.38	20.68
Spring Cage Connection											
651—	2834685	PR2-RSP3-LDP-24DC/2X21	D	24V DC	10A	DPDT	250V AC/125V DC	status LED and free-wheeling diode	20.79	19.97	19.02
651—	2834698	PR2-RSP3-LV-24AC/2X21	D	24V AC	10A	DPDT	250V AC/125V DC	status LED and varistor	25.18	23.94	22.81
651—	2834708	PR2-RSP3-LV-120AC/2X21	D	120V AC	10A	DPDT	250V AC/125V DC	status LED and varistor	25.18	23.94	22.81
Spring Cage Connection - Gold Plated Contacts											
651—	2834766	PR2-RSP3-LDP-24DC/4X21AU	D	24V DC	5A	4PDT	250V AC/125V DC	status LED and free-wheeling diode	20.78	19.94	19.01

PSR DIN RAIL SAFETY RELAYS

For quantities greater than listed, call for quote.

MOUSER STOCK NO. Mfr.	Mfr. Part No.	Fig.	Phoenix Type	Input Voltage	Contact Type	Cont. Current	Description	Price Each
651—	2986960	E	PSR-SCP-24DC/FSP/2X1/1x2	Cat 4. (EN 13849-1)	2 N/O, 1 NC	-------	Safe coupling relay for SIL3 high and low demand applications	139.10
651—	2986957	E	PSR-SPP-24DC/FSP/2X1/1x2	Cat 4. (EN 13849-1)	2 N/O, 1 NC	-------	Safe coupling relay for SIL3 high and low demand applications	176.55
651—	2986575	E	PSR-SCP-24DC/FSP2/2X1/1x2	Cat 4. (EN 13849-1)	2 N/O, 1 NC	-------	Safe coupling relay for SIL2 high and low demand applications	139.10
651—	2986588	E	PSR-SPP-24DC/FSP2/2X1/1x2	Cat 4. (EN 13849-1)	2 N/O, 1 NC	-------	Safe coupling relay for SIL2 high and low demand applications	139.10
651—	2963718	E	PSR-SCP-24UC/ESM4/2X1/1X2	Cat. 4 (EN 954-1)	2 N/O, 1 N/C	Manual	1 or 2-channel for normally closed emergency stop and safety doors	216.08
651—	2963750	E	PSR-SCP-24UC/ESA4/2X1/1X2	Cat. 4 (EN 954-1)	2 N/O, 1 N/C	Manual/Auto	1 or 2-channel for normally closed emergency stop and safety doors	216.08
651—	2963776	E	PSR-SCP-24UC/ESM4/3X1/1X2/B	Cat. 4 (EN 954-1)	3 N/O, 1 N/C	Manual	1 or 2-channel for normally closed emergency stop and safety doors	243.47
651—	2963763	E	PSR-SCP-24UC/ESA4/3X1/1X2/B	Cat. 4 (EN 954-1)	3 N/O, 1 N/C	Manual/Auto	1 or 2-channel for normally closed emergency stop and safety doors	243.47
651—	2963802	E	PSR-SCP-24UC/ESA2/4X1/1X2/B	Cat. 2 (EN954-1)	4 N/O, 1 N/C	Manual/Auto	1 channel for normally closed emergency stop and safety doors	241.92
651—	2963721	E	PSR-SCP-24UC/THC4/2X1/1X2	Cat. 4 (EN954-1)	2 N/O, 1 N/C	Auto	2 channel two hand control and safety door	271.89
651—	2981114	E	PSR-SCP-24-230UC/ESAM4/3X1/1X2	Cat. 4 (EN 954-1)	3 NO, 1NC	Manual/Auto	1 or 2-channel for emergency stop and safety doors, and solid state	313.25
651—	2981428	E	PSR-SCP-24UC/ESD/5X1/1X2/300	Cat. 3/4 (EN 954-1)	3NO, 2NO, 1NC	Manual/Auto	2 channel emergency stop, safety door, solid state	404.64
651—	2981033	E	PSR-SCP-24UC/URM4/5X1/2X2B	Cat. 4 (EN 954-1)	5N/O, 2N/C	-------	1 channel 24V expansion module	216.07
651—	2963747	F	PSR-SCP-24UC/URM/5X1/2X2	Type A (EN50-205)	5N/O, 2N/C	-------	Force guided relay, green housing	123.53
651—	2981363	F	PSR-SCP-24UC/URM/2X21	Type C (EN50-205)	DPDT	-------	24V Force guided relay	59.12
651—	2981444	F	PSR-SCF-24UC/URM/4X1/2X2	Type A (EN50-205)	4N/O, 2N/C	-------	Force guided relay, 24V coil	94.16

© Copyright 2013 Mouser Electronics
© Copyright 2013 Mouser Electronics

PHOENIX CONTACT DIN Rail Relays

PHOENIX CONTACT
INSPIRING INNOVATIONS

PLC SERIES DIN RAIL RELAYS

For quantities greater than listed, call for quote.

MOUSER STOCK NO. Mfr.	MOUSER STOCK NO. Mfr. Part No.	Fig.	Phoenix Type	Input Voltage	Contact Type	Contact Material	Description	Price Each 1	Price Each 10
Universal PLC Series with Pluggable Relay									
651	2966906	A	PLC-RSC-12DC/21	12VDC	SPDT	AgSnO	Standard Power Contact	18.99	17.54
651	2966171	A	PLC-RSC-24DC/21	24VDC	SPDT	AgSnO	Standard Power Contact	15.81	14.54
651	2966184	A	PLC-RSC-24UC/21	24V AC/DC	SPDT	AgSnO	Standard Power Contact	22.16	20.47
651	2966197	A	PLC-RSC-120UC/21	120VAC	SPDT	AgSnO	Standard Power Contact	20.05	18.51
651	2967060	A	PLC-RSC-24DC/21-21	24VDC	DPDT	AgNi	Standard Power Contact	28.63	26.75
651	2967073	A	PLC-RSC-24UC/21-21	24V AC/DC	DPDT	AgNi	Standard Power Contact	38.94	36.38
651	2967086	A	PLC-RSC-120UC/21-21	120VAC	DPDT	AgNi	Standard Power Contact	31.03	28.25
651	2966265	A	PLC-RSC-24DC/21AU	24VDC	SPDT	Ag+Au	Multi-Layer Contact	25.33	23.39
651	2966278	A	PLC-RSC-24UC/21AU	24V AC/DC	SPDT	Ag+Au	Multi-Layer Contact	25.33	23.38
651	2966281	A	PLC-RSC-120UC/21AU	120VAC	SPDT	Ag+Au	Multi-Layer Contact	29.47	27.93
651	2967125	A	PLC-RSC-24DC/21-21AU	24VDC	DPDT	AgNi+Au	Multi-Layer Contact	29.53	25.57
651	2967604	A	PLC-RSC-24DC/1IC/ACT	24VDC	1 N/O	AgSnO	High Inrush Current (80A)	33.77	31.17
651	2967617	A	PLC-RSC-12DC/21HC	12VDC	SPDT	AgNi	High Continuous Current (10A)	33.76	31.18
651	2967620	A	PLC-RSC-24DC/21HC	24V	SPDT	AgNi	High Continuous Current (10A)	27.07	23.20
651	2966210	A	PLC-RSC-24DC/1/ACT	24VDC	1 N/O	AgSnO	Actuator Type (6A)	18.32	17.12
651	2967109	A	PLC-RSC-24DC/1-1/ACT	24VDC	2 N/O	AgNi	Actuator Type (6A)	23.51	22.29
651	5603154	A	PLC-RSC-24DC/21 C1D2	24VDC	SPDT	AgSnO	Class 1, Division 2 Rated	28.63	26.75
651	5603157	A	PLC-RSC-120UC/21 C1D2	120VAC	SPDT	AgSnO	Class 1, Division 2 Rated	31.58	28.95
Universal PLC Series with Pluggable Optocoupler									
651	2966634	A	PLC-OSC-24DC/24DC/2	24VDC	OPTO	----	33 VDC Max Switching (3A)	38.36	36.36
651	2966650	A	PLC-OSC-120UC/24DC/2	120VAC	OPTO	----	33 VDC Max Switching (3A)	46.64	44.22
651	2966676	A	PLC-OSC-24DC/24DC/2/ACT	24VDC	OPTO	----	33 VDC Max Switching, Actuator	40.77	38.77
651	2966728	A	PLC-OSC-24DC/48DC/100	24VDC	OPTO	----	48 VDC Max Switching (100mA)	33.21	31.03
651	2966744	A	PLC-OSC-120UC/48DC/100	120VAC	OPTO	----	48 VDC Max Switching (100mA)	33.18	31.45
Universal PLC Series with Push-In Relay									
651	2900316	B	PLC-RPT- 12DC/21	12VDC	DPDT	AgSnO	Standard Power Contact	18.19	16.75
651	2900299	B	PLC-RPT- 24DC/21	24VDC	SPDT	AgSnO	Standard Power Contact	20.61	19.26
651	2900300	B	PLC-RPT- 24UC/21	24VAC/DC	SPDT	AgSnO	Standard Power Contact	21.10	19.70
651	2900301	B	PLC-RPT- 48DC/21	48VDC	SPDT	AgSnO	Standard Power Contact	21.40	20.70
651	2900303	B	PLC-RPT- 60DC/21	60VDC	SPDT	AgSnO	Standard Power Contact	32.06	29.96
651	2900304	B	PLC-RPT-120UC/21	120VAC	SPDT	AgSnO	Standard Power Contact	27.48	25.68
651	2900305	B	PLC-RPT-230UC/21	230VAC	SPDT	AgSnO	Standard Power Contact	28.62	26.75
651	2900317	B	PLC-RPT- 12DC/21AU	12VDC	DPDT	AgSnO+Au	Multi-Layer Contact	27.43	26.13
651	2900306	B	PLC-RPT- 24DC/21AU	24VDC	SPDT	AgSnO+Au	Multi-Layer Contact	26.33	24.61
651	2900307	B	PLC-RPT- 24UC/21AU	24VAC/DC	SPDT	AgSnO+Au	Multi-Layer Contact	26.33	24.61
651	2900308	B	PLC-RPT- 48DC/21AU	48VDC	SPDT	AgSnO+Au	Multi-Layer Contact	29.77	27.82
651	2900309	B	PLC-RPT- 60DC/21AU	60VDC	SPDT	AgSnO+Au	Multi-Layer Contact	33.20	31.03
651	2900310	B	PLC-RPT-120UC/21AU	120VAC	SPDT	AgSnO+Au	Multi-Layer Contact	33.20	31.03
651	2900311	B	PLC-RPT-230UC/21AU	230VAC	SPDT	AgSnO+Au	Multi-Layer Contact	33.20	31.03
651	2900312	B	PLC-RPT- 24DC/ 1/ACT	24VDC	1 N/O	AgSnO	Actuator Type (6A)	16.05	14.77
651	2900313	B	PLC-RPT- 24DC/ 1AU/SEN	24VDC	1 N/O	AgSnO+Au	Sensor Interface	19.46	18.19
651	2900314	B	PLC-RPT-120UC/ 1AU/SEN	120VAC	1 N/O	AgSnO+Au	Sensor Interface	26.33	24.61
651	2900315	B	PLC-RPT-230UC/ 1AU/SEN	230VAC	1 N/O	AgSnO+Au	Sensor Interface	27.48	25.68
Universal PLC Series with Push-In Optocoupler									
651	2900364	B	PLC-OPT- 24DC/ 24DC/2	24VDC	OPTO	-----	33VDC Max Switching (3A)	39.59	36.44
651	2900365	B	PLC-OPT- 48DC/ 24DC/2	48VDC	OPTO	-----	33VDC Max Switching (3A)	37.78	35.31
651	2900366	B	PLC-OPT- 60DC/ 24DC/2	60VDC	OPTO	-----	33VDC Max Switching (3A)	35.49	33.17
651	2900367	B	PLC-OPT-120UC/ 24DC/2	120VAC	OPTO	-----	33VDC Max Switching (3A)	44.65	41.73
651	2900368	B	PLC-OPT-230UC/ 24DC/2	230VAC	OPTO	-----	33VDC Max Switching (3A)	40.07	37.45
651	2900352	B	PLC-OPT- 24DC/ 48DC/100	24VDC	OPTO	-----	48VDC Max Switching (100mA)	29.77	27.82
651	2900353	B	PLC-OPT- 48DC/ 48DC/100	48VDC	OPTO	-----	48VDC Max Switching (100mA)	27.48	25.68
651	2900354	B	PLC-OPT- 60DC/ 48DC/100	60VDC	OPTO	-----	48VDC Max Switching (100mA)	27.48	25.68
651	2900355	B	PLC-OPT-120UC/ 48DC/100	120VAC	OPTO	-----	48VDC Max Switching (100mA)	35.49	33.17
651	2900356	B	PLC-OPT-230UC/ 48DC/100	230VAC	OPTO	-----	48VDC Max Switching (100mA)	32.06	29.96
651	2900369	B	PLC-OPT- 24DC/230AC/1	24VDC	OPTO	-----	24-253VAC Max Switching (0.75A)	44.65	41.73
651	2900370	B	PLC-OPT- 48DC/230AC/1	48VDC	OPTO	-----	24-253VAC Max Switching (0.75A)	38.93	36.38
651	2900371	B	PLC-OPT- 60DC/230AC/1	60VDC	OPTO	-----	24-253VAC Max Switching (0.75A)	36.64	34.24
651	2900372	B	PLC-OPT-120UC/230AC/1	120VAC	OPTO	-----	24-253VAC Max Switching (0.75A)	40.07	37.45
651	2900374	B	PLC-OPT-230UC/230AC/1	230VAC	OPTO	-----	24-253VAC Max Switching (0.75A)	38.93	36.38
651	2900375	B	PLC-OPT- 5DC/ 24DC/2/ACT	5VDC	OPTO	-----	33VDC Max Switching Actuator	38.93	36.38
651	2900376	B	PLC-OPT- 24DC/ 24DC/2/ACT	24VDC	OPTO	-----	33VDC Max Switching Actuator	41.22	38.52
651	2900358	B	PLC-OPT- 24DC/ 48DC/100/SEN	24VDC	OPTO	-----	48VDC Max Switching Sensor	29.77	27.82
651	2900359	B	PLC-OPT-120UC/ 48DC/100/SEN	24VDC	OPTO	-----	48VDC Max Switching Sensor	32.06	29.96
651	2900361	B	PLC-OPT-230UC/ 48DC/100/SEN	24VDC	OPTO	-----	48VDC Max Switching Sensor	32.06	29.96
PLC Series DIN Rail Relay Accessories									
651	2966508	---	PLC-ESK GY	----	----	----	Gray Power Feed Thru Terminal Block (32A)	22.69	19.69
651	2966841	---	PLC-ATP BK	----	----	----	Black Separation Plate	3.25	3.02
651	2295554	---	PLC-V8/FLK 14/OUT	----	----	----	Rapid Output Plug Adapter to 14 Pin Ribbon Connection	49.58	46.29
651	2966692	---	FBST 500-PLC BU	----	----	----	Blue Continuous Plug-in Bridge (500mm Long)	22.16	20.46
651	2966786	---	FBST 500-PLC RD	----	----	----	Red Continuous Plug-In Bridge (500mm Long)	22.16	20.46
651	2966838	---	FBST 500-PLC GY	----	----	----	Gray Continuous Plug-In Bridge (500mm Long	23.23	21.44
651	1051003	---	ZB 6:UNBEDRUCKT	----	----	----	ZB 6 Unprinted Marker Strip 10 section	1.14	1.07

UMK 22 PLUGGABLE DIN RAIL POWER RELAY MODULES

Features:

- Modules comes with a installed pluggable relay
- Standard relay socket installed on module
- Terminal Block has screw clamp contacts
- Modules have a coil indicator LED
- Relays are easily replaced without wiring being removed
- Built in dampening diode circuit for DC

For quantities greater than listed, call for quote.

MOUSER STOCK NO. Mfr.	MOUSER STOCK NO. Mfr. Part No.	Fig.	Phoenix Type	Input Voltage	Contact Type	Cont. Current	Description	Price Each 1	Price Each 10
651	5520695	C	UMK 22 REL 24/21-ST	24VDC	SPDT	10A	Pluggable Relay with Mounting Base	51.56	48.46
651	5520734	C	UMK 22 REL 24/21-21-ST	24VDC	DPDT	5A	Pluggable Relay with Mounting Base	66.15	62.15

ELECTRONIC LOAD RELAY

For quantities greater than listed, call for quote.

MOUSER STOCK NO. Mfr.	MOUSER STOCK NO. Mfr. Part No.	Fig.	Phoenix Type	Input Voltage	Contact Type	Cont. Current	Description	Price Each
651	2297138	D	ELR 1-24DC/600AC/20	24VDC	20A	20A	Single phase	126.74
651	2297154	D	ELR 1-24DC/600AC/30	24VDC	30A	30A	Single phase	148.77

A



B



C



D



© Copyright 2013 Mouser Electronics

© Copyright 2013 Mouser Electronics

SONG CHUAN General Purpose and Automotive Relays

SONG CHUAN U.S.A

RoHS Compliant This product is RoHS compliant.

MINI ISO HIGH POWER AUTOMOTIVE RELAYS

Socket Terminal

For quantities greater than listed, call for quote.

MOUSER STOCK NO.	Song Chuan Part No.	Fig.	Contact Form	Contact Rating	Coil Voltage	Price Each 1	25	50	100
893-896H1AHD112VDC	896H-1AH-D1-12VDC	A	SPNO	20/50A	12VDC	3.08	2.31	2.08	1.72
893-896H1AHD12VDC	896H-1AH-D-12VDC	A	SPNO	20/50A	12VDC	3.08	2.31	2.08	1.72
893-896H1AHD1R112VDC	896H-1AH-D1-R1-12VDC	A	SPNO	20/50A	12VDC	3.51	2.63	2.38	1.99
893-896H1AHSR112VDC	896H-1AH-S-R1-12VDC	A	SPNO	20/50A	12VDC	3.47	2.60	2.34	1.83
893-896H1CHC00112	896H-1CH-C-001-12VDC	A	SPDT	30/50A	12VDC	2.57	2.35	2.14	1.93
893-896H1CHC00124	896H-1CH-C-001-24VDC	A	SPDT	30/50A	24VDC	2.72	2.49	2.26	2.03
893-896H1CHC112VDC	896H-1CH-C1-12VDC	A	SPDT	30/50A	12VDC	4.21	3.15	2.82	2.34
893-896H1CHCR1U312VD	896H-1CH-C-R1-U03-12VDC	A	SPDT	30/50A	12VDC	3.47	2.60	2.34	1.83
893-896H1CHD00112VDC	896H-1CH-D-001-12VDC	A	SPDT	30/50A	12VDC	3.42	2.57	2.32	1.95
893-896H1CHD00124VDC	896H-1CH-D-001-24VDC	A	SPDT	30/50A	24VDC	3.42	2.57	2.32	1.95
893-896H1CHD10124VDC	896H-1CH-D1-001-24VDC	A	SPDT	30/50A	24VDC	5.26	3.95	3.56	2.97
893-896H1CHD112VDC	896H-1CH-D1-12VDC	A	SPDT	30/50A	12VDC	3.08	2.70	2.40	2.28
893-896H1CHD124VDC	896H-1CH-D1-24VDC	A	SPDT	30/50A	24VDC	4.40	3.30	2.96	2.45
893-896H1CHD12VDC	896H-1CH-D-12VDC	A	SPDT	30/50A	12VDC	3.68	3.11	2.76	2.62
893-896H1CHD1R112VDC	896H-1CH-D1-R1-12VDC	A	SPDT	30/50A	12VDC	4.64	3.48	3.14	2.63
893-896H1CHD1S12VDC	896H-1CH-D1S-12VDC	A	SPDT	30/50A	12VDC	3.34	2.50	2.26	1.89
893-896H1CHD1S24VDC	896H-1CH-D1S-24VDC	A	SPDT	30/50A	24VDC	3.95	2.96	2.66	2.24
893-896H1CHD1SW12VDC	896H-1CH-D1SW-R1-12VDC	A	SPDT	30/50A	12VDC	4.61	4.28	3.85	3.42
893-896H1CHD1SW24VDC	896H-1CH-D1SW-R1-24VDC	A	SPDT	30/50A	24VDC	4.19	3.15	2.84	2.38
893-896H1CHD24VDC	896H-1CH-D-24VDC	A	SPDT	30/50A	24VDC	3.55	2.66	2.40	1.98
893-896H1CHDR112VDC	896H-1CH-D-R1-12VDC	A	SPDT	30/50A	12VDC	3.51	2.63	2.38	1.99
893-896H1CHDR124VDC	896H-1CH-D-R1-24VDC	A	SPDT	30/50A	24VDC	3.51	2.63	2.38	1.99
893-896H1CHS12VDC	896H-1CH-S-12VDC	A	SPDT	30/50A	12VDC	4.06	3.04	2.74	2.29
893-896H1CHC1S24VDC	896H-1CH-C1S-24VDC	A	SPDT	30/50A	24VDC	2.79	2.57	2.10	1.86
893-896H1CHD1SW12VDC	896H-1CH-D1SW-R1-12VDC	A	SPDT	30/50A	12VDC	4.61	4.28	3.85	3.42
893-896H1CHD1SW24VDC	896H-1CH-D1SW-R1-24VDC	A	SPDT	30/50A	24VDC	4.19	3.15	2.84	2.38
893-896H1CHC00112	896H-1CH-C-001-12VDC	A	SPDT	30/50A	12VDC	2.57	2.35	2.14	1.93
893-896H1CHC00124	896H-1CH-C-001-24VDC	A	SPDT	30/50A	24VDC	2.72	2.49	2.26	2.03
893-896H1CHC12VDC	896H-1CH-C-12VDC	A	SPDT	30/50A	12VDC	3.08	2.31	2.16	2.05

PCB Terminal

For quantities greater than listed, call for quote.

MOUSER STOCK NO.	Song Chuan Part No.	Fig.	Contact Form	Contact Rating	Coil Voltage	Price Each 1	25	50	100
893-896HP1AHD12VDC	896HP-1AH-D-12VDC	A	SPNO	20/50A	12VDC	3.42	2.57	2.30	1.92
893-896HP1AHS12VDC	896HP-1AH-S-12VDC	A	SPNO	20/50A	12VDC	3.51	2.63	2.38	1.99
893-896HP1CHD12VDC	896HP-1CH-D-12VDC	A	SPDT	30/50A	12VDC	3.86	2.90	2.60	2.16
893-896HP1CHD24VDC	896HP-1CH-D-24VDC	A	SPDT	30/50A	24VDC	3.08	2.70	2.40	2.33
893-896HP1CHS12VDC	896HP-1CH-S-12VDC	A	SPDT	30/50A	12VDC	3.51	2.82	2.50	2.40
893-896HP1CHS24VDC	896HP-1CH-S-24VDC	A	SPDT	30/50A	24VDC	4.87	3.65	3.30	2.76
893-896HP1CHS12VDC	896HP-1CH-S-12VDC	A	SPDT	30/50A	12VDC	3.51	2.82	2.50	2.40
893-896HP1CHS24VDC	896HP-1CH-S-24VDC	A	SPDT	30/50A	24VDC	4.87	3.65	3.30	2.76
893-896HP1CHC12VDC	896HP-1CH-C-12VDC	A	SPDT	30/50A	12VDC	3.43	2.58	2.31	1.92

GENERAL PURPOSE RELAYS

Applications:

- Appliance controls
- Automotive controls
- Spa and Pool controls
- Industrial controls
- Power supply controls
- Lighting controls

For quantities greater than listed, call for quote.

MOUSER STOCK NO.	Song Chuan Part No.	Fig.	Contact Form	Contact Rating	Coil Voltage	Price Each 1	25	50	100
893-103T1CHS12VDC	103T-1CH-S-12VDC	B	SPDT	20A	12VDC	3.05	2.79	2.55	2.29
893-842A1CS12VDC	842A-1C-S-12VDC	C	SPDT	1-3A	12VDC	1.03	.942	.856	.77
893-842A1CS24VDC	842A-1C-S-24VDC	C	SPDT	1-3A	24VDC	1.03	.942	.856	.77
893-8991CFS12VDC	899-1C-F-S-12VDC	D	SPDT	10A	12VDC	2.87	2.23	2.01	1.88
893-793P1AS12VDC	793P-1A-S-12VDC	E	SPNO	16A	12VDC	2.41	2.20	2.01	1.81
893-793P1CS24VDC	793P-1C-S-24VDC	E	SPDT	16A	24VDC	2.41	2.20	2.01	1.81
893-793P1CS12VDC	793P-1C-S-12VDC	E	SPDT	16A	12VDC	2.44	2.19	1.95	1.85
893-3011CCR124VDC	301-1C-C-R1-24VDC	F	SPDT	35A	24VDC	2.78	2.55	2.32	2.09
893-3011CCD124VDC	301-1C-C-D1-24VDC	F	SPDT	35A	24VDC	2.97	2.69	2.39	2.26
893-3031AHCR124VDC	303-1AH-C-R1-24VDC	G	SPNO	20A	24VDC	3.08	2.82	2.57	2.31
893-7353CFC1240VAC	735-3C-F-C1-240VAC	H	TPDT	20A/25A	24VDC	26.00	23.83	21.67	19.48
893-841P2AC12VDC	841P-2A-C-12VDC	I	DPDM	30A	12VDC	11.61	10.64	9.68	8.71
893-841S2AC112VDC	841S-2A-C1-12VDC	I	DPDM	30A	12VDC	14.45	13.24	12.04	10.83
893-845HN2CS24VDC	845HN-2C-S-24VDC	J	DPDT	12A	24VDC	2.54	2.32	2.12	1.90
893-845N2CS24VDC	845N-2C-S-24VDC	J	DPDT	12A	24VDC	2.34	2.15	1.96	1.75
893-875B1CHFS24VDC	875B-1CH-F-S-24VDC	K	SPDT	16A	24VDC	2.18	2.00	1.82	1.64
893-832AWP1CFS5VDC	832AWP-1C-F-S-5VDC	L	SPDT	30A	5VDC	3.05	2.79	2.55	2.29
893-832AWP1CFS12VDC	832AWP-1C-F-S-12VDC	L	SPDT	30A	12VDC	3.30	3.02	2.75	2.47
893-898H1CHCR1U0224	898H-1CH-C-R1-U02-24VDC	M	SPDT	50A	24VDC	2.79	2.56	2.33	2.10
893-SCL1DPDT12VDC	SCL-1-DPDT-12VDC	N	DPDT	12A	12VDC	5.14	4.71	4.28	3.85
893-SCL1DPDT24VDC	SCL-1-DPDT-24VDC	N	DPDT	12A	24VDC	5.14	4.71	4.28	3.85

DIMENSIONS: mm

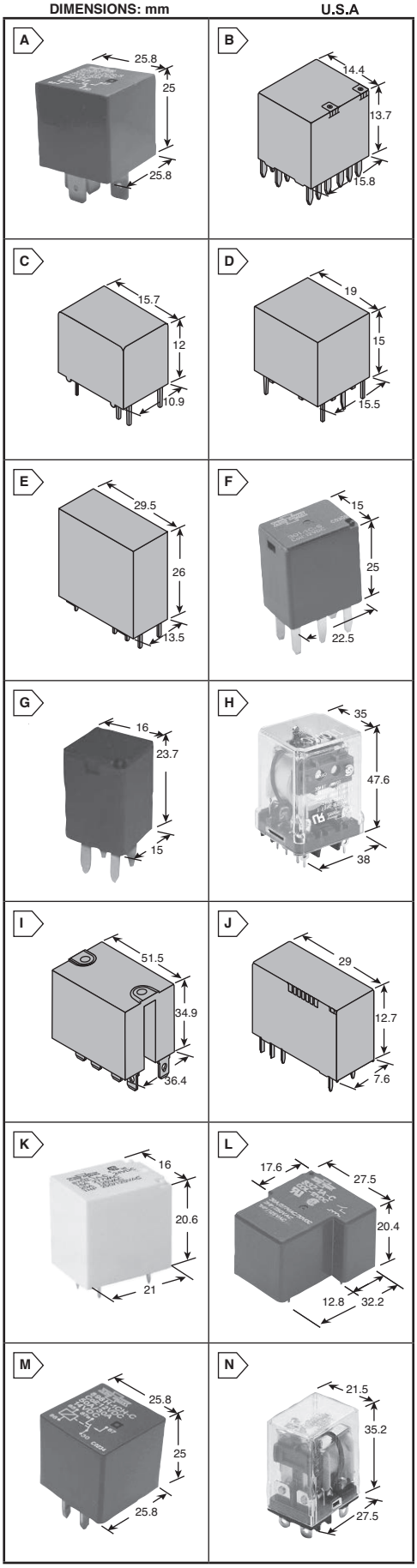

Song Chuan General Purpose Relays

© Copyright 2013 Mouser Electronics

© Copyright 2013 Mouser Electronics

Crouzet

Crouzet

Controllers

VOLTAGE,CURRENT CONTROL RELAYS, ALTERNATING RELAYS AND PHASE MONITORS

Our C-Lynx measurement and control relays are dedicated to monitoring and detecting abnormal electrical (voltage, current, phase, frequency) physical (level, temperature, speed, etc.) operating values.

These products are used in applications such as heating/air conditioning, access control, heat pumps, water and air treatment, waste treatment, lifting and handling, medical equipment, pump management, and more.

CURRENT RELAYS

Features:
- Control of AC and DC currents
- Automatic recognition of AC/DC
- Measurement ranges from 2mA to 10A
- Choice between over and undercurrent
- True RMS measurement
- Selectable latching (memory) function

For quantities greater than listed, call for a quote.

MOUSER STOCK NO.	Crouzet Part No.	Fig.	Supply Voltage	Mounting	Price Each
EI Series Current Control Relay					
874-84871033	84871033	A	120VAC	Din-Rail	**108.03**
HIL & HIH Series Current Control Relay					
874-84871120	84871120	B	24-240VAC	Din-Rail	**151.24**
874-84871130	84871130	C	24-240VAC	Din-Rail	**170.67**

MIC Series Current Control Relay

- Choice of output relay action
- True RMS measurement
- Built-in current transformer

For quantities greater than listed, call for a quote.

MIC Series Current Control Relay					
874-84871122	84871122	D	24-240VAC	Din-Rail	**140.54**
IR.T Series Current Control Relay					
874-DIRT110A	DIRT110A	E	110VAC	Din rail	**109.16**
874-LIRT110A	LIRT110A	E	110VAC	11 pin plug-in	**95.52**

3-Phase Controls

- Control of 3-phase networks: phase sequence, total phase failure
- Controls its own supply voltage
- Multi-voltage from 3x208 to 3x480V AC
- LED status indication

For quantities greater than listed, call for a quote.

MWU Series 3-Phase Control					
874-84873020	84873020	F	208-480V	Din-Rail	**199.00**
MWA SERIES 3-Phase Control					
874-84873023	84873023	G	208-480V	Din-Rail	**126.55**
HWUA Series 3-Phase Control					
874-84873024	84873024	G	220-480V	Din-Rail	**140.35**
874-84873026	84873026	H	220-480V	Din-Rail	**161.77**

HSV Speed Control Relay

- Measurement via discrete sensors - 3-wire PNP or NPN, Namur, voltage 0-30V or volt-free contact type
- Control of overspeed, underspeed, operating rate, stopping
- Works with either NO or NC sensors

For quantities greater than listed, call for a quote.

874-84874320	84874320	I	24-240VAC under-over speed mount	Din-Rail	**153.51**

Voltage Relays

- Control relays monitoring their own power supply
- Over/undervoltage control
- Adjustable time delays
- Selectable latching (memory) function
- Over/undervoltage control
- Control in 50Hz, 60Hz or DC

For quantities greater than listed, call for a quote.

EU Series Voltage Control Relay					
874-84872033	84872033	J	16-600V 120VAC	Din-Rail	**102.35**
HUL Series Voltage Control Relay					
874-84872120	84872120	C	24-240VAC under-over	Din-Rail	**148.36**
HUH Series 35mm Voltage Control Relay					
874-84872130	84872130	C	208-480V under-over	Din-Rail	**147.24**
MUS260 Series Voltage Control					
874-84872142	84872142	K	65-260VAC under-over 110-240VAC	Din-Rail	**108.20**

HNM Series 35mm Level Control

- Control of one or two levels
- Filling or emptying function
- HNM: Control by a resistive level probe
- HNE: Control by a discrete sensor

For quantities greater than listed, call for a quote.

HNM Series 35mm Level Control					
874-84870700	84870700	L	24-240V	Din-Rail	**154.65**
ENR Series Level Control					
874-84870203	84870203	M	120VAC	Din-Rail	**67.09**
ENRM Series level control					
874-84870213	84870213	M	120VAC	Din-Rail	**93.58**
874-PNR110A	PNR110A	N	110VAC	PCB	**60.27**
874-PNRU110A	PNRU110A	N	110VAC	PCB	**57.99**

ALTERNATING RELAYS

Features:
- Selection of Lead or Lag Load
- SPDT or DPDT Control Relay
- Externally Controlled
- Duplex Alternating Control
- 10Amp Rated

For quantities greater than listed, call for a quote.

MOUSER STOCK NO.	Crouzet Part No.	Fig.	Mounting	Contact Rating	Power Consumption	Price Each
JRS Series Alternating Relay with Selector Switch						
874-LJRS2110A	LJRS2110A	O	11-pin plug-in	10A	80W	**75.05**
JR Series Alternating Relay						
874-PJR110A	PJR110A	O	8-pin plug-in	10A	80W	**50.03**
JRS Series Alternating Relay with Selector Switch						
874-PJRS110A	PJRS110A	P	8-pin plug-in	10A	80W	**77.32**

© Copyright 2013 Mouser Electronics

A



B



C



D



E



F



G



H



I



J



K



L



M



N



O



P



© Copyright 2013 Mouser Electronics

CROUZET Controllers, Counters and Timers

MILLENIUM 3 LOGIC CONTROLLERS

The Millenium 3 is the latest generation of micro-PLCs. It is easy to program (Ladder programming or using function blocks/Grafcet SFC), offers communication capabilities (via modem or network, with web supervision option) and has a wide range of accessories (display units, touch panels, sensors, power supplies).

These products are used in applications such as heating/air conditioning, access control, heat pumps, water and air treatment, waste treatment, lifting and handling, medical equipment and pump management.

MOUSER STOCK NO.	Crouzet Part No.	Fig.	Supply Voltage	Inputs	Outputs	Price Each
CD12 Type with Display						
874-88970041	88970041	A	24V	8 digital with 4 analogue	4 relays 8A	182.80
874-88970045	88970045	A	12V	8 digital with 4 analogue	4 relays 8A	196.71
CD20 Type with Display						
874-88970051	88970051	A	24V	12 digital w/6 analogue	8 relays 8A	264.72
874-88970053	88970053	A	100-240V	12 digital	8 relays 8A	291.25
CB12 Type without Display						
874-88970021	88970021	B	24V	8 digital with 4 analogue	4 relays 8A	148.58
XD10/XD26 Type with Display						
874-88970161	88970161	C	100-240V	8 digital with 4 analogue	4 relays 8A	309.30
XN05 Type Communication						
874-88970270	88970270	D	24V	Ethernet protocol TCP Modbus	-	297.93
Millenium 3 Accessories				Description		
874-88970108	88970108			EEPROM Memory cartridge for transferring/saving programs		49.54
874-88970109	88970109			3m USB LINK CABLE : PC => Millenium 3		105.59
874-89750160	89750160			IP67 sealed faceplate (147.5mm)		64.00
874-88950304	88950304			Millenium Power Supply 24VDC 15W .6A		104.61

CTR24 Features:
- Built-in nodule for voltage inputs 10 ⎓ 260 V~ (2224-2324)

CTR48 Features:
- Maximum input frequency 40kHz

MOUSER STOCK NO.	Crouzet Part No.	Fig.	Description	Price Each
Controller 24 Hour Meter Non-backlit Model - LCD 24x48				
874-87622162	87622162	E	2233 NPN Input	64.61
874-87622170	87622170	E	2224 Voltage Input	92.89
Controller 48 Up Counters/Down Counters - 48x48				
874-87621115	87621115	F	1PR Backlit LCD 90-260VAC	227.33
874-87621125	87621125	F	2PR Backlit LCD 90-260VAC	285.69

NNR SERIES LIQUID LEVEL CONTROL PUMP UP OR DOWN SWITCH SELECTABLE

- Sensitivity Adjustment 4.7kΩ to 47kΩ
- 10Amp SPDT Rated

MOUSER STOCK NO.	Crouzet Part No.	Fig.	Supply Voltage	Term. Style	Price Each
874-NNR110A	NNR110A	G	Open PC board 110A VAC		39.83

HOUR COUNTERS 48X48 CHM48

Crouzet, the automation control component manufacturer offers timers for DIN rail mounting (Chronos 2) or panel mounting (TMR48). These timers are mono-function or multifunction. They offer features like delay on energisation, flip-flop, delay/timing on energisation with memory, etc. and offer a wide range of accessories.

These products are used in applications such as heating/air conditioning, access control, heat pumps, water and air treatment, lifting and handling, medical equipment, pump management, and many more.

MOUSER STOCK NO.	Crouzet Part No.	Fig.	Supply Voltage	Term. Style	Price Each
874-99772715	99772715	H	100-264V	Panel	21.70
Accessories for Counters			Description		
874-26546842	26546842		Adaptor for 72x72mm cut-out		6.92
874-26546845	26546845		DIN rail adapter		7.04
874-26546846	26546846		Adaptor for 55x55mm cut-out		2.07

88 901 SERIES DELAY ON MAKE TIMER

MOUSER STOCK NO.	Crouzet Part No.	Fig.	Supply Voltage	Term. Style	Price Each
874-88901342	88901342	I	24V	200mA	79.39
Accessories for Counters			Description		
874-PADAPT	PADAPT		72mmx22.5mm Panel Mount Adapter		2.73

TMR 48 ANALOG TIMERS

874-88886016	88886016	J	250VAC	5A	77.19
874-88886116	88886116	J	250VAC	5A	82.20



DIN-RAIL MOUNTED TIMERS

MOUSER STOCK NO. Mfr.	Mfr. Part No.	Power Supply	Price Each
874	88826014	24-240V	63.17
874	88826103	12-240V	74.62
874	88826105	24-240V	61.41
874	88826115	24-240V	53.37
874	88826125	24-240V	50.30
874	88826135	24-240V	50.30
874	88826155	24-240V	62.13
874	88865155	24-240V	65.25
874	88865215	24-240V	83.62
874	88865265	24-240V	115.23
874	88865305	24-240V	86.42
874	88867100	24-240V	68.49
874	88867105	24-240V	61.41

DIN-RAIL MOUNTED TIMERS (CONT.)

MOUSER STOCK NO. Mfr.	Mfr. Part No.	Power Supply	Price Each
874	88867135	24-240V	63.09
874	88867155	24-240V	76.22
874	88867215	24-240V	69.28
874	88867305	24-240V	86.42
874	88867455	24-240V	80.73
874	88867801	24-240V	83.04

PANEL MOUNTED TIMERS

874—88857005	220/110VAC/24VAC/DC	197.09
874—88857105	220/110VAC/24VAC/DC	169.81
874—88857406	110VAC	187.62
874—88857607	110VAC/24V	204.97



© Copyright 2013 Mouser Electronics

© Copyright 2013 Mouser Electronics

OMRON Controllers and Counters

RoHS Compliant **This page of product is compliant.**

OMRON ZEN PROGRAMMABLE NANO CONTROLLERS

Nano sized controller has the features and functions of both a programmable controller and smart relay to allow simple yet powerful control. Apply the ZEN to small-scale control applications where simple functionality and low cost are critical. Provides an economical alternative to discrete timers, counters and general purpose relays. Control programs can be created using the 32-bit, Windows-based ZEN support software or using the operation buttons on the front panel. The ZEN is also flexible with five CPU types, multiple expansion options, and a wide selection of accessories.

Specifications:
- CPUs have relay outputs
- ZEN support software runs on Windows 95, 98, 2000, ME, XP, or NT 4.0

Features:
- Accurate analog inputs ±1.5% FS
- Wide supply voltage range of 10.8 to 28.8VDC
- Flexible mounting - either horizontal or vertical
- New CPUs with built-in RS-485 communications for data sharing
- Advanced high-value counting with 8-digit counter and 8-digit comparators, in addition to 16 standard counters
- One 150Hz high-speed counter available on models with DC power supply
- Twin-timer operation allows you to set ON and OFF times separately, greatly simplifying intermittent operation
- Password function ensures security
- Display user-set messages or analog-converted values

DIMENSIONS: mm			
	L	W	H
ZEN-10	70.0	56.0	90.0
ZEN-20	122.5	56.0	90.0

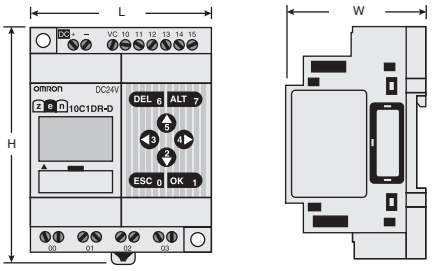

CPU

For quantities greater than listed, call for quote.

MOUSER STOCK NO.	Omron Part No.	Type	No. of I/O Points	Input Voltage	No. of Inputs	No. of Outputs	LCD and Buttons	Calendar and Clock	Analog Input	Price Each 1	2	5	10
653-ZEN-10C1AR-A	ZEN-10C1AR-A-V2	LCD	10	100-240VAC	6	4	Yes	Yes	No	150.75	145.67	142.78	134.57
653-ZEN-10C1DR-D2	ZEN-10C1DR-DV2	LCD	10	12-24VDC	6	4	Yes	Yes	Yes	150.82	138.27	127.63	118.51
653-ZEN-20C1AR-A	ZEN-20C1AR-A-V2	LCD	20	100-240VAC	12	8	Yes	Yes	No	233.44	214.00	197.53	183.42
653-ZEN-20C1DR-D2	ZEN-20C1DR-D-V2	LCD	20	12-24VDC	12	8	Yes	Yes	Yes	234.00	227.94	221.89	213.29

Expansion I/O

For quantities greater than listed, call for quote.

MOUSER STOCK NO.	Omron Part No.	Input Voltage	Number of Inputs	Number of Outputs	Price Each 1	2	5	10
653-ZEN-8E1DR	ZEN-8E1DR	12-24VDC	4	4	88.87	87.80	86.57	84.27
✻ 653-ZEN-8E1AR	ZEN-8E1AR	100-240VAC	4	4	108.34	99.31	91.67	85.12

✻Cannot be connected to a CPU unit with DC power supply

Supporting Materials

For quantities greater than listed, call for quote.

MOUSER STOCK NO.	Omron Part No.	Description	Price Each 1	2	5	10
653-ZEN-ME01	ZEN-ME01	Memory cassette, copy program to multiple units	43.51	42.38	41.26	39.66
653-ZEN-CIF01	ZEN-CIF01	2m RS-323C connecting cable	115.24	112.25	109.27	105.04
653-ZEN-BAT01	ZEN-BAT01	Battery unit, memory back-up	47.85	43.87	40.50	37.60
653-ZEN-SOFT01-V4	ZEN-SOFT01-V4	ZEN support software	66.56	62.46	57.94	53.83

OMRON ZEN STARTER KIT

ZEN Starter Kit includes CPU unit (ZEN-10C1DR-D-V2), connecting cable, ZEN support software, and manual.

BEST BUY

For quantities greater than listed, call for quote.

MOUSER STOCK NO.	Omron Part No.	Version	Price Each
653-ZENSTARTER2-V2	ZEN-STARTER-02-V2	DC	325.68

OMRON E5CN SERIES: 1/16 DIN SIZE DIGITAL TEMPERATURE CONTROLLERS

Specifications:
- Thermocouple input: K, J, T, E, L, U, N, R, S, B
- Voltage input: 0-50mV
- Relay output: SPST-NO, 250VAC, 3A (resistive load), electrical life: 100,000 operations
- Voltage output: 12VDC ±15% (PNP), max. load current: 21mA, with short-circuit protection circuit

Features:
- Connect to either thermocouple or platinum resistance thermometer with the same model
- Water-resistant construction (NEMA 4X)
- 2 alarms
- 3-year warranty

For quantities greater than listed, call for quote.

MOUSER STOCK NO.	Omron Part No.	Power Supply Voltage	Heater Burnout Alarm	Ouput Type	Price Each 1	2	5	10
653-E5CN-Q2MT-5AC1	E5CN-Q2MT-500-AC100-240	100-240VAC	No	Voltage	281.02	273.76	266.48	256.16
653-E5CN-R2MT-5AC1	E5CN-R2MT-500-AC100-240	100-240VAC	No	Relay	230.16	223.24	216.55	210.05
653-E5CN-C2MT-5AC1	E5CN-C2MT-500-AC100-240	100-240VAC	No	Current	409.86	399.24	388.63	373.75
653-E5CN-R2MTD500-24	E5CN-R2MTD-500-AC/DC24	24VAC/VDC	No	Relay	232.36	225.38	222.61	221.00

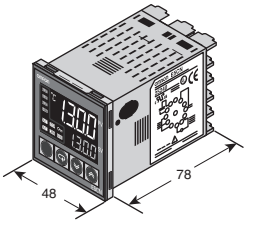

DIMENSIONS: mm

OMRON H7AN SERIES: SOLID STATE DIGITAL COUNTERS

DIMENSIONS: mm

Specifications:
- Power supply voltage: 100-240VAC, 50/60Hz
- Control output: SPDT and solid state output
- Max. counting speed: 30Hz or 5kHz

Features:
- DIN 72x72mm
- Easy setting with thumbwheel switches
- A draw-out construction enables maintenance without rewiring.

For quantities greater than listed, call for quote.

MOUSER STOCK NO.	Omron Part No.	Counting Method	Preset	Memory Backup	Display Zone	Price Each 1	2	5
653-H7AN-4DM-AC1	H7AN-4DM-AC100-240	UP or DOWN (selectable)	Single	Provided	4-digit LED	665.57	605.05	554.63

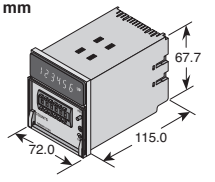

OMRON H7BX SERIES: MULTIFUNCTION COUNTERS

Specifications:
- External power supply: 12VDC
- Input modes:
  Increment, decrement, command (UP/DOWN A)
  Individual (UP/DOWN B)
  Quadrature (UP/DOWN C)

Features:
- DIN 72x2mm and highly visible display with backlit transmissive LCD
- Selectable display color (red/green) enables checking output status at a distance.
- Easy operation with a key for each digit
- Performs all basic settings with a DIP switch
- Provides a counter (total/preset, batch, and dual) and a tachometer

For quantities greater than listed, call for quote.

MOUSER STOCK NO.	Omron Part No.	Supply Voltage	Output Type	Type	Price Each 1	2	5
653-H7BX-AWAC100240	H7BX-AW AC100240	100 - 240VAC	Contact and NPN transistor output	2-Stage	405.79	368.89	338.15



DIMENSIONS: mm

© Copyright 2013 Mouser Electronics

© Copyright 2013 Mouser Electronics

OMRON H7CX-N SERIES: MULTIFUNCTION COUNTER/TACHOMETER

Specifications:
- Body depth
  Screw terminals: 58mm on 12 to 24VDC
  78mm on 100 to 240VAC
  Socket models: 63.7mm
- Operating mode: Up/Down key for 4-digit and Up key for 6-digit
- Max. counting speed: 30Hz or 5kHZ (switchable)
- Digits: 4-digit (-999 to 9999) / 6-digit (-99999 to 999999)
- UL508 Type 4X and IP66

Features:
- Ultra short body
- Isolated power supply and input circuits for safety and reliability (except 12 to 24VDC models)
- Set value limit to prevent unexpected operation of output devices caused by setting mistakes
- Easy to read with 12mm values on 4-digit models (10mm for 6-digit)
- Present value display characters can be switched between red, green, and orange in most models.

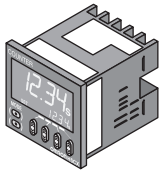

For quantities greater than listed, call for quote.

MOUSER STOCK NO.	Omron Part No.	External Connections	Display Digits	Configuration	Power Supply Voltage	Price Each 1	5	10
Standard Type, 1-Stage Setting, Contact Output (SPDT)								
✻ 653-H7CXA114NA100240	H7CX-A114-N-AC100-240	11-pin socket	4	1-stage and total preset counter	100 to 240VAC	222.24	215.56	209.10
✻ 653-H7CXA114D1ND14A4	H7CX-A114D1-N-DC12-24/AC24	11-pin socket	4	1-stage and total preset counter	12 to 24VDC	231.12	228.22	221.86
✻ 653-H7CXA11NAC100240	H7CX-A11-N AC100/240	11-pin socket	6	1-stage and total preset counter	100 to 240VAC	224.65	217.91	211.37
✻ 653-H7CXA11D1ND14A24	H7CX-A11D1-N DC12-24/AC24	11-pin socket	4	1-stage and total preset counter	12 to 24VDC/24VAC	224.65	223.41	217.18
653-H7CXA4NAC100240	H7CX-A4-N-AC100-240	Screw terminals	4	1-stage and total preset counter	100 to 240VAC	215.32	205.64	196.43
653-H7CXA4DNDC1224	H7CX-A4D-N-DC12-24	Screw terminals	4	1-stage and total preset counter	12 to 24VDC	178.99	176.75	171.83
653-H7CX-ANAC100240	H7CX-A-N AC100-240	Screw terminals	6	1-stage and total preset counter	100 to 240VAC	205.51	201.18	194.68
653-H7CXADNDC1224	H7CX AD-N DC12-24	Screw terminals	6	1-stage and total preset counter	12 to 24VDC	178.99	175.09	173.76
Standard Type, 1-Stage Setting, Transistor Output (SPST)								
653-H7CXASNAC100240	H7CX-AS-N-AC100-240	Screw terminals	6	1-stage and total preset counter	100 to 240VAC	209.05	202.77	196.69
Standard Type, 2-Stage Settings, Contact Output (SPST + SPDT)								
653-H7CXA4WNAC100240	H7CX-A4W-N-AC100-240	Screw terminals	4	1- or 2-stage, total and preset counter/ batch, dual and twin counter	100 to 240VAC	265.36	262.03	254.75
653-H7CXAWNAC100240	H7CX-AW-N-AC100-240	Screw terminals	6	1- or 2-stage, total and preset counter/ batch, dual and twin counter, tachometer	100 to 240VAC	257.93	250.78	246.90
653-H7XAWD1NDA14	H7CX-AWD1-N DC12-24 AC24	Screw terminals	6	1- or 2-stage, total and preset counter/ batch, dual and twin counter, tachometer	12 to 24VDC/24VAC	223.10	219.44	210.03
Accessories		Description						
653-Y92F-30	Y92F-30	Flush mounting adapter				9.84	9.51	9.34
653-P2CF-11	P2CF-11	11-pin socket, track mounting/front connecting				14.08	13.46	13.10
653-P2CF-11-E	P2CF-11-E	Front-connecting socket (finger-safe type)				12.93	12.55	11.93
653-P3GA-11	P3GA-11	11-pin track mounting back connecting socket				14.68	13.95	13.49
653-PFP-100N	PFP-100N	DIN rail 1m x 7.3mm				6.48	6.31	6.21
653-PFP-M	PFP-M	DIN rail end plate				.70	.663	.61

✻ Has only red present value display characters

OMRON H7E SERIES: SELF-POWERED TOTALIZERS

A

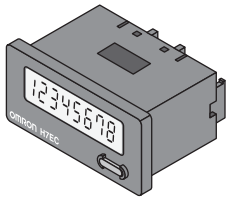

B

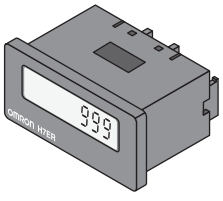

C

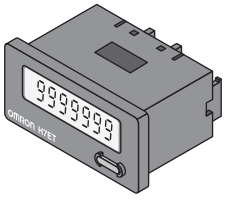

Specifications:
- Input: DC Voltage 4.5 to 30VDC
  AC Voltage 24 to 240VAC/VDC
- Mounting method: Flush mounting
- External connections: Screw terminals
- Reset: External/Manual

Features:
- Large display with 8.6mm (0.338in) height
- Replaceable battery
- NEMA 4/IP66 front
- Key-protect switch to prevent front resetting
- Short body, all models have a depth of 48.5mm

H7EC - Total Counters
- Operating mode: Up type
- Eight-digits, counting range 0 to 99999999

H7ER - Tachometers
- Operating mode: Up type
- Revolutions display up to five digits

H7ET - Time Counters
- Operating mode: Accumulating
- Seven digits, time range 0 to 3999d23.9h

For quantities greater than listed, call for quote.

MOUSER STOCK NO.	Omron Part No.	Fig.	Count Input	Display	Case Color	Price Each 1	5	10	25
H7EC Total Counters, Max. Counting Speed: 30Hz ⟷ 1kHz									
653-H7EC-N	H7EC-N	A	No-voltage	7-segment LCD	Light gray	87.64	78.31	72.09	61.33
653-H7EC-N-B	H7EC-N-B	A	No-voltage	7-segment LCD	Black	63.85	62.84	61.44	58.67
653-H7EC-NV	H7EC-NV	A	PNP/NPN universal DC voltage	7-segment LCD	Light gray	82.17	79.69	77.31	76.08
653-H7EC-NV-B	H7EC-NV-B	A	PNP/NPN universal DC voltage	7-segment LCD	Black	78.41	74.02	70.71	64.85
653-H7EC-NVBH	H7EC-NV-BH	A	PNP/NPN universal DC voltage	7-segment LCD with backlight	Black	78.41	74.02	70.71	64.85
H7EC Total Counters, Max. Counting Speed: 20Hz									
653-H7EC-NFV-B	H7EC-NFV-B	A	AC/DC multi-voltage	7-segment LCD	Black	79.53	75.95	72.37	68.73
H7ER Tachometers, Max. Revolutions Displayed: 1000.0s–1 (10 pulse/rev.), 1000.0m–1 (600 pulse/rev.) ⟷ 10000m–1 (60 pulse/rev.) (Switchable)									
653-H7ER-NV1-B	H7ER-NV-1-B	B	PNP/NPN universal DC voltage	7-segment LCD	Black	102.88	99.81	95.53	92.88
H7ET Counters, Time Range: 999999.9h ⟷ 3999d23.9h (Switchable)									
653-H7ET-N-B	H7ET-N-B	C	No-voltage	7-segment LCD	Black	82.17	80.14	77.59	72.42
653-H7ET-NFV-B	H7ET-NFV-B	C	AC/DC multi-voltage	7-segment LCD	Black	92.84	88.76	86.22	83.82
653-H7ET-NV-B	H7ET-NV-B	C	PNP/NPN universal DC voltage	7-segment LCD	Black	82.79	78.54	77.31	76.64
H7ET Counters, Time Range: 999h59m59s ⟷ 9999h59.9m (Switchable)									
653-H7ET-N1-B	H7ET-N1-B	C	No-voltage	7-segment LCD	Black	80.28	78.59	77.56	76.62
653-H7ET-NFV1-B	H7ET-NFV1-B	C	AC/DC multi-voltage	7-segment LCD	Black	100.88	98.46	93.61	90.16
653-H7ET-NV1	H7ET-NV1	C	PNP/NPN universal DC voltage	7-segment LCD	Light gray	102.69	100.45	97.28	94.95
653-H7ET-NV1-B	H7ET-NV1-B	C	PNP/NPN universal DC voltage	7-segment LCD	Black	78.77	72.93	68.07	65.15
Accessories			Description			1	10	50	100
653-Y92F-75	Y92F-75	-	Panel adapter (26x45mm) used with mounting bracket provided with counter			4.52	4.17	3.89	3.62
614-CR2477N	CR2477NTS	-	Replacement battery, 3V lithium button cell			3.10	2.96	2.69	2.61

© Copyright 2013 Mouser Electronics
© Copyright 2013 Mouser Electronics

OMRON Solid State Timers

OMRON H3CA SERIES: 1/16 DIN DIGITAL-SET, SOLID STATE TIMERS

Specifications:
- Minimum applicable load:
  H3CA-A 10mA @ 5VDC
  H3CA-8H 100mA @ 5VDC
- Mounting: Surface/track or flush
- Service life:
  Mechanical 10,000,000 operations min.
  Electrical 100,000 operations min.
- Time limit contact: SPDT

Features:
- Dual power supplies for free AC/DC
- Eight operation modes selectable with one unit
- Any desired time can be set digitally within a range from 0.1 seconds to 9,990 hours
- Four external signal inputs
- ON/OFF indicator for control output and bar indicator for remaining time

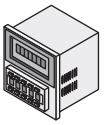

Operating Modes	
A: ON-delay	E: Interval
B: Repeat cycle	F: One shot flicker
C: Signal ON/OFF-delay	G: Signal ON/OFF-delay
D: Signal OFF-delay	H: Signal OFF-delay

RoHS Compliant

For quantities greater than listed, call for quote.

MOUSER STOCK NO.	Omron Part No.	Rated Supply Voltage	Terminal Form	Operating Modes (See table above)	Price Each 1	5	10
653-H3CA-8H-AC100	H3CA-8H-AC100/110/120	100/110/120VAC 50/60Hz	8-pin round	A	134.17	132.54	126.70
653-H3CA-A	H3CA-A	24-240VAC 50/60Hz, 12-240VDC	11-pin round	A, B, C, D, E, F, G, H	140.41	135.80	129.99

OMRON H3CR SERIES: SOLID STATE TIMERS

Specifications:
- Dimensions: 48x48mm
- Mounting: DIN
- Relay output: DPDT
- Input type:
  H3CR-A No-voltage (NPN type)
  H3CR-AP Voltage (PNP type)
  H3CR-H/F Without reset

Features:
H3CR-A
- Ecological design with reduced current consumption

H3CR-H
- Long power OFF-delay times

H3CR-F8
- Easy sequence check with instantaneous outputs for a zero set value

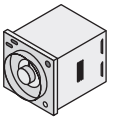

Operating Modes	
A: ON-delay	D: Signal OFF-delay
B: Flicker OFF start	E: Interval
B2: Flicker ON start	J: One-shot
C: Signal ON/OFF-delay	
K: Power OFF delay	

RoHS Compliant

✻ Relay output (SPDT) with instantaneous relay output (SPDT) and time-limit contact and instantaneous contact

For quantities greater than listed, call for quote.

MOUSER STOCK NO.	Omron Part No.	Supply Voltage	Terminal Form	Time Range	Operating Modes (See table above)	Price Each 1	5	10
Multi-Function								
653-H3CRA8-AC2448	H3CR-A8AC24-48/DC12-48	24-48VAC/12-48VDC	8-pin round	0.05s-300h	A, B2, E, J	92.34	85.74	83.36
653-H3CRA8-AC1	H3CR-A8-AC100-240/DC100-125	100-240VAC/100-125VDC	8-pin round	0.05s-300h	A, B2, E, J	74.88	70.38	66.43
✻ 653-H3CRA8EAC	H3CR-A8E AC100-240/DC100-125	100-240VAC/100-125VDC	8-pin round	0.05s-300h	A, B2, E, J	78.00	73.39	71.19
653-H3CRA-24	H3CR-A-AC24-48/DC12-48	24-48VAC/12-48VDC	11-pin round	0.05s-300h	A, B, B2, C, D, E	100.42	96.16	93.11
653-H3CRA-AC1	H3CR-A-AC100-240/DC100-125	100-240VAC/100-125VDC	11-pin round	0.05s-300h	A, B, B2, C, D, E	75.11	73.22	69.41
653-H3CRAA2448D1248	H3CR-AP AC24-48/DC12-48	24-48VAC/12-48VDC	11-pin round	0.05s-300h	A, B, B2, C, D, E	93.64	90.84	86.95
653-H3A100240D100125	H3CR-AP AC100-240/DC100-125	100-240VAC/100-125VDC	11-pin round	0.05s-300h	A, B, B2, C, D, E	90.84	84.53	75.86
Power OFF-Delay								
653-H3CR-H8LAC/DC24S	H3CR-H8L-AC/DC24(S)	24VAC/DC	8-pin round	0.05-12s	K	106.12	99.84	96.85
653-H3CRH8LAC200240M	H3CR-H8L AC200-240 M	200-240VAC	8-pin round	0.05-12m	K	100.76	91.15	89.51
Twin								
653-H3CRF8AC100240	H3CR-F8-AC100-240	100-240VAC	8-pin round	0.05s-30h	B	84.33	82.33	81.03
653-H3CR-F8N	H3CR-F8N AC100-240	100-240VAC	8-pin round	0.05s-30h	B2	84.24	72.56	67.85
653-H3CRF83AC100/240	H3CR-F8-300-AC100/240	100-240VAC	8-pin round	1.2s-300h	B	86.32	81.63	79.92

OMRON H3DS SERIES: ANALOG-SET, ULTRA-SLIM TIMERS

Specifications:
- Rated supply voltage: 24 to 230VAC (50/60 Hz) 24 to 48VDC
- Control output: 5A at 250VAC with resistive load ($\cos\phi = 1$); 5A at 30VDC with resistive
- Service life:
  Mechanical 10,000,000 operations min.
  Electrical 100,000 operations min.
- Output type: Relay SPDT
- Terminal type: Screw

Features:
- Analog set multi-function
- Ultra-slim 17.5mm timers for track mounting
- Wide AC/DC power supply range
- Smart Dial/Selector-Locking Mechanism prevents the dials and selectors on the timer's front panel from being operated without authorization (lock can only be unlocked and locked with an optional pen-type lock key)

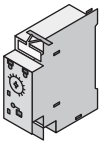

Operating Modes	
A: ON-delay	D: Signal OFF-delay
B: Repeat cycle	E: Interval
B2: Repeat-cycle ON-start	G: Signal ON/OFF-delay
C: Signal ON/OFF-delay	J: One-shot

RoHS Compliant

For quantities greater than listed, call for quote.

MOUSER STOCK NO.	Omron Part No.	Input	Operating Modes (See table above)	Price Each 1	5	10
Multi-Function						
653-H3DMLAC242302448	H3DS-ML AC24-230/DC24-48	Voltage	A, B, B2, C, D, E, G, J	59.28	57.49	55.77
Standard						
653-H3DSLA24230D2448	H3DS-SL AC24-230/DC24-48	No input available	A, B2, E, J	44.73	43.38	42.07
Single-Function						
653-H3DALAC242302448	H3DS-AL AC24-230/DC24-48	No input available	A (fixed)	44.73	43.38	42.19

OMRON H3DK SERIES: MULTI-RANGE, MULTI-MODE TIMERS

Specifications:
- Supply voltage: 24-240VAC/DC
- Terminal block:
  H3DK-S1 6 terminals
  H3DK-M1(2) 9 terminals
- Mounting: DIN
- Service life:
  Mechanical 10,000,000 operations min.
  Electrical 100,000 operations min.

Features:
- Multiple time ranges and operating modes let you cover a wide range of applications
- The time-limit DPDT output contacts can be changed to time-limit SPDT and instantaneous SPDT output contacts using a switch
- Sequence checks are easily performed by setting an instantaneous output to 0
- Start signal control for the H3DK-M



Operating Modes	
A: ON-delay	D: Signal OFF-delay
B: Flicker OFF-start	E: Interval
B2: Flicker ON-start	G: Signal ON/OFF-delay
C: Signal ON/OFF-delay	J: One-shot Output

RoHS Compliant

For quantities greater than listed, call for quote.

MOUSER STOCK NO.	Omron Part No.	Contact Output	Operating Modes (See table above)	Price Each 1	5	10
653-H3DKS1ACDC24240	H3DK-S1 AC/DC24-240	SPDT	A, B2, E, J	66.29	63.13	60.85
653-H3DKM1ACDC24240	H3DK-M1 AC/DC24-240	SPDT	A, B, B2, C, D, E, G, J	71.90	68.48	66.01
653-H3DKM2ACDC24240	H3DK-M2 AC/DC24-240	DPDT	A, B, B2, C, D, E, G, J	83.14	79.18	76.32

OMRON ACCESSORIES FOR TIMERS

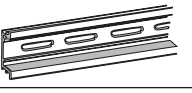

For quantities greater than listed, call for quote.

MOUSER STOCK NO.	Omron Part No.	Description	Price Each 1	5	10
Sockets and Adaptors (for use with H3CA and H3CR Series)					
653-P2CF-08	P2CF-08	8-pin round socket, bottom surface or track mounting, top screw terminals	11.66	10.24	9.57
653-P2CF-11	P2CF-11	11-pin round socket, bottom surface or track mounting, top screw terminals	14.08	13.46	13.10
653-P3G-08	P3G-08	8-pin socket, back mounting, for use with Y92F-30, bottom screw terminals	20.11	17.11	14.88
653-P3GA-11	P3GA-11	11-pin socket, back mounting, for use with Y92F-30, bottom screw terminals	14.68	13.95	13.49
653-Y92F-30	Y92F-30	Panel mount adapter, ideal for side by side installation, use with P3G sockets	9.84	9.51	9.34
DIN Rails and Accessories					
653-PFP-50N	PFP-50N	DIN rail mounting track, 50cm (l) x 7.3mm (t)	4.96	4.69	4.52
653-PFP-100N	PFP-100N	DIN rail mounting track, 1m (l) x 7.3mm (t)	6.48	6.31	6.21
653-PFP-100N2	PFP-100N2	DIN rail mounting track, 1m (l) x 16mm (t)	24.28	23.22	20.91
653-PFP-M	PFP-M	DIN rail stop plate	.70	.663	.61
653-PFP-S	PFP-S	DIN rail spacer	.46	.439	.396

© Copyright 2013 Mouser Electronics
© Copyright 2013 Mouser Electronics

OMRON H3JA SERIES: ECONOMICAL, COMPACT SOLID STATE TIMERS

Specifications:
- Time-limit contact: DPDT
- Operation/Resetting system: Time-limit/self-resetting
- Supply voltage: 100-120VAC
- Power consumption: 3VA (1.3W)

Features:
- Dual LED indication for power and output status
- Large transparent knob
- DIN size 36x36mm fits 8-pin sockets

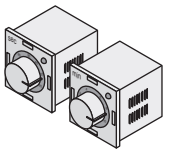

For quantities greater than listed, call for quote.

MOUSER STOCK NO.	Omron Part No.	Time Range	Price Each 1	5	10
653-H3JA-8C-10S	H3JA-8C-AC100-120-10S	1 to 10 seconds	54.08	52.45	50.88
653-H3JA-8C-5M	H3JA-8C-AC100-120-5M	0.5 to 5 minutes	66.60	62.80	61.05
Accessories			1	25	50
653-P3G-08	P3G-08	8-pin socket, back mounting, for use with Y92F-31, bottom screw terminals	20.11	14.33	13.70
653-Y92F-31	Y92F-31	Panel mount adapter, ideal for side-by-side installation, use with P3G sockets	6.47	5.94	5.49
653-PFP-100N	PFP-100N	DIN rail, 1m in length	6.48	6.10	5.76
653-PFP-M	PFP-M	DIN rail spacer	.70	.546	.535

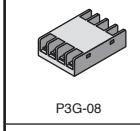
P3G-08

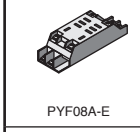
PYF08A-E

OMRON H3YN SERIES: MINIATURE SOLID STATE TIMERS

Specifications:
- Insulation resistance: 100mΩ min. (@ 500VDC)
- Service life: Mechanical 10,000,000 operations min. Electrical DPDT 500,000 / 4PDT 200,000 operations
- Timing functions: ON-delay, interval, repeat cycle, ON-start/OFF start (DIP switch selectable)

Features:
- Ultra-slim package 21.5mm max.
- Simplifies ordering and inventory by combining multiple functions and time ranges in one unit
- LED power-ON and time-UP indicators



For quantities greater than listed, call for quote.

MOUSER STOCK NO.	Omron Part No.	Time Limit Contact	Supply Voltage	Time Range	Price Each 1	2	5
Short-Time Range							
653-H3YN-2-AC1	H3YN-2-AC100-120	DPDT	100-120VAC	0.1s-10m	59.28	58.37	57.14
653-H3YN-2-DC24	H3YN-2-DC24	DPDT	24VAC	0.1s-10m	62.34	60.47	58.65
653-H3YN-4-AC1	H3YN-4 AC100-120	4PDT	100-120VAC	0.1s-10m	59.28	57.49	55.77
653-H3YN-4DC125	H3YN-4 DC125	4PDT	125VDC	0.1s-10m	71.80	67.07	64.94
Long-Time Range							
653-H3YN-21DC24	H3YN-21 DC24	DPDT	24VAC	0.1m-10h	77.47	71.48	64.83
653-H3YN-21-AC1	H3YN-21-AC100-120	DPDT	100-120VAC	0.1m-10h	59.28	57.49	55.77
653-H3YN-41AC100-120	H3YN-41 AC100-120	4PDT	100-120VAC	0.1m-10h	59.28	57.49	55.77
Accessories					1	25	50
653-PYF08A-E	PYF08A-E	Track mount/front connect socket for DPDT time (H3YN-2, H3YN-21)			5.25	4.94	4.67
653-PYF14A-E	PYF14A-E	Track mount/front connect socket for 4PDT time (H3YN-4)			6.89	6.69	6.45
653-PY08	PY08	Back connect, solder terminal socket for DPDT (H3YN-2, H3YN-21)			1.31	1.23	1.16
653-PY14	PY14	Back connect, solder terminal socket for 4PDT (H3YN-4)			1.81	1.72	1.55
653-PY08-02	PY08-02	Back connect, PC terminal socket for DPDT (H3YN-2, H3YN-21)			1.24	1.17	1.11
653-PY14-02	PY14-02	Back connect, PC terminal socket for 4PDT (H3YN-4)			1.72	1.63	1.55
653-Y92H-4	Y92H-4	Hold down clip for sockets PY08, PY08-02, PY14, PY14-02			2.25	2.05	1.87

RoHS Compliant

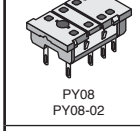
PY08
PY08-02

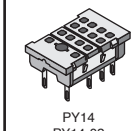
PY14
PY14-02

OMRON H5CX-N SERIES: 1/16 DIN MULTI-FUNCTION DIGITAL TIMERS

Specifications:
- Number of display digits: 4
- Time specifications: 0.001-9.999s; 0.01-99.99s; 0.1-999.9s 1-9999s; 1s-99min59s; 0.1-999.9min 1-9999min; 1min-99h59min; 0.1-999.9h; 1-9999h
- Timer mode: 11 Signal ON-delay I, II; Power ON-delay I, II; Repeat cycle 1, 2; Signal OFF-delay Interval; Cumulative; Stopwatch ON/OFF-duty-adjustable flicker
- Twin timer mode: 4 Flicker OFF start 1, 2; Flicker ON start 1, 2

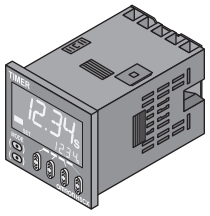

For quantities greater than listed, call for quote.

MOUSER STOCK NO.	Omron Part No.	Connection	Supply Voltage 50/60Hz	Display Character Color	Output	Price Each 1	5	10
Economy Type, NPN Input								
653-H5CX-L8NAC100240	H5CX-L8-N AC100240	8-pin socket	100-240VAC	Red	Contact (Time-limit SPDT)	152.88	148.29	143.84
653-H5CXL8DND1224A24	H5CX-L8-DN DC12-24/AC24	8-pin socket	12-24VDC/ 24VAC	Red	Contact (Time-limit SPDT)	152.88	146.34	142.16
Standard Type, NPN/PNP Input, DIP Switch Settings Provided								
653-H5CXA11NAC100240	H5CX-A11-N AC100-240	11-pin socket	100-240VAC	Red	Contact (Time-limit SPDT)	179.93	174.53	169.30
653-H5CXA1DND1224A24	H5CX-A11-DN DC12-24/AC24	11-pin socket	12-24VDC/ 24VAC	Red	Contact (Time-limit SPDT)	187.23	185.79	184.90
653-H5CXASNA100240	H5CX-AS-N AC100-240	Screw terminals	100-240VAC	Red, green, or orange	Transistor (SPST)	179.93	175.12	169.92
653-H5CXASDND1224A24	H5CX-ASD-N-DC12-24/AC24	Screw terminals	12-24VDC/ 24VAC	Red, green, or orange	Transistor (SPST)	179.93	173.54	171.39
653-H5CXANAC100240	H5CX-A-N AC100-240	Screw terminals	100-240VAC	Red, green, or orange	Contact (Time-limit SPDT)	179.93	178.34	172.85
653-H5CXADNA24D1224	H5CX-AD-N AC24/DC12-24	Screw terminals	12-24VDC/ 24VAC	Red, green, or orange	Contact (Time-limit SPDT)	194.86	181.22	167.69
Accessories		Description						
653-P2CF-08-E	P2CF-08-E	Front connecting socket, 8-pin, finger-safe type				13.06	11.99	11.06
653-Y92P-CXT4S	Y92P-CXT4S	Front panel replacement, white				4.64	4.13	4.04

RoHS Compliant

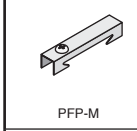
PFP-100N

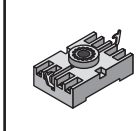
PFP-M

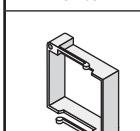
P2CF-08-E

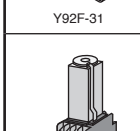
Y92F-31

OMRON H5CN-X SERIES: MINIATURE, DIN QUARTZ DIGITAL TIMERS

Specifications:
- Contact output: SPDT
- Output mode: Power ON-delay

Features:
- Selection of elapsed time indication, remaining time indication, contact output, and solid-state output types to suit requirements



For quantities greater than listed, call for quote.

MOUSER STOCK NO.	Omron Part No.	Connection	Supply Voltage	Display	Rated Time	Price Each 1	5	10
653-H5CN-XBN	H5CN-XBN AC100-240	8-pin socket	100-240VAC	UP	0.1-999.9s	313.19	303.78	294.68
653-H5CNXCNAC100240	H5CN-XCN AC100-240	8-pin socket	100-240VAC	UP	1s-99m59s	262.62	240.75	222.23

RoHS Compliant

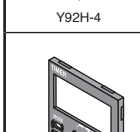
Y92H-4

OMRON H5L SERIES: 1/4 DIN SIZE WEEKLY TIMERS

Specifications:
- Rated supply voltage: 100-240VAC
- Terminal type: Screw
- Number of program steps: 24

Features:
- Easy programming with large display and interactive functions
- Memory protection during power failure for up to 10 years
- Easy operation with five keys

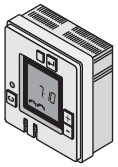

For quantities greater than listed, call for quote.

MOUSER STOCK NO.	Omron Part No.	Rated Time	Time Setting Range	Time Division	Price Each 1	2	5
653-H5L-A	H5L-A	24 hours x 7 days	00:00-23:59	1 minute	221.09	217.76	214.75
Accessories					1	5	10
653-PFP-100N	PFP-100N	DIN rail, 1m in length			6.48	6.31	6.21
653-PFP-M	PFP-M	DIN rail spacer			.70	.663	.61

Y92P

© Copyright 2013 Mouser Electronics

© Copyright 2013 Mouser Electronics

APPLIED MOTION Stepper Motors

Applied Motion Products

STEP MOTORS

Size 14

Specifications:
- Operating Temp: -20°C to 50°C
- Lead wire gauge: 26AWG
- Insulation Class: 130°C Class B
- Radial Play: .0004 max. @ 1 Lb.
- No. of Leads: 4
- Step Angle: 1.8

RoHS Compliant

For quantities greater than listed, call for quote.

MOUSER STOCK NO.	Applied Motion Part No.	Fig.	Motor Connection	Motor Length (In.)	Min. Holding Torque (oz.-In.)	Volts (DC)	Amps	Ohms	mH	Rotor Inertia (oz-in²/G-CM²)	Price Each 1	Price Each 5
834-5014-820	5014-820	A	Parallel	1.00	8.0	3.2	.35	8.5	8.0	0.051/9.3	70.67	65.21
834-5014-842	5014-842	A	Parallel	1.57	26.0	4.8	1.00	4.3	5.5	0.109/20	89.95	83.00
✻ 834-5014-842D	5014-842D	A	Parallel	1.57	26.0	4.8	1.00	4.3	5.5	0.109/20	80.31	74.11

✻Features a double shaft

Size 23

Specifications:
- Operating Temp: -20°C to 50°C
- Lead wire gauge: 22AWG
- Insulation Class: 130°C Class B
- Radial Play: .001 max. @ 1Lb.
- No. of Leads: 6
- Step Angle: 1.8
- Motor Connections: Series, Parallel and Unipolar (Series specifications listed below)

RoHS Compliant

For quantities greater than listed, call for quote.

MOUSER STOCK NO.	Applied Motion Part No.	Fig.	Motor Connection	Motor Length (In.)	Min. Holding Torque (oz.-In.)	Volts (DC)	Amps	Ohms	mH	Rotor Inertia (oz-in²/G-CM²)	Price Each 1	Price Each 5
834-4023-819	4023-819	B	Series	2.00	74.9	7.2	.71	10.2	40.0	.0547/100	94.23	86.95
834-4023-820	4023-820	B	Series	2.00	74.9	1.8	2.76	.7	1.4	0.547/100	96.40	64.49
834-4023-830	4023-830	B	Series	3.00	141.0	6.6	1.27	5.2	20.0	1.28/234	133.86	123.51
✻ 834-4023-820D	4023-820D	B	Series	2.00	74.9	1.8	2.76	.7	1.4	0.547/100	128.19	118.27

✻Features a double shaft

HIGH-TORQUE STEP MOTORS

Size HT08

Specifications:
- Operating Temp: -20°C to 50°C
- Lead wire gauge: 26AWG
- Insulation Class: 130°C Class B (HT08-020)
- Step Angle: 1.8
- Radial Play: .001 max. @ 1.1 Lb.
- No. of Leads: 4

RoHS Compliant

For quantities greater than listed, call for quote.

MOUSER STOCK NO.	Applied Motion Part No.	Fig.	Motor Connection	Motor Length (In.)	Min. Holding Torque (oz.-In.)	Volts (DC)	Amps	Ohms	mH	Rotor Inertia (oz-in²/G-CM²)	Price Each 1	Price Each 5
834-HT08-020	HT08-020	C	Bi-polar	1.18	2.4	2.8	.35	8.5	3.4	0.01/1.9	100.67	92.88

Size HT11

Specifications:
- Operating Temp: -20°C to 50°C
- Lead wire gauge: 26AWG
- Insulation Class: 130°C Class B
- Step Angle: 1.8
- Radial Play: .001 max. @ 1.1 Lb.
- No. of Leads: 4

RoHS Compliant

For quantities greater than listed, call for quote.

MOUSER STOCK NO.	Applied Motion Part No.	Fig.	Motor Connection	Motor Length (In.)	Min. Holding Torque (oz.-In.)	Volts (DC)	Amps	Ohms	mH	Rotor Inertia (oz-in²/G-CM²)	Price Each 1	Price Each 5
834-HT11-012	HT11-012	C	Parallel	1.32	7.0	1.4	1.00	1.4	1.4	..044/8	98.51	90.90
834-HT11-013	HT11-013	C	Parallel	1.87	15.0	2.0	1.00	2.0	2.6	.098/18	116.73	107.70

Size HT17

Specifications:
- Operating Temp: -20°C to 50°C
- Lead wire gauge: 22AWG
- Insulation Class: 130°C Class B
- Step Angle: 1.8
- No. of Leads: 8
- Radial Play: .001 max. @ 1.1 Lb.
- Motor connections: Series, Parallel, and Unipolar (Series specifications listed below)

RoHS Compliant

For quantities greater than listed, call for quote.

MOUSER STOCK NO.	Applied Motion Part No.	Fig.	Motor Connection	Motor Length (In.)	Min. Holding Torque (oz.-In.)	Volts (DC)	Amps	Ohms	mH	Rotor Inertia (oz-in²/G-CM²)	Price Each 1	Price Each 5
834-HT17-275	HT17-275	D	Series	1.90	62.3	5.6	.85	6.6	10.0	.44/82.0	56.75	52.37
✻ 834-HT17-275D	HT17-275D	D	Series	1.90	62.3	5.6	.85	6.6	10.0	.44/82.0	42.83	39.53

✻Features a double shaft

Size HT23

Specifications:
- Operating Temp: -20°C to 50°C
- Lead wire gauge: 22AWG
- Insulation Class: 130°C Class B
- Step Angle: 1.8
- No. of Leads: 8
- Radial Play: .001 max. @ 1.1 Lb.
- Motor connections: Series, Parallel, and Unipolar (Series specifications listed below)

For quantities greater than listed, call for quote.

MOUSER STOCK NO.	Applied Motion Part No.	Fig.	Motor Connection	Motor Length (In.)	Min. Holding Torque (oz.-In.)	Volts (DC)	Amps	Ohms	mH	Rotor Inertia (oz-in²/G-CM²)	Price Each 1	Price Each 5
834-HT23-393	HT23-393	E	Series	1.54	76.6	7.4	.71	10.4	21.6	0.66/120	96.37	88.93
834-HT23-397	HT23-397	E	Series	2.13	177.0	5.1	1.40	3.6	10.0	1.64/300	109.23	100.78
✻ 834-HT23-397D	HT23-397D	E	Series	2.13	177.0	5.1	1.40	3.6	10.0	1.64/300	109.23	100.78
834-HT23-398	HT23-398	E	Series	2.13	177.0	3.3	2.12	1.5	4.8	1.64/300	109.23	100.78
834-HT23-399	HT23-399	F	Series	2.99	264.0	11.6	.71	16.4	56.0	2.62/480	141.36	130.42
834-HT23-400	HT23-400	F	Series	2.99	264.0	6.4	1.41	4.5	14.4	2.62/480	141.36	130.42
✻ 834-HT23-400D	HT23-400D	F	Series	2.99	264.0	6.4	1.41	4.5	14.4	2.62/480	141.36	130.42
834-HT23-601	HT23-601	F	Series	2.99	264.0	4.2	2.12	2.0	6.4	2.62/480	112.44	103.75
✻ 834-HT23-601D	HT23-601D	F	Series	2.99	264.0	4.2	2.12	2.0	6.4	2.62/480	79.24	73.11

✻Features a double shaft

SIZE HT34

Specifications:
- Operating Temp: -20°C to 50°C
- Lead wire gauge: 18AWG
- Insulation Class: 130°C Class B
- Step Angle: 1.8
- Radial Play: .001 max. @ 1Lb.
- No. of Leads: 8

For quantities greater than listed, call for quote.

MOUSER STOCK NO.	Applied Motion Part No.	Fig.	Motor Connection	Motor Length (In.)	Min. Holding Torque (oz.-In.)	Volts (DC)	Amps	Ohms	mH	Rotor Inertia (oz-in²/G-CM²)	Price Each 1	Price Each 5
834-HT34-476	HT34-476	G	Series	3.78	855	3.92	3.15	1.32	12.0	14.8/2700	312.69	288.50
834-HT34-478	HT34-478	G	Series	4.96	1284	5.3	2.80	1.94	22.0	27.9/4000	369.45	340.87
834-HT34-486	HT34-486	G	Series	4.63	1200	4.4	4.10	1.08	8.8	14.6/2680	375.87	346.80

A

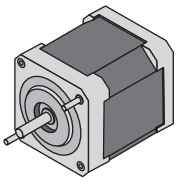

B

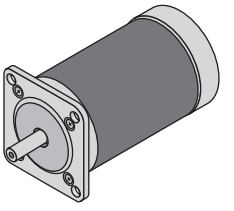

C

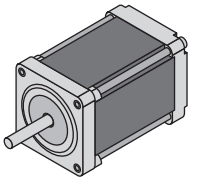

D

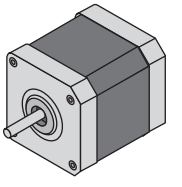

E

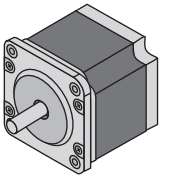

F

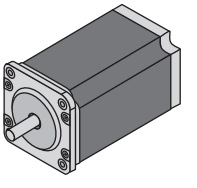

G

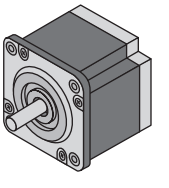

© Copyright 2013 Mouser Electronics

© Copyright 2013 Mouser Electronics

APPLIED MOTION Drives

STEP MOTOR DRIVES

2035

- Full or Half drive
- 70W of usable power
- 2.0Amps
- Drives 4, 6, or 8 lead size 11, 14, 17 and 23 step motors
- Screw terminal connectors
- Dual H-bridge, inaudible PWM amplifier

Full and Half Stepping also available.
Contact a Mouser Service Representative.

For quantities greater than listed, call for quote.

MOUSER STOCK NO.	Applied Motion Part No.	Fig.	Motor Current (Amps)	Voltage Range	Step Resolution per Revolution	Construction Type	Price Each 1	Price Each 5
834-2035	2035	A	0.125-2.0	12-35VDC	200/400	Open Frame	142.70	131.65
834-2035O	2035O	A	0.125-2.0	12-35VDC	200/400	With Oscillator	258.07	238.12
834-2035XD	2035XD	A	0.1-2.0	12-35VDC	200-50,800	2 Axis w/Oscillator	297.70	274.68

3535

- Full and Half Stepping
- 122W of usable power
- 3.5Amps
- Drives 4, 6, or 8 lead size 11, 14, 17, and 23 step motors
- MOSFET, dual H-bridge, inaudible PWM amplifier

For quantities greater than listed, call for quote.

MOUSER STOCK NO.	Applied Motion Part No.	Fig.	Motor Current (Amps)	Voltage Range	Step Resolution per Revolution	Construction Type	Price Each 1	Price Each 5
834-3535	3535	B	0.4-3.5	12-35VDC	200/400	Open Frame	240.94	222.31

3540M & 7080

- Microstepping
- Drives 4, 6, or 8 lead size 11, 14, 17, 23, and 34 step motors
- MOSFET, dual H-bridge, inaudible PWM amplifier

For quantities greater than listed, call for quote.

MOUSER STOCK NO.	Applied Motion Part No.	Fig.	Motor Current (Amps)	Voltage Range	Step Resolution per Revolution	Usable Power	Price Each 1	Price Each 5
834-3540M	3540M	C	0.4-3.5	12-42VDC	400-12,800	140 watts	229.16	211.44
✻ 834-3540MO	3540MO	C	0.4-3.5	12-42VDC	12,800	140 watts	276.28	254.92

✻With Digital Oscillator

PROGRAMMABLE STEP MOTOR DRIVES

1240i

The 1240i is a programmable step motor driver suited for a wide range of motion control applications.
It includes a sophisticated controller integrated with a 48 watt microstepping amplifier.

- Software and programming cable included
- Built-in Indexer

RoHS Compliant

For quantities greater than listed, call for quote.

MOUSER STOCK NO.	Applied Motion Part No.	Fig.	Motor Current (Amps)	Voltage Range	Step Resolution per Revolution	Construction Type	Price Each 1	Price Each 5
834-1240	1240i	D	0.2-1.2	12-42VDC	2,000-50,800	Open Frame	285.91	263.81

3540i

The 3540i is a programmable step motor driver suited for a wide range of motion control applications.
It includes a sophisticated controller integrated with a 140 watt microstepping amplifier.

- Software and programming cable included
- Built-in Indexer
- TUV Compliant

For quantities greater than listed, call for quote.

MOUSER STOCK NO.	Applied Motion Part No.	Fig.	Motor Current (Amps)	Voltage Range	Step Resolution per Revolution	Construction Type	Price Each 1	Price Each 5
834-3540	3540i	E	0.2-3.5	12-42VDC	2,000-50,800	Open Frame	364.09	335.94

SI 2035 EVALUATION STARTER KIT

A complete motion control solution in one box.

Kit Includes:
- Si2035 step motor driver with integrated Si controller
- NEMA 23 step motor
- Power Cable
- Programming Cable
- Programming Software

For quantities greater than listed, call for quote.

MOUSER STOCK NO.	Applied Motion Part No.	Fig.	Description	Price Each
834-SI2035KIT	Si2035KIT-1	F	Programmable Stepper Drive Evaluation Kit	562.20

SI 3540 PROGRAMMABLE STEP MOTOR DRIVE

The Si3540 is a programmable stepper drive/indexer packaged in a rugged steel case painted black with white epoxy silkscreen. Integral heat sink, mounting brackets, switch covers and connectors are included with each Si3540. The drive/indexer has been matched with twelve recommended NEMA 11, 14, 17 & 23 motors and comes with all operating software necessary to create a complete stepper motion solution.

Specifications:
- 140 watts of usable power
- CE and TUV compliant
- Ideal for 4, 6 or 8 leaded step motors NEMA sizes 11, 14, 17 and 23
- Dual, MOSFET H-bridge, 3 state, pulse width modulated amplifier switching at 20 – 30KHz
- AC input 110V or 220V switch selectable, 50-60 Hz
- DC bus voltage 35VDC full load, 40 VDC nominal
- TUV Compliant

Features:
- Software and programming cable included
- 8 user programmable inputs
- Screw terminal connectors

For quantities greater than listed, call for quote.

MOUSER STOCK NO.	Applied Motion Part No.	Fig.	Motor Current (Amps)	Step Resolution per Revolution	Overall Size	Price Each
834-SI3540	Si3540	G	0.2-3.5	2,000 to 50,800	2.25" x 7.8" x 5.40"	1054.80

A
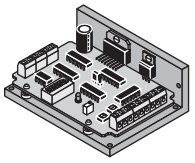

B
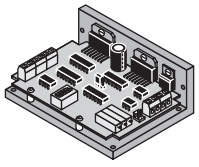

C
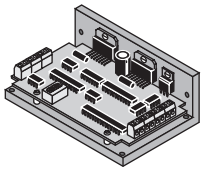

D
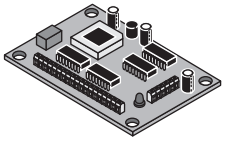

E
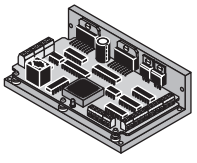

F
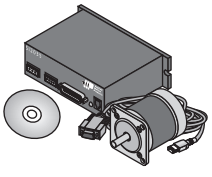

G
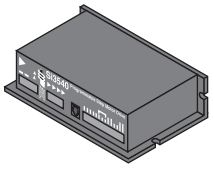

© Copyright 2013 Mouser Electronics
© Copyright 2013 Mouser Electronics

ALTECH UL489 Circuit Breakers

Altech Corp.®

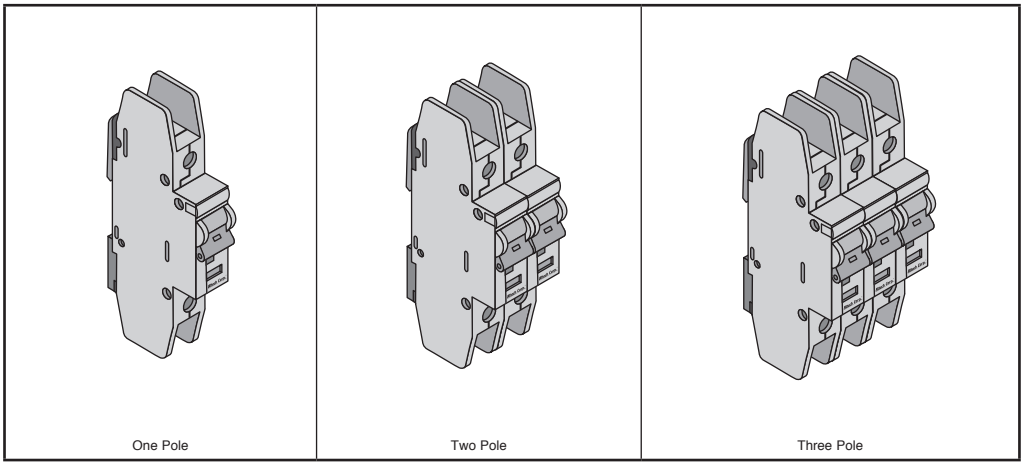

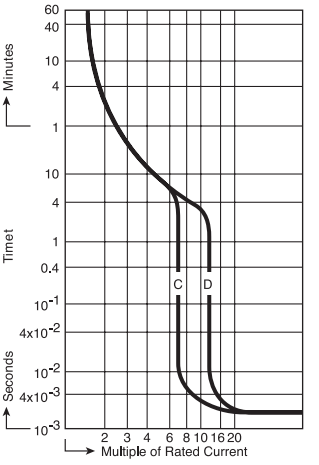

Altech Corp.® L-SERIES CIRCUIT BREAKERS

Specifications:

- UL489 Listed
- DIN Rail Mounted
- 17.5mm width
- Thermal Magnetic
- 0.2-63A/240VAC, 50/60Hz
- 0.2-32A/480Y/277VAC, 50/60Hz
- Short Circuit Interrupt Capacity 10kA
- HACR Type 40°C
- Positive Trip Indicator (Green - off/tripped, Red-on)
- Line/Load reversible
- DC versions available:⁕
- 125V (1 pole) and 250V (2 pole)

RoHS Compliant

C⁕- Characteristic Thermal one-hour trip zone 1.05-1.3 times rated current (RC): magnetic 100ms trip boundary 5 to 10 times RC.

For quantities greater than listed, call for quote.

Rated Current	One Pole						Two Pole						Three Pole					
	MOUSER STOCK NO.	Altech Part No.	Price Each				MOUSER STOCK NO.	Altech Part No.	Price Each				MOUSER STOCK NO.	Altech Part No.	Price Each			
			1	10	25	50			1	10	25	50			1	10	25	50
0.2	845-1CU02L	1CU02L	32.51	30.88	29.33	27.86	845-2CU02L	2CU02L	65.24	61.97	58.88	55.93	845-3CU02L	3CU02L	97.86	92.96	88.32	83.92
0.5	845-1CU05L	1CU05L	32.51	30.88	29.33	27.86	845-2CU05L	2CU05L	65.24	61.97	58.88	55.93	845-3CU05L	3CU05L	97.86	92.96	88.32	83.92
1	845-1CU1L	1CU1L	32.51	30.88	29.33	27.86	845-2CU1L	2CU1L	65.24	61.97	58.88	55.93	845-3CU1L	3CU1L	97.86	92.96	88.32	83.92
2	845-1CU2L	1CU2L	32.52	30.89	29.34	27.87	845-2CU2L	2CU2L	63.34	60.18	57.17	54.30	845-3CU2L	3CU2L	97.86	92.97	88.32	83.92
3	845-1CU3L	1CU3L	31.55	29.98	28.47	27.05	845-2CU3L	2CU3L	65.24	61.97	58.88	55.93	845-3CU3L	3CU3L	97.86	92.96	88.32	83.92
4	845-1CU4L	1CU4L	32.52	30.89	29.34	27.87	845-2CU4L	2CU4L	65.24	61.97	58.88	55.93	845-3CU4L	3CU4L	97.86	92.96	88.32	83.92
5	845-1CU5L	1CU5L	31.55	29.98	28.47	27.05	845-2CU5L	2CU5L	63.34	60.18	57.17	54.30	845-3CU5L	3CU5L	97.86	92.97	88.32	83.92
6	845-1CU6L	1CU6L	32.51	30.88	29.33	27.86	845-2CU6L	2CU6L	65.24	61.97	58.88	55.93	845-3CU6L	3CU6L	97.86	92.96	88.32	83.92
8	845-1CU8L	1CU8L	31.57	29.99	28.48	27.06	845-2CU8L	2CU8L	63.34	60.18	57.17	54.30	845-3CU8L	3CU8L	97.86	92.97	88.32	83.92
10	845-1CU10L	1CU10L	31.55	29.98	28.47	27.05	845-2CU10L	2CU10L	65.24	61.97	58.88	55.93	845-3CU10L	3CU10L	97.86	92.96	88.32	83.92
12	845-1CU12L	1CU12L	32.51	30.88	29.33	27.86	845-2CU12L	2CU12L	65.24	61.97	58.88	55.93	845-3CU12L	3CU12L	97.86	92.96	88.32	83.92
13	845-1CU13L	1CU13L	32.51	30.88	29.33	27.86	845-2CU13L	2CU13L	65.24	61.97	58.88	55.93	845-3CU13L	3CU13L	97.86	92.96	88.32	83.92
15	845-1CU15L	1CU15L	31.55	29.98	28.47	27.05	845-2CU15L	2CU15L	63.34	60.18	57.17	54.30	845-3CU15L	3CU15L	97.87	92.97	88.33	83.93
16	845-1CU16L	1CU16L	31.55	29.98	28.47	27.05	845-2CU16L	2CU16L	65.24	61.97	58.88	55.93	845-3CU16L	3CU16L	97.86	92.96	88.32	83.92
20	845-1CU20L	1CU20L	31.57	29.99	28.48	27.06	845-2CU20L	2CU20L	65.24	61.97	58.88	55.93	845-3CU20L	3CU20L	97.86	92.96	88.32	83.92
25	845-1CU25L	1CU25L	31.55	29.98	28.47	27.05	845-2CU25L	2CU25L	63.34	60.18	57.17	54.30	845-3CU25L	3CU25L	97.86	92.96	88.32	83.92
30	845-1CU30L	1CU30L	32.51	30.88	29.33	27.86	845-2CU30L	2CU30L	65.24	61.97	58.88	55.93	845-3CU30L	3CU30L	97.86	92.96	88.32	83.92
32	845-1CU32L	1CU32L	32.51	30.89	29.34	27.87	845-2CU32L	2CU32L	65.24	61.97	58.88	55.93	845-3CU32L	3CU32L	97.86	92.96	88.32	83.92
40	845-1CU40L	1CU40L	31.57	29.99	28.48	27.06	845-2CU40L	2CU40L	65.24	61.97	58.88	55.93	845-3CU40L	3CU40L	97.87	92.97	88.33	83.93
50	845-1CU50L	1CU50L	32.51	30.88	29.33	27.86	845-2CU50L	2CU50L	65.24	61.97	58.88	55.93	845-3CU50L	3CU50L	97.86	92.97	88.32	83.92
60	845-1CU60L	1CU60L	32.51	30.88	29.33	27.86	845-2CU60L	2CU60L	65.24	61.97	58.88	55.93	845-3CU60L	3CU60L	95.02	90.27	85.75	81.48
63	845-1CU63L	1CU63L	32.51	30.88	29.33	27.86	845-2CU63L	2CU63L	65.24	61.97	58.88	55.93	845-3CU63L	3CU63L	97.86	92.96	88.32	83.92

⁕ DC versions available, contact a Mouser service representative

D⁕- Characteristic Thermal one-hour trip zone 1.05-1.3 times rated current (RC): magnetic 100ms trip boundary 10 to 16 times RC.

For quantities greater than listed, call for quote.

Rated Current	One Pole						Two Pole						Three Pole					
	MOUSER STOCK NO.	Altech Part No.	Price Each				MOUSER STOCK NO.	Altech Part No.	Price Each				MOUSER STOCK NO.	Altech Part No.	Price Each			
			1	10	25	50			1	10	25	50			1	10	25	50
0.2	845-1DU02L	1DU02L	32.51	30.88	29.33	27.86	845-2DU02L	2DU02L	65.24	61.97	58.88	55.93	845-3DU02L	3DU02L	97.86	92.96	88.32	83.92
0.5	845-1DU05L	1DU05L	32.51	30.89	29.34	27.87	845-2DU05L	2DU05L	63.34	60.18	57.17	54.30	845-3DU05L	3DU05L	97.86	92.96	88.32	83.92
1	845-1DU1L	1DU1L	32.51	30.88	29.33	27.86	845-2DU1L	2DU1L	63.34	60.18	57.17	54.30	845-3DU1L	3DU1L	97.86	92.97	88.32	83.92
2	845-1DU2L	1DU2L	32.52	30.89	29.34	27.87	845-2DU2L	2DU2L	63.34	60.18	57.17	54.30	845-3DU2L	3DU2L	97.87	92.97	88.33	83.93
3	845-1DU3L	1DU3L	32.51	30.88	29.33	27.86	845-2DU3L	2DU3L	63.34	60.18	57.17	54.30	845-3DU3L	3DU3L	97.86	92.97	88.32	83.92
4	845-1DU4L	1DU4L	32.52	30.89	29.34	27.87	845-2DU4L	2DU4L	65.24	61.97	58.88	55.93	845-3DU4L	3DU4L	97.86	92.97	88.32	83.92
5	845-1DU5L	1DU5L	31.57	29.99	28.48	27.06	845-2DU5L	2DU5L	63.34	60.18	57.17	54.30	845-3DU5L	3DU5L	95.01	90.25	85.74	81.47
6	845-1DU6L	1DU6L	32.52	30.89	29.34	27.87	845-2DU6L	2DU6L	65.24	61.97	58.88	55.93	845-3DU6L	3DU6L	97.86	92.96	88.32	83.92
8	845-1DU8L	1DU8L	31.57	29.99	28.48	27.06	845-2DU8L	2DU8L	63.34	60.18	57.17	54.30	845-3DU8L	3DU8L	97.86	92.96	88.32	83.92
10	845-1DU10L	1DU10L	32.51	30.88	29.33	27.86	845-2DU10L	2DU10L	63.34	60.18	57.17	54.30	845-3DU10L	3DU10L	97.86	92.96	88.32	83.92
12	845-1DU12L	1DU12L	31.57	29.99	28.48	27.06	845-2DU12L	2DU12L	65.24	61.97	58.88	55.93	845-3DU12L	3DU12L	97.86	92.96	88.32	83.92
13	845-1DU13L	1DU13L	32.51	30.88	29.33	27.86	845-2DU13L	2DU13L	63.34	60.18	57.17	54.30	845-3DU13L	3DU13L	97.86	92.97	88.32	83.92
15	845-1DU15L	1DU15L	31.57	29.99	28.48	27.06	845-2DU15L	2DU15L	63.34	60.18	57.17	54.30	845-3DU15L	3DU15L	97.86	92.96	88.32	83.92
16	845-1DU16L	1DU16L	32.51	30.88	29.33	27.86	845-2DU16L	2DU16L	65.24	61.97	58.88	55.93	845-3DU16L	3DU16L	97.86	92.97	88.32	83.92
20	845-1DU20L	1DU20L	32.51	30.88	29.33	27.86	845-2DU20L	2DU20L	63.34	60.18	57.17	54.30	845-3DU20L	3DU20L	95.01	90.25	85.74	81.47
25	845-1DU25L	1DU25L	32.51	30.88	29.33	27.86	845-2DU25L	2DU25L	65.24	61.97	58.88	55.93	845-3DU25L	3DU25L	97.87	92.97	88.33	83.93
30	845-1DU30L	1DU30L	31.55	29.98	28.47	27.05	845-2DU30L	2DU30L	63.34	60.18	57.17	54.30	845-3DU30L	3DU30L	95.02	90.27	85.75	81.48
32	845-1DU32L	1DU32L	32.51	30.89	29.34	27.87	845-2DU32L	2DU32L	65.24	61.97	58.88	55.93	845-3DU32L	3DU32L	97.86	92.96	88.32	83.92
40	845-1DU40L	1DU40L	32.51	30.88	29.33	27.86	845-2DU40L	2DU40L	65.24	61.97	58.88	55.93	845-3DU40L	3DU40L	95.02	90.27	85.75	81.48
50	845-1DU50L	1DU50L	32.51	30.88	29.33	27.86	845-2DU50L	2DU50L	65.24	61.97	58.88	55.93	845-3DU50L	3DU50L	97.87	92.97	88.33	83.93
60	845-1DU60L	1DU60L	31.55	29.98	28.47	27.05	845-2DU60L	2DU60L	65.24	61.97	58.88	55.93	845-3DU60L	3DU60L	97.86	92.96	88.32	83.92
63	845-1DU63L	1DU63L	32.51	30.88	29.33	27.86	845-2DU63L	2DU63L	65.24	61.97	58.88	55.93	845-3DU63L	3DU63L	95.02	90.27	85.75	81.48

⁕ DC versions available, contact a Mouser service representative

© Copyright 2013 Mouser Electronics

© Copyright 2013 Mouser Electronics

CARLING TECHNOLOGIES Circuit Breakers

Carling Technologies
Innovative Designs, Powerful Solutions.

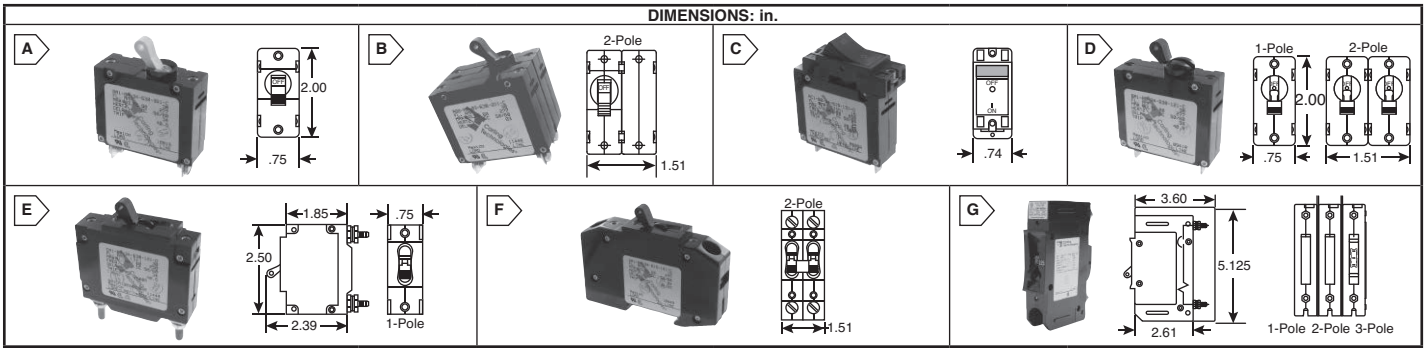

CARLING A SERIES: CIRCUIT BREAKERS WITH HANDLE ACTUATOR

- Type: Hydraulic/Magnetic
- Circuit: Series Trip (Current)
- Poles: One
- Frequency and Delay: DC, 50/60Hz Medium
- Actuator/Legend color: Black/White
- Terminal: 10-30A rating - Screw 8-32 (bus type); 50A rating - Screw 10-32 (bus type)
- Mounting: Threaded insert 6-32 x 0.195" deep, 2/pole

PRODUCT NEW

For quantities greater than listed, call for quote.

MOUSER STOCK NO.	Carling Technologies Part No.	Fig.	Coil Rating	Price Each 1	10	25	50
Color: Black							
691-AA1B0346103B1C	AA1-B0-34-610-3B1-C	A	10A	27.71	19.62	18.14	16.17
691-AA1B0346153B1C	AA1-B0-34-615-3B1-C	A	15A	27.71	19.62	18.14	16.17
691-AA1B0346203B1C	AA1-B0-34-620-3B1-C	A	20A	27.71	19.62	18.14	16.17
691-AA1B0346253B1C	AA1-B0-34-625-3B1-C	A	25A	27.71	19.62	18.14	16.17
691-AA1B0346303B1C	AA1-B0-34-630-3B1-C	A	30A	25.20	17.85	16.49	14.70
691-AA1B0346505B1C	AA1-B0-34-650-5B1-C	A	50A	25.20	17.85	16.49	14.70
Color: White							
691-AA1B0346155D1C	AA1-B0-34-615-5D1-C	A	15A	23.34	22.11	21.00	19.09
691-AA1B0346205D1C	AA1-B0-34-620-5D1-C	A	20A	23.34	22.11	21.00	19.09
691-AA1B0346505D1C	AA1-B0-34-650-5D1-C	A	50A	23.34	22.11	21.00	19.09
691-AB2A0036302D1C	AB2-A0-03-630-2D1-C	B	30A	70.58	45.37	41.59	36.53

CARLING A SERIES: CIRCUIT BREAKERS WITH VISI-ROCKER® ACTUATOR

- Type: Hydraulic/Magnetic
- Dual-color rocker actuator indicates either ON mode for AC1 items or TRIPPED/OFF mode for AF1 items
- Indicator/Legend Color: Red
- Rocker color: Black
- Circuit: Series Trip (Current)
- Poles: One
- Frequency and Delay: DC, 50/60Hz Medium
- Terminal: Push-On 0.250 Tab (Q.C.)
- Mounting: Thread Insert 6-32 x 0.195" deep
- Approvals: D suffix - UL Rec.; CSA and VDE Certified
- C suffix: UL Recognized; CSA Certified

For quantities greater than listed, call for quote.

MOUSER STOCK NO.	Carling Technologies Part No.	Fig.	Coil Rating	Price Each 1	10	25	50
691-AC1B034630131D	AC1-B0-34-630-131-D	C	30A	32.11	22.75	21.00	18.74
691-AC1B0344501G1C	AC1-B0-34-450-1G1-C	C	5A	32.11	22.75	21.00	18.74
691-AC1B0346101G1C	AC1-B0-34-610-1G1-C	C	10A	32.11	22.75	21.00	18.74
691-AF1B0346201G1C	AF1-B0-34-620-1G1-C	C	20A	32.11	22.75	21.00	18.74

CARLING B SERIES: CIRCUIT BREAKERS WITH HANDLE ACTUATOR

- Type: Hydraulic/Magnetic
- Actuator: Handle, one per pole
- Poles: BA1 - 1 pole; BA2 - 2 poles
- Circuit: Series Trip (Current)
- Actuator/Legend color: Black/White
- Frequency and Delay: DC, 50/60Hz Medium
- Terminal: Push-On 0.250 Tab (Q.C.)
- Approvals: D suffix - UL Recognized; CSA and VDE Certified
- C suffix: UL Recognized; CSA Certified

For quantities greater than listed, call for quote.

MOUSER STOCK NO.	Carling Technologies Part No.	Fig.	Coil Rating	Price Each 1	10	25	50
691-BA1B034425121D	BA1-B0-34-425-121-D	D	2.5A	25.89	18.33	16.93	15.10
691-BA1B034450121D	BA1-B0-34-450-121-D	D	5A	23.54	16.67	15.40	13.73
691-BA1B034610121D	BA1-B0-34-610-121-D	D	10A	23.54	16.67	15.40	13.73
691-BA1B034615121D	BA1-B0-34-615-121-D	D	15A	25.89	18.33	16.93	15.10
691-BA1B034620121D	BA1-B0-34-620-121-D	D	20A	25.89	18.33	16.93	15.10
691-BA2B034425121D	BA2-B0-34-425-121-D	D	2.5A	64.13	44.11	39.22	35.52
691-BA2B034450121D	BA2-B0-34-450-121-D	D	5A	64.13	44.11	39.22	35.52
691-BA2B034610121D	BA2-B0-34-610-121-D	D	10A	64.13	44.11	39.22	35.52
691-BA2B034615121D	BA2-B0-34-615-121-D	D	15A	64.13	44.11	39.22	35.52
691-BA2B034620121D	BA2-B0-34-620-121-D	D	20A	48.28	42.92	38.63	35.11
691-BA2B034630121C	BA2-B0-34-630-121-C	D	30A	64.13	44.11	39.22	35.52

© Copyright 2013 Mouser Electronics

CARLING C SERIES: CIRCUIT BREAKERS WITH HANDLE ACTUATOR

Designed for applications requiring higher amperage and voltage handling capabilities.

PRODUCT NEW

- Type: Hydraulic/Magnetic
- Max. interrupting capacity: 10,000 Amps
- Circuit: Series Trip (Current)
- Poles: CA1 - 1 pole; CA2 - 2 poles
- Actuator/Legend color: Black/White
- Frequency and Delay: DC, 50/60Hz Medium
- Actuator: Handle, 1 per pole
- Terminal: 10-32 THD Stud, .625 long
- Voltage: <300
- Approvals: All - UL489 listed; UL Recognized; CSA and VDE Certified

For quantities greater than listed, call for quote.

MOUSER STOCK NO.	Carling Technologies Part No.	Fig.	Coil Rating	Price Each 1	10	25	50
691-CA1B034610121D	CA1-B0-34-610-121-D	E	10A	32.40	22.95	21.20	18.90
691-CA1B034615121D	CA1-B0-34-615-121-D	E	15A	32.40	22.95	21.20	17.87
691-CA1B034620121D	CA1-B0-34-620-121-D	E	20A	32.40	22.95	21.20	17.87
691-CA1B034630121D	CA1-B0-34-630-121-D	E	30A	32.40	22.95	21.20	17.87
691-CA1B034640121D	CA1-B0-34-640-121-D	E	40A	29.45	20.85	19.26	17.17
691-CA2B034620121D	CA2-B0-34-620-121-D	E	20A	80.76	57.21	52.84	47.11
691-CA2B034630121D	CA2-B0-34-630-121-D	E	30A	80.76	57.21	52.84	47.11
691-CA2B034640121D	CA2-B0-34-640-121-D	E	40A	80.76	57.21	52.84	47.11
691-CA2B034650121D	CA2-B0-34-650-121-D	E	50A	80.76	57.21	52.84	47.11
691-CA3B034620121D	CA3-B0-34-620-121-D	E	20A	123.55	88.95	81.53	75.92
691-CA3B034630121D	CA3-B0-34-630-121-D	E	30A	128.34	117.18	111.60	106.02
691-CA3B034640121D	CA3-B0-34-640-121-D	E	40A	112.35	80.89	74.15	71.68

CARLING D SERIES: DIN RAIL MOUNT CIRCUIT BREAKERS

- Type: Hydraulic/Magnetic
- Circuit: Series Trip (Current)
- Poles: DA1 - 1 pole; DA2 - 2 poles
- Actuator/Legend color: Black/White
- Actuator: Handle, one per pole
- Frequency and Delay: DC, 50/60Hz Medium
- Terminal: Captured #10 Screw and Pressure Plate for Direct Wire or Fork Terminal Connection

For quantities greater than listed, call for quote.

MOUSER STOCK NO.	Carling Technologies Part No.	Fig.	Coil Rating	Price Each 1	10	25	50
691-DA1B034450121C	DA1-B0-34-450-121-C	F	5A	37.81	26.78	24.74	22.05
691-DA1B034610121C	DA1-B0-34-610-121-C	F	10A	37.81	26.78	24.74	22.05
691-DA1B034615121C	DA1-B0-34-615-121-C	F	15A	37.81	26.78	24.74	22.05
691-DA1B034620121C	DA1-B0-34-620-121-C	F	20A	34.37	24.34	22.48	20.04

CARLING E-SERIES: CIRCUIT BREAKER WITH POWER SELECTOR

The E-Series hydraulic/magnetic circuit breakers are ideally suited for higher current and voltage applications. They offer front and back mounting, screw terminals, stud terminals and heavy duty box wire connectors for solid wire or a pressure plate connector for standard wire.

With E-Series circuit breakers by Carling Technologies, circuit breakers utilize the hydraulic/magnetic principle, providing key advantages over fuses and thermal breakers. The E-Series offers a compact design and superior handling of up to 125A per pole, and is rated to 600V AC or DC through its innovative design – providing high endurance, resistance to extreme temperatures and superior protection for equipment and wires.

- Type: Hydraulic/Magnetic
- Number of Poles: 1-6
- Available Delays: Instant, Short, Meduim, Long (motor loads), High-Inrush, AC or DC
- Mounting Method: Rear Mounted or Front Panel Mounted

PRODUCT NEW

Gor quantities greater than listed, call Gor quote.

MOUSER STOCK NO.	Carling Technologies Part No.	Fig.	Coil Rating	Price Each 1	5	10
691-EA1B02645032EGB	EA1-B0-26-450-32E-GB	G	5	21.22	20.54	20.03
691-EA2B02645032EHB	EA2-B0-26-450-32E-HB	G	5	91.21	61.47	52.69
691-EA2B02661032EHB	EA2-B0-26-610-32E-HB	G	10	26.96	24.27	22.06
691-EA2B02661532EHB	EA2-B0-26-615-32E-HB	G	15	91.21	61.47	52.69
691-EA2B02662032EHB	EA2-B0-26-620-32E-HB	G	20	91.21	61.47	52.69
691-EA2B02663032EHB	EA2-B0-26-630-32E-HB	G	30	91.21	61.47	52.69
691-EA2B02664032EHB	EA2-B0-26-640-32E-HB	G	40	91.21	61.47	52.69
691-EA2B02666032EHB	EA2-B0-26-660-32E-HB	G	60	91.21	69.26	59.37
691-EA2B02681032EHB	EA2-B0-26-810-32E-HB	G	10	91.21	69.26	59.37
691-EA3B02662032EHB	EA3-B0-26-620-32E-HB	G	20	144.28	97.24	83.35
691-EA3B02663032EHB	EA3-B0-26-630-32E-HB	G	30	144.28	97.24	83.35

© Copyright 2013 Mouser Electronics

DIMENSIONS: in.

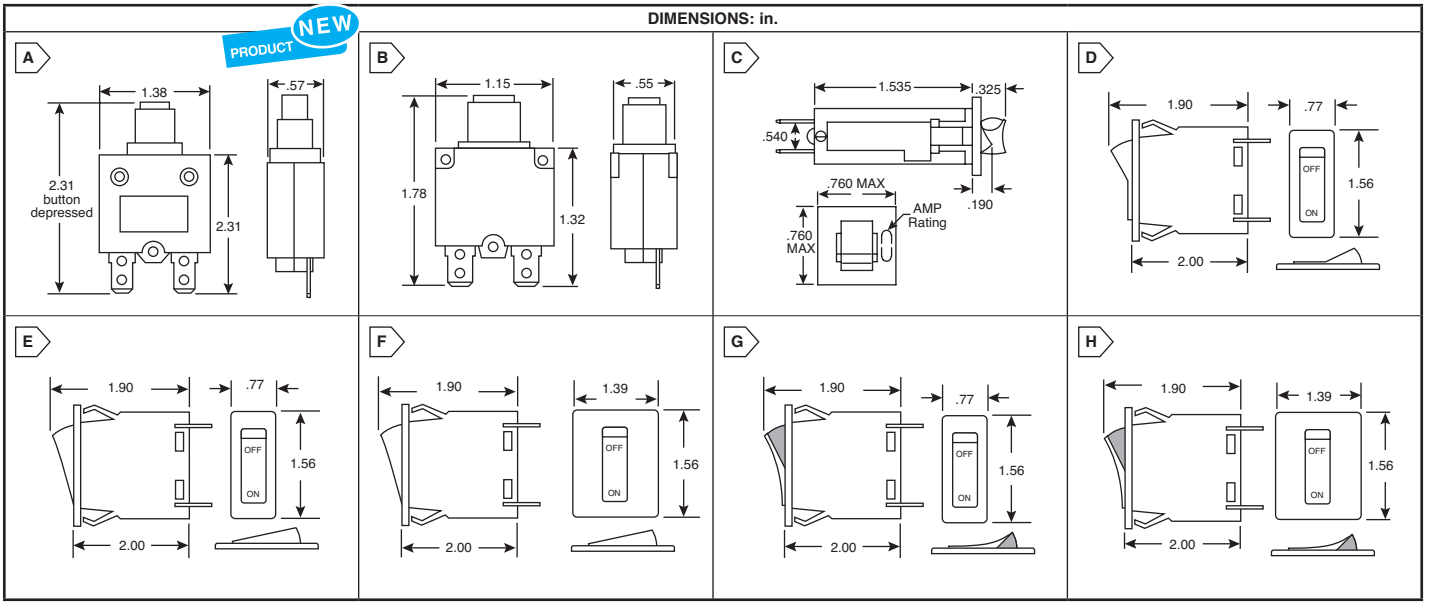

CARLING CLB SERIES: THERMAL CIRCUIT PROTECTORS WITH METAL BUSHING

Specifications:

- Dielectric Strength: 1500 VAC/1 minute
- Interrupting Capacity: 1200A 232VDC
- Resettable Overload Capacity: 10 x rated current
- Insulation Resistance: 100MΩ
- Operating Temperature: -10°C to 60°C

Applications:

- Appliances
- Transportation
- Marine
- Telecommunications
- Power Strips
- A-V Equipment
- Medical Equipment
- Power Supplies

For quantities greater than listed, call for quote.

MOUSER STOCK NO.	Carling TEchnologies Part No.	Fig.	Coil Rating	Price Each 1	10	25	50
691-CLB-103-11A3NBA	CLB-103-11A3N-B-A	A	10	3.75	2.96	2.51	1.95
691-CLB-153-11A3NBA	CLB-153-11A3N-B-A	A	15	3.75	2.96	2.51	1.95
691-CLB-203-11A3NBA	CLB-203-11A3N-B-A	A	20	4.50	3.54	3.03	2.35
691-CLB-253-11A3NBA	CLB-253-11A3N-B-A	A	25	5.52	4.34	3.70	2.90
691-CLB03311B3ABA	CLB-033-11-B-3-A-B-A	A	3A	4.34	3.70	3.37	3.26
691-CLB04311B3ABA	CLB-043-11-B-3-A-B-A	A	4A	4.26	3.16	2.95	2.78
691-CLB05311B3ABA	CLB-053-11-B-3-A-B-A	A	5A	4.33	4.12	3.25	3.06
691-CLB06311B3ABA	CLB-063-11-B-3-A-B-A	A	6A	3.31	2.38	2.18	2.11
691-CLB07311B3ABA	CLB-073-11-B-3-A-B-A	A	7A	3.02	2.49	2.33	2.27
691-CLB10311B3ABA	CLB-103-11-B-3-A-B-A	A	10A	2.61	2.16	2.05	1.97
691-CLB12311B3ABA	CLB-123-11-B-3-A-B-A	A	12A	2.97	2.46	2.33	2.24
691-CLB15311B3ABA	CLB-153-11-B-3-A-B-A	A	15A	3.22	2.66	2.53	2.42
691-CLB20311B3ABA	CLB-203-11-B-3-A-B-A	A	20A	3.22	2.66	2.53	2.42
691-CLB25311B3ABA	CLB-253-11-B-3-A-B-A	A	25A	3.95	3.26	3.12	2.96
691-CLB30311B3ABA	CLB-303-11-B-3-A-B-A	A	30A	4.30	3.55	3.48	3.22
691-CLB35311B3ABA	CLB-353-11-B-3-A-B-A	A	35A	3.72	3.07	3.01	2.79
691-CLB40311B3ABA	CLB-403-11-B-3-A-B-A	A	40A	4.29	3.53	3.46	3.21

CARLING CMB SERIES: THERMAL CIRCUIT PROTECTORS WITH PLASTIC BUSHING

Specifications:

- Dielectric Strength: 1500 VAC/1 minute
- Interrupting Capacity: 1000amps
- Resettable Overload Capacity: 10 x rated current
- Insulation Resistance: 100MΩ
- Operating Temperature: -10°C to 60°C

Applications:

- Appliances
- Transportation
- Marine
- Telecommunications
- Power Strips
- A-V Equipment
- Medical Equipment
- Power Supplies

For quantities greater than listed, call for quote.

691-CMB03311C3NBA	CMB-033-11-C-3-N-B-A	B	3A	3.68	3.07	2.92	2.80
691-CMB04311C3NBA	CMB-043-11-C-3-N-B-A	B	4A	3.89	2.79	2.57	2.48
691-CMB05311C3NBA	CMB-053-11-C-3-N-B-A	B	5A	7.12	6.03	5.19	4.65
691-CMB06311C3NBA	CMB-063-11-C-3-N-B-A	B	6A	2.39	1.97	1.84	1.79
691-CMB07311C3NBA	CMB-073-11-C-3-N-B-A	B	7A	2.39	1.97	1.85	1.79
691-CMB10311C3NBA	CMB-103-11-C-3-N-B-A	B	10A	2.75	2.27	2.14	2.07
691-CMB12311C3NBA	CMB-123-11-C-3-N-B-A	B	12A	2.39	1.97	1.85	1.79
691-CMB15311C3NBA	CMB-153-11-C-3-N-B-A	B	15A	3.85	3.34	3.21	3.16
691-CMB20311C3NBA	CMB-203-11-C-3-N-B-A	B	20A	2.24	1.84	1.73	1.68

CARLING CTB SERIES: PANEL MOUNT ROCKER THERMAL CIRCUIT PROTECTORS

Specifications:

- Dielectric Strength: 1500 VAC/1 minute
- Interrupting Capacity: 1000 amps
- Resettable Overload Capacity: 10 x rated current
- Insulation Resistance: 100M Ω
- Operating Temperature: -10°C to 60°C

Applications:

- Appliances
- Transportation
- Marine
- Power Strips
- A-V Equipment
- Medical Equipment
- Power Supplies
- Exercise Equipment

For quantities greater than listed, call for quote.

691-CTB-B-B-03	CTB-B-B-03	C	3A	2.24	1.84	1.73	1.68
691-CTB-B-B-05	CTB-B-B-05	C	5A	2.24	1.84	1.73	1.68
691-CTB-B-B-06	CTB-B-B-06	C	6A	2.58	2.12	2.00	1.94
691-CTB-B-B-07	CTB-B-B-07	C	7A	2.58	2.12	2.00	1.94
691-CTB-B-B-08	CTB-B-B-08	C	8A	2.24	1.84	1.73	1.68
691-CTB-B-B-10	CTB-B-B-10	C	10A	2.02	1.73	1.59	1.52
691-CTB-B-B-12	CTB-B-B-12	C	12A	1.93	1.73	1.59	1.49
691-CTB-B-B-15	CTB-B-B-15	C	15A	2.33	2.00	1.84	1.55

CARLING M SERIES: MINIATURE CIRCUIT BREAKERS

- Type: Hydraulic/Magnetic
- Circuit: Series Trip (Current Coil)
- Actuator/Legend color: Black/White
- Snap-in front panel mounting
- Frequency and Delay: DC, 50/60Hz Medium
- Terminal: Push-On 0.250 Tab (Q.C.)
- Bezel Color: Black

For quantities greater than listed, call for quote.

MOUSER STOCK NO.	Carling TEchnologies Part No.	Fig.	Pole	Coil Rating	Price Each 1	10	25	50
691-MA1B344501A26BC	MA1-B-34-450-1-A26-B-C	D	1	5A	19.82	14.25	13.10	12.65
691-MA1B346101A26BC	MA1-B-34-610-1-A26-B-C	D	1	10A	20.44	18.66	16.88	15.11
691-MA1B346151A26BC	MA1-B-34-615-1-A26-B-C	D	1	15A	19.13	17.47	15.80	14.15
691-MA1B346201A26BC	MA1-B-34-620-1-A26-B-C	D	1	20A	18.59	16.97	15.35	13.74
691-MA1B346251A26BC	MA1-B-34-625-1-A26-B-C	D	1	25A	21.54	19.67	15.45	14.23
691-MA1B344751A12BC	MA1-B-34-475-1-A12-B-C	D	1	7.5A	22.48	15.92	14.70	13.11
691-MA1B346201A12BC	MA1-B-34-620-1-A12-B-C	D	1	20A	24.73	17.51	16.17	14.41
691-MB1B346151A26BC	MB1-B-34-615-1-A26-B-C	E	1	15A	22.48	15.92	14.70	13.11
691-MB1B346201A26BC	MB1-B-34-620-1-A26-B-C	E	1	20A	24.73	17.51	16.17	14.41
691-MB1B344501A27BC	MB1-B-34-450-1-A27-B-C	E	1	5A	20.58	18.73	17.52	17.10
691-MB1B346101A27BC	MB1-B-34-610-1-A27-B-C	E	1	10A	25.18	23.08	21.86	20.29
691-MB2B344201A24BC	MB2-B-34-420-1-A24-B-C	F	2	2A	53.11	37.62	34.74	30.99
691-MB2B344701A24BC	MB2-B-34-470-1-A24-B-C	F	2	7A	53.11	37.62	34.74	30.99
691-MB2B346151A24BC	MB2-B-34-615-1-A24-B-C	F	2	15A	43.99	31.16	28.77	25.66
691-MB2B346101A27BC	MB2-B-34-610-1-A27-B-C	F	2	10A	55.33	53.13	50.91	48.69
691-MB2B346201A27BC	MB2-B-34-620-1-A27-B-C	F	2	20A	48.29	34.21	31.59	28.17
691-MB2B346251A27BC	MB2-B-34-625-1-A27-B-C	F	2	25A	53.11	37.62	34.74	30.99

CARLING M SERIES: MINIATURE CIRCUIT BREAKERS WITH VISI-ROCKER® AND ILLUMINATED ROCKER

- Type: Hydraulic/Magnetic
- Dual-color rocker actuator indicates ON mode.
- Snap-in front panel mounting
- Circuit: Series Trip (Current Coil)
- Frequency and Delay: DC, 50/60Hz Medium
- Terminal: Push-On 0.250 Tab (Q.C.)
- (Visi-Rocker) Indicator/Legend Color: Red
- (Visi-Rocker) color: Black
- (Visi-Rocker) Bezel Color: Black
- (Illuminated Rocker) color: Transparent red
- (Illuminated Rocker) illumination: Red LED (without resistor)
- (Illuminated Rocker) guard color: Gray

For quantities greater than listed, call for quote.

MOUSER STOCK NO.	Carling TEchnologies Part No.	Fig.	Pole	Coil Rating	Price Each 1	10	25	50
Visi-Rocker								
691-MD1B346151A36BC	MD1-B-34-615-1-A36-B-C	G	1	15A	19.98	19.98	19.32	19.05
691-MD2B346151A36BC	MD2-B-34-615-1-A36-B-C	H	2	15A	43.08	41.20	40.90	37.69
Illuminated Rocker								
691-MF1B346201DB7BC	MF1-B-34-620-1-DB7-B-C	D	1	20A	35.02	24.80	22.91	20.43

© Copyright 2013 Mouser Electronics

© Copyright 2013 Mouser Electronics

TE connectivity Authorized Distributor

W23 SERIES: THERMAL CIRCUIT BREAKERS WITH PUSH/PULL ACTUATOR

Features:
- SPDT contact configuration
- May be used as ON/OFF switch
- Visible trip indicator

Specifications:
- Max. operating voltage: 50VDC or 250VAC
- Resettable overload capacity: ten times rated current
- Dielectric strength: > 1500 volts RMS
- Termination: two #8-32 screw terminals

For quantities greater than listed, call for quote.

MOUSER STOCK NO.	P&B Part No.	Fig.	Current Rating	Maximum Resistance	Price Each 1	25	50	100
655-W23-X1A1G-1	W23-X1A1G-1	A	1A	610mΩ	37.44	32.75	29.64	23.40
655-W23-X1A1G-2	W23-X1A1G-2	A	2A	190mΩ	37.44	32.75	29.64	27.68
655-W23-X1A1G-3	W23-X1A1G-3	A	3A	40mΩ	37.44	32.75	29.64	27.68
655-W23-X1A1G-5	W23-X1A1G-5	A	5A	30mΩ	25.88	22.64	20.49	17.55
655-W23-X1A1G-7.50	W23-X1A1G-7.50	A	7.5A	20mΩ	25.88	22.64	20.49	17.55
655-W23-X1A1G-10	W23-X1A1G-10	A	10A	10mΩ	25.88	22.64	20.49	17.55
655-W23-X1A1G-15	W23-X1A1G-15	A	15A	6mΩ	25.88	22.64	20.49	17.55
655-W23-X1A1G-20	W23-X1A1G-20	A	20A	4mΩ	24.40	21.35	19.31	15.25
655-W23-X1A1G-25	W23-X1A1G-25	A	25A	4mΩ	24.40	21.35	19.31	15.25
655-W23-X1A1G-30	W23-X1A1G-30	A	30A	3mΩ	25.88	22.64	20.49	17.55
655-W23-X1A1G-35	W23-X1A1G-35	A	35A	3mΩ	25.88	22.64	20.49	17.55
655-W23-X1A1G-40	W23-X1A1G-40	A	40A	2mΩ	25.88	22.64	20.49	17.55
655-W23-X1A1G-50	W23-X1A1G-50	A	50A	2mΩ	24.40	21.35	19.31	15.25

W31 SERIES: THERMAL CIRCUIT BREAKERS WITH TOGGLE ACTUATOR

Features:
- SPDT contact configuration
- May be used as ON/OFF switch

Specifications:
- Max. operating voltage: 50VDC or 250VAC
- Resettable overload capacity: ten times rated current
- Dielectric strength: > 1500 volts RMS
- Termination: two #8-32 screw terminals

For quantities greater than listed, call for quote.

655-W31-X2M1G-1	W31-X2M1G-1	B	1A	610mΩ	46.59	40.76	36.87	29.11
655-W31-X2M1G-2	W31-X2M1G-2	B	2A	190mΩ	46.59	40.76	36.87	29.11
655-W31-X2M1G-3	W31-X2M1G-3	B	3A	40mΩ	44.78	39.18	35.45	29.62
655-W31-X2M1G-5	W31-X2M1G-5	B	5A	30mΩ	30.36	26.56	24.02	22.36
655-W31-X2M1G-7.50	W31-X2M1G-7.50	B	7.5A	20mΩ	30.36	26.56	24.02	20.07
655-W31-X2M1G-10	W31-X2M1G-10	B	10A	10mΩ	30.36	26.56	24.02	22.36
655-W31-X2M1G-15	W31-X2M1G-15	B	15A	6mΩ	31.57	27.62	24.97	23.25
655-W31-X2M1G-20	W31-X2M1G-20	B	20A	4mΩ	30.36	26.56	24.02	22.36
655-W31-X2M1G-25	W31-X2M1G-25	B	25A	4mΩ	31.58	27.62	24.98	21.16
655-W31-X2M1G-30	W31-X2M1G-30	B	30A	3mΩ	30.36	26.56	24.02	22.36
655-W31-X2M1G-35	W31-X2M1G-35	B	35A	3mΩ	30.36	26.56	24.02	18.97
655-W31-X2M1G-40	W31-X2M1G-40	B	40A	2mΩ	32.20	28.15	25.48	20.12
655-W31-X2M1G-50	W31-X2M1G-50	B	50A	2mΩ	30.36	26.56	24.02	18.97

W28 SERIES: PUSH TO RESET FUSEHOLDER-TYPE THERMAL CIRCUIT BREAKERS

Features:
- Replaces slow-blow glass cartridge fuse
- Snap-in mounting
- Button extends for visual trip indication

Specifications:
- Dielectric strength: over 1500 volts RMS
- Max. operating voltage: 32VDC; 250VAC
- Black with white rate marking
- Termination: .250" quick connects. Soldering not recommended
- Mounting: snaps into panel from front
- Button color: black

For quantities greater than listed, call for quote.

655-W28-XQ1A-0.25	W28-XQ1A-0.25	C	0.25A	14Ω	5.78	5.05	4.57	3.61
655-W28-XQ1A-0.50	W28-XQ1A-0.50	C	0.50A	3.55Ω	5.78	5.05	4.57	3.61
655-W28-XQ1A-1	W28-XQ1A-1	C	1A	890mΩ	6.31	5.52	5.00	3.95
655-W28-XQ1A-2	W28-XQ1A-2	C	2A	170mΩ	6.31	5.52	5.00	3.95
655-W28-XQ1A-3	W28-XQ1A-3	C	3A	69mΩ	3.14	2.74	2.61	2.09
655-W28-XQ1A-4	W28-XQ1A-4	C	4A	43mΩ	3.14	2.74	2.47	1.96
655-W28-XQ1A-5	W28-XQ1A-5	C	5A	30mΩ	3.41	2.99	2.70	2.13
655-W28-XQ1A-6	W28-XQ1A-6	C	6A	26mΩ	3.14	2.74	2.47	1.96
655-W28-XQ1A-7	W28-XQ1A-7	C	7A	17mΩ	3.14	2.74	2.47	1.96
655-W28-XQ1A-8	W28-XQ1A-8	C	8A	16mΩ	3.41	2.97	2.69	2.13
655-W28-XQ1A-10	W28-XQ1A-10	C	10A	11mΩ	3.41	2.99	2.70	2.13
655-W28-XQ1A-12	W28-XQ1A-12	C	12A	9mΩ	3.14	2.74	2.47	1.96
655-W28-XQ1A-15	W28-XQ1A-15	C	15A	7mΩ	3.16	2.75	2.48	1.97
655-W28-XQ1A-20	W28-XQ1A-20	C	20A	6mΩ	3.16	2.75	2.48	1.97

W54/W57 SERIES: PUSH-TO-RESET THERMAL CIRCUIT BREAKERS

Features:
- Cannot be manually tripped
- Button extends for visual trip indication

Specifications:
- Max. operating voltage: 250VAC
- Dielectric strength: 1500 VAC (60 seconds)
- Termination: .250" QC, straight
- Resettable overload capacity: Ten times rated current
- Button: White with red rate marking (vertical)

For quantities greater than listed, call for quote.

MOUSER STOCK NO.	P&B Part No.	Fig.	Current Rating	Maximum Resistance	Price Each 1	25	50	100
9.8mmx12.6mm Long Metal Bushing w/ Metal Knurled Nut and Hex Nut Assembled on Bushing								
655-W54-XB1A4A10-5	W54-XB1A4A10-5	D	5A	50mΩ	3.06	2.66	2.42	1.90
655-W54-XB1A4A10-10	W54-XB1A4A10-10	D	10A	25mΩ	3.06	2.66	2.42	1.90
655-W54-XB1A4A10-15	W54-XB1A4A10-15	D	15A	17mΩ	3.34	2.92	2.64	2.09
655-W54-XB1A4A10-20	W54-XB1A4A10-20	D	20A	12mΩ	3.06	2.66	2.42	1.90
655-W54-XB1A4A10-25	W54-XB1A4A10-25	D	25A	10mΩ	3.39	2.96	2.68	2.12
655-W54-XB1A4A10-30	W54-XB1A4A10-30	D	30A	8mΩ	3.63	3.17	2.86	2.27
10.8mmx12.6mm Long Metal Bushing w/ Metal Knurled Nut and Hex Nut Assembled on Bushing								
655-W57-XB7A4A10-5	W57-XB7A4A10-5	E	5A	50mΩ	2.17	1.89	1.71	1.35
655-W57-XB7A4A10-10	W57-XB7A4A10-10	E	10A	25mΩ	2.18	1.90	1.82	1.46
655-W57-XB7A4A10-15	W57-XB7A4A10-15	E	15A	17mΩ	2.20	1.93	1.74	1.38
655-W57-XB7A4A10-20	W57-XB7A4A10-20	E	20A	12mΩ	2.49	2.17	1.97	1.55
9.8mmx9.6mm Long Plastic Bushing w/ Plastic Knurled Nut and Hex Nut Assembled on Bushing								
655-W57-XB1A7A10-5	W57-XB1A7A10-5	E	5A	50mΩ	2.90	2.54	2.30	1.82
655-W57-XB1A7A10-15	W57-XB1A7A10-15	E	15A	17mΩ	2.96	2.59	2.35	1.85
655-W57-XB1A7A10-20	W57-XB1A7A10-20	E	20A	12mΩ	2.72	2.38	2.15	1.70

DIMENSIONS: in.

A

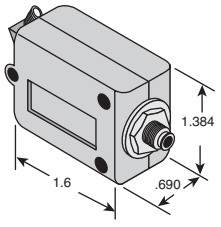

B

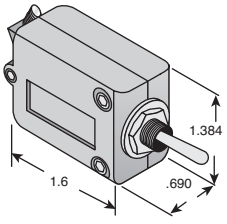

C

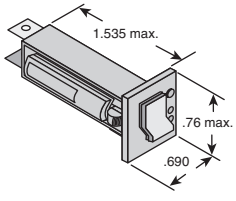

D

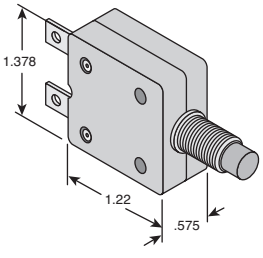

E

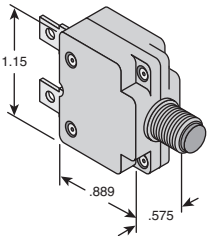

© Copyright 2013 Mouser Electronics

© Copyright 2013 Mouser Electronics

P&B Circuit Breakers

TE connectivity Authorized Distributor

W58 SERIES: PUSH-TO-RESET THERMAL CIRCUIT BREAKERS

Features:
- Cannot be manually tripped
- Button extends for visual trip indication

Specifications:
- Max. operating voltage: 50VDC or 250VAC
- Resettable overload capacity: ten times rated current
- Dielectric strength: > 1500 volts RMS

For quantities greater than listed, call for quote.

MOUSER STOCK NO.	P&B Part No.	Fig.	Current Rating	Maximum Resistance	Price Each 1	25	50	100
With .250" QC Terminals Button: white with red rate markeing, red trip band								
655-W58-XB1A4A-1	W58-XB1A4A-1	A	1A	1.35Ω	7.52	6.58	5.95	4.70
655-W58-XB1A4A-2	W58-XB1A4A-2	A	2A	320mΩ	7.67	6.71	6.07	4.79
655-W58-XB1A4A-3	W58-XB1A4A-3	A	3A	180mΩ	7.52	6.58	5.95	4.70
655-W58-XB1A4A-4	W58-XB1A4A-4	A	4A	100mΩ	7.52	6.58	5.95	4.70
655-W58-XB1A4A-5	W58-XB1A4A-5	A	5A	26mΩ	5.38	4.71	4.26	3.36
655-W58-XB1A4A-6	W58-XB1A4A-6	A	6A	26mΩ	5.38	4.71	4.26	3.36
655-W58-XB1A4A-7	W58-XB1A4A-7	A	7A	20mΩ	5.49	4.80	4.34	3.42
655-W58-XB1A4A-8	W58-XB1A4A-8	A	8A	20mΩ	5.38	4.71	4.26	3.36
655-W58-XB1A4A-10	W58-XB1A4A-10	A	10A	14mΩ	5.38	4.71	4.26	3.36
655-W58-XB1A4A-12	W58-XB1A4A-12	A	12A	10mΩ	5.38	4.71	4.26	3.36
655-W58-XB1A4A-15	W58-XB1A4A-15	A	15A	10mΩ	4.93	3.79	3.37	3.18
655-W58-XB1A4A-20	W58-XB1A4A-20	A	20A	5mΩ	5.38	4.71	4.26	3.36
655-W58-XB1A4A-25	W58-XB1A4A-25	A	25A	6mΩ	5.38	4.71	4.26	3.36
655-W58-XB1A4A-30	W58-XB1A4A-30	A	30A	4mΩ	5.38	4.71	4.26	3.36
With 6-32 Screw Terminals Button: white with black rate marking, red trip band								
655-W58-XC4C12A-1	W58-XC4C12A-1	A	1A	1.35Ω	7.52	6.58	5.95	4.70
655-W58-XC4C12A-2	W58-XC4C12A-2	A	2A	320mΩ	7.52	6.58	5.95	4.70
655-W58-XC4C12A-3	W58-XC4C12A-3	A	3A	180mΩ	7.52	6.58	5.95	4.70
655-W58-XC4C12A-5	W58-XC4C12A-5	A	5A	100mΩ	6.22	5.44	4.91	3.88
655-W58-XC4C12A-7	W58-XC4C12A-7	A	7A	26mΩ	6.22	5.44	4.91	3.88
655-W58-XC4C12A-10	W58-XC4C12A-10	A	10A	20mΩ	6.06	5.08	4.58	4.01
655-W58-XC4C12A-15	W58-XC4C12A-15	A	15A	20mΩ	6.22	5.44	4.91	3.88
655-W58-XC4C12A-20	W58-XC4C12A-20	A	20A	14mΩ	5.77	5.05	4.56	3.64
655-W58-XC4C12A-25	W58-XC4C12A-25	A	25A	10mΩ	6.22	5.44	4.91	3.88
655-W58-XC4C12A-30	W58-XC4C12A-30	A	30A	10mΩ	5.77	5.05	4.56	3.64

W51 SERIES: ROCKER ACTUATED THERMAL CIRCUIT BREAKER/POWER SWITCH

Features:
- Provides circuit protection and power switching in single unit.
- Compact, trip-free rocker-actuated design
- Snaps into same cutout as many common power switches

Specifications:
- Max. operating voltage: 50VDC; 125 or 250VAC
- Resettable overload capacity: Ten times rated current
- Dielectric strength: 1500VAC (60 seconds)
- Reset time: 60 seconds
- Angular button design
- Termination: .250" quick connects.
- Mounting: snaps into panel from front

For quantities greater than listed, call for quote.

MOUSER STOCK NO.	P&B Part No.	Fig.	Current Rating	Maximum Resistance	Price Each 1	25	50	100
125VAC, Illuminated, Black Base, Red Rocker								
655-W51-A121B1-5	W51-A121B1-5	B	5A	50mΩ	3.66	3.19	2.89	2.28
655-W51-A121B1-10	W51-A121B1-10	B	10A	25mΩ	3.66	3.19	2.89	2.28
655-W51-A121B1-15	W51-A121B1-15	B	15A	17mΩ	3.89	3.39	3.07	2.42
655-W51-A121B1-20	W51-A121B1-20	B	20A	12.5mΩ	3.66	3.19	2.89	2.28
250VAC, Illuminated, Black Base, Red Rocker								
655-W51-A122B1-5	W51-A122B1-5	B	5A	50mΩ	3.66	3.19	2.89	2.28
655-W51-A122B1-10	W51-A122B1-10	B	10A	25mΩ	3.66	3.19	2.89	2.28
655-W51-A122B1-15	W51-A122B1-15	B	15A	17mΩ	3.89	3.39	3.07	2.42
655-W51-A122B1-20	W51-A122B1-20	B	20A	12.5mΩ	3.89	3.39	3.07	2.42
250VAC, Non-Illuminated, Black Base, Black Rocker								
655-W51-A152A1-5	W51-A152A1-5	B	5A	50mΩ	3.58	3.12	2.84	2.23
655-W51-A152A1-10	W51-A152A1-10	B	10A	25mΩ	3.52	3.07	2.78	2.19
655-W51-A152A1-15	W51-A152A1-15	B	15A	17mΩ	3.52	3.07	2.78	2.19
655-W51-A152A1-20	W51-A152A1-20	B	20A	12.5mΩ	3.52	3.07	2.78	2.19

W6/W9 SERIES: MAGNETIC HYDRAULIC CIRCUIT BREAKERS

Features:
- Designed for international market
- Trip-free operation
- W6-White toggle actuator (one per pole)
- W9-Black toggle actuator (one per pole)
- W6-.250" QC
- W9-Heavy duty #10-32

Specifications:
- All have standard time delay curve (W67-X2Q10-5 has instantaneous time delay curve)
- Circuit function: series trip
- Dielectric strength: 1500VAC; 1100VDC
- Insulation resistance: 100MΩ @ 500VDC

For quantities greater than listed, call for quote.

MOUSER STOCK NO.	P&B Part No.	Fig.	Current Rating	Maximum Resistance	No.of Poles	Price Each 1	25	50	100
655-W67-X2Q10-5	W67-X2Q10-5	C	5A	40mΩ	1	22.29	19.50	17.64	16.08
655-W67-X2Q52-10	W67-X2Q52-10	C	10A	13mΩ	1	24.16	21.13	19.12	17.56
655-W67-X2Q12-15	W67-X2Q12-15	C	15A	10mΩ	1	21.85	19.11	17.29	15.88
655-W68-X2Q12-10	W68-X2Q12-10	C	10A	13mΩ	2	51.72	45.25	40.94	35.04
655-W68-X2Q12-15	W68-X2Q12-15	C	15A	10mΩ	2	51.69	45.23	40.92	36.24
655-W68-X2Q12-20	W68-X2Q12-20	C	20A	4mΩ	2	50.68	44.34	40.11	35.53
655-W69-X2Q12-10	W69-X2Q12-10	C	10A	13mΩ	3	70.22	61.43	55.60	49.77
655-W91-X112-10	W91-X112-10	D	10A	13mΩ	1	22.45	18.62	15.49	15.10
655-W91-X112-20	W91-X112-20	D	20A	4mΩ	1	22.45	18.62	15.49	15.10
655-W92-X112-1	W92-X112-1	D	1A	1.2Ω	2	51.71	45.24	40.93	40.66
655-W92-X112-15	W92-X112-15	D	15A	10mΩ	2	51.71	45.24	40.93	35.03
655-W92-X112-20	W92-X112-20	D	20A	4mΩ	2	51.71	45.24	40.93	35.03
655-W92-X112-30	W92-X112-30	D	30A	2.7mΩ	2	51.71	45.24	40.93	35.03
655-W92-X112-50	W92-X112-50	D	50A	1.5mΩ	2	51.71	45.24	40.93	35.03
655-W93-X112-50	W93-X112-50	D	50A	1.5mΩ	3	95.22	83.31	75.38	68.73

DIMENSIONS: in.

A

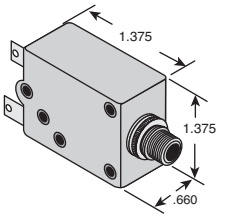

B

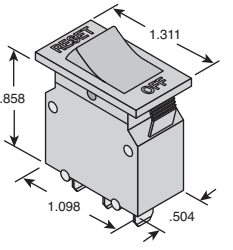

C

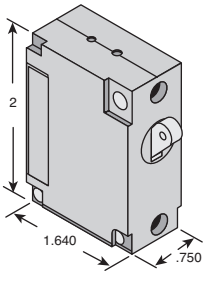

D

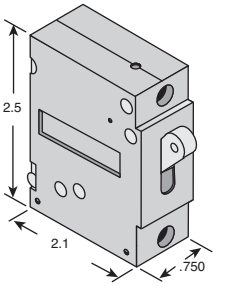

© Copyright 2013 Mouser Electronics

© Copyright 2013 Mouser Electronics

PHOENIX CONTACT DIN Rail Circuit Breakers

PHOENIX CONTACT
INSPIRING INNOVATIONS

THERMO MAGNETIC CIRCUIT BREAKERS

UT 6-TMC M Thermo Magnetic Circuit Breaker - Pushbutton Type

Features:
- Resettable
- Button Switch
- Space saving, compact deisgn
- Large labeling area

Specifications:
- Housing Width: 12.5mm
- Single-pole

For quantities greater than listed, call for quote.

MOUSER STOCK NO.	Fig.	Phoenix Type	Nominal Current	Max Voltage	Operating Temperature	Price Each		
						1	5	10
651-0916603	A	UT 6-TMC M 0.5A	.5A	240VAC/28VDC	-30°C to 60°C	17.53	15.72	14.95
651-0916604	A	UT 6-TMC M 1A	1A	240VAC/28VDC	-30°C to 60°C	17.53	15.72	14.95
651-0916605	A	UT 6-TMC M 2A	2A	240VAC/28VDC	-30°C to 60°C	17.53	15.72	14.95
651-0916606	A	UT 6-TMC M 4A	4A	240VAC/28VDC	-30°C to 60°C	17.53	15.72	14.95
651-0916607	A	UT 6-TMC M 5A	5A	240VAC/28VDC	-30°C to 60°C	17.53	15.71	14.95
651-0916608	A	UT 6-TMC M 6A	6A	240VAC/28VDC	-30°C to 60°C	17.53	15.72	14.95
651-0916609	A	UT 6-TMC M 8A	8A	240VAC/28VDC	-30°C to 60°C	15.14	13.88	12.84
651-0916610	A	UT 6-TMC M 10A	10A	240VAC/28VDC	-30°C to 60°C	15.14	13.88	12.84
651-0916611	A	UT 6-TMC M 12A	12A	240VAC/28VDC	-30°C to 60°C	15.14	13.88	12.84
651-0916612	A	UT 6-TMC M 15A	15A	240VAC/28VDC	-30°C to 60°C	15.14	13.88	12.84
651-0916613	A	UT 6-TMC M 16A	16A	240VAC/28VDC	-30°C to 60°C	15.14	13.88	12.84

TMC1 Thermo Magnetic Circuit Breaker - Switch Type

Features:
- Direct DIN Rail Mount (Universal Mounting Foot)
- 1-Position main current path with 1 N/O status contact
- Screw Clamp Connection

Specifications:
- Housing Width: 12.5mm
- AWG: 24-10
- Typical Life: 10,000 Operations
- Color: Black

For quantities greater than listed, call for quote.

MOUSER STOCK NO.	Fig.	Phoenix Type	Nominal Current	Max Voltage	Operating Temperature	Price Each		
						1	5	10
651-0914400	B	TMC 1 M1 100 0.5A	.5A	250VAC/65VDC	-10°C to 60°C	81.32	77.94	74.85
651-0914439	B	TMC 1 M1 100 1.0A	1A	250VAC/65VDC	-10°C to 60°C	81.32	77.94	74.85
651-0914455	B	TMC 1 M1 100 2.0A	2A	250VAC/65VDC	-10°C to 60°C	81.32	77.94	74.85
651-0914497	B	TMC 1 M1 100 5.0A	5A	250VAC/65VDC	-10°C to 60°C	81.32	77.94	74.85
651-0914523	B	TMC 1 M1 100 10.0A	10A	250VAC/65VDC	-10°C to 60°C	81.32	77.94	74.85
651-0915473	B	TMC 1 M1 100 15.0A	15A	250VAC/65VDC	-10°C to 60°C	78.11	74.87	71.88

TMC42 Thermo Magnetic Circuit Breaker - Pushbutton Type

Features:
- Direct DIN Rail Mount (Universal Mounting Foot)
- Screw Clamp Connection

Specifications:
- Housing Width: 12.5mm
- AWG: 24-10
- Typical Life: 5000 Operations
- Color: Black

For quantities greater than listed, call for quote.

MOUSER STOCK NO.	Fig.	Phoenix Type	Nominal Current	Max Voltage	Operating Temperature	Price Each		
						1	5	10
651-5650108	C	TMC 42-01-1.0A	1A	250VAC/80VDC	-10°C to 60°C	208.05	194.83	185.98
651-5600314	C	TMC 42-01-2.0A	2A	250VAC/80VDC	-10°C to 60°C	66.75	62.52	59.66
651-5531082	C	TMC 42-01-5.0A	5A	250VAC/80VDC	-10°C to 60°C	69.66	65.24	62.26
651-5650121	C	TMC 42-01-10A	10A	250VAC/80VDC	-10°C to 60°C	48.33	45.11	41.64
651-5600310	C	TMC 42-01-15A	15A	250VAC/80VDC	-10°C to 60°C	66.75	62.52	59.66

THERMAL MINIATURE CIRCUIT BREAKERS, TCP

TCP Pushbutton Circuit Breakers

Features:
- Can be switched back on after tripping
- Can be used for switching purposes
- Plugs into DIN Rail terminal blocks (listed below)
- Values can be swapped quickly for testing
- No searching for replacement fuses
- Pluggable Circuit Breakers

Specifications:
- Rated Surge Voltage: 2.5kV
- Max Amperage: 0.25-4A Types is 6x Rated Current
  6-10A Types is 8x Rated Current
- Contamination Class: 2
- Color: Black

For quantities greater than listed, call for quote.

MOUSER STOCK NO.	Fig.	Phoenix Type	Nominal Current	Nominal Voltage	Operating Temperature	Price Each		
						1	5	10
651-0712152	D	TCP 0.5	.5A	250VAC/65VDC	-20°C to 60°C	14.05	13.15	12.56
651-0712194	D	TCP 1	1A	250VAC/65VDC	-20°C to 60°C	14.05	13.15	12.56
651-0712217	D	TCP 2	2A	250VAC/65VDC	-20°C to 60°C	14.04	13.14	12.55
651-0712233	D	TCP 3	3A	250VAC/65VDC	-20°C to 60°C	14.05	13.15	12.56
651-0712259	D	TCP 4	4A	250VAC/65VDC	-20°C to 60°C	14.05	13.15	12.56
651-0712275	D	TCP 6	6A	250VAC/65VDC	-20°C to 60°C	14.05	13.15	12.56
651-0712314	D	TCP 10	10A	250VAC/65VDC	-20°C to 60°C	14.05	13.15	12.56

TCP Terminal Blocks

Features:
- Mounts to standard 35mm DIN Rails
- Use with TCP push button circuit breakers
- Can be used with Automotive Type Fuses
- Bridgeable

Specifications:
- Color: Black
- Max Current: 30A
- Max Voltage: 300V

For quantities greater than listed, call for quote.

MOUSER STOCK NO.	Fig.	Phoenix Type	Terminal Width	Connection Type	AWG	Price Each		
						1	5	10
651-3118203	E	UK 6-FSI/C	8.2mm	Screw-Clamp	26-8	8.28	7.95	7.50
651-3036372	F	ST 4-FSI/C	8.2mm	Spring-Cage	24-10	5.75	5.57	5.32
651-1052002	-	ZB 8:Unprinted	White Unprinted Labels (1 strip of 10)			1.21	1.08	1.02

© Copyright 2013 Mouser Electronics

DIMENSIONS: mm

A

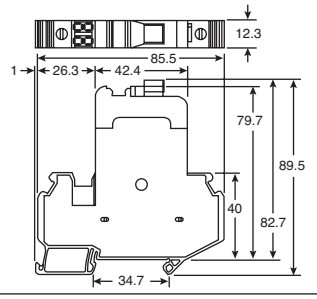

B

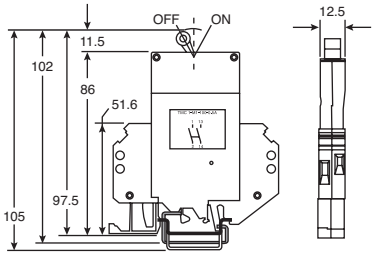

C

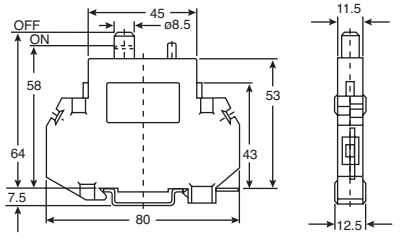

D

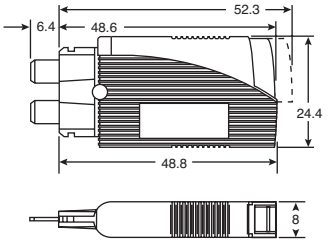

E

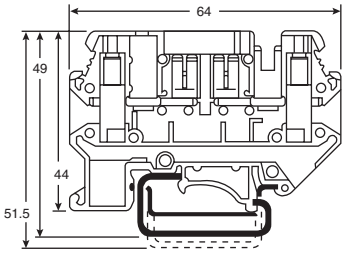

F

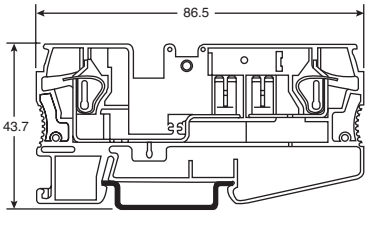

© Copyright 2013 Mouser Electronics

SCHURTER TA35 SERIES: THERMAL CIRCUIT BREAKER WITH ROCKER ACTUATOR

- TA35 is positively trip-free
- Ratings: 240VAC (3-pole: 415Y/240)
- Snap-in mount from front
- Quick-connect terminals
- Illuminated types available with red, green, yellow and blue transparent rockers

RoHS Compliant

For quantities greater than listed, call for quote.

MOUSER STOCK NO.	Schurter Part No.	Fig.	No. of Poles	No. of Terminals	Rated Current	Switch Color/Markings	Price Each			
							1	10	25	50
693-CFTWKJ20C0	CFTWKJ20C0	A	1	1	2A	White/ON-OFF	10.03	8.91	8.01	7.58
693-CFTWF030C0	CFTWF030C0	A	1	1	3A	White/I-0	8.80	7.81	7.04	6.66
693-CFTBF040C0	CFTBF040C0	A	1	1	4A	Black/I-0	7.82	6.94	6.26	5.92
693-CFTRF050C0	CFTRF050C0	A	1	1	5A	Red/I-0	8.80	7.81	7.04	6.66
693-CFTWF070C0	CFTWF070C0	A	1	1	7A	White/I-0	7.82	6.94	6.26	5.92
693-CFTRF100C0	CFTRF100C0	A	1	1	10A	Red/I-0	8.80	7.81	7.04	6.66
693-CFTWF150C0	CFTWF150C0	A	1	1	15A	White/I-0	8.80	7.81	7.04	6.66
693-CFTWF200C0	CFTWF200C0	A	1	1	20A	White/I-0	7.82	6.94	6.26	5.92
693-CBTWF060C0	CBTWF060C0	B	2	1	6A	White/I-0	12.31	10.95	9.84	9.30
693-CBTWF080C0	CBTWF080C0	B	2	1	8A	White/I-0	13.84	12.31	11.06	10.45
693-CBTWF160C0	CBTWF160C0	B	2	1	16A	White/I-0	13.84	12.31	11.06	10.45
693-CBDWF030C0	CBDWF030C0	B	2	2	3A	White/I-0	14.00	12.44	11.20	10.57
693-CBDWF050C0	CBDWF050C0	B	2	2	5A	White/I-0	15.74	14.00	12.59	11.89
693-CBDWF070C0	CBDWF070C0	B	2	2	7A	White/I-0	15.74	14.00	12.59	11.89
693-CKDWF050C0	CKDWF050C0	C	3	3	5A	White/I-0	22.43	19.92	17.94	16.96
693-CKDWF100C0	CKDWF100C0	C	3	3	10A	White/I-0	22.43	19.92	17.94	16.96

Accessories

RoHS Compliant

For quantities greater than listed, call for quote.

MOUSER STOCK NO.	Schurter Part No.	Description	Price Each			
			1	10	25	50
693-CZZ11	CZZ11	Waterproof cover - 1 pole	1.00	.888	.803	.76
693-CZZ21	CZZ21	Waterproof cover - 2 pole	1.18	1.04	.938	.89

SCHURTER TA45 SERIES: THERMAL CIRCUIT BREAKERS WITH ROCKER ACTUATOR

- TA45 is positively trip-free
- Ratings: 240VAC/60VDC
- Black switch has white printed I/O legend
- Orange switch is transparent illuminated with white printed I/O legend
- Other rocker switch colors and legends available. Call for more information.
- Snap-in mount
- IP40 degree of protection on front side
- Terminals: .250" quick connect
- DPST switch (On-Off); 3-pole also available, Call for more information
- I-Pole units use 120 Volt illumination; Z-Pole units use 240 Volt

For quantities greater than listed, call for quote.

MOUSER STOCK NO.	Schurter Part No.	Fig.	Rated Current	Thermal Overload Protection	Switch Color	Price Each			
						1	10	25	50
693-ABTBLJ05C0	ABTBLJ05C0	D	0.5A	1-pole	Black	17.25	15.32	13.79	13.04
693-A126LJ05C0	A126LJ05C0	D	0.5A	1-pole	Orange	24.22	21.54	19.38	18.29
693-ABDBLJ05C0	ABDBLJ05C0	D	0.5A	2-pole	Black	23.08	20.51	18.46	17.42
693-ABTBLJ20C0	ABTBLJ20C0	D	2A	1-pole	Black	15.33	13.62	12.26	11.60
693-A126LJ20C0	A126LJ20C0	D	2A	1-pole	Orange	23.08	20.51	18.46	17.42
693-ABDBLJ20C0	ABDBLJ20C0	D	2A	2-pole	Black	20.04	17.82	16.03	15.13
693-A326LJ20C0	A326LJ20C0	D	2A	2-pole	Orange	28.03	25.09	22.63	21.28
693-ABTBL050C0	ABTBL050C0	D	5A	1-pole	Black	19.11	18.19	17.11	16.21
693-ABDBL050C0	ABDBL050C0	D	5A	2-pole	Black	19.54	17.37	15.63	14.77
693-A326L050C0	A326L050C0	D	5A	2-pole	Orange	33.32	29.63	26.64	25.17
693-ABTBL100C0	ABTBL100C0	D	10A	1-pole	Black	21.50	20.46	19.24	18.23
693-A126L100C0	A126L100C0	D	10A	1-pole	Orange	20.04	17.82	16.03	15.13
693-ABDBL100C0	ABDBL100C0	D	10A	2-pole	Black	19.09	16.97	16.30	15.48
693-A326L100C0	A326L100C0	D	10A	2-pole	Orange	29.63	26.14	23.69	22.36
693-ABTBL150C0	ABTBL150C0	D	15A	1-pole	Black	19.11	18.19	17.11	16.21
693-A126L150C0	A126L150C0	D	15A	1-pole	Orange	22.54	20.04	18.03	17.01
693-ABDBL150C0	ABDBL150C0	D	15A	2-pole	Black	19.37	17.28	15.52	14.69
693-A326L150C0	A326L150C0	D	15A	2-pole	Orange	28.07	25.38	22.65	21.40
693-ABTBL200C0	ABTBL200C0	D	20A	1-pole	Black	19.11	18.19	17.11	16.21
693-A126L200C0	A126L200C0	D	20A	1-pole	Orange	20.04	17.82	16.03	15.13
693-ABDBL200C0	ABDBL200C0	D	20A	2-pole	Black	21.98	19.53	17.57	16.60
693-A326L200C0	A326L200C0	D	20A	2-pole	Orange	29.63	26.33	23.69	22.36

DIMENSIONS: mm

A



1-Pole

B



2-Pole

C



3-Pole

D

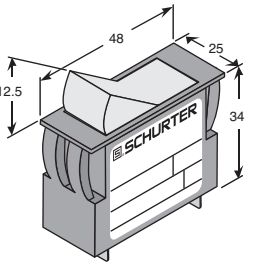

© Copyright 2013 Mouser Electronics

© Copyright 2013 Mouser Electronics

KOBITONE Buzzers

RoHS Compliant This product is RoHS compliant.

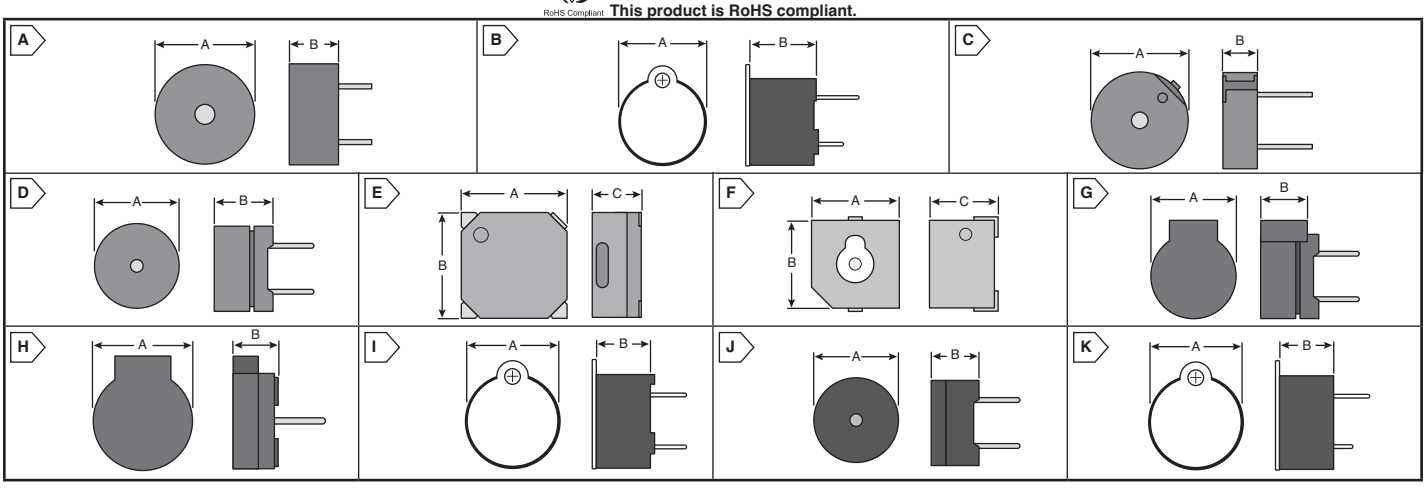

MAGNETIC BUZZERS

For quantities greater than listed, call for quote.

MOUSER STOCK NO.	Fig.	Resonant Frequency (Hz)	Rated Voltage	Current Typical (mA)	Sound Pressure Level (dB)	Terminal Type	Dimensions (mm) A x B x C	Price Each 1	25	50	100
External Drive											
254-EMB73-RO	A	3100	3 Vo-p	100	70	Pin	ø6.7 x 3.6 x ---	1.64	1.26	1.14	1.04
254-EMB15-RO	B	2400	5 Vo-p	50	85	Pin	ø12 x 10 x ---	.56	.428	.385	.353
254-EMB145-RO	C	2000	5 Vo-p	50	85	Pin	ø14 x 5.0 x ---	1.38	1.06	.963	.877
254-EMB121-RO	D	2048	1.5 Vo-p	35	85	Pin	ø12 x 8.5 x ---	.74	.567	.514	.471
254-EMB84X-RO	E	2730	5 Vo-p	100	87	SMD	8.5 x 8.5 x 4.0	2.23	1.71	1.55	1.41
254-EMB84Q-RO	E	2730	3.6 Vo-p	100	87	SMD	8.5 x 8.5 x 3.0	2.32	1.79	1.63	1.48
254-EMB135-RO	F	2400	5 Vo-p	30	88	SMD	12.8 x 12.8 x 6.5	3.46	2.66	2.42	2.19
254-EMB132-RO	F	2400	12 Vo-p	30	90	SMD	12.8 x 12.8 x 10	3.00	2.30	2.10	1.90
254-EMB140-RO	G	2048	3.5 Vo-p	35	85	Pin	ø12 x 8.5 x ---	.65	.503	.46	.417
254-EMB93-RO	H	2731	3 Vo-p	80	85	Pin	ø9.0 x 4.0 x ---	1.06	.825	.753	.679
254-EMB120-RO	I	2800	1.5 Vo-p	40	85	Pin	ø12 x 10 x ---	.64	.492	.449	.407
254-EMB1212-RO	I	2400	12 Vo-p	80	85	Pin	ø12 x 10 x ---	.74	.567	.514	.471
254-EMB1005-RO	J	3100	5 Vo-p	60	85	Pin	ø9.6 x 7 x ---	1.07	.824	.749	.685
Self Drive											
254-EMB125-RO	B	2300	5 Vo-p	35	85	Pin	ø12 x 9.5 x ---	1.33	1.02	.92	.835
254-EMB122-RO	B	2300	12 VDC	35	85	Pin	ø12 x 9.5 x ---	1.21	.931	.845	.77
254-EMB105-RO	K	2500	5 Vo-p	25	80	Pin	ø9.6 x 5.0 x ---	1.46	1.12	1.03	.931
254-EMB1205-RO	K	2300	5 VDC	30	83	Pin	ø12 x 7.5 x ---	1.72	1.32	1.20	1.08

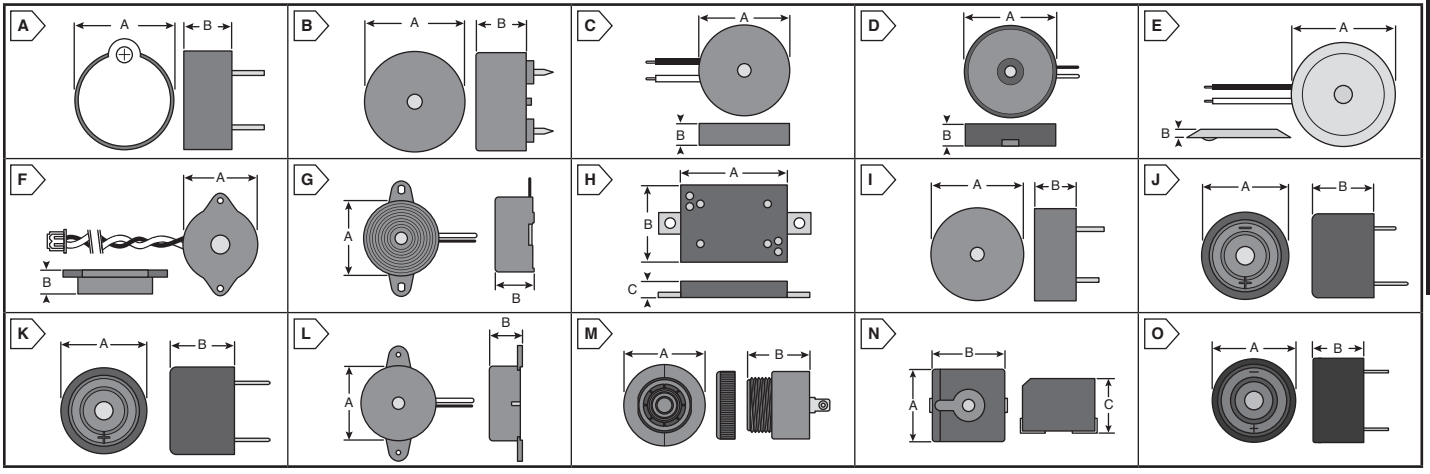

PIEZOELECTRIC BUZZERS

For quantities greater than listed, call for quote.

MOUSER STOCK NO.	Fig.	Resonant Frequency (Hz)	Rated Voltage	Current Typical (mA)	Sound Pressure Level (dB)	Terminal Type	Dimensions (mm) A x B x C	Price Each 1	25	50	100
External Drive											
254-PB140-ROX	A	4000	5 Vp-p	5	80	Pin	ø13.8 x 6.8 x ---	.96	.745	.677	.621
254-PB170-ROX	B	2000	3 Vp-p	5	70	Pin	ø17 x 8.6 x ---	1.21	.931	.845	.77
254-PB102-ROX	C	3200	10 Vp-p	5	80	Wire	ø10 x 3.2 x ---	1.33	1.02	.92	.835
254-PB160-ROX	D	4000	7 Vp-p	7	80	Wire	ø16.5 x 4.0 x ---	.90	.698	.638	.578
254-PB284-ROX	E	4400	6 Vp-p	8	85	Wire	ø27.7 x 2.8 x ---	.72	.554	.507	.46
254-PB441-ROX	F	1100	10 Vp-p	11	85	Wire	ø44 x 14 x ---	1.61	1.23	1.12	1.03
254-PB305-ROX	G	2500	10 Vp-p	9	86	Wire	ø30 x 9.5 x ---	1.33	1.02	.92	.835
254-PB119-ROX	H	4100	5 Vp-p	5	70	SMD	11 x 9.0 x 1.7	2.84	2.18	1.98	1.80
Self Drive											
254-PB1440-ROX	I	4000	12 VDC	7	80	Pin	ø13.8 x 7.5 x ---	2.40	1.84	1.67	1.52
254-PB239-ROX	J	2900	12 VDC	8	85	Pin	ø23 x 16 x ---	2.61	2.01	1.83	1.66
254-PB247-ROX	K	3700	12 VDC	8	90	Pin	ø24 x 18 x ---	2.92	2.25	2.03	1.85
254-PB233-ROX	G	3300	12 VDC	12	85	Wire	ø22.5 x 12 x ---	3.02	2.32	2.11	1.92
254-PB428-ROX	L	2800	12 VDC	9	96	Wire	ø42 x 16 x ---	3.70	2.85	2.59	2.35
254-PB315-ROX	L	3500	9 VDC	9	95	Wire	ø31 x 14 x ---	2.84	2.18	1.98	1.81
254-PB4229S-ROX	M	2900	110 DC/AC	18	83	Pin	ø43 x 33 x ---	12.41	9.54	8.68	7.89
254-PB145-ROX	N	3300	5 Vp-p	8	80	SMD	14 x 14 x 10.7	3.05	2.34	2.13	1.94
254-PB249-ROX	O	2900	12 VDC	8	85	Pin	ø23.8 x 16 x ---	3.17	2.44	2.21	2.01

© Copyright 2013 Mouser Electronics
© Copyright 2013 Mouser Electronics

KOBITONE Buzzers

KOBITONE™ AUDIO COMPANY

RoHS Compliant **This product is RoHS compliant.**

DIMENSIONS:mm

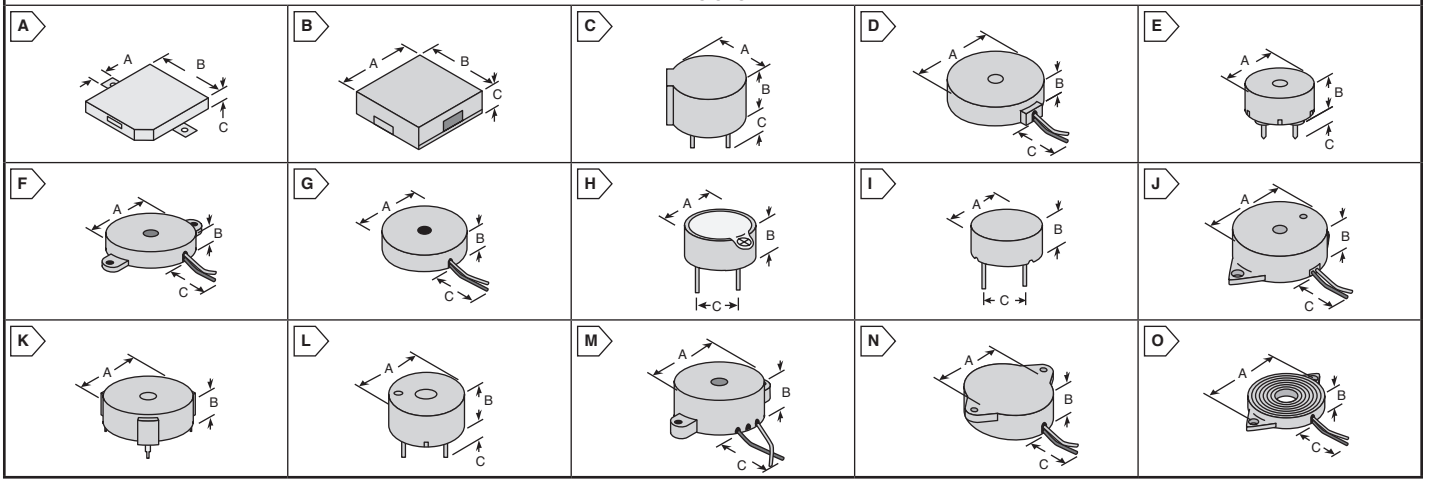

PIEZOELECTRIC BUZZERS

For quantities greater than listed, call for quote.

MOUSER STOCK NO.	Fig.	Resonant Frequency (Hz)	Rated Voltage	Current Consumption (mA)	Sound Pressure Level (dB)	Terminal Type	Dimensions: mm A	B	C	Price Each 1	25	50	100
External Drive													
254-PB501-ROX	A	4000	15Vp-p	3@9Vp-p	80	SMD	2.0	13.0	2.5	3.32	2.77	2.51	2.28
254-PB502-ROX	B	4000	15Vp-p	3@9Vp-p	80	SMD	14.5	14.0	4.8	3.32	2.77	2.51	2.28
254-PB503-ROX	C	4000	15Vp-p	3@9Vp-p	72	Pin	10.5	4.0	4.0	1.86	1.55	1.41	1.28
254-PB504-ROX	D	4000	15Vp-p	3@9Vp-p	72	Wire	ø10.5	3.0	25.0	1.59	1.33	1.21	1.10
254-PB506-ROX	D	5000	15Vp-p	3@9Vp-p	80	Wire	ø10.5	3.0	25.0	1.44	1.20	1.09	.992
254-PB507-ROX	E	4000	15Vp-p	3@9Vp-p	80	Pin	ø12.6	7.0	3.5	1.26	1.05	.959	.867
254-PB508-ROX	E	4000	30Vp-p	4@12Vp-p	90	Pin	ø22.0	12.0	6.5	1.26	1.05	.959	.867
254-PB514-ROX	F	3500	30Vp-p	4@9Vp-p	85	Wire	ø30.0	5.5	85.0	1.18	.974	.888	.803
254-152-ROX	G	4000	30Vp-p	3@9Vp-p	80	Wire	ø16.7	4.0	85.1	16.32	12.58	11.41	10.42
254-15231-ROX	H	3200	15Vp-p	3@9Vp-p	80	Pin	ø13.8	32.0	7.6	46.96	39.16	35.66	32.31
254-15240-ROX	I	4096	20Vp-p	3@9Vp-p	80	Pin	ø17.2	8.1	23.8	1.64	1.36	1.23	1.11
254-20205-ROX	E	4096	30Vp-p	3@9Vp-p	80	Pin	ø22.0	8.0	10.8	1.52	1.26	1.14	1.04
254-272-ROX	J	4400	30Vp-p	4@9Vp-p	90	Wire	ø30.0	5.5	84.8	1.72	1.43	1.31	1.18
254-352-ROX	J	2500	30Vp-p	5@9Vp-p	90	Wire	ø41.9	15.9	115.0	3.01	2.50	2.27	2.05
Self Drive													
254-PB516-ROX	K	2500	3-27VDC	9@9VDC	83	Pin	ø29.5	10.0	- - -	1.26	1.05	.952	.867
254-27346-ROX	G	4400	3-27VDC	9@9VDC	83	Wire	ø30.0	5.0	85.1	1.86	1.55	1.41	1.28
254-PB518-ROX	J	3500	3-30VDC	8@9VDC	85	Wire	ø31.0	10.0	75.0	2.33	1.95	1.81	1.61
254-PB511-ROX	J	5000	3-30VDC	8@9VDC	80	Wire	ø31.0	10.0	75.0	2.33	1.95	1.81	1.61
254-PB519-ROX	J	3500	3-30VDC	10@9VDC	87	Wire	ø31.0	10.0	100.0	2.33	1.95	1.81	1.61
254-PB521-ROX	L	2800	3-20VDC	12@9VDC	100	Pin	ø42.0	16.5	8.0	4.93	4.11	3.73	3.39
254-PB509-ROX	L	3800	3-30VDC	8@9VDC	83	Pin	ø24.0	14.0	3.7	2.33	1.95	1.81	1.61
254-PB510-ROX	L	5000	3-15VDC	7@9VDC	93	Pin	ø24.5	16.0	3.7	4.22	3.52	3.20	2.90
254-PB512-ROX	M	3000	5-20VDC	20@9VDC	97	Wire	ø42.0	16.0	120.0	7.08	5.91	5.36	4.88
254-PB513-ROX	M	5000	5-20VDC	12@9VDC	93	Wire	ø42.0	16.0	120.0	6.24	5.20	4.73	4.30
254-15210-ROX	H	4400	3-15VDC	8@9VDC	85	Pin	ø13.8	8.5	7.6	4.56	3.80	3.46	3.15
254-20C6-ROX	F	3400	3-30VDC	8@9VDC	80	Wire	ø28.9	9.5	135.0	3.99	3.33	3.03	2.75
254-27C0-ROX	J	3500	3-20VDC	8@9VDC	97	Wire	ø31.8	14.0	100.0	4.16	3.47	3.16	2.87
254-35C1-ROX	M	2800	3-30VDC	8@9VDC	88	Wire	ø41.9	25.9	110.0	3.78	3.15	2.86	2.60
254-35C5-ROX	M	2800	3-15VDC	45@9VDC	103	Wire	ø41.9	25.9	110.0	5.28	4.39	3.99	3.63

TELEPHONE RINGERS

For quantities greater than listed, call for quote.

MOUSER STOCK NO.	Fig.	Resonant Frequency (Hz)	Rated Voltage	Current Consumption (mA)	Sound Pressure Level (dB)	Terminal Type	Dimensions: mm A	B	C	Price Each 1	25	50	100
254-PB500-ROX	N	800	40Vp-p	4@9Vp-p	80	Wire	ø44.0	14.0	110.0	1.58	1.29	1.18	1.07
254-35T2-ROX	O	1200	40Vp-p	3@9Vp-p	80	Wire	ø34.5	9.0	110.0	1.84	1.42	1.29	1.18

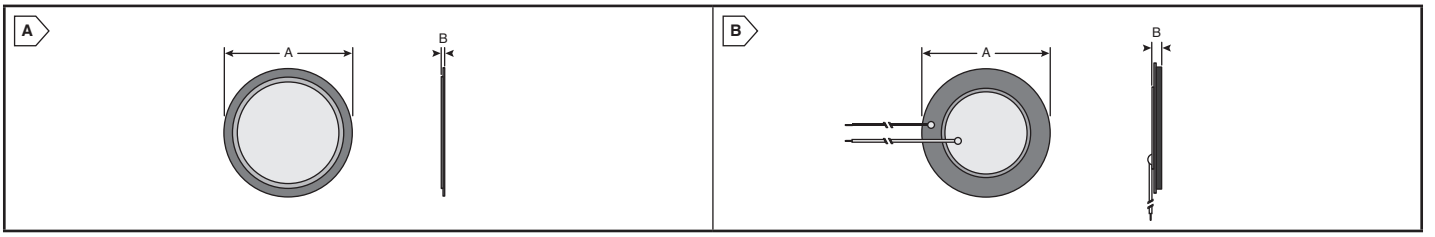

PIEZOELECTRIC BUZZER ELEMENTS

External Drive

For quantities greater than listed, call for quote.

MOUSER STOCK NO.	Fig.	Resonant Frequency (Hz)	Resonant Impedance (Ω)	Rated Voltage	Type	Dimensions (mm) A x B	Price Each 1	25	50	100
254-PB125-ROX	A	6500	500	30Vp-p	External	ø12 x .18	.56	.428	.385	.353
254-PB200-ROX	A	4000	300	30Vp-p	External	ø20 x .22	.50	.395	.36	.325
254-PB158-ROX	B	5800	800	30Vp-p	External	ø15 x 2.0	.65	.503	.46	.417

© Copyright 2013 Mouser Electronics

© Copyright 2013 Mouser Electronics

KOBITONE Transducers and Speakers

KOBITONE™ AUDIO COMPANY

RoHS Compliant **This product is RoHS compliant.**

DIMENSIONS: mm

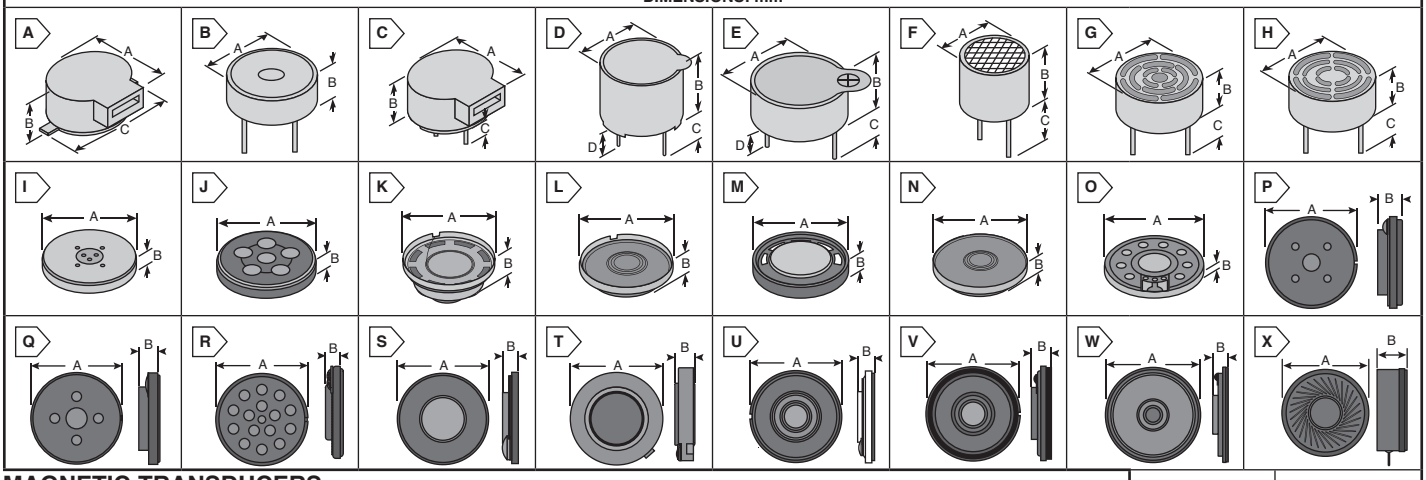

MAGNETIC TRANSDUCERS

For quantities greater than listed, call for quote.

MOUSER STOCK NO.	Fig.	Resonant Frequency (Hz)	Rated Voltage	Current Consumption (mA)	Sound Pressure Level (dB)	Terminal Type	Dimensions: mm				Price Each			
							A	B	C	D	1	25	50	100
254-MB553-RO	A	2730	5VDC	80	85	SMD	10.6	4.0	12.5	- - -	3.17	2.64	2.45	2.17
254-MB555-ROX	B	2730	3VDC	80	85	Pin	ø9.0	4.0	- - -	- - -	2.45	2.03	1.85	1.68
254-MB556-RO	C	2700	1.5VDC	80	85	Pin	10.6	4.0	4.5	- - -	2.79	2.33	2.12	1.93
254-MB557-RO	D	2400	12VDC	40	85	Pin	ø12.0	9.0	5.5	4.0	1.11	.934	.844	.765
254-MB563-RO	D	2048	5VDC	50	82	Pin	ø12.0	9.0	5.5	4.0	1.06	.888	.803	.728
254-MB561-RO	E	2300	5VDC	30	83	Pin	ø12.0	7.5	5.5	4.0	1.47	1.23	1.11	1.01

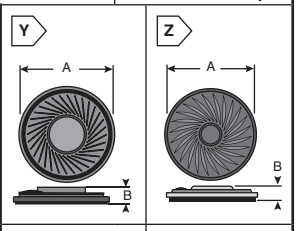

ULTRASONIC TRANSDUCERS

For quantities greater than listed, call for quote.

MOUSER STOCK NO.	Fig.	Description	SPL Min. (dB)	Sensitivity Min. (dB)	Center Frequency (kHz)	Bandwidth (kHz)	Max. Input Voltage	Dimensions: mm			Price Each			
								A	B	C	1	25	50	100
255-400PT160-ROX	F	Transceiver	117	-65	40 ± 1.0	2	20	ø16.2	12.2	10.0	6.71	6.10	5.54	5.04
255-400SR12M-ROX	F	Receiver	- - -	-67	40 ± 1.0	2	20	ø12.8	8.9	10.0	5.61	5.09	4.62	4.21
255-400ST12M-ROX	F	Transmitter	115	- - -	40 ± 1.0	2	20	ø12.8	8.9	10.0	5.61	5.09	4.62	4.21
255-400SR16-ROX	F	Receiver	- - -	-65	40 ± 1.0	2.5	20	ø16.2	11.9	10.0	5.23	4.76	4.33	3.94
255-400ST16-ROX	F	Transmitter	119	- - -	40 ± 1.0	2	20	ø16.2	11.9	10.0	5.23	4.76	4.33	3.94
255-250ST16P-ROX	G	Transmitter	112	- - -	25 ± 1.0	2	20	ø15.7	12.0	10.0	6.01	5.47	4.96	4.52
255-250SR16P-ROX	G	Receiver	- - -	-62	25 ± 1.0	2	20	ø15.7	12.0	10.0	6.01	5.47	4.96	4.52
255-328ST16M-ROX	F	Transmitter	115	- - -	32.8 ± 1.0	2.5	20	ø16.2	9.6	10.0	5.57	5.06	4.61	4.18
255-328SR16M-ROX	F	Receiver	- - -	-67	32.8 ± 1.0	2.5	20	ø16.2	9.6	10.0	5.57	5.06	4.61	4.18
255-400ST10P-ROX	H	Transmitter	115	- - -	40 ± 1.0	2.5	10	ø10.0	7.2	9.4	5.57	5.06	4.61	4.18
255-400SR10P-ROX	H	Receiver	- - -	-65	40 ± 1.0	3	10	ø10.0	7.2	9.4	5.57	5.06	4.61	4.18
255-400ST12P-ROX	G	Transmitter	115	- - -	40 ± 1.0	2	15	ø12.8	9.1	10.0	5.29	4.80	4.37	3.97
255-400SR12P-ROX	G	Receiver	- - -	-67	40 ± 1.0	2	15	ø12.8	9.1	10.0	5.29	4.80	4.37	3.97

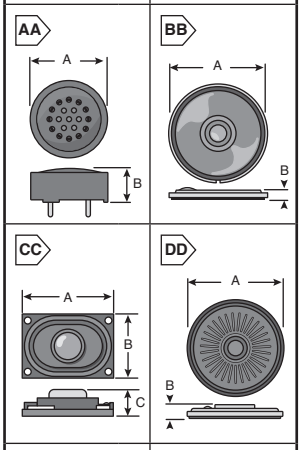

MYLAR SPEAKERS

For quantities greater than listed, call for quote.

MOUSER STOCK NO.	Fig.	Impedance (Ω)	Power Rating (mW) Normal	Power Rating (mW) Max.	Frequency Range (Hz)	Sound Pressure Level (dB)	Dimensions: mm		Price Each			
							A	B	1	25	50	100
254-PS600-RO	I	8Ω	300	500	1000 - 20000	83	ø12.0	2.4	2.16	1.81	1.65	1.50
254-PS601-RO	J	8Ω	200	300	700 - 7000	85	ø15.0	3.5	2.33	1.95	1.81	1.61
254-PS602-RO	K	32Ω	30	50	400 - 20000	102	ø15.0	3.5	1.37	1.06	1.00	.95
254-PS603-RO	L	8Ω	200	400	400 - 6500	75	ø20.0	3.0	2.16	1.81	1.65	1.50
254-PS604-RO	M	32Ω	200	500	360 - 2800	80	ø27.0	5.1	2.48	2.08	1.87	1.71
254-PS605-RO	N	8Ω	100	200	350 - 6800	76	ø30.0	3.5	2.58	2.15	1.96	1.78
254-PS606-RO	N	25Ω	200	500	320 - 7200	83	ø36.0	4.8	2.16	1.81	1.65	1.50
254-PS607-RO	N	8Ω	500	1000	350 - 6200	84	ø40.0	5.0	2.36	1.98	1.83	1.63
254-PS608-RO	O	8Ω	200	500	350 - 11000	82	ø40.0	4.2	2.45	2.03	1.85	1.68
254-PS609-RO	O	8Ω	250	500	350 - 8500	85	ø50.0	5.0	2.79	2.33	2.12	1.93
254-PS610-RO	O	8Ω	500	1000	350 - 13000	88	ø57.0	8.4	2.79	2.33	2.12	1.93

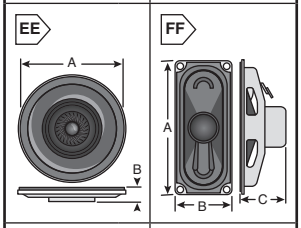

DYNAMIC SPEAKERS

Applications:

- Digital Cameras
- Communications Devices
- Media Players
- LCD Displays
- PCs

For quantities greater than listed, call for quote.

MOUSER STOCK NO.	Fig.	Impedance (Ω)	Rated Power (W)	Frequency Response (Hz)	Magnet Type	Dimensions (mm) A x B x C	Price Each			
							1	25	50	100
254-DS108-RO	P	8	0.15	1200-6K	Nd-Fe-B	ø10 x 2.7	3.31	2.86	2.59	2.16
254-DS136-RO	Q	16	0.5	1000-20K	Nd-Fe-B	ø13 x 3.0	3.31	2.86	2.59	2.16
254-DS152-RO	R	32	0.5	920-20K	Nd-Fe-B	ø15 x 2.9	3.15	2.42	2.19	1.99
254-DS1886-RO	S	8	1.0	1000-5K	Nd-Fe-B	ø18 x 3.2	3.15	2.42	2.19	1.99
254-DS1808-RO	T	8	0.5	850-20K	Nd-Fe-B	ø18 x 4.3	3.15	2.42	2.19	1.99
254-DS206-RO	U	16	0.25	1000-10K	Nd-Fe-B	ø20 x 3.8	3.15	2.42	2.19	1.99
254-DS202-RO	V	32	0.5	870-7.5K	Ferrite	ø20 x 4.1	3.15	2.42	2.19	1.99
254-DS238-RO	W	8	1.0	820-5K	Ferrite	ø23 x 4	2.41	2.21	2.01	1.71
254-DS268-RO	X	8	0.5	550-20K	Nd-Fe-B	ø25.6 x 9.2	3.50	2.69	2.44	2.21
254-DS2686-RO	Y	8	1.0	800-20K	Nd-Fe-B	ø26 x 4.5	2.41	2.21	2.01	1.71
254-DS288-RO	Z	8	0.5	500-10K	Nd-Fe-B	ø28 x 5.0	6.24	4.79	4.35	3.96
254-DS308-RO	AA	8	0.15	1300-5K	Nd-Fe-B	ø29.2 x 11.8	2.28	1.75	1.58	1.44
254-DS368-RO	BB	8	1.0	550-6K	Nd-Fe-B	ø36 x 4.6	3.48	2.68	2.43	2.20
254-DS4028-RO	CC	8	2.0	530-16.5K	Nd-Fe-B	40 x 28.3 x 11.5	5.85	4.50	4.09	3.71
254-DS4020-RO	CC	8	2.0	400-2.2K	Nd-Fe-B	40 x 20 x 5.8	3.12	2.40	2.18	1.98
254-DS408-RO	DD	8	1.0	600-6K	Nd-Fe-B	ø40 x 5.1	2.95	2.27	2.07	1.87
254-DS458-RO	EE	8	1.0	500-6K	Nd-Fe-B	ø45 x 5.3	3.94	3.03	2.75	2.50
254-DS708-RO	FF	8	2.0	300-20K	Nd-Fe-B	70 x 30 x 23.0	3.83	3.01	2.81	2.68
254-DS718-RO	GG	8	4.0	380-20K	Nd-Fe-B	71 x 41 x 25.0	5.46	4.19	3.81	3.46
254-DS5053-RO	HH	8	0.2	550-4.5K	Ferrite	ø50 x 16.5	6.09	4.69	4.26	3.95
254-DS5084-RO	II	8	0.25	450-4.5K	Ferrite	ø50 x 16.9	4.08	3.14	2.85	2.59
254-DS2812-RO	JJ	8	0.3	600-20K	Nd-Fe-B	ø28 x 3.9	3.32	2.76	2.50	2.28

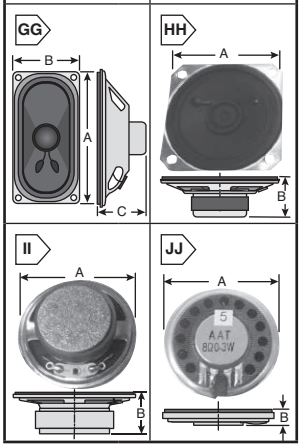

© Copyright 2013 Mouser Electronics

© Copyright 2013 Mouser Electronics

MALLORY SONALERT® Audible Alarms and Buzzers

DIMENSIONS: in.

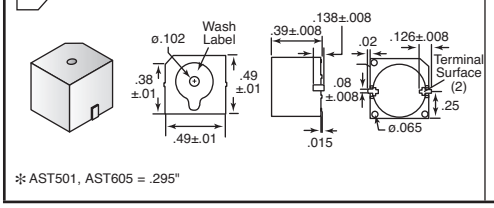

✻ AST501, AST605 = .295"

MALLORY SONALERT II™ - SURFACE MOUNT (WITH AND WITHOUT CIRCUITRY)

MOUSER STOCK NO.	Fig.	Resonate/ Oscillating Frequency (Hz)	Rated Voltage Vpp	Operating Voltage (max.)	Sound Pressure dB (min.)	Current Consumption (max.)	Price Each 1	25	50
539-ASI301Q	A	2300 ±300 Hz	5 VDC	4~7 VDC	90 dB	30 mA	2.41	2.29	2.13
539-ASI401Q	A	2300 ±300 Hz	12 VDC	9~15 Vpp	90 dB	50 mA	2.96	2.74	2.51
539-AST100Q	B	4000 ±500 Hz	5 Vpp	15 Vpp	80 dB	1.5 mA	1.81	1.68	1.50
539-AST200Q	C	2700 ±500 Hz	3 Vpp	2~5 Vpp	80 dB	80 mA	4.28	3.96	3.53
539-AST501Q	A	2400 ±500 Hz	1.5 Vpp	1~2 Vpp	85 dB	70 mA	2.60	2.36	2.25
539-AST605Q	A	2400 ±500 Hz	5 Vpp	4~7 Vpp	87 dB	50 mA	1.99	1.83	1.79

D

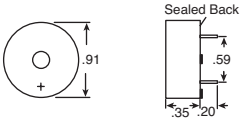

Add "S" to part number for wash label

MALLORY SONALERT®

- Board mount with circuitry
- Low profile and compact
- Piezo tone quality
- Made in the USA

MOUSER STOCK NO.	Fig.	Frequency	Minimum Sound Pressure (dB/2 ft.)	Rated Voltage	Maximum Current	Price Each 1	25	50	100
539-MSR320R	D	3.40KHz ± .4KHz	75 @ 12V	3-20VDC	3-16mA @ 3-20VDC	4.57	4.11	4.06	3.31
539-MSR320SR	D	3.40KHz ± .4KHz	62 @ 3V	3-20VDC	3-16mA @ 3-20VDC	4.75	4.53	4.28	4.04
539-MSR516NR	D	3.90KHz ± .4KHz	85 @ 12V	5-16VDC	3-16mA @ 5-16VDC	5.24	4.74	4.60	4.33
539-MSO320R	E	3.15KHz ± .4KHz	75 @ 12V	3-20VDC	3-16mA @ 3-20VDC	4.98	4.92	4.89	4.48
539-MAS800Q	F	2.8KHz ± .5KHz	103 @ 12V	9-12VDC	50mA @ 12VDC	6.91	5.95	5.71	5.51
539-MAS800SQ	F	2.8KHz ± .5KHz	103 @ 12V	9-12VDC	50mA @ 12VDC	6.67	6.12	5.91	5.67
539-MAS803Q	F	2.8KHz ± .5Hz	95 @ 3V	3-7VDC	130mA @ 7VDC	8.06	6.97	5.81	4.93
539-MAS806Q	F	2.8KHz ± .5Hz	95 @ 6V	5-14VDC	50mA @ 14VDC	7.07	6.06	5.04	4.90
539-MSR516NSR	D	3.90KHz	85 @ 12V	5-16VDC	3-16mA @ 5-16VDC	7.82	7.77	7.33	6.52
539-MAS806SQ	F	2.8KHz	95 @ 6V	5-14VDC	3-16mA @ 5-16VDC	8.41	6.82	6.14	5.45

E

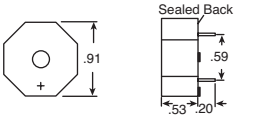

F

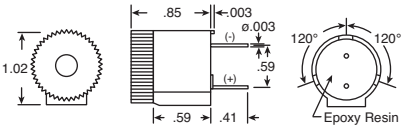

Add "S" to part number for wash label

MALLORY SONALERT II™ - SPECIALTY BOARD MOUNT WITH CIRCUITRY

MOUSER STOCK NO.	Fig.	Sound Type	Freq.	Minimum Sound Pressure (dB/2 ft.)	Rated Voltage	Maximum Current	Price Each 1	25	50	100
539-MSR516NPR	D	Fast Pulse	3.9KHz	85 @ 12V	5-16VDC	3-12mA @ 5-16VDC	8.16	6.53	5.98	5.22
539-MSR516NJR	D	Slow Pulse	3.9KHz	85 @ 12V	5-16VDC	3-12mA @ 5-16VDC	5.76	5.17	4.72	4.53
539-MSR516WR	D	Whooping	3.9KHz	85 @ 12V	5-16VDC	3-12mA @ 5-16VDC	13.90	12.74	11.51	10.39
539-MSR516XR	D	Siren	3.9KHz	85 @ 12V	5-16VDC	3-12mA @ 5-16VDC	11.15	10.38	9.31	8.24

G

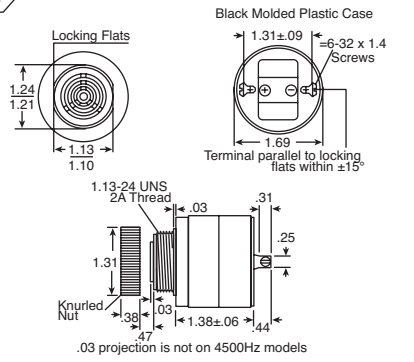

.03 projection is not on 4500Hz models

MALLORY SONALERT® INTERMITTENT TONES

PRODUCT NEW

MOUSER STOCK NO.	Fig.	Mounting Method	Freq. ±500 (Hz)	Operating Voltage † AC/DC Non-Polar All others DC only Min.	Max.	Sound Pressure dB (A) @ 2 ft. @ V Min.	@ V Max.	Typical Operating Current (mA) @ Min. V	@ Max. V	Price Each 1	25	50
Fast Pulse												
539-SC110HPR	G	Panel	4500	† 30	† 120	68	80	6	20	58.41	53.34	48.08
539-SC110PR	G	Panel	2900	† 30	† 120	68	80	6	21	53.79	49.95	45.11
539-SC250PR	G	Panel	2900	† 60	† 250	68	78	4	13	53.79	49.95	45.00
539-SC616NPR	H	Panel	2900	6	16	80	95	4	16	27.07	24.36	23.02
539-SC628DPR	H	Panel	1900	6	28	60	75	6	23	32.29	31.59	31.15
539-SC628ANPR	H	Panel	2900	6	28	80	95	4	30	60.56	55.52	51.53
539-SC628NDP	H	Panel	2000	10	28	85	95	2	10	42.86	38.57	34.29
539-SC628NPR	H	Panel	2900	6	28	80	90	4	16	50.04	45.05	40.04
539-SC628PR	I	Panel	2900	6	28	68	80	6	22	55.74	50.66	46.45
539-SC648ANPR	H	Panel	2900	10	48	91	104	4	26	65.33	58.80	52.26
Chime												
539-SC616CPR	I	Panel	2900	6	16	68	78	3	8	32.16	30.47	28.78
539-SC628CPNR	H	Panel	2900	6	28	84	95	6	16	101.55	91.40	81.25
Slow Pulse												
539-SC110JR	G	Panel	2900	† 30	† 120	68	80	6	21	50.47	49.07	44.87
539-SC110NJR	G	Panel	2900	† 30	† 120	80	95	8	28	68.24	62.56	58.07
539-SC616NJR	H	Panel	2900	6	16	80	95	4	16	39.28	32.62	29.83
539-SC628AJR	H	Panel	2900	6	28	68	80	4	16	58.58	53.69	49.84
539-SC628ANJR	H	Panel	2900	6	28	80	95	4	30	42.46	38.21	36.09
539-SC628DJR	H	Panel	1900	6	28	60	75	5	23	31.44	30.77	30.45
539-SC628EJR	H	Panel	1900	6	28	50-62	65-78	0.5	2	48.58	43.72	38.85
539-SC628JR	H	Panel	2900	6	28	68	80	5	20	25.44	24.89	23.79
539-SC628JWR	H	Panel	2900	6	28	78	89	5	20	42.86	38.33	35.04
Short Pulse												
539-SC628K	H	Panel	2900	6	28	68	80	6	23	29.24	27.52	25.82
539-SC110KR	G	Panel	2900	† 30	† 120	70	80	6	22	53.92	50.07	45.11
Warble												
539-SC630JWR	H	Panel	1800	9	30	65	80	-	40	54.66	49.19	43.73
Siren												
539-SC648S	H	Panel	1900	10	48	80	90	3.5	6.5	55.79	54.61	53.69

H

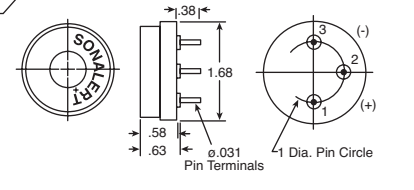

I

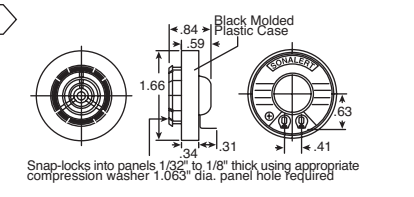

Snap-locks into panels 1/32" to 1/8" thick using appropriate compression washer 1.063" dia. panel hole required

© Copyright 2013 Mouser Electronics

© Copyright 2013 Mouser Electronics

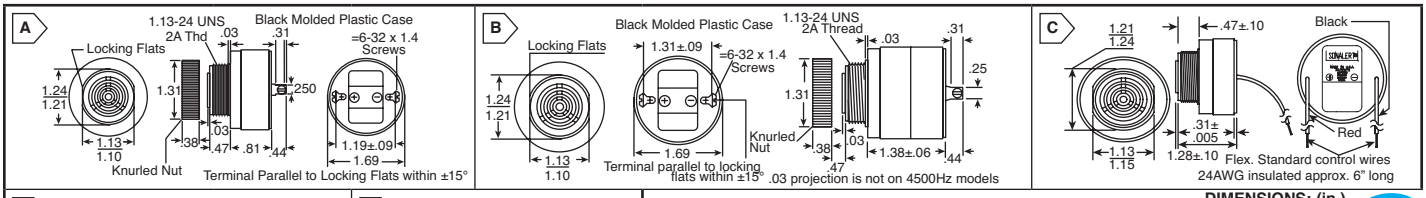

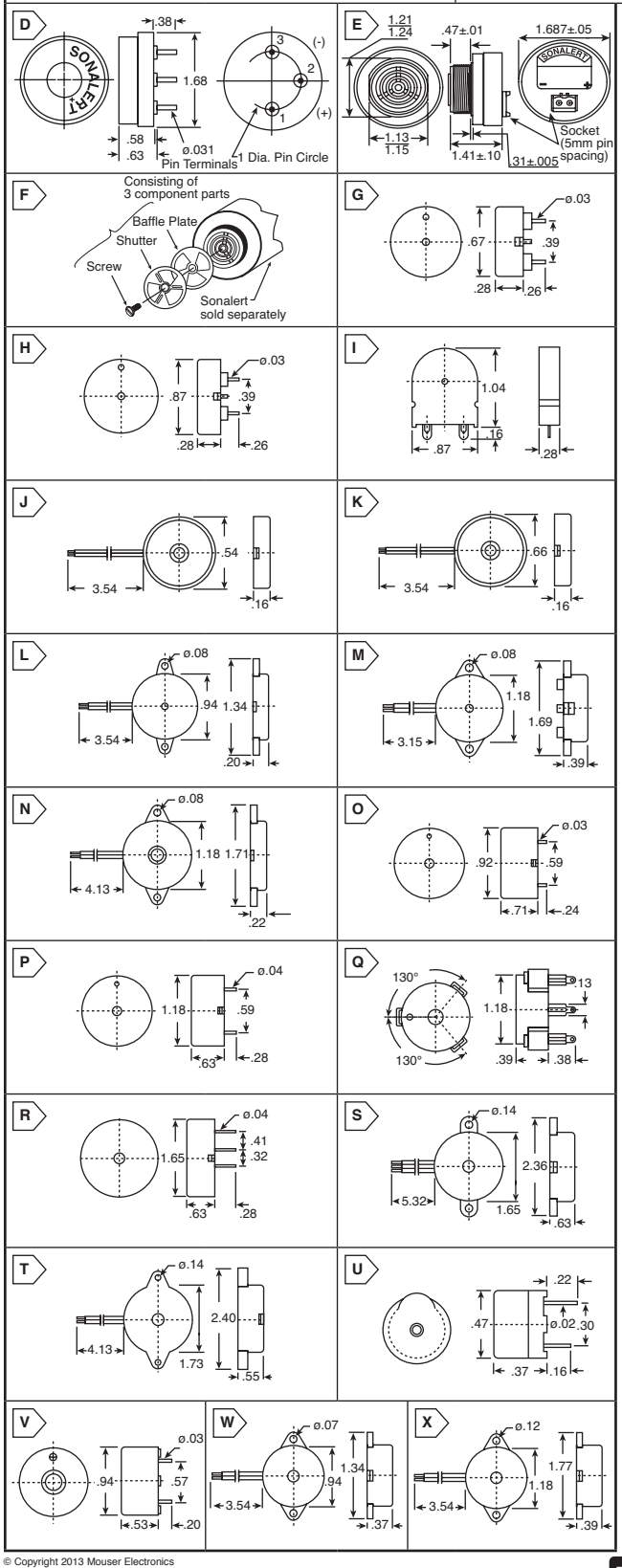

MALLORY SONALERT® CONTINUOUS TONES

• Medium loudness † AC/DC Non-Polar, All others DC only

DIMENSIONS: (in.)

NEW PRODUCT

MOUSER STOCK NO.	Fig.	Mounting Method	Freq. ±500 (Hz)	Operating Voltage Min.	Operating Voltage Max.	Sound Pressure dB (A) @2ft. @VMin.	Sound Pressure dB (A) @2ft. @VMax.	Typical Operating Current(mA) @Min.V	Typical Operating Current(mA) @Max.V	Price Each 1	Price Each 25	Price Each 50
✻ 539-SC105R	A	Panel	2900	1	5	60	75	3	16	17.27	15.54	14.68
✻ 539-SC110DR	B	Panel	1900	†30	†120	60	75	6	21	38.43	34.46	32.60
✻ 539-SC110HR	B	Panel	4500	†30	†120	68	80	6	20	45.10	37.73	33.99
✻ 539-SC110NR	B	Panel	2900	†30	†120	80	95	8	28	45.16	40.65	38.39
✻ 539-SC110R	B	Panel	2900	†30	†120	68	80	6	21	33.89	30.50	28.80
✻ 539-SC250DR	B	Panel	1900	†60	†250	60	72	5	16	44.80	41.60	37.47
✻ 539-SC250R	B	Panel	2900	†60	†250	68	80	5	18	28.79	28.13	27.58
✻ 539-SC307NR	A	Panel	2900	3	7	80	90	3	8	24.20	21.80	20.59
✻ 539-SC416R	A	Panel	2900	4	16	68	80	4	14	26.23	23.60	20.98
✻ 539-SNP428R	B	Snap in	2900	†4	†28	64	78	3	18	14.49	14.09	13.31
✻ 539-SC616NR	B	Panel	2900	†6	†16	80	95	4	16	19.83	18.21	17.19
✻ 539-SC616NLR	C	Panel	2900	60	16	80	95	6	22	37.80	34.03	30.24
✻ 539-SC628ADR	A	Panel	1900	6	28	60	75	4	15	39.96	35.97	33.91
✻ 539-SC628ANR	D	Panel	2900	6	28	80	95	8	28	38.38	36.45	34.54
✻ 539-SC628APR	B	Panel	2900	†6	†28	68	80	2	10	38.98	35.04	34.87
✻ 539-SC628AR	B	Panel	2900	†6	†28	68	80	6	23	29.76	26.45	25.56
✻ 539-SC628DR	A	Panel	1900	6	28	60	75	6	23	19.83	17.85	16.85
✻ 539-SC628M	A	Panel	2900	6	28	70	85	4	16	64.64	58.18	51.71
✻ 539-SC628MN	A	Panel	2900	6	28	80	90	4	16	46.12	45.14	44.39
✻ 539-SC628NR	A	Panel	2900	6	28	80	90	3	14	18.89	17.00	16.06
✻ 539-SC648ANR	B	Panel	2900	†10	†48	91	104	4	26	38.49	34.64	32.72
✻ 539-SC648AR	B	Panel	2900	†10	†48	68	80	4	16	30.54	29.89	29.39
✻ 539-SC628R	A	Panel	2900	6	28	68	80	3	18	16.02	14.32	13.09
✻ 539-SC648R	A	Panel	2900	10	48	68	80	4	18	23.29	22.13	20.96
539-SC110ER	B	Panel	1900	†30	†120	50/63	65/78	4	10	40.40	37.03	33.34
539-SC250ER	B	Panel	1900	†60	†250	55/65	65/78	5	16	70.10	63.09	56.08
539-SC628ER	A	Panel	1900	6	28	55/65	65/75	3	11	19.93	19.41	19.20
539-SC628FR	A	Panel	2900	6	28	55/68	70/80	2	4	20.97	20.44	19.98
539-SC628HR	B	Panel	4500	6	28	78	89	6	23	22.82	20.40	18.65
539-SC628NDR	A	Panel	2000	6	28	75	95	3	15	37.90	34.11	30.32
539-SC628NLR	C	Panel	2900	6	28	80	90	4	16	32.10	28.89	25.68
539-SC628AHR	B	Panel	4500	6	28	68	80	4	16	33.42	32.96	32.21
539-SCE016XD3CTB	E	Panel	2900	6	16	95	105	-	40	27.07	24.86	23.44
539-SCE028LA3CTB	E	Panel	2900	†16	†28	85	95	-	20	46.32	42.54	41.86
539-SCE028LD3CTB	E	Panel	2900	16	28	85	95	-	40	25.55	24.27	22.99
539-SCE028MD3CTB	E	Panel	2900	16	28	75	85	-	40	22.04	21.85	19.53
539-SCE120MA3CTB	E	Panel	2900	†48	†120	75	85	-	20	42.98	39.47	37.23
Chime												
539-SCE028MD3CM1B	E	Panel	2900	16	28	75	85	-	40	92.81	83.52	74.25
Double Tone												
539-SCE028XD3MG5B	E	Panel	3	16	28	85	105	-	40	125.28	112.75	100.22
Fast Double Beep												
539-SCE120XA3DP2B	E	Panel	2900	48	120	95	105	-	40	127.64	114.88	102.11

MALLORY VOLUME CONTROL

• Manual • Produces approximately -10dB to -15dB attenuation

For quantities greater than listed, call for quote.

MOUSER STOCK NO.	Fig.	Material	Description	Price Each 1	Price Each 25	Price Each 50
539-SCVC	F	Black plastic	For SC series only	1.37	1.23	1.09

MALLORY MOUNTED PIEZO TRANSDUCERS

• No Circuitry

For quantities greater than listed, call for quote.

MOUSER STOCK NO.	Fig.	No. of Pins / Leads	Resonant Frequency ±500 (Hz)	Operating Voltage (max.)	Current (max.) mA	Sound Pressure dB (min.)	Price Each 1	Price Each 25	Price Each 50
External Drive, No Feedback									
539-PT-1540PQ	G	2 pins	4000	25Vp-p	1.5	85	1.08	.974	.942
539-PT2040PQ	H	2 pins	4000	30Vp-p	1.5	90	1.16	.995	.91
539-PT2020PQ	I	2 pins	2000	30Vp-p	1.5	80	1.58	1.42	1.31
539-PT-1250WQ	J	2 wires	4800	30Vp-p	1.5	80	1.90	1.63	1.59
539-PT1550WQ	K	2 wires	5000	25Vp-p	1.5	80	1.93	1.61	1.43
539-PT2060WQ	L	2 wires	6000	30Vp-p	1.5	90	1.41	1.31	1.18
539-PT2725WQ	M	2 wires	2500	30Vp-p	1.5	90	1.61	1.44	1.28
539-PT2745WQ	N	2 wires	4500	30Vp-p	1.5	90	2.05	1.88	1.74
539-PT2130PQ	O	2 pins	3000	30Vp-p	5.0	90	2.19	1.71	1.63
539-PT2726PQ	P	2 pins	2500	30Vp-p	1.5	90	2.01	1.67	1.59
Self Drive with Feedback									
539-PT-2735FPLQ	Q	3 pins	3500	3-28VDC	10	88	2.29	1.98	1.78
539-PT3529FPQ	R	3 pins	2900	3-28VDC	8	90	3.54	2.95	2.65
539-PT2038FWQ	K	3 wires	3800	3-28VDC	8	85	1.96	1.70	1.57
539-PT3529FWQ	S	3 wires	2900	3-28VDC	8	90	2.49	2.13	2.10
Telephone Ringer									
539-PT4175WQ	T	2 wires	750	40Vp-p	1.5	87	3.60	3.00	2.70

MALLORY ELECTRO-MAGNETIC INDICATORS

• With Circuitry

For quantities greater than listed, call for quote.

MOUSER STOCK NO.	Fig.	Rated Volt. (V)	Resonant Frequency (Hz)	Operating Voltage (V)	Current (max.) mA	Sound Pressure dB (min.)	Price Each 1	Price Each 25	Price Each 50
Small Size									
539-PB-12N23P-01Q	U	1	2300	1.25-2.5	25	80	3.20	3.09	2.90
539-PB12N23P05Q	U	5	2300	4.5-5.5	50	85	2.48	2.25	2.18
539-PB-12N23P-12Q	U	12	2300	9.0-15	50	85	2.71	2.45	2.38
539-PB12N32MP05AQ	V	5	3200	3-7	50	85	2.86	2.39	2.16
539-PK26N04P06AQ	W	6	450	4-8	40	95	11.01	9.36	7.86
539-PK26N04P12AQ	X	12	400	8-14	45	95	7.73	6.18	6.06

© Copyright 2013 Mouser Electronics
© Copyright 2013 Mouser Electronics

DIMENSIONS: in.

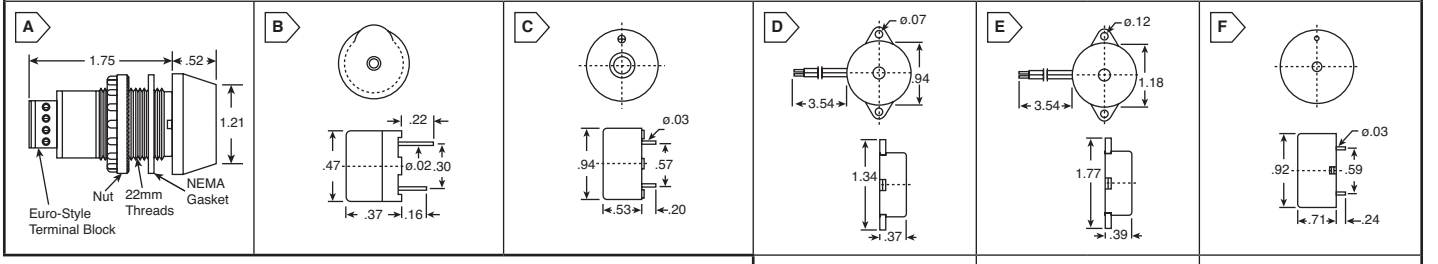

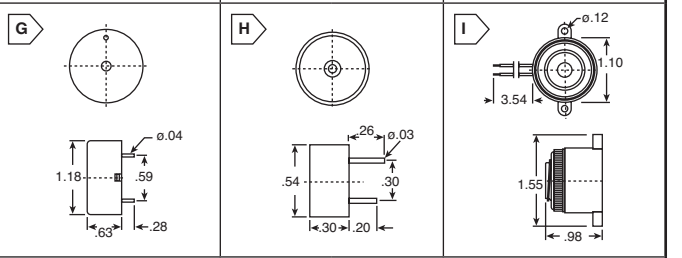

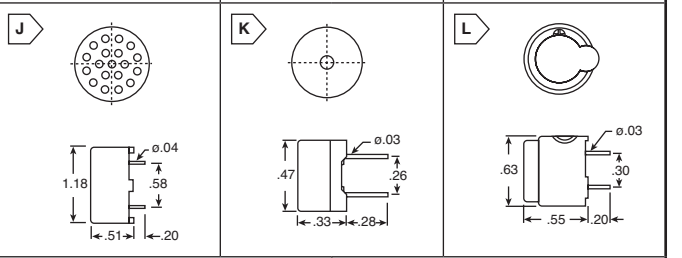

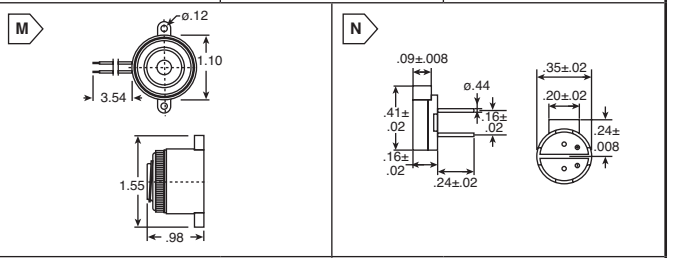

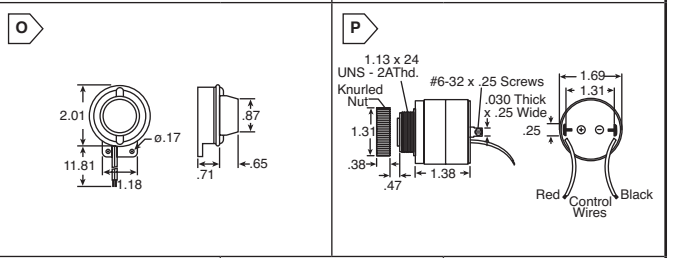

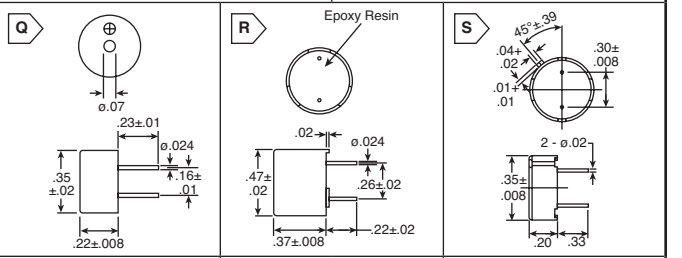

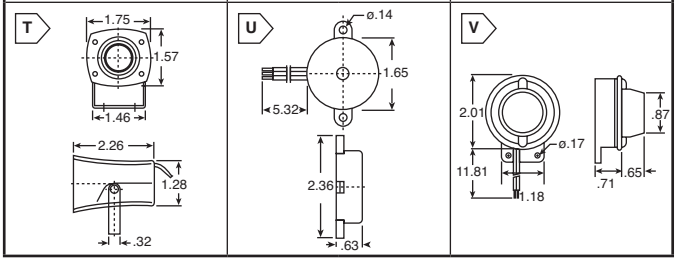

ZA SERIES: 22MM PANEL ALARM WITH TERMINAL BLOCKS

NEW PRODUCT

- NEMA 3R/4X/12; IP-66

For quantities greater than listed, call for quote.

MOUSER STOCK NO.	Fig.	Pulse Rate	Rated Volt. (V)	Current (max.) mA	Sound Pressure dB (min.)	Price Each 1	25	50
539-ZA028MDCT	A	Continuous	16-28	40	75-85	30.50	29.16	27.12
539-ZA028MACT	A	Continuous	16-28	40	75-85	35.05	34.21	33.49
539-ZA028MDFP1	A	Fast Pulse	16-28	40	75-85	31.36	28.98	27.29
539-ZA028LDCT	A	Continuous	16-28	40	85-95	30.43	29.91	29.05
539-ZA028LDFP1	A	Fast Pulse	16-28	40	85-95	33.72	32.80	31.51
539-ZA028LACT	A	Continuous	16-28	40	85-95	41.94	40.13	37.77
539-ZA028LAFP1	A	Fast Pulse	16-28	40	85-95	45.44	44.48	43.38
539-ZA120MACT	A	Continuous	48-120	40	75-85	39.87	37.77	35.85
539-ZA120MACT	A	Continuous	48-120	40	75-85	39.87	37.77	35.85
539-ZA120LACT	A	Continuous	48-120	40	85-95	43.87	42.37	40.45
539-ZA120LAFP1	A	Fast Pulse	48-120	40	85-95	48.33	46.20	45.92
539-ZA016MDCT	A	Continuous	6-16	40	75-85	30.42	28.94	27.02
539-ZA016LDCT	A	Continuous	6-16	40	85-95	30.43	29.91	29.05
539-ZA016LDFP1	A	Fast Pulse	6-16	40	85-95	35.64	33.84	32.39

PIEZO INDICATORS

- With Circuitry

For quantities greater than listed, call for quote.

MOUSER STOCK NO.	Fig.	Pulse Rate	Oscillating Freq. ±.5 (kHz)	Operating Voltage (VDC)	Current (max.) mA	Sound Pressure dB (min.)	Price Each 1	25	50
PC Mount, 2 Pins									
539-PB-12N23P-01Q	B	1	2300	1.25-2.5	25	80	3.20	3.09	2.90
539-PK20A38PQ	C	Constant	3.8	3-24	15	95	4.08	3.26	2.97
539-PK20A25PQ	C	Constant	2.5	3-24	25	95	4.74	4.04	3.69
539-PK27A25PSQ	D	Constant	2.5	3-24	10	95	5.99	5.40	4.96
539-PK-12N40PQ	E	Constant	4.1	3-15	10	83	3.49	2.99	2.73
539-PK-21A31PQ	F	Constant	3.0	3-24	18	85	5.61	5.09	4.67
539-PF21A31PQ	F	Fast	3.0	3-24	18	85	6.96	6.14	6.02
Flange Mount, 2 Wires									
539-PK21N30WQ	G	Constant	3.0	1.5-30	12	80	3.69	3.16	3.04
539-PK-27N26WQ	H	Constant	2.5	3-28	15	90	4.37	3.73	3.40
539-PF27N36WQ	H	Fast	3.5	3-28	15	90	6.46	5.83	5.52
539-PL-27N26WQ	H	Slow	2.5	3-28	15	90	7.50	7.45	6.24
539-PK27N36WQ	H	Constant	3.5	3-28	15	90	4.30	3.79	3.46
Panel and Flange Mount, 2 Wires									
539-PK20A35EWQ	I	Constant	3.5	3-24	10	95	4.61	3.94	3.66
539-PF20A35EWQ	I	Fast	3.5	3-24	10	95	5.68	5.02	4.58
Panel and Flange Mount, 3 Wires									
539-PFD-20A35EWQ	I	Con.+Fast	3.5	3-24	10	95	5.46	5.24	4.79

PIEZO AUDIO TRANSDUCERS, MINIATURE SPEAKERS

For quantities greater than listed, call for quote.

MOUSER STOCK NO.	Fig.	Type	Resonant Frequency ±200 (Hz)	Operating Voltage (max.)	Impedance (Ω)	Sound Pressure dB (min.)	Price Each 1	25	50
539-PB-2712PQ	J	Cone	1250	2-5Vp-p	8.0	85	3.39	3.07	2.97

PIEZO ELECTRO-MAGNETIC TRANSDUCERS, SMALL SIZE

For quantities greater than listed, call for quote.

MOUSER STOCK NO.	Fig.	Rated Voltage (V)	Resonant Frequency (Hz)	Operating Voltage (V)	Current (max.) mA	Sound Pressure dB (min.)	Price Each 1	25	50
539-PB-1220PQ	K	1.5	2048	1.25-2.5	40	85	1.44	1.34	1.21
539-PB1221PQ	K	1.5	2048	1.25-2.5	18	80	1.24	1.18	1.13
539-PB1621PQ	L	5	2048	4-7	60	85	3.78	3.28	2.95
539-PB1622PQ	L	12	2048	10-14	40	85	2.30	1.95	1.78
539-PB09C27PE01AQ	M	1.5	2731	1.25-2.0	70	80	1.90	1.68	1.65
539-PB09C27PE05AQ	N	5.0	2731	4.5-5.5	70	85	1.90	1.68	1.65
539-PB1820PL06AQ	O	6.0	3250	3.0-10.0	40	85	1.84	1.63	1.59
539-PB0627PE05AQ	P	5.0	2731	4.0-5.0	90	70	4.55	4.07	3.64
539-PB0927PD1AQ	Q	5.0	2700	3.0-7.0	80	85	1.84	1.63	1.55
539-PB1226PEAQ	R	1.5	2600	1.1-3.0	30	85	.49	.439	.40
539-PB1420PL03AQ	S	3.0	2000	1.0-4.0	35	85	1.95	1.71	1.68

PIEZOELECTRIC SIRENS

- Extra Loud

For quantities greater than listed, call for quote.

MOUSER STOCK NO.	Fig.	Tone	Operating Frequency (kHz)	Operating Voltage (VDC)	Current (max.) mA	Sound Pressure dB (min.)	Price Each 1	10	25
539-PS520Q	T	Constant	3.0±.5	5-15	200	105	16.70	13.92	12.53
539-PS562Q	U	Hi-Low	2.5/3.5	5-15	40	100	6.49	6.13	5.85
539-PS-983Q	V	Sweep	1.5-3.5	5-15	150	105	17.25	16.51	15.00

© Copyright 2013 Mouser Electronics

© Copyright 2013 Mouser Electronics

PUI AUDIO Audio Transducers and Elements

RoHS Compliant **This product is RoHS compliant.**

ELECTROMECHANICAL AUDIO TRANSDUCERS

Features:

- Lower resonant frequency
- Smaller in size
- Available in multiple mounting types
- Multiple tones at multiple frequencies

Applications:

- Appliances and white goods
- Medical Equipment
- Test Equipment
- POS and Barcode Scanners
- Hand held devices

For quantities greater than listed, call for quote.

MOUSER STOCK NO.	PUI Part No.	Fig.	Resonant Frequency	Rated Voltage	Current Cons. (Max.)	SPL Min. (10cm) (dB)	Dimensions: mm	Price Each 1	25	50	100
SMT Mount Type											
665-SMT-0823-S-R	SMT-0823-S-R	A	2300	5	70	87	4 x 8.5 x 8.5	3.23	2.99	2.59	2.26
665-SMT-0927-S4R	SMT-0927-S-4-R	B	2700	3.6	100	85	4 x 9 x 9	3.89	3.61	3.11	2.69
665-SMT0927-S5-R	SMT-0927-S-5-R	B	2700	5	80	85	4 x 9 x9	4.28	3.89	3.41	2.92
665-SMT1028-SR	SMT-1028-S-R	C	2800	3.6	100	93	3.5 x 10 10	3.08	2.80	2.45	2.08
665-SMT1028TR	SMT-1028-T-R	D	2800	3.6	100	90	3.5 x 10 11	2.80	2.59	2.25	1.96
665-SMT1324TW5V-R	SMT-1324-TW-5V-R	E	2400	5	40	85	6.5 x 12.5 x12.5	3.77	3.66	3.42	2.74
665-SMT-1427-S-R	SMT-1427-S-R	-	2700	5	80	85	3.4 x 14.2 x 11	5.06	3.86	3.62	3.33
665-SMT1427TR	SMT-1427-T-R	-	2700	5	80	85	3.4 x 14.2 x 11	4.22	3.69	3.17	2.75
665-SMT0824SW3VR	SMT-0824-SW-3V-R	F	2400	3	60	80	5.5 x 8.5 x 8.5	3.78	3.39	3.02	2.87
665-SMT0824SW5VR	SMT-0824-SW-5V-R	F	2400	3	80	80	5.5 x 8.5 x 8.6	3.78	3.39	3.02	2.87
665-SMT0827SW3VR	SMT-0827-SW-3V-R	F	2700	5	60	85	5.5 x 8.5 x 8.7	3.78	3.39	3.02	2.87
665-SMT0827SW5VR	SMT-0827-SW-5V-R	F	2700	5	80	85	5.5 x 8.5 x 8.8	3.78	3.39	3.02	2.87
PCB Mount Type											
665-AT-1620-TWTR	AT-1620-TWT-R	G	2000	6	40	85	14 x 16 x 16	1.53	1.39	1.22	1.10
665-AT-1620TWT12VR	AT-1620-TWT-12VR	G	2000	12	40	85	14 x 16 x 16	1.85	1.65	1.56	1.07
665-AT1031TTR	AT-1031-TT-R	G	3100	1.5	80	85	6.5 x 9.6 X 9.6	5.89	5.30	4.71	4.47
665-AT-1220TTR	AT-1220-TT-R	H	2000	1.5	10	85	8.5 x 12 x 12	1.04	.911	.835	.639
665-AT-1224TWTR	AT-1224-TWT-R	I	2400	5	40	85	9 x 12 x 12	1.25	1.11	1.06	.852
665-AT-1220-TT-5R	AT-1220-TT-5-R	H	2000	1.5	10	73	5.5 x 12 x 12	.78	.706	.621	.589
665-AT1228TTR	AT-1228-TT-R	I	2800	1.5	40	85	10 x 12 x 12	1.33	1.23	1.06	.852

PIEZO AUDIO TRANSDUCERS

Features:

- Low resonant frequency
- Low power consumption
- High reliability
- Available in multiple mounting types
- Multiple tones at multiple frequencies

Applications:

- Appliances and white goods
- Medical Equipment
- Test Equipment
- POS and Barcode Scanners
- Hand held devices

For quantities greater than listed, call for quote.

MOUSER STOCK NO.	PUI Part No.	Fig.	Resonant Frequency	Rated Voltage	Current Cons. (Max.)	SPL Min. (10cm) (dB)	Dimensions: mm	Price Each 1	25	50	100
SMT Mount Type											
665-SMT2225TR	SMT-2225-T-R	-	2500	10	8	80	5.6 x 22 x 22	2.71	2.43	2.16	2.05
665-SMT2240TWR	SMT-2240-TW-R	-	4000	10	3	90	7 x 22.5 x 22.5	2.71	2.43	2.16	2.05
PCB Mount Type											
665-AT-1438TWTR	AT-1438-TWT-R	I	3800	5	1	80	6.8 X 13.8x 13.8	2.01	1.99	1.73	1.26
665-AT-1740-TT-3-R	AT-1740-TT-3-R	J	4000	3	1	78	6.7 x 16.5 x 16.5	1.75	1.62	1.43	1.07
665-AT1740TTR	AT-1740-TT-R	J	4000	5	3	78	7 x 16.8 x 16.8	1.69	1.52	1.35	1.18
665-AT2336TWTR	AT-2336-TWT-R	K	3600	12	8	90	6 x 22.5 x 22.5	2.35	2.12	1.88	1.79
665-AT2428TWTR	AT-2428-TWT-R	L	3000	12	8	92	12.2 x 24 x 24	2.08	1.88	1.65	1.39
665-AT-2440TWTR	AT-2440-TWT-R	J	4000	3	1	80	7.5 x 24 x 24	1.42	1.26	1.20	1.05
665-AT2460TWTR	AT-2460-TWT-R	J	6000	10	8	85	4.5 x 24 x 24	2.00	1.82	1.59	1.04
665-AT2720TTR	AT-2720-TT-R	K	2000	10	3.5	88	9 x 26.5 x 23	1.61	1.50	1.37	1.28
665-AT-2830-TWT-R	AT-2830-TWT-R	K	3000	12	8	93	12.7 x 28.5 x 28.5	1.83	1.63	1.54	1.36
665-AT3425TWTR	AT-3425-TWT-R	K	2500	12	7	85	11.5 x 33.6 x 33.6	3.81	3.47	3.04	2.57
665-AT-4228-TWT-F-R	AT-4228-TWT-F-R	L	2800	12	7	92	14 x 42 x 42	2.26	2.05	1.80	1.69
Flush and Flange Mount Type											
665-AT1750TFLLW95R	AT-1750-TFL-LW95-R	M	5000	10	9	80	4 x 16.5 x 16.5	1.18	1.07	.942	.77
665-AT2460TFLW100R	AT-2460-TF-LW100-R	N	6000	10	8	88	4 x 34 x 24	1.88	1.61	1.40	1.03
665-AT3045TFLW110R	AT-3045-TF-LW110-R	O	4500	10	11	97	5.1 x 44.5 x 30	1.71	1.54	1.37	1.23
665-AT3237TFLW140-R	AT-3237-TF-LW140-R	P	3700	12	7	98	13.5 x 44 x 32	1.93	1.75	1.54	1.31
665-AT4230TFLW135R	AT-4230-TF-LW135-R	P	3000	10	9	96	16 x 60 x 41.8	3.72	3.35	2.51	2.39

PIEZO CERAMIC BENDERS (ELEMENTS)

Features:

- Low cost option
- Low power consumption
- High reliability
- Available in brass, stainless steel and nickel alloy
- Can also be used as a switch

Applications:

- Appliances and white goods
- Medical Equipment
- Test Equipment
- POS and Barcode Scanners

For quantities greater than listed, call for quote.

MOUSER STOCK NO.	PUI Part No.	Fig.	Feed -back	Reson -ance (Hz)	Input Voltage	Electro -static Capaci -tance	Dimensions: mm Ceramic Diameter	Total Thickness	Bender Thickness	Price Each 1	25	50	100
665-AB1070B	AB1070B	Q	No	7000	15	10000	7.4	.12	.05	.89	.792	.706	.674
665-AB1290B	AB1290B	Q	No	9000	30	8000	9.0	.21	.10	.89	.792	.706	.674
665-KBI-1541	AB1541	Q	No	4100	15	8000	8.4	.20	.10	1.03	.888	.77	.653
665-AB2025B	AB2025B	Q	No	2500	30	80000	15.0	.10	.05	.89	.792	.706	.674
665-KBI-2036F	AB2036AF	R	Yes	3700	30	20000	15.0	.21	.10	.92	.835	.728	.61
665-AB2040B	AB2040B	Q	No	4000	30	25000	15.0	.28	.15	.93	.749	.712	.674
665-AB2065B	AB2065B	Q	No	6500	30	14000	15.0	.42	.20	.96	.867	.696	.503
665-AB2072S	AB2072S	Q	No	7200	30	10000	14.0	.43	.20	.90	.685	.642	.599
665-AB2720B	AB2720B	Q	No	2000	30	45000	20.0	.23	.10	.93	.877	.824	.749
665-KBI-2734	AB2734B	Q	No	3400	30	13000	14.6	.53	.30	.93	.888	.77	.653
665-AB2745BF	AB2745BF	R	Yes	4500	20	16000	20.0	.51	.25	.80	.728	.642	.535
665-AB2746B	AB2746B	Q	No	4600	20	16000	20.0	.50	.25	1.03	.883	.803	.706
665-KBI-3526	AB3526B	Q	No	2600	30	30000	25.0	.53	.25	1.29	1.18	1.03	.813
665-KBI-3529F	AB3529BF	R	Yes	2900	30	25000	25.0	.58	.30	1.34	1.22	1.07	.899
665-AB4113B	AB4113B	Q	No	1300	30	150000	32.0	.40	.10	1.48	1.33	1.18	1.12
665-APS4812B-LW100-R	APS4812B-LW100-R	S	No	1200	30	65000	44.0	2.20	2.20	2.64	2.01	1.88	1.74

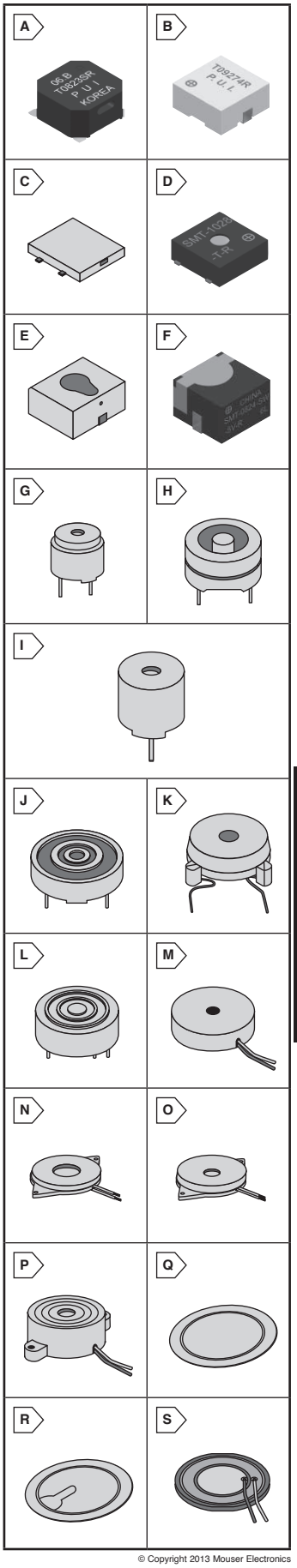

© Copyright 2013 Mouser Electronics

© Copyright 2013 Mouser Electronics

PUI AUDIO Audio Indicators

RoHS Compliant **This product is RoHS compliant.**

pui audio inc
a projects unlimited company

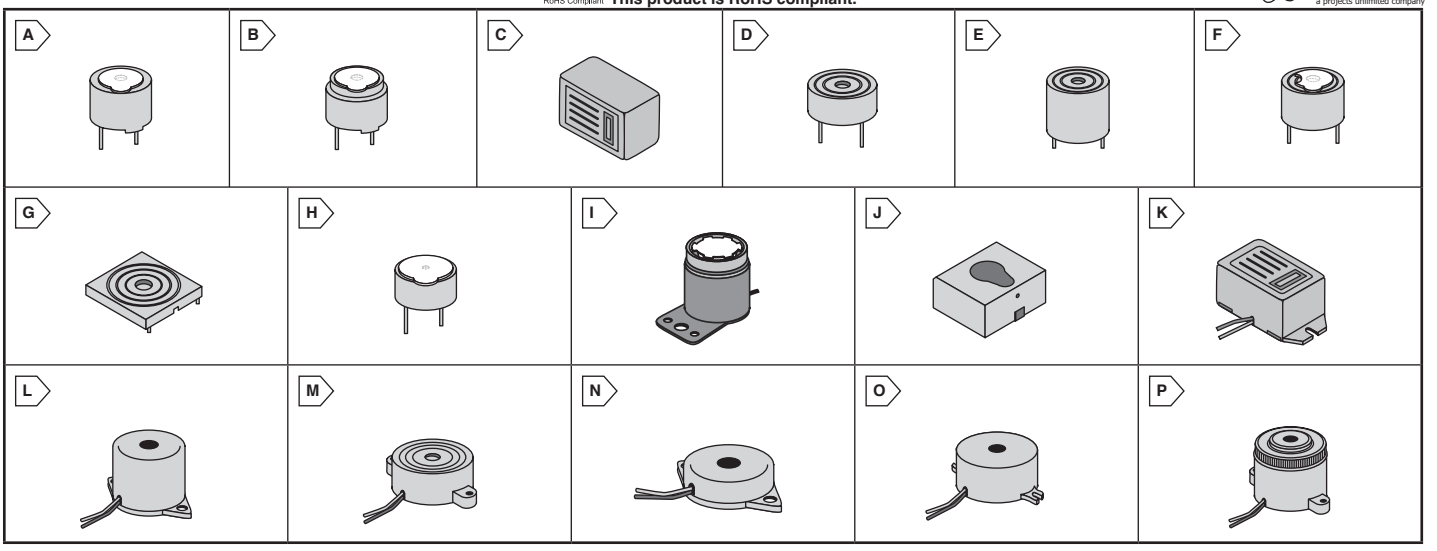

Projects Unlimited

Audio

AUDIO INDICATORS

Features:
- Built in drive circuit
- Available in multiple mounting types
- Available in different tones

Additional Features for Flange and Panel Mount:
- Higher SPL output
- Wider voltage range

Applications:
- Appliances and white goods
- Medical Equipment
- Test Equipment
- POS and Barcode Scanners
- Hand held devices

Additional Applications for Flange and Panel Mount:
- Industrial equipment
- Leisure equipment (golf carts, ATV's, etc.)

For quantities greater than listed, call for quote.

MOUSER STOCK NO.	PUI Part No.	Fig.	Resonant Frequency (KHz)	Rated Voltage (VDC)	Rated Current (Max mA)	SPL Min. (10cm) (dB)	Dimensions: mm	Washable	Tone	Price Each 1	25	50	100
PCB Mount Type													
665-AI-1223TWT12VR	AI-1223-TWT-12V-R	A	2300	12	30	85	9.5 x 12 x 12	Yes	Continuous	2.89	2.57	2.44	2.13
665-AI-1223TWT5VR	AI-1223-TWT-5V-R	A	2300	5	30	85	9.5 x 12 x 13	Yes	Continuous	2.89	2.57	2.44	2.03
665-AI-1440TWT12VR	AI-1440-TWT-12V-R	A	4000	12	7	80	7.5 x 13.8 x 13.8	Yes	Continuous	3.22	2.46	2.30	2.12
665-AI-1622TWT12VR	AI-1622-TWT-12V-R	B	2200	12	30	85	14 x 16 x 16	Yes	Continuous	3.69	3.48	3.14	2.78
665-AI-1622WT5VR	AI-1622-TWT-5V-R	B	2200	5	30	85	14 x 16 x 17	Yes	Continuous	3.42	3.04	2.89	2.25
665-AI2304TT24V2R	AI-2304-TT-24V-2-R	C	400	24	30	85	15.5 x 17 x 23	No	Continuous	5.35	4.82	4.28	4.07
665-AI-2331TWTR	AI-2331-TWT-R	D	3100	12	15	85	9.7 x 23.4 x 23.4	Yes	Continuous	4.15	3.73	3.32	2.91
665-AI2332TWT12VR	AI-2332-TWT-12V-R	D	3200	12	13	85	10.2 x 23.3 x 23.3	Yes	Continuous	4.15	3.73	3.32	2.62
665-AI2429TT12VR	AI-2429-TT-12V-R	E	2900	12	8	95	16 x 23.8 x 23.8	No	Continuous	2.96	2.70	2.36	2.23
665-AI2429TWT12V2R	AI-2429-TWT-12V-2-R	F	2900	12	8	100	16 x 23.8 x 23.8	Yes	Continuous	4.40	4.00	2.63	2.62
665-AI2429TWT12V3R	AI-2429-TWT-12V-3-R	F	2900	12	8	95	16 x 23.8 x 23.8	Yes	Continuous	3.69	3.36	2.94	2.62
665-AI-2429TWTR	AI-2429-TWT-R	F	2900	12	8	100	16 x 23.8 x 23.8	Yes	Continuous	3.66	3.25	3.09	2.70
665-AI2304TT24V-R	AI-2304-TT-24V-R	C	400	24	30	81	14 x 17 x 22.5	No	Continuous	4.45	4.04	3.54	2.99
665-AI3039TWT12VR	AI-3039-TWT-12V-R	F	3900	12	15	100	20 x 30 x 30	Yes	Continuous	3.10	2.79	1.97	1.80
665-AI-2437TWTR	AI-2437-TWT-R	F	2000	12	8	100	18 x 24 x 24	Yes	Continuous	4.39	3.92	3.72	3.24
665-AI2438TTR	AI-2438-TT-R	D	2000	12	8	95	17.2 x 24 x 24	No	Continuous	4.75	4.32	3.79	2.62
665-AI-3018-TWT-R	AI-3018-TWT-R	F	3100	12	13	87	17.5 x 30 x 30	Yes	Continuous	3.92	3.62	3.14	2.74
665-AI4033TWTR	AI-4033-TWT-R	G	2000	12	8	95	8.1 x 40 x 40	Yes	Continuous	7.86	7.15	6.26	5.30
665-AI-4228-TWT-R	AI-4228-TWT-R	H	2800	12	10	99	14 x 42 x 42	Yes	Continuous	3.49	3.17	2.77	2.50
665-AI5025TWTR	AI-5025-TWT-R	F	2000	12	75	115	29 x 50 x 50	Yes	Continuous	14.01	12.73	11.14	9.62
665-X2629-TWT-R	X-2629-TWT-R	-	2800	12	35	107	22.8 x 25 x 26	Yes	Continuous	4.31	4.08	3.84	3.67
665-XL5530LW300S-R	XL-5530-LW300-S-R	I	Siren	12	260	123	54.5 x 54.5 x 56	No	Siren	24.32	22.11	17.21	16.37
Surface Mount Type													
665-SMI1324TW5VR	SMI-1324-TW-5V-R	J	4000	5	30	85	6.7 x 12.5 x 12.5	Yes	Continuous	5.68	5.30	4.12	4.07
665-SMI1324TW3VR	SMI-1324-TW-3V-R	J	2500	3	30	75	6.5 x 12.8 x 12.8	Yes	Continuous	6.47	5.83	4.12	3.50
665-SMI-1324TW5V2R	SMI-1324-TW-5V-2-R	J	4000	5	30	88	6.5 x 12.8 x 12.8	Yes	Continuous	5.83	5.18	4.92	3.84
665-SMI1324TW12VR	SMI-1324-TW-12V-R	J	2400	12	30	85	6.5 x 12.51 x 3.1	Yes	Continuous	5.22	4.83	4.21	3.89
665-SMI1740TW12VR	SMI-1740-TW-12V-R	J	4000	12	15	83	7.8 x 17 x 17	Yes	Continuous	4.42	3.97	3.53	3.36
Flange Mount Type													
665-AI2304TFLW12012R	AI-2304-TF-LW120-12V-R	K	4000	12	30	89	15.5 x 17 x 22.8	No	Continuous	4.19	3.81	3.03	2.82
665-AI2304TFLW1205VR	AI-2304-TF-LW120-5V-R	K	6000	4.5	20	75	15.5 x 17 x 23	No	Continuous	4.19	3.81	3.03	2.82
665-AI2304TFLW120R	AI-2304-TF-LW120-R	K	2000	24	24	86	15.5 x 17 x 23	No	Continuous	4.19	3.81	3.03	2.82
665-AI2337TFLW115R	AI-2337-TF-LW115-R	L	3000	12	8	100	17 x 23 x 33	No	Continuous	3.75	3.40	2.71	2.28
665-AI2604TFLW11512R	AI-2604-TF-LW115-12V-R	M	4600	12	50	89	16.2 x 26 x 39	No	Continuous	4.19	3.81	3.03	2.82
665-AI2604TFLW11524R	AI-2604-TF-LW115-24V-R	M	2500	24	25	92	16.2 x 26 x 39	No	Continuous	4.19	3.81	3.03	2.82
665-AI-3245TFLW95R	AI-3245-TF-LW95-R	N	4500	12	5	90	10.8 x 22 x 32	No	Continuous	3.04	2.70	2.56	2.14
665-AI4228-TFLW1403R	AI-4228-TF-LW140-3-R	M	2800	12	10	106	16 x 41.8 x 60	No	Continuous	3.84	3.49	3.05	2.76
665-AI4228TFLW1404R	AI-4228-TF-LW140-4-R	M	2800	12	7	95	16 x 41.8 x 60	No	Continuous	3.34	3.04	2.66	2.43
665-AI4228TFLW140CR	AI-4228-TF-LW140-C-R	M	5000	12	10	106	16 x 41.8 x 60	No	Continuous	3.84	3.49	3.05	2.89
665-AI4228TFLW140FPR	AI-4228-TF-LW140-FP-R	M	6000	12	10	98	16 x 41.8 x 60	No	Continuous	6.36	5.78	5.06	4.57
665-AI-4228TFLW140R	AI-4228-TF-LW140-R	M	4500	12	10	105	16 x 41.8 x 60	No	Continuous	3.92	2.77	2.72	2.66
665-X4032TFLW105R	X-4032-TF-LW105-R	O	3700	90	9	97	23 x 40 x 50	No	Continuous	7.42	6.74	5.90	5.00
665-X4033-TF-LW80-R	X-4033-TF-LW80-R	O	3000	6	9	106	23 x 40 x 50	No	Continuous	7.59	6.74	6.41	5.59
665-XL2835TFFPLW150R	XL-2835-TF-FP-LW150-R	P	3500	12	5	92	25.4 x 28 x 39.5	No	Fast	6.47	5.89	5.15	4.37
665-XL2835TFLW150R	XL-2835-TF-LW150-R	P	3500	12	6	95	25.4 x 28 x 39.5	No	Continuous	7.40	7.38	6.31	4.65

© Copyright 2013 Mouser Electronics

© Copyright 2013 Mouser Electronics

PUI AUDIO Electret Condenser Microphones

RoHS Compliant **This product is RoHS compliant.**

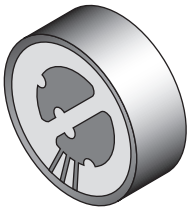

Solder Pad

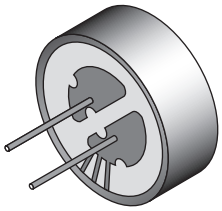

Pin



Surface Mount

ELECTRET CONDENSER MICROPHONES

Features:

- Electret Condenser
- Small in size
- Available in omni-directional, uni-directional and noise canceling
- Available with internal feedback capacitors
- Low power consumption
- Available in multiple mounting types

Applications:

- Hand Held Devices
- Medical equipment and systems
- Security alarms and equipment
- Computer related devices
- Voice-activated equipment

Omni-Directional

For quantities greater than listed, call for quote.

MOUSER STOCK NO.	PUI Part No.	Terminal Type	Dimensions: mm	Sensitivity (dB)	Impedance (KΩ)	VDC	Washable	Price Each			
								1	25	50	100
665-AOM-6742L-R	AOM-6742L-R	Solder Pad	6.7 x 9.7	-42	2.2	1.5	No	1.34	1.33	1.21	.935
665-AOM4546LR	AOM-4546L-R	Solder Pad	4.5 x 9.7	-46	2.2	1.5	No	.90	.824	.717	.621
665-AOM4546PR	AOM-4546P-R	Pin	4.5 x 9.7	-46	2.2	1.5	No	.94	.867	.749	.642
665-AOM-4544P-2R	AOM-4544P-2-R	Pin	4.5 x 9.7	-44	2.2	1.5	No	1.04	.942	.824	.696
665-AOM-4540L-R	AOM-4540L-R	Solder Pad	6.5 x 9.4	-40	2.2	1.5	No	1.34	1.33	1.21	1.04
665-AOM6545PR	AOM-6545P-R	Pin	5.2 x 6	-45	1	4.5	No	.94	.867	.749	.642
665-POM5238PR	POM-5238P-R	Pin	3.5 x 6	-38	2.2	2	No	1.55	1.41	1.29	1.10
665-POM3546LR	POM-3546L-R	Solder Pad	3 x6	-46	2.2	2	No	1.49	1.36	1.18	1.02
665-POM3042LR	POM-3042L-R	Solder Pad	3 x 6	-42	2.2	2	No	1.53	1.39	1.22	1.05
665-POM2744PC33-R	POM-2744P-C33-R	Pin	3.2 x 6	-44	2.2	2	No	2.70	2.47	2.25	1.35
665-POM2738LR	POM-2738L-R	Solder Pad	2.2 x 6	-38	2.2	2	No	2.16	2.09	2.02	1.66
665-POM2738PC33R	POM-2738P-C33-R	Pin	2.7 x 6	-38	2.2	2	No	2.12	1.90	1.69	1.61
665-POM-2738P-R	POM-2738P-R	Pin	2.7 x 6	-38	2.2	2	No	2.27	2.11	2.03	1.66
665-POM-2735P-R	POM-2735P-R	Pin	2.7 x 6	-35	2.2	3	No	2.14	1.63	1.52	1.40
665-POM2246P2R	POM-2246P-2-R	Pin	2.2 x 6	-46	2.2	2	No	1.72	1.56	1.37	1.17
665-POM2246PC33R	POM-2246P-C33-R	Pin	2.2 x 6	-46	2.2	2	No	1.86	1.69	1.48	1.26
665-POM2244LC33R	POM-2244L-C33-R	Solder Pad	2.2 x 6	-44	2.2	2	No	1.86	1.69	1.48	1.26
665-POM2244P2R	POM-2244P-2-R	Pin	2.2 x6	-44	2.2	2	No	1.72	1.56	1.37	1.17
665-ROM2244PNFR	ROM-2244P-NF-R	Pin	2.2 x 5.8	-44	2.2	2	No	1.72	1.56	1.37	1.27
665-ROM2238PNFR	ROM-2238P-NF-R	Pin	2.2 x 5.8	-38	2.2	2	No	1.72	1.56	1.37	1.27
665-TOM1242LNFR	TOM-1242L-NF-R	Solder Pad	1.2 x 4	-42	2.2	2	No	2.35	2.14	1.87	1.61
665-TOM1545PR	TOM-1545P-R	Pin	1.5 x 4	-45	2.2	2	No	2.16	1.97	1.72	1.48
665-AOW4544PC3310BR	AOW-4544P-C3310-B-R	Pin	4.5 x 9.7	-44	2.2	2	Yes	2.39	2.14	1.90	1.81
665-POW2742PC3310BR	POW-2742P-C3310-B-R	Pin	2.7 x 6	-42	2.2	2	Yes	2.55	2.29	2.03	1.94
665-POW2242LC3310BR	POW-2242L-C3310-B-R	Solder Pad	2.2 x 6	-42	2.2	2	Yes	2.55	2.29	2.03	1.94
665-POW2242PC3310BR	POW-2242P-C3310-B-R	Pin	2.2 x 6	-42	2.1	2	Yes	2.55	2.29	2.03	1.94
665-POW1644LBR	POW-1644L-B-R	Solder Pad	1.6 x 6	-44	2.2	3	Yes	3.16	2.85	2.53	2.40
665-POW1644PBR	POW-1644P-B-R	Pin	1.6 x 6	-44	2.2	3	Yes	3.16	2.85	2.53	2.40
665-POS1644RC33102R	POS-1644R-C3310-2-R	Surface Mount	1.6 x 6.4 x 6.4	-44	2.2	3	No	3.32	2.99	2.65	2.10
665-POS1644RC3310R	POS-1644R-C3310-R	Surface Mount	1.6 x 8.8 x 6.4	-44	2.2	3	No	3.32	2.99	2.65	2.10

Uni-Directional

For quantities greater than listed, call for quote.

MOUSER STOCK NO.	PUI Part No.	Terminal Type	Dimensions: mm	Sensitivity (dB)	Impedance (KΩ)	VDC	Washable	Price Each			
								1	25	50	100
665-PUM3046LR	PUM-3046L-R	Solder Pad	3 x 6	-46	2.2	2	No	1.90	1.72	1.52	1.29
665-PUM3546LR	PUM-3546L-R	Solder Pad	3.5 x 6	-46	2.2	2	No	1.90	1.72	1.52	1.29
665-PUM5250LR	PUM-5250L-R	Solder Pad	5.2 x 6	-50	2.2	2	No	1.80	1.64	1.50	1.37
665-DUM5246LR	DUM-5246L-R	Solder Pad	5.2 x 8	-46	2.2	2	No	2.09	1.90	1.74	1.59
665-AUM-5247L-R	AUM-5247L-R	Solder Pad	5.2 x 9.7	-47	0.68	1.5	No	2.12	1.95	1.77	1.06

Noise Canceling

For quantities greater than listed, call for quote.

MOUSER STOCK NO.	PUI Part No.	Terminal Type	Dimensions: mm	Sensitivity (dB)	Impedance (KΩ)	VDC	Washable	Price Each			
								1	25	50	100
665-TNM3054LR	TNM-3054L-R	Solder Pad	3 x 4.5	-54	2.2	2	No	3.24	2.97	1.71	1.56
665-PNM2751LR	PNM-2751L-R	Solder Pad	2.7 x 6	-51	2.2	2	No	2.59	2.35	2.07	1.73
665-PNM3546LR	PNM-3546L-R	Solder Pad	3.5 x 6	-46	2.2	2	No	1.72	1.56	1.37	1.27
665-PNM5250LR	PNM-5250L-R	Solder Pad	5.2 x 6	-50	2.2	1.5	No	2.89	2.65	2.41	1.44
665-ANM-5254L-R	ANM-5254L-R	Solder Pad	5.2 x 9.7	-54	0.68	1.5	No	1.03	.938	.826	.704

© Copyright 2013 Mouser Electronics

© Copyright 2013 Mouser Electronics

PUI AUDIO Speakers

RoHS Compliant **This product is RoHS compliant.**

MULTI-LAYER PIEZO SPEAKERS

Features:
- Thin compact size
- Low power consumption
- Multiple mounting options
- Wide frequency range
- 100% Factory Tested

Applications:
- Touch panel displays
- Camera equipment
- Other handheld devices

For quantities greater than listed, call for quote.

MOUSER STOCK NO.	PUI Part No.	Fig.	Dimensions: mm (H x W x L)	Rated / Max. Power (Vp-p))	SPL (dBA)	Resonant Frequency (Hz)	Frequency Range (Hz)	Price Each 1	25	50	100
665-APS2714S-R	APS2714S-R	A	1 x 23 x 26.5	4/10	75	1400	300-20K	5.86	4.47	4.18	3.85
665-APS2718S-T-R	APS2718S-T-R	B	0.8 x 24.8 x 27.3	4/10	75	1800	300-20K	5.86	4.47	4.18	3.85

SPEAKERS

Features:
- Wide range of sizes
- Available in paper, mylar and cloth cone
- Low profile versions available
- Multiple configurations such as round, oval, square
- Also available in surface mount and PCB mount

Applications:
- Hand held devices
- Medical equipment and systems
- Security alarms and equipment
- Industrial equipment
- Leisure equipment
- Test equipment
- POS and Barcode scanners
- Desktop Phones
- Computers

Round

For quantities greater than listed, call for quote.

MOUSER STOCK NO.	PUI Part No.	Fig.	Dimensions: mm (H x W x L)	Rated Power (W)	Max. Power (W)	Impedance (Ω)	Cone Material	Resonant Frequency (Hz)	Frequency Range (Hz)	Price Each 1	25	50	100
665-AS01308MR2R	AS01308MR-2-R	C	2.8 x 13 x 13	0.2	0.3	8	Mylar	1100	700 - 5000	3.66	2.79	2.61	2.41
665-AS01308MRR	AS01308MR-R	C	2 x 13 x 13	0.2	0.4	8	Mylar	1050	1050 - 20000	3.46	3.10	2.76	2.19
665-AS01708MR-SC-R	AS01708MR-SC-R	C	2.9 x15 x 15	0.3	0.5	8	Mylar	750	750 - 5000	3.78	3.36	3.19	2.49
665-AS02008MRR	AS02008MR-R	C	3 x 20 x 20	0.5	0.8	8	Mylar	500	500 - 4000	2.10	1.95	1.73	1.32
665-AS03008MRR	AS03008MR-R	C	4.8 x 30 30	0.5	1	8	Mylar	650	650 - 15000	5.76	5.38	4.72	3.00
665-AS04508MR3R	AS04508MR-3-R	C	5 x 45 x 45	1	1.5	8	Mylar	450	450 - 6000	3.12	2.92	2.55	2.19
665-AS05008MR-R	AS05008MR-R	C	18.5 x 50 x 50	0.2	0.4	8	Mylar	550	550 - 4500	4.69	4.30	2.34	2.29
665-AS05008PR2R	AS05008PR-2-R	C	18.5 x 50 x 50	0.2	0.4	8	Paper	550	550 - 4500	2.84	2.31	2.23	2.13
665-AS06608MRR	AS06608MR-R	C	12.5 x 66 x 66	0.5	0.8	8	Mylar	380	380 - 7500	4.01	3.45	3.25	2.66
665-AS04008PRR	AS04008PR-R	C	6.55 x 40 x 40	0.5	0.8	8	Paper	700	700 - 4750	3.21	2.89	2.57	2.03
665-AS05008PR6R	AS05008PR-6-R	C	18.5 x 50 x 50	0.4	0.7	8	Paper	500	500 - 5000	3.69	3.33	2.95	2.34
665-AS05008PRR	AS05008PR-R	C	9.5 x 50 x 50	0.1	0.2	8	Paper	500	500 - 4500	4.69	4.30	3.91	2.34
665-AS13708PRR	AS13708PR-R	C	31.5 x 137 137	5	10	8	Paper	160	160 - 5700	11.02	9.92	7.01	6.41

Oval

For quantities greater than listed, call for quote.

MOUSER STOCK NO.	PUI Part No.	Fig.	Dimensions: mm (H x W x L)	Rated Power (W)	Max. Power (W)	Impedance (Ω)	Cone Material	Resonant Frequency (Hz)	Frequency Range (Hz)	Price Each 1	25	50	100
665-AS07008PO2R	AS07008PO-2-R	D	23 x 30.5 x 70	2	5	8	Paper	300	300 - 20000	4.42	3.97	3.53	2.69
665-AS07104PO-R	AS07104PO-R	D	25 x 41 x 71	3	5	4	Paper	100	100 - 20000	3.77	3.51	3.08	2.63
665-AS07108PO-3-R	AS07108PO-3-R	D	23.5 x 41 x 71	3	5	8	Paper	250	100 - 20000	4.37	3.36	2.80	2.59
665-AS02708COR	AS02708CO-R	D	6 x 20.5 x 27	1	2	8	Cloth	550	250 - 20000	3.27	3.19	2.50	2.39
665-AS04008COR	AS04008CO-R	D	5.8 x 20 x 40	2	3	8	Cloth	400	200 - 20000	6.29	5.77	3.15	3.01
665-AS04008PO2R	AS04008PO-2-R	D	11.5 x 28.3 x 40	1	2	8	Paper	450	450 - 20000	4.78	3.96	3.56	2.97
665-AS04008PS4WR	AS04008PS-4W-R	D	11.5 x 28.3 x 40	2	4	8	Paper	380	380 - 20000	4.95	4.45	3.15	3.09
665-AS07108POR	AS07108PO-R	D	25 x 41 x 71	3	5	8	Paper	250	100 - 20000	3.79	3.47	2.80	2.59

Square

For quantities greater than listed, call for quote.

MOUSER STOCK NO.	PUI Part No.	Fig.	Dimensions: mm (H x W x L)	Rated Power (W)	Max. Power (W)	Impedance (Ω)	Cone Material	Resonant Frequency (Hz)	Frequency Range (Hz)	Price Each 1	25	50	100
665-AS05008MSR	AS05008MS-R	E	12 x 50.5 x 50.5	1.5	3	8	Mylar	800	800 - 7000	3.69	3.33	2.95	2.34
665-AS06608PSR	AS06608PS-R	E	29 x 66.3 x 66.3	4	5	8	Paper	230	230 - 12000	6.63	5.97	5.31	4.68
665-AS07708PS2R	AS07708PS-2-R	E	25.5 x 77 x 77	4	8	8	Paper	270	270 - 8000	4.31	3.87	3.45	2.74

PCB Mount

For quantities greater than listed, call for quote.

MOUSER STOCK NO.	PUI Part No.	Fig.	Dimensions: mm (H x W x L)	Rated Power (W)	Max. Power (W)	Impedance (Ω)	Cone Material	Resonant Frequency (Hz)	Frequency Range (Hz)	Price Each 1	25	50	100
665-AST-01508MR-R	AST-01508MR-R	F	7.5 x 15 x 15	0.3	0.5	8	Mylar	1700	1700 - 20000	3.51	3.19	2.81	2.41
665-AST01532MRR	AST-01532MR-R	F	7.5 x 15 x 15	0.3	0.5	32	Mylar	2100	2100 - 20000	3.99	3.58	3.19	2.78
665-AST-02308MR-R	AST-02308MR-R	F	8.5 x 23 x 23	0.08	0.15	8	Mylar	1500	600 - 20000	3.10	2.36	2.21	2.04
665-AST03008MRR	AST-03008MR-R	F	12.5 x 29.9 x 29.9	0.15	0.2	8	Mylar	1400	500 - 20000	3.42	2.41	2.33	2.26
665-AST-03032MR-R	AST-03032MR-R	F	12 x 30 x 30	0.1	0.2	32	Mylar	1200	1200 - 20000	3.42	2.61	2.44	2.25
665-AST-030C0MR-R	AST-030C0MR-R	F	12.7 x 29.7 x 29.7	0.15	0.3	100	Mylar	1200	1200 - 10000	3.42	2.61	2.44	2.25
665-AST-03208MR-R	AST-03208MR-R	F	15.1 x 31.9 x 31.9	0.1	0.2	8	Mylar	1500	500 - 20000	2.81	2.14	2.01	1.85
665-AST1732MR-R	AST-1732MR-R	F	8 x 17 x 17	0.2	0.5	32	Mylar	1700	1700 - 20000	3.63	3.22	2.68	2.65

Surface Mount

For quantities greater than listed, call for quote.

MOUSER STOCK NO.	PUI Part No.	Fig.	Dimensions: mm (H x W x L)	Rated Power (W)	Max. Power (W)	Impedance (Ω)	Cone Material	Resonant Frequency (Hz)	Frequency Range (Hz)	Price Each 1	25	50	100
665-SMS-1508-2R	SMS-1508-2-R	G	5 x 15 x 15	0.3	0.5	8	Mylar	850	850 - 20000	6.83	6.21	5.44	5.14

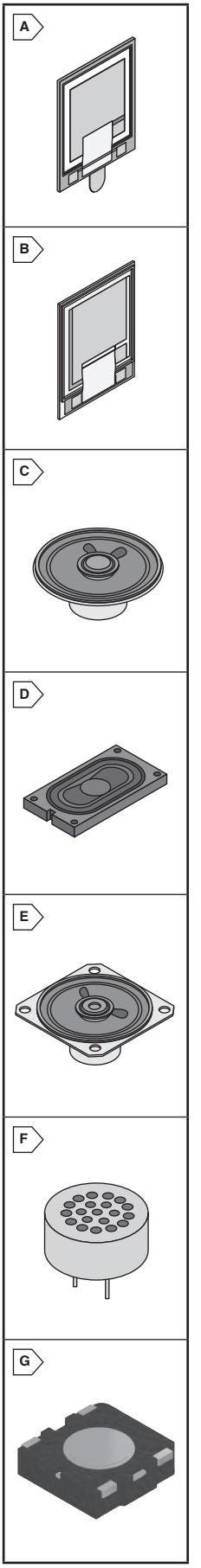

© Copyright 2013 Mouser Electronics

PUI AUDIO Speakers, Indicators, and Sirens

RoHS Compliant **This product is RoHS compliant.**

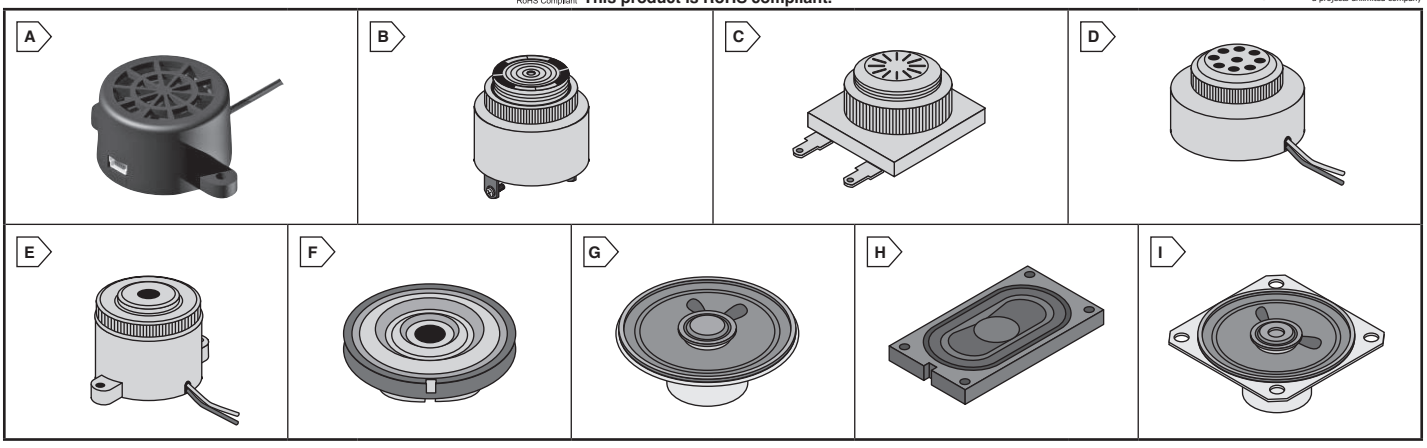

PROGRAMMABLE INDICATORS

Specifications:
- Voltage Range: 7 ~ 24VDC
- Max. File Length: 33 seconds

Features:
- Ability to program any WAV or MP3 file
- Simple-to-use Windows interface

For quantities greater than listed, call for quote.

MOUSER STOCK NO.	PUI Part No.	Fig.	Dimensions: mm (H x W x L)	Resonant Frequency (Hz)	Tone	SPL Min. (10cm)	Rated Voltage	Rated Current (Max. mA)	Washable	Price Each 1	25	50	100
665-API-4260-LW150-R	API-4260-LW150-R	A	60 x 25 x 42	100 ~6000	Continuous	100Db	12VDC	350	No	18.73	17.19	16.99	15.44
Accessories			Description										
665-API-CABLE	API-CABLE		1 meter USB to mini B USB cable							6.01	5.40	5.21	4.74

INDICATORS

Features:
- UL Recognized

For quantities greater than listed, call for quote.

MOUSER STOCK NO.	PUI Part No.	Fig.	Dimensions: mm (H x W x L)	Resonant Frequency (Hz)	Tone	SPL Min. (10cm)	Rated Voltage	Rated Current (Max. mA)	Washable	Price Each 1	25	50	100
665-AI4228PC28R	AI-4228-P-C28-R	B	32.5 x 42.5 x 42.5	2800	Continuous	88dB	12VDC	10	No	15.13	14.03	12.25	10.82
665-AI4329P-SR28R	AI-4329-P-SP28-R	B	32.5 x 42.5 x 42.5	2900	Slow	88dB	12VDC	6	No	10.61	9.65	8.44	7.67
665-AI-4328PC282-R	AI-4328-P-C28-2-R	B	32.5 x 42.5 x 42.7	2800	Continuous	97dB	12VDC	8	No	9.67	8.80	7.69	7.28

PANEL MOUNT SPEAKERS

Features:
- Higher SPL output
- Wider voltage range

Applications:
- Industrial equipment
- Leisure equipment (golf carts, ATV's, etc.)

For quantities greater than listed, call for quote.

MOUSER STOCK NO.	PUI Part No.	Fig.	Dimensions: mm (H x W x L)	Resonant Frequency (Hz)	Tone	SPL Min. (10cm)	Voltage Range (VDC)	Rated Voltage	Rated Current (Max. mA)	Washable	Price Each 1	25	50	100
665-AI-4328PC282-R	AI-4328-P-C120D-R	B	33 x 42.5 x 42.5	2800	Continuous	98dB	30 - 120	110VAC/VDC	17	No	9.67	8.80	7.69	7.28
665-AI4329PFP28R	AI-4329-P-FP28-R	B	33 x 43 xx 43	2900	Fast	88dB	6 - 28	12VDC	6	No	10.61	7.67	7.62	7.56
665-AI4329P-SR28R	AI-4329-P-SP28-R	B	33 x 43 x 43	2900	Slow	88dB	4 - 28	12VDC	6	No	10.61	9.65	8.44	7.67
665-AI-4429-P-C12-R	AI-4429-P-C12-R	B	34.5 x 43.5 x 43.5	2900	Continuous	105dB	1 - 16	12VDC	30	No	8.81	8.00	7.01	5.94
665-AI4429PCP12R	AI-4429-P-CP12-R	B	34.5 x 43.5 x 43.5	2900	Multiple	100dB	4 - 16	12VDC	25	No	10.83	9.84	8.61	7.28
665-X-4028-P-C32-R	X-4028-P-C32-R	C	23 x 40 x 40	2800	Continuous	105dB	3 - 32	32VDC	22	No	8.45	7.68	6.13	5.69
665-X5328PCLW165-R	X-5328-P-C-LW165-R	D	31 x 53 x 53	2800	Continuous	103dB	3 - 12	6VDC	20	No	12.71	11.56	10.11	8.56

SIRENS

Features:
- Extremely loud output
- Multiple tone outputs
- Available with visual notification
- Available with or without volume control
- Will operate in extreme conditions
- Can be used for warning or alerting in potentially dangerous/noisy environments

Applications:
- Fire, safety and security
- Industrial panels and devices
- Industrial vehicles
- Marine equipment
- Public transportation

For quantities greater than listed, call for quote.

MOUSER STOCK NO.	PUI Part No.	Fig.	Dimensions: mm (H x W x L)	Resonant Frequency (Hz)	Voltage Range	Typical SPL (10cm)	Tone	Price Each 1	25	50	100
665-AW10FRNSVC	AW-10FR-NSVC	E	43 x 52.5 x 71	4000	9 - 28VDC	118dB	2 Tones	24.20	24.15	24.10	24.04
665-AW10PWNSVC	AW-10PW-NSVC	D	45 x 50 x 50	3000	9 - 28VDC	106dB	2 Tones	29.05	29.00	28.94	28.89
665-AW15SBW	AW-15SBW	-	75 x 93 x 93	2800	9 - 28VDC	NA	32 Tones	67.52	54.01	50.64	47.20

MINIATURE SPEAKER TRANSDUCERS

For quantities greater than listed, call for quote.

MOUSER STOCK NO.	PUI Part No.	Fig.	Dimensions: mm (H x W x L)	Rated Power (W)	Max. Power (W)	Impedance (Ω)	Cone Material	Resonant Frequency (Hz)	Frequency Range (Hz)	Price Each 1	25	50	100
665-ADS02008MRR	ADS02008MR-R	F	4 x 19.9 x 19.9	0.08	0.2	8	Mylar	750	750 - 5000	3.47	2.68	2.39	1.97
665-ADS02908MRR	ADS02908MR-R	F	9.5 x 29 x 29	0.1	0.2	8	Mylar	650	650 - 4000	3.47	2.68	2.39	1.97

WATER RESISTANT SPEAKERS

Features:
- Extends life of normal paper speaker
- Offers the sound quality of a paper diaphragm speaker with the element resistance of a mylar diaphragm speaker
- Water resistant coating has little to no effect on the quality of sound reproduction
- Coating process is FAA Approved and used daily in military and aerospace applications
- Water resistant coating material is MIL-I-46058C and IPC-CC-830 qualified and is in full compliance with RoHS standards

For quantities greater than listed, call for quote.

MOUSER STOCK NO.	PUI Part No.	Fig.	Dimensions: mm (H x W x L)	Rated Power (W)	Max. Power (W)	Impedance (Ω)	Cone Material	Resonant Frequency (Hz)	Frequency Range (Hz)	Price Each 1	25	50	100
665-AS04008PRWRR	AS04008PR-WR-R	G	6.55 x 40 x 40	0.5	0.8	8	Treated Paper	700	700 - 4750	3.88	3.49	3.10	2.72
665-AS05008PRWRR	AS05008PR-WR-R	G	12 x 50 x 50	1	1.5	8	Treated Paper	550	550 - 5000	4.37	3.93	3.49	3.05
665-AS02708COWRR	AS02708CO-WR-R	H	6 x 20.5 x 27	1	3	8	Treated Cloth	550	250 - 20000	4.60	4.14	3.68	3.21
665-AS04008PO2WRR	AS04008PO-2-WR-R	H	11.5 x 28.3 x 40	1	2	8	Treated Paper	450	450 - 20000	5.62	5.06	4.49	3.93
665-AS04008PS4WWRR	AS04008PS-4W-WR-R	I	11.5 x 28.3 x 40	2	4	8	Paper	380	380 - 20000	5.62	5.06	4.49	3.93
665-AS07108POWRR	AS07108PO-WR-R	H	25 x 41 x 71	3	5	8	Treated Paper	250	100 - 20000	5.08	4.58	4.07	3.54
665-AS09008PO2WRR	AS09008PO-2-WR-R	H	40.5 x 50 x 90	5	8	8	Paper	240	240 - 18000	5.41	5.36	5.11	4.06
665-AS06608PSWRR	AS06608PS-WR-R	I	29 x 66.3 x 66.3	4	5	8	Treated Paper	230	230 - 12000	7.31	6.57	5.84	5.09
665-AS07708PS2WRR	AS07708PS-2-WR-R	I	25.5 x 77 x 77	4	8	8	Treated Paper	270	270 - 8000	4.98	4.48	3.98	3.48

© Copyright 2013 Mouser Electronics
© Copyright 2013 Mouser Electronics

ALCOSWITCH Knobs

TE connectivity Authorized Distributor

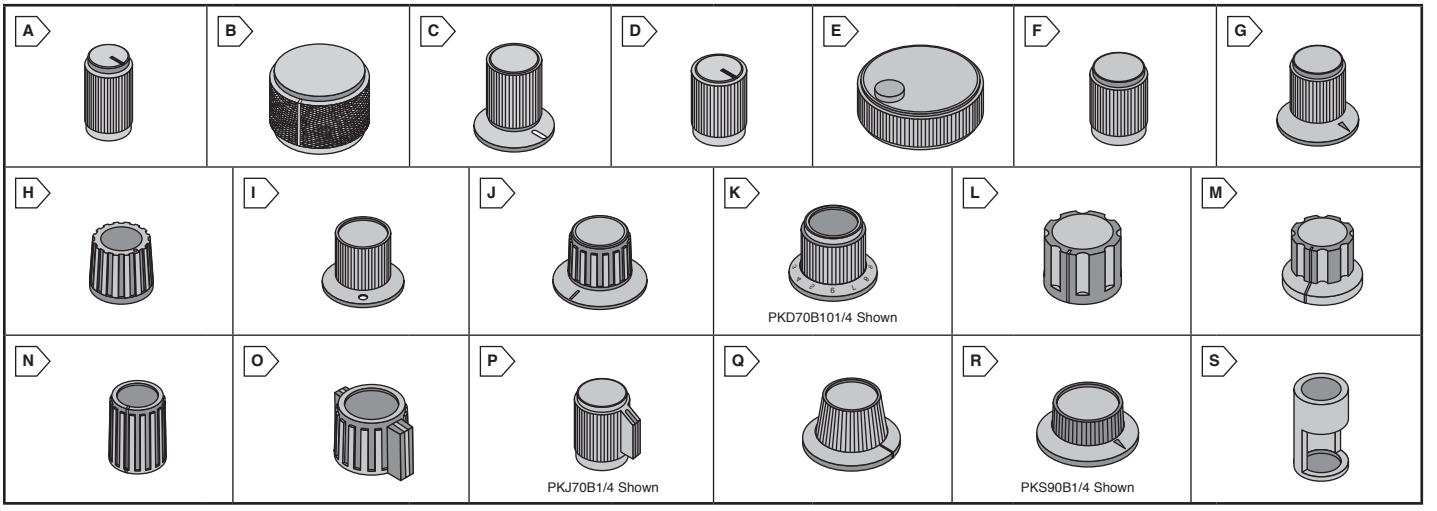

K SERIES MACHINED ALUMINUM CONTROL KNOBS

Specifications:

- Made of machined aluminum alloy stock
- Finish is gloss anodize
- Set screws: steel, type 303, hex head, cup point

✻Parts are Black body with Natural skirt and top.

For quantities greater than listed, call for quote.

MOUSER STOCK NO.	TE Part No.	Alcoswitch Part No.	Fig.	Shaft Size	Knurl Type	Knob Color	Description	Diameter: in. (mm)	Height: in. (mm)	Price Each 1	10	25	50
506-KB500B1/4	3-1437621-8	KB500B1/4	A	1/4"	Straight	Black	Top line indicator	.500 (12.7)	.787 (20.0)	12.59	11.48	10.82	9.94
506-KB500B1/8	3-1437621-9	KB500B1/8	A	1/8"	Straight	Black	Top line indicator	.500 (12.7)	.787 (20.0)	8.61	8.24	7.49	6.94
506-KD500B1/4	7-1437621-2	KD500B1/4	B	1/4"	Diamond	Black	Side indicator line	.500 (12.7)	.630 (16.0)	5.08	4.82	4.67	4.50
506-KD1250A-1/4	6-1437621-8	KD1250A1/4	B	1/4"	Diamond	Natural	Side indicator line	1.25 (31.8)	.750 (19.1)	17.51	15.96	15.03	13.82
506-KFS400B1/8	8-1437621-6	KFS400B1/8	C	1/8"	Straight	Black	Indicator dot on skirt	.380 (9.65)	.500 (12.7)	9.89	8.99	8.59	7.91
506-KLN1250B1/4	9-1437621-5	KLN1250B1/4	D	1/4"	Straight	Black	Top and side indicator	1.25 (31.8)	.591 (15.0)	17.55	16.16	14.66	14.13
506-KLN700A-1/4	1437622-2	KLN700A1/4	D	1/4"	Straight	Natural	Top and side indicator	.740 (18.8)	.625 (15.9)	9.01	8.24	7.83	7.42
506-KLN700B1/4	1437622-3	KLN700B1/4	D	1/4"	Straight	Black	Top and side indicator	.740 (18.8)	.625 (15.9)	9.43	8.59	8.10	7.44
506-KLN900B1/4	1437622-7	KLN900B1/4	D	1/4"	Straight	Black	Top and side indicator	.937 (23.8)	.625 (15.9)	10.27	9.37	8.83	8.11
506-KN1751AS1/4	3-1437622-5	KN1751AS1/4	E	1/4"	Straight	Natural	Fingertip spinner	1.75 (44.5)	.620 (15.8)	35.20	32.10	30.25	27.79
506-KN1751BS1/4	3-1437622-8	KN1751BS1/4	E	1/4"	Straight	Black	Fingertip spinner	1.75 (44.5)	.620 (15.8)	32.99	30.10	28.36	26.04
506-KN500B-1/4	4-1437622-6	KN500B1/4	F	1/4"	Straight	Black	Side indicator line	.500 (12.7)	.625 (15.9)	8.71	8.12	7.55	7.01
506-KN500B1/8	4-1437622-7	KN500B1/8	F	1/8"	Straight	Black	Side indicator line	.500 (12.7)	.625 (15.9)	6.01	5.11	4.85	4.71
506-KN700B1/4	6-1437622	KN700B1/4	F	1/4"	Straight	Black	Side indicator line	.750 (19.1)	.625 (15.9)	10.90	10.18	9.32	8.60
506-KN1250B1/4	2-1437622-7	KN1250B1/4	F	1/4"	Straight	Black	Side indicator line	1.25 (31.8)	.625 (15.9)	15.80	14.96	14.52	13.82
506-KNS701BA1/4	8-1437622	KNS701BA1/4	G	1/4"	Straight	Black ✻	Arrowhead indicator on skirt	.750 (19.1)	.625 (15.9)	14.61	13.28	12.14	11.36

P SERIES MOLDED PHENOLIC KNOBS

Specifications:

- Made of general purpose phenolic (thermoset)
- Finish is gloss
- Insert is made of Cu alloy
- Set screws: steel, hex head, cup point
- Inlays and skirts are aluminum alloy, spun finish Wh. = White; Blk. = Black

For quantities greater than listed, call for quote.

MOUSER STOCK NO.	TE Part No.	Alcoswitch Part No.	Fig.	Shaft Size	Knurl Type	Description	Diameter: in. (mm)	Height: in. (mm)	Price Each 1	10	25	50
506-PK1100B1/4	1437624-3	PK1100B1/4	H	1/4"	Serrated	Wh. indicator on top and spun alum. inlay	.700 (17.8)	.530 (13.5)	2.53	2.25	2.15	2.07
506-PK50B1/4	1437624-6	PK50B1/4	I	1/4"	Straight	Wh. dot indicator on skirt and spun alum. inlay	.748 (19.0)	.550 (14.0)	2.13	1.96	1.85	1.78
506-PK50B1/8	1437624-7	PK50B1/8	I	1/8"	Straight	Wh. dot indicator on skirt and spun alum. inlay	.748 (19.0)	.550 (14.0)	2.50	2.27	2.13	2.03
506-PK70B1/4	1437624-8	PK70B1/4	I	1/4"	Straight	Wh. dot indicator on skirt and spun alum. inlay	.984 (25.0)	.590 (15.0)	3.65	3.23	2.94	2.82
506-PK90B-1/4	1437624-9	PK90B1/4	I	1/4"	Straight	Wh. dot indicator on skirt and spun alum. inlay	1.25 (31.8)	.595 (15.1)	3.69	3.56	3.26	3.11
506-PKA50B1/4	1-1437624-0	PKA50B1/4	J	1/4"	Ribbed	Wh. line indicator on skirt and spun alum. inlay	.795 (20.2)	.590 (15.0)	2.04	1.92	1.77	1.66
506-PKA50B1/8	1-1437624-1	PKA50B1/8	J	1/8"	Ribbed	Wh. line indicator on skirt and spun alum. inlay	.795 (20.2)	.590 (15.0)	2.34	2.09	1.89	1.82
506-PKA70B1/4	1-1437624-5	PKA70B1/4	J	1/4"	Ribbed	Wh. line indicator on skirt and spun alum. inlay	.980 (24.9)	.750 (19.1)	2.81	2.66	2.47	2.35
506-PKA90B1/4	1-1437624-7	PKA90B1/4	J	1/4"	Ribbed	Wh. line indicator on skirt and spun alum. inlay	1.375 (34.9)	.840 (21.3)	3.46	3.14	2.99	2.69
506-PKD70B1/4	PKD70B1/4	PKD70B1/4	K	1/4"	Straight	Black arrow indicator on skirt and spun alum. inlay	1.02 (25.9)	.610 (15.5)	3.26	3.06	2.99	2.73
506-PKD70B101/4	3-1437624-2	PKD70B101/4	K	1/4"	Straight	0-10 numerals on skirt and spun alum. inlay	1.02 (25.9)	.610 (15.5)	2.69	2.49	2.34	2.19
506-PKE60B1/4	4-1437624-3	PKE60B1/4	L	1/4"	Fluted	Line indicator on side and spun alum. inlay	.626 (15.9)	.472 (12.0)	3.32	2.94	2.68	2.57
506-PKE90-B	4-1437624-5	PKE90B1/4	L	1/4"	Fluted	Line indicator on side and spun alum. inlay	.890 (22.6)	.512 (13.0)	3.48	3.23	2.94	2.75
506-PKES120B1/4	4-1437624-6	PKES120B1/4	M	1/4"	Fluted	Skirt and wh. indicator line and spun alum. inlay	1.30 (32.9)	.628 (16.0)	2.92	2.79	2.57	2.45
506-PKES60B1/4	5-1437624-0	PKES60B1/4	M	1/4"	Fluted	Skirt and wh. indicator line and spun alum. inlay	.748 (19.0)	.470 (11.9)	2.48	2.30	2.09	1.99
506-PKES60B1/8	5-1437624-1	PKES60B1/8	M	1/8"	Fluted	Skirt and wh. indicator line and spun alum. inlay	.748 (19.0)	.470 (11.9)	2.35	2.12	1.93	1.77
506-PKES90B1/4	5-1437624-3	PKES90B1/4	M	1/4"	Fluted	Skirt and wh. indicator line and spun alum. inlay	1.01 (25.7)	.570 (14.5)	2.81	2.49	2.26	2.16
506-PKG40B1/8	5-1437624-9	PKG40B1/8	N	1/8"	Ribbed	Wh. indicator line and spun alum. inlay	.437 (11.1)	.472 (12.0)	1.85	1.64	1.49	1.42
506-PKG50B1/4	6-1437624	PKG50B1/4	N	1/4"	Ribbed	Wh. indicator line and spun alum. inlay	.551 (14.0)	.512 (13.0)	2.65	2.36	2.16	2.03
506-PKG50B1/8	6-1437624-1	PKG50B1/8	N	1/8"	Ribbed	Wh. indicator line and spun alum. inlay	.551 (14.0)	.512 (13.0)	2.38	2.15	2.02	1.92
506-PKG70B1/8	6-1437624-8	PKG70B1/8	N	1/8"	Ribbed	Wh. indicator line and spun alum. inlay	.740 (18.8)	.559 (14.2)	4.87	4.68	4.47	4.29
506-PKGP-70B-1/4	7-1437624-2	PKGP70B1/4	O	1/4"	Ribbed	Bar pointer, wh. indicator line, and spun alum. inlay	.740 (18.8)	.460 (11.7)	5.79	5.14	4.70	4.47
506-PKJ70B1/4	7-1437624-7	PKJ70B1/4	P	1/4"	Straight	Bar pointer, wh. indicator line, and spun alum. inlay	.760 (19.3)	.555 (14.1)	3.83	3.28	3.08	2.95
506-PKJT50B1/8	7-1437624-9	PKJT50B1/8	P	1/8"	Straight	Bar pointer, wh. indicator line, and alum. spin plate	.515 (13.1)	.585 (14.9)	6.20	5.50	5.00	4.79
506-PKS1106B1/4	9-1437624-7	PKS1106B1/4	Q	1/4"	Straight	Blk. line indicator on alum. skirt, spun alum. inlay	1.17 (29.6)	.670 (17.0)	4.79	4.33	4.15	3.79
506-PKS1105B101/4	9-1437624-6	PKS1105B101/4	Q	1/4"	Straight	Blk. numbers 0-9 on alum. skirt, spun alum. inlay	1.17 (29.6)	.670 (17.0)	3.95	3.43	3.22	3.10
506-PKS90B1/4	1437625-5	PKS90B1/4	R	1/4"	Straight	Blk. arrow indicator on alum. skirt, spun alum. inlay	1.42 (36.1)	.596 (15.1)	4.42	4.07	3.69	3.43
506-PKS90B101/4	1437625-6	PKS90B101/4	R	1/4"	Straight	Blk. numbers 1-10 on alum. skirt, spun alum. inlay	1.42 (36.1)	.596 (15.1)	7.17	6.36	5.78	5.54

ADAPTER

For quantities greater than listed, call for quote.

MOUSER STOCK NO.	TE Part No.	Alcoswitch Part No.	Fig.	Description	Diameter: in. (mm)	Height: in. (mm)	Price Each 1	10	25	50
506-KR104	1825620-1	KR104	S	Shaft hole adapter, 1/4" to 1/8"	- - -	- - -	1.64	1.44	1.32	1.26

© Copyright 2013 Mouser Electronics
© Copyright 2013 Mouser Electronics

DAVIES MOLDING Knobs

RoHS Compliant **This product is RoHS compliant.**

POINTER CONTROL KNOBS

- Hole Size: .25"
- Set Screw Size: 8-32
- High Gloss Phenolic

†- No indicator line.

✻ Diameter in table measured at knob base or skirt.

RoHS Compliant

MOUSER STOCK NO.	Davies Molding Part No.	Fig.	✻Dia. (in.)	Height (in.)	Price Each 1	10	100	250
† 5164-1400	1400	A	1/2	13/32	1.33	1.19	1.05	.995
† 5164-1450	1450	B	11/16	13/32	1.16	1.07	.91	.877
5164-1470AQ	1470AQ	C	1 1/8	1/2	1.67	1.64	1.55	1.44
† 5164-1475	1475	D	1	1/2	1.32	1.24	1.19	1.12
5164-1500	1500AU	E	1 1/8	9/16	1.39	1.34	1.22	1.17
5164-1510AH	1510AH	F	3/4	9/16	1.41	1.37	1.26	1.23
5164-1520X	1520-X	G	1 1/2	3/4	2.48	2.33	2.19	2.19
5164-1550AG	1550AG	H	1 1/8	5/8	1.52	1.50	1.44	1.39
5164-2300	2300BM	I	1 13/64	5/8	1.66	1.61	1.54	1.41
† 5164-2300A	2300	I	1 13/64	5/8	1.42	1.28	.996	.919
† 5164-2310	2310	J	1 3/16	1/2	1.77	1.71	1.50	1.37
5164-2350AH	2350AH	K	2	5/8	3.06	2.82	2.57	2.53

FLUTED INSTRUMENT KNOBS

- Fluted for precise controls
- Terrific range of sizes, including a family of skirted knobs
- High gloss phenolic
- Hole size: .25" (1910EL= .125")

†- No indicator line.

✻ Diameter in table measured at knob base or skirt.

RoHS Compliant

MOUSER STOCK NO.	Davies Molding Part No.	Fig.	✻Dia. (in.)	Height (in.)	Set Screw	Price Each 1	10	100	250
5164-1600BM	1600BM	L	1 1/2	11/16	8-32	1.54	1.50	1.40	1.37
5164-1610AA	1610AA	M	29/32	19/32	8-32	1.53	1.46	1.40	1.36
5164-1900	1900	N	1/2	5/8	6-32	1.83	1.71	1.63	1.41
† 5164-1910CQ	1910CQ	O	3/4	1/2	8-32	2.75	2.62	2.42	2.33
5164-1910CS	1910CS	O	3/4	1/2	8-32	1.62	1.50	1.34	1.29
5164-1910EL	1910EL	O	3/4	1/2	6-32	3.24	3.19	2.96	2.82
5164-1913BW	1913BW	O	1 1/8	5/8	8-32	1.54	1.44	1.40	1.38
5164-1919AE	1919AE	P	1 1/4	5/8	8-32	2.30	2.18	2.08	2.03
5164-1930BQ	1930BQ	Q	1 1/2	27/32	8-32	3.21	3.11	2.89	2.84
5164-1940BE	1940BE	Q	2 1/32	15/16	8-32	4.39	4.28	4.08	3.87

MINIATURE CLAMP KNOBS

Available with a wide flange female insert for positive contact. Good electrical properties in small clamp knobs.

- Hole Size = Insert Size

‡ - Projecting Stud

✻ Diameter in table measured at knob base or skirt.

RoHS Compliant

MOUSER STOCK NO.	Davies Molding Part No.	Fig.	✻Dia. (in.)	Height (in.)	Insert Size (in.)	Insert Depth (in.)	Price Each 1	10	100	250
5164-1770	1770	R	31/64	1/2	8-32	1/4	1.24	1.04	.963	.877
5164-2700E	2700-E	S	9/16	1/2	10-32	5/16	1.20	1.14	1.08	1.01
5164-2710B	2710-B	T	3/4	1/2	8-32	5/16	.58	.567	.535	.524
5164-2715L	2715-L	U	45/64	35/64	10-32	5/16	.81	.77	.728	.696
‡ 5164-2720L	2720-L	V	5/8	9/16	8-32	3/8	1.09	1.04	.982	.923
5164-2720Q	2720-Q	V	5/8	9/16	8-32	1/4	1.13	1.05	.999	.963

INSTRUMENT AND CONTROL KNOBS

- Distinctive knobs for special applications
- Glossy or satin finish Phenolic for durability and good appearance

✻Diameter in table measured at knob base or skirt.

RoHS Compliant

MOUSER STOCK NO.	Davies Molding Part No.	Fig.	✻Dia. (in.)	Height (in.)	Set Screw	Price Each 1	10	100	250
5164-1100	1100	W	25/32	15/32	6-32	.96	.924	.857	.80
5164-1105	1105	X	1	39/64	8-32	1.41	1.37	1.29	1.25
5164-1110	1110	Y	1 9/32	21/32	8-32	1.40	1.29	1.10	1.03
5164-1120	1120	Z	1-3/4	51/64	10-32	2.55	2.34	2.02	1.85
5164-1202BA	1202BA	AA	25/32	5/8	8-32	2.94	2.89	2.63	2.53

THREE ARM KNOB

Perfect for the smaller, everyday clamping needs and applications

- Material: Phenolic
- Insert: Brass
- Hole Size: 1/4-20"

✻Diameter in table measured at knob base or skirt.

RoHS Compliant

MOUSER STOCK NO.	Davies Molding Part No.	Fig.	✻Dia. (in.)	Height (in.)	Insert Size (in.)	Insert Depth (in.)	Price Each 1	10	100	250
5164-3025AG	3025AG	BB	1 1/8	3/4	1/4-20	1	1.24	1.17	1.10	1.05

KNURLED CLAMPING KNOB

These knobs have been designed with straight knurls on the side to create an attractive and effective gripping surface

✻ Diameter in table measured at knob base or skirt.

RoHS Compliant

MOUSER STOCK NO.	Davies Molding Part No.	Fig.	✻Dia. (in.)	Height (in.)	Insert Size (in.)	Insert Depth (in.)	Price Each 1	10	100	250
5164-3055BA	3055BA	CC	1 1/4	3/4	5/16-18	1/2	1.75	1.67	1.57	1.50

BAR KNOB

No matter what your application may be, a bar knob is perfect for your clamping needs.

- Material: Phenolic
- Hole Size: 5/16-18"
- Insert: Brass

✻Diameter in table measured at knob base or skirt.

RoHS Compliant

MOUSER STOCK NO.	Davies Molding Part No.	Fig.	✻Dia. (in.)	Height (in.)	Insert Size (in.)	Insert Depth (in.)	Price Each 1	10	100	250
5164-3085	3085	DD	1-1/8	3/4	1/4-20	3/5	1.05	.974	.941	.917

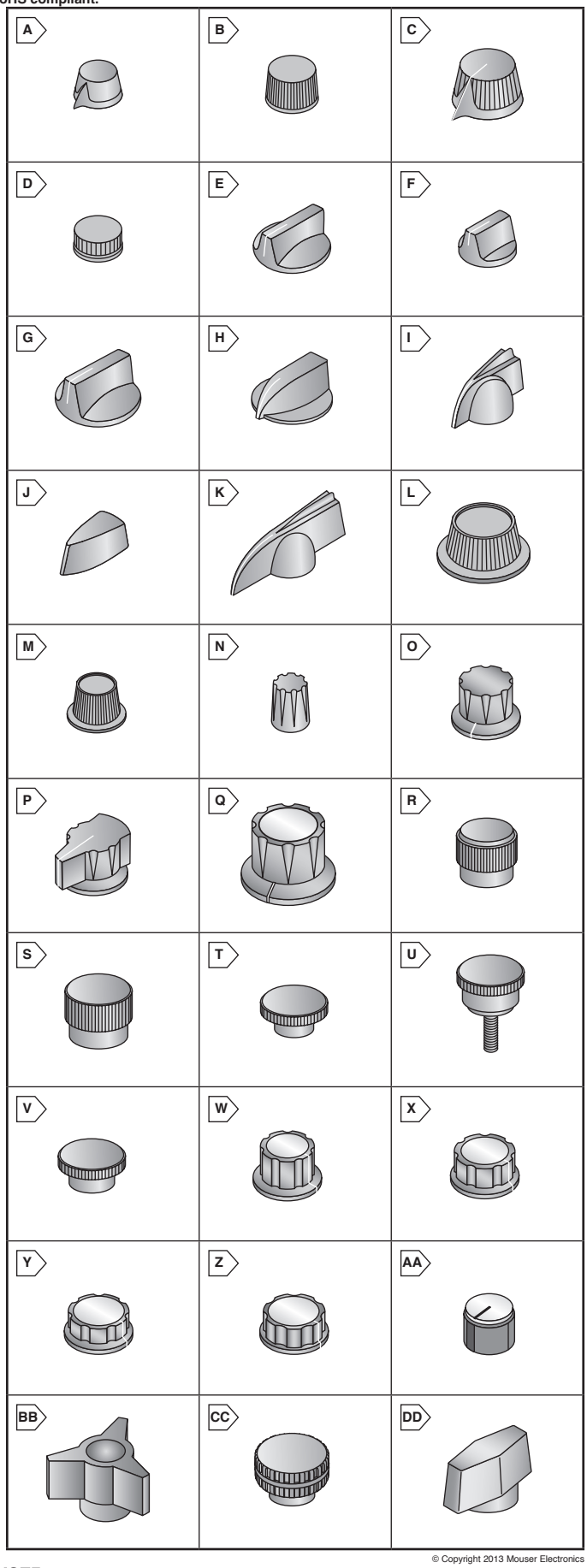

© Copyright 2013 Mouser Electronics

© Copyright 2013 Mouser Electronics

EAGLE PLASTIC DEVICES Control and Instrument Knobs

eagle plastic devices

SLIDE CONTROL KNOBS

Stylish and functional, these slide control knobs are available in several color combinations.

For quantities greater than listed, call for quote.

MOUSER STOCK NO.	Fig.	Body Color	Line Color	Shaft Size	Dimensions: in. A	B	C	Price Each 1	10	100	500
450-SL2112	A1	Red	Black	1.2x8	.945	.591	.445	.56	.452	.415	.38
450-SL2212	A1	Yellow	Black	1.2x8	.945	.591	.445	.56	.452	.415	.38
450-SL2312	A1	Blue	Black	1.2x8	.945	.591	.445	.56	.452	.415	.38
450-SL2412	A1	Green	Black	1.2x8	.945	.591	.445	.56	.452	.415	.38
450-SL2512	A1	Gray	Black	1.2x8	.945	.591	.445	.56	.452	.415	.38
450-SL2612	A1	Black	White	1.2x8	.945	.591	.445	.56	.452	.415	.38
450-SL4512	B1	Gray	Black	1.2x8	1.02	.433	.433	.56	.452	.415	.38
450-SL4514	B2	Gray	Black	1.2x4	1.02	.433	.433	.56	.452	.415	.38
450-SL5512	B2	Gray	Black	1.2x4	.945	.354	.425	.56	.452	.415	.38
450-SL6112	B3	Red	White	1.2x18	.953	.453	.406	.59	.475	.428	.403
450-SL6312	B3	Blue	White	1.2x18	.953	.453	.406	.59	.475	.428	.403
450-SL6512	B3	Gray	Black	1.2x18	.953	.453	.406	.59	.475	.428	.403
450-SL6612	B3	Black	White	1.2x18	.953	.453	.406	.59	.475	.428	.403
450-SL6712	B3	White	Black	1.2x18	.953	.453	.406	.59	.475	.428	.403

DIMENSIONS: in.

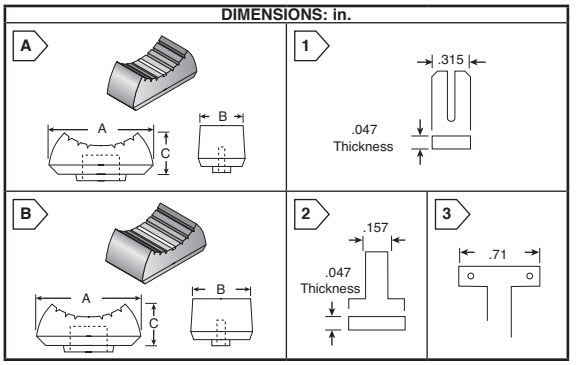

TWO-COLOR RUBBERIZED KNOBS

These rubberized two color knobs provide a clean, modern look with precise control. Available in several color combinations,these knobs provide a stylish look to any front panel.

For quantities greater than listed, call for quote.

MOUSER STOCK NO.	Fig.	Body Color	Line Color	Dimensions: in. Shaft	Dia.	Height	Price Each 1	10	100	500
D Shaft (6mm)										
450-4660	A	Gray	Black	.236	.52	.61	.71	.474	.437	.399
450-4661	A	Gray	Red	.236	.52	.61	.71	.474	.437	.399
450-4662	A	Gray	Yellow	.236	.52	.61	.52	.456	.399	.365
450-4663	A	Gray	Blue	.236	.52	.61	.52	.456	.399	.365
450-4667	A	Gray	Gray	.236	.52	.61	.52	.456	.399	.365
450-4760	A	Black	White	.236	.52	.61	.71	.474	.437	.399
450-4761	A	Black	Red	.236	.52	.61	.52	.456	.399	.365
450-4762	A	Black	Yellow	.236	.52	.61	.52	.456	.399	.365
450-4763	A	Black	Blue	.236	.52	.61	.52	.456	.399	.365
450-4764	A	Black	Green	.236	.52	.61	.52	.456	.399	.365
450-4765	A	Black	Gray	.236	.52	.61	.52	.456	.399	.365
D Shaft (6.4mm)										
450-4641	B	Gray	Red	.252	.52	.61	.52	.456	.399	.365
450-4642	B	Gray	Yellow	.252	.52	.61	.52	.456	.399	.365
450-4643	B	Gray	Blue	.252	.52	.61	.52	.456	.399	.365
450-4646	B	Gray	Black	.252	.52	.61	.52	.456	.399	.365
450-4647	B	Gray	Gray	.252	.52	.61	.52	.456	.399	.365
450-4741	B	Black	Red	.252	.52	.61	.52	.456	.399	.365
450-4742	B	Black	Yellow	.252	.52	.61	.52	.456	.399	.365
450-4743	B	Black	Blue	.252	.52	.61	.52	.456	.399	.365
450-4745	B	Black	Gray	.252	.52	.61	.52	.456	.399	.365
450-4747	B	Black	White	.252	.52	.61	.52	.456	.399	.365

DIMENSIONS: in. (mm.)

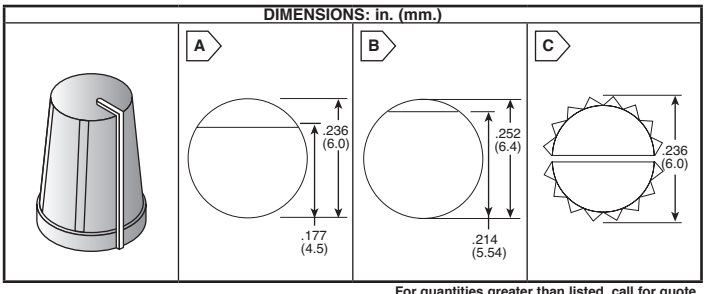

For quantities greater than listed, call for quote.

MOUSER STOCK NO.	Fig.	Body Color	Line Color	Dimensions: in. Shaft	Dia.	Height	Price Each 1	10	100	500
T18 (6mm,18 Tooth Knurled Shaft)										
450-1518	C	Gray	Red	.236	.52	.61	.52	.456	.399	.365
450-2518	C	Gray	Yellow	.236	.52	.61	.52	.456	.399	.365
450-3518	C	Gray	Blue	.236	.52	.61	.52	.456	.399	.365
450-6518	C	Gray	Black	.236	.52	.61	.52	.456	.399	.365
450-7518	C	Gray	Gray	.236	.52	.61	.52	.456	.399	.365
450-1C618	C	Black	Red	.236	.52	.61	.52	.456	.399	.365
450-2C618	C	Black	Yellow	.236	.52	.61	.52	.456	.399	.365
450-3C618	C	Black	Blue	.236	.52	.61	.52	.456	.399	.365
450-5C618	C	Black	Gray	.236	.52	.61	.52	.456	.399	.365
450-7618	C	Black	White	.236	.52	.61	.67	.455	.419	.383

DIMENSIONS: mm

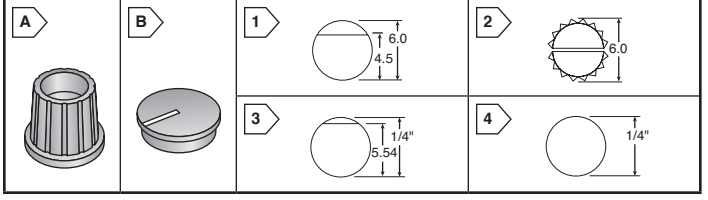

COLOR-CODED PLASTIC KNOBS AND CAPS

Knobs

These push on control knobs can be customized by using color coded caps. Multiple colors are available from stock. Order color coded caps separately.

✻T18 is a 6mm, 18 tooth knurled shaft.

NEW PRODUCT

For quantities greater than listed, call for quote.

MOUSER STOCK NO.	Fig.	Color	Shaft Type	Dimensions: in. Shaft	Dia.	Height	Price Each 1	10	100	500
450-AA150	A1	Black	D Shaft	.236	.59	.75	.36	.308	.261	.238
450-AA150C	A1	Clear	D Shaft	.24	.59	.24	.48	.413	.341	.314
450-AA151	A1	Lt. Grey	D Shaft	.236	.59	.75	.36	.308	.261	.238
450-AA152	A2	Lt. Grey	T18 ✻	.236	.59	.75	.36	.308	.261	.238
450-AA152C	A2	Clear	T18 ✻	.24	.59	.24	.48	.413	.341	.314
450-AA180	A3	Black	D Shaft	.252	.71	.63	.36	.308	.261	.238
450-AA181	A2	Black	T18 ✻	.236	.71	.63	.36	.308	.261	.238
450-AA190	A3	Black	D Shaft	.252	.79	.75	.36	.308	.261	.238
450-AA191	A2	Dk. Grey	T18 ✻	.252	.79	.75	.36	.308	.261	.238
450-AA192	A2	Black	T18 ✻	.252	.79	.75	.36	.308	.261	.238
450-AA193	A4	Black	set screw	.252	.79	.75	.90	.751	.682	.624

Caps

For quantities greater than listed, call for quote.

MOUSER STOCK NO.	Fig.	Cap Color	Pointer Color	Fits Knob	Price Each 1	10	100	500
450-CP151	B	Red	White	450-AA150, 450-AA151, 450-AA152	.30	.249	.178	.142
450-CP153	B	Blue	White		.30	.249	.178	.142
450-CP155	B	Grey	White		.30	.249	.178	.142
450-CP156	B	Black	White		.30	.249	.178	.142
450-CP157	B	White	Black		.30	.249	.178	.142
450-CP158	B	Clear	White	450-AA150C, 450-AA152C	.36	.299	.215	.17
450-CP185	B	Grey	Black	450-AA180, 450-AA181	.30	.249	.178	.142
450-CP186	B	Black	White		.30	.249	.178	.142
450-CP191	B	Red	White	450-AA190, 450-AA191, 450-AA192, 450-AA193	.30	.249	.178	.142
450-CP192	B	Yellow	White		.30	.249	.178	.142
450-CP193	B	Blue	White		.30	.249	.178	.142
450-CP194	B	Green	White		.30	.249	.178	.142
450-CP195	B	Grey	White		.30	.249	.178	.142
450-CP196	B	Black	White		.30	.249	.178	.142

DIMENSIONS: mm

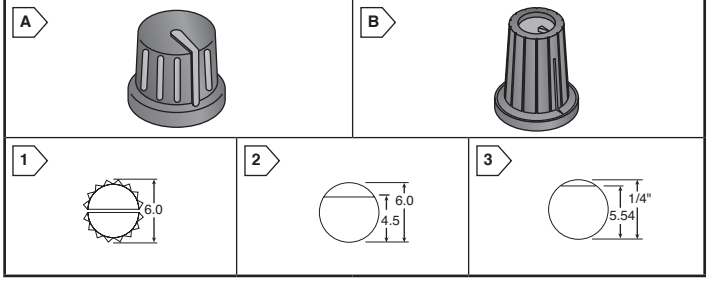

TWO-COLOR KNOBS

"Soft Touch" Knobs

These rubberized "soft touch" two color knobs provide a clean look with tactile control. Available in several pointer colors, these knobs provide a stylish look to any front panel.

For quantities greater than listed, call for quote.

MOUSER STOCK NO.	Fig.	Color	Pointer Color	Dimensions: in. Shaft	Dia.	Height	Price Each 1	10	100	500
T18 (6mm, 18 Tooth Knurled Shaft)										
450-BA160	A1	Black	Red	.236	.63	.57	.64	.475	.428	.403
450-BA260	A1	Black	Yellow	.236	.63	.57	.64	.475	.428	.403
450-BA360	A1	Black	Blue	.236	.63	.57	.64	.475	.428	.403
450-BA460	A1	Black	Green	.236	.63	.57	.64	.475	.428	.403
450-BA760	A1	Black	White	.236	.63	.57	.64	.475	.428	.403
D Shaft										
450-BA161	A2	Black	Red	.236	.63	.57	.64	.475	.428	.403
450-BA261	A2	Black	Yellow	.236	.63	.57	.64	.475	.428	.403
450-BA361	A2	Black	Blue	.236	.63	.57	.64	.475	.428	.403
450-BA461	A2	Black	Green	.236	.63	.57	.64	.475	.428	.403
450-BA761	A2	Black	White	.236	.63	.57	.64	.475	.428	.403
450-BA600	A2	Black	None	.236	.63	.57	.64	.475	.428	.403

D Shaft Control Knobs

These two color plastic knobs combine a marker line on the body with an arrow on the top for precise control.

For quantities greater than listed, call for quote.

MOUSER STOCK NO.	Fig.	Color	Pointer Color	Dimensions: in. Shaft	Dia.	Height	Price Each 1	10	100	500
450-WB118	B3	Black	Red line/top	.252	.67	.76	.80	.536	.489	.441
450-WB218	B3	Black	Yellow line/top	.252	.67	.76	.80	.536	.489	.441
450-WB318	B3	Black	Blue line/top	.252	.67	.76	.80	.536	.489	.441
450-WB418	B3	Black	Green line/top	.252	.67	.76	.80	.536	.489	.441

© Copyright 2013 Mouser Electronics

© Copyright 2013 Mouser Electronics

EAGLE PLASTIC DEVICES Control and Instrument Knobs

eagle plastic devices

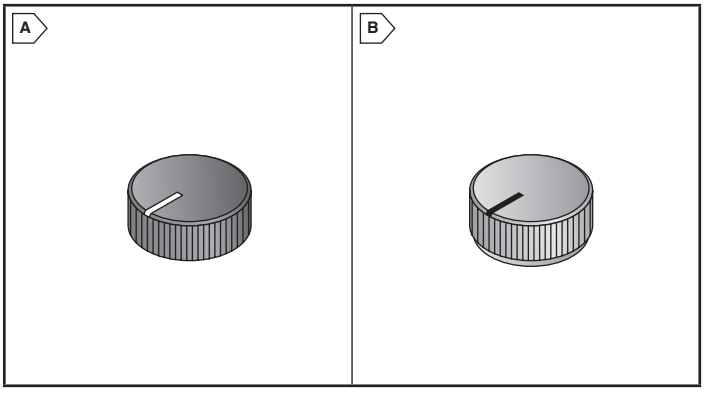

MACHINED ALUMINUM CONTROL KNOBS

Straight Knurl with Top Indicator Line, Single Set Screw

For quantities greater than listed, call for quote.

MOUSER STOCK NO.	Fig.	Color	Dimensions: in.			Price Each			
			Shaft	Dia.	Height	1	10	100	500
450-KB100	A	Natural	.125	.39	.49	3.04	2.16	1.84	1.69
450-KB101	A	Black	.125	.39	.49	3.04	2.16	1.84	1.69
450-KB200	A	Natural	.250	.79	.49	4.03	2.70	2.45	2.23
450-KB201	A	Black	.250	.79	.49	4.03	2.70	2.45	2.23
450-KB300	A	Natural	.250	1.18	.49	5.85	4.02	3.57	3.25
450-KB301	A	Black	.250	1.18	.49	5.85	4.02	3.57	3.25

Straight Knurl with Top and Side Indicator Line, Dual Set Screw

For quantities greater than listed, call for quote.

MOUSER STOCK NO.	Fig.	Color	Dimensions: in.			Price Each			
			Shaft	Dia.	Height	1	10	100	500
450-KLN510	B	Natural	.125	.50	.63	4.75	3.18	2.88	2.62
450-KLN520	B	Black	.125	.50	.63	4.75	3.18	2.88	2.62
450-KLN530	B	Natural	.250	.50	.63	4.75	3.18	2.88	2.62
450-KLN540	B	Black	.250	.50	.63	4.75	3.18	2.88	2.62
450-KLN710	B	Natural	.125	.74	.63	5.49	3.66	3.33	3.03
450-KLN720	B	Black	.125	.74	.63	5.49	3.66	3.33	3.03
450-KLN730	B	Natural	.250	.74	.63	5.49	3.66	3.33	3.03
450-KLN740	B	Black	.250	.74	.63	5.49	3.66	3.33	3.03
450-KLN910	B	Natural	.250	.94	.63	6.30	4.21	3.82	3.48
450-KLN920	B	Black	.250	.94	.63	6.30	4.21	3.82	3.48
450-KLN125A	B	Natural	.250	1.25	.63	7.58	5.05	4.59	4.17
450-KLN125B	B	Black	.250	1.25	.63	7.58	5.05	4.59	4.17

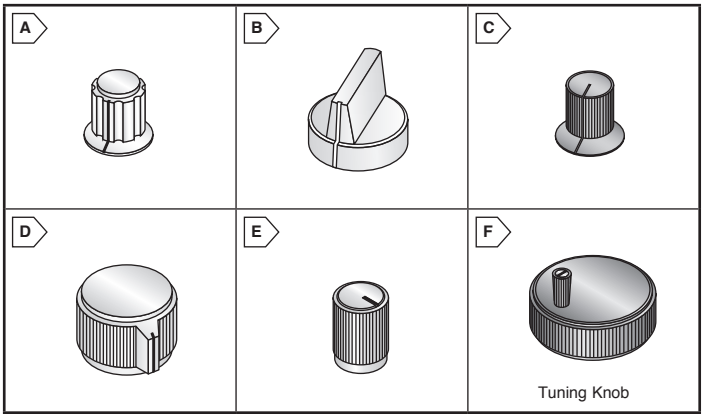

ALUMINUM KNOBS

Features:

- Machined from solid aluminum
- Spin polished finish
- Dual set screws

MOUSER STOCK NO.	Fig.	Color	Shaft Size	Dimension: in.		Price Each				
				Dia.	Height	1	10	100	500	1000
450-MAS51	A	Natural	1/8	0.74	0.625	5.56	4.64	4.22	3.83	3.32
450-MAS52	A	Black	1/8	0.74	0.625	5.61	4.68	4.25	3.85	3.34
450-MAS53	A	Natural	1/4	0.74	0.625	5.61	4.68	4.25	3.85	3.34
450-MAS54	A	Black	1/4	0.74	0.625	5.61	4.68	4.25	3.85	3.34
450-MAS71	A	Natural	1/4	1.14	0.625	6.55	5.47	4.96	4.52	4.16
450-MAS72	A	Black	1/4	1.14	0.625	6.55	5.47	4.96	4.52	4.16
450-MAS91	A	Natural	1/4	1.40	0.625	8.35	6.97	6.32	5.75	5.29
450-MAS92	A	Black	1/4	1.40	0.625	8.35	6.97	6.32	5.75	5.29
450-MCB51	B	Natural	1/4	0.50	0.75	4.94	4.12	3.75	3.27	3.01
450-MCB61	B	Natural	1/4	0.62	0.75	5.36	4.46	4.06	3.36	3.08
450-MCB62	B	Black	1/4	0.62	0.75	5.36	4.46	4.06	3.36	3.08
450-MCB71	B	Natural	1/4	0.74	0.90	5.69	4.74	4.31	3.92	3.60
450-MCB72	B	Black	1/4	0.74	0.90	5.69	4.74	4.31	3.92	3.60
450-MCB91	B	Natural	1/4	0.94	0.90	6.82	5.68	5.17	4.70	4.31
450-MCB92	B	Black	1/4	0.94	0.90	6.82	5.68	5.17	4.70	4.31
450-MLNS51	C	Natural	1/4	0.75	0.63	5.41	4.53	4.10	3.73	3.43
450-MLNS52	C	Black	1/4	0.75	0.63	5.41	4.53	4.10	3.73	3.43
450-MPN71	D	Natural	1/4	0.89	0.625	5.40	4.52	4.10	3.73	3.43
450-MPN72	D	Black	1/4	0.89	0.625	5.40	4.52	4.10	3.73	3.43
450-MPN91	D	Natural	1/4	1.10	0.625	6.47	5.39	4.90	4.46	4.09
450-MPN92	D	Black	1/4	1.10	0.625	6.47	5.39	4.90	4.46	4.09
450-MLN54	E	Black	1/4	0.50	0.625	3.55	2.96	2.70	2.45	2.26
450-MLN72	E	Black	1/4	0.74	0.625	4.41	3.68	3.34	3.04	2.78
450-1755	F	Black	1/4	1.75	1.14	10.57	9.62	8.74	7.95	7.32

UNIQUE COMBINATION LIGHT WEIGHTALUMINUM AND PLASTIC KNOBS

- Machined aluminum shell with plastic insert knob

MOUSER STOCK NO.	Fig.	Color	Features	Shaft Size	Dimension in.		Price Each				
					Dia.	Height	1	10	100	500	1000
450-ME51	A	Natural/Black	Dual set screws	1/8	0.50	0.65	4.02	3.36	3.04	2.64	2.43
450-ME52	A	Natural/Black	Dual set screws	1/4	0.50	0.65	4.02	3.36	3.04	2.64	2.43
450-ME71	A	Natural/Black	Dual set screws	1/4	0.74	0.65	4.94	4.12	3.75	3.27	3.02
450-MES51	B	Natural/Black	Dual set screws	1/8	0.74	0.63	5.13	4.27	3.88	3.54	3.25
450-MES52	B	Natural/Black	Dual set screws	1/4	0.74	0.63	5.13	4.27	3.88	3.54	3.25
450-MES71	B	Natural/Black	Dual set screws	1/4	1.13	0.63	6.83	5.69	5.17	4.70	4.32
450-3825	C	Natural	Brass insert single set screw	1/4	1.50	0.63	3.83	3.20	2.92	2.63	2.42
450-3225	C	Natural	Brass insert single set screw	1/4	1.26	0.55	3.76	3.15	2.86	2.59	2.39
450-2925	C	Natural	Brass insert single set screw	1/4	1.14	0.55	2.55	2.13	1.94	1.77	1.62
450-2225	C	Natural	Brass insert single set screw	1/4	0.87	0.51	2.33	1.94	1.75	1.61	1.48
450-1825	C	Natural	Brass insert single set screw	1/4	0.71	0.47	2.20	1.84	1.67	1.53	1.39
450-1425	C	Natural	Brass insert single set screw	1/4	0.55	0.63	2.18	1.83	1.67	1.39	1.26

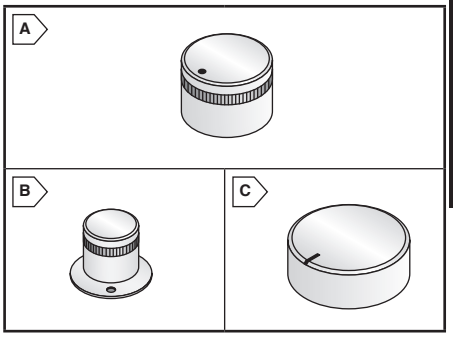

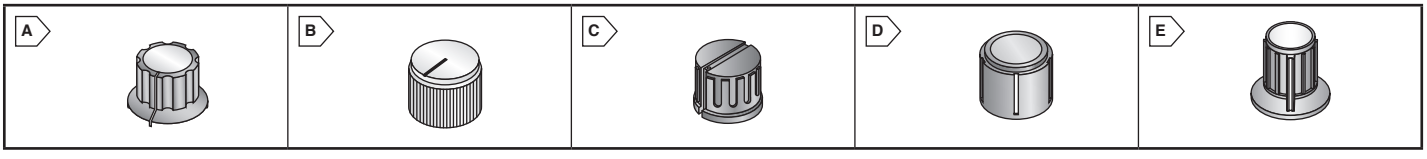

PLASTIC KNOBS

✻ T18 is a 6mm, 18 tooth knurled shaft.

MOUSER STOCK NO.	Fig.	Color	Features	Shaft Size	Dia. In.	Dimension In. H	Price Each				
							1	10	100	500	1000
450-3618	A	Black	Spun aluminum inlay	T18 ✻	1.06	0.63	.76	.508	.468	.428	.387
450-4618	A	Black	Spun aluminum inlay	T18 ✻	0.79	0.47	.82	.554	.51	.467	.423
450-AE181	B	White	Black ind. Line	T18 ✻	0.71	0.68	.64	.439	.398	.372	.308
450-AE185	B	Gray	Black ind. Line	T18 ✻	0.71	0.68	.64	.439	.398	.372	.308
450-AE186	B	Black	Black ind. Line	T18 ✻	0.71	0.68	.64	.439	.398	.372	.308
450-AE141	B	Black	Black ind. Line	T18 ✻	0.55	0.65	.64	.439	.398	.372	.308
450-CE15	C	Black	Brass insert single set screw	1/4	0.59	0.59	1.09	.852	.771	.702	.632
450-3102-GR	D	Black	Spun aluminum inlay	D	0.78	0.62	1.03	.792	.728	.663	.61
450-2401-GR	E	Black	Spun aluminum inlay	D	0.79	0.67	1.22	.813	.674	.61	.556

© Copyright 2013 Mouser Electronics

© Copyright 2013 Mouser Electronics

EAGLE PLASTIC DEVICES Control and Instrument Knobs

eagle plastic devices

CLEAR PLASTIC KNOBS

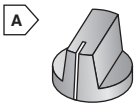

NEW PRODUCT

*T18 is a 6mm, 18 tooth knurled shaft

For quantities greater than listed, call for quote.

MOUSER STOCK NO.	Fig.	Color	Shaft Type	Dimension: in.		Price Each		
				Dia.	H	1	10	100
450-5300C	A	Clear/Black	Set Screw	.75	.57	.86	.792	.76
450-5310C	A	Clear/Black	T18*	.75	.57	.86	.792	.76
450-5320C	A	Clear/Black	D Shaft	.75	.57	.86	.792	.76
450-5100C	A	Clear/Black	Set Screw	1.06	.63	.86	.792	.76
450-5110C	A	Clear/Black	T18*	1.06	.63	.86	.792	.76
450-5120C	A	Clear/Black	D Shaft	1.06	.63	.86	.792	.76
45KN010C	B	Clear/Black	T18*	1.26	.54	.87	.578	.535
45KN011C	B	Clear/Black	Set Screw	1.26	.54	1.64	1.09	1.02

COLOR CONTROL KNOBS

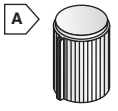

Fits .25 shafts
Black Indicator

- Black plastic with white indicator except where noted
- Brass insert with set screw .25" knobs only

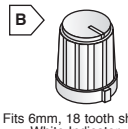

Fits 6mm, 18 tooth shaft
White Indicator

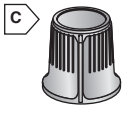

Fits 6mm, 18 tooth shaft
White Indicator

For quantities greater than listed, call for quote.

MOUSER STOCK NO.	Fig.	Color	Dimension: in.		Price Each		
			Dia.	H	1	10	100
450-2040-GRX	A	BLK/RED	.52	.62	1.42	1.12	.993
450-2050-GRX	A	BLK/YEL	.52	.62	1.42	1.12	.993
450-2060-GRX	A	BLK/GRN	.52	.62	1.06	.835	.738
450-2070-GRX	A	BLK/BLU	.52	.62	1.06	.835	.738
450-3180-GRX	A	BLK/GRN	.75	.64	1.16	.888	.803
450-3181-GRX	A	BLK/RED	.75	.64	1.38	1.06	.961
450-3182-GRX	A	BLK/YEL	.75	.64	1.16	.888	.803
450-3183-GRX	A	BLK/BLU	.75	.64	1.16	.888	.803
450-3021	B	BLK/RED	.52	.65	.63	.424	.388
450-3022	B	BLK/YEL	.52	.65	.63	.424	.388
450-3023	B	BLK/BLU	.52	.65	.63	.424	.388
450-3024	B	BLK/GRN	.52	.65	.63	.424	.388
450-3031	C	BLK/RED	.63	.59	.63	.424	.388
450-3033	C	BLK/BLU	.63	.59	.63	.424	.388
450-3034	C	BLK/GRN	.63	.59	.63	.424	.388

KNOBS FOR 1/8" SHAFTS



- Fits 148, 248, and PRV6 series
- Brass insert

For quantities greater than listed, call for quote.

MOUSER STOCK NO.	Color Top	Dimension: in.		Price Each		
		Dia.	H	1	10	100
450-0125	Body BLK/Top BLK	.46	.41	1.36	1.05	.958
450-0126	Body BLK/Top RED	.46	.41	1.36	1.05	.958

SOFT TOUCH KNOBS



- Plastic shell covered by a thick rubber finish
- Knob fits 6mm, 18 tooth knurled shaft
- Diameter measured at knob base

For quantities greater than listed, call for quote.

MOUSER STOCK NO.	Color	Dimension: in.		Price Each		
		Dia.	H	1	10	100
450-4010	Gray	.51	.71	.75	.499	.449
450-4011	Black	.51	.71	.75	.499	.449

SOLID COLOR KNOBS



- Knob fits 6mm, 18 tooth shaft
- Fits 313-2401, 31VF, 31CA, 31CB and 31CR Series

For quantities greater than listed, call for quote.

MOUSER STOCK NO.	Color	Dimension: in.		Price Each		
		Dia.	H	1	10	100
450-2051	Gray	.80	.64	.64	.443	.401
450-2061	Black	.80	.64	.64	.443	.401
450-2062	Black	.60	.59	.51	.35	.311

KNOBS FOR SLIDE POTENTIOMETERS

- Fits 312-9000, 9100, and 9302 series

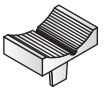

Shaft Configuration

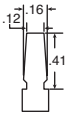

For quantities greater than listed, call for quote.

MOUSER STOCK NO.	Color	Dimension: in.			Price Each		
		L	W	H	1	10	100
450-3051	Black	.79	.68	.62	.70	.469	.428
450-3052	Gray	.79	.68	.62	.58	.392	.356

POINTER KNOB

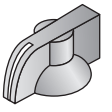

- Brass insert
- Set screw included
- Knobs fit .25" shafts

RoHS Compliant

For quantities greater than listed, call for quote.

MOUSER STOCK NO.	Color	Dimension: in.		Price Each		
		Dia.	H	1	10	100
45KN012-GRX	Black	1.25	.65	.74	.492	.449

ALUMINUM CONTROL KNOBS

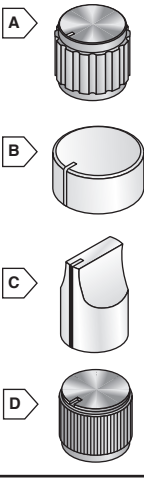

- Brass inserts
- Knobs fit .25" shafts
- Set screw included

MOUSER STOCK NO.	Fig.	Color	Dimension: in.		Price Each		
			Dia.	H	1	10	100
45KN030	A	Mirror	.79	.77	2.96	2.66	2.41
45KN031	A	Mirror	.61	.65	2.49	2.25	2.03
45KN032	A	Mirror	.87	.75	3.43	3.07	2.78
450-7030	A	Black	.79	.77	2.96	2.68	2.43
450-7031	A	Black	.61	.65	2.73	2.28	2.08
450-7032	A	Black	.87	.75	4.49	3.65	3.32
450-6015	B	Natural	.63	.55	2.51	2.27	2.05
450-6016	B	Natural	.87	.55	2.80	2.55	2.31
450-6017	B	Natural	1.10	.55	3.55	3.23	2.93
450-7015	B	Black	.63	.55	2.89	2.62	2.39
450-7016	B	Black	.87	.55	2.96	2.69	2.43
450-3000	C	Natural	1.00	1.00	6.79	6.00	5.60
450-6003	D	Natural	.50	.62	2.24	1.98	1.80
450-6005	D	Natural	.75	.62	2.68	2.43	2.21
450-6006	D	Natural	.94	.62	3.10	2.84	2.58
450-6007	D	Natural	1.25	.62	3.80	3.45	3.12
450-6008	D	Black	1.25	.62	3.80	3.45	3.12
450-7005	D	Black	.75	.62	2.91	2.61	2.36
450-6009	D	Black	.50	.62	2.34	2.08	1.88
450-6010	D	Black	.94	.62	3.32	2.97	2.70

CONTROL AND INSTRUMENT KNOBS

- Brass inserts
- Knobs fit .25" shafts
- Set screw included with spun aluminum inlay

*Note: 45KN021-GRX - 0 to 10 Scale
450-1170-GRX - 1 to 10 Scale

RoHS Compliant

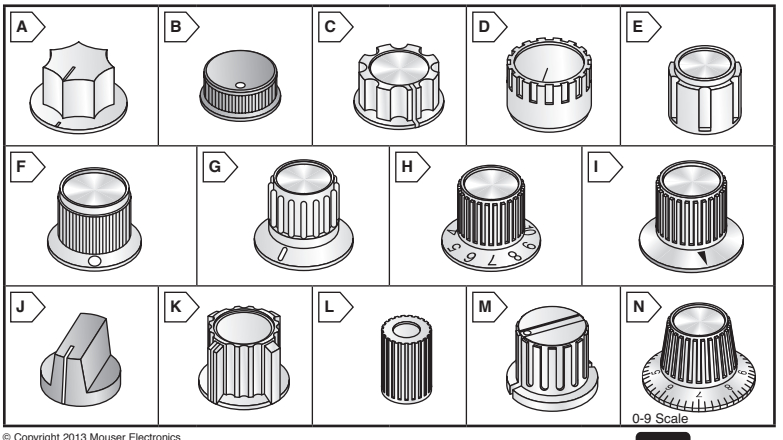

For quantities greater than listed, call for quote.

	MOUSER STOCK NO.	Fig.	Color	Dimension: in.		Price Each		
				Dia.	H	1	10	100
	45KN013-GRX	A	Black	.94	.59	.90	.61	.556
	45KN014-GRX	A	Black	1.32	.69	.86	.653	.599
	45KN015-GRX	B	Black	.70	.38	1.03	.784	.72
	45KN016-GRX	C	Black	1.29	.63	1.44	1.11	1.01
	45KN017-GRX	C	Black	1.04	.56	1.17	.91	.823
	45KN018-GRX	C	Black	.75	.46	1.03	.794	.727
	45KN019-GRX	D	Black	1.00	.60	1.23	1.03	.945
	45KN023-GRX	E	Black	.75	.63	1.17	.91	.827
	45KN026-GRX	E	Black	.78	.63	1.16	.902	.82
	45KN024-GRX	F	Black	.98	.57	1.48	1.23	1.12
	45KN025-GRX	G	Black	1.31	.87	1.12	.942	.856
*	45KN021-GRX	H	Black	1.45	.90	1.71	1.46	1.31
	45KN022-GRX	I	Black	1.45	.90	1.41	1.20	1.08
*	450-1170-GRX	H	Black	.93	.56	1.43	1.10	1.01
	450-1171-GRX	I	Black	.93	.56	1.43	1.10	1.01
	450-1017-GRX	J	Black	1.04	.62	1.26	.847	.706
	450-2016-GRX	K	Black	.90	.71	1.04	.803	.728
	450-2023-GRX	L	Black	.50	.61	.70	.471	.428
	450-2034-GRX	M	Black	.59	.55	.82	.631	.578
	450-2035-GRX	M	Black	.77	.59	1.13	.847	.77
	450-2036-GRX	M	Black	.95	.78	1.17	.813	.728
	450-2039-GRX	M	Black	1.39	.71	1.49	1.19	1.07
	450-2037-GRX	N	Black	1.16	.71	1.66	1.41	1.27

© Copyright 2013 Mouser Electronics

© Copyright 2013 Mouser Electronics

Bumpers and Grommets

RoHS Compliant **This product is RoHS compliant.**

3M™ BUMPON PROTECTIVE PRODUCTS

Bumpon Protective Products are self-sticking polyurethane bumpers that serve as high performance cushions, feet, spacers, and protectors. No need for screws, glue, rivets, or holes of any kind!

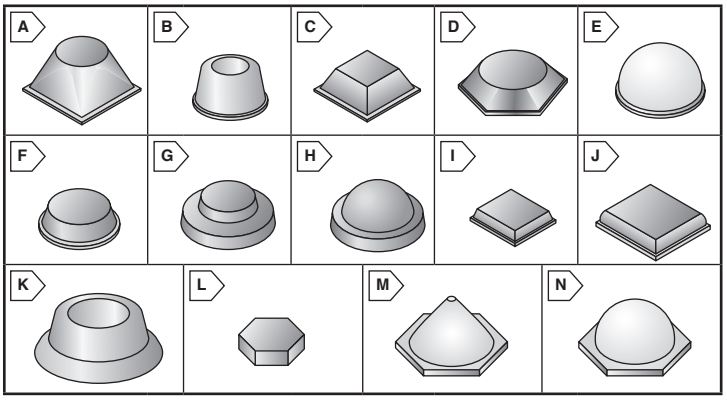

Specifications:

- Non-marring
- Non-slip
- Crack resistant

Note: all dimensions are height x width (inches)

For quantities greater than listed, call for quote.

MOUSER STOCK NO.	Fig.	Description	Size	Color	Price Per Indiv. Bumpon			
					1	25	100	500
517-SJ-5514BK	A	Square Base Cone	.52x.81	Black	.73	.627	.522	.464
517-SJ-5514GY	A	Square Base Cone	.52x.81	Gray	.73	.627	.522	.464
517-SJ-5514WH	A	Square Base Cone	.52x.81	White	.79	.687	.572	.508
517-SJ-5009BK	B	Circle Depressed	.40x.88	Black	.29	.285	.276	.268
517-SJ-5009BR	B	Circle Depressed	.40x.88	Brown	.62	.548	.456	.407
517-SJ-5009GY	B	Circle Depressed	.40x.88	Gray	.56	.482	.40	.356
517-SJ-5009WH	B	Circle Depressed	.40x.88	White	.60	.525	.437	.389
517-SJ-5023BK	C	Tapered Square	.30x.81	Black	.31	.274	.228	.203
517-SJ-5023GY	C	Tapered Square	.30x.81	Gray	.30	.262	.218	.195
517-SJ-5023WH	C	Tapered Square	.30x.81	White	.30	.262	.218	.195
517-SJ-5508-BK	C	Tapered Square	.12x.50	Black	.12	.065	.063	.061
517-SJ5508BR	C	Tapered Square	.12x.50	Brown	.13	.11	.092	.081
517-SJ5508GY	C	Tapered Square	.12x.50	Gray	.12	.103	.086	.076
517-SJ5508WH	C	Tapered Square	.12x.50	White	.13	.11	.092	.081
517-SJ5518BK	C	Tapered Square	.23x.50	Black	.20	.177	.148	.131
517-SJ5518BR	C	Tapered Square	.23x.50	Brown	.19	.172	.143	.127
517-SJ5518GY	C	Tapered Square	.23x.50	Gray	.20	.177	.148	.131
517-SJ5523BK	C	Tapered Square	.30x.81	Black	.17	.166	.161	.156
517-SJ5523GY	C	Tapered Square	.30x.81	Gray	.31	.269	.224	.199
517-SJ-5077BK	D	Hexagon	.16x.65	Black	.23	.196	.164	.146
517-SJ-5027BK	E	Hemisphere	.31x.63	Black	.32	.277	.231	.204
517-SJ-5027WH	E	Hemisphere	.31x.63	White	.35	.312	.26	.231
517-SJ-5017BK	E	Large Hemisphere	.38x.75	Black	.41	.225	.218	.212
517-SJ-5017BR	E	Large Hemisphere	.38x.75	Brown	.40	.341	.285	.253
517-SJ-5017WH	E	Large Hemisphere	.38x.75	White	.26	.225	.203	.182
517-SJ-5306CL	E	Hemisphere	.15x.375	Clear	.13	.116	.096	.086
517-SJ-5406WH	E	Hemisphere	.15x.375	White	.14	.12	.10	.089
517-SJ-5303CL	E	Small Hemisphere	.20x.44	Clear	.12	.064	.062	.061
517-SJ-5003BK	E	Small Hemisphere	.20x.44	Black	.12	.064	.062	.056
517-SJ-5003BR	E	Small Hemisphere	.20x.44	Brown	.13	.119	.101	.088
517-SJ-5003GY	E	Small Hemisphere	.20x.44	Gray	.12	.102	.085	.075
517-SJ-5003WH	E	Small Hemisphere	.20x.44	White	.12	.106	.088	.078
517-SJ-5412WH	E	Hemisphere	.14x.50	White	.15	.139	.116	.103
517-SJ-6506CL	E	Hemisphere	.15x.375	Clear	.14	.107	.096	.086
517-SJ-5302CL	E	Small Hemisphere	.085x.312	Clear	.11	.104	.091	.081
517-SJ-5744BK	F	Cylindrical	.16x.75	Black	.34	.301	.249	.223
517-SJ5001BK	F	Cylindrical	.14x.50	Black	.16	.147	.122	.109
517-SJ-5012BK	F	Cylindrical	.14x.50	Black	.13	.109	.091	.081
517-SJ-5012BR	F	Cylindrical	.14x.50	Brown	.13	.114	.095	.085
517-SJ-5012GY	F	Cylindrical	.14x.50	Gray	.13	.109	.091	.081
517-SJ-5012WH	F	Cylindrical	.14x.50	White	.13	.109	.091	.081
517-SJ-5312CL	F	Cylindrical	.14x.50	Clear	.06	.062	.06	.058
517-SJ-6512CL	F	Cylindrical	.14x.50	Clear	.12	.105	.088	.078
517-SJ-6115BK	G	Top Hat	.187x.625	Black	.24	.21	.174	.156
517-SJ-6125BK	H	Top Hat	.25x.625	Black	.24	.21	.174	.156
517-SJ-5008BK	I	Tapered Square	.12x.50	Black	.11	.097	.081	.073
517-SJ-5008GY	I	Tapered Square	.12x.50	Gray	.11	.102	.085	.076
517-SJ-5008WH	I	Tapered Square	.12x.50	White	.11	.102	.085	.076
517-SJ-5018BK	I	Tapered Square	.23x.50	Black	.19	.168	.139	.124
517-SJ-5018BR	I	Tapered Square	.23x.50	Brown	.19	.168	.139	.124
517-SJ-5018GY	I	Tapered Square	.23x.50	Gray	.19	.175	.144	.129
517-SJ-5018WH	I	Tapered Square	.23x.50	White	.19	.168	.139	.124
517-SJ-5007BK	I	Tapered Square	.10x.40	Black	.11	.06	.059	.057
517-SJ-5705BK	J	Square	.24x1.25	Black	.98	.954	.847	.755
517-SJ-5532BK	K	Circle Depressed	.66x1.88	Black	2.70	2.38	2.13	1.93
517-SJ-5532BR	K	Circle Depressed	.66x1.88	Brown	2.55	2.25	2.02	1.82
517-SJ-5532GY	K	Circle Depressed	.66x1.88	Gray	2.87	2.80	2.75	2.54
517-SJ-5201BR	L	Hexagon	.125x.433	Brown	.05	.048	.04	.035
517-SJ-5202BR	L	Hexagon	.063x.433	Brown	.05	.045	.037	.033
517-SJ-6553CL	M	Hexagonal Cone	.12x.433	Clear	.05	.054	.051	.049
517-SJ-6561CL	N	Hex Base Hemisphere	.15x.433	Clear	.08	.07	.058	.051

© Copyright 2013 Mouser Electronics

DIMENSIONS: in.

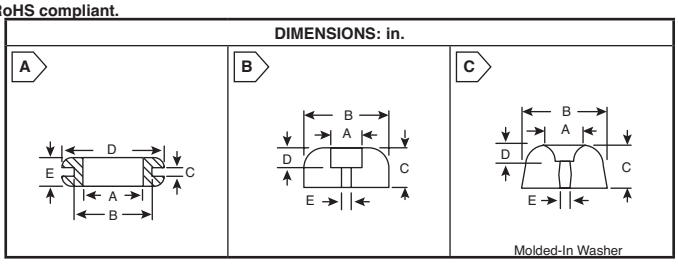

KEYSTONE ELECTRONICS CORP. BUMPERS AND GROMMETS

Rubber Grommets

For quantities greater than listed, call for quote.

MOUSER STOCK NO.	Fig.	Dimensions: in.					Price Each		
		A	B	C	D	E	1	1000	2500
534-730	A	.125	.187	.062	.312	.187	.17	.112	.099
534-733	A	.125	.250	.062	.343	.187	.18	.106	.085
534-734	A	.125	.437	.062	.625	.187	1.30	.68	.633
534-735	A	.125	.375	.093	.500	.312	.52	.297	.255
534-736	A	.187	.312	.062	.437	.218	.14	.093	.067
534-731	A	.187	.312	.062	.437	.218	.20	.099	.071
534-737	A	.187	.281	.093	.437	.218	.52	.245	.224
534-738	A	.250	.437	.062	.625	.187	.33	.227	.211
534-739	A	.250	.375	.062	.562	.250	.24	.139	.127
534-740	A	.250	.375	.093	.500	.250	.31	.193	.163
534-741	A	.312	.562	.062	.812	.312	.68	.432	.392
534-742	A	.312	.437	.062	.625	.281	.23	.17	.149
534-743	A	.312	.437	.093	.625	.312	.34	.212	.191
534-744	A	.375	.625	.062	.875	.312	.75	.439	.411
534-745	A	.375	.500	.062	.625	.250	.30	.152	.139
534-732	A	.437	.562	.062	.750	.250	.37	.183	.167
534-746	A	.437	.687	.062	.937	.312	.85	.481	.453
534-747	A	.500	.812	.062	1.062	.312	.74	.51	.467
534-749	A	.500	.750	.093	.968	.281	.79	.205	.187
534-750	A	.562	.812	.062	1.062	.312	1.01	.595	.552
534-752	A	.625	.875	.062	1.125	.312	.82	.36	.327
534-753	A	.625	1.250	.062	1.500	.250	1.60	.906	.835
534-755	A	.750	1.062	.062	1.375	.375	1.54	.92	.85
534-756	A	.750	1.437	.062	1.812	.375	3.40	2.22	2.07
534-757	A	.875	1.250	.062	1.625	.437	2.32	1.40	1.30

Rubber Bumpers

For quantities greater than listed, call for quote.

MOUSER STOCK NO.	Fig.	Screw Size	Dimensions: in.					Price Each		
			A	B	C	D	E	1	100	1000
534-720	B	4	.25	.50	.25	.187	.125	.20	.156	.113
534-721	B	4	.25	.625	.312	.187	.125	.52	.317	.211
534-722	B	4	.25	.718	.437	.218	.125	1.12	.566	.453
534-723	C	8	.375	.937	.375	.187	.187	1.09	.571	.297

RUBBER GROMMETS

Designed for insulating sharp edged holes to protect electrical cables and tubing.

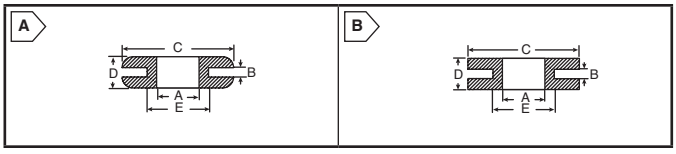

For quantities greater than listed, call for quote.

MOUSER STOCK NO.	Fig.	Dimensions: in.					Price Each		
		A	B	C	D	E	1	1000	2500
5167-208	A	9/32	1/16	9/16	1/4	3/8	.10	.075	.064
5167-211	A	3/16	1/16	7/16	1/4	5/16	.08	.054	.043
5167-159	B	1/4	1/16	5/8	3/8	7/16	.13	.086	.075
5167-210	A	3/8	1/16	5/8	1/4	1/2	.11	.075	.064

BUMPERS

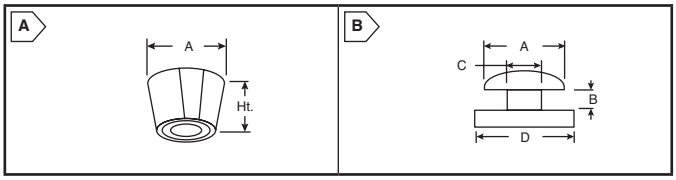

Available in black or gray. Replace the (_) in the part number with: **B** for **Black** or **G** for **Medium Gray**

For quantities greater than listed, call for quote.

MOUSER STOCK NO.	Fig.	Dimensions: in.				Screw Size	Price Each	
		A	B	C	D		1	100
Vinyl								
5162-F4_	A	.562	.375	-----	-----	4	.39	.332
5162-F6_	A	.750	.437	-----	-----	6	.40	.342
5162-F8_	A	.937	.625	-----	-----	8	.61	.492
5162-SF6_	A	.687	.250	-----	-----	6	.36	.30
5162-SF8_	A	.875	.312	-----	-----	8	.43	.375
5162-SF10_	A	1.062	.437	-----	-----	10	.66	.492
Rubber								
5167-202	B	5/16	3/64	1/4	7/16	-----	.11	.086

© Copyright 2013 Mouser Electronics

EAGLE PLASTIC DEVICES Nylon Hardware

RoHS Compliant This page of product is compliant.

SPACERS

Standard Spacers

• Nylon 6/6

All standard nylon spacers can be tapped two thread sizes larger than the screw size listed.

For quantities greater than listed, call for quote.

MOUSER STOCK NO.	Fig.	Screw Size	Dimensions: in. A	B	L	Price Each 1	100	1000
561-KSP2	A	4	.187	.115	.125	.24	.086	.064
561-KSP4	A	4	.187	.115	.187	.25	.107	.075
561-KSP6	A	4	.187	.115	.250	.26	.128	.096
561-KSP8	A	4	.187	.115	.312	.25	.107	.086
561-KSP10	A	4	.187	.115	.375	.25	.107	.075
561-K4.125	A	4	.250	.115	.125	.25	.128	.096
561-K4.187	A	4	.250	.115	.187	.26	.128	.096
561-K4.25	A	4	.250	.115	.250	.17	.086	.064
561-K4.375	A	4	.250	.115	.375	.20	.075	.054
561-K4.50	A	4	.250	.115	.500	.21	.107	.075
561-K4.625	A	4	.250	.115	.625	.33	.128	.107
561-K4.75	A	4	.250	.115	.750	.30	.107	.086
561-K41.00	A	4	.250	.115	1.000	.42	.161	.128
561-KSP312	A	4	.250	.115	1.250	.62	.31	.235
561-K6.25	A	6	.250	.140	.250	.17	.064	.054
561-K6.375	A	6	.250	.140	.375	.21	.086	.064
561-K6.437	A	6	.250	.140	.437	.26	.128	.096
561-K6.50	A	6	.250	.140	.500	.25	.109	.076
561-K6.625	A	6	.250	.140	.625	.27	.139	.118
561-K6.75	A	6	.250	.140	.750	.38	.128	.107
561-K6.875	A	6	.250	.140	.875	.40	.193	.128
561-K61.00	A	6	.250	.140	1.000	.44	.171	.139
561-KSP92	A	6	.312	.140	.125	.24	.118	.086
561-K8.25	A	8	.250	.171	.250	.16	.064	.043
561-K8.375	A	8	.250	.171	.375	.28	.128	.096
561-K8.50	A	8	.250	.171	.500	.28	.128	.096
561-K8.625	A	8	.250	.171	.625	.31	.118	.086
561-K8.75	A	8	.250	.171	.750	.39	.139	.107
561-K8.875	A	8	.250	.171	.875	.40	.15	.118
561-K81.00	A	8	.250	.171	1.000	.43	.161	.128
561-KSP97	A	8	.312	.171	.187	.24	.086	.064
561-KSP117	A	8	.312	.171	.500	.24	.086	.064
561-KSP102	A	10	.312	.194	.250	.24	.118	.086
561-KSP110	A	10	.312	.194	.375	.24	.087	.065
561-KSP114	A	10	.312	.194	.437	.25	.11	.088
561-KSP160	A	10	.375	.194	.125	.24	.096	.075
561-KSP163	A	10	.375	.194	.187	.24	.086	.064
561-KSP166	A	10	.375	.194	.250	.26	.107	.075
561-KSP169	A	10	.375	.194	.312	.24	.086	.064
561-KSP172	A	10	.375	.194	.375	.24	.086	.064
561-KSP178	A	10	.375	.194	.500	.25	.096	.075
561-KSP190	A	10	.375	.194	.750	.27	.128	.096
561-KSP202	A	10	.375	.194	1.000	.29	.118	.086
561-KSP205	A	10	.500	.194	.125	.24	.086	.064
561-KSP220	A	10	.500	.194	.312	.25	.096	.075
561-KSP225	A	10	.500	.194	.375	.25	.096	.075
561-KSP235	A	10	.500	.194	.500	.27	.107	.086

Round Tapped Spacers

Molded from type 6/6 nylon and then machine tapped, these spacers are low cost insulators that can be used in many electrical applications.

For quantities greater than listed, call for quote.

MOUSER STOCK NO.	Fig.	Screw Size	Dimensions: in. A	L	Price Each 1	100	1000	5000
561-TSP1	B	4-40	.250	.250	.30	.203	.15	.128
561-TSP2	B	4-40	.250	.375	.32	.225	.182	.161
561-TSP3	B	4-40	.250	.500	.32	.225	.182	.15
561-TSP36	B	4-40	.250	.625	.30	.203	.161	.139
561-TSP4	B	4-40	.250	.750	.39	.278	.225	.203
561-TSP37	B	4-40	.250	.875	.36	.257	.203	.182
561-TSP5	B	4-40	.250	1.000	.36	.257	.203	.182
561-TSP7	B	6-32	.250	.375	.30	.203	.161	.139
561-TSP8	B	6-32	.250	.500	.32	.225	.182	.161
561-TSP38	B	6-32	.250	.625	.30	.203	.161	.139
561-TSP9	B	6-32	.250	.750	.31	.225	.171	.15
561-TSP39	B	6-32	.250	.875	.35	.257	.193	.171
561-TSP10	B	6-32	.250	1.000	.29	.193	.15	.118
561-TSP11	B	8-32	.250	.250	.28	.182	.139	.118
561-TSP13	B	8-32	.250	.500	.30	.214	.171	.139
561-TSP40	B	8-32	.250	.625	.30	.203	.161	.139
561-TSP14	B	8-32	.250	.750	.35	.257	.203	.182
561-TSP15	B	8-32	.250	1.000	.35	.257	.193	.171

Locking Hex Spacer

Economic locking spacers eliminate screws, nuts, and lock washers in mounting P.C. boards on metal chassis or stacking in multiple tiers. Unique locking clips provide a mechanically secure, reusable connection in predrilled or punched holes while saving considerable assembly time.

For quantities greater than listed, call for quote.

MOUSER STOCK NO.	Fig.	Description	Price Each 1	100	1000	5000
561-MPH276	C	Hex locking spacer	.52	.246	.182	.161

Hex Tapped Spacers

On spacer 3/4" and longer, tap is 3/8" from each end.

For quantities greater than listed, call for quote.

MOUSER STOCK NO.	Fig.	Screw Size	L Length (in.)	Price Each 1	100	1000
561-L4.25	D	4-40	.250	.51	.203	.161
561-L4.375	D	4-40	.375	.59	.225	.182
561-L4.50	D	4-40	.500	.59	.203	.161
561-L4.625	D	4-40	.625	.60	.225	.182
561-L4.75	D	4-40	.750	.73	.268	.214
561-L4.875	D	4-40	.875	.88	.31	.246
561-L41.0	D	4-40	1.000	.78	.289	.225
561-L6.25	D	6-32	.250	.69	.235	.193
561-L6.375	D	6-32	.375	.57	.225	.171
561-L6.50	D	6-32	.500	.65	.235	.182
561-L6.625	D	6-32	.625	.60	.289	.203
561-L6.75	D	6-32	.750	.72	.268	.203
561-L6.875	D	6-32	.875	.88	.321	.246
561-L61.0	D	6-32	1.000	.77	.30	.225
561-L8.25	D	8-32	.250	.66	.235	.182
561-L8.375	D	8-32	.375	.67	.246	.193
561-L8.50	D	8-32	.500	.73	.268	.214
561-L8.625	D	8-32	.625	.71	.31	.225
561-L8.75	D	8-32	.750	.86	.31	.235
561-L8.875	D	8-32	.875	.90	.342	.268
561-L81.0	D	8-32	1.000	.92	.428	.31

SCREW INSULATORS

Nylon screw insulators are used to isolate metal screws electrically and reduce corrosion. They may also be used as light load bearings in many applications.

For quantities greater than listed, call for quote.

MOUSER STOCK NO.	Fig.	Screw Size	L Length (in.)	Price Each 1	100	500	1000
561-04006	E	4	.063	.11	.075	.054	.043
561-04012	E	4	.125	.10	.066	.056	.044
561-06004	E	6	.047	.11	.054	.043	.032
561-06012	E	6	.125	.10	.054	.043	.032
561-06018	E	6	.188	.09	.048	.037	.025
561-06025	E	6	.25	.09	.054	.043	.032
561-06050	E	6	.50	.10	.056	.044	.033
561-08012	E	8	.125	.11	.075	.056	.033
561-08025	E	8	.25	.11	.075	.054	.032
561-08037	E	8	.375	.11	.075	.056	.033
561-08050	E	8	.50	.12	.086	.064	.043
561-10014	E	10	.141	.11	.075	.054	.043
561-10025	E	10	.25	.11	.075	.054	.043
561-10037	E	10	.375	.10	.064	.043	.032
561-10075	E	10	.75	.10	.064	.045	.033
561-25012	E	1/4	.125	.10	.075	.056	.044
561-25025	E	1/4	.25	.10	.064	.043	.032
561-25037	E	1/4	.375	.10	.067	.046	.034
561-25050	E	1/4	.50	.10	.075	.054	.032
561-25075	E	1/4	.75	.11	.075	.054	.043

WASHERS

For quantities greater than listed, call for quote.

MOUSER STOCK NO.	Fig.	Screw Size	Dimensions: in. A	B	C	Price Each 1	100	1000
Standard Flat Washers								
561-D232	F	2	.250	.090	.032	.06	.032	.021
561-D262	F	2	.250	.090	.062	.06	.032	.021
561-D432	F	4	.250	.115	.032	.06	.032	.021
561-D462	F	4	.250	.115	.062	.09	.043	.032
561-D4125	F	4	.250	.115	.125	.11	.075	.054
561-D632	F	6	.312	.140	.032	.09	.043	.032
561-D662	F	6	.312	.140	.062	.09	.043	.032
561-D6125	F	6	.312	.140	.125	.10	.064	.043
561-D832	F	8	.375	.171	.032	.08	.032	.021
561-D862	F	8	.375	.171	.062	.08	.043	.032
561-D8125	F	8	.375	.171	.125	.10	.064	.043
561-D1032	F	10	.375	.194	.032	.06	.032	.021
561-D1062	F	10	.375	.194	.062	.10	.054	.032
561-D10125	F	10	.375	.194	.125	.10	.064	.043
561-D2562	F	1/4	.500	.257	.062	.09	.054	.032
561-D31262	F	5/16	.500	.317	.062	.09	.054	.032
561-D37562	F	3/8	.625	.380	.062	.08	.043	.021
561-D43762	F	7/16	.750	.443	.062	.09	.054	.044
561-D50062	F	1/2	.750	.505	.062	.10	.054	.043
Finishing Washers								
561-SFW6	G	6	.437	.143	.100	.21	.107	.078
561-SFW8	G	8	.510	.171	.115	.24	.118	.078
561-SFW10	G	10	.580	.191	.152	.24	.128	.086
Retaining Washers								
561-04032	H	4	.266	.156	.032	.08	.032	.021
561-04062	H	4	.266	.156	.062	.09	.054	.032
561-06032	H	6	.328	.198	.032	.08	.032	.021
561-06062	H	6	.328	.198	.062	.09	.043	.032
561-08032	H	8	.391	.235	.032	.10	.054	.032
561-10032	H	10	.453	.277	.032	.08	.043	.021
561-10062	H	10	.453	.277	.062	.09	.054	.032
Standard Shoulder Washers								
561-SW6	I	6	.146	.328	.040	.11	.054	.032
561-SW8	I	8	.174	.375	.050	.10	.064	.045
561-SW10	I	10	.201	.437	.050	.10	.064	.032
561-SW25	I	1/4	.260	.562	.060	.11	.075	.032
561-SW375	I	3/8	.385	.750	.060	.12	.086	.033

Dimensions: In.

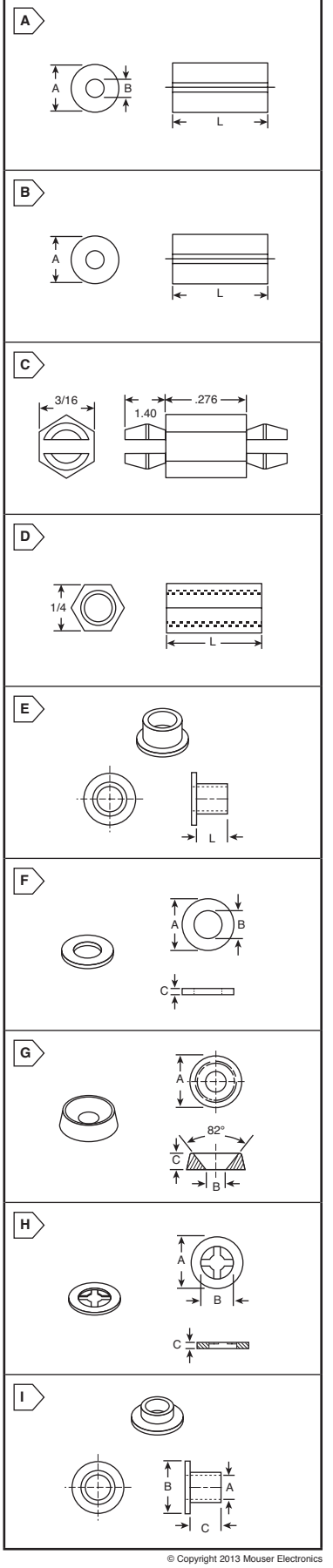

© Copyright 2013 Mouser Electronics

EAGLE PLASTIC DEVICES Nylon PCB Hardware

RoHS Compliant This page of product is compliant.

FEMALE NYLON CIRCUIT BOARD POSTS

- Molded in Natural Nylon 6/6
- Circuit board hole size - .156 diameter
- Panel Thickness: 1/16

For quantities greater than listed, call for quote.

MOUSER STOCK NO.	Fig.	Description	Price Each 1	100	500
561-0375A	A	0.375	.33	.31	.289
561-0500A	A	0.500	.35	.321	.30
561-0625A	A	0.625	.38	.353	.32
561-0750A	A	0.750	.36	.332	.31
561-0875A	A	0.875	.39	.364	.332
561-1000A	A	1.000	.38	.342	.321
561-1125A	A	1.125	.38	.353	.321

MALE-FEMALE CIRCUIT BOARD SUPPORT

- Molded in Natural Nylon 6/6
- 3/8" board spacing

For quantities greater than listed, call for quote.

MOUSER STOCK NO.	Fig.	Description	Price Each 1	100	500
561-F0375	B	3/8"	.12	.107	.096
561-F0625	B	5/8"	.12	.107	.103

SQUARE STANDOFF LED MOUNT

LED mount provides secure mounting of both two and three lead devices. Nylon mount provides protection from heat, shock, and vibration. Symmetrical design with feet on both sides eliminating need for specific side rotation.

- Molded in Natural Nylon 6/6

For quantities greater than listed, call for quote.

MOUSER STOCK NO.	Fig.	Description	Price Each 1	100	500
561-TRM001	C	TRM 001	.18	.171	.159

POWER TRANSISTOR MOUNTS

Simplify power transistor mountings and insulation, and improve thermal efficiency with molded insulators.

For quantities greater than listed, call for quote.

MOUSER STOCK NO.	Fig.	Description	Price Each 1	100	500
Standard - Molded in Natural Nylon 6/6					
561-19PT2	D	TO-66 with barrier	.20	.182	.171
Heavy Duty - Molded in Glassfilled Polyester					
561-20PTI1-HD	E	TO-3 with barrier	.23	.203	.193
561-18PT1-HD-WOB	E	TO-3 w/o barrier	.21	.203	.182

POWER TRANSISTOR COVERS

- Molded in Natural Nylon 6/6

For quantities greater than listed, call for quote.

MOUSER STOCK NO.	Fig.	Description	Price Each 1	100	500
TO-3 Configuration					
561-C01032	F	5 hole	.49	.449	.417

NYLON PUSH SPACERS

- Hole size: .187"

For quantities greater than listed, call for quote.

MOUSER STOCK NO.	Fig.	Dimensions: in. A	B	Panel Depth	Price Each 1	100	500
561-PS250	G	.281	.250	.062	.08	.054	.043
561-PS500	G	.313	.500	.093	.25	.171	.125
561-PS500A	G	.313	.500	.062	.13	.086	.064
561-PS625	G	.281	.625	.062	.09	.054	.045

COVED SPACERS

For quantities greater than listed, call for quote.

MOUSER STOCK NO.	Fig.	Dimensions: in. A	B	L	Price Each 1	100	500
561-130001	H	.750	.260	.125	.18	.118	.089
561-130002	H	.843	.257	.156	.26	.17	.133
561-130003	H	.835	.218	.500	.40	.268	.202
561-130004	H	.000	.260	.250	.34	.235	.168
561-130005	H	.000	.325	.250	.33	.225	.161
561-130006	H	.000	.250	.125	.43	.289	.213
561-130007	H	.875	.375	.250	.29	.193	.146

MINI LOCKING PCB SUPPORTS

- Adhesive Base
- Ideal for smaller sized circuit boards

For quantities greater than listed, call for quote.

MOUSER STOCK NO.	Fig.	Dimension A: in.	Price Each 1	100	500	1000
561-187TAB	I	0.187	.57	.375	.289	.235
561-250TAB	I	0.250	.58	.396	.30	.246
561-312TAB	I	0.312	.60	.407	.31	.257
561-375TAB	I	0.375	.59	.396	.30	.246
561-437TAB	I	0.437	.61	.407	.308	.251
561-500TAB	I	0.500	.58	.385	.289	.235
561-562TAB	I	0.562	.61	.407	.308	.263
561-625TAB	I	0.625	.58	.385	.289	.246

NYLON HEAVY DUTY PCB SUPPORTS

- Snaps into P.C. board from bottom
- Molded in Black Nylon 6/6

For quantities greater than listed, call for quote.

MOUSER STOCK NO.	Fig.	Board Clearance	PCB Hole Dia.	Chassis Hole Size	Price Each 1	100	500
561-C00500	J	.430-.460	.157	.312	.25	.225	.217

NYLON HEAVY DUTY PCB SUPPORTS

- Snaps into P.C. board from bottom
- Molded in Natural Nylon 6/6

For quantities greater than listed, call for quote.

MOUSER STOCK NO.	Fig.	Dimensions: in. A	B	C	D	Price Each 1	100
561-RV250	K	.375	11/32"	.250	.060	.39	.353
561-RV375	K	.375	11/32"	.375	.060	.41	.375
561-RV625	K	.500	13/32"	.625	.063	.24	.214

REVERSE LOCKING CIRCUIT BOARD SUPPORT STANDOFF

- Molded in Black Nylon 6/6

For quantities greater than listed, call for quote.

MOUSER STOCK NO.	Fig.	Dim "A"	Body Dia.	Head Height	Hole Size	Price Each 1	100
561-RVS500	L	.500	.150	.045	.178	.21	.193

TWO-PIECE NYLON FASTENER

- Molded in Black Nylon 6/6
- For use with edge connector assembly

For quantities greater than listed, call for quote.

MOUSER STOCK NO.	Fig.	Dimensions: in. A	B	C	D	Price Each 1	100	500
Body Item "A"								
561-0003A	M	.110	.480	-	-	.14	.128	.125
561-0004A	M	.096	.340	-	-	.12	.107	.103
Pin Item "B"								
561-0003B	M	-	-	.455	.069	.05	.043	.034
561-0004B	M	-	-	.340	.062	.04	.032	.022

TRANSISTOR INSULATORS

Designed to separate the mounting screw from the insulator

- Molded in Natural Nylon 6/6

For quantities greater than listed, call for quote.

MOUSER STOCK NO.	Fig.	Dimensions: in. A	B	C	Price Each 1	100	500
561-T001	N	.680	.476	.219	.18	.171	.159

KNOCK OUT PLUGS

- Installs with fingertip pressure, no tools required
- Molded in gray nylon
- Head thickness: .125"
- Thickness: .453"

For quantities greater than listed, call for quote.

MOUSER STOCK NO.	Fig.	Dimensions: in. Hole Dia.	Dia.	Price Each 1	100	500	1000
561-0875KOP	O	0.875	1.016	.33	.225	.161	.139
561-1093KOP	O	1.093	1.218	.62	.407	.308	.262
561-1375KOP	O	1.375	1.500	.70	.449	.343	.286
561-1750KOP	O	1.750	1.925	.73	.492	.364	.30
561-2000KOP	O	2.000	2.140	.77	.514	.385	.321

DIMENSIONS: in.

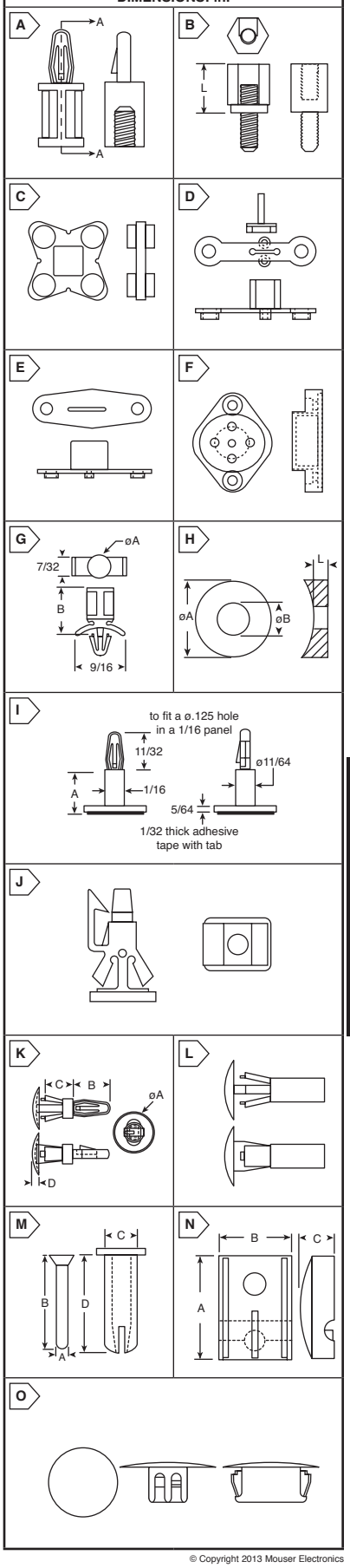

© Copyright 2013 Mouser Electronics

EAGLE PLASTIC DEVICES Nylon PCB Hardware

RoHS Compliant This product is RoHS compliant.

DIMENSIONS: in.

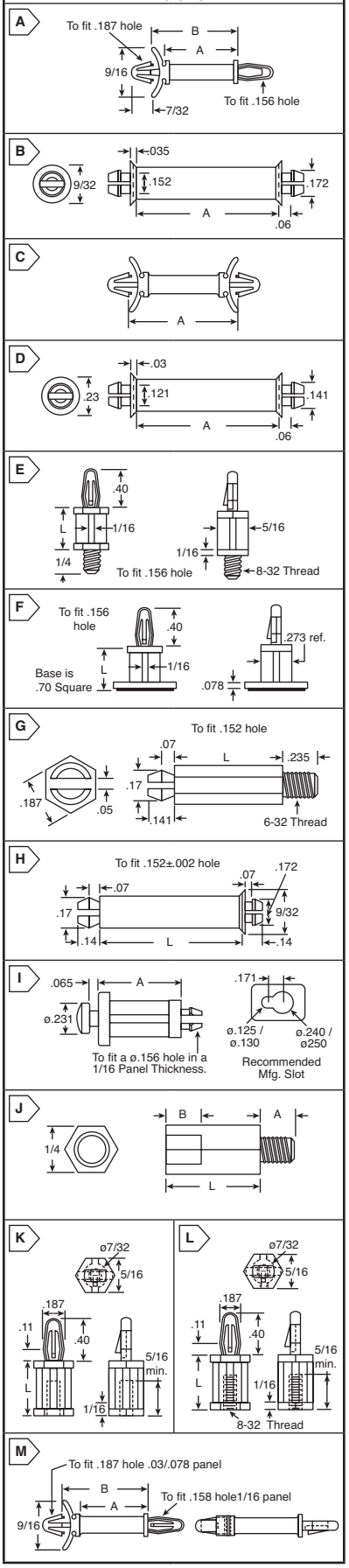

PCB SUPPORTS

"Lock/Tension" Series

Designed to lock to bottom chassis and snap into a 1/16" thick panel.

For quantities greater than listed, call for quote.

MOUSER STOCK NO.	Fig.	Dimensions (in.)		Price Each			
		A	B	1	100	500	1000
561-LT187	A	.187	.307	.09	.075	.064	.043
561-LT250	A	.250	.365	.13	.096	.086	.075
561-LT375	A	.375	.495	.13	.107	.086	.075
561-LT437	A	.437	.557	.17	.118	.096	.075
561-LT500	A	.500	.625	.13	.096	.079	.068
561-LT625	A	.625	.745	.16	.118	.096	.075
561-LT875	A	.875	.995	.19	.139	.118	.086
561-LT1000	A	1.000	1.120	.24	.171	.15	.128

"DSP", "DLP" and "DMSP" Series

- DSP: both ends fit a .156" hole
- DMSP: both ends fit a .125" hole
- DLP: both ends fit a .187" hole

For quantities greater than listed, call for quote.

MOUSER STOCK NO.	Fig.	Dimensions (in.)	Price Each			
		A	1	100	500	1000
561-DSP125	B	.125	.19	.107	.096	.086
561-DSP250	B	.250	.19	.118	.096	.086
561-DSP375	B	.375	.26	.203	.171	.128
561-DSP437	B	.437	.27	.203	.171	.128
561-DSP500	B	.500	.26	.193	.161	.128
561-DSP750	B	.750	.26	.193	.161	.128
561-DSP1000	B	1.000	.28	.225	.182	.139
561-DLP250	C	.365	.28	.214	.182	.139
561-DLP375	C	.495	.28	.213	.179	.143
561-DLP500	C	.625	.28	.213	.18	.146
561-DLP750	C	.87	.27	.201	.168	.134
561-DLP1000	C	1.12	.27	.201	.168	.134
561-DMSP125	D	.125	.19	.107	.096	.086
561-DMSP250	D	.250	.18	.128	.107	.096
561-DMSP375	D	.375	.19	.107	.096	.086
561-DMSP437	D	.437	.19	.111	.101	.089
561-DMSP500	D	.500	.20	.107	.096	.086
561-DMSP750	D	.750	.27	.203	.171	.113
561-DMSP1000	D	1.000	.26	.193	.161	.086

PCB LOCKING SUPPORTS

Male Threaded

For quantities greater than listed, call for quote.

MOUSER STOCK NO.	Fig.	Length (in.)	Price Each			
			1	100	500	1000
561-LMTP250	E	1/4	.14	.096	.086	.075
561-LMTP375	E	3/8	.14	.096	.086	.075
561-LMTP500	E	1/2	.17	.118	.107	.096
561-LMTP625	E	5/8	.19	.139	.107	.086
561-LMTP750	E	3/4	.21	.15	.128	.096
561-LMTP1000	E	1	.20	.138	.112	.09

Adhesive Base

For quantities greater than listed, call for quote.

561-LAD187	F	3/16	.52	.385	.31	.235
561-LAD250	F	1/4	.52	.385	.31	.235
561-LAD375	F	3/8	.50	.364	.289	.225
561-LAD500	F	1/2	.51	.375	.30	.225
561-LAD625	F	5/8	.54	.396	.31	.235
561-LAD750	F	3/4	.55	.396	.321	.235
561-LAD1000	F	1	.54	.396	.31	.235

MALE PCB SUPPORT POSTS

For quantities greater than listed, call for quote.

561-MTP125	G	1/8	.12	.088	.077	.065
561-MTP250	G	1/4	.13	.098	.076	.065
561-MTP500	G	1/2	.13	.096	.086	.075
561-MTP750	G	3/4	.14	.096	.086	.075
561-MTP875	G	7/8	.14	.121	.088	.077

PCB POSTS

For quantities greater than listed, call for quote.

561-A0250	H	.250	.14	.096	.086	.075
561-A0312	H	.312	.12	.086	.075	.064
561-A0375	H	.375	.14	.096	.075	.064
561-A0500	H	.500	.12	.086	.075	.064
561-A0625	H	.625	.14	.096	.086	.075
561-A0750	H	.750	.14	.096	.086	.075
561-A1000	H	1.00	.15	.096	.086	.075

KEY-SLOT PCB POSTS

For use in combination with a key-slot so that the circuit board may be removed for repairs.

For quantities greater than listed, call for quote.

MOUSER STOCK NO.	Fig.	A (in.)	Price Each			
			1	100	500	1000
561-KYP187	I	3/16	.25	.139	.114	.091
561-KYP625	I	5/8	.27	.15	.107	.075

MALE-FEMALE THREADED STANDOFFS

For quantities greater than listed, call for quote.

MOUSER STOCK NO.	Fig.	Dimensions (in.)			Price Each			
		A	B	L	1	100	500	1000
440 Thread								
561-MF440-25	J	.1875	.1875	.25	.38	.214	.128	.118
561-MF440-37	J	.1875	.1875	.375	.39	.225	.161	.128
561-MF440-50	J	.1875	.1875	.5	.39	.225	.139	.118
561-MF440-62	J	.1875	.1875	.625	.36	.225	.139	.118
561-MF440-75	J	.1875	.1875	.75	.38	.225	.139	.118
561-MF440-87	J	.1875	.1875	.875	.41	.257	.15	.128
561-MF440-100	J	.1875	.1875	1	.40	.246	.139	.128
561-MF440-125	J	.1875	.1875	1.25	.41	.257	.171	.15
561-MF440-137	J	.1875	.1875	1.375	.40	.268	.203	.15
561-MF440-150	J	.1875	.1875	1.5	.42	.257	.203	.171
561-MF440-200	J	.1875	.1875	2	.42	.257	.203	.161
632 Thread								
561-MF632-25	J	.25	.219	.25	.36	.203	.128	.118
561-MF632-375	J	.25	.25	.375	.36	.203	.128	.118
561-MF632-50	J	.25	.25	.5	.38	.225	.139	.118
561-MF632-62	J	.25	.25	.625	.36	.203	.128	.118
561-MF632-75	J	.25	.25	.75	.36	.203	.128	.118
561-MF632-87	J	.25	.25	.875	.40	.246	.139	.128
561-MF632-100	J	.25	.25	1	.40	.246	.139	.128
561-MF632-125	J	.25	.25	1.25	.41	.257	.15	.128
561-MF632-150	J	.25	.25	1.5	.42	.257	.161	.139
561-MF632-162	J	.25	.25	1.625	.55	.332	.156	.146
561-MF632-175	J	.25	.25	1.75	.42	.257	.203	.161
561-MF632-200	J	.25	.25	2	.42	.257	.15	.139
832 Thread								
561-MF832-25	J	.25	.2	.25	.38	.203	.134	.123
561-MF832-37	J	.375	.27	.375	.36	.246	.203	.161
561-MF832-50	J	.375	.375	.5	.36	.203	.128	.118
561-MF832-62	J	.375	.375	.625	.36	.225	.161	.128
561-MF832-75	J	.375	.375	.75	.36	.203	.128	.118
561-MF832-100	J	.375	.375	1	.40	.268	.203	.161
561-MF832-112	J	.375	.375	1.125	.40	.246	.139	.128
561-MF832-125	J	.375	.375	1.25	.41	.257	.146	.135
561-MF832-150	J	.375	.375	1.5	.43	.289	.201	.179
561-MF832-200	J	.375	.375	2	.49	.30	.203	.161

FEMALE NYLON CIRCUIT BOARD POSTS

Note: Self-threading posts are designed for use with a #6 self-tapping screw.

- Recommended hole size: .156"
- Panel thickness: 1/16"
- 1/4" length has a thread depth of 13/64"

For quantities greater than listed, call for quote.

MOUSER STOCK NO.	Fig.	Thread	Length (in.)	Price Each			
				1	100	500	1000
561-FSTP250	K	Self	.250	.32	.235	.203	.171
561-FSTP375	K	Self	.375	.33	.246	.203	.171
561-FSTP500	K	Self	.500	.39	.278	.24	.194
561-FSTP625	K	Self	.625	.34	.257	.203	.161
561-FSTP750	K	Self	.750	.36	.268	.225	.182
561-FSTP1000	K	Self	1.000	.38	.278	.24	.183
561-FTP250	L	8-32	.250	.47	.364	.30	.235
561-FTP375	L	8-32	.375	.49	.375	.31	.257
561-FTP500	L	8-32	.500	.51	.375	.321	.257
561-FTP625	L	8-32	.625	.50	.385	.321	.257
561-FTP750	L	8-32	.750	.55	.417	.342	.274
561-FTP1000	L	8-32	1.000	.57	.428	.354	.286

NYLON PCB SUPPORTS "LOCK/LOCK" SERIES

The "LLP" series is designed to securely lock both the chassis end and the printed circuit board on top.

For quantities greater than listed, call for quote.

MOUSER STOCK NO.	Fig.	A	B	Price Each			
				1	100	500	1000
561-LLP187	M	.187	.307	.20	.128	.107	.096
561-LLP250	M	.250	.365	.19	.139	.118	.096
561-LLP375	M	.375	.495	.20	.15	.128	.107
561-LLP500	M	.500	.625	.23	.171	.15	.118
561-LLP625	M	.625	.745	.25	.187	.154	.121
561-LLP1000	M	1.000	1.120	.42	.321	.289	.193

© Copyright 2013 Mouser Electronics

EZ BoardWare PCB HARDWARE

EZ-Links

Features:
- Designed to link PCB tracks where through hole links are not possible.
- Typical applications include use on aluminum backplanes in power applications.
- Low profile options available for space saving design.
- High current
- Small footprint

For quantities greater than listed, call for quote.

MOUSER STOCK NO.	Harwin Part No.	Fig.	Description	Price Each 1	10	25	50
✻ 855-S1621-06R	S1621-06R	A	SMT Jumper Link, Tin/Lead, 12.3mm long	.72	.674	.663	.625
855-S1621-46R	S1621-46R	A	SMT Jumper Link, Tin, 12.3mm long	.56	.343	.243	.212
855-S1731-46R	S1731-46R	B	SMT Jumper Link, Tin, 6.86mm long, 2.54 high	.39	.289	.214	.193
855-S1911-46R	S1911-46R	C	SMT Jumper Link, Tin, 6.85mm long, 0.97 high	.30	.239	.207	.193

✻ Non-RoHs Compliant

EZ-Shield Clips - Allows RFI Shield Component Rework without Desoldering

Features:
- SMT Device offering a fast solution for assembling RFI shields to PCBs.
- Eliminates the need for through holes and post reflow operations.
- Save PCB real estate.
- Mini Clip uses 40% less space than Midi and Maxi.
- Substantial improvement in time and simplicity of assembly tuning and re-work.

For quantities greater than listed, call for quote.

MOUSER STOCK NO.	Harwin Part No.	Fig.	Description	Price Each 1	10	25	50
855-S1411-46R	S1411-46R	D	SMT RFI Clip, Maxi, Tin	.39	.30	.278	.257
✻ 855-S1711-06R	S1711-06R	D	SMT RFI Clip, Midi, Tin/Lead	.58	.439	.332	.289
855-S1711-46R	S1711-46R	D	SMT RFI Clip, Midi, Tin	.58	.439	.332	.289
✻ 855-S1721-06R	S1721-06R	E	SMT RFI Clip, Mini, Tin/Lead	.36	.278	.203	.182
855-S1721-46R	S1721-46R	E	SMT RFI Clip, Mini, Tin	.57	.342	.246	.214

✻ Non-RoHs Compliant

EZ-Test Points

Features:
- Ideal for use with standard probes, clips and hooks.
- Can be placed using industry standard equipment.
- Suitable for automatic or manual test.
- High speed placement
- Industry standard Tape and Reel packaging.
- Strong and Durable

For quantities greater than listed, call for quote.

MOUSER STOCK NO.	Harwin Part No.	Fig.	Description	Price Each 1	10	25	50
✻ 855-S1751-06R	S1751-06R	F	SMT Test Terminal, Tin/Lead	.44	.332	.246	.225
855-S1751-46R	S1751-46R	F	SMT Test Terminal, Tin	.44	.332	.246	.225

✻ Non-RoHs Compliant

EZ-Spring Contacts

Features:
- Prevents EMC noise and static.
- Simple and effective method for connecting multiple PCBs.
- No special tooling required, uses standard pick and place equipment.
- Protected tips prevent product from hooking.

RoHS Compliant

For quantities greater than listed, call for quote.

MOUSER STOCK NO.	Harwin Part No.	Fig.	Dimensions: mm H	L	Finish	Price Each 1	10	25	50
855-S1741-46R	S1741-46R	G	2.5	5.4	Tin	.48	.375	.278	.246
855-S1761-42R	S1761-42R	H	3.5	4.5	Gold+Tin	.78	.599	.439	.396
855-S1791-42R	S1791-42R	H	4.0	7.0	Gold+Tin	.64	.567	.417	.375
855-S7051-42R	S7051-42R	I	6.0	4.1	Gold+Tin	1.13	.893	.774	.722
855-S7061-42R	S7061-42R	J	5.5	7.0	Gold+Tin	1.08	.853	.738	.69
855-S7071-46R	S7071-46R	K	2.5	3.5	Tin	.81	.641	.554	.519
855-S7081-42R	S7081-42R	L	2.75	6.25	Gold+Tin	.81	.641	.554	.519
855-S7091-42R	S7091-42R	M	2.7	3.7	Gold+Tin	.81	.641	.554	.519
855-S7101-42R	S7101-42R	N	3.5	4.05	Gold+Tin	.91	.72	.623	.582
855-S7041-42R	S7041-42R	N	4.0	4.0	Gold+Tin	1.01	.792	.685	.64
855-S7111-42R	S7111-42R	N	4.5	4.0	Gold+Tin	1.03	.812	.702	.657
855-S7121-42R	S7121-42R	O	1.7	2.5	Gold+Tin	.72	.569	.492	.46

EZ-Cable Clips

Features:
- Suitable for use with insulated cables with outer ø0.9 to ø0.3mm pick and placed.
- Low profile & small footprint saves PCB space.
- Cable clip can be soldered at the same time as the rest of the board, reducing additional operation time required for mounting plastic clip types.

RoHS Compliant

For quantities greater than listed, call for quote.

MOUSER STOCK NO.	Harwin Part No.	Fig.	Description	Price Each 1	10	25	50
855-S8091-46R	S8091-46R	P	Cable Clip for 0.9mm Cable	.25	.198	.171	.159
855-S8101-46R	S8101-46R	P	Cable Clip for 1.0mm Cable	.44	.332	.246	.225
855-S8111-46R	S8111-46R	P	Cable Clip for 1.0 - 1.5mm Cable	.46	.322	.257	.235
855-S8121-46R	S8121-46R	P	Cable Clip for 1.50 - 2.00mm Cable	.48	.364	.268	.246
855-S8131-46R	S8131-46R	P	Cable Clip for 2.00 - 3.00mm Cable	.39	.297	.215	.19

EZ-Coin Cell Battery Retainer

Features:
- Highly effective retention of coin cell batteries.
- Eliminates the need for soldered-in cells.
- Vertical Mount minimizes PCB real estate usage.
- Low profile design available with dual independant contact points for enhanced electrical reliability.

RoHS Compliant

For quantities greater than listed, call for quote.

MOUSER STOCK NO.	Harwin Part No.	Fig.	Battery Type	Price Each 1	10	25	50
855-S8201-46R	S8201-46R	Q	CR1225/BR1225	.61	.551	.505	.467
855-S8211-46R	S8211-46R	R	CR2016/CR2025/CR2032 and BR2016/BR2020/BR2025	1.13	.893	.774	.722
855-S8401-46	S8401-46	S	CR2032 and BR2032	2.27	1.79	1.54	1.44
855-S8411-45R	S8411-45R	T	CR1220	1.86	1.47	1.26	1.19
855-S8421-45R	S8421-45R	U	CR2032	1.84	1.44	1.25	1.17

EZ-Board PC Board Socket, SMT

Features:
- Accepts pins of between ø1.10mm and ø1.80mm.
- Rated to 8 Amps electrical current.
- Reduced component costs.
- Greatly reduces process costs by removing the need for secondary operations.
- SMT product is pick and place-able using standard assembly machines.

RoHS Compliant

For quantities greater than listed, call for quote.

MOUSER STOCK NO.	Harwin Part No.	Fig.	Description	Price Each 1	10	25	50
855-S9101-46R	S9101-46R	V	Surface Mount, Tape & Reeled, to mate with ø1.10 to ø1.80mm pin	.36	.257	.193	.171

All EZ Boardware available on T&R



© Copyright 2013 Mouser Electronics

© Copyright 2013 Mouser Electronics

NEW AT MOUSER
Harwin
Hardware
NEW AT MOUSER
NEW AT MOUSER

HARWIN Metric Spacers and Shorting Links

RoHS Compliant This product is RoHS compliant.

METRIC HEX SPACERS

Threaded-Brass/Nickel

For quantities greater than listed, call for quote.

MOUSER STOCK NO.	Fig.	Size	A/F	L1 (mm)	L2 (mm)	Price Each 1	10	25	50	100
Female										
855-R30-1010402	A	M3 X 4mm	5.5	4	- - -	.66	.504	.455	.432	.388
855-R30-1010702	A	M3 X 7mm	5.5	7	- - -	.62	.482	.428	.408	.366
855-R30-1010802	A	M3 X 8mm	5.5	8	- - -	.63	.482	.439	.415	.373
855-R30-1010902	A	M3 X 9mm	5.5	9	- - -	.63	.482	.428	.415	.373
855-R30-1011002	A	M3 X 10mm	5.5	10	- - -	.86	.599	.449	.423	.396
855-R30-1011102	A	M3 X 11mm	5.5	11	- - -	.66	.514	.449	.434	.391
855-R30-1011202	A	M3 X 12mm	5.5	12	- - -	.66	.514	.471	.439	.395
855-R30-1011302	A	M3 X 13mm	5.5	13	- - -	.69	.524	.482	.45	.404
855-R30-1011402	A	M3 X 14mm	5.5	14	- - -	.70	.535	.482	.454	.409
855-R30-1011502	A	M3 X 15mm	5.5	15	- - -	.71	.546	.503	.465	.418
855-R30-1011602	A	M3 X 16mm	5.5	16	- - -	.73	.567	.524	.482	.433
855-R30-1011802	A	M3 X 18mm	5.5	18	- - -	.77	.599	.535	.508	.406
855-R30-1012002	A	M3 X 20mm	5.5	20	- - -	.89	.685	.642	.586	.528
855-R30-1012502	A	M3 X 25mm	5.5	25	- - -	.98	.76	.653	.644	.58
Male/Female										
855-R30-3000402	B	M3 X 4mm	5.0	4	6	.61	.471	.407	.401	.362
855-R30-3000502	B	M3 X 5mm	5.0	5	6	.86	.599	.535	.428	.396
855-R30-3000602	B	M3 X 6mm	5.0	6	6	.65	.503	.449	.426	.383
855-R30-3000702	B	M3 X 7mm	5.0	7	6	.67	.514	.46	.443	.398
855-R30-3000802	B	M3 X 8mm	5.0	8	6	.70	.535	.471	.456	.411
855-R30-3000902	B	M3 X 9mm	5.0	9	6	.72	.556	.482	.473	.426
855-R30-3001002	B	M3 X 10mm	5.0	10	6	.74	.567	.503	.484	.435
855-R30-3001102	B	M3 X 11mm	5.0	11	6	.76	.578	.524	.498	.447
855-R30-3001202	B	M3 X 12mm	5.0	12	6	.78	.599	.535	.514	.462
855-R30-3001302	B	M3 X 13mm	5.0	13	6	.80	.61	.556	.524	.472
855-R30-3001402	B	M3 X 14mm	5.0	14	6	.81	.578	.556	.538	.484
855-R30-3001502	B	M3 X 15mm	5.0	15	6	.85	.653	.589	.555	.50
855-R30-3001602	B	M3 X 16mm	5.0	16	6	.86	.663	.61	.565	.508
855-R30-3001802	B	M3 X 18mm	5.0	18	6	.90	.696	.642	.593	.533
855-R30-3001902	B	M3 X 19mm	5.0	19	6	.97	.749	.696	.637	.572
855-R30-3002002	B	M3 X 20mm	5.0	20	6	1.01	.77	.696	.66	.595
855-R30-3002402	B	M3 X 24mm	5.0	24	6	.89	.728	.653	.613	.545
855-R30-3002502	B	M3 X 25mm	5.0	25	6	.94	.781	.674	.653	.58
855-R30-3003002	B	M3 X 30mm	5.0	30	6	1.03	.856	.738	.714	.635
855-R40-3000702	B	M4 X 7mm	7.0	7	8	.77	.599	.546	.508	.457
855-R40-3000802	B	M4 X 8mm	7.0	8	8	.81	.631	.567	.535	.482
855-R40-3000902	B	M4 X 9mm	7.0	9	8	.86	.663	.599	.562	.505
855-R40-3001002	B	M4 X 10mm	7.0	10	8	.90	.685	.642	.589	.53
855-R40-3001102	B	M4 X 11mm	7.0	11	8	.93	.717	.642	.615	.553
855-R40-3001202	B	M4 X 12mm	7.0	12	8	.97	.749	.696	.642	.578
855-R40-3001302	B	M4 X 13mm	7.0	13	8	.97	.749	.663	.642	.578
855-R40-3001402	B	M4 X 14mm	7.0	14	8	.87	.717	.621	.601	.535
855-R40-3001502	B	M4 X 15mm	7.0	15	8	.91	.749	.653	.626	.556
855-R40-3001602	B	M4 X 16mm	7.0	16	8	.94	.77	.663	.649	.578
855-R40-3001802	B	M4 X 18mm	7.0	18	8	.97	.803	.696	.674	.599
855-R40-3002002	B	M4 X 20mm	7.0	20	8	1.08	.888	.76	.746	.663
855-R40-3002502	B	M4 X 25mm	7.0	25	8	1.28	1.06	.963	.89	.792
855-R40-3003002	B	M4 X 30mm	7.0	30	8	1.39	1.16	.995	.963	.856

METRIC CIRCULAR SPACERS

Clearance Type

For quantities greater than listed, call for quote.

MOUSER STOCK NO.	Fig.	Size	O/D (mm)	L1 (mm)	Price Each 1	10	25	50	100
Brass/Nickel									
855-R30-6010202	C	M3 X 2mm	4.75	2	.86	.663	.589	.562	.505
855-R30-6010302	C	M3 X 3mm	4.75	3	.86	.663	.589	.562	.505
855-R30-6010402	C	M3 X 4mm	4.75	4	.90	.685	.631	.589	.53
855-R30-6010502	C	M3 X 5mm	4.75	5	.90	.685	.631	.589	.53
855-R30-6010602	C	M3 X 6mm	4.75	6	.90	.685	.631	.589	.53
855-R30-6010702	C	M3 X 7mm	4.75	7	.93	.717	.642	.615	.553
855-R30-6010802	C	M3 X 8mm	4.75	8	.97	.749	.696	.642	.578
855-R30-6010902	C	M3 X 9mm	4.75	9	.87	.717	.642	.601	.535
855-R30-6011002	C	M3 X 10mm	4.75	10	.87	.717	.621	.601	.535
855-R30-6011102	C	M3 X 11mm	4.75	11	.91	.749	.653	.626	.556
855-R30-6011202	C	M3 X 12mm	4.75	12	.91	.749	.642	.626	.556
855-R30-6011302	C	M3 X 13mm	4.75	13	.94	.77	.663	.649	.616
855-R30-6011402	C	M3 X 14mm	4.75	14	.97	.803	.749	.674	.599
855-R30-6011502	C	M3 X 15mm	4.75	15	1.01	.835	.728	.698	.645
855-R30-6012202	C	M3 X 22mm	4.75	22	1.50	1.24	1.06	1.03	.937
855-R30-6013002	C	M3 X 30mm	4.75	30	.94	.77	.667	.649	.592
855-R40-6000302	C	M4 X 3mm	6.35	3	.36	.342	.321	.301	.27
855-R40-6000402	C	M4 X 4mm	6.35	4	.39	.353	.332	.317	.284
855-R40-6000502	C	M4 X 5mm	6.35	5	.36	.332	.31	.304	.273
855-R40-6000602	C	M4 X 6mm	6.35	6	.43	.407	.375	.352	.341
855-R40-6000702	C	M4 X 7mm	6.35	7	.43	.396	.378	.346	.323
855-R40-6000902	C	M4 X 9mm	6.35	9	.45	.428	.402	.38	.348
855-R40-6001002	C	M4 X 10mm	6.35	10	.45	.417	.375	.37	.327
855-R40-6001102	C	M4 X 11mm	6.35	11	.45	.417	.396	.366	.356
855-R40-6001202	C	M4 X 12mm	6.35	12	.43	.407	.375	.353	.332
855-R40-6001302	C	M4 X 13mm	6.35	13	.47	.449	.423	.38	.369
855-R40-6001402	C	M4 X 14mm	6.35	14	.51	.482	.439	.404	.394
855-R40-6001802	C	M4 X 18mm	6.35	18	.73	.674	.613	.581	.538
855-R40-6002002	C	M4 X 20mm	6.35	20	.82	.77	.724	.671	.617

© Copyright 2013 Mouser Electronics

DIMENSIONS: mm

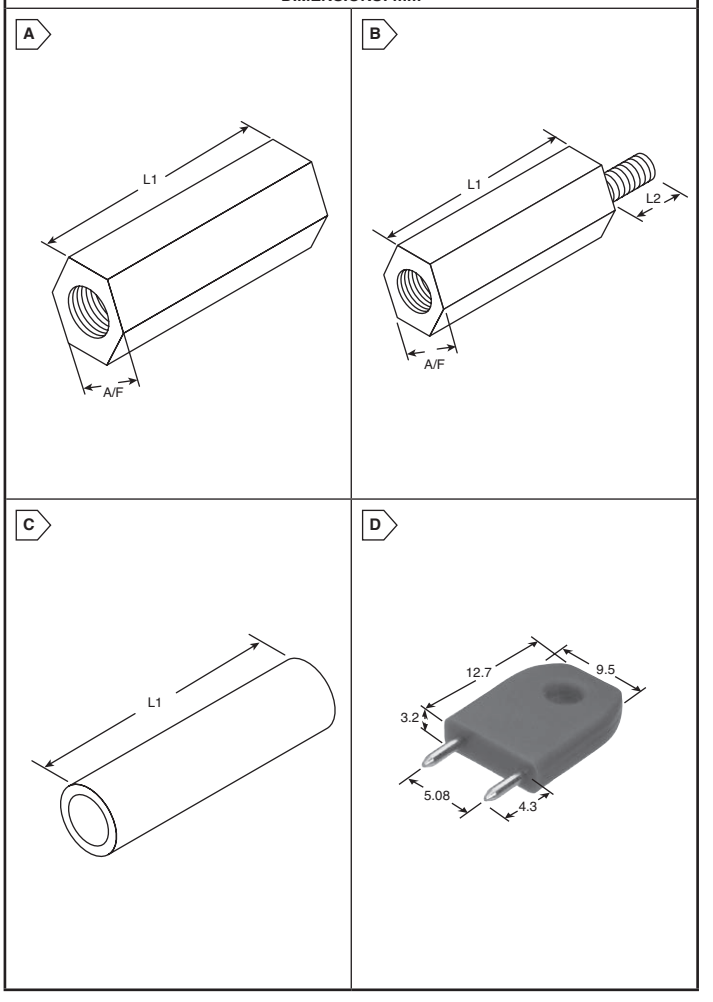

METRIC CIRCULAR SPACERS (CONT.)

Clearance Type (Cont.)

For quantities greater than listed, call for quote.

MOUSER STOCK NO.	Fig.	Size	O/D (mm)	L1 (mm)	Price Each 1	10	25	50	100
Nylon 66									
855-R30-6700394	C	M3 X 3mm	5	3	.45	.278	.214	.187	.162
855-R30-6700494	C	M3 X 4mm	5	4	.55	.375	.321	.294	.256
855-R30-6700594	C	M3 X 5mm	5	5	.48	.30	.235	.199	.171
855-R30-6700694	C	M3 X 6mm	5	6	.59	.407	.353	.315	.274
855-R30-6700794	C	M3 X 7mm	5	7	.32	.30	.268	.26	.229
855-R30-6700894	C	M3 X 8mm	5	8	.50	.31	.235	.207	.178
855-R30-6700994	C	M3 X 9mm	5	9	.32	.30	.278	.266	.234
855-R30-6701094	C	M3 X 10mm	5	10	.41	.278	.235	.217	.188
855-R30-6701194	C	M3 X 11mm	5	11	.69	.471	.417	.367	.32
855-R30-6701294	C	M3 X 12mm	5	12	.54	.407	.375	.35	.315
855-R30-6701394	C	M3 X 13mm	5	13	.55	.417	.375	.36	.324
855-R30-6701494	C	M3 X 14mm	5	14	.39	.364	.342	.324	.292
855-R30-6701594	C	M3 X 15mm	5	15	.24	.214	.182	.181	.17
855-R30-6701694	C	M3 X 16mm	5	16	.43	.407	.363	.341	.319
855-R30-6702094	C	M3 X 20mm	5	20	.44	.407	.388	.367	.336
855-R30-6702594	C	M3 X 25mm	5	25	.46	.428	.394	.371	.35

D308 SERIES - 1.00MM SHORTING LINKS

Specifications:

- Uninsulated links can be soldered directly into PCB for permanent linking
- Moulding: Acetal Copolymer UL94-HB
- Contact: Brass
- Current Rating: 10A at 20°C
- Gold Plated

✻ Non-RoHS Compliant

For quantities greater than listed, call for quote.

MOUSER STOCK NO.	Harwin Part No.	Fig.	Insulation Color	Price Each 1	100	500	1000
Uninsulated							
✻ 855-D3080-05	D3080-05	-	- - -	.24	.225	.214	.182
Insulated							
855-D3086-97	D3086-97	D	Blue	.76	.653	.589	.524
855-D3086-98	D3086-98	D	Black	.90	.792	.706	.641
855-D3086-99	D3086-99	D	Red	.90	.792	.706	.641

© Copyright 2013 Mouser Electronics

HEYCO Liquid Tight Cordgrips

RoHS Compliant This product is RoHS compliant.

HEYCO LIQUID TIGHT STRAIGHT-THRU CORDGRIPS

Cordgrips are for flexible cords. Install in either clearance or threaded holes.

For quantities greater than listed, call for quote.

Cable Dia. Range (In.)		Black		Gray				Dimensions: in.			Price Each			
Min.	Max.	MOUSER STOCK NO.	Heyco Part No.	MOUSER STOCK NO.	Heyco Part No.	Fig.	Description	A	B	C	1	10	50	100
Cordgrips for PG Hubs		• Locknuts are Included												
0.064	0.210	836-3444	3444	836-3445	3445	A	RLTF 7	0.492	1.170	0.330	.91	.717	.674	.631
0.114	0.250	836-3207	3207	836-3208	3208	A	LTF 7	0.492	1.170	0.330	.91	.717	.674	.631
0.069	0.187	836-3446	3446	- - - - - - - -	- - -	A	RLTF 9	0.599	1.300	0.340	.95	.749	.621	.535
0.181	0.312	836-3210	3210	836-3211	3211	A	LTF 9	0.599	1.300	0.340	.95	.749	.621	.535
0.069	0.250	836-3448	3448	836-3449	3449	A	RLTF 11	0.733	1.460	0.390	1.14	.91	.749	.653
0.230	0.395	836-3213	3213	836-3214	3214	A	LTF 11	0.733	1.460	0.390	1.14	.91	.749	.653
0.170	0.450	836-3216	3216	836-3217	3217	A	LTF 13.5	0.804	1.530	0.410	1.69	1.34	1.09	.938
0.230	0.530	836-3219	3219	836-3220	3220	A	LTF 16	0.886	1.660	0.450	1.44	1.14	.995	.92
0.250	0.490	836-3454	3454	- - - - - - - -	- - -	A	RLTF 21	1.115	1.870	0.520	2.02	1.59	1.33	1.14
0.450	0.705	836-3222	3222	836-3223	3223	A	LTF 21	1.115	1.870	0.520	1.83	1.44	1.20	1.04
0.590	0.990	836-3225	3225	836-3226	3226	A	LTF 29	1.470	2.230	0.590	3.60	2.84	2.34	2.03
Cordgrips for NPT Hubs		• Locknuts are not Included.												
0.069	0.187	836-3458	3458	- - - - - - - -	- - -	A	RLTF 3/8	0.670	1.490	0.530	.86	.674	.567	.482
0.181	0.312	836-3228	3228	836-3229	3229	A	LTF 3/8	0.670	1.490	0.530	.86	.674	.621	.578
0.170	0.470	836-3231	3231	836-3232	3232	A	LTF 1/2	0.875	1.720	0.620	1.12	.897	.738	.685
0.230	0.546	836-3200	3200	836-3201	3201	A	LLTF 1/2	0.875	1.830	0.620	1.31	1.04	.952	.888
0.450	0.709	836-3234	3234	836-3235	3235	A	LTF 3/4	1.068	1.970	0.630	1.82	1.43	1.28	1.19
0.250	0.485	836-3460	3460	836-3461	3461	A	RLTF 3/4	1.068	1.970	0.630	1.82	1.43	1.19	1.04
0.590	1.000	836-8437	8437	836-8438	8438	A	LTF 1	1.375	2.420	0.750	3.23	2.55	2.11	1.83

"HEYCO TITE" LIQUID TIGHT STRAIGHT-THRU CORDGRIPS

"Ratchet design" of sealing nut assembly provides superior anti-vibration protection and ensures a firm grip on the cable. Integral "Sealing Ring" ensures a superior seal at mounting location every time.

For quantities greater than listed, call for quote.

		Black		Gray										
Cordgrips for PG Hubs		• Locknuts are Included												
0.065	0.220	836-M3444	M3444	836-M3445	M3445	B	RLTCG 7	0.492	1.160	0.320	1.00	.908	.836	.794
0.115	0.250	836-M3207	M3207	836-M3208	M3208	B	LTCG 7	0.492	1.160	0.320	1.00	.908	.836	.752
0.105	0.312	836-M3210	M3210	836-M3211	M3211	B	LTCG 9	0.599	1.250	0.320	1.06	.961	.867	.794
0.230	0.395	836-M3213	M3213	836-M3214	M3214	B	LTCG 11	0.733	1.480	0.380	1.27	1.16	1.07	.961
0.095	0.260	836-M4500	M4500	- - - - - - - -	- - -	B	RLTCG 13.5	0.804	1.500	0.410	1.37	1.25	1.13	1.05
0.170	0.450	836-M3216	M3216	836-M3217	M3217	B	LTCG 13.5	0.804	1.500	0.410	1.37	1.25	1.13	1.05
0.180	0.440	836-M4502	M4502	- - - - - - - -	- - -	B	RLTCG 16	0.886	1.680	0.440	1.61	1.46	1.33	1.21
0.260	0.546	836-M3219	M3219	836-M3220	M3220	B	LTCG 16	0.886	1.680	0.440	1.61	1.46	1.33	1.21
0.250	0.485	836-M3454	M3454	836-M3455	M3455	B	RLTCG 21	1.115	1.890	0.520	2.23	2.02	1.84	1.68
0.485	0.709	836-M3222	M3222	836-M3223	M3223	B	LTCG 21	1.115	1.890	0.520	2.23	2.02	1.84	1.68
0.490	0.787	836-M4504	M4504	- - - - - - - -	- - -	B	RLTCG 29	1.470	2.230	0.580	4.08	3.71	3.37	3.06
0.590	1.000	836-M3225	M3225	- - - - - - - -	- - -	B	LTCG 29	1.470	2.230	0.580	3.98	3.62	3.28	2.99
Cordgrips for NPT Hubs		• Locknuts are not Included												
0.105	0.315	836-M3228	M3228	836-M3229	M3229	C	LTCG 3/8	0.680	1.410	0.490	.94	.856	.783	.71
0.095	0.260	836-M4518	M4518	836-M4519	M4519	C	RLTCG 1/2	0.875	1.700	0.610	1.25	1.13	1.05	.977
0.170	0.450	836-M3231	M3231	836-M3232	M3232	C	LTCG 1/2	0.875	1.700	0.610	1.25	1.13	1.05	.977
0.256	0.485	836-M3460	M3460	- - - - - - - -	- - -	C	RLTCG 3/4	1.040	2.000	0.620	2.00	1.82	1.66	1.51
0.485	0.709	836-M3234	M3234	- - - - - - - -	- - -	C	LTCG 3/4	1.040	2.000	0.620	2.00	1.82	1.66	1.51
0.490	0.787	836-M8439	M8439	- - - - - - - -	- - -	C	RLTCG 1	1.326	2.410	0.760	3.56	3.24	2.95	2.68
0.590	1.000	836-M8437	M8437	- - - - - - - -	- - -	C	LTCG 1	1.326	2.410	0.760	3.56	3.24	2.95	2.68

HYBRID LIQUID TIGHT CORDGRIPS

• Locknuts not Included

NEW PRODUCT

For quantities greater than listed, call for quote.

Cable Dia. Range (In.)		MOUSER STOCK NO.	Heyco Part No.	Fig.	Thread Size	Dimensions: in.			Price Each			
Min.	Max.					A	B	C	1	10	50	100
Cordgrips for PG Hubs												
0.04	0.20	836-4450	4450	D	PG 7	0.50	0.87	0.20	3.87	3.67	3.50	3.32
0.12	0.28	836-4451	4451	D	PG 7	0.50	0.87	0.20	3.87	3.67	3.50	3.32
0.08	0.24	836-4452	4452	D	PG 9	0.61	1.02	0.24	4.99	4.74	4.50	4.27
0.18	0.39	836-4453	4453	D	PG 9	0.61	1.02	0.24	4.99	4.74	4.50	4.27
0.14	0.31	836-4454	4454	D	PG 11	0.75	1.22	0.24	6.75	6.41	6.09	5.79
0.28	0.51	836-4455	4455	D	PG 11	0.75	1.22	0.24	6.47	6.15	5.84	5.55
0.14	0.31	836-4456	4456	D	PG 13.5	0.83	1.24	0.26	6.75	6.41	6.09	5.79
0.28	0.51	836-4457	4457	D	PG 13.5	0.83	1.24	0.26	6.75	6.41	6.09	5.79
0.14	0.31	836-4458	4458	D	PG 16	0.91	1.24	0.26	6.75	6.41	6.09	5.79
0.28	0.51	836-4459	4459	D	PG 16	0.91	1.24	0.26	11.28	10.70	10.18	9.67
0.20	0.43	836-4460	4460	D	PG 16	0.91	1.48	0.26	11.75	11.17	10.60	10.08
0.39	0.67	836-4461	4461	D	PG 16	0.91	1.48	0.26	11.76	11.15	10.60	10.08
0.28	0.59	836-4462	4462	D	PG 21	1.14	1.57	0.28	16.23	15.42	14.66	13.91
0.51	0.83	836-4463	4463	D	PG 21	1.14	1.57	0.28	16.23	15.42	14.66	13.91
0.59	0.91	836-4464	4464	D	PG 29	1.48	1.89	0.31	25.43	24.16	22.95	21.81
0.75	1.10	836-4465	4465	D	PG 29	1.48	1.89	0.31	25.43	24.16	22.95	21.81
Cordgrips for Metric Hubs												
0.04	0.20	836-4472	4472	D	M12 x 1.5	0.50	1.14	0.47	4.17	3.95	3.77	3.57
0.12	0.28	836-4473	4473	D	M12 x 1.5	0.50	1.14	0.47	4.17	3.95	3.77	3.57
0.08	0.24	836-4474	4474	D	M16 x 1.5	0.64	1.26	0.47	5.59	5.31	5.04	4.79
0.18	0.39	836-4475	4475	D	M16 x 1.5	0.64	1.26	0.47	5.36	5.09	4.84	4.60
0.14	0.31	836-4476	4476	D	M20 x 1.5	0.80	1.46	0.47	6.92	6.58	6.25	5.94
0.28	0.51	836-4477	4477	D	M20 x 1.5	0.80	1.46	0.47	6.92	6.58	6.25	5.94
0.20	0.43	836-4478	4478	D	M25 x 1.5	1.00	1.69	0.47	11.70	11.10	10.55	10.03
0.39	0.67	836-4479	4479	D	M25 x 1.5	1.00	1.69	0.47	11.70	11.10	10.55	10.03
0.28	0.59	836-4480	4480	D	M32 x 1.5	1.27	1.89	0.59	16.83	15.99	15.19	14.43
0.51	0.83	836-4481	4481	D	M32 x 1.5	1.27	1.89	0.59	17.54	16.66	15.84	15.04

Accessories - Locknuts

NEW PRODUCT

For quantities greater than listed, call for quote.

Thread Size	MOUSER STOCK NO.	Heyco Part No.	Fig.	Description	Dimensions: in.		Price Each			
					Thickness A	Wrenching B	1	10	50	100
PG Thread-Nickel Plated Brass										
PG 7	836-2257	2257	E	PG 7	0.110	0.591	.50	.46	.428	.396
PG 9	836-2258	2258	E	PG 9	0.110	0.709	.75	.706	.674	.642
PG 11	836-2259	2259	E	PG 11	0.118	0.827	.82	.78	.70	.610
PG 13.5	836-2260	2260	E	PG 13.5	0.118	0.906	.89	.825	.759	.703
PG 16	836-2261	2261	E	PG 16	0.118	1.024	1.03	.942	.867	.803
PG 21	836-2262	2262	E	PG 21	0.138	1.261	1.41	1.29	1.20	1.10
PG 29	836-2263	2263	E	PG 29	0.158	1.615	2.20	2.02	1.86	1.71
Metric Thread-Nickel Plated Brass										
M12	836-2246	2246	E	LN M12	0.118	0.591	.63	.578	.524	.492
M16	836-2247	2247	E	LN M16	0.118	0.748	.88	.825	.759	.703
M20	836-2248	2248	E	LN M20	0.138	0.945	1.08	.995	.91	.845
M25	836-2249	2249	E	LN M25	0.138	1.181	1.43	1.32	1.19	1.11

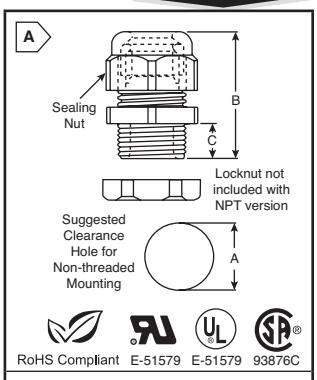

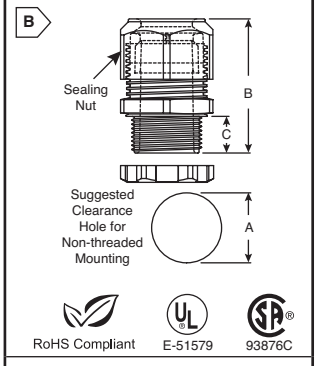

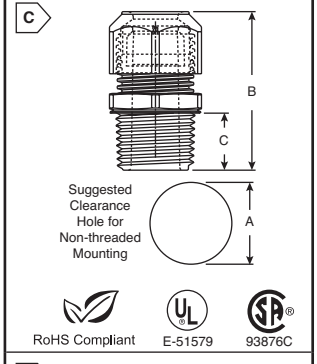

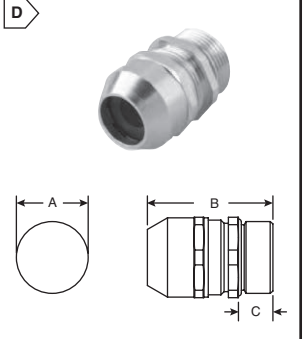

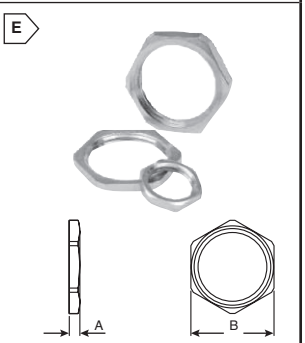

Heyco Hardware

© Copyright 2013 Mouser Electronics

© Copyright 2013 Mouser Electronics

HEYCO Tight Cordgrips and Strain Reliefs

RoHS Compliant This product is RoHS compliant.

HEYCO LIQUID TIGHT STRAIGHT-THRU CORDGRIPS

E-51579 E-51579 93876C RoHS Compliant

Accessories - Locknuts

For quantities greater than listed, call for quote.

Black MOUSER STOCK NO.	Gray MOUSER STOCK NO.	Fig.	Description	Price Each 1	10	50	100
Nylon Locknuts, NPT Thread							
836-8461	836-8462	A	NLN 3/8 NPT	.31	.246	.225	.203
836-8463	836-8464	A	NLN 1/2 NPT	.31	.246	.225	.203
836-8465	836-8466	A	NLN 3/4 NPT	.38	.332	.30	.278
836-8467	- - - - - - - -	A	NLN 1 NPT	.82	.672	.562	.506

SNAP-IN RATCHETING STRAIN RELIEF

• Installs easily • Black • For Round and Double D Holes

For quantities greater than listed, call for quote.

MOUSER STOCK NO.	Heyco Part No.	Fig.	UL Type Designation	Panel Dimensions: In. Hole Size	Max. Thickness	Description	Price Each 1	100	500	1000
836-1280	1280	B	--	0.875	.125	RSR-875	.36	.342	.334	.317

SELF-LOCKING STRAIN RELIEFS

RoHS Compliant

For quantities greater than listed, call for quote.

For Flat Cables • Black • 6/6 Nylon • 94V-2

836-1829	1829	C	SPT-1, SPT-2, HPN	.453 x .512	0.099	ST-100N	.25	.193	.161	.128
836-1834	1834	C	SPT-2, SPT-3	.689 x .689	0.157	ST-200N	.28	.139	.118	.107

For Round Cables • Black • 6/6 Nylon • 94V-2

836-1832	1832	D	SV, SVT, HPD	.453 x .512	0.099	ST-101N	.25	.193	.161	.128
836-1836	1836	D	SJ, SJO, SJT	.689 x .689	0.157	ST-201N	.28	.171	.15	.128
836-1848	1848	D	SJT, STO, SEOW-A	.689 x .689	0.157	ST-301N	.28	.139	.118	.107

For Round and Flat Cables • Black • 6/6 Nylon • 94V-2

836-1843	1843	E	Round, Flat SPT-3	1.142 x 1.142	0.032	LSR1939-300	.58	.54	.484	.439

For Round Cables (U-Shape Chassis Slot) • Black • 6/6 Nylon

836-1839	1839	F	SV, SVT, HPD	.453 x .512	0.062	ST-101A	.25	.193	.161	.128

LAY-IN STRAIN RELIEF FOR ROUND, FLAT, OR MULTIPLE CABLES UP TO .600"

RoHS Compliant

For quantities greater than listed, call for quote.

MOUSER STOCK NO.	Heyco Part No.	Fig.	UL Type Designation	Panel Dimensions: In. Hole Size	Max. Thickness	Description	Price Each 1	100	500	1000
836-1266	1266	G	--	.875 x .875	0.100	SR 8R-200	.80	.728	.663	.589

STRAIGHT-THRU STRAIN RELIEFS

RoHS Compliant

For quantities greater than listed, call for quote.

For Round Cables • Black • 6/6 Nylon

MOUSER STOCK NO.	Heyco Part No.	Fig.	UL Type Designation	Panel Dimensions: In. Mounting Hole Dia. (A)	To Prevent Rotation (B)	Max. Thickness	Description	Price Each 1	100	500	1000
836-1157	1157	H	SV, SVT	0.500	0.450	0.062	SR 5MN-3	.15	.107	.086	.075
836-1150	1150	H	SV, SVT, HPD	.500 x .515	0.450	0.062	SR 5N-4	.14	.096	.075	.064
836-1147	1147	H	SV, SVT, HPD	.500 x .515	0.450	0.100	SR 5P-4	.14	.096	.075	.064
836-1184	1184	H	SJ, SJO, SJT	0.500	0.465	0.090	SR 6W-1	.14	.096	.075	.064
836-1217	1217	H	SJ, SJO, SJT	0.625	0.550	0.062	SR 6N-4	.17	.128	.107	.086
836-1210	1210	H	SJ, SJO, SJT	0.625	0.550	0.125	SR 6P-4	.17	.128	.107	.086
836-1200	1200	H	SJ, SJO, SJT	0.625	0.550	0.062	SR 6N3-4	.17	.128	.107	.086
836-1207	1207	H	SJ, SJO, SJT	0.625	0.550	0.125	SR 6P3-4	.17	.128	.107	.086
836-1214	1214	H	SJ, SJO, SJT	0.625	0.550	0.156	SR 6L-1	.17	.128	.107	.086
836-1240	1240	H	SJ, SJO, SJT	0.875	0.770	0.125	SR 7K-2	.25	.193	.161	.128
836-1244	1244	H	SJT, S, ST	0.750	0.660	0.062	SR 7N-2	.25	.193	.161	.128
836-1237	1237	H	SJT, S, ST	0.750	0.660	0.125	SR 7P-2	.25	.193	.161	.128
836-1247	1247	H	SJT, S, ST	0.875	0.770	0.125	SR 2W-2	.25	.193	.161	.128
836-1250	1250	H	SJT, S, ST	0.875	0.770	0.200	SR 7L-2	.25	.193	.161	.128
836-1497	1497	H	SJT	0.875	0.840	0.125	SR 31-2	.25	.193	.161	.128
836-1254	1254	H	S, ST	0.875	0.840	0.062	SR 8N-2	.25	.193	.161	.128
836-1260	1260	H	S, ST	0.875	0.840	0.125	SR 8P-2	.25	.193	.161	.128
836-1287	1287	H	S, ST, SO	1.093	1.000	0.281	SR 9P-2	.26	.235	.203	.182

For Flat Cables ✻Uses Elongated Hole • Black † For flat or round cable

836-1174	1174	I	HPN, SPT-2	0.562	0.530	0.125	SR 5W-1	.19	.139	.118	.096
836-1484 ✻	1484	I	SPT-2, SPT-3	0.560	0.730	0.125	SR 30-1	.18	.128	.107	.086
836-1517	1517	I	SPT-3	0.875	0.840	0.125	SR 34-2	.25	.193	.161	.128
836-1497 †	1497	I	SPT-3	0.875	0.840	0.125	SR 31-2	.25	.193	.161	.128

For Flat Cables With Flex-Protecting Internal Radii

836-1120	1120	I	SPT-1, HSN	0.500	0.465	0.062	SR 4N-4	.12	.075	.064	.054
836-1117	1117	I	SPT-1, HSN	0.500	0.465	0.100	SR 4K-4	.11	.074	.063	.052
836-1127	1127	I	SPT-1,SPT-2,HSN	0.500	0.465	0.156	SR 4L-4	.14	.096	.075	.064
836-1114	1114	I	SPT-1,SPT-2,HSN	0.500	0.460	0.095	SR 4K-1	.11	.074	.063	.052
836-1170	1170	I	SPT-2, SPT-3	0.562	0.530	0.062	SR 5KN-4	.19	.139	.118	.096
836-1167	1167	I	SPT-2, SPT-3	0.562	0.530	0.125	SR 5K-4	.19	.139	.118	.096
836-1160	1160	I	SPT-2	0.625	0.550	0.062	SR 6N4-4	.18	.128	.107	.086
836-1163	1163	I	SPT-2	0.625	0.550	0.125	SR 6P4-4	.18	.128	.107	.086

RIGHT ANGLE STRAIN RELIEFS

RoHS Compliant

For quantities greater than listed, call for quote.

For Flat Cables • Black • 6/6 Nylon • 94V-2

MOUSER STOCK NO.	Heyco Part No.	Fig.	UL Type Designation	Panel Dimensions: In. Mounting Hole Dia. (A)	To Prevent Rotation (B)	Max. Thickness	Description	Price Each 1	100	500	1000
836-1361	1361	J	SPT-2, HSN	0.500	0.450	0.040	SR 14A-1	.24	.161	.128	.107
836-1364	1364	J	SPT-2, HSN	0.500	0.450	0.100	SR 14-1	.24	.161	.128	.107
836-1384	1384	J	SPT-2,SPT-3, HSN	0.562	0.525	0.125	SR 16-1	.25	.161	.15	.139
836-1424	1424	J	SPT-2, SPT-3	0.560	0.730	0.080	SR 20-1	.26	.253	.231	.198
836-1464	1464	J	SPT-3	0.875	0.840	0.125	SR 24-1	.32	.289	.268	.246

For Round Cables

836-1374	1374	K	SV, SVT, HPD	0.500	0.450	0.100	SR 15-1	.24	.161	.128	.107
836-1320	1320	K	SJ, SJO, SJT	0.625	0.550	0.125	SR 10-2	.25	.161	.15	.139
836-1327	1327	K	SJ, SJO, SJT	0.625	0.550	0.125	SR 11-2	.25	.165	.154	.143
836-1397	1397	K	SJ, S, ST	0.750	0.660	0.125	SR 17-2	.46	.417	.375	.332

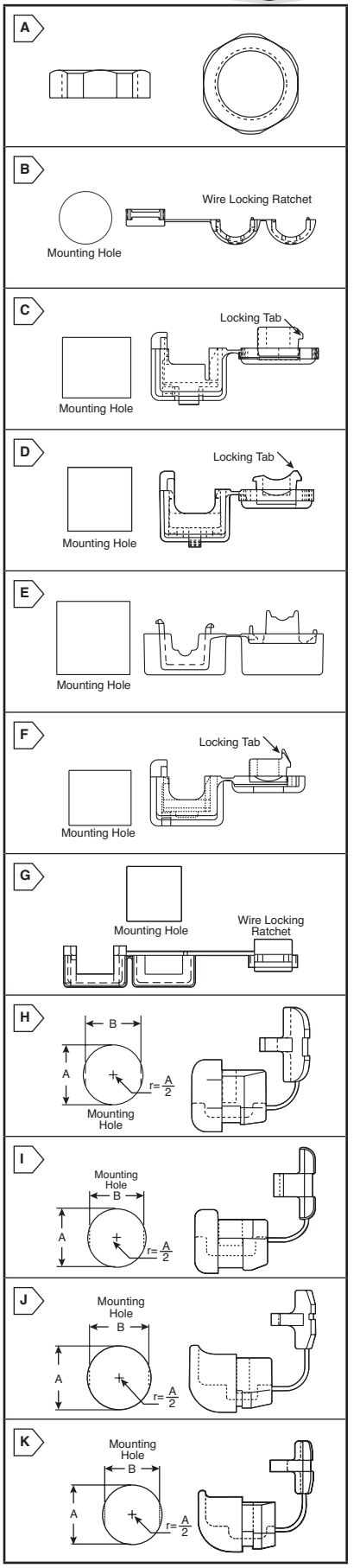

© Copyright 2013 Mouser Electronics

© Copyright 2013 Mouser Electronics

HEYCO Strain Reliefs, Bushings and Hole Plugs

RoHS Compliant **This product is RoHS compliant.**

PIGTAIL STRAIN RELIEFS FOR ROUND CABLES

For quantities greater than listed, call for quote.

MOUSER STOCK NO.	Heyco Part No.	UL Type Designation	Panel Dimensions: in.			Description	Price Each			
			Mounting Hole Dia. (A)	To Prevent Rotation (B)	Max. Thickness		1	100	500	1000
836-1590	1590	SV,SVT,HPD	0.500	0.450	0.062	SR 5N-7	.29	.268	.246	.225
836-1593	1593	SV,SVT,HPD	0.500	0.450	0.125	SR 5P-7	.29	.268	.246	.225
836-1599	1599	SJ,SJO,SJT	0.625	0.550	0.062	SR 6N3-7	.87	.781	.706	.631
836-1605	1605	SJ,SJO,SJT	0.625	0.550	0.125	SR 6P3-7	.87	.781	.706	.631
836-1611	1611	SJ,S,ST	0.750	0.660	0.125	SR 7P-7	.87	.781	.706	.631

RoHS Compliant



ACCESSORIES

MOUSER STOCK NO.	Heyco Part No.	Description	Price Each
Strain Relief Lab Kit			
836-1999	1999	Approx. 150 pcs of various styles and sizes	38.23
Tools			
836-0022	0022	For hole sizes up to 7/8"	63.32
836-0030	0030	For hole sizes 3/4" and up	141.35



RoHS Compliant

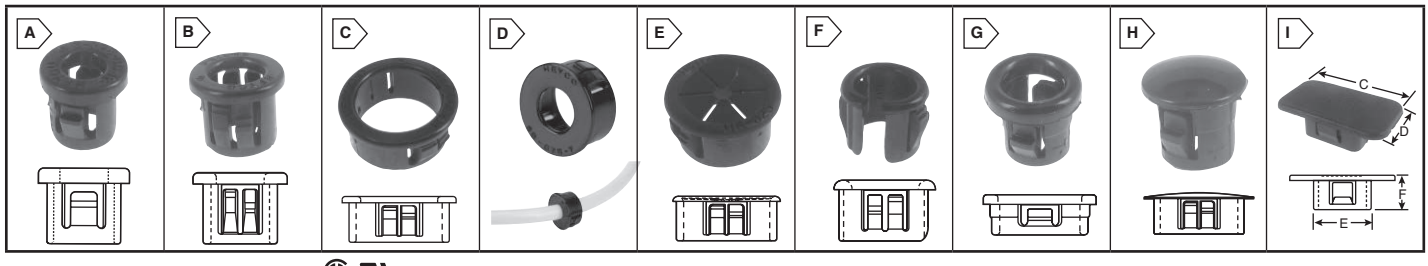

BUSHINGS • Color: Black

For quantities greater than listed, call for quote.

MOUSER STOCK NO.	Heyco Part No.	Fig.	Panel Dimensions: in.		Description	Price Each			
			Hole Size	Max. Thickness		1	100	500	1000
Snap Bushings									
836-2000	2000	A	0.250	0.062	SB 250-2	.14	.096	.075	.064
836-2010	2010	A	0.312	0.062	SB 312-3	.14	.096	.075	.064
836-2030	2030	B	0.375	0.125	SB 375-4	.14	.096	.075	.064
836-2043	2043	B	0.437	0.125	SB 437-5	.14	.096	.075	.064
836-2053	2053	B	0.500	0.125	SB 500-6	.15	.107	.086	.075
836-2073	2073	B	0.625	0.125	SB 625-8	.17	.128	.107	.086
836-2086	2086	B	0.687	0.125	SB 687-9	.17	.128	.107	.086
836-2096	2096	B	0.750	0.125	SB 750-10	.17	.128	.107	.086
836-2840	2840	A	0.750	0.250	SB 750-625	.20	.15	.128	.107
836-2103	2103	C	0.812	0.125	SB 812-10	.19	.139	.118	.096
836-2126	2126	C	0.875	0.125	SB 875-11	.19	.139	.118	.096
836-2140	2140	C	1.000	0.125	SB 1000-12	.23	.182	.161	.139
836-2166	2166	C	1.125	0.125	SB 1093-15	.25	.193	.161	.139
836-2182	2182	C	1.870	0.125	SB 1187-15	.26	.203	.171	.15
836-2201	2201	C	1.250	0.125	SB 1250-16	.26	.203	.171	.15
836-2210	2210	C	1.375	0.125	SB 1375-16	.35	.30	.268	.246
836-2240	2240	C	1.500	0.125	SB 1500-21	.27	.214	.182	.161
836-2300	2300	C	1.750	0.125	SB 1750-22	.27	.214	.182	.161
836-2406	2406	C	2.000	0.125	SB 2000-28	.27	.214	.182	.161
836-2417	2417	C	2.250	0.250	SB 2.25-29	.47	.428	.385	.342
836-2420	2420	C	2.250	0.250	SB 2.5-31	.61	.556	.492	.449
836-2461	2461	C	3.000	0.250	SB 3.0-39	.98	.888	.803	.717
836-2479	2479	C	4.000	0.250	SB 4.0-55	1.43	1.31	1.18	1.06
Reducer Snap Bushings									
836-2020	2020	D	0.375	0.125	SB 375-3	.14	.096	.075	.064
836-2038	2038	D	0.437	0.125	SB 437-4	.14	.096	.075	.064
836-2049	2049	D	0.500	0.125	SB 500-5	.15	.107	.086	.075
836-2058	2058	D	0.500	0.125	SB 500-4	.14	.096	.075	.064
836-2063	2063	D	0.562	0.125	SB 562-6	.10	.064	.059	.049
836-2083	2083	D	0.687	0.125	SB 687-8	.18	.139	.118	.096
836-2093	2093	D	0.750	0.125	SB-750-9	.18	.139	.118	.096
836-2110	2110	D	0.875	0.125	SB 875-6	.18	.139	.118	.096
836-2116	2116	D	0.875	0.125	SB 875-8	.17	.128	.112	.092
836-2120	2120	D	0.875	0.125	SB 875-9	.19	.139	.118	.096
836-2123	2123	D	0.875	0.125	SB 875-10	.19	.139	.118	.096
836-2163	2163	D	1.093-1.125	0.125	SB 1093-14	.25	.193	.161	.139
836-2207	2207	D	1.375	0.125	SB 1375-14	.40	.353	.31	.278
836-2233	2233	D	1.500	0.125	SB 1500-7	.43	.385	.342	.31
836-2236	2236	D	1.500	0.125	SB 1500-18	.27	.214	.182	.161
836-2400	2400	D	2.000	0.125	SB 2000-26	.27	.214	.182	.161
Universal Bushings									
836-2077	2077	E	0.625	0.125	UB-625	.19	.139	.118	.096
836-2089	2089	E	0.750	0.125	UB-750	.20	.15	.128	.107
836-2106	2106	E	0.812	0.125	UB-812	.24	.182	.15	.118
836-2119	2119	E	0.875	0.125	UB-875	.24	.182	.15	.118
836-2137	2137	E	1.000	0.125	UB-1000	.24	.182	.15	.118
836-2157	2157	E	1.093	0.125	UB-1093	.25	.193	.161	.128
836-2184	2184	E	1.375	0.125	UB-1375	.29	.225	.171	.139
Open/Closed Bushings									
836-2865	2865	F	0.375	0.125	OCB-375	.18	.139	.118	.096
836-2871	2871	F	0.500	0.125	OCB-500	.21	.161	.139	.128
836-2869	2869	F	0.562	0.125	OCB-562	.17	.128	.107	.086
836-2872	2872	F	0.625	0.125	OCB-625	.17	.128	.107	.086
836-2873	2873	F	0.750	0.125	OCB-750	.24	.161	.139	.118
836-2874	2874	F	0.875	0.125	OCB-875	.23	.107	.096	.075
836-2878	2878	F	1.000	0.125	OCB-1000	.26	.118	.107	.086
836-2879	2879	F	1.093	0.125	OCB-1093	.28	.225	.171	.139

BUSHINGS (CONT.) • Color: Black

For quantities greater than listed, call for quote.

MOUSER STOCK NO.	Heyco Part No.	Fig.	Panel Dimensions: in.		Description	Price Each			
			Hole Size	Max. Thickness		1	100	500	1000
Open/Closed Bushings									
836-2865	2865	F	0.375	0.125	OCB-375	.18	.139	.118	.096
836-2871	2871	F	0.500	0.125	OCB-500	.21	.161	.139	.128
836-2869	2869	F	0.562	0.125	OCB-562	.17	.128	.107	.086
836-2872	2872	F	0.625	0.125	OCB-625	.17	.128	.107	.086
836-2873	2873	F	0.750	0.125	OCB-750	.24	.161	.139	.118
836-2874	2874	F	0.875	0.125	OCB-875	.23	.107	.096	.075
836-2878	2878	F	1.000	0.125	OCB-1000	.26	.118	.107	.086
836-2879	2879	F	1.093	0.125	OCB-1093	.28	.225	.171	.139
Shorty Bushings									
836-2800	2800	G	0.187	0.062	B 187-125	.14	.096	.075	.064
836-2810	2810	G	0.312	0.062	B 312-250	.14	.096	.075	.064
836-2820	2820	G	0.500	0.062	B 500-375	.15	.107	.086	.075
836-2824	2824	G	0.531	0.062	B 531-406	.17	.128	.107	.086
836-2827	2827	G	0.625	0.062	B 625-500	.17	.128	.107	.086
836-2836	2836	G	0.750	0.062	B 750-625	.19	.139	.118	.096
836-2850	2850	G	0.875	0.062	B 875-750	.19	.139	.118	.096
836-2103	2103	D	0.812	0.125	SB 812-10	.19	.139	.118	.096
836-2120	2120	D	0.875	0.125	SB 875-9	.19	.139	.118	.096
Smooth Bore Bushings									
836-2514	2514	G	.500	.062	S 50	.16	.139	.118	.096
836-2516	2516	G	.625	.125	S 625-4	.16	.118	.096	.075
836-2535	2535	G	.750	.125	S 750-5	.18	.15	.128	.107
836-2540	2540	G	.875	.062	S 87	.18	.15	.128	.107
836-2552	2552	G	.875	.125	S 875-9	.18	.15	.128	.107
836-2554	2554	G	1.000	.125	S 1000-9	.21	.182	.15	.128
836-2555	2555	G	1.093	.125	S 1093-10	.25	.203	.171	.15

DOME PLUGS • Color: Black

For quantities greater than listed, call for quote.

MOUSER STOCK NO.	Heyco Part No.	Fig.	Panel Dimensions: in.		Description	Price Each			
			Hole Size	Max. Thickness		1	100	500	1000
836-2590	2590	H	0.187	0.062	DP-187	.14	.096	.075	.064
836-2603	2603	H	0.250	0.062	DP-250	.14	.096	.075	.064
836-2613	2613	H	0.312	0.062	DP-312	.14	.096	.075	.064
836-2617	2617	H	0.375	0.125	DP-375	.14	.096	.075	.064
836-2633	2633	H	0.437	0.125	DP-437	.14	.096	.075	.064
836-2643	2643	H	0.500	0.125	DP-500	.14	.096	.075	.064
836-2653	2653	H	0.562	0.125	DP-562	.17	.128	.107	.086
836-2663	2663	H	0.625	0.125	DP-625	.17	.128	.107	.086
836-2673	2673	H	0.687	0.125	DP-687	.17	.128	.107	.086
836-2683	2683	H	0.750	0.125	DP-750	.17	.128	.107	.086
836-2693	2693	H	0.812	0.125	DP-812	.18	.139	.118	.096
836-2703	2703	H	0.875	0.125	DP-875	.19	.15	.128	.107
836-2713	2713	H	1.000	0.125	DP-1000	.23	.171	.139	.118
836-2723	2723	H	1.093	0.125	DP-1093	.25	.193	.161	.128
836-2733	2733	H	1.187	0.125	DP-1187	.26	.203	.171	.139
836-2740	2740	H	1.250	0.125	DP-1250	.26	.203	.171	.139
836-2753	2753	H	1.375	0.125	DP-1375	.26	.203	.171	.139
836-2763	2763	H	1.500	0.125	DP-1500	.27	.214	.182	.15
836-2773	2773	H	1.750	0.125	DP-1750	.27	.214	.182	.15

NYLON D-SUB MOUNTING HOLE PLUGS

• Maximum Panel Thickness: 0.17"

For quantities greater than listed, call for quote.

MOUSER STOCK NO.	Heyco Part No.	Fig.	Panel Dimensions: in.					Description	Price Each			
			Hole Size	C	D	E	F		1	100	500	1000
836-2966	2966	I	0.81	1.25	.70	.69	.41	POP-DB9	.39	.364	.342	.321
836-2968	2968	I	1.13	1.57	.70	1.05	.41	POP-DB15	.65	.61	.567	.524
836-2970	2970	I	1.67	2.12	.70	1.55	.41	POP-DB25	.77	.717	.663	.61
836-2972	2972	I	2.33	2.77	.70	2.23	.41	POP-DB37	.89	.824	.77	.706

© Copyright 2013 Mouser Electronics

HEYCO Rubber Grommets

RoHS Compliant **This product is RoHS compliant.**

HEYCO® RUBBER GROMMETS

Features:

- Used to protect or cover through holes
- Helps eliminate sharp edges so your wires are protected
- Material: Styrene Butadiene Rubber
- Adds aesthetic value to your application
- Operating Temp: -40°F to 221°F
- Good water resistance



Mounting Diameter: 0.250" to 0.562"

MOUSER STOCK NO.	Heyco Part No.	Description	Dimensions: in.				Price Each		
			A	B	C	Thickness	1	100	500
836-G1004	G1004	RG 250-4-2	0.125	0.344	0.188	.063	.13	.096	.075
836-G1005	G1005	RG 250-5-2	0.156	0.375	0.188	.063	.12	.09	.067
836-G1006	G1006	RG 250-5-2A	0.156	0.438	0.375	.063	.17	.128	.107
836-G1010	G1010	RG 281-6-3	0.188	0.438	0.219	.940	.16	.118	.086
836-G1017	G1017	RG 312-6-2	0.188	0.406	0.219	.063	.19	.128	.107
836-G1018	G1018	RG 312-6-2A	0.188	0.438	0.188	.063	.12	.076	.063
836-G1019	G1019	RG 312-6-2B	0.188	0.500	0.250	.063	.18	.118	.103
836-G1014	G1014	RG 312-6-3	0.188	0.500	0.281	.094	.21	.15	.118
836-G1020	G1020	RG 312-6-4	0.188	0.438	0.250	.125	.11	.075	.054
836-G1022	G1022	RG 312-6-6	0.188	0.438	0.313	.188	.10	.064	.054
836-G1023	G1023	RG 312-6-8	0.188	0.438	0.375	.250	.20	.139	.118
836-G1026	G1026	RG 312-7-2	0.219	0.438	0.188	.063	.10	.067	.057
836-G1033	G1033	RG 375-4-3	0.125	0.500	0.313	.094	.12	.086	.064
836-G1034	G1034	RG 375-6-6	0.188	0.625	0.375	.188	.16	.122	.089
836-G1037	G1037	RG 375-8-2	0.250	0.563	0.250	.063	.20	.139	.118
836-G1038	G1038	RG 375-8-3	0.250	0.500	0.250	.094	.35	.246	.193
836-G1039	G1039	RG 375-8-3A	0.250	0.563	0.281	.094	.19	.128	.107
836-G1042	G1042	RG 375-9-2	0.281	0.563	0.250	.063	.15	.107	.086
836-G1043	G1043	RG 375-10-12	0.313	0.563	0.500	.375	.19	.128	.107
836-G1047	G1047	RG 406-9-4	0.281	0.625	0.375	.125	.13	.096	.075
836-G1052	G1052	RG 437-8-2	0.250	0.625	0.188	.063	.12	.075	.064
836-G1053	G1053	RG 437-8-2A	0.250	0.625	0.313	.063	.24	.161	.128
836-G1056	G1056	RG 437-8-4	0.250	0.625	0.250	.125	.13	.086	.075
836-G1057	G1057	RG 437-8-6	0.250	0.625	0.313	.188	.15	.107	.086
836-G1058	G1058	RG 437-8-8	0.250	0.625	0.375	.250	.16	.118	.086
836-G1061	G1061	RG 437-10-2	0.313	0.625	0.281	.063	.13	.096	.075
836-G1062	G1062	RG 437-10-3	0.313	0.625	0.313	.094	.27	.182	.144
836-G1086	G1086	RG 500-10-8	0.313	0.625	0.625	.250	.41	.289	.225
836-G1089	G1089	RG 500-12-2	0.375	0.625	0.250	.063	.12	.086	.064
836-G1090	G1090	RG 500-12-2A	0.375	0.688	0.281	.630	.20	.136	.113
836-G1092	G1092	RG 500-12-4	0.375	0.625	0.313	.125	.56	.396	.31
836-G1093	G1093	RG 500-12-4A	0.375	0.625	0.406	.125	.11	.075	.054
836-G1094	G1094	RG 500-12-5	0.375	0.688	0.313	.155	.24	.165	.132
836-G1095	G1095	RG 500-12-8	0.375	0.750	0.500	.025	.20	.139	.107
836-G1096	G1096	RG 500-12-12	0.375	0.625	0.625	.375	.25	.175	.142
836-G1110	G1110	RG 562-6-6	0.188	0.750	0.312	.188	.43	.398	.366
836-G1112	G1112	RG 562-10-2	0.313	0.813	0.313	.063	.29	.208	.164
836-G1114	G1114	RG 562-10-4	0.313	0.813	0.375	.125	.36	.26	.203
836-G1115	G1115	RG 562-10-6	0.313	0.813	0.375	.188	.44	.31	.248
836-G1116	G1116	RG 562-10-6A	0.313	0.813	0.438	.188	.27	.185	.156

Mounting Diameter: 0.562" to 0.875"

MOUSER STOCK NO.	Heyco Part No.	Description	Dimensions: in.				Price Each		
			A	B	C	Thickness	1	100	500
836-G1117	G1117	RG 562-10-8	0.313	0.813	0.500	.250	.67	.463	.377
836-G1120	G1120	RG 562-12-6	0.375	0.813	0.375	.188	.27	.182	.144
836-G1121	G1121	RG 562-12-12	0.375	0.750	0.750	.375	.32	.23	.188
836-G1123	G1123	RG 562-14-2	0.438	0.750	0.250	.063	.17	.118	.096
836-G1127	G1127	RG 625-6-4	0.188	0.875	0.250	.125	.98	.691	.545
836-G1130	G1130	RG 625-12-2	0.375	0.875	0.313	.063	.15	.112	.086
836-G1132	G1132	RG 625-12-4	0.375	0.875	0.375	.125	.23	.15	.118
836-G1133	G1133	RG 625-12-6	0.375	0.875	0.438	.188	.24	.161	.128
836-G1134	G1134	RG 625-12-8	0.375	0.875	0.500	.250	.25	.174	.139
836-G1135	G1135	RG 625-13-6	0.400	1.100	0.435	.187	.36	.264	.207
836-G1136	G1136	RG 625-13-12	0.406	0.813	0.625	.375	.41	.288	.23
836-G1137	G1137	RG 625-16-2	0.500	0.813	0.281	.063	.42	.30	.239
836-G1140	G1140	RG 630-16-4	0.500	0.810	0.300	.110	1.46	1.02	.805
836-G1150	G1150	RG 687-14-2	0.438	0.938	0.313	.063	.31	.214	.175
836-G1151	G1151	RG 687-14-2A	0.438	0.938	0.348	.063	.27	.185	.156
836-G1152	G1152	RG 687-14-4	0.438	0.938	0.375	.125	.70	.486	.388
836-G1153	G1153	RG 687-14-6	0.438	0.938	0.438	.188	.32	.23	.188
836-G1154	G1154	RG 687-14-8	0.438	0.938	0.500	.250	.30	.212	.17
836-G1155	G1155	RG 687-16-2	0.500	0.875	0.250	.063	.24	.161	.128
836-G1172	G1172	RG 750-10-6	0.313	1.000	0.438	.188	.43	.30	.235
836-G1174	G1174	RG 750-12-2	0.375	1.000	0.375	.063	.74	.525	.421
836-G1176	G1176	RG 750-16-2	0.500	0.875	0.250	.063	.48	.332	.268
836-G1177	G1177	RG 750-16-2A	0.500	1.000	0.250	.063	.75	.524	.417
836-G1178	G1178	RG 750-16-3	0.500	0.875	0.344	.094	.28	.193	.15
836-G1179	G1179	RG 750-16-3A	0.500	0.969	0.281	.094	.24	.161	.128
836-G1181	G1181	RG 750-16-5	0.500	0.938	0.406	.156	.33	.227	.188
836-G1182	G1182	RG 750-16-12	0.500	1.000	0.625	.375	.33	.228	.189
836-G1188	G1188	RG 812-12-4	0.375	1.063	0.375	.125	1.10	1.03	.95
836-G1191	G1191	RG 812-14-10	0.438	1.063	0.625	.313	.60	.412	.332
836-G1192	G1192	RG 812-16-2	0.500	1.063	0.313	.063	.28	.196	.158
836-G1193	G1193	RG 812-16-4	0.500	1.063	0.375	.125	.44	.31	.246
836-G1194	G1194	RG 812-16-6	0.500	1.063	0.438	.188	.33	.239	.189
836-G1195	G1195	RG 812-16-8	0.500	1.063	0.500	.250	.44	.317	.249
836-G1197	G1197	RG 812-18-2	0.563	1.063	0.313	.063	.24	.161	.135
836-G1198	G1198	RG 812-18-4	0.563	1.062	0.375	.125	.70	.482	.385
836-G1199	G1199	RG 812-18-6	0.563	1.063	0.438	.188	.31	.217	.179
836-G1200	G1200	RG 812-18-8	0.563	1.063	0.500	.250	.49	.332	.27
836-G1208	G1208	RG 875-10-2	0.313	1.375	0.250	.063	.65	.453	.363
836-G1213	G1213	RG 875-18-6	0.563	1.063	0.438	.188	.29	.208	.164
836-G1214	G1214	RG 875-18-12	0.563	1.063	0.625	.375	.48	.342	.268

Mounting Diameter: 0.875" to 1.250"

MOUSER STOCK NO.	Heyco Part No.	Description	Dimensions: in.				Price Each		
			A	B	C	Thickness	1	100	500
836-G1215	G1215	RG875-20-2	0.625	1.125	0.313	.063	.26	.171	.144
836-G1218	G1218	RG 875-20-4	0.625	1.125	0.375	.125	.28	.193	.155
836-G1219	G1219	RG 875-20-6	0.625	1.125	0.438	.188	.31	.217	.179
836-G1220	G1220	RG 875-20-8	0.625	1.125	0.500	.250	.34	.249	.197
836-G1224	G1224	RG 906-20-10	0.625	1.125	0.625	.313	.36	.257	.203
836-G1232	G1232	RG 968-22-12	0.688	1.313	0.625	.375	.79	.56	.442
836-G1242	G1242	RG 1000-12-2	0.375	1.250	0.250	.063	.62	.431	.346
836-G1244	G1244	RG 1000-12-4	0.375	1.313	0.375	.125	1.18	.828	.645
836-G1246	G1246	RG 1000-16-2	0.500	1.250	0.250	.063	.36	.264	.207
836-G1247	G1247	RG 1000-16-4	0.500	1.250	0.313	.125	.56	.396	.306
836-G1248	G1248	RG 1000-16-8	0.500	1.375	0.500	.266	.62	.431	.346
836-G1249	G1249	RG 1000-18-12	0.563	1.250	0.625	.375	1.95	1.37	1.07
836-G1252	G1252	RG 1000-22-2	0.688	1.313	0.375	.063	.36	.272	.209
836-G1253	G1253	RG 1000-22-3	0.688	1.312	0.375	.078	.67	.475	.378
836-G1255	G1255	RG 1000-22-4	0.688	1.313	0.438	.125	.44	.321	.255
836-G1256	G1256	RG 1000-22-6	0.688	1.313	0.500	.188	.54	.378	.31
836-G1257	G1257	RG 1000-22-8	0.688	1.313	0.563	.250	.39	.276	.221
836-G1258	G1258	RG 1000-24-2	0.750	1.250	0.297	.063	.35	.25	.196
836-G1259	G1259	RG 1000-24-4	0.750	1.188	0.375	.125	1.07	.748	.593
836-G1260	G1260	RG 1000-24-4A	0.750	1.250	0.375	.125	1.70	1.18	.937
836-G1261	G1261	RG 1000-24-6	0.750	1.250	0.563	.188	.45	.321	.253
836-G1264	G1264	RG 1000-28-8	0.875	1.250	0.625	.250	.54	.379	.303
836-G1269	G1269	RG 1062-24-2	0.750	1.375	0.375	.063	.38	.268	.208
836-G1272	G1272	RG 1062-24-6	0.750	1.375	0.500	.188	.54	.378	.304
836-G1273	G1273	RG 1062-24-8	0.750	1.375	0.563	.250	.44	.321	.256
836-G1278	G1278	RG 1125-24-12	0.750	1.625	1.125	.375	1.31	.924	.72
836-G1279	G1279	RG 1125-26-8	0.804	1.375	0.506	.257	2.47	1.72	1.35
836-G1281	G1281	RG 1125-28-3	0.875	1.500	0.344	.094	.59	.407	.321
836-G1288	G1288	RG 1187-28-5	0.875	1.375	0.406	.141	.64	.442	.351
836-G1290	G1290	RG 1250-16-2	0.500	1.500	0.250	.063	.54	.378	.31
836-G1291	G1291	RG 1250-16-4	0.500	1.500	0.313	.125	.56	.385	.31
836-G1294	G1294	RG 1250-20-2	0.625	1.500	0.250	.063	.74	.525	.421
836-G1298	G1298	RG 1250-24-2	0.750	1.625	0.250	.063	.70	.491	.387
836-G1299	G1299	RG 1250-24-4	0.750	1.625	0.313	.125	.95	.673	.531
836-G1301	G1301	RG 1250-24-8	0.750	1.625	0.438	.250	.61	.432	.35
836-G1303	G1303	RG 1250-28-2	0.875	1.625	0.438	.063	.50	.356	.284
836-G1304	G1304	RG 1250-28-4	0.875	1.625	0.500	.125	.52	.364	.289
836-G1306	G1306	RG 1250-28-6	0.875	1.625	0.563	.188	.59	.41	.324
836-G1307	G1307	RG 1250-28-8	0.875	1.625	0.625	.250	.66	.463	.368
836-G1308	G1308	RG 1250-28-12	0.875	1.750	0.750	.375	1.62	1.11	.893

Mounting Diameter: 1.250" to 2.500"

MOUSER STOCK NO.	Heyco Part No.	Description	Dimensions: in.				Price Each		
			A	B	C	Thickness	1	100	500
836-G1311	G1311	RG 1250-32-2	1.000	1.563	0.313	.063	.62	.428	.342
836-G1312	G1312	RG 1250-32-6	1.000	1.500	0.438	.188	.86	.603	.474
836-G1314	G1314	RG 1250-32-12	1.000	1.500	0.625	.375	.50	.363	.286
836-G1320	G1320	RG 1375-32-2	1.000	1.750	0.438	.063	.74	.514	.407
836-G1322	G1322	RG 1375-32-4	1.000	1.750	0.500	.125	.61	.43	.34
836-G1323	G1323	RG 1375-32-6	1.000	1.750	0.563	.188	.79	.56	.442
836-G1324	G1324	RG 1375-32-8	1.000	1.750	0.625	.250	.71	.492	.394
836-G1326	G1326	RG 1375-32-12	1.000	1.750	0.750	.375	.92	.657	.517
836-G1329	G1329	RG 1375-36-6	1.125	1.875	0.500	.188	1.14	.80	.626
836-G1347	G1347	RG 1500-36-2	1.125	1.875	0.375	.063	.72	.503	.396
836-G1348	G1348	RG 1500-38-5	1.188	1.750	0.406	.156	.78	.544	.43
836-G1349	G1349	RG 1500-40-2	1.250	1.875	0.344	.063	1.00	.685	.55
836-G1350	G1350	RG 1500-40-4	1.250	1.875	0.406	.125	.74	.514	.407
836-G1351	G1351	RG 1500-40-6	1.250	2.000	0.625	.188	3.26	2.28	1.80
836-G1353	G1353	RG 1500-40-8	1.250	1.750	0.500	.250	.80	.567	.442
836-G1354	G1354	RG 1500-40-8A	1.250	2.000	0.516	.250	.85	.59	.472
836-G1363	G1363	RG 1625-42-4	1.313	2.000	0.438	.125	.84	.592	.47
836-G1364	G1364	RG 1625-44-4	1.375	1.875	0.406	.125	.84	.578	.46
836-G1369	G1369	RG 1750-48-2	1.500	2.125	0.438	.063	.72	.503	.404
836-G1371	G1371	RG 1750-48-4	1.500	2.125	0.500	.125	.78	.546	.435
836-G1372	G1372	RG 1750-48-6	1.500	2.125	0.563	.188	1.00	.685	.55
836-G1374	G1374	RG 1750-48-8A	1.500	2.125	0.625	.250	.97	.681	.538
836-G1375	G1375	RG 1750-48-12	1.500	2.125	0.750	.250	1.14	.809	.64
836-G1387	G1387	RG 2000-48-3	1.500	2.375	0.375	.375	2.00	1.40	1.10
836-G1390	G1390	RG 2000-52-6	1.625	2.250	0.750	.094	1.38	.963	.76
836-G1392	G1392	RG 2000-56-4	1.750	2.375	0.375	.188	.88	.621	.482
836-G1393	G1393	RG 2000-56-8	1.750	2.500	0.531	.125	1.56	1.09	.867
836-G1394	G1394	RG 2000-56-8A	1.750	2.500	0.560	.250	2.72	1.89	1.49
836-G1395	G1395	RG 2000-56-12	1.750	2.500	0.625	.250	1.62	1.13	.888
836-G1404	G1404	RG 2.200-64-6	2.000	2.750	0.560	.375	1.37	.963	.76
836-G1409	G1409	RG 2.375-40-2	1.250	2.750	0.438	.190	2.48	1.73	1.36
836-G1414	G1414	RG 2.375-64-6	2.000	2.750	0.560	.063	1.65	1.16	.91
836-G1418	G1418	RG 2.5-40-2	1.250	2.875	0.438	.190	3.52	2.47	1.94
836-G1421	G1421	RG 2.5-64-8	2.000	3.000	0.563	.063	1.93	1.52	1.20
836-G1422	G1422	RG 2.5-68-2	2.125	2.875	0.438	.250	2.38	1.66	1.31
836-G1423	G1423	RG 2.5-68-4	2.125	2.875	0.438	.063	2.17	1.53	1.20
836-G1425	G1425	RG 2.5-72-8	2.250	3.000	0.625	.125	2.30	1.62	1.26
836-G1426	G1426	RG 2.5-72-10	2.250	3.000	0.719	.250	2.72	2.50	2.29
836-G1427	G1427	RG 2.5-72-12	2.250	3.000	0.750	.328	2.23	1.56	1.22

© Copyright 2013 Mouser Electronics

© Copyright 2013 Mouser Electronics

KEYSTONE Test Points and Hardware

KEYSTONE ELECTRONICS CORP.

THRU-HOLE MOUNT TEST POINTS - COLOR KEYED

Specifications:
- Color-Keyed for visibility and quick identification
- Economical choice for PC Test point terminations
- Snap-fit mounting provides positive retention for wave soldering
- Space saving, ultra low and low profile designs
- Ideal for reliable production testing and field service troubleshooting
- Wire form loop for safe, non-slip testing
- Practical replacement for wire-wrap posts and turrets
- Secure grip for J hooks, EZ hooks, grabbers, alligator clips, tips or probes
- Plastic base strengthens terminal for positive holding power

RoHS Compliant

For quantities greater than listed, call for quote.

MOUSER STOCK NO.	Keystone Part No.	Fig.	Mounting Hole (in.)	Mounting Center	Board Thickness (in.)	Color	Price Each 1	100	500	1000
Miniature Terminal: .010 x .020" Phosphor Bronze Wire, Tin Plate; Base: Glass Filled Nylon UL 94V-0										
534-5000	5000	A	0.040	.100 x .100	.062 & .093	Red	.60	.293	.282	.193
534-5001	5001	A	0.040	.100 x .100	.062 & .093	Black	.60	.411	.297	.198
534-5002	5002	A	0.040	.100 x .100	.062 & .093	White	.60	.293	.268	.191
534-5003	5003	A	0.040	.100 x .100	.062 & .093	Orange	.54	.269	.241	.184
534-5004	5004	A	0.040	.100 x .100	.062 & .093	Yellow	.57	.293	.255	.183
Compact Terminal: .015 x .032" Phosphor Bronze Wire, Tin Plate; Base: Valox, UL 94V-0										
534-5005	5005	B	0.063	.125 x .125	.062 & .093	Red	.54	.269	.241	.183
534-5006	5006	B	0.063	.125 x .125	.062 & .093	Black	.55	.282	.252	.191
534-5007	5007	B	0.063	.125 x .125	.062 & .093	White	.54	.269	.241	.184
534-5008	5008	B	0.063	.125 x .125	.062 & .093	Orange	.60	.293	.269	.183
534-5009	5009	B	0.063	.125 x .125	.062 & .093	Yellow	.55	.293	.252	.178
Multipurpose Terminal: .015 x .032" Phosphor Bronze Wire, Tin Plate; Base: Valox, UL 94V-0										
534-5010	5010	C	0.063	.125 x .125	.062 & .093	Red	.57	.439	.283	.184
534-5011	5011	C	0.063	.125 x .125	.062 & .093	Black	.57	.293	.255	.183
534-5012	5012	C	0.063	.125 x .125	.062 & .093	White	.58	.439	.283	.212
534-5013	5013	C	0.063	.125 x .125	.062 & .093	Orange	.61	.476	.307	.20
534-5014	5014	C	0.063	.125 x .125	.062 & .093	Yellow	.54	.439	.283	.184

SMT TEST POINTS - TAPE AND REEL

5015 Specifications:
- Contact material: .010 Phosphor Bronze
- Contact Finish: Silver Plated
- Tape Material: 8mm wide, 4mm pitch conductive polycarbonate
- Reel size available = 1,000 pieces

5016 Specifications:
- Contact material: .015 Phosphor Bronze
- Contact Finish: Silver Plated
- Tape Material: 12mm wide, 4mm pitch conductive polycarbonate
- Reel size available = 1,000 pieces

RoHS Compliant

For quantities greater than listed, call for quote.

MOUSER STOCK NO.	Keystone Part No.	Fig.	Description	Price Each 1	100	500	1000
534-5015	5015	D	Miniature Ultra low profile	.85	.396	.34	.241
534-5016	5016	E	Compact unique design	.60	.312	.241	.212

STAINLESS STEEL CAPTIVE PANEL SCREWS

Specifications:
- Stainless Steel per ASTM-A581/A-582

RoHS Compliant

For quantities greater than listed, call for quote.

MOUSER STOCK NO.	Keystone Part No.	Fig.	Thread Size	Dimensions: in. S.D. ±0.005	S.L. ±0.010	S.D. -0.005, -0.00	Price Each 1	100	500
534-8700	8700	F	4-40	0.078	0.375	0.036	3.57	3.21	3.04
534-8703	8703	F	6-32	0.095	0.375	0.045	4.93	4.53	3.26
534-8704	8704	F	6-32	0.095	0.500	0.045	5.30	4.04	3.50
534-8705	8705	F	6-32	0.095	0.625	0.045	3.99	3.70	3.19

For quantities greater than listed, call for quote.

MOUSER STOCK NO.	Keystone Part No.	Fig.	Thread Size	Dimensions: in. T.L. -0.015	S.D. 0.005	S.L. ±0.010	P.D. -0.010	P.L. ±0.015	Price Each 1	100	500
534-8706	8706	G	4-40	0.125	0.078	0.171	0.078	0.078	2.87	2.65	2.42
534-8707	8707	G	4-40	0.125	0.078	0.296	0.078	0.078	2.90	2.68	2.46
534-8708	8708	G	4-40	0.125	0.078	0.421	0.078	0.078	3.82	3.48	3.04
534-8709	8709	G	6-32	0.218	0.095	0.187	0.095	0.093	5.04	4.64	3.33
534-8710	8710	G	6-32	0.218	0.095	0.312	0.095	0.093	3.50	3.14	2.80
534-8711	8711	G	6-32	0.218	0.095	0.437	0.095	0.093	5.13	3.91	3.34

PANEL BEARINGS

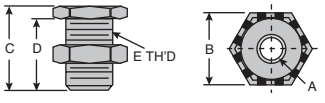

Specifications:
- Material: Brass, Nickel Plated (QQ-N-290)
- Supplied Unassembled

RoHS Compliant

For quantities greater than listed, call for quote.

MOUSER STOCK NO.	Keystone Part No.	Description.	Dimensions: in. A	B	C	D	Price Each 1	100	500
534-1705	1705	3/8 - 32 Standard	.253	.437	.500	.437	1.50	1.36	1.18
534-1706	1706	1/4 - 32 Miniature	.128	.343	.437	.375	2.19	1.84	1.43

THUMB SCREWS

Specifications:
For quick removal of panel from chassis.
- Material: Brass, Nickel Plated (QQ-N-290)

RoHS Compliant

DIMENSIONS: in.

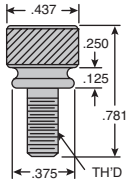

For quantities greater than listed, call for quote.

MOUSER STOCK NO.	Keystone Part No.	Thread Size	Price Each 1	100	500
534-1708	1708	6-32	2.05	1.76	1.53
534-1709	1709	8-32	2.68	2.45	1.60
534-1710	1710	10-32	2.68	2.45	1.60

VOLUME CONTROL EXTENDERS

Specifications:
For 1/4" volume control shafts having 3/8-32 threaded bushings.
- Material: Brass, Nickel Plated (QQ-N-290)

RoHS Compliant

DIMENSIONS: in.

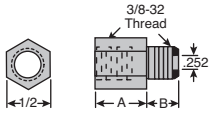

For quantities greater than listed, call for quote.

MOUSER STOCK NO.	Keystone Part No.	A	B	Price Each 1	100	500
534-1464	1464	0.625	0.250	2.76	2.48	2.21
534-1465	1465	0.625	0.675	2.63	2.36	2.11
534-1466	1466	0.687	0.500	2.93	2.63	2.35
534-1467	1467	0.750	0.250	2.82	2.63	2.38

DIMENSIONS: in.

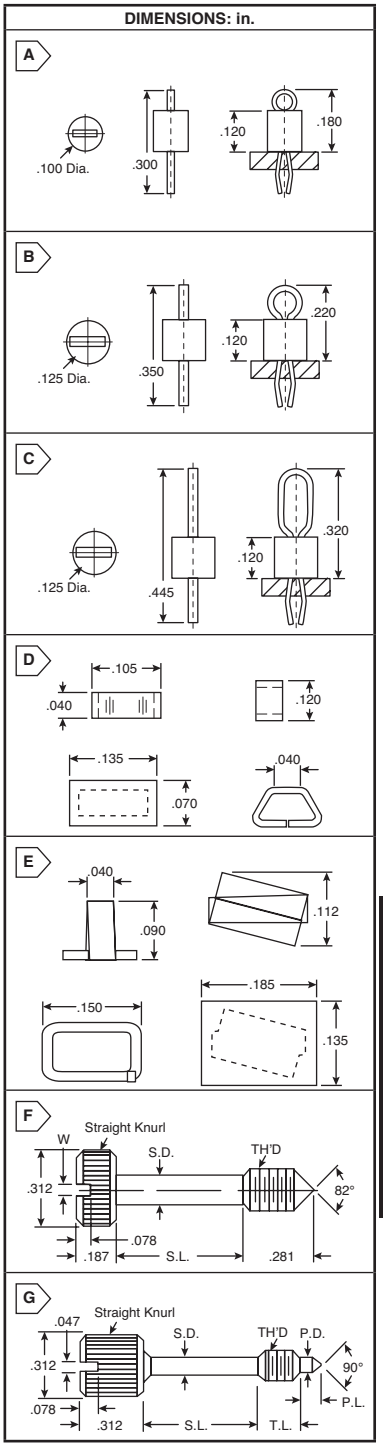

© Copyright 2013 Mouser Electronics

© Copyright 2013 Mouser Electronics

KEYSTONE Mounting Brackets, Handles, & Accessories

MOUNTING BRACKETS

RoHS Compliant

For quantities greater than listed, call for quote.

MOUSER STOCK NO.	Fig.	Dimensions: in. A	B	C	D	E	F	G Dia.	H Dia.	Material	Plating	Price Each 1	100	500
Clear Hole Universal Brackets - Non-Threaded														
534-633	A1	.375	.375	.281	.218	.218	.032	.140	.140	Brass	Nickel	.28	.198	.127
534-613	A2	.390	.453	.375	.234	.299	.032	.128	.147	Brass	Nickel	.62	.53	.348
534-615	A1	.420	.343	.281	.281	.203	.032	.125	.144	Brass	Tin	.23	.142	.127
534-4335	A1	.562	.562	.500	.412	.411	.062	.120	.120	Steel	Nickel	.48	.268	.246
534-4336	A1	.562	.562	.500	.412	.412	.062	.144	.144	Steel	Nickel	.60	.467	.326
534-618	A2	.628	.628	.375	.378	.378	.050	.169	.169	Brass	Nickel	.78	.396	.354
534-619	A2	.687	.687	.375	.500	.500	.032	.144	.144	Steel	Tin	.41	.241	.219
534-4326	A1	1.013	.487	.312	.816	.332	.050	.140	.140	Steel	Nickel	.84	.68	.467
534-620	A2	1.156	.656	.375	.906	.406	.032	.169	.169	Steel	Tin	.47	.371	.338
Clear Hole Board Brackets														
534-4325	B	---	---	---	---	---	---	---	---	Steel	Nickel	.85	.623	.425
534-1564	C	---	---	---	---	---	---	---	---	Steel	Nickel	.77	.425	.382
Threaded Brackets														
534-612	A1	.343	.375	.250	.203	.250	.062	4-40	.130	Steel	Zinc	.38	.326	.227
534-621	A1	.343	.375	.250	.203	.250	.062	4-40	4-40	Steel	Zinc	.47	.278	.227
534-616	A1	.453	.312	.250	.265	.187	.047	4-40	.136	Brass	Tin	.64	.466	.396
534-630	D	---	---	---	---	---	---	---	---	Brass	Tin	1.91	1.10	1.02
534-631	E	---	---	---	---	---	---	---	---	Steel	Tin	.77	.45	.428
534-634	A1	.375	.375	.281	.218	.218	.032	6-32	.140	Brass	Nickel	.72	.493	.384
534-614	A2	.420	.343	.312	.250	.197	.032	6-32	.144	Brass	Tin	.34	.212	.184
534-4334	A1	.562	.562	.500	.412	.412	.062	6-32	6-32	Steel	Nickel	.58	.347	.331
534-4332	F	---	---	---	---	---	---	6-32	---	Brass	Nickel	1.27	.718	.633
534-4333	F	---	---	---	---	---	---	8-32	---	Brass	Nickel	1.27	.718	.646
534-617	A2	.578	.500	.500	.328	.299	.062	6-32	.165	Steel	Tin	.65	.459	.412
534-611	A2	.375	.422	.312	.234	.250	.037	8-32	.135	Brass	Tin	.43	.275	.262
534-708	G	---	---	---	---	---	---	---	---	Steel	Nickel	1.39	.77	.694

DIMENSIONS: in.

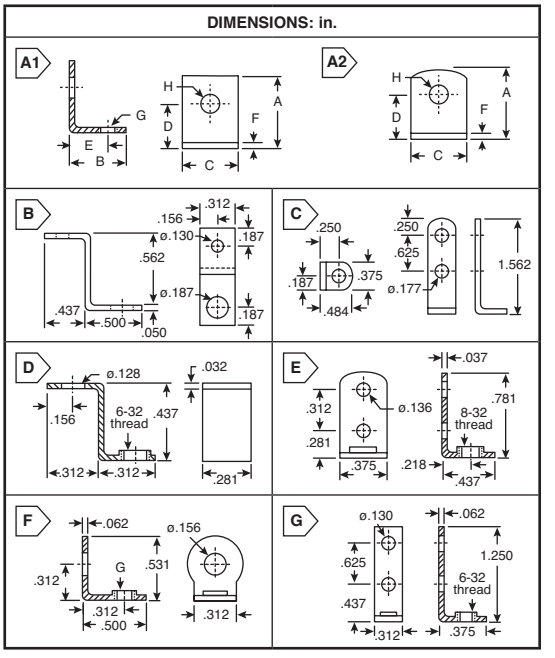

ROUND INSTRUMENTATION HANDLES

- Enhance the look of quality products and equipment while providing sturdiness for contemporary equipment.

RoHS Compliant

For quantities greater than listed, call for quote.

Fig.	Dimensions: in. A	B	C Dia.	D	E	F	Nickel Plated Brass MOUSER STOCK NO.	Price Each 1	10	100	500	Aluminum Black Anodize MOUSER STOCK NO.	Price Each 1	10	100	500
A	1.250	1.000	.156	.375	4-40	.156	534-7140	4.83	4.57	4.16	3.88	534-7170	6.44	5.93	4.29	4.29
A	2.000	1.000	.156	.375	4-40	.156	534-7141	5.47	4.57	4.26	3.98	534-7171	4.72	4.36	4.06	3.84
A	3.000	1.000	.156	.375	4-40	.156	534-7142	4.81	4.73	4.43	3.81	534-7172	7.21	6.63	4.79	4.25
A	1.250	.625	.187	.156	4-40	.187	534-9100	5.17	4.39	4.09	3.71	534-9110	5.72	4.81	4.57	4.33
A	1.500	.625	.187	.156	4-40	.187	- - - - - - -	-	-	-	-	534-9111	3.84	3.57	3.33	3.00
A	1.500	.750	.187	.250	4-40	.187	534-9104	8.69	8.43	5.85	5.55	534-9114	4.52	4.12	3.89	3.58
A	1.750	.625	.187	.156	4-40	.187	534-9102	6.19	5.56	5.01	4.52	- - - - - - -	-	-	-	-
A	2.000	.625	.187	.156	4-40	.187	- - - - - - -	-	-	-	-	534-9113	7.04	6.47	5.85	5.45
A	1.250	1.000	.187	.250	6-32	.187	534-9106	5.93	4.97	4.70	4.42	534-9116	4.67	3.91	3.67	3.31
A	1.500	1.000	.187	.250	6-32	.187	534-9107	6.00	5.08	4.81	4.60	534-9117	5.48	4.59	4.25	3.92
A	2.000	1.000	.187	.250	6-32	.187	534-9108	5.23	4.89	4.53	4.22	534-9118	6.87	4.87	4.52	4.21
A	3.000	1.000	.187	.250	6-32	.187	534-9109	5.76	5.39	5.01	4.76	534-9119	7.84	7.21	5.23	4.96
A	3.000	1.500	.250	.562	8-32	.250	534-7143	9.40	8.92	6.37	6.05	534-7173	8.13	7.79	5.51	5.24
A	3.000	1.750	.250	.562	8-32	.250	534-485	9.40	8.45	6.37	5.73	534-515	8.13	7.72	5.51	5.24
A	3.500	1.500	.250	.562	8-32	.250	534-480	7.59	7.21	6.83	6.43	534-510	8.31	7.89	5.62	4.96
A	4.000	1.500	.250	.562	8-32	.250	534-7144	9.84	8.85	6.70	6.37	534-7174	8.95	8.23	5.90	5.90
A	4.000	1.750	.250	.562	8-32	.250	534-486	7.31	6.17	5.72	5.06	534-516	8.95	8.23	5.90	5.61
A	4.500	1.500	.250	.562	8-32	.250	534-481	7.02	5.92	5.48	5.04	534-511	5.81	5.30	4.93	4.53
A	4.500	1.750	.250	.562	8-32	.250	534-487	7.24	6.05	5.58	5.31	- - - - - -	-	-	-	-
A	5.000	1.500	.250	.562	8-32	.250	534-482	6.29	5.34	5.17	4.91	534-512	7.11	5.95	5.61	5.11
A	5.000	1.750	.250	.562	8-32	.250	534-488	7.53	6.44	6.12	5.81	534-518	6.78	5.99	5.69	5.11
A	5.500	1.500	.250	.562	8-32	.250	- - - - - -	-	-	-	-	534-513	6.94	5.85	5.47	4.94
A	6.000	1.500	.250	.562	8-32	.250	- - - - - -	-	-	-	-	534-514	6.85	6.02	5.42	4.74
A	6.000	1.750	.250	.562	8-32	.250	534-489	6.80	5.59	5.23	5.03	534-519	7.70	6.77	6.43	5.76
A	3.000	1.500	.312	.562	10-32	.312	534-7145	7.19	6.78	6.29	5.65	534-7175	9.71	9.22	8.77	6.60
A	4.000	1.500	.312	.562	10-32	.312	534-7146	6.77	6.26	5.93	5.25	534-7176	9.70	9.20	8.75	8.31
A	4.000	1.750	.312	.562	10-32	.312	534-493	7.32	6.53	6.22	5.71	534-523	10.20	9.18	8.07	7.77
A	4.500	1.500	.312	.562	10-32	.312	- - - - - -	-	-	-	-	534-520	6.88	6.60	6.12	5.65
A	4.500	1.750	.312	.562	10-32	.312	534-494	7.83	6.58	6.13	5.81	534-524	8.04	7.08	6.20	5.48
A	4.562	1.500	.312	.562	10-32	.312	534-7147	7.73	6.84	6.40	5.79	534-7177	6.94	5.78	5.39	5.23
A	5.000	1.500	.312	.562	10-32	.312	534-491	7.62	7.19	6.83	6.49	534-521	7.11	6.67	6.10	5.65
A	5.000	1.750	.312	.562	10-32	.312	534-495	8.84	7.39	6.80	6.44	534-525	10.68	9.81	7.04	6.06
A	5.500	1.500	.312	.562	10-32	.312	534-492	8.18	6.90	6.50	5.66	534-522	7.42	6.46	6.15	5.51
A	6.000	1.500	.312	.562	10-32	.312	534-7148	8.18	7.55	7.11	6.37	534-7178	7.43	6.23	5.62	5.25
A	6.000	1.750	.312	.562	10-32	.312	- - - - - -	-	-	-	-	534-526	10.90	9.09	7.33	6.97
A	6.437	1.750	.312	.562	10-32	.312	534-7149	9.39	7.92	7.29	6.56	534-7179	11.06	10.05	7.33	6.97
A	4.000	1.375	.375	.375	10-32	.375	534-7150	12.33	11.10	8.28	7.87	534-7180	5.72	5.37	4.94	4.69
A	6.000	1.375	.375	.375	10-32	.375	534-7151	12.69	11.67	8.52	8.10	534-7181	10.90	9.91	7.33	6.97

DIMENSIONS: in.

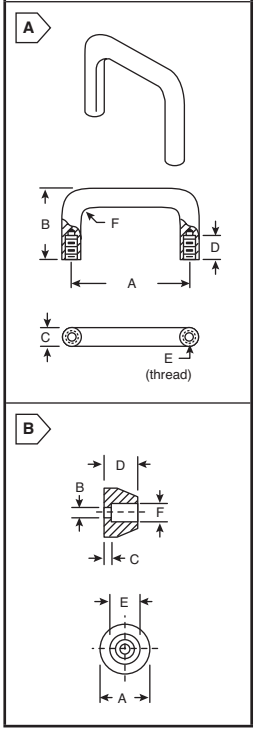

FERRULES FOR ROUND HANDLES

- To protect and support panel surface

RoHS Compliant

For quantities greater than listed, call for quote.

Fig.	Dimensions: in. For Diameter Thread	A	B	C Dia.	D	E	F	Nickel Plated Brass MOUSER STOCK NO.	Price Each 1	10	100	500	Aluminum Black Anodize MOUSER STOCK NO.	Price Each 1	10	100	500
B	.156/4-40	.250	.120	.047	.125	.200	.161	534-7162	1.27	.95	.818	.67	534-7192	1.57	1.30	1.10	.942
B	.187/4-40	.312	.120	.062	.125	.265	.203	534-9120	1.59	1.33	1.14	.959	534-9122	1.91	1.84	1.57	1.35
B	.187/6-32	.312	.144	.062	.125	.265	.203	534-9121	1.33	1.11	.943	.803	534-9123	1.84	1.43	1.28	1.19
B	.250/8-32	.375	.170	.062	.187	.320	.260	534-7163	1.25	1.03	.882	.75	534-7193	1.84	1.59	1.33	1.13
B	.312/10-32	.562	.196	.062	.250	.406	.320	534-7164	1.91	1.66	1.49	1.37	534-7194	1.95	1.63	1.43	1.31

© Copyright 2013 Mouser Electronics
© Copyright 2013 Mouser Electronics

HEX AND ROUND STANDOFFS

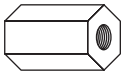

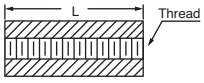



Round



For quantities greater than listed, call for quote.

Length "L" (in.)	Aluminum Clear Iridite				Brass Zinc Plate			
	Hex	Round	Price Each		Hex	Round	Price Each	
	MOUSER STOCK NO.	MOUSER STOCK NO.	1	100	MOUSER STOCK NO.	MOUSER STOCK NO.	1	100
2-56 Thread (.156 O.D.)								
.187	534-1797A	534-1801A	1.02	.651	534-1798A	534-1802A	1.23	.666
.250	534-1797B	534-1801B	1.15	.639	534-1798B	534-1802B	1.47	.862
.312	534-1797C	534-1801C	1.26	.664	534-1798C	534-1802C	1.20	.943
.375	534-1797D	534-1801D	1.20	.651	534-1798D	534-1802D	1.71	.984
4-40 Thread (.187 O.D.)								
.250	534-1891	534-2025	.48	.269	534-1450	534-1547	.61	.416
.375	534-1892	534-2026	.57	.326	534-1803	534-1864	.75	.534
.500	534-1893	534-2027	.50	.396	534-1656	534-1657	1.01	.85
.625	534-1894	534-2028	.74	.524	534-1804	- - - - - - -	1.06	.762
.750	534-1895	534-2029	.58	.426	534-1656A	534-1657A	1.35	1.15
.875	534-1896	534-2030	.85	.496	534-1805	- - - - - - -	1.27	.728
1.000	534-1897	534-2031	1.20	.64	534-1656B	534-1657B	1.22	.736
4-40 Thread (.250 O.D.)								
.250	534-2201	534-3478	.47	.255	534-1450A	534-1547A	.60	.426
.375	534-2202	534-3479	.43	.297	534-1450B	534-1547B	.74	.436
.500	534-2203	534-3480	.68	.538	534-1450C	534-1547C	.98	.85
.625	534-1808	534-1839	.68	.524	534-1829	- - - - - - -	1.13	.797
.750	534-2204	534-3481	.65	.396	534-1450D	534-1547D	1.05	.83
.875	534-1809	534-1846	.99	.523	534-1830	534-1876	1.39	.97
1.000	534-2205	534-3482	.72	.581	534-1450E	534-1547E	1.44	1.03
1.500	534-2206	534-3483	1.27	.993	- - - - - - -	- - - - - - -	- -	- -
2.000	534-2207	534-3484	1.94	1.20	- - - - - - -	534-1878	2.21	1.90
6-32 Thread (.250 O.D.)								
.250	534-2208	534-3485	.40	.255	534-1451A	534-1548A	.67	.581
.375	534-2209	534-3486	.57	.297	534-1451B	534-1548B	.62	.439
.500	534-2210	534-3487	.47	.34	534-1451C	534-1548C	.77	.52

For quantities greater than listed, call for quote.

Length "L" (in.)	Aluminum Clear Iridite				Brass Zinc Plate			
	Hex	Round	Price Each		Hex	Round	Price Each	
	MOUSER STOCK NO.	MOUSER STOCK NO.	1	100	MOUSER STOCK NO.	MOUSER STOCK NO.	1	100
6-32 Thread (.250 O.D.) (Cont.)								
.625	534-1813	534-1847	.52	.401	534-1451D	534-1548D	1.13	.725
.750	534-2211	534-3488	.65	.396	534-1451E	- - - - - - -	1.15	.807
.875	534-1816	534-1848	.85	.623	534-1833	534-1879	1.39	.97
1.000	534-2212	534-3489	1.03	.583	534-1635	534-1548F	1.44	1.02
1.250	534-1818	534-1853	.92	.793	534-1636	- - - - - - -	2.27	1.40
1.500	534-2213	534-3490	1.13	1.04	534-1637	534-1882	1.56	1.40
1.750	534-1819	534-1855	1.26	1.09	534-1638	- - - - - - -	2.21	1.78
2.000	534-2214	534-3491	1.91	1.73	534-1639	534-1884	1.76	1.69
2.250	534-1820	534-1856	1.76	1.27	- - - - - - -	534-1885	2.19	1.88
2.500	534-1825	534-1857	1.80	1.26	534-1643	- - - - - - -	2.65	2.10
8-32 Thread (.250 O.D.)								
.250	534-2215	534-3492	.51	.355	534-1474A	534-1692A	.60	.426
.375	534-2216	534-3493	.57	.326	534-1474B	- - - - - - -	.74	.534
.500	534-2217	534-3494	.61	.34	534-1474C	534-1692C	.86	.617
.625	534-1827	- - - - - - -	.71	.456	- - - - - - -	- - - - - - -	- -	- -
.750	534-2218	534-3495	.77	.491	- - - - - - -	534-1692D	1.33	.779
.875	534-1828	- - - - - - -	.95	.612	- - - - - - -	- - - - - - -	1.46	1.10
1.000	534-2219	534-3496	.78	.583	534-1474E	534-1692E	1.44	.835
1.500	534-2220	534-3497	1.26	1.04	- - - - - - -	- - - - - - -	1.80	1.60
2.000	534-2221	534-3498	1.27	1.09	534-1838	- - - - - - -	1.93	1.81
8-32 Thread (.375 O.D.)								
.375	534-1926A	534-2315A	.88	.564	- - - - - - -	- - - - - - -	- -	- -
.500	534-1926B	534-2315B	.92	.589	- - - - - - -	- - - - - - -	- -	- -
.625	534-1926C	534-2315C	1.19	.772	- - - - - - -	- - - - - - -	- -	- -
.750	534-1926D	534-2315D	1.40	.858	- - - - - - -	- - - - - - -	- -	- -
1.000	534-1926E	534-2315E	1.70	.991	- - - - - - -	- - - - - - -	- -	- -

HEX MALE/FEMALE THREADED STANDOFFS

DIMENSIONS: in.

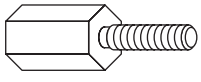

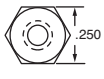

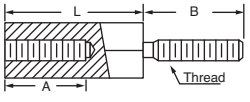

Thread Size	A (in.) Internal	B (in.) External
4-40	.250	.187
6-32	.375	.250
8-32	.375	.375

† Int. thread - .130/.150 †† Int. thread - .250

For quantities greater than listed, call for quote.

Length "L" (in.)	Stainless Steel			Brass Nickel Plate			Aluminum Clear Iridite		
	Hex	Price Each		Hex	Price Each		Hex	Price Each	
	MOUSER STOCK NO.	1	100	MOUSER STOCK NO.	1	100	MOUSER STOCK NO.	1	100
-40 Thread									
.250	534-8712	2.34	1.40	534-8713	.74	.425	534-8714	.52	.326
.375	534-2087	2.44	1.61	534-7200	1.06	.949	534-8400	.68	.401
.500	534-2088	2.72	1.87	534-1944	.86	.698	534-8401	1.02	.559
.625	534-2089	3.14	3.04	534-1945	1.05	.609	534-8402	1.02	.602
.750	534-2090	2.89	2.24	534-1946	1.08	.622	534-8403	1.03	.564
.875	534-2091	3.20	2.78	534-7201	1.16	.736	534-8404	1.13	.728
1.000	534-2092	3.70	1.97	534-1947	1.20	.861	534-8405	1.26	.623
1.125	534-2093	5.65	3.37	534-7202	1.25	.977	534-8406	1.46	.82
1.250	534-2094	4.28	3.84	534-1948	2.31	1.52	534-8407	1.12	.779
1.375	534-2095	5.39	3.71	534-1949	1.81	1.56	534-8408	1.73	1.05
1.500	534-2096	3.81	3.06	534-1950	2.42	1.63	534-8409	1.77	1.06
1.625	- - - - - - -	- - -	- - -	534-7203	1.93	1.38	534-8410	1.83	1.12
1.750	534-2098	4.11	2.85	- - - - - - -	- - -	- - -	534-8411	1.87	1.15
2.000	534-2099	4.08	2.93	534-1951	2.53	1.85	534-8412	1.93	1.08
6-32 Thread									
.250	534-8715	1.66	1.27	534-8716	.95	.85	534-8717	.48	.354
.375	534-2119	3.00	2.70	534-7210	.89	.605	534-8413	.77	.415
.500	534-2120	3.04	2.58	534-1952	.75	.603	534-8414	.84	.666
.625	534-2121	1.88	1.35	534-1953	1.37	.803	534-8415	1.06	.892
.750	534-2122	3.31	1.61	534-1954	1.56	1.27	534-8416	.95	.535
.875	534-2123	3.04	2.12	534-7211	1.18	.864	534-8417	1.02	.582
1.000	534-2124	3.29	1.60	534-1644	1.50	.906	534-8418	1.19	.583
1.125	534-2125	2.51	2.02	534-7212	2.12	1.80	534-8419	.85	.657
1.250	534-2126	4.02	2.24	534-1955	1.53	1.32	534-8420	1.13	.68
1.375	- - - - - - -	- - -	- - -	534-1956	1.66	1.30	534-8421	1.30	.801
1.500	534-2128	4.05	2.78	534-1645	1.60	1.26	534-8422	1.06	.833
1.625	534-2129	2.83	2.27	534-7214	1.93	1.64	534-8423	1.52	.93
1.750	534-2130	4.42	2.15	534-7215	2.15	1.59	534-8424	1.19	.929
2.000	534-2131	5.45	5.01	534-1646	2.79	1.50	534-8425	1.61	.995
8-32 Thread									
.375	534-2149	4.96	2.85	534-7220	1.26	1.13	534-8426	.94	.549
.500	534-2150	3.68	2.56	534-1957	1.15	.709	534-8427	.95	.559
.625	534-2151	3.75	2.53	534-1958	1.61	.991	534-8428	1.02	.524
.750	534-2152	3.55	2.46	534-1959	1.20	.939	534-8429	1.08	.62
.875	534-2153	3.12	2.89	- - - - - - -	- - -	- - -	534-8430	1.20	.779
1.000	534-2154	3.95	2.85	534-1960	1.39	1.20	534-8431	1.27	.79
1.125	534-2155	4.66	3.88	534-7222	1.49	1.28	534-8432	1.73	1.06
1.250	534-2156	5.54	5.08	534-1961	1.77	1.52	534-8433	1.78	1.00
1.375	534-2157	6.07	4.42	- - - - - - -	- - -	- - -	534-8434	1.93	1.19
1.500	534-2158	5.15	3.78	534-1963	2.45	1.41	534-8435	1.94	1.14
1.625	534-2159	9.03	5.18	534-7224	2.65	1.73	534-8436	1.97	1.21
1.750	534-2160	8.17	4.67	534-7225	2.35	1.66	534-8437	1.50	1.11
2.000	534-2161	6.17	4.47	534-1964	2.17	1.67	534-8438	1.52	1.18

© Copyright 2013 Mouser Electronics

THREADED CERAMIC STANDOFFS

Features:

- Grade L5 Ceramic
- Ideal for very high temperature conditions
- Exceptional strength in compression and tension
- Withstands very high voltage without flashover

RoHS Compliant

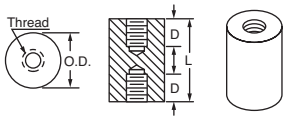

Commercial

For quantities greater than listed, call for quote.

MOUSER STOCK NO.	Thread Size	Dimensions: in.			Price Each		
		L	O.D.	D	1	100	500
534-7710	6-32	.250	.250	Thru	2.97	2.38	2.25
534-7711	6-32	.500	.250	.156	5.31	3.88	3.30
534-7713	6-32	.500	.375	.187	4.96	4.60	3.13
534-7714	6-32	.500	.500	.140	4.62	3.16	2.78
534-7715	6-32	.750	.500	.250	3.14	2.52	2.38
534-7716	6-32	1.000	.500	.375	4.59	2.70	2.55
534-7717	6-32	1.500	.500	.582	5.76	3.94	3.57
534-7718	6-32	2.500	.500	.500	7.43	5.41	5.25
534-7719	1/4-20	2.500	.750	.750	12.15	8.20	6.90
534-7720	1/4-20	4.000	.750	.750	14.66	9.64	8.07

Military

- Military types meet MIL-1-010

For quantities greater than listed, call for quote.

MOUSER STOCK NO.	Thread Size	Dimensions: in.			NL #	Price Each	
		L	O.D.	D		100	500
534-7661	6-32	.500	.375	.156	NL523W01-004	3.09	2.89
534-7663	8-32	.625	.500	.187	NL523W02-005	3.40	2.69
534-7664	6-32	.750	.375	.250	NL523W01-006	3.24	3.03
534-7665	8-32	.750	.500	.250	NL523W02-006	6.02	5.59
534-7666	6-32	1.000	.375	.375	NL523W01-008	3.55	3.06
534-7667	8-32	1.000	.500	.375	NL523W02-008	3.55	3.27
534-7668	10-32	1.000	.750	.375	NL523W03-008	10.89	7.79
534-7669	6-32	1.250	.375	.375	NL523W01-010	5.41	3.27
534-7670	8-32	1.250	.500	.375	NL523W02-010	7.43	6.57
534-7671	1/4-20	1.250	1.000	.437	NL523W04-010	10.31	9.08
534-7672	6-32	1.500	.375	.375	NL523W01-012	5.62	3.23
534-7673	8-32	1.500	.500	.375	NL523W02-012	4.12	3.82
534-7674	10-32	1.500	.750	.375	NL523W03-012	6.58	5.52
534-7675	1/4-20	1.500	1.000	.500	NL523W04-012	13.76	9.59
534-7676	6-32	2.000	.375	.375	NL523W01-016	6.88	4.09
534-7677	8-32	2.000	.500	.375	NL523W02-016	4.77	4.43
534-7678	10-32	2.000	.750	.375	NL523W03-016	11.21	8.65

© Copyright 2013 Mouser Electronics

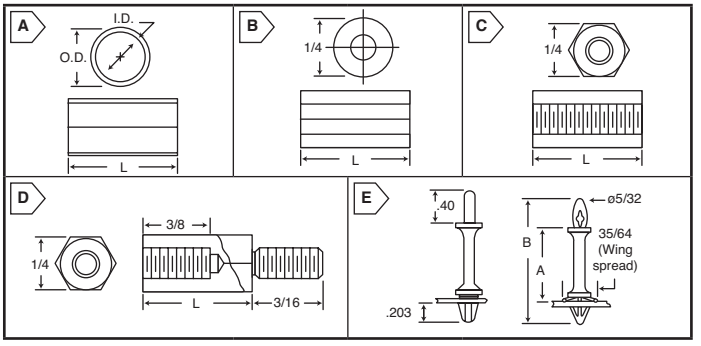

KEYSTONE ALUMINUM SPACERS

- Precision rolled
- Tight joint on outside diameter
- Square ends
- No burrs

For quantities greater than listed, call for quote.

MOUSER STOCK NO.	Fig.	Length (in.)	Screw Size	I.D. ±.005	O.D. ±.007	Price Each 1	100	500	1000
534-397	A	3/16	4	.125	.167	.20	.105	.091	.059
534-398	A	1/4	4	.125	.167	.20	.127	.099	.071
534-399	A	5/16	4	.125	.167	.21	.127	.099	.071
534-400	A	3/8	4	.125	.167	.21	.113	.099	.071
534-402	A	1/2	4	.125	.167	.23	.156	.099	.071
534-403	A	5/8	4	.125	.167	.24	.136	.125	.093
534-418	A	3/4	4	.125	.167	.23	.143	.115	.099
534-420	A	1	4	.125	.167	.23	.118	.106	.076
534-405	A	1/4	6	.151	.193	.20	.099	.085	.057
534-406	A	5/16	6	.151	.193	.24	.142	.099	.071
534-407	A	3/8	6	.151	.193	.18	.113	.099	.085
534-409	A	1/2	6	.151	.193	.20	.142	.113	.085
534-425	A	3/4	6	.151	.193	.30	.212	.142	.088
534-427	A	1	6	.151	.193	.23	.127	.118	.102
534-412	A	1/4	8	.178	.232	.26	.127	.113	.085
534-414	A	3/8	8	.178	.232	.35	.269	.17	.127
534-416	A	1/2	8	.178	.232	.33	.204	.171	.14
534-417	A	5/8	8	.178	.232	.30	.198	.156	.127
534-432	A	3/4	8	.178	.232	.41	.198	.161	.132
534-434	A	1	8	.178	.232	.44	.241	.205	.146

KEYSTONE BRASS SPACERS

Round

- 1/4" O.D. round unthreaded
- Drilled for clearance of screw sizes shown in table
- Nickel plated

For quantities greater than listed, call for quote.

MOUSER STOCK NO.	Fig.	Length (in.)	Screw Size	I.D.	O.D.	Price Each 1	100	500	1000
534-1454A	B	1/4	4	.120	.250	.72	.651	.439	.283
534-1454C	B	1/2	4	.120	.250	.75	.525	.412	.333
534-1457A	B	1/4	6	.140	.250	.61	.432	.37	.241
534-1457B	B	3/8	6	.140	.250	.71	.44	.313	.266
534-1480	B	1/4	8	.171	.250	.61	.387	.37	.246
534-1481	B	3/8	8	.171	.250	.71	.43	.354	.307

Hex Threaded

- Zinc plated

For quantities greater than listed, call for quote.

MOUSER STOCK NO.	Fig.	Length (in.)	Screw Size	I.D.	O.D.	Price Each 1	100	500	1000
534-1450A	C	1/4	4-40	.125	.250	.60	.426	.375	.297
534-1450B	C	3/8	4-40	.125	.250	.74	.436	.406	.316
534-1450C	C	1/2	4-40	.125	.250	.98	.85	.566	.453
534-1829	C	5/8	4-40	.125	.250	1.13	.797	.651	.545
534-1451A	C	1/4	6-32	.151	.250	.67	.581	.382	.297
534-1451B	C	3/8	6-32	.151	.250	.62	.439	.382	.283
534-1451C	C	1/2	6-32	.151	.250	.77	.52	.415	.355
534-1451D	C	5/8	6-32	.151	.250	1.13	.725	.651	.51
534-1451E	C	3/4	6-32	.151	.250	1.15	.807	.694	.552
534-1635	C	1	6-32	.151	.250	1.44	1.02	.84	.694
534-1474A	C	1/4	8-32	.178	.250	.60	.426	.323	.249
534-1474B	C	3/8	8-32	.178	.250	.74	.534	.425	.326
534-1474C	C	1/2	8-32	.178	.250	.86	.617	.524	.384
534-1834	C	5/8	8-32	.178	.250	1.13	.711	.629	.518
534-1474D	C	3/4	8-32	.178	.250	1.33	.779	.661	.588
534-1474E	C	1	8-32	.178	.250	1.44	.835	.736	.573

Hex Male/Female Threaded

- Can be used as grounded PCB mounts
- Nickel plated

For quantities greater than listed, call for quote.

MOUSER STOCK NO.	Fig.					Price Each 1	100	500	1000
534-1944	D	1/2	4-40	.125	.250	.86	.698	.651	.411
534-1945	D	5/8	4-40	.125	.250	1.05	.609	.524	.396
534-1946	D	3/4	4-40	.125	.250	1.08	.622	.531	.466
534-1947	D	1	4-40	.125	.250	1.20	.861	.756	.653

KEYSTONE NYLON SPACER SUPPORTS

- Fire retardant nylon
- Flexible
- For 1/16" PCB thickness
- Max. chassis thickness: .07"
- Easy PCB mounting

For quantities greater than listed, call for quote.

MOUSER STOCK NO.	Fig.	Dimensions (in.) A	B	Price Each 1	100	500	1000
534-1927A	E	.250	.937	.37	.19	.126	.095
534-1928A	E	.375	1.062	.30	.212	.142	.088
534-1929A	E	.500	1.187	.37	.184	.127	.099
534-1930A	E	.625	1.312	.28	.227	.198	.184

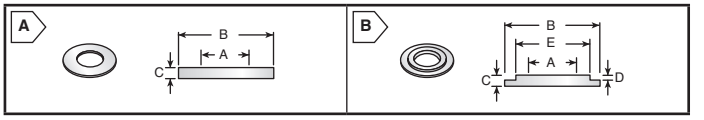

KEYSTONE FIBER WASHERS

Material: Commercial grade fiber per ASTM D710.

Flat Washers

For quantities greater than listed, call for quote.

MOUSER STOCK NO.	Fig.	Screw Size	Dimensions: in. A	B	C	Price Each 1	100	500	1000
534-3368	A	4	.120	.250	.0625	.14	.057	.042	.028
534-3201	A	6	.140	.375	.0625	.14	.052	.041	.04
534-3372	A	8	.171	.375	.0625	.14	.057	.042	.028
534-3208	A	10	.196	.375	.0625	.14	.085	.057	.042
534-3373	A	1/4	.260	.500	.0625	.14	.071	.057	.042
534-3222	A	3/8	.385	.625	.0625	.14	.074	.058	.044

Shoulder Washers

For quantities greater than listed, call for quote.

MOUSER STOCK NO.	Fig.	Screw Size	Dimensions: in. A	B	C	D	E	Price Each 1	100	500	1000
534-3062	B	4	.115	.250	.062	.031	.187	.20	.142	.085	.057
534-4698	B	6	.140	.250	.093	.031	.187	.14	.088	.076	.059
534-3233	B	6	.140	.375	.093	.031	.240	.23	.113	.099	.085
534-3065	B	8	.170	.375	.093	.031	.246	.17	.099	.071	.057
534-4702	B	10	.194	.375	.093	.031	.308	.16	.085	.071	.057
534-4711	B	1/4	.253	.500	.093	.031	.308	.14	.085	.071	.057
534-3069	B	3/8	.385	.625	.093	.031	.498	.23	.113	.099	.085

KEYSTONE NYLON WASHER

For quantities greater than listed, call for quote.

MOUSER STOCK NO.	Fig.							Price Each 1	100	500	1000
534-3049	B	4	.115	.218	.071	.031	.135	.14	.071	.057	.042

KEYSTONE WIDE ROLL EYELETS

Highest engineering standards maintained to produce these eyelets to uniform dimensions. Guaranteed to be within listed tolerances. A choice of most popular sizes in general use for electronic circuitry.

Features:

- Material: brass
- Precision made
- Plating: bright electro tin, Mil-F-14072
- Solderability retained indefinitely

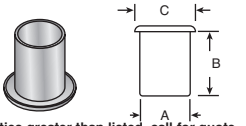

For quantities greater than listed, call for quote.

MOUSER STOCK NO.	Fig.	Dimensions: in. A±.003 I.D.	A±.003 O.D.	B ±.008	C ±.005	Price Each 1	100	500	1000
534-22	1/16	.045	.059	.062	.105	.14	.057	.042	.028
534-23	1/16	.045	.059	.093	.105	.14	.071	.057	.042
534-24	1/16	.045	.059	.125	.105	.14	.059	.058	.042
534-25	1/16	.045	.059	.156	.105	.14	.075	.061	.047
534-26	1/16	.045	.059	.187	.105	.14	.075	.061	.047
534-27	1/16	.045	.059	.219	.105	.14	.088	.076	.059
534-33	3/32	.070	.089	.093	.150	.14	.071	.057	.042
534-34	3/32	.070	.089	.125	.150	.14	.071	.057	.042
534-35	3/32	.070	.089	.156	.150	.14	.057	.055	.041
534-36	3/32	.070	.089	.187	.150	.17	.085	.062	.038
534-37	3/32	.070	.089	.219	.150	.14	.071	.057	.042
534-43	1/8	.102	.121	.093	.200	.14	.071	.057	.042
534-44	1/8	.102	.121	.125	.200	.14	.071	.057	.042
534-45	1/8	.102	.121	.156	.200	.14	.099	.071	.044
534-46	1/8	.102	.121	.187	.200	.17	.089	.071	.052
534-47	1/8	.102	.121	.219	.200	.18	.098	.055	.041
534-48	1/8	.102	.121	.250	.200	.14	.085	.071	.057

KEYSTONE "BASIC" STAKING TOOL KIT

For single end terminals, eyelets, or rivets

Each Kit Contains:

- (2) 1/4" staking tools (for shank diameters of .062" to .098" & .110" to .125" respectively)
- (2) bottom anvils
- (1) toolholder
- (1) instructions

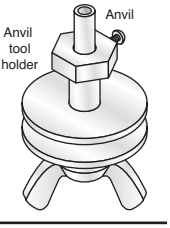

Features:

- Build terminal boards
- Mount components quickly
- Repair circuits
- Make prototypes at your desk

MOUSER STOCK NO.	Price Each 1	5
534-1721	65.76	61.79

KEYSTONE JACK SCREWS

Equivalent to Amp, Cannon and TRW jack screws.

- Meets MIL-C-24308/26
- Material: steel and zinc plate

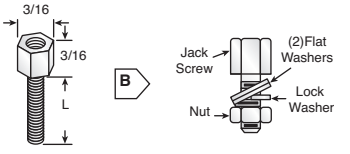

DIMENSIONS: in.

✻Jack Screw with Hardware

For quantities greater than listed, call for quote.

MOUSER STOCK NO.	Fig.	Description	Length (in.)	Price Each 1	10	100	500
534-7228	A	Gold iridite	.250	.57	.326	.283	.227
✻ 534-7229	B	Gold iridite	.250	.75	.68	.467	.297
✻ 534-7229-5	B	Clear chromate	.250	.69	.46	.402	.34
534-7230	A	Gold iridite	.312	.40	.269	.241	.212
534-7230-5	A	Clear chromate	.312	.40	.269	.241	.212
✻ 534-7231	B	Gold iridite	.312	.48	.398	.343	.312
✻ 534-7231-5	B	Clear chromate	.312	.50	.396	.34	.312
534-7232	A	Gold iridite	.625	.99	.716	.687	.598
534-7232-5	A	Clear chromate	.625	.82	.698	.624	.579
✻ 534-7233	B	Gold iridite	.625	1.05	.824	.721	.687
✻ 534-7233-5	B	Clear chromate	.625	1.06	.92	.721	.649

© Copyright 2013 Mouser Electronics

© Copyright 2013 Mouser Electronics

KEYSTONE Swage Standoffs, Terminals, Tools & Hole Plugs

KEYSTONE ELECTRONICS CORP.

SWAGE THREADED STANDOFFS

Specifications:
• Brass: per ASTM-B16 • Nickel Plate: QQ-N-290 • For .062" thick boards

RoHS Compliant

For quantities greater than listed, call for quote.

MOUSER STOCK NO. Mfr.	Mfr. Part No.	Fig.	"H" Height above Panel	"L" Shank Length	Panel Thickness	"LD" Shank Diameter	Price Each 1	100	500	1000
Round 2-56 Thread x .156 O.D. (5/32")										
534	1589-2	A	0.125	0.109	1/16	0.125	.75	.462	.396	.312
534	1590-2	A	0.187	0.109	1/16	0.125	.68	.425	.354	.297
534	1591-2	A	0.250	0.109	1/16	0.125	1.02	.878	.581	.453
Hex 2-56 Thread x .156 O.D. (5/32")										
534	1731-2	B	0.125	0.109	1/16	0.125	.67	.446	.387	.354
534	1740-2	B	0.250	0.109	1/16	0.125	.85	.68	.623	.595
Round 4-40 Thread x .187 O.D. (3/16")										
534	2260-2	A	0.125	0.109	1/16	0.139	.88	.694	.467	.297
534	2262-2	A	0.250	0.109	1/16	0.139	.88	.666	.453	.326
534	2263-2	A	0.375	0.109	1/16	0.139	.82	.506	.416	.355
534	2264-2	A	0.500	0.109	1/16	0.139	.94	.53	.423	.361
Hex 4-40 Thread x .187 O.D. (3/16")										
534	2270-2	B	0.125	0.109	1/16	0.139	.74	.50	.408	.361
534	2272-2	B	0.250	0.109	1/16	0.139	.82	.496	.412	.338
534	2274-2	B	0.500	0.109	1/16	0.139	1.02	.817	.758	.711
Round 4-40 Thread x .250 O.D. (1/4")										
534	1560A	A	0.125	0.109	1/16	0.187	.47	.297	.255	.227
534	1790-2	A	0.187	0.109	1/16	0.187	.88	.439	.367	.265
534	1650-2	A	0.250	0.109	1/16	0.187	.69	.443	.378	.346
534	1623-2	A	0.500	0.109	1/16	0.187	1.25	.728	.647	.555
534	1625-2	A	0.750	0.109	1/16	0.187	1.50	.905	.809	.559
534	1652-2	A	1.000	0.109	1/16	0.187	1.80	1.08	.94	.725
Hex 4-40 Thread x .250 O.D. (1/4")										
534	1653-2	B	0.125	0.109	1/16	0.187	1.01	.506	.389	.312
534	1746-2	B	0.187	0.109	1/16	0.187	.69	.565	.506	.476
534	1627-2	B	0.250	0.109	1/16	0.187	.72	.411	.353	.293
534	1629-2	B	0.500	0.109	1/16	0.187	1.25	.697	.644	.613
534	1655-2	B	0.750	0.109	1/16	0.187	1.23	.843	.742	.661
Round 6-32 Thread x .250 O.D. (1/4")										
534	1560B	A	0.125	0.109	1/16	0.187	.48	.425	.382	.354
534	1546	A	0.250	0.109	1/16	0.187	.54	.396	.354	.297
534	1561B	A	0.375	0.109	1/16	0.187	1.06	.708	.467	.425
534	1604-2	A	0.500	0.109	1/16	0.187	1.29	1.13	.745	.474
534	1608-2	A	0.750	0.109	1/16	0.187	1.36	.807	.691	.53
Hex 6-32 Thread x .250 O.D. (1/4")										
534	1620-2	B	0.125	0.109	1/16	0.187	.77	.439	.392	.297
534	1621-2	B	0.250	0.109	1/16	0.187	1.13	.935	.623	.412
534	1758-2	B	0.500	0.109	1/16	0.187	.94	.467	.411	.354
534	1761-2	B	0.750	0.109	1/16	0.187	1.43	.969	.881	.77

STANDARDIZED TERMINALS

Features:
• Swage and thread mounting types available
• Bright tin plated for extended shelf life and excellent solderability
• Wide variety of sizes to suit space and wire size requirements

Specifications:
• Material: Free Cutting Brass- ASTM-B16
• Plating: Bright Electro-Tin per MIL-T-10727 Type 1

RoHS Compliant

For quantities greater than listed, call for quote.

MOUSER STOCK NO. Mfr.	Mfr. Part No.	Fig.	Description	Uses Staking Tool #	Board Thickness	"L" Shank Length	Price Each 1	100	500	1000
Single & Double Turret Series										
534	1528-1	C	Single	Special Order	0.032	0.051	.28	.204	.136	.102
534	1528-2	C	Single	Special Order	0.062	0.082	.47	.355	.222	.103
534	1528-4	C	Single	Special Order	0.125	0.145	.61	.379	.236	.133
534	1502-1	D	Double	534-TL-2	0.032	0.078	.50	.425	.283	.184
534	1502-2	D	Double	534-TL-2	0.062	0.109	.28	.227	.184	.142
534	1502-3	D	Double	534-TL-2	0.093	0.141	.27	.252	.222	.147
534	1502-4	D	Double	534-TL-2	0.125	0.172	.54	.401	.268	.19
Tubular (Hollow) Turret Series										
534	1540-2	E	Tubular	534-TL-5	0.062	0.109	.84	.694	.467	.297
534	1540-4	E	Tubular	534-TL-5	0.125	0.172	.84	.68	.467	.297
534	1509-2	F	Tubular	534-TL-8	0.062	0.109	1.12	.779	.524	.394
534	1509-4	F	Tubular	534-TL-8	0.125	0.172	.92	.835	.566	.354

STAKING TOOLS

Specifications:
• Manufactured from steel with zinc plate • May be used with an arbor press or hand tapped
• Punch and anvil are precision machined and hardened to ensure long life

For quantities greater than listed, call for quote.

MOUSER STOCK NO. Mfr.	Mfr. Part No.	Fig.	Description	Price Each 1	5
534	TL-2	G	Top staking punch and anvil for standardized terminals	26.68	25.32
534	TL-5	G	Top staking punch and anvil for standardized terminals	25.40	24.11
534	TL-8	G	Top staking punch and anvil for standardized terminals	25.40	24.11
534	TL19	G	For swage standoffs, .187" OD, 2-56 thread	25.53	23.75
534	TL-20	G	For swage standoffs, .25" OD, 4-40 thread	25.40	24.11
534	TL-21	G	For swage standoffs, .25" OD, 6-32 thread	26.68	25.32

METAL HOLE PLUGS

Plug chassis holes, wiring outlets, access holes, or unused openings.
Made of nickel-plated steel.

• Excellent spring retention

RoHS Compliant

For quantities greater than listed, call for quote.

MOUSER STOCK NO. Mfr.	Mfr. Part No.	Fig.	Hole Size (in.)	D (in.)	No. of Prongs	Price Each 1	100	500	1000
534	7600	H	1/4	13/32	6	.54	.474	.432	.354
534	7601	H	5/16	7/16	6	.52	.453	.412	.338
534	7602	H	3/8	1/2	6	.52	.453	.412	.338
534	7603	H	1/2	21/32	8	.57	.51	.411	.326
534	7604	H	5/8	13/16	8	1.08	.595	.544	.412
534	7606	H	7/8	1 1/16	12	1.26	1.08	.712	.49
534	7607	H	1	1 9/64	12	.71	.623	.559	.456

DIMENSIONS: in.

A
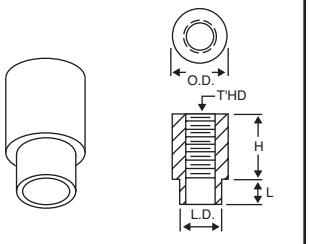

B
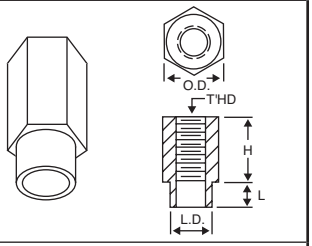

C
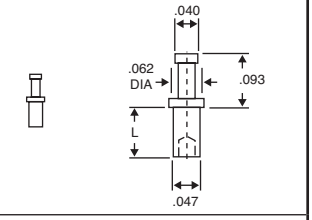

D
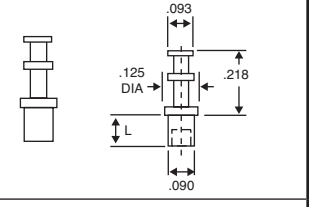

E
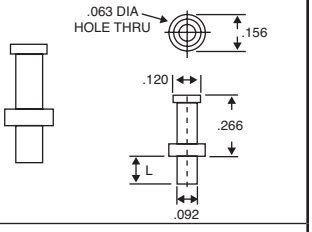

F
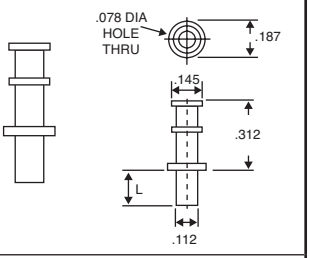

G
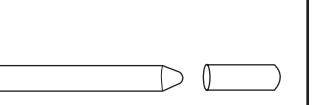

H
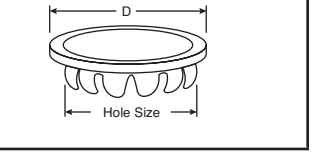

Keystone Hardware

© Copyright 2013 Mouser Electronics

© Copyright 2013 Mouser Electronics

RAF HARDWARE Panel and Shoulder Screws

RAF ELECTRONIC HARDWARE
a Division of MW Industries, Inc.

RoHS Compliant **This product is RoHS compliant.**

DIMENSIONS: in.

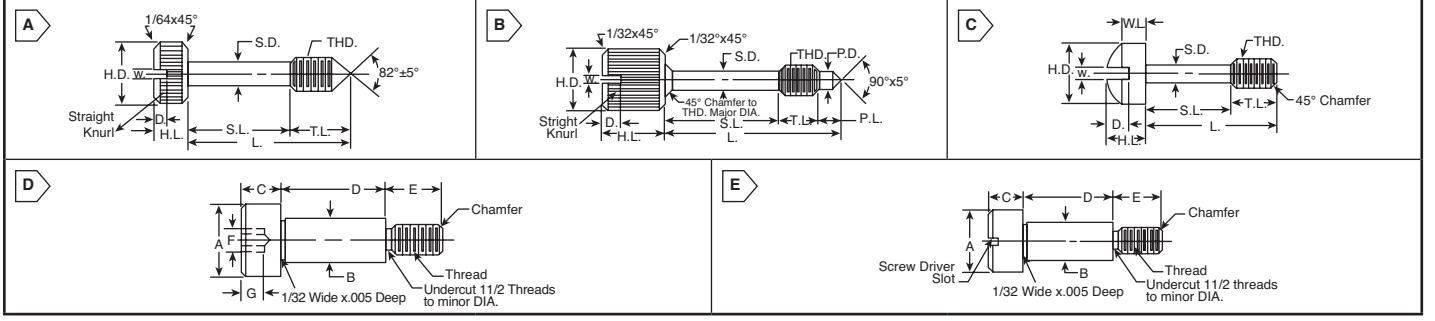

CAPTIVE PANEL SCREWS

MOUSER STOCK NO.	Fig.	Thread Size	Dimensions: in. H.D. +.015/-.000	H.L. +.010/-.010	L. +.015/-.015	T.L. +.015/-.015	S.D. +.005/-.005	S.L. +.010/-.010	W. +.005/-.000	D. +.010/-.000	Price Each 1	100	500
761-0100-SS	A	4-40	5/16	3/16	21/32	9/32	.078	3/8	.036	1/16	2.33	2.03	1.89
761-0101-SS	A	4-40	5/16	3/16	23/32	9/32	.078	7/16	.036	1/16	2.38	2.09	1.94
761-0102-SS	A	4-40	5/16	3/16	25/32	9/32	.078	1/2	.036	1/16	2.53	2.21	2.05
761-0103-SS	A	4-40	5/16	3/16	27/32	9/32	.078	9/16	.036	1/16	2.71	2.36	2.19
761-0104-SS	A	4-40	5/16	3/16	29/32	9/32	.078	5/8	.036	1/16	2.90	2.54	2.35
761-0105-SS	A	6-32	5/16	3/16	21/32	9/32	.095	3/8	.045	1/16	2.33	2.03	1.89
761-0106-SS	A	6-32	5/16	3/16	23/32	9/32	.095	7/16	.045	1/16	2.38	2.09	1.94
761-0107-SS	A	6-32	5/16	3/16	25/32	9/32	.095	1/2	.045	1/16	2.53	2.21	2.05
761-0108-SS	A	6-32	5/16	3/16	27/32	9/32	.095	9/16	.045	1/16	2.71	2.36	2.19
761-0109-SS	A	6-32	5/16	3/16	29/32	9/32	.095	5/8	.045	1/16	2.90	2.54	2.35
761-0110-SS	A	6-32	3/8	3/16	21/32	9/32	.095	3/8	.045	1/16	3.00	2.62	2.44
761-0111-SS	A	6-32	3/8	3/16	23/32	9/32	.095	7/16	.045	1/16	3.01	2.63	2.45
761-0112-SS	A	6-32	3/8	3/16	25/32	9/32	.095	1/2	.045	1/16	3.02	2.64	2.45
761-0113-SS	A	6-32	3/8	3/16	27/32	9/32	.095	9/16	.045	1/16	3.32	2.90	2.70
761-0114-SS	A	6-32	3/8	3/16	29/32	9/32	.095	5/8	.045	1/16	3.40	2.99	2.77

MOUSER STOCK NO.	Fig.	Thread Size	Dimensions: in. H.D. +.015/-.000	H.L. +.010/-.010	L. +.015/-.015	T.L. +.015/-.015	S.D. +.005/-.005	S.L. +.010/-.010	P.D. +.000/-.000	P.L. +.015/-.015	W. +.005/-.000	D. +.010/-.000	Price Each 1	100	500
761-0367-SS	B	4-40	1/4	1/4	3/8	1/8	.078	11/64	0.78	5/64	3/64	5/64	1.51	1.33	1.23
761-0368-SS	B	4-40	1/4	1/4	7/16	1/8	.078	15/64	.078	5/64	3/64	5/64	1.54	1.35	1.25
761-0369-SS	B	4-40	1/4	1/4	1/2	1/8	.078	19/64	.078	5/64	3/64	5/64	1.58	1.38	1.28
761-0370-SS	B	4-40	1/4	1/4	9/16	1/8	.078	23/64	.078	5/64	3/64	5/64	1.85	1.62	1.50
761-0371-SS	B	4-40	1/4	1/4	5/8	1/8	.078	27/64	.078	5/64	3/64	5/64	1.88	1.65	1.53
761-0378-SS	B	4-40	5/16	5/16	3/8	1/8	.078	11/64	.078	5/64	3/64	5/64	1.80	1.57	1.47
761-0379-SS	B	4-40	5/16	5/16	7/16	1/8	.078	15/64	.078	5/64	3/64	5/64	1.85	1.62	1.50
761-0380-SS	B	4-40	5/16	5/16	1/2	1/8	.078	19/64	.078	5/64	3/64	5/64	2.14	1.87	1.74
761-0381-SS	B	4-40	5/16	5/16	9/16	1/8	.078	23/64	.078	5/64	3/64	5/64	2.19	1.92	1.78
761-0382-SS	B	4-40	5/16	5/16	5/8	1/8	.078	27/64	.078	5/64	3/64	5/64	2.26	1.97	1.83
761-0389-SS	B	6-32	5/16	5/16	7/16	7/32	.095	1/8	.095	3/32	3/64	5/64	1.96	1.71	1.59
761-0390-SS	B	6-32	5/16	5/16	1/2	7/32	.095	3/16	.095	3/32	3/64	5/64	2.03	1.78	1.65
761-0391-SS	B	6-32	5/16	5/16	9/16	7/32	.095	1/4	.095	3/32	3/64	5/64	2.09	1.82	1.69
761-0392-SS	B	6-32	5/16	5/16	5/8	7/32	.095	5/16	.095	3/32	3/64	5/64	2.26	1.97	1.83

MOUSER STOCK NO.	Fig.	Thread Size	Dimensions: in. H.D. +.015/-.005	H.L. +.000/-.015	L. +.015/-.015	T.L. +.010/-.010	S.D. +.005/-.005	S.L. +.010/-.010	W.L. +.000/-.010	W. +.005/-.000	D. +.000/-.015	Price Each 1	100	500
761-0817-SS	C	4-40	11/64	.107	1/4	3/16	.078	1/16	.079	.039	.048	1.13	.995	.921
761-0818-SS	C	4-40	11/64	.107	5/16	3/16	.078	1/8	.079	.039	.048	1.16	1.02	.943
761-0819-SS	C	4-40	11/64	.107	3/8	3/16	.078	3/16	.079	.039	.048	1.28	1.12	1.05
761-0820-SS	C	4-40	11/64	.107	7/16	3/16	.078	1/4	.079	.039	.048	1.31	1.14	1.06
761-0821-SS	C	4-40	11/64	.107	1/2	3/16	.078	5/16	.079	.039	.048	1.34	1.17	1.08
761-0822-SS	C	4-40	11/64	.107	9/16	3/16	.078	3/8	.079	.039	.048	1.48	1.29	1.21
761-0823-SS	C	4-40	11/64	.107	5/8	3/16	.078	7/16	.079	.039	.048	1.51	1.32	1.22
761-0824-SS	C	4-40	11/64	.107	11/16	3/16	.078	1/2	.079	.039	.048	1.71	1.50	1.39
761-0825-SS	C	4-40	11/64	.107	3/4	3/16	.078	9/16	.079	.039	.048	1.74	1.53	1.42
761-0826-SS	C	4-40	11/64	.107	13/16	3/16	.078	5/8	.079	.039	.048	1.90	1.67	1.55
761-0827-SS	C	4-40	11/64	.107	7/8	3/16	.078	11/16	.079	.039	.048	2.14	1.87	1.74
761-0828-SS	C	4-40	11/64	.107	15/16	3/16	.078	3/4	.079	.039	.048	2.25	1.97	1.83
761-0829-SS	C	4-40	11/64	.107	1	3/16	.078	13./16	.079	.039	.048	2.28	1.99	1.85

PRECISION SHOULDER SCREWS

MOUSER STOCK NO.	Fig.	Thread Size	Dimensions: in. A +.004/-.004	B +.000/-.001	C +.010/-.010	D +.002/-.000	E +.005/-.005	F +.002/-.000	G Min.	Price Each 1	100	500
Socket Head												
761-6901-SS	D	4-40	1/4	.1245	1/8	.1250	5/32	5/64	1/16	1.22	1.07	.991
761-6902-SS	D	4-40	1/4	.1245	1/8	.1875	5/32	5/64	1/16	1.32	1.14	1.07
761-6903-SS	D	4-40	1/4	.1245	1/8	.2500	5/32	5/64	1/16	1.33	1.16	1.07
761-6904-SS	D	4-40	1/4	.1245	1/8	.3125	5/32	5/64	1/16	1.61	1.41	1.31
761-6908-SS	D	6-32	9/32	.1560	1/8	.1250	3/16	3/32	5/64	1.35	1.18	1.09
761-6909-SS	D	6-32	9/32	.1560	1/8	.1875	3/16	3/32	5/64	1.41	1.23	1.14
761-6910-SS	D	6-32	9/32	.1560	1/8	.2500	3/16	3/32	5/64	1.46	1.27	1.18
761-6911-SS	D	6-32	9/32	.1560	1/8	.3125	3/16	3/32	5/64	1.75	1.54	1.43
Slotted Head												
761-7001-SS	E	4-40	1/4	.1245	1/8	.1250	5/32	-	-	1.24	1.09	1.01
761-7002-SS	E	4-40	1/4	.1245	1/8	.1875	5/32	-	-	1.28	1.12	1.05
761-7003-SS	E	4-40	1/4	.1245	1/8	.2500	5/32	-	-	1.33	1.16	1.07
761-7004-SS	E	4-40	1/4	.1245	1/8	.3125	5/32	-	-	1.57	1.38	1.28
761-7008-SS	E	6-32	9/32	.1560	1/8	.1250	3/16	-	-	1.35	1.18	1.09
761-7009-SS	E	6-32	9/32	.1560	1/8	.1875	3/16	-	-	1.41	1.23	1.14
761-7010-SS	E	6-32	9/32	.1560	1/8	.2500	3/16	-	-	1.46	1.27	1.18
761-7011-SS	E	6-32	9/32	.1560	1/8	.3125	3/16	-	-	1.65	1.44	1.35

© Copyright 2013 Mouser Electronics
© Copyright 2013 Mouser Electronics

RAF HARDWARE Round Spacers

RAF ELECTRONIC HARDWARE
a Division of MW Industries, Inc.

RoHS Compliant **This product is RoHS compliant.**

FEMALE ROUND SPACERS

Used for printed circuit board mounting and other applications requiring close control of dimensions, these spacers offer a wide variety of outside dimensions and lengths. In addition to standard models, swage configurations are available to accommodate circuit boards with thickness from 1/32 to 1/4 inch.

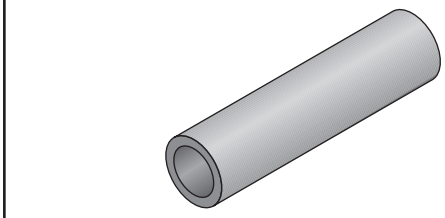

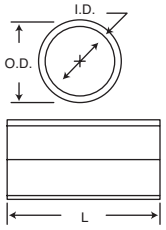

Material Specifications:

- Aluminum: QQ-A225/3, QQ-A225/6, QQ-A225/8, QQ-A200/9
- Stainless Steel: ASTM-A-581, A-582
- Nylon: LP-410A

RoHS Compliant

Length (in.)	Screw Size	I.D. ±.005	O.D. ±.007	Aluminum Material - Clear Iridite Finish			Stainless Steel Material			Nylon Material		
				MOUSER STOCK NO.	Price Each		MOUSER STOCK NO.	Price Each		MOUSER STOCK NO.	Price Each	
					1	100		1	100		1	100
1/8	2	0.090	3/16	761-1107-2-AL-7	.32	.278	761-1107-2-SS	.62	.546	761-1107-2-N	.16	.139
3/16	2	0.090	3/16	761-1108-2-AL-7	.32	.289	761-1108-2-SS	.64	.567	761-1108-2-N	.18	.161
1/4	2	0.090	3/16	761-1109-2-AL-7	.36	.31	----------	-	-	761-1109-2-N	.19	.161
5/16	2	0.090	3/16	761-1110-2-AL-7	.36	.321	----------	-	-	761-1110-2-N	.19	.171
3/8	2	0.090	3/16	761-1111-2-AL-7	.38	.321	----------	-	-	761-1111-2-N	.20	.171
7/16	2	0.090	3/16	761-1112-2-AL-7	.38	.332	----------	-	-	761-1112-2-N	.20	.182
1/2	2	0.090	3/16	761-1113-2-AL-7	.39	.342	----------	-	-	761-1113-2-N	.21	.193
1/8	4	0.115	3/16	761-1107-4-AL-7	.32	.278	----------	-	-	761-1107-4-N	.16	.139
3/16	4	0.115	3/16	761-1108-4-AL-7	.32	.289	761-1108-4-SS	.64	.567	761-1108-4-N	.18	.161
1/4	4	0.115	3/16	761-1109-4-AL-7	.36	.31	----------	-	-	761-1109-4-N	.19	.161
5/16	4	0.115	3/16	761-1110-4-AL-7	.36	.321	----------	-	-	761-1110-4-N	.19	.171
3/8	4	0.115	3/16	761-1111-4-AL-7	.38	.321	761-1111-4-SS	.80	.706	761-1111-4-N	.20	.171
7/16	4	0.115	3/16	761-1112-4-AL-7	.38	.332	761-1112-4-SS	.84	.728	761-1112-4-N	.20	.182
1/2	4	0.115	3/16	761-1113-4-AL-7	.39	.342	----------	-	-	761-1113-4-N	.21	.193
1/8	4	0.115	1/4	761-1122-4-AL-7	.21	.107	761-1122-4-SS	.57	.524	761-1122-4-N	.14	.128
3/16	4	0.115	1/4	761-1123-4-AL-7	.23	.118	761-1123-4-SS	.60	.556	761-1123-4-N	.15	.128
1/4	4	0.115	1/4	761-1124-4-AL-7	.25	.118	----------	-	-	761-1124-4-N	.17	.139
5/16	4	0.115	1/4	761-1125-4-AL-7	.27	.139	----------	-	-	761-1125-4-N	.16	.139
3/8	4	0.115	1/4	761-1126-4-AL-7	.30	.15	----------	-	-	761-1126-4-N	.16	.139
7/16	4	0.115	1/4	761-1127-4-AL-7	.31	.15	----------	-	-	761-1127-4-N	.17	.15
1/2	4	0.115	1/4	761-1128-4-AL-7	.32	.161	----------	-	-	761-1128-4-N	.17	.15
9/16	4	0.115	1/4	761-1129-4-AL-7	.34	.171	----------	-	-	761-1129-4-N	.18	.161
5/8	4	0.115	1/4	761-1130-4-AL-7	.35	.171	----------	-	-	761-1130-4-N	.18	.161
11/16	4	0.115	1/4	761-1131-4-AL-7	.38	.182	761-1131-4-SS	1.11	1.03	----------	-	-
3/4	4	0.115	1/4	761-1132-4-AL-7	.40	.193	----------	-	-	761-1132-4-N	.19	.161
13/16	4	0.115	1/4	----------	-	-	----------	-	-	761-1133-4-N	.19	.171
7/8	4	0.115	1/4	761-1134-4-AL-7	.44	.225	----------	-	-	761-1134-4-N	.19	.171
15/16	4	0.115	1/4	----------	-	-	----------	-	-	761-1135-4-N	.19	.171
1	4	0.115	1/4	761-1136-4-AL-7	.48	.235	----------	-	-	761-1136-4-N	.20	.171
1/8	6	0.14	1/4	761-1122-6-AL-7	.21	.107	----------	-	-	761-1122-6-N	.14	.128
3/16	6	0.14	1/4	761-1123-6-AL-7	.23	.161	761-1123-6-SS	.60	.556	761-1123-6-N	.15	.128
1/4	6	0.14	1/4	761-1124-6-AL-7	.25	.118	761-1124-6-SS	.62	.578	761-1124-6-N	.15	.139
5/16	6	0.14	1/4	761-1125-6-AL-7	.27	.193	----------	-	-	761-1125-6-N	.16	.139
3/8	6	0.14	1/4	761-1126-6-AL-7	.30	.15	----------	-	-	761-1126-6-N	.16	.139
7/16	6	0.14	1/4	761-1127-6-AL-7	.31	.15	761-1127-6-SS	.79	.738	761-1127-6-N	.17	.15
1/2	6	0.14	1/4	761-1128-6-AL-7	.32	.235	----------	-	-	761-1128-6-N	.17	.15
9/16	6	0.14	1/4	761-1129-6-AL-7	.34	.257	----------	-	-	761-1129-6-N	.18	.161
5/8	6	0.14	1/4	761-1130-6-AL-7	.35	.171	761-1130-6-SS	1.09	1.01	761-1130-6-N	.18	.161
11/16	6	0.14	1/4	761-1131-6-AL-7	.38	.182	----------	-	-	----------	-	-
3/4	6	0.14	1/4	761-1132-6-AL-7	.40	.193	761-1132-6-SS	1.13	1.06	761-1132-6-N	.19	.161
13/16	6	0.14	1/4	761-1133-6-AL-7	.42	.203	----------	-	-	761-1133-6-N	.19	.171
7/8	6	0.14	1/4	761-1134-6-AL-7	.44	.225	----------	-	-	761-1134-6-N	.19	.171
15/16	6	0.14	1/4	761-1135-6-AL-7	.46	.235	----------	-	-	761-1135-6-N	.19	.171
1	6	0.14	1/4	761-1136-6-AL-7	.48	.235	761-1136-6-SS	1.28	1.19	761-1136-6-N	.20	.171
1/8	8	0.166	1/4	----------	-	-	----------	-	-	761-1122-8-N	.14	.128
3/16	8	0.166	1/4	761-1123-8-AL-7	.23	.118	----------	-	-	761-1123-8-N	.15	.128
1/4	8	0.166	1/4	761-1124-8-AL-7	.25	.118	761-1124-8-SS	.62	.578	761-1124-8-N	.15	.139
5/16	8	0.166	1/4	761-1125-8-AL-7	.27	.139	----------	-	-	761-1125-8-N	.16	.139
3/8	8	0.166	1/4	761-1126-8-AL-7	.30	.15	----------	-	-	761-1126-8-N	.16	.139
7/16	8	0.166	1/4	761-1127-8-AL-7	.31	.15	----------	-	-	761-1127-8-N	.17	.15
1/2	8	0.166	1/4	761-1128-8-AL-7	.32	.161	----------	-	-	761-1128-8-N	.17	.15
9/16	8	0.166	1/4	761-1129-8-AL-7	.34	.171	----------	-	-	761-1129-8-N	.18	.161
5/8	8	0.166	1/4	761-1130-8-AL-7	.35	.171	761-1130-8-SS	1.09	1.01	761-1130-8-N	.18	.161
11/16	8	0.166	1/4	----------	-	-	----------	-	-	761-1131-8-N	.19	.161
3/4	8	0.166	1/4	761-1132-8-AL-7	.40	.193	761-1132-8-SS	1.13	1.06	761-1132-8-N	.19	.161
7/8	8	0.166	1/4	761-1134-8-AL-7	.44	.225	----------	-	-	761-1134-8-N	.19	.171
15/16	8	0.166	1/4	761-1135-8-AL-7	.46	.235	----------	-	-	----------	-	-
1	8	0.166	1/4	761-1136-8-AL-7	.48	.235	----------	-	-	761-1136-8-N	.20	.171

© Copyright 2013 Mouser Electronics

© Copyright 2013 Mouser Electronics

RAF HARDWARE Standoffs and Tooling

RoHS Compliant **This product is RoHS compliant.**

RAF ELECTRONIC HARDWARE
a Division of MW Industries, Inc.

ROUND SWAGE STANDOFF

Round Swage standoffs are primarily used to separate circuit boards, chassis components and other devices from each other. The swaging installation process allows them to provide a permanent fixture.



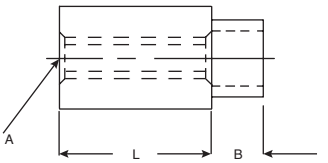

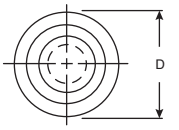

"L" (in)	SL (B)	Dia. (D)	Thread Size (A)	Aluminum Material - Clear Iridite Finish			Tooling Used		"L" (in)	SL (B)	Dia. (D)	Thread Size (A)	Brass Material - Ductile Nickel		
				MOUSER STOCK NO.	Price Each		Punch	Anvil					MOUSER STOCK NO.	Price Each	
					1	100								1	100
1/8	.105	3/16"	2-56	761-3030-B-256-AL-7	1.41	1.33	P-3	AR-18	1/8	.105	2-56	2-56	761-3030-B-256-B-37	.96	.899
3/16	.105	3/16"	2-56	761-3031-B-256-AL-7	1.42	1.34	P-3	AR-18	3/16	.105	2-56	2-56	761-3031-B-256-B-37	.98	.92
1/4	.105	3/16"	2-56	761-3032-B-256-AL-7	1.42	1.34	P-3	AR-19	1/4	.105	2-56	2-56	761-3032-B-256-B-37	1.00	.942
5/16	.105	3/16"	2-56	761-3033-B-256-AL-7	1.67	1.56	P-3	AR-19	5/16	.105	2-56	2-56	761-3033-B-256-B-37	1.03	.963
3/8	.105	3/16"	2-56	761-3034-B-256-AL-7	1.67	1.56	P-3	AR-19	3/8	.105	2-56	2-56	761-3034-B-256-B-37	1.05	.984
7/16	.105	3/16"	2-56	761-3035-B-256-AL-7	1.68	1.57	P-3	AR-19	7/16	.105	2-56	2-56	761-3035-B-256-B-37	1.07	1.01
1/2	.105	3/16"	2-56	761-3036-B-256-AL-7	1.68	1.58	P-3	AR-20	1/2	.105	2-56	2-56	761-3036-B-256-B-37	1.09	1.02
1/8	.105	1/4"	4-40	761-3045-B-440-AL-7	1.51	1.41	P-4	AR-22	1/8	.105	4-40	4-40	761-3045-B-440-B-37	.65	.621
3/16	.105	1/4"	4-40	761-3046-B-440-AL-7	1.52	1.42	P-4	AR-22	3/16	.105	4-40	4-40	761-3046-B-440-B-37	.72	.663
1/4	.105	1/4"	4-40	761-3047-B-440-AL-7	1.53	1.43	P-4	AR-23	1/4	.105	4-40	4-40	761-3047-B-440-B-37	.76	.717
5/16	.105	1/4"	4-40	761-3048-B-440-AL-7	1.54	1.44	P-4	AR-23	5/16	.105	4-40	4-40	761-3048-B-440-B-37	.78	.738
3/8	.105	1/4"	4-40	761-3049-B-440-AL-7	1.56	1.47	P-4	AR-23	3/8	.105	4-40	4-40	761-3049-B-440-B-37	.81	.76
7/16	.105	1/4"	4-40	761-3050-B-440-AL-7	1.57	1.48	P-4	AR-23	7/16	.105	4-40	4-40	761-3050-B-440-B-37	.90	.845
1/2	.105	1/4"	4-40	761-3051-B-440-AL-7	1.58	1.49	P-4	AR-24	1/2	.105	4-40	4-40	761-3051-B-440-B-37	1.00	.931
1/8	.135	1/4"	4-40	761-3045-C-440-AL-7	1.51	1.41	P-4	AR-24	1/8	.135	4-40	4-40	761-3045-C-440-B-37	.65	.621
3/16	.135	1/4"	4-40	761-3046-C-440-AL-7	1.52	1.42	P-4	AR-24	3/16	.135	4-40	4-40	761-3046-C-440-B-37	.72	.663
1/4	.135	1/4"	4-40	761-3047-C-440-AL-7	1.53	1.43	P-4	AR-24	1/4	.135	4-40	4-40	761-3047-C-440-B-37	.76	.717
5/16	.135	1/4"	4-40	761-3048-C-440-AL-7	1.54	1.44	P-4	AR-24	5/16	.135	4-40	4-40	761-3048-C-440-B-37	.78	.738
3/8	.135	1/4"	4-40	761-3049-C-440-AL-7	1.56	1.47	P-4	AR-24	3/8	.135	4-40	4-40	761-3049-C-440-B-37	.81	.76
7/16	.135	1/4"	4-40	761-3050-C-440-AL-7	1.57	1.48	P-4	AR-24	7/16	.135	4-40	4-40	761-3050-C-440-B-37	.90	.845
1/2	.135	1/4"	4-40	761-3051-C-440-AL-7	1.58	1.49	P-4	AR-24	1/2	.135	4-40	4-40	761-3051-C-440-B-37	1.00	.931
1/8	.105	1/4"	6-32	761-3045-B-632-AL-7	1.51	1.41	P-4	AR-22	1/8	.105	6-32	6-32	761-3045-B-632-B-37	.65	.621
3/16	.105	1/4"	6-32	761-3046-B-632-AL-7	1.52	1.42	P-4	AR-22	3/16	.105	6-32	6-32	761-3046-B-632-B-37	.72	.663
1/4	.105	1/4"	6-32	761-3047-B-632-AL-7	1.53	1.43	P-4	AR-23	1/4	.105	6-32	6-32	761-3047-B-632-B-37	.76	.717
5/16	.105	1/4"	6-32	761-3048-B-632-AL-7	1.54	1.44	P-4	AR-23	5/16	.105	6-32	6-32	761-3048-B-632-B-37	.78	.738
3/8	.105	1/4"	6-32	761-3049-B-632-AL-7	1.56	1.47	P-4	AR-23	3/8	.105	6-32	6-32	761-3049-B-632-B-37	.81	.76
7/16	.105	1/4"	6-32	761-3050-B-632-AL-7	1.57	1.48	P-4	AR-23	7/16	.105	6-32	6-32	761-3050-B-632-B-37	.90	.845
1/2	.105	1/4"	6-32	761-3051-B-632-AL-7	1.58	1.49	P-4	AR-24	1/2	.105	6-32	6-32	761-3051-B-632-B-37	1.18	1.08
1/8	.135	1/4"	6-32	761-3045-C-632-AL-7	1.51	1.41	P-4	AR-22	1/8	.135	6-32	6-32	761-3045-C-632-B-37	.65	.621
3/16	.135	1/4"	6-32	761-3046-C-632-AL-7	1.52	1.42	P-4	AR-22	3/16	.135	6-32	6-32	761-3046-C-632-B-37	.72	.663
1/4	.135	1/4"	6-32	761-3047-C-632-AL-7	1.53	1.43	P-4	AR-23	1/4	.135	6-32	6-32	761-3047-C-632-B-37	.76	.717
5/16	.135	1/4"	6-32	761-3048-C-632-AL-7	1.54	1.44	P-4	AR-23	5/16	.135	6-32	6-32	761-3048-C-632-B-37	.78	.738
3/8	.135	1/4"	6-32	761-3049-C-632-AL-7	1.56	1.47	P-4	AR-23	3/8	.135	6-32	6-32	761-3049-C-632-B-37	.81	.76
7/16	.135	1/4"	6-32	761-3050-C-632-AL-7	1.57	1.48	P-4	AR-23	7/16	.135	6-32	6-32	761-3050-C-632-B-37	.90	.845
1/2	.135	1/4"	6-32	761-3051-C-632-AL-7	1.58	1.49	P-4	AR-24	1/2	.135	6-32	6-32	761-3051-C-632-B-37	1.00	.931

SWAGE TOOLING

Anvil Tooling

The anvil and punch tooling is used for installing swage standoffs. They are 1/2 diameter heat treated steel and require an arbor press with a 1/2 ram or a similar type of press.

"L" (in)	Fig.	MOUSER STOCK NO.	Description	Thread	Counterbore (in)		Price Each	
					Depth (A)	Dia (B)	1	5
3/32-3/16	A	761-AR-18	1/2 Hex X 1" L	1/2 - 24 UNS 3A	0.100	0.190	42.80	39.38
7/32-7/16	A	761-AR-19	1/2 Hex X 1" L	1/2 - 24 UNS 3A	0.220	0.190	42.80	39.38
15/32-11/16	A	761-AR-20	1/2 Hex X 1" L	1/2 - 24 UNS 3A	0.470	0.190	42.80	39.38
23/32-1	A	761-AR-21	1/2 Hex X 1" L	1/2 - 24 UNS 3A	0.720	0.190	42.80	39.38
1/8-3/16	A	761-AR-22	1/2 Hex X 1" L	1/2 - 24 UNS 3A	0.100	0.253	42.80	39.38
1/4-7/16	A	761-AR-23	1/2 Hex X 1" L	1/2 - 24 UNS 3A	0.220	0.253	42.80	39.38
1/2-11/16	A	761-AR-24	1/2 Hex X 1" L	1/2 - 24 UNS 3A	0.470	0.253	42.80	39.38
3/4-2	A	761-AR-25	1/2 Hex X 1" L	1/2 - 24 UNS 3A	0.720	0.253	42.80	39.38

DIMENSIONS: in.

A

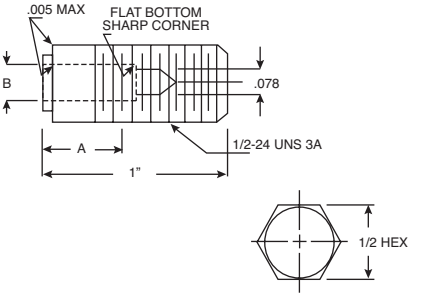

B

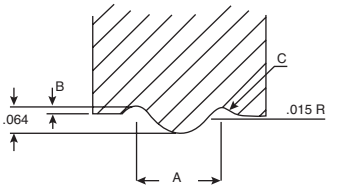

Punch Tooling

MOUSER STOCK NO.	Fig.	Description	Groove			Price Each	
			Diameter (A)	Depth (B)	Radius (C)	1	5
761-P1-PUNCH	B	.200 Dia x 2.5" L	0.090	0.008	0.014	48.15	44.75
761-P2-PUNCH	B	.220 Dia x 2.5" L	0.125	0.008	0.014	48.15	44.75
761-P3-PUNCH	B	.250 Dia x 2.5" L	0.139	0.008	0.016	48.15	44.75
761-P4-PUNCH	B	.300 Dia x 2.5" L	0.188	0.008	0.019	48.15	44.75
761-P5-PUNCH	B	.350 Dia x 2.5" L	0.234	0.008	0.015	48.15	44.75

© Copyright 2013 Mouser Electronics

© Copyright 2013 Mouser Electronics

RAF HARDWARE Hex Standoffs

RoHS Compliant This product is RoHS compliant.

RAF ELECTRONIC HARDWARE a Division of MW Industries, Inc.

HEX FEMALE STANDOFFS 1/4



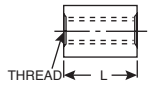

RoHS Compliant

MOUSER STOCK NO.	"L" (in)	Thread	Price Each
Aluminum			
761-2098T-440-AL-7	5/32	4-40	.23
761-2099T-440-AL-7	7/32	4-40	.25
761-2100T-440-AL-7	9/32	4-40	.26
761-2101T-440-AL-7	11/32	4-40	.27
761-2102T-440-AL-7	13/32	4-40	.27
761-2103T-440-AL-7	15/32	4-40	.29
761-2104T-440-AL-7	17/32	4-40	.30
761-2105T-440-AL-7	19/32	4-40	.32
761-2106T-440-AL-7	21/32	4-40	.34
761-2107T-440-AL-7	23/32	4-40	.40
761-2108T-440-AL-7	25/32	4-40	.43
761-2109T-440-AL-7	27/32	4-40	.48
761-2110T-440-AL-7	29/32	4-40	.48
761-2111T-440-AL-7	31/32	4-40	.49
761-2113-440-AL-7	1-1/16	4-40	.90
761-2114-440-AL-7	1-1/8	4-40	.92
761-2115-440-AL-7	1-3/16	4-40	.92
761-2116-440-AL-7	1-1/4	4-40	.93
761-2117-440-AL-7	1-5/16	4-40	.94
761-2118-440-AL-7	1-3/8	4-40	.96
761-2119-440-AL-7	1-7/16	4-40	.97
761-2120-440-AL-7	1-1/2	4-40	.97
761-2098T-632-AL-7	5/32	6-32	.23
761-2099T-632-AL-7	7/32	6-32	.25
761-2100T-632-AL-7	9/32	6-32	.26
761-2101T-632-AL-7	11/32	6-32	.27
761-2102T-632-AL-7	13/32	6-32	.27
761-2103T-632-AL-7	15/32	6-32	.29
761-2104T-632-AL-7	17/32	6-32	.30
761-2105T-632-AL-7	19/32	6-32	.32
761-2106T-632-AL-7	21/32	6-32	.34
761-2107T-632-AL-7	23/32	6-32	.40
761-2108T-632-AL-7	25/32	6-32	.43
761-2109T-632-AL-7	27/32	6-32	.48

MOUSER STOCK NO.	"L" (in)	Thread	Price Each
Aluminum (cont.)			
761-2110T-632-AL-7	29/32	6-32	.48
761-2111T-632-AL-7	31/32	6-32	.49
761-2113-632-AL-7	1-1/16	6-32	.90
761-2114-632-AL-7	1-1/8	6-32	.92
761-2115-632-AL-7	1-3/16	6-32	.92
761-2116-632-AL-7	1-1/4	6-32	.93
761-2117-632-AL-7	1-5/16	6-32	.94
761-2118-632-AL-7	1-3/8	6-32	.96
761-2119-632-AL-7	1-7/16	6-32	.97
761-2120-632-AL-7	1-1/2	6-32	.97
Stainless Steel			
761-2098T-440-SS	5/32	4-40	.61
761-2099T-440-SS	7/32	4-40	.65
761-2100T-440-SS	9/32	4-40	.69
761-2101T-440-SS	11/32	4-40	.73
761-2102T-440-SS	13/32	4-40	.76
761-2103T-440-SS	15/32	4-40	.80
761-2104T-440-SS	17/32	4-40	.89
761-2105T-440-SS	19/32	4-40	1.00
761-2106T-440-SS	21/32	4-40	1.07
761-2107T-440-SS	23/32	4-40	1.10
761-2108T-440-SS	25/32	4-40	1.10
761-2109T-440-SS	27/32	4-40	1.11
761-2110T-440-SS	29/32	4-40	1.12
761-2111T-440-SS	31/32	4-40	1.13
761-2113-440-SS	1-1/16	4-40	1.75
761-2114-440-SS	1-1/8	4-40	1.81
761-2115-440-SS	1-3/16	4-40	1.87
761-2116-440-SS	1-1/4	4-40	1.92
761-2117-440-SS	1-5/16	4-40	1.95
761-2118-440-SS	1-3/8	4-40	1.99
761-2119-440-SS	1-7/16	4-40	2.03
761-2120-440-SS	1-1/2	4-40	2.03
761-2098T-632-SS	5/32	6-32	.61

MOUSER STOCK NO.	"L" (in)	Thread	Price Each
Stainless Steel (cont.)			
761-2099T-632-SS	7/32	6-32	.65
761-2100T-632-SS	9/32	6-32	.69
761-2101T-632-SS	11/32	6-32	.73
761-2102T-632-SS	13/32	6-32	.76
761-2103T-632-SS	15/32	6-32	.80
761-2104T-632-SS	17/32	6-32	.89
761-2105T-632-SS	19/32	6-32	1.00
761-2106T-632-SS	21/32	6-32	1.07
761-2107T-632-SS	23/32	6-32	1.10
761-2108T-632-SS	25/32	6-32	1.10
761-2109T-632-SS	27/32	6-32	1.11
761-2110T-632-SS	29/32	6-32	1.12
761-2111T-632-SS	31/32	6-32	1.13
761-2113-632-SS	1-1/16	6-32	1.75
761-2114-632-SS	1-1/8	6-32	1.81
761-2115-632-SS	1-3/16	6-32	1.87
761-2116-632-SS	1-1/4	6-32	1.92
761-2117-632-SS	1-5/16	6-32	1.95
761-2118-632-SS	1-3/8	6-32	1.99
761-2119-632-SS	1-7/16	6-32	2.03
761-2120-632-SS	1-1/2	6-32	2.03
Nylon			
761-2098T-440-N	5/32	4-40	.48
761-2099T-440-N	7/32	4-40	.51
761-2100T-440-N	9/32	4-40	.54
761-2101T-440-N	11/32	4-40	.57
761-2102T-440-N	13/32	4-40	.59
761-2103T-440-N	15/32	4-40	.63
761-2104T-440-N	17/32	4-40	.65
761-2105T-440-N	19/32	4-40	.77
761-2106T-440-N	21/32	4-40	.87
761-2107T-440-N	23/32	4-40	1.01
761-2108T-440-N	25/32	4-40	1.05
761-2109T-440-N	27/32	4-40	1.10

MOUSER STOCK NO.	"L" (in)	Thread	Price Each
Nylon (cont.)			
761-2110T-440-N	29/32	4-40	1.12
761-2111T-440-N	31/32	4-40	1.16
761-2113-440-N	1-1/16	4-40	1.47
761-2114-440-N	1-1/8	4-40	1.51
761-2115-440-N	1-3/16	4-40	1.53
761-2116-440-N	1-1/4	4-40	1.56
761-2117-440-N	1-5/16	4-40	1.58
761-2118-440-N	1-3/8	4-40	1.61
761-2119-440-N	1-7/16	4-40	1.64
761-2120-440-N	1-1/2	4-40	1.66
761-2098T-632-N	5/32	6-32	.48
761-2099T-632-N	7/32	6-32	.51
761-2100T-632-N	9/32	6-32	.54
761-2101T-632-N	11/32	6-32	.57
761-2102T-632-N	13/32	6-32	.59
761-2103T-632-N	15/32	6-32	.63
761-2104T-632-N	17/32	6-32	.65
761-2105T-632-N	19/32	6-32	.77
761-2106T-632-N	21/32	6-32	.87
761-2107T-632-N	23/32	6-32	1.01
761-2108T-632-N	25/32	6-32	1.05
761-2109T-632-N	27/32	6-32	1.10
761-2110T-632-N	29/32	6-32	1.12
761-2111T-632-N	31/32	6-32	1.16
761-2113-632-N	1-1/16	6-32	1.47
761-2114-632-N	1-1/8	6-32	1.51
761-2115-632-N	1-3/16	6-32	1.53
761-2116-632-N	1-1/4	6-32	1.56
761-2117-632-N	1-5/16	6-32	1.58
761-2118-632-N	1-3/8	6-32	1.61
761-2119-632-N	1-7/16	6-32	1.64
761-2120-632-N	1-1/2	6-32	1.66

HEX FEMALE STANDOFFS 3/16

RoHS Compliant

MOUSER STOCK NO.	"L" (in)	Thread	Price Each
Aluminum			
761-2051T-256-AL-7	5/32	2-56	.23
761-2052T-256-AL-7	7/32	2-56	.23
761-2053T-256-AL-7	9/32	2-56	.25
761-2054T-256-AL-7	11/32	2-56	.27
761-2055T-256-AL-7	13/32	2-56	.28
761-2056T-256-AL-7	15/32	2-56	.29
761-2057T-256-AL-7	17/32	2-56	.32
761-2058T-256-AL-7	19/32	2-56	.38
761-2059T-256-AL-7	5/8	2-56	.41
761-2060T-256-AL-7	20/32	2-56	.43
761-2051T-440-AL-7	5/32	4-40	.23
761-2052T-440-AL-7	7/32	4-40	.23
761-2053T-440-AL-7	9/32	4-40	.25
761-2054T-440-AL-7	11/32	4-40	.27
761-2054T-440-AL-7	11/32	4-40	.27
761-2055T-440-AL-7	13/32	4-40	.28

MOUSER STOCK NO.	"L" (in)	Thread	Price Each
Aluminum (cont.)			
761-2056T-440-AL-7	15/32	4-40	.29
761-2057T-440-AL-7	17/32	4-40	.32
761-2058T-440-AL-7	19/32	4-40	.38
761-2059T-440-AL-7	21/32	4-40	.41
761-2060T-440-AL-7	23/32	4-40	.43
Stainless Steel			
761-2051T-256-SS	5/32	2-56	.56
761-2052T-256-SS	7/32	2-56	.58
761-2053T-256-SS	9/32	2-56	.62
761-2054T-256-SS	11/32	2-56	.66
761-2055T-256-SS	13/32	2-56	.69
761-2056T-256-SS	15/32	2-56	.71
761-2057T-256-SS	17/32	2-56	.74
761-2058T-256-SS	19/32	2-56	.76
761-2059T-256-SS	5/8	2-56	.82
761-2060T-256-SS	20/32	2-56	.91

MOUSER STOCK NO.	"L" (in)	Thread	Price Each
Stainless Steel (cont.)			
761-2051T-440-SS	5/32	4-40	.56
761-2052T-440-SS	7/32	4-40	.58
761-2053T-440-SS	9/32	4-40	.62
761-2054T-440-SS	11/32	4-40	.66
761-2055T-440-SS	13/32	4-40	.69
761-2056T-440-SS	15/32	4-40	.71
761-2057T-440-SS	17/32	4-40	.74
761-2058T-440-SS	19/32	4-40	.76
761-2059T-440-SS	21/32	4-40	.82
761-2060T-440-SS	23/32	4-40	.91
Nylon			
761-2051T-256-N	5/32	2-56	.46
761-2052T-256-N	7/32	2-56	.49
761-2053T-256-N	9/32	2-56	.51
761-2054T-256-N	11/32	2-56	.54
761-2055T-256-N	13/32	2-56	.56

MOUSER STOCK NO.	"L" (in)	Thread	Price Each
Nylon (cont.)			
761-2056T-256-N	15/32	2-56	.59
761-2057T-256-N	17/32	2-56	.62
761-2058T-256-N	19/32	2-56	.64
761-2059T-256-N	5/8	2-56	.80
761-2060T-256-N	20/32	2-56	.92
761-2051T-440-N	5/32	4-40	.46
761-2052T-440-N	7/32	4-40	.49
761-2053T-440-N	9/32	4-40	.51
761-2054T-440-N	11/32	4-40	.54
761-2055T-440-N	13/32	4-40	.56
761-2056T-440-N	15/32	4-40	.59
761-2057T-440-N	17/32	4-40	.62
761-2058T-440-N	19/32	4-40	.64
761-2059T-440-N	21/32	4-40	.80
761-2060T-440-N	23/32	4-40	.92

HEX MALE/FEMALE STANDOFFS 3/16

RoHS Compliant

MOUSER STOCK NO.	"L" (in)	Thread	Price Each
Aluminum			
761-4506-440-AL-7	9/16	4-40	.47
761-4507-440-AL-7	5/8	4-40	.48
761-4508-440-AL-7	11/16	4-40	.49
761-4509-440-AL-7	3/4	4-40	.50
761-4510-440-AL-7	13/16	4-40	.50
761-4511-440-AL-7	7/8	4-40	.51
761-4512-440-AL-7	15/16	4-40	.51
761-4513-440-AL-7	1	4-40	.52
Stainless Steel			
761-4506-440-SS	9/16	4-40	1.20
761-4507-440-SS	5/8	4-40	1.29
761-4508-440-SS	11/16	4-40	1.29
761-4509-440-SS	3/4	4-40	1.31
761-4510-440-SS	13/16	4-40	1.33
761-4511-440-SS	7/8	4-40	1.36
761-4512-440-SS	15/16	4-40	1.40
761-4513-440-SS	1	4-40	1.43
Nylon			
761-4506-440-N	9/16	4-40	1.67
761-4507-440-N	5/8	4-40	1.73
761-4508-440-N	11/16	4-40	1.77
761-4509-440-N	3/4	4-40	1.81
761-4510-440-N	13/16	4-40	1.85
761-4511-440-N	7/8	4-40	1.89
761-4512-440-N	15/16	4-40	1.95
761-4513-440-N	1	4-40	1.98

HEX MALE/FEMALE STANDOFFS 1/4



Thread Length Code		
Thread	A	B
2-56	3/16	5/32
4-40	1/4	3/16
6-32	3/8	1/4
8-32	7/16	3/8

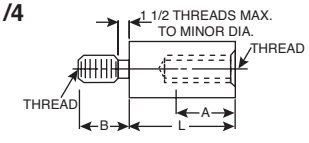

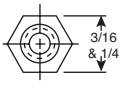

RoHS Compliant

MOUSER STOCK NO.	"L" (in)	Thread	Price Each
Aluminum			
761-4530A-440-AL-7	7/32	4-40	2.30
761-4530T-440-AL-7	9/32	4-40	2.39
761-4531T-440-AL-7	11/32	4-40	2.45
761-4532T-440-AL-7	13/32	4-40	2.53
761-4533T-440-AL-7	15/32	4-40	2.61
761-4534T-440-AL-7	17/32	4-40	2.68
761-4543-440-AL-7	1-1/16	4-40	3.22
761-4544-440-AL-7	1-1/8	4-40	3.23
761-4545-440-AL-7	1-3/16	4-40	3.27
761-4546-440-AL-7	1-1/4	4-40	3.32
761-4547-440-AL-7	1-5/16	4-40	3.36
761-4548-440-AL-7	1-3/8	4-40	3.40
761-4549-440-AL-7	1-7/16	4-40	3.47
761-4550-440-AL-7	1-1/2	4-40	3.49
761-4530A-632-AL-7	7/32	6-32	2.39
761-4530T-632-AL-7	9/32	6-32	2.45
761-4531T-632-AL-7	11/32	6-32	2.53
761-4532T-632-AL-7	13/32	6-32	2.61
761-4533T-632-AL-7	15/32	6-32	2.68
761-4534T-632-AL-7	17/32	6-32	2.76
761-4543-632-AL-7	1-1/16	6-32	3.27
761-4544-632-AL-7	1-1/8	6-32	3.30

MOUSER STOCK NO.	"L" (in)	Thread	Price Each
Aluminum (cont.)			
761-4545-632-AL-7	1-3/16	6-32	3.32
761-4546-632-AL-7	1-1/4	6-32	3.36
761-4547-632-AL-7	1-5/16	6-32	3.40
761-4548-632-AL-7	1-3/8	6-32	3.45
761-4549-632-AL-7	1-7/16	6-32	3.49
761-4550-632-AL-7	1-1/2	6-32	3.54
Stainless Steel			
761-4530A-440-SS	7/32	4-40	1.69
761-4530T-440-SS	9/32	4-40	1.78
761-4531T-440-SS	11/32	4-40	1.85
761-4532T-440-SS	13/32	4-40	1.92
761-4533T-440-SS	15/32	4-40	2.01
761-4534T-440-SS	17/32	4-40	2.08
761-4535T-440-SS	19/32	4-40	2.16
761-4536T-440-SS	21/32	4-40	2.23
761-4538T-440-SS	25/32	4-40	2.40
761-4539T-440-SS	27/32	4-40	2.46
761-4541T-440-SS	31/32	4-40	2.62
761-4543-440-SS	1-1/16	4-40	2.71
761-4544-440-SS	1-1/8	4-40	2.78
761-4545-440-SS	1-3/16	4-40	2.86
761-4546-440-SS	1-1/4	4-40	2.93

MOUSER STOCK NO.	"L" (in)	Thread	Price Each
Stainless Steel (cont.)			
761-4547-440-SS	1-5/16	4-40	3.00
761-4548-440-SS	1-3/8	4-40	3.08
761-4549-440-SS	1-7/16	4-40	3.14
761-4550-440-SS	1-1/2	4-40	3.14
761-4530A-632-SS	7/32	6-32	1.95
761-4530T-632-SS	9/32	6-32	2.03
761-4531T-632-SS	11/32	6-32	2.10
761-4532T-632-SS	13/32	6-32	2.19
761-4533T-632-SS	15/32	6-32	2.26
761-4534T-632-SS	17/32	6-32	2.33
761-4535T-632-SS	19/32	6-32	2.41
761-4536T-632-SS	21/32	6-32	2.47
761-4538T-632-SS	25/32	6-32	2.64
761-4539T-632-SS	27/32	6-32	2.72
761-4541T-632-SS	31/32	6-32	2.87
761-4543-632-SS	1-1/16	6-32	3.03
761-4544-632-SS	1-1/8	6-32	3.04
761-4545-632-SS	1-3/16	6-32	3.20
761-4546-632-SS	1-1/4	6-32	3.26
761-4547-632-SS	1-5/16	6-32	3.34
761-4548-632-SS	1-3/8	6-32	3.40
761-4549-632-SS	1-7/16	6-32	3.48
761-4550-632-SS	1-1/2	6-32	3.55

© Copyright 2013 Mouser Electronics

© Copyright 2013 Mouser Electronics

RAF HARDWARE 4.5mm Hex Metric Standoffs

RAF ELECTRONIC HARDWARE a Division of MW Industries, Inc.

RoHS Compliant **This product is RoHS compliant.**

MALE/FEMALE STANDOFFS

Material Specifications:
- Aluminum: QQ-A225/3, QQ-A225/6, QQ-A225/8, QQ-A200/9
- Stainless Steel: ASTM-A-581, A-582
- Nylon: LP-410A

For quantities greater than listed, call for quote.

"L" (mm)	MOUSER STOCK NO.	Thread Size	Price Each 1	Price Each 100
Aluminum-Plain				
5	761-M2100-2545-AL	M2.5X0.45	.44	.396
8	761-M2103-2545-AL	M2.5X0.45	.47	.417
10	761-M2105-2545-AL	M2.5X0.45	.47	.428
12	761-M2107-2545-AL	M2.5X0.45	.49	.439
14	761-M2109-2545-AL	M2.5X0.45	.50	.449
16	761-M2111-2545-AL	M2.5X0.45	.50	.449
5	761-M2100-3005-AL	M3X0.5	.45	.396
7	761-M2102-3005-AL	M3X0.5	.46	.407
8	761-M2103-3005-AL	M3X0.5	.47	.417
10	761-M2105-3005-AL	M3X0.5	.48	.428
12	761-M2107-3005-AL	M3X0.5	.49	.439
15	761-M2110-3005-AL	M3X0.5	.50	.449
25	761-M2120-3005-AL	M3X0.5	.56	.503
Nylon				
5	761-M2100-2545-N	M2.5X0.45	1.24	1.11
6	761-M2101-2545-N	M2.5X0.45	1.26	1.13
7	761-M2102-2545-N	M2.5X0.45	1.28	1.14
8	761-M2103-2545-N	M2.5X0.45	1.31	1.17
9	761-M2104-2545-N	M2.5X0.45	1.33	1.19
10	761-M2105-2545-N	M2.5X0.45	1.36	1.21
11	761-M2106-2545-N	M2.5X0.45	1.37	1.22
12	761-M2107-2545-N	M2.5X0.45	1.40	1.24
13	761-M2108-2545-N	M2.5X0.45	1.42	1.26
14	761-M2109-2545-N	M2.5X0.45	1.44	1.28
15	761-M2110-2545-N	M2.5X0.45	1.46	1.29
16	761-M2111-2545-N	M2.5X0.45	1.48	1.32
17	761-M2112-2545-N	M2.5X0.45	1.51	1.35
18	761-M2113-2545-N	M2.5X0.45	1.53	1.36
19	761-M2114-2545-N	M2.5X0.45	1.54	1.38
20	761-M2115-2545-N	M2.5X0.45	1.57	1.40

For quantities greater than listed, call for quote.

"L" (mm)	MOUSER STOCK NO.	Thread Size	Price Each 1	Price Each 100
Nylon (Cont.)				
21	761-M2116-2545-N	M2.5X0.45	1.59	1.42
22	761-M2117-2545-N	M2.5X0.45	1.62	1.44
23	761-M2118-2545-N	M2.5X0.45	1.63	1.44
24	761-M2119-2545-N	M2.5X0.45	1.66	1.49
25	761-M2120-2545-N	M2.5X0.45	1.68	1.50
5	761-M2100-3005-N	M3X0.5	1.26	1.12
6	761-M2101-3005-N	M3X0.5	1.28	1.14
7	761-M2102-3005-N	M3X0.5	1.29	1.16
8	761-M2103-3005-N	M3X0.5	1.33	1.19
9	761-M2104-3005-N	M3X0.5	1.35	1.20
10	761-M2105-3005-N	M3X0.5	1.37	1.22
11	761-M2106-3005-N	M3X0.5	1.40	1.24
12	761-M2107-3005-N	M3X0.5	1.41	1.26
13	761-M2108-3005-N	M3X0.5	1.43	1.27
14	761-M2109-3005-N	M3X0.5	1.46	1.29
15	761-M2110-3005-N	M3X0.5	1.48	1.32
16	761-M2111-3005-N	M3X0.5	1.51	1.34
17	761-M2112-3005-N	M3X0.5	1.52	1.36
18	761-M2113-3005-N	M3X0.5	1.54	1.38
19	761-M2114-3005-N	M3X0.5	1.57	1.40
20	761-M2115-3005-N	M3X0.5	1.58	1.41
21	761-M2116-3005-N	M3X0.5	1.61	1.43
23	761-M2118-3005-N	M3X0.5	1.66	1.48
24	761-M2119-3005-N	M3X0.5	1.68	1.50
25	761-M2120-3005-N	M3X0.5	1.69	1.51
Stainless Steel				
5	761-M2100-2545-SS	M2.5X0.45	1.19	1.06
7	761-M2102-2545-SS	M2.5X0.45	1.25	1.11
8	761-M2103-2545-SS	M2.5X0.45	1.27	1.13
9	761-M2104-2545-SS	M2.5X0.45	1.31	1.17

DIMENSIONS: mm



Male/Female Standoffs

For quantities greater than listed, call for quote.

"L" (mm)	MOUSER STOCK NO.	Thread Size	Price Each 1	Price Each 100
Stainless Steel (Cont.)				
10	761-M2105-2545-SS	M2.5X0.45	1.34	1.20
12	761-M2107-2545-SS	M2.5X0.45	1.40	1.25
20	761-M2115-2545-SS	M2.5X0.45	1.64	1.46
7	761-M2102-3005-SS	M3X0.5	1.25	1.11
8	761-M2103-3005-SS	M3X0.5	1.27	1.13
12	761-M2107-3005-SS	M3X0.5	1.40	1.25
15	761-M2110-3005-SS	M3X0.5	1.48	1.32
17	761-M2112-3005-SS	M3X0.5	1.52	1.36
18	761-M2113-3005-SS	M3X0.5	1.58	1.41

FEMALE STANDOFFS

Material Specifications:
- Aluminum: QQ-A225/3, QQ-A225/6, QQ-A225/8, QQ-A200/9
- Stainless Steel: ASTM-A-581, A-582
- Nylon: LP-410A

For quantities greater than listed, call for quote.

"L" (mm)	MOUSER STOCK NO.	Thread Size	Price Each 1	Price Each 100
Aluminum • Plain				
14	761-M1261-2545-AL	M2.5X0.45	.57	.514
15	761-M1262-2545-AL	M2.5X0.45	.60	.535
16	761-M1263-2545-AL	M2.5X0.45	.62	.546
17	761-M1264-2545-AL	M2.5X0.45	.64	.567
18	761-M1265-2545-AL	M2.5X0.45	.65	.589
19	761-M1266-2545-AL	M2.5X0.45	.66	.589
20	761-M1267-2545-AL	M2.5X0.45	.66	.589
21	761-M1268-2545-AL	M2.5X0.45	.67	.599
22	761-M1269-2545-AL	M2.5X0.45	.69	.61
23	761-M1270-2545-AL	M2.5X0.45	.69	.61
24	761-M1271-2545-AL	M2.5X0.45	.70	.621
25	761-M1272-2545-AL	M2.5X0.45	.70	.621
14	761-M1261-3005-AL	M3X0.5	.57	.514
15	761-M1262-3005-AL	M3X0.5	.60	.535
16	761-M1263-3005-AL	M3X0.5	.62	.546
17	761-M1264-3005-AL	M3X0.5	.64	.567
18	761-M1265-3005-AL	M3X0.5	.65	.589
19	761-M1266-3005-AL	M3X0.5	.66	.589
20	761-M1267-3005-AL	M3X0.5	.66	.589
21	761-M1268-3005-AL	M3X0.5	.67	.599
22	761-M1269-3005-AL	M3X0.5	.69	.61
23	761-M1270-3005-AL	M3X0.5	.69	.61
24	761-M1271-3005-AL	M3X0.5	.70	.621
25	761-M1272-3005-AL	M3X0.5	.70	.621
Stainless Steel				
14	761-M1261-2545-SS	M2.5X0.45	1.26	1.12
15	761-M1262-2545-SS	M2.5X0.45	1.31	1.17
16	761-M1263-2545-SS	M2.5X0.45	1.33	1.18
17	761-M1264-2545-SS	M2.5X0.45	1.44	1.29
18	761-M1265-2545-SS	M2.5X0.45	1.53	1.36
19	761-M1266-2545-SS	M2.5X0.45	1.55	1.38
20	761-M1267-2545-SS	M2.5X0.45	1.57	1.40

For quantities greater than listed, call for quote.

"L" (mm)	MOUSER STOCK NO.	Thread Size	Price Each 1	Price Each 100
Stainless Steel (Cont.)				
21	761-M1268-2545-SS	M2.5X0.45	1.59	1.42
22	761-M1269-2545-SS	M2.5X0.45	1.62	1.44
23	761-M1270-2545-SS	M2.5X0.45	1.63	1.46
25	761-M1272-2545-SS	M2.5X0.45	1.68	1.50
14	761-M1261-3005-SS	M3X0.5	1.26	1.12
15	761-M1262-3005-SS	M3X0.5	1.31	1.17
16	761-M1263-3005-SS	M3X0.5	1.33	1.18
17	761-M1264-3005-SS	M3X0.5	1.44	1.29
18	761-M1265-3005-SS	M3X0.5	1.53	1.36
19	761-M1266-3005-SS	M3X0.5	1.55	1.38
20	761-M1267-3005-SS	M3X0.5	1.57	1.40
21	761-M1268-3005-SS	M3X0.5	1.59	1.42
23	761-M1270-3005-SS	M3X0.5	1.63	1.46
24	761-M1271-3005-SS	M3X0.5	1.66	1.48
25	761-M1272-3005-SS	M3X0.5	1.68	1.50
Nylon				
14	761-M1261-2545-N	M2.5X0.45	1.01	.899
15	761-M1262-2545-N	M2.5X0.45	1.03	.92
16	761-M1263-2545-N	M2.5X0.45	1.06	.942
18	761-M1265-2545-N	M2.5X0.45	1.34	1.20
19	761-M1266-2545-N	M2.5X0.45	1.36	1.22
20	761-M1267-2545-N	M2.5X0.45	1.52	1.36
21	761-M1268-2545-N	M2.5X0.45	1.54	1.38
22	761-M1269-2545-N	M2.5X0.45	1.56	1.39
23	761-M1270-2545-N	M2.5X0.45	1.58	1.41
24	761-M1271-2545-N	M2.5X0.45	1.62	1.43
25	761-M1272-2545-N	M2.5X0.45	1.63	1.46
14	761-M1261-3005-N	M3X0.5	1.01	.899
15	761-M1262-3005-N	M3X0.5	1.03	.92
16	761-M1263-3005-N	M3X0.5	1.06	.942
17	761-M1264-3005-N	M3X0.5	1.25	1.11
18	761-M1265-3005-N	M3X0.5	1.34	1.20

DIMENSIONS: mm

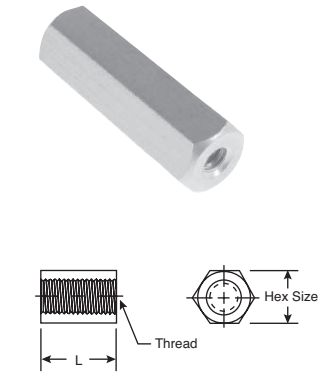

Female Standoffs

For quantities greater than listed, call for quote.

"L" (mm)	MOUSER STOCK NO.	Thread Size	Price Each 1	Price Each 100
Nylon (Cont.)				
19	761-M1266-3005-N	M3X0.5	1.36	1.22
20	761-M1267-3005-N	M3X0.5	1.52	1.36
21	761-M1268-3005-N	M3X0.5	1.54	1.38
22	761-M1269-3005-N	M3X0.5	1.56	1.39
23	761-M1270-3005-N	M3X0.5	1.58	1.41
24	761-M1271-3005-N	M3X0.5	1.62	1.43
25	761-M1272-3005-N	M3X0.5	1.63	1.46

© Copyright 2013 Mouser Electronics

© Copyright 2013 Mouser Electronics

RAF HARDWARE Hex Standoffs

RAF ELECTRONIC HARDWARE
a Division of MW Industries, Inc.

RoHS Compliant This product is RoHS compliant.

HEX FEMALE STANDOFFS



RoHS Compliant

"L" (in)	Thread Size	Aluminum Material - Clear Iridite Finish			Stainless Steel Material			Nylon Material		
		MOUSER STOCK NO.	Price Each		MOUSER STOCK NO.	Price Each		MOUSER STOCK NO.	Price Each	
			1	100		1	100		1	100
3/16 Hex										
1/8	2-56	761-2051-256-AL-7	.23	.193	761-2051-256-SS	.86	.749	761-2051-256-N	.72	.621
3/16	2-56	761-2052-256-AL-7	.23	.203	761-2052-256-SS	.90	.792	761-2052-256-N	.76	.663
1/4	2-56	761-2053-256-AL-7	.24	.203	761-2053-256-SS	.94	.824	761-2053-256-N	.79	.696
5/16	2-56	761-2054-256-AL-7	.27	.235	761-2054-256-SS	1.04	.91	761-2054-256-N	.84	.728
3/8	2-56	761-2055-256-AL-7	.27	.246	761-2055-256-SS	1.08	.942	761-2055-256-N	.88	.77
7/16	2-56	761-2056-256-AL-7	.28	.257	761-2056-256-SS	1.11	.974	761-2056-256-N	.91	.803
1/2	2-56	761-2057-256-AL-7	.29	.257	761-2057-256-SS	1.16	1.02	761-2057-256-N	.96	.845
9/16	2-56	761-2058-256-AL-7	.35	.321	761-2058-256-SS	1.20	1.05	- - - - - - - - - - -	-	-
5/8	2-56	761-2059-256-AL-7	.40	.353	761-2059-256-SS	1.24	1.09	761-2059-256-N	1.05	.92
11/16	2-56	761-2060-256-AL-7	.42	.375	761-2060-256-SS	1.38	1.21	761-2060-256-N	1.46	1.27
3/4	2-56	761-2061-256-AL-7	.43	.385	- - - - - - - - - - -	-	-	761-2061-256-N	1.49	1.29
1/8	4-40	761-2051-440-AL-7	.23	.193	761-2051-440-SS	.86	.749	761-2051-440-N	.72	.621
3/16	4-40	761-2052-440-AL-7	.23	.203	761-2052-440-SS	.90	.792	761-2052-440-N	.76	.663
1/4	4-40	761-2053-440-AL-7	.21	.171	761-2053-440-SS	.94	.824	761-2053-440-N	.79	.696
5/16	4-40	761-2054-440-AL-7	.32	.257	761-2054-440-SS	1.04	.91	761-2054-440-N	.84	.728
3/8	4-40	761-2055-440-AL-7	.20	.161	761-2055-440-SS	1.08	.942	761-2055-440-N	.88	.77
7/16	4-40	761-2056-440-AL-7	.28	.257	761-2056-440-SS	1.11	.974	761-2056-440-N	.91	.803
1/2	4-40	761-2057-440-AL-7	.24	.182	761-2057-440-SS	1.16	1.02	761-2057-440-N	.96	.845
9/16	4-40	761-2058-440-AL-7	.35	.321	761-2058-440-SS	1.20	1.05	761-2058-440-N	1.01	.877
5/8	4-40	761-2059-440-AL-7	.34	.268	761-2059-440-SS	1.24	1.09	761-2059-440-N	1.05	.92
11/16	4-40	761-2060-440-AL-7	.42	.375	761-2060-440-SS	1.38	1.21	761-2060-440-N	1.46	1.27
3/4	4-40	761-2061-440-AL-7	.35	.289	761-2061-440-SS	1.52	1.34	761-2061-440-N	1.49	1.29
1/4 Hex										
1/8	4-40	761-2098-440-AL-7	.26	.235	761-2098-440-SS	.93	.813	761-2098-440-N	.73	.642
3/16	4-40	761-2099-440-AL-7	.27	.246	761-2099-440-SS	1.01	.888	761-2099-440-N	.79	.685
1/4	4-40	761-2100-440-AL-7	.18	.139	761-2100-440-SS	1.07	.942	761-2100-440-N	.66	.578
5/16	4-40	761-2101-440-AL-7	.30	.278	761-2101-440-SS	1.12	.984	761-2101-440-N	.88	.76
3/8	4-40	761-2102-440-AL-7	.20	.161	761-2102-440-SS	1.19	1.04	761-2102-440-N	.67	.589
7/16	4-40	761-2103-440-AL-7	.32	.30	761-2103-440-SS	1.24	1.08	761-2103-440-N	.96	.845
1/2	4-40	761-2104-440-AL-7	.26	.203	761-2104-440-SS	1.32	1.16	761-2104-440-N	.62	.535
9/16	4-40	761-2105-440-AL-7	.35	.332	761-2105-440-SS	1.51	1.32	761-2105-440-N	1.07	.931
5/8	4-40	761-2106-440-AL-7	.30	.278	761-2106-440-SS	1.67	1.47	761-2106-440-N	.61	.535
11/16	4-40	761-2107-440-AL-7	.41	.375	761-2107-440-SS	1.75	1.54	761-2107-440-N	1.55	1.36
3/4	4-40	761-2108-440-AL-7	.26	.235	761-2108-440-SS	1.75	1.54	761-2108-440-N	.72	.631
13/16	4-40	761-2109-440-AL-7	.55	.514	761-2109-440-SS	1.78	1.55	761-2109-440-N	1.74	1.52
7/8	4-40	761-2110-440-AL-7	.43	.385	761-2110-440-SS	1.79	1.56	761-2110-440-N	.70	.61
15/16	4-40	761-2111-440-AL-7	.56	.524	761-2111-440-SS	1.80	1.57	761-2111-440-N	1.82	1.58
1"	4-40	761-2112-440-AL-7	.43	.385	761-2112-440-SS	1.82	1.59	761-2112-440-N	.91	.792
1/8	6-32	761-2098-632-AL-7	.25	.235	761-2098-632-SS	.93	.813	761-2098-632-N	.73	.642
3/16	6-32	761-2099-632-AL-7	.26	.246	761-2099-632-SS	1.01	.888	761-2099-632-N	.79	.685
1/4	6-32	761-2100-632-AL-7	.19	.161	761-2100-632-SS	1.07	.942	761-2100-632-N	.66	.578
5/16	6-32	761-2101-632-AL-7	.29	.278	761-2101-632-SS	1.12	.984	761-2101-632-N	.88	.76
3/8	6-32	761-2102-632-AL-7	.18	.139	761-2102-632-SS	1.19	1.04	761-2102-632-N	.67	.589
7/16	6-32	761-2103-632-AL-7	.31	.30	761-2103-632-SS	1.24	1.08	761-2103-632-N	.96	.845
1/2	6-32	761-2104-632-AL-7	.20	.161	761-2104-632-SS	1.32	1.16	761-2104-632-N	.71	.621
9/16	6-32	761-2105-632-AL-7	.34	.332	761-2105-632-SS	1.51	1.32	761-2105-632-N	1.07	.931
5/8	6-32	761-2106-632-AL-7	.25	.203	761-2106-632-SS	1.67	1.47	761-2106-632-N	.61	.535
11/16	6-32	761-2107-632-AL-7	.40	.375	- - - - - - - - - - -	-	-	761-2107-632-N	1.55	1.36
3/4	6-32	761-2108-632-AL-7	.26	.214	761-2108-632-SS	1.75	1.54	761-2108-632-N	.91	.792
13/16	6-32	761-2109-632-AL-7	.54	.514	761-2109-632-SS	1.78	1.55	761-2109-632-N	1.74	1.52
7/8	6-32	761-2110-632-AL-7	.34	.332	761-2110-632-SS	1.79	1.56	761-2110-632-N	.70	.61
15/16	6-32	761-2111-632-AL-7	.55	.524	761-2111-632-SS	1.80	1.57	761-2111-632-N	1.82	1.58
1"	6-32	761-2112-632-AL-7	.45	.375	761-2112-632-SS	1.82	1.59	761-2112-632-N	.91	.792

MALE/FEMALE HEX STANDOFFS

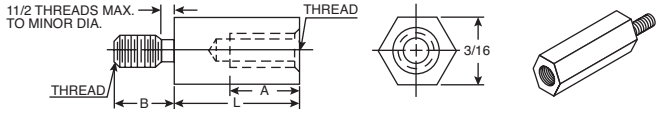

Thread Length Code		
Thread	A	B
2-56	3/16	5/32
4-40	1/4	3/16
6-32	3/8	1/4
8-32	7/16	3/8

RoHS Compliant

"L" (in)	Thread Size	Aluminum Material - Clear Iridite Finish			Stainless Steel Material			Nylon Material		
		MOUSER STOCK NO.	Price Each		MOUSER STOCK NO.	Price Each		MOUSER STOCK NO.	Price Each	
			1	100		1	100		1	100
3/16 Hex										
3/16	2-56	761-4500-256-AL-7	.41	.342	761-4500-256-SS	.93	.888	761-4500-256-N	1.44	1.26
1/4	2-56	761-4501-256-AL-7	.42	.353	761-4501-256-SS	.96	.91	761-4501-256-N	1.48	1.28
5/16	2-56	761-4502-256-AL-7	.42	.353	761-4502-256-SS	1.00	.942	761-4502-256-N	1.52	1.33
3/8	2-56	761-4503-256-AL-7	.43	.364	761-4503-256-SS	1.02	.963	761-4503-256-N	1.54	1.35
7/16	2-56	761-4504-256-AL-7	.44	.364	761-4504-256-SS	1.05	.984	761-4504-256-N	1.57	1.38
1/2	2-56	761-4505-256-AL-7	.45	.375	761-4505-256-SS	1.08	1.03	761-4505-256-N	1.63	1.42
3/16	4-40	761-4500-440-AL-7	.42	.342	761-4500-440-SS	.92	.867	761-4500-440-N	1.36	1.19
1/4	4-40	761-4501-440-AL-7	.42	.353	761-4501-440-SS	.92	.867	761-4501-440-N	1.40	1.23
5/16	4-40	761-4502-440-AL-7	.43	.353	761-4502-440-SS	.92	.867	761-4502-440-N	1.44	1.26
3/8	4-40	761-4503-440-AL-7	.43	.364	761-4503-440-SS	.95	.899	761-4503-440-N	1.49	1.31
7/16	4-40	761-4504-440-AL-7	.44	.364	761-4504-440-SS	.98	.931	- - - - - - - - - - -	-	-
1/2	4-40	761-4505-440-AL-7	.45	.375	761-4505-440-SS	1.01	.952	761-4505-440-N	1.57	1.37
3/16	6-32	761-4500-632-AL-7	.40	.353	761-4500-632-SS	1.01	.942	761-4500-632-N	1.40	1.23
1/4	6-32	761-4501-632-AL-7	.42	.364	761-4501-632-SS	1.03	.974	- - - - - - - - - - -	-	-
5/16	6-32	761-4502-632-AL-7	.42	.364	761-4502-632-SS	1.06	1.01	- - - - - - - - - - -	-	-
3/8	6-32	761-4503-632-AL-7	.42	.364	761-4503-632-SS	1.09	1.04	- - - - - - - - - - -	-	-
7/16	6-32	761-4504-632-AL-7	.43	.375	- - - - - - - - - - -	-	-	761-4504-632-N	1.57	1.37
1/2	6-32	761-4505-632-AL-7	.43	.375	761-4505-632-SS	1.14	1.08	761-4505-632-N	1.61	1.40

© Copyright 2013 Mouser Electronics
© Copyright 2013 Mouser Electronics

RAF HARDWARE Hex Standoffs and Handles

RoHS Compliant **This product is RoHS compliant.**

MALE/FEMALE HEX STANDOFFS (CONT.)

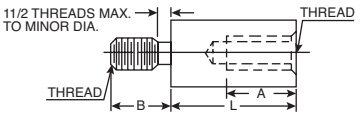

Thread Length Code		
Thread	A	B
2-56	3/16	5/32
4-40	1/4	3/16
6-32	3/8	1/4
8-32	7/16	3/8



RoHS Compliant

"L" (in)	Thread Size	Aluminum Material - Clear Iridite Finish MOUSER STOCK NO.	Price Each 1	Price Each 100	Stainless Steel Material MOUSER STOCK NO.	Price Each 1	Price Each 100	Nylon Material MOUSER STOCK NO.	Price Each 1	Price Each 100
1/4 Hex										
1/4	4-40	761-4530-440-AL-7	.43	.246	761-4530-440-SS	1.08	1.02	761-4530-440-N	.43	.385
5/16	4-40	761-4531-440-AL-7	.50	.385	761-4531-440-SS	1.11	1.05	761-4531-440-N	1.50	1.32
3/8	4-40	761-4532-440-AL-7	.38	.289	761-4532-440-SS	1.16	1.09	761-4532-440-N	.48	.417
7/16	4-40	761-4533-440-AL-7	.54	.417	761-4533-440-SS	1.21	1.14	761-4533-440-N	1.61	1.40
1/2	4-40	761-4534-440-AL-7	.54	.417	761-4534-440-SS	1.25	1.18	761-4534-440-N	.50	.439
9/16	4-40	761-4535-440-AL-7	.55	.428	761-4535-440-SS	1.29	1.22	761-4535-440-N	1.69	1.48
5/8	4-40	761-4536-440-AL-7	.57	.439	761-4536-440-SS	1.34	1.27	761-4536-440-N	.51	.449
11/16	4-40	761-4537-440-AL-7	.58	.449	- - - - - - - - - - - -	- - -	- - -	761-4537-440-N	1.79	1.56
3/4	4-40	761-4538-440-AL-7	.59	.46	761-4538-440-SS	1.43	1.36	761-4538-440-N	.52	.449
13/16	4-40	761-4539-440-AL-7	.61	.471	761-4539-440-SS	1.48	1.39	761-4539-440-N	1.88	1.65
7/8	4-40	761-4540-440-AL-7	.62	.482	761-4540-440-SS	1.51	1.43	761-4540-440-N	.52	.46
15/16	4-40	761-4541-440-AL-7	.63	.492	761-4541-440-SS	1.57	1.49	761-4541-440-N	1.98	1.73
1"	4-40	761-4542-440-AL-7	.64	.503	761-4542-440-SS	1.62	1.52	761-4542-440-N	.54	.471
1/4	6-32	761-4530-632-AL-7	.32	.257	761-4530-632-SS	1.26	1.17	761-4530-632-N	.47	.417
5/16	6-32	761-4531-632-AL-7	.51	.396	761-4531-632-SS	1.31	1.20	761-4531-632-N	1.55	1.36
3/8	6-32	761-4532-632-AL-7	.42	.321	761-4532-632-SS	1.36	1.25	761-4532-632-N	.48	.417
7/16	6-32	761-4533-632-AL-7	.54	.417	761-4533-632-SS	1.39	1.28	761-4533-632-N	1.65	1.43
1/2	6-32	761-4534-632-AL-7	.44	.342	761-4534-632-SS	1.44	1.33	761-4534-632-N	.50	.439
9/16	6-32	761-4535-632-AL-7	.57	.439	761-4535-632-SS	1.49	1.37	761-4535-632-N	1.74	1.53
5/8	6-32	761-4536-632-AL-7	.58	.449	761-4536-632-SS	1.57	1.46	761-4536-632-N	.51	.449
11/16	6-32	761-4537-632-AL-7	.59	.46	761-4537-632-SS	1.58	1.47	761-4537-632-N	1.84	1.62
3/4	6-32	761-4538-632-AL-7	.61	.471	761-4538-632-SS	1.63	1.50	761-4538-632-N	.52	.449
13/16	6-32	761-4539-632-AL-7	.62	.482	761-4539-632-SS	1.67	1.54	761-4539-632-N	1.93	1.68
7/8	6-32	761-4540-632-AL-7	.63	.492	761-4540-632-SS	1.72	1.58	761-4540-632-N	.52	.46
15/16	6-32	761-4541-632-AL-7	.64	.503	761-4541-632-SS	1.77	1.63	761-4541-632-N	2.02	1.77
1"	6-32	761-4542-632-AL-7	.65	.503	761-4542-632-SS	1.81	1.67	761-4542-632-N	.54	.471

MALE/MALE HEX STANDOFFS

"L" (in)	Thread Size	Aluminum Material - Clear Iridite Finish MOUSER STOCK NO.	Price Each 1	Price Each 100	Stainless Steel Material MOUSER STOCK NO.	Price Each 1	Price Each 100	"L" (in)	Thread Size	Brass Material MOUSER STOCK NO.	Price Each 1	Price Each 100
3/16	4-40	761-4726-AL	2.36	2.17	761-4726-S-12	3.00	2.76	3/16	4-40	761-4726-B-12	3.51	3.23
3/16	4-40	761-4727-AL	2.38	2.18	761-4727-S-12	3.02	2.78	3/16	4-40	761-4727-B-12	3.53	3.25
1/4	6-32	761-4728-AL	2.39	2.19	761-4728-S-12	3.03	2.79	1/4	6-32	761-4728-B-12	3.56	3.27
3/8	8-32	- - -	- - -	- - -	761-4730-S-12	3.17	2.91	3/8	8-32	761-4730-B-12	3.79	3.49

MALE/FEMALE STACKING SPACERS - 3/16"

"L" (in)	Thread Size	MOUSER STOCK NO.	Price Each 1	Price Each 100
Round Profile • Aluminum/Nylon				
.600	4-40	761-4000-440-AL-600	.54	.492
.600	4-40	761-4000-440-NYL-600	1.27	1.18
Hexagonal • Aluminum/Nylon				
.600	4-40	761-4500-440-AL-600	.56	.503
.600	4-40	761-4500-440-NYL-600	2.46	2.26

Thread Length Code		
Thread	A	B
2-56	3/16	5/32
4-40	1/4	3/16
6-32	3/8	1/4
8-32	7/16	3/8

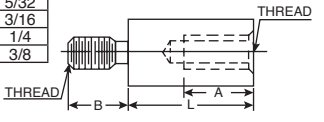

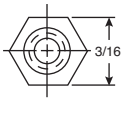



HANDLES

MOUSER STOCK NO.	Thread Size	Dim. A	Outside Diameter	Length	Leg Height	Price Each 1	Price Each 100
Round Handles							
761-8074-440-A-24	4-40	1/4	3/16	2"	1"	3.00	2.78
761-8075-440-A-24	4-40	1/4	3/16	3"	1"	3.18	2.95
761-8076-440-A-24	4-40	1/4	3/16	4"	1"	4.74	4.41
761-8077-440-A-24	4-40	1/4	3/16	5"	1"	4.99	4.64
761-8074-632-A-24	6-32	5/16 -3/8	3/16	2"	1"	4.32	4.02
761-8075-632-A-24	6-32	5/16 -3/8	3/16	3"	1"	4.54	4.13
761-8076-632-A-24	6-32	5/16 -3/8	3/16	4"	1"	4.74	4.41
761-8102-632-A-24	6-32	3/8	1/4	1-1/8	1"	4.40	4.09
761-8103-632-A-24	6-32	3/8	1/4	1-1/4	1"	4.40	4.09
761-8104-632-A-24	6-32	3/8	1/4	1-1/2	1"	4.44	4.13
761-8105-632-A-24	6-32	3/8	1/4	1-3/4	1"	4.49	4.18
761-8106-632-A-24	6-32	3/8	1/4	2"	1"	4.57	4.25
761-8102-832-A-24	8-32	7/16 - 9/16	1/4	1-1/8	1"	4.40	4.09
761-8103-832-A-24	8-32	7/16 - 9/16	1/4	1-1/4	1"	4.40	4.09
761-8104-832-A-24	8-32	7/16 - 9/16	1/4	1-1/2	1"	4.44	4.13
761-8105-832-A-24	8-32	7/16 - 9/16	1/4	1-3/4	1"	4.49	4.18
761-8106-832-A-24	8-32	7/16 - 9/16	1/4	2"	1"	4.57	4.25
Oval Handles							
761-8358-1032-A-24	10-32	5/16 - 5/8	5/8 x 9/32	3"	1-9/32	6.97	6.48
761-8359-1032-A-24	10-32	5/16 - 5/8	5/8 x 9/32	4"	1-9/32	7.33	6.82
761-8360-1032-A-24	10-32	5/16 - 5/8	5/8 x 9/32	4-1/4	1-9/32	7.40	6.89
761-8368-1032-A-24	10-32	5/16 - 5/8	5/8 X 9/32	4"	1-1/2	7.48	6.96
761-8370-1032-A-24	10-32	5/16 - 5/8	5/8 X 9/32	4-1/2	1-1/2	7.75	7.20
761-8371-1032-A-24	10-32	5/16 - 5/8	5/8 X 9/32	4-9/16	1-1/2	7.75	7.20
761-8372-1032-A-24	10-32	5/16 - 5/8	5/8 X 9/32	5"	1-1/2	7.86	7.32
761-8373-1032-A-24	10-32	5/16 - 5/8	5/8 X 9/32	6"	1-1/2	8.27	7.69
761-8376-1032-A-24	10-32	5/16 - 5/8	5/8 X 9/32	3"	1-3/4	7.33	6.82
761-8377-1032-A-24	10-32	5/16 - 5/8	5/8 X 9/32	4"	1-3/4	7.75	7.20

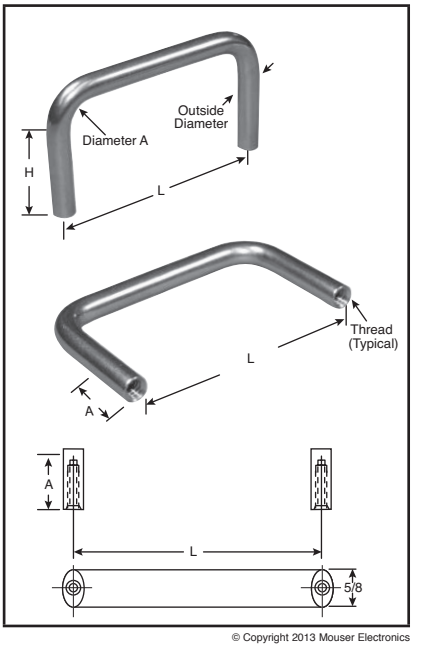

© Copyright 2013 Mouser Electronics

© Copyright 2013 Mouser Electronics

RAF HARDWARE Thumb Screws, Thumb Nuts and Jack Screws

RoHS Compliant This page of product is compliant.

RAF ELECTRONIC HARDWARE a Division of MW Industries, Inc.

PLAIN THUMB SCREWS

For quantities greater than listed, call for quote.

MOUSER STOCK NO.	RAF Hardware Part No.	Fig.	Thread Size	A +.020/-.000	B +.015/-.015	C +.015/-.015	D +.010/-.010	Price Each 1	100	500
Aluminum										
761-7120-AL	7120-AL	A	4-40	5/16	3/16	1/2	5/16	.66	.578	.536
761-7121-AL	7121-AL	A	4-40	5/16	3/16	9/16	3/8	.67	.589	.546
761-7122-AL	7122-AL	A	4-40	5/16	3/16	5/8	7/16	.70	.61	.564
761-7123-AL	7123-AL	A	4-40	5/16	3/16	11/16	1/2	.71	.621	.578
761-7124-AL	7124-AL	A	6-32	5/16	3/16	1/2	5/16	.67	.589	.546
761-7126-AL	7126-AL	A	6-32	5/16	3/16	5/8	7/16	.71	.621	.574
761-7127-AL	7127-AL	A	6-32	5/16	3/16	11/16	1/2	.73	.642	.592
Stainless Steel										
761-7120-SS	7120-SS	A	4-40	5/16	3/16	1/2	5/16	1.89	1.20	1.11
761-7122-SS	7122-SS	A	4-40	5/16	3/16	5/8	7/16	2.04	1.29	1.21
761-7124-SS	7124-SS	A	6-32	5/16	3/16	1/2	5/16	1.93	1.22	1.13

WASHER FACE THUMB SCREWS

For quantities greater than listed, call for quote.

MOUSER STOCK NO.	RAF Hardware Part No.	Fig.	Thread Size	A +.020/-.000	B +.015/-.015	C +.015/-.015	D +.010/-.010	Price Each 1	100	500
Aluminum										
761-7100-AL	7100-AL	B	4-40	3/8	3/16	5/8	5/16	.84	.728	.675
761-7101-AL	7101-AL	B	4-40	3/8	3/16	11/16	3/8	.86	.749	.699
761-7102-AL	7102-AL	B	4-40	3/8	3/16	3/4	7/16	.88	.77	.717
761-7103-AL	7103-AL	B	6-32	3/8	3/16	11/16	3/8	.88	.76	.709
761-7104-AL	7104-AL	B	6-32	3/8	3/16	3/4	7/16	.90	.781	.727
761-7105-AL	7105-AL	B	6-32	3/8	3/16	13/16	1/2	.98	.867	.80
761-7106-AL	7106-AL	B	8-32	7/16	3/16	11/16	3/8	1.09	.963	.89
761-7108-AL	7108-AL	B	8-32	7/16	3/16	15/16	5/8	1.24	1.09	1.01
761-7109-AL	7109-AL	B	10-32	7/16	3/16	11/16	3/8	1.09	.963	.89
761-7110-AL	7110-AL	B	10-32	7/16	3/16	13/16	1/2	1.18	1.03	.953
761-7111-AL	7111-AL	B	10-32	7/16	3/16	15/16	5/8	1.24	1.09	1.01
761-7112-AL	7112-AL	B	1/4-20	1/2	1/4	3/4	3/8	1.37	1.20	1.11
761-7113-AL	7113-AL	B	1/4-20	1/2	1/4	7/8	1/2	1.48	1.28	1.20
761-7114-AL	7114-AL	B	1/4-20	1/2	1/4	1	5/8	1.62	1.41	1.32
761-7115-AL	7115-AL	B	1/4-20	1/2	1/4	1-1/8	3/4	1.71	1.50	1.39
Stainless Steel										
761-7100-SS	7100-SS	B	4-40	3/8	3/16	5/8	5/16	1.75	1.54	1.43
761-7101-SS	7101-SS	B	4-40	3/8	3/16	11/16	3/8	1.83	1.59	1.49
761-7103-SS	7103-SS	B	6-32	3/8	3/16	11/16	3/8	1.97	1.72	1.61
761-7105-SS	7105-SS	B	6-32	3/8	3/16	13/16	1/2	2.20	1.94	1.80
761-7106-SS	7106-SS	B	8-32	7/16	3/16	11/16	3/8	2.59	2.27	2.11
761-7107-SS	7107-SS	B	8-32	7/16	3/16	13/16	1/2	2.89	2.54	2.35
761-7108-SS	7108-SS	B	8-32	7/16	3/16	15/16	5/8	3.12	2.74	2.54
761-7110-SS	7110-SS	B	10-32	7/16	3/16	13/16	1/2	2.89	2.54	2.35
761-7111-SS	7111-SS	B	10-32	7/16	3/16	15/16	5/8	3.12	2.74	2.54
761-7112-SS	7112-SS	B	1/4-20	1/2	1/4	3/4	3/8	3.39	2.96	2.75
761-7113-SS	7113-SS	B	1/4-20	1/2	1/4	7/8	1/2	3.77	3.30	3.06
761-7114-SS	7114-SS	B	1/4-20	1/2	1/4	1	5/8	4.13	3.61	3.35
761-7115-SS	7115-SS	B	1/4-20	1/2	1/4	1-1/8	3/4	4.50	3.94	3.66

ROUND THUMB NUTS

For quantities greater than listed, call for quote.

MOUSER STOCK NO.	RAF Hardware Part No.	Fig.	Thread Size	A +.020/-.000	B +.015/-.015	C REF.	D +.010/-.010	E +.031/-.031	Price Each 1	100	500
Aluminum											
761-7210-AL	7210-AL	C	2-56	1/4	1/8	1/4	1/8	3/16	.45	.396	.369
761-7211-AL	7211-AL	C	4-40	5/16	1/8	1/4	1/8	1/4	.45	.396	.369
761-7212-AL	7212-AL	C	6-32	3/8	1/8	9/32	5/32	11/32	.51	.449	.421
761-7213-AL	7213-AL	C	8-32	7/16	1/8	9/32	5/32	3/8	.66	.589	.542
761-7215-AL	7215-AL	C	10-32	1/2	5/32	11/32	3/16	13/32	.77	.674	.629
Stainless Steel											
761-7210-SS	7210-SS	C	2-56	1/4	1/8	1/4	1/8	3/16	.93	.813	.754
761-7211-SS	7211-SS	C	4-40	5/16	1/8	1/4	1/8	1/4	1.21	1.06	.984
761-7212-SS	7212-SS	C	6-32	3/8	1/8	9/32	5/32	11/32	1.40	1.22	1.13
761-7213-SS	7213-SS	C	8-32	7/16	1/8	9/32	5/32	3/8	1.88	1.65	1.53
761-7214-SS	7214-SS	C	10-24	1/2	5/32	11/32	3/16	13/32	2.32	2.03	1.89
761-7215-SS	7215-SS	C	10-32	1/2	5/32	11/32	3/16	13/32	2.32	2.03	1.89

JACK SCREWS - 3/16 HEX

For quantities greater than listed, call for quote.

MOUSER STOCK NO.	RAF Hardware Part No.	Fig.	Length (B) (in.)	Price Each 1	100	500
761-4750-1	4750-1	D	3/16	.71	.535	.494
761-4750-2	4750-2	D	1/4	.71	.535	.494
761-4750-3	4750-3	D	5/16	.51	.385	.356
761-4750-4	4750-4	D	3/8	.76	.578	.535
761-4750-5	4750-5	D	7/16	.81	.61	.57
761-4750-6	4750-6	D	1/2	.93	.696	.652
761-4750-7	4750-7	D	9/16	1.07	.803	.75
761-4750-8	4750-8	D	5/8	2.14	1.55	1.23

A

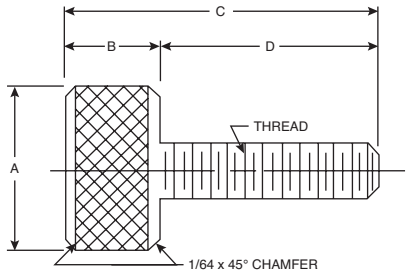

B

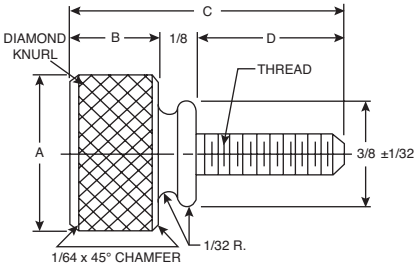

C

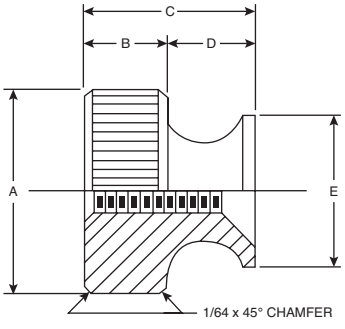

D

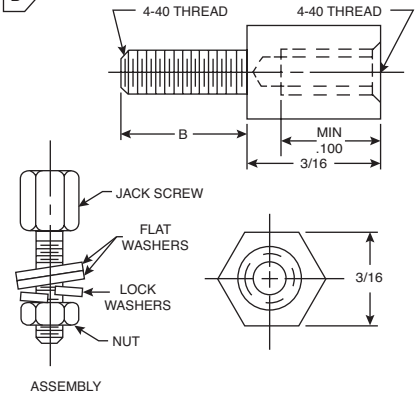

RAF Hardware

© Copyright 2013 Mouser Electronics

© Copyright 2013 Mouser Electronics

RAF HARDWARE Metric Captive Panel and Thumb Screws

RoHS Compliant This product is RoHS compliant.

RAF ELECTRONIC HARDWARE a Division of MW Industries, Inc.

STAINLESS STEEL METRIC PLAIN THUMB SCREWS

For quantities greater than listed, call for quote.

MOUSER STOCK NO.	RAF Hardware Part No.	Fig.	Thread Size	A +0.5-0.0	B +0.5-0.5	C +0.5-0.5	D +0.5-0.5	Price Each 1	100	500
761-M3465-SS	M3465-SS	A	M3X0.5	8	5	13	8	1.62	1.52	1.32
761-M3466-SS	M3466-SS	A	M3X0.5	8	5	14	9	1.65	1.55	1.34
761-M3467-SS	M3467-SS	A	M3X0.5	8	5	16	11	1.73	1.63	1.41
761-M3468-SS	M3468-SS	A	M3X0.5	8	5	18	13	1.82	1.70	1.48
761-M3469-SS	M3469-SS	A	M3.5X0.6	8	5	13	8	1.64	1.54	1.33
761-M3470-SS	M3470-SS	A	M3.5X0.6	8	5	14	9	1.68	1.57	1.36
761-M3471-SS	M3471-SS	A	M3.5X0.6	8	5	16	11	1.75	1.65	1.43
761-M3473-SS	M3473-SS	A	M4X0.7	10	5	14	9	2.15	2.01	1.74
761-M3474-SS	M3474-SS	A	M4X0.7	10	5	16	11	2.28	2.14	1.85
761-M3476-SS	M3476-SS	A	M4X0.7	10	5	19	14	2.53	2.36	2.05
761-M3477-SS	M3477-SS	A	M4X0.7	10	5	21	16	2.76	2.59	2.25
761-M3478-SS	M3478-SS	A	M5X0.8	11	5	14	9	2.80	2.63	2.28
761-M3479-SS	M3479-SS	A	M5X0.8	11	5	16	11	3.03	2.84	2.46
761-M3481-SS	M3481-SS	A	M5X0.8	11	5	19	14	3.25	3.05	2.64
761-M3482-SS	M3482-SS	A	M5X0.8	11	5	21	16	3.50	3.27	2.85
761-M3483-SS	M3483-SS	A	M6X1	13	6	19	13	4.27	4.00	3.47
761-M3487-SS	M3487-SS	A	M6X1	13	6	25	19	5.03	4.71	4.09

DIMENSIONS: mm

A

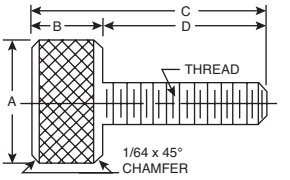

STAINLESS STEEL CAPTIVE SCREWS

Invaluable for equipment panels where mounting hardware is subject to loss, these captive screws and retainers assure easy and secure assembly. In addition to standard models, users choose variations such as slotted, unslotted, or hex heads, washers for oval head styles, plus retainer spring and washer sets.

For quantities greater than listed, call for quote.

MOUSER STOCK NO.	RAF Hardware Part No.	Fig.	Thread Size	H.D. +0.4/-0.4	H.L. +0.4/-0.4	L. +0.4/-0.4	T.L. +0.4/-0.4	S.D. +0.2/-0.2	S.L. +0.3/-0.3	W. +0.2/-0.4	D. +0.3/-0.0	Price Each 1	100	500
761-M0100-SS	M0100-SS	B	M3X0.5	8	5	16.5	7	2	9.5	1	1.5	2.35	2.21	1.92
761-M0101-SS	M0101-SS	B	M3X0.5	8	5	18	7	2	11	1	1.5	2.41	2.26	1.96
761-M0102-SS	M0102-SS	B	M3X0.5	8	5	20	7	2	13	1	1.5	2.57	2.41	2.09
761-M0112-SS	M0112-SS	B	M3.5X0.6	9.5	5	20	7	2.5	13	1.2	1.5	3.04	2.86	2.47

B

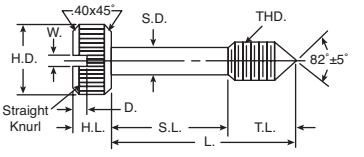

For quantities greater than listed, call for quote.

MOUSER STOCK NO.	RAF Hardware Part No.	Fig.	Thread Size	H.D. +0.5/-0.2	H.L. +0.3/-0.3	L. +0.5/-0.5	T.L. +0.0/-0.4	S.D. +0.15/-0.15	S.L. +0.3/-0.3	P.D. +0.0/-0.3	P.L. +0.4/-0.4	W. +0.2/-0.0	D. +0.3/-0.0	Price Each 1	100	500
761-M0170-SS	M0170-SS	C	M3X0.5	6.5	6.5	9.5	3.2	2	4.3	2	2	1.2	2	1.54	1.44	1.25
761-M0171-SS	M0171-SS	C	M3X0.5	6.5	6.5	11	3.2	2	5.8	2	2	1.2	2	1.56	1.47	1.27
761-M0172-SS	M0172-SS	C	M3X0.5	6.5	6.5	13	3.2	2	7.8	2	2	1.2	2	1.62	1.52	1.32
761-M0174-SS	M0174-SS	C	M3X0.5	6.5	6.5	16	3.2	2	10.8	2	2	1.2	2	1.89	1.78	1.54
761-M0181-SS	M0181-SS	C	M3X0.5	8	8	9.5	3.2	2	4.3	2	2	1.2	2	1.84	1.72	1.50
761-M0182-SS	M0182-SS	C	M3X0.5	8	8	11	3.2	2	5.8	2	2	1.2	2	1.88	1.77	1.53
761-M0185-SS	M0185-SS	C	M3X0.5	8	8	16	3.2	2	10.8	2	2	1.2	2	2.29	2.15	1.86
761-M0193-SS	M0193-SS	C	M3.5X0.6	8	8	13	5.5	2.5	5	2.5	2.5	1.2	2	2.08	1.95	1.68
761-M0195-SS	M0195-SS	C	M3.5X0.6	8	8	16	5.5	2.5	8	2.5	2.5	1.2	2	2.29	2.15	1.86

C

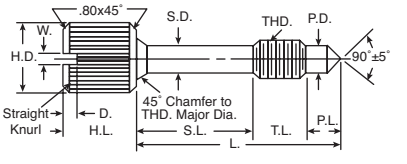

For quantities greater than listed, call for quote.

MOUSER STOCK NO.	RAF Hardware Part No.	Fig.	Thread Size	H.D. +.0.2 / -0.2	H.L. +0.0/-0.4	L. +0.5 / -0.5	T.L. +0.3/-0.3	S.D. +0.15/-0.15	S.L. +0.3/-0.3	W.L. +0.0/-0.3	W. +0.0/-0.3	D. +0.0/-0.4	Price Each 1	100	500
761-M0274-SS	M0274-SS	D	M2.5X0.45	4	2.5	6.5	4	1.8	2.5	1.8	0.9	1.1	1.20	1.12	.97
761-M0275-SS	M0275-SS	D	M2.5X0.45	4	2.5	8	4	1.8	4	1.8	0.9	1.1	1.22	1.14	.991
761-M0276-SS	M0276-SS	D	M2.5X0.45	4	2.5	9.5	4	1.8	5.5	1.8	0.9	1.1	1.34	1.25	1.09
761-M0277-SS	M0277-SS	D	M2.5X0.45	4	2.5	11	4	1.8	7	1.8	0.9	1.1	1.36	1.27	1.10
761-M0278-SS	M0278-SS	D	M2.5X0.45	4	2.5	13	4	1.8	9	1.8	0.9	1.1	1.39	1.31	1.12
761-M0279-SS	M0279-SS	D	M2.5X0.45	4	2.5	14.5	4	1.8	10.5	1.8	0.9	1.1	1.41	1.33	1.14
761-M0280-SS	M0280-SS	D	M2.5X0.45	4	2.5	16	4	1.8	12	1.8	0.9	1.1	1.42	1.34	1.16
761-M0281-SS	M0281-SS	D	M2.5X0.45	4	2.5	17.5	4	1.8	13.5	1.8	0.9	1.1	1.46	1.36	1.18
761-M0282-SS	M0282-SS	D	M2.5X0.45	4	2.5	19	4	1.8	15	1.8	0.9	1.1	1.79	1.68	1.46
761-M0283-SS	M0283-SS	D	M3X0.5	4.3	2.7	6.5	4.8	2	1.7	2	1	1.2	1.20	1.12	.97
761-M0284-SS	M0284-SS	D	M3X0.5	4.3	2.7	8	4.8	2	3.2	2	1	1.2	1.22	1.14	.991
761-M0285-SS	M0285-SS	D	M3X0.5	4.3	2.7	9.5	4.8	2	4.7	2	1	1.2	1.34	1.25	1.09
761-M0286-SS	M0286-SS	D	M3X0.5	4.3	2.7	11	4.8	2	6.2	2	1	1.2	1.36	1.27	1.10
761-M0288-SS	M0288-SS	D	M3X0.5	4.3	2.7	14.5	4.8	2	9.7	2	1	1.2	1.41	1.33	1.14
761-M0289-SS	M0289-SS	D	M3X0.5	4.3	2.7	16	4.8	2	11.2	2	1	1.2	1.42	1.34	1.16

D

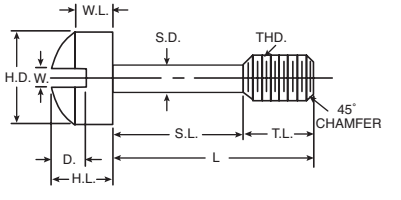

RAF

Hardware

© Copyright 2013 Mouser Electronics

© Copyright 2013 Mouser Electronics

RAF HARDWARE Metric Standoffs and Spacers

RoHS Compliant **This product is RoHS compliant.**

RAF ELECTRONIC HARDWARE a Division of MW Industries, Inc.

METRIC HEX FEMALE STANDOFFS 4.5MM

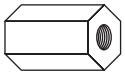

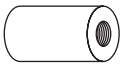

RoHS Compliant

"L" (mm)	Aluminum Material			Stainless Steel Material			Nylon Material		
	MOUSER STOCK NO.	Price Each		MOUSER STOCK NO.	Price Each		MOUSER STOCK NO.	Price Each	
		1	100		1	100		1	100
M2.5x0.45 Thread									
3	761-M1250-2545-AL	.39	.332	761-M1250-2545-SS	.85	.728	761-M1250-2545-N	.65	.556
4	761-M1251-2545-AL	.39	.332	761-M1251-2545-SS	.88	.749	761-M1251-2545-N	.67	.578
5	761-M1252-2545-AL	.40	.342	761-M1252-2545-SS	.90	.77	761-M1252-2545-N	.70	.599
6	761-M1253-2545-AL	.40	.342	761-M1253-2545-SS	.93	.803	761-M1253-2545-N	.74	.631
7	761-M1254-2545-AL	.45	.385	761-M1254-2545-SS	1.00	.856	761-M1254-2545-N	.76	.653
8	761-M1255-2545-AL	.45	.385	761-M1255-2545-SS	1.03	.877	761-M1255-2545-N	.78	.663
9	761-M1256-2545-AL	.46	.396	761-M1256-2545-SS	1.06	.91	761-M1256-2545-N	.81	.696
10	761-M1257-2545-AL	.48	.407	761-M1257-2545-SS	1.09	.931	761-M1257-2545-N	.85	.728
11	761-M1258-2545-AL	.48	.417	761-M1258-2545-SS	1.11	.952	761-M1258-2545-N	.87	.738
12	761-M1259-2545-AL	.49	.417	761-M1259-2545-SS	1.13	.974	761-M1259-2545-N	.90	.77
13	761-M1260-2545-AL	.51	.439	761-M1260-2545-SS	1.17	1.01	761-M1260-2545-N	.91	.781
M3x0.5 Thread									
3	761-M1250-3005-AL	.39	.332	761-M1250-3005-SS	.85	.728	761-M1250-3005-N	.65	.556
4	761-M1251-3005-AL	.39	.332	761-M1251-3005-SS	.88	.749	761-M1251-3005-N	.67	.578
5	761-M1252-3005-AL	.40	.342	761-M1252-3005-SS	.90	.77	761-M1252-3005-N	.70	.599
6	761-M1253-3005-AL	.40	.342	761-M1253-3005-SS	.93	.803	761-M1253-3005-N	.74	.631
7	761-M1254-3005-AL	.45	.385	- - - -	-	-	761-M1254-3005-N	.76	.653
8	761-M1255-3005-AL	.45	.385	761-M1255-3005-SS	1.03	.877	761-M1255-3005-N	.78	.663
9	761-M1256-3005-AL	.46	.396	761-M1256-3005-SS	1.06	.91	761-M1256-3005-N	.81	.696
10	761-M1257-3005-AL	.48	.407	761-M1257-3005-SS	1.09	.931	761-M1257-3005-N	.85	.728
11	761-M1258-3005-AL	.48	.417	761-M1258-3005-SS	1.11	.952	761-M1258-3005-N	.87	.738
12	761-M1259-3005-AL	.49	.417	761-M1259-3005-SS	1.13	.974	761-M1259-3005-N	.90	.77
13	761-M1260-3005-AL	.51	.482	761-M1260-3005-SS	1.10	1.01	761-M1260-3005-N	.91	.781

METRIC HEX FEMALE STANDOFFS 6MM

"L" (mm)	Aluminum Material			Stainless Steel Material			Nylon Material		
	MOUSER STOCK NO.	Price Each		MOUSER STOCK NO.	Price Each		MOUSER STOCK NO.	Price Each	
		1	100		1	100		1	100
M3x0.5 Thread									
3	761-M1300-3005-AL	.40	.342	761-M1300-3005-SS	.94	.803	761-M1300-3005-N	.72	.61
4	761-M1301-3005-AL	.41	.353	761-M1301-3005-SS	.97	.835	761-M1301-3005-N	.75	.642
5	- - - -	-	-	761-M1302-3005-SS	1.02	.877	761-M1302-3005-N	.79	.674
6	761-M1303-3005-AL	.45	.385	761-M1303-3005-SS	1.06	.91	761-M1303-3005-N	.84	.717
7	761-M1304-3005-AL	.46	.396	761-M1304-3005-SS	1.10	.942	761-M1304-3005-N	.87	.738
8	761-M1305-3005-AL	.46	.396	761-M1305-3005-SS	1.13	.974	761-M1305-3005-N	.90	.77
9	761-M1306-3005-AL	.48	.407	761-M1306-3005-SS	1.19	1.02	761-M1306-3005-N	.94	.813
10	761-M1307-3005-AL	.49	.417	761-M1307-3005-SS	1.20	1.03	761-M1307-3005-N	.98	.845
11	761-M1308-3005-AL	.50	.428	761-M1308-3005-SS	1.21	1.04	761-M1308-3005-N	.93	.867
12	761-M1309-3005-AL	.56	.439	761-M1309-3005-SS	1.23	1.06	761-M1309-3005-N	1.06	.91
13	761-M1310-3005-AL	.56	.471	- - - -	-	-	761-M1310-3005-N	1.10	.942
M4x0.7 Thread									
3	761-M1300-4007-AL	.40	.342	761-M1300-4007-SS	.94	.803	761-M1300-4007-N	.72	.61
4	761-M1301-4007-AL	.41	.353	761-M1301-4007-SS	.97	.835	761-M1301-4007-N	.75	.642
5	761-M1302-4007-AL	.43	.375	761-M1302-4007-SS	1.02	.877	761-M1302-4007-N	.79	.674
6	761-M1303-4007-AL	.45	.385	761-M1303-4007-SS	1.06	.91	761-M1303-4007-N	.72	.663
7	- - - -	-	-	761-M1304-4007-SS	1.10	.942	761-M1304-4007-N	.74	.696
8	761-M1305-4007-AL	.46	.396	761-M1305-4007-SS	1.13	.974	761-M1305-4007-N	.77	.717
9	761-M1306-4007-AL	.48	.407	761-M1306-4007-SS	1.19	1.02	761-M1306-4007-N	.81	.76
10	761-M1307-4007-AL	.49	.417	761-M1307-4007-SS	1.20	1.03	761-M1307-4007-N	.85	.792
11	761-M1308-4007-AL	.50	.428	761-M1308-4007-SS	1.21	1.04	761-M1308-4007-N	.87	.813
12	761-M1309-4007-AL	.51	.439	- - - -	-	-	- - - -	-	-
13	761-M1310-4007-AL	.56	.471	- - - -	-	-	761-M1310-4007-N	.94	.877

METRIC FEMALE ROUND SPACERS 4.5MM

"L" (mm)	Aluminum Material			Stainless Steel Material			Nylon Material		
	MOUSER STOCK NO.	Price Each		MOUSER STOCK NO.	Price Each		MOUSER STOCK NO.	Price Each	
		1	100		1	100		1	100
M2.5 Thread									
1	761-M0500-25-AL	.39	.332	- - - -	-	-	761-M0500-25-N	.50	.449
2	761-M0501-25-AL	.39	.332	761-M0501-25-SS	.59	.503	761-M0501-25-N	.51	.449
3	761-M0502-25-AL	.40	.342	761-M0502-25-SS	.61	.524	761-M0502-25-N	.52	.46
4	761-M0503-25-AL	.40	.342	761-M0503-25-SS	.62	.535	761-M0503-25-N	.52	.471
5	761-M0504-25-AL	.40	.353	761-M0504-25-SS	.64	.546	761-M0504-25-N	.54	.471
6	761-M0505-25-AL	.43	.375	761-M0505-25-SS	.65	.567	761-M0505-25-N	.55	.482
7	761-M0506-25-AL	.43	.375	- - - -	-	-	761-M0506-25-N	.56	.492
8	761-M0507-25-AL	.44	.385	761-M0507-25-SS	.70	.599	761-M0507-25-N	.57	.503
9	761-M0508-25-AL	.44	.385	- - - -	-	-	761-M0508-25-N	.58	.514
10	761-M0509-25-AL	.45	.385	761-M0509-25-SS	.79	.674	- - - -	-	-
11	761-M0510-25-AL	.45	.396	- - - -	-	-	- - - -	-	-
12	761-M0511-25-AL	.45	.396	- - - -	-	-	761-M0511-25-N	.64	.578
13	761-M0512-25-AL	.48	.428	761-M0512-25-SS	.82	.706	- - - -	-	-
M3 Thread									
1	761-M0500-3-AL	.39	.332	761-M0500-3-SS	.59	.503	761-M0500-3-N	.39	.332
2	761-M0501-3-AL	.39	.332	761-M0501-3-SS	.59	.503	761-M0501-3-N	.40	.342
3	761-M0502-3-AL	.40	.342	- - - -	-	-	761-M0502-3-N	.41	.342
4	761-M0503-3-AL	.40	.342	761-M0503-3-SS	.62	.535	- - - -	-	-
5	761-M0504-3-AL	.40	.353	- - - -	-	-	761-M0504-3-N	.42	.353
6	761-M0505-3-AL	.43	.375	761-M0505-3-SS	.65	.567	761-M0505-3-N	.43	.364
8	761-M0507-3-AL	.44	.385	- - - -	-	-	761-M0507-3-N	.44	.375
10	761-M0509-3-AL	.45	.385	761-M0509-3-SS	.79	.674	- - - -	-	-
11	761-M0510-3-AL	.45	.396	- - - -	-	-	761-M0510-3-N	.46	.396
12	761-M0511-3-AL	.45	.396	761-M0511-3-SS	.81	.696	761-M0511-3-N	.50	.428
13	761-M0512-3-AL	.48	.428	761-M0512-3-SS	.82	.706	- - - -	-	-

© Copyright 2013 Mouser Electronics

© Copyright 2013 Mouser Electronics

SCHURTER Transipillars and Spacers

SCHURTER ELECTRONIC COMPONENTS

RoHS Compliant **This product is RoHS compliant.**



Style 1



Style 2



Style 3

Dimensions: mm



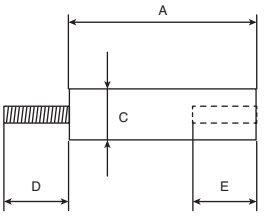



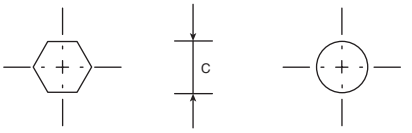

Hexagonal Cylindrical

Features:

- Versatile and rugged insulation mounting system
- Various combination of stud and insert
- Metric threads and lenghts
- Studs and inserts moulded into nylon pyllar
- Body hexagonal or cylindric
- Custom specific versions on request

c UL us

For quantities greater than listed, call for quote.

MOUSER STOCK NO.	Schurter Part No.	Form	Length (A)	Thread Size (B)	Diameter (C)	Stud Length (D)	Insert Depth (E)	Price Each			
								1	10	25	50
693-9656.4300	9656.4300	Hexagonal	64	M5	13	-	8	.74	.663	.61	.567
693-9665.1200	9665.1200	Hexagonal	51	M6	16	12.5	12.5	1.43	1.29	1.19	1.10
693-9843.8200	9843.8200	Cylindrical	38	M4	9.5	9.5	6.5	.76	.696	.642	.589
693-9643.8200	9643.8200	Hexagonal	38	M4	10	9.5	6.5	.76	.696	.642	.589
693-9833.8300	9833.8300	Cylindrical	38	M3	7	-	4.5	.80	.738	.674	.621
693-9633.8300	9633.8300	Hexagonal	38	M3	7	-	4.5	.80	.738	.674	.621
693-9653.8200	9653.8200	Hexagonal	38	M5	13	12.5	8	.88	.803	.728	.674
693-9865.1200	9865.1200	Cylindrical	51	M6	16	12.5	12.5	1.07	.974	.899	.824
693-9853.8200	9853.8200	Cylindrical	38	M5	12.5	12.5	8	.80	.738	.674	.621
693-9663.8200	9663.8200	Hexagonal	38	M6	16	12.5	12.5	1.33	1.21	1.11	1.03
693-9855.1200	9855.1200	Cylindrical	51	M5	12.5	12.5	8	.86	.781	.717	.663
693-9645.1300	9645.1300	Hexagonal	51	M4	10	-	6.5	.96	.867	.803	.738
693-9863.2200	9863.2200	Cylindrical	32	M6	16	12.5	12.5	1.01	.92	.845	.77
693-9663.2200	9663.2200	Hexagonal	32	M6	16	12.5	12.5	1.26	1.16	1.06	.974
693-9833.2300	9833.2300	Cylindrical	32	M3	7	-	4.5	.77	.696	.642	.589
693-9633.2300	9633.2300	Hexagonal	32	M3	7	-	4.5	.77	.696	.642	.589
693-9832.5200	9832.5200	Cylindrical	25	M3	7	6.5	4.5	.81	.738	.674	.621
693-9632.5200	9632.5200	Hexagonal	25	M3	7	6.5	4.5	.72	.653	.599	.546
693-9842.5200	9842.5200	Cylindrical	25	M4	9.5	9.5	6.5	.81	.738	.674	.621
693-9832.5300	9832.5300	Cylindrical	25	M3	7	-	4.5	.77	.696	.642	.589
693-9632.5300	9632.5300	Hexagonal	25	M3	7	-	4.5	.77	.696	.642	.589
693-9642.5200	9642.5200	Hexagonal	25	M4	10	9.5	6.5	.73	.663	.61	.567
693-9852.5200	9852.5200	Cylindrical	25	M5	12.5	12.5	8	.80	.738	.674	.621
693-9842.5300	9842.5300	Cylindrical	25	M4	9.5	-	6.5	.76	.696	.642	.589
693-9831.3200	9831.3200	Cylindrical	13	M3	7	6.5	4.5	.64	.589	.535	.492
693-9631.3200	9631.3200	Hexagonal	13	M3	7	6.5	4.5	.72	.653	.599	.546
693-9631.3300	9631.3300	Hexagonal	13	M3	7	-	4.5	.73	.663	.61	.567
693-9841.6200	9841.6200	Cylindrical	16	M4	9.5	9.5	6.5	.72	.653	.599	.556
693-9831.3300	9831.3300	Cylindrical	13	M3	7	-	4.5	.52	.471	.439	.407
693-9641.6200	9641.6200	Hexagonal	16	M4	10	9.5	6.5	.72	.653	.599	.556
693-9631.31	9631.3100	Hexagonal	13	M3	7	6.5	-	.71	.642	.589	.567
693-9641.6300	9641.6300	Hexagonal	16	M4	10	-	6.5	.76	.685	.631	.578

© Copyright 2013 Mouser Electronics

© Copyright 2013 Mouser Electronics

MODEL 9600 MINIATURE SPRING RETURN LINEAR MOTION POSITION SENSORS

Specifications:

- Terminal Length: 7.1mm
- Actuation Force: 4.0 Newton's Maximum
- Linearity over Active Electrical Travel: ±2%
- Mechanical Life: 2,000,000 Full Cycles, 5,000,000 Dither Cycles

Features:

- Plastic housing and shaft
- Plated brass eyelet style terminals
- 4.8mm diameter shaft

For quantities greater than listed, call for quote.

MOUSER STOCK NO.		Active Elec. Travel	Mechanical Elec. Travel	Res. 20%	Dimensions: mm				Price Each		
Mfr.	Mfr. Part No.				C	D	E	F	1	5	10
682	9605R1.7KL2.0	10mm	14.2mm	1.7K	26.90	7.6	5.1	20.6	69.55	34.24	26.75
682	9610R3.4KL2.0	22.8mm	26.9mm	3.4K	39.60	12.7	12.7	33.3	48.15	34.24	29.96
682	9615R5.1KL2.0	35.6mm	39.6mm	5.1K	52.30	20.3	17.8	46.0	45.21	41.30	33.44

MODEL 600 LINEAR MOTION POSITION SENSORS

Specifications:

- Power Rating at 70°C: 0.25 Watts
- Output Smoothness: 0.1%
- Resolution: Infinite
- Dielectric Strength: 500VDC
- Actuation Force: 2oz. (0.56 Newtons) max.
- Repeatability: Within 0.0005 in. (0.013)
- Mechanical Life: 10,000,000 Cycles
- Temperature Range: -55°C to +125°C

Supplied with #28 AWG Teflon insulated wire 12 inches in length.

For quantities greater than listed, call for quote.

MOUSER STOCK NO.		Active Elec. Travel	Mechanical Elec. Travel	Res. 20%	(A) Case Dim.	Price Each		
Mfr.	Mfr. Part No.					1	5	10
682	601R1KL.7	23mm	28mm	1K	57mm	271.97	238.56	206.68
682	602R2KL.35	48mm	53mm	2K	89mm	281.62	247.04	233.39
682	603R3KL.25	74mm	79mm	3K	114mm	290.08	254.46	231.48
682	604R4KL.15	99mm	104mm	4K	140mm	325.74	290.11	244.30
682	610R10KL.09	251mm	257mm	10K	292mm	362.60	318.09	289.36

MODEL 9800 THROTTLE POSITION AND INDUSTRIAL CONTROL SENSORS

Specifications:

- Power Rating at 70°C: 0.15 Watts
- Linearity over Active Electrical Rotation: ±2%
- Mechanical Life: 1,000,000 Full Cycles, 5,000,000 Dither Cycles

Features:

- High temperature plastic housing
- Sealed for harsh environments
- Spring return

For quantities greater than listed, call for quote.

MOUSER STOCK NO.		Active Elec. Travel	Mech. Rotation	Res. 20%	Rotation Direction	Output	No. of Pins	Price Each		
Mfr.	Mfr. Part No.							1	5	10
682	9806R5KL2.0	85	120	5K	CCW	Single	3	48.15	40.66	37.45
682	9811R5KL2.0	85	120	5K	CW	Single	3	52.56	47.07	43.00
682	9812R5KL2.0	85	120	5K	CCW	Single	3	58.09	51.73	47.29

MODEL 9850/9860 SINGLE AND DUAL OUTPUT-LOW-PROFILE-PRECISION ROTARY SENSOR MODULES

Specifications:

- Power Rating at 70°C: 0.15 Watts
- Linearity over Active Electrical Rotation: ±2%
- Mechanical Life: 1,000,000 Full Cycles, 5,000,000 Dither Cycles

Features:

- High temperature plastic housing
- Sealed for harsh environments
- Spring return

For quantities greater than listed, call for quote.

MOUSER STOCK NO.		Active Elec. Travel	Mech. Rotation	Res. 20%	Rotation Direction	Output	No. of Pins	Price Each		
Mfr.	Mfr. Part No.							1	5	10
682	9851R5KL2.0	85	120	5K	CW	Single	3	40.33	34.06	31.36
682	9852R5KL2.0	85	120	5K	CCW	Single	3	40.33	34.06	31.36
682	9855R5KL2.0	130	180	5K	CW	Single	3	40.93	34.56	31.83
682	9856R5KL2.0	130	180	5K	CCW	Single	3	40.93	36.79	33.44
682	9861R5KL2.0	85	120	5K	CW	Dual	6	62.60	52.86	48.69

MODEL 9900 DUAL OUTPUT HALL EFFECT SENSORS

Specifications:

- Resolution: Analog (continuous)
- Temperature Range: -40°C to +85°C
- Rotational Life: 10 Million

Features:

- Rotating magnet/fixed sensor configuration provides improved accuracy and reliability
- Two independent outputs for redundancy
- Fully programmable outputs; programmable offset, gain, slope, and temperature compensation

For quantities greater than listed, call for quote.

MOUSER STOCK NO.		Active Elec. Travel	Mech. Rotation	Rotation Direction	Output	No. of Pins	Price Each		
Mfr.	Mfr. Part No.						1	5	10
682	9902090CW	90	180	CW	Dual	6	57.78	48.80	44.94

HARNESS ASSEMBLIES

Assemblies for models 9900 (6pin) and 9850 (3 and 6 pin).

Specifications:

- Overall length is 12"
- Lead length is 11" ± .5"

For quantities greater than listed, call for quote.

MOUSER STOCK NO.		Active Elec. Travel	Lead Length	No. of Pins	Price Each		
Mfr.	Mfr. Part No.				1	5	10
682	1-172	Harness Assembly	11"	3	15.03	13.46	11.72
682	1-173	Harness Assembly	11"	6	22.92	19.37	17.82

DIMENSIONS: mm

Model 9600

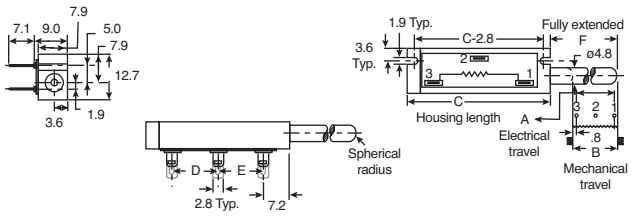

Tolerances unless otherwise specified: 0.8

Model 9806

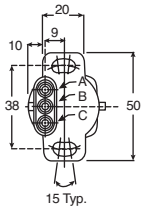

Model 600

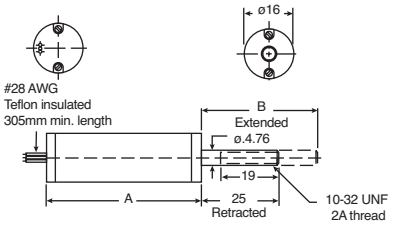

Model 9850
Single Output

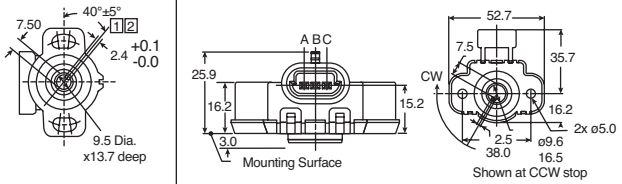

Models 9811/9812

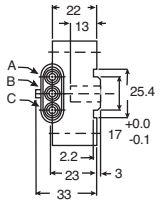

Model 9860
Dual Output

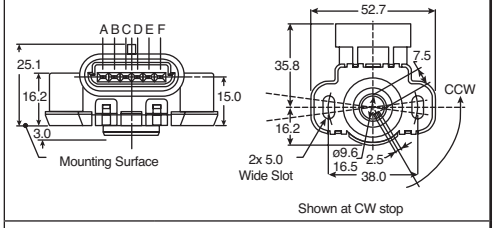

Model 9900

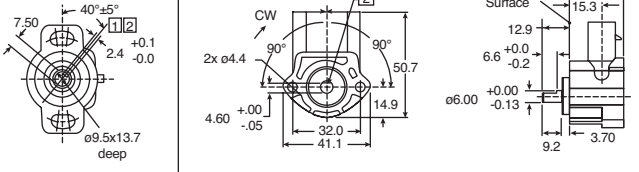

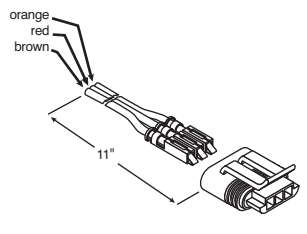

Sold as Assembly

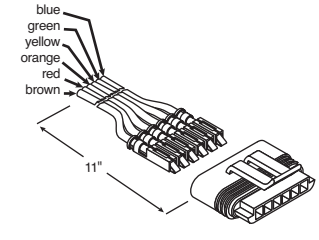

Sold as Assembly

© Copyright 2013 Mouser Electronics

© Copyright 2013 Mouser Electronics

RoHS Compliant This page of product is compliant.

HALL-EFFECT ROTARY POSITION SENSORS

Features and Benefits:
- 12 M cycle product life
- Solid-state Hall-effect technology
- Rugged IP67-sealed package with integral connector
- Automotive-grade EMI/EMC testing, integrated reverse polarity, and short circuit
- Industry-standard AMP termination, 32 mm mounting pitch, North American and European pinout styles, and compact package
- Eight operating ranges up to 360°

NEW PRODUCT

For quantities greater than listed, call for quote.

MOUSER STOCK NO.	Honeywell Part No.	Fig.	Sensing Range Angle	Supply Voltage (Vdc)	Output Type (Vdc)	Price Each 1	10	25
785-RTY060LVEAX	RTY060LVEAX	A	60° (±30°)	5	0.5 (left), 4.5 (right)	59.33	49.93	45.91
785-RTY060HVEAX	RTY060HVEAX	A	60° (±30°)	10-30	0.5 (left), 4.5 (right)	78.78	66.30	60.97
785-RTY060LVNAX	RTY060LVNAX	A	60° (±30°)	5	0.5 (left), 4.5 (right)	59.33	49.93	45.91
785-RTY060HVNAX	RTY060HVNAX	A	60° (±30°)	10-30	0.5 (left), 4.5 (right)	78.78	66.30	60.97
785-RTY090LVEAX	RTY090LVEAX	A	90° (±45°)	5	0.5 (left), 4.5 (right)	59.33	49.93	45.91
785-RTY090HVEAX	RTY090HVEAX	A	90° (±45°)	10-30	0.5 (left), 4.5 (right)	78.78	66.30	60.97
785-RTY090LVNAX	RTY090LVNAX	A	90° (±45°)	5	0.5 (left), 4.5 (right)	59.33	49.93	45.91
785-RTY090HVNAX	RTY090HVNAX	A	90° (±45°)	10-30	0.5 (left), 4.5 (right)	78.78	66.30	60.97
785-RTY120LVEAX	RTY120LVEAX	A	120° (±60°)	5	0.5 (left), 4.5 (right)	59.33	49.93	45.91
785-RTY120HVEAX	RTY120HVEAX	A	120° (±60°)	10-30	0.5 (left), 4.5 (right)	78.78	66.30	60.97
785-RTY120LVNAX	RTY120LVNAX	A	120° (±60°)	5	0.5 (left), 4.5 (right)	59.33	49.93	45.91
785-RTY120HVNAX	RTY120HVNAX	A	120° (±60°)	10-30	0.5 (left), 4.5 (right)	78.78	66.30	60.97
785-RTY180LVEAX	RTY180LVEAX	A	180° (±90°)	5	0.5 (left), 4.5 (right)	59.33	49.93	45.91
785-RTY180HVEAX	RTY180HVEAX	A	180° (±90°)	10-30	0.5 (left), 4.5 (right)	78.78	66.30	60.97
785-RTY180LVNAX	RTY180LVNAX	A	180° (±90°)	5	0.5 (left), 4.5 (right)	59.33	49.93	45.91
785-RTY180HVNAX	RTY180HVNAX	A	180° (±90°)	10-30	0.5 (left), 4.5 (right)	78.78	66.30	60.97
785-RTY360LVEAX	RTY360LVEAX	A	360° (±180°)	5	0.5 (left), 4.5 (right)	59.33	49.93	45.91
785-RTY360HVEAX	RTY360HVEAX	A	360° (±180°)	10-30	0.5 (left), 4.5 (right)	78.78	66.30	60.97
785-RTY360LVNAX	RTY360LVNAX	A	360° (±180°)	5	0.5 (left), 4.5 (right)	59.33	49.93	45.91
785-RTY360HVNAX	RTY360HVNAX	A	360° (±180°)	10-30	0.5 (left), 4.5 (right)	78.78	66.30	60.97

INFRARED SENSORS

For quantities greater than listed, call for quote.

MOUSER STOCK NO.	Honeywell Part No.	Fig.	Output Type	Collector-Emitter Breakdown Voltage (Vdc)	Power Dissipation	Rise/Fall (μs)	Price Each 1	10	50
Reflective Sensors									
785-HOA0708-001	HOA0708-001	B	Transistor	30	70	15	6.40	5.84	5.26
785-HOA0709-011	HOA0709-011	B	Darlington	15	70	75	6.52	5.93	5.35
785-HOA1180-002	HOA1180-002	C	Transistor	30	75	15	17.03	13.03	11.53
785-HOA1180-003	HOA1180-003	C	Darlington	15	75	75	19.61	16.46	14.99
785-HOA1397-002	HOA1397-002	D	Transistor	30	100	15	4.78	3.79	3.19
785-HOA1397-032	HOA1397-032	D	Darlington	15	100	75	5.02	4.09	3.43
785-HOA1404-002	HOA1404-002	E	Transistor	30	75	15	13.87	12.04	10.10
785-HOA1404-003	HOA1404-003	E	Darlington	15	75	75	15.83	12.11	10.71
785-HOA1405-001	HOA1405-001	F	Transistor	30	70	15	5.68	4.50	3.79
785-HOA1405-002	HOA1405-002	F	Transistor	30	70	15	5.38	4.33	3.66
785-HOA2498-002	HOA2498-002	G	Transistor	30	75	15	13.02	9.51	8.41
Transmissive Sensors									
785-HOA1870-031	HOA1870-031	H	Transistor	30V	100	15	10.58	7.74	6.84
785-HOA1872-013	HOA1872-013	I	Darlington	15V	100	75	7.37	5.39	4.76
785-HOA1873-012	HOA1873-012	J	Transistor	30V	100	15	5.08	4.62	4.17
785-HOA1874-012	HOA1874-012	K	Transistor	30V	100	15	6.53	6.07	5.39
785-HOA1875-002	HOA1875-002	L	Transistor	30V	75	15	13.29	11.75	8.59
785-HOA1875-003	HOA1875-003	L	Darlington	15V	75	75	9.52	8.63	8.24
785-HOA1877-001	HOA1877-001	L	Transistor	30V	75	15	9.51	7.43	6.56
785-HOA1877-002	HOA1877-002	M	Transistor	30V	75	15	13.29	9.72	8.59
785-HOA1877-003	HOA1877-003	M	Darlington	15V	75	75	13.12	9.48	8.88
785-HOA1879-015	HOA1879-015	L	Transistor	30V	100	15	6.01	4.90	4.13
785-HOA1881-012	HOA1881-012	N	Transistor	30V	100	15	7.25	6.74	6.62
785-HOA1882-012	HOA1882-012	O	Transistor	30V	100	15	3.54	2.89	2.43
785-HOA1884-012	HOA1884-012	P	Transistor	30V	100	15	6.69	5.31	4.46
785-HOA1887-012	HOA1887-012	Q	Transistor	30V	100	15	8.06	6.79	6.00

HALL EFFECT DIGITAL POSITION SENSORS

For quantities greater than listed, call for quote.

MOUSER STOCK NO.	Honeywell Part No.	Fig.	Supply Voltage (Vdc)	Supply Current (Max.) (mA)	Output Type	Termination Type	Price Each 1	10	50
785-103SR12A-1	103SR12A-1	R	6.0 to 24.0	10	Source	152.4mm Lead Wires	56.97	51.80	47.48
785-103SR13A-1	103SR13A-1	R	4.5 to 24.0	10	Sink	152.4mm Lead Wires	27.95	22.22	19.92
785-103SR13A-2	103SR13A-2	S	4.5 to 24.0	10	Sink	1m Cable	68.12	61.93	56.76
785-103SR13A-9	103SR13A-9	T	4.5 to 24.0	10	Sink	3m Cable	104.28	96.00	93.71
785-SR13D-A1	SR13D-A1	U	3.8 to 30.0	13	Sink	152.4mm Lead Wires	14.11	12.84	11.76
785-SR15C-A3	SR15C-A3	V	3.8 to 30.0	13	Sink	254.0mm Lead Wires	11.58	10.51	9.65
785-SR13C-A1	SR13C-A1	V	3.8 to 30.0	13	Sink	152.4mm Lead Wires	6.12	5.78	4.86
785-SR3F-A1	SR3F-A1	W	4.5 to 24.0	18	Sink	152.4mm Cable	48.93	43.36	40.91
HE Digital Position Sensors									
785-SR17C-J6	SR17C-J6	X	3.8 to 30.0	10	Sink	26-gauge 7-strand	9.45	6.91	5.89
785-SR16C-J6	SR16C-J6	Y	3.8 to 30.0	10	Sink	300.7mm Lead	14.50	13.17	12.08

SMART POSITION SENSOR

Features:
- IP67 & IP69K Sealing
- Analog or Digital output ✻

Applications:
- Transportation
- Industrial

NEW PRODUCT

✻ Digital Output only applies to SPS Linear Sensors

For quantities greater than listed, call for quote.

MOUSER STOCK NO.	Honeywell Part No.	Fig.	Supply Voltage (Vdc)	Output Type	Supply Current (mA)	Price Each 1	10	25
Smart Arc Parameter 100 Position Sensors								
785-SPS-A100D-HAMS	SPS-A100D-HAMS	Z	6 to 24	0.5-4.5 Vdc Analog	45	214.00	204.50	192.24
785-SPS-A100D-VAMS	SPS-A100D-VAMS	Z	18 to 40	0.5-4.5 Vdc Analog	45	214.00	204.50	192.24
785-SPS-A100D-HAWS	SPS-A100D-HAWS	AA	6.0 to 24.0	0.5-4.5 Vdc Analog	45	418.80	387.55	360.63
Smart Arc Parameter 180 Position Sensors								
785-SPS-A180D-HAMS	SPS-A180D-HAMS	Z	6 to 24	0.5-4.5 Vdc Analog	45	314.10	288.90	270.47
785-SPS-A180D-VAMS	SPS-A180D-VAMS	Z	18 to 40	0.5-4.5 Vdc Analog	45	314.10	290.67	270.47
SPS Linear Sensors								
✻ 785-SPSL075HALS	SPS-L075-HALS	BB	6 to 24	0-5 Vdc Analog	32	214.00	204.50	192.24
✻ 785-SPS-L225-HALS	SPS-L225-HALS	BB	6 to 24	0-5 Vdc Analog	34	248.24	203.30	191.53
✻ 785-SPS-L225-HDLS	SPS-L225-HDLS	BB	6 to 24	RS232 Digital	88	262.33	204.50	192.24
Smart Position Sensor Rotary						1		10
785-SPSR360DNBMS0101	SPS-R360D-NBMS0101	CC	12-30 Vdc	4-20 mA	90	359.18		344.58
785-SPS-MAG-002	SPS-MAG-002	CC	12-30 Vdc	4-20 mA	90	131.55		120.19



© Copyright 2013 Mouser Electronics

© Copyright 2013 Mouser Electronics

RoHS Compliant This product is RoHS compliant.

HIGH SENSITIVITY BIPOLAR LATCHING DIGITAL HALL-EFFECT SENSOR ICS

PRODUCT NEW

Features:

- Fastest response time in its class
- No chopper stabilization
- High sensitivity
- Bipolar latching magnetics
- Built-in reverse voltage
- Durable design

For quantities greater than listed, call for quote.

MOUSER STOCK NO.	Honeywell Part No.	Fig.	Supply Voltage (V)	Supply Current (max.)(V)	Operate/Release Point (mT)	Output Current (mA)	Price Each 1	10	50
785-SS360NT	SS360NT	A	3 to 24	6 to 8	-40 to 125	20	.77	.706	.642
785-SS360ST	SS360ST	A	3 to 24	6 to 8	-40 to 125	20	.77	.706	.642
785-SS460S	SS460S	A	3 to 24	6 to 8	-40 to 125	20	.77	.706	.642
785-SS413A	SS413A	-	3.8 to 30	10	14/-14	20	1.20	.706	1.09
785-SS491B	SS491B	-	4.5 to 10.5	8.7	6/-6	10	6.54	4.85	.642
785-SS495A2	SS495A2	-	4.5 to 10.5	8.7	67/-67	10	2.61	2.19	2.08
785-SS495B	SS495B	-	4.5 to 10.5	8.7	67/-67	10	1.71	.706	1.44
785-SS496B	SS496B	-	4.5 to 10.5	8.7	84/-84	10	3.05	2.34	2.11

SERIES SL353: MICROPOWER OMNIPOLAR DIGITAL HALL- EFFECT SENSORS ICS

Features:

- Lowest average current in its class
- Low supply voltage
- Promotes energy efficiency
- Reduces power consumption
- Extends battery life
- Reduces PC board space and parts count

✻Ultra low power sensing for battery-operated mobile applications

For quantities greater than listed, call for quote.

	MOUSER STOCK NO.	Honeywell Part No.	Fig.	Supply Voltage (V)	Supply Current (max.)(V)	Operate/Release Point (mT)	Output Current (mA)	Price Each 1	10	50
	Surface Mount									
	785-SL353HT	SL353HT	B	2.2 to 5.5	0.33	2.2 to 5.5	5	.81	.717	.685
✻	785-SL353LT	SL353LT	B	2.2 to 5.5	9	2.2 to 5.5	5	.81	.717	.685

LINEAR HALL EFFECT SENSOR ICS AND PCB LEVEL POSITION SENSORS

PRODUCT NEW

The SS39ET Series Low-cost Linear Hall-effect senors are small, versatile devices that are operated by the magnetic field from a permanent magnet or an electromagnet.

✻Noise Shielded

For quantities greater than listed, call for quote.

	MOUSER STOCK NO.	Honeywell Part No.	Fig.	Supply Voltage (V)	Supply Current (max.)	Magnetic Range	Output Current	Price Each 1	10	50
	Surface Mount									
	785-SS39ET	SS39ET	B	2.7 to 6.5 VDC	10mA	±650/±1000	1mA	.77	.706	.644
	PC Board									
✻	785-SS94A2	SS94A2	C	6.6 to 12.6	30mA	-50 to 50	1mA	39.61	38.00	32.36
	785-SS94A1F	SS94A1F	C	6.6 to 12.6	30mA	-10 to 10	1mA	35.94	27.84	24.58
	785-SS94A1	SS94A1	C	6.6 to 12.6	30mA	-50 to 50	1mA	30.90	25.32	22.37
	785-91SS12-2	91SS12-2	C	8.0 to 16.0	19mA	-40 to 40	10mA	26.63	19.58	18.35

Magnetic Position Sensors

The temperature compensated Hall effect sensor consists of a quad Hall sensing element in a square integrated circuit chip, which is then encapsulated in a glass-filled thermoset molding material. The small SOT89 style package surface mounts on PC boards and flexible circuits.

✻High Accuracy

For quantities greater than listed, call for quote.

	MOUSER STOCK NO.	Honeywell Part No.	Fig.	Supply Voltage (Vdc)	Output Voltage (Vdc)	Operate/Release Point (mT)	Magnetic Actuation	Price Each 1	10	50
	Quick Connect Terminal									
	785-55SS16	55SS16	D	4.5 to 9.0	0.4	40.0/5.7	Unipolar	14.50	13.50	13.12
	Surface Mount									
	785-SS549AT	SS549AT	E	3.8 to 30.0	0.4	39.0/23.5	Unipolar	2.20	2.10	2.00
	785-SS543AT	SS543AT	E	3.8 to 30.0	0.4	18.0/7.5	Unipolar	1.12	1.07	.965
	785-SS541AT	SS541AT	E	3.8 to 30.0	0.4	11.5/2.0	Unipolar	2.39	2.04	1.80
	785-SS511AT	SS511AT	E	3.8 to 30.0	0.4	6.0/-6.0	Bipolar	1.98	1.62	1.35
	785-SS513AT	SS513AT	E	3.8 to 30.0	0.4	14.0/-14.0	Bipolar	2.26	2.16	2.04
	785-SS59ET	SS59ET	E	2.7 to 6.5	0.95	-65.0 to 65.0	Ratiometric	2.86	2.29	2.09
	785-SS311PT	SS311PT	B	2.7 to 7.0	--	14.0/3.0	Bipolar Latch	.81	.717	.688
	785-SS341RT	SS341RT	B	3.0 to 24.0	--	13.5/12.0	Unipolar	1.10	.984	.938
	785-SS343RT	SS343RT	B	3.0 to 24.0	--	19.5/18.0	Unipolar	1.04	.92	.861
	785-SS345PT	SS345PT	B	2.7 to 7.0	0.4	18.0/10.5	Unipolar	1.34	1.23	.961
	785-SS349RT	SS349RT	B	3.0 to 24.0	--	41.0/31.0	Unipolar	.82	.76	.696
	785-SS351AT	SS351AT	B	3.0 to 24.0	--	+/-8.5/-5.0	Omnipolar	1.03	.931	.861
	785-SS361RT	SS361RT	B	3.8 to 30.0	0.4	12.0/-12.0	Bipolar Latch	1.35	1.23	.963
	785-SS495A-SP	SS495A-SP	B	4.5 to 10.5	0.2	-60 to -670	Ratiometric	3.49	3.17	2.88
	PC Board									
	785-2SS52M	2SS52M	F	3.8 to 30.0	0.4	2.5/0.5	Omnipolar	3.08	2.54	2.38
	785-SS41	SS41	F	4.5 to 24.0	0.4	15.0/-14.0	Bipolar	1.10	.997	.974
	785-SS461C	SS461C	F	4.0 to 24.0	0.4	5.0/-5.0	Bipolar Latch	.91	.824	.76
	785-SS411A	SS411A	F	3.8 to 30.0	0.4	6.0/-6.0	Bipolar	2.15	1.96	1.64
	785-SS411P	SS411P	F	2.7 to 7.0	--	14.0/3.0	Bipolar Latch	.62	.578	.524
	785-SS441A	SS441A	F	3.8 to 30.0	0.4	11.5/2.0	Unipolar	1.52	1.36	1.24
	785-SS441R	SS441R	F	3.0 to 24.0	--	13.5/12.0	Unipolar	.93	.835	.774
	785-SS443A	SS443A	F	3.8 to 30.0	0.4	18.0/7.5	Unipolar	2.55	1.57	1.40
	785-SS443R	SS443R	F	3.0 to 24.0	--	39.0/23.5	Unipolar	.81	.755	.69
	785-SS445P	SS445P	F	2.7 to 7.0	0.4	18.0/10.5	Unipolar	1.35	1.24	.969
	785-SS449A	SS449A	F	3.8 to 30.0	0.4	39.0/23.5	Unipolar	1.16	.995	.962
	785-SS449R	SS449R	F	3.0 to 24.0	--	41.0/31.0	Unipolar	.80	.738	.674
	785-SS46	SS46	F	4.5 to 24.0	0.4	15.0/-15.0	Bipolar Latch	1.24	1.22	1.17
	785-SS451A	SS451A	F	3.0 to 24.0	--	+/-8.5/-5.0	Omnipolar	.98	.899	.829
	785-SS461A	SS461A	F	3.8 to 30.0	0.4	8.5/-8.5	Bipolar Latch	1.16	1.09	.994
	785-SS42R	SS42R	F	4.5 to 16	0.4	18.5/-18.5	Bipolar Latch	1.75	1.67	1.50
	785-SS461R	SS461R	F	3.8 to 18.0	0.4	12.0/-12.0	Bipolar Latch	1.29	1.19	.899
	785-SS466A	SS466A	F	3.8 to 30.0	0.4	18.0/-18.0	Bipolar Latch	1.34	1.19	1.08
	785-SS49	SS49	F	4.0 to 10.0	--	-40.0 to 40.0	Ratiometric	1.86	1.54	1.43
	785-SS494B	SS494B	F	4.5 to 10.5	.2 to .4	-37.5 to 37.5	Ratiometric	3.89	3.54	3.27
✻	785-SS495A	SS495A	F	4.5 to 10.5	.2 to .4	-60.0 to 60.0	Ratiometric	2.68	2.35	1.95
	785-SS495A1	SS495A1	F	4.5 to 10.5	.2 to .4	-60.0 to 60.0	Ratiometric	3.47	3.00	2.61
	785-SS496A	SS496A	F	4.5 to 10.5	.2 to .4	-75.0 to 75.0	Ratiometric	2.75	2.71	2.59
✻	785-SS496A1	SS496A1	F	4.5 to 10.5	.2 to .4	-75.0 to 75.0	Ratiometric	2.78	2.54	2.32
	785-SS49E	SS49E	F	3.0 to 6.5	.95 to 1.05	-65.0 to 65.0	Ratiometric	2.24	1.51	1.22
	785-SS49E-L	SS49E-L	F	3.0 to 6.5	1.05	-65 to -1000	Ratiometric	1.88	1.72	1.58

PCB LEVEL POSITION SENSORS

The APS00B is a miniature surface mount sensor for linear, angular, or rotary displacement designed for magnetic saturating field sensing. This sensor is a cost-effective and space-efficient solution for high-volume OEM designs. The VF401 is a high performance, digital, 2-wire, MR sensor in a miniature, flat,TO-92-style plastic package with a current output, designed for sensing fine pitch ring magnets.

For quantities greater than listed, call for quote.

MOUSER STOCK NO.	Honeywell Part No.	Fig.	Supply Voltage (V)	Operating Temp. (°C)	Magnetic Flux	Price Each 1	10	50
785-APS00B	APS00B	G	5	-40 to 150	No Limit	3.26	2.96	2.69
785-VF401	VF401	H	3.4	-40 to 150	--	4.62	4.21	3.82

© Copyright 2013 Mouser Electronics

















© Copyright 2013 Mouser Electronics

RoHS Compliant **This product is RoHS compliant.**

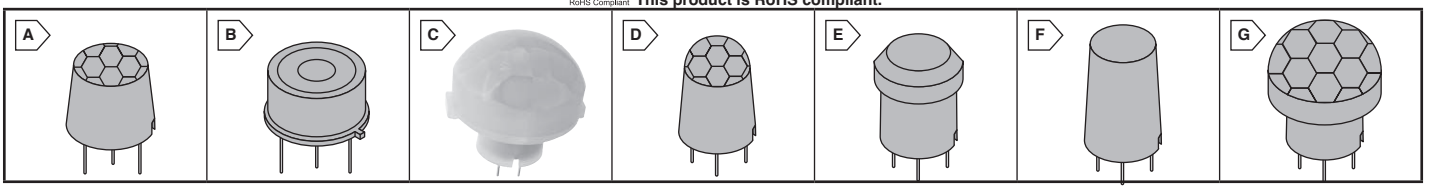

Panasonic PAPIRS MOTION SENSOR SP SERIES (EKMA)

Panasonic PaPIRS sensing circuits are enclosed in a metallic case which helps minimize the adverse effects of external electro magnetic fields. (i.e.: radiated noise caused by cellular phones) Since the sensors have a high S/N ratio, they are less sensitive to false starts when operated under different environmental surroundings.

For quantities greater than listed, call for quote.

MOUSER STOCK NO.	Panasonic Part No.	Fig.	Output	Detection Performance	Price Each 1	25	50	100
Polyethylene-Lens Type								
769-EKMA1101111	EKMA1101111	A	Digital	Max. 5m	38.94	34.87	32.44	30.35
769-EKMA1101112	EKMA1101112	A	Digital	Max. 5m	38.94	34.87	32.44	30.35
769-EKMA1201111	EKMA1201111	A	Digital	Max. 5m	38.94	34.87	32.44	30.35
769-EKMA1301112	EKMA1301112	A	Digital	Max. 5m	31.48	28.19	26.24	24.54
Silicon-Lens Type								
769-EKMA1102120	EKMA1102120	B	Digital	Max. 3m	50.81	45.51	42.34	39.59
769-EKMA1202120	EKMA1202120	B	Digital	Max. 3m	50.81	45.51	42.34	39.59
769-EKMA1302120	EKMA1302120	B	Digital	Max. 3m	36.40	32.60	30.33	28.37

Panasonic PAPIRS MOTION SENSOR PASSIVE INFRARED TYPE

Panasonic PaPIRS sensing circuits are enclosed in a metallic can to minimize adverse effects of external electromagnetic fields. (i.e.: radiated noise caused by cellular phones) A high S/N ratio minimizes sensitivity to false tripping when operated under various environmental surroundings.

For quantities greater than listed, call for quote.

MOUSER STOCK NO.	Panasonic Part No.	Fig.	Output	Current Consumption	Detection Performance	Lens Color	Lens Material	Mounting	Price Each 1	25	50	100
EKMB												
769-EKMB1103111	EKMB1103111	C	Digital	1μA	Long Distance Detection : 12m	White	Polyethylene	TO-5	30.54	27.35	25.44	23.80
769-EKMB1103112	EKMB1103112	C	Digital	1μA	Long Distance Detection : 12m	Black	Polyethylene	TO-5	30.54	27.35	25.44	23.80
769-EKMB1103113	EKMB1103113	C	Digital	1μA	Long Distance Detection : 12m	Pearl White	Polyethylene	TO-5	30.54	27.35	25.44	23.80
769-EKMB1203111	EKMB1203111	C	Digital	2μA	Long Distance Detection : 12m	White	Polyethylene	TO-5	29.18	26.13	24.32	22.74
769-EKMB1203112	EKMB1203112	C	Digital	2μA	Long Distance Detection : 12m	Black	Polyethylene	TO-5	29.18	26.13	24.32	22.74
769-EKMB1203113	EKMB1203113	C	Digital	2μA	Long Distance Detection : 12m	Pearl White	Polyethylene	TO-5	29.18	26.13	24.32	22.74
769-EKMB1303111	EKMB1303111	C	Digital	6μA	Long Distance Detection : 12m	White	Polyethylene	TO-5	21.94	21.40	17.72	17.02
769-EKMB1303112	EKMB1303112	C	Digital	6μA	Long Distance Detection : 12m	Black	Polyethylene	TO-5	19.57	18.21	17.72	17.02
769-EKMB1303113	EKMB1303113	C	Digital	6μA	Long Distance Detection : 12m	Pearl White	Polyethylene	TO-5	19.57	18.21	17.72	17.02
EKMC												
769-EKMC1603111	EKMC1603111	C	Digital	170μA	Long Distance Detection : 12m	White	Polyethylene	TO-5	10.65	10.33	9.61	8.91
769-EKMC1603112	EKMC1603112	C	Digital	170μA	Long Distance Detection : 12m	Black	Polyethylene	TO-5	10.65	10.33	9.61	8.91
769-EKMC1603113	EKMC1603113	C	Digital	170μA	Long Distance Detection : 12m	Pearl White	Polyethylene	TO-5	10.65	9.29	8.23	7.77

Panasonic NaPiOn MOTION SENSORS

Panasonic offers a series of integrated motion sensors, enabling safety and energy conservation applications. Many packages include a built-in amplifier for simple, compact designs, and are used in ighting and HVAC control, ambient light detection and security applications.

Specifications:

- Passive Infrared (PIR) Motion Sensors with built-in lens in a miniature package for occupancy or presence detection

For quantities greater than listed, call for quote.

MOUSER STOCK NO.	Panasonic Part No.	Fig.	Output	Detection Performance	Price Each 1	25	50	100
Standard Type								
769-AMN11112	AMN11112	D	Digital	Standard	26.36	23.60	21.97	20.54
769-AMN21111	AMN21111	D	Analog	Standard	26.36	23.60	21.97	20.54
769-AMN21112	AMN21112	D	Analog	Standard	26.36	23.60	21.97	20.54
769-AMN31111	AMN31111	D	Digital	Standard	17.01	15.52	14.43	13.50
769-AMN41121	AMN41121	D	Digital	Standard	26.03	24.09	22.42	20.96
Slight Motion Detection Type								
769-AMN12112	AMN12112	E	Digital	Slight Motion	27.68	24.79	23.07	21.57
769-AMN22111	AMN22111	E	Analog	Slight Motion	27.68	24.79	23.07	21.57
769-AMN22112	AMN22112	E	Analog	Slight Motion	27.68	24.79	23.07	21.57
769-AMN32111	AMN32111	E	Digital	Slight Motion	17.32	15.52	14.43	13.50
769-AMN42121	AMN42121	E	Digital	Slight Motion	26.90	24.09	22.42	20.96
769-AMN42122	AMN42122	E	Digital	Slight Motion	26.90	24.09	22.42	20.96
Spot Type								
769-AMN13112	AMN13112	F	Digital	Spot	26.36	23.60	21.97	20.54
769-AMN23111	AMN23111	F	Analog	Spot	26.03	24.09	22.42	20.96
769-AMN23112	AMN23112	F	Analog	Spot	26.36	23.60	21.97	20.54
769-AMN33111	AMN33111	F	Digital	Spot	17.32	15.52	14.43	13.50
769-AMN43121	AMN43121	F	Digital	Spot	26.90	24.09	22.42	20.96
769-AMN43122	AMN43122	F	Digital	Spot	26.90	24.09	22.42	20.96
10m Detection Type								
769-AMN14112	AMN14112	G	Digital	10m	27.84	24.93	23.21	21.70
769-AMN24111	AMN24111	G	Analog	10m	26.94	24.93	23.21	21.70
769-AMN24112	AMN24112	G	Analog	10m	27.84	24.93	23.21	21.70
769-AMN34111	AMN34111	G	Digital	10m	20.16	19.45	18.48	17.06
769-AMN34112	AMN34112	G	Analog	10m	18.48	16.55	15.40	14.40
769-AMN41122	AMN41122	G	Digital	10m	26.03	24.09	22.42	20.96
769-AMN44121	AMN44121	G	Digital	10m	28.41	26.29	24.47	22.88
769-AMN44122	AMN44122	G	Digital	10m	29.36	26.29	24.47	22.88

Panasonic LENS DRIVER WITH IRIS CONTROL

Features:

- Voltage Drive System 256-Step Microstep Drivers (2 Systems)
- Built-In Iris Controller
- Motor Control By 4-Line Serial Data Communication
- 2 Systems Of Open-Drain For Driving LED

Applications:

- Camcorder
- Security-camera
- Zoom, Focus and Iris Drivers
- Iris driver for box type security camera

NEW PRODUCT

For quantities greater than listed, call for quote.

MOUSER STOCK NO.	Panasonic Part No.	Package	Microstep Drivers	Supply Voltage	Supply Current (mA)	Max. Power Dissipation (mA)	Interface	Price Each 1	10	50	100
667-AN41908A-VB	AN41908A-VB	QFN-44	256	2.7-5.5	10	141.4	Serial	6.41	5.62	5.34	4.69

HALL EFFECT SENSORS

For quantities greater than listed, call for quote.

MOUSER STOCK NO.	Panasonic Part No.	Package	Bidirectional Detection	Supply Voltage Min.	Supply Voltage Max.	Supply Current (mA)	Price Each 1	50	100
667-AN48836B-NL	AN48836B-NL	SMINI-5DE	Y	1.65	3.6	3	1.12	.866	.786
667-AN48841B-NL	AN48841B-NL	SMINI-5DE	N	2.5	5.25	100	1.12	.866	.786
667-AN48846B-NL	AN48846B-NL	SMINI-5DE	N	1.65	3.6	55	1.12	.866	.786

© Copyright 2013 Mouser Electronics

© Copyright 2013 Mouser Electronics

SPECTRA SYMBOL Flex, Pot Sensors and Wipers

FLEX SENSORS

Features:
- Angle Displacement Measurement
- Possible Uses: Robotics, Gaming (virtual motion), Medical Devices, Computer Peripherals, Musical Instruments, Physical Therapy
- Simple Construction
- Low Profile
- Bends and Flexes physically with motion device

Specifications:
- Connector: Solder Tab
- Model: Linear
- Resistance: ≤0.43mm (0.017")

For quantities greater than listed, call for quote.

MOUSER STOCK NO.	Spectra Symbol Part No.	Active Length	Height	Price Each 1	10	25
744-FS-L-0112-103ST	FS-L-0112-103-ST	0112 = 112.24mm	103 = 10 KOhms	13.86	12.48	11.84

SOFTPOT MEMBRANE POTENTIOMETER SENSORS

Spectra Symbol offers the SoftPot Membrane Potentiometer Sensor for universal position sensing in linear-stroke applications such as seat position, actuator position, handheld medical device location and switch, electronic musical instrumentation, and other position feedback devices. Features of the Spectra Symbol SoftPot include a 0.5mm height with lengths extending 12.5mm to 1,000mm in length. 3M adhesive provides IP65 rating Spectra Symbol's SoftPot Membrane Potentiometer Sensors are currently a medical standard in the healthcare industry, as well as in many industrial applications. An inexpensive and low form-factor way to achieve full travel position sensing.

Specifications:
- Connector: Solder Tab
- Voltage Rating: 500VAC
- Resistance Tolerance: 20%
- Temperature Range: -40˚C to +50˚C
- Output Type: Analog-Voltage

For quantities greater than listed, call for quote.

MOUSER STOCK NO.	Spectra Symbol Part No.	Active Length	Linearity	Total Resistance	Price Each 1	10	25
744-SP-L-0012-1033ST	SP-L-0012-103-3%-ST	12.5mm	3%	10 KOhms	8.51	7.66	7.46
744-SP-L-0025-1033ST	SP-L-0025-103-3%-ST	25mm	3%	10 KOhms	10.65	9.59	9.33
744-SP-L-0050-1033ST	SP-L-0050-103-3%-ST	50mm	3%	10 KOhms	13.86	12.48	12.13
744-SP-L-0100-1033ST	SP-L-0100-103-3%-ST	100mm	3%	10 KOhms	16.00	14.40	14.01
744-SP-L-0150-1033ST	SP-L-0150-103-3%-ST	150mm	3%	10 KOhms	18.14	16.33	14.95
744-SP-L-0170-1033ST	SP-L-0170-103-3%-ST	170mm	3%	10 KOhms	18.67	16.81	16.33
744-SP-L-0200-1033ST	SP-L-0200-103-3%-ST	200mm	3%	10 KOhms	19.21	17.29	16.82
744-SP-L-0300-1033ST	SP-L-0300-103-3%-ST	300mm	3%	10 KOhms	20.28	18.25	17.75
744-SP-L-0400-2033ST	SP-L-0400-203-3%-ST	400mm	3%	20 KOhms	22.42	20.18	19.62
744-SP-L-0500-2033ST	SP-L-0500-203-3%-ST	500mm	3%	20 KOhms	27.77	25.00	24.31
744-SP-L-0750-2033ST	SP-L-0750-203-3%-ST	750mm	3%	20 KOhms	37.40	33.66	32.73
744-SP-L-1000-2033ST	SP-L-1000-203-3%-ST	1000mm	3%	20 KOhms	48.10	43.29	42.09
744-SPR00463531035ST	SP-R-0046-353-103-5%-ST	46mm Diameter	5%	10 KOhms	16.00	14.40	14.01

HOTPOT MEMBRANE POTENTIOMETER SENSORS

The Spectra Symbol HotPot Membrane Potentiometer Sensor was developed with the most rugged membrane technology and boasts over a 10 million life cycle. Robust in humidity, in temperatures up to 85ºC, and as low as -40ºC, the HotPot is an industrial, military, outdoor, and automotive preferred sensor and is ideal for door and and window position sensing, as well. The Spectra Symbol HotPot Membrane Potentiometer Sensor securely bonds to the host with 3M pressure sensitive adhesive (PSA) and is IP65 rated - dust proof and water proof for intense spray.

Specifications:
- Connector: Solder Tab
- Voltage Rating: 500VAC
- Resistance Tolerance: 20%
- Temperature Range: -40˚C to +85˚C
- Output Type: Analog-Voltage

For quantities greater than listed, call for quote.

744-HP-L-0012-1033ST	HP-L-0012-103-3%-ST	12.5mm	3%	10 KOhms	11.72	10.55	10.26
744-HP-L-0025-1033ST	HP-L-0025-103-3%-ST	25mm	3%	10 KOhms	14.93	13.44	13.08
744-HP-L-0050-1033ST	HP-L-0050-103-3%-ST	50mm	3%	10 KOhms	18.14	16.33	15.88
744-HP-L-0100-1033ST	HP-L-0100-103-3%-ST	100mm	3%	10 KOhms	20.28	18.25	17.75
744-HP-L-0150-1033ST	HP-L-0150-103-3%-ST	150mm	3%	10 KOhms	21.35	19.22	18.69
744-HP-L-0170-1033ST	HP-L-0170-103-3%-ST	170mm	3%	10 KOhms	22.42	20.18	19.62
744-HP-L-0200-1033ST	HP-L-0200-103-3%-ST	200mm	3%	10 KOhms	23.49	21.14	20.57
744-HP-L-0300-1033ST	HP-L-0300-103-3%-ST	300mm	3%	10 KOhms	27.77	25.00	24.31
744-HP-L-0400-2033ST	HP-L-0400-203-3%-ST	400mm	3%	20 KOhms	29.91	26.92	26.18
744-HP-L-0500-2033ST	HP-L-0500-203-3%-ST	500mm	3%	20 KOhms	33.12	29.81	28.99
744-HP-L-1000-2033ST	HP-L-1000-203-3%-ST	1000mm	3%	20 KOhms	64.15	57.74	56.14
744-HPR00463531035ST	HP-R-0046-353-103-5%-ST	46mm Diameter	5%	10 KOhms	20.28	18.25	17.75

MAGNETOPOT SENSORS

The MagnetoPot is simple, yet elegant in its ability to track motion in a contactless manner. A magnet on the inside of a cylinder, or on the other side of a motion device will guide the built-in magnetics of the MagnetoPot for position output as a voltage divider. As opposed to a Reed Switch, which gives simply "open" or "close" signals, the MagnetoPot gives the full linear travel as a magnetic sensor. For the cost of a Reed Switch, the MagnetoPot offers tremendous sensing solutions for a fraction of other magnetic sensors costs. What position sensor can offer the magnetic characteristics of a reed switch with the output of a potentiometer, for the same cost of a Reed Switch? Only Spectra Symbol's MagnetoPot.

Specifications:
- Connector: Solder Tab
- Voltage Rating: 500VAC
- Resistance Tolerance: 20%
- Temperature Range: -40˚C to +85˚C
- Output Type: Analog-Voltage

For quantities greater than listed, call for quote.

744-MP1-L-00121035ST	MP1-L-0012-103-5%-ST	12.5mm	5%	10 KOhms	12.79	11.51	11.20
744-MP1-L-00251035ST	MP1-L-0025-103-5%-ST	25mm	5%	10 KOhms	16.00	14.40	14.01
744-MP1-L-00501035ST	MP1-L-0050-103-5%-ST	50mm	5%	10 KOhms	19.21	17.29	16.82
744-MP1-L-01001035ST	MP1-L-0100-103-5%-ST	100mm	5%	10 KOhms	21.35	19.22	18.69
744-MP1-L-01501035ST	MP1-L-0150-103-5%-ST	150mm	5%	10 KOhms	22.42	20.18	19.60
744-MP1-L-01721035ST	MP1-L-0172-103-5%-ST	170mm	5%	10 KOhms	23.49	21.14	20.57
744-MP1-L-02001035ST	MP1-L-0200-103-5%-ST	200mm	5%	10 KOhms	24.56	22.11	21.50
744-MP1-L-03001035ST	MP1-L-0300-103-5%-ST	300mm	5%	10 KOhms	28.84	25.96	25.24
744-MP1-L-04002035ST	MP1-L-0400-203-5%-ST	400mm	5%	20 KOhms	32.05	28.85	28.06
744-MP1-L-05002035ST	MP1-L-0500-203-5%-ST	500mm	5%	20 KOhms	35.26	31.74	30.86
744-MP1-L-07502035ST	MP1-L-0750-203-5%-ST	750mm	5%	20 KOhms	51.31	46.18	44.91
744-MP1-L-10002035ST	MP1-L-1000-203-5%-ST	1000mm	5%	20 KOhms	67.36	60.62	58.92
744-MP1R00463531035S	MP1-R-0046-353-103-5%-ST	46mm Diameter	5%	10 KOhms	21.35	19.22	18.69

THINPOT SENSORS

ThinPot membrane potentiometer has all of the attributes and benefits of the SoftPot, but is twice as narrow. Based on demand from the market, Spectra Symbol has developed this 10mm wide, 0.5mm thick sensor to fit in the most difficult locations.

Specifications:
- Connector: Solder Tab
- Voltage Rating: 500 VAC
- Resistance Tolerance: 20%
- Temperature Range: -40˚C to +50˚C
- Output Type: Analog-Voltage

For quantities greater than listed, call for quote.

744-TSP-L-00121033ST	TSP-L-0012-103-3%-ST	12.5mm	3%	10 KOhms	10.11	9.11	8.86
744-TSP-L-00251033ST	TSP-L-0025-103-3%-ST	25mm	3%	10 KOhms	12.25	11.03	10.73
744-TSP-L-00501033ST	TSP-L-0050-103-3%-ST	50mm	3%	10 KOhms	15.46	13.92	13.54
744-TSP-L-01001033ST	TSP-L-0100-103-3%-ST	100mm	3%	10 KOhms	17.60	15.85	15.41
744-TSP-L-01501033ST	TSP-L-0150-103-3%-ST	150mm	3%	10 KOhms	19.74	17.77	17.28
744-TSP-L-01701033ST	TSP-L-0170-103-3%-ST	170mm	3%	10 KOhms	20.28	18.25	17.75
744-TSP-L-02001033ST	TSP-L-0200-103-3%-ST	200mm	3%	10 KOhms	20.81	18.74	18.22
744-TSP-L-03001033ST	TSP-L-0300-103-3%-ST	300mm	3%	10 KOhms	22.42	20.18	19.62
744-TSP-L-04002033ST	TSP-L-0400-203-3%-ST	400mm	3%	20 KOhms	24.56	22.11	21.50
744-TSP-L-05002033ST	TSP-L-0500-203-3%-ST	500mm	3%	20 KOhms	30.44	27.40	26.64
744-TSP-L-07502033ST	TSP-L-0750-203-3%-ST	750mm	3%	20 KOhms	40.61	36.55	35.55
744-TSPR00463511035S	TSP-R-0046-351-103-5%-ST	46mm Diameter	5%	10 KOhms	17.60	15.85	15.41

WIPER

Features:
- Simple Light Force Actuator
- Variable Pressure Relative to Thread Rotations
- Seemless Interface with SoftPot and HotPot Sensors

Specifications:
- Tip Material: DI=Delrin
- Thread Pitch: M1=M1.0

For quantities greater than listed, call for quote.

MOUSER STOCK NO.	Spectra Symbol Part No.	Min. Force	Max. Force	Threaded Body Length	Price Each 1	10	25
744-WP-M1-01-03014DI	WP-M1-01-03-014-DI	01=1 Newton	03=3 Newtons	014=14mm	3.75	3.58	3.48

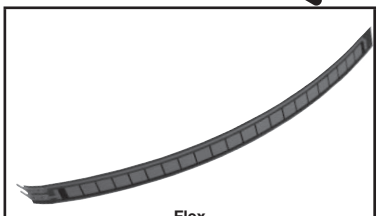
Flex

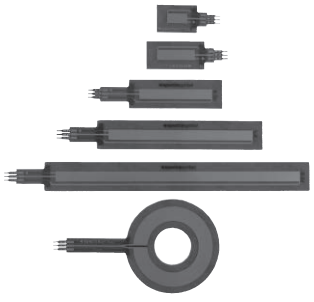
SoftPot


HotPot


MagnetoPot


ThinPot


Wiper

Spectra Symbol Motion/Position Sensors

© Copyright 2013 Mouser Electronics
© Copyright 2013 Mouser Electronics

SPECTRUM Sensors

SPECTRUM SENSORS & CONTROLS
A Spectrum Control Business

RoHS Compliant **This product is RoHS compliant.**

PRECISION ROTARY AND LINEAR POSITION SENSORS

Features:
- Infinite Resolution
- Greater Reliability
- Best Resolution
- Longest Life
- Best Output Smoothness

Specifications:
- Output Smoothness: 0.1% Max.
- Insulation Resistance: 100 Meg Ohms Min.
- Rotation: 360°
- Rotary Housing Material: Anodized Aluminum
- Linear Housing Material: Stainless Steel

For quantities greater than listed, call for quote.

MOUSER STOCK NO.	Spectrum Part No.	Fig.	Resistance (ohms)	Linearity	Housing Style	Housing (diameter)	Price Each 1	Price Each 5
Rotary Motion Position Sensors								
657-6015-1002-030	6015-1002-030	A	5K	±0.5%	Servo	1.437"	245.13	212.45
657-6015-1003-030	6015-1003-030	A	10K	±0.5%	Servo	1.437"	245.13	212.45
657-6209-1002-030	6209-1002-030	B	5K	±0.5%	Bushing	0.875"	202.63	175.61
657-6209-1003-030	6209-1003-030	B	10K	±0.5%	Bushing	0.875"	202.63	175.61
657-6009-1002-030	6009-1002-030	C	5K	±0.5%	Servo	0.875"	193.76	167.92
657-6009-1003-030	6009-1003-030	C	10K	±0.5%	Servo	0.875"	193.76	167.92
Linear Motion Position Sensors								
657-5903-1010-030	5903-1010-030	D	10K	±1.0%	Linear Stroke	1.0"	167.75	145.39
657-5903-0505-030	5903-0505-030	D	5K	±1.0%	Linear Stroke	0.5"	164.76	142.79
657-5903-1005-030	5903-1005-030	D	10K	±1.0%	Linear Stroke	0.5"	164.76	142.79

POTENTIOMETER ELEMENT SEGMENTS & WIPER ASSEMBLIES

Features:
- Greater Reliability
- Best Resolution
- Longest Life

Specifications:
- Output Smoothness: 0.1% Max.
- Insulation Resistance: 100 Meg Ohms Min.
- Housing Material: Co-Molded Conductive Plastic

For quantities greater than listed, call for quote.

MOUSER STOCK NO.	Spectrum Part No.	Fig.	Resistance (ohms)	Linearity	Element OD (diameter)	Element ID (diameter)	Price Each 1	Price Each 5	Price Each 10
657-6915-1002-030	6915-1002-030	E	5K	±0.5%	1.252"	1.86"	93.33	86.66	84.25
657-6915-1003-030	6915-1003-030	E	10K	±0.5%	1.252"	1.86"	93.33	86.66	84.25
657-6909-1002-030	6909-1002-030	F	5K	±0.5%	0.702"	0.435"	85.81	79.68	77.47

PUSH BUTTON TEMPERATURE TRANSMITTERS

Features:
- Provides a standard 4-20mA signal output
- Linear output with respect to temperature
- Push button calibration
- Suitable for in head or DIN rail mounting

For quantities greater than listed, call for quote.

MOUSER STOCK NO.	Spectrum Part No.	Fig.	Description	R_{25} (Ω)	Material Curve	Price Each 1	Price Each 5
657-PBT420-10KT	PBT420-10KT	G	Temp Transmitter	10,000	Z	121.00	104.86
657-PBT420-100R	PBT420-100R	G	RTD Transmitter	100	Pt RTD	121.00	104.86

INDUSTRIAL GRADE SENSING PROBES

Features:
- Very Fast Response Time

Specifications:
- R25 (Ω) : 10,000
- Material Curve: Z

For quantities greater than listed, call for quote.

MOUSER STOCK NO.	Spectrum Part No.	Fig.	Description	Price Each 1	Price Each 5	Price Each 10
657-A1004TX43N1	A1004TX43N1	H	Temperature Sensor Threaded Industrial	37.54	34.85	33.89
657-A1004TS43N1	A1004TS43N1	I	Temperature Sensor Industrial	35.22	32.71	31.80

CABLE ASSEMBLIES

657-JCS24T0-2	JCS24T0-2	--	2 meter cable straight connector	32.92	30.57	29.72
657-JCR24T0-2	JCR24T0-2	--	2 meter cable right angle connector	32.92	30.57	29.72

TEMPERATURE SENSING PROBES & ASSEMBLIES

For quantities greater than listed, call for quote.

MOUSER STOCK NO.	Spectrum Part No.	Fig.	Description	R_{25} (Ω)	Material Curve	Price Each 1	Price Each 5	Price Each 10
657-A1004SX22P0	A1004SX22P0	J	Temperature Sensor Immersion	--	--	34.00	31.58	30.70
657-A1004SG22P0	A1004SG22P0	K	Temp. Sensor Flange Mount	--	--	16.71	15.52	15.09
657-A1004SS22P0	A1004SS22P0	L	Temp. Sensor Ruggedized	10,000	Z	15.00	13.92	13.54
657-A1004AS20T1	A1004AS20T1	M	Block Sensor Square Aluminum	--	--	14.24	13.23	12.85
657-A1004BT22P0	A1004BT22P0	N	Temp. Sensor Moisture Resist.	10,000	Z	11.52	10.70	10.40
657-A1004RT24K1	A1004RT24K1	O	Surface Temp. Sensor	10,000	Z	6.17	5.74	5.57
657-G9864ST22F0	G9864ST22F0	P	Thermistor Assembly High Temp.	--	--	29.38	27.29	26.53
657-A1004MA22P0	A1004MA22P0	Q	Thermistor Sensor Gen. Purpose	--	--	14.65	13.60	13.23
657-D1004MC22P0	D1004MC22P0	R	Temp. Sensor Sens-A-Coil	10,000	Z	22.93	21.29	20.70

THERMISTORS AND HEATERS

For quantities greater than listed, call for quote.

MOUSER STOCK NO.	Spectrum Part No.	Fig.	Description	Price Each 1	Price Each 5	Price Each 10
NTC Ceramic Reinforced Glass Bead Thermistors						
657-GC1074U-3-0	GC1074U-3-0	S	30K Ohms at 0 deg C, U	2.39	2.21	2.15
657-GC4914A-3-100	GC4914A-3-100	S	3.3K Ohms at 100 deg C, A	2.39	2.21	2.15
657-GC9864N-3-200	GC9864N-3-200	S	550 Ohms at 200 deg C, A	2.39	2.21	2.15
657-GC2315R-3-200	GC2315R-3-200	S	1K Ohms at 200 deg C, N	2.39	2.21	2.15
657-GC1396V-3-200	GC1396V-3-200	S	4K Ohms at 200 deg C, R	2.39	2.21	2.15
PTC Self-Regulating Heaters						
657-P5005C050S500H	P5005C050S500H	T	Switch Temp 50 0.050" Thickness	1.73	1.61	1.56
657-P5005C090S500H	P5005C090S500H	T	Switch Temp 90 0.050" Thickness	1.73	1.61	1.56
657-P5005C135S500H	P5005C135S500H	T	Switch Temp 135 0.050" Thickness	7.40	7.06	6.94
657-P5010D050S401H	P5010D050S401H	T	Switch Temp 50 0.100" Thickness	1.73	1.61	1.56
657-P5010D090S401H	P5010D090S401H	T	Switch Temp 90 0.100" Thickness	1.73	1.61	1.56
657-P5010D135S401H	P5010D135S401H	T	Switch Temp 135 0.100" Thickness	1.73	1.61	1.56
657-PR421D050S701H	PR421D050S701H	U	Switch Temp 50 0.100" Thickness	1.62	1.50	1.46
657-PR421D090S701H	PR421D090S701H	U	Switch Temp 90 0.100" Thickness	1.62	1.50	1.46
657-PR421D135S701H	PR421D135S701H	U	Switch Temp 135 0.100" Thickness	1.62	1.50	1.46
657-PR425C050S101H	PR425C050S101H	U	Switch Temp 50 0.050" Thickness	1.43	1.33	1.29
657-PR425C090S101H	PR425C090S101H	U	Switch Temp 90 0.050" Thickness	1.43	1.33	1.29
657-PR425C135S101H	PR425C135S101H	U	Switch Temp 135 0.050" Thickness	1.43	1.33	1.29

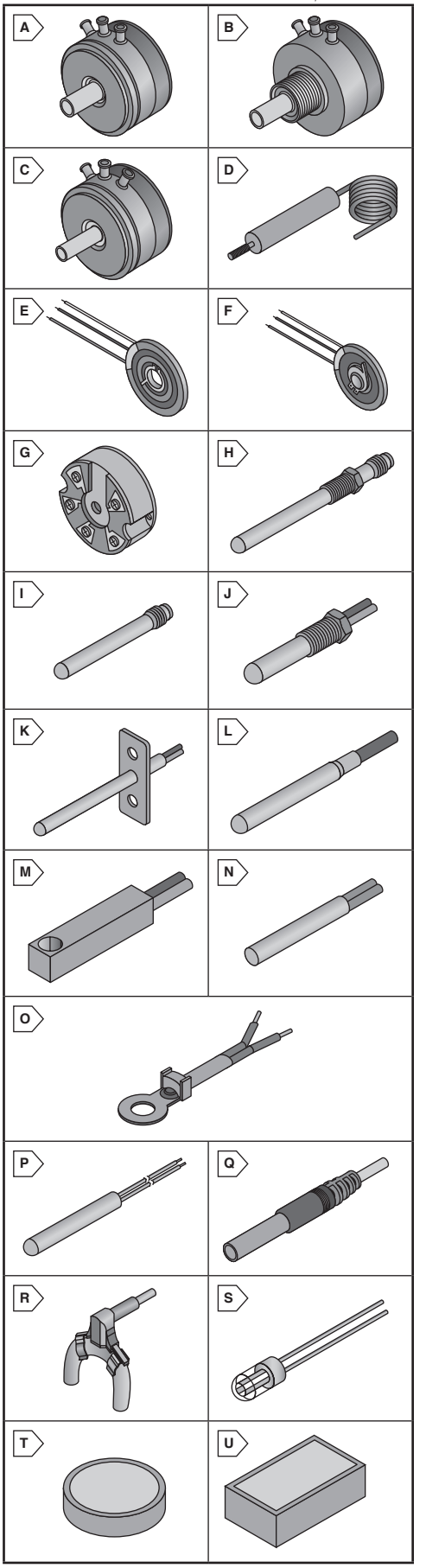

© Copyright 2013 Mouser Electronics
© Copyright 2013 Mouser Electronics

Magnetic, Linear and Position Sensors

ALPS HIGH RELIABILITY MAGNETIC SENSOR SWITCHING OUTPUT TYPE

Applications:
- To detect opening and closing of lids and doors on all kinds of consumer equipment such as mobile phones, notebook PCs and digital camcorders
- Contributes to increased flexibility in set design through a diverse lineup
- High reliability achieved through high precision and compactness
- Low-profile types made possible through magnetic sensing device technologies

Features:
- High flexibility in sensitivity design (from high to low sensitivity)
- Compact and low-profile (1.1×0.9×0.55mm for the MAP Type)
- Low current consumption (3.0µA at VDD=1.8V)
- Diverse lineup (functions, operating magnetic field and package specifications)



For quantities greater than listed, call for quote.

MOUSER STOCK NO.	Alps Part No.	Package Specs	Package Size	Function	Operating Magnetic Field	Drive Voltage	Current Consumption	Price Each 1	25	50	100
688-HGDESN021A	HGDESN021A	SON	2.1×2.1×0.75mm	Single Polarity/Single Output	2.0mT	Typ. 1.8V	3.0µA Ave.	2.96	2.73	2.47	1.98
688-HGDEST021A	HGDEST021A	SOT23	2.9×2.8×1.1mm	Single Polarity/Single Output	2.0mT	Typ. 1.8V	3.0µA Ave.	1.61	1.48	1.34	1.07
688-HGDEPN021A	HGDEPN021A	SON	2.1×2.1×0.75mm	Dual Polarity/Single Output	2.0mT	Typ. 1.8V	3.0µA Ave.	1.85	1.57	1.37	1.28
688-HGDEPT031A	HGDEPT031A	SOT23	2.9×2.8×1.1mm	Dual Polarity/Single Output	3.0mT	Typ. 1.8V	3.0µA Ave.	1.70	1.56	1.42	1.13
688-HGDEDN021A	HGDEDN021A	SON	2.1×2.1×0.75mm	Dual Polarity/Dual Output	2.0mT	Typ. 1.8V	3.0µA Ave.	2.26	1.93	1.68	1.57
688-HGDEDN031A	HGDEDN031A	SON	2.1×2.1×0.75mm	Dual Polarity/Dual Output	3.0mT	Typ. 1.8V	3.0µA Ave.	.54	.491	.447	.357

ALPS RDC10 SERIES LINEAR SENSORS

Specifications:
- Light operating force (250gF)
- Operating life: 100,000 cycles
- Total resistance: 10KW ±30%
- Linearity: ±0.5%
- Rated voltage: 5VDC

For quantities greater than listed, call for quote.

MOUSER STOCK NO.	Alps Part No.	Fig.	Travel	Length of Lever	Price Each 1	25	50	100
688-RDC1014A09	RDC1014A09	A	14mm	4.5mm	3.17	2.64	2.38	2.11
688-RDC1022A05	RDC1022A05	A	22mm	4.5mm	3.17	2.64	2.38	2.11
688-RDC10320RB	RDC10320RB	A	32mm	4.5mm	3.92	3.26	2.94	2.61

ALPS RDC50 SERIES ROTARY POSITION SENSORS

Specifications:
- Operating life: 1,000,000 cycles
- Total resistance: 10KW ± 30%
- Rated voltage: 5VDC
- Linearity: ± 2%
- Effective variable range: 320°

Model with optional gear: Gear provided with product and is delivered unmounted.

For quantities greater than listed, call for quote.

MOUSER STOCK NO.	Alps Part No.	Fig.	Hollow Shaft Variation	Optional Gear	Price Each 1	25	50	100	500	1000
688-RDC503013A	RDC503013A	B	ø3.5 mm	No	2.33	1.95	1.74	1.55	1.40	1.24
688-RDC503015A	RDC503015A	C	ø3.5 mm w/ radius	Yes	2.33	1.95	1.74	1.55	1.40	1.24
688-RDC506002A	RDC506002A	D	ø4 mm	No	2.78	2.31	2.09	1.85	1.67	1.48

ALPS RDC80 SERIES 15MM ROTARY POSITION SENSORS

Specifications:
- Operating life: 100,000 cycles
- Total resistance: 10KW ± 30%
- Rated voltage: 5VDC
- Linearity: ± 3% (absolute)

For quantities greater than listed, call for quote.

MOUSER STOCK NO.	Alps Part No.	Fig.	Effective Variable Range Phase 1	Phase 2	Price Each 1	25	50	100	500	1000
688-RDC803001A	RDC803001A	E	330°	360°	1.95	1.63	1.47	1.29	1.17	1.04

DIMENSIONS: mm

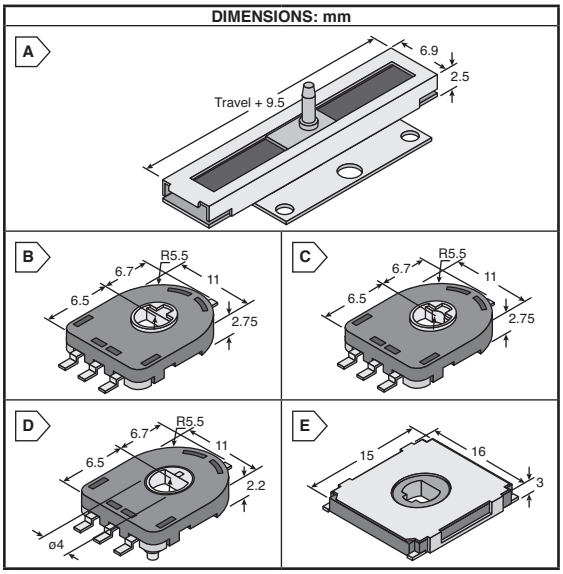



MURATA BOARD MOUNT HALL EFFECT/MAGNETIC SENSORS

Murata expands range of AMR sensors to include horizontal and vertical sensing Murata's AS-M and AS-V series of anisotropic magneto resistance (AMR) sensors are designed to provide a non-contact magnetic sensor of high sensitivity for use in a relatively low magnetic field.
These devices, the smallest measuring 1.2 x 1.2 x 0.37mm, can detect a magnetic field in either a horizontal or vertical direction. Compared to traditional magnetic switch components, such as a reed switch or Hall effect IC, AMR sensors are designed to offer high detection sensitivity and a wide detection area. Within the series, the AS-M15SAH-R and AS-M15KAH-R sensors feature a narrow range of sensitivity, from 0.5 to 1.6mT that suit high accuracy applications.
The AS-M15SA-R and AS-M15KA-R parts have a sensitivity range, from 0.5 to 2.2mT. The AS-V series provides vertical magnetic field detection, and is designed as a more cost effective replacement for Hall IC designs. Both the AS-M series and AS-V series have the same land compatibility as SOT23 and SON4, and are suitable for reflow soldering.



RoHS Compliant

For quantities greater than listed, call for quote.

MOUSER STOCK NO.	Murata Part No.	Fig.	Supply Voltage	Current Consumpton	Operating Magnetic Field		Storage Temp. Range	Price Each 1	25	50	100
81-AS-M15KA-R	AS-M15KA-R	A	1.6 to 6.0 V	1.6 to 3.0uA	2.2mT max.	0.5mT min.	-50 to +125°C	.67	.595	.516	.469
81-AS-M15SA-R	AS-M15SA-R	A	1.6 to 6.0 V	1.6 to 3.0uA	2.2mT max.	0.5mT min.	-50 to +125	.57	.501	.435	.396
81-AS-M15SAH-R	AS-M15SAH-R	B	1.6 to 6.0 V	1.6 to 3.0uA	1.6mT max.	0.7mT min.	-40 to +85°C	.65	.585	.51	.463
81-AS-M15KAH-R	AS-M15KAH-R	B	1.6 to 6.0 V	1.6 to 3.0uA	1.6mT max.	0.5mT min.	-50 to +125	.77	.684	.593	.539
81-AS-M15TAN-R	AS-M15TAN-R	C	1.6 to 6.0 V	1.6 to 3.0uA	2.5mT max.	0.5mT min.	-40 to +125°C	.66	.586	.509	.462
81-AS-V20TA-R	AS-V20TA-R	D	2.5 to 5.5V	5.0 to 12.0µA	4.0mT max.	0.8mT min.	-50 to +125	.78	.696	.606	.551
81-AS-V20NA-R	AS-V20NA-R	E	1.6 to 6.0 V	1.6 to 3.0uA	4.0mT max.	0.8mT min.	-40 to +125°C	.75	.664	.578	.525

DIMENSIONS: mm

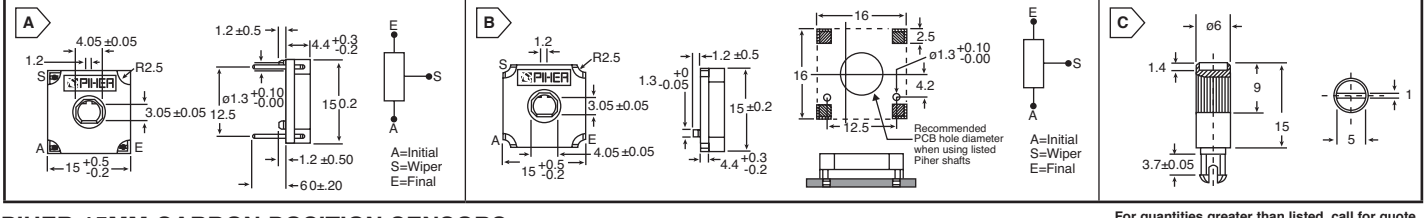

PIHER 15MM CARBON POSITION SENSORS

Here is Piher's "revolutionary" answer to the majority of Multi-Purpose Control and Rotary Sensor design problems which were un-resolvable until now. The N15 series offers you full endless rotation, 340° ± 10° wide electrical angle, SMD or through-hole mount, extended working temperature range of -40°C to +120°C plus a whole series of customization possibilities making it the most flexible product on the market. The N15 is ideal for Appliance and Automotive Control and Sensor applications.

Specifications:
- Resistance Values: 5K, 10K, 100K
- Tolerance: ±30%
- Nominal Power: 0.15W @ 50°C
- Linearity (absolute): ±3%
- Taper: Linear
- Mechanical Life: 100,000 cycles
- Temperature Range: -40°C to +120°C
- Mechanical Angle: 360°
- Electrical Angle 340° ± 10°
- Rotational Torque: ≤ 20 mN.m
- Max. Voltage: 250VDC

RoHS Compliant

For quantities greater than listed, call for quote.

MOUSER STOCK NO.	Piher Part No.	Fig.	Price Each 1	25	50	100
Through Hole						
531-N15TV-10K	NT15TV-103A3030	A	5.20	4.84	4.30	3.95
531-N15TV-100K	NT15TV-104A3030	A	5.20	4.84	4.30	3.95
Surface Mount						
531-N15TS-10K	NT15TS-103A3030	B	3.57	3.33	2.96	2.71
Shaft						
9CR	5219CR	C	.41	.364	.321	.30

© Copyright 2013 Mouser Electronics

© Copyright 2013 Mouser Electronics

CHERRY Hall Effect Speed and Proximity Sensors

CHERRY GEARTOOTH SPEED SENSOR

Features:
- ESD resistant to 15kV (contact discharge)
- Mating connector Packard sealed female connector assembly 3F
- Supplied with installed Vit on O-ring
- Installs into a standard M20 x 1.5 O-ring port
- Capable of operating up to 140ºC

For quantities greater than listed, call for quote.

MOUSER STOCK NO.	Cherry Part No.	Fig.	Description	Supply Voltage	Supply Current Max.	Price Each 1	50	100
540-GS102301	GS102301	A	Geartooth Speed Sensor	9 to 16 volts	6mA	30.67	28.78	27.51

CHERRY SOLID STATE MAGNETIC PROXIMITY SENSORS

Packaged Hall Effect magnetic proximity sensors are ready to use, requiring only an external pull-up resistor. All are three-wire devices with sinking output compatible with any logic family. These sensors are operated by approaching magnet. These solid state devices have virtually unlimited life and are resistant to dirt, moisture, etc.

Specifications:
- Operating Temperature Range: -40°C to +85°C

For quantities greater than listed, call for quote.

MOUSER STOCK NO.	Cherry Part No.	Fig.	Description	Supply Voltage	Supply Current Max.	Output Voltage Max.	Price Each 1	50	100	250
540-MP100701	MP100701	B	Threaded barrel magnetic proximity	4.75-24VDC	16mA	0.7VDC	26.36	21.98	20.32	16.48
540-MP101301	MP101301	C	Molded snap-fit magnetic proximity	4.75-24VDC	9mA	0.4VDC	6.57	5.67	5.25	4.30
540-MP102103	MP102103	D	Flange mount magnetic proximity	4.50-24VDC	12mA	0.5VDC	6.26	5.36	5.15	4.88

CHERRY MAGNETIC PROXIMITY SENSORS

The Cherry reed sensor is an omnipolar, magnetically activated switch. These sensors consume zero power and are hermetically sealed for resistance against moisture and dirt. All sensors include 12" PVC-insulated flying leads.

Specifications:
- Operating Temperature Range: -40°C to +105°C

For quantities greater than listed, call for quote.

MOUSER STOCK NO.	Cherry Part No.	Fig.	Description	Switching Voltage Max.	Switching Current Max.	Price Each 1	50	100	250
540-MP201701	MP201701	E	SPST-N/O smooth barrel	100VDC	0.5A	3.43	2.87	2.64	2.15
540-MP201702	MP201702	E	SPST-N/C smooth barrel	30VDC	0.2A	5.69	4.75	4.39	3.56
540-MP201801	MP201801	F	SPST-N/O miniature flange mount	100VDC	0.5A	3.75	3.12	2.69	2.46
540-MP201802	MP201802	F	SPST-N/C miniature flange mount	30VDC	0.2A	5.75	4.79	4.43	3.60
540-MP201901	MP201901	G	SPST-N/O flange mount	100VDC	0.5A	3.87	3.23	2.99	2.42
540-MP201902	MP201902	G	SPST-N/C flange mount	30VDC	0.2A	5.87	4.69	3.86	3.52
540-MP201903	MP201903	G	SPDT-C/O flange mount	30VDC	0.2A	5.89	4.71	4.13	3.98
540-MP200701	MP200701	H	SPST-N/O threaded barrel	100VDC	0.5A	10.94	9.12	8.43	6.84

Actuator Magnets

For quantities greater than listed, call for quote.

MOUSER STOCK NO.	Cherry Part No.	Fig.	Description	Price Each 1	50	100	250
540-AS101001	AS101001	I	Magnet Stud-South Pole	5.54	4.62	4.27	3.47
540-AS201701	AS201701	J	Magnet Actuates Sensor MP2017 at .150"	3.23	2.70	2.49	2.02
540-AS201801	AS201801	K	Magnet Actuates Sensor MP2018 at .250"	3.36	2.69	2.21	2.02
540-AS201901	AS201901	L	Magnet Actuates Sensor MP2019 at .400"	3.68	2.94	2.42	2.20

CHERRY SOLID STATE SPEED SENSORS

These magnetically-biased Hall Effect devices sense the rotation of a ferrous target, such as a geartooth, or sprocket. They offer high speed and near-zero speed sensing capability. All have current sinking output. All but GS100701 provide additional circuit protection for immunity against electrical interference. M12 Integral connector meets IEC60947-5-2

Specifications:
- Operating Temperature Range: -40°C to +105°C

For quantities greater than listed, call for quote.

MOUSER STOCK NO.	Cherry Part No.	Fig.	Description	Supply Voltage	Supply Current Max.	Output Voltage Max.	Price Each 1	50	100	250
540-GS100502	GS100502	M	M12-1 aluminum barrel	4.5-24VDC	6mA	0.4VDC	32.61	27.18	25.13	20.38
540-GS100701	GS100701	B	15/32" aluminum barrel	4.5-24VDC	6mA	0.4VDC	32.97	26.38	21.75	19.77

CHERRY VANE SENSORS

Magnetically-activated digital vane switch in a rugged, overmolded plastic housing with three pins or 3 individual wires. Immune from moisture and dust, they are reliable and repeatable, with no mechanical contacts to wear out. Compatible with all logic families.

Specifications:
- Operating Temperature Range: -40°C to +85°C

RoHS Compliant

For quantities greater than listed, call for quote.

MOUSER STOCK NO.	Cherry Part No.	Fig.	Description	Supply Voltage	Supply Current Max.	Output Voltage Max.	Price Each 1	50	100	250
540-VN101503	VN101503	N	Vane sensor w/ 5.9" flying leads	4.50-24VDC	6mA	0.4VDC	12.01	9.61	9.12	8.20

CHERRY INTRINSICALLY LINEAR ANGULAR POSITION SENSOR

The Intrinsically Linear Angular Position Sensor (ILAPS™) uses Cherry's patent-pending non-contact design to achieve linear output from 5° to 90° of rotation. With no contacts to wear out, it is not vulnerable to dither, and life is tested to over 10 million operations.

Specifications:
- Operating Temperature Range: -40°C to +85°C

For quantities greater than listed, call for quote.

MOUSER STOCK NO.	Cherry Part No.	Fig.	Description	Input Voltage	Input Current Max.	Output Linearity	Price Each 1	50	100	250
540-AN101101	AN101101	O	Angular Position Sensor	5.0vdc ±10%	10mA @5vdc	±2.0%	37.13	30.94	28.62	23.21

CHERRY AN8 SERIES THIN ANGULAR POSITION SENSORS

Programmable, non-contact magnetic position sensors capable of continuous rotation

Specifications:
- Absolute angular position sensor with single output
- Provides non-contact angular position sensing to full 360° rotation
- No mechanical interface means no parts to wear out
- 5VDC ratiometric device
- Resilient to mechanical misalignment

Applications:
- Replacement for smart bearings
- PRNDL switch for harsh environments
- Steer wheel position for drive by wire systems

RoHS Compliant

For quantities greater than listed, call for quote.

MOUSER STOCK NO.	Cherry Part No.	Fig.	Description	Input Voltage	Sensing Range	Output Linearity	Price Each 1	50	100	250
540-CU103601	CU103601	P	Sensor (AN820001) w/ Magnet	5.0VDC ±10%	180°	±2.0% Full Scale	46.69	42.95	39.52	36.36
540-CU103603	CU103603	P	Sensor (AN820003) w/ Magnet	5.0VDC ±10%	45°	±2.0% Full Scale	38.71	36.43	34.22	32.82

DIMENSIONS: in.

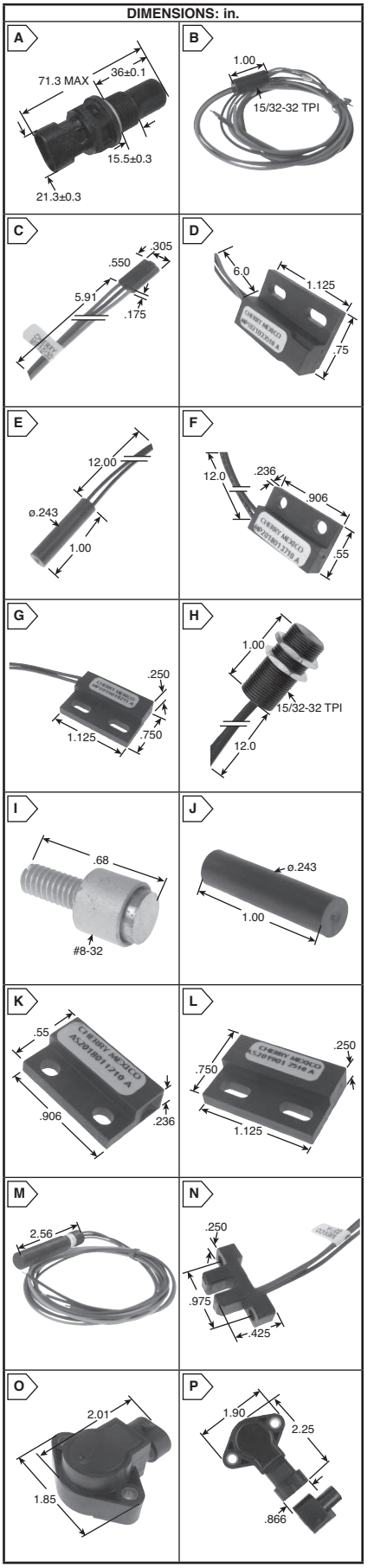

© Copyright 2013 Mouser Electronics

© Copyright 2013 Mouser Electronics

A

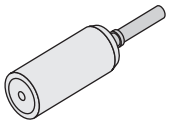

B

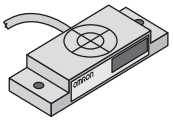

C

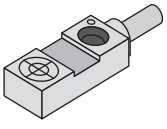

D

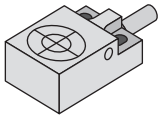

E

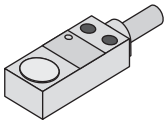

F

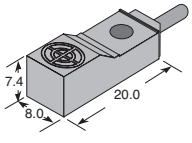

DIMENSIONS: mm

G

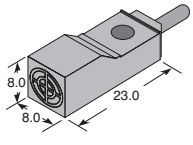

DIMENSIONS: mm

H

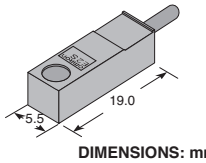

DIMENSIONS: mm

I

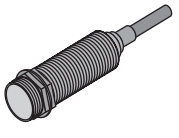

OMRON E2K-C SERIES: ADJUSTABLE, CAPACITIVE PROXIMITY SENSORS

Specifications:
- Unshielded type
- Standard target size: 50x50x1mm

Features:
- Adjustable sensing distance
- Mounting bracket included
- Non-contact detection of metallic and non-metallic objects

For quantities greater than listed, call for quote.

MOUSER STOCK NO.	Omron Part No.	Fig.	Supply Voltage	Barrel Size (mm)	Sensing Distance (mm)	Output	Price Each 1	5	10
AC Switching Type									
653-E2K-C25MY1	E2K-C25MY1	A	90-250VAC	34	3-25	SCR-NO	200.73	190.42	186.18
DC Switching Type									
653-E2K-C25ME1	E2K-C25ME1	A	10-40VDC	34	3-25	NPN-NO	157.04	143.81	138.67
653-E2K-C25ME2	E2K-C25ME2	A	10-40VDC	34	3-25	NPN-NC	157.04	152.34	148.94

OMRON E2K-F SERIES: FLAT-PACK, CAPACITIVE PROXIMITY SENSORS

Specifications:
- Unshielded type
- Supply voltage: 10-30VDC
- Pre-wired with 2m of 3-conductor cable (6.56ft.)

Features:
- Fits space-confined installations
- Non-contact detection of metallic and non-metallic targets including water, oil, glass, plastic, and wood

For quantities greater than listed, call for quote.

MOUSER STOCK NO.	Omron Part No.	Fig.	Dimensions LxWxH (mm)	Sensing Distance (mm)	Output	Price Each 1	2	5
653-E2K-F10MC1	E2K-F10MC1	B	50x20x10	10	NPN-NO	91.60	85.35	81.26
653-E2K-F10MC2	E2K-F10MC2	B	50x20x10	10	NPN-NC	91.07	87.08	82.78

OMRON E2K-X4M SERIES: THREADED, CAPACITIVE PROXIMITY SENSORS

Specifications:
- Unshielded type
- Size: M12
- Detectable object type: Metal or non-metal

Features:
- Allows indirect detection of materials inside non-metallic containers
- LED indicator and fixed sensitivity for simple installation

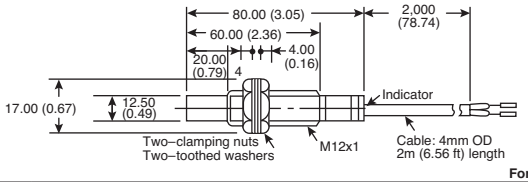

DIMENSIONS: mm (in.)

NEW PRODUCT

For quantities greater than listed, call for quote.

MOUSER STOCK NO.	Omron Part No.	Nominal Detecting Distance (mm)	Output	Price Each 1	2	5
DC, 3-Wire Models						
653-E2K-X4ME1	E2K-X4ME1	4	NPN-NO	124.80	110.08	106.76
653-E2K-X4MF1	E2K-X4MF1	4	PNP-NO	124.80	110.08	106.76

OMRON TL-W SERIES: FLAT-PACK, INDUCTIVE PROXIMITY SENSORS

Specifications:
- Unshielded type
- Body material: ABS plastic
- Power supply voltage: 12-24VDC

Features:
- Watertight construction conforms to IP67
- Enclosure rating: NEMA 1, 2, 3, 4X, 6, 12, 13
- Space-saving mounting area

For quantities greater than listed, call for quote.

MOUSER STOCK NO.	Omron Part No.	Fig.	Dimensions LxWxH (mm)	Sensing Distance (mm)	Output	Price Each 1	5	10
653-TL-W3MC1	TL-W3MC1	C	27.0x10.0x6.0	3.0	NPN-NO	70.73	68.60	66.54
653-TL-W3MC2	TL-W3MC2	C	27.0x10.0x6.0	3.0	NPN-NC	76.61	74.31	72.08
653-TLW3MB2	TLW3MB2	C	27.0x10.0x6.0	3.0	PNP-NC	90.20	87.88	83.97
653-TL-W5MC1	TL-W5MC1	D	30.5x18.0x10.0	5.0	NPN-NO	51.21	48.87	48.50
653-TL-W5MD2	TL-W5MD2	E	30.5x18.0x10.0	5.0	NPN-NC	106.30	99.31	96.16
653-TL-W5E1	TL-W5E1	E	50.0x25.0x10.0	5.0	NPN-NO	85.10	82.58	80.92
653-TL-W5F2	TL-W5F2	E	50.0x25.0x10.0	5.0	PNP-NO	102.71	102.20	95.42

OMRON E2S SERIES: SUBMINIATURE, INDUCTIVE PROXIMITY SENSORS

Specifications:
- Unshielded type
- Supply voltage: 12-24VDC
- Detectable object type: Ferrous metal
- Pre-wired with 1m cable

Features:
- Only 5.5x5.5mm with built-in amplifier
- Response frequency: 1kHz min.
- Low current consumption
- Mounting bracket supplied

✻Different frequency to prevent mutual interference ✻✻No setting indicator

For quantities greater than listed, call for quote.

MOUSER STOCK NO.	Omron Part No.	Fig.	Sensing Distance (mm)	Operation Mode	Sensing Surface	Output Configuration	Price Each 1	5	10
DC, 2-Wire Models, Operation Indicator (Red), Setting Indicator (Green)									
653-E2S-W21-1M	E2S-W21-1M	F	2.5	NO	Top	-	50.05	47.79	45.86
✻ 653-E2S-W21B1M	E2S-W21B 1M	F	2.5	NO	Top	-	66.39	62.02	60.05
653-E2S-Q21-1M	E2S-Q21-1M	G	2.5	NO	Front	-	51.22	44.39	42.61
✻✻ 653-E2S-Q221M	E2S-Q22 1M	G	2.5	NC	Front	-	58.73	54.87	53.14
DC, 3-Wire Models, Operation Indicator (Orange)									
653-E2S-W13-1M	E2S-W13-1M	H	1.6	NO	Top	NPN	43.34	41.05	38.73
653-E2S-W15-1M	E2S-W15-1M	H	1.6	NO	Top	PNP	43.54	41.25	38.92
653-E2S-W23-1M	E2S-W23-1M	F	2.5	NO	Top	NPN	67.34	65.87	60.38
653-E2S-W25-1M	E2S-W25-1M	F	2.5	NO	Top	PNP	52.02	49.63	47.35
653-E2S-Q23-1M	E2S-Q23-1M	G	2.5	NO	Front	NPN	59.07	53.23	51.24

OMRON E2E2 SERIES: LONG-BARREL, INDUCTIVE PROXIMITY SENSORS

Specifications:
- 3-Wire, unshielded type
- Supply voltage: 12-24VDC
- Sensing material: Magnetic metal

Features:
- Long screw length
- Increased tightening strength and indicator visibility

For quantities greater than listed, call for quote.

MOUSER STOCK NO.	Omron Part No.	Fig.	Barrel Size	Sensing Distance (mm)	Output	Price Each 1	5	10
653-E2E2-X5MC1	E2E2-X5MC1	I	M12	5	NPN	77.97	70.99	67.95

© Copyright 2013 Mouser Electronics

© Copyright 2013 Mouser Electronics

OMRON Photoelectric Sensors & Fiber-Optic Amplifiers

OMRON E3F2 SERIES: M18 CYLINDRICAL PHOTOELECTRIC SENSORS

Specifications:
- Supply voltage: AC 24-240VAC, 50/60Hz DC 10-30VDC

Features:
- Easy installation by M18 housing
- Compact and space-saving
- PVC cable sheath

✻ Reflector is ordered separately

For quantities greater than listed, call for quote.

MOUSER STOCK NO.	Omron Part No.	Fig.	Sensing Method	Sensing Distance	Output	Body Material	Price Each 1	2	5
AC Supply									
653-E3F2-DS1N	E3F2-DS10Z1-N	A	Diffuse-reflective	0.1m (fixed, wide-beam)	Light-ON	ABS	112.67	109.29	104.90
✻ 653-E3F2-R2Z1	E3F2-R2Z1	A	Retro-reflective	0.1-2.0m (with E39-R1)	Light-ON	ABS	109.20	108.72	105.33
✻ 653-E3F2-R2Z2	E3F2-R2Z2	A	Retro-reflective	0.1-2.0m (with E39-R1)	Dark-ON	ABS	110.57	108.80	103.67
DC Supply									
653-E3F2-DS4M	E3F2-DS10C4-M	A	Diffuse-reflective	0.1m (fixed, wide-beam)	NPN	NPB	106.81	100.71	95.79
Accessories							1	5	10
653-E39-R1	E39-R1	B	Reflector, sensing distance 3m (typical)				16.33	15.80	14.42
653-Y92E-B18	Y92E-B18	C	Mounting bracket, screw mount				4.04	3.73	3.49

OMRON E3G SERIES: LONG-DISTANCE PHOTOELECTRIC SENSORS

Specifications:
- Sensing distance: 10m (500mm when using E39-R2)
- Supply voltage: 10-30VDC
- Power consumption: 50mA max.

Features:
- Compact models require less wiring and space.
- Stability indicator shows at a glance when operating conditions are stable.
- Provided with the reflector E39-R2

For quantities greater than listed, call for quote.

MOUSER STOCK NO.	Omron Part No.	Fig.	Sensing Method	Output	Body Material	Price Each 1	5	10
653-E3G-R13	E3G-R13	D	Retro-reflective	NPN/PNP Selector	PBT	188.00	181.61	175.97
Accessories						1	25	50
653-E39-L131	E39-L131	E	Mounting bracket			11.91	11.29	10.66

OMRON E3S-A SERIES: PHOTOELECTRIC SENSORS WITH AMPLIFIERS

Specifications:
- Horizontal appearance
- Connection method: Pre-wired

Features:
- Built-in amplifier
- Includes sensor I/O connector E39-G2 and bracket E39-L69

RoHS Compliant

For quantities greater than listed, call for quote.

MOUSER STOCK NO.	Omron Part No.	Fig.	Sensing Method	Sensing Distance	Output	Body Material	Price Each 1	5	10
653-E3S-AT11	E3S-AT11	F	Through-beam	7m	NPN	PBT	211.13	210.70	204.17
Accessories									
653-E39-R1	E39-R1	B	Reflector, sensing distance 3m (typical)				16.33	15.80	14.42

OMRON E3T SERIES: THIN PHOTOELECTRIC SENSORS WITH AMPLIFIERS

Specifications:
- Current consumption: 30mA max.
- Supply voltage: 12-24VDC

Features:
- Built-in amplifier
- Ultra-compact and contributes to equipment downsizing

RoHS Compliant

For quantities greater than listed, call for quote.

MOUSER STOCK NO.	Omron Part No.	Fig.	Sensing Method	Sensing Distance	Output	Operation Mode	Price Each 1	5	10
653-E3T-SL11	E3T-SL11	G	Convergent-reflective	5-15mm	NPN	Light-ON	116.35	104.77	98.00
653-E3T-ST12	E3T-ST12	H	Through-beam	1m	NPN	Dark-ON	115.44	112.74	108.21
Accessories							1	10	25
653-E39-E10	E39-E10	I	Sensitivity adjustment unit for E3T-ST1 through-beam models				48.96	47.56	46.16
653-E39-L117	E39-L117	J	Mounting bracket, side-view				12.08	11.76	11.11

OMRON E3Z SERIES: PHOTOELECTRIC SENSORS WITH BUILT-IN AMPLIFIERS

Specifications:
- Current consumption: 30mA max.
- Supply voltage: 12-24VDC

Features:
- Compact sensor offers long sensing
- Superior noise-immunity

RoHS Compliant

✻ Polarized retro-reflective and sensing distance is 3m with E39-R1, 4mm with E39-R1S

For quantities greater than listed, call for quote.

MOUSER STOCK NO.	Omron Part No.	Fig.	Sensing Distance	Output	Light Source	Connection Method	Price Each 1	5	10
Retro-Reflective									
✻ 653-E3Z-R61	E3Z-R61	K	100mm-3m	NPN	Red LED	Pre-wired	96.73	93.82	91.00
653-E3Z-B86	E3Z-B86	K	500mm	PNP	Red LED	M8	140.43	124.23	120.29
Diffuse-Reflective									
653-E3Z-D82	E3Z-D82	K	1m	PNP	Infrared LED	Pre-wired	97.48	94.55	91.71
Accessories									
653-E39-R1	E39-R1	B	Reflector for retro-reflective models, sensing distance 3m (typical)				16.33	15.80	14.42
653-E39-R1S	E39-R1S	B	Reflector for retro-reflective models, sensing distance 4m (typical)				22.96	21.12	19.90
653-E39-L104	E39-L104	L	Mounting bracket, horizontal L-bracket				8.84	8.74	8.67

OMRON E3X-NA SERIES: FIBER-OPTIC AMPLIFIERS WITH CABLES

Specifications:
- Control output: ON/OFF
- Supply voltage: 12-24VDC
- Current consumption: 35mA max.

Features:
- User-friendly
- Streamlined features provide basic sensing immediately after plug-in.

RoHS Compliant

For quantities greater than listed, call for quote.

MOUSER STOCK NO.	Omron Part No.	Fig.	Output	Light Source	Operation Mode	Price Each 1	2	5
653-E3X-NA41	E3X-NA41	M	PNP	Red LED	Light-ON/Dark-ON	185.91	171.53	163.50

OMRON FIBER-OPTIC CABLES

Specifications:
- Permissible bending radius: 25mm
- Core material: PMMA
- Sheath material: Black polyethylene

Features:
- Coiled and ultra-flexible cables are ideal for flexing and reciprocating machinery such as robots

RoHS Compliant

For quantities greater than listed, call for quote.

MOUSER STOCK NO.	Omron Part No.	Fig.	Type	Application	Head	Price Each 1	5	10
653-E32-DC200	E32-DC200	N	Diffuse	General purpose	M6 threaded	65.52	63.95	61.95
653-E32-TC200	E32-TC200	O	Through-beam	General purpose	M4 threaded	63.44	61.92	59.98
653-E32-T14L	E32-T14L	P	Through-beam	Long-distance	3mm diameter	121.33	111.39	106.17

DIMENSIONS: mm

A
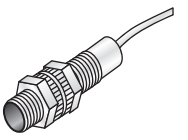

B
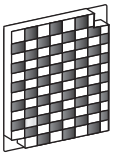

C
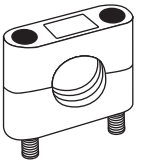

D
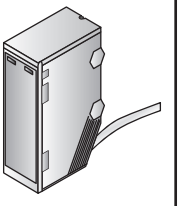

E


F
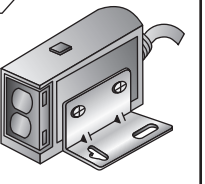

G


H
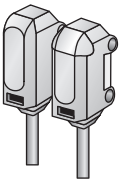

I
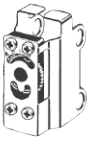

J


K
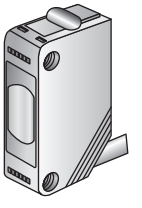

L
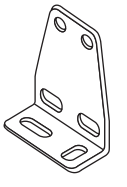

M
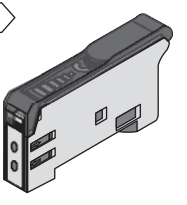

N
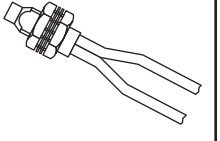

O
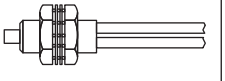

P
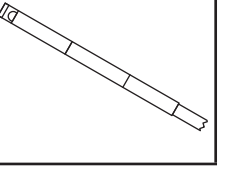

© Copyright 2013 Mouser Electronics

© Copyright 2013 Mouser Electronics

DIMENSIONS: mm

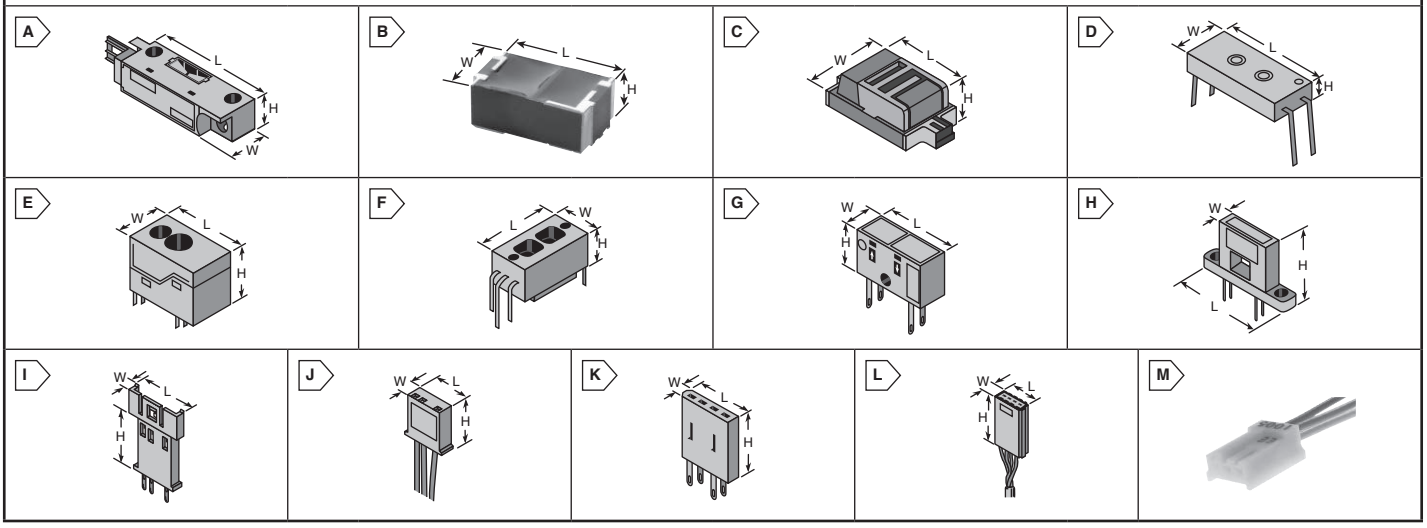

OMRON REFLECTIVE, NON-AMPLIFIED, PULSE-MODULATED PHOTOMICROSENSORS

Specifications:
- Output configuration: Photo IC
- Supply voltage: 7VDC
- Output current: 30mA

Features:
- Photo IC circuitry greatly improves response time
- Pulse modulation effectively reduces external light interference
- Convergent technology ensures enhanced sensing area

RoHS Compliant

MOUSER STOCK NO.	Omron Part No.	Fig.	Dimensions (mm)			Sensing Distance (mm)	Price Each			
			L	W	H		1	25	50	100
653-EE-SPY415	EE-SPY415	A	33.0	11.00	9.6	White Paper 11.0 ± 8.0/Black Paper 11.0 ± 2.0	21.61	20.77	18.46	16.62

OMRON REFLECTIVE, NON-AMPLIFIED PHOTOMICROSENSORS

Specifications:
- Absolute maximum ratings: Ta=25°C

Features:
- Incorporates an emitter and a detector

RoHS Compliant

MOUSER STOCK NO.	Omron Part No.	Fig.	Dimensions (mm)			Emitter Rated Value			Sensing Distance (mm)	Termination	Price Each			
			L	W	H	Forward Current	Pulse Forward Current	Reverse Voltage			1	25	50	100
Ultra-Compact, High-Signal/Noise Ratio														
653-EE-SY1200	EE-SY1200	B	3.2	1.90	1.1	50mA	500mA	4V	1.0	PCB	2.59	2.32	2.07	1.88
Ultra-Compact														
653-EE-SY199	EE-SY199	C	3.2	1.70	1.1	50mA	-	6V	1.0	PCB	2.31	2.08	1.84	1.66
Thin														
653-EE-SY171	EE-SY171	D	14.0	4.20	3.0	50mA	1A	4V	3.5	Solder	3.10	2.78	2.47	2.23
With Red LED Sensing Dyestuff-Type Inks														
653-EE-SY169	EE-SY169	E	12.5	6.00	8.0	40mA	300mA	3V	4.0	Solder	15.63	15.13	14.31	12.95
Convergent Reflective Model with Infrared LED														
653-EE-SY169A	EE-SY169A	E	12.5	6.00	8.0	50mA	1A	3V	4.0	Solder	12.28	11.05	9.82	8.84
Compact, Photo IC Output														
653-EE-SY410	EE-SY410	F	12.0	4.60	4.8	50mA	1A	4V	5.0	Solder	4.31	3.87	3.45	3.10
Dust-Tight with Filter														
653-EE-SF5	EE-SF5	G	13.0	5.40	8.0	50mA	1A	4V	5.0	Solder	5.57	5.02	4.45	4.01
653-EE-SF5-B	EE-SF5-B	G	13.0	5.40	8.0	50mA	1A	4V	5.0	PCB	5.57	5.01	4.44	4.01
653-EE-SB5	EE-SB5	H	25.4	6.35	11.5	50mA	1A	4V	5.0	Solder	5.54	5.20	4.65	4.18
653-EE-SB5-B	EE-SB5-B	H	25.4	6.35	11.5	50mA	1A	4V	5.0	PCB	5.54	5.20	4.65	4.18

OMRON PHOTOMICROSENSOR ACCESSORIES

MOUSER STOCK NO.	Omron Part No.	Fig.	Dimensions (mm)			Accessory Type	Number of Pins	For Use With Photomicrosensor Type	Note	Price Each			
			L	W	H					1	25	50	100
653-EE-1002	EE-1002	I	16.72	6.00	16.0	Connector	3	Amplified	-	3.07	2.79	2.56	2.36
653-EE-1003	EE-1003	J	11.00	4.90	10.7	Connector with 1m cable	3	Amplified	With 3.3" wire harness	5.21	4.98	4.64	4.41
653-EE-1003A	EE-1003A	-	-	-	-	Connector hold-down clip	-	Amplified	For EE-1003	1.56	1.47	1.40	1.31
653-EE-1001	EE-1001	K	13.00	4.00	10.8	Connector	4	Amplified	-	3.07	2.73	2.61	2.57
653-EE-1006	EE-1006	L	11.80	5.30	16.2	Connector with 1m cable	4	Amplified	With 6.6" wire harness	18.18	15.64	13.15	12.04
653-EE-1005	EE-1005	M	-	-	-	Connector	3	Non-Amplified	-	3.79	3.41	3.03	2.73

© Copyright 2013 Mouser Electronics
© Copyright 2013 Mouser Electronics

OMRON Photomicrosensors

OMRON

RoHS Compliant **This product is RoHS compliant.**

DIMENSIONS: mm

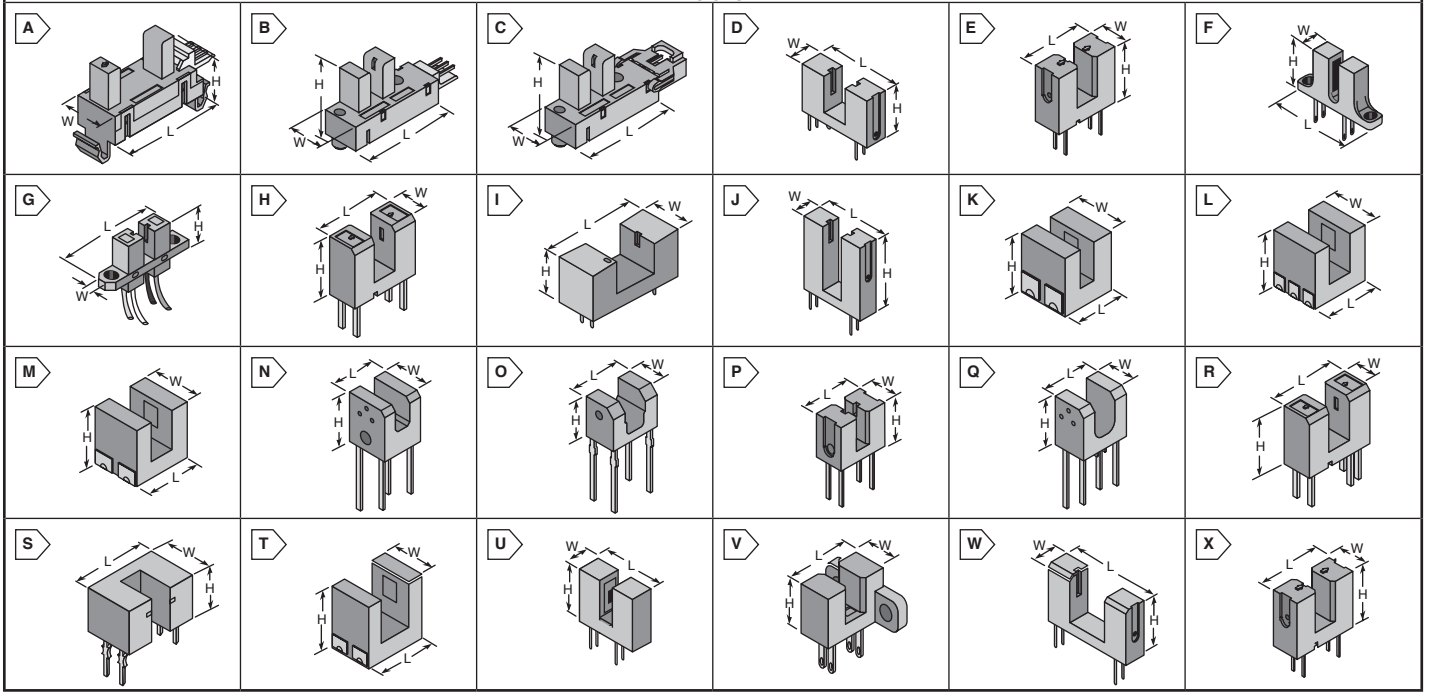

OMRON TRANSMISSIVE, NON-AMPLIFIED PHOTOMICROSENSORS

Features:

- Photo IC output signals directly connect with C-MOS and TTL

For quantities greater than listed, call for quote.

MOUSER STOCK NO.	Omron Part No.	Fig.	Output Configuration	Dimensions: mm L	W	H	Slot Width (mm)	Aperture (mm)	Mounting	Note	Price Each 1	25	50
General Purpose													
653-EE-SX461-P11	EE-SX461-P11	A	Photo IC	30.5	12.00	18.0	15.0	2.00	Snap-in	- - -	7.19	6.46	5.75
High-Resolution													
653-EE-SX3239-P2	EE-SX3239-P2	A	Photo IC	17.0	8.00	12.6	5.0	0.50	Snap-in	Low-level voltage 16mA without incident	4.15	3.93	3.73
653-EE-SX4235A-P2	EE-SX4235A-P2	A	Photo IC	17.0	8.00	12.6	5.0	0.50	Snap-in	Low-level voltage 16mA with incident	3.28	2.95	2.62
653-EE-SX3009-P1	EE-SX3009-P1	B	Photo IC Dark-ON	34.0	11.00	21.0	5.0	0.50	Screw	Connects to TE AMP's EI-series connectors	4.30	3.86	3.43
653-EE-SX4009-P1	EE-SX4009-P1	B	Photo IC Light-ON	34.0	11.00	21.0	5.0	0.50	Screw	Connects to TE AMP's EI-series connectors	3.41	3.26	3.20
653-EE-SX4009-P10	EE-SX4009-P10	C	Photo IC	34.0	11.00	21.0	5.0	0.50	Screw	Connects to US Molex connectors	4.45	4.25	4.15

OMRON TRANSMISSIVE, NON-AMPLIFIED PHOTOMICROSENSORS WITH EMITTERS AND DETECTORS

Specifications:

- Absolute maximum ratings: Ta = 25°C

For quantities greater than listed, call for quote.

MOUSER STOCK NO.	Omron Part No.	Fig.	Dimensions: mm L	W	H	Slot Width (mm)	Aperture (mm)	Emitter Rated Value Forward Current	Pulse Forward Current	Reverse Voltage	Termination	Note	Price Each 1	25	50
General Purpose															
653-EE-SX1025	EE-SX1025	D	8.9	4.00	5.4	2.8	0.50	50mA	-	4V	PCB	Phototransistor output	2.42	2.17	1.94
653-EE-SX1071	EE-SX1071	E	13.6	6.20	10.2	3.4	0.50	50mA	-	4V	PCB	Phototransistor output	1.88	1.74	1.57
653-EE-SG3	EE-SG3	F	25.4	6.35	11.5	3.6	0.20	50mA	1A	4V	Solder	Dust-proof	4.24	3.82	3.40
653-EE-SG3-B	EE-SG3-B	F	25.4	6.35	11.5	3.6	0.20	50mA	1A	4V	PCB	Dust-proof	4.24	3.82	3.40
653-EE-SX1088-W1	EE-SX1088-W1	G	25.0	6.00	10.0	5.0	0.50	50mA	1A	4V	Solder	Pre-wired	13.72	12.66	11.91
653-EE-SX1081	EE-SX1081	H	13.7	5.00	10.0	5.0	0.50	50mA	1A	4V	PCB	-	2.19	1.97	1.75
653-EE-SX1035	EE-SX1035	I	12.6	6.30	6.7	5.2	1.00	50mA	1A	4V	PCB	Compact	2.48	2.32	2.18
653-EE-SX1140	EE-SX1140	J	23.0	5.00	16.3	14.0	1.50	50mA	1A	4V	PCB	-	3.66	3.28	2.92
High-Resolution															
653-EE-SX1107	EE-SX1107	K	3.4	3.00	3.0	1.0	0.15	25mA	100mA	5V	PCB	-	1.41	1.31	1.26
653-EE-SX1131	EE-SX1131	L	5.0	4.00	4.0	2.0	0.30	25mA	100mA	5V	PCB	Dual-channel output	1.54	1.38	1.23
653-EE-SX1108	EE-SX1108	M	5.0	4.00	4.0	2.0	0.30	25mA	100mA	5V	PCB	-	1.44	1.29	1.16
653-EE-SX1103	EE-SX1103	N	5.0	4.20	5.2	2.0	0.40	50mA	-	5V	Solder	-	1.38	1.27	1.23
653-EE-SX1105	EE-SX1105	O	4.9	2.60	3.3	2.0	0.40	50mA	-	5V	PCB	-	1.38	1.27	1.16
653-EE-SX1018	EE-SX1018	P	8.0	4.00	6.0	2.0	0.50	50mA	1A	4V	PCB	-	2.20	2.04	1.85
653-EE-SX1106	EE-SX1106	Q	6.4	4.20	5.4	3.0	0.40	50mA	-	5V	PCB	-	1.38	1.27	1.16
653-EE-SX398	EE-SX398	R	12.2	5.00	10.0	3.0	0.50	50mA	-	4V	Solder	Photo IC output - Dark-ON	2.34	2.11	1.87
653-EE-SX498	EE-SX498	R	12.2	5.00	10.0	3.0	0.50	50mA	-	4V	Solder	Photo IC output - Light-ON	2.04	1.96	1.83
653-EE-SX1046	EE-SX1046	S	10.0	6.50	5.0	3.0	0.50	50mA	1A	4V	PCB	-	3.45	3.09	2.75
653-EE-SX1109	EE-SX1109	T	6.0	4.00	5.0	3.0	0.50	25mA	100mA	5V	PCB	-	1.52	1.37	1.21
653-EE-SJ3-D	EE-SJ3-D	U	13.6	6.20	10.2	3.4	0.20	50mA	1A	4V	Solder	-	3.77	3.39	3.01
653-EE-SX301	EE-SX301	U	14.4	6.20	10.2	3.4	0.50	50mA	-	4V	Solder	Photo IC output	5.63	5.38	5.10
653-EE-SX3088	EE-SX3088	F	25.0	6.00	10.0	3.4	0.50	50mA	-	4V	Solder	Photo IC output - Dark-ON	3.68	3.32	3.02
653-EE-SX4088	EE-SX4088	F	25.0	6.00	10.0	3.4	0.50	50mA	-	4V	Solder	Photo IC output - Light-ON	3.69	3.32	2.95
653-EE-SX1031	EE-SX1031	E	13.6	6.20	10.2	3.4	0.50	50mA	-	4V	PCB	Separate LED/phototransistor combo	5.10	4.59	4.08
653-EE-SH3	EE-SH3	F	25.4	6.20	10.2	3.4	0.50	50mA	1A	4V	Solder	-	3.37	3.16	3.01
653-EE-SH3-G	EE-SH3-G	F	25.4	6.20	10.2	3.4	0.50	50mA	1A	4V	PCB	-	4.52	4.06	3.61
653-EE-SV3	EE-SV3	V	15.0	19.00	10.2	3.4	0.50	50mA	1A	4V	Solder	-	4.02	3.79	3.61
653-EE-SV3-B	EE-SV3-B	V	15.0	19.00	10.2	3.4	0.50	50mA	1A	4V	PCB	-	3.86	3.64	3.40
653-EE-SX4081	EE-SX4081	H	13.7	5.00	10.0	5.0	0.50	50mA	-	4V	Solder	Photo IC output	3.05	2.74	2.44
653-EE-SX1042	EE-SX1042	J	14.0	5.00	14.5	5.0	0.50	50mA	-	4V	PCB	Phototransistor output	2.07	1.92	1.73
653-EE-SX4070	EE-SX4070	W	17.7	6.00	10.0	8.0	0.50	50mA	-	4V	Solder	Photo IC output	2.48	2.30	2.09
High-Sensitivity															
653-EE-SJ3-C	EE-SJ3-C	U	13.6	6.20	10.2	3.4	1.00	50mA	1A	4V	Solder	-	3.77	3.39	3.01
High-Temperature															
653-EE-SX1041	EE-SX1041	X	14.0	6.00	10.0	5.0	0.50	50mA	-	4V	PCB	Phototransistor output	1.88	1.74	1.57
653-EE-SX1070	EE-SX1070	W	17.7	6.00	10.0	8.0	0.50	50mA	-	4V	PCB	Phototransistor output	1.98	1.83	1.66

© Copyright 2013 Mouser Electronics

© Copyright 2013 Mouser Electronics

DIMENSIONS: mm

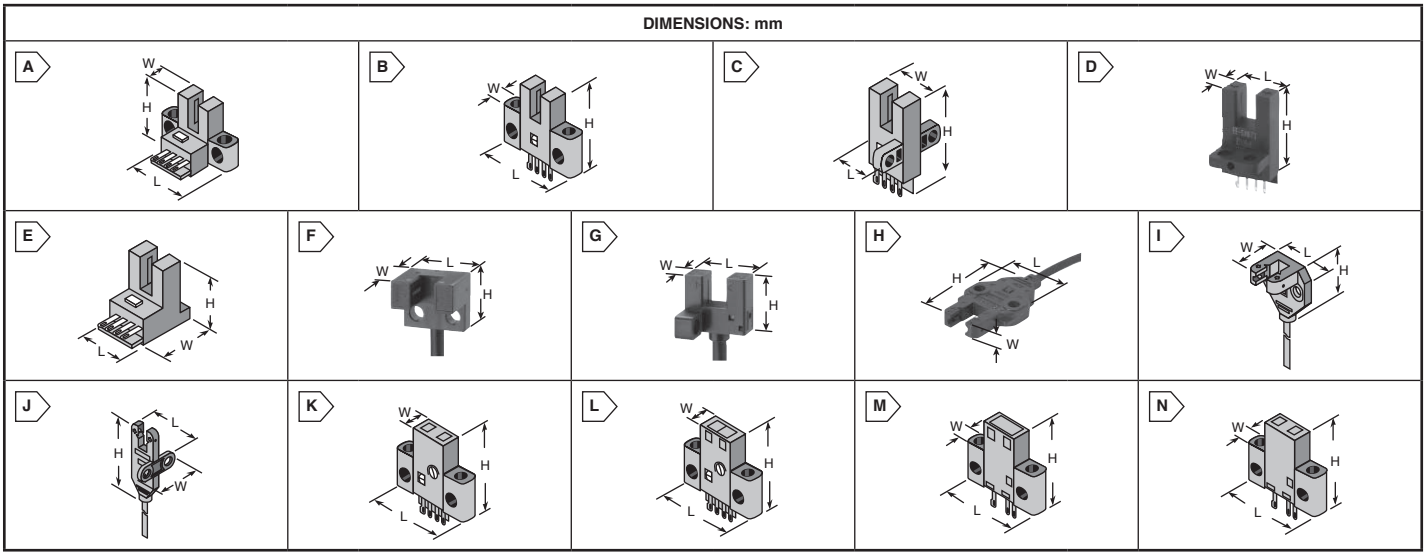

OMRON TRANSMISSIVE, THROUGH-BEAM, SLOT-TYPE, AMPLIFIED, NON-MODULATED PHOTOMICROSENSORS

Specifications:
- Sensing distance/slot width: 5.0mm
- Aperture: 0.80mm

Features:
- Wide operating voltage range: 5-24VDC

✻ Indicator light turns ON when light is interrupted. ✻✻ Slot center 7mm

For quantities greater than listed, call for quote.

MOUSER STOCK NO.	Omron Part No.	Fig.	Dimensions (mm) L	W	H	Output Configuration	Output	Connecting Method	Price Each 1	25
With Incident Light • Includes Flex Robot Cable										
653-EE-SX471	EE-SX471	A	26.2	6.35	15.5	Light-ON	NPN	4 pole connector	27.80	25.06
653-EE-SX670	EE-SX670	B	25.4	6.95	22.2	Dark-ON/Light-ON (Selectable)	NPN	4 pole connector	22.92	20.36
✻ 653-EE-SX670P	EE-SX670P	B	25.4	6.95	22.2	Dark-ON/Light-ON (Selectable)	PNP	4 pole connector	23.01	21.81
653-EE-SX671	EE-SX671	A	26.2	6.35	15.5	Dark-ON/Light-ON (Selectable)	PNP	4 pole connector	22.68	20.20
653-EE-SX672	EE-SX672	C	13.0	13.40	22.2	Dark-ON/Light-ON (Selectable)	NPN	4 pole connector	24.05	19.41
✻✻ 653-EE-SX672-WR1M	EE-SX672-WR 1M	D	13.0	13.40	22.2	Dark-ON/Light-ON (Selectable)	NPN	Pre-wired 1m	32.05	24.35
653-EE-SX673	EE-SX673	D	13.4	12.80	22.2	Dark-ON/Light-ON (Selectable)	NPN	4 pole connector	25.24	22.10
653-EE-SX674	EE-SX674	E	13.6	21.50	15.5	Dark-ON/Light-ON (Selectable)	NPN	4 pole connector	24.48	21.79
653-EE-SX911-R1M	EE-SX911-R 1M	F	13.4	12.00	12.0	Light-ON/Dark-ON	NPN	Pre-wired 1m	22.88	18.30
653-EE-SX912-R1M	EE-SX912-R 1M	G	13.4	11.70	12.0	Light-ON/Dark-ON	NPN	Pre-wired 1m	20.22	18.48
With Incident Light • Visible Indicator From Both Sides										
653-EE-SX770	EE-SX770	H	18.0	4.00	22.1	Dark-ON	NPN	Pre-wired 2m	32.68	28.91
653-EE-SX771	EE-SX771	I	18.0	13.00	21.0	Dark-ON	NPN	Pre-wired 2m	33.89	29.99
653-EE-SX772	EE-SX772	J	12.3	19.10	31.1	Dark-ON	NPN	Pre-wired 2m	33.87	27.48
653-EE-SX870	EE-SX870	H	18.0	4.00	22.1	Light-ON	NPN	Pre-wired 2m	33.90	30.00
653-EE-SX871	EE-SX871	I	18.0	13.00	21.0	Light-ON	NPN	Pre-wired 2m	30.30	26.20
653-EE-SX872	EE-SX872	J	12.3	19.10	31.1	Light-ON	NPN	Pre-wired 2m	33.88	27.97
No Incident Light • Includes Flex Robot Cable										
✻ 653-EE-SX670A	EE-SX670A	B	25.4	6.95	22.2	Dark-ON/Light-ON (Selectable)	NPN	4 pole connector	23.01	19.88
✻ 653-EE-SX671A	EE-SX671A	A	26.2	6.35	15.5	Dark-ON/Light-ON (Selectable)	NPN	4 pole connector	21.84	17.52
✻ 653-EE-SX672A	EE-SX672A	C	13.0	13.40	22.2	Dark-ON/Light-ON (Selectable)	NPN	4 pole connector	21.25	19.57
✻ 653-EE-SX673A	EE-SX673A	D	13.4	12.80	22.2	Dark-ON/Light-ON (Selectable)	NPN	4 pole connector	25.41	22.49

OMRON REFLECTIVE, AMPLIFIED, NON-MODULATED PHOTOMICROSENSORS

Specifications:
- Indicator mode: Incident light

Features:
- Easy adjustment with a built-in sensitivity adjuster
- Easy optical axis monitoring with a bright light indicator
- Compact design incorporating a built-in amplifier and special IC enables direct switching capacity of up to 100mA.

RoHS Compliant

For quantities greater than listed, call for quote.

MOUSER STOCK NO.	Omron Part No.	Fig.	Dimensions (mm) L	W	H	Output Configuration	Output	Termination	Price Each 1	25
With Side Sensitivity Adjuster, Infrared Light										
653-EE-SY671	EE-SY671	K	25.4	6.95	31.4	Dark-ON/Light-ON (Selectable)	NPN	Solder	25.79	20.69
With Top Sensitivity Adjuster										
653-EE-SY672	EE-SY672	L	25.4	6.95	31.4	Dark-ON/Light-ON (Selectable)	NPN	Solder	27.83	24.64

OMRON REFLECTIVE, AMPLIFIED, LIGHT-MODULATED PHOTOMICROSENSORS

Specifications:
- Indicator mode: Incident light
- Output type: NPN
- Termination: Connector

Features:
- Light modulation effectively reduces external light interference.

RoHS Compliant

For quantities greater than listed, call for quote.

MOUSER STOCK NO.	Omron Part No.	Fig.	Dimensions (mm) L	W	H	Sensing Method	Output Configuration	Detect	Price Each 1	25
Slim										
653-EE-SPY402	EE-SPY402	M	26.0	7.00	20.0	Diffuse	Light-ON	Top	45.98	40.71
For Shiny Background										
653-EE-SPY311	EE-SPY311	N	26.0	7.60	22.8	Light Convergent	Dark-ON	Side	45.98	38.79
653-EE-SPY312	EE-SPY312	M	26.0	8.00	22.8	Light Convergent	Dark-ON	Top	44.27	38.80
653-EE-SPY411	EE-SPY411	N	26.0	8.00	22.8	Light Convergent	Light-ON	Side	43.13	38.18
653-EE-SPY412	EE-SPY412	M	26.0	8.00	22.8	Light Convergent	Light-ON	Top	45.97	38.80

© Copyright 2013 Mouser Electronics
© Copyright 2013 Mouser Electronics

MEDER MKXX Series Reed Sensors and Magnets

RoHS Compliant **This product is RoHS compliant.**

DIMENSIONS: mm

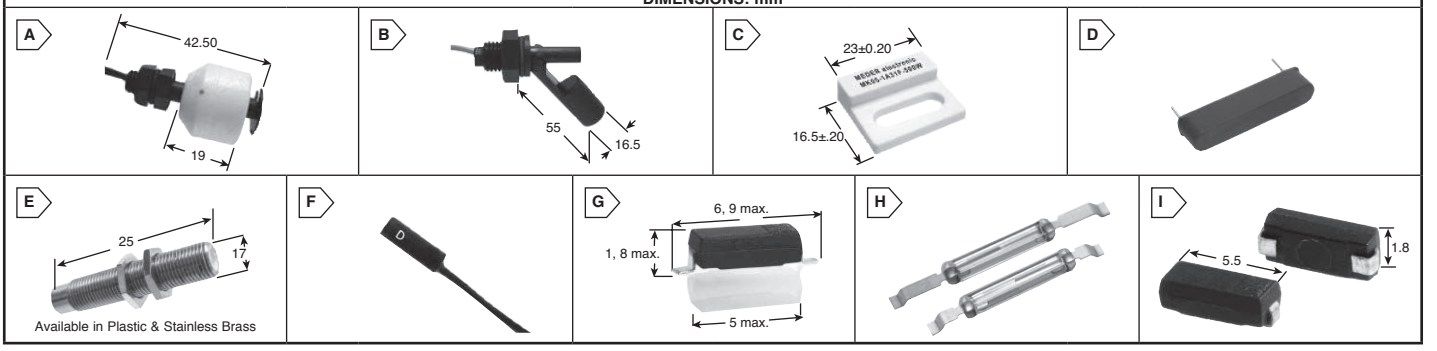

MKXX/LS01 LEVEL AND REED SENSORS

Features:

- Millions of reliable operations
- Various mounting options

For quantities greater than listed, call for quote.

MOUSER STOCK NO.	Meder Part No.	Fig.	Power (max.)	Voltage (max)	Price Each 1	Price Each 10
LS01 Series • Level Sensors with Magnetic Floats						
876-LS01-1B66-PA500W	LS01-1B66-PA-500W	A	3 W	175 V	15.14	13.88
876-LS03-1A66-PA500W	LS03-1A66-PA-500W	B	10 W	200 V	15.20	14.12
MK05 Series Reed Sensors with Screw Fastening Slot						
876-MK5-1A66B-500W	MK05-1A66B-500W	C	10 W	200 V	10.44	8.83
876-MK5-1A66C-500W	MK05-1A66C-500W	C	10 W	180 V	12.88	11.71
876-MK5-1B90C-500W	MK05-1B90C-500W	C	10 W	175 V	14.46	13.14
MK06 Series Reed Sensors for PCB Mounting						
876-MK6-4-B	MK06-4-B	D	10 W	200 V	2.84	2.66
876-MK6-6-B	MK06-6-B	D	10 W	200 V	2.05	1.70
876-MK6-6-C	MK06-6-C	D	10 W	200 V	2.04	1.69
876-MK6-8-H	MK06-8-H	D	10 V	175 V	7.56	7.17
MK11 Series Reed Sensor with Screw Thread Enclosure • Brass • Stainless • Plastic						
✻ 876-MK11/M81A66B500W	MK11/M8-1A66B-500W	E	10 W	200 V	7.60	6.93
876-MK11B101A66B500W	MK11/B10-1A66B-500W	E	10 W	180 V	52.87	48.24
876-MK11B121A66B500W	MK11/B12-1A66B-500W	E	10 W	180 V	54.93	50.14
876-MK11B61A66B500W	MK11/B6-1A66B-500W	E	10 W	180 V	48.82	44.55
876-MK11B81A66B500W	MK11/B8-1A66B-500W	E	10 W	180 V	50.87	46.41
876-MK11/M81A66C500W	MK11/M8-1A66C-500W	E	10 W	180 V	10.99	10.04
876-MK11/M81A85C500W	MK11/M8-1A85C-500W	E	100 W	500 V	14.23	12.99
876-MK11/M81B90C500W	MK11/M8-1B90C-500W	E	10 V	175 V	15.88	14.50
876-MK11/M81C90C500W	MK11/M8-1C90C-500W	E	10 W	175 V	17.49	15.98
876-MK11-1A66B-500W	MK11-1A66B-500W	E	10 W	180 V	10.22	9.32
✻ 876-MK11-1A66C-500W	MK11-1A66C-500W	E	10 W	200 V	14.16	12.91

For quantities greater than listed, call for quote.

MOUSER STOCK NO.	Meder Part No.	Fig.	Power (max.)	Voltage (max)	Price Each 1	Price Each 10
MK20/1 Series Cylindrical Reed Sensors						
876-MK20/1-B-100W	MK20/1-B-100W	F	5 W	175 V	6.32	5.35
MK22 Series Reed Sensors for SMD Mounting						
876-MK22-B-2	MK22-B-2	G	10 W	200 V	1.47	1.21
MK23 Series Proximity Sensors with SMD/SMT						
876-MK23-35-B-2	MK23-35-B-2	H	10 W	200 V	1.19	.979
876-MK23-66-B-2	MK23-66-B-2	H	10 W	200 V	1.19	.981
876-MK23-80-B-2	MK23-80-B-2	H	10 W	170 V	2.05	1.73
876-MK23-87-B-2	MK23-87-B-2	H	10 W	200 V	1.67	1.38
876-MK23-90-C-2	MK23-90-C-2	H	10 W	175 V	4.80	3.97
876-MK23-46-B-2	MK23-46-B-2	H	10 W	200 V	1.48	1.32
876-MK23-46-B-4	MK23-46-B-4	H	10 W	200 V	1.10	.984
876-MK23-66-B-4	MK23-66-B-4	H	10 W	200 V	1.35	1.21
876-MK23-80-B-4	MK23-80-B-4	H	10 W	170 V	2.33	2.08
876-MK23-87-B-4	MK23-87-B-4	H	10 W	200 V	1.72	1.54
876-MK23-90-B-2	MK23-90-B-2	H	10 W	175 V	4.80	3.97
MK24 Micro-Miniature Reed Sensors for SMD Mounting						
876-MK24-A-2	MK24-A-T2	G	1 W	30 V	3.51	3.16
876-MK24-A-3	MK24-A-3	G	1 W	30 V	3.55	3.20
876-MK24-B-1	MK24-B-1	G	3 W	30 V	4.01	3.67
876-MK24-B-2	MK24-B-2	G	3 W	30 V	3.51	3.16
876-MK24-B-3	MK24-B-3	I	3 W	30 V	4.03	3.68
876-MK24-B-2-OE	MK24-B-2-OE	I	3 W	30 V	5.46	4.95
876-MK24-B-3-OE	MK24-B-3-OE	I	3 W	30 V	5.45	4.95

REED SENSOR/MAGNET DESIGN EVALUATION KITS

For quantities greater than listed, call for quote.

MOUSER STOCK NO.	Meder Part No.	Fig.	Description	Price Each 1	Price Each 5	Price Each 10
876-MK04-KIT	MK04-KIT	A	MK04 Reed Sensor & Magnet Eval Kit	24.57	20.46	18.90
876-MK11/M5-KIT	MK11/M5-KIT	B	MK11/M5 Reed Sensor & Magnet Eval Kit	40.37	38.58	37.81
876-MK11/M8-KIT	MK11/M8-KIT	B	MK11/M8 Reed Sensor & Magnet Eval Kit	28.88	27.81	27.17
876-MK21P-KIT	MK21P-KIT	C	MK21P Reed Sensor & Magnet Eval Kit	18.02	17.53	17.27

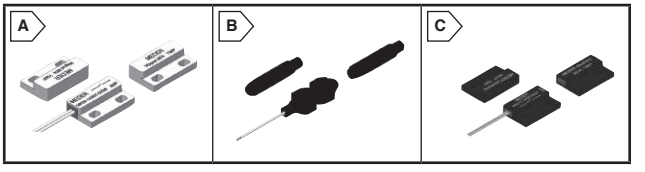

MAGNETS



For quantities greater than listed, call for quote.

MOUSER STOCK NO.	Meder Part No.	Fig.	Description	Dimensions: L x W x H (mm)	Material	Price Each 1	Price Each 10	Price Each 25
876-2500000004	M04	A	M04 Actuator Magnet, Panel Screw Mount	23 x 13.9 x 5.9	AlNiCo	4.47	3.71	3.20
876-2500000005	M05	B	M05 Actuator Magnet, Panel Screw Mount	23 x 19.4 x 5.9	AlNiCo	4.47	3.71	3.20
876-2500000006	M06	C	M06 Actuator Magnet, Floating	12.06 ~ 22.32 x 3.3 x 4.2	AlNiCo	2.92	2.42	2.12
876-2500000013	M13	D	M13 Actuator Magnet, Panel Screw Mount	23 x 13.9 x 5.9	AlNiCo	4.62	3.83	3.31
876-2500000014	M14	E	M14 Actuator Magnet, Floating	23 x 19	AlNiCo	4.04	3.34	2.93
876-2500001108	M11/M8	F	M11/M8 Actuator Magnet, Threaded 8mm Cylindrical	25 ~ 38 x ø0.5	AlNiCo	4.96	4.10	3.66
Permanent Magnets • Cylindrical • Rectangular								
876-4003004003	ALNICO500 4x19mm	G	4mm Permanent Cylindrical Magnet	19 x ø4	AlNiCo	1.17	1.04	.877
876-4003004006	ALNICO500 7.5x2mm	G	7.6mm Permanent Cylindrical Magnet	27 x ø7.6	AlNiCo	3.25	2.71	2.36
876-4003004015	ALNICO500 2.5x12.7mm	G	2.5mm Permanent Cylindrical Magnet	12.7 x ø2.5	AlNiCo	1.12	.876	.78
876-4003004017	SMCO5 1.9x3mm	G	1.9mm Permanent Cylindrical Magnet	3 x ø1.9	SmCo5	1.24	1.12	.975
876-4003004018	ALNICO500 19x3.2x3.2	H	Permanent Rectangular Magnet	19 x 3.2 x 3.2	AlNiCo	1.69	1.44	1.31
876-4003004025	SMCO5 3x4mm	G	3mm Permanent Cylindrical Magnet	4 x ø3	SmCo5	1.13	1.04	.907
876-4003004026	SMCO5 5x4mm	G	5mm Permanent Cylindrical Magnet	4 x ø5	SmCo5	1.85	1.54	1.38
876-4003004030	NDFEB 6x10mm	G	6mm Permanent Cylindrical Magnet	10 x ø6	NdFeb	4.89	4.70	4.53
876-4003004032	NDFEB 10x5x1.9mm	H	Permanent Rectangular Magnet	10 x 5 x 1.9	NdFeb	1.26	.974	.781

© Copyright 2013 Mouser Electronics

© Copyright 2013 Mouser Electronics

Reed and Tilt Sensors

DIMENSIONS: mm

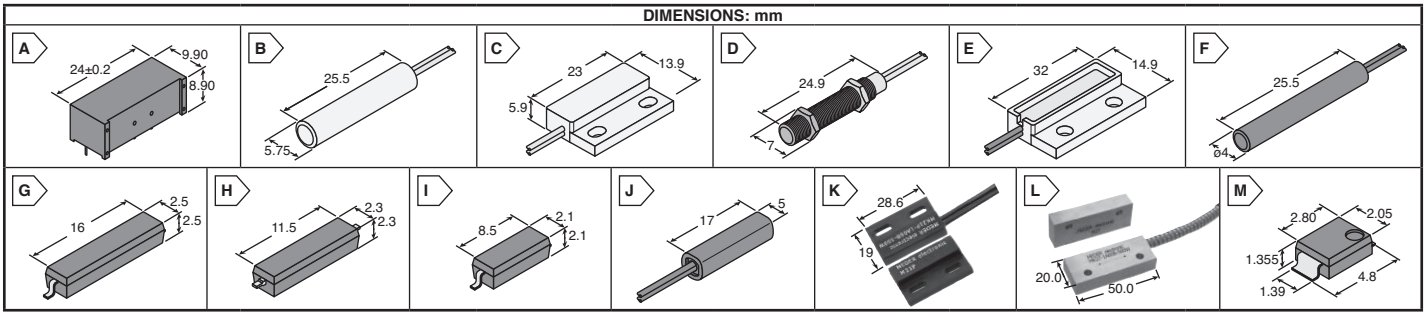

MK SERIES - REED SENSORS

PRODUCT NEW

RoHS Compliant

For quantities greater than listed, call for quote.

MOUSER STOCK NO.	MEDER Part No.	Fig	Contact Form	Contact Rating (Max.)	Switching Voltage (Max.)	Switching Current (Max.)	Carry Current (Max.)	Magnetic Sensitivity Pull in Range (mm)	Pull-in AT	Price Each 1	Price Each 10
MK2 - Ferromagnetic Metal Detection Sensors											
876-MK0260	MK02/6-0	A	Form A - NO	10 W	170 V	0.5 A	0.5 A	3.5 - 5.5	- - -	32.20	29.28
876-MK0261	MK02/6-1	A	Form A - NO	10 W	170 V	0.5 A	0.5 A	3.5 - 5.5	- - -	31.62	28.76
876-MK0270	MK02/7-0	A	Form A - NO	10 W	200 V	0.4 A	0.5 A	7 - 10	- - -	27.20	24.74
876-MK2/0-1A66-500W	MK02/0-1A66-500W	-	Form A - NO	10 W	180 V	0.5 A	1.25 A	4 - 10	- - -	14.81	14.06
MK3 - Cylindrical											
876-MK3-1A66B-500W	MK03-1A66B-500W	B	Form A - NO	10 W	180 V	0.5 A	1.25 A	21 / 40 AT	10-12	4.52	3.82
876-MK3-1B90C-500W	MK03-1B90C-500W	B	Form B/C - NC	10 W	175 V	0.5 A	1.2 A	36 / 61 AT	15-20	12.97	11.48
MK4 - Screw Fastening											
876-MK4-1A66B-500W	MK04-1A66B-500W	C	Form A - NO	10 W	180 V	0.5 A	1.25 A	23 / 44 AT	10-15	7.54	5.80
876-MK4-1B90C-500W	MK04-1B90C-500W	C	Form B/C - NC	10 W	175 V	0.5 A	1.2 A	43 / 64 AT	15-20	10.91	9.49
MK7 - Cylindrical Reed Sensors with M8 Thread											
876-MK7-1A66B-500W	MK07-1A66B-500W	D	Form A - NO	10 W	180 V	0.5 A	1.25 A	52 / 96 AT	10-15	7.48	7.10
MK12 - Screw Fastening Holes											
876-MK12-1A66B-500W	MK12-1A66B-500W	E	Form A - NO	10 W	180 V	0.5 A	1.25 A	34 / 67 AT	10-15	6.94	6.00
MK14 - Cylindrical											
876-MK14-1A66B-200W	MK14-1A66B-200W	F	Form A - NO	10 W	180 V	0.5 A	1.25 A	18 / 37 AT	10-15	6.90	6.05
MK15 - Surface Mount											
876-MK15-B-2	MK15-B-2	G	Form A - NO	10 W	180 V	0.5 A	1.25 A	18 / 38 AT	10-15	1.17	1.06
876-MK15-B-2-OE	MK15-B-2-OE	G	Form B - NO	10 W	180 V	0.5 A	1.25 A	15 / 45 AT	15-20	5.02	4.48
876-MK15-C-2	MK15-C-2	G	Form A - NO	10 W	180 V	0.5 A	1.25 A	28 / 54.4 AT	15-20	1.06	.969
MK16 - Surface Mount											
876-MK16-B-2	MK16-B-2	H	Form A - NO	10 W	200 V	0.4 A	0.5 A	18 / 20 AT	10-15	1.39	1.26
876-MK16-C-2	MK16-C-2	H	Form A - NO	10 W	200 V	0.4 A	0.5 A	32 / 59 AT	15-20	1.39	1.26
MK17 - Surface Mount											
876-MK17-B-2	MK17-B-2	I	Form A - NO	10 W	100 V	0.5 A	0.5 A	32 / 48 AT	10-15	4.39	3.65
876-MK17-B-3	MK17-B-3	I	Form A - NO	10 W	100 V	0.5 A	0.5 A	32 / 48 AT	10-15	4.25	3.51
876-MK17-C-2	MK17-C-2	I	Form A - NO	10 W	100 V	0.5 A	0.5 A	38 / 54 AT	15-20	3.38	2.94
MK18 - Cylindrical											
876-MK18-B-100W	MK18-B-100W	J	Form A - NO	10 W	200 V	0.5 A	0.5 A	26 / 48 AT	10-15	6.55	5.90
876-MK18-C-100W	MK18-C-100W	J	Form A - NO	10 W	200 V	0.5 A	0.5 A	26 / 48 AT	15-20	6.55	5.90
MK21 Series - Mounting Holes for Screw Fastening											
876-MK21P-1A66B-500W	MK21P-1A66B-500W	K	Form A - NO	10 W	180 V	0.5 A	1.25 A	25 / 44 AT	10-15	8.86	7.96
876-MK21P-1A66C-500W	MK21P-1A66C-500W	K	Form A - NO	10 W	180 V	1.0 A	0.5 A	37 / 56 AT	15-20	9.34	7.96
MK26 Series - Mounting Holes for Screw Fastening											
876-MK261A35B500W	MK26-1A35B-500W	K	Form A - NO	20 W	200 V	1 A	1.25 A	23 / 43 AT	-	12.08	11.19
876-MK261A35C500W	MK26-1A35C-500W	K	Form A - NO	20 W	200 V	1 A	1.25 A	34 / 60 AT	-	12.10	11.21
876-MK261A35D500W	MK26-1A35D-500W	K	Form A - NO	20 W	200 V	1 A	1.25 A	46 / 72 AT	-	12.10	11.21
876-MK26-1A66B-500W	MK26-1A66B-500W	K	Form A - NO	10 W	180 V	0.5 A	1.25 A	21 / 41 AT	10-15	10.18	8.72
876-MK26-1A85C-500W	MK26-1A85C-500W	K	Form A - NO	100 W	300 V	1.0 A	2.5 A	35 / 58 AT	15-20	13.27	11.37
876-MK261A85D500W	MK26-1A85D-500W	K	Form A - NO	100 W	300 V	1 A	2.5 A	47 / 71 AT	-	13.14	12.18
876-MK261A85E500W	MK26-1A85E-500W	K	Form A - NO	100 W	300 V	1 A	2.5 A	58 / 82 AT	-	13.14	12.18
876-MK26-1C90C-500W	MK26-1C90C-500W	K	Form A - NO	10 W	175 V	0.5 A	1.0 A	34 / 56 AT	15-20	16.57	14.22
876-MK261C90D500W	MK26-1C90D-500W	K	Form A - NO	10 W	175 V	0.5 A	0.5 A	45 / 65 AT	-	16.44	15.23
MK27 Series - Magnectically Operated											
876-MK27-1A66B-500W	MK27-1A66B-500W	L	Form A - NO	10 W	180 V	0.5 A	1.25 A	40 / 60 AT	-	77.11	74.61

SMT MICRO MACHINED REED SENSORS

For quantities greater than listed, call for quote.

MOUSER STOCK NO.	MEDER Part No.	Fig.	Contact Form	Switching Power (Max.)	Switching Voltage (Max.)	Switching Current (Max.)	Carry Current (Max.)	Operate Time (Incl. Bounce) (Max.)	Magnetic Sensitivity Pull in Range (mm)	Price Each 1	Price Each 10
876-MMS-B-2	MMS-B-2	M	Form A - Dry	0.3 W	3.0 V	100 A	100 A	0.2 ms	1.8-4.0 MT	18.20	17.80
876-MMS-1A-V20	MMS-1A-V2 0	M	Form A - Dry	0.3 W	3.0 V	100 μA	100 μA	0.2 ms	- - -	16.51	14.85

ROLLING-BALL TILT SENSOR SWITCHES

Mechanical Specifications:

- Differential Angle: 30°max.
- Operating Temperature: 0°C~+100°C
- Soldering Process: Temperature: 250°C for 3 seconds (Soldered by hand only)

Electrical Specifications:

- Rating: <6mA/24VDC
- Differential Angle: 30°max.
- Electrical Life: >50,000 cycles
- Contact Resistance: 2Ω max. (measured at 45° tilt)

RoHS Compliant

For quantities greater than listed, call for quote.

MOUSER STOCK NO.	Fig.	Lead (in.) øA	Lead (in.) B	Body (in.) øC	Body (in.) D	Price Each 1	Price Each 50	Price Each 100	Price Each 500
107-2002-EV	A	.035	.39	.157	.43	1.26	1.05	.952	.867
107-2003-EV	A	.015	.59	.157	.43	1.62	1.35	1.22	1.11
107-2004-EV	A	.035	.39	.204	.55	1.62	1.35	1.22	1.11
107-2005-EV	B	.035	.39	.204	.55	1.62	1.35	1.22	1.11
107-2006-EV	B	.035	.39	.157	.43	1.62	1.35	1.22	1.11
107-2001-EV	C	.015	.59	.204	.551	1.62	1.35	1.22	1.11
107-2008-EV	C	.015	.59	.157	.43	1.62	1.35	1.22	1.11
107-2007-EV	C	.015	.59	.157	.275	1.95	1.63	1.48	1.34
107-2009-EV	C	.015	.59	.157	.43	1.95	1.63	1.48	1.34
107-2010-EV	D	.015	.59	.157	.47	2.91	2.42	2.20	2.00

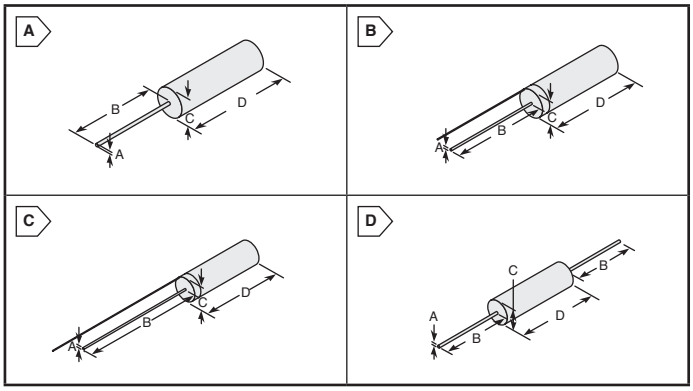

© Copyright 2013 Mouser Electronics

© Copyright 2013 Mouser Electronics

Sensors

SFERNICE 20 LHE LINEAR POSITION HALL EFFECT SENSOR

Features:
- Accurate linearity down to ±1%
- Electrical strokes from 0mm to 10mm
- Long life: greater than 10M cycles
- Non contacting technology: Hall effect
- Model dedicated to all applications in harsh environments



For quantities greater than listed, call for quote.

MOUSER STOCK NO.	Vishay/Sfernice Part No.	Supply Voltage	Supply Current	Linearity	Output Type	Output Signal	Shaft Type	Price Each 1	5	10	20
72-20LHE1AWA1P30	20LHE1AWA1P30	5 VDC	16mA	± 1 %	Wires	Analog increasing	3.175mm	119.87	116.11	112.34	108.56

SPECTROL 351 HE SINGLE TURN BUSHING MOUNT HALL EFFECT SENSOR

Features:
- Accurate linearity down to 0.5%
- Long life: greater than 10M cycles
- Non contacting technology: Hall effect
- Model dedicated to all applications in harsh environments
- All electrical angles available up to 360° (no dead band)

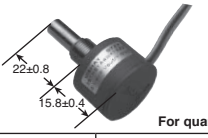

DIMENSIONS: mm

For quantities greater than listed, call for quote.

MOUSER STOCK NO.	Vishay/Spectrol Part No.	Supply Voltage	Supply Current	Linearity	Electrical Angle	Output Type	Output Signal	Shaft Type	Price Each 1	10	100
72-351HE0B4WA1S22	351HE0B4WA1S22	5VDC	10mA	± 0.5 %	360°	Wireless	Analog CW	6.35mm	51.23	45.62	27.18

SPECTROL 981 HE THROTTLE POSITION SENSOR IN HALL EFFECT TECHNOLOGY HOLLOW AND D-SHAFT VERSIONS

Features:
- Accurate linearity down to 0.5%
- Long life: greater than 10M cycles
- Non contacting technology: Hall effect
- Model dedicated to all applications in harsh environments
- All electrical angles available up to 360° (no dead band)



For quantities greater than listed, call for quote.

MOUSER STOCK NO.	Vishay/Spectrol Part No.	Supply Voltage	Supply Current	Linearity	Electrical Angle	Output Type	Output Signal	Shaft Type	Price Each 1	10	100
72-981HE0B4WA1F16	981HE0B4WA1F16	5VDC	10mA	± 0.5 %	360°	Wireless	Analog CW	6.35mm	31.96	27.92	23.13
72-981HE0B4WA8H01	981HE0B4WA8H01	5VDC	10mA	± 0.5 %	360°	Wireless	Analog CW	Hollow Shaft	79.88	76.24	58.09
72-981HE2B1WA1F16	981HE2B1WA1F16	5VDC	10mA	± 0.5 %	90°	Wireless	Analog CW	6.35mm	38.33	37.54	33.52

SPECTROL 34 THE - 10 TURN SERVO OR BUSHING MOUNT HALL EFFECT SENSOR

Features:
- Accurate linearity down to ± 0.5 %
- All electrical angles available up to 3600°
- Very long life: 50M cycles for servo, 10M cycles for bushing
- Non contacting technology: Hall effect; true power on sensor
- Model dedicated to applications requiring long life

NEW! TECHNOLOGY



DIMENSIONS: mm

For quantities greater than listed, call for quote.

MOUSER STOCK NO.	Vishay/Spectrol Part No.	Supply Voltage	Supply Current	Linearity	Electrical Angle	Output Type	Output Signal	Shaft Type	Price Each 1	5	10	20
594-34THEB1ATA0S22	34THEB1ATA0S22	5VDC	16mA	± 1 %	3600°	Turrets	Analog CW	Plain	76.75	74.34	71.93	69.52
594-34THEB1ATA2S22	34THEB1ATA2S22	5VDC	16mA	± 1 %	3600°	Turrets	Analog CW	3.175mm	76.75	74.34	71.93	69.52
594-34THEB1BTA2S22	34THEB1BTA2S22	5VDC	16mA	± 1 %	3600°	Turrets	Analog CW	3.175mm	61.94	59.37	54.75	52.92
594-34THEB1BWE2S22	34THEB1BWE2S22	5VDC	16mA	± 1 %	3600°	Wires	SPI CW (1)	3.175mm	77.40	74.97	72.54	70.11
594-34THES1ATA2S22	34THES1ATA2S22	5VDC	16mA	± 1 %	3600°	Turrets	Analog CW	3.175mm	85.47	82.78	80.09	77.40
594-34THES1BTA2S22	34THES1BTA2S22	5VDC	16mA	± 1 %	3600°	Turrets	Analog CW	3.175mm	68.59	66.05	60.92	58.87
594-34THES2ATA2S13	34THES2ATA2S13	5VDC	16mA	± 1 %	3600°	Turrets	Analog CW	3.175mm	95.06	92.07	89.08	86.09
594-34THES2ATA2S22	34THES2ATA2S22	5VDC	16mA	± 1 %	3600°	Turrets	Analog CW	3.175mm	95.06	92.07	89.08	86.09
594-34THES2BTA0P22	34THES2BTA0P22	5VDC	16mA	± 1 %	3600°	Turrets	Analog CW	Plain	96.35	93.33	90.30	87.26

PTS SERIES PLATINUM SMD RTD TEMPERATURE SENSORS

- Standardized characteristics according to IEC 60751
- Advanced thin film technology
- Outstanding stability of temperature characteristic



For quantities greater than listed, call for quote.

MOUSER STOCK NO.	Vishay Part No.	Value (Ω)	Imeas. (mA)	Price Each 1	10	50	Reel Quantity	Price Per Piece
0603 Case Size								
594-PTS060301B100RP	PTS060301B100RP100	100	0.1-0.50	2.38	2.07	1.83	1000	.888
0805 Case Size								
594-PTS080501B100RP	PTS080501B100RP100	100	0.1-1.0	2.97	2.60	2.30	1000	1.11
594-PTS080501B500RP	PTS080501B500RP100	500	0.1-0.40	2.97	2.60	2.30	1000	1.11
1206 Case Size								
594-PTS120601B100RP	PTS120601B100RP100	100	0.1-1.0	3.92	3.42	3.03	1000	1.47
594-PTS120601B500RP	PTS120601B500RP100	500	0.1-.40	3.92	3.42	3.03	1000	1.47
594-PTS120601B1K00P	PTS120601B1K00P100	1K	0.1-0.25	3.92	3.42	3.03	1000	1.47

PIHER PSC-360 CONTACTLESS SENSOR

The PSC-360 Series from Piher is a vertical Hall-effect magnetic rotary sensor. The Contactless Sensor is programmable and features a unique switch function not offered with other 360° absolute position sensors. The permanent magnet is the only moving part, providing a mechanical life cycle of up to 50 million cycles. The completely sealed IP67 rated Piher PSC-360 Sensor, ideal for harsh environments, also offers high temperature performance at -40ºC to +150ºC. The PSC-360U model features a panel mount package for easy bush mounting.

NEW! TECHNOLOGY

DIMENSIONS: mm

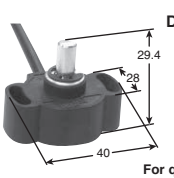



For quantities greater than listed, call for quote.

MOUSER STOCK NO.	Piher Part No.	Type	Output	Supply Current	Voltage Rating	Temperature	Number of Bits	Price Each 1	5	10	25
531-PSCF1AW3600005E	PSC360-F1A-W-360-000- - -	Simple	Analogic	8.5mA	5V	-40 to +85ºC	12	89.61	71.69	62.73	57.35
531-PSCUF1AW3600005E	PSC360U-F1A-W-360-000- - -	Simple	Analogic	8.5mA	5V	-40ºC to +150ºC	12	89.61	71.69	62.73	57.35

PIHER MTS-360 THRU SHAFT CONTACTLESS SENSOR

The MTS360 provides a true breakthrough in contactless sensor technology by combining a through-shaft design with 360° absolute position feedback in an ultra miniature size. The result is the smallest fully featured rotary sensor on the market with reliability up to 50 million cycles.

With its tiny size of only 6mmx17mmx18mm (HxWxL), engineers can now integrate a fully featured rotary sensor directly on their PCB without the packaging issues that typically accompany encoders or other absolute position devices. The exceptionally low profile fits easily in places that were previously too small for pre-packaged rotary sensors.

NEW! TECHNOLOGY

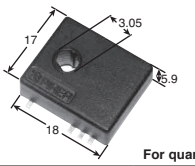

DIMENSIONS: mm

For quantities greater than listed, call for quote.

MOUSER STOCK NO.	Piher Part No.	Type	Output	Supply Current	Voltage Rating	Temperature	Number of Bits	Price Each 1	5	10	25
531-MTS1AW36000E	MTS360-1A-W-360-0000-E	Simple	Analogic	8.5mA	5.5V	-40 to +85ºC	12	71.69	57.35	50.18	45.88

© Copyright 2013 Mouser Electronics
© Copyright 2013 Mouser Electronics

OMRON 2SMPP SERIES: MEMS GAUGE PRESSURE SENSORS

Specifications:
- Pressure type: Gauge pressure
- Applicable gas: Air (Non-corrosive, dust free)
- Withstand pressure: Max. 53kPa
- Supply current: 100µADC
- Current consumption: Max. 130µADC

Features:
- Piezo resistive element provides electrical characteristics that are superior to capacitive type pressure sensors
- Low power consumption of 0.2mW
- Low temperature influence

Applications:
- Medical equipment
- Home appliance
- Air movement control
- Level indicators
- Leak detection

NEW! TECHNOLOGY

RoHS Compliant

For quantities greater than listed, call for quote.

MOUSER STOCK NO.	Omron Part No.	Fig.	Description	Price Each 1	25	50
653-2SMPP-02	2SMPP-02	A	Micro-flow sensor 0 to 37kPa (0 to 280mHg)	3.75	3.65	3.52
653-2SMPP-03	2SMPP-03	A	Absolute pressure sensor -50 to 50kPa (300 to 1100hPa)	4.82	4.33	3.85

OMRON D6F SERIES: GAS MASS-FLOW SENSORS

Specifications:
- Dielectric strength: 500VAC between terminals and base
- Operating temperature: -10°C to 60°C
- Power supply (Vcc max.): 26.4VDC

Features:
- Small size
- Fast response
- Applicable to air, non-corrosive gas, LNG
- Ideal for looking at low pressure medical gases, boiler emissions, and HVAC system airflow

Applications:
- Medical equipment
- Combustion control
- Analysis instruments

For quantities greater than listed, call for quote.

MOUSER STOCK NO.	Omron Part No.	Fig.	Rated Range	Applicable Fluid	Case Material	Power Supply (Vcc Max.)	Output Voltage (Vout Max.)	Price Each 1	2	5
653-D6F-01A1-110	D6F-01A1-110	B	0-1L/min.	Air	PPS	26.4VDC	6VDC	140.01	137.27	122.55
653-D6F-05N2-000	D6F-05N2-000	C	0-5L/min.	Liquid Natural Gas	Aluminum	26.4VDC	6VDC	169.72	166.42	148.42

OMRON 50A SERIES: MEMS AIRFLOW SENSORS

Specifications:
- Dielectric strength: 500VAC between lead terminals
- Operating temperature: -10°C to 60°C

Features:
- Precision mass-airflow up to 50LPM
- Stable output across full scale
- Low power consumption

Applications:
- Industrial processes
- Medical respirators and ventilators
- Mass-flow controllers
- Fuel cell controls

NEW PRODUCT

For quantities greater than listed, call for quote.

MOUSER STOCK NO.	Omron Part No.	Fig.	Flow Range	Case Material	Type	Applicable Gas	Price Each 1	2	5
653-D6F-50A6-000	D6F-50A6-000	D	0 - 50 LPM	Thermoplastic	Built-in orifice, straight connect with 1/4" BPST threads	Air	240.81	233.58	226.57

OMRON D6F-P SERIES: MEMS MASS-FLOW SENSORS

Specifications:
- Power supply: 4.75-5.25VDC
- Output voltage: Vout, 0.5-2.5VDC
- Flow range/pressure range: +1.0 SLM (+0.84 in H2O)
- Applicable gas: Air
- Operating temperature: -10°C to 60°C

Features:
- Compact, highly reliable flow sensor with unique Dust Segregation System (DSS)
- Cyclone flow structure diverts particulate from sensor element
- High-accuracy, reliable mass-flow measurement
- Alternative to differential pressure sensing
- High-resolution and repeatability even at low-flow rates

For quantities greater than listed, call for quote.

MOUSER STOCK NO.	Omron Part No.	Fig.	Flow Range	Mounting Method	Connection	Price Each 1	2	5
653-D6F-P0001A1	D6F-P0001A1	E	0-0.1LPM	Flange mount	PCB terminals	50.89	49.90	45.86
653-D6F-P0010A1	D6F-P0010A1	E	0-1.0LPM	Flange mount	PCB terminals	50.89	49.89	45.85
653-D6F-P0010A2	D6F-P0010A2	F	0-1.0LPM	Flange mount	Connector	55.32	54.22	50.07
653-D6F-P0010AM2	D6F-P0010AM2	G	0-1.0LPM	Manifold mount	Connector	50.89	49.90	45.86

OMRON D6F-W, -V SERIES: MEMS AIR VELOCITY SENSORS

Specifications:
- Operating temperature: -10°C to 60°C
- Insulation resistance: 20MΩ min. @ 500VDC between lead terminal and the case

Features:
- Integral passive Dust Segregation System (DSS) prevents contamination of sensor element
- Full-scale repeatable accuracy achieves consistent air velocity measurement in a cost efficient package

For quantities greater than listed, call for quote.

MOUSER STOCK NO.	Omron Part No.	Fig.	Flow Range	Applicable Gas	Case Material	Power Supply (Vcc Max.)	Output Voltage (Vout Max.)	Price Each 1	2	5
653-D6F-W04A1	D6F-W04A1	H	0-4m/sec	Air	PPS	26.4VDC	6VDC	94.56	92.67	85.58
653-D6F-W10A1	D6F-W10A1	H	0-10m/sec	Air	PPS	26.4VDC	6VDC	84.74	83.11	76.41
653-D6F-V03A1	D6F-V03A1	I	0-3m/sec	Air	PBT	12.0VDC	3VDC	22.12	21.55	21.37

OMRON D6T SERIES: MEMS THERMAL IR SENSORS

Specifications:
- Target temperature: Detection range: 5-50°C Output accuracy: within +/- 1.5°C
- Power supply voltage: DC4.5-5.5V
- Output form: Binary code (10 times detected temperature (°C))
- Temperature resolution (NETD): 0.14°C

Features:
- High sensitivity enables detection of stationary human presence
- MEMS and ASIC technologies achieve high SNR
- Superior noise immunity with a digital output
- High-precision area temperature detection with low crosstalk field of view characteristics
- Application notes available upon request

Applications:
- Energy-saving household appliances
- Building and office energy conservation systems
- Security systems
- Factory automation

NEW! TECHNOLOGY

RoHS Compliant

For quantities greater than listed, call for quote.

MOUSER STOCK NO.	Omron Part No.	Fig.	Element Type	Field of View X Direction (°)	Y Direction (°)	Price Each 1	10	25	50
653-D6T-44L-06	D6T-44L-06	J	4x4	44.2	45.7	53.00	38.69	36.86	36.04
653-D6T-8L-06	D6T-8L-06	J	1x8	62.8	6.0	47.85	34.94	33.47	32.54

OMRON D7 SERIES: VIBRATION SENSORS

Specifications:
- Terminal type: QC
- Operating temperature: -25°C to 60°C
- Service life: 5000 operations min.

Features:
- Quick detection of movements that could cause damage to equipment
- Auto-resettable - no manual setting required

Applications:
- Industrial equipment
- Any system requiring safety shut-off during a period of vibration or tilting

RoHS Compliant

For quantities greater than listed, call for quote.

MOUSER STOCK NO.	Omron Part No.	Fig.	Detection Sensitivity	Contact Form	Description	Contact Rating	Price Each 1	5	10
653-D7E-1	D7E-1	K	130-200gal	SPST-NC	Sealed vibration sensor	0.1mA @ 5VDC / 100mA @ 30VDC	11.50	10.59	9.96
653-D7E-2	D7E-2	K	100-170gal	SPST-NC	Sealed vibration sensor	0.1mA @ 5VDC / 100mA @ 30VDC	10.38	10.18	9.99
653-D7E-3	D7E-3	K	- - -	SPST-NC	Tilt switch, 50-80° detection angle	0.1mA @ 5VDC / 100mA @ 30VDC	14.08	13.80	13.57

ACCESSORIES

For quantities greater than listed, call for quote.

MOUSER STOCK NO.	Omron Part No.	Recommended Optional Cable For Use With Sensors	Price Each 1	25	50
653-D6F-CABLE1	D6F-CABLE1	D6F-01, D6F-02, D6F-05, D6F-10, D6F-20, D6F-20A, D6F-50A Series	8.73	6.55	6.27
653-D6F-CABLE2	D6F-CABLE2	D6F-03, D6F-V Series or D6F-P0010A2 or D6F-P0010AM2	8.87	6.41	6.24
653-D6F-WCABLE	D6F-WCABLE	D6F-W Series	4.67	3.60	3.40

DIMENSIONS: mm

A


B
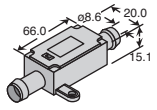

C
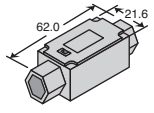

D


E
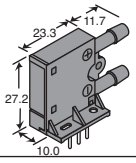

F
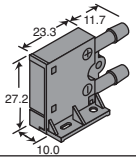

G
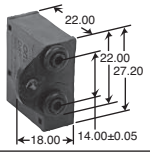

H
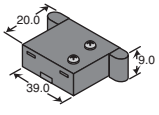

I
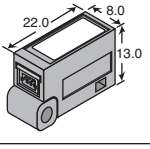

J


K
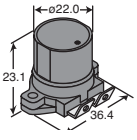

Omron Flow Sensors

© Copyright 2013 Mouser Electronics

© Copyright 2013 Mouser Electronics

Temperature Sensors

RoHS Compliant This product is RoHS compliant.

Honeywell HIH SERIES THERMAL SENSORS

NEW PRODUCT

Humidity Sensors

RoHS Compliant

For quantities greater than listed, call for quote.

MOUSER STOCK NO.	Honeywell Part No.	Fig.	Package Type	Operating Temp. Range	Operating Humidity Range	Interchangeability	Price Each 1	10	25
785-HIH-4000-001	HIH-4000-001	A	2.54mm SIP	-40°C to 85°C	0-100%RH	0-59% RH ±5%	20.21	19.17	18.22
785-HIH-4000-002	HIH-4000-002	B	1.27mm SIP	-40°C to 85°C	0-100%RH	0-59% RH ±5%	19.83	18.80	17.87
785-HIH-4000-003	HIH-4000-003	A	2.54mm SIP	-40°C to 85°C	0-100%RH	0-59% RH ±5%	26.12	20.77	19.38
785-HIH-4010-001	HIH-4010-001	A	2.54mm SIP	-40°C to 85°C	0-100%RH	0-59% RH ±5%	18.00	16.14	15.35
785-HIH-4010-002	HIH-4010-002	B	1.27mm SIP	-40°C to 85°C	0-100%RH	0-59% RH ±5%	18.07	17.13	15.92
785-HIH-4020-001	HIH-4020-001	C	2.54mm SIP	-40°C to 85°C	0-100%RH	0-59% RH ±5%	29.40	27.91	26.53
785-HIH-4020-002	HIH-4020-002	D	1.27mm SIP	-40°C to 85°C	0-100%RH	0-59% RH ±5%	28.84	27.36	26.01
785-HIH-4020-003	HIH-4020-003	C	2.54mm SIP	-40°C to 85°C	0-100%RH	0-59% RH ±5%	32.81	31.14	29.60
785-HIH-4021-001	HIH-4021-001	E	2.54mm SIP	-40°C to 85°C	0-100%RH	0-59% RH ±5%	34.09	32.36	30.75
785-HIH-4021-002	HIH-4021-002	F	1.27mm SIP	-40°C to 85°C	0-100%RH	0-59% RH ±5%	33.43	31.73	30.15
785-HIH-4021-003	HIH-4021-003	E	2.54mm SIP	-40°C to 85°C	0-100%RH	0-59% RH ±5%	25.02	23.72	22.56
785-HIH-4030-001	HIH-4030-001	G	SMT	-40°C to 85°C	0-100%RH	0-59% RH ±5%	14.64	11.20	10.58
785-HIH-4030-003	HIH-4030-003	G	SMT	-40°C to 85°C	0-100%RH	0-59% RH ±5%	16.60	13.75	12.27
785-HIH-4031-001	HIH-4031-001	G	SMT	-40°C to 85°C	0-100%RH	0-59% RH ±5%	16.87	13.78	12.25
785-HIH-4031-003	HIH-4031-003	G	SMT	-40°C to 85°C	0-100%RH	0-59% RH ±5%	17.66	16.16	15.00
785-HIH-4602-A	HIH-4602-A	H	TO-5	-40°C to 85°C	0-100%RH	0-59% RH ±5%	114.76	110.20	104.73
785-HIH-4602-C	HIH-4602-C	H	TO-5	-40°C to 85°C	0-100%RH	0-59% RH ±5%	63.32	55.28	52.76
785-HIH-4602-L	HIH-4602-L	H	TO-39	-40°C to 85°C	0-100%RH	0-59% RH ±5%	43.84	41.57	39.53
785-HIH-5030-001	HIH-5030-001	G	SMT	-40°C to 85°C	0-100%RH	2% RH	11.78	8.61	8.07
785-HIH-5031-001	HIH-5031-001	G	SMT	-40°C to 85°C	0-100%RH	2% RH	13.91	11.24	10.43
785-HIH-6130-021-001	HIH-6130-021-001	I	SOIC-8 SMD	-25°C to 85°C	0-100%RH	0 %RH to 59%	15.93	14.89	13.94
785-HIH-6131-021-001	HIH-6131-021-001	I	SOIC-8 SMD	-25°C to 85°C	0-100%RH	0 %RH to 59%	18.08	17.05	16.09
785-HIH6130-000-001	HIH6130-000-001	J	SOIC-8 SMD	-25°C to 85°C	0-100%RH	10-90% RH +/-5%	24.50	22.91	21.44
785-HIH6131-000-001	HIH6131-000-001	J	SOIC-8 SMD	-25°C to 85°C	0-100%RH	10-90% RH +/-5%	27.78	26.18	24.72
785-HIH-6120-021-001	HIH-6120-021-001	J	SIP 4 Pin	-25°C to 85°C	0-100%RH	10-90% RH +/-5%	29.15	27.45	25.87
785-HIH-6121-021-001	HIH-6121-021-001	J	SIP 4 Pin	-25°C to 85°C	0-100%RH	10-90% RH +/-5%	21.73	20.63	19.60

Honeywell 3455RC REDI-TEMP SERIES CERAMIC AUTOMATIC RESET THERMOSTATS

- Cost effective
- Rivet sleeve construction
- High profile
- High temperature
- High current
- Amperage: 15A/10A resistive max.
- Voltage-120Vac/240Vac
- Operating Temperature Range: 0°C to 260°C (32°F to 500°F)

RoHS Compliant

For quantities greater than listed, call for quote.

MOUSER STOCK NO.	Honeywell Part No.	Fig.	Function	Open Temp.	Close Temp.	Price Each 1	10	50
785-3455RC01000228	3455RC 01000228	K	Opens	62.8°C (145°F)	46.1°C (115°F)	44.66	42.09	39.46
785-3455RC01000230	3455RC 01000230	K	Opens	73.9°C (165°F)	57.2°C (135°F)	50.63	47.71	43.06
785-3455RC01000232	3455RC 01000232	K	Opens	85.0°C (185°F)	68.3°C (155°F)	48.08	46.77	38.70
785-3455RC01000234	3455RC 01000234	K	Opens	96.1°C (205°F)	78.9°C (174°F)	49.03	43.78	39.46
785-3455RC01000235	3455RC 01000235	K	Opens	101.7°C (215°F)	85.0°C (185°F)	48.08	42.94	38.70
785-3455RC01000237	3455RC 01000237	K	Opens	112.8°C (235°F)	96.1°C (205°F)	49.03	43.78	39.46
785-3455RC01000241	3455RC 01000241	K	Opens	146.1°C (295°F)	129.4°C (265°F)	49.81	46.76	41.46
785-3455RC01000242	3455RC 01000242	K	Opens	157.2°C (315°F)	135.0°C (275°F)	47.71	43.78	39.46

Honeywell 3100 SERIES HERMETIC THERMOSTATS

- Hermetically sealed
- Tight tolerances
- Tight differentials
- Amperage: 3A resistive max.
- Voltage-120Vac
- Operating Temperature Range: 29°C to 260°C (-20°F to 500°F)

RoHS Compliant

For quantities greater than listed, call for quote.

MOUSER STOCK NO.	Honeywell Part No.	Fig.	Function	Open Temp.	Close Temp.	Price Each 1	10	50
785-3100U00031433	3100U 00031433	L	Opens	15.6°C (60°F)	4.4°C (40°F)	72.47	65.88	58.94
785-3100U00031456	3100U 00031456	L	Closes	15.6°C (60°F)	26.7°C (80°F)	76.93	70.45	67.17
785-3100U00031435	3100U 00031435	L	Opens	26.7°C (80°F)	15.6°C (60°F)	62.03	58.09	53.04
785-3100U00031457	3100U 00031457	L	Closes	26.7°C (80°F)	37.8°C (100°F)	71.19	67.10	61.85
785-3100U00031440	3100U 00031440	L	Opens	54.4°C (130°F)	43.3°C (110°F)	83.70	79.12	64.18
785-3100U00031444	3100U 00031444	L	Opens	76.7°C (170°F)	65.6°C (150°F)	86.37	81.38	65.10
785-3100U00031448	3100U 00031448	L	Opens	98.9°C (210°F)	85.0°C (185°F)	104.28	96.70	85.79
785-3100U00031452	3100U 00031452	L	Opens	121.1°C (250°F)	107.2°C (225°F)	79.23	74.66	59.73

Honeywell 6655 SERIES ON-SURFACE TEMPERATURE SENSORS

The 6655 Series On-Surface Temperature Sensors are lowercost, thermistor-based temperature sensors that use Honeywell's compact, low-profile, 12.70mm (0.5") thermostat package.

RoHS Compliant

For quantities greater than listed, call for quote.

MOUSER STOCK NO.	Honeywell Part No.	Fig.	Thermistor Type	Resistance (Ω)	Tolerance	R-T Curve	Price Each 1	25	50
785-6655-90980004	6655-90980004	M	NTC	12,000	±5.0%	12	6.94	6.71	6.08
785-6655-90980006	6655-90980006	M	NTC	10,000	±10.0%	16	6.69	6.29	5.40
785-6655-91000001	6655-91000001	M	NTC	10,000	±10.0%	16	7.20	6.83	6.18
785-6655-97100901	6655-97100901	N	NTC	10,000	±10.0%	16	7.07	6.84	6.20
785-6655-99580003	6655-99580003	O	NTC	10,000	±10.0%	16	7.37	7.12	6.45
785-6655-99600003	6655-99600003	M	NTC	10,000	±10.0%	16	6.67	6.44	5.84

measurement SPECIALTIES TSYS01 DIGITAL TEMPERATURE SENSORS

Features:
- High Accuracy ±0.1°C @ Temp.: -5°C to +50°C
- Adjustment of high accuracy temperature range on request
- Low Current: <12.5 μA (standby <0.14 μA)
- SPI/I²C Interface
- Small Package: QFN16
- Operating Temperature Range: -40°C to +125°C

Applications:
- Industrial Control
- Replacement of Thermistors and NTCs
- Heating/Cooling Systems
- HVACR

RoHS Compliant

For quantities greater than listed, call for quote.

MOUSER STOCK NO.	MSI Part No.	Fig.	Package Type	Operating Temperature Range	Interface	Price Each 1	10	25
824-TSYS01	TSYS01	P	QFN16	-40°C to +125°C	SPI / I2C	11.13	9.87	9.37



© Copyright 2013 Mouser Electronics

© Copyright 2013 Mouser Electronics

HONEYWELL Sensors

Honeywell

RoHS Compliant **This product is RoHS compliant.**



AIRFLOW SENSORS

Contain a thin-film, thermally isolated bridge structure that consisting of heater and temperature sensing elements. This microbridge structure provides a sensitive and fast response to the flow, amount and direction of air or other gas over the chip and provides a proportional output voltage. State-of-the-art chip design and manufacturing techniques allow the microbridge to be remarkably sensitive, fast and small. Amplified versions provide a higher output signal and require less external circuitry while unamplified versions allow more options in external circuit deign. A variety of port styles provides greater application flexibility.

RoHS Compliant

For quantities greater than listed, call for quote.

MOUSER STOCK NO.	Honeywell Part No.	Fig.	Max. Common Mode Pressure	Output Voltage	Signal Conditioning	Pressure/Flow Range	Price Each 1	Price Each 10	Price Each 50
785-AWM2100V	AWM2100V	A	25.0 psi	30.0mVDC	Unamplified	200 sccm	108.55	91.93	84.14
785-AWM3300V	AWM3300V	A	25.0 psi	5.0VDC	Amplified	1.0 slpm	119.42	101.12	92.54
785-AWM5102VN	AWM5102VN	B	50.0 psi	5.0VDC	Amplified	0-10.0 slpm	126.56	124.01	99.03
785-AWM720P1	AWM720P1	C	25.0 psi	5.0±0.36VDC	Amplified	+ 200 slpm	138.60	127.36	117.79

ZEPHYR™ ANALOG AIRFLOW SENSORS, HAF SERIES HIGH ACCURACY

Honeywell Zephyr™ Analog Airflow Sensors: HAF Series-High Accuracy, provide an analog interface for reading airflow over the specified full scale flow span and temperature range. Their thermally isolated heater and temperature sensing elements help these sensors provide a fast response to air or gas flow.

NEW PRODUCT

For quantities greater than listed, call for quote.

MOUSER STOCK NO.	Honeywell Part No.	Fig.	Pressure Range	Supply Voltage	Port Style	Mounting Style	Price Each 1	Price Each 10	Price Each 25
785-HAFBLF0050CAAX5	HAFBLF0050CAAX5	D	50 SCCM	5.0VDC	Long Port	Fastener mount	87.38	73.98	73.79
785-HAFBLF0200CAAX3	HAFBLF0200CAAX3	D	200 SCCM	3.3VDC	Long Port	Fastener mount	93.31	89.20	85.43
785-HAFBLF0200CAAX5	HAFBLF0200CAAX5	D	200 SCCM	5.0VDC	Long Port	Fastener mount	93.31	89.20	85.43
785-HAFBLF0750CAAX5	HAFBLF0750CAAX5	D	750 SCCM	5.0VDC	Long Port	Fastener mount	74.26	72.19	70.18
785-HAFBSF0200CAAX3	HAFBSF0200CAAX3	D	200 SCCM	3.3VDC	Short Port	Fastener mount	93.31	89.20	85.43
785-HAFBSF0200CAAX5	HAFBSF0200CAAX5	D	200 SCCM	5.0VDC	Short Port	Fastener mount	93.31	89.20	85.43

ZEPHYR™ DIGITAL AIRFLOW SENSORS, HAF SERIES

Honeywell Zephyr™ Digital Airflow Sensors: HAF Series-High Accuracy, provide a digital interface for reading airflow over the specified full scale flow span and temperature range. Their thermally isolated heater and temperature sensing elements help these sensors provide a fast response to air or gas flow. Zephyr sensors are designed to measure mass flow of air and other non-corrosive gases. They are available in standard flow ranges and are fully calibrated and temperature compensated with an on-board Application Specific Integrated Circuit (ASIC).

RoHS Compliant

For quantities greater than listed, call for quote.

MOUSER STOCK NO.	Honeywell Part No.	Fig.	Pressure Range	Supply Voltage	Port Style	Mounting Style	Price Each 1	Price Each 10	Price Each 25
785-HAFBLF0050C4AX5	HAFBLF0050C4AX5	D	50 SCCM	5.0VDC	Long Port	Fastener mount	87.38	73.98	73.79
785-HAFBLF0200C4AX3	HAFBLF0200C4AX3	D	200 SCCM	3.3VDC	Long Port	Fastener mount	93.31	89.20	85.43
785-HAFBLF0200C4AX5	HAFBLF0200C4AX5	D	200 SCCM	5.0VDC	Long Port	Fastener mount	93.31	89.20	85.43
785-HAFBLF0750C4AX5	HAFBLF0750C4AX5	D	750 SCCM	5.0VDC	Long Port	Fastener mount	87.38	73.98	73.79
785-HAFBSF0200C4AX3	HAFBSF0200C4AX3	E	200 SCCM	3.3VDC	Short Port	Fastener mount	93.31	89.20	85.43
785-HAFBSF0200C4AX5	HAFBSF0200C4AX5	E	200 SCCM	5.0VDC	Short Port	Fastener mount	93.31	89.20	85.43
785-HAFBSS0200C4AX3	HAFBSS0200C4AX3	E	200 SCCM	3.3VDC	Short Port	Snap mount	93.31	89.20	85.43
785-HAFBSS0200C4AX5	HAFBSS0200C4AX5	E	200 SCCM	5.0VDC	Short Port	Snap mount	93.31	89.20	85.43

LINEAR CURRENT SENSORS

MICRO SWITCH™ CS series linear current sensors incorporate our 91SS12-2 and SS94A1 linear output Hall effect transducer (LOHET™). The sensing element is assembled in a printed circuit board mountable housing. This housing is available in four configuration as shown in mounting dimension figures 1, 1a, 2 and 2a. Normal mounting is with 0.375 inch long 4-40 screw and square nut (not provided) inserted in the housing or a 6-20 self-tapping screw. The combination of the sensor, flux collector, and housing comprises the holder assembly. These sensors are ratiometric.

RoHS Compliant

For quantities greater than listed, call for quote.

MOUSER STOCK NO.	Honeywell Part No.	Fig.	Package Style	Supply Voltage	Supply Current (mA max.)	Sensed Current Range	Price Each 1	Price Each 10	Price Each 50
Analog Inductive									
785-CSLA2EL	CSLA2EL	F	PCB Bottom Mount	6.0VDC	20mA	±550A	53.76	50.07	42.21
Digital Inductive									
785-CSDA1AA	CSDA1AA	F	Thru Hole PCB, Mnt Pins	0.40V	20mA	N/A	52.37	47.60	43.63
785-CSDA1BA	CSDA1BA	F	Thru Hole PCB, Screw Mnt	0.40V	20mA	N/A	38.09	30.18	26.65
785-CSDA1DA	CSDA1DA	F	3-P AMP	0.40V	20mA	N/A	45.34	41.21	37.78
Open Loop									
785-CSLH3A45	CSLH3A45	G	PCB Right Angle	4.5 to 10.5VDC	11mA	±45A	12.37	8.45	7.97
785-CSLA2GF	CSLA2GF	H	PCB Right Angle	6.0 to 12.0VDC	20mA	±125A	27.71	25.79	23.27
785-CSLA2DH	CSLA2DH	I	PCB Bottom Mnt	6.0 to 12.0VDC	20mA	±235A	43.46	40.47	36.54
785-CSLA2CF	CSLA2CF	I	PCB Bottom Mnt	6.0 to 12.0VDC	20mA	±125A	19.75	18.39	16.60
785-CSLA2CE	CSLA2CE	I	PCB Bottom Mnt	6.0 to 12.0VDC	20mA	±92A	28.14	26.24	23.26
785-CSLA2CD	CSLA2CD	I	PCB Bottom Mnt	6.0 to 12.0VDC	20mA	±72A	21.34	16.60	14.68
785-CSLA1EL	CSLA1EL	J	PCB Bottom Mnt	8.0 to 16.0VDC	19mA	±625A	54.47	50.72	43.52
785-CSLA1DJ	CSLA1DJ	K	PCB Bottom Mnt	8.0 to 16.0VDC	19mA	±225A	27.21	24.94	21.31
785-CSLA1CF	CSLA1CF	K	PCB Bottom Mnt	8.0 to 16.0VDC	19mA	±100A	24.35	22.36	20.48
785-CSLA1CD	CSLA1CD	K	PCB Bottom Mnt	8.0 to 16.0VDC	19mA	±57A	23.99	22.81	21.58
Closed Loop									
785-CSNP661	CSNP661	K	Thru Hole PCB	±12 to ±15VDC	±10mA	±90A	88.31	85.66	81.02
785-CSNA111	CSNA111	L	Thru Hole PCB	±15.0VDC	±10mA	±70A	44.32	40.92	38.00
785-CSNE151	CSNE151	M	Series PCB Mnt	4.75 to 5.25VDC	±12mA	±40A	52.16	47.41	43.47

© Copyright 2013 Mouser Electronics

© Copyright 2013 Mouser Electronics

ALL SENSORS Silicon Pressure Sensors

DIMENSIONS: in. (mm)

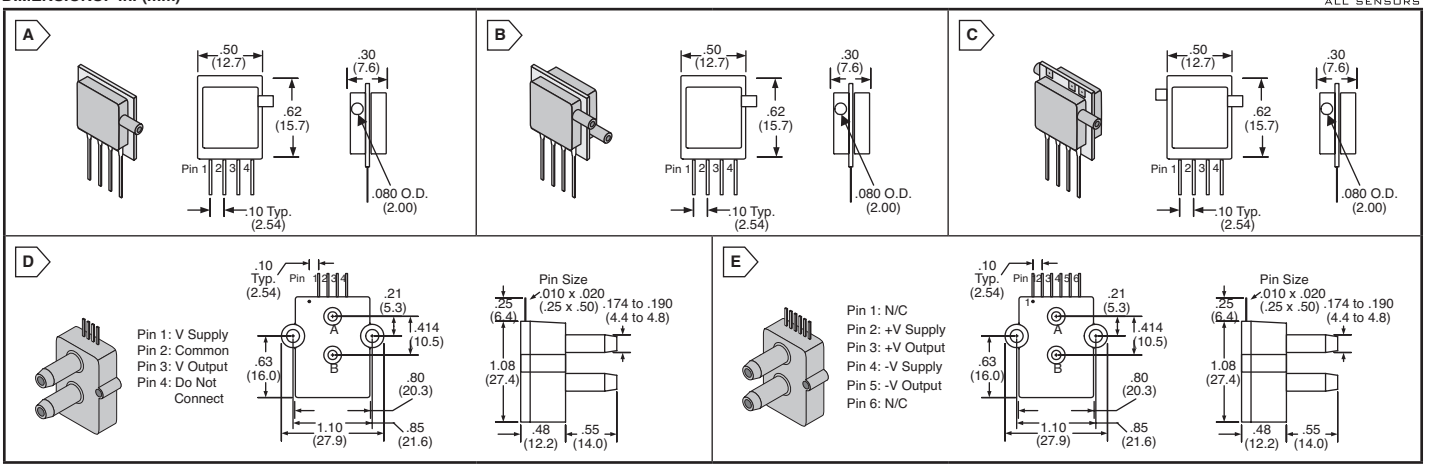

All Sensors, Inc. pressure sensors are based on piezo-resistive semiconductor technology, broadly referred to as MEMS (micro electrical mechanical systems). Our products, both analog and digital,are based upon a proprietary technology to reduce errors. Output changes due to temperature, warm-up stability, long-term stability, and position sensitivity are all significantly reduced when compared to conventional compensation methods. These sensors are intended for use with non-corrosive, non-ionic working fluids, such as air and dry gases. Packaging is designed to be mounted to a printed-circuit board. Our highly linear pressure sensors are typically used as components in high accuracy instrumentation for markets such as: medical, HVAC, mine safety, off-road vehicles, chemical analysis, and environmental.

MINIATURE BASIC PRESSURE SENSORS - 0.5% LINEARITY

Specifications:
- Common-mode pressure: 5 psig
- Supply voltage: 6VDC max.

Features:
- Offset compensated
- Ratiometric output

For quantities greater than listed, call for quote.

MOUSER STOCK NO.	All Sensors Part No.	Fig.	Operating Pressure	Pressure Type	Nominal Output Span	Price Each 1	5	10
683-1INCHGBASIC	1INCH-G-BASIC	A	0-1" H2O	Gauge	7.0 mV	53.50	48.15	37.45
683-1INCHD1BASIC	1INCH-D1-BASIC	B	0-1" H2O	Differential	7.0 mV	53.50	48.15	37.45
683-5INCHD2BASIC	5INCH-D2-BASIC	C	0-5" H2O	Differential	22.5 mV	53.50	48.15	37.45
683-10INCHGBASIC	10INCH-G-BASIC	A	0-10" H2O	Gauge	30 mV	53.50	48.15	37.45
683-20INCHGBASIC	20INCH-G-BASIC	A	0-20" H2O	Gauge	30 mV	53.50	48.15	37.45
683-20INCHD2BASIC	20INCH-D2-BASIC	C	0-20" H2O	Differential	30 mV	53.50	48.15	37.45
683-30INCHD2BASIC	30INCH-D2-BASIC	C	0-30" H2O	Differential	30 mV	53.50	48.15	37.45

MINIATURE MILLIVOLT OUTPUT LOW PRESSURE SENSORS

Specifications:
- Compensated temperature range: 0°C to 50°C
- Operating temperature: -25°C to +85°C
- Common-mode pressure: 10psig
- Supply voltage: 16VDC max.
- Ratiometric output

Features:
- Calibrated Zero and Span
- Based on proprietary technology to reduce all output offset or common mode errors
- Utilizes silicon, MEMS technology to provide very linear output to measured pressure

Applications:
- HVAC
- Medical instrumentation
- Environmental controls

For quantities greater than listed, call for quote.

MOUSER STOCK NO.	All Sensors Part No.	Fig.	Operating Pressure	Pressure Type	Nominal Output Span	Price Each 1	5	10
683-2INCHD1MVMINI	2INCH-D1-MV-MINI	B	0-2" H2O	Differential	10 mV	74.90	67.41	52.43
683-2INCHD2MVMINI	2INCH-D2-MV-MINI	C	0-2" H2O	Differential	10 mV	74.90	67.41	52.43
683-5INCHD1MVMINI	5INCH-D1-MV-MINI	B	0-5" H2O	Differential	20 mV	74.90	67.41	52.43
683-10INCHD1MVMINI	10INCH-D1-MV-MINI	B	0-10" H2O	Differential	20 mV	74.90	67.41	52.43
683-20INCHD2MVMINI	20INCH-D2-MV-MINI	C	0-20" H2O	Differential	20 mV	74.90	67.41	52.43
683-30INCHGMVMINI	30INCH-G-MV-MINI	A	0-30" H2O	Gauge	20 mV	74.90	67.41	52.43
683-30INCHD1MVMINI	30INCH-D1-MV-MINI	B	0-30" H2O	Differential	20 mV	74.90	67.41	52.43

AMPLIFIED LOW PRESSURE SERIES

Specifications:
- Compensated temperature range: 5°C to 50°C
- Operating temperature: -25°C to +85°C
- Common-mode pressure: -10 to +10psig
- Supply voltage: +4.5 to +5.5VDC
- Ratiometric 4V output - output is ratiometric to supply voltage

Applications:
- HVAC
- Medical instrumentation
- Environmental controls
- Primarily for Medical Breathing Applications

Features:
- Calibrated Zero and Span
- Based on proprietary technology to reduce all output offset or common mode errors
- Utilizes silicon, MEMS technology to provide very linear output to measured pressure

For quantities greater than listed, call for quote.

MOUSER STOCK NO.	All Sensors Part No.	Fig.	Operating Pressure	Pressure Type	Nominal Output Span	Price Each 1	5	10
683-0.25INCH-D-4V	0.25 INCH-D-4V	D	0.25"H2O	Differential	±2.0V	192.60	173.34	134.82
683-0.5INCH-G-4V	0.5 INCH-G-4V	D	0.50"H2O	Gauge	±4.0V	192.60	173.34	134.82
683-1MBARD4V	1 MBAR-D-4V	E	±1 mbar	Differential	±2.0 Volts	192.60	173.34	134.82
683-5INCHD4V	5 INCH-D-4V	E	±5" H2O	Differential	±2.0 Volts	117.70	105.93	82.39
683-5INCHG4V	5 INCH-G-4V	E	0-5" H2O	Gauge	±4.0 Volts	117.70	105.93	82.39
683-10INCHD4V	10 INCH-D-4V	E	±10" H2O	Differential	±2.0 Volts	117.70	105.93	82.39
683-20INCHD4V	20 INCH-D-4V	E	±20" H2O	Differential	±2.0 Volts	117.70	105.93	82.39
683-20INCHG4V	20 INCH-G-4V	E	0-20" H2O	Gauge	±4.0 Volts	117.70	105.93	82.39
683-30INCHD4V	30 INCH-D-4V	E	±30" H2O	Differential	±2.0 Volts	117.70	105.93	82.39

AMPLIFIED MEDIUM PRESSURE SENSORS

Specifications:

• Compensated temperature range: 5°C to 50°C • Operating temperature: -25°C to +85°C • Common-mode pressure: 50psig • Supply voltage: +4.5 to +5.5VDC • Ratiometric 4V output: output is ratiometric to supply voltage

Features:
- Calibrated Zero and Span
- Based on proprietary technology to reduce all output offset or common mode errors
- Utilizes silicon, MEMS technology to provide very linear output to measured pressure

For quantities greater than listed, call for quote.

MOUSER STOCK NO.	All Sensors Part No.	Fig.	Operating Pressure	Pressure Type	Nominal Output Span	Price Each 1	5	10
683-0.3PSIG4V	0.3PSI-G-4V	E	0-0.3 psig	Gauge	±4.0 Volts	117.70	105.93	82.39
683-15PSIA4V	15PSI-A-4V	E	0-15 psia	Absolute	±4.0 Volts	107.00	96.30	74.90
683-15PSIG4V	15PSI-G-4V	E	0-15 psig	Gauge	±4.0 Volts	96.30	86.67	67.41

© Copyright 2013 Mouser Electronics

© Copyright 2013 Mouser Electronics

ALL SENSORS Silicon Pressure Sensors

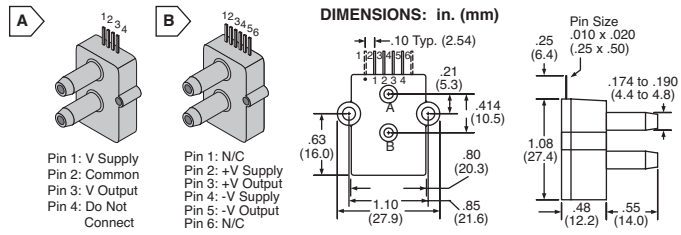

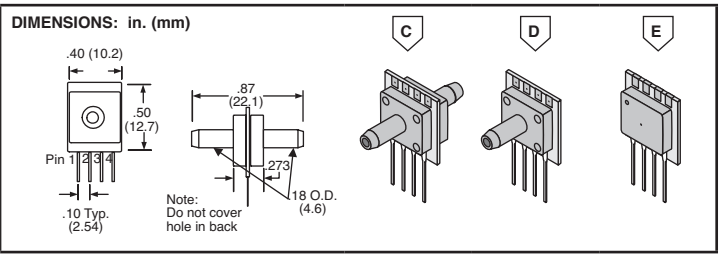

All Sensors, Inc. pressure sensors are based on piezo-resistive semiconductor technology, broadly referred to as MEMS (micro electrical mechanical systems). Our products, both analog and digital, are based upon a proprietary technology to reduce errors. Output changes due to temperature, warm-up stability, long-term stability, and position sensitivity are all significantly reduced when compared to conventional compensation methods. These sensors are intended for use with non-corrosive, non-ionic working fluids, such as air and dry gases. Packaging is designed to be mounted to a printed-circuit board. Our highly linear pressure sensors are typically used as components in high accuracy instrumentation for markets such as: medical, HVAC, mine safety, off-road vehicles, chemical analysis, and environmental.

MINIATURE MILLIVOLT OUTPUT MEDIUM PRESSURE SENSORS - 0.5% LINEARITY; ASCX SERIES

Specifications:
- Operating temperature: -25°C-105°C
- Supply Voltage: +4.5 to +5.5VDC
- Output of the device is ratiometric to the supply voltage

Features:
- Based upon a proprietary package technology to reduce errors
- Sensor housing has been designed specifically to reduce package induced parasitic stress and strain
- Utilizes a silicon, micromachined, stress concentration enhanced structure to provide a very linear output to measured pressure

Applications: • Compatible to Sensym ASCX Series

For quantities greater than listed, call for quote.

MOUSER STOCK NO.	All Sensors Part No.	Fig.	Operating Pressure	Pressure Type	Nominal Output Span	Price Each 1	5	10
683-1PSI-D-4V-ASCX	1PSI-D-4V-ASCX	A	0-1 psid	Differential	±4.5V	96.30	87.74	72.76
683-5PSI-D-4V-ASCX	5PSI-D-4V-ASCX	A	0-5 psid	Differential	±4.5V	96.30	87.74	72.76
683-15PSI-D-4V-ASCX	15PSI-D-4V-ASCX	A	0-15 psid	Differential	±4.5V	155.15	143.38	111.28
683-30PSI-D-4V-ASCX	30PSI-D-4V-ASCX	A	0-30 psid	Differential	±4.5V	96.30	87.74	72.76
683-100PSI-D-4V-ASCX	100PSI-D-4V-ASCX	A	0-100 psid	Differential	±4.5V	96.30	87.74	72.76

MILLIVOLT OUTPUT MEDIUM PRESSURE SENSORS - 0.25% ~ 1% LINEARITY

Specifications:
- Supply voltage: 16VDC max.
- Ratiometric output
- Compensated temperature range: 0°C to 70°C
- Operating temperature: -25°C to +85°C

Applications:
- HVAC • Medical instrumentation • Environmental controls

Features:
- Calibrated Zero and Span
- Based on proprietary technology to reduce all output offset or common mode errors

0.25% Linearity • Common-mode pressure: 50 psig

For quantities greater than listed, call for quote.

MOUSER STOCK NO.	All Sensors Part No.	Fig.	Operating Pressure	Pressure Type	Nominal Output Span	Price Each 1	5	10
683-1PSIDPRIMEMV	1PSI-D-PRIME-MV	B	0-1 psid	Differential	18 mV	79.18	71.26	55.43

0.5% Linearity • Common-mode pressure: -10 to +10 psig

For quantities greater than listed, call for quote.

MOUSER STOCK NO.	All Sensors Part No.	Fig.	Operating Pressure	Pressure Type	Nominal Output Span	Price Each 1	5	10
683-1PSIDHGMV	1PSI-D-HGRADE-MV	B	0-1 psid	Differential	18 mV	59.92	53.93	50.93
683-5PSIDHGMV	5PSI-D-HGRADE-MV	B	0-5 psid	Differential	60 mV	47.08	42.37	32.96
683-15PSIDHGMV	15PSI-D-HGRADE-MV	B	0-15 psid	Differential	90 mV	47.08	42.37	32.96

1% Linearity • Common-mode pressure: -10 to +10 psig

For quantities greater than listed, call for quote.

MOUSER STOCK NO.	All Sensors Part No.	Fig.	Operating Pressure	Pressure Type	Nominal Output Span	Price Each 1	5	10
683-0.3PSIDCGMV	0.3PSI-D-CGRADE-MV	B	0-0.3 psid	Differential	20 mV	53.50	48.15	37.45
683-4INCHDCGMV	4INCH-D-CGRADE-MV	B	0-4 H2O	Differential	40 mV	59.92	53.93	41.94

MINIATURE MILLIVOLT OUTPUT MEDIUM PRESSURE SENSORS - 0.5% LINEARITY

Specifications:
- Common-mode pressure: -10 to +10psig
- Supply voltage: 16VDC max.
- Ratiometric output
- Compensated temperature range: 0°C to 70°C
- Operating temperature: -25°C to +85°C

Applications:
- HVAC • Medical instrumentation • Environmental controls

Features:
- Calibrated Zero and Span
- Based on proprietary technology to reduce all output offset or common mode errors

For quantities greater than listed, call for quote.

MOUSER STOCK NO.	All Sensors Part No.	Fig.	Operating Pressure	Pressure Type	Nominal Output Span	Price Each 1	5	10
683-1PSIDHGMINI	1PSI-D-HGRADE-MINI	C	0-1 psid	Differential	18 mV	64.20	57.78	44.94
683-5PSIGFHGMINI	5PSI-GF-HGRADE-MINI	D	0-5 psig	Gauge	60 mV	53.50	48.15	37.45
683-4INCHGHGMINI	4INCH-G-HGRADE-MINI	E	0-4 H2O	Gauge	25 mV	64.20	57.78	44.94
683-4INCHGFHGMINI	4INCH-GF-HGRADE-MINI	D	0-4 H2O	Gauge	25 mV	64.20	57.78	44.94
683-4INCHDHGMINI	4INCH-D-HGRADE-MINI	C	0-4 H2O	Differential	25 mV	64.20	57.78	44.94

SURFACE MOUNT BASIC PRESSURE SENSORS

Specifications:
- Operating temperature: -25°C-85°C
- Supply Voltage: 6VDC
- Output of the device is ratiometric to the supply voltage

Applications:
- HVAC • Medical instrumentation • Environmental controls

Features:
- Uses a silicon micromachined (MEMS) pressure sensor in the most basic configuration
- Package is a ceramic surface mount configuration to provide the smallest footprint possible
- This series is intended for use with non-corrosive, non-ionic working fluids such as air, dry gases and the like

For quantities greater than listed, call for quote.

MOUSER STOCK NO.	All Sensors Part No.	Fig.	Operating Pressure	Pressure Type	Nominal Output Span	Price Each 1	5	10
683-BST-L10G-LP	BST-L10G-LP	D	0-10 H2O	Ported	2.0 mV/inH2O	29.96	27.43	25.16
683-BSM-001G-LP	BSM-001G-LP	D	0 - 1 Psi	Ported	21.0 mV/Psi	27.96	24.68	22.77
683-BSM-005G-LP	BSM-005G-LP	D	0 - 5 Psi	Ported	10.5 mV/Psi	27.96	24.68	22.77
683-BSM-015G-LP	BSM-015G-LP	D	0 - 15 Psi	Ported	5.3 mV/Psi	27.96	24.68	22.77
683-BSM-015A-LP	BSM-015A-LP	D	0 - 15 Psi	Ported	5.3 mV/Psi	27.96	24.68	22.77
683-BSM-030G-LP	BSM-030G-LP	D	0 - 30 Psi	Ported	2.6 mV/Psi	27.96	24.68	22.77
683-BSM-100G-LP	BSM-100G-LP	D	0 - 100 Psi	Ported	1.1 mV/Psi	27.96	24.68	22.77
683-BST-L10G-LF	BST-L10G-LF	D	0 - 10 H2O	Non-Ported	2.0 mV/inH2O	29.96	27.43	25.16
683-BSM-001G-LF	BSM-001G-LF	D	0 - 1 Psi	Non-Ported	21.0 mV/Psi	27.96	24.68	22.77
683-BSM-005G-LF	BSM-005G-LF	D	0 - 5 Psi	Non-Ported	10.5 mV/Psi	27.96	24.68	22.77
683-BSM-015G-LF	BSM-015G-LF	D	0 - 15 Psi	Non-Ported	5.3 mV/Psi	27.96	24.68	22.77
683-BSM-015A-LF	BSM-015A-LF	D	0 - 15 Psia	Non-Ported	5.3 mV/Psi	27.96	24.68	22.77
683-BSM-030G-LF	BSM-030G-LF	D	0 - 30 Psi	Non-Ported	2.6 mV/Psi	27.96	24.68	22.77
683-BSM-100G-LF	BSM-100G-LF	D	0 - 100 Psi	Non-Ported	1.1 mV/Psi	27.96	24.68	22.77

MILLIVOLT OUTPUT LOW PRESSURE SENSORS

Specifications:
- Compensated temperature range: 0°C to 50°C • Operating temperature: -25°C to +85°C • Common-mode pressure: -10 to +10psig • Supply voltage: 16VDC max. • Ratiometric output

Features:
- Calibrated Zero and Span
- Based on proprietary technology to reduce all output offset or common mode errors
- Utilizes silicon, MEMS technology to provide very linear output to measured pressure

Applications:
- HVAC • Medical instrumentation • Environmental controls

For quantities greater than listed, call for quote.

MOUSER STOCK NO.	All Sensors Part No.	Fig.	Operating Pressure	Pressure Type	Nominal Output Span	Price Each 1	5	10
683-1INCHDMV	1INCH-D-MV	C	0-1 H2O	Differential	20 mV	85.60	77.04	59.92
683-5INCHDMV	5INCH-D-MV	C	0-5 H2O	Differential	20 mV	79.18	71.26	55.43
683-20INCHDMV	20INCH-D-MV	C	0-20 H2O	Differential	20 mV	79.18	71.26	55.43
683-30INCHDMV	30INCH-D-MV	C	0-30 H2O	Differential	20 mV	79.18	71.26	55.43

© Copyright 2013 Mouser Electronics

© Copyright 2013 Mouser Electronics

FREESCALE Pressure Sensors

Products may be RoHS compliant. Check mouser.com for RoHS status.

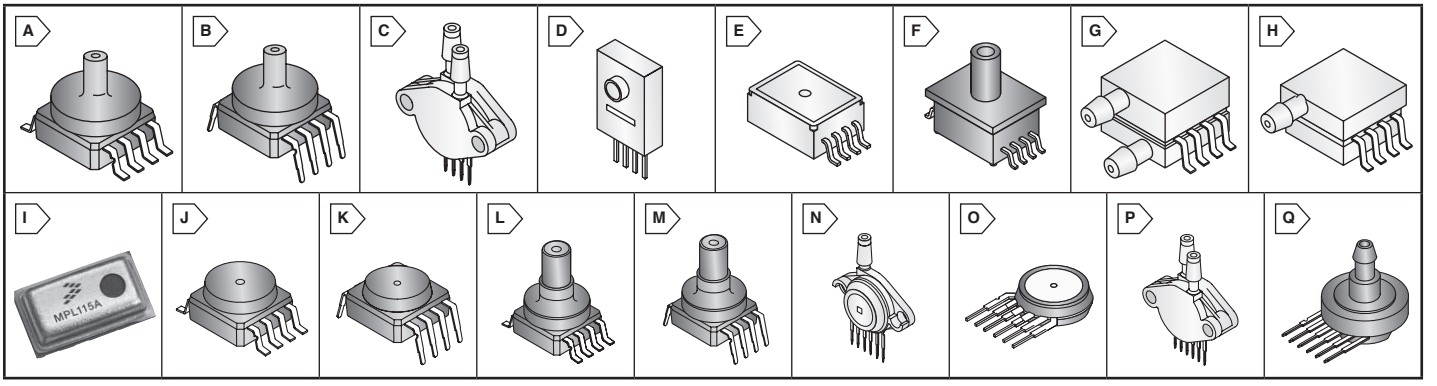

PRESSURE SENSORS

Freescale pressure sensors combine advanced piezoresistive sensor architecture with integrated circuit technology to offer a wide range of pressure sensing devices for automotive, medical, consumer and industrial applications.

Features:

- Broad portfolio of packaging and porting options for design flexibility
- Cost-effective
- Wide operating temperature range of -40°C to 125°C
- Fully signal conditioned, compensated and calibrated
- Interface seamlessly with Freescale processors
- Ratiometric to supply voltage

For quantities greater than listed, call for quote.

MOUSER STOCK NO.	Freescale Part No.	Fig.	Package	Pressure Rating Max (psi)	Pressure Rating H2O Max (in)	Pressure Measurement Type	Price Each 1	25	100
Uncompensated									
841-MPXV10GC6U	MPXV10GC6U	A	Sm Outln SMT w/Axial Port	1.45	40	Gauge	9.61	8.56	5.35
841-MPXV10GC7U	MPXV10GC7U	B	Sm Outln DIP w/Axial Port	1.45	40	Gauge	9.61	8.56	5.35
841-MPXV53GC7U	MPXV53GC7U	B	Sm Outln DIP w/Axial Port	7	200	Gauge	9.61	8.56	5.35
Compensated									
841-MPX2053DP	MPX2053DP	C	4 Pin Unibody Dual Port	7	201	Differential	13.03	11.60	7.25
841-MPX2300DT1	MPX2300DT1	D	CHIP PAK	5.8	161	Gauge	5.76	4.83	4.61
841-MPXM2010D	MPXM2010D	E	Sensor M-Pak 05	1.45	40	Differential	7.29	6.48	4.06
841-MPXM2010GS	MPXM2010GS	F	Sensor M-Pak 05 Ported	1.45	40	Gauge	8.04	7.15	4.47
841-MPXM2051GS	MPXM2051GS	F	Sensor M-Pak 05 Ported	7	201	Gauge	19.98	17.78	11.12
841-MPXM2053D	MPXM2053D	E	Sensor M-Pak 05	7	201	Differential	8.37	7.45	4.65
841-MPXM2053GS	MPXM2053GS	F	Sensor M-Pak 05 Ported	7	201	Gauge	7.36	6.55	4.10
841-MPXM2102A	MPXM2102A	E	Sensor M-Pak 05	14.5	400	Absolute	7.29	6.48	4.06
841-MPXM2102AS	MPXM2102AS	F	Sensor M-Pak 05 Ported	14.5	400	Absolute	8.37	7.45	4.65
841-MPXM2102GS	MPXM2102GS	F	Sensor M-Pak 05 Ported	14.5	400	Gauge	8.37	7.45	4.65
841-MPXM2202A	MPXM2202A	E	Sensor M-Pak 05	29	800	Absolute	8.37	7.45	4.65
841-MPXM2202AS	MPXM2202AS	F	Sensor M-Pak 05 Ported	29	800	Absolute	8.37	7.45	4.65
841-MPXM2202D	MPXM2202D	E	Sensor M-Pak 05	29	800	Differential	8.37	7.45	4.65
841-MPXM2202GS	MPXM2202GS	F	Sensor M-Pak 05 Ported	29	800	Gauge	8.04	7.15	4.47
841-MPXM2202GST1	MPXM2202GST1	F	Sensor M-Pak 05 Ported	29	800	Gauge	8.04	7.15	4.47
841-MPXV2010DP	MPXV2010DP	G	Sensor 8 Pin Dual Port	1.45	40	Differential	10.69	9.51	5.95
841-MPXV2010GP	MPXV2010GP	H	Sensor 8 Pin GP	1.45	40	Gauge	11.63	10.36	6.47
841-MPXV2053DP	MPXV2053DP	G	Sensor 8 Pin Dual Port	7	201	Differential	11.63	10.36	6.47
841-MPXV2053GP	MPXV2053GP	H	Sensor 8 Pin GP	7	201	Gauge	11.63	10.36	6.47
841-MPXV2102GP	MPXV2102GP	H	Sensor 8 Pin GP	14.5	400	Gauge	11.63	10.36	6.47
841-MPXV2202DP	MPXV2202DP	G	Sensor 8 Pin Dual Port	29	800	Differential	11.63	10.36	6.47
841-MPXV2202GP	MPXV2202GP	H	Sensor 8 Pin GP	29	800	Gauge	11.63	10.36	6.47

INTEGRATED PRESSURE SENSORS

To make the designer's job even easier, Freescale integrated devices carry sensor technology one step further. In addition to the on-chip temperature compensation and calibration offered currently on the 2000 series, amplifier signal conditioning has been integrated on-chip in the 4000, 5000 and 6000 series to allow interface directly to any microcomputer with an on-board A/D converter. The signal conditioning is accomplished by means of a four-stage amplification network, incorporating linear bipolar processing, thin film metallization techniques, and interactive laser trimming to provide the state-of-the-art in sensor technology.

Features:

- Broad portfolio of packaging and porting options for design flexibility
- Cost-effective
- Wide operating temperature range of -40°C to 125°C
- Fully signal conditioned, compensated and calibrated
- Interface seamlessly with Freescale processors
- Ratiometric to supply voltage

For quantities greater than listed, call for quote.

841-MPL115A1T1	MPL115A1T1	I	LGA	16.68	-	Absolute	2.36	1.98	1.90
841-MPVZ4006G6U	MPVZ4006G6U	J	Small Outline SMT	0.87	24	Gauge	15.54	13.82	8.65
841-MPVZ4006G7U	MPVZ4006G7U	K	Small Outline DIP	0.87	24	Gauge	15.54	13.82	8.65
841-MPVZ4006GW6U	MPVZ4006GW6U	L	SOP 8 Sifel w/M-Port	0.87	24	Gauge	15.54	13.82	8.65
841-MPVZ4006GW7U	MPVZ4006GW7U	M	SOP 8 w/M-Port	0.87	24	Gauge	10.42	9.28	5.80
841-MPVZ5004G6U	MPVZ5004G6U	J	Small Outline SMT	0.57	16	Gauge	15.54	13.82	8.65
841-MPVZ5004G7U	MPVZ5004G7U	K	Small Outline DIP	0.57	16	Gauge	15.54	13.82	8.65
841-MPVZ5004GW6U	MPVZ5004GW6U	L	SOP 8 SIFEL W/M-PORT	0.57	16	Gauge	15.54	13.82	8.65
841-MPVZ5004GW7U	MPVZ5004GW7U	M	SOP 8 w/M-Port	0.57	16	Gauge	10.28	9.16	5.72
841-MPVZ5010G6U	MPVZ5010G6U	J	Small Outline SMT	1.45	40	Gauge	15.54	13.82	8.65
841-MPVZ5010G7U	MPVZ5010G7U	K	Small Outline DIP	1.45	40	Gauge	15.54	13.82	8.65
841-MPVZ5010GW6U	MPVZ5010GW6U	L	SOP 8 SIFEL W/M-PORT	1.45	40	Gauge	15.54	13.82	8.65
841-MPVZ5010GW7U	MPVZ5010GW7U	M	SOP 8 w/M-Port	1.45	40	Gauge	15.54	13.82	8.65
841-MPX4100AP1	MPX4100AP1	N	6 Pin Unibody Gauge Port	15.2	422	Absolute	17.19	15.30	9.57
841-MPX4115A	MPX4115A	O	6 Pin Unibody	16.7	-	Absolute	17.19	15.30	9.57
841-MPX4115AP	MPX4115AP	N	6 Pin Unibody Gauge Port	16.7	462	Absolute	17.19	15.30	9.57
841-MPX4250A	MPX4250A	O	6 Pin Unibody	36	1000	Absolute	14.96	13.31	8.32
841-MPX4250AP	MPX4250AP	N	6 Pin Unibody Gauge Port	36	1000	Absolute	14.96	13.31	8.32
841-MPX4250D	MPX4250D	O	6 Pin Unibody	36	1000	Differential	17.19	15.30	9.57
841-MPX4250DP	MPX4250DP	P	6 Pin Unibody Dual Port	36	1000	Differential	17.19	15.30	9.57
841-MPX4250GP	MPX4250GP	N	6 Pin Unibody Gauge Port	36	1000	Gauge	17.19	15.30	9.57
841-MPX5010DP	MPX5010DP	P	6 Pin Unibody Dual Port	1.45	40	Differential	13.71	12.20	7.63
841-MPX5010GP	MPX5010GP	N	6 Pin Unibody Gauge Port	1.45	40	Gauge	17.19	15.30	9.57
841-MPX5010GS	MPX5010GS	Q	6 Pin Unibody Stovpipe Port	1.45	40	Gauge	17.19	15.30	9.57
841-MPX5050D	MPX5050D	O	6 Pin Unibody	7.25	201	Differential	17.19	15.30	9.57
841-MPX5050DP	MPX5050DP	P	6 Pin Unibody Dual Port	7.25	201	Differential	17.19	15.30	9.57
841-MPX5050GP	MPX5050GP	N	6 Pin Unibody Gauge Port	7.25	201	Gauge	17.19	15.30	9.57
841-MPX5050GP1	MPX5050GP1	N	6 Pin Unibody Gauge Port	7.25	201	Gauge	17.19	15.30	9.57
841-MPX5100A	MPX5100A	O	6 Pin Unibody	16.7	462	Absolute	17.19	15.30	9.57
841-MPX5100AP	MPX5100AP	N	6 Pin Unibody Gauge Port	16.7	462	Absolute	17.19	15.30	9.57

© Copyright 2013 Mouser Electronics

© Copyright 2013 Mouser Electronics

FREESCALE Pressure Sensors

Products may be RoHS compliant. Check mouser.com for RoHS status.

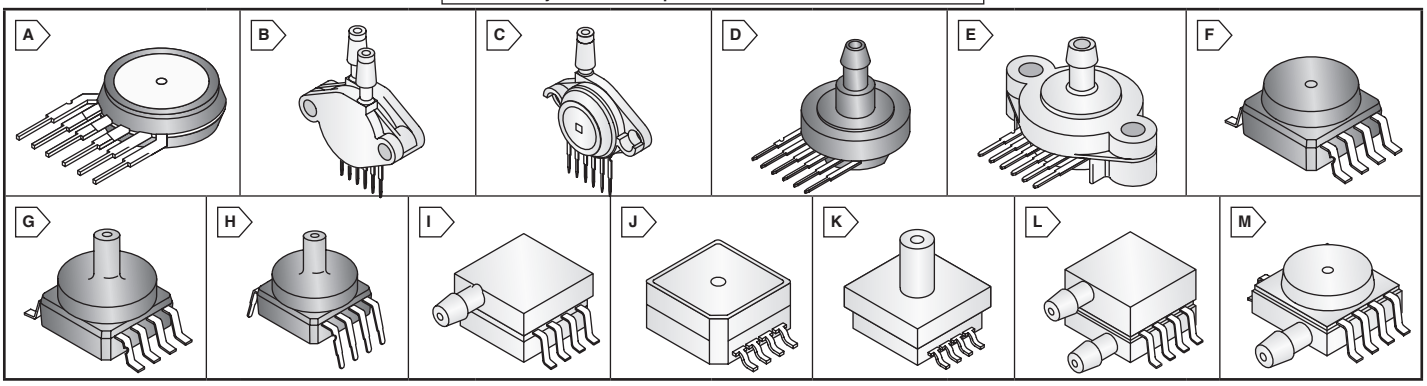

INTEGRATED PRESSURE SENSORS (CONT.)

To make the designer's job even easier, Freescale integrated devices carry sensor technology one step further. In addition to the on-chip temperature compensation and calibration offered currently on the 2000 series, amplifier signal conditioning has been integrated on-chip in the 4000, 5000 and 6000 series to allow interface directly to any microcomputer with an on-board A/D converter. The signal conditioning is accomplished by means of a four-stage amplification network, incorporating linear bipolar processing, thin film metallization techniques, and interactive laser trimming to provide the state-of-the-art in sensor technology.

Features:

- Broad portfolio of packaging and porting options for design flexibility
- Cost-effective
- Wide operating temperature range of -40°C to 125°C
- Fully signal conditioned, compensated and calibrated
- Interface seamlessly with Freescale processors
- Ratiometric to supply voltage

For quantities greater than listed, call for quote.

MOUSER STOCK NO.	Freescale Part No.	Fig.	Package	Pressure Rating Max (psi)	Pressure Rating H2O Max (in)	Pressure Measurement Type	Price Each		
							1	25	100
841-MPX5100D	MPX5100D	A	6 Pin Unibody	14.5	401	Differential	17.19	15.30	9.57
841-MPX5100DP	MPX5100DP	B	6 Pin Unibody Dual Port	14.5	401	Differential	17.19	15.30	9.57
841-MPX5100GP	MPX5100GP	C	6 Pin Unibody Gauge Port	14.5	401	Differential	17.19	15.30	9.57
841-MPX5500D	MPX5500D	A	6 Pin Unibody	72.5	2000	Differential	17.19	15.30	9.57
841-MPX5500DP	MPX5500DP	B	6 Pin Unibody Dual Port	72.5	2000	Differential	10.79	9.60	6.00
841-MPX5700A	MPX5700A	A	6 Pin Unibody	102	2810	Absolute	17.19	15.30	9.57
841-MPX5700AP	MPX5700AP	C	6 Pin Unibody Gauge Port	102	2810	Absolute	17.19	15.30	9.57
841-MPX5700AS	MPX5700AS	D	6 Pin Unibody Stovpipe Port	102	2810	Absolute	17.19	15.30	9.57
841-MPX5700ASX	MPX5700ASX	E	6 Pin Unibody Axial Port	102	2810	Absolute	17.19	15.30	9.57
841-MPX5700D	MPX5700D	A	6 Pin Unibody	102	2810	Differential	17.19	15.30	9.57
841-MPX5700DP	MPX5700DP	B	6 Pin Unibody Dual Port	102	2810	Differential	14.94	13.30	8.31
841-MPX5700GP	MPX5700GP	C	6 Pin Unibody Gauge Port	102	2810	Gauge	17.19	15.30	9.57
841-MPX5700GP1	MPX5700GP1	C	6 Pin Unibody Gauge Port	102	2810	Gauge	17.19	15.30	9.57
841-MPX5700GS	MPX5700GS	D	6 Pin Unibody Stovpipe Port	102	2810	Gauge	17.19	15.30	9.57
841-MPX5999D	MPX5999D	A	6 Pin Unibody	150	4150	Differential	13.71	12.20	7.63
841-MPXA6115A6U	MPXA6115A6U	F	Small Outline SMT	16.7	462	Absolute	12.98	11.56	7.22
841-MPXA6115AC6U	MPXA6115AC6U	G	Sm Outln w/Axial Port	16.7	462	Absolute	13.42	11.94	7.47
841-MPXA6115AC7U	MPXA6115AC7U	H	Sm Outln DIP w/Axial Port	16.7	462	Absolute	15.46	13.76	8.60
841-MPXAZ6115A6U	MPXAZ6115A6U	F	Small Outline SMT	16.7	462	Absolute	15.46	13.76	8.60
841-MPXAZ6115AC6U	MPXAZ6115AC6U	G	Sm Outln w/Axial Port	16.7	462	Absolute	15.92	14.17	8.86
841-MPXAZ6115AP	MPXAZ6115AP	I	Sensor 8 Pin GP	16.7	462	Absolute	15.46	13.76	8.60
841-MPXH6101A6U	MPXH6101A6U	J	Sensor SSOP 08 w/o Port	14.8	410	Absolute	10.33	9.19	5.75
841-MPXH6101AC6U	MPXH6101AC6U	K	Sensor SSOP 08 Ported	14.8	410	Absolute	12.28	10.94	6.84
841-MPXH6115A6U	MPXH6115A6U	J	Sensor SSOP 08 w/o Port	16.7	462	Absolute	10.33	9.19	5.75
841-MPXH6115AC6U	MPXH6115AC6U	K	Sensor SSOP 08 Ported	16.7	462	Absolute	10.94	9.74	6.09
841-MPXH6250A6U	MPXH6250A6U	J	Sensor SSOP 08 w/o Port	36	1000	Absolute	10.54	9.37	5.86
841-MPXH6250AC6U	MPXH6250AC6U	K	Sensor SSOP 08 Ported	36	1000	Absolute	10.67	9.50	5.94
841-MPXH6300A6U	MPXH6300A6U	J	Sensor SSOP 08 w/o Port	44	1200	Absolute	10.54	9.37	5.86
841-MPXH6300AC6U	MPXH6300AC6U	K	Sensor SSOP 08 Ported	44	1200	Absolute	10.67	9.50	5.94
841-MPXH6400AC6T1	MPXH6400AC6T1	K	Sensor SSOP 08 Ported	58	1605	Absolute	10.67	9.50	5.94
841-MPXH6400AC6U	MPXH6400AC6U	K	Sensor SSOP 08 Ported	58	1605	Absolute	10.67	9.50	5.94
841-MPXHZ6115A6U	MPXHZ6115A6U	J	Sensor SSOP 08 w/o Port	16.7	462	Absolute	10.71	9.53	5.96
841-MPXHZ6115AC6U	MPXHZ6115AC6U	K	Sensor SSOP 08 Ported	16.7	462	Absolute	11.15	9.93	6.21
841-MPXV4006DP	MPXV4006DP	L	Sensor 8 Pin Dual Port	0.87	24	Differential	14.91	13.27	8.29
841-MPXV4006GC6T1	MPXV4006GC6T1	G	Small Outline w/Axial Port	0.87	24	Gauge	15.13	13.47	8.42
841-MPXV4006GC7U	MPXV4006GC7U	H	Small Outline DIP w/Axial Port	0.87	24	Gauge	15.13	13.47	8.42
841-MPXV4006GP	MPXV4006GP	I	Sensor 8 Pin GP	0.87	24	Gauge	14.91	13.27	8.29
841-MP3V5004GP	MP3V5004GP	I	Sensor 8 Pin GP	0.57	-	Gauge	11.34	10.10	6.31
841-MPXV5004DP	MPXV5004DP	L	Sensor 8 Pin Dual Port	0.57	16	Differential	14.91	13.27	8.29
841-MPXV5004GC6T1	MPXV5004GC6T1	G	Small Outline SMT w/Axial Port	0.57	16	Gauge	15.13	13.47	8.42
841-MPXV5004GC6U	MPXV5004GC6U	G	Small Outline SMT w/Axial Port	0.57	16	Gauge	15.13	13.47	8.42
841-MPXV5004GC7U	MPXV5004GC7U	H	Small Outline DIP w/Axial Port	0.57	16	Gauge	15.13	13.47	8.42
841-MPXV5004GP	MPXV5004GP	I	Sensor 8 Pin GP	0.57	16	Gauge	14.91	13.27	8.29
841-MPXV5004GVP	MPXV5004GVP	M	Sensor 8 Pin GVP	0.57	16	Vacuum	14.91	13.27	8.29
841-MPXV5010DP	MPXV5010DP	L	Sensor 8 Pin Dual Port	1.45	40	Differential	14.91	13.27	8.29
841-MPXV5010G6U	MPXV5010G6U	F	Small Outline SMT	1.45	40	Gauge	14.91	13.27	8.29
841-MPXV5010GC6T1	MPXV5010GC6T1	G	Small Outline SMT w/Axial Port	1.45	40	Gauge	15.13	13.47	8.42
841-MPXV5010GC6U	MPXV5010GC6U	G	Small Outline SMT w/Axial Port	1.45	40	Gauge	15.13	13.47	8.42
841-MPXV5010GC7U	MPXV5010GC7U	H	Small Outline DIP w/Axial Port	1.45	40	Gauge	13.13	11.68	7.31
841-MPXV5010GP	MPXV5010GP	I	Sensor 8 Pin GP	1.45	40	Gauge	14.91	13.27	8.29
841-MPXV5050DP	MPXV5050DP	L	Sensor 8 Pin Dual Port	7.25	201	Differential	14.91	13.27	8.29
841-MPXV5050GC6U	MPXV5050GC6U	G	Small Outline SMT w/ Axial Port	7.25	-	Gauge	13.17	11.73	7.33
841-MPXV5050GP	MPXV5050GP	I	Sensor 8 Pin GP	7.25	201	Gauge	14.91	13.27	8.29
841-MPXV5050VC6T1	MPXV5050VC6T1	G	Small Outline SMT w/Axial Port	7.25	201	Absolute	13.42	11.94	7.47
841-MPXV5100DP	MPXV5100DP	L	Sensor 8 Pin Dual Port	14.5	401	Absolute	14.91	13.27	8.29
841-MPXV5100GC6U	MPXV5100GC6U	H	Small Outline SMT w/Axial Port	14.5	401	Absolute	15.46	13.76	8.60
841-MPXV5100GC7U	MPXV5100GC7U	H	Small Outline DIP w/Axial Port	14.5	401	Absolute	15.46	13.76	8.60
841-MPXV6115VC6U	MPXV6115VC6U	G	Small Outline SMT w/Axial Port	16.7	462	Vacuum	15.46	13.76	8.60
841-MPXV7002DP	MPXV7002DP	L	Sensor 8 Pin Dual Port	0.3	8	Differential	14.91	13.27	8.29
841-MPXV7002DPT1	MPXV7002DPT1	L	Sensor 8 Pin Dual Port	0.3	8	Differential	14.91	13.27	8.29
841-MPXV7002GP	MPXV7002GP	I	Sensor 8 Pin GP	0.3	-	Differential	14.91	13.27	8.29
841-MPXV7007DP	MPXV7007DP	L	Sensor 8 Pin Dual Port	1	28	Differential	14.91	13.27	8.29
841-MPXV7007GC6U	MPXV7007GC6U	G	Small Outline SMT w/Axial Port	1	28	Gauge	15.13	13.47	8.42
841-MPXV7007GP	MPXV7007GP	I	Sensor 8 Pin GP	1	28	Gauge	14.91	13.27	8.29
841-MPXV7025DP	MPXV7025DP	L	Sensor 8 Pin Dual Port	3.6	100	Differential	14.91	13.27	8.29
841-MPXV7025GC6U	MPXV7025GC6U	G	Small Outline SMT w/Axial Port	3.6	100	Gauge	15.13	13.47	8.42
841-MPXV7025GP	MPXV7025GP	I	Sensor 8 Pin GP	3.6	25	Gauge	14.91	13.27	8.29

© Copyright 2013 Mouser Electronics

© Copyright 2013 Mouser Electronics

RoHS Compliant **This product is RoHS compliant.**

Dimensions : mm (in)

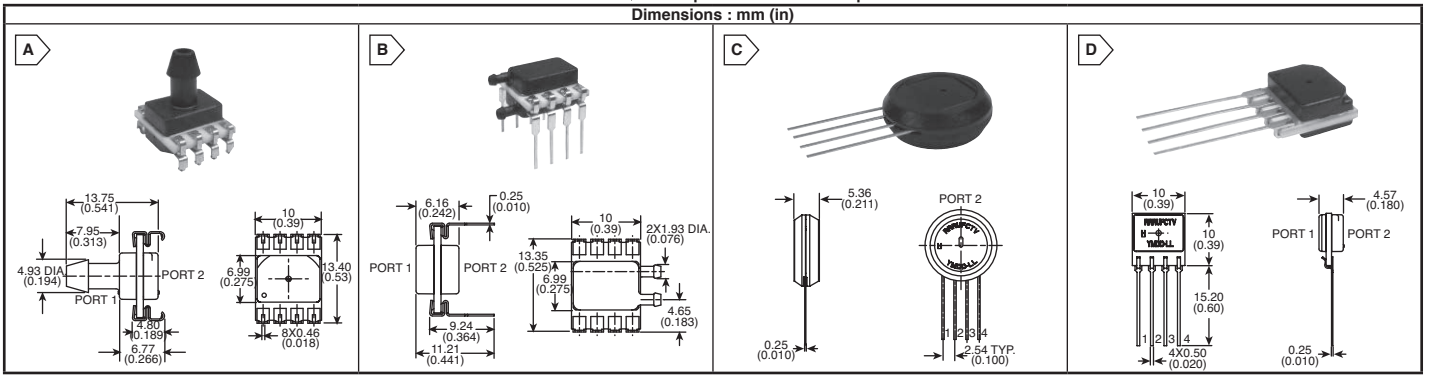

TRUSTABILITY™ SILICON PRESSURE SENSOR HSC SERIES

These devices offer customers three key benefits not found in competitive silicon sensors: sensors available; Accuracy: They are designed to provide an extremely tight accuracy Stability: These sensors are the most stable silicon pressure specification; and Flexibility: Their modular and exible design offer customers a variety of package styles and options, all with the same industry-leading performance specifications cations.

These sensors are intended for use with non-corrosive, non-ionic working fluids such as air and dry gases. of sensor offset, sensitivity, temperature coefficients and non-linearity. Industry: They are designed to provide digital correction leading stability helps prevent drift over time or from temperature extremes. Leading stability helps prevent drift over time or from temperature extremes.

Features:

- Industry leading long-term stability
- Extremely tight accuracy of ±0.25 % FSS BFSL
- Total error band of ±2 % full scale span max.
- Low operating voltage
- Extremely low power consumption
- Ratiometric 12-bit analog output
- Virtually insensitive to mounting direction
- Internal diagnostic functions increase system reliability
- Absolute, differential, gauge, and compound types
- Custom calibration available
- Various pressure port options

For quantities greater than listed, call for quote.

MOUSER STOCK NO.	Honeywell Part No.	Fig.	Pressure Range	Pressure Type	Signal Conditioning	Supply Voltage (max.)	Price Each 1	10	25
785-HSCSFFN005PDAA5	HSCSFFN005PDAA5	-	-5 psi to 5 psi	Differential	Amplified	4.75V to 5.25V	87.25	73.39	69.37
785-HSCSGNN001PGAA5	HSCSGNN001PGAA5	-	0 psi to 1 psi	Gauge	Amplified	4.75V to 5.25V	87.25	73.39	69.37
785-HSCDANN001BA2A3	HSCDANN001BA2A3	A	0 bar to 1 bar	Absolute	Amplified	0.3V to 3.3V	37.93	34.24	32.53
785-HSCDANN015PA2A5	HSCDANN015PA2A5	A	0 to 15 psi	Absolute	Amplified	4.75V to 5.25V	37.93	34.24	32.53
785-HSCDANN015PAAA5	HSCDANN015PAAA5	A	0 to 15 psi	Absolute	Amplified	4.75V to 5.25V	37.93	34.24	32.53
785-HSCDANT001PGSA3	HSCDANT001PGSA3	A	0 psi to 1 psi	Gauge	Amplified	0.3V to 3.3V	44.21	40.15	38.13
785-HSCDANT005PG2A5	HSCDANT005PG2A5	A	0 psi to 5 psi	Gauge	Amplified	0.3V to 5.0V	44.21	40.15	38.13
785-HSCDRRT001PD2A3	HSCDRRT001PD2A3	A	-1 psi to 1 psi	Differential	Amplified	0.3V to 3.3V	44.21	40.15	38.13
785-HSCDRNN030PAAA3	HSCDRNN030PAAA3	A	0 psi to 30 psi	Absolute	Amplified	0.3V to 3.6V	37.93	34.24	32.53
785-HSCMAND015PASA5	HSCMAND015PASA5	A	0 psi to 15 psi	Absolute	Amplified	4.75V to 5.25V	44.21	40.15	38.13
785-HSCMAND015PASA5	HSCMAND015PASA	A	0 to 15 psi	Absolute	Amplified	-0.3V to 6.0V	44.21	40.15	38.13
785-HSCMANN005PGAA5	HSCMANN005PGAA5	A	0 psi to 5 psi	Absolute	Amplified	4.75V to 5.25V	39.02	35.43	33.65
785-HSCSANN015PA2A3	HSCSANN015PA2A	A	0 to 15 psi	Absolute	Amplified	-0.3V to 6.0V	37.93	34.24	32.53
785-HSCSANN100PA2A5	HSCSANN100PA2A	A	0 to 100 psi	Absolute	Amplified	-0.3V to 6.0V	37.93	34.24	32.53
785-HSCSANN150PA2A5	HSCSANN150PA2A	A	0 to 150 psi	Absolute	Amplified	-0.3V to 6.0V	37.93	34.24	32.53
785-HSCDAND015PDSA3	HSCDAND015PDSA3	A	-15 to 15 psi	Differential	Amplified	0.3V to 3.3V	39.02	35.43	33.65
785-HSCSAAN001PDAA5	HSCSAAN001PDAA	A	±1 psi	Differential	Amplified	-0.3V to 6.0V	37.93	34.24	32.53
785-HSCDANN001BGAA3	HSCDANN001BGAA3	A	1 bar to 1 bar	Gauge	Amplified	0.3V to 3.3V	37.93	34.24	32.53
785-HSCDANN001PG2A5	HSCDANN001PG2A5	A	0 psi to 1 psi	Gauge	Amplified	-0.3 to 3.6V	37.93	34.24	32.53
785-HSCDANN005PGSA5	HSCDANN005PGSA5	A	0 to 5 psi	Gauge	Amplified	4.75V to 5.25V	37.93	34.24	32.53
785-HSCDANN010BGAA5	HSCDANN010BGAA5	A	0 bar to 10 bar	Gauge	Amplified	4.75V to 5.25V	37.93	34.24	32.53
785-HSCDANN250MGAA5	HSCDANN250MGAA5	A	0 to 250 mbar	Gauge	Amplified	4.75V to 5.25V	37.93	34.24	32.53
785-HSCMAND1.6BGSA3	HSCMAND1.6BGSA3	A	0 bar to 1.6 bar	Gauge	Amplified	0.3V to 3.6V	44.21	40.15	38.13
785-HSCMAND600MG2A3	HSCMAND600MG2A3	A	0 bar to 600 mbar	Gauge	Amplified	4.75V to 5.25V	44.21	40.15	38.13
785-HSCMANN001PGAA5	HSCMANN001PGAA5	A	0 psi to 1 psi	Gauge	Amplified	4.75V to 5.25V	39.02	35.43	33.65
785-HSCMANN100PGAA3	HSCMANN100PGAA3	A	0 to 100 psi	Gauge	Amplified	-0.3V to 6.0V	39.02	35.43	33.65
785-HSCSAND005PGAA5	HSCSAND005PGAA5	A	0 psi to 5 psi	Gauge	Amplified	4.75V to 5.25V	39.02	35.43	33.65
785-HSCSAND015PGAA5	HSCSAND015PGAA5	A	0 psi to 15 psi	Gauge	Amplified	4.75V to 5.25V	39.02	35.43	33.65
785-HSCSAND100PGAA5	HSCSAND100PGAA5	A	0 psi to 100 psi	Gauge	Amplified	4.75V to 5.25V	39.02	35.43	33.65
785-HSCSANN005PGAA3	HSCSANN005PGAA3	A	0 psi to 5 psi	Gauge	Amplified	0.3V to 3.6V	37.93	34.24	32.53
785-HSCSANN100PGAA5	HSCSANN100PGAA5	A	0 psi to 100 psi	Gauge	Amplified	4.75V to 5.25V	37.93	34.24	32.53
785-HSCSANN150PG2A3	HSCSANN150PG2A3	A	0 psi to 150 psi	Gauge	Amplified	0.3V to 3.6V	37.93	34.24	32.53
785-HSCDAND400MGAA3	HSCDAND400MGAA3	A	0 mbar to 400mbar	Gauge	Amplified	0.3V to 3.3V	39.02	35.43	33.65
785-HSCDANN001PGSA5	HSCDANN001PGSA	A	0 to 1 psi	Gauge	Amplified	-0.3V to 6.0V	37.93	34.24	32.53
785-HSCDANN005PGSA5	HSCDANN005PGSA	A	0 to 5 psi	Gauge	Amplified	-0.3V to 6.0V	37.93	34.24	32.53
785-HSCMAND030PGAA5	HSCMAND030PGAA5	A	0 to 30 psi	Gauge	Amplified	-0.3V to 6.0V	44.21	40.15	38.13
785-HSCDANT001PGSA3	HSCDANT001PGSA3	A	0 to 1 psi	Gauge	Amplified	4.75V to 5.25V	44.21	40.15	38.13
785-HSCDANN004MGSA5	HSCDANN004MGSA5	A	0 mbar to 4 mbar	Gauge	Amplified	3.0V to 6.0V	61.46	58.27	56.09
785-HSCDANN004NG2A3	HSCDANN004NG2A3	A	0 in H²O to 4 in H²O	Gauge	Amplified	3.0V to 6.0V	61.46	58.27	56.09
785-HSCDLNN006MGAA5	HSCDLNN006MGAA5	-	0 mbar to 6 mbar	Gauge	Amplified	3.0V to 6.0V	61.46	58.27	56.09
785-HSCDANT005PG2A5	HSCDANT005PG2A5	A	0 to 5 psi	Gauge	Amplified	4.75V to 5.25V	44.21	40.15	38.13
785-HSCDRRN010MD2A3	HSCDRRN010MD2A3	A	±10 mbar	Differential	Amplified	3.0V to 6.0V	49.71	46.61	44.87
785-HSCDRRN001ND2A5	HSCDRRN001ND2A5	B	±1 inH²O	Differential	Amplified	3.0V to 6.0V	61.46	58.27	56.09
785-HSCDRRN002NDAA3	HSCDRRN002NDAA3	B	±2 inH²O	Differential	Amplified	3.0V to 6.0V	61.46	58.27	56.09
785-HSCMRNN015PAAA5	HSCMRNN015PAAA5	B	0 psi to 5 psi	Absolute	Amplified	4.75V to 5.25V	39.02	35.43	33.65
785-HSCMRNN030PA2A3	HSCMRNN030PA2A3	B	0 psi to 30 psi	Absolute	Amplified	0.3V to 3.6V	39.02	35.43	33.65
785-HSCMRNN1.6BASA3	HSCMRNN1.6BASA3	B	0 bar to 1.6 bar	Absolute	Amplified	0.3V to 3.6V	39.02	35.43	33.65
785-HSCMRRD015PD2A3	HSCMRRD015PD2A3	B	0 psi to 5 psi	Absolute	Amplified	0.3V to 3.6V	44.21	40.15	38.13
785-HSCMRRN005PDSA5	HSCMRRN005PDSA5	B	0 psi to 5 psi	Absolute	Amplified	4.75V to 5.25V	39.02	35.43	33.65
785-HSCMRRN015PD2A3	HSCMRRN015PD2A3	B	0 psi to 15 psi	Absolute	Amplified	0.3V to 3.6V	39.02	35.43	33.65
785-HSCDDRD001PD2A3	HSCDDRD001PD2A3	B	±0.25	Differential	Amplified	0.3V to 3.3V	39.02	35.43	33.65
785-HSCDRRN005PD2A5	HSCDRRN005PD2A5	B	-5 psi to 5 psi	Differential	Amplified	4.75V to 5.25V	37.93	34.24	32.53
785-HSCDRRN005PD2A5	HSCDRRN005PD2A	B	±5 psi	Differential	Amplified	-0.3V to 6.0V	37.93	34.24	32.53
785-HSCDRRN015PDAA5	HSCDRRN015PDAA5	B	-15 psi to 15 psi	Differential	Amplified	4.75V to 5.25V	37.93	34.24	32.53
785-HSCDRRN015PDSA5	HSCDRRN015PDSA5	B	-15 psi to 15 psi	Differential	Amplified	4.75V to 5.25V	37.93	34.24	32.53
785-HSCMRRD001PDAA3	HSCMRRD001PDAA3	B	- 1 psi to 1 psi	Differential	Amplified	0.3V to 3.6V	44.21	40.15	38.13
785-HSCMRRN001PD2A3	HSCMRRN001PD2A3	B	- 1 psi to 1 psi	Differential	Amplified	0.3V to 3.6V	39.02	35.43	33.65
785-HSCMRRN100MDSA3	HSCMRRN100MDSA3	B	-100 mbar to 100 mbar	Differential	Amplified	0.3V to 3.6V	39.02	35.43	33.65
785-HSCSRRN005PDAA5	HSCSRRN005PDAA5	B	-5 psi to 5 psi	Differential	Amplified	4.75V to 5.25V	37.93	34.24	32.53
785-HSCDRRT001PD2A3	HSCDRRT001PD2A3	B	-1 psi to 1 psi	Differential	Amplified	0.3V to 3.3V	44.21	40.15	38.13
785-HSCMRNN001BGAA5	HSCMRNN001BGAA5	B	0 to 1 bar	Gauge	Amplified	-0.3V to 6.0V	39.02	35.43	33.65
785-HSCMRNN001PG2A3	HSCMRNN001PG2A	B	0 to 1 psi	Gauge	Amplified	-0.3V to 6.0V	39.02	35.43	33.65
785-HSCMRRD001PG2A3	HSCMRRD001PG2A3	B	0 psi to 1 psi	Gauge	Amplified	0.3V to 3.6V	44.21	40.15	38.13
785-HSCMRRN001PG2A3	HSCMRRN001PG2A3	B	- 1 psi to 1 psi	Gauge	Amplified	0.3V to 3.6V	39.02	35.43	33.65
785-HSCSMNN001PDAA3	HSCSMNN001PDAA3	C	±1 psi	Differential	Amplified	-0.3V to 6.0V	45.52	41.32	39.26
785-HSCSSNN001PD2A3	HSCSSNN001PD2A	D	±1 psi	Differential	Amplified	-0.3V to 6.0V	45.52	41.32	39.26

© Copyright 2013 Mouser Electronics

© Copyright 2013 Mouser Electronics

RoHS Compliant This product is RoHS compliant.

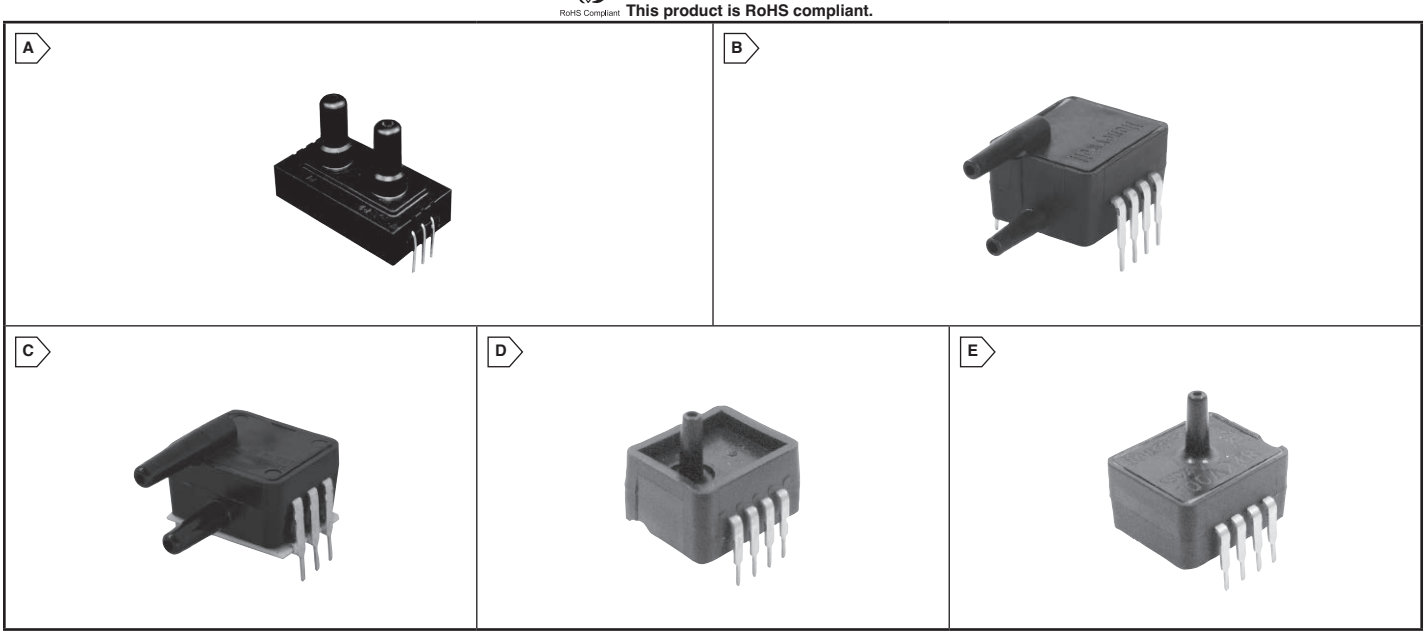

LOW PRESSURE SENSORS

Specifications:
- Robust package
- PCB termination
- Small Form Factor

Applications:
- Medical
- Environmental
- Industrial instrumentation

RoHS Compliant

✻ Analog Output

For quantities greater than listed, call for quote.

MOUSER STOCK NO.	Honeywell Part No.	Fig.	Pressure Range (psi)	Measurement Type	Signal Conditioning	Supply Voltage (max.)	Price Each		
							1	10	50
785-185PC05DT	185PC05DT	A	0 to 5.0	Differential	Amplified	16.0Vdc	462.13	434.37	356.95
785-185PC15DT	185PC15DT	A	0 to 15.0	Differential	Amplified	16.0Vdc	253.89	238.03	236.46
785-ASDXRRX001PG2A5	ASDXRRX001PG2A5	B	0 to 1.0	Diff/Gauge	Amplified	3.3Vdc	35.82	34.11	31.78
785-ASDXRRX001PD2A5	ASDXRRX001PD2A5	B	0 to 1.0	Bidirectional	Amplified	3.3Vdc	35.82	34.11	31.78
785-ASDXRRX005PG2A5	ASDXRRX005PG2A5	B	0 to 5.0	Diff/Gauge	Amplified	3.3Vdc	35.47	33.78	31.47
785-ASDXRRX005PD2A5	ASDXRRX005PD2A5	B	0 to 5.0	Bidirectional	Amplified	3.3Vdc	35.47	33.78	31.47
785-ASDXRRX001PGAA5	ASDXRRX001PGAA5	B	0 to 1.0	Diff/Gauge	Amplified	3.3Vdc	35.47	33.78	31.47
785-ASDXRRX001PDAA5	ASDXRRX001PDAA5	B	0 to 1.0	Bidirectional	Amplified	3.3Vdc	35.47	33.78	31.47
785-ASDXRRX005PGAA5	ASDXRRX005PGAA5	B	0 to 5.0	Diff/Gauge	Amplified	3.3Vdc	35.47	33.78	31.47
785-ASDXRRX005PDAA5	ASDXRRX005PDAA5	B	0 to 5.0	Bidirectional	Amplified	3.3Vdc	35.47	33.78	31.47
785-ASDXRRX010NG2A5	ASDXRRX010NG2A5	B	0 to 10 in H20	Gauge	Amplified	5.0Vdc	92.14	84.87	78.08
785-ASDXRRX010ND2A5	ASDXRRX010ND2A5	B	±10 in H2O	Differential	Amplified	5.0Vdc	78.55	72.35	66.56
785-ASDXRRX010NGAA5	ASDXRRX010NGAA5	B	0 to 10 in H20	Gauge	Amplified	5.0Vdc	92.14	84.87	78.08
785-ASDXRRX010NDAA5	ASDXRRX010NDAA5	B	±10 in H2O	Differential	Amplified	5.0Vdc	78.55	72.35	66.56
785-ASDXRRX010ND7A5	ASDXRRX010ND7A5	B	±10 in H2O	Differential	Amplified	5.0Vdc	80.11	73.80	67.89
785-ASDXRRX005ND2A5	ASDXRRX005ND2A5	B	±5 in H2O	Differential	Amplified	5.0Vdc	80.22	73.80	67.89
✻ 785-ASDXRRX005NDAA5	ASDXRRX005NDAA5	B	±5 in H2O	Differential	Amplified	5.0Vdc	78.55	72.35	66.56
785-ASDXRRX005ND7A5	ASDXRRX005ND7A5	B	±5	Differential	Amplified	5.0Vdc	80.22	73.80	67.89
785-ASDXRRX030PDAA5	ASDXRRX030PDAA5	B	±30	Differential	Amplified	5.0Vdc	35.82	34.12	31.78
785-SDX010IND4	SDX010IND4	C	0 to 10 in H20	Differential	Unamplified	20Vdc	84.01	81.32	78.81
785-SDX01D4	SDX01D4	C	0 to 1	Differential	Unamplified	20Vdc	65.58	57.98	53.53
785-SDX15D4	SDX15D4	C	0 to 15	Differential	Unamplified	20Vdc	43.19	40.64	35.89
785-SDX30D4	SDX30D4	C	0 to 30	Differential	Unamplified	20Vdc	43.00	40.93	39.12
785-ASDXACX015PAAA5	ASDXACX015PAAA5	D	15	Absolute	Amplified	5.0Vdc	35.47	33.78	31.47
785-ASDXACX015PASA5	ASDXACX015PASA5	D	15	Absolute	Amplified	5.0Vdc	35.12	33.45	31.16
785-ASDXACX015PA7A5	ASDXACX015PA7A5	D	15	Absolute	Amplified	5.0Vdc	35.47	33.79	31.47
785-ASDXAVX010NGAA5	ASDXAVX010NGAA5	E	0 to 10 in H20	Gauge	Amplified	5.0Vdc	92.14	84.87	78.08
785-ASDXAVX010NG2A5	ASDXAVX010NG2A5	E	0 to 10 in H20	Gauge	Amplified	5.0Vdc	80.11	73.80	67.89
785-ASDXAVX010NG7A5	ASDXAVX010NG7A5	E	0 to 10 in H20	Gauge	Amplified	5.0Vdc	80.11	73.80	67.89
785-ASDXAVX030PG7A5	ASDXAVX030PG7A5	E	0 to 30	Gauge	Amplified	5.0Vdc	35.47	33.79	31.47
785-ASDXAVX100PGAA5	ASDXAVX100PGAA5	E	0 to 100	Gauge	Amplified	5.0Vdc	35.82	34.12	31.78
785-ASDXAVX001PG2A5	ASDXAVX001PG2A5	E	0 to 1.0	Gauge	Amplified	3.3Vdc	35.47	33.78	31.47
785-ASDXAVX005PG2A5	ASDXAVX005PG2A5	E	0 to 5.0	Gauge	Amplified	3.3Vdc	35.82	34.11	31.78
785-ASDXAVX001PGAA5	ASDXAVX001PGAA5	E	0 to 1.0	Gauge	Amplified	3.3Vdc	35.47	33.78	31.47
785-ASDXAVX005PGAA5	ASDXAVX005PGAA5	E	0 to 5.0	Gauge	Amplified	3.3Vdc	35.47	33.78	31.47

© Copyright 2013 Mouser Electronics

© Copyright 2013 Mouser Electronics

HONEYWELL Sensors

Honeywell

RoHS Compliant **This product is RoHS compliant.**

LOW PRESSURE SENSORS

Features:
- Precision Temperature Compensation
- Calibrated Zero & Span
- Small Size
- Low Noise
- Low Cost (SCX_NC)
- High Accuracy (SCX_N)
- High Impedance for Low Power Applications
- Port Style: Straight, Threaded 1/4-28 UNF, Barbed, No port
- Signal Condt.: Amplified, Unamplified

Applications:
- Medical Equipment
- Barometry
- Computer Peripherals
- Pneumatic Controls
- HVAC
- Environmental



✻ 300mV Zero Pressure Offset; † -1mV Zero Pressure Offset; †† -0.3mV Zero Pressure Offset

For quantities greater than listed, call for quote.

	MOUSER STOCK NO.	Honeywell Part No.	Fig.	Pressure Range (psi)	Measurement Type	Supply Voltage (max.)	Price Each 1	Price Each 10
	785-142PC01D	142PC01D	A	0 to 1.0	Differential	16.0Vdc	222.05	219.29
	785-142PC05D	142PC05D	A	0 to 5.0	Differential	16.0Vdc	334.48	290.54
	785-142PC15A	142PC15A	A	0 to 15.0	Absolute	16.0Vdc	358.63	282.66
	785-142PC15D	142PC15D	A	0 to 15.0	Differential	16.0Vdc	410.45	323.49
	785-162PC01G	162PC01G	A	0 to 1.0	Gauge	16.0Vdc	545.41	494.22
	785-164PC01D76	164PC01D76	A	0-5.0 in H2O	Differential	16.0Vdc	537.72	423.83
	785-242PC100G	242PC100G	B	0 to 100	Gauge	16.0Vdc	688.31	645.30
	785-236PC150GW	236PC150GW	C	±150	Gauge	16.0Vdc	794.10	637.71
	785-DC001NDC4	DC001NDC4	D	± 1.0 in H2O	Diff. Bidirectional	5.0Vdc ± 0.1 Vdc	186.48	176.83
	785-DC005NDC4	DC005NDC4	D	± 5.0 in H2O	Diff. Bidirectional	5.0Vdc ± 0.1 Vdc	121.49	117.94
	785-SCX01DN	SCX01DN	D	0 to 1	Differential	20Vdc	94.84	91.54
	785-SCX05DN	SCX05DN	D	0 to 5	Differential	20Vdc	117.54	111.24
	785-SCX100DN	SCX100DN	D	0 to 100	Differential	20Vdc	104.19	98.86
✻	785-SCX15AN	SCX15AN	D	0 to 15	Absolute	20Vdc	89.83	86.14
	785-SCX15DN	SCX15DN	D	0 to 15	Differential	20Vdc	86.12	82.73
	785-SCX30AN	SCX30AN	D	0 to 30	Absolute	20Vdc	96.31	90.65
	785-SCX30DN	SCX30DN	D	0 to 30	Differential	20Vdc	96.31	90.65
	785-SCX100AN	SCX100AN	D	0 to 100	Absolute	20Vdc	93.36	91.62
†	785-SCX15ANC	SCX15ANC	D	0 to 15	Absolute	20Vdc	82.39	76.08
	785-XCX01DNC	XCX01DNC	D	±1.0	Differential, Vacuum Gauge, Gauge	3,12,16Vdc	119.99	117.13
	785-SCC30ASMT	SCC30ASMT	E	0 to 30	Absolute	-	36.05	33.94
	785-SCCP05GSMTP	SCCP05GSMTP	E	0 to 5	Gauge	-	36.05	33.94
	785-SCCP100GSMTP	SCCP100GSMTP	E	0 to 100	Gauge	-	36.05	33.94
	785-SCCP30ASMTP	SCCP30ASMTP	E	0 to 30	Absolute	-	36.05	33.94
	785-SDX100D4	SDX100D4	F	0 to 100	Differential	20Vdc	43.00	40.93
	785-SDX100G2	SDX100G2	F	0g to 100 g	Gauge	20Vdc	58.37	55.49
	785-SDX15A2	SDX15A2	F	0 to 15	Absolute	20Vdc	47.39	45.85
	785-SX15GD2	SX15GD2	F	0 to 15	Gauge	12Vdc	36.60	34.58
	785-SX30GD2	SX30GD2	F	0 to 30	Gauge	12Vdc	40.70	38.32
	785-SDX30G2	SDX30G2	F	0g to 30 g	Differential	20Vdc	43.00	40.93
	785-SDX01G2	SDX01G2	F	0g to 1 g	Gauge	20Vdc	43.19	40.64
	785-SDX05G2	SDX05G2	F	0g to 5 g	Gauge	20Vdc	43.00	40.93
	785-XPC01DTC	XPC01DTC	G	±1.0	Differential, Vacuum Gauge, Gauge	3,12,16Vdc	71.27	67.58
	785-XPC150GTC	XPC150GTC	G	±15.0	Vacuum Gauge, Gauge	3,12,16Vdc	69.87	66.27
†	785-SDX15A4	SDX15A4	H	0 to 15	Absolute	20Vdc	65.90	58.23
††	785-SDX15A4-A	SDX15A4-A	H	0 to 15	Absolute	20Vdc	54.15	50.96
	785-SDX15D4-A	SDX15D4-A	H	0 to 15	Differential, Gauge	20Vdc	52.31	50.96

NBP SERIES BASIC BOARD MOUNT PRESSURE SENSORS

Features and Benefits:
- Small Size: Package size (as small as 7mm x 7mm [0.276in x 0.276in])
- Durable
- Flexible
- Robust
- Supply Voltage: 12V

Applications:
- Hospital beds
- Oxygen concentrators
- Wound therapy
- Blood pressure monitoring
- HVAC Transmitters
- Air movement control
- Environmental control
- Level indicators
- Leak detection
- Industrial controls
- Pneumatic controls
- Other commerical applications

For quantities greater than listed, call for quote.

MOUSER STOCK NO.	Honeywell Part No.	Fig.	Pressure Range (psi)	Pressure Type	Package	Pressure Port	Price Each 1	Price Each 10	Price Each 25	Price Each 100
785-NBPDANN150PAUNV	NBPDANN150PAUNV	I	0 to 150	Absolute	DIP	Barbed	9.03	8.69	7.94	7.43
785-NBPDANN150PGUNV	NBPDANN150PGUNV	I	0 to 150	Gauge	DIP	Barbed	9.03	8.69	7.94	7.43
785-NBPLANN030PAUNV	NBPLANN030PAUNV	J	0 to 30	Absolute	DIP	Barbless	8.58	8.06	7.46	6.76
785-NBPLANN030PGUNV	NBPLANN030PGUNV	J	0 to 30	Gauge	DIP	Barbless	8.58	8.06	7.46	6.76
785-NBPLANN100PAUNV	NBPLANN100PAUNV	J	0 to 100	Absolute	DIP	Barbless	8.58	8.06	7.46	6.76
785-NBPLANN100PGUNV	NBPLANN100PGUNV	J	0 to 100	Gauge	DIP	Barbless	8.58	8.06	7.46	6.76
785-NBPLANN150PAUNV	NBPLANN150PAUNV	J	0 to 150	Absolute	DIP	Barbless	8.58	8.06	7.46	6.76
785-NBPMANN150PGUNV	NBPMANN150PGUNV	K	0 to 150	Absolute	Leadless SMT	Barbed	9.03	8.69	7.94	7.43
785-NBPDLNN015PAUNV	NBPDLNN015PAUNV	L	0 to 15	Gauge	Leadless SMT	Barbed	9.03	8.69	7.94	7.43
785-NBPDLNN015PGUNV	NBPDLNN015PGUNV	L	0 to 15	Absolute	Leadless SMT	Barbed	9.03	8.69	7.94	7.43
785-NBPDLNN030PAUNV	NBPDLNN030PAUNV	L	0 to 30	Gauge	Leadless SMT	Barbed	9.03	8.69	7.94	7.43
785-NBPDLNN030PGUNV	NBPDLNN030PGUNV	L	0 to 30	Absolute	Leadless SMT	Barbed	9.03	8.69	7.94	7.43
785-NBPDLNN060PAUNV	NBPDLNN060PAUNV	L	0 to 60	Absolute	Leadless SMT	Barbless	9.03	8.69	7.94	7.43
785-NBPLLNN015PAUNV	NBPLLNN015PAUNV	M	0 to 15	Gauge	Leadless SMT	Barbless	8.58	8.06	7.46	6.76
785-NBPLLNN015PGUNV	NBPLLNN015PGUNV	M	0 to 15	Gauge	Leadless SMT	Barbless	8.58	8.06	7.46	6.76
785-NBPLLNN030PGUNV	NBPLLNN030PGUNV	M	0 to 30	Gauge	Leadless SMT	Barbless	8.58	8.06	7.46	6.76
785-NBPLLNN060PGUNV	NBPLLNN060PGUNV	M	0 to 60	Gauge	SMT	Barbed	8.58	8.06	7.46	6.76
785-NBPMLNN015PAUNV	NBPMLNN015PAUNV	N	0 to 15	Absolute	SMT	Barbless	9.03	8.69	7.94	7.43
785-NBPMLNN030PGUNV	NBPMLNN030PGUNV	N	0 to 30	Gauge	SMT	Barbless	9.03	8.69	7.94	7.43
785-NBPMLNN060PGUNV	NBPMLNN060PGUNV	N	0 to 60	Gauge	SMT	Barbless	9.03	8.69	7.94	7.43

© Copyright 2013 Mouser Electronics

© Copyright 2013 Mouser Electronics

RoHS Compliant **This product is RoHS compliant.**

NSC SERIES BOARD MOUNT PRESSURE SENSORS

TruStability® NSC Series Board Mount Pressure Sensors, Uncompensated/Unamplified are designed for those customers who want to do their own compensation, calibration, and amplification while still benefiting from the industry-leading stability, accuracy, and repeatability that TruStability® Pressure Sensors provide. For potential use in industrial and medical pneumatic control applications. **For quantities greater than listed, call for quote.**

MOUSER STOCK NO.	Honeywell Part No.	Fig.	Pressure Range	Pressure Type	Supply Voltage	Price Each 1	Price Each 10
Package Type: DIP-Pressure Port-AN=Single Axial Barbed Port							
785-NSCDANN015PAUNV	NSCDANN015PAUNV	A	0 psi-15 psi	Absolute	5VDC	24.01	20.52
785-NSCDANN150PGUNV	NSCDANN150PGUNV	A	0 psi - 150 psi	Gauge	5VDC	24.01	20.52
Package Type: DIP-Pressure Port-RN=Single Radial Barbed Port							
785-NSCDRRN001PDUNV	NSCDRRN001PDUNV	B	±1 psi	Differential	5VDC	24.01	20.52
785-NSCDRRN160MGUNV	NSCDRRN160MGUNV	B	0-160 mbar	Gauge	5VDC	24.01	20.52
785-NSCDRRN005PDUNV	NSCDRRN005PDUNV	B	±5 psi	Differential	5VDC	24.01	20.52
Package Type: Dip-Pressure Port-RR=Dual Radial Barbed Port, Same Side							
785-NSCDRRN015PDUNV	NSCDRRN015PDUNV	C	±15 psi	Differential	5VDC	24.01	20.52
785-NSCDRRN030PGUNV	NSCDRRN030PGUNV	C	0 psi - 30 psi	Gauge	5VDC	24.01	20.52
785-NSCDRRN100PDUNV	NSCDRRN100PDUNV	C	±100 psi	Differential	5VDC	24.01	20.52
Package Type: SIP-Pressure Port-AN=Single Axial Barbed Port							
785-NSCSANN060MGUNV	NSCSANN060MGUNV	D	0-60 bar mbar	Gauge	5VDC	24.01	20.52
785-NSCSANN600MGUNV	NSCSANN600MGUNV	D	0-600 mbar	Gauge	5VDC	24.01	20.52
Package Type: SIP-Pressure Port-RR=Dual Radial Barbed Ports, Same Side							
785-NSCSRRN004BGUNV	NSCSRRN004BGUNV	E	0 bar - 4 bar	Gauge	5VDC	24.01	20.52

SSC SERIES PLASTIC SILICON PRESSURE SENSORS

The new TruStability™ Silicon Pressure Sensor SSC Series offer different accuracies and compensated temperature ranges that address specific segment needs. These devices offer customers three key benefits tsp. not found in competitive silicon sensors: Stability: These sensors are the most stable silicon pressure sensors available; Accuracy: They are designed to provide an extremely tight accuracy specification; and Flexibility: Their modular and exible design offer customers a variety of package styles and options, all with the same industry-leading performance specifications.

Features:

- Industry leading long-term stability
- Extremely tight accuracy of ±0.25 % FSS BFSL
- Total error band of ±2 % full scale span max.
- Low operating voltage
- Extremely low power consumption
- Ratiometric 12-bit analog output
- Virtually insensitive to mounting direction
- Custom calibration available

For quantities greater than listed, call for quote.

Mouser Stock No.	Honeywell Part No.	Fig.	Pressure Range	Pressure Type	Supply Voltage	Price Each 1	Price Each 10
Package Type: DIP - Pressure Port - AN= Single Axial Barbed Port							
785-SSCDANN005PGAA5	SSCDANN005PGAA5	A	0-5psi	Gauge	5VDC	32.15	28.34
785-SSCDANN006BGAA5	SSCDANN006BGAA5	A	0-6bar	Gauge	5VDC	32.15	28.34
785-SSCDANN010BGAA3	SSCDANN010BGAA3	A	0-10bar	Gauge	3VDC	32.15	28.34
785-SSCDANN015PG2A3	SSCDANN015PG2A3	A	0-15psi	Gauge	3VDC	32.15	28.34
785-SSCDANN015PG2A5	SSCDANN015PG2A5	A	0-15psi	Gauge	5VDC	32.15	28.34
785-SSCDANN015PGAA5	SSCDANN015PGAA5	A	0-15psi	Gauge	5VDC	32.15	28.34
785-SSCDANN030PAAA5	SSCDANN030PAAA5	A	0-30psi	Absolute	5VDC	32.15	28.34
785-SSCDANN060PAAA5	SSCDANN060PAAA5	A	0-60psi	Absolute	5VDC	32.15	28.34
785-SSCDANN060PAAA5	SSCDANN060PAAA5	A	0-60psi	Absolute	5VDC	32.15	28.34
785-SSCDANN060PGAA5	SSCDANN060PGAA5	A	0-60psi	Gauge	5VDC	32.15	28.34
785-SSCDANN100PGAA5	SSCDANN100PGAA5	A	0-100psi	Guage	5VDC	32.15	28.34
785-SSCDANN150PG2A5	SSCDANN150PG2A5	A	0-150psi	Gauge	5VDC	32.15	28.34
785-SSCDANN150PGAA5	SSCDANN150PGAA5	A	0-150psi	Gauge	5VDC	32.15	28.34
785-SSCDANT005PGAA5	SSCDANT005PGAA5	A	0-5psi	Gauge	5VDC	37.72	34.24
785-SSCDANT015PGAA3	SSCDANT015PGAA3	A	0-15psi	Gauge	3VDC	37.72	34.24
785-SSCDANT030PG2A3	SSCDANT030PG2A3	A	0-30psi	Gauge	3VDC	37.72	34.24
785-SSCDANT150PGAA5	SSCDANT150PGAA5	A	0-150psi	Gauge	5VDC	37.72	34.24
785-SSCDANN010NG2A3	SSCDANN010NG2A3	A	0 in H^2O to 10 in H^2o	Gauge	6VDC	45.52	41.32
785-SSCDANN020NG2A3	SSCDANN020NG2A3	A	0 in H^2O to 20 in H^2o	Gauge	6VDC	37.72	34.24
Package Type: DIP - Pressure Port - LN= Single Axial Barbless Port							
785-SSCDLND010BGAA3	SSCDLND010BGAA3	F	0-10bar	Gauge	5VDC	34.82	30.70
785-SSCDLNN040MGSA5	SSCDLNN040MGSA5	F	0-40 mbar	Gauge	6VDC	37.72	34.24
Package Type: DIP - Pressure Port - NN= No Ports							
785-SSCDNNN015PAAA5	SSCDNNN015PAAA5	G	0-15psi	Absolute	5VDC	32.15	28.34
Package Type: DIP - Pressure Port - RN= Single Radial Barbed Port							
785-SSCDRNN015PAAA5	SSCDRNN015PAAA5	C	0-15psi	Absolute	5VDC	32.15	28.34
785-SSCDRNN030PAAA5	SSCDRNN030PAAA5	C	0-30psi	Absolute	5VDC	32.15	28.34
785-SSCDRRN001PD2A5	SSCDRRN001PD2A5	C	-1-1psi	Differential	5VDC	32.15	28.34
785-SSCDRRN005PDAA3	SSCDRRN005PDAA3	C	-5-5psi	Differential	3VDC	32.15	28.34
785-SSCDRRN005PGAA3	SSCDRRN005PGAA3	C	0-psi	Gauge	3VDC	32.15	28.34
785-SSCDRRN005PGAA5	SSCDRRN005PGAA5	C	0-5psi	Gauge	5VDC	32.15	28.34
785-SSCDRRN015PDAA5	SSCDRRN015PDAA5	C	±15psi	Differential	5VDC	32.15	28.34
785-SSCDRRN030PDAA5	SSCDRRN030PDAA5	C	±30psi	Differential	5VDC	32.15	28.34
785-SSCDRRN060MDAA5	SSCDRRN060MDAA5	C	-60-60mbar	Differential	5VDC	32.15	28.34
785-SSCDRRN100MDAA5	SSCDRRN100MDAA5	C	-100-100mbar	Differential	5VDC	32.15	28.34
785-SSCDRRN250MDAA5	SSCDRRN250MDAA5	C	-250-250mbar	Differential	5VDC	32.15	28.34
Package Type: DIP - Pressure Port - RR= Dual Radial Barbed Ports, Same Side							
785-SSCDRRN005ND2A5	SSCDRRN005ND2A5	B	±5 inH^2O	Differential	6VDC	45.52	41.32
785-SSCDRRN025MDAA3	SSCDRRN025MDAA3	B	±25 mbar	Differential	3.3VDC	37.72	34.24
785-SSCDRRN020NDAA5	SSCDRRN020NDAA5	B	±20 inH^2O	Differential	3.3VDC	32.15	28.34
Package Type: SMT - Pressure Port - AN= Single Axial Barbed Port							
785-SSCMANN001PGAA5	SSCMANN001PGAA5	H	0-1psi	Gauge	5VDC	34.82	30.70
785-SSCMANN005PGAA5	SSCMANN005PGAA5	H	0-5psi	Gauge	5VDC	34.82	30.70
785-SSCMANN006BGAA3	SSCMANN006BGAA3	H	0-6bar	Gauge	3VDC	34.82	30.70
785-SSCMANN015PG2A3	SSCMANN015PG2A3	H	0-15psi	Gauge	3VDC	34.82	30.70
785-SSCMANN060PG2A3	SSCMANN060PG2A3	H	0-60psi	Gauge	3VDC	34.82	30.70
785-SSCMANN060PG2A3	SSCMANN060PG2A3	H	0-60psi	Gauge	3VDC	34.82	30.70
Package Type : SMT - Pressure Port - DR= Dual Radial Barbed Ports , Opposite Sides							
785-SSCMDRN001PDAA5	SSCMDRN001PDAA5	I	-1-1psi	Differential	5VDC	34.82	30.70
Package Type: SMT - Pressure Port - NN= No Ports							
785-SSCMNNN015PA2A3	SSCMNNN015PA2A3	J	0-15psi	Absolute	3VDC	34.82	30.70
785-SSCMNNN015PAAA3	SSCMNNN015PAAA3	J	0-15psi	Absolute	3VDC	34.82	30.70
785-SSCMNNN030PA2A3	SSCMNNN030PA2A3	J	0-30psi	Absolute	3VDC	34.82	30.70
PackageType: SMT - Pressure Port - RR=Dual Radial Barbed Ports Same Side							
785-SSCMRRN001PDAA3	SSCMRRN001PDAA3	K	-1-1psi	Differential	3VDC	34.82	30.70
785-SSCMRRN001PDAA5	SSCMRRN001PDAA5	K	-1-1psi	Differential	5VDC	34.82	30.70
785-SSCMRRN005PDAA3	SSCMRRN005PDAA3	K	±5psi	Differential	3VDC	34.82	30.70
785-SSCMRRN100MGAF5	SSCMRRN100MGAF5	K	0-100mbar	Gauge	5VDC	34.82	30.70
Package Type: SMT - Pressure Port - RN= Single Radial Barbed Port							
785-SSCMRND060PG2A3	SSCMRND060PG2A3	L	0-60psi	Gauge	3VDC	34.82	30.70
785-SSCMRNN001PG2A3	SSCMRNN001PG2A3	L	0-1psi	Gauge	3VDC	34.82	30.70
785-SSCMRNN005PGSA3	SSCMRNN005PGSA3	L	0-5psi	Gauge	3VDC	34.82	30.70
785-SSCMRNN050KGAA5	SSCMRNN050KGAA5	L	±25	Gauge	5VDC	34.82	30.70
Package Type: SIP - Pressure Port - AN= Single Axial Barbed Port							
785-SSCSANN001BAAA3	SSCSANN001BAAA3	D	0-1bar	Absolute	3VDC	32.15	28.34
785-SSCSANN001BGAA5	SSCSANN001BGAA5	D	0-1bar	Gauge	5VDC	32.15	28.34

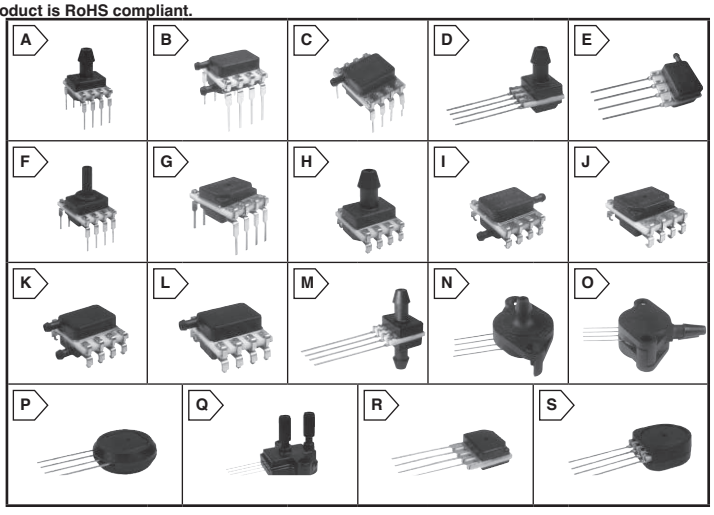

SSC SERIES PLASTIC SILICON PRESSURE SENSORS (CONT.)

For quantities greater than listed, call for quote.

Mouser Stock No.	Honeywell Part No.	Fig.	Pressure Range	Pressure Type	Supply Voltage	Price Each 1	Price Each 10
Package Type: SIP - Pressure Port - AN= Single Axial Barbed Port (Cont.)							
785-SSCSANN001BGAA5	SSCSANN001BGAA5	D	0-1bar	Gauge	5VDC	32.15	28.34
785-SSCSANN001PGAA5	SSCSANN001PGAA5	D	0-1bar	Gauge	6VDC	32.15	28.34
785-SSCSANN005PGAA3	SSCSANN005PGAA3	D	0-5psi	Gauge	3VDC	32.15	28.34
785-SSCSANN005PGAA5	SSCSANN005PGAA5	D	0-5psi	Gauge	5VDC	32.15	28.34
785-SSCSANN015PAAA3	SSCSANN015PAAA3	D	0-15psi	Absolute	3VDC	32.15	28.34
785-SSCSANN015PAAA5	SSCSANN015PAAA5	D	0-15psi	Absolute	5VDC	32.15	28.34
785-SSCSANN015PAAA5	SSCSANN015PAAA5	D	1-15psi	Absolute	5VDC	32.15	28.34
785-SSCSANN400MGAA5	SSCSANN400MGAA5	D	0-400mbar	Gauge	5VDC	32.15	28.34
Package Type: SIP - Pressure Port - AA= Dual Axial Barbed Ports, Opposite Side							
785-SSCSAAN001PGAA5	SSCSAAN001PGAA5	M	0-1psi	Gauge	5VDC	32.15	28.34
785-SSCSAAN600MDAA5	SSCSAAN600MDAA5	M	-600-600mbar	Differential	5VDC	32.15	28.34
Package Type: SIP - Pressure Port - FN = Fastner Mount, Dual Axial Barbed Ports, Opposite Sides							
785-SSCSFNN001PGAA5	SSCSFNN001PGAA5	N	0-1psi	Differential	5VDC	68.49	64.22
Package Type: SIP - Pressure Port - HH= Fastener Mount, Dual Radial Barbed Ports, Same Side							
785-SSCSHHN001PDAA5	SSCSHHN001PDAA5	O	-1-1psi	Differential	5VDC	68.49	64.22
Package Type: SIP - Pressure Port - MN= Manifold Mount, Outer Diameter Seal							
785-SSCSMNN001BGAF5	SSCSMNN001BGAF5	P	0-1bar	Gauge	5VDC	39.02	35.43
785-SSCSMNN001PGAA5	SSCSMNN001PGAA5	P	0-1psi	Gauge	5VDC	39.02	35.43
785-SSCSMNN005PGAA3	SSCSMNN005PGAA3	P	0-5psi	Gauge	3VDC	39.02	35.43
785-SSCSMNN010BGAA5	SSCSMNN010BGAA5	P	0-1psi	Gauge	5VDC	39.02	35.43
785-SSCSMNN010KGAF5	SSCSMNN010KGAF5	P	0-10kPa	Gauge	5VDC	39.02	35.43
785-SSCSMNN030PGAA3	SSCSMNN030PGAA3	P	0-30psi	Gauge	3VDC	39.02	35.43
785-SSCSMNN050KGAF5	SSCSMNN050KGAF5	P	0-50kPa	Gauge	5VDC	39.02	35.43
785-SSCSMNN060PGAA3	SSCSMNN060PGAA3	P	0-60psi	Gauge	3VDC	39.02	35.43
785-SSCSMNN100KGAF5	SSCSMNN100KGAF5	P	0-100kPa	Gauge	5VDC	39.02	35.43
785-SSCSMNN100PA2A3	SSCSMNN100PA2A3	P	0-100psi	Absolute	3VDC	39.02	35.43
785-SSCSMNN100PGAA5	SSCSMNN100PGAA5	P	0-100psi	Gauge	5VDC	39.02	35.43
785-SSCSMNN600MGAF5	SSCSMNN600MGAF5	P	0-600mbar	Gauge	5VDC	39.02	35.43
Package Type: SIP - Pressure Port - NB= Fastener Mount, Dual Axial Ports, Same Side							
785-SSCSNBN001BAAA3	SSCSNBN001BAAA3	Q	0-1bar	Absolute	3VDC	68.49	64.22
785-SSCSNBN001BAAA5	SSCSNBN001BAAA5	Q	0-1bar	Absolute	5VDC	68.49	64.22
785-SSCSNBN001BDAA3	SSCSNBN001BDAA3	Q	-1-1bar	Differential	3VDC	68.49	64.22
785-SSCSNBN001BDAA5	SSCSNBN001BDAA5	Q	-1-1bar	Differential	5VDC	68.49	64.22
785-SSCSNBN001BGAA3	SSCSNBN001BGAA3	Q	0-1bar	Gauge	3VDC	68.49	64.22
785-SSCSNBN001BGAA5	SSCSNBN001BGAA5	Q	0-1bar	Gauge	5VDC	68.49	64.22
785-SSCSNBN001PDAA5	SSCSNBN001PDAA5	Q	-1-1psi	Differential	5VDC	68.49	64.22
785-SSCSNBN001PDAA5	SSCSNBN001PDAA5	Q	±1psi	Differential	5VDC	68.49	64.22
785-SSCSNBN004BGAA3	SSCSNBN004BGAA3	Q	0-4bar	Gauge	3VDC	68.49	64.22
785-SSCSNBN004BGAA5	SSCSNBN004BGAA5	Q	0-4bar	Gauge	5VDC	68.49	64.22
785-SSCSNBN005PDAA5	SSCSNBN005PDAA5	Q	±5psi	Differential	5VDC	68.49	64.22
785-SSCSNBN005PGAA5	SSCSNBN005PGAA5	Q	0-5psi	Gauge	5VDC	68.49	64.22
785-SSCSNBN010BGAA3	SSCSNBN010BGAA3	Q	0-10bar	Gauge	3VDC	68.49	64.22
785-SSCSNBN010BGAA5	SSCSNBN010BGAA5	Q	0-10bar	Gauge	5VDC	68.49	64.22
785-SSCSNBN015PAAA5	SSCSNBN015PAAA5	Q	0-15psi	Absolute	5VDC	68.49	64.22
785-SSCSNBN015PDAA5	SSCSNBN015PDAA5	Q	±15psi	Differential	5VDC	68.49	64.22
785-SSCSNBN015PGAA5	SSCSNBN015PGAA5	Q	0-15psi	Gauge	5VDC	68.49	64.22
785-SSCSNBN015PGAB5	SSCSNBN015PGAB5	Q	0-15psi	Gauge	5VDC	68.49	64.22
785-SSCSNBN030PDAA5	SSCSNBN030PDAA5	Q	±30psi	Differential	5VDC	68.49	64.22
785-SSCSNBN060PDAA5	SSCSNBN060PDAA5	Q	±60ps	Differential	5VDC	68.49	64.22
785-SSCSNBN100MDAA3	SSCSNBN100MDAA3	Q	-100-100mbar	Differential	3VDC	68.49	64.22
785-SSCSNBN100MDAA5	SSCSNBN100MDAA5	Q	-100-100mbar	Differential	5VDC	68.49	64.22
785-SSCSNBN100MGAA5	SSCSNBN100MGAA5	Q	0-100mbar	Gauge	5VDC	68.49	64.22
785-SSCSNBN100PDAA5	SSCSNBN100PDAA5	Q	±100psi	Differential	5VDC	68.49	64.22
785-SSCSNBN150PDAA5	SSCSNBN150PDAA5	Q	±150psi	Differential	5VDC	68.49	64.22
785-SSCSNBN400MDAA3	SSCSNBN400MDAA3	Q	-100-100mbar	Differential	3VDC	68.49	64.22
785-SSCSNBN400MGAA5	SSCSNBN400MGAA5	Q	0-400mbar	Gauge	5VDC	68.49	64.22
Package Type: SIP - Pressure Port - NN= No Ports							
785-SSCSNNN001PG2A3	SSCSNNN001PG2A3	R	0-1psi	Gauge	3VDC	32.15	28.34
785-SSCSNNN600MAAA3	SSCSNNN600MAAA3	R	0-600mbar	Gauge	3VDC	32.15	28.34
Package Type: SIP - Pressure Port - RN= Single Radial Barbed Port							
785-SSCSRNN015PAAA3	SSCSRNN015PAAA3	E	0-15psi	Absolute	3VDC	32.15	28.34
Package Type: SIP - Pressure Port - SN= Manifold Mount, Inner Diameter Seal							
785-SSCSSNN001PGAA5	SSCSSNN001PGAA5	S	0-1psi	Gauge	5VDC	39.02	35.43
785-SSCSSNN015PGAA5	SSCSSNN015PGAA5	S	0-15psi	Gauge	5VDC	39.02	35.43
785-SSCSSNN100PGAA5	SSCSSNN100PGAA5	S	0-100psi	Gauge	5VDC	39.02	35.43

© Copyright 2013 Mouser Electronics

© Copyright 2013 Mouser Electronics

HONEYWELL Pressure Sensors

Honeywell

RoHS Compliant **This product is RoHS compliant.**



PIEZORESISTIVE SILICON SENSORS

Contain sensing elements that consist of four piezoresistors buried in the face of a thin, chemically-etched silicon diaphragm. A pressure change causes the diaphragm to flex, inducing a stress in the diaphragm and the buried resistors. The resistor values change in proportion to the stress applied and produce an electrical output. These sensors are small, low cost and reliable. They feature excellent repeatability, high accuracy and reliability under varying environmental conditions. In addition, they feature highly consistent operating characteristics from one sensor to the next, and interchangeability without recalibration.

Potential Medical Applications:
- CPAP (Continuous Positive Airway Pressure) equipment
- Respirators and ventilators
- Blood glucose monitors
- Oxygen conservers
- Oxygen concentrators
- Nebulizers

Potential Industrial Applications:
- Soft drink dispensing

Potential Environmental Applications:
- Residential fuel cells

For quantities greater than listed, call for quote.

MOUSER STOCK NO.	Honeywell Part No.	Fig.	Pressure Range (psi)	Port Style	Pressure Type	Signal Conditioning	Supply Voltage (max.)	Price Each 1	10	50
785-24PC01SMT	24PC01SMT	A	±1.0	Straight	Wet-Wet Diff./Vacuum	Unamplified	12.0 Vdc	30.58	27.81	25.47
785-26PC01SMT	26PC01SMT	A	±1.0	Straight	Wet-Wet Diff./Vacuum	Unamplified	16.0 Vdc	45.30	41.18	37.75
785-26PC05SMT	26PC05SMT	A	±5.0	Straight	Wet-Wet Diff./Vacuum	Unamplified	16.0 Vdc	38.97	36.02	34.45
785-26PC15SMT	26PC15SMT	A	±15.0	Straight	Wet-Wet Diff./Vacuum	Unamplified	16.0 Vdc	47.10	42.84	39.26
785-24PCAFA6D	24PCAFA6D	B	±1.0	Straight	Wet-Wet Diff./Vacuum	Unamplified	12.0 Vdc	28.95	25.84	23.66
785-24PCBFA6D	24PCBFA6D	B	±5.0	Straight	Wet-Wet Diff./Vacuum	Unamplified	12.0 Vdc	38.89	34.72	31.78
785-24PCEFA6D	24PCEFA6D	B	±.5	Straight	Wet-Wet Diff./Vacuum	Unamplified	12.0 Vdc	35.92	32.25	30.36
785-26PCAFA6D	26PCAFA6D	B	±1.0	Straight	Wet-Wet Diff./Vacuum	Unamplified	16.0 Vdc	49.36	46.80	42.41
785-26PCBFA6D	26PCBFA6D	B	±5.0	Straight	Wet-Wet Diff./Vacuum	Unamplified	16.0 Vdc	32.42	29.90	28.46
785-26PCBFD6G	26PCBFD6G	B	±5.0	Modular	Vacuum	Unamplified	16.0 Vdc	47.80	40.24	37.50
785-26PCCFA6D	26PCCFA6D	B	±15.0	Straight	Wet-Wet Diff./Vacuum	Unamplified	16.0 Vdc	34.44	33.61	29.79
785-26PCDFA6D	26PCDFA6D	B	±30.0	Straight	Wet-Wet Diff./Vacuum	Unamplified	16.0 Vdc	29.68	28.77	28.25
785-24PCAFA6G	24PCAFA6G	C	±1.0	Straight	Vacuum	Unamplified	12.0 Vdc	29.52	26.34	24.12
785-24PCBFA6G	24PCBFA6G	C	±5.0	Straight	Vacuum	Unamplified	12.0 Vdc	39.30	35.10	32.10
785-24PCCFA6G	24PCCFA6G	C	±15.0	Straight	Vacuum	Unamplified	12.0 Vdc	38.15	34.06	31.17
785-24PCDFA6G	24PCDFA6G	C	±30.0	Straight	Vacuum	Unamplified	12.0 Vdc	28.95	25.84	23.66
785-24PCFFA6G	24PCFFA6G	C	±100.0	Straight	Vacuum	Unamplified	12.0 Vdc	25.51	21.85	21.30
785-24PCGFA6G	24PCGFA6G	C	±250.0	Straight	Vacuum	Unamplified	12.0 Vdc	26.47	23.85	22.59
785-26PCAFA6G	26PCAFA6G	C	±1.0	Straight	Differential	Unamplified	16.0 Vdc	39.01	36.98	33.51
785-26PCBFA6G	26PCBFA6G	C	±5.0	Straight	Differential	Unamplified	16.0 Vdc	33.07	30.48	29.03
785-26PCCFA6G	26PCCFA6G	C	±15.0	Straight	Vacuum	Unamplified	16.0 Vdc	43.01	41.13	38.85
785-26PCCFB6G	26PCCFB6G	C	±15.0	Barbed	Vacuum	Unamplified	16.0 Vdc	33.32	32.39	30.71
785-26PCDFA6G	26PCDFA6G	C	±30.0	Straight	Vacuum	Unamplified	16.0 Vdc	52.40	49.68	45.01
785-26PCFFA6G	26PCFFA6G	C	±100.0	Straight	Vacuum	Unamplified	16.0 Vdc	39.24	36.68	29.84
785-40PC015G1A	40PC015G1A	D	0 to 15.0	Tube	Gauge	Amplified	0.25 Vdc	58.73	43.75	41.87
785-40PC100G2A	40PC100G2A	D	0 to 100	Tube	Gauge	Amplified	0.25 Vdc	60.80	45.29	43.34
785-40PC150G2A	40PC150G2A	D	0 to 150	Tube	Gauge	Amplified	0.25 Vdc	53.40	39.79	38.07
785-40PC500G2A	40PC500G2A	D	0 to 500	Tube	Gauge	Amplified	0.25 Vdc	124.34	92.68	88.64
785-CPCL04DFC	CPCL04DFC	E	± 4.0 in H2O	Barbed	Differential	Unamplified	16.0 Vdc	37.39	34.04	32.03

PRESSURE/FORCE SENSORS

Features:
- All-wetted parts
- No internal elastomeric seals
- Stable and creep free
- Reverse voltage and output short circuit protected
- Less than 2ms response time
- Easy customization
- Rated IP65 or better
- Exceeds CE heavy industrial EMC for use in areas of high RFI/EMI
- Amplified and temperature compensated
- Wide choice of connections and terminations
- Calibration for special pressure ranges

Potential Applications:
- Diesal engines
- Refrigeration and HVAC/R
- General industrial and hydraulics
- Off-road vehicles
- Braking systems
- Natural gas vehicles
- Medical

RoHS Compliant



For quantities greater than listed, call for quote.

MOUSER STOCK NO.	Honeywell Part No.	Pressure Range	Pressure Type	Signal Conditioning	Supply Voltage (Vdc)	Price Each 1	10	50
785-MLH01KPSB01B	MLH01KPSB01B	0 to 1000	Sealed Gauge	Amplified	9.5 to 30.0	125.36	106.14	97.15
785-MLH03KPSB06A	MLH03KPSB06A	0 to 3000	Sealed Gauge	Amplified	5.0	119.08	100.83	92.29
785-MLH05KPSB01A	MLH05KPSB01A	0 to 5000	Sealed Gauge	Amplified	5.0	125.30	106.09	97.11
785-MLH05KPSB01B	MLH05KPSB01B	0 to 5000	Sealed Gauge	Amplified	9.5 to 30.0	125.30	106.09	97.11
785-MLH100PGL06A	MLH100PGL06A	0 to 100	Gauge	Amplified	5.0	140.64	119.08	108.99
785-MLH100PGM01B	MLH100PGM01B	0 to 100	Gauge	Amplified	9.5 to 30.0	146.03	123.65	113.18
785-MLH150PGB06A	MLH150PGB06A	0 to 150	Gauge	Amplified	5.0	125.36	106.14	97.15
785-MLH150PSB01B	MLH150PSB01B	0 to 150	Sealed Gauge	Amplified	9.5 to 30.0	119.08	100.83	92.29
785-MLH150PSB06A	MLH150PSB06A	0 to 150	Sealed Gauge	Amplified	5.0	125.36	106.14	97.15
785-MLH500PSB01A	MLH500PSB01A	0 to 500	Sealed Gauge	Amplified	5.0	119.08	100.83	92.29

FSS-SMT SERIES FORCE SENSOR

Honeywell's FSS SMT Series force sensors are designed to be one of the most reliable force sensors available as illustrated by 20 million Mean Cycles to Failure (MCTF) rating. This low profile Surface Mount Technology (SMT) sensor allows for automated assembly on printed circuit boards, often helping the customer to reduce assembly costs.

The FSS SMT Series force sensor is designed provide precise and reliable force sensing performance in a compact commercial-grade package. The sensor incorporates Honeywell sensing technology that uses a specialized piezoresistive micro-machined silicon sensing element.

Features:
- Surface mount technology allows for automated assembly and may eliminate hand soldering
- RoHS-compliant materials meet Directive 2002/95/EC
- Low deflection (30 microns typical at full scale) help reduce measurement error
- Direct mechanical coupling of the actuating ball to the sense element
- Small size minimizes space on the PCB
- Provides enhanced sensitivity without compromising system integrity
- Electrically ratiometric output accommodates supply voltage variations

Potential Applications:
- Medical infusion pumps
- Ambulatory non-invasive pump pressure
- Occlusion detection
- Kidney dialysis machines
- Enternal pumps
- Load and compression sensing
- Variable tension control
- Wire bonding equipment

RoHS Compliant



For quantities greater than listed, call for quote.

MOUSER STOCK NO.	Honeywell Part No.	Operating Force (max)	Sensitivity (mV/N)	Supply Voltage	Operating Temp	Packaging	Price Each 1	10	50
785-FSS1500NGT	FSS1500NGT	14.7 N	10.2 to 14.3	3 to 6V	-40 to 85	Tube	55.09	53.06	52.06

© Copyright 2013 Mouser Electronics
© Copyright 2013 Mouser Electronics

DIMENSIONS: in. (mm)

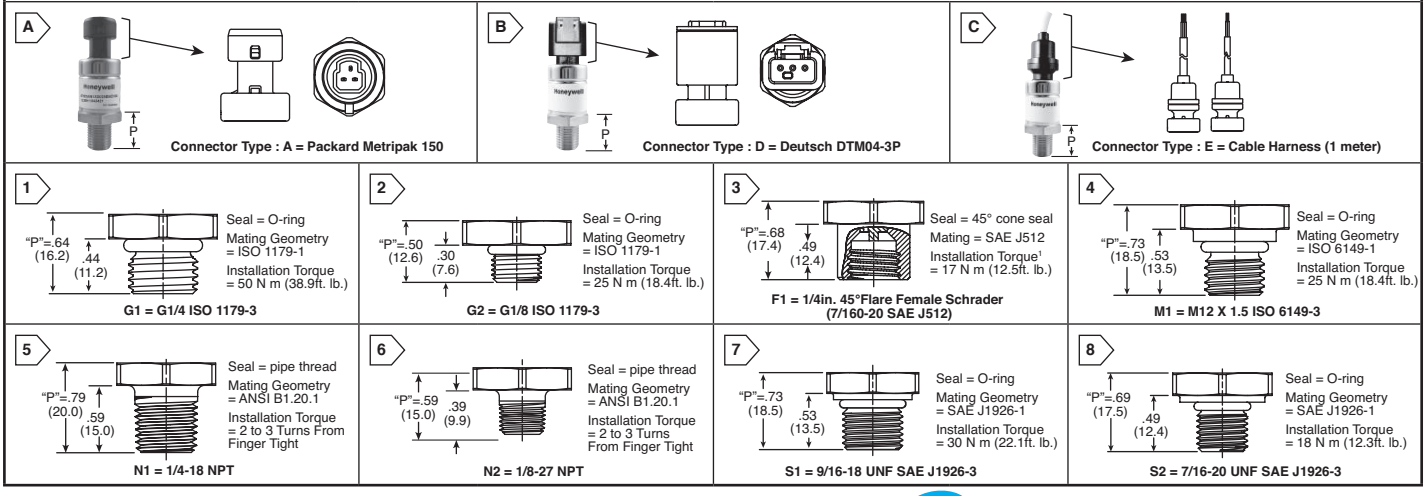

HONEYWELL PX2 SERIES HEAVY DUTY PRESSURE TRANSDUCER

PRODUCT NEW

For quantities greater than listed, call for quote.

MOUSER STOCK NO.	HONEYWELL Part. No.	Fig.	Connector Type	Pressure Range	Output Function	Price Each 1	10	50
Port Type: G1 = G1/A ISO 1179-3								
785-PX2AG1XX010BSCHX	PX2AG1XX010BSCHX	A1	Packard Metripak 150	0-10 bar	Current 4mA to 20mA	95.74	91.83	83.14
785-PX2AG1XX016BSCHX	PX2AG1XX016BSCHX	A1	Packard Metripak 150	0-16 bar	Current 4mA to 20mA	95.74	91.83	83.14
785-PX2AG1XX025BSCHX	PX2AG1XX025BSCHX	A1	Packard Metripak 150	0-25 bar	Current 4mA to 20mA	95.74	91.83	83.14
785-PX2AG1XX010BSAAX	PX2AG1XX010BSAAX	A1	Packard Metripak 150	0-10 bar	Ratiometric 5.0V, 10%Vs to 90%Vs	95.74	91.83	83.14
785-PX2AG1XX016BSAAX	PX2AG1XX016BSAAX	A1	Packard Metripak 150	0-16 bar	Ratiometric 5.0V, 10%Vs to 90%Vs	95.74	91.83	83.14
785-PX2AG1XX025BSAAX	PX2AG1XX025BSAAX	A1	Packard Metripak 150	0-25 bar	Ratiometric 5.0V, 10%Vs to 90%Vs	95.74	91.83	83.14
Port Type: G2 = G1/8 ISO 1179-3								
785-PX2AG2XX010BSCHX	PX2AG2XX010BSCHX	A2	Packard Metripak 150	0-10 bar	Current 4mA to 20mA	95.74	91.83	83.14
785-PX2AG2XX016BSCHX	PX2AG2XX016BSCHX	A2	Packard Metripak 150	0-16 bar	Current 4mA to 20mA	95.74	91.83	83.14
785-PX2AG2XX025BSCHX	PX2AG2XX025BSCHX	A2	Packard Metripak 150	0-25 bar	Current 4mA to 20mA	95.74	91.83	83.14
785-PX2AG2XX010BSAAX	PX2AG2XX010BSAAX	A2	Packard Metripak 150	0-10 bar	Ratiometric 5.0V, 10%Vs to 90%Vs	95.74	91.83	83.14
785-PX2AG2XX016BSAAX	PX2AG2XX016BSAAX	A2	Packard Metripak 150	0-16 bar	Ratiometric 5.0V, 10%Vs to 90%Vs	95.74	91.83	83.14
785-PX2AG2XX025BSAAX	PX2AG2XX025BSAAX	A2	Packard Metripak 150	0-25 bar	Ratiometric 5.0V, 10%Vs to 90%Vs	95.74	91.83	83.14
Port Type: F1 = 1/4 in 45° Flare Female Schrader								
785-PX2AF1XX150PAAAX	PX2AF1XX150PAAAX	A3	Packard Metripak 150	150 psi	Ratiometric 5.0V, 10%Vs to 90%Vs	80.05	66.58	62.22
785-PX2AF1XX150PSAAX	PX2AF1XX150PSAAX	A3	Packard Metripak 150	150 psi	Ratiometric 5.0V, 10%Vs to 90%Vs	80.05	66.58	62.22
785-PX2AF1XX300PAAAX	PX2AF1XX300PAAAX	A3	Packard Metripak 150	300 psi	Ratiometric 5.0V, 10%Vs to 90%Vs	80.05	66.58	62.22
785-PX2AF1XX300PSAAX	PX2AF1XX300PSAAX	A3	Packard Metripak 150	300 psi	Ratiometric 5.0V, 10%Vs to 90%Vs	80.05	66.58	62.22
785-PX2AF1XX500PAAAX	PX2AF1XX500PAAAX	A3	Packard Metripak 150	500 psi	Ratiometric 5.0V, 10%Vs to 90%Vs	80.05	66.58	62.22
785-PX2AF1XX500PSCHX	PX2AF1XX500PSCHX	A3	Packard Metripak 150	500 psi	Current 4mA to 20mA	80.05	66.58	62.22
Port Type: M1 = M12 X 1.5 ISO 6149-3								
785-PX2AM1XX100PSCHX	PX2AM1XX100PSCHX	A4	Packard Metripak 150	0-100 psi	Current 4mA to 20mA	95.74	91.83	83.14
785-PX2AM1XX250PSCHX	PX2AM1XX250PSCHX	A4	Packard Metripak 150	0-250 psi	Current 4mA to 20mA	95.74	91.83	83.14
785-PX2AM1XX500PACHX	PX2AM1XX500PACHX	A4	Packard Metripak 150	0-500 psi	Current 4mA to 20mA	95.74	91.83	83.14
785-PX2AM1XX100PSAAX	PX2AM1XX100PSAAX	A4	Packard Metripak 150	0-100 psi	Ratiometric 5.0V, 10%Vs to 90%Vs	95.74	91.83	83.14
785-PX2AM1XX250PAAAX	PX2AM1XX250PAAAX	A4	Packard Metripak 150	0-250 psi	Ratiometric 5.0V, 10%Vs to 90%Vs	95.74	91.83	83.14
785-PX2AM1XX500PSAAX	PX2AM1XX500PSAAX	A4	Packard Metripak 150	0-500 psi	Ratiometric 5.0V, 10%Vs to 90%Vs	95.74	91.83	83.14
Port Type: N1 = 1/4 - 18 NPT								
785-PX2AN1XX100PAAAX	PX2AN1XX100PAAAX	A5	Packard Metripak 150	100 psi	Ratiometric 5.0V, 10%Vs to 90%Vs	106.39	86.56	82.44
785-PX2AN1XX100PSAAX	PX2AN1XX100PSAAX	A5	Packard Metripak 150	100 psi	Ratiometric 5.0V, 10%Vs to 90%Vs	106.39	86.56	82.44
785-PX2AN1XX100PSACX	PX2AN1XX100PSACX	A5	Packard Metripak 150	0-100 psi	Ratiometric 3.3V, 10%Vs to 90%Vs	95.74	91.83	83.14
785-PX2AN1XX200PSAAX	PX2AN1XX200PSAAX	A5	Packard Metripak 150	200 psi	Ratiometric 5.0V, 10%Vs to 90%Vs	95.74	77.91	74.19
785-PX2AN1XX250PAAAX	PX2AN1XX250PAAAX	A5	Packard Metripak 150	250 psi	Ratiometric 5.0V, 10%Vs to 90%Vs	106.39	86.56	82.44
785-PX2AN1XX250PSACX	PX2AN1XX250PSACX	A5	Packard Metripak 150	0-250 psi	Ratiometric 3.3V, 10%Vs to 90%Vs	95.74	91.83	83.14
785-PX2AN1XX500PSAAX	PX2AN1XX500PSAAX	A5	Packard Metripak 150	500 psi	Ratiometric 5.0V, 10%Vs to 90%Vs	106.39	86.56	82.44
785-PX2AN1XX500PSACX	PX2AN1XX500PSACX	A5	Packard Metripak 150	0-500 psi	Ratiometric 3.3V, 10%Vs to 90%Vs	95.74	91.83	83.14
785-PX2DN1XX100PSAAX	PX2DN1XX100PSAAX	B5	Deutsch DTM04-3P	100 psi	Ratiometric 5.0V, 10%Vs to 90%Vs	90.39	87.55	77.79
785-PX2DN1XX100PSCHX	PX2DN1XX100PSCHX	B5	Deutsch DTM04-3P	100 psi	Current 4mA to 20mA	90.39	87.55	77.79
785-PX2DN1XX250PSAAX	PX2DN1XX250PSAAX	B5	Deutsch DTM04-3P	250 psi	Ratiometric 5.0V, 10%Vs to 90%Vs	90.39	87.55	77.79
785-PX2DN1XX250PSCHX	PX2DN1XX250PSCHX	B5	Deutsch DTM04-3P	250 psi	Current 4mA to 20mA	90.39	87.55	77.79
785-PX2DN1XX500PSAAX	PX2DN1XX500PSAAX	B5	Deutsch DTM04-3P	500 psi	Ratiometric 5.0V, 10%Vs to 90%Vs	90.39	87.55	77.79
785-PX2DN1XX500PSCHX	PX2DN1XX500PSCHX	B5	Deutsch DTM04-3P	500 psi	Current 4mA to 20mA	90.39	87.55	77.79
785-PX2EN1XX100PSAAX	PX2EN1XX100PSAAX	C5	Cable Harness (1m)	100 psi	Ratiometric 5.0V, 10%Vs to 90%Vs	95.74	91.83	83.14
785-PX2EN1XX150PSCHX	PX2EN1XX150PSCHX	C5	Cable Harness (1m)	150 psi	Current 4mA to 20mA	95.74	91.83	83.14
785-PX2EN1XX200PSCHX	PX2EN1XX200PSCHX	C5	Cable Harness (1m)	200 psi	Current 4mA to 20mA	95.74	91.83	83.14
785-PX2EN1XX250PSAAX	PX2EN1XX250PSAAX	C5	Cable Harness (1m)	250 psi	Ratiometric 5.0V, 10%Vs to 90%Vs	95.74	91.83	83.14
785-PX2EN1XX500PSAAX	PX2EN1XX500PSAAX	C5	Cable Harness (1m)	500 psi	Ratiometric 5.0V, 10%Vs to 90%Vs	95.74	91.83	83.14
785-PX2EN1XX500PSCHX	PX2EN1XX500PSCHX	C5	Cable Harness (1m)	500 psi	Current 4mA to 20mA	95.74	91.83	83.14
Port Type: N2 = 1/8 - 27 NPT								
785-PX2AN2XX150PAAAX	PX2AN2XX150PAAAX	A6	Packard Metripak 150	150 psi	Ratiometric 5.0V, 10%Vs to 90%Vs	106.39	86.56	82.44
785-PX2AN2XX150PSCHX	PX2AN2XX150PSCHX	A6	Packard Metripak 150	150 psi	Current 4mA to 20mA	95.74	77.91	74.19
785-PX2AN2XX250PSCHX	PX2AN2XX250PSCHX	A6	Packard Metripak 150	250 psi	Current 4mA to 20mA	106.39	86.56	82.44
785-PX2AN2XX300PSCHX	PX2AN2XX300PSCHX	A6	Packard Metripak 150	300 psi	Current 4mA to 20mA	106.39	86.56	82.44
Port Type: S1 = 9/16-18 UNF SAE J1926-3								
785-PX2AS1XX100PSCHX	PX2AS1XX100PSCHX	A7	Packard Metripak 150	0-100 psi	Current 4mA to 20mA	95.74	91.83	83.14
785-PX2AS1XX250PACHX	PX2AS1XX250PACHX	A7	Packard Metripak 150	0-250 psi	Current 4mA to 20mA	95.74	91.83	83.14
785-PX2AS1XX500PSCHX	PX2AS1XX500PSCHX	A7	Packard Metripak 150	0-500 psi	Current 4mA to 20mA	95.74	91.83	83.14
785-PX2AS1XX100PAAAX	PX2AS1XX100PAAAX	A7	Packard Metripak 150	0-100 psi	Ratiometric 5.0V, 10%Vs to 90%Vs	95.74	91.83	83.14
785-PX2AS1XX250PSAAX	PX2AS1XX250PSAAX	A7	Packard Metripak 150	0-250 psi	Ratiometric 5.0V, 10%Vs to 90%Vs	95.74	91.83	83.14
785-PX2AS1XX500PAAAX	PX2AS1XX500PAAAX	A7	Packard Metripak 150	0-500 psi	Ratiometric 5.0V, 10%Vs to 90%Vs	95.74	91.83	83.14
Port Type: S2 = 7/16-20 UNF SAE J1926-3								
785-PX2AS2XX100PACHX	PX2AS2XX100PACHX	A8	Packard Metripak 150	0-100 psi	Current 4mA to 20mA	95.74	91.83	83.14
785-PX2AS2XX250PSCHX	PX2AS2XX250PSCHX	A8	Packard Metripak 150	0-250 psi	Current 4mA to 20mA	95.74	91.83	83.14
785-PX2AS2XX500PSCHX	PX2AS2XX500PSCHX	A8	Packard Metripak 150	0-500 psi	Current 4mA to 20mA	95.74	91.83	83.14
785-PX2AS2XX100PAAAX	PX2AS2XX100PAAAX	A8	Packard Metripak 150	0-100 psi	Ratiometric 5.0V, 10%Vs to 90%Vs	95.74	91.83	83.14
785-PX2AS2XX250PSAAX	PX2AS2XX250PSAAX	A8	Packard Metripak 150	0-250 psi	Ratiometric 5.0V, 10%Vs to 90%Vs	95.74	91.83	83.14
785-PX2AS2XX500PSAAX	PX2AS2XX500PSAAX	A8	Packard Metripak 150	0-500 psi	Ratiometric 5.0V, 10%Vs to 90%Vs	95.74	91.83	83.14

© Copyright 2013 Mouser Electronics

© Copyright 2013 Mouser Electronics

Pressure Sensors

FX1901 SERIES: COMPRESSION LOAD CELLS

Features:
- Ultra Low Cost High Reliability Design for OEM, Appliance and Medical Applications
- Compression Ranges: 10, 25, 50, 100 lbf
- Compact Coin Cell Package
- Anti-rotation Mounting Features
- Low Cost Connectors Available

Applications:
- Assembly Forces
- Physical Therapy Devices
- Patient Weight
- Hand Tool Forces
- Chiropractic and Excercise Equipment
- Consumables Monitoring: Copy Equipment and Vending Systems
- Appliance Payload Monitoring: Washer, Dryers, Water Weight, Extraction Efficiency
- Appliance Unbalance Monitoring

For quantities greater than listed, call for quote.

MOUSER STOCK NO.	MSI Sensors Part No.	Fig.	Output	Range	Price Each		
					1	10	25
824-FX19-0-100010010	FX19-0-1-0001-0010	A	20 mV/V FSO	10 Lbf	32.10	30.16	29.28
824-FX19-0-100010025	FX19-0-1-0001-0025	A	20 mV/V FSO	25 Lbf	32.10	30.16	29.28
824-FX19-0-100010050	FX19-0-1-0001-0050	A	20 mV/V FSO	50 Lbf	32.10	30.16	29.28
824-FX19-0-100010100	FX19-0-1-0001-0100	A	20 mV/V FSO	100 Lbf	32.10	30.16	29.28

ARES SERIES: LOW PRESSURE TRANSDUCERS

Features:
- Very Low Pressure Ranges
- Solder Reflow Capability
- Barbed Pressure Ports
- PCB Mounted
- Dry/Dry Differential Transducer
- Built in ASIC for Amplified Output
- 0.5V-4.5V output

Applications:
- HVAC
- Medical Equipment
- Environmental Controls
- Portable Monitors
- Volume OEM Applications

For quantities greater than listed, call for quote.

MOUSER STOCK NO.	MSI Sensors Part No.	Fig.	Description	Accuracy FSO	Price Each		
					1	10	25
824-GA100-015WD	GA100-015WD	B	0-15" water	0.50%	41.62	39.95	38.70
824-GA100-001PD	GA100-001PD	B	0-1psi	0.75%	41.62	39.95	38.70

ACCELEROMETERS

Features:
ACH-01
- Wide Frequency Response
- Wide Dynamic Range
- Ultra-Low Power
- Low Transverse Sensitivity

For quantities greater than listed, call for quote.

MOUSER STOCK NO.	MSI Sensors Part No.	Fig.	Description	Price Each		
				1	10	25
824-ACH-01-03/10	ACH-01-03/10	C	Single-axis accelerometer with 40" coax cable and female connector	41.16	38.56	36.16
824-ACH-01-04/10	ACH-01-04/10	D	Single-axis accelerometer with 12" wire	26.75	25.68	24.08

LDT VIBRATION SENSORS

Features:
- Rugged, Flexible PVDF Piezo Polymer film
- Excellent Dynamic Range
- Laminated for higher voltage output
- Added mass for Alternative Frequency Response (LDTM-028K/L and LDTC only)
- Robust, solderable lead attachment.

Applications:
- Vibration Sensor
- Flexible Switch
- Impact Sensing
- Anti-theft Alarm
- Appliance Monitoring
- Vehicle Motion Sensor

For quantities greater than listed, call for quote.

MOUSER STOCK NO.	MSI Sensors Part No.	Fig.	Description	Price Each		
				1	10	25
824-LDT0-028K/L	LDT0-028K/L	E	Vibration sensor with crimps	2.49	2.32	2.07
824-LDTM-028K	LDTM-028K	E	Vibration with mass and crimps	2.60	2.41	2.26
824-LDTC-VERT	LDTC-VERTICAL	E	Vibration with vertical solder pins	3.21	2.92	2.65

ACCUSTAR® ELECTRONIC CLINOMETERS

Single Axis Features:
- CE certified
- Rugged plastic housing
- Extremely Accurate
- Linear Range: ±45°
- Supply Voltage: +5VDC to +15VDC

Dual Axis Features:
- New microprocessor-based electronics
- Two clinometers in one package
- Adaptable design DC powered
- Ratiometric and PW digital output
- Trimmable outputs
- Linear Range: ±15°
- Supply Voltage: +5VDC to +15VDC

For quantities greater than listed, call for quote.

MOUSER STOCK NO.	MSI Sensors Part No.	Fig.	Description	Price Each		
				1	10	25
Single Axis						
824-02110002-000	02110002-000	F	Ratiometric Vertical Flange	173.88	170.34	168.90
Dual Axis						
824-02119011-000	02119011-000	G	Clinometer with case	150.77	146.32	141.12
824-09-01-1061A	09-01-1061A	- -	Mating Molex connector	4.49	4.41	4.31

DIMENSIONS: in.

A

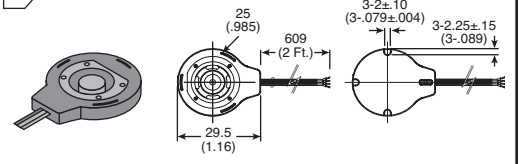

B

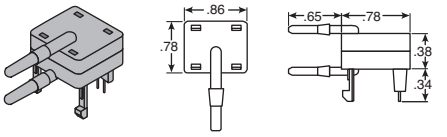

C

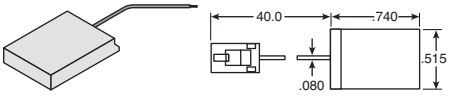

D

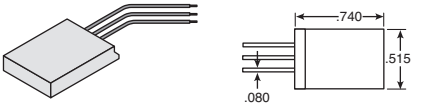

E

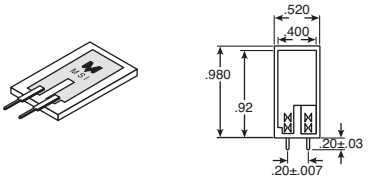

F

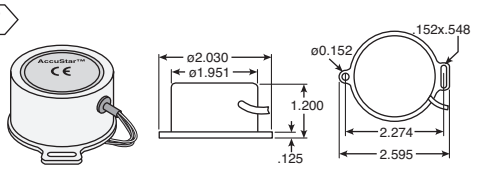

G

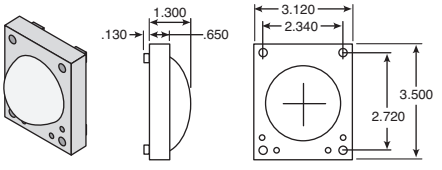

EPCOS PRESSURE SENSORS

Features:
- Analog ratiometric interface with adjustable output limits (clipping) or digital 14 bit I²C interface
- Diagnosis functions like loss of Vdd/Vss, bridge connections and short cuts
- High immunity against electromagnetic influences
- Plastic free surface mount technology for reflow soldering

NEW! TECHNOLOGY

A



B



For quantities greater than listed, call for quote.

MOUSER STOCK NO.	Epcos Part No.	Fig.	Pressure Type	Rated Pressure Range	Output Signal	Pressure Feed	Price Each		
							1	5	10
871-Z25000Z1249Z002	Z25000Z1249Z001-ASB1200VRTNH19	A	Absolute	17.4psi	0.1-0.9 V/V	Reserved	16.04	14.50	13.18
871-Z25000Z1249Z001	Z25000Z1249Z001-ASB1200V1TNH19	A	Absolute	17.4psi	0-1 V	Reserved	16.04	14.50	13.18
871-Z25000Z1249Z003	Z25000Z1249Z001-ASR0.400VRTNH30	B	Gauge	5.8psi	0.1-0.9 V/V	Reserved	18.18	16.16	14.69
871-Z25000Z1249Z004	Z25000Z1249Z001-ASR0.400V1TNH30	B	Gauge	5.8psi	0-1 V	Reserved	18.18	16.16	14.69

© Copyright 2013 Mouser Electronics
© Copyright 2013 Mouser Electronics



Enclosures & Thermal Management

Pages 2099-2164

Keeping hot technology **cool.**

Wakefield-Vette is the leading provider of heat sinks to companies worldwide. Throughout the years, Wakefield-Vette has merged with fellow industry leaders and created stronger product diversification to become a global leader in quality thermal solutions to meet any designer's needs.

When it comes to an ever-expanding selection of the newest products and technologies, Mouser delivers with no minimums, same-day shipping and the clear speed-to-market advantage design engineers demand. Plus, we back it all with unsurpassed support. Get your hands on what's next from Mouser.

To learn more, visit www.mouser.com/wakefield



Board Level Heat Sinks
Page 2157



882 Series - LED Star Heat Sinks
Page 2157



Extruded Heat Sinks for DC/DC Converters
Page 2157

Sponsored By

MOUSER ELECTRONICS

wakefield-vette

The Newest Products for Your Newest Designs®

Mouser and Mouser Electronics are registered trademarks of Mouser Electronics, Inc. Other products, logos, and company names mentioned herein, may be trademarks of their respective owners.

Enclosures & Racks

RACKS & ACCESSORIES

BUD 2101
Hammond 2102-2104
Wiremold 2105

METAL ENCLOSURES

BUD 2106-2110
Deltron 2123
Eagle Plastic Devices 2122
Hammond 2111-2120
LMB 2121-2122

PLASTIC ENCLOSURES

Altech. . . . . Available at mouser.com
BUD 2124-2127
Bulgin. . . . . Available at mouser.com
Hammond 2128-2135
New Age 2136-2137
PacTec . . . . . Available at mouser.com
Phoenix Contact . . . . . Available at mouser.com
Serpac 2138-2140

Thermal Management

FANS & ACCESSORIES

Bi-Sonic . . . . . Available at mouser.com
ebm-papst 2141-2146
Orion . . . . . Available at mouser.com
Qualtek 2147-2148
Sanyo Denki . . . . . Available at mouser.com

HEAT SINKS

Aavid Thermalloy. 2149-2152
Crydom. 2153
CTS 2154
Ohmite 2155-2156
Wakefield-Vette 2157

THERMAL INTERFACE

Bergquist 2158-2159
Laird Technologies 2160
Panasonic 2161

THERMOELECTRICS

Laird Technologies 2162-2164



Mouser and Mouser Electronics are registered trademarks of Mouser Electronics, Inc.

mouser.com MOUSER ELECTRONICS (800) 346-6873

BUD Rack Mount Chassis and Accessories

RAK-MOUNT CHASSIS

Side panel mounting holes are punched on .87" grid to allow total flexibility in mounting of components. Rear panel is fully adjustable from front to rear. Standard 19" front panels feature "Surface Shield" protection which provides surface for laying out drilling and punching positions. Natural finish

- Front Panel: .12" thick mill finish aluminum with "Surface Shield" protection.
- Side and Rear Panels: .090" aluminum
- Shipped unassembled with all necessary assembly hardware

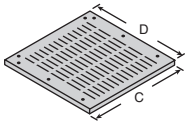

Optional ventilated top

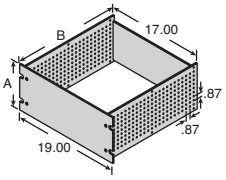

Standard Chassis

For quantities greater than listed, call for quote.

MOUSER STOCK NO.	Bud Part No.	Dimensions: in. A	Dimensions: in. B	Price Each 1	Price Each 5	Internal Chassis	Handles (2 Required)
563-RM-14212	RM-14212	5.25	17.06	80.14	66.78	C-14242	H-9160-B
563-RM-14213	RM-14213	7.00	17.06	71.01	68.90	C-14243	H-9111-B
563-RM-14214	RM-14214	8.75	17.06	85.26	82.73	C-14244	H-9112-B
563-RM-14215	RM-14215	10.50	17.06	108.56	97.68	C-14245	H-9113-B
563-RM-14222	RM-14222	5.25	22.00	71.74	64.56	C-14242	H-9160-B
563-RM-14223	RM-14223	7.00	22.00	88.38	79.55	C-14243	H-9111-B
563-RM-14224	RM-14224	8.75	22.00	107.57	96.84	C-14244	H-9112-B
563-RM-14225	RM-14225	10.50	22.00	122.14	109.91	C-14245	H-9113-B

Internal Chassis

For quantities greater than listed, call for quote.

MOUSER STOCK NO.	Bud Part No.	Dimensions: in. A	Dimensions: in. B	Price Each 1	Price Each 5
563-C-14242	C-14242	4.28	16.82	21.40	17.87
563-C-14243	C-14243	6.03	16.82	24.93	20.81
563-C-14244	C-14244	7.78	16.82	28.57	23.86
563-C-14245	C-14245	9.53	16.82	32.10	26.80

Optional Accessories

- Solid top or bottom cover: .050" aluminum, natural finish. Can also be used on bottom as full depth chassis for mounting components.
- Ventilated top or bottom cover: .050" aluminum, natural finish, .13" x .75" slots for max. ventilation.
- Two piece slide: 20" long with 15" travel. Supplied in pairs. Order mounting brackets separately. Requires two pairs of panel mounting rails.

For quantities greater than listed, call for quote.

MOUSER STOCK NO.	Bud Part No.	Description	Price Each 1	Price Each 5
563-TBC-14252	TBC-14252	Solid top or bottom cover, 17 in.	33.57	28.07
563-TBC-14262	TBC-14262	Ventilated top or bottom cover, 17 in.	35.42	29.57
563-TBC-14253	TBC-14253	Solid top or bottom cover, 22 in.	35.95	30.07
563-TBC-14263	TBC-14263	Ventilated top or bottom cover, 22 in.	37.99	31.77
563-MB-14273	MB-14273	Rear Mounting Bracket	32.96	24.82
563-AS-5002-A	AS-5002-A	Slides, Pair	37.55	33.81

HANDLES

Styled for all types of applications, designed for long wear; quality construction equals that of high priced counterparts.

For quantities greater than listed, call for quote.

MOUSER STOCK NO.	Bud Part No.	Fig.	Description	Mounting Centers (in.)	Price Each 1	Price Each 5	Price Each 10	Price Each 25
563-H-9174-B	H-9174-B	A	Clear Anodized Aluminum	4.00	11.56	9.68	8.72	7.76
563-H-9176-B	H-9176-B	B	Clear Anodized Aluminum	3.25	14.55	12.20	10.97	9.74
563-H-9177-B	H-9177-B	C	Clear Anodized Aluminum	4.38	20.54	17.23	15.52	13.80
563-H-9110-B	H-9110-B	D	Chrome Plated ø.37" Steel	6.00	8.88	7.44	6.69	5.94
563-H-9111-B	H-9111-B	E	Chrome Plated ø.37" Steel	4.00	6.85	5.67	5.47	5.26
563-H-9112-B	H-9112-B	F	Chrome Plated ø.37" Steel	6.00	8.35	6.94	6.26	5.56
563-H-9113-B	H-9113-B	G	Chrome Plated ø.37" Steel	8.00	11.34	9.47	8.51	7.60
563-H-9116-B	H-9116-B	H	Chrome Plated ø.37" Steel	6.00	11.98	10.00	9.49	8.99
563-H-9160-B	H-9160-B	I	Chrome Plated ø.37" Steel	3.50	13.27	11.07	9.95	8.88
563-H-9166-B	H-9166-B	J	Chrome Plated ø.37" Brass	1.91	6.42	5.34	4.82	4.28
563-H-9168-B	H-9168-B	J	Chrome Plated ø.37" Brass	3.00	6.10	5.03	4.55	4.01

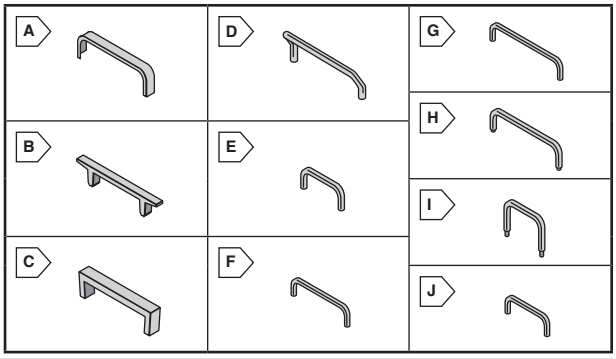

VALULINE RACK MOUNT CHASSIS

This Bud series has, for years, been one of the most requested by industry. It's well styled, quality constructed, economical, and versatile — can be used independently or in a standard E.I.A. 19" cabinet.

- Side and front panel, .090" aluminum
- Base, rear, and top, .050" aluminum
- Handles, aluminum extrusions
- Sides, white textured, rear and top smooth white
- Two detachable 11 gauge steel rack mounting brackets and rubber feet included
- Adhesive-backed paper protects panels and provides surface for laying out positions for drilling or punching

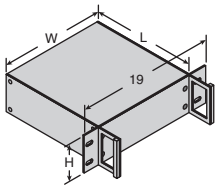

Without Handles

For quantities greater than listed, call for quote.

MOUSER STOCK NO.	Bud Part No.	Dimensions: in. L	Dimensions: in. W	Dimensions: in. H	Price Each 1	Price Each 5	Price Each 10	Price Each 25
563-NHC-14150	NHC-14150	8.00	8.50	1.75	64.31	57.89	51.47	50.08
563-NHC-14151	NHC-14151	8.00	17.00	1.75	87.58	78.81	70.09	68.16
563-NHC-14152	NHC-14152	13.00	17.00	1.75	103.63	93.25	82.93	80.68
563-NHC-14153	NHC-14153	8.00	8.50	3.50	73.88	66.50	59.12	57.52
563-NHC-14154	NHC-14154	8.00	17.00	3.50	90.40	81.36	72.32	70.38
563-NHC-14155	NHC-14155	13.00	17.00	3.50	116.26	104.65	92.98	90.49
563-NHC14156	NHC-14156	13.00	17.00	5.25	136.69	123.05	109.35	106.41
563-NHC-14157	NHC-14157	13.00	17.00	7.00	162.00	145.79	129.58	126.10

With Handles

For quantities greater than listed, call for quote.

MOUSER STOCK NO.	Bud Part No.	Dimensions: in. L	Dimensions: in. W	Dimensions: in. H	Price Each 1	Price Each 5	Price Each 10	Price Each 25
563-HC-14097	HC-14097	8.00	17.00	1.75	121.98	109.78	97.58	94.94
563-HC14098	HC-14098	13.00	17.00	1.75	136.43	122.78	109.14	106.21
563-HC14099	HC-14099	8.00	17.00	3.50	86.67	78.00	69.34	67.46
563-HC-14100	HC-14100	13.00	12.75	3.50	159.97	143.97	127.97	124.49
563-HC-14101	HC-14101	13.00	17.00	3.50	168.74	151.89	134.98	131.39
563-HC-14102	HC-14102	13.00	12.75	5.25	173.61	156.27	138.89	135.14
563-HC-14103	HC-14103	13.00	17.00	5.25	173.98	156.59	139.21	135.42
563-HC-14104	HC-14104	13.00	17.00	7.00	182.65	164.41	146.11	142.16
563-HC-14105	HC-14105	13.00	17.00	8.75	191.37	172.22	153.12	148.98
563-HC-14106	HC-14106	13.00	17.00	10.50	200.14	180.13	160.13	155.79
563-HC-14107	HC-14107	15.00	17.00	10.50	214.05	192.65	171.25	166.64
563-HC-14108	HC-14108	15.00	17.00	12.25	239.52	215.55	191.64	186.39
563-HC-14109	HC-14109	15.00	17.00	14.00	252.47	227.21	201.96	196.48

PLASTIC RACK MOUNT BOX

Features:

- Usable in either a desktop or a rackmount configuration.
- 19" rack mountable EIA standards
- Available in three popular heights: 1-U, 2-U, and 3-U
- Fully ventilated side panels provide maximum cooling of internal components
- Internal PCB mounting bosses
- Black ABS plastic, UL94-HB flammability rating

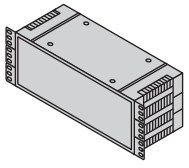

For quantities greater than listed, call for quote.

MOUSER STOCK NO.	Bud Part No.	Dimensions: in. H x W	Price Each 1	Price Each 5	Price Each 10	Price Each 25
563-PRM-14460	PRM-14460	1.75 x 8.00 (1-U)	33.81	28.19	25.36	22.58
563-PRM-14462	PRM-14462	3.50 x 8.00 (2-U)	43.87	36.59	32.96	31.35
563-PRM-14464	PRM-14464	5.25 x 8.00 (3-U)	59.39	49.54	44.57	39.64

SMALL ALUMINUM RACK MOUNT CHASSIS & COVERS

Five sizes of aluminum rack mount chassis. 1U and 2U versions, in three different depths. Adaptable for slide mounting. Requires two pairs of panel mounting rails when used with slides.
Panels are .10" thick aluminum.
Chassis are .05" thick aluminum.

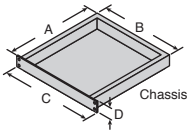

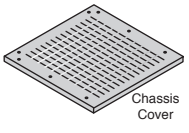

Small Rack Mount Chassis

For quantities greater than listed, call for quote.

MOUSER STOCK NO.	Bud Part No.	Dimensions: in. A	Dimensions: in. B	Dimensions: in. C	Dimensions: in. D	Price Each 1	Price Each 5	Price Each 10	Price Each 25
563-CH14400	CH-14400	4.00	17.00	19.00	1.80	42.37	35.37	29.66	28.39
563-CH-14401	CH-14401	8.00	17.00	19.00	1.80	47.48	42.77	39.62	37.75
563-CH-14402	CH-14402	16.00	17.00	19.00	1.80	69.30	62.42	57.84	55.13
563-CH-14403	CH-14403	8.00	17.00	19.00	3.50	67.01	60.28	55.94	53.25
563-CH-14404	CH-14404	16.00	17.00	19.00	3.50	92.77	77.47	64.93	62.16

Small Rack Mount Chassis Covers

For quantities greater than listed, call for quote.

MOUSER STOCK NO.	Bud Part No.	Description	Price Each 1	Price Each 5	Price Each 10	Price Each 25
563-C-14430	C-14430	4" x 17" Ventilated cover	12.73	10.61	8.90	8.54
563-C-14440	C-14440	4" x 17" Solid cover	10.70	9.08	7.47	7.17
563-C-14431	C-14431	8" x 17" Ventilated cover	19.87	17.87	14.99	14.34
563-C14441	C-14441	8" x 17" Solid cover	16.91	14.09	11.86	11.33
563-C-14432	C-14432	16" x 17" Ventilated cover	31.77	28.57	23.95	22.94
563-C14442	C-14442	16" x 17" Solid cover	28.89	24.56	20.22	19.37

© Copyright 2013 Mouser Electronics
© Copyright 2013 Mouser Electronics

HAMMOND Racks and Accessories

HAMMOND KNOCKDOWN RACKS

Features:

- Heavy duty 16 gauge steel top, bottom, and sides
- Rails are made of 10 gauge steel finished in Black Powder Paint
- Unit is shipped complete with 4 infinitely adjustable (front to back) combination rails
- Rails round hole punched for 10-32 screws
- Includes 4 leveling feet
- Shipped in a flat pack container for damage-free receipt
- Simple assembly using one bolt in each corner to lock the sides to the top and bottom

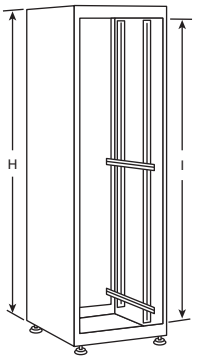

Overall Width: 21.34"
Panel Width: 19"
Panel Depth: 24.5"

"Shipped Factory Direct"

For quantities greater than listed, call for quote.

MOUSER STOCK NO.				Dimensions: in.			Price Each
Textured Black		Light Gray		H	Panel Height (I)		
Mfr.	Mfr. Part No.	Mfr.	Mfr. Part No.		Inches	Units	
546—REFK1903524BK1		546—REFK1903524CG1		40.19	35.00	20	538.99
546—REFK1904224BK1		546—REFK1904224CG1		47.19	42.00	24	579.62
546—REFK1904924BK1		546—REFK1904924CG1		54.19	49.00	28	660.98
546—REFK1905624BK1		546—REFK1905624CG1		61.19	56.00	32	701.65
546—REFK1906324BK1		546—REFK1906324CG1		68.19	63.00	36	732.18
546—REFK1907024BK1		546—REFK1907024CG1		75.19	70.00	40	813.55
546—REFK1907724BK1		546—REFK1907724CG1		82.19	78.75	45	850.16

HAMMOND DOORS FOR KNOCKDOWN RACKS

Features:

- Flush mount
- Features lockable latch and spring loaded pins for instant installation or removal
- Allows full access to space between panel rails when open
- Constructed from 18 gauge steel
- Finish matches "REFK" type rack in baked powder paint
- Solid door is reversible right or left opening (by inverting door)
- Louvered door opens right hand only with louvers facing down

"Shipped Factory Direct"


Solid Flush Door


Louvered Door

Solid Flush Door

For quantities greater than listed, call for quote.

MOUSER STOCK NO.				Dimensions: in.			Price Each
Textured Black		Light Gray		Use with Rack Part No.	Panel Height		
Mfr.	Mfr. Part No.	Mfr.	Mfr. Part No.		Inches	Units	
546—RSDF19035BK1		546—RSDF19035CG1		REFK1903524	35.00	20	122.25
546—RSDF19042BK1		546—RSDF19042CG1		REFK1904224	42.00	24	144.12
546—RSDF19049BK1		546—RSDF19049CG1		REFK1904924	49.00	28	160.09
546—RSDF19056BK1		546—RSDF19056CG1		REFK1905624	56.00	32	174.63
546—RSDF19063BK1		546—RSDF19063CG1		REFK1906324	63.00	36	185.51
546—RSDF19070BK1		546—RSDF19070CG1		REFK1907024	70.00	40	195.60
546—RSDF19077BK1		546—RSDF19077CG1		REFK1907724	77.00	44	211.33

Louvered Door

For quantities greater than listed, call for quote.

546—RSDL19035BK1		546—RSDL19035CG1		REFK1903524	35.00	20	138.60
546—RSDL19042BK1		546—RSDL19042CG1		REFK1904224	42.00	24	158.37
546—RSDL19049BK1		546—RSDL19049CG1		REFK1904924	49.00	28	178.59
546—RSDL19056BK1		546—RSDL19056CG1		REFK1905624	56.00	32	195.20
546—RSDL19063BK1		546—RSDL19063CG1		REFK1906324	63.00	36	212.16
546—RSDL19070BK1		546—RSDL19070CG1		REFK1907024	70.00	40	226.77
546—RSDL19077BK1		546—RSDL19077CG1		REFK1907724	77.00	44	240.48

HAMMOND DESK TOP RACK (LIGHT DUTY)

Features:

- 16 gauge steel 19" table top rack
- Rails are infinitely adjustable (front to back)
- Rails have round holes punched for 10-32 clip nuts
- Includes rubber feet, 2 lifting handles and 10-32 clip nuts
- Overall width: 21"
- Overall height: 2" over Panel Height

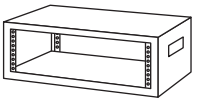

For quantities greater than listed, call for quote.

MOUSER STOCK NO.				Panel Height: in.		Number of Clip Nuts	Price Each
Textured Black		Light Gray					
Mfr.	Mfr. Part No.	Mfr.	Mfr. Part No.	Inches	Units		
13" Deep							
546—RCBS1900313BK1		546—RCBS1900313CG1		3.50	2	8	121.01
546—RCBS1900513BK1		546—RCBS1900513CG1		5.25	3	8	130.23
546—RCBS1900713BK1		546—RCBS1900713CG1		7.00	4	8	140.84
546—RCBS1900813BK1		546—RCBS1900813CG1		8.75	5	16	159.55
546—RCBS1901013BK1		546—RCBS1901013CG1		10.50	6	16	166.91
546—RCBS1901213BK1		546—RCBS1901213CG1		12.25	7	16	181.55
546—RCBS1901413BK1		546—RCBS1901413CG1		14.00	8	16	227.42
17" Deep							
546—RCBS1900517BK1		546—RCBS1900517CG1		5.25	3	8	155.90
546—RCBS1900717BK1		546—RCBS1900717CG1		7.00	4	8	181.55
546—RCBS1900817BK1		546—RCBS1900817CG1		8.75	5	16	216.40
546—RCBS1901017BK1		546—RCBS1901017CG1		10.50	6	16	229.26
546—RCBS1901217BK1		546—RCBS1901217CG1		12.25	7	16	251.28
546—RCBS1901417BK1		546—RCBS1901417CG1		14.00	8	16	256.74

HAMMOND DESK TOP RACK (HEAVY DUTY)

Features:

- 16 gauge steel 19" table top rack
- Rails are fixed both front and rear
- Rails have round holes punched for 10-32 clip nuts
- Includes 2 pair of fixed accessory rails (for rear support of heavier equipment), rubber feet, 2 lifting handles and 10-32 clip nuts
- Overall width: 21"
- Overall height: 2" over Panel Height

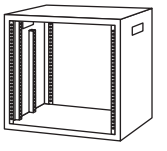

For quantities greater than listed, call for quote.

MOUSER STOCK NO.				Panel Height: in.		Number of Clip Nuts	Price Each
Textured Black		Light Gray					
Mfr.	Mfr. Part No.	Mfr.	Mfr. Part No.	Inches	Units		
17.5" Deep							
546—RCHS1900817BK1		546—RCHS1900817CG1		8.75	5	8	245.82
546—RCHS1901017BK1		546—RCHS1901017CG1		10.50	6	16	284.30
546—RCHS1901417BK1		546—RCHS1901417CG1		14.00	8	16	291.07
546—RCHS1901717BK1		546—RCHS1901717CG1		17.50	10	16	302.23
546—RCHS1902217BK1		546—RCHS1902217CG1		22.75	13	16	329.11
546—RCHS1902817BK1		546—RCHS1902817CG1		28.00	16	16	386.82
24.5" Deep							
546—RCHS1901024BK1		546—RCHS1901024CG1		10.50	6	16	361.94
546—RCHS1901424BK1		546—RCHS1901424CG1		14.00	8	16	380.96
546—RCHS1901724BK1		546—RCHS1901724CG1		17.50	10	16	393.66
546—RCHS1902224BK1		546—RCHS1902224CG1		22.75	13	16	406.38
546—RCHS1902824BK1		546—RCHS1902824CG1		28.00	16	16	423.28

HAMMOND FIXED SHELF

Features:

- 14 gauge steel construction
- 19" rack mount shelf
- Side slotted for easy front to back adjustment
- Finished in Textured Black Powder Paint

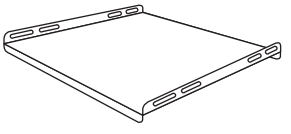

For quantities greater than listed, call for quote.

MOUSER STOCK NO.	Hammond Part No.	Dimensions: in.		Price Each	
		H	D	1	2
Solid					
546-RFUS1918BK1	RFUS1918BK1	19.00	18.00	48.86	48.02
546-RFUS1921BK1	RFUS1921BK1	19.00	21.00	49.40	47.34
546-RFUS1926BK1	RFUS1926BK1	19.00	26.00	55.47	54.52
Vented					
546-RFVS1918BK1	RFVS1918BK1	19.00	18.00	46.52	44.65
546-RFVS1921BK1	RFVS1921BK1	19.00	21.00	49.29	47.72
546-RFVS1926BK1	RFVS1926BK1	19.00	26.00	52.82	51.12

HAMMOND FIXED/PULL-OUT SHELF

Features:

- 18 gauge steel construction
- Mounts to internal rails
- Finished in Smooth White
- 14 gauge brackets, side slotted for easy front to back adjustment

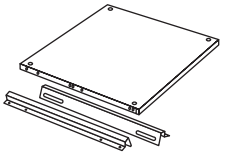

For quantities greater than listed, call for quote.

MOUSER STOCK NO.	Hammond Part No.	Dimensions: in.		Bracket Depth	Price Each		
		H	D		1	2	5
546-RASC1912WH2	RASC1912WH2	19.00	11.90	13.20	68.77	66.00	63.53
546-RASC1916WH2	RASC1916WH2	19.00	15.90	14.90	77.24	74.15	71.37
546-RASC1922WH2	RASC1922WH2	19.00	21.90	20.90	92.49	90.90	87.73

HAMMOND RAIL MOUNT STORAGE DRAWERS

For quantities greater than listed, call for quote.

MOUSER STOCK NO.	Hammond Part No.	MOUSER STOCK NO.	Hammond Part No.	Drawer Depth: in.	Price Each		
					1	2	5
Black Textured		**Beige Textured**					
546-RDRW1900312BK1	RDRW1900312BK1	546-RDRW1900312CG1	RDRW1900312CG1	12	186.84	179.01	172.29
546-RDRW1900316BK1	RDRW1900316BK1	546-RDRW1900316CG1	RDRW1900316CG1	16	211.29	202.43	194.85
546-RDRW1900322BK1	RDRW1900322BK1	- - - - - - - -	- - - - - - - -	22	221.01	211.75	203.80

Features:

- Plastic front pull handle
- Slides, hardware, lock and two keys included
- Weight load tested to 120 lbs.

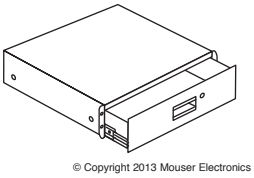

© Copyright 2013 Mouser Electronics

© Copyright 2013 Mouser Electronics

HAMMOND Rack Mount Enclosures and Accessories

HAMMOND RACK MOUNTABLE/TABLE TOP INSTRUMENT HALF WIDTH ENCLOSURES


Solid Top and Bottom


Ventilated Top and Bottom

Features:

- Strong construction yet light weight using all aluminum components
- Suitable for desk top or half-width rack mountable applications (units are 8.3" wide).
- Easy assembly & disassembly
- Can be used with or without rack mounting brackets (optional)
- Enclosure is finished in rugged, textured, black powder paint.
- Includes top, bottom, sides, self adhesive rubber feet and all assembly hardware

NEW PRODUCT

For quantities greater than listed, call for quote.

MOUSER STOCK NO.	Hammond Part No.	Dimensions: in. H	W	D	Price Each 1	2
Solid Top and Bottom						
546-RM1U0804SBK	RM1U0804SBK	1.75	8.30	4.25	104.65	98.49
546-RM1U0808SBK	RM1U0808SBK	1.75	8.30	8.00	112.60	105.97
546-RM2U0804SBK	RM2U0804SBK	3.50	8.30	4.25	111.75	105.18
546-RM2U0808SBK	RM2U0808SBK	3.50	8.30	8.00	121.25	114.13
546-RM3U0804SBK	RM3U0804SBK	5.25	8.30	4.25	118.66	111.69
546-RM3U0808SBK	RM3U0808SBK	5.25	8.30	8.00	129.87	122.23
Ventilated Top and Bottom						
546-RM1U0804VBK	RM1U0804VBK	1.75	8.30	4.25	107.55	101.22
546-RM1U0808VBK	RM1U0808VBK	1.75	8.30	8.00	120.09	113.02
546-RM2U0804VBK	RM2U0804VBK	3.50	8.30	4.25	114.61	107.88
546-RM2U0808VBK	RM2U0808VBK	3.50	8.30	8.00	128.77	121.20
546-RM3U0804VBK	RM3U0804VBK	5.25	8.30	4.25	121.54	114.39
546-RM3U0808VBK	RM3U0808VBK	5.25	8.30	8.00	137.38	129.30

HAMMOND RACK MOUNT/DESK TOP ENCLOSURES

RoHS Compliant

Features:

- Mounts on standard 19" rack space or can be used table top
- Aluminum panels can be removed from any of all 6 sides w/only 4 screws
- Shipped knocked down and includes all hardware, rack mount ears and rubber feet
- Front and rear panel are interchangeable and match cabinet body finish (satin texture, black powder paint)
- Finished in rugged satin texture, black powder paint

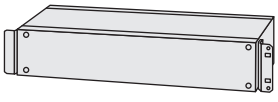

For quantities greater than listed, call for quote.

MOUSER STOCK NO.	Hammond Part No.	Dimensions: in. H	W	D	Price Each 1	2
Solid						
546-RMCS19018BK1	RMCS19018BK1	1.75	17.00	8.00	84.00	77.53
546-RMCS190113BK1	RMCS190113BK1	1.75	17.00	13.00	98.81	95.64
546-RMCS19038BK1	RMCS19038BK1	3.50	17.00	8.00	93.86	86.65
546-RMCS190313BK1	RMCS190313BK1	3.50	17.00	13.00	118.58	109.45
546-RMCS190513BK1	RMCS190513BK1	5.25	17.00	13.00	131.25	125.40
546-RMCS190713BK1	RMCS190713BK1	7.00	17.00	13.00	155.63	143.66
546-RMCS190813BK1	RMCS190813BK1	8.75	17.00	13.00	181.38	174.60
Vented						
546-RMCV19018BK1	RMCV19018BK1	1.75	17.00	8.00	92.41	85.28
546-RMCV190113BK1	RMCV190113BK1	1.75	17.00	13.00	108.68	100.31
546-RMCV19038BK1	RMCV19038BK1	3.50	17.00	8.00	103.23	99.25
546-RMCV190313BK1	RMCV190313BK1	3.50	17.00	13.00	130.41	120.39
546-RMCV190513BK1	RMCV190513BK1	5.25	17.00	13.00	144.39	137.97
546-RMCV190713BK1	RMCV190713BK1	7.00	17.00	13.00	171.21	158.03
546-RMCV190813BK1	RMCV190813BK1	8.75	17.00	13.00	206.53	190.63
546-RMCV191013BK1	RMCV191013BK1	10.50	17.00	13.00	210.90	197.19
546-RMCV191015BK1	RMCV191015BK1	10.50	17.00	15.00	225.52	208.19
Half Width - Solid						
546-RMCS9018BK1	RMCS9018BK1	1.75	8.50	8.00	71.63	66.63
546-RMCS9038BK1	RMCS9038BK1	3.50	8.50	8.00	75.31	70.42
546-RMCS9058BK1	RMCS9058BK1	5.25	8.50	8.00	82.17	76.82
Half Width - Vented						
546-RMCV9018BK1	RMCV9018BK1	1.75	8.50	8.00	72.81	68.08
546-RMCV9038BK1	RMCV9038BK1	3.50	8.50	8.00	82.79	76.87
546-RMCV9058BK1	RMCV9058BK1	5.25	8.50	8.00	90.38	84.52

HAMMOND CABLE ORGANIZING

RoHS Compliant

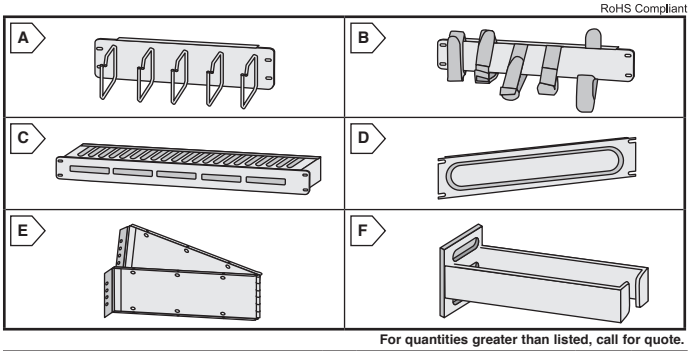

For quantities greater than listed, call for quote.

MOUSER STOCK NO.	Hammond Part No.	Fig.	Description	Price Each 1	2
546-PCMBS19001BK1	PCMBS19001BK1	A	Ring Panel, 1.75" H	38.91	37.27
546-PCMBS19003BK1	PCMBS19003BK1	A	Ring Panel, 3.5" H	45.08	44.30
546-PCMBV19001BK1	PCMBV19001BK1	B	Velcro Strap Panel	23.61	23.21
546-PCMDS19003BK1	PCMDS19003BK1	C	Metal Finger Panel, 3.5" H	86.53	82.90
546-CGUIDE	CGUIDE	D	Hinged Cable Guide	93.25	88.59
546-DNCE19BK1	DNCE19BK1	E	Cable Access Panel, Gray/Beige	40.80	39.23
546-CMRBK1	CMRBK1	F	Single Cable Ring	6.76	6.64

HAMMOND CHASSIS PANELS

RoHS Compliant

For quantities greater than listed, call for quote.

MOUSER STOCK NO.	Hammond Part No.	Use with Enclosure W: in.	D: in.	Price Each 1	2
546-RMP908	RMP908	8.5	8	17.15	16.02
546-RMP1908	RMP1908	17	8	26.84	25.83
546-RMP1913	RMP1913	17	13	31.10	29.72
546-RMP1915	RMP1915	17	15	34.17	32.89

HAMMOND CASTERS

Mounting hardware included.

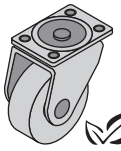

RoHS Compliant

For quantities greater than listed, call for quote.

MOUSER STOCK NO.	Hammond Part No.	Type	Weight Cap (lbs.)	Price Each 1	2
546-1425B	1425B	Light Duty	360	57.96	54.59
546-1425BM	1425BM	Med. Duty	700	74.70	70.25
546-1425BH	1425BH	Heavy Duty	1050	136.54	131.17

HAMMOND FAN TRAY ASSEMBLIES

Fan trays can be positioned at the bottom of a rack to force air through the cabinet, at the top to exhaust air out or below specific pieces of equipment for spot cooling 115VAC 50/60Hz., thermally protected, ball bearing fans. Circuit breaker protected.

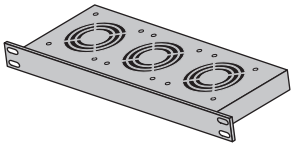

RoHS Compliant

Tray Assemblies

For quantities greater than listed, call for quote.

MOUSER STOCK NO.	Hammond Part No.	Number of Fans	CFM	Amps	Watts	Price Each 1	2
546-FT300TA1BK	FT300TA1BK	3	300	0.5	40	219.30	206.57
546-FT600TA1BK	FT600TA1BK	6	600	1	80	318.26	299.80

Tray Assemblies With Lighted On/Off Switch

For quantities greater than listed, call for quote.

MOUSER STOCK NO.	Hammond Part No.	Number of Fans	CFM	Amps	Watts	Price Each 1	2
546-FT300HA1BK	FT300HA1BK	3	300	0.5	40	235.47	199.23
546-FT900HA1BK	FT900HA1BK	9	900	1.5	120	454.93	428.55

HAMMOND BLOWERS

Features:

- Each unit contains a quadruplex centrifugal blower, powered by a single precision ball-bearing motor.
- Heavy steel construction
- 115VAC, 50/60Hz. motor is UL listed
- CSA Certified, ball bearing type, cooled by incoming air



RoHS Compliant

For quantities greater than listed, call for quote.

MOUSER STOCK NO.	Hammond Part No.	CFM	RPM Nom.	Units	Price Each 1	2
546-HB3250A	HB3250A	250	3150	3	411.44	394.97
546-HB4500A	HB4500A	470	3250	4	523.02	456.25

HAMMOND FILTER FAN GRILLS

Features:

- Create your own filter fans or exhaust grills.
- Complete with flame retardant ABS plastic grill and flame retardant synthetic filter.
- Mounts easily with 4 screws using template and hardware provided.
- Integral gasket on reverse side of grill, seals against mounting surface.



RoHS Compliant

For quantities greater than listed, call for quote.

MOUSER STOCK NO.	Hammond Part No.	Color	Grill Size (in.) H	W	Use with Square Fan Size (in.)	Price Each 1	10
546-XPFA80BK	XPFA80BK	Black	4.13	4.13	3.15	8.43	8.34
546-XPFA80CG	XPFA80CG	Gray/Beige	4.13	4.13	3.15	8.08	7.77
546-XPFA80GY	XPFA80GY	ASA 61 Gray	4.13	4.13	3.15	8.43	8.34
546-XPFA120BK	XPFA120BK	Black	5.91	5.91	4.70	12.84	12.69
546-XPFA120GY	XPFA120GY	ASA 61 Gray	5.91	5.91	4.70	12.84	12.69
Replacement Filters							
546-PFF2000	PFF2000	-	-	-	4.70	16.29	14.83

HAMMOND THERMOSTAT

Features:

- Normally open thermostat for control of blowers or fans
- Adjustable range: 30°F~140°F
- Switching difference (hysteresis): ±4°F
- Compact size: 2.4"H x 1.3"W x 1.4"D
- Easily installed by clip mounting to DIN rail (included)
- 2 pole terminal for AWG 14 wire
- Switching capacity of 15A (120VAC) or 10A (240VAC)
- Sensor is thermostatic bi-metal, housed in Gray Flame Retardant Plastic (UL940VO)
- UL Recognized, C UL Component Recognized, and CE

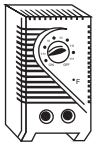

RoHS Compliant

For quantities greater than listed, call for quote.

MOUSER STOCK NO.	Hammond Part No.	Contact Type	Description H	W	D	Price Each 1	2	5	10
546-SKT011419NO	SKT011419NO	Normally Open	2.40	1.30	1.40	37.13	36.31	35.90	33.64

© Copyright 2013 Mouser Electronics

© Copyright 2013 Mouser Electronics

HAMMOND Rack and Cabinet Accessories

HAMMOND 19" ALUMINUM RACK PANELS

Features:
- .125" thick
- 19" rack mount panels
- Finished in Smooth Black or Beige (RAL 702) Powder Paint or Natural Finish (paper covered on one side)

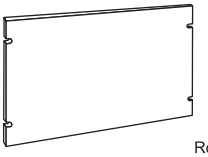

RoHS Compliant

For quantities greater than listed, call for quote.

MOUSER STOCK NO.	Hammond Part No.	Length/ (Units)	Price Each			
			1	2	5	10
Smooth Black						
546-PBPA19001BK2	PBPA19001BK2	1.75" (1)	9.94	9.52	9.17	8.85
546-PBPA19003BK2	PBPA19003BK2	3.50" (2)	15.18	14.02	13.49	11.98
546-PBPA19005BK2	PBPA19005BK2	5.25" (3)	21.71	20.80	20.02	17.28
546-PBPA19007BK2	PBPA19007BK2	7.00" (4)	27.10	26.23	24.27	22.59
546-PBPA19008BK2	PBPA19008BK2	8.75" (5)	33.68	33.11	31.95	27.52
546-PBPA19010BK2	PBPA19010BK2	10.50" (6)	36.22	35.00	33.90	31.00
546-PBPA19012BK2	PBPA19012BK2	12.25" (7)	43.35	41.95	40.65	37.16
546-PBPA19014BK2	PBPA19014BK2	14.00" (8)	48.78	46.83	45.08	38.93
546-PBPA19015BK2	PBPA19015BK2	15.75" (9)	52.53	50.32	48.44	41.84
546-PBPA19017BK2	PBPA19017BK2	17.50" (10)	59.67	55.09	53.03	49.74
546-PBPA19019BK2	PBPA19019BK2	19.25" (11)	66.63	63.84	55.33	53.90
546-PBPA19021BK2	PBPA19021BK2	21.00" (12)	74.26	71.14	68.48	61.76
546-PBPA19022BK2	PBPA19022BK2	22.75" (13)	78.65	75.51	72.66	62.77
546-PBPA19024BK2	PBPA19024BK2	24.50" (14)	85.88	82.45	79.36	68.53
546-PBPA19026BK2	PBPA19026BK2	26.25" (15)	92.21	88.53	85.20	73.58
546-PBPA19028BK2	PBPA19028BK2	28.00" (16)	98.53	94.58	91.02	78.62
546-PBPA19029BK2	PBPA19029BK2	29.75" (17)	103.06	98.91	95.21	82.22
546-PBPA19031BK2	PBPA19031BK2	31.50" (18)	105.99	101.55	97.73	84.41
Smooth Beige						
546-PBPA19001CG2	PBPA19001CG2	1.75" (1)	10.85	10.66	10.29	8.86
546-PBPA19003CG2	PBPA19003CG2	3.50" (2)	15.23	14.57	14.03	12.12
546-PBPA19005CG2	PBPA19005CG2	5.25" (3)	22.77	22.38	21.60	18.61
546-PBPA19007CG2	PBPA19007CG2	7.00" (4)	26.12	25.03	24.09	22.60
546-PBPA19008CG2	PBPA19008CG2	8.75" (5)	33.69	33.12	31.96	27.53
546-PBPA19010CG2	PBPA19010CG2	10.50" (6)	36.17	34.69	33.39	28.85
546-PBPA19012CG2	PBPA19012CG2	12.25" (7)	43.36	41.62	40.05	34.59
546-PBPA19014CG2	PBPA19014CG2	14.00" (8)	48.79	46.84	45.09	38.94
546-PBPA19017CG2	PBPA19017CG2	17.50" (10)	59.68	57.30	55.15	47.63
546-PBPA19019CG2	PBPA19019CG2	19.25" (11)	69.15	66.38	63.90	55.19
546-PBPA19021CG2	PBPA19021CG2	21.00" (12)	74.27	71.16	68.49	59.15
546-PBPA19022CG2	PBPA19022CG2	22.75" (13)	78.65	75.51	72.66	62.77
546-PBPA19024CG2	PBPA19024CG2	24.50" (14)	85.88	82.45	79.36	68.53
546-PBPA19026CG2	PBPA19026CG2	26.25" (15)	92.21	88.53	85.20	73.58
546-PBPA19028CG2	PBPA19028CG2	28.00" (16)	98.72	94.58	91.02	78.62
546-PBPA19029CG2	PBPA19029CG2	29.75" (17)	103.06	98.91	95.21	82.22
546-PBPA19031CG2	PBPA19031CG2	31.50" (18)	105.79	101.56	97.74	84.42
Unfinished						
546-PBPA19001UNF	PBPA19001UNF	1.75" (1)	10.85	10.66	10.29	8.86
546-PBPA19003UNF	PBPA19003UNF	3.50" (2)	15.94	15.68	15.13	13.03
546-PBPA19005UNF	PBPA19005UNF	5.25" (3)	22.76	22.37	21.59	18.60
546-PBPA19007UNF	PBPA19007UNF	7.00" (4)	26.11	25.02	24.08	22.59
546-PBPA19008UNF	PBPA19008UNF	8.75" (5)	30.90	29.61	28.49	26.74
546-PBPA19010UNF	PBPA19010UNF	10.50" (6)	36.17	34.69	33.39	28.85
546-PBPA19012UNF	PBPA19012UNF	12.25" (7)	41.76	40.02	38.51	36.13
546-PBPA19015UNF	PBPA19015UNF	15.75" (9)	52.43	50.32	48.44	41.84
546-PBPA19017UNF	PBPA19017UNF	17.50" (10)	59.79	57.29	55.14	47.62
546-PBPA19019UNF	PBPA19019UNF	19.25" (11)	69.15	66.38	63.90	55.19
546-PBPA19021UNF	PBPA19021UNF	21.00" (12)	74.11	71.14	68.48	59.14
546-PBPA19022UNF	PBPA19022UNF	22.75" (13)	78.65	75.51	72.66	62.77
546-PBPA19024UNF	PBPA19024UNF	24.50" (14)	85.88	82.45	79.36	68.53
546-PBPA19026UNF	PBPA19026UNF	26.25" (15)	92.21	88.53	85.20	73.58
546-PBPA19028UNF	PBPA19028UNF	28.00" (16)	98.53	94.58	91.02	78.62
546-PBPA19029UNF	PBPA19029UNF	29.75" (17)	103.06	98.91	95.21	82.22
546-PBPA19031UNF	PBPA19031UNF	31.50" (18)	105.78	101.55	97.73	84.41

HAMMOND 19" RACK MOUNT HARDWARE

RoHS Compliant

For quantities greater than listed, call for quote.

MOUSER STOCK NO.	Hammond Part No.	Description	Qty. per Pack	Price Each			
				1	2	5	10
546-1421A	1421A	10-32 X 0.75" Phillips oval head screw/plastic washer	4	3.75	3.70	3.56	3.21
546-1421A100B	1421A100B	Nickel plated 10-32 x 0.625" countersunk Phillips head	100	21.73	21.47	20.73	18.64
546-1421A100W	1421A100W	Black plastic cup washer for countersunk 10-32 screws	100	37.86	34.95	30.27	29.89
546-1421E100W	1421E100W	Nickel plated cup washer for countersunk 10-32 screws	100	24.94	24.51	23.67	20.38
546-1421N25	1421N25	10-32 clip nuts for all panel rails	25	16.53	15.83	15.24	13.15

HAMMOND RAIL MOUNT SUPPORT ANGLES

Features:
- 14 gauge steel
- Slot allow up/down or front/back adjustments
- 1.75" x 1.75" to support heavy equipment
- Finished in Textured Black Powder Paint
- Reduces load on front panel

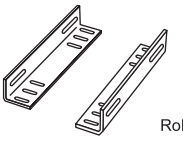

RoHS Compliant

For quantities greater than listed, call for quote.

MOUSER STOCK NO.	Hammond Part No.	Length (in.)	Price Each			
			1	2	5	10
546-RASA12BK3	RASA12BK3	9.97	27.14	26.68	25.74	22.17
546-RASA16BK3	RASA16BK3	14.95	29.57	29.07	28.06	24.17
546-RASA22BK3	RASA22BK3	20.95	33.39	32.82	31.67	27.29
546-RASA28BK3	RASA28BK3	28.00	36.50	35.88	30.87	29.82

HAMMOND EQUIPMENT SLIDES

Features:
- 19" rack panel mount (to front and back panel rails)
- Heavy duty, ball bearing mechanism
- Uses only 1U (1.75") of panel height
- Sold in pack of 2

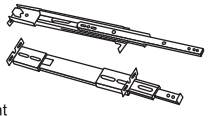

RoHS Compliant

For quantities greater than listed, call for quote.

MOUSER STOCK NO.	Hammond Part No.	Slide Length (in.)	Capacity (per pair)	Price Each			
				1	2	5	10
546-RSLIDE12	RSLIDE12	12.00	120 (lbs)	64.82	62.10	59.78	51.62
546-RSLIDE16	RSLIDE16	16.00	130 (lbs)	70.79	69.58	67.15	57.84
546-RSLIDE22	RSLIDE22	22.00	120 (lbs)	72.21	70.97	68.50	59.01

HAMMOND RACK MOUNT POWER PANELS

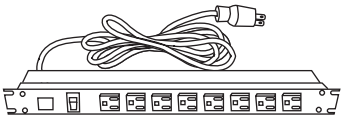

Outlets on Front

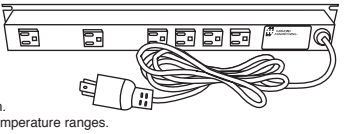

Outlets on Back

Available in ASA 61 Gray or Black Powder Coat Finish.
Heavy 14 gauge wire cord - 14/3 SJTW for extreme temperature ranges.
Integral molded plug (NEMA 5-15P) with straight blade.
6 outlet models include 2 outlets with extra spacing for clearance of most plug in transformers.
Includes 15 Amp. 125 VAC circuit breaker to prevent accidental overload.
Dimensions are 19" x 3" x 1.75".
UL recognized - under the component program of UL.

For quantities greater than listed, call for quote.

MOUSER STOCK NO.	Hammond Part No.	No. of Outlets	On-Off Switch	Pilot Light	Cord Length	Color	Price Each	
							1	2
Outlets on Front								
546-1582H6A1	1582H6A1	6	Yes	-	6'	Gray	65.10	55.07
546-1582H6A1BK	1582H6A1BK	6	Yes	-	6'	Black	65.08	55.07
546-1582H6B1	1582H6B1	6	Yes	-	15'	Gray	70.04	60.86
546-1582H6B1BK	1582H6B1BK	6	Yes	-	15'	Black	69.13	58.50
546-1582H8A1	1582H8A1	8	Yes	-	6'	Gray	73.35	62.04
546-1582H8A1BK	1582H8A1BK	8	Yes	-	6'	Black	73.35	62.04
546-1582H8B1	1582H8B1	8	Yes	-	15'	Gray	77.58	65.63
546-1582H8B1BK	1582H8B1BK	8	Yes	-	15'	Black	77.58	65.63
546-1582T6A1	1582T6A1	6	-	Yes	6'	Gray	67.70	57.28
546-1582T6A1BK	1582T6A1BK	6	-	Yes	6'	Black	67.70	57.28
546-1582T6B1	1582T6B1	6	-	Yes	15'	Gray	71.93	60.86
546-1582T6B1BK	1582T6B1BK	6	-	Yes	15'	Black	71.19	60.84
546-1582T8A1	1582T8A1	8	-	Yes	6'	Gray	73.35	62.04
546-1582T8A1BK	1582T8A1BK	8	-	Yes	6'	Black	73.35	62.04
546-1582T8B1	1582T8B1	8	-	Yes	15'	Gray	77.58	65.63
546-1582T8B1BK	1582T8B1BK	8	-	Yes	15'	Black	77.58	65.63
Outlets on Back								
546-1583H6A1	1583H6A1	6	Yes	-	6'	Gray	64.41	57.28
546-1583H6A1BK	1583H6A1BK	6	Yes	-	6'	Black	67.69	57.28
546-1583H6B1	1583H6B1	6	Yes	-	15'	Gray	70.04	60.86
546-1583H6B1BK	1583H6B1BK	6	Yes	-	15'	Black	69.13	58.50
546-1583H8A1	1583H8A1	8	Yes	-	6'	Gray	73.35	62.04
546-1583H8A1BK	1583H8A1BK	8	Yes	-	6'	Black	73.35	62.04
546-1583H8B1	1583H8B1	8	Yes	-	15'	Gray	77.58	65.64
546-1583H8B1BK	1583H8B1BK	8	Yes	-	15'	Black	78.82	72.01
546-1583T6A1	1583T6A1	6	-	Yes	6'	Gray	67.70	57.28
546-1583T6A1BK	1583T6A1BK	6	-	Yes	6'	Black	67.70	57.28
546-1583T6B1	1583T6B1	6	-	Yes	15'	Gray	71.93	60.86
546-1583T6B1BK	1583T6B1BK	6	-	Yes	15'	Black	71.90	60.84
546-1583T8A1	1583T8A1	8	-	Yes	6'	Gray	73.35	62.04
546-1583T8A1BK	1583T8A1BK	8	-	Yes	6'	Black	70.52	59.66
546-1583T8B1	1583T8B1	8	-	Yes	15'	Gray	77.58	65.63
546-1583T8B1BK	1583T8B1BK	8	-	Yes	15'	Black	77.58	65.63

© Copyright 2013 Mouser Electronics

WIREMOLD Rack and Cabinet Power Strips

legrand® Wiremold

19" RACK MOUNTED COMPUTER GRADE SURGE SUPPRESSORS- 20 AMP

Specifications:
- Max surge current: 13,000 amps
- Clamping voltage: UL 300 volts
- Electrical rating: 20A, 120V
- EMI/RFI noise reduction: 40db

Features:
- Designed to fit all standard 19" cabinets, carts, and racks
- Matte black steel housing
- Black 12/3 SJT cord with NEMA 5-20P plug
- UL1449 Approved, CSA Approved
- 120 Volt resettable circuit breaker
- Five year warranty

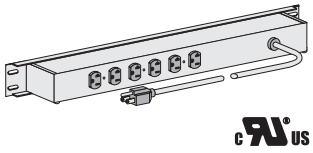

- Surge protection, led indicator
- Dimensions: 19"W x 1.75"H x 2.75"D

For quantities greater than listed, call for quote.

MOUSER STOCK NO.	Wiremold Part No.	Outlets	On/Off Switch	Cord Length	Price Each 1	Price Each 5
681-R5BZ20	R5BZ20	6 Rear	Yes	6'	123.84	116.07
681-R5BZ20-15	R5BZ20-15	6 Rear	Yes	15'	115.53	109.02
681-R5BZ20X-15	R5BZ20X-15	6 Rear	No	15'	132.28	124.84

19" RACK MOUNTED PLUG-IN OUTLET CENTERS-20 AMP

Specifications:
- Electrical rating: 20A,120V

Features:
- Designed to fit all standard 19" cabinets, carts, and racks
- Matte black steel housing
- 12/3 SJT cord with NEMA 5-20P plug
- Resettable circuit breaker
- Two year warranty
- Dimensions: 19"W x 1.75"H x 2.75"D
- UL recognized

A

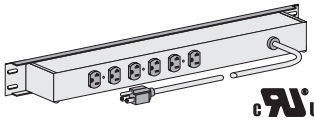

B

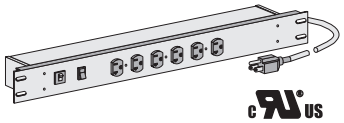

For quantities greater than listed, call for quote.

MOUSER STOCK NO.	Wiremold Part No.	Fig.	Outlets	On/Off Switch	Cord Length	Price Each 1	Price Each 5
681-J06B0B20	J06B0B20	A	6 Rear	Yes	6'	98.60	91.26
681-J06B2B20	J06B2B20	A	6 Rear	Yes	15'	71.88	69.11
681-J06B0B20X	J06B0B20X	A	6 Rear	No	6'	67.66	64.42
681-J60B0B20	J60B0B20	B	6 Front	Yes	6'	76.53	73.54
681-J60B2B20	J60B2B20	B	6 Front	Yes	15'	77.65	73.94
681-J60B0B20X	J60B0B20X	B	6 Front	No	6'	76.53	73.54
681-J60B2B20X	J60B2B20X	B	6 Front	No	15'	77.65	73.94

SPECIAL APPLICATION 19" RACK MOUNTED POWER STRIPS

Specifications:
- Electrical rating: 15A, 120V

Features:
- Designed to fit all standard 19" cabinets, carts, and racks
- Matte black steel housing
- Black 14/3 SJT cord
- UL recognized CSA approved
- 120 Volt, 15 amp resettable circuit breaker
- Dimensions: 19"W x 1.75"H x 2.75"D

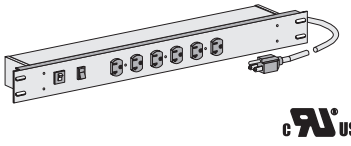

- 90° Rotated outlet units are rotated for applications using plug in power supplies
- Two year warranty

For quantities greater than listed, call for quote.

MOUSER STOCK NO.	Wiremold Part No.	Outlets	On/Off Switch	Description	Cord Length	Price Each 1	Price Each 5
681-J60B0B-90	J60B0B-90	6 Front	Yes	90° Outlets	6'	67.15	63.95
681-J06B0BX	J06B0BX	6 Rear	No	Regular Outlets	6'	62.20	59.80
681-J06B2BX	J06B2BX	6 Rear	No	Regular Outlets	15'	67.82	64.59

STANDARD 19" RACK MOUNTED POWER STRIPS

Specifications:
- Electrical rating: 15A, 120V

Features:
- Designed to fit all standard 19" cabinets, carts, racks
- Matte black steel housing
- Black 14/3 SJT cord
- Resettable circuit breaker
- Two year warranty
- Dimensions: 19"W x 1.75"H x 2.75"D
- UL listed, CSA approved

✻ Outlets rotated 90°, 4 outlets spaced to accommodate transformers.

A

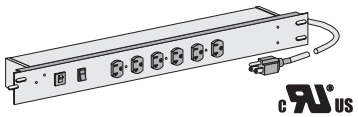

B

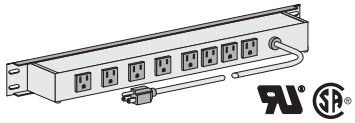

For quantities greater than listed, call for quote.

MOUSER STOCK NO.	Wiremold Part No.	Fig.	Outlets	On/Off Switch	Cord Length	Price Each 1	Price Each 5
681-J60B0B	J60B0B	A	6 Front	Yes	6'	57.27	55.05
681-J60B2B	J60B2B	A	6 Front	Yes	15'	73.46	70.61
681-J08B0B	J08B0B	B✻	8 Rear	Yes	6'	56.72	54.55
681-J08B2B	J08B2B	B✻	8 Rear	Yes	15'	67.61	66.06

CABINETMATE POWER STRIPS

Features:
- Designed to fit in all types of cabinets
- Gray aluminum housing
- UL listed, CSA approved (15A models only)
- Resettable circuit breaker
- Two year warranty
- 15A units: 14/3 SJT cord with NEMA 5-15P plug
- 20A units: 12/3 SJT cord with NEMA 5-20P plug

Specifications:
- Electrical rating: 120V

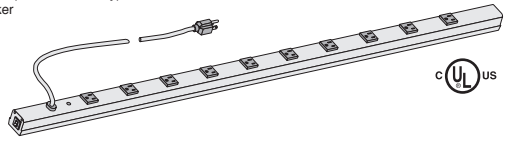

For quantities greater than listed, call for quote.

MOUSER STOCK NO.	Wiremold Part No.	Outlets	Amps	Length	Cord Length	Price Each 1	Price Each 5
681-4810ULBC	4810ULBC	10	15	48"	6'	62.05	58.84
681-4810ULBD	4810ULBD	10	15	48"	15'	73.94	70.21
681-7011ULBC	7011ULBC	11	15	70"	6'	83.85	80.62
681-7011ULBD	7011ULBD	11	15	70"	15'	89.24	84.85
681-7712ULBC	7712ULBC	12	15	77"	6'	88.63	88.25
681-7712ULBD	7712ULBD	12	15	77"	15'	106.49	101.07
681-4810ULBC20R	4810ULBC20R	10	20	48"	6'	93.66	88.70
681-4810ULBD20R	4810ULBD20R	10	20	48"	15'	106.63	100.99
681-7011ULBC20R	7011ULBC20R	11	20	70"	6'	108.09	102.38
681-7011ULBD20R	7011ULBD20R	11	20	70"	15'	121.04	114.65
681-7712ULBC20R	7712ULBC20R	12	20	77"	6'	109.63	103.86
681-7712ULBD20R	7712ULBD20R	12	20	77"	15'	129.96	123.76

POWER COMMANDER 30A AND 40A POWER DISTRIBUTION UNITS

Among the first in the industry to meet the new UL60950-1 1st Edition and ITE standards, these PDUs feature UL489 Listed breakers to increase the safety and reliability of distributed power.

Features:
- **Meets UL60950-1 1st Edition and ITE standards**
- AC Voltage input:
  30A units: 100-127V, L5-30P plug
  40A units: 200-230V, L14-20P plug
- Narrow aluminum profile: (1 1/2"W x 2 7/8"H)
- Easy access breakers provide overload protection
- Built in mounting rail

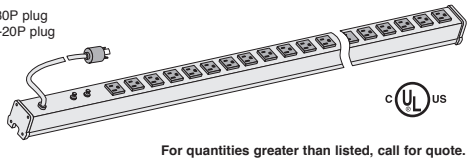

For quantities greater than listed, call for quote.

MOUSER STOCK NO.	Wiremold Part No.	Total Current Rating	Outlets	Length	Cord Length	Price Each 1	Price Each 5
681-3A44B2-1	3A44B2-1	30A	24	48"	12'	198.29	189.84
681-3A86B2-1	3A86B2-1	30A	36	70"	12'	230.30	218.34
681-4B44B2-2	4B44B2-2	40A	24	48"	12'	230.95	221.67
681-4B86B2-2	4B86B2-2	40A	36	70"	12'	252.95	242.78

METERREADER™ RETROFIT CURRENT MONITORING DEVICE

The first UL approved product of its kind, the MeterReader™ measures current and displays the reading on the remote unit installed at the front of the IT rack or cabinet.

Features:
- Retrofit current monitoring capability
- Remote display
- 20A or 30A current monitoring
- User configurable
- cULus listed
- All models include remote display, patch cable, and rack mountable faceplate



For quantities greater than listed, call for quote.

MOUSER STOCK NO.	Wiremold Part No.	Current Rating	Input/ Output	Input/Output Connector	Price Each 1	Price Each 5
681-METL530	METL530	30A max.	100-127VAC	L5-30P/L5-30R	239.88	234.83
681-METL520	METL520	20A max.	100-127VAC	L5-20P/L5-20R	239.88	234.83
681-METL630	METL630	30A max.	208-250VAC	L6-30P/L6-30R	239.88	234.83
681-METL620	METL620	20A max.	208-250VAC	L6-20P/L6-20R	239.88	234.83

© Copyright 2013 Mouser Electronics

BUD Die-Cast and Small Metal Enclosures

NEMA 4X DIE-CAST ALUMINUM ENCLOSURES

With Mounting Flanges

- Rugged #ADC-12 alloy die cast aluminum box with NEMA 1, 2, 4, 4X, 12, 13 and IP65 ratings
- Available in Natural Finish (other finishes available upon request)
- Self-adhesive gasket easily attaches to cover
- Cover attaches with 4 or 6 screws for a secure and tight seal
- All sizes have internal card guides for PCB mounting
- Mounting flanges are molded-in, onto the short side of the base

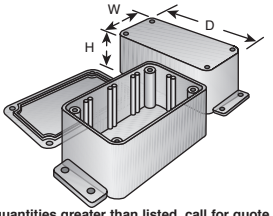

For quantities greater than listed, call for quote.

MOUSER STOCK NO.	Molded-In	Dimensions: in.			Price Each			
Mfr. / Mfr. Part No.	Card Guides	D	W	H	1	5	10	25
563—CN-6702	Yes	3.52	1.38	1.22	6.26	5.94	5.62	5.41
563—CN-6703	Yes	4.51	2.50	1.22	9.89	9.41	8.92	8.59
563—CN-6704	Yes	4.51	2.50	2.22	11.72	11.12	10.53	10.14
563—CN-6705	Yes	4.54	3.57	2.22	13.31	12.65	11.97	11.53
563—CN-6706	Yes	4.73	3.95	1.44	13.31	12.65	11.97	11.53
563—CN-6707	Yes	5.47	4.01	3.05	17.64	16.77	15.89	15.30
563—CN-6708	Yes	6.51	5.01	3.05	22.15	21.05	19.94	19.20
563—CN-6709	Yes	6.78	4.77	2.22	20.65	19.60	18.56	17.88
563—CN-6710	Yes	6.78	4.77	4.21	24.82	23.58	22.35	21.52
563—CN-6711	Yes	8.75	5.74	2.25	27.87	26.47	25.08	24.16

Without Mounting Flanges

- Rugged #ADC-12 alloy die cast aluminum box with NEMA 1, 2, 4, 4X, 12, 13 and IP65 ratings
- Available in Natural Finish (other finishes available upon request)
- Self-adhesive gasket easily attaches to cover
- Cover attaches with 4 or 6 screws for a secure and tight seal

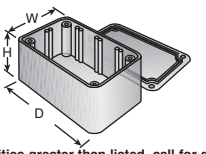

✻ Many sizes have internal card guides for PCB mounting or partitioning

For quantities greater than listed, call for quote.

MOUSER STOCK NO.	✻Molded-In	Dimensions: in.			Price Each			
Mfr. / Mfr. Part No.	Card Guides	D	W	H	1	5	10	25
563—CN-5700	Yes	2.36	2.16	1.22	5.07	4.84	4.60	4.42
563—CN-5701	Yes	3.15	2.16	1.00	6.63	5.51	4.98	4.39
563—CN-5702	No	3.52	1.38	1.22	4.91	4.68	4.44	4.28
563—CN-5703	No	4.51	2.50	1.22	7.86	7.46	7.06	6.81
563—CN-5704	No	4.51	2.50	2.22	9.35	8.90	8.45	8.13
563—CN-5705	No	4.54	3.57	2.22	10.91	10.38	9.84	9.47
563—CN-5706	Yes	4.73	3.95	1.44	10.69	10.15	9.63	9.27
563—CN-5707	Yes	5.47	4.01	3.05	14.97	14.22	13.47	12.98
563—CN-5708	Yes	6.51	5.01	3.05	19.46	18.50	17.55	16.88
563—CN-5709	No	6.78	4.77	2.22	17.91	17.03	16.15	15.55
563—CN-5710	No	6.78	4.77	4.21	22.04	20.94	19.84	19.11
563—CN-5711	No	8.75	5.74	2.25	23.59	22.41	21.23	20.45
563—CN-5712	No	8.75	5.74	4.22	31.88	30.27	28.67	27.62
563—CN-5713	Yes	9.85	9.85	4.01	55.91	53.11	50.33	48.46
563—CN-5714	Yes	10.81	6.89	2.64	34.71	32.98	31.24	30.08

NEMA 1 SHEET METAL JUNCTION BOX WITH LIFT-OFF SCREW COVER

NEW PRODUCT

For quantities greater than listed, call for quote.

MOUSER STOCK NO.	Dimensions: in.			Price Each		
Mfr. / Mfr.Part.No.	D	W	H	1	5	10
No Knockouts						
563—JB-3944	6	4	3	11.24	8.71	7.86
563—JB-3945	6	6	3.5	14.45	11.19	10.11
563—JB-3950	4	4	3	8.45	6.55	5.92
563—JB-3951	4	4	4	9.42	7.30	6.59
563—JB-3952	6	4	3	10.49	8.13	7.34
563—JB-3953	6	4	4	11.88	9.20	8.31
563—JB-3954	6	6	3	13.27	10.28	9.29
563—JB-3955	6	6	4	13.16	10.20	9.21
563—JB-3956	8	6	4	15.62	12.10	10.94
563—JB-3957	8	8	4	18.73	14.51	13.11

MOUSER STOCK NO.	Dimensions: in.			Price Each		
Mfr. / Mfr.Part. No.	D	W	H	1	5	10
No Knockouts (Cont.)						
563—JB-3958	10	8	4	21.94	16.99	15.35
563—JB-3959	10	8	6	26.64	20.65	18.65
563—JB-3960	10	10	4	26.00	20.15	18.20
563—JB-3961	10	10	6	30.92	23.96	21.65
With Knockouts						
563—JB-3944-KO	6	4	3	11.24	8.71	7.86
563—JB-3945-KO	6	6	3.5	14.45	11.19	10.11
563—JB-3950-KO	4	4	3	8.45	6.55	5.92
563—JB-3951-KO	4	4	4	9.42	7.30	6.59

MOUSER STOCK NO.	Dimensions: in.			Price Each		
Mfr. / Mfr. Part. No.	D	W	H	1	5	10
With Knockouts (Cont.)						
563—JB-3952-KO	6	4	3	10.49	8.13	7.34
563—JB-3953-KO	6	4	4	11.88	9.20	8.31
563—JB-3954-KO	6	6	3	13.27	10.28	9.29
563—JB-3955-KO	6	6	4	13.16	10.20	9.21
563—JB-3956-KO	8	6	4	15.62	12.10	10.94
563—JB-3957-KO	8	8	4	18.73	14.51	13.11
563—JB-3958-KO	10	8	4	21.94	16.99	15.35
563—JB-3959-KO	10	8	6	26.64	20.65	18.65
563—JB-3960-KO	10	10	4	26.00	20.15	18.20
563—JB-3961-KO	10	10	6	30.92	23.96	21.65

UTILITY CABINETS

Available in 20 gauges steel or .040" aluminum. Sturdy, all-welded body. Removable front and back panels.

For quantities greater than listed, call for quote.

MOUSER STOCK NO.	Bud Part. No.	Dimensions: in.			Price Each		
		D	W	H	1	5	10
20 Gauge Steel with Metalic Gray Finish							
563-CU-883	CU-883	2	4	4	20.44	17.02	15.32
563-CU-728	CU-728	3	5	4	21.40	17.93	16.17
563-CU-729	CU-729	4	6	5	27.61	22.97	20.70
563-CU1098	CU1098	6	6	6	38.84	32.37	29.13
563-CU1099	CU1099	5	6	9	39.91	33.28	29.96
563-CU879	CU-879	7	8	10	60.35	50.40	45.37
563-CU1124	CU-1124	6	7	12	62.60	52.27	47.03
563-CU880	CU-880	8	10	10	82.12	68.59	61.75
563-CU881	CU-881	8	11	12	92.45	77.19	69.48
563-CU882	CU-882	7	9	15	85.71	71.64	64.47

MOUSER STOCK NO.	Bud Part. No.	Dimensions: in.			Price Each		
		D	W	H	1	5	10
0.04" Aluminum Alloy with Natural Finish							
563-AU1083NF	AU-1083	2	4	4	13.80	11.50	10.77
563-AU1028NF	AU-1028	3	5	4	15.62	13.01	12.20
563-AU1029NF	AU-1029	4	6	5	19.90	16.60	14.95
563-AU1039NF	AU-1039	6	6	6	30.39	25.83	25.32
563-AU1040NF	AU-1040	5	6	9	32.96	27.46	25.74
0.04" Aluminum Alloy with Metalic Gray Finish							
563-AU1083MG	AU-1083-MG	2	4	4	18.51	16.97	15.44
563-AU1028MG	AU-1028-MG	3	5	4	24.18	20.11	18.10
563-AU1029MG	AU-1029-MG	4	6	5	28.25	25.92	23.59
563-AU1039MG	AU-1039-MG	6	6	6	42.27	38.79	35.31
563-AU1040MG	AU-1040-MG	5	6	9	47.19	39.32	36.86

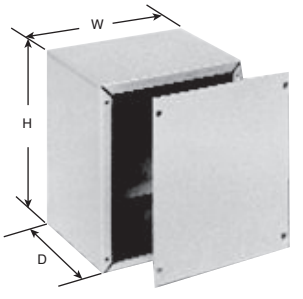

ALUMINUM CHASSIS AND ACCESSORIES

A wide selection of aluminum chassis. Each is welded at stress points for assured, maximum strength and rigidity. Sides folded in at bottom for additional support. Bottom plate (sold separately) easily attached. Natural Finish.



Chassis, Bottom View



Panel Chassis

MOUSER STOCK NO.	Dimensions: in.			Price Each		
Mfr. / Mfr. Part No.	W	L	H	1	5	10
Aluminum Chassis						
563—AC-1404	4	5	2	11.77	9.84	8.88
563—AC-1405	4	6	1.5	11.61	9.66	8.72
563—AC-430	4	6	3	14.55	12.08	10.85
563—AC-431	4	6	2	11.88	10.13	9.93
563—AC-402	5	7	2	12.84	10.70	10.03
563—AC-429	5	7	3	16.48	13.73	12.87
563—AC-403	5	9.5	2	14.12	11.72	10.54
563—AC-421	5	9.5	3	17.87	14.87	13.38
563—AC-404	5	10	3	18.83	15.69	14.71
563—AC-1413	6	8	2	14.77	12.31	11.53
563—AC-405	7	7	2	13.38	11.14	10.44
563—AC-406	7	9	2	14.77	12.55	12.31
563—AC-407	7	11	2	16.99	15.24	14.94
563—AC-408	7	12	3	23.86	19.91	17.94
563—AC-409	7	13	2	20.44	17.09	15.38
563—AC-411	7	15	3	29.53	24.66	22.20
563—AC-1418	8	10	2.5	21.61	18.02	14.45
563—AC-1419	8	12	2.5	26.75	22.31	20.06
563—AC-424	8	12	3	27.18	23.14	22.68
563—AC-412	8	17	3	30.71	25.73	23.17
563—AC-413	10	12	3	28.83	25.94	23.06
563—AC-414	10	14	3	35.10	29.37	26.43

MOUSER STOCK NO.	Dimensions: in.			Price Each		
Mfr. / Mfr. Part No.	W	L	H	1	5	10
Aluminum Chassis (Cont.)						
563—AC-415	10	17	2	31.24	26.11	23.49
563—AC-416	10	17	3	36.59	30.55	30.53
563—AC-427	10	17	4	52.64	44.92	44.00
563—AC-1422	10	17	5	61.42	51.25	46.12
563—AC-418	12	17	3	38.63	32.21	29.00
563—AC-419	13	17	2	39.59	33.01	29.69
563—AC-420	13	17	3	45.58	38.09	34.29
563—AC-428	13	17	4	55.53	46.33	41.68
563—AC-1426	13	17	5	70.89	59.17	53.23
563—AC-1427	14	17	3	51.57	43.01	38.73
563—AC-1428	15	17	4	69.98	58.42	52.59
563—AC-1429	15	17	6	99.08	82.71	74.42
563—AC-1430	17	17	3	60.03	50.13	45.10
563—AC-1431	17	17	4	77.36	64.59	58.11
Chassis Bottom Plate						
563—BPA-1504	4	5	-	4.60	4.23	3.85
563—BPA-1505	4	6	-	5.35	4.54	4.45
563—BPA-1589	5	7	-	5.24	4.48	4.34
563—BPA-1591	5	10	-	5.24	4.39	3.96
563—BPA-1513	6	8	-	7.60	6.26	5.62
563—BPA-1592	7	7	-	5.24	4.39	3.96
563—BPA-1593	7	9	-	6.53	5.57	5.46

For quantities greater than listed, call for quote.

MOUSER STOCK NO.	Dimensions: in.			Price Each		
Mfr. / Mfr. Part No.	W	L	H	1	5	10
Chassis Bottom Plate (Cont.)						
563—BPA-1594	7	11	-	6.74	5.62	5.08
563—BPA-1595	7	12	-	7.38	6.15	5.56
563—BPA-1596	7	13	-	8.93	7.44	6.69
563—BPA-1516	7	15	-	9.63	8.08	7.28
563—BPA-1518	8	10	-	9.42	8.03	7.84
563—BPA-1519	8	12	-	11.45	9.77	9.59
563—BPA-1520	8	17	-	11.77	9.84	8.88
563—BPA-1524	10	14	-	11.45	9.58	8.61
563—BPA-1597	10	17	-	12.09	10.31	10.11
563—BPA-1528	12	17	-	16.37	13.70	12.31
563—BPA-1598	13	17	-	16.91	14.36	14.07
563—BPA-1529	14	17	-	17.33	14.50	13.05
563—BPA-1530	15	17	-	21.72	18.08	16.26
563—BPA-1531	17	17	-	26.43	22.04	19.85
Aluminum Panel Chassis						
563—CB-1370	-	-	1.75	25.36	21.19	19.05
563—CB-1371	-	-	3.5	26.86	22.47	20.22
563—CB-1372	-	-	5.25	33.38	27.87	25.09
563—CB-1373	-	-	7	38.31	35.17	32.05
563—CB-1374	-	-	8.75	40.55	37.24	33.92
563—CB-1375	-	-	10.5	44.19	40.50	36.81
563—CB-1376	-	-	12.25	49.43	45.37	41.30
563—CB-1377	-	-	14	54.68	50.15	45.64

WALL MOUNT CABINET EMPEROR SERIES

NEW PRODUCT

High style high feature enclosure that provides three section flexibility. Sturdy and durable steel construction. EIA 310 compliant for 19" mount equipment. Furnished completely assembled with tempered glass front door and removable sides. Sides are readily removable, but come with key lock and ventilation at top and bottom of shelf. Includes two fans installed in the top of the center section. 4 mounting slots provided in rear unit for rapid wall mounting. Two pairs of adjustable panel mounting rails in the center section and one fixed pair in the rear section.



MOUSERSTOCK NO.	Dimensions: in.			Price Each		
Mfr. / Mfr. Part. No.	W	D	H	1	5	10
563—WM-5601	15.75	23.62	25.00	343.52	326.30	314.85
563—WM-5604	15.75	23.62	37.25	419.47	399.89	385.91
563—WM-5606	15.75	23.62	51.34	526.71	500.33	482.78

For quantities greater than listed, call for quote.

MOUSERSTOCK NO.	Dimensions: in.			Price Each		
Mfr. / Mfr. Part. No.	W	D	H	1	5	10
563—WM-5611	21.65	23.62	25.00	389.32	369.85	356.85
563—WM-5614	21.65	23.62	37.25	483.66	461.10	444.97
563—WM-5616	21.65	23.62	51.34	572.45	543.83	524.73

© Copyright 2013 Mouser Electronics

© Copyright 2013 Mouser Electronics

BUD Metal Box Enclosures

NEMA SHEET METAL BOXES
16 Gauge Steel

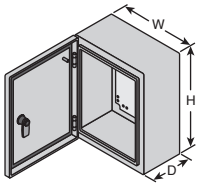

Design Features:
Designed to meet NEMA 1, 2, 4, 4X, 12, 13 and IP65 ratings. UL listed and tested to UL508-4X requirements. Continuous seam welded 16 ga. steel construction. Cover closes securely with unique key provided. Wall mounting holes located inside for security. Bonding studs for grounding are provided on base and door. Easily machined and modified to your particular requirements.

- Finish: Smooth Gray Powder Coat/ Exterior polished, interior natural

Accessories:
- Includes 14 ga. steel, zinc plated removable inner panel

For quantities greater than listed, call for quote.

MOUSER STOCK NO.	Bud Part No.	Dimensions: in. D	W	H	Price Each 1	2	5	10
Stainless Steel								
563-SNB-3730-SS	SNB-3730-SS	9.84	7.87	5.91	188.07	177.63	167.18	156.73
563-SNB-3731-SS	SNB-3731-SS	11.81	9.84	5.91	244.79	231.19	217.60	204.00
563-SNB-3733-SS	SNB-3733-SS	11.81	11.81	5.91	275.42	260.12	244.82	229.52
563-SNB-3734-SS	SNB-3734-SS	11.81	11.81	7.87	307.87	290.77	273.66	256.56
563-SNB-3735-SS	SNB-3735-SS	15.75	11.81	5.91	346.49	327.24	307.99	288.74
563-SNB-3737-SS	SNB-3737-SS	15.75	15.75	7.87	447.31	422.47	397.83	372.77
563-SNB-3739-SS	SNB-3739-SS	7.87	7.87	3.98	135.88	128.34	120.78	113.24
563-SNB-3740-SS	SNB-3740-SS	9.84	9.84	5.91	209.74	198.09	186.44	174.78
563-SNB-3741-SS	SNB-3741-SS	9.84	7.87	3.98	161.98	152.98	143.98	134.98
563-SNB3730	SNB3730	5.91	7.87	9.84	64.31	48.24	42.91	41.80
563-SNB3731	SNB3731	5.91	9.84	11.81	54.16	49.52	47.10	44.61
563-SNB3732	SNB3732	7.87	9.84	11.81	68.27	51.20	45.55	44.37
563-SNB3733	SNB3733	5.91	11.81	11.81	71.36	53.51	51.01	49.08
563-SNB3734	SNB3734	7.87	11.81	11.81	64.21	61.01	57.81	54.60
563-SNB3735	SNB3735	5.91	11.81	15.75	80.81	76.16	71.52	66.88
563-SNB3736	SNB3736	7.87	11.81	15.75	102.83	77.13	68.59	66.84
563-SNB3737	SNB3737	7.87	15.75	15.75	121.66	106.72	98.12	91.24
563-SNB-3738	SNB-3738	5.91	5.91	7.87	55.96	46.72	44.48	42.24
563-SNB-3739	SNB-3739	3.98	7.87	7.87	53.29	44.49	42.36	40.23
563-SNB-3740	SNB-3740	5.91	9.84	9.84	74.69	62.36	59.37	56.39
563-SNB-3741	SNB-3741	3.98	7.87	9.84	60.13	50.22	47.81	45.40
563-SNB-3743	SNB-3743	7.87	13.98	15.75	126.58	105.69	100.63	95.57

PUSH BUTTON BOXES (STEEL)

NEW PRODUCT

For quantities greater than listed, call for quote.

MOUSER STOCK NO.	Bud Part No.	No. of Holes	Dimensions: in. D	W	H	Price Each 1	5	10	25
22.5mm									
563-SPB-3901	SPB-3901	1	2.75	3.25	3.50	23.43	19.57	18.16	16.40
563-SPB-3902	SPB-3902	2	2.75	3.25	5.75	29.75	24.83	23.06	20.82
563-SPB-3903	SPB-3903	3	2.75	3.25	8.00	34.67	28.94	26.87	24.27
563-SPB-3904	SPB-3904	4	2.75	3.25	10.25	44.19	36.90	34.25	30.93
30.5mm									
563-SPB-3921	SPB-3921	1	2.75	3.25	3.50	23.43	19.57	18.16	16.40
563-SPB-3922	SPB-3922	2	2.75	3.25	5.75	29.75	24.83	23.06	20.82
563-SPB-3923	SPB-3923	3	2.75	3.25	8.00	34.67	28.94	26.87	24.27
563-SPB-3924	SPB-3924	4	2.75	3.25	10.25	44.19	36.90	34.25	30.93

NEMA 1 ENCLOSURES

NEW PRODUCT



For quantities greater than listed, call for quote.

MOUSER STOCK NO.	Bud Part No.	Dimensions: in. D	W	H	Price Each 1	2	5	10
563-JBH-4944-KO	JBH-4944-KO	3.5	4	6	13.80	11.52	10.69	9.66
563-JBH-4945-KO	JBH-4945-KO	3.5	6	6	16.80	14.03	13.02	11.76
563-JBH-4953-KO	JBH-4953-KO	4	4	6	13.38	11.16	10.36	9.36
563-JBH-4954-KO	JBH-4954-KO	3	6	6	14.55	12.14	11.27	10.19
563-JBH-4955-KO	JBH-4955-KO	4	6	6	16.37	13.66	12.69	11.46
563-JBH-4956-KO	JBH-4956-KO	4	6	8	18.73	15.63	14.51	13.11
563-JBH-4957-KO	JBH-4957-KO	4	8	8	21.94	18.32	16.99	15.35
563-JBH-4958-KO	JBH-4958-KO	4	8	10	25.15	20.99	19.48	17.60
563-JBH-4959-KO	JBH-4959-KO	6	8	10	29.75	24.83	23.05	20.82
563-JBH-4960-KO	JBH-4960-KO	4	10	10	29.21	24.39	22.63	20.45
563-JBH-4961-KO	JBH-4961-KO	6	10	10	34.03	28.41	26.36	23.82

CONVERTA BOXES

.050" aluminum. Welded base and two-sided cover attached with self-tapping screws. Components or controls can be mounted to any surface.



- Finish: Natural

For quantities greater than listed, call for quote.

MOUSER STOCK NO.	Bud Part No.	Dimensions: in. D	W	H	Price Each 1	5	10	25
563-CU341A	CU-341-A	3.00	4.00	1.50	17.12	14.26	13.38	12.78
563-CU452A	CU-452-A	4.00	5.00	2.00	17.12	14.30	12.89	11.43
563-CU482A	CU-482-A	4.00	8.00	2.00	18.51	15.46	13.91	12.36
563-CU592A	CU-592-A	5.00	9.50	2.50	22.26	18.59	16.75	14.88
563-CU622A	CU-622-A	6.00	12.00	2.50	29.21	24.42	22.02	19.55
563-CU712A	CU-712-A	7.00	15.00	2.50	38.31	31.99	28.78	25.57

SNC SERIES NEMA SHEET METAL BOXES
With Lift-off Screw Cover

Similar to the popular SNB series, but provides the option of an alternative secure screw closure. Wall mounting holes inside for security. Bonding studs for grounding are provided on base and door. Designed to meet NEMA 1, 2, 4, 4X and IP65 and UL508-4X. Continuous seam welded 16 ga. steel constructions.

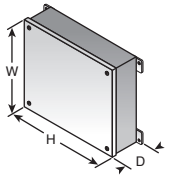

- Finish: Smooth Gray

Accessories:
- Comes with 14 ga. steel, zinc plated removable inner panel and stainless steel wall mounting bracket

For quantities greater than listed, call for quote.

MOUSER STOCK NO.	Bud Part No.	Dimensions: in. D	W	H	Price Each 1	5	10	25
563-SNC-3750	SNC-3750	5.91	7.87	9.84	63.56	52.97	47.67	42.37
563-SNC-3751	SNC-3751	5.91	9.84	11.81	68.69	57.25	51.52	45.80
563-SNC-3752	SNC-3752	7.87	9.84	11.81	71.80	59.81	53.82	47.83
563-SNC-3753	SNC-3753	5.91	11.81	11.81	90.09	75.05	67.53	60.02
563-SNC-3754	SNC-3754	7.87	11.81	11.81	95.75	79.76	71.80	63.84
563-SNC-3755	SNC-3755	5.91	11.81	15.75	96.30	80.25	75.23	71.86
563-SNC-3757	SNC-3757	7.87	15.75	15.75	132.68	110.56	103.65	99.01

ALUMINUM DIE CAST NEMA 4X ENCLOSURE
With EMI/RFI Shielding

Can be mounted without need of removing cover with exposure of internal components. Rugged #ADC-12 alloy die cast aluminum. Thick wall construction provides strength and rigidity for heavy duty applications. One-piece molded outer Silicone gasket provides reliable and long lasting sealing to meet NEMA 4X & IP65 requirements. Second wire-mesh with sponge rubber gasket provides excellent EMI/RFI protection. Captive cover assembly screws located outside the sealing area.



For quantities greater than listed, call for quote.

MOUSER STOCK NO.	Bud Part No.	Dimensions: in. D	W	H	Price Each 1	10	100	200
Natural Finish								
563-ANS-3803	ANS-3803	2.64	3.79	3.79	19.90	16.59	14.93	13.27
563-ANS-3805	ANS-3805	1.77	3.78	7.56	30.39	25.31	22.79	20.22
563-ANS-3807	ANS-3807	2.64	3.78	7.56	32.96	27.45	24.72	21.94
563-ANS-3809	ANS-3809	2.60	6.81	10.79	60.03	50.02	45.05	40.02
563-ANS-3811	ANS-3811	3.94	6.81	10.79	67.20	56.01	50.40	44.83
563-ANS-3813	ANS-3813	1.97	3.94	5.91	27.39	22.84	20.54	18.30
563-ANS-3815	ANS-3815	2.95	3.94	5.91	32.42	27.02	24.34	21.61
563-ANS-3817	ANS-3817	1.97	5.91	7.87	50.08	41.73	37.56	33.38
563-ANS-3819	ANS-3819	2.95	5.91	7.87	55.43	46.17	41.57	36.92
Black Finish								
563-ANS-3801-B	ANS-3801-B	1.77	3.79	3.79	23.65	19.69	17.71	15.73
563-ANS-3805-B	ANS-3805-B	1.77	3.78	7.56	37.56	31.30	28.19	25.04
563-ANS-3807-B	ANS-3807-B	2.64	3.78	7.56	41.52	34.61	31.14	27.71
563-ANS-3809-B	ANS-3809-B	2.60	6.81	10.79	81.37	60.73	54.57	48.08
563-ANS-3811-B	ANS-3811-B	3.94	6.81	10.79	81.32	67.78	60.99	54.25
563-ANS-3813-B	ANS-3813-B	1.97	3.94	5.91	34.45	28.73	25.84	23.01
563-ANS-3815-B	ANS-3815-B	2.95	3.94	5.91	40.87	34.08	30.66	27.29
563-ANS-3819-B	ANS-3819-B	2.95	5.91	7.87	68.16	56.82	51.15	45.48

DIE CAST EXTERNAL MOUNTING BRACKETS

External mounting brackets enable die cast boxes to be wall or panel mounted without opening the box. Package consists of 4 brackets and attaching screws. Can be used with all AN and ANS series Bud die cast boxes except for AN-2901 and AN-2902.



For quantities greater than listed, call for quote.

MOUSER STOCK NO.	Bud Part No.	Color	Price Each 1	5	10	25
563-ANX-1390	ANX-1390	Natural	4.01	3.82	3.64	3.39
563-ANX-1390-B	ANX-1390-B	Black	6.68	6.36	6.05	5.64
563-ANX-1390-G	ANX-1390-G	Gray	6.68	6.36	6.05	5.64

© Copyright 2013 Mouser Electronics

© Copyright 2013 Mouser Electronics

BUD Utility, Aluminum, and NEMA Enclosures

CONTOUR UTILITY CABINETS

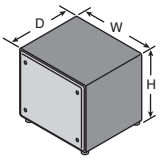

20 gauge steel. Louvered rear panel. Rubber feet furnished. Removable flanged panels have rounded corners and edges to preserve the contoured styling of the highly versatile cabinet. Gray Textured body with White Textured panels.

For quantities greater than listed, call for quote.

MOUSER STOCK NO.	Bud Part No.	Dimensions: in.			Price Each			
		D	W	H	1	5	10	25
563-CU-465	CU-465-GT	5.75	6.25	4.25	91.10	75.92	73.62	69.02
563-CU-585	CU-585-GT	5.75	8.25	5.25	87.52	78.76	70.02	66.34
563-CU-587	CU-587-GT	7.75	8.25	5.25	75.01	62.58	56.31	50.04
563-CU-7125	CU-7125-GT	5.75	12.25	7.25	125.19	115.56	102.72	93.09
563-CU-7127	CU-7127-GT	7.75	12.25	7.25	119.06	105.40	98.73	92.01

TR SERIES SMALL CABINET

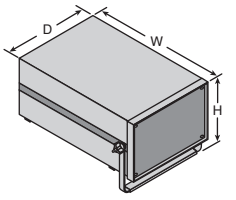

Top and bottom, .05" aluminum; front panel, .09" aluminum. Extruded aluminum frame. Corner gussets for added support. Carrying handle may be used as tilting bail. Front panel, self-adhesive rubber feet and handle/bail included.
Since chassis is reversible, two configurations are possible with one unit. Top and bottom easily removed for access to dust-free interior. Will accommodate an accessory chassis or .06" thick P.C. boards.

For quantities greater than listed, call for quote.

MOUSER STOCK NO.	Bud Part No.	Dimensions: in.			Panel Space (in.)	Price Each
		D	W	H		
563-TR-6102	TR-6102	13.25	11.06	7.00	6.75 x 10.82	286.60

SHOWCASE

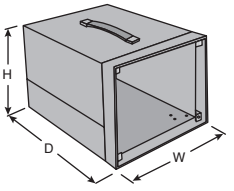

Design Features:
Top, sides, and bottom, .05" aluminum; front panel, .09"; rear panel, .05". Extruded aluminum frame. Side gussets provide added strength. Strong, flexible handle is recessed and secured firmly into top for safe handling. Carrying handle limited to 25# load capacity. Ventilation slots under handle.

Bonus Features:
Use with chassis or PC boards Front panel and chassis may be loaded from front or rear. Comes with front and rear panels and bail.

There are two colors available, replace the (__) in the part number with:
BT for **Black Textured** with White Frame or **RB** for **Royal Blue Textured** with White Frame

For quantities greater than listed, call for quote.

MOUSER STOCK NO.	Bud Part No.	Dimensions: in.			Price Each			
		D	W	H	1	2	5	10
563-BB-1800-__	BB-1800-__	11.00	5.50	6.43	189.19	170.27	151.36	147.31
563-BB-1801-__	BB-1801-__	11.00	8.31	6.43	197.43	177.65	157.95	153.71
563-BB-1803-__	BB-1803-__	11.00	8.31	8.18	204.36	183.90	163.51	159.06
563-BB-1804-__	BB-1804-__	11.00	11.06	8.18	222.96	200.66	178.34	173.52
563-BB-1807-__	BB-1807-__	15.00	8.31	9.93	230.36	207.31	184.26	179.30
563-BB-1808-__	BB-1808-__	11.00	11.06	9.93	224.08	201.64	179.28	174.37
563-BB-1809-__	BB-1809-__	15.00	11.06	9.93	237.65	213.86	190.13	185.00

EXTRUDED ALUMINUM BOXES

Features:

- One piece extruded aluminum housing
- Individual aluminum end panels
- ABS plastic panel bezels
- Internal PCB card guides
- Silver Housing Finish with Black Plastic Bezels

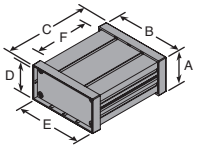

For quantities greater than listed, call for quote.

MOUSER STOCK NO.	Bud Part No.	Dimensions: in.						Price Each			
		A	B	C	D	E	F	1	5	10	25
563-EX-4500	EX-4500	1.57	3.14	3.81	1.14	2.47	3.00	16.80	14.02	12.60	11.24
563-EX-4501	EX-4501	1.57	3.14	5.38	1.14	2.47	4.56	21.40	17.84	16.08	14.25
563-EX-4502	EX-4502	1.57	3.14	6.96	1.14	2.47	6.14	25.89	21.56	19.42	17.22
563-EX-4521	EX-4521	3.18	6.14	5.38	2.80	5.35	4.56	32.42	27.00	26.16	25.36
563-EX-4522	EX-4522	3.18	6.14	6.96	2.80	5.35	6.14	39.59	32.97	29.65	26.34
563-EX-4523	EX-4523	3.18	6.14	9.32	2.80	5.35	8.50	49.86	41.57	40.21	38.96
563-EX-4541	EX-4541	3.82	3.82	5.38	3.42	3.13	4.56	26.64	22.21	20.01	17.79
563-EX-4542	EX-4542	3.82	3.82	6.96	3.42	3.13	6.14	33.06	27.55	24.82	22.03
563-EX-4543	EX-4543	3.82	3.82	9.32	3.42	3.13	8.50	40.87	34.06	30.68	27.24

SLIMCAB

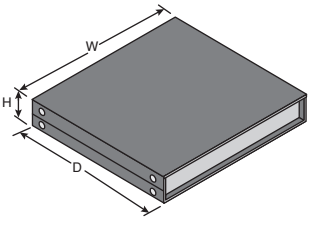

Design Features:
Cover: .050" aluminum, panels: .120" "Surface Shield" aluminum. Sides vented for cooling. Five sizes available, all 1U (1.75") high. Suitable for desktop or 19" rack mount use with optional brackets.

There are two colors available, replace the (__) in the part number with:
S for **Sand Textured** with White Frame or
B for **Smooth Black** with White Frame

For quantities greater than listed, call for quote.

MOUSER STOCK NO.	Bud Part No.	Dimensions: in.			Price Each			
		D	W	H	1	5	10	25
563-CS-11221-__	CS-11221-__	8.00	8.50	1.75	90.20	75.30	67.78	60.26
563-CS-11223-S	CS-11223-S	16.00	8.50	1.75	77.35	73.56	69.96	66.53
563-CS-11225-__	CS-11225-__	8.00	17.00	1.75	118.13	98.57	88.69	78.88
563-CS-11227-__	CS-11227-__	16.00	17.00	1.75	159.86	133.39	120.05	106.73
Bracket								
563-CS-11230-B	CS-11230-__	--			23.75	19.82	17.85	15.88

PORTACABS

.050" aluminum. Front panel recessed 1/2" and fits contour of cabinet. Louvered sides. Welded back has opening. Four plastic feet furnished. Designed for bench or portable use. Light weight, yet strong. Reinforced flexible metal handle recessed to permit stacking. Finish: Metallic Gray.

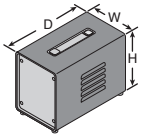

For quantities greater than listed, call for quote.

MOUSER STOCK NO.	Bud Part No.	Dimensions: in.			Rec. Bud Chassis	Panel Space: in.	Rear Opening: in.	Price Each	
		D	W	H				1	5
563-WA-1540	WA-1540	8.00	6.13	8.00	563-AC-402	5.92 x 7.80	2.00 x 4.50	96.14	91.32
563-WA-1541	WA-1541	12.00	8.13	9.00	563-AC-407	7.92 x 8.80	2.00 x 6.50	132.84	126.21
563-WA-1542	WA-1542	8.00	10.13	8.00	563-AC-406	9.92 x 7.80	2.00 x 8.50	113.10	107.46
563-WA-1543	WA-1543	18.00	11.13	11.00	563-AC-416	10.92 x 10.8	2.00 x 9.50	181.20	172.14

CHAMPION SERIES

- Top, bottom, front, and rear panels, .050" aluminum
- Ventilation slots in bottom and rear panel
- Easily assembled with eight self-threading screws
- No screws on front or rear panels
- Designed to allow for maximum interior space
- Removable top and bottom for easy access to components
- Four self-adhesive rubber feet provided

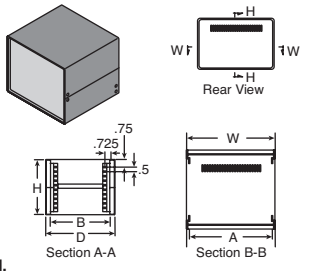

DIMENSIONS: IN.

For quantities greater than listed, call for quote.

MOUSER STOCK NO.	Bud Part No.	Out. Dimensions: in.			Inside Dim.: in.		Price Each	
		D	W	H	A	B	1	5
563-CS-11202-BT	CS-11202-BT	6.00	6.00	4.00	5.38	5.13	80.14	66.88
563-CS-11206-BT	CS-11206-BT	8.00	12.00	4.00	11.38	7.13	104.00	86.67
563-CS-11208-BT	CS-11208-BT	8.00	9.00	6.00	8.38	7.13	110.42	92.02
563-CS-11210-BT	CS-11210-BT	8.00	12.00	6.00	11.38	7.13	112.57	93.91
563-CS-11212-BT	CS-11212-BT	10.00	12.00	6.00	11.38	9.13	120.91	100.87
563-CS-11214-BT	CS-11214-BT	8.00	9.00	8.00	8.38	7.13	117.81	98.30
563-CS-11216-BT	CS-11216-BT	10.00	12.00	8.00	11.38	9.13	132.47	110.52

NEMA 4X SEALED DIE-CAST ALUMINUM ENCLOSURES WITH HINGED COVER

Hinged cover allows for easy access without risk of damage to cover. External mounting brackets allow the box to be mounted on a wall or panel without having to remove the cover, exposing internal components to the environment. Rugged aluminum alloy die cast box with NEMA 4X and IP65 ratings. Available in Black Powder Coat Finish. Gasketed covers attach with M4 stainless steel screws. Easily machined and modified to your particular requirements.

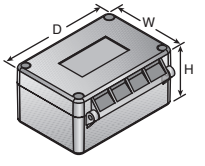

For quantities greater than listed, call for quote.

MOUSER STOCK NO.	Bud Part No.	Dimensions: in.			Price Each			
		D	W	H	1	5	10	25
563-AN-2900	AN-2900	3.95	3.04	1.98	42.40	38.91	35.40	33.60
563-AN-2901	AN-2901	4.54	3.92	2.23	40.98	34.15	33.50	32.11

© Copyright 2013 Mouser Electronics

© Copyright 2013 Mouser Electronics

BUD Small Metal Enclosures

MINIBOXES

These items are provided with a removable, white, pressure sensitive, paper that protects the finish and provides a surface for laying out drilling and punching positions. .040" aluminum alloy. Two sections slip together and may be joined by either built-in snap lock or sheet metal screws (included). Flanged sections assure proper shielding. Units can be used as separate housings or as part of larger assemblies.

Natural Finish

MOUSER STOCK NO.	Bud Part No.	Dimensions: in. D	W	H	Price Each 1	5	10	25
563-CU-3000A	CU-3000-A	2.75	2.13	1.63	5.99	4.99	4.68	4.46
563-CU-3001A	CU-3001-A	3.25	2.13	1.63	6.74	5.62	5.26	5.03
563-CU-3002A	CU-3002-A	4.00	2.13	1.63	6.82	6.48	6.17	5.86
563-CU-3003A	CU-3003-A	4.00	2.25	2.25	7.92	6.59	6.18	5.91
563-CU-3004A	CU-3004-A	5.00	2.25	2.25	8.71	8.28	7.86	7.48
563-CU-3005A	CU-3005-A	5.00	4.00	3.00	10.05	8.98	8.08	7.62
563-CU-3006A	CU-3006-A	5.25	3.00	2.13	8.08	7.14	6.47	6.10
563-CU-3007A	CU-3007-A	6.00	5.00	4.00	14.41	12.98	11.72	11.04
563-CU-3008A	CU-3008-A	7.00	5.00	3.00	12.95	12.32	11.72	11.14
563-CU-3009A	CU-3009-A	8.00	6.00	3.50	16.92	15.28	13.75	13.00
563-CU-3010A	CU-3010-A	10.00	6.00	3.50	21.35	20.30	19.30	18.36
563-CU-3011A	CU-3011-A	12.00	7.00	4.00	29.66	28.22	26.82	25.52

Smooth Gray Finish

For quantities greater than listed, call for quote.

MOUSER STOCK NO.	Bud Part No.	Price Each 1	5	10	25
563-CU-2100B	CU-2100-B	7.60	7.22	6.87	6.54
563-CU-2101B	CU-2101-B	9.10	7.58	7.10	6.78
563-CU-2102B	CU-2102-B	8.71	8.28	7.86	7.48
563-CU-2103B	CU-2103-B	8.97	7.48	7.27	6.86
563-CU-2104B	CU-2104-B	11.24	9.36	8.77	8.38
563-CU-2105B	CU-2105-B	13.31	11.96	10.75	10.12
563-CU-2106B	CU-2106-B	11.84	10.49	9.43	8.89
563-CU-2107B	CU-2107-B	20.36	19.36	18.41	17.51
563-CU-2108B	CU-2108-B	19.56	18.61	17.69	16.83
563-CU-2109B	CU-2109-B	33.17	27.64	25.90	24.75
563-CU-2110B	CU-2110-B	32.52	30.92	29.40	27.97
563-CU-2111B	CU-2111-B	46.65	38.87	36.44	34.81

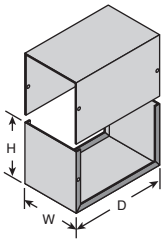

ECONOBOX ALUMINUM DIECAST ENCLOSURES

Bud offers fifteen box sizes, each with a close fitting flanged cover fastened to bosses in the body with screws. This, plus the thickness of the #ADC-10 aluminum alloy, offers excellent screening properties. These lightweight easy to machine enclosures have a number of uses: instrument and meter cases, filter networks, junction bosses, switching and many other applications requiring a small box. In addition, they're ideal for concealed or other interior use where a safety closure is necessary. Finish: Natural or Gray.

Natural Finish

MOUSER STOCK NO.	Bud Part No.	Dimensions: in. D	W	H	Price Each 1	5	10	25
563-CU-123	CU-123	3.63	1.50	1.06	6.72	6.28	6.15	5.68
563-CU-124	CU-124	4.37	2.37	1.06	7.49	6.72	6.47	5.83
563-CU-234	CU-234	4.68	3.68	2.06	12.41	10.33	9.80	9.26
563-CU-247	CU-247	7.39	4.70	2.06	20.97	17.49	15.73	14.85
563-CU-347	CU-347	7.39	4.70	3.06	24.61	20.54	18.51	16.40
563-CU-470	CU-470	2.00	2.00	1.09	5.67	4.71	4.23	3.78
563-CU-471	CU-471	4.33	3.25	1.59	8.99	7.44	6.69	5.99
563-CU-472	CU-472	4.75	3.15	2.17	9.52	9.04	8.56	8.53
563-CU-473	CU-473	4.68	3.68	1.18	10.06	8.54	7.48	6.70
563-CU-474	CU-474	4.75	4.75	2.17	12.68	12.03	11.99	11.41
563-CU-475	CU-475	4.75	4.75	3.59	15.89	15.09	14.28	14.27
563-CU-476	CU-476	6.00	3.25	1.84	12.41	11.79	11.17	11.16
563-CU-477	CU-477	7.39	4.70	1.34	17.44	14.50	13.04	12.34
563-CU-478	CU-478	7.50	7.50	2.46	26.86	22.31	20.06	18.98
563-CU-479	CU-479	4.37	2.37	1.98	8.44	8.01	7.59	7.58

Gray

For quantities greater than listed, call for quote.

MOUSER STOCK NO.	Bud Part No.	Price Each 1	5	10	25
563-CU-123G	CU-123-G	8.35	7.04	6.90	6.20
563-CU-124G	CU-124-G	10.17	8.62	8.03	7.59
563-CU-234G	CU-234-G	14.45	11.98	10.80	10.21
563-CU-247G	CU-247-G	26.11	21.67	19.52	18.46
563-CU-347G	CU-347-G	31.57	26.74	23.59	22.32
563-CU-470G	CU-470-G	9.10	7.53	6.78	6.06
563-CU-471G	CU-471-G	11.66	9.89	9.68	8.71
563-CU-472G	CU-472-G	11.98	11.38	10.80	10.76
563-CU-473G	CU-473-G	12.84	10.65	9.57	8.68
563-CU-474G	CU-474-G	18.14	17.23	16.32	16.27
563-CU-475G	CU-475-G	22.62	21.50	20.37	20.34
563-CU-476G	CU-476-G	16.16	15.35	14.55	14.51
563-CU-477G	CU-477-G	23.22	19.26	17.33	16.40
563-CU-478G	CU-478-G	35.52	29.48	26.54	25.10
563-CU-479G	CU-479-G	11.34	10.77	10.21	9.95

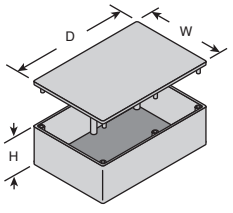

With Mounting Bracket

Mounts to wall or panel with #10 size screws (not furnished). Heavy duty .09" thick external wall mounting bracket. Finish: Natural or Black

Natural Finish

MOUSER STOCK NO.	Bud Part No.	Dimensions: in. D	W	H	Price Each 1	5	10	25
563-CU-4123	CU-4123	3.63	1.50	1.06	14.24	13.55	12.88	12.25
563-CU-4124	CU-4124	4.37	2.37	1.06	18.20	17.30	16.46	15.65
563-CU-4234	CU-4234	4.68	3.68	2.06	23.91	22.75	21.62	20.57
563-CU-4247	CU-4247	7.39	4.70	2.06	31.84	30.28	28.79	27.38
563-CU-4347	CU-4347	7.39	4.70	3.06	37.27	35.44	33.71	32.06
563-CU-4470	CU-4470	2.00	2.00	1.09	13.65	12.98	12.35	11.74
563-CU-4471	CU-4471	4.33	3.25	1.59	20.27	19.27	18.33	17.43
- - - - - - - - - -	- - - - - -	4.75	3.15	2.17	-	-	-	-
563-CU-4473	CU-4473	4.68	3.68	1.18	22.14	21.05	20.02	19.04
563-CU-4474	CU-4474	4.75	4.75	2.17	29.07	27.65	26.29	25.01
563-CU-4475	CU-4475	4.75	4.75	3.59	33.51	31.86	30.31	28.83
563-CU-4476	CU-4476	6.00	3.25	1.84	28.07	26.70	25.38	24.14
563-CU-4477	CU-4477	7.39	4.70	1.34	29.26	27.83	26.47	25.18
563-CU-4478	CU-4478	7.50	7.50	2.46	46.47	44.19	42.03	39.96
563-CU-4479	CU-4479	4.37	3.37	1.98	21.65	20.59	19.58	18.62

Black

For quantities greater than listed, call for quote.

MOUSER STOCK NO.	Bud Part No.	Price Each 1	5	10	25
563-CU-4123-B	CU-4123-B	16.31	15.52	14.76	14.03
563-CU-4124-B	CU-4124-B	19.68	18.71	17.79	16.92
563-CU-4234-B	CU-4234-B	26.70	25.39	24.15	22.96
563-CU-4247-B	CU-4247-B	36.77	34.97	33.26	31.62
563-CU-4347-B	CU-4347-B	42.21	40.15	38.18	36.31
563-CU-4470-B	CU-4470-B	14.73	14.01	13.32	12.67
- - - - - - - - - -	- - - - - - - -	-	-	-	-
563-CU-4472-B	CU-4472-B	26.70	25.39	24.15	22.96
563-CU-4473-B	CU-4473-B	24.92	23.70	22.53	21.43
563-CU-4474-B	CU-4474-B	33.01	31.39	29.85	28.39
- - - - - - - - - -	- - - - - - - -	-	-	-	-
563-CU-4476-B	CU-4476-B	31.34	29.80	28.34	26.95
563-CU-4477-B	CU-4477-B	34.10	32.43	30.85	29.33
563-CU-4478-B	CU-4478-B	52.49	49.92	47.48	45.14
563-CU-4479-B	CU-4479-B	23.14	22.01	20.93	19.90

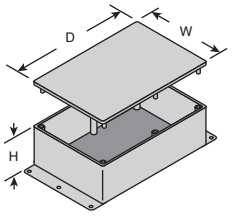

With Mounting Bracket Cover

External mounting brackets are cast into the cover allowing the box to be mounted on a wall or panel. Finish: Natural or Black

Natural Finish

MOUSER STOCK NO.	Bud Part No.	Dimensions: in. D	W	H	Price Each 1	5	10	25
563-CU-5123	CU-5123	3.63	1.50	1.06	5.18	4.91	4.65	4.48
563-CU-5124	CU-5124	4.37	2.37	1.06	8.67	7.94	7.22	6.99
563-CU-5234	CU-5234	4.68	3.68	2.06	10.69	10.15	9.63	9.27
563-CU-5247	CU-5247	7.39	4.70	2.06	17.59	16.71	15.83	15.24
563-CU-5347	CU-5347	7.39	4.70	3.06	21.23	20.16	19.10	18.39
563-CU-5470	CU-5470	2.00	2.00	1.09	4.39	4.17	3.96	3.81
563-CU-5471	CU-5471	4.33	3.25	1.59	8.28	7.89	7.48	7.20
563-CU-5472	CU-5472	4.75	3.15	2.17	10.80	10.26	9.74	9.37
563-CU-5473	CU-5473	4.68	3.68	1.18	9.47	8.99	8.51	8.20
563-CU-5474	CU-5474	4.75	4.75	2.17	13.90	13.20	12.51	12.05
563-CU-5475	CU-5475	4.75	4.75	3.59	17.11	16.25	15.41	14.83
563-CU-5476	CU-5476	6.00	3.25	1.84	13.63	12.97	12.31	11.83
563-CU-5477	CU-5477	7.39	4.70	1.34	15.73	14.95	14.18	13.64
563-CU-5478	CU-5478	7.50	7.50	2.46	24.39	23.20	22.05	20.97
563-CU-5479	CU-5479	4.37	3.37	1.98	9.58	9.08	8.60	8.28

Black

For quantities greater than listed, call for quote.

MOUSER STOCK NO.	Bud Part No.	Price Each 1	5	10	25
563-CU-5123-B	CU-5123-B	9.10	7.60	7.59	7.21
563-CU-5124-B	CU-5124-B	10.67	10.15	9.15	8.81
563-CU-5234-B	CU-5234-B	16.69	15.30	13.91	13.44
563-CU-5247-B	CU-5247-B	28.78	26.40	24.02	23.22
563-CU-5347-B	CU-5347-B	34.45	28.73	25.83	24.88
563-CU-5470-B	CU-5470-B	8.03	6.68	6.03	5.80
563-CU-5471-B	- - - - - - - -	-	-	-	-
563-CU-5472-B	CU-5472-B	16.91	14.11	12.73	12.24
563-CU-5473-B	CU-5473-B	14.98	12.52	12.20	11.74
563-CU-5474-B	CU-5474-B	24.29	20.28	18.24	16.88
563-CU-5475-B	CU-5475-B	30.07	25.09	24.25	23.41
563-CU-5476-B	- - - - - - - -	-	-	-	-
563-CU-5477-B	CU-5477-B	25.89	21.60	19.47	18.74
563-CU-5478-B	CU-5478-B	38.52	32.62	32.15	30.55
563-CU-5479-B	CU-5479-B	15.19	13.93	12.68	12.04

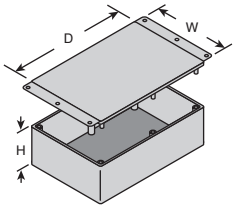

DIE CAST EXTERNAL MOUNTING BRACKETS

External mounting brackets enable die cast boxes to be wall or panel mounted without opening the box. Package consists of 4 brackets and attaching screws. Can be used with all AN and ANS series Bud die cast boxes except for AN-2901 and AN-2902.

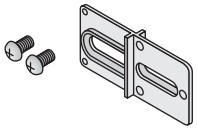

For quantities greater than listed, call for quote.

MOUSER STOCK NO.	Bud Part No.	Color	Price Each 1	5	10	25
563-ANX-1390	ANX-1390	Natural	4.01	4.01	3.64	3.39
563-ANX-1390-B	ANX-1390-B	Black	6.68	6.68	6.05	5.64
563-ANX-1390-G	ANX-1390-G	Gray	6.68	6.68	6.05	5.64

HEAVY GAUGE STEEL POLE MOUNT BRACKETS

- Zinc plated bracket with dichromate sealer
- Stainless Steel band clamps
- Quick Adjust Band clamps allow for reduced installation time.
- All mounting hardware supplied with kit.
- Allows Bud NEMA boxes to be mounted to round or rectangular poles.



For quantities greater than listed, call for quote.

MOUSER STOCK NO.	Bud Part No.	Price Each 1	2	5	10
563-BPM-22260	BPM-22260	81.86	68.35	65.08	61.80
563-BPM-22261	BPM-22261	116.63	97.39	92.73	88.06

© Copyright 2013 Mouser Electronics

© Copyright 2013 Mouser Electronics

BUD NEMA Die-Cast Aluminum Enclosures

NEMA 1, 2, 4, 4X, 12, & 13, UL508 SEALED DIE-CAST ALUMINUM ENCLOSURES

With Mounting Bracket

Die cast aluminum NEMA 4X boxes with external mounting brackets increase both adaptability and use. These boxes allow for the mounting of the box without having to remove the cover, thereby possibly compromising the NEMA 4X rating.

- Tested and listed to UL-508 type 4X requirements (UL File # E194432)
- ADC-12 aluminum alloy
- Excellent screening properties
- Gasketed covers attach w/M4 stainless steel screws
- Internal bosses for mounting PCBs horizontally
- Most models also allow for vertical PCB mounting
- Mounts to wall or panel w/ #10 size screws (not furnished)
- Heavy duty .09" thick external wall mounting bracket
- EPDM gaskets (installed in Natural finish boxes; included but not installed in Black finish boxes)

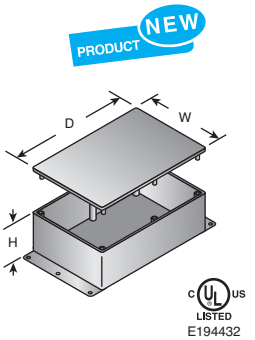

For Black Powder Coat Finish, add suffix -B

For quantities greater than listed, call for quote.

MOUSER STOCK NO.	Bud Part No.	Dimensions: in.			Price Each			
		D	W	H	1	5	10	25
Natural Finish								
563-AN-2800	AN-2800	3.54	1.42	1.18	15.22	14.47	13.76	13.09
563-AN-2801	AN-2801	2.52	2.28	1.38	15.61	14.85	14.12	13.43
563-AN-2803	AN-2803	4.53	2.56	2.17	22.44	21.34	20.30	19.30
563-AN-2804	AN-2804	4.53	3.54	2.17	24.31	23.12	21.99	20.91
563-AN-2805	AN-2805	5.83	4.25	2.95	38.36	36.49	34.70	33.00
563-AN-2806	AN-2806	6.73	4.76	2.17	39.54	37.60	35.76	34.00
563-AN-2807	AN-2807	8.75	5.75	2.17	42.71	40.62	38.63	36.73
563-AN-2808	AN-2808	8.75	5.75	3.25	48.74	46.34	44.07	41.92
563-AN-2809	AN-2809	4.75	4.75	4.00	44.78	42.59	40.49	38.51
563-AN-2810	AN-2810	6.25	6.25	4.00	47.84	45.50	43.26	41.14
563-AN-2811	AN-2811	1.97	1.77	1.12	17.92	17.03	16.21	15.42
563-AN-2812	AN-2812	3.85	2.52	1.35	19.08	18.15	17.26	16.41
563-AN-2813	AN-2813	4.90	3.14	1.59	27.80	26.44	25.15	23.90
563-AN-2814	AN-2814	4.90	3.14	2.26	25.40	24.16	22.97	21.85
563-AN-2815	AN-2815	5.91	2.52	1.45	29.91	28.43	27.05	25.71
563-AN-2816	AN-2816	6.29	3.93	2.37	37.86	36.01	34.24	32.56
563-AN-2817	AN-2817	6.29	3.93	3.19	44.67	42.49	40.40	38.42
563-AN-2818	AN-2818	2.19	1.61	1.22	16.30	14.34	13.60	12.96
563-AN-2819	AN-2819	3.13	2.93	2.05	20.33	17.89	16.98	16.17
563-AN-2820	AN-2820	4.04	2.07	1.00	19.80	17.42	16.53	15.74
563-AN-2822	AN-2822	7.87	4.72	2.95	48.69	42.84	40.65	38.70
563-AN-2823	AN-2823	10.24	6.30	3.56	58.10	51.12	48.51	46.19
563-AN-2850	AN-2850	3.54	1.42	1.18	6.85	5.71	5.45	5.14
563-AN-2851	AN-2851	2.52	2.28	1.38	7.28	6.08	5.79	5.46
563-AN-2852	AN-2852	4.53	2.56	1.18	10.59	8.85	8.42	7.95
563-AN-2853	AN-2853	4.53	2.56	2.17	13.05	10.90	10.38	9.79
563-AN-2854	AN-2854	4.53	3.54	2.17	15.19	12.69	12.08	11.40
563-AN-2855	AN-2855	5.83	4.25	2.95	26.96	22.51	21.43	20.22
563-AN-2856	AN-2856	6.73	4.76	2.17	27.39	22.88	21.77	20.54
563-AN-2857	AN-2857	8.75	5.75	2.17	28.89	24.13	22.97	21.67
563-AN-2858	AN-2858	8.75	5.75	3.25	34.67	28.94	27.56	26.00

Without Mounting Bracket

Die cast in aluminum alloy and resistant to atmospheric and marine corrosion, these enclosures are ideal for housing sensitive electronic assemblies and pneumatic, hydraulic, and electrical devices in both commercial and industrial environments.

- Designed to IP 65 of IEC 529, NEMA 4X, and UL508
- Cover incorporates a recessed Neoprene gasket
- Internal bosses for mounting PCBs horizontally
- Internal guide slots for mounting PCB assemblies vertically



Style A: Includes wall mounting holes.
Style B: Does not have wall mounting holes.

For quantities greater than listed, call for quote.

MOUSER STOCK NO.	Bud Part No.	Style	Dimensions: in.			Price Each			
			D	W	H	1	5	10	25
Natural Finish									
563-AN-1300	AN-1300	B	3.54	1.42	1.18	6.23	5.93	5.64	5.36
563-AN-1301	AN-1301	A	2.52	2.28	1.38	6.96	5.90	5.79	5.19
563-AN-1302	AN-1302	A	4.53	2.56	1.18	10.06	8.57	8.38	7.54
563-AN-1303	AN-1303	A	4.53	2.56	2.17	12.20	10.37	10.17	9.15
563-AN-1304	AN-1304	A	4.53	3.54	2.17	14.34	12.18	11.96	10.75
563-AN-1305	AN-1305	B	5.83	4.25	2.95	25.68	21.83	21.40	19.26
563-AN-1306	AN-1306	B	6.73	4.76	2.17	26.11	22.21	21.77	19.58
563-AN-1307	AN-1307	A	8.82	5.83	2.17	27.61	23.47	23.01	20.70
563-AN-1308	AN-1308	A	8.82	5.83	3.25	28.68	27.23	25.79	24.83
563-AN-1309	AN-1309	A	4.75	4.75	4.00	25.57	24.29	23.01	22.15
563-AN-1310	AN-1310	A	6.25	6.25	4.00	28.68	27.23	25.79	24.83
563-AN-1311	AN-1311	A	1.97	1.77	1.12	5.62	5.35	5.08	4.88
563-AN-1312	AN-1312	A	3.85	2.52	1.35	9.99	8.52	8.35	7.48
563-AN-1313	AN-1313	A	4.90	3.14	1.59	11.24	10.67	10.11	9.74
563-AN-1314	AN-1314	A	4.90	3.14	2.26	13.38	12.70	12.04	11.59
563-AN-1315	AN-1315	A	5.91	2.52	1.45	12.57	11.95	11.34	10.91
563-AN-1316	AN-1316	A	6.30	3.94	2.36	21.83	20.73	19.63	18.90
563-AN-1317	AN-1317	A	6.30	3.94	3.19	24.45	23.22	21.99	21.19
563-AN-1318	AN-1318	B	2.19	1.61	1.22	7.60	7.03	6.46	5.70
563-AN-1319	AN-1319	B	3.13	2.93	2.05	12.73	11.78	10.83	9.56
563-AN-1320	AN-1320	B	4.04	2.07	1.00	8.56	7.92	7.28	6.42
563-AN-1321	AN-1321	B	6.89	3.15	2.36	24.18	22.37	20.55	18.14
563-AN-1322	AN-1322	B	7.87	4.27	2.95	38.41	35.53	32.66	28.82
563-AN-1323	AN-1323	B	10.24	6.30	3.56	43.76	40.48	37.20	32.83
Smooth Gray Finish									
563-AN-1300-G	AN-1300-G	B	3.54	1.42	1.18	9.74	9.26	8.77	8.45
563-AN-1301-G	AN-1301-G	A	2.52	2.28	1.38	10.06	9.54	9.04	8.70
563-AN-1302-G	AN-1302-G	A	4.53	2.56	1.18	15.02	14.28	13.58	12.91
563-AN-1303-G	AN-1303-G	A	4.53	2.56	2.17	17.59	16.72	15.91	15.13
563-AN-1304-G	AN-1304-G	A	4.53	3.54	2.17	21.14	20.12	19.13	18.19
563-AN-1305-G	AN-1305-G	B	5.83	4.25	2.95	33.99	32.34	30.75	29.24
563-AN-1306-G	AN-1306-G	B	6.73	4.76	2.17	34.39	32.71	31.10	29.59
563-AN-1307-G	AN-1307-G	A	8.82	5.83	2.17	36.97	35.15	33.43	31.79
563-AN-1308-G	AN-1308-G	A	8.82	5.83	3.25	41.89	39.80	37.72	36.31
563-AN-1309-G	AN-1309-G	A	4.75	4.75	4.00	33.54	31.85	30.17	29.06
563-AN-1310-G	AN-1310-G	A	6.25	6.25	4.00	41.89	39.80	37.72	36.31
563-AN-1311-G	AN-1311-G	A	1.97	1.77	1.12	9.20	8.74	8.29	7.98
563-AN-1312-G	AN-1312-G	A	3.86	2.52	1.34	12.14	11.52	10.91	10.52
563-AN-1313-G	AN-1313-G	A	4.90	3.14	1.59	16.05	15.25	14.45	13.91
563-AN-1314-G	AN-1314-G	A	4.90	3.14	2.26	20.33	19.31	18.30	17.61
563-AN-1315-G	AN-1315-G	A	5.91	2.52	1.45	18.73	17.78	16.85	16.22
563-AN-1316-G	AN-1316-G	A	6.29	3.93	2.37	30.50	28.96	27.45	26.43
563-AN-1317-G	AN-1317-G	A	6.29	3.93	3.19	34.51	32.80	31.08	29.92

INTERNAL PANELS FOR DIE-CAST ALUMINUM NEMA 4 BOXES

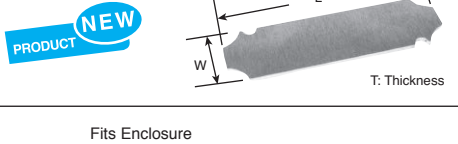

For quantities greater than listed, call for quote.

MOUSER STOCK NO. / Mfr. Mfr. Part No.	L x W x T (in.)	Fits Enclosure	Price Each		
			1	5	10
Internal Panels for AN Series					
563—ANX-91300	3.07 x 0.95 x 0.06	AN-1300, AN-1300-G, AN-2800, AN-2800-B,AN-2850, AN-2850-B	5.89	4.91	4.68
563—ANX-91301	2.13 x 1.87 x 0.06	AN-1301, AN-1301-G, AN-2801, AN-2801-B, AN-2851, AN-2851-B	5.99	5.01	4.76
563—ANX-91302	4.06 x 2.09 x 0.06	AN-1302, AN-1302-G, AN-2802, AN-2802-B, AN-2852, AN-2852-B, AN-1303, AN-1303-G, AN-2803, AN-2803-B, AN-2853, AN-2853-B	6.96	5.81	5.53
563—ANX-91304	4.04 x 3.05 x 0.06	AN-1304, AN-1304-G, AN-2804, AN-2804-B, AN-2854, AN-2854-B	7.38	6.16	5.87
563—ANX-91305	5.37 x 3.79 x 0.06	AN-1305, AN-1305-G, AN-2805, AN-2805-B, AN-2855, AN-2855-B	8.03	6.70	6.38
563—ANX-91306	6.23 x 4.26 x 0.06	AN-1306, AN-1306-G, AN-2806, AN-2806-B, AN-2856, AN-2856-B	9.31	7.77	7.40
563—ANX-91307	8.3 x 5.3 x 0.06	AN-1307, AN-1307-G, AN-2807, AN-2807-B, AN-2857, AN-2857-B, AN-1308, AN-1308-G, AN-2808, AN-2808-B, AN-2858, AN-2858-B	10.91	9.12	8.68
563—ANX-91309	4.02 x 4.02 x 0.06	AN-1309, AN-1309-G, AN-2809, AN-2809-B	7.92	6.61	6.29
563—ANX-91310	5.52 x 5.52 x 0.06	AN-1310, AN-1310-G, AN-2810, AN-2810-B	9.31	7.77	7.40
563—ANX-91311	1.7 x 1.5 x 0.06	AN-1311, AN-1311-G, AN-2811, AN-2811-B	5.46	4.56	4.33
563—ANX-91312	3.5 x 2.16 x 0.06	AN-1312, AN-1312-G, AN-2812, AN-2812-B	6.31	5.28	5.02
563—ANX-91313	4.48 x 2.72 x 0.06	AN-1313, AN-1313-G, AN-2813, AN-2813-B, AN-1314, AN-1314-G, AN-2814, AN-2814-B	7.38	6.16	5.87
563—ANX-91315	5.53 x 2.15 x 0.06	AN-1315, AN-1315-G, AN-2815, AN-2815-B	6.74	5.63	5.36
563—ANX-91316	5.79 x 3.43 x 0.06	AN-1317, AN-1317-G, AN-2817, AN-2817B	8.24	6.88	6.55
563—ANX-91318	1.81 x 1.30 x 0.06	AN-1318, AN-1318-G, AN-2818, AN-2818-B	5.46	4.56	4.33
563—ANX-91319	2.72 x 2.50 x 0.06	AN-1319, AN-1319-G, AN-2819, AN-2819-B	6.74	5.63	5.36
563—ANX-91320	3.66 x 1.69 x 0.06	AN-1319, AN-1319-G, AN-2819, AN-2819-B	6.10	5.09	4.85
563—ANX-91321	6.52 x 2.78 x 0.06	AN-1321, AN-1321-G, AN-2821, AN-2821-B	7.70	6.43	6.12
563—ANX-91322	7.43 x 4.27 x 0.06	AN-1322, AN-1322-G, AN-2822, AN-2822-B	8.99	7.50	7.15
563—ANX-91323	9.72 x 5.79 x 0.06	AN-1323, AN-1323-G, AN-2823, AN-2823-B	10.91	9.12	8.68

© Copyright 2013 Mouser Electronics
© Copyright 2013 Mouser Electronics

HAMMOND Extruded Metal Enclosures

EXTRUDED ALUMINUM CASES

- Designed to house P.C. boards or for equipment interfacing.
- Sized for standard Eurocards. P.C. boards mount horizontally by sliding into internal slots extruded into the enclosure body.
- Body constructed from extruded, anodized aluminum with a minimum thickness of .06" (1.5mm).
- All hardware and rubber feet included

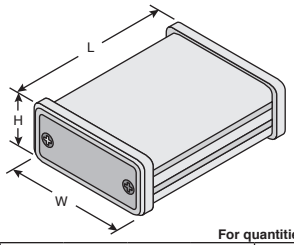

RoHS Compliant

With Metal End Plates

- Two aluminum end panels
- Two Black ABS Plastic Bezels (your option to install)

For quantities greater than listed, call for quote.

MOUSER STOCK NO.	Hammond Part No.	Price Each				MOUSER STOCK NO.	Hammond Part No.	Price Each				Dimensions: in.		
Clear Anodized		1	5	10	25	Black Anodized		1	5	10	25	L	W	H
546-1455C801	1455C801	14.00	11.84	11.41	10.71	546-1455C801BK	1455C801BK	15.04	13.24	12.24	11.50	3.15	2.13	0.91
546-1455C1201	1455C1201	14.93	13.67	12.63	11.72	546-1455C1201BK	1455C1201BK	16.16	14.21	13.88	13.26	4.72	2.13	0.91
546-1455J1201	1455J1201	19.42	17.24	16.42	15.95	546-1455J1201BK	1455J1201BK	21.61	18.99	17.42	16.36	4.72	3.07	1.06
546-1455K1201	1455K1201	20.07	17.67	16.97	15.34	546-1455K1201BK	1455K1201BK	22.03	19.40	18.63	16.83	4.72	3.07	1.69
546-1455L1201	1455L1201	22.41	19.88	18.24	17.14	546-1455L1201BK	1455L1201BK	24.75	21.53	19.91	18.70	4.72	4.06	1.20
546-1455N1201	1455N1201	22.41	19.73	18.24	17.14	546-1455N1201BK	1455N1201BK	24.46	21.53	19.91	18.70	4.72	4.06	2.09
546-1455J1601	1455J1601	21.70	19.89	18.36	17.76	546-1455J1601BK	1455J1601BK	22.41	18.84	17.57	17.21	6.30	3.07	1.06
546-1455K1601	1455K1601	22.35	20.49	18.91	17.56	546-1455K1601BK	1455K1601BK	24.72	21.94	20.30	18.89	6.30	3.07	1.69
546-1455L1601	1455L1601	25.19	22.16	20.50	19.25	546-1455L1601BK	1455L1601BK	28.03	24.37	22.54	21.18	6.30	4.06	1.20
546-1455N1601	1455N1601	25.19	22.35	21.30	19.25	546-1455N1601BK	1455N1601BK	28.03	24.37	22.54	21.18	6.30	4.06	2.09
546-1455L2201	1455L2201	27.70	23.44	21.72	20.31	546-1455L2201BK	1455L2201BK	30.63	25.93	24.01	22.45	8.66	4.06	1.20
546-1455N2201	1455N2201	28.63	26.24	24.22	22.49	546-1455N2201BK	1455N2201BK	31.66	27.86	25.77	24.20	8.66	4.06	2.09
546-1455P1601	1455P1601	25.08	22.71	20.17	18.94	546-1455P1601BK	1455P1601BK	28.98	25.20	23.30	21.88	6.30	4.74	1.20
546-1455Q1601	1455Q1601	29.86	26.68	24.88	22.97	546-1455Q1601BK	1455Q1601BK	32.36	28.13	26.36	24.60	6.30	4.74	2.03
546-1455R1601	1455R1601	28.94	26.54	24.48	22.73	546-1455R1601BK	1455R1601BK	31.37	26.57	24.59	22.99	6.30	6.30	1.20
546-1455T1601	1455T1601	29.38	25.86	24.86	22.46	546-1455T1601BK	1455T1601BK	33.03	29.06	26.88	25.25	6.30	6.30	2.03
546-1455P2201	1455P2201	30.88	27.57	25.73	23.75	546-1455P2201BK	1455P2201BK	28.61	26.93	25.24	23.56	8.66	4.74	1.20
546-1455Q2201	1455Q2201	34.15	30.50	28.46	26.27	546-1455Q2201-BK	1455Q2201BK	35.68	30.67	29.30	27.26	8.66	4.74	2.03
546-1455R2201	1455R2201	32.38	28.49	26.36	24.76	546-1455R2201BK	1455R2201BK	34.81	29.47	27.29	25.51	8.66	6.30	1.20
546-1455T2201	1455T2201	33.03	29.06	26.88	25.25	546-1455T2201BK	1455T2201BK	35.52	32.55	30.12	28.03	8.66	6.30	2.03

With Plastic End Panels

- Includes two-easy-to machine, Black Solid ABS Plastic end panels (with integral bezel)

For quantities greater than listed, call for quote.

MOUSER STOCK NO.	Hammond Part No.	Price Each				MOUSER STOCK NO.	Hammond Part No.	Price Each				Dimensions: in.		
Clear Anodized		1	5	10	25	Black Anodized		1	5	10	25	L	W	H
546-1455A802	1455A802	8.95	7.98	7.45	6.88	546-1455A802BK	1455A802BK	8.95	7.98	7.45	7.40	3.15	2.76	0.47
546-1455B802	1455B802	9.56	8.55	7.96	7.34	546-1455B802BK	1455B802BK	9.56	8.55	7.96	8.63	3.15	2.82	0.75
546-1455C802	1455C802	11.18	9.92	9.46	9.18	546-1455C802BK	1455C802BK	11.18	9.92	9.46	10.13	3.15	2.13	0.91
546-1455A1002	1455A1002	9.37	8.37	7.81	7.20	546-1455A1002BK	1455A1002BK	9.37	8.37	7.81	7.82	3.94	2.76	0.47
546-1455B1002	1455B1002	10.14	9.05	8.45	7.80	546-1455B1002BK	1455B1002BK	10.14	9.05	8.45	9.17	3.94	2.82	0.75
546-1455A1202	1455A1202	9.84	8.80	8.20	7.56	546-1455A1202BK	1455A1202BK	9.84	8.80	8.20	7.60	4.72	2.76	0.47
546-1455B1202	1455B1202	10.70	9.56	8.91	8.23	546-1455B1202BK	1455B1202BK	10.70	9.56	8.91	8.83	4.72	2.82	0.75
546-1455C802	1455C802	11.18	9.92	9.46	9.18	546-1455C802BK	1455C802BK	11.18	9.92	9.46	10.13	3.15	2.13	0.91
546-1455C1202	1455C1202	11.59	10.19	9.80	8.85	546-1455C1202BK	1455C1202BK	11.59	10.19	9.80	9.63	4.72	2.13	0.91
546-1455J1202	1455J1202	14.64	13.38	12.39	12.03	546-1455J1202BK	1455J1202BK	14.64	13.38	12.39	12.27	4.72	3.07	1.06
546-1455K1202	1455K1202	15.30	14.03	12.95	12.02	546-1455K1202BK	1455K1202BK	15.30	14.03	12.95	12.77	4.72	3.07	1.69
546-1455L1202	1455L1202	17.56	15.45	14.28	13.42	546-1455L1202BK	1455L1202BK	17.56	15.45	14.28	14.51	4.72	4.06	1.20
546-1455N1202	1455N1202	17.56	16.08	14.85	14.40	546-1455N1202BK	1455N1202BK	17.56	16.08	14.85	14.51	4.72	4.06	2.09
546-1455J1602	1455J1602	16.92	15.52	14.32	13.90	546-1455J1602BK	1455J1602BK	16.92	15.52	14.32	14.30	6.30	3.07	1.06
546-1455K1602	1455K1602	17.55	16.10	14.84	14.41	546-1455K1602BK	1455K1602BK	17.55	16.10	14.84	14.80	6.30	3.07	1.69
546-1455L1602	1455L1602	20.32	18.61	17.18	16.69	546-1455L1602BK	1455L1602BK	20.32	18.61	17.18	17.48	6.30	4.06	1.20
546-1455N1602	1455N1602	22.35	20.30	18.62	17.19	546-1455N1602BK	1455N1602BK	22.35	20.30	18.62	17.48	6.30	4.06	2.09
546-1455L2202	1455L2202	22.11	18.59	17.33	16.97	546-1455L2202BK	1455L2202BK	22.11	18.59	17.33	18.58	8.66	4.06	1.20
546-1455N2202	1455N2202	22.11	18.59	17.33	16.97	546-1455N2202BK	1455N2202BK	22.11	18.59	17.33	18.70	8.66	4.06	2.09
546-1455P1602	1455P1602	23.86	21.30	19.88	18.35	546-1455P1602BK	1455P1602BK	23.86	21.30	19.88	17.75	6.30	4.74	1.20
546-1455Q1602	1455Q1602	26.19	23.38	21.83	20.15	546-1455Q1602BK	1455Q1602BK	26.19	23.38	21.83	20.06	6.30	4.74	2.03
546-1455R1602	1455R1602	22.66	20.77	19.17	17.80	546-1455R1602BK	1455R1602BK	22.66	20.77	19.17	20.50	6.30	6.30	1.20
546-1455T1602	1455T1602	22.16	18.76	17.38	16.24	546-1455T1602BK	1455T1602BK	22.16	18.76	17.38	18.78	6.30	6.30	2.10
546-1455P2202	1455P2202	27.45	24.51	22.87	21.10	546-1455P2202BK	1455P2202BK	27.45	24.51	22.87	21.73	8.66	4.74	1.20
546-1455Q2202	1455Q2202	30.44	27.19	25.37	23.41	546-1455Q2202BK	1455Q2202BK	30.44	27.19	25.37	24.50	8.66	4.74	2.03
546-1455R2202	1455R2202	26.41	24.19	22.34	20.75	546-1455R2202BK	1455R2202BK	26.41	24.19	22.34	21.40	8.66	6.30	1.20
546-1455T2202	1455T2202	26.00	22.01	20.38	19.06	546-1455T2202BK	1455T2202BK	26.00	22.01	20.38	23.26	8.66	6.30	2.10

Wallmount Kits for Extruded Aluminum Cases

- Designed to convert the 1455 series enclosures where shelf or wall mounting is required
- Flanges are .064" (1.6mm) thick aluminum foot "L" brackets and attach to each end, replacing the aluminum end panels
- Finish available in both Clear and Black anodized to match enclosure
- Sold in pairs

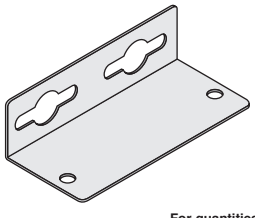

For quantities greater than listed, call for quote.

MOUSER STOCK NO.	Hammond Part No.	Price Each				MOUSER STOCK NO.	Hammond Part No.	Price Each				Use With Enclosure Any Part Above Starting With:
Clear Anodized		1	5	10	25	Black Anodized		1	5	10	25	
546-1455CF	1455CF	11.27	9.47	8.83	8.25	546-1455CFBK	1455CFBK	11.27	10.61	9.97	9.32	1455C
546-1455JF	1455JF	11.72	11.04	10.37	9.69	546-1455JFBK	1455JFBK	12.35	11.63	10.91	10.21	1455J
546-1455KF	1455KF	12.52	10.60	9.81	9.18	546-1455KFBK	1455KFBK	12.64	11.49	10.67	10.37	1455K
546-1455LF	1455LF	12.47	11.75	11.03	10.31	546-1455LFBK	1455LFBK	13.56	12.51	11.57	10.86	1455L
546-1455NF	1455NF	13.77	11.65	10.80	10.08	546-1455NFBK	1455NFBK	15.07	13.10	12.12	11.38	1455N
546-1455PF	1455PF	14.45	13.60	12.74	11.90	546-1455PFBK	1455PFBK	14.85	13.97	13.11	12.23	1455P
546-1455QF	1455QF	15.39	14.48	13.58	12.67	546-1455QFBK	1455QFBK	15.85	14.92	13.80	12.96	1455Q
546-1455RF	1455RF	14.17	13.34	12.53	11.71	546-1455RFBK	1455RFBK	14.79	13.94	13.09	12.23	1455R
546-1455TF	1455TF	14.22	13.41	12.58	11.76	546-1455TFBK	1455TFBK	16.35	14.22	13.15	12.35	1455T

© Copyright 2013 Mouser Electronics
© Copyright 2013 Mouser Electronics

HAMMOND Metal Watertight Enclosures

RoHS Compliant **This product is RoHS compliant.**

EXTRUDED ALUMINUM (CHANNEL MOUNT)

Features:
- Designed to house P.C. boards or equipment - for easy enclosure mounting to aluminum channel
- Rugged one piece body - constructed from extruded aluminum with a minimum thickness of .09" (2.29mm)



Metal End Plates Series

ABS Plastic End Plates Series

Open Front and Rear Bezels with Metal Endplates

For quantities greater than listed, call for quote.

MOUSER STOCK NO.	Hammond Part No.	Price Each 1	5	10	25
546-1455NC1201	1455NC1201	20.92	19.56	18.18	16.10
546-1455NC1601	1455NC1601	23.50	21.98	20.43	18.09
546-1455NC2201	1455NC2201	27.55	25.75	23.94	21.21

Solid ABS Plastic Front and Rear Bezels

For quantities greater than listed, call for quote.

MOUSER STOCK NO.	Hammond Part No.	Price Each 1	5	10	25
546-1455NC1202	1455NC1202	18.15	16.97	15.77	13.97
546-1455NC1602	1455NC1602	20.74	19.39	18.02	15.96
546-1455NC2202	1455NC2202	24.80	23.20	21.56	19.10

Accessories

For quantities greater than listed, call for quote.

MOUSER STOCK NO.	Hammond Part No.	Description	Price Each 1	5	10	25
546-1455TBOLT	1455TBOLT	Qty. two (2) - 8mm X 20 "T" bolts, washers & hex nuts	5.92	5.53	5.14	4.56
546-1455TNUT	1455TNUT	Qty. two (2) - 8mm "T" nuts	5.54	5.19	4.82	4.27
546-1455TSNUT	1455TSNUT	Qty. two (2) - 8mm "T" nuts & springs	7.32	6.84	6.36	5.63

WATERTIGHT EXTRUDED ALUMINUM CASES

Features:
- Watertight - heavy duty extruded enclosures designed to house P.C. boards or for equipment interfacing
- Sized for standard Eurocards
- P.C. boards mount horizontally by sliding into internal slots extruded into the enclosure body
- Rugged body constructed from one piece, extruded aluminum with a minimum thickness of .06" (1.5mm)
- Extruded aluminum body includes a recessed area for labels or membrane keypad
- End panels are rugged - yet easy to machine - diecast aluminum with full perimeter self-adhesive gaskets
- Designed to meet IP 65 ratings
- Choice of two versions - end panels without flange or with flange (for shelf or wall mounting)

Includes:
- Two diecast aluminum end panels - painted in a durable, black satin powder paint
- Extruded, aluminum body (choice of either clear anodized or black powder paint finish)
- Two closed cell polyethylene foam - end plate gaskets & rubber "O" rings for assembly screws
- All hardware and self-adhesive feet

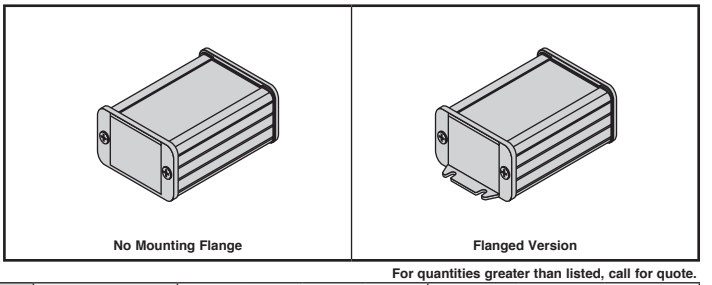

No Mounting Flange

Flanged Version

Regular Front and Back End Panels (No Mounting Flange)

For quantities greater than listed, call for quote.

MOUSER STOCK NO. Clear Anodized	Hammond Part No.	Price Each 1	5	10	25	MOUSER STOCK NO. Black Anodized	Hammond Part No.	Price Each 1	5	10	25	Dimensions: in. L	W	H
546-1457C801	1457C801	22.90	19.36	17.97	16.82	546-1457C801BK	1457C801BK	23.68	21.77	20.64	19.75	3.15	2.32	1.21
- - - - - - - - - -	- - - - - - - -	-	-	-	-	546-1457C1201BK	1457C1201BK	28.21	25.18	23.51	18.75	4.73	2.32	1.21
546-1457K1201	1457K1201	36.29	32.41	30.25	27.92	546-1457K1201BK	1457K1201BK	33.94	31.22	29.59	28.31	4.73	3.30	1.73
- - - - - - - - - -	- - - - - - - -	-	-	-	-	546-1457K1601BK	1457K1601BK	40.37	36.06	33.64	31.05	6.30	3.30	1.73
546-1457N1201	1457N1201	40.26	35.95	33.56	30.97	- - - - - - - - - - - - -	- - - - - - - - - -	-	-	-	-	4.73	4.09	2.15
546-1457N1601	1457N1601	44.46	39.70	37.04	34.19	546-1457N1601BK	1457N1601BK	44.46	39.70	37.04	34.19	6.30	4.09	2.15

Flanged Version

For quantities greater than listed, call for quote.

MOUSER STOCK NO. Clear Anodized	Hammond Part No.	Price Each 1	5	10	25	MOUSER STOCK NO. Black Anodized	Hammond Part No.	Price Each 1	5	10	25	Dimensions: in. L	W	H
546-1457C802	1457C802	26.12	23.33	21.76	20.08	546-1457C802BK	1457C802BK	26.12	23.33	21.76	21.07	3.15	2.32	1.21
546-1457C1202	1457C1202	25.04	23.65	22.95	22.26	- - - - - - - - - - - - -	- - - - - - - - - -	-	-	-	-	4.73	2.32	1.21
546-1457K1202	1457K1202	37.14	33.17	30.94	29.96	546-1457K1202BK	1457K1202BK	37.14	33.17	30.94	29.96	4.73	3.30	1.73
546-1457K1602	1457K1602	41.41	36.97	34.51	33.12	546-1457K1602BK	1457K1602BK	41.41	36.97	34.51	31.84	6.30	3.30	1.73
546-1457N1202	1457N1202	37.08	35.01	33.98	32.96	546-1457N1202BK	1457N1202BK	35.65	33.67	32.68	31.69	4.73	4.09	2.15
546-1457N1602	1457N1602	45.41	40.55	37.85	34.92	546-1457N1602BK	1457N1602BK	45.41	40.55	37.85	34.92	6.30	4.09	2.15

WATERTIGHT EXTRUDED ALUMINUM CASES WITH EMI/RFI PROTECTION

Features:
- Watertight - heavy duty extruded enclosures designed to house P.C. boards or for equipment interfacing
- Sized for standard Eurocards
- P.C. boards mount horizontally by sliding into internal slots extruded into the enclosure body
- Rugged body constructed from one piece, extruded aluminum with a minimum thickness of .06" (1.5mm)
- Extruded aluminum body includes a recessed area for labels or membrane keypad
- End panels are rugged - yet easy to machine - diecast aluminum with full perimeter self-adhesive EMI/RFI gaskets
- Designed to meet IP 54 ratings
- Choice of two versions - end panels without flange or with flange (for shelf or wall mounting)

Includes:
- Two diecast aluminum end panels - painted in a durable, black satin powder paint
- Extruded, aluminum body (choice of either clear anodized or black powder paint finish)
- Two - end plate EMI/RFI gaskets
- All hardware and self-adhesive feet

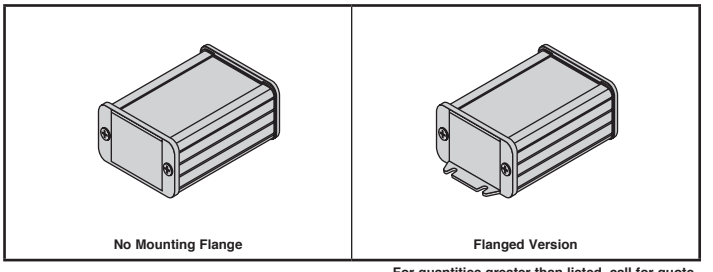

No Mounting Flange

Flanged Version

Regular Front and Back End Panels (No Mounting Flange)

For quantities greater than listed, call for quote.

MOUSER STOCK NO. Clear Anodized	Hammond Part No.	Price Each 1	5	10	25	MOUSER STOCK NO. Black Anodized	Hammond Part No.	Price Each 1	5	10	25	Dimensions: in. L	W	H
546-1457C801E	1457C801E	29.56	27.20	25.78	24.66	546-1457C801EBK	1457C801EBK	29.56	27.20	25.78	24.66	3.15	2.32	1.21
546-1457C1201E	1457C1201E	31.73	29.96	29.08	28.21	546-1457C1201EBK	1457C1201EBK	32.98	30.33	28.75	27.51	4.73	2.32	1.21
546-1457K1201E	1457K1201E	39.26	37.08	35.98	34.89	546-1457K1201EBK	1457K1201EBK	39.26	37.08	35.98	34.89	4.73	3.30	1.73
546-1457K1601E	1457K1601E	45.44	42.92	41.66	40.40	546-1457K1601EBK	1457K1601EBK	45.44	42.92	41.66	40.40	6.30	3.30	1.73
546-1457N1201E	1457N1201E	43.55	41.13	39.92	38.71	546-1457N1201EBK	1457N1201EBK	45.28	42.77	41.52	40.25	4.73	4.09	2.15
546-1457N1601E	1457N1601E	51.99	47.82	45.31	43.37	546-1457N1601EBK	1457N1601EBK	51.99	47.82	45.31	43.37	6.30	4.09	2.15

Flanged Version

For quantities greater than listed, call for quote.

MOUSER STOCK NO. Clear Anodized	Hammond Part No.	Price Each 1	5	10	25	MOUSER STOCK NO. Black Anodized	Hammond Part No.	Price Each 1	5	10	25	Dimensions: in. L	W	H
546-1457C802E	1457C802E	28.26	26.69	25.90	25.11	546-1457C802EBK	1457C802EBK	30.37	29.54	28.73	27.76	3.15	2.32	1.21
546-1457C1202E	1457C1202E	32.55	30.74	29.83	28.93	546-1457C1202EBK	1457C1202EBK	32.55	30.74	29.83	28.93	4.73	2.32	1.21
546-1457K1202E	1457K1202E	41.77	39.46	38.30	37.14	546-1457K1202EBK	1457K1202EBK	43.19	42.02	40.86	39.46	4.73	3.30	1.73
546-1457K1602E	1457K1602E	48.15	46.86	45.56	44.01	546-1457K1602EBK	1457K1602EBK	48.15	46.86	45.56	44.01	6.30	3.30	1.73
546-1457N1202E	1457N1202E	44.55	42.08	40.84	39.60	546-1457N1202EBK	1457N1202EBK	46.34	43.77	42.48	41.18	4.73	4.09	2.15
546-1457N1602E	1457N1602E	56.74	50.68	47.29	43.65	546-1457N1602EBK	1457N1602EBK	49.11	46.37	45.01	43.65	6.30	4.09	2.15

© Copyright 2013 Mouser Electronics

© Copyright 2013 Mouser Electronics

HAMMOND Aluminum Watertight Enclosures

RoHS Compliant **This product is RoHS compliant.**

WATERTIGHT THICK WALL DIECAST ALUMINUM ENCLOSURES

- Captive stainless steel lid screws
- Neoprene oil and petrol resistant gasket standard. (-40ºC up to +80ºC)
- Degree of protection NEMA 4X, IP65, DIN 40050
- Temperature Range: -40ºC up to +80ºC
- Single-channel fastening system, trouble-free turning 90º to 90º with square enclosures by synchronous arrangement of channels
- Textured polyester powder coat, light gray RAL7032
- CSA certified, Type 4, for use with industrial control equipment

RoHS Compliant

R100 Series



R110 Series



For quantities greater than listed, call for quote.

MOUSER STOCK NO.		Dimensions: in.			Price Each			
Mfr.	Mfr. Part No.	L	W	H	1	10	25	50
546	R100-060-000	2.0	2.6	1.6	26.64	25.08	24.30	23.51
546	R100-062-000	2.6	2.6	1.6	33.01	31.88	30.94	30.01
546	R100-064-000	4.0	2.6	1.6	39.72	38.37	37.24	36.10
546	R100-066-000	6.0	2.6	1.6	50.47	47.51	46.01	44.52
546	R100-080-000	3.2	3.2	2.4	47.42	44.68	41.92	39.18
546	R100-082-000	4.8	3.2	2.4	61.13	57.53	55.73	53.93
546	R100-084-000	6.4	3.2	2.4	69.60	65.52	63.46	61.40
546	R100-100-000	4.0	4.0	3.2	68.15	64.15	62.15	60.14
546	R100-102-000	6.0	4.0	3.2	89.72	86.66	84.10	81.56
546	R100-104-000	8.0	4.0	3.2	102.42	96.39	93.37	90.35
546	R100-120-000	4.8	4.8	4.0	107.90	101.55	98.39	95.22
546	R100-122-000	7.2	4.8	4.0	122.24	115.06	111.44	107.86
546	R100-124-000	9.6	4.8	4.0	131.35	123.62	119.77	115.89
546	R100-162-000	9.6	6.4	4.0	170.94	160.89	155.87	150.84
546	R100-164-000	12.8	6.4	4.0	220.82	213.29	207.01	200.74
546	R100-166-000	19.2	6.4	4.0	331.04	311.57	301.84	292.10
546	R100-200-000	8.0	8.0	4.8	316.97	298.31	289.00	279.68
546	R100-202-000	12.0	8.0	4.8	352.80	340.76	330.75	320.72
546	R100-204-000	16.0	8.0	4.8	496.35	467.17	452.56	437.97
546	R100-240-000	9.6	9.6	4.8	304.38	286.47	277.53	268.57
546	R100-242-000	14.4	9.6	4.8	392.93	369.80	358.25	346.69
546	R100-244-000	19.2	9.6	4.8	629.13	592.12	573.62	555.13
546	R100-320-000	12.8	12.8	4.8	532.52	501.19	485.52	469.88
546	R100-322-000	19.2	12.8	4.8	720.05	677.67	656.52	635.32
546	R100-324-000	25.6	12.8	4.8	868.60	817.53	791.97	766.42

EMI/RFI WATERTIGHT THICK WALL DIECAST ALUMINUM ENCLOSURES

- Captive stainless steel lid screws
- Neoprene oil and petrol resistant gasket standard (-40ºC up to +80ºC)
- Temperature Range: -40ºC up to +80ºC
- EMI/RFI gasket is NOT required as lid to box connection is inside the gasket seal; a patented system with special designed "teeth" in the enclosure bottom provides a lasting and corrosion-secure shield
- Degree of protection NEMA 4X, IP65, DIN 40050
- Textured polyester powder coat, light gray RAL7032
- CSA certified, Type 4, for use with industrial control equipment

For quantities greater than listed, call for quote.

MOUSER STOCK NO.		Dimensions: in.			Price Each			
Mfr	Mfr. Part No.	L	W	H	1	10	25	50
546	R110-082-000	5.2	3.3	2.7	63.64	61.08	59.18	57.28
546	R110-083-000	7.2	3.3	2.7	70.09	65.97	63.90	61.84
546	R110-121-000	5.0	5.0	3.6	109.29	102.85	99.64	96.43
546	R110-161-000	6.5	6.5	4.0	150.69	141.82	137.39	132.97
546	R110-162-000	10.5	6.5	4.0	178.51	172.42	167.35	162.28
546	R111-081-000	3.1	3.3	1.8	53.65	50.50	48.93	47.36
546	R111-082-000	5.2	3.3	1.8	60.47	56.90	55.14	53.34
546	R111-083-000	7.2	3.3	1.8	66.28	62.38	60.42	58.49
546	R111-123-000	9.0	5.0	2.4	109.31	104.92	101.66	98.39
546	R111-161-000	6.5	6.5	2.4	134.31	126.41	122.46	118.51
546	R111-162-000	10.5	6.5	2.6	154.07	147.91	143.25	138.64

EXTRUDED ALUMINUM CASES FOR MOBILE APPLICATIONS

Case:
- Sized for standard Eurocards
- P.C. boards mount horizontally by sliding into internal slots extruded into the enclosure body
- Internal height 1.06" (27mm)
- Rugged body constructed from extruded aluminum with diecast aluminum ends
- Silver anodized finish
- Choice of two versions - one piece closed or two piece "clam shell"
  One piece version is rated to IP 65 (with gasketed end plates sold separately)
  Two piece version is rated to IP 54 (with gasketed end plates sold separately)

End Plates:
- Choose either flat or collar (used for accepting cables or batteries) style end plates
- Heavy duty diecast aluminum
- Painted with textured black powder paint (RAL 9005)
- Includes cover plates, thermoplastic black gaskets and mounting hardware

Two Piece Version -
R251 series (top)
One Piece Version -
R250 series (bottom)



RoHS Compliant

End Plates Attached
Flat Style End Plates (top)
Collar Style End Plates (bottom)



Flat Style End Plate



Collar Style End Plate



One Piece Version

MOUSER STOCK NO.		Dimensions: in.			Price Each			
Mfr	Mfr. Part No.	L	W	H	1	10	25	50
546	R250-080-120	4.7	4.7	3.2	58.66	55.20	53.48	51.76
546	R250-080-160	4.7	6.3	3.2	67.74	63.74	61.75	59.77
546	R250-100-160	5.4	6.3	3.9	70.46	66.32	64.25	62.17
546	R250-100-200	5.4	7.9	3.9	77.96	73.35	71.07	68.78
546	R250-130-180	6.6	7.1	5.1	77.96	73.35	71.07	68.78
546	R250-130-240	6.6	9.5	5.1	90.54	85.21	82.56	79.90

Flat End Plate with Gasket (Sold in Pairs)

MOUSER STOCK NO.		Price Per Pair		
Mfr	Mfr. Part No.	1	10	25
546	R580-080-000	44.30	41.69	40.39
546	R580-080-000	44.30	41.69	40.39
-	-	-	-	-
546	R580-130-000	72.46	68.20	66.07
546	R580-130-000	72.46	68.20	66.07

Collar End Plate with Gasket (Sold in Pairs)

MOUSER STOCK NO.		Price Per Pair		
Mfr	Mfr. Part No.	1	10	25
546	R581-080-000	77.17	72.64	70.34
546	R581-080-000	77.17	72.64	70.34
546	R581-100-000	74.56	70.17	67.98
546	R581-100-000	74.56	70.17	67.98
546	R581-130-000	79.15	74.48	72.17
546	R581-130-000	79.15	74.48	72.17

Two Piece Version

MOUSER STOCK NO.		Dimensions: in.			Price Each			
Mfr	Mfr. Part No.	L	W	H	1	10	25	50
546	R251-080-120	4.7	4.7	3.2	92.92	87.45	84.72	82.00
546	R251-080-160	4.7	6.3	3.2	107.75	101.41	98.24	95.09
-	-	5.4	6.3	3.9	-	-	-	-
546	R251-100-200	5.4	7.9	3.9	126.76	119.29	115.57	111.86
546	R251-130-180	6.6	7.1	5.1	129.29	121.67	117.87	114.06
546	R251-130-240	6.6	9.5	5.1	146.02	137.44	133.13	128.86

Flat End Plate with Gasket (Sold in Pairs)

MOUSER STOCK NO.		Price Per Pair		
Mfr	Mfr. Part No.	1	10	25
546	R580-080-000	44.30	41.69	40.39
546	R580-080-000	44.30	41.69	40.39
-	-	-	-	-
546	R580-130-000	72.46	68.20	66.07
546	R580-130-000	72.46	68.20	66.07

Collar End Plate with Gasket (Sold in Pairs)

MOUSER STOCK NO.		Price Per Pair		
Mfr	Mfr. Part No.	1	10	25
546	R581-080-000	77.17	72.64	70.34
546	R581-080-000	77.17	72.64	70.34
546	R581-100-000	74.56	70.17	67.98
546	R581-100-000	74.56	70.17	67.98
546	R581-130-000	79.15	74.48	72.17
546	R581-130-000	79.15	74.48	72.17

VARIABLE END PLATE WITH GASKET

- Heavy duty diecast aluminum
- Painted with textured black powder paint (RAL 9005)
- Includes cover plates, thermoplastic black gaskets and mounting hardware
- Sold in set to connect two extrusions side by side

RoHS Compliant

For quantities greater than listed, call for quote.

MOUSER STOCK NO.		Joins Aluminum Extrusion Series	Price Each			
Mfr	Mfr. Part No.		1	10	25	50
546	R588-080-080	R250-080 or R251-080 to R250-080 or R251-080	107.09	100.79	97.64	94.48
546	R588-080-100	R250-080 or R251-080 to R250-100 or R251-100	104.07	97.95	94.89	91.82
546	R588-080-130	R250-080 or R251-080 to R250-130 or R251-130	104.60	98.47	95.39	92.32
546	R588-100-100	R250-100 or R251-100 to R250-100 or R251-100	104.07	97.95	94.89	91.82
546	R588-100-130	R250-100 or R251-100 to R250-130 or R251-130	104.60	98.47	95.39	92.32
546	R588-130-130	R250-130 or R251-130 to R250-130 or R251-130	105.16	98.99	95.89	92.81

Variable End Plate



Variable End Plate in Use



© Copyright 2013 Mouser Electronics

© Copyright 2013 Mouser Electronics

HAMMOND Diecast Aluminum Watertight Enclosures

HAMMOND MANUFACTURING

HAMMOND WATERTIGHT ENCLOSURES

- Lap joint construction with a bead of silicon rubber around the perimeter provides protection against access of dust and water
- Four (or 6 in 1590D, 1590DD, 1590E, 8 in 1590F) 6-32 x 1/2" stainless steel machine screws secure lid into tapped holes
- Designed to meet IP65



RoHS Compliant

For quantities greater than listed, call for quote.

MOUSER STOCK NO.	Dimensions: in.			Price Each			
Mfr. Mfr. Part No.	H	W	D	1	5	10	25
Color: Unfinished							
546—1590WLB	1.99	1.99	1.06	9.08	7.59	7.00	6.51
546—1590WH	2.07	1.50	1.06	9.11	7.61	7.02	6.52
546—1590WA	3.64	1.52	1.06	9.61	8.28	7.63	7.07
546—1590WS	4.35	3.21	1.57	12.83	10.71	9.89	9.17
546—1590WB	4.39	2.34	1.06	10.17	9.14	8.43	7.82
546—1590WBB	4.67	3.68	1.18	12.84	11.56	10.66	9.89
546—1590WU	4.70	4.70	2.17	18.18	16.23	15.15	13.97
546—1590WC	4.72	3.70	2.07	14.97	13.48	12.43	11.53
546—1590WT	4.74	3.13	2.17	13.16	11.83	10.91	10.12
546—1590WCE	4.74	3.95	2.531	13.31	12.67	12.09	11.57
546—1590WN1	4.77	2.60	1.39	14.40	12.02	11.09	10.29
546—1590WK	4.92	4.92	2.95	25.74	22.16	20.45	18.96
546—1590WJ	5.71	3.74	1.77	15.96	14.37	13.26	12.29
546—1590WP1	6.01	3.24	1.81	16.04	14.34	13.36	12.35
546—1590WDD	7.40	4.70	1.30	21.07	17.60	16.23	15.07
546—1590WD	7.38	4.70	2.05	24.08	21.67	19.98	18.52
546—1590WE	7.38	4.70	3.07	26.75	24.08	22.20	20.61
546—1590WF	7.38	7.38	2.48	35.24	31.20	29.08	27.10
546—1590WDE	7.88	4.73	2.531	20.94	19.94	19.04	18.21
546—1590WEE	7.88	4.73	3.327	21.91	20.87	19.91	19.05
Color: Black							
546—1590WLBBK	1.99	1.99	1.06	10.69	9.56	8.90	8.23
546—1590WHBK	2.07	1.50	1.06	11.95	10.69	9.95	9.20
546—1590WA-BK	3.64	1.52	1.06	12.41	10.36	9.56	8.87
546—1590WGBK	3.94	1.97	0.83	14.84	12.40	11.43	10.61
546—1590WSBK	4.35	3.21	1.57	17.12	15.29	14.25	13.16
546—1590WBBK	4.39	2.34	1.06	12.84	10.71	9.89	9.17
546—1590WBBBK	4.67	3.68	1.18	17.11	14.28	13.18	12.24
546—1590WUBK	4.70	4.70	2.17	26.74	22.33	20.60	19.12
546—1590WVBK	4.70	4.70	3.54	32.93	27.51	25.36	23.54
546—1590WCBK	4.72	3.70	2.07	19.26	17.19	16.05	14.82
546—1590WTBK	4.74	3.13	2.17	17.43	14.54	13.42	12.45
546—1590WCEBK	4.74	3.95	2.531	13.98	13.32	12.71	12.16
546—1590WN1BK	4.77	2.60	1.39	18.87	15.75	14.53	13.49
546—1590WP1BK	6.01	3.24	1.81	24.61	21.97	20.49	18.94
546—1590WDDBK	7.40	4.70	1.30	29.62	24.73	22.80	21.18
546—1590WDBK	7.38	4.70	2.05	32.09	28.65	26.75	24.70
546—1590WEBK	7.38	4.70	3.07	36.36	32.72	30.18	27.97
546—1590WFBK	7.38	7.38	2.48	35.42	33.33	31.24	29.17
546—1590WDEBK	7.88	4.73	2.531	26.41	25.58	24.08	20.58
546—1590WEEBK	7.88	4.73	3.327	24.95	23.76	22.68	21.70

HAMMOND WATERTIGHT FLANGED LID ENCLOSURES

Flanged lid allows for easy mounting to walls or shelves, and provides added security as the lid screws are hidden against the wall or shelf.

- Designed to meet IP65

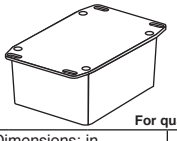

RoHS Compliant

For quantities greater than listed, call for quote.

MOUSER STOCK NO.	Dimensions: in.			Price Each			
Mfr. Mfr. Part No.	H	W	D	1	5	10	25
Color: Unfinished							
546—1590WLBFL	1.99	1.99	1.06	9.08	7.58	6.99	6.49
546—1590WAFL	3.64	1.52	1.06	9.62	8.28	7.58	7.08
546—1590WSFL	4.35	3.21	1.57	14.32	11.95	11.02	10.24
546—1590WBFL	4.39	2.34	1.06	11.20	9.35	8.62	8.00
546—1590WBBFL	4.67	3.68	1.18	12.83	11.56	10.61	9.88
546—1590WUFL	4.70	4.70	2.17	22.34	19.25	17.75	16.47
546—1590WVFL	4.70	4.70	3.54	24.39	20.36	18.78	17.44
546—1590WCFL	4.72	3.70	2.07	15.64	13.47	12.43	11.52
546—1590WTFL	4.74	3.13	2.17	14.74	12.31	11.35	10.54
546—1590WN1FL	4.77	2.60	1.39	14.40	12.02	11.09	10.29
546—1590WP1FL	6.01	3.24	1.81	19.30	16.12	14.86	13.80
546—1590WDFL	7.38	4.70	2.05	24.08	21.50	20.09	18.53
546—1590WEFL	7.38	4.70	3.07	27.96	24.08	22.20	19.12
546—1590WFFL	7.38	7.38	2.48	35.24	29.43	27.14	25.19
Color: Black							
546—1590WLBFLBK	1.99	1.99	1.06	13.08	11.68	10.89	10.06
546—1590WAFL-BK	3.64	1.52	1.06	12.40	10.36	9.56	8.87
546—1590WGFLBK	3.94	1.97	0.83	14.84	13.27	12.37	11.42
546—1590WSFLBK	4.35	3.21	1.57	19.32	17.27	16.10	14.88
546—1590WBFLBK	4.39	2.34	1.06	15.11	12.62	11.63	10.80
546—1590WBBFLBK	4.67	3.68	1.18	21.12	16.01	14.77	13.71
546—1590WUFLBK	4.70	4.70	2.17	26.74	22.33	20.59	19.12
546—1590WVFLBK	4.70	4.70	3.54	38.80	32.40	29.87	27.73
546—1590WCFLBK	4.72	3.70	2.07	19.26	16.07	14.82	13.79
546—1590WTFLBK	4.74	3.13	2.17	17.43	14.56	13.43	12.47
546—1590WN1FLBK	4.77	2.60	1.39	18.67	14.94	14.01	13.08
546—1590WP1FLBK	6.01	3.24	1.81	20.90	19.68	18.45	17.22
546—1590WDDFLBK	7.40	4.70	1.30	29.64	24.75	22.81	21.19
546—1590WDFLBK	7.38	4.70	2.05	32.09	26.79	24.71	22.93
546—1590WFFLBK	7.38	7.38	2.48	49.22	41.10	37.90	35.19

HAMMOND WATERTIGHT FLANGED ENCLOSURES

Bottom flange is an aluminum plate, welded onto the base of the enclosure.

- Designed to meet IP65

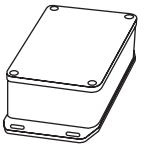

RoHS Compliant

For quantities greater than listed, call for quote.

MOUSER STOCK NO.	Dimensions: in.			Price Each			
Mfr. Mfr. Part No.	H	W	D	1	5	10	25
Color: Unfinished							
546—1590WLBF	1.99	1.99	1.06	14.95	12.50	11.52	10.70
546—1590WGF	3.94	1.97	0.83	17.10	14.27	13.16	12.22
546—1590WSF	4.35	3.21	1.57	21.38	17.43	16.36	15.29
546—1590WBF	4.39	2.34	1.06	19.24	16.06	14.81	13.75
546—1590WBBF	4.67	3.68	1.18	23.53	19.65	18.13	16.83
546—1590WUF	4.70	4.70	2.17	29.95	25.01	23.07	21.42
546—1590WVF	4.70	4.70	3.54	33.53	31.60	29.67	27.73
546—1590WCF	4.72	3.70	2.07	18.19	17.14	16.09	15.04
546—1590WTF	4.74	3.13	2.17	21.08	19.85	18.62	17.40
546—1590WKF	4.92	4.92	2.95	31.17	29.35	27.54	25.71
546—1590WJF	5.71	3.74	1.77	25.67	21.43	19.76	18.34
546—1590WP1F	6.01	3.24	1.81	28.17	25.58	23.84	22.26
546—1590WDF	7.38	4.70	2.05	33.39	27.85	26.15	24.44
546—1590WEF	7.38	4.70	3.07	36.36	32.47	30.28	27.98
546—1590WFF	7.38	7.38	2.48	42.17	39.73	37.30	34.87
Color: Black							
546—1590WLBFBK	1.99	1.99	1.06	13.88	13.09	12.27	11.47
546—1590WAFBK	3.64	1.52	1.06	18.07	15.10	13.92	12.91
546—1590WGFBK	3.94	1.97	0.83	18.52	15.47	14.26	13.25
546—1590WSFBK	4.35	3.21	1.57	21.88	20.62	19.36	18.08
546—1590WBFBK	4.39	2.34	1.06	20.34	16.98	15.65	14.53
546—1590WUFBK	4.70	4.70	2.17	33.84	32.13	30.40	28.67
546—1590WVFBK	4.70	4.70	3.54	39.89	37.59	35.29	32.99
546—1590WCFBK	4.72	3.70	2.07	27.82	24.83	23.18	21.40
546—1590WTFBK	4.74	3.13	2.17	24.08	22.68	21.30	19.90
546—1590WN1FBK	4.77	2.60	1.39	26.16	21.85	20.15	18.71
546—1590WDFBK	7.38	4.70	2.05	34.33	32.36	30.37	28.40
546—1590WEFBK	7.38	4.70	3.07	37.91	35.73	33.54	31.36
546—1590WFFBK	7.38	7.38	2.48	65.10	54.36	50.13	46.55

HAMMOND WATERTIGHT, HEAVY DUTY ENCLOSURES

- Two piece "tongue & groove" construction with a one piece silicon rubber gasket provides protection against access of dust and water
- Easy to wall mount using "through box - blind hole" construction, outside of gasket protection
- Screws are self captivating using either individual neoprene "O" rings (outside the lid gasket seal) or using screw captivating lid
- Designed to meet IP 65
- Available in gray; contact a Mouser Service Representative for details

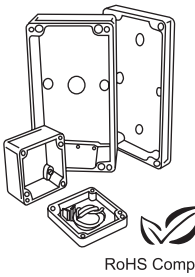

RoHS Compliant

For quantities greater than listed, call for quote.

MOUSER STOCK NO.	Dimensions: in.			Price Each			
Mfr. Mfr. Part No.	H	W	D	1	5	10	25
Color: Unfinished, With Mounting Shelf							
546—1590Z100	2.94	3.14	1.57	24.32	22.05	20.55	19.11
546—1590Z120	4.90	3.15	1.75	29.18	29.18	29.18	29.18
546—1590Z160	6.30	6.30	2.76	70.99	65.09	60.07	55.78
546—1590Z150	8.70	4.76	2.39	67.09	58.26	54.38	50.48
546—1590Z162	10.24	6.25	2.75	96.29	81.46	75.66	75.65
Color: Black, With Mounting Shelf							
546—1590Z100BK	2.94	3.14	1.57	30.15	25.52	23.69	22.11
546—1590Z119BK	4.80	4.72	2.36	58.36	49.37	45.83	42.78
546—1590Z120BK	4.90	3.15	1.75	35.00	29.63	27.51	25.66
546—1590Z160BK	6.30	6.30	2.76	78.79	66.68	61.90	57.79
546—1590Z231BK	7.88	9.05	3.63	165.36	139.91	129.92	121.27
546—1590Z150BK	8.70	4.76	2.39	71.97	60.88	56.55	52.76
546—1590Z162BK	10.24	6.25	2.75	104.06	88.06	81.77	76.30
Color: Unfinished, Without Mounting Shelf							
546—1590Z060	1.98	1.77	0.95	13.61	12.37	11.52	10.72
546—1590Z110	2.94	3.14	1.57	24.32	22.05	20.55	19.09
546—1590Z062	3.86	2.52	1.03	19.44	18.37	16.46	16.23
546—1590Z063	5.89	2.51	1.03	28.68	26.05	24.31	22.58
Color: Black, Without Mounting Shelf							
546—1590Z060BK	1.98	1.77	0.95	19.42	16.46	15.28	14.25
546—1590Z061BK	2.51	2.29	1.03	27.22	23.05	21.39	19.98
546—1590Z110BK	2.94	3.14	1.57	30.15	25.52	23.69	22.11
546—1590Z062BK	3.86	2.52	1.03	25.27	21.39	19.86	18.52
546—1590Z063BK	5.89	2.51	1.03	34.53	29.21	27.12	25.32
546—1590Z130BK	6.91	3.15	1.65	40.84	34.56	32.08	29.94

© Copyright 2013 Mouser Electronics

© Copyright 2013 Mouser Electronics

HAMMOND Diecast Aluminum and Watertight Enclosures

HAMMOND MANUFACTURING™

RoHS Compliant This product is RoHS compliant.

DIECAST ALUMINUM ENCLOSURES

- Lap joint construction protection against access of dust and splashing water. Also provides for improved EMI/RFI shielding.
- Four M3.5 x 0.6mm stainless steel, Philips head, machine screws secure lid into factory tapped holes.
- Designed to meet IP54

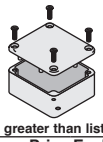

For quantities greater than listed, call for quote.

MOUSER STOCK NO. / Mfr. Mfr. Part No.	Dimension: in. H	W	D	Price Each 1	5	10	25
Color: Unfinished							
546—1550Q	2.36	2.17	1.02	6.21	5.49	5.18	4.99
546—1550P	3.15	2.17	0.83	7.28	6.44	6.06	5.85
546—1550A	3.50	1.38	1.02	6.48	6.44	6.08	5.86
546—1550B	4.51	2.25	1.02	8.67	7.67	7.24	6.98
546—1550D	4.51	2.52	2.01	10.70	9.47	8.93	8.61
546—1550C	4.53	3.54	2.01	12.41	11.09	10.34	9.70
Color: Black							
546—1550QBK	2.36	2.17	1.02	9.42	8.26	7.84	7.59
546—1550PBK	3.15	2.17	0.83	10.49	9.28	8.73	8.43
546—1550ABK	3.50	1.38	1.02	8.47	8.43	7.95	7.66
546—1550BBK	4.51	2.25	1.02	10.91	9.66	9.11	8.78
546—1550DBK	4.51	2.52	2.01	12.54	11.19	10.44	9.79
546—1550CBK	4.53	3.54	2.01	14.17	12.65	11.79	11.06

WATERTIGHT, LIGHT DUTY DIECAST ALUMINUM ENCLOSURES

- Lap joint construction with a self-adhesive, EVA foam gasket for the lid provides protection against access of dust and water.
- Designed to meet IP66

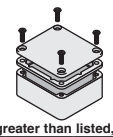

For quantities greater than listed, call for quote.

MOUSER STOCK NO. / Mfr. Mfr. Part No.	Dimension: in. H	W	D	Price Each 1	5	10	25
Color: Unfinished							
546—1550WQ	2.36	2.17	1.02	6.63	5.87	5.52	5.34
546—1550WP	3.15	2.17	0.83	7.70	6.82	6.42	5.91
546—1550WA	3.50	1.38	1.02	7.70	6.88	6.42	5.92
546—1550WB	4.51	2.25	1.02	9.10	7.98	7.58	7.34
546—1550WD	4.51	2.52	2.01	11.13	9.94	9.27	8.56
546—1550WC	4.53	3.54	2.01	12.84	11.47	10.70	10.34
Color: Black							
546—1550WQBK	2.36	2.17	1.02	9.84	8.80	8.20	7.92
546—1550WPBK	3.15	2.17	0.83	10.91	9.66	9.10	8.78
546—1550WABK	3.50	1.38	1.02	9.95	8.88	8.29	7.64
546—1550WBBK	4.51	2.25	1.02	11.34	10.12	9.45	8.71
546—1550WDBK	4.51	2.52	2.01	12.97	11.47	10.80	9.96
546—1550WCBK	4.53	3.54	2.01	12.98	12.91	12.19	11.75

WATERTIGHT, THICK WALL DIECAST ALUMINUM ENCLOSURES

R190 Series & R191 Series

- Shallow lid, deep body, thermoplastic gasket
- Integrated 1.7mm recess in lid for membrane keypads and front panels
- Clip-on design covers
- Degree of protection: t 4X, IP67

For quantities greater than listed, call for quote.

MOUSER STOCK NO. / Mfr. Mfr. Part No.	Fig.	Dimension: in. H	W	D	Price Each 1	5	10	25
Color: Gray (R190 Series)								
546—R190-110-000	A	4.30	5.50	2.40	99.10	96.19	90.36	87.45
546—R190-132-000	A	5.10	8.70	2.80	134.94	126.75	121.17	119.06
546—R190-130-000	A	5.10	6.30	2.80	123.53	118.77	114.03	98.83
546—R190-112-000	A	4.30	7.90	2.40	109.49	105.27	100.29	87.60
546—R190-170-000	A	6.70	7.90	2.40	140.35	134.98	129.56	112.30
546—R190-152-000	A	5.90	10.20	2.40	137.58	132.28	126.99	110.06
546—R190-172-000	A	6.70	11.00	2.40	157.27	150.93	141.50	132.06
Color: Gray (R191 Series)								
546—R191-092-000	A	3.50	6.30	2.40	80.14	77.79	73.07	70.72
546—R191-074-000	A	2.70	7.10	1.90	77.45	75.17	70.61	68.34
546—R191-150-000	A	5.90	7.10	3.50	132.17	128.28	120.50	116.62
546—R191-170-000	A	6.70	7.90	3.50	151.77	141.18	134.94	133.92
546—R191-200-100	A	7.90	9.10	4.70	264.76	253.66	240.36	227.56
546—R191-094-000	A	3.50	9.80	2.40	113.25	109.91	103.26	99.93
546—R191-202-100	A	7.90	13.00	4.70	330.64	320.91	301.46	291.74
546—R191-090-000	A	3.50	4.70	2.40	69.58	66.97	64.96	60.82
546—R191-172-000	A	6.70	11.00	3.50	178.80	171.40	166.10	156.33

R270-271 Series

- Diecast aluminum heavy duty held
- Gasket lid
- Designed to meet IP66
- R271-No battery compartment

For quantities greater than listed, call for quote.

MOUSER STOCK NO. / Mfr. Mfr. Part No.	Fig.	Dimension: in. H	W	D	Price Each 1	5	10	25
Color: Light Gray								
546—R270-080-000	B	7.09	3.15	1.67	156.25	151.66	142.47	137.87
546—R270-100-000	B	8.66	3.94	1.67	240.86	233.77	219.61	212.52
546—R271-100-000	B	8.66	3.94	2.46	180.59	175.28	164.65	159.34

1590 Series

- Rugged, diecast aluminum alloy (tough - yet easy to machine), electronic instrument enclosure
- Painted "Stomp Box" versions are coated with a smooth gloss polyester powder paint for a lasting finish, even after machining
- Smooth paint allows for easy adhesion of labels and/or silk screens
- Paint colors are matched to standard RAL colors
- Lap joint construction provides protection against access of dust and splashing water Also provides for improved EMI/RFI shielding
- Designed to meet IP54 (see gasket kit accessory below to meet IP66)
- Low side wall draft angle (2º or less) for easy P.C. board mounting

For quantities greater than listed, call for quote.

MOUSER STOCK NO. / Mfr. Mfr. Part No.	Fig.	Color	Dimension: in. H	W	D	Price Each 1	5	10	25
546—1590BCB	C	Blue	4.39	2.34	1.06	12.13	11.68	11.22	10.31
546—1590BGR	C	Green	4.39	2.34	1.06	12.13	11.68	11.22	10.31
546—1590BLG	C	Lt Gray	4.39	2.34	1.06	12.13	11.68	11.22	10.31
546—1590BOR	C	Orange	4.39	2.34	1.06	12.13	11.68	11.22	10.31
546—1590BPR	C	Purple	4.39	2.34	1.06	12.13	11.68	11.22	10.31
546—1590BRD	C	Red	4.39	2.34	1.06	12.13	11.68	11.22	10.31
546—1590BYL	C	Yellow	4.39	2.34	1.06	12.13	11.68	11.22	10.31
546—1590BBCB	C	Blue	4.67	3.68	1.18	15.19	13.57	12.66	12.29
546—1590BBGR	C	Green	4.67	3.68	1.18	15.19	13.57	12.66	12.29
546—1590BBLG	C	Lt Gray	4.67	3.68	1.18	15.19	13.57	12.66	12.29
546—1590BBOR	C	Orange	4.67	3.68	1.18	15.19	13.57	12.66	12.29
546—1590BBPR	C	Purple	4.67	3.68	1.18	15.19	13.57	12.66	12.29
546—1590BBRD	C	Red	4.67	3.68	1.18	15.19	13.57	12.66	12.29
546—1590BBYL	C	Yellow	4.67	3.68	1.18	15.19	13.57	12.66	12.29
Rectangular-Color-Unfinished									
546—1590XXCB	C	Blue	5.72	4.77	1.39	15.64	15.18	14.26	13.80
546—1590XXGR	C	Green	5.72	4.77	1.39	15.64	15.18	14.26	13.80
546—1590XXLG	C	Lt Gray	5.72	4.77	1.39	15.64	15.18	14.26	13.80
546—1590XXOR	C	Orange	5.72	4.77	1.39	15.64	15.18	14.26	13.80
546—1590XXPR	C	Purple	5.72	4.77	1.39	15.64	15.18	14.26	13.80
546—1590XXRD	C	Red	5.72	4.77	1.39	15.64	15.18	14.26	13.80
546—1590XXYL	C	Yellow	5.72	4.77	1.39	15.64	15.18	14.26	13.80



1590 Series Cont.

Octagonal - Black -Unfinished

- Also available in Painted Colors. Contact Mouser Sales Rep.

For quantities greater than listed, call for quote.

MOUSER STOCK NO. / Mfr. Mfr. Part No.	Fig.	Dimension: in. H	W	D	Price Each 1	5	10	25
546—1590STPC	D	5.23	5.23	1.38	11.20	10.67	10.19	9.74
546—1590STPCBK	D	5.23	5.23	1.38	13.80	13.46	12.84	12.28
546—1590STPCCB	D	5.23	5.23	1.38	13.80	13.46	12.84	12.28
546—1590STPCGR	D	5.23	5.23	1.38	13.80	13.46	12.84	12.28
546—1590STPCLG	D	5.23	5.23	1.38	13.80	13.46	12.84	12.28
546—1590STPCOR	D	5.23	5.23	1.38	13.80	13.46	12.84	12.28
546—1590STPCPR	D	5.23	5.23	1.38	13.80	13.46	12.84	12.28
546—1590STPCRD	D	5.23	5.23	1.38	13.80	13.46	12.84	12.28
546—1590STPCYL	D	5.23	5.23	1.38	13.80	13.46	12.84	12.28

Trapezoid - Black - Unfinished

- Also available in Painted Colors. Contact Mouser Sales Rep.

For quantities greater than listed, call for quote.

MOUSER STOCK NO. / Mfr. Mfr. Part No.	Fig.	Dimension: in. H	W Small End	W Large End	D	Price Each 1	5	10	25
546—1590TRPB	D	4.41	2.42	3.11	1.38	8.95	8.52	8.13	7.78
546—1590TRPBCB	D	4.41	2.42	3.11	1.38	11.47	11.18	10.68	10.21
546—1590TRPBBK	D	4.41	2.42	3.11	1.38	11.47	11.18	10.68	10.21
546—1590TRPBGR	D	4.41	2.42	3.11	1.38	11.47	11.18	10.68	9.54
546—1590TRPBLG	D	4.41	2.42	3.11	1.38	11.47	11.18	10.68	9.54
546—1590TRPBOR	D	4.41	2.42	3.11	1.38	11.47	11.18	10.68	9.54
546—1590TRPBPR	D	4.41	2.42	3.11	1.38	11.47	11.18	10.68	9.54
546—1590TRPBRD	D	4.41	2.42	3.11	1.38	11.47	11.18	10.68	9.54
546—1590TRPBYL	D	4.41	2.42	3.11	1.38	11.47	11.18	10.68	9.54
546—1590TRPC	D	3.74	4.79	5.95	1.38	10.48	9.97	9.52	9.11
546—1590TRPCBK	D	3.74	4.79	5.96	1.38	13.02	12.69	12.11	11.59
546—1590TRPCCB	D	3.74	4.79	5.95	1.38	13.02	12.69	12.11	11.59
546—1590TRPCGR	D	3.74	4.79	5.95	1.38	13.02	12.69	12.11	11.59
546—1590TRPCLG	D	3.74	4.79	5.95	1.38	13.02	12.69	12.11	11.59
546—1590TRPCOR	D	3.74	4.79	5.95	1.38	13.02	12.69	12.11	11.59
546—1590TRPCPR	D	3.74	4.79	5.95	1.38	13.02	12.69	12.11	11.59
546—1590TRPCRD	D	3.74	4.79	5.95	1.38	13.02	12.69	12.11	11.59
546—1590TRPCYL	D	3.74	4.79	5.95	1.38	13.02	12.69	12.11	11.59

Zinc Diecast Enclosures

For quantities greater than listed, call for quote.

MOUSER STOCK NO. / Mfr. Mfr. Part No.	Dimension: in. H	W	D	Price Each 1	5	10	25
Color-Unfinished							
546—1590K430	4.39	2.43	1.07	10.17	9.87	9.27	8.98
546—1590K431	4.72	3.70	2.05	15.99	15.52	14.57	14.11
546—1590K432	7.40	4.72	20.5	25.63	24.88	23.37	22.62

© Copyright 2013 Mouser Electronics

© Copyright 2013 Mouser Electronics

HAMMOND Diecast Aluminum Enclosures

RoHS Compliant This product is RoHS compliant.

HAMMOND MANUFACTURING

HAMMOND DIECAST ALUMINUM ENCLOSURES

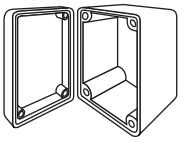

- Drilled and tapped lid with 6-32 x 1/2 countersunk Phillips head screws
- Interlocking lid provides complete RF shielding
- Available in Gray Textured Finish Contact a Mouser Service Representative for details
- Average wall thickness 2mm (.08")

Note: Lid adds .16" to overall depth of case.

For quantities greater than listed, call for quote.

MOUSER STOCK NO.	Dimension: in.			Price Each			
Mfr. Mfr. Part No.	H	W	D	1	5	10	25
Color: Unfinished							
546—1590LB	1.99	1.99	1.06	7.16	6.96	6.61	6.26
546—1590H	2.07	1.50	1.06	6.98	6.27	5.79	5.36
546—1590A	3.64	1.52	1.06	7.06	6.71	6.36	6.00
546—1590G	3.95	1.95	.84	8.41	7.60	7.00	6.49
546—1590S	4.35	3.21	1.57	10.70	10.17	9.63	9.10
546—1590B	4.39	2.34	1.06	8.03	7.63	7.22	6.83
546—1590BB	4.67	3.68	1.18	11.71	11.24	9.75	9.46
546—1590U	4.70	4.70	2.17	16.05	15.25	13.96	13.64
546—1590V	4.70	4.70	3.54	22.26	21.14	20.03	18.92
546—1590C	4.72	3.70	2.07	13.16	11.84	10.92	10.00
546—1590CE	4.74	3.95	2.37	11.49	11.16	10.49	10.14
546—1590T	4.74	3.13	2.17	11.02	10.48	9.92	9.37
546—1590N1	4.77	2.60	1.39	12.25	11.03	10.18	9.44
546—1590K	4.92	4.92	2.95	22.48	20.24	18.67	17.32
546—1590J	5.71	3.74	1.77	13.80	12.12	11.51	11.15
546—1590P1	6.01	3.24	1.81	13.90	13.21	12.52	11.82
546—1590DD	7.38	4.70	1.30	18.94	17.03	15.77	14.57
546—1590D	7.38	4.70	2.05	23.24	19.41	18.28	17.69
546—1590E	7.38	4.70	3.07	24.60	22.15	20.42	18.95
546—1590F	7.38	7.38	2.48	30.96	27.86	25.69	23.84
546—1590R1	7.60	4.40	2.20	25.77	21.52	19.84	18.43
546—1590DE	7.88	4.73	2.37	19.13	18.58	17.45	16.88
546—1590EE	7.88	4.73	3.17	20.11	19.51	18.33	17.74
Color: Black							
546—1590LB-BK	1.99	1.99	1.06	10.96	9.87	9.10	8.44
546—1590H-BK	2.07	1.50	1.06	9.82	8.85	8.15	7.56
546—1590A-BK	3.64	1.52	1.06	8.56	8.13	8.03	7.28
546—1590G-BK	3.95	1.95	.84	10.97	9.88	9.11	8.44
546—1590S-BK	4.35	3.21	1.57	12.84	12.20	11.56	11.24
546—1590B-BK	4.39	2.34	1.06	10.49	9.96	9.44	8.91
546—1590BB-BK	4.67	3.68	1.18	13.38	12.71	12.04	11.37
546—1590U-BK	4.70	4.70	2.17	19.26	18.30	17.33	16.37
546—1590V-BK	4.70	4.70	3.54	27.60	24.85	22.91	21.25
546—1590C-BK	4.72	3.70	2.07	14.98	14.23	13.48	12.73
546—1590CEBK	4.74	3.95	2.37	14.65	14.21	13.35	12.93
546—1590T-BK	4.74	3.13	2.17	13.16	12.51	11.84	11.19
546—1590N1-BK	4.77	2.60	1.39	17.11	15.01	13.85	12.85
546—1590K-BK	4.92	4.92	2.95	27.42	22.90	21.39	19.60
546—1590JBK	5.71	3.74	1.77	16.78	14.98	13.97	12.91
546—1590P1-BK	6.01	3.24	1.81	17.11	16.26	15.41	14.55
546—1590DDBK	7.38	4.70	1.30	24.06	21.67	19.99	18.53
546—1590D-BK	7.38	4.70	2.05	27.31	24.57	22.65	21.01
546—1590E-BK	7.38	4.70	3.07	31.57	28.40	26.19	24.30
546—1590F-BK	7.38	7.38	2.48	37.38	33.37	31.15	28.75
546—1590R1-BK	7.60	4.40	2.20	31.14	28.01	25.83	23.97
546—1590DEBK	7.88	4.73	2.37	22.77	22.10	20.76	20.09
546—1590EEBK	7.88	4.73	3.17	25.56	24.80	23.29	22.56

HAMMOND DIECAST ALUMINUM FLANGED LID ENCLOSURES

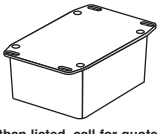

- Drilled and tapped lid and 6-32 x 1/2" counter sunk Phillips head screws
- Interlocking lid provides complete RF shielding

Note: Lid adds .23" to overall height of case.

For quantities greater than listed, call for quote.

Color: Unfinished							
546—1590LBFL	1.99	1.99	1.06	6.87	6.26	5.98	5.80
546—1590AFL	1.52	3.64	1.06	7.05	6.71	6.36	6.00
546—1590GFL	3.90	2.00	.80	8.43	7.60	7.01	6.51
546—1590SFL	3.21	4.35	1.57	10.69	10.14	9.61	9.06
546—1590BFL	2.34	4.39	1.06	8.03	7.63	7.22	6.83
546—1590BBFL	3.68	4.67	1.18	10.59	9.79	9.20	8.92
546—1590DDFL	4.70	7.40	1.30	18.93	17.05	15.72	14.57
546—1590N1FL	2.60	4.77	1.39	12.25	10.23	9.43	8.76
546—1590CFL	3.70	4.72	2.07	12.83	11.55	10.66	9.88
546—1590TFL	3.13	4.74	2.17	10.90	10.08	9.48	9.19
546—1590UFL	4.70	4.70	2.17	15.89	14.69	13.80	13.39
546—1590VFL	4.70	4.70	3.54	22.03	20.36	19.14	18.55
546—1590P1FL	3.24	6.01	1.81	13.77	12.73	11.96	11.60
546—1590DFL	4.70	7.38	2.05	21.92	19.59	18.21	16.90
546—1590EFL	4.70	7.38	3.07	24.36	22.52	21.16	20.51
546—1590XXFL	5.72	4.77	1.39	13.49	13.10	12.31	11.91
Color: Black							
546—1590LBFLBK	1.99	1.99	1.06	8.56	8.09	7.83	7.53
546—1590AFLBK	1.52	3.64	1.06	10.27	9.75	9.24	8.73
546—1590GFLBK	3.90	2.00	.80	12.70	10.61	9.79	9.08
546—1590SFLBK	3.21	4.35	1.57	14.97	14.23	13.49	12.71
546—1590BFLBK	2.34	4.39	1.06	10.70	10.17	9.63	9.10
546—1590BBFLBK	3.68	4.67	1.18	14.83	13.71	12.88	12.49
546—1590DDFLBK	4.70	7.40	1.30	27.49	24.75	22.82	21.15
546—1590N1FLBK	2.60	4.77	1.39	16.54	14.77	13.78	12.72
546—1590CFLBK	3.70	4.72	2.07	16.95	15.66	14.72	14.27
546—1590TFLBK	3.13	4.74	2.17	15.15	14.00	13.16	12.75
546—1590UFLBK	4.70	4.70	2.17	24.11	20.54	18.95	17.59
546—1590XXFLBK	5.72	4.77	1.39	16.18	15.71	14.76	14.28
546—1590DFL-BK	4.70	7.38	2.05	29.36	25.01	23.07	20.96
546—1590EFLBK	4.70	7.38	3.07	34.21	28.57	26.34	24.46
546—1590FFLBK	7.38	7.38	2.48	39.13	36.17	33.99	32.96
546—1590R1FLBK	7.60	4.40	2.20	33.68	31.96	30.25	28.54

HAMMOND DIECAST ALUMINUM FLANGED ENCLOSURES



- Lid screws are exposed for easy enclosure access (if you require higher security see the flanged lid version)
- Bottom flanges are aluminum, screwed into the base of the enclosure
- 6-32x1/2" machine screws secure lid into tapped holes

For quantities greater than listed, call for quote.

MOUSER STOCK NO.	Dimension: in.			Price Each			
Mfr. Mfr. Part No.	H	W	D	1	5	10	25
Color: Unfinished							
546—1590LBF	1.99	1.99	1.06	15.31	12.78	11.80	10.95
546—1590HF	2.07	1.50	1.06	12.82	10.70	9.88	9.17
546—1590AF	3.64	1.52	1.06	13.36	11.16	10.28	9.54
546—1590GF	3.94	1.97	.83	14.97	12.51	11.53	10.70
546—1590SF	4.35	3.21	1.57	17.82	17.32	15.99	14.83
546—1590BF	4.39	2.34	1.06	17.12	15.40	14.20	13.18
546—1590BBF	4.67	3.68	1.18	19.80	19.26	17.76	16.48
546—1590VF	4.70	4.70	3.54	28.47	26.88	25.27	23.66
546—1590CF	4.72	3.70	2.07	22.46	18.76	17.29	16.06
546—1590TF	4.74	3.13	2.17	20.79	20.23	18.65	17.30
546—1590N1F	4.77	2.60	1.39	21.39	17.86	16.47	15.29
546—1590KF	4.92	4.92	2.95	29.68	27.98	26.26	24.55
546—1590JF	5.71	3.74	1.77	23.53	19.66	18.13	16.82
546—1590P1F	6.01	3.24	1.81	26.74	22.33	20.60	19.12
546—1590DDF	7.40	4.70	1.30	27.35	23.22	21.80	20.37
546—1590DF	7.38	4.70	2.05	32.31	29.08	26.82	24.89
546—1590EF	7.38	4.70	3.07	35.30	31.78	29.31	27.19
546—1590FF	7.38	7.38	2.48	40.22	37.90	35.58	33.26
546—1590R1F	7.55	4.38	2.24	38.68	31.58	29.64	27.70
Color: Black							
546—1590LBFBK	1.99	1.99	1.06	13.91	13.03	12.65	12.24
546—1590AFBK	3.64	1.52	1.06	15.92	13.29	12.26	11.38
546—1590GFBK	3.94	1.97	.83	16.39	13.69	12.63	11.72
546—1590SFBK	4.35	3.21	1.57	22.66	20.81	19.20	18.62
546—1590BFBK	4.39	2.34	1.06	18.19	15.19	14.01	13.00
546—1590UFBK	4.70	4.70	2.17	31.74	30.11	28.49	26.88
546—1590VFBK	4.70	4.70	3.54	44.50	37.15	34.26	31.81
546—1590CFBK	4.72	3.70	2.07	25.17	21.42	19.75	18.34
546—1590TFBK	4.74	3.13	2.17	22.31	21.03	19.73	18.46
546—1590N1FBK	4.77	2.60	1.39	24.03	20.06	18.50	17.18
546—1590KFBK	4.92	4.92	2.95	37.92	35.73	33.53	31.34
546—1590JFBK	5.71	3.74	1.77	23.40	22.05	20.69	19.35
546—1590P1FBK	6.01	3.24	1.81	31.93	30.30	28.67	27.04
546—1590DDFBK	7.40	4.70	1.30	28.19	26.55	24.90	23.25
546—1590DF-BK	7.38	4.70	2.05	37.45	33.44	28.79	26.93
546—1590FFBK	7.38	7.38	2.48	43.17	40.68	38.19	35.70

HAMMOND PC CARD DIECAST ALUMINUM ALLOY BOXES

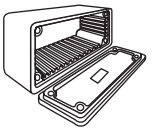

- Average wall thickness: 2mm (.08")
- Interlocking lid with machine screws, countersunk, and threaded in tapped holes

† This model has six mounting studs/holes

For quantities greater than listed, call for quote.

MOUSER STOCK NO.	Dimension: in.			Screw Thread	Price Each			
Mfr. Mfr. Part No.	H	W	D		1	5	10	25
Color: Unfinished								
546—1590L	3.96	1.98	0.83	M3 - 0.5x10mm	9.04	7.54	6.96	6.46
546—1590MM	1.97	1.97	1.06	M3 - 0.5x10mm	4.93	4.78	4.50	4.35
546—1590M	4.48	2.49	1.06	M3 - 0.5x10mm	10.89	9.10	8.39	7.79
546—1590N	4.75	2.61	1.42	6-32 x 1/2"	11.22	10.11	9.32	8.65
546—1590P	6.01	3.24	1.81	6-32 x 1/2"	16.06	13.42	12.37	11.49
546—1590PP	4.76	3.74	2.24	6-32 x 1/2"	12.27	11.91	11.18	10.84
546—1590R	7.55	4.38	2.24	6-32 x 1/2"	26.17	22.53	20.79	19.28
Color: Black								
546—1590LBK	3.96	1.98	0.83	M3 - 0.5x10mm	11.77	9.82	9.06	8.41
546—1590MBK	4.48	2.49	1.06	M3 - 0.5x10mm	13.36	11.16	10.29	9.56
546—1590MMBK	1.97	1.97	1.06	M3 - 0.5x10mm	8.56	8.31	7.81	7.55
546—1590N-BK	4.75	2.61	1.42	6-32 x 1/2"	15.50	12.95	11.94	10.94
† 546—1590PBK	6.01	3.24	1.81	6-32 x 1/2"	17.66	14.73	13.59	12.62
546—1590PPBK	4.76	3.74	2.24	M3 - 0.5x10mm	15.91	15.45	14.51	14.04
546—1590RBK	7.55	4.38	2.24	6-32 x 1/2"	28.00	23.38	21.56	20.02

Replacement Screws

For quantities greater than listed, call for quote.

MOUSER STOCK NO.	Screw Thread	Price Each			
Mfr. Mfr. Part No.		1	10	100	250
546—1590-MS100	6-32 x1/2"	6.42	5.35	4.94	4.59
546—1591MS100	M3 - 0.5x10mm	7.17	6.45	5.96	5.56

PC Card Adapters

PC adapters allow mounting of PC cards at right angles to the vertical slots molded into Hammond 1591 series plastic boxes and diecast cases 1590L through 1590R.

For quantities greater than listed, call for quote.

MOUSER STOCK NO.	Quantity Per Package	Price Each			
Mfr. Mfr. Part No.		1	5	10	25
546—1591Z6	6	2.72	2.49	2.30	2.24

© Copyright 2013 Mouser Electronics

© Copyright 2013 Mouser Electronics

HAMMOND NEMA Steel/Fiberglass Enclosures

PJ SERIES NEMA 4X POLYESTER MODULAR ENCLOSURES

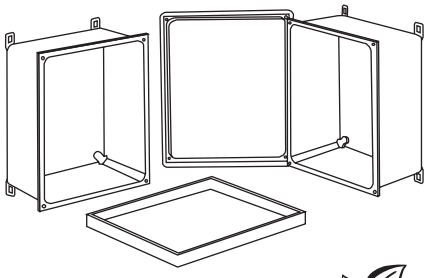

- Designed for use as instrument enclosures, electric or pneumatic control housings, electrical junction boxes or terminal wiring enclosures
- Provides outstanding insulation and protection where equipment may be hosed down or be very wet
- Ideal in applications with high temperature or highly corrosive environments
- Gray molded fiberglass polyester enclosure with matching cover is easily punched, cut or drilled
- 10-32 threaded brass inserts are provided for optional inner panel or terminal kit mounting
- Mounting hardware included
- Captive oil resistant gasket provides a positive seal
- Operating temperature between 130°C and -40°C (266°F to -40°F)
- UL 508 Type 1, 2, 3, 4, 4X, 12 and 13
- CSA Type 1, 2, 3, 4, 4X, 12 and 13
- Complies with NEMA Type 1, 2, 3, 4, 4X, 12 and 13
- IEC 529, IP66

RoHS Compliant

Lift Off Cover

For quantities greater than listed, call for quote.

MOUSER STOCK NO.		Dimensions: in.			Panel Size: in.		Price Each		
Mfr.	Mfr. Part No.	H	W	D	H	W	1	2	5
546—	PJ664	6.10	6.10	4.18	4.88	4.88	63.31	53.57	49.74
546—	PJ864	8.00	6.12	4.13	6.75	4.88	66.90	56.59	52.56
546—	PJ1086	10.13	8.26	6.13	8.75	6.88	71.32	60.34	56.04
546—	PJ12106	12.13	10.26	6.13	10.75	8.88	92.60	78.36	72.74
546—	PJ14126	14.13	12.26	6.13	12.75	10.88	107.47	104.86	99.83
546—	PJ16148	16.27	14.40	8.13	14.75	12.88	118.97	112.09	105.22
546—	PJ18168	18.40	16.40	8.13	16.88	14.88	179.43	151.82	140.97
546—	PJ20168	20.00	16.00	8.13	18.44	14.44	283.28	239.69	222.58

Hinged Cover

For quantities greater than listed, call for quote.

MOUSER STOCK NO.		Dimensions: in.			Panel Size: in.		Price Each		
Mfr.	Mfr. Part No.	H	W	D	H	W	1	2	5
546—	PJ664H	6.10	6.10	4.18	4.88	4.88	68.05	65.77	63.35
546—	PJ864H	8.00	6.12	4.13	6.75	4.88	70.65	68.29	65.78
546—	PJ1086H	10.13	8.26	6.13	8.75	6.88	77.76	73.24	68.74
546—	PJ12106H	12.13	10.26	6.13	10.75	8.88	89.86	84.66	79.45
546—	PJ14126H	14.13	12.26	6.13	12.75	10.88	102.79	96.84	90.88
546—	PJ16148H	16.27	14.40	8.13	14.75	12.88	129.54	126.97	125.21
546—	PJ18168H	18.40	16.40	8.13	16.88	14.88	181.02	177.42	174.95
546—	PJ20168H	20.00	16.00	8.13	18.44	14.44	271.76	255.78	239.80

PJ SERIES INNER PANELS

- 14 gauge steel panels are finished in White Baked Powder Coating
- Aluminum panels are 0.080" (2.03mm) type 5052 H-32 aluminum unpainted. A2420 and larger panels are .125"
- Hardware to mount inner panel is included with PJ Series Enclosures

RoHS Compliant

Steel

For quantities greater than listed, call for quote.

MOUSER STOCK NO.		Dimension: in.		For use with PJ Series		Price Each		
Mfr.	Mfr. Part No.	L	W	H	W	1	2	5
546—	14R0505	4.88	4.88	6.10	6.10	5.75	4.88	4.53
546—	14R0705	6.75	4.88	8.00	6.13	6.60	5.60	5.20
546—	14R0907	8.75	6.88	10.14	8.26	8.42	7.93	7.44
546—	14R1109	10.75	8.88	12.14	10.26	12.12	11.77	11.52
546—	14R1311	12.75	10.88	14.13	12.25	15.88	15.39	15.10
546—	14R1513	14.75	12.88	16.28	14.40	21.01	20.36	19.97
546—	P1868	16.88	14.88	18.40	16.40	40.44	39.90	38.41
546—	P2068	18.44	14.44	20.00	16.00	45.11	42.86	40.14
546—	18P2117	21.00	17.00	24.00	20.00	69.00	65.11	61.21
546—	18P2121	21.00	21.00	24.00	24.00	74.02	69.73	65.44
546—	18P2721	27.00	21.00	30.00	24.00	93.73	88.31	82.87

Aluminum

For quantities greater than listed, call for quote.

MOUSER STOCK NO.		Dimension: in.		For use with PJ Series		Price Each		
Mfr.	Mfr. Part No.	L	W	H	W	1	2	5
546—	14A0505	4.88	4.88	6.10	6.10	5.74	5.53	5.30
546—	14A0705	6.75	4.88	8.00	6.13	6.27	6.02	5.79
546—	14A0907	8.75	6.88	10.14	8.26	8.04	7.48	6.99
546—	14A1109	10.75	8.88	12.14	10.26	11.56	11.12	10.69
546—	14A1311	12.75	10.88	14.13	12.25	15.86	15.26	14.64
546—	14A1513	14.75	12.88	16.28	14.40	20.02	19.25	18.48
546—	A1868	16.88	14.88	18.40	16.40	40.35	38.81	37.25
546—	A2420	21.00	17.00	24.00	20.00	49.67	47.75	45.83
546—	A2424	21.00	21.00	24.00	24.00	54.31	52.23	50.13
546—	A3024	27.00	21.00	30.00	24.00	58.97	56.69	54.42

© Copyright 2013 Mouser Electronics

HEAVY DUTY NEMA TYPE 12 ENCLOSURE WITH PANEL

- 14 gauge steel body and door
- 12 gauge steel inner panel included
- Continuously welded seams, formed lip on door and enclosure to exclude flowing liquids
- Continuously hinged door, secured with stainless steel clamps, may be removed by pulling the hinge pin
- Bonding stud on door and grounding stud in enclosure
- Welded wall mounting brackets
- Permanently secured oil resistant gasket with retainers
- Padlock hasp and literature pocket
- Exterior finished in recoatable ANSI/ASA 61 Gray Powder Coating Interior and panel are finished in a White Powder Coating
- UL Listing and CSA Certified

RoHS Compliant

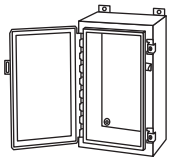

For quantities greater than listed, call for quote.

MOUSER STOCK NO.		Dimensions: in.			Panel Size: in.		Price Each		
Mfr.	Mfr. Part No.	H	W	D	H	W	1	2	5
546—	1418B6	16	12	6	13	9	334.03	314.68	295.30
546—	1418C6	20	16	6	17	13	394.50	371.63	348.76
546—	1418D6	20	20	6	17	17	431.10	406.12	381.11
546—	1418B8	16	12	8	13	9	349.12	328.88	308.63
546—	1418C8	20	16	8	17	13	408.01	384.00	360.00
546—	1418D8	20	20	8	17	17	452.44	426.21	399.98
546—	1418E8	24	20	8	21	17	542.23	463.43	430.32
546—	1418H8	24	16	8	21	13	446.16	420.29	394.42
546—	1418K8	30	24	8	27	21	609.35	574.03	538.70
546—	1418E10	24	20	10	21	17	567.81	485.29	450.63
546—	1418J10	24	24	10	21	21	567.32	534.43	501.54
546—	1418K10	30	24	10	27	21	638.44	601.41	564.39

NEMA TYPE 12 HINGED COVER ENCLOSURES

- 16 gauge or 14 gauge steel bodies; covers are formed from 14 gauge steel
- 14 gauge steel inner panel included on models larger than 4" x 4"
- Continuously welded seams and welded wall mounting brackets
- Permanently secured oil resistant gasket
- Bonding stud on door and grounding stud in enclosure
- Continuously hinged cover secured with stainless steel clamps and plated screws
- Cover and enclosure phosphatized and finished in ANSI/ASA 61 Gray Recoatable Powder Coating
- Inner panel finished in White Powder Coating
- UL 508 Type 12 and CSA Type 12

RoHS Compliant

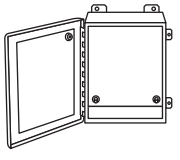

For quantities greater than listed, call for quote.

MOUSER STOCK NO.		Dimensions: in.			Panel Size: in.		Price Each		
Mfr.	Mfr. Part No.	H	W	D	H	W	1	2	5
546—	1414PHA	4.00	4.00	3.00	-	-	50.63	47.80	44.95
546—	1414PHG	8.00	6.00	3.50	6.75	4.88	77.02	74.88	70.17
546—	1414PHRG	6.00	8.00	3.50	4.88	6.75	77.77	65.82	61.10
546—	1414PHA4	4.00	4.00	4.00	-	-	53.86	45.56	42.31
546—	1414PHC4	6.00	4.00	4.00	4.88	2.88	66.63	66.09	64.78
546—	1414PHE	6.00	6.00	4.00	4.87	4.87	72.01	71.43	70.00
546—	1414PHKC4	12.00	6.00	4.00	10.75	4.88	87.78	82.69	77.61
546—	1414PHH4	8.00	8.00	4.00	6.75	6.88	87.68	85.24	79.89
546—	1414PHI	10.00	8.00	4.00	8.75	6.88	90.99	85.64	80.28
546—	1414PHK	12.00	10.00	5.00	10.75	8.88	124.05	120.59	113.01
546—	1414PHRK	10.00	12.00	5.00	8.88	10.75	122.92	119.51	112.00
546—	1414PHG6	8.00	6.00	6.00	6.75	4.88	90.14	87.62	82.12
546—	1414PHI6	10.00	8.00	6.00	8.75	6.88	103.12	97.13	91.16
546—	1414PHMH6	14.00	8.00	6.00	12.75	6.88	125.95	118.65	111.34
546—	1414PHJ6	10.00	10.00	6.00	8.75	8.88	112.71	106.09	99.46
546—	1414PHL6	12.00	12.00	6.00	10.75	10.88	144.54	140.52	131.68
546—	1414PHM6	14.00	12.00	6.00	12.87	10.87	157.26	153.28	145.61
546—	1414PHO6	16.00	14.00	6.00	14.87	12.87	187.54	182.33	170.87
546—	1414PHRO6	14.00	16.00	6.00	12.88	14.75	178.23	167.89	157.57
546—	1414PHK8	12.00	10.00	8.00	10.75	8.88	148.56	144.44	137.57
546—	1414PHM8	14.00	12.00	8.00	12.87	10.87	178.01	173.07	162.19
546—	1414PHO10	16.00	14.00	10.00	14.87	12.87	223.05	188.74	175.24

NEMA TYPE 12, 13, AND 4 ENCLOSURE WITH PANEL

- 16 gauge steel body and door
- Unpainted galvanized steel inner panel included
- Continuously welded seams, formed lip on door and enclosure to exclude flowing liquids
- Continuously hinged door has 304 stainless steel hinges and provides 180° opening
- Bonding stud on door and grounding stud in enclosure
- 14 gauge welded wall mounting brackets
- Permanently secured oil resistant gasket with retainers
- Door features quarter turn latch formed from Black Zinc diecast
- Cover and enclosure are finished in recoatable ANSI/ASA 61 Gray Powder Coating
- UL 508 Type 3R, 4, 12 and 13; CSA Type 3R, 4, 12 and 13

RoHS Compliant



For quantities greater than listed, call for quote.

MOUSER STOCK NO.		Dimensions: in.			Panel Size: in.		Price Each		
Mfr.	Mfr. Part No.	H	W	D	H	W	1	2	5
546—	EJ643	6.00	4.00	3.00	4.88	2.88	59.02	55.55	52.08
546—	EJ664	6.00	6.00	4.00	4.88	4.88	70.95	68.98	64.64
546—	EJ863	8.00	6.00	3.50	6.75	4.88	71.48	67.38	63.28
546—	EJ1084	10.00	8.00	4.00	8.75	6.88	105.02	101.00	93.77
546—	EJ1086	10.00	8.00	6.00	8.75	6.88	100.30	94.55	88.78
546—	EJ12105	12.00	10.00	5.00	10.75	8.88	135.06	129.87	118.17
546—	EJ12126	12.00	12.00	6.00	10.75	10.88	143.49	137.98	128.11
546—	EJ14126	14.00	12.00	6.00	12.75	10.88	148.45	139.92	131.37
546—	EJ16146	16.00	14.00	6.00	14.75	12.88	167.90	158.25	148.59

© Copyright 2013 Mouser Electronics

HAMMOND NEMA Metal Enclosures

HAMMOND MANUFACTURING

NEMA 3R GALVANIZED STEEL ENCLOSURES, HINGE DOOR WITH SNAP LATCH

Specifications:
- Formed and spot welded from 16 gauge galvanized steel
- Drip-shield top and seam-free sides, front and back
- Galvanized steel hinge has stainless steel pin
- Provisions for padlocking on zinc-plated draw pull catch
- Easily removed knockouts on bottom of enclosure
- Panel studs provided for mounting optional panels

Applications:
- Designed for use as a wiring/junction box
- Provides protection against rain, sleet, snow and dripping water

For quantities greater than listed, call for quote.

MOUSER STOCK NO.	Hammond Part No.	Fig.	Dimensions: in. H	W	D	Panel Dimensions: in. H	W	Price Each 1	2	5	10
546-C3R644HCR	C3R644HCR	A	8.00	5.10	4.00	4.25	2.25	44.35	41.74	39.13	36.52
546-C3R664HCR	C3R664HCR	A	8.00	7.10	4.00	4.25	4.25	51.08	48.08	45.07	42.06
546-C3R864HCR	C3R864HCR	A	10.00	7.10	4.00	6.25	4.25	56.65	53.31	49.98	46.65
546-C3R886HCR	C3R886HCR	A	10.00	9.10	6.00	6.25	6.25	71.67	67.45	63.24	59.02
546-C3R1086HCR	C3R1086HCR	A	12.00	9.10	6.00	8.25	6.25	79.31	74.64	69.98	65.31
546-C3R12106HCR	C3R12106HCR	A	14.00	11.10	6.00	10.25	8.25	96.56	90.88	85.19	79.51
546-C3R12126HCR	C3R12126HCR	A	14.00	13.10	6.00	10.25	10.25	106.49	100.22	93.96	87.70
546-C3R121210HCR	C3R121210HCR	A	14.00	13.10	10.00	10.25	10.25	146.90	138.27	129.62	120.97
Optional Panels for C3R Series											
546-N1JP64	N1JP64	-	4.25	2.25	-	-	-	4.53	4.28	4.01	3.75
546-N1JP66	N1JP66	-	4.25	4.25	-	-	-	4.57	4.31	4.04	3.78
546-N1JP86	N1JP86	-	6.25	2.25	-	-	-	5.35	5.07	4.75	4.43
546-N1JP88	N1JP88	-	6.25	6.25	-	-	-	6.28	5.94	5.57	5.20
546-N1JP108	N1JP108	-	8.25	6.25	-	-	-	7.36	6.97	6.54	6.10
546-N1JP1210	N1JP1210	-	10.25	8.25	-	-	-	9.44	9.24	8.86	8.27
546-N1JP1212	N1JP1212	-	10.25	10.25	-	-	-	11.22	10.88	10.53	9.82

NEMA 1 PANEL ENCLOSURES

Designed for indoor use to house controls, instruments and components not requiring oil-tight or dust-tight protection.

Other sizes available. Contact a Mouser Service Representative.

- Enclosure is formed and spot welded from 14 gauge steel
- Removable 12 or 14 gauge inner panel is mounted in the rear of the enclosure on collar studs
- A bonding stud is provided on the door and a grounding stud is provided in the box
- Mounting holes are provided in the rear of the enclosure

For quantities greater than listed, call for quote.

MOUSER STOCK NO.	Hammond Part No.	Fig.	Dimensions: in. H	W	D	Panel Dimensions: in. H	W	Price Each 1	2	5	10
546-N1A16127	N1A16127	B	16.00	12.00	7.00	13.00	10.50	185.44	174.69	163.93	153.19
546-N1A16167	N1A16167	B	16.00	16.00	7.00	13.00	14.50	209.67	197.51	185.35	173.21
546-N1A16207	N1A16207	B	16.00	20.00	7.00	13.00	18.50	233.91	220.36	206.79	193.22
546-N1A20167	N1A20167	B	20.00	16.00	7.00	17.00	14.50	233.91	220.36	206.79	193.22
546-N1A24167	N1A24167	B	24.00	16.00	7.00	21.00	14.50	258.30	243.33	228.34	213.37
546-N1A24207	N1A24207	B	24.00	20.00	7.00	21.00	18.50	291.44	274.55	257.63	240.74
546-N1A24247	N1A24247	B	24.00	24.00	7.00	21.00	22.50	321.51	302.59	283.68	264.76
546-N1A16129	N1A16129	B	16.00	12.00	9.00	13.00	10.50	200.35	188.73	177.11	165.49
546-N1A20209	N1A20209	B	20.00	20.00	9.00	17.00	18.50	297.09	288.84	270.69	252.53
546-N1A20249	N1A20249	B	20.00	24.00	9.00	17.00	22.50	316.61	298.25	279.90	261.54
546-N1A24209	N1A24209	B	24.00	20.00	9.00	21.00	18.50	315.56	297.27	278.98	260.67
546-N1A24249	N1A24249	B	24.00	24.00	9.00	21.00	22.50	352.52	332.09	311.65	291.21
546-N1A242012	N1A242012	B	24.00	20.00	12.00	21.00	18.50	339.74	320.04	300.34	280.63

NEMA 4, 12 ECLIPSE SINGLE DOOR SERIES

Designed to enclose electrical and/or electronic equipment and protect against harsh, industrial environments for wallmount applications.

Other sizes available. Contact a Mouser Service Representative.

- Formed from 14 or 16 gauge steel
- Smooth, continuously welded seams ground smooth
- Oil resistant gaskets are permanently secured
- Collar studs provided for mounting inner panel (ordered separately)
- Includes hardware kit with panel mounting nuts and sealing washers for wall mounting holes
- Bonding stud provided on door and grounding stud installed in enclosure

For quantities greater than listed, call for quote.

MOUSER STOCK NO.	Hammond Part No.	Fig.	Dimensions: in. H	W	D	Price Each 1	2	5	10
546-EN4SD12126GY	EN4SD12126GY	C	12.00	12.00	6.00	242.77	228.69	214.62	200.54
546-EN4SD20166GY	EN4SD20166GY	C	20.00	16.00	6.00	312.07	266.71	247.65	231.15
546-EN4SD16208GY	EN4SD16208GY	C	16.00	20.00	8.00	310.79	292.78	274.75	256.75
546-EN4SD24248GY	EN4SD24248GY	C	24.00	24.00	8.00	399.58	376.66	353.75	330.83
546-EN4SD242420GY	EN4SD242420GY	C	24.00	24.00	20.00	569.83	482.16	447.73	417.88
Optional Panels for Eclipse Enclosures									
546-EP1612	EP1612	D	14.20	10.20	-	22.15	20.38	19.08	17.91
546-EP1620	EP1620	D	14.20	18.20	-	45.45	42.82	40.19	37.56
546-EP2016	EP2016	D	18.20	14.20	-	44.72	42.09	39.45	36.83
546-EP2420	EP2420	D	22.20	18.20	-	69.52	65.49	61.45	57.43
546-EP2424	EP2424	D	22.20	22.20	-	87.91	80.90	75.77	71.09

NEMA 12, 13, 4 JIC ENCLOSURES CONTINUOUS HINGE, CLAMP COVER

Provides protection where equipment may be hosed down or otherwise be very wet, or in outdoor applications for full weather protection.

Specifications:
- Body formed from 16 or 14 gauge steel
- Covers are formed from 14 gauge steel
- Cover is secured with stainless steel clamps and screws
- A grounding stud is provided in the enclosure and a bonding stud is provided on the door

Finish:
- Cover and enclosure are phosphatized, primed and finished in recoatable smooth ANSI/ASA 61 Gray Powder Coating
- Removable inner panel is finished in White Powder Coating

Applications:
- Instrument enclosures
- Electrical junction boxes
- Terminal wiring enclosures

Other sizes available. Contact a Mouser Service Representative.

For quantities greater than listed, call for quote.

MOUSER STOCK NO.	Hammond Part No.	Fig.	Dimensions: in. H	W	D	Panel Dimensions: in. H	W	Price Each 1	2	5	10
546-1414N4PHE	1414N4PHE	E	6.00	6.00	4.00	4.88	4.88	95.11	89.60	84.08	78.57
546-1414N4PHI	1414N4PHI	E	10.00	8.00	4.00	8.75	6.88	126.61	119.26	111.93	104.58
546-1414N4PHI6	1414N4PHI6	E	10.00	8.00	6.00	8.75	6.88	151.46	146.38	137.07	128.61
546-1414N4PHO6	1414N4PHO6	E	16.00	14.00	6.00	14.75	12.88	244.14	229.99	215.83	201.68

NEMA 4X STAINLESS STEEL JIC ENCLOSURES

Provides protection where equipment may be hosed down or otherwise be very wet, or in specific applications where corrosion may be a problem.

Specifications:
- Body formed from 14 gauge Type 304 stainless steel
- Continuous hinged cover is secured with stainless steel clamps and screws
- A bonding stud is provided on the door and a grounding stud is provided in the enclosure

Finish:
- Cover and enclosure are natural stainless steel with a smooth brushed finish
- Removable inner panel is finished in White Powder Coating

For quantities greater than listed, call for quote.

MOUSER STOCK NO.	Hammond Part No.	Fig.	Dimensions: in. H	W	D	Panel Dimensions: in. H	W	Price Each 1	2	5	10
546-1414N4PHSSE	1414N4PHSSE	F	6.00	6.00	4.00	4.88	4.88	276.58	260.50	244.43	228.35
546-1414N4PHSSI	1414N4PHSSI	F	10.00	8.00	4.00	8.75	6.88	382.03	359.86	337.71	315.56
546-1414N4PHSSL6	1414N4PHSSL6	F	12.00	12.00	6.00	10.75	10.88	590.30	556.01	521.74	487.47
546-1414N4PHSSO10	1414N4PHSSO10	F	16.00	14.00	10.00	14.75	12.88	862.98	812.85	762.72	712.58

© Copyright 2013 Mouser Electronics

A



NEW PRODUCT

- UL 50 Type 3R
- CSA Type 3R
- Complies with: NEMA Type 3R
- IEC 60529, IP24

B

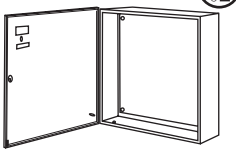

- Enclosure and door are finished in ANSI/ASA 61 Gray Powder Coating.
- Inner panel is finished in White Powder Coating.
- UL 50 Type 1
- CSA Type 1
- Complies with: NEMA Type 1, IEC 529, IP30

C

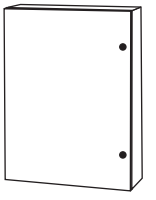

- Cover and enclosure are finished in recoatable smooth ANSI/ASA 61 Gray Powder Coating.
- UL 508 Type 3R, 4, 12, and 13
- CSA Type 3R, 4, 12, and 13
- Complies with: NEMA Type 3R, 4, 12, and 13 IEC 529, IP65

D



- Larger than standard NEMA panel used in same size enclosure.
- 12 or 14 gauge steel construction.
- Slotted corner designed for easier mounting.
- Finished in White.

E



- UL 508 Type 3R, 4, 12 and 13
- CSA Type 3R, 4, 12, and 13
- Complies with: NEMA Type 3R, 4, 12, and 13 JIC EGP-1-1967 (unless marked) IEC 529, IP66

F

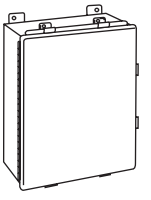

- UL 508 Type 3R, 4, 4X, and 12
- CSA Type 3R, 4, 4X, and 12
- Complies with: NEMA Type 3R, 4, 4X, and 12 JIC EGP-1-1967 IEC 529, IP66

© Copyright 2013 Mouser Electronics

HAMMOND Aluminum and Metal Enclosures

HAMMOND MANUFACTURING

ALUMINUM CHASSIS CASES AND COVERS

DIMENSIONS: in.

- Spot welded heavy duty construction chassis
- Cover punched with 4 holes (hardware not provided)
- Natural finish

Aluminum Chassis Cases

MOUSER STOCK NO.	Hammond Part No.	Dimensions: in. L	W	H	Price Each 1	5	10	25
546-1444-6	1444-6	4	4	2	11.27	10.22	9.52	8.85
546-1444-8	1444-8	6	4	2	11.67	10.60	9.90	9.19
546-1444-9	1444-9	8	4	1	12.01	10.99	10.15	9.43
546-1444-10	1444-10	8	4	2	12.65	11.33	10.69	9.80
546-1444-12	1444-12	7	5	2	12.57	11.18	10.64	9.91
546-1444-14	1444-14	9	5	2	15.56	14.26	13.16	12.78
546-1444-15	1444-15	10	6	1	13.61	12.36	11.50	10.71
546-1444-16	1444-16	10	6	2	16.51	15.01	13.97	13.58
546-1444-18	1444-18	13.5	5	2	18.48	16.39	15.62	14.52
546-1444-20	1444-20	17	4	3	29.16	26.47	24.66	22.94
546-1444-22	1444-22	12	8	2	28.19	25.59	23.85	22.18
546-1444-24	1444-24	12	8	3	29.16	26.48	24.67	22.95
546-1444-26	1444-26	16	8	2	30.15	27.36	25.51	23.69
546-1444-28	1444-28	16	8	3	34.54	31.34	29.22	27.14
546-1444-29	1444-29	12	10	2	29.18	26.48	24.68	22.93
546-1444-30	1444-30	17	10	2	33.06	30.01	27.97	26.02
546-1444-32	1444-32	17	10	3	39.28	35.66	33.24	30.88
546-1444-33	1444-33	17	10	4	56.68	51.95	47.95	44.58
546-1444-1053	1444-1053	10	5	3	18.48	16.39	15.63	14.53
546-1444-10825	1444-10825	10	8	2.5	20.91	18.55	17.69	16.45
546-1444-1172	1444-1172	11	7	2	16.53	14.67	13.98	13.00
546-1444-12103	1444-12103	12	10	3	28.21	25.03	23.86	22.18
546-1444-12123	1444-12123	12	12	3	35.98	31.93	30.44	28.30
546-1444-1273	1444-1273	12	7	3	23.34	20.70	19.74	18.36
546-1444-12825	1444-12825	12	8	2.5	26.26	23.29	22.21	20.65
546-1444-1372	1444-1372	13	7	2	20.43	18.13	17.28	16.06
546-1444-14103	1444-14103	14	10	3	34.04	30.21	28.79	26.77
546-1444-1463	1444-1463	14	6	3	27.23	24.16	23.04	21.42
546-1444-1573	1444-1573	15	7	3	28.69	25.46	24.27	22.57
546-1444-1593	1444-1593	15	9	3	32.58	28.91	27.56	25.63
546-1444-17105	1444-17105	17	10	5	59.33	52.63	50.19	46.66
546-1444-17123	1444-17123	17	12	3	37.44	33.22	31.67	29.45
546-1444-17132	1444-17132	17	13	2	38.41	34.08	32.50	30.22
546-1444-17133	1444-17133	17	13	3	44.26	39.26	37.44	34.81
546-1444-17134	1444-17134	17	13	4	53.49	47.45	45.25	42.07
546-1444-17135	1444-17135	17	13	4	68.08	60.40	57.60	53.54
546-1444-17143	1444-17143	17	14	3	49.61	44.01	41.97	39.01
546-1444-17154	1444-17154	17	15	4	67.11	59.55	56.77	52.77
546-1444-17156	1444-17156	17	15	6	94.82	84.13	80.22	74.58
546-1444-17173	1444-17173	17	17	3	57.87	51.34	48.95	45.51
546-1444-17174	1444-17174	17	17	4	74.89	66.45	63.35	58.89
546-1444-1763	1444-1763	17	6	3	31.13	27.62	26.33	24.48
546-1444-1773	1444-1773	17	7	3	32.10	28.47	27.16	25.24
546-1444-1783	1444-1783	17	8	3	30.15	26.75	25.51	23.71
546-1444-45351	1444-45351	4.5	3.5	1	9.73	8.62	8.23	7.65
546-1444-542	1444-542	5	4	2	11.67	10.36	9.88	9.18
546-1444-6415	1444-6415	6	4	1.5	11.67	10.36	9.88	9.18
546-1444-643	1444-643	6	4	3	14.10	12.51	11.93	11.10
546-1444-753	1444-753	7	5	3	16.53	14.67	13.98	13.00
546-1444-772	1444-772	7	7	2	13.62	12.08	11.52	10.71
546-1444-84515	1444-84515	8	4.5	1.5	14.58	12.95	12.34	11.47
546-1444-862	1444-862	8	6	2	14.58	12.95	12.34	11.47
546-1444-9552	1444-9552	9.5	5	2	13.62	12.08	11.52	10.71
546-1444-95525	1444-95525	9.5	5	2.5	16.53	14.67	13.98	13.00
546-1444-9553	1444-9553	9.5	5	3	17.51	15.54	14.81	13.77
546-1444-972	1444-972	9	7	2	14.58	12.95	12.34	11.47

Aluminum Covers

For quantities greater than listed, call for quote.

MOUSER STOCK NO.	Hammond Part No.	Price Each 1	5	10	25
546-1434-6	1434-6	5.44	4.87	4.59	4.22
546-1434-8	1434-8	5.34	4.79	4.50	4.18
546-1434-10	1434-10	5.51	4.94	4.65	4.31
546-1434-10	1434-10	5.51	4.94	4.65	4.31
546-1434-12	1434-12	5.69	5.11	4.80	4.46
546-1434-14	1434-14	5.83	5.23	4.92	4.53
546-1434-16	1434-16	8.36	7.50	7.06	6.48
546-1434-16	1434-16	8.36	7.50	7.06	6.48
546-1434-18	1434-18	9.59	8.36	7.75	7.23
546-1434-20	1434-20	9.72	8.72	8.22	7.64
546-1434-22	1434-22	12.33	11.04	10.42	9.56
546-1434-22	1434-22	12.33	11.04	10.42	9.56
546-1434-26	1434-26	11.67	10.45	9.87	9.04
546-1434-26	1434-26	11.67	10.45	9.87	9.04
546-1434-29	1434-29	12.16	10.89	10.28	9.43
546-1434-30	1434-30	12.24	10.98	10.36	9.50
546-1434-30	1434-30	12.24	10.98	10.36	9.50
546-1434-30	1434-30	12.24	10.98	10.36	9.50
546-1434-105	1434-105	4.86	4.31	4.11	3.82
546-1434-108	1434-108	8.75	7.77	7.40	6.88
546-1434-117	1434-117	6.81	6.05	5.76	5.35
546-1434-29	1434-29	12.16	10.89	10.28	9.43
546-1434-1212	1434-1212	11.67	10.36	9.88	9.18
546-1434-127	1434-127	7.30	6.47	6.17	5.74
546-1434-22	1434-22	12.33	11.04	10.42	9.56
546-1434-137	1434-137	8.75	7.77	7.40	6.88
546-1434-1410	1434-1410	11.18	9.92	9.46	8.80
546-1434-146	1434-146	8.75	7.77	7.40	6.88
546-1434-157	1434-157	9.24	8.20	7.82	7.27
546-1434-159	1434-159	14.10	12.51	11.93	11.10
546-1434-30	1434-30	12.24	10.98	10.36	9.50
546-1434-1712	1434-1712	15.56	13.80	13.16	12.24
546-1434-1713	1434-1713	16.05	14.24	13.58	12.63
546-1434-1713	1434-1713	16.05	14.24	13.58	12.63
546-1434-1713	1434-1713	16.05	14.24	13.58	12.63
546-1434-1713	1434-1713	16.05	14.24	13.58	12.63
546-1434-1714	1434-1714	17.02	15.10	14.40	13.39
546-1434-1715	1434-1715	17.51	15.54	14.81	13.77
546-1434-1715	1434-1715	17.51	15.54	14.81	13.77
546-1434-1717	1434-1717	19.45	17.26	16.46	15.30
546-1434-1717	1434-1717	19.45	17.26	16.46	15.30
546-1434-176	1434-176	10.70	9.49	9.05	8.41
546-1434-177	1434-177	9.24	8.20	7.82	7.27
546-1434-178	1434-178	11.18	9.92	9.46	8.80
546-1434-4535	1434-4535	4.38	3.88	3.70	3.45
546-1434-54	1434-54	4.38	3.88	3.70	3.45
546-1434-8	1434-8	5.34	4.79	4.50	4.18
546-1434-8	1434-8	5.34	4.79	4.50	4.18
546-1434-12	1434-12	5.69	5.11	4.80	4.46
546-1434-77	1434-77	5.35	4.75	4.53	4.21
546-1434-845	1434-845	7.00	6.22	5.93	5.51
546-1434-86	1434-86	7.30	6.47	6.17	5.74
546-1434-955	1434-955	5.35	4.75	4.53	4.21
546-1434-955	1434-955	5.35	4.75	4.53	4.21
546-1434-955	1434-955	5.35	4.75	4.53	4.21
546-1434-97	1434-97	6.32	5.61	5.35	4.98

PRODUCT NEW

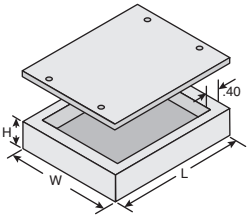

RoHS Compliant

ALUMINUM UTILITY CASES

DIMENSIONS: in.

- .040" thick aluminum
- Four self-tapping screws included
- Unpainted: Protected with plastic skin cover to ensure a high quality finish
- Painted: ASA 61 Gray Baked Enamel Finish. (outside only)

For quantities greater than listed, call for quote.

Painted

MOUSER STOCK NO.	Hammond Part No.	Price Each 1	5	10	25
546-1411B	1411B	7.69	6.58	6.09	5.63
546-1411C	1411C	7.68	6.88	6.40	5.62
546-1411D	1411D	8.93	7.67	7.48	6.56
546-1411F	1411E	9.29	8.31	7.73	7.13
546-1411G	1411G	9.19	8.22	7.63	6.72
546-1411H	1411H	9.10	8.12	7.56	6.98
546-1411K	1411K	11.24	9.61	8.88	8.21
546-1411L	1411L	12.79	10.99	10.70	9.38
546-1411M	1411M	17.12	15.29	14.25	12.50
546-1411N	1411N	12.82	11.47	10.68	9.83
546-1411P	1411P	19.16	16.47	16.05	14.06
546-1411Q	1411Q	17.57	15.10	14.70	12.88
546-1411R	1411R	25.72	22.11	21.54	18.87
546-1411S	1411S	23.56	20.24	19.73	17.29
546-1411T	1411T	24.65	20.64	19.08	17.64
546-1411U	1411U	28.89	25.80	24.05	22.21
546-1411W	1411W	27.67	23.79	21.98	20.31
546-1411X	1411X	37.08	33.11	30.90	27.08
546-1411Z	1411Z	38.80	33.18	30.66	28.32

Unpainted

MOUSER STOCK NO.	Hammond Part No.	Price Each 1	5	10	25	Dimensions: in. L	W	H
546-1411BU	1411BU	5.84	5.02	4.63	4.28	2.70	2.20	1.60
546-1411CU	1411CU	5.87	5.25	4.90	4.30	3.20	2.20	1.10
546-1411DU	1411DU	6.42	5.72	5.34	5.02	3.20	2.20	1.60
546-1411FU	1411EU	7.91	7.07	6.59	6.18	4.00	2.20	3.00
546-1411GU	1411GU	7.06	6.30	5.89	5.52	4.00	2.20	1.60
546-1411HU	1411HU	7.70	6.88	6.41	6.01	4.00	2.20	2.20
546-1411KU	1411KU	9.08	8.12	7.55	7.10	5.00	2.20	2.20
546-1411LU	1411LU	10.11	8.70	8.04	7.42	5.00	4.00	3.00
546-1411MU	1411MU	12.83	11.26	10.68	9.59	6.00	3.00	3.00
546-1411NU	1411NU	10.67	9.16	8.47	7.82	5.00	3.00	2.20
546-1411PU	1411PU	13.84	11.89	11.56	10.15	6.00	5.00	4.00
546-1411QU	1411QU	13.67	12.02	11.40	10.22	7.00	5.00	3.00
546-1411RU	1411RU	19.19	16.49	15.24	14.08	8.00	6.00	3.50
546-1411SU	1411SU	17.13	14.72	13.60	12.57	8.00	4.00	3.00
546-1411TU	1411TU	19.39	17.31	16.16	14.91	10.00	2.20	1.60
546-1411UU	1411UU	22.46	20.06	18.71	17.55	10.00	6.00	3.50
546-1411WU	1411WU	21.39	19.11	17.83	15.62	12.00	3.00	2.20
546-1411XU	1411XU	30.66	25.54	23.96	21.90	12.00	7.00	4.00
546-1411ZU	1411ZU	32.34	28.88	26.94	24.87	17.00	5.00	4.00

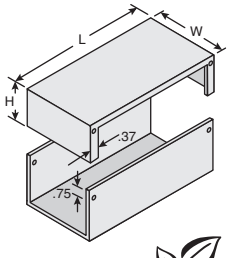

RoHS Compliant

STEEL UTILITY CASES

DIMENSIONS: in.

- Sizes A to E are 20 gauge .036" thick steel
- Sizes F to J are 18 gauge .048" thick steel
- Self-tapping screws included
- ASA 61 Gray Baked Powder Paint

For quantities greater than listed, call for quote.

MOUSER STOCK NO.	Hammond Part No.	Dimensions: in. L	W	H	Price Each 1	5	10	25
546-1415A	1415A	2	4	4	18.90	17.15	15.99	14.87
546-1415B	1415B	3	4	5	19.21	17.62	16.25	15.09
546-1415C	1415C	4	6	5	24.40	22.37	20.63	19.17
546-1415D	1415D	6	6	6	35.70	32.73	30.21	28.06
546-1415E	1415E	5	9	6	38.65	32.71	32.70	31.74
546-1415F	1415F	7	10	8	58.48	53.07	49.54	46.00
546-1415H	1415H	8	10	10	75.26	63.70	59.13	55.20
546-1415G	1415G	6	12	7	58.15	52.79	49.27	45.75
546-1415I	1415I	8	12	11	84.88	77.03	71.82	66.69
546-1415J	1415J	7	15	9	83.11	70.32	65.30	60.95

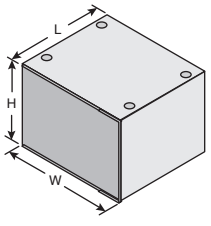

RoHS Compliant

© Copyright 2013 Mouser Electronics

© Copyright 2013 Mouser Electronics

ALUMINUM INSTRUMENT CASES

- Top and bottom made from 12 gauge aluminum finished in Contempra Gray.
- Top and bottom are attached to an internal aluminum extrusion which contains mounting slots for printed circuit boards or panels.
- Front and rear panels are natural aluminum (paper coated one side) which are attached with screws to the aluminum mounting extrusion.
- Panels can be easily removed for access to components.
- Tops and bottoms are available in solid or with vent slots.
- All hardware and self-adhesive rubber feet are included.

Solid Top and Base

For quantities greater than listed, call for quote.

MOUSER STOCK NO.	Hammond Part No.	Fig.	Dimensions: in.			Price Each			
			L	W	H	1	5	10	25
546-1402B	1402B	A	4.9	7.1	2.4	49.66	43.31	40.01	37.79
546-1402D	1402D	A	7.3	7.1	2.4	54.30	47.36	43.74	41.32
546-1402F	1402F	A	10.3	7.1	3.1	66.25	56.95	52.82	50.62
546-1402H	1402H	A	7.3	10.0	3.9	64.23	55.19	51.19	47.73
546-1402K	1402K	A	9.6	10.0	3.9	75.54	64.92	60.22	57.71

Vented Top and Base

For quantities greater than listed, call for quote.

MOUSER STOCK NO.	Hammond Part No.	Fig.	Dimensions: in.			P.C. Card Clearance	Fits Eurocard Sizes (mm)	Price Each			
			L	W	H			1	5	10	25
546-1402BV	1402BV	A	4.9	7.1	2.4	6.34	160 x 100	51.34	44.78	41.36	39.08
546-1402DV	1402DV	A	7.3	7.1	2.4	6.34	160 x 160	56.04	48.88	45.14	42.65
546-1402FV	1402FV	A	10.3	7.1	3.1	6.34	160 x 234	68.05	58.49	54.25	50.59
546-1402HV	1402HV	A	7.3	10.0	3.9	9.25	234 x 160	66.65	57.28	53.13	49.54
546-1402KV	1402KV	A	9.6	10.0	3.9	9.25	234 x 220	77.97	67.01	62.16	57.95

A

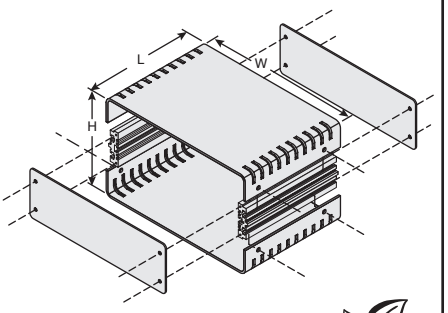

Vented Version shown.
Also available with solid top and base.

RoHS Compliant

ALUMINUM SLOPED INSTRUMENT CONSOLES

- Textured baked enamel, ventilated bottom with wrap around sides.
- Supplied with hardware and rubber feet.
- Color: Top = Beige, Case = Blue

For quantities greater than listed, call for quote.

MOUSER STOCK NO.	Hammond Part No.	Fig.	Dimensions: in.				Slope	Price Each			
			L	W	H	A		1	5	10	25
546-1456PH3WHBU	1456PH3WHBU	B	8.3	14	3.14	1.3	15°	39.10	36.95	34.80	32.65
546-1456PL3WHBU	1456PL3WHBU	B	11.3	14	3.14	1.3	15°	36.24	34.78	34.28	32.64
546-1456FG4WHBU	1456FG4WHBU	B	7.2	6.5	4.21	1.1	30°	30.87	26.13	24.26	22.63
546-1456KK4WHBU	1456KK4WHBU	B	10.2	10	4.21	1.1	30°	32.92	31.60	29.99	28.90
546-1456PK4WHBU	1456PK4WHBU	B	10.2	14	4.21	1.1	30°	36.24	34.78	34.28	31.80

B

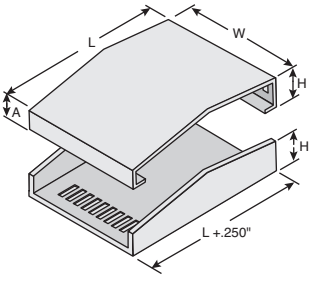

RoHS Compliant

STEEL INSTRUMENT CASES (18 GAUGE)

- Heavy duty, 18 gauge steel top and bottom halves finished in Contempra Gray Powder Paint.
- Easy to machine .064" thick aluminum panels
- Front finished in Satin Black; Vented back finished in Contempra Gray.
- Rear panel is vented top and bottom.
- 6-32 Phillips nickel plated screws and self- adhesive rubber feet included.

For quantities greater than listed, call for quote.

MOUSER STOCK NO.	Hammond Part No.	Fig.	Dimensions: in.			Price Each			
			L	W	H	1	5	10	25
546-1401A	1401A	C	10.0	6.0	5.0	62.04	57.14	52.74	51.94
546-1401AA	1401AA	C	6.0	6.0	5.0	58.19	52.47	48.95	45.75
546-1401C	1401C	C	10.0	8.0	9.0	72.70	66.64	61.51	57.12
546-1401E	1401E	C	8.0	8.0	8.0	68.53	61.81	57.67	53.90
546-1401G	1401G	C	12.0	10.0	9.0	91.40	83.78	77.33	71.82
546-1401K	1401K	C	14.0	10.0	6.5	93.54	85.67	79.06	73.43
546-1401M	1401M	C	8.0	12.0	9.0	97.59	88.05	82.57	76.77
546-1401N	1401N	C	8.0	14.0	9.0	89.63	84.37	79.09	73.82
546-1401P	1401P	C	10.0	14.0	5.0	92.83	80.56	75.16	70.25

C

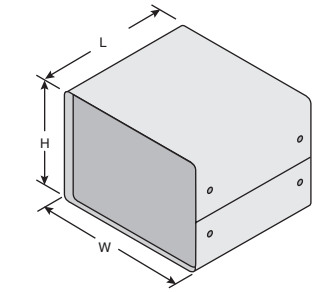

RoHS Compliant

STEEL INSTRUMENT CASES (20 GAUGE)

- Top and bottom made in 20 gauge steel (for strength) finished in Contempra Gray.
- Easy to machine 0.064" thick aluminum panels front and rear.
- Rear panel and bottom of enclosure is vented.
- Front panel is Satin Black, rear panel is Contempra Gray.
- 6-32 Phillips nickel plated screws and self-adhesive rubber feet included.
- Also available in Satin Blue. Contact a Mouser Service Representative.

For quantities greater than listed, call for quote.

MOUSER STOCK NO.	Hammond Part No.	Fig.	Dimensions: in.			Price Each			
			L	W	H	1	5	10	25
546-1426K	1426K	D	6.0	5.0	4.0	54.61	46.17	42.85	40.14
546-1426M	1426M	D	8.0	6.0	4.0	57.16	51.56	48.11	44.96
546-1426O	1426O	D	10.0	7.0	4.0	64.00	58.68	54.14	50.29
546-1426Q	1426Q	D	11.0	11.7	5.5	64.10	58.76	54.23	50.36
546-1426S	1426S	D	12.0	6.0	4.0	68.28	57.71	53.56	50.17
546-1426V	1426V	D	12.0	8.0	4.0	68.57	61.87	57.72	53.95
546-1426W	1426W	D	12.0	10.0	4.0	73.17	66.00	61.58	57.56
546-1426Y	1426Y	D	12.0	6.0	5.5	68.57	62.88	58.03	53.87

D

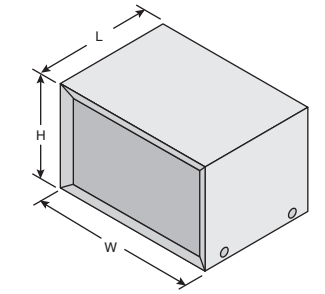

RoHS Compliant

© Copyright 2013 Mouser Electronics

© Copyright 2013 Mouser Electronics

LMB Chassis, Boxes and Enclosures

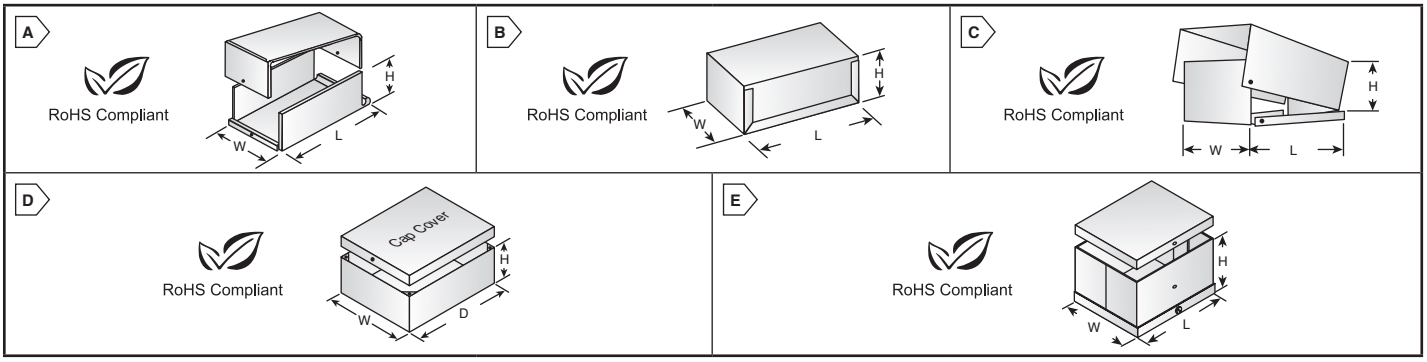

CHASSIS

Interlocking Boxes

- Hammertone Grey

For quantities greater than listed, call for quote.

MOUSER STOCK NO.	LMB Part No.	Fig.	Dimensions: in.			Price Each			
			L	W	H	1	10	50	100
537-M00-P	M00-P	A	2.25	1.50	1.38	4.68	4.23	4.08	3.94
537-00Z-P	00Z-P	A	2.31	2.13	1.75	5.20	4.69	4.54	4.38
537-000-P	000-P	A	3.25	2.13	1.63	7.09	6.39	6.17	5.96
537-00-P	00-P	A	4.00	2.13	1.63	7.35	6.61	6.41	6.18
537-101-P	101-P	A	4.25	2.25	1.25	7.37	6.63	6.40	6.18
537-108-P	108-P	A	5.00	2.25	2.25	10.27	9.23	8.92	8.62
537-135-P	135-P	A	3.75	3.00	2.13	10.30	9.29	8.97	8.66
537-136-P	136-P	A	5.25	3.00	2.13	11.91	10.72	10.35	9.98
537-138-P	138-P	A	6.25	3.50	2.13	14.85	13.38	12.93	12.49
537-139-P	139-P	A	5.50	3.00	1.25	11.00	9.91	9.58	9.23
537-141-P	141-P	A	6.00	4.00	3.00	18.38	16.54	15.98	15.43
537-142-P	142-P	A	6.00	4.00	5.00	22.34	20.11	19.43	18.77
537-146-P	146-P	A	8.00	6.00	4.50	32.38	29.16	28.17	27.20

Tite-Fit Box Chassis

For quantities greater than listed, call for quote.

Painted Gray (Screws Included)									
537-TF-773-P	TF-773-P	B	3.50	2.13	1.63	7.60	6.85	6.61	6.39
537-TF-776-P	TF-776-P	B	4.00	2.00	2.75	9.32	8.41	8.12	7.84
537-TF-779-P	TF-779-P	B	5.00	4.00	3.00	13.57	12.22	11.80	11.41
537-TF-780-P	TF-780-P	B	5.25	3.00	2.13	11.98	10.77	10.42	10.06
537-TF-781-P	TF-781-P	B	6.00	5.00	4.00	18.46	16.61	16.05	15.50
537-TF-784-P	TF-784-P	B	10.00	6.00	3.50	26.64	23.97	23.17	22.38
537-TF-787P	TF-787-P	B	12.00	7.00	4.00	36.72	33.05	31.95	30.84
Unpainted (Screws Included)									
537-TF-770	TF-770	B	2.75	2.13	1.63	5.07	4.56	4.41	4.26
537-TF-772	TF-772	B	3.25	2.13	1.13	5.07	4.56	4.41	4.26
537-TF-775	TF-775	B	4.00	2.25	2.25	6.92	6.23	6.01	5.81
537-TF-777	TF-777	B	4.25	2.25	1.50	5.72	5.16	5.00	4.80
537-TF-778	TF-778	B	5.00	2.25	2.25	7.42	6.69	6.46	6.24
537-TF-779	TF-779	B	5.00	4.00	3.00	10.36	9.33	9.02	8.70
537-TF-780	TF-780	B	5.25	3.00	2.13	8.15	7.36	7.10	6.86
537-TF-781	TF-781	B	6.00	5.00	4.00	14.48	13.04	12.59	12.17
537-TF-782	TF-782	B	7.00	5.00	3.00	14.66	13.20	12.77	12.32
537-TF-783	TF-783	B	8.00	6.00	3.50	17.84	16.04	15.52	14.97
537-TF-784	TF-784	B	10.00	6.00	3.50	21.10	18.99	18.36	17.72
537-TF-787	TF-787	B	12.00	7.00	4.00	29.29	26.38	25.49	24.61

Jiffy Box Chassis

- Unpainted, snap together

For quantities greater than listed, call for quote.

MOUSER STOCK NO.	LMB Part No.	Fig.	Dimensions: in.			Price Each			
			L	W	H	1	10	50	100
537-J-870	J-870	B	2.75	2.13	1.63	5.07	4.56	4.41	4.26
537-J-871	J-871	B	2.75	2.13	2.75	5.72	5.16	5.00	4.80
537-J-872	J-872	B	3.25	2.13	1.13	5.07	4.56	4.41	4.26
537-J-873	J-873	B	3.50	2.13	1.63	5.47	4.92	4.76	4.58
537-J-877	J-877	B	4.25	2.25	1.50	5.72	5.16	5.00	4.80
537-J-879	J-879	B	5.00	4.00	3.00	10.36	9.33	9.02	8.70
537-J-880	J-880	B	5.25	3.00	2.13	8.15	7.36	7.10	6.86
537-J-881	J-881	B	6.00	5.00	4.00	14.48	13.04	12.59	12.17
537-J-882	J-882	B	7.00	5.00	3.00	14.66	13.20	12.77	12.32

Crown Royal (C-R) Series

- Light blue top, gray bottom

For quantities greater than listed, call for quote.

537-CR-321	CR-321-P	C	3.25	2.13	1.63	9.94	8.95	8.65	8.34
537-CR-332	CR-332-P	C	3.75	3.00	2.13	12.63	11.36	10.98	10.60
537-CR-400	CR-400-P	C	4.00	2.00	2.75	12.13	10.91	10.56	10.20
537-CR-422	CR-422-P	C	4.00	2.25	2.25	11.89	10.70	10.35	9.97
537-CR-425	CR-425-P	C	4.25	2.25	1.25	10.15	9.14	8.83	8.53
537-CR-442	CR-442-P	C	4.00	4.00	2.00	13.80	12.42	12.01	11.60
537-CR-531	CR-531-P	C	5.50	3.00	1.25	13.33	12.01	11.61	11.20
537-CR-532	CR-532-P	C	5.25	3.00	2.13	13.85	12.47	12.04	11.62
537-CR-632	CR-632-P	C	6.25	3.50	2.13	16.94	15.25	14.73	14.22
537-CR-643	CR-643-P	C	6.00	4.00	3.00	20.60	18.54	17.93	17.31
537-CR-753	CR-753-P	C	7.00	5.00	3.00	25.18	22.66	21.90	21.14
537-CR-800	CR-800-P	C	8.00	3.00	2.75	20.57	18.52	17.89	17.27
537-CR-864	CR-864-P	C	8.00	6.00	4.50	33.58	30.21	29.21	28.19
537-CR-1042	CR-1042-P	C	10.00	4.00	2.20	25.89	23.30	22.52	21.75

© Copyright 2013 Mouser Electronics

CAP COVER CHASSIS

- Special welded corners for sturdier chassis
- Finish: plain aluminum
- Manufactured from aircraft aluminum type 3003, H-14
- Cap construction permits all space inside chassis to be utilized

Chassis (Without Cover)

For quantities greater than listed, call for quote.

MOUSER STOCK NO.	LMB Part No.	Fig.	Dimensions: in.			Price Each			
			L	W	H	1	10	50	100
537-572	572	D	5.00	7.00	2.00	15.84	14.26	13.77	13.32
537-573	573	D	5.00	7.00	3.00	17.52	15.77	15.25	14.71
537-5103	5103	D	5.00	10.00	3.00	22.81	20.53	19.85	19.15
537-7123	7123	D	7.00	12.00	3.00	24.32	21.89	21.15	20.44
537-8103	8103	D	8.00	10.00	3.00	23.63	21.26	20.55	19.84
537-8123	8123	D	8.00	12.00	3.00	26.19	23.58	22.79	22.02
537-10123	10123	D	10.00	12.00	3.00	28.34	25.52	24.65	23.81
537-12173	12173	D	12.00	17.00	3.00	51.67	46.50	44.95	43.40
537-13173	13173	D	13.00	17.00	3.00	53.94	48.56	46.94	45.31

Chassis Cap Covers

For quantities greater than listed, call for quote.

MOUSER STOCK NO.	LMB Part No.	Fig.	Fits Chassis	Price Each			
				1	10	50	100
537-572C	572C	D	537-572 and 537-573	5.05	4.39	4.39	4.24
537-5103C	5103C	D	537-5103	6.76	5.89	5.89	5.69
537-772C	772C	D	537-772	6.51	5.66	5.66	5.48
537-792C	792C	D	537-792	8.75	7.62	7.62	7.34
537-7123C	7123C	D	537-7123	9.88	8.58	8.58	8.28
537-842C	842C	D	537-842	5.05	4.39	4.39	4.24
537-8103C	8103C	D	537-8103	9.81	8.54	8.54	8.24
537-8123C	8123C	D	537-8123	11.99	10.45	10.45	10.07
537-10123C	10123C	D	537-10123	11.79	10.25	10.25	9.90
537-10173C	10173C	D	537-10173	20.33	19.44	19.44	18.77
537-12173C	12173C	D	537-12173	22.54	19.61	19.61	18.94
537-13173C	13173C	D	537-13173	25.85	22.49	22.49	21.72

ENCLOSURES

Utility Boxes

- Finish: plain aluminum
- Manufactured from aircraft aluminum type 3003-H 14

For quantities greater than listed, call for quote.

MOUSER STOCK NO.	LMB Part No.	Fig.	Dimensions: in.			Price Each			
			L	W	H	1	10	50	100
537-UC-970	UC-970	E	4.00	4.00	2.00	14.10	12.70	12.28	11.86
537-UC-971	UC-971	E	5.00	4.00	3.00	15.57	14.02	13.56	13.09
537-UC-972	UC-972	E	6.00	5.00	4.00	20.36	18.34	17.73	17.12
537-UC-973A	UC-973A	E	6.00	6.00	3.00	20.51	18.47	17.85	17.23
537-UC-976	UC-976	E	10.00	8.00	7.00	48.72	43.85	42.38	40.92
537-UC-977	UC-977	E	12.00	7.00	6.00	46.86	42.18	40.77	39.35
537-UC-979	UC-979	E	12.00	11.00	8.00	74.22	66.80	64.57	62.35
537-UC-980	UC-980	E	15.00	9.00	7.00	73.80	66.41	64.20	61.99

Non-Skid Foot (Black)

Note: Four (4) required for each box (plugs into screw holes)

For quantities greater than listed, call for quote.

MOUSER STOCK NO.	LMB Part No.	Description	Price Each			
			1	10	50	100
537-F2	F2	Black elastomer; fits all LMB enclosures	.28	.257	.246	.235

© Copyright 2013 Mouser Electronics

Enclosures and Consoles

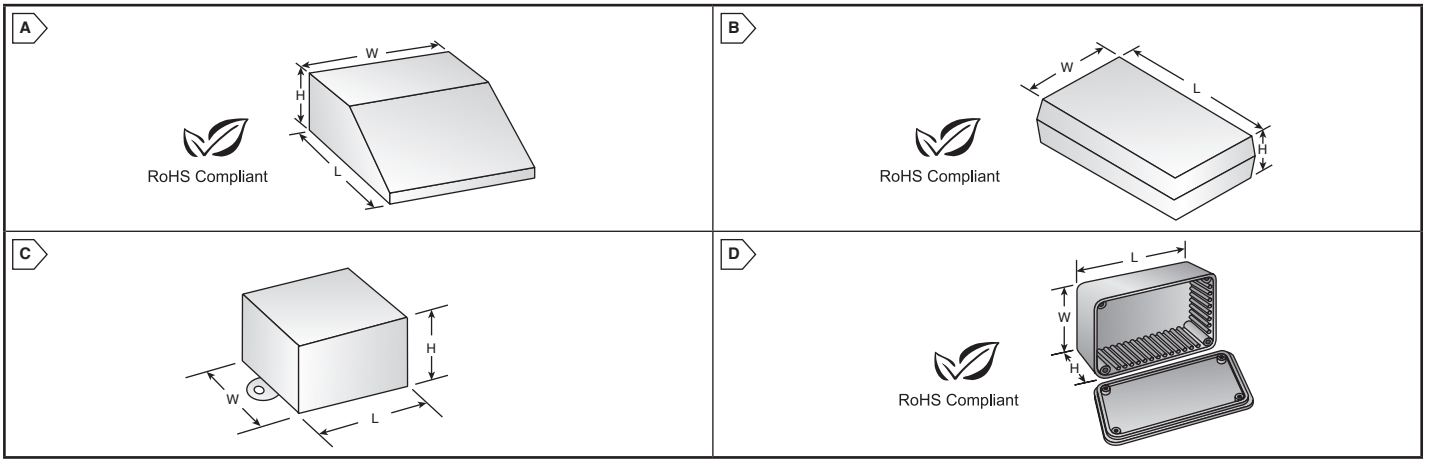

ALUMINUM MODULAR DESKTOP CONSOLES

The length of the flat top is 1/2 of the total length.

For quantities greater than listed, call for quote.

MOUSER STOCK NO.	LMB Part No.	Fig.	Dimensions: in.			Price Each			
			L	W	H	1	10	50	100
Unpainted (Includes Rubber Feet)									
537-MDC321-01	MDC321	A	3.00	2.00	1.50	7.01	6.31	6.11	5.90
537-MDC432-01	MDC432	A	4.00	3.00	2.00	9.43	8.50	8.21	7.92
537-MDC532-01	MDC532	A	5.00	3.00	2.00	10.87	9.79	9.45	9.12
537-MDC642-01	MDC642	A	6.00	4.00	2.25	12.98	11.68	11.30	10.90
537-MDC752-01	MDC752	A	7.00	5.00	2.50	14.97	13.47	13.02	12.57
537-MDC862-01	MDC862	A	8.00	6.00	2.75	19.68	17.72	17.11	16.52
537-MDC973-01	MDC973	A	9.00	7.00	3.00	21.66	19.51	18.83	18.18
537-MDC1183-01	MDC1183	A	11.00	8.00	3.50	41.95	37.78	36.55	35.25
537-MDC13104-01	MDC13104	A	13.00	10.00	4.00	43.96	39.57	38.24	36.93
537-MDC15155-01	MDC15155	A	15.00	15.00	4.50	71.67	64.51	62.36	60.21
Painted Beige / Ivory (Includes Rubber Feet)									
537-MDC321-BI	MDC321-B/I	A	3.00	2.00	1.50	10.89	9.81	9.47	9.15
537-MDC432-BI	MDC432-B/I	A	4.00	3.00	2.00	14.74	13.26	12.82	12.39
537-MDC532-BI	MDC532-B/I	A	5.00	3.00	2.00	16.46	14.81	14.30	13.81
537-MDC642-BI	MDC642-B/I	A	6.00	4.00	2.25	19.55	17.59	16.99	16.41
537-MDC752-BI	MDC752-B/I	A	7.00	5.00	2.50	21.82	19.65	18.98	18.32
537-MDC862-BI	MDC862-B/I	A	8.00	6.00	2.75	27.89	25.11	24.26	23.43
537-MDC973-BI	MDC973-B/I	A	9.00	7.00	3.00	31.13	28.01	27.08	26.15
537-MDC1042-BI	MDC1042-B/I	A	10.00	4.50	2.50	28.80	25.93	25.07	24.19
537-MDC1183-BI	MDC1183-BI	A	11.00	8.00	3.50	41.94	37.77	36.50	35.24
537-MDC13104-BI	MDC13104-BI	A	13.00	10.00	4.00	55.25	49.72	48.06	46.41
537-MDC15155-BI	MDC15155-BI	A	15.00	15.00	4.50	87.71	78.94	76.32	73.67

HIGH-IMPACT ABS ENCLOSURES, STANDARD

- Scratch resistant grain finish
- Card guides for vertical mounting of circuit boards
- 9 volt battery compartment (500 Series)
- Internal mounting bosses for horizontal circuit boards

Color Code Chart

To order add applicable suffix for desired color to Mouser Stock No.

Color	Black	Gray	Almond
Suffix	**BK**	**GY**	**AL**

Note: All dimensions are outside measurements

For quantities greater than listed, call for quote.

MOUSER STOCK NO.	LMB Part No.	Fig.	Dimensions: in.			Vert. Card Pos.	Mtg. Post	Price Each			
			L	W	H			1	10	50	100
537-400-I-__	400-I-	B	3.60	2.25	1.00	- - -	- - -	7.07	6.37	6.16	5.94
537-401-__	401-	B	3.60	2.25	1.50	2	4	6.97	6.26	6.06	5.84
537-402-__	402-	B	4.38	3.25	1.50	3	4	9.30	8.37	8.09	7.80
537-403-__	403-	B	5.62	3.25	1.50	4	4	11.95	10.76	10.39	10.06
537-404-__	404-	B	6.87	4.87	1.50	5	8	12.34	11.12	10.73	10.37
537-408-__	408-	B	6.87	4.87	2.00	5	8	15.34	13.81	13.34	12.88
537-410-__	410-	B	4.38	3.25	2.50	3	4	10.50	9.46	9.14	8.82
537-411-__	411-	B	5.62	3.25	2.50	4	4	13.89	12.52	12.09	11.67
537-412-__	412-	B	6.87	4.87	2.50	5	8	16.12	14.51	14.02	13.55
537-413-__	413-	B	9.50	6.34	1.50	- - -	- - -	22.93	20.63	19.93	19.25
537-501-__	501-	B	4.11	2.61	1.50	1	4	7.65	6.89	6.67	6.43
537-502-__	502-	B	4.38	3.25	1.50	3	4	10.02	9.03	8.72	8.42
537-503-__	503-	B	5.62	3.25	1.50	3	4	13.69	12.32	11.91	11.50

ENCLOSURES AND LIDS

For quantities greater than listed, call for quote.

MOUSER STOCK NO.	LMB Part No.	Fig.	Dimensions: in.			Price Each			
			L	W	H	1	10	50	100
Drawn Miniature Boxes - Unplated									
537-M01	M01	C	1.25	1.00	1.00	1.92	1.71	1.67	1.59
537-M10	M10	C	1.75	1.25	0.88	1.92	1.71	1.67	1.59
537-M17	M17	C	2.00	1.75	1.00	1.92	1.71	1.67	1.59
537-M18	M18	C	2.00	2.00	1.25	1.92	1.71	1.67	1.59
Lids - Unplated (Match Lid Part Number to Box Part Number)									
537-M01-L	M01-L	C	1.13	1.00	- - -	1.29	1.18	1.13	1.09
537-M10-L	M10-L	C	1.75	1.25	- - -	1.29	1.18	1.13	1.09
537-M17-L	M17-L	C	2.00	1.75	- - -	1.29	1.18	1.13	1.09
537-M18-L	M18-L	C	2.00	2.00	- - -	1.29	1.18	1.13	1.09
Drawn Miniature Boxes - Cadmium Plated (M23 Thru M27 Do Not Have Mounting Ears)									
537-M01-PLTD	M01-PLTD	C	1.13	1.00	0.94	3.32	3.00	2.89	2.80
537-M06-PLTD	M06-PLTD	C	1.50	1.13	0.75	3.32	3.00	2.89	2.80
537-M10-PLTD	M10-PLTD	C	1.75	1.25	0.88	3.32	3.00	2.89	2.80
537-M11-PLTD	M11-PLTD	C	2.00	1.25	0.75	3.32	3.00	2.89	2.80
537-M12-PLTD	M12-PLTD	C	2.00	1.25	1.00	3.32	3.00	2.89	2.80
537-M15-PLTD	M15-PLTD	C	2.00	1.75	0.50	3.32	3.00	2.89	2.80
537-M16-PLTD	M16-PLTD	C	2.00	1.75	0.75	3.32	3.00	2.89	2.80
537-M17-PLTD	M17-PLTD	C	2.00	1.75	1.00	3.53	3.19	3.07	2.99
537-M18-PLTD	M18-PLTD	C	2.00	2.00	1.25	3.32	3.00	2.89	2.80
537-M21-PLTD	M21-PLTD	C	2.50	2.00	1.25	4.10	3.70	3.56	3.47
537-M23-PLTD	M23-PLTD	C	3.88	2.38	0.88	4.99	4.50	4.34	4.22
537-M24-PLTD	M24-PLTD	C	2.00	1.75	0.75	3.32	3.00	2.89	2.80
537-M25-PLTD	M25-PLTD	C	3.06	3.06	2.63	12.05	10.86	10.48	10.12
537-M26-PLTD	M26-PLTD	C	4.63	2.38	2.25	12.62	11.74	10.98	10.23
Lids - Cadmium Plated (Match Lid Part Number to Box Part Number)									
537-M01-L-PLTD	M01-L-PLTD	C	1.13	1.00	- - -	2.02	1.83	1.77	1.69
537-M06-L-PLTD	M06-L-PLTD	C	1.50	1.13	- - -	2.02	1.83	1.77	1.69
537-M10-L-PLTD	M10-L-PLTD	C	1.75	1.25	- - -	2.02	1.83	1.77	1.69
537-M11-L-PLTD	M11-L-PLTD	C	2.00	1.25	- - -	2.02	1.83	1.77	1.69
537-M12-L-PLTD	M12-L-PLTD	C	2.00	1.25	- - -	2.02	1.83	1.77	1.69
537-M15-L-PLTD	M15-L-PLTD	C	2.00	1.75	- - -	2.02	1.83	1.77	1.69
537-M16-L-PLTD	M16-L-PLTD	C	2.00	1.75	- - -	2.02	1.83	1.77	1.69
537-M17-L-PLTD	M17-L-PLTD	C	2.00	1.75	- - -	2.02	1.83	1.77	1.69
537-M18-L-PLTD	M18-L-PLTD	C	2.00	2.00	- - -	2.02	1.83	1.77	1.69
537-M21-L-PLTD	M21-L-PLTD	C	2.50	2.00	- - -	3.01	2.90	2.78	2.58
537-M23-L-PLTD	M23-L-PLTD	C	3.88	2.38	- - -	2.02	1.83	1.77	1.69
537-M24-L-PLTD	M24-L-PLTD	C	2.00	1.75	- - -	2.02	1.83	1.77	1.69
537-M25-L-PLTD	M25-L-PLTD	C	3.06	3.06	- - -	3.87	3.49	3.37	3.25
537-M26-L-PLTD	M26-L-PLTD	C	4.63	2.38	- - -	3.87	3.49	3.37	3.25

eagle CASES

plastic devices

Note: All dimensions are outside measurements

✻ Height is with lid on.

For quantities greater than listed, call for quote.

MOUSER STOCK NO.	Fig.	Dimensions: in.			PCB Guides	Price Each				
		L	W	H✻		1	10	50	100	200
Black Plastic Project Boxes with Lids										
400-1541-GR	D	3	2	1	No	3.27	2.73	2.48	2.26	2.08
400-1551-GR	D	4 3/8	2 1/4	7/8	No	3.91	3.25	2.95	2.69	2.47
400-1561-GR	D	4	3	1 5/8	Yes	4.99	4.16	3.78	3.43	3.17
400-1571-GR	D	5 7/8	3 7/8	2 1/4	Yes	8.66	7.21	6.56	5.96	5.48
Gray Molded ABS Plastic Cases										
400-1552-GR	D	5.1	2.5	1.8	Yes	5.65	5.14	4.67	4.24	3.89
400-1572-GR	D	7.3	4.5	2.6	Yes	9.57	8.70	7.91	7.19	6.61

© Copyright 2013 Mouser Electronics

© Copyright 2013 Mouser Electronics

DELTRON Die Cast Aluminum Boxes

DELTRON Enclosures

RoHS Compliant This page of product is compliant.

DELTRON Enclosures DIE CAST ALUMINUM BOXES

- Material: LM24 Aluminum (Unpainted)
- Screw Size: 3.5mm Diameter Taptite
- Cover: Interlocking with Countersunk Screws
- Excellent RF Shielding

RoHS Compliant

For quantities greater than listed, call for quote.

MOUSER STOCK NO.	Deltron Part No.	Fig.	Dimensions: in.			Wall Thickness	Price Each			
			L	W	H		1	10	25	50
Without PCB Guides										
400-4590	459-0010	A	3.5	1.4	1.2	.059	8.88	8.08	7.68	7.32
400-4591	459-0020	A	4.5	2.5	1.2	.059	9.39	8.55	8.13	7.75
400-4587	459-0040	A	4.5	2.5	2.2	.079	16.60	15.07	14.36	13.67
400-4592	459-0030	A	4.5	3.5	2.2	.059	17.17	16.35	15.58	14.17
400-4593	459-0050	A	6.8	4.7	2.2	.079	18.71	17.01	16.21	15.42
400-4588	459-0070	A	8.7	5.7	2.2	.079	33.92	30.84	28.89	28.02
400-4589	459-0080	A	8.7	5.7	4.2	.079	46.46	42.24	39.58	38.40
With PCB Guides										
400-4585	459-0150	B	2.4	2.2	1.2	.059	7.40	7.05	6.71	6.09
400-4586	459-0140	B	3.1	2.2	1.0	.059	7.22	6.89	6.56	6.24
400-4596	459-0100	B	5.5	4.0	3.0	.079	20.53	19.55	18.60	17.73
400-4598	459-0090	B	10.8	6.9	2.2	.079	41.95	40.15	37.51	35.06

With Mounting Flanges and PCB Guides

- Material: LM24 Aluminum (Unpainted)
- Screw Size: 3.5mm Diameter Taptite
- Pre-Drilled External Mounting Flanges
- Cover: Interlocking with Countersunk Screws
- Excellent RF Shielding

RoHS Compliant

⁂ Due to size, 400-4600 flange has only 1 screw mounting hole.

For quantities greater than listed, call for quote.

MOUSER STOCK NO.	Deltron Part No.	Fig.	Dimensions: in.				Wall Thickness	Price Each			
			L	L w/ Flange	W	H		1	10	25	50
⁂ 400-4600	455-0010	C	3.5	4.5	1.4	1.2	.059	15.89	15.13	14.41	13.72
400-5510	455-0100	C	5.5	6.69	4.0	3.0	.079	43.70	41.82	39.08	36.53
400-4601	455-0020	C	4.5	5.5	2.5	1.2	.059	17.37	16.54	15.75	15.00
400-4602	455-0040	C	4.5	5.5	2.5	2.2	.079	18.89	18.18	17.15	15.59
400-5512	455-0120	C	4.7	4.72	3.9	1.4	.079	39.76	38.99	37.86	36.75
400-4604	455-0050	C	6.8	7.95	4.8	2.2	.079	31.66	30.37	28.92	26.29
400-4606	455-0070	C	8.8	9.92	5.8	2.2	.079	44.94	42.01	40.02	38.11

DELTRON Enclosures SEALED DIE CAST ALUMINUM BOXES

- Material: LM24 Aluminum (Unpainted)
- Screw Size: 3.5mm Diameter Taptite
- Seal: Neoprene, Closed Cell, Black
- Cover: Interlocking with Countersunk Screws
- Excellent RF Shielding

RoHS Compliant

For quantities greater than listed, call for quote.

MOUSER STOCK NO.	Deltron Part No.	Fig.	Dimensions: in.				Wall Thickness	Price Each			
			L	L w/ Flange	W	H		1	10	25	50
Without PCB Guides											
400-4553	460-0040	A	4.5	- - -	2.5	2.2	.079	13.72	13.06	12.44	11.84
400-4552	460-0030	A	4.6	- - -	3.6	2.2	.059	15.77	15.02	14.31	13.62
400-4554	460-0050	A	6.8	- - -	4.7	2.2	.079	19.92	18.97	18.07	17.22
400-4555	460-0060	A	6.8	- - -	4.7	4.2	.079	26.56	25.27	24.06	22.93
With PCB Guides											
400-6015	460-0150	B	2.4	- - -	2.2	1.2	.059	12.70	12.34	12.04	11.64
400-6014	460-0140	B	3.1	- - -	2.2	1.0	.059	13.03	12.41	11.82	11.26
400-6013	460-0130	B	9.8	- - -	9.8	4.0	.098	60.83	58.21	56.52	54.88
400-6009	460-0090	B	10.8	- - -	6.9	2.6	.079	47.44	45.19	43.04	40.98
With Mounting Flanges and PCB Guides											
400-5602	456-0020	C	4.5	5.5	2.5	1.2	.059	20.00	18.87	17.98	17.12
400-5604	456-0040	C	4.5	5.5	2.5	2.2	.079	21.69	20.47	19.50	18.56
400-5610	456-0100	C	5.5	6.69	4.0	3.0	.079	45.41	43.25	42.93	40.90
400-5606	456-0060	C	6.8	7.95	4.8	4.2	.079	60.46	58.12	56.44	54.79

DELTRON Enclosures BLACK NYLON COATED CAST ALUMINUM BOXES

- Material: LM24 Aluminum
- Screw Size: 3.5mm Diameter Taptite
- Nylon Coating: 75-150 microns Rilsan Nylon 11
- Cover: Interlocking with Countersunk Screws
- Excellent RF Shielding

RoHS Compliant

For quantities greater than listed, call for quote.

MOUSER STOCK NO.	Deltron Part No.	Fig.	Dimensions: in.			Wall Thickness	Price Each			
			L	W	H		1	10	25	50
Without PCB Guides										
400-4621	462-0020E	A	4.5	2.5	1.2	.059	18.09	16.49	15.71	14.96
400-4623	462-0040E	A	4.5	2.5	2.2	.079	18.82	18.10	17.58	16.83
400-4624	462-0050E	A	6.8	4.7	2.2	.079	34.64	33.81	32.36	31.42

DIMENSIONS: in.

A

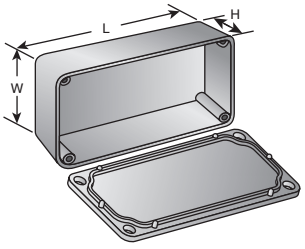

B

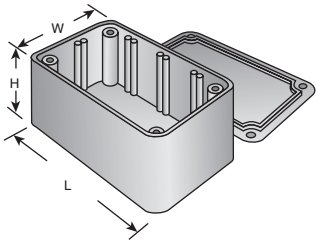

Note: pcb guide layout differs per model. See mouser.com for datasheet

C

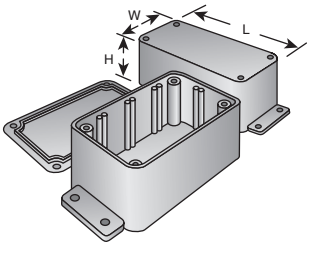

Note: pcb guide layout differs per model. See mouser.com for datasheet

© Copyright 2013 Mouser Electronics

© Copyright 2013 Mouser Electronics

BUD Plastic Utility and DIN Rail Mount Boxes

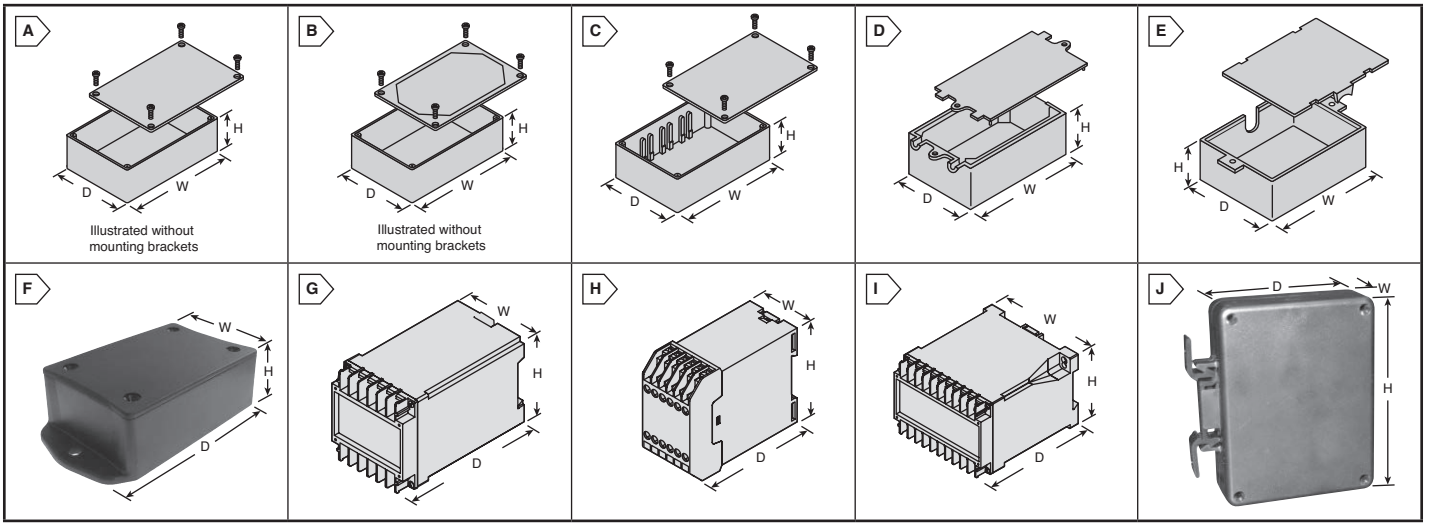

UTILIBOXES

Style "A"

ABS Plastic with flammability rating of 94V-5VA and suggested service temperature of -20°C to +60°C. Comes with close fitting interlocking lid and assembly hardware.
Available with either a flush textured cover, or with a smooth recessed area suitable for labels or keypads. Finish: Textured Black

RoHS Compliant

For quantities greater than listed, call for quote.

MOUSER STOCK NO.	Bud Part No.	Fig.	Cover Style	Dimensions: in. D	W	H	Price Each 1	5	10	25
With Molded-in Mounting Brackets										
563-CU-3281-MB	CU-3281-MB	A	Textured	3.10	4.60	1.75	**11.13**	**9.27**	**8.69**	**8.30**
563-CU-3282-MB	CU-3282-MB	A	Textured	4.60	4.60	2.25	**12.41**	**10.34**	**9.69**	**9.26**
563-CU-3283-MB	CU-3283-MB	A	Textured	4.60	6.10	2.25	**12.63**	**10.54**	**9.99**	**9.47**
563-CU-3284-MB	CU-3284-MB	A	Textured	4.60	7.60	2.25	**16.16**	**13.46**	**12.62**	**12.05**
563-CU-3285-MB	CU-3285-MB	A	Textured	5.15	8.25	3.00	**19.58**	**16.32**	**15.49**	**14.68**
563-CUR-3285-MB	CUR-3285-MB	B	Recessed	5.15	8.25	3.00	**20.54**	**17.12**	**16.27**	**15.43**
563-CU-3286-MB	CU-3286-MB	A	Textured	6.15	10.15	3.13	**24.72**	**20.61**	**19.57**	**18.53**
563-CUR-3286-MB	CUR-3286-MB	B	Recessed	6.15	10.15	3.13	**23.54**	**19.63**	**18.64**	**17.66**
Without Mounting Brackets										
563-CU-3281	CU-3281	A	Textured	3.10	4.60	1.75	**8.13**	**6.76**	**6.42**	**6.08**
563-CU-3282	CU-3282	A	Textured	4.60	4.60	2.25	**8.99**	**7.49**	**7.02**	**6.70**
563-CU-3283	CU-3283	A	Textured	4.60	6.10	2.25	**10.38**	**8.65**	**8.10**	**7.74**
563-CU-3284	CU-3284	A	Textured	4.60	7.60	2.25	**12.52**	**10.41**	**9.91**	**9.41**
563-CU-3285	CU-3285	A	Textured	5.15	8.25	3.00	**19.12**	**15.95**	**15.14**	**14.34**
563-CUR-3285	CUR-3285	B	Recessed	5.15	8.25	3.00	**20.33**	**16.96**	**16.11**	**15.27**
563-CU-3286	CU-3286	A	Textured	6.15	10.15	3.13	**23.54**	**19.63**	**18.64**	**17.66**
563-CUR-3286	CUR-3286	B	Recessed	6.15	10.15	3.13	**24.72**	**20.61**	**19.57**	**18.53**

Style "D"

High impact Polystyrene with UL94-HB flammability rating.
Comes with close-fitting interlocking lid and assembly hardware.
Provisions for mounting horizontal PCB. Finish: Black

For quantities greater than listed, call for quote.

MOUSER STOCK NO.	Bud Part No.	Fig.	Dimensions: in. D	W	H	Price Each 1	5	10	25
With Molded-in Mounting Brackets									
563-CU741MB	CU-741-MB	A	1.51	2.26	0.79	**3.64**	**3.03**	**2.84**	**2.71**
563-CU742MB	CU-742-MB	A	3.00	2.50	1.00	**7.28**	**6.05**	**5.45**	**5.42**
Without Mounting Brackets									
563-CU741	CU-741	A	1.51	2.26	0.79	**3.64**	**3.03**	**2.84**	**2.71**
563-CU742	CU-742	A	3.00	2.50	1.00	**7.49**	**6.25**	**5.62**	**5.57**

Style "G"

ABS plastic with 94V-0 flammability rating. Suggested service temperature of -20°C to +60°C. Comes with close fitting interlocking lid and assembly hardware. Horizontal PCB mounting bosses.
Finish: Textured Black

For quantities greater than listed, call for quote.

MOUSER STOCK NO.	Bud Part No.	Fig.	Dimensions: in. D	W	H	Price Each 1	5	10	25
With Molded-in Mounting Brackets									
563-CU-387-MB	CU-387-MB	A	4.34	5.59	1.75	**8.24**	**6.86**	**6.43**	**6.14**
563-CU-388-MB	CU-388-MB	A	3.06	4.31	1.37	**6.63**	**5.52**	**5.18**	**4.94**
563-CU-389-MB	CU-389-MB	A	3.57	5.07	1.50	**7.60**	**6.30**	**5.99**	**5.68**
Without Mounting Brackets									
563-CU-387	CU-387	A	4.34	5.59	1.75	**8.13**	**6.76**	**6.45**	**6.14**
563-CU-388	CU-388	A	3.06	4.31	1.37	**6.53**	**5.45**	**4.89**	**4.54**
563-CU-389	CU-389	A	3.57	5.07	1.50	**7.17**	**5.98**	**5.69**	**5.41**

Style "J"

ABS plastic with flammability rating of UL94-HB and suggested service temperature of -40°C to +80°C. Internal PCB card guides accept both horizontal and vertical boards. Comes with grid pattern on underside of cover for modification reference points. Finish: Black

For quantities greater than listed, call for quote.

MOUSER STOCK NO.	Bud Part No.	Fig.	Dimensions: in. D	W	H	Price Each 1	5	10	25
With Molded-in Mounting Brackets									
563-CU-1941-MB	CU-1941-MB	C	2.13	3.27	1.12	**2.35**	**1.97**	**1.86**	**1.77**
563-CU-1943-MB	CU-1943-MB	C	2.68	5.12	1.61	**3.42**	**2.84**	**2.70**	**2.57**
563-CU-1945-MB	CU-1945-MB	C	3.76	6.21	2.00	**5.14**	**4.27**	**4.06**	**3.85**
563-CU-1947-MB	CU-1947-MB	C	4.45	7.77	2.38	**6.21**	**5.18**	**4.91**	**4.65**
Without Mounting Brackets									
563-CU-1941	CU-1941	C	2.13	3.27	1.12	**2.25**	**1.86**	**1.79**	**1.70**
563-CU-1943	CU-1943	C	2.68	5.12	1.61	**3.21**	**2.66**	**2.54**	**2.41**
563-CU-1945	CU-1945	C	3.76	6.21	2.00	**5.14**	**4.27**	**4.06**	**3.85**
563-CU-1947	CU-1947	C	4.45	7.77	2.38	**6.21**	**5.18**	**4.91**	**4.65**

Style "K"

- ABS plastic, UL94-HB flammability rating
- Three versions available:
  Version 1 - press-fit cover, and molded-in wire entry points
  Version 2 - screwed-on cover, molded-in wire entry points, and recessed area on cover for decal
  Version 3 - snap-fit cover, and wire entry port
- Molded-in external wall/panel mounting tabs
- Finish: Black

For quantities greater than listed, call for quote.

MOUSER STOCK NO.	Bud Part No.	Fig.	Version	Dimensions: in. D	W	H	Price Each 1	5	10	25
563-CU-1950	CU-1950	D	1	1.50	2.56	0.79	**1.61**	**1.34**	**1.28**	**1.23**
563-CU-1951	CU-1951	D	1	1.50	2.56	0.98	**1.71**	**1.44**	**1.36**	**1.28**
563-CU-1952	CU-1952	D	1	1.73	2.83	0.79	**1.93**	**1.59**	**1.52**	**1.43**
563-CU-1953	CU-1953	D	1	1.73	2.83	0.98	**1.75**	**1.67**	**1.58**	**1.51**
563-CU-1954	CU-1954	D	2	2.24	3.23	1.14	**2.57**	**2.13**	**2.02**	**1.93**
563-CU-1955	CU-1955	E	3	2.69	3.48	1.29	**2.68**	**2.25**	**2.13**	**2.02**

Style "L"

- Flame retardant ABS plastic with UL 94V-O flammability rating.
  Suggested service temperature -20°C to +70°C.
- Comes with close fitting interlocking screw-on and assembly hardware.
- Horizontal PCB mounting bosses.
- Molded-in mounting brackets are provided on catalog numbers having -MB suffix.
- Finish: Fine Textured Black -- well suited for silk-screening or pad printing. Special colors available on request.

For quantities greater than listed, call for quote.

MOUSER STOCK NO.	Bud Part No.	Fig.	Dimensions: in. D	W	H	Price Each 1	5	10	25
563-CU-1931-MB	CU-1931-MB	F	3.12	2.10	1.08	**4.71**	**4.35**	**4.00**	**3.53**
563-CU-1933-MB	CU-1933-MB	F	3.12	2.13	1.58	**4.71**	**4.35**	**4.00**	**3.53**
563-CU-1935-MB	CU-1935-MB	F	3.11	3.10	0.95	**6.53**	**6.03**	**5.55**	**4.90**
563-CU-1937-MB	CU-1937-MB	F	3.11	3.13	1.56	**6.53**	**6.03**	**5.55**	**4.90**

DIN RAIL MOUNT BOXES

Durable UL94V-0 rated ABS plastic housing. External clamp type contacts have M3 screws and lock washers. Internal solder tab contacts. All contacts are tin plated brass and have a 10Amp rating. Internal horizontal and vertical PCB card guides. Screw attached front covers with recessed area for labels. Fits standard DIN rail.
Finish: Light Gray

RoHS Compliant

For quantities greater than listed, call for quote.

MOUSER STOCK NO.	Bud Part No.	Fig.	No. of Contacts	Dimensions: in. D	W	H	Price Each 1	5	10	25
563-DB-4701	DB-4701	G	12	2.57	2.76	4.43	**15.16**	**12.62**	**12.21**	**11.40**
563-DB-4702	DB-4702	G	16	3.23	2.76	4.43	**21.61**	**17.99**	**17.09**	**16.20**
563-DB-4703	DB-4703	G	20	3.94	2.76	4.43	**25.44**	**21.22**	**20.14**	**19.08**
563-DB-4704	DB-4704	G	24	4.61	2.76	4.43	**25.00**	**23.76**	**22.59**	**21.49**
With Tiered Contacts										
563-DB-4754	DB-4754	H	12	0.89	3.22	3.90	**19.69**	**16.37**	**14.73**	**13.28**
563-DB-4751	DB-4751	H	24	1.72	3.22	3.90	**29.75**	**24.78**	**23.23**	**22.19**
With Panel Mounting Option										
563-DB-4713	DB-4713	I	20	3.94	2.76	4.43	**20.98**	**17.51**	**16.62**	**15.74**
563-DB-4715	DB-4715	I	32	5.91	2.76	4.43	**27.04**	**22.51**	**21.39**	**20.28**

DIN RAIL MOUNT PLASTIBOX

DIN rail mountable screw together electronic enclosure. Made from flame retardant black ABS plastic with UL94-5VA flammability rating. Versatile clip snaps into DIN rail or may be screwed down for panel/wall mount. 4 PCB mounting bosses in base.
Finish: Textured Matte Black

RoHS Compliant

For quantities greater than listed, call for quote.

MOUSER STOCK NO.	Bud Part No.	Fig.	Dimensions: in. D	W	H	Price Each 1	5	10	25
563-DPB-4760	DPB-4760	J	4.50	3.50	1.25	**9.52**	**8.72**	**7.93**	**7.71**

© Copyright 2013 Mouser Electronics

© Copyright 2013 Mouser Electronics

BUD NEMA Enclosures

UL/NEMA/IEC ENCLOSURES

- Designed to IP65 of IEC529 and NEMA 1 and 3 specifications
- Hardware and accessories are available

c UL us LISTED E194432

NEMA 1 AND 3R ENCLOSURES WITH HINGED COVER

PRODUCT NEW

For quantities greater than listed, call for quote.

MOUSER STOCK NO.	Bud Part No.	Fig.	Door	Dimensions: in. D	W	H	Price Each
563-N3R-5801	N3R-5801	A	Solid	4.00	4.00	6.00	**33.28**
563-N3R-5802	N3R-5802	A	Solid	4.00	6.00	6.00	**41.52**
563-N3R-5803	N3R-5803	A	Solid	4.00	6.00	8.00	**48.26**
563-N3R-5804	N3R-5804	A	Solid	6.00	8.00	8.00	**60.54**
563-N3R-5805	N3R-5805	A	Solid	6.00	8.00	10.00	**69.60**
563-N3R-5806	N3R-5806	A	Solid	6.00	10.00	12.00	**87.61**
563-N3R-5807	N3R-5807	A	Solid	6.00	12.00	12.00	**102.38**
563-N3R-5808	N3R-5808	A	Solid	10.00	12.00	12.00	**122.27**

NBA Series

- ABS/PC blended plastic with UL94-5VA flammability rating

For quantities greater than listed, call for quote.

563-NBA-10142	NBA-10142	B	Solid	5.90	7.90	11.80	**75.22**
563-NBA-10162	NBA-10162	B	Clear	5.90	7.90	11.80	**79.03**
563-NBA-10144	NBA-10144	B	Solid	7.10	7.90	11.80	**88.92**
563-NBA-10164	NBA-10164	B	Clear	7.10	7.90	11.80	**100.26**
563-NBA-10148	NBA-10148	B	Solid	7.10	11.80	15.80	**122.57**
563-NBA-10168	NBA-10168	B	Clear	7.10	11.80	15.80	**131.06**
563-NBA-10152	NBA-10152	B	Solid	7.87	15.75	19.68	**209.94**
563-NBA10172	NBA-10172	B	Clear	7.87	15.75	19.68	**196.13**
563-NBA10156	NBA-10156	B	Solid	9.06	15.75	23.61	**218.26**
563-NBA-10176	NBA-10176	B	Clear	9.06	15.75	23.61	**252.12**

NBB Series

- **Indoor Series:** ABS/PC blended plastic enclosures: molded light gray material w/UL94-5VA flammability rating
- **Outdoor Series:** PC/PBT blended plastic enclosures: molded Light Gray material w/UL94-5VA flammability rating/ UV stabilized

For quantities greater than listed, call for quote.

Indoor Series							
563-NBB-10240	NBB-10240	C	Solid	3.57	5.90	5.90	**26.75**
563-NBB-10260	NBB-10260	C	Clear	3.57	5.90	5.90	**30.60**
563-NBB-10241	NBB-10241	C	Solid	4.33	6.79	10.73	**52.54**
563-NBB-10261	NBB-10261	C	Clear	4.33	6.79	10.73	**55.11**
563-NBB-10243	NBB-10243	C	Solid	5.50	7.47	11.28	**58.21**
563-NBB-10263	NBB-10263	C	Clear	5.50	7.47	11.28	**63.67**
563-NBB-10245	NBB-10245	C	Solid	7.04	13.00	13.00	**80.46**
563-NBB-10265	NBB-10265	C	Clear	7.04	13.00	13.00	**81.58**
563-NBB-10247	NBB-10247	C	Solid	6.30	11.73	15.68	**83.06**
563-NBB-10267	NBB-10267	C	Clear	6.30	11.73	15.68	**82.44**
563-NBB-10251	NBB-10251	C	Solid	5.90	10.55	14.52	**71.16**
563-NBB-10271	NBB-10271	C	Clear	5.90	10.55	14.52	**71.16**
563-NBB-10253	NBB-10253	C	Solid	7.85	14.64	19.17	**122.80**

NBB Series (Cont.)

- **Indoor Series:** ABS/PC blended plastic enclosures: molded light gray material w/UL94-5VA flammability rating
- **Outdoor Series:** PC/PBT blended plastic enclosures: molded Light Gray material w/UL94-5VA flammability rating/ UV stabilized

For quantities greater than listed, call for quote.

Outdoor Series							
563-NBB-15240	NBB-15240	C	Solid	3.57	5.90	5.90	**31.03**
563-NBB-15243	NBB-15243	C	Solid	5.50	7.47	11.28	**67.93**
563-NBB-15245	NBB-15245	C	Solid	7.04	13.00	13.00	**91.70**
563-NBB-15247	NBB-15247	C	Solid	6.30	11.73	15.68	**87.10**
563-NBB-15253	NBB-15253	C	Solid	7.85	14.64	19.17	**161.67**

NBD Series

- **Indoor Series:** ABS/PC blended plastic enclosures: molded from gray material w/ UL94-5VA flammability rating
- **Outdoor Series**: PC/PBT blended plastic enclosures: molded from light gray material w/ UL94-5VA flammability rating & UV stabilized

For quantities greater than listed, call for quote.

Indoor Series							
563-NBD-10442	NBD-10442	D	Solid	5.03	7.48	11.02	**59.17**
563-NBD-10462	NBD-10462	D	Clear	5.03	7.48	11.02	**55.37**
563-NBD-10445	NBD-10445	D	Solid	7.00	7.53	15.00	**95.41**
563-NBD-10449	NBD-10449	D	Solid	5.11	11.05	13.42	**79.11**
563-NBD-10469	NBD-10469	D	Clear	5.11	11.05	13.42	**90.65**
563-NBA10172	NBA-10172	B	Clear	7.87	15.75	19.68	**196.13**
563-NBD-10456	NBD-10456	D	Solid	7.04	14.97	22.08	**206.68**
563-NBD-10476	NBD-10476	D	Clear	7.04	14.97	22.08	**205.56**
Outdoor Series							
563-NBD15442	NBD-15442	D	Solid	5.03	7.48	11.02	**58.71**
563-NBD-15449	NBD-15449	D	Solid	5.11	11.05	13.42	**96.09**
563-NBD-15452	NBD-15452	D	Solid	7.01	11.02	14.96	**114.39**
563-NBD-15456	NBD-15456	D	Solid	7.04	14.97	22.08	**237.86**

NBE Series

- Aluminum swingout panel
- ABS/PC blended plastic enclosures: molded out of light gray material with UL94-5VA flammability rating

For quantities greater than listed, call for quote.

563-NBE-10543	NBE-10543	E	Solid	5.50	7.47	11.28	**91.30**
563-NBE-10563	NBE-10563	E	Clear	5.50	7.47	11.28	**91.30**
563-NBE-10547	NBE-10547	E	Solid	6.30	11.73	15.68	**122.33**
563-NBE-10567	NBE-10567	E	Clear	6.30	11.73	15.68	**111.32**
563-NBE-10553	NBE-10553	E	Solid	7.85	14.64	19.17	**172.43**
563-NBE-10573	NBE-10573	E	Clear	7.85	14.64	19.17	**194.58**

FIBERGLASS NEMA BOXES

Design Features:
Durable and easy to machine fiberglass reinforced plastic (SMC). Provides outstanding protection against corrosion. Chemical resistant and impervious to dents. Designed to meet NEMA 1, 2, 4, 4X, 12, 13, and IP66. Stainless steel hinge, screws, and wall mounting brackets. UL listed and tested to UL508-4X requirements.

- Finish: Light Gray

Accessories:
- Comes with steel, powder coated removable inner panel

For quantities greater than listed, call for quote.

MOUSER STOCK NO.	Bud Part No.	Fig.	Dimensions: in. D	W	H	Price Each 1	2	5	10
Screw Cover									
563-NF6610	NF6610	F	4.50	7.74	7.74	**49.22**	**44.75**	**41.01**	**36.92**
563-NF6611	NF6611	F	4.50	7.76	9.64	**50.73**	**46.27**	**42.93**	**38.02**
563-NF6612	NF6612	F	6.50	9.90	11.78	**63.13**	**47.32**	**45.10**	**44.44**
563-NF6613	NF6613	F	6.50	11.90	13.78	**79.02**	**69.51**	**60.82**	**56.47**
563-NF6614	NF6614	F	6.50	13.89	15.79	**92.45**	**69.34**	**66.02**	**63.55**
Latched Cover									
563-NFL-6630	NFL-6630	G	4.50	7.74	7.74	**68.79**	**57.44**	**54.68**	**51.94**
563-NFL-6632	NFL-6632	G	6.50	9.90	11.78	**115.77**	**96.66**	**92.03**	**87.41**
563-NFL-6633	NFL-6633	G	6.50	11.90	13.78	**122.89**	**102.61**	**97.69**	**92.78**
563-NFL-6634	NFL-6634	G	6.50	13.89	15.79	**138.86**	**115.96**	**110.39**	**104.84**

CABLE GLANDS

Required to maintain NEMA 4X rating when cables enter or exit a NEMA 4 or 4X type enclosure. Assembly consisting of Black molded nylon body, hex nut, and cable nut and with a rubber gasket and cable seal. Nylon material has UL94V-2 flammability rating and -40°C to 100°C suggested service temperature.

For quantities greater than listed, call for quote.

MOUSER STOCK NO.	Bud Part No.	Fig.	Mounting Size	Mounting Hole Dia. (in.)	Cable Range (in.)	Price Each 1	5	10	25
563-NG-9511	NG-9511	H	PG-7	0.50	.12-.26	**1.81**	**1.65**	**1.50**	**1.34**
563-NG-9512	NG-9512	H	PG-9	0.61	.16-.31	**1.82**	**1.71**	**1.51**	**1.36**
563-NG-9513	NG-9513	H	PG-11	0.73	.20-.39	**1.93**	**1.43**	**1.37**	**1.34**
563-NG-9514	NG-9514	H	PG-13.5	0.81	.24-.47	**2.94**	**2.75**	**2.64**	**2.34**
563-NG-9515	NG-9515	H	PG-16	0.89	.39-.55	**2.57**	**2.13**	**2.02**	**1.93**
563-NG-9516	NG-9516	H	PG-21	1.12	.51-.71	**3.42**	**2.84**	**2.70**	**2.57**
563-NG-9517	NG-9517	H	PG-29	1.47	.71-.98	**7.49**	**6.39**	**6.26**	**5.93**



Contact a Mouser Service Representative for a custom design solution

customize*it*.

A


B


C


D


E


F
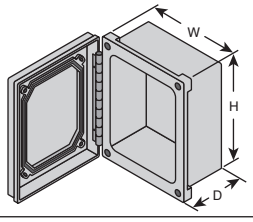

G
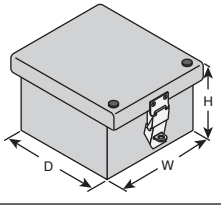

H


Bud Plastic Boxes

© Copyright 2013 Mouser Electronics

BUD NEMA Polycarbonate and ABS Enclosures

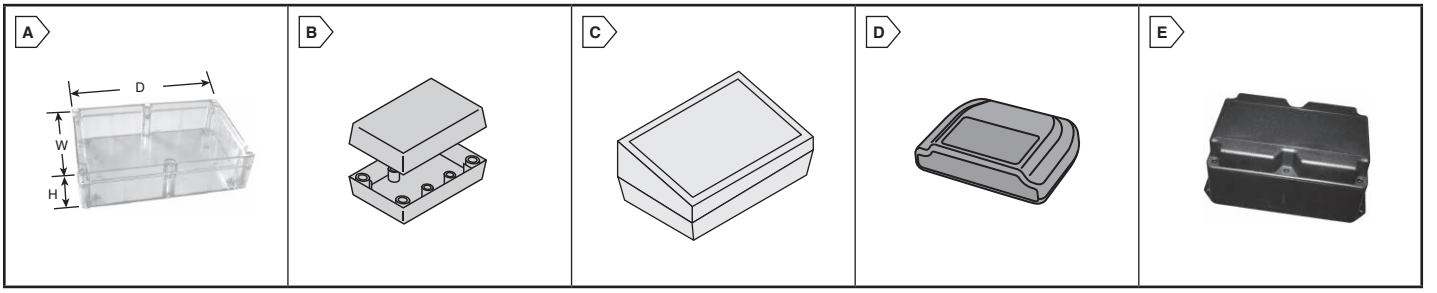

NEMA 1, 2, 4, 4X, 12 & 13, UL508 POLYCARBONATE AND ABS ENCLOSURES

c UL us LISTED E194432

Polycarbonate & high-impact ABS molded enclosures that meet NEMA 4X specifications, are ideal for PCB enclosures, junction boxes, & other applications in the electrical & electronic industry.

Style 1

- Light Gray polycarbonate body and cover
- Body/Cover - UV stabilized, UL94-2 flammability rating
- Suggested service temperature: -40°C to 120°C

NEW PRODUCT

For quantities greater than listed, call for quote.

Dimensions: in. D	W	H	Fig.	MOUSER STOCK NO.	Bud Part No.	Price Each
2.56	2.28	1.38	A	563-PN-1320	PN-1320	7.92
4.53	2.56	1.57	A	563-PN-1321	PN-1321	11.56
4.53	2.56	2.17	A	563-PN-1322	PN-1322	12.52
4.53	3.54	2.17	A	563-PN-1323	PN-1323	14.34
6.73	4.76	2.17	A	563-PN-1324	PN-1324	20.12
8.74	5.75	2.17	A	563-PN-1325	PN-1325	26.64
7.68	3.15	2.17	A	563-PN-1326	PN-1326	20.12
6.73	4.76	3.15	A	563-PN-1327	PN-1327	22.79
4.53	3.54	3.15	A	563-PN-1328	PN-1328	17.55
8.74	5.75	2.95	A	563-PN-1329	PN-1329	30.60
2.05	1.97	1.38	A	563-PN-1330	PN-1330	6.31
3.23	3.15	2.17	A	563-PN-1331	PN-1331	12.09
6.30	3.15	2.17	A	563-PN-1332	PN-1332	16.48
6.30	3.15	3.35	A	563-PN-1333	PN-1333	17.66
7.87	4.72	2.95	A	563-PN1334	PN-1334	25.04
10.43	7.28	3.74	A	563-PN-1335	PN-1335	41.09
4.72	4.72	2.36	A	563-PN1336	PN-1336	17.98
4.72	4.72	3.54	A	563-PN1337	PN-1337	19.47
6.30	6.30	2.36	A	563-PN-1338	PN-1338	24.93
6.30	6.30	3.54	A	563-PN-1339	PN-1339	26.75
9.45	6.30	3.54	A	563-PN1340	PN-1340	31.89
9.45	6.30	4.72	A	563-PN-1341	PN-1341	39.59
11.81	9.06	3.39	A	563-PN-1342	PN-1342	74.04
11.81	9.06	4.37	A	563-PN-1343	PN-1343	83.03
14.17	7.87	5.91	A	563-PN-1344	PN-1344	100.15
With Mounting Brackets ✻						
2.56	2.28	1.38	A	563-PN-1320-MB	PN-1320-MB	7.92
4.53	2.56	1.57	A	563-PN-1321-MB	PN-1321-MB	11.45
4.53	2.56	2.17	A	563-PN-1322-MB	PN-1322-MB	11.98
4.53	3.54	2.17	A	563-PN-1323-MB	PN-1323-MB	13.48
6.73	4.76	2.17	A	563-PN-1324-MB	PN-1324-MB	22.15
8.74	5.75	2.17	A	563-PN-1325-MB	PN-1325-MB	28.89
7.68	3.15	3.15	A	563-PN-1327-MB	PN-1327-MB	23.86
6.73	4.76	3.15	A	563-PN-1328-MB	PN-1328-MB	15.52
4.53	3.54	2.95	A	563-PN-1329-MB	PN-1329-MB	31.24

✻ Dimensions exclude brackets

Style 2

- Light Gray polycarbonate body and clear polycarbonate cover
- Body/Cover - UV stabilized, UL94-2 flammability rating
- Suggested service temperature: -40°C to 120°C

NEW PRODUCT

For quantities greater than listed, call for quote.

MOUSER STOCK NO.	Bud Part No.	Price Each
563-PN1320-C	PN-1320-C	8.24
563-PN1321C	PN-1321-C	11.88
563-PN-1322-C	PN-1322-C	12.84
563-PN1323-C	PN-1323-C	14.87
563-PN1324-C	PN-1324-C	20.76
563-PN-1325-C	PN-1325-C	27.29
563-PN-1326-C	PN-1326-C	20.12
563-PN-1327-C	PN-1327-C	23.52
563-PN-1328-C	PN-1328-C	17.55
563-PN-1329-C	PN-1329-C	30.60
563-PN-1330-C	PN-1330-C	6.53
563-PN-1331-C	PN-1331-C	12.31
563-PN-1332-C	PN-1332-C	16.80
563-PN-1333-C	PN-1333-C	17.98
563-PN-1334-C	PN-1334-C	25.36
563-PN-1335-C	PN-1335-C	41.09
563-PN-1336-C	PN-1336-C	17.98
563-PN-1337-C	PN-1337-C	19.47
563-PN1338C	PN-1338-C	24.93
563-PN-1339-C	PN-1339-C	26.75
563-PN-1340-C	PN-1340-C	31.89
563-PN-1341-C	PN-1341-C	39.59
563-PN-1342-C	PN-1342-C	74.04
563-PN-1343-C	PN-1343-C	83.03
563-PN-1344-C	PN-1344-C	100.15
With Mounting Brackets ✻		
563-PN-1320-CMB	PN-1320-CMB	7.92
563-PN-1321-CMB	PN-1321-CMB	11.45
563-PN-1322-CMB	PN-1322-CMB	11.98
563-PN-1323-CMB	PN-1323-CMB	13.48
563-PN-1324-CMB	PN-1324-CMB	22.15
563-PN-1325-CMB	PN-1325-CMB	28.89
563-PN-1327-CMB	PN-1327-CMB	23.86
563-PN-1328-CMB	PN-1328-CMB	15.52
563-PN-1329-CMB	PN-1329-CMB	31.24

Style 3

- Dark Gray ABS body and cover
- Body/Cover - UL94-HB flammability rating
- Suggested service temperature: 40°C to 80°C

NEW PRODUCT

For quantities greater than listed, call for quote.

MOUSER STOCK NO.	Bud Part No.	Price Each
563-PN1320-DG	PN-1320-DG	6.31
563-PN1321DG	PN-1321-DG	8.13
563-PN-1322-DG	PN-1322-DG	9.10
563-PN1323-DG	PN-1323-DG	11.02
563-PN1324-DG	PN-1324-DG	15.94
563-PN1325-DG	PN-1325-DG	21.61
563-PN-1326-DG	PN-1326-DG	13.16
563-PN1327-DG	PN-1327-DG	15.73
563-PN-1328-DG	PN-1328-DG	11.88
563-PN1329DG	PN-1329-DG	19.26
563-PN-1330-DG	PN-1330-DG	5.56
563-PN-1331-DG	PN-1331-DG	9.11
563-PN-1332-DG	PN-1332-DG	12.63
563-PN-1333-DG	PN-1333-DG	13.91
563-PN-1334-DG	PN-1334-DG	18.51
563-PN-1335-DG	PN-1335-DG	31.14
563-PN-1336-DG	PN-1336-DG	13.05
563-PN1337-DG	PN-1337-DG	13.91
563-PN-1338-DG	PN-1338-DG	18.83
563-PN-1339-DG	PN-1339-DG	20.12
563-PN-1340-DG	PN-1340-DG	25.57
563-PN1341-DG	PN-1341-DG	29.32
563-PN-1342-DG	PN-1342-DG	47.51
563-PN1343DG	PN-1343-DG	50.29
563-PN-1344-DG	PN-1344-DG	59.17
With Mounting Brackets ✻		
563-PN-1320-DGMB	PN-1320-DGMB	6.42
563-PN-1321-DGMB	PN-1321-DGMB	8.56
563-PN-1322-DGMB	PN-1322-DGMB	9.10
563-PN-1323-DGMB	PN-1323-DGMB	10.17
563-PN-1324-DGMB	PN-1324-DGMB	15.41
563-PN-1325-DGMB	PN-1325-DGMB	19.58
563-PN-1327-DGMB	PN-1327-DGMB	16.69
563-PN-1328-DGMB	PN-1328-DGMB	12.20
563-PN-1329-DGMB	PN-1329-DGMB	20.76

PLASTIBOX™

Style A:

- Has squared corners, provisions for mounting horizontal and vertical PCBs, and four non-skid feet
- UL94-HB flammability rating
- Temperature rating: -40°C to +60°C
- Available in Black or Gray

Style I:

- Unique, contemporary styling with rounded corners and edges
- Durable, self-extinguishing, ABS plastic material with UL94-5VA flammability rating
- Mar resistant textured surface
- Internal PCB mounting bosses
- Base is securely attached to the cover with four color matched screws
- PT-11754-DW features a display window
- Color: Black

Style J:

- Designed to meet NEMA 4X and IP65 Specifications
- Easily removable cover screws into threaded brass inserts in base
- Molded in flanges allow easy wall or panel mounting without having to open enclosure
- 8 PCB mounting bosses in base
- PT-11801 has an additional 6 inside elevated cover
- Color: Textured Matte Black

Style K:

- Time saving, hinged, snap closed cover that is easily opened by hand
- Rubber inserts are easily cut to allow cable entry ports
- Durable, self-extinguishing, ABS plastic material with UL94-HB flammability rating
- Mark-resistant textured surface
- Internal PCB mounting bosses
- Available in Black or Gray

Style L:

- 2 piece, screw together desktop enclosure with sloping cover
- Durable, self-extinguishing, ABS plastic material with UL94-H flammability rating
- Mark-resistant textured surface
- Internal PCB mounting bosses
- Available in Bone Gray

✻ DW: Display Window
MP: Wall Mount

For quantities greater than listed, call for quote.

MOUSER STOCK NO. Mrf.	Mrf. Part No.	Fig.	Color	Style	Outside Dimensions: in. H x W x D	Price Each
563—	PT-11308-B	B	Black	A	3.62 x 2.25 x 1.50	7.49
563—	PT-11308-G	B	Gray	A	3.62 x 2.25 x 1.50	7.49
563—	PBS-11327-B	B	Black	A	5.62 x 3.25 x 1.50	13.05
563—	PBS-11327-G	B	Gray	A	5.62 x 3.25 x 1.50	13.70
563—	PT-11372-B	B	Black	A	3.62 x 2.25 x 2.50	9.10
563—	PT-11372-G	B	Gray	A	3.62 x 2.25 x 2.50	7.88
563—	PT-11388-B	B	Black	A	5.62 x 3.25 x 2.48	11.13
563—	PT-11388-G	B	Gray	A	5.62 x 3.25 x 2.48	10.57
563—	PT-11820	C	Gray	L	7.40 x 5.24 x 2.22	13.38
563—	PT-11743	D	Black	I	3.00 x 4.00 x 1.38	8.03
563—	PT-11754	D	Black	I	4.00 x 5.50 x 1.38	10.59
563—	PT-11754-DW✻	D	Black	I	4.00 x 5.50 x 1.38	10.59
563—	PT-11785	D	Black	I	5.00 x 7.50 x 1.75	14.12
563—	PT-11785-MP✻	D	Black	I	5.00 x 7.50 x 1.75	13.59
563—	PT-11800	E	Black	J	8.25 x 5.00 x 3.00	22.79
563—	PT-11801	E	Black	J	8.25 x 5.00 x 4.33	25.15

Finishes:
Available in two types of finishes and with or without battery compartments, refer to the following prefix description to insure proper ordering.

PS: Textured body with smooth insert
PT: Textured body with textured top
PBS: Textured body with smooth top insert and 9V battery compartment
PSS: Textured body with smooth top and end panels
PSP: Textured body with smooth top and sloped panels
PBSP: Textured body with smooth top, and sloped panel, and battery compartment

Contact a Mouser Service Representative for custom modification.

© Copyright 2013 Mouser Electronics

© Copyright 2013 Mouser Electronics

BUD Potting Boxes and Plastic Enclosures

PLASTICASE™

- UL94-HB flammability rating
- Impact resistant Polystyrene
- Molded-in card guides and mounting bosses
- Comes complete with stainless steel screws and rubber feet
- Finish: Double-Textured PC Bone Gray

Contact a Mouser Service Representative for custom modification.

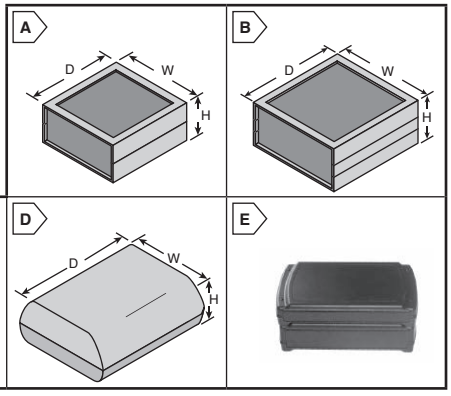

For quantities greater than listed, call for quote.

MOUSER STOCK NO.	Bud Part No.	Fig.	Dimensions: in. D	W	H	Panel Size (in.) H x W	Price Each 1	5	10	25
563-PC-11402	PC-11402	A	5.30	5.08	1.53	1.31 x 4.75	15.62	13.05	11.74	11.64
563-PC-11403	PC-11403	A	5.30	7.06	1.53	1.31 x 6.73	19.26	16.05	14.57	14.36
563-PC-11404	PC-11404	A	9.62	6.33	1.55	1.33 x 5.99	23.11	19.25	17.32	17.23
563-PC-11406	PC-11406	A	6.32	6.12	2.52	2.31 x 5.75	20.01	16.69	15.02	14.92
563-PC-11408	PC-11408	A	6.32	8.10	2.52	2.31 x 7.75	23.97	20.01	18.00	17.87
563-PC-11410	PC-11410	B	6.32	6.12	3.30	3.09 x 5.75	24.72	20.65	18.59	18.43
563-PC-11412	PC-11412	B	6.32	8.10	3.30	3.09 x 7.75	28.57	23.86	21.47	21.29
563-PC-11414	PC-11414	B	6.32	6.12	4.04	3.83 x 5.75	26.00	21.71	19.55	19.38
563-PC-11416	PC-11416	B	6.32	8.10	4.04	3.83 x 7.75	30.39	25.36	22.81	22.65
563-PC-11418	PC-11418	B	5.30	5.08	2.06	1.84 x 4.75	17.98	14.98	14.23	13.48
563-PC-11420	PC-11420	B	5.30	7.06	2.06	1.84 x 6.73	21.40	17.87	16.98	16.10
563-PC-11475	PC-11475	C	4.13	1.61	1.00	--	4.17	3.49	3.32	3.15
563-PC-11476	PC-11476	C	5.12	3.00	1.18	--	5.46	4.56	4.33	4.12
563-PC-11477	PC-11477	C	6.10	3.62	1.16	--	6.21	5.18	4.93	4.69
563-PC-11478	PC-11478	C	7.87	4.76	1.57	--	7.49	6.25	5.95	5.65
563-PC-11535	PC-11535	D	5.00	3.80	1.50	-	12.09	10.07	9.44	9.02
563-PC-11555	PC-11555	D	5.50	5.25	1.63	-	14.23	11.86	11.12	10.61
563-PC-11565	PC-11565	D	6.75	6.25	1.63	-	15.62	13.01	12.20	11.65
563-PC-11640	PC-11640	E	9.18	5.25	1.68	-	14.23	11.87	11.28	10.70
563-PC-11645	PC-11645	E	9.18	5.25	2.36	-	15.41	12.87	12.22	11.58

PI SERIES

This line of molded enclosures is ideally suited for instrumentation and telecom equipment from hand held to desk top sizes. Available in twelve sizes and two versions.

Version #1 - Dark Gray ABS covers with Light Gray ABS end panels. UL94V-0 flammability rating, suggested service temperature -40°C to 80°C.

Version #2 - Light Gray ABS covers with Dark Gray ABS end panels. UL94-HB flammability rating, suggested service temperature -40°C to 80°C.

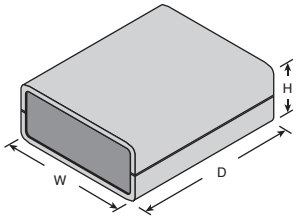

Design Features:

- Designed to IP 54 of IEC 529
- Two part design with tongue and groove joint between top and bottom covers and specially designed end panels
- Internal guide slots provide for vertical mounting of PCBs
- Internal bosses provided for horizontal mounting of PCBs
- Top and bottom covers are lightly textured providing a scratch-resistant high quality finish
- Four screws are countersunk in the bottom cover and threaded into internal bosses which secure the top cover and end panels; contact a Mouser Service Representative for custom modifications

For quantities greater than listed, call for quote.

MOUSER STOCK NO.	Bud Part No.	Dimensions: in. D	W	H	Price Each 1	5	10	25
Version 1								
563-PI-1900	PI-1900	3.54	1.97	0.63	3.21	2.68	2.55	2.42
563-PI-1901	PI-1901	3.54	1.97	0.94	3.64	3.04	2.89	2.74
563-PI-1902	PI-1902	3.54	1.97	1.26	3.75	3.14	2.97	2.84
563-PI-1903	PI-1903	4.72	2.36	1.18	5.89	4.92	4.68	4.45
563-PI-1904	PI-1904	4.72	2.36	1.57	6.63	5.54	5.26	5.01
563-PI-1905	PI-1905	4.72	2.36	1.97	7.92	6.61	6.29	5.98
563-PI-1906	PI-1906	5.91	3.15	1.18	8.45	7.06	6.72	6.39
563-PI-1907	PI-1907	5.91	3.15	1.77	8.62	8.20	7.80	7.42
563-PI-1908	PI-1908	5.91	3.15	2.36	11.56	9.65	9.18	8.73
563-PI-1909	PI-1909	7.48	3.94	1.57	13.38	11.18	10.63	10.11
563-PI-1910	PI-1910	7.48	3.94	2.36	12.80	12.17	11.57	11.00
563-PI-1911	PI-1911	7.48	3.94	3.15	16.69	13.94	13.26	12.60
Version 2								
563-PI1900LG	PI-1900-LG	3.54	1.97	0.63	2.89	2.42	2.30	2.18
563-PI-1901-LG	PI-1901-LG	3.54	1.97	0.94	3.21	2.41	2.35	2.30
563-PI-1902-LG	PI-1902-LG	3.54	1.97	1.26	3.42	2.86	2.72	2.58
563-PI-1903-LG	PI-1903-LG	4.72	2.36	1.18	5.24	4.39	4.16	3.96
563-PI-1904-LG	PI-1904-LG	4.72	2.36	1.57	5.56	5.29	5.03	4.78
563-PI-1905-LG	PI-1905-LG	4.72	2.36	1.97	7.06	5.90	5.61	5.33
563-PI-1906-LG	PI-1906-LG	5.91	3.15	1.18	7.49	6.25	5.95	5.65
563-PI-1907-LG	PI-1907-LG	5.91	3.15	1.77	8.88	7.43	7.06	6.71
563-PI-1908-LG	PI-1908-LG	5.91	3.15	2.36	10.17	8.50	8.08	7.68
563-PI-1909-LG	PI-1909-LG	7.48	3.94	1.57	11.34	9.47	9.01	8.57
563-PI-1910-LG	PI-1910-LG	7.48	3.94	2.36	12.84	10.72	10.20	9.69
563-PI-1911-LG	PI-1911-LG	7.48	3.94	3.15	14.45	12.07	11.48	10.91

POTTING BOXES AND COVERS

Available in 3 styles and a variety of sizes, these low cost enclosures are made of tough, lightweight ABS thermoplastic.

Flammability rating: UL94V-0
Suggested service temperature: 20°C to +70°C
Optional close-fitting covers are available in all sizes

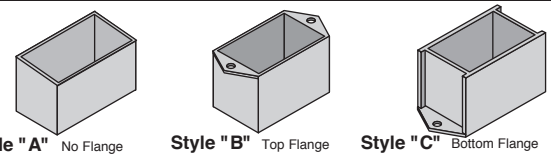

For quantities greater than listed, call for quote.

MOUSER STOCK NO.	Bud Part No.	Dimensions: in. A	B	C	D	E	F	G	Price Each 1	5	10	25
Style A												
563-PB-1558	PB-1558	2.00	1.50	1.00	1.86	1.36	0.93	0.84	1.37	1.17	1.14	1.11
563-PB-1559	PB-1559	3.00	2.00	1.50	2.86	1.86	1.43	1.34	1.99	1.69	1.65	1.57
563-PB-1560	PC-1560	.79	.79	.51	.73	.73	.48	.45	.39	.321	.303	.292
563-PB-1561	PC-1561	1.97	.52	.59	1.87	.42	.54	.50	.49	.407	.385	.375
563-PB-1562	PC-1562	.97	.97	.97	.89	.89	.93	.89	.40	.332	.31	.30
563-PB-1563	PC-1563	1.57	1.57	.78	1.49	1.49	.74	.70	.49	.407	.385	.375
563-PB-1564	PC-1564	1.80	1.20	.63	1.70	1.10	.58	.56	.49	.407	.392	.381
563-PB-1565	PC-1565	2.72	1.90	1.37	2.62	1.80	1.32	1.25	.62	.514	.492	.471
563-PB-1575	PB-1575	3.00	2.00	0.90	2.86	1.86	0.83	0.76	1.58	1.46	1.33	1.27
563-PB-1576	PB-1576	3.00	3.00	1.50	2.86	2.86	1.41	1.36	2.05	1.88	1.72	1.66
563-PB-1577	PB-1577	1.00	1.00	0.75	0.88	0.88	0.69	0.61	.80	.663	.621	.589
563-PB-1578	PB-1578	4.00	2.12	2.00	3.86	1.98	1.93	1.86	2.73	2.50	2.28	2.20
563-PB-1579	PB-1579	1.50	1.25	0.80	1.36	1.11	0.73	0.66	1.19	1.01	.996	.913
563-PB-1580	PB-1580	4.00	1.75	1.00	3.86	1.61	0.93	0.86	1.79	1.64	1.50	1.41
563-PB-1581	PB-1581	2.09	1.25	0.44	1.95	1.11	0.37	0.30	.95	.867	.792	.766
563-PB-1582	PB-1582	4.00	2.12	0.90	3.86	1.98	0.83	0.76	3.28	3.01	2.74	2.64
563-PB-1583	PB-1583	4.37	3.12	2.00	4.17	2.92	1.90	1.79	4.16	3.81	3.47	3.35
Style B												
563-PB-1558-TF	PB-1558-TF	2.00	1.50	1.00	1.86	1.36	0.93	0.84	1.50	1.26	1.24	1.19
563-PB-1559-TF	PB-1559-TF	3.00	2.00	1.50	2.86	1.86	1.43	1.34	2.05	1.87	1.71	1.65
563-PB-1574-TF	PB-1574-TF	2.00	2.00	1.50	1.86	1.86	1.43	1.34	1.62	1.48	1.35	1.31
563-PB-1575-TF	PB-1575-TF	3.00	2.00	0.90	2.86	1.86	0.83	0.76	1.66	1.40	1.38	1.31
563-PB-1576-TF	PB-1576-TF	3.00	3.00	1.50	2.86	2.86	1.41	1.36	2.16	1.80	1.68	1.61
563-PB-1577-TF	PB-1577-TF	1.00	1.00	0.75	0.88	0.88	0.69	0.61	.80	.677	.667	.632
563-PB-1578-TF	PB-1578-TF	4.00	2.12	2.00	3.86	1.98	1.93	1.86	2.87	2.39	2.24	2.14
563-PB-1579-TF	PB-1579-TF	1.50	1.25	0.80	1.36	1.11	0.73	0.66	1.19	.984	.92	.877
563-PB-1580-TF	PB-1580-TF	4.00	1.75	1.00	3.86	1.61	0.93	0.86	1.87	1.71	1.56	1.48
563-PB-1581-TF	PB-1581-TF	2.09	1.25	0.44	1.95	1.11	0.37	0.30	1.00	.838	.827	.784
563-PB-1582-TF	PB-1582-TF	4.00	2.12	0.90	3.86	1.98	0.83	0.76	3.30	3.01	2.74	2.64
563-PB-1583-TF	PB-1583-TF	4.37	3.12	2.00	4.17	2.92	1.90	1.79	4.16	3.53	3.47	3.37
Style C												
563-PB-1549-BF	PB-1549-BF	3.03	3.03	0.80	2.89	2.89	0.72	0.63	3.02	2.76	2.51	2.43
563-PB-1553-BF	PB-1553-BF	3.00	2.00	0.50	2.85	1.85	0.44	0.34	2.27	1.88	1.77	1.69
563-PB-1554-BF	PB-1554-BF	3.00	2.00	1.00	2.85	1.85	0.93	0.84	2.27	1.92	1.89	1.69
563-PB1558-BF	PB-1558-BF	2.00	1.50	1.00	1.86	1.36	0.93	0.84	1.50	1.24	1.17	1.11
563-PB1559-BF	PB-1559-BF	3.00	2.00	1.50	2.86	1.86	1.43	1.34	2.04	1.73	1.70	1.64
563-PB-1574-BF	PB-1574-BF	2.00	2.00	1.50	1.90	1.90	1.43	1.34	2.39	1.98	1.86	1.78
563-PB-1576-BF	PB-1576-BF	3.00	3.00	1.50	2.90	2.90	1.41	1.32	3.62	3.01	2.82	2.70
563-PB-1577-BF	PB-1577-BF	1.00	1.00	0.75	0.91	0.91	0.69	0.61	1.24	1.05	1.04	.959

MOUSER STOCK NO.	Bud Part No.	Price Each 1	5	10	25
Cover					
563-PBC-1558-CN	PBC-1558-CN	.79	.667	.661	.639
563-PBC-1575-C	PBC-1575-C	.86	.728	.715	.681
563-PB-1560-C	PB-1560-C	.27	.225	.214	.203
563-PB-1561-C	PB-1561-C	6.63	5.54	5.28	5.01
563-PB-1562-C	PB-1562-C	.27	.225	.214	.203
563-PB-1563-C	PB-1563-C	.40	.332	.31	.30
563-PB-1564-C	PB-1564-C	.40	.332	.31	.30
563-PB-1565-C	PB-1565-C	.40	.332	.31	.30
563-PBC-1575-C	PBC-1575-C	.86	.728	.715	.681
563-PBC-1576-C	PBC-1576-C	1.11	1.02	.931	.902
563-PBC-1577-C	PBC-1577-C	.47	.392	.381	.378
563-PBC-1578-C	PBC-1578-C	1.11	1.02	.931	.899
563-PBC1579C	PBC-1579-C	.70	.578	.535	.514
563-PBC-1580-C	PBC-1580-C	.85	.77	.706	.67
563-PBC-1581-C	PBC-1581-C	.59	.535	.492	.477
563-PBC-1578-C	PBC-1578-C	1.11	1.02	.931	.899
563-PBC-1583-C	PBC-1583-C	2.18	1.99	1.81	1.74
Cover					
563-PBC-1558-CN	PBC-1558-CN	.79	.667	.661	.639
563-PBC-1575-C	PBC-1575-C	.86	.728	.715	.681
563-PBC-1574-C	PBC-1574-C	.82	.76	.696	.67
563-PBC-1575-C	PBC-1575-C	.86	.728	.715	.681
563-PBC-1576-C	PBC-1576-C	1.11	1.02	.931	.902
563-PBC-1577-C	PBC-1577-C	.47	.392	.381	.378
563-PBC-1578-C	PBC-1578-C	1.11	1.02	.931	.899
563-PBC1579C	PBC-1579-C	.70	.578	.535	.514
563-PBC-1580-C	PBC-1580-C	.85	.77	.706	.67
563-PBC-1581-C	PBC-1581-C	.59	.535	.492	.477
563-PBC-1578-C	PBC-1578-C	1.11	1.02	.931	.899
563-PBC-1583-C	PBC-1583-C	2.18	1.99	1.81	1.74
Cover					
563-PBC-1576-CN	PBC-1576-CN	1.56	1.43	1.31	1.26
563-PBC-1559-C	PBC-1559-C	.92	.774	.766	.727
563-PBC-1559-C	PBC-1559-C	.92	.774	.766	.727
563-PBC1558-C	PBC-1558-C	.79	.667	.661	.639
563-PBC-1559-C	PBC-1559-C	.92	.774	.766	.727
563-PBC-1574-CN	PBC-1574-CN	.97	.888	.813	.788
563-PBC-1576-CN	PBC-1576-CN	1.56	1.43	1.31	1.26
563-PBC-1577-CN	PBC-1577-CN	.62	.564	.508	.492

© Copyright 2013 Mouser Electronics
© Copyright 2013 Mouser Electronics

HAMMOND NEMA Watertight Enclosures

HAMMOND MANUFACTURING

Common Specifications:

- Ideally suited for mounting printed circuit boards or DIN rail mounted components
- Color is light gray (RAL 7035)
- Gasketed lid with two piece "tongue & groove" construction provides protection against access of oil, dust, and water
- Gasket is factory poured using high temperature U.L. listed - silicon gasket material
- Designed to meet IP 66 & NEMA 4, 4X, 12 & 13 ratings
- Lid is secured with self captivating - M4 stainless steel machine screws (included), threaded into integral stainless steel bushings (for repetitive assembly & disassembly)
- All stainless steel hardware to avoid corrosion caused by dissimilar metals

WATERTIGHT POLYCARBONATE ENCLOSURES WITH FLAT LID

Specifications:

- Material: Polycarbonate (material carries a UL flammability rating of UL94 5V
- Recommended for outdoor use
- Internal DIN rail mounting tabs: molded in all (except 1554C2GY)
- Vertical P.C. card guides (for 1.5mm thick P.C. boards) are molded in all but the smallest size enclosure (1554B2GY)

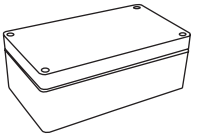

For quantities greater than listed, call for quote.

MOUSER STOCK NO.	Hammond Part No.	Dimensions: in.			Price Each		
		L	W	H	1	5	10
546-1554B2GY	1554B2GY	2.6	2.6	1.6	10.69	9.42	8.88
546-1554C2GY	1554C2GY	4.7	2.6	1.6	13.66	13.20	12.47
546-1554D2GY	1554D2GY	4.7	2.6	2.4	16.23	14.27	13.48
546-1554E2GY	1554E2GY	3.5	3.5	2.4	15.02	14.61	13.70
546-1554F2GY	1554F2GY	4.7	3.5	2.4	18.74	16.42	15.60
546-1554G2GY	1554G2GY	4.7	3.5	3.2	21.86	19.24	18.15
546-1554J2GY	1554J2GY	6.3	3.5	2.4	20.58	19.90	18.77
546-1554K2GY	1554K2GY	6.3	3.5	3.5	22.04	21.33	20.11
546-1554N2GY	1554N2GY	4.7	4.7	2.4	19.06	18.44	17.38
546-1554P2GY	1554P2GY	4.7	4.7	3.15	24.36	23.56	22.21
546-1554H2GY	1554H2GY	7.1	4.7	2.4	26.30	23.15	21.84
546-1554R2GY	1554R2GY	6.3	6.3	2.4	29.90	28.18	26.45
546-1554S2GY	1554S2GY	6.3	6.3	3.5	28.47	27.54	25.97

WATERTIGHT ABS PLASTIC ENCLOSURES WITH FLAT LID

Specifications:

- Material: General purpose ABS plastic (material carries a UL flammability rating of UL94 HB)
- Not recommended for outdoor use (please see the polycarbonate 1554 series)
- Internal DIN rail mounting tabs: molded in all (except 1554CGY)
- Vertical P.C. card guides (for 1.5mm thick P.C. boards) are molded in all but the smallest size enclosure (1554BGY)

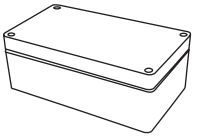

For quantities greater than listed, call for quote.

MOUSER STOCK NO.	Hammond Part No.	Dimensions: in.			Price Each		
		L	W	H	1	5	10
546-1554BGY	1554BGY	2.6	2.6	1.6	8.65	8.31	7.84
546-1554CGY	1554CGY	4.7	2.6	1.6	9.53	9.17	8.65
546-1554DGY	1554DGY	4.7	2.6	2.4	10.57	9.31	8.82
546-1554EGY	1554EGY	3.5	3.5	2.4	11.75	10.30	9.79
546-1554FGY	1554FGY	4.7	3.5	2.4	14.27	12.57	11.90
546-1554GGY	1554GGY	4.7	3.5	3.2	13.49	12.98	12.23
546-1554JGY	1554JGY	6.3	3.5	2.4	17.23	15.40	14.35
546-1554KGY	1554KGY	6.3	3.5	3.5	17.43	16.76	15.80
546-1554NGY	1554NGY	4.7	4.7	2.4	16.34	15.72	14.82
546-1554PGY	1554PGY	4.7	4.7	3.15	15.94	15.03	14.11
546-1554HGY	1554HGY	7.1	4.7	2.4	19.66	17.29	16.37
546-1554TGY	1554TGY	7.1	4.7	3.5	18.14	17.45	16.45
546-1554RGY	1554RGY	6.3	6.3	2.4	25.87	23.12	21.55

WATERTIGHT POLYCARBONATE ENCLOSURES WITH "STYLED" LID

Specifications:

- "Styled" lid version has three main advantages over the flat lid (1554 series): Smooth recessed surface on lid for a membrane keypad or label; standoffs molded in the interior of the lid (except for 1555BGY); more modern "styled" look vs. our traditional flat lid (1554 series)
- Material: Polycarbonate (material carries a UL flammability rating of UL94 5V)
- Recommended for outdoor use.
- Internal DIN rail mounting tabs: molded in all (except 1555C2GY)
- Vertical P.C. card guides (for 1.5mm thick P.C. boards) are molded in all but the smallest size enclosure (1555B2GY).

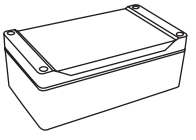

For quantities greater than listed, call for quote.

MOUSER STOCK NO.	Hammond Part No.	Dimensions: in.			Price Each		
		L	W	H	1	5	10
546-1555B2GY	1555B2GY	2.6	2.6	1.6	8.88	8.37	7.84
546-1555C2GY	1555C2GY	4.7	2.6	1.6	12.57	11.86	11.13
546-1555D2GY	1555D2GY	4.7	2.6	2.4	13.60	12.82	12.04
546-1555E2GY	1555E2GY	3.5	3.5	2.4	15.02	14.61	13.70
546-1555F2GY	1555F2GY	4.7	3.5	2.4	16.30	15.35	14.42
546-1555G2GY	1555G2GY	4.7	3.5	3.2	18.31	17.26	16.20
546-1555J2GY	1555J2GY	6.3	3.5	2.4	20.58	19.90	18.77
546-1555K2GY	1555K2GY	6.3	3.5	3.5	21.10	19.88	18.68
546-1555N2GY	1555N2GY	4.7	4.7	2.4	18.25	17.21	16.16
546-1555P2GY	1555P2GY	4.7	4.7	3.5	22.75	21.40	20.06
546-1555H2GY	1555H2GY	7.1	4.7	2.4	23.06	21.79	20.52
546-1555T2GY	1555T2GY	7.1	4.7	3.5	25.98	25.26	23.69
546-1555R2GY	1555R2GY	6.3	6.3	2.4	29.97	28.25	26.54
546-1555S2GY	1555S2GY	6.3	6.3	3.5	28.47	27.70	25.97

WATERTIGHT ABS PLASTIC ENCLOSURES WITH "STYLED" LID

Specifications:

- "Styled" lid version has three main advantages over the flat lid (1554 series): Smooth recessed surface on lid for a membrane keypad or label; standoffs molded in the interior of the lid (except for 1555BGY) - designed for #6 self tapping screws; and more modern "styled" look vs. our traditional flat lid (1554 series)
- Material: General purpose ABS plastic (material carries a UL flammability rating of UL94 HB)
- Not recommended for outdoor use (please see the polycarbonate 1555 series)
- Internal DIN rail mounting tabs: molded in all (except 1555CGY)
- Vertical P.C. card guides (for 1.5mm thick P.C. boards) are molded in all but the smallest size enclosure (1555BGY)

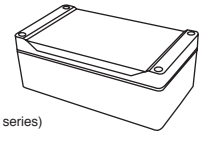

For quantities greater than listed, call for quote.

MOUSER STOCK NO.	Hammond Part No.	Dimensions: in.			Price Each		
		L	W	H	1	5	10
546-1555BGY	1555BGY	2.6	2.6	1.6	9.46	8.44	7.88
546-1555CGY	1555CGY	4.7	2.6	1.6	9.63	8.01	7.39
546-1555DGY	1555DGY	4.7	2.6	2.4	9.20	8.41	7.78
546-1555EGY	1555EGY	3.5	3.5	2.4	9.84	9.28	8.65
546-1555FGY	1555FGY	4.7	3.5	2.4	13.21	11.00	10.14
546-1555GGY	1555GGY	4.7	3.5	3.2	12.85	12.12	11.37
546-1555JGY	1555JGY	6.3	3.5	2.4	17.23	15.40	14.35
546-1555KGY	1555KGY	6.3	3.5	3.5	19.04	17.00	15.86
546-1555NGY	1555NGY	4.7	4.7	2.4	16.49	13.73	12.66
546-1555PGY	1555PGY	4.7	4.7	3.15	17.61	15.13	14.00
546-1555HGY	1555HGY	7.1	4.7	2.4	18.16	15.11	13.93
546-1555TGY	1555TGY	7.1	4.7	3.15	19.83	18.02	16.51
546-1555RGY	1555RGY	6.3	6.3	2.4	23.95	19.93	18.50
546-1555SGY	1555SGY	6.3	6.3	3.5	23.13	21.80	20.48

WATERTIGHT POLYCARBONATE ENCLOSURES WITH CLEAR LID

Specifications:

- Clear polycarbonate lid allows for maximum visibility of protected internal components.
- Material - Polycarbonate (material carries a UL flammability rating of UL94 5V).
- Recommended for outdoor use.
- Internal DIN rail mounting tabs: molded in all (except 1554C2GYCL)
- Vertical P.C. card guides (for 1.5mm thick P.C. boards) are molded in all but the smallest size enclosure (1554B2GYCL).

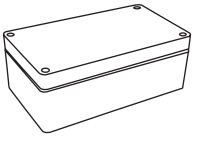

For quantities greater than listed, call for quote.

MOUSER STOCK NO.	Hammond Part No.	Dimensions: in.			Price Each		
		L	W	H	1	5	10
546-1554B2GYCL	1554B2GYCL	2.6	2.6	1.6	10.64	10.28	9.70
546-1554C2GYCL	1554C2GYCL	4.7	2.6	1.6	14.74	14.26	13.45
546-1554D2GYCL	1554D2GYCL	4.7	2.6	2.4	16.14	13.43	12.38
546-1554E2GYCL	1554E2GYCL	3.5	3.5	2.4	17.58	15.43	14.66
546-1554F2GYCL	1554F2GYCL	4.7	3.5	2.4	20.26	17.77	16.88
546-1554G2GYCL	1554G2GYCL	4.7	3.5	3.2	19.92	18.78	17.62
546-1554J2GYCL	1554J2GYCL	6.3	3.5	2.4	21.95	21.22	20.02
546-1554K2GYCL	1554K2GYCL	6.3	3.5	3.5	21.61	20.38	19.13
546-1554N2GYCL	1554N2GYCL	4.7	4.7	2.4	23.51	22.74	21.44
546-1554P2GYCL	1554P2GYCL	4.7	4.7	3.15	25.50	24.65	23.25
546-1554H2GYCL	1554H2GYCL	7.1	4.7	2.4	21.51	20.28	19.05
546-1554R2GYCL	1554R2GYCL	6.3	6.3	2.4	32.73	31.65	29.84
546-1554S2GYCL	1554S2GYCL	6.3	6.3	3.5	33.64	31.73	29.79
546-1554U2GYCL	1554U2GYCL	7.9	4.7	3.5	36.57	32.08	30.48

PANELS FOR WATERTIGHT ENCLOSURES & HEAVY DUTY 16 GAUGE GALVANIZED STEEL ENCLOSURES

Specifications:

- Heavy duty panels for mounting components
- Galvanized 14/16 gauge steel
- Includes mounting hardware for enclosure body (lid mounting of panel requires optional #6 self tapping screws)



⁎ Series Size printed in BOLD in Hammond Part Number

For quantities greater than listed, call for quote.

MOUSER STOCK NO.	Hammond Part No.	⁎Use With Series Size:	Dimensions: in.		Price Each		
			L	W	1	5	10
546-1554BPL	1554BPL	B	2.2	2.2	5.11	4.96	4.67
546-1554CPL	1554CPL	C & D	4.4	2.1	5.94	5.78	5.41
546-1554EPL	1554EPL	E	3.1	3.1	5.85	5.52	5.18
546-1554FPL	1554FPL	F & G	4.3	3.1	6.32	6.14	5.77
546-1554HPL	1554HPL	H & T	6.6	4.2	8.58	7.53	7.15
546-1554JPL	1554JPL	J & K	5.8	3.0	6.99	6.79	6.38
546-1554NPL	1554NPL	N & P	4.25	4.2	6.84	6.64	6.24
546-1554RPL	1554RPL	R & S	5.94	5.8	8.04	7.56	7.10
546-1554UPL	1554UPL	U	7.6	4.2	7.55	7.12	6.68
546-1554VPL	1554VPL	V	9.1	5.7	11.59	10.20	9.57
546-1555FFPL	1555FFPL	F	111	59	7.28	7.06	6.63
546-1555JFPL	1555JFPL	J	111	59	7.75	7.34	6.94

© Copyright 2013 Mouser Electronics

© Copyright 2013 Mouser Electronics

HAMMOND Hand Held and Heavy Duty Plastic Enclosures

HAMMOND MANUFACTURING™

HAMMOND MINIATURE HAND HELD PLASTIC ENCLOSURES

- Ideally suited for mounting small printed circuit boards or as potting boxes
- Designed to meet IP54

✻Not all available

Replace the __ with **BK** for **Black** or **GY** for **Gray** or **TBU** for **Translucent Blue**

For quantities greater than listed, call for quote.

MOUSER STOCK NO.	Hammond Part No.	Fig.	Dimensions: in.			Price Each			
			L	W	H	1	25	50	100
Without Key Ring Kit									
546-1551N__	1551N__	A	1.38	1.38	0.59	1.50	1.44	1.36	1.27
546-1551M__	1551M__	A	1.38	1.38	0.79	1.54	1.49	1.39	1.31
546-1551Q__	1551Q__	A	1.58	1.58	0.59	1.80	1.43	1.38	1.28
546-1551P__	1551P__	A	1.58	1.58	0.79	1.64	1.49	1.41	1.32
546-1551F__	1551F__	A	1.97	1.38	0.59	1.87	1.62	1.51	1.41
546-1551G__	1551G__	A	1.97	1.38	0.79	1.71	1.65	1.54	1.47
546-1551S__	1551S__	A	1.97	1.97	0.59	1.99	1.71	1.61	1.51
546-1551R__	1551R__	A	1.97	1.97	0.79	2.03	1.79	1.64	1.54
546-1551J__	1551J__	A	2.36	1.38	0.59	1.99	1.66	1.57	1.47
546-1551H__	1551H__	A	2.36	1.38	0.79	1.90	1.84	1.72	1.62
546-1551L__	1551L__	A	3.15	1.58	0.59	1.95	1.82	1.67	1.56
546-1551K__	1551K__	A	3.15	1.58	0.79	2.10	1.90	1.79	1.69
With Key Ring Kit									
✻ 546-1551GR__	1551GR__	A	1.97	1.38	0.67	2.34	1.95	1.80	1.67
✻ 546-1551HR__	1551HR__	A	2.36	1.38	0.67	2.42	2.01	1.86	1.73
✻ 546-1551KRBK	1551KRBK	A	3.15	1.57	0.67	2.53	2.11	1.95	1.81

HAMMOND MINIATURE FLANGED LID PLASTIC ENCLOSURES

- Ideally suited for mounting small printed circuit boards or as potting boxes
- Flanged lid is perfect for wall or shelf mounting or suspending with a tie wrap
- Designed to meet IP54

Replace the __ with **BK** for **Black** or **GY** for **Gray**

For quantities greater than listed, call for quote.

MOUSER STOCK NO.	Hammond Part No.	Fig.	Dimensions: in.			Price Each			
			L	W	H	1	25	50	100
546-1551NFL__	1551NFL__	B	1.38	1.38	0.59	1.50	1.44	1.36	1.27
546-1551MFL__	1551MFL__	B	1.38	1.38	0.79	1.72	1.38	1.32	1.21
546-1551QFL__	1551QFL__	B	1.58	1.58	0.59	1.80	1.43	1.38	1.28
546-1551PFL__	1551PFL__	B	1.58	1.58	0.79	1.84	1.52	1.41	1.32
546-1551FFL__	1551FFL__	B	1.97	1.38	0.59	1.53	1.44	1.35	1.26
546-1551GFL__	1551GFL__	B	1.97	1.38	0.79	1.69	1.64	1.55	1.47
546-1551SFL__	1551SFL__	B	1.97	1.97	0.59	1.99	1.53	1.43	1.34
546-1551RFL__	1551RFL__	B	1.97	1.97	0.79	1.82	1.75	1.64	1.54
546-1551JFL__	1551JFL__	B	2.36	1.38	0.59	2.05	1.71	1.58	1.47
546-1551HFL__	1551HFL__	B	2.36	1.38	0.79	2.05	1.78	1.67	1.58
546-1551LFL__	1551LFL__	B	3.15	1.58	0.59	2.17	1.81	1.66	1.55
546-1551KFL__	1551KFL__	B	3.15	1.58	0.79	2.20	1.90	1.79	1.69

HAMMOND HEAVY DUTY THICK WALL RFI CONDUCTIVE PLASTIC ENCLOSURES

- Designed for EMI/RFI shielding applications
- Heavy duty, thick wall design with an average wall thickness of .13"
- Flammability rating: UL 94V-0
- Designed to meet IP54

For quantities greater than listed, call for quote.

MOUSER STOCK NO.	Hammond Part No.	Fig.	Dimensions: in.			Price Each			
			L	W	H	1	5	10	25
546-1594RFIABK	1594RFIABK	C	2.17	2.17	1.10	14.21	11.87	10.91	10.19
546-1594RFIBBK	1594RFIBBK	C	3.15	2.17	1.10	15.40	12.85	11.82	11.02
546-1594RFICBK	1594RFICBK	C	4.13	2.56	1.30	19.09	15.94	14.66	13.67
546-1594RFIDBK	1594RFIDBK	C	5.12	2.56	1.70	22.87	19.09	17.56	16.38
546-1594RFIEBK	1594RFIEBK	C	6.50	4.13	2.09	33.62	28.00	25.84	24.00

HAMMOND RFI - HAND HELD CONDUCTIVE PLASTIC ENCLOSURES

- Designed for EMI/RFI shielding applications
- Flammability rating: UL 94V-0
- Designed to meet IP54

For quantities greater than listed, call for quote.

MOUSER STOCK NO.	Hammond Part No.	Fig.	Dimensions: in.			Price Each			
			L	W	H	1	5	10	25
546-1599RFIBBK	1599RFIBBK	D	5.12	2.56	0.98	13.67	11.42	10.53	9.78
546-1599RFIEBK	1599RFIEBK	D	6.70	3.35	1.33	18.62	15.55	14.33	13.31
546-1599RFIHBK	1599RFIHBK	D	8.66	4.33	1.73	26.73	22.32	20.59	19.11
546-1599RFIKBK	1599RFIKBK	D	8.66	5.50	1.60	30.76	25.68	23.68	21.99

A

With Key Ring Kit

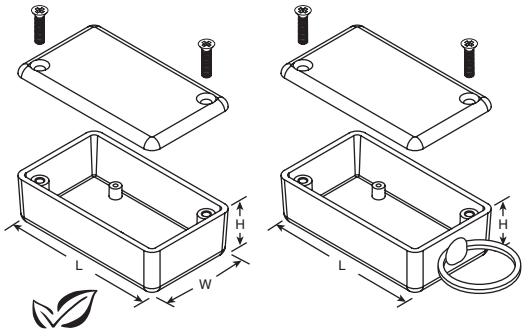

RoHS Compliant

B

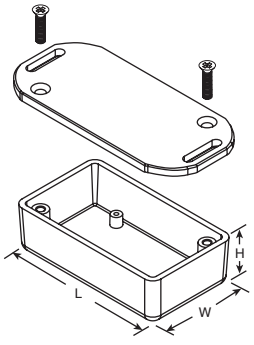

RoHS Compliant

C

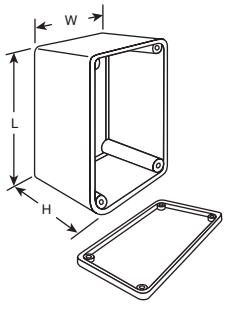

RoHS Compliant

D

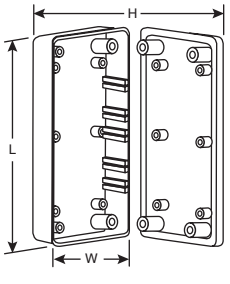

RoHS Compliant

Hammond

Plastic Boxes

© Copyright 2013 Mouser Electronics

© Copyright 2013 Mouser Electronics

HAMMOND Potting Boxes and Plastic Enclosures

ABS PLASTIC - SOFT SIDED HAND HELD ENCLOSURES

- Over molded in general purpose ABS plastic with a soft plastic grip
- Top cover is recessed for membrane display or keypad

For quantities greater than listed, call for quote.

MOUSER STOCK NO.		Fig.	Enclosure Color	Soft Side Color	Batt. Door	Dimensions: in.			Price Each			
Mfr.	Mfr. Part No.					L	W	H	1	5	10	25
546	1553AABK	A	Black	Gray	No	2.95	1.97	.67	4.48	4.27	4.08	3.91
546	1553AAGY	A	Gray	Gray	No	2.95	1.97	.67	4.48	4.27	4.08	3.91
546	1553ABK	A	Black	Black	No	3.93	1.90	.669	6.15	5.66	5.23	4.87
546	1553AGY	A	Gray	Gray	No	3.93	1.90	.669	6.15	5.66	5.23	4.87
546	1553BBK	A	Black	Gray	No	4.62	3.11	.95	7.74	6.89	6.35	5.89
546	1553BGY	A	Gray	Gray	No	4.62	3.11	.95	7.74	6.89	6.35	5.89
546	1553BBKBK	A	Black	Black	No	4.62	3.11	.95	7.75	6.90	6.36	5.90
546	1553BTBUBK	A	TransBlue	Black	No	4.62	3.11	.95	7.75	6.90	6.36	5.90
546	1553BRDBK	A	Red	Black	No	4.62	3.11	.95	7.75	6.92	6.45	6.06
546	1553BYLBK	A	Yellow	Black	No	4.62	3.11	.95	7.75	6.90	6.36	5.90
546	1553DBK	A	Black	Gray	No	5.80	3.50	.98	8.30	7.40	6.82	6.32
546	1553DGY	A	Gray	Gray	No	5.80	3.50	.98	8.31	7.43	6.92	6.51
546	1553DBKBK	A	Black	Black	No	5.80	3.50	.98	8.31	7.40	6.82	6.32
546	1553DTBUBK	A	TransBlue	Black	No	5.80	3.50	.98	8.31	7.40	6.82	6.32
546	1553DRDBK	A	Red	Black	No	5.80	3.50	.98	8.31	7.40	6.82	6.32
546	1553DYLBK	A	Yellow	Black	No	5.80	3.50	.98	8.31	7.40	6.82	6.32
546	1553CBK	A	Black	Gray	Yes	3.93	2.40	.67	6.83	6.51	6.18	5.94
546	1553CGY	A	Gray	Gray	Yes	3.93	2.40	.67	6.83	6.42	6.02	5.82
546	1553CBKBAT	A	Black	Gray	Yes	4.61	3.11	1.26	10.24	9.76	9.28	8.91
546	1553CGYBAT	A	Gray	Gray	Yes	4.61	3.11	1.26	10.24	9.76	9.28	8.91
546	1553BBKBAT	A	Black	Gray	Yes	4.62	3.11	.95	11.61	10.34	9.52	8.83
546	1553BGYBAT	A	Gray	Gray	Yes	4.62	3.11	.95	11.61	10.34	9.52	8.83
546	1553BBKBKBAT	A	Black	Black	Yes	4.62	3.11	.95	11.61	10.35	9.53	8.84
546	1553BTBUBKBAT	A	TransBlue	Black	Yes	4.62	3.11	.95	11.62	10.35	9.53	8.84
546	1553BRDBKBAT	A	Red	Black	Yes	4.62	3.11	.95	11.62	10.35	9.53	8.84
546	1553BYLBKBAT	A	Yellow	Black	Yes	4.62	3.11	.95	11.62	10.35	9.53	8.84
546	1553DBKBAT	A	Black	Gray	Yes	5.80	3.50	.98	12.77	11.36	10.46	9.70
546	1553DGYBAT	A	Gray	Gray	Yes	5.80	3.50	.98	12.77	11.36	10.46	9.70
546	1553DBKBKBAT	A	Black	Black	Yes	5.80	3.50	.98	12.77	11.36	10.46	9.70
546	1553DTBUBKBAT	A	TransBlue	Black	Yes	5.80	3.50	.98	12.77	11.36	10.46	9.70
546	1553DRDBKBAT	A	Red	Black	Yes	5.80	3.50	.98	12.77	11.36	10.46	9.70
546	1553DYLBKBAT	A	Yellow	Black	Yes	5.80	3.50	.98	12.77	11.36	10.46	9.70

PRINTED CIRCUIT BOARDS FOR 1553 ENCLOSURES

For quantities greater than listed, call for quote.

MOUSER STOCK NO.		Fig.	Dimensions: in. (mm)	Use with Enclosure	Price Each			
Mfr.	Mfr. Part No.				1	5	10	25
854	PR1553B	B	2.8 x 4.3 (71 x 108)	1553 B Series	7.76	6.99	3.57	3.50

ABS PLASTIC & POLYCARB WATERLIGHT FLANGED LID

- Purchased assembly includes Box, Lid, 4 x M4 x 20 SS Cover Screws and Preformed Silicone Gasket
- Cover screws should be torqued to 2.5 lbf-in (30 cN-m)

For quantities greater than listed, call for quote.

MOUSER STOCK NO.		Fig.	Material	Batt. Door	Dimensions: in.			Price Each			
Mfr.	Mfr. Part No.				L	W	H	1	5	10	25
546	1555NF17GY	C	ABS Plastic	No	6.33	4.48	1.85	13.05	12.43	11.87	11.35
546	1555N2F17GY	C	Polycarbonate	No	6.33	4.48	1.47	17.28	16.46	15.72	15.03
546	1555NF42GY	C	ABS Plastic	No	7.91	3.57	2.44	13.62	12.96	12.37	11.83
546	1555N2F42GY	C	Polycarbonate	No	6.33	4.48	2.44	18.68	17.79	16.98	16.25
546	1555CF22GY	C	ABS Plastic	No	4.72	2.59	1.65	12.45	11.55	11.12	10.70
546	1555CF42GY	C	ABS Plastic	No	4.72	2.59	2.44	12.82	11.88	11.45	11.01
546	1555C2F42GY	C	Polycarbonate	No	4.72	2.59	2.44	15.15	14.04	13.54	13.02
546	1555FF17GY	C	ABS Plastic	No	4.72	3.58	1.45	12.99	12.03	11.60	11.15
546	1555F2F17GY	C	Polycarbonate	No	4.72	3.58	1.45	15.31	14.40	13.66	13.14
546	1555FF42GY	C	ABS Plastic	No	4.72	3.58	2.44	13.46	12.48	12.02	11.57
546	1555F2F42GY	C	Polycarbonate	No	4.72	3.58	2.44	16.18	14.99	14.45	13.90
546	1555JF17GY	C	ABS Plastic	No	6.26	3.58	1.45	15.78	12.95	12.48	11.99
546	1555J2F17GY	C	Polycarbonate	No	6.26	3.58	1.45	16.70	15.56	14.92	14.35
546	1555JF42GY	C	ABS Plastic	No	6.26	3.58	2.44	14.72	13.63	13.14	12.65
546	1555J2F42GY	C	Polycarbonate	No	6.26	3.58	2.44	20.45	16.78	16.15	15.54
546	1555HF17GY	C	ABS Plastic	No	8.69	4.76	1.47	14.65	13.95	13.31	12.73
546	1555H2F17GY	C	Polycarbonate	No	8.69	4.76	1.47	20.36	19.39	18.51	17.71
546	1555HF42GY	C	ABS Plastic	No	8.69	4.76	2.44	15.24	14.50	13.85	13.25
546	1555H2F42GY	C	Polycarbonate	No	8.69	4.76	2.44	21.76	20.73	19.78	18.92

TWO PIECE FIXED PANEL PLASTIC ENCLOSURES

- Rugged electronic instrument enclosures, ideally suited for mounting printed circuit boards for hand-held, desktop, or wall mount applications
- Molded in polystyrene plastic
- Assembled with four M3x0.5" (13mm) Phillips machine screws (included) threaded into integral bushings
- Includes four self tapping screws for internal standoffs
- Lid is a smooth light gray, and the bottom is a smooth dark gray
- Designed to meet IP54

For quantities greater than listed, call for quote.

MOUSER STOCK NO.		Fig.	Ventilated Lid	Dimensions: in.			Price Each			
Mfr.	Mfr. Part No.			L	W	H	1	5	10	25
546	MB655030	D	No	2.56	1.97	1.18	14.58	12.18	10.87	9.70
546	MB655045	D	No	2.56	1.97	1.77	17.71	14.78	13.19	11.77
546	MB105025	D	No	3.94	1.97	0.98	20.73	18.89	17.34	16.00
546	MB105040	D	No	3.94	1.97	1.57	20.62	17.22	15.37	13.71
546	MB105040VL	D	Yes	3.94	1.97	1.57	22.68	18.94	16.91	15.08
546	MB126540	D	No	4.72	2.56	1.57	23.86	19.92	17.77	15.87
546	MB126540VL	D	Yes	4.72	2.56	1.57	26.69	22.28	19.88	17.74
546	MB181170	D	No	7.40	4.33	2.76	35.61	29.74	26.54	23.68
546	MB181170VL	D	Yes	7.40	4.33	2.76	43.67	36.47	32.53	29.04
546	MB181112	D	No	7.40	4.33	4.72	48.96	44.07	40.64	39.42



SUPER SHIELD CONDUCTIVE COATING

A general purpose EMI/RFI shielding spray for use on plastic electronics enclosures. Consists of a tough, durable acrylic base pigmented with a high purity nickel flake. Surface resistance of approximately 0.7ohms.

For quantities greater than listed, call for quote.

MOUSER STOCK NO.		Size	Price Each
Mfr.	Mfr. Part No.		
590	841-340G	Aerosol 340g (12oz.)	36.33

ABS PLASTIC HAND HELD ENCLOSURES

- Complete with top & bottom, removable front panel, battery door (except on the smallest size) and three self-tapping screws
- Top panel has a flat display area, perfect for labels, silk screening, membrane keypads or easily machined
- Lap joint construction provides protection against access of dust and splashing water
- Battery compartment (except on the smallest size) suitable for either a 9V (PP3) or 2 x AA batteries
- The base is molded with bosses for easy P.C. board mounting
- Molded in flame retardant ABS plastic
- Color: Black or Gray
- Finish: Satin Texture

For quantities greater than listed, call for quote.

MOUSER STOCK NO.		Fig.	Enclosure Color	Dimensions: in.			Price Each			
Mfr.	Mfr. Part No.			L	W	H	1	5	10	25
546	001100	E	Black	1.57	2.36	0.73	8.66	7.35	6.92	6.48
546	001102	E	Black	3.35	2.36	0.87	9.75	8.29	7.31	6.83
546	001104	E	Black	4.13	2.36	0.87	10.80	9.17	8.62	8.08
546	001106	E	Black	4.92	2.76	0.87	11.00	9.35	8.80	8.25
546	001111	E	Gray	1.57	2.36	0.73	9.45	8.04	7.56	7.08

Pocket/Belt Clip

For quantities greater than listed, call for quote.

MOUSER STOCK NO.		Fig.	Color	Price Each			
Mfr.	Mfr. Part No.			1	5	10	25
546	001151	F	Black	5.41	4.07	3.57	3.50

POTTING BOXES

- One piece molded construction
- Molded from Black General Purpose ABS Plastic
- Temperature rated -20°C to +94°C
- 1.0mm (0.04") wall thickness

For quantities greater than listed, call for quote.

MOUSER STOCK NO.		Fig.	Dimensions: in.			Price Each			
Mfr.	Mfr. Part No.		L	W	H	1	25	50	100
546	1596B109	G	0.46	0.46	0.35	1.37	1.14	1.06	.993
546	1596B110	G	0.85	0.55	0.46	1.39	1.18	1.07	1.04
546	1596B101	G	0.98	0.79	0.59	1.48	1.22	1.13	1.06
546	1596B102	G	1.18	0.79	0.59	1.34	1.07	.98	.905
546	1596B111	G	1.18	1.18	0.79	1.61	1.29	1.20	1.11
546	1596B103	G	1.57	1.37	0.79	1.74	1.46	1.36	1.31
546	1596B107	G	1.57	1.57	0.79	1.72	1.43	1.32	1.23
546	1596B113	G	1.57	1.57	1.15	1.66	1.37	1.26	1.18
546	1596B104	G	1.96	1.57	1.18	1.66	1.38	1.29	1.24
546	1596B-108	G	1.96	1.96	1.18	1.93	1.61	1.48	1.36
546	1596B105	G	2.95	1.98	1.39	2.88	2.40	2.21	2.05
546	1596B115	G	3.50	2.52	1.28	3.41	2.85	2.62	2.43
546	1596B106	G	3.93	2.36	0.99	2.91	2.45	2.25	2.09

© Copyright 2013 Mouser Electronics
© Copyright 2013 Mouser Electronics

HAMMOND Multipurpose Plastic Enclosures

RoHS Compliant **This product is RoHS compliant.**

HAMMOND MANUFACTURING™

DIMENSIONS: in.

A

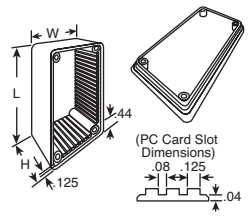

Note: lid adds .16" to over all depth of case

B

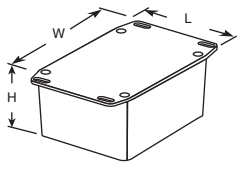

Note: lid adds .16" to over all depth of case

C

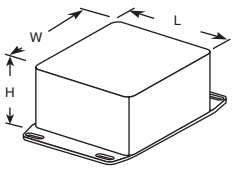

Note: lid adds .16" to over all depth of case

D

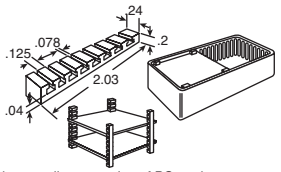

PC adapters allow mounting of PC cards at right angles to the vertical slots molded into Hammond 1591 series plastic boxes and diecast cases 1590L through 1590R.

ABS MULTIPURPOSE INSTRUMENT ENCLOSURES

- UL flammability rating of 94V-0
- Comes with M3 x .5 x 10mm, Phillips machine screws, countersunk lid, and tapped integral brass bushings
- Two piece lap joint construction provides against dust accumulation and splashing water
- Designed to meet IP54
- Card guides accept .062" PC cards
- 1591E has a removable center brace

For quantities greater than listed, call for quote.

MOUSER STOCK NO. / Mfr. Part No.	Fig.	Color	Dimensions: in. L	W	H	Price Each 1	5	10	25
Without Flanged Lid									
546—1591M-BK	A	Black	3.30	2.20	.80	5.48	4.89	4.56	4.17
546—1591MGY	A	Gray	3.30	2.20	.80	5.48	4.88	4.49	4.17
546—1591MBU	A	Blue	3.30	2.20	.80	5.48	4.88	4.49	4.17
546—1591L-BK	A	Black	3.30	2.20	1.40	6.91	6.15	5.76	5.25
546—1591LGY	A	Gray	3.30	2.20	1.40	6.91	6.15	5.76	5.25
546—1591LBU	A	Blue	3.30	2.20	1.40	6.91	6.15	5.67	5.25
546—1591A-BK	A	Black	3.90	2.00	.80	6.44	5.74	5.36	4.90
546—1591AGY	A	Gray	3.90	2.00	.80	6.43	5.37	4.95	4.60
546—1591ABU	A	Blue	3.90	2.00	.80	4.99	4.29	3.95	3.66
546—1591B-BK	A	Black	4.40	2.40	1.10	6.96	6.21	5.79	5.29
546—1591BGY	A	Gray	4.40	2.40	1.10	6.97	6.20	5.70	5.29
546—1591BBU	A	Blue	4.40	2.40	1.10	6.97	5.82	5.36	4.98
546—1591C-BK	A	Black	4.70	2.60	1.40	7.43	6.63	6.20	5.31
546—1591CGY	A	Gray	4.70	2.60	1.40	7.43	6.60	6.09	5.64
546—1591C-BU	A	Blue	4.70	2.60	1.40	7.43	6.61	6.20	5.65
546—1591D-BK	A	Black	5.90	3.20	1.80	10.96	9.76	8.99	8.34
546—1591DGY	A	Gray	5.90	3.20	1.80	10.96	9.16	8.44	7.84
546—1591DBU	A	Blue	5.90	3.20	1.80	10.96	9.16	8.44	7.84
546—1591E-BK	A	Black	7.50	4.30	2.20	13.15	11.72	10.95	10.12
546—1591EGY	A	Gray	7.50	4.30	2.20	13.14	9.99	9.20	8.55
546—1591E-BU	A	Blue	7.50	4.30	2.20	11.77	10.46	9.64	8.95
546—1591G-BK	A	Black	4.80	3.70	1.20	8.56	7.63	7.14	6.52
546—1591GGY	A	Gray	4.80	3.70	1.20	8.54	7.63	7.03	6.52
546—1591GBU	A	Blue	4.80	3.70	1.20	8.54	7.14	6.58	6.11
546—1591H-BK	A	Black	6.50	2.80	1.00	8.55	7.44	6.84	6.38
546—1591HGY	A	Gray	6.50	2.80	1.00	8.55	7.15	6.58	6.11
546—1591HBU	A	Blue	6.50	2.80	1.00	8.55	7.15	6.58	6.11
546—1591S-BK	A	Black	4.30	3.20	1.60	8.56	7.64	7.13	6.58
546—1591SGY	A	Gray	4.30	3.20	1.60	8.56	7.62	7.13	6.51
546—1591SBU	A	Blue	4.30	3.20	1.60	8.55	7.64	7.13	6.57
546—1591T-BK	A	Black	4.70	3.20	2.20	9.41	8.38	7.84	7.15
546—1591TGY	A	Gray	4.70	3.20	2.20	9.41	7.85	7.24	6.72
546—1591TBU	A	Blue	4.70	3.20	2.20	9.41	8.38	7.71	7.15
546—1591U-BK	A	Black	4.70	4.70	2.20	11.10	9.27	8.71	7.93
546—1591UGY	A	Gray	4.70	4.70	2.20	11.10	9.27	8.54	7.93
546—1591UBU	A	Blue	4.70	4.70	2.20	9.62	8.04	7.40	6.88
546—1591V-BK	A	Black	4.70	4.70	3.50	12.83	11.43	10.52	9.76
546—1591VGY	A	Gray	4.70	4.70	3.50	12.12	10.08	9.30	8.66
546—1591VBU	A	Blue	4.70	4.70	3.50	12.83	10.72	9.88	9.18
With Flanged Lid									
546—1591MFLBK	B	Black	3.30	2.20	.80	5.76	5.14	4.76	4.44
546—1591MFLGY	B	Gray	3.30	2.20	.80	4.80	4.02	3.70	3.43
546—1591LFLBK	B	Black	3.30	2.20	1.40	7.28	6.55	6.05	5.61
546—1591AFLBK	B	Black	3.90	2.00	.80	6.74	6.58	5.63	5.21
546—1591AFLGY	B	Gray	3.90	2.00	.80	4.80	4.01	3.70	3.43
546—1591BFLBK	B	Black	4.40	2.40	1.10	7.32	6.59	6.08	5.64
546—1591BFLGY	B	Gray	4.40	2.40	1.10	5.34	4.46	4.12	3.82
546—1591CFLBK	B	Black	4.70	2.60	1.40	7.77	7.00	6.47	5.98
546—1591CFLGY	B	Gray	4.70	2.60	1.40	7.77	6.49	5.99	5.56
546—1591DFLBK	B	Black	5.90	3.20	1.80	11.49	10.35	9.54	8.85
546—1591DFLGY	B	Gray	5.90	3.20	1.80	11.50	9.60	8.86	8.22
546—1591EFLBK	B	Black	7.50	4.30	2.20	13.43	11.21	10.34	9.60
546—1591EFLGY	B	Gray	7.50	4.30	2.20	13.43	11.21	10.34	9.60
546—1591GFLBK	B	Black	4.80	3.70	1.20	8.56	7.62	7.06	6.54
546—1591HFLBK	B	Black	6.50	2.80	1.00	8.55	7.15	6.59	6.12
546—1591HFLGY	B	Gray	6.50	2.80	1.00	8.56	7.15	6.59	6.12
546—1591SFLBK	B	Black	4.30	3.20	1.60	9.82	8.78	8.19	7.55
546—1591SFLGY	B	Gray	4.30	3.20	1.60	9.82	8.21	7.56	7.03
546—1591TFLBK	B	Black	4.70	3.20	2.20	9.41	7.84	7.23	6.72
546—1591TFLGY	B	Gray	4.70	3.20	2.20	8.69	7.23	6.67	6.20
546—1591UFLBK	B	Black	4.70	4.70	2.20	11.65	9.73	8.97	8.34
546—1591UFLGY	B	Gray	4.70	4.70	2.20	11.13	9.27	8.56	7.92
546—1591VFLBK	B	Black	4.70	4.70	3.50	12.84	11.43	10.70	10.07
546—1591VFLGY	B	Gray	4.70	4.70	3.50	12.83	10.70	9.87	9.17
With Bottom Flange									
546—1591MF2BK	C	Black	3.3	2.2	0.8	7.09	6.54	5.98	5.63
546—1591MF2GY	C	Gray	3.3	2.2	0.8	7.49	6.99	6.35	5.98
546—1591LF2BK	C	Black	3.3	2.2	1.4	8.01	7.02	6.42	6.06

© Copyright 2013 Mouser Electronics

ABS MULTIPURPOSE INSTRUMENT ENCLOSURES (CONT.)

For quantities greater than listed, call for quote.

MOUSER STOCK NO. / Mfr. Part No.	Fig.	Color	Dimensions: in. L	W	H	Price Each 1	5	10	25
With Bottom Flange (Cont.)									
546—1591LF2GY	C	Gray	3.3	2.2	1.4	8.01	7.50	6.82	6.45
546—1591AF2BK	C	Black	3.9	2.0	0.8	6.18	5.70	5.21	4.91
546—1591AF2GY	C	Gray	3.9	2.0	0.8	6.53	6.06	5.53	5.21
546—1591SF2BK	C	Black	4.3	3.2	1.6	11.22	9.82	8.98	8.47
546—1591BF2BK	C	Black	4.4	2.4	1.1	7.62	7.02	6.41	6.06
546—1591BF2GY	C	Gray	4.4	2.4	1.1	8.04	7.48	6.81	6.44
546—1591CF2BK	C	Black	4.7	2.6	1.4	8.63	7.95	7.28	6.86
546—1591CF2GY	C	Gray	4.7	2.6	1.4	9.10	8.49	7.77	7.30
546—1591TF2BK	C	Black	4.7	3.2	2.2	10.27	9.67	9.06	8.45
546—1591TF2GY	C	Gray	4.7	3.2	2.2	12.07	11.30	10.27	9.73
546—1591UF2BK	C	Black	4.7	4.7	2.2	10.91	10.27	9.63	8.99
546—1591UF2GY	C	Gray	4.7	4.7	2.2	12.83	12.01	10.97	10.33
546—1591VF2BK	C	Black	4.7	4.7	3.5	13.64	12.84	12.03	11.22
546—1591VF2GY	C	Gray	4.7	4.7	3.5	16.05	14.99	13.71	12.90
546—1591GF2BK	C	Black	4.8	3.7	1.2	10.67	9.82	8.99	8.47
546—1591GF2GY	C	Gray	4.8	3.7	1.2	11.24	10.49	9.59	9.02
546—1591DF2BK	C	Black	5.9	3.2	1.8	10.46	9.84	9.22	8.61
546—1591DF2GY	C	Gray	5.9	3.2	1.8	12.31	11.48	10.44	9.89
546—1591HF2BK	C	Black	6.5	2.8	1.0	10.67	9.83	8.98	8.47
546—1591EF2BK	C	Black	7.5	4.3	2.2	14.73	13.57	12.40	11.71
546—1591EF2GY	C	Gray	7.5	4.3	2.2	15.50	14.50	13.26	12.49

TRANSLUCENT POLYCARBONATE ENCLOSURES

- Lid is secured with M3 x 10mm Phillips machine screws, threaded into tapped integral brass bushings.
- UL flammability rating: 94V-O

For quantities greater than listed, call for quote.

MOUSER STOCK NO. / Mfr. Part No.	Fig.	Dimensions: in. L	W	H	Price Each 1	5	10	25
Ice Blue								
546—1591ATBU	A	3.90	2.00	.80	7.73	7.03	6.43	5.95
546—1591BTBU	A	4.40	2.40	1.10	8.39	7.54	6.96	6.46
546—1591CTBU	A	4.70	2.60	1.40	10.15	9.07	8.47	7.27
546—1591DTBU	A	5.90	3.20	1.80	12.83	12.19	10.69	10.41
546—1591ETBU	A	7.50	4.30	2.20	18.71	16.84	15.60	14.40
Infrared								
546—1591ATRD	A	3.90	2.00	.80	5.46	5.14	4.82	4.48
546—1591BTRD	A	4.40	2.40	1.10	8.38	7.55	6.97	6.46
546—1591CTRD	A	4.70	2.60	1.40	10.15	8.49	7.82	7.27
546—1591DTRD	A	5.90	3.20	1.80	13.43	11.57	10.67	9.90
546—1591ETRD	A	7.50	4.30	2.20	18.71	15.63	14.41	13.39
Clear								
546—1591ATCL	A	3.90	2.00	.80	7.73	6.41	5.95	5.52
546—1591STCL	A	4.30	3.20	1.60	9.54	8.98	8.42	7.85
546—1591BTCL	A	4.40	2.40	1.10	8.38	7.55	6.99	6.46
546—1591CTCL	A	4.70	2.60	1.40	10.14	8.47	7.80	7.25
546—1591DTCL	A	5.90	3.20	1.80	12.83	12.19	10.69	10.41
546—1591ETCL	A	7.50	4.30	2.20	18.71	16.84	15.60	14.41

PC CARD ADAPTERS

- Two piece lap joint construction provides protection against dust and splashing water
- Flanged lid is perfect for wall or shelf mounting and enclosure security
  Lid also contains four molded-in PC board standoffs
- Designed to meet IP54

For quantities greater than listed, call for quote.

MOUSER STOCK NO. / Mfr. Part No.	Fig.	Quantity Per Package	Price Each 1	5	10	25
546—1591Z6	D	6.00	2.72	2.49	2.30	2.24

SUPER SHIELD CONDUCTIVE COATING

A general purpose EMI/RFI shielding spray for use on plastic electronics enclosures.
Consists of a tough, durable acrylic base pigmented with a high purity nickel flake.
Surface resistance of approximately 0.7ohms.

For quantities greater than listed, call for quote.

MOUSER STOCK NO. / Mfr. Part No.	Size	Price Each
590—841-340G	Aerosol 340g (12oz.)	36.33

© Copyright 2013 Mouser Electronics

POLYSTYRENE MULTIPURPOSE INSTRUMENT ENCLOSURES

- High impact polystyrene plastic
- Lid is secured with self-tapping #4x1/2" slotted screws

Without Flange

For quantities greater than listed, call for quote.

MOUSER STOCK NO.	Hammond Part No.	Fig.	Color	Dimensions: in.			Price Each			
				L	W	H	1	5	10	25
546-1591MSBK	1591MS-BK	A	Black	3.30	2.20	.80	3.63	3.26	3.02	2.79
546-1591LS-BK	1591LS-BK	A	Black	3.30	2.20	1.40	4.16	3.75	3.46	3.20
546-1591AS-BK	1591AS-BK	A	Black	3.90	2.00	.80	4.02	3.63	3.35	3.10
546-1591BS-BK	1591BS-BK	A	Black	4.40	2.40	1.10	4.17	3.77	3.48	3.20
546-1591CS-BK	1591CS-BK	A	Black	4.70	2.60	1.40	4.60	4.03	3.81	3.71
546-1591DS-BK	1591DS-BK	A	Black	5.90	3.20	1.80	6.87	6.18	5.72	5.30
546-1591ES-BK	1591ES-BK	A	Black	7.50	4.30	2.20	8.19	7.37	6.82	6.30
546-1591GS-BK	1591GS-BK	A	Black	4.80	3.70	1.20	5.87	5.23	4.90	4.54
546-1591HS-BK	1591HS-BK	A	Black	6.50	2.80	1.00	5.89	5.29	4.88	4.53
546-1591SS-BK	1591SS-BK	A	Black	4.30	3.20	1.60	5.87	5.33	4.88	4.53
546-1591TS-BK	1591TS-BK	A	Black	4.70	3.20	2.20	6.46	5.71	5.38	4.98
546-1591US-BK	1591US-BK	A	Black	4.70	4.70	2.20	6.94	6.15	5.79	5.35
546-1591VS-BK	1591VS-BK	A	Black	4.70	4.70	3.50	8.29	7.42	6.91	6.70

With Flanged Lid

For quantities greater than listed, call for quote.

MOUSER STOCK NO.	Hammond Part No.	Fig.	Color	Dimensions: in.			Price Each			
				L	W	H	1	5	10	25
546-1591MSFLBK	1591MSFL-BK	B	Black	3.3	2.2	0.8	3.45	3.27	3.10	2.93
546-1591LSFLBK	1591LSFL-BK	B	Black	3.3	2.2	1.4	4.15	3.96	3.75	3.54
546-1591ASFLBK	1591ASFL-BK	B	Black	3.9	2	0.8	4.23	4.02	3.81	3.60
546-1591SSFLBK	1591SSFL-BK	B	Black	4.3	3.2	1.6	5.87	5.59	5.29	5.00
546-1591BSFLBK	1591BSFL-BK	B	Black	4.4	2.4	1.1	4.56	4.35	4.13	3.89
546-1591CSFLBK	1591CSFL-BK	B	Black	4.7	2.6	1.4	4.87	4.59	4.37	4.14
546-1591TSFLBK	1591TSFL-BK	B	Black	4.7	3.2	2.2	6.37	6.03	5.71	5.39
546-1591USFLBK	1591USFL-BK	B	Black	4.7	4.7	2.2	6.94	6.59	6.25	5.90
546-1591VSFLBK	1591VSFL-BK	B	Black	4.7	4.7	3.5	8.29	7.89	7.47	7.05
546-1591GSFLBK	1591GSFL-BK	B	Black	4.8	3.7	1.2	5.86	5.56	5.29	4.99
546-1591DSFLBK	1591DSFL-BK	B	Black	5.9	3.2	1.8	7.19	6.84	6.47	6.11
546-1591HSFLBK	1591HSFL-BK	B	Black	6.5	2.8	1	5.89	5.59	5.29	5.00
546-1591ESFLBK	1591ESFL-BK	B	Black	7.5	4.3	2.2	8.19	7.31	6.79	6.30

With Bottom Flange

For quantities greater than listed, call for quote.

MOUSER STOCK NO.	Hammond Part No.	Fig.	Color	Dimensions: in.			Price Each			
				L	W	H	1	5	10	25
546-1591MF2SBK	1591MF2SBK	C	Black	3.3	2.2	0.8	6.31	5.23	4.86	4.50
546-1591MF2SGY	1591MF2SGY	C	Gray	3.3	2.2	0.8	6.29	5.62	5.17	4.83
546-1591LF2SBK	1591LF2SBK	C	Black	3.3	2.2	1.4	6.83	5.70	5.28	4.90
546-1591LF2SGY	1591LF2SGY	C	Gray	3.3	2.2	1.4	6.83	6.10	5.62	5.20
546-1591AF2SBK	1591AF2SBK	C	Black	3.9	2.0	0.8	5.34	4.46	4.09	3.82
546-1591AF2SGY	1591AF2SGY	C	Gray	3.9	2.0	0.8	5.34	4.75	4.38	4.07
546-1591SF2SGY	1591SF2SGY	C	Black	4.3	3.2	1.6	9.16	7.65	7.06	6.55
546-1591SF2SBK	1591SF2SBK	C	Gray	4.3	3.2	1.6	7.25	6.83	6.41	5.98
546-1591BF2SBK	1591BF2SBK	C	Black	4.4	2.4	1.1	6.84	5.70	5.28	4.89
546-1591CF2SBK	1591CF2SBK	C	Black	4.7	2.6	1.4	7.25	6.39	6.07	5.44
546-1591CF2SGY	1591CF2SGY	C	Gray	4.7	2.6	1.4	7.25	6.47	5.96	5.52
546-1591TF2SGY	1591TF2SGY	C	Black	4.7	3.2	2.2	9.73	8.08	7.49	6.99
546-1591TF2SBK	1591TF2SBK	C	Gray	4.7	3.2	2.2	9.13	7.62	7.04	6.53
546-1591UF2SBK	1591UF2SBK	C	Black	4.7	4.7	2.2	10.15	9.08	8.46	7.82
546-1591UF2SGY	1591UF2SGY	C	Gray	4.7	4.7	2.2	10.15	9.04	8.32	7.77
546-1591VF2SBK	1591VF2SBK	C	Black	4.7	4.7	3.5	9.78	9.20	8.63	8.06
546-1591VF2SGY	1591VF2SGY	C	Gray	4.7	4.7	3.5	11.51	10.23	9.42	8.73
546-1591GF2SBK	1591GF2SBK	C	Black	4.8	3.7	1.2	8.55	7.14	6.58	6.11
546-1591GF2SGY	1591GF2SGY	C	Gray	4.8	3.7	1.2	8.55	7.58	7.02	6.51
546-1591DF2S-BK	1591DF2SBK	C	Black	5.9	3.2	1.8	8.19	7.70	7.22	6.74
546-1591DF2SGY	1591DF2SGY	C	Gray	5.9	3.2	1.8	9.62	8.56	7.90	7.32
546-1591HF2SBK	1591HF2SBK	C	Black	6.5	2.8	1.0	8.55	7.14	6.59	6.11
546-1591HF2SGY	1591HF2SGY	C	Gray	6.5	2.8	1.0	8.57	7.60	7.00	6.48
546-1591EF2S-BK	1591EF2SBK	C	Black	7.5	4.3	2.2	11.70	10.65	9.94	9.19
546-1591EF2SGY	1591EF2SGY	C	Gray	7.5	4.3	2.2	11.93	10.61	9.78	9.07

SUPER SHIELD CONDUCTIVE COATING

- Flammability rating: UL 94V-0

For quantities greater than listed, call for quote.

MOUSER STOCK NO.	MG Chemicals Part No.	Size	Price Each
590-841-340G	841-340G	Aerosol 340g (12oz.)	36.33

© Copyright 2013 Mouser Electronics

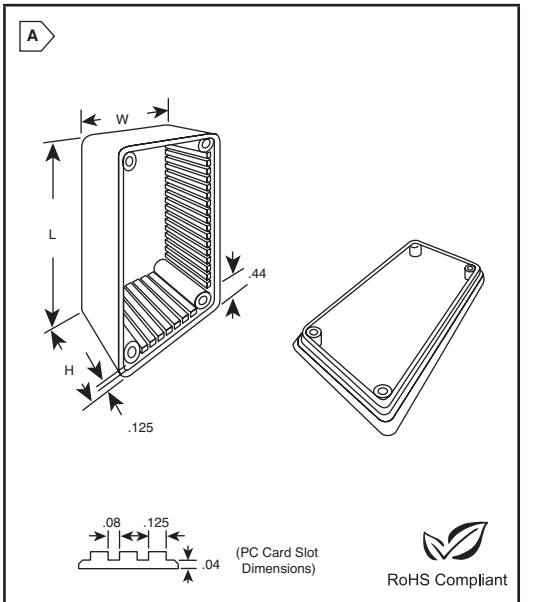

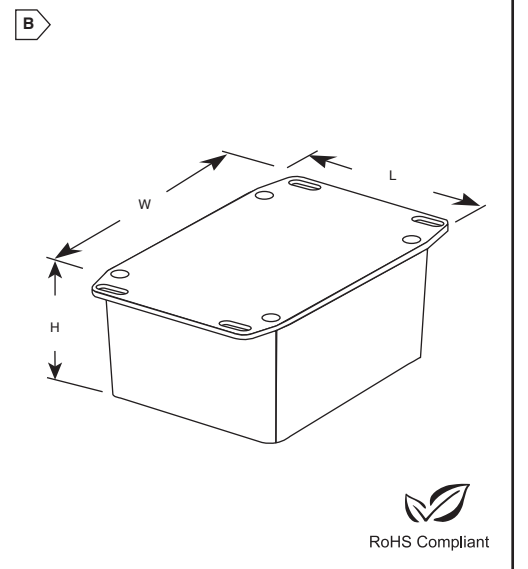

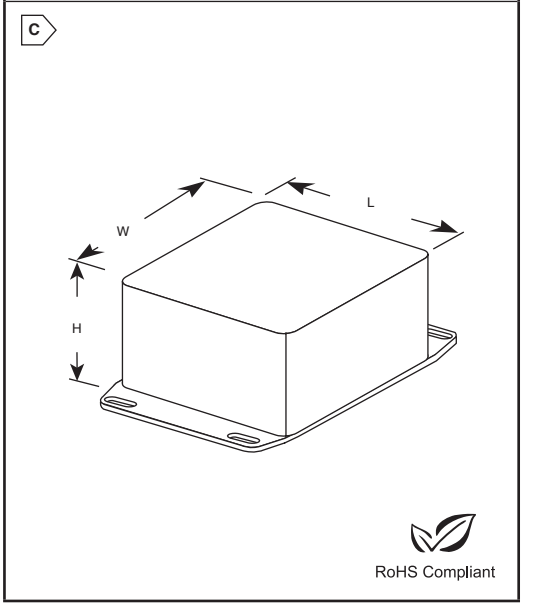

© Copyright 2013 Mouser Electronics

HAMMOND Plastic ABS Enclosures

MULTIPURPOSE ABS PLASTIC ENCLOSURES

- Flammability rating: UL 94HB

For quantities greater than listed, call for quote.

MOUSER STOCK NO.	Hammond Part No.	Fig.	Dimensions: in. L	W	H	Price Each 1	5	10	25
Black									
546-1591XXASBK	1591XXASBK	A	3.90	2.00	0.80	4.02	3.82	3.62	3.42
546-1591XXBSBK	1591XXBSBK	A	4.40	2.50	1.10	4.16	3.98	3.76	3.54
546-1591XXCSBK	1591XXCSBK	A	4.70	2.60	1.40	4.60	4.37	4.13	3.91
546-1591XXDSBK	1591XXDSBK	A	6.00	3.20	1.80	6.86	6.51	6.16	5.82
546-1591XXESBK	1591XXESBK	A	7.60	4.40	2.20	8.19	7.78	7.36	6.96
546-1591XXFSBK	1591XXFSBK	A	8.70	5.90	2.30	9.24	8.78	8.32	7.85
546-1591XXLSBK	1591XXLSBK	A	3.40	2.20	1.40	4.16	3.95	3.73	3.53
546-1591XXTSBK	1591XXTSBK	A	4.80	3.20	2.20	6.44	6.12	5.80	5.48
Black with Flanged Lid									
546-1591XXASFLBK	1591XXASFLBK	B	3.90	2.00	0.80	4.23	4.01	3.80	3.58
546-1591XXBSFLBK	1591XXBSFLBK	B	4.40	2.50	1.10	4.59	4.39	4.13	3.91
546-1591XXCSFLBK	1591XXCSFLBK	B	4.70	2.60	1.40	4.60	4.37	4.13	3.91
546-1591XXDSFLBK	1591XXDSFLBK	B	6.00	3.20	1.80	7.20	6.84	6.48	6.12
546-1591XXESFLBK	1591XXESFLBK	B	7.60	4.40	2.20	8.19	7.77	7.12	6.74
546-1591XXFSFLBK	1591XXFSFLBK	B	8.70	5.90	2.30	10.13	9.63	9.12	8.61
546-1591XXLSFLBK	1591XXLSFLBK	B	3.40	2.20	1.40	4.17	3.96	3.75	3.54
546-1591XXTSFLBK	1591XXTSFLBK	B	4.80	3.20	2.20	6.46	6.13	5.81	5.49

MULTIPURPOSE FLAME RETARDANT ABS PLASTIC ENCLOSURES

- Flammability rating: UL 94V-0

For quantities greater than listed, call for quote.

MOUSER STOCK NO.	Hammond Part No.	Fig.	Dimensions: in. L	W	H	Price Each 1	5	10	25
Translucent Blue									
546-1591XXLTBU	1591XXLTBU	A	3.4	2.2	1.4	6.91	6.20	5.76	5.44
546-1591XXATBU	1591XXATBU	A	3.9	2.0	0.8	6.42	5.75	5.35	5.04
546-1591XXBTBU	1591XXBTBU	A	4.4	2.5	1.1	6.98	6.24	5.81	5.36
546-1591XXCTBU	1591XXCTBU	A	4.7	2.6	1.4	6.84	6.66	6.24	5.83
546-1591XXTTBU	1591XXTTBU	A	4.8	3.2	2.2	9.42	8.43	7.83	7.38
546-1591XXDTBU	1591XXDTBU	A	6.0	3.2	1.8	10.08	9.81	9.21	8.60
546-1591XXETBU	1591XXETBU	A	7.6	4.4	2.2	13.14	12.49	10.95	10.28
Black									
546-1591XXABK	1591XXABK	A	3.90	2.00	0.80	6.42	6.10	5.35	4.79
546-1591XXBBK	1591XXBBK	A	4.40	2.50	1.10	6.98	6.63	6.28	5.93
546-1591XXCBK	1591XXCBK	A	4.70	2.60	1.40	7.43	6.83	6.18	5.71
546-1591XXDBK	1591XXDBK	A	6.00	3.20	1.80	10.96	9.79	9.13	8.19
546-1591XXEBK	1591XXEBK	A	7.60	4.40	2.20	13.14	12.49	11.83	11.18
546-1591XXFBK	1591XXFBK	A	8.70	5.90	2.30	15.50	14.73	13.95	13.19
546-1591XXLBK	1591XXLBK	A	3.40	2.20	1.40	6.90	6.56	6.22	5.86
Black with Flanged Lid									
546-1591XXAFLBK	1591XXAFLBK	B	3.90	2.00	0.80	6.74	6.02	5.68	5.32
546-1591XXBFLBK	1591XXBFLBK	B	4.40	2.50	1.10	7.33	6.23	5.68	5.31
546-1591XXCFLBK	1591XXCFLBK	B	4.70	2.60	1.40	7.77	6.92	6.53	6.10
546-1591XXDFLBK	1591XXDFLBK	B	6.00	3.20	1.80	11.50	10.92	10.35	9.77
546-1591XXEFLBK	1591XXEFLBK	B	7.60	4.40	2.20	12.27	11.61	10.94	10.26
546-1591XXFFLBK	1591XXFFLBK	B	8.70	5.90	2.30	15.50	14.73	13.96	13.18
546-1591XXLFLBK	1591XXLFLBK	B	3.40	2.20	1.40	7.28	6.48	6.12	5.71
546-1591XXTFLBK	1591XXTFLBK	B	4.80	3.20	2.20	10.87	10.34	9.79	9.24
Gray									
546-1591XXAGY	1591XXAGY	A	3.90	2.00	0.80	6.42	6.10	5.78	5.46
546-1591XXBGY	1591XXBGY	A	4.40	2.50	1.10	6.98	6.24	5.81	5.46
546-1591XXCGY	1591XXCGY	A	4.70	2.60	1.40	6.41	5.74	5.34	4.78
546-1591XXDGY	1591XXDGY	A	6.00	3.20	1.80	10.96	9.79	9.13	8.19
546-1591XXEGY	1591XXEGY	A	7.60	4.40	2.20	11.77	11.17	9.79	9.20
546-1591XXFGY	1591XXFGY	A	8.70	5.90	2.30	15.50	14.73	13.95	13.19
546-1591XXLGY	1591XXLGY	A	3.40	2.20	1.40	5.34	5.08	4.45	4.34
Gray with Flanged Lid									
546-1591XXAFLGY	1591XXAFLGY	B	3.90	2.00	0.80	4.82	4.30	4.01	3.71
546-1591XXBFLGY	1591XXBFLGY	B	4.40	2.50	1.10	7.32	6.52	6.15	5.75
546-1591XXCFLGY	1591XXCFLGY	B	4.70	2.60	1.40	7.07	6.69	6.29	5.91
546-1591XXDFLGY	1591XXDFLGY	B	6.00	3.20	1.80	11.50	10.92	10.35	9.77
546-1591XXEFLGY	1591XXEFLGY	B	7.60	4.40	2.20	13.44	11.96	11.29	10.55
546-1591XXFFLGY	1591XXFFLGY	B	8.70	5.90	2.30	15.49	14.72	13.94	13.17
546-1591XXLFLGY	1591XXLFLGY	B	3.40	2.20	1.40	4.88	4.61	4.34	4.08
546-1591XXTFLGY	1591XXTFLGY	B	4.80	3.20	2.20	9.93	9.38	8.85	8.30

ABS WALLMOUNT - SNAP TOGETHER ENCLOSURES

- Includes molded in keyhole knockout areas (2) for mounting either horizontally or vertically
- Bottom half includes 6 molded in, PC board standoffs

For quantities greater than listed, call for quote.

MOUSER STOCK NO. Mfr.	Mfr. Part No.	Fig.	Enclosure Color	Dimensions: in. L	W	H	Price Each 1	5	10	25
546	1597CGY	C	Gray	4.33	5.50	1.38	14.51	12.10	10.80	10.19
546	1597CBK	C	Black	4.33	5.50	1.38	14.51	12.10	10.80	10.19
546	1597D-GY	C	Gray	4.92	7.09	1.38	16.14	14.40	13.44	12.60

ABS ENCLOSURES WITH SCREW FASTENED LID

- Bottom and top half include molded in, PC board standoffs
- Includes machine screws and brass inserts

For quantities greater than listed, call for quote.

546—1597X	D	Gray	3.50	5.50	1.80	22.74	18.98	16.94	15.12
546—1597Y	D	Gray	5.30	7.90	2.00	33.94	28.34	25.28	24.52

ABS PLASTIC SNAP TOGETHER ENCLOSURE

For quantities greater than listed, call for quote.

546—1597V	E	Gray	1.60	5.10	1.00	12.08	10.08	8.99	8.50

SUPER SHIELD CONDUCTIVE COATING

- Flammability rating: UL 94V-0

For quantities greater than listed, call for quote.

MOUSER STOCK NO.	MG Chemicals Part No.	Size	Price Each
590-841-340G	841-340G	Aerosol 340g (12oz.)	36.33

DIMENSIONS: in.

A

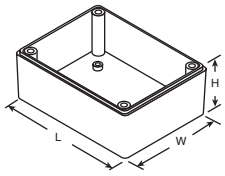

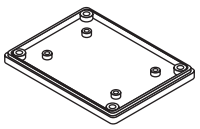

- Ideally suited for mounting PC Boards horizontally
- Internal sides of enclosure are smooth for easy connector installation (Largest size includes card guides)
- Tongue and groove lid to box construction provides protection against access of dust and splashing water
- Designed to meet IP54
- Lid and box both contain molded-in PC standoffs

B

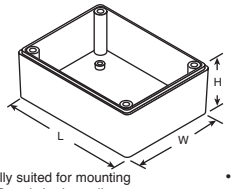

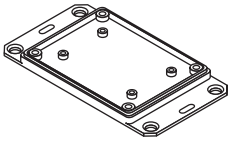

- Ideally suited for mounting PC Boards horizontally
- Internal sides of enclosure are smooth for easy connector installation (Largest size includes card guides)
- Tongue and groove lid to box construction provides protection against access of dust and splashing water
- Designed to meet IP54
- Lid and box both contain molded-in PC standoffs

C



D



E



F

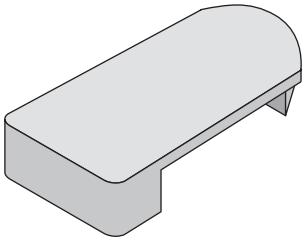

BELT OR POCKET CLIP

Nylon clip; includes 2 nylon screws and mounting template

For quantities greater than listed, call for quote.

MOUSER STOCK NO. Mfr.	Mfr. Part No.	Fig.	Color	Price Each 1	5	10	25
546	1599-CLIP	F	Black	2.46	2.03	1.90	1.84
546	1599CLIPGY	F	Gray	2.56	2.27	2.09	1.92

© Copyright 2013 Mouser Electronics

© Copyright 2013 Mouser Electronics

HAMMOND Handheld Plastic Enclosures

HAMMOND MANUFACTURING

HAMMOND ABS PLASTIC HANDHELD INSTRUMENT BOXES

- Recessed top for membrane display or pad
- Self tapping screws included

Replace the __ with **BK** for **Black** or **GY** for **Gray**

For quantities greater than listed, call for quote.

MOUSER STOCK NO.	Hammond Part No.	Flg.	Dimensions: in.			Price Each		
			L	W	H	1	25	50
546-1593K__	1593K__	A	2.60	2.60	1.10	3.08	2.81	2.59
546-1593D__	1593D__	A	4.50	1.40	1.00	4.72	3.94	3.63
546-1593X__	1593X__	A	5.50	2.60	1.10	5.74	4.68	4.30
546-1593J__	1593J__	B	2.60	2.60	1.10	2.88	2.69	2.45
546-1593S__	1593S__	C	3.60	2.60	0.83	4.11	3.40	3.17
546-1593P__	1593P__	C	3.60	2.60	1.10	4.41	3.94	3.67
546-1593T__	1593T__	C	4.40	2.60	0.83	4.65	3.89	3.58
546-1593Q__	1593Q__	C	4.40	2.60	1.10	4.96	4.43	4.14
546-1593Y__	1593Y__	C	5.50	2.60	1.10	5.74	4.78	4.41

HAMMOND INFRARED PANELS

For quantities greater than listed, call for quote.

MOUSER STOCK NO.	Hammond Part No.	Description	Price Per Package			
			1	25	50	100
546-1593DIR10	1593DIR10	Fit 1593D - Pack of 10	5.71	4.77	4.40	4.09
546-1593PIR10	1593PIR10	Fits 1593 P, Q, Y, X, J & K - Pack of 10	5.62	5.29	4.95	4.62
546-1593SIR10	1593SIR10	Fits 1593 S & T - Pack of 10	3.97	3.27	3.02	2.82

HAMMOND PLASTIC ELECTRONIC ENCLOSURES

- Matte textured black finish

Also available in blue, gray, and beige.
Contact a Mouser service representative for details.

For quantities greater than listed, call for quote.

MOUSER STOCK NO.	Hammond Part No.	Flg.	Dimensions: in.			Price Each		
			L	W	H	1	5	10
546-1594A-BK	1594A-BK	D	2.17	2.17	1.10	8.80	7.88	7.33
546-1594B-BK	1594B-BK	D	3.15	2.17	1.10	9.20	8.24	7.66
546-1594C-BK	1594C-BK	D	4.13	2.56	1.30	10.88	10.13	9.34
546-1594D-BK	1594D-BK	D	5.12	2.56	1.70	13.46	12.05	11.21
546-1594E-BK	1594E-BK	D	6.50	4.13	2.09	16.59	14.85	13.81

HAMMOND PC CARD GUIDES

- Packed 25 sets per package, four guides to set

For quantities greater than listed, call for quote.

MOUSER STOCK NO.	Hammond Part No.	Fits Cases	Price Per Package			
			1	5	10	25
546-1594AZ25	1594AZ25	1594A-BK	31.06	25.94	23.86	22.28
546-1594BZ25	1594BZ25	1594B-BK	31.06	25.94	23.86	22.28
546-1594CZ25	1594CZ25	1594C-BK	31.06	25.94	23.86	22.28
546-1594DZ25	1594DZ25	1594D-BK	31.06	25.94	23.86	22.28

HAMMOND HAND HELD CASES

High Impact Polystyrene Cases

- Countersunk lid is secured with four self-tapping screws
- Color: Gray

For quantities greater than listed, call for quote.

MOUSER STOCK NO.	Hammond Part No.	Flg.	Dimensions: in.			Price Each		
			L	W	H	1	5	10
546-1599BS-GY	1599BS-GY	E	5.12	2.56	0.98	6.21	5.45	5.17
546-1599ES-GY	1599ES-GY	E	6.70	3.35	1.38	6.94	6.21	5.79
546-1599HS-GY	1599HS-GY	E	8.66	4.33	1.77	8.01	7.17	6.68
546-1599KS-GY	1599KS-GY	E	5.50	8.66	1.60	10.91	9.75	9.10

Medium Impact Flame Retardant ABS

- UL flammability rating of 94V-0 @ 1.47mm thickness and a continuous use temperature rating of 60°C
- Includes four machine screws and brass bushings
- Color: Black

For quantities greater than listed, call for quote.

MOUSER STOCK NO.	Hammond Part No.	Flg.	Dimensions: in.			Price Each		
			L	W	H	1	5	10
546-1599B-BK	1599B-BK	E	5.12	2.56	0.98	8.13	7.13	6.77
546-1599E-BK	1599E-BK	E	6.70	3.35	1.38	9.95	8.89	8.29
546-1599H-BK	1599H-BK	E	8.66	4.33	1.77	12.20	10.92	10.13
546-1599K-BK	1599K-BK	E	5.50	8.66	1.60	13.74	12.27	11.44

HAMMOND ENCLOSURES W/ BATTERY DOOR

For quantities greater than listed, call for quote.

MOUSER STOCK NO.	Hammond Part No.	Flg.	Dimensions: in.			Price Each		
			L	W	H	1	5	10
Black ABS								
546-1599BBKBAT	1599BBKBAT	F	5.12	2.56	0.97	10.79	9.72	9.04
546-1599BBKBATCP	1599BBKBATCP	G	5.12	2.56	0.97	12.34	11.27	10.69
546-1599EBKBAT	1599EBKBAT	F	6.69	3.34	1.33	12.90	11.56	10.71
546-1599HBKBAT	1599HBKBAT	F	4.33	8.66	1.73	17.46	15.60	14.55
546-1599KBKBAT	1599KBKBAT	F	5.50	8.66	1.60	17.11	15.28	14.25
Gray ABS								
546-1599BGYBAT	1599BGYBAT	F	5.12	2.56	0.97	10.44	9.69	8.70
546-1599BGYBATCP	1599BGYBATCP	G	5.12	2.56	0.97	12.83	10.27	9.62
546-1599EGYBAT	1599EGYBAT	F	6.69	3.34	1.33	12.90	11.56	10.74
546-1599HGYBAT	1599HGYBAT	F	4.33	8.66	1.73	15.60	13.95	13.02
Gray Styrene								
546-1599BSGYBAT	1599BSGYBAT	F	5.12	2.56	0.97	7.27	6.08	5.60
546-1599ESGYBAT	1599ESGYBAT	F	6.69	3.34	1.33	9.59	8.63	7.98
546-1599HSGYBAT	1599HSGYBAT	F	4.33	8.66	1.73	12.82	10.70	9.88
546-1599KSGYBAT	1599KSGYBAT	F	5.50	8.66	1.60	14.09	12.13	11.19

BATTERY HOLDER KITS

- Designed for 1599B and 1599E Series battery door enclosures
- Includes all the parts required to install the battery or batteries
- Includes the battery holder, wires, and foam anti-rattle pad

For quantities greater than listed, call for quote.

MOUSER STOCK NO.	Hammond Part No.	Batt. Holder Kit For:	Fits Battery Door Enclosure Size:	Price Each			
				1	25	50	100
546-BH1AAW	BH1AAW	1 AA Cell	1599B and 1599E Series	1.46	1.22	1.08	.964
546-BH2AAW	BH2AAW	2 AA Cells	1599B and 1599E Series	1.49	1.22	1.09	.992
546-BH1AAAW	BH1AAAW	1 AAA Cell	1599B and 1599E Series	1.34	1.11	.998	.895
546-BH2AAAW	BH2AAAW	2 AAA Cells	1599B and 1599E Series	1.67	1.38	1.24	1.11
546-BH3AAAW	BH3AAAW	3 AAA Cells	1599E size only	2.33	1.95	1.73	1.55
546-BH4AAAW	BH4AAAW	4 AAA Cells	1599E size only	2.77	2.31	2.07	1.84
546-BS61	BS61	1-9V Cell	1599B and 1599E Series	.71	.639	.596	.552

© Copyright 2013 Mouser Electronics

A

RoHS Compliant

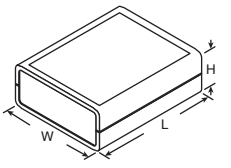

Version A

- Four P.C. card standoffs molded in bottom
- Removable front and rear panels for easy modification-sized to accept most popular connectors
- 2 piece lap joint construction

B

RoHS Compliant

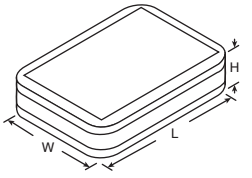

Version B

- Four PC card standoffs molded in both halves
- 2 piece lap joint construction

C

RoHS Compliant

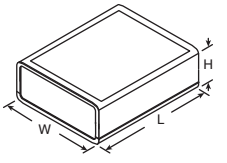

Version C

- 4 PC card standoffs molded in both halves
- 4 PC card guides molded in battery compartment
- Removable front and rear panels for easy modification-sized to accept most popular connectors
- 2 piece lap joint construction

D

RoHS Compliant

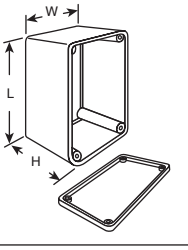

- Heavy duty thermoplastic
- Comes with M3x.5x20mm countersunk
- Phillips machine screws which fasten into integral brass bushings
- Average wall thickness: .125"
- Lid adds .47" to total height
- Designed to meet IP54
- UL flammability rating of 94V-O

E

RoHS Compliant

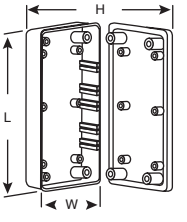

- Two key hole knockouts are molded into the inside of the base to facilitate wall mounting installation
- Six PC card mounting bosses are molded into the top and base
- Designed to meet IP54

F

RoHS Compliant

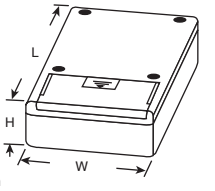

- Recessed top panel for membrane display or pad
- PC card standoffs and vertical card guides are molded in
- Flame retardant ABS version includes four machine screws (styrene are self-tapping) and wear resistant brass bushing

G

RoHS Compliant

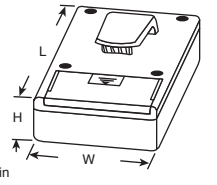

Includes belt clip

- Recessed top panel for membrane display or pad
- PC card standoffs and vertical card guides are molded in
- Flame retardant ABS version includes four machine screws (styrene are self-tapping) and wear resistant brass bushing

© Copyright 2013 Mouser Electronics

Hammond

Plastic Boxes

SLOPING STYRENE CONSOLES

For quantities greater than listed, call for quote.

MOUSER STOCK NO.	Hammond Part No.	Flg.	Dimensions: in.				Price Each			
			L	W	H	D	1	5	10	25
546-1599ESTSGY	1599ESTSGY	A	3.35	6.70	1.33	.72	11.25	10.03	9.36	8.63
546-1599HSTSGY	1599HSTSGY	A	4.33	8.66	1.73	.75	16.22	13.56	12.50	11.61
546-1599KSTSGY	1599KSTSGY	A	5.51	8.66	1.60	.67	13.46	12.04	11.22	10.53
546-1599KSTLGY	1599KSTLGY	A	8.66	5.51	1.60	.71	12.52	10.44	9.62	9.14
546-1599KSTLGYBAT	1599KSTLGYBAT	A	8.66	5.51	1.60	.71	16.91	14.11	13.02	12.08

PLASTIC DESKTOP CONSOLES

For quantities greater than listed, call for quote.

MOUSER STOCK NO.	Hammond Part No.	Flg.	Dimensions: in.				Color	Price Each			
			L	W	H	A		1	5	10	25
546-1595C-GY	1595C-GY	B	6.30	3.80	1.54	2.30	Gray	13.65	12.29	11.36	11.01
546-1595C-BK	1595C-BK	B	6.30	3.80	1.54	2.30	Black	13.65	12.29	11.36	11.01
546-1595EGY	1595E-GY	B	8.50	5.10	1.85	2.90	Gray	16.86	15.08	14.06	12.99
546-1595E-BK	1595E-BK	B	8.50	5.10	1.85	2.90	Black	16.88	15.08	14.06	13.62

ABS INSTRUMENT ENCLOSURES

- Two piece "tongue & groove" construction
- UL flammability rating of 94V-0
- Front/rear panels: .064" thick brushed aluminum
- Integral horizontal PC card mounts on Eurocard centers
- Comes with M3 x .5 x 10mm Phillips machine screws that fasten into tapped integral brass bushings
- Two sets of vertical .062" PC board guides provided front /rear

For quantities greater than listed, call for quote.

MOUSER STOCK NO.	Hammond Part No.	Flg.	Color	Dimensions: in.			Price Each			
				L	W	H	1	5	10	25
546-1598B-BK	1598B-BK	C	Black	5.28	5.31	1.96	14.49	13.04	12.07	11.68
546-1598A-BK	1598A-BK	C	Black	6.18	3.70	1.42	12.52	10.97	10.42	9.62
546-1598A-GY	1598AGY	C	Gray	6.18	3.70	1.42	12.52	11.18	10.43	9.63
546-1598BB-BK	1598BB-BK	C	Black	7.05	6.06	1.42	14.70	12.89	12.25	11.30
546-1598BBGY	1598BB-GY	C	Gray	7.05	6.06	1.42	14.63	13.13	12.25	11.30
546-1598C-BK	1598C-BK	C	Black	7.09	6.10	2.04	17.12	15.29	14.26	13.80
546-1598C-GY	1598C-GY	C	Gray	7.09	6.10	2.04	17.12	15.29	14.26	13.15
546-1598D-BK	1598D-BK	C	Black	7.09	8.11	2.52	21.08	18.97	17.56	16.23
546-1598DGY	1598D-GY	C	Gray	7.09	8.11	2.52	21.08	18.82	17.56	16.20
546-1598E-BK	1598E-BK	C	Black	6.30	6.30	3.38	20.33	18.30	16.88	15.66
546-1598FGY	1598F-GY	C	Gray	9.84	6.30	1.58	22.34	18.75	17.30	16.06
546-1598G-BK	1598G-BK	C	Black	9.84	6.30	3.00	25.68	22.93	21.39	19.76
546-1598H-BK	1598H-BK	C	Black	11.02	7.87	1.58	26.75	23.88	22.29	20.58
546-1598HGY	1598H-GY	C	Gray	11.02	7.87	1.58	26.60	23.88	22.29	20.58
546-1598J-BK	1598J-BK	C	Black	11.02	7.87	3.00	35.44	31.08	29.53	27.26
546-1598JGY	1598J-GY	C	Gray	11.02	7.87	3.00	35.44	31.08	29.53	27.26

GENERAL PURPOSE ABS PLASTIC

- Molded in PC card standoffs and vertical card guides
- Designed to meet IP54
- Positive fit, "tongue & groove" construction requires only 2 mounting screws
- Available in Gray Styrene Plastic
- Easy access to interior via shell type construction

For quantities greater than listed, call for quote.

MOUSER STOCK NO.	Hammond Part No.	Flg.	Dimensions: in.			Price Each			
			L	W	H	1	5	10	25
With Black ABS Plastic End Panels									
546-1598ASGYPBK	1598ASGYPBK	C	6.18	3.70	1.42	9.15	8.22	7.66	7.19
546-1598BSGYPBK	1598BSGYPBK	C	5.28	5.31	1.96	10.33	9.26	8.53	7.96
546-1598BBSGYPBK	1598BBSGYPBK	C	7.05	6.06	1.42	11.65	10.48	9.77	9.46
546-1598CSGYPBK	1598CSGYPBK	C	7.09	6.10	2.04	12.09	10.84	9.98	9.32
546-1598DSGYPBK	1598DSGYPBK	C	7.09	8.11	2.52	14.48	12.97	11.95	11.16
546-1598ESGYPBK	1598ESGYPBK	C	6.30	6.30	3.38	14.46	12.67	12.04	11.11
546-1598FSGYPBK	1598FSGYPBK	C	9.84	6.30	1.58	14.02	12.37	11.75	10.85
546-1598GSGYPBK	1598GSGYPBK	C	9.84	6.30	3.00	16.55	14.81	13.65	12.74
546-1598HSGYPBK	1598HSGYPBK	C	11.02	7.87	1.58	15.83	14.52	13.78	12.73
546-1598JSGYPBK	1598JSGYPBK	C	11.02	7.87	3.00	18.61	15.62	14.37	13.40
With Aluminum End Panels									
546-1598BSGY	1598BSGY	C	5.28	5.31	1.96	10.84	9.51	9.03	8.34
546-1598ASGY	1598ASGY	C	6.18	3.70	1.42	9.63	8.66	8.07	7.45
546-1598ESGY	1598ESGY	C	6.30	6.30	3.38	15.17	13.56	12.64	11.67
546-1598BBSGY	1598BBSGY	C	7.05	6.06	1.42	11.73	10.28	9.77	9.02
546-1598CSGY	1598CSGY	C	7.09	6.10	2.04	12.73	11.17	10.60	9.79
546-1598DS-GY	1598DSGY	C	7.09	8.11	2.52	15.26	13.39	12.71	11.74
546-1598GSGY	1598GSGY	C	9.84	6.30	3.00	17.32	15.28	14.52	13.40
546-1598HSGY	1598HSGY	C	11.02	7.87	1.58	17.29	14.51	13.38	12.41
546-1598JSGY	1598JSGY	C	11.02	7.87	3.00	20.27	17.77	16.88	15.59

Optional Accessories (For 1598 Series Cases)

For quantities greater than listed, call for quote.

MOUSER STOCK NO.	Hammond Part No.	Description	Price Each		
			1	5	10
546-1598ATS100	1598ATS100	#6 x 1/4" self-tapping screws, 100 pack	10.09	8.99	8.39
Optional Tilt Handle (Instructions and Mounting Hardware Included)					
546-1598TH1	1598TH1	1598C-BK, E-BK, F-BK, G-BK	15.13	13.27	12.60
546-1598TH2	1598TH2	1598D-BK, H-BK, J-BK	15.13	13.27	12.60

SUPER SHIELD CONDUCTIVE COATING

- Flammability rating: UL 94V-0

For quantities greater than listed, call for quote.

MOUSER STOCK NO.	MG Chemicals Part No.	Size	Price Each
590-841-340G	841-340G	Aerosol 340g (12oz.)	36.33

A

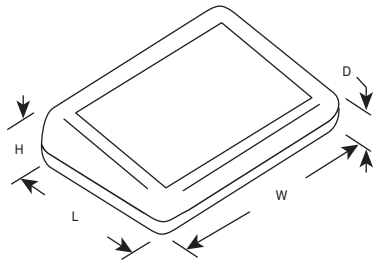

RoHS Compliant

- Includes removable rear panels for easy modification
- Molded in PCB card standoffs and vertical card guides
- 2 piece, lap joint construction provides protection against dust accumulation and splashing water
- Recessed top panel for membrane keypad

B

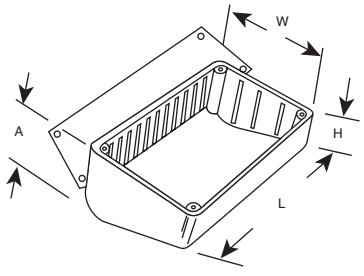

RoHS Compliant

- Four M3 x .5" x 8mm Phillips pan head screws threaded into integral brass bushings hold recessed panel
- Internal slot: accepts 0.062" PC cards
- 4 self adhesive rubber feet
- .20" dia. stand-off bosses in base
- ABS plastic case, UL 94V-0
- 0.04" thick painted aluminum panel

C

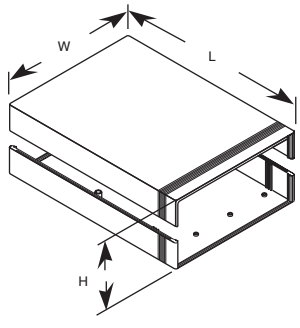

RoHS Compliant

- Molded in PC card standoffs and vertical card guides
- Designed to meet IP54
- Positive fit, "tongue & groove" construction requires only 2 mounting screws

© Copyright 2013 Mouser Electronics

© Copyright 2013 Mouser Electronics

NEW AGE USB, Dongles & Battery Box Enclosures

NEW AGE ENCLOSURES

Products may be RoHS compliant. Check mouser.com for RoHS status.

MICRO USB ENCLOSURE

For quantities greater than listed, call for quote.

MOUSER STOCK NO.	New Age Enclosures Part No.	Fig.	Dimensions: in.	Features	Color	Price Each 1	10	25	100
789-P1A-140703S	P1A-140703S	A	1.42 x 0.7 x 0.3	-	White	1.84	1.50	1.41	1.33
789-P1A-140703U	P1A-140703U	A	1.42 x 0.7 x 0.3	USB opening	White	1.84	1.50	1.41	1.33
789-P3A-140703-S	P3A-140703-S	A	1.42 x 0.7 x 0.3	-	Black	1.84	1.50	1.41	1.33
789-P3A-140703-U	P3A-140703-U	A	1.42 x 0.7 x 0.3	USB opening	Black	1.84	1.50	1.41	1.33

ABS PLASTIC PRESS TOGETHER USB ENCLOSURES

For quantities greater than listed, call for quote.

MOUSER STOCK NO.	New Age Enclosures Part No.	Fig.	Dimensions: in.	Color	Price Each 1	10	25	100
USB Drive-No Holes								
789-P3A-180804S	P3A-180804S	B	1.8 x 0.8 x 0.425	Black	2.48	2.02	1.89	1.82
789-P1A-180804S	P1A-180804S	B	1.8 x 0.8 x 0.425	White	2.48	2.02	1.89	1.82
USB Drive-USB Slot								
789-P3A-180804U	P3A-180804U	B	1.8 x 0.8 x 0.425	Black	2.48	2.02	1.89	1.82
789-P1A-180804U	P1A-180804U	B	1.8 x 0.8 x 0.425	White	2.48	2.02	1.89	1.82
USB Drive-USB Slot and Buttonhole								
789-P3A-180804UB	P3A-180804UB	B	1.8 x 0.8 x 0.425	Black	2.48	2.02	1.89	1.82
789-P1A-180804UB	P1A-180804UB	B	1.8 x 0.8 x 0.425	White	2.48	2.02	1.89	1.82
USB Memory Stick Enclosure								
789-P1A-210603K	P1A-210603K	C	2.1 x 0.6 x 0.3 Key Ring	White	2.87	2.35	2.19	2.10
789-P1A-210603L	P1A-210603L	C	2.1 x 0.6 x 0.3 Lens	White	2.87	2.35	2.19	2.10
789-P3A-210603K	P3A-210603K	C	2.1 x 0.6 x 0.3 Key Ring	Black	2.87	2.35	2.19	2.10
789-P3A-210603L	P3A-210603L	C	2.1 x 0.6 x 0.3 Lens	Black	2.87	2.35	2.19	2.10
USB Device								
789-P3A-201005U	P3A-201005U	D	2.0 x 1.0 x 0.05	Black	2.76	2.26	2.11	2.02
789-P1A-201005U	P1A-201005U	D	2.0 x 1.0 x 0.05	White	2.76	2.26	2.11	2.02

ABS PLASTIC PRESS FIT USB KEY ENCLOSURES

For quantities greater than listed, call for quote.

789-P1A-120704	P1A-120704	E	1.2 x .71 x .40 USB Slot	White	1.87	1.54	1.43	1.38
789-P3A-120704	P3A-120704	E	1.2 x .71 x .40 USB Slot	Black	1.87	1.54	1.43	1.38

ABS PLASTIC PRESS FIT MINI REMOTE CONTROL FOR MINI USB A

For quantities greater than listed, call for quote.

789-P1A-260906	P1A-260906	F	2.6 x 0.9 x 0.6	White	3.07	2.51	2.35	2.26
789-P3A-260906	P3A-260906	F	2.6 x 0.9 x 0.6	Black	3.07	2.51	2.35	2.26
789-P1A-260906U	P1A-260906U	F	2.6 x 0.9 x 0.6 USB Slot	White	3.07	2.51	2.35	2.26
789-P3A-260906U	P3A-260906U	F	2.6 x 0.9 x 0.6 USB Slot	Black	3.07	2.51	2.35	2.26

Accessories

For quantities greater than listed, call for quote.

MOUSER STOCK NO.	New Age Enclosures Part No.	Fig.	Description	Color	Price Each 1	10	25	100
789-3A-180804B	3A-180804B	-	Reset Button For USB Enclosure	Black	.24	.193	.182	.171
789-1A-180804B	1A-180804B	-	Reset Button For USB Enclosure	White	.24	.193	.182	.171
789-3A-210603C	3A-210603C	-	USB Cap	Black	.36	.30	.278	.268
789-1A-210603C	1A-210603C	-	USB Cap	White	.36	.30	.278	.268
789-OAL-434313FP	OAL-434313FP	-	Utility Face Plate	Gray	4.71	3.86	3.62	3.41

ABS PLASTIC PRESS TOGETHER ELECTRONIC DONGLE ENCLOSURES

For quantities greater than listed, call for quote.

MOUSER STOCK NO.	New Age Enclosures Part No.	Fig.	Dimensions: in.	Features	Color	Price Each 1	10	25	100
789-P3A-220705S	P3A-220705S	G	2.25 x 0.75 x 0.50	-	Black	2.95	2.42	2.27	2.13
789-P3A-220705U	P3A-220705U	G	2.25 x 0.75 x 0.50	USB opening	Black	2.95	2.42	2.27	2.13
789-P1A-220705S	P1A-220705S	G	2.25 x 0.75 x 0.50	-	White	2.95	2.42	2.27	2.13
789-P1A-220705U	P1A-220705U	G	2.25 x 0.75 x 0.50	USB opening	White	2.95	2.42	2.27	2.13
789-P3A-401108	P3A-401108	H	4.0 x 1.1 x 0.8	-	Black	3.10	2.55	2.38	2.28
789-P1A-401108	P1A-401108	H	4.0 x 1.1 x 0.8	-	White	3.10	2.55	2.38	2.28

ABS PALM-HELD ENCLOSURE

- Dimensions (in): 4.0 x 4.0 x 1.7

For quantities greater than listed, call for quote.

MOUSER STOCK NO.	New Age Enclosures Part No.	Fig.	Description	Color	Price Each 1	10	25	100
789-S3A-404017	S3A-404017	I	Holds 4 AA batteries or Wii 4 AA rechargeable battery pack	Black	6.93	5.68	5.33	5.03
789-S1A-404017	S1A-404017	I	Holds 4 AA batteries or Wii 4 AA rechargeable battery pack	White	6.93	5.68	5.33	5.03

ABS PLASTIC SCREW TOGETHER EXPANDABLE DONGLE ENCLOSURES

For quantities greater than listed, call for quote.

789-S1A-301210	S1A-301210	J	3.0 x 1.25 x 1.0	White	3.06	2.51	2.34	2.25
789-S3A-301210	S3A-301210	J	3.0 x 1.25 x 1.0	Black	3.06	2.51	2.34	2.25
789-S1A-401210	S1A-401210	J	4.0 x 1.25 x 1.0	White	3.62	2.96	2.77	2.65
789-S3A-401210	S3A-401210	J	4.0 x 1.25 x 1.0	Black	3.62	2.96	2.77	2.65
789-S1A-501210	S1A-501210	J	5.0 x 1.25 x 1.0	White	4.26	3.49	3.25	3.14
789-S3A-501210	S3A-501210	J	5.0 x 1.25 x 1.0	Black	4.26	3.49	3.25	3.14

ABS PLASTIC AAA BATTERY BOX ENCLOSURES

For quantities greater than listed, call for quote.

789-S1A-251510	S1A-251510	K	2.5 x 1.5 x 1.0 Standard	White	3.38	2.76	2.58	2.48
789-S3A-251510	S3A-251510	K	2.5 x 1.5 x 1.0 Standard	Black	3.38	2.76	2.58	2.48

ABS MINI AA BATTERY BOX ENCLOSURE

For quantities greater than listed, call for quote.

789-S1A-302112	S1A-302112	L	3.8 x 2.41 x 1.05	White	3.67	3.00	2.81	2.65
789-S3A-302112	S3A-302112	L	3.8 x 2.41 x 1.05	Black	3.67	3.00	2.81	2.65

WATER RESISTANCE OUTDOOR UTILITY ENCLOSURE AND WALLPLATE

- Material: ASA
- Also available in black

For quantities greater than listed, call for quote.

789-S6L-523322	S6L-523322	M	6.31 x 3.66 x 2.405	Gray	9.10	7.46	6.96	6.69
789-S6L-523322WP	S6L-523322WP	M	5.7 x 3.66 x 0.375	Gray	3.87	3.18	2.99	2.80

Accessories

For quantities greater than listed, call for quote.

MOUSER STOCK NO.	New Age Enclosures Part No.	Description	Price Each 1	10	25	100
789-ACC-AAPOS-5223	ACC-AAPOS-5223	Battery Contact AA Single Positive Spring, Steel	.39	.321	.295	.27
789-ACC-AANEG-5201	ACC-AANEG-5201	Battery Contact AA Single Negative Spring, Steel	.39	.321	.295	.27
789-ACC-AADBL-5212	ACC-AADBL-5212	Battery Contact AA Double Left Spring, Steel	.69	.576	.529	.482

© Copyright 2013 Mouser Electronics

A


B
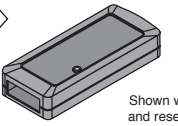
Shown with USB slot and reset buttonhole.

C


D
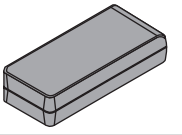

E


F


G


H
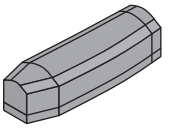

I

NEW PRODUCT

J


K


L


M


© Copyright 2013 Mouser Electronics

NEW AGE Plastic Enclosures

NEW AGE ENCLOSURES

RoHS Compliant **This product is RoHS compliant.**

ASA INDUSTRIAL UTILITY ENCLOSURES

NEW PRODUCT

For quantities greater than listed, call for quote.

MOUSER STOCK NO.	New Age Enclosures Part No.	Fig.	Description	Dimensions: in.	Color	Size/ Capacity	Price Each 1	10	25	100
789-S3L-452715-SS	S3L-452715-SS	A	Standard base and cover	4.53 x 2.72 x 1.43	Black	-	19.32	15.84	14.86	14.01
789-S3L-452715-SW	S3L-452715-SW	A	Standard with wall mount	4.53 x 2.72 x 1.25	Black	-	19.32	15.84	14.86	14.01
789-S3L-452715-BS	S3L-452715-BS	A	Battery with standard base	4.53 x 2.72 x 1.60	Black	1 9V,2 AA,2 AAA	21.36	17.51	16.42	15.47
789-S3L-452715-BW	S3L-452715-BW	A	Battery with wallmount	4.53 x 2.79 x 1.43	Black	1 9V,2 AA,2 AAA	21.36	17.51	16.42	15.47
789-S6L-452715-SS	S6L-452715-SS	A	Standard base and cover	4.53 x 2.72 x 1.43	Gray	-	19.32	15.84	14.86	14.01
789-S6L-452715-SW	S6L-452715-SW	A	Standard with wall mount	4.53 x 2.72 x 1.25	Gray	-	19.32	15.84	14.86	14.01
789-S6L-452715-BS	S6L-452715-BS	A	Battery with standard base	4.53 x 2.72 x 1.60	Gray	1 9V,2 AA,2 AAA	21.36	17.51	16.42	15.47
789-S6L-452715-BW	S6L-452715-BW	A	Battery and wallmount	4.53 x 2.79 x 1.43	Gray	1 9V,2 AA,2 AAA	21.36	17.51	16.42	15.47
789-S-452715-OR	S6L-452715-OR	-	O-Ring kit 2 pcs	-	Black	-	3.02	2.47	2.32	2.18

ABS PLASTIC SCREW TOGETHER KEY FOB ENCLOSURES

For quantities greater than listed, call for quote.

MOUSER STOCK NO.	New Age Enclosures Part No.	Fig.	Dimensions: in.	Color	Price Each 1	10	25	100
789-S1A-251605	S1A-251605	B	2.5 x 1.6 x 0.5	White	3.68	3.02	2.80	2.71
789-S3A-251605	S3A-251605	B	2.5 x 1.6 x 0.5	Black	3.12	2.56	2.39	2.30

ABS PLASTIC SCREW TOGETHER UTILITY ENCLOSURES

For quantities greater than listed, call for quote.

MOUSER STOCK NO.	New Age Enclosures Part No.	Fig.	Dimensions: in.	Color	Price Each 1	10	25	100
Small								
789-S1A-272008	S1A-272008	C	2.75 x 2.0 x 0.8	White	3.86	3.17	2.95	2.82
789-S3A-272008	S3A-272008	C	2.75 x 2.0 x 0.8	Black	3.86	3.17	2.95	2.82
Medium								
789-S1A-352510	S1A-352510	C	3.5 x 2.5 x 1.0	White	4.71	3.86	3.61	3.46
789-S3A-352510	S3A-352510	C	3.5 x 2.5 x 1.0	Black	4.71	3.86	3.61	3.46
Large								
789-S1A-453212	S1A-453212	C	4.5 x 3.25 x 1.25	White	5.67	4.74	4.50	4.28
789-S3A-453212	S3A-453212	C	4.5 x 3.25 x 1.25	Black	5.67	4.74	4.50	4.28

ABS PLASTIC PRESS FIT VENTED UTILITY ENCLOSURES

For quantities greater than listed, call for quote.

MOUSER STOCK NO.	New Age Enclosures Part No.	Fig.	Dimensions: in.	Color	Price Each 1	10	25	100
789-P1A-251714	P1A-251714	D	2.5 x 1.7 x 1.4	White	3.10	2.55	2.39	2.25
789-P3A-251714	P3A-251714	D	2.5 x 1.7 x 1.4	Black	3.10	2.55	2.39	2.25

ABS PLASTIC SCREW TOGETHER OUTDOOR UTILITY ENCLOSURES

For quantities greater than listed, call for quote.

MOUSER STOCK NO.	New Age Enclosures Part No.	Fig.	Dimensions: in.	Color	Price Each 1	10	25	100
789-S3A-523322	S3L-523322	E	5.18 x 3.10 x 1.17	Black	9.10	7.46	6.96	6.69
789-S3A-523322WP	S3L-523322WP	-	5.18 x 3.10 x 1.17 Wall Plate	Black	3.87	3.18	2.99	2.80
789-SE-523322OR	S-523322OR	-	O-Ring, Use For Outdoor Utility	Natural	2.23	1.83	1.70	1.64

ABS PLASTIC SCREW TOGETHER HANDHELD ENCLOSURES

For quantities greater than listed, call for quote.

MOUSER STOCK NO.	New Age Enclosures Part No.	Fig.	Dimensions: in.	Color	Price Each 1	10	25	100
Medium								
789-S3A-442710	S3A-442710	F	4.4 x 2.7 x 1.0	Black	7.38	6.06	5.65	5.42
Large								
789-S3A-784114	S3A-784114	G	7.8 x 4.1 x 1.4	Black	7.45	6.11	5.66	5.48
Accessories								
789-209	209	-	Single, "AA" Snap-On Battery Clip	Steel	.47	.428	.385	.364
789-210	210	-	Double, "AA" Snap-On Battery Clip	Steel	.51	.492	.46	.428

ABS PLASTIC PRESS TOGETHER ELECTRONIC HOUSING ENCLOSURES

For quantities greater than listed, call for quote.

MOUSER STOCK NO.	New Age Enclosures Part No.	Fig.	Dimensions: in.	Color	Price Each 1	10	25	100
789-P1A-301910	P1A-301910	H	3.0 x 1.9 x 1.0	White	3.58	2.94	2.74	2.63
789-P3A-301910	P3A-301910	H	3.0 x 1.9 x 1.0	Black	3.58	2.94	2.74	2.63

ABS PLASTIC SCREW TOGETHER WIRELESS WALL MOUNT ENCLOSURES

For quantities greater than listed, call for quote.

MOUSER STOCK NO.	New Age Enclosures Part No.	Fig.	Dimensions: in.	Color	Price Each 1	10	25	100
789-S1A-442710-WE	S1A-442710-WE	I	4.4 x 2.7 x 1.0 Wall Mount	White	7.92	6.49	6.06	5.82
789-S1A-442710-WP	S1A-442710-WP	-	5.35 x 3.10 x 1.17 Wall Plate	White	2.74	2.25	2.10	2.01
789-S3A-442710-WE	S3A-442710-WE	I	4.4 x 2.7 x 1.0 Wall Mount	Black	7.92	6.49	6.06	5.82
789-S3A-442710-WP	S3A-442710-WP	-	5.35 x 3.10 x 1.17 Wall Plate	Black	2.74	2.25	2.10	2.01
789-S1A-434313S	S1A-434313S	I	4.28 x 4.28 x 1.31	White	4.53	3.71	3.48	3.27
789-S3A-434313S	S3A-434313S	I	4.284 x 4.284 x 1.31	Black	4.53	3.71	3.48	3.27
789-S1A-434313SW	S1A-434313SW	I	4.284 x 4.284 x 1.31	White	4.53	3.71	3.48	3.27
789-S3A-434313SW	S3A-434313SW	I	4.284 x 4.284 x 1.31	Black	4.53	3.71	3.48	3.27
789-S1A-434313F	S1A-434313F	I	4.28 x 4.28 x 1.31	White	4.53	3.71	3.48	3.27
789-S3A-434313F	S3A-434313F	I	4.2854 x 4.284 x 1.31	Black	4.53	3.71	3.48	3.27
789-S1A-434313FW	S1A-434313FW	I	4.28 x 4.28 x 1.31	White	4.53	3.71	3.48	3.27
789-S3A-434313FW	S3A-434313FW	I	4.284 x 4.284 x 1.31	Black	4.53	3.71	3.48	3.27
789-S1A-312208	S1A-312208	I	3.09 x 2.25 x .84	White	2.58	2.11	1.98	1.86

ABS PLASTIC 9 VOLT HAND HELD ENCLOSURES

For quantities greater than listed, call for quote.

MOUSER STOCK NO.	New Age Enclosures Part No.	Fig.	Dimensions: in.	Color	Price Each 1	10	25	100
789-S1A-382410B	S1A-382410B	J	3.8 x 2.4 x 1.0 w/o Battery Clip	White	6.15	5.05	4.71	4.52
789-S3A-382410B	S3A-382410B	J	3.8 x 2.4 x 1.0 w/o Battery Clip	Black	6.15	5.05	4.71	4.52
789-S1A-382410S	S1A-382410S	J	3.8 x 2.4 x 1.0 w/o Battery Clip	White	5.17	4.24	3.96	3.79
789-S3A-382410S	S3A-382410S	J	3.8 x 2.4 x 1.0 w/o Battery Clip	Black	5.17	4.24	3.96	3.79

A

Standard base and cover shown.

B
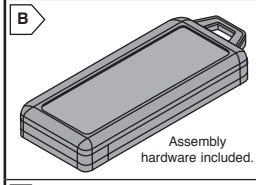
Assembly hardware included.

C
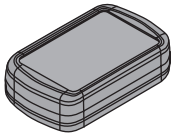
Assembly hardware included.

D


E


F
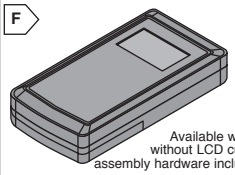
Available with or without LCD cutout; assembly hardware included.

G
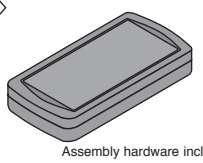
Assembly hardware included.

H
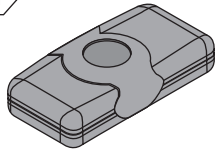

I


J


New Age Enclosures

Plastic Boxes

© Copyright 2013 Mouser Electronics

© Copyright 2013 Mouser Electronics

SERPAC Enclosures and Cases

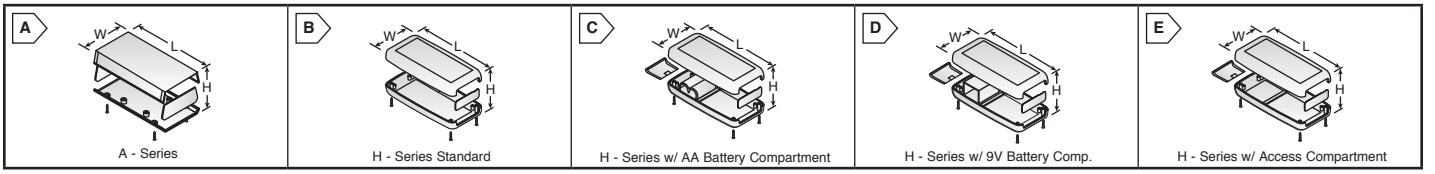

SERPAC A - SERIES

There are 3 colors available, replace the (__) in the part number with:
A for **Almond** or **B** for **Black** or **G** for **Gray**

For quantities greater than listed, call for quote.

MOUSER STOCK NO.	Serpac Part No.	Fig.	Dimensions: in. L	W	H	Price Each 1	10	25
Standard								
635-A-20-__	A-20-__	A	4.25	2.60	0.87	4.88	3.86	3.52
635-A-21-__	A-21-__	A	4.25	2.60	1.12	6.18	4.86	4.42
635-A-27-__	A-27-__	A	5.31	3.35	1.51	7.20	6.06	5.50
635-A-31-__	A-31-__	A	5.30	5.10	1.71	7.88	6.18	5.63
635-A-42-__	A-42-__	A	7.10	5.00	11.57	13.79	10.70	9.75
With 9V Battery Compartment								
635-A-21-9V-__	A-21-9V-__	A	4.25	2.60	1.12	7.82	6.14	5.59
635-A-27-9V-__	A-27-9V-__	A	5.31	3.14	1.51	11.26	8.85	8.05
635-A-31-9V-__	A-31-9V-__	A	5.30	5.10	1.71	13.79	10.84	9.85
635-A-41-9V-__	A-41-9V-__	A	7.10	5.00	1.30	9.88	7.76	7.05
635-A-42-9V-__	A-42-9V-__	A	7.10	5.00	1.62	16.02	12.58	11.45

Optional End Panels for A Series Enclosures

Available in **Clear (CL), Infrared (IR)**, DB9 Cutout, DB25 Cutout, and 9V Battery Cutout

For quantities greater than listed, call for quote.

MOUSER STOCK NO.	Serpac Part No.	For Enclosure	Price Each 1	10	25
635-2003-CL	2003-CL	A-20	1.38	.803	.78
635-2003-IR	2003-IR	A-20	1.53	.877	.849
635-2003-DB9	2003-DB9	A-20	1.77	1.02	.984
635-2003-DB25	2003-DB25	A-20	1.64	.942	.913
635-2005-CL	2005-CL	A-21	1.38	1.29	1.11
635-2005-IR	2005-IR	A-21	1.51	1.41	1.21
635-2005-DB25	2005-DB25	A-21	1.62	1.51	1.29
635-2006-9V	2006-9V	A-21	1.51	.856	.825
635-2010IR	2010-IR	A-27	1.72	.974	.934
635-2010DB9	2010-DB9	A-27	2.10	1.74	1.68
635-2010DB25	2010-DB25	A-27	2.21	1.27	1.22
635-2011-9V	2011-9V	A-27	1.63	.92	.895
635-2015-CL	2015-CL	A-31	3.10	2.80	2.55
635-2015-IR	2015-IR	A-31	2.82	1.57	1.51
635-2015-DB9	2015-DB9	A-31	2.69	1.54	1.50
635-2015-DB25	2015-DB25	A-31	2.69	1.54	1.50
635-2020-CL	2020-CL	A-41	2.38	1.33	1.27
635-2020-IR	2020-IR	A-41	3.33	1.85	1.79
635-2020-DB9	2020-DB9	A-41	2.35	1.35	1.31
635-2020-DB25	2020-DB25	A-41	2.35	1.35	1.31
635-2024-CL	2024-CL	A-42	3.35	1.86	1.77
635-2024IR	2024-IR	A-42	2.82	1.57	1.51
635-2024-DB9	2024-DB9	A-42	2.95	1.70	1.65
635-2025-9V	2025-9V	A-42	2.47	1.39	1.33

SERPAC H - SERIES SOLID COLORS

There are 3 colors available, replace the (__) in the part number with:
A for **Almond** or **B** for **Black** or **G** for **Gray**

For quantities greater than listed, call for quote.

MOUSER STOCK NO.	Serpac Part No.	Fig.	Dimensions: in. L	W	H	Price Each 1	10	25
Standard								
635-H-45-__	H-45-__	B	3.90	2.20	.94	10.85	9.85	8.98
With AA Battery Compartment								
635-H-65AA-__	H-65-AA-__	C	4.94	2.75	.94	5.23	4.11	3.75
635-H-67AA-__	H-67-AA-__	C	4.94	2.75	1.28	10.25	8.32	7.04
635-H-75-4AA-__	H-75-4AA-__	C	7.20	3.65	1.26	8.44	6.84	5.79
With 9V Battery Compartment								
635-H-659V-__	H-65-9V-__	D	4.94	2.75	.94	5.09	3.99	3.64
635-H-679V-__	H-67-9V-__	D	4.94	2.75	1.28	5.18	4.07	3.70
635-H-75-9V-__	H-75-9V-__	D	7.20	3.65	1.26	6.40	5.03	4.57
With Access Compartment								
635-H-65AC-__	H-65-AC-__	E	4.94	2.75	.94	4.75	3.72	3.39
635-H-67AC-__	H-67-AC-__	E	4.94	2.75	1.28	4.85	3.80	3.46

SERPAC H - SERIES TRANSLUCENT COLORS

There are 4 colors available, replace the (__) in the part number with:
BL for **Blue** or **GR** for **Green** or **RD** for **Red** or **GY** for **Gray**

For quantities greater than listed, call for quote.

MOUSER STOCK NO.	Serpac Part No.	Fig.	Dimensions: in. L	W	H	Price Each 1	10	25
635-H-65AATR-__	H-65-AA-TR-__	C	4.94	2.75	.94	8.98	7.05	6.41
635-H-659VTR-__	H-65-9V-TR-__	D	4.94	2.75	.94	8.70	6.84	6.21

Optional End Panels for H Series Enclosures

Available in **Clear (CL), Infrared (IR), and Red (R)**

For quantities greater than listed, call for quote.

MOUSER STOCK NO.	Serpac Part No.	Price Each 1	10	25	50
635-2104-IR	2104-IR	2.43	1.54	1.49	1.42
635-2104-R	2104-R	3.48	2.14	2.07	1.99
635-2105-CL	2105-CL	2.72	1.59	1.53	1.48
635-2105IR	2105-IR	3.40	2.11	2.03	1.96
635-2105-R	2105-R	2.87	1.75	1.70	1.63
635-2106IR	2106-IR	2.82	1.73	1.67	1.61
635-2106R	2106-R	3.04	1.85	1.79	1.72
635-2107-CL	2107-CL	3.07	1.85	1.79	1.72
635-2107-IR	2107-IR	4.09	2.38	2.29	2.20
635-2107-R	2107-R	4.37	2.55	2.46	2.38

SERPAC I SERIES - INDUSTRIAL ENCLOSURES

For quantities greater than listed, call for quote.

MOUSER STOCK NO.	Serpac Part No.	Fig.	Dimensions: in. L	W	H	Color	Price Each 1	10	25
635-I352HL-TGBG	I352HL, TGBG	A	10.00	8.00	6.00	Gray Top, Gray Bottom	66.77	55.47	53.07
635-I352HL-TCBC	I352HL, TCBC	A	10.00	8.00	6.00	Clear Top, Clear Bottom	66.77	55.47	53.07
635-I352S-TGBG	I352S, TGBG	A	11.75	9.98	7.45	Gray Top, Gray Bottom	66.77	55.47	53.07
635-I352S-TCBC	I352S, TCBC	A	11.75	9.98	7.45	Gray Top, Gray Bottom	66.77	55.47	53.07
635-I352HS-TGBG	I352HS, TGBG	A	11.75	9.98	7.45	Gray Top, Gray Bottom	66.77	55.47	53.07
635-I352HS-TCBC	I352HS, TCBC	A	11.75	9.98	7.45	Clear Top, Clear Bottom	66.77	55.47	53.07

SERPAC RB SERIES - INSTRUMENT ENCLOSURES

For quantities greater than listed, call for quote.

635-RB22-1TC1BC	RB22-1TC1BC	B	2.55	1.97	1.38	Clear Top, Clear Bottom	11.07	10.19	9.30
635-RB22-1TC1BG	RB22-1TC1BG	B	2.55	1.97	1.38	Gray Top, Gray Bottom	11.07	10.19	9.30
635-RB22-1TG1BG	RB22-1TG1BG	B	2.55	1.97	1.38	Gray Top, Gray Bottom	11.07	10.19	9.30
635-RB22-1TC1BB	RB22-1TC1BB	B	2.55	1.97	1.38	Clear Top, Black Bottom	11.07	10.19	9.30
635-RB22-1TB1BB	RB22-1TB1BB	B	2.55	1.97	1.38	Top Black, Black Bottom	11.07	10.19	9.30
635-RB33-1TC0BC	RB33-1TC1BC	B	3.22	3.15	2.17	Clear Top, Clear Bottom	11.83	11.20	10.02
635-RB33-1TC1BG	RB33-1TC1BG	B	3.22	3.15	2.17	Gray Top, Gray Bottom	11.83	11.20	10.02
635-RB33-1TG1BG	RB33-1TG1BG	B	3.22	3.15	2.17	Gray Top, Gray Bottom	11.83	11.20	10.02
635-RB33-1TC1BB	RB33-1TC1BB	B	3.22	3.15	2.17	Clear Top, Black Bottom	11.83	11.20	10.02
635-RB33-1TB1BB	RB33-1TB1BB	B	3.22	3.15	2.17	Top Black, Black Bottom	11.83	11.20	10.02
635-RB53-1TC1BC	RB53-1TC1BC	B	4.72	3.15	2.17	Clear Top, Clear Bottom	19.70	18.63	17.24
635-RB53-1TC-BG	RB53-1TC1BG	B	4.72	3.15	2.17	Gray Top, Gray Bottom	19.70	18.63	17.24
635-RB53-1TG1BG	RB53-1TG1BG	B	4.72	3.15	2.17	Gray Top, Gray Bottom	19.70	18.63	17.24
635-RB53-1TC1BB	RB53-1TC1BB	B	4.72	3.15	2.17	Clear Top, Black Bottom	19.70	18.63	17.24
635-RB53-1TB1BB	RB53-1TB1BB	B	4.72	3.15	2.17	Top Black, Black Bottom	19.70	18.63	17.24

SERPAC SE - SERIES EQUIPMENT CASES

There are 4 colors available, replace the (__) in the part number with:
GM for **Gunmetal** (Dark Gray) or **B** for **Black** or
CY for **Caution Yellow** or **IO** for **International Orange**

✻ **GM not available**

For quantities greater than listed, call for quote.

MOUSER STOCK NO.	Serpac Part No.	Fig.	Dimensions: in. L	W	H	Price Each
✻ 635-R-120-B	SE-120-__	C	8.70	7.45	3.89	25.94
635-R-300-__	SE-300-__	C	10.80	9.85	4.50	66.29
635-R-520-__	SE-520-__	C	14.85	12.15	6.85	84.88
635-R-710-__	SE-710-__	C	19.75	15.53	5.41	134.84
635-R-720-__	SE-720-__	C	19.75	15.53	7.48	128.56

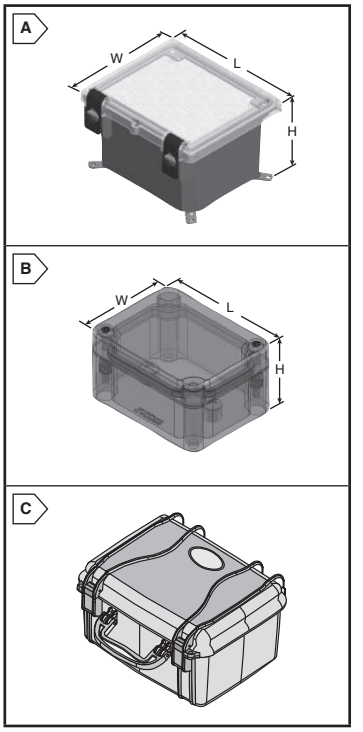

© Copyright 2013 Mouser Electronics

© Copyright 2013 Mouser Electronics

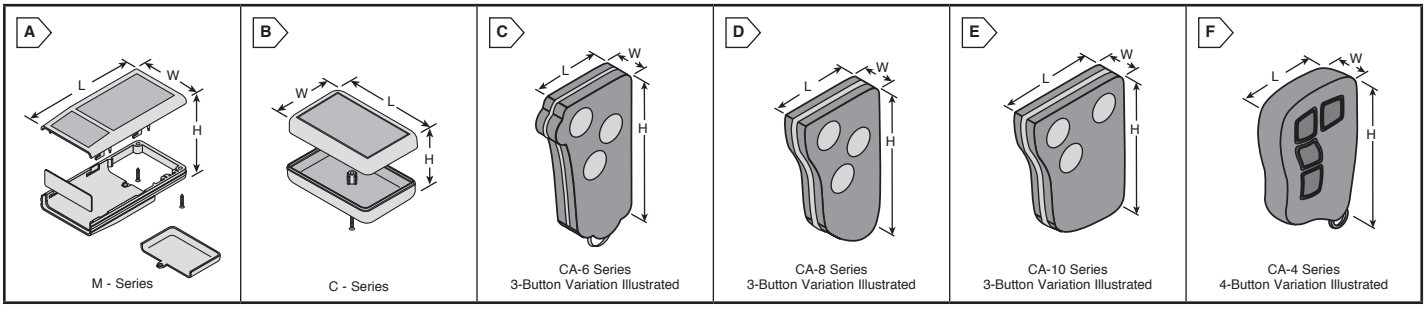

SERPAC M - SERIES SOLID COLORS

Features:
- Hi-Impact ABS plastic
- UL 94 HB flammability rating
- Custom colors, machining, molding, and pad printing available
- Four-piece handheld design
- Battery compartment with contactors

There are 3 colors available, replace the (__) in the part number with: **A** for **Almond** or **B** for **Black** or **G** for **Gray**

For quantities greater than listed, call for quote.

MOUSER STOCK NO.	Serpac Part No.	Fig.	Battery Compartment	Dimensions: in.			Price Each		
				L	W	H	1	10	25
Standard									
635-M-4-__	M-4-__	A	1xAA	2.80	2.20	0.71	**4.77**	**3.75**	**3.41**
635-M-6-__	M-6-__	A	2xAA/1x9V	4.15	2.40	0.85	**5.92**	**4.64**	**4.23**
635-M-8-__	M-8-__	A	2xAA/1x9V	6.97	2.40	0.85	**7.02**	**5.52**	**5.02**
With Pocket Clip									
635-M-4PC-__	M-4-PC-__	A	1xAA	2.80	2.20	0.70	**6.96**	**5.47**	**4.98**
635-M-6PC-__	M-6-PC-__	A	2xAA/9V	4.15	2.40	0.85	**8.11**	**6.37**	**5.80**
635-M-8PC-__	M-8-PC-__	A	2xAA/9V	6.97	2.40	0.85	**9.20**	**7.23**	**6.58**

SERPAC M - SERIES TRANSLUCENT COLORS

Features:
- Hi-Impact ABS plastic
- UL 94 HB flammability rating
- Custom colors, machining, molding, and pad printing available

There are 4 colors available, replace the (__) in the part number with: **BL** for **Blue** or **GR** for **Green** or **RD** for **Red** or **GY** for **Gray**

For quantities greater than listed, call for quote.

MOUSER STOCK NO.	Serpac Part No.	Fig.	Dimensions: in.			Price Each		
			L	W	H	1	10	25
635-M-4TR-__	M-4-TR-__	A	2.80	2.20	0.70	**4.77**	**3.76**	**3.41**
635-M-6TR-__	M-6-TR-__	A	4.15	2.40	0.85	**5.92**	**4.65**	**4.23**

Optional End Panels for M Series Enclosures

Available in **Clear (CL), Infrared (IR), and Transparent Red (R)**

For quantities greater than listed, call for quote.

MOUSER STOCK NO.	Serpac Part No.	For Enclosures	Price Each			
			1	10	25	50
635-4004-CL	4004-CL	M-4	**1.93**	**1.17**	**1.12**	**1.09**
635-4004IR	4004-IR	M-4	**2.43**	**1.54**	**1.49**	**1.42**
635-4004-R	4004-R	M-4	**2.70**	**1.66**	**1.59**	**1.54**
635-4008CL	4008-CL	M-6, M-8	**2.11**	**1.24**	**1.19**	**1.14**
635-4008IR	4008-IR	M-6, M-8	**2.62**	**1.63**	**1.56**	**1.51**
635-4008-R	4008-R	M-6, M-8	**2.87**	**1.75**	**1.70**	**1.63**

SERPAC C - SERIES SOLID COLORS

Features:
- Hi-Impact ABS plastic
- UL 94 HB flammability rating
- Custom colors, machining, molding, and pad printing available
- Two Insert Areas
- Two-piece design
- Accepts .031" circuit board trapped on outer perimeter and central boss

There are 3 colors available, replace the (__) in the part number with: **A** for **Almond** or **B** for **Black** or **G** for **Gray**

For quantities greater than listed, call for quote.

MOUSER STOCK NO.	Serpac Part No.	Fig.	Dimensions: in.			Price Each		
			L	W	H	1	10	25
Standard								
635-C-4-__	C-4-__	B	2.13	1.38	.58	**2.09**	**1.64**	**1.49**
635-C-6-__	C-6-__	B	2.26	1.61	.75	**2.09**	**1.64**	**1.49**
635-C-8-__	C-8-__	B	2.40	1.85	.93	**2.34**	**1.84**	**1.67**
635-C-10-__	C-10-__	B	2.30	3.25	.80	**2.33**	**1.83**	**1.67**
635-C-12-__	C-12-__	B	2.40	3.75	1.00	**4.37**	**3.99**	**3.63**
635-C-28-__	C-28-__	B	1.85	5.00	1.00	**3.24**	**2.94**	**2.68**
With Pocket Clip								
635-C-4PC-__	C-4PC-__	B	2.13	1.32	.58	**4.02**	**3.45**	**3.24**
635-C-6PC-__	C-6PC-__	B	2.26	1.61	.75	**4.49**	**3.65**	**3.45**
635-C-8PC-__	C-8PC-__	B	2.40	1.85	.93	**4.02**	**3.24**	**3.04**
635-C-10PC-__	C-10PC-__	B	3.25	2.30	.80	**4.68**	**3.67**	**3.35**

SERPAC C - SERIES TRANSLUCENT COLORS

Features:
- Hi-Impact ABS plastic
- UL 94 HB flammability rating
- Custom colors, machining, molding, and pad printing available

There are 4 colors available, replace the (__) in the part number with: **BL** for **Blue** or **GR** for **Green** or **RD** for **Red** or **GY** for **Gray**

For quantities greater than listed, call for quote.

MOUSER STOCK NO.	Serpac Part No.	Fig.	Dimensions: in.			Price Each		
			L	W	H	1	10	25
635-C-4TR-__	C-4-TR-__	B	2.13	1.38	.58	**2.87**	**2.64**	**2.44**
635-C-6TR-__	C-6-TR-__	B	2.26	1.61	.75	**2.87**	**2.64**	**2.44**
635-C-8TR-__	C-8-TR-__	B	2.40	1.85	.93	**2.87**	**2.64**	**2.44**
635-C-10TR-__	C-10-TR-__	B	3.25	2.30	.80	**4.55**	**4.18**	**3.87**

SERPAC CH - SERIES

Features:
- Hi-Impact ABS plastic
- UL 94 HB flammability rating
- Custom colors, machining, molding, and pad printing available
- One Insert Area
- Two-piece design with rounded edges
- Accepts .031" circuit board trapped on outer perimeter and central boss

There are 3 colors available, replace the (__) in the part number with: **A** for **Almond** or **B** for **Black** or **G** for **Gray**

For quantities greater than listed, call for quote.

MOUSER STOCK NO.	Serpac Part No.	Fig.	Dimensions: in.			Price Each		
			L	W	H	1	10	25
635-CH-4-__	CH-4-__	B	2.27	1.52	.59	**3.08**	**2.79**	**2.55**
635-CH-6-__	CH-6-__	B	2.39	1.74	.76	**3.08**	**2.79**	**2.55**
635-CH-8-__	CH-8-__	B	2.40	1.85	.93	**3.08**	**2.79**	**2.55**

SERPAC CA - SERIES

Features:
- Ergonomic design
- 0 to 6 button configurations available (configurations vary by model)
- All models are designed to hold 20mm coin cell battery (CA-10 is also designed to hold 2 x AAA batteries)
- CA-6 and CA-8 models have watertight button(s) and a perimeter ring
- Assembles with two or three screws
- High impact ABS plastic
- UL 94HB flammability rating

There are 3 colors available, replace the (__) in the part number with: **A** for **Almond** or **B** for **Black** or **G** for **Gray**

For quantities greater than listed, call for quote.

MOUSER STOCK NO.	Serpac Part No.	Fig.	No. of Buttons	Dimensions: in.			Price Each		
				L	W	H	1	10	25
635-CA-6-0-__	CA-6-0-__	C	0	3.01	1.45	1.07	**7.60**	**6.74**	**6.22**
635-CA-8-0-__	CA-8-0-__	D	0	3.27	1.81	1.02	**8.07**	**7.09**	**6.55**
635-CA-10-0-__	CA-10-0-__	E	0	3.32	2.47	1.08	**9.59**	**8.34**	**7.68**
635-CA-6-1-__	CA-6-1-__	C	1	3.01	1.45	1.07	**7.60**	**6.74**	**6.22**
635-CA-8-1-__	CA-8-1-__	D	1	3.27	1.81	1.02	**8.07**	**7.09**	**6.55**
635-CA-10-1-__	CA-10-1-__	E	1	3.32	2.47	1.08	**9.59**	**8.34**	**7.68**
635-CA-4-2-__	CA-4-2-__	F	2	1.73	0.6	2.48	**5.22**	**4.75**	**4.31**
635-CA-6-2-__	CA-6-2-__	C	2	3.01	1.45	1.07	**7.60**	**6.74**	**6.22**
635-CA-8-2-__	CA-8-2-__	D	2	3.27	1.81	1.02	**8.07**	**7.09**	**6.55**
635-CA-10-2-__	CA-10-2-__	E	2	3.32	2.47	1.08	**9.59**	**8.34**	**7.68**
635-CA-4-3-__	CA-4-3-__	F	3	1.73	0.6	2.48	**5.22**	**4.75**	**4.31**
635-CA-6-3-__	CA-6-3-__	C	3	3.01	1.45	1.07	**7.60**	**6.74**	**6.22**
635-CA-8-3-__	CA-8-3-__	D	3	3.27	1.81	1.02	**8.07**	**7.09**	**6.55**
635-CA-10-3-__	CA-10-3-__	E	3	3.32	2.47	1.08	**9.59**	**8.34**	**7.68**
635-CA-4-4-__	CA-4-4-__	F	4	1.73	0.6	2.48	**5.22**	**4.75**	**4.31**
635-CA-6-4-__	CA-6-4-__	C	4	3.01	1.45	1.07	**7.60**	**6.74**	**6.22**
635-CA-8-4-__	CA-8-4-__	D	4	3.27	1.81	1.02	**8.07**	**7.09**	**6.55**
635-CA-10-4-__	CA-10-4-__	E	4	3.32	2.47	1.08	**10.98**	**9.54**	**8.81**
635-CA-8-5-__	CA-8-5-__	D	5	3.27	1.81	1.02	**8.07**	**7.09**	**6.55**
635-CA-10-5-__	CA-10-5-__	E	5	3.32	2.47	1.08	**9.59**	**8.34**	**7.68**
635-CA-10-6-__	CA-10-6-__	E	6	3.32	2.47	1.08	**9.59**	**8.34**	**7.68**

© Copyright 2013 Mouser Electronics
© Copyright 2013 Mouser Electronics

SERPAC S - SERIES

Features:
- Hi-Impact ABS plastic
- Custom colors, machining, molding, and pad printing available
- "I" version has a .015" smooth depression on top for printing or flush membrane/label surface
- Wall mount options available on select models. Contact a Mouser Service Representative
- UL 94 HB flammability rating
- Two-piece standard design
- Circuit board mounting bosses

There are 3 colors available, replace the (__) in the part number with: **A** for **Almond** or **B** for **Black** or **G** for **Gray**

For quantities greater than listed, call for quote.

MOUSER STOCK NO.	Serpac Part No.	MOUSER STOCK NO.	Serpac Part No.	Fig.	Dimensions: in.			Price Each		
					L	W	H	1	10	25
Standard		**With Recessed Top**								
635-021-__	021-__	635-021-I-__	021-I-__	A	4.10	2.60	.90	**3.41**	**3.11**	**2.82**
635-031-__	031-__	635-031-I-__	031-I-__	A	4.38	3.25	.91	**3.99**	**3.14**	**2.85**
635-032-__	032-__	-	-	A	4.38	3.25	1.41	**5.82**	**5.30**	**4.82**
635-033-__	033-__	635-033-I-__	033-I-__	A	4.38	3.25	1.91	**6.67**	**6.06**	**5.49**
635-051-__	051-__	635-051-I-__	051-I-__	A	5.63	3.25	.91	**6.61**	**6.01**	**5.46**
635-052-__	052-__	-	-	A	5.63	3.25	1.41	**6.14**	**4.83**	**4.40**
635-053-__	053-__	635-053-I-__	053-I-__	A	5.63	3.26	1.91	**8.96**	**8.11**	**7.39**
635-071-__	071-__	635-071-I-__	071-I-__	A	6.88	4.88	.91	**12.13**	**9.79**	**8.34**
635-072-__	072-__	635-072-I-__	072-I-__	A	6.88	4.88	1.41	**18.01**	**16.40**	**14.88**
635-073-__	073-__	635-073-I-__	073-I-__	A	6.88	4.88	1.91	**18.82**	**17.17**	**15.58**
635-091-__	091-__	635-091-I-__	091-I-__	A	9.50	6.34	.91	**33.54**	**30.57**	**27.69**
635-092-__	092-__	635-092-I-__	092-I-__	A	9.50	6.34	1.41	**35.70**	**34.51**	**31.85**
635-093-__	093-__	635-093-I-__	093-I-__	A	9.50	6.34	1.91	**13.43**	**10.85**	**9.30**
-	-	635-110-I-__	110-I-__	A	3.63	2.27	1.01	**13.43**	**10.85**	**9.30**
635-111-__	111-__	635-111-I-__	111-I-__	A	3.61	2.27	1.51	**2.89**	**2.59**	**2.43**
635-112-__	112-__	-	-	A	3.61	2.27	2.01	**4.01**	**3.65**	**3.31**
635-113-__	113-__	-	-	A	3.61	2.27	2.51	**4.41**	**4.01**	**3.64**
635-131-__	131-__	635-131-I-__	131-I-__	A	4.38	3.25	1.51	**4.42**	**3.47**	**3.16**
635-132-__	132-__	-	-	A	4.38	3.25	2.01	**5.82**	**5.31**	**4.80**
635-133-__	133-__	635-133-I-__	133-I-__	A	4.38	3.25	2.51	**6.36**	**4.98**	**4.46**
635-151-__	151-__	635-151-I-__	151-I-__	A	5.63	3.25	1.51	**5.21**	**4.09**	**3.72**
635-152-__	152-__	-	-	A	5.63	3.26	2.01	**8.43**	**7.68**	**6.97**
635-153-__	153-__	635-153-I-__	153-I-__	A	5.63	3.25	2.51	**6.77**	**5.51**	**4.65**
635-171-__	171-__	635-171-I-__	171-I-__	A	6.88	4.88	1.51	**7.60**	**5.96**	**5.42**
635-172-__	172-__	635-172-I-__	172-I-__	A	6.88	4.88	2.01	**8.34**	**6.55**	**5.95**
635-173-__	173-__	635-173-I-__	173-I-__	A	6.88	4.88	2.51	**8.75**	**6.88**	**6.25**
635-182-__	182-__	635-182-I-__	182-I-__	A	14.21	4.88	2.01	**16.48**	**15.00**	**13.59**
635-191-__	191-__	635-191-I-__	191-I-__	A	9.50	6.34	1.51	**11.70**	**8.98**	**8.16**
635-192-__	192-__	635-192-I-__	192-I-__	A	9.50	6.34	2.01	**15.08**	**14.51**	**13.40**
635-193-__	193-__	635-193-I-__	193-I-__	A	9.50	6.34	2.51	**11.93**	**9.37**	**8.52**

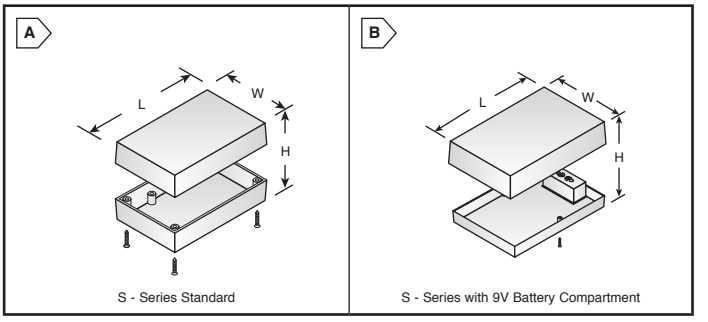

S - Series Standard

S - Series with 9V Battery Compartment

For quantities greater than listed, call for quote.

MOUSER STOCK NO.	Serpac Part No.	MOUSER STOCK NO.	Serpac Part No.	Fig.	Dimensions: in.			Price Each		
					L	W	H	1	10	25
W/ 9V Batt. Compart.		**With Recessed Top**								
635-231-__	231-__	635-231-I-__	231-I-__	B	4.38	3.25	1.51	**5.21**	**4.10**	**3.72**
635-232-__	232-__	-	-	B	4.38	3.25	2.01	**5.50**	**4.32**	**3.94**
635-233-__	233-__	635-233-I-__	233-I-__	B	4.38	3.25	2.51	**7.17**	**6.54**	**5.94**
635-251-__	251-__	635-251-I-__	251-I-__	B	5.63	3.25	1.51	**7.99**	**7.27**	**6.61**
635-252-__	252-__	-	-	B	5.63	3.25	2.01	**6.79**	**5.34**	**4.86**
635-253-__	253-__	635-253-I-__	253-I-__	B	5.63	3.25	2.51	**8.98**	**8.17**	**7.43**
635-271-__	271-__	635-271-I-__	271-I-__	B	6.88	4.88	1.51	**10.80**	**9.82**	**8.95**
635-272-__	272-__	635-272-I-__	272-I-__	B	6.88	4.88	2.01	**9.10**	**7.15**	**6.49**
635-273-__	273-__	635-273-I-__	273-I-__	B	6.88	4.88	2.51	**11.82**	**10.71**	**9.75**

SERPAC SL - SERIES

Features:
- Hi-Impact ABS plastic
- UL 94 HB flammability rating
- Custom colors, machining, molding, and pad printing available
- Two-piece design with slanted top
- Recessed top for label
- Circuit board mounting bosses
- Wall mount options available on select models; contact a Mouser Service Representative

There are 3 colors available, replace the (__) in the part number with: **A** for **Almond** or **B** for **Black** or **G** for **Gray**

For quantities greater than listed, call for quote.

MOUSER STOCK NO.	Serpac Part No.	Fig.	Dimensions: in.			Price Each		
			L	W	H	1	10	25
635-05-S-__	05-S-__	A	5.63	3.25	0.91	**6.77**	**6.17**	**5.60**
635-07-S-__	07-S-__	B	6.88	4.88	1.88	**11.64**	**9.15**	**8.32**
635-15-S-__	15-S-__	C	5.63	3.25	1.51	**5.21**	**4.09**	**3.72**
635-17-S-__	17S-S__	D	6.88	4.88	2.49	**7.60**	**5.96**	**5.42**

With 9V Battery Compartment

For quantities greater than listed, call for quote.

635-25-S-__	25-S-__	E	5.63	3.25	1.52	**6.38**	**5.01**	**4.56**
635-27-S-__	27-S-__	F	6.88	4.88	2.49	**8.50**	**6.67**	**6.07**

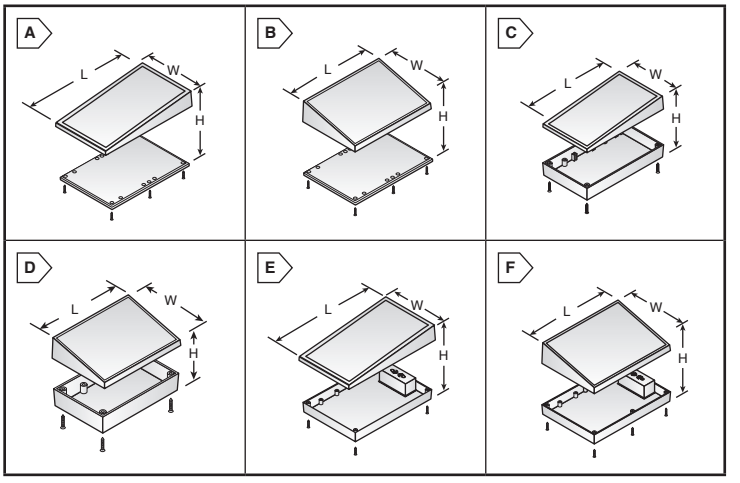

SERPAC G - SERIES WALL MOUNT APPLICATIONS

Features:
- Hi-Impact ABS plastic
- UL 94 HB flammability rating
- Custom colors, machining, molding, and pad printing available
- Two-piece design
- Fits standard gang boxes
- Circuit board mounting bosses
- Color: Almond

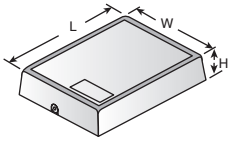

For quantities greater than listed, call for quote.

MOUSER STOCK NO.	Serpac Part No.	Dimensions: in.			Price Each		
		L	W	H	1	10	25
635-G-10-A	G-10-A	4.38	3.25	.89	**4.22**	**3.83**	**3.47**
With Drilled Hole for LED and Recessed Area for Label							
635-G-10A-A	G-10A-A	4.38	3.25	.89	**4.22**	**3.83**	**3.47**

SERPAC ENCLOSURE ACCESSORIES

For quantities greater than listed, call for quote.

MOUSER STOCK NO.	Serpac Part No.	Description	Price Each			
			1	10	25	50
635-50	50	Black press-in feet	**.64**	**.332**	**.235**	**.203**
635-51	51	Black stick-on feet	**.41**	**.321**	**.30**	**.214**
635-52	52	Clear stick-on feet	**.41**	**.321**	**.30**	**.214**
635-60	60	Standoff holes	**.81**	**.407**	**.407**	**.375**
635-61	61	Standoff posts	**.56**	**.385**	**.285**	**.268**

Waterproof Gaskets

For quantities greater than listed, call for quote.

MOUSER STOCK NO.	Serpac Part No.	For S- and SL- Series Enclosures	Price Each		
			1	10	50
635-PS-11	PS-11	111, 112, 113	**4.21**	**2.09**	**1.81**
635-PS-13	PS-13	131, 132, 133	**4.09**	**3.07**	**2.64**
635-PS-15	PS-15	151, 152, 153, 15-S	**4.25**	**2.65**	**2.35**
635-PS-17	PS-17	171, 172, 173, 17-S	**5.74**	**3.09**	**2.61**
635-PS-19	PS-19	191, 192, 193	**4.09**	**3.88**	**3.48**

© Copyright 2013 Mouser Electronics

© Copyright 2013 Mouser Electronics

EBM-PAPST Tubeaxial AC Fans

RoHS Compliant **This product is RoHS compliant.**

4000N SERIES

Features:

- Metal housing and impeller
- Air intake over struts
- Clockwise rotation viewed from rotor
- Electrical connection with LZ120 plug & cord set or soldered
- Terminals with 2 flat pins 2.8x5.0mm
- 4.3mm mounting holes

Recommended Manufacturer's Accessories:

- Plastic Finger Guard: LZ30-5, LZ30P
- Metal Finger Guard: LZ30
- Screen/Bracket: LZ40N and LZ40-1
- Metal Mesh Filter: LZ60
- Mounting Screw Clip: LZ210
- Plug and Cord Set: LZ120 or LZ126

For quantities greater than listed, call for quote.

MOUSER STOCK NO. Mfr.	Mfr. Part No.	Fig.	Dimensions (mm) LxW	Voltage (VAC)	Airflow (CFM)	Power (W)	Speed (RPM)	Noise dB(A)	Max Temp. (ºC)	Bearing Type	Price Each 1	10	25	50
5912—	4600N	A	119x38	115	105.9	18.0	3100	50.0	60	Sintec	36.60	34.95	33.89	31.95
5912—	4606N	A	119x38	115	105.9	18.0	3100	51.0	90	Ball	42.85	41.55	39.47	36.88
5912—	4624N	A	119x38	24	105.9	18.0	3100	50.0	60	Sintec	38.00	35.78	33.99	31.76
5912—	4650N	A	119x38	230	94.2	19.0	2650	46.0	55	Sintec	42.44	38.94	37.08	35.24

4000Z SERIES

Features:

- Metal housing and impeller
- Air exhaust over struts
- Clockwise rotation viewed from rotor
- Electrical connection wi LZ120 plug & cord set or soldered
- Terminals with 2 flat pins 2.8x5.0mm
- 4.3mm mounting holes

Recommended Manufacturer's Accessories:

- Plastic Finger Guard: LZ30-5, LZ30P
- Metal Finger Guard: LZ30
- Screen/Bracket: LZ40N and LZ40-1
- Metal Mesh Filter: LZ60
- Mounting Screw Clip: LZ210
- Plug and Cord Set: LZ120 or LZ126

For quantities greater than listed, call for quote.

5912—	4530Z	B	119x38	115	70.6	12.0	2000	32.0	70	Sintec	44.33	40.77	38.68	34.50
5912—	4800Z	B	119x38	115	61.8	12.0	1800	28.0	70	Sintec	42.50	38.91	36.92	32.92
5912—	4600Z	B	119x38	115	105.9	18.0	3100	45.0	60	Sintec	36.90	35.78	33.99	31.76
5912—	4650Z	B	119x38	230	94.2	19.0	2650	40.0	50	Sintec	38.68	37.32	35.90	33.84
5912—	4656Z	B	119x38	230	94.2	19.0	2650	40.0	75	Ball	51.67	43.00	39.58	36.27
5912—	4606Z	B	119x38	115	105.9	18.0	3100	45.0	85	Ball	51.19	45.40	39.40	36.08

8000N SERIES

Features:

- Metal housing and impeller
- Air exhaust over struts
- Termination: 12.2" leads
- 4.3mm mounting holes

Recommended Manufacturer's Accessories:

- Plastic Finger Guard: LZ32P

✻ Note: 85000DP has a 5 year warranty

For quantities greater than listed, call for quote.

MOUSER STOCK NO. Mfr.	Mfr. Part No.	Fig.	Dimensions (mm) LxW	Voltage (VAC)	Airflow (CFM)	Power (W)	Speed (RPM)	Noise dB(A)	Max Temp. (ºC)	Bearing Type	Price Each 1	10	25	50
5912—	8506N	C	80x38	115	35.9	11.0	3300	35.0	95	Ball	43.48	41.14	39.09	36.51
5912—	8556N	C	80x38	230	29.4	12.0	2700	31.0	90	Ball	46.00	43.43	38.54	36.64
5912—	8800N	C	80x38	115	27.7	11.0	2500	28.0	70	Sintec	40.09	37.84	35.94	33.58
5912—	8830N	C	80x38	115	21.2	8.0	1950	21.0	80	Sintec	40.68	38.86	36.92	34.49
✻ 5912—	8500DP	C	80x38	115	35.9	11.0	3200	34.0	75	Sintec	41.36	38.95	37.00	34.56
5912—	8500N	C	80x38	115	35.9	11.0	3200	34.0	75	Sintec	36.50	32.51	30.84	28.19
5912—	8550N	C	80x38	230	29.4	12.0	2700	30.0	70	Sintec	36.21	34.15	32.44	30.30

4600X SERIES

Features:

- Metal housing and impeller
- Air exhaust over struts
- Termination: 0.110" terminals
- 4.3mm mounting holes
- Electrical connection with LZ120 plug & cord set or soldered

✻ Note: 85000DP has a 5 year warranty

For quantities greater than listed, call for quote.

5912—	4606X	C	119x38	115	106.0	18.0	3100	51.0	90	Ball	44.23	40.52	38.53	36.62
5912—	4656X	C	119x38	230	106.0	18.0	3100	51.0	90	Ball	43.25	41.94	39.85	37.21
5912—	4600X	C	119x38	115	106.0	18.0	3100	50.0	60	Sintec	35.28	32.43	30.78	27.46
✻ 5912—	4600XP	C	119x38	115	106.0	18.0	3100	50.0	60	Sintec	49.51	48.02	45.61	42.61
5912—	4650X	C	119x38	230	106.0	18.0	3100	50.0	60	Sintec	35.30	33.30	31.63	29.55
5912—	4800X	C	119x38	115	57.0	9.0	1750	32.0	75	Sintec	36.42	34.43	33.50	32.44

3600 SERIES

Features:

- Metal housing and impeller
- Air exhaust over struts
- Electrical connection with LZ120 plug & cord set or soldered
- Termination: 12.2" leads
- 4.3mm mounting holes

Recommended Manufacturer's Accessories:

- Metal Finger Guard: LZ23
- Plug and Cord Set: LZ120 or LZ126

For quantities greater than listed, call for quote.

5912—	3606	C	92x38	115	44.0	11.0	3200	42.0	75	Ball	51.61	47.43	42.84	41.31
5912—	3656	C	92x38	230	41.0	12.0	2700	37.0	75	Ball	46.96	45.54	43.25	40.41
5912—	3600	C	92x38	115	52.0	11.0	3100	41.0	65	Sintec	42.81	40.15	37.33	35.30

3900 SERIES

Features:

- Metal housing
- Plastic impeller
- Termination: 0.110" Terminals
- Electrical connection with LZ120 plug & cord set or soldered
- Air exhaust over struts
- 4.3mm mounting holes

Recommended Manufacturer's Accessories:

- Metal Finger Guard: LZ23
- Plug and Cord Set: LZ120 or LZ126

For quantities greater than listed, call for quote.

5912—	3906	D	92x25	115	41.0	9.0	3150	40.0	80	Ball	39.68	37.41	35.53	33.71
5912—	3956	D	92x25	230	41.0	9.0	3150	40.0	80	Ball	40.67	38.51	37.08	35.04
5912—	3900	D	92x25	115	41.0	9.0	3150	40.0	80	Sintec	47.65	42.27	36.69	33.59

9900 SERIES

Features:

- Metal housing
- Plastic impeller
- Termination: 0.110" Terminals
- Electrical connection with LZ120 plug & cord set or soldered
- Air exhaust over struts
- 4.3mm mounting holes

Recommended Manufacturer's Accessories:

- Plastic Finger Guard: LZ30-5, LZ30P
- Metal Finger Guard: LZ30
- Screen/Bracket: LZ40N and LZ40-1
- Metal Mesh Filter: LZ60
- Mounting Screw Clip: LZ210

For quantities greater than listed, call for quote.

5912—	9906	D	119x25	115	79.0	12.0	2850	42.0	70	Ball	42.55	39.10	36.10	34.06
5912—	9906L	D	119x25	115	58.9	8.0	2100	34.5	80	Ball	42.76	39.32	37.31	33.28
5912—	9956	D	119x25	230	68.9	14.0	2450	37.0	70	Ball	42.67	38.30	35.78	34.02

5900 SERIES

Features:

- Metal housing
- Termination: 0.110" terminals
- Plastic impeller
- Air exhaust over struts
- 4.7mm mounting holes

For quantities greater than listed, call for quote.

5912—	5908	D	127x38	115	121.0	17.0	3100	47.0	75	Ball	47.30	44.00	41.86	39.28
5912—	5958	D	127x38	230	121.2	17.0	2750	47.0	60	Ball	49.01	45.07	42.76	38.13
5912—	5908-105	D	127x38	115	121.2	17.0	2750	47.0	75	Ball	50.41	47.59	45.21	42.23
5912—	5950	D	127x38	230	105.9	17.0	2700	46.0	55	Sintec	41.20	35.31	34.82	32.10

A

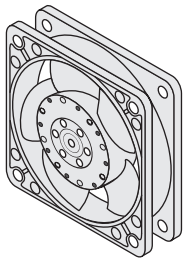

B

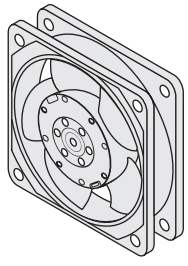

C

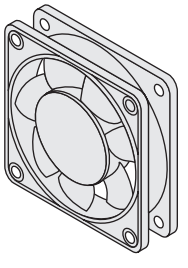

D

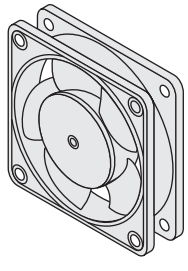

© Copyright 2013 Mouser Electronics

© Copyright 2013 Mouser Electronics

TUBEAXIAL AC FANS

i-maxx ACi4400 Series

Features:
- Fiberglass reinforced plastic; impeller PA, housing PBT
- Electronic locked rotor protection
- Mounting holes: 3.7mm

Advantages vs. Equivalent AC Fan:
- 75% less power consumption
- 3dB or more noise reduction
- Much longer service life

RoHS Compliant

For quantities greater than listed, call for quote.

MOUSER STOCK NO.	Mfr. Part No.	Fig.	Dimensions (mm) LxW	Voltage (VAC)	Airflow (CFM)	Power (W)	Speed (RPM)	Noise dB(A)	Max Temp. (ºC)	Bearing Type	Price Each 1	5	10	25
5912—ACI4410HH		A	119x38	115	105.9	4.4	3350	42	75	Ball	56.57	51.99	46.96	45.28
5912—ACI4420H		A	119x38	230	94.1	3.3	3000	39	75	Ball	56.57	51.99	46.96	45.28
5912—ACI4420HH		A	119x38	230	105.9	4.4	3350	42	75	Ball	56.57	51.99	46.96	45.28

W2S130 Series

Features:
- Metal housing and impeller
- Termination: 13.3" leads
- Counterclockwise rotation looking at rotor
- 4.3mm mounting holes

For quantities greater than listed, call for quote.

MOUSER STOCK NO.	Mfr. Part No.	Fig.	Dimensions (mm) LxW	Voltage (VAC)	Airflow (CFM)	Power (W)	Speed (RPM)	Noise dB(A)	Max Temp. (ºC)	Bearing Type	Price Each 1	5	10	25
5912—W2S130-AA25-01		B	ø150x55	115	223.6	38.0	3250	52	80	Ball	82.33	79.12	76.73	74.27
5912—W2S130-AA03-01		B	ø150x55	230	223.6	39.0	3250	53	70	Ball	85.29	80.46	76.44	71.41
5912—W2S130-AA03-49		B	ø150x55	115/230	223.6	38.0	3250	52	70	Ball	92.91	90.10	85.59	79.95
5912—W2S130-BM15-01		B	ø150x55	115	250.1	46.0	3050	60	70	Ball	85.81	82.53	80.03	70.57
5912—W2S130-BM03-01		B	ø150x55	230	250.1	46.0	3050	60	70	Ball	114.67	110.28	106.93	94.30

W2E142 Series

Features:
- Metal housing and impeller
- Termination: 0.110" terminals
- Air exhaust over struts
- 4.3mm mounting holes

RoHS Compliant

For quantities greater than listed, call for quote.

MOUSER STOCK NO.	Mfr. Part No.	Fig.	Dimensions (mm) LxW	Voltage (VAC)	Airflow (CFM)	Power (W)	Speed (RPM)	Noise dB(A)	Max Temp. (ºC)	Bearing Type	Price Each 1	5	10	25
5912—W2E142-BB05-01		C	150x172x38	115	230	24.0	3300	57	80	Ball	88.19	80.74	76.59	68.31
5912—W2E142-BB01-01		C	150x172x38	230	230	28.0	3300	57	80	Ball	103.78	94.81	85.73	79.60

W2E143 Series

Features:
- Metal housing and impeller
- Air exhaust over struts
- Permanent split capacitor motor & terminals
- Termination: 0.110" terminals
- 4.6mm mounting holes

RoHS Compliant

For quantities greater than listed, call for quote.

MOUSER STOCK NO.	Mfr. Part No.	Fig.	Dimensions (mm) LxW	Voltage (VAC)	Airflow (CFM)	Power (W)	Speed (RPM)	Noise dB(A)	Max Temp. (ºC)	Bearing Type	Price Each 1	5	10	25
5912—W2E143-AA15-01		D	172x51	115	260	26.0	3300	58	70	Ball	97.11	94.17	89.46	83.58
5912—W2E143-AB15-01		D	172x51	115	295	29.0	3300	58	75	Ball	142.52	134.25	126.92	111.57

W2E200H Series

Features:
- Metal housing, impeller, and terminal block
- Termination: terminal strip
- Electrical connection with LZ120 plug & cord set or soldered
- 4.5mm mounting holes

RoHS Compliant

For quantities greater than listed, call for quote.

MOUSER STOCK NO.	Mfr. Part No.	Fig.	Dimensions (mm) LxW	Voltage (VAC)	Airflow (CFM)	Power (W)	Speed (RPM)	Noise dB(A)	Max Temp. (ºC)	Bearing Type	Price Each 1	5	10	25
5912—W2E200-HK86-01		E	225x80	115	606	80.0	2800	61	65	Ball	191.09	180.27	171.24	152.11
5912—W2E200-HK38-01		E	225x80	230	606	80.0	2550	61	65	Ball	191.09	175.76	166.74	148.71

ACMAXX Series

The ACmaxx, the new generation of AC fans, offers a wide input voltage, high efficiency and reliability. The ACmaxx fans have higher volume flow, optional variable speed control, failure detection, speed and function monitoring.

Features:
- Plastic housing and impeller
- Features leads
- Nominal VAC - 115/230
- External rotor motor
- 75% lower power consumption

RoHS Compliant

For quantities greater than listed, call for quote.

MOUSER STOCK NO.	Mfr. Part No.	Fig.	Dimensions (mm) LxH	Voltage (AC Range)	Airflow (CFM)	Power (W)	Speed (RPM)	Noise dB(A)	Max Temp. (ºC)	Bearing Type	Price Each 1	5	10	25
5912—AC4300H		F	ø119x32	85-265	120	11.0	3400	51	70	Ball	55.90	52.98	49.56	47.71
5912—AC3200JH		G	ø92x38	85-265	86	11.0	6800	55	70	Ball	71.60	64.31	60.08	57.13

TUBEAXIAL DC FANS

4400F Series

Features:
- Counterclockwise rotation looking at rotor
- Mounting holes: 4.3mm

Recommended Manufacturer's Accessories:
- Plastic Finger Guard: LZ30-5, LZ30P
- Screen/Bracket: LZ40N and LZ404
- Mounting Screw Clip: LZ210
- Plug and Cord Set: LZ120 or LZ126

RoHS Compliant

For quantities greater than listed, call for quote.

MOUSER STOCK NO.	Mfr. Part No.	Fig.	Dimensions (mm) LxW	Voltage (VDC)	Airflow (CFM)	Power (W)	Speed (RPM)	Noise dB(A)	Max Temp. (ºC)	Bearing Type	Price Each 1	5	10	25
5912—4412FM		H	119x25	12	82.0	3.2	2400	38	75	Ball	32.95	29.38	28.50	27.07
5912—4412F		H	119x25	12	100.0	5.0	2900	43	75	Ball	34.11	33.08	31.42	29.35
5912—4414FM		H	119x25	24	82.0	3.2	2400	38	75	Ball	36.12	32.05	27.82	25.47
5912—4414F		H	119x25	24	100.0	5.0	2900	43	75	Ball	37.87	35.70	34.61	33.47

4400 Series

Specifications:
- Plastic housing and impeller
- Air exhausts over struts
- Clockwise rotation looking at rotor
- Termination: 12.2" Leads
- Max. Temperature: 70°C
- Mounting Holes: 4.3mm

Accessories:
- Fan Filter: Use LZ30P or LZ30
- Plug and Cord Set: LZ120 or LZ126

RoHS Compliant

For quantities greater than listed, call for quote.

5912—4412L		H	119x38	12	88.3	2.5	2700	37	70	Ball	34.96	33.30	31.63	29.54
5912—4412M		H	119x38	12	108.3	4.2	3300	42	70	Ball	36.17	34.45	32.72	30.56
5912—4412H		H	119x38	12	141.3	8.9	4300	49	70	Ball	37.87	37.15	33.77	30.39
5912—4414L		H	119x38	24	88.3	2.5	2700	37	70	Ball	34.96	33.30	31.63	29.54
5912—4414M		H	119x38	24	108.3	4.0	3300	42	70	Ball	37.55	35.78	33.97	31.74
5912—4414N		H	119x38	24	120.7	5.2	3650	46	70	Ball	34.96	33.30	31.63	29.54
5912—4414H		H	119x38	24	141.3	8.6	4300	49	70	Ball	37.87	37.15	33.77	30.39
5912—4418M		H	119x38	48	108.3	4.2	3300	42	70	Ball	40.65	39.88	36.24	32.61
5912—4418N		H	119x38	48	120.7	5.2	3650	46	70	Ball	40.65	39.88	36.24	32.61
5912—4418H		H	119x38	48	141.3	8.6	4300	49	70	Ball	39.16	38.42	34.92	31.43

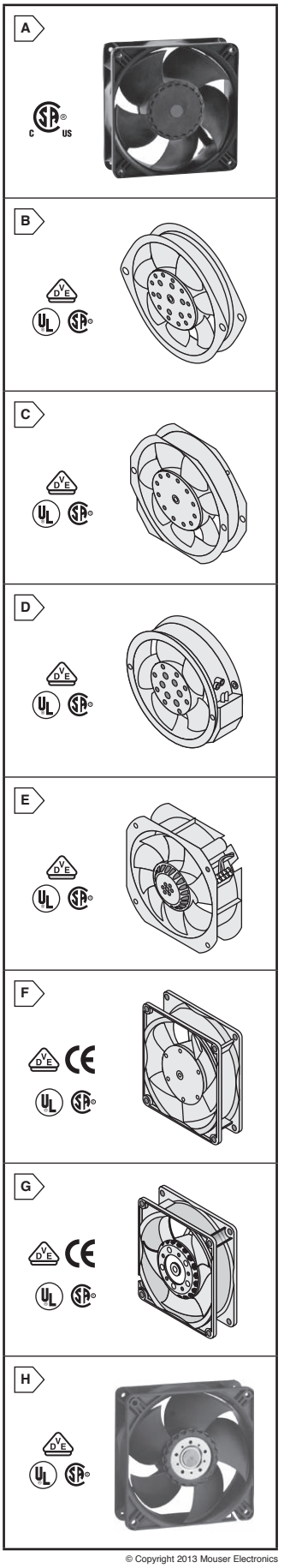

© Copyright 2013 Mouser Electronics

EBM-PAPST Tubeaxial DC Fans

Products may be RoHS compliant. Check mouser.com for RoHS status.

4400FN SERIES

Features:

- Electronically commutated external rotor motor
- Fiberglass reinforced plastic
- Air exhaust over struts
- Fully integrated commutation electronics
- PBTP housing • PA impeller
- Rotational direction CCW looking at rotor
- Electronic protection against reverse polarity, blocking and overloading by PTC-resistor partially impedance protected

RoHS Compliant

For quantities greater than listed, call for quote.

MOUSER STOCK NO. Mfr.	Mfr. Part No.	Fig.	Dimensions (mm) LxW	Volt. (DC)	Airflow (CFM)	Power (W)	Speed (RPM)	Noise dB(A)	Max Temp. (°C)	Bearing Type	Price Each 1	10	25	50
5912	4414FNN	A	119x25	24	117.7	8.5	4850	52	70	Ball	52.01	49.50	47.02	43.91
5912	4412FNH	A	119x25	12	132.4	12.0	5400	55	70	Sintec	51.02	48.46	45.27	43.05
5912	4414FNH	A	119x25	24	132.4	12.0	5400	55	70	Ball	52.99	50.32	47.02	44.70

250 SERIES

Features:

- Plastic housing and impeller
- Termination: 6.3" leads
- Air exhaust over struts
- Brushless micro-fan

RoHS Compliant

For quantities greater than listed, call for quote.

Mfr.	Mfr. Part No.	Fig.	Dimensions (mm) LxW	Volt. (DC)	Airflow (CFM)	Power (W)	Speed (RPM)	Noise dB(A)	Max Temp. (°C)	Bearing Type	Price Each 1	10	25	50
5912	255N	B	25x8	5	1.9	0.4	9000	15	70	Sintec	22.78	22.08	20.98	19.60
5912	255H	B	25x8	5	2.6	0.6	12000	28	55	Sintec	26.86	24.59	23.32	20.79
5912	252N	B	25x8	12	1.9	0.5	9000	15	70	Sintec	22.78	22.08	20.98	19.60

400F SERIES

Features:

- Plastic housing and impeller
- Air exhaust over struts
- Termination: 12.2" leads
- Counterclockwise rotation looking at the rotor

Recommended Manufacturer's Accessories:

- Metal Finger Guard: LZ29-1

RoHS Compliant

For quantities greater than listed, call for quote.

Mfr.	Mfr. Part No.	Fig.	Dimensions (mm) LxW	Volt. (DC)	Airflow (CFM)	Power (W)	Speed (RPM)	Noise dB(A)	Max Temp. (°C)	Bearing Type	Price Each 1	10	25	50
5912	405F	B	40x10	5	4.7	0.7	5400	22	70	Sintec	16.16	14.81	14.04	12.52
5912	405FH	B	40x10	5	5.3	0.7	6000	26	70	Sintec	14.47	13.52	13.09	12.85
5912	412FM	B	40x10	12	3.5	0.6	4300	17	70	Sintec	16.06	14.70	13.95	12.44
5912	412F	B	40x10	12	4.7	0.7	5400	22	70	Sintec	13.44	12.29	11.67	10.41
5912	412FH	B	40x10	12	5.3	0.8	6000	26	70	Sintec	13.61	12.82	12.13	11.49
5912	414F	B	40x10	24	4.7	0.8	5400	22	70	Sintec	13.76	12.59	11.95	10.66

400 SERIES

Features:

- Plastic housing and impeller
- Air exhaust over struts
- Termination: 12.2" leads
- Counterclockwise rotation looking at the rotor
- ❊Includes tachometer

Recommended Manufacturer's Accessories:

- Metal Finger Guard: LZ29-1

RoHS Compliant

For quantities greater than listed, call for quote.

	Mfr.	Mfr. Part No.	Fig.	Dimensions (mm) LxW	Volt. (DC)	Airflow (CFM)	Power (W)	Speed (RPM)	Noise dB(A)	Max Temp. (°C)	Bearing Type	Price Each 1	10	25	50
	5912	405	C	40x20	5	5.9	0.9	6000	18	70	Sintec	22.98	20.38	17.69	16.20
	5912	412	C	40x20	12	5.9	0.9	6000	18	70	Sintec	13.26	12.20	11.58	10.33
❊	5912	412/2	C	40x20	12	5.9	0.9	6000	18	70	Sintec	19.45	17.82	16.88	15.05
	5912	412H	C	40x20	12	8.0	1.6	8100	29	60	Sintec	20.98	18.60	16.15	14.79
	5912	414	C	40x20	24	5.9	1.0	6000	18	70	Sintec	16.71	15.19	14.43	13.29
	5912	414H	C	40x20	24	8.0	1.6	8100	29	60	Sintec	28.73	25.49	22.12	20.26

400JHH SERIES

Features:

- Plastic housing and impeller
- Air exhaust over struts
- Termination: 12.2" leads
- Counterclockwise rotation looking at the rotor

Recommended Manufacturer's Accessories:

- Metal Finger Guard: LZ29-1

RoHS Compliant

For quantities greater than listed, call for quote.

Mfr.	Mfr. Part No.	Fig.	Dimensions (mm) LxW	Volt. (DC)	Airflow (CFM)	Power (W)	Speed (RPM)	Noise dB(A)	Max Temp. (°C)	Bearing Type	Price Each 1	10	25	50
5912	412JHH	C	40x25	12	14.0	3.3	13000	46	60	Ball	33.80	32.78	31.14	29.09
5912	414JHH	C	40x25	24	14.0	3.6	13000	46	60	Ball	39.20	34.97	33.91	32.21

500F SERIES

Features:

- Plastic housing and impeller
- Termination: 12.2" leads
- Air exhaust over struts
- Counterclockwise rotation looking at the rotor

RoHS Compliant

For quantities greater than listed, call for quote.

Mfr.	Mfr. Part No.	Fig.	Dimensions (mm) LxW	Volt. (DC)	Airflow (CFM)	Power (W)	Speed (RPM)	Noise dB(A)	Max Temp. (°C)	Bearing Type	Price Each 1	10	25	50
5912	512F	B	50x15	12	12.0	1.0	5000	30	70	Sintec	17.70	16.65	15.35	13.58
5912	514F	B	50x15	24	12.0	1.0	5000	30	70	Sintec	16.61	15.22	14.42	12.86

600F SERIES

Features:

- Plastic housing and impeller
- Air exhaust over struts
- Termination: 12.2" leads
- Counterclockwise rotation looking at the rotor

Recommended Manufacturer's Accessories:

- Metal Finger Guard: LZ28

RoHS Compliant

For quantities greater than listed, call for quote.

Mfr.	Mfr. Part No.	Fig.	Dimensions (mm) LxW	Volt. (DC)	Airflow (CFM)	Power (W)	Speed (RPM)	Noise dB(A)	Max Temp. (°C)	Bearing Type	Price Each 1	10	25	50
5912	605F	B	60x15	5	17.1	1.1	4000	27	50	Sintec	18.70	16.68	16.18	15.37
5912	612FL	B	60x15	12	11.2	0.4	2650	16	70	Sintec	20.01	17.43	17.00	15.52
5912	612F	B	60x15	12	17.1	1.1	3900	27	70	Sintec	16.61	15.22	14.42	12.86
5912	614F	B	60x15	24	17.1	1.1	3900	27	70	Sintec	18.32	16.78	15.91	14.19

600 SERIES

Features:

- Plastic housing and impeller
- Air exhaust over struts
- Termination: 12.2" leads
- Counterclockwise rotation looking at the rotor

Recommended Manufacturer's Accessories:

- Metal Finger Guard: LZ28

RoHS Compliant

For quantities greater than listed, call for quote.

Mfr.	Mfr. Part No.	Fig.	Dimensions (mm) LxW	Volt. (DC)	Airflow (CFM)	Power (W)	Speed (RPM)	Noise dB(A)	Max Temp. (°C)	Bearing Type	Price Each 1	10	25	50
5912	612NME	B	60x25	12	20.6	0.8	4100	16	75	Ball	33.26	29.50	25.62	23.43
5912	612NN	B	60x25	12	24.0	1.6	5100	35	70	Ball	27.96	27.11	25.75	24.05
5912	612NHH	B	60x25	12	27.0	3.0	6850	41	70	Ball	34.98	33.14	32.00	30.98
5912	614NL	B	60x25	24	12.4	0.9	2500	16	70	Ball	36.23	29.78	24.16	23.39
5912	614NGHH	B	60x25	24	33.0	3.8	6850	43	70	Sintec	22.78	21.36	20.19	19.15

700F SERIES

Features:

- Plastic housing and impeller
- Air exhaust over struts
- Termination: 12.2" leads
- Counterclockwise rotation looking at the rotor
- Fully integrated commutation electronics

RoHS Compliant

For quantities greater than listed, call for quote.

Mfr.	Mfr. Part No.	Fig.	Dimensions (mm) LxW	Volt. (DC)	Airflow (CFM)	Power (W)	Speed (RPM)	Noise dB(A)	Max Temp. (°C)	Bearing Type	Price Each 1	10	25	50
5912	712F	B	70x15	12	25.9	1.7	5300	36	70	Sintec	27.98	26.54	25.21	23.55

6300 SERIES - S FORCE FANS

Specifications:

- Aluminum housing, impeller of fiberglass reinforced plastic PA
- Air exhaust over struts
- Termination: Electrical connection via 2 flat pins 3x0.5mm
- Mounting Holes: 4.3mm
- Rotational direction CCW looking at rotor

RoHS Compliant

For quantities greater than listed, call for quote.

Mfr.	Mfr. Part No.	Fig.	Dimensions (mm) LxW	Volt. (DC)	Airflow (CFM)	Power (W)	Speed (RPM)	Noise dB(A)	Max Temp. (°C)	Bearing Type	Price Each 1	10	25	50
5912	6312/2TDHP	D	172x51	12	353.1	41.0	6000	64	70	Ball	176.87	152.40	135.46	124.17
5912	6314/2TDHHP	D	172x51	24	417.9	67.0	7000	69	70	Ball	211.71	188.82	183.10	173.94

A

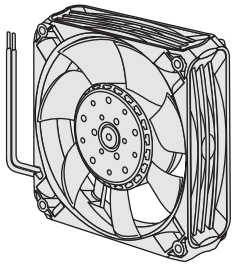

B

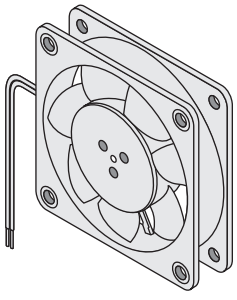

C

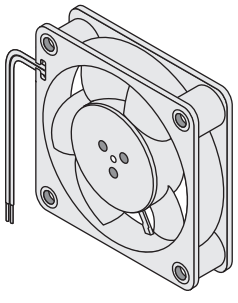

D



© Copyright 2013 Mouser Electronics

© Copyright 2013 Mouser Electronics

EBM-PAPST Tubeaxial DC Fans

ebmpapst

620 SERIES

Features:

- Clockwise rotation looking at rotor
- Mounting holes: 3.7mm

For quantities greater than listed, call for quote.

MOUSER STOCK NO. Mfr.	Mfr. Part No.	Fig.	Dimensions (mm) LxW	Volt. (DC)	Airflow (CFM)	Power (W)	Speed (RPM)	Noise dB(A)	Max. Temp.(ºC)	Bearing Type	Price Each 1	10	25	50
5912—	622L	A	60x25	12	12.4	.53	3200	22	70	Ball	28.83	27.36	25.67	22.49
5912—	622M	A	60x25	12	17.7	1.00	4550	29	75	Ball	28.83	27.36	25.67	22.49
5912—	622HH	A	60x25	12	33.0	3.50	8200	43	70	Ball	29.93	28.39	26.65	23.35
5912—	624M	A	60x25	24	17.7	1.50	4550	29	70	Ball	28.28	26.96	25.59	23.93
5912—	624H	A	60x25	24	27.1	2.40	6850	39	70	Ball	28.85	27.37	25.69	22.51

600J SERIES

RoHS Compliant

Features:

- Clockwise rotation looking at rotor
- Mounting holes: 4.3mm

For quantities greater than listed, call for quote.

MOUSER STOCK NO. Mfr.	Mfr. Part No.	Fig.	Dimensions (mm) LxW	Volt. (DC)	Airflow (CFM)	Power (W)	Speed (RPM)	Noise dB(A)	Max. Temp.(ºC)	Bearing Type	Price Each 1	10	25	50
5912—	614JH	B	60x32	24	41.1	7.70	11700	53	70	Ball	42.66	38.05	36.89	35.04

8400N SERIES

Features:

- Counterclockwise rotation looking at rotor
- Mounting holes: 4.3mm

Recommended Manufacturer's Accessories:

- Spacer: LZ261

For quantities greater than listed, call for quote.

MOUSER STOCK NO. Mfr.	Mfr. Part No.	Fig.	Dimensions (mm) LxW	Volt. (DC)	Airflow (CFM)	Power (W)	Speed (RPM)	Noise dB(A)	Max. Temp.(ºC)	Bearing Type	Price Each 1	10	25	50
5912—	8412NLE	C	80x25	12	19.4	.50	1500	17	85	Ball	31.27	27.76	24.08	22.03
5912—	8412N	C	80x25	12	41.0	2.00	3100	32	70	Ball	25.86	24.65	23.41	21.87
5912—	8412NH	C	80x25	12	46.5	2.20	3600	37	70	Ball	25.86	23.41	21.87	20.80
5912—	8414N	C	80x25	24	40.6	2.00	3100	32	70	Ball	27.37	25.96	24.30	22.64
5912—	8412NGLE	C	80x25	12	19.4	.50	1500	12	85	Sintec	25.01	22.19	19.26	17.63
5912—	8412NGME	C	80x25	12	34.1	1.40	2600	26	75	Sintec	25.01	22.19	19.26	17.63
5912—	8414NGH	C	80x25	24	46.5	2.40	3600	37	70	Sintec	23.38	20.73	18.00	16.49

8300 SERIES

Features:

- Clockwise rotation looking at rotor
- Mounting holes: 4.3mm

Recommended Manufacturer's Accessories:

- Temperature Sensor: LZ370
- Spacer: LZ260

For quantities greater than listed, call for quote.

MOUSER STOCK NO. Mfr.	Mfr. Part No.	Fig.	Dimensions (mm) LxW	Volt. (DC)	Airflow (CFM)	Power (W)	Speed (RPM)	Noise dB(A)	Max. Temp. (ºC)	Bearing Type	Price Each 1	10	25	50
5912—	8312	D	80x32	12	32.0	2.20	3300	36	75	Ball	30.55	29.62	28.13	26.28
5912—	8312HL	D	80x32	12	39.0	4.00	4200	43	75	Ball	37.96	35.70	33.91	31.68
5912—	8314M	D	80x32	24	28.3	2.10	3000	34	75	Ball	34.57	30.67	26.61	25.50
5912—	8314HL	D	80x32	24	39.4	4.30	4200	43	75	Ball	44.02	41.86	39.75	37.13
5912—	8314H	D	80x32	24	47.0	6.00	5000	48	75	Ball	33.82	31.90	30.30	28.30
5912—	8318	D	80x32	48	32.0	2.60	3300	36	75	Ball	31.50	29.62	28.13	26.28

8200J SERIES - S FORCE FANS

RoHS Compliant

Features:

- Clockwise rotation looking at rotor
- Mounting holes: 4.3mm
- Voltage Range: (8212) 7~13.8, (8214) 18~26.4, (8218) 20~58
- ✻Tach Output

For quantities greater than listed, call for quote.

MOUSER STOCK NO. Mfr.	Mfr. Part No.	Fig.	Dimensions (mm) LxW	Volt. (DC)	Airflow (CFM)	Power (W)	Speed (RPM)	Noise dB(A)	Max. Temp. (ºC)	Bearing Type	Price Each 1	10	25	50
5912—	8212JN	E	80x38	12	77.7	10.00	8400	55	70	Ball	49.86	48.19	39.45	36.17
5912—	8214JN	E	80x38	24	77.7	10.00	8400	55	70	Ball	49.86	48.19	39.45	36.17
5912—	8214JH4	E	80x38	24	131.0	38.00	14000	71	70	Ball	54.92	52.27	49.70	47.55
✻ 5912—	8214J/2H4	E	80x38	24	131.0	38.00	14000	71	70	Ball	73.64	62.66	56.40	51.70

3400 SERIES

Features:

- Counterclockwise rotation looking at rotor
- Mounting holes: 4.3mm

Recommended Manufacturer's Accessories:

- Metal Finger Guard: LZ23
- Temperature Sensor: LZ370

For quantities greater than listed, call for quote.

MOUSER STOCK NO. Mfr.	Mfr. Part No.	Fig.	Dimensions (mm) LxW	Volt. (DC)	Airflow (CFM)	Power (W)	Speed (RPM)	Noise dB(A)	Max. Temp. (ºC)	Bearing Type	Price Each 1	10	25	50
5912—	3412NLE	C	92x25	12	35.9	0.8	2300	23	85	Ball	24.81	23.54	22.03	20.52
5912—	3412NME	C	92x25	12	42.4	1.10	2300	28	75	Ball	24.81	23.54	22.03	20.52
5912—	3412N	C	92x25	12	49.4	2.2	2700	32	70	Ball	30.60	28.14	23.57	21.54
5912—	3414N	C	92x25	24	49.4	2.30	2700	32	70	Ball	28.68	26.12	23.59	22.95
5912—	3414NHH-386	C	92x25	24	60.0	3.20	3250	39	70	Ball	51.86	50.29	47.78	44.63

3300 SERIES

Features:

- Counterclockwise rotation looking at rotor
- Totally encapsulated and sealed
- Mounting holes: 4.3mm

Recommended Manufacturer's Accessories:

- Metal Finger Guard: LZ23
- Spacer: LZ260
- Temperature Sensor: LZ370

For quantities greater than listed, call for quote.

MOUSER STOCK NO. Mfr.	Mfr. Part No.	Fig.	Dimensions (mm) LxW	Volt. (DC)	Airflow (CFM)	Power (W)	Speed (RPM)	Noise dB(A)	Max. Temp. (ºC)	Bearing Type	Price Each 1	10	25	50
5912—	3312	D	92x32	12	47.0	2.40	3000	37	75	Ball	30.81	29.87	28.38	25.20
5912—	3314	D	92x32	24	47.0	2.40	3000	37	75	Ball	31.34	30.41	28.92	25.77

3200JH3 SERIES - S FORCE FANS

Features:

- Plastic housing and impeller
- Termination: 12.2" leads
- Air exhaust over struts
- Clockwise rotation looking at rotor
- Mounting holes: 4.3mm
- ✻ With PWM (Pulse Width Modulation)

For quantities greater than listed, call for quote.

MOUSER STOCK NO. Mfr.	Mfr. Part No.	Fig.	Dimensions (mm) LxW	Volt. (DC)	Airflow (CFM)	Power (W)	Speed (RPM)	Noise dB(A)	Max. Temp. (ºC)	Bearing Type	Price Each 1	10	25	50
5912—	3212JN	F	92x38	12	76.5	7.5	6000	51	70	Ball	51.66	46.07	44.68	42.44
5912—	3214JN	F	92x38	24	76.5	8.0	6000	51	70	Ball	46.96	44.68	42.44	39.65
5912—	3214JH3	F	92x38	24	135.4	29.0	10500	66	55	Ball	58.97	51.83	48.54	46.14
5912—	3218JN	F	92x38	48	76.5	7.0	6000	51	70	Ball	54.08	53.84	50.42	47.93
✻ 5912—	3212J/2H4P	F	92x38	12	165.0	50.0	13000	73	70	Ball	80.04	68.67	64.88	62.07

Common Features:

- Plastic housing and impeller
- Termination: 12.2" leads
- Air exhaust over struts

A

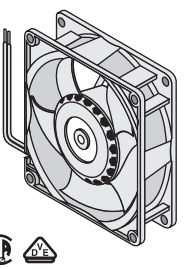

B

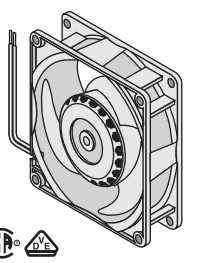

C

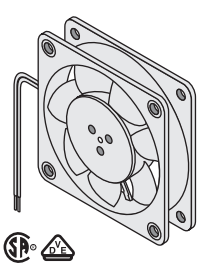

D

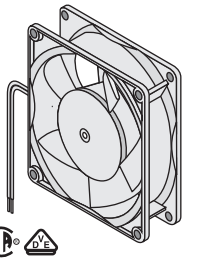

E

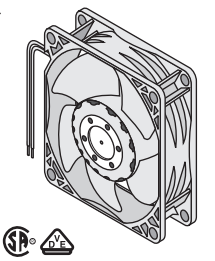

F

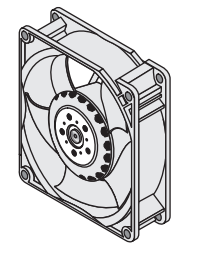

© Copyright 2013 Mouser Electronics

© Copyright 2013 Mouser Electronics

EBM-PAPST Tubeaxial DC Fans

RoHS Compliant **This product is RoHS compliant.**

4300 SERIES

Features:
- Clockwise rotation looking at rotor
- Mounting holes: 4.3mm

Recommended Manufacturer's Accessories:
- Metal Finger Guard: LZ30
- Plug and Cord Set: LZ120 or LZ126
- Temperature Sensor: LZ370
- Spacer: LZ260

For quantities greater than listed, call for quote.

MOUSER STOCK NO.	Mfr. Part No.	Fig.	Dimensions (mm) LxW	Volt. (DC)	Airflow (CFM)	Power (W)	Speed (RPM)	Noise dB(A)	Max. Temp. (°C)	Bearing Type	Price Each 1	10	25	50
5912—4312L		A	119x32	12	56.0	1.2	1550	30	75	Ball	32.80	31.80	30.21	28.21
5912—4312		A	119x32	12	100.0	5.0	2800	45	75	Ball	31.69	30.73	29.19	27.26
5912—4314L		A	119x32	24	55.9	1.2	1550	30	75	Ball	31.77	30.03	28.15	26.27
5912—4314M		A	119x32	24	82.0	2.6	2300	39	75	Ball	32.92	31.93	30.32	28.32
5912—4314		A	119x32	24	100.0	5.0	2800	45	75	Ball	35.04	32.24	28.93	28.11

4100N SERIES - S FORCE FANS

Features:
- Metal housing and plastic impeller
- Termination: 0.011" terminals
- Air exhaust over struts
- Clockwise rotation looking at rotor
- Mounting holes: 4.3mm

Recommended Manufacturer's Accessories:
- Plastic Finger Guard: LZ30-5, LZ30P
- Metal Finger Guard: LZ30
- Screen/Bracket: LZ40N and LZ40-1
- Metal Mesh Filter: LZ60
- Mounting Screw Clip: LZ210
- Plug and Cord Set: LZ120 or LZ126

For quantities greater than listed, call for quote.

MOUSER STOCK NO.	Mfr. Part No.	Fig.	Dimensions (mm) LxW	Volt. (DC)	Airflow (CFM)	Power (W)	Speed (RPM)	Noise dB(A)	Max. Temp. (°C)	Bearing Type	Price Each 1	10	25	50
5912—4184NX		A	119x38	24	106.0	4.5	3200	49	75	Ball	52.99	47.60	45.13	42.35
5912—4184NGX		A	119x38	24	94.2	3.5	3400	44	75	Sintec	48.42	47.03	44.62	39.79
5912—4184NXH		A	119x38	24	139.0	11.0	4400	59	55	Ball	55.69	54.01	51.31	47.94
High Performance Models														
5912—4112NH4		A	119x38	12	208.9	32.0	6800	67	65	Ball	80.91	74.16	67.42	60.67
5912—4114NHH		A	119x38	24	152.9	15.5	5000	60	65	Ball	74.83	73.46	66.77	60.09
5912—4114NH3		A	119x38	24	182.4	19.5	6000	65	65	Ball	74.49	73.13	66.48	59.82
5912—4114NH5		A	119x38	24	229.5	45.0	7500	70	65	Ball	84.19	77.17	70.16	63.14
5912—4114NH6		A	119x38	24	259.0	60.0	8400	73	65	Ball	83.90	76.44	70.59	66.17
5912—4118NH3		A	119x38	48	182.4	19.5	6000	65	65	Ball	81.27	79.78	72.51	65.26

5200 SERIES

Features:
- Plastic housing and impeller
- Termination: 12.2" leads
- Counterclockwise rotation looking at rotor
- Air exhaust over struts
- Mounting holes: 4.3mm

For quantities greater than listed, call for quote.

MOUSER STOCK NO.	Mfr. Part No.	Fig.	Dimensions (mm) LxW	Volt. (DC)	Airflow (CFM)	Power (W)	Speed (RPM)	Noise dB(A)	Max. Temp. (°C)	Bearing Type	Price Each 1	10	25	50
5912—5214NM		A	127x38	24	110.0	4.6	2750	43	75	Ball	48.37	46.91	44.55	39.58

5100N SERIES

Features:
- Electronically commutated external rotor motor
- Fully integrated commutation electronics
- Electronic protection against reverse polarity and blocking
- Counterclockwise rotation looking at rotor
- Metal fan housing and impeller
- Mounting holes: 4.3mm
- Air exhaust over struts

Recommended Manufacturer's Accessories:
- Metal Finger Guard: LZ25
- Mounting Screw Clip: LZ210
- Plug and Cord Set: LZ120 or LZ126

For quantities greater than listed, call for quote.

MOUSER STOCK NO.	Mfr. Part No.	Fig.	Dimensions (mm) LxW	Volt. (DC)	Airflow (CFM)	Power (W)	Speed (RPM)	Noise dB(A)	Max. Temp. (°C)	Bearing Type	Price Each 1	10	25	50
5912—5114N		B	135x38	24	147.1	9.5	2900	48	72	Ball	86.11	83.07	77.62	73.78

7100N SERIES

Features:
- Electronically commutated external rotor motor
- Fully integrated commutation electronics
- Electronic protection against reverse polarity and blocking
- Counterclockwise rotation looking at rotor
- Metal fan housing and impeller
- Mounting holes: 4.3mm
- Air exhaust over struts

Recommended Manufacturer's Accessories:
- Metal Finger Guard: LZ24
- Mounting Screw Clip: LZ210

For quantities greater than listed, call for quote.

MOUSER STOCK NO.	Mfr. Part No.	Fig.	Dimensions (mm) LxW	Volt. (DC)	Airflow (CFM)	Power (W)	Speed (RPM)	Noise dB(A)	Max. Temp. (°C)	Bearing Type	Price Each 1	10	25	50
5912—7112N		C	ø150x38	12	211.9	12.0	2850	55	72	Ball	124.23	118.30	112.38	104.99
5912—7114N		C	ø150x38	24	211.9	12.0	2850	55	72	Ball	101.78	92.67	84.50	76.32

6200N SERIES

Features:
- Metal housing and plastic impeller
- Termination: 0.118" terminals
- Counterclockwise rotation looking at rotor
- Air exhaust over struts
- Mounting holes: 4.3mm

Recommended Manufacturer's Accessories:
- Plug and Cord Set: LZ120 or LZ126

For quantities greater than listed, call for quote.

MOUSER STOCK NO.	Mfr. Part No.	Fig.	Dimensions (mm) LxW	Volt. (DC)	Airflow (CFM)	Power (W)	Speed (RPM)	Noise dB(A)	Max. Temp. (°C)	Bearing Type	Price Each 1	10	25	50
5912—6224N		D	ø172x51	24	241.0	18.0	3400	55	72	Ball	87.53	84.89	80.64	75.33
5912—6224NM		D	ø172x51	24	206.0	18.0	2850	50	72	Ball	101.96	93.71	84.64	81.62
5912—6224NU		D	ø172x51	24	241.3	18.0	3400	55	72	Ball	119.80	109.80	99.82	89.84
5912—6248N		D	ø172x51	48	241.3	11.5	3400	55	72	Ball	89.46	85.17	80.90	75.57

2200 FTD SERIES - S FORCE FANS

Features:
- Aluminum housing, fiberglass reinforced PA impeller; housing with grounding lug for screw M4 x 8
- Air exhaust over struts; rotational direction CCW looking at rotor
- With electronic protection against reverse polarity
- Electrical connection via single leads AWG 20, stripped and tinned ends
- Standard with speed signal and PWM (P) or 0-10VDC/PWM (0) speed control

For quantities greater than listed, call for quote.

MOUSER STOCK NO.	Mfr. Part No.	Fig.	Dimensions (mm) LxW	Volt. (DC)	Airflow (CFM)	Power (W)	Speed (RPM)	Noise dB(A)	Max. Temp. (°C)	Bearing Type	Price Each 1	10	25	50
5912—2214F/2TDHO		E	200x51	24	464.7	41.0	4250	62	75	Ball	169.22	140.56	126.96	122.42
5912—2214F/2TDHHO		E	200x51	24	552.9	54.0	5000	66	70	Ball	220.74	183.27	165.53	159.62
5912—2218F/2TDHHO		E	200x51	48	552.9	54.0	5000	66	70	Ball	220.74	183.27	165.53	159.62
5912—2218F/2TDH4P		E	200x51	48	717.6	103.0	6500	72	65	Ball	262.47	218.01	196.91	189.88

A

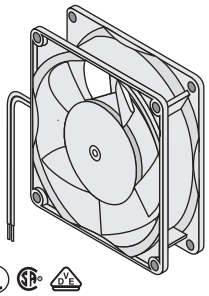

B

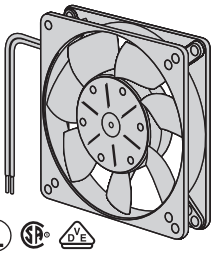

C

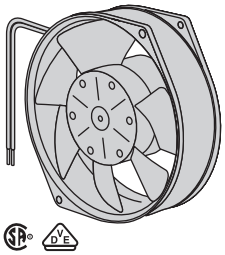

D

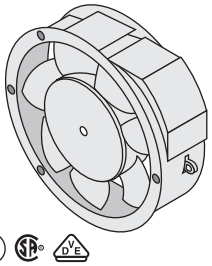

E



© Copyright 2013 Mouser Electronics

© Copyright 2013 Mouser Electronics

S-FORCE RADIAL BLOWERS

RL48DC Series

- 3-phase fan drive with high degree of smooth operation
- Fiberglass-reinforced plastic impeller
- High pressure build-up
- Fully integrated electronic commutation

For quantities greater than listed, call for quote.

MOUSER STOCK NO.	ebm-papst Part No.	Fig.	Volt. (VDC)	Airflow (CFM)	Power (W)	Speed (RPM)	Noise dB(A)	Max. Temp. (ºC)	Bearing Type	Price Each 1	10	25	50
Size: Dimensions (mm) ø120 Lx54mm W													
5912-RER120-26142TDP	RER120-26/14/2TDP	A	24	221.9	78.0	6100	8.2	75	Ball	171.27	156.66	153.46	144.61
Size: Dimensions (mm) ø175 Lx69mm W													
5912-RER17542182TDML	RER175-42/18-2TDML	A	48	353.0	42.0	3400	7.3	65	Ball	182.06	175.48	170.16	165.15
Size: Dimensions (mm) ø175 Lx69mm W													
5912-RER175-42182TDP	RER175-42/18/2TDP	A	48	576.8	166.0	5400	8.5	65	Ball	256.91	235.38	220.67	207.69
Size: Dimensions (mm) ø190 Lx69mm W													
5912-RER190-45182TDP	RER190-45/18/2TDP	A	48	635.7	216.0	4600	7.9	65	Ball	268.04	244.21	239.22	225.42

DC FLATPAK® RADIAL BLOWERS

RL48DC Series

- Plastic spiral housing and blower
- Electronically commutated external rotor motor
- Termination: 12.2" leads

For quantities greater than listed, call for quote.

MOUSER STOCK NO.	Mfr. Part No.	Fig.	Dimensions: mm (LxW)	Volt. (VDC)	Airflow (CFM)	Power (W)	Speed (RPM)	Noise dB(A)	Max. Temp. (ºC)	Bearing Type	Price Each 1	5	10	25
5912—RL48-19/12		B	76x27	12	16.5	5.0	4400	51.0	70	Ball	38.50	34.34	33.30	31.63
5912—RL48-19/14		B	76x27	24	16.5	5.0	4400	51.0	70	Ball	36.89	35.05	32.74	31.13

RL90DC Series

- DC brushless motor
- Mounts in any position for pressurizing or evacuating
- Termination: 12.2" leads

For quantities greater than listed, call for quote.

MOUSER STOCK NO.	Mfr. Part No.	Fig.	Dimensions: mm (LxW)	Volt. (VDC)	Airflow (CFM)	Power (W)	Speed (RPM)	Noise dB(A)	Max. Temp. (ºC)	Bearing Type	Price Each 1	5	10	25
5912—RL90-18/14N		C	121x37	24	24.0	5.0	2500	58.0	75	Ball	62.98	59.24	56.26	52.57

RLF100 Series

- Plastic housing and blower wheel
- Electronically commutated external rotor motor
- Termination: 12.2" leads
- Protection against overloading & reverse polarity

For quantities greater than listed, call for quote.

MOUSER STOCK NO.	Mfr. Part No.	Fig.	Dimensions: mm (LxW)	Volt. (VDC)	Airflow (CFM)	Power (W)	Speed (RPM)	Noise dB(A)	Max. Temp. (ºC)	Bearing Type	Price Each 1	5	10	25
5912—RLF100-11/18		D	127x25	48	37.7	17.0	5100	60.0	75	Ball	87.61	84.09	80.30	76.65

AC FLATPAK® RADIAL BLOWERS

- Shallow depth
- Mounts in any position for pressurizing, evacuating, or spot cooling

RL90AC Series

- Termination: 12.2" leads

For quantities greater than listed, call for quote.

MOUSER STOCK NO.	Mfr. Part No.	Fig.	Dimensions: mm (LxW)	Volt. (VAC)	Airflow (CFM)	Power (W)	Speed (RPM)	Noise dB(A)	Max. Temp. (ºC)	Bearing Type	Price Each 1	5	10	25
5912—RL90-18/00		C	121x37	115	25	20.0	2550	60.0	60	Sintec	53.32	51.70	49.11	45.88

RG90AC Series

- Termination: 13.4" leads

For quantities greater than listed, call for quote.

MOUSER STOCK NO.	Mfr. Part No.	Fig.	Dimensions: mm (LxW)	Volt. (VAC)	Airflow (CFM)	Power (W)	Speed (RPM)	Noise dB(A)	Max. Temp. (ºC)	Bearing Type	Price Each 1	5	10	25
5912—RG90-18/06		E	135x38	115	28	22.0	1900	60.0	65	Ball	58.85	56.14	49.68	46.72

RG160AC Series

- Termination: 12.8" leads

For quantities greater than listed, call for quote.

MOUSER STOCK NO.	Mfr. Part No.	Fig.	Dimensions: mm (LxW)	Volt. (VAC)	Airflow (CFM)	Power (W)	Speed (RPM)	Noise dB(A)	Max. Temp. (ºC)	Bearing Type	Price Each 1	5	10	25
5912—RG160-28/06S		F	220x56	115	131	50.0	3050	69.0	80	Ball	135.01	123.60	117.26	104.58

DC MOTORIZED IMPELLERS

R1G133 Series

- DC brushless
- Termination: 17.7" leads
- Recommended inlet ring 9566-2-4013
- Plastic impeller

For quantities greater than listed, call for quote.

MOUSER STOCK NO.	Mfr. Part No.	Fig.	Dimensions: mm (LxW)	Volt. (VDC)	Airflow (CFM)	Power (W)	Speed (RPM)	Noise dB(A)	Max. Temp. (ºC)	Bearing Type	Price Each 1	5	10	25
5912—R1G133-AA17-02		G	ø133x60 Round	24	212	28.0	3900	63.0	60	Ball	210.55	204.18	193.97	181.20

AC MOTORIZED IMPELLERS

RERAC Series

- Termination: 16.7" leads

For quantities greater than listed, call for quote.

MOUSER STOCK NO.	Mfr. Part No.	Fig.	Dimensions: mm (LxW)	Voltage (VAC)	Airflow (CFM)	Power (W)	Speed (RPM)	Noise dB(A)	Max. Temp. (ºC)	Bearing Type	Price Each 1	5	10	25
5912—RER160-28/06S		G	ø176x54	115	161	46.0	3250	68.0	70	Ball	117.90	105.16	101.98	96.87

R2E220 Series

- Termination: 17.7" leads
- Recommended inlet ring 9609-2-4013

For quantities greater than listed, call for quote.

5912—R2E220-AA44-23	G	ø220x71	115	500	96.0	2700	70.0	40	Ball	106.05	97.65	92.57	83.10
5912—R2E-220-AA40-23	G	ø220x71	230	530	100.0	2550	74.0	40	Ball	106.05	97.65	92.57	83.10

ACCESSORIES - INLET RINGS

For quantities greater than listed, call for quote.

MOUSER STOCK NO.	Mfr. Part No.	Fig.	Impeller Number	Dimensions (in.) Max. A	B	C	Price Each 1	10	25
5912—9566-2-4013		H	133	5.08	3.43	0.51	7.69	7.36	6.99
5912—9588-2-4013		H	175, 180, 190	7.28	5.12	0.67	11.65	11.03	10.72
5912—9609-2-4013		H	220	9.96	6.10	0.79	19.29	17.66	16.04

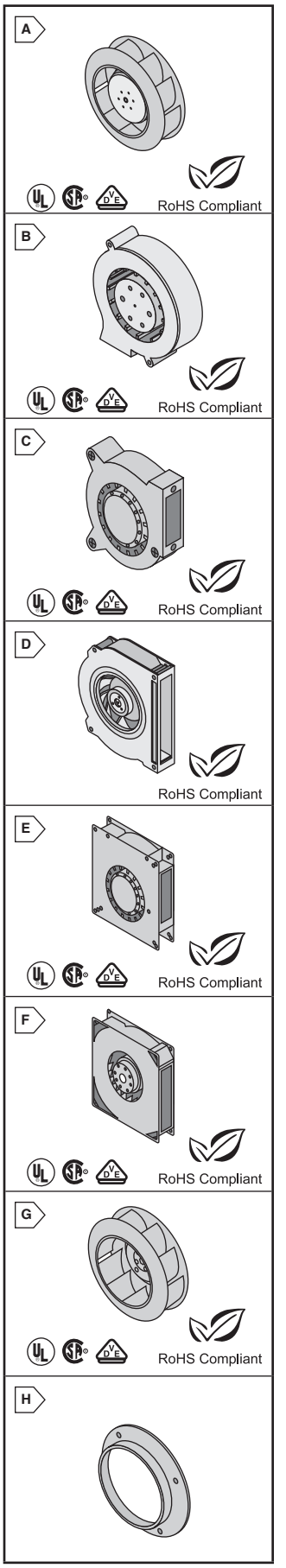

© Copyright 2013 Mouser Electronics

© Copyright 2013 Mouser Electronics

QUALTEK Fan Accessories

FAN SILENCERS

For fast and screwless fan fastening without vibration to the housing. With the patented rubber elastic sleeves you fasten axial fans without screws, quickly and safe with four mushroom formed pegs on a mounting plate or a housing wall.

RoHS Compliant

Features:
- Eliminates transmission of vibration from the fan to the housing and reduces noise up to 9dB
- Fast, simple, and safe screwless mounting and remounting from fans
- Labor saving device with less mounting costs through shorter mounting times
- Protects the fan against vibrations and thus increases the life

Specifications:
- Material: TPE (Thermoplastic Elastomer)
- Color: Black
- Hardness: ca. 70° Shore A
- Fire Resistance: UL94-V-0

For quantities greater than listed, call for quote.

MOUSER STOCK NO.	Qualtek Part No.	Fig.	Fits Fan Size	Price Each 1	25	50	100
562-QLM-40	QLM-40-20-10	A	40mm	2.68	2.51	2.42	2.29
562-QLM-60	QLM-60-30-10	A	60mm	3.20	3.04	2.89	2.74
562-QLM-80	QLM-80-40-10	A	80mm	3.58	3.36	3.24	3.06
562-QLM-90	QLM-92-40-10	A	90mm	4.04	3.80	3.65	3.46
562-QLM-120	QLM-119-50-10	A	120mm	5.01	4.76	4.53	4.44

Accessories

For quantities greater than listed, call for quote.

Finger Guards							
562-QSG-40-01	QSG-40-01	B	40mm, width = 42.0mm	1.75	1.55	1.41	1.32
562-QSG-60-01	QSG-60-01	B	60mm, width = 62.0mm	2.17	1.93	1.78	1.66
562-QSG-80-01	QSG-80-01	B	80mm, width = 82.0mm	2.38	2.16	1.97	1.83
562-QSG-92-01	QSG-92-01	B	90mm, width = 94.0mm	1.46	1.29	1.19	1.10
562-QSG-119-01	QSG-119-01	B	120mm, width = 121.0mm	1.95	1.73	1.59	1.48
562-QSG-119-02	QSG-119-02	B	120mm, width = 128.0mm	2.89	2.69	2.54	2.42
Finger Guard Pins							
562-QN-36-110	QN-36-110	C	-	.39	.353	.321	.289
Filter Media							
562-QF-40	QF-40-01	D	40mm	.88	.76	.663	.589
562-QF-60	QF-60-01	D	60mm	1.04	.888	.82	.718
562-QF-80	QF-80-01	D	80mm	1.05	.845	.76	.696
562-QF-92	QF-92-01	D	90mm	1.10	.907	.797	.735
562-QF-119	QF-119-01	D	120mm	.84	.792	.749	.706
EMI Filter Shields							
562-QSB-40	QSB-40-01	E	40mm	3.63	3.01	2.73	2.45
562-QSB-60	QSB-60-01	E	60mm	5.54	4.56	4.17	3.76
562-QSB-80	QSB-80-01	E	80mm	8.28	7.68	6.88	6.49
562-QSB-92	QSB-92-01	E	90mm	10.11	8.11	7.28	6.87
562-QSB-119	QSB-119-01	E	120mm	10.43	8.77	8.15	7.96

WIRE FORM FAN GUARDS - 08 SERIES

For use with tubeaxial fans. 1/4" maximum ring spacing design was developed to assist our customers in complying with domestic and international safety agency requirements.

Specifications:
- Over wire dia. at butt joints: .010 max.
- Depth of serrations: .015 max.
- Thickness of nickel chrome plating: .005 min.
- Tolerance: ±.03"

Features:
- C1010 basic wire
- Weld joints withstand 220lbs. minimum separation force

†Black

RoHS Compliant

For quantities greater than listed, call for quote.

MOUSER STOCK NO.	Qualtek Part No.	Fig.	Fits Fan Size	Dimensions (mm) A	B	C	Price Each 1	25	50	100
562-08149	08149	F	40mm	29.1	32.0	4.80	.70	.599	.524	.46
562-08248	08248	G	50mm	41.6	40.0	4.80	.96	.931	.92	.899
562-08147	08147	H	60mm	53.1	50.0	4.95	.73	.696	.61	.567
† 562-08147-02	08147-02	H	60mm	53.1	50.0	4.95	.98	.931	.877	.824
562-08132	08132	H	80mm	76.2	71.5	4.95	.73	.706	.685	.653
562-08153	08153	I	80mm	76.9	71.37	3.89	.92	.813	.706	.631
562-08172	08172	H	80mm	76.2	71.4	4.95	.91	.813	.706	.631
562-08134	08134	J	92mm	89.4	82.5	4.95	.90	.852	.81	.767
562-08174	08174	J	92mm	89.4	82.4	4.95	.95	.856	.738	.685
562-08128	08128	K	120mm	115.6	104.9	7.11	1.98	1.86	1.62	1.50
562-08129	08129	L	120mm	115.6	104.9	3.75	1.34	1.17	1.07	.984
562-08130	08130	L	120mm	115.6	104.9	5.66	1.02	.845	.76	.663
562-08170	08170	L	120mm	115.6	104.8	5.66	.84	.803	.706	.631
562-08141	08141	M	120mm	117.3	104.8	5.21	1.82	1.63	1.40	1.27
562-08146	08146	N	120mm	109.5	104.8	4.83	1.14	1.02	.888	.824
562-08125	08125	O	150mm	154.4	161.9	6.45	2.53	2.32	2.14	1.98
562-08126	08126	P	150mm	154.4	161.9	6.45	2.41	2.21	2.03	1.90
562-08127	08127	Q	254mm	222.3	174.00	6.35	4.01	3.91	3.85	3.82
562-08154	08154	R	254mm	209.6	174.00	8.35	2.91	2.68	2.56	2.33

PLASTIC FAN GUARDS - 09 SERIES

The 09 Series low cost plastic fan guards, produced with UL 94-V0 material are designed for tubeaxial fans with design considerations given to maximize airflow with reduced noise levels.

Features:
- Decreased noise level due to design
- Withstands high impact

RoHS Compliant

For quantities greater than listed, call for quote.

MOUSER STOCK NO.	Qualtek Part No.	Fig.	Fits Fan Size	Mounting Hole	Dimensions (mm) A	B	C	Price Each 1	25	50	100
62-09150G	09150-G	S	40mm	1.26	39.87	32.0	4.75	.71	.663	.621	.599
562-09250G	09250-G	S	60mm	1.97	59.94	50.0	6.35	.52	.439	.396	.353
562-09252-G	09252-G	T	60mm	1.96	60.00	50.00	7.00	.77	.717	.685	.663
562-09325G	09325-G	U	80mm	2.81	80.0	71.37	6.60	.70	.524	.482	.449
562-09080-G	09080-G	V	80mm	2.81	79.96	71.4	3.04	.66	.61	.546	.524
562-09081-G	09081-G	W	80mm	2.81	80.00	71.50	7.00	1.13	1.05	1.02	.984
562-09362G	09362-G	X	92mm	3.25	91.95	82.55	6.35	.85	.706	.642	.578
562-09363G	09363-G	Y	92mm	3.245	92.0	82.5	7.0	1.83	1.66	1.58	1.52
562-09120-G	09120-G	Z	120mm	4.13	115.1	104.8	6.60	.96	.899	.813	.781
562-09121	09121-G	AA	120mm	4.13	115.1	104.8	6.60	1.07	.996	.931	.888
562-09122	09122-G	BB	120mm	4.12	115.1	104.8	6.60	1.01	.92	.845	.803
562-09123-G	09123-G	CC	120mm	4.13	120.0	105.0	7.0	1.36	1.25	1.20	1.16
562-09450G	09450-G	DD	120mm	4.13	118.11	104.92	7.11	1.02	.845	.77	.685
562-09650G	09650-G	EE	150mm	6.38	176.5	161.8	9.91	1.52	1.49	1.46	1.43
562-09651G	09651-G	FF	150mm	6.37	176.5	161.8	7.5	1.97	1.79	1.69	1.64

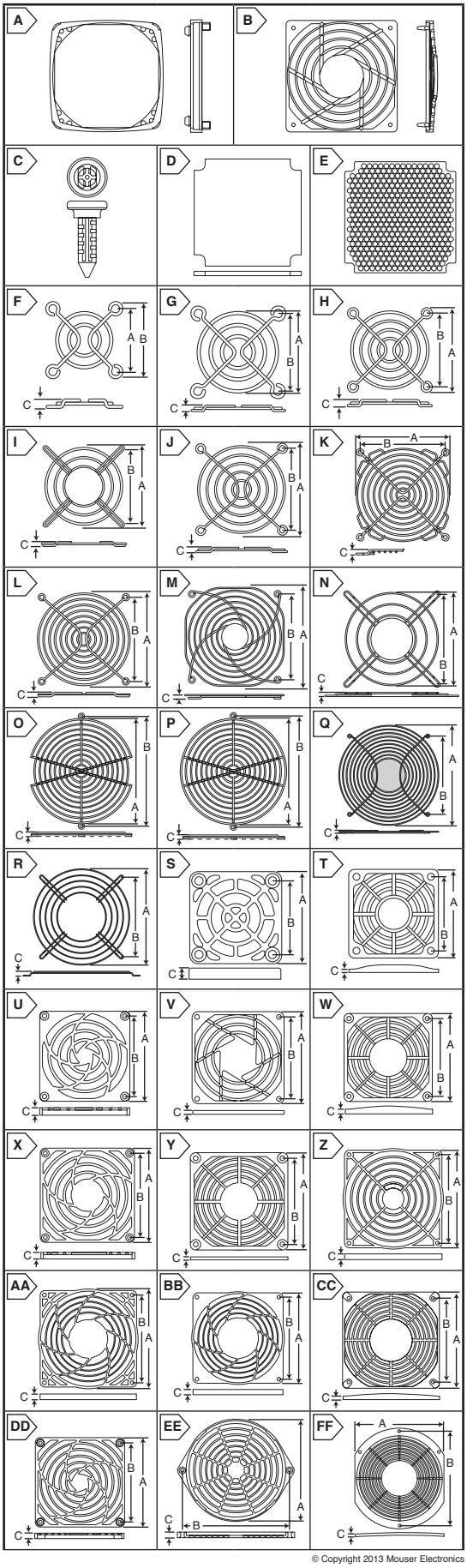

© Copyright 2013 Mouser Electronics

© Copyright 2013 Mouser Electronics

QUALTEK Fan Accessories

PLASTIC FAN FILTER ASSEMBLIES

Guard:
- UL Listed 94V-0 material
- Decreased noise level due to design
- Withstands high impact

Media:
- Helps reduce external fan noise
- Easily cleaned by vacuuming or washing with most soaps, detergents, or cleaning solvents

Retainer:
- UL Listed 94V-0 material
- Designed for minimal air restriction

RoHS Compliant

For quantities greater than listed, call for quote.

MOUSER STOCK NO.	Qualtek Part No.	Fig.	Fits Fan Size	Description	Dimensions: mm			Price Each			
					Height	Width	Thickness	1	25	50	100
562-09150F30	09150-F/30	A	40mm	Guard, retainer,media (30PPI)	39.88	32.0	4.83	1.41	1.26	1.18	1.07
562-09150F45	09150-F/45	A	40mm	Guard, retainer, media (45PPI)	39.88	32.0	4.83	1.41	1.26	1.18	1.07
562-09150M45	09150-M/45	A	40mm	Foam media (45PPI) (5 per pkg)	32.77	- - -	2.29	1.23	1.17	1.10	1.06
562-09150G	09150-G	A	40mm	Plastic guard	39.87	32.0	4.75	.71	.663	.621	.599
562-09150R	09150-R	A	40mm	Retainer only	36.3	- - -	1.02	.74	.631	.534	.449
562-09250F30	09250-F/30	A	60mm	Guard, retainer,media (30PPI)	59.94	50.0	6.35	1.57	1.36	1.25	1.17
562-0925045	09250-F/45	A	60mm	Guard, retainer,media (45PPI)	59.94	50.0	6.35	1.71	1.44	1.29	1.23
562-09250M30	09250-M/30	A	60mm	Foam media (30PPI) (5 per pkg)	55.88	- - -	2.79	1.50	1.42	1.35	1.28
562-09250M45	09250-M/45	A	60mm	Foam media (45PPI) (5 per pkg)	55.88	- - -	2.79	1.50	1.42	1.35	1.28
562-09250G	09250-G	A	60mm	Plastic guard only	59.94	50.0	6.35	.52	.439	.396	.353
562-09250R	09250-R	A	60mm	Retainer only	56.6	- - -	3.3	.54	.449	.417	.396
562-09325F30	09325-F/30	B	80mm	Guard, retainer,media (30PPI)	83.57	71.37	9.91	1.46	1.38	1.31	1.21
562-0932545	09325-F/45	B	80mm	Guard, retainer, media (45PPI)	83.57	71.37	9.91	1.46	1.38	1.31	1.21
562-09325M30	09325-M/30	A	80mm	Foam media (30PPI) (5 per pkg)	77.72	- - -	3.81	1.41	1.26	1.16	1.02
562-09325M45	09325-M/45	A	80mm	Foam media (45PPI) (5 per pkg)	77.72	- - -	3.81	1.40	1.26	1.16	1.02
562-09325G	09325-G	A	80mm	Plastic guard only	80.0	71.37	6.60	.70	.524	.482	.449
562-09325R	09325-R	A	80mm	Retainer only	83.6	- - -	9.91	.57	.556	.546	.535
562-09362F30	09362-F/30	B	92mm	Guard, retainer,media (30PPI)	96.52	82.55	9.91	2.02	1.72	1.56	1.41
562-0936245	09362-F/45	B	92mm	Guard, retainer,media (45PPI)	96.52	82.55	9.91	2.02	1.72	1.56	1.41
562-09362M30	09362-M/30	B	92mm	Foam media (30PPI) (5 per pkg)	89.92	- - -	3.30	2.81	2.39	2.17	2.14
562-09362G	09362-G	B	92mm	Plastic guard only	91.95	82.55	6.35	.85	.706	.642	.578
562-09362M45	09362-M/45	B	92mm	Foam media (45PPI) (5 per pkg)	89.92	- - -	3.30	2.81	2.39	2.17	2.14
562-0945030	09450-F/30	B	120mm	Guard, retainer, media (30PPI)	123.7	104.9	10.67	2.33	1.96	1.77	1.54
562-0945045	09450-F/45	B	120mm	Guard, retainer, media (45PPI)	123.7	104.9	10.67	2.02	1.89	1.71	1.54
562-09450M30	09450-M/30	B	120mm	Foam media (30PPI) (5 per pkg)	115.57	- - -	3.30	2.35	1.92	1.73	1.53
562-09450M45	09450-M/45	B	120mm	Foam media (45PPI) (5 per pkg)	115.57	- - -	3.30	2.35	1.92	1.73	1.53
562-09450G	09450-G	B	120mm	Plastic guard only	118.11	104.92	7.11	1.02	.845	.77	.685
562-09450R	09450-R	B	120mm	Retainer only	123.7	- - -	10.67	1.01	.835	.768	.737
562-09650-F30	09650-F/30	C	150mm	Guard, retainer, media (30PPI)	176.5	161.8	9.91	3.27	3.19	3.10	3.05
562-09650-F45	09650-F/45	C	150mm	Guard, retainer, media (45PPI)	176.5	161.8	9.91	3.26	3.18	3.09	3.04
562-09650-M30	09650-M/30	C	150mm	Foam, media (30PPI)	176.5	161.8	9.91	3.27	3.19	3.10	3.05
562-09650-M45	09650-M/45	C	150mm	Foam, media (45PPI)	149.86	- - -	3.3	3.27	3.19	3.10	3.05
562-09650G	09650-G	C	150mm	Guard only	176.5	161.8	9.91	1.52	1.49	1.46	1.43

FAN FILTERS

- Provides maximum airflow with effective filtering
- Easily washed in a solvent or degreaser and can be mounted directly to the fan or to a panel

RoHS Compliant

For quantities greater than listed, call for quote.

MOUSER STOCK NO.	Qualtek Part No.	Fig.	Fits Fan Size	Filter	Dimensions: mm			Price Each			
					A	B	C	1	25	50	100
562-06250-B	06250-B	D	60mm	Anodized (Black)	63.50	49.53	3.50	3.53	3.35	3.18	3.02
562-06250-M	06250-M	D	60mm	Mill (No Finish)	63.50	49.53	3.50	3.51	3.22	3.01	2.97
562-06250S	06250-SS	D	60mm	Stainless Steel	59.94	50.04	4.45	5.72	5.19	4.65	4.41
562-06325M	06325-M	D	80mm	Unfinished 3 1/8"	83.06	71.37	4.45	1.77	1.61	1.46	1.37
562-06325B	06325-B	D	80mm	Black anodized 3 1/8"	83.06	71.37	4.45	1.77	1.61	1.46	1.37
562-06325S	06325-SS	D	80mm	Stainless Steel	83.82	71.37	4.45	3.34	3.01	2.71	2.56
562-06362M	06362-M	D	92mm	Unfinished 3 1/8"	91.95	82.42	4.45	3.89	3.69	3.32	3.12
562-06362B	06362-B	D	92mm	Black anodized 3 1/8"	91.95	82.42	4.45	5.15	4.76	4.12	3.96
562-06362S	06362-SS	D	92mm	Stainless Steel	91.95	82.42	4.45	6.05	5.40	4.92	4.78
562-06450B	06450-B	D	120mm	Black anodized 4 1/2"	118.87	104.78	4.45	2.57	1.96	1.74	1.66
562-06450M	06450-M	D	120mm	Clear coat 4 1/2"	118.87	104.78	4.45	3.85	3.66	3.47	3.30
562-06450S	06450-SS	D	120mm	Stainless Steel	118.87	104.78	4.45	9.10	8.25	7.38	7.16

FAN POWER CORDS

Fan-S offers four configurations of high quality fan power cords designed to be used with tubeaxial fans with a strain relief for added safety. Can be used with all AC fans using .110"x.020" faston standard terminals with .3125" spacing. Temperature rating: 105°C (max).

- UL and CSA rated at 7A/300 Volts

RoHS Compliant

For quantities greater than listed, call for quote.

MOUSER STOCK NO.	Qualtek Part No.	Fig.	Plug Style	Cord Length	Price Each			
					1	25	50	100
562-07100-12	07100-12	E	Straight	12 inches	1.08	.974	.856	.77
562-07100-24	07100-24	E	Straight	24 inches	1.24	1.12	1.05	.963
562-07100-36	07100-36	E	Straight	36 inches	1.46	1.38	1.31	1.24
562-07100-50	07100-50	E	Straight	50 inches	1.95	1.84	1.75	1.67
562-07100-72	07100-72	E	Straight	72 inches	2.12	2.01	1.90	1.81
562-07145-12	07145-12	F	45°	12 inches	1.08	.974	.862	.777
562-07145-24	07145-24	F	45°	24 inches	1.23	1.11	1.05	.962
562-07145-36	07145-36	F	45°	36 inches	1.39	1.32	1.25	1.19
562-07145-60	07145-60	F	45°	60 inches	2.29	2.13	2.00	1.88
562-07145-SP36	07145-SPO36	F	45°	36 inches with NEMA 115 plug	2.97	2.72	2.49	2.38
562-07145-SP72	07145-SPO72	F	45°	72 inches with NEMA 115 plug	3.24	2.99	2.74	2.62
562-07190-12	07190-12	G	90°	12 inches	1.08	.974	.856	.77
562-07190-24	07190-24	G	90°	24 inches	1.24	1.12	1.05	.963
562-07190-36	07190-36	G	90°	36 inches	1.47	1.41	1.31	1.23
562-07190-SP72	07190-SPO72	G	90°	72 inches	3.23	2.97	2.73	2.61
562-07199-12	07199-12	H	T-Type	12 inches	1.08	.974	.906	.82
562-07199-24	07199-24	H	T-Type	24 inches	1.24	1.12	1.05	.963
562-07199-36	07199-36	H	T-Type	36 inches	1.37	1.24	1.10	1.03
562-07199-72	07199-72	H	T-Type	72 inches	3.05	2.56	2.31	2.01

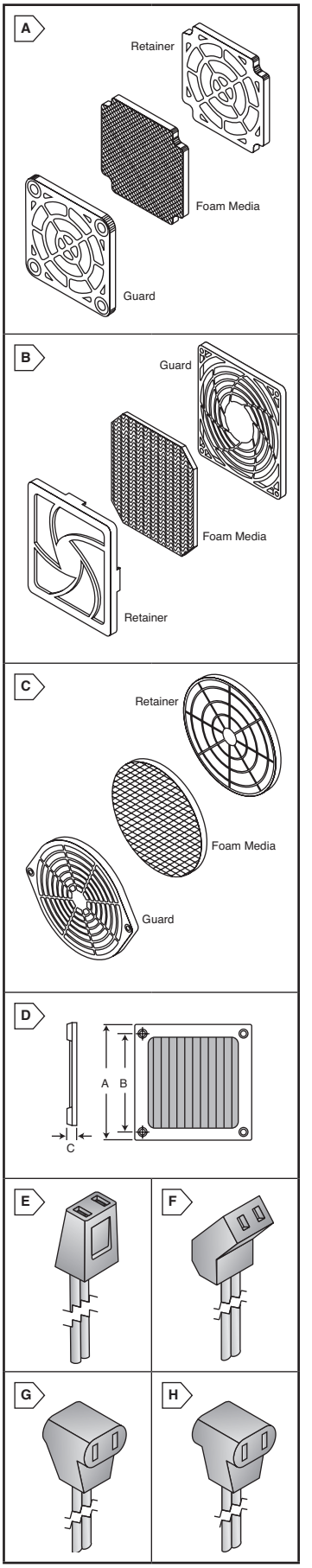

© Copyright 2013 Mouser Electronics

© Copyright 2013 Mouser Electronics

AAVID THERMALLOY Heat Sinks

AAVID THERMALLOY

RoHS Compliant **This product is RoHS compliant.**

SLALOM SMT HEAT SINKS

Edge mounted "Skis" are designed for use in applications with limited PC board space and allow customization of footprint design and size.

Features and Benefits:

- Increased thermal performance up to 30% with improved radiation of the black finish
- The black finish provides enhanced heat absorption, improving Infra-red reflow process cycle time/quality
- Unique, lightweight aluminum design

Applications:

- Power Supplies
- Motor controls
- Medical equipment
- Telecommunications equipment
- Industrial process control equipment

For quantities greater than listed, call for quote.

MOUSER STOCK NO.	Fig.	Description	Packaging	Dimensions: in.			Price Each			
				L	W	H	1	10	100	500
532-412512	A	SMT heatsink for D² Pak	Bulk	26.00	12.70	12.70	1.61	1.53	1.44	1.38
							1	250	500	1000
532-411399	A	SMT heatsink for D² Pak	Tape and Reel	26.00	12.70	12.70	3.08	2.57	2.39	2.23

FOR TO-3 CASE STYLES

For quantities greater than listed, call for quote.

MOUSER STOCK NO.	Fig.	Description	Ther Res (°C/W)	Dimensions: in.			Price Each			
				L	W	H	1	10	100	500
532-579103B00	B	Space saving, expandable collar	12.5	1.540	1.125	0.870	2.73	2.50	2.33	2.23
532-575703B00	C	Space saving, slanted fin basket	13.4	1.630	1.290	0.750	1.72	1.53	1.29	1.11
532-501303B00	D	Space saving, minimal board space	12.0	1.880	1.400	0.500	.79	.706	.599	.535
532-501403B00	D	Space saving, minimal board space	10.0	1.880	1.400	0.750	.84	.749	.631	.556
532-501503B00	D	Space saving, minimal board space	8.4	1.880	1.400	1.000	1.17	1.04	.963	.899
532-501603B00	D	Space saving, minimal board space	7.8	1.880	1.400	1.250	1.18	1.04	.963	.899
532-500403B00	E	Slanted fins for efficient cooling	5.0	1.810	1.810	1.250	3.09	2.78	2.42	2.26
532-568303B00	F	Natural or forced air cooling	5.4	1.810	1.810	1.250	6.35	5.83	5.25	4.98
532-569003B00	G	Fold-back fins for maximum surface	5.5	1.830	1.830	1.310	2.71	2.40	2.04	1.73
532-506007B00	H	Universal hole pattern, low profile	7.0	2.000	1.750	0.375	.94	.835	.706	.631

FOR TO-5 AND TO-39 CASE STYLES

For quantities greater than listed, call for quote.

MOUSER STOCK NO.	Fig.	Description	Ther Res (°C/W)	Dimensions: in.			Price Each			
				L	W	H	1	10	100	500
532-322505B00	I	Space saver, easy installation	40.0	0.750	0.750	0.400	2.24	1.98	1.68	1.52
532-322805B00	I	Three finned for increased performance	40.0	0.875	0.875	0.531	3.30	3.05	2.90	2.77
532-323005B00	J	Finned for maximum thermal cooling	56.0	0.750	0.750	0.250	2.20	1.94	1.67	1.40
532-578305B00	K	Snap-on cooler for easy assembly	35.0	0.750	0.830	0.395	1.06	.91	.835	.792

FOR TO-18 AND TO-92 CASE STYLES

For quantities greater than listed, call for quote.

532-322400B00	L	Space saver, easy installation	100.0	0.500	0.500	0.235	1.18	1.05	.888	.803

FOR TO-92 CASE STYLES

For quantities greater than listed, call for quote.

532-575200B00	M	Slip-on, low cost, minimum space	60.0	-	0.602	0.720	.33	.278	.246	.225

FOR TO-126 AND TO-127 CASE STYLES

For quantities greater than listed, call for quote.

532-507302B00	N	Economy, low profile	24.0	0.750	0.750	0.375	.33	.31	.289	.268

FOR TO-202 CASE STYLES

For quantities greater than listed, call for quote.

MOUSER STOCK NO.	Fig.	Description	Ther Res (°C/W)	Dimensions: in.			Price Each			
				L	W	H	1	10	100	500
532-577304B00	O	Trim, low profile, minimum space	27.2	0.750	0.520	0.375	.28	.246	.214	.193
532-577404B00	O	Trim, low profile, minimum space	24.0	0.750	0.520	0.500	.28	.246	.214	.193
532-531002B25G	P	Extruded for HD application, solid pins	13.4	0.500	1.380	1.000	1.13	1.01	.899	.835
532-531102B00	P	Extruded for HD application, no pins	10.4	0.500	1.380	1.500	1.28	1.12	.952	.824
532-531102B25G	P	Extruded for HD application, solid pins	10.4	0.500	1.380	1.500	1.22	1.09	.92	.877
532-531202B00	P	Extruded for HD application, no pins	7.5	0.500	1.380	2.000	1.27	1.13	.963	.888
532-531202B25G	P	Extruded for HD application, solid pins	7.5	0.500	1.380	2.000	1.33	1.18	.995	.856
532-531302B25	P	Extruded for HD application, solid pins	8.0	0.500	1.380	2.500	1.37	1.22	1.04	.984

FOR TO-218 CASE STYLES

For quantities greater than listed, call for quote.

MOUSER STOCK NO.	Fig.	Description	Ther Res (°C/W)	Dimensions: in.			Price Each			
				L	W	H	1	10	100	500
532-530101B15G	Q	Versatile high rise, twisted fins	6.3	0.500	1.750	1.750	1.39	1.32	1.27	1.19
532-513102B25	R	Solder pins for solder mounting	11.0	0.500	1.380	1.500	1.07	.948	.882	.814
532-529801B25G	S	Solder pins for solder mounting	3.7	1.000	1.650	1.500	1.54	1.37	1.16	1.04

FOR MULTIWATT CASE STYLES

For quantities greater than listed, call for quote.

532-566010B03400G	T	Vertical mount, slide-on with tabs	11.5	1.000	0.500	1.220	1.50	1.38	1.23	1.07

FOR SURFACE MOUNT CASE STYLES

For quantities greater than listed, call for quote.

MOUSER STOCK NO.	Fig.	Description	Ther Res (°C/W)	Dimensions: in.			Price Each			
				L	W	H	1	10	100	500
532-573100D00010G	U	D-Pak/TO-252, hi-cond. Copper	15.0	0.315	0.900	0.400	.92	.845	.792	.738
532-573300D00010G	U	D^2Pak/TO-263, hi-cond. Copper	18.0	0.500	1.030	0.400	.80	.77	.749	.663
532-573400D10G	U	D^3Pak/TO-268, hi-cond. Copper	14.0	0.500	1.220	0.400	.85	.793	.727	.682
532-7109DG	V	D^2Pak/TO-263, hi-cond. Copper	11.0	0.763	1.000	0.450	1.44	1.37	1.29	1.23

FOR DIP PACKAGES

For quantities greater than listed, call for quote.

MOUSER STOCK NO.	Fig.	Description	Ther Res (°C/W)	Dimensions: in.			Price Each			
				L	W	H	1	10	100	500
532-580200B00	W	Low cost for 14/16 pin plastic DIP pkgs	20.0	0.837	0.600	0.410	.72	.631	.567	.514
532-501100B00	X	Glue-on for 14/16 pin DIP packages	67.0	0.750	0.250	0.190	.59	.524	.492	.46
532-501200B00	Y	Glue-on for 14/16 pin DIP packages	68.0	0.730	0.250	0.190	.63	.556	.471	.439

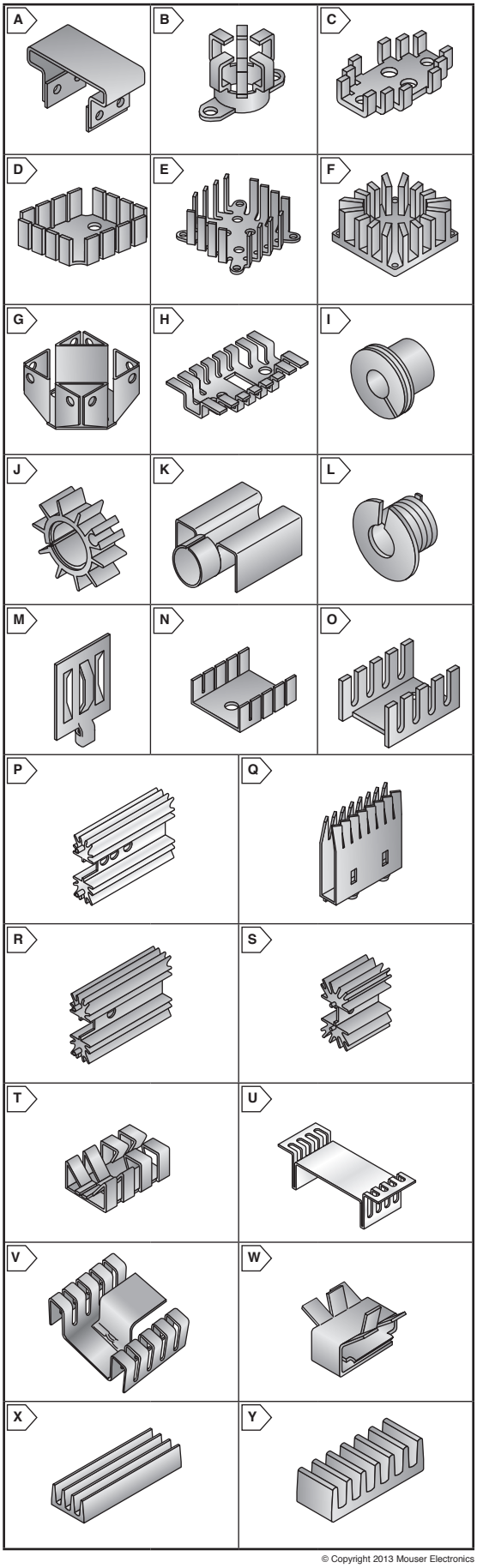

© Copyright 2013 Mouser Electronics

© Copyright 2013 Mouser Electronics

AAVID THERMALLOY Heat Sinks

RoHS Compliant **This product is RoHS compliant.**

AAVID THERMALLOY

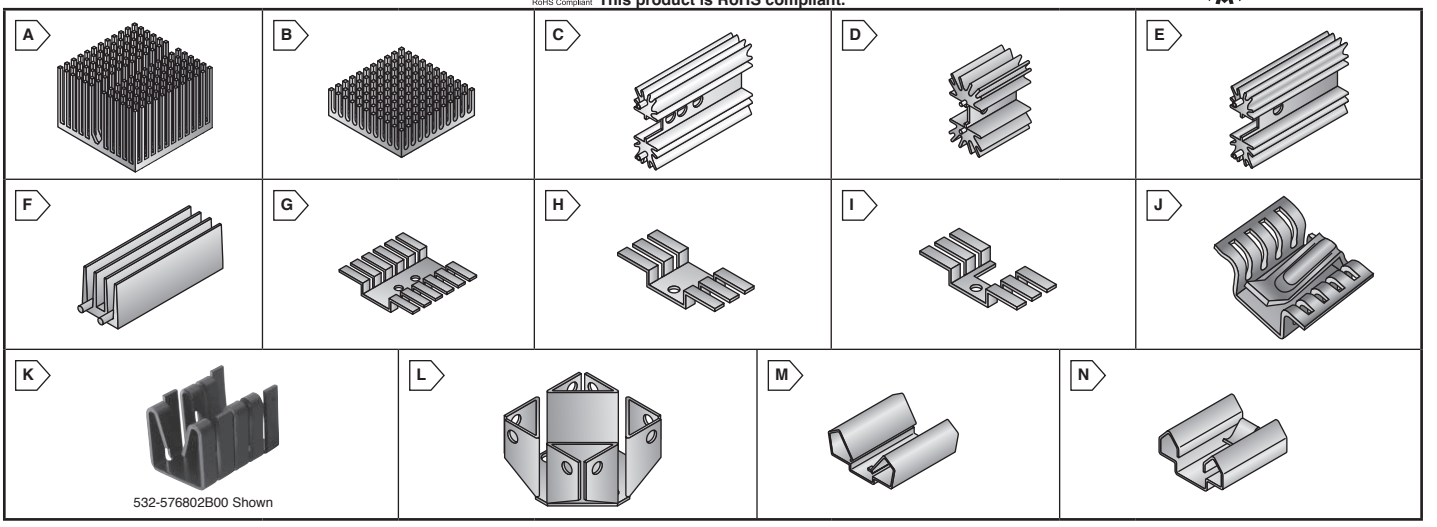

532-576802B00 Shown

HEATSINKS FOR LED LIGHT SOURCES (TAPE ATTACHMENT METHOD)

Features:

- Tape mounting saves board space by eliminating mounting holes
- Convenient peel and stick assembly is quick and clean
- Can be used with either plastic or metal/ceramic BGA Packages
- Compatible with Ther-a-grip tapes
- For Superbright LEDs
- Finish: Black Anodize
- Base Thickness: 1.50mm

RoHS Compliant

For quantities greater than listed, call for quote.

MOUSER STOCK NO.	Aavid Thermalloy Part No.	Fig.	Surface	Dimensions: mm			Fin Thickness		Thermal Resistance		Number of Fins Across		Price Each		
				W	L	H	W	L	Natural	Forced	W	L	1	10	100
532-374124B35G	374124B00035G	A	Plastic	23.0	23.0	18.0	1.4mm	1.59mm	23.4	7.39	6	6	**2.96**	**2.45**	**2.25**
532-374424B35G	374424B00035G	A	Plastic	27.0	27.0	18.0	1.4mm	1.63mm	20.3	6.46	8	8	**4.12**	**3.69**	**3.52**
532-374724B32G	374724B00032G	A	Metal	35.0	35.0	18.0	1.4mm	1.57mm	15.3	5.15	10	10	**4.03**	**3.08**	**2.57**
532-374924B32G	374924B00032G	A	Metal	40.0	40.0	10.0	.90mm	.89mm	20.3	6.46	16	17	**4.92**	**4.43**	**4.12**
532-375024B32G	375024B00032G	A	Metal	40.0	40.0	18.0	1.4mm	1.56mm	12.2	4.34	12	12	**7.04**	**6.54**	**6.23**

BGA HEATSINKS FOR SMALL FOOTPRINT LEDs (TAPE ATTACHMENT METHOD)

Features:

- Tape mounting saves board space by eliminating mounting holes
- Convenient peel and stick assembly is quick and clean
- Can be used with either plastic or metal/ceramic BGA Packages
- Compatible with Ther-a-grip tapes
- For Superbright LEDs
- Finish: Black Anodize
- † Finish: Green Anodize

RoHS Compliant

For quantities greater than listed, call for quote.

MOUSER STOCK NO.	Aavid Thermalloy Part No.	Fig.	Surface	Dimensions: mm			Fin Thickness		Thermal Resistance		Number of Fins Across		Price Each		
				W	L	H	W	L	Natural	Forced	W	L	1	10	100
532-374024B35G	374024B00035G	B	Plastic	23.0	23.0	10.0	.90mm	.93mm	40.0	11.69	10	11	**3.46**	**3.21**	**2.99**
532-374324B35G	374324B00035G	B	Plastic	27.0	27.0	10.0	.90mm	.93mm	30.6	9.35	12	13	**6.42**	**5.14**	**4.62**
532-371824B32G	371824B00032G	B	Metal	35.0	35.0	7.0	.97mm	1.14mm	31.9	9.67	11	11	**4.07**	**3.93**	**3.72**
532-371824B34G	371824B00034G	B	Plastic	35.0	35.0	7.0	.97mm	1.14mm	31.9	9.70	11	11	**5.62**	**5.22**	**4.86**
532-374624B32G	374624B00032G	B	Metal	35.0	35.0	10.0	.90mm	.89mm	23.4	7.55	14	15	**3.69**	**3.42**	**3.19**
532-374724B35G †	374724B00035G	B	Plastic	35.0	35.0	18.0	1.4mm	1.57mm	15.3	5.15	10	10	**5.13**	**4.73**	**4.25**
532-373324M32G	373324M00032G	B	Metal	37.4	37.4	6.0	1.4mm	1.3mm	32.6	9.91	9	9	**4.07**	**3.66**	**2.85**

FOR TO-220 CASE STYLES

✻ TO-220, TO-202 †† TO-220/20

† TO-220, Dual

RoHS Compliant

For quantities greater than listed, call for quote.

MOUSER STOCK NO.	Aavid Thermalloy Part No.	Fig.	Description	Orientation	Finish	Board Mounting Type	Heatsink to Device Mounting	Ther Res (°C/W)	Dimensions: In. (LxWxH)	Price Each	
										1	10
532-531002B00✻	531002B00000G	C	Extrud. w/radial fins, equal chan. widths front/back	Vertical	Blk anodize	No Pins	Mounting Kit	13.4	1.38x0.50x1.00	**1.18**	**.984**
532-531002B25G	531002B02500G	C	Extrud. w/radial fins, equal chan. widths front/back	Vertical	Blk anodize	Solder Pins	Mounting Kit	13.4	1.38x0.50x1.00	**1.13**	**1.01**
532-531102B00	531102B00000G	C	Extrud. w/radial fins, equal chan. widths front/back	Vertical	Blk anodize	No Pins	Mounting Kit	10.4	1.38x0.50x1.50	**1.28**	**1.12**
532-531102B25G	531102B02500G	C	Extrud. w/radial fins, equal chan. widths front/back	Vertical	Blk anodize	Solder Pins	Mounting Kit	10.4	1.38x0.50x1.50	**1.22**	**1.09**
532-531202B00✻	531202B00000G	C	Extrud. w/radial fins, equal chan. widths front/back	Vertical	Blk anodize	No Pins	Mounting Kit	7.5	1.38x0.50x2.00	**1.27**	**1.13**
532-531202B25G	531202B02500G	C	Extrud. w/radial fins, equal chan. widths front/back	Vertical	Blk anodize	Solder Pins	Mounting Kit	7.5	1.38x0.50x2.00	**1.33**	**1.18**
532-531302B25✻	531302B02500G	C	Extrud. w/radial fins, equal chan. widths front/back	Vertical	Blk anodize	Solder Pins	Mounting Kit	8.0	1.38x0.50x2.50	**1.37**	**1.22**
532-529802B25G	529802B02500G	D	Extrud. w/radial fins, equal chan. widths front/back	Vertical	Blk anodize	Solder Pins	Mounting Kit	3.7	1.65x1.00x1.50	**1.51**	**1.34**
532-529902B25G	529902B02500G	D	Extrud. w/radial fins, equal chan. widths front/back	Vertical	Blk anodize	Solder Pins	Mounting Kit	4.5	1.65x1.00x2.00	**1.80**	**1.59**
532-513002B25G	513002B02500G	E	Extrud. w/radial fins, equal chan. widths front/back	Vertical	Blk anodize	Solder Pins	Mounting Kit	13.4	1.38x0.50x1.00	**.98**	**.91**
532-513102B25	513102B02500G	E	Extrud. w/radial fins, equal chan. widths front/back	Vertical	Blk anodize	Solder Pins	Mounting Kit	11.0	1.38x0.50x1.50	**1.07**	**.948**
532-581002B02500G	581002B02500G	F	Extruded, flat back, with straight fins	Vertical	Blk anodize	Solder Pins	Mounting Kit	17.4	0.64x0.64x1.00	**1.37**	**1.21**
532-581202B25G	581202B02500G	F	Extruded, flat back, with straight fins	Vertical	Blk anodize	Solder Pins	Mounting Kit	12.8	0.64x0.64x2.00	**1.85**	**1.65**
532-507222B00†	507222B00000G	G	Hat section for dual device	Vertical	Blk anodize	Wave Sldr Mnts	150 Clip	7.0	1.47x1.75x0.38	**.48**	**.428**
532-507002B00	507002B00000G	H	Hat section, wide	Horizontal	Blk anodize	No Tabs	Mounting Kit	15.6	0.70x1.75x0.38	**.27**	**.235**
532-507102B00	507102B00000G	I	Hat section with cut out	Horizontal	Blk anodize	No Tabs	Mounting Kit	15.6	0.70x1.75x0.38	**.33**	**.278**
532-6237B	6237BG	J	Hat section, clip on	Hz. or Vert.	Blk anodize	No Tabs	Kit Not Required	25.0	0.90x0.38x0.70	**.45**	**.385**
532-572802B00G ††	572802B00000G	K	Plug in style w/4 spring action clips	Vertical	Blk anodize	Solder Tabs	Kit Not Required	27.3	0.75x0.57x0.50	**2.02**	**1.88**
532-572802B39G ††	572802B03900G	K	Plug in style w/4 spring action clips	Vertical	Blk anodize	Solder Tabs	Kit Not Required	27.3	0.75x0.57x0.50	**2.10**	**1.95**
532-572802B40G ††	572802B04000G	K	Plug in style w/4 spring action clips	Vertical	Blk anodize	Solder Tabs	Kit Not Required	27.3	0.75x0.57x0.50	**3.35**	**3.08**
532-572802B41G ††	572802B04100G	K	Plug in style w/4 spring action clips	Vertical	Blk anodize	Solder Tabs	Kit Not Required	27.3	0.75x0.57x0.50	**1.93**	**1.79**
532-576802B00	576802B00000G	K	Plug in style w/4 spring action clips	Vertical	Blk anodize	No Tabs	Kit Not Required	27.3	0.75x0.50x0.52	**.48**	**.407**
532-576802B31G	576802B03100G	K	Plug in style w/4 spring action clips, single tab	Horizontal	Blk anodize	Solder Tabs	Kit Not Required	27.3	0.75x0.50x0.52	**.56**	**.492**
532-576802B39G	576802B03900G	K	Plug in style w/4 spring action clips, single tab	Vertical	Blk anodize	Solder Tabs	Kit Not Required	27.3	0.75x0.50x0.52	**.47**	**.417**
532-576802B04000G	576802B04000G	K	Plug in style w/4 spring action clips, single tab	Vertical	Blk anodize	Solder Tabs	Kit Not Required	27.3	0.75x0.50x0.52	**.55**	**.524**
532-569022B00G	569022B00000G	L	High power, square base, folded back fins	Horizontal	Blk anodize	No Tabs	Mounting Kit	5.5	1.83x1.83x1.31	**2.73**	**2.43**
532-575102B00	575102B00000G	M	Snap down with 2 side fins	Hz. or Vert.	Blk anodize	No Tabs	Kit Not Required	16.8	1.12x0.43x0.75	**.46**	**.422**
532-579302B00	579302B00000G	N	Snap down with built in clip	Hz. or Vert.	Blk anodize	No Tabs	Kit Not Required	16.8	0.98x0.44x0.75	**.72**	**.645**
532-579402B00	579402B00000G	N	Snap down with built in clip for beveled device	Hz. or Vert.	Blk anodize	No Tabs	Kit Not Required	16.8	0.98x0.44x0.75	**.79**	**.704**

© Copyright 2013 Mouser Electronics

© Copyright 2013 Mouser Electronics

AAVID THERMALLOY Heat Sinks

AAVID THERMALLOY

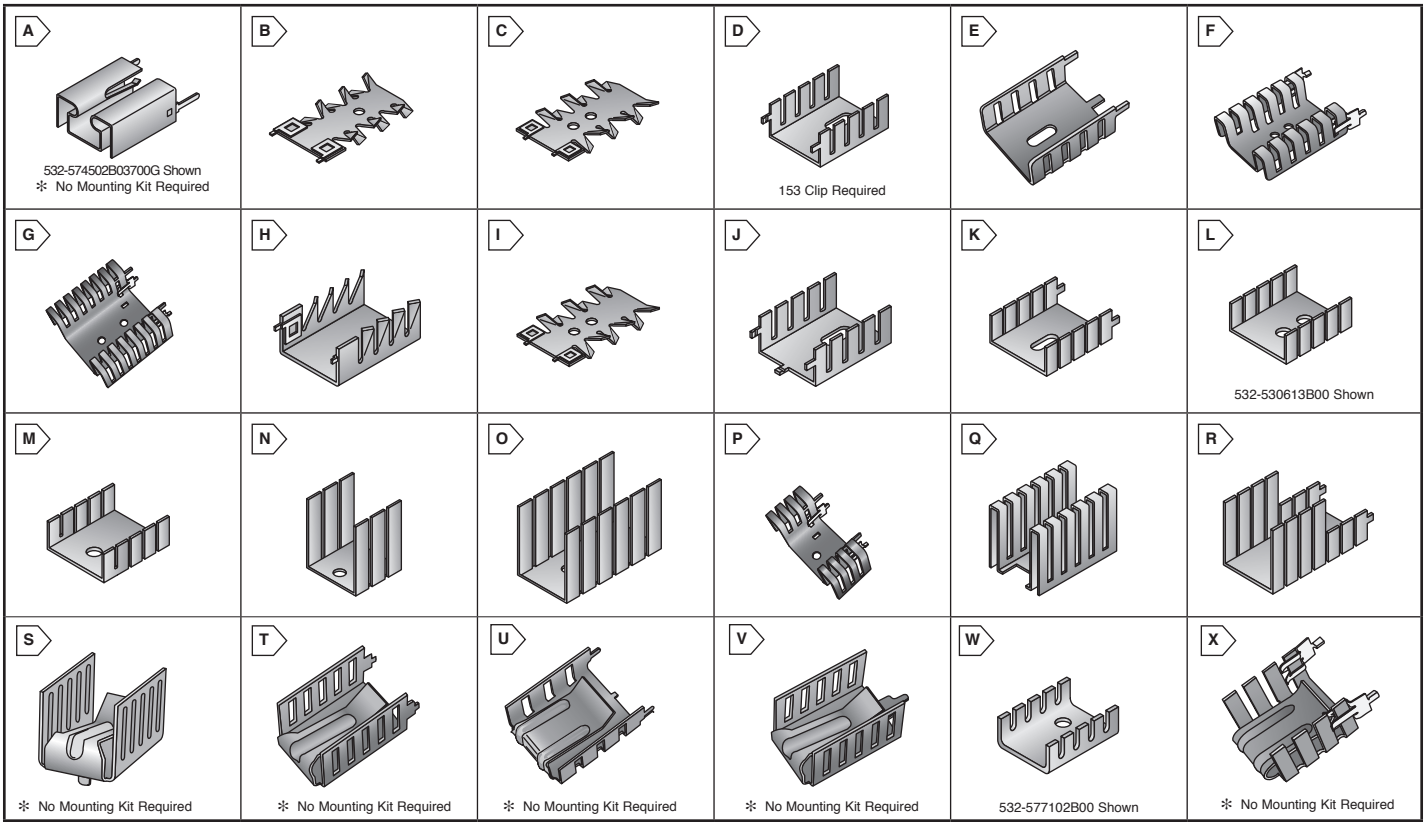

FOR TO-220 CASE STYLES

✻Mounting kit is required for heat sink to device mounting, unless otherwise noted.

For quantities greater than listed, call for quote.

MOUSER STOCK NO.	Aavid Thermalloy Part No.	Fig.	Description	Orientation	Finish	Board Mounting Type	Ther Res (ºC/W)	Dimensions (in.) LxWxH	Price Each 1	Price Each 10
532-574102B00	574102B00000G	A	Low cost slide on with spring action	Vertical	Black anodized	No Tabs	23.2	0.86x0.40x0.75	.27	.235
532-574402B32G	574402B03200G	A	Low cost slide on with spring action	Vertical	Black anodized	Solder Tabs	19.3	0.75x0.86x0.40	.66	.589
532-574502B00	574502B00000G	A	Low cost slide on with spring action	Vertical	Black anodized	No Tabs	21.2	0.86x0.40x0.75	.28	.245
532-574502B03700G	574502B03700G	A	Low cost slide on with spring action	Vertical	Black anodized	Solder Tabs	21.2	0.86x0.40x0.75	.48	.432
532-542502B00000	542502B00000G	B	Space saving staggered fin	Vertical	Black anodized	No Tabs	24.0	0.88x0.25x1.25	.47	.417
532-592502B34	592502B03400G	B	Space saving twisted fin	Vertical	Black anodized	Solder Tabs	22.0	0.88x0.25x1.25	.70	.621
532-534302B35	534302B03553	C	Space saving staggered fin with integrated tabs	Vertical	Black anodized	Solder Tabs	10.4	1.38x0.48x2.00	2.30	2.13
532-523002B00	523002B00000G	D	Channel style heat sink with integrated tabs	Vertical	Black anodized	Twist Tabs	13.6	0.50x1.00x1.18	.56	.524
532-6030B-TTG	6030B-TTG	E	Channel style straight fins with 3 integrated tabs	Vertical	Black paint	Solder Tabs	12.5	1.00x0.50x1.18	3.12	2.96
532-6030DG	6030DG	E	Channel style with straight fins with 3 integrated tabs	Vertical	Tin plate	Solder Tabs	12.5	1.00x0.50x1.18	.96	.856
532-7020B-MTG	7020B-MTG	F	Channel style with folded back fins, TO-220	Vertical	Black anodized	Solder Tabs	8.7	1.30x0.70x1.45	.93	.824
532-7023B-MTG	7023B-MTG	G	Channel style with folded back fins, TO-220	Vertical	Black anodized	Solder Tabs	4.4	1.90x1.95x0.95	1.55	1.40
532-593002B03400G	593002B03400G	H	Channel style with twisted fins	Vertical	Black anodized	Solder Tabs	13.4	1.00x0.50x1.18	.76	.674
532-534202B34G	534202B03453G	H	Channel style, with device clip	Vertical	Black anodized	Solder Tabs	13.4	1.00x0.50x1.18	.84	.738
532-593202B35G	593202B03500G	I	Space saving with twisted fins	Vertical	Black anodized	Solder Tabs	10.4	1.38x0.48x2.00	.87	.77
532-576602B00	576602B00000G	J	Channel style with integrated tabs (3)	Vertical	Black anodized	Twist Tabs	16.6	1.00x0.50x0.95	.88	.777
532-563002B00	563002B00000G	J	Channel style with integrated tabs	Vertical	Black anodized	Twist Tabs	13.0	1.00x0.50x1.18	.73	.696
532-590302B36G	590302B03600G	J	Hi perform. with 2 tinned tabs, recessed lower fins	Vertical	Black anodized	Solder Tabs	11.2	1.00x1.00x1.68	1.00	.888
532-575002B00	575002B00000G	K	Channel style with integrated tabs	Vertical	Black anodized	Twist Tabs	13.6	1.00x0.50x1.18	.38	.332
532-576012B00	576012B00000G	L	Channel style with wide mounting surface	Hz. or Vert.	Black anodized	No Tabs	20.8	1.00x0.90x0.38	1.01	.907
532-530714B00	530714B00000G	L	Channel style with wide mounting surface	Horizontal	Black anodized	No Tabs	20.3	0.71x1.00x0.50	.33	.278
532-530613B00	530613B00000G	L	Channel style with wide mounting surface	Horizontal	Black anodized	No Tabs	16.7	1.18x1.00x0.50	.95	.845
532-530614B00	530614B00000G	M	Channel style with wide mounting surface	Horizontal	Black anodized	No Tabs	16.7	1.18x1.00x0.50	.51	.482
532-507302B00	507302B00000G	M	Economy low profile channel style, narrow base	Horizontal	Black anodized	No Tabs	24.0	0.75x0.75x0.38	.33	.31
532-504102B00	504102B00000G	N	Economy, narrow channel style	Vertical	Black anodized	No Tabs	15.6	0.78x0.70x0.85	.78	.717
532-577002B40G	577002B04000G	N	Slim, low cost channel style	Vertical	Black anodized	Solder Tabs	32.0	0.75x0.52x0.25	.44	.407
532-504222B00	504222B00000G	O	Economy, narrow channel style, TO-220, Dual	Horizontal	Black anodized	No Tabs	6.4	1.45x0.70x0.85	.48	.428
532-7025B-MTG	7025B-MTG	P	Hi perf. chan. style with fold back fins, TO-220	Vertical	Black anodized	Solder Tabs	6.8	1.90x0.95x1.13	.96	.856
532-551002B00G	551002B00000G	Q	High performance channel style with fold back fins	Hz. or Vert.	Black anodized	No Tabs	12.4	1.01x0.79x1.45	.78	.663
532-590102B36G	590102B03600G	R	Hi perform. with 2 tinned tabs, recessed lower fins	Vertical	Black anodized	Solder Tabs	10.0	1.00x1.00x1.68	1.44	1.28
532-7139DG	7139DG	S	Copper channel slide on with integrated tabs	Horizontal	Matte tin plated	Solder Tabs	28.3	0.78x.050x0.51	.64	.589
532-7136DG	7136DG	T	Copper channel with integrated tabs	Vertical	Matte tin finish	Solder Tabs	19.7	.515x0.52x.848	.74	.685
532-7128DG	7128DG	U	Copper channel style with integrated tabs	Vertical	Matte tin finish	Solder Tabs	19.2	.866x.375x1.18	.86	.77
532-7141DG	7141DG	V	Copper narrow channel with integrated center tab	Vertical	Matte tin finish	Solder Tabs	20.3	0.52x0.52x0.84	.89	.803
532-577002B00	577002B00000G	W	Slim, low cost channel style	Hz. or Vert.	Black anodized	No Tabs	32.0	0.75x0.52x0.25	.27	.246
532-577102B00	577102B00000G	W	Slim, low cost channel style	Hz. or Vert.	Black anodized	No Tabs	25.9	0.75x0.52x0.38	.26	.225
532-577102B04000G	577102B04000G	W	Slim, low cost channel style	Vertical	Black anodized	Solder Tabs	25.9	0.75x0.52x0.38	.41	.364
532-577202B00	577202B00000G	W	Slim, low cost channel style	Hz. or Vert.	Black anodized	No Tabs	24.4	0.75x0.52x0.50	.34	.289
532-577202B04000G	577202B04000G	W	Slim, low cost channel style	Vertical	Black anodized	Solder Tabs	24.4	0.75x0.52x0.50	.46	.407
532-6238B-MTG	6238B-MTG	X	Channel with integral locking tab	Vertical	Black anodized	Solder Tabs	13.6	1.00x.610x1.16	1.12	1.01

© Copyright 2013 Mouser Electronics
© Copyright 2013 Mouser Electronics

AAVID THERMALLOY Clips and Accessories

AAVID THERMALLOY

RoHS Compliant **This product is RoHS compliant.**

MAX CLIP® SYSTEM™

The Max Clip® System™ for power semiconductors is a high performance, low cost solution to eliminate mounting holes, screws, rivets, and thermal inefficiency. This quick, efficient attachment method saves on labor and hardware costs while increasing design flexibility.

Features:

- Reduces assembly cost and labor
- Optimizes thermal management
- Reduces overall thermal resistance
- Provides mounting for discrete power devices, with or without mounting holes
- Allows for easy movement or replacement of components
- Eliminates mounting hardware and tools

For quantities greater than listed, call for quote.

MOUSER STOCK NO.	Aavid Part No.	Fig.	Description	Dimensions: mm Length	Width	Thickness	Force (lbs.)	Price Each 1	10	100
Rail Mounted										
532-MAXCLIP01G	MAX01NG	A	For TO-220, Max 220	14.7	10	0.5	4.9	.23	.203	.182
532-MAXCLIP03G	MAX03NG	B	For TO-220, TO-247, Max 247	14.7	15	0.5	10.1	.27	.235	.203
532-MAXCLIP03-HG	MAX03-HNG	B	For TO-247, Max 247, TO-247J	14.7	18	0.6	18	.36	.343	.321
532-MAXCLIP10G	MAX10NG	C	For TO-220, Max 220 Thin Components	19.7	12	0.6	9	.25	.214	.182
532-MAXCLIP09G	MAX09NG	D	For TO-220	10.1	10	0.5	10.1	.31	.268	.225
532-MAXCLIP01-HG	MAX01-HNG	D	For TO-220, Max 220	14.7	10	0.7	18	.26	.235	.201
532-MAXCLIP02G	MAX02NG	D	For TO-220, Max 220	14.7	12	0.5	7.9	.21	.182	.161
532-MAXCLIP02-HG	MAX02-HNG	D	For TO-220	10.1	10	0.5	13.5	.29	.268	.246
532-MAXCLIP04G	MAX04NG	E	For TO-247, Max 247, TO-247J	14.7	20	0.5	13.5	.33	.31	.289
532-MAXCLIP11G	MAX11NG	F	For TO-220, Max 220 Thin Components	24.7	12	0.6	9	.32	.279	.234
532-MAXCLIP12G	MAX12NG	F	For TO-92 Sensors	19.7	6	0.6	5.6	.25	.221	.188
532-MAXCLIP23G	MAX23NG	G	For TO-220, Max 220	14.7	18	0.6	22.5	.31	.268	.225
532-MAXCLIP16G	MAX16NG	H	For TO-247	10.5	17	0.5	10.1	.39	.356	.323
Screw On										
532-MAXCLIP07G	MAX07NG	I	For TO-220, Max 220, Max 247	.87	12	0.5	11.2	.26	.225	.193
532-MAXCLIP08G	MAX08NG	J	For TO-218, TO-247, Max 247, TO-247J	.93	18	0.5	16.9	.31	.272	.219
Clip over Edge										
532-CLP212G	CLP212G	K	For TO-220/Max220	18.9	10	0.5	4.7	.42	.392	.357
532-CLP212MG	CLP212MG	L	For TO-247/Max247	18.9	15	0.6	8.1	.35	.332	.30
532-CLP212SG	CLP212SG	M	For Sensors/Thin Components	10.0	7	0.5	4.5	.27	.246	.225
532-CLP212TG	CLP212TG	N	For TO-220/Max220	14.6	10	0.6	7.6	.25	.225	.203

INSULATING SHOULDER WASHERS

- 40% Glass-filled polyphenylene sulfide (PPS)
- Chemically inert

For quantities greater than listed, call for quote.

MOUSER STOCK NO.	Aavid Part No.	Fig.	Dimensions: in. A	B	C	D	E	Screw Size	Price Each 1	10	100
532-7721-3PPS	7721-3PPSG	O	.280	.125	.042	.112	.140	4	.33	.309	.271
532-7721-7PPS	7721-7PPSG	O	.215	.032	.040	.116	.139	4	.34	.312	.281
532-7721-8PPS	7721-8PPSG	P	.245	.040	.040	.119	.140	4	.48	.456	.417

INSULATORS

- Mica insulators provide high maximum operating temperatures (550°C) and excellent electrical properties
- Aluminum oxide has unique thermal conductivity qualities and features low loss factors at high frequencies
- It has high compressive strengths, high volume resistivity, low thermal expansion and it resists radiation

For quantities greater than listed, call for quote.

MOUSER STOCK NO.	Aavid Part No.	Fig.	Description	Dimensions: in. A	B	C	D	E	Price Each 1	10	100
532-56-77-11	56-77-11G	Q	TO-220 Mica Insulators	.745	.545	.212	.212	.120	.11	.082	.066
532-4170	4170G	Q	Aluminum Oxide Ceramic for TO-220	.760	.550	.188	.275	.145	.55	.492	.429
532-4180	4180G	Q	Aluminum Oxide Ceramic for TO-218, TO-247 and TO-3P	.915	.740	.275	.370	.156	.98	.877	.824

THERMALLY CONDUCTIVE INSULATORS

- Polyimide Plastic
- Color-Amber
- Low Cost
- Easily recognized and assembled on production line

For quantities greater than listed, call for quote.

MOUSER STOCK NO.	Aavid Part No.	Fig.	Description	Dimensions: in. A	B	C	D	Price Each 1	10	100
532-43-77-9	43-77-9G	R	TO-220 Thermalfilm™	.725	.520	.170	.115	.36	.339	.308
532-53-77-4G	53-77-4G	R	TO-220 Thermalsil™ III	.750	.500	.187	.147	.43	.375	.31
532-53-77-4ACG	53-77-4ACG	R	TO-220 Thermalsil™ III w/adhesive backing	.750	.500	.187	.147	.66	.589	.507
532-53-77-9	53-77-9G	R	TO-220 Thermalsil™ III	.750	.520	.170	.115	.34	.322	.296
532-53-77-9ACG	53-77-9ACG	R	TO-220 Thermalsil™ III w/adhesive backing	.750	.520	.170	.115	.55	.471	.396

MOUNTING PAD

For quantities greater than listed, call for quote.

MOUSER STOCK NO.	Aavid Part No.	Fig.	Description	Outside Dia in.	Thickness	Price Each 1	10	100
532-7717-5N	7717-5NG	S	Nylon, TO-5, 4 Leads	.350	0.125	.27	.246	.225

MOUNTING KITS

- Pre-packaged in heat-seated plastic bags for use on assembly line

For quantities greater than listed, call for quote.

MOUSER STOCK NO.	Aavid Part No.	Description	Price Each 1	10	100
532-4880M	4880MG	**Mica Insulator Mounting Kit for TO-220:** 1 Insulator Mica, 1 Shoulder Washer, 1 Flat Washer #4, 1 No. 4-40 UNC-2B Hex Nut, 1 No. 4-40, UNC-2A X 1/2 Long Phillips Pan Head Screw, 1 Lockwasher, No. 4	1.77	1.56	1.33
532-4880	4880G	**Thermalfilm™ Mounting Kit for TO-220:** 1 Insulator Thermalfilm, 1 Shoulder Washer, 1 Flat Washer #4, 1 No. 4-40 UNC-2B Hex Nut, 1 No. 4-40 UNC-2A X 1/2 Long Phillips Pan Head Screw, 1 Lockwasher, No. 4	2.71	2.39	2.03
532-4880SG	4880SG	**Thermalsil™ III Mounting Kit for TO-220:** 1 Insulator In Sil-8, 1 Shoulder Washer, 1 Flat Washer #4, 1 No. 4-40 UNC-2B Hex Nut, 1 No. 4-40 UNC-2A X 1/2 Long Phillips Pan Head Screw, 1 Lockwasher, No. 4	2.32	2.10	1.82

THERMAL COMPOUNDS

- Shelf Life: indefinite if unopened (one year if opened)
- ✻ Shelf Life: 2 years from DOM

For quantities greater than listed, call for quote.

MOUSER STOCK NO.	Aavid Part No.	Description	Color	Dielectric Strength	Thermal Conductivity	Price Each 1	10
532-249	249G	1oz. Thermal Joint Compound	Opaque White	300V/mil	.765Wm-1°C-1	6.75	6.24
532-250	250G	2oz. Thermal Joint Compound	Opaque White	300V/mil	.765Wm-1°C-1	6.90	6.11
532-251	251G	1lb. Thermal Joint Compound	Opaque White	300V/mil	.765Wm-1°C-1	22.60	20.47
✻ 532-100500F00	100500F00000G	5oz. Thermally Conductive Compound	White	250V/mil	.73 W/(m-K)	36.26	34.07

DIMENSIONS: mm (in.)

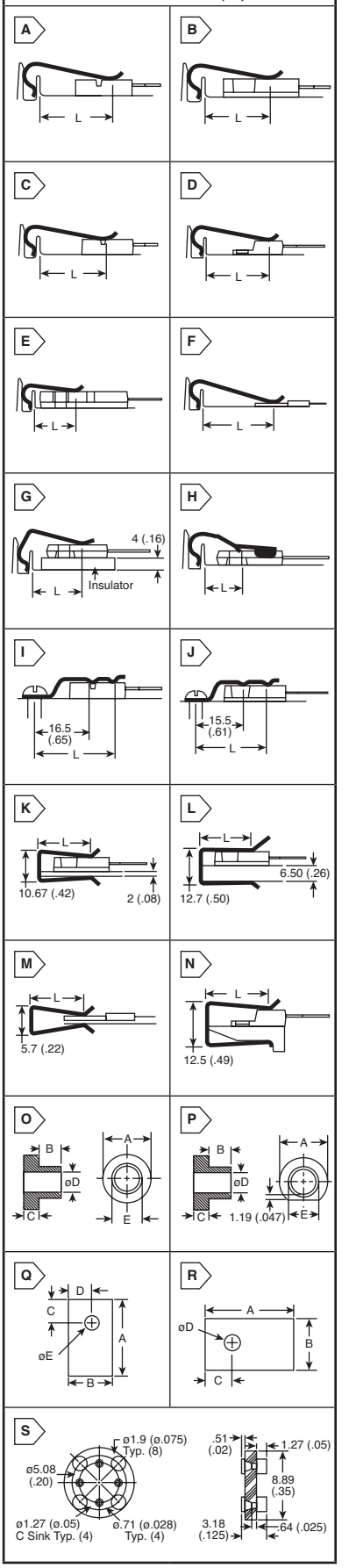

Aavid Thermalloy

Heat Sinks

© Copyright 2013 Mouser Electronics

© Copyright 2013 Mouser Electronics

CRYDOM Heatsinks and Assemblies

crydom

RoHS Compliant **This product is RoHS compliant.**

CRYDOM HS SERIES: HEATSINKS

Features:
- Suitable for 1 single or dual SSR
- Din Rail mounting
- Panel mounting
- Thermal resistance

RoHS Compliant

For quantities greater than listed, call for quote.

MOUSER STOCK NO.		Fig.	Ther Res	Dimensions: in.			Price Each		
Mfr.	Mfr. Part No.			W	L	H	1	10	25
558—	HS301	A	3.0°C/W	1.78	3.2	1.58	18.86	17.98	17.56
558—	HS201	B	2.0°C/W	1.77	3.18	3.15	26.82	25.56	24.97
558—	HS251	C	2.5°C/W	2.31	1.98	1.51	14.91	14.20	13.88
558—	HS202	D	2.0°C/W	3.55	3.2	1.58	27.78	26.47	25.87
558—	HS172	E	1.7°C/W	2.31	3.95	1.51	17.68	16.85	16.09
558—	HS151	F	1.5°C/W	1.78	3.2	3.74	29.38	28.00	27.35
558—	HS122	G	1.2°C/W	3.54	3.2	3.15	35.77	34.08	33.30
558—	HS103	H	1.0°C/W	5.2	3.0	2.37	63.57	60.57	59.18
558—	HS072	I	0.7°C/W	4.75	5.5	2.63	37.74	35.97	35.14
558—	HS053	J	0.5°C/W	6.0	6.0	3.5	105.40	100.44	98.13
558—	HS501DR	K	5.0°C/W	1.75	3.15	0.6	13.91	13.26	12.95
558—	HS301DR	L	3.0°C/W	1.77	3.19	1.83	25.35	24.16	23.59
558—	HS201DR	B	2.0°C/W	1.77	3.82	3.15	32.82	31.27	30.54
558—	HS202DR	M	2.0°C/W	3.55	3.2	1.58	37.74	35.97	35.14
558—	HS201DR	B	2.0°C/W	1.78	3.2	3.15	32.82	31.27	30.54
558—	HS151DR	F	1.5°C/W	1.78	3.2	3.74	35.45	33.79	33.00
558—	HS122DR	G	1.2°C/W	3.54	3.2	3.15	45.70	43.55	42.54
558—	HS103DR	H	1.0°C/W	5.2	3.0	2.37	77.51	73.87	72.13

CRYDOM HS SERIES: ASSEMBLIES

Features:
- 3VDC to 32VDC input control voltage
- Single channel output
- Panel mounted

RoHS Compliant

For quantities greater than listed, call for quote.

MOUSER STOCK NO.		Fig.	Operating Volt (Vrms)	Control Volt Rg (VDC)	Price Each		
Mfr.	Mfr. Part No.				1	10	25
558—	HS501DR-D2425	N	24-280	3-32	59.80	56.98	54.36
558—	HS501DR-HD6025	N	48-660	3-32	74.34	70.84	67.58
558—	HS351DR-D2425	O	24-280	3-32	60.77	57.90	55.24
558—	HS351DR-HD6025	O	48-660	3-32	77.26	73.64	72.01
558—	HS301DR-D2425	P	24-280	3-32	71.69	68.30	65.17
558—	HS301DR-HD6025	P	48-660	3-32	86.25	82.19	78.42
558—	HS271DR-D2425	Q	24-280	3-32	62.87	59.92	57.16
558—	HS271DR-HD6025	Q	48-660	3-32	77.14	73.50	70.12
558—	HS251-D2450	R	24-280	3-32	68.39	65.17	62.17
558—	HS251-HD6050	R	48-660	3-32	82.67	78.75	75.14
558—	HS202DR-D2450	S	24-280	3-32	91.46	87.15	83.15
558—	HS202DR-HD6050	S	48-660	3-32	107.56	102.50	97.78
558—	HS201DR-D2450	T	24-280	3-32	87.88	83.75	79.90
558—	HS201DR-HD6050	T	48-660	3-32	102.14	97.34	92.87
558—	HS201DRCC2425W3U	T	24-280	3-32	130.97	123.96	119.06
558—	HS172-D2450	U	24-280	3-32	70.27	66.96	63.88
558—	HS172-HD6050	U	48-660	3-32	86.97	82.89	79.07
558—	HS151DR-D2450	V	24-280	3-32	90.04	85.80	81.86
558—	HS151DR-HD6050	V	48-660	3-32	104.31	99.41	94.83
558—	HS151DRCC2425W3U	V	24-280	4-32	124.21	118.37	115.58
558—	HS122DR-D2450	W	24-280	3-32	98.50	93.86	89.56
558—	HS122DR-HD6050	W	48-660	3-32	119.70	114.07	111.39
558—	HS122DRCC2450W3U	W	24-280	4-32	160.17	152.62	145.63
558—	HS103DR-D2490	X	24-280	3-32	176.15	167.87	160.15
558—	HS103DR-HD6090	X	48-660	3-32	192.02	182.99	174.57
558—	HS103-D53TP25D	X	48-530	3-32	262.15	249.83	243.94
558—	HS072-D2490	Y	24-280	3-32	136.84	130.40	127.34
558—	HS072-HD6090	Y	48-660	3-32	153.19	145.99	142.56
558—	HS053-D24125	Z	24-280	3-32	224.66	214.09	209.06
558—	HS053-HD60125	Z	48-660	3-32	242.19	230.79	225.36
558—	HS053-D53TP50D	Z	48-530	3-32	317.70	302.77	295.64

CRYDOM HS SERIES: ACCESSORIES

Note: HK1 - For use with all Crydom heatsinks, except HS501DR.
HK2 - For use with HS351, HS301, HS271, HS201, HS172, HS151 AND HS122 heatsinks.

RoHS Compliant

For quantities greater than listed, call for quote.

MOUSER STOCK NO.		Description	Price Each		
Mfr.	Mfr. Part No.		1	10	25
558—	DRK1	Din Bracket Kit (45mm)	9.82	9.35	9.13
558—	HK1	2 SSR Mounting Hardware Kit 8-32x3/8	.64	.61	.589
558—	HK2	1 ground screw 10-32x 3/8 and 2 bracket, screws 6-32x1/4	1.09	1.04	1.02
558—	TRM6	Copper Lug Terminal	2.61	2.49	2.43



Crydom

Heat Sinks

© Copyright 2013 Mouser Electronics

© Copyright 2013 Mouser Electronics

CTS Heat Sinks

RoHS Compliant **This product is RoHS compliant.**

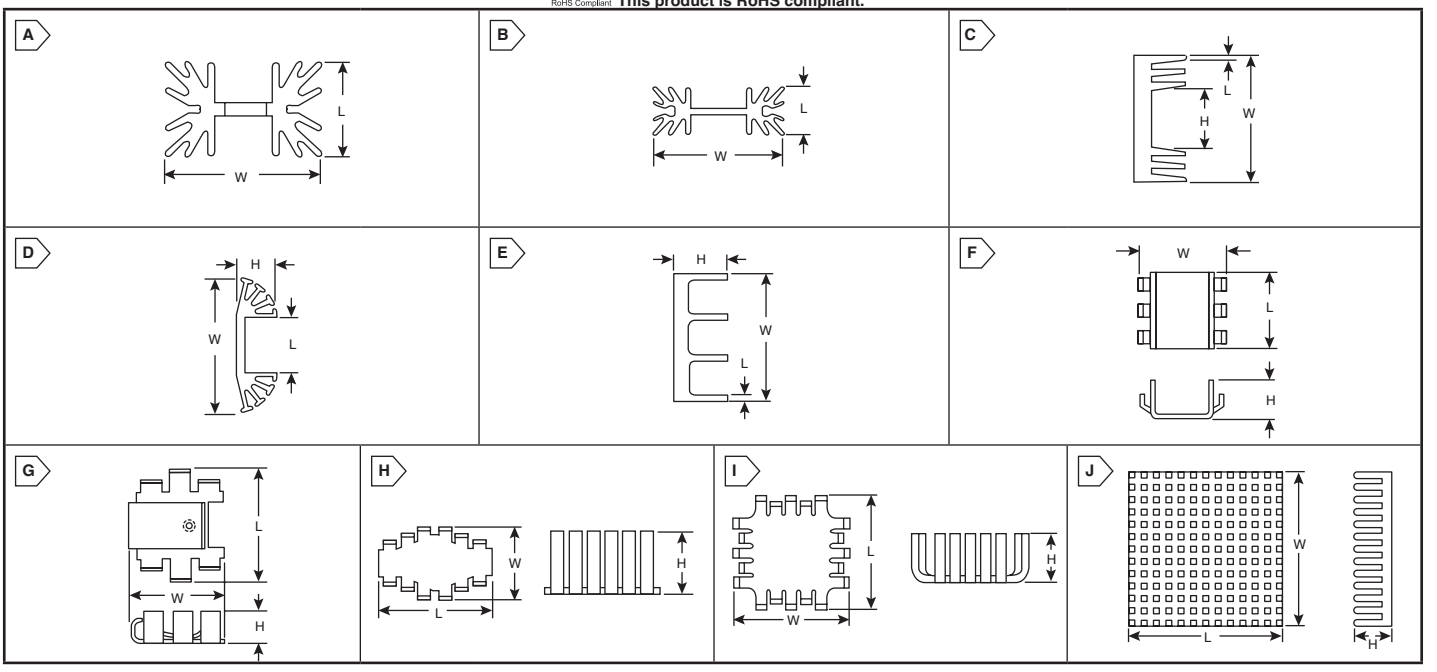

CTS HEAT SINKS

7 Series

RoHS Compliant

For quantities greater than listed, call for quote.

MOUSER STOCK NO.	CTS Part No.	Fig.	Dimensions: in.			Natural Convection	Price Each		
			L	W	H		1	10	50
774-73394PPBA	73394PPBA	A	1	1.65	2.5	5.7	11.05	9.94	8.84
774-73381PPBA	73381PPBA	B	.5	1.38	1.5	12.7	9.69	8.72	7.75
774-73401PPBA	73401PPBA	C	.75	1.15	.46	15	3.99	3.60	3.20
774-73403PPBA	73403PPBA	C	.75	1.15	.46	15	4.00	3.61	3.20
774-73452PPBA	73452PPBA	D	1.5	2	.553	4.7	4.23	3.81	3.38
774-73451PPBA	73451PPBA	D	.75	2	.553	9	3.80	3.42	3.04
774-73422PPBA	73422PPBA	E	1.5	1.62	.69	5	6.17	5.55	4.93
774-7361BA	7361BA	F	.71	.8	.5	30	1.36	1.23	1.09

Features:

- Permits high power levels or lower operating temperatures while occupying a minimun of valuable board space
- Allows back-to-back dual mounting for thermal matching applications
- Bendable tabs simplify installation to the circuit board—no mounting hardware or special tool required
- Each dissipator is optimally designed for maximum effective surface area in a minimum working envelope

PSC2 Series

RoHS Compliant

For quantities greater than listed, call for quote.

MOUSER STOCK NO.	CTS Part No.	Fig.	Dimensions: in.			Natural Convection	Price Each		
			L	W	H		1	10	50
774-PSC22CB	PSC22CB	G	1	81	.31	41.7	1.98	1.77	1.57

LA Series

For quantities greater than listed, call for quote.

MOUSER STOCK NO.	CTS Part No.	Fig.	Dimensions: in.			Natural Convection	Price Each		
			L	W	H		1	10	50
774-LAE66A3CB	LAE66A3CB	H	1.31	.9	.75	17	2.24	2.00	1.87

UP Series

For quantities greater than listed, call for quote.

MOUSER STOCK NO.	CTS Part No.	Fig.	Dimensions: in.			Natural Convection	Price Each		
			L	W	H		1	10	50
774-UPT03CB	UPT03CB	I	1.78	1.78	.5	8.2	3.24	2.91	2.27

BDN Series

Features:

- Thermal resistance values based on power density of 3 watts/in²
- Thermal resistance of adhesive tape is included

RoHS Compliant

For quantities greater than listed, call for quote.

MOUSER STOCK NO.	CTS Part No.	Fig.	Dimensions: in.			Natural Convection	Price Each		
			L	W	H		1	10	100
774-BDN093CBA01	BDN093CBA01	J	.91	.91	.355	.09	3.33	2.97	2.30
774-BDN103CBA01	BDN103CBA01	J	1.01	1.01	.355	.09	3.32	2.99	2.32
774-BDN113CBA01	BDN113CBA01	J	1.11	1.11	.355	.09	3.37	3.04	2.35
774-BDN125CBA01	BDN125CBA01	J	1.21	1.21	.555	.1	3.58	3.21	2.50
774-BDN133CBA01	BDN133CBA01	J	1.31	1.31	.355	.09	3.53	3.17	2.46
774-BDN143CBA01	BDN143CBA01	J	1.41	1.41	.355	.09	5.26	4.39	3.95
774-BDN153CBA01	BDN153CBA01	J	1.51	1.51	.355	.09	4.26	3.81	2.96
774-BDN163CBA01	BDN163CBA01	J	1.61	1.61	.355	.09	4.37	3.91	3.04
774-BDN183CBA01	BDN183CBA01	J	1.81	1.81	.355	.09	4.74	4.24	3.31
774-BDN186CBA01	BDN186CBA01	J	1.81	1.81	.605	.1	5.14	4.60	3.58

© Copyright 2013 Mouser Electronics

© Copyright 2013 Mouser Electronics

OHMITE Heatsinks

C SERIES HEATSINKS

This series offers high performance, low cost and is a compact heat sink with an integrated camming clip system. This powerful heat sink provides tool and fixture free assembly operation, largest surface areas and smallest space occupation. The Ohmite C Series Heatsinks are the ideal type of heat sink for high power density and small size.
(1U or 2U) electronic packaging with forced convention cooling, such as semiconductors and resistors.

PRODUCT NEW

For quantities greater than listed, call for quote.

MOUSER STOCK NO.	Ohmite Part No.	Fig.	Package Type	Surface Area (in²/mm²)	Finish	Length (mm)	Price Each 1	5	10	50
588-C247-025-1VE	C247-025-1VE	A	TO-247	11/7,312	No Finish (Degreased)	25	4.62	3.54	3.08	2.77
588-C247-025-1AE	C247-025-1AE	A	TO-247	11/7,312	Black Anodized	25	6.40	4.93	4.30	3.86
588-C247-050-2VE	C247-050-2VE	A	TO-247	23/14,858	No Finish (Degreased)	50	9.50	7.28	6.33	5.69
588-C247-050-2AE	C247-050-2AE	A	TO-247	23/14,858	Black Anodized	50	10.24	7.81	6.81	6.12
588-C247-075-3VE	C247-075-3VE	A	TO-247	34/21,655	No Finish (Degreased)	75	13.32	10.21	8.88	7.98
588-C247-075-3AE	C247-075-3AE	A	TO-247	34/21,655	Black Anodized	75	13.77	10.55	9.18	8.26
588-C220-025-1VE	C220-025-1VE	A	TO-220	13/8,774	No Finish (Degreased)	25	4.15	3.18	2.77	2.48
588-C220-025-1AE	C220-025-1AE	A	TO-220	13/8,774	Black Anodized	25	4.50	3.46	3.01	2.70
588-C220-050-2VE	C220-050-2VE	A	TO-220	25/16,963	No Finish (Degreased)	50	6.68	5.11	4.45	3.99
588-C220-050-2AE	C220-050-2AE	A	TO-220	25/16,963	Black Anodized	50	7.18	5.50	4.78	4.29
588-C220-075-3VE	C220-075-3VE	A	TO-220	37/24,861	No Finish (Degreased)	75	9.12	6.99	6.08	5.45
588-C220-075-3AE	C220-075-3AE	A	TO-220	37/24,861	Black Anodized	75	9.50	7.29	6.33	5.68
588-C264-030-1VE	C264-030-1VE	A	TO-264	11/7,312	No Finish (Degreased)	30	4.72	3.62	3.15	2.81
588-C264-030-1AE	C264-030-1AE	A	TO-264	11/7,312	Black Anodized	30	5.07	3.88	3.38	3.03
588-C264-058-2VE	C264-058-2VE	A	TO-264	23/14,858	No Finish (Degreased)	58	7.25	5.55	4.84	4.33
588-C264-058-2AE	C264-058-2AE	A	TO-264	23/14,858	Black Anodized	58	7.79	5.97	5.19	4.65
588-C264-085-3VE	C264-085-3VE	A	TO-264	34/21,655	No Finish (Degreased)	85	9.96	7.64	6.64	5.95
588-C264-085-3AE	C264-085-3AE	A	TO-264	34/21,655	Black Anodized	85	10.33	7.91	6.88	6.16
588-C126-025-1VE	C126-025-1VE	B	TO-126	10.2/6,559	No Finish (Degreased	25	2.65	2.57	2.43	2.32
588-C126-025-1AE	C126-025-1AE	B	TO-126	20.4/13,119	Black Anodized	25	7.08	5.42	4.72	4.25
588-C126-040-2VE	C126-040-2VE	B	TO-126	16.3/10,495	No Finish (Degreased	40	3.87	3.75	3.47	3.12
588-C126-040-2AE	C126-040-2AE	B	TO-126	30.6/21,655	Black Anodized	40	4.16	4.03	3.80	3.65

CP SERIES HEATSINKS

Ohmite CP4 Series Heat Sinks are designed for Ohmite heatsinkable type resistors, such as TAP600, TAP800, TA1K0, TA2K0, and various SOT-227 resistor packages. The CP series also provides maximum heat removal for SCRs, rectifiers, diodes, thyristors, and other high-power semiconductor devices. Ohmite CP4 Series Heat Sinks are customizable to fit multiple applications. Length and mounting hole patterns can be specified.

PRODUCT NEW

For quantities greater than listed, call for quote.

MOUSER STOCK NO.	Ohmite Part No.	Fig.	Package Type	Surface Area (in²/mm²)	Finish	Length (mm)	Price Each 1	5	10	50
588-CP4-114A	CP4-114A	C	SO-227	19.13/12339	No Finish (Aluminum)	114.3	101.12	83.46	75.11	73.03
588-CP4-114B	CP4-114B	C	SO-227	19.13/12339	No Finish (Aluminum)	114.3	112.35	89.88	80.89	78.65
588-CP4-114C	CP4-114C	C	SO-227	19.13/12339	No Finish (Aluminum)	114.3	112.35	89.88	80.89	78.65

D SERIES HEATSINKS

Ohmite D Series Heatsinks provide an innovative solution for SMT compatible semiconductors and resistors. The unique design (Patent Pending) combines tin plated, solderable rods with an aluminum extruded heat sink body. These rods (or "rollers") are mated mechanically to the heatsink by forging to reduce the thermal resistance between the heatsink body and the solderable feet.

Bulk

For quantities greater than listed, call for quote.

MOUSER STOCK NO.	Ohmite Part No.	Fig.	Package Type	Finish	Price Each 1	25	100	250
588-DV-T263-101E	DV-T263-101E	D	TO-263	No Finish (Degreased)	2.19	1.96	1.55	1.47
588-DA-T263-101E	DA-T263-101E	D	TO-263	Black Anodized	2.46	2.20	1.92	1.84
588-DA-T268-101E	DA-T268-101E	D	TO-268	Black Anodized	2.73	2.44	2.12	2.03

Reel of 250

For quantities greater than listed, call for quote.

MOUSER STOCK NO.	Ohmite Part No.	Fig.	Package Type	Finish	Price Each 250	500	1250
588-DA-T263-101E-TR	DA-T263-101E-TR	D	TO-263	Black Anodized	2.42	2.10	2.01
588-DA-T268-101E-TR	DA-T268-101E-TR	D	TO-268	Black Anodized	2.63	2.28	2.19

E SERIES HEATSINKS

Ohmite E Series Heatsinks features vertical through-hole PCB mounting with three 0.142 in. diameter mounting holes.
Available in heights of 1.5", 2.0", and 2.5", the heatsinks are aluminum 6063-T5 or equivalent and solder feet are tin plated brass.

For quantities greater than listed, call for quote.

MOUSER STOCK NO.	Ohmite Part No.	Fig.	Package Type	Finish	Height (in./mm)	Price Each 1	10	100	250
588-EV-T220-38E	EV-T220-38E	E	TO-220	No Finish (Degreased)	1.5/38.10	2.46	2.19	1.97	1.77
588-EA-T220-38E	EA-T220-38E	E	TO-220	Black Anodized	1.5/38.10	3.03	2.68	2.42	2.16
588-EV-T220-51E	EV-T220-51E	E	TO-220	No Finish (Degreased)	2.0/50.80	3.12	2.78	2.50	2.25
588-EA-T220-51E	EA-T220-51E	E	TO-220	Black Anodized	2.0/50.80	3.24	2.88	2.59	2.32
588-EV-T220-64E	EV-T220-64E	E	TO-220	No Finish (Degreased)	2.5/63.50	3.51	3.18	2.80	2.50
588-EA-T220-64E	EA-T220-64E	E	TO-220	Black Anodized	2.5/63.50	3.61	3.19	2.89	2.59

F SERIES HEATSINKS

Ohmite F Series Heatsinks are vertical mountable with solderable pins and are composed of 6063-T5 aluminum.

For quantities greater than listed, call for quote.

MOUSER STOCK NO.	Ohmite Part No.	Fig.	Package Type	Finish	Height (mm)	Price Each 1	10	100	250
588-FA-T220-25E	FA-T220-25E	F	TO-220	Black Anodized	25.4	1.67	1.49	1.39	1.33
588-FA-T220-38E	FA-T220-38E	F	TO-220	Black Anodized	38.1	1.71	1.54	1.41	1.36
588-FA-T220-51E	FA-T220-51E	F	TO-220	Black Anodized	50.8	2.10	1.88	1.74	1.72
588-FA-T220-64E	FA-T220-64E	F	TO-220	Black Anodized	63.5	2.32	2.08	1.93	1.87

DIMENSIONS: in. (mm)

A

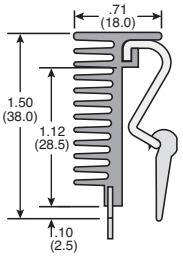

B

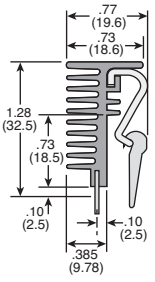

C

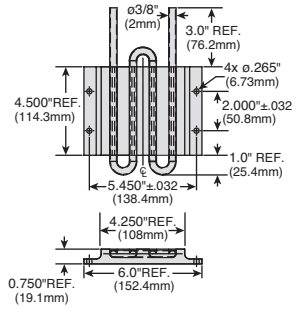

D

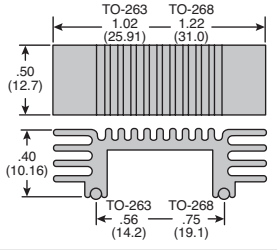

E

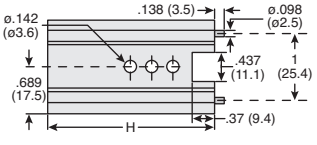

F

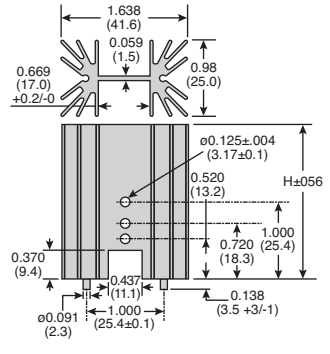

© Copyright 2013 Mouser Electronics

© Copyright 2013 Mouser Electronics

OHMITE Heatsinks

M SERIES HEATSINKS

Ohmite M Series Heatsinks are patented (Pat. No. 7,151,669), high performance, low cost, configurable, scalable and compact heat sinks with matrix clip system. These powerful heat sinks provide the easiest assembly, largest surface area and smallest footprint. It is the ideal type of heat sink for high power density and small size (1U or 2U) electronic packaging with forced convection cooling.

PRODUCT NEW

For quantities greater than listed, call for quote.

MOUSER STOCK NO.	Ohmite Part No.	Fig.	Thermal Resistance (°C/W)	Surface Area (in²/mm²)	Finish	Price Each			
						1	10	100	250
Package Type: TO-247, TO-264									
588-MV-102-55E	MV-102-55E	A	6.0	45/20,097	No Finish (Degreased)	8.21	7.18	5.94	5.80
588-MA-102-55E	MA-102-55E	A	5.2	45/20,097	Black Anodized	8.43	7.16	6.10	5.95
588-MV-101-27E	MV-101-27E	A	9.6	22/14,284	No Finish (Degreased)	6.40	6.05	5.22	4.80
588-MA-101-27E	MA-101-27E	A	8.0	22/14,284	Black Anodized	6.90	6.55	5.63	5.18
588-MV-302-55E	MV-302-55E	B	3.6	76/49,218	No Finish (Degreased)	9.76	9.27	7.81	6.35
588-MA-302-55E	MA-302-55E	B	3.0	76/49,218	Black Anodized	10.53	9.48	8.42	6.85
588-MV-301-27E	MV-301-27E	B	5.5	37.3/24,161	No Finish (Degreased)	7.92	7.52	6.46	5.95
588-MA-301-27E	MA-301-27E	B	4.6	37.3/24,161	Black Anodized	8.62	8.20	7.04	6.48

R SERIES HEATSINKS

R Series Heatsinks are vertical mountable with solderable pins and are composed of 6063-T5 aluminum.

For quantities greater than listed, call for quote.

MOUSER STOCK NO.	Ohmite Part No.	Fig.	Package Type	Height (mm)	Finish	Price Each			
						1	10	100	250
588-RA-T2X-25E	RA-T2X-25E	C	TO-220, TO-218, TO-247	25.4	Black Anodized	2.04	1.83	1.69	1.64
588-RA-T2X-38E	RA-T2X-38E	C	TO-220, TO-218, TO-247	38.1	Black Anodized	2.44	2.17	2.04	1.98
588-RA-T2X-51E	RA-T2X-51E	C	TO-220, TO-218, TO-247	50.8	Black Anodized	2.94	2.62	2.44	2.38
588-RA-T2X-64E	RA-T2X-64E	C	TO-220, TO-218, TO-247	63.5	Black Anodized	3.45	3.07	2.87	2.73

R2 SERIES HEATSINKS

Ohmite's R2 Series (patent pending) heatsink provides a large surface area along with our C Series clipping mechanism to attach either a TO-220 or TO-247 package. The self-aligning features of the clip assure secure attachment and enhanced thermal performance. Because no screws are required for device mounting, additional fins can be added to the rear side of the heatsink for increased total surface area in a more compact space.

PRODUCT NEW

For quantities greater than listed, call for quote.

MOUSER STOCK NO.	Ohmite Part No.	Fig.	Package Type	Thermal Resistance (°C/W)	Finish	Price Each			
						1	5	10	50
588-R2V-CT2-38E	R2V-CT2-38E	D	TO-220	9.8	No Finish (Degreased)	3.38	2.81	2.71	2.36
588-R2A-CT2-38E	R2A-CT2-38E	D	TO-220	8.6	Black Anodized	3.48	2.90	2.79	2.44
588-R2V-CT4-38E	R2V-CT4-38E	D	TO-247	9.8	No Finish (Degreased)	3.38	2.81	2.71	2.36
588-R2A-CT4-38E	R2A-CT4-38E	D	TO-247	8.6	Black Anodized	3.48	2.90	2.79	2.44
588-R2V-CT6-38E	R2V-CT6-38E	D	TO-264	9.8	No Finish (Degreased)	3.57	3.38	3.04	2.95
588-R2A-CT6-38E	R2A-CT6-38E	D	TO-264	8.6	Black Anodized	3.68	3.38	3.14	3.02

S SERIES LED HEATSINKS

Ohmite S Series LED Heatsinks are low cost and easy assembly heat sinks for "Star" LED packages supplied by OSRAM and others. This simple heat sink can hold LED modules and can be mounted simply with some thread forming screws They have two types of surface finish and can be used in either natural (free) or forced convection cooling applications.

For quantities greater than listed, call for quote.

MOUSER STOCK NO.	Ohmite Part No.	Fig.	Surface Area (in²/mm²)	Height (in./mm)	Thermal Resistance (°C/W)		Price Each			
					Free Conv.	Forced Conv.	1	10	100	250
588-SV-LED-113E	SV-LED-113E	E	18/11,739	0.50/12.7	6.67	4.33	2.38	2.08	1.86	1.75
588-SA-LED-113E	SA-LED-113E	E	18/11,739	0.50/12.7	5.33	4.33	2.57	2.25	2.02	1.93
588-SV-LED-125E	SV-LED-125E	E	36/23,478	1.00/25.4	5.33	2.88	3.05	2.69	2.41	2.32
588-SA-LED-125E	SA-LED-125E	E	36/23,478	1.00/25.4	4.27	2.88	3.48	3.06	2.75	2.61
588-SV-LED-151E	SV-LED-151E	E	72/46,956	2.00/50.8	4.00	1.89	6.51	5.32	4.73	4.26
588-SA-LED-151E	SA-LED-151E	E	72/46,956	2.00/50.8	3.20	1.89	5.63	4.92	4.43	4.28
588-SV-LED-176E	SV-LED-176E	E	108/70,434	3.00/76.2	3.11	1.55	8.86	7.24	6.44	5.80
588-SA-LED-176E	SA-LED-176E	E	108/70,434	3.00/76.2	2.49	1.55	7.73	6.75	6.09	5.71

W SERIES HEATSINKS

Ohmite W Series Heatsinks feature a unique design (patent pending) that combines a tin plated, solderable, integral spring clip with an extruded aluminum heat sink body for an all-in-one solution to through-hole mounting of TO-220 or TO-247 packages. These self-aligning heat sinks feature solderable feet and an integrated clip with 13.2 (lbf) of force on the center of the device to enhance thermal performance.

PRODUCT NEW

For quantities greater than listed, call for quote.

MOUSER STOCK NO.	Ohmite Part No.	Fig.	Package Type	Surface Area (in²)	Finish	Price Each			
						1	25	100	250
588-WV-T220-101E	WV-T220-101E	F	TO-220	6.5	No Finish (Degreased)	2.23	1.90	1.80	1.65
588-WA-T220-101E	WA-T220-101E	F	TO-220	6.5	Black Anodized	2.09	1.90	1.81	1.67
588-WV-T247-101E	WV-T247-101E	F	TO-247	8.4	No Finish (Degreased)	2.62	2.25	2.10	1.78
588-WA-T247-101E	WA-T247-101E	F	TO-247	8.4	Black Anodized	2.20	2.03	1.89	1.69
588-WA-T264-101E	WA-T264-101E	F	TO-264	8.4	No Finish (Degreased)	2.86	2.59	2.33	2.15
588-WV-T264-101E	WV-T264-101E	F	TO-264	8.4	Black Anodized	2.58	2.33	2.10	1.94

DIMENSIONS: in. (mm)

A

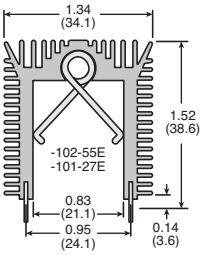

B

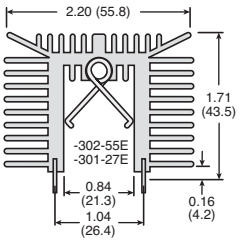

C

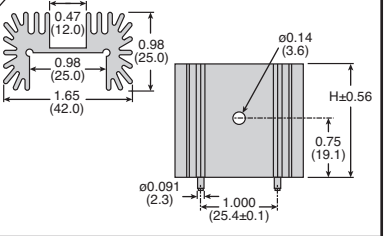

D

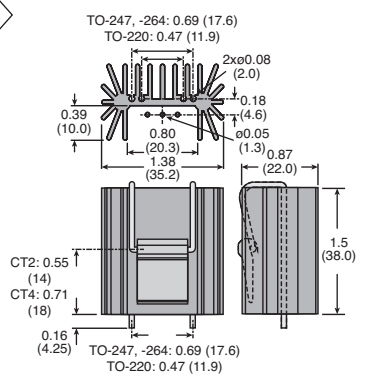

E

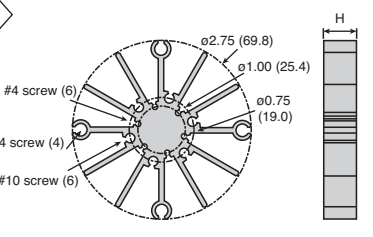

F

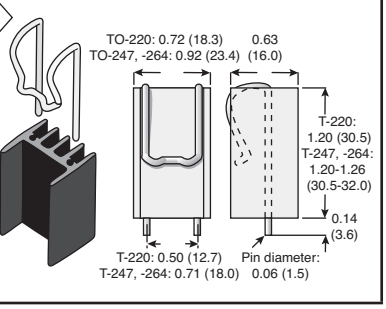

© Copyright 2013 Mouser Electronics

© Copyright 2013 Mouser Electronics

WAKEFIELD Heat Sinks and Accessories

wakefield-vette

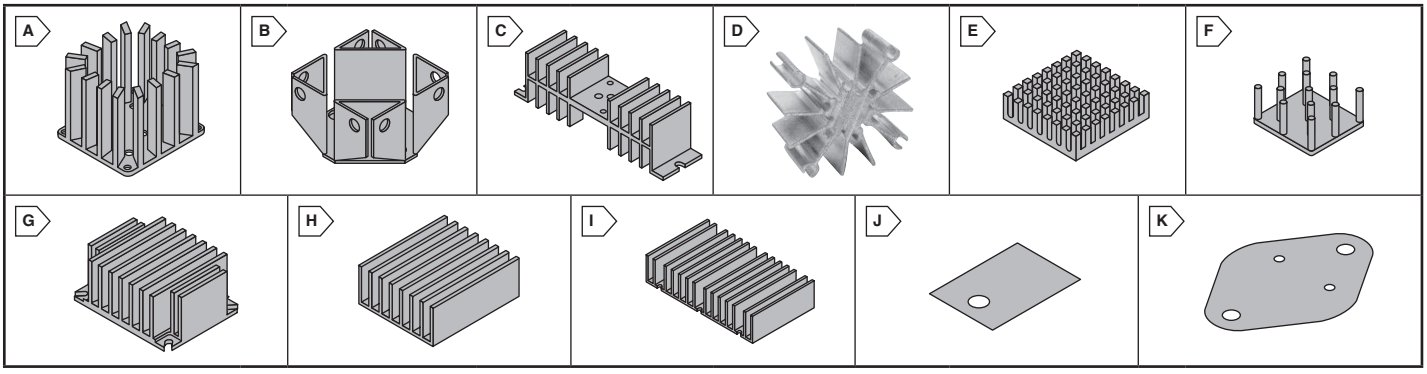

✻ No semi-mounting hole pattern

For quantities greater than listed, call for quote.

MOUSER STOCK NO.	Wakefield Part No.	Fig.	Description	Dimensions: in. (mm) LxWxH	Price Each 1	10	100
Board Level Power Semiconductor Heat Sinks							
567-217-36CT6	217-36CT6	-	D Pak, TO-220, SOL-20, SOT-223 Surface Mount 2	.74 x .60 x .36	.45	.428	.375
567-260-4T5E	260-4T5E	-	TO-5 Cup Clips, Epoxy Insulated	.370 x .380	12.83	12.04	10.58
567-240-118ABH-22	240-118ABH-22	-	TO-220 Labor-Saving Twisted Fin	1.0 x .50 x 1.18	.75	.685	.653
567-273-AB	273-AB	-	TO-218, TO-220 Low-Cost, Low-Height Wavesolderable	.75 x .375 x .75	.41	.364	.31
567-274-1AB	274-1AB	-	TO-220 Low-Cost, Low-Height Wavesolderable	.52 x .375 x .75	.25	.214	.203
567-287-1ABE	287-1ABE	-	TO-220 Low-Cost Wave-Solderable	1.0 x .50 x 1.18	1.55	1.42	1.31
567-290-1AB	290-1AB	-	TO-218 TO-202 TO-220 Low-Cost Single Package	1.0 x .50 x 1.18	.41	.342	.321
567-289-AB	289-AB	-	TO-218 TO-202 TO-220 Low-Cost Single Package	1.0 x .50 x .71	.32	.257	.225
567-637-10ABP	637-10ABP	-	TO-220 High-Efficiency, Vertical Board Mounting	1.38 x .50 x 1.0	1.59	1.52	1.33
567-637-15ABP	637-15ABP	-	TO-220 High-Efficiency, Vertical Board Mounting	1.38 x .50 x 1.5	1.68	1.50	1.34
567-637-20ABP	637-20ABP	-	TO-220 High-Efficiency, Vertical Board Mounting	1.38 x .50 x 2.0	1.87	1.73	1.63
567-647-10ABP	647-10ABP	-	TO-220 High-Performance, Vertical Board Mounting	1.65 x 1.0 x 1.0	1.77	1.63	1.55
567-647-15ABP	647-15ABP	-	TO-220 High-Performance, Vertical Board Mounting	1.65 x 1.0 x 1.5	1.64	1.55	1.48
567-657-15ABP	657-15ABP	-	TO-218 TO-220 TO-247 High-Performance, Vertical Board Mounting	1.65 x 1.0x 1.5	1.92	1.77	1.70
567-657-20ABP	657-20ABP	-	TO-218 TO-220 TO-247 High-Performance, Vertical Board Mounting	1.65 x 1.0 x 2.0	1.98	1.78	1.59
567-667-10ABPP	667-10ABPP	-	TO-218 TO-220 TO-247 15-Lead High Performance Vertical Board Mounting	1.375 x .50 x 1.0	1.96	1.85	1.70
567-677-20ABP	677-20ABP	-	TO-218 TO-220 TO-247 15-Lead Multiwatt High-Perf., High-Power, Vertical Mount	1.65 x 1.0 x 1.0	3.48	3.21	3.01
567-235-85AB	235-85AB	-	TO-220 Compact, Stress-Free Labor-Saving Locking-Tab	1.65 x 1.0 x 2.0	.69	.514	.364
567-272-AB	272-AB	-	TO-202 TO-220 Small Footprint Low-Cost	.75 x .50 x .53	.48	.428	.375
567-634-10ABP	634-10ABP	-	TO-202 TO-220 Slim Profile Unidirectional Fin Vertical Mount	1.75 x .375 x .70	1.71	1.63	1.54
567-641-A	641-A	-	TO-3 Maximum Performance, Mounting Holes	.64 x .64 x 1.0	11.76	11.24	9.63
567-641-K	641-K	-	TO-3 Maximum Performance Convection	4.13 x 3.0 x 1.0	11.76	11.24	9.63
567-680-125A	680-125A	A	TO-3, TO-220 Maximum Efficiency Omnidirectional	4.13 x 3.0 x 1.0	10.63	9.89	9.19
567-690-3B	690-3B	B	TO-3, TO-66, TO-220 Highest Efficiency/Lowest Unit Cost	1.86(47.2) Sqx1.31(33.3) Hgt	2.03	1.63	1.38
✻ 567-401-K	401-K	C	TO-3; Stud-Mount Double-Surface	4.75 (120.65)x1.5 (38.1)x1.25 (31.75)	12.42	11.80	11.21
567-401-A	401-A	C	TO-3; Stud-Mount Double-Surface, Mounting Hole	4.75 (120.65)x1.5 (38.1)x1.25 (31.75)	12.42	11.80	11.21
✻ 567-421-K	421-K	C	TO-3, Stud-Mount Low-Height Double-Surface	4.75 (120.65)x3.0 (76.2)x2.62 (66.55)	14.55	13.84	13.14
✻ 567-423-K	423-K	C	TO-3, Stud-Mount Low-Height Double-Surface	4.75 (120.65)x5.5 (139.7)x2.62 (66.55)	22.03	20.93	19.88
Heat Sinks for "Star" LEDs: 882 Series - The radial design & fin area is ideally suited for natural convection applications such as ceiling lighting. A fan can also be used for increased performance in a forced convection application.							
567-882-50AB	882-50AB	D	Radial Fin Star LED Heatsink	.50 (12.7)x4.33 C/W	2.68	2.05	1.80
567-882-100AB	882-100AB	D	Radial Fin Star LED Heatsink	1.00 (25.4)x2.88 C/W	3.21	2.46	2.14
567-882-200AB	882-200AB	D	Radial Fin Star LED Heatsink	2.00 (50.8)x1.89 C/W	6.42	4.91	4.28
567-882-300AB	882-300AB	D	Radial Fin Star LED Heatsink	3.00 (76.2)x1.55 C/W	9.79	7.36	6.43
BGA Heat Sinks							
567-628-65AB	628-65AB	E	IntelDX4™, Intel 80486DX2™, and AM486™DX2, AM486™DX4	1.75 (44.45)x1.7 (43.18)x.65 (16.51)	3.54	2.82	2.41
567-658-25AB	658-25AB	E	PowerQuad2™, 28-38mm Omnidirectional Pin Fin, No Tape	1.1 (27.94)x1.1 (27.94)x.25 (6.35)	1.16	.92	.785
567-658-45AB	658-45AB	E	PowerQuad2™, 28-38mm Omnidirectional Pin Fin, No Tape	1.1 (27.94)x1.1 (27.94)x.45 (11.43)	1.23	.984	.835
567-658-60AB	658-60AB	E	PowerQuad2™, 28-38mm Omnidirectional Pin Fin, No Tape	1.1 (27.94)x1.1 (27.94)x.60 (15.24)	1.42	1.13	.963
567-658-60ABT3	658-60ABT3	E	PowerQuad2™, 28-38mm Omnidirectional Pin Fin, Chomerics T-412	1.1 (27.94)x1.1 (27.94)x.60 (15.24)	2.94	2.35	2.00
567-D10650-40	D10650-40	F	Pin Fin for 84 - 100 pin PQFP & 169 BGA	.65 (16.51)x.65 (16.51)x.40 (10.16)	1.39	1.33	1.16
567-D10850-40	D10850-40	F	Pin Fin for 128 - 208 Pin PQFP & 313 BGA	.85 (21.59)x.85 (21.59)x.40 (10.16)	2.86	2.09	1.86
DC/DC Converter Heat Sinks: • Black Anodize							
567-537-24AB	537-24AB	G	Quarter Brick Horizontal Fin Orientation	1.45 (36.82)x2.28 (57.91)x.24 (6.1)	4.07	3.25	2.76
567-537-45AB	537-45AB	G	Quarter Brick Horizontal Fin Orientation	1.45 (36.82)x2.28 (57.91)x.45 (11.43)	5.89	4.71	4.00
567-537-95AB	537-95AB	G	Quarter Brick Horizontal Fin Orientation	1.45 (36.82)x2.28 (57.91)x.95 (24.13)	6.63	5.31	4.52
567-547-95AB	547-95AB	G	Quarter Brick Vertical Fin Orientation	1.45 (36.82)x2.28 (57.91)x.95 (24.13)	10.65	8.52	7.66
567-517-95AB	517-95AB	H	Half Brick Horizontal Fin Orientation	2.28 (57.91)x2.4 (60.96)x.95 (24.13)	4.94	3.96	3.36
567-518-95AB	518-95AB	H	Half Brick Vertical Fin Orientation	2.28 (57.91)x2.4 (60.96)x.95 (24.13)	5.30	4.24	3.61
567-518-95AB-MS4	518-95AB-MS4	H	Half Brick Vertical Fin Orientation w/HDWR and Deltalink IV Thermal Pad	2.28 (57.91)x2.4 (60.96)x.95 (24.13)	8.06	7.40	6.29
567-527-45AB	527-45AB	H	Half Brick Horizontal Fin Orientation	2.28 (57.91)x2.4 (60.96)x.45 (11.43)	4.21	3.36	2.86
567-528-45AB	528-45AB	H	Half Brick Vertical Fin Orientation	2.28 (57.91)x2.4 (60.96)x.45 (11.43)	4.58	3.66	3.11
567-557-140AB	557-140AB	I	Full Brick Horizontal Fin Orientation	2.4 (60.96)x4.6 (116.84)x1.4 (35.56)	10.04	8.76	8.25
567-558-75AB	558-75AB	I	Full Brick Vertical Fin Orientation	2.4 (60.96)x4.6 (116.84)x.75 (19.05)	11.72	11.13	10.57
Thermal Pads							
567-173-7-220P	173-7-220P	J	TO-220 DeltaPads™ .007" (.18mm) Insulator	.71 (18.03)x.50 (12.7) .141 dia. (3.6 dia.)	.55	.454	.37
567-173-9-240P	173-9-240P	J	TO-220 DeltaPads™ .009" (.23mm) Insulator	.75 (19.05)x.50 (12.7) .147 dia. (3.7 dia.)	.67	.621	.578
567-175-6-220P	175-6-220P	J	TO-220 Kapton® .006" (.15mm) Reinforced Insulator	.71 (18.03)x.50 (12.7) .141 dia. (3.6 dia.)	.61	.559	.524
567-175-6-230P	175-6-230P	J	TO-220 Kapton® .006" (.15mm) Reinforced Insulator	.71 (18.03)x.50 (12.7) .125 dia. (3.2 dia.)	.60	.551	.504
567-175-6-240P	175-6-240P	J	TO-220 Kapton® .006" (.15mm) Reinforced Insulator	.75 (19.05)x.50 (12.7) .147 dia. (3.7 dia.)	.60	.514	.449
567-175-6-280P	175-6-280P	J	TO-220 Kapton® .006" (.15mm) Reinforced Insulator	.86 (21.8)x.74 (18.8) .16 dia. (4.1 dia.)	.64	.589	.556
567-175-6-310P	175-6-310P	K	TO-3 Kapton® .006" (.15mm) Reinforced Insulator	1.59 (40.5)x1.14 (29.0) .062 dia. (1.6 dia.)	.84	.749	.685

THERMAL JOINT COMPOUND

• Shelf Life: 5 years

For quantities greater than listed, call for quote.

MOUSER STOCK NO.	Wakefield Part No.	Description	Price Each 1	10	100
567-120-SA	120-SA	Silicon Thermal Grease, 4g plastic pack	4.26	3.83	3.62
567-120-2	120-2	Silicon Thermal Grease, 2oz. jar	10.61	9.77	8.38
567-120-5	120-5	Silicon Thermal Grease, 5oz. tube	25.66	20.52	17.44
567-120-8	120-8	Silicon Thermal Grease, 8oz. jar	30.99	26.64	24.78

For quantities greater than listed, call for quote.

MOUSER STOCK NO.	Wakefield Part No.	Description	Price Each 1	10	100
567-120-80	120-80	Silicon Thermal Grease, 5lbs. can	164.53	139.78	127.20
567-126-2	126-2	Synthetic Non-Silicon Thermal Grease, 2oz. tube	14.70	13.59	11.76
567-126-4	126-4	Synthetic Non-Silicon Thermal Grease, 4oz. tube	23.27	20.95	19.78

© Copyright 2013 Mouser Electronics

© Copyright 2013 Mouser Electronics

BERGQUIST Thermal Interface Material

THE BERGQUIST COMPANY

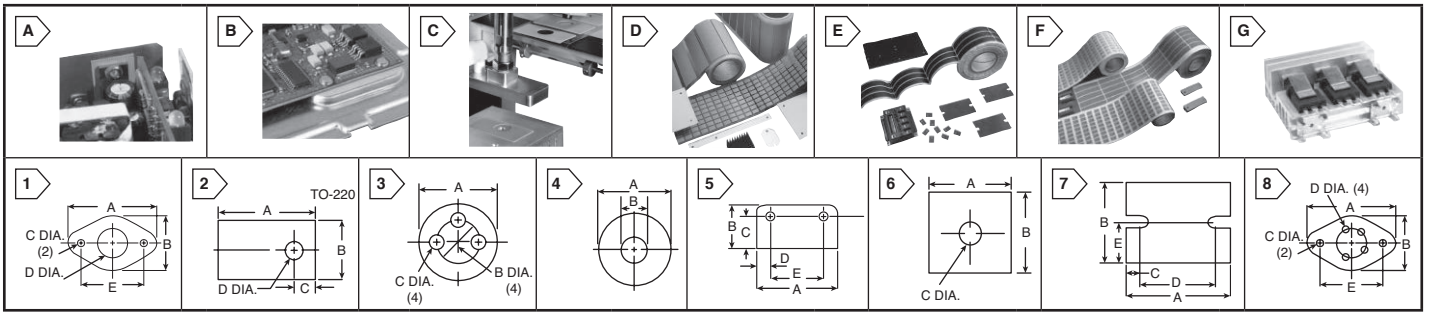

Sil-Pad thermally conductive insulators, in their many forms, continue to be a clean and efficient alternative to mica, ceramics or grease for a wide range of electronic applications.

Sil-Pad provides:
- Excellent thermal performance
- More durable than mica
- Eliminates the mess of grease
- Efficient "total applied cost" that compares favorably with other alternatives

Applications:
- Power supplies
- Power semiconductors
- Motor controls
- Automotive electronics

Colors:
- Sil-Pad® 400 Series: Gray
- Sil-Pad® 900-S Series: Pink
- Sil-Pad® 1500-ST Series: Blue
- Sil-Pad® 2000 Series: White
- Q-Pad® 3 Series: Black
- Sil-Pad® K-4 Series: Gray, Blue Green
- Sil-Pad® K-10 Series: Beige

✻ With adhesive, one side

For quantities greater than listed, call for quote.

MOUSER STOCK NO.	Bergquist Part No.	Fig.	Usage	Dimensions: in. (mm)						Thermal Impedance (°C/W)	Price Each	
				A	B	C	D	E	Thickness		1	10
Sil-Pad® 400 Series, 0.9 W/m-K												
951-SP400-007-00-05	SP400-0.007-00-05	A1	TO-3, TO-66	1.65 (41.91)	1.14 (28.96)	0.14 (3.56)	0.093 (2.36)	1.187 (30.15)	0.007 (0.178)	1.13	.45	.396
951-SP400-007-00-51	SP400-0.007-00-51	A2	TO-218, TO-220, TO-247	0.687 (17.45)	0.562 (14.27)	0.218 (5.54)	0.125 (3.18)	-	0.007 (0.178)	1.13	.31	.273
951-SP400-007-00-54	SP400-0.007-00-54	A2	TO-220	0.75 (19.05)	0.50 (12.70)	0.187 (4.75)	0.147 (3.73)	-	0.007 (0.178)	1.13	.30	.27
951-SP400-007-00-58	SP400-0.007-00-58	A2	TO-220	0.75 (19.05)	0.50 (12.70)	0.187 (4.75)	0.125 (3.18)	-	0.007 (0.178)	1.13	.30	.268
951-SP400-007-00-90	SP400-0.007-00-90	A2	TO-218, TO-220, TO-247	0.86 (21.84)	0.74 (18.80)	0.20 (5.08)	0.16 (4.06)	-	0.007 (0.178)	1.13	.33	.295
951-SP400-007-00-104	SP400-0.007-00-104	A2	TO-218, TO-220, TO-247	1.00 (25.4)	0.75 (19.05)	0.30 (7.62)	0.14 (3.56)	-	0.007 (0.178)	1.13	.34	.304
951-SP400-009-0002	SP400-0.009-00-02	A1	TO-3, TO-66	1.78 (45.21)	1.25 (31.75)	0.14 (3.56)	0.093 (2.36)	1.187 (30.15)	0.009 (0.229)	1.40	.48	.428
951-SP400-009-00-03	SP400-0.009-00-03	A1	TO-3, TO-66	1.563 (39.7)	1.05 (26.67)	0.14 (3.56)	0.08 (2.03)	1.187 (30.15)	0.009 (0.229)	1.40	.43	.379
951-SP400-009-00-04	SP400-0.009-00-04	A1	TO-3, TO-66	1.65 (41.91)	1.14 (28.96)	0.122 (3.10)	0.062 (1.57)	1.187 (30.15)	0.009 (0.229)	1.40	.45	.40
951-SP400-009-00-05	SP400-0.009-00-05	A1	TO-3, TO-66	1.65 (41.91)	1.14 (28.96)	0.14 (3.56)	0.093 (2.36)	1.187 (30.15)	0.009 (0.229)	1.40	.45	.40
951-SP400-009-00-09	SP400-0.009-00-09	A3	TO-5	0.36 (9.14)	0.20 (5.08)	0.04 (1.02)	-	-	0.009 (0.229)	1.40	.28	.248
951-SP400-009-00-11	SP400-0.009-00-11	A1	TO-3, TO-66	1.312 (33.32)	0.762 (19.35)	0.14 (3.56)	0.062 (1.57)	0.96 (24.38)	0.009 (0.229)	1.40	.36	.326
951-SP400-009-00-54	SP400-0.009-00-54	A2	TO-220	0.75 (19.05)	0.50 (12.70)	0.187 (4.75)	0.147 (3.73)	-	0.009 (0.229)	1.40	.30	.268
951-SP400-009-00-58	SP400-0.009-00-58	A2	TO-220	0.75(19.05)	0.50 (12.70)	0.187 (4.75)	0.125 (3.18)	-	0.009 (0.229)	1.40	.30	.268
951-SP400-009-00-90	SP400-0.009-00-90	A2	TO-218, TO-220, TO-247	0.86 (21.84)	0.74 (18.80)	0.20 (5.08)	0.16 (4.06)	-	0.009 (0.229)	1.40	.33	.295
Sil-Pad® 900-S Series, 1.6 W/m-K												
951-SP900S-009-00-02	SP900S-0.009-00-02	B1	TO-3, TO-66	1.78 (45.21)	1.25 (31.75)	0.14 (3.56)	0.093 (2.36)	1.187 (30.15)	0.009 (0.229)	0.61	1.01	.897
951-SP900S-009-00-05	SP900S-0.009-00-05	B1	TO-3, TO-66	1.65 (41.91)	1.14 (28.96)	0.14 (3.56)	0.093 (2.36)	1.187 (30.15)	0.009 (0.229)	0.61	.76	.676
951-SP900S-009-00-25	SP900S-0.009-00-25	B4	DO-5	1.00 (25.4)	0.26 (6.60)	-	-	-	0.009 (0.229)	0.61	.66	.596
951-SP900S-009-00-43	SP900S-0.009-00-43	B2	TO-220	0.75 (19.05)	0.50 (12.70)	-	-	-	0.009 (0.229)	0.61	.49	.438
951-SP900S-009-00-54	SP900S-0.009-00-54	B2	TO-220	0.75 (19.05)	0.50 (12.70)	0.187 (4.75)	0.147 (3.73)	-	0.009 (0.229)	0.61	.49	.438
951-SP900S-009-00-58	SP900S-0.009-00-58	B2	TO-220	0.75 (19.05)	0.50 (12.70)	0.187 (4.75)	0.125 (3.18)	-	0.009 (0.229)	0.61	.49	.428
✻ 951-SP900S-009-00-90	SP900S-0.009-00-90	B2	TO-218, TO-220, TO-247	0.86 (21.84)	0.74 (18.80)	0.20 (5.08)	0.16 (4.06)	-	0.009 (0.229)	0.61	.57	.503
951-SP900S-009-00104	SP900S-0.009-00-104	B2	TO-218, TO-220, TO-247	1.00 (25.4)	0.75 (19.05)	0.30 (7.62)	0.14 (3.56)	-	0.009 (0.229)	0.61	.60	.534
951-SP900S-009-00105	SP900S-0.009-00-105	B5	SIP	1.45 (36.83)	0.838 (21.29)	0.612 (15.54)	0.245 (6.22)	0.96 (24.38)	0.009 (0.229)	0.61	.73	.652
951-SP900S-009-00114	SP900S-0.009-00-114	B2	TO-218, TO-220, TO-247	0.827 (21.01)	0.945 (24.00)	0.197 (5.00)	0.15 (3.81)	-	0.009 (0.229)	0.61	.61	.535
Sil-Pad® 1500ST Series, 1.8 W/m-K												
951-SP1500ST-8021012	SP1500ST- 0.008-02-1012	C4	power supplies, auto electronics, motor controls, PnP compatible	10 x 12	-	-	-	-	0.008 (0.203)	0.23	37.00	33.82
Sil-Pad® 2000 Series, 3.5 W/m-K												
951-SPA2000-015-0054	SPA2000-0.015-00-54	D2	TO-220	0.75 (19.05)	0.50 (12.70)	0.187 (4.75)	0.147 (3.73)	-	0.015 (0.381)	0.33	.65	.578
951-SPA2000-015-0058	SPA2000-0.015-00-58	D2	TO-220	0.75 (19.05)	0.50 (12.70)	0.187 (4.75)	0.125 (3.18)	-	0.015 (0.381)	0.33	.65	.578
951-SPA2000-01500104	SPA2000-0.015-00-104	D2	TO-220	1.00 (25.4)	0.75 (19.05)	0.30 (7.62)	0.14 (3.56)	-	0.015 (0.381)	0.33	1.01	.899
Q-Pad® 3 Series, 2.0 W/m-K												
951-Q3-0.005-00-05	Q3-0.005-00-05	E1	TO-3, TO-66	1.65 (41.91)	1.14 (28.96)	0.14 (3.56)	0.093 (2.36)	1.187 (30.15)	0.005 (0.127)	0.35	.51	.462
951-Q3-0.005-00-43	Q3-0.005-00-43	E2	TO-220	0.75 (19.05)	0.50 (12.70)	-	-	-	0.005 (0.127)	0.35	.39	.348
951-Q3-0.005-00-48	Q3-0.005-00-48	E6	Rectifier	1.00 (25.4)	1.00 (25.4)	0.187 (4.75)	-	-	0.005 (0.127)	0.35	.45	.397
951-Q3-0.005-00-51	Q3-0.005-00-51	E2	TO-218, TO-220, TO-247	0.687 (17.45)	0.562 (14.27)	0.218 (5.54)	0.125 (3.18)	-	0.005 (0.127)	0.35	.40	.351
951-Q3-0.005-00-54	Q3-0.005-00-54	E2	TO-220	0.75 (19.05)	0.50 (12.70)	0.187 (4.75)	0.147 (3.73)	-	0.005 (0.127)	0.35	.39	.348
951-Q3-0.005-00-58	Q3-0.005-00-58	E2	TO-220	0.75 (19.05)	0.50 (12.70)	0.187 (4.75)	0.125 (3.18)	-	0.005 (0.127)	0.35	.39	.348
951-Q3-0.005-00-67	Q3-0.005-00-67	E7	Power Module	1.5 (38.1)	0.90 (22.86)	0.15 (3.81)	1.20 (30.48)	0.45 (11.43)	0.005 (0.127)	0.35	.48	.425
951-Q3-0.005-00-86	Q3-0.005-00-86	E8	TO-3	1.56 (39.62)	1.05 (26.67)	0.156 (3.96)	0.08 (2.03)	1.17 (29.72)	0.005 (0.127)	0.35	.49	.444
951-Q3-0.005-00-90	Q3-0.005-00-90	E2	TO-218, TO-220, TO-247	0.86 (21.84)	0.74 (18.80)	0.20 (5.08)	0.16 (4.06)	-	0.005 (0.127)	0.35	.42	.369
951-Q3-0.005-00-101	Q3-0.005-00-101	E7	Power Module	2.50 (63.5)	2.00 (50.8)	0.344 (8.74)	1.812 (46.02)	1.00 (25.4)	0.005 (0.127)	0.35	.77	.689
951-Q3-0.005-00-104	Q3-0.005-00-104	E2	TO-218, TO-220, TO-247	1.00 (25.4)	0.75 (19.05)	0.30 (7.62)	0.14 (3.56)	-	0.005 (0.127)	0.35	.43	.379
Sil-Pad® K-4 Series, 0.9 W/m-K												
951-SPK4-0.006-00-54	SPK4-0.006-00-54	F2	TO-220	0.75 (19.05)	0.50 (12.70)	0.187 (4.75)	0.147 (3.73)	-	0.006 (0.152)	0.48	.27	.235
951-SPK4-0.006-00-58	SPK4-0.006-00-58	F2	TO-220	0.75 (19.05)	0.50 (12.70)	0.187 (4.75)	0.125 (3.18)	-	0.006 (0.152)	0.48	.20	.18
Sil-Pad® K-6 Series, 1.1 W/m-K												
951-SPK6-006-00-104	SPK6-0.006-00-104	F2	TO-220	1.00 (25.4)	0.75 (19.05)	0.30 (7.62)	0.14 (3.56)	-	0.006 (0.152)	0.49	.49	.439
Sil-Pad® K-10 Series, 1.3 W/m-K												
951-SPK10-006-00-02	SPK10-0.006-00-02	G1	TO-3, TO-66	1.78 (45.21)	1.25 (31.75)	0.14 (3.56)	0.093 (2.36)	1.187 (30.15)	0.006 (0.152)	0.41	1.99	1.77
951-SPK10-006-00-25	SPK10-0.006-00-25	G4	TO-218, TO-220, TO-247	1.00 (25.4)	0.26 (6.6)	-	-	-	0.006 (0.152)	0.41	1.04	.921
951-SPK10-006-00-30	SPK10-0.006-00-30	G1	DO-5	1.25 (31.75)	0.70 (17.78)	0.14 (3.56)	0.062 (1.57)	0.96 (24.38)	0.006 (0.152)	0.41	.94	.841
951-SPK10-006-00-43	SPK10-0.006-00-43	G2	TO-3, TO-66	0.75 (19.05)	0.50 (12.7)	-	-	-	0.006 (0.152)	0.41	.54	.514
951-SPK10-006-00-51	SPK10-0.006-00-51	G2	Rectifier	0.687 (17.45)	0.562 (14.27)	0.218 (5.54)	0.125 (3.18)	-	0.006 (0.152)	0.41	.54	.514
951-SPK10-006-00-54	SPK10-0.006-00-54	G2	TO-218, TO-220, TO-247	0.75 (19.05)	0.50 (12.70)	0.187 (4.75)	0.147 (3.73)	-	0.006 (0.152)	0.41	.52	.469
951-SPK10-006-00-58	SPK10-0.006-00-58	G2	TO-220	0.75 (19.05)	0.50 (12.70)	0.187 (4.75)	0.125 (3.18)	-	0.006 (0.152)	0.41	.52	.469
951-SPK10-006-00-86	SPK10-0.006-00-86	G8	TO-3	1.56 (39.62)	1.05 (26.67)	0.156 (3.96)	0.08 (2.03)	1.17 (29.72)	0.006 (0.152)	0.41	1.54	1.37
951-SPK10-006-00-90	SPK10-0.006-00-90	G2	TO-218, TO-220, TO-247	0.86 (21.84)	0.74 (18.80)	0.20 (5.08)	0.16 (4.06)	-	0.006 (0.152)	0.41	.74	.661
951-SPK10-006-00-105	SPK10-0.006-00-105	G5	SIP	1.45 (36.83)	0.838 (21.29)	0.612 (15.54)	0.245 (6.22)	0.96 (24.38)	0.006 (0.152)	0.41	1.21	1.07
951-SPK10-006-00-114	SPK10-0.006-00-114	G2	TO-218, TO-220, TO-247	0.827 (21.01)	0.945 (24.00)	0.197 (5.00)	0.15 (3.81)	-	0.006 (0.152)	0.41	.86	.766

© Copyright 2013 Mouser Electronics
© Copyright 2013 Mouser Electronics

BERGQUIST Thermal Interface and Substrates

THE BERGQUIST COMPANY

RoHS Compliant **This page of product is compliant.**



THERMAL INTERFACE

Gap Pad® provides an effective thermal interface between surface topography, heatsinks and electronic devices where uneven surface topography, air gaps and rough surface textures are present.

Gap Pad® Provides:
- Elimination of air gaps to reduce thermal resistance
- Low-stress vibration dampening
- High conformability to reduce interfacial resistance
- Compatible with automated dispensing equipment

Applications:
- Aerospace/Military
- Automotive
- Computer & Peripherals
- Telecommunications
- Consumer Electronics
- Motor Control
- Power Conversion

✻ASTM D5470 test fixture used. The recorded values are at 20% deflection & includes interfacial thermal resistance These values are provided for reference only. Actual application performance is directly related to the surface roughness, flatness & applied pressure.

For quantities greater than listed, call for quote.

MOUSER STOCK NO.	Bergquist Part No.	Fig.	Usage	Dimensions: mm (in.)	Thickness in. (mm)	Color	Thermal Impedance	Thermal Conduct (W/m-K)	Price Each 1	Price Each 10
Bond-Ply® 100 Series										
951-BP100-0050-1112	BP100-0.005-00-1112	A	Sheet	279.40 x 304.80 (11x12)	0.005 (0.127)	White	0.52°C/W	0.8	21.40	19.26
Gap Pad® 1500 Series										
951-GP1500-04002	GP1500-0.040-02-0816	B	Sheet	203.20 x 406.40 (8x16)	0.040 (1.02)	Black	1.50 °C-in²/ W✻	1.5	36.87	34.70
951-GP1500-060-02	GP1500-0.060-02-0816	B	Sheet	203.20 x 406.40 (8x16)	0.060 (1.52)	Black	app dependent	1.5	42.54	40.04
951-GP1500-080-02	GP1500-0.080-02-0816	B	Sheet	203.20 x 406.40 (8x16)	0.080 (2.03)	Black	app dependent	1.5	50.08	47.12
951-GP1500-125-02	GP1500-0.125-02-0816	B	Sheet	203.20 x 406.40 (8x16)	0.125 (3.18)	Black	app dependent	1.5	86.04	80.98
Gap Pad® VO Ultrasoft Series										
951-GPVOUS-020-00	GPVOUS-0.020-00-0816	C	Sheet	203.20 x 406.40 (8x16)	0.020 (0.508)	Pink	app dependent	1.0	28.79	27.09
951-GPVOUS-040-00	GPVOUS-0.040-00-0816	C	Sheet	203.20 x 406.40 (8x16)	0.040 (1.02)	Pink	1.87 °C-in²/ W✻	1.0	38.72	36.44
951-GPVOUS-060-00	GPVOUS-0.060-00-0816	C	Sheet	203.20 x 406.40 (8x16)	0.060 (1.52)	Pink	app dependent	1.0	44.67	42.04
951-GPVOUS-080-00	GPVOUS-0.080-00-0816	C	Sheet	203.20 x 406.40 (8x16)	0.080 (2.03)	Pink	app dependent	1.0	52.59	49.49
951-GPVOUS-125-00	GPVOUS-0.125-00-0816	C	Sheet	203.20 x 406.40 (8x16)	0.125 (3.18)	Pink	app dependent	1.0	87.93	82.75
Gap Pad® 1500S30 Series										
951-GP1500S30-.02002	GP1500S30-.020-02-0816	D	Sheet	203.20 x 406.40 (8x16)	0.040 (1.02)	Black	app dependent	1.5	35.27	33.50
951-GP1500S30-.04002	GP1500S30-0.040-02-0816	D	Sheet	203.20 x 406.40 (8x16)	0.040 (1.02)	Black	1.41 °C-in²/ W✻	1.5	51.80	49.21
951-GP1500S30-.06002	GP1500S30-0.060-02-0816	D	Sheet	203.20 x 406.40 (8x16)	0.060 (1.52)	Black	app dependent	1.5	56.46	50.29
951-GP1500S30-.08002	GP1500S30-.080-02-0816	D	Sheet	203.20 x 406.40 (8x16)	0.080 (2.03)	Black	app dependent	1.5	66.46	59.19
951-GP1500S30-.10002	GP1500S30-.100-02-0816	D	Sheet	203.20 x 406.40 (8x16)	0.020 (0.508)	Light Pink	app dependent	1.3	90.71	80.80
951-GP1500S30-.12502	GP1500S30-0.125-02-0816	D	Sheet	203.20 x 406.40 (8x16)	0.125 (3.18)	Black	app dependent	1.5	113.98	101.51
Gap Pad® 2500S20 Series										
951-GP2500S20-02002	GP2500S20-0.020-02-0816	E	Sheet	203.20 x 406.40 (8x16)	0.020 (0.508)	Light Yellow	app dependent	2.4	45.42	43.14
951-GP2500S20-04002	GP2500S20-0.040-02-0816	E	Sheet	203.20 x 406.40 (8x16)	0.040 (1.02)	Light Yellow	0.68 °C-in²/ W✻	2.4	59.27	56.30
951-GP2500S20-06002	GP2500S20-0.060-02-0816	E	Sheet	203.20 x 406.40 (8x16)	0.060 (1.52)	Light Yellow	app dependent	2.4	64.59	57.52
951-GP2500S20-08002	GP2500S20-0.080-02-0816	E	Sheet	203.20 x 406.40 (8x16)	0.080 (2.03)	Light Yellow	app dependent	2.4	76.03	67.72
951-GP2500S20-10002	GP2500S20-0.100-02-0816	E	Sheet	203.20 x 406.40 (8x16)	0.100 (2.50)	Light Yellow	app dependent	2.4	95.48	90.63
951-GP2500S20-12502	GP2500S20-0.125-02-0816	E	Sheet	203.20 x 406.40 (8x16)	0.125 (3.18)	Light Yellow	app dependent	2.4	130.39	116.13
951-GP2500S20-16002	GP2500S20-0.160-02-0816	E	Sheet	203.20 x 406.40 (8x16)	0.160 (4.06)	Light Yellow	app dependent	2.4	161.97	144.26
951-GP2500S20-20002	GP2500S20-0.200-02-0816	E	Sheet	203.20 x 406.40 (8x16)	0.200 (5.07)	Light Yellow	app dependent	2.4	167.96	149.59
951-GP2500S20-25002	GP2500S20-0.250-02-0816	E	Sheet	203.20 x 406.40 (8x16)	0.250 (6.35)	Light Blue	app dependent	3.0	190.70	181.16
Gap Pad® 3000S30 Series										
951-GP3000S30-02002	GP3000S30-0.020-02-0816	F	Sheet	203.20 x 406.40 (8x16)	0.020 (0.508)	Light Blue	app dependent	3.0	50.22	48.78
951-GP3000S30-04002	GP3000S30-0.040-02-0816	F	Sheet	203.20 x 406.40 (8x16)	0.040 (1.02)	Light Blue	0.60 °C-in²/ W✻	3.0	63.65	60.48
951-GP3000S30-06002	GP3000S30-0.060-02-0816	F	Sheet	203.20 x 406.40 (8x16)	0.060 (1.52)	Light Blue	app dependent	3.0	69.37	61.78
951-GP3000S30-08002	GP3000S30-0.080-02-0816	F	Sheet	203.20 x 406.40 (8x16)	0.080 (2.03)	Light Blue	app dependent	3.0	81.66	72.73
951-GP3000S30-10002	GP3000S30-0.100-02-0816	F	Sheet	203.20 x 406.40 (8x16)	0.100 (2.50)	Light Blue	app dependent	3.0	111.47	99.27
951-GP3000S30-12502	GP3000S30-0.125-02-0816	F	Sheet	203.20 x 406.40 (8x16)	0.125 (3.18)	Light Blue	app dependent	3.0	140.05	124.73
Gap Pad® VO Ultimate Series										
951-GPVOU-02001-0816	GPVOU-0.020-01-0816	G	Sheet	203.20 x 406.40 (8x16)	0.020 (0.508)	Gray/Black	app dependent	1.3	38.86	36.56
951-GPVOU-04001-0816	GPVOU-0.040-01-0816	G	Sheet	203.20 x 406.40 (8x16)	0.040 (1.02)	Gray/Black	1.55 °C-in²/ W✻	1.3	57.14	53.78
951-GPVOU-06001-0816	GPVOU-0.060-01-0816	G	Sheet	203.20 x 406.40 (8x16)	0.060 (1.52)	Gray/Black	app dependent	1.3	65.06	61.27
951-GPVOU-08001-0816	GPVOU-0.080-01-0816	G	Sheet	203.20 x 406.40 (8x16)	0.080 (2.03)	Gray/Black	app dependent	1.3	75.80	71.34
951-GPVOU-10001-0816	GPVOU-0.100-01-0816	G	Sheet	203.20 x 406.40 (8x16)	0.100 (2.50)	Gray/Black	app dependent	1.3	103.44	97.34
951-GPVOU-12501-0816	GPVOU-0.125-01-0816	G	Sheet	203.20 x 406.40 (8x16)	0.125 (3.18)	Gray/Black	app dependent	1.3	126.51	119.06

THERMAL SUBSTRATES

Thermal Clad® Benefits Include:
- Lower operating temperature
- Reduce printed circuit board size
- Increase power density
- Extend the life of dies
- Reduce the number of interconnects
- Improve product thermal and mechanical performance
- Combine power and control
- Improve product durability
- Enable better use of surface mount technology
- Reduce heat sinks and other mounting hardware including thermal interface material

Applications:
- Heat-Rail and Forming
- Motor Drives
- LEDs
- Solid State Relays
- Power conversion

RoHS Compliant

For quantities greater than listed, call for quote.

MOUSER STOCK NO.	Bergquist Part No.	Fig.	Description	LED Footprint	Price Each 1	Price Each 10
951-803121	803121	A	1-up Star	Avago Moonstone	.96	.856
951-803122	803122	A	1-up Star	Cree XR-E	1.08	.967
951-803124	803124	A	1-up Star	Lumex SML LX	.96	.856
951-803126	803126	A	1-up Star	Luxeon K2	.96	.856
951-803127	803127	A	1-up Star	Luxeon Rebel	1.07	.963
951-803128	803128	A	1-up Star	Osram Dragon	1.19	1.06
951-803129	803129	A	1-up Star	Seoul P4	1.08	.974
951-803291	803291	A	1-up Star	Nichia Power LED 6.5x5.0	.96	.856
951-803772	803772	A	1-up Star	Cree MC-E	1.08	.974
951-803808	803808	A	1-up Star	Osram Ostar SMT	1.19	1.06
951-804068	804068	A	1-up Star	Samsung Sunnix	1.08	.974
951-804087	804087	A	1-up Star	Osram Oslon	1.08	.728
951-804090	804090	A	1-up Star	Cree XP-E	1.08	.974
951-804155	804155	A	1-up Star	Nichia Rigel (3.5 x 3.5)	1.08	.974
951-804450	804450	A	1-up Star	Cree MX-6	1.08	.974
951-804511	804511	A	1-up Star	Cree XP-G	1.08	.974
951-803262	803262	B	36-up Star array	Cree XR-E	20.62	19.33
951-803265	803265	B	36-up Star array	Luxeon I, III & V	23.54	22.47
951-803266	803266	B	36-up Star array	Luxeon K2	19.80	19.26
951-803267	803267	B	36-up Star array	Luxeon Rebel	24.29	22.90
951-803268	803268	B	36-up Star array	Osram Dragon	23.54	22.47
951-803269	803269	B	36-up Star array	Seoul P4	24.34	22.90
951-803790	803790	B	36-up Star array	Cree MC-E	24.34	22.90
951-803803	803803	B	36-up Star array	Seoul P5	21.91	20.62

A



951-803128 shown

B



© Copyright 2013 Mouser Electronics

© Copyright 2013 Mouser Electronics

LAIRD TECHNOLOGIES Thermal Interface Materials

RoHS Compliant **This product is RoHS compliant.**

THERMAL GAP FILLER PADS

Tflex™ gap fillers are used to bridge the interface between hot components and a chassis or heat sink assembly.
The combination of good thermal conductivity and softness reduces mechanical stress, but maintains thermal performance.

Specifications:

- Thickness range: 0.2mm to 8.9mm (0.008" to 0.350") availability varies by product line
- UL Flammability: 94V0

Applications:

- Telecom - wireless infrastructure, routers and VOIP phones
- IT - notebooks, servers, memory modules, hard disk drives, solid state drives, scanners and printers
- Consumer - gaming systems, LCD PDP televisions, and displays
- Industrial - LED lighting, power supplies, lighting ballasts, controllers, scanners, and power converters
- Aerospace and military - power supplies, microwave radio, and controllers

RoHS Compliant

For quantities greater than listed, call for quote.

MOUSER STOCK NO.	Laird Thermal Part No.	Fig.	Series Type	Breakdown Voltage	Color	Size	Material	Operating Temperature Range	Tensile Strength	Thickness	Price Each 1	Price Each 5
739-A15324-01	A15324-01	A	Tflex 300	>10,000VAC	Green	9"x9"	Tflex 340	-40° to 160°C	15	40mils	31.97	29.74
739-A15330-03	A15330-03	A	Tflex 300	>10,000VAC	Green	9"x9"	Tflex 3100,DC1	-40° to 160°C	15	100mils	36.47	33.91
739-A14556-01	A14556-01	A	Tflex 500	>10,000VAC	Blue	9"x9"	Tflex 520FG	-45° to 200°C	66	20mils	23.90	22.67
739-A14558-01	A14558-01	A	Tflex 500	>10,000VAC	Blue	9"x9"	Tflex 540	-45° to 200°C	66	40mils	46.11	42.87
739-A14562-01	A14562-01	A	Tflex 500	>10,000VAC	Blue	9"x9"	Tflex 580	-45° to 200°C	46	80mils	79.16	65.97
739-A14566-01	A14566-01	A	Tflex 500	>10,000VAC	Blue	9"x9"	Tflex 5120	-45° to 200°C	46	120mils	98.90	95.81
739-A12618-01	A12618-01	A	Tflex 600	>5,000VAC	Purple	9"x9"	Tflex 640	-45° to 200°C	15	40mils	74.81	62.80
739-A12618-33	A12618-33	A	Tflex 600	>5,000VAC	Purple	18"x18"	Tflex 640	-45° to 200°C	15	40mils	222.11	213.06

ELECTRICALLY CONDUCTIVE THERMAL INTERFACE MATERIAL

Tgon™ 800 series is a high-performance, cost effective TIM that can be used where electrical isolation is not required. Tgon 800's unique grain oriented graphite plate structure provides high 240 W/mk thermal conductivity along the XY plane, and 5 W/mk through the Z axis.

Tputty™ gap fillers are used to bridge the interface between hot components and a chassis or heat sink assembly when elimination of mechanical stress or bulk dispensing are critical design considerations.

Specifications:

- Thickness range: 0.5mm to 5.1mm (0.02" to 0.200") bulk, availability varies by product line
- UL Flammability: 94V0

Applications:

- Especially good for applications that require high conductivity and low cost without softness

RoHS Compliant

For quantities greater than listed, call for quote.

MOUSER STOCK NO.	Laird Thermal Part No.	Fig.	Series Type	Breakdown Voltage	Color	Size	Material	Operating Temperature Range	Tensile Strength	Thick-ness	Price Each 1	Price Each 5
739-A10462-03	A10462-03	B	Tgon 805	-	Pewter	12"x18"	Tgon 805,A0	-240° to 300°C	650	5mils	10.08	9.37
739-A10462-02	A10462-02	B	Tgon 805	-	Pewter	12"x18"	Tgon 805,A1	-240° to 300°C	650	5mils	14.48	14.18
739-A10462-15	A10462-15	B	Tgon 805	-	Pewter	18"x24"	Tgon 805,A1	-240° to 300°C	650	5mils	17.68	16.26
739-A10463-01	A10463-01	B	Tgon 810	-	Pewter	12"x18"	Tgon 810,A0	-240° to 300°C	650	10mils	11.66	10.97
739-A10463-02	A10463-02	B	Tgon 810	-	Pewter	12"x18"	Tgon 810,A1	-240° to 300°C	650	10mils	17.30	16.93
739-A10464-01	A10464-01	B	Tgon 820	-	Pewter	12"x18"	Tgon 820,A0	-240° to 300°C	650	20mils	13.61	13.31
739-A10464-02	A10464-02	B	Tgon 820	-	Pewter	12"x18"	Tgon 820,A1	-240° to 300°C	650	20mils	20.79	20.32
739-A10238-09	A10238-09	C	Tputty 502	>5,000VAC	White	9"x9"	Tputty 502FG2	-45° to 200°C	-	90mils	187.42	174.30
739-A13717-03	A13717-03	C	Tputty 504	-	Light Grey	30cc, manual syringe	Tputty 504	-45° to 200°C	-	-	91.31	79.75

TPCM™ AND TGREASE™ HIGH-PERFORMANCE PRODUCTS

High-performance products are used in applications where mechanical tolerances and general design has been optimized for thermal performance.

The Tpcm™ phase change product line is used in applications where reliability, repeatability, and handling must be controlled to optimize the performance as part of the total thermal solution. Available in screen printable formulation that offers the reliability and performance of a phase change material with the low-cost handling of thermal grease.

Tgrease™ is used in applications where a minimum bond line, constant pressure, and ease of screen printing is desired for optimal performance. They are designed to maximize reliability by eliminating pump out in most applications.

Applications:

- IT - servers, desktops, notebooks, and memory modules
- Industrial - power supplies, lighting, LED lighting, and industrial electronics
- Telecom - routers and wireless infrastructure
- Consumer - gaming systems and portable devices

RoHS Compliant

For quantities greater than listed, call for quote.

MOUSER STOCK NO.	Laird Thermal Part No.	Fig.	Series Type	Color	Size	Material	Operating Temperature Range	Price Each 1	Price Each 5
739-A14855-03	A14855-03	D	Tgrease	White	0.5kg can	Tgrease 1500	max 125°C	171.02	134.41
739-A15423-02	A15423-02	D	Tgrease	White	10cc manual syringe	Tgrease 1500	max 125°C	51.51	47.89
739-A16241-01	A16241-01	D	Tgrease	White	30cc jar	Tgrease 1500	max 125°C	17.62	17.23
739-A14259-05	A14259-05	D	Tgrease	White	1/2kg	Tgrease 2500	-55° to 150°C	289.87	269.58
739-A14399-01	A14399-01	D	Tgrease	White	10cc syringe	Tgrease 2500	-55° to 150°C	59.33	56.15
739-A14399-02	A14399-02	D	Tgrease	White	30cc syringe	Tgrease 2500	-55° to 150°C	72.56	58.05
739-A14399-03	A14399-03	D	Tgrease	White	50cc syringe	Tgrease 2500	-55° to 150°C	104.23	102.07
739-A15028-01	A15028-01	D	Tgrease	Gray	1/2kg	Tgrease 880	-40° to 150°C	351.59	326.98
739-A16241-03	A16241-03	D	Tgrease	Gray	30cc jar	Tgrease 880	-40° to 150°C	24.54	23.50
739-A10832-02	A10832-02	E	Tpcm	Yellow	9"x9"	Tpcm 910	-25° to 125°C	19.40	18.04

TGARD™ ELECTRICAL INSULATORS

Tgard™ thermally conductive electrical insulators are used where electrical isolation is a critical design consideration, with reliability, cut-through resistance, and thermal conductivity.

Applications:

- Industrial - power supplies and standard TO-packages that require isolation
- Telecom - board-to-chassis system electrical isolation

RoHS Compliant

For quantities greater than listed, call for quote.

MOUSER STOCK NO.	Laird Thermal Part No.	Fig.	Package Type	Breakdown Voltage	Material	Operating Temperature Range	Tensile Strength	Thickness	Price Each 1	Price Each 100
739-A15037003	A15037003	F	TO-220	>6,000VAC	Kit, Tgard 5000, A0	-76° to 180°C	40MPa	5mils	.11	.083
739-A15038003	A15038003	F	TO-247	>6,000VAC	Kit, Tgard 5000, A0	-76° to 180°C	40MPa	5mils	.20	.164

A



B



C



D



E



F

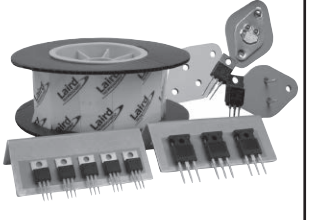

Thermal Interface

Laird Technologies

© Copyright 2013 Mouser Electronics

© Copyright 2013 Mouser Electronics

PANASONIC Thermal Graphite Sheets

Panasonic

RoHS Compliant **This product is RoHS compliant.**

EYG SERIES GRAPHITE SHEETS

PGS (Pyrolytic Graphite Sheet) is a thermal interface material which is very thin, synthetically made, has high thermal conductivity, and is made from a highly oriented graphite polymer film. PGS (Pyrolytic Highly Oriented Graphite Sheet) is made of graphite with a structure that is close to a single crystal, which is achieved by the heat decomposition of polymeric film.

It is ideal for providing thermal management/heat-sinking in limited spaces or to provide supplemental heat-sinking in addition to conventional means. This material is flexible and can be cut into customizable shapes.

Flexibility:
PGS is bending-resistant due to its flexibility. PGS can be used for areas such as curved surfaces and corners because its heat conductivity will remain unchanged in the absence of folds in PGS.

Thermal Resistance Property:
Thermal resistance represents the degree of non-conductivity of the heat. Materials with lower thermal resistance are a more efficient conductor of heat (Thermal resistance depends on hardness of, and surface condition of material as well as heat conductivity.)

Features:
- Excellent thermal conductivity
- Flexible and easy to be cut or trimmed
- Low thermal resistance

Specifications:
- Lightweight: Specific gravity: 0.85 to 2.1g/cm^3
- Heat resistance: 400°C
- Bending (angle 180, R5): 10,000 cycles

Recommended Applications:
- Cellular phone, DVC, DSC, PC and peripherals, pickup
- Semiconductor manufacturing equipment
- Optical communications equipment

Bending Limitation		
Bending Angle	Bending Radius (R)	
	R = 2 (mm)	R = 5 (mm)
90°	10,000 cycles or more	100,000 cycles or more
180°	3,000 cycles or more	30,000 cycles or more

Style ✻	
S	PGS Only
A	Taping
C	Coating
M	Other Materials Laminated



Layered Structure

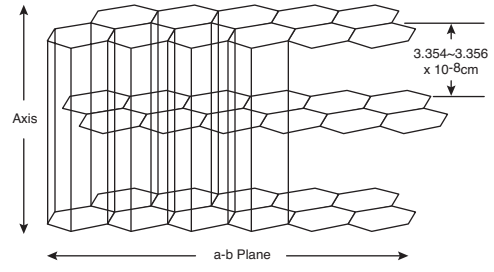

Heat Conductivity of Each Material (a-b Plane)

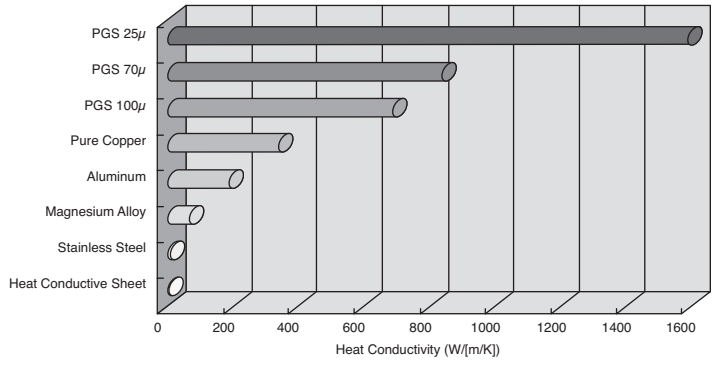

NEW PRODUCT

For quantities greater than listed, call for quote.

MOUSER STOCK NO.	Panasonic Part No.	Style ✻	Type	Inductance (μm)	Size (mm)	Thickness (mm)	Price Each 1	Price Each 5
667-EYG-A091203V	EYG-A091203V	A	A-V	25	90×115	0.025	29.02	27.21
667-EYG-A091207M	EYG-A091207M	A	A-M	70	90×115	0.07	25.21	23.64
667-EYG-A091207P	EYG-A091207P	A	A-PA	70	90×115	0.07	25.21	23.64
667-EYG-A091207V	EYG-A091207V	A	A-V	70	90×115	0.07	29.02	27.21
667-EYG-A091210B	EYG-A091210B	A	A-B	100	90×115	0.1	34.95	32.76
667-EYG-A091210P	EYG-A091210P	A	A-PA	100	90×115	0.1	34.95	32.76
667-EYG-A091210T	EYG-A091210T	A	A-T	100	90×115	0.1	28.01	26.26
667-EYG-A121803M	EYG-A121803M	A	A-MM	25	115x180	0.025	48.15	44.96
667-EYG-A121803S	EYG-A121803S	A	A-SM	25	115x180	0.025	53.29	49.96
667-EYG-A121807A	EYG-A121807A	A	A-A	100	115x180	0.07	54.30	50.90
667-EYG-A121810A	EYG-A121810A	A	A-A	100	115x180	0.1	54.21	50.83
667-EYG-A121810B	EYG-A121810B	A	A-B	100	115x180	0.1	69.90	65.54
667-EYG-A121810K	EYG-A121810K	A	A-K	100	115x180	0.1	56.08	52.58
667-EYG-A121810M	EYG-A121810M	A	A-MM	100	115x180	0.1	54.21	50.83
667-EYG-A121810P	EYG-A121810P	A	A-PA	100	115x180	0.1	69.90	65.54
667-EYG-A121810T	EYG-A121810T	A	A-T	100	115x180	0.1	56.03	52.53
667-EYG-A121810V	EYG-A121810V	A	A-V	100	115x180	0.1	58.06	54.42
667-EYG-M060910SS	EYG-M060910SS	M	M-SS	100	90x115	0.1	28.82	27.02
667-EYG-M091210SS	EYG-M091210SS	M	M-SS	100	90x115	0.1	57.63	54.04
667-EYG-M121810SS	EYG-M121810SS	M	M-SS	100	115x180	0.1	112.70	105.66
667-EYG-M121810SW	EYG-M121810SW	M	M-SW	100	115x180	0.1	100.56	94.28
667-EYG-S091203	EYG-S091203	S	S	25	90x115	0.025	30.67	28.75
667-EYG-S091207	EYG-S091207	S	S	70	90x115	0.07	30.60	28.75
667-EYG-S091210	EYG-S091210	S	S	100	90x115	0.1	31.31	29.35
667-EYG-S121803	EYG-S121803	S	S	25	115x180	0.025	61.19	57.51
667-EYG-S121807	EYG-S121807	S	S	70	115x180	0.07	61.34	57.51
667-EYG-S121810	EYG-S121810	S	S	100	115x180	0.1	62.70	58.78
667-EYG-S182310	EYG-S182310	S	S	100	180x230	0.1	100.43	94.16
667-EYG-S091203DP	EYG-S091203DP	S	S	25	90x115	0.025	29.59	27.16
667-EYG-S091207DP	EYG-S091207 DP	S	S	70	90x115	0.07	29.59	27.16
667-EYG-S091210DP	EYG-S091210DP	S	S	100	90x115	0.1	24.17	22.31
667-EYG-S121803DP	EYG-S121803 DP	S	S	25	115x180	0.025	59.17	54.73
667-EYG-S121807DP	EYG-S121807DP	S	S	70	115x180	0.07	59.17	54.73
667-EYG-S121810DP	EYG-S121810DP	S	S	100	115x180	0.1	48.35	42.96
667-EYG-S182307DP	EYG-S182307DP	S	S	70	180x230	0.07	96.82	88.44
667-EYG-S182310DP	EYG-S182310DP	S	S	100	180x230	0.1	96.71	88.36

© Copyright 2013 Mouser Electronics
© Copyright 2013 Mouser Electronics

LAIRD TECHNOLOGIES Thermoelectric Modules

RoHS Compliant **This product is RoHS compliant.**

THERMOELECTRIC MODULES



The Ceramic Plate (CP) Series of Thermoelectric Modules (TEMs) is considered 'the standard' in the thermoelectric industry. This broad product line of high-performance and highly reliable TEMs is available in numerous heat pumping capacities, geometric shapes, and input power ranges. Assembled with Bismuth Telluride semiconductor material and thermally conductive Aluminum Oxide ceramics, the CP Series is designed for higher current and large heat-pumping applications. For all CP Series modules, wire is stranded, 114mm (4.5in.) long and PVC insulated.

Benefits:

- Precise temperature control with tolerances ±0.1°C achieved under steady state conditions
- DC operation with reverse polarity for heating and cooling in thermal cycling applications
- Rapid cool down below ambient temperatures
- Tight geometric space constraints and low weight requirements
- Power generation from waste heat—patented ThermaTECTM is operational up to 225°C
- Reliable solid-state operation with no sound or vibration (lifetimes of more than 200,000 hours)
- Virtually no electrical noise
- Environmentally friendly, no CFC refrigerants
- Low maintenance, easy to repair

Applications:

- Consumer Electronics
- Medical
- Food & Beverage
- Aerospace
- Defense

NEW PRODUCT

For quantities greater than listed, call for quote.

MOUSER STOCK NO.	Laird Thermal Part No.	Description	Th=25°C				No. of Couples	Dimensions: mm				Price Each			
			TMAX (°C)	QMAX (Watts)	IMAX (Amps)	VMAX (Volts)		A	B	C	D	1	10	50	100
CP series - Ceramic Plate															
739-62910-510	62910-510	CP08,127,05,L1,W4.5	67	22.4	2.6	15.4	127	25	25	25	3.1	43.65	37.30	33.44	32.13
739-66195-505	66195-505	CP08,127,06,L1,W4.5	67	18.1	2.1	15.4	127	25	25	25	3.4	47.44	37.74	33.83	32.52
739-71035-505	71035-505	CP08,31,06,L1,W4.5	67	4.4	2.1	3.8	31	12	12	12	3.4	25.73	23.17	21.54	20.03
739-71036-505	71036-505	CP08,63,06,L1,W4.5	67	9.0	2.1	7.6	63	12	25	12	3.4	47.15	38.18	34.22	32.89
739-430446-503	430446-503	CP08,127,05,L1,RT,W4.5	67	22.6	2.6	14.4	127	25	25	25	3.1	48.79	39.84	35.71	34.31
739-66195-504	66195-504	CP08,127,06,L1,RT,W4.5	67	18.1	2.1	14.4	127	25	25	25	3.4	49.33	40.27	36.10	34.70
739-43240-501	43240-501	CP10,17,06,L,W4.5	67	3.5	3.0	1.9	17	12	12	12	3.58	28.45	22.62	20.28	19.50
739-56460-501	56460-501	CP10,127,05,L1,W4.5	67	33.4	3.9	15.4	127	30	30	30	3.2	26.29	23.58	21.14	20.32
739-43310-502	43310-502	CP10,127,06,L1,W4.5	67	25.7	3.0	15.4	127	30	30	30	3.6	25.64	23.07	21.45	19.96
739-63202-501	63202-501	CP10,127,08,L1,W4.5	67	21.4	2.5	15.4	127	30	30	30	4.0	48.55	43.69	40.63	37.79
739-71012-506	71012-506	CP10,254,06,L1,W4.5	67	51.4	3.0	30.8	254	60	30	30	3.6	49.52	40.09	35.94	34.55
739-430801-504	430801-504	CP10,31,05,L1,W4.5	67	8.2	3.9	3.8	31	15	15	15	3.2	24.39	19.39	17.39	16.70
739-56430-501	56430-501	CP10,63,05,L1,W4.5	67	16.6	3.9	7.6	63	15	30	15	3.2	28.09	22.36	20.04	19.26
739-43280-503	43280-503	CP10,63,06,L1,W4.5	67	12.7	3.0	7.6	63	15	30	15	3.6	24.37	21.84	19.58	18.81
739-44440-501	44440-501	CP10,71,05,L,W4.5	67	19	3.9	7.9	71	22.6	22.6	22.6	3.2	37.78	30.05	26.94	25.89
739-56460-500	56460-500	CP10,127,05,L1,EP,W4.5	67	34.3	3.9	14.4	127	30	30	30	3.2	31.99	26.12	23.41	22.50
739-56310-505	56310-505	CP10,127,06,L1,RT,W4.5	68	25.7	3.0	14.5	127	30	30	30	3.6	30.82	29.28	27.80	26.41
739-430801-501	430801-501	CP10,31,05,L,EP,W4.5	67	8.2	3.9	3.8	31	15	15	15	3.2	26.86	21.92	19.66	18.89
739-430848-509	430848-509	CP12,161,04,L1,RT,W4.5	67	79.2	7.3	18.4	161	40	40	40	3.3	40.66	33.19	29.76	28.60
739-430082-502	430082-502	CP14,127,045,L1,EP,W4.5	67	72.0	8.5	14.5	127	40	40	40	3.3	35.31	28.83	25.84	24.83
739-66101-500	66101-500	CP14,127,045,L1,RT,W4.5	67	72.0	8.5	14.5	127	40	40	40	3.3	35.31	28.83	25.84	24.83
739-430078-525	430078-525	CP14,127,06,L1,EP,W4.5	67	51.4	6.0	14.5	127	40	40	40	3.8	34.67	28.30	25.37	24.39
739-56760-500	56760-500	CP14,127,06,L1,RT,W4.5	67	51.4	6.0	14.5	127	40	40	40	3.8	34.67	28.30	25.37	24.39
739-56610-510	56610-510	CP14,127,10,L1,RT,W4.5	67	33.4	3.9	14.4	127	40	40	40	4.7	46.55	38.00	34.07	32.74
739-430294-502	430294-502	CP14,35,045,L,EP,W4.5	68	20.4	8.7	4.0	35	15	15	15	3.3	43.06	34.24	30.70	29.50
739-430032-502	430032-502	CP14,71,045,L1,RT,W4.5	67	41.3	8.5	8.0	71	30	30	30	4.7	30.50	24.90	22.32	21.44
739-430705-504	430705-504	CP14,71,06,L1,EP,W6	68	28.7	6.0	8.1	71	30	30	30	3.8	32.07	25.51	22.87	21.98
739-56740-502	56740-502	CP14,71,06,L1,RT,W4.5	68	28.7	6.0	8.1	71	30	30	30	3.8	31.24	25.51	22.87	21.98
739-70200-504	70200-504	CP14,71,10,L1,EP,W4.5	67	18.7	3.9	8.6	71	30	30	30	4.7	33.71	27.52	24.66	23.71
739-70200-501	70200-501	CP14,71,10,L1,RT,W4.5	67	18.7	3.9	8.6	71	30	30	30	4.7	33.71	27.52	24.66	23.71
739-44910-501	44910-501	CP14,127,045,L1,W4.5	67	72.0	8.5	15.4	127	40	40	40	3.3	30.62	28.21	26.23	24.40
739-56760-505	56760-505	CP14,127,06,L1,W4.5	67	51.4	6.0	15.4	127	40	40	40	3.8	27.39	25.48	23.10	22.03
739-56610-502	56610-502	CP14,127,10,L1,W4.5	68	33.4	3.9	15.4	127	40	40	40	4.7	37.77	35.13	31.79	29.08
739-44550-501	44550-501	CP14,31,10,L1,W4.5	68	8.2	3.9	3.8	31	20	20	20	4.7	32.67	29.40	27.34	25.42
739-56860-501	56860-501	CP14,35,045,L1,W4.5	65	19.0	8.5	4.2	35	15	30	15	3.3	38.64	31.70	28.43	27.32
739-56500-501	56500-501	CP14,7,10,L1,W4.5	68	1.8	3.9	0.8	7	9.5	9.5	9.5	4.7	37.67	29.96	26.86	25.82
739-44530-501	44530-501	CP14,17,10,L,W4.5	68	4.5	3.9	1.9	-	14.9	14.9	-	-	26.58	21.13	18.95	18.21
739-44740-501	44740-501	CP14,71,06,L1,W4.5	67	28.7	6.0	8.6	71	30	30	30	3.8	26.77	24.10	22.41	20.84
739-56590-502	56590-502	CP14,71,10,L1,W4.5	68	18.7	3.9	8.6	71	30	30	30	4.7	32.13	29.86	27.79	25.85
739-430122-507	430122-507	CP2,127,06,L1,EP,W4.5	67	122.3	14.3	14.5	127	62	62	62	4.6	76.18	63.11	58.03	55.27
739-430122-520	430122-520	CP2,127,06,L1,RT,W4.5	67	122.3	14.3	14.5	127	62	62	62	4.6	76.18	63.11	58.03	55.27
739-64975-503	64975-503	CP2,127,10,L,EP,W4.5	67	79.8	9.3	14.5	127	62	62	62	5.6	78.16	64.75	59.53	56.70
739-64975-502	64975-502	CP2,127,10,L,RT,W4.5	67	79.8	9.3	14.5	127	62	62	62	5.6	78.16	64.75	59.53	56.70
739-66100-501	66100-501	CP2,127,06,L1,W4.5	67	120	14.0	15.4	127	62	62	62	4.6	73.32	60.73	55.84	53.19
739-64979-501	64979-501	CP2,127,10,L1,W4.5	68	79.8	9.3	14.5	127	62	62	62	5.6	74.15	62.37	57.35	54.62
739-430084-505	430084-505	CP2,31,06,L1,W4.5	67	29.3	14.0	3.5	31	30	30	30	4.6	25.06	22.54	20.97	19.51
739-56995-501	56995-501	CP2,31,10,L1,W4.5	68	18.8	9.0	3.8	31	30	30	30	5.6	29.98	23.85	21.38	20.54
739-57040-500	57040-500	CP2,71,10,L1,W4.5	67	44.2	9.0	7.9	71	43.9	43.9	43.9	5.6	69.56	57.62	52.99	50.46
739-71035-506	71035-506	CP08,31,06,L,EP,W4.5	67	4.5	2.1	3.7	31	12	12	12	3.4	33.81	27.61	24.75	23.79
739-71212-502	71212-502	CP085,127,06,L1,W4.5	66	20.2	2.7	15.3	127	30	30	30	3.6	46.46	36.95	33.13	31.83
739-56310-503	56310-503	CP10,127,06,L1,W4.5	67	25.7	3.0	15.4	127	30	30	30	3.6	26.48	22.62	20.28	19.50
739-63205-501	63205-501	CP10,127,08,L1,W4.5	67	21.4	2.5	15.4	127	30	30	30	4.0	42.83	34.07	30.54	29.35
739-63604-511	63604-511	CP10,31,08,L1,W4.5	67	5.3	2.50	3.8	31	15	15	15	4.0	24.95	21.31	19.11	18.36
739-430436-504	430436-504	CP10,71,06,L,W4.5	67	14.4	3.0	8.6	71	23	23	23	3.6	29.54	27.77	26.11	24.54
739-430848-502	430848-502	CP12,161,04,L1,W4.5	67	69.3	7.3	18.3	161	40	40	40	3.3	35.90	30.66	27.49	26.42
739-430848-504	430848-504	CP12,161,06,L1,W4.5	67	52.2	4.8	18.3	161	39.9	39.9	39.9	3.6	40.42	32.14	28.82	27.69
739-56910-502	56910-502	CP14,127,045,L1,W4.5	65	72.0	8.5	15.4	127	40	40	40	3.3	30.72	26.29	23.57	22.65
739-56550-501	56550-501	CP14,31,10,L1,W4.5	68	8.2	3.9	3.75	31	20	20	20	4.7	35.04	27.86	24.98	24.01
739-56890-503	56890-503	CP14,71,045,L1,W4.5	65	38.5	8.5	8.6	71	30	30	30	3.3	27.39	22.36	20.04	19.26
739-430705-503	430705-503	CP14,71,06,L1,W4.5	67	28.7	6.0	8.6	71	30	30	30	3.8	26.84	22.97	20.60	19.80
739-57125-501	57125-501	CP2,31,06,L1,W4.5	67	29.3	14.0	3.5	31	30	30	30	4.6	28.12	22.36	20.04	19.26

© Copyright 2013 Mouser Electronics

© Copyright 2013 Mouser Electronics

LAIRD TECHNOLOGIES Thermoelectric Modules

RoHS Compliant This product is RoHS compliant.

DIMENSIONS: mm

A



B

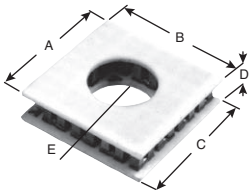

C

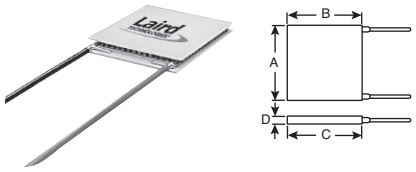

THERMATEC™ SERIES

• Precise Temperature Control • Continuous Operation at High Temperatures • Power Cycling Reliability • Strong Lead Attachment

For quantities greater than listed, call for quote.

MOUSER STOCK NO.	Laird Thermal Part No.	Fig.	Description	Th=25°C TMAX (°C)	QMAX (Watts)	IMAX (Amps)	VMAX (Volts)	No. of Couples	Dimensions: mm A	B	C	D	Price Each 1	10	50	100
HT Series - High Temp																
739-430138-513	430138-513	A	HT2,12,F2,3030,TA,W6	63	20	2.3	14.4	127	30	30	34	3.6	**34.79**	**32.25**	**30.07**	**27.98**
739-430139-513	430139-513	A	HT3,12,F2,3030,TA,W6	63	24	2.8	14.4	127	30	30	34	3.2	**35.91**	**28.83**	**25.84**	**24.83**
739-430139-512	430139-512	A	HT3,12,F2,3030,TA,RT,W6	63	24.7	2.9	14.5	12	30	30	34	3.2	**38.41**	**31.36**	**28.11**	**27.02**
739-430140-502	430140-502	A	HT4,12,F2,3030,TA,W6	63	33	3.9	14.4	127	30	30	34	3.2	**33.72**	**31.35**	**29.14**	**27.12**
739-430028-513	430028-513	A	HT4,6,F2,2143,TA,RT,W6	64	16.4	3.8	7.2	6	21	38	43	4.1	**38.73**	**31.62**	**28.34**	**27.24**
739-430140-522	430140-522	A	HT4,12,F2,3030,TA,RT,W6	63	34.3	4.0	14.5	12	30	30	34	3.2	**42.91**	**35.03**	**31.40**	**30.18**
739-430141-510	430141-510	A	HT4,12,F2,4040,TB,RT,W6	64	33.0	3.8	14.5	12	40	40	44	4.1	**51.29**	**42.48**	**39.07**	**37.20**
739-430141-512	430141-512	A	HT4,12,F2,4040,TA,W6	64	32	3.7	14.4	127	40	40	44	4.1	**41.09**	**38.21**	**35.52**	**33.04**
739-430028-509	430028-509	A	HT4,6,F2,2143,TA,W6	64	16	3.7	7.2	63	21	38	43	4.1	**29.54**	**28.17**	**25.96**	**25.06**
739-430820-501	430820-501	A	HT4,7,F2,3030,TA,W6	67	18	3.7	8.1	71	30	30	30	4.1	**30.48**	**24.39**	**23.22**	**22.12**
739-430285-506	430285-506	A	HT6,12,F2,4040,TA,W6	63	51	6	14.4	127	40	40	44	3.6	**41.94**	**38.17**	**34.72**	**31.60**
739-430285-513	430285-513	A	HT6,12,F2,4040,TA,RT,W6	63	51.6	6.0	14.5	12	40	40	44	3.6	**49.41**	**40.93**	**37.63**	**35.85**
739-430144-512	430144-512	A	HT6,7,F2,3030,TA,W6	63	29.2	6	8	7	30	30	34	3.8	**43.71**	**34.76**	**31.17**	**29.95**
739-430160-502	430160-502	A	HT8,12,F2,4040,TA,W6	63	72	8.5	14.4	127	40	40	44	3.3	**51.68**	**42.19**	**37.82**	**36.35**
739-430160-504	430160-504	A	HT8,12,F2,4040,TA,RT,W6	63	72.9	8.5	14.5	12	40	40	44	3.3	**50.59**	**41.90**	**38.53**	**36.70**
739-430362-508	430362-508	A	HT8,7,F2,3030,TA,W6	63	39	8.5	8.1	71	30	30	34	3.3	**41.84**	**38.06**	**34.67**	**31.52**
739-430134-516	430134-516	A	HT9,3,F2,2525,TA,W6	66	20	9.6	3.6	31	25	25	28.7	4.9	**43.46**	**34.95**	**31.33**	**30.11**

POLARTEC™ SERIES

• Strong Lead Attachment • Precise Temperature Control • Reliable Solid State Operation • No Sound or Vibration • DC Operation

For quantities greater than listed, call for quote.

MOUSER STOCK NO.	Laird Thermal Part No.	Fig.	Description	Th=25°C TMAX (°C)	QMAX (Watts)	IMAX (Amps)	VMAX (Volts)	No. of Couples	Dimensions: mm A	B	C	D	Price Each 1	10	50	100
PT Series - Porchstyle																
739-430026-507	430026-507	A	PT4,12,F2,3030,TA,RT,W6	65	34.3	4.0	14.5	12	30	30	34	3.2	**29.53**	**24.11**	**21.61**	**20.77**
739-430095-502	430095-502	A	PT4,12,F2,4040,TA,RT,W6	67	33.0	3.9	14.5	12	40	40	44	4.1	**33.28**	**31.62**	**30.03**	**28.53**
739-430026-503	430026-503	A	PT4,12,F2,3030,TA,W6	65	33	3.9	14.4	127	30	30	34	3.2	**22.36**	**20.79**	**19.35**	**17.98**
739-430023-507	430023-507	A	PT4,12,F2,4040,TA,W6	67	32	3.7	14.4	127	40	40	44	4.1	**29.77**	**27.09**	**25.19**	**25.06**
739-430052-501	430052-501	A	PT6,12,F2,4040,TA,W6	65	52	6.0	14.4	127	40	40	44	3.8	**32.61**	**26.29**	**23.57**	**22.65**
739-430027-501	430027-501	A	PT6,7,F2,3030,TA,W6	65	29	6.0	8.1	71	30	30	34	3.8	**23.52**	**21.87**	**20.13**	**18.91**
739-430097-507	430097-507	A	PT4,7,F2,3030,TA,W6	67	18.4	3.8	8.1	7	30	30	34	3.8	**26.47**	**21.05**	**18.87**	**18.14**
739-7050045-502	7050045-502	A	PT8,12,F2,4040,TA,W6	64	72	8.5	14.4	127	40	40	44	3.3	**28.52**	**25.94**	**24.15**	**22.44**
739-7050045-503	7050045-503	A	PT8,12,F2,4040,TA,RT,W6	64	73.9	8.5	14.3	12	40	40	44	3.3	**36.38**	**29.70**	**26.62**	**25.58**

Features:

• Center Hole • DC Operation • Reliable Solid State Operation • No Sound or Vibration • DC Operation

For quantities greater than listed, call for quote.

MOUSER STOCK NO.	Laird Thermal Part No.	Fig.	Description	Th=25°C TMAX (°C)	QMAX (Watts)	IMAX (Amps)	VMAX (Volts)	No. of Couples	Dimensions: mm A	B	C	D	E	Price Each 1	10	50	100
SH Series - Annular Style																	
739-71049501	71049-501	B	SH10,95,06,L,104.5	67	19.7	3.0	10.6	95	30	30	30	3.58	14.43	**56.42**	**46.74**	**42.97**	**40.93**
739-71092-501	71092-501	B	SH14,15,06,L,W4.5	67	6.0	6.0	1.7	15	14	14	3.81	3.81	5.1	**48.00**	**38.18**	**34.22**	**32.89**

ULTRATEC™ SERIES

Features:

• High Heat Pump Density • Precise Temperature Control • Reliable Solid State Operation • No Sound or Vibration • DC Operation

For quantities greater than listed, call for quote.

MOUSER STOCK NO.	Laird Thermal Part No.	Fig.	Description	Th=25°C TMAX (°C)	QMAX (Watts)	IMAX (Amps)	VMAX (Volts)	No. of Couples	Dimensions: mm A	B	C	D	Price Each 1	10	50
UT Series - High Power															
739-430744-511	430744-511	C	UT8,12,F2,3030,TA,W6	69	69	7.9	14.4	127	30	30	34	2.6	**59.19**	**49.03**	**45.08**
739-430745-505	430745-505	C	UT8,12,F2,2525,11,RT,W6	69	69.0	7.9	14.4	12	25	25	27	1.9	**80.14**	**66.38**	**61.04**
739-430745-510	430745-510	C	UT8,12,F2,2525,TA,W6	69	69	7.9	14.4	127	25	24	27	1.9	**77.28**	**64.01**	**58.86**
739-430759-509	430759-509	C	UT11,12,F2,3030,TA,W6	69	95	11	14.4	127	30	30	34	2.4	**54.15**	**44.85**	**41.25**
739-430764-505	430764-505	C	UT15,12,F2,4040,TA,W6	69	126	14.6	14.4	127	40	40	44	2.8	**51.68**	**42.81**	**39.37**
739-430856-500	430856-500	C	UT15,200,F2,4040,TA,W6	68	236.6	15.4	25.0	200	40	40	44	3.3	**96.04**	**79.55**	**73.17**
739-430854-500	430854-500	C	UT8,200,F2,4040,TA,W6	71	127.5	8.5	24.9	200	40	40	44	3.81	**91.11**	**75.47**	**69.40**
739-430857-500	430857-500	C	UT15,288,F2,5252,TA,W6	68	340.6	15.4	36.0	288	52	52	56	3.3	**185.02**	**173.91**	**163.47**
739-430855-500	430855-500	C	UT8,288,F2,5252,TA,W6	71	182.6	8.5	35.9	288	52	52	56	3.81	**179.26**	**168.49**	**158.38**
739-430856-501	430856-501	C	UT15,200,F2,4040,TA,RT,W6	68	236.6	15.4	25.0	200	40	40	44	3.8	**92.60**	**78.40**	**71.75**
739-430857-501	430857-501	C	UT15,288,F2,5252,TA,RT,W6	68	340.6	15.4	36.0	288	52	52	56	3.3	**148.10**	**125.39**	**114.77**
739-430874-301	430874-301	C	UT6,19,F1,4040,TA,W6	74	93	6.0	24.6	19	40	40	40	3.91	**59.59**	**49.36**	**45.39**
739-430883-301	430883-301	C	UT6,24,F1,5555,TA,W6	74	113	6.0	29.8	24	55	55	55	55	**75.00**	**62.12**	**57.13**
739-430884-301	430884-301	C	UT8,24,F1,5555,TA,W6	72	153	8.5	29.8	24	55	55	55	3.9	**96.94**	**80.29**	**73.84**
739-430885-601	430885-601	C	UT9,28,F2,4040,TA,W6	68	206	9.2	36.7	28	40	40	44	2.79	**94.07**	**77.92**	**71.66**
739-430886-601	430886-601	C	UT15,24,F2,5252,TA W6	70	288	15.1	30.8	24	52	52	56	3.3	**104.35**	**88.35**	**80.86**

© Copyright 2013 Mouser Electronics

© Copyright 2013 Mouser Electronics

LAIRD TECHNOLOGIES Thermoelectric Modules

RoHS Compliant **This product is RoHS compliant.**

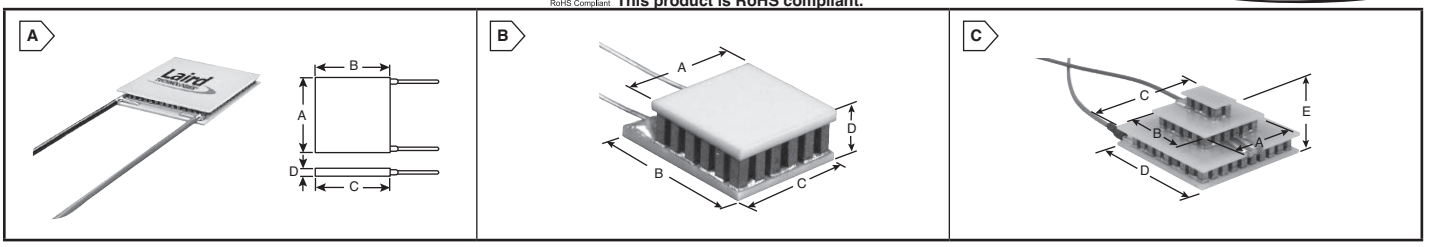

ZT SERIES - HIGH PERFORMANCE

Features:

- High temperature differential
- Precise temperature control
- Reliable solid state operation
- No sound or vibration

For quantities greater than listed, call for quote.

MOUSER STOCK NO.	Laird Thermal Part No.	Fig.	Description	Th=25°C TMAX (°C)	QMAX (Watts)	IMAX (Amps)	VMAX (Volts)	No. of Couples	Dimensions: (mm) A	B	C	D	Price Each 1	10
ZT Series - High Perf Modules														
739-7940002-601	7940002-601	A	ZT4,12,F1,3030,TA,W8	74	35	3.9	16.4	12	30	30	3.61	3.61	**47.94**	**39.13**
739-7950004-601	7950004-601	A	ZT4,12,F1,4040,TA,W8	74	37	3.9	15.4	12	40	40	4.8	4.80	**50.38**	**43.29**
739-7940001-601	7940001-601	A	ZT4,7,F1,2020,TA,W8	74	18.2	3.9	8.8	7	20	20	3.61	3.61	**49.61**	**41.09**
739-7945002-601	7945002-601	A	ZT5,16,F1,4040,TA,W8	74	62.3	5	20	16	40	40	2.71	3.71	**51.08**	**42.32**
739-7950003-601	7950003-601	A	ZT6,12,F1,4040,TA,W8	74	55	6	15.4	12	40	40	3.91	3.91	**54.35**	**45.01**
739-7950001-601	7950001-601	A	ZT6,7,F1,3030,TA,W8	74	31	6	8.6	7	30	30	3.91	3.91	**50.83**	**41.49**
739-7945001-601	7945001-601	A	ZT7,16,F1,4040,TA,W8	72	83.9	6.7	20	16	40	40	3.3	3.30	**51.58**	**42.73**
739-7950002-601	7950002-601	A	ZT8,12,F1,4040,TA,W8	72	77	8.5	15.4	12	40	40	3.81	3.81	**56.52**	**46.81**

THERMOELECTRIC MODULES - OPTOTEC SERIES

Features:

- Miniature geometric sizes
- Precise temperature control
- Reliable solid state operation
- No sound or vibration
- DC operation
- RoHS compliant

Applications:

- Laser diodes
- CCD cameras
- Infrared (IR) sensors
- Pump lasers
- Crystal oscillators
- Optical transceivers

NEW PRODUCT

For quantities greater than listed, call for quote.

MOUSER STOCK NO.	Laird Thermal Part No.	Fig.	Description	Th=25°C TMAX (°C)	QMAX (Watts)	IMAX (Amps)	VMAX (Volts)	No. of Couples	Dimensions: (mm) A	B	C	D	Price Each 1	10
OptoTec Series - Mini														
739-430290-501	430290-501	B	OT08,04,F0,0203,11,W2.25	67	0.2	0.8	0.5	4	1.8	3.4	3.4	2.43	**50.08**	**42.98**
739-45850-502	45850-502	B	OT08,08,F0,0305,11,W2.25	67	0.44	0.8	0.9	8	3.3	3.3	4.9	2.43	**40.02**	**34.33**
739-430834-501	430834-501	B	OT08,11,F1,0305,11 W2.25	67	0.6	0.8	1.3	11	3.3	4.9	3.3	2.43	**41.62**	**33.97**
739-430002-501	430002-501	B	OT08,18,F0,0505,11,W2.25	67	0.97	0.8	2.2	18	5.0	5.0	6.7	2.43	**39.16**	**31.97**
739-430005-501	430005-501	B	OT08,32,F0,0707,11,W2.25	67	1.7	0.8	3.7	32	6.6	6.6	8.3	2.43	**46.22**	**39.65**
739-430009-501	430009-501	B	OT08,66,F0,1009,11,W2.25	67	3.6	0.8	7.6	66	9.8	8.9	11.4	2.43	**50.10**	**41.49**
739-430001-501	430001-501	B	OT12,12,F0,0406,11,W2.25	67	0.97	1.2	1.5	12	4.2	6.2	6.2	2.43	**50.61**	**41.32**
739-430003-505	430003-505	B	OT12,18,F0,0606,11,W2.25	67	1.5	1.2	2.1	18	6.2	6.2	8.3	2.43	**49.22**	**40.18**
739-430779-501	430779-501	B	OT12,18,F2A,0606,11,W2.25	67	1.5	1.2	2.1	18	6.0	6.2	7.2	2.43	**42.69**	**36.60**
739-430011-501	430011-501	B	OT12,66,F0,1211,11,W2.25	67	5.4	1.2	7.5	66	12.3	11.3	14.4	2.43	**63.04**	**52.22**
739-430274-501	430274-501	B	OT12,62,F3,1211,11 W2.25	67	5	1.2	7.1	62	6.0	7.6	6.0	2.70	**85.23**	**69.57**
739-430007-509	430007-509	B	OT15,30,F2A,0610,11,W2.25	67	3	1.5	3.4	30	6.2	10.3	12.3	2.43	**39.16**	**31.97**
739-430013-501	430013-501	B	OT15,66,F0,1211,11,W2.25	67	6.8	1.5	7.5	66	12.3	11.3	14.4	2.43	**59.88**	**49.59**
739-430860-505	430860-505	B	OT16,18,F2,0606,11 W2.25	67	2.0	1.6	2.0	18	6.0	6.0	7.6	2.00	**46.76**	**38.17**
739-430263-501	430263-501	B	OT20,12,F0,0406,11,W2.25	67	1.6	2.0	1.4	12	4.1	6.1	6.1	2.43	**49.22**	**40.18**
739-430264-503	430264-503	B	OT20,30,F2A,0610,11,W2.25	67	4	2.0	3.6	30	6.2	10.3	12.3	2.43	**40.77**	**33.28**
739-430010-501	430010-501	B	OT20,31,F1,0808,11,W2.25	67	4.2	2.0	3.5	31	8.1	8.1	8.1	2.43	**50.70**	**41.99**
739-430278-507	430278-507	B	OT20,32,F0,0808,11,W2.25	67	4.4	2.0	3.7	32	8.1	8.1	10.16	2.43	**50.40**	**43.24**
739-430265-501	430265-501	B	OT20,66,F0,1211,11,W2.25	67	9	2.0	7	66	12.19	11.18	14.22	2.43	**61.56**	**51.00**
739-430887-301	430887-301	B	OT24,31,F1,1010,TA W2.25	72	5.3	2.4	3.9	31	10.0	10	10	2.49	**61.06**	**50.58**
739-430687-502	430687-502	B	ET12,65,F2A,1312,11 W2.25	67	5.3	1.2	7.4	65	13.2	12.1	13.2	2.70	**66.01**	**54.68**
739-430701-501	430701-501	B	ET19,35,F1N,0612,11,W2.25	67	4.65	1.9	4	35	6.0	12.2	12.2	2.43	**68.88**	**57.05**
739-430544-501	430544-501	B	ET20,24,F2A,0709,11 W2.25	67	3.3	2	2.7	24	6.6	8	10.8	1.88	**59.59**	**49.36**
739-430581-502	430581-502	B	ET20,30,F2A,0610,11,W2.25	67	4.1	2.0	3.4	30	6.2	10.3	12.3	2.43	**46.44**	**37.91**
739-430549-501	430549-501	B	ET20,31,F1A,0909,11,W2.25	67	4.2	2.0	3.5	31	8.79	8.79	8.79	2.43	**50.00**	**41.41**
739-430548-502	430548-502	B	ET20,68,F1A,1313,11 W2.25	67	9.3	2	7.8	68	13.2	13.2	13.2	2.18	**67.99**	**56.31**
739-430037-501	430037-501	B	HOT12,18,F2A,0606,11,W2.25	64	1.5	1.2	2.1	18	6.0	6.2	7.1	2.43	**53.29**	**43.51**
739-430104-501	430104-501	B	HOT12,65,F2A,1312,11,W2.25	67	5.31	1.2	7.4	65	13.16	12.14	13.16	2.43	**58.50**	**48.45**
739-430039-501	430039-501	B	HOT20,31,F2A,0909,11,W2.25	64	4.2	2.0	3.5	31	8.79	8.8	10.97	2.43	**50.29**	**43.15**
739-430040-501	430040-501	B	HOT20,65,F2A,1312,11,W2.25	67	8.79	2.0	7.4	65	13.16	12.14	13.16	2.43	**66.99**	**55.49**

THERMOELECTRIC MODULES - MS SERIES

Features:

- High temperature differential
- Precise temperature control
- Reliable solid state operation
- Environmentally friendly
- DC operation
- RoHS compliant

Applications:

- CCD cameras
- Electron microscope
- Calibration equipment
- Photonics laser systems
- Gas analyzers
- Infrared (IR) Sensors
- Guidance Systems

For quantities greater than listed, call for quote.

MOUSER STOCK NO.	Laird Thermal Part No.	Fig.	Description	Th=25°C TMAX (°C)	QMAX (Watts)	IMAX (Amps)	VMAX (Volts)	Dimensions: (mm) A	B	C	D	E	Price Each 1	10
MS Series - Multistage TEM														
739-9320002-301	9320002-301	C	MS2,024,06,06,11,11,11,W2	92	0.81	1.1	2.2	4.1	4.1	6.1	6.1	4.6	**168.54**	**142.71**
739-9340001-301	9340001-301	C	MS2,049,10,10,15,15,11,W8	87	3.4	2.1	3.8	11.5	11.5	15	15	6.6	**109.71**	**93.28**
739-9340002-301	9340002-301	C	MS2,107,10,10,12,12,11,W8	89	9.2	3	9.2	22.6	22.6	22.6	22.6	6.25	**118.95**	**109.43**
739-9340003-301	9340003-301	C	MS2,190,10,10,12,12,11,W8	87	16.4	2.8	15.7	30	30	30	30	6.5	**155.10**	**142.68**
739-9350006-301	9350006-301	C	MS2,192,14,20,11,18,11,W8	87	39.9	6.7	15.6	40	40	40	40	8.1	**124.42**	**105.34**
739-9350007-301	9350007-301	C	MS2,192,14,20,15,25,11,W8	88	27.3	4.4	16	40	40	40	40	8.1	**133.66**	**113.17**
739-9360001-301	9360001-301	C	MS3,070,20,25,11,W8	118	3	6.5	6.5	14	8	36	36	16	**294.42**	**253.68**
739-9350004-301	9350004-301	C	MS3,119,14,15,11,W8	100	7.5	3.9	8	15	15	30	30	10.4	**192.56**	**165.90**
739-9360002-301	9360002-301	C	MS3,119,20,15,11,W8	100	14.9	8	8.2	22	22	44	44	12.9	**288.04**	**248.18**
739-9340005-301	9340005-301	C	MS4,129,10,15,11,W8	115	1.9	1.8	8.2	8	8	23	23	12.5	**315.68**	**283.70**
739-9340006-301	9340006-301	C	MS5,257,10,15,11,W8	123	2	1.5	14.5	8	8	30	30	15.4	**412.98**	**355.82**

© Copyright 2013 Mouser Electronics

© Copyright 2013 Mouser Electronics



Power, Test,
Tools & Supplies

Pages 2165-2352

Engineering solutions to **put to the test.**

Teledyne LeCroy is a leading provider in test and measurement technology for electronic devices in industries such as computer, consumer electronics, military/aerospace, automotive, and telecommunications. Using enhanced capabilities tailored to meet industry needs, Teledyne LeCroy is committed to helping businesses design faster, be effective and meet the needs of today's growing market.

When it comes to an ever-expanding selection of the newest products and technologies, Mouser delivers with no minimums, same-day shipping and the clear speed-to-market advantage design engineers demand. Plus, we back it all with unsurpassed support. Get your hands on what's next from Mouser.

To learn more, visit www.mouser.com/lecroy



High Definition Oscilliscopes
Page 2300



WaveAce™ 1000/2000
Page 2300



WaveStation™ 2000 Waveform Generators
Page 2300



Arb Studio Waveform Generators
Page 2300

Sponsored By

MOUSER ELECTRONICS

TELEDYNE LECROY
Everywhereyoulook™

The Newest Products for Your Newest Designs®

Mouser and Mouser Electronics are registered trademarks of Mouser Electronics, Inc. Other products, logos, and company names mentioned herein, may be trademarks of their respective owners.

Power

POWER TRANSFORMERS

Hammond . . . 2167-2168
Murata Power Solutions . . . 2169
Sola HD . . . 2170
Stancor . . . 2171
Staco Energy Products . . . 2172
Tamura . . . 2172
TE Connectivity . . . 2177
Triad Magnetics . . . 2173-2177
White Rodgers . . . 2178
Wurth Electronics . . . 2179

DC-DC CONVERTERS

Cincon . . . 2180-2184
Emerson Network Power/Artesyn Technologies . . . 2185, 2203
Ericsson . . . 2186, 2204
ETA-USA . . . 2187
LHV Power . . . 2187
GE Energy (formerly Lineage Power) . . . 2188-2189, 2205
Mean Well . . . 2190
Murata Power Solutions . . . 2191-2200, 2206-2207
Power-One . . . 2208
Recom . . . 2201-2202, 2209

POWER SUPPLIES

Bias Power . . . 2210
Cincon . . . 2211-2212
Condor/SL Power . . . 2213-2215
Emerson Network Power/Artesyn Technologies . . . 2216
Emerson Network Power/Astec . . . 2217, 2220
ETA-USA . . . 2218
GE Energy (formerly Lineage Power) . . . 2220
International Power . . . 2219
Mean Well . . . 2221-2228
Murata Power Solutions . . . Available at mouser.com
Omron . . . 2229
Phihong . . . 2230
Phoenix Contact . . . 2231-2233
Power-One . . . 2234-2235
Recom . . . 2236
SolaHD . . . 2237-2239
TDK-Lambda . . . 2240-2246
Triad Magnetics . . . 2247-2248
Tripp Lite . . . Available at mouser.com

AC ADAPTERS

Ault/SL Power . . . 2249-2250
Cincon . . . 2251-2252
Elpac Power Systems/ICC . . . 2253-2255
Emerson Network Power/Astec . . . 2255
Mean Well . . . 2256
Phihong . . . 2257-2261

POWER FILTERS

TE Connectivity . . . 2262-2264
Schaffner . . . 2265-2266

POWER OUTLETS, UPS & CONDITIONERS

APC . . . 2267
SolaHD . . . 2268
Tripp Lite . . . 2269-2270
Wiremold . . . 2271

RECHARGEABLE

PowerSonic . . . 2272

LITHIUM

Eagle Picher . . . 2275
Panasonic . . . 2274
Saft . . . 2275
Tadiran . . . 2273
Ultralife . . . 2275

BATTERY HOLDERS & CONTACTS

Bulgin . . . 2276
Bourns . . . Available at mouser.com
Eagle Plastic Devices . . . 2277-2281
Keystone . . . 2282
Kobiconn . . . Available at mouser.com

Test, Tools, and Supplies

PANEL METERS

Datel/Murata Power Solutions . . . 2283-2285
Simpson . . . 2286-2287

TEST EQUIPMENT & BENCHTOP POWER SUPPLIES

Amprobe . . . Available at mouser.com
B&K Precision . . . 2288-2293
Extech . . . 2294-2295
Fluke . . . 2296-2299
LeCroy . . . 2300
Luxo . . . Available at mouser.com
Silvertronic . . . Available at mouser.com
Tektronix . . . 2301-2304

TEST CONNECTORS

3M . . . 2304
IDI . . . 2305-2306
Kobiconn . . . 2304
Pomona . . . 2307-2310
Silvertronic . . . 2311

HAND TOOLS

AMP . . . 2312
Cooper Hand Tools . . . Available at mouser.com
Eagle Plastic Devices . . . Available at mouser.com
Erem . . . 2314
Molex . . . 2313
OK Industries . . . 2315
Plato . . . Available at mouser.com
Sargent . . . Available at mouser.com
WIHA Tools . . . 2314
Xcelite . . . Available at mouser.com

BENCH TOP TOOLS

Desco Tools . . . Available at mouser.com

SOLDERING TOOLS & PRODUCTS

AIM . . . 2320
OK International . . . 2315
Weller/Xcelite . . . 2316-2319
Eagle Plastics . . . Available at mouser.com
Kester . . . 2321
Wahl . . . Available at mouser.com

BENCH TOP SUPPLIES

Techspray . . . 2322-2325

SUPPLIES

3M . . . 2326-2327
Desco Tools . . . 2328
MG Chemicals . . . 2329-2332

PROTOTYPING

3M . . . 2333
BPS . . . 2334
Pulsar . . . 2333
PSP . . . 2333
SchmartBoard . . . 2334-2335
Twin Industries . . . 2336
Vector . . . 2337

HAMMOND Toroidal Power Transformers

TOROIDAL POWER TRANSFORMERS

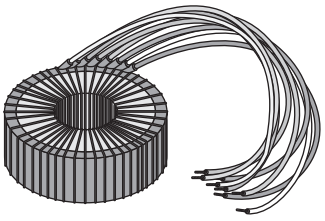

Features:

- Low profile, lightweight, cool running - due to high efficiency toroidal design
- Dual 117/234VAC primary, 50/60Hz operation
- Center single hole mounting
- Supplied with two rubber insulating pads, one metal centering washer and all mounting hardware
- Minimum 8" long flexible leads
- Due to toroid design - no electrostatic shield required
- Hi-Pot test of 4,000V RMS between primary & secondary
- CSA certified to C22.2 #66 - CSA file #209651
- UL recognized to UL506 - UL file #E207860
- CE certified to IEC950

RoHS Compliant

For quantities greater than listed, call for quote.

MOUSER STOCK NO.	Hammond Part No.	VA	VAC Secondary (RMS)		Outside Dia. (in.)	Height (in.)	Price Each			
			Series	Parallel			1	5	10	25
546-182K6	182K6	15	12V ct @1.25A	6V @ 2.5A	3.20	1.25	57.51	51.76	48.67	43.80
546-182H9	182H9	15	18V ct @ .83A	9V @ 1.66A	3.20	1.25	62.10	55.89	52.56	47.29
546-182G12	182G12	15	24V ct @ .63A	12V @ 1.26A	3.20	1.25	56.07	52.90	49.73	46.58
546-182G15	182G15	15	30V ct @ .5A	15V @ 1A	3.20	1.25	62.10	55.89	52.56	47.29
546-182F18	182F18	15	36V ct @ .42A	18V @ .84A	3.20	1.25	62.10	55.89	52.56	47.29
546-182F22	182F22	15	44V ct @ .34A	22V @ .68A	3.20	1.25	62.10	55.89	52.56	47.29
546-182L6	182L6	30	12V ct @ 2.5A	6V @ 5A	2.95	1.60	62.10	55.89	52.56	47.29
546-182K9	182K9	30	18V ct @ 1.67A	9V @ 3.34A	2.95	1.60	62.11	56.90	53.96	51.32
546-182K12	182K12	30	24V ct @ 1.25A	12V @ 2.5A	2.95	1.60	62.10	55.89	52.56	47.29
546-182J15	182J15	30	30V ct @ 1A	15V @ 2A	2.95	1.60	57.51	51.76	48.67	43.80
546-182H18	182H18	30	36V ct @ .83A	18V @ 1.66A	2.95	1.60	57.51	51.76	48.67	43.80
546-182G22	182G22	30	44V ct @ .68A	22V @ 1.36A	2.95	1.60	62.10	55.89	52.56	47.29
546-182E117	182E117	30	234V ct @ 128mA	117V @ 256mA	2.95	1.60	57.51	51.76	48.67	43.80
546-182N6	182N6	50	12V ct @ 4.17A	6V @ 8.34A	3.63	1.73	68.02	61.23	58.17	55.11
546-182M9	182M9	50	18V ct @ 2.78A	9V @ 5.56A	3.63	1.73	68.02	61.23	57.54	51.80
546-182K15	182K15	50	30V ct @ 1.67A	15V @ 3.34A	3.63	1.73	76.95	70.51	66.13	63.17
546-182J18	182J18	50	36V ct @ 1.39A	18V @ 2.78A	3.63	1.73	62.98	56.69	53.29	48.60
546-182J22	182J22	50	44V ct @ 1.14A	22V @ 2.28A	3.63	1.73	68.02	61.23	57.54	51.80
546-182G117	182G117	50	234V ct @ 214mA	117V @ 428mA	3.63	1.73	68.03	64.29	60.54	56.81
546-182Q6	182Q6	80	12V ct @ 6.67A	6V @ 13.34A	3.73	1.52	65.73	59.17	59.16	53.24
546-182N9	182N9	80	18V ct @ 4.44A	9V @ 8.88A	3.73	1.52	70.98	63.90	60.06	54.06
546-182M12	182M12	80	24V ct @ 3.33A	12V @ 6.66A	3.73	1.52	70.98	67.08	63.17	59.27
546-182M15	182M15	80	30V ct @ 2.67A	15V @ 5.34A	3.73	1.52	70.98	67.08	63.17	59.27
546-182L18	182L18	80	36V ct @ 2.22A	18V @ 4.44A	3.73	1.52	80.30	72.27	68.53	65.17
546-182L22	182L22	80	44V ct @ 1.82A	22V @ 3.64A	3.73	1.52	70.98	63.90	60.06	54.06
546-182K30	182K30	80	60V ct @ 1.33A	30V @ 2.66A	3.73	1.52	65.73	59.17	55.61	50.71
546-182H117	182H117	80	234V ct @ 342mA	117V @ 684mA	3.73	1.52	70.98	67.08	63.17	59.27
546-182Q9	182Q9	120	18V ct @ 6.67A	9V @ 13.34A	3.98	1.68	71.21	64.10	60.25	54.25
546-182P12	182P12	120	24V ct @ 5A	12V @ 10A	3.98	1.68	71.21	64.10	60.25	54.25
546-182N15	182N15	120	30V ct @ 4A	15V @ 8A	3.98	1.68	76.89	69.22	65.06	58.55
546-182M18	182M18	120	36V ct @ 3.33A	18V @ 6.66A	3.98	1.68	76.89	69.22	65.06	58.55
546-182M22	182M22	120	44V ct @ 2.73A	22V @ 5.46A	3.98	1.68	76.89	69.22	65.06	58.55
546-182L30	182L30	120	60V ct @ 2A	30V @ 4A	3.98	1.68	71.21	64.10	60.25	54.25
546-182J117	182J117	120	234V ct @ 513mA	117V @ 1.02A	3.98	1.68	76.89	69.22	65.06	58.55
546-182Q12	182Q12	160	24V ct @ 6.67A	12V @ 13.34A	4.43	1.73	85.79	77.22	72.59	65.34
546-182P15	182P15	160	30V ct @ 5.33A	15V @ 10.66A	4.43	1.73	79.44	71.51	67.22	60.51
546-182N18	182N18	160	36V ct @ 4.44A	18V @ 8.88A	4.43	1.73	85.79	77.22	72.59	65.34
546-182N22	182N22	160	44V ct @ 3.64A	22V @ 7.28A	4.43	1.73	79.44	71.51	67.22	60.51
546-182M30	182M30	160	60V ct @ 2.67A	30V @ 5.34A	4.43	1.73	79.44	71.51	67.22	60.51
546-182K117	182K117	160	234V ct @ 684mA	117V @ 1.37A	4.43	1.73	79.44	71.51	67.22	61.28
546-182S12	182S12	225	24V ct @ 9.38A	12V @ 18.76A	4.97	1.90	94.67	85.19	80.09	72.09
546-182H15	182H15	225	30V ct @ 7.5A	15V @ 15A	4.97	1.90	94.67	85.19	80.09	72.09
546-182G18	182G18	225	36V ct @ 6.25A	18V @ 12.5A	4.97	1.90	94.67	85.19	80.09	72.09
546-182P22	182P22	225	44V ct @ 5.11A	22V @ 10.22A	4.97	1.90	87.65	78.88	74.15	66.77
546-182F30	182F30	225	60V ct @ 3.75A	30V @ 7.5A	4.97	1.90	83.83	79.01	74.19	69.37
546-182L117	182L117	225	234V ct @ .96A	117V @ 1.92A	4.97	1.90	94.67	81.77	76.68	73.23
546-182T12	182T12	300	24V ct @ 12.5A	12V @ 25A	5.06	2.27	109.46	98.50	92.62	83.35
546-182S15	182S15	300	30V ct @ 10A	15V @ 20A	5.06	2.27	109.46	98.50	92.62	83.35
546-182P30	182P30	300	60V ct @ 5A	30V @ 10A	5.06	2.27	123.82	111.45	105.63	100.46
546-182L60	182L60	300	120V ct @ 2.5A	60V @ 5A	5.06	2.27	111.43	102.13	95.73	91.47
546-182M117	182M117	300	234V ct @ 1.28A	117V @ 2.56A	5.06	2.27	109.46	98.50	92.62	83.35
546-182S24	182S24	500	48V ct @ 10.42A	24V @ 20.82A	5.50	2.21	139.05	125.15	117.66	105.90
546-182R30	182R30	500	60V ct @ 8.33A	30V @ 16.66A	5.50	2.21	139.05	125.15	117.66	105.90
546-182N117	182N117	500	234V ct @ 2.14A	117V @ 4.28A	5.50	2.21	128.74	115.87	108.94	98.05
546-182T24	182T24	625	48V ct @ 13.02A	24V @ 26.04A	6.10	3.10	153.82	138.45	130.17	117.14
546-182S30	182S30	625	60V ct @ 10.42A	30V @ 20.84A	6.10	3.10	153.82	138.45	130.17	117.14
546-182P117	182P117	625	234V ct @ 2.67A	117V @ 5.34A	6.10	3.10	153.82	138.45	130.17	117.14
546-182U24	182U24	750	48V ct @ 15.63A	24V @ 31.26A	6.40	3.10	180.65	165.60	155.27	148.31
546-182T30	182T30	750	60V ct @ 12.5A	30V @ 25A	6.40	3.10	159.75	149.04	139.73	133.47
546-182Q60	182Q60	750	120V ct @ 6.25A	60V @ 12.5A	6.40	3.10	159.74	143.79	135.16	121.66
546-182Q117	182Q117	750	234V ct @ 3.21A	117V @ 6.42A	6.40	3.10	159.74	143.79	135.16	121.66
546-182V24	182V24	1000	48V ct @ 20.8A	24V @ 41.7A	6.50	3.50	178.06	160.24	150.66	135.59
546-182U30	182U30	1000	60V ct @ 16.7A	30V @ 33.3A	6.50	3.50	192.29	173.05	162.69	146.43
546-182R60	182R60	1000	120V ct @ 8.3A	60V @ 16.7A	6.50	3.50	178.06	160.24	150.66	135.59
546-182R117	182R117	1000	234V ct @ 4.3A	117V @ 8.5A	6.50	3.50	192.29	173.05	162.69	146.43
546-182V40	182V40	1500	80V ct @ 18.8A	40V @ 37.5A	7.20	3.50	275.12	247.60	232.79	209.52
546-182T60	182T60	1500	120V ct @ 12.5A	60V @ 25A	7.20	3.50	279.98	256.64	240.61	229.85
546-182T117	182T117	1500	234V ct @ 6.4A	117V @ 12.8A	7.20	3.50	254.75	229.26	215.55	194.00

© Copyright 2013 Mouser Electronics
© Copyright 2013 Mouser Electronics

HAMMOND Power Transformers

RoHS Compliant This product is RoHS compliant.

140 EX SERIES STUDIO GRADE IMPEDANCE MATCHING AUDIO TRANSFORMERS

Specifications:

- Studio grade frequency response: 20Hz-20Khz
- Shielding: Mu metal case
- Insulated leads: 5in. (127mm) long Min.
- Case Dia: 1.25in. (31.8mm) and height of 1in. (25.4mm)
- Adj. height case bracket: Mounting hole centers are 1.875in. (47.6mm)

Applications:

- Input/Output isolation
- Line matching
- Driver
- Hybrid applications

NEW PRODUCT

RoHS Compliant

For quantities greater than listed, call for quote.

MOUSER STOCK NO.	Hammond Part No.	Fig.	Nom. Impedance (Ω)		Output	DCR (Ω)		Inductance @ 1.0kHz,	Price Each			
			Primary	Secondary	Power (dbm)	Primary	Secondary	1.0V OC Primary	1	5	10	25
546-140NEX	140NEX	A	50	1,500	10.0	5.3	116.5	326.00	71.70	60.18	56.22	52.26
546-140PEX	140PEX	A	150/600	600/2400	10.0	58.0	190.0	14.50	87.15	73.19	68.37	63.56
546-140QEX	140QEX	A	600ct	600ct	10.0	72.4	72.4	10.62	87.15	73.19	68.37	63.56
546-140REX	140REX	A	600ct	150	10.0	72.4	18.2	3.62	87.15	73.19	68.37	63.56
546-140TEX	140TEX	A	1,000	1,000	10.0	89.7	89.7	7.20	87.15	73.19	68.37	63.56
546-140UEX	140UEX	A	10,000	10,000	10.0	886.0	903.5	36.50	87.15	73.19	68.37	63.56
546-140MEX	140MEX	A	100,000	1,500	10.0	5430.0	159.0	2100.00	71.70	60.18	56.22	52.26

A

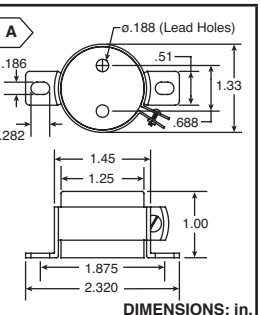

DIMENSIONS: in.

GLOBAL USE - TERMINAL CONNECTION L.V. RECTIFIER USE TRANSFORMERS

- Dual primary 115/230VAC
- 50/60Hz operation
- Dual secondaries for series or parallel connections
- 4,000V RMS Hi-Pot test
- Chassis mount
- Dual bobbin construction
- Dual use terminals (solder lug or quick connect)
- UL recognized to UL 506
- CSA certified to C22.2 #66
- CE certified to IEC 950

RoHS Compliant

For quantities greater than listed, call for quote.

MOUSER STOCK NO.	Hammond Part No.	Fig.	VA	VAC Secondary (RMS)		Dimensions: in.					Price Each			
				Series	Parallel	A	B	C	D	E	1	5	10	25
546-185C12	185C12	B	25	12.6VCT @ 2.0A	6.3V @ 4.0A	2.81	1.87	2.31	2.37	-	17.91	15.65	14.52	13.48
546-185D12	185D12	B	43	12.6VCT @ 3.4A	6.3V @ 6.8A	3.12	2.06	2.68	2.81	-	22.04	18.67	17.33	16.12
546-185E12	185E12	C	80	12.6VCT @ 6.3A	6.3V @ 12.6A	2.50	2.37	3.00	2.00	2.18	29.69	25.15	23.36	21.72
546-185F12	185F12	C	130	12.6VCT @ 10.3A	6.3V @ 20.6A	2.81	2.87	3.37	2.25	2.50	39.98	33.84	31.44	29.23
546-185G12	185G12	C	175	12.6VCT @ 14.0A	6.3V @ 28.0A	3.12	2.87	3.75	2.50	2.50	44.49	42.27	39.20	36.40
546-185C24	185C24	B	25	24VCT @ 1.0A	12V @ 2.0A	2.81	1.87	2.31	2.37	-	18.31	15.49	14.41	13.42
546-185D24	185D24	B	43	24VCT @ 1.8A	12V @ 3.6A	3.12	2.06	2.68	2.81	-	22.04	20.13	18.67	17.34
546-185E24	185E24	C	80	24VCT @ 3.3A	12V @ 6.6A	2.50	2.37	3.00	2.00	2.18	29.68	26.61	24.81	23.18
546-185F24	185F24	C	130	24VCT @ 5.4A	12V @ 10.8A	2.81	2.87	3.37	2.25	2.50	39.98	33.84	31.44	29.23
546-185G24	185G24	C	175	24VCT @ 7.3A	12V @ 14.6A	3.12	2.87	3.75	2.50	2.50	46.27	42.27	39.20	36.40
546-185D36	185D36	B	43	36VCT @ 1.2A	18V @ 2.4A	3.12	2.06	2.68	2.81	-	22.04	18.67	17.33	16.12
546-185E36	185E36	C	80	36VCT @ 2.2A	18V @ 4.4A	2.50	2.37	3.00	2.00	2.18	28.57	24.17	22.45	21.21
546-185F36	185F36	C	130	36VCT @ 3.6A	18V @ 7.2A	2.81	2.87	3.37	2.25	2.50	38.47	36.50	33.85	31.44
546-185G36	185G36	C	175	36VCT @ 4.8A	18V @ 9.6A	3.12	2.87	3.75	2.50	2.50	46.29	39.19	36.40	33.84
546-185C230	185C230	B	25	230VCT @ 0.11A	115V @ 0.22A	2.81	1.87	2.31	2.37	-	18.31	15.49	14.41	13.42
546-185D230	185D230	B	43	230VCT @ 0.19A	115V @ 0.38A	3.12	2.06	2.68	2.81	-	22.04	18.67	17.33	16.12
546-185E230	185E230	C	80	230VCT @ 0.35A	115V @ 0.7A	2.50	2.37	3.00	2.00	2.18	31.70	26.85	24.95	23.23
546-185F230	185F230	C	130	230VCT @ 0.57A	115V @ 1.14A	2.81	2.87	3.37	2.25	2.50	39.96	37.76	35.58	33.37
546-185G230	185G230	C	175	230VCT @ 0.76A	115V @ 1.52A	3.12	2.87	3.75	2.50	2.50	46.27	43.72	41.18	38.64

B

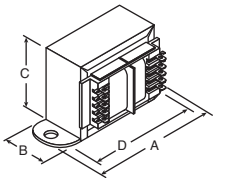

C

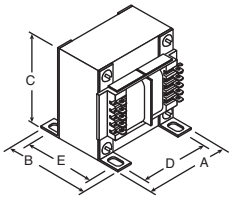

FILAMENT AND L.V. RECTIFIER USE TRANSFORMERS

- Primary 117/234VAC 50/60Hz
- All units have dual secondaries, can be connected as center tapped or used individually
- Open style
- Minimum 6" long leads
- Dual bobbin design - except where indicated with an asterisk, which is single bobbin design
- Class B insulation (130°C)
- Hi-Pot test of 2,000V RMS
- UL listed (#E50394) and CSA certified (#LR3902)

RoHS Compliant

For quantities greater than listed, call for quote.

MOUSER STOCK NO.	Hammond Part No.	Fig.	VA	VAC Secondary (RMS)		Dimensions: in.					Mounting Hole	Price Each			
				Series	Parallel	A	B	C	D	E		1	5	10	25
546-266M5	266M5	D	15	5.0V @ 3A	2.5V @ 6A	3.25	2.06	2.00	2.81	-	0.187	37.86	32.35	30.05	28.03
546-266GB6	266GB6	D	3.8	6.3V@ 0.6A	3.15V @ 1.2A	2.38	1.48	1.43	2.00	-	0.187	26.54	22.43	20.87	19.44
546-266JB6	266JB6	D	7.6	6.3V @ 1.2A	3.15V @ 2.4A	2.82	1.69	1.69	2.38	-	0.187	22.27	21.06	19.86	18.66
546-266M6	266M6	D	18.9	6.3V @ 3A	3.15V @ 6A	3.25	2.06	2.00	2.81	-	0.187	40.37	34.50	32.04	29.90
546-266PA6	266PA6	D	37.8	6.3V @ 6A	3.15V @ 12A	4.00	2.25	2.62	3.56	-	0.187	46.74	41.45	38.51	35.94
546-266GD12	266GD12	D	8.4	12.0V @ 0.7A	6.0V @ 1.4A	2.82	1.69	1.69	2.38	-	0.187	29.41	27.72	26.02	24.32
546-266JB12	266JB12	D	14.4	12.0V @ 1.2A	6.0V @ 2.4A	3.25	2.06	2.00	2.81	-	0.187	37.18	35.28	33.39	31.50
546-266F12	266F12	D	3.8	12.6V @ 0.3A	6.3V @ 0.6A	2.38	1.50	1.45	2.00	-	0.187	23.64	20.00	18.55	17.33
546-266J12	266J12	D	12.6	12.6V @ 1A	6.3V @ 2A	3.25	1.75	2.00	2.81	-	0.187	34.42	32.53	30.63	28.74
546-266K12	266K12	D	18.9	12.6V @ 1.5A	6.3V @ 3A	3.25	2.06	2.00	2.81	-	0.187	37.86	32.34	30.02	28.01
546-266M12	266M12	D	38	12.6V @ 3A	6.3V @ 6A	3.69	2.31	2.31	3.13	-	0.187	37.86	32.32	30.02	28.03
546-266N12	266N12	D	50.4	12.6V @ 4A	6.3V @ 8A	4.00	2.40	2.62	3.56	-	0.187	38.99	36.87	34.71	32.58
546-266J14	266J14	D	14	14V @ 1A	7V @ 2A	3.25	2.06	2.00	2.81	-	0.187	34.38	29.11	27.02	25.23
546-266PA14	266PA14	E	84	14V @ 6A	7V @ 12A	2.81	2.85	3.44	2.25	2.38	.203x.375	76.43	75.49	70.07	65.39
546-266J16	266J16	D	16	16V @ 1A	8V @ 2A	3.25	1.90	2.00	2.81	-	0.187	36.68	34.66	32.64	30.62
546-266L16	266L16	D	35.2	16V @ 2.2A	8V @ 4.4A	3.69	2.20	2.35	3.13	-	0.187	41.29	34.94	32.45	30.27
546-266M16	266M16	D	48	16V @ 3A	8V @ 6A	4.00	2.30	2.62	3.56	-	0.187	36.70	34.68	32.66	30.64
546-266G20	266G20	F	10	20V @ 0.5A	10V @ 1A	2.88	1.90	2.37	2.38	-	0.187	32.09	27.17	25.24	23.54
546-266L20	266L20	D	40	20V @ 2A	10V @ 4A	4.00	2.25	2.62	3.56	-	0.187	44.94	42.51	40.08	37.66
546-266C24	266C24	D	2	24V @ 0.085A	12V @ 0.17A	2.06	1.38	1.19	1.75	-	0.187	18.14	15.32	14.25	13.29
546-266EA24	266EA24	D	4.8	24V @ 0.2A	12 @ 0.4A	2.38	1.60	1.45	2.00	-	0.187	20.42	17.25	16.04	14.96
546-266FB24	266FB24	D	9.6	24V @ 0.4A	12V @ 0.8A	2.82	1.69	1.69	2.38	-	0.187	30.58	28.83	27.06	25.28
546-266G24	266G24	F	12	24V @ 0.5A	12V @ 1A	2.88	1.90	2.37	2.38	-	0.187	34.41	29.11	27.02	25.23
546-266J24	266J24	F	24	24V @ 1A	12V @ 2A	3.13	2.00	2.75	2.81	-	0.187	19.24	17.18	16.04	14.81
546-266L24	266L24	F	48	24V @ 2A	12V @ 4A	3.56	2.25	3.12	3.13	-	0.187	31.74	27.72	25.74	24.03
546-266N24	266N24	E	96	24V @ 4A	12V @ 8A	2.81	3.06	3.38	2.25	2.50	.203x.375	82.59	78.05	73.50	68.97
546-266PA24	266PA24	E	144	24V @ 6A	12V @ 12A	3.13	3.75	3.81	2.50	2.88	.203x.375	113.56	97.06	90.12	84.10
546-266S24	266S24	E	240	24V @ 10A	12V @ 20A	3.44	3.60	4.30	2.75	3.00	.203x.375	128.43	121.91	114.96	108.03
546-266J25	266J25	D	25.2	25.2V @ 1A	12.6V @ 2A	3.25	2.06	2.00	2.81	-	0.187	40.37	34.50	32.04	29.90
546-266LH25	266LH25	D	70.6	25.2V @ 2.8A	12.6V @ 5.6A	4.00	2.25	2.62	3.56	-	0.187	78.24	66.84	62.07	57.91
546-266J26	266J26	D	26.5	26.8V @ 1A	13.4V @ 2A	3.25	2.06	2.00	2.81	-	0.187	40.37	34.50	32.03	29.91
546-266L28	266L28	E	56	28V @ 2A	14V @ 4A	2.50	2.50	3.06	2.00	2.25	.203x.375	51.39	48.62	45.84	43.07
546-266J48	266J48	F	48	48V @ 1A	24V @ 2A	3.56	2.20	3.12	3.13	-	0.187	33.07	27.99	25.99	24.26
546-266L48	266L48	E	96	48V @ 2A	24V @ 4A	2.81	3.06	3.38	2.25	2.50	.203x.375	82.60	69.89	64.90	60.58
546-266M48	266M48	E	144	48V @ 3A	24V @ 6A	3.13	3.06	3.84	2.50	2.50	.203x.375	103.23	97.55	91.87	86.20
546-266N48	266N48	E	192	48V @ 4A	24V @ 8A	3.44	3.62	4.22	2.75	3.00	.203x.375	110.11	104.11	98.05	91.99

D

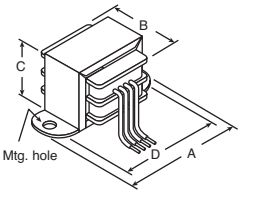

E

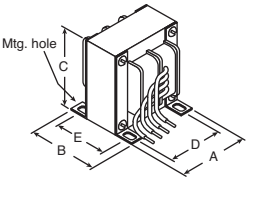

F

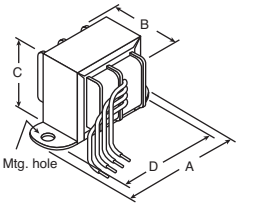

© Copyright 2013 Mouser Electronics

© Copyright 2013 Mouser Electronics

MURATA POWER SOLUTIONS Transformers

RoHS Compliant **This product is RoHS compliant.**

DIMENSIONS: mm

A



B



C



D

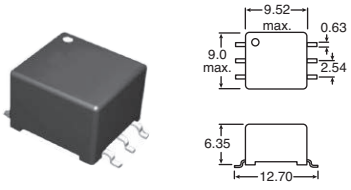

E

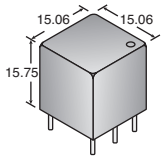

1

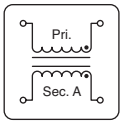

2

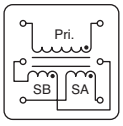

10-15A CURRENT SENSING TRANSFORMERS

Features:

- 50kHz-500kHz frequency range
- Surface mount
- UL94 V-0 package materials
- J-STD-020C reflow

For quantities greater than listed, call for quote.

MOUSER STOCK NO.	MPS Part No.	Fig.	Turns Ratio	Min. Sec. Ind (mH)	Max. DC Resistance		Price Each			
					Prim. mΩ	Sec. Ω	1	5	10	25
580-53060C	53060C	A	1:60	0.72	7.0	2.20	1.71	1.62	1.49	1.39
580-53100C	53100C	A	1:100	2.00	7.0	5.60	1.22	1.16	1.08	1.03
580-53150C	53150C	A	1:150	4.50	7.0	17.50	1.71	1.62	1.49	1.39
580-53200C	53200C	A	1:200	8.00	7.0	34.00	1.22	1.16	1.08	1.03
580-54050C	54050C	B	1:1:50	3.80	7.0	0.50	1.65	1.59	1.47	1.39
580-54100C	54100C	B	1:1:100	14.80	7.0	3.20	1.97	1.90	1.74	1.66
580-54200C	54200C	B	1:1:200	60.00	7.0	6.60	2.36	2.29	2.11	2.01
580-55050C	55050C	C	1:1:50	3.80	2.3	0.35	1.61	1.55	1.50	1.44
580-55100C	55100C	C	1:1:100	14.80	2.3	0.85	1.89	1.84	1.78	1.72
580-55200C	55200C	C	1:1:200	60.00	2.3	3.60	2.29	2.24	2.15	2.10

DA100J SERIES DIGITAL AUDIO TRANSFORMERS

Features:

- Industry-standard pinout
- Toroidal construction
- Compatible with leading chip sets
- 2kVrms isolation

For quantities greater than listed, call for quote.

MOUSER STOCK NO.	MPS Part No.	Fig.	Turns Ratio	Prim. Ind. Min. (μh)	Volt-time Product (VμS)	Leakage Ind. Max. (μH)	Price Each			
							1	5	10	25
580-DA101JC	DA101JC	D	1:1	1:00-2.20	15	0.36	1.68	1.67	1.66	1.64
580-DA102JC	DA102JC	D	1:1	1.90-4.00	20	0.49	1.68	1.67	1.66	1.64
580-DA103JC	DA103JC	D	1:1	3.20-8.50	28	0.91	1.68	1.67	1.66	1.64

78250J SERIES CONVERTER SMT TRANSFORMERS

The 78250J Series of converter transformers are specifically designed for use with Maxim Integrated chip sets to provide isolated RS232 interfaces. Carefully controlled turns ratios ensure consistent performance whilst a toroidal construction minimizes EMI.

Features:

- J-STD-020D reflow
- Maxim's Integrated's MAX250/MAX251 compatible
- UL 94V-0 package materials

For quantities greater than listed, call for quote.

MOUSER STOCK NO.	MPS Part No.	Fig.	Prim. Ind. Max. (mH)	Leakage Ind. Max. (μH)	RDC Max. (Ω)	Isolation Voltage	Price Each			
							1	5	10	25
580-78250JC	78250JC	D	2.5	3.0	2.0	1.5kVrms	2.85	2.82	2.80	2.77
580-78250JVC	78250JVC	D	2.5	40	1.8	4.0kVrms	3.67	3.66	3.64	3.58

78253J SERIES CONVERTER TRANSFORMERS

The 78253J Series of converter transformers are designed for use with the MAX253 chip set to provide isolated power supplies. A centre tapped secondary winding allows for full bridge, half bridge or voltage doubling.

Features:

- J-STD-020D reflow
- Frequency range to 500KHz
- Operating Temperature: -40°C to 85°C
- Maxim Integrated's MAX253 compatible

For quantities greater than listed, call for quote.

MOUSER STOCK NO.	MPS Part No.	Fig.	Input Voltage	Output Voltage	Output Current Max. (mA)	Isolation Voltage	Price Each			
							1	5	10	25
580-78253/35JC	78253/35JC	D	3.3	5.0	100	1500	2.85	2.82	2.80	2.77
580-78253/35JVC	78253/35JVC	D	3.3	5.0	100	4000	3.67	3.66	3.64	3.58
580-78253/55JC	78253/55JC	D	5.0	5.0	200	1500	2.85	2.82	2.80	2.77
580-78253/55JVC	78253/55JVC	D	5.0	5.0	200	4000	3.67	3.66	3.64	3.58

© Copyright 2013 Mouser Electronics

786 SERIES PULSE TRANSFORMERS

Features:

- Inductance to 10mH
- Toroidal construction
- Fully encapsulated
- Isolation to 1kVrms

For quantities greater than listed, call for quote.

MOUSER STOCK NO.	MPS Part No.	Fig.	Turns Ratio	Prim. Ind. Min. (μh)	Volt-time Product (VμS)	Leakage Ind. Typ. (μH)	Price Each			
							1	5	10	25
580-78601/4JC	78601/4JC	A	1:1	58	4	0.19	1.68	1.67	1.66	1.64
580-78601/3JC	78601/3JC	A	1:1	150	6	0.20	1.68	1.67	1.66	1.64
580-78601/2JC	78601/2JC	A	1:1	350	10	0.25	1.68	1.67	1.66	1.64
580-78601/8JC	78601/8JC	A	1:1	850	15	0.29	1.68	1.67	1.66	1.64
580-78601/1JC	78601/1JC	A	1:1	2000	20	0.47	1.68	1.67	1.66	1.64
580-78601/16JC	78601/16JC	A	1:1	3650	28	0.69	1.68	1.67	1.66	1.64
580-78601/9JC	78601/9JC	A	1:1	10000	56	0.93	1.68	1.67	1.66	1.64
580-78602/4JC	78602/4JC	A	1:1:1	53	4	0.11	1.68	1.67	1.66	1.64
580-78602/3JC	78602/3JC	A	1:1:1	180	6	0.17	1.68	1.67	1.66	1.64
580-78602/2JC	78602/2JC	A	1:1:1	380	10	0.27	1.68	1.67	1.66	1.64
580-78602/8JC	78602/8JC	A	1:1:1	970	15	0.37	1.68	1.67	1.66	1.64
580-78602/1JC	78602/1JC	A	1:1:1	1890	20	0.65	1.68	1.67	1.66	1.64
580-78602/16JC	78602/16JC	A	1:1:1	3350	28	0.69	1.68	1.67	1.66	1.64
580-78602/9JC	78602/9JC	A	1:1:1	10000	56	0.71	1.68	1.67	1.66	1.64
580-78604/4JC	78604/4JC	A	2:1	65	4	0.41	1.68	1.67	1.66	1.64
580-78604/3JC	78604/3JC	A	2:1	160	6	0.49	1.68	1.67	1.66	1.64
580-78604/2JC	78604/2JC	A	2:1	500	10	0.65	1.68	1.67	1.66	1.64
580-78604/8JC	78604/8JC	A	2:1	850	15	0.76	1.68	1.67	1.66	1.64
580-78604/1JC	78604/1JC	A	2:1	1840	20	0.99	1.68	1.67	1.66	1.64
580-78604/16JC	78604/16JC	A	2:1	3300	28	1.61	1.68	1.67	1.66	1.64
580-78604/9JC	78604/9JC	A	2:1	10000	56	2.30	1.68	1.67	1.66	1.64
580-78613/4JC	78613/4JC	A	1CT:1	50	4	0.30	1.68	1.67	1.66	1.64
580-78613/3JC	78613/3JC	A	1CT:1	190	6	0.65	1.68	1.67	1.66	1.64
580-78613/2JC	78613/2JC	A	1CT:1	490	10	1.07	1.68	1.67	1.66	1.64
580-78613/8JC	78613/8JC	A	1CT:1	980	15	1.13	1.68	1.67	1.66	1.64
580-78613/1JC	78613/1JC	A	1CT:1	2000	20	1.70	1.68	1.67	1.66	1.64
580-78613/16JC	78613/16JC	A	1CT:1	3200	28	2.80	1.68	1.67	1.66	1.64
580-78613/9JC	78613/9JC	A	1CT:1	10000	56	3.83	1.68	1.67	1.66	1.64
580-78615/4JC	78615/4JC	A	1CT:1CT	65	4	1.21	1.68	1.67	1.66	1.64
580-78615/3JC	78615/3JC	A	1CT:1CT	190	6	3.64	1.68	1.67	1.66	1.64
580-78615/2JC	78615/2JC	A	1CT:1CT	500	10	6.86	1.68	1.67	1.66	1.64
580-78615/8JC	78615/8JC	A	1CT:1CT	1000	15	11.9	1.68	1.67	1.66	1.64
580-78615/1JC	78615/1JC	A	1CT:1CT	1700	20	16.0	1.68	1.67	1.66	1.64
580-78615/16JC	78615/16JC	A	1CT:1CT	3700	28	37.7	1.68	1.67	1.66	1.64
580-78615/9JC	78615/9JC	A	1CT:1CT	10000	56	52.5	1.68	1.67	1.66	1.64

1000 SERIES PULSE TRANSFORMERS

Features:

- Operating temperature: 0°C to 70°C
- Compact footprint
- 2KVrms Isolation

For quantities greater than listed, call for quote.

MOUSER STOCK NO.	Fig.	Prim. Ind. Min. (μh)	RDC Max. (Ω)			Volt-time Product (VμS)	Turns Ratio	Price Each			
			Primary	Sec. A	Sec. B			1	5	10	25
580-1001C	E1	3	1.2	1.0	-	200	1:1	4.60	4.59	4.32	4.27
580-1002C	E2	3	1.4	1.3	1.7	200	1:1:1	5.08	4.98	4.78	4.74
580-1003C	E2	12	4.0	1.8	2.4	400	2:1:1	5.31	5.21	5.02	4.94
580-1016C	E1	3	1.2	1	-	200	1.1	5.08	4.98	4.78	4.74
580-1017C	E1	0.8	0.4	0.3	-	130	1.1	5.07	4.98	4.78	4.74
580-1025C	E2	24	7.5	3.5	4.5	570	2:1:1	5.08	4.98	4.78	4.74
580-1026C	E2	6	4.0	4.0	4.0	285	1:1:1	5.08	4.98	4.78	4.74
580-1082C	E1	6.1	0.7	0.1	-	280	100:1	9.17	8.89	8.82	7.83

© Copyright 2013 Mouser Electronics

SOLA HD Industrial Control Transformers

SOLA HD SBE-ENCAPSULATED, INDUSTRIAL CONTROL TRANSFORMERS: 50-1000VA

The SBE Encapsulated industrial control transformers are epoxy encapsulated to seal the transformer windings against moisture, dirt and industrial contaminants. Extra deep, molded terminal barriers reduce the chance of electrical failure as the result of arcing or frayed lead wires. The rugged construction and proven reliability of the SBE design is uniquely suited for all industrial environments.

Features:

- 50-1000VA, 50/60Hz – suitable for worldwide applications.
- Interleaved copper windings reduce I2R losses and maximize efficiency.
- 55°C Rise, 105°C insulation system to minimize heat
- Epoxy encapsulated to protect cores and coils against moisture, dirt, and other contaminants.
- Meets or exceeds NEMA Standard ST-1 and ANSI C89.1 for load inrush capability.
- Integrally molded, flame retardant (IEC 707/ISO Class 1210) Terminal Blocks provide greater terminal contact area and improved conductivity.
- Heavy gauge steel mounting plate
- Mounting dimensions are compatible with similar control transformers.
- Secondary fuse holders (FB2X) included for 13/32x1½ cartridges (fuses not included).
- Factory-installed fuse holders are available (See W, WA & WB options).
- Ten year limited warranty

E77014

RoHS Compliant





SBE Mounting Profiles

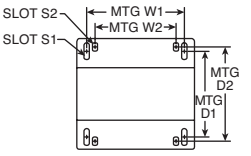

SECTION VIEW A-A

Mounting Dimensions

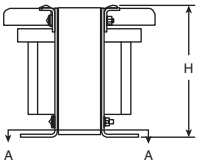

PROFILE

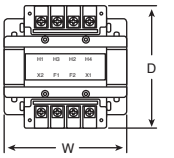

TOP VIEW

For quantities greater than listed, call for quote.

MOUSER STOCK NO.	Sola HD Part No.	VA	Dimensions: (mm)			Mounting: (mm)		Slot Size (mm)	Weight (lbs)	Price Each			
			Height	Width	Depth	W1/W2	D1/D2			1	5	10	25
120x240Volt Primary, 24Volt Secondary, 60Hz													
663-E050663-E	E050E	50	69.1	76.5	101.3	63.8/NA	51.3/NA	5.1x8.4/5.1x8.4	3	50.76	48.33	46.98	45.10
663-E075E	E075E	75	75.2	86.1	110.7	71.4/63.5	53.3/NA	5.1x12.7/5.1x12.7	4	54.08	52.26	50.90	49.20
663-E100663-E	E100E	100	75.2	86.1	117.1	71.4/63.5	60.2/NA	5.1x12.7/5.1x12.7	5	65.27	64.53	61.64	58.74
663-E150663-E	E150E	150	98.8	114.3	113.8	95.0/79.3	65.0/72.9	5.1x16.5/5.1x8.4	8	79.14	78.26	74.75	71.23
663-E500663-E	E500E	500	115.1	133.4	146.1	111.3/95.3	110.0/NA	7.9x21.6/7.9x21.6	19	135.44	130.17	124.89	123.14
220x440Volt Primary, 110Volt Secondary, 50/60Hz, 230x460Volt Primary, 115Volt Secondary, 50/60Hz 240x480Volt Primary, 120Volt Secondary, 60Hz													
663-E050	E050	50	69.1	76.5	101.3	63.8/NA	51.3/NA	5.1x8.4/5.1x8.4	3	43.05	42.58	40.65	38.74
663-E075	E075	75	75.2	86.1	110.7	71.4/63.5	53.3/NA	5.1x12.7/5.1x12.7	4	48.61	48.06	45.91	43.74
663-E100	E100	100	75.2	86.1	117.1	71.4/63.5	60.2/NA	5.1x12.7/5.1x12.7	5	52.77	52.19	49.84	47.51
663-E150	E150	150	98.8	114.3	113.8	95.0/79.3	65.0/72.9	5.1x16.5/5.1x8.4	8	62.50	61.80	59.03	56.25
663-E200	E200	200	98.8	114.3	121.7	95.0/79.4	72.9/80.8	5.1x16.5/5.1x8.4	10	72.91	69.50	66.67	64.18
663-E250	E250	250	98.8	114.3	132.3	95.0/79.5	83.6/91.7	5.1x16.5/5.1x8.4	11	86.42	82.36	79.00	76.04
663-E350	E350	350	115.1	133.4	128.8	111.3/95.3	89.9/NA	7.9x18/7.9x18	15	108.80	103.59	100.70	96.64
663-E500	E500	500	115.1	133.4	146.1	111.3/95.3	110.0/NA	7.9x21.6/7.9x21.6	19	106.94	102.76	98.60	97.21
663-E750	E750	750	141.2	162.1	176.0	135.1/111.0	108.0/146.1	7.9x21.6/7.9x21.6	31	162.64	155.59	148.28	142.26
208/240/415/480/600Volt Primary, 120Volt Secondary, 50/60Hz 200/230/400/460/575Volt Primary, 115Volt Secondary, 50/60Hz 220/277/380Volt Primary, 110Volt Secondary, 50/60Hz													
663-E500TF	E500TF	500	141.2	162.1	176.0	135.1/111.0	108.0/146.1	7.9x21.6/7.9x21.6	30	229.32	220.39	211.45	208.48
240/415/480Volt Primary, 120/240Volt Secondary, 50/60Hz 230/400/460Volt Primary, 115/230Volt Secondary, 50/60Hz 220/380/440Volt Primary, 110/220Volt Secondary, 50/60Hz													
663-E500TH	E500TH	500	141.2	162.1	176.0	135.1/111.0	108.0/146.1	7.9x21.59/7.9x21.59	30	186.62	174.99	172.48	168.73

SOLA HD ICE INTERNATIONAL SERIES: 750-2000VA

International CE marked transformers include IP20 touchproof terminations and copper windings in an encapsulated design. These units range from 750 to 2000VA with 80ºC temperature rise. The design is highly flexible due to the use of the standardized primary coil for multiple worldwide voltage combinations. CE marked and cULus approval make the ICE International Series the perfect choice for OEM export equipment. make the ICE International Series the perfect choice for OEM export equipment.

Features:

- IP20 Touch-Proof terminals
- Copper windings
- Epoxy encapsulated for cooler operation and increased reliability
- 80ºC rise temp, 130ºC insulation system for harsh, heavy-duty standards
- 50/60Hz Frequency
- Meets or exceeds electrical requirements of NEMA, ANSI and IEC



TOP VIEW

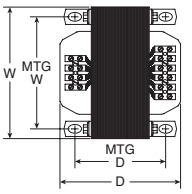

PROFILE

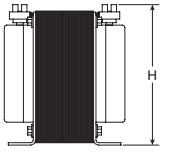

RoHS Compliant

For quantities greater than listed, call for quote.

MOUSER STOCK NO.	Sola HD Part No.	VA	Dimensions: (mm)			Mounting: (mm)		Slot Size (mm)	Weight (lbs)	Price Each			
			Height	Width	Depth	W	D			1	5	10	25
240/415/480Volt Primary, 120/240Volt Secondary, 50/60Hz 230/400/460Volt Primary, 115/230Volt Secondary, 50/60Hz 220/380/440Volt Primary, 110/220Volt Secondary, 50/60Hz													
663-CE1500TH	CE1500TH	1500	143.0	162.1	171.5	135.0	127.0	7.87x17.52	32	424.78	408.85	398.23	384.94
663-CE2000TH	CE2000TH	2000	143.0	162.1	196.9	135.0	152.4	7.87x17.52	37	461.87	444.54	433.00	418.56
208/240/415/480/600Volt Primary, 120/240Volt Secondary, 50/60Hz 200/230/400/460/575Volt Primary, 115/230Volt Secondary, 50/60Hz -/220/380/440/550Volt Primary, 110/220Volt Secondary, 50/60Hz													
663-CE1000MH	CE1000MH	1000	143.0	162.1	152.4	135.0	108.0	7.87x17.52	25	447.26	430.48	419.31	405.33

SOLA HD ACCESSORIES

RoHS Compliant

For quantities greater than listed, call for quote.

MOUSER STOCK NO.	Sola HD Part No.	Description	Price Each			
			1	5	10	25
663-IP20	IP20	Touch Proof Cover Kit	13.14	12.99	12.41	11.82

© Copyright 2013 Mouser Electronics

© Copyright 2013 Mouser Electronics

STANCOR Transformers and AC Adapters

STANCOR

RoHS Compliant **This product is RoHS compliant.**

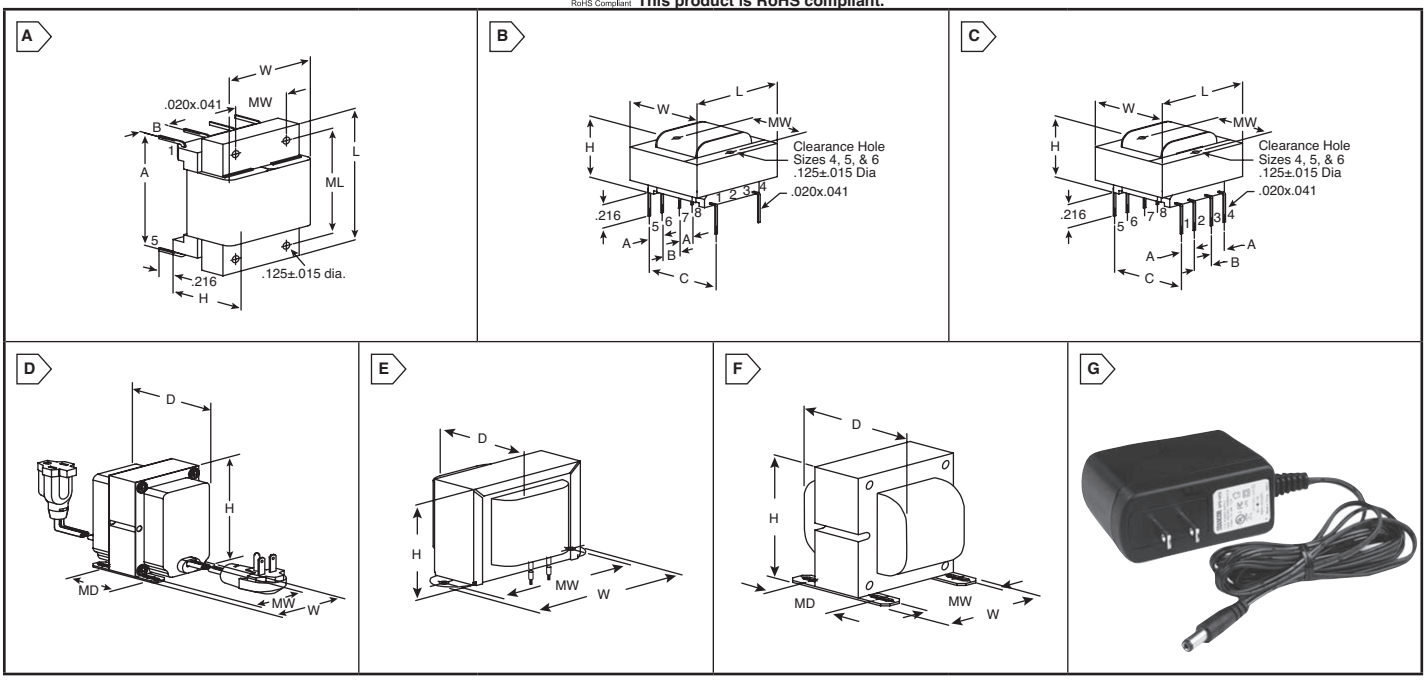

STANCOR PC MOUNT TRANSFORMERS

"Low Boy" LB Series

• Input Voltage: 115/230V, 50/60Hz

For quantities greater than listed, call for quote.

MOUSER STOCK NO.	Stancor Part No.	Fig.	V.A.	Primary Winding	Rated Output						Dimensions: in.							Wt. (lbs.)	Price Each		
					Individual		Series		Parallel		H	W	L	Mounting W	Mounting L	A	B		1	10	50
					Volts	mA	Volts	mA	Volts	mA											
802-LB-620	LB-620	A	6	Dual	-	-	20.0 CT	300	10	600	0.88	1.56	1.88	0.88	1.62	1.60	0.38	0.34	27.23	24.96	23.39
802-LB-1224	LB-1224	A	12	Dual	-	-	24.0 CT	500	12	1000	1.06	2.00	2.50	1.00	2.00	2.00	0.50	0.72	14.16	13.28	12.68

"Side Winder" SW/DSW Series

• Input Voltage: SW=115VAC, 50/60Hz; DSW=115/230V, 50/60Hz

For quantities greater than listed, call for quote.

MOUSER STOCK NO.	Stancor Part No.	Fig.	V.A.	Primary Winding	Rated Output						Dimensions: in.							Wt. (lbs.)	Price Each		
					Individual		Series		Parallel		H	W	L	Mounting W	A	B	C		1	10	50
					Volts	mA	Volts	mA	Volts	mA											
802-SW-316	SW-316	B	2.50	Single	8	150	16.0 CT	150	8	300	1.19	1.13	1.38	-	0.25	0.25	1.20	0.25	9.50	8.71	8.16
802-DSW-316	DSW-316	C	2.50	Dual	8	150	16.0 CT	150	8	300	1.19	1.13	1.38	-	0.25	0.25	1.20	0.25	10.07	9.58	9.28
802-SW-616	SW-616	B	20.0	Single	8	1250	16.0 CT	1250	8	2500	1.44	1.88	2.25	1.50	0.30	0.40	1.60	0.80	29.79	28.34	27.46
802-DSW-520	DSW-520	C	12.0	Dual	10	600	20.0 CT	600	10	1200	1.44	1.56	1.88	1.25	0.30	0.40	1.41	0.70	12.14	11.38	10.88

STANCOR AUTO/ISOLATION TRANSFORMERS

For quantities greater than listed, call for quote.

MOUSER STOCK NO.	Stancor Part No.	Fig.	Type	Voltage Step	Input Voltage	Output Voltage	Amps	V.A. Cap.	Dimensions: in.					Wt. (lbs.)	Price Each		
									H	W	D	Mounting W	Mounting D		1	10	50
802-GSD-500	GSD-500	D	Auto	Down	230	115	4.30	500	4.63	3.81	4.44	3.00	3.19	10.6	200.44	190.74	184.78
802-GSD-750	GSD-750	D	Auto	Down	230	115	6.50	750	4.63	3.81	5.38	3.00	3.94	14.4	136.87	125.78	118.37
802-GSD-1000	GSD-1000	D	Auto	Down	230	115	8.70	1000	4.63	3.81	6.06	3.00	4.69	17.0	312.51	297.40	288.10
802-GIS-500	GIS-500	D	Isolation	Straight	115	115	4.35	500	4.69	3.75	6.00	3.00	4.69	16.0	294.97	280.69	271.92
802-GIS-1000	GIS-1000	D	Isolation	Straight	115	115	8.70	1000	5.38	4.38	8.13	3.50	6.50	31.0	568.64	518.46	485.02
802-GISD-500	GISD-500	D	Isolation	Down	230	115	4.35	500	4.69	3.75	6.00	3.00	4.69	16.0	169.61	155.86	146.68
802-GISD-1000	GISD-1000	D	Isolation	Down	230	115	8.70	1000	5.38	4.38	8.13	3.50	6.50	31.0	322.20	306.61	297.02

STANCOR POWER TRANSFORMERS

Single Secondary

For quantities greater than listed, call for quote.

MOUSER STOCK NO.	Stancor Part No.	Fig.	Primary Volts	Secondary		Style	Insulation Test RMS	Dimensions: in.					Wt. (lbs.)	Price Each		
				Volts	Amps			H	W	D	Mounting W	Mounting D		1	10	50
802-P-6134	P-6134	E	117	6.3 CT	1.2	A	3000V	1.75	2.88	1.88	2.38	-	0.8	24.32	22.30	20.28
802-P-8392	P-8392	E	117	12	0.7	A	1500V	1.75	2.88	1.63	2.38	-	0.6	12.41	11.61	10.70
802-P-8384	P-8384	E	117	12.6 CT	1.0	A	1500V	2.00	3.25	1.75	2.81	-	0.9	21.20	19.94	18.48
802-P-8694	P-8694	E	115	24.0	2.0	A	1500V	2.63	4.00	2.00	3.56	-	2.3	44.00	41.87	40.56
802-P-8396	P-8396	E	117	24.0 CT	0.4	A	1500V	1.75	2.88	1.63	2.38	-	0.6	23.72	22.58	21.87
802-P-8663	P-8663	F	117	24.0 CT	4.0	NV	1500V	3.88	3.19	2.81	2.50	2.13	4.0	79.07	75.25	72.90
802-P-8542	P-8542	E	115/230	40.0 CT	0.25	A	2500V	1.75	2.88	1.63	2.38	-	0.8	31.38	29.86	28.93

Dual Primary, Dual Secondary

• Primary Volts: 115/230V, 50/60Hz

For quantities greater than listed, call for quote.

MOUSER STOCK NO.	Stancor Part No.	Fig.	Style	Schematic	V.A. Cap	Output from Two Secondary Windings			Dimensions: in.					Wt. (lbs.)	Price Each		
						Individually Volts Amp	Parallel V olts Amp	Series Volts Amp	H	W	D	Mounting W	Mounting D		1	10	50
802-P-6378	P-6378	F	NV	1	96	12 @ 4.00	12 @ 8.0	24 @ 4.00	3.50	2.81	3.25	2.25	2.31	4.2	71.53	65.73	61.87
802-P-8618	P-8618	F	NV	1	96	24 @ 2.00	24 @ 4.0	48 @ 2.00	3.50	2.81	3.25	2.25	2.31	4.2	68.50	65.18	63.15

STANCOR SPS SERIES, CEC SWITCHING POWER SUPPLIES

c UL us

For quantities greater than listed, call for quote.

MOUSER STOCK NO.	Stancor Part No.	Fig.	Rated Output			Regulated/ Unregulated	Dimensions: in. (mm)			Output Plug Inside Polarity	Price Each			
			Volts	mA	Watts		H	W	D		1	10	50	100
802-SPS-0612	SPS-0612	G	12	500	6.0	Regulated	2.50	1.12	1.75	Negative	35.70	33.97	32.90	31.91
802-SPS-1212	SPS-1212	G	12	1000	12.0	Regulated	2.94	1.19	1.62	Negative	44.93	42.76	41.42	40.17
802-SPS-1412	SPS-1412	G	12	1200	14.4	Regulated	2.94	1.38	2.19	Negative	45.49	43.29	41.93	40.66
802-SPS-1424	SPS-1424	G	24	600	14.4	Regulated	2.94	1.38	2.19	Negative	54.46	51.83	50.22	48.69

© Copyright 2013 Mouser Electronics

© Copyright 2013 Mouser Electronics

Variable, Audio and Telecommunication Transformers

STACO ENERGY PRODUCTS CO VARIABLE TRANSFORMERS AC VOLTAGE CONTROLS

Open models have an adjustable shaft design on most manually operated models that permits back-of-panel or bench mounting. Cased models are available in "C" styles enclose only the coil, while "CT" models provide protective housing for both coil and terminal board. Portable cord and plug models are cased plug-in models that have a ventilated steel case, line cord, receptacle, illuminated on/off switch and fuse.

LR18948 RoHS Compliant

DIMENSIONS: in.

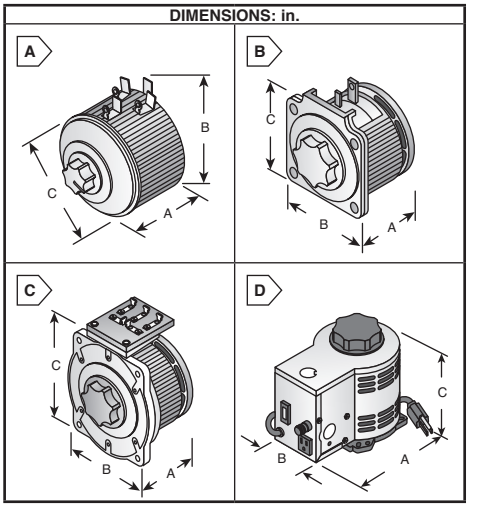

For quantities greater than listed, call for quote.

MOUSER STOCK NO.	Staco Part No.	Fig.	Input		Output		Net Wt. Lbs.	Dimensions: in.			Price Each			
			Volts	Hertz	KVA	Amps		A	B	C	1	2	5	10
5874-171	171	A	120	50/60 60	0.21 0.23	1.75 1.75	2.00	1.88	3.28	2.93	114.61	110.40	107.64	105.76
5874-201	201	A	120	50/60 60	0.24 0.26	2.00 2.00	2.00	1.88	3.28	2.93	114.60	108.85	101.45	99.20
5874-221B	221-B	A	120	50/60 60	0.30 0.33	2.50 2.50	2.50	2.12	3.28	2.93	122.56	116.51	112.55	108.77
5874-252	252	A	240	50/60 60	0.19 0.21	0.80 0.80	2.50	2.12	3.28	2.93	192.93	184.68	178.30	170.98
5874-291	291	A	120	50/60 60	0.36 0.40	3.00 3.00	2.50	2.31	3.28	2.93	162.80	158.62	154.24	143.07
5874-501C	501C	B	120	50/60	0.60 0.70	5.00 5.00	5.25	3.00	3.75	4.38	182.29	169.16	163.31	159.52
5874-1010B	1010B	C	120	50/60	1.20 1.40	10.00 10.00	10.25	4.16	4.62	5.57	242.57	230.65	214.94	202.67
5874-3PN1010B	3PN1010B	D	120	50/60	1.40	10.00	10.25	6.96	4.62	5.50	362.59	353.65	346.63	321.29

TAMURA ULTRA WIDEBAND AUDIO TRANSFORMERS

DIMENSIONS: mm (in.)

- Frequency Range: 300Hz - 100kHz
- HiPot = 500Vrms (Pri:Sec)

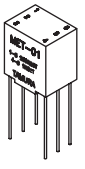

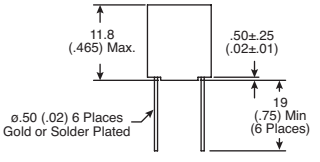

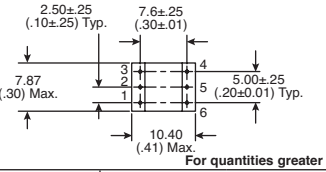

RoHS Compliant

For quantities greater than listed, call for quote.

MOUSER STOCK NO.	Tamura Part No.	Impedance Pri. Ω	Impedance Sec. Ω	Turns Ratio (Pri: Sec)	Max. Unbalanced Current (mA)	Max. Pwr. Level (mW)	Freq. Response (dB)	DCR Pri. Ω	DCR Sec. Ω	Price Each 1	Price Each 10
838-MET-01	MET-01	200K CT	1K CT	14.1CT:1CT	0.0	10	±2	5300	120	14.98	12.20
838-MET-09	MET-09	10K CT	10K CT	1CT:1CT	1.0	40	±2	1000	1300	16.40	13.12
838-MET-11	MET-11	10K CT	2K CT	2.23CT:1CT	1.0	40	±2	1000	300	14.28	11.43
838-MET-17	MET-17	10K CT	500 CT	4.47CT:1CT	1.0	40	±2	1000	80	15.27	12.21
838-MET-23	MET-23	1.6K CT	3.2	22.4CT:1	2.5	65	±3	186	0.8	13.44	10.79
838-MET-24	MET-24	1.5K	600	1.58CT:1	3.0	50	±2	160	95	14.24	11.37
838-MET-28	MET-28	1K	50	4.47:1	3.0	50	±2	110	8	11.40	9.14
838-MET-31	MET-31	600 CT	600 CT	1CT:1CT	3.0	50	±2	70	95	13.48	10.81
838-MET-32	MET-32	600	150/150	2:1:1	3.0	50	±2	70	95	13.41	10.72
838-MET-35	MET-35	600 CT	8	8.66CT:1	4.5	50	±2	60	1.5	12.73	10.20
838-MET-39	MET-39	500	50	3.16:1	3.0	50	±2	55	8	11.60	9.18
838-MET-42	MET-42	150	12	3.54:1	10.0	50	±2	20	2.5	12.68	10.14
838-MET-46	MET-46	600	600	1:1	3.0	50	±2	72	93	12.02	9.67
838-MET-60	MET-60	135	135 CT	1:1CT	10.0	50	±2	10	10	13.23	10.56

TAMURA TELECOMMUNICATION DRY COUPLING TRANSFORMER

DIMENSIONS: mm (in.)

RoHS Compliant

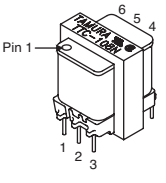

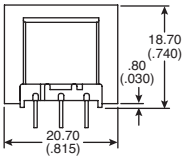

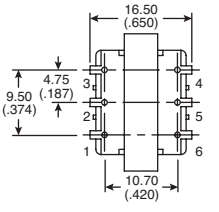

For quantities greater than listed, call for quote.

MOUSER STOCK NO.	Tamura Part No.	Impedance Pri. Sec. Ω	Operating Level	Insertion Loss (dB Max.)	Total Harmonic Distortion (Max.)	Price Each 1	Price Each 10	Price Each 20	Price Each 50
838-TTC-108N	TTC-108N	600:600	-45dBm to +7dBm	1.4	0.5%	8.35	6.99	6.25	5.56

TAMURA MINIATURE ENCAPSULATED TELECOMMUNICATION V.32 MODEM TRANSFORMER

DIMENSIONS: mm (in.)

RoHS Compliant

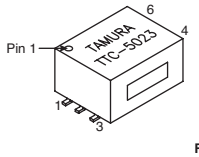

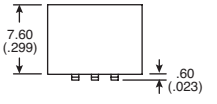

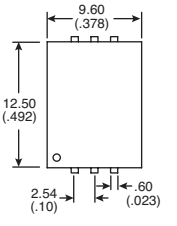

For quantities greater than listed, call for quote.

MOUSER STOCK NO.	Tamura Part No.	Impedance Pri. Sec. Ω	DC Unbalance (mA)	Insertion Loss (dB Max.)	Total Harmonic Distortion (Max.)	Price Each 1	Price Each 10	Price Each 20	Price Each 50
838-TTC-5023	TTC-5023	600:600	0	2	-79	4.76	3.98	3.54	3.16

© Copyright 2013 Mouser Electronics

© Copyright 2013 Mouser Electronics

TRIAD Power Transformers

TRIAD

RoHS Compliant **This product is RoHS compliant.**

TRIAD VPT TOROIDAL POWER TRANSFORMER SERIES

Specifications:
- Power range: up to 2.5KVA
- Primary: 115/230VAC, 50/60Hz
- Secondary: Dual for parallel or series connection
- Insulation Class: Class B, 130°C
- Dielectric isolation (Pri to Sec): 4KV for 60 secs.
- High efficiency and low stray fields
- RoHS compliant



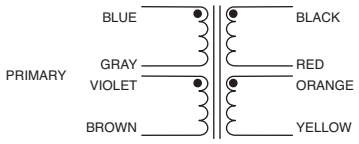

RoHS Compliant

For quantities greater than listed, call for quote.

MOUSER STOCK NO.	Triad Part No.	VA	Secondary		Regulation	O.D. (mm)	Height (mm)	Weight (kg)	Temp. rise deg (°C)	Price Each		
			Series	Parallel						1	10	25
553-VPT12-2080	VPT12-2080	25	12.0V CT @ 2.08A	6.0V @ 4.16A	12.0%	71	32	0.4	30	21.06	17.90	14.74
553-VPT18-1390	VPT18-1390	25	18.0V CT @ 1.39A	9.0V @ 2.78A	12.0%	71	32	0.4	30	21.06	17.90	14.74
553-VPT24-1040	VPT24-1040	25	24.0V CT @ 1.04A	12V @ 2.08A	12.0%	71	32	0.4	30	21.06	17.90	14.74
553-VPT30-830	VPT30-830	25	30.0V CT @ 0.83A	15.0V @ 1.66A	12.0%	71	32	0.4	30	21.06	17.90	14.74
553-VPT36-690	VPT36-690	25	36.0V CT @ 0.69A	18V @ 1.38A	12.0%	71	32	0.4	30	21.06	17.90	14.74
553-VPT48-520	VPT48-520	25	48.0V CT @ 0.52A	24.0V @ 1.04A	12.0%	71	32	0.4	30	21.06	17.90	14.74
553-VPT230-110	VPT230-110	25	230.0V CT @ 0.11A	115V @ 0.22A	12.0%	71	32	0.4	30	21.06	17.90	14.74
553-VPT12-4170	VPT12-4170	50	12.0V CT @ 4.17A	6.0V @ 8.34A	13.5%	80	33	0.6	40	32.00	27.20	22.41
553-VPT18-2780	VPT18-2780	50	18.0V CT @ 2.78A	9.0V @ 5.56A	13.5%	80	33	0.6	40	32.00	27.20	22.41
553-VPT24-2080	VPT24-2080	50	24.0V CT @ 2.08A	12V @ 4.16A	13.5%	80	33	0.6	40	32.00	27.20	22.41
553-VPT30-1670	VPT30-1670	50	30.0V CT @ 1.67A	15.0V @ 3.34A	13.5%	80	33	0.6	40	32.00	27.20	22.41
553-VPT36-1390	VPT36-1390	50	36.0V CT @ 1.39A	18V @ 2.78A	13.5%	80	33	0.6	40	32.00	27.20	22.41
553-VPT48-1040	VPT48-1040	50	48.0V CT @ 1.04A	24.0V @ 2.08A	13.5%	80	33	0.6	40	32.00	27.20	22.41
553-VPT230-220	VPT230-220	50	230.0V CT @ 0.22A	115V @ 0.44A	13.5%	80	33	0.6	40	32.00	27.20	22.41
553-VPT12-8330	VPT12-8330	100	12.0V CT @ 8.33A	6.0V @ 16.66A	11.5%	87	47	1.0	44	42.47	36.10	29.72
553-VPT18-5560	VPT18-5560	100	18.0V CT @ 5.56A	9.0V @ 11.12A	11.5%	87	47	1.0	44	42.47	36.10	29.72
553-VPT24-4170	VPT24-4170	100	24.0V CT @ 4.17A	12V @ 8.34A	11.5%	87	47	1.0	44	42.47	36.10	29.72
553-VPT30-3330	VPT30-3330	100	30.0V CT @ 3.33A	15.0V @ 6.66A	11.5%	87	47	1.0	44	42.47	36.10	29.72
553-VPT36-2780	VPT36-2780	100	36.0V CT @ 2.78A	18V @ 5.56A	11.5%	87	47	1.0	44	42.47	36.10	29.72
553-VPT48-2080	VPT48-2080	100	48.0V CT @ 2.08A	24.0V @ 4.16A	11.5%	87	47	1.0	44	42.47	36.10	29.72
553-VPT230-430	VPT230-430	100	230.0V CT @ 0.43A	115V @ 0.86A	11.5%	87	47	1.0	44	42.47	36.10	29.72
553-VPT12-13300	VPT12-13300	160	12.0V CT @ 13.3A	6.0V @ 26.6A	10.0%	103	48	1.6	48	59.85	50.87	41.89
553-VPT18-8800	VPT18-8800	160	18.0V CT @ 8.8A	9.0V @ 17.60A	10.0%	103	48	1.6	48	59.85	50.87	41.89
553-VPT24-6670	VPT24-6670	160	24.0V CT @ 6.67A	12V @ 13.34A	10.0%	103	48	1.6	48	59.85	50.87	41.89
553-VPT30-5330	VPT30-5330	160	30.0V CT @ 5.33A	15.0V @ 10.66A	10.0%	103	48	1.6	48	59.85	50.87	41.89
553-VPT36-4440	VPT36-4440	160	36.0V CT @ 4.44A	18V @ 8.88A	10.0%	103	48	1.6	48	59.85	50.87	41.89
553-VPT48-3300	VPT48-3300	160	48.0V CT @ 3.33A	24.0V @ 6.66A	10.0%	103	48	1.6	48	59.85	50.87	41.89
553-VPT230-700	VPT230-700	160	230.0V CT @ 0.70A	115V @ 1.40A	10.0%	103	48	1.6	48	59.85	50.87	41.89
553-VPT12-20800	VPT12-20800	250	12.0V CT @ 20.8A	6.0V @ 41.60A	9.0%	112	54	2.2	53	82.17	69.84	57.51
553-VPT18-13800	VPT18-13800	250	18.0V CT @ 13.8A	9.0V @ 27.60A	9.0%	112	54	2.2	53	82.17	69.84	57.51
553-VPT24-10420	VPT24-10420	250	24.0V CT @ 10.42A	12V @ 20.84A	9.0%	112	54	2.2	53	82.17	69.84	57.51
553-VPT36-6940	VPT36-6940	250	36.0V CT @ 6.94A	18V @ 13.88A	9.0%	112	54	2.2	53	82.17	69.84	57.51
553-VPT48-5200	VPT48-5200	250	48.0V CT @ 5.2A	24.0V @ 10.4A	9.0%	112	54	2.2	53	82.17	69.84	57.51
553-VPT230-1090	VPT230-1090	250	230.0V CT @ 1.09A	115V @ 2.18A	9.0%	112	54	2.2	53	82.17	69.84	57.51
553-VPT48-10400	VPT48-10400	500	48.0V CT @ 10.4A	24V @ 20.8A	5.5%	140	60	4.2	48	127.61	108.47	89.32
553-VPT100-5000	VPT100-5000	500	100.0V CT @ 5.0A	50V @ 10.0A	5.5%	140	60	4.2	48	127.61	108.47	89.32
553-VPT230-2170	VPT230-2170	500	230.0V CT @ 2.17A	115V @ 4.34A	5.5%	140	60	4.2	48	127.61	108.47	89.32
553-VPT48-20830	VPT48-20830	1000	48.0V CT @ 20.83A	24.0V @ 41.66A	4.0%	175	68	8.2	48	180.59	162.53	153.50
553-VPT100-10000	VPT100-10000	1000	100.0V CT @ 10.0A	50V @ 20.0A	4.0%	175	68	8.2	48	180.59	162.53	153.50
553-VPT230-4350	VPT230-4350	1000	230.0V CT @ 4.35A	115V @ 8.70A	4.0%	175	68	8.2	48	180.59	162.53	153.50
553-VPT100-25000	VPT100-25000	2500	100.0V CT @ 25.0A	50V @ 50.0A	2.5%	208	112	19.4	45	319.10	287.19	271.23
553-VPT230-10870	VPT230-10870	2500	230.0V CT @ 10.87A	115V @ 21.74A	2.5%	208	112	19.4	45	319.10	287.19	271.23

TRIAD MINIATURE AUDIO TRANSFORMERS

DIMENSIONS: in.

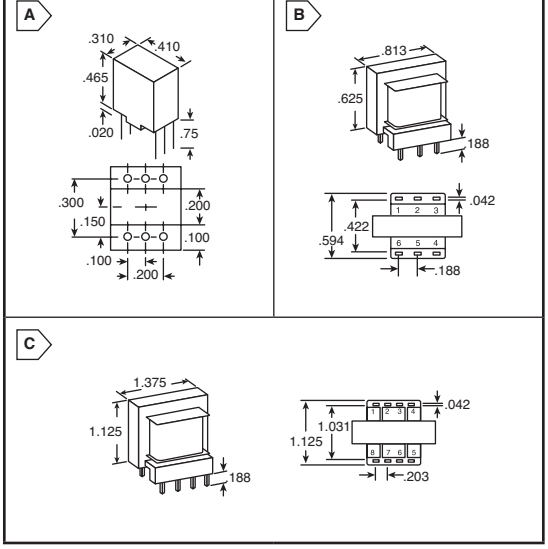

Red Spec High-Reliability Audio Transformers

- Impedance matching: 10% over frequency range
- Hi-pot tested at 1000 VRMS
- Meets MIL-T-27E
- Working voltage: 150VDC
- MIL Type: TF5S21ZZ (transformers); TF5S20ZZ (chokes)
- Frequency response: 300Hz-50kHz

RoHS Compliant

§ = Split winding

For quantities greater than listed, call for quote.

MOUSER STOCK NO.	Fig.	Power (mW)	Impedance (Ω)		DC Resistance (Ω)		Turns Ratio	Price Each		
			Primary	Secondary	Primary	Secondary		1	10	25
553-SP4	A	10	200K CT	1K CT	5300	100	14.1:1.0	20.07	17.73	15.64
553-SP5	A	25	50K CT	1K CT	3800	75	7.1:1.0	19.92	17.60	15.54
553-SP20	A	50	10K CT	1.2K CT	1050	200	2.88:1.0	19.67	17.37	15.35
553-SP21	A	50	10K CT	2K CT	1050	330	2.24:1.0	20.03	17.68	15.60
553-SP33	A	50	1K	50	145	8	4.4:1.0	14.70	13.87	12.63
553-SP50	A	50	500 CT	600	67	98	1.0:1.1	13.90	13.12	11.94
553-SP66	A	50	10K CT	10K CT	1000	1300	1.0:1.0	14.45	13.64	12.41
553-SP67	A	50	600 CT	600 CT	72	92	1.0:1.0	15.03	14.50	13.80
553-SP69	A	50	600	600 CT/150§	72	40/45§	2.0:1.0:1.0	15.81	14.92	13.62
553-SP70	A	50	600	600	72	92	1.0:1.0	14.91	14.07	12.84
Shield										
553-SP310	-	-	-	-	-	-	-	3.64	3.09	2.75

TY Series Plug-In PC Audio Transformers

- Impedance matching: 10% over frequency range
- Frequency response: 200-15kHz

RoHS Compliant

§ = Split winding

For quantities greater than listed, call for quote.

MOUSER STOCK NO.	Fig.	Power	Impedance (Ω)		Primary Current (mA)	Price Each		
			Primary	Secondary		1	10	25
553-TY141P	B	100mW	10K CT	10K CT	4	4.16	3.54	3.17
553-TY142P	B	100mW	10K CT	2K CT	4	4.16	3.54	3.17
553-TY144P	B	100mW	15K CT	15K CT	4	4.16	3.54	3.17
553-TY145P	B	100mW	600 CT	600 CT	15	4.15	3.54	3.17
553-TY146P	C	1W	600 CT/150§	600 CT/150§	-	7.01	6.05	5.35

© Copyright 2013 Mouser Electronics

© Copyright 2013 Mouser Electronics

TRIAD Power Transformers

TRIAD SPLIT-PACK® POWER TRANSFORMERS

The Triad Split-Pack® split bobbin transformer is an extremely versatile tool for PC board applications. Split-Pack® transformers are nonconcentrically wound with primaries and secondaries side-by-side. Unlike the secondary on-top-of-primary designs of standard PC board transformers, the split-bobbin winding and low capacitive coupling eliminate costly electrostatic shielding.

Features:

- Primary: 115/230VAC 50/60Hz
- Hi-pot tested at 2,500VRMS
- Class B UL recognized
- PC terminal pin spacing for accurate placement

Series connections: 230VAC
Primary: input 1 and 4, connect 2 and 3
Secondary: output 5 and 8, connect 6 and 7
Parallel connections: 115VAC
Primary: input 1 and 2, connect 1 and 3, 2 and 4
Secondary: output 5 and 6, connect 5 and 7, 6 and 8

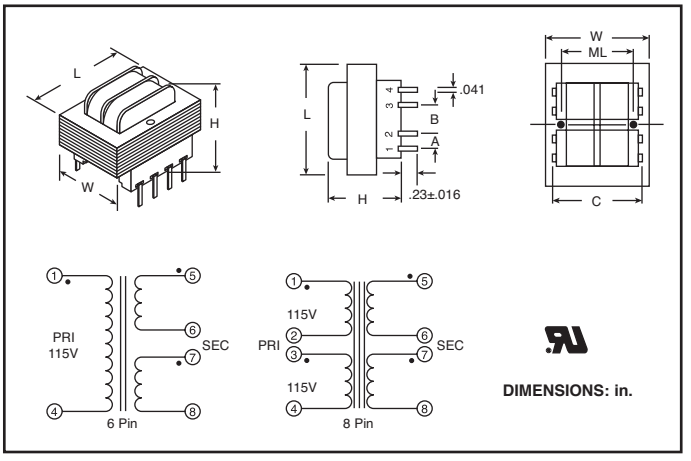

✻ Has 4 mounting holes on 2.188 x 1.75 centers

Power (VA)	Dimensions: in.						
	H	W	L	ML	A	B	C
1.1	0.9375	1.125	1.375	-	0.25	0.25	1.20
2.5	1.188	1.125	1.375	-	0.25	0.25	1.20
6.0	1.313	1.313	1.625	1.063	0.25	0.35	1.28
12.0	1.438	1.563	1.875	1.250	0.30	0.40	1.41
20.0	1.438	1.875	2.250	1.500	0.30	0.40	1.60
36.0	1.563	2.188	2.625	-	0.40	0.40	1.85

Single Primary 115V, 6 Pins

For quantities greater than listed, call for quote.

MOUSER STOCK NO.	Power (VA)	Secondary		Price Each		
		Series	Parallel	1	10	25
553-F24-045C2	1.1	24.0VAC CT @ 0.045A	12.0VAC @ 0.09A	8.04	6.83	6.11
553-F10-250	2.5	10.0VAC CT @ 0.25A	5.0VAC @ 0.5A	8.17	6.94	6.22
553-F12-200	2.5	12.6VAC CT @ 0.2A	6.3VAC @ 0.4A	8.17	6.94	6.22
553-F16-150	2.5	16.0VAC CT @ 0.15A	8.0VAC @ 0.3A	8.17	6.94	6.22
553-F36-65	2.5	36.0VAC CT @ 0.065A	18.0VAC @ 0.13A	8.17	6.94	6.22
553-F12-500	6.0	12.6VAC CT @ 0.5A	6.3VAC @ 1.0A	9.24	7.85	7.03
553-F16-400	6.0	16.0VAC CT @ 0.4A	8.0VAC @ 0.8A	9.24	7.85	7.03
553-F20-300	6.0	20.0VAC CT @ 0.3A	10.0VAC @ 0.6A	9.24	7.85	7.03
553-F24-250	6.0	24.0VAC CT @ 0.25A	12.0VAC @ 0.5A	9.24	7.85	7.03
553-F28-200	6.0	28.0VAC CT @ 0.2A	14.0VAC @ 0.4A	9.24	7.85	7.03
553-F10-1200	12.0	10.0VAC CT @ 1.2A	5.0VAC @ 2.4A	10.60	9.01	8.06
553-F12-1000	12.0	12.6VAC CT @ 1.0A	6.3VAC @ 2.0A	10.60	9.01	8.06
553-F20-600	12.0	20.0VAC CT @ 0.6A	10.0VAC @ 1.2A	10.60	9.01	8.06
553-F24-500	12.0	24.0VAC CT @ 0.5A	12.0VAC @ 1.0A	10.60	9.01	8.06
553-F20-1000	20.0	20.0VAC CT @ 1.0A	10.0VAC @ 2.0A	12.67	10.69	9.62
553-F16-2250	36.0	16.0VAC CT @ 2.25A	8.0VAC @ 4.5A	16.34	13.89	12.42

Dual Primary 115V/230V, 8 Pins

For quantities greater than listed, call for quote.

553-FS24-045	1.1	24.0VAC CT @ 0.045A	12.0VAC @ 0.09A	9.22	7.97	7.14
553-FS48-023	1.1	48.0VAC CT @ 0.023A	24.0VAC @ 0.046A	9.32	7.92	7.08
553-FS12-200	2.5	12.6VAC CT @ 0.2A	6.3VAC @ 0.4A	9.63	8.19	7.32
553-FS16-150	2.5	16.0VAC CT @ 0.15A	8.0VAC @ 0.3A	9.63	8.19	7.32
553-FS24-100	2.5	24.0VAC CT @ 0.1A	12.0VAC @ 0.2A	9.63	7.77	6.99
553-FS36-65	2.5	36.0VAC CT @ 0.065A	18.0VAC @ 0.13A	9.63	8.19	7.32
553-FS48-050	2.5	48.0VAC CT @ 0.05A	24.0VAC @ 0.1A	9.63	8.19	7.32
553-FS10-600	6.0	10.0VAC CT @ 0.6A	5.0VAC @ 1.2A	10.27	8.73	7.81
553-FS12-500	6.0	12.6VAC CT @ 0.5A	6.3VAC @ 1.0A	10.27	8.73	7.81
553-FS16-400	6.0	16.0VAC CT @ 0.4A	8.0VAC @ 0.8A	10.27	8.73	7.81
553-FS20-300	6.0	20.0VAC CT @ 0.3A	10.0VAC @ 0.6A	10.27	8.73	7.81
553-FS24-250	6.0	24.0VAC CT @ 0.25A	12.0VAC @ 0.5A	8.53	7.70	7.04
553-FS28-200	6.0	28.0VAC CT @ 0.2A	14.0VAC @ 0.4A	9.26	8.03	7.06
553-FS36-170	6.0	36.0VAC CT @ 0.17A	18.0VAC @ 0.34A	10.27	8.73	7.81
553-FS12-1000	12.0	12.6VAC CT @ 1.0A	6.3VAC @ 2.0A	11.77	10.00	8.95
553-FS16-800	12.0	16.0VAC CT @ 0.8A	8.0VAC @ 1.6A	11.77	10.00	8.95
553-FS20-600	12.0	20.0VAC CT @ 0.6A	10.0VAC @ 1.2A	11.77	10.00	8.95
553-FS24-500	12.0	24.0VAC CT @ 0.5A	12.0VAC @ 1.0A	11.77	10.00	8.95
553-FS28-420	12.0	28.0VAC CT @ 0.42A	14.0VAC @ 0.84A	11.77	10.00	8.95
553-FS36-350	12.0	36.0VAC CT @ 0.35A	18.0VAC @ 0.7A	11.77	10.00	8.95
553-FS12-1600	20.0	12.6VAC CT @ 1.6A	6.3VAC @ 3.2A	14.46	12.28	10.99
553-FS20-1000	20.0	20.0VAC CT @ 1.0A	10.0VAC @ 2.0A	14.46	12.28	10.99
553-FS24-800	20.0	24.0VAC CT @ 0.8A	12.0VAC @ 1.6A	14.46	12.28	10.99
553-FS20-1800	36.0	20.0VAC CT @ 1.8A	10.0VAC @ 3.6A	18.02	15.31	13.70
553-FS24-1500	36.0	24.0VAC CT @ 1.5A	12.0VAC @ 3.0A	18.02	15.31	13.70
553-FS28-1300	36.0	28.0VAC CT @ 1.3A	14.0VAC @ 2.6A	18.02	15.31	13.70
553-FS36-1000	36.0	36.0VAC CT @ 1.0A	18.0VAC @ 2.0A	18.02	15.31	13.70

TRIAD QUICK PACK® POWER TRANSFORMERS

The Triad Quick Pack® offers a significant reduction in size and weight for a given VA rating. They are available in 5 sizes for a wide variety of applications. Quick Pack® transformers are bobbin wound for reduced size and small operating space, plus split bobbin nonconcentric winding eliminates costly electrostatic shielding. Termination is suitable for quick connects or soldering.

DIMENSIONS: in.

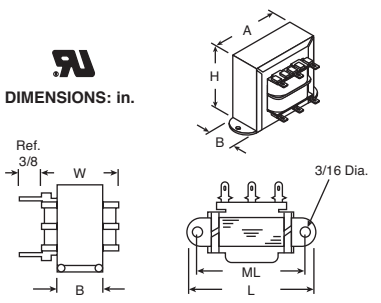

Features:

- Hi-pot tested at 2,500VRMS
- Class B insulation for max. temperature of 130°C
- Terminal size is .187" x .021"
- UL recognized
- Mounting hole size: 0.188"

Output (VA)	Dimensions: in.					
	L	W	H	A	B	ML
6.0	2.375	1.250	1.375	1.688	0.688	2.000
12.0	2.813	1.375	1.625	1.938	0.813	2.375
30.0	3.250	1.688	1.938	2.313	1.063	2.813
56.0	3.688	1.813	2.250	2.688	1.063	3.125
100.0	4.031	2.250	2.563	3.063	1.313	3.563

Single Primary 115VAC

MOUSER STOCK NO.	Output (VA)	Output Rating	Price Each		
			1	10	25
553-F4-12	6.0	12.6VAC CT @ 0.5A	8.99	7.64	6.83
553-F4-120	6.0	120.0VAC CT @ 0.05A	8.99	7.64	6.83
553-F5-10	12.0	10.0VAC CT @ 1.2A	9.84	8.37	7.48
553-F5-12	12.0	12.6VAC CT @ 1.0A	9.84	8.37	7.48
553-F5-16	12.0	16.0VAC CT @ 0.8A	9.84	8.37	7.48
553-F6-10	30.0	10.0VAC CT @ 3.0A	13.39	11.37	10.18
553-F6-12	30.0	12.6VAC CT @ 2.5A	13.39	11.37	10.18
553-F6-24	30.0	24.0VAC CT @ 1.25A	13.39	11.37	10.18
553-F7-20	56.0	20.0VAC CT @ 2.8A	18.62	15.83	14.15
553-F7-24	56.0	24.0VAC CT @ 2.4A	18.62	15.83	14.15
553-F8-12	100.0	12.6VAC CT @ 8.0A	26.75	22.74	20.32
553-F8-24	100.0	24.0VAC CT @ 4.0A	26.75	22.74	20.32

Dual Primary 115/230VAC

553-FD4-120	6.0	120.0VAC CT @ 0.05A	10.96	9.31	8.32
553-FD5-16	12.0	16.0VAC CT @ 0.8A	11.87	10.34	9.23
553-FD6-12	30.0	12.6VAC CT @ 2.5A	15.74	13.38	11.96
553-FD6-20	30.0	20.0VAC CT @ 1.5A	15.74	13.38	11.96
553-FD7-16	56.0	16.0VAC CT @ 3.5A	19.26	16.37	14.64
553-FD7-24	56.0	24.0VAC CT @ 2.4A	19.26	16.37	14.64
553-FD7-36	56.0	36.0VAC CT @ 1.5A	19.26	16.37	14.64

TRIAD FLAT PACK POWER TRANSFORMERS

The Triad Flat Pack power transformer is designed to meet the needs of low clearance PC board and solid state power designs. These units can also be used for control and instrumentation applications. Voltages and currents were chosen for widely used power applications. It is offered in a dual primary and dual secondary configuration.

Features:

- Split bobbin with side-by-side windings to reduce capacitance and eliminate the need for a static shield
- Low profile: Allows 3/4" card spacing for 2.5VA units, allows 1" card spacing for 6VA units, allows 1 1/4" card spacing for 12VA units

Specifications:

- Hi-pot tested at 2000VRMS
- Primary: 115/230VAC, 50/60Hz

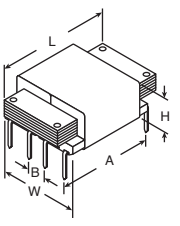

Power (VA)	Dimensions: in.				
	H	W	L	A	B
2.5	0.650	1.562	1.875	1.600	0.375
6.0	0.875	1.562	1.875	1.600	0.375
12.0	1.062	2.000	2.500	2.000	0.500

RoHS Compliant

For quantities greater than listed, call for quote.

MOUSER STOCK NO.	Power (VA)	Secondary		Price Each		
		Series	Parallel	1	10	25
553-FP10-250	2.5	10.0VAC CT @ 0.25A	5.0VAC @ 0.5A	11.51	9.79	8.75
553-FP12-200	2.5	12.6VAC CT @ 0.2A	6.3VAC @ 0.4A	11.51	9.79	8.75
553-FP12-475	6.0	12.6VAC CT @ 0.475A	6.3VAC @ 0.95A	12.83	10.91	9.77
553-FP16-375	6.0	16.0VAC CT @ 0.375A	8.0VAC @ 0.75A	12.83	10.91	9.77
553-FP20-300	6.0	20.0VAC CT @ 0.3A	10.0VAC @ 0.6A	12.83	10.91	9.77
553-FP24-250	6.0	24.0VAC CT @ 0.25A	12.0VAC @ 0.5A	11.56	10.06	8.83
553-FP30-200	6.0	30.0VAC CT @ 0.2A	15.0VAC @ 0.4A	12.83	10.91	9.77
553-FP40-150	6.0	40.0VAC CT @ 0.15A	20.0VAC @ 0.3A	12.83	10.91	9.77
553-FP230-25	6.0	230.0VAC CT @ 0.025A	115.0VAC @ 0.05A	12.83	10.91	9.77
553-FP12-950	12.0	12.6VAC CT @ 0.95A	6.3VAC @ 1.9A	14.97	12.73	11.38
553-FP16-750	12.0	16.0VAC CT @ 0.75A	8.0VAC @ 1.5A	14.97	12.73	11.38
553-FP20-600	12.0	20.0VAC CT @ 0.6A	10.0VAC @ 1.2A	14.97	12.73	11.38
553-FP24-500	12.0	24.0VAC CT @ 0.5A	12.0VAC @ 1.0A	7.54	7.54	7.49
553-FP30-400	12.0	30.0VAC CT @ 0.4A	15.0VAC @ 0.8A	14.97	12.73	11.38
553-FP34-340	12.0	34.0VAC CT @ 0.34A	17.0VAC @ 0.68A	14.97	12.73	11.38
553-FP40-300	12.0	40.0VAC CT @ 0.3A	20.0VAC @ 0.6A	14.97	12.73	11.38

© Copyright 2013 Mouser Electronics

© Copyright 2013 Mouser Electronics

TRIAD PC MOUNT - WORLD SERIES™

Specifications:

- Primary: 115/230V, 50/60Hz
- VA ranges: 2.5 to 56.0
- Hi-pot tested @ 4,000VRMS

VA	Dimensions: in.							Mounting		
	H	W	D	A	B	C	Pin	ML	MD	MW
2.5	1.1250	1.625	1.3125	.200	.250	1.000	.025sq.	1.0625	-	-
5.0	1.3750	1.625	1.3125	.200	.400	1.000	.025sq.	1.0625	-	-
10.0	1.3750	1.875	1.5625	.200	.400	1.140	.036sq.	1.2500	-	-
20.0	1.6250	2.250	1.8750	.400	.400	1.460	.036sq.	1.5000	-	-
30.0	1.5625	2.625	2.1875	.550	.275	1.680	.045sq.	-	1.750	2.1875
56.0	1.8125	3.000	2.5000	.600	.300	1.900	.045sq.	-	2.000	2.5000

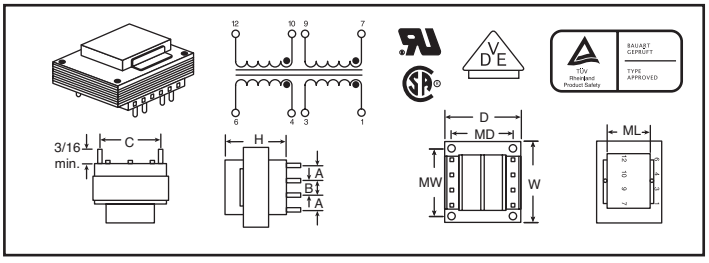

For quantities greater than listed, call for quote.

MOUSER STOCK NO.	VA	Secondary		Price Each		
		Series	Parallel	1	10	25
553-VPP10-250	2.5	10.0VAC CT @ 0.25A	5.0VAC @ 0.5A	10.29	8.75	7.82
553-VPP10-500	5.0	10.0VAC CT @ 0.5A	5.0VAC @ 1.0A	11.09	9.43	8.42
553-VPP10-5600	56.0	10.0VAC CT @ 5.6A	5.0VAC @ 11.2A	21.23	18.04	16.14
553-VPP12-400	5.0	12.6VAC CT @ 0.4A	6.3VAC @ 0.8A	11.09	9.43	8.42
553-VPP12-800	10.0	12.6VAC CT @ 0.8A	6.3VAC @ 1.6A	12.41	10.55	9.44
553-VPP12-1600	20.0	12.6VAC CT @ 1.6A	6.3VAC @ 3.2A	15.10	12.84	11.47
553-VPP12-2400	30.0	12.6VAC CT @ 2.4A	6.3VAC @ 4.8A	17.36	14.76	13.19
553-VPP12-4400	56.0	12.6VAC CT @ 4.4A	6.3VAC @ 8.8A	21.23	18.04	16.14
553-VPP16-310	5.0	16.0VAC CT @ 0.31A	8.0VAC @ 0.62A	11.09	9.43	8.42
553-VPP16-620	10.0	16.0VAC CT @ 0.62A	8.0VAC @ 1.25A	12.41	10.55	9.44
553-VPP16-1250	20.0	16.0VAC CT @ 1.25A	8.0VAC @ 2.5A	15.10	12.84	11.47
553-VPP16-1900	30.0	16.0VAC CT @ 1.9A	8.0VAC @ 3.8A	17.36	14.76	13.19
553-VPP20-120	2.5	20.0VAC CT @ 0.12A	10.0VAC @ 0.24A	10.29	8.75	7.82
553-VPP20-250	5.0	20.0VAC CT @ 0.25A	10.0VAC @ 0.5A	11.09	9.43	8.42
553-VPP20-1000	20.0	20.0VAC CT @ 1.0A	10.0VAC @ 2.0A	15.10	12.84	11.47

For quantities greater than listed, call for quote.

MOUSER STOCK NO.	VA	Secondary		Price Each		
		Series	Parallel	1	10	25
553-VPP20-2800	56.0	20.0VAC CT @ 2.8A	10.0VAC @ 5.6A	21.23	18.04	16.14
553-VPP24-420	10.0	24.0VAC CT @ 0.42A	12.0VAC @ 0.84A	12.41	10.55	9.44
553-VPP24-830	20.0	24.0VAC CT @ 0.83A	12.0VAC @ 1.66A	15.10	12.84	11.47
553-VPP24-1250	30.0	24.0VAC CT @ 1.25A	12.0VAC @ 2.50A	17.36	14.76	13.19
553-VPP24-2330	56.0	24.0VAC CT @ 2.33A	12.0VAC @ 4.66A	21.23	18.04	16.14
553-VPP28-180	5.0	28.0VAC CT @ 0.18A	14.0VAC @ 0.36A	11.09	9.43	8.42
553-VPP28-720	20.0	28.0VAC CT @ 0.72A	14.0VAC @ 1.44A	15.10	12.84	11.47
553-VPP28-2000	56.0	28.0VAC CT @ 2.0A	14.0VAC @ 4.0A	21.23	18.04	16.14
553-VPP36-070	2.5	36.0VAC CT @ 0.07A	18.0VAC @ 0.14A	10.29	8.75	7.82
553-VPP36-280	10.0	36.0VAC CT @ 0.28A	18.0VAC @ 0.56A	12.41	10.55	9.44
553-VPP36-560	20.0	36.0VAC CT @ 0.56A	18.0VAC @ 1.12A	15.10	12.84	11.47
553-VPP36-820	30.0	36.0VAC CT @ 0.82A	18.0VAC @ 1.64A	17.36	14.76	13.19
553-VPP36-1560	56.0	36.0VAC CT @ 1.56A	18.0VAC @ 3.12A	21.23	18.04	16.14

TRIAD CHASSIS MOUNT - WORLD SERIES™

Specifications:

- Quick connect terminals
- Hi-pot tested @ 4,000VRMS
- Primary: 115/230V, 50/60Hz

For quantities greater than listed, call for quote.

MOUSER STOCK NO.	Fig.	VA	Secondary		Price Each		
			Series	Parallel	1	10	25
553-VPS12-2000	A	25	12.6VAC CT @ 2.0A	6.3VAC @ 4.0A	16.48	14.01	12.52
553-VPS12-3400	A	43	12.6VAC CT @ 3.4A	6.3VAC @ 6.8A	21.01	15.32	13.62
553-VPS12-6300	B	80	12.6VAC CT @ 6.3A	6.3VAC @ 12.6A	28.72	24.41	21.83
553-VPS16-1600	A	25	16.0VAC CT @ 1.6A	8.0VAC @ 3.2A	16.48	14.01	12.52
553-VPS16-2700	A	43	16.0VAC CT @ 2.7A	8.0VAC @ 5.4A	20.33	17.86	15.98
553-VPS16-5000	B	80	16.0VAC CT @ 5.0A	8.0VAC @ 10.0A	28.72	24.41	21.83
553-VPS20-4000	B	80	20.0VAC CT @ 4.0A	10.0VAC @ 8.0A	28.72	24.41	21.83
553-VPS24-1000	A	25	24.0VAC CT @ 1.0A	12.0VAC @ 2.0A	16.48	14.01	12.52
553-VPS24-1800	A	43	24.0VAC CT @ 1.8A	12.0VAC @ 3.6A	21.01	17.86	15.98
553-VPS24-3300	B	80	24.0VAC CT @ 3.3A	12.0VAC @ 6.6A	28.72	24.41	21.83
553-VPS245400	B	130	24.0VAC CT @ 5.4A	12.0VAC @ 10.8A	38.50	32.51	29.08
553-VPS-24-7300	B	175	24.0VAC CT @ 7.3A	12.0VAC @14.6A	43.66	37.13	33.39
553-VPS36-700	A	25	36.0VAC CT @ 0.7A	18.0VAC @ 1.4A	16.48	14.01	12.52
553-VPS36-1200	A	43	36.0VAC CT @ 1.2A	18.0VAC @ 2.4A	21.01	17.86	15.98
553-VPS36-2200	B	80	36.0VAC CT @ 2.2A	18.0VAC @ 4.4A	28.72	24.41	21.83
553-VPS230-110	A	25	230.0VAC CT @ 0.11A	115.0VAC @ 0.22A	16.48	14.01	12.52
553-VPS230-190	A	43	230.0VAC CT @ 0.19A	115.0VAC @ 0.38A	21.01	17.86	15.98
553-VPS230-350	B	80	230.0VAC CT @ 0.35A	115.0VAC @ 0.7A	28.72	24.41	21.83

VA	Dimensions: in.							Mounting	
	H	W	D	A	B	C	T	MW	ML
25	2.3125	2.8125	1.93750	2.0000	1.125	.3125	.1875	2.3750	-
43	2.6875	3.1250	2.00000	2.3125	1.125	.3125	.1875	2.8125	-
80	3.0000	2.5000	2.31250	-	1.375	.3125	.1875	2.0000	2.250
175	3.7500	3.1250	2.81251	-	1.625	.3750	.2500	2.5000	2.500

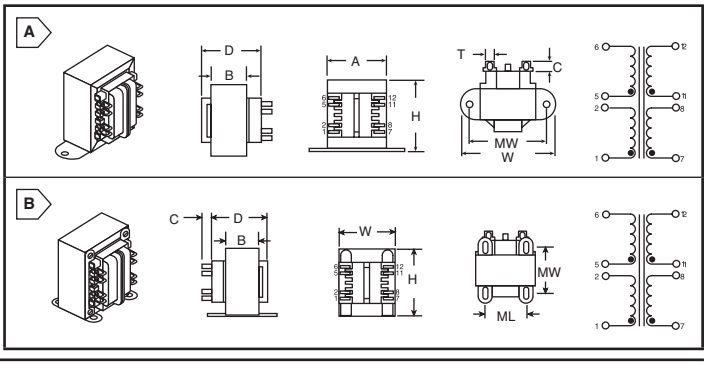

TRIAD ISOLATION POWER TRANSFORMERS

For isolating equipment from direct connection to the power line. The primary and secondary are nonconcentric precision wound on separate arbors, assembled on a laminate core side by side separated by insulation. This prevents electrical connection, under normal or overload conditions, between the primary and secondary windings.

Specifications:

- Secondary voltage: ±5%
- Leakage current from primary to secondary is rated at less than 50μA and is typically measured at less than 10μA
- Hi-pot tested at 1500V
- Units with "M" suffix have 2-wire 6' cord, plug and socket
- Line cord, plug and receptacle are UL listed and verified to meet federal specifications

RoHS Compliant

§ Split Winding ✻ with Ground Wire † UL 544

For quantities greater than listed, call for quote.

MOUSER STOCK NO.	Fig.	VA	Primary Voltage	Secondary Ratings		Mounting Hole Size (in.)	Dimensions: in.					Price Each		
				Volts	Amps		H	W	D	MW	MD	1	10	25
553-N48X	A	15	115	115	0.130	0.188	1.9380	3.3130	2.000	2.813	-	16.60	15.48	14.50
553-N51X	A	35	115	115	0.300	0.188	2.2810	3.6880	2.125	3.125	-	12.84	11.98	11.24
§ 553-N68X	A	50	115/230	115	0.435	0.188	2.2810	3.6880	2.125	3.125	-	11.98	11.18	10.46
✻ 553-N54MG	B	150	115	115	1.300	0.375x0.188	3.8750	3.2810	4.250	2.500	3.000	76.99	71.76	67.20
§ 553-N67A	C	150	115/230	115	1.300	0.375x0.188	3.8750	3.2810	3.875	2.500	3.000	50.27	46.87	43.87
§ 553-N66A	C	250	115/230	115	2.170	0.375x0.188	4.6250	3.9380	4.625	3.000	3.625	66.55	62.05	58.05
553-N77U	D	100	115/230	115	0.860	0.203x0.375	3.4375	2.8125	3.000	2.250	2.500	44.48	41.46	38.84
Medical Applications														
† 553-N90MD	B	250	115	115	2.17	0.375x0.188	4.625	3.875	6.125	3.0	4.938	225.11	201.42	176.50

TRIAD STEP-UP/STEP-DOWN AUTOTRANSFORMERS

Single winding transformers in which the primary coil is a fraction of the entire winding for voltage step-up or the secondary coil is a fraction of the entire winding for voltage step-down.

✻ with Ground Wire

Specifications:

- 50/60Hz line frequency
- Hi-pot tested at 1,500VRMS
- Secondary voltage: ±5
- Units with "M" suffix have 2-wire 6' cord, plug and socket
- Units with "MG" suffix have 3-wire 6' cord, plug and socket

RoHS Compliant

For quantities greater than listed, call for quote.

MOUSER STOCK NO.	Fig.	VA	Primary Voltage	Secondary Ratings		Mounting Hole Size (in.)	Dimensions: in.					Price Each		
				Volts	Amps		H	W	D	MW	MD	1	10	25
553-N1X	A	50	230	115	0.435	0.188	2.281	3.688	2.000	3.125	-	14.42	13.43	12.57
553-N2X	A	100	230	115	0.870	0.188	2.625	4.000	2.063	3.625	-	16.29	15.18	14.21
553-N4MG	B	150	230	115	1.300	0.375x0.188	3.594	2.969	4.250	2.250	2.875	78.05	73.94	69.02
553-N6U	D	200	230	115	1.700	0.203x0.375	3.375	2.813	2.813	2.250	2.250	30.07	28.02	26.25
✻ 553-N5MG	B	250	230	115	2.170	0.375x0.188	3.875	3.281	4.813	2.500	3.500	123.86	115.45	108.10
553-N7MG	B	600	230	115	5.220	0.375x0.188	4.625	3.938	5.000	3.000	3.875	131.60	122.66	114.93
553-N9MG	B	1250	230	115	10.850	0.656x0.28	5.313	4.500	6.000	3.500	4.500	303.48	283.25	261.33
553-N150MG	B	150	115	230	0.650	0.375x0.188	3.594	2.969	3.313	2.250	2.125	107.00	96.30	89.88
553-N250MG	B	250	115	230	1.100	0.375x0.188	3.875	3.250	3.688	2.250	2.438	108.59	101.22	94.80
553-N1000MG	B	1000	115	230	4.350	0.5x0.25	5.375	4.500	5.500	3.500	4.125	199.98	186.42	174.59

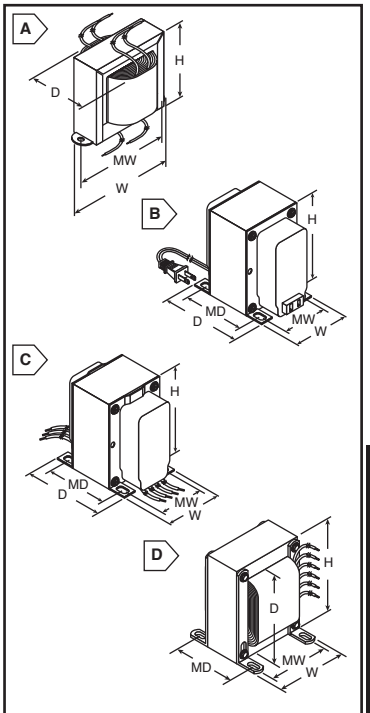

© Copyright 2013 Mouser Electronics

TRIAD Power and Audio Transformers

TRIAD

DIMENSIONS: in.

A

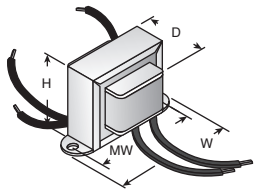

B

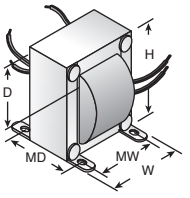

C

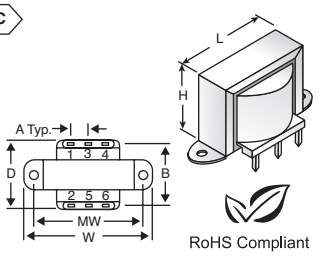

RoHS Compliant

D

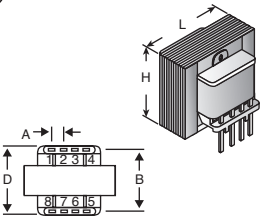

TRIAD POWER TRANSFORMERS

Use these power supply transformers for direct use or in transformer, rectifier, and filter circuits. They are single primary with single or double and multiple secondaries in standard size and weight configurations.

Single Secondary

- Primary: 115/230VAC 50/60Hz

✻60Hz

For quantities greater than listed, call for quote.

MOUSER STOCK NO.	Fig.	Primary VAC	Secondary VAC	Secondary Amps	Connections	Mounting Hole Size (in.)	Dimensions: in. H	W	D	MW	MD	Price Each 1	10	25	50
✻ 553-F1X	A	115	2.5 CT	3.0	Leads	0.188	1.625	2.813	1.625	2.375	---	11.20	9.49	8.42	7.56
553-F7X	A	115	5.0 CT	3.0	Leads	0.188	1.938	3.313	2.000	2.813	---	14.05	11.94	10.68	9.56
553-F13X	A	115	6.3	0.6	Leads	1.375	2.375	1.375	2.000	---	---	8.38	7.16	6.32	5.49
✻ 553-F14X	A	115	6.3 CT	1.2	Leads	1.625	2.813	1.625	2.375	---	---	11.34	9.62	8.55	7.66
553-F16X	A	115	6.3 CT	3.0	Leads	1.938	3.313	2.000	2.813	---	---	13.39	11.35	10.05	9.04
553-F18X	A	115	6.3 CT	6.0	Leads	0.188	2.594	4.000	2.250	3.563	---	18.33	15.55	13.75	11.70
553-F113X	A	115	12.0 CT	0.15	Leads	0.188	1.375	2.375	1.375	2.000	---	8.95	7.61	6.84	6.08
553-F114X	A	115	12.0 CT	0.7	Leads	0.188	1.625	2.813	1.625	2.375	---	9.70	8.25	7.37	6.55
✻ 553-F218X	A	115	12.0	2.0	Leads	2.000	3.250	1.875	2.875	---	---	13.70	11.59	10.24	9.24
✻ 553-F44X	A	115	12.6 CT	2.0	Leads	0.188	1.938	3.313	2.000	2.813	---	14.77	12.53	11.09	9.97
✻ 553-F225X	A	115	12.6 CT	4.0	Leads	0.188	2.625	4.000	2.063	3.563	---	17.76	15.99	14.92	13.77
553-F112X	A	115	14.0 CT	0.25	Leads	0.188	1.375	2.375	1.375	2.000	---	11.13	9.46	8.39	7.51
553-F251X	A	115	14.0 CT	2.0	Leads	2.250	3.688	1.938	3.125	---	---	17.66	15.25	13.64	12.04
553-F253U	B	115	14.0 CT	6.0	Leads	0.203x0.375	3.375	2.813	2.875	2.250	2.375	37.16	31.59	28.24	23.41
553-F115X	A	115	24.0 CT	0.085	Leads	0.188	1.188	2.063	1.375	1.750	---	10.35	8.77	7.77	6.52
✻ 553-F45X	A	115	24.0 CT	1.0	Leads	1.938	3.313	2.000	2.813	---	---	11.65	9.94	8.89	7.90
553-F192X	A	115	24.0 CT	2.0	Leads	0.188	2.594	4.000	2.250	3.563	---	18.40	15.59	13.79	11.60
553-F193U	B	115	24.0 CT	4.0	Leads	0.203x0.375	3.813	3.125	2.813	2.500	2.125	49.52	46.79	43.82	40.85
553-F260U	B	115	24.0 CT	6.0	Leads	0.203x0.375	3.750	3.125	3.500	2.500	2.875	42.41	36.05	32.24	26.73
553-F401U	B	115	24.0 CT	10.0	Leads	0.203x0.375	4.125	3.438	3.750	2.750	3.000	65.44	63.15	58.89	54.97
553-F56X	A	115	25.2 CT	2.8	Leads	0.188	2.656	4.000	2.250	3.563	---	20.09	17.06	15.09	12.66
✻ 553-F40X	A	115	26.8 CT	1.0	Leads	1.938	3.313	2.000	2.813	---	---	12.71	10.98	10.11	9.24
553-F54X	A	115	35.0 CT	1.5	Leads	2.594	4.000	2.250	3.563	---	---	18.85	16.19	14.48	11.99

PC Mount Single Primary 115 VAC, 50/60Hz, Dual Secondaries

For quantities greater than listed, call for quote.

MOUSER STOCK NO.	Fig.	Power VA	Secondary Ratings Series	Parallel	Dimensions: in. H	W	D	L	A	B	MW	Price Each 1	10	25	50
553-F142XP	C	4.5	15.0V CT @ 0.3A	7.5VAC @ 0.6A	1.438	2.375	1.25	1.703	0.406	1.094	2.000	10.37	9.63	8.95	8.06
553-F143XP	C	4.5	30.0V CT @ 0.15A	15.0VAC @ 0.3A	1.438	2.375	1.25	1.703	0.406	1.094	2.000	11.65	9.94	8.89	7.90
553-F144XP	C	4.5	54.0V CT @ 0.084A	27.0VAC @ 0.168A	- - -	- - -	1.25	1.703	0.406	1.094	2.000	12.78	11.87	11.02	9.92

PC Mount Dual Primary 115/230 VAC, 50/60Hz, Dual Secondaries

For quantities greater than listed, call for quote.

MOUSER STOCK NO.	Fig.	Power VA	Secondary Ratings Series	Parallel	Dimensions: in. H	W	D	L	A	B	MW	Price Each 1	10	25	50
553-F3132P	D	1.5	15.0V CT @ 0.1A	7.5VAC @ 0.2A	1.188	- - -	1.125	1.375	0.203	1.000	- - -	7.92	6.73	6.01	4.99
553-F333P	D	1.5	30.0V CT @ 0.05A	15.0VAC @ 0.1A	1.188	- - -	1.125	1.375	0.203	1.000	- - -	9.22	7.84	7.01	6.23
553-F372P	D	24	16.0V CT @ 1.5A	8.0VAC @ 3.0A	1.375	- - -	2.250	1.625	0.250	2.109	- - -	11.89	10.10	9.03	8.08

DIMENSIONS: in.

A

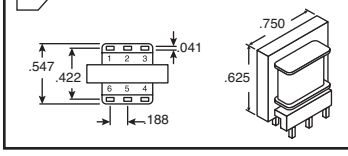

B

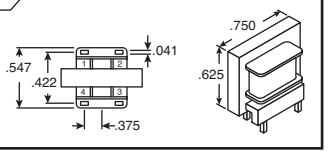

TRIAD TY SERIES TELEPHONE COUPLING TRANSFORMERS

Specifications:
- Complies with FCC rules part 68
- Power level: -45dBm to +7dBm
- Frequency response: 300-3500Hz ± 0.5dB

RoHS Compliant

✻2 units required for hybrid operation

For quantities greater than listed, call for quote.

MOUSER STOCK NO.	Fig.	Impedance Pri (Ω)	Sec (Ω)	Application	Price Each 1	10	25	50
553-TY300P	A	600	600/600	Hybrid✻	5.95	5.06	4.53	4.04
553-TY303P	B	4K	600	Bridging✻	5.95	5.06	4.53	4.04
553-TY304P	A	600 CT	600 CT	Coupling	5.95	4.82	4.28	3.87

TRIAD CURRENT SENSE TRANSFORMERS

The **CSE5 Series** is designed to monitor current at 250kHz and above. These transformers have primary current rating of 10 Amps.

RoHS Compliant

The **CSE Series** is designed to monitor current in low frequency applications. May be used to monitor current from .1 to 30 ampheres at frequencies from 50Hz to 400Hz.

For quantities greater than listed, call for quote.

MOUSER STOCK NO.	Fig.	Price Each 1	10
553-CSE5-100701	A	3.09	2.78
553-CSE5-101001	A	3.09	2.78
553-CSE5-101251	A	3.09	2.78
553-CSE187L	B	2.89	2.46

DIMENSIONS: in.

A

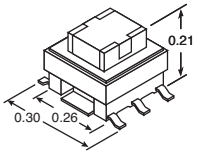

B

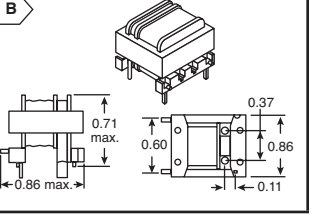

© Copyright 2013 Mouser Electronics

© Copyright 2013 Mouser Electronics

Triad

Power Transformers

TE Power Transformers

RoHS Compliant **This product is RoHS compliant.**

TE connectivity Authorized Distributor

4900 SERIES POWER PCB TRANSFORMERS

Features & Specifications:
- 1.1 through 36VA models
- Split bobbin design provides 1,500Vrms isolation and permits low profile
- Low capacitive coupling of primary to secondary requires no electrostatic shielding
- Single or dual primaries
- Series or parallel secondaries
- Designed to operate on 50/60Hz
- UL Class B (130°C) insulation

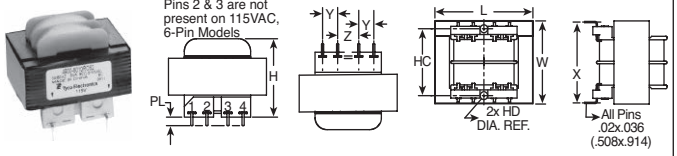

Dimensions: in. (mm)

VA	L	W	H	HC	HD	PL	X	Y	Z
1.1	1.4 (35.6)	1.18 (30.1)	.93 (23.6)	†	†	.135 (3.4)	1.22 (31)	.25 (6.35)	.25 (6.35)
2.4	1.4 (35.6)	1.18 (30.1)	1.2 (30.5)	†	†	.135 (3.4)	1.22 (31)	.25 (6.35)	.25 (6.35)
6	1.625 (41.3)	1.32 (33.5)	1.35 (34.3)	1.14 (28.96)	.125 § (3.17)	.135 (3.4)	1.28 (32.6)	.25 (6.35)	.35 (8.9)
12	1.89 (48.0)	1.58 (40.0)	1.41 (35.8)	1.27 (32.76)	.150 § (3.81)	.135 (3.4)	1.40 (35.6)	.30 (7.55)	.40 (10.2)
20	2.25 (57.0)	1.88 (47.6)	1.41 (35.8)	1.50 (38.1)	.177 § (4.5)	.135 (3.4)	1.59 (40.4)	.30 (7.55)	.40 (10.2)
36	2.60 (66.0)	2.165 (55.0)	1.62 (41.1)	††	.157 §§ (4.0)	.20 (5.08)	1.84 (46.8)	.40 (10.2)	.40 (10.2)

† There are no mounting holes on 1.1 and 2.4VA models.
†† There are four mounting holes on 2.165 x 1.630 (55.0 x 41.4) centers on 36VA models.
§ Recommend use of #4 Nylon screws (not included) for mounting.
§§ Recommend use of #6 screws (not included) for mounting.

PRIMARY SECONDARY

Wiring Diagram for Models with Single Primaries(115V, 6-Pin)

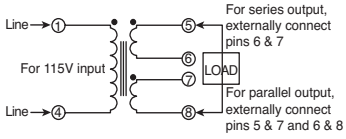

PRIMARY SECONDARY

Wiring Diagram for Models with Dual Primaries(115/230VAC, 8-Pin)

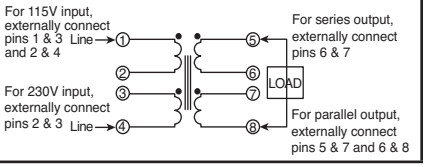

Single Input (115VAC, 6-pin)

For quantities greater than listed, call for quote.

MOUSER STOCK NO.	TE Desc.	TE Part No.	Rated Power (VA)	Rated Output		Price Each			
				Series	Parallell	1	10	25	50
655-4900-8012RA60	4900-8012RA60	1672324-2	1.1	12VCT @ 0.092A	6VAC @ 0.183A	8.59	7.29	6.58	5.90
655-4900-8013RA60	4900-8013RA60	1672324-3	1.1	12.6VCT @ 0.087A	6.3VAC @ 0.175A	7.82	6.63	5.99	5.37
655-4900-8020RA60	4900-8020RA60	1672324-5	1.1	20VCT @ 0.055A	10VAC @ 0.11A	7.82	6.63	5.99	5.37
655-4900-8013RB61	4900-8013RB61	2-1672209-6	2.4	12.6VCT @ 0.2A	6.3VAC @ 0.4A	8.17	6.94	6.22	5.56
655-4900-8016RB61	4900-8016RB61	2-1672209-7	2.4	16VCT @ 0.15A	8VAC @ 0.3A	8.17	6.94	6.22	5.56
655-4900-8120RB61	4900-8120RB61	3-1672209-5	2.4	120VCT @ 0.02A	60VAC @ 0.04A	8.17	6.94	6.22	5.56
655-4900-8016RC62	4900-8016RC62	4-1672209-0	6	16VCT @ 0.4A	8VAC @ 0.8A	8.99	7.64	6.83	6.12
655-4900-8020RC62	4900-8020RC62	4-1672209-1	6	20VCT @ 0.3A	10VAC @ 0.6A	8.99	7.64	6.83	6.12
655-4900-8024RC62	4900-8024RC62	4-1672209-2	6	24VCT @ 0.25A	12VAC @ 0.5A	8.99	7.64	6.83	6.12
655-4900-8028RC62	4900-8028RC62	4-1672209-3	6	28VCT @ 0.2A	14VAC @ 0.4A	8.99	7.64	6.83	6.12
655-4900-8036RC62	4900-8036RC62	4-1672209-5	6	36VCT @ 0.17A	18VAC @ 0.34A	8.99	7.64	6.83	6.12
655-4900-8120RC62	4900-8120RC62	4-1672209-8	6	120VCT @ 0.05A	60VAC @ 0.1A	8.99	7.64	6.83	6.12
655-4900-8012RD63	4900-8012RD63	1672325-2	12	12VCT @ 1A	6VAC @ 2A	10.75	9.91	8.86	7.97
655-4900-8013RD63	4900-8013RD63	1672325-3	12	12.6VCT @ 1A	6.3VAC @ 2A	11.18	9.91	8.86	7.97
655-4900-8024RD63	4900-8024RD63	1672325-6	12	24VCT @ 0.5A	12VAC @ 1A	11.18	9.91	8.86	7.97
655-4900-8028RD63	4900-8028RD63	1672325-7	12	28VCT @ 0.42A	14VAC @ 0.84A	10.27	9.32	8.69	8.09
655-4900-8048RD63	4900-8048RD63	1-1672325-0	12	48VCT @ 0.25A	24VAC @ 0.5A	11.18	9.91	8.86	7.97
655-4900-8012RE64	4900-8012RE64	1672326-2	20	12VCT @ 1.6A	6VAC @ 3.2A	14.55	12.90	11.55	10.39
655-4900-8013RE64	4900-8013RE64	1672326-3	20	12.6VCT @ 1.6A	6.3VAC @ 3.2A	14.55	12.90	11.55	10.39
655-4900-8024RE64	4900-8024RE64	1672326-6	20	24VCT @ 0.8A	12VAC @ 1.6A	12.93	11.75	10.61	9.92
655-4900-8028RE64	4900-8028RE64	1672326-7	20	28VCT @ 0.7A	14VAC @ 1.4A	12.68	11.49	10.82	10.07
655-4900-8048RE64	4900-8048RE64	1-1672326-0	20	48VCT @ 0.4A	24VAC @ 0.8A	12.01	10.50	9.46	9.02
655-4900-8012RF65	4900-8012RF65	1672327-2	36	12VCT @ 2.85A	6VAC @ 5.7A	22.54	19.98	17.87	16.09
655-4900-8013RF65	4900-8013RF65	1672327-3	36	12.6VCT @ 2.85A	6.3VAC @ 5.7A	20.69	18.97	17.51	16.26
655-4900-8024RF65	4900-8024RF65	1672327-6	36	24VCT @ 1.5A	12VAC @ 3A	19.22	17.29	15.35	15.01
655-4900-8028RF65	4900-8028RF65	1672327-7	36	28VCT @ 1.3A	14VAC @ 2.6A	18.15	16.22	14.61	13.94
655-4900-8048RF65	4900-8048RF65	1-1672327-0	36	48VCT @ 0.75A	24VAC @ 1.5A	19.96	17.84	16.06	15.33

Dual Input (115/230VAC, 8-pin)

For quantities greater than listed, call for quote.

MOUSER STOCK NO.	TE Desc.	TE Part No.	Rated Power (VA)	Rated Output		Price Each			
				Series	Parallell	1	10	25	50
655-4900-9012RA60	4900-9012RA60	1-1672324-4	1.1	12VCT @ 0.092A	6VAC @ 0.183A	7.49	6.85	6.10	5.51
655-4900-9013RA60	4900-9013RA60	1-1672324-5	1.1	12.6VCT @ 0.087A	6.3VAC @ 0.175A	7.49	6.85	6.10	5.51
655-4900-9024RA60	4900-9024RA60	1-1672324-8	1.1	24VCT @ 0.046A	12VAC @ 0.1A	7.49	6.85	6.10	5.51
655-4900-9028RA60	4900-9028RA60	1-1672324-9	1.1	28VCT @ 0.039A	14VAC @ 0.092A	7.49	6.85	6.10	5.51
655-4900-9010RB61	4900-9010RB61	1-1672209-0	2.4	10VCT @ 0.25A	5VAC @ 0.5A	8.08	7.63	7.07	6.61
655-4900-9013RB61	4900-9013RB61	1-1672209-1	2.4	12.6VCT @ 0.2A	6.3VAC @ 0.4A	7.63	7.07	6.61	6.01
655-4900-9016RB61	4900-9016RB61	1672209-9	2.4	16VCT @ 0.15A	8VAC @ 0.3A	7.63	7.07	6.61	6.01
655-4900-9020RB61	4900-9020RB61	1-1672209-6	2.4	20VCT @ 0.12A	10VAC @ 0.24A	7.63	7.07	6.61	6.01
655-4900-9024RB61	4900-9024RB61	1-1672209-7	2.4	24VCT @ 0.1A	12VAC @ 0.2A	7.63	7.07	6.61	6.01
655-4900-9120RB61	4900-9120RB61	2-1672209-3	2.4	120VCT @ 0.02A	60VAC @ 0.04A	8.00	7.63	7.07	6.61
655-4900-9010RC62	4900-9010RC62	4-1672209-9	6	10VCT @ 0.6A	5VAC @ 1.2A	8.55	7.92	7.36	6.82
655-4900-9016RC62	4900-9016RC62	5-1672209-2	6	16VCT @ 0.4A	8VAC @ 0.8A	8.96	8.29	7.68	7.14
655-4900-9020RC62	4900-9020RC62	5-1672209-3	6	20VCT @ 0.3A	10VAC @ 0.6A	8.14	7.54	6.99	6.49
655-4900-9024RC62	4900-9024RC62	5-1672209-4	6	24VCT @ 0.25A	12VAC @ 0.5A	9.57	8.69	7.97	7.35
655-4900-9028RC62	4900-9028RC62	5-1672209-5	6	28VCT @ 0.2A	14VAC @ 0.4A	8.14	7.54	6.99	6.49
655-4900-9036RC62	4900-9036RC62	5-1672209-7	6	36VCT @ 0.17A	18VAC @ 0.34A	8.14	7.54	6.99	6.49
655-4900-9120RC62	4900-9120RC62	6-1672209-0	6	120VCT @ 0.05A	60VAC @ 0.1A	8.96	8.29	7.68	7.14
655-4900-9012RD63	4900-9012RD63	1-1672325-4	12	12VCT @ 1A	6VAC @ 2A	11.42	10.12	9.04	8.15
655-4900-9013RD63	4900-9013RD63	1-1672325-5	12	12.6VCT @ 1A	6.3VAC @ 2A	11.42	10.12	9.04	8.15
655-4900-9024RD63	4900-9024RD63	1-1672325-8	12	24VCT @ 0.5A	12VAC @ 1A	11.47	10.17	9.17	8.26
655-4900-9028RD63	4900-9028RD63	1-1672325-9	12	28VCT @ 0.42A	14VAC @ 0.84A	9.61	8.86	8.47	8.13
655-4900-9048RD63	4900-9048RD63	2-1672325-2	12	48VCT @ 0.25A	24VAC @ 0.5A	11.42	10.12	9.04	8.15
655-4900-9012RE64	4900-9012RE64	1-1672326-4	20	12VCT @ 1.6A	6VAC @ 3.2A	14.76	13.08	11.70	10.53
655-4900-9024RE64	4900-9024RE64	1-1672326-8	20	24VCT @ 0.8A	12VAC @ 1.6A	14.15	12.96	11.96	11.11
655-4900-9028RE64	4900-9028RE64	1-1672326-9	20	28VCT @ 0.7A	14VAC @ 1.4A	13.06	12.34	11.43	10.83
655-4900-9012RF65	4900-9012RF65	1-1672327-4	36	12VCT @ 2.85A	6VAC @ 5.7A	19.10	17.54	16.46	15.07
655-4900-9013RF65	4900-9013RF65	1-1672327-5	36	12.6VCT @ 2.85A	6.3VAC @ 5.7A	19.10	17.54	16.46	15.07
655-4900-9024RF65	4900-9024RF65	1-1672327-8	36	24VCT @ 1.5A	12VAC @ 3A	19.10	17.54	16.46	15.07
655-4900-9028RF65	4900-9028RF65	1-1672327-9	36	28VCT @ 1.3A	14VAC @ 2.6A	19.10	18.09	16.94	15.98
655-4900-9048RF65	4900-9048RF65	2-1672327-2	36	48VCT @ 0.75A	24VAC @ 1.5A	21.00	19.28	18.10	16.57

© Copyright 2013 Mouser Electronics
© Copyright 2013 Mouser Electronics

WHITE RODGERS Power Contactors and Thermostats

DC POWER CONTACTORS

- Industry benchmark designs
- Superior quality and materials
- Broad range of coil voltages and contact ratings
- Long operating life
- Versatile mounting and termination

Features:
- Heavy duty mounting brackets
- Robust 5/16" - 24 studs
- Rated for Continuous Duty or Intermittent Duty
- Isolated, grounded, and common coil configurations available
- Dust and splash proof designs available

Specifications:
- Contact Pole Forms:
  Single Pole Normally Open (SPNO)
  Single Pole Double Throw (SPDT)
- Coil Voltages:
  Ranging from 6VDC to 96VDC
- Operating Temperatures:
  Ranging from -20°F to 150°F (Ambient)
- Contact Ratings:
  Normally Open
  Ranging from 50A to 500A Continuous
  Ranging from 200A to 1200A Inrush
  Normally Closed
  Ranging from 30A to 100A Continuous
  Ranging from 30A to 300A Inrush
- Duty Cycle: Continuous

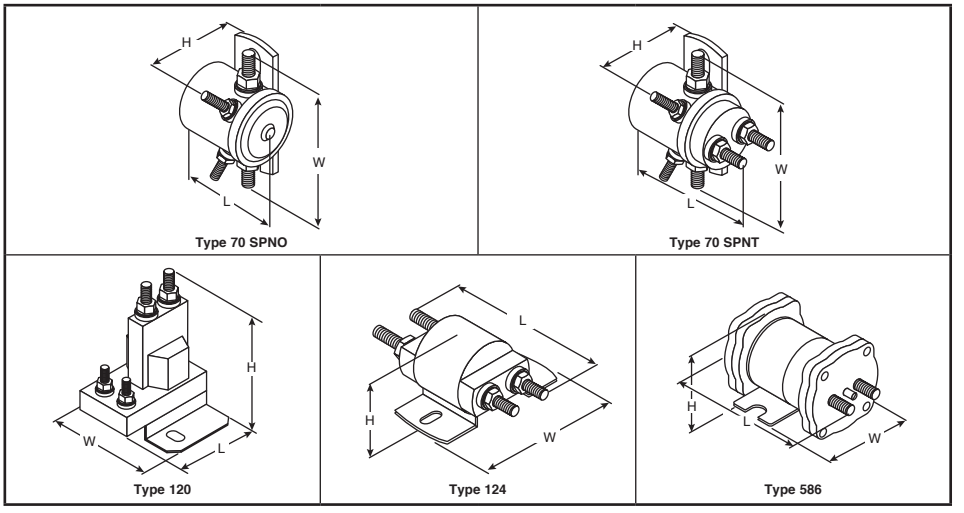

For quantities greater than listed, call for quote.

MOUSER STOCK NO.	White Rodgers Part No.	Pole Form	Bracket Style	Coil Volt DC	Coil Resistance (Ω) @ 25°C	Contact Material	Contact Rating (Amps) Inductive Load					Dimensions: in.			Wt. (lbs.)	Price Each		
							Volt DC	Norm. Open		Norm. Closed								
								Cont.	Inrush	Cont.	Inrush	L	W	H		1	10	50
Type 70																		
802-70-901	70-901	SPNO	Standard	6	4	Copper	6	80	300	-	-	2.47	3.48	2.40	0.78	**23.36**	**21.29**	**19.26**
802-70-914	70-914	SPNO	Standard	12	16	Copper	12	80	150	-	-	2.47	3.48	2.40	0.78	**24.08**	**22.26**	**20.22**
802-70-902	70-902	SPNO	Standard	12	16	Copper	12	80	150	-	-	2.47	3.48	2.40	0.78	**18.71**	**17.41**	**16.27**
802-70-915	70-915	SPNO	Standard	24	60	Copper	24	50	50	-	-	2.47	3.48	2.40	0.78	**24.34**	**22.42**	**20.15**
802-70-903	70-903	SPNO	Standard	24	60	Copper	24	50	50	-	-	2.47	3.48	2.40	0.78	**23.65**	**21.67**	**19.80**
802-70-904	70-904	SPNO	Standard	36	114	Copper	36	50	50	-	-	2.47	3.48	2.40	0.78	**23.65**	**21.67**	**19.80**
Type 120																		
802-120-901	120-901	SPNO	Standard	12	16	Silver Alloy	12	100	400	-	-	2.13	2.88	3.25	0.38	**21.45**	**19.85**	**17.87**
802-120-907	120-907	SPNO	L	12	16	Silver Alloy	12	100	400	-	-	2.50	3.00	3.25	0.38	**21.35**	**19.77**	**17.87**
802-120-904	120-904	SPNO	Standard	24	64	Silver Alloy	24	100	400	-	-	2.13	2.88	3.25	0.38	**18.07**	**16.72**	**15.37**
Type 124																		
802-124-906	124-906	SPNO	Standard	12	13.2	Silver Alloy	12	100	400	-	-	3.56	3.13	2.19	1.00	**40.45**	**35.95**	**32.64**
802-124-902	124-902	SPNO	Standard	12	13.2	Silver Alloy	12	100	400	-	-	3.56	3.13	2.19	1.00	**40.45**	**35.95**	**32.64**
802-124-910	124-910	SPDT	Standard	12	13.2	Silver Alloy	12	200	600	50	200	4.69	3.13	2.19	1.19	**62.42**	**57.41**	**51.68**
802-124-903	124-903	SPNO	Standard	24	53	Silver Alloy	24	100	400	-	-	3.56	3.13	2.19	1.00	**40.45**	**35.95**	**32.64**
802-124-911	124-911	SPDT	Standard	24	53	Silver Alloy	24	200	600	50	100	4.69	3.13	2.19	1.19	**62.42**	**57.41**	**51.68**
802-124-904	124-904	SPNO	Standard	36	120	Silver Alloy	36	100	400	-	-	3.56	3.13	2.19	1.00	**40.45**	**35.95**	**32.64**
Type 586																		
802-586-902	586-902	SPNO	Standard	12	21	Silver Alloy	12	200	600	-	-	3.69	3.30	2.90	1.50	**55.69**	**51.06**	**46.42**
802-586-905	586-905	SPNO	Standard	24	84	Silver Alloy	24	200	600	-	-	3.69	3.30	2.90	1.50	**61.69**	**56.50**	**51.07**
802-586-906	586-906	SPNO	Standard	36	189	Silver Alloy	36	200	600	-	-	3.69	3.30	2.90	1.50	**61.69**	**56.50**	**51.07**
802-586-907	586-907	SPNO	Standard	48	336	Silver Alloy	36	200	600	-	-	3.69	3.30	2.90	1.50	**61.69**	**56.50**	**51.07**
802-586-911	586-911	SPDT	Standard	12	13.2	Silver Alloy	12	200	600	100	300	4.61	3.30	2.90	1.63	**86.30**	**79.08**	**71.53**
802-586-914	586-914	SPDT	Standard	24	53	Silver Alloy	24	200	600	100	200	4.61	3.30	2.90	1.63	**86.30**	**79.08**	**71.53**

SNAP ACTION DISC THERMOSTATS

Features:
- Loose ring, stainless steel mounting brackets
- 1/4" quick connect termination
- Automatic reset
- Enclosed Disc
- Aluminum Disc Cup

Specifications:
- Single Pole, Single Throw
- Available in either open or close on temperature rise
- Consult factory for D.C. rating
- General Electrical Ratings

Resistive: 15A @ 120VAC, 10A @ 240VAC
Inductive: 3.0FLA-12.0LRA @ 120VAC,
1.5FLA-6.0LRA @ 240VAC
Pilot Duty: 125VA

For quantities greater than listed, call for quote.

MOUSER STOCK NO.	White Rodgers Part No.	Operating Range†		Function††	Differential†††	Price Each		
		°F	°C			1	10	50
802-STO-60	3L11-60	55 to 65	13 to 18	Opens	20°F 12°C	**5.03**	**4.89**	**4.77**
802-STO-85	3L11-85	80 to 90	27 to 32	Opens	15°F 8°C	**5.92**	**5.76**	**5.62**
802-STC-100	3F11-100	93 to 107	34 to 42	Closes	30°F 17°C	**5.03**	**4.89**	**4.77**
802-STO-110	3F11-110	105 to 115	41 to 46	Opens	30°F 17°C	**5.24**	**4.87**	**4.40**
802-STC-120	3F11-120	113 to 127	45 to 53	Closes	30°F 17°C	**4.99**	**4.72**	**4.62**
802-STO-120	3L11-120	115 to 125	46 to 52	Opens	30°F 17°C	**5.03**	**4.89**	**4.77**
802-STC-140	3F11-140	133 to 147	56 to 64	Closes	30°F 17°C	**6.33**	**5.90**	**5.51**
802-STO-140	3L11-140	135 to 145	57 to 63	Opens	30°F 17°C	**5.03**	**4.89**	**4.77**
802-STO-150	3L11-150	145 to 155	63 to 68	Opens	30°F 17°C	**5.24**	**4.87**	**4.40**
802-STO-160	3L11-160	155 to 165	68 to 74	Opens	30°F 17°C	**7.30**	**7.05**	**6.91**
802-STO-170	3L11-170	165 to 175	74 to 79	Opens	30°F 17°C	**5.03**	**4.89**	**4.77**
802-STC-170	3F11-170	162 to 178	72 to 81	Closes	30°F 17°C	**6.33**	**5.90**	**5.51**
802-STO-175	3L11-175	170 to 180	77 to 82	Opens	15°F 8°C	**6.02**	**5.60**	**5.05**
802-STC180	3F11-180	172 to 188	78 to 87	Closes	30°F 17°C	**5.24**	**4.87**	**4.40**
802-STO-180	3L11-180	175 to 185	79 to 85	Opens	30°F 17°C	**5.24**	**4.87**	**4.40**
802-STO-190	3L11-190	185 to 195	85 to 91	Opens	30°F 17°C	**5.03**	**4.89**	**4.77**
802-STO-210	3L11-210	204 to 216	96 to 102	Opens	30°F 17°C	**7.29**	**6.77**	**6.33**
802-STO-220	3L11-175	214 to 226	101 to 108	Opens	30°F 17°C	**5.24**	**4.87**	**4.40**
802-STC225	3L11-175	217 to 232	103 to 111	Closes	30°F 17°C	**5.24**	**4.87**	**4.40**
802-STO-230	3L11-175	224 to 236	107 to 113	Opens	30°F 17°C	**5.50**	**5.11**	**4.61**
802-STO-250	3L11-250	244 to 256	118 to 124	Opens	30°F 17°C	**6.33**	**5.90**	**5.51**
802-STO-325	3L11-325	315 to 335	157 to 169	Opens	50°F 28°C	**6.33**	**5.90**	**5.51**

DIMENSIONS: in.

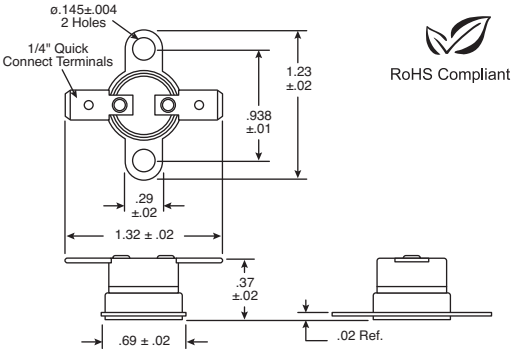

RoHS Compliant

† Operating Range: Range of temperature at which disc thermostat performs switching function.
†† Function: Opens - Normally closed circuit - opens within specified temperature range.
Closes - Normally open circuit - closes within specified temperature range.
††† Differential: Temperature drop below operating range minimum necessary for disc to reset.

© Copyright 2013 Mouser Electronics
© Copyright 2013 Mouser Electronics

WURTH ELECTRONICS Transformers

RoHS Compliant This page of product is compliant.

SURFACE MOUNT OFFLINE TRANSFORMERS

Features:
- Surface mount design
- Designed to IEC60950-1, for reinforced 400VDC
- 3kVAC Isolation
- Multiple output voltage options
- Flexible auxiliary voltage taps

Applications:
- LED lighting
- Offline power supplies

NEW! TECHNOLOGY

RoHS Compliant

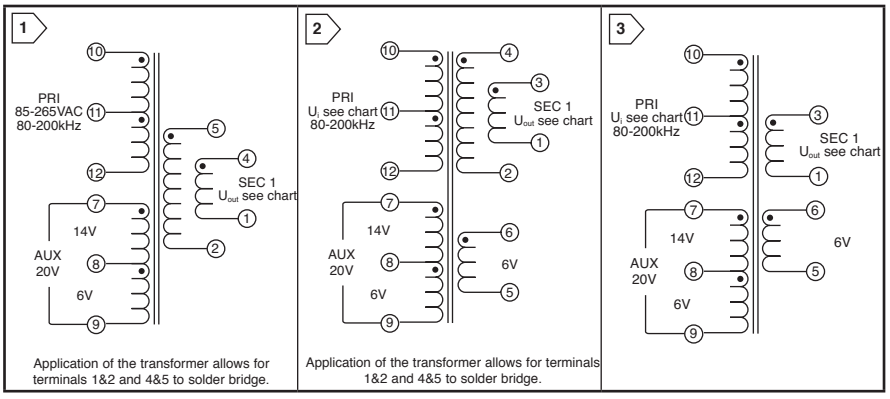

For quantities greater than listed, call for quote.

MOUSER STOCK NO.	Wurth Electronics Part No.	Fig.	U_I (V_{AC})	L (mH)	I_{SAT} (A)	N_P:N_S:N_{AUX}	f_{switch} (kHz)	U_{out} (V)	I_{01} (A)	Schematic	I_{02} (A)	U_{AUX}	U_T	Price Each 1	Price Each 25
710-750811137	750811137	A	85-265V	1.31	0.80	23.3:1:3.8	80-200	5	2.550	1	N/A	6&14 or 20V	3kVac	17.63	16.02
710-750813530	750813530	A	85-265V	1.39	0.74	9.7:1:1.57	80-200	12	1.050	1	N/A	6&14 or 20V	3kVac	17.63	16.02
710-750813540	750813540	A	85-130V	1.50	0.62	21.7:2.3:1:2.7	80-200	15&6 or 21	0.535	2	0.535	6&14 or 20V	3kVac	17.63	16.02
710-750813551	750813551	A	85-130V	1.25	0.80	21.3:3.8:1:3.2	80-200	25&6 or 31	0.400	3	0.400	6&14 or 20V	3kVac	17.63	16.02
710-750815530	750815530	A	85-130V	1.50	0.62	21.3:5.3:1:3.2	80-200	35&6 or 41	0.285	3	0.285	6&14 or 20V	3kVac	17.63	16.02
710-750815542	750815542	A	195-265V	8.00	0.27	48:2.3:1:3.2	80-200	15&6 or 21	0.520	2	0.520	6&14 or 20V	3kVac	17.63	16.02
710-750815550	750815550	A	195-265V	5.00	0.39	51:3.8:1:3.2	80-200	25&6 or 31	0.500	3	0.500	6&14 or 20V	3kVac	17.63	16.02
710-750811116	750811116	A	195-265V	6.00	0.33	52:5.6:1:3.4	80-200	35&6 or 41	0.325	3	0.325	6&14 or 20V	3kVac	17.63	16.02

WE-LAN RJ45 INTEGRATED 10/100/1000 BASE TRANSFORMERS

Features:
- HPLE - High Performance & Low EMI
- For electrical and technical details please check the according data sheet
- 1x1 RJ45 Connector with integrated Transformer and two current compensated chokes
- Operating temperature: 0°C to +70°C
- 350µH min. OCL with 8 mA bias
- IEEE 802.3 conform
- Internal Magnetics 100% electrically tested for HiPot and functionallity

Applications:
- ADSL Modems
- Embedded PC
- LAN Network applications
- Hub, Router, Switches

RoHS Compliant

For quantities greater than listed, call for quote.

MOUSER STOCK NO.	Wurth Electronics Part No.	Fig.	Application	Application Type	LED (lefaat-right)	Tab Direction	Ports	Insertion Loss (MHz)	Dielectric Rating (Vrms)	Price Each 1	Price Each 25	Price Each 100
710-7499411122	7499411122	B	10/100 Base-T	PoE +	Y-G	Up	1 x 1	1-100	1500	21.47	18.48	17.93
710-7499111614	7499111614	B	1000 Base-T	STD	G/O-Y	Up	1 x 1	1-100	1500	18.36	17.76	15.46
710-7499311611	7499311611	B	1000 Base-T	PoE	G/O-Y	Up	1 x 1	1-100	1500	23.02	21.62	18.83
710-7499511611	7499511611	B	1000 Base-T	PoE +	G/O-Y	Up	1 x 1	1-100	1500	27.36	25.25	21.97

POWER-OVER-ETHERNET TRANSFORMERS WE-POE

Features:
- Input voltage 36V - 57V
- Switching frequencies 200 - 300 kHz
- Operating temperature -40°C to +125°C
- Hipot test 1.5kVAC / 1 min.
- Various output and output voltages possible

Applications:
- Flyback transformers designed for Power-over-Ethernet PDs
- Flyback converters with 36V - 57V input voltage
- Suitable for Power-over-Ethernet IC´s

RoHS Compliant

For quantities greater than listed, call for quote.

MOUSER STOCK NO.	Wurth Electronics Part No.	Fig.	Inductance	Leakage Inductance max. (uH)	Output Voltage (V)	Output Current (A)	Output Power (W)	Price Each 1	Price Each 25	Price Each 100
710-749119133	749119133	C	400	4	3.3	3x0.4	4	8.20	7.60	6.67
710-749119150	749119150	C	400	4	5	3x27	4	8.20	7.60	6.67
710-749119218	749119218	C	210	4.5	1.8	3x1.3	7	8.20	6.67	5.94
710-749119250	749119250	C	210	2.5	5	3x0.47	7	8.20	6.67	5.94
710-7491192912	7491192912	C	210	2.5	12/5/3.3	0.58	7	8.20	6.67	5.94
710-7491199332	7491199332	C	35	0.95	3.3/5/5.5	2/1/0.05	13	13.23	10.54	9.19
710-7491199312	7491199312	C	40	0.56	12	1.25	13	13.23	10.54	9.19
710-7491199112	7491199112	C	127	1.3	12	2x0.55	13	13.23	10.54	9.19
710-7491199212	7491199212	C	127	2.3	12	2x0.55	13	13.23	10.54	9.19
710-7491199331	7491199331	C	127	3.5	3.3	2x2	13	13.23	10.54	9.19
710-749119950	749119950	C	127	1.3	5	2x1.3	13	13.23	10.54	9.19
710-7491199501	7491199501	C	127	2.5	5	2x1.3	13	13.23	10.54	9.19

POWER-OVER-ETHERNET TRANSFORMERS WE-POE PLUS

Features:
- Input voltage 36V - 72V
- Switching frequencies 250-400 kHz
- Operating temperature -40°C to +125°C
- Hipot test 1.5kVAC / 1 min.

Applications:
- PoE + Powered devices
- IP Phones
- WLAN-Access points
- Security cameras

RoHS Compliant

For quantities greater than listed, call for quote.

MOUSER STOCK NO.	Wurth Electronics Part No.	Fig.	Inductance (uH)	Turns Ratio	Output Voltage (V)	Output Current (A)	Auxiliary Voltage (V)	Price Each 1	Price Each 25	Price Each 100
710-749119433	749119433	D	42	11:1:3.3	3.3	9	11	14.54	11.59	10.10
710-749119450	749119450	D	65	7:1:3	5	6	15	14.54	11.59	10.10
710-7491194501	7491194501	D	42	7:1:2.25	5	6	12	14.54	11.59	10.10
710-7491194912	7491194912	D	42	3:1:1	12	2.5	12	14.54	11.59	10.10

DIMENSIONS: mm (in.)

A

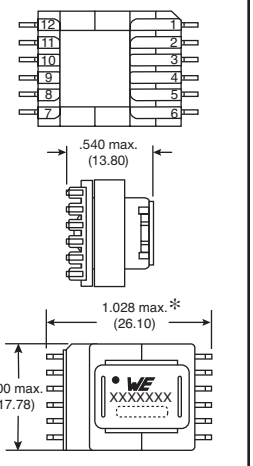

*Dimension may be exceeded with solder only

B

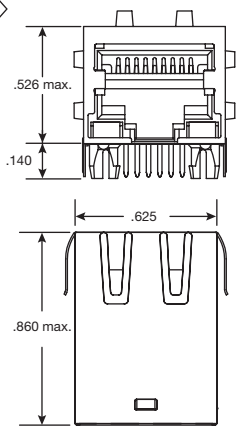

C

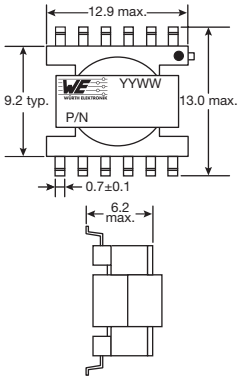

D

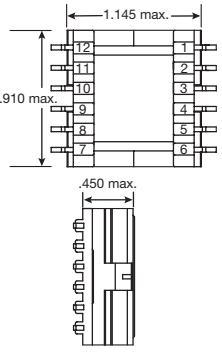

© Copyright 2013 Mouser Electronics

CINCON DC-DC Converters

RoHS Compliant **This product is RoHS compliant.**

EC1TAN SERIES, 1W SINGLE OUTPUT

Features:
- Isolated Voltage: 1K VDC
- Unregulated Outputs
- Low Ripple and Noise
- Input Voltage Range: ±10%

For quantities greater than listed, call for quote.

MOUSER STOCK NO.	Cincon Part No.	Fig.	Input Voltage	Output Voltage	Output Current	Price Each 1	10	50
418-EC1TA01N	EC1TA01N	A	5V	5V	200mA	7.81	7.28	7.03
418-EC1TA02N	EC1TA02N	A	5V	12V	84mA	7.81	7.28	7.03
418-EC1TA03N	EC1TA03N	A	5V	15V	67mA	7.81	7.28	7.03
418-EC1TA11N	EC1TA11N	A	12V	5V	200mA	7.81	7.28	7.03
418-EC1TA12N	EC1TA12N	A	12V	12V	84mA	7.81	7.28	7.03
418-EC1TA13N	EC1TA13N	A	12V	15V	67mA	7.81	7.28	7.03
418-EC1TA21N	EC1TA21N	A	24V	5V	200mA	7.81	7.28	7.03
418-EC1TA22N	EC1TA22N	A	24V	12V	84mA	7.81	7.28	7.03
418-EC1TA23N	EC1TA23N	A	24V	15V	67mA	7.81	7.28	7.03

EC1SA SERIES, 1W SINGLE AND DUAL OUTPUT

Features:
- Isolated Voltage: 1K VDC
- Industry Standard SIP and SMD Packages Available
- Efficiency up to 83%
- Low Cost
- Unregulated Outputs
- Low Ripple and Noise
- Input Voltage Range: ±10%

For quantities greater than listed, call for quote.

MOUSER STOCK NO.	Cincon Part No.	Fig.	Input Voltage	Output Voltage	Output Current	Price Each 1	10	50
Single Output								
418-EC1SA01N	EC1SA01N	B	5V	5V	200mA	9.22	8.84	8.26
418-EC1SA02N	EC1SA02N	B	5V	12V	84mA	9.22	8.84	8.26
418-EC1SA03N	EC1SA03N	B	5V	15V	67mA	9.22	8.84	8.26
418-EC1SA11N	EC1SA11N	B	12V	5V	200mA	9.22	8.84	8.26
418-EC1SA12N	EC1SA12N	B	12V	12V	84mA	9.22	8.84	8.26
418-EC1SA13N	EC1SA13N	B	12V	15V	67mA	9.22	8.84	8.26
Dual Output								
418-EC1SA04N	EC1SA04N	B	5V	±12V	±42mA	9.22	8.84	8.26
418-EC1SA05N	EC1SA05N	B	5V	±15V	±33mA	9.22	8.84	8.26
418-EC1SA06N	EC1SA06N	B	5V	±5V	±100mA	9.22	8.84	8.26
418-EC1SA14N	EC1SA14N	B	12V	±12V	±42mA	9.22	8.84	8.26
418-EC1SA15N	EC1SA15N	B	12V	±15V	±33mA	9.22	8.84	8.26
418-EC1SA16N	EC1SA16N	B	12V	±5V	±100mA	9.22	8.84	8.26

EC2A SERIES, 1.5W SINGLE AND DUAL OUTPUT

Features:
- Isolated Voltage: 500VDC
- 24-Pin DIP Package
- Regulated Outputs
- 50% Efficiency
- Pi Input Filter
- Low Ripple and Noise
- Suffix "M" Models: Black Coated Copper with Non-Conductive Base
- Input Voltage Range: ±10%

For quantities greater than listed, call for quote.

MOUSER STOCK NO.	Cincon Part No.	Fig.	Input Voltage	Output Voltage	Output Current	Price Each 1	10	50
Single Output								
418-EC2A01M	EC2A01M	C	5V	5V	300mA	13.80	12.85	12.07
418-EC2A02M	EC2A02M	C	5V	12V	125mA	13.80	12.85	12.07
418-EC2A03M	EC2A03M	C	5V	15V	100mA	13.80	12.85	12.07
418-EC2A11M	EC2A11M	C	12V	5V	300mA	13.80	12.85	12.07
418-EC2A12M	EC2A12M	C	12V	12V	125mA	13.80	12.85	12.07
418-EC2A13M	EC2A13M	C	12V	15V	100mA	13.80	12.85	12.07
418-EC2A21M	EC2A21M	C	24V	5V	300mA	13.80	12.85	12.07
418-EC2A22M	EC2A22M	C	24V	12V	125mA	13.80	12.85	12.07
418-EC2A23M	EC2A23M	C	24V	15V	100mA	13.80	12.85	12.07
418-EC2A31M	EC2A31M	C	28V	5V	300mA	13.80	12.85	12.07
418-EC2A32M	EC2A32M	C	28V	12V	125mA	13.80	12.85	12.07
418-EC2A33M	EC2A33M	C	28V	15V	100mA	13.80	12.85	12.07
418-EC2A41M	EC2A41M	C	48V	5V	300mA	13.80	12.85	12.07
418-EC2A42M	EC2A42M	C	48V	12V	125mA	13.80	12.85	12.07
418-EC2A43M	EC2A43M	C	48V	15V	100mA	13.80	12.85	12.07
Dual Output								
418-EC2A04M	EC2A04M	C	5V	±12V	±60mA	16.16	15.52	14.54
418-EC2A05M	EC2A05M	C	5V	±15V	±50mA	16.16	15.52	14.54
418-EC2A14M	EC2A14M	C	12V	±12V	±60mA	16.16	15.52	14.54
418-EC2A15M	EC2A15M	C	12V	±15V	±50mA	16.16	15.52	14.54
418-EC2A24M	EC2A24M	C	24V	±12V	±60mA	16.16	15.52	14.54
418-EC2A25M	EC2A25M	C	24V	±15V	±50mA	16.16	15.52	14.54
418-EC2A34M	EC2A34M	C	28V	±12V	±60mA	16.16	15.52	14.54
418-EC2A35M	EC2A35M	C	28V	±15V	±50mA	16.16	15.52	14.54
418-EC2A44M	EC2A44M	C	48V	±12V	±60mA	16.16	15.52	14.54
418-EC2A45M	EC2A45M	C	48V	±15V	±50mA	16.16	15.52	14.54

EC2A "N" SERIES, 2W SINGLE OUTPUT

PRODUCT NEW

Features:
- Isolation Voltage: 1.5k VDC
- Continuous short-circuit protection
- Regulated outputs
- Voltage protection

For quantities greater than listed, call for quote.

MOUSER STOCK NO.	Cincon Part No.	Fig.	Input Voltage	Output Voltage	Output Current	Price Each 1	10	50
418-EC2SA-05S05N	EC2SA-05S05N	D	4.5-9.0V	5V	400mA	18.69	17.23	15.76
418-EC2SA-05S12N	EC2SA-05S12N	D	4.5-9.0V	12V	167mA	18.69	17.23	15.76
418-EC2SA-12S05N	EC2SA-12S05N	D	9-18.0V	5V	400mA	18.69	17.23	15.76
418-EC2SA-12S12N	EC2SA-12S12N	D	9-18.0V	12V	167mA	18.69	17.23	15.76
418-EC2SA-12S15N	EC2SA-12S15N	D	9-18.0V	15V	134mA	18.69	17.23	15.76
418-EC2SA-24S05N	EC2SA-24S05N	D	18-36.0V	5V	400mA	16.67	15.98	15.62
418-EC2SA-24S12N	EC2SA-24S12N	D	18-36.0V	12V	167mA	16.67	15.98	15.62
418-EC2SA-24S15N	EC2SA-24S15N	D	18-36.0V	15V	134mA	16.67	15.98	15.62
418-EC2SA-48S05N	EC2SA-48S05N	D	36-75.0V	15V	134mA	16.67	15.98	15.62
418-EC2SA-48S12N	EC2SA-48S12N	D	36-75.0V	12V	167mA	16.67	15.98	15.62
418-EC2SA-48S15N	EC2SA-48S15N	D	36-75.0V	15V	134mA	16.67	15.98	15.62

© Copyright 2013 Mouser Electronics



EC2SA "N" SERIES (CONT.), 2W DUAL OUTPUT

PRODUCT NEW

Features:
- Isolation Voltage: 1.5k VDC
- Continuous short-circuit protection
- Regulated outputs
- Voltage protection

For quantities greater than listed, call for quote.

MOUSER STOCK NO.	Cincon Part No.	Fig.	Input Voltage	Output Voltage	Output Current	Price Each 1	10	50
418-EC2SA-05D05N	EC2SA-05D05N	D	4.5-9.0V	±5V	±200mA	16.52	16.03	15.52
418-EC2SA-05D12N	EC2SA-05D12N	D	4.5-9.0V	±12V	±83mA	16.52	16.03	15.52
418-EC2SA-05D15N	EC2SA-05D15N	D	4.5-9.0V	±15V	±67mA	16.52	16.03	15.52
418-EC2SA-12D05N	EC2SA-12D05N	D	9-18.0V	±5V	±200mA	16.52	16.03	15.52
418-EC2SA-12D12N	EC2SA-12D12N	D	9-18.0V	±12V	±8 mA	16.52	16.03	15.52
418-EC2SA-12D15N	EC2SA-12D15N	D	9-18.0V	±15V	±67mA	16.52	16.03	15.52
418-EC2SA-24D15N	EC2SA-24D15N	D	18-36.0V	±15V	±67mA	17.98	17.23	16.85
418-EC2SA-48D05N	EC2SA-48D05N	D	36-75.0V	±5V	±200mA	17.98	17.23	16.85
418-EC2SA-48D12N	EC2SA-48D12N	D	36-75.0V	±12V	±83mA	17.98	17.23	16.85
418-EC2SA-48D15N	EC2SA-48D15N	D	36-75.0V	±15V	±67mA	17.98	17.23	16.85

EC3AE SERIES, 3W SINGLE AND DUAL OUTPUT

Features:
- Isolated Voltage: 500VDC
- 24-Pin DIP Package
- Regulated Outputs
- Efficiency to 61%
- LC Input Filter
- Standard Models: Black Coated Copper with Non-Conductive Base
- Low Ripple and Noise
- Input Voltage Range: ±10%

For quantities greater than listed, call for quote.

MOUSER STOCK NO.	Cincon Part No.	Fig.	Input Voltage	Output Voltage	Output Current	Price Each 1	10	50
Single Output								
418-EC3AE01M	EC3AE01M	E	5V	5V	600mA	12.80	12.34	11.65
418-EC3AE02M	EC3AE02M	E	5V	12V	250mA	12.80	12.34	11.65
418-EC3AE03M	EC3AE03M	E	5V	15V	200mA	12.80	12.34	11.65
418-EC3AE11M	EC3AE11M	E	12V	5V	600mA	12.80	12.34	11.65
418-EC3AE12M	EC3AE12M	E	12V	12V	250mA	12.80	12.34	11.65
418-EC3AE13M	EC3AE13M	E	12V	15V	200mA	12.80	12.34	11.65
418-EC3AE21M	EC3AE21M	E	24V	5V	600mA	12.80	12.34	11.65
418-EC3AE22M	EC3AE22M	E	24V	12V	250mA	12.80	12.34	11.65
418-EC3AE23M	EC3AE23M	E	24V	15V	200mA	12.80	12.34	11.65
418-EC3AE31M	EC3AE31M	E	28V	5V	600mA	12.80	12.34	11.65
418-EC3AE32M	EC3AE32M	E	28V	12V	250mA	12.80	12.34	11.65
418-EC3AE33M	EC3AE33M	E	28V	15V	200mA	12.80	12.34	11.65
418-EC3AE41M	EC3AE41M	E	48V	5V	600mA	12.80	12.34	11.65
418-EC3AE42M	EC3AE42M	E	48V	12V	250mA	12.80	12.34	11.65
418-EC3AE43M	EC3AE43M	E	48V	15V	200mA	12.80	12.34	11.65
Dual Output								
418-EC3AE04M	EC3AE04M	E	5V	±12V	±125mA	14.41	13.90	13.13
418-EC3AE05M	EC3AE05M	E	5V	±15V	±100mA	14.41	13.90	13.13
418-EC3AE14M	EC3AE14M	E	12V	±12V	±125mA	14.41	13.90	13.13
418-EC3AE15M	EC3AE15M	E	12V	±15V	±100mA	14.41	13.90	13.13
418-EC3AE24M	EC3AE24M	E	24V	±12V	±125mA	14.41	13.90	13.13
418-EC3AE25M	EC3AE25M	E	24V	±15V	±100mA	14.41	13.90	13.13
418-EC3AE34M	EC3AE34M	E	28V	±12V	±125mA	14.41	13.90	13.13
418-EC3AE35M	EC3AE35M	E	28V	±15V	±100mA	14.41	13.90	13.13
418-EC3AE44M	EC3AE44M	E	48V	±12V	±125mA	14.41	13.90	13.13
418-EC3AE45M	EC3AE45M	E	48V	±15V	±100mA	14.41	13.90	13.13

© Copyright 2013 Mouser Electronics

CINCON DC-DC Converters

RoHS Compliant This product is RoHS compliant.



EC3AXX H-E SERIES, 3W SINGLE AND DUAL OUTPUT

cULus E176177

Features:
- Isolated Voltage: 3kVDC
- 24-Pin DIP Package
- Efficiency to 82%
- 2:1 Input Range
- Regulated Outputs
- Pi Input Filter
- Continuous Short Circuit Protection
- Non-Conductive Black Plastic
- Surface Mount package available
- Meets EMI EN55022 Class A
- No Tantalum Capacitor Inside
- Wide Operating Temperature Range

PRODUCT NEW

For quantities greater than listed, call for quote.

MOUSER STOCK NO.	Cincon Part No.	Fig.	Input Voltage	Output Voltage	Output Current	Price Each 1	10	50
Single Output								
418-EC3A01H-E	EC3A01H-E	A	4.5-9V	5V	600mA	17.83	17.08	16.71
418-EC3A04H-E	EC3A04H-E	A	4.5-9V	±5V	±300mA	19.44	18.63	18.22
418-EC3A05H-E	EC3A05H-E	A	4.5-9V	±12V	±125mA	19.44	18.63	18.22
418-EC3A07H-E	EC3A07H-E	A	4.5-9V	3.3V	600mA	17.83	17.08	16.71
418-EC3A11H-E	EC3A11H-E	A	9-18V	5V	600mA	17.83	17.08	16.71
418-EC3A12H-E	EC3A12H-E	A	9-18V	12V	250mA	17.83	17.08	16.71
418-EC3A14H-E	EC3A14H-E	A	9-18V	±5V	±300mA	19.44	18.63	18.22
418-EC3A15H-E	EC3A15H-E	A	9-18V	±12V	±125mA	19.44	18.63	18.22
418-EC3A17H-E	EC3A17H-E	A	9-18V	3.3V	600mA	17.83	17.08	16.71
418-EC3A21H-E	EC3A21H-E	A	18-36V	5V	600mA	17.83	17.08	16.71
418-EC3A22H-E	EC3A22H-E	A	18-36V	12V	250mA	17.83	17.08	16.71
418-EC3A25H-E	EC3A25H-E	A	18-36V	±12V	±125mA	19.44	18.63	18.22
418-EC3A27H-E	EC3A27H-E	A	18-36V	±15V	7.5mA	17.83	17.08	16.71

EC3AB SERIES, 3W SINGLE AND DUAL OUTPUT

cULus E176177

Features:
- Isolated Voltage: 3kVDC
- 24-Pin DIP Package
- Efficiency to 80%
- 2:1 Input Range
- Regulated Outputs
- Pi Input Filter
- Continuous Short Circuit Protection
- Remote ON/OFF Option
- Non-Conductive Black Plastic
- Surface Mount package available

For quantities greater than listed, call for quote.

MOUSER STOCK NO.	Cincon Part No.	Fig.	Input Voltage	Output Voltage	Output Current	Price Each 1	10	50
Single Output								
418-EC3AB17H	EC3AB17H	B	9-18V	3.3V	600mA	21.91	21.04	19.72
418-EC3AB11H	EC3AB11H	B	9-18V	5V	600mA	21.91	21.04	19.72
418-EC3AB12H	EC3AB12H	B	9-18V	12V	250mA	21.91	21.04	19.72
418-EC3AB13H	EC3AB13H	B	9-18V	15V	200mA	21.91	21.04	19.72
418-EC3AB27H	EC3AB27H	B	18-36V	3.3V	600mA	21.91	21.04	19.72
418-EC3AB21H	EC3AB21H	B	18-36V	5V	600mA	21.91	21.04	19.72
418-EC3AB22H	EC3AB22H	B	18-36V	12V	250mA	21.91	21.04	19.72
418-EC3AB23H	EC3AB23H	B	18-36V	15V	200mA	21.91	21.04	19.72
418-EC3AB31H	EC3AB31H	B	36-72V	5V	600mA	21.91	21.04	19.72
418-EC3AB33H	EC3AB33H	B	36-72V	15V	200mA	21.91	21.04	19.72
Dual Output								
418-EC3AB14H	EC3AB14H	B	9-18V	±5V	±300mA	23.57	22.62	21.21
418-EC3AB15H	EC3AB15H	B	9-18V	±12V	±125mA	23.57	22.62	21.21
418-EC3AB16H	EC3AB16H	B	9-18V	±15V	±100mA	23.57	22.62	21.21
418-EC3AB24H	EC3AB24H	B	18-36V	±5V	±300mA	23.57	22.62	21.21
418-EC3AB25H	EC3AB25H	B	18-36V	±12V	±125mA	23.57	22.62	21.21
418-EC3AB26H	EC3AB26H	B	18-36V	±15V	±100mA	23.57	22.62	21.21
418-EC3AB34H	EC3AB34H	B	36-72V	±5V	±300mA	23.57	22.62	21.21
418-EC3AB36H	EC3AB36H	B	36-72V	±15V	±100mA	23.57	22.62	21.21

© Copyright 2013 Mouser Electronics

EC3SA "N" SERIES, 3W SINGLE AND DUAL OUTPUT

Features:
- Isolation Voltage: 1.5k VDC
- Continuous short-circuit protection
- Regulated outputs
- Voltage protection

PRODUCT NEW

For quantities greater than listed, call for quote.

MOUSER STOCK NO.	Cincon Part No.	Fig.	Input Voltage	Output Voltage	Output Current	Price Each 1	10	50
Single Output								
418-EC3SA-05S33N	EC3SA-05S33N	C	4.5-9.0V	3.3V	700mA	16.07	15.63	15.13
418-EC3SA-05S05N	EC3SA-05S05N	C	4.5-9.0V	5V	600mA	16.07	15.63	15.13
418-EC3SA-05S12N	EC3SA-05S12N	C	4.5-9.0V	12V	250mA	16.07	15.63	15.13
418-EC3SA-05S15N	EC3SA-05S15N	C	4.5-9.0V	15V	200mA	16.07	15.63	15.13
418-EC3SA-12S05N	EC3SA-12S05N	C	9-18V	5V	600mA	16.07	15.63	15.13
418-EC3SA-12S12N	EC3SA-12S12N	C	9-18V	12V	250mA	16.07	15.63	15.13
418-EC3SA-12S15N	EC3SA-12S15N	C	9-18V	15V	200mA	16.07	15.63	15.13
418-EC3SA-12S33N	EC3SA-12S33N	C	9-18V	3.3V	700mA	16.07	15.63	15.13
418-EC3SA-24S33N	EC3SA-24S33N	C	18-36V	3.3V	700mA	16.07	15.63	15.13
418-EC3SA-24S05N	EC3SA-24S05N	C	18-36V	5V	600mA	16.07	15.63	15.13
418-EC3SA-24S12N	EC3SA-24S12N	C	18-36V	12V	250mA	16.07	15.63	15.13
418-EC3SA-24S15N	EC3SA-24S15N	C	18-36V	15V	200mA	16.07	15.63	15.13
418-EC3SA-48S33N	EC3SA-48S33N	C	36-75V	3.3V	700mA	16.07	15.63	15.13
418-EC3SA-48S05N	EC3SA-48S05N	C	36-75V	5V	600mA	16.07	15.63	15.13
418-EC3SA-48S12N	EC3SA-48S12N	C	36-75V	12V	250mA	16.07	15.63	15.13
Dual Output								
418-EC3SA-05D05N	EC3SA-05D05N	C	4.5-9.0V	±5V	±300mA	17.48	17.00	16.46
418-EC3SA-05D12N	EC3SA-05D12N	C	4.5-9.0V	±12V	±125mA	17.48	17.00	16.46
418-EC3SA-05D15N	EC3SA-05D15N	C	4.5-9.0V	±15V	±100mA	17.48	17.00	16.46
418-EC3SA-12D05N	EC3SA-12D05N	C	9-18V	±5V	±300mA	17.48	17.00	16.46
418-EC3SA-12D12N	EC3SA-12D12N	C	9-18V	±12V	±125mA	17.48	17.00	16.46
418-EC3SA-12D15N	EC3SA-12D15N	C	9-18V	±15V	±100mA	17.48	17.00	16.46
418-EC3SA-24D05N	EC3SA-24D05N	C	18-36V	±5V	±300mA	17.48	17.00	16.46
418-EC3SA-24D12N	EC3SA-24D12N	C	18-36V	±12V	±125mA	17.48	17.00	16.46
418-EC3SA-24D15N	EC3SA-24D15N	C	18-36V	±15V	±100mA	17.48	17.00	16.46

EC3AW SERIES, 3W SINGLE AND DUAL OUTPUT

Features:
- Isolated Voltage: 500VDC
- 24-Pin DIP Package
- Efficiency to 80%
- 4:1 Input Range
- Regulated Outputs
- Pi Input Filter
- Continuous Short Circuit Protection
- Non-Conductive Black Plastic
- Surface Mount package available

For quantities greater than listed, call for quote.

MOUSER STOCK NO.	Cincon Part No.	Fig.	Input Voltage	Output Voltage	Output Current	Price Each 1	10	50
Single Output								
418-EC3AW07	EC3AW07	D	9-36V	3.3V	600mA	16.99	16.31	15.29
418-EC3AW01	EC3AW01	D	9-36V	5V	600mA	16.99	16.31	15.29
418-EC3AW02	EC3AW02	D	9-36V	12V	250mA	16.99	16.31	15.29
418-EC3AW03	EC3AW03	D	9-36V	15V	200mA	16.99	16.31	15.29
418-EC3AW17	EC3AW17	D	18-72V	3.3V	600mA	16.99	16.31	15.29
418-EC3AW11	EC3AW11	D	18-72V	5V	600mA	16.99	16.31	15.29
418-EC3AW12	EC3AW12	D	18-72V	12V	250mA	16.99	16.31	15.29
418-EC3AW13	EC3AW13	D	18-72V	15V	200mA	16.99	16.31	15.29
Dual Output								
418-EC3AW04	EC3AW04	D	9-36V	±5V	±300mA	19.69	18.90	17.72
418-EC3AW05	EC3AW05	D	9-36V	±12V	±125mA	19.69	18.90	17.72
418-EC3AW06	EC3AW06	D	9-36V	±15V	±100mA	19.69	18.90	17.72
418-EC3AW14	EC3AW14	D	18-72V	±5V	±300mA	19.69	18.90	17.72
418-EC3AW15	EC3AW15	D	18-72V	±12V	±125mA	19.69	18.90	17.72
418-EC3AW16	EC3AW16	D	18-72V	±15V	±100mA	19.69	18.90	17.72

EC3SAW SERIES, 3W SINGLE AND DUAL OUTPUT

Features:
- Isolated Voltage: 1500VDC
- 8-Pin SIP Package
- Efficiency to 85%
- 4:1 Input Range
- Regulated Outputs
- Input Under Voltage Protection
- Continuous Short Circuit Protection
- Remote ON/OFF Control

For quantities greater than listed, call for quote.

MOUSER STOCK NO.	Cincon Part No.	Fig.	Input Voltage	Output Voltage	Output Current	Price Each 1	10	50
Single Output								
418-EC3SAW-24S33P	EC3SAW-24S33P	E	9-36V	3.3V	700mA	16.33	15.77	14.72
418-EC3SAW-24S05P	EC3SAW-24S05P	E	9-36V	5V	600mA	16.33	15.77	14.72
418-EC3SAW-24S12P	EC3SAW-24S12P	E	9-36V	12V	250mA	16.33	15.77	14.72
418-EC3SAW-24S15P	EC3SAW-24S15P	E	9-36V	15V	200mA	16.33	15.77	14.72
418-EC3SAW-48S33P	EC3SAW-48S33P	E	18-75V	3.3V	700mA	16.33	15.77	14.72
418-EC3SAW-48S05P	EC3SAW-48S05P	E	18-75V	5V	600mA	16.33	15.77	14.72
418-EC3SAW-48S12P	EC3SAW-48S12P	E	18-75V	12V	250mA	16.33	15.77	14.72
418-EC3SAW-48S15P	EC3SAW-48S15P	E	18-75V	15V	200mA	16.33	15.77	14.72
Dual Output								
418-EC3SAW-24D05P	EC3SAW-24D05P	E	9-36V	±5V	±300mA	18.07	17.45	16.30
418-EC3SAW-24D12P	EC3SAW-24D12P	E	9-36V	±12V	±125mA	18.07	17.45	16.30
418-EC3SAW-24D15P	EC3SAW-24D15P	E	9-36V	±24V	±100mA	18.07	17.45	16.30
418-EC3SAW-48D05P	EC3SAW-48D05P	E	18-75V	±5V	±300mA	18.07	17.45	16.30
418-EC3SAW-48D12P	EC3SAW-48D12P	E	18-75V	±12V	±125mA	18.07	17.45	16.30
418-EC3SAW-48D15P	EC3SAW-48D15P	E	18-75V	±24V	±100mA	18.07	17.45	16.30

© Copyright 2013 Mouser Electronics

CINCON DC-DC Converters

RoHS Compliant **This product is RoHS compliant.**

EC4A SERIES, 5-6W SINGLE AND DUAL OUTPUT

Features:
- Isolated Voltage: 3kVDC
- 24-Pin DIP Package
- Efficiency to 84%
- 2:1 Input Range
- Regulated Outputs
- Pi Input Filter
- Continuous Short Circuit Protection
- Surface Mount package available
- Meets EMI EN55022 class A
- No Tantalum Capacitor inside
- Wide Operating Temperature Range

NEW PRODUCT

c UL us E176177

For quantities greater than listed, call for quote.

MOUSER STOCK NO.	Cincon Part No.	Fig.	Input Voltage	Output Voltage	Output Current	Price Each 1	10	50
Single Output								
418-EC4A07H-E	EC4A07H-E	A	9-18V	3.3V	1200mA	19.00	18.21	17.82
418-EC4A01H-E	EC4A01H-E	A	9-18V	5V	1000mA	19.00	18.21	17.82
418-EC4A02H-E	EC4A02H-E	A	9-18V	12V	500mA	19.00	18.21	17.82
418-EC4A11H-E	EC4A11H-E	A	18-36V	5V	1000mA	19.00	18.21	17.82
418-EC4A12H-E	EC4A12H-E	A	18-36V	12V	500mA	19.00	18.21	17.82
418-EC4A21H-E	EC4A21H-E	A	36-72V	5V	1000mA	19.00	18.21	17.82
418-EC4A22H-E	EC4A22H-E	A	36-72V	12V	500mA	19.00	18.21	17.82
Dual Output								
418-EC4A04H-E	EC4A04H-E	A	9-18V	±12V	±250mA	21.06	20.18	19.74
418-EC4A06H-E	EC4A06H-E	A	9-18V	±5V	±500mA	21.06	20.18	19.74
418-EC4A14H-E	EC4A14H-E	A	18-36V	±12V	±250mA	21.06	20.18	19.74
418-EC4A17H-E	EC4A17H-E	A	18-36V	3.3V	1200mA	19.00	18.21	17.82

EC6A SERIES, 7.5W SINGLE AND DUAL OUTPUT

Features:
- Isolated Voltage: 1.5kV
- 24-Pin DIP package
- Efficiency to 87%
- 2:1 Input Range
- Regulated Outputs
- Pi Input Filter
- Continuous Short Circuit Protection
- Black Coated Copper w/ Non-Conductive Base
- Surface Mount package available

c UL us E176177

For quantities greater than listed, call for quote.

MOUSER STOCK NO.	Cincon Part No.	Fig.	Input Voltage	Output Voltage	Output Current	Price Each 1	10	50
Single Output								
418-EC6A07	EC6A07	B	9-18V	3.3V	1500mA	24.48	23.50	22.03
418-EC6A01	EC6A01	B	9-18V	5V	1500mA	24.48	23.50	22.03
418-EC6A02	EC6A02	B	9-18V	12V	625mA	24.48	23.50	22.03
418-EC6A03	EC6A03	B	9-18V	15V	500mA	24.48	23.50	22.03
418-EC6A17	EC6A17	B	18-36V	3.3V	1500mA	24.48	23.50	22.03
418-EC6A11	EC6A11	B	18-36V	5V	1500mA	24.48	23.50	22.03
418-EC6A12	EC6A12	B	18-36V	12V	625mA	24.48	23.50	22.03
418-EC6A13	EC6A13	B	18-36V	15V	500mA	24.48	23.50	22.03
418-EC6A27	EC6A27	B	36-72V	3.3V	1500mA	24.48	23.50	22.03
418-EC6A21	EC6A21	B	36-72V	5V	1500mA	24.48	23.50	22.03
418-EC6A22	EC6A22	B	36-72V	12V	625mA	24.48	23.50	22.03
418-EC6A23	EC6A23	B	36-72V	15V	500mA	24.48	23.50	22.03
Dual Output								
418-EC6A04	EC6A04	B	9-18V	±5V	±750mA	26.05	25.02	23.45
418-EC6A05	EC6A05	B	9-18V	±12V	±310mA	26.05	25.02	23.45
418-EC6A06	EC6A06	B	9-18V	±15V	±250mA	26.05	25.02	23.45
418-EC6A14	EC6A14	B	18-36V	±5V	±750mA	26.05	25.02	23.45
418-EC6A15	EC6A15	B	18-36V	±12V	±310mA	26.05	25.02	23.45
418-EC6A16	EC6A16	B	18-36V	±15V	±250mA	26.05	25.02	23.45
418-EC6A24	EC6A24	B	36-72V	±5V	±750mA	26.05	25.02	23.45
418-EC6A25	EC6A25	B	36-72V	±12V	±310mA	26.05	25.02	23.45
418-EC6A26	EC6A26	B	36-72V	±15V	±250mA	26.05	25.02	23.45

EC6AW SERIES, 8W SINGLE AND DUAL OUTPUT

Features:
- Isolation Voltage: 1.5K VDC
- 4:1 Input Range
- Remote On/Off

For quantities greater than listed, call for quote.

MOUSER STOCK NO.	Cincon Part No.	Fig.	Input Voltage	Output Voltage	Output Current	Price Each 1	10	50
Single Output								
418-EC6AW-24S33	EC6AW-24S33	C	9-36V	3.3V	2000mA	30.33	28.27	27.31
418-EC6AW-24S05	EC6AW-24S05	C	9-36V	5V	1600mA	30.33	28.27	27.31
418-EC6AW-24S12	EC6AW-24S12	C	9-36V	12V	666mA	30.33	28.27	27.31
418-EC6AW-24S15	EC6AW-24S15	C	9-36V	15V	530mA	30.33	28.27	27.31
418-EC6AW-48S33	EC6AW-48S33	C	18-75V	3.3V	2000mA	30.33	28.27	27.31
418-EC6AW-48S05	EC6AW-48S05	C	18-75V	5V	1600mA	30.33	28.27	27.31
418-EC6AW-48S12	EC6AW-48S12	C	18-75V	12V	666mA	30.33	28.27	27.31
418-EC6AW-48S15	EC6AW-48S15	C	18-75V	15V	530mA	30.33	28.27	27.31
Dual Output								
418-EC6AW-24D05	EC6AW-24D05	C	9-36V	±5V	±800mA	32.47	30.27	29.23
418-EC6AW-24D12	EC6AW-24D12	C	9-36V	±12V	±333mA	32.47	30.27	29.23
418-EC6AW-24D15	EC6AW-24D15	C	9-36V	±15V	±265mA	32.47	30.27	29.23
418-EC6AW-48D05	EC6AW-48D05	C	18-75V	±5V	±800mA	32.47	30.27	29.23
418-EC6AW-48D12	EC6AW-48D12	C	18-75V	±12V	±333mA	32.47	30.27	29.23
418-EC6AW-48D15	EC6AW-48D15	C	18-75V	±15V	±265mA	32.47	30.27	29.23

EC7A SERIES, 10W SINGLE OUTPUT

Features:
- Isolated Voltage: 1.5kVDC
- 24-Pin DIP Shielded Metal Case
- Efficiency to 89%
- No Tantalum Capacitor Inside
- Surface Mount package available
- 2:1 Input Range

NEW PRODUCT

c UL us E176177

For quantities greater than listed, call for quote.

MOUSER STOCK NO.	Cincon Part No.	Fig.	Input Voltage	Output Voltage	Output Current	Price Each 1	10	50
Single Output								
418-EC7A-24S25	EC7A-24S25	D	18-36V	2.5V	3000mA	38.83	37.15	34.61
418-EC7A-24S33	EC7A-24S33	D	18-36V	3.3V	3000mA	38.83	37.15	34.61
418-EC7A-24S05	EC7A-24S05	D	18-36V	5V	2000mA	38.83	37.15	34.61
418-EC7A-24S12	EC7A-24S12	D	18-36V	12V	835mA	38.83	37.15	34.61
418-EC7A-48S25	EC7A-48S25	D	36-75V	2.5V	3000mA	38.83	37.15	34.61
418-EC7A-48S33	EC7A-48S33	D	36-75V	3.3V	3000mA	38.83	37.15	34.61
418-EC7A-48S05	EC7A-48S05	D	36-75V	5V	2000mA	38.83	37.15	34.61
418-EC7A-48S12	EC7A-48S12	D	36-75V	12V	835mA	38.83	37.15	34.61
Dual Output								
418-EC7A-12D12	EC7A-12D12	D	9-18V	±12VDC	±416mA	43.29	42.03	40.60
418-EC7A-24D12	EC7A-24D12	D	18-36V	±12VDC	±416mA	43.29	42.03	40.60
418-EC7A-48D12	EC7A-48D12	D	35-75V	±12VDC	±416mA	43.29	42.03	40.60

© Copyright 2013 Mouser Electronics



EC4BU SERIES, 10W SINGLE AND DUAL OUTPUT

Features:
- Isolated Voltage: 1500VDC
- Efficiency to 87%
- 2:1 Input Range

For quantities greater than listed, call for quote.

MOUSER STOCK NO.	Cincon Part No.	Fig.	Input Voltage	Output Voltage	Output Current	Price Each 1	10	50
Single Output								
418-EC4BU-05S05	EC4BU-05S05	E	4.7-9VDC	5VDC	2000mA	35.19	34.15	33.13
418-EC4BU-05S12	EC4BU-05S12	E	4.7-9VDC	12VDC	833mA	35.19	34.15	33.13
418-EC4BU-12S05	EC4BU-12S05	E	9-18VDC	5VDC	2000mA	35.19	34.15	33.13
418-EC4BU-12S12	EC4BU-12S12	E	9-18VDC	12VDC	833mA	35.19	34.15	33.13
418-EC4BU-24S05	EC4BU-24S05	E	18-36VDC	5VDC	2000mA	35.19	34.15	33.13
418-EC4BU-24S12	EC4BU-24S12	E	18-36VDC	12VDC	833mA	35.19	34.15	33.13
418-EC4BU-48S05	EC4BU-48S05	E	36-75VDC	5VDC	2000mA	35.19	34.15	33.13
418-EC4BU-48S12	EC4BU-48S12	E	36-75VDC	12VDC	833mA	35.19	34.15	33.13
Dual Output								
418-EC4BU-12D05	EC4BU-12D05	E	9-18VDC	±5VDC	±1000mA	41.10	39.89	38.69
418-EC4BU-12D12	EC4BU-12D12	E	9-18VDC	±12VDC	±416mA	41.10	39.89	38.69
418-EC4BU-12D15	EC4BU-12D15	E	9-18VDC	±15VDC	±333mA	41.10	39.89	38.69

EC4BW SERIES, 10W SINGLE AND DUAL OUTPUT

Features:
- Isolated Voltage: 500VDC
- Efficiency to 82%
- 4:1 Input Range
- Meets EN55022 Class A Conducted
- Pi Input Filter

For quantities greater than listed, call for quote.

MOUSER STOCK NO.	Cincon Part No.	Fig.	Input Voltage	Output Voltage	Output Current	Price Each 1	10	50
Single Output								
418-EC4BW07	EC4BW07	F	9-36V	3.3V	2000mA	39.65	38.00	35.52
418-EC4BW01	EC4BW01	F	9-36V	5V	2000mA	39.65	38.00	35.52
418-EC4BW02	EC4BW02	F	9-36V	12V	830mA	39.65	38.00	35.52
418-EC4BW17	EC4BW17	F	18-72V	3.3V	2000mA	39.65	38.00	35.52
418-EC4BW11	EC4BW11	F	18-72V	5V	2000mA	39.65	38.00	35.52
418-EC4BW12	EC4BW12	F	18-72V	12V	830mA	39.65	38.00	35.52
Dual Output								
418-EC4BW06	EC4BW06	F	9-36V	±5V	±1000mA	45.45	43.63	40.91
418-EC4BW04	EC4BW04	F	9-36V	±12V	±415mA	45.45	43.63	40.91
418-EC4BW16	EC4BW16	F	18-72V	±5V	±1000mA	45.45	43.63	40.91
418-EC4BW14	EC4BW14	F	18-72V	±12V	±415mA	45.45	43.63	40.91

EC3BB SERIES, 7.5W SINGLE AND DUAL OUTPUT

Features:
- Isolated Voltage: 1.5kV
- Remote ON/OFF Option
- Efficiency to 82%
- Meets EN55022 Class B, Conducted
- Pi Input Filter
- 2:1 Input Range

For quantities greater than listed, call for quote.

MOUSER STOCK NO.	Cincon Part No.	Fig.	Input Voltage	Output Voltage	Output Current	Price Each 1	10	50
Single Output								
418-EC3BB07	EC3BB07	G	9-18V	3.3V	1500mA	29.69	28.50	26.73
418-EC3BB01	EC3BB01	G	9-18V	5V	1500mA	29.69	28.50	26.73
418-EC3BB02	EC3BB02	G	9-18V	12V	625mA	29.69	28.50	26.73
418-EC3BB03	EC3BB03	G	9-18V	15V	500mA	29.69	28.50	26.73
418-EC3BB17	EC3BB17	G	18-36V	3.3V	1500mA	29.69	28.50	26.73
418-EC3BB11	EC3BB11	G	18-36V	5V	1500mA	29.69	28.50	26.73
418-EC3BB12	EC3BB12	G	18-36V	12V	625mA	29.69	28.50	26.73
418-EC3BB13	EC3BB13	G	18-36V	15V	500mA	29.69	28.50	26.73
418-EC3BB27	EC3BB27	G	36-72V	3.3V	1500mA	29.69	28.50	26.73
418-EC3BB21	EC3BB21	G	36-72V	5V	1500mA	29.69	28.50	26.73
418-EC3BB22	EC3BB22	G	36-72V	12V	625mA	29.69	28.50	26.73
418-EC3BB23	EC3BB23	G	36-72V	15V	500mA	29.69	28.50	26.73
Dual Output								
418-EC3BB06	EC3BB06	G	9-18V	±5V	±750mA	29.46	28.55	27.62
418-EC3BB04	EC3BB04	G	9-18V	±12V	±310mA	29.46	28.55	27.62
418-EC3BB05	EC3BB05	G	9-18V	±15V	±250mA	29.46	28.55	27.62
418-EC3BB16	EC3BB16	G	18-36V	±5V	±750mA	29.46	28.55	27.62
418-EC3BB14	EC3BB14	G	18-36V	±12V	±310mA	29.46	28.55	27.62
418-EC3BB15	EC3BB15	G	18-36V	±15V	±250mA	29.46	28.55	27.62
418-EC3BB26	EC3BB26	G	36-72V	±5V	±750mA	29.46	28.55	27.62
418-EC3BB24	EC3BB24	G	36-72V	±12V	±310mA	29.46	28.55	27.62
418-EC3BB25	EC3BB25	G	36-72V	±15V	±250mA	29.46	28.55	27.62

© Copyright 2013 Mouser Electronics

CINCON DC-DC Converters

RoHS Compliant **This product is RoHS compliant.**

EC1SC SERIES, 20W SINGLE AND DUAL OUTPUT

- Isolated Voltage: 1.5kVDC
- Efficiency to 84%
- 4:1 Input Range
- Pi Input Filter
- Meets EN55022 Class A Conducted

E176177

For quantities greater than listed, call for quote.

MOUSER STOCK NO.	Cincon Part No.	Fig.	Input Voltage	Output Voltage	Output Current	Price Each 1	10	50
Single Output								
418-EC1SC07	EC1SC07	A	9-36V	3.3V	4A	42.83	41.68	40.52
418-EC1SC01	EC1SC01	A	9-36V	5V	4A	42.83	41.68	40.52
418-EC1SC02	EC1SC02	A	9-36V	12V	1.67A	42.83	41.68	40.52
418-EC1SC11	EC1SC11	A	18-72V	5V	4A	42.83	41.68	40.52
418-EC1SC12	EC1SC12	A	18-72V	12V	1.67A	42.83	41.68	40.52
Dual Output								
418-EC1SC06	EC1SC06	A	9-36V	±5V	±2A	47.74	46.46	45.16
418-EC1SC04	EC1SC04	A	9-36V	±12V	±.83A	47.74	46.46	45.16
418-EC1SC16	EC1SC16	A	18-72V	±5V	±2A	47.74	46.46	45.16
418-EC1SC14	EC1SC14	A	18-72V	±12V	±.83A	47.74	46.46	45.16

EC5BE SERIES, 15W SINGLE AND DUAL OUTPUT

- Isolated Voltage: 500VDC
- Efficiency to 82%
- 2:1 Input Range
- Meets EN55022 Class A, Conducted
- Pi Input Filter

E176177

For quantities greater than listed, call for quote.

MOUSER STOCK NO.	Cincon Part No.	Fig.	Input Voltage	Output Voltage	Output Current	Price Each 1	10	50
Single Output								
418-EC5BE07	EC5BE07	B	9-18V	3.3V	3A	36.75	35.29	33.08
418-EC5BE01	EC5BE01	B	9-18V	5V	3A	36.75	35.29	33.08
418-EC5BE02	EC5BE02	B	9-18V	12V	1.25A	36.75	35.29	33.08
418-EC5BE17	EC5BE17	B	18-36V	3.3V	3A	36.75	35.29	33.08
418-EC5BE11	EC5BE11	B	18-36V	5V	3A	36.75	35.29	33.08
418-EC5BE12	EC5BE12	B	18-36V	12V	1.25A	36.75	35.29	33.08
418-EC5BE27	EC5BE27	B	36-72V	3.3V	3A	36.75	35.29	33.08
418-EC5BE21	EC5BE21	B	36-72V	5V	3A	36.75	35.29	33.08
418-EC5BE22	EC5BE22	B	36-72V	12V	1.25A	36.75	35.29	33.08
Dual Output								
418-EC5BE06	EC5BE06	B	9-18V	±5V	±1.5A	40.48	38.85	36.42
418-EC5BE04	EC5BE04	B	9-18V	±12V	±.625A	40.48	38.85	36.42
418-EC5BE16	EC5BE16	B	18-36V	±5V	±1.5A	40.48	38.85	36.42
418-EC5BE14	EC5BE14	B	18-36V	±12V	±.625A	40.48	38.85	36.42
418-EC5BE26	EC5BE26	B	36-72V	±5V	±1.5A	40.48	38.85	36.42
418-EC5BE24	EC5BE24	B	36-72V	±12V	±.625A	40.48	38.85	36.42

EC5BU SERIES, 15W SINGLE AND DUAL OUTPUT

- Isolated Voltage: 1500VDC
- Efficiency to 90%
- 2:1 Input Range
- Conductive EMI Meets EN5502 Class A

For quantities greater than listed, call for quote.

MOUSER STOCK NO.	Cincon Part No.	Fig.	Input Voltage	Output Voltage	Output Current	Price Each 1	10	50
Single Output								
418-EC5BU-12S33	EC5BU-12S33	B	9-18VDC	3.3V	4000mA	39.92	38.76	37.58
418-EC5BU-12S05	EC5BU-12S05	B	9-18VDC	5V	3000mA	39.92	38.76	37.58
418-EC5BU-12S12	EC5BU-12S12	B	9-18VDC	12V	1250mA	39.92	38.76	37.58
418-EC5BU-12S15	EC5BU-12S15	B	9-18VDC	15V	1000mA	39.92	38.76	37.58
418-EC5BU-24S33	EC5BU-24S33	B	18-36VDC	3.3V	4000mA	39.92	38.76	37.58
418-EC5BU-24S05	EC5BU-24S05	B	18-36VDC	5V	3000mA	39.92	38.76	37.58
418-EC5BU-24S12	EC5BU-24S12	B	18-36VDC	12V	1250mA	39.92	38.76	37.58
418-EC5BU-24S15	EC5BU-24S15	B	18-36VDC	15V	1000mA	39.92	38.76	37.58
418-EC5BU-48S05	EC5BU-48S05	B	36-75VDC	5V	3000mA	39.92	38.76	37.58
Dual Output								
418-EC5BU-12D12	EC5BU-12D12	B	9-18VDC	±12V	±625mA	43.86	42.58	41.29
418-EC5BU-24D12	EC5BU-24D12	B	18-36VDC	±12V	±625mA	43.86	42.58	41.29

EC5BW SERIES, 15W ISOLATED SINGLE AND DUAL OUTPUT

- Efficiency to 88%
- 4:1 Input Range
- 2"x1" six sided shield metal case

For quantities greater than listed, call for quote.

MOUSER STOCK NO.	Cincon Part No.	Fig.	Input Voltage	Output Voltage	Output Current	Price Each 1	10	50
Single Output								
418-EC5BW-24S33	EC5BW-24S33	B	9-36VDC	3.3V	4000mA	43.75	42.48	41.20
418-EC5BW-48S33	EC5BW-48S33	B	18-75VDC	3.3V	4000mA	43.75	42.48	41.20
418-EC5BW-48S05	EC5BW-48S05	B	18-75VDC	5V	3000mA	38.26	36.24	34.05
418-EC5BW-48S12	EC5BW-48S12	B	18-75VDC	12V	1250mA	38.26	36.24	34.05
418-EC5BW-48S15	EC5BW-48S15	B	18-75VDC	15V	1000mA	38.26	36.24	34.05
Dual Output								
418-EC5BW-24D12	EC5BW-24D12	B	9-36VDC	±12	±625mA	46.36	45.00	43.65
418-EC5BW-24D15	EC5BW-24D15	B	18-75VDC	±15	±500mA	46.36	45.00	43.65
418-EC5BW-48D05	EC5BW-48D05	B	18-75VDC	±5V	1500mA	46.36	45.00	43.65
418-EC5BW-48D12	EC5BW-48D12	B	18-75VDC	±12	625mA	46.36	45.00	43.65
418-EC5BW-48D15	EC5BW-48D15	B	18-75VDC	±15	±500mA	46.36	45.00	43.65

EC6C SERIES, 25-30W SINGLE AND DUAL OUTPUT

- Isolated Voltage: 500VDC
- Efficiency to 85%
- 2:1 Input Range
- Pi Input Filter
- Six Sided Shield

E176177

For quantities greater than listed, call for quote.

MOUSER STOCK NO.	Cincon Part No.	Fig.	Input Voltage	Output Voltage	Output Current	Price Each 1	10	50
Single Output								
418-EC6C09	EC6C09	A	9-18V	3.3V	5A	43.26	42.68	41.87
418-EC6C01	EC6C01	A	9-18V	5V	5A	43.26	42.68	41.87
418-EC6C02	EC6C02	A	9-18V	12V	2.5A	43.26	42.68	41.87
418-EC6C11	EC6C11	A	18-36V	5V	5A	43.26	42.68	41.87
418-EC6C12	EC6C12	A	18-36V	12V	2.5A	43.26	42.68	41.87
418-EC6C21	EC6C21	A	36-72V	5V	5A	43.26	42.68	41.87
418-EC6C22	EC6C22	A	36-72V	12V	2.5A	43.26	42.68	41.87
Dual Output								
418-EC6C04	EC6C04	A	9-18V	±5V	±2.5A	48.83	48.18	47.26
418-EC6C05	EC6C05	A	9-18V	±12V	±1.25A	48.83	48.18	47.26
418-EC6C14	EC6C14	A	18-36V	±5V	±2.5A	48.83	48.18	47.26
418-EC6C15	EC6C15	A	18-36V	±12V	±1.25A	48.83	48.18	47.26
418-EC6C25	EC6C25	A	36-72V	±12V	±1.25A	48.83	48.18	47.26

© Copyright 2013 Mouser Electronics

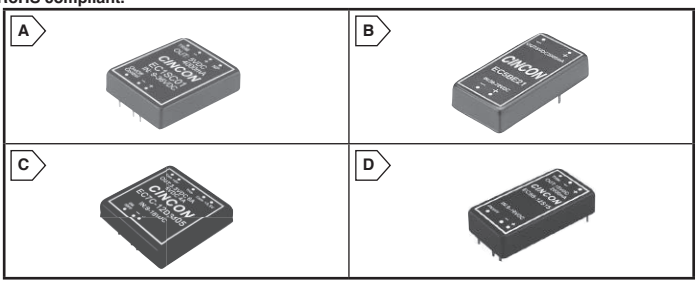

EC7B SERIES, 20W SINGLE OUTPUT

- Isolated Voltage: 1.5k VDC
- Efficiency to 90%
- Fixed Switching Frequency
- Pi input Filter
- 2:1 Input Range

For quantities greater than listed, call for quote.

MOUSER STOCK NO.	Cincon Part No.	Fig.	Input Voltage	Output Voltage	Output Current	Price Each 1	10	50
418-EC7B-24S18	EC7B-24S18	B	18-36V	1.8V	6A	43.04	42.46	41.31
418-EC7B-24S25	EC7B-24S25	B	18-36V	2.5V	6A	43.04	42.46	41.31
418-EC7B-24S33	EC7B-24S33	B	18-36V	3.3V	5A	43.04	42.46	41.31
418-EC7B-24S05	EC7B-24S05	B	18-36V	5V	4A	43.04	42.46	41.31
418-EC7B-24S12	EC7B-24S12	B	18-36V	12V	1.67A	43.04	42.46	41.31
418-EC7B-24S15	EC7B-24S15	B	18-36V	15V	1.33A	43.04	42.46	41.31
418-EC7B-48S18	EC7B-48S18	B	36-75V	1.8V	6A	43.04	42.46	41.31
418-EC7B-48S25	EC7B-48S25	B	36-75V	2.5V	6A	43.04	42.46	41.31
418-EC7B-48S33	EC7B-48S33	B	36-75V	3.3V	5A	43.04	42.46	41.31
418-EC7B-48S05	EC7B-48S05	B	36-75V	5V	4A	43.04	42.46	41.31
418-EC7B-48S12	EC7B-48S12	B	36-75V	12V	1.67A	43.04	42.46	41.31
418-EC7B-48S15	EC7B-48S15	B	36-75V	15V	1.33A	43.04	42.46	41.31

EC7BW SERIES, 20W SINGLE OUTPUT

- 1500VDC isolation
- 4:1 wide input range

For quantities greater than listed, call for quote.

MOUSER STOCK NO.	Cincon Part No.	Fig.	Input Voltage	Output Voltage	Output Current	Price Each 1	10	50
418-EC7BW-24S33	EC7BW-24S33	B	9-36V	3.3V	5.5A	54.61	52.13	49.65
418-EC7BW-24S05	EC7BW-24S05	B	9-36V	5V	4.0A	54.61	52.13	49.65
418-EC7BW-24S12	EC7BW-24S12	B	9-36V	12V	1.67A	54.61	52.13	49.65
418-EC7BW-24S15	EC7BW-24S15	B	9-36V	15V	1.33A	54.61	52.13	49.65
418-EC7BW-48S33	EC7BW-48S33	B	18-75V	3.3V	5.5A	54.61	52.13	49.65
418-EC7BW-48S05	EC7BW-48S05	B	18-75V	5V	4.0A	54.61	52.13	49.65
418-EC7BW-48S12	EC7BW-48S12	B	18-75V	12V	1.67A	54.61	52.13	49.65
418-EC7BW-48S15	EC7BW-48S15	B	18-75V	15V	1.33A	54.61	52.13	49.65

EC7C SERIES, 40W SINGLE OUTPUT

- Isolated Voltage: 1.5kVDC
- Efficiency up to 92%
- Fixed 350KHz Switching Frequency
- 2:1 Input Range
- Six-Sided Metal Case
- Industry Standard Pin-Out
- 2"x2" Size

E176177

For quantities greater than listed, call for quote.

MOUSER STOCK NO.	Cincon Part No.	Fig.	Input Voltage	Output Voltage	Output Current	Price Each 1	10	50
418-EC7C-24S33	EC7C-24S33	C	18-36V	3.3V	8A	73.23	69.90	66.58
418-EC7C-24S05	EC7C-24S05	C	18-36V	5V	8A	73.23	69.90	66.58
418-EC7C-24S12	EC7C-24S12	C	18-36V	12V	3.33A	73.23	69.90	66.58
418-EC7C-24S15	EC7C-24S15	C	18-36V	15V	2.67A	73.23	69.90	66.58
418-EC7C-48S33	EC7C-48S33	C	36-75V	3.3V	8A	73.23	69.90	66.58
418-EC7C-48S05	EC7C-48S05	C	36-75V	5V	8A	73.23	69.90	66.58
418-EC7C-48S12	EC7C-48S12	C	36-75V	12V	3.33A	73.23	69.90	66.58
418-EC7C-48S15	EC7C-48S15	C	36-75V	15V	2.67A	73.23	69.90	66.58

EC9B SERIES, 30W SINGLE & DUAL OUTPUT

- Isolated Voltage: 1500VDC
- Efficiency to 92%
- 2:1 Input Range

For quantities greater than listed, call for quote.

MOUSER STOCK NO.	Cincon Part No.	Fig.	Input Voltage	Output Voltage	Output Current	Price Each 1	10	50
Single Output								
418-EC9B-12S05	EC9B-12S05	D	9-18VDC	5V	6000mA	51.86	50.34	48.82
418-EC9B-12S12	EC9B-12S12	D	9-18VDC	12V	2500mA	51.86	50.34	48.82
418-EC9B-24S33	EC9B-24S33	D	18-36VDC	3.3V	7500mA	51.86	50.34	48.82
418-EC9B-24S05	EC9B-24S05	D	18-36VDC	5V	6000mA	51.86	50.34	48.82
418-EC9B-24S12	EC9B-24S12	D	18-36VDC	12V	2500mA	51.86	50.34	48.82
418-EC9B-24S15	EC9B-24S15	D	18-36VDC	15V	2000mA	51.86	50.34	48.82
418-EC9B-48S05	EC9B-48S05	D	36-75VDC	5V	6000mA	51.86	50.34	48.82
418-EC9B-48S12	EC9B-48S12	D	36-75VDC	12V	2500mA	51.86	50.34	48.82
418-EC9B-48S15	EC9B-48S15	D	36-75VDC	15V	2000mA	51.86	50.34	48.82
Dual Output								
418-EC9B-24D12	EC9B-24D12	D	18-36VDC	±12V	±1250mA	55.69	54.07	52.44
418-EC9B-24D15	EC9B-24D15	D	18-36VDC	±15V	±1000mA	55.69	54.07	52.44
418-EC9B-48D12	EC9B-48D12	D	36-75VDC	±12V	±1250mA	55.69	54.07	52.44
418-EC9B-48D15	EC9B-48D15	D	36-75VDC	±15V	±1000mA	55.69	54.07	52.44

EC9BW SERIES , 30W ISOLATED SINGLE OUTPUT

- Efficiency to 91%
- 1"x2" Six-Sided Shield Metal Case
- 4:1 Input Range
- Regulated Outputs
- Input under-voltage Protection
- Over Current Protection
- Without Tantalum Capacitors inside
- Fixed Switching Frequency

For quantities greater than listed, call for quote.

MOUSER STOCK NO.	Cincon Part No.	Fig.	Input Voltage	Output Voltage	Output Current	Price Each 1	10	50
418-EC9BW-24S33	EC9BW-24S33	D	9-36VDC	3.3VDC	7500mA	46.74	45.57	44.41
418-EC9BW-24S05	EC9BW-24S05	D	9-36VDC	5VDC	6000mA	46.74	45.57	44.41
418-EC9BW-24S12	EC9BW-24S12	D	9-36VDC	12VDC	2500mA	46.74	45.57	44.41
418-EC9BW-24S15	EC9BW-24S15	D	9-36VDC	15VDC	2000mA	46.74	45.57	44.41
418-EC9BW-24D12	EC9BW-24D12	D	9-36VDC	±12VDC	±1250mA	50.05	48.80	47.55
418-EC9BW-24D15	EC9BW-24D15	D	9-36VDC	±15VDC	±1000mA	50.05	48.80	47.55
418-EC9BW-48S33	EC9BW-48S33	D	18-75VDC	3.3VDC	7500mA	46.74	45.57	44.41
418-EC9BW-48S05	EC9BW-48S05	D	18-75VDC	5VDC	6000mA	46.74	45.57	44.41
418-EC9BW-48S12	EC9BW-48S12	D	18-75VDC	12VDC	2500mA	46.74	45.57	44.41
418-EC9BW-48S15	EC9BW-48S15	D	18-75VDC	15VDC	2000mA	46.74	45.57	44.41
418-EC9BW-48D12	EC9BW-48D12	D	18-75VDC	±12VDC	±1250mA	50.05	48.80	47.55
418-EC9BW-48D15	EC9BW-48D15	D	18-75VDC	±15VDC	±1000mA	50.05	48.80	47.55

© Copyright 2013 Mouser Electronics

CINCON DC-DC Converters

RoHS Compliant This product is RoHS compliant.

CHB50 SERIES, 25-50W SINGLE OUTPUT

Features:
• Efficiency to 89% • 300KHz Switching Frequency • 2:1 Input Range

E176177

For quantities greater than listed, call for quote.

MOUSER STOCK NO.	Cincon Part No.	Input Voltage	Output Voltage	Output Current	Price Each 1	Price Each 10
418-CHB50-12S33	CHB50-12S33	9-18V	3.3V	10A	77.82	74.71
418-CHB50-12S05	CHB50-12S05	9-18V	5V	10A	77.82	74.71
418-CHB50-12S12	CHB50-12S12	9-18V	12V	4.16A	77.82	74.71
418-CHB50-12S15	CHB50-12S15	9-18V	15V	3.33A	77.82	74.71
418-CHB50-12S24	CHB50-12S24	9-18V	24V	2.08A	77.82	74.71
418-CHB50-24S25	CHB50-24S25	18-36V	2.5V	10A	77.82	74.71
418-CHB50-24S33	CHB50-24S33	18-36V	3.3V	10A	77.82	74.71
418-CHB50-24S05	CHB50-24S05	18-36V	5V	10A	77.82	74.71
418-CHB50-24S12	CHB50-24S12	18-36V	12V	4.16A	77.82	74.71
418-CHB50-24S15	CHB50-24S15	18-36V	15V	3.33A	77.82	74.71
418-CHB50-24S24	CHB50-24S24	18-36V	24V	2.08A	77.82	74.71
418-CHB50-48S25	CHB50-48S25	36-75V	2.5V	10A	77.82	74.71
418-CHB50-48S05	CHB50-48S05	36-75V	5V	10A	77.82	74.71
418-CHB50-48S12	CHB50-48S12	36-75V	12V	4.16A	77.82	74.71
418-CHB50-48S15	CHB50-48S15	36-75V	15V	3.33A	77.82	74.71
418-CHB50-48S24	CHB50-48S24	36-75V	24V	2.08A	77.82	74.71

CHB50W SERIES, 25-50W SINGLE OUTPUT

Features:
• Efficiency to 87% • 300KHz Switching Frequency • 4:1 Input Range

E176177

418-CHB50W-24S3V3	CHB50W-24S3V3	9-36V	3.3V	10A	89.77	86.18
418-CHB50W-24S05	CHB50W-24S05	9-36V	5V	10A	89.77	86.18
418-CHB50W-24S12	CHB50W-24S12	9-36V	12V	4.16A	89.77	86.18
418-CHB50W-24S15	CHB50W-24S15	9-36V	15V	3.33A	89.77	86.18
418-CHB50W-24S24	CHB50W-24S24	9-36V	24V	2.08A	89.77	86.18
418-CHB50W-48S05	CHB50W-48S05	18-75V	5V	10A	89.77	86.18
418-CHB50W-48S12	CHB50W-48S12	18-75V	12V	4.16A	89.77	86.18
418-CHB50W-48S15	CHB50W-48S15	18-75V	15V	3.33A	89.77	86.18
418-CHB50W-48S24	CHB50W-48S24	18-75V	24V	2.08A	89.77	86.18

CHB75 SERIES, 37.5-75W SINGLE OUTPUT

Features:
• Efficiency to 89% • 300KHz Switching Frequency • 2:1 Input Range

E176177

418-CHB75-12S25	CHB75-12S25	9-18V	2.5V	15A	89.72	86.14
418-CHB75-12S33	CHB75-12S33	9-18V	3.3V	15A	89.72	86.14
418-CHB75-12S05	CHB75-12S05	9-18V	5V	15A	89.72	86.14
418-CHB75-12S12	CHB75-12S12	9-18V	12V	6.25A	89.72	86.14
418-CHB75-12S15	CHB75-12S15	9-18V	15V	5A	89.72	86.14
418-CHB75-12S24	CHB75-12S24	9-18V	24V	3.13A	89.72	86.14
418-CHB75-24S33	CHB75-24S33	18-36V	3.3V	15A	89.72	86.14
418-CHB75-24S05	CHB75-24S05	18-36V	5V	15A	89.72	86.14
418-CHB75-24S12	CHB75-24S12	18-36V	12V	6.25A	89.72	86.14
418-CHB75-24S15	CHB75-24S15	18-36V	15V	5A	89.72	86.14
418-CHB75-24S24	CHB75-24S24	18-36V	24V	3.13A	89.72	86.14
418-CHB75-48S25	CHB75-48S25	36-75V	2.5V	15A	89.72	86.14
418-CHB75-48S33	CHB75-48S33	36-75V	3.3V	15A	89.72	86.14
418-CHB75-48S05	CHB75-48S05	36-75V	5V	15A	89.72	86.14
418-CHB75-48S12	CHB75-48S12	36-75V	12V	6.25A	89.72	86.14
418-CHB75-48S15	CHB75-48S15	36-75V	15V	5A	89.72	86.14
418-CHB75-48S24	CHB75-48S24	36-75V	24V	3.13A	89.72	86.14

CHB75W SERIES, 75W SINGLE OUTPUT

Features:
• Efficiency to 85% • 300KHz Switching Frequency • 4:1 Input Range

E176177

418-CHB75W-48S3V3	CHB75W-48S3V3	18-75V	3.3V	15A	105.53	101.31
418-CHB75W-48S05	CHB75W-48S05	18-75V	5V	15A	105.53	101.31
418-CHB75W-48S12	CHB75W-48S12	18-75V	12V	6.25A	105.53	101.31
418-CHB75W-48S15	CHB75W-48S15	18-75V	15V	5A	105.53	101.31

CHB100 SERIES, 50-100W SINGLE OUTPUT

Features:
• Efficiency to 89% • 500KHz Switching Frequency • 2:1 Input Range

E176177

418-CHB100-24S25	CHB100-24S25	18-36V	2.5V	20A	98.62	93.92
418-CHB100-24S33	CHB100-24S33	18-36V	3.3V	20A	98.62	93.92
418-CHB100-24S05	CHB100-24S05	18-36V	5V	20A	98.62	93.92
418-CHB100-24S12	CHB100-24S12	18-36V	12V	8.3A	98.62	93.92
418-CHB100-24S15	CHB100-24S15	18-36V	15V	6.7A	98.62	93.92
418-CHB100-24S24	CHB100-24S24	18-36V	24V	4.17A	98.62	93.92
418-CHB100-48S25	CHB100-48S25	36-75V	2.5V	20A	98.62	93.92
418-CHB100-48S33	CHB100-48S33	36-75V	3.3V	20A	98.62	93.92
418-CHB100-48S12	CHB100-48S12	36-75V	12V	8.3A	98.62	93.92
418-CHB100-48S15	CHB100-48S15	36-75V	15V	6.7A	98.62	93.92
418-CHB100-48S24	CHB100-48S24	36-75V	24V	4.17A	98.62	93.92

CHB150-110S SERIES, 150W ISOLATED OUTPUT

Features:
• Efficiency to 92.5% • 200KHz Switching Frequency • 3:1 Input Range
• Suited for Railway applications

NEW PRODUCT

E176177

418-CHB150-110S05	CHB150-110S05	66-160V	5V	30A	172.14	165.25
418-CHB150-110S12	CHB150-110S12	66-160V	12V	12.5A	172.14	165.25
418-CHB150-110S24	CHB150-110S24	66-160V	24V	6.5A	172.14	165.25

DIMENSIONS: in.





Common Features:
- Isolated Voltage: 1.5k VDC
- Regulated Outputs
- Positive Logic Remote ON/OFF
- Continuous Short Circuit Protection
- Five Sided Metal Case
- Industry Standard Half-Brick Package
- Pi Input Filter
- Thermal Sutdown

CHB100W SERIES, 66-100W SINGLE OUTPUT

NEW PRODUCT

Features:
• 4:1 wide input range

For quantities greater than listed, call for quote.

MOUSER STOCK NO.	Cincon Part No.	Input Voltage	Output Voltage	Output Current	Price Each 1	Price Each 10	Price Each 50
418-CHB100W-24S3V3	CHB100W-24S3V3	9-36V	3.3V	20A	130.51	124.57	118.64
418-CHB100W-24S05	CHB100W-24S05	9-36V	5.0V	20A	130.51	124.57	118.64
418-CHB100W-24S12	CHB100W-24S12	9-36V	12V	8.3A	130.51	124.57	118.64
418-CHB100W-24S15	CHB100W-24S15	9-36V	15V	6.7A	130.51	124.57	118.64
418-CHB100W-24S24	CHB100W-24S24	9-36V	24V	4.17A	130.51	124.57	118.64
418-CHB100W-48S3V3	CHB100W-48S3V3	18-75V	3.3V	20A	130.51	124.57	118.64
418-CHB100W-48S05	CHB100W-48S05	18-75V	5.0V	20A	130.51	124.57	118.64
418-CHB100W-48S12	CHB100W-48S12	18-75V	12V	8.3A	130.51	124.57	118.64
418-CHB100W-48S15	CHB100W-48S15	18-75V	15V	6.7A	130.51	124.57	118.64
418-CHB100W-48S24	CHB100W-48S24	18-75V	24V	4.17A	130.51	124.57	118.64

CHB150 & CHB200W SERIES, 99-200W SINGLE OUTPUT

NEW PRODUCT

For quantities greater than listed, call for quote.

2:1 Wide Input Range							
418-CHB150-48S12	CHB150-48S12	36-75V	12V	1.25A	122.87	117.95	110.57
418-CHB150-48S15	CHB150-48S15	36-75V	15V	10A	122.87	117.95	110.57
418-CHB150-48S24	CHB150-48S24	36-75V	24V	6.25A	122.87	117.95	110.57
4:1 Wide Input Range							
418-CHB150W-24S3V3	CHB150W-24S3V3	9-36V	3.3V	30A	170.83	163.07	155.30
418-CHB150W-24S05	CHB150W-24S05	9-36V	5.0V	30A	170.83	163.07	155.30
418-CHB150W-24S12	CHB150W-24S12	9-36V	12V	12.5A	170.83	163.07	155.30
418-CHB150W-24S15	CHB150W-24S15	9-36V	15V	10A	170.83	163.07	155.30
418-CHB150W-24S24	CHB150W-24S24	9-36V	24V	6.5A	170.83	163.07	155.30
418-CHB150W-48S3V3	CHB150W-48S3V3	18-75V	3.3V	30A	170.83	163.07	155.30
418-CHB150W-48S05	CHB150W-48S05	18-75V	5.0V	30A	170.83	163.07	155.30
418-CHB150W-48S12	CHB150W-48S12	18-75V	12V	12.5A	170.83	163.07	155.30
418-CHB150W-48S15	CHB150W-48S15	18-75V	15V	10A	170.83	163.07	155.30
418-CHB150W-48S24	CHB150W-48S24	18-75V	24V	6.5A	170.83	163.07	155.30
418-CHB200W-24S05	CHB200W-24S05	10-36V	5.0V	40A	210.19	204.06	197.05
418-CHB200W-24S12	CHB200W-24S12	10-36V	12V	16.7A	210.19	204.06	197.05
418-CHB200W-24S24	CHB200W-24S24	10-36V	24V	8.3A	210.19	204.06	197.05
418-CHB200W-24S48	CHB200W-24S48	10-36V	48V	4.2A	210.19	204.06	197.05
418-CHB200W-48S05	CHB200W-48S05	18-75V	5.0V	40A	210.19	204.06	197.05
418-CHB200W-48S12	CHB200W-48S12	18-75V	12V	16.7A	210.19	204.06	197.05
418-CHB200W-48S24	CHB200W-48S24	18-75V	24V	8.3A	210.19	204.06	197.05

CHB350 SERIES, 231-350W SINGLE OUTPUT

Features:
• 2:1 wide input range

For quantities greater than listed, call for quote.

418-CHB350-24S3V3	CHB350-24S3V3	18-36V	3.3V	70A	132.92	127.01	123.32
418-CHB350-24S05	CHB350-24S05	18-36V	5V	70A	132.92	127.01	123.32
418-CHB350-24S12	CHB350-24S12	18-36V	12V	29.2A	132.92	127.01	123.32
418-CHB350-24S24	CHB350-24S24	18-36V	24V	14.6A	116.47	111.29	108.05
418-CHB350-24S28	CHB350-24S28	18-36V	28V	12.5A	116.47	111.29	108.05
418-CHB350-48S3V3	CHB350-48S3V3	36-75V	3.3V	70A	132.92	127.01	123.32
418-CHB350-48S05	CHB350-48S05	36-75V	5V	70A	132.92	127.01	123.32
418-CHB350-48S12	CHB350-48S12	36-75V	12V	29.2A	132.92	127.01	123.32
418-CHB350-48S24	CHB350-48S24	36-75V	24V	14.6A	116.47	111.29	108.05
418-CHB350-48S28	CHB350-48S28	36-75V	28V	12.5A	116.47	111.29	108.05

CHE100W SERIES, 100W SINGLE OUTPUT

NEW PRODUCT

Features:
• 4:1 wide input range

For quantities greater than listed, call for quote.

MOUSER STOCK NO.	Cincon Part No.	Input Voltage	Output Voltage	Output Current	Price Each 1	Price Each 10	Price Each 50
418-CHE100W-24S05	CHE100W-24S05	9-36V	5V	20A	146.30	139.66	133.00
418-CHE100W-24S12	CHE100W-24S12	9-36V	12V	8.4A	146.30	139.66	133.00
418-CHE100W-24S15	CHE100W-24S15	9-36V	15V	6.7A	146.30	139.66	133.00
418-CHE100W-24S24	CHE100W-24S24	9-36V	24V	4.2A	146.30	139.66	133.00
418-CHE100W-24S48	CHE100W-24S48	9-36V	48V	2.1A	146.30	139.66	133.00
418-CHE100W-48S05	CHE100W-48S05	18-75V	5V	20A	146.30	139.66	133.00
418-CHE100W-48S12	CHE100W-48S12	18-75V	12V	8.4A	146.30	139.66	133.00
418-CHE100W-48S15	CHE100W-48S15	18-75V	15V	6.7A	146.30	139.66	133.00
418-CHE100W-48S24	CHE100W-48S24	18-75V	24V	4.2A	146.30	139.66	133.00
418-CHE100W-48S48	CHE100W-48S48	18-75V	48V	2.1A	146.30	139.66	133.00

© Copyright 2013 Mouser Electronics
© Copyright 2013 Mouser Electronics

EMERSON NETWORK POWER DC-DC Converters

EMERSON Network Power

RoHS Compliant This product is RoHS compliant.

ARTESYN TECHNOLOGIES — NON-ISOLATED POINT OF LOAD DC-DC CONVERTERS

Single Output DDR/QDR POLA Memory Bus Termination Module

The PTHxxxxxY series employs an actively switching synchronous rectifier output to provide state of the art stepdown switching conversion. The products are small in size and are an ideal choice where space, performance and high efficiency are desired.

- DDR & QDR Compatible

For quantities greater than listed, call for quote.

MOUSER STOCK NO.	Artesyn Part No.	Fig.	Input Voltage	Output Voltage	Output Current	Output Power	Dimensions: in. L	W	H	Price Each 1	10	25	50
826-PTH03030WAD	PTH03030WAD	A	2.95-3.65VDC	0.8-2.5V	30A	75W	1.370	0.620	0.354	46.23	43.66	41.10	38.52
826-PTH03030WAZ	PTH03030WAZ	A	2.95-3.65VDC	0.8-2.5V	30A	75W	1.370	0.620	0.354	46.23	43.66	41.10	38.52
826-PTH03050WAD	PTH03050WAD	A	2.95-3.65VDC	0.8-2.5V	6A	15W	1.370	0.620	0.354	14.17	13.38	12.59	11.80
826-PTH03050WAZ	PTH03050WAZ	A	2.95-3.65VDC	0.8-2.5V	6A	15W	1.370	0.620	0.354	14.17	13.38	12.59	11.80
826-PTH03060WAD	PTH03060WAD	A	2.95-3.65VDC	0.8-2.5V	10A	25W	1.370	0.620	0.354	20.11	18.99	17.87	16.77
826-PTH03060WAZ	PTH03060WAZ	A	2.95-3.65VDC	0.8-2.5V	10A	25W	1.370	0.620	0.354	20.11	18.99	17.87	16.77
826-PTH05010WAD	PTH05010WAD	A	4.5-5.5VDC	0.8-3.6VDC	15A	54W	1.370	0.620	0.354	23.80	22.47	21.15	19.84
826-PTH05020WAD	PTH05020WAD	A	4.5-5.5VDC	0.8-3.6VDC	15A	54W	1.370	0.620	0.354	34.50	32.57	30.67	28.74
826-PTH05020WAZ	PTH05020WAZ	A	4.5-5.5VDC	0.8-3.6VDC	22A	79W	1.370	0.620	0.354	32.86	31.03	29.21	27.38
826-PTH05030WAD	PTH05030WAD	A	4.5-5.5VDC	0.8-3.6VDC	30A	108W	1.370	0.620	0.354	46.23	43.66	41.10	38.52
826-PTH05030WAZ	PTH05030WAZ	A	4.5-5.5VDC	0.8-3.6VDC	30A	108W	1.370	0.620	0.354	46.23	43.66	41.10	38.52
826-PTH05050WAZ	PTH05050WAZ	B	4.5-5.5VDC	0.8-3.6VDC	6A	22W	1.370	0.620	0.354	13.50	12.75	12.01	11.26
826-PTH05060WAD	PTH05060WAD	B	4.5-5.5VDC	0.8-3.6VDC	10A	36W	1.370	0.620	0.354	20.11	18.99	17.87	16.77
826-PTH05060WAZ	PTH05060WAZ	B	4.5-5.5VDC	0.8-3.6VDC	10A	36W	1.370	0.620	0.354	19.16	18.10	17.03	15.98
826-PTH12010WAD	PTH12010WAD	B	10.8-13.2VDC	0.8-2.5VDC	12A	66W	1.370	0.620	0.354	23.80	22.47	21.15	19.84
826-PTH12020WAD	PTH12020WAD	B	10.8-13.2VDC	1.2-5.5VDC	18A	99W	1.370	0.620	0.354	34.50	32.57	30.67	28.74
826-PTH12050WAD	PTH12050WAD	B	10.8-13.2VDC	1.2-5.5VDC	6A	33W	1.370	0.620	0.354	13.50	12.75	12.01	11.26
826-PTH12050YAD	PTH12050YAD	B	10.8-13.2VDC	0.55V-1.8V	±6A	10.8W	0.87	0.50	0.34	15.00	13.73	12.53	11.32
826-PTH12060WAD	PTH12060WAD	C	2.95-3.65VDC	0.8-2.5V	10A	18W	1.370	0.620	0.354	20.11	18.99	17.87	16.77
826-PTH12060WAZ	PTH12060WAZ	C	2.95-3.65VDC	0.8-2.5V	10A	55W	1.370	0.620	0.354	20.11	18.99	17.87	16.77

POLA Non-Isolated DC-DC Converters PTV Series (20-88W)

Artesyn's POLA converters are pin-for-pin compatible with those produced by other members of the Point-of-Load Alliance. The PTV Series is a single output DC-DC converter with Auto-Track feature and a wide output voltage range.

For quantities greater than listed, call for quote.

MOUSER STOCK NO.	Artesyn Part No.	Fig.	Input Voltage	Output Voltage	Output Current	Output Power	Dimensions: in. L	W	H	Price Each 1	10	25	50
826-PTV03020WAD	PTV03020WAD	D	2.95-3.6VDC	0.8-2.5V	18A	45W	1.75	0.37	0.50	25.92	23.80	21.88	19.96
826-PTV05010WAD	PTV05010WAD	E	4.5-5.5VDC	0.8-3.6V	8A	28.8W	0.90	0.33	0.40	15.00	13.73	12.53	11.32
826-PTV05020WAD	PTV05020WAD	D	4.5-5.5VDC	0.8-3.6V	18A	64.8W	1.75	0.37	0.50	25.92	23.80	21.88	19.96
826-PTV12010LAD	PTV12010LAD	E	10.8-13.2VDC	0.8-1.8V	8A	15W	0.90	0.33	0.40	15.74	14.40	13.14	11.88
826-PTV12010WAD	PTV12010WAD	E	10.8-13.2VDC	1.2-5.5V	8A	44W	0.90	0.33	0.40	15.00	13.73	12.53	11.32
826-PTV12020LAD	PTV12020LAD	D	10.8-13.2VDC	0.8-1.8V	16A	28.8W	1.75	0.37	0.50	25.92	23.80	21.88	19.96
826-PTV12020WAD	PTV12020WAD	D	10.8-13.2VDC	1.2-5.5V	16A	88W	1.75	0.37	0.50	26.82	24.55	22.41	20.24

ARTESYN TECHNOLOGIES — ISOLATED DC-DC CONVERTERS

- Remote on/off (negative)
- Through hole

For quantities greater than listed, call for quote.

MOUSER STOCK NO.	Artesyn Part No.	Fig.	Input Voltage	Output Voltage	Output Current	Output Power	Dimensions: in. L	W	H	Price Each 1	10	25	50
BXA10 Series Single Output • 4:1 Input Range • Over voltage and short circuit protection													
826-BXA10-48S05J	BXA10-48S05J	F	18-75VDC	5V	2A	8-10W	2.00	1.00	0.395	76.00	69.54	63.46	57.37
CXA10 Series Single/Dual Output • 4:1 Input Range • Over voltage and short circuit protection													
826-CXA10-48D12J	CXA10-48D12J	G	18-75VDC	±12V	0.41A	10W	2.00	1.00	0.536	45.20	41.84	41.52	41.18
826-CXA10-48S12J	CXA10-48S12J	G	18-75VDC	12V	0.83A	10W	2.00	1.00	0.536	42.69	41.31	37.69	33.96
826-CXA10-48S3V3J	CXA10-48S3V3J	G	18-75VDC	3.3V	2.4A	10W	2.00	1.00	0.536	44.82	43.37	39.56	35.65
ALD Series Sixteenth-Brick • UVLO, OVP, OCP, OTP													
826-ALD03B48N-L	ALD03B48N-L	H	36-75VDC	12.0V	2.75A	33W	1.30	0.90	0.35	40.94	38.20	37.32	35.05
826-ALD07A48N-L	ALD07A48N-L	H	36-75VDC	5.0V	7.00A	35W	1.30	0.90	0.35	40.94	38.20	37.32	35.05
826-ALD10F48N-L	ALD10F48N-L	H	36-75VDC	3.3V	10.0A	33W	1.30	0.90	0.35	42.98	40.10	39.18	36.80
826-ALD11G48N-L	ALD11G48N-L	H	36-75VDC	2.5V	11.0A	27.5W	1.30	0.90	0.35	43.88	40.10	38.46	36.80
826-ALD13Y48N-L	ALD13Y48N-L	H	36-75VDC	1.8V	13.0A	23.4W	1.30	0.90	0.35	43.88	40.10	38.46	36.80
826-ALD15K48N-L	ALD15K48N-L	H	36-75VDC	1.2V	15.0A	18W	1.30	0.90	0.35	43.88	40.10	38.46	36.80
LES Series Eighth-Brick • OVP, OCP, OTP													
826-LES50A48-1V2REJ	LES50A48-1V2REJ	I	36-75VDC	1.2V	50A	60W	2.30	0.90	0.34	88.78	85.17	82.42	79.68
826-LES50A48-1V2REJ	LES50A48-1V2REJ	I	36-75VDC	1.2V	50A	60W	2.30	0.90	0.37	88.78	85.17	82.42	79.68
826-LES40A48-2V5REJ	LES40A48-2V5REJ	I	36-75VDC	2.5V	40A	100W	2.30	0.90	0.37	106.61	97.62	90.71	83.73
AEO Series Eighth-Brick • Baseplate • UVLO, OVP, OCP, OTP													
826-AEO04B48N-L	AEO04B48N-L	J	36-75VDC	12.0V	4A	48W	2.30	0.90	0.40	59.92	49.80	47.22	45.68
826-AEO20A48N-L	AEO20A48N-L	J	36-75VDC	5.0V	20A	100W	2.30	0.90	0.40	77.82	60.99	57.83	54.06
LQ Series Quarter-Brick • OVP, OTP													
826-LQ100A48-1V2REJ	LQS100A48-1V2REJ	K	36-75VDC	1.2V	100A	120W	2.30	1.45	0.34	144.25	129.90	115.56	112.19
826-LQS80A48-1V5REJ	LQS80A48-1V5REJ	K	36-75VDC	1.5V	80A	120W	2.30	1.45	0.34	138.37	134.91	129.02	114.10
826-LQS50A48-1V8REJ	LQS50A48-1V8REJ	K	36-75VDC	1.8V	50A	90W	2.30	1.45	0.34	121.51	116.50	107.16	102.73
826-LQS50A48-3V3REJ	LQS50A48-3V3REJ	K	36-75VDC	3.3V	50A	165W	2.30	1.45	0.340	121.51	116.50	107.16	102.73
826-LQS80A48-1V8REJ	LQS80A48-1V8REJ	K	36-75VDC	1.8V	80A	144W	2.30	1.45	0.34	144.25	129.90	115.56	112.19
826-LQS50A48-2V5REJ	LQS50A48-2V5REJ	K	36-75VDC	2.5V	50A	125W	2.30	1.45	0.34	121.51	116.50	107.16	102.73

ARTESYN TECHNOLOGIES — ATCR250 SERIES INTEGRATED ATCA POWER ENTRY MODULE AND DC-DC BUS CONVERTERS

NEW PRODUCT

The ATCR250-48D12-03J is one of the only products available to integrate a 12V primary intermediate bus output with a secondary 3.3V management bus output, for ATCA control and monitoring functions.

For quantities greater than listed, call for quote.

MOUSER STOCK NO.	Artesyn Part No.	Fig.	Input Voltage	Output Voltage	Output Power	Dimensions: in. L	W	H	Price Each 1	10
826-ATCR25048D12-03J	ATCR250-48D12-03J	L	-48VDC	12.0V@20.83A 3.3V@4.5A	250W	2.32	1.81	0.83	247.06	237.38

ARTESYN TECHNOLOGIES — IMP300 SERIES 300W ATCA DUAL INPUT POWER MODULE

The IPM300 provides board designers with a rugged quarter-brick solution to implementing dual-redundant, hot-swap -48V inputs with EMI filtering. The new module also includes ORing, inrush control and protection, and power management functionality.

For quantities greater than listed, call for quote.

MOUSER STOCK NO.	Artesyn Part No.	Fig.	Input Voltage	Output Voltage	Output Current	Output Power	Dimensions: in. L	W	H	Price Each 1	10	25	50
826-IPM300	IPM300	M	-48VDC	3.3V 5V	3.6A 0.15A	300W	2.30	1.45	0.58	134.62	126.61	113.52	107.70



© Copyright 2013 Mouser Electronics

© Copyright 2013 Mouser Electronics

ERICSSON DC-DC Converters

RoHS Compliant **This product is RoHS compliant.**

ERICSSON CHANNEL PARTNER

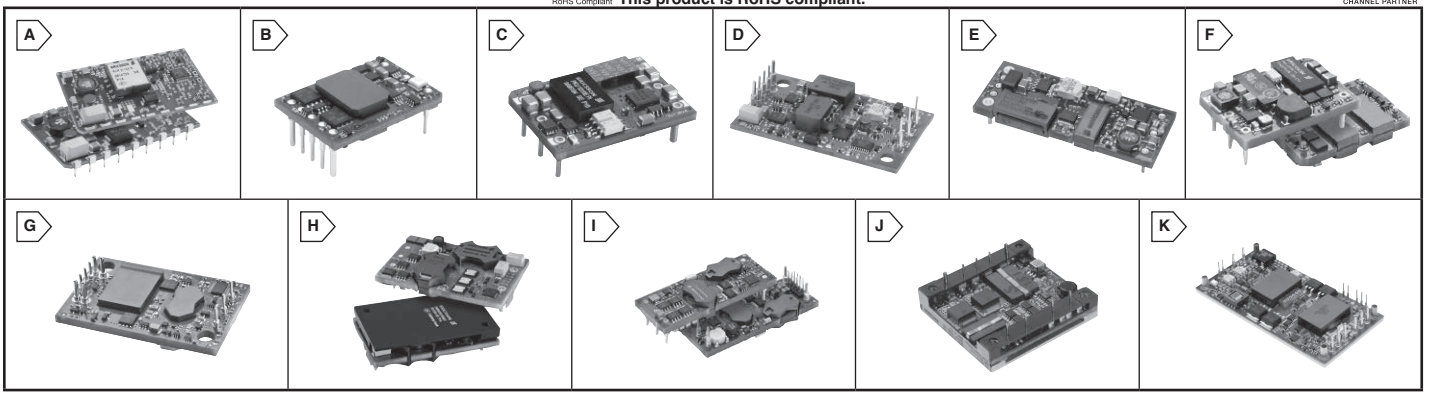

PKR SERIES, 5-15W MACRODENS FOOTPRINT, ISOLATED, SMD

- High efficiency: typ. 86% @ 3.3V full load
- Output voltage: 1.8V to 12V; Single and Dual Volts
- Dimensions (LxWxH): 1.88"x1.11"x0.32" (47.8x28.1x8.0mm)

For quantities greater than listed, call for quote.

MOUSER STOCK NO.	Ericsson Part No.	Fig.	Input (V)	Output (V)	Amps (A)	Power (W)	Price Each 1	5	10	20
764-PKR5611SI	PKR5611SI	A	18-75	5.0	1.20	6	45.16	33.20	29.32	26.04
764-PKR5113SI	PKR5113SI	A	18-75	12.0	0.92	11	45.16	33.20	29.32	26.04
764-PKR4928ASI	PKR4928ASI	A	36-75	3.3, 5.0	2.1, 0.5	9.4	49.10	36.09	31.88	28.30
764-PKR4221ASI	PKR4221ASI	A	36-75	±12	0.6, 0.6	15	49.10	36.09	31.88	28.30

PKU SERIES, 30-50W SIXTEENTH BRICK, ISOLATED, THRU HOLE

- High efficiency: typ. 90%
- Output voltage: 1.2V to 15V

For quantities greater than listed, call for quote.

MOUSER STOCK NO.	Ericsson Part No.	Fig.	Input (V)	Output (V)	Amps (A)	Power (W)	Price Each 1	5	10	20
764-PKU4511PI	PKU4511PI	B	36-75	5.0	10.0	50	54.83	45.81	42.53	39.59
764-PKU4513PI	PKU4513PI	B	36-75	12.0	4.2	50	54.83	45.81	42.53	39.59
764-PKU4515PI	PKU4515PI	B	36-75	15.0	3.3	50	54.83	45.81	42.53	39.59
• Dimensions: (LxWxH): 1.3x0.9x0.295in. (33.02x22.86x7.50mm)										
764-PKU5310EPI	PKU5310EPI	C	18-72	3.3	10.0	33	58.20	42.97	38.04	33.87
764-PKU5311EPI	PKU5311EPI	C	18-72	5.0	7.0	35	58.20	42.97	38.04	33.87

PKM-E SERIES, 50 QUARTER-BRICK, ISOLATED, THRU HOLE

- High efficiency: typ. 91% at 3.3V full load
- Input voltage range: 18V-36V, 36V-75V
- Output voltage: 1.5V to 24V
- Dimensions (LxWxH): 2.28"x1.45"x0.5" (57.9x36.8x12.7mm)

For quantities greater than listed, call for quote.

MOUSER STOCK NO.	Ericsson Part No.	Fig.	Input (V)	Output (V)	Amps (A)	Power (W)	Price Each 1	5	10	20
764-PKM2511EPI	PKM2511EPI	D	18-36	5.0	10.0	50	57.26	47.75	44.32	41.22
764-PKM2513EPI	PKM2513EPI	D	18-36	12.0	4.2	50	57.26	47.75	44.32	41.22
764-PKM2515EPI	PKM2515EPI	D	18-36	15.0	3.3	50	57.26	47.75	44.32	41.22

PKB SERIES, 60-150W EIGHTH BRICK, ISOLATED, THRU HOLE

- High efficiency: typ. 92% at 3.3
- Input voltage range: 36V-75V
- Output voltage: 1.2V to 15V
- Dimensions (LxWxH): 2.3"x0.896"x0.319" (58.42x22.76x8.10mm)

For quantities greater than listed, call for quote.

MOUSER STOCK NO.	Ericsson Part No.	Fig.	Input (V)	Output (V)	Amps (A)	Power (W)	Price Each 1	5	10	20
764-PKB4711PINB	PKB4711PINB	E	36-75	5.0	15.0	75	56.53	47.22	43.85	40.81
764-PKB4717PINB	PKB4717PINB	E	36-75	7.2	10.5	75	56.53	47.22	43.85	40.81
764-PKB4913PINB	PKB4913PINB	E	36-75	12.0	7.5	90	56.53	47.22	43.85	40.81
764-PKB4113CPI	PKB4113CPI	E	36-75	12.0	12.5	150	79.46	64.84	61.79	57.56

PKU-C SERIES, 100W SIXTEENTH BRICK, ISOLATED, THRU HOLE

- High efficiency, typ. 92.7% at 12 Vout 50 % load
- Input voltage range: 36V-75V
- 1500 Vdc input to output isolation
- Dimensions: (LxWxH) 1.30"x0.90"x0.334" (33.0x22.9x8.5mm)

NEW PRODUCT

LEAD-FREE

For quantities greater than listed, call for quote.

MOUSER STOCK NO.	Ericsson Part No.	Fig.	Input (V)	Output (V)	Amps (A)	Power (W)	Price Each 1	5	10	20
764-PKU4105CPI	PKU4105CPI	F	36-75	5.0	20.0	100	51.43	43.53	40.41	37.88
764-PKU4104CPI	PKU4104CPI	F	36-75	12.0	8.3	100	51.43	43.53	40.41	37.88

PKM-C SERIES, 165-204W QUARTER-BRICK, "DOUBLE-P", ISOLATED, THRU HOLE

- High efficiency: typ. 92% at 3.3V
- Input voltage range: 36V-75V
- Output voltage: 1.2V to 12V
- Dimensions (LxWxH): 2.28"x1.45"x0.35" (57.8x36.8x9.1mm)

For quantities greater than listed, call for quote.

MOUSER STOCK NO.	Ericsson Part No.	Fig.	Input (V)	Output (V)	Amps (A)	Power (W)	Price Each 1	5	10	20
764-PKM4211CPINB	PKM4211CPINB	G	36-75	5.0	40	200	80.25	70.83	67.52	64.63
764-PKM4213CPINBSP	PKM4213CPINBSP	G	36-75	12.0	17	204	80.25	70.83	67.52	64.63

BMR453, 400W QUARTER BRICK, ISOLATED THRU HOLE

- Fully regulated intermediate Bus converter
- High efficiency: typ. 96% at 12V
- Input voltage range: 36V-75V
- 1500 VDC input-output isolation
- ISO 9001/14001 certified supplier
- Dimensions (LxWxH): 2.28"x1.45"x0.46" (57.9x36.8x11.6mm)
- PMBUS Revision 1.1 Compliant

❊ Baseplate

For quantities greater than listed, call for quote.

MOUSER STOCK NO.	Ericsson Part No.	Fig.	Input (V)	Output (V)	Amps (A)	Power (W)	Price Each 1	5	10	20
❊764-BMR4530100-001	BMR4530100-001	H	36-75	12.0	33	396	142.92	118.88	110.18	102.54
764-BMR4530000/001	BMR4530000/001	H	36-75	12.0	33	396	158.79	132.08	122.41	113.69
764-BMR4530001/001	BMR4530001/001	H	36-75	12.0	33	396	158.79	132.08	122.41	113.69
❊764-BMR4530101/001	BMR4530101/001	H	36-75	12.0	33	396	158.79	132.08	122.41	113.69
764-BMR4530000/002	BMR4530000/002	H	36-75	9.0	33	297	158.79	132.08	122.41	113.69
764-BMR4530002/003	BMR4530002/003	H	36-75	3.3	60	198	158.79	132.08	122.41	113.69
764-BMR4530002/004	BMR4530002/004	H	36-75	5.0	60	300	158.79	132.08	122.41	113.69

BMR454 SERIES, 240W EIGHTH BRICK ISOLATED

- Fully regulated intermediate Bus converter
- High efficiency, typ. 95.5% at 12 Vout half load
- 1500 VDC input-output isolation
- ISO 9001/14001 certified supplier
- Dimensions: (LxWxH) 2.30"x0.89"x0.40" (58.4x22.7x10.2mm)
- PMBUS Revision 1.1 Compliant

For quantities greater than listed, call for quote.

MOUSER STOCK NO.	Ericsson Part No.	Fig.	Input (V)	Output (V)	Amps (A)	Power (W)	Price Each 1	5	10	20
764-BMR4540000001	BMR4540000/001	I	40-75	12.0	20	240	133.10	106.39	96.72	88.00
764-BMR4540001/001	BMR4540001/001	I	36-75	12.0	20	240	133.10	106.39	96.72	88.00
764-BMR4540004/005	BMR4540004/005	I	36-75	12.0	20	240	133.10	106.39	96.72	88.00
764-BMR4540005/005	BMR4540005/005	I	36-75	12.0	20	240	133.10	106.39	96.72	88.00

PKJ SERIES, 350W HALF-BRICK, ISOLATED, THRU HOLE

- Baseplated
- High efficiency: typ. 93% at 3.3V
- Input voltage range: 36V-75V
- Output voltage: 1.8V to 12V
- Dimensions (LxWxH): 2.4"x2.28"x0.5" (61.0x57.9x12.7mm)

For quantities greater than listed, call for quote.

MOUSER STOCK NO.	Ericsson Part No.	Fig.	Input (V)	Output (V)	Amps (A)	Power (W)	Price Each 1	5	10	20
764-PKJ4316API	PKJ4316API	J	36-75	28	12.4	350	108.94	91.40	87.74	82.65

PKY SERIES, 600-700W, FULL-BRICK, ISOLATED, THRU HOLE

- High efficiency: typ. 95% at 28V
- Input voltage range: 18V-36V, 36V-75V
- Output voltage: 28V
- Dimensions (LxWxH): 4.6"x2.4"x0.5" (16.8x61.0x12.7mm)

For quantities greater than listed, call for quote.

MOUSER STOCK NO.	Ericsson Part No.	Fig.	Input (V)	Output (V)	Amps (A)	Power (W)	Price Each 1	5	10	20
764-PKY2616PIM	PKY2616PIM	K	18-36	28	21.5	600	149.45	130.13	123.15	116.84
764-PKY4716PIM	PKY4716PIM	K	36-75	28	25.0	700	166.05	144.60	136.83	129.82

© Copyright 2013 Mouser Electronics

© Copyright 2013 Mouser Electronics

DC-DC Converters

ETA-USA OB SERIES DC INPUT AND DUAL SINGLE OUTPUT

- Small Input Current at No Load
- Fixed Switching Frequency 170kHz
- Over Current Protection
- Three Year Warranty
- Output Trimming, High Efficiency
- Isolation Voltage: 500V min.
- Cross to Cosel ZS & ZW Series

Other voltages available. Contact a Mouser Service Representative.

For quantities greater than listed, call for quote.

MOUSER STOCK NO.	ETA-USA Part No.	Fig.	Power	Input Voltage	Output Voltage	Dimensions: in W	L	H	Price Each 1	5	10	25
Single Output												
618-OBQ05SC0512	OBQ05SC0512	A	3W	4.5-16	5	0.79	1.26	0.39	25.33	23.75	22.96	22.17
618-OBQ05SC1224	OBQ05SC1224	A	3W	8-32	5	0.79	1.26	0.39	25.33	23.75	22.96	22.17
618-OBQ12SC0512	OBQ12SC0512	A	3W	4.5-16	12	0.79	1.26	0.39	26.90	25.23	24.40	23.55
618-OBQ12SC1224	OBQ12SC1224	A	3W	8-32	12	0.79	1.26	0.39	25.33	23.75	22.96	22.17
618-OBQ15SC2448	OBQ15SC2448	A	3W	18-72	15	0.79	1.26	0.39	26.90	25.23	24.40	23.55
618-OBQ24SC0512	OBQ24SC0512	A	3W	4.5-16	24	0.79	1.26	0.39	25.33	23.75	22.96	22.17
618-OBQ24SC1224	OBQ24SC1224	A	3W	8-32	24	0.79	1.26	0.39	26.90	25.23	24.40	23.55
618-OBR05SC0512	OBR05SC0512	A	6W	4.5-16	5	1.14	1.81	0.39	35.59	33.36	32.25	31.13
618-OBR05SC1224	OBR05SC1224	A	6W	8-32	5	1.14	1.81	0.39	35.59	33.36	32.25	31.13
618-OBR12SC0512	OBR12SC0512	A	6W	4.5-16	12	1.14	1.81	0.39	35.59	33.36	32.25	31.13
618-OBR15SC2448	OBR15SC2448	A	6W	18-72	15	1.14	1.81	0.39	35.59	33.36	32.25	31.13
618-OBR24SC12	OBR24SC12	A	6W	9-18	24	1.14	1.81	0.39	34.18	32.04	30.98	29.90
618-OBS12SC12	OBS12SC12	A	10W	9-18	12	1.81	1.54	0.43	52.46	49.19	47.54	45.90
618-OBS24SC12	OBS24SC12	A	10W	9-18	24	1.81	1.54	0.43	52.46	49.19	47.54	45.90
Dual Output												
618-OBR23WC0512	OBR23WC0512	A	6W	5-12	±15V	1.14	1.81	0.39	37.05	34.73	34.04	33.34

ETA-USA OE SERIES SINGLE AND DUAL OUTPUT

- Three Year Warranty
- Over Current Protection
- Isolation Voltage: 500V min.
- Fixed Switching Frequency: 170kHz
- Input Range: 4VDC ~ 72VDC
- Operating Temperature Range: -20°C ~ +71°C
- PCB Mountable
- Output Trimming Pin

Other voltages available. Contact a Mouser Service Representative.

For quantities greater than listed, call for quote.

MOUSER STOCK NO.	ETA-USA Part No.	Fig.	Power	Input Voltage	Output Voltage	Dimensions: in W	L	H	Price Each 1	5	10	25
DC Input Single Output												
618-OEJ05SC1224	OEJ05SC1224	B	1.5W	8-32	5	0.77	1.26	0.31	17.58	16.49	15.93	15.38
618-OEJ12SC0512	OEJ12SC0512	B	1.5W	4.5-16	12	0.77	1.26	0.31	17.58	16.49	15.93	15.38
618-OEJ22WC0512	OEJ22WC0512	B	1.5W	4.5-16	±12V	0.77	1.26	0.31	19.61	18.39	17.78	17.16
618-OEJ24SC0512	OEJ24SC0512	B	1.5W	4.5-16	24	0.77	1.26	0.31	18.73	17.57	16.97	16.38
618-OEJ24SC1224	OEJ24SC1224	B	1.5W	8-32	24	0.77	1.26	0.31	18.73	17.57	16.97	16.38
618-OES05SC1224	OES05SC1224	B	10W	8-32	5	1.54	1.81	0.33	37.88	35.50	34.33	33.14
618-OES24SC1224	OES24SC1224	B	10W	8-32	24	1.54	1.81	0.33	37.88	35.50	34.33	33.14
DC Input Dual Output												
618-OEJ23WC0512	OEJ23WC0512	B	1.5W	4.5-16	±15	0.77	1.26	0.31	19.05	17.86	17.27	16.66
618-OES22WC1224	OES22WC1224	B	10W	8-32	±12	1.54	1.81	0.33	39.33	36.88	35.65	34.42

ETA-USA OC SERIES DC INPUT SINGLE OUTPUT

- Remote ON/OFF
- Over Current Protection
- PCB Mountable
- Switching Frequency: 160kHz
- Dimensions: 0.84"(W) X 1.26"(L) X 0.39"(H)
- Operating Temperature Range: -20°C ~ +71°C

Other voltages available. Contact a Mouser Service Representative.

For quantities greater than listed, call for quote.

MOUSER STOCK NO.	ETA-USA Part No.	Fig.	Power	Input Voltage	Output Voltage	Output Current	Price Each 1	5	10	25
618-OC13.3SC1224	OC13.3SC1224	C	4.6W	10.2-32	3.3V	1.4A	20.17	18.92	18.30	17.67
618-OC105SC1224	OC105SC1224	C	7.0W	10.2-32	5V	1.4A	20.48	19.13	18.51	17.87
618-OC106SC1224	OC106SC1224	C	8.4W	10.2-32	6V	1.4A	20.17	18.92	18.30	17.67
618-OC105SC2448	OC105SC2448	C	7.0W	20.4-56	5V	1.4A	20.17	18.92	18.30	17.67
618-OC112SC2448	OC112SC2448	C	15.6W	20.4-56	12V	1.3A	20.17	18.92	18.30	17.67
618-OC124SC48	OC124SC48	C	28.8W	40.8-56	24V	1.2A	20.45	19.17	18.53	17.90

ETA-USA VT/SV SERIES DC SINGLE OUTPUT

- Three Year Warranty
- Chassis Mount Type
- Compact & High Efficiency
- Over Current Protection
- Operating Temperature Range: 0°C ~ +50°C

Other voltages available. Contact a Mouser Service Representative.

For quantities greater than listed, call for quote.

MOUSER STOCK NO.	ETA-USA Part No.	Fig.	Power	Input Voltage	Output Voltage	Dimensions: in W	L	H	Price Each 1	5	10	25
618-VTA48SC24	VTA48SC24	D	25W	19-32	48	3.35	5.31	1.22	118.58	111.16	107.46	103.75
618-VTD24SC12	VTD24SC12	D	100W	9.2-16	24	1.89	7.48	3.82	228.13	213.87	206.75	199.61
618-VTD48SC12	VTD48SC12	D	100W	9.2-16	48	1.89	7.48	3.82	228.13	213.87	206.75	199.61
618-VTE24SC24	VTE24SC24	D	150W	19-32	24	3.80	8.00	2.50	318.26	298.37	288.43	278.48
618-SVA24SC12	SVA24SC12	D	25W	19-32	24	2.87	3.74	0.94	107.87	101.13	97.76	94.40

LHV power GMA SERIES : MINATURE HIGH VOLTAGE DC/DC CONVERTER MODULE

The GMA Series is a unique range of low cost, general-purpose high voltage DC/DC converters. Output voltages are available ranging from 100V to 3kV depending on model. All units are configured for direct PCB mounting and are intended to be "designed in" to customers' equipment as a component.
The unregulated output is proportional to the input voltage. Alternatively external feedback control loops can be added to provide be added to provide regulated outputs. These high voltage power supplies are vacuum encapsulated in an ABS case to ensure maximum reliability and safety. Standard GMA models are three pin devices which provide a common 0V for input and output. All models are available with a range of input and output voltages, with either positive or negative output.

Applications:
- Ink Jet Printing
- Electrostatic Precipitation
- Geiger-Muller tubes
- Electron Beam deflection and focusing
- Test and Instrumentation
- Substance detection and Security
- General purpose

Features:
- PCB Mounting
- Small size
- Outputs up to 3kV
- 1.5 Watt continuous
- Positive or negative outputs
- Output proportional to input
- No minimum load requirements
- Input polarity protected
- Open and short circuit protected

✻ Isolated output

NEW SUPPLIER

For quantities greater than listed, call for quote.

MOUSER STOCK NO.	LHV Power Part No.	Fig.	Power	Input Voltage	Output Voltage	Output Current	Output Polarity	Price Each 1	5	10	25
918-GMA12-200PSE	GMA12-200PSE	E	1.5W	12VDC	200VDC	7.5A	Positive	119.95	115.53	111.11	97.22
918-GMA12-300PSE	GMA12-300PSE	E	1.5W	12VDC	300VDC	5.0A	Positive	119.95	115.53	111.11	97.22
918-GMA12-500NSE	GMA12-500NSE	E	1.5W	12VDC	500VDC	3.0A	Negative	119.95	115.53	111.11	97.22
918-GMA12-500PSE	GMA12-500PSE	E	1.5W	12VDC	500VDC	3.0A	Positive	119.95	115.53	111.11	97.22
918-GMA12-1KPSE	GMA12-1KPSE	E	1.5W	12VDC	1000VDC	1.5A	Positive	119.95	115.53	111.11	97.22
918-GMA12-1K5NSE	GMA12-1K5NSE	E	1.5W	12VDC	1500VDC	1.0A	Negative	119.95	115.53	111.11	97.22
918-GMA12-1K5PSE	GMA12-1K5PSE	E	1.5W	12VDC	1500VDC	1.0A	Positive	119.95	115.53	111.11	97.22
918-GMA12-2KPSE	GMA12-2KPSE	E	1.5W	12VDC	2000VDC	0.75A	Positive	119.95	115.53	111.11	97.22
918-GMA12-2KNSE	GMA12-2KNSE	E	1.5W	12VDC	2000VDC	0.75A	Negative	119.95	115.53	111.11	97.22
918-GMA12-3KPSE	GMA12-3KPSE	E	1.5W	12VDC	3000VDC	0.5A	Positive	119.95	115.53	111.11	97.22
918-GMA24-200PSE	GMA24-200PSE	E	1.5W	24VDC	200VDC	0.75A	Positive	119.95	115.53	111.11	97.22
918-GMA24-1KPSE	GMA24-1KPSE	E	1.5W	24VDC	1000VDC	1.5A	Positive	119.95	115.53	111.11	97.22
✻ 918-GMA24-3KPSIE	GMA24-3KPSIE	E	1.5W	24VDC	3000VDC	0.5A	Positive	119.95	115.53	111.11	97.22

A

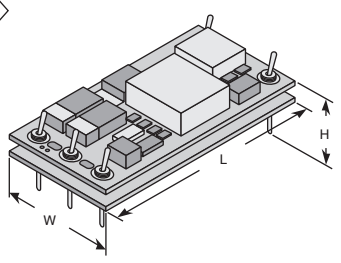

On board DC to DC converter.
Small size, high efficiency, coat effective.

B

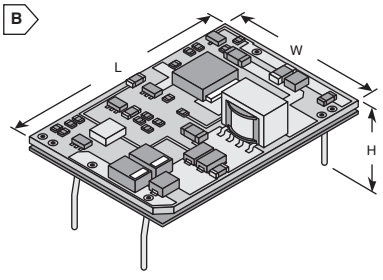

Is suitable for PCB Mounting.
The open board design results in lighter weight, lower cost, and smaller size.

C

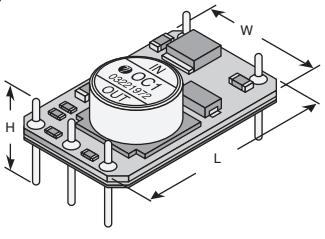

OC1 series is a non-isolated DC-DC converter characterized by high efficiency with remote on/off, over-current protection, and over-voltage protection.

D

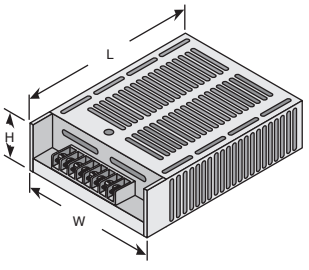

E

DIMENSIONS: mm (in.)



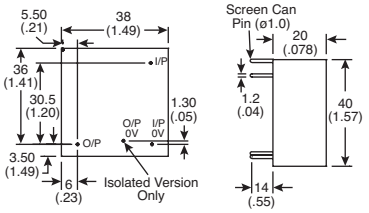

© Copyright 2013 Mouser Electronics

© Copyright 2013 Mouser Electronics

GE ENERGY DC-DC Converters

Products may be RoHS compliant. Check mouser.com for RoHS status.

GE Energy

DIMENSIONS: mm (in.)

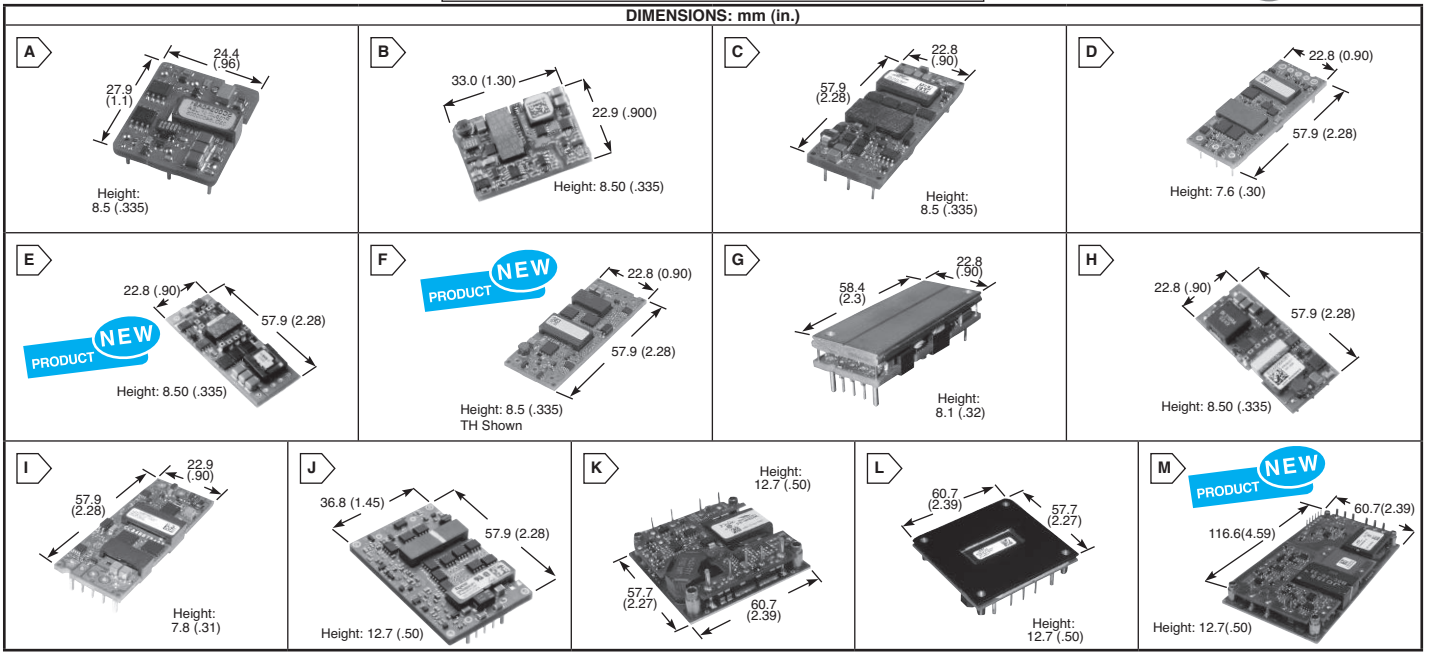

ISOLATED DC-DC CONVERTERS

Specifications:
• Remote On/Off • Remote Sense • Overcurrent, over voltage, over temperature protection (auto-restart)

Features	
A = Analog interface	R = auto Restart
D = Digital interface	S = Sequencing
H = Heat plate	T = Tunable Loop™
P = Paralleling	U = rUggedized

Sixteenth-Brick DC-DC Isolated Converter Power Modules

For quantities greater than listed, call for quote.

MOUSER STOCK NO.	GE Energy Part No.	Fig.	Input Voltage	Output Voltage	Output Current	Efficiency	On/Off Logic	Package Type	Features	Price Each 1	10	50
894-KNW020A0F41Z	KNW020A0F41Z	A	48V (36-75Vdc)	3.3V	20A	91%	Negative	TH	R	46.22	43.60	38.25
894-KW010A0A41Z	KW010A0A41Z	B	48V (36-75Vdc)	5V	10A	91%	Negative	TH	R	52.22	50.61	46.87
894-KNW015A0F41-SRZ	KNW015A0F41-SRZ	A	48V (36-75Vdc)	3.3V	15A	92%	Negative	SMT	R	45.58	42.96	37.61

Eighth-Brick DC-DC Isolated Converter Power Modules

For quantities greater than listed, call for quote.

894-EQD075A41Z	EQD075A41Z	C	24/48V (18-60Vdc)	5/3.3V	15/20A	90%	Negative	TH	R	81.21	75.92	65.38
894-EHHD020A0F41Z	EHHD020A0F41Z	D	24V/48V (18-75Vdc)	3.3V	20A	91%	Negative	TH	R	42.97	40.84	35.60
894-EHHD020A0F41-HZ	EHHD020A0F41-HZ	D	24V/48V (18-75Vdc)	3.3V	20A	91%	Negative	TH	H, R	38.87	36.09	34.38
894-EQW020A0F1Z	EQW020A0F1Z	E	48V (36-75Vdc)	3.3V	20A	89%	Negative	TH	-	47.83	47.03	43.28
894-EHHD015A0A41Z	EHHD015A0A41Z	D	24V/48V (18-75Vdc)	5V	15A	91%	Negative	TH	R	32.53	31.92	29.91
894-EHHD015A0A41-HZ	EHHD015A0A41-HZ	D	24V/48V (18-75Vdc)	5V	15A	91%	Negative	TH	H, R	38.87	36.09	34.38
894-EHHD006A0B41Z	EHHD006A0B41Z	D	24V/48V (18-75Vdc)	12V	6A	92%	Negative	TH	R	32.53	31.92	29.91
894-EHHD006A0B41-HZ	EHHD006A0B41-HZ	D	24V/48V (18-75Vdc)	12V	6A	92%	Negative	TH	H, R	38.87	36.09	34.38
894-ESTW015A0F41Z	ESTW015A0F41Z	C	48V (36-75Vdc)	3.3V	15A	91%	Negative	TH	R	23.65	22.26	19.85
894-ESTW025A0F41-SZ	ESTW025A0F41-SZ	F	48V (36-75Vdc)	3.3V	25A	92%	Negative	SMT	R	36.92	35.04	30.44
894-ESTW025A0F41Z	ESTW025A0F41Z	F	48V (36-75Vdc)	3.3V	25A	92%	Negative	TH	R	36.92	35.04	30.44
894-ESTW010A0A41-SZ	ESTW010A0A41-SZ	F	48V (36-75Vdc)	5V	10A	91%	Negative	SMT	R	30.39	28.89	25.09
894-ESTW010A0A41-HZ	ESTW010A0A41-HZ	F	48V (36-75Vdc)	5V	10A	91%	Negative	TH	H, R	32.53	31.03	27.23
894-ESTW010A0A41Z	ESTW010A0A41Z	F	48V (36-75Vdc)	5V	10A	91%	Negative	TH	R	30.39	28.89	25.09
894-EVW020A0A41-HZ	EVW020A0A41-HZ	G	48V (36-75Vdc)	5V	20A	92%	Negative	TH	H, R	62.70	59.22	52.16
894-EVW020A0S6R041Z	EVW020A0S6R041Z	G	48V (36-75Vdc)	6V	20A	92%	Negative	TH	R	61.63	58.15	51.09
894-EQW006A0B1Z	EQW006A0B1Z	H	48V (36-75Vdc)	12V	6A	92%	Negative	TH	-	47.83	47.03	43.28
894-EVW010A0B41Z	EVW010A0B41Z	I	48V (36-75Vdc)	12V	10A	93.5%	Negative	TH	R	41.18	40.45	37.99
894-EHW007A0B41-HZ	EHW007A0B41-HZ	G	48V (36-75Vdc)	12V	10A	92.5%	Negative	TH	H, R	54.57	51.57	45.48
894-EVW010A0B41-HZ	EVW010A0B41-HZ	I	48V (36-75Vdc)	12V	10A	93.5%	Negative	TH	H, R	59.17	56.34	49.22
894-ESTW004A2C41-SZ	ESTW004A2C41-SZ	F	48V (36-75Vdc)	15V	4.2A	90%	Negative	SMT	R	39.38	37.40	32.47
894-ESTW004A2C41-HZ	ESTW004A2C41-HZ	F	48V (36-75Vdc)	15V	4.2A	90%	Negative	TH	H, R	41.52	39.54	34.61
894-ESTW004A2C41Z	ESTW004A2C41Z	F	48V (36-75Vdc)	15V	4.2A	90%	Negative	TH	R	39.38	37.40	32.47

Quarter-Brick DC-DC Isolated Converter Power Modules

For quantities greater than listed, call for quote.

894-QRW025A0A1Z	QRW025A0A1Z	J	48V (36-75Vdc)	5V	25A	92%	Negative	TH	-	93.20	87.74	78.16
894-QRW010A0B1Z	QRW010A0B1Z	J	48V (36-75Vdc)	12V	10A	93%	Negative	TH	-	79.66	78.38	72.14

Half-Brick

✻ Unthreaded Heat Sink Inserts

For quantities greater than listed, call for quote.

894-JNC350R41Z	JNC350R41Z	K	24V (18-36Vdc)	28V	12.5A	91%	Negative	TH	R	68.16	67.14	61.85
894-JNC350R41-TZ	JNC350R41-TZ	K	24V (18-36Vdc)	28V	12.5A	91%	Negative	TH	R, T	94.27	88.86	77.90
894-JNC350R641-18Z	JNC350R641-18Z	K	24V (18-36Vdc)	28V	12.5A	91%	Negative	TH	T, 3.68mm Pin	86.03	81.21	71.42
✻ 894-JNW350R641-18Z	JNW350R641-18Z	K	48V (36-75Vdc)	28V	12.5A	92%	Negative	TH	3.68mm Pin	86.03	81.21	71.42
✻ 894-JRCW016A0R41Z	JRCW016A0R41Z	L	48V (36-75Vdc)	28V	16A	93.50%	Negative	TH	R	86.03	81.21	71.42
894-JRCW016A0R41-TZ	JRCW016A0R41-TZ	L	48V (36-75Vdc)	28V	16A	93.50%	Negative	TH	R, T	96.41	91.00	80.04
894-JRCW450R4Z	JRCW450R4Z	L	48V (36-75Vdc)	32V	14A	94%	Positive	TH	R	86.03	81.21	71.42
894-JRCW450R41Z	JRCW450R41Z	L	48V (36-75Vdc)	32V	14A	94%	Negative	TH	R	86.03	81.21	71.42
894-JRCW450R41-TZ	JRCW450R41-TZ	L	48V (36-75Vdc)	32V	14A	94%	Negative	TH	R, T	96.41	91.00	80.04
894-JRCW450U641-TZ	JRCW450U641-TZ	L	48V (36-75Vdc)	48V	9.4A	94%	Negative	TH	R, T	97.26	91.86	80.89
894-JRCW450U641Z	JRCW450U641Z	L	48V (36-75Vdc)	48V	9.4A	94%	Negative	TH	R, 3.68mm Pin	86.88	82.07	72.28

Full-Brick

✻ Unthreaded Heat Sink Inserts

For quantities greater than listed, call for quote.

✻ 894-FNW700R64-18Z	FNW700R64-18Z	M	48V (36-75Vdc)	28V	25A	90%	Negative	TH	R, 3.68mm Pin	111.28	105.50	93.95

© Copyright 2013 Mouser Electronics
© Copyright 2013 Mouser Electronics

GE ENERGY DC-DC Converters and Filter Modules

GE Energy

RoHS Compliant **This product is RoHS compliant.**

DIMENSIONS: mm (in.)

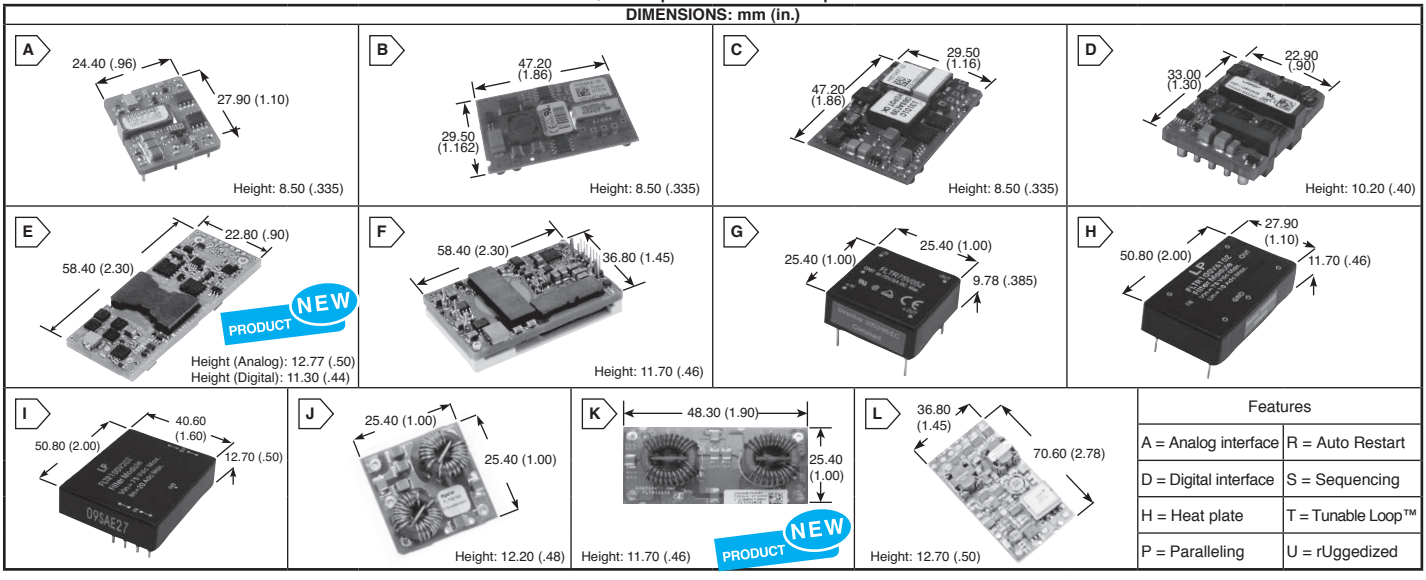

Features	
A = Analog interface	R = Auto Restart
D = Digital interface	S = Sequencing
H = Heat plate	T = Tunable Loop™
P = Paralleling	U = rUggedized

1x1 Package

• Low output ripple and noise • Output overcurrent/voltage protection • Temperature range (-40°C to 85°C)

For quantities greater than listed, call for quote.

MOUSER STOCK NO.	GE Energy Part No.	Fig.	Input Voltage	Output Voltage	Output Current	Efficiency	On/Off Logic	Package Type	Features	Price Each 1	10	50
894-SC003A5F91Z	SC003A5F91Z	A	24V (18-36VDC)	3.3V	3.5A	86%	Negative	TH	Trim Pin	24.34	23.97	22.58
894-SC003A0A91Z	SC003A0A91Z	A	24V (18-36VDC)	5V	3.0A	86%	Negative	TH	Trim Pin	24.34	23.97	22.58
894-SC001A2B91-SRZ	SC001A2B91-SRZ	B	24V (18-36VDC)	12V	1.2A	86%	Negative	SMT	Trim Pin	24.34	23.97	22.58
894-SW003A5F91Z	SW003A5F91Z	A	48V (36-75VDC)	3.3V	3.5A	85%	Negative	TH	Trim Pin	24.34	23.97	22.58
894-SW003A5F91-SRZ	SW003A5F91-SRZ	A	48V (36-75VDC)	3.3V	3.5A	86%	Negative	SMT	Trim Pin	24.34	23.97	22.58
894-SW003A0A91Z	SW003A0A91Z	A	48V (36-75VDC)	5V	3.0A	86%	Negative	TH	Trim Pin	24.34	23.97	22.58
894-SW003A0A91-SRZ	SW003A0A91-SRZ	A	48V (36-75VDC)	5V	3.0A	86%	Negative	SMT	Trim Pin	24.34	23.97	22.58
894-SW001A2B91Z	SW001A2B91Z	A	48V (36-75VDC)	12V	1.25A	87%	Negative	TH	Trim Pin	24.34	23.97	22.58

HC/HW Series 1x2 Package

• Overcurrent, over voltage over temperature protection

894-HC004A0A1-SZ	HC004A0A1-SZ	C	24V (18-36VDC)	5V	4A	89%	Negative	SMT	-	39.59	36.92	32.64
894-HC006A6A1Z	HC006A6A1Z	C	24V (18-36VDC)	5V	6.6A	90%	Negative	TH	3.68mm Pin	50.83	47.83	41.84
894-HW004A0A1-SZ	HW004A0A1-SZ	D	48V (36-75VDC)	5V	4A	89%	Negative	SMT	-	35.04	34.45	32.31

BARRACUDA SERIES FULLY REGULATED BUS CONVERTERS

Analog - Eighth Brick

894-EBVW020A0B1Z	EBVW020A0B1Z	E	48V (36-75VDC)	12V	20A	95.2%	Negative	TH	A	59.49	58.53	53.98
894-EBVW020A0B41-HZ	EBVW020A0B41-HZ	E	48V (36-75VDC)	12V	20A	95.2%	Negative	TH	A, H, R	63.02	61.90	57.25
894-EBVW025A0B41Z	EBVW025A0B41Z	E	48V (36-75VDC)	12V	25A	94.7%	Negative	TH	A, R	73.37	69.87	61.42
894-EBVW025A0B41-HZ	EBVW025A0B41-HZ	E	48V (36-75VDC)	12V	25A	94.7%	Negative	TH	A, H, R	65.27	64.15	59.01

Digital - Eighth Brick

894-EBDW020A0B41Z	EBDW020A0B41Z	E	48V (36-75VDC)	12V	20A	94.8%	Negative	TH	D, R	71.69	70.51	65.06
894-EBDW020A0B41-HZ	EBDW020A0B41-HZ	E	48V (36-75VDC)	12V	20A	94.8%	Negative	TH	D, H, R	75.01	73.56	67.84

Analog - Quarter-Brick

894-QBVW025A0B41Z	QBVW025A0B41Z	F	48V (36-75VDC)	12V	25A	96%	Negative	TH	A, R	78.11	74.04	65.32
894-QBVW025A0B41-HZ	QBVW025A0B41-HZ	F	48V (36-75VDC)	12V	25A	96%	Negative	TH	A, H, R	80.25	76.18	67.46
894-QBVW033A0B41Z	QBVW033A0B41Z	D	48V (36-75VDC)	12V	33A	95.5%	Negative	TH	A, R	81.32	77.25	68.53
894-QBVW033A0B41-HZ	QBVW033A0B41-HZ	D	48V (36-75VDC)	12V	33A	95.5%	Negative	TH	A, H, R	83.46	79.39	70.67
894-QBVW033A0B641-HZ	QBVW033A0B641-HZ	D	48V (36-75VDC)	12V	33A	95.5%	Negative	TH	A, H, R, 3.68mm Pin	84.53	80.46	71.74
894-QBVW033A0B41-PHZ	QBVW033A0B41-PHZ	D	48V (36-75VDC)	12V	33A	95.5%	Negative	TH	A, H, P, R	89.35	85.28	76.56

Digital - Quarter-Brick

894-QBDW025A0B41Z	QBDW025A0B41Z	F	48V (36-75 Vdc)	12V	25A	95.9%	Negative	TH	D, R	106.12	98.47	93.81
894-QBDW033A0B41Z	QBDW033A0B41Z	D	48V (36-75 Vdc)	12V	33A	95%	Negative	TH	D, R	86.67	84.10	75.11
894-QBDW033A0B41-HZ	QBDW033A0B41-HZ	D	48V (36-75 Vdc)	12V	33A	95%	Negative	TH	D, H, R	90.68	87.74	77.58

MOUSER STOCK NO.	GE Energy Part No.	Fig.	Description	Price Each 1	10	50
894-DIGITPOLEVALKIT	DIGITAL_POL_EVAL_KIT	-	Digital POL Eval Kit	131.46	129.84	126.26

FILTER MODULES

Filter Modules are designed to reduce the conducted common-mode and differential-mode noise on input or output lines of high-frequency switching power supplies.

Features:

- IPrinted-circuit board mountable
- Operating case temperature range: -40°C to +100°C
- Optimized for use with high-frequency DC-DC power modules

Filter Module

For quantities greater than listed, call for quote.

MOUSER STOCK NO.	GE Energy Part No.	Fig.	Input Volt. max.	Output Current	Price Each 1	10	50
894-FLTR75V05Z	FLTR75V05Z	G	75VDC	5A	15.09	14.61	13.38
894-FLTR100V10Z	FLTR100V10Z	H	75VDC	10A	15.73	15.19	14.12
894-FLTR100V20Z	FLTR100V20Z	I	75VDC	20A	24.50	23.65	22.26

Input Filter Modules

MOUSER STOCK NO.	GE Energy Part No.	Fig.	Input Volt. max.	Output Current	Price Each 1	10	50
894-FLT007A0Z	FLT007A0Z	J	75VDC	7A	12.73	12.31	11.66
894-FLT007A0-SRZ	FLT007A0-SRZ	J	75VDC	7A	12.73	12.31	11.66
894-FLT012A0Z	FLT012A0Z	K	75VDC	12A	12.84	11.56	10.59
894-FLT012A0-SZ	FLT012A0-SZ	K	75VDC	12A	12.84	11.56	10.59

ATCA Board Power Input Module

Features:

- Inrush protection/hot swap capability
- Integral EMI filter designed for ATCA board to meet CISPR Class B
- Protection: under voltage, input transient over voltage, over current & over temperature

For quantities greater than listed, call for quote.

MOUSER STOCK NO.	GE Energy Part No.	Fig.	Input Voltage	Auxiliary Power Rating	Auxiliary Output Voltage	Auxiliary Output Current	Package Type	Price Each 1	10	50
894-PIM300FZ	PIM300FZ	L	-38 to -75VDC	300W	3.3VDC	2.4A	Through Hole	93.73	88.22	78.59

© Copyright 2013 Mouser Electronics

© Copyright 2013 Mouser Electronics

MEAN WELL DC-DC Converters

RoHS Compliant **This product is RoHS compliant.**

DIMENSIONS: mm

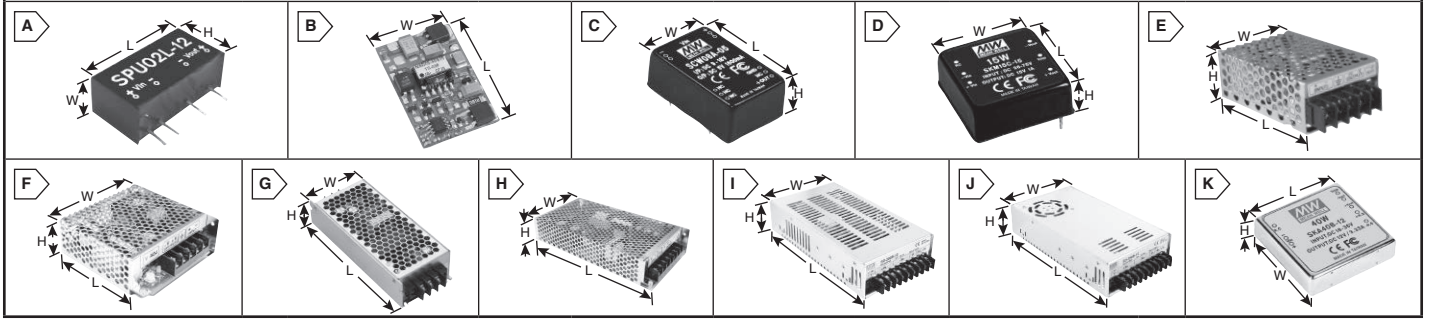

MEAN WELL 2W UNREGULATED SINGLE OUTPUT DC-DC CONVERTER

Features:
- 3000VDC I/O isolation
- Internal SMD technology
- Input filter: Capacitor type
- Non-conductive plastic case
- Dimensions (mm): 19.6Lx7.1Wx10.2H
- Single in line package
- 100% full load burn-in test

For quantities greater than listed, call for quote.

MOUSER STOCK NO.	Mean Well Part No.	Fig.	Input Range	Output Voltage	Output Current	Power	Price Each 1	10	20
709-SPU02L-05	SPU02L-05	A	4.5-5.5V	5V	0-400mA	2W	10.50	9.01	8.34
709-SPU02L-12	SPU02L-12	A	4.5-5.5V	12V	0-167mA	2W	10.50	9.01	8.34
709-SPU02L-15	SPU02L-15	A	4.5-5.5V	15V	0-133mA	2W	10.50	9.01	8.34
709-SPU02M-05	SPU02M-05	A	10.8-13.2V	5V	0-400mA	2W	10.50	9.01	8.34
709-SPU02M-12	SPU02M-12	A	10.8-13.2V	12V	0-167mA	2W	10.50	9.01	8.34
709-SPU02M-15	SPU02M-15	A	10.8-13.2V	15V	0-133mA	2W	10.50	9.01	8.34
709-SPU02N-05	SPU02N-05	A	21.6-26.4V	5V	0-400mA	2W	10.50	9.01	8.34
709-SPU02N-12	SPU02N-12	A	21.6-26.4V	12V	0-167mA	2W	10.50	9.01	8.34
709-SPU02N-15	SPU02N-15	A	21.6-26.4V	15V	0-133mA	2W	10.50	9.01	8.34

MEAN WELL 5W REGULATED SINGLE OUTPUT DC-DC CONVERTER

Features:
- Wide 4:1 input range
- 1500VDC I/O isolation
- Cooling by free air convection
- Dimensions (mm): 40.6Lx25.4Wx8.1H
- Built-in remote On-Off control
- 100% full load burn-in test

For quantities greater than listed, call for quote.

709-NSD05-12S3	NSD05-12S3	B	9.2-36VDC	3.3V	1.20A	3.96W	15.95	13.70	13.35
709-NSD05-12S5	NSD05-12S5	B	9.2-36VDC	5V	1.00A	5.00W	15.95	13.70	13.35
709-NSD05-12S12	NSD05-12S12	B	9.2-36VDC	12V	0.42A	5.04W	15.95	13.70	13.35
709-NSD05-12S15	NSD05-12S15	B	9.2-36VDC	15V	0.33A	4.95W	15.95	13.70	13.35
709-NSD05-48S5	NSD05-48S5	B	18-72VDC	5V	1.00A	5.00W	15.95	13.70	13.35
709-NSD05-48S12	NSD05-48S12	B	18-72VDC	12V	0.42A	5.04W	15.95	13.70	13.35

MEAN WELL 8W REGULATED DC-DC CONVERTER

Features:
- 2:1 wide input range
- 1000VDC I/O isolation
- Input Pi network filter
- Cooling by free air convection
- Dimensions (mm): 31.8Lx20.3Wx12.2H
- Five-sided shield metal case
- 100% full load burn-in test

For quantities greater than listed, call for quote.

Single Output									
709-SCW08A-05	SCW08A-05	C	9-18VDC	5V	160-1600mA	8W	26.29	22.57	22.00
709-SCW08A-12	SCW08A-12	C	9-18VDC	12V	67-670mA	8W	25.17	21.60	21.06
709-SCW08A-15	SCW08A-15	C	9-18VDC	15V	53-533mA	8W	26.29	22.57	22.00
709-SCW08B-05	SCW08B-05	C	18-36VDC	5V	160-1600mA	8W	25.17	21.60	21.06
709-SCW08B-12	SCW08B-12	C	18-36VDC	12V	67-670mA	8W	26.29	22.57	22.00
709-SCW08B-15	SCW08B-15	C	18-36VDC	15V	53-533mA	8W	26.29	22.57	22.00
709-SCW08C-05	SCW08C-05	C	36-72VDC	5V	160-1600mA	8W	25.17	21.60	21.06
709-SCW08C-12	SCW08C-12	C	36-72VDC	12V	67-670mA	8W	26.29	22.57	22.00
Dual Output									
709-DCW08A-05	DCW08A-05	C	9-18VDC	±5V	±80-±800mA	8W	22.98	21.11	19.43
709-DCW08A-12	DCW08A-12	C	9-18VDC	±12V	±33-±335mA	8W	22.98	21.11	19.43
709-DCW08A-15	DCW08A-15	C	9-18VDC	±15V	±26-±267mA	8W	22.98	21.11	19.43
709-DCW08B-05	DCW08B-05	C	18-36VDC	±5V	±80-±800mA	8W	22.98	21.11	19.43
709-DCW08B-12	DCW08B-12	C	18-36VDC	±12V	±33-±335mA	8W	22.98	21.11	19.43
709-DCW08B-15	DCW08B-15	C	18-36VDC	±15V	±26-±267mA	8W	22.98	21.11	19.43
709-DCW08C-05	DCW08C-05	C	36-72VDC	±5V	±80-±800mA	8W	22.98	21.11	19.43
709-DCW08C-12	DCW08C-12	C	36-72VDC	±12V	±33-±335mA	8W	22.98	21.11	19.43

MEAN WELL 15W-150W SINGLE OUTPUT DC-DC CONVERTERS

Features:
- 2:1 wide input range
- Built-in EMI filter, low ripple noise
- 100% full load burn-in test

For quantities greater than listed, call for quote.

Dimensions (mm): 25.4Lx25.4Wx9.9H									
709-SKM15A-05	SKM15A-05	D	9-18VDC	5V	300-3000mA	15W	40.96	37.24	33.51
709-SKM15B-05	SKM15B-05	D	18-36VDC	5V	300-3000mA	15W	40.96	37.24	33.51
709-SKM15C-05	SKM15C-05	D	36-75VDC	5V	300-3000mA	15W	42.22	38.38	34.54
709-SKM15A-12	SKM15A-12	D	9-18VD	12V	125-1250mA	15W	42.22	38.38	34.54
709-SKM15B-12	SKM15B-12	D	18-36VDC	12V	125-1250mA	15W	40.96	37.24	33.51
709-SKM15C-12	SKM15C-12	D	36-75VDC	12V	125-1250mA	15W	40.96	37.24	33.51
709-SKM15A-15	SKM15A-15	D	9-18VDC	15V	100-1000mA	15W	40.96	37.24	33.51
709-SKM15B-15	SKM15B-15	D	18-36VDC	15V	100-1000mA	15W	40.96	37.24	33.51
709-SKM15C-15	SKM15C-15	D	36-75VDC	15V	100-1000mA	15W	42.22	38.38	34.54
Dimensions (mm): 79Lx51Wx28H									
709-SD15A-05	SD-15A-05	E	9.2-18VDC	5V	3A	15W	31.59	28.41	25.55
709-SD15A-12	SD-15A-12	E	9.2-18VDC	12V	1.25A	15W	31.59	28.41	25.55
709-SD15A-24	SD-15A-24	E	9.2-18VDC	24V	0.625A	15W	31.59	28.41	25.55

MEAN WELL 15W-150W SINGLE OUTPUT DC-DC CONVERTERS (CONT.)

For quantities greater than listed, call for quote.

Dimensions (mm): 79Lx51Wx36H									
709-SD15B-05	SD-15B-05	E	18-36VDC	5V	3A	15W	31.59	28.41	25.55
709-SD15B-12	SD-15B-12	E	18-36VDC	12V	1.25A	15W	31.59	28.41	25.55
709-SD15B-24	SD-15B-24	E	18-36VDC	24V	0.625A	15W	31.59	28.41	25.55
709-SD15C-12	SD-15C-12	E	36-72VDC	12V	1.25A	15W	31.59	28.41	25.55
Dimensions (mm): 99Lx97Wx36H									
709-SD25A-5	SD-25A-5	F	9.2-18VDC	5V	5A	25W	43.48	35.46	31.15
709-SD25A-12	SD-25A-12	F	9.2-18VDC	12V	2.1A	25.2W	43.48	35.46	31.15
709-SD25A-24	SD-25A-24	F	9.2-18VDC	24V	1.1A	26.4W	43.48	35.46	31.15
709-SD25B-5	SD-25B-5	F	19-36VDC	5V	5A	25W	43.48	35.46	31.15
709-SD25B-12	SD-25B-12	F	19-36VDC	12V	2.1A	25.2W	43.48	35.46	31.15
709-SD25B-24	SD-25B-24	F	19-36VDC	24V	1.1A	26.4W	43.48	35.46	31.15
709-SD25C-5	SD-25C-5	F	36-72VDC	5V	5A	25W	43.48	35.46	31.15
709-SD25C-12	SD-25C-12	F	36-72VDC	12V	2.1A	25.2W	43.48	35.46	31.15
709-SD25C-24	SD-25C-24	F	36-72VDC	24V	1.1A	26.4W	43.48	35.46	31.15
Dimensions (mm): 159Lx97Wx38H									
709-SD50A-5	SD-50A-5	G	9.2-18VDC	5V	10A	50W	54.27	41.95	37.74
709-SD50A-12	SD-50A-12	G	9.2-18VDC	12V	4.2A	50.4W	54.27	41.95	37.74
709-SD50A-24	SD-50A-24	G	9.2-18VDC	24V	2.1A	50.4W	54.27	41.95	37.74
709-SD50B-5	SD-50B-5	G	19-36VDC	5V	10A	50W	54.27	41.95	37.74
709-SD50B-12	SD-50B-12	G	19-36VDC	12V	4.2A	50.4W	54.27	41.95	37.74
709-SD50B-24	SD-50B-24	G	19-36VDC	24V	2.1A	50.4W	54.27	41.95	37.74
709-SD50C-12	SD-50C-12	G	36-72VDC	12V	4.2A	50.4W	54.27	41.95	37.74
709-SD50C-24	SD-50C-24	G	36-72VDC	24V	2.1A	50.4W	54.27	41.95	37.74
Dimensions (mm): 161Lx68Wx36H									
709-RSD100B-05	RSD-100B-05	G	14-4-33.6VDC	5V	20A	100W	98.73	84.74	78.39
709-RSD100B-12	RSD-100B-12	G	14-4-33.6VDC	12V	8.4A	100.8W	98.73	84.74	78.39
709-RSD100B-24	RSD-100B-24	G	14-4-33.6VDC	24V	4.2A	100.8W	98.73	84.74	78.39
709-RSD100C-05	RSD-100C-05	G	28.8-67.2VDC	5V	20A	100W	98.73	84.74	78.39
709-RSD100C-12	RSD-100C-12	G	28.8-67.2VDC	12V	8.4A	100.8W	98.73	84.74	78.39
709-RSD100C-24	RSD-100C-24	G	28.8-67.2VDC	24V	4.2A	100.8W	98.73	84.74	78.39
709-RSD100D-05	RSD-100D-05	G	57.6-144VDC	5V	20A	100W	98.73	84.74	78.39
709-RSD100D-12	RSD-100D-12	G	57.6-154VDC	12V	8.4A	100.8W	98.73	84.74	78.39
709-RSD100D-24	RSD-100D-24	G	57.6-154VDC	24V	4.2A	100.8W	98.73	84.74	78.39
Dimensions (mm): 199Lx98Wx38H									
709-SD100B-12	SD-100B-12	H	19-36VDC	12V	8.5A	102W	74.83	68.26	61.41
709-SD100B-24	SD-100B-24	H	19-36VDC	24V	4.2A	100.8W	74.83	68.26	61.41
709-SD100C-12	SD-100C-12	H	36-72VDC	12V	8.5A	102W	74.83	68.26	61.41
709-SD100C-24	SD-100C-24	H	36-72VDC	24V	4.2A	100.8W	74.83	68.26	61.41
709-SD100D-12	SD-100D-12	H	72-144VDC	12V	8.5A	102W	74.83	68.26	61.41
709-SD100D-24	SD-100D-24	H	72-144VDC	24V	4.2A	100.8W	74.83	68.26	61.41
Dimensions (mm): 199Lx110Wx50H									
709-SD150B-12	SD-150B-12	H	19-36VDC	12V	12.5A	150W	80.40	69.02	67.29
709-SD150B-24	SD-150B-24	H	19-36VDC	24V	6.3A	151.2W	80.40	69.02	67.29
709-SD150C-12	SD-150C-12	H	36-72VDC	12V	12.5A	150W	80.40	69.02	67.29
709-SD150C-24	SD-150C-24	H	36-72VDC	24V	6.3A	151.2W	80.40	69.02	67.29
709-SD150D-12	SD-150D-12	H	72-144VDC	12V	12.5A	150W	80.40	69.02	67.29
709-SD150D-24	SD-150D-24	H	72-144VDC	24V	6.3A	151.2W	80.40	69.02	67.29
Dimensions (mm): 215Lx115Wx50H									
709-SD200B-12	SD-200B-12	I	19-36VDC	12V	16.7A	200.4W	148.33	128.40	123.05
709-SD200B-24	SD-200B-24	I	19-36VDC	24V	8.4A	201.6W	148.33	128.40	123.05
709-SD200C-12	SD-200C-12	I	36-72VDC	12V	16.7A	200.4W	140.11	121.27	116.22
709-SD200C-24	SD-200C-24	I	36-72VDC	24V	8.4A	201.6W	148.33	128.40	123.05
709-SD200D-24	SD-200D-24	I	72-144VDC	24V	8.4A	201.6W	148.33	128.40	123.05
709-SD350B-12	SD-350B-12	J	19-36VDC	12V	27.5A	330W	171.38	147.11	143.42
709-SD350B-24	SD-350B-24	J	19-36VDC	24V	14.6A	350.4W	174.76	150.01	146.26
709-SD350C-24	SD-350C-24	J	36-72VDC	24V	14.6A	350.4W	174.76	150.01	146.26
709-SD350D-24	SD-350D-24	J	72-144VDC	24V	14.6A	350.4W	171.38	147.11	143.42
709-SD500L-12	SD-500L-12	J	19-72VDC	12V	40A	480W	214.60	195.94	186.61
709-SD500L-24	SD-500L-24	J	19-72VDC	24V	21A	504W	208.45	190.32	181.26
709-SD500H-12	SD-500H-12	J	19-72VDC	12V	40A	480W	221.24	202.01	192.39
709-SD500H-24	SD-500H-24	J	19-72VDC	24V	21A	504W	214.60	195.94	186.61

MEAN WELL 40W DC-DC REGULATED SINGLE OUPTUT CONVERTER

Features:
- Protections: Short circuit, over load, over voltage
- 1500VDC I/O Isolation
- Built-in Remote ON/OFF control
- 2:1 wide input range
- Built-in remote sense

For quantities greater than listed, call for quote.

MOUSER STOCK NO.	Mean Well Part No.	Fig.	Input Range	Output Voltage	Output Current	Price Each 1	10	20
Dimensions (mm): 50.8Lx50.8Wx11H								
709-SKA40A-05	SKA40A-05	K	9-18VDC	5V	0.7-7A	58.55	57.45	53.03
709-SKA40B-05	SKA40B-05	K	18-36VDC	5V	0.7-7A	58.55	57.45	53.03
709-SKA40C-05	SKA40C-05	K	36-75VDC	5V	0.7-7A	58.55	57.45	53.03
709-SKA40A-12	SKA40A-12	K	9-18VDC	12V	0.3-3.33A	58.55	57.45	53.03
709-SKA40B-12	SKA40B-12	K	18-36VDC	12V	0.3-3.33A	58.55	57.45	53.03
709-SKA40C-12	SKA40C-12	K	36-75VDC	12V	0.3-3.33A	58.55	57.45	53.03
709-SKA40A-15	SKA40A-15	K	9-18VDC	15V	0.26-2.67A	59.48	58.36	53.86
709-SKA40B-15	SKA40B-15	K	18-36VDC	15V	0.26-2.67A	59.48	58.36	53.86

© Copyright 2013 Mouser Electronics

© Copyright 2013 Mouser Electronics

MURATA POWER SOLUTIONS DC-DC Converters

RoHS Compliant This page of product is compliant.

Murata Power Solutions

LME SERIES, 250MW SINGLE OUTPUT

The LME series of DC-DC converters are optimized for low-power operation. They are ideally suited to generating a negative supply where only a positive rail exists.

- RoHS Compliant
- 1kVDC isolation
- Efficiency to 75%
- SIP & DIP package styles
- No heatsink required
- Single output rail
- Fully encapsulated

RoHS Compliant

For quantities greater than listed, call for quote.

MOUSER STOCK NO.	MPS Part No.	Fig.	Input Volts	Output Volts	Io (mA)	Price Each 1	5	10	25
SIP									
580-LME0305SC	LME0305SC	A	3.3	5	50	10.33	9.99	9.72	9.61
580-LME0505SC	LME0505SC	A	5	5	50	10.33	9.99	9.72	9.61
580-LME0512SC	LME0512SC	A	5	12	21	10.33	9.99	9.77	9.61
580-LME1205SC	LME1205SC	A	12	5	50	10.33	9.99	9.77	9.61
580-LME1212SC	LME1212SC	A	12	12	21	10.33	9.99	9.77	9.61
580-LME1215SC	LME1215SC	A	12	15	16	10.72	10.54	10.19	9.85
DIP									
580-LME0505DC	LME0505DC	B	5	5	50	11.48	11.42	11.35	11.22
580-LME0512DC	LME0512DC	B	5	12	21	11.92	11.66	11.47	11.33
580-LME1205DC	LME1205DC	B	12	5	50	11.92	11.66	11.47	11.33
580-LME1212DC	LME1212DC	B	12	12	21	11.92	11.66	11.47	11.33

NME SERIES, 1W SINGLE OUTPUT

This series is particularly suited to isolating and/or converting DC power rails.

- RoHS Compliant
- 1KVDC isolation
- Efficiency to 80%
- UL 94V-0 package material
- No heatsink required
- Toroidal magnetics
- Fully encapsulated

RoHS Compliant

For quantities greater than listed, call for quote.

MOUSER STOCK NO.	MPS Part No.	Fig.	Input Volts	Output Volts	Io (mA)	Price Each 1	5	10	25
SIP									
580-NME0505SC	NME0505SC	A	5	5	200	8.69	8.65	8.58	8.49
580-NME0509SC	NME0509SC	A	5	9	111	8.69	8.65	8.58	8.49
580-NME0512SC	NME0512SC	A	5	12	83	8.69	8.65	8.58	8.49
580-NME0515SC	NME0515SC	A	5	15	66	8.69	8.65	8.58	8.49
580-NME0524SC	NME0524SC	A	5	24	42	10.65	10.30	9.98	9.54
580-NME1205SC	NME1205SC	A	12	5	200	8.69	8.65	8.58	8.49
580-NME1212SC	NME1212SC	A	12	12	83	8.69	8.65	8.58	8.49
580-NME1215SC	NME1215SC	A	12	15	66	8.69	8.65	8.58	8.49
580-NME2405SC	NME2405SC	A	24	5	200	10.80	10.51	10.17	10.06
580-NME2409SC	NME2409SC	A	24	9	111	10.80	10.51	10.17	10.06
580-NME2412SC	NME2412SC	A	24	12	83	10.80	10.51	10.17	10.06
580-NME2415SC	NME2415SC	A	24	15	66	10.80	10.51	10.17	10.06
DIP									
580-NME0505DC	NME0505DC	B	5	5	200	8.69	8.65	8.58	8.49
580-NME0512DC	NME0512DC	B	5	12	83	8.69	8.65	8.58	8.49
580-NME0515DC	NME0515DC	B	5	15	66	8.69	8.65	8.58	8.49
580-NME0524DC	NME0524DC	B	5	24	42	8.69	8.65	8.58	8.49
580-NME1205DC	NME1205DC	B	12	5	200	8.69	8.65	8.58	8.49
580-NME1212DC	NME1212DC	B	12	12	83	8.69	8.65	8.58	8.49
580-NME1215DC	NME1215DC	B	12	15	66	8.69	8.65	8.58	8.49
580-NME2405DC	NME2405DC	B	24	5	200	11.32	10.97	10.70	10.55
580-NME2415DC	NME2415DC	B	24	15	66	11.32	10.97	10.70	10.55

NMR SERIES, 1W SINGLE OUTPUT

- RoHS Compliant
- 1kVDC isolation
- Efficiency to 80%
- UL 94V-0 package material
- No heatsink required
- Toroidal magnetics

RoHS Compliant

For quantities greater than listed, call for quote.

MOUSER STOCK NO.	MPS Part No.	Fig.	Input Volts	Output Volts	Io (mA)	Price Each 1	5	10	25
580-NMR100C	NMR100C	C	5	5	200	8.14	8.10	8.05	7.95
580-NMR101C	NMR101C	C	5	12	83	8.14	8.10	8.05	7.95
580-NMR102C	NMR102C	C	5	15	67	8.14	8.10	8.05	7.95
580-NMR106C	NMR106C	C	12	5	200	8.14	8.10	8.05	7.95
580-NMR107C	NMR107C	C	12	12	83	8.14	8.10	8.05	7.95
580-NMR108C	NMR108C	C	12	15	67	8.14	8.10	8.05	7.95
580-NMR114C	NMR114C	C	15	15	67	8.14	8.10	8.05	7.95
580-NMR118C	NMR118C	C	24	5	200	8.14	8.10	8.05	7.95

NTE SERIES, SMT 1W SINGLE OUTPUT

- RoHS Compliant
- 1kVDC isolation
- Efficiency to 78%
- Fully encapsulated
- Surface Mount
- UL 94V-0 package material
- No heatsink required
- Toroidal magnetics

RoHS Compliant

For quantities greater than listed, call for quote.

MOUSER STOCK NO.	MPS Part No.	Fig.	Input Volts	Output Volts	Io (mA)	Price Each 1	5	10	25
580-NTE0303MC	NTE0303MC	D	3.3	3.3	303	8.51	8.46	8.40	8.31
580-NTE0305MC	NTE0305MC	D	3.3	5	200	8.51	8.46	8.40	8.31
580-NTE0503MC	NTE0503MC	D	5	3.3	303	8.51	8.46	8.40	8.31
580-NTE0505MC	NTE0505MC	D	5	5	200	8.51	8.46	8.40	8.31
580-NTE0506MC	NTE0506MC	D	5	6	167	8.51	8.46	8.40	8.31
580-NTE0509MC	NTE0509MC	D	5	9	111	8.51	8.46	8.40	8.31
580-NTE0512MC	NTE0512MC	D	5	12	83	8.51	8.46	8.40	8.31
580-NTE0515MC	NTE0515MC	D	5	15	66	8.51	8.46	8.40	8.31
580-NTE1205MC	NTE1205MC	D	12	5	200	8.51	8.46	8.40	8.31
580-NTE1212MC	NTE1212MC	D	12	12	83	8.51	8.46	8.40	8.31
580-NTE1215MC	NTE1215MC	D	12	15	66	8.51	8.46	8.40	8.31

DIMENSIONS: in.

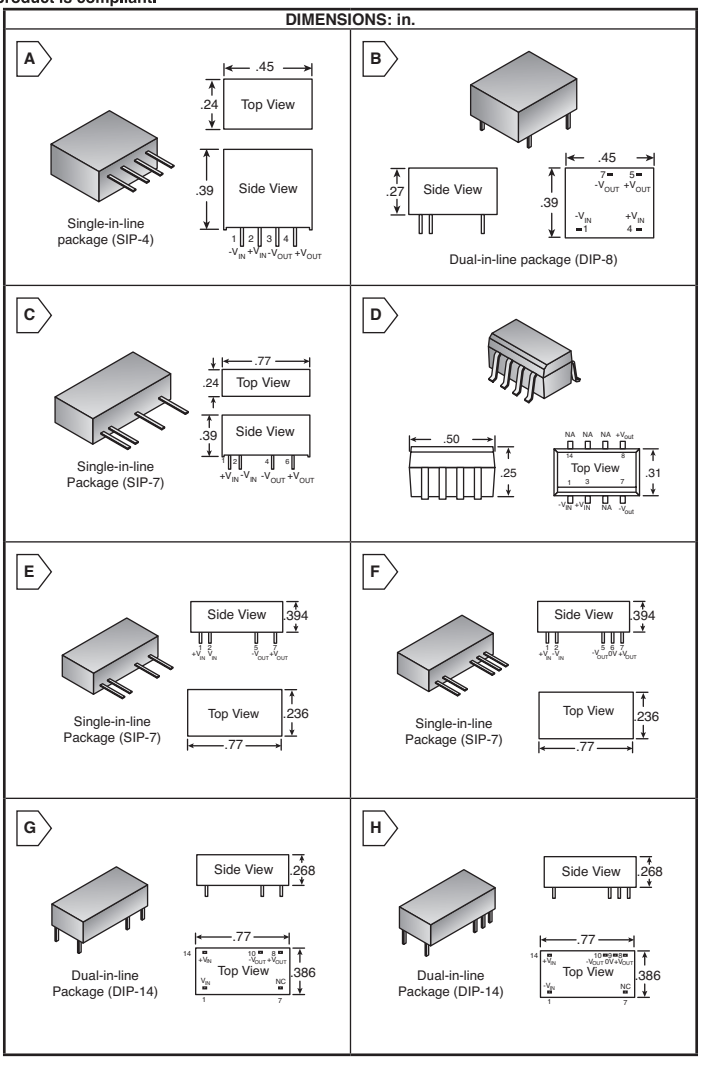

NMV SERIES 3KVDC ISOLATED, 1W SINGLE AND DUAL OUTPUT

- 3kVDC isolation
- Effciency to 80%
- UL 94V-0 package material
- Toroidal magnetics
- Fully encapsulated
- RoHS Compliant
- No heatsink required

RoHS Compliant

For quantities greater than listed, call for quote.

MOUSER STOCK NO.	MPS Part No.	Fig.	Input Volts	Output Volts	Io (mA)	Price Each 1	5	10	25
Single Output SIP Package									
580-NMV0505SAC	NMV0505SAC	E	5	5	200	10.86	10.81	10.73	10.61
580-NMV0515SAC	NMV0515SAC	E	5	15	67	10.86	10.81	10.73	10.61
580-NMV1205SAC	NMV1205SAC	E	12	5	200	10.86	10.81	10.73	10.61
580-NMV1212SAC	NMV1212SAC	E	12	12	84	10.86	10.81	10.73	10.61
580-NMV1215SAC	NMV1215SAC	E	12	15	67	10.86	10.81	10.73	10.61
580-NMV1505SAC	NMV1505SAC	E	15	5	200	11.74	11.36	11.03	10.85
580-NMV1515SAC	NMV1515SAC	E	15	15	67	11.74	11.36	11.03	10.85
Dual Output SIP Package									
580-NMV0505SC	NMV0505SC	F	5	±5	±100	10.86	10.81	10.73	10.61
580-NMV0509SC	NMV0509SC	F	5	±9	±55	10.86	10.81	10.73	10.61
580-NMV0512SC	NMV0512SC	F	5	±12	±42	10.86	10.81	10.73	10.61
580-NMV0515SC	NMV0515SC	F	5	±15	±34	10.86	10.81	10.73	10.61
580-NMV1205SC	NMV1205SC	F	12	±5	±100	10.86	10.81	10.73	10.61
580-NMV1212SC	NMV1212SC	F	12	±12	±42	10.86	10.81	10.73	10.61
580-NMV1215SC	NMV1215SC	F	12	±15	±34	10.86	10.81	10.73	10.61
580-NMV1515SC	NMV1515SC	F	15	±15	±33	11.74	11.36	11.03	10.85
Single Output DIP Package									
580-NMV0505DAC	NMV2415SC	G	5	5	200	10.86	10.81	10.73	10.61
580-NMV0512DAC	NMV0512DAC	G	5	12	84	10.86	10.81	10.73	10.61
580-NMV1205DAC	NMV1205DAC	G	12	5	200	10.86	10.81	10.73	10.61
580-NMV1212DAC	NMV1212DA	G	12	12	84	10.86	10.81	10.73	10.61
580-NMV1215DAC	NMV1215DAC	G	12	15	67	10.86	10.81	10.73	10.61
Dual Output DIP Package									
580-NMV0515DC	NMV0515DC	H	5	±15	±34	10.86	10.81	10.73	10.61
580-NMV1209DC	NMV1209DC	H	12	±9	±55	10.86	10.81	10.73	10.61
580-NMV1215DC	NMV1215DC	H	12	±15	±34	10.86	10.81	10.73	10.61

© Copyright 2013 Mouser Electronics

© Copyright 2013 Mouser Electronics

MURATA POWER SOLUTIONS DC-DC Converters

RoHS Compliant **This product is RoHS compliant.**

Murata Power Solutions

DIMENSIONS: in.

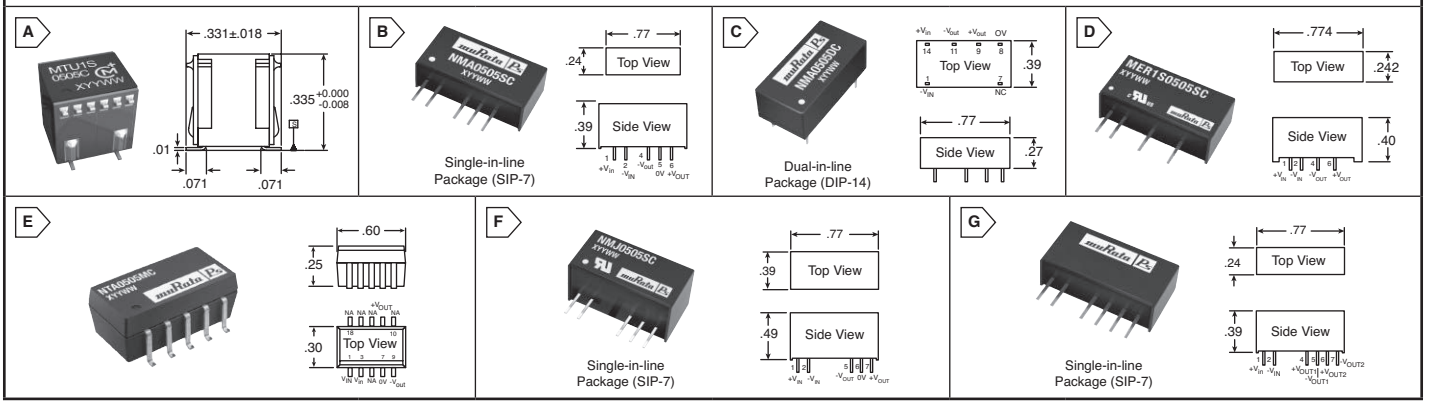

MTU1 SERIES, ISOLATED 1W SINGLE OUTPUT SMT

- 1kVDC Isolation
- Power density 1.71W/cm
- Efficiency up to 88% (Typ.)
- UL 94V-0 Package material
- Toroidal magnetics
- Custom solutiond available
- Multi-layer ceramic capacitors

NEW PRODUCT

RoHS Compliant

For quantities greater than listed, call for quote.

MOUSER STOCK NO.	MPS Part No.	Fig.	Input Volts	Output Volts	Io (mA)	Price Each 1	5	10	25
580-MTU1S0305MC	MTU1S0305MC	A	3.3	5	200	8.14	8.10	8.05	7.95
580-MTU1D0505MC	MTU1D0505MC	A	5	5	100	8.14	8.10	8.05	7.95
580-MTU1D0509MC	MTU1D0509MC	A	5	9	56	8.14	8.10	8.05	7.95
580-MTU1D0512MC	MTU1D0512MC	A	5	12	42	8.14	8.10	8.05	7.95
580-MTU1D0515MC	MTU1D0515MC	A	5	15	33	8.14	8.10	8.05	7.95
580-MTU1S0505MC	MTU1S0505MC	A	5	5	200	8.14	7.95	7.82	7.70
580-MTU1S0509MC	MTU1S0509MC	A	5	9	111	8.14	7.95	7.82	7.70
580-MTU1S0512MC	MTU1S0512MC	A	5	12	83	8.14	7.95	7.82	7.70
580-MTU1S0515MC	MTU1S0515MC	A	5	15	66	8.14	7.95	7.82	7.70
580-MTU1D1205MC	MTU1D1205MC	A	12	5	100	8.14	8.10	8.05	7.95
580-MTU1D1209MC	MTU1D1209MC	A	12	9	56	8.14	8.10	8.05	7.95
580-MTU1D1212MC	MTU1D1212MC	A	12	12	42	8.14	8.10	8.05	7.95
580-MTU1D1215MC	MTU1D1215MC	A	12	15	33	8.14	8.10	8.05	7.95
580-MTU1S1205MC	MTU1S1205MC	A	12	5	200	8.14	7.95	7.82	7.70
580-MTU1S1209MC	MTU1S1209MC	A	12	9	111	8.14	7.95	7.82	7.70
580-MTU1S1212MC	MTU1S1212MC	A	12	12	83	8.14	7.95	7.82	7.70
580-MTU1S1215MC	MTU1S1215MC	A	12	15	66	8.14	7.95	7.82	7.70

NMA SERIES, 1W DUAL OUTPUT

- RoHS Compliant
- 1KVDC isolation
- Fully encapsulated
- Toroidal magnetics
- Efficiency to 80%
- UL 94V-0 package material
- No heatsink required

RoHS Compliant

For quantities greater than listed, call for quote.

MOUSER STOCK NO.	MPS Part No.	Fig.	Input Volts	Output Volts	Io (mA)	Price Each 1	5	10	25
SIP									
580-NMA0505SC	NMA0505SC	B	5	±5	±100	9.37	9.10	8.82	8.67
580-NMA0512SC	NMA0512SC	B	5	±12	±42	9.37	9.10	8.82	8.67
580-NMA0515SC	NMA0515SC	B	5	±15	±33	9.37	9.10	8.82	8.67
580-NMA1205SC	NMA1205SC	B	12	±5	±100	9.37	9.10	8.82	8.67
580-NMA1209SC	NMA1209SC	B	12	±9	±55	9.37	9.10	8.82	8.67
580-NMA1212SC	NMA1212SC	B	12	±12	±42	9.37	9.10	8.82	8.67
580-NMA1215SC	NMA1215SC	B	12	±15	±33	9.37	9.10	8.82	8.67
580-NMA1515SC	NMA1515SC	B	15	±15	±33	9.37	9.10	8.82	8.67
DIP									
580-NMA0505DC	NMA0505DC	C	5	±5	±100	9.85	9.69	9.33	9.19
580-NMA0509DC	NMA0509DC	C	5	±9	±55	9.85	9.69	9.33	9.19
580-NMA0512DC	NMA0512DC	C	5	±12	±42	9.85	9.69	9.33	9.19
580-NMA0515DC	NMA0515DC	C	5	±15	±33	9.85	9.69	9.33	9.19
580-NMA1205DC	NMA1205DC	C	12	±5	±100	9.85	9.69	9.33	9.19
580-NMA1212DC	NMA1212DC	C	12	±12	±42	9.85	9.69	9.33	9.19
580-NMA1215DC	NMA1215DC	C	12	±15	±33	9.85	9.69	9.33	9.19

MER1 SERIES, 1W SINGLE OUTPUT

- Typical efficiency to 89%
- UL 94V-0 package material
- No heatsink required
- 1kVDC isolation
- Fully encapsulated with toroidal magnetics
- No electrolytic or tantalum capacitors

RoHS Compliant

For quantities greater than listed, call for quote.

MOUSER STOCK NO.	MPS Part No.	Fig.	Input Volts	Output Volts	Io (mA)	Price Each 1	5	10	25
580-MER1S0505SC	MER1S0505SC	D	5	5	200	8.51	8.46	8.40	8.31
580-MER1S0509SC	MER1S0509SC	D	5	9	111	8.51	8.46	8.40	8.31
580-MER1S0512SC	MER1S0512SC	D	5	12	84	8.51	8.46	8.40	8.31
580-MER1S0515SC	MER1S0515SC	D	5	15	67	8.51	8.46	8.40	8.31
580-MER1S1205SC	MER1S1205SC	D	12	5	200	8.51	8.46	8.40	8.31
580-MER1S1209SC	MER1S1209SC	D	12	9	111	8.51	8.46	8.40	8.31
580-MER1S1212SC	MER1S1212SC	D	12	12	84	8.51	8.46	8.40	8.31
580-MER1S1215SC	MER1S1215SC	D	12	15	67	8.51	8.46	8.40	8.31
580-MER1S1505SC	MER1S1505SC	D	15	5	200	8.51	8.46	8.40	8.31
580-MER1S1512SC	MER1S1512SC	D	15	12	84	8.51	8.46	8.40	8.31
580-MER1S1515SC	MER1S1515SC	D	15	15	67	8.51	8.46	8.40	8.31

MER1 SERIES, 1W SINGLE OUTPUT (CONT.)

- Typical efficiency to 89%
- UL 94V-0 package material
- No heatsink required
- 1kVDC isolation
- Fully encapsulated with toroidal magnetics
- No electrolytic or tantalum capacitors

RoHS Compliant

For quantities greater than listed, call for quote.

MOUSER STOCK NO.	MPS Part No.	Fig.	Input Volts	Output Volts	Io (mA)	Price Each 1	5	10	25
580-MER1S2405SC	MER1S2405SC	D	24	5	200	8.51	8.46	8.40	8.31
580-MER1S2409SC	MER1S2409SC	D	24	9	111	8.51	8.46	8.40	8.31
580-MER1S2412SC	MER1S2412SC	D	24	12	84	8.51	8.30	8.21	8.05
580-MER1S2415SC	MER1S2415SC	D	24	15	67	8.51	8.46	8.40	8.31
580-MER1S4809SC	MER1S4809SC	D	48	9	111	8.51	8.46	8.40	8.31
580-MER1S4812SC	MER1S4812SC	D	48	12	84	8.51	8.46	8.40	8.31
580-MER1S4815SC	MER1S4815SC	D	48	15	67	8.51	8.46	8.40	8.31

NTA SERIES, SMT 1W DUAL OUTPUT

- RoHS Compliant
- 1kVDC isolation
- Efficiency to 78%
- Surface Mount
- UL 94V-0 package material
- No heatsink required
- Toroidal magnetics
- Fully encapsulated

RoHS Compliant

For quantities greater than listed, call for quote.

MOUSER STOCK NO.	MPS Part No.	Fig.	Input Volts	Output Volts	Io (mA)	Price Each 1	5	10	25
580-NTA0315MC	NTA0315MC	E	3.3	±15	±33	8.51	8.46	8.40	8.31
580-NTA0505MC	NTA0505MC	E	5	±5	±100	8.51	8.46	8.40	8.31
580-NTA0509MC	NTA0509MC	E	5	±9	±55	8.51	8.46	8.40	8.31
580-NTA0512MC	NTA0512MC	E	5	±12	±42	8.51	8.46	8.40	8.31
580-NTA0515MC	NTA0515MC	E	5	±15	±33	8.51	8.46	8.40	8.31
580-NTA1205MC	NTA1205MC	E	12	±5	±100	8.51	8.46	8.40	8.31
580-NTA1212MC	NTA1212MC	E	12	±12	±42	8.51	8.46	8.40	8.31
580-NTA1215MC	NTA1215MC	E	12	±15	±33	8.51	8.46	8.40	8.31

NMJ SERIES 5.2KVDC ISOLATED, 1W DUAL OUTPUT

- 5.2kVDC isolation
- Power sharing
- No heatsink required
- Toroidal magnetics
- Fully encapsulated
- RoHS Compliant
- UL 60950

RoHS Compliant

For quantities greater than listed, call for quote.

MOUSER STOCK NO.	MPS Part No.	Fig.	Input Volts	Output Volts	Io (mA)	Price Each 1	5	10	25
580-NMJ0505SC	NMJ0505SC	F	5	±5	±100	15.02	14.67	14.21	14.16
580-NMJ0512SC	NMJ0512SC	F	5	±12	±42	15.02	14.66	14.21	14.16
580-NMJ1205SC	NMJ1205SC	F	12	±5	±100	15.02	14.67	14.21	14.16
580-NMJ1212SC	NMJ1212SC	F	12	±12	±42	15.02	14.67	14.21	14.16
580-NMJ1215SC	NMJ1215SC	F	12	±15	±33	15.02	14.67	14.21	14.16

NMD SERIES ISOLATED 1W TWIN OUTPUT

- RoHS Compliant
- No heatsink required
- Efficiency to 80%
- Power sharing on outputs
- Input/Output isolation 1kVDC
- Output Voltage 1: 5V@100mA
- Output/Output isolation 1kVDC
- Twin independent outputs

RoHS Compliant

For quantities greater than listed, call for quote.

MOUSER STOCK NO.	MPS Part No.	Fig.	Input Volts	Output1 V	Output1 mA	Output 2 V	Output 2 mA	Price Each 1	5	10	25
SIP											
580-NMD050505SC	NMD050505SC	G	5	5	100	5	100	11.26	10.92	10.65	10.50
580-NMD050512SC	NMD050512SC	G	5	5	100	12	42	11.27	10.92	10.65	10.50
580-NMD050515SC	NMD050515SC	G	5	5	100	15	34	11.27	10.92	10.65	10.50
580-NMD120512SC	NMD120512SC	G	12	5	100	12	42	11.68	11.48	11.10	10.74
580-NMD120515SC	NMD120515SC	G	12	5	100	15	34	11.68	11.48	11.10	10.74

© Copyright 2013 Mouser Electronics

© Copyright 2013 Mouser Electronics

DIMENSIONS: in.

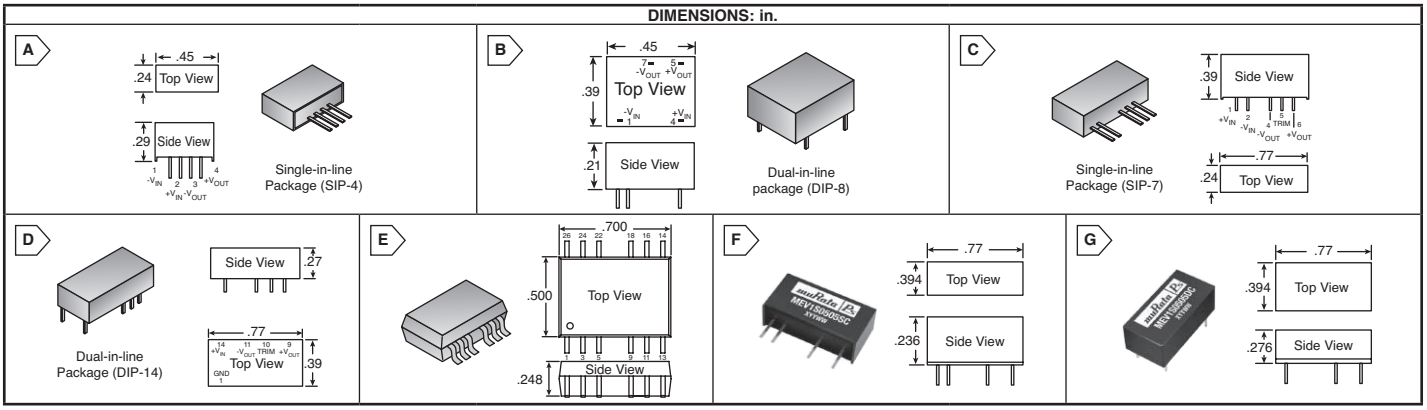

NKE SERIES, 1W SINGLE OUTPUT

This series is particularly suited to isolating and/or converting DC power rails.

- RoHS Compliant
- 3kVDC isolation
- Efficiency to 81%
- Fully encapsulated with toroidal magnetics
- No electrolytic or tantalum capacitors
- UL 94V-0 package material

RoHS Compliant

For quantities greater than listed, call for quote.

MOUSER STOCK NO.	MPS Part No.	Fig.	Input Volts	Output Volts	Io (mA)	Price Each 1	5	10	25
SIP									
580-NKE0303SC	NKE0303SC	A	3.3	3.3	303	8.14	8.10	8.05	7.95
580-NKE0305SC	NKE0305SC	A	3.3	5	200	8.14	8.10	8.05	7.95
580-NKE0503SC	NKE0503SC	A	5	3.3	303	8.14	8.10	8.05	7.95
580-NKE0505SC	NKE0505SC	A	5	5	200	8.14	8.10	8.05	7.95
580-NKE0505SEC	NKE0505SEC	A	5	5	200	8.14	8.10	8.05	7.95
580-NKE0509SC	NKE0509SC	A	5	9	111	8.14	8.10	8.05	7.95
580-NKE0512SC	NKE0512SC	A	5	12	83	8.14	8.10	8.05	7.95
580-NKE0515SC	NKE0515SC	A	5	15	66	8.14	8.10	8.05	7.95
580-NKE1205SC	NKE1205SC	A	12	5	200	8.14	8.10	8.05	7.95
580-NKE1209SC	NKE1209SC	A	12	9	111	8.14	8.10	8.05	7.95
580-NKE1212SC	NKE1212SC	A	12	12	83	8.14	8.10	8.05	7.95
580-NKE1215SC	NKE1215SC	A	12	15	66	8.14	8.10	8.05	7.95
DIP									
580-NKE0303DC	NKE0303DC	B	3.3	3.3	303	8.14	8.10	8.05	7.95
580-NKE0305DC	NKE0305DC	B	3.3	5	200	8.14	8.10	8.05	7.95
580-NKE0503DC	NKE0503DC	B	5	3.3	303	8.14	8.10	8.05	7.95
580-NKE0505DC	NKE0505DC	B	5	5	200	8.14	8.10	8.05	7.95
580-NKE0512DC	NKE0512DC	B	5	12	83	8.14	8.10	8.05	7.95
580-NKE0515DC	NKE0515DC	B	5	15	66	8.14	8.10	8.05	7.95
580-NKE1205DC	NKE1205DC	B	12	5	200	8.14	8.10	8.05	7.95
580-NKE1209DC	NKE1209DC	B	12	9	111	8.14	8.10	8.05	7.95
580-NKE1212DC	NKE1212DC	B	12	12	83	8.14	8.10	8.05	7.95

NMF SERIES, ISOLATED 1W REGULATED SINGLE OUTPUT

The NMF series of DC-DC converters is used where a tightly regulated supply is required. They are ideal for situations where the input voltage is not tightly controlled.

- 1kVDC isolation
- Efficiency to 62%
- No heatsink required
- RoHS Compliant
- SIP & DIP package styles
- Fully encapsulated
- Single isolated output

RoHS Compliant

For quantities greater than listed, call for quote.

MOUSER STOCK NO.	MPS Part No.	Fig.	Input Volts	Output Volts	Io (mA)	Price Each 1	5	10	25
SIP									
580-NMF0505SC	NMF0505SC	C	5	5	100	8.80	8.75	8.69	8.59
580-NMF0509SC	NMF0509SC	C	5	9	100	8.82	8.67	8.53	8.39
580-NMF0512SC	NMF0512SC	C	5	12	83	8.80	8.65	8.53	8.39
580-NMF0515SC	NMF0515SC	C	5	15	67	8.80	8.65	8.31	8.19
580-NMF1205SC	NMF1205SC	C	12	5	100	8.80	8.65	8.53	8.39
580-NMF1212SC	NMF1212SC	C	12	12	83	8.80	8.65	8.31	8.19
580-NMF1215SC	NMF1215SC	C	12	15	67	8.80	8.58	8.31	8.19
580-NMF2405SC	NMF2405SC	C	24	5	100	10.14	9.69	9.59	9.30
580-NMF2412SC	NMF2412SC	C	24	12	83	10.17	9.89	9.77	9.67
580-NMF2415SC	NMF2415SC	C	24	15	67	10.14	9.69	9.59	9.30
580-NMF4805SC	NMF4805SC	C	48	5	100	10.52	10.34	9.99	9.67
DIP									
580-NMF0505DC	NMF0505DC	D	5	5	100	9.26	9.10	8.74	8.61
580-NMF0515DC	NMF0515DC	D	5	15	67	9.28	9.12	8.97	8.83
580-NMF1212DC	NMF1212DC	D	12	12	83	9.28	9.12	8.97	8.83
580-NMF2405DC	NMF2405DC	D	24	5	100	11.71	11.55	11.35	11.13
580-NKE0505DC	NKE0505DC	B	5	5	200	8.14	8.10	8.05	7.95

NTF SERIES, SMT 1W SINGLE OUTPUT

The NTF series employs leadframe technology and transfer moulding techniques to bring all of the benefits of IC style packaging to hybrid circuitry.

- RoHS Compliant
- 1kVDC Isolation
- Efficiency from 60.5%
- UL 94V-0 package material
- Internal SMD construction magnetics
- MTTF up to 1.4 million hours
- Multi layer ceramic capacitors
- Wide temperature performance -40°C to 85°C
- Power density 0.7W/cm³
- Lead frame technology

RoHS Compliant

For quantities greater than listed, call for quote.

580-NTFS0505MC	NTFS0505MC	E	5	5	200	12.67	12.31	11.98	11.76
580-NTFS0512MC	NTFS0512MC	E	5	12	83	12.67	12.31	11.98	11.76
580-NTFS0515MC	NTFS0515MC	E	5	15	66	12.66	12.31	11.98	11.76
580-NTFS1205MC	NTFS1205MC	E	12	5	200	12.67	12.31	11.98	11.76
580-NTFS1212MC	NTFS1212MC	E	12	12	83	12.66	12.31	11.98	11.76
580-NTFS2405MC	NTFS2405MC	E	24	5	200	12.66	12.31	11.98	11.76
580-NTFS2412MC	NTFS2412MC	E	24	12	83	12.67	12.31	11.98	11.76

© Copyright 2013 Mouser Electronics

MEV1 SERIES , 1W SINGLE AND DUAL OUTPUT

- Power density 0.85W/cm³
- Wide temp. performance @ full load: -40°C to 85°C
- Effciency to 89% (typ.)
- No heatsink required
- 3kVDC Isolation

NEW PRODUCT

MEV1S Series

For quantities greater than listed, call for quote.

MOUSER STOCK NO.	MPS Part No.	Fig.	Input Volts	Output Volts	Io (mA)	Price Each 1	5	10	25
Single Output SIP Package									
580-MEV1S0505SC	MEV1S0505SC	F	5	5	200	9.37	9.15	9.01	8.87
580-MEV1S0512SC	MEV1S0512SC	F	5	12	84	9.37	9.15	9.01	8.87
580-MEV1S0515SC	MEV1S0515SC	F	5	15	67	9.37	9.15	9.01	8.87
580-MEV1S1205SC	MEV1S1205SC	F	12	5	200	9.37	9.15	9.01	8.87
580-MEV1S1212SC	MEV1S1212SC	F	12	12	84	9.37	9.15	9.01	8.87
580-MEV1S1215SC	MEV1S1215SC	F	12	15	67	9.37	9.15	9.01	8.87
580-MEV1S1515SC	MEV1S1515SC	F	15	15	67	9.37	9.15	9.01	8.87
580-MEV1S2405SC	MEV1S2405SC	F	24	5	200	9.37	9.15	9.01	8.87
580-MEV1S2409SC	MEV1S2409SC	F	24	9	111	9.37	9.15	9.01	8.87
580-MEV1S2412SC	MEV1S2412SC	F	24	12	84	9.37	9.15	9.01	8.87
580-MEV1S2415SC	MEV1S2415SC	F	24	15	67	9.37	9.15	9.01	8.87
Single Output DIP Package									
580-MEV1S0505DC	MEV1S0505DC	G	5	5	200	9.37	9.15	9.01	8.87
580-MEV1S0509DC	MEV1S0509DC	G	5	9	111	9.37	9.15	9.01	8.87
580-MEV1S1205DC	MEV1S1205DC	G	12	5	200	9.37	9.15	9.01	8.87
580-MEV1S1215DC	MEV1S1215DC	G	12	15	67	9.37	9.15	9.01	8.87
580-MEV1S1505DC	MEV1S1505DC	G	15	5	200	9.37	9.15	9.01	8.87
580-MEV1S1512DC	MEV1S1512DC	G	15	12	84	9.37	9.15	9.01	8.87
580-MEV1S1515DC	MEV1S1515DC	G	15	15	67	9.37	9.15	9.01	8.87
580-MEV1S2405DC	MEV1S1515DC	G	24	5	200	9.37	9.15	9.01	8.87
580-MEV1S2412DC	MEV1S2412DC	G	24	12	84	9.37	9.15	9.01	8.87
580-MEV1S2415DC	MEV1S2415DC	G	24	15	67	9.37	9.15	9.01	8.87

MEV1D Series

For quantities greater than listed, call for quote.

Dual Output SIP Package									
580-MEV1D0505SC	MEV1D0505SC	F	5	±5	±100	9.37	9.33	9.26	9.16
580-MEV1D0509SC	MEV1D0509SC	F	5	±9	±56	9.37	9.33	9.26	9.16
580-MEV1D0512SC	MEV1D0512SC	F	5	±12	±42	9.37	9.33	9.26	9.16
580-MEV1D0515SC	MEV1D0515SC	F	5	±15	±33	9.37	9.33	9.26	9.16
580-MEV1D1205SC	MEV1D1205SC	F	12	±5	±100	9.37	9.33	9.26	9.16
580-MEV1D1209SC	MEV1D1209SC	F	12	±9	±56	9.37	9.33	9.26	9.16
580-MEV1D1212SC	MEV1D1212SC	F	12	±12	±42	9.37	9.33	9.26	9.16
580-MEV1D1215SC	MEV1D1215SC	F	12	±15	±33	9.37	9.33	9.26	9.16
580-MEV1D1505SC	MEV1D1505SC	F	15	±5	±100	9.37	9.33	9.26	9.16
580-MEV1D1509SC	MEV1D1509SC	F	15	±9	±56	9.37	9.33	9.26	9.16
580-MEV1D1512SC	MEV1D1512SC	F	15	±12	±42	9.37	9.33	9.26	9.16
580-MEV1D1515SC	MEV1D1515SC	F	15	±15	±33	9.37	9.33	9.26	9.16
580-MEV1D2405SC	MEV1D2405SC	F	24	±5	±100	9.37	9.33	9.26	9.16
580-MEV1D2409SC	MEV1D2409SC	F	24	±9	±56	9.37	9.33	9.26	9.16
580-MEV1D2412SC	MEV1D2412SC	F	24	±12	±42	9.37	9.33	9.26	9.16
580-MEV1D2415SC	MEV1D2415SC	F	24	±15	±33	9.37	9.33	9.26	9.16
580-MEV1D4805SC	MEV1D4805SC	F	48	±5	±100	9.37	9.33	9.26	9.16
580-MEV1D4809SC	MEV1D4809SC	F	48	±9	±56	9.37	9.33	9.26	9.16
580-MEV1D4812SC	MEV1D4812SC	F	48	±12	±42	9.37	9.33	9.26	9.16
580-MEV1D4815SC	MEV1D4815SC	F	48	±15	±33	9.37	9.33	9.26	9.16
Dual Output DIP Package									
580-MEV1D0505DC	MEV1D0505DC	G	5	±5	±100	9.37	9.33	9.26	9.16
580-MEV1D0509DC	MEV1D0509DC	G	5	±9	±56	9.37	9.33	9.26	9.16
580-MEV1D0512DC	MEV1D0512DC	G	5	±12	±42	9.37	9.33	9.26	9.16
580-MEV1D0515DC	MEV1D0515DC	G	5	±15	±33	9.37	9.33	9.26	9.16
580-MEV1D1205DC	MEV1D1205DC	G	12	±5	±100	9.37	9.33	9.26	9.16
580-MEV1D1209DC	MEV1D1209DC	G	12	±9	±56	9.37	9.33	9.26	9.16
580-MEV1D1212DC	MEV1D1212DC	G	12	±12	±42	9.37	9.33	9.26	9.16
580-MEV1D1215DC	MEV1D1215DC	G	12	±15	±33	9.37	9.33	9.26	9.16
580-MEV1D1505DC	MEV1D1505DC	G	15	±5	±100	9.37	9.33	9.26	9.16
580-MEV1D1509DC	MEV1D1509DC	G	15	±9	±56	9.37	9.33	9.26	9.16
580-MEV1D1512DC	MEV1D1512DC	G	15	±12	±42	9.37	9.33	9.26	9.16
580-MEV1D1515DC	MEV1D1515DC	G	15	±15	±33	9.37	9.33	9.26	9.16
580-MEV1D2405DC	MEV1D2405DC	G	24	±5	±100	9.37	9.33	9.26	9.16
580-MEV1D2409DC	MEV1D2409DC	G	24	±9	±56	9.37	9.33	9.26	9.16
580-MEV1D2412DC	MEV1D2412DC	G	24	±12	±42	9.37	9.33	9.26	9.16
580-MEV1D2415DC	MEV1D2415DC	G	24	±15	±33	9.37	9.33	9.26	9.16

© Copyright 2013 Mouser Electronics

DIMENSIONS: in.

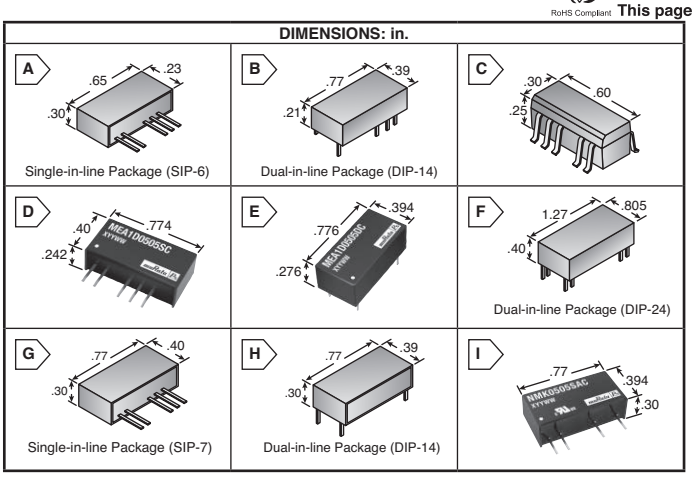

NKA SERIES, 1W DUAL OUTPUT

- 3kVDC isolation
- Efficiency to 82%
- UL 94V-0 package material
- Fully encapsulated with toroidal magnetics

RoHS Compliant

For quantities greater than listed, call for quote.

MOUSER STOCK NO.	MPS Part No.	Fig.	Input Volts	Output Volts	Io (mA)	Price Each 1	5	10	25
SIP									
580-NKA0305SC	NKA0305SC	A	3.3	±5	±100	8.14	8.10	8.05	7.95
580-NKA0312SC	NKA0312SC	A	3.3	±12	±42	8.14	8.10	8.05	7.95
580-NKA0315SC	NKA0315SC	A	3.3	±15	±33	8.14	8.10	8.05	7.95
580-NKA0505SC	NKA0505SC	A	5	±5	±100	8.14	8.10	8.05	7.95
580-NKA0509SC	NKA0509SC	A	5	±9	±55	8.14	8.10	8.05	7.95
580-NKA0512SC	NKA0512SC	A	5	±12	±42	8.14	8.10	8.05	7.95
580-NKA0515SC	NKA0515SC	A	5	±15	±33	8.14	8.10	8.05	7.95
580-NKA1205SC	NKA1205SC	A	12	±5	±100	8.14	8.10	8.05	7.95
580-NKA1209SC	NKA1209SC	A	12	±9	±55	8.14	8.10	8.05	7.95
580-NKA1212SC	NKA1212SC	A	12	±12	±42	8.14	8.10	8.05	7.95
580-NKA1215SC	NKA1215SC	A	12	±15	±33	8.14	8.10	8.05	7.95
DIP									
580-NKA0505DC	NKA0505DC	B	5	±5	±100	8.14	8.10	8.05	7.95
580-NKA0512DC	NKA0512DC	B	5	±12	±42	8.14	8.10	8.05	7.95
580-NKA1215DC	NKA1215DC	B	12	±15	±33	8.14	8.10	8.05	7.95

NTV SERIES, 1W DUAL OUTPUT

- 3kVDC isolation (1min.)
- Dual isolated output
- Efficiency to 82%
- UL 94V-0 package material
- Toroidal magnetics
- Plastic encapsulated

RoHS Compliant

For quantities greater than listed, call for quote.

MOUSER STOCK NO.	MPS Part No.	Fig.	Input Volts	Output Volts	Io (mA)	Price Each 1	5	10	25
580-NTV0505MC	NTV0505MC	C	5	±5	±100	11.74	11.36	11.03	10.85
580-NTV0512MC	NTV0512MC	C	5	±12	±42	11.74	11.36	11.03	10.85
580-NTV0515MC	NTV0515MC	C	5	±15	±33	11.74	11.36	11.03	10.85
580-NTV1205MC	NTV1205MC	C	12	±5	±100	11.74	11.36	11.03	10.85
580-NTV1209MC	NTV1209MC	C	12	±9	±55	11.74	11.36	11.03	10.85

MEA1 SERIES, 1W ISOLATED SINGLE AND DUAL OUTPUT

- Power density 0.85W/cm³
- Wide temp. performance @ full load: -40°C to 85°C
- No heatsink required
- Effciency to 89% (typ.)

For quantities greater than listed, call for quote.

MOUSER STOCK NO.	MPS Part No.	Fig.	Input Volts	Output Volts	Io (mA)	Price Each 1	5	10	25
Dual Output SIP Package · 1kVDC Isolation									
580-MEA1D0505SC	MEA1D0505SC	D	5	±5	±100	9.01	8.96	8.90	8.81
580-MEA1D0509SC	MEA1D0509SC	D	5	±9	±56	8.55	8.30	8.21	8.05
580-MEA1D0512SC	MEA1D0512SC	D	5	±12	±42	9.01	8.96	8.90	8.81
580-MEA1D0515SC	MEA1D0515SC	D	5	±15	±33	9.01	8.96	8.90	8.81
580-MEA1D1205SC	MEA1D1205SC	D	12	±5	±100	8.55	8.30	8.21	8.05
580-MEA1D1209SC	MEA1D1209SC	D	12	±9	±56	8.55	8.30	8.21	8.05
580-MEA1D1212SC	MEA1D1212SC	D	12	±12	±42	9.01	8.96	8.90	8.81
580-MEA1D1215SC	MEA1D1215SC	D	12	±15	±33	8.55	8.30	8.21	8.05
580-MEA1D2405SC	MEA1D2405SC	D	24	±5	±100	8.51	8.46	8.40	8.31
580-MEA1D2409SC	MEA1D2409SC	D	24	±9	±56	8.51	8.46	8.40	8.31
580-MEA1D2412SC	MEA1D2412SC	D	24	±12	±42	8.51	8.46	8.40	8.31
580-MEA1D2415SC	MEA1D2415SC	D	24	±15	±33	8.51	8.46	8.40	8.31
580-MEA1D4805SC	MEA1D4805SC	D	48	±5	±100	8.51	8.46	8.40	8.31
Dual Output DIP Package · 1kVDC Isolation									
580-MEA1D0509DC	MEA1D0509DC	E	5	±9	±56	8.51	8.29	8.21	8.05
580-MEA1D0512DC	MEA1D0512DC	E	5	±12	±42	8.51	8.29	8.21	8.05
580-MEA1D1205DC	MEA1D1205DC	E	12	±5	±100	8.51	8.29	8.21	8.05
580-MEA1D1215DC	MEA1D1215DC	E	12	±15	±33	8.51	8.29	8.21	8.05
580-MEA1D2405DC	MEA1D2405DC	E	24	±5	±100	8.51	8.29	8.21	8.05
580-MEA1D2409DC	MEA1D2409DC	E	24	±9	±56	8.51	8.29	8.21	8.05
580-MEA1D2412DC	MEA1D2412DC	E	24	±15	±42	8.51	8.29	8.21	8.05
580-MEA1D2415DC	MEA1D2415DC	E	24	±15	±33	8.51	8.29	8.21	8.05

© Copyright 2013 Mouser Electronics

PWR13XX SERIES, 1.5W UNREGULATED SINGLE AND DUAL OUTPUT

- 8kVDC isolation
- Internal filtering
- Low barrier capacitance: 10pf
- Low leakage current: 2μA max
- -55°C to +100°C operation

For quantities greater than listed, call for quote.

MOUSER STOCK NO.	MPS Part No.	Fig.	Input Volts	Output Volts	Io (mA)	Price Each 1	5	10	25
Single Output									
580-PWR1300AC	PWR1300AC	F	5	5	300	34.02	32.96	28.75	27.52
580-PWR1306AC	PWR1306AC	F	12	5	300	34.02	32.96	28.75	27.52
580-PWR1307AC	PWR1307AC	F	12	12	125	34.02	32.96	28.75	27.52
580-PWR1308AC	PWR1308AC	F	12	15	100	34.02	32.96	28.75	27.52
Dual Output									
580-PWR1303AC	PWR1303AC	F	5	±5	±150	36.18	35.15	33.99	31.83
580-PWR1304AC	PWR1304AC	F	5	±12	±63	36.18	35.15	33.99	31.83
580-PWR1305AC	PWR1305AC	F	5	±15	±50	36.18	35.15	33.99	31.83

NMH SERIES, 2W DUAL OUTPUT

The NMH offers the smallest footprint of any dual-output 2 watt DC-DC Converter.

- 1KVDC isolation
- Efficiency to 86%
- No heatsink required
- Fully encapsulated

For quantities greater than listed, call for quote.

MOUSER STOCK NO.	MPS Part No.	Fig.	Input Volts	Output Volts	Io (mA)	Price Each 1	5	10	25
SIP									
580-NMH0505SC	NMH0505SC	G	5	±5	±200	14.12	14.05	13.95	13.80
580-NMH0512SC	NMH0512SC	G	5	±12	±83	14.12	14.05	13.95	13.80
580-NMH0515SC	NMH0515SC	G	5	±15	±67	14.12	14.05	13.95	13.80
580-NMH1205SC	NMH1205SC	G	12	±5	±200	14.12	14.05	13.95	13.80
580-NMH1209SC	NMH1209SC	G	12	±9	±111	14.12	14.05	13.95	13.80
580-NMH1212SC	NMH1212SC	G	12	±12	±83	14.12	14.05	13.95	13.80
580-NMH1215SC	NMH1215SC	G	12	±15	±67	14.12	14.05	13.95	13.80
580-NMH2405SC	NMH2405SC	G	24	±5	±200	14.12	14.05	13.95	13.80
580-NMH2409SC	NMH2409SC	G	24	±9	±111	14.12	14.05	13.95	13.80
580-NMH2412SC	NMH2412SC	G	24	±12	±83	14.12	14.05	13.95	13.80
580-NMH2415SC	NMH2415SC	G	24	±15	±67	14.12	14.05	13.95	13.80
580-NMH4812SC	NMH4812SC	G	48	±12	±83	14.12	14.05	13.95	13.80
DIP									
580-NMH0505DC	NMH0505DC	H	5	±5	±200	14.12	14.05	13.95	13.80
580-NMH0509DC	NMH0509DC	H	5	±9	±111	14.12	14.05	13.95	13.80
580-NMH0512DC	NMH0512DC	H	5	±12	±83	14.12	14.05	13.95	13.80
580-NMH0515DC	NMH0515DC	H	5	±15	±67	14.12	14.05	13.95	13.80
580-NMH0524DC	NMH0524DC	H	5	±24	±42	14.12	14.05	13.95	13.80
580-NMH1212DC	NMH1212DC	H	12	±12	±83	14.12	14.05	13.95	13.80
580-NMH1215DC	NMH1215DC	H	12	±15	±67	14.12	14.05	13.95	13.80
580-NMH2412DC	NMH2412DC	H	24	±12	±83	14.12	14.05	13.95	13.80
580-NMH2415DC	NMH2415DC	H	24	±15	±67	14.12	14.05	13.95	13.80

NMK SERIES, 2W SINGLE AND DUAL OUTPUT

- 3KVDC isolation
- No heatsink required
- Operating temperature range: -40°C to 85°C
- Efficiency from 80%

NEW PRODUCT

For quantities greater than listed, call for quote.

MOUSER STOCK NO.	MPS Part No.	Fig.	Input Volts	Output Volts	Io (mA)	Price Each 1	5	10	25
Single Output									
580-NMK0505SAC	NMK0505SAC	I	5	5	400	13.58	13.51	13.42	13.26
580-NMK0512SAC	NMK0512SAC	I	5	12	167	13.58	13.51	13.42	13.26
580-NMK0515SAC	NMK0515SAC	I	5	15	133	13.58	13.51	13.42	13.26
580-NMK1212SAC	NMK1212SAC	I	12	12	167	13.58	13.51	13.42	13.26
580-NMK1215SAC	NMK1215SAC	I	12	15	133	13.58	13.51	13.42	13.26
580-NMK1505SAC	NMK1505SAC	I	15	5	400	13.58	13.51	13.42	13.27
580-NMK1509SAC	NMK1509SAC	I	15	9	222	13.58	13.51	13.42	13.27
580-NMK1512SAC	NMK1512SAC	I	15	12	167	13.58	13.51	13.42	13.27
580-NMK1515SAC	NMK1515SAC	I	15	15	133	13.58	13.51	13.42	13.27
580-NMK2405SAC	NMK2405SAC	I	24	5	400	13.58	13.51	13.42	13.27
580-NMK2409SAC	NMK2409SAC	I	24	9	222	13.58	13.51	13.42	13.27
580-NMK2412SAC	NMK2412SAC	I	24	12	167	13.58	13.51	13.42	13.27
580-NMK2415SAC	NMK2415SAC	I	24	15	133	13.58	13.51	13.42	13.27
Dual Output									
580-NMK0509SC	NMK0509SC	I	5	±9	±111	16.30	16.21	16.10	15.92
580-NMK0512SC	NMK0512SC	I	5	±12	±83	16.30	16.21	16.10	15.92
580-NMK0515SC	NMK0515SC	I	5	±15	±67	14.10	13.69	13.52	13.27
580-NMK1205SC	NMK1205SC	I	12	±5	±200	14.02	13.93	13.86	13.69
580-NMK1209SC	NMK1209SC	I	12	±9	±111	16.30	16.21	16.10	15.92
580-NMK1212SC	NMK1212SC	I	12	±12	±83	14.10	13.69	13.52	13.27
580-NMK1215SC	NMK1215SC	I	12	±15	±67	14.02	13.93	13.86	13.69
580-NMK1505SC	NMK1505SC	I	15	±5	±200	13.58	13.51	13.42	13.27
580-NMK1509SC	NMK1509SC	I	15	±9	±111	13.58	13.51	13.42	13.27
580-NMK1512SC	NMK1512SC	I	15	±12	±83	13.58	13.51	13.42	13.27
580-NMK1515SC	NMK1515SC	I	15	±15	±67	13.58	13.51	13.42	13.27
580-NMK2405SC	NMK2405SC	I	24	±5	±200	13.58	13.51	13.42	13.27
580-NMK2409SC	NMK2409SC	I	24	±9	±111	13.58	13.51	13.42	13.27
580-NMK2412SC	NMK2412SC	I	24	±12	±83	13.58	13.51	13.42	13.27
580-NMK2415SC	NMK2415SC	I	24	±15	±67	13.58	13.51	13.42	13.27

© Copyright 2013 Mouser Electronics

MURATA POWER SOLUTIONS DC-DC Converters

RoHS Compliant This page of product is compliant.

Murata Power Solutions

DIMENSIONS: in.

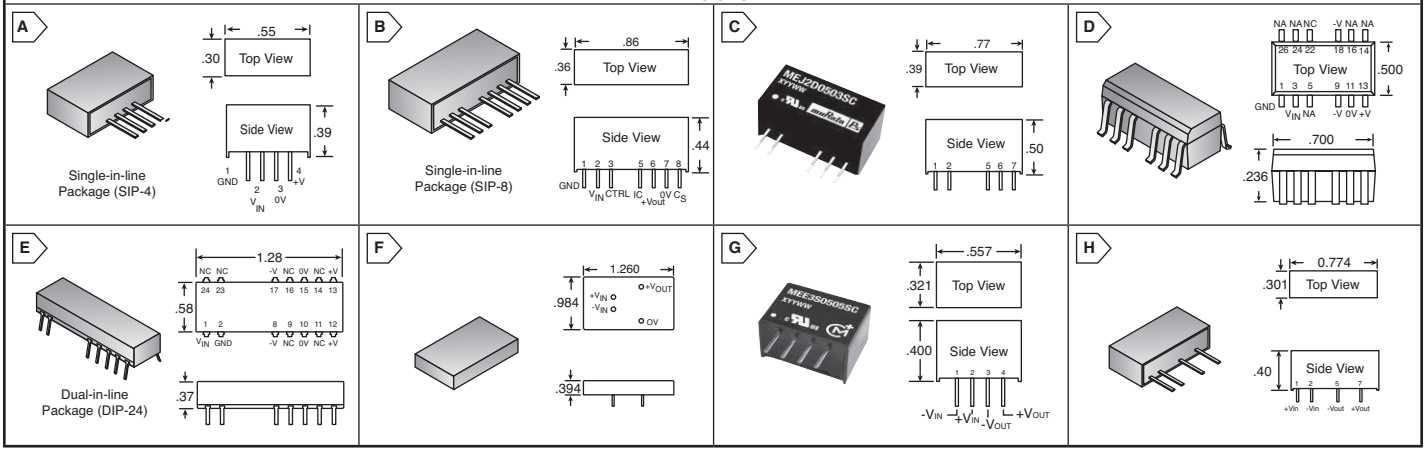

NML SERIES, 2W SINGLE OUTPUT

The NML is the smallest footprint 2 watt DC-DC Converter currently available.

- 1KVDC isolation
- UL 94V-0 package material
- Toroidal magnetics
- Efficiency to 85%
- No heatsink required
- Fully encapsulated

RoHS Compliant

For quantities greater than listed, call for quote.

MOUSER STOCK NO.	MPS Part No.	Fig.	Input Volts	Output Volts	Io (mA)	Price Each 1	5	10	25
SIP									
580-NML0505SC	NML0505SC	A	5	5	400	14.12	14.05	13.95	13.80
580-NML0509SC	NML0509SC	A	5	9	222	14.12	14.05	13.95	13.80
580-NML0512SC	NML0512SC	A	5	12	167	14.12	14.05	13.95	13.80
580-NML0515SC	NML0515SC	A	5	15	133	14.12	14.05	13.95	13.80
580-NML1205SC	NML1205SC	A	12	5	400	14.12	14.05	13.95	13.80
580-NML1212SC	NML1212SC	A	12	12	167	14.12	14.05	13.95	13.80

NDL SERIES, 2W SINGLE OUTPUT

The NDL series is a range of high performance miniature DC-DC converters having regulated outputs over the wide temperature range of -40°C to 85°C with no power derating.

- 2:1 wide range voltage input
- 0.5% regulation
- External control
- Continuous short circuit protection with current foldback
- 1KVDC isolation

RoHS Compliant

580-NDL0505SC	NDL0505SC	B	4.5-9	5	400	20.82	20.72	20.58	20.34
580-NDL0515SC	NDL0515SC	B	4.5-9	15	134	20.82	20.72	20.58	20.34
580-NDL1205SC	NDL1205SC	B	9-18	5	400	20.82	20.72	20.58	20.34
580-NDL1209SC	NDL1209SC	B	9-18	9	222	20.82	20.72	20.58	20.34
580-NDL1212SC	NDL1212SC	B	9-18	12	167	20.82	20.72	20.58	20.34
580-NDL1215SC	NDL1215SC	B	9-18	15	134	20.82	20.72	20.58	20.34
580-NDL2405SC	NDL2405SC	B	18-36	5	400	20.82	20.72	20.58	20.34
580-NDL2409SC	NDL2409SC	B	18-36	9	222	20.82	20.72	20.58	20.34
580-NDL2412SC	NDL2412SC	B	18-36	12	167	20.82	20.72	20.58	20.34
580-NDL2415SC	NDL2415SC	B	18-36	15	134	20.82	20.72	20.58	20.34
580-NDL4805SC	NDL4805SC	B	36-72	5	400	20.82	20.72	20.58	20.34
580-NDL4812SC	NDL4812SC	B	36-72	12	167	20.82	20.72	20.58	20.34

MEJ2 SERIES, 2W SINGLE AND DUAL OUTPUT

- Power density 0.81W/cm^3
- UL 94V-0 package material
- 5.2kVDC isolation

PRODUCT NEW

RoHS Compliant

For quantities greater than listed, call for quote.

MOUSER STOCK NO.	MPS Part No.	Fig.	Input Volts	Output Volts	Io (mA)	Price Each 1	5	10	25
580-MEJ2D0505SC	MEJ2D0505SC	C	5	±5	±200	10.86	10.81	10.73	10.61
580-MEJ2D0509SC	MEJ2D0509SC	C	5	±9	±111	10.86	10.81	10.73	10.61
580-MEJ2D0512SC	MEJ2D0512SC	C	5	±12	±83	10.86	10.81	10.73	10.61
580-MEJ2D0515SC	MEJ2D0515SC	C	5	±15	±67	10.86	10.81	10.73	10.61
580-MEJ2D1205SC	MEJ2D1205SC	C	12	±5	±200	10.86	10.81	10.73	10.61
580-MEJ2D1209SC	MEJ2D1209SC	C	12	±9	±111	10.86	10.81	10.73	10.61
580-MEJ2D1212SC	MEJ2D1212SC	C	12	±12	±83	10.86	10.81	10.73	10.61
580-MEJ2D1215SC	MEJ2D1215SC	C	12	±15	±67	10.86	10.81	10.73	10.61
580-MEJ2S0505SC	MEJ2S0505SC	C	5	5	400	10.86	10.81	10.73	10.61
580-MEJ2S0509SC	MEJ2S0509SC	C	5	9	222	10.86	10.81	10.73	10.61
580-MEJ2S0512SC	MEJ2S0512SC	C	5	12	167	10.86	10.81	10.73	10.61
580-MEJ2S0515SC	MEJ2S0515SC	C	5	15	133	10.86	10.81	10.73	10.61
580-MEJ2S1205SC	MEJ2S1205SC	C	12	5	400	10.86	10.81	10.73	10.61
580-MEJ2S1209SC	MEJ2S1209SC	C	12	9	222	10.86	10.81	10.73	10.61
580-MEJ2S1212SC	MEJ2S1212SC	C	12	12	167	10.86	10.81	10.73	10.61
580-MEJ2S1215SC	MEJ2S1215SC	C	12	15	133	10.86	10.81	10.73	10.61

NTH SERIES, 2W DUAL OUTPUT

The NTH series of miniature surface mounted DC-DC converters employ leadframe technology and transfer moulding techniques to bring all of the benefits of IC style packaging to hybrid circuitry.

- 1kVDC isolation
- No heatsink required
- Operating temperature range -40°C to 85°C
- Internal SMD construction
- MTTF up to 2.1 million hours
- Efficiency to 84%

RoHS Compliant

580-NTH0505MC	NTH0505MC	D	5	±5	±200	15.02	14.67	14.21	14.16
580-NTH0515MC	NTH0515MC	D	5	±15	±67	15.02	14.66	14.21	14.16
580-NTH1205MC	NTH1205MC	D	12	±5	±200	15.02	14.66	14.21	14.16
580-NTH1209MC	NTH1209MC	D	12	±9	±111	15.02	14.67	14.21	14.16
580-NTH1215MC	NTH1215MC	D	12	±15	±67	15.02	14.66	14.21	14.16

NMS SERIES, 2W DUAL OUTPUT

The NMS series of DC-DC converters are UL 1950 recognized, this makes them ideal for all telecom and safety applications where approved isolation is required.

- Efficiency to 82%
- 6kVDC isolation
- UL 94V-0 package material
- No external components required

RoHS Compliant

For quantities greater than listed, call for quote.

MOUSER STOCK NO.	MPS Part No.	Fig.	Input Volts	Output Volts	Io (mA)	Price Each 1	5	10	25
580-NMS0505C	NMS0505C	E	5	±5	±200	21.72	21.61	21.46	21.22
580-NMS0509C	NMS0509C	E	5	±9	±111	21.72	21.61	21.46	21.22
580-NMS0512C	NMS0512C	E	5	±12	±83	21.72	21.61	21.46	21.22
580-NMS1205C	NMS1205C	E	12	±5	±200	21.72	21.61	21.46	21.22
580-NMS1209C	NMS1209C	E	12	±9	±111	21.72	21.61	21.46	21.22
580-NMS1212C	NMS1212C	E	12	±12	±83	21.72	21.61	21.46	21.22
580-NMS1215C	NMS1215C	E	12	±15	±67	21.72	21.61	21.46	21.22

NDW3 SERIES, 3W SINGLE OUTPUT

- 7:1 Wide range voltage input, 9-60VDC
- Operating temperature range: 40°C to 85°C
- 0.05% typical load regulation
- 1kVDC isolation
- UL 94V-0 package materials

RoHS Compliant

For quantities greater than listed, call for quote.

MOUSER STOCK NO.	MPS Part No.	Fig.	Input Volts	Output Volts	Io (mA)	Price Each 1	5	10	25
580-NDW3S3612C	NDW3S3612C	F	36	12	250	20.45	20.34	20.20	19.99

MEE3 SERIES, 3W ISOLATED SINGLE OUTPUT

PRODUCT NEW

- 1kVDC isolation
- Power density 2.68W/cm^3
- Operating temperature range: -40°C to 85°C
- UL 94V-0 package material
- No heat sink required
- Typ. Efficiency from 83%

c UL us

RoHS Compliant

For quantities greater than listed, call for quote.

MOUSER STOCK NO.	MPS Part No.	Fig.	Input Volts	Output Volts	Io (mA)	Price Each 1	5	10	25
580-MEE3S0505SC	MEE3S0505SC	G	5	5	600	12.67	12.60	12.52	12.38
580-MEE3S0509SC	MEE3S0509SC	G	5	9	333	12.67	12.60	12.52	12.38
580-MEE3S0512SC	MEE3S0512SC	G	5	12	250	12.67	12.60	12.52	12.38
580-MEE3S0515SC	MEE3S0515SC	G	5	15	200	12.67	12.60	12.52	12.38
580-MEE3S1205SC	MEE3S1205SC	G	12	5	600	12.67	12.60	12.52	12.38
580-MEE3S1209SC	MEE3S1209SC	G	12	9	333	12.67	12.60	12.52	12.38
580-MEE3S1212SC	MEE3S1212SC	G	12	12	250	12.67	12.60	12.52	12.38
580-MEE3S1215SC	MEE3S1215SC	G	12	15	200	12.67	12.60	12.52	12.38

MEV3 SERIES, 3W ISOLATED SINGLE OUTPUT

- 3kVDC isolation
- Power density 1.9W/cm^3
- Typ. Efficiency from 83%
- UL 94V-0 package material

RoHS Compliant

For quantities greater than listed, call for quote.

MOUSER STOCK NO.	MPS Part No.	Fig.	Input Volts	Output Volts	Io (mA)	Price Each 1	5	10	25
580-MEV3S0505SC	MEV3S0505SC	H	5	5	600	14.49	14.41	14.32	14.16
580-MEV3S0509SC	MEV3S0509SC	H	5	9	333	14.49	14.41	14.32	14.16
580-MEV3S0512SC	MEV3S0512SC	H	5	12	250	14.49	14.41	14.32	14.16
580-MEV3S0515SC	MEV3S0515SC	H	5	15	200	14.49	14.41	14.32	14.16
580-MEV3S1205SC	MEV3S1205SC	H	12	5	600	14.49	14.41	14.32	14.16
580-MEV3S1209SC	MEV3S1209SC	H	12	9	333	14.49	14.41	14.32	14.16
580-MEV3S1212SC	MEV3S1212SC	H	12	12	250	14.49	14.41	14.32	14.16
580-MEV3S1215SC	MEV3S1215SC	H	12	15	200	14.49	14.41	14.32	14.16

© Copyright 2013 Mouser Electronics

© Copyright 2013 Mouser Electronics

DIMENSIONS: in.

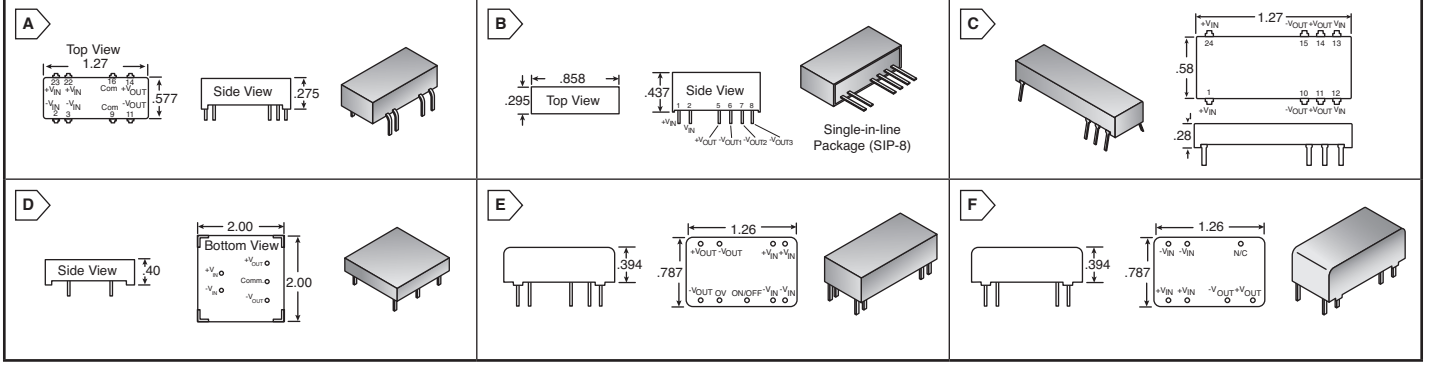

NDT SERIES, 3W ISOLATED WIDE INPUT SINGLE AND DUAL OUTPUT

- Industry standard pinout
- 1kVDC isolation
- Efficiency to 84%
- Short circuit protection
- RoHS Compliant

RoHS Compliant

For quantities greater than listed, call for quote.

MOUSER STOCK NO.	MPS Part No.	Fig.	Input Volts	Output Volts	Io (mA) Min.	Io (mA) Max.	Price Each 1	Price Each 5	Price Each 10
Single Output									
580-NDTS0503C	NDTS0503C	A	5	3.3	227	909	**18.14**	**17.71**	**17.07**
580-NDTS0505C	NDTS0505C	A	5	5	150	600	**18.14**	**17.71**	**17.07**
580-NDTS0512C	NDTS0512C	A	5	12	63	250	**18.14**	**17.71**	**17.07**
580-NDTS0515C	NDTS0515C	A	5	15	50	200	**18.14**	**17.75**	**17.07**
580-NDTS1203C	NDTS1203C	A	12	3.3	227	909	**18.14**	**17.75**	**17.07**
580-NDTS1212C	NDTS1212C	A	12	12	63	250	**18.14**	**17.75**	**17.07**
580-NDTS2403C	NDTS2403C	A	24	3.3	227	909	**18.14**	**17.75**	**17.07**
580-NDTS2405C	NDTS2405C	A	24	5	150	600	**18.14**	**17.75**	**17.07**
580-NDTS2412C	NDTS2412C	A	24	12	63	250	**18.14**	**17.71**	**17.07**
580-NDTS2415C	NDTS2415C	A	24	15	50	200	**18.14**	**17.75**	**17.07**
580-NDTS4803C	NDTS4803C	A	48	3.3	227	909	**18.14**	**17.75**	**17.07**
580-NDTS4812C	NDTS4812C	A	48	12	63	250	**18.14**	**17.75**	**17.07**
Dual Output									
580-NDTD0505C	NDTD0505C	A	5	±5	±75	±300	**19.05**	**18.60**	**17.92**
580-NDTD0512C	NDTD0512C	A	5	±12	±31	±125	**19.05**	**18.60**	**17.92**
580-NDTD0515C	NDTD0515C	A	5	±15	±25	±100	**19.05**	**18.66**	**17.92**
580-NDTD1205C	NDTD1205C	A	12	±5	±75	±300	**19.05**	**18.60**	**17.92**
580-NDTD1212C	NDTD1212C	A	12	±12	±31	±125	**19.05**	**18.48**	**17.92**
580-NDTD1215C	NDTD1215C	A	12	±15	±25	±100	**19.05**	**18.48**	**17.92**
580-NDTD2405C	NDTD2405C	A	24	±5	±75	±300	**19.05**	**18.66**	**17.92**
580-NDTD2412C	NDTD2412C	A	24	±12	±31	±125	**19.05**	**18.48**	**17.92**
580-NDTD2415C	NDTD2415C	A	24	±15	±125	±100	**19.05**	**18.66**	**17.92**
580-NDTD4815C	NDTD4815C	A	48	±15	±25	±100	**19.05**	**18.66**	**17.92**

NMT SERIES, 3W TRIPLE OUTPUT

This series is a range of DC-DC converters offering three output voltages of -24V, -48V, and -72V from a single isolated 5V or 12V input voltage. This product is packaged in an 8 pin SIP case for minimum PCB footprint.

- Triple outputs (-24V, -48V, and -72V)
- Power sharing on outputs
- UL 94-V-0 package material
- Toroidal magnetics
- Input/output isolation 1KVDC
- RoHS Compliant

RoHS Compliant

† Shutdown Pin

✻Io assumes all 3 channels are equally loaded

For quantities greater than listed, call for quote.

MOUSER STOCK NO.	MPS Part No.	Fig.	Input Volts	Output Volts	Io ✻ (mA)	Price Each 1	Price Each 5	Price Each 10
580-NMT0572SC	NMT0572SC	B	5	-24 -48 -72	42 21 14	**15.46**	**15.08**	**14.55**
580-NMT1272SC	NMT1272SC	B	12	-24 -48 -72	42 21 14	**15.46**	**15.08**	**14.55**
† 580-NMT1272SZC	NMT1272SZC	B	12	-24 -48 -72	42 21 14	**17.05**	**16.75**	**16.27**

PWR1546A SERIES, 5W REGULATED DUAL OUTPUT

- RoHS Compliant
- 750VDC isolation
- 1mV p-p maximum output noise
- Short-circuit protection
- Six-sided shielding
- Internal input and output filtering
- Fully regulated
- Efficiency: 60% typ.

RoHS Compliant

For quantities greater than listed, call for quote.

MOUSER STOCK NO.	MPS Part No.	Fig.	Input Volts	Output Volts	Io (mA)	Price Each 1	Price Each 5	Price Each 10
580-PWR1546AC	PWR1546AC	C	5	±15	±167	**97.33**	**96.35**	**95.38**

NDY SERIES, 3W WIDE INPUT SINGLE OUTPUT

A range of low profile converters offering a single regulated output over a 2:1 input voltage range.

- 1kVDC isolation
- Efficiency to 82%
- UL 94V-0 package material
- No heatsink required
- Toroidal magnetics
- Fully encapsulated
- RoHS Compliant

RoHS Compliant

For quantities greater than listed, call for quote.

MOUSER STOCK NO.	MPS Part No.	Fig.	Input Volts	Output Volts	Io (mA)	Price Each 1	Price Each 5	Price Each 10
DIP								
580-NDY0505C	NDY0505C	D	4.5-9	5	400-600	**17.02**	**16.94**	**16.82**
580-NDY0509C	NDY0509C	D	4.5-9	9	222-333	**17.02**	**16.94**	**16.82**
580-NDY0512C	NDY0512C	D	4.5-9	12	166-250	**17.02**	**16.94**	**16.82**
580-NDY1205C	NDY1205C	D	9-18	5	600	**17.02**	**16.94**	**16.82**
580-NDY1209C	NDY1209C	D	9-18	9	333	**17.02**	**16.94**	**16.82**
580-NDY1212C	NDY1212C	D	9-18	12	250	**17.02**	**16.94**	**16.82**
580-NDY1215C	NDY1215C	D	9-18	15	200	**17.02**	**16.94**	**16.82**
580-NDY2403C	NDY2403C	D	18-36	3.3	909	**17.02**	**16.94**	**16.82**
580-NDY2405C	NDY2405C	D	18-36	5	600	**17.02**	**16.94**	**16.82**
580-NDY2409C	NDY2409C	D	18-36	9	333	**17.02**	**16.94**	**16.82**
580-NDY2412C	NDY2412C	D	18-36	12	250	**17.02**	**16.94**	**16.82**
580-NDY2415C	NDY2415C	D	18-36	15	200	**17.02**	**16.94**	**16.82**
580-NDY4805C	NDY4805C	D	36-72	5	600	**17.02**	**16.94**	**16.82**
580-NDY4812C	NDY4812C	D	36-72	12	250	**17.02**	**16.94**	**16.82**

NDS6 SERIES, 6W SINGLE AND DUAL OUTPUT

- 2:1 Wide range voltage input
- Short circuit protection
- 1.5kVDC Isolation
- RoHS compliant

RoHS Compliant

✻ With control Pin

For quantities greater than listed, call for quote.

MOUSER STOCK NO.	MPS Part No.	Fig.	Input Volts	Output Volts	Io (mA) min	Io (mA) max	Price Each 1	Price Each 5	Price Each 10
Single Output									
580-NDS6S2405C	NDS6S2405C	E	24	5	120	1200	**21.43**	**20.78**	**20.44**
580-NDS6S2412C	NDS6S2412C	E	24	12	50	500	**21.43**	**20.78**	**20.44**
580-NDS6S2415C	NDS6S2415C	E	24	15	40	400	**21.43**	**20.78**	**20.44**
Dual Output									
580-NDS6D2405C	NDS6D2405C	E	24	±5	±60	±600	**21.43**	**20.78**	**20.44**
580-NDS6D2412C	NDS6D2412C	E	24	±12	±25	±250	**21.43**	**20.78**	**20.44**
580-NDS6D2415C	NDS6D2415C	E	24	±15	±20	±200	**21.43**	**20.78**	**20.44**
✻ 580-NDS6D2405EC	NDS6D2405EC	E	24	±5	±60	±600	**21.43**	**21.06**	**20.72**
✻ 580-NDS6D2412EC	NDS6D2412EC	E	24	±12	±25	±250	**21.43**	**21.06**	**20.72**
✻ 580-NDS6D2415EC	NDS6D2415EC	E	24	±15	±20	±200	**21.43**	**21.06**	**20.72**

NCS6 SERIES, 6W ISOLATED SINGLE OUTPUT

- 4:1 wide range voltage input
- 1.5kVDC Isolation
- Power density 0.94W/cm³
- No electrolytic capacitors
- Under voltage lock out
- RoHS compliant

RoHS Compliant

For quantities greater than listed, call for quote.

MOUSER STOCK NO.	MPS Part No.	Fig.	Input Volts	Output Volts	Io (mA)	Price Each 1	Price Each 5	Price Each 10
580-NCS6S1203C	NCS6S1203C	F	12	3.3	1.52	**23.54**	**23.42**	**23.26**
580-NCS6S1205C	NCS6S1205C	F	12	5	1.2	**23.54**	**23.02**	**22.12**
580-NCS6S1212C	NCS6S1212C	F	12	12	0.5	**23.54**	**23.42**	**22.26**
580-NCS6S1215C	NCS6S1215C	F	12	15	0.4	**23.54**	**23.42**	**22.26**
580-NCS6S4803C	NCS6S4803C	F	48	3.3	1.52	**23.54**	**23.42**	**23.26**
580-NCS6S4805C	NCS6S4805C	F	48	5	1.2	**23.54**	**22.95**	**22.26**
580-NCS6S4812C	NCS6S4812C	F	48	12	0.5	**23.54**	**23.42**	**22.26**
580-NCS6S4815C	NCS6S4815C	F	48	15	0.4	**23.54**	**22.95**	**22.26**

© Copyright 2013 Mouser Electronics

© Copyright 2013 Mouser Electronics

MURATA POWER SOLUTIONS DC-DC Converters

Murata Power Solutions

RoHS Compliant This product is RoHS compliant.

ULT SERIES , 30W ISOLATED THIRTY-SECOND BRICK

NEW! TECHNOLOGY

- Low output ripple and noise
- 1500V I/O isolation ✻ Negative polarity

For quantities greater than listed, call for quote.

MOUSER STOCK NO.	Datel Part No.	Fig.	Input Volts (Range)	Output Volts	Output Current	Price Each 1	5	10
Through-Hole Version								
✻ 580-ULT-3.3/7.5D48NC	ULT-3.3/7.5-D48N-C	A	48(36-75)	3.3	7.5A	25.68	25.47	25.26
580-ULT-3.3/7.5D48PC	ULT-3.3/7.5-D48P-C	A	48(36-75)	3.3	7.5A	26.48	26.27	26.07
✻ 580-ULT-5/5-D48N-C	ULT-5/5-D48N-C	A	48(36-75)	5	5A	25.68	25.47	25.26
580-ULT-5/5-D48P-C	ULT-5/5-D48P-C	A	48(36-75)	5	5A	26.48	26.27	26.07
✻ 580-ULT-12/2.5-D48NC	ULT-12/2.5-D48N-C	A	48(36-75)	12	2.5A	25.68	25.47	25.26
580-ULT-12/2.5-D48PC	ULT-12/2.5-D48P-C	A	48(36-75)	12	2.5A	26.48	26.27	26.07
Surface Mount Version								
✻ 580-ULT3.3/7.5D48NMC	ULT-3.3/7.5-D48NM-C	B	48(36-75)	3.3	7.5A	26.22	26.00	25.80
580-ULT3.3/7.5D48PMC	ULT-3.3/7.5-D48PM-C	B	48(36-75)	3.3	7.5A	27.02	26.80	26.60
✻ 580-ULT-5/5-D48NM-C	ULT-5/5-D48NM-C	B	48(36-75)	5	5A	26.22	26.00	25.80
580-ULT-5/5-D48PM-C	ULT-5/5-D48PM-C	B	48(36-75)	5	5A	27.02	26.80	26.60
✻ 580-ULT-12/2.5D48NMC	ULT-12/2.5-D48NM-C	B	48(36-75)	12	2.5A	26.22	26.00	25.80
580-ULT-12/2.5D48PMC	ULT-12/2.5-D48PM-C	B	48(36-75)	12	2.5A	27.02	26.80	26.60

DATEL ULS SERIES, 30-66W ISOLATED SIXTEENTH BRICK

✻ Surface Mount Package • Industry standard DOSA Sixteenth-brick format and pinout • 2250V basic input/output isolation

580-ULS-3.3/20-D48NC	ULS-3.3/20-D48N-C	C	48 (36-75)	3.3	20A	35.58	35.29	35.00
580-ULS12/2.5-D48N-C	ULS-12/2.5-D48N-C	C	48 (36-75)	12	2.5A	29.16	28.92	28.68
✻ 580-ULS12/2.5D48NM-C	ULS-12/2.5-D48NM-C	C	48 (36-75)	12	2.5A	31.60	30.86	30.56
580-ULS-15/2-D48N-C	ULS-15/2-D48N-C	C	48 (36-75)	15	2A	29.16	28.92	28.68
✻ 580-ULS-15/2-D48NM-C	ULS-15/2-D48NM-C	C	48 (36-75)	15	2A	31.60	30.86	30.56

DATEL UWS SERIES, 49-54W ISOLATED WIDE INPUT SIXTEENTH BRICK

NEW PRODUCT

✻ Surface Mount Package • High efficiency to 91%

580-UWS-3.3/15-Q48NC	UWS-3.3/15-Q48N-C	D	48 (18-75)	3.3	15A	36.74	36.06	35.59
✻ 580-UWS-3.3/15Q48NMC	UWS-3.3/15-Q48NM-C	D	48 (18-75)	3.3	15A	37.26	36.55	36.09
580-UWS-5/10-Q48N-C	UWS-5/10-Q48N-C	D	48 (18-75)	5	10A	36.74	36.06	35.59
✻ 580-UWS-5/10-Q48NM-C	UWS-5/10-Q48NM-C	D	48 (18-75)	5	10A	37.26	36.55	36.09
580-UWS-12/4.5-Q48NC	UWS-12/4.5-Q48N-C	D	48 (18-75)	12	4.5A	36.74	36.06	35.59
✻ 580-UWS-12/4.5Q48NMC	UWS-12/4.5-Q48NM-C	D	48 (18-75)	12	4.5A	37.26	36.55	36.09

DATEL UEE SERIES, 50-99W ISOLATED EIGHTH-BRICK

- Outstanding thermal performance and derating
- On/Off control, trim and sense functions
- Fully protected against temperature and voltage limits
- Fully isolated, 2250 Vdc (BASIC) insulation

580-UEE3.3/15D48N-C	UEE-3.3/15-D48N-C	E	48(36-75)	3.3	15A	33.78	33.57	33.14
580-UEE3.3/25D48N-C	UEE-3.3/25-D48N-C	E	48(36-75)	3.3	25A	38.38	38.13	37.65
580-UEE3.3/30D48N-C	UEE-3.3/30-D48N-C	E	48(36-75)	3.3	30A	42.23	41.97	41.43

DATEL UWE SERIES, 66-75W ISOLATED SINGLE OUTPUT EIGHTH BRICK

✻ With baseplate • Synchronous rectification yields very high efficiency and low power dissipation • Operating temperature range from -40°C to +85°C with derating • Up to 1500 Volt DC isolation (basic insulation)

✻ 580-UWE-5/15-Q12PB-C	UWE-5/15-Q12PB-C	F	12(9-36)	5	15A	76.51	75.88	75.24
580-UWE-12/6-Q12P-C	UWE-12/6-Q12P-C	F	12(9-36)	12	6A	68.48	67.92	67.36
✻ 580-UWE-12/6-Q12PB-C	UWE-12/6-Q12PB-C	F	12(9-36)	12	6A	76.51	75.88	75.24
✻ 580-UWE-15/5-Q12PB-C	UWE-15/5-Q12PB-C	F	12(9-36)	15	5A	78.65	77.99	77.35
✻ 580-UWE-24/3-Q12PB-C	UWE-24/3-Q12PB-C	F	12(9-36)	24	3A	78.65	77.99	77.35
580-UWE12/6-Q48N-C	UWE-12/6-Q48N-C	F	48(18-75)	12	6A	66.34	65.79	65.26
✻ 580-UWE-12/6-Q48NB-C	UWE-12/6-Q48NB-C	F	48(18-75)	12	6A	74.37	73.76	73.15
580-UWE-15/5-Q48N-C	UWE-15/5-Q48N-C	F	48(18-75)	5	5A	70.93	68.42	66.76
✻ 580-UWE-15/5-Q48NB-C	UWE-15/5-Q48NB-C	F	48(18-75)	5	5A	74.37	73.76	73.15

DATEL UQQ SERIES, 82.5-105W ISOLATED QUARTER BRICK SINGLE OUTPUT

✻ With Baseplate • N for negative polarity or P for positive polarity • Interleaved synchronas-rectifier topology • On/Off control, trim and sense function

✻ 580-UQQ-128-Q12PB-C	UQQ-12/8-Q12PB-C	G	12 (9-36)	12	8A	116.85	115.90	114.95
✻ 580-UQQ-24/4-Q12PB-C	UQQ-24/4-Q12PB-C	G	12 (10-36)	24	4A	116.85	115.90	114.95

DATEL UVQ SERIES, 96-120W ISOLATED SINGLE OUTPUT QUARTER BRICK

✻ With baseplate • Fully isolated, 2250Vdc (BASIC) insulation • High efficiency to 92%

Positive Polarity								
✻ 580-UVQ12-8-D24PB-C	UVQ-12/8-D24PB-C	H	24(18-36)	12	8A	96.41	93.57	87.25
580-UVQ-24/4.5D24P-C	UVQ-24/4.5-D24P-C	H	24(18-36)	24	4.5A	101.95	100.36	99.57

DATEL HPQ SERIES, 183-300W ISOLATED QUARTER BRICK

✻"X" optional version omits trim and sense pins † With Baseplate • 2250 Volt basic isolation

580-HPQ8.3/22-D48N-C	HPQ-8.3/22-D48N-C	I	48 (36-75)	8.3	22A	87.19	81.54	77.95
580-HPQ8.3/22-D48P-C	HPQ-8.3/22-D48P-C	I	48 (36-75)	8.3	22A	87.79	82.10	78.50
† 580-HPQ12/25D48NB-C	HPQ-12/25-D48NB-C	J	48 (36-75)	12	25A	82.93	82.26	81.60
580-HPQ12/25D48N-C	HPQ-12/25-D48N-C	J	48 (36-75)	12	25A	80.79	80.12	79.46
✻ 580-HPQ12/25D48NX-C	HPQ-12/25-D48NX-C	J	48 (36-75)	12	25A	79.72	79.05	78.39
† 580-HPQ12/25D48PB-C	HPQ-12/25-D48PB-C	J	48 (36-75)	12	25A	83.46	82.80	82.13
†✻ 580-HPQ12/25D48PBX-C	HPQ-12/25-D48PBX-C	J	48 (36-75)	12	25A	94.56	92.70	91.19

DATEL UWE SERIES, 100-120W WIDE INPUT ISOLATED EIGHTH-BRICK

NEW PRODUCT

- Synchronous rectifi cation yields very high efficiency and low power dissipation
- Outstanding thermal performance and derating
- On/Off control, trim and remote sense functions
- Pre-bias operation for startup protection

580-UWE-12/10-Q48N-C	UWE-12/10-Q48N-C	K	48 (18-75)	12	10A	47.62	47.23	46.83
580-UWE-12/10-Q48NBC	UWE-12/10-Q48NB-C	K	48 (18-75)	12	10A	49.22	48.83	48.44
580-UWE-3.3/30-Q48NC	UWE-3.3/30-Q48N-C	K	48 (18-75)	3.3	30A	47.62	47.23	46.83
580-UWE-3.3/30Q48NBC	UWE-3.3/30-Q48NB-C	K	48 (18-75)	3.3	30A	49.22	48.83	48.44
580-UWE-5/20-Q48N-C	UWE-5/20-Q48N-C	K	48 (18-75)	5	20A	47.62	47.23	46.83
580-UWE-5/20-Q48NB-C	UWE-5/20-Q48NB-C	K	48 (18-75)	5	20A	49.22	48.83	48.44

DATEL UWQ SERIES, 204W WIDE INPUT ISOLATED DOSA QUARTER BRICK

NEW PRODUCT

- Efficiency: 92% Typical

580-UWQ-12/17-Q48N-C	UWQ-12/17-Q48N-C	L	48(18-75)	12	17A	74.53	73.90	73.24
580-UWQ-12/17-Q48P-C	UWQ-12/17-Q48P-C	L	48(18-75)	12	17A	75.37	74.74	74.08
580-UWQ-12/17-Q48NBC	UWQ-12/17-Q48NB-C	L	48(18-75)	12	17A	76.24	75.61	74.92
580-UWQ-12/17-Q48PBC	UWQ-12/17-Q48PB-C	L	48(18-75)	12	17A	78.83	78.16	77.47

DATEL RBC SERIES, 210W ISOLATED SINGLE OUTPUT QUARTER BRICK

- Ultra-high efficiency up to 93%
- Fully isolated, 2250Vdc (BASIC)

580-RBC-12/17-D48N-C	RBC-12/17-D48N-C	M	48(36-75)	12	17A	65.07	64.52	63.94
580-RBC-12/17-D48P-C	RBC-12/17-D48P-C	M	48(36-75)	12	17A	65.74	65.08	64.50

DIMENSIONS: in.

A — Height: 0.35



B — Height: 0.35



C — Height: 0.40

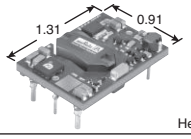

D — Height: 0.36



E — Height: 0.40



F — Height: 0.38



G — Height: 0.50



H — Height: 0.42

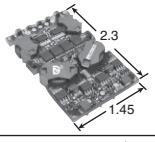

I — Height: 0.50



J — Height: 0.44

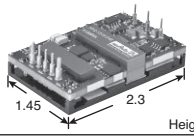

K — Height: 0.39

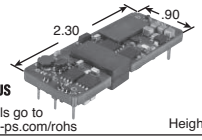

For full details go to www.murata-ps.com/rohs

L — Height: 0.46



M — Height: 0.42



© Copyright 2013 Mouser Electronics

© Copyright 2013 Mouser Electronics

DATEL® UST SERIES, 3W ISOLATED SINGLE OUTPUT

- Standard DIP package and pinout
- Fully isolated, 1000VDC guaranteed
- Guaranteed efficiencies to 73%
- Internal input/output filtering
- UL1950, C22.2 No. 950, and IEC950 certified

For quantities greater than listed, call for quote.

MOUSER STOCK NO.	Datel Part No.	Fig.	Input Volts (Range)	Output Volts	Output Current	Price Each 1	5	10
580-UST5-500-D5-C	UST-5/500-D5-C	A	5 (4.5-9)	5	500mA	38.82	37.73	37.18
580-UST12-250-D5-C	UST-12/250-D5-C	A	5 (4.5-9)	12	250mA	48.02	47.17	46.33
580-UST5-500-D12-C	UST-5/500-D12-C	A	12 (9-18)	5	500mA	44.75	43.96	43.19
580-UST12-250-D12-C	UST-12/250-D12-C	A	12 (9-18)	12	250mA	41.26	39.94	37.86
580-UST5-500-D48-C	UST-5/500-D48-C	A	48 (18-72)	5	500mA	40.02	39.39	37.66
580-UST12-250-D48-C	UST-12/250-D48-C	A	48 (18-72)	12	250mA	35.40	34.88	34.43
580-UST15-200-D48-C	UST-15/200-D48-C	A	48 (18-72)	15	200mA	40.69	39.61	38.28

DATEL® BST SERIES, 3W ISOLATED DUAL OUTPUT

- 1000VDC isolation
- Wide range input voltages
- Guaranteed efficiencies to 75%
- Internal input/output filtering
- UL1950, C22.2 No. 950, and IEC950 certified

For quantities greater than listed, call for quote.

MOUSER STOCK NO.	Datel Part No.	Fig.	Input Volts (Range)	Output Volts	Output Current	Price Each 1	5	10
580-BST15-85-D5-C	BST-15/85-D5-C	A	5 (4.5-9)	±15	±85mA	44.63	43.58	40.63
580-BST12-125-D48-C	BST-12/125-D48-C	A	48 (18-72)	±12	±125mA	34.11	31.38	31.17

DATEL® UWR SERIES, 3-5W ISOLATED SINGLE OUTPUT

- Fully isolated, 1000VDC guaranteed
- No external components required
- Industry-standard pinout
- Guaranteed efficiency to 90%
- UL 1950, CSA 22.2 No. 234, and IEC 950 certified

For quantities greater than listed, call for quote.

MOUSER STOCK NO.	Datel Part No.	Fig.	Input Volts (Range)	Output Volts	Output Current	Price Each 1	5	10
580-UWR5-500-D12C	UWR-5/500-D12-C	A	12 (9-18)	5	500mA	51.04	48.49	47.07
580-UWR5-1000-D24C	UWR-5/1000-D24-C	B	24 (18-36)	5	1000mA	63.98	62.66	61.78
580-UWR5-500-D48C	UWR-5/500-D48-C	A	48 (18-72)	5	500mA	45.45	44.08	43.88

DATEL® BWR SERIES, 3-5W ISOLATED DUAL OUTPUT

- No external components required
- Fully isolated, 1000VDC guaranteed
- EMI/EMC characterized
- Industry-standard pinout

For quantities greater than listed, call for quote.

MOUSER STOCK NO.	Datel Part No.	Fig.	Input Volts (Range)	Output Volts	Output Current	Price Each 1	5	10
580-BWR12-125-D12-C	BWR-12/125-D12-C	A	12 (9-18)	±12	±125mA	57.57	55.99	52.68
580-BWR5-500-D24-C	BWR-5/500-D24-C	B	24 (18-36)	±5	±500mA	60.26	58.45	58.18
580-BWR12-210-D24-C	BWR-12/210-D24-C	B	24 (18-36)	±12	±210mA	48.20	47.84	47.48
580-BWR15-165-D24-C	BWR-15/165-D24-C	B	24 (18-36)	±15	±165mA	64.04	62.92	61.79
580-BWR15-100-D48-C	BWR-15/100-D48-C	A	48 (18-72)	±12	±100mA	58.34	53.48	49.37
580-BWR12-125-D48-C	BWR-12/125-D48-C	A	48 (18-72)	±12	±125mA	47.08	46.01	44.94
580-BWR15-165-D48-C	BWR-15/165-D48-C	A	48 (36-72)	±15	±165mA	87.84	80.52	74.32

DATEL® A-SERIES, UWR MODELS, 8-40W ISOLATED SINGLE OUTPUT

- Fully isolated, 1500VDC guaranteed
- Industry-standard pinouts
- Guaranteed efficiencies to 90%

For quantities greater than listed, call for quote.

MOUSER STOCK NO.	Datel Part No.	Fig.	Input Volts (Range)	Output Volts	Output Current	Price Each 1	5	10
580-UWR5.2-1500-D5AC	UWR-5.2/1500-D5A-C	C	5 (4.7-7.25)	5.2	1.5A	77.52	76.38	75.27
580-UWR5-2000-D12AC	UWR-5/2000-D12A-C	C	12 (9-18)	5	2A	77.52	76.29	75.26

DATEL ULE SERIES, 50-66W ISOLATED SINGLE OUTPUT EIGHTH BRICK

- On/Off control, trim and sense pins
- New 1/8 brick package, 1/4 brick pinout
- Synchronas-rectifier topology delivers: efficiency (to 94%), low noise, stable no load operation, no output reverse condition

For quantities greater than listed, call for quote.

MOUSER STOCK NO.	Datel Part No.	Fig.	Input Volts (Range)	Output Volts	Output Current	Price Each 1	5	10
580-ULE3.3-20-D24P-C	ULE-3.3/20-D24P-C	D	24 (18-36)	3.3	20A	71.85	68.94	67.62
580-ULE3.3-20-D24N-C	ULE-3.3/20-D24N-C	D	24 (18-36)	3.3	20A	71.85	68.94	67.62
580-ULE5-12-D24P-C	ULE-5/12-D24P-C	D	24 (18-36)	5	12A	71.85	70.45	69.29
580-ULE12-4.2-D24P-C	ULE-12/4.2-D24P-C	D	24 (18-36)	12	4.2A	71.85	68.94	67.62

DIMENSIONS: in.

A

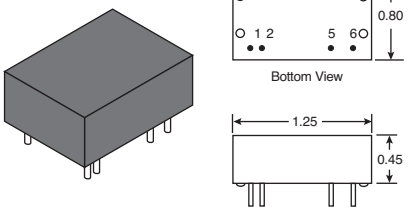

B

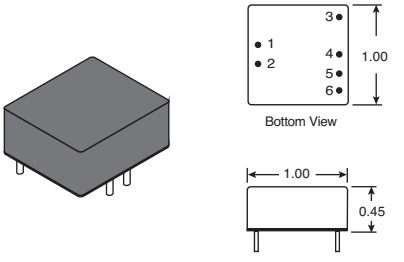

C

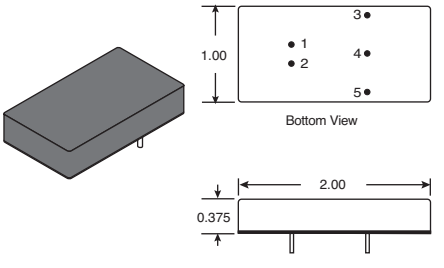

D



© Copyright 2013 Mouser Electronics

© Copyright 2013 Mouser Electronics

DATEL A-SERIES, BWR MODELS, 7-33W ISOLATED DUAL OUTPUT

- Industry-standard pinouts
- Fully isolated, 1500VDC guaranteed
- Guaranteed efficiencies to 82%
- Designed to meet UL/EN60950

For quantities greater than listed, call for quote.

MOUSER STOCK NO.	Datel Part No.	Fig.	Input Volts	Output Volts	Output Current	Price Each 1	5	10
580-BWR5-700-D5A-C	BWR-5/700-D5A-C	A	5 (4.7-7.25)	±5	±700mA	94.00	88.44	85.57
580-BWR12-335-D5A-C	BWR-12/335-D5A-C	A	5 (4.7-7.25)	±12	±335mA	77.52	76.93	75.27
580-BWR15-275-D5A-C	BWR-15/275-D5A-C	A	5 (4.7-7.25)	±15	±275mA	77.52	76.19	75.27
580-BWR5-900-D12A-C	BWR-5/900-D12A-C	A	12 (9-18)	±5	±900mA	94.00	88.44	85.57
580-BWR12-415-D12A-C	BWR-12/415-D12A-C	A	12 (9-18)	±12	±415mA	77.52	76.93	75.27
580-BWR15-330-D12A-C	BWR-15/330-D12A-C	A	12 (9-18)	±15	±330mA	77.52	76.64	75.27
580-BWR5-1700-D12A-C	BWR-5/1700-D12A-C	B	24 (9-36)	±5	±1700mA	113.92	112.35	103.70
580-BWR/1500-D24A-C	BWR-5/1500-D24A-C	C	24 (18-36)	±5	±1500mA	71.03	69.83	68.66
580-BWR15-670-D12A-C	BWR-15/670-D12A-C	B	24 (9-36)	±15	±670mA	113.92	112.35	103.70
580-BR15-575-D24A-C	BWR-15/575-D24A-C	C	24 (18-36)	±15	±575mA	59.81	54.78	54.57
580-BWR5-700-D48A-C	BWR-5/700-D48AC-C	A	48 (18-75)	±5	±700mA	77.52	76.45	75.26
580-BWR12-415-D48A-C	BWR-12/415-D48A-C	A	48 (18-75)	±12	±415mA	77.52	76.64	75.26
580-BWR15-330-D48A-C	BWR-15/330-D48A-C	A	48 (18-75)	±15	±330mA	77.52	75.44	74.40
580-BWR5-3.3-D24A-C	BWR-5/3-3.3/4.25-D24A-C	D	24 (18-36)	5 3.3	3A 4.25A	72.88	67.05	66.61

DATEL TWR SERIES, 8-22W ISOLATED TRIPLE OUTPUT

- Guaranteed efficiencies to 82%
- -40° to +100°C operating temperature
- 20W models allow "user-allocated" power among outputs

For quantities greater than listed, call for quote.

MOUSER STOCK NO.	Datel Part No.	Fig.	Input Volts	Output Volts	Output Current	Price Each 1	5	10
580-TWR11-5-15-D12AC	TWR-5/1000-15/200-D12A-C	E	12 (9-18)	5/±15	1A/±200mA	84.36	83.76	83.17
580-TWR20-5-12D12AC	TWR-5/3000-12/500-D12A-C	B	12 (9-36)	5/±12	3A/±500mA	98.87	96.57	95.50
580-TWR20-5-15D12AC	TWR-5/3000-15/500-D12A-C	B	12 (9-36)	5/±15	3A/±500mA	98.87	95.89	95.50
580-TWR10-5-12-D24AC	TWR-5/1000-12/210-D24A-C	E	24 (18-36)	5/±12	1A/±210mA	96.84	94.55	88.15
580-TWR11-5-15-D24AC	TWR-5/1000-15/200-D24A-C	E	24 (18-36)	5/±15	1A/±200mA	80.89	79.59	78.63
✻ 580-TWR22-5-15D24C	TWR-5/3-15/250-D24-C	E	24 (18-36)	5/±15	3A/250mA	63.01	57.13	55.50

✻ H=0.49 in.

DATEL BEI15 SERIES, 15W ISOLATED DUAL OUTPUT

- Extensive self-protection shut down features
- N for negative polarity or P for positive polarity
- Usable -40°C to 85°C temperature range (with derating)

For quantities greater than listed, call for quote.

MOUSER STOCK NO.	Datel Part No.	Fig.	Input Volts	Output Volts	Output Current	Price Each 1	5	10
580-BEI15-050-Q48N-C	BEI15-050-Q48N-C	F	48 (18-75)	±5	±1500mA	34.24	33.96	33.68
580-BEI15-050-Q48P-C	BEI15-050-Q48P-C	F	48 (18-75)	±5	±1500mA	34.78	34.50	34.22
580-BEI15-120-Q12N-C	BEI15-120-Q12N-C	F	24 (9-36)	±12	±625mA	34.78	34.50	34.22
580-BEI15-120-Q12P-C	BEI15-120-Q12P-C	F	24 (9-36)	±12	±625mA	34.24	33.96	33.68
580-BEI15-120-Q48N-C	BEI15-120-Q48N-C	F	48 (18-75)	±12	±625mA	34.24	33.96	33.68
580-BEI15-120-Q48P-C	BEI15-120-Q48P-C	F	48 (18-75)	±12	±625mA	34.78	34.50	34.22
580-BEI15-150-Q12N-C	BEI15-150-Q12N-C	F	24 (9-36)	±15	±500mA	34.78	34.50	34.22
580-BEI15-150-Q12P-C	BEI15-150-Q12P-C	F	24 (9-36)	±15	±500mA	34.24	33.96	33.68
580-BEI15-150-Q48N-C	BEI15-150-Q48N-C	F	48 (18-75)	±15	±500mA	34.24	33.96	33.68

DATEL DSM/DWR SERIES, 15W ISOLATED DUAL OUTPUT

- 1"x2" SMT or through-hole package
- Fully isolated, 1500VDC guaranteed
- UL/EN60950 safety approvals
- Efficiency to 85%

For quantities greater than listed, call for quote.

MOUSER STOCK NO.	Datel Part No.	Fig.	Input Volts	Output Volts	Output Current	Price Each 1	5	10
580-DSM5-3.3-D12-C	DSM-5/2.65-3.3/3-D12-C	G	12 (10-18)	5 3.3	2.65A 3.00A	75.49	73.27	68.32
580-DWR52653.33D24-C	DWR-5/2.65-3.3/3-D24-C	H	24 (18-36)	5 3.3	2.65A 3.00A	73.67	72.23	64.53

DATEL UHE SERIES, 25-30W ISOLATED SINGLE OUTPUT

- Small 1.6"x2" package with standard 2"x2" pinout
- 1500VDC isolation
- "Q" models offer wide input ranges
- Stable no-load operation
- Thermal shutdown, I/O protected
- Efficiencies as high as 91.5%
- UL/EN60950 certified

For quantities greater than listed, call for quote.

MOUSER STOCK NO.	Datel Part No.	Fig.	Input Volts	Output Volts	Output Current	Price Each 1	5	10
580-UHE12-2500-D12C	UHE-12/2500-D12-C	I	12 (9-18)	12	2.5A	57.57	57.14	56.82
580-UHE15-2000-D12C	UHE-15/2000-D12-C	I	12 (9-18)	15	2A	69.12	66.91	65.06
580-UHE12-2500-D24C	UHE-12/2500-D24-C	I	24 (18-36)	12	2.5A	61.42	55.75	55.11
580-UHE15-2000-D24C	UHE-15/2000-D24-C	I	24 (18-36	15	2A	70.94	69.55	64.20
580-UHE12-2500-D48C	UHE-12/2500-D48-C	I	48 (36-75)	12	2.5A	69.07	63.31	58.44
580-UHE15-2000-D48C	UHE-15/2000-D48-C	I	48 (36-75)	15	2A	69.07	63.31	58.44
580-UHE3.3-7500-Q12C	UHE-3.3/7500-Q12-C	I	24 (9-36)	3.3	7.5A	73.67	72.23	64.53
580-UHE5-5000-Q12C	UHE-5/5000-Q12-C	I	24 (9-36)	5	5A	66.23	60.13	57.63
580-UHE12-2500-Q12C	UHE-12/2500-Q12-C	I	24 (9-36)	12	2.5A	59.28	58.96	58.64
580-UHE5-5000-Q48C	UHE-5/5000-Q48-C	I	48 (18-75)	5	5A	63.84	58.14	55.70
580-UHE12-2500-Q48C	UHE-12/2500-Q48-C	I	48 (18-75)	12	2.5A	63.84	58.14	55.70
580-UHE15-2000-Q48C	UHE-15/2000-Q48-C	I	48 (18-75)	15	2A	69.12	66.91	65.06

DIMENSIONS: in.

A

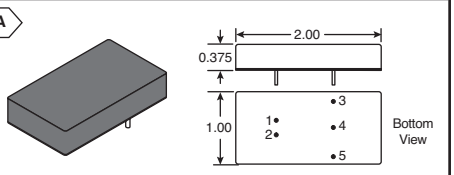

B

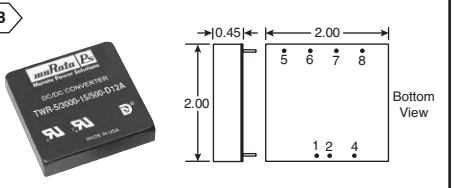

C

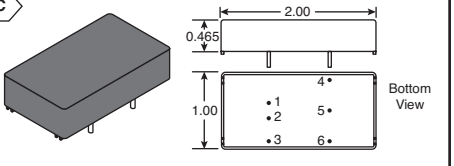

D

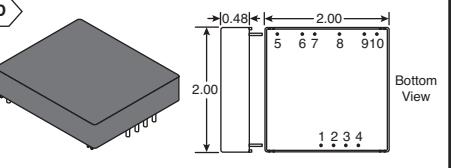

E

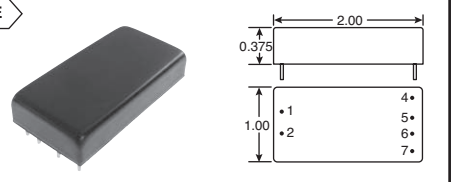

F



G

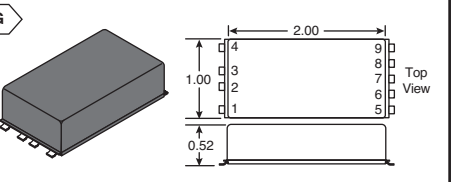

H

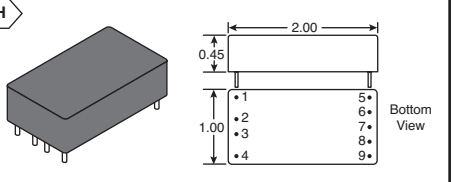

I

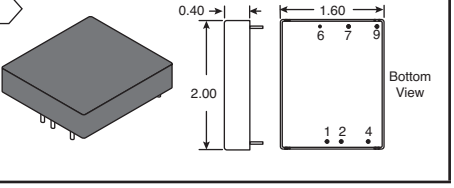

© Copyright 2013 Mouser Electronics

© Copyright 2013 Mouser Electronics

MURATA POWER SOLUTIONS DC-DC Converters

RoHS Compliant **This product is RoHS compliant.**

Murata Power Solutions

NPH SERIES, 10-25W ISOLATED SINGLE OUTPUT

- High efficiency to 87%
- 1.5kV input/output isolation
- UL 1950 Recognized (E179522)
- Industry standard pinout
- Operation to zero load
- Protected against load faults
- RoHS Compliant

c UL us

✻ With trim and ss pins

For quantities greater than listed, call for quote.

MOUSER STOCK NO.	MPS Part No.	Fig.	Input Volts	Output Volts	Io (A)	Price Each 1	5	10	25
580-NPH10S2403IC	NPH10S2403IC	A	24	3.4	2.94	38.67	37.45	36.38	36.11
✻ 580-NPH10S2403EIC	NPH10S2403EIC	A	24	3.4	2.94	38.67	37.50	36.90	36.11
580-NPH10S2405IC	NPH10S2405IC	A	24	5.1	1.96	38.71	38.52	38.26	37.84
✻ 580-NPH10S2405EIC	NPH10S2405EIC	A	24	5.1	1.96	38.71	38.52	38.26	37.84
580-NPH10S2412IC	NPH10S2412IC	A	24	12.1	.83	38.71	38.52	38.26	37.84
580-NPH10S2415IC	NPH10S2415IC	A	24	15.1	.67	38.67	37.45	36.38	36.11
580-NPH10S4805IC	NPH10S4805IC	A	48	5.1	1.96	38.67	37.45	36.38	36.11
580-NPH10S4812IC	NPH10S4812IC	A	48	12.1	.83	38.67	37.45	36.38	36.11
580-NPH10S4815IC	NPH10S4815IC	A	48	15.1	.67	38.67	37.50	36.90	36.11
580-NPH15S2403IC	NPH15S2403IC	B	24	3.4	4.4	51.50	50.16	48.41	46.83
580-NPH15S2405IC	NPH15S2405IC	B	24	5.1	3.0	51.50	51.23	50.88	46.83
✻ 580-NPH15S2405EIC	NPH15S2405EIC	B	24	5.1	3.0	51.50	50.16	48.41	46.83
580-NPH15S2412IC	NPH15S2412IC	B	24	12.1	1.3	51.50	50.16	49.10	46.83
580-NPH15S2415IC	NPH15S2415IC	B	24	15.1	1.0	51.50	50.16	48.41	46.83
580-NPH15S4805IC	NPH15S4805IC	B	48	5.1	3.0	51.50	50.16	49.10	46.83
580-NPH25S2405IC	NPH25S2405IC	C	24	5.1	5	58.83	56.60	55.62	54.50
580-NPH25S2412IC	NPH25S2412IC	C	24	12.1	2.1	58.83	56.60	55.62	54.50
580-NPH25S2415IC	NPH25S2415IC	C	24	15.1	1.7	58.83	56.60	55.62	54.50
580-NPH25S4803IC	NPH25S4803IC	C	48	3.4	7.3	58.83	56.60	55.62	54.50

DATEL UEI SERIES, 15-60W ISOLATED SINGLE OUTPUT

- Isolation up to 2250 VDC (basic)
- High efficiency synchronous rectifier forward topology
- Stable no-load operation with no required external components
- -40°C to 85°C temperature range (with derating)
- Extensive self-protection shut down features
- Positive polarity

Surface Mount Version

✻ Negative polarity

For quantities greater than listed, call for quote.

MOUSER STOCK NO.	Datel Part No.	Fig.	Input Volts	Output V	Output Io (A)	Price Each 1	5	10
580-UEI15-033Q12PM-C	UEI15-033-Q12PM-C	D	24(9-36)	3.3	4.5	33.95	33.69	33.30
580-UEI15-050Q12PM-C	UEI15-050-Q12PM-C	D	24(9-36)	5	3	39.07	38.37	37.70
580-UEI15-150Q12PM-C	UEI15-150-Q12PM-C	D	24(9-36)	15	1.1	33.95	33.69	33.30
✻ 580-UEI15-050Q48NM-C	UEI15-050-Q48NM-C	D	48(18-75)	5	3	34.13	33.41	33.02
✻ 580-UEI15-120Q48NM-C	UEI15-120-Q48NM-C	D	48(18-75)	12	1.3	34.13	33.41	33.02
✻ 580-UEI15-150Q48NM-C	UEI15-150-Q48NM-C	D	48(18-75)	15	1.1	33.66	33.41	33.02
✻ 580-UEI25-033D48NM-C	UEI25-033-D48NM-C	E	48(36-75)	3.3	7.5	26.05	25.88	25.70
580-UEI25-033D48PM-C	UEI25-033-D48PM-C	E	48(36-75)	3.3	7.5	26.59	26.42	26.24
✻ 580-UEI25-050D48NM-C	UEI25-050-D48NM-C	E	48(36-75)	5	5	26.59	26.42	26.24
580-UEI25-050D48PM-C	UEI25-050-D48PM-C	E	48(36-75)	5	5	26.05	25.88	25.70
✻ 580-UEI25-120D48NM-C	UEI25-120-D48NM-C	E	48(36-75)	12	12	26.05	25.88	25.70
580-UEI25-120D48PM-C	UEI25-120-D48PM-C	E	48(36-75)	12	12	26.59	26.42	26.24

Through-Hole Version

✻ Negative polarity

For quantities greater than listed, call for quote.

MOUSER STOCK NO.	Datel Part No.	Fig.	Input Volts	Output V	Output Io (A)	Price Each 1	5	10
580-UEI15-033-Q12P-C	UEI15-033-Q12P-C	D	24(9-36)	3.3	4.5	32.64	32.37	32.10
580-UEI15-050-Q12P-C	UEI15-050-Q12P-C	D	24(9-36)	5	3	32.64	32.37	32.10
580-UEI15-120-Q12P-C	UEI15-120-Q12P-C	D	24(9-36)	12	1.3	32.64	32.37	32.10
580-UEI15-150-Q12P-C	UEI15-150-Q12P-C	D	24(9-36)	15	1.1	33.71	33.43	33.14
✻ 580-UEI15-050-Q48N-C	UEI15-050-Q48N-C	D	48(18-75)	5	3	30.50	30.25	29.98
✻ 580-UEI15-120-Q48N-C	UEI15-120-Q48N-C	D	48(18-75)	12	1.3	30.50	30.25	29.98
✻ 580-UEI25-033-D48N-C	UEI25-033-D48N-C	E	48(36-75)	3.3	7.5	25.68	25.47	25.26
580-UEI25-033-D48P-C	UEI25-033-D48P-C	E	48(36-75)	3.3	7.5	26.19	26.00	25.80
✻ 580-UEI25-050-D48N-C	UEI25-050-D48N-C	E	48(36-75)	5	5	26.19	26.00	25.80
580-UEI25-050-D48P-C	UEI25-050-D48P-C	E	48(36-75)	5	5	25.66	25.47	25.26
✻ 580-UEI25-120-D48N-C	UEI25-120-D48N-C	E	48(36-75)	12	2.1	25.66	25.47	25.26
580-UEI25-120-D48P-C	UEI25-120-D48P-C	E	48(36-75)	12	2.1	26.19	26.00	25.80
580-UEI30-120-Q12P-C	UEI30-120-Q12P-C	F	24(9-36)	12	2.5	49.67	48.29	47.89
580-UEI30-150-Q12P-C	UEI30-150-Q12P-C	F	24(9-36)	15	2	51.32	49.88	49.47
✻ 580-UEI30-050-Q48N-C	UEI30-050-Q48N-C	F	48(18-75)	5	6	45.46	45.10	44.60
✻ 580-UEI30-150-Q48N-C	UEI30-150-Q48N-C	F	48(18-75)	15	2	52.25	51.35	49.64
580-UEI3.3/15Q12PR-C	UEI-3.3/15-Q12PR-C	G	24(9-36)	3.3	15	67.95	67.38	66.83
580-UEI-5/10-Q12PR-C	UEI-5/10-Q12PR-C	G	24(9-36)	5	10	67.95	67.38	66.83
580-UEI12/4.2-Q12P-C	UEI-12/4.2-Q12P-C	G	24(9-36)	12	4.2	72.64	70.60	68.34
✻ 580-UEI12/5-Q48N-C	UEI-12/5-Q48N-C	G	48(18-75)	12	5	63.67	63.14	62.63

DATEL Q48N-C SERIES, 162W ISOLATED HALF-BRICK

NEW PRODUCT

- Up to 91.5% efficiency at 54V output (typ.)
- Operational temperature range: -40°C to +85°C with baseplate
- 2250V I/O isolation
- Safety features: UL 60950-1, 2nd edition; CSA-C22.2 No. 60950-1 and IEC/EN60950-1 (pending)

For quantities greater than listed, call for quote.

MOUSER STOCK NO.	Datel Part No.	Fig.	Input Volts	Output V	Output Io (A)	Price Each 1	5	10
580-EMH-54/3-Q48N-C	EMH-54/3-Q48N-C	H	48(18-72)	54	3	71.69	71.10	70.51
✻ 580-EMH-54/3-Q48NB-C	EMH-54/3-Q48NB-C	H	48(18-72)	54	3	73.30	72.71	72.12

✻ Baseplate installed

DIMENSIONS: in.

A



B



C



D



Height: 0.32; Thru-hole Shown

E



Height: 0.32; Thru-hole Shown

F



Height: 0.35

G



Height: 0.378

H

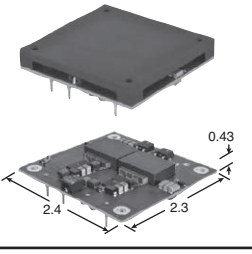

I

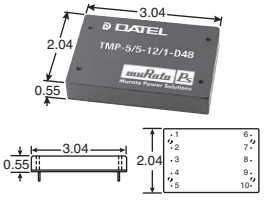

DATEL TMP SERIES, 25-35W ISOLATED TRIPLE OUTPUT

- Standard pinout, small size
- Efficiencies to 86%

For quantities greater than listed, call for quote.

MOUSER STOCK NO.	Datel Part No.	Fig.	Input Volts	Output V	Output Io (A)	Price Each 1	5	10
580-TMP5-12-Q12-C	TMP-5/5-12/1-Q12-C	I	24 (10-36)	5/±12	5A/±1A	146.43	143.90	141.46
580-TMP5-12-D24-C	TMP-5/5-12/1-D24-C	I	24 (18-36)	5/±12	5A/±1A	150.23	139.10	128.40

DATEL BMP SERIES, 39-40W ISOLATED DUAL OUTPUT

- Standard pinout, small size
- Fully isolated, 1500VDC guaranteed
- Efficiencies to 88%
- Meets UL1950/EN60950 (basic insulation)

For quantities greater than listed, call for quote.

MOUSER STOCK NO.	Datel Part No.	Fig.	Input Volts	Output V	Output Io (A)	Price Each 1	5	10
580-BMP15-1.3-D24-C	BMP-15/1.3-D24-C	I	24 (18-36)	±15	±1.3A	-	-	-

© Copyright 2013 Mouser Electronics



ECONOLINE DC/DC CONVERTERS - UNREGULATED

RM Series, 0.25W Single Output Unregulated, SIP4

- 1kVDC Isolation
- Efficiency to 76%

For quantities greater than listed, call for quote.

MOUSER STOCK NO.	RECOM Part No.	Fig.	Input Volts	Output Volts	Output Current	Price Each 1	5	10
919-RM-0505S	RM-0505S	A	5	5	50mA	6.52	5.95	5.44

R0.25S & R0.25D Series, 0.25W SMD Single, Dual & Independent Outputs

- 1kVDC
- Fully Power at 100°C Ambient Temperature

Single								
919-R0.25S-3.33.3	R0.25S-3.33.3	B	3.3	3.3	76mA	14.07	13.72	13.36
919-R0.25S-0505	R0.25S-0505	B	5	5	50mA	12.11	11.81	11.51
919-R0.25S-1205	R0.25S-1205	B	12	5	50mA	12.11	11.81	11.51
Dual								
919-R0.25D-1205	R0.25D-1205	B	12	±5	±25mA	12.81	12.48	12.17
919-R0.25D-0505	R0.25D-0505	B	5	±5	±25mA	12.81	12.48	12.17

R0.5Z Series, 0.5W SMD Isolated Single Output

- 1kVDC Isolation
- SMD Pakage Styles
- Single Regulated Output (Internal Linear Material)

919-R0.5Z-0505	R0.5Z0505	B	5	5	100mA	14.63	13.21	12.05
919-R0.5Z-1205	R0.5Z1205	B	12	5	100mA	14.63	13.21	12.05

R1S/D & R2S Series, 1 - 2W Single & Dual Output Unregulated

- Full Power at 100C Ambient Temperature
- 1kVDC Isolation
- Suitable for Fully Automated Assembly
- Efficiency to 85%

NEW PRODUCT

Single Output								
919-R1S-0505	R1S-0505	B	5	5	200mA	7.10	6.58	6.01
919-R1S-0505/E	R1S-0505/E	B	5	5	200mA	8.92	8.07	7.35
919-R1S8-0505	R1S8-0505	B	5	5	200mA	7.65	7.15	6.52
919-R1S-0512	R1S-0512	B	5	12	84mA	7.65	7.15	6.52
919-R1S-1205	R1S-1205	B	12	5	200mA	7.65	7.15	6.52
919-R1S-1212	R1S-1212	B	12	12	84mA	7.65	7.15	6.52
919-R2S-0505	R2S-0505	B	5	5	400mA	11.71	11.42	10.41
919-R2S-1205	R2S-1205	B	12	5	400mA	11.71	11.42	10.41
919-R2S-1212	R2S-1212	B	12	12	167mA	11.71	11.42	10.41
Dual Output								
919-R1D-0505	R1D-0505	B	5	±5	±100mA	7.99	7.51	6.85
919-R1D-0512	R1D-0512	B	5	±12	±42mA	7.99	7.51	6.85
919-R1D-1205	R1D-1205	B	12	±5	±100mA	7.99	7.51	6.85
919-R1D-1212	R1D-1212	B	12	±12	±42mA	7.99	7.51	6.85

R1Z Series, 1W SMD Miniature Isolated Single Output

- 1kVDC & 2kVDC Isolation H-Suffix
- High Temperature Operation
- Toroidal Magnetics

✻Regulated with Short Circuit Protected

919-R1Z-0505	R1Z-0505	B	5	5	200mA	16.63	16.21	15.79
✻ 919-R1Z-0505/HP	R1Z-0505/HP	B	5	5	200mA	19.22	18.74	18.25
✻ 919-R1Z-0505/P	R1Z-0505/P	B	5	5	200mA	17.46	17.02	16.59
919-R1Z-2405	R1Z-2405	B	24	5	200mA	18.45	17.99	17.53

RNM Series, 1W Single Output Unregulated, DIP6

- Micro Size (8.3x8.3x6.8mm)
- 1kVDC Isolation

919-RNM-3.305S	RNM-3.305S	C	3.3	5	200mA	8.27	7.80	7.12
919-RNM-053.3S	RNM-053.3S	C	5	3.3	303mA	7.51	7.00	6.39
919-RNM-0505S	RNM-0505S	C	5	5	200mA	7.75	7.00	6.39
919-RNM-0512S	RNM-0512S	C	5	12	83mA	7.51	7.00	6.39
919-RNM-1205S	RNM-1205S	C	12	5	200mA	7.51	7.00	6.39
919-RNM-1212S	RNM-1212S	C	12	12	83mA	7.51	7.00	6.39

RO & ROM Series, 1W Single Output Unregulated, SIP4

- Industry Standard Pinout
- 1kVDC Isolation
- Small Footprint

NEW PRODUCT

919-RO-0505S	RO-0505S	D	5	5	200mA	6.52	5.95	5.44
919-RO-0505S/E	RO-0505S/E	D	5	5	200mA	7.94	7.18	6.55
919-RO-0512S	RO-0512S	D	5	12	83mA	6.52	5.95	5.44
919-RO-0515S	RO-0515S	D	5	15	66mA	6.52	5.95	5.44
919-RO-1205S	RO-1205S	D	12	5	200mA	6.52	5.95	5.44
919-RO-1212S	RO-1212S	D	12	12	83mA	6.52	5.95	5.44
919-RO-2405S	RO-2405S	D	24	5	200mA	6.98	6.44	5.87
919-RO-2412S	RO-2412S	D	24	12	83mA	6.98	6.44	5.87
919-RO-2424S	RO-2424S	D	24	24	42mA	6.98	6.44	5.87
SIP4 MICRO 7.7mm - Medical Approved - 3kVDC Isolation								
919-ROM-0505S	ROM-0505S	D	5	5	200mA	8.04	7.27	6.62
919-ROM-0512S	ROM-0512S	D	5	12	83mA	8.04	7.27	6.62
919-ROM-1205S	ROM-1205S	D	12	5	200mA	8.04	7.27	6.62
919-ROM-1212S	ROM-1212S	D	12	12	83mA	8.04	7.27	6.62

RB Series, 1W Single & Dual Output Unregulated, SIP6 & 7

- Low Cost
- 1kVDC Isolation
- Power Sharing on Dual Output Version
- Efficiency 85%
- Industry Standard Pinout

NEW PRODUCT

Single Output								
919-RB-0505S	RB-0505S	E	5	5	200mA	6.52	5.95	5.44
919-RB-0505S/E	RB-0505S/E	E	5	5	200mA	7.94	7.18	6.55
919-RB-0512S	RB-0512S	E	5	12	84mA	6.52	5.95	5.44

RB Series, 1W Single & Dual Output Unregulated, SIP6 & 7 (Cont.)

For quantities greater than listed, call for quote.

MOUSER STOCK NO.	RECOM Part No.	Fig.	Input Volts	Output Volts	Output Current	Price Each 1	5	10
Single Output								
919-RB-1205S	RB-1205S	E	12	5	200mA	6.52	5.95	5.44
919-RB-1212S	RB-1212S	E	12	12	84mA	6.52	5.95	5.44
SIP6 Micro Size - Medical Approved - 3kVDC Isolation								
919-RBM-0505S	RBM-0505S	E	5	5	200mA	8.04	7.27	6.62
Dual Output								
919-RB-0505D	RB-0505D	E	5	±5	±100mA	6.71	6.14	5.61
919-RB-0512D	RB-0512D	E	5	±12	±42mA	6.71	6.14	5.61
919-RB-0515D	RB-0515D	E	5	±15	±33mA	6.71	6.14	5.61
919-RB-2412D	RB-2412D	E	24	±12	±42mA	7.32	6.79	6.18

RE/RK/RH Series, 1W Single & Dual Output Unregulated, SIP7

- SMD Pinning options available. Contact Mouser Rep
- 1kVDC Isolation (RE)
- Remote Control Pin
- Efficiency 85%

Single Output								
919-RE-0505S	RE-0505S	F	5	5	200mA	6.52	5.95	5.44
919-RE-0512S	RE-0512S	F	5	12	83mA	6.52	5.95	5.44
919-RE-1205S	RE-1205S	F	12	5	200mA	6.52	5.95	5.44
919-RE-1212S	RE-1212S	F	12	12	83mA	6.52	5.95	5.44
919-RE-2405S	RE-2405S	F	24	5	200mA	6.98	6.44	5.87
3kVDC Isolation								
919-RK-0505S	RK-0505S	F	5	5	200mA	8.03	7.53	6.88
919-RK-0512S	RK-0512S	F	5	12	84mA	8.03	7.53	6.88
919-RK-0515S	RK-0515S	F	5	15	66mA	8.03	7.53	6.88
919-RK-1205S	RK-1205S	F	12	5	200mA	8.03	7.53	6.88
919-RK-1212S	RK-1212S	F	12	12	84mA	8.03	7.53	6.88
919-RK-1505S	RK-1505S	F	15	5	200mA	8.42	7.95	7.24
Dual Output - Medical Approved								
919-RH-0515D	RH-0515D	F	5	±15	±33mA	8.58	8.13	7.42

RP Series, 1W Single & Dual Output Unregulated, SIP7

- Pot-Core Transformer - separated windings
- High 5.2kVDC Isolation in compact size
- Efficiency to 82%
- Approved for Medical and Lab Apps
- Pin Compatible with RH and RK Series

Single Output								
919-RP-0505S	RP-0505S	G	5	5	200mA	14.49	13.10	11.94
919-RP-0509S	RP-0509S	G	5	9	111mA	13.31	13.10	11.94
919-RP-0515S	RP-0515S	G	5	15	66mA	13.31	13.10	11.94
919-RP-0524S	RP-0524S	G	5	24	42mA	13.31	13.10	11.94
919-RP-1212S	RP-1212S	G	12	12	84mA	14.49	13.10	11.94
919-RP-2405S	RP-2405S	G	24	5	200mA	13.90	13.71	12.50
Dual Output								
919-RP-0505D	RP-0505D	G	5	±5	±100mA	15.17	13.71	12.50

RxxPxx Series, 1 - 2W Single Output Unregulated, SIP7

- Standard Isolation 5.2kVDC
- Approved for Medical and Lab Apps
- UL/CSA and EN Safety Certified
- Efficiency 88%

919-R05P05S	R05P05S	G	5	5	200mA	13.49	13.29	12.12
919-R05P12S	R05P12S	G	5	12	84mA	13.49	13.29	12.12
919-R12P12S	R12P12S	G	12	12	84mA	13.49	13.29	12.12
919-R24P05S	R24P05S	G	24	5	200mA	14.10	13.93	12.71
919-R24P12S	R24P12S	G	24	12	84mA	14.10	13.93	12.71
919-R05P205S	R05P205S	G	5	5	400mA	15.41	13.92	12.70
919-R05P209S	R05P209S	G	5	9	222mA	15.41	13.92	12.70
919-R12P212S	R12P212S	G	12	12	167mA	15.41	13.92	12.70

RU Series, 1W Isolated Dual Output, SIP7

- Twin Independent Outputs
- 1kVDC Isolation
- Power Sharing on Outputs
- Efficiency to 76%

919-RU-050505	RU-050505	H	5	5	100mA	12.91	11.67	10.65

RN Series, 1.25W Single Output Unregulated, DIP8

- 1kVDC Isolation
- Efficiency to 85%

919-RN-0505S	RN-0505S	C	5	5	250mA	8.53	7.70	7.02

RI Series, 2W Single Output Unregulated, SIP4

- 1kVDC Isolation
- Efficiency to 85%

919-RI-0505S	RI-0505S	I	5	5	400mA	8.82	7.96	7.25
919-RI-0512S	RI-0512S	I	5	12	167mA	8.82	7.96	7.25
919-RI-1205S	RI-1205S	I	12	5	400mA	8.82	7.96	7.25
919-RI-1212S	RI-1212S	I	12	12	167mA	8.82	7.96	7.25
919-RI-2412S	RI-2412S	I	24	12	167mA	8.83	8.37	7.64

RKZ Series, 2W Single & Dual Output Unregulated, SIP7

- High Isolation 2W Converter
- 3kVDC Isolation
- Efficiency to 84%

Single Output								
919-RKZ-0505S	RKZ-0505S	J	5	5	400mA	9.56	9.16	8.36
919-RKZ-0512S	RKZ-0512S	J	5	12	168mA	9.56	9.16	8.36
919-RKZ-1205S	RKZ-1205S	J	12	5	400mA	9.56	9.16	8.36
919-RKZ-1212S	RKZ-1212S	J	12	12	168mA	9.56	9.16	8.36
Dual Output								
919-RKZ-0505D	RKZ-0505D	J	5	±5	±200mA	10.05	9.66	8.82
919-RKZ-0512D	RKZ-0512D	J	5	±12	±84mA	10.05	9.66	8.82

© Copyright 2013 Mouser Electronics
© Copyright 2013 Mouser Electronics

RECOM POWER DC/DC Converters

RECOM

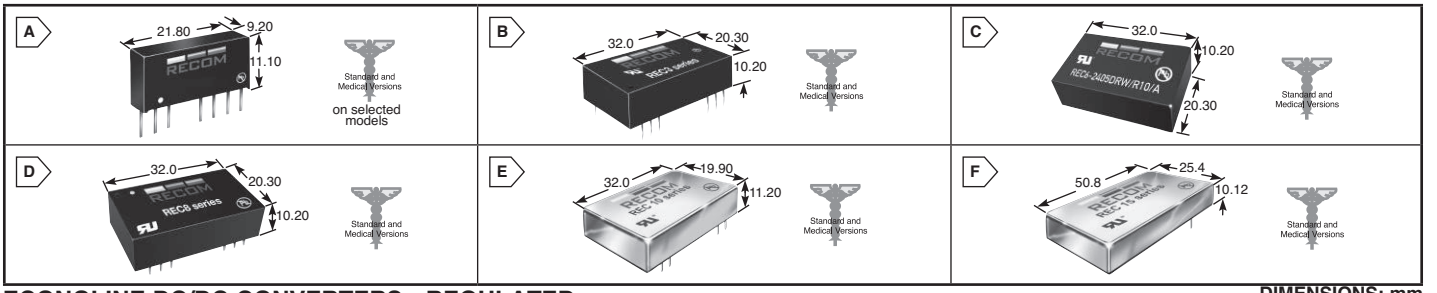

DIMENSIONS: mm

ECONOLINE DC/DC CONVERTERS - REGULATED

RSO Series, 1 W Isolated Single & Dual Output Regulated, SIP8

- Continuous Short Circuit Protection
- No external capacitor needed
- Low Noise
- Efficiency to 83%

For quantities greater than listed, call for quote.

MOUSER STOCK NO.	RECOM Part No.	Fig.	Input Volts	Output Volts	Output Current	Price Each 1	5	10
1kVDC Isolation - Single Output								
919-RSO-0505S	RSO-0505S	A	4.5-9	5	200mA	18.69	17.91	17.13
919-RSO-1205S	RSO-1205S	A	9-18	5	200mA	17.89	17.12	16.34
919-RSO-1205SZ	RSO-1205SZ	A	4.5-18	5	200mA	21.81	21.25	20.72
919-RSO-1212SZ	RSO-1212SZ	A	4.5-18	12	83mA	21.81	21.25	20.72
919-RSO-1215SZ	RSO-1215SZ	A	4.5-18	15	67mA	21.81	21.25	20.72
919-RSO-2405S	RSO-2405S	A	18-36	5	200mA	17.53	16.77	16.00
919-RSO-2412S	RSO-2412S	A	18-36	12	83mA	17.53	16.77	16.00
1kVDC, Dual Output								
919-RSO-1205DZ	RSO-1205DZ	A	4.5-18	±5	±100mA	23.99	23.38	22.79
919-RSO-1212DZ	RSO-1212DZ	A	4.5-18	±12	±42mA	23.99	23.38	22.79
3kV - Medical EN-60601-1								
919-RSO-0505S/H3	RSO-0505S/H3	A	4.5-9	5	200mA	23.98	21.68	19.77
919-RSO-1212SZ/H3	RSO-1212SZ/H3	A	4.5-18	12	83mA	25.15	24.51	23.88
919-RSO-1215SZ/H3	RSO-1215SZ/H3	A	4.5-18	15	67mA	25.15	24.51	23.88
919-RSO-1205SZ/H3	RSO-1205SZ/H3	A	4.5-18	5	200mA	25.15	24.51	23.88
919-RSO-2405SZ/H3	RSO-2405SZ/H3	A	9-36	5	200mA	23.98	21.68	19.77
919-RSO-2412SZ/H3	RSO-2412SZ/H3	A	9-36	12	83mA	23.98	21.68	19.77
919-RSO-4805SZ/H3	RSO-4805SZ/H3	A	18-72	5	200mA	27.88	25.20	22.98
919-RSO-4812SZ/H3	RSO-4812SZ/H3	A	18-72	12	83mA	27.88	25.20	22.98
3kVDC, Dual Output								
919-RSO-1205DZ/H3	RSO-1205DZ/H3	A	4.5-18	±5	±100mA	27.69	27.00	26.30
919-RSO-1212DZ/H3	RSO-1212DZ/H3	A	4.5-18	±12	±42mA	27.69	27.00	26.30

RS Series, 2 - 3W Isolated Single & Dual Ouput Regulated, SIP8

- Continuous Short Circuit Protection
- Low Ripple Noise
- Remote On/Off Control
- 1kVDC Isolation
- Efficiency to 83%

MOUSER STOCK NO.	RECOM Part No.	Fig.	Input Volts	Output Volts	Output Current	Price Each 1	5	10
Single Output								
919-RS-2405S	RS-2405S	A	18-36	5	400mA	19.40	17.54	16.00
919-RS3-0505S	RS3-0505S	A	4.5-9	5	600mA	19.81	18.99	18.17
919-RS3-2405SZ	RS3-2405SZ	A	9-27	5	600mA	21.87	21.01	20.16
919-RS3-2412SZ	RS3-2412SZ	A	9-27	12	250mA	21.87	21.01	20.16
919-RS3-4805SZ	RS3-4805SZ	A	20-60	5	600mA	24.10	23.20	22.30
919-RS3-4812SZ	RS3-4812SZ	A	20-60	12	250mA	24.10	23.20	22.30
Dual Output								
919-RS3-0505D	RS3-0505D	A	4.5-9	±5	±300mA	21.13	20.30	19.46

REC3.5 Series, 3.5W Reinforced Single & Dual Output Regulated, DIP24

- Continuous Short Circuit Protection
- 10kVDC Isolation
- Efficiency to 86%

MOUSER STOCK NO.	RECOM Part No.	Fig.	Input Volts	Output Volts	Output Current	Price Each 1	5	10
919-3.5-0505SRWR10A	REC3.5-0505SRW/R10/A	B	4.5-9	5	700mA	47.79	46.42	45.04
919-3.5-0512SRWR10A	REC3.5-0512SRW/R10/A	B	4.5-9	12	290mA	47.79	46.42	45.04
919-3.5-1205SRWR10A	REC3.5-1205SRW/R10/A	B	9-18	5	700mA	45.56	44.22	42.90
919-3.5-1212SRWR10A	REC3.5-1212SRW/R10/A	B	9-18	12	290mA	45.56	44.22	42.90
919-3.5-2405SRWR10A	REC3.5-2405SRW/R10/A	B	18-36	5	700mA	45.56	44.22	42.90

REC6 Series, 6W Reinforced Single & Dual Output Regulated, DIP24

- Continuous Short Circuit Protection
- 10kVDC Isolation
- Efficiency to 86%

For quantities greater than listed, call for quote.

MOUSER STOCK NO.	RECOM Part No.	Fig.	Input Volts	Output Volts	Output Current	Price Each 1	5	10
919-6-0505SRWR10A	REC6-0505SRW/R10/A	C	4.5-9	5	1A	52.56	51.09	49.62
919-6-1205SRWR10A	REC6-1205SRW/R10/A	C	9-18	5	1A	50.03	48.62	47.20
919-6-1212SRWR10A	REC6-1212SRW/R10/A	C	9-18	12	500mA	50.03	48.62	47.20
919-6-2405SRWR10A	REC6-2405SRW/R10/A	C	18-36	5	1A	50.03	48.62	47.20

REC8 Series, 8W Single & Dual Output Regulaged, DIP24

- Continuous Short Circuit Protection (power limiting)
- Full SMD internal design
- 3kVDC Isolation
- SMD Pinning options available. Contact Mouser Rep
- Remote Control Pin
- Efficiency to 87%

MOUSER STOCK NO.	RECOM Part No.	Fig.	Input Volts	Output Volts	Output Current	Price Each 1	5	10
Single Output								
919-8-0505SRWH3AM	REC8-0505SRW/H3/A/M	D	4.5-9	5	1.6A	42.69	38.59	35.20
919-8-123.3SRWH3AM	REC8-123.3SRW/H3/A/M	D	9-18	3.3	1.6A	38.32	34.63	31.60
919-8-1205SRWH3AM	REC8-1205SRW/H3/A/M	D	9-18	5	1.6A	38.32	34.63	31.60
919-8-243.3SRWZH3AM	REC8-243.3SRWZ/H3/A/M	D	9-36	3.3	533mA	40.96	37.02	33.78
919-8-2405SRWZH3AM	REC8-2405SRWZ/H3/A/M	D	9-36	5	1.6A	40.96	37.02	33.78
919-8-2412SRWZH3AM	REC8-2412SRWZ/H3/A/M	D	9-36	12	1.6A	40.96	37.02	33.78
919-8-2415SRWZH3AM	REC8-2415SRWZ/H3/A/M	D	9-36	15	666mA	40.96	37.02	33.78
919-8-4805SRWZH3AM	REC8-4805SRWZ/H3/A/M	D	18-75	5	1.6A	42.53	38.45	35.06
919-8-4812SRWZH3AM	REC8-4812SRWZ/H3/A/M	D	18-75	12	666mA	42.53	38.45	35.06
Dual Output								
919-8-2412DRWZH3AM	REC8-2412DRWZ/H3/A/M	D	9-36	±12	±333mA	45.10	40.77	37.18
919-8-2415DRWZH3AM	REC8-2415DRWZ/H3/A/M	D	9-36	±15	±267mA	45.10	40.77	37.18
919-8-4812DRWZH3AM	REC8-4812DRWZ/H3/A/M	D	18-75	±12	±333mA	46.79	42.29	38.57

REC10 Series, 10W Single & Dual Output Regulated, DIP24

- Continuous Short Circuit Protection (power limiting)
- Full SMD internal design
- 3kVDC Isolation
- SMD Pinning options available. Contact Mouser Rep.
- Remote Control Pin
- Efficiency to 87%

MOUSER STOCK NO.	RECOM Part No.	Fig.	Input Volts	Output Volts	Output Current	Price Each 1	5	10
Single Output								
919-10-1205SRWH3AM	REC10-1205SRW/H3/A/M	E	9-18	5	2.0A	46.34	41.89	38.21
919-10-2405SRWZH3AM	REC10-2405SRWZ/H3/A/M	E	9-36	5	2.0A	49.58	44.81	40.87
919-10-2412SRWZH3AM	REC10-2412SRWZ/H3/A/M	E	9-36	12	833mA	49.58	44.81	40.87
919-10-4805SRWZH3AM	REC10-4805SRWZ/H3/A/M	E	18-75	5	2.0A	51.10	46.19	42.14
919-10-4812SRWZH3AM	REC10-4812SRWZ/H3/A/M	E	18-75	12	833mA	51.10	46.19	42.14
Dual Output								
919-10-2412DRWZH3AM	REC10-2412DRWZ/H3/A/M	E	9-36	±12	±416mA	54.59	49.35	45.03

REC15 Series, 15W 2"x1" Single & Dual Output Regulated

- Continuous Short Circuit Protection (power limiting)
- Full SMD internal design
- Efficiency to 87%
- 3kVDC suitable for Medical applications
- Remote Control Pin

MOUSER STOCK NO.	RECOM Part No.	Fig.	Input Volts	Output Volts	Output Current	Price Each 1	5	10
919-15-243.4SZ/H3	REC15-243.4SZ/H3	F	9-36	3.4	3.0A	73.33	66.28	60.47
919-15-245.1SZ/H3	REC15-245.1SZ/H3	F	9-36	5.1	3.0A	73.33	66.28	60.47
919-15-2412SZ/H3	REC15-2412SZ/H3	F	9-36	12	1.25A	73.33	66.28	60.47
919-15-483.4SZ/H3	REC15-483.4SZ/H3	F	18-75	3.4	3.0A	79.02	71.42	65.15
919-15-485.1SZ/H3	REC15-485.1SZ/H3	F	18-75	5.1	3.0A	79.02	71.42	65.15
919-15-4812SZ/H3	REC15-4812SZ/H3	F	18-75	12	1.25A	79.02	71.42	65.15

POWERLINE - REGULATED DC/DC CONVERTERS

RP15 Series, 15W Single Output Open Frame SMD

For quantities greater than listed, call for quote.

MOUSER STOCK NO.	RECOM Part No.	Fig.	Input Range	Output Voltage	Output Current	Control Connections	Price Each 1	5	10	25
919-RP15-483.3SOFW	RP15-483.3SOFW	A	18-75	3.3	4.0A	-	61.71	55.61	49.80	46.34
919-RP15-483.3SOFW/N	RP15-483.3SOFW/N	A	18-75	3.3	4.0A	Negative	67.66	61.04	54.67	50.86
919-RP15-4805SOFW	RP15-4805SOFW	A	18-75	5	3.0A	-	61.71	55.61	49.80	46.34
919-RP15-4805SOFW/N	RP15-4805SOFW/N	A	18-75	5	3.0A	Negative	67.66	61.04	54.67	50.86

RPP POWERLINE PLUS HIGH TEMPERATURE DC-DC CONVERTERS

20-50W SINGLE & DUAL OUTPUT

Ideal for high end industrial applications where a very high ambient operating temperature is required.

For quantities greater than listed, call for quote.

MOUSER STOCK NO.	RECOM Part No.	Fig.	Input Range	Output Voltage	Output Current	Power	Price Each 1	5	10	25
Single Output										
919-RPP20-243.3SW	RPP20-243.3SW	B	9-36	3.3	6.0A	20W	143.18	129.77	116.21	108.14
919-RPP20-2405SW	RPP20-2405SW	B	9-36	5	4.0A	20W	143.18	129.77	116.21	108.14
919-RPP20-2412SW	RPP20-2412SW	B	9-36	12	1.66A	20W	143.18	129.77	116.21	108.14
919-RPP20-2424SW-B	RPP20-2424SW-B	C	9-36	24	830mA	20W	159.30	133.23	119.60	111.49
919-RPP20-4805SW	RPP20-4805SW	B	18-75	5	4.0A	20W	143.18	129.77	116.21	108.14
919-RPP20-4812SW	RPP20-4812SW	B	18-75	12	1.66A	20W	143.18	129.77	116.21	108.14
919-RPP30-2405SW	RPP30-2405SW	B	9-36	5	6.0A	30W	149.67	135.71	121.52	113.08
919-RPP30-2412SW	RPP30-2412SW	B	9-36	12	2.5A	30W	149.67	135.71	121.52	113.08
919-RPP30-2424SW-B	RPP30-2424SW-B	C	9-36	24	1250mA	30W	166.40	139.13	124.88	116.41
919-RPP30-4805SW	RPP30-4805SW	B	18-75	5	6.0A	30W	149.67	135.71	121.52	113.08
919-RPP30-4812SW	RPP30-4812SW	B	18-75	12	2.5A	30W	149.67	135.71	121.52	113.08
919-RPP40-2424SW-B	RPP40-2424SW-B	C	9-36	24	100/1885mA	40W	201.92	168.74	151.41	141.08
919-RPP50-2405S	RPP50-2405S	B	18-36	5	10.0A	50W	182.15	165.33	148.06	137.76
919-RPP50-2412S	RPP50-2412S	B	18-36	12	4.16A	50W	182.15	165.33	148.06	137.76
919-RPP50-4805S	RPP50-4805S	B	36-75	5	10.0A	50W	182.15	165.33	148.06	137.76
919-RPP50-4812S	RPP50-4812S	B	36-75	12	4.16A	50W	182.15	165.33	148.06	137.76
Dual Output										
919-RPP20-2412DW	RPP20-2412DW	B	9-36	±12	±833mA	20W	143.18	129.77	116.21	108.14
919-RPP20-2415DW	RPP20-2415DW	B	9-36	±15	±666mA	20W	143.18	129.77	116.21	108.14
919-RPP20-4812DW	RPP20-4812DW	B	18-75	±12	±833mA	20W	143.18	129.77	116.21	108.14
919-RPP20-4815DW	RPP20-4815DW	B	18-75	±15	±666mA	20W	143.18	129.77	116.21	108.14

A

- Optional Remote On/Off and Trim pins
- Fixed Operating Frequency
- 2.25kVDC Isolation
- Efficiency to 87%



B

Features:
- Built-in FCC/EN55022 class B filter
- Low quiescent current
- Fully protected
- 2-3kVDC Isolation
- Efficiency to 92%



C



© Copyright 2013 Mouser Electronics

© Copyright 2013 Mouser Electronics

A



B



C

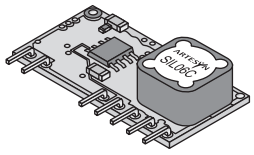

D

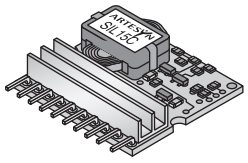

E



F

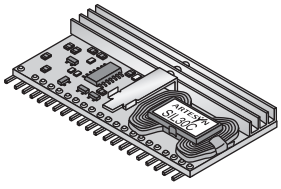

G



H



I



J



K

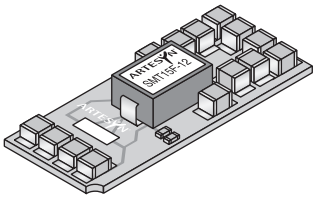

ARTESYN TECHNOLOGIES NON-ISOLATED POINT OF LOAD DC-DC CONVERTERS

RoHS Compliant

Artesyn produces a high density, open frame, non-isolated converter for space sensitive applications with a wide input range.
Choose C class for economy or E class when performance is key.

LDO C Class Series (15-50W)

• Vertical Mount listed

Other mounting styles available. Contact a Mouser Service Representative.

For quantities greater than listed, call for quote.

MOUSER STOCK NO.	Artesyn Part No.	Fig.	Input Voltage	Output Voltage	Output Current	Output Power	Dimensions: in.			Price Each			
							L	W	H	1	10	25	50
826-LDO03C-005W05-VJ	LDO03C-005W05-VJ	A	3-13.8VDC	0.59-5.1V	3A	15W	0.37	0.21	0.61	10.19	9.32	8.51	7.69
826-LDO06C-005W05-VJ	LDO06C-005W05-VJ	A	3-13.8VDC	0.59-5.1V	6A	30W	0.41	0.37	0.65	13.96	12.78	11.66	10.54
826-LDO10C-005W05-VJ	LDO10C-005W05-VJ	A	3-13.8VDC	0.59-5.1V	10A	50W	0.41	0.45	0.65	18.54	16.97	15.49	14.01

LGA C Series (15-100W)

The LGA series is cost-effective equipped with a variety of best-in-class features. Packaged in a small 16.26x16.26mm outline and identical footprint for all models providing designers with a convenient power path if system requirements change.
Each module can be mounted on either side of the circuit board allowing for flexible space management.
LGA Heatsink kit available. Contact a Mouser Service Representative.

PRODUCT NEW

For quantities greater than listed, call for quote.

MOUSER STOCK NO.	Artesyn Part No.	Fig.	Input Voltage	Output Voltage	Output Current (max)	Output Power	Dimensions: in.			Price Each			
							L	W	H	1	10	25	50
826-LGA03C-00SADJJ	LGA03C-00SADJJ	B	3.0-13.8 VDC	0.59-5.1 VDC	3A	15W	16.26	16.26	3.27	13.89	12.31	11.58	10.87
826-LGA06C-00SADJJ	LGA06C-00SADJJ	B	3.0-13.8 VDC	0.59-5.1 VDC	6A	30W	16.26	16.26	3.27	16.54	16.12	15.77	15.49
826-LGA10C-00SADJJ	LGA10C-00SADJJ	B	3.0-13.8 VDC	0.59-5.1 VDC	10A	50W	16.26	16.26	3.27	25.68	24.37	23.14	22.56
826-LGA20C-01SADJJ	LGA20C-01SADJJ	B	4.5-13.8 VDC	0.59-5.1 VDC	20A	100W	16.26	16.26	5.33	36.85	36.10	35.38	34.64

SIL C Class Series (20-200W)

• Vertical Mount listed ✻ Horizontal Mount

Other mounting styles available. Contact a Mouser Service Representative.

For quantities greater than listed, call for quote.

MOUSER STOCK NO.	Artesyn Part No.	Fig.	Input Voltage	Output Voltage	Output Current	Output Power	Dimensions: in.			Price Each			
							L	W	H	1	10	25	50
826-SIL06C-05SADJ-VJ	SIL06C-05SADJ-VJ	C	4.5-5.5VDC	0.9-3.3V	6A	20W	1.20	0.45	0.61	12.99	11.88	10.88	9.80
826-SIL15C-05SADJ-VJ	SIL15C-05SADJ-VJ	D	4.5-5.5VDC	0.9-3.3V	15A	50W	1.20	0.40	1.10	18.87	17.26	16.18	14.56
✻ 826-SIL20C200SADJ-HJ	SIL20C2-00SADJ-HJ	E	4.5-13.8VDC	0.59-5.1V	20A	100W	1.20	0.46	0.61	21.77	20.89	20.00	19.01
826-SIL06C-12SADJ-VJ	SIL06C-12SADJ-VJ	C	10.2-13.8VDC	0.9-5.0V	6A	30W	1.20	0.45	0.61	12.99	11.88	10.88	9.80
826-SIL15C-12SADJ-VJ	SIL15C-12SADJ-VJ	D	10.2-13.8VDC	0.9-5.0V	15A	75W	1.20	0.40	1.10	16.45	15.73	15.16	14.61
826-SIL30C-12SADJ-VJ	SIL30C-12SADJ-VJ	F	10.2-13.8VDC	0.9-5.0V	30A	150W	2.40	0.50	1.25	28.92	27.73	26.39	25.04
826-SIL40C-12SADJ-VJ	SIL40C-12SADJ-VJ	F	10.2-13.8VDC	0.9-5.0V	40A	200W	2.40	0.50	1.25	30.27	29.01	27.89	26.79

SMT C Class Series (20-200W)

For quantities greater than listed, call for quote.

MOUSER STOCK NO.	Artesyn Part No.	Fig.	Input Voltage	Output Voltage	Output Current	Output Power	Dimensions: in.			Price Each			
							L	W	H	1	10	25	50
826-SMT06C-05SADJJ	SMT06C-05SADJJ	G	4.5-5.5VDC	0.9-3.3V	6A	20W	1.20	0.53	0.47	17.06	15.61	14.25	12.88
826-SMT20C-05SADJJ	SMT20C-05SADJJ	H	4.5-5.5VDC	0.9-3.3V	20A	66W	1.20	1.10	0.46	25.11	22.97	20.96	18.96

SMT E Class Series (37-99W)

For quantities greater than listed, call for quote.

MOUSER STOCK NO.	Artesyn Part No.	Fig.	Input Voltage	Output Voltage	Output Current	Output Power	Dimensions: in.			Price Each			
							L	W	H	1	10	25	50
826-SMT05E-05W3V3J	SMT05E-05W3V3J	H	3.0- 5.5VDC	0.75-3.63V	5A	18.15W	0.80	0.450	0.235	16.96	15.95	15.31	14.31
826-SMT30E-12W3V3J	SMT30E-12W3V3J	I	8.0-14VDC	0.8-3.63V	30A	99W	1.30	0.53	0.32	49.10	48.06	40.97	39.64
826-SMT05E-12W3V3J	SMT05E-12W3V3J	H	10-14VDC	0.8-3.63V	5A	16.5W	0.80	0.450	0.235	17.01	16.73	16.35	15.94
826-SMT15E-12W3V3J	SMT15E-12W3V3J	J	10-14VDC	0.8-3.63V	15A	49.5W	1.3	0.530	0.323	28.68	26.96	25.88	24.18

SMT F Class Series (18-40W)

For quantities greater than listed, call for quote.

MOUSER STOCK NO.	Artesyn Part No.	Fig.	Input Voltage	Output Voltage	Output Current	Output Power	Dimensions: in.			Price Each			
							L	W	H	1	10	25	50
826-SMT15F-12S1V2J	SMT15F-12S1V2J	K	10.8-13.2VDC	1.2V	15A	18.0W	1.30	0.53	0.30	36.12	34.60	33.41	32.23

© Copyright 2013 Mouser Electronics

© Copyright 2013 Mouser Electronics

ERICSSON DC-DC Converters

RoHS Compliant This product is RoHS compliant.

POLA (POINT-OF-LOAD-ALLIANCE) NON-ISOLATED DC-DC REGULATORS

Ericsson's POLA regulators are pin-for-pin compatible with those produced by other members of the Point-of-Load-Alliance. Other output voltages and mechanical configurations available, contact a Mouser Service Representative.

PMD Series, 10.8-12.4W, Non-Isolated

Features:
- Dimensions (in.): 0.745 L x 0.495 W x 0.335 H

✻Surface Mount

For quantities greater than listed, call for quote.

MOUSER STOCK NO.	Ericsson Part No.	Fig.	Input (V)	Output (V)	Amps (A)	Power (W)	Efficiency	Price Each 1	5	10	20
✻ 764-PMD4118OWSR	PMD4118OWSR	A	3.0-5.5	0.9-3.6	3.0	10.8	82%	10.42	8.24	7.53	6.96
✻ 764-PMD5118OWSR	PMD5118OWSR	A	4.5-14	0.9-5.5	2.25	12.4	82%	10.42	8.24	7.53	6.96
764-PMD4118OWP	PMD4118OWP	A	3.0-5.5	0.9-3.6	3.0	10.8	82%	10.42	8.24	7.53	6.96
764-PMD5118OWP	PMD5118OWP	A	4.5-14	0.9-5.5	2.25	12.4	82%	10.42	8.24	7.53	6.96

PME Series, 10.8-33W, Non-Isolated

Features:
- Dimensions (in.): 0.745 L x 0.495 W x 0.335 H

✻Surface Mount

For quantities greater than listed, call for quote.

MOUSER STOCK NO.	Ericsson Part No.	Fig.	Input (V)	Output (V)	Amps (A)	Power (W)	Efficiency	Price Each 1	5	10	20
✻ 764-PME5218TSR	PME5218TSR	B	5.0	0.8-3.6	6	21.6	87%	13.86	10.85	9.88	9.08
✻ 764-PME8118TSR	PME8118TSR	B	12.0	0.8-1.8	6	10.8	87%	13.86	10.85	9.88	9.08
✻ 764-PME8318LSR	PME8318LSR	B	12.0	1.2-5.5	6	33.0	87%	13.86	10.85	9.88	9.08
764-PME4118TP	PME4118TP	B	3.3	0.8-2.5	6	15.0	87%	13.86	10.85	9.88	9.08
764-PME5218TP	PME5218TP	B	5.0	0.8-3.6	6	21.6	87%	13.86	10.85	9.88	9.08
764-PME8118TP	PME8118TP	B	12.0	0.8-1.8	6	10.8	87%	13.86	10.85	9.88	9.08
764-PME8318LP	PME8318LP	B	12.0	1.2-5.5	6	33.0	87%	13.85	10.84	9.87	9.07

PMF Series, 18-55W, Non-Isolated

Features:
- Dimensions (in.): 0.995 L x 0.62 W x 0.354 H

✻Surface Mount

For quantities greater than listed, call for quote.

MOUSER STOCK NO.	Ericsson Part No.	Fig.	Input (V)	Output (V)	Amps (A)	Power (W)	Efficiency	Price Each 1	5	10	20
✻ 764-PMF5318TSR	PMF5318TSR	C	5.0	0.8-3.6	10	36	88%	16.98	13.38	12.24	11.19
✻ 764-PMF8118TSR	PMF8118TSR	C	12.0	0.8-1.8	10	18	88%	16.98	13.38	12.24	11.19
✻ 764-PMF8518LSR	PMF8518LSR	C	12.0	1.2-5.5	10	55	88%	16.98	13.38	12.24	11.19
764-PMF5318TP	PMF5318TP	C	5.0	0.8-3.6	10	36	88%	16.98	13.38	12.24	11.19
764-PMF8118TP	PMF8118TP	C	12.0	0.8-1.8	10	18	88%	16.98	13.38	12.24	11.19
764-PMF8518LP	PMF8518LP	C	12.0	1.2-5.5	10	55	88%	16.97	13.36	12.23	11.18

PMG Series, 21.6-54W, Non-Isolated

Features:
- Dimensions (in.): 1.37 L x 0.62 W x 0.354 H

✻Surface Mount

For quantities greater than listed, call for quote.

MOUSER STOCK NO.	Ericsson Part No.	Fig.	Input (V)	Output (V)	Amps (A)	Power (W)	Efficiency	Price Each 1	5	10	20
✻ 764-PMG5518TSR	PMG5518TSR	C	5.0	0.8-3.6	15	54.0	88%	22.59	18.05	16.57	15.22
✻ 764-PMG8218TSR	PMG8218TSR	C	12.0	0.8-1.8	12	21.6	88%	22.59	18.05	16.57	15.22
764-PMG5518TP	PMG5518TP	C	5.0	0.8-3.6	15	54.0	88%	22.59	18.05	16.57	15.22

PMH Series, 32.4-79.2W, Non-Isolated

Features:
- Dimensions (in.): 1.495 L x 0.87 W x 0.354 H

✻Surface Mount

For quantities greater than listed, call for quote.

MOUSER STOCK NO.	Ericsson Part No.	Fig.	Input (V)	Output (V)	Amps (A)	Power (W)	Efficiency	Price Each 1	5	10	20
✻ 764-PMH5718TSR	PMH5718TSR	C	5.0	0.8-3.6	22	79.2	88%	27.50	21.80	19.93	18.22
764-PMH5718TP	PMH5718TP	C	5.0	0.8-3.6	22	79.2	88%	27.50	21.80	19.93	18.22

PMN Series, 108W, Non-Isolated

Features:
- Dimensions (in.): 1.37 L x 0.62 W x 0.335 H

✻Surface Mount

For quantities greater than listed, call for quote.

MOUSER STOCK NO.	Ericsson Part No.	Fig.	Input (V)	Output (V)	Amps (A)	Power (W)	Efficiency	Price Each 1	5	10	20
✻ 764-PMN8118UWSR	PMN8118UWSR	D	5.5-14	0.7-3.6	30	108	96%	34.06	26.49	24.14	22.18
764-PMN5118UP	PMN5118UP	D	4.5-5.5	0.7-3.6	30	108	96%	34.06	26.49	24.14	22.18
764-PMN8118UWP	PMN8118UWP	D	5.5-14	0.7-3.6	30	108	96%	34.06	26.49	24.14	22.18

DIGITAL POL DC/DC REGULATORS, 66-132W

Features:
- High efficiency: typ. 96% @ half load, 5Vin, 3.3Vout
- Input voltage range: 18-75V, 18-36V, and 36-75V
- Voltage/current/temperature monitoring
- ISO 9001/14001 certified supplier
- PMBUS read and write compliant
- Non-linear transient response
- Small package

BMR463 Series

Features:
- Dimensions (in.): 1.01 L x 0.54 W x 0.323 H

✻Surface Mount

For quantities greater than listed, call for quote.

MOUSER STOCK NO.	Ericsson Part No.	Fig.	Input (V)	Output (V)	Amps (A)	Power (W)	Efficiency	Price Each 1	5	10	20
764-BMR4630002/001	BMR4630002/001	E	4.5-14	0.6-3.3	20	66	97%	30.27	24.00	21.95	20.07
✻ 764-BMR4631002/001	BMR4631002/001	E	4.5-14	0.6-3.3	20	66	97%	30.27	24.00	21.95	20.07

BMR450 Series

Features:
- Dimensions (in.): 1.01 L x 0.51 W x 0.323 H

✻Surface Mount

For quantities greater than listed, call for quote.

MOUSER STOCK NO.	Ericsson Part No.	Fig.	Input (V)	Output (V)	Amps (A)	Power (W)	Efficiency	Price Each 1	5	10	20
764-BMR4500002/020	BMR4500002/020	F	4.5-14	0.6-5.5	20	66	96%	30.27	24.00	21.95	20.07
✻ 764-BMR4501002/020	BMR4501002/020	F	4.5-14	0.6-5.5	20	66	96%	30.27	24.00	21.95	20.07

BMR451 Series

Features:
- Dimensions (in.): 1.215 L x 0.787 W x 0.323 H

✻Surface Mount

For quantities greater than listed, call for quote.

MOUSER STOCK NO.	Ericsson Part No.	Fig.	Input (V)	Output (V)	Amps (A)	Power (W)	Efficiency	Price Each 1	5	10	20
764-BMR4510002/020	BMR4510002/020	G	4.5-14	0.6-3.6	40	132	96%	36.69	30.42	28.37	26.49
✻ 764-BMR4511002/020	BMR4511002/020	G	4.5-14	0.6-3.6	40	132	96%	36.69	30.42	28.37	26.49

A



B



C



D



E



F



G



© Copyright 2013 Mouser Electronics

© Copyright 2013 Mouser Electronics

GE ENERGY Non-Isolated DC-DC Converters

GE Energy

RoHS Compliant **This product is RoHS compliant.**

DIMENSIONS: mm (in.)



Features	
A = Analog interface	R = auto Restart
D = Digital interface	S = Sequencing
H = Heat plate	T = Tunable Loop™
P = Paralleling	U = rUggedized

NEWEST GENERATION DLYNX™ WITH TUNABLE LOOP™ AND DIGITAL CONTROL

• SMT • Overcurrent, over temperature protection

For quantities greater than listed, call for quote.

MOUSER STOCK NO.	GE Energy Part No.	Fig.	Output Current	Input Voltage	Output Voltage	On/Off Logic	Efficiency	Features	Price Each 1	10	50
894-PDT003A0X3-SRZ	PDT003A0X3-SRZ	A	3A	3-14.4Vdc	0.45-5.5Vdc	Negative	94.4%	D, T	8.13	7.60	6.40
894-PVX003A0X3-SRZ	PVX003A0X3-SRZ	A	3A	3-14.4Vdc	0.6-5.5Vdc	Negative	94.0%	A, T	6.21	5.78	5.04
894-PDT006A0X3-SRZ	PDT006A0X3-SRZ	A	6A	3-14.4Vdc	0.45-5.5Vdc	Negative	94.0%	D, T	11.45	10.68	9.22
894-PVX006A0X3-SRZ	PVX006A0X3-SRZ	A	6A	3-14.4Vdc	0.6-5.5Vdc	Negative	94.0%	A, T	9.74	9.50	8.04
894-PDT012A0X3-SRZ	PDT012A0X3-SRZ	A	12A	3-14.4Vdc	0.45-5.5Vdc	Negative	96.0%	D, T	13.43	12.68	11.25
894-PVX012A0X3-SRZ	PVX012A0X3-SRZ	A	12A	3-14.4Vdc	0.6-5.5Vdc	Negative	96.0%	A, T	11.90	11.12	9.66
894-PVX012A0X43-SRZ	PVX012A0X43-SRZ	A	12A	3-14.4Vdc	0.6-5.5Vdc	Positive	96.0%	A, T	12.88	11.45	10.74
894-UDT020A0X3-SRZ	UDT020A0X3-SRZ	B	20A	3-14.4Vdc	0.45-5.5Vdc	Negative	96.0%	D, T	18.82	17.43	14.85
894-UVT020A0X3-SRZ	UVT020A0X3-SRZ	B	20A	3-14.4Vdc	0.6-5.5Vdc	Negative	96.0%	A, T	17.56	16.14	13.50
894-MDT040A0X3-SRPHZ	MDT040A0X3-SRPHZ	C	40A	4.5-14.4Vdc	0.45-2.0Vdc	Negative	91.5%	D, P, T	33.38	31.30	27.38
894-MVT040A0X3-SRPHZ	MVT040A0X3-SRPHZ	C	40A	4.5-14.4Vdc	0.6-2.0Vdc	Negative	91.5%	A, P, T	32.20	29.95	25.74

CLASSIC POINT OF LOAD POWER MODULES

• SMT • Overcurrent, over temperature protection ✻ 105°C Operating Temp.

894-APXS002A0X-SRZ	APXS002A0X-SRZ	D	2A	3-14Vdc	0.6-5.5Vdc	Negative	93.6%	T	9.13	7.83	5.60
894-APTS003A0X-SRZ	APTS003A0X-SRZ	E	3A	4.5-14Vdc	0.59-5.5Vdc	Negative	91%	S, T	12.38	10.70	7.79
✻ 894-APTS003A0X-SRDZ	APTS003A0X-SRDZ	E	3A	4.5-14Vdc	0.59-5.5Vdc	Positive	92.6%	S, T	9.10	8.83	8.35
894-APTS003A0X4-SRZ	APTS003A0X4-SRZ	E	3A	4.5-14Vdc	0.59-5.5Vdc	Positive	92.6%	S, T	8.24	7.97	7.49
894-APTH003A0X-SRZ	APTH003A0X-SRZ	E	3A	2.4-5.5Vdc	0.59-3.63Vdc	Negative	95%	S, T	12.38	10.70	7.79
894-APXH003A0X-SRZ	APXH003A0X-SRZ	E	3A	2.4-5.5Vdc	0.6-3.63Vdc	Negative	94.4%	T	11.58	10.00	7.29
894-APXS003A0X-SRZ	APXS003A0X-SRZ	E	3A	4.5-14Vdc	0.59-5.5Vdc	Negative	91%	T	11.58	10.00	7.29
894-AXA003A0X-SRZ	AXA003A0X-SRZ	F	3A	8.3-14Vdc	0.75-5.5Vdc	Negative	89%	-	7.70	7.33	6.76
894-APXW003A0X3-SRZ	APXW003A0X3-SRZ	G	3A-1.5A	9-36Vdc	3-18Vdc	Negative	93.2%	T	9.08	8.67	7.86
894-APXK004A0X4-SRZ	APXK004A0X4-SRZ	E	4A	4.5-14Vdc	0.59-5.5Vdc	Positive	92.6%	T	11.98	11.42	10.86
894-APXW005A0X3-SRZ	APXW005A0X3-SRZ	G	5A-2.5A	9-36Vdc	3-18Vdc	Negative	95.9%	T	15.28	14.42	12.80
894-APTS006A0X-SRZ	APTS006A0X-SRZ	E	6A	4.5-14Vdc	0.59-5.5Vdc	Negative	91%	S, T	18.53	16.23	12.19
✻ 894-APTS006A0X-SRDZ	APTS006A0X-SRDZ	E	3A	4.5-14Vdc	0.59-5.5Vdc	Negative	92.6%	S, T	20.38	17.85	13.41
894-APXS006A0X-SRZ	APXS006A0X-SRZ	E	6A	4.5-14Vdc	0.59-5.5Vdc	Negative	91%	T	17.37	15.20	11.42
894-APXH006A0X-SRZ	APXH006A0X-SRZ	E	6A	2.4-5.5Vdc	0.6-3.63Vdc	Positive	94.4%	T	17.37	15.20	11.42
894-AXB030X43-SRZ	AXB030X43-SRZ	H	10A-5A	18-30Vdc	3.0-6.0Vdc	Positive	91%	-	21.03	20.70	19.47
894-APTS012A0X3-SRZ	APTS012A0X3-SRZ	B	12A	4.5-14Vdc	0.69-5.5Vdc	Negative	92.7%	S, T	18.67	18.30	17.23
✻ 894-APTS012A0X3-SRDZ	APTS012A0X3-SRDZ	B	3A	4.5-14Vdc	0.59-5.5Vdc	Negative	92.6%	S, T	20.97	20.04	19.11
894-AXH016A0X3-SRZ	AXH016A0X3-SRZ	H	16A	3.0-5.5Vdc	0.75-3.63Vdc	- - -	95%	-	18.94	18.56	16.53
894-AXA016A0X3-SRZ	AXA016A0X3-SRZ	H	16A	10-14Vdc	0.75-5.5Vdc	- - -	92%	-	18.94	18.56	16.53
894-APTS020A0X3-SRZ	APTS020A0X3-SRZ	I	20A	4.5-14Vdc	0.69-5.5Vdc	Negative	91.8%	S, T	22.26	20.66	19.08
894-ATS030A0X3-SRZ	ATS030A0X3-SRZ	J	30A	6.0-14Vdc	0.8-2.75Vdc	Negative	92%	S	23.17	22.79	21.40
894-ATS030A0X3-SRHZ	ATS030A0X3-SRHZ	J	30A	6.0-14Vdc	0.8-2.75Vdc	Negative	92%	S	25.47	25.04	23.54
894-APTS030A0X3SRPHZ	APTS030A0X3-SRPHZ	K	30A	6.0-14Vdc	0.8-3.63Vdc	Negative	92.9%	P, S, T	30.87	29.51	28.16
894-APTS050A0X3SRPHZ	APTS050A0X3-SRPHZ	L	50A	4.5-14Vdc	0.7-2Vdc	Negative	81.1%	P, S, T	62.61	56.56	45.62

• SIP • Overcurrent, over temperature protection

894-NQR002A0X4Z	NQR002A0X4Z	M	2A	3-14Vdc	0.6-5.5Vdc	Positive	93.3%	T	6.60	5.57	5.35
894-NSR003A0X4Z	NSR003A0X4Z	N	3A	4.5-14Vdc	0.59-6Vdc	Positive	93%	T	9.26	8.99	8.45
894-NSR006A0X4Z	NSR006A0X4Z	N	6A	4.5-14Vdc	0.59-6Vdc	Positive	93%	T	12.57	12.41	11.77
894-NSR006A0X54Z	NSR006A0X54Z	N	6A	4.5-14Vdc	0.59-5.5Vdc	Positive	92.6%	T	13.48	13.27	12.68
894-NSR010A0X4Z	NSR010A0X4Z	N	10A	4.5-14Vdc	0.59-6Vdc	Positive	93%	T	15.68	15.35	14.71
894-NQR010A0X4Z	NQR010A0X4Z	M	10A	4.5-14Vdc	0.59-6Vdc	Positive	95%	T	9.15	8.88	8.35
894-AXH016A0X3Z	AXH016A0X3Z	O	16A	3.0-5.5Vdc	0.75-3.3Vdc	Negative	95%	-	18.94	18.56	16.53
894-AXA016A0X3Z	AXA016A0X3Z	O	16A	10-14Vdc	0.75-5.5Vdc	Negative	92%	-	18.94	18.56	16.53
894-NSR020A0X43Z	NSR020A0X43Z	P	20A	4.5-13.8Vdc	0.59-6Vdc	Positive	91%	T	20.38	20.01	18.78
894-ATS025A0X3Z	ATS025A0X3Z	Q	25A	6.0-14Vdc	0.8-5.5Vdc	Negative	93%	T	23.17	22.79	21.40
894-ATS025A0X3-PZ	ATS025A0X3-PZ	Q	25A	6.0-14Vdc	0.8-5.5Vdc	Negative	93%	P, T	25.47	25.04	23.54
894-NSR040A0X43Z	NSR040A0X43Z	R	40A	4.5-14Vdc	0.59-5.5Vdc	Positive	92.6%	T	32.10	31.62	29.54

© Copyright 2013 Mouser Electronics

© Copyright 2013 Mouser Electronics

MURATA POWER SOLUTIONS DC-DC Converters

RoHS Compliant **This product is RoHS compliant.**

Murata Power Solutions

DIMENSIONS: in.



OKAMI NON-ISOLATED PROGRAMMABLE OUTPUT DOSA POLS

Designed to support a wide range of applications, Okami modules are ideal for powering the latest generation of FPGAs and DSPs, are drop-in replacements for other DOSA-compliant parts, and are a competitive alternative to discrete designs.

Datel Okami OKL Series, 1A Programmable Output iLGA-SMT PoLs

Features:
- iLGA inspectable Land Grid Array
- High power conversion efficiency at 90%
- Short cicuit and over current protection
- Outstanding thermal derating performance

For quantities greater than listed, call for quote.

MOUSER STOCK NO.	Fig.	Input Volts Nom. (Range)	Output Volts	Io	On/Off Polarity	Price Each		
Mfr. Mfr. Part No.						1	5	10
580—OKL-T/1-W12N-C	A	12 (2.9-14)	0.9 - 5.5	1A	Neg.	3.32	3.27	3.26

Datel Okami OKI Series, 1.5A Single Output SIP

Features:
- Non-isolated SIP
- Short circuit protection
- Outstanding thermal derating performance
- UL/EN/IEC 60950-1 safety approvals

For quantities greater than listed, call for quote.

MOUSER STOCK NO.	Fig.	Input Volts Nom. (Range)	Output Volts	Io	Price Each		
Mfr. Mfr. Part No.					1	5	10
580—OKI78SR3.31.536C	B	24 (7-36)	3.3	1.5A	4.21	4.13	4.06
580—OKI78SR5/1.5W36C	B	24 (7-36)	5	1.5A	4.64	4.59	4.54

Datel Okami OKI Series, Horizontal Mount 1.5A Fixed Output SIP

Features:
- Ultra wide 7 to 36 VDC input range
- Vertical or horizontal SIP-mount, small footprint package
- "No heat sink" direct replacement for 3-terminal 78xx-series linear regulators
- Outstanding thermal derating performance
- High efficiency with no external components
- Short circuit protection

For quantities greater than listed, call for quote.

MOUSER STOCK NO.	Fig.	Input Volts Nom. (Range)	Output Volts	Io	Price Each		
Mfr. Mfr. Part No.					1	5	10
580—OKI78SR3.31.5WHC	C	24 (7-36)	3.3	1.5A	4.58	4.49	4.43
580—OKI78SR51.5W36HC	C	24 (7-36)	5	1.5A	4.58	4.49	4.43

Datel Okami OKI Series, 3A Adjustable SIP

Features:
- Non-isolated SIP POL DC/DC power module
- Drives 1000µF ceramic capacitive loads
- High power conversion efficiency 93% at 5Vout (typical)
- Over temperature and over current protection
- On/Off control
- UL60950, CSA-C22.2 No.60950 IEC/EN60950 (pending)

NEW PRODUCT

For quantities greater than listed, call for quote.

MOUSER STOCK NO.	Fig.	Input Volts Nom. (Range)	Output Volts	Io	Price Each		
Mfr. Mfr. Part No.					1	5	10
580—OKX-T/3-D12N-C	D	12 (8.3-13.8)	3	3A	6.63	6.58	6.53
580—OKX-T/5-D12N-C	D	12 (8.3-13.8)	5.5	5A	6.73	6.67	6.60
580—OKX-T/3-W5N-C	D	5 (2.4-5.5)	3.6	3A	6.63	6.58	6.53
580—OKX-T/5-W5N-C	D	5 (2.4-5.5)	3.6	5A	8.03	7.96	7.90

Datel Okami OKI Series, 3A Adjustable Output SMT

Features:
- Non-isolated SMT POL DC/DC power module
- High power conversion efficiency 86.5% at 4.5Vout
- Outstanding thermal derating performance
- Over temperature and over current protection
- On/Off control
- Drives 1000µF ceramic capacitive loads

For quantities greater than listed, call for quote.

MOUSER STOCK NO.	Fig.	Input Volts Nom. (Range)	Output Volts	Io	On/Off Polarity	Price Each		
Mfr. Mfr. Part No.						1	5	10
580—OKI-T/3-W32N-C	E	24 (9-32)	0.7525-4.5	3A	Neg.	13.24	12.62	12.04

Datel Okami OKI Series, 3A Selectable Output SMT

Features:
- Non-isolated SMT POL DC-DC power module
- Drivers 1000µF ceramic capacitive loads

For quantities greater than listed, call for quote.

MOUSER STOCK NO.	Fig.	Input Volts Nom. (Range)	Output Volts	Io	On/Off Polarity	Price Each		
Mfr. Mfr. Part No.						1	5	10
580—OKI-T/36W-W40N-C	E	24 (19-40)	5.021-15.5	3A	Neg.	14.16	14.02	13.91

Datel Okami OKL Series, 3-6A Single Output SMT

Features:
- iLGA inspectable Land Grid Array
- Meets UL/EN/IEC 60950-1 Safety, 2nd edition
- Outstanding thermal derating performance
- Short circuit and over current protection
- On/Off control and Power Good signal
- ✻ Sequence/tracking operation

For quantities greater than listed, call for quote.

MOUSER STOCK NO.	Fig.	Input Volts Nom. (Range)	Output Volts	Io	On/Off Polarity	Price Each		
Mfr. Mfr. Part No.						1	5	10
580—OKL-T/3-W5N-C	F	5 (2.4-5.5)	0.6-3.63	3A	Neg	9.26	8.56	8.24
580—OKL-T/6-W5P-C	F	5 (2.4-5.5)	0.6-3.3	6A	Pos	11.45	10.72	9.99
✻ 580—OKL2-T/6-W5P-C	F	5 (2.4-5.5)	0.6-3.3	6A	Pos	12.36	11.58	10.80
580—OKL-T/6-W12P-C	F	12 (4.5-14)	0.591-5.5	6A	Pos	11.45	10.72	9.99
✻ 580—OKL2-T/6-W12P-C	F	12 (4.5-14)	0.591-5.5	6A	Pos	12.18	11.41	10.63
580—OKL-T/3-W12P-C	F	12 (4.5-14)	0.591-5.5	3A	Pos	6.63	6.58	6.53
580—OKL-T/3-W12N-C	F	12 (4.5-14)	0.591-5.5	3A	Neg	6.63	6.58	6.53

Datel Okami OKR Series, 3-10A Single Output SIP

Features:
- Programmable output voltage from 0.591-6Vdc
- Drives 200µF ceramic capacitive loads
- Over temperature and over current protection
- 600KHz operation
- High power conversion efficiency at 92%

For quantities greater than listed, call for quote.

MOUSER STOCK NO.	Fig.	Input Volts Nom. (Range)	Output Volts	Io	Price Each		
Mfr. Mfr. Part No.					1	5	10
580—OKR-T/3-W12-C	G	12 (4.5-14)	0.591-6	3A	6.63	6.58	6.53
580—OKR-T/6-W12-C	G	12 (4.5-14)	0.591-6	6A	8.83	8.75	8.69
580—OKR-T/10-W12-C	G	12 (4.5-14)	0.591-6	10A	10.70	10.61	10.53

Datel Okami OKY Series, 3-5A Single Output SMT

Features:
- Drives 1000µF capacitive loads
- Over temperature and over current protection
- UL/EN/IEC 60950-1 safety
- DOSA compatible SMT package

For quantities greater than listed, call for quote.

MOUSER STOCK NO.	Fig.	Input Volts Nom. (Range)	Output Volts	Io	On/Off Polarity	Price Each		
Mfr. Mfr. Part No.						1	5	10
580—OKY-T/3-D12N-C	H	12 (8.3-14)	0.75-5.5	3A	Neg.	8.24	7.99	7.75
580—OKY-T/3-D12P-C	H	12 (8.3-14)	0.75-5.5	3A	Pos.	8.24	7.99	7.75
580—OKY-T/5-D12N-C	H	12 (8.3-14)	0.75-5.5	5A	Neg.	10.88	10.72	9.99
580—OKY-T/3-W5N-C	H	5 (2.4-5.5)	0.7525-3.63	3A	Neg.	8.24	7.99	7.75
580—OKY-T/5-W5N-C	H	5 (2.4-5.5)	0.7525-3.63	5A	Neg.	10.88	10.72	9.99
580—OKY-T/5-W5P-C	H	5 (2.4-5.5)	0.7525-3.63	5A	Pos.	8.03	7.96	7.90

Datel Okami OKX/OKY Series, 10-16A Single Output SMT

Features:
- Programmable output voltage
- Drives 1000µF ceramic capacitive loads
- On/Off control and sense input
- Short circuit, over temperature, and over current protection
- UL/EN/IEC 60950-1 safety

For quantities greater than listed, call for quote.

580—OKY-T/16-W5N-C	I	5 (2.4-5.5)	0.7525-3.63	16A	Neg.	16.91	16.24	15.58

Datel Okami OKX/OKY Series, 10-16A Single Output SIP/SMT

Features:
- Programmable output voltage from 0.75-5.5VDC
- Drives 1000µF capacitive loads
- Over temperature protection
- UL/EN/IEC 60950-1 safety
- Outstanding thermal derating performance
- DOSA compatible package
- On/off control
- High efficiency up to 94.5%

For quantities greater than listed, call for quote.

SIP								
580—OKX-T/10-D12P-C	J	12 (8.3-14)	0.7525-5.5	10A	Pos.	12.87	12.77	12.66
580—OKX-T/10-D12N-C	J	12 (8.3-14)	0.7525-5.5	10A	Neg.	12.87	12.73	12.66
580—OKX-T/16-D12P-C	J	12 (8.3-14)	0.7525-5.5	16A	Pos.	14.45	14.33	14.21
580—OKX-T/16-D12N-C	J	12 (8.3-14)	0.7525-5.5	16A	Neg.	14.45	14.30	14.21
SMT								
580-OKY-T/10-D12P-C	I	12 (8.3-14)	0.7525-5.5	10A	Pos.	14.91	14.01	13.10

© Copyright 2013 Mouser Electronics

© Copyright 2013 Mouser Electronics

MURATA POWER SOLUTIONS Non-Isolated DC-DC Converters

RoHS Compliant **This product is RoHS compliant.**

DIMENSIONS: in.

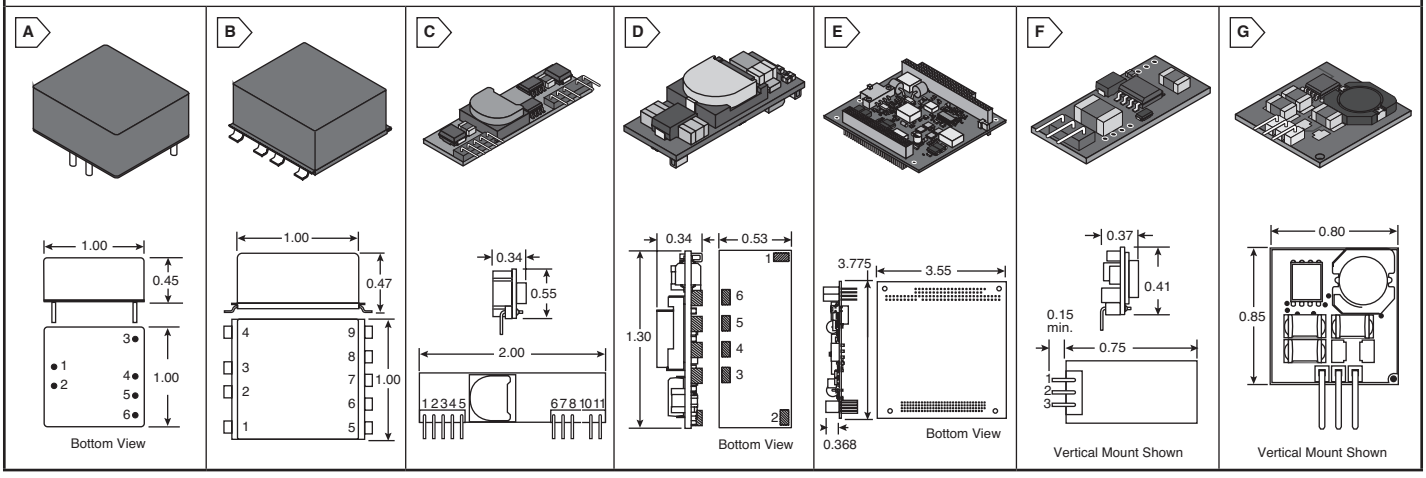

DATEL UNR SERIES, 10-25W NON-ISOLATED 2-3A SINGLE OUTPUT

Features:
- Efficiencies to 91%
- On/off control; EMC compliant
- No external components required
- IEC60950/EN60950/UL1950 approvals
- Low output noise
- Quick transient response

RoHS Compliant

For quantities greater than listed, call for quote.

MOUSER STOCK NO.	Datel Part No.	Fig.	Input Volts Nominal (Range)	Output Volts	Output Current	Price Each 1	5	10
580-UNR3.3-3-D5-C	UNR-3.3/3-D5-C	A	5 (4.75-5.5)	3.3	3A	39.32	35.58	34.08
580-UNR3.3-3-D12SM-C	UNR-3.3/3-D12SM-C	B	12 (10.8-13.6)	3.3	3A	39.32	35.58	34.08

DATEL MAPC-104 MODEL, 46W NON-ISOLATED TRIPLE OUTPUT

Designed to power the Cisco 3200 Mobile Access Router and is compliant to PC/104-Plus specifications.

Features:
- Reverse input voltage protection
- Automotive transient protection
- Efficiency to 92.5% @ full load
- Thermal shutdown with warning
- IEC/EN/UL60950 certified

RoHS Compliant

For quantities greater than listed, call for quote.

MOUSER STOCK NO.	Datel Part No.	Fig.	Input Volts Nominal (Range)	Output Volts	Output Current	Price Each 1	5	10
580-MAPC-104-C	MAPC-104-C	E	12 (9-32) 24 (9-32)	3.3 5.1 12	5A 5.46A 0.07A	305.26	299.60	295.44

DATEL LSN SERIES, 10-53W NON-ISOLATED 10A SIP PACKAGE

Features:
- Industry-standard SIP pinout
- Stable no-load operation
- Trimmable output voltage
- EMC compliant
- Efficiencies to 94% @ 10A
- Remote on/off and sense pins
- Thermal shutdown
- UL/IEC/EN60950 certified

RoHS Compliant

✻ No remote sense
† Horizontal mount

For quantities greater than listed, call for quote.

MOUSER STOCK NO.	Datel Part No.	Fig.	Input Volts Nominal (Range)	Output Volts	Output Current	Price Each 1	5	10
580-LSN3.3-10-D5-C	LSN-3.3/10-D5-C	C	5 (4.5-5.5)	3.3	10A	19.26	18.68	18.60
✻ 580-LSN3.3-10-D12-C	LSN-3.3/10-D12-C	C	12 (10.8-13.2)	3.3	10A	24.32	23.89	23.47
† 580-LSN5-10-D12-C	LSN-5/10-D12-C	C	12 (10.8-13.2)	5	10A	22.61	21.74	20.58
580-LSN5-10-D12HC	LSN-5/10-D12H-C	C	12 (10.8-13.2)	5	10A	22.61	21.74	20.58

DATEL 78SR SERIES, HIGH-EFFICIENCY SWITCHING REGULATORS WITH LM78XX PINOUTS

Features:
- Built-in filter capacitors
- Can be used with unregulated DC supplies
- Up to 95% efficiency

RoHS Compliant

✻ Horizontal Mount

For quantities greater than listed, call for quote.

MOUSER STOCK NO.	Datel Part No.	Fig.	Input Volts. (Range)	Output Volts	Output Current	Price Each 1	5	10
580-7803SR-C	7803SR-C	F	+7.5-36VDC	+3.3VDC	0.5A	10.59	10.54	10.49
✻ 580-7803SRH-C	7803SRH-C	F	+7.5-36VDC	+3.3VDC	0.5A	10.59	10.54	10.49
580-7805SR-C	7805SR-C	F	+7.5-36VDC	+5.0VDC	0.5A	10.59	10.54	10.49
✻ 580-7805SRH-C	7805SRH-C	F	+7.5-36VDC	+5.0VDC	0.5A	10.59	10.54	10.49
580-7812SR-C	7812SR-C	F	+15-36VDC	+12.0VDC	0.4A	10.59	10.54	10.49
✻ 580-7812SRH-C	7812SRH-C	F	+15-36VDC	+12.0VDC	0.4A	10.59	10.54	10.49

DATEL LSM SERIES, 15-50W NON-ISOLATED 10A SMT PACKAGE

Features:
- Step-down buck regulators with industry-standard SMT footprint
- Non-isolated, fixed-frequency, synchronous-rectifier topology
- Tape and reel SMT package
- Stable no-load operation
- Remote on/off control
- Sense pin and output voltage trim
- EMC compliant
- UL/IEC/EN60950 certified

RoHS Compliant

For quantities greater than listed, call for quote.

MOUSER STOCK NO.	Datel Part No.	Fig.	Input Volts Nominal (Range)	Output Volts	Output Current	Price Each 1	5	10
580-LSM3.3-10-D5-C	LSM-3.3/10-D5-C	D	5 (4.5-5.5)	3.3	10A	22.61	21.74	20.58
580-LSM3.3-10-D12-C	LSM-3.3/10-D12-C	D	12 (10.8-13.2)	3.3	10A	19.15	19.05	18.94
580-LSM5-10-D12-C	LSM-5/10-D12-C	D	12 (10.8-13.2)	5	10A	19.15	19.05	18.60

DATEL 78SR SERIES, HIGH-EFFICIENCY SYNCHRONOUS SWITCHING REGULATORS

Features:
- Up to 95% efficiency
- No external input/output filter capacitors required
- Output short-circuit protection and thermal shutdown

RoHS Compliant

✻ Horizontal Mount

For quantities greater than listed, call for quote.

MOUSER STOCK NO.	Datel Part No.	Fig.	Input Volts. (Range)	Output Volts	Output Current	Price Each 1	5	10
580-78SR-3.3/2-C	78SR-3.3/2-C	G	8.0-32VDC	3.3VDC	2.0A	14.93	13.05	11.56
✻ 580-78SRH-3.3/2-C	78SRH-3.3/2-C	G	8.0-32VDC	3.3VDC	2.0A	13.23	13.05	11.56
580-78SR-5/2-C	78SR-5/2-C	G	8.0-32VDC	5.0VDC	2.0A	13.23	13.05	11.56
✻ 580-78SRH-5/2-C	78SRH-5/2-C	G	8.0-32VDC	5.0VDC	2.0A	13.23	13.05	11.56

© Copyright 2013 Mouser Electronics
© Copyright 2013 Mouser Electronics

POWER-ONE DC-DC Converters

RoHS Compliant **This product is RoHS compliant.**

power-one® Changing the Shape of Power

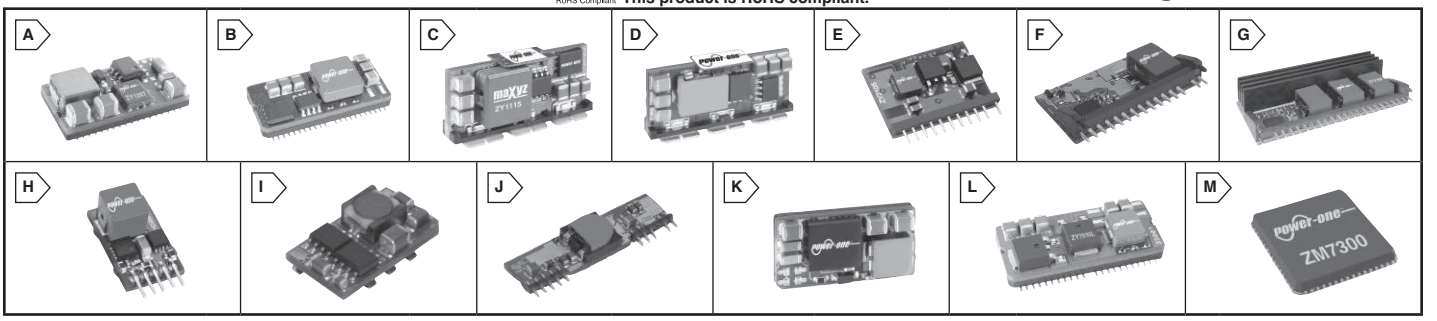

DC-DC NO-BUS POLS

Features:

- Overcurrent and overtemperature protections
- Overvoltage and undervoltage protections, and Power Good signal tracking the output voltage setpoint
- Tracking during turn-on and turn-off with guaranteed slew rates
- Sequenced and cascaded modes of operation
- Single-wire line for frequency synchronization between multiple POLs
- Programmable feedback loop compensation
- Enable control
- Flexible fault management and propagation
- Start-up into the load pre-biased up to 100%
- Current sink capability
- UL60950 recognized, CSA C22.2 No. 60950-00 certified, and TUV EN60950-1:2001 certified (pending)

Applications:

- Low voltage, high density systems with Intermediate Bus Architectures (IBA)
- Point-of-load regulators for high performance DSP, FPGA, ASIC, and microprocessor applications
- Industrial computing, servers, and storage
- Broadband, networking, optical, and wireless communications systems
- Active memory bus terminators

RoHS Compliant

For quantities greater than listed, call for quote.

MOUSER STOCK NO.	Power-One Part No.	Fig.	Input Voltage (max.)	Output Voltage Nom.	Output Current Nom.	Dimensions: mm	Operating Temp.	Price Each 1	10	25
784-ZY1207HG	ZY1207HG-T2	A	3V-14V	0.5V-5.5V	7A	12.5x22	-40-85°C	18.66	16.96	16.08
784-ZY1015G	ZY1015G-T2	B	3V-14V	0.5V-5.5V	15A	16x32	-40-85°C	28.78	26.16	24.81
784-ZY1115G-T2	ZY1115G-T2	C	3V-14V	0.5V-5.5V	15A	8x32	-40-85°C	28.78	26.16	24.81
784-ZY1120G	ZY1120G-T2	D	3V-14V	0.5V-5.5V	20A	8x32	-40-85°C	31.12	28.29	26.82
784-ZY2105G	ZY2105G-R1	E	8V-14V	0.5V-5.5V	5A	30.48x21.36	0-70°C	10.10	9.77	9.36
784-ZY2110G	ZY2110G-R1	E	8V-14V	0.5V-5.5V	10A	30.48x21.33	0-70°C	11.94	11.55	11.06
784-ZY2120G	ZY2120G-R1	F	8V-14V	0.5V-5.5V	20A	40.6x21.3	0-70°C	23.64	21.50	20.43
784-ZY2160G	ZY2160G-R1	G	8V-14V	0.5V-5.5V	60A	60.96x31.67	0-70°C	27.55	26.60	25.53

NON-ISOLATED POL DC-DC CONVERTERS

Features:

- Low noise fixed frequency operation
- Overcurrent, and short circuit protections with automatic restart
- Reduces board space, system cost and complexity, and time to market

RoHS Compliant

For quantities greater than listed, call for quote.

MOUSER STOCK NO.	Power-One Part No.	Fig.	Input Voltage (max.)	Output Voltage Nom.	Output Current Nom.	Dimensions: mm	Operating Temp.	Price Each 1	10	25
784-YV09T60-0G	YV09T60-0G	G	5V-13.8V	0.5V-2.75V	60A	65.5x16	0-70°C	28.89	27.82	26.75
784-YEV09T03-0G	YEV09T03-0G	H	4.5V-13.8V	0.5V-2.75V	3A	10.4x10.16x16.51	0-70°C	7.12	6.90	6.85
784-YEV09T06-0G	YEV09T06-0G	H	4.5V-13.8V	0.5V-2.75V	6A	10.4x10.16x16.51	0-70°C	7.49	7.28	7.01
784-YEV09T10-0G	YEV09T10-0G	H	4.5V-13.8V	0.5V-2.75V	10A	10.4x10.16x16.51	0-70°C	13.48	13.00	12.52
784-YM05S05-G	YM05S05-G	I	3.0V-5.5V	0.5V-2.75V	5A	20.32x11.43x6.27	-40-85°C	9.07	8.69	8.32
784-YM12S05-G	YM12S05-G	I	9.6V-14.0V	0.5V-2.75V	5A	20.32x11.43x6.27	-40-85°C	9.07	8.69	8.32
784-YNV12T16-0G	YNV12T16-0G	J	9.6-14.0 V	0.7525 to 5.5 V	16A	33.02x13.46x7.98	-40-85°C	19.45	18.09	17.72

DC-DC INTELLIGENT POLS

Features:

- Single-wire serial communication bus for frequency synchronization, programming, and monitoring
- Optimal voltage positioning with programmable slope of the VI line
- Overcurrent, overvoltage, undervoltage, and overtemperature protections with programmable thresholds and types
- Programmable fixed switching frequency 0.5-1.0MHz
- Programmable turn-on and turn-off delays
- Programmable turn-on and turn-off voltage slew rates with tracking protection
- Full rated current sink
- Programmable feedback loop compensation
- Power Good signal with programmable limits
- Programmable fault management
- Start up into the load pre-biased up to 100%
- Real time voltage, current, and temperature measurements, monitoring, and reporting
- UL60950 recognized, CSA C22.2 No. 60950-00 certified, and TUV EN60950-1:2001 certified

RoHS Compliant

For quantities greater than listed, call for quote.

MOUSER STOCK NO.	Power-One Part No.	Fig.	Input Voltage (max.)	Output Voltage Nom.	Output Current Nom.	Dimensions: mm	Operating Temp.	Price Each 1	10	25
784-ZY7007LG-T2	ZY7007LG-T2	K	3-14V	0.5V-5.5V	7A	12.5x22	-40-85°C	19.41	17.64	16.73
784-ZY7010LG-T2	ZY7010LG-T2	L	3-13.2V	0.5V-5.5V	10A	16x32	-40-85°C	25.23	22.94	21.75
784-ZY7115LG-T2	ZY7115LG-T2	C	3-13.2V	0.5V-5.5V	15A	8x32	-40-85°C	28.78	26.16	24.81
784-ZY7120LG-T2	ZY7120LG-T2	D	3-13.2V	0.5V-5.5V	20A	8x32	-40-85°C	31.12	28.29	26.82
784-ZY8105G	ZY8105G-R1	E	8-14V	0.5V-5.5V	5A	30.48x21.36	0-70°C	10.10	9.77	9.36
784-ZY8110G	ZY8110G-R1	E	8-14V	0.5V-5.5V	10A	30.48x21.33	0-70°C	11.94	11.55	11.06
784-ZY8120G	ZY8120G-R1	F	8-14V	0.5V-5.5V	20A	40.6x21.3	0-70°C	23.64	21.50	20.43
784-ZY8160G	ZY8160G-R1	G	8-14V	0.5V-5.5V	60A	60.96x31.67	0-70°C	27.55	26.60	25.53

ZM7300 Series Digital Power Manager

For quantities greater than listed, call for quote.

MOUSER STOCK NO.	Power-One Part No.	Fig.	Number of POLs	Number of Groups	Number of Interrupts	Number of Parallel Buses	Number of Auxiliary Devices	Price Each 1	10	25
784-ZM7308G-65502G	ZM7308G-65502G-T2	M	8	2	2	4	4	17.01	15.46	14.67
784-ZM7316G-65503G	ZM7316G-65503G-B1	M	16	3	3	4	4	23.79	22.99	22.04
784-ZM7332G-65504G	ZM7332G-65504G-B1	M	32	4	4	8	4	29.30	28.31	27.15

USB-I2C Adapter for Z-One

For quantities greater than listed, call for quote.

MOUSER STOCK NO.	Power-One Part No.	Includes	Price Each 1	10	25
784-ZM00056-KIT	ZM00056-KIT	USB to I2C interface adapter (ZM00056) and 4-Foot I2C Cable	387.15	354.89	343.44

© Copyright 2013 Mouser Electronics

© Copyright 2013 Mouser Electronics

RoHS Compliant **This product is RoHS compliant.**

DIMENSIONS: mm

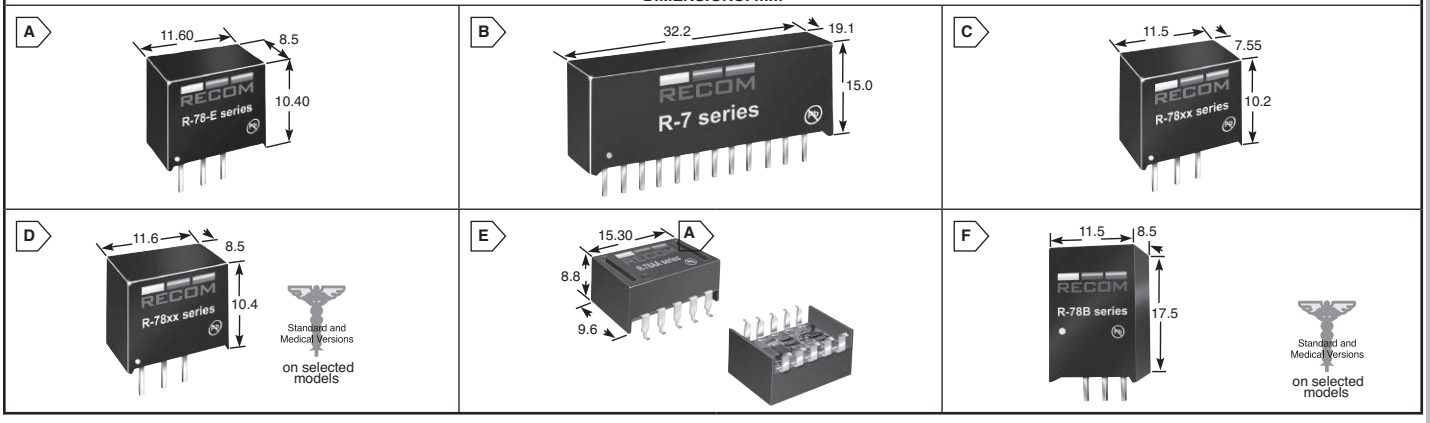

INNOLINE - NON ISOLATED DC/DC CONVERTERS

R-78E Series Single Output, 0.5 Amp

Features:
- Low cost switching regulator
- Efficiency up to 92%
- Pin compatible with 78 Series Regulators
- Short Circuit Protection

NEW PRODUCT

For quantities greater than listed, call for quote.

MOUSER STOCK NO.	RECOM Part No.	Fig.	Input Range	Nominal Output Voltage	Output Current	Price Each 1	5	10	25
919-R-78E5.0-0.5	R-78E5.0-0.5	A	7-28VDC	5.0VDC	500mA	3.80	3.60	3.40	3.22

R-7XXX Series, Innoline SIP12

Features:
- High Performance
- Adjustable Output voltage
- Step Down Regulators with up to 96% Efficiency
- Remote ON/OFF Control(Ground Off)
- Horizontal Pins available. Suffix "D"

For quantities greater than listed, call for quote.

MOUSER STOCK NO.	RECOM Part No.	Fig.	Input Range	Nominal Output Voltage	V_{out} Adjust Range	Output Current	Price Each 1	5	10	25
919-R-743.3P	R-743.3P	B	4.5-28VDC	3.3VDC	2.5-5.5V	4A	33.11	29.93	27.30	25.09
919-R-745.0P	R-745.0P	B	6.5-28VDC	5.0VDC	3.0-5.5V	4A	33.11	29.93	27.30	25.09
919-R-746.5P	R-746.5P	B	8.5-28VDC	6.5VDC	5.0-7.5V	4A	29.31	28.29	27.30	25.09

R-78 Series, Single Output, SIP3

Features:
- High Efficiency up to 97%, no need for heatsinks
- Pin-Out compatible with LM78xx Linear Regulators
- Short circuit protection, Thermal shutdown
- Very Low Profile

For quantities greater than listed, call for quote.

MOUSER STOCK NO.	RECOM Part No.	Fig.	Input Range	Nominal Output Voltage	Output Current	Price Each 1	5	10	25
919-R-781.8-0.5	R-781.8-0.5	C	4.75-32VDC	1.8VDC	0.5A	8.03	7.54	6.89	6.32
919-R-783.3-0.5	R-783.3-0.5	C	4.75-32VDC	3.3VDC	0.5A	8.36	7.54	6.89	6.32
919-R-785.0-0.5	R-785.0-0.5	C	6.5-32VDC	5.0VDC	0.5A	8.36	7.54	6.89	6.32
919-R-785.0-1.0	R-785.0-1.0	C	6.5-18VDC	5.0VDC	1.0A	8.75	8.30	7.58	6.97
919-R-7812-0.5	R-7812-0.5	C	15-32VDC	12.0VDC	0.5A	9.19	8.30	7.58	6.97
919-R-78C1.8-1.0	R-78C1.8-1.0	D	5-42VDC	1.8VDC	1.0A	11.45	10.34	9.44	8.67
919-R-78C3.3-1.0	R-78C3.3-1.0	D	7-42VDC	3.3VDC	1.0A	11.45	10.34	9.44	8.67
919-R-78C5.0-1.0	R-78C5.0-1.0	D	8-42VDC	5.0VDC	1.0A	11.45	10.34	9.44	8.67
919-R-78C9.0-1.0	R-78C9.0-1.0	D	12-42VDC	9.0VDC	1.0A	11.45	10.34	9.44	8.67
919-R-78C12-1.0	R-78C12-1.0	D	15-42VDC	12.0VDC	1.0A	11.45	10.34	9.44	8.67
919-R-78C15-1.0	R-78C15-1.0	D	18-42VDC	15.0VDC	1.0A	13.75	12.42	11.33	10.41

R-78AAXX-0.5 Series Single Output, SMD

Features:
- High Efficiency up to 97%, no need for heatsinks
- Adjustable Output Voltages
- Short circuit protection, Thermal shutdown
- Remote On/Off Control
- Very Low Shutdown Current

For quantities greater than listed, call for quote.

MOUSER STOCK NO.	RECOM Part No.	Fig.	Input Range	Nominal Output Voltage	V_{out} Adjust Range	Output Current	Price Each 1	5	10	25
919-R-78AA3.3-0.5SMD	R-78AA3.3-0.5SMD	E	4.75-32VDC	3.3VDC	3.0-5.5V	0.5A	10.07	9.10	8.30	7.63
919-R-78AA5.0-0.5SMD	R-78AA5.0-0.5SMD	E	6.5-32VDC	5.0VDC	3.0-8.0V	0.5A	10.07	9.10	8.30	7.63
919-R-78AA12-0.5SMD	R-78AA12-0.5SMD	E	15-32VDC	12.0VDC	4.5-12.6V	0.5A	10.95	9.89	9.02	8.29

R-78B Series Single Output, SIP3

Features:
- High Efficiency up to 97%, no need for heatsinks
- Pin-Out Compatible with LM78xx Linear Regulators
- Short circuit protection, Thermal shutdown
- Low Ripple and noise

For quantities greater than listed, call for quote.

MOUSER STOCK NO.	RECOM Part No.	Fig.	Input Range	Nominal Output Voltage	Output Current	Price Each 1	5	10	25
919-R-78B3.3-1.5	R-78B3.3-1.5	F	4.75-18VDC	3.3VDC	1.5A	13.32	12.03	10.98	10.10
919-R-78B5.0-1.0	R-78B5.0-1.0	F	6.5-32VDC	5.0VDC	1.0A	11.00	9.94	9.06	8.32
919-R-78B5.0-1.5	R-78B5.0-1.5	F	6.5-18VDC	5.0VDC	1.5A	13.32	12.03	10.98	10.10
919-R-78B6.5-1.0	R-78B6.5-1.0	F	9.0-32VDC	6.5VDC	1.0A	11.94	10.79	9.83	9.04
919-R-78B12-1.0	R-78B12-1.0	F	16-32VDC	12.0VDC	1.0A	11.94	10.79	9.83	9.04

R-78HB Series, Single Output, SIP3

Features:
- High Efficiency up to 96%, no need for heatsinks
- Pin-Out Compatible with LM78xx Linear Regulators
- High Input Voltage range (up to 72V)
- Short circuit protection, Thermal shutdown
- Low Ripple and noise

For quantities greater than listed, call for quote.

MOUSER STOCK NO.	RECOM Part No.	Fig.	Input Range	Nominal Output Voltage	Output Current	Price Each 1	5	10	25
919-R-78HB3.3-0.5	R-78HB3.3-0.5	F	9-72VDC	3.3VDC	0.5A	14.62	14.49	13.20	12.14
919-R-78HB5.0-0.5	R-78HB5.0-0.5	F	9-72VDC	5.0VDC	0.5A	14.62	14.49	13.20	12.14
919-R-78HB24-0.3	R-78HB24-0.3	F	36-72VDC	24.0VDC	0.3A	16.62	16.56	15.11	13.90

© Copyright 2013 Mouser Electronics
© Copyright 2013 Mouser Electronics

BIAS POWER Low Power AC-DC Switching Power Supplies

RoHS Compliant This product is RoHS compliant.

BPH/BPS/BPW SERIES MICRO SIZED AC TO DC SWITCH MODE POWER SUPPLY

Features:

- 0.5-2W models
- As small as 1" x 7/8" x 1/2"
- Ready to apply, one package solution for standby, low power
- Simplifies designing for " green power " compliance
- Up to 75% efficiency
- Patented design requires no EMI filtering
- Universal input from (100-375 VAC, 85-265 VAC or 90-308 VAC depending on product)
- Low no-load power consumption - less than 30mW
- Constant power - not current limit
- 3,000 VAC of isolation
- Meets FCC Part 15 Class B with no external filtering needed

NEW PRODUCT

BPH Series - 100-375VAC Input (50/60 Hz), -30°C to 70°C Operating Temperature

For quantities greater than listed, call for quote.

MOUSER STOCK NO.	Bias Power Part No.	Output Power (W)	Output Voltage (Vo)	Output Current (Io)	Output Voltage (Vr)	Output Current (Ir)	Price Each 1	10	20	50
(L x W x H) 1.10" x 0.92" x 0.55" / 27.94mm x 23.24mm x 13.97mm										
907-BPH-0.5-08-00	BPH-0.5-08-00	0.5	8VDC	.063A	-	-	19.90	17.52	15.87	13.94
907-BPH-0.5-08-50	BPH-0.5-08-50	0.5	8VDC	.063A	5VDC	.063A	21.22	18.68	16.92	14.86
907-BPH-0.5-14-00	BPH-0.5-14-00	0.5	14VDC	.036A	-	-	19.90	17.52	15.87	13.94
907-BPH-0.5-14-50	BPH-0.5-14-50	0.5	14VDC	.036A	5VDC	.028A	21.22	18.68	16.92	14.86
907-BPH1-08-00	BPH1-08-00	1.0	8VDC	125mA	-	-	16.73	15.07	14.27	13.49
907-BPH1-08-33	BPH1-08-33	1.0	8VDC	≤125mA	3.3VDC	53mA max	17.78	16.02	15.18	14.35
907-BPH1-08-50	BPH1-08-50	1.0	8VDC	≤125mA	5VDC	83mA max	17.78	16.02	15.18	14.35
907-BPH1-14-00	BPH1-14-00	1.0	14VDC	71mA	-	-	16.73	15.07	14.27	13.49
907-BPH1-14-33	BPH1-14-33	1.0	14VDC	≤71mA	3.3VDC	23mA max	17.78	16.02	15.18	14.35
907-BPH1-14-50	BPH1-14-50	1.0	14VDC	≤71mA	5VDC	28mA max	17.78	16.02	15.18	14.35

BPS Series - 85-265VAC Input (50/60Hz), -30°C to 70°C Operating Temperature

For quantities greater than listed, call for quote.

(L x W x H) 1.03" x 0.89" x 0.53" / 26.2mm x 22.6mm x 13.5mm										
907-BPS0.5-08-50	BPS 0.5-08-50	0.5	8VDC	0.062A	5VDC	0.062A	17.26	15.18	13.80	12.08
907-BPS0.5-14-50	BPS 0.5-14-50	0.5	14VDC	0.035A	5VDC	0.028A	17.26	15.18	13.80	12.08
907-BPS1-08-33	BPS 1-08-33	1.0	8VDC	0.125A	3.3VDC	0.053A	18.60	16.36	14.87	13.01
907-BPS1-08-50	BPS 1-08-50	1.0	8VDC	0.125A	5VDC	0.100A	18.60	16.36	14.87	13.01
907-BPS1-14-33	BPS 1-14-33	1.0	14VDC	0.066A	3.3VDC	0.066A	18.60	16.36	14.87	13.01
(L x W x H) 1.35" x 1.09" x 0.57" / 34.29mm x 27.79mm x 14.61mm										
907-BPS2-08-00	BPS 2-08-00	2.0	8VDC	0.250A	-	-	19.93	17.54	15.94	13.95
907-BPS2-08-33	BPS 2-08-33	2.0	8VDC	0.250A	3.3VDC	0.053A	21.27	18.71	17.01	14.88
907-BPS2-08-50	BPS 2-08-50	2.0	8VDC	0.250A	5VDC	0.100A	21.27	18.71	17.01	14.88
907-BPS2-14-50	BPS 2-14-50	2.0	14VDC	0.143A	5VDC	0.028A	21.27	18.71	17.01	14.88

BPSX Series - 85-265VAC Input (50/60Hz), -40°C to 85°C Operating Temperature

For quantities greater than listed, call for quote.

MOUSER STOCK NO.	Bias Power Part No.	Output Power (W)	Output Voltage (Vo)	Output Current (Io)	Output Voltage (Vr)	Output Current (Ir)	Price Each 1	10	20	50
(L x W x H) 1.35" x 1.09" x 0.57" / 26.2mm x 22.6mm x 13.5mm										
907-BPSX0.5-08-50	BPSX 0.5-08-50	0.5	8VDC	0.063A	5VC	0.083A	19.93	17.54	15.94	13.95
907-BPSX0.5-14-50	BPSX 0.5-14-50	0.5	14VDC	0.036A	5VDC	0.028A	19.93	17.54	15.94	13.95
907-BPSX1-08-33	BPSX 1-08-33	1.0	8VDC	0.125A	3.3VDC	0.053A	21.27	18.71	17.01	14.88
907-BPSX1-08-50	BPSX 1-08-50	1.0	8VDC	0.125A	5VDC	0.083A	21.27	18.71	17.01	14.88
907-BPSX1-14-50	BPSX 1-14-50	1.0	14VDC	0.071A	-	-	21.27	18.71	17.01	14.88
907-BPSX2-08-33	BPSX 2-08-33	2	8VDC	0.250A	3.3VDC	0.053A	23.95	21.07	19.15	16.76
907-BPSX2-08-50	BPSX 2-08-50	2	8VDC	0.250A	5VDC	0.083A	23.95	21.07	19.15	16.76
907-BPSX2-14-50	BPSX 2-14-50	2	14VDC	0.143A	5VDC	0.028A	23.95	21.07	19.15	16.76

BPW Series - 90-308VAC Input (50/60Hz), -30°C to 70°C Operating Temperature

For quantities greater than listed, call for quote.

(L x W x H) 1.03" x .89" x 0.53" / 26.2mm x 22.6mm x 13.5mm										
907-BPW0.5-08-50	BPW 0.5-08-50	0.5	8VDC	0.058A	5VDC	0.058A	17.26	15.18	13.80	12.08
907-BPW0.5-14-50	BPW 0.5-14-50	0.5	14VDC	0.033A	5VDC	0.033A	17.26	15.18	13.80	12.08
907-BPW1-08-50	BPW 1-08-50	1	8VDC	0.116A	5VDC	0.1A	18.60	16.36	14.87	13.01
907-BPW1-14-50	BPW 1-14-50	1	14VDC	0.066A	5VDC	0.066A	18.60	16.36	14.87	13.01
(L x W x H) 1.35" x 1.09" x 0.57" / 34.29mm x 27.79mm x 14.61 mm										
907-BPW2-08-50	BPW 2-08-50	2	8VDC	0.250A	5VDC	0.100A	21.27	18.71	17.01	14.88
907-BPW2-14-50	BPW 2-14-50	2	14VDC	0.032A	5VDC	0.1A	21.27	21.27	17.01	14.88

BPWX Series - 90-308VAC Input (50/60Hz), -40°C to 85° Operating Temperature

For quantities greater than listed, call for quote.

MOUSER STOCK NO.	Bias Power Part No.	Output Power (W)	Output Voltage (Vo)	Output Current (Io)	Output Voltage (Vr)	Output Current (Ir)	Price Each 1	10	20	50
(L x W x H) 1.03" x .89" x 0.53" / 26.2mm x 22.6mm x 13.5 mm										
907-BPWX0.5-08-50	BPWX 0.5-08-50	0.5	8VDC	0.058A	5VDC	0.058A	19.93	17.54	15.94	13.95
907-BPWX0.5-14-50	BPWX 0.5-14-50	0.5	14VDC	0.033A	5VDC	0.026A	19.93	17.54	15.94	13.95
907-BPWX1-08-50	BPWX 1-08-50	1	8VDC	0.116A	5VDC	0.077A	21.27	18.71	17.01	14.88
907-BPWX1-14-50	BPWX 1-14-50	1	14VDC	0.066A	5VDC	0.066A	21.27	18.71	17.01	14.88
(L x W x H) 1.35" x 1.09" x 0.58" / 34.3mm x 27.7mm x 14.7mm										
907-BPWX2-08-50	BPWX 2-08-50	2	8VDC	0.231A	5VDC	0.231A	23.95	21.07	19.15	16.76
907-BPWX2-14-50	BPWX 2-14-50	2	14VDC	0.132A	5VDC	0.077A	23.95	21.07	19.15	16.76

UNIVERSAL IN/OUT LED DRIVER POWER SUPPLIES

- BIAS Adaptive Output Voltage Control, AOVC™ technology (patent pending) provides the broadest range of applications with the fewest driver SKUs and 70%+ efficiency across all string lengths
- AC line or DC load switching without overshoot on startup
- Universal Input (100-308 VAC, 50/60Hz)
- Universal Output with AOVC™ (3-12VDC@350mA)

For quantities greater than listed, call for quote.

MOUSER STOCK NO.	Bias Power Part No.	Output Power (W)	Output Voltage (Vo)	Output Current (Io)	Dimming	Price Each 1	10	20	50
907-BPWXL4-12U-035	BPWXL4-12U-035	4	12VDC	350mA	-	38.46	33.84	30.79	26.93
907-BPWXLD4-12U-035	BPWXLD4-12U-035	4	12VDC	350mA	0 to 10VDC, Vd	44.85	39.48	35.93	31.43
907-BPWXLD4-42U-009	BPWXLD4-42U-009	4	42VDC	90mA	0 to 10VDC, Vd	59.06	56.41	51.09	44.89
907-BPWXLD4-50U-008	BPWXLD4-50U-008	4	50VDC	80mA	0 to 10VDC, Vd	27.43	24.26	21.98	19.30
907-BPWXL6-9U-070	BPWXL6-9U-070	6	9VDC	700mA	-	44.85	39.48	35.93	31.45
907-BPWXLD6-9U-070	BPWXLD6-9U-070	6	9VDC	700mA	0 to 10VDC, Vd	51.26	45.12	41.07	35.93
907-BPWXL6-21U-035	BPWXL6-21U-035	6	21VDC	350mA	-	44.85	39.48	35.93	31.45
907-BPWXLD-21U-035	BPWXLD6-21U-035	6	21VDC	350mA	0 to 10VDC, Vd	51.26	45.12	41.07	35.93
907-BPWXLD6-42U-014	BPWXLD6-42U-014	6	42VDC	140mA	0 to 10VDC, Vd	37.75	36.05	32.66	28.69
907-BPWXLD6-50U-012	BPWXLD6-50U-012	6	50VDC	120mA	0 to 10VDC, Vd	35.38	31.29	28.34	24.90
907-BPWXLD10-14U-070	BPWXLD10-14U-070	10	14VDC	700mA	0 to 10VDC, Vd	40.77	36.05	32.66	28.69
907-BPWXL10-32U-035	BPWXL10-32U-035	10	32VDC	350mA	-	57.67	50.76	46.19	40.40
907-BPWXLD10-32U-035	BPWXLD10-32U-035	10	32VDC	350mA	0 to 10VDC, Vd	64.08	56.41	51.33	44.89
907-BPWXL10-42U-024	BPWXL10-42U-024	10	42VDC	240mA	-	57.67	50.76	46.19	40.40
907-BPWXLD10-42U-024	BPWXLD10-42U-024	10	42VDC	240mA	0 to 10VDC, Vd	64.08	56.41	51.33	44.89
907-BPWXLD10-50U-020	BPWXLD10-50U-020	10	50VDC	200mA	0 to 10VDC, Vd	40.77	36.05	32.66	28.69

DIMENSIONS: in. (mm)



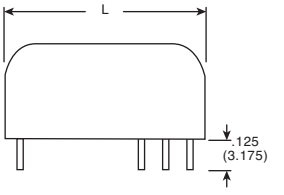

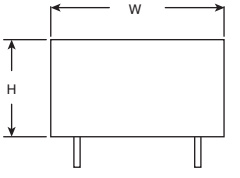



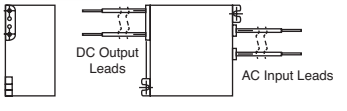

BPWXL Series



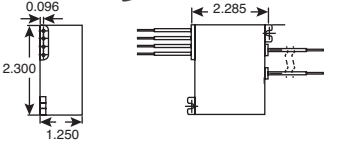

BPWXLD Series

© Copyright 2013 Mouser Electronics

© Copyright 2013 Mouser Electronics

CINCON Open Frame AC-DC Power Supplies

RoHS Compliant **This product is RoHS compliant.**

5W AC-DC SWITCHING POWER SUPPLIES

Features:
- Universal Input: 85~264VAC
- Meets EN 55022 Class B
- Efficiency to 80% Typical

Specifications:
- Input Frequency: 47 to 63Hz
- Inrush Current: 40A max. @ 240VAC
- Continuous Short Circuit Protection
- Line Regulation: ±0.5% max.
- Load Regulation: ±1.0% max.
- Operating Temperature Range: 0°C~70°C

RoHS Compliant

For quantities greater than listed, call for quote.

MOUSER STOCK NO.	Cincon Part No.	Fig.	Output Voltage	Output Current	% Efficiency	Price Each 1	5	25	100
418-CFM05S033	CFM05S033	A	3.3	1.25A	70	18.33	16.03	14.55	13.20
418-CFM05S050	CFM05S050	A	5.0	1.0A	73	18.33	16.03	14.55	13.20
418-CFM05S120	CFM05S120	A	12.0	420mA	77	18.33	16.03	14.55	13.20
418-CFM05S150	CFM05S150	A	15.0	330mA	78	18.33	16.03	14.55	13.20
418-CFM05S240	CFM05S240	A	24.0	230mA	80	18.33	16.03	14.55	13.20
Medical									
418-CFM05S033-M	CFM05S033-M	A	3.3	1.25A	70	19.96	18.19	17.79	17.40
418-CFM05S050-M	CFM05S050-M	A	5	1.0A	73	19.96	18.19	17.79	17.40
418-CFM05S090-M	CFM05S090-M	A	9	0.55A	76	23.17	20.26	18.38	16.68
418-CFM05S120-M	CFM05S120-M	A	12	0.42A	77	19.96	18.19	17.79	17.40
418-CFM05S150-M	CFM05S150-M	A	15	0.33A	78	19.96	18.19	17.79	17.40
418-CFM05S180-M	CFM05S180-M	A	18	0.28A	78	23.17	20.26	18.38	16.68
418-CFM05S240-M	CFM05S240-M	A	24	0.23A	80	19.96	18.19	17.79	17.40

10W AC-DC SWITCHING POWER SUPPLIES

Features:
- Universal Input: 85~264VAC
- Meets EN 55022 Class B
- Efficiency to 77%
- PCB Mountable

Specifications:
- Input Frequency: 47 to 63Hz
- Inrush Current: 20A max. @ 115VAC, 40A max. @ 230VAC
- Continuous Short Circuit Protection
- Line Regulation: ±0.5% max.
- Load Regulation: ±1.0% max.
- Operating Temperature Range: 0°C~40°C

RoHS Compliant

For quantities greater than listed, call for quote.

MOUSER STOCK NO.	Cincon Part No.	Fig.	Output Voltage	Output Current	% Efficiency	Price Each 1	5	25	100
418-CFM1007S	CFM1007S	B	3.3	2.5A	67	20.62	18.32	16.02	13.72
418-CFM1001S	CFM1001S	B	5	2A	73	20.62	18.32	16.02	13.72
418-CFM1009S	CFM1009S	B	9	1.12A	72	20.62	18.32	16.02	13.72
418-CFM1002S	CFM1002S	B	12	840mA	76	20.62	18.32	16.02	13.72
418-CFM1003S	CFM1003S	B	15	670mA	76	20.62	18.32	16.02	13.72
418-CFM1005S	CFM1005S	B	24	420mA	77	20.62	18.32	16.02	13.72

15W AC-DC SWITCHING POWER SUPPLIES

Features:
- Universal Input: 85~264VAC
- Meets EN 55022 Class B
- Efficiency to 83%
- PCB Mountable

Specifications:
- Input Frequency: 47 to 63Hz
- Inrush Current: 20A max. @ 115VAC, 40A max. @ 230VAC
- Continuous Short Circuit Protection
- Line Regulation: ±0.5% max.
- Load Regulation: ±1.0% max.
- Operating Temperature Range: 0°C~40°C

RoHS Compliant

For quantities greater than listed, call for quote.

MOUSER STOCK NO.	Cincon Part No.	Fig.	Output Voltage	Output Current	% Efficiency	Price Each 1	5	25	100
418-CFM1507S	CFM1507S	C	3.3	3A	69	20.63	18.32	16.01	13.70
418-CFM1501S	CFM1501S	C	5	3A	74	20.63	18.32	16.01	13.70
418-CFM1509S	CFM1509S	C	9	1.67A	76	20.63	18.32	16.01	13.70
418-CFM1502S	CFM1502S	C	12	1.25A	80	20.63	18.32	16.01	13.70
418-CFM1503S	CFM1503S	C	15	1A	81	20.63	18.32	16.01	13.70
418-CFM1505S	CFM1505S	C	24	630mA	83	20.63	18.32	16.01	13.70

20W AC-DC SWITCHING POWER SUPPLIES

Features:
- Universal Input: 85~264VAC
- Meets EN 55022 Class B
- Efficiency to 83%
- Model "CFM200XS-P": Connectors w/PCB Mountable Type

Specifications:
- Input Frequency: 47 to 63Hz
- Inrush Current: 40A max. @ 230VAC
- Continuous Short Circuit Protection
- Line Regulation: ±0.5% max.
- Load Regulation: ±1.0% max.
- Operating Temperature Range: 0°C~45°C

RoHS Compliant

For quantities greater than listed, call for quote.

MOUSER STOCK NO.	Cincon Part No.	Fig.	Output Voltage	Output Current	% Efficiency	Price Each 1	5	25	100
418-CFM2007S	CFM2007S	D	3.3	4.4A	68	21.74	20.02	18.85	17.14
418-CFM2001S	CFM2001S	D	5	4.4A	75	21.74	20.02	18.85	17.14
418-CFM2009S	CFM2009S	D	9	2.45A	79	21.74	20.02	18.85	17.14
418-CFM2002S	CFM2002S	D	12	1.8A	81	21.74	20.02	18.85	17.14
418-CFM2003S	CFM2003S	D	15	1.4A	83	21.74	20.02	18.85	17.14
418-CFM2005S	CFM2005S	D	24	920mA	83	21.74	20.02	18.85	17.14

40W AC-DC SWITCHING POWER SUPPLIES

Features:
- Universal Input: 90~264VAC
- Efficiency to 88%
- Meets CISPR/FCC Class B and EN55022 Class B

Specifications:
- Input Frequency: 47 to 63Hz
- Inrush Current: 50A Max @ 264VAC
- Continuous Short Circuit Protection
- Line Regulation: ±0.5% max
- Load Regulation: ±1.0% max

RoHS Compliant

For quantities greater than listed, call for quote.

MOUSER STOCK NO.	Cincon Part No.	Fig.	Output Voltage	Output Current	% Efficiency	Price Each 1	5	25	100
418-CFM40S033	CFM40S033	E	3.3	6A	70	34.08	29.78	27.51	22.87
418-CFM40S050	CFM40S050	E	5	6A	76	34.08	29.78	27.51	22.87
418-CFM40S090	CFM40S090	E	9	4.45A	84	34.08	29.78	27.51	22.87
418-CFM40S120	CFM40S120	E	12	3.34A	85	34.08	29.78	27.51	22.87
418-CFM40S150	CFM40S150	E	15	2.67A	85	34.08	29.78	27.51	22.87
418-CFM40S240	CFM40S240	E	24	1.67A	85	34.08	29.78	27.51	22.87
418-CFM40S300	CFM40S300	E	30	1.33A	86	34.08	29.78	27.51	22.87
418-CFM40S360	CFM40S360	E	36	1.11A	87	34.08	29.78	27.51	22.87
418-CFM40S480	CFM40S480	E	48	0.834A	87	34.08	29.78	27.51	22.87
Medical									
418-CFM40M033	CFM40M033	F	3.3V	6A	76	43.35	37.88	35.00	29.09
418-CFM40M050	CFM40M050	F	5V	6A	80	33.17	28.95	27.36	25.34
418-CFM40M090	CFM40M090	F	9V	4.45A	84	43.35	37.88	35.00	29.09
418-CFM40M120	CFM40M120	F	12V	3.34A	86	33.17	28.95	27.36	25.34
418-CFM40M150	CFM40M150	F	15V	2.67A	87	33.17	28.95	27.36	25.34
418-CFM40M240	CFM40M240	F	24V	1.67A	88	43.35	37.88	35.00	29.09
418-CFM40M300	CFM40M300	F	30V	1.33A	88	43.35	37.88	35.00	29.09
418-CFM40M360	CFM40M360	F	36V	1.11A	88	43.35	37.88	35.00	29.09
418-CFM40M480	CFM40M480	F	48V	0.834A	88	33.17	28.95	27.36	25.34

DIMENSIONS: in. (mm)

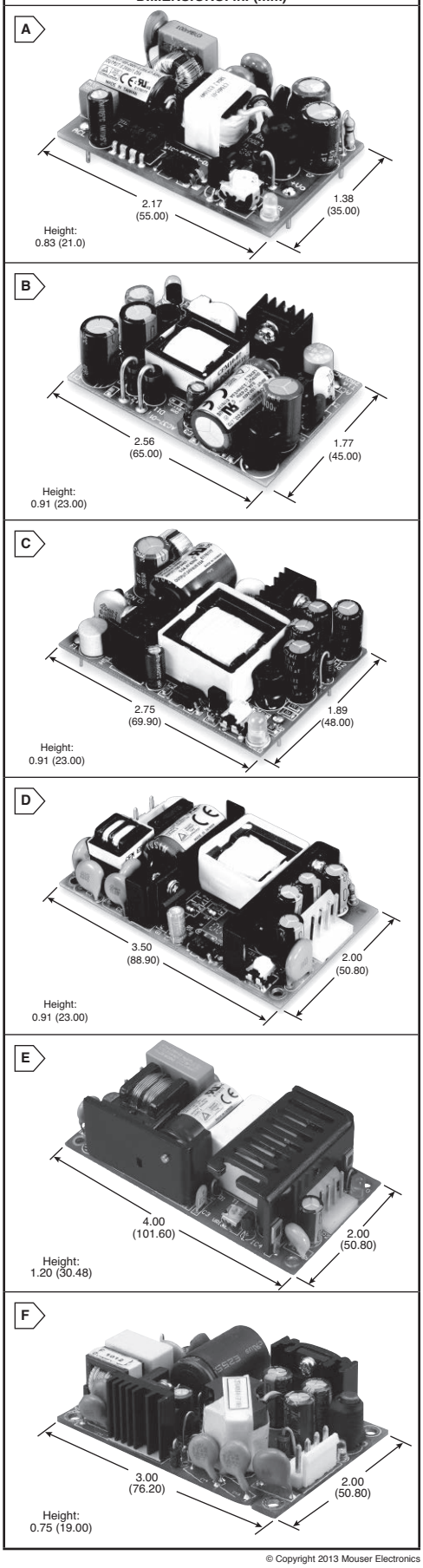

© Copyright 2013 Mouser Electronics

CINCON Open Frame AC-DC Power Supplies

RoHS Compliant This product is RoHS compliant.

40W DUAL/TRIPLE OUTPUT AC-DC POWER SUPPLIES

Specifications:
- Input Frequency: 47Hz to 63Hz
- Inrush Current: 60A Max @ 240VAC
- Short Circuit/Over Load Protection: On All Outputs

RoHS Compliant

For quantities greater than listed, call for quote.

MOUSER STOCK NO.		Fig.	Output Volt.	Output Current	% Efficiency	Price Each			
Mfr.	Mfr. Part No.					1	5	25	100
Dual Output									
418—	CFM40D-01	A	5V(V1), 12V(V2)	3.2A, 2.0A	80%	40.53	39.07	37.59	36.11
418—	CFM40D-02	A	5V(V1), 24V(V2)	3.2A, 1.0A	81%	40.53	39.07	37.59	36.11
Triple Output									
418—	CFM40T-01	A	5V(V1), 12V(V2), -5V(V3)	3.0A, 2.0A, 0.3A	78%	42.67	41.17	39.66	38.17
418—	CFM40T-02	A	5V(V1), 12V(V2), -12V(V3)	3.0A, 2.0A, 0.3A	78%	42.67	41.17	39.66	38.17
418—	CFM40T-03	A	5V(V1), 15V(V2), -15V(V3)	3.0A, 1.5A, 0.3A	78%	42.67	41.17	39.66	38.17
418—	CFM40T-04	A	5V(V1), 24V(V2), -12V(V3)	3.0A, 1.0A, 0.3A	78%	42.67	41.17	39.66	38.17
418—	CFM40T-05	A	5V(V1), 24V(V2), -5V(V3)	3.0A, 1.0A, 0.3A	78%	42.67	41.17	39.66	38.17
418—	CFM40T-06	A	5V(V1), 24V(V2), 12V(V3)	3.0A, 1.0A, 0.3A	78%	42.67	41.17	39.66	38.17
418—	CFM40T-07	A	3.3V(V1), 5V(V2), -12V(V3)	5.0A, 2.0A, 0.3A	71%	42.67	41.17	39.66	38.17

60W AC-DC SWITCHING POWER SUPPLIES

CFM60S Series Specifications:
- Input Frequency: 47Hz to 63Hz
- Inrush Current: 50A Max. @ 240VAC and cold start 25°C
- Continuous Short Circuit Protection
- Line Regulation: ±0.5% max
- Load Regulation: ±1.0% max

RoHS Compliant

For quantities greater than listed, call for quote.

MOUSER STOCK NO.		Fig.	Output Volt.	Output Current	% Efficiency	Price Each	
Mfr.	Mfr. Part No.					1	5
418—	CFM60S033	B	3.3V	8A	72%	36.65	34.39
418—	CFM60S050	B	5V	8A	77%	36.65	34.39
418—	CFM60S090	B	9V	6.67A	84%	36.65	34.39
418—	CFM60S120	B	12V	5A	85%	36.65	34.39
418—	CFM60S150	B	15V	4A	86%	36.65	34.39
418—	CFM60S240	B	24V	2.5A	86%	36.65	34.39
418—	CFM60S300	B	30V	2A	86%	36.65	34.39
418—	CFM60S360	B	36V	1.67A	88%	36.65	34.39
418—	CFM60S480	B	48V	1.25A	88%	36.65	34.39
Medical							
418—	CFM60M050	C	5V	8A	82%	46.34	40.50
418—	CFM60M120	C	12V	5A	87%	46.34	40.50
418—	CFM60M150	C	15V	4A	88%	46.34	40.50
418—	CFM60M240	C	24V	2.5A	89%	46.34	40.50
418—	CFM60M480	C	48V	1.25A	90%	46.34	40.50

100W MEDICAL AC-DC POWER SUPPLIES WITH PFC

Specifications:
- Input Frequency: 47Hz to 63Hz
- Inrush Current: 80A Max @ 240VAC and cold start 25°C
- Continuous Short Circuit Protection
- Over Voltage Protection

Standard and Medical Versions

RoHS Compliant

For quantities greater than listed, call for quote.

MOUSER STOCK NO.		Fig.	Output Volt.	Output Current	% Efficiency	Price Each	
Mfr.	Mfr. Part No.					1	5
418—	CFM100M050	D	5V	20A	85%	83.72	79.84
418—	CFM100M075	D	7.5V	13.4A	87%	83.72	79.84
418—	CFM100M090	D	9V	11.2A	88%	83.72	79.84
418—	CFM100M120	D	12V	8.4A	89%	59.92	57.96
418—	CFM100M150	D	15V	6.7A	89%	83.72	79.84
418—	CFM100M180	D	18V	5.6A	90%	59.92	57.96
418—	CFM100M240	D	24V	4.2A	91%	59.92	57.96
418—	CFM100M280	D	28V	3.6A	91%	59.92	57.96
418—	CFM100M360	D	36V	2.8A	91%	83.72	79.84
418—	CFM100M480	D	48V	2.1A	91%	83.72	79.84

150W MEDICAL OPEN FRAME AC-DC WITH PFC

Features:
- Universal Input Range 90 ~ 264VAC
- Meets EN60601-1 and EN55011 Class B
- Active PFC Meets EN61000-3-2
- High Efficiency up to 92%
- Meets CISPR/FCC Class B
- Remote Voltage Sense
- Continuous Short Circuit Protection
- No load Power Consumption<0.5W

For quantities greater than listed, call for quote.

MOUSER STOCK NO.		Fig.	Output Volt.	Output Current	% Efficiency	Price Each	
Mfr.	Mfr. Part No.					1	5
418—	CFM150M120	E	12V	12.5A	90%	98.65	87.84
418—	CFM150M240	E	24V	6.25A	92%	98.65	87.84
418—	CFM150M360	E	36V	4.17A	93%	98.65	87.84
418—	CFM150M480	E	48V	3.13A	93%	98.65	87.84

© Copyright 2013 Mouser Electronics

DIMENSIONS: in. (mm)



200W AC-DC POWER SUPPLIES WITH PFC

Specifications:
- Input Frequency: 47Hz to 63Hz
- Inrush Current: 100A Max @ 240VAC
- Continuous Short Circuit Protection
- Over Voltage Protection

RoHS Compliant

For quantities greater than listed, call for quote.

MOUSER STOCK NO.		Fig.	Output Volt.	Output Current	% Efficiency	Price Each	
Mfr.	Mfr. Part No.					1	5
418—	CFM201S120	F	12V	16.67A	89%	118.87	99.06
418—	CFM201S240	F	24V	8.34A	90%	118.87	99.06
418—	CFM201S360	F	36V	5.56A	91%	118.87	99.06
418—	CFM201S480	F	48V	4.17A	92%	118.87	99.06

350W MEDICAL AC-DC POWER SUPPLY WITH PFC

Features:
- Universal Input Range 90Vac~264Vac
- Meets EN60601-1 and EN55011 Class B
- High Efficiency Up to 93% Typical
- PS ON/OFF Remote Control
- 350W with free air convection @ 220Vac
- Active PFC Meets EN61000-3-2 Class D
- Remote Voltage Sense
- +5V Stand-by Output Power

Standard and Medical Versions

RoHS Compliant

For quantities greater than listed, call for quote.

MOUSER STOCK NO.		Fig.	Output Volt.	Output Current		% Efficiency	Price Each	
Mfr.	Mfr. Part No.			Rated 1	Rated 2		1	5
418—	CFM351M050	G	+5V	60A	40A	89%	206.15	195.00
418—	CFM351M120	G	+12V	29.2A	25A	92%	206.15	195.00
418—	CFM351M240	G	+24V	14.6A	12.5A	93%	194.15	183.76
418—	CFM351M480	G	+48V	7.3A	6.25A	93%	194.15	183.76

© Copyright 2013 Mouser Electronics

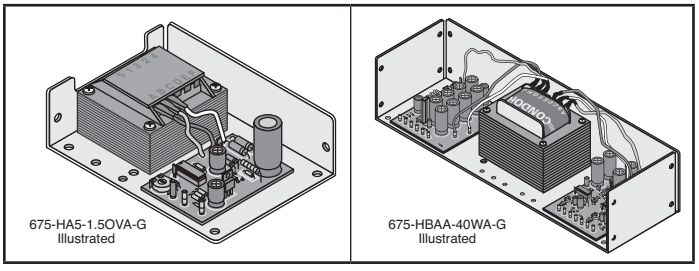

LINEAR POWER SUPPLIES

Specifications:
- AC Input: 100, 120 and 240VAC: +10%, -13%; 215VAC: +12%, -11 %; 47 to 63Hz
  Tolerance for 230VAC operation is +15%, -10% Derate output current 10% for 50Hz operation
- Line Regulation: ±0.05% for a 10% change
- Load Regulation: ± 0.05% for a 50% load change
- Temperature Rating: 0 to 50°C full rated, derated linearly to 40% at 70°C
- Efficiency: 5V units: 45%; 12 and 15V units: 55%; 20 and 24V units: 60%
- -G suffix models are RoHS Compliant

Features:
- World-wide AC input ranges and safety standards
- Burn-in with cycling; 3-year warranty
- Transformer insulation meets Class F (155ºC)
- Exceed FCC and CISPR22 Class B conducted emissions
- Approved to UL 1950, CSA 22.2 No. 234 Level 3, and IEC 950

✻ Requires fan cooling

Single Output

For quantities greater than listed, call for quote.

MOUSER STOCK NO.	Condor Part No.	Output Voltage	Output Amps	Dimensions: in.	Price Each 1	Price Each 10
675-HA5-1.5OVA-G	HA5-1.5/OV-A+G	5	1.5	4.88x4.00x1.63	65.34	60.31
675-HB5-3OVA-G	HB5-3/OV-A+G	5	3	4.88x4.00x1.63	66.55	62.87
675-HC5-6OVA-G	HC5-6/OV-A+G	5	6	5.63x4.88x2.50	86.98	81.94
675-HD5-12OVA-G	HD5-12/OV-A+G	5	12	4.88x9.00x2.75	122.28	119.78
675-HB12-1.7A-G	HB12-1.7-A+G	12	1.7	4.88x4.00x1.63	61.13	59.47
675-HC12-3.4A-G	HC12-3.4-A+G	12	3.4	5.63x4.88x2.50	102.45	95.35
675-HD12-6.8A-G	HD12-6.8-A+G	12	6.8	4.88x9.00x2.75	139.85	130.13
675-HA15-0.9A-G	HA15-0.9-A+G	15	0.9	4.88x4.00x1.63	57.36	52.91
675-HB15-1.5A-G	HB15-1.5-A+G	15	1.5	4.88x4.00x1.63	75.51	69.70
675-HC15-3A-G	HC15-3-A+G	15	3	5.63x4.88x2.50	102.45	95.35
675-HD15-6A-G	HD15-6-A+G	15	6	4.88x9.00x2.75	123.15	119.50
✻ 675-F15-15A-G	F15-15-A+G	15	15	4.88x16.75x3.50	314.70	305.90
675-HB24-1.2A-G	HB24-1.2-A+G	24	1.2	4.88x4.00x1.63	62.87	57.17
675-HC24-2.4A-G	HC24-2.4-A+G	24	2.4	5.63x4.88x2.50	106.47	98.51
675-HD24-4.8A-G	HD24-4.8-A+G	24	4.8	4.88x9.00x2.75	147.55	136.21
✻ 675-HE24-7.2A-G	HE24-7.2-A+G	24	7.2	4.88x14.00x2.75	157.58	153.49
✻ 675-F24-12-A-G	F24-12-A+G	24	12	4.88x16.75x3.50	314.57	305.90
675-HB28-1A-G	HB28-1.0-A+G	28	1	4.88x4.00x1.63	61.16	59.71
675-HN28-3A-G	HN28-3-A+G	28	3	4.88x7.00x2.75	115.54	108.84
675-HE28-6A-G	HE28-6-A+G	28	6	4.88x14.00x2.75	157.58	153.49
✻ 675-HB48-0.5A-G	HB48-0.5-A+G	48	0.5	4.88x4.00x1.63	73.18	68.08
675-HD48-3A-G	HD48-3-A+G	48	3	4.88x9.00x2.75	132.83	128.09
Medical						
675-MC24-2.4A	MC24-2.4-A	24	2.4	5.63x4.88x2.50	116.50	107.55

Dual Output

For quantities greater than listed, call for quote.

MOUSER STOCK NO.	Condor Part No.	Output Voltage	Output Amps	Dimensions: in.	Price Each 1	Price Each 10
675-HAA5-1.5OVA-G	HAA5-1.5/OV-A+-G	5 5	1.5 1.5	6.50x4.00x1.80	102.45	95.35
675-HBB5-3OVA-G	HBB5-3-OV-A+G	5	3	7.00x4.88x2.50	133.87	124.57
675-HBB512A-G	HBB512-A+-G	5 9-15	3 1.2	7.00x4.88x2.50	119.79	115.51
675-HCC512A-G	HCC512-A+-G	5 9-15	6 2.5	4.88x9.38x2.75	151.84	147.56
675-HAD12-0.4A-G	HAD12-0.4-A+-G	+12 -12	0.4 0.4	4.88x4.00x1.63	74.16	72.35
675-HAD15-0.4A-G	HAD15-0.4-A+-G	+15 -15	0.4 0.4	4.88x4.00x1.63	74.16	72.35
675-HAA15-0.8A-G	HAA15-0.8-A+-G	+12~15 -12~-15	1/.8 1/.8	6.50x4.00x1.80	89.10	83.94
675-HBB15-1.5A-G	HBB15-1.5-A+-G	+12~15 -12~-15	1.7/1.5 1.7/1.5	7.00x4.88x2.50	102.98	99.16
675-HCC15-3A-G	HCC15-3-A+-G	+12~15 -12~-15	3.4/3 3.4/3	4.88x9.38x2.75	149.80	139.10
✻ 675-HDD15-5A-G	HDD15-5-A+-G	+12~15 -12~-15	5 5	4.88x14.00x2.75	184.77	179.97
675-HAA24-0.6A-G	HAA24-0.6-A+-G	+18~24 -18~-24	.4/0.6 .4/0.6	6.50x4.00x1.80	93.43	88.19

Triple Output

For quantities greater than listed, call for quote.

MOUSER STOCK NO.	Condor Part No.	Output Voltage	Output Amps	Dimensions: in.	Price Each 1	Price Each 10
675-HTAA-16WA-G	HTAA-16W-A+-G	5 +12~15 -12~15	2 .4/.4 .4/.4	6.50x4.00x1.80	87.74	83.46
675-HBAA-40WA-G	HBAA40W-A+-G	5 +12~15 -12~15	3 1/.8 1/.8	4.00x10.25x2.50	136.93	134.19

DUAL OUTPUT OVERVOLTAGE PROTECTION

Features:
- Adjustable from 6.2V to 33VDC
- Mounts directly on power supply chassis
- One OVP module is required for both single and dual output power supplies
- Protects up to a maximum continuous current of 8A and up to 12A intermittent current
- For use on 12V to 28V and ±12V and 15V models

RoHS Compliant

For quantities greater than listed, call for quote.

MOUSER STOCK NO.	Condor Part No.	Description	Price Each 1	Price Each 10
675-OV12-G	OV12-G	Overvoltage protection module	31.67	30.88

DIMENSIONS: in.

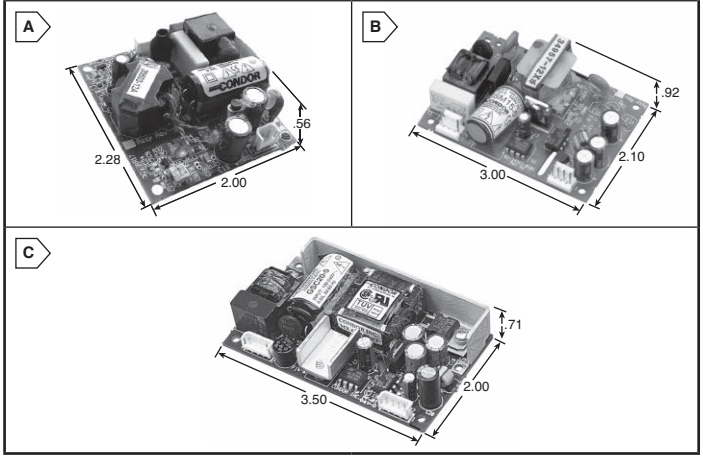

GSM11 SERIES, 11W SINGLE OUTPUT MEDICAL SWITCHERS

Features and Specifications:
- AC Input: 85-264max (100-240nom) VAC, 45-65Hz
- Overvoltage and short circuit protection
- Safety Approvals: UL/EN/IEC 60601-1 CSA22.2 No.601 and UL/EN/IEC 60950-1 CSA22.2 No. 60950-1
- Efficiency: 67-77%
- Noise P-P: 1%
- Total Regulation: 2%

Mating Connectors: (Mouser Part No.)

	Housing	Contacts
Input	538-50-37-5033 (qty 1)	538-08-70-1040 (qty 2)
Output	538-50-37-5023 (qty 1)	538-08-70-1040 (qty 2)

RoHS Compliant

For quantities greater than listed, call for quote.

MOUSER STOCK NO. Mfr.	Mfr. Part No.	Fig	Output Voltage	Output Current (Max.)	Ripple	Price Each 1	Price Each 10
675—GSM11-5AAG		A	5.1V	2.2A	50mV	36.92	35.52
675—GSM11-12AAG		A	12V	0.92A	120mV	37.27	35.82

GSM15 SERIES, 15W SINGLE OUTPUT MEDICAL SWITCHERS

Features and Specifications:
- AC Input: 90-264VAC, 47-63Hz single phase
- Overload Protection: Fully protected against short circuit and output overload
- Overvoltage protection standard
- Noise P-P: 2.5%
- No minimum load
- Total Regulation: 2%
- Medical approvals to UL2601-1, IEC60601-1, CSA-C22.2 No. 601-1, EN60601-1
- Mating connectors: AMP MTA-100 Receptacle (4 position)
- Leakage Current: 75µA 132VAC@60Hz, 128µA 264VAC@50Hz

RoHS Compliant

For quantities greater than listed, call for quote.

675—GSM15-12-G	B	12V	1.25A	16V	63.11	58.24
675—GSM15-24-G	B	24V	0.625A	32V	78.88	72.80

GSC20 SERIES, 20W COMMERCIAL SWITCHERS

Specifications:
- AC Input: 90-264VAC, 47-63Hz single phase
- Efficiency: 70% minimum
- Safety approved to UL 1950, IEC 95, and CSA 22.2 No. 234 Level 3

Features:
- Industry's smallest 20W switcher
- Business-card size (2.0" x 3.5" x 0.71")
- EMI FCC Class B, CISPR22B
- Leakage Current: 200µA, 132VAC/60Hz

Mating Connectors: (Mouser Part No.)

	Housing	Contact
Input	538-50-37-5043 (qty 1)	538-08-70-1040 (qty 4)
Output	538-50-37-5043 (qty 1)	538-08-70-1040 (qty 4)

RoHS Compliant

For quantities greater than listed, call for quote.

MOUSER STOCK NO. Mfr.	Mfr. Part No.	Fig	Output (V)	Output (A)	Initial Setpoint Tolerance	OVP Setpoint (V)	Ripple/ Noise	Price Each 1	Price Each 10
675—GSC20-12-G		C	12V	1.7A	2.50%	15.6±1.1	1%	61.25	59.92
675—GSC20-24-G		C	24V	0.85A	2.50%	28±2.5	1%	58.89	57.62

© Copyright 2013 Mouser Electronics

CONDOR Global Performance Switchers

RoHS Compliant This product is RoHS compliant.

GSC25 SERIES, 25W COMMERCIAL SWITCHERS

Features:
- Industry's smallest 25W switcher
- EMI FCC Class B, CISPR22B
- Overvoltage protection standard
- Normal Leakage: 175µA, 132VAC @ 60Hz

Specifications:
- AC Input: 90-264VAC, 47-63Hz single phase
- Efficiency: 70% minimum
- Safety approved to UL 1950, IEC 950, and CSA 22.2 No. 234 Level 3

Mating Connectors: (Mouser Part No.)

	Housing	Contact
Input	538-09-50-8031 (qty 1)	538-08-50-0189 (qty 2)
Output	538-09-50-3061 (qty 1)	538-08-50-0189 (qty 6)

For quantities greater than listed, call for quote.

MOUSER STOCK NO.	Fig	Output Voltage	Output Current Max	Ripple/ Noise	Initial Setpoint Tolerance	OVP Setpoint	Price Each 1	Price Each 10
675—GSC25A-G	A	1 +5.1V 2 +12V 3 -12V	2.5A 1.5A 0.2A	1% 4% 1%	1% 3% 4%	6.2 ± 0.6V	70.57	65.13
675—GSC25B-G	A	1 +5.1V 2 +15V 3 -15V	2.5A 1.5A 0.2A	1% 4% 1%	1% 3% 4%	6.2 ± 0.6V		97.69

MINT1045 SERIES, 45W SINGLE OUTPUT MEDICAL AND ITE POWER SUPPLY

Specifications:
- 45W Convection coded
- Universal Input 80-270VAC, 47-440Hz
- Input Current: 0.75@120VAC, 0.45A@240VAC
- Efficiency: 88% Typ.

Features:
- Class I or Class II AC Input Applications
- CSA/EN/IEC/UL60601-1 3rd Edition for Medical, Type BF Capable, Ultra-low Leakage Current
- CSA/EN/IEC/UL60950-1 2nd Edition for ITE
- 3 year warranty

For quantities greater than listed, call for quote.

MOUSER STOCK NO.	Fig.	Output Voltage	Output Current	Ripple/ Noise	Total Regulation	Price Each 1	Price Each 10
675—MINT1045A1275K01	B	12V	3.75A	120mV	±0.5%	44.83	39.68
675—MINT1045A1575K01	B	15V	3.00A	150mV	±0.5%	44.83	39.68
675—MINT1045A2475K01	B	24V	1.90A	240mV	±0.5%	44.83	39.68

GLC65 AND GLM65 SERIES, 65W TRIPLE OUTPUT COMMERCIAL AND MEDICAL SWITCHERS

Specifications:
- AC Input: 90-264VAC, 47-63Hz single phase
- Efficiency: 80% typical
- Two year warranty
- Ripple/Noise: 1%
- OVP Setpoint: 6.2± 0.6V

Medical Features:
- Conducted EMI exceeds FCC Class B and CISPR 11 Class B
- Approved to UL2601-1, CSA 22.2 No. 601.1, and EN60601-1
- Leakage Current: 40µA 132Vac@60Hz

Commercial Features:
- Conducted EMI exceeds FCC Class B and CISPR 22 Class B
- Approved to UL1950, CSA-C22.2 No. 950, and EN60950
- Leakage Current: <500µA@120Vac, <1.2mA@240Vac

Mating Connectors: (Mouser Part No.)

	Housing	Contacts
Input	571-6402503 (qty 1)	571-7705221 (qty 3)
Output	571-6402506 (qty 1)	571-7705222 (qty 6)

For quantities greater than listed, call for quote.

MOUSER STOCK NO.	Fig.	Output (V)	Output Current (Max) Convection	Output Current (Max) 150 LFM	Total Regulation	Price Each 1	Price Each 10
675—GLC65A-G	C	1 +5 2 +12 3 -12	7A 3A 2.5A	9A 5A 4A	2% 5% 6%	115.20	106.44
675—GLC65B-G	C	1 +5.1 2 +15 3 -15	7A 2.5A 2A	9A 4A 3A	2% 4% 5%	104.27	102.42
675—GLC65E-G	C	1 +5 2 +24 3 +12	7A 1.5A 2.5A	9A 2.5A 4A	2% 3% 6%	104.27	102.42
675—GLM65B-G	C	1 +5.1 2 +15 3 -15	7A 2.5A 2A	9A 4A 3A	2% 4% 5%	104.53	99.50

MINT1065 SERIES, 65W SINGLE OUTPUT POWER SUPPLY

Features:
- 65W convection cooled AC-DC Power Supply
- 12V - 48V
- Compact Size: 2"x4"x1.2"
- Up to 90% High Efficiency
- Class I Input - Single Output
- Meets Energy Star Level IV
- EN60601-1 Medical Approval
- Universal 90-264VAC
- Optional chassis/cover available

For quantities greater than listed, call for quote.

MOUSER STOCK NO.	Fig.	Output (V)	Output Current	Total Regulation	OVP Limit	Price Each 1	Price Each 10
675—MINT1065A1275C01	D	1 12V	5.25A	2%	15±1.5V	35.31	32.10
675—MINT1065A1575C01	D	1 15V	4.33A	2%	18±1.5V	32.87	30.83
675—MINT1065A1875C01	D	1 18V	3.50A	2%	21±2V	32.87	30.83
675—MINT1065A2475C01	D	1 24V	2.70A	2%	27±2V	32.87	30.83
675—MINT1065A4875C01	D	1 48V	1.35A	2%	55±4V	32.87	30.83

DIMENSIONS: in.



GPC55 AND GPM55 SERIES, 55W COMMERCIAL AND MEDICAL SWITCHERS

Commercial Features:
- Wide-range AC input 85-264VAC
- Exceeds FCC and CISPR22 Class B conducted emissions requirements
- Leakage current: 0.7mA 254VAC @ 60Hz input
- Safety approved to UL 1950, CSA a No. 234 Level 3, IEC 950, EN60950
- Environmental: Designed for 0 to 50°C operation at full rated output power

Medical Features:
- EMI to FCC, CISPR11 Class B/IEC601-1
- Efficiency: 65% at full rated load, nominal input voltage, depending on model and load distribution
- Leakage current: 35µA, 254VAC @ 60Hz input
- Safety approved to UL 2601, CSA 22.2 No. 601 Level 3, IEC 601

Specifications:
- AC Input: 85-264VAC, 47-63Hz single phase
- Input Current: Maximum input current at 120VAC, 60Hz with full rated output load: 1.7A
- Efficiency: 70% at full rated load, nominal input voltage, depending on model and load distribution
- Two year warranty

Mating Connectors:

	Housing	Contact
Input	571-6402505 (qty 1)	571-7705221 (qty 3)
Output	571-6402509 (qty 1)	571-7705221 (qty 9)

For quantities greater than listed, call for quote.

MOUSER STOCK NO.	Fig.	Output (V)	Load (A) Min.	Load (A) Max.	Output Peak	Noise P-P	Total Regulation	Price Each 1	Price Each 10
Multiple Output									
675—GPC55D-G	E	1 +5V 2 +24V 3 +12V 4 -12V	0.7 0 0 0	6 1.5 1 1	8A 2A 1.2A 1.2A	50mV 240mV 120mV 120mV	2% 2% 3% 3%	137.66	133.31
675—GPC55E-G	E	1 +5V 2 +24V 3 +15V 4 -15V	0.7 0 0 0	6 1.5 1 1	8A 2A 1.2A 1.2A	50mV 120mV 150mV 150mV	2% 2% 3% 3%	133.62	126.93
675—GPM55E-G	E	1 +5V 2 +24V 3 +15V 4 -15V	0.7 0 0 0	6 1.5 1 1	8A 2A 1.2A 1.2A	50mV 120mV 150mV 150mV	2% 2% 3% 3%	144.66	137.42

MINT1180 SERIES, 180W SINGLE OUTPUT MEDICAL POWER SUPPLY

Specifications:
- Universal Input 90-264VAC, 47-63Hz
- Inrush Current: 264VAC, cold start: will not exceed 55A
- Efficiency: 92% Typ.
- Minimum Load: OA

Features:
- 3x5x1.2 Package
- Up to 250W of AC-DC Power
- Class I or Class II Input Versions
- Fits 1U Applications
- Optional Chassis/Cover
- 5 year warranty

For quantities greater than listed, call for quote.

MOUSER STOCK NO.	Fig.	Output Voltage	Output Current w/ airflow(1)	Conv-ection	Total Regulation	OVP Threshold	Price Each 1	Price Each 10
675—MINT1180A1275K01	F	12V	20.8A	15.0A	±3%	14.5±1.1V	121.98	108.09
675—MINT1180A2475K01	F	24V	10.4A	7.5A	±3%	29.0±2.0V	121.98	108.09

© Copyright 2013 Mouser Electronics
© Copyright 2013 Mouser Electronics

CONDOR Global Performance Switchers

RoHS Compliant This product is RoHS compliant.

MINT1110A SERIES, 110W SINGLE OUTPUT SERIES MEDICAL - UNIVERSAL INPUT POWER SUPPLIES

Features:

- 110W Convection cooled AC-DC Power Supply
- Universal Input 90-264VAC
- Dimensions: 3" x 5" x 1.27"
- Efficiency: 87% typ
- Rugged EMC Compliant design
- Approved to EN/IEC/UL60601-1 for medical
- Chassis and cover optional

† Unrestricted natural convection cooling ‡ 26CFM forced air cooling

For quantities greater than listed, call for quote.

MOUSER STOCK NO.	Mfr. Part No.	Fig.	Output	Output Current	Load (A) Max†	Load (A) Max‡†	OVP Limit	Price Each 1	Price Each 10
675—MINT1110A1208K01		A	12V	7.5A	120mV	±2%	15.0±1V	55.64	52.29
675—MINT1110A1508K01		A	15V	6.5A	150mV	±2%	18.0±1V	55.64	52.29
675—MINT1110A1808K01		A	18V	5.8A	180mV	±2%	23.0±1V	55.64	52.29
675—MINT1110A2408K01		A	24V	4.6A	240mV	±2%	28.0±1V	55.64	52.29

CINT1175 & MINT1175 SERIES, 175W SINGLE OUTPUT POWER SUPPLIES

NEW PRODUCT

Specifications:

- For 1U Applications and Class I or Class II construction
- 175W w/air, 120W convection cooled
- Universal Input 90-264 VAC
- Average Efficiency meets Level V Requirements
- Approved to CSA/EN/IEC/UL60601-1,3rd Edition 2 MOPP
- 12V fan output
- Efficiency 90% typical at Full Load
- CE Compliant (LVD, RoHS)
- International Safety Agency Approvals

For quantities greater than listed, call for quote.

MOUSER STOCK NO.	Mfr. Part No.	Fig.	Output Voltage	Output Current Convection	Output Current LFM	Total Regulation	OVP Threshold	Price Each 1	Price Each 10	Price Each 25	Price Each 50
675—CINT1175A1206K01		B	12V	11.7A	14.6A	±3%	14.0 ± 1.1V	111.28	104.33	97.37	90.42
675—CINT1175A1506K01		B	15V	9.3A	11.7A	±3%	18.5 ± 1.5V	111.28	104.33	97.37	90.42
675—CINT1175A2406K01		B	24V	5.8A	7.3A	±3%	28.0 ± 2.5V	111.28	104.33	97.37	90.42
675—CINT1175A4806K01		B	48V	2.9A	3.6A	±3%	55.0 ± 4.0V	111.28	104.33	97.37	90.42
675—CINT1175A5606K01		B	56V	2.5A	3.1A	±3%	59.0 ± 1.0V	111.28	104.33	97.37	90.42
Medical											
675—MINT1175A1206K01		B	12V	11.7A	14.6A	±3%	14.0 ± 1.1V	116.63	110.21	104.33	101.38
675—MINT1175A1506K01		B	15V	9.3A	11.7A	±3%	18.5 ± 1.5V	116.63	110.21	104.33	101.38
675—MINT1175A2406K01		B	24V	5.8A	7.3A	±3%	28.0 ± 2.5V	116.63	110.21	104.33	101.38
675—MINT1175A4806K01		B	48V	2.9A	3.6A	±3%	55.0 ± 4.0V	116.63	110.21	104.33	101.38
675—MINT1175A5606K01		B	56V	2.5A	3.1A	±3%	59.0 ± 1.0V	116.63	110.21	104.33	101.38

CINT1200 SERIES, 200W SINGLE OUTPUT ITE POWER SUPPLIES

NEW PRODUCT

Specifications:

- AC Input: 90-264VAC ±10%, 47-63 Hz single phase
- Overload Protection
- Input Current: 115VAC: 1.8A, 230VAC: 0.9A
- Efficiency up to 90%

MOUSER STOCK NO.	Mfr. Part No.	Fig.	Output Voltage	Output Current Convection	Output Current LFM	Total Regulation	OVP Threshold	Price Each 1	Price Each 10	Price Each 25	Price Each 50
675—CINT1200A1275K01		C	12V	15.00A	16.66A	±3%	14.0 ± 1.1V	97.93	91.81	85.69	82.63
675—CINT1200A2475K01		C	24V	7.50A	8.33A	±3%	29.0 ± 2.5V	97.93	91.81	85.69	82.63
675—CINT1200A4875K01		C	48V	3.75A	4.17A	±3%	56.0 ± 3.0V	97.93	91.81	85.69	82.63

MINT1275 SERIES, 275W SINGLE MEDICAL POWER SUPPLIES

NEW PRODUCT

Specifications:

- Up to 275W of AC-DC Power
- Universal Input 90-264 Vac
- Class I Input (Optional Class II)
- Approved to IEC60601-1 3rd Edition
- Efficiency 92% typical
- Optional Chassis/Cover
- CE marked
- Medical Safety Standards: EN/CSA/UL/IEC 60601-1, 3rd Edition Type B

For quantities greater than listed, call for quote.

MOUSER STOCK NO.	Mfr. Part No.	Fig.	Output Voltage	Output Current Airflow	Output Current Convection	Total Regulation	Max Ripple /Noise	OVP Threshold	Price Each 1	Price Each 10
675—MINT1275A1214K01		D	12V	21.83A	15.0A	±3%	120	14.0 ± 1.1V	179.76	168.53
675—MINT1275A2414K01		D	24V	10.92A	7.5A	±3%	240	28.0 ± 2.5V	179.76	168.53
675—MINT1275A4814K01		D	48V	5.46A	3.75A	±3%	480	55.0 ± 4.0V	179.76	168.53

GPFC250 SERIES, 250W COMMERCIAL SWITCHERS WITH POWER FACTOR CORRECTION

Specifications:

- AC Input: 85-264VAC, 47-63Hz single phase
- Input Current: Maximum input current 2.3A at 90VAC, 60Hz with full load Input current harmonic content meets the requirements of IEC1000-3-2
- Overload Protection
- Leakage Current: 70μA under normal conditions (132Vac @ 60Hz)

Features:

- Power factor corrected to IEC1000-3-2; Class A
- Less than 300μA leakage
- EMI compliance to CISPR22, FCC Class B
- Two year warranty

For quantities greater than listed, call for quote.

MOUSER STOCK NO.	Mfr. Part No.	Fig.	Output Voltage	Load Max.†	Output Peak‡	OVP Setpoint	Ripple/Noise	Price Each 1	Price Each 10
675—GPFC250-24-G		E	24V	7.5A	10.5A	28±2.5V	2%	344.93	337.98
675—GPFC250-28-G		E	28V	6.5A	9A	34±2.8V	2%	353.21	335.53

MINT2270 SERIES, MEDICAL 270W DUAL OUTPUT SERIES

Features:

- Up TO 90% Efficiency Typical
- Natural Interleaving Technology for PFC
- LLC Technology for DC Converter
- Remote ON/OFF by PS-ON Signal
- Remote ON/OFF by PS-ON Signal
- DC-OK, AC-OK Signal Active
- Medical Approval - EN60601-1

For quantities greater than listed, call for quote.

MOUSER STOCK NO.	Mfr. Part No.	Fig.	Output		Output Current	Total Reg.	OCP Limit	OVP Limit	Ripple/Noise	Price Each 1	Price Each 10
675—MINT2270A1976E01		F	1	5V	0.2A	5%	1.5A	7.0V	1%	116.88	113.49
			2	24V	11.25A	2%	15.5A	30V	1%		

GNT400 SERIES, 400W FRONT END SWITCHERS

Features:

- 100-240VAC input with active PFC
- 300W convection rating
- Less than 100mA rating
- Compliance to EN55011/22 Conducted Noise B
- Additional styles with mounted fans available - contact a Mouser Service Representative

† Unrestricted natural convection cooling ‡ 26CFM forced air cooling

For quantities greater than listed, call for quote.

MOUSER STOCK NO.	Mfr. Part No.	Fig.	Output Voltage	Max. Load †	Max. Load ‡	Total Regulation	Price Each 1	Price Each 10
675—GNT412ABG		G	12V	33.3A	25A	±2%	278.59	270.95
675—GNT424ABG		G	24V	16.7A	12.5A	±2%	245.55	238.82
675—GNT428ABG		G	28V	14.3A	10.7A	±2%	255.37	248.37
675—GNT448ABG		G	48V	8.4A	6.3A	±2%	245.55	238.82

MINT1400A SERIES, MEDICAL OPEN FRAME 400W SINGLE OUTPUT POWER SUPPLIES

Features:

- Efficiency up to 91%
- Remote ON/OFF by PS-ON Signal
- Safety approved to Medical and ITE Standards: EN/IEC/UL60601-1 and CSA 601.1 CSA/EN/IEC/UL60950-1, 2nd Edition
- Compliance to EN55011/22 Conducted Noise, class B

NEW PRODUCT

For quantities greater than listed, call for quote.

MOUSER STOCK NO.	Mfr. Part No.	Fig.	Output Volt.	Output Current Fan Cooled	Output Current Convection	Ripple/ Noise	Total Regulation	Price Each 1	Price Each 10
675—MINT1400A1210L01		H	12V	33.0A	25.0A	1%	2%	203.76	185.75
675—MINT1400A2410L01		H	24V	16.7A	12.5A	1%	2%	203.76	185.75
675—MINT1400A4810L01		H	48V	8.30A	6.30A	1%	2%	203.76	185.75

DIMENSIONS: in.

A

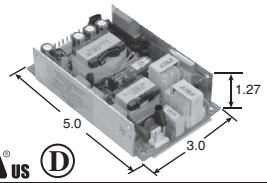

B

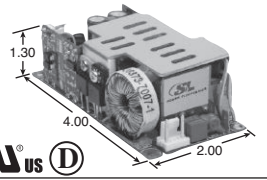

C

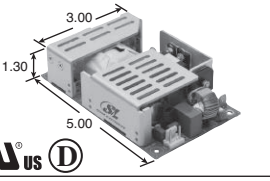

D



E



F



G



H



SL Power / Condor

Power Supplies

© Copyright 2013 Mouser Electronics

EMERSON NETWORK POWER Switching Power Supplies

EMERSON Network Power

RoHS Compliant **This product is RoHS compliant.**

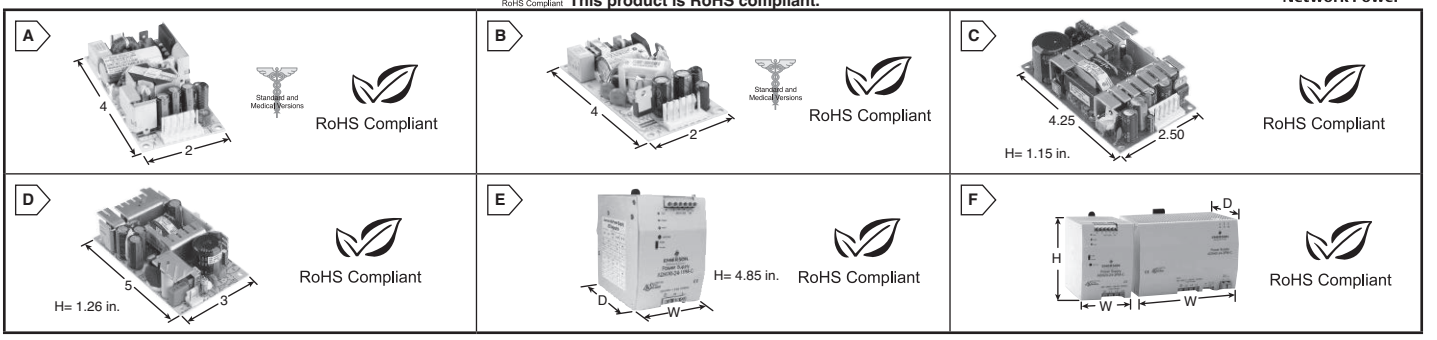

NPS AND NLP SERIES AC/DC UNIVERSAL INPUT SWITCH MODE POWER SUPPLIES

DIMENSIONS: in.

NPS and NLP Series power supplies are compact, high-efficiency switch-mode designs. All of the AC/DC power supplies feature a universal input—making them suitable for use anywhere in the world—and most above 40W are available with harmonic current correction to meet the EN61000-3-2 standard.

Specifications:

- Input range: 90-264 VAC(wide range) 127-300 Vdc
- Remote sense EN60601-1
- Medical & ITE safety approvals

25-60 Watt

For quantities greater than listed, call for quote.

MOUSER STOCK NO.	Artesyn Part No.	Fig.	Output Voltage	Minimum Load	Maximum Load w/Convection Cooling	Maximum Load w/200LFM Forced Air	Peak Load	Regulation	Ripple P/P (PARD)	Price Each 1	10	25
826-NPS22-M	NPS22-M	A	5V	0A	5A	8A	9A	±2%	50mV	28.61	27.27	25.95
826-NPS23-M	NPS23-M	A	12V	0A	2.1A	3.3A	4A	±2%	120mV	28.61	27.27	25.95
826-NPS25-M	NPS25-M	A	24V	0A	1A	1.8A	2A	±2%	240mV	28.61	27.27	25.95
826-NPS42-M	NPS42-M	A	5V	0A	8A	11A	13A	±2%	50mV	33.84	29.06	27.77
826-NPS43-M	NPS43-M	A	12V	0A	3.75A	5A	5.5A	±2%	120mV	35.49	34.95	33.00
826-NPS44-M	NPS44-M	A	15V	0A	3A	4A	4.4A	±2%	150mV	33.81	33.30	31.44
826-NPS45-M	NPS45-M	A	24V	0A	1.9A	2.5A	2.75A	±2%	240mV	33.81	33.30	31.44
826-NPS48-M	NPS48-M	A	48V	0A	0.94A	1.25A	1.38A	±2%	480mV	35.49	34.95	33.00

60 Watt

- Medical & ITE safety approvals

For quantities greater than listed, call for quote.

MOUSER STOCK NO.	Artesyn Part No.	Fig.	Output Voltage	Minimum Load	Maximum Load w/Convection Cooling	Peak Load	Regulation	Ripple P/P (PARD)	Price Each 1	10	25
826-NPS62-M	NPS62-M	B	5V	0A	11A	15A	±2%	50mV	42.80	40.94	39.80
826-NPS63-M	NPS63-M	B	12V	0A	5A	5.5A	±2%	120mV	42.80	40.94	39.80
826-NPS65-M	NPS65-M	B	24V	0A	2.5A	2.75A	±2%	240mV	44.93	42.97	41.78

40-50 Watt

For quantities greater than listed, call for quote.

MOUSER STOCK NO.	Artesyn Part No.	Fig	Output 1	Output 2	Output 3	Output Current (Max)	Ripple (mV)	Price Each 1	10	25	50
826-NLP40-7612J	NLP40-7612J	C	+12V	---	---	3.3A	120mV	58.97	53.95	49.23	44.51
826-NLP40-7610J	NLP40-7610J	C	+5V --- ---	--- +15V ---	--- --- -15V	4.0A 1.6A 0.2A	50mV 150mV 150mV	61.91	54.67	51.49	46.73
826-NLP40-7624J	NLP40-7624J	C	24V	---	---	1.6A	240mV	58.97	53.95	49.23	44.51
826-NLP40-7627J	NLP40-7627J	C	+12V ---	--- -12V	--- ---	1.8A 1.8A	120mV 120mV	59.92	54.57	49.22	44.94
826-NLP40-7629J	NLP40-7629J	C	+5V ---	--- +12V	--- ---	4.0A 2.0A	50mV 120mV	58.97	53.95	49.23	44.51

65-75 Watt

For quantities greater than listed, call for quote.

MOUSER STOCK NO.	Artesyn Part No.	Fig	Output 1	Output 2	Output 3	Output Current (Max)	Ripple (mV)	Price Each 1	10	25	50
826-NLP65-7608J	NLP65-7608J	D	+5V --- ---	--- +12V ---	--- --- -12V	7.5A 2.5A 0.65A	50mV 150mV 120mV	77.83	71.21	64.98	58.75
826-NLP65-7624J	NLP65-7624J	D	+24V	---	---	2.7A	240mV	81.72	74.76	68.22	61.69
826-NLP65-7629J	NLP65-7629J	D	+5V ---	--- +12V	--- ---	7.0A 2.5A	50mV 150mV	77.83	71.21	64.98	58.75
Harmonic Corrected											
826-NLP65-9610J	NLP65-9610J	D	+5V --- ---	--- +15V ---	--- --- -15V	7.50A 2.20A 0.65A	50mV 150mV 150mV	71.55	65.67	60.19	58.08
826-NLP65-9624J	NLP65-9624J	D	+24V	---	---	2.7A	240mV	80.19	73.38	67.16	60.54

Accessory

For quantities greater than listed, call for quote.

MOUSER STOCK NO.	Artesyn Part No.	Description	Price Each 1	10	25
826-LPX40	LPX40	LPX40/60 Cover Kit	9.98	9.10	8.29

ADN-C SERIES DIN RAIL POWER SUPPLIES 120-960W

Specifications:

- Slim form factor (50-87mm wide)
- High efficiency > 90% typ.
- Full power at 60°C
- Industrial grade design - patented metal mounting clip/case
- Overvoltage protection with auto recovery
- 3 status LEDs - input/output/alarm

NEW PRODUCT

For quantities greater than listed, call for quote.

MOUSER STOCK NO.	Artesyn Part No.	Fig	Power	Input Voltage	Weight	Current	MTBF Demonstrated @ 40°C	Dimensions: HxWxD (in.)	Price Each 1	10	25	50
Single Phase												
826-ADN5-24-1PM-C	ADN5-24-1PM-C	E	120W	85-264VAC	1.65lbs	5A @ 24Vdc	550,000 hours	4.85x1.97x4.37	192.64	184.01	175.38	169.80
826-ADN10-24-1PM-C	ADN10-24-1PM-C	E	240W	85-264VAC	1.98lbs	10A @ 24Vdc	550,000 hours	4.85x2.36x4.37	306.54	285.88	268.66	267.21
826-ADN20-24-1PM-C	ADN20-24-1PM-C	E	480W	85-264VAC	2.60lbs	20A @ 24Vdc	450,000 hours	4.85x3.42x4.96	484.07	473.42	452.15	410.66
3-Phase												
826-ADN5-24-3PM-C	ADN5-24-3PM-C	F	120W	320-540VAC 450-760VDC	1.15lbs	5A @ 24Vdc	500,000 hours	4.85x1.97x4.36	181.22	178.73	175.01	172.53
826-ADN10-24-3PM-C	ADN10-24-3PM-C	F	240W	320-540VAC 450-760VDC	1.54lbs	10A @ 24Vdc	500,000 hours	4.85x2.36x4.36	264.01	260.40	254.97	251.35
826-ADN20-24-3PM-C	ADN20-24-3PM-C	F	480W	320-540VAC 450-760VDC	2.8lbs	20A @ 24Vdc	500,000 hours	4.85x3.34x4.68	436.46	430.48	421.52	418.53
826-ADN40-24-3PM-C	ADN40-24-3PM-C	F	960W	320-540 VAC	5.3lbs	40A @ 24Vdc	500,000 hours	4.85x7.09x4.85	586.33	578.29	566.24	562.23

© Copyright 2013 Mouser Electronics

© Copyright 2013 Mouser Electronics

EMERSON NETWORK POWER Switching Power Supplies

EMERSON Network Power

RoHS Compliant This product is RoHS compliant.

DIMENSIONS: mm

A



B



C



D NEW PRODUCT



E



F NEW PRODUCT

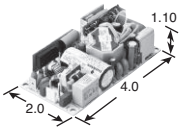

ASTEC LPS25 SERIES, 25W SINGLE OUTPUT

✻ With Convection Cooling — For quantities greater than listed, call for quote.

MOUSER STOCK NO.	Astec Part No.	Fig.	Output Voltage	Minimum Load	Maximum Load✻	Price Each 1	10	25
826-LPS22	LPS22	A	5V	0A	5A	36.86	35.12	34.49
826-LPS23	LPS23	A	12V	0A	2.1A	38.69	36.86	36.20

ASTEC LPS40 SERIES, 40W SINGLE OUTPUT

✻ With Convection Cooling — For quantities greater than listed, call for quote.

MOUSER STOCK NO.	Astec Part No.	Fig.	Output Voltage	Minimum Load	Maximum Load✻	Price Each 1	10	25
826-LPS41	LPS41	A	3.3V	0A	8A	42.06	40.93	39.61
826-LPS42	LPS42	A	5V	0A	8A	52.43	48.15	47.08
826-LPS43	LPS43	A	12V	0A	3.3A	52.43	48.15	47.08
826-LPS44	LPS44	A	15V	0A	2.6A	49.84	46.08	44.79
826-LPS45	LPS45	A	24V	0A	1.7A	49.84	46.08	44.79
826-LPS48	LPS48	A	48V	0A	0.9A	49.84	46.08	44.79

ASTEC LPS50 SERIES, 50W SINGLE OUTPUT

✻ With Convection Cooling — For quantities greater than listed, call for quote.

MOUSER STOCK NO.	Astec Part No.	Fig.	Output Voltage	Minimum Load	Maximum Load✻	Price Each 1	10	25
826-LPS52	LPS52	B	5V	0A	11A	54.02	47.91	44.60
826-LPS53	LPS53	B	12V	0A	5A	53.86	50.58	49.24
826-LPS54	LPS54	B	15V	0A	4A	56.56	53.11	51.70
826-LPS55	LPS55	B	24V	0A	2.5A	53.86	50.58	49.24
Medical Version								
826-LPS52-M	LPS52-M	B	5V	0A	11A	63.50	60.86	58.26
826-LPS54-M	LPS54-M	B	15V	0A	4A	63.50	60.86	58.26
826-LPS55-M	LPS55-M	B	24V	0A	2.5A	63.50	60.86	58.26

ASTEC LPS60 SERIES, 60W SINGLE OUTPUT

✻ With Convection Cooling — For quantities greater than listed, call for quote.

MOUSER STOCK NO.	Astec Part No.	Fig.	Output Voltage	Minimum Load	Maximum Load✻	Price Each 1	10	25
826-LPS62	LPS62	C	5V	0A	12A	52.83	50.31	48.51
826-LPS63	LPS63	C	12V	0A	5A	68.48	64.20	62.60
826-LPS64	LPS64	C	15V	0A	4A	65.77	61.66	58.49
826-LPS65	LPS65	C	24V	0A	2.5A	68.48	64.20	62.06
826-LPS68	LPS68	C	48V	0A	1.3A	55.09	52.45	50.57

ASTEC LPS100 SERIES, 80-150W SINGLE OUTPUT

✻ With Convection Cooling — For quantities greater than listed, call for quote.

MOUSER STOCK NO.	Astec Part No.	Fig.	Output Voltage	Max Load w/ Conv. Cooling	Max Load w/ 30CFM Forced Air	Price Each 1	10	25
826-LPS102-M	LPS102-M	D	5V	16A	24A	96.91	90.99	87.02
826-LPS104-M	LPS104-M	D	15V	6.7A	10A	96.91	90.99	87.08
826-LPS105-M	LPS105-M	D	24V	4.2A	6.3A	96.91	90.99	87.02
826-LPS108-M	LPS108-M	D	48V	2.1A	3.1A	96.91	90.99	87.02
826-LPS109-M	LPS109-M	D	54V	1.85A	2.8A	96.91	90.99	87.02

Accessories

For quantities greater than listed, call for quote.

MOUSER STOCK NO.	Astec Part No.	Description	Price Each 1	10	25
826-70-841-025	70-841-025	Power Connector Kit	10.43	8.60	8.26

ASTEC LPS200 SERIES, 125-250W SINGLE OUTPUT

✻ With Convection Cooling — For quantities greater than listed, call for quote.

MOUSER STOCK NO.	Astec Part No.	Fig.	Output Voltage	Max Load w/ Conv. Cooling	Max Load w/ 30CFM Forced Air	Price Each 1	10	25
826-LPS202-M	LPS202-M	E	5V	20.0A	40.0A	137.48	118.09	112.80
826-LPS204-M	LPS204-M	E	15V	8.3A	16.6A	130.94	112.46	107.43
826-LPS208-M	LPS208-M	E	48V	2.6A	5.2A	130.94	112.46	107.43
826-LPS254-CF	LPS254-CF	E	15V	0.50A	16.7A	341.51	298.82	282.81
826-LPS255-CF	LPS255-CF	E	24V	0.32A	10.4A	341.51	298.82	282.81

ASTEC LPQ200 SERIES, 125-350W QUAD OUTPUT

✻ With Convection Cooling — For quantities greater than listed, call for quote.

MOUSER STOCK NO.	Astec Part No.	Fig.	Output Voltage	Max Load w/ Conv. Cooling	Max Load w/ 30CFM Forced Air	Price Each 1	10	25
826-LPQ201-M	LPQ201-M	E	+3V +5V +12V -12V	13.0A 13.0A 5.0A 1.0A	18.0A 18.0A 9.0A 2.0A	176.10	169.62	160.35
826-LPQ202-M	LPQ202-M	E	+5V +12V +24V -12V	13.0A 5.0A 1.5A 1.0A	18.0A 9.0A 3.0A 2.0A	167.71	161.54	152.71
826-LPQ352-CEF	LPQ352-CEF	E	+5V +12V -12V 3.3 - 24V	5A 0A 0A 1A	50A 12A 6A 6A	457.23	441.48	421.58
826-LPQ353-CEF	LPQ353-CEF	E	+5V +15V -15V 3.3 - 24V	5A 0A 0A 1A	50A 12A 6A 6A	479.42	448.09	442.30

ASTEC LPT25 SERIES, 25 WATTS TRIPLE OUTPUT

✻ With Convection Cooling — For quantities greater than listed, call for quote.

MOUSER STOCK NO.	Astec Part No.	Fig.	Output Voltage	Minimum Load	Maximum Load	Price Each 1	10	25
826-LPT22	LPT22	A	5V 12V -12V	0.3A 0.1A 0A	3A 1.5A 0.5A	43.98	41.39	36.52
826-LPT23	LPT23	A	5V 12V -12V	0.4A 0A 0A	4A 0.5A 0.5A	38.47	37.43	35.73

ASTEC LPT40 SERIES, 40 WATTS TRIPLE OUTPUT

✻ With Convection Cooling — For quantities greater than listed, call for quote.

MOUSER STOCK NO.	Astec Part No.	Fig.	Output Voltage	Minimum Load	Maximum Load	Price Each 1	10	25
826-LPT41	LPT41	A	+3.3V +5V +12V	0.5A 0A 0A	4A 1.5A 0.5A	62.84	55.89	52.28
826-LPT42	LPT42	A	+5V +12V -12V	0.4A 0.2A 0A	4A 2A 0.5A	48.15	43.87	43.34
826-LPT43	LPT43	A	+5V +12V -12V	0.5A 0A 0A	6A 0.5A 0.5A	54.57	50.29	49.22
826-LPT44	LPT44	A	+5V +12V -5V	0.4A 0.2A 0A	4A 2A 0.5A	46.14	43.15	41.67
826-LPT45	LPT45	A	+5V +15V -15V	0.4A 0.2A 0A	4A 2A 0.5A	54.57	50.29	49.22
826-LPT46	LPT46	A	+5V +24V +12V	0.4A 0.1A 0A	4A 1A 0.5A	54.57	50.29	49.22
826-LPT47	LPT47	A	+5V +24V -12V	4A 2A 0A	4A 1.0A 0.5A	48.83	45.56	41.99

NPT40M SERIES, 45W TRIPLE OUTPUT

✻ With Convection Cooling — For quantities greater than listed, call for quote.

MOUSER STOCK NO.	Astec Part No.	Fig.	Output Voltage	Minimum Load	Maximum Load	Price Each 1	10	25
826-NPT42-M	NPT42-M	F	+5V +12V -12V	0.5A 0.1A 0A	5A 2.5A 0.5A	48.39	44.88	43.87
826-NPT43-M	NPT43-M	F	+5V +15V -15V	0.5 A 0.1 A 0 A	5 A 2 A 0.5 A	48.39	44.88	43.87
826-NPT44-M	NPT44-M	F	+5V +24V +12V	0.5 A 0.1 A 0 A	5 A 1.0 A 0.5 A	48.39	44.88	43.87

ASTEC LPT50 SERIES, 50W TRIPLE OUTPUT

✻ With Convection Cooling — For quantities greater than listed, call for quote.

MOUSER STOCK NO.	Astec Part No.	Fig.	Output Voltage	Minimum Load	Maximum Load	Price Each 1	10	25
826-LPT52	LPT52	B	+5V +12V -12V	0.5A 0.1A 0A	8A 3A 0.5A	59.77	53.46	49.48
826-LPT53	LPT53	B	+5V +15V -15V	0.5A 0.1A 0A	8A 2.4A 0.5A	59.77	53.46	49.48
826-LPT54	LPT54	B	+5V +24V +12V	0.5A 0.1A 0A	8A 1.5A 0.5A	59.77	53.46	49.48
826-LPT52-M	LPT52-M	B	+5V +12V -12V	0.5A 0.1A 0A	8A 3A 0.5A	73.56	65.81	60.89
826-LPT54-M	LPT54-M	B	+5V +24V +12V	0.5A 0.1A 0A	8A 1.5A 0.5A	73.56	65.81	60.89

ASTEC LPT60 SERIES, 60W TRIPLE OUTPUT

✻ With Convection Cooling — For quantities greater than listed, call for quote.

MOUSER STOCK NO.	Astec Part No.	Fig.	Output Voltage	Minimum Load	Maximum Load	Price Each 1	10	25
826-LPT62	LPT62	C	+5V +12V -12V	0.7A 0.3A 0A	7A 3A 0.7A	62.06	57.78	56.71
826-LPT63	LPT63	C	+5V +15V -15V	0.7A 0.3A 0A	7A 2.8A 0.7A	73.67	67.41	66.55
826-LPT64	LPT64	C	+5V +12V -5V	0.7A 0.3A 0A	7A 3A 0.7A	74.08	65.23	60.62
826-LPT65	LPT65	C	+5V +24V +12V	0.7A 0.1A 0A	7A 1.5A 0.7A	70.57	62.13	57.74

ASTEC LPT100 SERIES, 80-150W TRIPLE OUTPUT

✻ With Convection Cooling — For quantities greater than listed, call for quote.

MOUSER STOCK NO.	Astec Part No.	Fig.	Output Voltage	Minimum Load	Maximum Load	Price Each 1	10	25
826-LPT101-M	LPT101-M	E	+3.3V +5V 12V	13A 5A 1A	18A 9A 2.3A	116.33	99.92	95.45
826-LPT102-M	LPT102-M	E	+5V +12V -12V	13A 5A 1A	18A 9A 2A	116.33	99.92	95.45
826-LPT103-M	LPT103-M	E	+5V +15V -15V	13A 4A 1A	18A 7.2A 1.5A	110.79	95.16	90.91
826-LPT104-M	LPT104-M	E	+5V +24V +12V	13A 1.5A 1A	18A 3A 2.3A	110.79	95.16	90.91

© Copyright 2013 Mouser Electronics

© Copyright 2013 Mouser Electronics

ETA-USA Switching Power Supplies and AC Adapters

WR SERIES AC INPUT SINGLE AND MULTIPLE OUTPUT

Other voltages available. Contact a Mouser Service Representative.

- Universal Input 85 ~ 264Vac
- Output Voltage Adjustable
- Over Voltage/Over Current Protection
- EMI Meets EN 55022/B, FCC/B
- Approved UL1950, EN60950, CSA234

For quantities greater than listed, call for quote.

MOUSER STOCK NO.	HARTING Part No.	Fig.	Power	Output Voltage	Dimensions: in. W	L	H	Price Each 1	5	10	25
2 Channel Output											
618-WRBJ24FW-X-B-U	WRBJ24FW-X-B-U	A	50W	12V/5V	3.82	6.26	1.56	188.97	169.05	159.13	149.18
3 Channel Output											
618-WRM04X	WRM04X-U	A	15W	5V/+15V/-15V	1.32	3.88	3.82	72.97	68.42	66.14	63.85

AC INPUT SINGLE OUTPUT

Other voltages available. Contact a Mouser Service Representative.

FH Series

- Three Year Warranty
- Universal Input: 85 ~ 264Vac
- Immunity Against Surge and Burst
- Power Factor Corrected
- EMI/RFI Complies to VDE 0871/B, EN 55022/B, FCC/B
- UL, CSA, and VDE approvals

For quantities greater than listed, call for quote.

MOUSER STOCK NO.	HARTING Part No.	Fig.	Power	Output Voltage	Dimensions: in. W	L	H	Price Each 1	5	10	25
618-FHP30SX	FHP30SX	B	450W	30V	7.48	3.66	4.72	514.65	481.16	465.93	450.71
618-FHF24SX	FHF24SX	B	300W	24V	4.72	6.69	3.66	461.50	431.48	417.82	404.17

BW Series

- Universal Input: 85~264Vac
- Meets UL 1950, CSA (C-UL), EN60950
- Over Voltage/Over Current Protection
- EMI Complies with EN55022B, FCC/B

For quantities greater than listed, call for quote.

618-BWB36SX	BWB36SX	C	50W	36V	2.55	8.85	1.61	68.83	64.64	62.54	60.02
618-BWC30SX	BWC30SX	C	75W	30V	8.74	1.26	76.65	89.33	83.89	81.16	77.90
618-BWS12SX	BWS12SX	C	10W	12V	4.13	0.79	28.19	33.10	31.07	30.07	29.06
618-BWT36SX	BWT36SX	C	30W	36V	5.24	1.02	47.36	55.06	51.71	50.03	48.02

ESS SERIES

- LED Indicator
- 5 year Warranty
- PFC. Typical 99%
- Over voltage, over current and load protection.
- Smaller than Competitors by 15-20%
- Can meet medical and appliance standards
- Low leakage less than 500uA
- 50W and above have Sense-line/remote sensing

For quantities greater than listed, call for quote.

618-ESS15-05	ESS15-05	D	15W	5V	3.4	1.3	2.68	59.74	56.10	54.28	52.82
618-ESS15-12	ESS15-12	D	15W	12V	3.4	1.3	2.68	59.74	56.10	54.28	52.82
618-ESS15-24	ESS15-24	D	15W	24V	3.4	1.3	2.68	59.74	56.10	54.28	52.82
618-ESS50-05	ESS50-05	D	50W	5V	4.33	1.3	3.11	121.54	114.14	110.42	107.46
618-ESS50-12	ESS50-12	D	50W	12V	4.33	1.3	3.11	121.55	114.14	110.42	107.46
618-ESS50-15	ESS50-15	D	50W	15V	4.33	1.3	3.11	121.55	114.14	110.42	107.46
618-ESS75-12	ESS75-12	D	75W	12V	5.16	1.3	3.11	136.20	127.90	123.75	120.43
618-ESS75-24	ESS75-24	D	75W	24V	5.16	1.3	3.11	136.20	127.90	123.75	120.43
618-ESS150-12	ESS150-12	D	150W	12V	6.48	1.46	3.21	184.83	173.55	167.93	163.41
618-ESS150-24	ESS150-24	D	150W	24V	6.48	1.46	3.21	184.83	173.55	167.93	163.41

AC ADAPTERS

Other voltages available. Contact a Mouser Service Representative.

WT Series

- Low Ripple Noise
- Input: 100 ~ 240Vac
- Output Connector: 2.1mmx5.5mm
- 2.5 foot DC Cord Included

For quantities greater than listed, call for quote.

MOUSER STOCK NO.	HARTING Part No.	Fig.	Power	Output Voltage	Dimensions: in. W	L	H	Price Each 1	5	10	25
618-WTA2005SXYC2	WTA2005SXYC2	E	20W	5V	1.26	2.90	1.30	20.24	18.40	16.87	15.57
618-WTA2009SXYC2	WTA2009SXYC2	E	20W	9V	1.26	2.90	1.30	20.24	18.40	16.87	15.57
618-WTA2012SXYC2	WTA2012SXYC2	E	20W	12V	1.26	2.90	1.30	20.24	18.40	16.87	15.57
618-WTA2412SXYC2	WTA2412SXYC2	E	24W	12V	1.26	2.90	1.30	20.24	18.40	16.87	15.57
618-WTA2424SXYC2	WTA2424SXYC2	E	24W	24V	1.26	2.90	1.30	20.24	18.40	16.87	15.57
618-WTS10-05SX-Y-C2	WTS10-05SX-Y-C2	E	10W	5V	1.06	2.44	1.79	15.07	13.89	12.89	11.99
618-WTS10-09SX-Y-C2	WTS10-09SX-Y-C2	E	10W	9V	1.06	2.44	1.79	15.07	13.89	12.89	11.99
618-WTS10-12SX-Y-C2	WTS10-12SX-Y-C2	E	10W	12V	1.06	2.44	1.79	15.07	13.89	12.89	11.99
618-WTS103.3SXYC2	WTS103.3SXYC2	E	6.6W	3.3V	1.06	2.44	1.79	18.04	16.40	15.03	13.88
618-WTS103.6SXYC2	WTS103.6SXYC2	E	7.2W	3.6V	1.06	2.44	1.79	18.04	16.40	15.03	13.88

DT Series

- Low Ripple Noise
- Over Power, Over Voltage and Short Circuit Protection
- Input: 115 ~ 230Vac
- ❊ Medical

For quantities greater than listed, call for quote.

MOUSER STOCK NO.	HARTING Part No.	Fig.	Power	Output Voltage	Dimensions: in. W	L	H	Price Each 1	5	10	25
618-DTA27-0512FWX	DTA27-0512FWX-W-3	F	27W	Dual (5 & 12)V	2.36	4.17	1.18	44.02	41.61	39.61	37.28
618-DTA27-3X	DTA27-3X-W	F	27W	+5/+12/-12V	2.36	4.17	1.18	53.25	50.80	48.34	45.90
618-DTB47-3X	DTB47-3X-W	F	47W	+5/+12/-12V	2.50	5.25	2.00	66.01	63.00	59.61	56.22
618-DTE150-1212FWXFW	DTE150-1212FWX-F-W	F	150W	+12V/-12V	104.5	1.88.5	60	125.50	114.99	108.57	104.34
618-DTE150-24SX-F-W	DTE150-24SX-F-W	F	150W	24V	4.10	7.42	2.00	122.18	118.48	114.78	111.08
618-DTE200-12SX-FWC2	DTE200-12SX-FWC2	F	200W	12V	7.42	4.11	2.36	162.08	157.17	152.26	147.35
618-DTE200-24SX-FWC2	DTE200-24SX-FWC2	F	200W	24V	7.42	4.11	2.36	141.45	137.16	132.87	128.59
618-DTM15-5SX	DTM15-5SX-SP	F	12.5W	5V	1.97	3.39	1.30	24.70	23.56	22.29	21.03
618-DTM15-7.5SX	DTM15-7.5SX-SP	F	15W	7.5V	1.97	3.39	1.30	24.70	23.56	22.29	21.03
618-MTE200-12SX-FWC2	MTE200-12SX-FWC2	F	200W	12V	7.42	4.11	2.36	194.50	188.61	182.71	176.82

AC Input Cord (Sold Separately)

For quantities greater than listed, call for quote.

MOUSER STOCK NO.	Description	Price Each 1	10	100	500
173-63101-E	7ft. 6 in., 3-wire, 18AWG, Black A cord	7.16	6.52	5.92	5.37

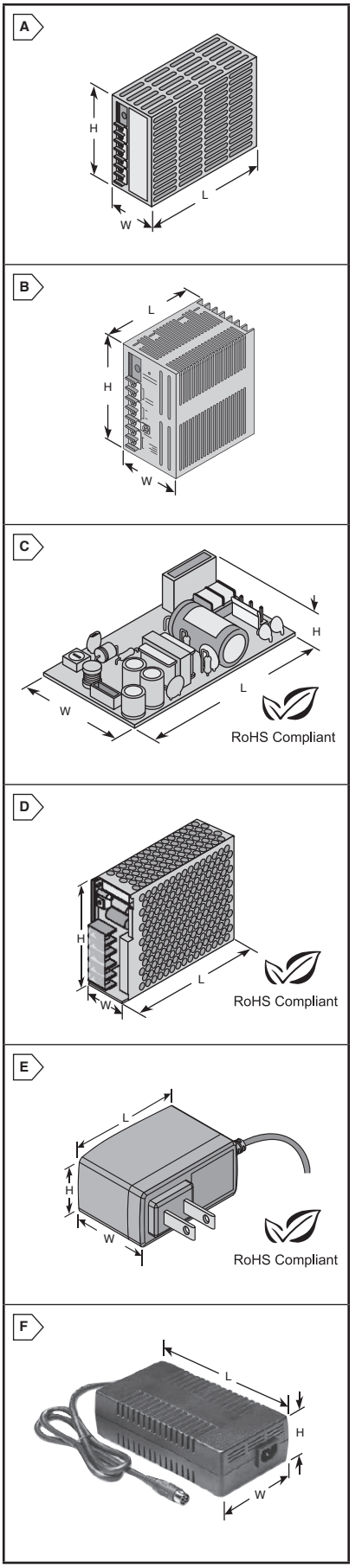

© Copyright 2013 Mouser Electronics

© Copyright 2013 Mouser Electronics

INTERNATIONAL POWER Linear DC Power Supplies

DIMENSIONS: in.

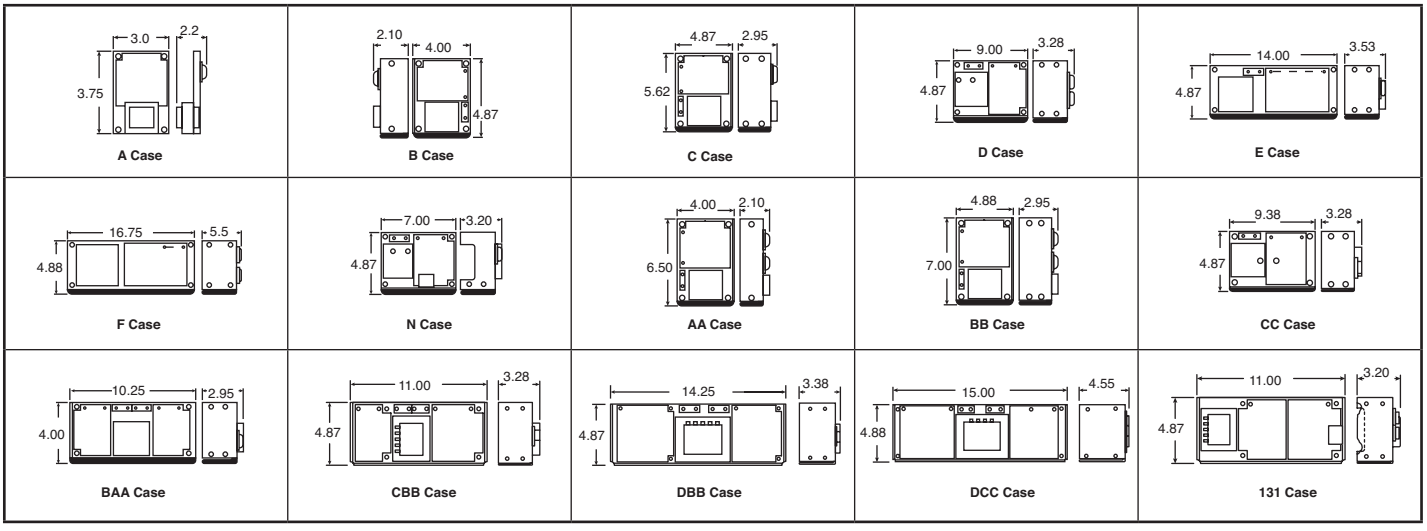

LINEAR DC POWER SUPPLIES

Single Output Models

MOUSER STOCK NO.	Case Style	Output #1	Price Each 1	Price Each 10
597-A5-1.2/P	A	5V @ 1.2A	45.54	43.26
597-A5-1.5/P	B	5V @ 1.5A	45.53	43.25
597-B5-3/P	B	5V @ 3A	45.52	43.26
597-C5-6/P	C	5V @ 6A	75.68	71.89
597-N5-9/P	N	5V @ 9A	103.36	98.19
597-D5-12/P	D	5V @ 12A	117.51	111.64
597-E5-18/P	E	5V @ 18A	165.79	157.49
597-F5-25/P	F	5V @ 25A	271.49	257.92
597-B12-1.7	B	12V @ 1.7A	45.53	43.25
597-C12-3.4	C	12V @ 3.4A	69.53	66.06
597-N12-5.1	N	12V @ 5.1A	97.21	92.35
597-D12-6.8	D	12V @ 6.8A	110.12	104.62
597-E12-10.2	E	12V @ 10.2A	153.48	145.81
597-A15-0.5	A	12V-15V @ 0.5A	45.54	43.26
597-A15-0.9	B	12V-15V @ 0.9A	45.53	43.25
597-B15-1.5	B	15V @ 1.5A	45.52	43.26
597-C15-3.0	C	15V @ 3A	69.53	66.06
597-N15-4.5	N	15V @ 4.5A	97.21	92.35
597-D15-6.0	D	15V @ 6A	113.35	104.64
597-F15-15	F	12V@16A or 15V@15A	261.25	248.18
597-A24-0.5	B	24V @ 0.5A	45.53	43.25
597-B24-1.2	B	24V @ 1.2A	45.53	43.25
597-C24-2.4	C	24V @ 2.4A	69.54	66.06
597-N24-3.6	N	24V @ 3.6A	97.22	92.35
597-D24-4.8	D	24V @ 4.8A	110.12	104.62
597-E24-7.2	E	24V @ 7.2A	153.49	145.81
597-F24-12	F	24V@12A or 28V@10A	261.23	248.18
597-B28-1.0	B	28V @ 1.0A	45.54	43.26
597-C28-2.0	C	28V @ 2.0A	69.53	66.06
597-N28-3.0	N	28V @ 3.0A	97.21	92.35
597-D28-4.0	D	28V @ 4.0A	110.14	104.62
597-E28-6.0	E	28V @ 6.0A	153.50	145.82
597-B48-0.5	B	48V @ 0.5A	59.27	56.30
597-C48-1.0	C	48V @ 1.0A	78.97	75.02
597-D48-3.0	D	48V @ 3.0A	122.62	116.49
597-E48-4.0	E	48V @ 4.0A	165.81	157.50
597-B155-0.12	B	135-170V @ .12A	59.27	56.30
597-B200-0.12	B	175-210V @ .12A	59.27	56.30
597-B250-0.1	B	215-265V @ .1A	59.27	56.30

Specifications:

- AC input: 100/120/220/230-240VAC, +10%-13%, 47 to 63Hz
- Line regulation: ±0.05% for a +10% line change
- Load regulation: ±0.05% for a 50% load change
- Output ripple: 5.0mV max. peak-to-peak on 5-28V units, 0.02% max. peak-to-peak on 48-155V units, 0.05% max. peak-to-peak on 200-250V units

Features:

- UL, CUL, TUV, CE safety approved
- Over voltage protection on 5V outputs (set @ 6.2±0.4V)
- All chassis are pre-drilled to accommodate 597-P12 and 597-P24 over voltage protection modules
- Two year warranty

1950
E133338

950

Over Voltage Protection Modules

MOUSER STOCK NO.	Price Each 1	Price Each 10
597-P12	13.47	12.80
597-P24	23.32	22.15

Dual Output Models

MOUSER STOCK NO.	Case Style	Output #1	Output #2	Price Each 1	Price Each 10
597-AA512	AA	5V @ 2A	12-15V @ 0.5A	69.09	65.64
597-BB512	BB	5V @ 3A	12-15V @ 1.5A	83.67	79.49
597-CC512	CC	5V @ 6A	12-15V @ 2.5A	127.78	121.39
597-AD12-0.4	B	12V @ 0.4A	-12V @ 0.4A	51.00	49.19
597-AD15-0.4	B	15V @ 0.4A	-15V @ 0.4A	51.00	49.19
597-AA15-0.8	AA	12V @ 1A or 15V @ 0.8A	-12V @ 1A or -15V @ 0.8A	59.88	56.88
597-BB15-1.5	BB	12V @ 1.7A or 15V @ 1.5A	-12V @ 1.7A or -15V @ 1.5A	77.52	73.65
597-CC15-3.0	CC	12V @ 3.4A or 15V @ 3.0A	-12V @ 3.4A or -15V @ 3.0A	121.64	115.54
597-DD15-5.0	E	12-15V @ 5A	-12-15V @ 5A	179.72	170.73
597-AA24-0.6	AA	18-20V @ 0.4A or 24V @ 0.6A	-18-20V @ 0.4A or -24V @ 0.6A	59.88	56.88
597-BB24-1.2	BB	18-20V @ 0.9A or 24V @ 1.2A	-18-20V @ 0.9A or -24V @ 1.2A	77.52	73.65
597-CC24-2.4	CC	18-20V @ 1.8A or 24V @ 2.4A	-18-20V @ 1.8A or -24V @ 2.4A	121.62	115.54

Triple Output Models

MOUSER STOCK NO.	Case Style	Output #1	Output #2	Output #3	Price Each 1	Price Each 10
597-TAA-16W	AA	5V @ 2A	12 to 15V @ 0.4A	-12 to -15V @ 0.4A or -5V @ 0.4A	76.03	72.24
597-BAA-40W	BAA	5V @ 3A	12V @ 1A or 15V @ 0.8A	-12V @ 1A or -15V @ 0.8A or -5V @ 0.4A	104.36	99.14
597-BCC512	CC	5V @ 3A	12V @ 3.4A or 15V @ 3A	-12V @ 3.4A or -15V @ 3A	160.94	152.89
597-BCC524	CC	5V @ 3A	18-20V @ 1.8A or 24V @ 2.4A	-18-20V @ 1.8A or -24V @ 2.4A	160.94	152.89
597-CAA-60W	D	5V @ 6A	12 to 15V @ 1A	-12 to -15V @ 1A or -5V @ 0.4A	124.32	118.12
597-CBB-75W	CBB	5V @ 6A	12V @ 1.7A or 15V @ 1.5A	-12V @ 1.7A or -15V @ 1.5A or -5V @ 0.7A	138.21	131.31
597-CP131	131	5V @ 8A	12V @ 1.7A or 15V @ 1.5A	-12V @ 1.7A or -15V @ 1.5A or -5V @ 0.7A	165.81	157.50
597-DBB-105W	DBB	5V @ 12A	12V @ 1.7A or 15V @ 1.5A	-12V @ 1.7A or -15V @ 1.5A or -5V @ 0.7A	194.40	184.68
597-DCC-150W	DCC	5V @ 12A	12V @ 3.4A or 15V @ 3A	-12V @ 3.4A or -15V @ 3A	213.93	203.21

UNREGULATED POWER SUPPLIES

The IP500U series unregulated power supply line is designed for high current applications at low cost when full regulation is not required. This rugged, highly reliable power supply line is ideal for applications such as powering solenoids, relays, DC motors, lamps, and DC-DC converters.



Specifications:

- AC input: 108/120/132/216/240/264VAC, 47 to 63Hz
- Output ripple: 3%RMS @ full rated load, 4% on 12 volt model
- Efficiency @ full load: 80% typical
- Two Year Warranty
- Floating Output

950

1950
E133338

MOUSER STOCK NO.	Typical DC Output @ 120VAC Input: No Load	Half Load	Full Load	Amps Full Loadt	Price Each 1	Price Each 10
597-IP500U24	29.2	26.8	24.6	20	278.26	264.36
597-IP500U36	42.8	38.2	36.1	13.3	278.26	264.35
597-IP500U48	56.6	52.8	48.8	10	276.70	262.86
597-IP500U75	85.5	78.2	74.8	6.6	276.70	262.86

© Copyright 2013 Mouser Electronics

© Copyright 2013 Mouser Electronics

AC-DC Power Supplies

RoHS Compliant **This product is RoHS compliant.**



GE Energy AC-DC POWER SUPPLIES

- Compact 1U Profile
- Constant Current Characteristic
- Active Load Sharing, I²C and PMBus standard Interface

For quantities greater than listed, call for quote.

MOUSER STOCK NO.	GE Energy Part No.	Fig.	Input Voltage	Output Voltage	Output Current	Power	Price Each 1	10	50
894-CAR0812FPBXXZ01A	CAR0812FPBXXZ01A	A	85-264 VAC	12V	71A	850W	363.80	302.81	290.01
894-CAR1212FPBCXZ01A	CAR1212FPBCXZ01A	B	85-264 VAC	12V	100A	1200W	654.84	545.70	522.34
894-CAR1248FPBCXZ01A	CAR1248FPBCXZ01A	B	85-264 VAC	48V	25A	1200W	639.86	532.86	510.22
894-CAR1612FPBCXZ01A	CAR1612FPBCXZ01A	C	85-264 VAC	12V	134A	1600W	738.30	615.25	588.92
894-CAR2024FPBXXZ01A	CAR2024FPBXXZ01A	D	180-264 VAC	24V	83A	2000W	944.81	787.52	753.73
894-CAR2512FPBXXZ01A	CAR2512FPBXXZ01A	C	180-264 VAC	12V	208A	2500W	963.00	834.60	805.88
894-CAR2548FPBCXZ01A	CAR2548FPBCXZ01A	D	90-264 VAC	48V	52A	2500W	958.72	799.29	764.92

GE Energy CLP0212 OPEN FRAME POWER SUPPLY

NEW PRODUCT

- Efficiency approaching 98%
- Compact 1RU form factor
- Programmable output voltage

For quantities greater than listed, call for quote.

MOUSER STOCK NO.	GE Energy Part No.	Fig.	Input Voltage	Output Voltage	Output Current	Power	Price Each 1	10	50
894-CLP0212FPXX5Z01A	CLP0212FPXX5Z01A	E	90-264 VAC	12V	16.7A	200W	109.91	106.48	97.76

GE Energy CP2000 RECTIFIER

- Efficiency approaching 98%
- Compact 1RU form factor
- Programmable output voltage

For quantities greater than listed, call for quote.

MOUSER STOCK NO.	GE Energy Part No.	Fig.	Input Voltage	Output Voltage	Output Current	Power	Price Each 1	10	50
894-CP2000AC54TEZ	CP2000AC54TEZ	F	90-185VAC/185-305VAC	54V	25A	1200W/2000W	848.51	731.88	650.56

GE Energy POWER SHELVES

- I²C/PmBus Interface
- LED Indicators
- 1U Profile
- Built-in Alarm Signals

For quantities greater than listed, call for quote.

MOUSER STOCK NO.	GE Energy Part No.	Fig.	Description	Dimensions (in.)	Price Each 1	10	50
894-ACE125RUW48XZ01A	ACE125RUW48XZ01A	G	6000W/48V 5 Bay for CAR1248	1.74Hx17.64Wx14.98D	435.53	377.71	361.70
894-ACE204RUW24XZ01A	ACE204RUW24XZ01A	H	8000W/48V 4 Bay for CAR2024	1.74Hx16.63Wx18.51D	527.51	439.77	420.86
894-ACE254RUW48XZ01A	ACE254RUW48XZ01A	H	10000W/48V 4 Bay for CAR2548	1.74Hx16.63Wx18.51D	539.28	449.40	430.16

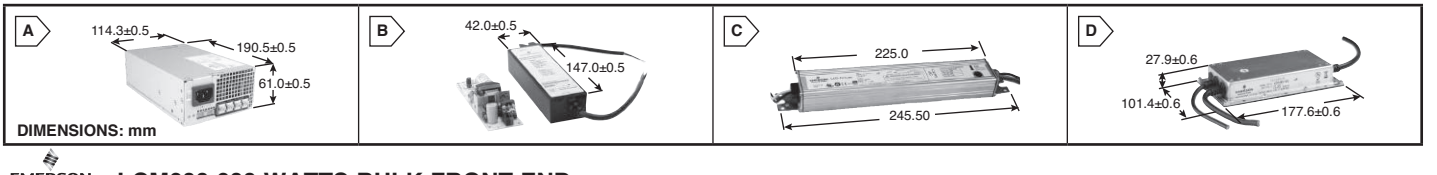

EMERSON Network Power Connectivity Solutions LCM600 600 WATTS BULK FRONT END

Specifications:

- 5 V Housekeeping
- Variable speed "Smart Fans"
- DSP controlled front end
- Margin programming
- ± 20% adjustment range
- Output Current 0A-27A

For quantities greater than listed, call for quote.

MOUSER STOCK NO.	Emerson Part No.	Fig.	Input Voltage	Output Voltage	Output Power	Price Each 1	10	25
826-LCM600Q	LCM600Q	A	85V to 264V	24V	600W	290.46	275.94	256.40

EMERSON Network Power Connectivity Solutions LDS 25-100W SERIES LED LIGHTING POWER SUPPLY - CLASS 2

NEW PRODUCT

Specifications:

- Constant Current and Constant Voltage operation
- Dimming options
- Free- Air-rated - No forced air necessary for cooling
- Range of ingress progress options

For quantities greater than listed, call for quote.

MOUSER STOCK NO.	Emerson Part No.	Fig.	Input Voltage	Output Voltage	Output Power	Dimming Interface	IP Rating	Price Each 1	10	25
826-LDS25-36-H03U	LDS25-36-H03U	B	100-305VAC	36VDC	700mA	0-10V DIM	IP20	125.54	120.38	116.68
826-LDS25-36-H03F	LDS25-36-H03F	B	100-305VAC	36VDC	700mA	0-10V DIM	Open-Frame	23.36	22.40	21.71
826-LDS70-12-H03	LDS70-12-H03	C	100-305VAC	12VDC	5A	0-10V DIM	IP67	110.01	105.48	102.25
826-LDS70-58-U00	LDS70-58-U00	C	90-264VAC	58VDC	1.2A	–	IP67	90.91	87.16	84.50
826-LDS70-58-U01	LDS70-58-U01	C	90-264VAC	58VDC	1.2A	BI-Level + DIP	IP64	100.00	95.89	92.94
826-LDS70-58-H03	LDS70-58-H03	C	100-305VAC	58VDC	1.2A	0-10V DIM	IP67	110.01	105.48	102.25
826-LDS100-24-U00	LDS100-24-U00	C	90-264VAC	24VDC	4.2A	–	IP67	103.76	99.49	96.43
826-LDS100-24-H00	LDS100-24-H00	C	100-305VAC	24VDC	4.2A	–	IP67	114.13	109.43	106.07
826-LDS100-24-H03	LDS100-24-H03	C	100-305VAC	24VDC	4.2A	0-10V DIM	IP67	125.54	120.38	116.68

EMERSON Network Power Connectivity Solutions LCC250 250 WATTS LED COVECTION/CONDUCTION MOUNTING

NEW PRODUCT

Specifications:

- 90-264 VAC (Operating), 115/230 VAC (Nominal)
- IP64 Rated
- User selectable remote On/Off logic
- Conducted mounting or convection
- EN60601-1 safety standard for medical electrical equipment

For quantities greater than listed, call for quote.

MOUSER STOCK NO.	Emerson Part No.	Fig.	Output	Adjustment Range	Output Current Min.	Output Current Max.	Output Ripple P/P[1]	Line/Load Regulation	Price Each 1	10	25
826-LCC250-12U-4P	LCC250-12U-4P	D	12V	±10%	0A	20.8A	1%2	± 2%	196.88	184.47	179.00
826-LCC250-12U-4PE	LCC250-12U-4PE	D	12V	±10%	0A	20.8 A	1%2	± 2%	196.88	179.00	173.54
826-LCC250-12U-7P	LCC250-12U-7P	D	12V	±10%	0A	20.8 A	1%2	± 2%	201.50	191.24	186.85
826-LCC250-12U-7PE	LCC250-12U-7PE	D	12V	±10%	0A	20.8 A	1%2	± 2%	201.50	186.85	182.47
826-LCC250-24U-4P	LCC250-24U-4P	D	24V	+14.6 / -15%	0A	10.4 A	1%3	± 2%	196.88	179.00	173.54
826-LCC250-24U-4PE	LCC250-24U-4PE	D	24V	+14.6 / -15%	0A	10.4 A	1%3	± 2%	196.88	179.00	173.54
826-LCC250-24U-7P	LCC250-24U-7P	D	24V	+14.6 / -15%	0A	10.4 A	1%3	± 2%	201.50	186.85	182.47
826-LCC250-24U-7PE	LCC250-24U-7PE	D	24V	+14.6 / -15%	0A	10.4 A	1%3	± 2%	201.50	186.85	182.47
826-LCC250-48U-4P	LCC250-48U-4P	D	48V	±15%	0A	5.2 A	1%4	± 2%	196.88	179.00	173.54
826-LCC250-48U-4PE	LCC250-48U-4PE	D	48V	±15%	0A	5.2 A	1%4	± 2%	196.88	179.00	173.54
826-LCC250-48U-7P	LCC250-48U-7P	D	48V	±15%	0A	5.2 A	1%4	± 2%	201.50	186.85	182.47
826-LCC250-48U-7PE	LCC250-48U-7PE	D	48V	±15%	0A	5.2 A	1%4	± 2%	201.50	186.85	182.47

© Copyright 2013 Mouser Electronics
© Copyright 2013 Mouser Electronics

DIMENSIONS: mm

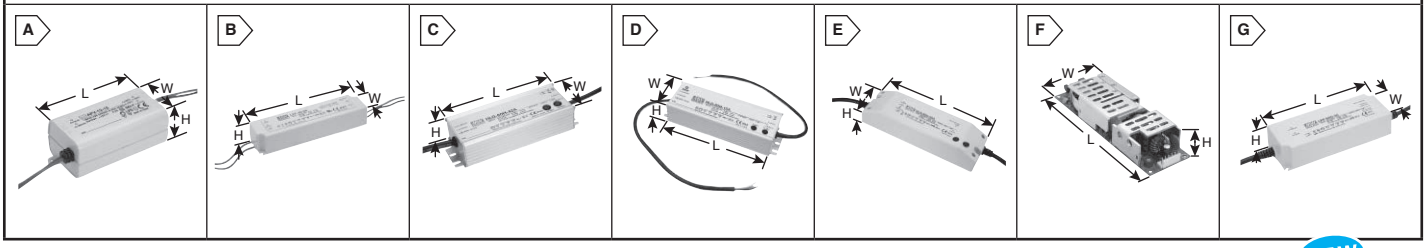

MEAN WELL 12-100W SINGLE OUTPUT LED SWITCHING POWER SUPPLIES

NEW PRODUCT

Features:
- High efficiency up to 89%
- Suitable for LED lighting and moving signs
- Short circuit and over voltage protection.
- 100% full load burn-in test

RoHS Compliant

For quantities greater than listed, call for quote.

MOUSER STOCK NO.	Mean Well Part No.	Fig.	Output Voltage	Output Current	Power	Price Each 1	10	20
APV-12 Series Dimensions: (mm) 77L x 40W x 29H • Input Range: 90-264VAC								
709-APV12-5	APV-12-5	A	5V	2A	10W	10.70	9.21	9.00
709-APV12-12	APV-12-12	A	12V	1A	12W	10.70	9.21	9.00
709-APV12-15	APV-12-15	A	15V	0.8A	12W	10.70	9.21	9.00
709-APV12-24	APV-12-24	A	24V	0.5A	12W	10.70	9.21	9.00
APC-12 Series Dimensions: (mm) 77L x 40W x 29H • Input Range: 90-264VAC								
709-APC12-350	APV-12-350	A	9-36V	350mA	12.6W	11.22	9.66	9.44
709-APC12-700	APV-12-700	A	9-18V	700mA	12.6W	11.22	9.66	9.44
APV-16 Series Dimensions: (mm) 77L x 40W x 29H • Input Range: 90-264VAC								
709-APV16-5	APV-16-5	A	5V	2.6A	13W	12.53	10.79	10.53
709-APV16-12	APV-16-12	A	12V	1.25A	15W	12.53	10.79	10.53
709-APV16-15	APV-16-15	A	15V	1A	15W	12.53	10.79	10.53
709-APV16-24	APV-16-24	A	24V	0.67A	16.08W	12.53	10.79	10.53
APC-16 Series Dimensions: (mm) 77L x 40W x 29H • Input Range: 90-264VAC								
709-APC16-350	APV-16-30	A	12-48V	350mA	16.8W	13.05	11.24	10.97
709-APC16-700	APC-16-700	A	9-24V	700mA	16.8W	13.05	11.24	10.97
PCD-16 Series Dimensions: (mm) 84L x 57W x 29.5H • Input Range: 90-135VAC								
709-PCD16-350A	PCD-16-350A	A	24-48V	350mA	16.8W	35.63	32.96	30.50
709-PCD16-700A	PCD-16-700A	A	16-24V	700mA	16.8W	35.63	32.96	30.50
709-PCD16-1050A	PCD-16-1050A	A	12-16V	1050mA	16.8W	35.63	32.96	30.50
709-PCD16-1400A	PCD-16-1400A	A	8-12V	1400mA	16.8W	35.63	32.96	30.50
Input Range: 180-295VAC • 3 in 1 dimming function								
709-PCD16-350B	PCD-16-350B	A	24-48V	350mA	16.8W	35.63	32.96	30.50
709-PCD16-700B	PCD-16-700B	A	16-24V	700mA	16.8W	35.63	32.96	30.50
709-PCD16-1050B	PCD-16-1050B	A	12-16V	1050mA	16.8W	35.63	32.96	30.50
709-PCD16-1400B	PCD-16-1400B	A	8-12V	1400mA	16.8W	35.63	32.96	30.50
PCD-25 Series Dimensions: (mm) 84L x 57W x 29.5H • Input Range: 90-135VAC								
709-PCD25-350A	PCD-25-350A	A	40-58V	350mA	20.3W	38.48	35.52	32.96
709-PCD25-700A	PCD-25-700A	A	24-36V	700mA	25.2W	38.48	35.52	32.96
709-PCD25-1050A	PCD-25-1050A	A	16-24V	1050mA	25.2W	38.48	35.52	32.96
709-PCD25-1400A	PCD-25-1400A	A	12-18V	1400mA	25.2W	38.48	35.52	32.96
Input Range: 180-295VAC								
709-PCD25-350B	PCD-25-350B	A	40-58V	350mA	20.3W	38.48	35.52	32.96
709-PCD25-700B	PCD-25-700B	A	24-36V	700mA	25.2W	38.48	35.52	32.96
709-PCD25-1050B	PCD-25-1050B	A	16-24V	1050mA	25.2W	38.48	35.52	32.96
709-PCD25-1400B	PCD-25-1400B	A	12-18V	1400mA	25.2W	38.48	35.52	32.96
PLD-25 Series Dimensions: (mm) 84L x 57W x 29.5H • Input Range: 90-295VAC								
709-PLD25-350	PLD-25-350	A	36-58V	350mA	20.3W	32.97	30.50	28.22
709-PLD25-700	PLD-25-700	A	24-36V	700mA	25.2W	35.63	32.96	30.50
709-PLD25-1050	PLD-25-1050	A	16-24V	1050mA	25.2W	35.63	32.96	30.50
709-PLD25-1400	PLD-25-1400	A	12-18V	1400mA	25.2W	35.63	32.96	30.50
LPF-40 Series Dimensions: (mm) 162.5L x 42W x 32H • Input Range: 90-305VAC								
709-LPF40-12	LPF-40-12	B	12V	3.34A	40.08W	48.82	45.07	43.82
709-LPF40-15	LPF-40-15	B	15V	2.67A	40.08W	48.82	45.07	43.82
709-LPF40-20	LPF-40-20	B	20V	2A	40W	48.82	45.07	43.82
709-LPF40-24	LPF-40-24	B	24V	1.67A	40.08W	48.82	45.07	43.82
709-LPF40-30	LPF-40-30	B	30V	1.34A	40.2W	48.82	45.07	43.82
709-LPF40-36	LPF-40-36	B	36V	1.12A	40.32W	48.82	45.07	43.82
709-LPF40-42	LPF-40-42	B	42V	0.96A	40.32W	48.82	45.07	43.82
709-LPF40-48	LPF-40-48	B	48V	0.84A	40.32W	48.82	45.07	43.82
709-LPF40-54	LPF-40-54	B	54V	0.76A	41.04W	48.82	45.07	43.82
Built-in 3 in1 dimming function (1~10VDC ow PWM signal or resistor)								
709-LPF40D-12	LPF-40D-12	B	12V	3.34A	40.08W	51.33	47.38	46.06
709-LPF40D-15	LPF-40D-15	B	15V	2.67A	40.08W	51.33	47.38	46.06
709-LPF40D-20	LPF-40D-20	B	20V	2A	40W	51.33	47.38	46.06
709-LPF40D-24	LPF-40D-24	B	24V	1.67A	40.08W	51.33	47.38	46.06
709-LPF40D-30	LPF-40D-30	B	30V	1.34A	40.2W	51.33	47.38	46.06
709-LPF40D-36	LPF-40D-36	B	36V	1.12A	40.32W	51.33	47.38	46.06
709-LPF40D-42	LPF-40D-42	B	42V	0.96A	40.32W	51.33	47.38	46.06
709-LPF40D-48	LPF-40D-48	B	48V	0.84A	40.32W	51.33	47.38	46.06
709-LPF40D-54	LPF-40D-54	B	54V	0.76A	41.04W	51.33	47.38	46.06
LPF-60 Series Dimensions: (mm) 162.5L x 43W x 32H • Input Range: 90-305VAC								
709-LPF60-12	LPF-60-12	B	12V	5A	60W	55.08	50.85	49.43
709-LPF60-15	LPF-60-15	B	15V	4A	60W	55.08	50.85	49.43
709-LPF60-20	LPF-60-20	B	20V	3A	60W	55.08	50.85	49.43
709-LPF60-24	LPF-60-24	B	24V	2.5A	60W	55.08	50.85	49.43
709-LPF60-30	LPF-60-30	B	30V	2A	60W	55.08	50.85	49.43
709-LPF60-36	LPF-60-36	B	36V	1.67A	60.12W	55.08	50.85	49.43
709-LPF60-42	LPF-60-42	B	42V	1.43A	60.06W	55.08	50.85	49.43

✻ 3 in 1 dimming function

For quantities greater than listed, call for quote.

MOUSER STOCK NO.	Mean Well Part No.	Fig.	Output Voltage	Output Current	Power	Price Each 1	10	20
LPF-60 Series (Cont.) Dimensions: (mm) 162.5L x 43W x 32H • Input Range: 90-305VAC								
709-LPF60-48	LPF-60-48	B	48V	1.25A	60W	55.08	50.85	49.43
709-LPF60-54	LPF-60-54	B	54V	1.12A	60.48W	55.08	50.85	49.43
Built-in 3 in1 dimming function (1~10VDC or PWM signal or resistor)								
709-LPF60D-12	LPF-60D-12	B	12V	5A	60W	59.67	55.08	53.55
709-LPF60D-15	LPF-60D-15	B	15V	4A	60W	59.67	55.08	53.55
709-LPF60D-20	LPF-60D-20	B	20V	3A	60W	59.67	55.08	53.55
709-LPF60D-24	LPF-60D-24	B	24V	2.5A	60W	59.67	55.08	53.55
709-LPF60D-30	LPF-60D-30	B	30V	2A	60W	59.67	55.08	53.55
709-LPF60D-36	LPF-60D-36	B	36V	1.67A	60.12W	59.67	55.08	53.55
709-LPF60D-42	LPF-60D-42	B	42V	1.43A	60.06W	59.67	55.08	53.55
709-LPF60D-48	LPF-60D-48	B	48V	1.25A	60W	59.67	55.08	53.55
709-LPF60D-54	LPF-60D-54	B	54V	1.12A	60.48W	59.67	55.08	53.55
HLG-60H-C Series Dimensions: (mm) 147.2L x 61.5W x 36.8H • Input Range: 90-305VAC								
709-HLG60H-C350A	HLG-60H-C350A	C	100-200V	350mA	70W	59.92	54.57	50.29
✻ 709-HLG60H-C350B	HLG-60H-C350B	C	100-200V	350mA	70W	59.92	54.57	50.29
709-HLG60H-C700A	HLG-60H-C700A	C	50-100V	700mA	70W	59.92	54.57	50.29
✻ 709-HLG60H-C700B	HLG-60H-C700B	C	50-100V	700mA	70W	59.92	54.57	50.29
HLG-80 Series Dimensions: (mm) 195.6L x 61.5W x 38.8H • Input Range: 90-305VAC								
709-HLG80H-12A	HLG-80H-12A	D	12V	5A	60W	103.83	96.61	94.16
709-HLG80H-15A	HLG-80H-15A	D	15V	5A	75W	103.83	96.61	94.16
709-HLG80H-20A	HLG-80H-20A	D	20V	4A	80W	103.83	96.61	94.16
709-HLG80H-24A	HLG-80H-24A	D	24V	3.4A	81.6W	103.83	96.61	94.16
709-HLG80H-30A	HLG-80H-30A	D	30V	2.7A	81W	103.83	96.61	94.16
709-HLG80H-36A	HLG-80H-36A	D	36V	2.3A	82.8W	103.83	96.61	94.16
709-HLG80H-42A	HLG-80H-42A	D	42V	1.95A	81.9W	103.83	96.61	94.16
709-HLG80H-48A	HLG-80H-48A	D	48V	1.7A	81.6W	103.83	96.61	94.16
709-HLG80H-54A	HLG-80H-54A	D	54V	1.5A	81W	103.83	96.61	94.16
HLN-80 Series Dimensions: (mm) 181L x 61.5W x 35H • Input Range: 90-305VAC								
709-HLN80H-12A	HLN-80H-12A	E	12V	5A	60W	82.82	77.34	74.34
709-HLN80H-15A	HLN-80H-15A	E	15V	5A	75W	82.82	77.34	74.34
709-HLN80H-20A	HLN-80H-20A	E	20V	4A	80W	82.82	77.34	74.34
709-HLN80H-24A	HLN-80H-24A	E	24V	3.4A	81.6W	82.82	77.34	74.34
709-HLN80H-30A	HLN-80H-30A	E	30V	2.7A	81W	82.82	77.34	74.34
709-HLN80H-36A	HLN-80H-36A	E	36V	2.3A	82.8W	82.82	77.34	74.34
709-HLN80H-42A	HLN-80H-42A	E	42V	1.95A	81.9W	82.82	77.34	74.34
709-HLN80H-48A	HLN-80H-48A	E	48V	1.7A	81.6W	82.82	77.34	74.34
709-HLN80H-54A	HLN-80H-54A	E	54V	1.5A	81W	82.82	77.34	74.34
Dimensions: (mm) 167L x 53W x 29.5H • Input Range: 90-305VAC								
709-HLP80H-12	HLP-80H-12	F	12V	5A	60W	69.02	64.20	61.95
709-HLP80H-15	HLP-80H-15	F	15V	5A	75W	69.02	64.20	61.95
709-HLP80H-20	HLP-80H-20	F	20V	4A	80W	69.02	64.20	61.95
709-HLP80H-24	HLP-80H-24	F	24V	3.4A	81.6W	69.02	64.20	61.95
709-HLP80H-30	HLP-80H-30	F	30V	2.7A	81W	69.02	64.20	61.95
709-HLP80H-36	HLP-80H-36	F	36V	2.3A	82.8W	69.02	64.20	61.95
709-HLP80H-42	HLP-80H-42	F	42V	1.95A	81.9W	69.02	64.20	61.95
709-HLP80H-48	HLP-80H-48	F	48V	1.7A	81.6W	69.02	64.20	61.95
709-HLP80H-54	HLP-80H-54	F	54V	1.5A	81W	69.02	64.20	61.95
LPF-90 Series Dimensions: (mm) 161L x 61W x 36H • Input Range: 90-305VAC								
709-LPF90-15	LPF-90-15	G	15V	5A	75W	93.99	80.89	78.97
709-LPF90-20	LPF-90-20	G	20V	4.5A	90W	93.99	80.89	78.97
709-LPF90-24	LPF-90-24	G	24V	3.75A	90W	93.99	80.89	78.97
709-LPF90-30	LPF-90-30	G	30V	3A	90W	93.99	80.89	78.97
709-LPF90-36	LPF-90-36	G	36V	2.5A	90W	93.99	80.89	78.97
709-LPF90-42	LPF-90-42	G	42V	2.15A	90.3W	93.99	80.89	78.97
709-LPF90-48	LPF-90-48	G	48V	1.88A	90.24W	93.99	80.89	78.97
709-LPF90-54	LPF-90-54	G	54V	1.67A	90.18W	93.99	80.89	78.97
Built-in 3 in1 dimming function (1~10VDC or PWM signal or resistor)								
709-LPF90D-15	LPF-90D-15	G	15V	5A	75W	98.69	84.96	82.93
709-LPF90D-20	LPF-90D-20	G	20V	4.5A	90W	98.69	84.96	82.93
709-LPF90D-24	LPF-90D-24	G	24V	3.7A	90W	98.69	84.96	82.93
709-LPF90D-30	LPF-90D-30	G	30V	3A	90W	98.69	84.96	82.93
709-LPF90D-36	LPF-90D-36	G	36V	2.5A	90W	98.69	84.96	82.93
709-LPF90D-42	LPF-90D-42	G	36V	2.15A	90.3W	98.69	84.96	82.93
709-LPF90D-48	LPF-90D-48	G	48V	1.88A	90.24W	98.69	84.96	82.93
709-LPF90D-54	LPF-90D-54	G	54V	1.67A	90.18W	98.69	84.96	82.93
LPV-100 Series Dimensions: (mm) 190L x 52W x 37H • Input Range: 90-264VAC								
709-LPV100-5	LPV-100-5	B	5V	12A	60W	70.26	63.18	56.11
709-LPV100-12	LPV-100-12	B	12V	8.5A	102W	70.26	63.18	56.11
709-LPV100-15	LPV-100-15	B	15V	6.7A	100.5W	70.26	63.18	56.11
709-LPV100-24	LPV-100-24	B	24V	4.2A	100.8W	70.26	63.18	56.11
709-LPV100-36	LPV-100-36	B	36V	2.8A	100.8W	70.26	63.18	56.11
709-LPV100-48	LPV-100-48	B	48V	2.1A	100.8W	70.26	63.18	56.11

© Copyright 2013 Mouser Electronics

© Copyright 2013 Mouser Electronics

MEAN WELL Open Frame Switching Power Supplies

MEAN WELL 5W-70W SINGLE, DUAL, TRIPLE OUTPUT SWITCHING POWER SUPPLY

Features:

- Short circuit, overload, and overvoltage protection
- Cooling by free air convection
- 100% full load burn-in test
- Compliance to EN55022 Class B and EN61000-3-2

RoHS Compliant

Single Output

For quantities greater than listed, call for quote.

MOUSER STOCK NO.	Mean Well Part No.	Fig.	Output Voltage	Output Current	Power	Dimensions: mm			Price Each		
						L	W	H	1	10	20
• Universal Input: 85~264VAC	• AC Input Frequency: 47~63Hz										
709-PS05-5	PS-05-5	A	5V	1A	5W	75	40	20	**16.18**	**14.56**	**13.11**
709-PS05-12	PS-05-12	A	12V	0.45A	5.4W	75	40	20	**16.18**	**14.56**	**13.11**
709-PS05-15	PS-05-15	A	15V	0.35A	5.25W	75	40	20	**16.18**	**14.56**	**13.11**
709-PS05-24	PS-05-24	A	24V	0.22A	5.28W	75	40	20	**16.18**	**14.56**	**13.11**
709-PS05-48	PS-05-48	A	48V	0.11A	5.28W	75	40	20	**16.18**	**14.56**	**13.11**
709-PS15-5	PS-15-5	B	5V	2.8A	14W	94	49	25	**19.88**	**17.67**	**15.46**
709-PS15-12	PS-15-12	B	12V	1.25A	15W	94	49	25	**19.88**	**17.67**	**15.46**
709-PS15-15	PS-15-15	B	15V	1A	15W	94	49	25	**19.88**	**17.67**	**15.46**
709-PS15-24	PS-15-24	B	24V	0.625A	15W	94	49	25	**19.88**	**17.67**	**15.46**
709-PS15-48	PS-15-48	B	48V	0.313A	15W	94	49	25	**19.88**	**17.67**	**15.46**
709-PS25-3.3	PS-25-3.3	C	3.3V	5A	16.5W	107	61	28	**23.88**	**22.19**	**19.97**
709-PS25-5	PS-25-5	C	5V	5A	25W	107	61	28	**23.88**	**22.19**	**19.97**
709-PS25-12	PS-25-12	C	12V	2.1A	25.2W	107	61	28	**23.88**	**22.19**	**19.97**
709-PS25-15	PS-25-15	C	15V	1.7A	25.5W	107	61	28	**23.88**	**22.19**	**19.97**
709-PS25-24	PS-25-24	C	24V	1A	24W	107	61	28	**23.88**	**22.19**	**19.97**
709-PS25-48	PS-25-48	C	48V	0.5A	24W	107	61	28	**23.88**	**22.19**	**19.97**
• Universal Input: 90~264VAC	• AC Input Frequency: 47~440Hz										
709-PS35-5	PS-35-5	D	5V	6A	30W	101.6	50.8	24	**25.01**	**23.02**	**21.66**
709-PS35-7.5	PS-35-7.5	D	7.5V	4.7A	35.25W	101.6	50.8	24	**25.01**	**23.02**	**21.66**
709-PS35-12	PS-35-12	D	12V	3A	36W	101.6	50.8	24	**25.01**	**23.02**	**21.66**
709-PS35-15	PS-35-15	D	15V	2.4A	36W	101.6	50.8	24	**25.01**	**23.02**	**21.66**
709-PS35-24	PS-35-24	D	24V	1.5A	36W	101.6	50.8	24	**25.01**	**23.02**	**21.66**
709-PS35-48	PS-35-48	D	48V	0.75A	36W	101.6	50.8	24	**25.01**	**23.02**	**21.66**
709-PS45-3.3	PS-45-3.3	E	3.3V	8A	26.4W	127	76	28	**23.17**	**21.31**	**20.06**
709-PS45-5	PS-45-5	E	5V	8A	40W	127	76	28	**23.04**	**21.20**	**19.94**
709-PS45-12	PS-45-12	E	12V	3.7A	44.4W	127	76	28	**23.04**	**21.20**	**19.94**
709-PS45-15	PS-45-15	E	15V	3A	45W	127	76	28	**23.04**	**21.20**	**19.94**
709-PS45-24	PS-45-24	E	24V	1.9A	45.6W	127	76	28	**23.04**	**21.20**	**19.94**
709-PS45-48	PS-45-48	E	48V	1A	48W	127	76	28	**23.04**	**21.20**	**19.94**
709-PS65-3.3	PS-65-3.3	F	3.3V	12A	39.6W	127	76	42	**25.89**	**23.87**	**22.47**
709-PS65-5	PS-65-5	F	5V	12A	60W	127	76	42	**25.89**	**23.87**	**22.47**
709-PS65-12	PS-65-12	F	12V	5.2A	62.4W	127	76	42	**25.89**	**23.87**	**22.47**
709-PS65-15	PS-65-15	F	15V	4.2A	63W	127	76	42	**25.89**	**23.87**	**22.47**
709-PS65-24	PS-65-24	F	24V	2.7A	64.8W	127	76	42	**25.89**	**23.87**	**22.47**
709-PS65-48	PS-65-48	F	48V	1.35A	64.8W	127	76	42	**25.89**	**23.87**	**22.47**

Dual Output

For quantities greater than listed, call for quote.

• Universal Input: 85~264VAC	• AC Input Frequency: 47~63Hz										
709-PD2503	PD-2503	C	5V 3.3V	3A 3A	24.9W	107	61	28	**28.04**	**25.22**	**22.68**
709-PD2505	PD-2505	C	5V -5V	2.5A 2.5A	25W	107	61	28	**28.04**	**25.22**	**22.68**
709-PD2512	PD-2512	C	12V -12V	1A 1A	24W	107	61	28	**28.04**	**25.22**	**22.68**
709-PD2515	PD-2515	C	15V -15V	0.8A 0.8A	24W	107	61	28	**28.04**	**25.22**	**22.68**

Triple Output

For quantities greater than listed, call for quote.

• Universal Input: 90~264VAC	• AC Input Frequency: 47~440Hz										
709-PT45A	PT-45A	E	5V 12V -5V	3A 2A 0.3A	40.5W	127	76	28	**31.59**	**28.43**	**25.58**
709-PT45B	PT-45B	E	5V 12V -12V	3A 2A 0.3A	42.6W	127	76	28	**31.59**	**28.43**	**25.58**
709-PT45C	PT-45C	E	5V 15V -15V	3A 1.6A 0.3A	43.5W	127	76	28	**31.59**	**28.43**	**25.58**
• Universal Input: 90~264VAC	• AC Input Frequency: 47~63Hz										
709-PT4503	PT-4503	G	3.3V 5V 12V	4A 4A 1A	45.2W	127	76	28	**46.61**	**41.94**	**37.75**
• Universal Input: 90~264VAC	• AC Input Frequency: 47~440Hz										
709-PT65A	PT-65A	F	5V 12V -5V	5.5A 2.5A 0.5A	60W	127	76	42	**36.21**	**32.59**	**29.33**
709-PT65B	PT-65B	F	5V 12V -12V	5.5A 2.5A 0.5A	63.5W	127	76	42	**36.21**	**32.59**	**29.33**
709-PT65C	PT-65C	F	5V 15V -15V	5.5A 2A 0.5A	65W	127	76	42	**36.21**	**32.59**	**29.33**
709-PT65D	PT-65D	F	5V 12V 24V	4A 2A 1A	68W	127	76	42	**36.21**	**32.59**	**29.33**
• Universal Input: 90~264VAC	• AC Input Frequency: 47~63Hz										
709-PT6503	PT-6503	E	3.3V 5V 12V	6A 6A 1A	61.8W	127	76	42	**52.39**	**47.14**	**42.44**

DIMENSIONS: mm

A

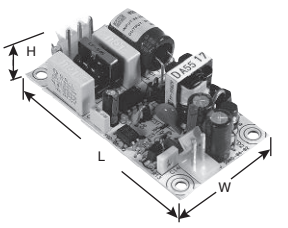

B



C

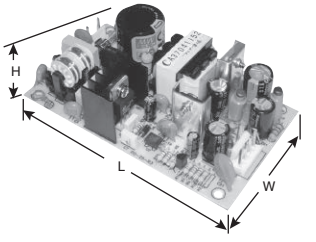

D



E



F



G

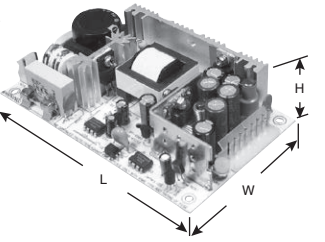

© Copyright 2013 Mouser Electronics

© Copyright 2013 Mouser Electronics

MEAN WELL Open Frame Switching Power Supplies

MEAN WELL 30-60W SINGLE OUTPUT LED POWER SUPPLY WITH PFC FUNCTION

Features:

- Short circuit, Overload, and Overvoltage protection
- Suitable for LED lighting and moving sign applications
- No minimum load requirement
- Built-in active PFC function
- Cooling by free air convection

Specifications:

- Universal Input: 90-264VAC
- AC Input Frequency: 47-63Hz

For quantities greater than listed, call for quote.

MOUSER STOCK NO.	Mean Well Part No.	Fig.	Output Voltage	Output Current	Power	Dimensions: mm			Price Each		
						L	W	H	1	25	100
709-PLP30-12	PLP-30-12	A	12V	2.5A	30W	101.6	50.8	23	32.26	29.53	27.32
709-PLP30-24	PLP-30-24	A	24V	1.3A	31.2W	101.6	50.8	23	32.26	29.53	27.32
709-PLP30-48	PLP-30-48	A	48V	.63A	30.24W	101.6	50.8	23	32.26	29.53	27.32
709-PLP45-12	PLP-45-12	A	12V	3.8A	45.6W	101.6	50.8	28	34.19	30.82	28.50
709-PLP45-24	PLP-45-24	A	24V	1.9A	45.6W	101.6	50.8	28	34.19	30.82	28.50
709-PLP45-48	PLP-45-48	A	48V	0.95A	45.6W	101.6	50.8	28	34.19	30.82	28.50
709-PLP60-12	PLP-60-12	A	12V	5A	60W	101.6	50.8	28	33.41	30.39	28.11
709-PLP60-24	PLP-60-24	A	24V	2.5A	60W	101.6	50.8	28	35.76	32.53	30.09
709-PLP60-48	PLP-60-48	A	48V	1.3A	62.5W	101.6	50.8	28	35.76	32.53	30.09

MEAN WELL 60-100W DUAL OUTPUT WITH BATTERY CHARGER (UPS FUNCTION) POWER SUPPLY

Features:

- Short circuit, Overload, and Overvoltage protection
- Battery low protections / Battery polarity protection by fuse
- Cooling by free air convection

Specifications:

- Universal Input: 90-264VAC
- AC Input Frequency: 47-63Hz

For quantities greater than listed, call for quote.

MOUSER STOCK NO.	Mean Well Part No.	Fig.	Output Voltage	Output Current	Power	Dimensions: mm			Price Each		
						L	W	H	1	25	100
709-PSC60A	PSC-60A	B	13.8V 13.8V	2.8A 1.5A	59.34W	101.6	50.8	29	35.78	32.53	30.74

MEAN WELL 30-45W DC-DC SINGLE OUTPUT SWITCHING POWER SUPPLY

Features:

- 2:1 wide input range
- Short circuit, Overload, Overvoltage, Polarity protection
- Built-in EMI filter, low ripple noise
- 100% full load burn-in test

For quantities greater than listed, call for quote.

MOUSER STOCK NO.	Mean Well Part No.	Fig.	Input Range	Output Voltage	Output Current	Power	Dimensions: mm			Price Each		
							L	W	H	1	25	100
709-PSD30A-5	PSD-30A-5	B	9-18VDC	5V	5A	25W	101.6	50.8	30	20.97	19.40	17.83
709-PSD30B-5	PSD-30B-5	B	18-36VDC	5V	5A	25W	101.6	50.8	30	20.97	19.40	17.83
709-PSD30C-5	PSD-30C-5	B	36-72VDC	5V	5A	25W	101.6	50.8	30	20.97	19.40	17.83
709-PSD30A-12	PSD-30A-12	B	9-18VDC	12V	2.5A	30W	101.6	50.8	30	20.97	19.40	17.83
709-PSD30B-12	PSD-30B-12	B	18-36VDC	12V	2.5A	30W	101.6	50.8	30	20.97	19.40	17.83
709-PSD30C-12	PSD-30C-12	B	36-72VDC	12V	2.5A	30W	101.6	50.8	30	20.54	19.00	17.46
709-PSD30A-24	PSD-30A-24	B	9-18VDC	24V	1.25A	30W	101.6	50.8	30	20.97	19.40	17.83
709-PSD30B-24	PSD-30B-24	B	18-36VDC	24V	1.25A	30W	101.6	50.8	30	20.54	19.00	17.46
709-PSD30C-24	PSD-30C-24	B	36-72VDC	24V	1.25A	30W	101.6	50.8	30	20.97	19.40	17.83
709-PSD45B-05	PSD-45B-05	C	18-36VDC	5V	9A	45W	127	76	30	23.75	21.83	20.93
709-PSD45C-05	PSD-45C-05	C	37-72VDC	5V	9A	45W	127	76	30	23.75	21.83	20.93
709-PSD45A-12	PSD-45A-12	C	9.2-18VDC	12V	2.5A	30W	127	76	30	23.75	21.83	20.93
709-PSD45B-12	PSD-45B-12	C	18-36VDC	12V	3.75A	45W	127	76	30	23.75	21.83	20.93
709-PSD45C-12	PSD-45C-12	C	37-72VDC	12V	3.75A	45W	127	76	30	23.75	21.83	20.93
709-PSD45C-24	PSD-45C-24	C	37-72VDC	24V	1.875A	45W	127	76	30	23.75	21.83	20.93

MEAN WELL 35-75W SINGLE OUTPUT SWITCHING POWER SUPPLY

Features:

- Universal AC input/Full range
- Protections: Short circuit/Overload/Overvoltage/ Battery polarity protections (by use)
- LED indicator for power on
- No load power consumption <0.75W

For quantities greater than listed, call for quote.

MOUSER STOCK NO.	Mean Well Part No.	Fig.	Output Voltage	Output Current	Power	Dimensions: mm			Price Each		
						L	W	H	1	20	100
709-SCP35-12	SCP35-12	D	13.8VDC	2.6 A	35.9W	99.0	97.0	36.0	33.28	23.40	17.98
709-SCP35-24	SCP35-24	D	27.6VDC	1.4A	38.6W	99.0	97.0	36.0	34.51	23.40	19.77
709-SCP50-12	SCP50-12	D	13.8VDC	3.6A	49.7W	129.0	98.0	38.0	38.21	25.52	22.43
709-SCP50-24	SCP50-24	D	27.6VDC	1.8A	49.7W	129.0	98.0	38.0	38.21	25.52	22.43
709-SCP75-12	SCP75-12	D	13.8VDC	5.4A	74.5W	159.0	97.0	38.0	43.76	29.22	25.78
709-SCP75-24	SCP75-24	D	27.6VDC	2.7A	74.5W	159.0	97.0	38.0	44.99	30.03	25.78

MEAN WELL 30W-120W SINGLE OUTPUT MEDICAL SWITCHING POWER SUPPLY

RoHS Compliant

Features:

- Short circuit, overload, and overvoltage protection
- Compliance to EN55011 Class B, EN61000-3-2 and EN60601-1-2 Medical level

For quantities greater than listed, call for quote.

MOUSER STOCK NO.	Mean Well Part No.	Fig.	Output Voltage	Output Current	Power	Dimensions: mm			Price Each		
						L	W	H	1	10	20
• Universal Input: 88~264VAC • AC Input Frequency: 47~63Hz											
709-MPS30-5	MPS-30-5	E	5V	5A	25W	101.6	65.8	23.5 (max)	34.90	29.96	29.21
709-MPS30-12	MPS-30-12	E	12V	2.5A	30W	101.6	65.8	23.5 (max)	34.90	29.96	29.21
• Universal Input: 90~264VAC • AC Input Frequency: 47~63Hz											
709-RPS60-12	RPS-60-12	F	12V	5A	60W	101.6	50.8	29	44.30	39.87	35.88
709-RPS60-15	RPS-60-15	F	15V	4A	60W	101.6	50.8	29	44.30	39.87	35.88
709-RPS60-24	RPS-60-24	F	24V	2.5A	60W	101.6	50.8	29	44.30	39.87	35.88
• Universal Input: 90~264VAC • AC Input Frequency: 47~440Hz											
709-MPS65-12	MPS-65-12	G	12V	5.2A	62.4W	127	76	42	36.82	33.71	30.55
709-MPS65-24	MPS-65-24	G	24V	2.7A	64.8W	127	76	42	36.82	33.71	30.55
709-MPS65-48	MPS-65-48	G	48V	1.35A	64.8W	127	76	42	36.82	33.71	30.55
• Universal Input: 90~264VAC • AC Input Frequency: 47~63Hz											
709-RPS75-12	RPS-75-12	H	12V	6.3A	75.6W	127	76.2	31	50.18	43.08	42.00
709-RPS75-24	RPS-75-24	H	24V	3.2A	76.8W	127	76.2	31	50.18	43.08	42.00
709-RPS75-48	RPS-75-48	H	48V	1.6A	76.8W	127	76.2	31	50.18	43.08	42.00
• Universal Input: 90~264VAC • AC Input Frequency: 47~440Hz											
709-MPS200-24	MPS-200-24	I	24V	8.4A	200W	177.8	107.2	35.5	123.05	116.63	107.40

DIMENSIONS: mm

A



B



C



D



E

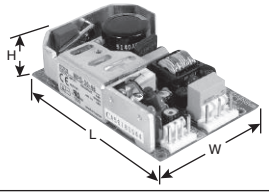

F



G

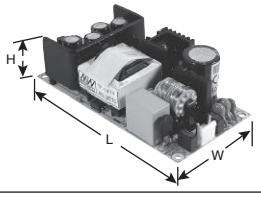

H

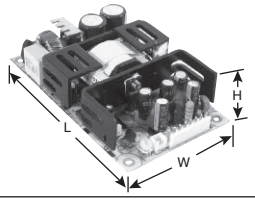

I

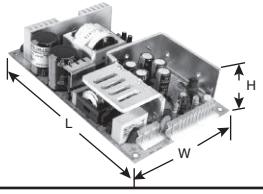

© Copyright 2013 Mouser Electronics

© Copyright 2013 Mouser Electronics

MEAN WELL Switching Power Supplies

MEAN WELL 50W-100W SINGLE OUTPUT SWITCHING POWER SUPPLIES

Specifications:
- Universal Input 50W-75W: 90~264VAC
  100W: 88~132VAC/176~264VAC by switch
- AC Input Frequency: 47~63Hz

Features:
- Short circuit, overload, and overvoltage protection
- Cooling by free air convection

RoHS Compliant

For quantities greater than listed, call for quote.

MOUSER STOCK NO.	Mean Well Part No.	Fig.	Output Voltage	Output Current	Power	Dimensions:mm			Price Each		
						L	W	H	1	10	20
709-LPS75-5	LPS-75-5	A	5V	15A	75W	222	55	30	34.90	29.96	29.21
709-LPS75-12	LPS-75-12	A	12V	6.2A	74.4W	222	55	30	34.90	29.96	29.21
709-LPS75-15	LPS-75-15	A	15V	5A	75W	222	55	30	34.90	29.96	29.21
709-LPS75-24	LPS-75-24	A	24V	3.2A	76.8W	222	55	30	34.90	29.96	29.21
709-LPS100-5	LPS-100-5	B	5V	20A	100W	222	62	32	60.99	57.66	49.50
709-LPS100-12	LPS-100-12	B	12V	8.4A	100.8W	222	62	32	60.99	57.66	49.50
709-LPS100-15	LPS-100-15	B	15V	6.7A	100.5W	222	62	32	60.99	57.66	49.50
709-LPS100-24	LPS-100-24	B	24V	4.2A	100.8W	222	62	32	60.99	57.66	49.50

MEAN WELL 100W-150W SINGLE OUTPUT SWITCHING POWER SUPPLIES

Specifications:
- Universal Input 100W-150W; 85~264VAC
- AC Input Frequency: 47~63Hz

Features:
- Built-in active PFC function
- Short circuit, overload, and overvoltage protection
- Cooling by free air convection
- Fixed switching frequency at PFC:67KHz PWM:134KHz

RoHS Compliant

For quantities greater than listed, call for quote.

MOUSER STOCK NO.	Mean Well Part No.	Fig.	Output Voltage	Output Current	Power	Dimensions:mm			Price Each		
						L	W	H	1	10	20
709-LPP100-12	LPP-100-12	C	12V	8.5A	102W	222	62	32	64.32	55.21	51.07
709-LPP100-24	LPP-100-24	C	24V	4.2A	100.8W	222	62	32	64.32	55.21	51.07
709-LPP150-5	LPP-150-5	D	5V	30A	150W	222	75	41	81.32	75.97	69.81
709-LPP150-12	LPP-150-12	D	12V	12.5A	150W	222	75	41	81.32	75.97	69.81
709-LPP150-24	LPP-150-24	D	24V	6.3A	150W	222	75	41	81.32	75.97	69.81
709-LPP150-48	LPP-150-48	D	48V	3.2A	153.6W	222	75	41	81.32	75.97	69.81

MEAN WELL 100W-200W SINGLE OUTPUT SWITCHING POWER SUPPLIES

Specifications:
- Universal Input 100W-200W: 90~264VAC
- AC Input Frequency: 47~63Hz

Features:
- Built-in active PFC function
- Short circuit, overload, and overvoltage protection
- PWM control and regulated
- Built-in remote sense function
- 5x3in. compact size

RoHS Compliant

For quantities greater than listed, call for quote.

MOUSER STOCK NO.	Mean Well Part No.	Fig.	Output Voltage	Output Current	Power	Dimensions:mm			Price Each		
						L	W	H	1	10	20
709-PPS125-5	PPS-125-5	E	5V	20A	100W	127	76.2	34.6	65.91	62.62	59.32
709-PPS125-12	PPS-125-12	E	12V	8.5A	102W	127	76.2	34.6	65.91	62.62	59.32
709-PPS125-24	PPS-125-24	E	24V	4.2A	100.8W	127	76.2	34.6	65.91	62.62	59.32
709-PPS125-27	PPS-125-27	E	27V	3.8A	102.6W	127	76.2	34.6	65.91	62.62	59.32
709-PPS125-48	PPS-125-48	E	48V	2.1A	100.8W	127	76.2	34.6	65.91	62.62	59.32
709-PPS200-5	PPS-200-5	F	5V	36A	130W	127	76.2	34.6	96.85	89.92	85.31
709-PPS200-12	PPS-200-12	F	12V	16.6A	150W	127	76.2	34.6	96.85	89.92	85.31
709-PPS200-15	PPS-200-15	F	15V	13.3A	150W	127	76.2	34.6	96.85	89.92	85.31
709-PPS200-24	PPS-200-24	F	24V	8.3A	150W	127	76.2	34.6	96.85	89.92	85.31
709-PPS200-48	PPS-200-48	F	48V	4.167A	150W	127	76.2	34.6	96.85	89.92	85.31

MEAN WELL 5W-20W SINGLE OUTPUT MEDICAL SWITCHING POWER SUPPLY

Features:
- Short circuit, overload, overtemperature and overvoltage protection
- Cooling by free air convection
- 100% full load burn-in test
- Compliance to UL60601-1/IEC60601-1/EN60601-1 medical safety approved
- 5W-15W: No load power consumption <0.5W
- 20W: No load power consumption <0.75W

Specifications:
- Universal Input: 85~264VAC
- AC Input Frequency: 47~440Hz

RoHS Compliant

For quantities greater than listed, call for quote.

MOUSER STOCK NO.	Mean Well Part No.	Fig.	Output Voltage	Output Current	Power	Dimensions: mm			Price Each		
						L	W	H	1	10	20
709-NFM05-5	NFM-05-5	G	5V	1A	5W	57.9	45	19.1	19.02	16.33	15.92
709-NFM05-12	NFM-05-12	G	12V	0.42A	5.04W	57.9	45	19.1	19.02	16.33	15.92
709-NFM05-15	NFM-05-15	G	15V	0.33A	4.95W	57.9	45	19.1	17.85	15.32	14.94
709-NFM10-5	NFM-10-5	G	5V	2A	10W	65	45	22	20.65	18.35	16.05
709-NFM10-12	NFM-10-12	G	12V	0.85A	10.2W	65	45	22	20.65	18.35	16.05
709-NFM10-24	NFM-10-24	G	24V	0.42A	10.08W	65	45	22	20.65	18.35	16.05
709-NFM15-3.3	NFM-15-3.3	G	3.3V	3.5A	11.55W	69.85	48	22	20.65	18.35	16.05
709-NFM15-5	NFM-15-5	G	5V	3A	15W	69.85	48	22	20.65	18.35	16.05
709-NFM15-12	NFM-15-12	G	12V	1.25A	15W	69.85	48	22	20.65	18.35	16.05
709-NFM15-24	NFM-15-24	G	24V	0.63A	15.12W	69.85	48	22	20.65	18.35	16.05
709-NFM20-5	NFM-20-5	H	5V	4.4A	22W	88.9	50.8	19.3	35.05	31.54	28.40
709-NFM20-15	NFM-20-15	H	15V	1.4A	21W	88.9	50.8	19.3	35.05	31.54	28.40
709-NFM20-24	NFM-20-24	H	24V	0.92A	22.08W	88.9	50.8	19.3	35.05	31.54	28.40

DIMENSIONS: mm

A

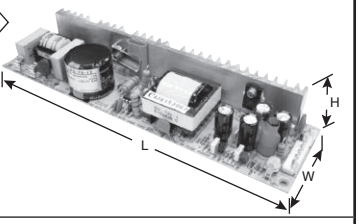

B

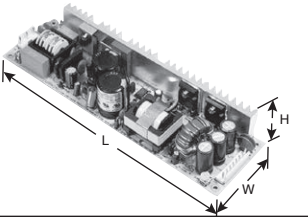

C

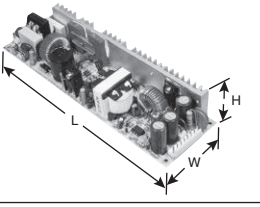

D

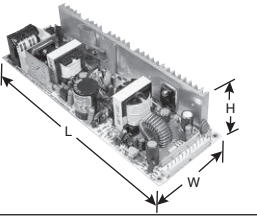

E

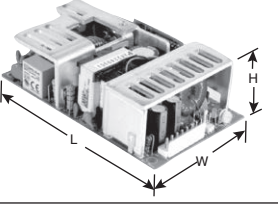

F

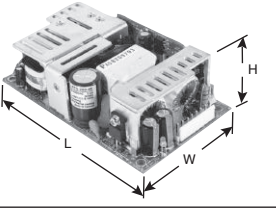

G

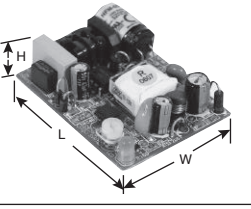

H



© Copyright 2013 Mouser Electronics

MEAN WELL Switching Power Supplies

RoHS Compliant This product is RoHS compliant.

DIMENSIONS: mm



NEW GENERATION 15W-150W MULTIPLE OUTPUT SWITCHING POWER SUPPLY

Features:

- Protection: Short circuit, Overload, Over voltage
- Cooling by free air convection
- LED indicator for power on
- Withstands 300VAC surge input for 5 second
- Withstands 5G vibration test

Specifications:

- Universal Input: 35W-85W: 88-264VAC
  125W: 88-132VAC/176-264VAC selected by switch
- AC Input Frequency: 47-63Hz

Single Output

For quantities greater than listed, call for quote.

MOUSER STOCK NO.	Mean Well Part No.	Output Voltage	Output Current	Power	Price Each 1	10	20
Dimensions (mm): 62.5L x 51W x 28H							
709-RS15-5	RS-15-5	5V	3A	15W	27.16	24.43	20.97
709-RS15-12	RS-15-12	12V	1.3A	15.6W	27.16	24.43	20.97
709-RS15-15	RS-15-15	15V	1A	15W	26.32	23.68	20.33
709-RS15-24	RS-15-24	24V	0.625A	15W	29.28	26.32	23.68
Dimensions (mm): 79L x 51W x 28H							
709-RS25-3.3	RS-25-3.3	3.3V	6A	19.8W	32.10	27.82	26.12
709-RS25-5	RS-25-5	5V	5A	25W	33.14	28.72	26.96
709-RS25-12	RS-25-12	12V	2.1A	25.2W	32.10	27.82	26.12
709-RS25-15	RS-25-15	15V	1.7A	25.5W	32.10	27.82	26.12
709-RS25-24	RS-25-24	24V	1.1A	26.4W	33.14	28.72	26.96
709-RS25-48	RS-25-48	48V	0.57A	27.36W	33.14	28.72	26.96
Dimensions (mm): 99L x 82W x 36H							
709-RS35-3.3	RS-35-3.3	3.3V	7A	23.1W	41.47	34.92	31.40
709-RS35-5	RS-35-5	5V	7A	35W	40.66	34.24	30.79
709-RS35-12	RS-35-12	12V	3A	36W	40.66	34.24	30.79
709-RS35-15	RS-35-15	15V	2.4A	36W	40.66	34.24	30.79
709-RS35-24	RS-35-24	24V	1.5A	36W	40.66	34.24	30.79
Dimensions (mm): 99L x 97W x 36H							
709-RS50-3.3	RS-50-3.3	3.3V	10A	33W	43.87	37.45	35.42
709-RS50-5	RS-50-5	5V	10A	50W	43.87	37.45	35.42
709-RS50-12	RS-50-12	12V	4.2A	50.4W	43.87	37.45	35.42
709-RS50-15	RS-50-15	15V	3.4A	51W	43.87	37.45	35.42
709-RS50-24	RS-50-24	24V	2.2A	52.8W	43.87	37.45	35.42
709-RS50-48	RS-50-48	48V	1.1A	52.8W	43.87	37.45	35.42
Dimensions (mm): 129L x 98W x 38H							
709-RS75-5	RS-75-5	5V	12A	60W	47.67	40.66	37.88
709-RS75-12	RS-75-12	12V	6A	72W	47.67	40.66	37.88
709-RS75-15	RS-75-15	15V	5A	75W	47.67	40.66	37.88
709-RS75-24	RS-75-24	24V	3.2A	76.8W	47.67	40.66	37.88
709-RS75-48	RS-75-48	48V	1.6A	76.8W	47.67	40.66	37.88
Dimensions (mm): 159L x 97W x 38H							
709-RS100-5	RS-100-5	5V	16A	80W	68.48	58.85	55.98
709-RS100-12	RS-100-12	12V	8.5A	102W	71.49	61.43	58.43
709-RS100-15	RS-100-15	15V	7A	105W	71.49	61.43	58.43
709-RS100-24	RS-100-24	24V	4.5A	108W	68.48	58.85	55.98
709-RS100-48	RS-100-48	48V	2.3A	110.4W	71.49	61.43	58.43
Dimensions (mm): 159L x 98W x 38H							
709-RS150-3.3	RS-150-3.3	3.3V	30A	99W	72.76	63.13	59.99
709-RS150-5	RS-150-5	5V	26A	130W	72.76	63.13	59.99
709-RS150-12	RS-150-12	12V	12.5A	150W	72.76	63.13	59.99
709-RS150-15	RS-150-15	15V	10A	150W	72.76	63.13	59.99
709-RS150-24	RS-150-24	24V	6.5A	156W	72.76	63.13	59.99
709-RS150-48	RS-150-48	48V	3.3A	158.4W	72.76	63.13	59.99

Dual Output

For quantities greater than listed, call for quote.

MOUSER STOCK NO.	Mean Well Part No.	Output Voltage	Output Current	Power	Price Each 1	10	20
Dimensions (mm): 99L x 82W x 36H							
709-RD35A	RD-35A	5V, 12V	4A, 1A	32W	43.87	38.52	34.03
709-RD35B	RD-35B	5V, 24V	2.2A, 1A	35W	39.64	34.03	31.48
709-RD3513	RD-3513	13.5V, -13.5V	1.3A	35.1W	39.64	34.03	31.48
Dimensions (mm): 99L x 97W x 36H							
709-RD50A	RD-50A	5V, 12V	6A, 2A	54W	47.08	40.66	39.10
Dimensions (mm): 129L x 98W x 38H							
709-RD65A	RD-65A	5V, 12V	6A, 3A	66W	49.36	42.37	39.19
709-RD65B	RD-65B	5V, 24V	4A, 2A	68W	49.36	42.37	39.19
Dimensions (mm): 159L x 97W x 38H							
709-RD85A	RD-85A	5V, 12V	8A, 4A	88W	68.06	58.42	55.50
Dimensions (mm): 199L x 98W x 38H							
709-RD125A	RD-125A	5V, 12V	7.7A	130.9W	70.80	60.78	56.22
709-RD125B	RD-125B	5V, 24V	4.6A	133.4W	70.80	60.78	56.22
709-RD125-1224	RD-125-1224	12V, 24V	3.7A	133.2W	75.97	65.27	62.19
709-RD125-2412	RD-125-2412	24V, 12V	3.7A	133.2W	70.80	60.78	56.22
709-RD125-2448	RD-125-2448	24V, 48V	2A	144W	70.80	60.78	56.22

© Copyright 2013 Mouser Electronics

NEW GENERATION 15W-150W MULTIPLE OUTPUT SWITCHING POWER SUPPLY (CONT.)

Triple Output

For quantities greater than listed, call for quote.

MOUSER STOCK NO.	Mean Well Part No.	Output Voltage	Output Current	Power	Price Each 1	10	20
Dimensions (mm): 99L x 97W x 36H							
709-RT50A	RT-50A	5V 12V -5V	4A 2A 0.5A	46.5W	49.22	42.80	39.59
709-RT50B	RT-50B	5V 12V -12V	4A 2A 0.5A	50W	49.22	42.80	39.59
709-RT50C	RT-50C	5V 15V -15V	4A 1.5A 0.5A	50W	49.22	42.80	39.59
709-RT50D	RT-50D	5V 24V 12V	3A 1A 1A	51W	49.22	42.80	39.59
Dimensions (mm): 129L x 98W x 38H							
709-RT65B	RT-65B	5V 12V -12V	5A 2.8A 0.5A	64.6W	53.10	45.58	42.17
709-RT65C	RT-65C	5V 15V -15V	5A 2.2A 0.5A	65.5W	53.10	45.58	42.17
Dimensions (mm): 159L x 97W x 38H							
709-RT85C	RT-85C	5V 15V -15V	7A 3A 0.5A	87.5W	73.55	63.13	58.40
709-RT85D	RT-85D	5V 24V 12V	6A 2A 1A	90W	73.55	63.13	58.40
Dimensions (mm): 199L x 98W x 38H							
709-RT125B	RT-125B	5V 12V -12V	12A 5A 1A	132W	76.29	65.48	60.57
709-RT-125C	RT-125C	5V 15V -15V	10A 4.5A 1A	132.5W	83.46	71.69	68.87
709-RT125D	RT-125D	5V 24V 12V	8A 3A 2A	136W	76.29	65.48	60.57

Quad Output

For quantities greater than listed, call for quote.

MOUSER STOCK NO.	Mean Well Part No.	Output Voltage	Output Current	Power	Price Each 1	10	20
Dimensions (mm): 99L x 97W x 36H							
709-RQ50B	RQ-50B	5V, 12V -5V, -12V	5A, 1A 0.5A	45.5W	51.36	43.87	41.52
709-RQ50C	RQ-50C	5V, 15V 5V, -5V	5A, 1A 0.5A	50W	51.36	43.87	41.52
Dimensions (mm): 129L x 98W x 38H							
709-RQ65C	RQ-65C	5V, 15V -5V, -15V	5A, 2A 0.5A	65W	54.85	47.08	43.55
709-RQ65D	RQ-65D	5V, 12V 24V, -12V	4A, 1.5A 1A, 0.5A	68W	54.85	47.08	43.55
Dimensions (mm): 159L x 97W x 38H							
709-RQ85D	RQ-85D	5V, 12V 24V, -12V	6A, 2A 1A, 0.5A	84W	80.38	67.78	64.74
Dimensions (mm): 199L x 98W x 38H							
709-RQ125C	RQ-125C	5V, 15V -5V, -15A	10A, 4A 1A, 0.5A	122.5W	78.54	67.41	62.36
709-RQ125D	RQ-125D	5V, 12V 24, -12V	8A, 2.5A 2A, 0.5A	124W	78.54	67.41	62.36

75-300W SINGLE OUTPUT WITH PFC FUNCTION

Features:

- Short circuit, overload, overvoltage, and overtemperature protection

Specifications:

- Universal Input: 85~264Vac
- AC Input Frequency: 47~63Hz

For quantities greater than listed, call for quote.

MOUSER STOCK NO.	Mean Well Part No.	Output Voltage	Output Current	Power	Price Each 1	10	20
Dimensions (mm): 129L x 98W x 38H							
709-HRP75-5	HRP-75-5	5V	15A	75W	63.34	58.21	53.07
709-HRP75-7.5	HRP-75-7.5	7.5V	10A	75W	63.34	58.21	53.07
709-HRP75-12	HRP-75-12	12V	6.3A	75.6W	243.33	223.60	203.87
709-HRP75-15	HRP-75-15	15V	5A	75W	63.34	58.21	53.07
709-HRP75-24	HRP-75-24	24V	3.2A	76.8W	63.34	58.21	53.07
Dimensions (mm): 159L x 97W x 38H							
709-HRPG150-7.5	HRPG-150-7.5	7.5V	20A	150W	100.95	92.77	84.58
709-HRPG150-24	HRPG-150-24	24V	6.5A	156W	97.20	89.31	81.44
Dimensions (mm): 199L x 98W x 38H							
709-HRPG200-5	HRPG200-5	5VDC	35A	175W	123.26	114.02	104.77
709-HRPG200-12	HRPG200-12	12VDC	16.7A	200.4W	129.68	119.96	110.23
709-HRPG200-15	HRPG200-15	15VDC	13.4A	201W	129.68	119.96	110.23
709-HRPG200-24	HRPG200-24	24VDC	8.4A	201.6W	123.26	114.02	104.77
709-HRPG200-48	HRPG200-48	48VDC	4.3A	206.4W	123.26	114.02	104.77
Dimensions (mm): 159L x 97W x 38H							
709-HRPG-300-5	HRPG-300-5	5V	60A	300W	153.22	141.73	130.24
709-HRPG-300-12	HRPG-300-12	12V	27A	324W	153.22	141.73	130.24
709-HRPG-300-24	HRPG-300-24	24V	14A	336W	148.94	137.77	126.60
709-HRPG-300-48	HRPG-300-48	48V	7A	336W	153.22	141.73	130.24
Dimensions (mm): 218L x 105W x 41H							
709-HRPG450-5	HRPG450-5	5VDC	90A	450W	205.01	192.66	177.34
709-HRPG450-12	HRPG450-12	12VDC	37.5A	450W	205.01	192.66	177.34
709-HRPG450-15	HRPG450-15	15VDC	30A	450W	199.02	187.04	172.16
709-HRPG450-24	HRPG450-24	24VDC	18.8A	451.2W	199.02	187.04	172.16
709-HRPG450-48	HRPG450-48	48VDC	9.5A	456W	199.02	187.04	172.16

© Copyright 2013 Mouser Electronics

MEAN WELL Switching Power Supplies

RoHS Compliant This product is RoHS compliant.

MEAN WELL 10W-100W SINGLE OUTPUT INDUSTRIAL SLIM VERSION DIN RAIL POWER SUPPLY

Specifications:

- Universal Input: 85~264VAC; 480W:180-550VAC
- AC Input Frequency: 47~63Hz

Features:

- Short circuit, overload, and overvoltage protection
- Cooling by free air convection
- Can be installed on DIN rail TS-35/7.5 or 15

RoHS Compliant

For quantities greater than listed, call for quote.

MOUSER STOCK NO.	Mean Well Part No.	Fig.	Output Voltage	Output Current	Power	Dimensions: mm W	H	D	Price Each 1	10	20
709-MDR10-5	MDR-10-5	A	5V	2A	10W	22.5	90	100	38.21	34.37	30.91
709-MDR10-12	MDR-10-12	A	12V	0.84A	10W	22.5	90	100	38.21	34.37	30.91
709-MDR10-15	MDR-10-15	A	15V	0.67A	10W	22.5	90	100	38.21	34.37	30.91
709-MDR10-24	MDR-10-24	A	24V	0.42A	10W	22.5	90	100	38.21	34.37	30.91
709-MDR20-5	MDR-20-5	A	5V	3A	15W	22.5	90	100	44.68	40.19	36.16
709-MDR20-12	MDR-20-12	A	12V	1.67A	20W	22.5	90	100	44.68	40.19	36.16
709-MDR20-15	MDR-20-15	A	15V	1.34A	20W	22.5	90	100	44.68	40.19	36.16
709-MDR20-24	MDR-20-24	A	24V	1A	24W	22.5	90	100	44.68	40.19	36.16
709-MDR40-5	MDR-40-5	B	5V	6A	30W	40	90	100	52.43	49.22	46.37
709-MDR40-12	MDR-40-12	B	12V	3.33A	40W	40	90	100	52.99	49.74	46.87
709-MDR40-24	MDR-40-24	B	24V	1.7A	40.8W	40	90	100	52.43	49.22	46.37
709-MDR40-48	MDR-40-48	B	48V	0.83A	39.8W	40	90	100	52.43	49.22	46.37
709-MDR60-5	MDR-60-5	B	5V	10A	50W	40	90	100	61.63	55.43	49.86
709-MDR60-12	MDR-60-12	B	12V	5A	60W	40	90	100	61.63	55.43	49.86
709-MDR60-24	MDR-60-24	B	24V	2.5A	60W	40	90	100	61.63	55.43	49.86
709-MDR60-48	MDR-60-48	B	48V	1.25A	60W	40	90	100	61.63	55.43	49.86
709-MDR100-12	MDR-100-12	B	12V	7.5A	90W	55	90	100	101.49	91.26	82.10
709-MDR100-24	MDR-100-24	B	24V	4A	96W	55	90	100	106.63	95.88	86.26
709-MDR100-48	MDR-100-48	B	48V	2A	96W	55	90	100	106.63	95.88	86.26
709-WDR240-24	WDR240-24	C	24V	10A	240W	63	125.5	113.5	231.33	211.22	201.16
709-WDR240-48	WDR240-48	C	48V	5A	240W	63	125.5	113.5	231.33	211.22	201.16
709-WDR480-24	WDR-480-24	C	24V	20A	480W	85.5	125.2	128.5	280.34	263.52	242.55
709-WDR480-48	WDR-480-48	C	48V	10A	480W	85.5	125.2	128.5	267.50	251.45	231.44

MEAN WELL 15W-480W SINGLE OUTPUT DIN RAIL POWER SUPPLIES

Specifications:

- Universal Input -
  15W, 30W, 45W, 75W, 240W: 85~264VAC
  60W, 100W: 88~264VAC
  120W: 88~132VAC/176~264VAC by switch
  480W: 90~132VAC/180~264VAC by swtich
- AC Input Frequency: 47~63Hz

Features:

- Short circuit, overload, and overvoltage protection
- Cooling by free air convection
- Can be installed on DIN rail TS-35/7.5 or 15
- LED indicator for power on

RoHS Compliant

For quantities greater than listed, call for quote.

MOUSER STOCK NO.	Mean Well Part No.	Fig.	Output Voltage	Output Current	Power	Dimensions: mm W	H	D	Price Each 1	10	20
709-DR15-5	DR-15-5	D	5V	2.4A	12W	25	93	56	36.36	32.70	29.41
709-DR15-12	DR-15-12	D	12V	1.25A	15W	25	93	56	36.36	32.70	29.41
709-DR15-15	DR-15-15	D	15V	1A	15W	25	93	56	37.28	33.52	30.15
709-DR15-24	DR-15-24	D	24V	0.63A	15.2W	25	93	56	36.36	32.70	29.41
709-DR30-5	DR-30-5	D	5V	3A	15W	78	93	56	40.27	36.23	32.59
709-DR30-12	DR-30-12	D	12V	2A	24W	78	93	56	44.68	40.19	36.16
709-DR30-15	DR-30-15	D	15V	2A	30W	78	93	56	44.68	40.19	36.16
709-DR30-24	DR-30-24	D	24V	1.5A	36W	78	93	56	44.68	40.19	36.16
709-DR4505	DR-4505	E	5V	5A	25W	78	93	67	48.72	43.82	39.41
709-DR4512	DR-4512	E	12V	3.5A	42W	78	93	67	50.08	45.04	40.51
709-DR4515	DR-4515	E	15V	2.8A	42W	78	93	67	50.08	45.04	40.51
709-DR4524	DR-4524	E	24V	2A	48W	78	93	67	50.08	45.04	40.51
709-DR60-5	DR-60-5	D	5V	6.5A	32.5W	78	93	56	53.96	49.13	44.92
709-DR60-12	DR-60-12	D	12V	4.5A	54W	78	93	56	56.97	51.87	47.42
709-DR60-15	DR-60-15	D	15V	4A	60W	78	93	56	56.97	51.87	47.42
709-DR60-24	DR-60-24	D	24V	2.5A	60W	78	93	56	56.97	51.87	47.42
709-DR75-12	DR-75-12	F	12V	6.3A	76W	55.5	125.2	100	82.43	74.13	66.69
709-DR75-24	DR-75-24	F	24V	3.2A	76.8W	55.5	125.2	100	82.43	74.13	66.69
709-DR75-48	DR-75-48	F	48V	1.6A	76.8W	55.5	125.2	100	82.43	74.13	66.69
709-DR100-24	DR-100-24	D	24V	4.2A	100.8W	100	93	56	51.79	49.20	46.61
709-DR120-12	DR-120-12	F	12V	10A	120W	65.5	125.2	100	94.93	85.15	76.39
709-DR120-24	DR-120-24	F	24V	5A	120W	65.5	125.2	100	94.93	85.15	76.39
709-DR120-48	DR-120-48	F	48V	2.5A	120W	65.5	125.2	100	94.93	85.15	76.39
709-DRP240-24	DRP-240-24	G	24V	10A	240W	125.2	125.5	100	164.25	147.71	132.88
709-DRP240-48	DRP-240-48	G	48V	5A	240W	125.2	125.5	100	164.25	147.71	132.88
709-DRP480S-24	DRP-480S-24	G	24V	20A	480W	227	125.2	100	210.96	192.61	183.44

MEAN WELL 240W/480W SINGLE OUTPUT INDUSTRIAL DIN RAIL POWER SUPPLIES

Specifications:

- Universal Input: 88~264VAC
- AC Input Frequency: 47~63Hz

Features:

- Short circuit, overload, overvoltage, overtemperature protection
- Built-in active PFC function, PF>0.93
- Cooling by free air convection
- Built-in constant current limiting circuit
- Can be installed on DIN rail TS-35/7.5 or 15
- Built-in DC OK Relay contact

RoHS Compliant

For quantities greater than listed, call for quote.

709-SDR240-24	SDR-240-24	F	24V	10A	240W	63	125.2	113.5	207.51	189.46	180.44
709-SDR240-48	SDR-240-48	F	48V	5A	240W	63	125.2	113.5	200.82	183.36	174.62
709-SDR480-24	SDR-480-24	F	24V	20A	480W	85.5	125.2	128.5	256.80	241.39	222.13
709-SDR480-48	SDR-480-48	F	48V	10A	480W	85.5	125.2	128.5	256.80	241.39	222.13

MEAN WELL 240-960W THREE PHASE DIN RAIL POWER SUPPLIES

Features:

- Three-Phase AC 340~550V wide range input
- Short circuit, overload, overvoltage, and over temperature protection
- Can be installed on DIN rail TS-35/7.5 or 15
- UL 508 (industrial control equipment) approved
- 100% full burn-in test

RoHS Compliant

For quantities greater than listed, call for quote.

709-DRT240-24	DRT-240-24	G	24V	10A	240W	125.5	125.2	100	172.88	155.47	139.86
709-DRT480-24	DRT-480-24	G	24V	20A	480W	227	125.2	100	206.65	188.68	179.70
709-DRT960-24	DRT-960-24	G	24V	40A	960W	276	125.2	100	310.30	291.68	268.41
709-DRT960-48	DRT-960-48	G	48V	20A	960W	276	125.2	100	310.30	291.68	268.41

DIMENSIONS: mm

A



B



C



D



E



F



G



© Copyright 2013 Mouser Electronics

© Copyright 2013 Mouser Electronics

MEAN WELL AC Adapters and Power Supplies

RoHS Compliant This product is RoHS compliant.

4-25W AC-DC SINGLE OUTPUT WALL-MOUNT SERIES

- Universal AC input/Full range
- Class II power (without earth pin)

For quantities greater than listed, call for quote.

MOUSER STOCK NO.	Mean Well Part No.	Fig.	Output Voltage	Output Current	Power	Dimensions: mm L	W	H	Price Each 1	10	20
• No Load Power Consumption <0.3W • Pass Energy Star Level V and ErP Step 2											
709-GS06U-1P1J	GS06U-1P1J	A	5V	1.0A	5W	32	66	42.5	15.84	15.02	14.05
709-GS06U-11P1J	GS06U-11P1J	A	7.5V	0.8A	6W	32	66	42.5	15.84	15.02	14.05
709-GS06U-2P1J	GS06U-2P1J	A	9V	0.66A	6W	32	66	42.5	15.33	14.55	13.60
709-GS06U-3P1J	GS06U-3P1J	A	12V	0.5A	6W	32	66	42.5	15.84	15.02	14.05
709-GS06U-4P1J	GS06U-4P1J	A	15V	0.4A	6W	32	66	42.5	14.61	13.86	12.96
709-GS06U-5P1J	GS06U-5P1J	A	18V	0.33A	6W	32	66	42.5	15.84	15.02	14.05
709-GS06U-6P1J	GS06U-6P1J	A	24V	0.25A	6W	32	66	42.5	14.61	13.86	12.96
709-GS06U-8P1J	GS06U-8P1J	A	48V	0.125A	6W	32	66	42.5	15.84	15.02	14.05
• No Load Power Consumption <0.3W/240VAC • Pass Energy Star Level IV for Full Series											
709-GS12U07-P1I	GS12U07-P1I	B	7.5V	1.6A	12W	65	47	26.5	15.41	14.56	13.56
709-GS12U09-P1I	GS12U09-P1I	B	9V	1.33A	12W	65	47	26.5	15.63	14.78	13.76
709-GS12U12-P1I	GS12U12-P1I	B	12V	1.0A	12W	65	47	26.5	15.63	14.78	13.76
709-GS12U15-P1I	GS12U15-P1I	B	15V	0.8A	12W	65	47	26.5	15.63	14.78	13.76
709-GS12U24-P1I	GS12U24-P1I	B	24V	0.5A	12W	65	47	26.5	15.63	14.78	13.76
• No Load Power Consumption <0.3W • Pass Energy Star Level V and ErP Step 2											
709-GS15U-0P1J	GS15U-0P1J	A	3.3V	2.18A	7.2W	34	71	50	17.01	15.84	14.64
709-GS15U-1P1J	GS15U-1P1J	A	5V	2.40A	12W	34	71	50	17.01	15.84	14.64
709-GS15U-11P1J	GS15U-11P1J	A	7.5V	1.60A	12W	34	71	50	17.01	15.84	14.64
709-GS15U-2P1J	GS15U-2P1J	A	9V	1.66A	15W	34	71	50	17.01	15.84	14.64
709-GS15U-3P1J	GS15U-3P1J	A	12V	1.25A	15W	34	71	50	17.01	15.84	14.64
709-GS15U-4P1J	GS15U-4P1J	A	15V	1.00A	15W	34	71	50	17.01	15.84	14.64
709-GS15U-6P1J	GS15U-6P1J	A	24V	0.62A	15W	34	71	50	17.01	15.84	14.64
• No Load Power Consumption <0.5W • Pass Energy Star (CEC) Level IV for 5~48V Output											
709-GS18U05-P1J	GS18U05-P1J	B	5V	3.0A	15W	79	54	33	17.98	16.99	15.81
709-GS18U07-P1J	GS18U07-P1J	B	7.5V	2.0A	15W	79	54	33	18.19	17.19	16.01
709-GS18U09-P1J	GS18U09-P1J	B	9V	2.0A	18W	79	54	33	17.98	16.99	15.81
709-GS18U12-P1J	GS18U12-P1J	B	12V	1.5A	18W	79	54	33	25.88	23.28	20.94
709-GS18U15-P1J	GS18U15-P1J	B	15V	1.2A	18W	79	54	33	18.19	17.19	16.01
709-GS18U18-P1J	GS18U18-P1J	B	18V	1.0A	18W	79	54	33	18.19	17.19	16.01
709-GS18U24-P1J	GS18U24-P1J	B	24V	0.75A	18W	79	54	33	19.69	18.61	17.32
709-GS18U28-P1J	GS18U28-P1J	B	28V	0.64A	18W	79	54	33	19.92	18.83	17.53
709-GS18U48-P1J	GS18U48-P1J	B	48V	0.375A	18W	79	54	33	19.69	18.61	17.32
• No Load Power Consumption <0.5W • Pass Energy Star (CEC) Level IV Regulation											
709-GS25U05-P1J	GS25U05-P1J	B	5V	4.0A	20W	79	54	33	19.05	18.00	16.76
709-GS25U07-P1J	GS25U07-P1J	B	7.5V	2.93A	22W	79	54	33	19.05	18.00	16.76
709-GS25U09-P1J	GS25U09-P1J	B	9V	2.77A	25W	79	54	33	19.05	18.00	16.76
709-GS25U12-P1J	GS25U12-P1J	B	12V	2.08A	25W	79	54	33	19.05	18.00	16.76
709-GS25U15-P1J	GS25U15-P1J	B	15V	1.66A	25W	79	54	33	19.05	18.00	16.76
709-GS25U18-P1J	GS25U18-P1J	B	18V	1.38A	25W	79	54	33	19.05	18.00	16.76
709-GS25U24-P1J	GS25U24-P1J	B	24V	1.04A	25W	79	54	33	19.05	18.00	16.76
709-GS25U28-P1J	GS25U28-P1J	B	28V	0.89A	25W	79	54	33	19.05	18.00	16.76
709-GS25U48-P1J	GS25U48-P1J	B	48V	0.52A	25W	79	54	33	19.05	18.00	16.76

MEAN WELL 150W U-BRACKET SINGLE OUTPUT WITH PFC FUNCTION

Features:

- Universal AC Input/Full range(up to 295VAC)
- Built in active PFC compliance to EN61000-3-2 class C
- High efficiency up to 93%
- Suitable for built in type LED applications

For quantities greater than listed, call for quote.

MOUSER STOCK NO.	Mean Well Part No.	Fig.	Output Voltage	Output Current	Power	Price Each 1	10	20
709-ULP150-12	ULP-150-12	C	12V	12.5A	150W	82.18	78.07	73.96
709-ULP150-15	ULP-150-15	C	15V	10A	150W	78.75	74.81	70.88
709-ULP150-24	ULP-150-24	C	24V	6.3A	151.2W	82.18	78.07	73.96
709-ULP150-36	ULP-150-36	C	36V	4.2A	151.2W	82.18	78.07	73.96
709-ULP150-48	ULP-150-48	C	48V	3.2A	153.6W	82.18	78.07	73.96

MEAN WELL 150W U-BRACKET SINGLE OUTPUT WITH PFC FUNCTION

Features:

- Universal AC Input/Full range(up to 295VAC)
- Built in active PFC compliance to EN61000-3-2 class C
- High efficiency up to 93%

For quantities greater than listed, call for quote.

709-USP150-12	USP-150-12	C	12V	12.5A	150W	77.04	73.19	69.34
709-USP150-15	USP-150-15	C	15V	10A	150W	80.89	76.85	72.80
709-USP150-24	USP-150-24	C	24V	6.3A	151.2W	77.04	73.19	69.34
709-USP150-36	USP-150-36	C	36V	4.2A	151.2W	77.04	73.19	69.34
709-USP150-48	USP-150-48	C	48V	3.2A	153.6W	80.89	76.85	72.80

MEAN WELL 225-500W SINGLE OUTPUT POWER SUPPLY

Specifications:

- Universal Input: 90~264VAC
- AC Input Frequency: 47~63Hz
- No load power consumption <1W

For quantities greater than listed, call for quote.

MOUSER STOCK NO.	Mean Well Part No.	Fig.	Output Voltage	Output Current	Power	Dimensions: mm L	W	H	Price Each 1	10	20
709-USP225-3.3	USP-225-3.3	D	3.3V	40A	132W	202	101.5	38	98.47	96.01	90.09
709-USP225-5	USP-225-5	D	5V	40A	200W	202	101.5	38	98.47	96.01	90.09
709-USP225-12	USP-225-12	D	12V	18.7A	224.4W	202	101.5	38	98.47	96.01	90.09
709-USP225-24	USP-225-24	D	24V	904A	225.6W	202	101.5	38	97.37	94.93	89.09
709-USP225-48	USP-225-48	D	48V	4.7A	225.6W	202	101.5	38	97.37	94.93	89.09
709-USP350-5	USP-350-5	E	5V	70A	250W	235.2	101.5	38	162.53	158.47	148.71
709-USP350-12	USP-350-12	E	12V	29.2A	300W	235.2	101.5	38	158.09	154.14	144.65
709-USP350-24	USP-350-24	E	24V	14.6A	300W	235.2	101.5	38	162.53	158.47	148.71
709-USP350-48	USP-350-48	E	48V	7.3A	300W	235.2	101.5	38	158.09	154.14	144.65
709-USP500-5	USP-500-5	F	5V	80A	300W	254	127	41	243.63	223.88	204.12
709-USP500-12	USP-500-12	F	12V	42A	396W	254	127	41	243.63	223.88	204.12
709-USP500-24	USP-500-24	F	24V	21A	408W	254	127	41	241.50	221.92	202.34
709-USP500-48	USP-500-48	F	48V	10.5A	408W	254	127	41	241.50	221.92	202.34

MEAN WELL 250W SINGLE OUTPUT WITH PFC FUNCTION

Features:

- Protection: Short circuit/Overload/Over voltage/Over temperature
- Input Range: 85~264 VAC
- Built-in active PFC function,PF>0.95
- 1U low profile 41mm

For quantities greater than listed, call for quote.

MOUSER STOCK NO.	Mean Well Part No.	Fig.	Output Voltage	Output Current	Power	Price Each 1	10	20
709-HSP250-2.5	HSP-250-2.5	G	2.5V	50A	125W	161.04	144.88	124.33
709-HSP250-3.6	HSP-250-3.6	G	3.6V	50A	180W	161.04	144.88	124.33
709-HSP250-5	HSP-250-5	G	5V	50A	250W	161.04	144.88	124.33

DIMENSIONS: mm

A



B



C



D

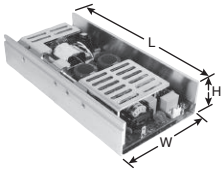

E

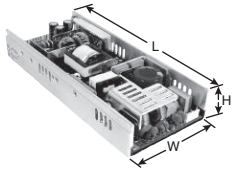

F



G



© Copyright 2013 Mouser Electronics

© Copyright 2013 Mouser Electronics

MEAN WELL Power Supplies

RoHS Compliant **This product is RoHS compliant.**

DIMENSIONS: mm

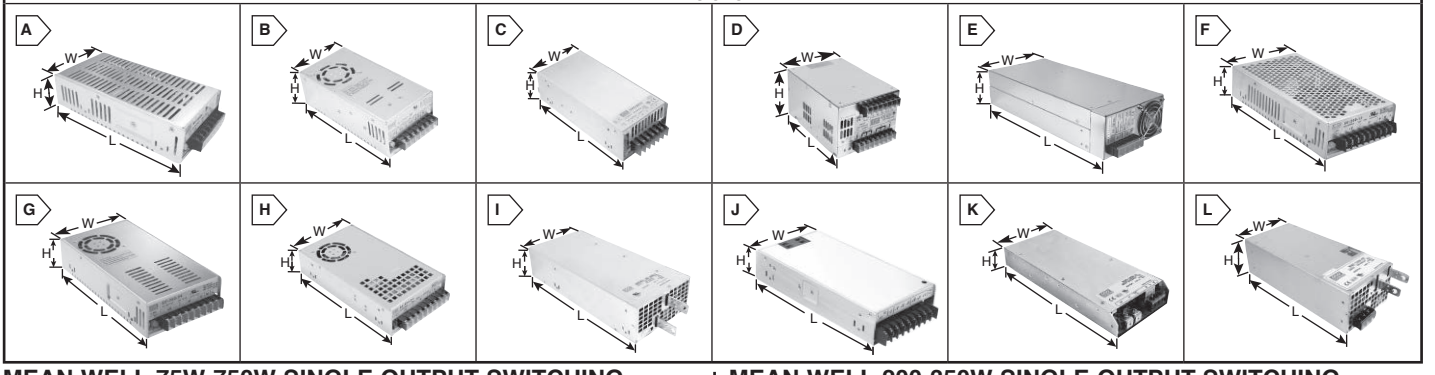

MEAN WELL 75W-750W SINGLE OUTPUT SWITCHING POWER SUPPLIES

Specifications:

- Universal AC Input 75W-750W: 85 ~ 264VAC
- AC Input Frequency: 47 ~ 63Hz

Features:

- Built-in active PFC function, PF>0.93
- Short circuit, overload, and overvoltage protection
- Built-in constant current limiting circuit
- LED indicator for power on

For quantities greater than listed, call for quote.

MOUSER STOCK NO.	Mean Well Part No.	Fig.	Output Voltage	Output Current	Power	Price Each 1	10	20
Dimensions (mm): 179Lx99Wx32.5H								
709-SP75-5	SP-75-5	A	5V	15A	75W	49.57	45.75	42.73
709-SP75-12	SP-75-12	A	12V	6.3A	75.6W	49.57	45.75	42.73
709-SP75-24	SP-75-24	A	24V	3.2A	76.8W	49.57	45.75	42.73
Dimensions (mm): 179Lx99Wx45H								
709-SP100-5	SP-100-5	A	5V	20A	100W	57.52	53.10	49.65
709-SP100-12	SP-100-12	A	12V	8.5A	102W	57.52	53.10	49.65
709-SP100-15	SP-100-15	A	15V	6.7A	100.5W	57.52	53.10	49.65
709-SP100-24	SP-100-24	A	24V	4.2A	100.8W	57.52	53.10	49.65
709-SP100-48	SP-100-48	A	48V	2.1A	100.8W	57.52	53.10	49.65
Dimensions (mm): 190Lx93Wx50H								
709-SP240-5	SP-240-5	B	5V	45A	225W	79.13	73.04	67.98
709-SP240-12	SP-240-12	B	12V	20A	240W	79.13	73.04	67.98
709-SP240-15	SP-240-15	B	15V	16A	240W	79.13	73.04	67.98
709-SP240-24	SP-240-24	B	24V	10A	240W	79.13	73.04	67.98
709-SP240-48	SP-240-48	B	48V	5A	240W	79.13	73.04	67.98
Dimensions (mm): 199Lx99Wx50H								
709-SP150-12	SP-150-12	A	12V	12.5A	150W	68.88	62.00	57.28
709-SP150-13.5	SP-150-13.5	A	13.5A	11.2A	151.2W	68.88	62.00	57.28
709-SP150-15	SP-150-15	A	15V	10A	150W	68.88	62.00	57.28
709-SP150-24	SP-150-24	A	24V	6.3A	150W	68.88	62.00	57.28
709-SP150-27	SP-150-27	A	27V	5.6A	151.2W	107.30	96.49	86.81
709-SP150-48	SP-150-48	A	48V	3.2A	153.6W	68.88	62.00	57.28
709-SP200-5	SP-200-5	B	5V	40A	200W	75.10	69.26	64.15
709-SP200-12	SP-200-12	B	12V	16.7A	200.4W	75.10	69.26	64.15
709-SP200-15	SP-200-15	B	15V	13.4A	201W	75.10	69.26	64.15
709-SP200-24	SP-200-24	B	24V	8.4A	200W	75.10	69.26	64.15
709-SP200-48	SP-200-48	B	48V	4.2A	202.5W	75.10	69.26	64.15
Dimensions (mm): 215Lx115Wx50H								
709-SP320-3.3	SP-320-3.3	B	3.3V	60A	320W	92.77	85.63	80.20
709-SP320-5	SP-320-5	B	5V	55A	275W	92.77	85.63	80.20
709-SP-320-12	SP-320-12	B	12V	25A	300W	92.77	85.63	80.20
709-SP320-15	SP-320-15	B	15V	20A	300W	92.77	85.63	80.20
709-SP320-24	SP-320-24	B	24V	13A	312W	92.77	85.63	80.20
709-SP320-27	SP-320-27	B	27V	11.7A	315.9W	92.77	85.63	80.20
709-SP320-36	SP-320-36	B	36V	8.8A	316.8W	92.77	85.63	80.20
709-SP320-48	SP-320-48	B	48V	6.7A	321.6W	92.77	85.63	80.20
Dimensions (mm): 278Lx127Wx43H								
709-SP480-5	SP-480-5	C	5V	85A	425W	197.82	182.60	168.53
709-SP480-12	SP-480-12	C	12V	40A	480W	197.82	182.60	168.53
709-SP480-24	SP-480-24	C	24V	20A	480W	197.82	182.60	168.53
Dimensions (mm): 170Lx120Wx93H								
709-SP500-24	SP-500-24	D	24V	20A	480W	208.89	193.21	185.77
709-SP500-27	SP-500-27	D	27V	18A	486W	201.51	186.39	179.23
709-SP500-48	SP-500-48	D	48V	10A	480W	201.51	186.39	179.23
Dimensions (mm): 278Lx128Wx64H								
709-SP750-24	SP-750-24	E	24V	31.3A	750W	291.58	274.08	252.21
709-SP750-48	SP-750-48	E	48V	15.7A	750W	291.58	274.08	252.21

MEAN WELL 200-350W SINGLE OUTPUT SWITCHING POWER SUPPLY

Specifications:

- AC Input Frequency: 47-63Hz
- Input Range: 90 ~ 132VAC/180 ~ 264VAC by switch 254 ~ 370VDC

Features:

- Fixed switching frequency at 90KHz
- Withstand 300vac surge input for 5 second

For quantities greater than listed, call for quote.

MOUSER STOCK NO.	Mean Well Part No.	Fig.	Output Voltage	Output Current	Power	Price Each 1	10	20
Dimensions (mm): 215L x 115W x 50H								
709-SE200-3.3	SE-200-3.3	F	3.3V	40A	132W	87.21	78.43	70.56
709-SE200-5	SE-200-5	F	5V	40A	200W	87.21	78.43	70.56
709-SE200-7.5	SE-200-7.5	F	7.5V	27A	202.5W	87.21	78.43	70.56
709-SE200-12	SE-200-12	F	12V	17A	204W	87.21	78.43	70.56
709-SE200-15	SE-200-15	F	15V	14A	210W	87.21	78.43	70.56
709-SE200-24	SE-200-24	F	24V	8.8A	211.2W	87.21	78.43	70.56
709-SE200-27	SE-200-27	F	27V	7.8A	210.6W	87.21	78.43	70.56
709-SE200-36	SE-200-36	F	36V	5.9A	212.4W	87.21	78.43	70.56
709-SE200-48	SE-200-48	F	48V	4.4A	211.2W	87.21	78.43	70.56

MEAN WELL 200-350W SINGLE OUTPUT SWITCHING POWER SUPPLY (CONT.)

Specifications:

- AC Input Frequency: 47-63Hz
- Input Range: 90 ~ 132VAC/180 ~ 264VAC by switch 254 ~ 370VDC

Features:

- Fixed switching frequency at 90KHz
- Withstand 300vac surge input for 5 second

For quantities greater than listed, call for quote.

MOUSER STOCK NO.	Mean Well Part No.	Fig.	Output Voltage	Output Current	Power	Price Each 1	10	20
Dimensions (mm): 215L x 115W x 50H								
709-SE350-3.3	SE-350-3.3	G	3.3V	60A	198W	103.54	93.11	83.77
709-SE350-5	SE-350-5	G	5V	60A	300W	103.54	93.11	83.77
709-SE350-7.5	SE-350-7.5	G	7.5V	46A	345W	103.54	93.11	83.77
709-SE350-12	SE-350-12	G	12V	29A	348W	103.54	93.11	83.77
709-SE350-15	SE-350-15	G	15V	23.2A	348W	103.54	93.11	83.77
709-SE350-24	SE-350-24	G	24V	14.6A	350.4W	103.54	93.11	83.77
709-SE350-27	SE-350-27	G	27V	13A	351W	103.54	93.11	83.77
709-SE350-36	SE-350-36	G	36V	9.7A	349.2W	103.54	93.11	83.77
709-SE350-48	SE-350-48	G	48V	7.3A	350.4W	103.54	93.11	83.77

MEAN WELL 450W-1000W SWITCHING POWER SUPPLIES

Specifications:

- Universal AC Input: 90 ~ 132VAC/180 ~ 264VAC selected by switch
- AC Input Frequency: 47 ~ 63Hz
- Dimensions (mm): 450W: 225Lx124Wx50H
  600W:247Lx127Wx63.5H
  1000W: 278Lx127Wx63.5H

Features:

- AC input active surge current limiting
- Forced air cooling by built-in DC fan
- Built-in remote sense function

For quantities greater than listed, call for quote.

709-SE450-12	SE-450-12	H	12V	37.5A	450W	166.41	149.65	134.63
709-SE450-24	SE-450-24	H	24V	18.8A	451.2W	166.41	149.65	134.63
709-SE600-12	SE-600-12	C	12V	50A	600W	188.73	169.78	145.73
709-SE600-24	SE-600-24	C	24V	25A	600W	188.73	169.78	145.73
709-SE1000-12	SE-1000-12	I	12V	83.3A	999.6W	280.34	263.52	242.47
709-SE1000-24	SE-1000-24	I	24V	41.7A	1000.8W	280.34	263.52	242.47

MEAN WELL 600W PARALLEL SWITCHING POWER SUPPLIES

Specifications:

- Universal AC Input: 88 ~ 264VAC
- AC Input Frequency: 47 ~ 63Hz
- Dimensions (mm): 600W: 170Lx120Wx93H

Features:

- Universal AC Input/Full Range
- Built-in active PFC function
- Built in active parallel function for higher wattage

For quantities greater than listed, call for quote.

709-PSP600-12	PSP-600-12	D	12V	50A	600W	229.15	197.07	189.49
709-PSP600-48	PSP-600-48	D	48V	12.5A	600W	221.47	190.46	183.13

MEAN WELL 125W-650W SWITCHING POWER SUPPLIES WITH PFC FUNCTION

Specifications:

- Universal AC Input: 85 ~ 264VAC
- AC Input Frequency: 47 ~ 63Hz
- Dimensions (mm): 600W: 218Lx105Wx63.5H
  250W:199Lx105Wx41H

Features:

- Built-in active PFC function, PF>0.95
- Built-in cooling fan On-Off control (load)
- No load power consumption <0.75W

For quantities greater than listed, call for quote.

709-HSP250-2.5	HSP-250-2.5	J	2.5V	50A	125W	161.04	144.88	124.33
709-HSP250-3.6	HSP-250-3.6	J	3.6V	50A	180W	161.04	144.88	124.33
709-HSP250-5	HSP-250-5	J	5V	50A	250W	161.04	144.88	124.33
600W No Load Power Consumption <0.75W								
709-HRPG600-12	HRP-600-12	C	12V	53A	636W	233.26	219.26	201.77
709-HRPG600-24	HRP-600-24	C	24V	27A	648W	233.26	219.26	201.77

MEAN WELL 1000-2400W PARALLEL SWITCHING POWER SUPPLIES

Specifications:

- Universal AC Input: 90 ~ 264VAC
- AC Input Frequency: 47 ~ 60Hz
- Dimensions (mm): 1000W: 295Lx127Wx41H
  1500W: 278Lx127Wx84H
  2400W: 278Lx177.8Wx63.5H

Features:

- Universal AC Input/Full Range
- Built-in active PFC function, PF>0.94

For quantities greater than listed, call for quote.

709-RSP1000-24	RSP-1000-24	K	24V	40A	960W	425.29	399.77	367.88
709-RSP1000-48	RSP-1000-48	K	48V	21A	1008W	425.29	399.77	367.88
709-RSP1500-12	RSP-1500-12	L	12V	125A	1500W	523.50	490.43	449.11
709-RSP1500-48	RSP-1500-48	L	48V	32A	1536W	546.80	512.27	469.11
709-RSP-2400-12	RSP-2400-12	L	12V	166.7A	2000.4W	615.97	574.90	523.57
709-RSP-2400-24	RSP-2400-24	L	24V	100A	2400W	615.97	574.90	523.57
709-RSP-2400-48	RSP-2400-48	L	48V	50A	2400W	624.02	582.42	530.42

© Copyright 2013 Mouser Electronics

© Copyright 2013 Mouser Electronics

OMRON Switching Power Supplies

OMRON
INDUSTRIAL AUTOMATION

OMRON S8JX SERIES: SWITCHING POWER SUPPLIES

Specifications:
- Input voltage: 100-240VAC
- Switchable between 100-120 and 200-240VAC DC power cannot be input

Features:
- Multiple mounting options for panel design flexibility
- Universal input voltage
- Series operation available for up to 2 power supplies
- Parallel operation up to 5 units, 300W models

NEW PRODUCT

✻ Dimensions A & B are for overall measurement (from terminal block to mounting bracket)

For quantities greater than listed, call for quote.

MOUSER STOCK NO.	Omron Part No.	Fig.	Dimensions: mm (max.)✻ A	B	C	Power Rating (Watts)	Output Voltage (VDC)	Output Current (Amps)	Price Each 1	10	25
Open Frame, Front Mount											
653-S8JX-G05024	S8JX-G05024	A	111.0	41.0	93.0	50.0	24	2.10	**88.69**	**84.95**	**79.60**
Covered Frame, Front Mount											
653-S8JX-G05024C	S8JX-G05024C	A	111.0	41.0	93.0	50.0	24	2.10	**66.56**	**64.56**	**61.63**
653-S8JX-G10012C	S8JX-G10012C	A	161.0	51.0	93.0	100.0	12	8.50	**86.91**	**83.80**	**79.59**
653-S8JXG10024C	S8JX-G10024C	A	161.0	51.0	93.0	100.0	24	4.50	**101.34**	**94.50**	**89.61**
653-S8JX-G30024C	S8JX-G30024C	A	188.1	111.0	93.0	300.0	24	14.00	**243.37**	**223.60**	**204.83**
Covered Frame, DIN Rail Mount											
653-S8JX-G01505CD	S8JX-G01505CD	A	115.5	51.0	92.0	15.0	5	3.00	**50.96**	**49.43**	**47.19**
653-S8JX-G01512CD	S8JX-G01512CD	A	115.5	51.0	92.0	15.0	12	1.30	**50.96**	**49.43**	**47.19**
653-S8JX-G01524CD	S8JX-G01524CD	A	115.5	51.0	92.0	15.0	24	0.65	**50.96**	**49.43**	**47.19**
653-S8JX-G03512CD	S8JX-G03512CD	A	115.5	51.0	92.0	35.0	12	3.00	**58.24**	**57.79**	**53.93**
653-S8JX-G03524CD	S8JX-G03524CD	A	115.5	51.0	92.0	35.0	24	1.50	**58.24**	**55.51**	**53.93**
653-S8JX-G05005CD	S8JX-G05005CD	A	125.5	51.0	93.0	50.0	5	10.00	**68.48**	**66.43**	**64.42**
653-S8JXG05012CD	S8JX-G05012CD	A	125.5	51.0	93.0	50.0	12	4.20	**68.48**	**66.43**	**55.21**
653-S8JX-G05024CD	S8JX-G05024CD	A	125.5	51.0	93.0	50.0	24	2.10	**60.82**	**58.76**	**55.89**
653-S8JX-G10012CD	S8JX-G10012CD	A	175.5	57.0	93.0	100.0	12	8.50	**76.97**	**74.65**	**71.26**
653-S8JX-G10024CD	S8JX-G10024CD	A	175.5	57.0	93.0	100.0	24	4.50	**70.32**	**67.95**	**64.62**
653-S8JX-G15024CD	S8JX-G15024CD	A	175.5	57.0	93.0	150.0	24	6.50	**89.88**	**87.18**	**84.56**
653-S8JX-G30024CD	S8JX-G30024CD	A	205.8	120.2	93.0	300.0	24	14.00	**243.37**	**236.06**	**225.34**

OMRON S8VM SERIES: SWITCHING MODE POWER SUPPLIES

Specifications:
- Input voltage: 100-240VAC (85-264VAC)
- Insulation resistance: 100MΩ min. (@ 500VDC)
- Bottom mount models cannot be used for front mount For a front mount configuration, use DIN rail model

Features:
- Compact body contributes to machine downsizing
- Undervoltage alarm function assists in determining causes of errors
- Design prevents screws from falling out of terminal block
- Finger protection prevents electric shock

✻ Dimensions A & B are for overall measurement (from terminal block to mounting bracket)

For quantities greater than listed, call for quote.

MOUSER STOCK NO.	Omron Part No.	Fig.	A	B	C	Power Rating (Watts)	Output Voltage (VDC)	Output Current (Amps)	Price Each 1	10	25
Covered, Bottom Mounting Type											
653-S8VM-01512C	S8VM-01512C	B	98.1	27.0	81.5	15.0	12	1.3	**78.00**	**72.12**	**67.00**
653-S8VM-01515C	S8VM-01515C	B	98.1	27.0	81.5	15.0	15	1.0	**100.78**	**91.62**	**83.98**
653-S8VM-05024C	S8VM-05024C	B	138.1	27.0	82.5	50.0	24	2.2	**108.17**	**104.91**	**100.15**
653-S8VM-10024C	S8VM-10024C	B	178.1	28.5	82.5	100.0	24	4.5	**141.51**	**131.02**	**122.29**
653-S8VM-15005C	S8VM-15005C	B	178.1	37.5	82.5	150.0	5	27.0	**186.17**	**178.34**	**177.53**
653-S8VM-15024C	S8VM-15024C	B	178.1	37.5	82.5	150.0	24	6.5	**186.17**	**179.85**	**167.86**
Covered, DIN Rail Mounting Bracket Type											
653-S8VM-01515CD	S8VM-01515CD	B	112.1	36.5	86.9	15.0	15	1.0	**108.96**	**99.05**	**90.80**
653-S8VM-05024CD	S8VM-05024CD	B	152.1	36.5	87.9	50.0	24	2.2	**104.40**	**96.66**	**90.22**
653-S8VM-15005CD	S8VM-15005CD	B	192.1	42.6	87.9	150.0	5	27.0	**195.53**	**189.66**	**181.04**
653-S8VM-15024CD	S8VM-15024CD	B	192.1	42.6	87.9	150.0	24	6.5	**195.53**	**189.66**	**181.04**
Covered, Undervoltage Alarm, DIN Rail Mounting Bracket Type											
653-S8VM-03024AD	S8VM-03024AD	B	127.1	36.5	87.4	30.0	24	1.3	**109.20**	**105.92**	**101.12**
653-S8VM-05024AD	S8VM-05024AD	B	152.1	36.5	87.9	50.0	24	2.2	**132.08**	**128.11**	**122.30**
653-S8VM-15024AD	S8VM-15024AD	B	192.1	42.6	87.9	150.0	24	6.5	**217.37**	**189.32**	**183.63**

OMRON S8TS SERIES: BLOCK-TYPE, DIN MOUNT, SWITCHING POWER SUPPLIES

Specifications:
- Connector terminal type with bus line connectors
- Included: S8T-BUS01 and S8T-BUS02

Features:
- Easily connects with multiple units and offers many output combinations

For quantities greater than listed, call for quote.

MOUSER STOCK NO.	Omron Part No.	Fig.	Dimensions: mm A	B	C	Power Rating (Watts)	Output Voltage (VDC)	Output Current (Amps)	Price Each 1	10	25
Standard Model											
653-S8TS-06024F-E1	S8TS-06024F-E1	C	120.0	48.0	128.1	60.0	24	2.5	**189.15**	**182.42**	**169.80**

OMRON S8VS SERIES: SLIM, DIN MOUNT, SWITCHING POWER SUPPLIES

Specifications:
- Input voltage: 100-240VAC
- Terminal block: Screw

Features for 15/30W:
- Compact, thin power supplies that mount just about anywhere to contribute to control panel downsizing

Features for 60/120W:
- Simple functions for easy system commissioning

✻ Alarm output is sinking

For quantities greater than listed, call for quote.

MOUSER STOCK NO.	Omron Part No.	Fig.	A	B	C	Power Rating (Watts)	Output Voltage (VDC)	Output Current (Amps)	Price Each 1	10	25
Standard Model											
653-S8VS-01505	S8VS-01505	D	96.4	22.5	85.0	15.0	5	2.0	**83.20**	**80.70**	**76.68**
653-S8VS-01512	S8VS-01512	D	96.4	22.5	85.0	15.0	12	1.2	**83.20**	**80.70**	**75.73**
653-S8VS-01524	S8VS-01524	D	96.4	22.5	85.0	15.0	24	0.7	**83.20**	**80.70**	**75.75**
653-S8VS-03005	S8VS-03005	D	96.4	22.5	85.0	30.0	5	4.0	**109.20**	**105.92**	**100.69**
653-S8VS-03024	S8VS-03024	D	96.4	22.5	85.0	30.0	24	1.3	**109.20**	**105.92**	**99.40**
653-S8VS-06024	S8VS-06024	D	108.3	40.0	95.0	60.0	24	2.5	**140.41**	**135.69**	**127.83**
With Indication Monitor (Maintenance Forecast Monitor)											
✻ 653-S8VS-12024A	S8VS-12024A	E	121.3	50.0	115.0	120.0	24	5.0	**230.88**	**223.95**	**210.20**

OMRON S82S SERIES: MINIATURE, DIN MOUNT, SWITCHING POWER SUPPLIES

Specifications:
- Input voltage range: 12-24VDC
- DC inputs: 10.2-27.6VDC

Features:
- Mounts onto control panels with 100mm depth
- 7.5W models provide both ±12V and ±15V outputs

For quantities greater than listed, call for quote.

MOUSER STOCK NO.	Omron Part No.	Fig.	A	B	C	Power Rating (Watts)	Output Voltage (VDC)	Output Current (Amps)	Price Each 1	10	25
653-S82S-7305	S82S-7305	F	65.0	37.5	75.0	3.0	5	0.6	**98.65**	**89.68**	**82.21**
653-S82S-7705	S82S-7705	F	65.0	37.5	75.0	7.5	12	1.5	**128.86**	**107.39**	**99.14**
653-S82S-7712	S82S-7712	F	65.0	37.5	75.0	7.5	12	0.6	**138.40**	**115.34**	**106.48**

A



RoHS Compliant

B



RoHS Compliant

C



RoHS Compliant

D

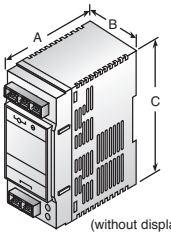

RoHS Compliant

(without display)

E

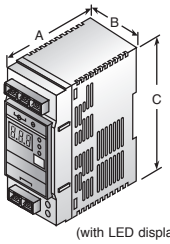

RoHS Compliant

(with LED display)

F



OMRON ALUMINUM MOUNTING DIN RAILS

For quantities greater than listed, call for quote.

MOUSER STOCK NO.	Omron Part No.	Fig.	Dimension Length	Price Each 1	10	25
653-PFP-100N	PFP-100N	A	1m	**6.48**	**6.21**	**6.10**
653-PFP-50N	PFP-50N	A	50cm	**4.96**	**4.52**	**4.37**
653-PFP-100N2	PFP-100N2	B	1m	**24.28**	**20.91**	**20.22**

A

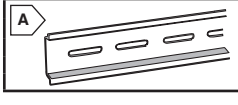

B

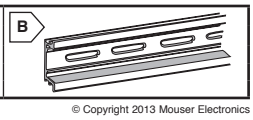

© Copyright 2013 Mouser Electronics

© Copyright 2013 Mouser Electronics

PHIHONG Switching Power Supplies

PHIHONG PSA15LN 15 WATT SINGLE OUTPUT SERIES

Specifications:
- AC input voltage: 90-264VAC
- AC Input Frequency: 47-63Hz
- Mating Connector
  AC: 538-09-50-7051
  DC: 538-09-50-7021
  Crimp Pin: 538-08-52-0072

Features:
- Low 1" profile
- CISPR 22B; FCC B EMI
- Voltage Adjustment: ±5%

RoHS Compliant

For quantities greater than listed, call for quote.

MOUSER STOCK NO.		Fig.	Output Voltage	Load		Ripple P-P	Regulation		Price Each		
Mfr.	Mfr. Part No.			Min.	Max.		Line	Load	1	5	25
552	PSA-15LN3-050-R	A	5V	0A	3.0A	50mV	±1%	±2%	20.45	18.60	17.56
552	PSA-15LN3-120-R	A	12V	0A	1.25A	120mV	±1%	±2%	20.45	18.60	17.56
552	PSA-15LN3-240-R	A	24V	0A	0.63A	240mV	±1%	±2%	22.37	20.31	19.23

PHIHONG PSA45 45 WATT UNIVERSAL CLASS B EMI SERIES

Specifications:
- AC input voltage: 90-264VAC
- Mating Connector
  AC: 538-09-50-3031
  DC: 538-09-50-3061 (Single)
  538-09-50-3081 (Quad)

Features:
- Industrial
- ISO 9001 quality system
- Zero Mimimum loads
- Surface mount controller

RoHS Compliant

† Unrestricted natural convection cooling

For quantities greater than listed, call for quote.

MOUSER STOCK NO.		Fig.	Output Voltage	Load		Ripple P-P	Regulation	Price Each		
Mfr.	Mfr. Part No.			Min.	Max.			1	5	25
552	PSA-45-050-R	B	5V	0A	8A	50mV	±2%	34.31	31.19	28.92
552	PSA-45-120-R	B	12V	0A	4A	120mV	±2%	34.31	31.19	28.92
552	PSA-45-240-R	B	24V	0A	2A	240mV	±2%	34.31	31.19	28.92
552	PSA-4531-R	B	5V	0A	4A	50mV	±2%	37.36	33.97	31.48
			12V	0A	1.5A	120mV	±5%			
			12V	0A	1.5A	120mV	±5%			
			-12V	0A	0.5A	120mV	±5%			
552	PSA-4534-R	B	5V	0A	4A	50mV	±2%	36.17	33.38	31.03
			15V	0A	1.2A	150mV	±5%			
			-15V	0A	0.5A	150mV	±5%			
552	PSA-4541-R	B	5V	0A	3A	50mV	±2%	37.18	34.24	31.83
			12V	0A	2A	120mV	±5%			
			-12V	0A	0.5A	120mV	±5%			
			-5V	0A	0.5A	50mV	±5%			

PHIHONG PSA065 65 WATT OPEN-FRAME SINGLE OUTPUT POWER SUPPLY

Specifications:
- AC input voltage: 90-264VAC
- AC frequency: 47-63Hz
- Efficiency: 80% min. @ max load
- Mating Connector:
  Input: housing 538-09-52-4034
  pins 538-08-50-0106
  Output: housing 538-26-03-4041
  pins 538-08-50-0189

Features:
- 2x4" Footprint
- Low profile design fits 1U applications
- Dimensions: 4.0Lx2.0Wx1.11H in.

RoHS Compliant

For quantities greater than listed, call for quote.

MOUSER STOCK NO.		Fig.	Output Voltage	Load			Ripple P-P	Regulation		Price Each		
Mfr.	Mfr. Part No.			Min.	Conv.	20cfm		Line	Load	1	5	25
552	PSA-065-120-R	C	12V	0A	3.75A	5.42A	120mV	±2%	±2%	27.88	25.62	24.12
552	PSA-065-240-R	C	24V	0A	1.88A	2.71A	240mV	±2%	±2%	26.05	23.94	22.53
552	PSA-065-480-R	C	48V	0A	0.94A	1.36A	480mV	±2%	±2%	26.05	23.94	22.53

PHIHONG PSA075 75 WATT LOW COST SERIES

Specifications:
- AC input voltage: 90-264VAC
- AC input frequency: 47-63Hz
- Mating Connector
  AC: 538-09-50-1031
  DC: 538-09-50-1061

Features:
- Class B conducted EMI
- Over voltage & short circuit protection

RoHS Compliant

† 20 CFM forced air cooling

For quantities greater than listed, call for quote.

MOUSER STOCK NO.		Fig.	Output Voltage	Load		Ripple P-P	Regulation		Price Each		
Mfr.	Mfr. Part No.			Min.	Max. †		Line	Load	1	5	25
552	PSA-075-050-R	D	5V	0A	11A	100mV	±1%	±3%	32.21	31.01	29.19
552	PSA-075-120-R	D	12V	0A	6.25A	120mV	±1%	±2%	32.21	31.01	29.19
552	PSA-075-240-R	D	24V	0A	3.125A	240mV	±1%	±2%	36.12	33.18	31.23

PHIHONG PSA120 120 WATT SINGLE OUTPUT SERIES

Specifications:
- AC input voltage: 90-264VAC
- AC Input Frequency: 47-63Hz
- Mating Connector
  AC: 538-09-50-1031
  DC: 538-09-50-1081

Features:
- Low profile fits 1U height requirement
- Class B conducted EMI
- Over voltage and short circuit protection

RoHS Compliant

† 30 CFM forced air cooling

For quantities greater than listed, call for quote.

MOUSER STOCK NO.		Fig.	Output Voltage	Load		Ripple P-P	Regulation		Price Each		
Mfr.	Mfr. Part No.			Min.	Max. †		Line	Load	1	5	25
552	PSA-120-120-R	E	12V	0A	10A	120mV	±1%	±2%	66.63	63.44	61.48
552	PSA-120-240-R	E	24V	0A	5A	240mV	±1%	±2%	62.26	59.29	57.46

PHIHONG PSA160U 160 WATT LOW COST OPEN FRAME POWER SUPPLY

Specifications:
- AC Input Range: 90-264VAC
- AC Input Frequency: 47-63Hz

Features:
- 2x4 Footprint
- Class B EMI
- OCP, OVP and Short Circuit Protection

NEW PRODUCT

† CFM forced air required, load drops to 56.3% of maximum without fan

For quantities greater than listed, call for quote.

MOUSER STOCK NO.		Fig.	Output Voltage	Load		Ripple P-P	Regulation		Price Each		
Mfr.	Mfr. Part No.			Min.	Max. †		Line	Load	1	5	25
552	PSA160-210-R	F	12V	50mA	13.34A	200mV	±5%	±5%	97.44	87.70	78.93
552	PSA160-212-R	F	24V	50mA	6.67A	270mV	±5%	±5%	97.44	87.70	78.93
552	PSA160-218-R	F	48V	50mA	3.34A	400mV	±5%	±5%	97.44	87.70	78.93
552	PSA160-216-R	F	56V	50mA	2.86A	480mV	±5%	±5%	97.44	87.70	78.93

DIMENSIONS: in.

A

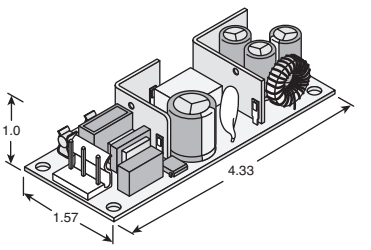

B

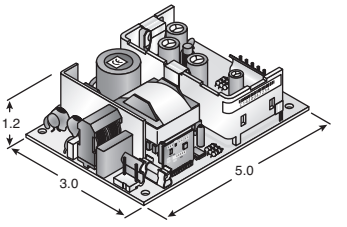

C

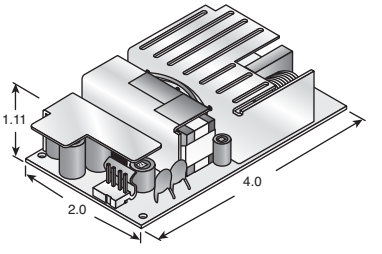

D

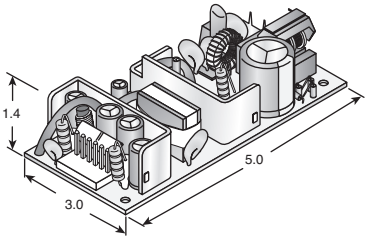

E

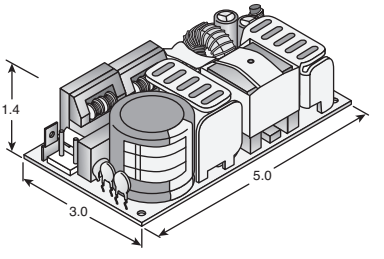

F

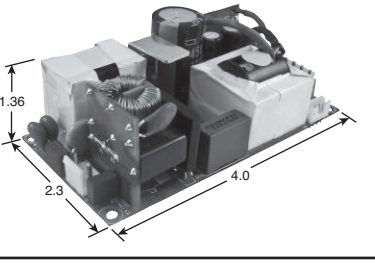

© Copyright 2013 Mouser Electronics

© Copyright 2013 Mouser Electronics

PHOENIX CONTACT General Purpose Power Supplies

PHOENIX CONTACT
INSPIRING INNOVATIONS

A

TRIO POWER

Features:
- Primary Switched Mode
- High MTBF: over 500,000 hours
- Built in LED diagnostic indication
- Compact space-saving design
- Universal voltage input
- Steel Housing
- U/I Overload Protection
- Built-in Transient surge protection
- Cable Tie wrap holder
- Three DC grounding terminals

c UL us LISTED

CE



B

TRIO-UPS

Features:
- Power supply and UPS in one package
  -24V DC/5A output
- Selectable back-up time
- Adjustable output
  -22.5-29.5V DC
- Programming and diagnostics software
  -Configuration stick for offline programming
  -Selectable alarm set-points
  -Selectable delay and hold-up times
  -Real-time status monitoring
- Remote diagnostics



C

Step-Power

Features:
- Worldwide input voltage range:
  85-264V AC
  95-250V DC
- Efficiency:
  Only 0.4W consumption idling
  (12V/1A)
  Only 0.4W consumption idling
  (12V/1.5A)
  Only 0.3W consumption idling
  (24V/0.5A)
- Local diagnostics:
  Indication of the DC output status



D

STEP POWER Gen2

Features:
- Voltage vs Current Output
- Over/Under Voltage Correction
- Integrated Din or Panel Mounting
- Primary Switched Mode
- Universal voltage input
- MTBF: Over 150,000 hours
- Connect in parallel for redundancy and capacity

c UL us LISTED

CE



E



MINI POWER

Features:
- Primary Switched Mode
- Universal voltage input
- Narrow mounting width
- Electronic overload protection
- Compact space-saving design
- Dual Output
- POWER BOOST output up to 100%
- High MTBF: over 500,000 hours
- Green Polyamide PA Housing
- Rapid Pluggable Terminals
- Can connect in parallel and series

F



G



GENERAL PURPOSE POWER SUPPLIES

Trio Power Single Phase

For quantities greater than listed, call for quote.

MOUSER STOCK NO.	Phoenix Type	Fig.	Input Voltage Range	Input Frequency	Output Voltage	Output Current	Operational Temperature	Dimensions: mm			Price Each	
								H	W	D	1	5
651-2866475	TRIO-PS/1AC/12DC/5A	A	85-264AC	45-65Hz	12VDC	5A	-25° to +55°C	130	32	115	139.56	123.14
651-2866488	TRIO-PS/1AC/12DC/10A	A	85-264AC	45-65Hz	12VDC	10A	-25° to +55°C	130	32	115	245.03	186.21
651-2866268	TRIO-PS/1AC/24DC/2.5	A	85-264AC	45-65Hz	24VDC	2.5A	-25° to +55°C	130	32	115	112.35	103.36
651-2866310	TRIO-PS/1AC/24DC/5	A	85-264AC	45-65Hz	24VDC	5A	-25° to +55°C	130	40	115	157.12	137.90
651-2866323	TRIO-PS/1AC/24DC/10	A	85-264AC	45-65Hz	24VDC	10A	-25° to +55°C	130	60	153	214.81	197.63
651-2866381	TRIO-PS/1AC/24DC/20	A	85-264AC	45-65Hz	24VDC	20A	-25° to +55°C	130	115	153	358.03	329.39
651-2866491	TRIO-PS/1AC/48DC/5A	A	85-264AC	45-65Hz	48VDC	5A	-25° to +55°C	130	60	152.5	243.96	215.25

Trio Power Three Phase

For quantities greater than listed, call for quote.

651-2866394	TRIO-PS/3AC/24DC/20	A	3x320-575AC	45-65Hz	24VDC	20A	-25° to +55°C	130	115	153	354.76	313.03
651-2866404	TRIO-PS/3AC/24DC/40	A	3x320-575AC	45-65Hz	24VDC	40A	-25° to +55°C	130	139	190	514.20	481.87

Trio-UPS System (Uninterruptable Power Supply) and Accessories

For quantities greater than listed, call for quote.

MOUSER STOCK NO.	Phoenix Type	Fig.	Description	Input Voltage	Output Voltage	Output Current	Operational Temperature	Dimensions: mm			Price Each	
								H	W	D	1	5
651-2866611	TRIO-UPS/1AC/24DC/5	B	UPS system, no battery	24VDC	24VDC	5A	-25° to +55°C	130	60	118	384.13	364.92
Accessories												
651-2866417	MINI-BAT/24DC/1.3AH	-	Din Rail battery module	24VDC	24VDC	1.3Ah	0° to 40°C	130	52	110	185.11	175.85

Step Power Generation 2

For quantities greater than listed, call for quote.

MOUSER STOCK NO.	Phoenix Type	Fig.	Input Voltage Range	Input Frequency	Output Voltage	Output Current	Operational Temperature	Dimensions: mm			Price Each	
								H	W	D	1	5
651-2868596	STEP-PS/1AC/24DC/0.5	C	85-264AC/95-250VDC	45-65Hz	24VDC	0.5A	-25° to +55°C	90	18	61	40.03	37.16
651-2868538	STEP-PS/1AC/12DC/1	C	85-264AC/95-250VDC	45-65Hz	12VDC	1A	-25° to +55°C	90	18	61	40.98	38.06
651-2868554	STEP-PS/1AC/12DC/1.5/FL	C	85-264AC/95-250VDC	45-65Hz	12VDC	1.5A	-25° to +55°C	90	36	43	47.63	44.22
651-2868541	STEP-PS/1AC/5DC/6.5 5VDC 6.5A	D	85-264AC/110-350DC	45-65Hz	5VDC	6.5A	-25° to +55°C	90	72	61	80.53	71.99
651-2868567	STEP-PS/1AC/12DC/1.5	D	85-264AC/110-350DC	45-65Hz	12VDC	1.5A	-25° to +55°C	90	36	61	49.62	47.02
651-2868583	STEP-PS/1AC/12DC/5 12VDC 5.0A	D	85-264AC/110-350DC	45-65Hz	12VDC	5A	-25° to +55°C	90	72	61	72.31	69.12
651-2868619	STEP-PS/1AC/15DC/4 15VDC 4.0A	D	85-264AC/110-350DC	45-65Hz	15VDC	4A	-25° to +55°C	90	72	61	71.41	68.28
651-2868570	STEP-PS/1AC/12DC/3	D	85-264AC/110-350DC	45-65Hz	12VDC	3A	-25° to +55°C	90	54	61	71.69	67.24
651-2868635	STEP-PS/1AC/24DC/.75	D	85-264AC/110-350DC	45-65Hz	24VDC	0.75A	-25° to +55°C	90	36	61	47.05	44.59
651-2868648	STEP-PS/1AC/24DC/1.75	D	85-264AC/110-350DC	45-65Hz	24VDC	1.75A	-25° to +55°C	90	54	61	60.03	56.30
651-2868651	STEP-PS/1AC/24DC/2.5	D	85-264AC/110-350DC	45-65Hz	24VDC	2.5A	-25° to +55°C	90	72	61	71.48	67.05
651-2868664	STEP-PS/1AC/24DC/4.2	D	85-264AC/110-350DC	45-65Hz	24VDC	4.2A	-25° to +55°C	90	90	61	100.07	93.85
651-2868680	STEP-PS/1AC/48DC/2 48VDC 2.0A	D	85-264AC/110-350DC	45-65Hz	48VDC	2A	-25° to +55°C	90	72	61	107.88	96.43

MINI POWER INDUSTRIAL POWER SUPPLIES

For quantities greater than listed, call for quote.

MOUSER STOCK NO.	Phoenix Type	Fig.	Input Voltage Range	Input Frequency	Output Voltage	Output Current	Operational Temperature	Dimensions: mm			Price Each	
								H	W	D	1	5
651-2938714	MINI-PS-100-240AC/5DC/3	E	85-264AC/90-350DC	45-65Hz	5VDC	3A	-25° to +70°C	99	22.5	114.5	127.23	121.01
651-2938756	MINI-PS-100-240AC/10-15DC/2	E	85-264AC/90-350DC	45-65Hz	10-15VDC	2A	-25° to +70°C	99	45	114.5	159.28	142.37
651-2866297	MINI-PS-100-240AC/10-15DC/8	E	85-264AC/90-350DC	45-65Hz	10-15VDC	8A	-25° to +70°C	99	67.5	107	217.21	206.60
651-2938743	MINI-PS-100-240AC/2x15DC/1	E	85-264AC/90-350DC	45-65Hz	15VDC	1A	-25° to +70°C	99	45	114.5	145.00	139.69
651-2866446	MINI-PS-100-240AC/24DC/1.3	E	85-264AC/90-350DC	45-65Hz	24VDC	1.3A	-25° to +70°C	99	22.5	107	113.16	100.40
651-2938730	MINI-PS-100-240AC/24DC/2	E	85-264AC/90-350DC	45-65Hz	24VDC	2A	-25° to +70°C	99	45	114.5	147.92	134.42
651-2938837	MINI-PS-100-240AC/24DC/4	E	85-264AC/90-350DC	45-65Hz	24VDC	4A	-25° to +70°C	99	67.5	115.4	226.78	207.26
651-2866336	MINI-PS-100-240AC/24DC/C2LPS	E	85-264AC/90-350DC	45-65Hz	24VDC	3.8A	-25° to +70°C	99	67.5	114.5	175.61	156.98
651-2866983	MINI-SYS-PS-100-240AC/24DC/1.5	E	85-264AC/90-350DC	45-65Hz	24VDC	1.5A	-25° to +70°C	99	35	103	162.12	149.04
651-2866598	MINI-SYS-UPS/12DC/4	-	85-264AC/100-350DC	45-65Hz	12VDC	4A	-25° to +70°C	99	67.5	115	421.38	371.80

DIN RAIL DISTRIBUTION TERMINAL BLOCKS

For quantities greater than listed, call for quote.

MOUSER STOCK NO.	Phoenix Type	Fig.	Description	Max Voltage	Max. Current Total	Max. Current Per Leg	Wire Gauge Input/Output	Dimensions: mm			Price Each	
								H	W	D	1	5
651-2315256	VIP-2/SC/PDM-2/16	F	2-in/8-out distributor	250V	30A	15A	24-10/24-12	50	50	65.5	34.24	31.46
651-2315269	VIP-2/SC/PDM-2/24	F	2-in/12-out distributor	250V	30A	15A	24-10/24-12	50	70.4	65.5	36.35	35.75
651-2315272	VIP-2/SC/PDM-2/32	F	2-in/16-out distributor	250V	30A	15A	24-10/24-12	50	90.8	65.5	50.29	47.81
651-2295664	FLK-PVB 2/36	G	2-in/18-out distributor	250V	30A	16A	24-10/24-12	51.7	96	51.6	92.96	84.62
651-2295677	FLK-PVB 2/48	G	2-in/24-out distributor	250V	30A	16A	24-10/24-12	61.5	86	71	121.05	110.18

© Copyright 2013 Mouser Electronics
© Copyright 2013 Mouser Electronics

PHOENIX CONTACT Industrial Power Supplies

PHOENIX CONTACT
INSPIRING INNOVATIONS

A

QUINT SFB

Features:
- Quint SFB (3rd Gen) include many features of the Quint Power and several additional including SFB (Selective Fuse Breaking) technology and additional function monitoring
- SFB Technology - produces 6 times the nominal current for 12ms



B

QUINT POWER

Features:
- Primary Switched Mode
- Universal voltage input
- Electronic overload protection
- Compact space-saving design
- Adjustable output voltage
- Can connect in parallel and series
- POWER BOOST output up to 50%
- High MTBF: over 500,000 hours
- DC OK LED
- DC OK Signal Output
- DC OK Dry Contact
- Rapid Pluggable Terminals
- Metal AluNox Housing



C

QUINT DC-DC CONVERTER

Features:
- Converts 18V-32V DC into a controlled and stable 24V Supply
- Input and Output are electrically isolated
- Used to convert a non-regulated DC voltage into a regulated voltage



D

QUINT UPS-IQ

Features:
- Provides charging state, remaining runtime and service life ofrechargeable battery at all times



E

QUINT UPS

Features:
- Provides Battery Backup to Quint SFB and Quint Power systems
- Can be used with external batteries listed below
- Mounts on Standard din rail
- Low current consumption during charging process



F

QUINT DIODE

Features:
- Uniform redundancy
- Made of extruded aluminum for improved cooling and longer service life
- UL 508 listing
- Class I, Division 2 listing



QUINT INDUSTRIAL POWER SUPPLIES

For quantities greater than listed, call for quote.

MOUSER STOCK NO.	Phoenix Type	Fig.	Input Voltage Range	Input Frequency	Output Voltage	Output Current	Operational Temperature	Dimensions: mm H	W	D	Price Each 1	5
Quint SFB (Single Phase)												
651-2866718	QUINT-PS/1AC/12DC/15A	A	85-264AC/90-350DC	45-65Hz	12VDC	15A	-25° to +70°C	130	60	125	458.22	422.97
651-2866747	QUINT-PS/1AC/24DC/3,5	A	85-264AC/90-350DC	45-65Hz	24VDC	3.5A	-25° to +70°C	130	32	125	201.16	179.49
651-2866750	QUINT-PS/1AC/24DC/5	A	85-264AC/90-350DC	45-65Hz	24VDC	5A	-25° to +70°C	130	40	125	271.14	231.40
651-2866763	QUINT-PS/1AC/24DC/10	A	85-264AC/90-350DC	45-65Hz	24VDC	10A	-25° to +70°C	130	60	125	403.39	334.24
651-2866776	QUINT-PS/1AC/24DC/20	A	85-264AC/90-350DC	45-65Hz	24VDC	20A	-25° to +70°C	130	90	125	401.79	371.29
651-2866679	QUINT-PS/1AC/48DC/5A	A	85-264AC/90-350DC	45-65Hz	48VDC	5A	-25° to +70°C	130	60	125	455.10	420.09
651-2866682	QUINT-PS/1AC/48DC/10	A	85-264AC/90-350DC	45-65Hz	48VDC	10A	-25° to +70°C	130	90	125	634.51	570.04
Quint SFB (Three Phase)												
651-2866734	QUINT-PS/3AC/24DC/5	A	85-264AC/90-350DC	45-65Hz	24VDC	5A	-25° to +70°C	130	40	125	289.97	240.26
651-2866705	QUINT-PS/3AC/24DC/10	A	85-264AC/90-350DC	45-65Hz	24VDC	10A	-25° to +70°C	130	60	125	403.39	334.24
Quint Power (Single Phase)												
651-2938811	QUINT-PS-100-240AC/12DC/10	B	85-264AC/90-350DC	45-65Hz	12VDC	10A	-25° to +70°C	122	85	130	460.99	406.76
651-2938578	QUINT-PS-100-240AC/24DC/2.5	B	85-264AC/90-350DC	45-65Hz	24VDC	2.5A	-25° to +70°C	125	55	130	228.57	201.68
651-2938581	QUINT-PS-100-240AC/24DC/5	B	85-264AC/90-350DC	45-65Hz	24VDC	5A	-25° to +70°C	125	55	130	329.57	290.78
651-2938604	QUINT-PS-100-240AC/24DC/10	B	85-264AC/90-350DC	45-65Hz	24VDC	10A	-25° to +70°C	125	85	130	473.94	418.19
651-2938620	QUINT-PS-100-240AC/24DC/20	B	85-264AC/90-350DC	45-65Hz	24VDC	20A	-25° to +70°C	125	157	130	792.00	702.16
651-2938879	QUINT-PS-100-240AC/24DC/40	B	85-264AC/90-350DC	45-65Hz	24VDC	40A	-25° to +70°C	130	240	125	977.45	862.45
651-2866255	QUINT-PS-100-240AC/48DC/5	B	85-264AC/90-350DC	45-65Hz	48VDC	5A	-25° to +70°C	130	85	125	536.82	473.67
651-2938248	QUINT-PS-100-240AC/48DC/10	B	85-264AC/90-350DC	45-65Hz	48VDC	10A	-25° to +70°C	130	157	125	868.21	766.07
651-2938976	QUINT-PS-100-240AC/48DC/20	B	85-264AC/90-350DC	45-65Hz	48VDC	20A	-25° to +70°C	130	240	125	926.35	817.36
Quint Power (Three Phase)												
651-2938594	QUINT-PS-3x400-500AC/24DC/5	B	3x320-575AC/450-800DC	45-65Hz	24VDC	5.0A	-25° to +70°C	125	73	130	350.48	309.25
651-2938617	QUINT-PS-3x400-500AC/24DC/10	B	3x320-575AC/450-800DC	45-65Hz	24VDC	10A	-25° to +70°C	125	85	130	473.94	418.19
651-2938727	QUINT-PS-3x400-500AC/24DC/20	B	3x320-575AC/450-800DC	45-65Hz	24VDC	20A	-25° to +70°C	125	160	130	614.85	570.94
651-2938633	QUINT-PS-3X400-500AC/24DC/30	B	3x320-575AC/450-800DC	45-65Hz	24VDC	30A	-25° to +70°C	130	240	130	1082.27	954.95
651-2938646	QUINT-PS-3X400-500AC/24DC/40	B	3x320-575AC/450-800DC	45-65Hz	24VDC	40A	-25° to +70°C	130	240	125	983.72	867.98
651-2938219	QUINT-PS-3x400-500AC/48DC/10	B	3x320-575AC/450-800DC	45-65Hz	48VDC	10A	-25° to +70°C	130	160	130	599.63	529.09
Quint DC-DC Converter												
651-2866378	QUINT-PS-24DC/24DC/10	C	18V DC - 24V DC	-	24VDC	10A	-25° to +70°C	130	80	125	572.25	504.92

QUINT UPS-IQ SYSTEMS (UNINTERRUBPTIBLE POWER SUPPLY) AND ACCESSORIES

PRODUCT NEW

For quantities greater than listed, call for quote.

MOUSER STOCK NO.	Phoenix Type	Fig.	Description	Input Voltage	Output Voltage	Output Current	Operational Temperature	Dimensions: mm H	W	D	Price Each 1	5
651-2320212	QUINT-UPS/24DC/24DC/5	D	UPS System, No battery included	24VDC	24VDC	5A	-25° to +70°C	130	35	125	331.70	315.12
651-2320225	QUINT-UPS/24DC/24DC/10	D	UPS System, No battery included	24VDC	24VDC	10A	-25° to +70°C	130	35	125	374.50	355.78
651-2320238	QUINT-UPS/24DC/24DC/20	D	UPS System, No battery included	24VDC	24VDC	20A	-25° to +70°C	130	40	125	438.70	416.77
651-2320241	QUINT-UPS/24DC/24DC/40	D	UPS System, No battery included	24VDC	24VDC	40A	-25° to +70°C	130	47	125	829.25	787.79
Accessories												
651-2320306	UPS-BAT/VRLA/24DC/3.4AH	-	Din Rail Battery Module	24VDC	24VDC	3.4Ah	-25° to +70°C	191	85	110	192.60	182.97
651-2320319	UPS-BAT/VRLA/24DC/7.2AH	-	Din Rail Battery Module	24VDC	24VDC	7.2Ah	-25° to +70°C	202	135	110	235.40	223.63
651-2320322	UPS-BAT/VRLA/24DC/12AH	-	Din Rail Battery Module	24VDC	24VDC	12Ah	-25° to +70°C	202	202	110	331.70	315.12
651-2320377	UPS-CAP/24DC/10A/10KJ	-	Dual-Layer Capacitor Batt.	24VDC	24VDC	10kJ	-25° to +70°C	130	126	126	1059.30	945.22
651-2320380	UPS-CAP/24DC/20A/20KJ	-	Dual-Layer Capacitor Batt.	24VDC	24VDC	20kJ	-25° to +70°C	130	126	126	1851.10	1651.75

QUINT UPS SYSTEMS (UNINTERRUPTIBLE POWER SUPPLY) AND ACCESSORIES

For quantities greater than listed, call for quote.

MOUSER STOCK NO.	Phoenix Type	Fig.	Description	Input Voltage	Output Voltage	Output Current	Operational Temperature	Dimensions: mm H	W	D	Price Each 1	5
651-2866226	QUINT-DC-UPS/24DC/10	E	UPS with integrated 1.3Ah Battery	24VDC	24VDC	10A	-25° to +70°C	130	100	125	686.78	605.99
651-2866239	QUINT-DC-UPS/24DC/20	E	UPS System, No battery included	24VDC	24VDC	20A	-25° to +70°C	130	66	125	524.23	483.71
651-2866242	QUINT-DC-UPS/24DC/40	E	UPS System, No battery included	24VDC	24VDC	40A	-25° to +70°C	130	66	125	1067.22	946.86
Accessories												
651-2866349	QUINT-BAT/24DC/3.4AH	-	Din Rail Battery Module	22.5-30VDC	24VDC	3.4Ah	-25° to +70°C	145	112	123	208.93	184.34
651-2866352	QUINT-BAT/24DC/7.2AH	-	Din Rail Battery Module	22.5-30VDC	24VDC	7.2Ah	-25° to +70°C	156	164	123	270.99	239.12
651-2938963	QUINT-DIODE/40	-	Redundancy Diode Module	-	-	-	-25° to +70°C	62	102	84	222.66	196.46
651-2866213	QUINT-BUFFER/24DC/20	-	Buffer Module	24VDC	24VDC	20A	-25° to +70°C	62	102	84	351.13	323.97

QUINT DIODE POWER SUPPLIES

For quantities greater than listed, call for quote.

MOUSER STOCK NO.	Phoenix Type	Fig.	Input Voltage	Input Voltage Range	Input Current 2x	Input Current 1x	Operational Temperature	Dimensions: mm H	W	D	Price Each 1	5
651-2320157	QUINT-DIODE/12-24DC/2X20/1X40	F	12-24DC	10-30DC	20A	40A	-40°C to +70°C	130	50	125	129.47	123.00
651-2320160	QUINT-DIODE/48DC/2X20/1X40	F	48DC	30-56DC	20A	40A	-40°C to +70°C	130	50	125	138.03	131.54

© Copyright 2013 Mouser Electronics
© Copyright 2013 Mouser Electronics

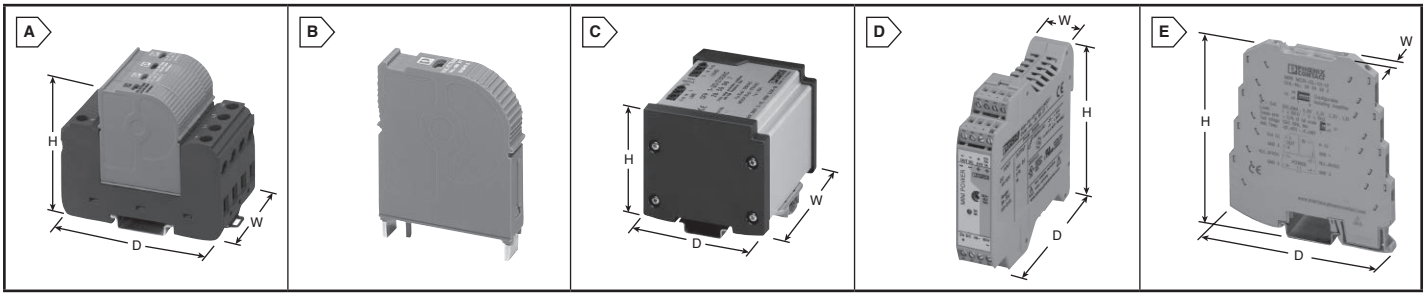

VALVETRAB COMPACT SLIM SURGE ARRESTERS FOR AC POWER

VALVETRAB Compact is a pluggable surge protection device powerful enough to handle lightning induced currents yet compact and flexible enough to fit easily into the smallest of cabinet spaces.
The series includes devices for 1,2, and 3 phase applications for all popular power systems.

Features:
• Din Rail Mount • Pluggable and Testable • Optical Status Display • Integrated Remote Indicator Contact • Protective Plug & Base

For quantities greater than listed, call for quote.

MOUSER STOCK NO.	Phoenix Type	Fig.	Protection Modes	Max. Operating Voltage	Power Systems	Dimensions: mm			Price Each	
						H	W	D	1	5
5 Conductor Systems - 3-Phase + Neutral + Ground										
651-2859521	VAL-CP-3S-350	A	L-N, N-GND, L-GND	350V AC	230/400V and 240/415V	72.5	48	98	**361.66**	**351.32**
651-2859453	VAL-CP-3S-175	A	L-N, N-GND, L-GND	175V AC	120/208V	72.5	48	98	**341.33**	**331.57**
4 Conductor Systems - 3-Phase + Neutral/Ground										
651-2859547	VAL-CP-3C-350	A	L - PEN	350V AC	230/400V, 240/415V, and 277/480V	72.5	36	98	**300.67**	**292.08**
651-2859466	VAL-CP-3C-175	A	L - PEN	175V AC	120/208V	72.5	36	98	**300.67**	**292.08**
4 Conductor Systems - 2-Phase + Neutral + Ground										
651-2859505	VAL-CP-2S-350	A	L-N, N-GND, L-GND	350V AC	(Special Apps) 230/400V and 240/415V	72.5	36	98	**312.44**	**303.51**
651-2859495	VAL-CP-2S-175	A	L-N, N-GND, L-GND	175V AC	(Split single phase) 120/240 V	72.5	36	98	**312.44**	**303.51**
3 Conductor Systems - 2-Phase + Neutral/Ground										
651-2859482	VAL-CP-2C-175	A	L - PEN	175V AC	(Split single phase) 120/240 V	72.5	24	98	**203.30**	**197.48**
3 Conductor Systems - 1-Phase + Neutral + Ground										
651-2859563	VAL-CP-1S-350	A	L-N, N-GND, L-GND	350V AC	230V	72.5	24	98	**199.02**	**193.33**
651-2859479	VAL-CP-1S-175	A	L-N, N-GND, L-GND	175V AC	120V	72.5	24	98	**199.02**	**193.33**

Replacement Plugs

For quantities greater than listed, call for quote.

MOUSER STOCK NO.	Phoenix Type	Fig.	Protection Modes	Max. Operating Voltage	Description	Price Each			
						1	5	10	25
651-2859602	VAL-CP-350-ST	B	L - N	350VAC	Protective plug surge arrestor	**66.34**	**64.44**	**62.64**	**59.34**
651-2859699	VAL-CP-N/PE-350-ST	B	N - PE	350VAC	Protective plug surge arrestor	**75.97**	**73.80**	**71.74**	**67.97**
651-2859628	VAL-CP-175-ST	B	L - N	175VAC	Protective plug surge arrestor	**60.99**	**59.24**	**57.59**	**54.56**
651-2859709	VAL-CP-N/PE-175-ST	B	N - PE	175VAC	Protective plug surge arrestor	**75.97**	**73.80**	**71.74**	**67.97**

SURGE PROTECTION DEVICES WITH EMI/RFI FILTER FOR AC POWER SYSTEMS

Features:
• EMI/RFI filtering • Transient Voltage Surge Suppressor • Din Rail Mount • Diagnostic monitoring of protection status • Metal Housing

For quantities greater than listed, call for quote.

MOUSER STOCK NO.	Phoenix Type	Fig.	Max Surge Current	Nominal Current	Description	Dimensions: mm			Price Each	
						H	W	D	1	5
651-2920667	SFP 1-5/120AC	C	10kA	5A	TSS with filter for 120V AC	79	111.5	86.5	**176.55**	**162.22**
651-2920670	SFP 1-10/120AC	C	10kA	10A	TSS with filter for 120V AC	79	111.5	86.5	**240.75**	**221.22**
651-2920683	SFP 1-15/120AC	C	10kA	15A	TSS with filter for 120V AC	79	111.5	86.5	**304.95**	**284.06**
651-2856702	SFP 1-20/120AC	C	10kA	20A	TVSS with filter for 120V AC	79	111.5	86.5	**370.22**	**335.66**

DC-DC CONVERTERS

Features:
• Primary Switched Mode • Electrical Isolation • Preventive Function Monitoring • Built in LED diagnostic indication

For quantities greater than listed, call for quote.

MOUSER STOCK NO.	Phoenix Type	Fig.	DC Input Voltage Range	Nominal Input Voltage	Output Voltage	Output Current	Operational	Dimensions: mm			Price Each	
								H	W	D	1	5
651-2866271	MINI-PS-48-60DC/24DC/1	D	36 - 75VDC	48V -60VDC	24.00	1A	-25° to +70°C	99.00	22.50	114.50	**182.76**	**176.08**
651-2866284	MINI-PS-12-24DC/24DC/1	D	10 - 32VDC	12V - 24VDC	24.00	1A	-25° to +70°C	99.00	22.50	114.50	**182.77**	**163.37**

MINI MCR ANALOG MODULES

MINI MCR Analog sets new standards in the 6mm class. Measuring signals, converting or isolating signals are no problem with this new analog range. MINI MCR Analog provides state-of-the-art technology for extreme flexibility and maximum ease of installation and configuration.

Features:
• Transmission Error: < 0.2%
• Supply Voltage: 19.2 - 30VDC
• Universally Configurable versions
• Temperature Range: -20°C to +60°C
• Din Rail Mount
• Din Rail Voltage Bridging
• Test Voltage: 1.5 kVAC

For quantities greater than listed, call for quote.

MOUSER STOCK NO.	Phoenix Type	Fig.	Description	Wire Termination	Dimensions: mm			Price Each	
					H	W	D	1	5
Conversion									
651-2864082	MINI MCR-SL-UI-F	E	Configurable analog frequency transducer	Screw Connection	102.5	6.2	93.1	**231.28**	**222.43**
651-2864095	MINI MCR-SL-R-UI	E	Configurable potentiometer transducer	Screw Connection	102.5	6.2	93.1	**311.23**	**302.47**
Isolation									
651-2865007	MINI MCR-SL-U-UI-NC	E	Configurable 3 way isolating amplifier	Screw Connection	102.5	6.2	93.1	**306.02**	**297.27**
651-2864176	MINI MCR-SL-UI-2I-NC	E	Configurable signal duplicator	Screw Connection	102.5	6.2	93.1	**329.62**	**317.02**
Temperature									
651-2864370	MINI MCR-SL-PT100-UI-200-NC	E	Configurable temperature transducer for PT100	Screw Connection	102.5	6.2	93.1	**227.91**	**221.38**
651-2864299	MINI MCR-SL-TC-UI-NC	E	Configurable thermocouple transducer, for types J &K	Screw Connection	102.5	6.2	93.1	**241.82**	**234.91**

Accessories

For quantities greater than listed, call for quote.

MOUSER STOCK NO.	Phoenix Type	Fig.	Description	Dimensions: mm			Price Each	
				H	W	D	1	5
651-2864134	MINI MCR-SL-PTB	E	Power terminal block w/ visual voltage display, Input 20-30VDC, output 2A max	102.5	6.2	93.1	**68.11**	**63.67**
651-2869728	ME 6.2 TBUS-2 1.5/5-ST-3.81 GN	–	Voltage Bridging for two MINI MCR Analog converters, 5 pos, green	–	–	–	**10.64**	**9.91**
651-2709561	ME 17.5 TBUS 1.5/5-ST-3.81 GN	–	Voltage bridging for the MINI-SYS power supply(2 are required), 5 pos, green	–	–	–	**8.95**	**8.52**
651-2866983	MINI-SYSPS100240AC/24DC/1.5	–	System Power Supply, 85-264V DC in, 24V DC out, 1.5A, -25°C to +70°C	99	35	103	**162.12**	**149.04**

© Copyright 2013 Mouser Electronics
© Copyright 2013 Mouser Electronics

POWER-ONE Power Supplies

power-one® Changing the Shape of Power

RoHS Compliant **This product is RoHS compliant.**

AC-DC MULTIPLE OUTPUT MPB/MPU SERIES

Features:
• Input Voltage: 90-264VAC • Power factor correction • Power good signals

For quantities greater than listed, call for quote.

MOUSER STOCK NO.	Power-One Part No.	Fig.	Output Voltage (V)	Max. Output Current	Power	Dimensions: in			Price Each		
						Length	Width	Height	1	10	25
784-MPB125-2005G	MPB125-2005G	A	+5V +12V	25A .5A	125W	5.00	3.00	1.25	95.50	90.95	86.62
784-MPB125-2012G	MPB125-2012G	A	+12V 12V	10.5A .5A	125W	5.00	3.00	1.25	95.50	90.95	86.62
784-MPB125-2024G	MPB125-2024G	A	+24V 12V	5.2A .5A	125W	5.00	3.00	1.25	95.50	90.95	86.62
784-MPB125-2048G	MPB125-2048G	A	+48V 12V	2.6A .5A	125W	5.00	3.00	1.25	95.50	90.95	86.62
784-MPB125-4350G	MPB125-4350G	A	+3.3V +5V +12V -12V	10A 15A 5A/9Apk .5A	125W	5.00	3.00	1.25	95.50	90.95	86.62
784-MPB125-4350RG	MPB125-4350RG	A	+3.3V +5V +12V -12V	10A 15A 5A/9Apk .5A	125W	5.00	3.00	1.25	114.60	109.14	103.94
784-MPB150-2012G	MPB150-2012G	A	+12V 12V	12.5A 0.5A	150W	5.00	3.00	1.25	106.61	99.22	96.81
784-MPB150-2024G	MPB150-2024G	A	+24V 12V	6.0A .5A	150W	5.00	3.00	1.25	106.61	99.22	96.81
784-MPB150-2048G	MPB150-2048G	A	+48V 12V	3.1A .5A	150W	5.00	3.00	1.25	106.61	99.22	96.81
784-MPU150-4530G	MPU150-4530G	B	+5V +3.3V 12V 12V	30A 15A 3A 3A	150W	8.00	4.20	1.50	313.55	286.49	271.67

MBC250 250W MEDICAL OPEN FRAME POWER SUPPLY

Features:
• Universal AC input voltage range: 90-264 VAC • High efficiency up to 90% at 230Vac full load • Medical 3rd Edition. Meets MOOP & MOPP

For quantities greater than listed, call for quote.

MOUSER STOCK NO.	Power-One Part No.	Fig.	Output Voltage (V)	Max. Output Current	Power	Dimensions: in			Price Each		
						Length	Width	Height	1	10	25
784-MBC250-1012G	MBC250-1012G	C	12V	19A	228W	5.0	3.0	1.5	150.47	139.56	135.59
784-MBC250-1024G	MBC250-1024G	C	24V	10.5A	252W	5.0	3.0	1.5	150.47	139.56	135.59
784-MBC250-1048G	MBC250-1048G	C	48V	5.25A	252W	5.0	3.0	1.5	150.47	139.56	135.59

AC-DC SINGLE - OUTPUT SERIES

Features:
• Input Voltage : 85-264VAC • Power factor correction • Fan output voltage and optional fan • Main output remote sense

For quantities greater than listed, call for quote.

MOUSER STOCK NO.	Power-One Part No.	Fig.	Output Voltage (V)	Max. Output Current	Power	Dimensions: in			Price Each		
						Length	Width	Height	1	10	25
784-PFC250-1024	PFC250-1024	-	24V	10.5A	250W	8.50	4.75	2.00	384.07	362.64	353.27
784-PFC500-1024F	PFC500-1024F	D	24V	21.0A	500W	10.50	5.00	2.50	640.32	599.01	571.33
784-PFC250-1005	PFC250-1005	E	5V	50A	250W	8.50	4.75	2.00	403.39	378.78	369.15
784-PFC375-1024F	PFC375-1024F	E	24V +12V 12V 24V	15A 10A 6A 3A	375W	10.50	5.00	2.50	597.06	479.36	461.64
784-PFC375-4200	PFC375-4200	E	+24V +5V 12V 12V	1-10A 10A 4A 4A	375W	9.00	5.00	2.50	542.88	513.60	503.33
784-PFC500-1028F	PFC500-1028F	E	28V	17.9A	500W	10.50	5.0	2.50	665.19	640.65	605.56

MAP55, MAP80, AND MAP130 SERIES AC-DC POWER SUPPLIES

• Input Voltage: 90-264VAC • Input Frequency: 47-63Hz

For quantities greater than listed, call for quote.

MOUSER STOCK NO.	Power-One Part No.	Fig.	Output Volts	Output Current (A)	Power	Dimensions: in			Price Each		
						Length	Width	Height	1	10	25
MAP55 Series											
784-MAP55-1012	MAP55-1012	F	12/15	5.0/4.0	55W	6.00	3.27	1.60	149.77	129.66	117.06
784-MAP55-1024	MAP55-1024	F	24/28	2.5/2.2	55W	6.00	3.27	1.60	149.77	129.66	117.06
784-MAP55-4000	MAP55-4000	F	+5 +12 -5 -12	6 3 .5 .5	55W	6.00	3.27	1.60	162.91	147.05	135.49
784-MAP55-4001	MAP55-4001	F	+5 +24 -12 +12	6 1.5 .5 .5	55W	6.00	3.27	1.60	162.91	147.05	135.49
784-MAP55-4004	MAP55-4004	F	+5 +24 -15 +15	6 1.5 .5 .5	55W	6.00	3.27	1.60	163.72	147.64	136.04
		Description									
784-412-59584-G	412-59584-G	Cover for MAP55							12.23	11.64	11.30
MAP80 Series											
784-MAP80-1012G	MAP80-1012G	F	12/15	7.5/6.0	80W	7.20	4.20	1.80	168.70	164.48	160.11
784-MAP80-1024	MAP80-1024	F	24/28	3.8/3.2	80W	7.20	4.20	1.80	201.91	186.37	173.06
784-MAP80-4000	MAP80-4000	F	+5 +12 -5 -12	14 4 1 1	80W	7.20	4.20	1.80	232.66	221.10	215.71
784-MAP80-4001	MAP80-4001	F	+5 +24 -12 +12	14 2 1 1	80W	7.20	4.20	1.80	263.21	247.02	235.58
784-MAP80-4002	MAP80-4002	F	+5 +12 -12 +12	14 4 1 1	80W	7.20	4.20	1.80	263.21	247.02	231.76
784-MAP80-4003	MAP80-4003	F	+5 +15 -5 -15	14 3.5 1 1	80W	7.20	4.20	1.80	232.66	221.10	215.71
		Description									
784-412-59585-G	412-59585-G	Cover for MAP80							17.12	15.40	14.94
MAP130 Series											
784-MAP130-1024	MAP130-1024	F	24/28	6.2/5.4	130W	8.50	4.50	2.00	266.00	252.24	232.16

A



B



C

PRODUCT NEW



D



E



F



© Copyright 2013 Mouser Electronics

© Copyright 2013 Mouser Electronics

POWER-ONE Power Supplies

power-one® Changing the Shape of Power

AC-DC POWER SUPPLIES

MAP110 & MAP140 Series

• Input Voltage: 85-264VAC • Input Frequency: 47-63Hz

For quantities greater than listed, call for quote.

MOUSER STOCK NO.	Power-One Part No.	Fig.	Output Voltage	Convection Cooled Output Current (A)	Power	Dimensions: in			Price Each		
						L	W	H	1	10	25
MAP110 Series											
784-MAP110-1012	MAP110-1012	A	12/15	7.5/6	110W	7.00	4.30	1.97	189.40	174.07	163.20
784-MAP110-1024	MAP110-1024	A	24/28	3.8/3.2	110W	7.00	4.30	1.97	154.08	129.68	126.47
784-MAP110-4000	MAP110-4000	A	+5 +12 -12 -5	12/20pk 5/9pk 1/1.5pk 1/1.5pk	110W	7.00	4.30	1.97	181.90	161.84	156.62
784-MAP110-4004	MAP110-4004	A	+5 +24 -15 +15	12/20pk 3/4.5pk 1/1.5pk 1/1.5pk	110W	7.00	4.30	1.97	176.83	163.06	160.51
784-MAP110-4200	MAP110-4200	A	+12 +24 -12 +5	5/9pk 4/4.5pk 1/1.5pk 2/2.5pk	110W	7.00	4.30	1.97	192.60	175.73	168.91
MAP140 Series											
784-MAP140-1024	MAP140-1024	A	24/28	4.6/4	140W	7.00	4.30	1.80	253.61	238.61	223.59

ABC200 & ABC400 Series

• Input Voltage: 90-264VAC • Input Frequency: 47-63Hz

For quantities greater than listed, call for quote.

MOUSER STOCK NO.	Power-One Part No.	Fig.	Output Voltage	Max. Output Current	Power	Dimensions: in			Price Each		
						L	W	H	1	10	25
784-ABC200-1012G	ABC200-1012G	B	12V	15A	180W	4.0	2.0	1.5	91.81	87.10	84.16
784-ABC200-1024G	ABC200-1024G	B	24V	8.5A	204W	4.0	2.0	1.5	91.81	87.10	84.16
784-ABC200-1048G	ABC200-1048G	B	48V	4.25A	204W	4.0	2.0	1.5	91.81	87.10	84.16
784-ABC400-1012G	ABC400-1012G	C	12V	30A	360W	5.0	3.0	1.5	173.60	164.69	159.13
784-ABC400-1024G	ABC400-1024G	C	24V	17A	408W	5.0	3.0	1.5	173.60	164.69	159.13
784-ABC400-1048G	ABC400-1048G	C	48V	8.5A	408W	5.0	3.0	1.5	173.60	164.69	159.13

FRONT END POWER SUPPLIES

• Ideal server from factor optimizes space, efficiency, and load variations
• Overtemperature, overload, and overvoltage protection
• Compact Size enables mounting in both 1u an 2u height
• 2 Speed fab for low noise at low ambient temperature
• 12 Interface status and monitoring

AC-DC Power Supply

• High Efficiency • Input Voltage: 90-264VAC with PFC • Input Frequency: 47-63Hz • Status LEDs

For quantities greater than listed, call for quote.

MOUSER STOCK NO.	Power-One Part No.	Fig.	Input Voltage VAC	Output 1		Output 2		Rated Power	Price Each		
				Vo nom	Io max	Vo nom	Io max		1	10	25
784-SFP650-12BG	SFP650-12BG	D	90-264	12V	53.3A	3.3V	3A	650W	449.00	421.31	407.72

AC-DC Power Supplies

• Best-in-class, 80 PLUS certified "Platinum" efficiency
• Parallel operation with active digital current sharing
• High density design: 25.6W/in3
• Full digital controls for improved performance

PRODUCT NEW

For quantities greater than listed, call for quote.

MOUSER STOCK NO.	Power-One Part No.	Fig.	Input Voltage VAC	Output Voltage	Width	Airflow	Input	Rated Power	Price Each		
									1	10	25
784-PFE1100-12-054NA	PFE1100-12-054NA	E	90-264	12V	54mm	normal	AC	1100W	414.30	390.76	353.10
784-PFE850-12-054NA	PFE850-12-054NA	E	90-264	12V	54mm	normal	AC	850W	338.98	319.72	288.90
784-PFE600-12-054NA	PFE600-12-054NA	E	90-264	12V	54mm	normal	AC	600W	239.17	225.58	203.84

DC-DC Power Supply

• High Efficiency • Wide DC input range (-40 to -75 VDC)
• Status LEDs • I²C interface status control

For quantities greater than listed, call for quote.

MOUSER STOCK NO.	Power-One Part No.	Fig.	Input Voltage VAC	Output 1		Output 2		Rated Power	Price Each		
				Vo nom	Io max	Vo nom	Io max		1	10	25
784-SFD1200-12BG	SFD1200-12BG	F	-40 to -75	12V	99.2V	3.35V	3A	1200W	533.93	433.77	402.53



AC-DC LINEAR POWER SUPPLIES

• ±0.05% Output regulation • 100% Burn-in • Low Output Ripple • Remote Sense Provided

For quantities greater than listed, call for quote.

MOUSER STOCK NO.	Power-One Part No.	Case Style	Remote Sensor Provided	Dimensions: in.	Output 1	Output 2	Output 3	Price Each		
								1	10	25
Single Output										
784-HB5-3/OVP-AG	HB5-3/OVP-AG	B	Yes	4.87x4.00x2.10	5V@3.0A	- - -	- - -	58.41	54.71	52.94
784-HC5-6/OVP-AG	HC5-6/OVP-AG	C	Yes	5.62x4.87x2.95	5V@6.0A	- - -	- - -	88.81	82.64	80.10
784-HA15-0.9-AG	HA15-0.9-AG	B	No	4.87x4.00x2.10	12V@0.9A	- - -	- - -	52.43	50.29	48.15
784-HB12-1.7-AG	HB12-1.7-AG	B	Yes	4.87x4.00x2.10	12V@1.7A	- - -	- - -	55.11	50.87	49.38
784-HB15-1.5-AG	HB15-1.5-AG	B	Yes	4.87x4.00x2.10	15V@1.5A	- - -	- - -	55.64	52.43	51.36
784-HC12-3.4-AG	HC12-3.4-AG	C	Yes	5.62x4.87x2.95	12V@3.4A	- - -	- - -	81.32	76.28	72.92
784-HN12-5.1-AG	HN12-5.1-AG	N	Yes	7.00x4.87x3.28	12V@5.1A	- - -	- - -	113.42	107.00	103.79
784-F15-15-AG	F15-15-AG	F	Yes	16.75x4.88x5.00	12V@16.0A	- - -	- - -	296.39	278.20	269.64
784-HC15-3-AG	HC15-3-AG	C	Yes	5.62x4.87x2.95	15V@3.0A	- - -	- - -	81.32	76.28	72.92
784-HB24-1.2-AG	HB24-1.2-AG	B	Yes	4.87x4.00x2.10	24V@1.2A	- - -	- - -	56.85	51.98	50.85
784-HC24-2.4-AG	HC24-2.4-AG	C	Yes	5.62x4.87x2.95	24V@2.4A	- - -	- - -	81.32	76.28	72.92
784-HN24-3.6-AG	HN24-3.6-AG	N	Yes	7.00x4.87x3.28	24V@3.6A	- - -	- - -	95.04	87.75	85.11
784-HD24-4.8-AG	HD24-4.8-AG	D	Yes	9.00x4.87x3.28	24V@4.8A	- - -	- - -	113.37	109.97	107.61
784-HE24-7.2-AG	HE24-7.2-AG	E	Yes	14.00x4.87x3.53	24V@7.2A	- - -	- - -	177.63	165.27	160.35
784-F24-12-AG	F24-12-AG	F	Yes	16.75x4.88x5.00	24V@12.0A	- - -	- - -	296.40	277.89	270.45
784-HC28-2-AG	HC28-2-AG	C	Yes	5.62x4.87x2.95	28V@2.0A	- - -	- - -	70.72	68.68	67.34
Dual Output										
784-HAA15-0.8-AG	HAA15-0.8-AG	AA	Yes	6.50x4.00x2.10	15V@0.8A	-15V@0.8A	- - -	69.55	65.15	62.54
784-HBB15-1.5-AG	HBB15-1.5-AG	BB	Yes	7.00x4.87x2.95	12V@1.7A	-12V@0.7A	- - -	88.81	82.64	80.10
784-HCC15-3-AG	HCC15-3-AG	CC	Yes	9.38x4.87x3.28	12V@3.4A	-12V@3.4A	- - -	158.88	145.65	137.98
784-HAD15-0.4-AG	HAD15-0.4-AG	B	No	4.87x4.00x2.10	15V@0.4A	-15V@0.4A	- - -	52.06	50.56	48.69
Triple Output										
784-HCAA-60W-AG	HCAA-60W-AG	D	Yes	9.00x4.87x3.28	5V@6.0A	12V@1.0A	-12V@1.0A	145.52	131.91	126.84
784-HCBB-75W-AG	HCBB-75W-AG	CBB	Yes	11.00x4.87x3.28	5V@6.0A	12V@1.7A	-12V@1.7A	148.73	141.17	137.71
784-HTAA-16W-AG	HTAA-16W-AG	AA	No	6.50x4.00x2.10	5V@2.0A	12V@0.4A	-12V@0.4A	92.50	84.20	80.25

AC-DC OVERVOLTAGE PROTECTION OPTION

For quantities greater than listed, call for quote.

MOUSER STOCK NO.	Power-One Part No.	Includes	Price Each		
			1	10	25
784-OVP-12G	OVP-12G	6.4-34V For use with peak current linear power supplier models	13.41	13.08	12.87

© Copyright 2013 Mouser Electronics
© Copyright 2013 Mouser Electronics

RECOM POWER LED Drivers and AC/DC Converters

RoHS Compliant **This product is RoHS compliant.**

LIGHTLINE LED DRIVERS

Low Power AC Input LED Drivers

✻ Dimmable

For quantities greater than listed, call for quote.

MOUSER STOCK NO. / Mfr. / Mfr. Part No.	Fig.	Input Range	Output Voltage	Output Current	Power	IP Ratings	Max. No. LEDs	Price Each 1	5	10
46x30x23mm										
919—RACD03-350	A	90-264VAC	3-12VDC	350mA	3W	IP66	3x1W	11.10	10.03	9.14
919—RACD03-700	A	90-264VAC	3-4.5VDC	700mA	3W	IP66	1x2W	11.10	10.03	9.14
64x35x20mm										
919—RACD06-350	B	90-264VAC	3-22VDC	350mA	6W	IP20	6x1W	14.42	13.03	11.89
919—RACD06-700	B	90-264VAC	3-8.4VDC	700mA	6W	IP20	2x2W	14.42	13.03	11.89
123x45x18mm										
919—RACD12-350	C	90-264VAC	3-36VDC	350mA	12W	IP20	10x1W	22.46	20.49	18.84
919—RACD12-700	C	90-264VAC	3-15VDC	700mA	12W	IP20	4x2W,8x1W	22.46	20.49	18.84
145x50x22mm										
919—RACD20-350	C	90-264VAC	6-56VDC	350mA	20W	IP20	15x1W	29.46	26.88	24.71
919—RACD20-700	C	90-264VAC	6-29VDC	700mA	20W	IP20	8x2W,8+8x1W	29.46	26.88	24.71
919—RACD20-1050	C	90-264VAC	5-17VDC	1050mA	20W	IP20	6x3W,5+5x2W	29.46	26.88	24.71
✻ 919—RACD20-350D	C	200-264VAC	2x(3-34)VDC	2x(35-350)mA	20W	IP20	2x(10x1W)	54.02	49.28	45.31
✻ 919—RACD20-350D-US	C	90-130VAC	2x(3-34)VDC	2x(35-350)mA	20W	IP20	2x(10x1W)	54.02	49.28	45.31
Triac Diming (137.5x50.2x23mm)										
919—RACT20-350-US	C	115V	350mA	30-56VDC	20W	IP20	15x1W	42.18	35.22	31.42
919—RACT20-700-US	C	115V	700mA	15-28VDC	20W	IP20	8x2W,8+8x1W	44.24	36.95	32.95
919—RACT20-350	C	230V	350mA	30-56VDC	20W	IP20	15x1W	44.24	36.95	32.95
919—RACT20-700	C	230V	700mA	15-28VDC	20W	IP20	8x2W,8+8x1W	46.38	38.73	34.54
160x50x22.5mm										
919—RACD30-500	D	90-264VAC	10-56VDC	500mA	30W	IP20	15x2W	32.62	29.77	27.36
919—RACD30-700	D	90-264VAC	10-43VDC	700mA	30W	IP20	12x3W,12+12x1W	32.62	29.77	27.36

PFC Single CV Output LED AC/DC Converters

NEW PRODUCT

- Constant voltage output
- Power factor corrected

For quantities greater than listed, call for quote.

MOUSER STOCK NO. / Mfr. / Mfr. Part No.	Fig.	Input Range	Output Voltage	Output Current	Power	Efficiency (%)	Price Each 1	5	10
919—RACV30-12	E	100-240VAC	12VDC	0-2500mA	30W	83	38.53	33.18	32.11
919—RACV30-24	E	100-240VAC	24VDC	0-1250mA	30W	84	38.53	33.18	32.11

High Power AC Input LED Drivers

For quantities greater than listed, call for quote.

MOUSER STOCK NO. / Mfr. / Mfr. Part No.	Fig.	Input Range	Output Voltage	Output Current	Preset Current Limit	Max. Power	Efficiency (%)	Price Each 1	5	10
919—RACD60-700/OF	F	90-264VAC	38-54VDC	700-850mA	700mA	46W	89	50.40	45.97	42.25
919—RACD60-2100/OF	F	90-264VAC	21-28VDC	1400-2140mA	2100mA	60W	89	50.40	45.97	42.25
919—RACD60-4200/OF	F	90-264VAC	11-13.5VDC	3570-4200mA	4200mA	60W	85	50.40	45.97	42.25

Constant Current Buck-Boost LED Driver

NEW PRODUCT

- Digital + analogue dimming control

For quantities greater than listed, call for quote.

MOUSER STOCK NO. / Mfr. / Mfr. Part No.	Fig.	Input Range	Output Current	Output Voltage (Vmin-Vmax)	Power	Price Each 1	5	10
919—RBD-12-0.35	G	8-36V	350mA	8-40VDC	3-20W	40.91	39.29	37.67
919—RBD-12-0.35/W	G	8-36V	350mA	8-40VDC	3-20W	42.53	40.51	39.16
919—RBD-12-0.50	G	8-36V	500mA	8-40VDC	3-20W	42.69	40.71	39.35
919—RBD-12-0.50/W	G	8-36V	500mA	8-40VDC	3-20W	44.30	42.23	40.83

High Power DC/DC LED Drivers

NEW PRODUCT

- Digital + analogue dimming control

✻ M = Metal case

919—RCD-24-0.30	H	4.5-36VDC	300mA	2-35VDC	1-43W	17.06	15.41	14.06
919—RCD-24-0.35	H	4.5-36VDC	350mA	2-35VDC	1-43W	17.06	15.41	14.06
919—RCD-24-0.35/W	H	4.5-36VDC	350mA	2-35VDC	1-43W	18.43	16.65	15.19
919—RCD-24-0.35/W/X1	H	4.5-36VDC	350mA	2-35VDC	1-43W	17.48	16.72	15.96
919—RCD-24-0.50	H	4.5-36VDC	500mA	2-35VDC	1-43W	18.78	16.97	15.48
919—RCD-24-0.70	H	4.5-36VDC	700mA	2-35VDC	1-43W	20.70	18.70	17.07
919—RCD-24-0.70/W	H	4.5-36VDC	700mA	2-35VDC	1-43W	22.06	19.94	18.19
919—RCD-24-0.70/W/X1	H	4.5-36VDC	700mA	2-35VDC	1-43W	20.75	19.93	19.11
919—RCD-24-1.00	H	6-36VDC	1000mA	3-33VDC	1-43W	25.12	22.71	20.72
919—RCD-24-1.00/W/X1	H	6-36VDC	1000mA	3-33VDC	1-43W	24.74	23.83	22.91
919—RCD-24-1.20	H	6-36VDC	1200mA	3-33VDC	1-43W	26.63	24.08	21.97
919—RCD-24-1.20/W/X1	H	6-36VDC	1200mA	3-33VDC	1-43W	26.05	25.12	24.18
919—RCD-24-1.00/PL/A	H	6-36V	1000mA	2-35VDC	-	18.81	17.01	15.52
919—RCD-48-0.35	H	9-60V	350mA	2-56VDC	70W	22.72	22.13	21.29
919—RCD-48-0.35/W	H	9-60V	350mA	2-56VDC	70W	23.09	22.22	21.61
919—RCD-48-0.50	H	9-60V	500mA	2-56VDC	70W	25.49	24.47	23.84
919—RCD-48-0.70	H	9-60V	700mA	2-56VDC	70W	26.28	25.23	24.58
919—RCD-48-0.70/W	H	9-60V	700mA	2-56VDC	70W	25.53	24.58	23.70
✻ 919—RCD-48-1.20/M	H	9-60V	1200mA	2-56VDC	70W	31.79	29.72	28.61

DIMENSIONS: mm

A



B



C



D



E



F



G



H



I



J



K



Powerline AC/DC Converters

For quantities greater than listed, call for quote.

MOUSER STOCK NO. / Mfr. / Mfr. Part No.	Fig.	Input Range	Output Voltage	Output Current	Power	Efficiency (%)	Price Each 1	5	10
RAC01 & RAC02 Series - Ultra Compact Size, Low Consumption at No Load 33.7x22.2x17.75									
919—RAC01-3.3SC	I	90-277VAC	3.3VDC	300mA	1W	65	17.95	16.24	15.71
919—RAC01-05SC	I	90-277VAC	5VDC	200mA	1W	68	15.88	14.37	13.89
919—RAC01-12SC	I	90-277VAC	12VDC	83mA	1W	72	15.88	14.37	13.89
919—RAC01-24SC	I	90-277VAC	24VDC	42mA	1W	73	18.15	16.41	15.87
919—RAC02-3.3SC	I	90-277VAC	3.3VDC	600mA	2W	66	18.51	16.75	16.19
919—RAC02-05SC	I	90-277VAC	5VDC	400mA	2W	70	16.39	14.83	14.34
919—RAC02-12SC	I	90-277VAC	12VDC	167mA	2W	74	16.39	14.83	14.34
919—RAC02-24SC	I	90-277VAC	24VDC	83mA	2W	77	18.70	16.92	16.36
RAC03 Series - Class B Filter Built-In; Low No Load Consumption 37.80x23.90x16.40									
919—RAC03-3.3SC	J	90-264VAC	3.3VDC	900mA	3W	63	22.73	20.57	19.88
919—RAC03-05SC	J	90-264VAC	5VDC	600mA	3W	73	20.14	18.22	17.62
919—RAC03-12SC	J	90-264VAC	12VDC	250mA	3W	76	19.17	17.34	16.78
919—RAC03-24SC	J	90-264VAC	24VDC	125mA	3W	78	21.64	19.57	18.93
RAC04 Series - Ultra Compact Size, Low Consumption at No Load 36.7x27.2x17.10									
919—RAC04-05SA	I	90-264VAC	5VDC	800mA	4W	72	20.21	16.88	15.05
919—RAC04-05SA/277	I	90-305VAC	5VDC	800mA	4W	72	30.28	26.84	24.03
919—RAC04-12SA	I	90-264VAC	12VDC	333mA	4W	77	20.21	16.88	15.05
919—RAC04-12SA/277	I	90-305VAC	12VDC	333mA	4W	77	30.28	26.84	24.03

For quantities greater than listed, call for quote.

MOUSER STOCK NO. / Mfr. / Mfr. Part No.	Fig.	Input Range	Output Voltage	Output Current	Power	Efficiency (%)	Price Each 1	5	10
RAC04 Series - Ultra Compact Size, Low Consumption at No Load 36.7x27.2x17.10 (Cont.)									
919—RAC04-24SA	I	90-264VAC	24VDC	167mA	4W	77	20.21	16.88	15.05
919—RAC04-24SA/277	I	90-305VAC	24VDC	167mA	4W	77	30.28	26.84	24.03
RAC06 Series - Class B Filter Built In; Single and Dual Options single= 50.9x25.5x16.40 dual = 53.5x27.8x16.40									
919—RAC06-05SC	I	90-264VAC	5VDC	1200mA	6W	75	27.07	24.49	23.68
919—RAC06-12DC	I	90-264VAC	±12VDC	±250mA	6W	78	31.65	28.64	27.69
919—RAC06-12SC	I	90-264VAC	12VDC	500mA	6W	78	27.88	25.23	24.39
919—RAC06-24SC	I	90-264VAC	24VDC	250mA	6W	80	31.50	28.49	27.56
RAC10 Series - Compact Size, Industry Standard									
919—RAC10-05SB	K	90-264VAC	5VDC	2500mA	10W	72	34.38	28.64	25.65
919—RAC10-12SB	K	90-264VAC	12VDC	833mA	10W	76	34.38	28.64	25.65
919—RAC10-15SB	K	90-264VAC	15VDC	667mA	10W	75	50.15	44.95	40.24
919—RAC10-24SB	K	90-264VAC	24VDC	417mA	10W	72	34.38	28.64	25.65
RAC20 Series - High Power Density									
919—RAC20-05SB	K	90-264VAC	5VDC	3600mA	18W	78	63.91	57.50	51.48
919—RAC20-12SB	K	90-264VAC	12VDC	1666mA	20W	83	63.91	57.50	51.48
919—RAC20-15SB	K	90-264VAC	15VDC	1330mA	20W	85	63.91	57.50	51.48
919—RAC20-24SB	K	90-264VAC	24VDC	833mA	20W	86	63.91	57.50	51.48

© Copyright 2013 Mouser Electronics

© Copyright 2013 Mouser Electronics

SOLAHD Linear Power Supplies

RoHS Compliant **This product is RoHS compliant.**

DIMENSIONS: in.

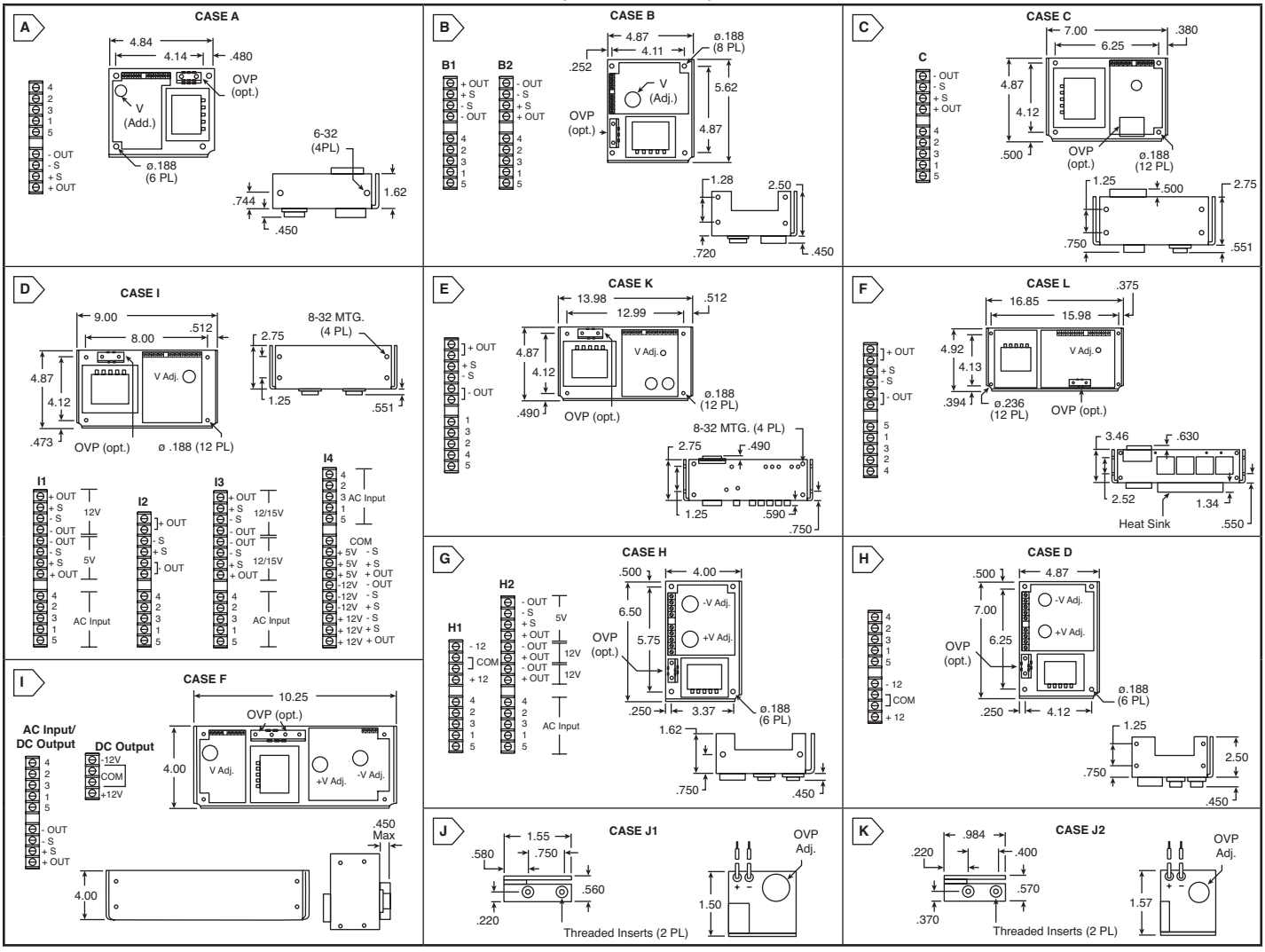

SOLAHD SILVER LINE SERIES - SINGLE & MULTI-OUTPUT LINEARS

The Silver Line series follows the industry accepted foot-print for open frame, linear power supplies. SolaHD improves on this design by offering standard screw terminal connections and optional covers for safety considerations.



Features:

- Two Year Warranty
- Low Noise, Extremely Quiet DC Output
- Universal Input and Approvals (115/230VAC)
- For Noise Sensitive or Analog Circuitry
- Short Circuit Protected
- Built-in OVP on 5V Models and Optional on 12, 15, and 24V Models
- Easy-To-Install Screw Terminal Connections
- Automatic Resetting Overload Protection
- Industry Standard Footprint
- Fast Transient Response, Ideal forTest Applications

RoHS Compliant

✻with remote sensor (R.S)

For quantities greater than listed, call for quote.

MOUSER STOCK NO.	SolaHD Part No.	Fig.	Case Style	Output 1	Output 2	Output 3	Built-In OVP	Price Each 1	5	10
Single Output										
663-SLS-05-030-1T	SLS-05-030-1T	A	A	5V @ 3A ✻	- - -	- - -	Yes	77.76	74.33	71.89
663-SLS-05-060-1T	SLS-05-060-1T	B	B1	5V @ 6A ✻	- - -	- - -	Yes	115.82	110.72	105.81
663-SLS-12-017T	SLS-12-017T	A	A	12V @ 1.7A or 15V @ 1.5A ✻	- - -	- - -	No	77.76	74.33	69.80
663-SLS-12-034T	SLS-12-034T	B	B1	12V @ 3.4A ✻	- - -	- - -	No	110.86	105.98	102.50
663-SLS-24-012T	SLS-24-012T	A	A	24V @ 1.2A ✻	- - -	- - -	No	77.76	74.33	72.96
663-SLS-24-024T	SLS-24-024T	B	B2	24V @ 2.4A ✻	- - -	- - -	No	110.86	105.98	101.99
663-SLS-24-036T	SLS-24-036T	C	C	24V @ 3.6A ✻	- - -	- - -	No	160.49	153.42	148.25
663-SLS-24-048T	SLS-24-048T	D	I2	24V @ 4.8A ✻	- - -	- - -	No	213.43	204.04	197.33
663-SLS-24-072T	SLS-24-072T	E	K	24V @ 7.2A ✻	- - -	- - -	No	234.95	224.60	218.83
663-SLS-24-120T	SLS-24-120T	F	L	24V @ 12.0A ✻	- - -	- - -	No	319.30	305.39	290.32
Dual Output										
663-SLD-12-1010-12T	SLD-12-1010-12T	G	H1	12V @ 1A or 15V @ .8A	-12V @ 1A or -15V @ .8A	- - -	No	85.72	82.95	78.38
663-SLD-12-1818-12T	SLD-12-1818-12T	H	D	12V @ 1.8A or 15V @ 1.5A	-12V @ 1.8A or -15V @ 1.5A	- - -	No	130.70	124.95	120.85
663-SLD12-3434-12T	SLD-12-3434-12T	D	I3	12V @3.4A ✻	-12V @ 3.4A ✻	- - -	No	185.70	175.50	155.63
663-SLD12-6034-05T	SLD12-6034-05T	D	I1	5V @ 6A ✻	12V @ 3.4A ✻	- - -	V1	184.64	180.34	165.53
663-SLD15-3030-15T	SLD15-3030-15T	D	I3	15V @ 3A ✻	-15V @ 3A ✻	- - -	No	181.95	172.52	167.27
Triple Output										
663-SLT12-20404-12T	SLT12-20404-12T	G	H2	5V @ 2A	12V @ .4A or 15V @ .4A	-12V @ .4A or -15V @ .4A	V1	117.45	112.29	108.93
663-SLT12-31010-12T	SLT12-31010-12T	I	F	5V @ 3A ✻	12V @ 1A or 15V @ .8A ✻	-12V @ 1A or -15V @ .8A ✻	V1	155.54	146.11	139.68
Over Voltage Protector (OVP)										
663-SLO-12-000-1	SLO-12-000-1	J	J1	6.2V to 34V Adjustable @ 8A	For Cases B through K			21.04	20.47	19.86
663-SLO-12-000-TB	SLO-12-000-TB	K	J2	6.2V to 34V Adjustable @ 8	For Case A or Cases B through K (when used with a cover)			21.04	20.47	19.86

© Copyright 2013 Mouser Electronics
© Copyright 2013 Mouser Electronics

SOLAHD DIN Rail Power Supplies

SOLAHD SDP™ LOW POWER DIN RAIL SERIES

Compact DIN Rail power supplies from 5V to 48VDC and power ratings up to 100 watts.
These compact and efficient units are designed specifically for the industrial environment.



UL 1950 E137632

CUL/CSA-C22.2 No. 234-M90

EMC and Low Volt. Directive

UL 508 Listed IND. CONT. EQ. 9HAO, E61379

RoHS Compliant

Features:

- Operational temp range: -10°C to 70°C
- Ultra Slim 15W footprint
- No tools required for mounting
- Adjustable outputs
- PowerBoost™ industrial overload design
- Overvoltage, short circuit protection
- Continuous short circuit protection
- Low output noise
- Screw terminal connections
- Simple snap-on for DIN TS35/7.5 or TS35/15 rail system
- Three year warranty
- Dimensions: All units 2.95" x 1.77" x 3.58", except: SDP06-24-100T: 2.95" x 0.9" x 3.8"; SDP4-24-100LT: 2.95" x 2.85" x 3.8"
- Green LED DC "OK" indicator

For quantities greater than listed, call for quote.

MOUSER STOCK NO.	SolaHD Part No.	Power	Input Voltage	Input Current	Output Voltage	Output Current	Efficiency (Typ.)	Price Each		
								1	5	10
663-SDP06-24-100T	SDP06-24-100T	15W	85-264VAC, 90-375VDC	0.4A / 0.25A	24Vdc 22.5-28.5Vdc Adj.	0.6A	>80%	68.07	66.20	63.59
663-SDP5-5-100T	SDP5-5-100T	25W	85-264VAC, 90-375VDC	0.6A @ 102Vac; 0.33A @ 196Vac	5-5.5Vdc 5-6Vdc min Adj.	5.0A	>80%	118.68	106.84	103.57
663-SDP1-24-100T	SDP1-24-100T	30W	85-264VAC, 90-375VDC	0.7A / 0.4A	24Vdc 22.5-28.5Vdc Adj.	1.3A	>83%	102.61	95.23	93.71
663-SDP2-24-100T	SDP2-24-100T	50W	85-264VAC, 90-375VDC	1.1A / 0.7A	24Vdc 22.5-28.5Vdc Adj.	2.1A	>86%	127.27	123.78	118.89
663-SDP2-12-100T	SDP2-12-100T	30W	85-264VAC, 90-375VDC	0.6A @ 102Vac; 0.33A @ 196Vac	12Vdc 9.9-12.1Vdc min Adj.	3.0-2.5A	>80%	136.68	129.21	124.90
663-SDP4-24-100LT	SDP4-24-100LT	100W	85-132/176-264VAC, 210-375VDC	1.8A / 1.0A	24Vdc 22.5-28.5Vdc Adj.	3.8A	>88%	166.72	162.15	155.75
663-SDP3-15-100T	SDP3-15-100T	50W	85-264VAC, 90-375VDC	1.0A @ 102Vac; 0.6A @ 196Vac	15Vdc 11.9-15.1Vdc min Adj.	4.2-3.4A	>86%	147.55	142.87	138.09

SOLAHD SDN-C COMPACT DIN RAIL SERIES

The SDN-C DIN rail power supplies are the next generation of the popular SDN series. These models combine high efficiency and compact size with new visual diagnostic LEDs to offer the most performance available from SolaHD. Sag immunity, Power Factor Correction and parallel operation capability make this series suitable to a variety of industrial applications.





UL 60950 E137632 CUL/CSA-C22.2 No. 234-M90

UL 508 Listed IND. CONT. EQ. E61379

EMC and Low Volt. Directive

Atex Directive

PRODUCT NEW

Features:

- Compact packaging saves DIN rail space
- Visual diagnostic LEDs monitor input and output
- 85-264VAC input, 50/60Hz
- Power Factor Correction meets EN61000-3-2
- Adjustable output voltage
- Parallel capability standard
- Operating temperature range: -25°C - 60°C

For quantities greater than listed, call for quote.

MOUSER STOCK NO.	SolaHD Part No.	Input		Output Voltage	Output Current (nom.)	Rail Width (in.)	Price Each	
		Voltage (VAC)	Current (nom.)				1	5
Single Phase								
663-SDN5-24-100C	SDN5-24-100C	115/230 auto	1.65A - 0.55A	24V	5A (120W)	1.97	264.25	259.30
663-SDN10-24-100C	SDN10-24-100C	115/230 auto	3.2A - 1.0A	24V	10A (240W)	2.36	422.10	403.68
663-SDN20-24-100C	SDN20-24-100C	115/230 auto	6A / 3A	24V	20A (480W)	3.42	619.53	592.51
3-Phase								
663-SDN5-24-480C	SDN5-24-480C	380/480 auto	3x0.5A / 2x0.7A	24V	5A (120W)	1.97	284.93	263.70
663-SDN10-24-480C	SDN10-24-480C	380/480 auto	3x0.8A / 2x1.2A	24V	10A (240W)	2.36	410.38	379.81
663-SDN20-24-480CC	SDN20-24-480CC	380/480 auto	3x0.9A / 2x1.3A	24V	20A (480W)	2.56	535.00	512.68
663-SDN40-24-480C	SDN40-24-480C	380/480 auto	3x1.6A	24V	40A (960W)	7.09	799.29	743.58

SOLAHD SDN-P DIN RAIL SERIES

The SDN Din Rail power supplies provide industry leading performance. Sag immunity, transient suppression and noise tolerant, the SDN Series ensures compatibility in demanding applications. Power factor correction to meet European directive, hazardous location approvals and optional redundant accessories allow the SDN Series to be used in a wide variety of applications. Wide operation temperature range, high tolerance to shock and vibration and reliable design make the SDN Series the definition of DC power quality.



UL 1950 E137632

CUL/CSA-C22.2 No. 234-M90

UL 508 Listed IND. CONT. EQ. 9HAO, E61379

EMC and Low Volt. Directive

Atex Directive

Features:

- Operational temp range: -10°C - 60°C
- Frequency: 47-63Hz
- Dimensions: 4.88" (H) x 4.55" (D)
- Power factor correction
- Improved metal mounting clip
- Single phase models meet SEMI F47 Sag Immunity
- Green LED and DC OK signal
- Adjustable voltage
- Parallel capability standard on all units
- Highly efficient >90% switching technology
- High MTBF and reliability
- Five year warranty
- User-friendly front panel - screw terminals - easy installation
- Industrial grade design:
  - Rugged metal case and DIN connector
  - Powers high inrush loads without shutdown
- Narrow width on rail for space critical applications

For quantities greater than listed, call for quote.

MOUSER STOCK NO.	SolaHD Part No.	Input		Output Voltage	Output Current (nom.)	Rail Width (in.)	Price Each	
		Voltage (VAC)	Current (nom.)				1	5
Single Phase								
663-SDN2.5-24-100P	SDN2.5-24-100P	115/230 auto	1.3A / 0.7A	24VDC	2.5A (60W)	1.97	167.18	153.06
663-SDN4-24-100LP	SDN4-24-100LP	115/230 auto	2.1A / 1.0A	24VDC	3.8A (92W)	2.56	253.75	233.08
663-SDN5-24-100P	SDN5-24-100P	115/230 auto	2.2A / 1.0A	24VDC	5A (120W)	2.56	263.28	243.78
663-SDN10-24-100P	SDN10-24-100P	115/230 auto	5A / 2A typ.	24VDC	10A(240W)	3.26	376.01	345.40

ACCESSORIES FOR DIN RAIL POWER SUPPLIES

For quantities greater than listed, call for quote.

MOUSER STOCK NO.	SolaHD Part No.	Description	Price Each			
			1	5	50	100
653-PFP-100N	PFP-100N	DIN rail, 1M length x 7.3mm wide	6.48	6.10	5.76	5.46
653-PFP-M	PFP-M	DIN rail end plate	.70	.546	.535	.524

© Copyright 2013 Mouser Electronics

© Copyright 2013 Mouser Electronics

SOLAHD DIN Rail Power Supplies

RoHS Compliant **This product is RoHS compliant.**

SOLAHD SCP SERIES, 30 WATT SWITCHERS: SINGLE, DUAL AND TRIPLE

These switchers are compact, rugged encapsulated power supplies designed to power many industrial control and instrumentation devices and equipment, with high reliability and tight regulation.

Features:

- Input Voltage: 85-264VAC 100-375VDC
- International approvals for global use
- DIN Rail or Chassis Mount
- Rugged, encapsulated design to resist environment
- IP20 protection
- Five year warranty
- Available in Low Profile or Slim Line packages

Packaging and Mounting Specifications:

- Simple snap-on for DIN Rail TS35/7.5 or TS35/15
- M3 screw clamp terminations
- Chassis mounting possible on -DN Low-Profile versions by removing DIN clips

RoHS Compliant



Slim Line

Low Profile

UL 1950
E137632

CUL/CSA-C22.2
No. 234-M90

EMC and
Low Volt. Directive

Low Profile - DIN Rail or Chassis Mount

For quantities greater than listed, call for quote.

MOUSER STOCK NO.	SolaHD Part No.	Output Voltages			Min. Load V1 (A)	Dimensions: in. H x W x D	Efficiency	Price Each			
		V1	V2	V3				1	5	10	25
663-SCP30S3.3-DN	SCP30S3.3-DN	3.3V @ 6A	- - -	- - -	0	4.72 x 2.55 x 1.29	≥62%	172.52	166.68	159.71	151.99
663-SCP30S5-DN	SCP30S5-DN	5V @ 6A	- - -	- - -	0	4.72 x 2.55 x 1.29	≥70%	166.24	152.46	145.10	140.90
663-SCP30S12-DN	SCP30S12-DN	12V @ 2.5A	- - -	- - -	0	4.72 x 2.55 x 1.29	≥75%	155.87	151.60	145.62	141.88
663-SCP30S15-DN	SCP30S15-DN	15V @ 2.0A	- - -	- - -	0	4.72 x 2.55 x 1.29	≥75%	179.06	172.55	167.13	160.62
663-SCP30S24-DN	SCP30S24-DN	24V @ 1.3A	- - -	- - -	0	4.72 x 2.55 x 1.29	≥77%	155.87	151.60	145.62	141.88
663-SCP30S48-DN	SCP30S48-DN	48V @ 0.6A	- - -	- - -	0	4.72 x 2.55 x 1.29	≥77%	155.77	148.25	143.96	139.65
663-SCP30D12-DN	SCP30D12-DN	12V @ 1.2A	-12V @ 1.2A	- - -	0.12	4.72 x 2.55 x 1.29	≥68%	175.72	167.22	162.38	157.54
663-SCP30D15-DN	SCP30D15-DN	15V @ 1.0A	-15V @ 1.0A	- - -	0.15	4.72 x 2.55 x 1.29	≥68%	185.91	180.20	176.56	170.60
663-SCP30T512-DN	SCP30T512-DN	5V @ 3.0A	-12V @ 0.6A	12V @ 0.6A	0.3	4.72 x 2.55 x 1.29	≥68%	190.70	181.48	176.22	170.95

Slim Line - DIN Rail Mount Only

For quantities greater than listed, call for quote.

MOUSER STOCK NO.	SolaHD Part No.	Output Voltages			Min. Load V1 (A)	Dimensions: in. H x W x D	Efficiency	Price Each			
		V1	V2	V3				1	5	10	25
663-SCP30S3.3B-DN	SCP30S3.3B-DN	3.3V @ 6A	- - -	- - -	0	4.72 x 1.29 x 2.68	≥62%	185.91	180.20	176.56	170.60
663-SCP30S5B-DN	SCP30S5B-DN	5V @ 6A	- - -	- - -	0	4.72 x 1.29 x 2.68	≥70%	168.24	160.10	155.48	150.84
663-SCP30S12B-DN	SCP30S12B-DN	12V @ 2.5A	- - -	- - -	0	4.72 x 1.29 x 2.68	≥75%	178.73	172.00	166.98	163.38
663-SCP30S15B-DN	SCP30S15B-DN	15V @ 2.0A	- - -	- - -	0	4.72 x 1.29 x 2.68	≥75%	165.75	157.76	153.18	148.59
663-SCP30S24B-DN	SCP30S24B-DN	24V @ 1.3A	- - -	- - -	0	4.72 x 1.29 x 2.68	≥77%	199.36	189.98	177.84	172.07
663-SCP30S48B-DN	SCP30S48B-DN	48V @ 0.6A	- - -	- - -	0	4.72 x 1.29 x 2.68	≥77%	165.75	157.76	153.18	148.62
663-SCP30D12B-DN	SCP30D12B-DN	12V @ 1.2A	-12V @ 1.2A	- - -	0.12	4.72 x 1.29 x 2.68	≥68%	189.42	180.27	175.05	169.83
663-SCP30D15B-DN	SCP30D15B-DN	15V @ 1.0A	-15V @ 1.0A	- - -	0.15	4.72 x 1.29 x 2.68	≥68%	216.68	203.78	194.70	183.91
663-SCP30T512B-DN	SCP30T512B-DN	5V @ 3.0A	-12V @ 0.6A	12V @ 0.6A	0.3	4.72 x 1.29 x 2.68	≥68%	203.14	193.34	187.73	182.14

SOLAHD SCD SERIES, ENCAPSULATED INDUSTRIAL DC-DC CONVERTERS

These DC to DC converters are compact, rugged power supplies designed to power industrial control instrumentation devices and equipment where AC power is not convenient or accessible.

Features:

- DIN Rail or Chassis Mount by removing DIN clips
- Rugged, encapsulated design to resist environment
- IP20 protection
- Wide input range: 20-72VDC
- M3 screw clamp terminations
- Simple snap-on for DIN rail TS35/7.5 or TS 35/15
- Five year warranty
- Dimensions: 4.71"(H) x 2.55"(W) x 1.29"(D)

RoHS Compliant



CUL/CSA-C22.2
No. 234-M90

EMC and
Low Volt.
Directive

UL 1950
E137632

UL 508 Listed
IND. CONT.
EQ.
EI91000

For quantities greater than listed, call for quote.

MOUSER STOCK NO.	SolaHD Part No.	Input Voltage	Output Voltages		Min. Load V1 (A)	Switching Frequency (Typ.)	Regulation Line/ Load	Price Each			
			V1	V2				1	5	10	25
663-SCD30S5-DN	SCD30S5-DN	20-72 VDC	5V @ 5.0A	--	0A	100kHz	≤±0.5%	210.49	199.30	193.94	188.66
663-SCD30S12-DN	SCD30S12-DN	20-72 VDC	12V @ 2.5A	--	0A	100kHz	≤±0.5%	203.37	197.80	189.99	185.12
663-SCD30S15-DN	SCD30S15-DN	20-72 VDC	15V @ 2.0A	--	0A	100kHz	≤±0.5%	210.49	199.30	193.94	188.66
663-SCD30S24-DN	SCD30S24-DN	20-72 VDC	24V @ 1.3A	--	0A	100kHz	≤±0.5%	203.37	197.80	189.99	185.12
663-SCD30S48-DN	SCD30S48-DN	20-72 VDC	48V @ 0.6A	--	0A	100kHz	≤±0.5%	210.29	201.52	195.68	189.84
663-SCD30D15-DN	SCD30D15-DN	20-72 VDC	15V @ 0.8A	-15V @ 0.8A	0.15A	100kHz	≤±0.5%	226.78	224.33	217.92	216.62

Accessories For Din Rail Power Supplies

For quantities greater than listed, call for quote.

MOUSER STOCK NO.	Manufacturer Type	Description	Price Each			
			1	25	50	100
653-PFP-100N	PFP-100N	DIN rail, 1M length x 7.3mm wide	6.48	6.10	5.76	5.46
653-PFP-M	PFP-M	DIN rail end plate	.70	.546	.535	.524

© Copyright 2013 Mouser Electronics

© Copyright 2013 Mouser Electronics

TDK-LAMBDA Switching Power Supplies

TDK·Lambda



KPSA SERIES 5-15W AC-DC BOARD MOUNT POWER SUPPLIES

- Input Voltage: 85-264VAC, 47-440Hz
- UL Class II Approved
- PC board Mountable

For quantities greater than listed, call for quote.

MOUSER STOCK NO.	TDK-Lambda Part No.	Fig.	Output Voltage	Max. Current	Max. Power	Price Each
967-KPSA55	KPSA5-5	A	5V	1A	5W	22.87
967-KPSA512	KPSA5-12	A	12V	0.42A	5W	22.87
967-KPSA515	KPSA5-15	A	15V	0.33A	5W	22.87
967-KPSA524	KPSA5-24	A	24V	0.23A	5.5W	22.87
967-KPSA105	KPSA10-5	A	5V	2A	10W	29.28
967-KPSA1012	KPSA10-12	A	12V	0.84A	10.1W	29.28
967-KPSA1024	KPSA10-24	A	24V	0.42A	10.1W	29.28
967-KPSA155	KPSA15-5	A	5V	3A	15W	35.21
967-KPSA1512	KPSA15-12	A	12V	1.25A	15W	35.21
967-KPSA1515	KPSA15-15	A	15V	1A	15W	35.21
967-KPSA1524	KPSA15-24	A	24V	0.63A	15.1W	35.21

ZPSA20 SERIES 2X3.5 22W AC-DC POWER SUPPLIES

- Input Voltage: 85-264Vac, 47-440Hz
- Class B conducted EMI
- Mating Connector: AC: 538-09-50-3031 DC: 538-09-50-3041

For quantities greater than listed, call for quote.

MOUSER STOCK NO.	TDK-Lambda Part No.	Fig.	Output Voltage	Max. Current	Max. Power	Price Each
967-ZPSA205	ZPSA20-5	B	5V	4.4A	22W	24.70
967-ZPSA209	ZPSA20-9	B	9V	2.45A	22W	24.70
967-ZPSA2012	ZPSA20-12	B	12V	1.8A	22W	24.70
967-ZPSA2024	ZPSA20-24	B	24V	0.92A	22W	24.70

MTW SERIES 15-60W LOW PROFILE TRIPLE OUTPUT POWER SUPPLIES

- Peak Load capable
- Output 1 isolated from 2 & 3
- No minimum load
- Input Voltage: 85-265Vac, 47-440Hz
- Mating Connector:

	AC:	DC:
MTW15	538-51144-0500	JST: XHP-8
MTW30	538-51144-0500	538-51144-0600
MTW60	538-51144-0500	538-51144-0800

For quantities greater than listed, call for quote.

MOUSER STOCK NO.	TDK-Lambda Part No.	Fig.	Output Voltage	Max. Current	Max. Power	Price Each
967-MTW1551212	MTW15-51212	C	5V 12V -12V	2A 0.3A 0.2A	15W	40.32
967-MTW3051212	MTW30-51212	C	5V 12V -12V	3A 1.2A 0.3A	30W	49.57
967-MTW3051515	MTW30-51515	C	5V 15V -15V	3A 0.8A 0.3A	30W	49.57
967-MTW6051515	MTW60-51515	C	5V 15V -15V	5A 2A 0.5A	60W	78.14

ZP40 SERIES 40W AC-DC POWER SUPPLIES

- Input Voltage: 90-264VAC, 47-440Hz
- Low 1.20" profile
- Up to 88% efficiency

For quantities greater than listed, call for quote.

MOUSER STOCK NO.	TDK-Lambda Part No.	Fig.	Output Voltage	Max. Current	Max. Power	Price Each
967-ZPT4051515N	ZPT4051515N	D	5V 15V -15V	3.2A 1.5A 0.3A	42W	55.14

ZPSA40/60 SERIES 2X4 30-60W AC-DC POWER SUPPLIES

- Input Voltage: 90-264VAC, 47-440Hz
- Low 1.07" profile
- Mating Connector: AC: 538-09-50-3031 DC: 538-09-50-3041

For quantities greater than listed, call for quote.

MOUSER STOCK NO.	TDK-Lambda Part No.	Fig.	Output Voltage	Max. Current	Max. Power	Price Each
967-ZPSA405	ZPSA40-5	E	5V	6A	30W	33.85
967-ZPSA4012	ZPSA40-12	E	12V	3.34A	40W	33.85
967-ZPSA4024	ZPSA40-24	E	24V	1.67A	40W	33.85
967-ZPSA4028	ZPSA40-28	E	28V	1.43A	40W	33.85

ZPSA40/60 SERIES 2X4 30-60W AC-DC POWER SUPPLIES (CONT.)

- Input Voltage: 90-264VAC, 47-440Hz
- Low 1.07" profile
- Mating Connector: AC: 538-09-50-3031 DC: 538-09-50-3041

For quantities greater than listed, call for quote.

MOUSER STOCK NO.	TDK-Lambda Part No.	Fig.	Output Voltage	Max. Current	Max. Power	Price Each
967-ZPSA4036	ZPSA40-36	E	36V	1.11A	40W	33.85
967-ZPSA4048	ZPSA40-48	E	48V	0.834A	40W	33.85
967-ZPSA605	ZPSA60-5	E	5V	8A	40W	36.59
967-ZPSA609	ZPSA60-9	E	9V	6.67A	60W	36.59
967-ZPSA6012	ZPSA60-12	E	12V	5A	60W	36.59
967-ZPSA6015	ZPSA60-15	E	15V	4A	60W	36.59
967-ZPSA6024	ZPSA60-24	E	24V	2.5A	60W	36.59
967-ZPSA6028	ZPSA60-28	E	28V	2.14A	60W	36.59
967-ZPSA6030	ZPSA60-30	E	30V	2A	60W	36.59

ZWSBAF SERIES 50-150W HIGH RELIABILITY AC-DC POWER SUPPLIES

- Universal Input: 85-265Vac, 47-63Hz
- Power factor Corrected
- Convection Cooled
- Mating Connector: AC:538-51144-0500 DC: 50W: 538-51144-0400, 75W: 538-51144-0600, 100W: 538-51144-0800, 150W: +Output: 538-51144-0600, -Output: 538-51144-0700

For quantities greater than listed, call for quote.

MOUSER STOCK NO.	TDK-Lambda Part No.	Fig.	Output Voltage	Max. Current	Max. Power	Price Each
967-ZWS50BAF5	ZWS50BAF-5	F	5V (4.5-5.5V)	10A	50W	65.27
967-ZWS50BAF12	ZWS50BAF-12	F	12V (10.8-13.2V)	4.3A	50W	65.27
967-ZWS50BAF15	ZWS50BAF-15	F	15V (13.5-16.5V)	3.5A	50W	65.27
967-ZWS50BAF24	ZWS50BAF-24	F	24V (21.6-26.4V)	2.1A	50W	65.27
967-ZWS50BAF48	ZWS50BAF-48	F	48V (39.5-52.8V)	1.1A	50W	65.27
967-ZWS75BAF5	ZWS75BAF-5	F	5V (4.5-5.5V)	15A	75W	78.26
967-ZWS75BAF12	ZWS75BAF-12	F	12V (10.8-13.2V)	6.3A	75W	78.26
967-ZWS75BAF15	ZWS75BAF-15	F	15V (13.5-16.5V)	5A	75W	78.26
967-ZWS75BAF24	ZWS75BAF-24	F	24V (21.6-26.4V)	3.2A	75W	78.26
967-ZWS75BAF48	ZWS75BAF-48	F	48V (39.5-52.8V)	1.6A	75W	78.26
967-ZWS100BAF5	ZWS100BAF-5	F	5V (4.5-5.5V)	20A	100W	91.96
967-ZWS100BAF12	ZWS100BAF-12	F	12V (10.8-13.2V)	8.5A	100W	91.96
967-ZWS100BAF48	ZWS100BAF-48	F	48V (39.5-52.8V)	2.1A	100W	91.96
967-ZWS150BAF5	ZWS150BAF-5	F	5V (4.5-5.5V)	30A	150W	104.20
967-ZWS150BAF12	ZWS150BAF-12	F	12V (10.8-13.2V)	12.5A	150W	104.20
967-ZWS150BAF24	ZWS150BAF-24	F	24V (21.6-26.4V)	6.3A	150W	104.20
967-ZWS150BAF48	ZWS150BAF-48	F	48V (39.5-52.8V)	3.2A	150W	104.20

SCS120PW SERIES 3X5 120W SINGLE OUTPUT POWER SUPPLIES

- Convection cooled
- Input Voltage: 90-264VAC, 47-63Hz
- Mating Connector: AC: 538-09-50-8031 DC: 538-09-50-8061

For quantities greater than listed, call for quote.

MOUSER STOCK NO.	TDK-Lambda Part No.	Fig.	Output Voltage	Max. Current	Max. Power	Price Each
967-SCS120PW12	SCS120PW12	G	12V	10A	120W	69.97
967-SCS120PW24	SCS120PW24	G	24V	5A	120W	69.97

ZWS-BP SERIES 150-480W SINGLE OUTPUT POWER SUPPLIES

- Universal Input (85 - 265VAC)
- Power factor corrected
- Up to 200% peak power capability
- Five year warranty
- Less than 0.5mA earth leakage current
- Safety Agency Certifications UL60950-1, CSA60950-1, EN60950-1, EN50178 OV II, CE Mark

For quantities greater than listed, call for quote.

MOUSER STOCK NO.	TDK-Lambda Part No.	Fig.	Output Voltage	Max. Current	Max. Power	Price Each
967-ZWS150BP24	ZWS150BP24	H	24V (21.6-26.4V)	6.3A	151.2W	138.03
967-ZWS150BP36	ZWS150BP36	H	36V (32.4-39.6V)	4.2A	151.2W	138.03
967-ZWS150BP48	ZWS150BP48	H	48V (39.6-52.8V)	3.2A	153.6W	138.03
967-ZWS240BP24	ZWS240BP24	H	24V (21.6-26.4V)	10A	240W	197.95
967-ZWS240BP36	ZWS240BP36	H	36V (32.4-39.6V)	6.7A	241.2W	197.95
967-ZWS240BP48	ZWS240BP48	H	48V (39.6-52.8V)	5A	240W	197.95

© Copyright 2013 Mouser Electronics
© Copyright 2013 Mouser Electronics

TDK-LAMBDA Medical AC-DC Power Supplies

TDK·Lambda

KM SERIES 15-40W MEDICAL AC-DC PCB MOUNT POWER SUPPLIES

- AC Input voltage: 90-264VAC, ✻ 200-265VAC
- AC Input frequency: 47-440Hz
- PC Board Mountable
- Medical Safety Certification (4kVAC Input - Output)
- Class II (No ground needed)

For quantities greater than listed, call for quote.

MOUSER STOCK NO.	TDK-Lambda Part No.	Fig.	Output Voltage	Min. Current	Max. Current	Power	Regulation Line	Regulation Load	Efficiency	Price Each
Single Output										
967-KMS155	KMS15-5	A	5V	0A	3A	15W	0.50%	1%	78%	**56.44**
967-KMS159	KMS15-9	A	9V	0A	1.67A	15W	0.50%	1%	79%	**56.44**
967-KMS1512	KMS15-12	A	12V	0A	1.25A	15W	0.50%	1%	81%	**56.44**
967-KMS1515	KMS15-15	A	15V	0A	1A	15W	0.50%	1%	81%	**56.44**
967-KMS1524	KMS15-24	A	24V	0A	0.62A	15W	0.50%	1%	83%	**56.44**
967-KMS405	KMS40-5	A	5V	80mA	8A	40W	0.50%	1%	79%	**84.88**
967-KMS409	KMS40-9	A	9V	44mA	4.44A	40W	0.50%	1%	82%	**84.88**
967-KMS4012	KMS40-12	A	12V	33mA	3.33A	40W	0.50%	1%	83%	**84.88**
967-KMS4015	KMS40-15	A	15V	26.7mA	2.67A	40W	0.50%	1%	83%	**84.88**
967-KMS4024	KMS40-24	A	24V	16.7mA	1.67A	40W	0.50%	1%	83%	**84.88**
Dual Output										
967-KMD1555	KMD15-55	A	+5V -5V	150mA 150mA	1.5A 1.5A	15W	0.50% 0.50%	1% 1%	78%	**61.26**
967-KMD151212	KMD15-1212	A	+12V -12V	62.5mA 62.5mA	0.625A 0.625A	15W	0.50% 0.50%	1% 1%	80%	**61.26**
967-KMD151515	KMD15-1515	A	+15V -15V	50mA 50mA	0.5A 0.5A	15W	0.50% 0.50%	1% 1%	81%	**61.26**
967-KMD4055	KMD40-55	A	+5V -5V	400mA 400mA	4A 4A	40W	0.50% 0.50%	1% 1%	79%	**86.88**
✻ 967-KMD40512	KMD40-512	A	5V 12V	1250mA 312mA	5A 1.25A	40W	0.50% 5%	2% 6%	80%	**86.88**
✻ 967-KMD40524	KMD40-524	A	5V 24V	1250mA 156mA	5A 0.625A	40W	0.50% 5%	2% 6%	80%	**86.88**
967-KMD401212	KMD40-1212	A	+12V -12V	166mA 166mA	1.66A 1.66A	40W	0.50% 0.50%	1% 1%	83%	**86.88**
967-KMD401515	KMD40-1515	A	+15V -15V	133mA 133mA	1.33A 1.33A	40W	0.50% 0.50%	1% 1%	81%	**86.88**
Triple Output										
967-KMT4051212	KMT40-51212	A	5V +12V -12V	1250mA 150mA 150mA	5A 0.6A 0.6A	40W	0.50% 5% 5%	3% 7% 7%	80%	**103.16**
967-KMT4051515	KMT40-51515	A	5V +15V -15V	1250mA 125mA 125mA	5A 0.5A 0.5A	40W	0.50% 5% 5%	3% 7% 7%	80%	**103.16**

MWS65 SERIES 2X4 55W-67W OPEN FRAME MEDICAL AC-DC POWER SUPPLIES

- Medical and ITE Certification
- BF Rated
- <0.3W Off-load Power Draw
- AC input voltage: 85-265VAC
- AC input frequency: 47-440Hz
- Mating Connector:
  AC: 538-51144-0300
  DC: 538-51144-0400

For quantities greater than listed, call for quote.

MOUSER STOCK NO.	TDK-Lambda Part No.	Fig.	Output Voltage	Max. Current	Max. Power	Ripple/Noise	Efficiency (115/230VAC)	Price Each
967-MWS655	MWS65-5	B	5V (4.5-5.5V)	11A	55W	120mV	80/82%	**52.43**
967-MWS6512	MWS65-12	B	12V (10.8-13.2V)	5A	60W	150mV	84/86%	**52.43**
967-MWS6515	MWS65-15	B	15V (13.5-16.5V)	4.4A	66W	150mV	85/87%	**52.43**
967-MWS6524	MWS65-24	B	24V (21.6-26.4V)	2.8A	67.2W	150mV	86/88%	**52.43**
967-MWS6548	MWS65-48	B	48V (43.2-52.8V)	1.4A	67.2W	200mV	87/89%	**52.43**

CSS150 SERIES 3X5 150W OPEN FRAME MEDICAL AC-DC POWER SUPPLIES

- AC input voltage: 90-264VAC
- AC input frequency: 47-400Hz
- Mating Connector:
  AC: 538-09-50-3031
  DC: 538-09-50-3061

For quantities greater than listed, call for quote.

MOUSER STOCK NO.	TDK-Lambda Part No.	Fig.	Output Voltage	Max Power Convection	Max Current Convection	Max Power Forced Air	Max Current Forced Air	Price Each
967-CSS15012	CSS150-12	C	12V (11.64-12.36V)	100W	8.3A	150W	12.5A	**81.14**
967-CSS15015	CSS150-15	C	15V (14.55-15.45V)	100W	6.7A	150W	10A	**81.14**
967-CSS15024	CSS150-24	C	24V (23.28-24.72V)	100W	4.2A	150W	6.3A	**81.14**
967-CSS15036	CSS150-36	C	36V (34.92-37.08V)	100W	2.8A	150W	4.2A	**81.14**
967-CSS15048	CSS150-48	C	48V (46.60-49.44V)	100W	2.1A	150W	3.1A	**81.14**

NV175 SERIES 3X5 175-200W MEDICAL AC-DC POWER SUPPLIES

- 1-4 Outputs
- Active Power Factor Correction
- Universal Input: 90-264VAC, 47-63Hz
- Medical Approvals (Basic Insulation Input-Output)

For quantities greater than listed, call for quote.

MOUSER STOCK NO.	TDK-Lambda Part No.	Fig.	CH1	CH2	CH3	CH4	Max Power Convection	Price Each
967-NV11G000	NV1-1G000	D	24V/7.5A	-	-	-	180W	**141.89**
967-NV1453TT	NV1-453TT	D	+5V/25A	+3.3V/15A	+12V/5A	-12V/1A	175W	**219.65**
967-NV14G5TT	NV1-4G5TT	D	+24V/7.5A	+5V/8A	+12V/5A	-12V/1A	180W	**208.65**

EFE300M SERIES 300W MEDICAL POWER SUPPLIES

- Medical Safety Certifications (BF Rated)
- Fully Featured - including ORing FET
- Universal Input (90 - 264VAC)
- Peak Loading (10s)
- Suitable for 1U applications
- Full Digital Control
- High Efficiency
- Low Profile
- Reinforced Isolation (4kVAC input to output)
- Safety Agency Approvals:
  IEC/UL/EN/CSA22.2 60601-1
  IEC/EN 61010-1
  IEC/UL/EN/CSA22.2 No 60950-1
  CE for LVD

For quantities greater than listed, call for quote.

MOUSER STOCK NO.	TDK-Lambda Part No.	Fig.	Style	Output Voltage	Output Current (A)	Average Power	Peak Output Current	Peak Output Power	Price Each
967-U5Y0031	U5Y0031	E	With Fan	12V	25A	300W	33.3A	400W	**477.38**
967-U5Y0020	U5Y0020	E	Open Frame	12V	25A	300W	33.3A	400W	**416.23**
967-U5Y0064	U5Y0064	E	With Fan	24V	12.5A	300W	16.7A	400W	**477.38**
967-U5Y0053	U5Y0053	E	Open Frame	24V	12.5A	300W	16.7A	400W	**416.23**
967-U5Y0166	U5Y0166	E	With Fan	48V	6.25A	300W	8.33A	350W	**477.38**
967-U5Y0201	U5Y0201	E	Open Frame	48V	6.25A	300W	8.33A	350W	**416.23**

A



B



C



D



E

NEW PRODUCT



NEW SUPPLIER

NEW SUPPLIER

NEW SUPPLIER

TDK-Lambda

Power Supplies

© Copyright 2013 Mouser Electronics

© Copyright 2013 Mouser Electronics

TDK-LAMBDA Power Supplies

TDK·Lambda



LS SERIES 25-150W SINGLE OUTPUT GENERAL PURPOSE POWER SUPPLIES

- 115VAC or 230VAC input
- Withstands 300VAC surges (5s)

For quantities greater than listed, call for quote.

MOUSER STOCK NO.	TDK-Lambda Part No.	Fig.	Output Voltage	Max. Current	Max. Power	Price Each
967-LS25-3.3	LS25-3.3	A	3.3 (2.85-3.6V)	6A	20W	26.75
967-LS255	LS25-5	A	5V (4.5-5.5V)	5A	25W	17.98
967-LS2512	LS25-12	A	12V (10.8-13.2V)	2.1A	25W	17.66
967-LS2515	LS25-15	A	15V (13.5-16.5V)	1.7A	25W	17.66
967-LS2524	LS25-24	A	24V (22-27.6V)	1.1A	25W	17.66
967-LS2536	LS25-36	A	36V (32-40V)	0.75A	25W	17.98
967-LS2548	LS25-48	A	48V (42-54V)	0.57A	25W	17.98
967-LS355	LS35-5	A	5V (4.5-5.5V)	7A	35W	20.33
967-LS3512	LS35-12	A	12V (10.8-13.2V)	3A	35W	19.53
967-LS3515	LS35-15	A	15V (13.5-16.5V)	2.4A	35W	19.53
967-LS3524	LS35-24	A	24V (22-27.6V)	1.5A	35W	19.53
967-LS3536	LS35-36	A	36V (32-40V)	1A	35W	20.33
967-LS505	LS50-5	A	5V (4.75-5.5V)	10A	50W	22.20
967-LS5012	LS50-12	A	12V (10.8-13.2V)	4.2A	50W	21.84
967-LS5015	LS50-15	A	15V (13.5-16.5V)	3.4A	50W	21.84
967-LS5024	LS50-24	A	24V (22-27.6V)	2.2A	50W	21.84
967-LS5036	LS50-36	A	36V (32-40V)	1.4A	50W	21.84
967-LS5048	LS50-48	A	48V (42-54V)	1.1A	50W	21.84
967-LS755	LS75-5	A	5V (4.75-5.5V)	12A	75W	25.63
967-LS7512	LS75-12	A	12V (10.8-13.2V)	6A	75W	25.31
967-LS7515	LS75-15	A	15V (13.5-16.5V)	5A	75W	25.31
967-LS7524	LS75-24	A	24V (22-27.6V)	3.2A	75W	25.31
967-LS7536	LS75-36	A	36V (32-40V)	2.1A	75W	25.31
967-LS7548	LS75-48	A	48V (42-54V)	1.6A	75W	25.31
967-LS1005	LS100-5	A	5V (4.75-5.5V)	16A	100W	34.24
967-LS10012	LS100-12	A	12V (10.8-13.2V)	8.5A	100W	32.64
967-LS10015	LS100-15	A	15V (13.5-16.5V)	7A	100W	32.64
967-LS10024	LS100-24	A	24V (22-27.6V)	4.5A	100W	32.64
967-LS10036	LS100-36	A	36V (32-40V)	3A	100W	32.64
967-LS10048	LS100-48	A	48V (42-54V)	2.3A	100W	32.64
967-LS1505	LS150-5	A	5V (4.75-5.5V)	26A	150W	40.66
967-LS15012	LS150-12	A	12V (10.8-13.2V)	12.5A	150W	37.99
967-LS15015	LS150-15	A	15V (13.5-16.5V)	10A	150W	37.99
967-LS15024	LS150-24	A	24V (22-27.6V)	6.5A	150W	37.99
967-LS15036	LS150-36	A	36V (32-40V)	4.3A	150W	37.99
967-LS15048	LS150-48	A	48V (42-54V)	3.3A	150W	37.99

HFE SERIES 1600-2500W 1U FRONT END POWER SUPPLIES

- 85-265VAC input
- Up to 7600-9500W in 1U rack

For quantities greater than listed, call for quote.

MOUSER STOCK NO.	TDK-Lambda Part No.	Fig.	Output Voltage	Max. Current	Max. Power	Price Each
967-HFE1600-12	HFE1600-12	B	12V (9.6-13.2V)	133A	1596W	730.10
967-HFE1600-24	HFE1600-24	B	24V (19.2-29V)	67A	1608W	716.39
967-HFE1600-48	HFE1600-48	B	48V (38.4-58V)	33A	1584W	704.19
967-HFE250012	HFE2500-12	C	12V (9.6-13.2V)	200A	2400W	990.75
967-HFE250024	HFE2500-24	C	24V (19.2-29V)	104A	2496W	967.88
967-HFE250048	HFE2500-48	C	48V (38.4-58V)	52A	2496W	963.30
Accessories						
967-HFE1600S1U	HFE1600-S1U		Five slot 19" rack, IEC320-C16 input connectors (5)			850.51
967-HFE1600S1UTB	HFE1600-S1U-TB		Five slot 19" rack, terminal block input connectors (5)			850.51
967-HFE2500S1U	HFE2500-S1U		Four slot 19" rack, IEC320-C16 input connector			1021.23
967-HFE2500S1UTB	HFE2500-S1U-TB		Four slot 19" rack, terminal block input connector			1021.23

SWS SERIES 150-300W SINGLE OUTPUT GENERAL PURPOSE POWER SUPPLIES

- Input Transient Protected IEC61000-4
- Power Factor Correction to EN61000-3-2
- Universal Input: 85-265VAC, 47-63Hz
- Level B EMI

For quantities greater than listed, call for quote.

MOUSER STOCK NO.	TDK-Lambda Part No.	Fig.	Output Voltage	Max. Current	Max. Power	Price Each
967-SWS15012	SWS150-12	D	12V (10.8-13.2V)	12.5A	150W	79.19
967-SWS15015	SWS150-15	D	15V (13.5-16.5V)	10A	150W	79.19

SWS SERIES 150-300W SINGLE OUTPUT GENERAL PURPOSE POWER SUPPLIES (CONT.)

For quantities greater than listed, call for quote.

MOUSER STOCK NO.	TDK-Lambda Part No.	Fig.	Output Voltage	Max. Current	Max. Power	Price Each
967-SWS15024	SWS150-24	D	24V (21.6-26.4V)	6.3A	150W	79.19
967-SWS300A12	SWS300A12	D	12V (9.6-13.2V)	26A	312W	120.25
967-SWS300A15	SWS300A15	D	15V (13.2-18.6V)	21A	315W	120.25
967-SWS300A24	SWS300A24	D	24V (20-28.8V)	13A	312W	120.25
967-SWS300A36	SWS300A36	D	36V (28.8-40V)	8.8A	313W	120.25
967-SWS300A48	SWS300A48	D	48V (40-57.6)	6.7A	322W	120.25

LS200 SERIES 200W SINGLE OUTPUT GENERAL PURPOSE POWER SUPPLY

- AC Input Voltage: 85-264VAC, 47-63Hz
- 1.6" high (for 1U racking)
- With Cover and Fan

For quantities greater than listed, call for quote.

MOUSER STOCK NO.	TDK-Lambda Part No.	Fig.	Output Voltage	Max. Current	Max. Power Forced Air	Price Each
967-LS2005	LS200-5	E	5V (4.75-5.5V)	40A	200W	62.06
967-LS20012	LS200-12	E	12V (10.8-14.4V)	16.7A	200W	58.85
967-LS20015	LS200-15	E	15V (13.5-16.5V)	13.4A	200W	58.85
967-LS20024	LS200-24	E	24V (22-28.8V)	8.4A	200W	58.85
967-LS20048	LS200-48	E	48V (42-57.6V)	4.2A	200W	58.85

GWS SERIES SINGLE OUTPUT 250 & 500W POWER SUPPLIES

- High Efficiency, up to 93%
- 1.6" high (For 1U racking)
- AC Input Range: 85-264VAC
- Input Frequency: 47-63Hz

For quantities greater than listed, call for quote.

MOUSER STOCK NO.	TDK-Lambda Part No.	Fig.	Output Voltage	Max. Current	Max. Power Convection	Price Each
967-GWS25012	GWS250-12	F	12V (10.8-13.2V)	21A	250W	163.38
967-GWS25024	GWS250-24	F	24V (22-28.8V)	10.5A	250W	163.38
967-GWS25036	GWS250-36	F	36V (32-40V)	7A	250W	163.38
967-GWS25048	GWS250-48	F	48V (42-57.6V)	5.3A	250W	163.38
967-GWS50012	GWS500-12	E	12V (10.8-13.2V)	42A	500W	296.56
967-GWS50024	GWS500-24	E	24V (22-28.8V)	21A	500W	296.56
967-GWS50036	GWS500-36	E	36V (32-40V)	14A	500W	296.56
967-GWS50048	GWS500-48	E	48V (42-57.6V)	10.5A	500W	296.56

CPFE500F SERIES 500W CONDUCTION COOLED POWER SUPPLIES

- Base plate cooled, no fan required
- MIL STD 461/462D CE102 Conducted EMC
- AC Input: 90-265VAC, 47-440Hz
- With cover and Protective Coating

For quantities greater than listed, call for quote.

MOUSER STOCK NO.	TDK-Lambda Part No.	Fig.	Output Voltage	Max. Current	Max. Power Convection	Price Each
967-CPFE500F12NLC	CPFE500F-12-NLC	G	12V (9.6-14.4V)	42A	504W	815.34
967-CPFE500F24NLC	CPFE500F-24-NLC	G	24V (22.4-33.6V)	18A	504W	815.34
967-CPFE500F28NLC	CPFE500F-28-NLC	G	28V (22.4-33.6V)	18A	504W	815.34
967-CPFE500F48NLC	CPFE500F-48-NLC	G	48V (38.4-57.6V)	10.5A	504W	815.34

LZSA SERIES 500-1500W SINGLE OUTPUT INDUSTRIAL POWER SUPPLIES

- -40°C to +71°C Operation
- MIL-STD-810E Vibration/Shock
- Input transient protected
- UL508, SEMIF47, Factory Mutual (Class 1, Division 2)
- Rugged mechanical design with coating on pcbs
- Input Voltage: 85-265VAC, 47-440Hz

✻ Operates at 115VAC

For quantities greater than listed, call for quote.

MOUSER STOCK NO.	TDK-Lambda Part No.	Fig.	Output Voltage	Min. Current	Max. Current	Price Each
967-LZSA5003	LZSA500-3	H	24V (18-29.4V)	21A	504W	1149.18
967-LZSA10003	LZSA1000-3	H	24V (18-29.4V)	42A	1008W	1498.00
✻ 967-LZSA15003001	LZSA1500-3-001	H	24V (18-29.4V)	63A	1512W	2016.53
967-LZSA15004	LZSA1500-4	H	48V (36-56V)	31.5A	1512W	2016.53

© Copyright 2013 Mouser Electronics
© Copyright 2013 Mouser Electronics

TDK-LAMBDA Power Supplies

TDK·Lambda



SWS SERIES 50W-100W SINGLE OUTPUT GENERAL PURPOSE POWER SUPPLIES

PRODUCT NEW

- Power Factor Correction to EN61000-3-2
- Universal Input: (85-265VAC)
- Input Transient Protected IEC61000-4

For quantities greater than listed, call for quote.

MOUSER STOCK NO.	TDK-Lambda Part No.	Fig.	Output Voltage	Max. Current	Max. Power	Price Each
967-SWS505	SWS505	A	5V (4.5-5.5V)	10A	50W	39.23
967-SWS5012	SWS5012	A	12V (10.8-13.2V)	4.3A	52W	39.23
967-SWS5024	SWS5024	A	24V (21.6-26.4V)	2.1A	50W	39.23
967-SWS7524	SWS7524	A	24V (21.6-26.4V)	3.2A	77W	45.38
967-SWS10024	SWS10024	A	24V (21.6-26.4V)	4.3A	103W	58.46

CPFE1000F SERIES 720-1000W CONDUCTION COOLED POWER SUPPLIES

- Base plate cooled, no fan required
- MIL STD 461/462D CE102 EMC
- AC Input: 90-265VAC, 47-440Hz
- With cover and Protective Coating
- I²C Interface

For quantities greater than listed, call for quote.

MOUSER STOCK NO.	TDK-Lambda Part No.	Fig.	Output Voltage	Max. Current	Max. Power	Price Each
967-CPFE1000F12	CPFE1000F-12	D	12V (9.6-14.4V)	60A	720W	993.10
967-CPFE1000F28	CPFE1000F-28	D	28V (22.4-33.6V)	36A	1008W	993.10
967-CPFE1000F48	CPFE1000F-48	D	48V (38.4-57.6V)	21A	1008W	993.10

SWS600 600W SINGLE OUTPUT GENERAL PURPOSE POWER SUPPLIES

PRODUCT NEW

- Active Power Factor Correction
- Universal Input: (85-265VAC)
- Input Transient Protected IEC61000-4

For quantities greater than listed, call for quote.

MOUSER STOCK NO.	TDK-Lambda Part No.	Fig.	Output Voltage	Max. Current	Max. Power	Price Each
967-SWS60012	SWS60012	B	12V (9.6-13.2V)	50A	600W	258.45
967-SWS60048	SWS60048	B	48V (40-57.6V)	12.5A	600W	258.45

FPS1000 SERIES 1000W FRONT END POWER SUPPLIES

- 1U high
- Hotswap capable (ORing diodes built in)
- Rear AC Input Configuration

For quantities greater than listed, call for quote.

MOUSER STOCK NO.	TDK-Lambda Part No.	Fig.	Output Voltage	Max. Current	Max. Power	Price Each
967-FPS100024	FPS100024	E	24V	40A	960W	642.00
967-FPS100048	FPS100048	E	48V	21A	1008W	642.00
Accessory		Description				
967-FPSS1U	FPSS1U	-	Rack, 1U for FPS1000, single output			684.80

SWS600/1000L SERIES 600W-1000W SINGLE OUTPUT LOW PROFILE POWER SUPPLIES

- Active Power Factor Correction
- Universal Input: 85-265VAC, 47-63Hz
- Input Transient Protected IEC61000-4
- Medical Certifications (SWS1000L)

For quantities greater than listed, call for quote.

MOUSER STOCK NO.	TDK-Lambda Part No.	Fig.	Output Voltage	Max. Current	Max. Power	Price Each
967-SWS600L5	SWS600L-5	C	5V (4-6V)	120A	600W	258.45
967-SWS600L12	SWS600L-12	C	12V (9.6-14.4V)	53A	636W	232.61
967-SWS600L24	SWS600L-24	C	24V (19.2-28.8V)	27A	648W	258.45
967-SWS600L36	SWS600L-36	C	36V (28.8-43.2V)	18A	648W	258.45
967-SWS600L48	SWS600L-48	C	48V (38.4-56V)	13A	624W	258.45
967-SWS600L60	SWS600L-60	C	60V (48-66V)	10A	600W	258.45
967-SWS1000L15	SWS1000L-15	C	15V (12-19.5V)	70A	1050W	584.38
967-SWS1000L24	SWS1000L-24	C	24V (19.2-28.8V)	44A	1056W	584.38
967-SWS1000L36	SWS1000L-36	C	36V (28.8-43.2V)	29A	1044W	584.38
967-SWS1000L48	SWS1000L-48	C	48V (38.4-56V)	22A	1056W	584.38
967-SWS1000L60	SWS1000L-60	C	60V (48-66V)	17A	1020W	584.38

HK-A SERIES 10-150W SINGLE OUTPUT INDUSTRIAL POWER SUPPLIES

PRODUCT NEW

- Universal Input: 85-132VAC, 47-440Hz
- ±10% Output adjustment

For quantities greater than listed, call for quote.

MOUSER STOCK NO.	TDK-Lambda Part No.	Fig.	Output Voltage	Max. Current	Max. Power	Price Each
967-HK10A-5/A	HK10A5/A	F	5V (4.5-5.5V)	2A	10W	30.33
967-HK10A-12/A	HK10A12/A	F	12V (10.8-13.2V)	0.9A	10W	30.33
967-HK10A-24/A	HK10A24/A	F	24V (21.6-26.4)	0.5A	10W	30.33
967-HK15A-5/A	HK15A5/A	F	5V (4.5-5.5V)	3A	15W	37.08
967-HK25A-5/A	HK25A5/A	F	5V (4.5-5.5V)	5A	25W	43.82
967-HK50A-5/A	HK50A5/A	F	5V (4.5-5.5V)	10A	50W	63.48
967-HK50A-12/A	HK50A12/A	F	12V (10.8-13.2V)	4.2A	50W	63.48
967-HK50A-24/A	HK50A24/A	F	24V (21.6-26.4)	2.2A	50W	63.48
967-HK100A-24/A	HK100A24/A	F	24V (21.6-26.4)	4.5A	100W	105.61
967-HK150A-24/A	HK150A24/A	F	24V (21.6-26.4)	6.5A	150W	143.81

© Copyright 2013 Mouser Electronics

© Copyright 2013 Mouser Electronics

TDK-LAMBDA Power Supplies

TDK·Lambda

A



B



C



D



E



HWS1800T SERIES 1800W 3PH INDUSTRIAL POWER SUPPLIES

- Limited Lifetime Warranty
- 208VAC Three Phase Input
- Load Power: 2520W
- SEMI F47 Compliant

For quantities greater than listed, call for quote.

MOUSER STOCK NO.	TDK-Lambda Part No.	Fig.	Output Voltage	Peak Current	Peak Power	Price Each
967-HWS1800T24	HWS1800T-24	A	24V (19.2-28.8V)	75A	1800W	1685.25

HWS SERIES 15-150W SINGLE OUTPUT INDUSTRIAL POWER SUPPLIES

- UL508 approved
- SEMI F47 Compliant (high line AC)
- Universal Input: 85-265VAC, 47-63Hz
- Screw terminals, cover

For quantities greater than listed, call for quote.

MOUSER STOCK NO.	TDK-Lambda Part No.	Fig.	Output Voltage	Max. Current	Max. Power	Price Each
967-HWS15-3/A	HWS153/A	B	3.3V (2.97-3.96V)	3A	10W	44.94
967-HWS155/A	HWS15-5/A	B	5V (4-6V)	3A	15W	44.94
967-HWS1512/A	HWS15-12/A	B	12V (9.6-14.4V)	1.3A	15W	44.94
967-HWS1515/A	HWS15-15/A	B	15V (12-18V)	1A	15W	44.94
967-HWS1524/A	HWS15-24/A	B	24V (19.2-28.8V)	0.65A	15W	44.94
967-HWS305/A	HWS30-5/A	B	5V (4-6V)	6A	30W	64.20
967-HWS3012/A	HWS30-12/A	B	12V (9.6-14.4V)	2.5A	30W	64.20
967-HWS3015/A	HWS30-15/A	B	15V (12-18V)	2A	30W	64.20
967-HWS3024/A	HWS30-24/A	B	24V (19.2-28.8V)	1.3A	30W	64.20
967-HWS3048/A	HWS30-48/A	B	48V (38.4-52.8V)	0.65A	30W	64.20
967-HWS505/A	HWS50-5/A	B	5V (4-6V)	10A	50W	133.75
967-HWS5012/A	HWS50-12/A	B	12V (9.6-14.4V)	4.3A	50W	133.75
967-HWS5015/A	HWS50-15/A	B	15V (12-18V)	3.5A	50W	133.75
967-HWS5024/A	HWS50-24/A	B	24V (19.2-28.8V)	2.2A	50W	133.75
967-HWS5048/A	HWS50-48/A	B	48V (38.4-52.8V)	1.1A	50W	133.75
967-HWS1005/A	HWS100-5/A	B	5V (4-6V)	20A	100W	177.62
967-HWS10012/A	HWS100-12/A	B	12V (9.6-14.4V)	8.5A	100W	177.62
967-HWS10015/A	HWS100-15/A	B	15V (12-18V)	7A	100W	177.62
967-HWS10024/A	HWS100-24/A	B	24V (19.2-28.8V)	4.5A	100W	177.62
967-HWS1505/A	HWS150-5/A	B	5V (4-6V)	30A	150W	231.12
967-HWS15012/A	HWS150-12/A	B	12V (9.6-14.4V)	13A	150W	231.12
967-HWS15015/A	HWS150-15/A	B	15V (12-18V)	10A	150W	231.12
967-HWS15024/A	HWS150-24/A	B	24V (19.2-28.8V)	6.5A	150W	231.93
967-HWS15048/A	HWS150-48/A	B	48V (38.4-52.8V)	3.3A	150W	231.12

Z+ SERIES 400W PROGRAMMABLE POWER SUPPLIES

- 2U high
- Built-in USB, RS-232 & RS-485 Interface
- Optional LAN, GPIB & Isolated Analog Programming
- Bench or Rack Mount
- Constant Current or Voltage Modes
- Five Year Warranty

PRODUCT NEW

⁂ LAN Interface (Complies with "LXI" Class C)

For quantities greater than listed, call for quote.

MOUSER STOCK NO.	TDK-Lambda Part No.	Fig.	Volt. Adjust Range	Current Adjust Range	Max. Power	Price Each
967-Z10-20-U	Z10-20-U	C	0-10	0-20	200	1264.78
967-Z1040U	Z10-40-U	C	0-10	0-40	400	1562.20
967-Z10-60-U	Z10-60-U	C	0-10	0-60	600	1841.49
967-Z10-72-U	Z10-72-U	C	0-10	0-72	720	2123.27
967-Z20-10-U	Z20-10-U	C	0-20	0-10	200	1264.78
967-Z2020U	Z20-20-U	C	0-20	0-20	400	1562.20
967-Z20-30-U	Z20-30-U	C	0-20	0-30	600	1841.49
967-Z20-40-U	Z20-40-U	C	0-20	0-40	800	2123.27
967-Z36-6-U	Z36-6-U	C	0-36	0-6	216	1264.78
967-Z3612U	Z36-12-U	C	0-36	0-12	432	1562.20
967-Z36-18-U	Z36-18-U	C	0-36	0-18	648	1841.49
967-Z36-24-U	Z36-24-U	C	0-36	0-24	864	2123.27
⁂ 967-Z60-3.5-LAN-U	Z60-3.5-LAN-U	C	0-60	0-3.5	210	1841.14
967-Z60-3.5-U	Z60-3.5-U	C	0-60	0-3.5	210	1264.78
967-Z607U	Z60-7-U	C	0-60	0-7	420	1562.20
⁂ 967-Z60-10-LAN-U	Z60-10-LAN-U	C	0-60	0-10	600	2491.85
967-Z60-10-U	Z60-10-U	C	0-60	0-10	600	1841.49
⁂ 967-Z60-14-LAN-U	Z60-14-LAN-U	C	0-60	0-14	840	2775.05
967-Z60-14-U	Z60-14-U	C	0-60	0-14	840	2123.27
967-Z100-2-U	Z100-2-U	C	0-100	0-2	200	1264.78
967-Z1004U	Z100-4-U	C	0-100	0-4	400	1562.20
967-Z100-6-U	Z100-6-U	C	0-100	0-6	600	1841.49
967-Z100-8-U	Z100-8-U	C	0-100	0-8	800	2123.27
Accessory						
967-ZNL100	ZNL100	-	19" Rack Housing Accepts Four 105mm W or Six 70mm W Units			487.92

HWS300-1500 SERIES 300-1500W SINGLE OUTPUT INDUSTRIAL POWER SUPPLIES

- Limited Lifetime Warranty
- SEMI F47 Compliant (high line AC)
- Universal Input: 85-265VAC, 47-63Hz
- With cover
- UL508 approved

For quantities greater than listed, call for quote.

MOUSER STOCK NO.	TDK-Lambda Part No.	Fig.	Output Voltage	Max. Current	Max. Power	Price Each
967-HWS3005	HWS300-5	D	5V (4-6V)	60A	300W	390.55
967-HWS30012	HWS300-12	D	12V (9.6-14.4V)	27A	324W	390.55
967-HWS30015	HWS300-15	D	15V (12-18V)	22A	330W	390.55
967-HWS30024	HWS300-24	D	24V (19.2-28.8V)	14A	336W	390.55
967-HWS30048	HWS300-48	D	48V (38.4-52.8V)	7A	336W	390.55
967-HWS6005	HWS600-5	E	5V (4-6V)	120A	600W	593.85
967-HWS60012	HWS600-12	E	12V (9.6-14.4V)	53A	648W	593.85
967-HWS60015	HWS600-15	E	15V (12-18V)	43A	645W	593.85
967-HWS60024	HWS600-24	E	24V (19.2-28.8V)	27A	648W	593.85
967-HWS60048	HWS600-48	E	48V (38.4-52.8V)	13A	624W	593.85
967-HWS100024	HWS1000-24	A	24V (19.2-28.8V)	44A	1056W	1237.99
967-HWS150012	HWS1500-12	A	12V (9.6-14.4V)	125A	1500W	1382.77
967-HWS150015	HWS1500-15	A	15V (12-18V)	100A	1500W	1382.77
967-HWS150024	HWS1500-24	A	24V (19.2-28.8V)	65A	1560W	1382.77
967-HWS150036	HWS1500-36	A	36V (28.8-43.2V)	42A	1512W	1382.77

© Copyright 2013 Mouser Electronics
© Copyright 2013 Mouser Electronics

TDK-LAMBDA DIN Rail Mount Power Supplies

TDK·Lambda



DSP SERIES 7.5-100W LOW PROFILE DIN RAIL MOUNT POWER SUPPLIES

- Low Profile for Building Automation
- AC Input: 90-264VAC
- Class II Double Insulation, No ground connection required
- -25°C to +71°C Operation
- Snap-on Mounting: snap onto DIN Rail TS35/7.5 or TS35/15

For quantities greater than listed, call for quote.

MOUSER STOCK NO.	TDK-Lambda Part No.	Fig.	Output Voltage	Max. Current	Max. Power	Price Each
967-DSP105	DSP10-5	A	5V	1.5A	7.5W	**31.03**
967-DSP1012	DSP10-12	A	12V	0.83A	10W	**31.03**
967-DSP1015	DSP10-15	A	15V	0.67A	10.1W	**31.03**
967-DSP1024	DSP10-24	A	24V	0.42A	10.1W	**31.03**
967-DSP305	DSP30-5	A	5V (5-5.5V)	3A	15W	**47.45**
967-DSP3012	DSP30-12	A	12V (12-14V)	2.1A	25.2W	**47.45**
967-DSP3015	DSP30-15	A	15V (13.5-16.5V)	2A	30W	**47.45**
967-DSP3024	DSP30-24	A	24V (24-28V)	1.3A	31.2W	**47.45**
967-DSP605	DSP60-5	A	5V (5-5.5V)	7A	35W	**55.85**
967-DSP6012	DSP60-12	A	12V (12-14V)	4.5A	54W	**55.85**
967-DSP6015	DSP60-15	A	15V (13.5-16.5V)	4A	60W	**55.85**
967-DSP6024	DSP60-24	A	24V (24-28V)	2.5A	60W	**55.85**
967-DSP10012	DSP100-12	A	12V (12-14V)	6A	72W	**72.71**
967-DSP10015	DSP100-15	A	15V (13.5-16.5V)	5A	75W	**72.71**
967-DSP10024	DSP100-24	A	24V (24-28V)	4.2A	100.8W	**72.71**
967-DSP10024/C2	DSP100-24/C2	A	24V (20-24.2V)	3.8A	91.2W	**72.71**

DPP SERIES 15-100W DIN RAIL MOUNT POWER SUPPLIES

- Universal Input: 85-264VAC (100W: 85-132VAC, 176-264VAC)
- NEC NFPA70 Class 2
- UL508 Listed
- Class 1, Division 2 (ISA 12.12)
- -10°C to +71°C Operation
- Snap-on Mounting: snap onto DIN Rail TS35/7.5 or TS35/15

For quantities greater than listed, call for quote.

MOUSER STOCK NO.	TDK-Lambda Part No.	Fig.	Output Voltage	Max. Current	Max. Power	Price Each
967-DPP1524	DPP15-24	B	24V (22.5-28.5V)	0.63A	15W	**42.80**
967-DPP255	DPP25-5	B	5V (5-6V)	5A	25W	**51.36**
967-DPP3012	DPP30-12	B	12V (9.9-12.1V)	2.5A	30W	**51.36**
967-DPP3024	DPP30-24	B	24V (22.5-28.5V)	1.3A	30W	**51.36**
967-DPP5015	DPP50-15	B	15V (11.9-15.1V)	3.4A	50W	**57.78**
967-DPP5024	DPP50-24	B	24V (22.5-28.5V)	2.1A	50W	**57.78**
967-DPP5048	DPP50-48	B	48V (48-56V)	1.05A	50W	**57.78**
967-DPP10024	DPP100-24	B	24V (22.5-28.5V)	4.2A	100W	**82.39**

DLP SERIES 75-240W DIN RAIL MOUNT POWER SUPPLIES

- Conducted and Radiated EMI, Class B
- Input Transient Protection, IEC61000-4
- Semi F47 Compliant (DLP180 & 240 only)
- Snap-on Mounting: snap onto DIN Rail TS35/7.5 or TS35/15

For quantities greater than listed, call for quote.

MOUSER STOCK NO.	TDK-Lambda Part No.	Fig.	Output Voltage	Max. Current	Max. Power	Price Each
967-DLP75241/E	DLP75-24-1/E	C	24V	3.1A	75W	**73.30**
967-DLP100241/E	DLP100-24-1/E	C	24V	4.1A	98.4W	**94.16**
967-DLP120241/E	DLP120-24-1/E	C	24V	5A	120W	**101.12**
967-DLP180241/E	DLP180-24-1/E	C	24V	7.5A	180W	**136.96**
967-DLP240241/E	DLP240-24-1/E	C	24V	10A	240W	**163.18**

DPP120-240 SERIES 120-240W DIN RAIL MOUNT POWER SUPPLIES

NEW PRODUCT

- Auto-ranging input (no manual switching)
- Parallel Function Switch
- -40°C to +71°C Operation
- AC Input: 93-132/186-264VAC, single phase
- Snap-on Mounting: snap onto DIN Rail TS35/7.5 or TS35/15

For quantities greater than listed, call for quote.

MOUSER STOCK NO.	TDK-Lambda Part No.	Fig.	Output Voltage	Max. Current	Max. Power	Price Each
967-DPP120121	DPP120-12-1	D	12V (11.4-14.5V)	10A	120W	**90.25**
967-DPP120241	DPP120-24-1	D	24V (22.5-28.5V)	5A	120W	**90.25**
967-DPP120481	DPP120-48-1	D	48V (45-55V)	2.5A	120W	**90.25**
967-DPP240241	DPP240-24-1	D	24V (22.5-28.5V)	10A	240W	**135.36**
967-DPP240-48-1	DPP240-48-1	D	48V (47-56V)	5A	240W	**135.36**

DPP120-960 SERIES 120-960W 3 PHASE DIN RAIL MOUNT POWER SUPPLIES

NEW PRODUCT

- AC Input: 340-575VAC, three phase
- Parallel Function Switch (240 & 480W)
- Current Share (960W)
- -40°C to +71°C Operation
- Snap-on Mounting: snap onto DIN Rail TS35/7.5 or TS35/15

For quantities greater than listed, call for quote.

MOUSER STOCK NO.	TDK-Lambda Part No.	Fig.	Output Voltage	Max. Current	Max. Power	Price Each
967-DPP120123	DPP120-12-3	D	12V (11.4-14.5V)	10A	120W	**111.28**
967-DPP120-24-3	DPP120-24-3	D	24V (22.5-28.5V)	5A	120W	**111.28**
967-DPP240243	DPP240-24-3	D	24V (22.5-28.5V)	10A	240W	**150.87**
967-DPP480243	DPP480-24-3	D	24V (22.5-28.5V)	20A	480W	**212.93**
967-DPP960243	DPP960-24-3	D	24V (22.5-28.5V)	40A	960W	**380.92**
967-DPP960483	DPP960-48-3	D	48V (47-56V)	20A	960W	**380.92**

DPP480 SERIES 480W SINGLE OUTPUT DIN RAIL MOUNT POWER SUPPLIES

- AC Input: 90-264VAC, single phase
- Active PFC
- Parallel Function Switch
- -40 to +71°C Operations
- Convection Cooled
- Snap-on Mounting: snap onto DIN Rail TS35/7.5 or TS35/15

For quantities greater than listed, call for quote.

MOUSER STOCK NO.	TDK-Lambda Part No.	Fig.	Output Voltage	Max. Current	Max. Power	Price Each
967-DPP480241	DPP480-24-1	E	24V (22.5-28.5V)	20A	480W	**214.00**
967-DPP480481	DPP480-48-1	E	48V (47-56V)	10A	480W	**214.00**

DLP-PU SERIES POWER SUPPLY PARALLEL OR REDUNDANCY MODULE

- Oring Diodes Included
- Output voltage monitoring (via relays)
- Alarm Signals
- Snap-on Mounting: snap onto DIN Rail TS35/7.5 or TS35/15
- LED Indicators
- DIN Rail Mounting

For quantities greater than listed, call for quote.

MOUSER STOCK NO.	TDK-Lambda Part No.	Fig.	Input Voltage	Max. Current	Max. Reverse	Price Each
967-DLPPU/E	DLP-PU/E	F	21-28VDC	20A	35VDC	**102.72**

© Copyright 2013 Mouser Electronics

© Copyright 2013 Mouser Electronics

TDK-LAMBDA Power Modules and LED Power Supplies

TDK·Lambda

PF SERIES RECTIFIER & POWER FACTOR CORRECTION MODULES

- Provides high voltage DC to Lambda's PH and PAF Power Modules
- Parallel operation
- Power Factor Corrected
- Operation up to 85°C
- AC Input: 85-265Vac, 47-63Hz

For quantities greater than listed, call for quote.

MOUSER STOCK NO.	TDK-Lambda Part No.	Fig.	Output Voltage	Max Current @ 100/200VAC	Max Power @ 100/200VAC	Price Each
967-PF500A360	PF500A-360	A	360V	1.4/2.1A	504/756W	**164.89**
967-PF1000A360	PF1000A-360	A	360V	2.8/4.2A	1008/1512W	**233.47**

PFE300-1000 SERIES 300-1008W AC-DC POWER MODULE

- 100°C baseplate temperature
- High power density
- Suitable for conduction cooling
- Power Factor Corrected
- Input Voltage: 85-265VAC, 47-63Hz

For quantities greater than listed, call for quote.

MOUSER STOCK NO.	TDK-Lambda Part No.	Fig.	Output Voltage	Max Current Forced Air	Max Power Forced Air	Price Each
967-PFE300S28	PFE300S-28	B	28V (22.4-33.6V)	10.8A	302W	**267.33**
967-PFE500F12	PFE500F-12	B	12V (9.6-14.4V)	42A	504W	**378.78**
967-PFE500F28	PFE500F-28	B	28V (22.4-33.6V)	18A	504W	**378.78**
967-PFE500S12	PFE500S-12	B	12V (9.6-14.4V)	33A	396W	**292.11**
967-PFE500S28	PFE500S-28	B	28V (22.4-33.6V)	18A	504W	**292.11**
967-PFE500S48	PFE500S-48	B	48V (38.4-57.6V)	10.5A	504W	**292.11**
967-PFE700S48	PFE700S-48	B	51V	14A	714W	**318.86**
967-PFE1000F28	PFE1000F-28	B	28V (22.4-33.6V)	36A	1008W	**724.39**
967-PFE1000F48	PFE1000F-48	B	48V (38.4-57.6V)	21A	1008W	**724.39**
Accessory for PFE300-700						
967-ARA00499	ARA00499	-	Input Inductor f=1kHz			**13.38**
967-DFP10112	DFP10112	-	Thermal Fuse Resistor, 10 Ohm 5.1R 5W			**1.77**

EFFE400 SERIES 3X6 400W POWER SUPPLIES

- Active Power Factor Correction
- Universal Input: 90-264VAC
- High peak loading capability
- Suitable for 1U applications
- Full Digital Control

For quantities greater than listed, call for quote.

MOUSER STOCK NO.	TDK-Lambda Part No.	Fig.	Description	Output Voltage	Max Current	Avg. Power	Peak Current	Peak Power	Price Each
967-U4Y005L	U4Y005L	C	EFE400-24-CNMDS	24V	16.7A	400W	22.08A	530W	**416.23**

AL12 SERIES 12W IP66 LED POWER SUPPLIES

- AC Input: 90-264VAC, 47-63Hz
- Splash proof
- Costant Current or Constant Voltage Versions
- Conservative component ratings for long life

For quantities greater than listed, call for quote.

MOUSER STOCK NO.	TDK-Lambda Part No.	Fig.	Output Voltage	Max Current	Avg. Power	CC/CV	Price Each
967-ALC1218R70	ALC12-36-R35	D	3-36V	0.35A	12.6W	CC	**36.23**
967-ALC1236R35	ALC12-18-R70	D	3-18V	0.7A	12.6W	CC	**36.74**
967-ALV12121R0	ALV12-12-1R0	D	12V	1A	12W	CV	**36.38**
967-ALV1215R80	ALV12-15-R80	D	15V	0.8A	12W	CV	**35.85**
967-ALV1224R50	ALV12-24-R50	D	24V	0.5A	12W	CV	**33.73**

AL60-100 SERIES 60-100W IP66 LED POWER SUPPLIES

- AC Input: 90-305VAC, 47-63Hz
- Constant Current or Constant Voltage Versions
- Conservative component ratings for long life
- Splash proof plastic case (non-rust)
- -40°C start up

For quantities greater than listed, call for quote.

MOUSER STOCK NO.	TDK-Lambda Part No.	Fig.	Output Voltage	Max Current	Avg. Power	CC/CV	Price Each
967-ALC60481R05	ALC60-48-1R05	E	6-48V	1.05A	50.4W	CC	**87.74**
967-ALC60421R4	ALC60-42-1R4	E	6-42V	1.4A	58.8W	CC	**87.74**
967-ALV60125R0	ALV60-12-5R0	E	12V	5A	60W	CV	**84.53**
967-ALV60242R5	ALV60-24-2R5	E	24V	2.5A	60W	CV	**85.60**
967-ALV60361R7	ALV60-36-1R7	E	36V	1.7A	61W	CV	**84.53**
967-ALV80126R5	ALV80-12-6R5	E	12V	6.5A	78W	CV	**88.60**
967-ALV100243R8	ALV100-24-3R8	E	24V	3.8A	91.2W	CV	**94.16**
967-ALV100362R5	ALV100-36-2R5	E	36V	2.5A	90W	CV	**94.16**

ALD SERIES LED BACKLIGHTING DC-DC CONVERTERS

NEW PRODUCT

- Two to Five Strings
- DC Input: 10.8-13.2VDC
- Analog or Resistive Dimming
- Low Profile

For quantities greater than listed, call for quote.

MOUSER STOCK NO.	TDK-Lambda Part No.	Fig.	Output Voltage	Output Current (Each String)	No. of LED Strings	Price Each
967-ALD-214012PJ111	ALD-214012PJ111	F	44V	140mA	2	**44.30**
967-ALD-414012PJ126	ALD-414012PJ126	F	44V	140mA	4	**66.13**

ALD6 SERIES 1 TO 6 OUTPUT LED BACKLIGHTING DC-DC CONVERTER

- One to Six Strings in One Package
- DC Input: 10.8-13.2VDC
- Analog, Resistive, or PWM Dimming

For quantities greater than listed, call for quote.

MOUSER STOCK NO.	TDK-Lambda Part No.	Fig.	Input Voltage	Output Voltage	Output Current	Mounting Style	Price Each
967-ALD605012PD131	ALD-605012PD131	G	10.8-13.2V	38V	50mA - 300mA	TH	**47.08**
967-ALD605012PS131	ALD-605012PS131	H	10.8-13.2V	38V	50mA - 300mA	SMT	**47.08**

A



B



C



D



E



F



G



H



© Copyright 2013 Mouser Electronics

© Copyright 2013 Mouser Electronics

TRIAD External Switchmode Power Supplies

RoHS Compliant **This product is RoHS compliant.**

WSU SERIES

Features:

- Power Range: 6.75-36W
- Input: 100-240VAC, 50/60Hz, NEMA 1-15P
- Output: Six foot cord with 2.1x5.5 barrel type connector
- No minimum load required
- Double Insulated
- Dielectric Isolation (Input to Output): 4KVDC for 60 secs.
- Operating Temperature: 0°C to 40°C @ Max. Load
- Storage Temperature: -20°C to 60°C
- Humidity: 5% to 95%, Non-condensing
- Over voltage and short circuit protected
- Class B EMI
- EISA 2007 and CEC compliant



✻IV

For quantities greater than listed, call for quote.

MOUSER STOCK NO.	Triad Part No.	Watts	Output		Connector Polarity	Dimensions: mm			Price Each			
			Voltage	Amps		H	W	D	1	10	25	50
553-WSU045-1500	WSU045-1500	6.75W	4.5	1.50	Positive	60	39	31	7.88	6.96	6.15	5.95
553-WSU045-1500-R	WSU045-1500-R	6.75W	4.5	1.50	Negative	60	39	31	7.88	6.96	6.15	5.95
553-WSU045-2000	WSU045-2000	9W	4.5	2.00	Positive	71	43	30	9.62	8.50	7.51	7.27
553-WSU045-2000-R	WSU045-2000-R	9W	4.5	2.00	Negative	71	43	30	9.62	8.50	7.51	7.27
553-WSU045-3000	WSU045-3000	13.5W	4.5	3.00	Positive	77	48	31	13.47	11.90	10.53	10.19
553-WSU045-3000-R	WSU045-3000-R	13.5W	4.5	3.00	Negative	77	48	31	13.47	11.90	10.53	10.19
553-WSU050-1500	WSU050-1500	7.5W	5.0	1.50	Positive	69	39	31	7.88	6.96	6.15	5.95
553-WSU050-1500-R	WSU050-1500-R	7.5W	5.0	1.50	Negative	69	39	31	7.88	6.96	6.15	5.95
553-WSU050-2000	WSU050-2000	10W	5.0	2.00	Positive	71	43	30	9.62	8.50	7.51	7.27
553-WSU050-2000-R	WSU050-2000-R	10W	5.0	2.00	Negative	71	43	30	9.62	8.50	7.51	7.27
553-WSU050-3000	WSU050-3000	15W	5.0	3.00	Positive	77	48	31	13.47	11.90	10.53	10.19
553-WSU050-3000-R	WSU050-3000-R	15W	5.0	3.00	Negative	77	48	31	13.47	11.90	10.53	10.19
553-WSU050-4000	WSU050-4000	20W	5.0	4.00	Positive	77	75	31	16.95	14.98	13.25	12.81
553-WSU050-4000-R	WSU050-4000-R	20W	5.0	4.00	Negative	77	75	31	16.95	14.98	13.25	12.81
553-WSU060-1250	WSU060-1250	7.5W	6.0	1.25	Positive	60	39	31	7.88	6.96	6.15	5.95
553-WSU060-1250-R	WSU060-1250-R	7.5W	6.0	1.25	Negative	60	39	31	7.88	6.96	6.15	5.95
✻ 553-WSU060-2000	WSU060-2000	12W	6.0	2.00	Positive	71	43	30	9.62	8.50	7.51	7.27
✻ 553-WSU060-2000-R	WSU060-2000-R	12W	6.0	2.00	Negative	71	43	30	9.62	8.50	7.51	7.27
✻ 553-WSU060-3000	WSU060-3000	18W	6.0	3.00	Positive	77	48	31	13.47	11.90	10.53	10.19
✻ 553-WSU060-3000-R	WSU060-3000-R	18W	6.0	3.00	Negative	77	48	31	13.47	11.90	10.53	10.19
553-WSU060-4000	WSU060-4000	24W	6.0	4.00	Positive	77	75	31	16.95	14.98	13.25	12.81
553-WSU060-4000-R	WSU060-4000-R	24W	6.0	4.00	Negative	77	75	31	16.95	14.98	13.25	12.81
553-WSU075-1000	WSU075-1000	7.5W	7.5	1.00	Positive	60	39	31	7.88	6.96	6.15	5.95
553-WSU075-1000-R	WSU075-1000-R	7.5W	7.5	1.00	Negative	60	39	31	7.88	6.96	6.15	5.95
✻ 553-WSU075-1500	WSU075-1500	11.25W	7.5	1.50	Positive	71	43	30	9.62	8.50	7.51	7.27
✻ 553-WSU075-1500-R	WSU075-1500-R	11.25W	7.5	1.50	Negative	71	43	30	9.62	8.50	7.51	7.27
✻ 553-WSU075-2400	WSU075-2400	18W	7.5	2.40	Positive	77	48	31	13.47	11.90	10.53	10.19
✻ 553-WSU075-2400-R	WSU075-2400-R	18W	7.5	2.40	Negative	77	48	31	13.47	11.90	10.53	10.19
553-WSU075-3200	WSU075-3200	24W	7.5	3.20	Positive	77	75	31	16.95	14.98	13.25	12.81
553-WSU075-3200-R	WSU075-3200-R	24W	7.5	3.20	Negative	77	75	31	16.95	14.98	13.25	12.81
✻ 553-WSU075-4000	WSU075-4000	30W	7.5	4.00	Positive	84	53	31	27.14	23.97	21.20	20.51
✻ 553-WSU075-4000-R	WSU075-4000-R	30W	7.5	4.00	Negative	84	53	31	27.14	23.97	21.20	20.51
553-WSU090-0800	WSU090-0800	7.2W	9.0	0.8	Positive	60	39	31	7.88	6.96	6.15	5.95
553-WSU090-0800-R	WSU090-0800-R	7.2W	9.0	0.8	Negative	60	39	31	7.88	6.96	6.15	5.95
553-WSU090-1300	WSU090-1300	11.7W	9.0	1.30	Positive	71	43	30	9.62	8.50	7.51	7.27
553-WSU090-1300-R	WSU090-1300-R	11.7W	9.0	1.30	Negative	71	43	30	9.62	8.50	7.51	7.27
553-WSU090-2000	WSU090-2000	18W	9.0	2.00	Positive	77	48	31	13.47	11.90	10.53	10.19
553-WSU090-2000-R	WSU090-2000-R	18W	9.0	2.00	Negative	77	48	31	13.47	11.90	10.53	10.19
553-WSU090-2500	WSU090-2500	22.5W	9.0	2.50	Positive	77	75	31	16.95	14.98	13.25	12.81
553-WSU090-2500-R	WSU090-2500-R	22.5W	9.0	2.50	Negative	77	75	31	16.95	14.98	13.25	12.81
✻ 553-WSU090-3500	WSU090-3500	31.5W	9.0	3.50	Positive	84	53	31	27.14	23.97	21.20	20.51
✻ 553-WSU090-3500-R	WSU090-3500-R	31.5W	9.0	3.50	Negative	84	53	31	27.14	23.97	21.20	20.51
553-WSU120-0700	WSU120-0700	8.4W	12.0	0.7	Positive	60	39	31	7.88	6.96	6.15	5.95
553-WSU120-0700-R	WSU120-0700-R	8.4W	12.0	0.7	Negative	60	39	31	7.88	6.96	6.15	5.95
553-WSU120-1000	WSU120-1000	12W	12.0	1.00	Positive	71	43	30	9.62	8.50	7.51	7.27
553-WSU120-1000-R	WSU120-1000-R	12W	12.0	1.00	Negative	71	43	30	9.62	8.50	7.51	7.27
553-WSU120-1500	WSU120-1500	18W	12.0	1.50	Positive	77	48	31	13.47	11.90	10.53	10.19
553-WSU120-1500-R	WSU120-1500-R	18W	12.0	1.50	Negative	77	48	31	13.47	11.90	10.53	10.19
553-WSU120-2000	WSU120-2000	24W	12.0	2.00	Positive	77	75	31	16.95	14.98	13.25	12.81
553-WSU120-2000-R	WSU120-2000-R	24W	12.0	2.00	Negative	77	75	31	16.95	14.98	13.25	12.81
553-WSU120-3000	WSU120-3000	36W	12.0	3.00	Positive	84	53	31	27.14	23.97	21.20	20.51
553-WSU120-3000-R	WSU120-3000-R	36W	12.0	3.00	Negative	84	53	31	27.14	23.97	21.20	20.51
553-WSU135-0620	WSU135-0620	8.37W	13.5	0.6	Positive	60	39	31	7.88	6.96	6.15	5.95
553-WSU135-0620-R	WSU135-0620-R	8.37W	13.5	0.6	Negative	60	39	31	7.88	6.96	6.15	5.95
553-WSU135-0880	WSU135-0880	11.88W	13.5	0.8	Positive	71	43	30	9.62	8.50	7.51	7.27
553-WSU135-0880-R	WSU135-0880-R	11.88W	13.5	0.8	Negative	71	43	30	9.62	8.50	7.51	7.27
553-WSU135-1330	WSU135-1330	17.96W	13.5	1.33	Positive	77	48	31	13.47	11.90	10.53	10.19
553-WSU135-1330-R	WSU135-1330-R	17.96W	13.5	1.33	Negative	77	48	31	13.47	11.90	10.53	10.19
553-WSU135-1770	WSU135-1770	23.9W	13.5	1.77	Positive	77	75	31	16.95	14.98	13.25	12.81
553-WSU135-1770-R	WSU135-1770-R	23.9W	13.5	1.77	Negative	77	75	31	16.95	14.98	13.25	12.81
553-WSU135-2660	WSU135-2660	35.91W	13.5	2.66	Positive	84	53	31	27.14	23.97	21.20	20.51
553-WSU135-2660-R	WSU135-2660-R	35.91W	13.5	2.66	Negative	84	53	31	27.14	23.97	21.20	20.51
553-WSU150-0560	WSU150-0560	8.4W	15.0	0.56	Positive	60	39	31	7.88	6.96	6.15	5.95
553-WSU150-0560-R	WSU150-0560-R	8.4W	15.0	0.8	Negative	60	39	31	7.88	6.96	6.15	5.95
553-WSU150-0800	WSU150-0800	12W	15.0	0.8	Positive	71	43	30	9.62	8.50	7.51	7.27
553-WSU150-0800-R	WSU150-0800-R	12W	15.0	0.8	Negative	71	43	30	9.62	8.50	7.51	7.27
553-WSU150-1200	WSU150-1200	18W	15.0	1.20	Positive	77	48	31	13.47	11.90	10.53	10.19
553-WSU150-1200-R	WSU150-1200-R	18W	15.0	1.20	Negative	77	48	31	13.47	11.90	10.53	10.19
553-WSU150-1600	WSU150-1600	24W	15.0	1.60	Positive	77	75	31	16.95	14.98	13.25	12.81
553-WSU150-1600-R	WSU150-1600-R	24W	15.0	1.60	Negative	77	75	31	16.95	14.98	13.25	12.81
553-WSU150-2400	WSU150-2400	36W	15.0	2.40	Positive	84	53	31	27.14	23.97	21.20	20.51
553-WSU150-2400-R	WSU150-2400-R	36W	15.0	2.40	Negative	84	53	31	27.14	23.97	21.20	20.51
553-WSU180-0450	WSU180-0450	8.1W	18.0	0.45	Positive	60	39	31	7.88	6.96	6.15	5.95
553-WSU180-0450-R	WSU180-0450-R	8.1W	18.0	0.45	Negative	60	39	31	7.88	6.96	6.15	5.95
553-WSU180-0660	WSU180-0660	11.88W	18.0	0.66	Positive	71	43	30	9.62	8.50	7.51	7.27
553-WSU180-0660-R	WSU180-0660-R	11.88W	18.0	0.66	Negative	71	43	30	9.62	8.50	7.51	7.27
553-WSU180-1000	WSU180-1000	18W	18.0	1.00	Positive	77	48	31	13.47	11.90	10.53	10.19
553-WSU180-1000-R	WSU180-1000-R	18W	18.0	1.00	Negative	77	48	31	13.47	11.90	10.53	10.19
553-WSU180-1330	WSU180-1330	23.94W	18.0	1.33	Positive	77	75	31	16.95	14.98	13.25	12.81
553-WSU180-1330-R	WSU180-1330-R	23.94W	18.0	1.33	Negative	77	75	31	16.95	14.98	13.25	12.81
553-WSU180-2000	WSU180-2000	36W	18.0	2.00	Positive	84	53	31	27.14	23.97	21.20	20.51
553-WSU180-2000-R	WSU180-2000-R	36W	18.0	2.00	Negative	84	53	31	27.14	23.97	21.20	20.51
553-WSU240-0500	WSU240-0500	12W	24.0	0.5	Positive	71	43	30	9.62	8.50	7.51	7.27
553-WSU240-0500-R	WSU240-0500-R	12W	24.0	0.5	Negative	71	43	30	9.62	8.50	7.51	7.27
553-WSU240-0750	WSU240-0750	18W	24.0	0.75	Positive	77	48	31	13.47	11.90	10.53	10.19
553-WSU240-0750-R	WSU240-0750-R	18W	24.0	0.75	Negative	77	48	31	13.47	11.90	10.53	10.19
553-WSU240-1000	WSU240-1000	24W	24.0	1.00	Positive	77	75	31	16.95	14.98	13.25	12.81
553-WSU240-1000-R	WSU240-1000-R	24W	24.0	1.00	Negative	77	75	31	16.95	14.98	13.25	12.81
553-WSU240-1500	WSU240-1500	36W	24.0	1.50	Positive	84	53	31	27.14	23.97	21.20	20.51
553-WSU240-1500-R	WSU240-1500-R	36W	24.0	1.50	Negative	84	53	31	27.14	23.97	21.20	20.51

© Copyright 2013 Mouser Electronics

© Copyright 2013 Mouser Electronics

TRIAD Switching Power Supplies

TRIAD

RoHS Compliant **This page of product is compliant.**

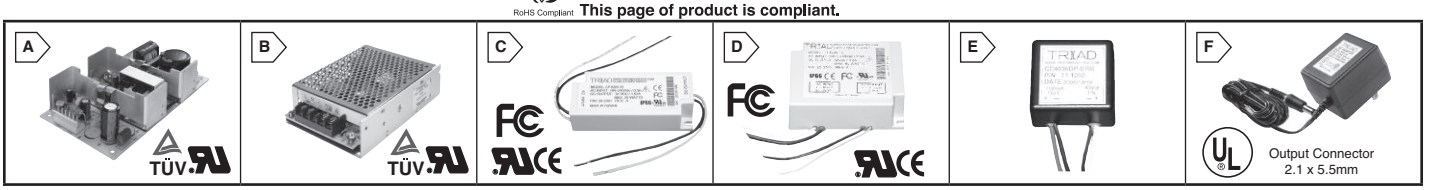

TRIAD ALS/AWSP SINGLE OUPUT SERIES

For quantities greater than listed, call for quote.

MOUSER STOCK NO.	Triad Part No.	Fig.	Output Power (W)	Output Voltage (VDC)	Output Current	Dimensions: in. (mm) L	W	H	Price Each 1	10	25	50
553-ALS50-5	ALS50-5	A	45.0	5	9.0A	5.00 (127.0)	3.00 (76.2)	1.40 (35.6)	27.22	24.79	23.42	20.87
553-ALS50-12	ALS50-12	A	50.4	12	4.2A	5.00 (127.0)	3.00 (76.2)	1.40 (35.6)	27.22	24.79	23.42	20.87
553-ALS50-24	ALS50-24	A	50.4	24	2.1A	5.00 (127.0)	3.00 (76.2)	1.40 (35.6)	27.22	24.79	23.42	20.87
553-ALS75-12	ALS75-12	A	75.0	12	6.2A	5.00 (127.0)	3.00 (76.2)	1.65 (42.0)	31.08	26.88	24.71	23.43
553-ALS75-24	ALS75-24	A	75.0	24	3.1A	5.00 (127.0)	3.00 (76.2)	1.65 (42.0)	31.08	26.88	24.71	23.43
553-AWSP40-5	AWSP40-5	B	40	5	7.6A	5.08 (129)	3.86 (98)	1.50 (38)	24.66	23.34	22.12	20.91
553-AWSP40-12	AWSP40-12	B	40	12	3.3A	5.08 (129)	3.86 (98)	1.50 (38)	24.66	23.34	22.12	20.91
553-AWSP40-24	AWSP40-24	B	40	24	1.7A	5.08 (129)	3.86 (98)	1.50 (38)	24.66	23.34	22.12	20.91
553-AWSP60-5	AWSP60-5	B	60	5	12.0A	6.30 (160)	3.86 (98)	1.50 (38)	31.67	28.43	26.82	26.28
553-AWSP60-12	AWSP60-12	B	60	12	5.0A	6.30 (160)	3.86 (98)	1.50 (38)	31.67	28.43	26.82	26.28
553-AWSP60-24	AWSP60-24	B	60	24	2.5A	6.30 (160)	3.86 (98)	1.50 (38)	31.67	28.43	26.82	26.28
553-AWSP100-12	AWSP100-12	B	100	12	8.4A	7.83 (199)	3.86 (98)	1.65 (42)	61.19	55.04	51.79	49.87
553-AWSP100-24	AWSP100-24	B	100	24	4.2A	7.83 (199)	3.86 (98)	1.65 (42)	61.19	55.04	51.79	49.87
553-AWSP150-5	AWSP150-5	B	150	5	30.0A	7.83 (199)	3.86 (98)	1.97 (50)	63.68	58.24	56.37	52.92
553-AWSP150-12	AWSP150-12	B	150	12	12.5A	7.83 (199)	3.86 (98)	1.97 (50)	63.68	58.24	56.37	52.92
553-AWSP150-24	AWSP150-24	B	150	24	6.3A	7.83 (199)	3.86 (98)	1.97 (50)	63.68	58.24	56.37	52.92

TRIAD SWITCH MODE POWER SUPPLY SERIES

For quantities greater than listed, call for quote.

MOUSER STOCK NO.	Triad Part No.	Fig.	Output Power (W)	Output Voltage (VDC)	Output Current	Dimensions: in. (mm) L	W	H	Price Each 1	10	25	50
Constant Voltage: 90-264Vac, 47/63Hz												
553-TLD1020-12	TLD1020-12	C	20	12	1660mA	3.74 (95)	1.57 (40)	0.98 (25)	39.35	35.68	33.17	30.92
553-TLD1020-24	TLD1020-24	C	20	24	830mA	3.74 (95)	1.57 (40)	0.98 (25)	39.35	35.68	33.17	30.92
553-TLD1040-12	TLD1040-12	D	40	12	3330mA	3.74 (95)	2.76 (70)	1.26 (32)	50.74	45.03	42.69	39.43
553-TLD1040-24	TLD1040-24	D	40	24	1670mA	3.74 (95)	2.76 (70)	1.26 (32)	50.74	45.03	42.69	39.43
Constant Current: 90-264Vac, 47/63Hz												
553-TLD1020-24-C0350	TLD1020-24-C0350	C	20	12-24	350mA	3.74 (95)	1.57 (40)	0.98 (25)	39.35	35.68	33.17	30.92
553-TLD1020-24-C0700	TLD1020-24-C0700	C	20	12-24	700mA	3.74 (95)	1.57 (40)	0.98 (25)	39.35	35.68	33.17	30.92
553-TLD1020-36-C0350	TLD1020-36-C0350	C	20	18-36	350mA	3.74 (95)	1.57 (40)	0.98 (25)	39.35	35.68	33.17	30.92
553-TLD1040-36-C0700	TLD1040-36-C0700	D	40	18-36	700mA	3.74 (95)	2.76 (70)	1.26 (32)	50.74	45.03	42.69	39.43
553-TLD1040-36-C1050	TLD1040-36-C1050	D	40	18-36	1050mA	3.74 (95)	2.76 (70)	1.26 (32)	50.74	45.03	42.69	39.43
Constant Current: 10-40Vdc, 1A max												
553-TLM4036DC-350	TLM4036DC-350	E	26	2-36	350mA	1.26 (32)	1.22 (31)	0.59 (15)	18.55	16.14	14.66	13.17
553-TLM4036DC-700	TLM4036DC-700	E	26	2-36	700mA	1.26 (32)	1.22 (31)	0.59 (15)	18.55	16.14	14.66	13.17
553-TLM4036DC-1000	TLM4036DC-1000	E	26	2-36	1000mA	1.26 (32)	1.22 (31)	0.59 (15)	18.55	16.14	14.66	13.17

TRIAD UNREGULATED WALL PLUG-IN ADAPTERS

Triad wall plug-in power supplies eliminate the need for internal power supply cooling devices, thereby reducing the noise level, size and weight of the end product. These parts are available in AC/AC or AC/DC unregulated models with generous six foot cord lengths with 2.1X5.5mm center positive output connector. Available in 60Hz only.

For quantities greater than listed, call for quote.

MOUSER STOCK NO.	Triad Part No.	Fig.	Input V	Input Watts	Output V	Output Amps	Dimensions: mm H	W	D	Price Each 1	10	25	50
WAU AC/AC Series													
553-WAU12-200	WAU12-200	F	120VAC	4.0	12VAC	0.2	60	43	39	5.94	5.24	4.60	4.49
553-WAU12-500	WAU12-500	F	120VAC	8.8	12VAC	0.5	70	50	41	8.03	7.06	6.26	6.05
553-WAU12-1000	WAU12-1000	F	120VAC	17.0	12VAC	1.0	70	50	41	8.88	7.81	6.90	6.74
553-WAU12-1500	WAU12-1500	F	120VAC	24.0	12VAC	1.5	80	60	48	11.93	10.75	9.47	9.20
553-WAU12-2000	WAU12-2000	F	120VAC	33.0	12VAC	2.0	80	60	48	13.16	11.61	10.22	9.95
553-WAU12-2500	WAU12-2500	F	120VAC	38.0	12VAC	2.5	85	68	55	16.59	15.30	13.48	13.11
553-WAU16-400	WAU16-400	F	120VAC	9.0	16VAC	0.4	70	50	41	11.51	10.12	8.98	8.67
553-WAU16-1000	WAU16-1000	F	120VAC	21.5	16VAC	1.0	80	60	48	11.77	10.49	9.26	8.99
553-WAU16-2400	WAU16-2400	F	120VAC	47.0	16VAC	2.4	85	68	55	18.94	17.71	15.62	15.19
553-WAU20-500	WAU20-500	F	120VAC	13.5	20VAC	0.5	80	60	48	10.97	9.68	8.56	8.29
553-WAU24-200	WAU24-200	F	120VAC	7.2	24VAC	0.2	70	50	41	10.69	9.74	8.56	8.29
553-WAU24-450	WAU24-450	F	120VAC	15.0	24VAC	0.46	70	50	41	8.81	7.78	6.86	6.68
553-WAU24-750	WAU24-750	F	120VAC	23.5	24VAC	0.75	80	60	48	11.88	10.50	9.27	9.00
553-WAU24-1000	WAU24-1000	F	120VAC	32.0	24VAC	1.0	80	60	48	12.79	11.61	10.22	9.95
553-WAU24-1800	WAU24-1800	F	120VAC	52.2	24VAC	1.8	85	68	55	31.67	27.97	24.67	23.97
WDU AC/DC Series													
553-WDU6-300	WDU6-300	F	120VAC	4.5	6VDC	0.3	60	43	39	5.93	5.65	4.98	4.82
553-WDU6-600	WDU6-600	F	120VAC	7.5	6VDC	0.6	70	50	41	7.56	6.85	6.05	5.89
553-WDU6-800	WDU6-800	F	120VAC	10.0	6VDC	0.8	70	50	41	8.56	7.60	6.69	6.53
553-WDU6-1000	WDU6-1000	F	120VAC	12.0	6VDC	1.0	70	50	41	8.93	7.92	6.96	6.85
553-WDU6-1200	WDU6-1200	F	120VAC	15.0	6VDC	1.2	70	50	41	9.10	8.08	7.12	6.96
553-WDU75-300	WDU75-300	F	120VAC	4.5	7.5VDC	0.3	60	43	39	6.53	5.78	5.09	4.95
553-WDU9-100	WDU9-100	F	120VAC	2.3	9VDC	0.1	60	50	41	5.93	5.40	4.76	4.60
553-WDU9-300	WDU9-300	F	120VAC	5.0	9VDC	0.3	60	43	39	6.10	5.67	5.24	5.08
553-WDU9-500	WDU9-500	F	120VAC	8.5	9VDC	0.5	70	50	41	7.54	7.06	6.21	6.05
553-WDU9-1000	WDU9-1000	F	120VAC	15.5	9VDC	1.0	80	60	48	9.02	8.41	7.95	7.70
553-WDU9-1200	WDU9-1200	F	120VAC	18.5	9VDC	1.2	80	60	48	11.50	10.17	8.98	8.72
553-WDU12-100	WDU12-100	F	120VAC	2.8	12VDC	0.1	60	43	39	5.93	5.56	4.87	4.76
553-WDU12-300	WDU12-300	F	120VAC	6.5	12VDC	0.3	70	50	41	6.96	6.48	5.99	5.83
553-WDU12-600	WDU12-600	F	120VAC	12.5	12VDC	0.6	80	60	48	8.88	8.29	7.93	7.70
553-WDU12-1200	WDU12-1200	F	120VAC	23.5	12VDC	1.2	80	60	48	12.31	11.13	9.84	9.52
553-WDU15-200	WDU15-200	F	120VAC	5.0	15VDC	0.2	60	43	39	7.35	6.52	5.75	5.61
553-WDU15-600	WDU15-600	F	120VAC	15.0	15VDC	0.6	80	60	48	10.27	9.90	9.63	9.04
553-WDU15-1000	WDU15-1000	F	120VAC	24.0	15VDC	1.0	80	60	48	11.24	10.65	9.44	9.16
553-WDU18-300	WDU18-300	F	120VAC	9.0	18VDC	0.3	70	50	41	8.13	7.17	6.37	6.15
553-WDU18-600	WDU18-600	F	120VAC	17.0	18VDC	0.6	80	60	48	9.68	9.03	8.35	8.11
553-WDU18-1000	WDU18-1000	F	120VAC	27.5	18VDC	1.0	80	60	48	13.21	11.66	10.33	10.00
553-WDU24-200	WDU24-200	F	120VAC	9.0	24VDC	0.2	60	43	39	7.12	6.42	5.67	5.51
553-WDU24-300	WDU24-300	F	120VAC	11.8	24VDC	0.3	70	50	41	8.92	7.91	6.97	6.81
553-WDU24-500	WDU24-500	F	120VAC	18.0	24VDC	0.5	80	60	48	10.63	9.38	8.28	8.05
553-WDU24-800	WDU24-800	F	120VAC	28.5	24VDC	0.8	80	60	48	17.44	16.18	14.28	13.86
553-WDU24-1200	WDU24-1200	F	120VAC	38.0	24VDC	1.2	85	68	55	26.75	23.54	20.76	20.22

© Copyright 2013 Mouser Electronics

© Copyright 2013 Mouser Electronics

AULT AC Adapters

RoHS Compliant This product is RoHS compliant.

AC INTERCHANGEABLE BLADE KIT

- For use with medical and commercial wall plug interchangable

For quantities greater than listed, call for quote.

MOUSER STOCK NO.	Description	Price Each 1	10	25
831-KT1027K	Includes Europe, United Kingdom, Australian	4.95	4.10	4.02

CENB1010 SERIES, 10-12W SINGLE OUTPUT

- 100-240 VAC Universal
- Meets EISA2007, CEC Efficiency Level V, EU (EC) No 278/2009 Phase II
- 5V to 48V Single Output Models, up to 12W
- No load Power Consumption <0.3W
- Limited Power Source



For quantities greater than listed, call for quote.

MOUSER STOCK NO.	Ault Part No.	Output Voltage	Max. Current	Max. Power	Price Each 1	10	25
Wall-Plug Models							
675-CENB1010A0503B01	CENB1010A0503B01	5V	2.00A	10.0W	17.37	15.26	14.96
675-CENB1010A0903B01	CENB1010A0903B01	9V	1.10A	10.0W	17.37	15.26	14.96
675-CENB1010A1203B01	CENB1010A1203B01	12V	1.00A	12.0W	17.37	15.26	14.96
675-CENB1010A2403B01	CENB1010A2403B01	24V	0.50A	12.0W	17.37	15.26	14.96
Desktop Modules (AC Input Cord Not Included)							
675-CENB1010A0503F01	CENB1010A0503F01	5V	2.00A	10.0W	16.91	14.82	14.54
675-CENB1010A0903F01	CENB1010A0903F01	9V	1.10A	10.0W	16.91	14.82	14.54
675-CENB1010A1203F01	CENB1010A1203F01	12V	1.00A	12.0W	16.91	14.82	14.54
675-CENB1010A2403F01	CENB1010A2403F01	24V	0.50A	12.0W	16.91	14.82	14.54
AC Input Cord	Description						
173-63101-E	7' 6" AC input cord, 3-wire input, 18AWG, Black				7.16	6.52	-

CENB1020 SERIES, 15-20W SINGLE OUTPUT

- 100-240 VAC Universal Input Range
- Meets EISA2007, CEC Efficiency Level V, EU (EC) No 278/2009 Phase II
- 5V to 48V Single Output Models, up to 20W
- Modified and Custom Designs Available
- Regulated Ouput with Low Ripple
- No load Power Consumption <0.3W
- Limited Power Source



For quantities greater than listed, call for quote.

MOUSER STOCK NO.	Ault Part No.	Output Voltage	Max. Current	Max. Power	Price Each 1	10	25
Wall-Plug Models							
675-CENB1020A0503B01	CENB1020A0503B01	5V	3.00A	15.0W	19.50	17.25	16.92
675-CENB1020A0903B01	CENB1020A0903B01	9V	2.00A	18.0W	19.50	17.25	16.92
675-CENB1020A1203B01	CENB1020A1203B01	12V	1.50A	18.0W	19.50	17.25	16.92
675-CENB1020A2403B01	CENB1020A2403B01	24V	0.75A	18.0W	19.50	17.25	16.92
675-CENB1020A4803B01	CENB1020A4803B01	48V	0.40A	19.20W	19.50	17.25	16.92
Desktop Modules (AC Input Cord Not Included)							
675-CENB1020A0503F01	CENB1020A0503F01	5V	3.00A	15.0W	17.36	15.24	14.95
675-CENB1020A0903F01	CENB1020A0903F01	9V	2.00A	18.0W	17.36	15.24	14.95
675-CENB1020A1203F01	CENB1020A1203F01	12V	1.50A	18.0W	17.36	15.24	14.95
675-CENB1020A2403F01	CENB1020A2403F01	24V	0.75A	18.0W	17.36	15.24	14.95
675-CENB1020A4803F01	CENB1020A4803F01	48V	0.40A	19.20W	17.36	15.24	14.95
AC Input Cord	Description						
173-63101-E	7' 6" AC input cord, 3-wire input, 18AWG, Black				7.16	6.52	-

CENB1030 SERIES, 20-32W SINGLE OUTPUT

- 100-240 VAC Universal Input
- Meets EISA2007, CEC Efficiency Level V, EU (EC) No 278/2009 Phase II
- 5V to 48V Single Output Models, up to 32W
- Regulated Ouput with Low Ripple
- No load Power Consumption <0.3W
- Limited Power Source

NEW PRODUCT



For quantities greater than listed, call for quote.

MOUSER STOCK NO.	Ault Part No.	Output Voltage	Max. Current	Max. Power	Price Each 1	10	25
Wall-Plug Models							
675-CENB1030A1203C01	CENB1030A1203C01	12V	2.50A	30.0W	23.65	22.33	21.03
675-CENB1030A2403C01	CENB1030A2403C01	24V	1.33A	31.9W	23.65	22.33	21.03
Wall-Plug Models (Fixed AC Plug N. America/Japan)							
675-CENB1030A0503B01	CENB1030A0503B01	5V	4.00A	20.0W	22.68	20.23	19.85
675-CENB1030A0903B01	CENB1030A0903B01	9V	3.00A	27.0W	22.68	20.23	19.85
675-CENB1030A1203B01	CENB1030A1203B01	12V	2.50A	30.0W	22.68	20.23	19.85
675-CENB1030A2403B01	CENB1030A2403B01	24V	1.33A	31.9W	22.68	20.23	19.85
675-CENB1030A4803B01	CENB1030A4803B01	48V	0.67A	32.1W	22.68	20.23	19.85
Desktop Modules (AC Input Cord Not Includedd)							
675-CENB1030A0503F01	CENB1030A0503F01	5V	4.00A	20.0W	22.68	20.23	19.85
675-CENB1030A0903F01	CENB1030A0903F01	9V	3.00A	27.0W	22.68	20.23	19.85
675-CENB1030A1203F01	CENB1030A1203F01	12V	2.50A	30.0W	22.68	20.23	19.85
675-CENB1030A2403F01	CENB1030A2403F01	24V	1.33A	31.9W	22.68	20.23	19.85
675-CENB1030A4803F01	CENB1030A4803F01	48V	0.67A	32.1W	22.68	20.23	19.85
AC Input Cord	Description						
173-63101-E	7' 6" AC input cord, 3-wire input, 18AWG, Black				7.16	6.52	-

CENB1040 SERIES, 25-40W SINGLE OUTPUT

- 100-240 VAC Universal
- Meets EISA2007, CEC Efficiency Level V, EU (EC) No 278/2009 Phase II
- 5V to 48V Single Output Models, up to 40W
- No load Power Consumption <0.3W
- Limited Power Source
- Impact-Resistance Polycarbonate Enclosure
- Regulated Output with Low Ripple



For quantities greater than listed, call for quote.

MOUSER STOCK NO.	Ault Part No.	Output Voltage	Max. Current	Max. Power	Price Each 1	10	25
Desktop Modules (AC Input Cord Not Included)							
675-CENB1040A0503F01	CENB1040A0503F01	5V	5.00A	25.0W	25.00	22.40	21.96
675-CENB1040A0903F01	CENB1040A0903F01	9V	4.00A	36.0W	25.00	22.40	21.96
675-CENB1040A1203F01	CENB1040A1203F01	12V	3.40A	40.8W	25.00	22.40	21.96
675-CENB1040A2403F01	CENB1040A2403F01	24V	1.70A	40.8W	25.00	22.40	21.96
675-CENB1040A4803F01	CENB1040A4803F01	48V	0.83A	39.8W	25.00	22.40	21.96
AC Input Cord	Description						
173-63101-E	7' 6" AC input cord, 3-wire input, 18AWG, Black				7.16	6.52	-

CENB1050 SERIES, 30-53W SINGLE OUTPUT

- 100-240 VAC Universal
- Meets EISA2007, CEC Efficiency Level V, EU (EC) No 278/2009 Phase II
- Desktop and Wall Plug Styles
- 5V to 48V Single Output Models, up to 53W
- No load Power Consumption <0.3W
- Limited Power Source



For quantities greater than listed, call for quote.

MOUSER STOCK NO.	Ault Part No.	Output Voltage	Max. Current	Max. Power	Price Each 1	10	25
Desktop Modules (AC Input Cord Not Included)							
675-CENB1050A0503F01	CENB1050A0503F01	5V	6A	30W	29.31	26.43	25.92
675-CENB1050A0903F01	CENB1050A0903F01	9V	5A	45W	29.31	26.43	25.92
675-CENB1050A1203F01	CENB1050A1203F01	12V	4.2A	50.4W	29.31	26.43	25.92
675-CENB1050A2403F01	CENB1050A2403F01	24V	2.1A	50.4W	29.31	26.43	25.92
675-CENB1050A4803F01	CENB1050A4803F01	48V	1.1A	52.8W	29.31	26.43	25.92
AC Input Cord	Description						
173-63101-E	7' 6" AC input cord, 3-wire input, 18AWG, Black				7.16	6.52	-

CENB1060 SERIES, 35-64W SINGLE OUTPUT

- 100-240 VAC Universal
- Meets EISA2007, CEC Efficiency Level V, EU (EC) No 278/2009 Phase II
- 5V to 48V Single Output Models, up to 64W
- No load Power Consumption <0.5W
- Modified and Custom Designs Available
- 2.5 Barrel Type Connector



✻Output connector=6 pinout Molex 39-01-2060

For quantities greater than listed, call for quote.

	Ault Part No.	Output Voltage	Max. Current	Max. Power	Price Each 1	10	25
Desktop Modules (AC Input Cord Not Included)							
✻ 675-CENB1060A0551F01	CENB1060A0551F01	5V	7A	35W	32.37	29.29	28.73
675-CENB1060A0903F01	CENB1060A0903F01	9V	6A	54W	32.37	29.29	28.73
675-CENB1060A1203F01	CENB1060A1203F01	12V	5A	60W	32.37	29.29	28.73
675-CENB1060A2403F01	CENB1060A2403F01	24V	2.7A	64.8W	32.37	29.29	28.73
675-CENB1060A4803F01	CENB1060A4803F01	48V	1.3A	62.4W	32.37	29.29	28.73
AC Input Cord	Description						
173-63101-E	7' 6" AC input cord, 3-wire input, 18AWG, Black				7.16	6.52	-

CENB1080 & CENB1090 SERIES, 78-90W SINGLE OUTPUT

- 100-240 VAC Universal
- Meets EISA2007, CEC Efficiency Level V, EU (EC) No 278/2009 Phase II
- 12V to 48V Single Output Models, up to 90W
- No load Power Consumption <0.5W
- Limited Power Source
- Modified and Custom Designs Available
- 2.5 Barrel Type Connector



✻Output connector=6 pinout Molex 39-01-2060

For quantities greater than listed, call for quote.

	Ault Part No.	Output Voltage	Max. Current	Max. Power	Price Each 1	10	25
Desktop Modules (AC Input Cord Not Included)							
✻ 675-CENB1080A1251F01	CENB1080A1251F01	12V	6.5A	78W	55.86	50.28	49.32
675-CENB1080A2403F01	CENB1080A2403F01	24V	3.25A	78W	55.86	50.28	49.32
675-CENB1080A4803F01	CENB1080A4803F01	48V	1.65A	79.2W	55.86	50.28	49.32
✻ 675-CENB1090A1251F01	CENB1090A1251F01	12V	7A	84W	68.24	61.27	60.09
675-CENB1090A2403F01	CENB1090A2403F01	24V	3.75A	90W	68.24	61.27	60.09
675-CENB1090A4803F01	CENB1090A4803F01	48V	1.9A	90W	68.24	61.27	60.09
AC Input Cord	Description						
173-63101-E	7' 6" AC input cord, 3-wire input, 18AWG, Black				7.16	6.52	-

CENB1100 SERIES, 90-101W SINGLE OUTPUT

- 100-240 VAC Universal
- Meets EISA2007, CEC Efficiency Level V, EU (EC) No 278/2009 Phase II
- Desktop Styles
- 12V to 48V Single Output Models, up to 120W
- No load Power Consumption <0.5W
- IPX Complaint
- 2.5 Barrel Type Connector



✻ Output Connector=6 pinout Molex 39-01-2060

For quantities greater than listed, call for quote.

MOUSER STOCK NO.	Ault Part No.	Output Voltage	Max. Current	Max. Power	Price Each 1	10	25
✻ 675-CENB1100A1251F01	CENB1100A1251F01	12V	7.50A	90.0W	74.55	66.77	65.48
675-CENB1100A2403F01	CENB1100A2403F01	24V	4.20A	101.0W	74.55	66.77	65.48
675-CENB1100A4803F01	CENB1100A4803F01	48V	2.10A	101.0W	74.55	66.77	65.48
AC Input Cord	Description						
173-63101-E	7' 6" AC input cord, 3-wire input, 18AWG, Black				7.16	6.52	-

CENT1120 SERIES, 120W SINGLE OUTPUT

- 100-240VAC Universal Input
- IPX1 Compliant
- Complies with EMI/RFI Regulations
- Impact Resistant, Non-Vented Polycarbonate Enclosure
- 3 year warranty
- Meets ENERGY STAR Criteria level IV and EISA Requirements
- 2.5 Barrel Type Connector



✻ Output Connector=6 pinout Molex 39-01-2060

For quantities greater than listed, call for quote.

	Ault Part No.	Output Voltage	Max. Current	Max. Power	Price Each 1	10	25
Desktop Models (AC Input Cord Not Included)							
✻ 675-CENT11201251F01	CENT1120A1251F01	12V	9.17A	110W	104.50	84.90	83.27
✻ 675-CENT11202451F01	CENT1120A2451F01	24V	5.00A	120W	104.50	84.90	83.27
675-CENT1120A4803F01	CENT1120A4803F01	48V	2.50A	120W	104.50	84.90	83.27
AC Input Cord	Description						
173-63101-E	7' 6" AC input cord, 3-wire input, 18AWG, Black				7.16	6.52	-

© Copyright 2013 Mouser Electronics

© Copyright 2013 Mouser Electronics

AULT Medical AC Adapters and Power Over Ethernet

RoHS Compliant **This product is RoHS compliant.**

MENB1050 SERIES, 30-50 WATTS, SINGLE OUTPUT



Features:
- 100-240VAC Universal Input
- 5V to 24V Single Output Models, up to 50W
- No load power consumption <0.3W
- Regulated Output with Low Ripple
- Impact-Resistant Polycarbonate Enclosure
- Meets EISA2007, CEC Efficienc Level V, EU (EC) No 278/2009 Phase II
- Certified to UL/EN/IEC60601-1
- Desktop models AC Input:
  N01 = IEC320-C8
  F01 = IEC320-C14

Standard and Medical Versions

For quantities greater than listed, call for quote.

MOUSER STOCK NO.	Ault Part No.	Output Voltage	Max. Current	Max. Power	Price Each 1	10	25
Desktop Models (AC Input Cord Not Included)							
675-MENB1050A0503F01	MENB1050A0503F01	5V	6A	30W	34.33	29.21	28.64
675-MENB1050A1203F01	MENB1050A1203F01	12V	4.2A	50.4W	34.33	29.21	28.64
675-MENB1050A2403F01	MENB1050A2403F01	24V	2.1A	50.4W	34.33	29.21	28.64

MENB1060 SERIES, 35-65 WATTS, SINGLE OUTPUT



Features:
- 100-240VAC Universal Input
- 5V to 24V Single Output Models, up to 60W
- Regulated Output with Low Ripple
- Impact-Resistant Polycarbonate Enclosure
- No Load Power Consumption <0.5W
- Meets EISA2007, CEC Efficienc Level V, EU (EC) No 278/2009 Phase II
- Certified to UL/EN/IEC60601-1
- Desktop models AC Input:
  N01 = IEC320-C8
  F01 = IEC320-C14

✻6 pin out connector type

2.5mm Barrel Connector shown

Standard and Medical Versions

For quantities greater than listed, call for quote.

MOUSER STOCK NO.	Ault Part No.	Output Voltage	Max. Current	Max. Power	Price Each 1	10	25
Desktop Models (AC Input Cord Not Included)							
✻ 675-MENB1060A0551F01	MENB1060A0551F01	5V	7A	35W	37.72	32.07	31.46
675-MENB1060A0903F01	MENB1060A0903F01	9V	6A	54W	37.72	32.07	31.46
675-MENB1060A1203F01	MENB1060A1203F01	12V	5A	60W	37.72	32.07	31.46
675-MENB1060A2403F01	MENB1060A2403F01	24V	2.7A	64.8W	37.72	32.07	31.46

MENB1080 SERIES, 78 WATTS, SINGLE OUTPUT



Features:
- 100-240VAC Universal Input
- 12V to 24V Single Output Models, up to 80-100W
- Regulated Output with Low Ripple
- Impact-Resistant Polycarbonate Enclosure
- No Load Power Consumption <0.5W
- Meets EISA2007, CEC Efficienc Level V, EU (EC) No 278/2009 Phase II
- Certified to UL/EN/IEC60601-1
- Desktop models AC Input:
  F01 = IEC320-C14

✻6 pin out connector type

2.5mm Barrel Connector shown

Standard and Medical Versions

78 Watts

For quantities greater than listed, call for quote.

MOUSER STOCK NO.	Ault Part No.	Output Voltage	Max. Current	Max. Power	Price Each 1	10	25
Desktop Models (AC Input Cord Not Included)							
✻ 675-MENB1080A1251F01	MENB1080A1251F01	12V	6.5A	78W	61.46	52.86	51.84
675-MENB1080A2403F01	MENB1080A2403F01	24V	3.25A	78W	61.46	52.86	51.84

MENB1090 SERIES, 84-90 WATTS, SINGLE OUTPUT



Features:
- 100-240VAC Universal Input
- 12V to 24V Single Output Models, up to 90W
- Regulated Output with Low Ripple
- Impact-Resistant Polycarbonate Enclosure
- No Load Power Consumption <0.5W
- Meets EISA2007, CEC Efficienc Level V, EU (EC) No 278/2009 Phase II
- Certified to UL/EN/IEC60601-1
- Desktop models AC Input:
  N01 = IEC320-C8
  F01 = IEC320-C14

✻6 pin out connector type

2.5mm Barrel Connector shown

Standard and Medical Versions

For quantities greater than listed, call for quote.

MOUSER STOCK NO.	Ault Part No.	Output Voltage	Max. Current	Max. Power	Price Each 1	10	25
Desktop Models (AC Input Cord Not Included)							
✻ 675-MENB1090A1251F01	MENB1090A1251F01	12V	7A	84W	75.25	63.99	62.76
675-MENB1090A2403F01	MENB1090A2403F01	24V	3.75A	90W	75.25	63.99	62.76

MENB1100 SERIES, 90-100 WATTS, SINGLE OUTPUT



Features:
- 100-240VAC Universal Input
- 12V to 24V Single Output Models, up to 90W
- Regulated Output with Low Ripple
- Impact-Resistant Polycarbonate Enclosure
- No Load Power Consumption <0.5W
- Meets EISA2007, CEC Efficienc Level V, EU (EC) No 278/2009 Phase II
- Certified to UL/EN/IEC60601-1
- Desktop models AC Input:
  F01 = IEC320-C14

✻6 pin out connector type

2.5mm Barrel Connector shown

Standard and Medical Versions

For quantities greater than listed, call for quote.

MOUSER STOCK NO.	Ault Part No.	Output Voltage	Max. Current	Max. Power	Price Each 1	10	25
Desktop Models (AC Input Cord Not Included)							
✻ 675-MENB1100A1251F01	MENB1100A1251F01	12V	7.5A	90W	80.54	69.55	68.21
675-MENB1100A2403F01	MENB1100A2403F01	24V	4.2A	101W	80.54	69.55	68.21

220W MEDICAL SWITCH-MODE POWER SUPPLY



Features:
- 100-240VAC Universal Input
- Desktop Style/ Non-vented Case - No Internal fan!
- 12V to 48V Single Output Models up to 220W
- Ribbed Case Surface to improve cooling
- Energy Star 2.0, Level V
- IPX1 Rated Enclosure
- 6 pin out connector type

Standard and Medical Versions

For quantities greater than listed, call for quote.

MOUSER STOCK NO.	Ault Part No.	Output Voltage	Max. Current	Max. Power	Price Each 1	10	25
Desktop Models (AC Input Cord Not Included)							
675-MENT1220A1251F01	MENT1220A1251F01	12V	15.0A	180W	159.97	150.60	148.46
675-MENT1220A1551F01	MENT1220A1551F01	15V	13.0A	195W	159.97	150.60	148.46
675-MENT1220A1851F01	MENT1220A1851F01	18V	11.7A	210W	159.97	150.60	148.46
675-MENT1220A2451F01	MENT1220A2451F01	24V	9.2A	220W	159.97	150.60	148.46
675-MENT1220A2851F01	MENT1220A2851F01	28V	7.9A	220W	159.97	150.60	148.46
675-MENT1220A3251F01	MENT1220A3251F01	32V	6.9A	220W	159.97	150.60	148.46
675-MENT1220A4851F01	MENT1220A4851F01	48V	4.6A	220W	159.97	150.60	148.46

PENT1040/PENT1080 HIGH POWER POE INJECTORS



Specifications:
- 100-240VAC Universal Input
- Self-contained Injector
- Loaded Diagnostic LED

LISTED

For quantities greater than listed, call for quote.

MOUSER STOCK NO.	Ault Part No.	Output Voltage	Max. Current	Max. Power	Price Each 1	10	25
10/100 (MbPS) Data Rates							
675-PENT1040D5600F01	PENT1040D5600F01	56V	.71A	40W	48.86	47.40	46.29
POE Gigabit Injector - 10/100/1000 (MbPS) Data Rates							
675-PENT1040B5600F01	PENT1040B5600F01	56V	.71A	40W	51.22	49.69	48.52
POE Gigabit Injector - 10/100/1000 base T Data							
675-PENT1080B5600F01	PENT1080B5600F01	56V	1.42A	80W	108.05	100.63	95.70

© Copyright 2013 Mouser Electronics

© Copyright 2013 Mouser Electronics

CINCON External Power Supplies

RoHS Compliant **This product is RoHS compliant.**

- Universal Input Range 90-264 VAC
- Input Frequency 47-63Hz
- Meets CEC & ErP Level V
- Contact Mouser Representative for more DC Plug Type Orientations

TRG500V SERIES, 6W SWITCHING ADAPTER

For quantities greater than listed, call for quote.

MOUSER STOCK NO.		Fig.	DC Output	Current	Regulation		Price Each		
2.1mm Right Angle DC Plug	2.5mm Right Angle DC Plug		Voltage	Max.	Line	Load	1	10	25
418-TRG501V-01	418-TRG501V-02	A	12V	500mA	±1%	±2%	16.18	15.71	15.17
418-TRG502V-01	418-TRG502V-02	A	10V	600mA	±1%	±2%	16.18	15.71	15.17
418-TRG503V-01	418-TRG503V-02	A	9V	650mA	±1%	±2%	16.18	15.71	15.17
418-TRG506V-01	418-TRG506V-02	A	8V	650mA	±1%	±3%	16.18	15.71	15.17
418-TRG507V-01	418-TRG507V-02	A	7.5V	650mA	±1%	±3%	16.18	15.71	15.17
418-TRG510V-01	418-TRG510V-02	A	6.5V	650mA	±1%	±3%	16.18	15.71	15.17
418-TRG511-1V-01	418-TRG511-1V-02	A	6V	1000mA	±1%	±4%	16.18	15.71	15.17
418-TRG513-1V-01	418-TRG513-1V-02	A	5V	1200mA	±1%	±4%	16.18	15.71	15.17

TRG10R SERIES, 10W INTERCHANGEABLE SWITCHING ADAPTER

- AC Plug Required

For quantities greater than listed, call for quote.

MOUSER STOCK NO.		Fig.	DC Output	Current	Regulation		Price Each		
2.1mm Straight DC Plug	2.5mm Straight DC Plug		Voltage	Max.	Line	Load	1	10	25
418-TRG10R050-V	418-TRG10R050-12-V	B	5V	1600mA	±1%	±4%	16.50	15.34	14.19
418-TRG10R060-V	418-TRG10R060-12-V	B	6V	1500mA	±1%	±3%	16.50	15.34	14.19
418-TRG10R075-V	418-TRG10R075-12-V	B	7.5V	1200mA	±1%	±3%	16.50	15.34	14.19
418-TRG10R090-V	418-TRG10R090-12-V	B	9V	1100mA	±1%	±2%	16.50	15.34	14.19
418-TRG10R120-V	418-TRG10R120-12-V	B	12V	850mA	±1%	±2%	16.50	15.34	14.19
418-TRG10R136-V	418-TRG10R136-12-V	B	13.6V	750mA	±1%	±2%	16.50	15.34	14.19
418-TRG10R150-V	418-TRG10R150-12-V	B	15V	700mA	±1%	±2%	16.50	15.34	14.19
418-TRG10R180-V	418-TRG10R180-12-V	B	18V	550mA	±1%	±2%	16.50	15.34	14.19
418-TRG10R240-V	418-TRG10R240-12-V	B	24V	400mA	±1%	±2%	16.50	15.34	14.19

TRG15 SERIES, 15W SWITCHING ADAPTER

418-TRG1505-V	418-TRG1505-12-V	A	5V	2.0A	±1%	±4%	16.98	15.79	14.61
418-TRG1506-V	418-TRG1506-12-V	A	6V	1.5A	±1%	±3%	16.98	15.79	14.61
418-TRG1507-V	418-TRG1507-12-V	A	7.5V	1.6A	±1%	±3%	16.98	15.79	14.61
418-TRG1509-V	418-TRG1509-12-V	A	9V	1.4A	±1%	±2%	16.98	15.79	14.61
418-TRG1512-V	418-TRG1512-12-V	A	12V	1.0A	±1%	±2%	16.98	15.79	14.61
418-TRG1512-01-V	418-TRG1512-01-12-V	A	13.6V	1.0A	±1%	±2%	16.98	15.79	14.61
418-TRG1515-V	418-TRG1515-12-V	A	15V	1.0A	±1%	±2%	16.98	15.79	14.61
418-TRG1518-V	418-TRG1518-12-V	A	18V	0.83A	±1%	±2%	16.98	15.79	14.61
418-TRG1524-V	418-TRG1524-12-V	A	24V	0.63A	±1%	±2%	18.95	18.40	17.77

TR15RA AND TR15RAM (MEDICAL) SERIES, 15W INTERCHANGEABLE SWITCHING ADAPTER

- AC Plug Required

418-TR15RA050-V	418-TR15RA050-12-V	C	5V	2.0A	±1%	±4%	20.08	18.68	17.28
418-TR15RA060-V	418-TR15RA060-12-V	C	6V	1.7A	±1%	±3%	20.08	18.68	17.28
418-TR15RA090-V	418-TR15RA090-12-V	C	9V	1.4A	±1%	±2%	20.08	18.68	17.28
418-TR15RA120-V	418-TR15RA120-12-V	C	12V	1.1A	±1%	±2%	20.08	18.68	17.28
418-TR15RA150-V	418-TR15RA150-12-V	C	15V	1.0A	±1%	±2%	20.08	18.68	17.28
418-TR15RA180-V	418-TR15RA180-12-V	C	18V	830mA	±1%	±2%	20.08	18.68	17.28
418-TR15RA240-V	418-TR15RA240-12-V	C	24V	625mA	±1%	±2%	20.08	18.68	17.28

† Medical

For quantities greater than listed, call for quote.

MOUSER STOCK NO.		Fig.	DC Output	Current	Regulation		Price Each		
2.1mm Right Angle DC Plug	2.5mm Right Angle DC Plug		Voltage	Max.	Line	Load	1	10	25
† 418-TR15RAM050-01-V	† 418-TR15RAM050-02-V	C	5V	2.0A	±1%	±4%	33.61	31.77	30.55
† 418-TR15RAM120-01-V	† 418-TR15RAM120-02-V	C	12V	1.1A	±1%	±2%	33.61	31.77	30.55
† 418-TR15RAM150-01-V	† 418-TR15RAM150-02-V	C	15V	1.0A	±1%	±2%	33.61	31.77	30.55
† 418-TR15RAM240-01-V	† 418-TR15RAM240-02-V	C	24V	625mA	±1%	±2%	33.61	31.77	30.55

TRG25 SERIES, 25W SWITCHING ADAPTER

For quantities greater than listed, call for quote.

MOUSER STOCK NO.		Fig.	DC Output	Current	Regulation		Price Each		
2.1mm Straight DC Plug	2.5mm Straight DC Plug		Voltage	Max.	Line	Load	1	10	25
418-TRG2505-V	418-TRG2505-12-V	D	5V	4.0A	±1%	±6%	22.36	20.80	19.24
418-TRG2512-V	418-TRG2512-12-V	D	12V	2.1A	±1%	±5%	22.36	20.80	19.24
418-TRG2515-V	418-TRG2515-12-V	D	15V	1.67A	±1%	±3%	22.36	20.80	19.24
418-TRG2518-V	418-TRG2518-12-V	D	18V	1.40A	±1%	±2%	22.36	20.80	19.24
418-TRG2524-V	418-TRG2524-12-V	D	24V	1.05A	±1%	±2%	22.36	20.80	19.24

TRG30R V SERIES, 30W INTERCHANGEABLE SWITCHING ADAPTER

- AC Plug Required

418-TRG30R050-01-V	418-TRG30R050V-02	E	5V	4.0A	±1%	±6%	32.65	30.37	28.09
418-TRG30R090-01-V	418-TRG30R090V-02-V	E	9V	3.0A	±1%	±3%	32.65	30.37	28.09
418-TRG30R120-01-V	418-TRG30R120V-02	E	12V	2.5A	±1%	±2%	32.65	30.37	28.09
418-TRG30R150-01-V	418-TRG30R150V-02	E	15V	2.0A	±1%	±2%	32.65	30.37	28.09
418-TRG30R180-01-V	418-TRG30R180V-02	E	18V	1.67A	±1%	±2%	32.65	30.37	28.09
418-TRG30R240-01-V	418-TRG30R240V-02-V	E	24V	1.25A	±1%	±2%	32.65	30.37	28.09

TRG30RAV & TR30RAM (MEDICAL) SERIES, 30W INTERCHANGEABLE SWITCHING ADAPTER

- AC Plug Required

For quantities greater than listed, call for quote.

MOUSER STOCK NO.		Fig.	DC Output	Current	Regulation		Price Each		
2.1mm Right Angle DC Plug	2.5mm Right Angle DC Plug		Voltage	Max.	Line	Load	1	10	25
418-TRG30RA050-01-V	418-TRG30RA050V-02	C	5V	4.0A	±1%	±6%	32.65	30.37	28.09
418-TRG30RA090-01-V	418-TRG30RA090V-02	C	9V	3.0A	±1%	±3%	32.65	30.37	28.09
418-TRG30RA120-01-V	418-TRG30RA120V-02	C	12V	2.5A	±1%	±2%	32.65	30.37	28.09
418-TRG30RA150-01-V	418-TRG30RA150V-02-V	C	15V	2.0A	±1%	±2%	32.65	30.37	28.09
418-TRG30RA180-01-V	418-TRG30RA180V-02	C	18V	1.67A	±1%	±2%	32.65	30.37	28.09
418-TRG30RA240-01-V	418-TRG30RA240V-02	C	24V	1.25A	±1%	±2%	32.65	30.37	28.09

† Medical

For quantities greater than listed, call for quote.

† 418-TR30RAM050V-01	† 418-TR30RAM050V-02	C	5V	4.0A	±1%	±6%	36.28	33.75	31.22
† 418-TR30RAM090V-01	† 418-TR30RAM090V-02	C	9V	3.0A	±1%	±3%	36.28	33.75	31.22
† 418-TR30RAM120V-01	† 418-TR30RAM120V-02	C	12V	2.5A	±1%	±2%	36.28	33.75	31.22
† 418-TR30RAM150V-01	† 418-TR30RAM150V-02	C	15V	2.0A	±1%	±2%	36.28	33.75	31.22
† 418-TR30RAM180V-01	† 418-TR30RAM180V-02	C	18V	1.67A	±1%	±2%	36.28	33.75	31.22
† 418-TR30RAM240V-01	† 418-TR30RAM240V-02	C	24V	1.25A	±1%	±2%	36.28	33.75	31.22

AC PLUGS FOR TRG10R AND TRG30R SERIES

- AC Plugs also used for TR10R and TR30R

For quantities greater than listed, call for quote.

MOUSER STOCK NO.	Cincon Part No.	Fig.	Style	Price Each		
				1	10	25
418-TR10-US	TR10-US	F	U.S.	.52	.503	.492
418-TR10-EURO	TR10-EURO	F	European	.60	.556	.535
418-TR10-UK	TR10-UK	F	U.K.	.98	.899	.845
418-TR10-AUS	TR10-AUS	F	Australian	.75	.706	.663
418-4PLUGKIT-R	4PLUGKIT-R	F	All 4 Plugs	2.86	2.76	2.66

AC PLUGS FOR TR15RA, TR15RAM, TRG30RA AND TR30RAM SERIES

For quantities greater than listed, call for quote.

MOUSER STOCK NO.	Cincon Part No.	Fig.	Style	Price Each		
				1	10	25
418-TR15RA-US	TR15RA-US	G	U.S.	.52	.503	.492
418-TR15RA-EURO	TR15RA-EURO	G	European	.60	.556	.535
418-TR15RA-UK	TR15RA-UK	G	U.K.	.98	.899	.845
418-TR15RA-AUS	TR15RA-AUS	G	Australian	.75	.706	.663
418-TR15RA-PLUGKIT	TR15RA-PLUGKIT	G	All 4 Plugs	2.86	2.66	2.54

A



B



C



D



E



F



G



© Copyright 2013 Mouser Electronics

© Copyright 2013 Mouser Electronics

CINCON External Power Supplies

RoHS Compliant This product is RoHS compliant.

TRG21 SERIES, 20W SWITCHING ADAPTER



Features:
- Universal Input Range 90-264VAC
- Efficiency to 85%
- Meets CEC & ErP Level V
- Input Frequency: 47 to 63Hz
- Straight Output Plug and Other DC Output Connectors Available, contact a Mouser Representative
- Isolation: Input to Output=5.656VDC
- AC Inlet: IEC320/C8
- Dimensions (mm): 3.00(76.20)L x 1.780(45.20)W x 0.87(22.10)H

For quantities greater than listed, call for quote.

MOUSER STOCK NO.		DC Output Voltage	Current Max.	Power	Price Each		
2.1mm Right Angle DC Plug	2.5mm Right Angle DC Plug				1	10	25
418-TRG21A050	418-TRG21A050-02	5V	3.0A	15.0W	28.47	25.52	23.42
418-TRG21A090	418-TRG21A090-02	9V	2.3A	20.7W	28.47	25.52	23.42
418-TRG21A120	418-TRG21A120-02	12V	1.8A	21.6W	28.47	25.52	23.42
418-TRG21A150	418-TRG21A150-02	15V	1.4A	21.0W	28.47	25.52	23.42
418-TRG21A180	418-TRG21A180-02	18V	1.2A	21.6W	28.47	25.52	23.42
418-TRG21A240	418-TRG21A240-02	24V	0.9A	21.6W	28.47	25.52	23.42
AC Input Cord							
552-AC15WNA-R	6 ft. 2-wire AC Cord - US version				2.55	-	2.11

TR60M SERIES, 60W MEDICAL SWITCHING ADAPTER

Features:
- Universal Input Range 90-264VAC
- Meets EN60601-1 and EN55011 Class B
- Efficiency & Standby Power Meet Level V
- Frequency: 47 to 63Hz
- Conduced EMI: CISPR/FCC Class B
- AC Inlet: IEC320/C8
- Dimensions (mm): 5.197(132.0)L x 2.28(58.0)W x 1.20(30.5)H



For quantities greater than listed, call for quote.

MOUSER STOCK NO.		DC Output Voltage	Current Max.	Regulation		Price Each		
2.1mm Straight DC Plug	2.5mm Straight DC Plug			Line	Load	1	10	25
418-TR60M12-V	418-TR60M12-12-V	12V	5A	±1%	±6%	52.26	50.74	49.00
418-TR60M15-V	418-TR60M15-12-V	15V	4A	±1%	±5%	52.26	50.74	49.00
418-TR60M18-V	418-TR60M18-12-V	18V	3.33A	±1%	±3%	52.26	50.74	49.00
418-TR60M19-V	418-TR60M19-12-V	19V	3.15A	±1%	±2%	52.26	50.74	49.00
2.1mm Right Angle DC Plug	2.5mm Right Angle DC Plug							
418-TR60M24-01-V	418-TR60M24-02-V	24V	2.5A	±1%	±2%	52.26	50.74	49.00
418-TR60M36-01-V	418-TR60M36-02-V	36V	1.66A	±1%	±2%	52.26	50.74	49.00
418-TR60M48-01-V	418-TR60M48-02-V	48V	1.25A	±1%	±2%	52.26	50.74	49.00

TR30M SERIES, 30W MEDICAL SWITCHING ADAPTER

Features:
- Universal Input: 90-264Vac
- Meets EN60601-1 and EN55011 Class B
- Meets CEC and ErP level V
- Input Frequency: 47 to 63Hz
- AC Inlet: IEC320/C8
- Dimensions (mm): 4.33(110.0)L x 1.96(50.0)W x 1.18(30.0)H



For quantities greater than listed, call for quote.

MOUSER STOCK NO.		DC Output Voltage	Current Max.	Regulation		Price Each		
2.1mm Right Angle DC Plug	2.5mm Right Angle DC Plug			Line	Load	1	10	25
418-TR30M050-01-V	418-TR30M050-02-V	5V	4A	±1%	±6%	40.96	39.76	38.40
418-TR30M090-01-V	418-TR30M090-02-V	9V	3A	±1%	±4%	40.96	39.76	38.40
418-TR30M120-01-V	418-TR30M120-02-V	12V	2.5A	±1%	±3%	40.96	39.76	38.40
418-TR30M150-01-V	418-TR30M150-02-V	15V	2A	±1%	±3%	40.96	39.76	38.40
418-TR30M180-01-V	418-TR30M180-02-V	18V	1.65A	±1%	±2%	40.96	39.76	38.40

TRG70 SERIES, 70W SWITCHING ADAPTER

Features:
- Universal Input Range 90-264VAC
- Meets EN55022 Class "B" and CISPR/FCC Class B
- Meets CEC & ErP Level V
- Right Angle Output Plug and Other DC Output Connectors Available, contact a Mouser Representative
- Input Frequency: 50 to 60Hz
- AC Inlet: IEC320/C14
- Dimensions (mm): 5.197(132.0)L x 2.28(58.0)W x 1.20(30.5)H



For quantities greater than listed, call for quote.

MOUSER STOCK NO.		DC Output Voltage	Current Max.	Regulation		Price Each		
2.1mm Straight Plug	2.5mm Straight Plug			Line	Load	1	10	25
418-TRG70A12-V	418-TRG70A12-12-V	12V	5.5A	±1%	±5%	44.61	37.47	34.07
418-TRG70A15-V	418-TRG70A15-12-V	15V	4.6A	±1%	±3%	44.61	37.47	34.07
418-TRG70A18-V	418-TRG70A18-12-V	18V	3.9A	±1%	±2%	44.61	37.47	34.07
418-TRG70A19-V	418-TRG70A19-12-V	19V	3.7A	±1%	±2%	44.61	37.47	34.07
418-TRG70A24-V	418-TRG70A24-12-V	24V	3.0A	±1%	±2%	44.61	37.47	34.07
418-TRG70A48-V	418-TRG70A48-12-V	48V	1.5A	±1%	±2%	44.61	37.47	34.07

TRG36 SERIES, 36W SWITCHING ADAPTER

Features:
- Universal Input Range 90-264VAC
- Meets EN55022 Class "B" and CISPR/FCC Class B
- Meets CEC & ErP Level V
- Right Angle Output Plug and Other DC Output Connectors Available, contact a Mouser Representative
- Input Frequency: 50 to 60Hz
- Isolation: Input to Output=4,242VDC
- AC Inlet: IEC320/C8
- Dimensions (mm): 4.33(110.0)L x 1.96(50.0)W x 0.78(20.0)H



For quantities greater than listed, call for quote.

MOUSER STOCK NO.		DC Output Voltage	Current Max.	Regulation		Price Each		
2.1mm Straight DC Plug	2.5mm Straight DC Plug			Line	Load	1	10	25
418-TRG36A05-V	418-TRG36A05-12-V	5V	4.0A	±1%	±6%	34.42	29.13	25.95
418-TRG36A09-V	418-TRG36A09-12-V	9V	3.0A	±1%	±5%	34.42	29.13	25.95
418-TRG36A12-V	418-TRG36A12-12-V	12V	2.5A	±1%	±5%	34.42	29.13	25.95
418-TRG36A13-V	418-TRG36A13-12-V	13.5V	2.4A	±1%	±5%	34.42	29.13	25.95
418-TRG36A15-V	418-TRG36A15-12-V	15V	2.4A	±1%	±3%	34.42	29.13	25.95
418-TRG36A18-V	418-TRG36A18-12-V	18V	2.0A	±1%	±2%	34.42	29.13	25.95
418-TRG36A24-V	418-TRG36A24-12-V	24V	1.5A	±1%	±2%	34.42	29.13	25.95
418-TRG36A48-V	418-TRG36A48-12-V	48V	0.75A	±1%	±2%	34.42	29.13	25.95

TRG100A SERIES, 100W SWITCHING ADAPTER WITH PFC

Features:
- Universal Input Range 90-264VAC
- Meets EN55022 Class B and CISPR/FCC Class B
- Meets CEC & ErP Level V
- Right Angle Output Plug and Other DC Output Connectors Available, contact a Mouser Representative
- Input Frequency: 47 to 63Hz
- AC Inlet: IEC320/C14
- Dimensions (mm): 5.906(150.0)L x 2.756(70.0)W x 1.378(35.0)H



For quantities greater than listed, call for quote.

MOUSER STOCK NO.		DC Output Voltage	Current Max.	Regulation		Price Each		
2.1mm Straight Plug	2.5mm Straight Plug			Line	Load	1	10	25
418-TRG100A120-V	418-TRG100A120-12-V	12V	8.34A	±1%	±4%	79.68	67.98	64.23
418-TRG100A150-V	418-TRG100A150-12-V	15V	6.67A	±1%	±4%	79.68	67.98	64.23
418-TRG100A180-V	418-TRG100A180-12-V	18V	5.56A	±1%	±2%	79.68	67.98	64.23
418-TRG100A240-V	418-TRG100A240-12-V	24V	4.17A	±1%	±2%	79.68	67.98	64.23
418-TRG100A280-V	418-TRG100A280-12-V	28V	3.54A	±1%	±2%	79.68	67.98	64.23
418-TRG100A300-V	418-TRG100A300-12-V	30V	3.30A	±1%	±2%	79.68	67.98	64.23
418-TRG100A480-V	418-TRG100A480-12-V	48V	2.08A	±1%	±2%	79.68	67.98	64.23

TRG45 SERIES, 45W SWITCHING ADAPTER

Features:
- Universal Input Range 90-264VAC
- Meets EN55022 Class "B" and CISPR/FCC Class B
- Meets CEC & ErP Level V
- Right Angle Output Plug and Other DC Output Connectors Available, contact a Mouser Representative
- Input Frequency: 47 to 63Hz
- Isolation: Input to Output=4,242VDC
- AC Inlet: IEC320/C14
- Dimensions (mm): 4.72(120.0)L x 2.047(52.0)W x 1.22(31.0)H

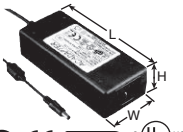

For quantities greater than listed, call for quote.

MOUSER STOCK NO.		DC Output Voltage	Current Max.	Regulation		Price Each		
2.1mm Straight DC Plug	2.5mm Straight DC Plug			Line	Load	1	10	25
418-TRG45A12-V	418-TRG45A12-12-V	12V	3.75A	±1%	±3%	40.79	33.96	31.04
418-TRG45A15-V	418-TRG45A15-12-V	15V	3.00A	±1%	±3%	40.79	33.96	31.04
418-TRG45A18-V	418-TRG45A18-12-V	18V	2.50A	±1%	±2%	40.79	33.96	31.04
418-TRG45A19-V	418-TRG45A19-12-V	19V	2.37A	±1%	±2%	40.79	33.96	31.04
418-TRG45A24-V	418-TRG45A24-12-V	24V	1.88A	±1%	±2%	40.79	33.96	31.04
418-TRG45A48-V	418-TRG45A48-12-V	48V	1.00A	±1%	±2%	40.79	33.96	31.04

TRG150A SERIES, 150W SWITCHING ADAPTER WITH PFC

Features:
- Universal Input Range: 90-264VAC
- Active PFC Meets EN61000-3-2
- Conductive EMI Meets CISPR/FCC Class B
- Meet CEC & ErP Level V
- Frequency : 47 to 63Hz
- Conducted EMI: CISPR/FCC Class B
- AC Inlet: IEC 320/C14
- Dimensions (mm): 7.087(180.0)L x 2.91(74.0)W x 0.138(3.5)H



For quantities greater than listed, call for quote.

MOUSER STOCK NO.		DC Output Voltage	Current Max.	Regulation		Price Each		
2.1mm Straight Plug	2.5mm Straight Plug			Line	Load	1	10	25
418-TRG150A150-01-V	418-TRG150A150-02-V	15V	10.00A	±1%	±5%	109.28	101.65	94.03
418-TRG150A180-01-V	418-TRG150A180-02-V	18V	8.34A	±1%	±5%	109.28	101.65	94.03
418-TRG150A190-01-V	418-TRG150A190-02-V	19V	7.90A	±1%	±5%	109.28	101.65	94.03
418-TRG150A240-01-V	418-TRG150A240-02-V	24V	6.25A	±1%	±5%	109.28	101.65	94.03
418-TRG150A280-01-V	418-TRG150A280-02-V	28V	5.36A	±1%	±5%	109.28	101.65	94.03
418-TRG150A300-01-V	418-TRG150A300-02-V	30V	5.00A	±1%	±5%	109.28	101.65	94.03
418-TRG150A360-01-V	418-TRG150A360-02-V	36V	4.17A	±1%	±5%	109.28	101.65	94.03
418-TRG150A480-01-V	418-TRG150A480-02-V	48V	3.13A	±1%	±5%	109.28	101.65	94.03

© Copyright 2013 Mouser Electronics
© Copyright 2013 Mouser Electronics

ELPAC Medical AC Adapters

ICCNEXERGY™ Intelligent Power Solutions

RoHS Compliant **This product is RoHS compliant.**

ELPAC 12 WATT MEDICAL AC ADAPTERS

Specifications:

- Input Voltage: 85-264VAC
- Input Connector: IEC 60320 Inlet Plug
- Output Connector: Barrel Type (2.5x5.5x9.5mm)
- Six Foot DC Output Cord
- Regulation Line ±1% Load ±5%
- Dimensions: 3.35"(L) x 1.97"(W) x 1.30"(H)
- 5 year warranty

For quantities greater than listed, call for quote.

MOUSER STOCK NO.	Elpac Part No.	Fig.	DC Output Voltage	Output Current	Efficiency	Price Each 1	5	10	25
680-MW1212-760-BK	MW1212-760-NC-BK	A	12V	1.0A	80%	30.87	27.41	23.96	22.94
680-MW1224-760-BK	MW1224-760-NC-BK	A	24V	0.5A	80%	44.03	39.84	35.66	31.45

ELPAC 20 WATT MEDICAL AC ADAPTERS

Specifications:

- Input Voltage: 85-264VAC
- Cord Size: 16AWG zip (5V, 9V) 18AWG zip (12V) 20AWG zip (24V)
- Input Frequency: 47-63Hz
- Standard Output Cable: 6ft.
- Size: 3.45" (L) x 2.04" (W) x 1.30" (H)

NEW PRODUCT

For quantities greater than listed, call for quote.

MOUSER STOCK NO.	Elpac Part No.	Fig.	DC Output Voltage	Output Current	Efficiency	Price Each 1	5	10	25
Class I - AC Input Connector 3 Pin IEC320 C14 Receptacle									
680-MWA020005A-10A	MWA020005A-10A	A	5V	4.0A	80%	34.31	32.13	30.12	26.29
680-MWA020009A-10A	MWA020009A-10A	A	9V	2.22A	83%	32.67	30.58	28.68	25.03
680-MWA020012A-10A	MWA020012A-10A	A	12V	1.67A	84%	30.84	28.87	27.07	23.63
680-MWA020024A-10A	MWA020024A-10A	A	24V	0.84A	86%	29.39	27.51	25.80	22.51
Class II - AC Input Connector 2 Pin IEC320 C8 Receptacle									
680-MWA020005B-10A	MWA020005B-10A	B	5V	4.0A	80%	34.82	32.60	30.56	26.68
680-MWA020009B-10A	MWA020009B-10A	B	9V	2.22A	83%	32.85	30.75	28.84	25.17
680-MWA020012B-10A	MWA020012B-10A	B	12V	1.67A	84%	31.06	29.07	27.26	23.79
680-MWA020024B-10A	MWA020024B-10A	B	24V	0.84A	86%	29.57	27.68	25.96	22.65

ELPAC 24 WATT MEDICAL AC ADAPTERS

Specifications:

- Input Voltage: 85-264VAC
- Input Connector: 3 pin IEC 320 Receptacle
- Output Connector: Barrel Type (2.5x5.5x9.5mm)
- Six Foot DC Output Cord
- Dimensions: 4.25"(L) x 2.50"(W) x 1.30"(H)
- 5 year warranty

For quantities greater than listed, call for quote.

MOUSER STOCK NO.	Elpac Part No.	Fig.	DC Output Voltage	Output Current	Efficiency	Price Each 1	5	10	25
680-MW2412-760-BK	MW2412-760-NC-BK	A	12V	2.0A	80%	37.44	35.73	34.02	31.14
680-MW2415-760-NC-BK	MW2415-760-NC-BK	A	15V	1.6A	80%	39.56	35.37	31.43	29.22

ELPAC 40 WATT MEDICAL AC ADAPTERS

Specifications:

- Input Voltage: 100-240VAC
- Six Foot DC Output Cord
- Input Connector: 3 pin IEC 320 Receptacle
- Level V
- Output Connector: Barrel Type (2.5x5.5x9.5mm)
- EISA/CEC Compliant
- Dimensions: 5.0"(L) x 3.0"(W) x 1.30"(H)
- 5 year warranty

For quantities greater than listed, call for quote.

MOUSER STOCK NO.	Elpac Part No.	Fig.	DC Output Voltage	Output Current	Efficiency	Price Each 1	5	10	25
680-MW4012-760F-BK	MW4012-760F-NC-BK	A	12V	3.30A	85%	48.15	43.26	40.07	38.09
680-MW4024-760F-BK	MW4024-760F-NC-BK	A	24V	1.67A	88%	49.25	46.12	39.59	36.38

ELPAC 65 WATT MEDICAL AC ADAPTERS

Specifications:

- High Efficiency
- Hold-upTime >25ms at full load
- Medical Approval EN60601-1 Class
- Input Voltage: 85-264VAC
- Level V
- Input Connector: 3 pin IEC 320 Receptacle
- Output Connector: Din-5 Circular Connector
- DC Output Cord: 4ft for 9V/12, 18, & 24V=6ft
- Dimensions: 5.02"(L) x 2.20" (W) x 1.37" (H)
- 5 year warranty

For quantities greater than listed, call for quote.

MOUSER STOCK NO.	Elpac Part No.	Fig.	Color	DC Output Voltage	Output Current	Price Each 1	5	10	25
680-MWA065009A-11A	MWA065009A-11A	C	Black	9V	8.0A	66.20	58.87	51.54	49.02
680-MWA065012A-11A	MWA065012A-11A	C	Black	12V	6.0A	63.52	58.18	53.08	50.53
680-MWA065015A-11A	MWA065015A-11A	C	Black	15V	4.8A	63.22	59.36	53.97	51.31
680-MWA065024A-11A	MWA065024A-11A	C	Black	24V	3.0A	66.55	59.75	52.94	49.72

ELPAC 100 WATT MEDICAL AC ADAPTERS

Specifications:

- Input Voltage: 85-264VAC
- Input Connector: 3 pin IEC 320 C14 Receptacle for MWA and MWC series; 2 pin IEC 320 C18 Receptacle for MWB series
- Output Connector: DIN-8 pin Circular Connector
- 5 year warranty
- MWA = Class I
- MWB = Class II
- MWC = Class I with PFC/Level V
- DC Output Cord 12V= 4ft. 15, 18, 24V=6 ft.
- Dimensions: 5.1"(L) x 3.1"(W) x 1.4"(H)

For quantities greater than listed, call for quote.

							Price Each			
MOUSER STOCK NO.	Elpac Part No.	Fig.	Color	DC Output Voltage	Output Current	1	5	10	25
680-MWA100012A12	MWA-100012A-12A	C	Black	12V	8.3A	84.59	78.75	77.14	75.01
680-MWA100024A12	MWA-100024A-12A	C	Black	24V	4.2A	84.66	76.01	69.11	62.06
680-MWB100012A12	MWB-100012A-12A	D	Black	12V	8.3A	78.93	73.78	71.11	70.38
680-MWB100015A12	MWB-100015A-12A	D	Black	15V	6.7A	84.39	76.78	67.05	62.36
680-MWB100024A12	MWB-100024A-12A	D	Black	24V	4.2A	84.85	77.20	67.41	62.68
680-MWC100012A12	MWC-100012A-12A	C	Black	12V	8.3A	94.70	84.58	75.53	73.41
※ 680-MWC100024A11	MWC-100024A-11A	C	Black	24V	4.2A	95.75	87.72	75.34	70.06

※Output Connector: DIN-5 pin Circular Connector

ELPAC 150 WATT MEDICAL AC ADAPTERS

Specifications:

- Input Voltage: 85-264VAC
- Output Connector: DIN-8 pin Circular Connector
- Level V
- EISA/CEC Compliant
- Dimensions: 7.56"(L) x 2.45"(W) x 1.52"(H)
- DC Output Cord 12V= 4ft. 15, 18, 24V=6 ft.
- 5 year warranty

NEW PRODUCT

For quantities greater than listed, call for quote.

MOUSER STOCK NO.	Elpac Part No.	Fig.	Color	DC Output Voltage	Output Current	Price Each 1	5	10	25
680-MWA150012A-12A	MWA150012A-12A	E	Black	12V	12.5A	121.89	107.37	96.06	90.96
680-MWA150015A-12A	MWA150015A-12A	E	Black	15V	10.0A	115.67	105.37	92.95	85.17
680-MWA150018A-12A	MWA150018A-12A	E	Black	18V	8.3A	118.01	108.02	93.74	88.36
680-MWA150024A12A	MWA150024A-12A	E	Black	24V	6.3A	110.33	108.89	98.71	88.41
680-MWA150048A-11A	MWA150048A-11A	E	Black	48V	3.2A	101.59	96.11	89.42	85.16

ELPAC 220 WATT MEDICAL AC ADAPTERS

Specifications:

- Input Voltage: 85-264VAC
- Dimensions: 8.2" (L) x 2.9 (W) x1.6 (H)
- Connector (PSU side): Switchcraft DIN-8, P/N 15BL8MX (male pins)
- Standard Output Cable: 12-18V=4ft, 24V-48V=6ft
- Hold up time >25ms at any input voltage
- Output Connector: 12V-18V=6pin, 24V 32V = DIN-8, 48V = DIN-5

NEW PRODUCT

For quantities greater than listed, call for quote.

MOUSER STOCK NO.	Elpac Part No.	Fig.	DC Output Voltage	Output Current	Efficiency	Price Each 1	5	10	25
680-MWA220012A-13A	MWA220012A-13A	F	12V	18.3A	89%	156.79	146.77	137.60	120.09
680-MWA220018A-13A	MWA220018A-13A	F	18V	12.2A	90%	156.82	146.81	137.63	120.12
680-MWA220024A-12A	MWA220024A-12A	F	24V	9.2A	90%	154.33	144.48	135.45	118.21
680-MWA220048A-11A	MWA220048A-11A	F	48V	4.6A	91%	146.02	136.70	128.15	111.85

NORTH AMERICAN POWER CORD

Applies to adapters listed above

For quantities greater than listed, call for quote.

MOUSER STOCK NO.	Elpac Part No.	Description	Price Each 1	10	25
562-233008-06	233008-06	Hospital Grade - Unsheilded 8 ft., 3-Wire, 18AWG, Gray Plug	7.08	6.73	6.42

For all Adapters Shown:

- Medical Grade Approvals: UL60601-1 CSA C22.2 No. 601.1-M90
- Meets: CISPR11 and FCC, Class B Conducted and Radiated EN61000-4-2, -3, -4, -5, -6, -8, -11
- CE Marked to LVD Class II

DIMENSIONS: in.

A



2.5x5.5mm Output Connector

B



2.5x5.5mm Output Connector

C



5 pin Din Output Connector shown

D



8 pin Din Output Connector

E



8 pin Din Output Connector

F



© Copyright 2013 Mouser Electronics

ELPAC AC Adapters and Power Supplies

ICCNEXERGY Intelligent Power Solutions

20 WATT EXTERNAL ADAPTER

Specifications:
- High Efficiency
- Fully Regulated DC Output
- Size: Dimensions: 3.45" (L) x 2.04" (W) x 1.30" (H)
- LED Indicator
- Output Connector: 760: Barrel Type (2.5x5.5x9.5mm)
- Six Foot DC Output
- 85-264VAC
- AC Input Cord Included
- Safety Approval - EN60950-1 Class II
- Level V
- 5 Year Warranty



RoHS Compliant

DIMENSIONS: in.

For quantities greater than listed, call for quote.

MOUSER STOCK NO.	Mfr. Part No.	Output Voltage	Output Current	Efficiency	Price Each 1	5	10	25
Class I - AC Input Connector 3 Pin IEC320 C14 Receptacle								
680—FWA020005B-10B		5V	4.0A	80%	37.78	35.36	33.16	28.93
680—FWA020009B-10B		9V	2.22A	83%	36.21	33.90	31.78	27.73
680—FWA020012B-10B		12V	1.67A	84%	34.45	32.26	30.25	26.40
680—FWA020024B-10B		24V	0.84A	86%	32.67	30.58	28.68	25.03
Class II - AC Input Connector 2 Pin IEC320 C8 Receptacle								
680—FWA020005A-10B		5V	4.0A	80%	38.18	35.75	33.51	29.24
680—FWA020009A-10B		9V	2.22A	83%	36.12	33.82	31.70	27.67
680—FWA020012A-10B		12V	1.67A	84%	34.02	31.84	29.85	26.05
680—FWA020024A-10B		24V	0.84A	86%	32.67	30.58	28.68	25.03

30 WATT SINGLE OUTPUT ADAPTER

For quantities greater than listed, call for quote.

MOUSER STOCK NO.	Mfr. Part No.	Output Voltage	Output Current	Power	Price Each 1	5	10	25
30 Watt Adapter (4.25L x 2.50W x 1.30H)								
680—FWC3009-760F		9V	3.33A	30W	48.85	44.94	42.34	39.75
680—FWC3012-760F		12V	2.5A	30W	48.03	44.03	38.23	36.21
680—FWC3015-760F		15V	2.0A	30W	42.97	38.82	35.86	33.35
680—FWC3024-760F		24V	1.25A	30W	45.13	42.91	36.38	34.37

50 WATT SINGLE OUTPUT ADAPTER

RoHS Compliant

For quantities greater than listed, call for quote.

MOUSER STOCK NO.	Mfr. Part No.	Output Voltage	Output Current	Power	Price Each 1	5	10	25
50 Watt Adapters (5.0L x 3.0W x 1.30H)								
680—FWC5012-760F		12V	4.15A	50W	51.06	48.41	45.75	43.65
680—FWC5018-760F		18V	2.75A	50W	50.86	47.24	43.63	40.57
680—FWC5024-760F		24V	2.10A	50W	56.69	51.05	45.41	42.23

65-72 WATT SINGLE OUTPUT ADAPTER

Specifications:
- High Efficiency
- High Power Density 4.9W/in³
- Hold-up Time>25ms at full load
- Safety Approval - EN60950-1 Class I
- ENERGY STAR Level V
- EISA Compliant
- CEC Compliant
- Input Connector: IEC 320 C14 Receptacle
- Output Connector: Din-5 Male Pins
- Standard Output Cable: 9V=4ft; 12v, 18v, & 24v = 6ft
- 5 Year Warranty

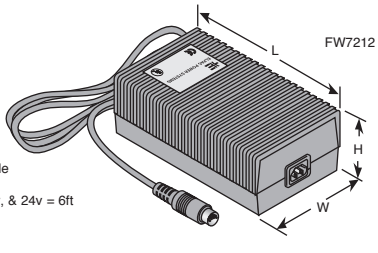

RoHS Compliant

DIMENSIONS: in.

For quantities greater than listed, call for quote.

MOUSER STOCK NO.	Mfr. Part No.	Output Voltage	Output Current	Power	Price Each 1	5	10	25
65 Watt Adapter (5.02L x 2.20W x 1.37H)								
680—FWA065009A-11B		9.0V	8.0A	65W	64.79	58.12	53.53	50.89
680—FWA065012A-11B		12V	6.0A	65W	57.10	54.27	50.74	47.21
680—FWA065015A-11B		15V	4.8A	65W	63.03	61.34	55.77	53.02
680—FWA065024A-11B		24V	3.0A	65W	66.47	59.63	55.49	52.75

SINGLE OUTPUT REGULATED POWER SUPPLIES

Specifications:
- Input Voltage: 85-264VAC
- Input Connector: 2 Pin NEMA 5/15 plug
- Output Connector: Barrel Type (2.5x5.5x9.5mm center positive)
- Six Foot DC Output Cord
- 5 Year Warranty

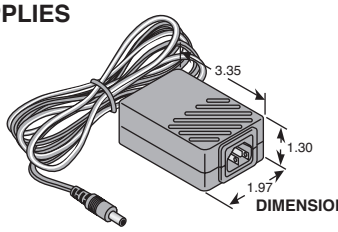

DIMENSIONS: in.

For quantities greater than listed, call for quote.

MOUSER STOCK NO.	Mfr. Part No.	Output Voltage	Output Current	Power	Price Each 1	5	10	25
18 Watt Adapter (3.35"L x 1.97"W x 1.30"H)								
680—FW1805-760F		5V	3A	18W	33.38	29.15	26.14	24.31
680—FW1824-760F		24V	0.8A	18W	35.17	30.38	27.38	24.61
30 Watt Adapter (4.25"L x 2.50"W x 1.30"H)								
680—FW3012-760F		12V	2.5A	30W	43.07	39.72	34.74	33.03
680—FW3015-760F		15V	2.0A	30W	48.33	44.62	40.93	38.58
680—FW3024-760F		24V	1.3A	30W	46.95	43.24	40.36	37.94

100 WATT SINGLE OUTPUT ITE DESKTOP POWER SUPPLY

Specifications:
- High Efficiency: Level V
- High Power Density: 4.2W/in3
- Hold-up Time: >48ms at full load
- Output connector: 18V, 24V, 48V = Din-5 12V, 15V = Din-8
- Power factor correction
- LED indicator
- Class 1
- 5 Year Warranty



DIMENSIONS: in.

RoHS Compliant

For quantities greater than listed, call for quote.

MOUSER STOCK NO.	Mfr. Part No.	Output Voltage	Output Current	Power	Price Each 1	5	10	25
100 Watt Adapter (7.09L x 2.27W x 1.52H)								
680—FWC100012A-12B		12V	8.3A	100W	84.90	79.43	77.19	75.07
680—FWC100015A-12B		15V	6.6A	100W	84.90	79.43	77.19	75.07
680—FWC100018A-11B		18V	5.5A	100W	73.23	68.50	66.59	64.76
680—FWC100024A-11B		24V	4.1A	100W	83.82	78.42	76.21	74.12
680—FWC100048A-11B		48V	2.0A	100W	84.92	79.44	77.21	75.10

150 WATT SWITCH MODE POWER SUPPLY

Specifications:
- High Efficiency
- Fully Regulated DC Output
- Lifetime Expectation >5 years
- Hold-up Time >12ms at full load
- Safety Approval - EN60950-1 Class
- ENERGY STAR Level V
- 5 Year Warranty
- Output Connector - Din-8 Male Pins
- 4 ft. DC Output cord for 12V and 15V
- 6 ft. DC Output cord for 18V and 24V
- Level V



DIMENSIONS: in.

RoHS Compliant

For quantities greater than listed, call for quote.

MOUSER STOCK NO.	Mfr. Part No.	Output Voltage	Output Current	Power	Price Each 1	5	10	25
150 Watt Adapter								
680—FWA150012A-12B		12V	12.5A	150W	108.20	104.71	95.52	86.34
680—FWA150015A-12B		15V	10A	150W	113.32	104.51	94.62	88.00
680—FWA150018A-12B		18V	8.3A	150W	113.69	108.98	100.10	91.22
680—FWA150024A-12B		24V	6.3A	150W	114.14	110.46	102.05	93.65
680—FWA150048A-11B		48V	3.2A	150W	87.58	82.85	77.08	73.42

220 WATT EXTERNAL ADAPTER

Specifications:
- Level V, EISA, EuP Directive Compliant
- High Efficiency
- High Power Density 5.9W/in3
- Hold-up Time > 25ms at full load
- 5-Year Limited Warranty
- LED Status Indicator
- IPX1 Rated

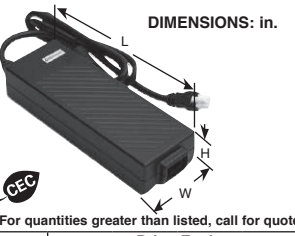

DIMENSIONS: in.

RoHS Compliant

For quantities greater than listed, call for quote.

MOUSER STOCK NO.	Mfr. Part No.	Output Voltage	Output Current	Efficiency	Price Each 1	5	10	25
680—FWA220012A-13B		12V	18.3A	89%	159.32	149.15	139.83	122.03
680—FWA220018A-13B		18V	12.2A	90%	159.36	149.19	139.86	122.07
680—FWA220024A-12B		24V	9.2A	90%	156.86	146.86	137.68	120.15
680—FWA220048A-11B		48V	4.6A	91%	148.60	139.11	130.42	113.82

© Copyright 2013 Mouser Electronics

EMERSON NETWORK POWER Switching AC Adapters

EMERSON Network Power

RoHS Compliant **This product is RoHS compliant.**

ASTEC DCH3 SERIES, 3W SINGLE OUTPUT

Specifications:
- USB Switching wallmount power supply
- Universal AC Input
- Available in multiple AC plug configurations
- Regulated output
- Overload and short circuit protection
- Constant voltage, constant current
- Efficiency Level V
- Built in EMI filter (CISPR 2 Class B)
- Mini USB 2.0 dc output plug - 0005
- Micro USB 2.0 dc output plug - 0006

For quantities greater than listed, call for quote.

MOUSER STOCK NO.	Astec Part No.	Fig.	Maximum Power	Output Voltage	Minimum Load	Maximum Load	Ripple P-P (PARD)	Price Each 1	10	25
826-DCH3-050UK-0005	DCH3-050UK-0005	A	3W	5V	0A	0.55A	200mV	6.84	6.36	6.08
826-DCH3-050US-0005	DCH3-050US-0005	A	3W	5V	0A	0.55A	200mV	8.56	8.35	8.03
826-DCH3-050EU-0006	DCH3-050EU-0006	A	3W	5V	0A	0.55A	200mV	6.84	6.36	6.08
826-DCH3-050UK-0006	DCH3-050UK-0006	A	3W	5V	0A	0.55A	200mV	9.19	8.39	7.82

ASTEC DA4 SERIES, 4W-8W SINGLE OUTPUT

Specifications:
- AC Input Voltage: 90-132VAC
- AC Input Frequency: 47-63Hz
- 6 foot DC cord included
- Output Connector: 2.5x5.5mm barrel plug

For quantities greater than listed, call for quote.

MOUSER STOCK NO.	Astec Part No.	Fig.	Maximum Power	Output Voltage	Minimum Load	Maximum Load	Peak Load	Ripple P-P (PARD)	Price Each 1	10	25
826-DA4-110US	DA4-110US	B	3.3W	11.0V	0A	0.30A	-	100mV	9.48	8.76	7.59

ASTEC DA12/DA18 SERIES, 10-18W SINGLE OUTPUT

Specifications:
- AC Input Voltage: 90-264VAC
- AC Input Frequency: 47-63Hz
- 5 foot DC cord included
- Output Connector: 2.5x5.5mm barrel plug

For quantities greater than listed, call for quote.

MOUSER STOCK NO.	Astec Part No.	Fig.	Maximum Power	Output Voltage	Minimum Load	Maximum Load	Regulation	Ripple P-P (PARD)	Price Each 1	10	25
826-DA12-050US-M	DA12-050US-M	C	10W	5V	0.2A	2.0A	± 3%	50mV	12.41	11.77	11.34
✻ 826-DA12-050MP-M	DA12-050MP-M	C	10W	5V	0.2A	2.0A	± 3%	50mV	11.77	11.66	11.34
826-DA12-120US-M	DA12-120US-M	C	12W	12V	0.2A	1.0A	± 3%	200mV	12.41	11.82	11.34
826-DA18-120US-M	DA18-120US-M	C	18W	12V	0A	1.5A	± 3%	120mV	16.14	15.47	14.95
✻ 826-DA18-120MP-M	DA18-120MP-M	C	18W	12V	0A	1.5A	± 3%	120mV	16.14	15.47	14.95

✻AC plugs must be purchased separately

AC Interchangeable Plugs for DA12 & DA18 Series

NEW PRODUCT

For quantities greater than listed, call for quote.

MOUSER STOCK NO.	Astec Part No.	Fig.	Description	Price Each 1	10	25
826-DA-ALL	DA-ALL	D	US, EU, UK, & AU Plug Kit	5.35	5.23	4.96
826-DA-EU	DA-EU	D	EU Interchangeable Blade	1.48	1.39	1.35
826-DA-UK	DA-UK	D	UK Interchangeable Blade	1.55	1.46	1.41
826-DA-AU	DA-AU	D	AU Interchangeable Blade	1.48	1.39	1.35
826-DA-C8	DA-C8	D	C8 Interchangeable Blade	1.55	1.46	1.41
826-DA-JP	DA-JP	-	JP Interchangeable Blade	1.61	1.55	1.50
826-DA-KR	DA-KR	-	KR Interchangeable Blade	2.00	1.94	1.87
826-DA-CH	DA-CH	-	CH Interchangeable Blade	1.61	1.55	1.50

ARTESYN DP40 SERIES, 40W SINGLE OUTPUT

Specifications:
- Medical and ITE safeties
- Universal AC Input
- IEC320 AC input receptacle
- Fully regulated output
- LED Power good indicator
- Energy Star Efficiency Level V

2-PIN (type C8)

For quantities greater than listed, call for quote.

MOUSER STOCK NO.	Astec Part No.	Fig.	Max. Power	Output Voltage	Max. Load	Peak Load	Regulation L-L	Ripple P-P (PARD)	Price Each 1	10	25
826-DP4012N2M	DP4012N2M	E	40W	12V	3.33A	4.4A	± 5%	120 mV	37.32	32.06	30.62
826-DP4024N2M	DP4024N2M	E	40W	24V	1.67A	2.3A	± 5%	240 mV	33.83	29.06	27.76
826-DP4048N2M	DP4048N2M	E	40W	48V	0.84A	1.2A	± 5%	480 mV	39.18	33.65	32.15

3-PIN (type C6)

For quantities greater than listed, call for quote.

MOUSER STOCK NO.	Astec Part No.	Fig.	Max. Power	Output Voltage	Max. Load	Peak Load	Regulation L-L	Ripple P-P (PARD)	Price Each 1	10	25
826-DP4012N3M	DP4012N3M	E	40W	12V	3.33A	4.4A	± 5%	120 mV	37.32	32.06	30.62

AC Input Cord (sold separately)

For quantities greater than listed, call for quote.

MOUSER STOCK NO.	Astec Part No.	Max. Power	Output Voltage	Max. Load	Peak Load	Regulation L-L	Ripple P-P (PARD)	Price Each 1	10	25
562-233008-06	233008-06	8ft., 3-Wire, 18AWG, gray plug hospital grade AC cord						7.08	6.73	6.42

DIMENSIONS: in.

A



DCH3-050US Shown
Mini USB output connector shown

B



DA4-050US Shown

C



D



E

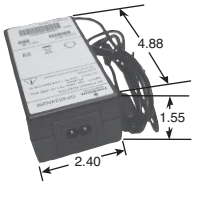

© Copyright 2013 Mouser Electronics

© Copyright 2013 Mouser Electronics

MEAN WELL Single Output Desktop Power Supplies

RoHS Compliant This product is RoHS compliant.

10-220W AC-DC SINGLE OUTPUT DESKTOP SERIES

- Universal AC input
- Protections: Short circuit, overload, overvoltage
- Fully enclosed plastic case
- EISA

For quantities greater than listed, call for quote.

MOUSER STOCK NO.	Mean Well Part No.	Fig.	Output Voltage	Output Current	Power	Dimensions: mm			Price Each		
						L	W	H	1	10	20
• No Load Power Consumption <0.3W • Pass Energy Star Level V and ErP Step 2 • Output Connector: 2.1x5.5 Center Positive											
709-GS15A-1P1J	GS15A-1P1J	A	5V	2.40A	12W	100	58.5	32.8	20.98	19.28	17.58
709-GS15A-11P1J	GS15A-11P1J	A	7.5V	1.60A	12W	100	58.5	32.8	20.98	19.28	17.58
709-GS15A-2P1J	GS15A-2P1J	A	9V	1.66A	15W	100	58.5	32.8	20.98	19.28	17.58
709-GS15A-3P1J	GS15A-3P1J	A	12V	1.25A	15W	100	58.5	32.8	20.98	19.28	17.58
709-GS15A-4P1J	GS15A-4P1J	A	15V	1.00A	15W	100	58.5	32.8	20.98	19.28	17.58
709-GS15A-6P1J	GS15A-6P1J	A	24V	0.62A	15W	100	58.5	32.8	20.98	19.28	17.58
• No Load Power Consumption <0.3W • Pass Energy Star Level V and ErP Step 2 • Output Connector: 2.1x5.5 Center Positive											
709-GS15B-3P1J	GS15B-3P1J	B	12V	1.25A	15W	100	58.5	32.8	20.98	19.28	17.58
• No Load Power Consumption <0.5W • Pass Energy Star (CEC) Level IV for 5~48V Output • Output Connector: 2.1x5.5 Center Positive											
709-GS18A03-P1J	GS18A03-P1J	C	3.3V	3.0A	10W	93	54	36	20.94	17.98	16.63
709-GS18A05-P1J	GS18A05-P1J	C	5V	3.0A	15W	93	54	36	26.19	23.56	21.19
709-GS18A07-P1J	GS18A07-P1J	C	7.5V	2.0A	15W	93	54	36	23.56	21.19	18.19
709-GS18A48-P1J	GS18A48-P1J	C	48V	0.375A	18W	93	54	36	25.81	23.22	19.92
709-GS18A09-P1J	GS18A09-P1J	C	9V	2.0A	18W	93	54	36	23.28	20.94	17.98
709-GS18A12-P1J	GS18A12-P1J	C	12V	1.5A	18W	93	54	36	23.56	21.19	18.19
709-GS18A15-P1J	GS18A15-P1J	C	15V	1.2A	18W	93	54	36	23.28	20.94	17.98
709-GS18A18-P1J	GS18A18-P1J	C	18V	1.0A	18W	93	54	36	20.93	17.97	16.62
709-GS18A24-P1J	GS18A24-P1J	C	24V	0.75A	18W	93	54	36	22.94	19.69	18.21
709-GS18A28-P1J	GS18A28-P1J	C	28V	0.64A	18W	93	54	36	23.22	19.92	18.43
• No Load Power Consumption <0.5W • Pass Energy Star (CEC) Level IV for 5~48V Output • Output Connector: 2.1x5.5 Center Positive											
709-GS18B15-P1J	GS18B15-P1J	D	15V	1.2A	18W	79	54	33	20.93	17.97	16.62
709-GS18B28-P1J	GS18B28-P1J	D	28V	0.64A	18W	79	54	33	23.22	19.92	18.43
• No Load Power Consumption <0.5W • Pass Energy Star (CEC) Level IV Regulation • Output Connector: 2.1x5.5 Center Positive											
709-GS25A05-P1J	GS25A05-P1J	C	5V	4.0A	20W	93	54	36	22.19	19.05	17.61
709-GS25A07-P1J	GS25A07-P1J	C	7.5V	2.93A	22W	93	54	36	22.19	19.05	17.61
709-GS25A09-P1J	GS25A09-P1J	C	9V	2.77A	25W	93	54	36	22.19	19.05	17.61
709-GS25A12-P1J	GS25A12-P1J	C	12V	2.08A	25W	93	54	36	22.19	19.05	17.61
709-GS25A15-P1J	GS25A15-P1J	C	15V	1.66A	25W	93	54	36	22.19	19.05	17.61
709-GS25A18-P1J	GS25A18-P1J	C	18V	1.38A	25W	93	54	36	22.19	19.05	17.61
709-GS25A24-P1J	GS25A24-P1J	C	24V	1.04A	25W	93	54	36	22.19	19.05	17.61
709-GS25A28-P1J	GS25A28-P1J	C	28V	0.89A	25W	93	54	36	22.19	19.05	17.61
709-GS25A48-P1J	GS25A48-P1J	C	48V	0.52A	25W	93	54	36	22.19	19.05	17.61
• No Load Power Consumption <0.5W • Pass Energy Star (CEC) Level IV Regulation • Output Connector: 2.1x5.5 Center Positive											
709-GS25B05-P1J	GS25B05-P1J	D	5V	4.0A	20W	79	54	33	22.45	19.27	17.82
709-GS25B07-P1J	GS25B07-P1J	D	7.5V	2.93A	22W	79	54	33	22.45	19.27	17.82
709-GS25B09-P1J	GS25B09-P1J	D	9V	2.77A	25W	79	54	33	22.45	19.27	17.82
709-GS25B12-P1J	GS25B12-P1J	D	12V	2.08A	25W	79	54	33	22.19	19.05	17.61
709-GS25B15-P1J	GS25B15-P1J	D	15V	1.66A	25W	79	54	33	24.95	22.45	19.27
709-GS25B24-P1J	GS25B24-P1J	D	24V	1.04A	25W	79	54	33	24.42	20.96	19.39
709-GS25B28-P1J	GS25B28-P1J	D	28V	0.89A	25W	79	54	33	24.43	20.97	19.40
• No Load Power Consumption <0.3W • Pass Energy Star Level V and ErP Step 2 • Output Connector: 2.1x5.5 Center Positive											
709-GS40A05-P1J	GS40A05-P1J	A	5V	5A	25W	125	50	31.5	33.93	28.89	25.79
709-GS40A07-P1J	GS40A07-P1J	A	7.5V	5.34A	40W	125	50	31.5	33.93	28.89	25.79
709-GS40A09-P1J	GS40A09-P1J	A	9V	4.45A	40W	125	50	31.5	33.93	28.89	25.79
709-GS40A12-P1J	GS40A12-P1J	A	12V	3.34A	40W	125	50	31.5	33.93	28.89	25.79
709-GS40A15-P1J	GS40A15-P1J	A	15V	2.67A	40W	125	50	31.5	33.93	28.89	25.79
709-GS40A18-P1J	GS40A18-P1J	A	18V	2.22A	40W	125	50	31.5	33.93	28.89	25.79
709-GS40A24-P1J	GS40A24-P1J	A	24V	1.67A	40W	125	50	31.5	33.93	28.89	25.79
709-GS40A48-P1J	GS40A48-P1J	A	48V	0.84A	40W	125	50	31.5	33.93	28.89	25.79
• No Load Power Consumption <0.3W • Pass Energy Star Level V and ErP Step 2 • Output Connector: 2.1x5.5 Center Positive											
709-GS60A05-P1J	GS60A05-P1J	A	5V	6A	30W	125	50	31.5	47.08	44.49	41.42
709-GS60A09-P1J	GS60A09-P1J	A	9V	6A	54W	125	50	31.5	47.08	44.49	41.42
709-GS60A12-P1J	GS60A12-P1J	A	12V	5A	60W	125	50	31.5	47.08	44.49	41.42
709-GS60A15-P1J	GS60A15-P1J	A	15V	4A	60W	125	50	31.5	47.08	44.49	41.42
709-GS60A18-P1J	GS60A18-P1J	A	18V	3.33A	60W	125	50	31.5	47.08	44.49	41.42
709-GS60A24-P1J	GS60A24-P1J	A	24V	2.5A	60W	125	50	31.5	47.08	44.49	41.42
• No Load Power Consumption <0.5W • Pass Energy Star Level V and ErP Step 2 • Output Connector: 2.5x5.5 Center Positive											
709-GS90A12-P1M	GS90A12-P1M	A	12V	6.67A	80W	145	60	32	59.49	56.22	52.36
709-GS90A15-P1M	GS90A15-P1M	A	15V	6A	90W	145	60	32	59.49	56.22	52.36
709-GS90A19-P1M	GS90A19-P1M	A	19V	4.74A	90W	145	60	32	59.49	56.22	52.36
709-GS90A24-P1M	GS90A24-P1M	A	24V	3.75A	90W	145	60	32	59.49	56.22	52.36
709-GS90A48-P1M	GS90A48-P1M	A	48V	1.87A	90W	145	60	32	59.49	56.22	52.36
• No Load Power Consumption <0.5W • Pass Energy Star Level V and ErP Step 2 • Output Connector: 4 Pin DIN											
709-GS120A12-R7B	GS120A12-R7B	E	12V	8.5A	102W	167	67	35	75.30	68.92	67.15
709-GS120A15-R7B	GS120A15-R7B	E	15V	7A	105W	167	67	35	81.75	76.02	71.94
709-GS120A20-R7B	GS120A20-R7B	E	20V	6A	120W	167	67	35	81.75	76.02	71.94
709-GS120A24-R7B	GS120A24-R7B	E	24V	5A	120W	167	67	35	75.30	68.92	67.15
709-GS120A48-R7B	GS120A48-R7B	E	48V	2.5A	120W	167	67	35	75.30	68.92	67.15
709-GS160A12-R7B	GS160A12-R7B	E	12V	11.5A	138W	175	72	35	103.58	97.88	92.18
709-GS160A15-R7B	GS160A15-R7B	E	15V	9.6A	144W	175	72	35	103.58	97.88	92.18
709-GS160A20-R7B	GS160A20-R7B	E	20V	8A	160W	175	72	35	103.58	97.88	92.18
709-GS160A24-R7B	GS160A24-R7B	E	24V	6.67A	160W	175	72	35	103.58	97.88	92.18
709-GS160A48-R7B	GS160A48-R7B	E	48V	3.34A	160W	175	72	35	103.58	97.88	92.18
• No Load Power Consumption <0.5W • Pass Energy Star Level V and ErP Step 2 • Output Connector: 4 Pin DIN											
709-GS220A12-R7B	GS220A12-R7B	E	12V	15A	180W	210	85	46	136.84	123.81	117.29
709-GS220A15-R7B	GS220A15-R7B	E	15V	13.4A	201W	210	85	46	136.84	123.81	117.29
709-GS220A20-R7B	GS220A20-R7B	E	20V	11A	220W	210	85	46	136.84	123.81	117.29
709-GS220A24-R7B	GS220A24-R7B	E	24V	9.2A	221W	210	85	46	136.84	123.81	117.29
709-GS220A48-R7B	GS220A48-R7B	E	48V	4.6A	221W	210	85	46	136.84	123.81	117.29

DIMENSIONS: mm

A



B



C



D



E

4 Pin Din shown



© Copyright 2013 Mouser Electronics

© Copyright 2013 Mouser Electronics

PHIHONG Interchangeable Plug Adapters

RoHS Compliant **This product is RoHS compliant.**

5-9 WATT USB ADAPTER

- Efficiency Level V Compliance
- Ecodesign Erp Directive Compliant
- AC Input Voltage 90-264VAC

RoHS Compliant

For quantities greater than listed, call for quote.

MOUSER STOCK NO.	Phihong Part No.	Fig.	Output Voltage	Load Min.	Load Max.	Ripple P-P	Regulation Line	Regulation Load	Price Each 1	5	25	100
5 Watt USB Adapter	• Efficiency: 68% min. Avg.	• USB Type A Connector										
552-PSB-05R-050Q-R	PSB05R-050Q(A)-R	A	5V	0A	1A	55mV	-	±5%	9.76	9.00	8.31	7.65
5 Watt Adapter	• Mini-B USB Connector											
552-PSA-C05R-050MB-R	PSAC05R-050(MB)-R	B	5V	0A	1.0A	200mV	±5%	±5%	7.03	6.67	6.16	5.74
9 Watt Adapter	• Micro USB Connector											
552-PSAC09R-050-R	PSAC09R-050-R	B	5V	0A	1.8A	100mV	-	±5%	15.77	14.47	14.07	12.52

9-60 WATT ADAPTERS

- Output connector: 2.1x5.5mm Center positive
- 5W Dimension: in. 2.82Lx1.77Wx1.22H
- 10-12W Dimensions: in. 2.82Lx1.77Wx1.27H
- 15-20W Dimensions: in. 2.82Lx1.97Wx1.22H
- 30W Dimensions: in. 3.26Lx2.17Wx1.54H
- 60W Dimensions: in. 4.06Lx2.59Wx1.57H
- Efficeny Level V Compliance
- Class B EMI

RoHS Compliant

For quantities greater than listed, call for quote.

MOUSER STOCK NO.	Phihong Part No.	Fig.	Output Voltage	Load Min.	Load Max.	Ripple P-P	Regulation L-L	Price Each 1	5	25	100
5 Watt Adapter	• Efficiency: 64% min. avg.										
552-PSA-05R-090-R	PSA05R-090-R	C	9V	0A	0.56A	90mV	±5%	13.72	12.40	11.18	10.05
552-PSA-C05R-050P-R	PSAC05R-050(P)-R	C	5V	0A	1.0A	200mV	±5%	6.97	6.60	6.10	5.68
10-12 Watt Adapter	• Efficiency: 76.61% min. • 4 foot DC cord included										
552-PSC-12R-050-R	PSC12R-050-R	C	5V	0A	2A	200mV	±5%	14.02	13.32	12.89	12.31
552-PSC-12R-090-R	PSC12R-090-R	C	9V	0A	1.11A	180mV	±5%	14.02	13.32	12.89	12.31
552-PSC-12R-120-R	PSC12R-120-R	C	12V	0A	1A	240mV	±5%	19.90	18.94	18.35	17.28
15 Watt Adapter	• Efficiency: 76% min. avg. • 5 Foot DC cord included										
552-PSA15R-050PV-R	PSA15R-050PV-R	C	5V	0A	3.0A	100mV	±5%	18.68	16.82	14.84	14.28
552-PSA15R-090PV-R	PSA15R-090PV-R	C	9V	0A	1.66A	100mV	±5%	22.59	20.09	18.70	16.50
552-PSA15R-150PV-R	PSA15R-150PV-R	C	15V	0A	1.0A	150mV	±5%	22.59	20.09	18.70	16.50
552-PSA15R-240PV-R	PSA15R-240PV-R	C	24V	0A	0.62A	240mV	±5%	22.59	20.09	18.70	16.50
552-PSA15R-480PV-R	PSA15R-480PV-R	C	48V	0A	0.31A	480mV	±5%	22.59	20.09	18.70	16.50
10-20 Watt Adapter	• Efficiency: 81% min. avg. • 5 Foot DC cord included										
552-PSAA20R-033-R	PSAA20R-033-R	C	3.3V	0A	3.00A	50mV	±5%	19.32	18.24	17.28	16.45
552-PSAA20R-050-R	PSAA20R-050-R	C	5V	0A	3.00A	100mV	±5%	19.32	18.24	17.28	16.45
552-PSAA20R-120-R	PSAA20R-120-R	C	12V	0A	1.67A	120mV	±5%	17.79	16.88	15.61	14.51
552-PSAA20R-240-R	PSAA20R-240-R	C	24V	0A	0.83A	240mV	±5%	19.04	18.06	16.70	15.52
552-PSAA20R-480-R	PSAA20R-480-R	C	48V	0A	0.42A	480mV	±5%	17.79	16.88	15.61	14.51
30 Watt Adapter	• Efficiency: 83.5% min. avg. • 5 Foot DC cord included										
552-PSAA30R-120-R	PSAA30R-120-R	C	12V	0A	2.50A	120mV	±5%	20.29	18.82	17.36	16.68
552-PSAA30R-150-R	PSAA30R-150-R	C	15V	0A	2.00A	200mV	±5%	20.29	18.82	17.36	16.68
552-PSAA30R-240-R	PSAA30R-240-R	C	24V	0A	1.25A	240mV	±5%	20.29	18.82	17.36	16.68
552-PSAA30R-560-R	PSAA30R-560-R	C	56V	0A	0.54A	560mV	±5%	21.31	19.93	18.71	16.68
60 Watt Adapter	• Efficiency: 87-92% • 5 Foot DC cord included										
552-PSA60R-120-R	PSA60R-120-R	C	12V	0A	5.0A	150mV	-	40.88	38.59	36.56	34.80
552-PSA60R-240-R	PSA60R-240-R	C	24V	0A	2.5A	240mV	-	40.88	38.59	36.56	34.80
552-PSA60R-560-R	PSA60R-560-R	C	56V	0A	1.07A	560mV	-	40.88	38.59	36.56	34.80

30 WATT MEDICAL ADAPTERS

- Efficiency: 80.6% minimum average
- Output connector: 2.1x5.5mm, center positive
- Dimensions:3.94Lx2.48Wx1.4H
- 6 foot DC cord included
- <100uA leakage current
- Class B EMI
- No load power draw <0.5W@115VAC
- No load power draw <0.75W@230VAC
- EISA Compliant: Level IV 115VAC and Level III

RoHS Compliant

Medical Versions

For quantities greater than listed, call for quote.

MOUSER STOCK NO.	Phihong Part No.	Fig.	Output Voltage	Load Min.	Load Max.	Ripple P-P	Regulation L-L	Price Each 1	5	25	100
552-PSA-M30R-120-R	PSAM30R-120-R	B	12V	0A	2.5A	120mV	±5%	35.50	32.27	29.34	27.91
552-PSA-M30R-240-R	PSAM30R-240-R	B	24V	0A	1.25A	240mV	±5%	39.87	36.23	32.95	31.34

USB CABLE

RoHS Compliant

For quantities greater than listed, call for quote.

MOUSER STOCK NO.	Phihong Part No.	Fig.	Length	Description	Price Each 1	5	25	100
552-IPUSB1CS-R	IPUSB1CS-R	D	4 ft. 9in	USB A to mini-USB cable	4.53	4.08	3.67	3.43
552-IPUSB1MS-R	IPUSB1MS-R	D	4 ft. 9in	USB A to micro-USB cable	5.30	4.77	4.59	4.30

R-SERIES AC PLUGS

(Adapters sold separately)

RoHS Compliant

For quantities greater than listed, call for quote.

MOUSER STOCK NO.	Phihong Part No.	Fig.	Description	Price Each 1	5	25	100
552-RPA-R	RPA-R	E	USA Plug	.82	.76	.706	.653
552-RPE-R	RPE-R	E	European Plug	.92	.865	.795	.749
552-RPK-R	RPK-R	E	UK Plug	1.27	1.26	1.25	1.24
552-RPS-R	RPS-R	E	Australian Plug	1.37	1.20	1.17	1.13
552-RPC-R	RPC-R	E	China Plug	.79	.738	.696	.663
552-RPH-R	RPH-R	E	Korea Plug	.84	.77	.738	.706
552-RPX-03-R	RPX-03-R	E	IEC Clip	1.49	1.37	1.31	1.25
552-RPKIT-R	RPBAG-R	- -	Kit w/ US, UK, Euro, Aus. plugs	3.69	3.21	2.88	2.58
552-RPB-R	RPB-R	E	Brazil Plug	1.05	.974	.91	.845
552-RPI-R	RPI-R	E	India Clip	1.52	1.40	1.31	1.20
552-RPN	RPN-R	E	Argentina Plug	1.52	1.38	1.33	1.28

DIMENSIONS: in. (mm)

A



- Plugs sold separately

B



- Plugs sold separately
- 5 foot DC card included

C



- Plugs sold separately
- 2.1x5.5mm output connector

D



IPUSB1CSR Shown

E



© Copyright 2013 Mouser Electronics

© Copyright 2013 Mouser Electronics

PHIHONG Power Over Ethernet Adapters

RoHS Compliant This page of product is compliant.

PHIHONG 15.4-80 WATT POWER OVER ETHERNET ADAPTER

NEW PRODUCT

Features:

- Fully Compliant with IEEE802.3 af
- 10/100Mb Base-T Data rates

For quantities greater than listed, call for quote.

MOUSER STOCK NO.	Phihong Part No.	Fig.	DC Output Voltage	Load Min.	Load Max.	Ripple (1) P-P (max.)	Output Power	Price Each 1	5	25	100
Dimensions in. (mm): 3.39(86)L x 1.98(50.2)W x 1.31(33.16)H • Gigabit Compatible											
552-POE16R-1AFG-R	POE16R-1AFG	A	56V	0A	0.275A	±4%	15.4W	20.68	18.62	16.76	15.08
Dimensions in. (mm): 3.15(80)L x 1.77(45)W x 1.29(33)H											
552-POE16R-1AF-R	POE16R-1AF-R	A	56V	0A	0.275A	±4%	15.4W	24.29	22.47	20.87	17.98
552-POE16R-560-R	POE16R-560-R	A	56V	0A	0.286A	±5%	16W	20.54	19.63	18.83	15.94

PHIHONG 19.6-80 WATT POWER OVER ETHERNET ADAPTERS

Specifications:

- AC input voltage: 90-264VAC

✻ DC input voltage: 18-72VDC † DC input voltage: 36-72VDC and Compliant with IEEE802.3af/at

For quantities greater than listed, call for quote.

MOUSER STOCK NO.	Phihong Part No.	Fig.	Output Voltage	Load Min.	Load Max.	Price Each 1	5	25
Dimensions in. (mm): 5.51(140)L x 2.55(65)W x 1.42(36)H								
552-PSA-16U-480-R	PSA16U-480(POE)-R	B	48V	0A	0.35A	21.61	20.87	20.09
Dimensions in. (mm): 5.51(140)L x 2.55(65)W x 1.42(36)H								
552-POE33U-1AT-R	POE33U-1AT-R	B	56V	10A	535A	302.67	292.22	277.99
552-POE21U-1AF-R	POE21U-1AF-R	B	56V	10A	350A	28.54	26.26	24.08
552-POE21W-1AF-R	POE21W-1AF-R	B	56V	10A	350A	28.54	26.26	24.08
✻ 552-POE-20D-1AF-R	POE20D-1AF-R	B	56V	0A	0.35A	47.58	43.76	40.17
552-POE31U-1AT-R	POE31W-1AT-R	B	56V	10A	535A	38.07	35.01	32.13
552-POE31W-1AT-R	POE31W-1AT-R	B	56V	10A	535A	38.07	35.01	32.13
552-POE36U-1AT-R	POE36U-1AT-R	B	56V	0A	0.60A	47.58	43.76	40.17
† 552-POE36D-1AT-R	POE36D-1AT-R	B	56V	0A	0.60A	47.58	43.76	40.17
Dimensions in. (mm): 6.48(166)L x 3.15(80)W x 1.73(44)H								
552-POE-30U-560GHT-R	POE30U-560(G)HT-R	B	56V	0A	0.55A	61.38	55.73	52.13
Dimensions in. (mm): 6.53(166)L x 3.15(80)W x 2.01(51.2)H								
552-POE75U-1UP-R	POE75U-1UP-R	B	+56V +56V	0A	0.67A	74.28	68.34	63.76
† 552-POE-75D-1UP-R	POE75D-1UP-R	B	+56V +56V	15mA	1.34A	92.84	85.43	78.37
552-POE75U-1UPN-R	POE75U-1UPN-R	B	+56V +56V	0A	0.67A	151.09	137.23	128.37
Dimensions in. (mm): 8.00(203)L x 4.25(108)W x 2.5(63)H • SNMP Management								
552-POE-80U-560-R	POE80U-560(G)-R	C	+56V +56V	0A	0.72A	104.85	96.62	88.67

PHIHONG 30-60W PASSIVE POWER OVER ETHERNET ADAPTERS

Specifications:

- AC input voltage: 90-264 VAC
- 2-3 Wire Options

For quantities greater than listed, call for quote.

MOUSER STOCK NO.	Phihong Part No.	Fig.	Output Voltage	Output Current	Input Connector	Price Each 1	5	25
Dimensions in. (mm): 5.51(140)L x 2.55(65)W x 1.42(36)H								
552-POE-31U-240-R	POE31U-240-R	B	24V	1.25A	3 Wire C14	29.71	27.34	25.08
552-POE-31U-560-R	POE31U-560-R	B	56V	0.54A	3 Wire C14	28.02	25.80	23.65
552-POE-31W-240-R	POE31W-240-R	B	24V	1.25A	2 Wire C8	28.02	25.80	23.65
552-POE-31W-560-R	POE31W-560-R	B	56V	0.54A	2 Wire C8	29.71	27.34	25.08
Dimensions in. (mm): 6.4(163)L x 2.56(65)W x 1.42(36)H								
552-POE61U-560D-R	POE61U-560D-R	B	56V	1.1A	3 Wire C14	44.84	41.38	37.91
552-POE61U-560DG-R	POE61U-560DG-R	B	56V	1.1A	3 Wire C14	52.61	44.66	41.78
552-POE61W-560D-R	POE61W-560D-R	B	56V	1.1A	2 Wire C8	45.80	38.87	36.37
552-POE61W-560DG-R	POE61W-560DG-R	B	56V	1.1A	2 Wire C8	52.61	44.66	41.78

PHIHONG 14-52W DC-DC POWER OVER ETHERNET SPLITTERS

NEW PRODUCT

Phihong's low-cost splitters are designed to use with non-POE ready devices dividing POE into separate Data via Ethernet and Power via DC cable. DC voltage is stepped down for a conventional DC jack socket.

Specifications:

- PoE Input

✻ Output connector: 2.5x5.5mm, center postive † DC Output Connector: 2.1x5.5mm, center postive

For quantities greater than listed, call for quote.

MOUSER STOCK NO.	Phihong Part No.	Fig.	Output Voltage	Output Current	PoE Input	Price Each 1	5	25
Dimensions in. (mm): 3.94(100)L x 2.2(56)W x 1.10(28)H								
✻ 552-POE-14-033-R	POE14-033-R	D	3.3V	3A	IEEE802.3af	31.49	29.03	26.64
✻ 552-POE-14-050-R	POE14-050-R	D	5V	2.2A	IEEE802.3af	31.49	29.03	26.64
✻ 552-POE-14-120-R	POE14-120-R	D	12V	1.17A	IEEE802.3af	28.30	26.09	23.94
† 552-POE-21-120-R	POE21-120-R	D	12V	1.75A	IEEE802.3at	32.06	29.56	27.07
† 552-POE21-240-R	POE21-240-R	D	24V	0.875A	IEEE802.3at	33.65	31.03	28.42
Dimensions in. (mm): 6.45(163.75)L x 3.35(85)W x 1.42(36)H								
† 552-POE-45-120-R	POE45-120-R	D	12V	3.75A	IEEE802.3at	59.49	54.73	50.22
552-POE45-150-R	POE45-150-R	D	15V	3A	IEEE802.3at	59.49	54.73	50.22
Dimensions in. (mm): 3.94(100)L x 2.25(56)W x 1.42(36)H								
✻ 552-POE-60D-560-R	POE60D-560(G)-R	D	50-57V	1.1A	IEEE802.3af	30.70	27.89	26.10

PHIHONG POE14-137 DC-DC POWER OVER ETHERNET SPLITTER

Specifications:

- PoE Input
- Output connects directly to battery terminals

For quantities greater than listed, call for quote.

MOUSER STOCK NO.	Phihong Part No.	Fig.	Output Voltage	Output Current	PoE Input	Price Each 1	5	25
552-POE-14-137-R	POE14-137-R	E	13.7	1.0A	IEEE802.3at	29.71	27.40	25.13

PHIHONG 4 PORTS 60W PER PORT POWER OVER ETHERNET MIDSPAN

Specifications:

- 12.5K Detection Required for full power 60W per port
- 25K Detection Yields IEEE802.3at power 33.6W per port

For quantities greater than listed, call for quote.

MOUSER STOCK NO.	Phihong Part No.	Fig.	Output Voltage	Output Current	Total Power	Price Each 1	5	25
552-POE-240U-4UPN-R	POE240U-4UPN-R	F	56V	1.1A	240W	435.12	404.90	378.61

DIMENSIONS: in. (mm)

A



B



C



D



E



F



© Copyright 2013 Mouser Electronics

© Copyright 2013 Mouser Electronics

PHIHONG Power Over Ethernet and AC Adapters

RoHS Compliant **This product is RoHS compliant.**

DIMENSIONS: in. (mm)

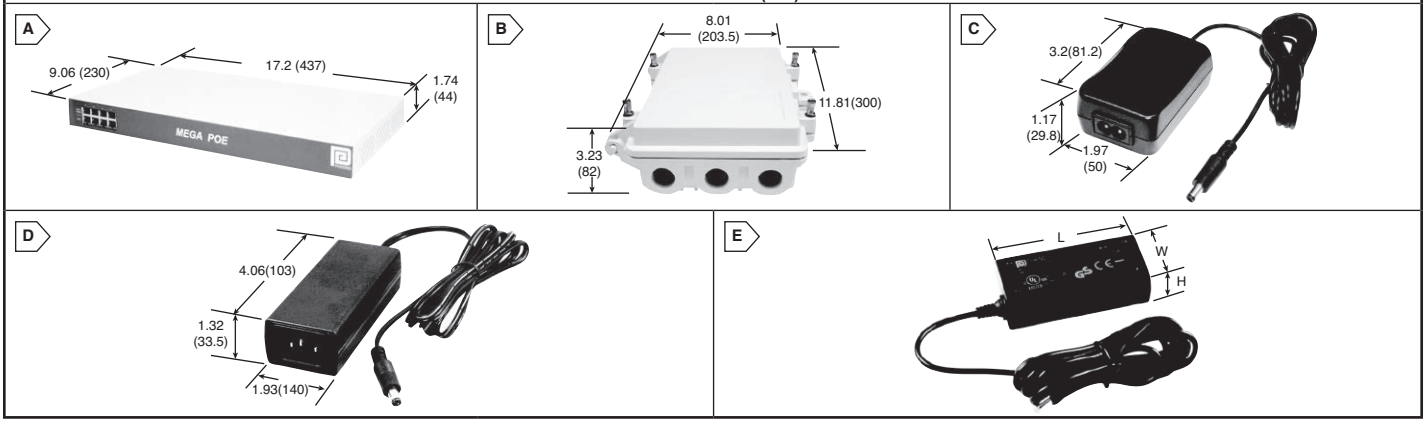

PHIHONG 4 PORTS 95 WATT PER PORT POWER OVER ETHERNET MIDSPAN

- 12.5K Detection Required for full power 95W per port
- 25K Detection Yields IEEE802.3at power 33.6W per port

For quantities greater than listed, call for quote.

MOUSER STOCK NO.	Phihong Part No.	Fig.	Output Voltage	Output Current	Output per Port	Total Power	Price Each 1	5	25	100
552-POE576U-4MP-N-R	POE576U-4MP-N-R	A	56V	1.69A	95W	380W	1122.06	1009.86	926.03	889.83

PHIHONG OUTDOOR 33.6W DUAL PORT PASSIVE POWER OVER ETHERNET MIDSPAN

- 3 pin terminal block with M3.5 screw terminal
- For external security cameras and wireless access point
- Efficiency: 70% min. avg.
- Waterproof IP67 Rating
- SELV Compliant
- Gigabit Compatible

For quantities greater than listed, call for quote.

MOUSER STOCK NO.	Phihong Part No.	Fig.	Output Voltage	Output Current	Output per Port	Total Power	Price Each 1	5	25	100
552-POE33U-560DO-R	POE33U-560DO-R	B	56V	300mA	16.8W	33.6W	314.43	303.20	291.33	280.93
			Description							
552-PGLAND750-2-R	PGLAND750-2-R	-	2-Wire Cable Glands				24.57	22.11	19.89	17.66

POE ACCESSORIES

For quantities greater than listed, call for quote.

MOUSER STOCK NO.	Phihong Part No.	Fig.	Description	Price Each 1	5	25	100
552-ACCY125X-R	ACCY125X-R	-	Dongle to Operate Cisco Aironet	21.37	19.66	18.03	16.53
552-POE125U-ACCY01-R	POE125U-ACCY01-R	-	Mounting Bracket Kit for Multiport Midspans to 1U 19" rack	23.84	21.45	19.68	18.90
552-POE-CIT-R	POE-CIT-R	-	POE Camera Installation Tool	21.35	19.22	17.29	16.16

PHIHONG 15 WATT UNIVERSAL 2-WIRE INPUT SINGLE OUTPUT DESKTOP ADAPTER

- AC Input voltage: 90-264VAC
- AC frequency: 47-63Hz
- Output connector: 2.1x5.5mm, center positive
- No Load Power Saving <0.3W
- 6ft. DC Cord Included
- Efficiency Level V Compliance

For quantities greater than listed, call for quote.

MOUSER STOCK NO.	Phihong Part No.	Fig.	Output Level	Load Min.	Load Max.	Ripple P-P (max.)	Regulation L-L	Price Each 1	5	25	100
552-PSAA15W-050V-R	PSAA15W-050V	C	5V	0A	3A	70mV	±5%	14.32	12.88	11.60	10.43
552-PSAA15W-120V-R	PSAA15W-120V	C	12V	0A	1.25A	120mV	±5%	14.32	12.88	11.60	10.43
552-PSAA15W-180V-R	PSAA15W-180V	C	18V	0A	0.83A	180mV	±5%	14.32	12.88	11.60	10.43
552-PSAA15W-240V-R	PSAA15W-240V	C	24V	0A	0.63A	240mV	±5%	14.32	12.88	11.60	10.43
552-PSAA15W-480V-R	PSAA15W-480V	C	48V	0A	0.31A	480mV	±5%	14.32	12.88	11.60	10.43

PHIHONG 18 WATT UNIVERSAL 3-WIRE INPUT SINGLE OUTPUT ADAPTER

- AC input voltage: 90-264VAC
- AC frequency: 47-63Hz
- Efficiency: 80% min. avg.
- Output connector: 2.1x5.5mm, center positive
- Ecodesign Erp Directve 2009/125/EC level 2 annex/b compliant

For quantities greater than listed, call for quote.

MOUSER STOCK NO.	Phihong Part No.	Fig.	Output Level	Load Min.	Load Max.	Ripple P-P (max.)	Regulation L-L	Price Each 1	5	25	100
PSAA18U Series	• 5ft. DC Cord Included	• Efficiency Level V Compliance									
552-PSA-A18U-090	PSAA18U-090-R	D	9V	0A	2.0A	110mV	±5%	18.97	18.07	16.67	15.27
552-PSA-A18U-120	PSAA18U-120-R	D	12V	0A	1.5A	120mV	±5%	18.97	18.07	16.67	15.27
552-PSA-A18U-150	PSAA18U-150-R	D	15V	0A	1.2A	150mV	±5%	18.97	18.07	16.67	15.27
552-PSA-A18U-240	PSAA18U-240-R	D	24V	0A	0.75A	240mV	±5%	18.97	18.07	16.67	15.27
PSC18U Series	• 6ft. DC Cord Included	• Efficiency Level V Compliance									
552-PSC-18U-480-R	PSC18U-480(P)-R	D	48V	0A	0.38A	400mV	±5%	20.29	19.32	17.83	16.33

PHIHONG 30 WATT UNIVERSAL 2-WIRE INPUT ADAPTER

- AC Input voltage: 90-264VAC
- AC frequency: 47-63Hz
- Output connector: 2.5x5.5mm, center positive
- Ecodesign ErP Directive 2009/125/EC compliant

For quantities greater than listed, call for quote.

MOUSER STOCK NO.	Phihong Part No.	Fig.	Output Voltage Range	Load Min.	Load Max.	Ripple P-P (max.)	Regulation L-L	Price Each 1	5	25	100
PSA30W Series - Dimensions in. (mm): 3.15(80)L x 1.38(35)W x 0.94(24)H			• Efficiency Level V Compliance								
552-PSA30W-190A-R	PSA30W-190A	E	18.05-19.95V	0A	1.6A	190mV	±5%	29.01	24.95	22.95	20.66

PHIHONG 40 WATT UNIVERSAL 2-WIRE INPUT ADAPTER

- AC Input voltage: 90-264VAC
- AC frequency: 47-63Hz
- Output connector: 2.5x5.5mm, center positive
- Ecodesign ErP Directive 2009/125/EC compliant

For quantities greater than listed, call for quote.

MOUSER STOCK NO.	Phihong Part No.	Fig.	Output Voltage Range	Load Min.	Load Max.	Ripple P-P (max.)	Regulation L-L	Price Each 1	5	25	100
PSA40W Series - Dimensions in. (mm): 3.54(90)L x 1.40(35.5)W x 1.06(27)H			• Efficiency Level V Compliance								
552-PSA40W-190-R	PSA40W-190-R	E	18.05-19.95V	0A	2.1A	190mV	±5%	35.68	33.52	30.50	28.95

© Copyright 2013 Mouser Electronics
© Copyright 2013 Mouser Electronics

PHIHONG AC Adapters and Power Supply Cords

RoHS Compliant This page of product is compliant.

PHIHONG PSAC30U 20-30 WATT 3-WIRE INPUT SINGLE OUTPUT ADAPTER

Specifications:
- AC Input Voltage: 90-264VAC
- AC frequency: 47-63Hz
- Efficiency: 78.6% min. at 5V, 83.5% min at 12V, 24V and 56V
- Dimensions: in(mm) 4.07(103.4) L x 1.65(42)W x 1.13(28.7)H
- Output Connector: 2.1x5.5mm, center positive
- 5 foot DC cord included

Features:
- Class B EMI
- Ecodesign ErP Directive Complaint
- EISA Level V Compliant

RoHS Compliant

For quantities greater than listed, call for quote.

MOUSER STOCK NO.	Phihong Part No.	Fig.	Output Voltage	Load Min.	Load Max.	Ripple	Output Power	Price Each 1	5	25	100
552-PSAC30U-050-R	PSAC30U-050-R	A	5V	0A	4.00A	70mV	20W	25.36	22.97	21.38	20.66
552-PSAC30U-120-R	PSAC30U 120-R	A	12V	0A	2.50A	120mV	30W	25.36	22.97	21.38	20.66
552-PSAC30U-240-R	PSAC30U-240-R	A	24V	0A	1.25A	240mV	30W	25.36	22.97	21.38	20.66
552-PSAC30U-560-R	PSAC30U-560-R	A	56V	0A	0.54A	560mV	30W	25.42	22.97	21.38	20.66

PHIHONG PSM36W 36 WATT 2-WIRE INPUT SINGLE OUTPUT ADAPTER

Specifications:
- AC Input Voltage: 89-270VAC
- AC Input Frequency: 47-63Hz
- Output Connector: 2.1x5.5mm, center positive
- Dimensions: 4.72(120)L x 1.98(50)W x 1.27(31.5)H
- 3 foot DC cord included
- Efficiency: 85% min.

Features:
- Ecodesign ErP Directive Complaint
- Class B EMI
- EISA Level V Compliant
- Energy Star EPS2.0 Compliance

RoHS Compliant

For quantities greater than listed, call for quote.

MOUSER STOCK NO.	Phihong Part No.	Fig.	Output Voltage	Load Min.	Load Max.	Ripple	Price Each 1	5	25	100
552-PSM36W-120-TW2-R	PSM36W-120-TW2-R	B	12V	0A	3A	140mV	21.94	19.82	18.45	17.83

PHIHONG PSA45U 38 WATT MULTIPLE OUTPUT ADAPTERS

Specifications:
- AC input voltage: 90-264VAC
- AC frequency: 47-63Hz
- Efficiency: 70% typical
- Output Connector: 5P DIN

Features:
- Built-in EMI filter Class B
- Compact size
- 6 foot DC cord included
- Over voltage and short circuit protection

RoHS Compliant

For quantities greater than listed, call for quote.

MOUSER STOCK NO.	Phihong Part No.	Fig.	Output Voltage	Load Min.	Load Max.	Ripple P-P	Regulation Line	Regulation Load	Price Each 1	5	25	100
552-PSA-45U-201-R	PSA45U-201-R	C	5V	0.3A	4A	50mV	±1%	±5%	44.89	41.41	38.47	35.71
			12V	0.2A	1.5A	120mV	±1%	±5%				

PHIHONG 60 WATT UNIVERSAL INPUT SINGLE OUTPUT ADAPTERS

Specifications:
- AC input voltage: 90-264VAC
- AC frequency: 47-63Hz
- Efficiency: 85% min. average
- Output connector: 2.1x5.5mm, center positive
- Dimensions: in.(mm), 5.12(130) L x 2.36(60)W x 1.3(32)H

Features:
- EISA Level V Compliant
- Class B EMI
- Non-vented/spill-proof case
- No load power consumption <0.5W
- 4 foot DC cord included

RoHS Compliant

For quantities greater than listed, call for quote.

MOUSER STOCK NO.	Phihong Part No.	Fig.	Output Voltage	Load Min.	Load Max.	Ripple P-P (max)	Regulation L-L	Price Each 1	5	25	100
PSAA60W, 2-Wire											
552-PSA-A60W-150-R	PSAA60W-150-R	B	15V	0A	4.0A	150mV	±5%	35.71	32.95	30.21	28.62
552-PSA-A60W-180-R	PSAA60W-180-R	B	18V	0A	3.3A	180mV	±5%	35.99	33.29	30.45	28.74
PSAC60W, 2-Wire											
552-PSAC60W-120-R	PSAC60W-120-R	B	+12V	0A	5.0A	200mV	±5%	36.90	34.94	31.05	29.31
552-PSAC60W-240-R	PSAC60W-240-R	B	+12V	0A	5.0A	200mV	±5%	36.90	34.94	31.05	29.31
552-PSAC60W-480-R	PSAC60W-480-R	B	+12V	0A	5.0A	200mV	±5%	36.90	34.94	31.05	29.31
552-PSAC60W-560-R	PSAC60W-560-R	B	+12V	0A	5.0A	200mV	±5%	36.90	34.94	31.05	29.31
PSAA60M, 3-Wire											
552-PSAC60M-120-R	PSAC60M-120-R	D	+12V	0A	5.0A	200mV	±5%	37.11	35.12	31.21	29.47
552-PSAC60M-240-R	PSAC60M-240-R	D	+12V	0A	5.0A	200mV	±5%	37.11	35.12	31.21	29.47
552-PSAC60M-480-R	PSAC60M-480-R	D	+12V	0A	5.0A	200mV	±5%	37.11	35.12	31.21	29.47
552-PSAC60M-560-R	PSAC60M-560-R	D	+12V	0A	5.0A	200mV	±5%	37.11	35.12	31.21	29.47

PHIHONG PSC75U 75 WATT UNIVERSAL 3-WIRE INPUT SINGLE OUTPUT ADAPTERS

Specifications:
- AC input voltage: 90-264VAC
- Efficiency: 87% min. avg.
- Output Connector: 2.1mmx5.5mm center positive
- AC Frequency: 47-63Hz
- Dimensions: in(mm) 5.93(150.5)L x 2.78(70.5) W x 1.54(39) H

Features:
- Class B EMI
- EISA compliant: Efficiency Level V
- Energy Star EPS2.0 Compliance

RoHS Compliant

For quantities greater than listed, call for quote.

MOUSER STOCK NO.	Phihong Part No.	Fig.	Output Voltage	Load Min.	Load Max.	Ripple P-P	Regulation L-L	Price Each 1	5	25	100
552-PSC75U-560-R	PSC75U-560-R	A	56V	0A	1.34A	560mV	±5%	59.91	51.86	47.84	42.75

PHIHONG PSA120U 120 WATT UNIVERSAL 3 WIRE INPUT ADAPTERS

Specifications:
- Efficiency: 87-90% min. avg.
- Short Circuit Protection
- AC Input Voltage: 90-264 VAC
- Dimensions: in(mm) 6.85(174) L x 3.03(77)W x 1.69(43) H
- AC Input Frequency: 47-63Hz
- Ecodesign ErP Directive Complaint
- Over-Voltage Protection
- Efficiency Level V
- Output connectore: 2.5x5.5mm, center postive 24V, 48V, 56V
- Output connectore 12V: 6 CKT mini-Fit

RoHS Compliant

For quantities greater than listed, call for quote.

MOUSER STOCK NO.	Phihong Part No.	Fig.	DC Output Voltage	Load Min.	Load Max.	Ripple P-P (max)	Regulation L-L	Price Each 1	5	25	100
552-PSA120U-120V-R	PSA120U-120V-R	A	+12V	0A	10A	150mV	±5%	104.64	99.40	94.43	86.87
552-PSA120U-240V-R	PSA120U-240V-R	A	+24V	0A	5.0A	240mV	±5%	84.48	77.33	75.35	70.17
552-PSA120U-480V-R	PSA120U-480V-R	A	+48V	0A	2.5A	480mV	±5%	84.48	77.33	75.35	70.17
552-PSA120U-560V-R	PSA120U-560V-R	A	+56V	0A	2.14A	560mV	±5%	84.48	77.33	75.35	70.17

PHIHONG POWER SUPPLY AC CORDS

For quantities greater than listed, call for quote.

MOUSER STOCK NO.	Phihong Part No.	Fig.	Length	Description	Price Each 1	5	25	100
552-AC15WNA-R	AC15WNA-R	E	6ft.	2-wire AC Cord - US version	2.55	2.31	2.11	1.97
552-AC15WEU-R	AC15WEU-R	F	5ft. 7in.	2-wire AC Cord - European version	3.00	2.70	2.46	2.30
552-AC15WUK-R	AC15WUK-R	G	5ft. 7in.	2-wire AC Cord - UK version	7.35	6.61	6.03	5.64
552-AC30UNA-R	AC30UNA-R	H	5ft. 7in.	3-wire AC Cord - US version	4.39	4.01	3.53	3.28
552-AC30MNA-R	AC30MNA-R	I	6ft.	3-wire AC Cord - US version	4.94	4.45	3.96	3.80
552-AC30UEU-R	AC30UEU-R	J	6ft.	3-wire AC Cord – European version	10.91	9.91	9.04	8.44

DIMENSIONS: in. (mm)

A



B



C

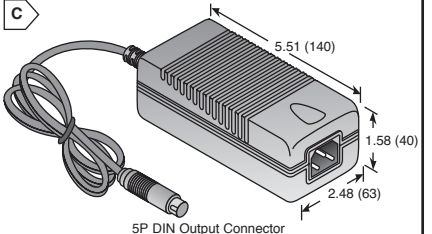

5P DIN Output Connector

D

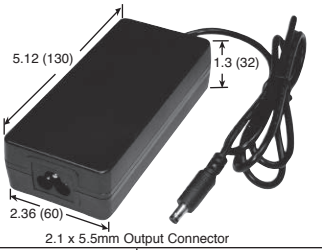

2.1 x 5.5mm Output Connector

E

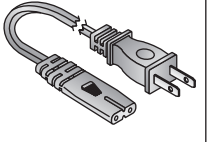

F

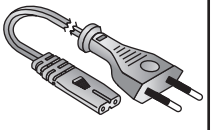

G

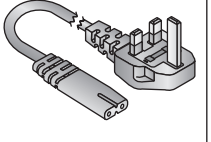

H



I

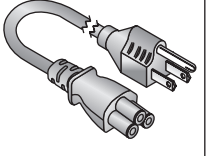

J



© Copyright 2013 Mouser Electronics

© Copyright 2013 Mouser Electronics

PHIHONG AC Adapters and LED Drivers

RoHS Compliant **This page of product is compliant.**

DIMENSIONS: in. (mm)

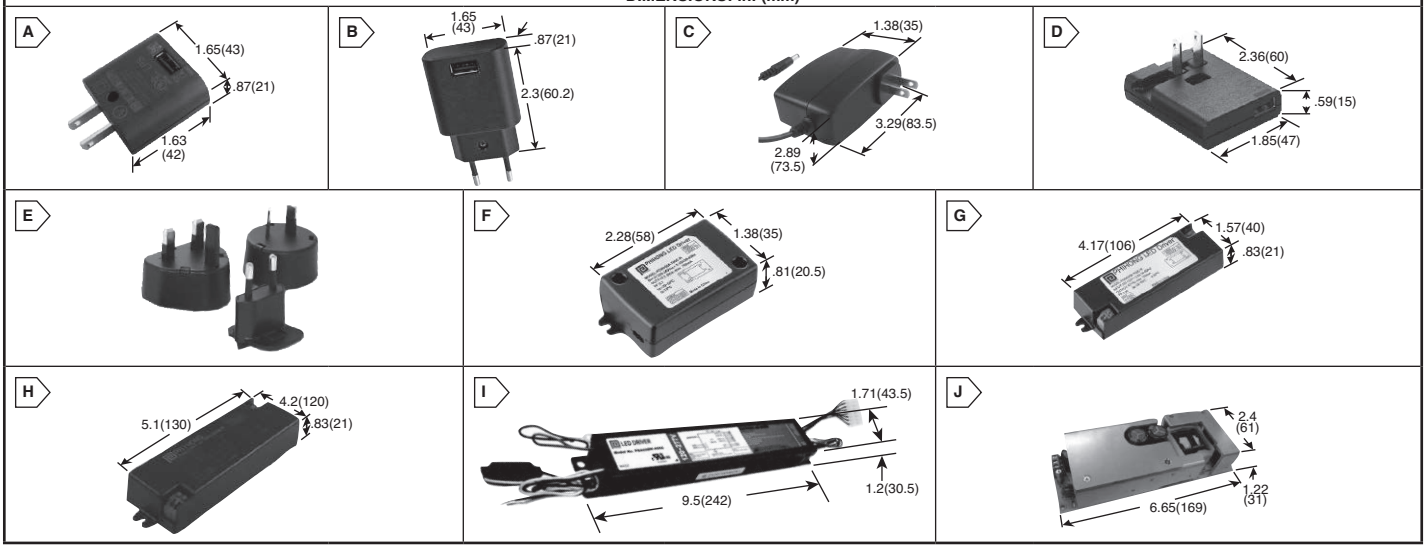

PHIHONG PSM03A 2.75 WATT FIXED BLADE USB CHARGER

Specifications:

- AC input voltage: 90-264VAC
- Efficiency: 63.7% min. avg.
- Output connector: USB A
- Level V Compliant
- 5 star stand by power L0.03W
- No Y cap

For quantities greater than listed, call for quote.

MOUSER STOCK NO.	Phihong Part No.	Fig.	DC Output Voltage	Load Min.	Load Max.	Ripple P-P (max.)	Regulation L-L	Price Each 1	5	25	100
US Plug • CUL / UL Approval											
552-PSM03A-050Q-3-R	PSM03A-050Q-3-R	A	5V	0A	0.55A	100mV	±5%	**4.67**	**4.42**	**4.21**	**3.98**
European Plug • CE Approval											
552-PSM03E-050Q-3-R	PSM03E-050Q-3-R	B	5V	0A	0.55A	100mV	±5%	**4.96**	**4.75**	**4.58**	**4.23**

PHIHONG PSA24A 24 WATT WALL PLUG-IN ADAPTER

Specifications:

- AC input voltage: 90-264VAC
- Efficiency: 80% min. avg.
- Output connector: 2.1x5.5mm, center positive
- Level V Compliant
- Over-voltage, over-current protection

For quantities greater than listed, call for quote.

MOUSER STOCK NO.	Phihong Part No.	Fig.	DC Output Voltage	Load Min.	Load Max.	Ripple P-P (max.)	Regulation L-L	Price Each 1	5	25	100
552-PSA-24A-120-R	PSA24A-120(P)-R	C	12V	0A	2.0A	150mV	±5%	**18.15**	**17.08**	**16.01**	**14.55**

PHIHONG F-SERIES 3-10 WATT FOLDING BLADE ADAPTERS

Specifications:

- AC input voltage: 90-264VAC
- Efficiency: 68% min. avg.
- Output connector: USB A
- Level V Compliant
- Erp Directive 2009/125/EC level 2 annex Ib Compliant

PRODUCT NEW

✻D+/D- † Drop Compensation

For quantities greater than listed, call for quote.

MOUSER STOCK NO.	Phihong Part No.	Fig.	DC Output Voltage	Load Min.	Load Max.	Ripple P-P (max.)	Regulation L-L	Price Each 1	5	25	100
PSA03F Series											
552-PSA03F-050Q-R	PSA03F-050Q-R	D	5V	0A	0.6A	100mV	±5%	**7.24**	**6.88**	**6.54**	**6.22**
PSA05F Series											
552-PSA05F-050-R	PSA05F-050Q-H	D	5V	0A	1.0A	100mV	±5%	**8.45**	**8.03**	**7.49**	**7.14**
✻ 552-PSA05F-050Q-AG-R	PSA05F-050Q(AG)-R	D	5V	0A	1A	100mV	±5%	**8.20**	**7.78**	**7.39**	**6.94**
PSA10F Series											
552-PSA10F-050Q-R	PSA10F-050Q-R	D	5V	0A	2A	100mV	±5%	**15.47**	**13.93**	**12.53**	**11.28**
† 552-PSA10F-050Q(D)-R	PSA10F-050Q(D)-R	D	5V	0A	2A	100mV	±5%	**15.47**	**13.93**	**12.53**	**11.28**
✻ 552-PSA10F-050Q(S)-R	PSA10F-050Q(S)-R	D	5V	0A	2A	100mV	±5%	**15.47**	**13.93**	**12.53**	**11.28**

PHIHONG F-SERIES AC PLUG

For PSA05F Series (Adapters Sold Separately)

For quantities greater than listed, call for quote.

MOUSER STOCK NO.	Phihong Part No.	Fig.	Description	Price Each 1	5	25	100
552-FPB-R	FPB-H	E	Brazil Plug	**1.20**	**1.10**	**1.01**	**.953**
552-FPC-R	FPC-H	E	China Plug	**1.02**	**.935**	**.857**	**.809**
552-FPH-R	FPH-R	E	Korea Plug	**1.20**	**1.10**	**1.01**	**.953**
552-FPI-R	FPI-R	E	India Plug	**1.58**	**1.48**	**1.37**	**1.27**
552-FPE-R	FPE-R	E	European Plug	**1.20**	**1.10**	**1.05**	**.961**

For quantities greater than listed, call for quote.

MOUSER STOCK NO.	Phihong Part No.	Fig.	Description	Price Each 1	5	25	100
552-FPN-R	FPN-H	F	Argentina Plug	**2.08**	**1.90**	**1.74**	**1.65**
552-FPK-R	FPK-R	F	UK Plug	**1.50**	**1.40**	**1.29**	**1.20**
552-FPS-R	FPS-R	F	Australian Plug	**1.71**	**1.59**	**1.48**	**1.37**
552-FPKIT-R	FPKIT-R	F	Kit w/ Euro, UK, Aus. plugs	**3.83**	**3.55**	**3.30**	**3.04**

PHIHONG 6-90 WATT LED DRIVERS

Features:

- OVP and short circuit protection
- UL8750 Compliant
- Brownout/Brownout Recovery

For quantities greater than listed, call for quote.

MOUSER STOCK NO.	Phihong Part No.	Fig.	DC Output Voltage Range Min.	Typ.	Max.	Output Current Range Min.	Typ.	Max.	Max Power	Price Each 1	5	25	100
AC Input Voltage: 90-132VAC • Non-Dimmable Driver • Constant Current													
552-PDA006B-700C-H	PDA006B-700C-H	F	2.5V	-	7.5V	650A	700A	750A	5.6W	**16.62**	**15.25**	**13.97**	**13.20**
552-PDA010B-700C-H	PDA010B-700C-H	G	7.5V	-	12V	650A	700A	750A	9W	**38.23**	**35.09**	**32.16**	**30.36**
552-PDA015B-350C-H	PDA015B-350C-H	H	17.5V	-	42V	300A	350A	400A	16.8W	**47.33**	**43.43**	**39.81**	**37.59**
552-PDA030B-700C-H	PDA030B-700C-H	H	15V	-	42V	650A	700A	750A	31.5W	**75.83**	**69.58**	**63.78**	**60.22**
AC Input Voltage: 108-304VAC • Dimmable • Constant Current • 4 Channel Output													
552-PDA037W-350G-R	PDA037W-350G-R	I	22V	24.5V	26.5V	333mA	350mA	368mA	37W	**87.52**	**75.08**	**63.32**	**56.90**
552-PDA050W-450G-R	PDA050W-450G-R	I	22V	24.5V	26.5V	430mA	453mA	476mA	49W	**98.22**	**87.99**	**79.47**	**75.64**
AC Input Voltage: 90-304VAC • Open Frame LED Driver Non-Diming • Constant Voltage													
552-PSM090-240P-R	PSM090-240P-R	J	22.8V	24V	25.2V	0.2A	-	3.75A	90W	**110.97**	**101.83**	**93.35**	**88.13**

© Copyright 2013 Mouser Electronics
© Copyright 2013 Mouser Electronics

CORCOM Power Filters

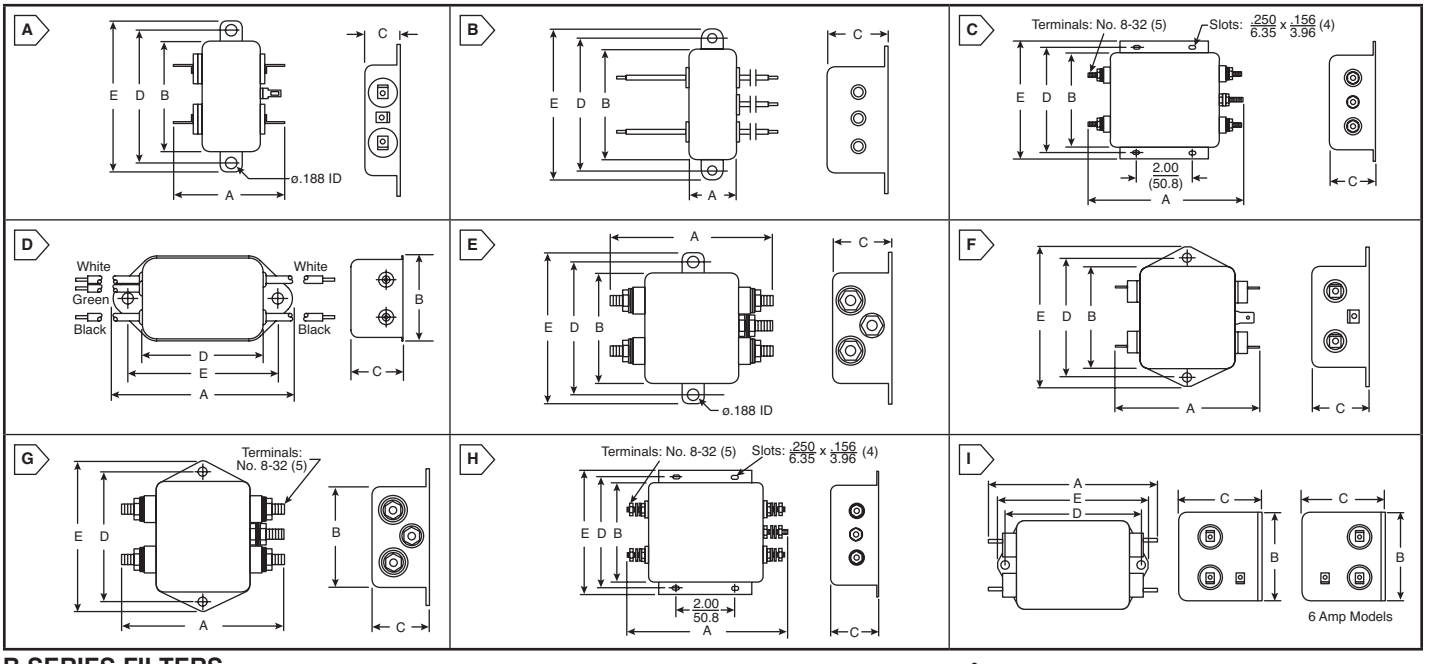

B SERIES FILTERS

1 to 30 Amps; 120/250 Volts AC; 50-60Hz

For quantities greater than listed, call for quote.

MOUSER STOCK NO.	Corcom Part No.	Fig.	Amps	Dimensions: in. (mm)					Price Each			
				A	B	C	D	E	1	10	25	50
592-1VB1	1VB1	A	1	2.25 (57.2)	1.82 (46.2)	0.66 (16.8)	2.125 (53.98)	2.53 (64.3)	12.94	12.71	11.75	10.80
592-1VB3	1VB3	B	1	0.96 (24.4)	1.82 (46.2)	0.66 (16.8)	2.125 (53.98)	2.53 (64.3)	13.09	12.74	12.39	11.90
592-2VB1	2VB1	A	2	2.25 (57.2)	1.82 (46.2)	0.66 (16.8)	2.125 (53.98)	2.53 (64.3)	11.63	11.10	10.56	9.68
592-2VB3	2VB3	B	2	0.96 (24.4)	1.82 (46.2)	0.66 (16.8)	2.125 (53.98)	2.53 (64.3)	12.54	11.97	11.42	10.44
592-3VB1	3VB1	A	3	2.61 (66.3)	1.82 (46.2)	0.78 (19.8)	2.125 (53.98)	2.53 (64.3)	13.43	12.82	12.21	11.20
592-3VB3	3VB3	B	3	1.32 (33.5)	1.82 (46.2)	0.78 (19.8)	2.125 (53.98)	2.53 (64.3)	14.33	13.67	13.03	11.94
592-5VB1	5VB1	A	5	2.61 (66.3)	1.82 (46.2)	0.78 (19.8)	2.125 (53.98)	2.53 (64.3)	12.44	11.88	11.33	10.39
592-5VB3	5VB3	B	5	1.32 (33.5)	1.82 (46.2)	0.78 (19.8)	2.125 (53.98)	2.53 (64.3)	13.17	12.57	11.98	10.97
592-10VB1	10VB1	A	10	2.61 (66.3)	1.82 (46.2)	1.16 (29.5)	2.125 (53.98)	2.53 (64.3)	13.89	12.73	12.64	11.58
592-20VB1	20VB1	A	20	3.36 (85.3)	2.07 (52.6)	1.16 (29.5)	2.375 (60.33)	2.81 (71.4)	21.40	19.85	18.19	17.87
592-30VB6	30VB6	C	30	5.34 (135.6)	3.38 (85.9)	1.53 (38.9)	3.750 (95.30)	4.20 (106.7)	43.81	40.22	37.85	35.31

FB SERIES

0.5 to 5 Amps; 277 VAC/VDC; 50-60Hz

PRODUCT NEW

For quantities greater than listed, call for quote.

MOUSER STOCK NO.	Corcom Part No.	Fig.	Amps	Dimensions: in. (mm)					Price Each			
				A	B	C	D	E	1	10	25	50
592-HFB3	HFB3	D	0.5	3.0 (76.2)	1.42 (36.07)	.875 (22.23)	2.03 (51.56)	2.5 (63.5)	15.47	13.73	12.71	11.82
592-2FB3	2FB3	D	2	3.0 (76.2)	1.42 (36.07)	.875 (22.23)	2.03 (51.56)	2.5 (63.5)	15.27	13.55	12.54	11.66
592-3FB3	3FB3	D	3	3.0 (76.2)	1.42 (36.07)	.875 (22.23)	2.03 (51.56)	2.5 (63.5)	14.59	12.95	11.97	11.15
592-5FB3	5FB3	D	5	3.0 (76.2)	1.42 (36.07)	.875 (22.23)	2.03 (51.56)	2.5 (63.5)	15.08	13.38	12.38	11.51

H SERIES FILTERS

RFI Power Line Filters for UL2601—Medical

For quantities greater than listed, call for quote.

MOUSER STOCK NO.	Corcom Part No.	Fig.	Amps	Dimensions: in. (mm)					Price Each			
				A	B	C	D	E	1	10	25	50
592-6EH1	6EH1	A	6	2.25 (57.20)	1.82 (46.10)	0.66 (16.7)	2.125 (53.98)	2.53 (64.20)	13.03	12.31	11.57	10.59
592-10EH1	10EH1	A	10	2.25 (57.20)	1.82 (46.10)	0.66 (16.7)	2.125 (53.98)	2.53 (64.20)	13.26	12.65	12.05	11.06

K SERIES FILTERS

1 to 30 Amps; 120/250 Volts AC; 50-60Hz

For quantities greater than listed, call for quote.

MOUSER STOCK NO.	Corcom Part No.	Fig.	Amps	Dimensions: in. (mm)					Price Each			
				A	B	C	D	E	1	10	25	50
592-2VK1	2VK1	A	2	3.10 (78.7)	2.07 (52.6)	0.91 (23.1)	2.375 (60.33)	2.81 (71.4)	14.80	14.13	13.47	12.35
592-3VK3	3VK3	B	3	1.81 (46.0)	2.07 (52.6)	1.16 (29.5)	2.375 (60.33)	2.81 (71.4)	19.31	18.18	16.80	15.55
592-5VK1	5VK1	A	5	3.10 (78.7)	2.07 (52.6)	0.91 (23.1)	2.375 (60.33)	2.81 (71.4)	15.11	14.40	13.71	12.58
592-10VK1	10VK1	A	10	3.35 (85.1)	2.07 (52.6)	1.16 (29.5)	2.375 (60.33)	2.81 (71.4)	15.89	14.52	14.46	13.26
592-10VK6	10VK6	E	10	3.46 (87.9)	2.07 (52.6)	1.16 (29.5)	2.375 (60.33)	2.81 (71.4)	17.87	17.36	16.91	16.26
592-20VK1	20VK1	F	20	3.35 (85.1)	2.56 (65.0)	1.53 (38.9)	2.938 (74.63)	3.35 (85.1)	23.73	23.33	21.59	19.81
592-20VK6	20VK6	G	20	3.46 (87.9)	2.56 (65.0)	1.53 (38.9)	2.938 (74.63)	3.35 (85.1)	27.45	26.70	24.97	22.93
592-30VK6	30VK6	H	30	5.34 (135.6)	3.38 (85.9)	1.53 (38.9)	3.75 (95.25)	4.20 (106.7)	48.28	44.26	40.84	37.93

R SERIES FILTERS

1 to 20 Amps; 120/250 Volts AC; 50-60Hz

For quantities greater than listed, call for quote.

MOUSER STOCK NO.	Corcom Part No.	Fig.	Amps	Dimensions: in. (mm)					Price Each			
				A	B	C	D	E	1	10	25	50
592-1VR1	1VR1	I	1	3.35 (85.1)	1.81 (46.0)	1.16 (29.5)	2.375 (60.33)	2.78 (70.6)	23.52	23.43	21.41	19.65
592-2VR1	2VR1	I	2	3.35 (85.1)	1.81 (46.0)	1.16 (29.5)	2.375 (60.33)	2.78 (70.6)	21.28	20.29	19.30	17.75
592-3VR1	3VR1	I	3	3.35 (97.8)	2.07 (52.6)	1.16 (29.5)	2.938 (74.63)	3.35 (85.1)	22.82	21.80	20.78	19.07
592-5VR1	5VR1	I	5	3.35 (97.8)	2.07 (52.6)	1.16 (29.5)	2.938 (74.63)	3.35 (85.1)	21.08	19.15	17.57	16.22
592-10VR1	10VR1	I	10	3.35 (97.8)	2.07 (52.6)	1.53 (38.9)	2.938 (74.63)	3.35 (85.1)	22.29	20.55	18.44	17.44
592-20VR1	20VR1	I	20	5.23 (132.8)	3.37 (85.6)	1.53 (38.9)	3.750 (95.25)	4.20 (106.7)	54.72	52.25	49.78	45.68

© Copyright 2013 Mouser Electronics

© Copyright 2013 Mouser Electronics

CORCOM Power Filters

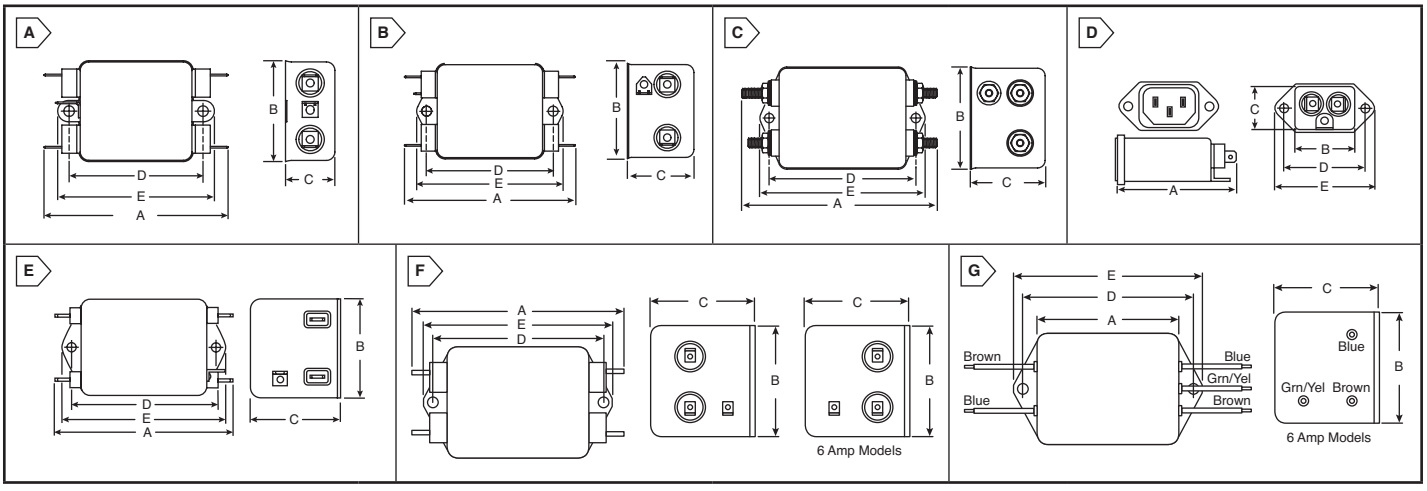

SB SERIES

High Performance B Series Power Line Filters

- 6 to 30 Amps; 250 Volts AC/250 Volts DC; 50/60Hz

For quantities greater than listed, call for quote.

MOUSER STOCK NO.	Corcom Part No.	Fig.	Amps	Input/Output Style	Dimensions: in. (mm)					Price Each			
					A (max)	B (max)	C (max)	D ±.015 (±.38)	E (max)	1	25	50	100
Low Leakage (<0.5mA) Current Designation													
592-6ESB1	6ESB1	A	6	.250 terminals	3.36 (85.34)	1.82 (46.23)	.91 (23.11)	2.375 (60.325)	2.78 (70.61)	**15.54**	**14.13**	**12.96**	**11.99**
592-10ESB1	10ESB1	B	10	.250 terminals	3.36 (85.34)	1.82 (46.23)	1.28 (32.51)	2.375 (60.325)	2.78 (70.61)	**16.95**	**15.40**	**14.13**	**13.03**
592-10ESB6	10ESB6	C	10	Threaded Bolt	3.47 (88.14)	1.82 (46.23)	1.53 (38.86)	2.375 (60.325)	2.78 (70.61)	**21.56**	**19.59**	**17.99**	**16.57**
592-20ESB1	20ESB1	B	20	.250 terminals	3.85 (97.79)	2.07 (52.58)	1.31 (33.27)	2.938 (74.625)	3.35 (85.09)	**24.15**	**21.96**	**20.15**	**18.61**
592-20ESB6	20ESB6	C	20	Threaded Bolt	4.0 (101.6)	2.07 (52.58)	1.53 (38.86)	2.938 (74.625)	3.35 (85.09)	**30.73**	**27.93**	**25.56**	**23.66**
592-30ESB6	30ESB6	C	30	Threaded Bolt	4.92 (124.97)	2.07 (52.58)	1.53 (38.86)	3.947 (100.254)	4.33 (109.98)	**58.73**	**49.02**	**45.19**	**41.95**
Standard Leakage Current Designation													
592-6VSB1	6VSB1	A	6	.250 terminals	3.36 (85.34)	1.82 (46.23)	.91 (23.11)	2.375 (60.325)	2.78 (70.61)	**13.81**	**12.57**	**11.53**	**10.61**
592-10VSB1	10VSB1	B	10	.250 terminals	3.36 (85.34)	1.82 (46.23)	1.28 (32.51)	2.375 (60.325)	2.78 (70.61)	**15.44**	**14.04**	**12.85**	**11.86**
592-20VSB1	20VSB1	B	20	.250 terminals	3.85 (97.79)	2.07 (52.58)	1.31 (33.27)	2.938 (74.625)	3.35 (85.09)	**23.75**	**21.58**	**19.80**	**18.20**
592-20VSB6	20VSB6	C	20	Threaded Bolt	4.0 (101.6)	2.07 (52.58)	1.53 (38.86)	2.938 (74.625)	3.35 (85.09)	**28.16**	**25.65**	**23.50**	**21.69**

EC SERIES FILTERS

High Performance Compact RFI Power Line Filters with IEC Connectors

- 3 to 10 Amps; 120/250 Volts AC; 50/60Hz

For quantities greater than listed, call for quote.

MOUSER STOCK NO.	Corcom Part No.	Fig.	Amps	Dimensions: in. (mm)					Price Each			
				A	B	C	D	E	1	10	25	50
592-3EC1	3EC1	D	3	2.62 (66.5)	1.19 (30.2)	0.81 (20.6)	1.575 (40.01)	1.98 (50.3)	**24.40**	**23.73**	**23.08**	**21.69**
592-6EC1	6EC1	D	6	2.62 (66.5)	1.19 (30.2)	0.81 (20.6)	1.575 (40.01)	1.98 (50.3)	**21.47**	**20.51**	**19.55**	**17.93**
592-10EC1	10EC1	D	10	2.62 (66.5)	1.19 (30.2)	0.81 (20.6)	1.575 (40.01)	1.98 (50.3)	**20.97**	**19.22**	**17.75**	**16.46**

T SERIES FILTERS

High Performance RFI Power Line Filters for Switching Power Supplies

- 6 to 20 Amps; 120/250 Volts AC; 50/60Hz

For quantities greater than listed, call for quote.

MOUSER STOCK NO.	Corcom Part No.	Fig.	Amps	Dimensions: in. (mm)					Price Each			
				A	B	C	D	E	1	10	25	50
592-6ET1	6ET1	E	6	3.56 (90.4)	2.15 (54.6)	1.81 (46.0)	2.938 (74.63)	3.38 (85.9)	**42.99**	**41.03**	**39.08**	**35.88**
592-10ET1	10ET1	E	10	4.69 (119.1)	2.27 (57.7)	1.80 (45.7)	4.063 (103.2)	4.47 (113.5)	**62.13**	**59.75**	**56.53**	**51.86**
592-10VT1	10VT1	E	10	4.69 (119.1)	2.27 (57.7)	1.80 (45.7)	4.063 (103.2)	4.47 (113.5)	**62.10**	**59.10**	**56.53**	**51.85**

Q SERIES FILTERS

High Performance RFI Filters for Switching Power Supplies

RoHS Compliant

- 1 to 20 Amps; 120/250 Volts AC; 50/60Hz

For quantities greater than listed, call for quote.

MOUSER STOCK NO.	Corcom Part No.	Fig.	Amps	Dimensions: in. (mm)					Price Each			
				A	B	C	D	E	1	10	25	50
592-3VQ1	3VQ1	F	3	3.85 (97.8)	2.07 (52.6)	1.78 (45.2)	2.938 (74.63)	3.34 (84.8)	**50.29**	**48.01**	**45.73**	**41.95**
592-3VQ3	3VQ3	G	3	2.56 (65.0)	2.07 (52.6)	1.78 (45.2)	2.938 (74.63)	3.34 (84.8)	**48.09**	**46.17**	**43.76**	**40.15**
592-6EQ1	6EQ1	F	6	4.98 (126.5)	2.27 (57.7)	1.80(45.7)	4.063 (103.2)	4.47 (113.5)	**72.88**	**71.73**	**66.30**	**60.81**
592-6EQ3	6EQ3	G	6	3.69 (93.7)	2.27 (57.7)	1.80 (45.7)	4.063 (103.2)	4.47 (113.5)	**72.88**	**69.59**	**66.31**	**60.84**
592-20EQ1	20EQ1	F	20	6.66 (168.1)	2.07 (52.6)	2.28 (57.9)	5.625 (142.9)	6.00 (153.2)	**93.12**	**88.82**	**84.72**	**77.71**
592-20VQ1	20VQ1	F	20	6.66 (168.1)	2.07 (52.6)	2.28 (57.9)	5.625 (142.9)	6.03 (153.2)	**93.11**	**89.95**	**85.54**	**77.78**

© Copyright 2013 Mouser Electronics
© Copyright 2013 Mouser Electronics

CORCOM Power Filters

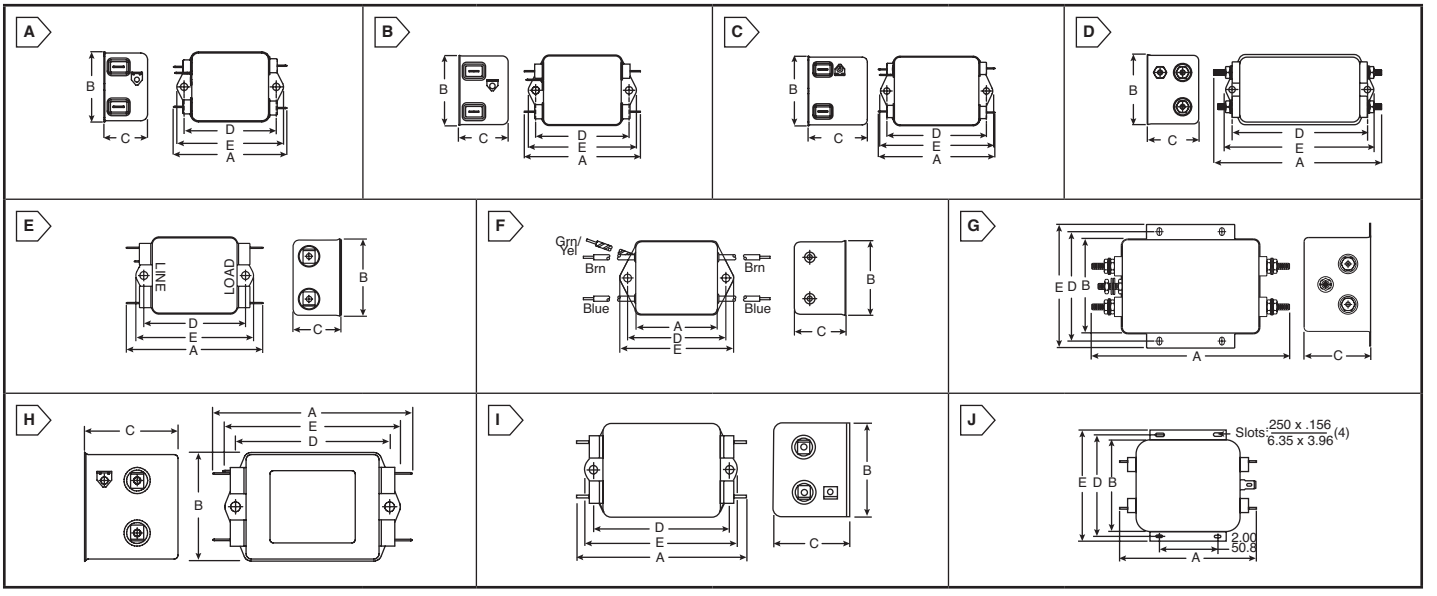

HZ SERIES FILTERS

High Performance Power Line Filter for Medical Applications

- 4 to 30 Amps; 250 Volts AC; 50/60Hz

For quantities greater than listed, call for quote.

MOUSER STOCK NO.	Corcom Part No.	Fig.	Amps	Dimensions: in. (mm)					Price Each			
				A	B	C	D	E	1	10	25	50
592-4EHZ1	4EHZ1	A	4	3.07 (77.98)	1.82 (46.23)	1.16 (29.46)	2.375 (60.33)	2.78 (70.61)	28.54	26.57	24.46	23.01
592-6EHZ1	6EHZ1	B	6	3.07 (77.98)	1.82 (46.23)	1.28 (32.51)	2.375 (60.33)	2.78 (70.61)	37.71	25.64	25.43	23.34
592-10EHZ1	10EHZ1	C	10	3.54 (89.92)	2.047 (51.99)	1.805 (45.85)	74.63 (74.63)	3.54 (89.92)	56.57	47.37	38.17	35.00
592-15EHZ1	15EHZ1	C	15	3.54 (89.92)	2.047 (51.99)	1.805 (45.85)	74.63 (74.63)	3.54 (89.92)	56.56	54.00	51.46	47.17
592-20EHZ1	20EHZ1	C	20	3.54 (89.92)	2.047 (51.99)	1.805 (45.85)	74.63 (74.63)	3.54 (89.92)	63.73	60.85	57.98	53.19
592-30EHZ6	30EHZ6	D	30	4.92 (124.97)	2.07 (52.58)	1.53 (38.86)	100.25 (100.25)	4.33 (109.98)	84.97	81.14	77.32	70.95

EMC SERIES FILTERS

Compact Dual Stage RFI Power Line Filters

- 6 to 30 Amps; 120/250 Volts AC; 50/60Hz

For quantities greater than listed, call for quote.

MOUSER STOCK NO.	Corcom Part No.	Fig.	Amps	Dimensions: in. (mm)					Price Each			
				A	B	C	D	E	1	10	25	50
592-6EMC1	6EMC1	E	6	3.85 (97.8)	2.07 (52.6)	1.16 (29.5)	2.938 (74.6)	3.35 (85.1)	22.71	22.18	21.50	20.13
592-6EMC3	6EMC3	F	6	2.56 (65.0)	2.07 (52.6)	1.16 (29.5)	2.938 (74.6)	3.35 (85.1)	21.11	20.29	19.37	17.76
592-10EMC1	10EMC1	E	10	3.85 (97.8)	2.07 (52.6)	1.53 (38.91)	2.938 (74.6)	3.35 (85.1)	20.39	20.33	19.26	17.01
592-10EMC3	10EMC3	F	10	2.56 (65.0)	2.07 (52.6)	1.53 (38.9)	2.938 (74.6)	3.35 (85.1)	21.33	19.61	18.22	17.07
592-15EMC1	15EMC1	E	15	4.97 (126.2)	2.25 (57.2)	1.78 (45.2)	4.063 (103.2)	4.46 (113.3)	41.05	39.18	37.33	34.21
592-20EMC1	20EMC1	E	20	4.97 (126.2)	2.25 (57.2)	1.78 (45.2)	4.063 (103.2)	4.46 (113.3)	34.74	33.17	31.61	29.99
592-30EMC6	30EMC6	G	20	6.05 (153.7)	3.12 (79.12)	2.18 (55.4)	3.50 (88.9)	3.96 (100.6)	59.00	56.37	53.68	49.27

RK SERIES FILTERS

Compact Single Stage Power Line Filters

- 3-20 Amps; 250 Volts AC; 50/60Hz

RoHS Compliant

For quantities greater than listed, call for quote.

MOUSER STOCK NO.	Corcom Part No.	Fig.	Amps	Dimensions: in. (mm)					Price Each			
				A	B	C	D	E	1	10	25	50
592-3ERK1	3ERK1	H	3	3.35 (85.09)	1.81 (45.97)	1.16 (29.46)	2.375 (60.33)	2.78 (70.61)	27.02	25.80	24.59	22.53
592-6ERK1	6ERK1	H	6	3.35 (85.09)	3.35 (85.09)	1.82 (46.23)	1.28 (32.51)	2.375 (74.67)	32.05	31.00	29.39	26.96
592-20ERK1	20ERK1	H	20	3.85 (97.79)	2.07 (52.58)	1.78 (45.21)	2.94 (74.67)	3.35 (85.09)	44.76	44.67	40.69	37.35

S SERIES FILTERS

Multipurpose Power Line RFI Filter for Emission Control

- 6 to 20 Amps; 120/250 Volts AC; 50/60Hz

For quantities greater than listed, call for quote.

MOUSER STOCK NO.	Corcom Part No.	Fig.	Amps	Dimensions: in. (mm)					Price Each			
				A	B	C	D	E	1	10	25	50
592-6VS1	6VS1	I	6	3.86 (98.0)	2.08 (52.8)	1.53 (38.9)	2.938 (74.63)	3.34 (84.8)	28.01	26.74	25.48	23.36
592-10VS1	10VS1	I	10	3.86 (98.0)	2.08 (52.8)	1.53 (38.9)	2.938 (74.63)	3.34 (84.8)	32.95	31.08	29.99	27.49
592-20VS1	20VS1	J	20	5.23 (132.8)	3.38 (85.9)	1.53 (38.9)	3.75 (95.25)	4.20 (106.7)	72.89	69.60	66.33	60.85
592-60VS6	60VS6	J	60	7.2 (182.88)	3.08 (78.23)	2.28 (57.91)	5.63 (142.87)	6.28 (158.78)	119.49	114.28	108.81	99.84

V AND W SERIES

Multipurpose Power Line RFI Filters for Emission Control and High-Noise Industrial Environments

- 3 to 20 Amps; 120/250 Volts AC; 50/60Hz

For quantities greater than listed, call for quote.

MOUSER STOCK NO.	Corcom Part No.	Fig.	Amps	Dimensions: in. (mm)					Price Each			
				A	B	C	D	E	1	10	25	50
592-3VW1	3VW1	I	3	3.36 (85.3)	1.82 (46.2)	1.28 (32.5)	2.375 (60.33)	2.78 (70.6)	33.33	31.81	30.30	24.31
592-6VV1	6VV1	I	6	3.86 (98.0)	2.08 (52.8)	1.53 (38.9)	2.938 (74.63)	3.34 (84.8)	31.59	30.17	28.75	26.38
592-6VW1	6VW1	I	6	3.86 (98.0)	2.08 (52.8)	1.53 (38.9)	2.938 (74.63)	3.34 (84.8)	33.33	31.82	30.32	27.83
592-10VV1	10VV1	I	10	3.86 (98.0)	2.08 (52.8)	1.53 (38.9)	2.938 (74.63)	3.34 (84.8)	35.03	34.07	31.82	29.17
592-10VW1	10VW1	I	10	3.86 (98.0)	2.08 (52.8)	1.53 (38.9)	2.938 (74.63)	3.34 (84.8)	38.24	36.51	34.78	31.92
592-20VV1	20VV1	J	20	5.23 (132.8)	3.38 (85.9)	1.53 (38.9)	3.75 (95.25)	4.20 (106.7)	76.31	72.88	69.44	64.09
592-20VW1	20VW1	J	20	5.23 (132.8)	3.38 (85.9)	1.53 (38.9)	3.75 (95.25)	4.20 (106.7)	78.00	70.20	68.24	65.08

© Copyright 2013 Mouser Electronics
© Copyright 2013 Mouser Electronics

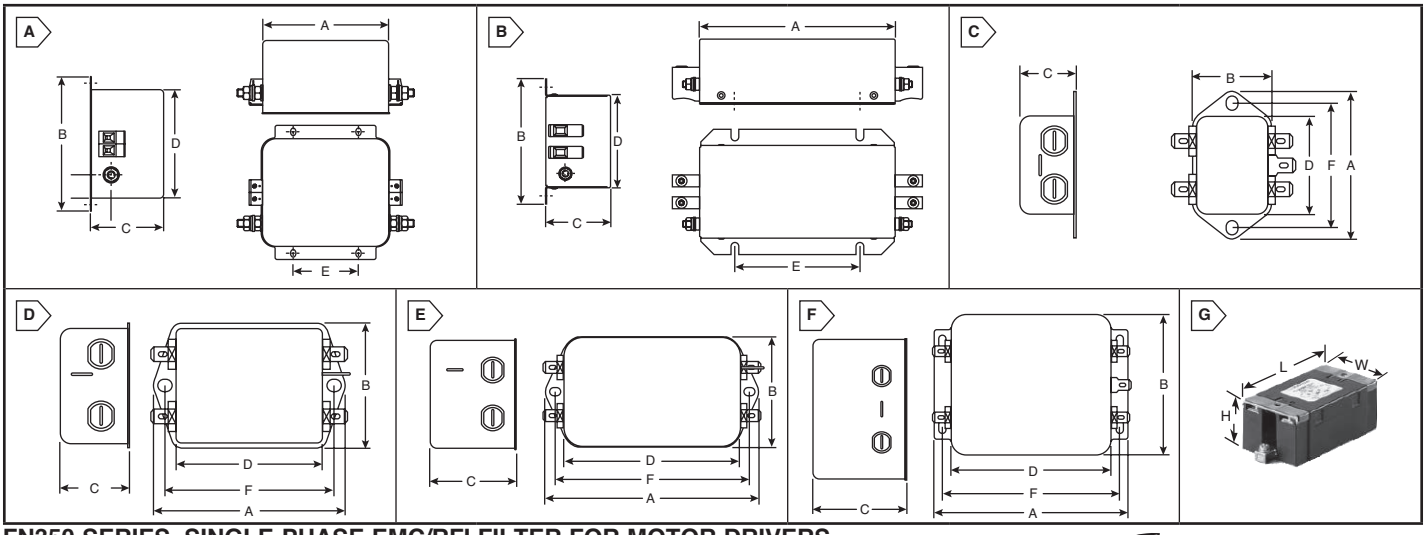

FN350 SERIES, SINGLE-PHASE EMC/RFI FILTER FOR MOTOR DRIVERS

Features:
- Compact filter solution for single-phase motor drive applications
- Industrial grade safety terminal blocks
- Designed to meet EN55011/14/22
- Compliant with IEC60950

RoHS Compliant

For quantities greater than listed, call for quote.

MOUSER STOCK NO.	Schaffner Part No.	Fig.	Amps	Leakage Current 230VAC/50Hz	Power Loss @ 25°C/50Hz	Dimensions: mm					Price Each		
						A	B	C	D	E	1	25	50
631-FN350-20/29	FN350-20/29	A	20	4.9mA	6.1W	99.5	105	57	84.4	51	167.39	139.91	130.66
631-FN350-55/33	FN350-55/33	B	55	11mA	9.9W	180	115	60	85	115	287.99	275.99	261.45

FN2010 SERIES, SINGLE STAGE FILTERS

Features:
- Current ratings from 1 to 30A
- General-pupose filtering performance
- Maximum operating voltage: 250VAC 50/60Hz
- Optional medical versions available - contact a Mouser Representative

RoHS Compliant

For quantities greater than listed, call for quote.

MOUSER STOCK NO.	Schaffner Part No.	Fig.	Connector Housing	Amps	Inductance (mH)	Capacitance Cx (μF)	Capacitance Cy (nF)	Res. (Ω)	Housing	Dimensions: mm A	B	C	D	F	Price Each 1	25	50
631-FN2010-1/06	FN2010-1/06	C	Fast-on	1	12.00	0.10	4.7	1	F3	64±0.3	35	24.3	43.5	54	13.12	11.72	11.12
631-FN2010-1/07	FN2010-1/07	C	Wire Leads	1	12.00	0.10	4.7	1	F3	64±0.3	35	24.3	43.5	54	14.35	12.82	12.17
631-FN2010-3/06	FN2010-3/06	C	Fast-on	3	2.50	0.10	4.7	1	F3	64±0.3	35	24.3	43.5	54	13.35	11.47	10.91
631-FN2010-3/07	FN2010-3/07	C	Wire Leads	3	2.50	0.10	4.7	1	F3	64±0.3	35	24.3	43.5	54	13.78	11.57	10.98
631-FN2010-6/06	FN2010-6/06	C	Fast-on	6	1.00	0.10	4.7	1	F3	64±0.3	35	24.3	43.5	54	13.66	12.12	11.47
631-FN2010-10/06	FN2010-10/06	C	Fast-on	10	0.80	0.10	4.7	1	F2	64±0.3	35	29.3	43.5	54	13.35	11.47	10.91
631-FN2010-12/06	FN2010-12/06	C	Fast-on	12	0.70	0.10	4.7	1	F2	64±0.3	35	29.3	43.5	54	13.51	12.07	11.46
631-FN2010-16/06	FN2010-16/06	D	Fast-on	16	0.65	0.10	4.7	1	H2	71	46.6	29.3	50.5	61	20.83	17.34	15.99
631-FN2010-20/06	FN2010-20/06	D	Fast-on	20	0.60	0.10	4.7	1	K1	85	54	30.3	64.8	75	21.45	17.86	16.52
631-FN2010-20/08	FN2010-20/08	D	Stud Term	20	0.60	0.10	4.7	1	K1	85	54	30.3	64.8	75	38.17	33.49	31.82
631-FN2010-30/08	FN2010-30/08	E	Stud Term	30	0.67	0.47	10.0	1	P	113.5	57.5	45.4±1.2	94	103	38.73	34.73	33.02

FN2060 AND FN2070 SERIES, MULTI-STAGE FILTERS

Features:
- FN2060 current ratings from 1 to 30A
- FN2070 current ratings from 1 to 36A
- High differential and common mode attenuation
- Maximum operating voltage: 250VAC 50/60Hz
- Optional medical versions available - contact a Mouser Representative

RoHS Compliant

For quantities greater than listed, call for quote.

MOUSER STOCK NO.	Schaffner Part No.	Fig.	Connector Housing	Amps	Inductance (mH)	Capacitance Cx (μF)	Capacitance Cy (nF)	Res. (Ω)	Housing	Dimensions: mm A	B	C	D	F	Price Each 1	25	50
FN2060																	
631-FN2060-3/06	FN2060-3/06	D	Fast-on	3	2.5	0.22	4.7	1	H2	71	46.6	29.3	50.5	61	22.07	19.37	18.39
631-FN2060-6/06	FN2060-6/06	D	Fast-on	6	0.97	0.22	4.7	1	H2	71	46.6	29.3	50.5	61	22.07	19.37	18.40
631-FN2060-10/06	FN2060-10/06	D	Fast-on	10	0.8	0.47	4.7	0.47	K1	85	54	30.3	64.8	75	22.07	19.37	18.40
631-FN2060-12/06	FN2060-12/06	D	Fast-on	12	0.58	0.47	4.7	0.47	K1	85	54	30.3	64.8	75	25.54	21.82	20.00
631-FN2060-16/06	FN2060-16/06	D	Fast-on	16	0.65	0.33	4.7	1	K2	85	54	40.3	64.8	75	47.22	39.89	38.10
FN2070																	
631-FN2070-1/06	FN2070-1/06	D	Fast-on	1	22.00	0.33	4.7	1.00	K1	85	54	30.3	64.8	75	26.51	21.82	20.59
631-FN2070-3/06	FN2070-3/06	D	Fast-on	3	9.80	0.47	4.7	0.47	K2	85	54	40.3	64.8	75	26.92	23.34	21.25
631-FN2070-3/07	FN2070-3/07	D	Wire Leads	3	9.80	0.47	4.7	0.47	K2	85	54	40.3	64.8	75	25.53	23.23	22.13
631-FN2070-6/06	FN2070-6/06	E	Fast-on	6	7.80	1.00	4.7	0.22	P	113.5	57.5	45.4±1.2	94	103	34.52	30.53	28.48
631-FN2070-6/07	FN2070-6/07	E	Wire Leads	6	7.80	1.00	4.7	0.22	P	113.5	57.5	45.4±1.2	94	103	35.65	30.23	28.76
631-FN2070-10/06	FN2070-10/06	E	Fast-on	10	4.50	1.00	4.7	0.22	Q	156	57.5	45.4±1.2	130.5	143	55.60	46.35	42.08
631-FN2070-10/07	FN2070-10/07	E	Wire Leads	10	4.50	1.00	4.7	0.22	Q	156	57.5	45.4±1.2	130.5	143	47.36	41.43	37.85
631-FN2070-12/06	FN2070-12/06	E	Fast-on	12	3.25	1.00	4.7	0.22	Q	156	57.5	45.4±1.2	130.5	143	45.94	42.86	39.55
631-FN2070-16/06	FN2070-16/06	F	Fast-on	16	2.80	1.00	4.7	0.22	L2	119±0.5	85.5	57.6	98.5	109	72.28	66.63	62.70
631-FN2070-16/07	FN2070-16/07	F	Wire Leads	16	2.80	1.00	4.7	0.22	L2	119±0.5	85.5	57.6	98.5	109	73.67	69.21	60.97
631-FN2070-25/08	FN2070-25/08	E	Stud Term	25	2.00	2.20	4.7	0.22	Q	156	57.5	45.4±1.2	130.5	143	94.55	86.74	80.05
631-FN2070-36/08	FN2070-36/08	E	Stud Term	36	1.23	2.20	4.7	0.22	Q	156	57.5	45.4±1.2	130.5	143	99.58	89.62	84.66

FN2450 SERIES, SINGLE-PHASE SAFE AND ERGONOMIC FILTERS

Features:
- Light weight plastic enclosure design
- Very low filter leakage current
- Hinged saftey covers
- Environmental friendly design without potting compound

NEW PRODUCT

For quantities greater than listed, call for quote.

MOUSER STOCK NO.	Schaffner Part No.	Fig.	Rated Current @ 55°C (40°)	Leakage Current @ 230VAC/50Hz	Inductance (mH)	Capacitance Cx	Capacitance Cy	Res. (MΩ)	Dimensions: mm L	W	H	Price Each 1	25	50
631-FN2450G-6-61	FN2450G-6-61	G	6 (6.8)	0.73	10.5	0.47	4.7	1	103	51	38	29.53	27.42	26.02
631-FN2450G-10-61	FN2450G-10-61	G	10 (11.4)	0.73	4.9	0.47	4.7	1	103	51	38	30.00	27.86	26.43
631-FN2450G-16-61	FN2450G-16-61	G	16 (18.2)	0.73	1.84	0.47	4.7	1	103	51	38	29.53	27.42	26.02
631-FN2450G-20-61	FN2450G-20-61	G	20 (22.8)	0.73	0.94	0.47	4.7	1	103	51	38	29.13	27.04	26.43
631-FN2450F-6-61	FN2450F-6-61	G	6 (6.8)	0.52	10.5	0.47	3.3	1	103	51	38	29.53	27.42	26.02
631-FN2450F-10-61	FN2450F-10-61	G	10 (11.4)	0.52	4.9	0.47	3.3	1	103	51	38	30.00	27.86	26.43
631-FN2450F-16-61	FN2450F-16-61	G	16 (18.2)	0.52	1.84	0.47	3.3	1	103	51	38	29.53	27.42	26.02
631-FN2450F-20-61	FN2450F-20-61	G	20 (22.8)	0.52	0.94	0.47	3.3	1	103	51	38	30.00	27.86	26.43
Medical														
631-FN2450B-6-61	FN2450B-6-61	G	6 (6.8)	0.002	10.5	0.47	-	1	103	51	38	29.53	27.42	26.02
631-FN2450B-10-61	FN2450B-10-61	G	10 (11.4)	0.002	4.9	0.47	-	1	103	51	38	30.00	27.86	26.43
631-FN2450B-16-61	FN2450B-16-61	G	16 (18.2)	0.002	1.84	0.47	-	1	103	51	38	29.53	27.42	26.03
631-FN2450B-20-61	FN2450B-20-61	G	20 (22.8)	0.002	0.94	0.47	-	1	103	51	38	30.13	27.85	26.43

© Copyright 2013 Mouser Electronics
© Copyright 2013 Mouser Electronics

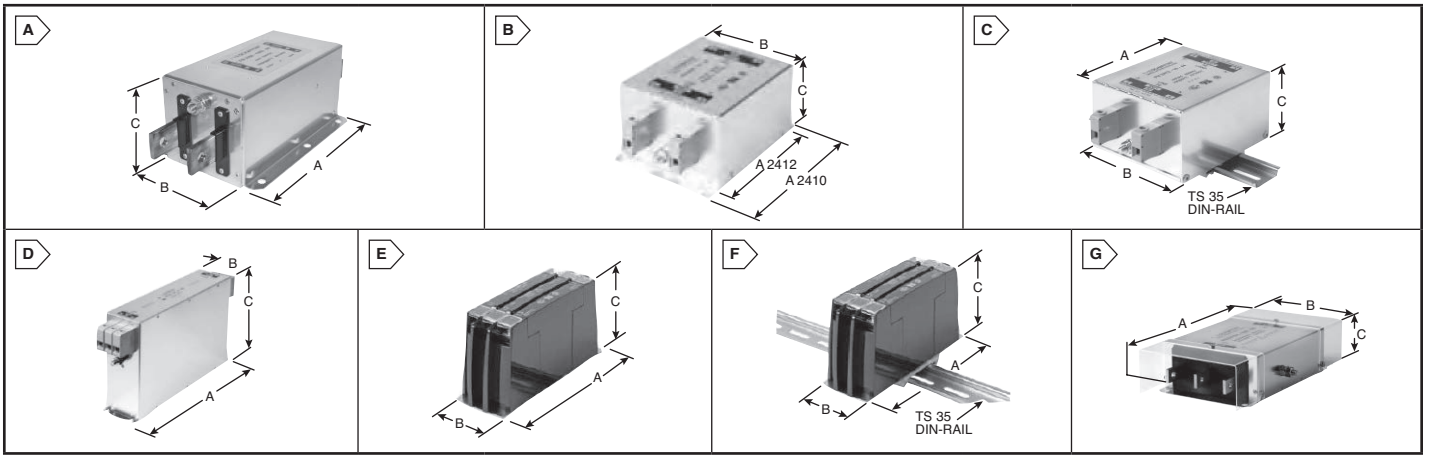

FN2200 SERIES, DC EMC/EMI POWER LINE FILTER

Specifications:

- Protection category: IP20 (25 to 150A types)
- Maximum continuous operating voltage: Max. 1200VDC
- Most compact standard solution in the industry, optionally available without capacitors to ground (B types)

For quantities greater than listed, call for quote.

MOUSER STOCK NO.	Schaffner Part No.	Fig.	Current Rating @ 55°C (40°C)	Typical Drive Power Rating	Leakage Current	Power Loss @ 25°C/50Hz	Input Connector	Weight (kg)	Dimensions: mm A	B	C	Price Each 1	25	50
631-FN2200-25-33	FN2200-25-33	A	25A (28A)	10kW	-	8W	-33	0.9	170	80	65	59.60	53.52	47.79
631-FN2200-50-34	FN2200-50-34	A	50A (57A)	20kW	-	17W	-34	1.6	200	95	80	116.42	103.95	99.67
631-FN2200-75-34	FN2200-75-34	A	75A (86A)	30kW	-	18W	-34	1.7	200	95	80	126.31	112.65	110.16
631-FN2200-150-40	FN2200-150-40	A	150A (173A)	60kW	-	31W	-40	4.9	250	140	115	296.97	274.46	266.25
631-FN2200-400-99	FN2200-400-99	A	400A(460A)	150kW	-	16W	-99	6.1	300	190	110	490.77	469.07	454.41
631-FN2200-600-99	FN2200-600-99	A	600A(690A)	250kW	-	29W	-99	6.5	300	190	110	589.62	563.57	545.95

FN2410 AND FN2412 SERIES, SINGLE AND TWO-PHASE EMC/RFI FILTERS

Specifications:

- FN2410 filters are designed for chassis mounting
- FN2412 filters can be snapped into TS 35 DIN rails
- "H" versions are ideally suitable for an operation on two phases in a three-phase power network
- Excellent filter performance for applications with high interference levels
- Maximum continuous operating voltage: FN2410/FN2412: 1 x 250VAC
- Maximum leakage current: 3.4mA @ 230VAC/50Hz

For quantities greater than listed, call for quote.

MOUSER STOCK NO.	Schaffner Part No.	Fig.	Current Rating @ 50°C (40°C)	Typical Drive Power Rating	Leakage Current	Power Loss @ 25°C/50Hz	Input Connector	Weight (kg)	Dimensions: mm A	B	C	Price Each 1	25	50
631-FN2410-16/44	FN2410-16-44	B	16A (17.5A)	-	3.4mA	3.5W	-44	0.5	130	93	62	63.28	60.05	53.28
631-FN2410-32/33	FN2410-32-33	B	32A (35.0A)	-	3.4mA	5.6W	-33	0.7	130	93	76	83.82	78.06	70.96
631-FN2410-45/33	FN2410-45-33	B	45A (49.3A)	-	3.4mA	7.4W	-33	0.7	130	93	76	85.24	77.98	72.24
631-FN2412-16/44	FN2412-16-44	C	16A (17.5A)	-	3.4mA	3.5W	-44	0.6	110	93	73	71.76	68.61	60.53
631-FN2412-25/33	FN2412-25-33	C	25A (27.4A)	-	3.4mA	5.5W	-33	0.7	110	93	87	78.84	72.95	67.89
631-FN2412-32/33	FN2412-32-33	C	32A (35.0A)	-	3.4mA	5.6W	-33	0.8	110	93	87	88.00	82.60	77.22

FN258 SERIES BOOK STYLE, 3-PHASE FILTERS

FN256 SERIES Features:

- 8A to 160A @ 50°C current ratings
- High attenuation
- Low leakage current
- Compact dimensions
- Maximum operating voltage: 3x 480/277VAC

FN258 SERIES Features:

- 7A to 250A current ratings @ 50°C
- Slim book-style housing
- Designed for long cable lengths
- Maximum operating voltage: 3x 450/277VAC

For quantities greater than listed, call for quote.

MOUSER STOCK NO.	Schaffner Part No.	Fig.	Current Rating @ 50°C (40°C)	Typical Drive Power Rating	Leakage Current	Power Loss @ 25°C/50Hz	Input Connector	Weight (kg)	Dimensions: mm A	B	C	Price Each 1	10	20
Book Style														
631-FN258-16/07	FN258-16-07	D	16A (17.5A)	7.5kW	18.3mA	20W	-07	1.4	305	55	142	192.56	184.59	180.59
631-FN258-16/29	FN258-16-29	D	16A (17.5A)	7.5kW	18.3mA	20W	-29	1.4	305	55	142	268.97	224.13	203.56
631-FN258-30/33	FN258-30-33	D	30A (33A)	15kW	24.2mA	21W	-33	1.7	335	60	150	257.58	246.55	236.41
631-FN258-55/34	FN258-55-34	D	55A (60A)	30kW	25.8mA	30W	-34	2.9	329	80	185	385.19	372.86	360.54
631-FN258-75/34	FN258-75-34	D	75A (82A)	37kW	25.8mA	24W	-34	3.9	329	80	220	706.61	589.24	534.70
631-FN258-100/35	FN258-100-35	D	100A (110A)	55kW	25.8mA	51W	-35	5.5	379	90	220	477.83	460.12	446.32

FN3025/FN3026 SERIES, ADVANCED EMC/RFI 3-PHASE FILTERS

RoHS Compliant

Specifications:

- Light weight plastic enclosure design
- Chassis or DIN-rail mounting option
- Hinged safety covers
- Environmentally friendly design without compound

For quantities greater than listed, call for quote.

MOUSER STOCK NO.	Schaffner Part No.	Fig.	Current Rating @ 50°C (40°C)	Typical Drive Power Rating	Leakage Current	Power Loss @ 25°C/50Hz	Input Connector	Weight (kg)	Dimensions: mm A	B	C	Price Each 1	10	20
631-FN3025HL-20-71	FN3025HL-20-71	E	20A (21.4A)	11kW	0.4mA	6.2W	-71	0.52	150	50	78	99.71	88.06	83.10
631-FN3025HL-30-71	FN3025HL-30-71	E	30A (32.1A)	18.5kW	0.4mA	7.0W	-71	0.54	150	50	78	111.41	94.83	87.73
631-FN3025HL-50-72	FN3025HL-50-72	E	50A (53.5A)	30kW	0.4mA	10.5W	-72	0.93	177	65	84	128.45	108.38	104.37
631-FN3025HP-20-71	FN3025HP-20-71	E	20A (21.4A)	11kW	2.5mA	6.2W	-71	0.52	150	50	78	102.13	86.94	85.60
631-FN3025HP-30-71	FN3025HP-30-71	E	30A (32.1A)	18.5kW	2.5mA	7.0W	-71	0.54	150	50	78	135.59	112.82	106.72
631-FN3026HL-20-71	FN3026HL-20-71	F	20A (21.4A)	11kW	0.4mA	6.2W	-71	0.56	150	50	78	103.38	95.02	89.74
631-FN3026HL-30-71	FN3026HL-30-71	F	30A (32.1A)	18.5kW	0.4mA	7.0W	-71	0.58	150	50	78	123.07	115.72	107.70

FN3270H SERIES, COMPACT 3-PHASE FILTERS

RoHS Compliant

Specifications:

- Extremely compact and light weight
- Easy, time-saving installation and contacting
- RoHS Compliant

For quantities greater than listed, call for quote.

MOUSER STOCK NO.	Schaffner Part No.	Fig.	Current Rating @ 50°C (40°C)	Typical Drive Power Rating	Leakage Current	Power Loss @ 230VAC/50Hz	Input Connector	Weight (kg)	Dimensions: mm A	B	C	Price Each 1	5
631-FN3270H-10-44	FN3270H-10-44	G	10A (11A)	5.5kW	26.4mA	2.4W	-44	0.4	150	58	58	88.77	84.63
631-FN3270H-20-44	FN3270H-20-44	G	20A (22A)	11kW	26.4mA	4.1W	-44	0.5	150	58	58	93.55	88.63
631-FN3270H-50-34	FN3270H-50-34	G	50A (55A)	30kW	29.4mA	12.8W	-34	1.2	170	85	80	211.87	200.72
631-3270H-100-35	FN3270H-100-35	G	100A (110A)	55kW	29.4mA	17.1W	-35	2.6	230	95	90	387.59	376.28
631-FN3270H-200-99	FN3270H-200-99	G	200A (219A)	110kW	59.5mA	13.2W	-99	6.1	300	200	86	643.14	623.66

© Copyright 2013 Mouser Electronics
© Copyright 2013 Mouser Electronics

J TYPE POWER CONDITIONERS WITH BATTERY BACKUP

- Output Connections: (2) NEMA 5-15R



For quantities greater than listed, call for quote.

MOUSER STOCK NO.	APC Part No.	No. of Outlets	Model	Dimensions: H x W x D in.	Output Capacity	Price Each
679-J35B	J35B	8	Power Conditioners with Battery Backup	97.60 x 431.80 x 406.40	1500VA / 865w	647.35

A

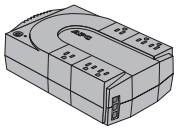

B



C



D

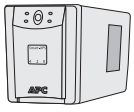

E

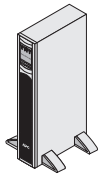

BACK-UPS

Back up power solutions from desktop to datacenter to custom-built industrial UPS system

- Input / Output Volts = 120V / 120V
- Input Plug - NEMA 5-15P
- SMT2200 - NEMA 5-20P
- SMT3000 - NEMA L5-30P

For quantities greater than listed, call for quote.

MOUSER STOCK NO.	APC Part No.	Fig.	No. of Outlets	Model	Dimensions: H x W x D in.	Output Power Capacity	Recommended Replacement Battery	Backup Time Half/Full Load	Price Each
679-BE450G	BE450G	A	8	Back-UPS ES	3.50 x 7.00 x 12.00	450VA / 257W	- - -	11.6min / 2.5 min.	67.44
679-BE550G	BE550G	A	8	Back-UPS ES	3.50 x 7.00 x 12.00	550VA / 330W	APCRBC110	13.5min / 3.3 min.	76.85
679-BE750G	BE750G	A	10	Back-UPS ES	3.48 x 7.09 x 13.49	750VA / 450W	RBC17	11.3min. / 2.3 min.	115.89
679-BK350	BK350	B	6	Back-UPS CS	6.50 x 3.60 x 11.20	350VA / 210W	RBC2	18.1min. / 4.7 min.	111.28
679-BK500	BK500	B	6	Back-UPS CS	6.50 x 3.60 x 11.20	500VA / 300W	RBC2	13.9min. / 3.4 min.	138.70
679-BR700G	BR700G	C	6	Power-Saving Back-UPS RS	7.48 x 3.58 x 12.20	700VA / 420W	RBC17	12.0min. / 3.0 min.	151.49
679-BR1000G	BR1000G	C	8	Power-Saving Back-UPS RS	9.84 x 3.94 x 15.04	1000VA / 600W	APCRBC123	20.0 min. / 7.0 min.	176.36
679-BR1500G	BR1500G	B	10	Power-Saving Back-UPS RS	14.60 x 3.40 x 13.10	1500VA / 865W	RBC33	15.4min. / 5.1 min.	280.88
679-SC420	SC420	D	4	Smart-UPS SC	6.60 x 4.70 x 14.50	420VA / 260W	RBC2	13.5min. / 5.5 min.	151.30
679-SC620	SC620	D	4	Smart-UPS SC	6.60 x 4.70 x 14.50	620VA / 390W	RBC4	15.7min. / 5.5 min.	214.04
679-SMT750	SMT750	C	6	Power-Saving Smart-UPS	6.30 x 5.40 x 14.10	750VA / 500W	RBC48	15.9min. / 4.6 min.	352.34
679-SMT1000	SMT1000	C	8	Power-Saving Smart-UPS	8.50 x 6.70 x 17.30	1000VA / 670W	RBC6	20.6min. / 6.1 min.	491.13
679-SMT1500	SMT1500	C	8	Power-Saving Smart-UPS	8.50 x 6.70 x 17.30	1440VA / 980W	RBC7	23.9min. / 6.7 min.	609.37
679-SMT2200	SMT2200	C	✻10	Power-Saving Smart-UPS	17.00 x 7.70 x 21.50	2200VA / 1980W	RBC55	24.0min. / 7.0 min.	1005.02
679-SMT3000	SMT3000	C	✻10	Power-Saving Smart-UPS	17.00 x 7.70 x 21.50	3000VA / 2700W	RBC55	14.0min. / 6.0 min.	1316.80
679-SMX750	SMX750	E	8	Power-Saving Smart-UPS	17.00 x 3.50 x 19.30	750VA / 600W	APCRBC116	24.0min. / 12.0 min.	556.97
679-SMX1000	SMX1000	E	8	Power-Saving Smart-UPS	17.00 x 3.50 x 19.30	1000VA / 800W	APCRBC116	20.0min. / 8.0 min.	681.16
679-SMX1500RM2U	SMX1500RM2U	E	8	Power-Saving Smart-UPS	3.50 x 17.00 x 19.30	1500VA / 1200W	APCRBC115	14.0min. / 5.0 min.	850.22

✻10 Output Connections: (8) NEMA 5-12R & (2) NEMA 5-20R

A



B

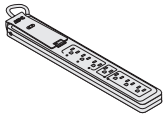

C

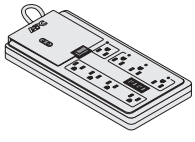

D



E

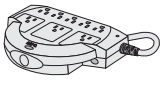

F



SURGE PROTECTION AND CONDITIONING

Safeguard your equipment from everyday power surges, lightning strikes and other power anomalies

For quantities greater than listed, call for quote.

MOUSER STOCK NO.	APC Part No.	Fig.	No. of Outlets	Category	Description	Price Each
679-P7T	P7T	A	7	Basic Surge Protectors - A	490 joules, data line protection, 6' cord, black	16.97
679-P7GB	P7GB	B	7	Power-Saving Essential SurgeArrest	1020 joules, "power-saving" outlets, data line protection, 4' cord, white	28.07
679-P8GT	P8GT	C	8	Power-Saving Home/Office SurgeArrest	with phone protection	32.09
679-P4GC	P4GC	D	4	Power-Saving Surge Protectors	1020 joules, LCD Timer controls all 4 outlets	20.22
679-P6GC	P6GC	D	6	Power-Saving Surge Protectors	1020 joules, LCD timer controls 5 outles. 1 continous	21.40
679-PRO8	PRO8	E	8	SurgeArrest Professional	320 joules, beige	26.74
679-NET9RMBLK	NET9RMBLK	F	9	SurgeArrest Rack Mountable	1700 joules, horizontal or vertical mount, beige	104.86

LINE-R-HIGH PERFORMANCE POWER CONDITIONING

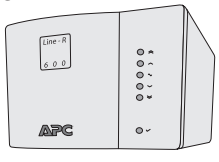

For quantities greater than listed, call for quote.

MOUSER STOCK NO.	APC Part No.	Description	Price Each
679-LE600	LE600	600VA, 4NEMA 5-15R	49.42
679-LE1200	LE1200	1200VA, 4 NEMA 5-15R	60.82

PROTECTNET DATA LINE PROTECTORS

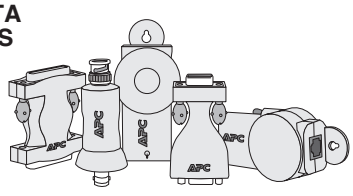

For quantities greater than listed, call for quote.

MOUSER STOCK NO.	APC Part No.	Description	Price Each
679-PNET1GB	PNET1GB	RJ45 10/100/1000 Base-T ethernet prot.	23.94

© Copyright 2013 Mouser Electronics

© Copyright 2013 Mouser Electronics

SOLAHD CVS HARDWIRED SERIES - CONSTANT VOLTAGE TRANSFORMERS

Superior voltage regulation of ±1% sets the CVS series apart from other power conditioning technologies on the market.
Extremely tight regulation is accomplished by SolaHD's patented ferroresonant transformer technology. The CVS recreates a well regulated sinusoidal waveform that is well isolated from input disturbances including impulses, brownouts, swells, sags, and severe waveform distortion.

Features:
- Superior voltage regulation ± 1%
- Harmonic filtering
- Hardwired
- Galvanic isolation
- Acts as a step-up/step-down transformer
- 25-year typical MTBF

Applications:
- Sound/recording systems
- Photographic enlargers
- Broadcast equiptment
- Industrial automation and control equiptment PLCs

RoHS Compliant



✻ Shipped Factory Direct

For quantities greater than listed, call for quote.

MOUSER STOCK NO.	SolaHD Part No.	VA	Input Voltage	Output Voltage	Dimensions: in. H	W	D	Weight (lbs.)	Price Each
663-23-13-030-2	23-13-030-2	30	120	120	7	4	5	9	409.45
663-23-13-060-2	23-13-060-2	60	120	120	7	4	5	9	444.15
663-23-22-112-2	23-22-112-2	120	120, 240	120	8	4	5	13	614.27
663-23-23-125-8	23-23-125-8	250	120, 240, 480	120	11	6	8	29	750.05
✻ 663-23-23-210-8	23-23-210-8	1000	120, 208, 240, 480	120, 240	17	9	7	65	1970.91

SOLAHD SDU OFF-LINE DIN RAIL UNINTERRUPTIBLE POWER SUPPLY

Features:
- Lightweight, compact industrial design
- Wide operation temperature range (0-50°C)
- Cold start capability
- Phone/dataline surge protection
- Software and cable included for easy installation
- RS232 Communication port (USB optional)
- Remote turn-on and shut-off capabilities
- Limited two year warranty
- Shipped Factory Direct

Approvals:
- **No derating required in UL508 applications**
- 120V models are UL1778 cULus recognized for industrial applications without derating
- 230V models are CE marked



For quantities greater than listed, call for quote.

MOUSER STOCK NO.	SolaHD Part No.	Capacity VA/W	Volts, Frequency In/Out	Typical Back-up Time✻	Input/Output Connections (all models)	Price Each
663-SDU500	SDU500	500/300	120VAC, 50/60Hz	4	IP20 touch proof, screw terminals Wire range: 10 ~ 24AWG	310.13
663-SDU850	SDU850	850/510	120VAC, 50/60Hz	2		425.09
663-SDU500-5	SDU500-5	500/300	230VAC, 50/60Hz	4		376.82
663-SDU850-5	SDU850-5	850/510	230VAC, 50/60Hz	2		476.31

✻ At full load (in minutes)

UL 1778 Ind. Application E178213

Accessories

For quantities greater than listed, call for quote.

MOUSER STOCK NO.	SolaHD Part No.	Description	Price Each 1	5	10	25
663-RELAYCARDSDU	RELAYCARDSDU	Dry contact I/O relay box	157.11	152.81	146.77	143.01
663-UPSMON-USB	UPSMON-USB	RS232 to USB adapter cable	34.83	31.73	30.44	28.89
663-SDUPMBRK	SDUPMBRK	Mounting bracket	31.39	27.16	25.43	23.75

SOLAHD S1K OFF-LINE UNINTERRUPTIBLE POWER SYSTEMS

Economical protection from damaging impulses and power interruptions. Separate outlets for critical devices which need battery backup, and surge protected only outlets for non-critical devices.

Features:
- 115VAC, 50 or 60Hz In/Out
- Step sinewave output
- Lightweight compact design
- DB9 communications interface
- Auto Voltage Regulation on S1K320 and S1K520
- Limited two year warranty

5-15P 5-15R



For quantities greater than listed, call for quote.

MOUSER STOCK NO.	SolaHD Part No.	Capacity VA/W	Input Plug/ Output Receptacle	Typical Back-up Time ✻	Price Each
663-S1K320	S1K320	320/240	- - - - -	10	134.34
663-S1K520	S1K520	520/340	5-15P/5-15R	15	159.00
663-S1K650	S1K650	650/390	(3) Battery	15	266.18
663-S1K850	S1K850	850/600	(1) Surge	25	374.65
663-S1K1200	S1K1200	1200/720	- - - - -	30	597.08
663-S1K1500	S1K1500	1500/900	5-15P/5-15R (4) Battery	70	637.78

✻ For a typical PC with a 15" monitor (in minutes)

SOLAHD STV25K DIN RAIL SURGE SUPPRESSION

The STV25K DIN Rail series provides point-of-use protection, at the dedicated equipment level, against damaging transients. This series of surge suppressors are UL recognized to Standard 1449, 2nd Edition.

Features:
- Compact and narrow design maximizes panel space
- Low clamping levels for more effective protection
- Easy access terminal screws for quick mounting and installation
- Ten year warranty
- 50,000 amps of surge protection
- Sinewave tracking and all mode protection provide consistent and reliable protection on all electrical paths
- Patented thermal fusing prevents MOV overheating caused by excessive current levels



For quantities greater than listed, call for quote.

MOUSER STOCK NO.	SolaHD Part No.	Input Voltage	Max. Continuous Operating Voltage	Price Each 1	5
663-STV25K-10S	STV25K-10S	120VAC, 0-135VRMS	120VAC - 150VRMS	247.96	234.09
663-STV25K-24S	STV25K-24S	240VAC, 0-260VRMS	240VAC - 275VRMS	251.78	237.79

© Copyright 2013 Mouser Electronics

© Copyright 2013 Mouser Electronics

TRIPP LITE Power Protection Solutions

RoHS Compliant This product is RoHS compliant.

DIGITAL UPS SYSTEMS

Features:
- Rotatable LCD Status Screen
- 8 outlets safeguard an entire computer or home entertainment center
- Power button offers convenient, one-touch power control
- Up to $250,000 Ultimate Lifetime Insurance



RoHS Compliant

For quantities greater than listed, call for quote.

MOUSER STOCK NO.	Tripp Lite Part No.	VA/W	Outlets	Comm. Ports	1/2 Load Runtime	Price Each
545-OMNI650LCD	OMNI650LCD	650/350	8	1 USB	15 min.	149.79
545-SMART1500LCD	SMART1500LCD	1500/900	8	1 USB	17 min.	306.89

INTERNET OFFICE® DESKTOP AND TOWER STANDBY UPS SYSTEMS

Features:
- Reliable battery backup plus AC line and phone/DSL surge suppression
- Up to 8 outlets (4 UPS/surge, 4 surge-only) protect an entire setup, including printers and other heavy-draw devices
- Communication port and FREE PowerAlert software (web download) enable unattended system shutdown
- Up to $150,000 Ultimate Lifetime Insurance

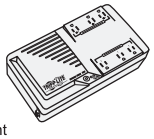

RoHS Compliant

For quantities greater than listed, call for quote.

MOUSER STOCK NO.	Tripp Lite Part No.	VA/W	Outlets	Comm. Ports	1/2 Load Runtime	Price Each
Desktop Models						
545-INTERNET350U	INTERNET350U	350/180	6+tel/DSL	1 USB	12 min.	53.11
545-INTERNET550U	INTERNET550U	550/300	8+tel/DSL	1 USB	17 min.	72.10

BC SERIES TOWER STANDBY UPS SYSTEMS

Features:
- Basic standby battery backup for personal computers
- BCPRO models include a USB port that works with FREE PowerAlert software (web download) for unattended shutdown
- Up to $200,000 Ultimate Lifetime Insurance



RoHS Compliant

For quantities greater than listed, call for quote.

MOUSER STOCK NO.	Tripp Lite Part No.	VA/W	Outlets	Comm. Ports	1/2 Load Runtime	Price Each
BC Personal® UPS Systems						
545-300	BCPERS300	300/180	3	--	17 min.	97.65
BC Pro® UPS Systems						
545-600	BCPRO600	600/345	6 + tel/DSL	1 USB	17 min.	154.14

VS SERIES TOWER LINE-INTERACTIVE UPS SYSTEMS

Features:
- Up to 8 outlets (6 UPS/surge, 2 surge-only) protect an entire computer setup, including printers and heavy-draw devices
- Automatic voltage regulation ensures connected equipment receives constant, 120V computer-grade power
- Built-in tel/DSL or tel/DSL/Ethernet jacks
- USB port and FREE PowerAlert software (web download) provide unattended system shutdown
- Extended runtime capability (OMNIVS1500XL only)
- $200,000 Ultimate Lifetime Insurance



RoHS Compliant

For quantities greater than listed, call for quote.

MOUSER STOCK NO.	Tripp Lite Part No.	VA/W	Outlets	Comm. Ports	1/2 Load Runtime	Price Each
545-OMNIVS800	OMNIVS800	800/475	7+tel/DSL	1 USB	12 min.	161.59

PRECISION-REGULATED DC POWER SUPPLIES

Features:
- Provide DC power to security, diagnostic, and electronic equipment
- Convert 120V AC to 13.8V DC (±0.5V)
- Provide excellent regulation of output voltage
- Ideal for use with ham and CB radios, test benches, tape players and amplifiers
- Compact footprint, metal housing and lighted on/off switch



RoHS Compliant

For quantities greater than listed, call for quote.

MOUSER STOCK NO.	Tripp Lite Part No.	Description	Price Each
545-PR3	PR3	3 amp capacity	47.30
545-PR4.5	PR4.5	4.5 amp capacity	62.32
545-PR7	PR7	7 amp capacity	71.79
545-PR10	PR10	10 amp capacity	116.28
545-PR20	PR20	20 amp capacity	174.25
545-PR30	PR30	30 amp capacity	237.18
545-PR50	PR50	50 amp capacity	339.90
545-PR60	PR60	60 amp capacity	397.87

MEDICAL-GRADE ISOLATION TRANSFORMERS

Features:
- UL-60601-1 listed for use in patient care areas
- Full isolation protects medical equipment and computers
- Hospital-grade (HG) plug and receptacles
- Faraday shielding reduces cumulative leakage current to less than 300mA



RoHS Compliant

For quantities greater than listed, call for quote.

MOUSER STOCK NO.	Tripp Lite Part No.	Output Capacity	Outlets	Price Each
545-IS250HG	IS250HG	250W	2	258.92
545-IS500HG	IS500HG	500W	4	340.14
545-IS1800HG	IS1800HG	1800W	6	794.16

POWERVERTER® ULTRA-COMPACT INVERTERS

Features:
- Provide mobile power support by converting DC vehicle battery power to 120V, 60Hz AC power
- Delivery peak surge output (up to 200% of continuous rating) instantaneously to handle equipment start-up
- Easy connection: lighther plug (PV150, PV375) or user-supplied cables (all other models)
- Clean, quiet operation—superior to gas generators



RoHS Compliant

For quantities greater than listed, call for quote.

MOUSER STOCK NO.	Tripp Lite Part No.	Input	Regular/Peak Output Wattage	Outlets	Price Each
Portable Models					
545-PV150	PV150	12VDC	150/300	1	41.98
545-PV375	PV375	12VDC	375/600	2	68.48
545-PV700HF	PV700HF	12VDC	700/1400	3	132.78
Permanent-Mount Models					
545-PV1000HF	PV1000HF	12VDC	1000/2000	4	305.66

LINE CONDITIONERS

Features:
- Automatic Voltage Regulation (AVR) corrects (brownouts) and high voltage conditions
- Diagnostic LEDs signal power problems before equipment is put at risk
- Built-in surge and line noise protection
- Rackmount and wallmount models available
- $25,000 Ultimate Lifetime Insurance



RoHS Compliant

For quantities greater than listed, call for quote.

MOUSER STOCK NO.	Tripp Lite Part No.	Watts	Description	Outlets	Price Each
545-LS606M	LS606M	600	High/low voltage reg.	6	125.41
545-LC1200	LC1200	1200	Premium surge protection	4	173.79
545-LC1800	LC1800	1800	Premium surge protection	6	240.99
545-LR2000	LR2000	2000	Premium surge protection	6	395.32
545-LC2400	LC2400	2400	Premium surge protection	6	349.37
545-LCR2400	LCR2400	2400	Rackmount(3U) surge protection	14	472.98

NETWORK SURGE SUPPRESSORS

Features:
- The industry's most complete line of network cable protection
- Lifetime product warranty



RoHS Compliant

For quantities greater than listed, call for quote.

MOUSER STOCK NO.	Tripp Lite Part No.	Description	Price Each
545-DNET1	DNET1	RJ45 100BaseT, 10BaseT, token ring, RS232, AS400/Sys 3x protector for NIC's	22.43
545-DB9	DB9	Serial DB9 RS-232 protector (pins 1-9) for any male or female 9 pin port	18.55
545-DTEL-2	DTEL2	RJ11/45 two line dial-up protector, ideal for modems, faxes, answering machines	26.89

© Copyright 2013 Mouser Electronics

© Copyright 2013 Mouser Electronics

TRIPP LITE Power Protection and Mobile Power Solutions

RoHS Compliant **This page of product is compliant.**

PROTECT IT!™ SURGE SUPPRESSORS

Features:

- Protect all computers & home/office electronics
- Economical, reliable protection against damaging surges, spikes, and line noise
- Select models offer tel/modem, coaxial and/or ethernet surge protection
- Up to $250,000 Ultimate Lifetime Insurance

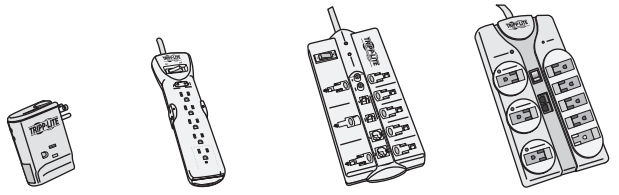

✻NEW ECO-SURGE! Energy-saving outlet configuration reduces energy waste by cutting AC power to unused peripherals.

For quantities greater than listed, call for quote.

MOUSER STOCK NO.	Tripp Lite Part No.	Outlets	Joules	Cord Length	Price Each
545-TLP404	TLP404	4	390	4'	10.59
545-TLP602	TLP602	6	180	2'	8.39
545-TLP604TEL	TLP604TEL	6 + TEL/DSL	720	4'	14.35
545-TLP606	TLP606	6	720	6'	13.18
545-TLP808	TLP808	8	1440	8'	27.55
545-TLP808TELTV	TLP808TELTV	8 + TEL/DSL + COAX	2160	8'	47.06
✻ 545-TLP808NETG	TLP808NETG	8 + TEL/DSL	2160	8'	79.18
545-TLP810SAT	TLP810SAT	8 + TEL/DSL + 2 COAX	3240	10'	58.27
✻ 545-TLP1210SATG	TLP1210SATG	12 + TELa/DSL + 2 COAX	3600	10'	113.36
545-STRIKER	STRIKER	7	1080	6'	15.25
545-SUPER7	SUPER7	7	2160	7'	24.75
545-TRAVELER3USB	TRAVELER3USB	3 + 2 USB PORTS	540	18"	27.81

WABER BY TRIPP & POWER STRIPS

Features:

- Ideal for industrial, office, school, and lab applications
- A seamless steel case with baked-on finish on select models
- Available in keyhole(K) or flange(F) mount



6SP

Outlet Strips

For quantities greater than listed, call for quote.

MOUSER STOCK NO.	Tripp Lite Part No.	Outlets	Mounting Options	Body Length	Cord Length	Price Each
545-3SP	3SP	3	K/F	8.6"	6'	22.73
545-4SPDX	4SPDX	4	K	7.38"	6'	24.68
545-602	602	5	K/F	8.6"	6'	26.33
545-602-15	602-15	5	K/F	8.6"	15'	34.29
545-6NX6	6NX6	6	K	12.5"	6'	20.48
545-6SP	6SP	6	K/F	13.7"	6'	33.54
545-6SPDX	6SPDX	6	K	12.5"	6'	27.15
545-6SPDX-15	6SPDX-15	6	K	12.5"	15'	34.56
545-UL24CB-15	UL24CB-15	6	K/F	12.5"	15'	43.17
545-UL24RA-15	UL24RA-15	6 (90°)	K/F	12.5"	15'	44.64
545-UL620-15	UL620-15	6 (20A)	K/F	12.5"	15'	102.35
545-UL800CB-15	UL800CB-15	10	K/F	17.5"	15'	69.60

POWER STRIPS AND POWER DISTRIBUTION UNITS

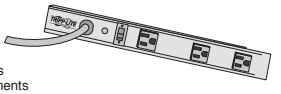

Features:

- Mount in rack enclosures, along walls, or on desks or workbenches
- Rugged, all-metal cases stand up to the most demanding environments
- 1U rackmount models mount horizontally in a standard 19 inch rack

For quantities greater than listed, call for quote.

MOUSER STOCK NO.	Tripp Lite Part No.	Outlets	Length	Cord Length	Price Each
545-PS2408	PS2408	8	24"	15'	57.63
545-PS3612	PS3612	12	36"	15'	60.65
545-PS4816	PS4816	16	48"	15'	70.11
545-PS6020	PS6020	20	60"	15'	79.05
545-PS7224	PS7224	24	72"	15'	85.35
545-PS7224-20	PS7224-20	24 (20A)	72"	15'	112.57
545-PS3612-20HW	PS3612-20HW	12 (20A)	36"	Hardwire	55.50
1U Rackmount Models					
545-RS-1215	RS-1215	6 Front / 6 Rear	19"	15'	74.75
545-RS1215-20	RS-1215-20	6 Front / 6 Rear (20A)	19"	15'	103.28
545-RS1215-RA	RS-1215-RA	6 Front / 6 Rear (Right Angle)	19"	15'	74.76
545-RS0615-R	RS-0615-R	6 Rear	19"	15'	74.76
545-RS0615-F	RS-0615-F	6 Front	19"	15'	73.01
Power Distribution Units					
545-PDU1220	PDU1220	1 Front / 12 Rear (20A)	19"	15'	172.63

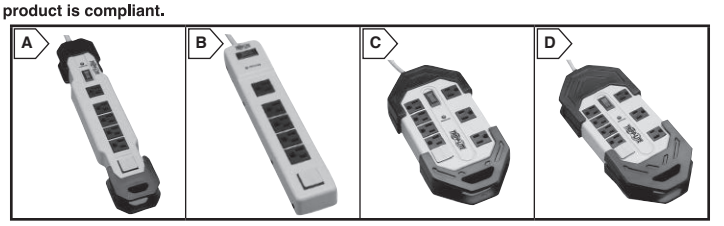

PROTECT IT!™ SAFETY SURGE SUPPRESSORS

Protect It!™ Safety Series Surge Suppressors and Power IT Safety Power Strips, provide industrial-strength surge and line-noise protection for a variety of tools and appliances.

Features:

- LED
- Transformer
- Input 120V (15A)
- Metal housings with safety OSHA yellow color
- Up to 3600 joules of surge protection
- Cord wrap with hang holes on select models
- Include outlet safety covers
- Up to $100,000 Ultimate Lifetime Insurance

For quantities greater than listed, call for quote.

MOUSER STOCK NO.	Tripp Lite Part No.	Fig.	Outlets	Cord Length	Price Each
545-TLM609SA	TLM609SA	A	6	9'	39.48
545-TLM615SA	TLM615SA	A	6	15'	48.25
545-TLM626SA	TLM626SA	B	6	6'	25.59
545-TLM812SA	TLM812SA	C	8	12'	46.79
545-TLM825SA	TLM825SA	D	8	25'	67.70

POWER IT!™ SAFETY POWER STRIPS

- with out LED light

For quantities greater than listed, call for quote.

MOUSER STOCK NO.	Tripp Lite Part No.	Fig.	Outlets	Cord Length	Price Each
545-TLM609NS	TLM609NS	A	6	9'	38.02
545-TLM626NS	TLM626NS	B	6	6'	22.65
545-TLM815NS	TLM815NS	C	8	15'	46.79
545-TLM609GF	TLM609GF	A	6	9'	60.68
545-TLM812GF	TLM812GF	C	8	12'	68.73
545-TLM825GF	TLM825GF	D	8	25'	80.42

UTILITY POWER STRIPS WITH HOSPITAL GRADE RECEPTACLES



Features:

- Hospital-grade (HG) plug and receptacles
- Rackmount (1U) and strip formats
- PS-615-HGULTRA features GFCI protection

✻ UL60601-1/60950-1 Compliance

For quantities greater than listed, call for quote.

MOUSER STOCK NO.	Tripp Lite Part No.	Outlets	Cord Length	Price Each
545-PS415HG	PS-415-HG	4	15'	75.31
545-PS-415-HGULTRA	PS-415-HGULTRA✻	4	15'	117.42

ISOBAR® PREMIUM SURGE SUPPRESSORS

Features:

- The world's most trusted premium surge suppressor - more than 15 million in use worldwide
- Isolated filter banks eliminate interference between connected equipment
- All-metal housings won't burn, melt or crack
- ULTRA models include diagnostic LED's
- Rackmount models fit standard 19" (1U) rack space
- Up to $50,000 Ultimate Lifetime Insurance

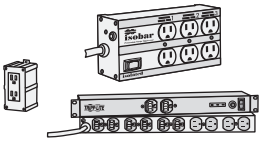

For quantities greater than listed, call for quote.

MOUSER STOCK NO.	Tripp Lite Part No.	Outlets	Joules	Cord Length	Price Each
545-ISOBAR8ULTRA	ISOBAR8ULTRA	8	3840	12'	91.82
545-ISOBAR4ULTRA	ISOBAR4ULTRA	4	3330	6'	63.77
545-ISOBAR6	ISOBAR6	6	3330	6'	62.33
545-ISOTEL-6ULTRA	ISOTEL6ULTRA	6+(2) tel/DSL	3330	6'	88.75
Hospital Grade with Hospital Plug & Receptacles					
545-ISOBAR6ULTRAHG	ISOBAR6ULTRAHG	6	3330	15'	143.80
Rackmount Models					
545-ISOBAR12ULTRA	ISOBAR12ULTRA	12	3840	15'	182.29
545-DRS1215	DRS-1215	14	3840	15'	89.37
Direct Plug-in Models					
545-ISOBLOK2-0	ISOBLOK2-0	2	1410	direct plug-in	37.49
545-ULTRABLOK428	ULTRABLOK428	2	1410	direct plug-in	44.82

© Copyright 2013 Mouser Electronics

© Copyright 2013 Mouser Electronics

WIREMOLD Surge Suppressors, Strips and Outlet Centers

WIREMOLD COMMERCIAL DESKTOP POWER CENTERS

Specifications:
- 15 Amp rating
- 12 ft., 12 AWG cord
- 2 mounting methods included

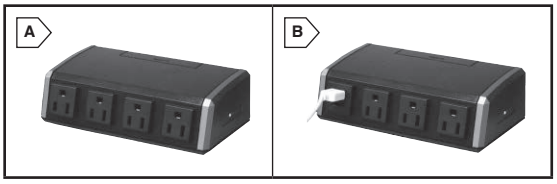

Features:
- Add power where needed
- Optional USB charging outlets
- Ideal for desk or work table
- Accommodates round hole openings from 1 ½" to 3"
- Surface protection built-in

For quantities greater than listed, call for quote.

MOUSER STOCK NO. Mfr.	Mfr. Part No.	Fig.	Description	Price Each 1	5
681	WSC400-S	A	4 Outlets with Circuit Breaker	49.76	48.08
681	WSC320-S	B	3 Outlets, 2 USB Outlets	60.23	58.38

WIREMOLD COMPUTER GRADE SURGE SUPPRESSORS

Specifications:
- Max surge current: 13,000A 681-PR610 6500A
- Clamping voltage: UL 300V 681-PR610 390V
- Electrical rating: 15A, 120V
- EMI/RFI noise reduction: 40db

Features:
- Surge indicator light
- Resettable circuit breaker
- White housing
- Five year warranty
- UL1449 Approved, CSA certified

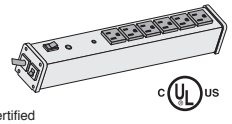

For quantities greater than listed, call for quote.

MOUSER STOCK NO. Mfr.	Mfr. Part No.	Outlets	Length	Case	Cord Length	Phone Fax Protected	On/Off Switch	Price Each 1	5
681	M6BZ	6	13"	Aluminum	6'	-------	Lighted	47.06	45.56
681	M6BZ-15	6	13"	Aluminum	15'	-------	Lighted	49.27	47.25

WIREMOLD COMPACT PLUG-IN OUTLET CENTERS

Specifications:
- Electrical rating: 15A, 120V

Features:
- Resettable circuit breaker
- 14/3 SJT cord
- Gray aluminum housing except where noted
- UL listed, CSA approved
- Two year warranty

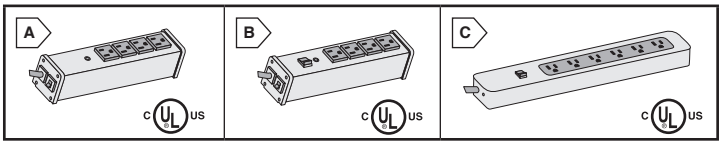

✻White Plastic Housing

For quantities greater than listed, call for quote.

MOUSER STOCK NO. Mfr.	Mfr. Part No.	Fig.	Outlets	Length	Mounting Type	Cord Length	Switch/ Pilot Light	Price Each 1	5
681	UL101BC	A	4	9 1/4"	Snap/Slide	6'	No	22.82	22.37
681	UL101BD	A	4	9 1/4"	Snap/Slide	15'	No	28.62	28.07
681	UL104BC	B	4	9 1/4"	Snap/Slide	6'	Yes	30.14	29.56
681	UL104BD	B	4	9 1/4"	Snap/Slide	15'	Yes	36.47	34.89
681	UL207BC	B	6	12 1/4"	Snap/Slide	6'	Yes	36.74	35.24
681	UL207BD	B	6	12 1/4"	Snap/Slide	15'	Yes	46.76	45.79
681	P6 ✻	C	6	12"	Keyhole	6'	Yes	11.14	10.52
681	P6-15 ✻	C	6	12"	Keyhole	15'	Yes	18.40	18.17

WIREMOLD INDUSTRIAL PLUG-IN OUTLET CENTERS

Features:
- 14/3 SJT cord
- Gray aluminum housing
- UL listed, CSA approved
- Two year warranty

Specifications:
- Electrical rating: 15A, 120V



For quantities greater than listed, call for quote.

MOUSER STOCK NO. Mfr.	Mfr. Part No.	Outlets	Length	Mounting Type	Cord Length	Switch/ Pilot Light	Price Each 1	5
681	UL300BC	8	24"	Snap/Slide	6'	Yes	60.73	59.89
681	UL300BD	8	24"	Snap/Slide	15'	Yes	56.35	55.25
681	UL401BC	8	48"	Snap/Slide	6'	Yes	62.46	61.26
681	UL402BC	16	48"	Snap/Slide	6'	Yes	75.75	75.45
681	UL402BD	16	48"	Snap/Slide	15'	Yes	77.47	74.54
681	UL2065BD	24	72"	Snap/Slide	15'	Yes	95.89	93.97

WIREMOLD INTERNATIONAL PLUG-IN OUTLET CENTER

Features:
- Five 250V, IEC 320 outlets
- 10A single pole circuit breaker
- Gray finish
- Power cord not included (use 173-63101)
- Length: 11"

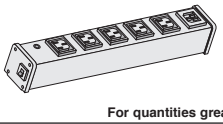

For quantities greater than listed, call for quote.

MOUSER STOCK NO. Mfr.	Mfr. Part No.	Description	Price Each 1	5
681	IEC5	5 250V, IEC320 Outlets	50.22	47.90

WIREMOLD MEDICAL/DENTAL GRADE OUTLET CENTERS

Features:
- Electrical Rating 12A, 125V
- Green dot outlets
- 14/3 SJT white cord
- Receptacle center-to-center
- White aluminum housing
- Two year warranty
- Suitable for use where Article 517 of the NEC requires hospital grade outlets

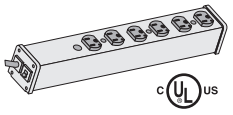

For quantities greater than listed, call for quote.

MOUSER STOCK NO. Mfr.	Mfr. Part No.	Outlets	Length	Cord Length	Price Each 1	5
681	ULM4-6	4	10 3/4"	6'	97.06	92.74
681	ULM4-15	4	10 3/4"	15'	106.73	101.13
681	ULM6-6	6	13 1/4"	6'	118.94	113.83
681	ULM6-15	6	13 1/4"	15'	127.57	125.58

WIREMOLD SPECIAL USE PLUG-IN OUTLET CENTERS

Specifications:
- Electrical rating: 15A, 120V

Features:
- Green dot outlets
- 14/3 SJT white cord
- Resettable circuit breaker
- UL Listed, CSA approved
- White aluminum housing
- Two year warranty

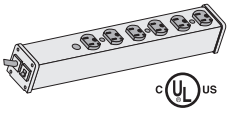

For quantities greater than listed, call for quote.

MOUSER STOCK NO. Mfr.	Mfr. Part No.	Outlets	Length	Cord Length	Price Each 1	5
681	ULBH4-6	4	10 3/4"	6'	58.19	57.60
681	ULBH4-15	4	10 3/4"	15'	66.90	65.46
681	ULBH6-6	6	13 1/4"	6'	81.15	80.67
681	ULBH6-15	6	13 1/4"	15'	78.88	76.38

WIREMOLD HEAVY DUTY PLUG-IN OUTLET CENTERS-20 AMP

Specifications:
- Electrical rating: 20A,120V, 60Hz, 2500 watts continuous

Features:
- White aluminum housing
- UL listed
- Resettable circuit breaker
- 12/3 SJT black cord with NEMA 5-20P plug
- Two year warranty

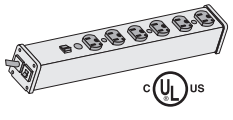

For quantities greater than listed, call for quote.

MOUSER STOCK NO. Mfr.	Mfr. Part No.	Outlets	Length	Cord Length	Switch/ Pilot Light	Price Each 1	5
681	ULB420-6	4	10 3/4"	6'	Yes	92.68	89.11
681	ULB420-15	4	10 3/4"	15'	Yes	100.22	96.28
681	ULB620-6	6	13 1/4"	6'	Yes	96.00	92.30
681	ULB620-15	6	13 1/4"	15'	Yes	95.37	91.76

WIREMOLD CENTEREX POWERCENTERS

Specifications:
- Electrical rating: 15A, 120V

Features:
- UL listed, CSA approved
- Resettable circuit breaker

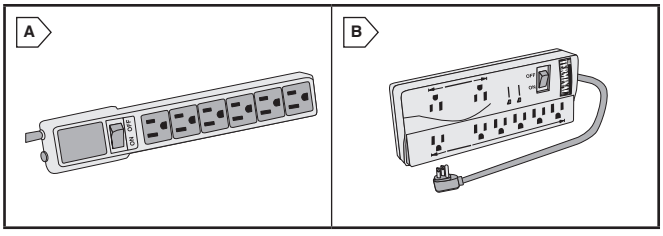

For quantities greater than listed, call for quote.

MOUSER STOCK NO. Mfr.	Mfr. Part No.	Fig.	Outlets	Surge	Cord Length	Price Each 1	5
681	63100	A	6	No	33"	8.56	7.81
681	77000N	B	8	Yes	6'	28.89	26.08

© Copyright 2013 Mouser Electronics

Sealed Lead Acid Batteries and Chargers

SEALED LEAD-ACID BATTERIES AND CHARGERS

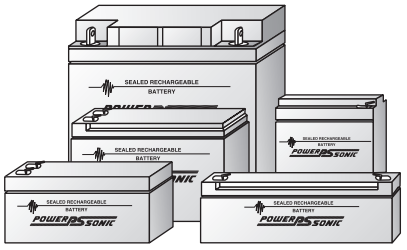

Batteries should be checked and fully charged before installation.

Features:

- Sealed/maintenance-free
- Gel-type electrolyte
- Long shelf life
- High discharge rate
- Overcharge protection
- Wide operating temperature range
- Deep discharge recovery
- Immobilized electrolyte may be used in any position, however, it is recommended that they not be charged in an inverted position

✻ Flag terminals accept nut and bolt connectors
✻✻ Negative is .187" Faston, positive is .250 Faston

PS Series - General Purpose

For quantities greater than listed, call for quote.

MOUSER STOCK NO.	Nominal Volt.	Nominal Capacity @ 20 Hr. Rate A.H.	Terminal Type	Dimensions: in.				Wt. (lbs.)	Price Each
				Lgth.	Width	Height	Ht. Ov. Term		
547-PS-445	4	4.5	.250" Faston	1.89	2.09	3.70	3.86	1.4	**16.02**
547-PS-490	4	9.0	.250" Faston	3.97	1.73	3.74	4.02	2.50	**24.26**
547-PS-605	6	0.5	Wire Leads	2.24	0.55	1.97	1.97	0.2	**24.58**
547-PS-610	6	1.1	.187" Faston	2.00	1.65	2.00	2.20	0.6	**17.16**
547-PS-612H	6	1.4	.187" Faston	3.82	0.94	2.00	2.19	0.6	**10.30**
547-PS-630	6	3.5	.187" Faston	5.28	1.34	2.35	2.56	1.37	**18.23**
547-PS-640	6	4.5	.187" Faston	2.76	1.86	3.94	4.25	1.8	**12.50**
547-PS650LF	6	5.0	.187" Faston	2.64	2.64	3.94	4.64	1.8	**27.51**
547-PS-650LS	6	5.0	Spring	2.64	2.64	3.94	4.64	1.8	**24.17**
547-PS-665	6	6.5	✻✻	3.86	2.20	4.05	4.06	2.1	**24.11**
547-PS-670	6	7.0	.187" Faston	5.95	1.34	3.70	3.94	2.8	**17.31**
547-PS-682	6	9.0	.187" Faston	3.86	2.20	4.65	4.65	3.35	**22.73**
547-PS-6100	6	12.0	.187" Faston	5.95	2.00	3.70	3.86	4.4	**28.22**
547-PS-6120	6	13.0	✻✻	4.26	2.79	5.54	5.54	5.3	**27.73**
547-PS-6200	6	20.0	Nut and bolt	6.18	3.27	4.92	4.92	7.52	**72.69**
547-PS-6360	6	36.0	.250" Faston	6.25	3.35	6.50	6.95	13.7	**92.16**
547-PS-1208	12	0.8	Mate-N-Lok	3.78	0.98	2.42	2.42	0.8	**24.30**
547-PS-1212	12	1.4	.187" Faston	3.82	1.69	2.05	2.28	1.32	**20.32**
547-PS-1220	12	2.5	.187" Faston	7.01	1.38	2.36	2.56	2.2	**33.17**
547-PS1229	12	2.9	.187" Faston	7.01	1.34	2.36	2.56	2.6	**33.18**
547-PS-1230	12	3.4	.187" Faston	5.28	2.64	2.36	2.60	2.9	**31.20**
547-PS1250F1	12	5.0	.187" Faston	3.54	2.76	3.98	4.21	3.75	**19.13**
547-PS1250F2	12	5.0	.250" Faston	3.54	2.76	3.98	4.21	3.75	**22.15**
547-PS-1270	12	7.0	.187" Faston	5.95	2.56	3.70	3.86	5.7	**24.73**
547-PS-1282	12	9.0	.187" Faston	3.86	4.40	4.65	4.65	6.9	**63.29**
547-PS-1290	12	9.0	.250" Faston	5.95	2.56	3.70	3.86	6.0	**33.82**
547-PS-12100	12	12.0	.250" Faston	5.95	4.00	3.70	3.86	8.8	**52.14**
547-PS-12120	12	12.0	.250" Faston	5.94	3.86	3.70	3.94	8.5	**53.00**
547-PS-12180F	12	18.0	.250" Faston	7.13	3.00	6.59	6.59	12.6	**75.36**
547-PS-12180	12	17.5	Nut and bolt	7.13	3.00	6.59	6.59	12.6	**69.92**
547-PS-12260	12	26.0	.250" Faston	6.54	6.88	4.95	4.95	18.0	**109.26**
547-PS12280	12	28.0	Nut and bolt	6.54	4.95	6.89	6.89	21.4	**143.11**
✻ 547-PS-12350	12	35.0	Nut and bolt	7.80	5.20	6.22	7.07	25.0	**132.28**
✻ 547-PS-12750	12	75.0	Nut and bolt	10.25	6.60	8.15	8.98	55.0	**263.41**
✻ 547-PS121000	12	100.0	Nut and bolt	12.00	6.60	8.15	8.98	68.7	**310.14**

PSH Series - High Rate Discharge

547-PSH-1255FR	12	5.5	.250" Faston	3.54	2.76	3.98	4.21	4.0	**22.52**
547-PSH-1280FR	12	8.5	.250" Faston	5.94	2.56	3.70	3.86	6.0	**30.64**
547-PSH-12100FR	12	10.5	.250" Faston	5.94	2.56	4.37	4.61	7.0	**46.30**
547-PSH-12180FR	12	21.0	.250" Faston	7.14	3.03	6.59	6.59	13.2	**69.22**

SEALED LEAD-ACID BATTERIES

The CSB battery is small, light weight and gives high performance while being economical to use. It can be utilized for more than 160 cycles at 100% discharge in cycle service, or three to five years in standby service.

- 100% 2-Cycle tested

General Purpose

For quantities greater than listed, call for quote.

MOUSER STOCK NO.	Nominal Volt.	Nominal Capacity @ 20 Hr. Rate A.H.	Terminal Type	Dimensions: in.				Wt. (lbs.)	Price Each
				Lgth.	Width	Height	Ht. Ov. Term		
GP Series									
632-GP645	6	4.5	.187" Faston	2.76	1.89	4.02	4.25	1.80	**13.11**
632-GP672	6	7.2	.187" Faston	5.94	1.34	3.70	3.94	2.90	**14.73**
632-GP6120	6	12.0	.187" Faston	5.94	1.97	3.70	3.94	4.43	**20.06**
632-GP6120F2	6	12.0	.250" Faston	5.94	1.97	3.70	3.94	4.43	**24.29**
632-GP1222	12	2.2	.187" Faston	7.01	1.34	2.36	2.60	2.10	**18.56**
632-GP1245	12	4.5	.187" Faston	3.65	2.75	4.02	4.25	3.62	**19.04**
632-GP1272	12	7.2	.187" Faston	5.94	2.56	3.70	3.94	5.67	**24.28**
632-GP1272F2	12	7.2	.250" Faston	5.95	2.56	3.70	3.94	5.67	**24.28**
632-GP12120F2	12	12.0	.250" Faston	5.94	3.85	3.70	3.94	8.86	**43.43**
632-GP12170	12	17.0	Nut & Bolt	7.13	3.00	6.50	6.57	13.00	**63.44**
632-GP12260	12	26.0	Nut & Bolt	6.54	6.89	4.80	4.92	20.40	**93.19**
632-GP12400	12	40.0	Nut & Bolt	7.76	6.50	6.63	6.69	32.70	**148.26**
PRISM Series									
632-GH613	6	1.3	.187" Faston	3.82	0.95	2.05	2.32	0.66	**7.58**
632-GH633	6	3.3	.187" Faston	5.28	1.34	2.36	2.64	1.52	**11.79**
632-GH645	6	4.5	.187" Faston	2.76	1.85	3.98	4.21	1.85	**9.52**
632-GH6120	6	12.0	.187" Faston	5.95	2.21	3.70	3.94	4.52	**19.39**
632-GH1213	12	1.3	.187" Faston	1.69	0.98	2.05	2.32	1.28	**12.57**
632-GH1234	12	3.4	.187" Faston	5.28	2.64	2.36	2.64	3.02	**18.94**
632-GH1270	12	7.0	.187" Faston	5.94	2.56	3.70	3.94	8.86	**20.33**

EVX Series (Deep Cycle Application)

- More than 400 cycles @100% discharge use

For quantities greater than listed, call for quote.

MOUSER STOCK NO.	Nominal Volt.	Nominal Capacity @ 20 Hr. Rate A.H.	Terminal Type	Dimensions: in.				Wt. (lbs.)	Price Each
				Lgth.	Width	Height	Ht. Ov. Term		
632-EVX12120	12	12	.250" Faston	5.92	3.83	3.70	3.94	8.44	**43.00**
632-EVX12260	12	26	Nut & Bolt	6.54	6.89	4.80	4.92	21.60	**98.35**
632-EVX12340	12	34	Nut & Bolt	7.70	5.12	6.09	7.03	29.30	**106.42**

HC/HR Series (High Rate Discharge)

For quantities greater than listed, call for quote.

MOUSER STOCK NO.	Nom. Volt.	Watts/ Cell for 15 min. @ 25ºC	Terminal Type	Dimensions: in.				Wt. (lbs.)	Price Each
				Lgth.	Width	Height	Ht. Ov. Term		
632-HC1221W	12	21	Recessed Polarized	5.50	1.89	4.02	4.07	4.40	**23.65**
632-HC1228W	12	28	Recessed Polarized	5.50	1.89	4.96	5.00	5.73	**35.33**
632-HR1221W	12	21	.250" Faston	3.54	2.76	4.01	4.17	4.40	**22.16**
632-HR1224WF2F1	12	24	.187/.250" Faston	5.94	2.01	3.70	3.87	4.30	**22.96**
632-HR1234WF2	12	34	.250" Faston	5.90	2.53	3.70	3.94	5.80	**29.36**
632-HR1251WF2FR	12	51	.250" Faston	5.92	3.83	3.70	3.94	8.20	**55.06**

C-SERIES SWITCH-MODE CHARGERS

- Useable on domestic and overseas input voltages
- Automatic, current sensing dual-rated charging
- LEDs indicate "power on" and "Fast" and "Float" charging modes
- Screw type output terminals

For quantities greater than listed, call for quote.

MOUSER STOCK NO.	Power Sonic Part No.	Output Voltage (V)		Ouput	Use with Battery		Dimensions: in.			Price Each	
		Nominal	Range		Voltage	Capacity	L	W	H	1	5
547-PSC-6300A-C	PSC-6300A-C	6	6.75-7.35	.3A	6	1-3AH	2.05	1.57	2.64	**30.90**	**28.09**
547-PSC-6500A-C	PSC-6500A-C	6	6.75-7.35	.5A	6	2-5AH	2.05	1.57	2.64	**32.13**	**29.21**
547-PSC-61000A-C	PSC-61000A-C	6	6.75-7.35	1A	6	5-10AH	2.24	1.73	3.23	**35.92**	**32.66**
547-PSC-64000A-C	PSC-64000A-C	6	6.75-7.35	4A	6	10-40AH	5.43	2.83	1.65	**98.87**	**89.88**
547-PSC-12300A-C	PSC-12300A-C	12	13.5-14.7	.3A	12	1-3AH	2.05	1.57	2.64	**31.22**	**28.39**
547-PSC-12500A-C	PSC-12500A-C	12	13.5-14.7	.5A	12	2-5AH	2.24	1.73	3.23	**32.62**	**29.66**
547-PSC-12800A-C	PSC-12800A-C	12	13.5-14.7	.8A	12	4-8AH	2.24	1.73	3.23	**34.60**	**31.46**
547-PSC-124000A-C	PSC-124000A-C	12	13.5-14.7	4A	12	20-40AH	5.43	2.83	1.65	**104.47**	**94.97**
547-PSC-241000A-C	PSC-241000A-C	24	27.00-29.40	1A	24	5-10AH	5.43	2.83	1.65	**90.96**	**82.69**



© Copyright 2013 Mouser Electronics

© Copyright 2013 Mouser Electronics

Rechargeable

TADIRAN Lithium Batteries

Tadiran's Lithium Chloride chemistry offers the highest intrinsic negative potential, resulting in the highest specific energy and highest energy, outperforming all other competing chemistries.

- Long Shelf Life
- Higher Capacity
- Greater Energy Density
- Operating Temperature Range: -55°C~ -85°C

DIMENSIONS: in.

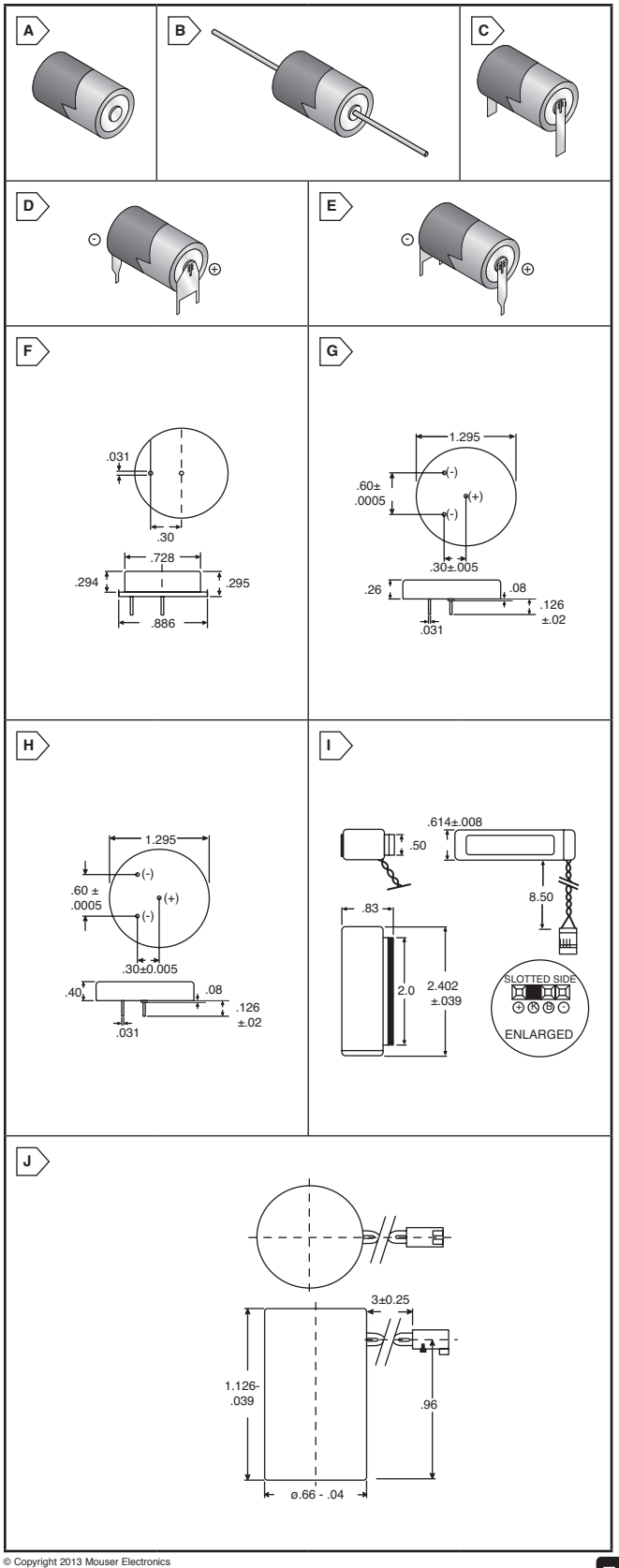

TADIRAN XTRA SERIES CYLINDRICAL CELLS

For quantities greater than listed, call for quote.

MOUSER STOCK NO.	Fig.	Size	Volts	Capacity (Ah)	Dimensions: in.	Price Each 1	10	50
Pressure Contacts								
667-TL2150S	A	1/2AA	3.6	.95	.57 x .99	5.97	5.63	5.29
667-TL2155S	A	2/3AA	3.6	1.45	.57 x 1.32	7.43	7.01	6.61
667-TL2100S	A	AA	3.6	2.1	.57 x 1.99	8.22	7.75	7.28
667-TL2200S	A	C	3.6	7.2	1.03 x 1.97	16.61	16.23	14.89
667-TL2300S	A	D	3.6	16.5	1.3 x 2.42	25.00	23.57	22.14
Axial Leads								
667-TL2150P	B	1/2AA	3.6	.95	.57 x .99	7.09	6.69	6.28
667-TL2155P	B	2/3AA	3.6	1.45	.57 x 1.32	8.04	7.58	7.12
667-TL2100P	B	AA	3.6	2.1	.57 x 1.99	8.53	8.03	7.53
Solder Tabs								
667-TL2150T	C	1/2AA	3.6	.95	.57 x .99	8.40	7.93	7.27
667-TL2155T	C	2/3AA	3.6	1.45	.57 x 1.32	7.74	7.29	6.85
667-TL2100T	C	AA	3.6	2.1	.57 x 1.99	8.50	7.80	7.58
667-TL2200T	C	C	3.6	7.2	1.03 x 1.97	22.37	21.10	19.82
667-TL2300T	C	D	3.6	16.5	1.3 x 2.42	25.74	24.28	22.80
Polarized Tabs (Two Pins on Positive End)								
667-TL2150PT	D	1/2AA	3.6	.95	.57 x .99	8.41	7.93	7.45
667-TL2155PT	D	2/3AA	3.6	1.45	.57 x 1.32	7.74	7.29	6.85
667-TL2100PT	D	AA	3.6	2.1	.57 x 1.99	9.34	8.81	8.27
Polarized Tabs (Two Pins on Negative End)								
667-TL2150TP	E	1/2AA	3.6	.95	.57 x .99	14.88	14.04	13.18
667-TL2155TP	E	2/3AA	3.6	1.45	.57 x 1.32	7.74	7.29	6.85
667-TL2100TP	E	AA	3.6	2.1	.57 x 1.99	9.02	8.51	7.98

TADIRAN XTRA SERIES HIGH CAPACITY CYLINDRICAL CELLS

For quantities greater than listed, call for quote.

MOUSER STOCK NO.	Fig.	Size	Volts	Capacity (Ah)	Dimensions: in.	Price Each 1	10	50
Pressure Contacts								
667-TL5902S	A	1/2AA	3.6	1.2	.57 x .99	7.84	7.39	6.94
667-TL5903S	A	AA	3.6	2.4	.57 x 1.99	9.34	8.81	8.27
667-TL5920S	A	C	3.6	8.5	1.03 x 1.97	19.27	18.17	17.07
667-TL5930S	A	D	3.6	19.0	1.3 x 2.42	29.69	28.02	26.35
Axial Leads								
667-TL5902P	B	1/2AA	3.6	1.2	.57 x .99	7.66	7.22	6.78
667-TL5955P	B	2/3AA	3.6	1.65	.57 x 1.32	9.16	8.63	8.11
667-TL5903P	B	AA	3.6	2.4	.57 x 1.99	9.15	8.47	7.38
Solder Tabs								
667-TL5902T	C	1/2AA	3.6	1.2	.57 x .99	8.22	7.75	7.28
667-TL5955T	C	2/3AA	3.6	1.65	.57 x 1.32	9.16	8.63	8.11
667-TL5903T	C	AA	3.6	2.4	.57 x 1.99	9.16	8.60	8.05
667-TL5920T	C	C	3.6	8.5	1.03 x 1.97	21.54	20.31	19.08
667-TL5930T	C	D	3.6	19.0	1.3 x 2.42	30.13	28.41	26.69
Polarized Tabs (Two Pins on Positive End)								
667-TL5902PT	D	1/2AA	3.6	1.2	.57 x .99	7.47	7.04	6.61
667-TL5955PT	D	2/3AA	3.6	1.65	.57 x 1.32	8.78	8.28	7.78
Polarized Tabs (Two Pins on Negative End)								
667-TL5955TP	E	2/3AA	3.6	1.65	.57 x 1.32	8.78	8.28	7.78
667-TL5903TP	E	AA	3.6	2.4	.57 x 1.99	10.11	9.53	8.95

TADIRAN MBU SERIES CYLINDRICAL CELLS

- Memory Backup

For quantities greater than listed, call for quote.

MOUSER STOCK NO.	Fig.	Size	Volts	Capacity (Ah)	Dimensions: in.	Price Each 1	10	50
Pressure Contacts								
667-TL5101S	A	1/2AA	3.6	.95	.57 x .99	6.02	5.57	5.19
667-TL5104S	A	AA	3.6	2.1	.57 x 1.99	7.21	6.79	6.59
Axial Leads								
667-TL5101P	B	1/2AA	3.6	.95	.57 x .99	6.29	5.93	5.57
667-TL5155P	B	2/3AA	3.6	1.45	.57 x 1.32	7.47	7.04	6.61
667-TL5104P	B	AA	3.6	2.1	.57 x 1.99	8.83	8.31	7.80
Solder Tabs								
667-TL5101T	C	1/2AA	3.6	.95	.57 x .99	6.96	6.21	6.01
667-TL5104T	C	AA	3.6	2.1	.57 x 1.99	7.66	7.22	6.78

TADIRAN MBU SERIES WAFER CELLS

- Memory Backup

For quantities greater than listed, call for quote.

MOUSER STOCK NO.	Fig.	Size	Volts	Capacity (Ah)	Dimensions: in.	Price Each 1	10	50
667-TL5186P	F	BEL	3.6	.4	.89 x .27	6.74	6.36	5.97
667-TL5134	G	1/10D	3.6	1.0	1.3 x .26	9.91	9.34	8.77
667-TL5135	H	1/6D	3.6	1.7	1.3 x .39	13.09	12.34	11.59

TADIRAN BATTERY PACKS

- Memory Backup

For quantities greater than listed, call for quote.

MOUSER STOCK NO.	Fig.	Volts	Capacity (Ah)	Dimensions: in.	Price Each 1	10	50
667-TL5242W	I	3.6	2.1	.61 x .76 x 2.41	12.90	11.97	11.55
667-TL5276W	J	3.6	.95	ø.66 x 1.13	10.30	9.72	9.13

© Copyright 2013 Mouser Electronics

© Copyright 2013 Mouser Electronics

PANASONIC Lithium Batteries

HI-TEMP COIN CELL LITHIUM BATTERIES

For quantities greater than listed, call for quote.

MOUSER STOCK NO.	Panasonic Part No.	Fig.	Capacity (mAh)	Dimensions: mm	Price Each 1	10	50	100
658-BR1225A/FAN	BR1225A/FAN	A	48	12.5 x 2.5	2.12	1.90	1.69	1.66
658-BR1225A/HA	BR1225A/HAN	A	48	12.5 x 2.5	2.12	1.90	1.69	1.66
658-BR1225A/HBN	BR1225A/HBN	A	48	12.5 x 2.5	2.12	1.90	1.69	1.66
658-BR1632A/FAN	BR1632A/FAN	B	120	16.0 x 3.2	2.07	1.85	1.69	1.66
658-BR1632A/GAN	BR1632A/GAN	B	120	16.0 x 3.2	2.07	1.85	1.69	1.66
658-BR1632A/HAN	BR1632A/HAN	B	120	16.0 x 3.2	2.07	1.85	1.69	1.66
658-BR1632A/VAN	BR1632A/VAN	B	120	16.0 x 3.2	2.07	1.85	1.69	1.66
658-BR2330A/FAN	BR2330A/FAN	C	255	23.0 x 3.0	2.35	2.12	1.88	1.80
658-BR2330A/GAN	BR2330A/GAN	C	255	23.0 x 3.0	2.35	2.12	1.88	1.80
658-BR2330A/HDN	BR2330A/HDN	C	255	23.0 x 3.0	2.35	2.12	1.88	1.80
658-BR2330A/VAN	BR2330A/VAN	C	255	23.0 x 3.0	2.35	2.12	1.88	1.80
658-BR2477A/FBN	BR2477A/FBN	D	1000	24.5 x 7.7	3.94	3.54	3.15	2.91
658-BR2477A/GAN	BR2477A/GAN	D	1000	24.5 x 7.7	3.94	3.54	3.15	2.91
658-BR-2477A-HBN	BR2477A/HBN	D	1000	24.5 x 7.7	3.94	3.54	3.15	2.87
658-BR2477A/VAN	BR2477A/VAN	D	1000	24.5 x 7.7	3.94	3.54	3.15	2.91

3V LITHIUM COIN CELLS

BR Series:
- Lithium Poly-Carbonmonofluoride
- Stable voltage discharge
- Suitable for low drain devices
- Suitable for high temperature applications
- Operating temperature range: -30°C ~ +80°C

CR Series:
- Lithium Manganese Dioxide
- Tapered voltage discharge
- Suitable for high drain devices
- Operating temperature range: -30°C ~ +60°C

Coin Cells

For quantities greater than listed, call for quote.

MOUSER STOCK NO.	Panasonic Part No.	Fig.	Capacity (mAh)	Dimensions: mm	Price Each 1	10	25	50
658-BR1216	BR1216	E	25	12.5 x 1.6	1.44	1.33	1.24	1.17
658-BR1225	BR1225	E	48	12.5 x 2.0	1.62	1.48	1.39	1.29
658-BR1616	BR1616	E	48	16.0 x 2.5	1.47	1.34	1.26	1.18
658-BR2032	BR2032	E	190	20.0 x 3.2	2.03	1.92	1.87	1.82
658-BR2325	BR2325	E	165	23.0 x 2.5	1.54	1.41	1.33	1.24
658-BR2330	BR2330	E	255	23.0 x 3.0	2.18	1.93	1.80	1.67
658-BR3032	BR3032	E	500	30.0 x 3.2	3.62	3.25	3.07	2.89
658-CR1025	CR1025	E	30	10.0 x 2.5	1.22	1.08	1.01	.963
658-CR1216	CR1216	E	25	12.0 x 1.6	1.19	1.09	.963	.899
658-CR1220	CR1220	E	35	12.0 x 2.0	1.94	1.70	1.46	1.35
658-CR1616	CR1616	E	55	16.0 x 1.6	.87	.77	.728	.674
658-CR1620	CR1620	E	75	16.0 x 2.0	1.03	.942	.856	.803
658-CR1632	CR1632	E	140	16.0 x 3.2	1.40	1.27	1.21	1.14
658-CR2012	CR2012	E	55	20.0 x 1.2	1.51	1.41	1.34	1.31
658-CR2016	CR2016	E	90	20.0 x 1.6	.48	.449	.428	.417
658-CR2025	CR2025	E	165	20.0 x 2.5	.71	.642	.631	.61
658-CR2032	CR2032	E	225	20.0 x 3.2	.48	.449	.428	.417
658-CR2330	CR2330	E	265	23.0 x 3.0	1.68	1.55	1.46	1.37
658-CR2354	CR2354	E	560	23.0 x 5.4	1.79	1.68	1.62	1.56
658-CR2412	CR2412	F	100	24.52 x 1.2	3.32	2.99	2.65	2.45
658-CR2450	CR2450	F	620	24.0 x 5.0	1.38	1.24	1.08	1.08
658-CR2477	CR2477	E	1000	24.5 x 7.7	3.53	3.31	3.19	3.08
658-CR3032	CR3032	E	500	30.0 x 3.2	2.95	2.73	2.56	2.47

Coin Cells w/ PC Mount Pins

For quantities greater than listed, call for quote.

MOUSER STOCK NO.	Panasonic Part No.	Fig.	Capacity (mAh)	Dimensions: mm Battery	A	B	Price Each 1	10	25	50
658-BR1225-1VC	BR1225/1VC	G	48	12.5 x 2.5	3.0	3.25	1.86	1.74	1.68	1.62
658-BR2325-1VC	BR2325/1VC	H	165	23.0 x 2.5	3.2	10.70	2.17	2.08	2.00	1.94
658-BR2330-1VC	BR2330/1VC	H	255	23.0 x 3.0	3.9	11.45	2.24	2.16	2.09	2.01
658-BR2325-1VG	BR2325/1VG	I	165	23.0 x 2.5	5.1	15.24	1.99	1.86	1.80	1.73
658-BR2325-1HG	BR2325/1HG	J	165	23.0 x 2.5	20.5	7.50	2.68	2.47	2.33	2.20
658-BR1225-1HC	BR1225/1HC	K	48	12.5 x 2.0	10.0	3.25	1.85	1.69	1.64	1.58
658-BR2032-1HE	BR2032/1HE	L	190	20.0 x 3.2	20.5	- - -	2.59	2.53	2.44	2.38
658-BR2325-1HC	BR2325/1HC	M	165	23.0 x 2.5	20.5	- - -	1.83	1.72	1.66	1.61
658-BR23301HE	BR2330/1HE	N	255	23.0 x 3.0	20.5	- - -	2.46	2.17	2.03	1.96
658-CR2477-1HF	CR2477/1HF	O	1000	24.5 x 7.7	20.5	- - -	4.44	3.96	3.58	3.53

3V Lithium Pin Type

For quantities greater than listed, call for quote.

MOUSER STOCK NO.	Panasonic Part No.	Fig.	Capacity (mAh)	Dimensions: mm	Price Each 1	10	25	50
658-BR425	BR425	P	25	4.2 x 25.9	3.85	3.53	3.32	3.10
658-BR435	BR435	P	50	4.2 x 35.9	4.01	3.62	3.53	3.48

3V LITHIUM CYLINDRICAL CELLS

- High energy density
- Long shelf life
- Operating temperature range: -40°C ~ +85°C
- High rate discharge

For quantities greater than listed, call for quote.

MOUSER STOCK NO.	Panasonic Part No.	Fig.	Capacity (mAh)	Dimensions: mm	Price Each 1	10	25	50
658-BR2-3ASSP	BR-2/3ASSP	Q	1200	17.0 x 33.5	4.44	4.12	3.85	3.75
658-BR2-3AT2SP	BR-2/3AT2SP	R	1200	17.0 x 33.5	6.29	5.95	5.64	5.34
658-BR2-3AE2SP	BR-2/3AE2SP	S	1200	17.0 x 33.5	5.54	4.94	4.49	4.19
658-BR-A	BR-A	Q	1800	17.0 x 45.5	10.43	9.62	8.83	8.55
658-BR-C	BR-C	Q	5000	26.0 x 50.0	20.21	18.55	16.90	15.69
658-BR-CT2SP	BR-CT2SP	R	5000	26.0 x 50.0	18.67	17.26	16.35	15.89

© Copyright 2013 Mouser Electronics

DIMENSIONS: mm

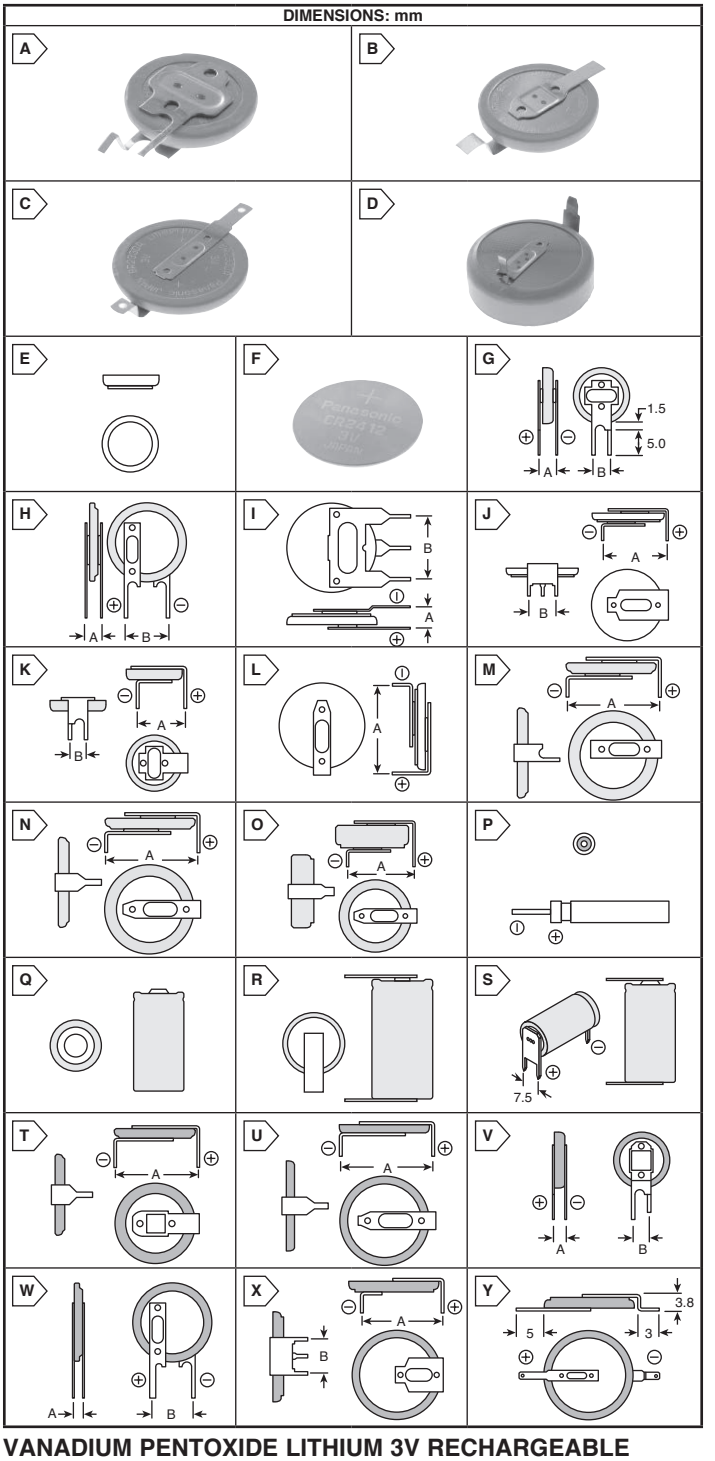

VANADIUM PENTOXIDE LITHIUM 3V RECHARGEABLE BATTERIES

Compact, high energy batteries that have nearly twice the energy of conventional button-shaped NiCd batteries.

- Operating temperature range: -20°C ~ +60°C
- Self-discharge per year: 2%
- Charge voltage: 3.25V ~ 3.55V
- Charge-discharge cycles: 1000

For quantities greater than listed, call for quote.

MOUSER STOCK NO.	Panasonic Part No.	Fig.	Capacity (mAh)	Dimensions: mm Battery	A	B	Price Each 1	10	25	50
658-VL1220-1HF	VL1220-1HF	T	7.0	12.5 x 2.0	10.0	- - -	4.46	4.02	3.87	3.79
658-VL2020-1HF	VL2020-1HF	U	20.0	20.0 x 2.0	20.5	- - -	4.60	4.07	3.87	3.72
658-VL2320-1HF	VL2320-1HF	U	30.0	23.0 x 2.0	20.5	- - -	6.31	5.87	5.49	5.16
658-VL2330-1HF	VL2330-1HF	U	50.0	23.0 x 3.0	20.5	- - -	7.14	6.49	6.25	6.01
658-VL1220-1VC	VL1220-1VC	V	7.0	12.5 x 2.0	2.5	3.25	4.46	4.02	3.87	3.79
658-VL2020-1VC	VL2020-1VC	W	20.0	20.0 x 2.0	2.7	10.2	5.05	4.82	4.26	4.09
658-VL2320-1VC	VL2320-1VC	W	30.0	23.0 x 2.0	2.7	10.2	6.86	6.45	6.02	5.60
658-VL2330-1VC	VL2330-1VC	W	50.0	23.0 x 3.0	3.7	10.2	7.14	6.29	6.08	5.87
658-VL3032-1GUF	VL3032-1GUF	X	100.0	30.0 x 3.2	25.4	10.2	9.51	8.85	8.27	7.96
658-VL3032-1F2	VL3032-1F2	Y	100.0	30.0 x 3.2	solder tabs		9.51	8.85	8.27	7.96

© Copyright 2013 Mouser Electronics

Lithium Batteries and Chargers, Cables

EAGLE PICHER KEEPER II LITHIUM NON RECHARGEABLE

- Low profile prismatic design
- Wave solderability up to 5 seconds
- Flat discharge characteristics
- No charging circuits required
- Higher cell voltage allows for fewer cell and high reliability

For quantities greater than listed, call for quote.

MOUSER STOCK NO.	Eagle-Picher Part No.	Fig.	Dimensions: in.			Voltage	Price Each		
			L	W	H		1	10	50
521-3PN	LTC-3PN	A	0.60	0.65	0.27	3.5V	17.26	16.55	15.24
521-3PNS2	LTC-3PNS2	A	0.65	0.27	0.60	3.5V	17.12	16.41	15.11
521-7PN	LTC-7PN	A	1.00	0.65	0.26	3.5V	20.40	19.57	18.01
521-7PNS4	LTC-7PNS4	A	0.65	0.26	1.00	3.5V	19.98	19.15	17.62
521-7P	LTC-7P	A	1.20	0.70	0.35	3.5V	16.80	14.50	11.60

ULTRALIFE THIN CELL® LITHIUM 3-VOLT BATTERIES

Ultralife Thin Cell® lithium batteries are waferthin - as thin as 0.078 inch - providing a unique combination of high energy, long shelf life, wide operating temperature range, and light weight. With their ultra-thin prismatic form and a high ratio of active materials to packaging, Thin Cell® batteries can efficiently fill virtually any battery cavity.

For quantities greater than listed, call for quote.

MOUSER STOCK NO.	Ultralife Part No.	Fig.	Dimensions: in.			Max. Discharge	Weight (g)	Price Each		
			L	W	H			1	12	24
5169-U10004	U10004	B	1.75	0.20	2.15	250mA	15	14.00	13.29	12.58

ULTRALIFE LITHIUM 3.6-VOLT BATTERIES

- High voltage remains stable in operation
- Superior drain capability
- Low self-discharge rate (less than 1% after on year of storage at +20°C)
- Non- flammable electrolyte

For quantities greater than listed, call for quote.

MOUSER STOCK NO.	Ultralife Part No.	Fig.	Dimensions: in.		Max. Discharge	Weight (g)	Price Each		
			L	Dia.			1	10	25
5169-UHE-ER14250-S	5169-UHE-ER14250-S	C	25.0	14.5	50mA	9.67	3.31	3.07	2.93
5169-UHE-ER14505-S	5169-UHE-ER14505-S	D	50.5	14.5	100mA	17.75	4.58	4.25	4.07

ULTRALIFE LITHIUM 9-VOLT BATTERIES

- Long shelf life - up to 10 years
- Environmentally responsible - contains no mercury, cadmium, or lead
- Ideal for medical equipment, instrumentation, security/alarm systems
- Rating: 1200mAh
- Temperature range: -40°C to +60°C

For quantities greater than listed, call for quote.

MOUSER STOCK NO.	Ultralife Part No.	Fig.	Dimensions: in.			Max. Discharge	Weight (g)	Price Each		
			L	W	H			1	10	25
5169-U9VLJPBK	U9VLJPBK	E	1.92	1.02	0.67	120mA	33.8	8.43	7.85	7.46
			Description							
5169-U9VLJPFP	U9VLJPFP	F	9V 1.2Ah Foil Pouch Stainless Steel					9.04	8.45	8.00

ULTRALIFE RECHARGEABLE LITHIUM 3.7-VOLT BATTERIES

Ultralife lithium-ion prismatic (rectangular) cells offer high energy density, high capacity, and long life in the most common, lightweight sizes. These cells, which operate over a wide temperature range, are ideal for many portable devices.

For quantities greater than listed, call for quote.

MOUSER STOCK NO.	Ultralife Part No.	Fig.	Dimensions: in.			Energy	Weight (g)	Price Each		
			L	W	H			1	12	24
5169-UBBP01	UBBP01	G	2.83	2.09	0.23	6.8Wh	45.0	15.46	14.35	13.40
5169-UBP001	UBP001	G	2.13	1.42	0.43	6.7Wh	41.0	14.40	13.69	13.17
5169-UBP563450	UBP002	G	2.13	1.42	0.24	3.4Wh	24.0	10.79	10.24	9.87

ULTRALIFE RECHARGEABLE LITHIUM ION BATTERIES

- Cycle life: 300 cycles @ C/5 to 80%
- Self Discharge: Less than 10% per month
- Termination: 22AWG wire leads
- Operating Temperatures:
- Charge: 0°C to +45°C
- Discharge: -20°C to 60°C

For quantities greater than listed, call for quote.

MOUSER STOCK NO.	Ultralife Part No.	Fig.	Voltage Range	Nominal Voltage	Nominal Capacity	Max. Discharge	Misc. Dims.	Price Each			
								1	5	10	25
5169-UBBL19-FL	UBBL19-FL	H	3.0 to 4.2V	3.6V	2.4Ah	2500mA	23.2 x 19.1 x 67.0	50.33	45.30	41.53	37.75
5169-UBBL20-FL	UBBL20-FL	H	6.0 to 8.4V	7.2V	2.4Ah	2500mA	21.0 x 38.0 x 67.0	50.84	48.16	46.37	43.65
5169-UBBL21-FL	UBBL21-FL	H	9.0 to 12.6V	10.8V	2.4Ah	2500mA	22.0 x 56.5 x 67.0	84.38	75.94	69.61	63.29
5169-UBBL22-FL	UBBL22-FL	H	12.0 to 16.8V	14.4V	2.4Ah	2500mA	22.0 x 75.0 x 67.0	104.80	94.32	86.46	78.60
5169-UBBL23-FL	UBBL23-FL	H	3.0 to 4.2V	3.6V	4.8Ah	3000mA	21.2 x 38.0 x 67.0	54.46	49.02	44.93	40.85
5169-UBBL24-FL	UBBL24-FL	H	6.0 to 8.4V	7.2V	4.8Ah	3000mA	21.5 x 75.0 x 67.0	91.19	82.07	75.23	68.39
5169-UBBL25-FL	UBBL25-FL	H	9.0 to 12.6V	10.8V	4.8Ah	3500mA	40.1 x 56.1 x 67.0	135.72	122.15	111.96	101.79
5169-UBBL26-FL	UBBL26-FL	H	12.0 to 16.8V	14.4V	4.8Ah	3500mA	40.1 x 74.7 x 67.0	107.04	96.33	88.31	80.28

ULTRALIFE BATTERY CHARGES FOR UBBL/UBP/UBBP SERIES

MOUSER STOCK NO.	Ultralife Part No.	Fig.	Description	Battery Type	Price Each			
					1	5	10	25
5169-UCH0036-I	UCH0036-I	I	90-264VAC 4.2V 1.0A Inter.	UBBL07,UBBL19,UBBL23,UBP001, UBP002 & UBBP01	78.43	72.56	68.62	58.83
5169-UCH0036-S	UCH0036-S	I	90-264VAC, 4.2V 1.0A Std.	UBBL07,UBBL19,UBBL23,UBP001, UBP002 & UBBP01	74.15	68.59	64.88	55.62
5169-UCH0037-I	UCH0037-I	I	90-240VAC, 8.4V 1.0A Inter.	UBBL20, UBBL24	78.43	72.56	68.62	58.83
5169-UCH0037-S	UCH0037-S	I	90-260VAC, 8.4V 1.0A Std.	UBBL20, UBBL24	74.15	68.59	64.88	55.62
5169-UCH0038-I	UCH0038-I	I	90-240VAC, V 1.0A Inter.	UBBL21 & UBBL25	78.43	72.56	68.62	58.83
5169-UCH0038-S	UCH0038-S	I	90-240VAC, 12.6V 1.0A Std.	UBBL21 & UBBL25	74.15	68.59	64.88	55.62
5169-UCH0039-I	UCH0039-I	I	90-240VAC, 16.8V 0.67A Inter.	UBBL22 & UBBL26	78.43	72.56	68.62	58.83
5169-UCH0039-S	UCH0039-S	I	90-240VAC, 16.8V 0.67A Std.	UBBL22 & UBBL26	74.15	68.59	64.88	55.62

ULTRALIFE INTERFACE CHARGE CABLES

For quantities greater than listed, call for quote.

5169-UCA0102-01	UCA0102-01	J	20AWG, 5.0A max.	UBBL19-FL, to UBBL26-FL	38.41	35.53	33.61	28.82
5169-UCA0102-02	UCA0102-02	J	20AWG, 5.0A max.	UBBL19-C1, to UBBL26-C1	34.56	31.97	30.24	25.93



SAFT LITHIUM 3.67 VOLT BATTERIES

For quantities greater than listed, call for quote.

MOUSER STOCK NO.	Fig.	Size	Termination	Capacity (Ah)	Price Each		
					1	10	50
639-LS14250BA	A	1/2 AA	Button	1.2	9.38	8.45	7.69
639-LS14250AX	A	1/2 AA	Axial Leads	1.2	9.48	8.54	7.77
639-LS14250ST	A	1/2 AA	Solder Tab	1.2	9.98	8.99	8.15
639-LS14500BA	B	AA	Button	2.45	8.75	8.31	7.44
639-LS14500AX	B	AA	Axial Leads	2.45	9.42	8.47	7.70
639-LS14500ST	B	AA	Solder Tab	2.45	9.72	8.75	7.96
639-LS17500BA	C	A	Button	3.6	12.10	10.89	9.90
639-LST17330BA	D	2/3 A	Button	2.1	12.05	10.86	9.88
639-LST17330ST	D	2/3 A	Solder Tab	2.1	12.53	11.28	10.25

DIMENSIONS: mm

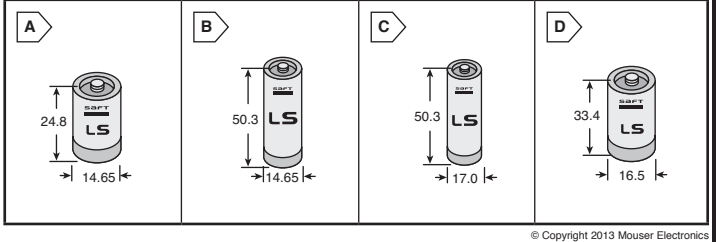

© Copyright 2013 Mouser Electronics

© Copyright 2013 Mouser Electronics

BULGIN Battery Holders

RoHS Compliant This product is RoHS compliant.

BULGIN FRONT PANEL SEALED BATTERY HOLDERS

Features:
- IP 67 Rated
- Color: Black
- Panel Mount with Solder Tabs

RoHS Compliant

For quantities greater than listed, call for quote.

MOUSER STOCK NO.	Fig.	No. of Cells	Battery Size	Price Each			
				1	25	50	100
122-BXS011/1	A	1	AA	8.91	8.17	7.28	6.07
122-BXS012/1	A	2	AA	9.75	8.95	7.95	6.64
122-BXS013/1	A	3	AA	11.42	10.48	9.31	7.78
122-BXS001/1	B	1	C	11.13	10.22	9.07	7.58
122-BXS002/1	B	2	C	12.88	11.82	10.52	8.78
122-BXS003/1	B	3	C	13.91	12.79	11.36	9.49
122-BXS016	C	1	D	12.98	11.94	10.60	8.86
122-BXS017	C	2	D	21.96	20.16	17.91	14.97
122-BXS018	C	3	D	24.61	22.59	20.07	16.77

BULGIN STANDARD BATTERY HOLDERS

RoHS Compliant

"AA" Size

For quantities greater than listed, call for quote.

MOUSER STOCK NO.	Fig.	No. of Cells	Color	Description	Price Each			
					1	25	50	100
122-BX0011/1	D	1	Black	Panel mount-solder tabs	7.29	6.69	5.95	4.98
122-BX0012/1	D	2	Black	Panel mount-solder tabs	8.36	7.67	6.82	5.68
122-BX0013/1	D	3	Black	Panel mount-solder tabs	8.98	8.23	7.32	6.11
122-BX0027	E	4	Black	Panel mount drawer function	14.82	13.60	12.09	10.10

RoHS Compliant

"C" Size

For quantities greater than listed, call for quote.

MOUSER STOCK NO.	Fig.	No. of Cells	Color	Description	Price Each			
					1	25	50	100
122-BX0001/1	F	1	Black	Panel mount-solder tabs	9.93	9.11	8.09	6.76
122-BX0002/1	F	2	Black	Panel mount-solder tabs	12.50	11.48	10.21	8.52
122-BX0003/1	F	3	Black	Panel mount-solder tabs	15.24	13.98	12.44	10.38

RoHS Compliant

"D" Size

For quantities greater than listed, call for quote.

MOUSER STOCK NO.	Fig.	No. of Cells	Color	Description	Price Each			
					1	25	50	100
122-BX0016	G	1	Black	Panel mount-solder tabs	9.58	8.80	7.81	6.53
122-BX0017	G	2	Black	Panel mount-solder tabs	17.58	16.14	14.33	11.97
122-BX0018	G	3	Black	Panel mount-solder tabs	21.57	19.81	17.60	14.69

RoHS Compliant

"9V" Size

For quantities greater than listed, call for quote.

MOUSER STOCK NO.	Fig.	No. of Cells	Color	Description	Price Each			
					1	25	50	100
122-BX0023	H	1	Black	Panel mount drawer function	5.07	4.65	4.14	3.46
122-BX0026	I	2	Black	Panel mount drawer function	10.82	9.94	8.84	7.37

BULGIN PC/BASE MOUNT BATTERY HOLDERS

RoHS Compliant

Features:
- Terminations: Dual connections, P.C. spills and 2.8 series tabs/solder tags (P.C. spills may be removed if required)
- Operating Temperature: -30°C to +70°C
- Mouldings: Glass Filled Nylon
- Contacts: Nickel Silver, clean
- Interlocking for multiple assemblies, except for model 122-BX0033 and 122-BX0123

For quantities greater than listed, call for quote.

MOUSER STOCK NO.	Fig.	Battery Size	Price Each			
			1	25	50	100
122-BX0033	J	PP3	2.21	2.04	1.81	1.51
122-BX0034	K	AAA	2.51	2.31	2.05	1.69
122-BX0035	L	AA	2.39	2.19	1.95	1.62
122-BX0036	M	C	3.21	2.95	2.61	2.18
122-BX0037	N	D	3.51	3.21	2.85	2.38
122-BX0123	N	CR123	1.72	1.54	1.38	1.18

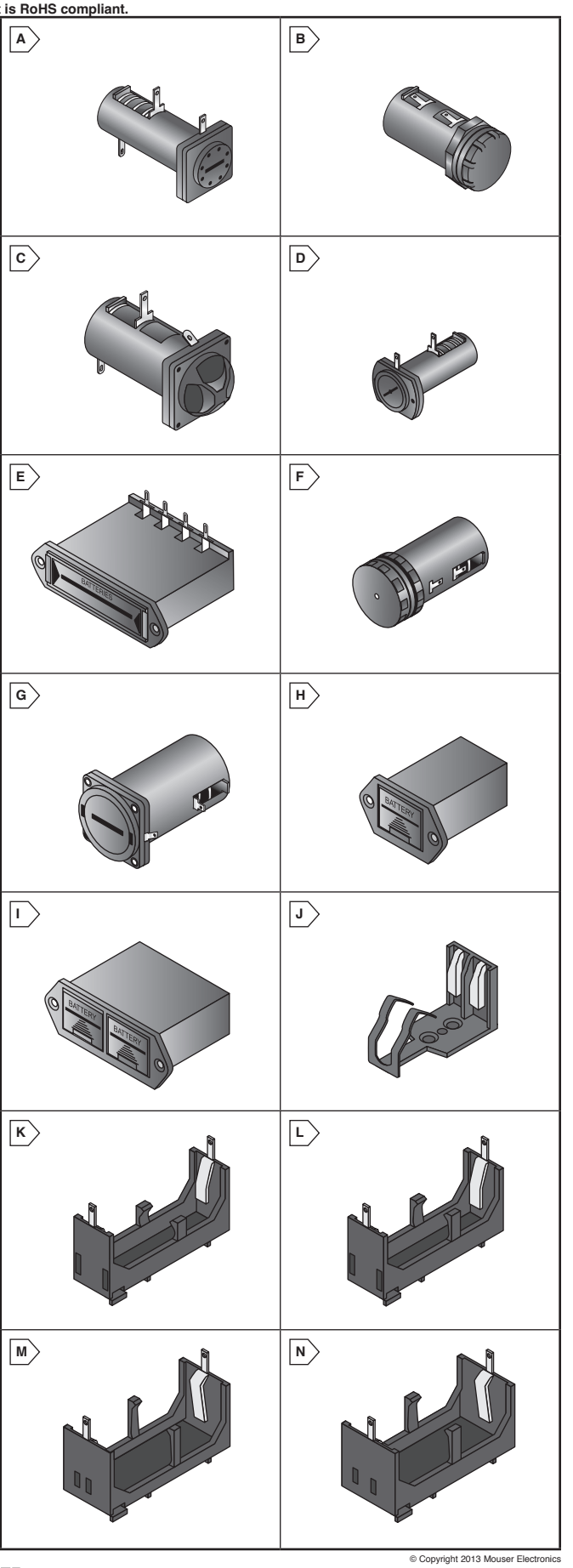

© Copyright 2013 Mouser Electronics

© Copyright 2013 Mouser Electronics

EAGLE PLASTIC DEVICES Battery Holders

RoHS Compliant **This product is RoHS compliant.**

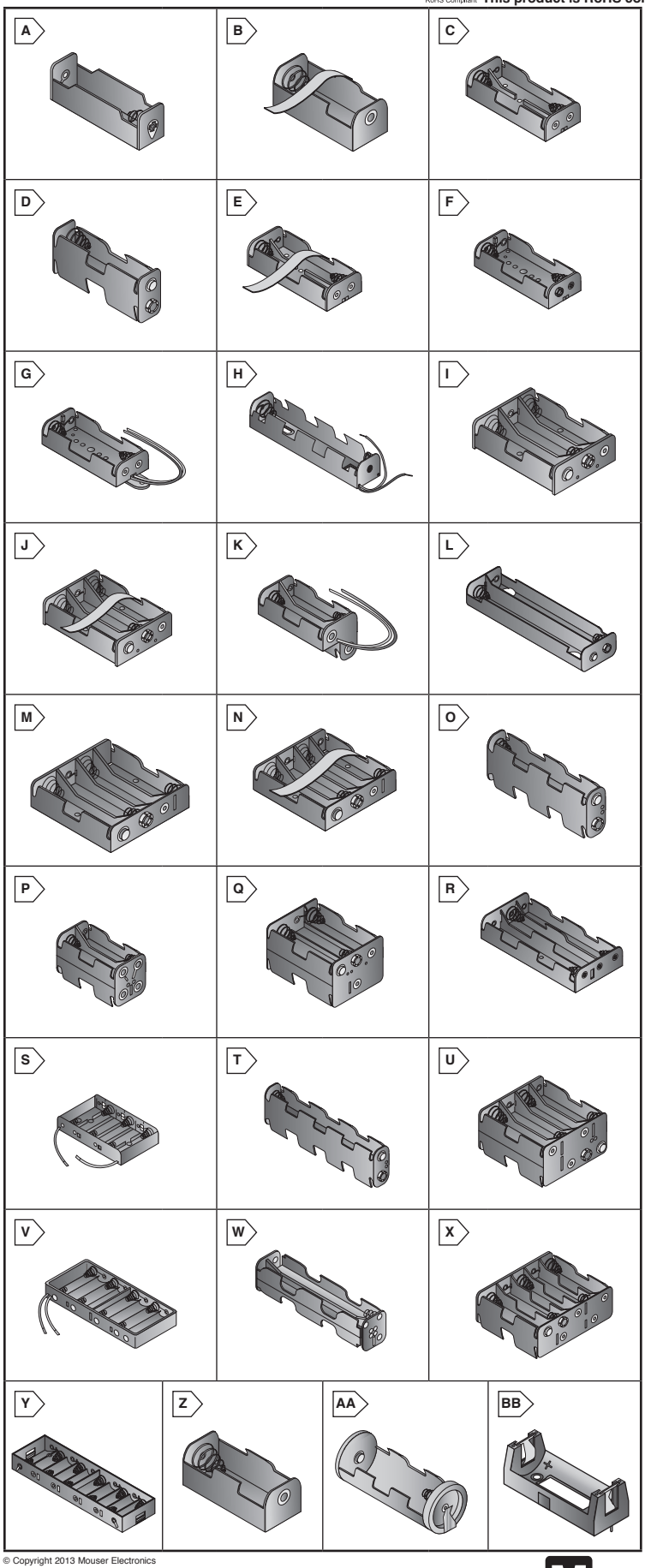

Battery holders are constructed using an "unbreakable" type plastic.
Nickel-plated hardware provides excellent corrosion resistance from battery acid.

"AA" SIZE BATTERY HOLDERS

RoHS Compliant

MOUSER STOCK NO.	Fig.	No. of Cells	Color	Description	Price Each 1	25	50	100
12BH311A-GR	A	1	Black	6" leads-tinned 3/16"	.67	.556	.454	.371
12BH311A-R-GR	B	1	Black	6" leads with ribbon	.88	.77	.668	.509
12BH311P-GR	A	1	Black	PC mount-solder legs	.74	.663	.599	.364
12BH311P-R-GR	B	1	Black	PC legs with ribbon	.80	.717	.674	.439
12BH311-GR	A	1	Black	Solder tabs	.74	.663	.599	.364
12BH311-R-GR	B	1	Black	Solder tabs with ribbon	.80	.717	.674	.439
12BH212A-GR	C	2	Black	6" leads-tinned 3/16"	1.41	1.18	1.07	.974
12BH212P-GR	C	2	Black	PC mount-solder legs	1.41	1.18	1.07	.974
12BH222-GR	D	2	Black	6" leads-tinned 3/16"	.78	.706	.664	.432
12BH322B-GR	D	2	Black	Mini snaps spaced .50"	.80	.717	.674	.439
12BH322D-GR	D	2	Black	Solder tabs	.74	.663	.599	.524
12BH321A-GR	C	2	Black	6" leads-tinned 3/16"	.80	.717	.674	.439
12BH321P-GR	C	2	Black	PC mount-solder legs	.80	.717	.674	.439
12BH321P-R-GR	E	2	Black	PC legs with ribbon	.89	.813	.685	.482
12BH321B-GR	F	2	Black	Mini snaps spaced .50"	.80	.717	.674	.439
12BH321D-GR	C	2	Black	Solder tabs	.80	.717	.674	.439
12BH324A-GR	G	2	Black	6" leads-tinned 3/16"	.61	.503	.421	.369
12BH325A-GR	H	2	Black	6" leads-tinned 3/16"	.74	.663	.599	.449
12BH331-GR	I	3	Black	6" leads-tinned 3/16"	1.13	.942	.781	.653
12BH331-R-GR	J	3	Black	6" leads with ribbon	1.36	1.13	.942	.781
12BH331P-GR	I	3	Black	PC mount-solder legs	1.18	.984	.824	.685
12BH331P-R-GR	J	3	Black	PC legs with ribbon	1.36	1.13	.942	.781
12BH331B-GR	I	3	Black	Mini snaps spaced .50"	1.25	1.18	1.12	.884
12BH331D-GR	I	3	Black	Solder tabs	1.09	.995	.901	.819
12BH335-GR	K	3	Black	6" leads-tinned 3/16"	1.06	.942	.803	.599
12BH343-GR	L	4	Black	6" leads-tinned 3/16"	1.19	1.04	.899	.621
12BH348-GR	M	4	Black	6" leads-tinned 3/16"	1.19	1.04	.899	.685
12BH348-R-GR	N	4	Black	6" leads with ribbon	1.39	1.16	.963	.803
12BH349-GR	M	4	Black	PC mount-solder legs	.82	.685	.63	.574
12BH341P-R-GR	N	4	Black	PC legs with ribbon	1.39	1.16	.963	.803
12BH351-GR	M	4	Black	Solder tabs	1.19	1.04	.899	.685
12BH351-R-GR	N	4	Black	Solder tabs with ribbon	1.39	1.16	.963	.803
12BH347-GR	M	4	Black	Mini snaps spaced .50"	1.20	.963	.876	.803
12BH347-R-GR	N	4	Black	Mini snaps with ribbon	1.39	1.16	.963	.803
12BH341-GR	O	4	Black	Mini snaps spaced .50"	.90	.76	.599	.556
12BH342A-GR	O	4	Black	6" leads-tinned 3/16"	.86	.781	.706	.642
12BH342D-GR	O	4	Black	Solder tabs	.86	.781	.706	.642
12BH350-GR	P	4	Black	6" leads-tinned 3/16"	1.19	1.04	.899	.685
12BH343B-GR	P	4	Black	Mini snaps spaced .50"	1.19	1.04	.899	.621
12BH343D-GR	P	4	Black	Solder tabs	1.07	.888	.803	.728
12BH344B-GR	L	4	Black	Mini snaps spaced .50"	1.19	1.04	.899	.621
12BH344D-GR	L	4	Black	Solder tabs	1.19	1.04	.899	.621
12BH361-GR	Q	6	Black	Mini snaps spaced .50"	1.56	1.31	1.24	1.18
12BH363A-GR	Q	6	Black	6" leads-tinned 3/16"	1.55	1.31	1.24	1.18
12BH363D-GR	Q	6	Black	Solder tabs	1.56	1.31	1.24	1.18
12BH361A-GR	R	6	Black	6" leads-tinned 3/16"	1.95	1.63	1.36	1.21
12BH361B-GR	R	6	Black	Mini snaps spaced .50"	1.95	1.63	1.36	1.21
12BH361D-GR	R	6	Black	Solder tabs	1.95	1.63	1.36	1.21
12BH364-GR	S	6	Black	6" leads-tinned 3/16"	1.95	1.63	1.36	1.13
12BH326-GR	L	6	Black	6" leads-tinned 3/16"	1.64	1.42	1.23	.944
12BH365-GR	T	6	Black	Mini snaps spaced .50"	1.78	1.48	1.23	1.03
12BH365A-GR	T	6	Black	6" leads-tinned 3/16"	1.46	1.27	1.16	1.05
12BH365D-GR	T	6	Black	Solder tabs	1.46	1.27	1.16	1.05
12BH381-GR	U	8	Black	Mini snaps spaced .50"	1.88	1.34	1.25	1.11
12BH383-GR	U	8	Black	6" leads-tinned 3/16"	1.48	1.27	1.18	1.12
12BH383D-GR	U	8	Black	Solder tabs	1.83	1.66	1.58	1.51
12BH381A-GR	V	8	Black	6" leads-tinned 3/16"	2.81	2.59	2.10	1.63
12BH382A-GR	W	8	Black	6" leads-tinned 3/16"	1.46	1.21	1.01	.835
12BH382B-GR	W	8	Black	Mini snaps spaced .50"	1.46	1.21	1.01	.835
12BH382D-GR	W	8	Black	Solder tabs	1.46	1.27	1.16	1.05
12BH310-GR	X	10	Black	Mini snaps spaced .50"	3.23	2.82	2.45	2.09
12BH310A-GR	X	10	Black	6" leads-tinned 3/16"	3.23	2.82	2.45	2.09
12BH310B-GR	X	10	Black	Mini snaps spaced .50"	3.23	2.82	2.45	2.09
12BH310D-GR	X	10	Black	Solder tabs	3.23	2.82	2.45	2.09
12BH309-GR	Y	10	Black	Solder tabs	3.23	2.82	2.45	2.09
12BH101A-GR	Y	10	Black	6" leads-tinned 3/16"	3.23	2.82	2.45	2.09

"1/2 AA" SIZE BATTERY HOLDERS

RoHS Compliant

MOUSER STOCK NO.	Fig.	No. of Cells	Color	Description	Price Each 1	25	50	100
12BH1/2AA-2A-GR	Z	1	Black	6" leads-tinned 3/16"	.82	.738	.685	.567
12BH1/2AA-2P-GR	Z	1	Black	PC mount-solder legs	.65	.589	.54	.492
12BH1/2AA-3S-GR	AA	1	Black	Rivets w/Switch	.82	.738	.685	.567

"2/3 A" SIZE BATTERY HOLDERS

RoHS Compliant

MOUSER STOCK NO.	Fig.	No. of Cells	Color	Description	Price Each 1	25	50	100
12BH023-GR	BB	1	Black	PC mount-solder legs	.81	.738	.674	.61

© Copyright 2013 Mouser Electronics

© Copyright 2013 Mouser Electronics

EAGLE PLASTIC DEVICES Battery Holders

RoHS Compliant **This product is RoHS compliant.**

Battery holders are constructed using an "unbreakable" type plastic.
Nickel-plated hardware provides excellent corrosion resistance from battery acid.

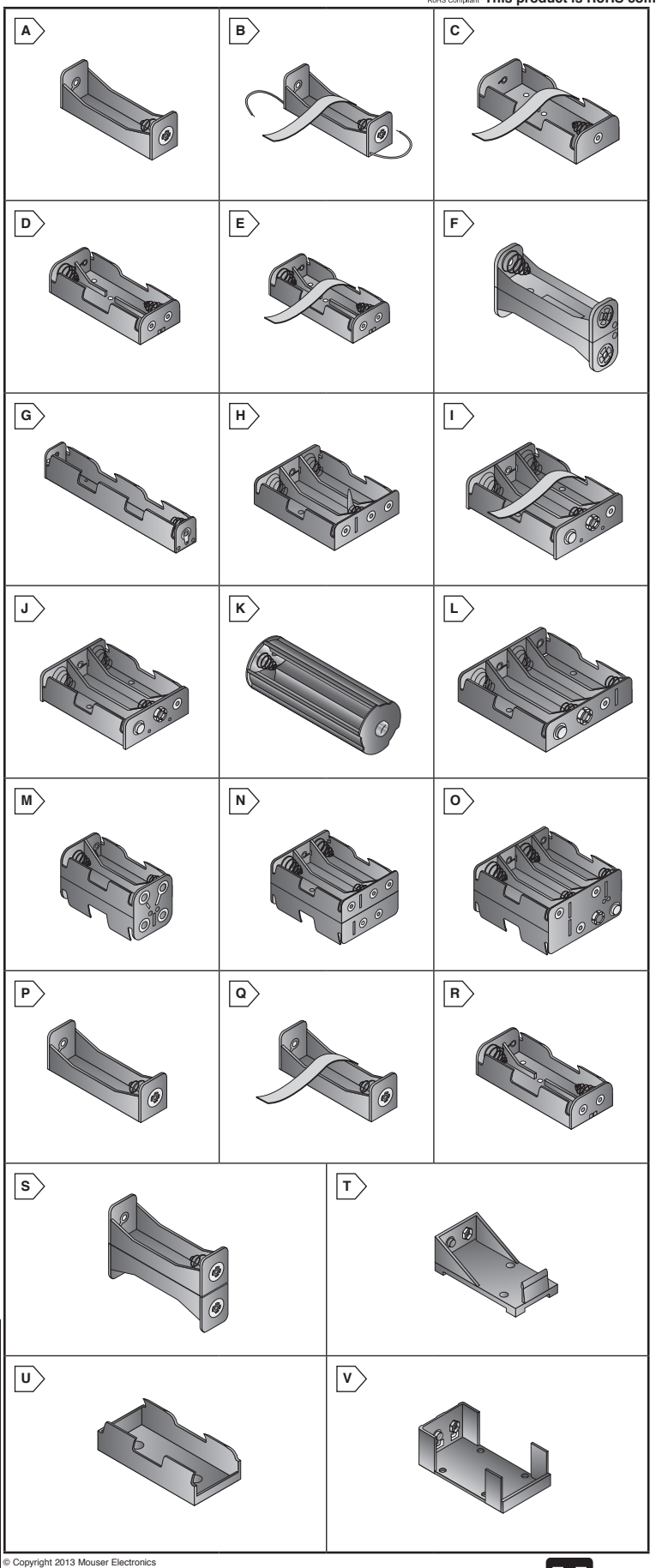

"AAA" SIZE BATTERY HOLDERS

RoHS Compliant

MOUSER STOCK NO.	Fig.	No. of Cells	Color	Description	Price Each			
					1	25	50	100
12BH410-GR	A	1	Black	6" leads-tinned 3/16"	.71	.567	.514	.471
12BH410-R-GR	B	1	Black	6" leads with ribbon	.84	.77	.623	.483
12BH411P-R-GR	C	1	Black	PC legs with ribbon	.71	.567	.514	.471
12BH412-GR	A	1	Black	PC mount-solder legs	.51	.428	.392	.356
122-0421-GR	D	2	Black	6" leads-tinned 3/16"	.78	.696	.631	.578
122-0421-R-GR	E	2	Black	6" leads with ribbon	.81	.738	.674	.61
12BH421-GR	D	2	Black	Solder tabs	.86	.717	.653	.589
12BH422A-GR	F	2	Black	6" leads-tinned 3/16"	1.14	.952	.792	.631
12BH422D-GR	F	2	Black	Solder tabs	1.14	.952	.792	.631
12BH423-GR	D	2	Black	PC mount-solder legs	.77	.696	.621	.546
12BH423P-R-GR	E	2	Black	PC legs with ribbon	.86	.781	.706	.642
12BH425-GR	G	2	Black	6" leads-tinned 3/16"	.71	.567	.514	.471
12BH425D-GR	G	2	Black	Solder tabs	.74	.696	.621	.546
12BH431-GR	H	3	Black	6" leads-tinned 3/16"	.95	.91	.77	.524
12BH431P-GR	H	3	Black	PC mount-solder legs	1.09	1.01	.813	.631
12BH431P-R-GR	I	3	Black	PC legs with ribbon	3.47	3.20	2.93	2.71
12BH431B-GR	J	3	Black	Mini snaps spaced .50"	.95	.91	.77	.524
12BH432A-GR	K	3	Black	Battery buttons	.90	.749	.688	.628
12BH441P-GR	L	4	Black	PC mount-solder legs	1.06	1.01	.813	.567
12BH441A-GR	L	4	Black	6" leads-tinned 3/16"	1.06	1.01	.813	.567
12BH441B-GR	L	4	Black	Mini snaps spaced .50"	1.06	1.01	.813	.567
12BH441D-GR	L	4	Black	Solder tabs	1.06	1.01	.813	.567
12BH443B-GR	M	4	Black	Mini snaps spaced .50"	1.24	.952	.867	.792
12BH443D-GR	M	4	Black	Solder tabs	1.24	.952	.867	.792
12BH444-GR	M	4	Black	6" leads-tinned 3/16"	.72	.663	.567	.514
12BH463-GR	N	6	Black	6" leads-tinned 3/16"	1.48	1.34	1.22	1.11
12BH463B-GR	N	6	Black	Mini snaps spaced .50"	1.59	1.44	1.32	1.20
12BH463D-GR	N	6	Black	Solder tabs	1.59	1.44	1.32	1.20
12BH483-GR	O	8	Black	6" leads-tinned 3/16"	1.59	1.44	1.32	1.20
12BH483B-GR	O	8	Black	Mini snaps spaced .50"	1.80	1.64	1.49	1.35
12BH483D-GR	O	8	Black	Solder tabs	1.80	1.64	1.49	1.35

"N" SIZE BATTERY HOLDERS

RoHS Compliant

MOUSER STOCK NO.	Fig.	No. of Cells	Color	Description	Price Each			
					1	25	50	100
12BH510-GR	P	1	Black	6" leads-tinned 3/16"	.73	.685	.653	.514
12BH511-GR	P	1	Black	Solder tabs	.73	.685	.653	.514
12BH512-GR	P	1	Black	PC mount-solder legs	.57	.546	.482	.435
12BH511P-GR	P	1	Black	PC mount-solder legs	.73	.685	.653	.514
12BH511-1A-GR	P	1	Black	6" leads-tinned 3/16"	.73	.685	.653	.514
12BH511P-R-GR	Q	1	Black	PC legs with ribbon	.80	.717	.674	.578
12BH521A-GR	R	2	Black	6" leads-tinned 3/16"	.73	.685	.653	.514
12BH521D-GR	R	2	Black	Solder tabs	.73	.685	.653	.514
12BH521P-GR	R	2	Black	PC mount-solder legs	.77	.717	.692	.545
12BH522A-GR	S	2	Black	6" leads-tinned 3/16"	1.07	1.01	.941	.805

"9V" SIZE BATTERY HOLDERS

- Number of Cells: 1
- Color: Black

RoHS Compliant

MOUSER STOCK NO.	Fig.	Description	Price Each			
			1	25	50	100
12BH610-GR	T	6" leads-tinned 3/16"	1.12	1.04	.952	.877
12BH611-GR	T	PC mount-solder legs	1.12	1.04	.952	.877
12BH612-GR	T	Solder tabs	1.12	1.04	.952	.877
12BH613-GR	U	No leads cradle only	.32	.268	.249	.228
12BH614A-GR	V	6" leads-tinned 3/16"	1.12	1.04	.952	.877
12BH615D-GR	V	Solder tabs	1.12	1.04	.952	.877
12BH616P-GR	V	PC mount-solder legs	1.12	1.04	.952	.877
12BH617T-GR	V	Terminal	1.12	1.04	.952	.877

© Copyright 2013 Mouser Electronics

© Copyright 2013 Mouser Electronics

EAGLE PLASTIC DEVICES Battery Holders

RoHS Compliant **This page of product is compliant.**

Battery holders are constructed using an “unbreakable” type plastic.
Nickel-plated hardware provides excellent corrosion resistance from battery acid.

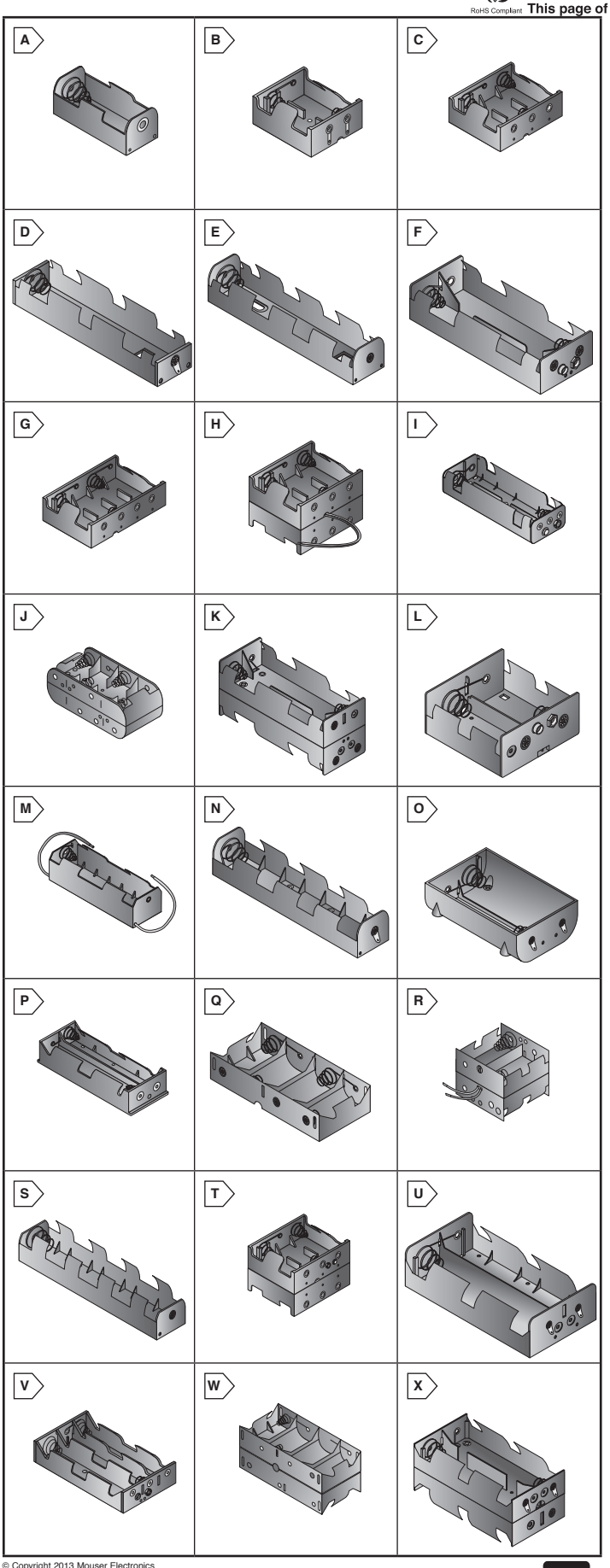

“C” SIZE BATTERY HOLDERS

RoHS Compliant

MOUSER STOCK NO.	Fig.	No. of Cells	Color	Description	Price Each			
					1	25	50	100
12BH211-GR	A	1	Black	6" leads-tinned 3/16"	.79	.653	.60	.545
12BH211D-GR	A	1	Black	Solder tabs	.86	.717	.653	.589
12BH220-GR	B	2	Black	6" leads-tinned 3/16"	1.12	1.04	.952	.877
12BH221B-GR	B	2	Black	Mini snaps spaced .50"	1.56	1.31	1.24	1.18
12BH221D-GR	B	2	Black	Solder tabs	1.12	1.04	.952	.877
12BH231-GR	C	3	Black	6" leads-tinned 3/16"	1.40	1.17	1.06	.963
12BH231A-GR	D	3	Black	6" leads-tinned 3/16"	1.56	1.31	1.24	1.18
12BH231D-GR	D	3	Black	Solder tabs	1.56	1.31	1.24	1.18
12BH241-GR	E	4	Black	6" leads-tinned 3/16"	1.56	1.31	1.24	1.18
12BH241D-GR	E	4	Black	Solder tabs	1.56	1.31	1.24	1.18
12BH242-GR	F	4	Black	6" leads-tinned 3/16"	1.18	1.07	.974	.888
12BH242A-GR	F	4	Black	8" 22AWG leads	1.50	1.35	1.23	1.07
12BH242B-GR	F	4	Black	Mini snaps spaced .50"	1.56	1.31	1.24	1.18
12BH242D-GR	F	4	Black	Solder tabs	1.56	1.31	1.24	1.18
12BH243-GR	G	4	Black	6" leads-tinned 3/16"	1.42	1.27	1.17	1.02
12BH243B-GR	G	4	Black	Mini snaps spaced .50"	1.83	1.66	1.58	1.51
12BH262-GR	H	6	Black	6" leads-tinned 3/16"	2.41	2.02	1.87	1.66
12BH261-GR	I	6	Black	Mini snaps spaced .50"	1.83	1.66	1.51	1.37
12BH261A-GR	I	6	Black	8" 22AWG leads	2.68	2.24	1.87	1.55
12BH261D-GR	I	6	Black	Solder tabs	2.00	1.82	1.73	1.65
12BH263-GR	I	6	Black	6" leads-tinned 3/16"	1.83	1.66	1.51	1.37
12BH281-GR	J	8	Black	6" leads-tinned 3/16"	2.41	2.02	1.87	1.66
12BH281B-GR	J	8	Black	Mini snaps spaced .50"	3.76	3.57	3.40	3.24
12BH281D-GR	J	8	Black	Solder tabs	3.76	3.57	3.40	3.24
12BH282-GR	K	8	Black	6" leads-tinned 3/16"	3.24	3.09	2.94	2.80
12BH282B-GR	K	8	Black	Mini snaps spaced .50"	3.24	3.09	2.94	2.80
12BH282D-GR	K	8	Black	Solder tabs	3.24	3.09	2.94	2.80

“D” SIZE BATTERY HOLDERS

RoHS Compliant

MOUSER STOCK NO.	Fig.	No. of Cells	Color	Description	Price Each			
					1	25	50	100
12BH111A-GR	A	1	Black	6" leads-tinned 3/16"	.77	.578	.524	.46
12BH111D-GR	A	1	Black	Solder tabs	.77	.578	.524	.46
12BH121-GR	L	2	Black	Solder tabs	1.27	1.06	.995	.899
12BH121A-GR	L	2	Black	8" 24AWG leads	1.40	1.14	1.06	.974
12BH121B-GR	L	2	Black	Mini snaps spaced .50"	1.59	1.44	1.32	1.20
12BH125-GR	M	2	Black	6" leads-tinned 3/16"	.82	.653	.599	.524
12BH131-GR	C	3	Black	6" leads-tinned 3/16"	1.54	1.37	1.24	1.12
12BH131B-GR	C	3	Black	Mini snaps spaced .50"	2.00	1.82	1.73	1.65
12BH131D-GR	C	3	Black	Solder tabs	2.00	1.82	1.73	1.65
12BH132A-GR	N	3	Black	6" leads-tinned 3/16"	1.56	1.31	1.24	1.18
12BH132D-GR	N	3	Black	Solder tabs	1.56	1.31	1.24	1.18
12BH141A-GR	O	4	Black	6" leads-tinned 3/16"	2.00	1.82	1.73	1.65
12BH141D-GR	O	4	Black	Solder tabs	2.00	1.82	1.73	1.65
12BH146-GR	P	4	Black	6" leads-tinned 3/16"	1.43	1.31	1.19	1.08
12BH142A-GR	P	4	Black	8" 22AWG leads	1.43	1.31	1.19	1.08
12BH142B-GR	P	4	Black	Mini snaps spaced .50"	2.00	1.82	1.73	1.65
12BH142D-GR	P	4	Black	Solder tabs	2.00	1.82	1.73	1.65
12BH143A-GR	Q	4	Black	6" leads-tinned 3/16"	2.54	2.30	2.19	2.09
12BH143D-GR	Q	4	Black	Solder tabs	2.54	2.30	2.19	2.09
12BH144A-GR	R	4	Black	6" leads-tinned 3/16"	2.30	2.09	1.89	1.72
12BH145A-GR	S	4	Black	6" leads-tinned 3/16"	1.83	1.66	1.58	1.51
12BH145D-GR	S	4	Black	Solder tabs	1.83	1.66	1.58	1.51
12BH160-GR	T	6	Black	6" leads-tinned 3/16"	3.28	2.99	2.72	2.47
12BH161B-GR	T	6	Black	Mini snaps spaced .50"	3.33	3.05	2.96	2.88
12BH161D-GR	T	6	Black	Solder tabs	3.33	3.05	2.96	2.88
12BH162A-GR	U	6	Black	6" leads-tinned 3/16"	1.81	1.55	1.49	1.27
12BH162B-GR	U	6	Black	Mini snaps spaced .50"	1.81	1.55	1.49	1.27
12BH162D-GR	U	6	Black	Solder tabs	3.28	2.99	2.72	2.59
12BH163-GR	V	6	Black	Mini snaps spaced .50"	3.86	3.37	2.92	2.01
12BH181-GR	W	8	Black	6" leads-tinned 3/16"	3.48	3.16	2.88	2.62
12BH181A-GR	W	8	Black	6" leads-tinned 3/16"	3.76	3.57	3.40	3.24
12BH181D-GR	W	8	Black	Solder tabs	3.76	3.57	3.40	3.24
12BH182A-GR	X	8	Black	6" leads-tinned 3/16"	3.76	3.57	3.40	3.24
12BH182B-GR	X	8	Black	Mini snaps spaced .50"	3.76	3.57	3.40	3.24
12BH182D-GR	X	8	Black	Solder tabs	3.76	3.57	3.40	3.24

© Copyright 2013 Mouser Electronics
© Copyright 2013 Mouser Electronics

EAGLE PLASTIC DEVICES Battery Holders and Snaps

eagle plastic devices

RoHS Compliant This product is RoHS compliant.

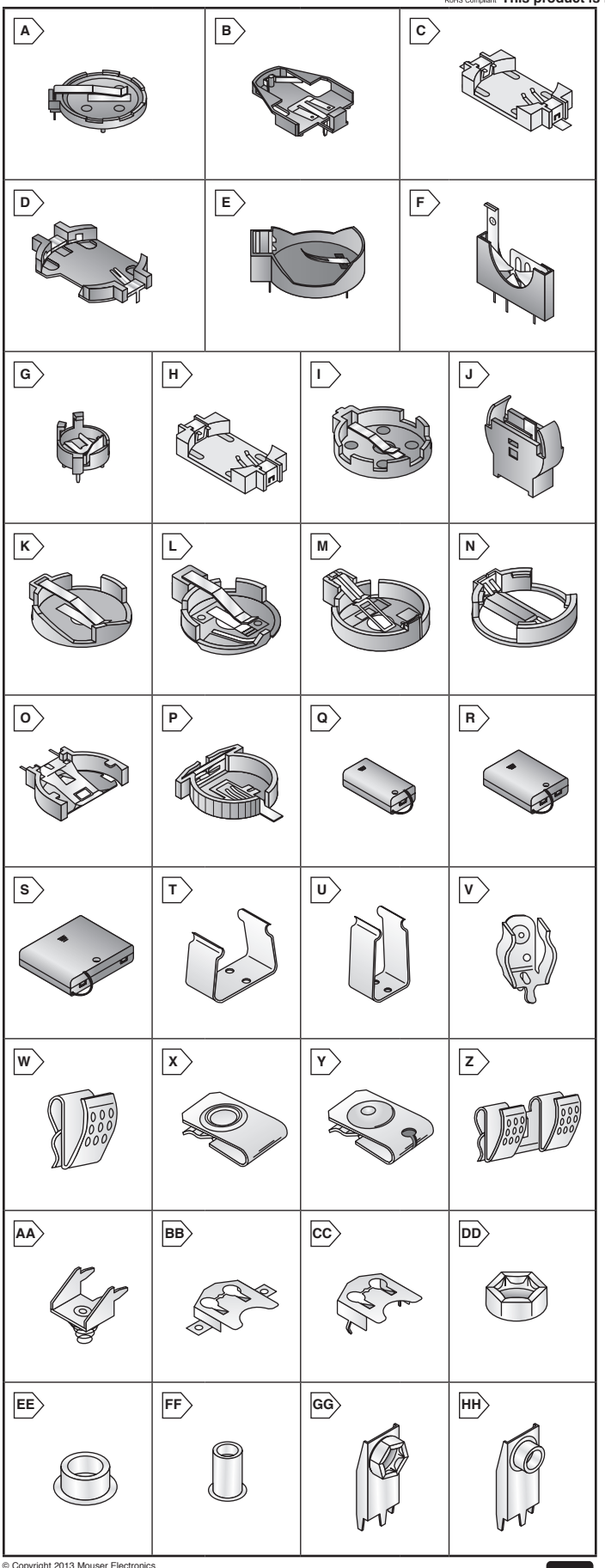

COIN CELL BATTERY HOLDERS

MOUSER STOCK NO.	Fig.	Battery Size	Description	Price Each			
				1	25	50	100
122-2520-GR	A	20mm	Thru-hole black single cell	.97	.813	.685	.567
122-2523-GR	A	23mm	Thru-hole black single cell	.97	.813	.685	.567
122-2620-GR	B	20mm	Thru-hole black single cell	.97	.813	.653	.535
122-2820-GR	C	20mm	Surface mount beige	.90	.813	.738	.674
122-0420-GR	D	20mm	Surface mount black	1.49	1.23	1.12	.984
122-0520-GR	D	20mm	Thru-hole black single cell	1.01	.942	.888	.792
122-2420-GR	E	20mm	Thru-hole black single cell	.97	.813	.653	.535
122-4320-GR	F	20mm	Vertical thru-hole black single cell	1.24	1.12	.984	.845
122-1020-GR	C	20mm	Surface mount gold contacts	1.03	.856	.691	.566
122-2312-GR	G	12.5mm	Thru-hole black single cell	1.06	.952	.877	.706
122-2313-GR	G	12.5mm	Thru-hole black dual cell	1.06	.952	.877	.706
122-2920-GR	H	20mm	Thru-hole white single cell	.92	.77	.696	.631
122-00224-GR	I	24.5mm	Thru-hole black single cell	.96	.803	.728	.663
122-7420-GR	J	20mm	Thru-hole black single cell	.92	.77	.696	.631
122-2582-GR	K	20mm	Thru-hole black dual cell	1.01	.942	.888	.792
122-7520-GR	L	20mm	Thru-hole black single cell	.97	.813	.685	.567
122-7620-GR	M	20mm	Thru-hole black single cell	.97	.813	.653	.535
122-2512-GR	N	20mm	Thru-hole black single cell	.69	.567	.514	.471
122-2612-GR	O	20mm	Vertical thru-hole black single cell	.97	.813	.685	.567
122-2912-GR	P	12.5mm	Surface mount gold contacts	1.01	.942	.888	.792

BATTERY HOLDERS WITH COVERS AND SWITCH

- Color: Black
- Nickel plated hardware
- 6" leads tinned 3/16"

MOUSER STOCK NO.	Fig.	No. of Cells	Battery Size	Description	Price Each			
					1	25	50	100
12BH9V/CS-GR	Q	1	9V	With cover & switch	1.97	1.40	1.31	1.17
12BH9VA/C-GR	Q	1	9V	With cover	.97	.813	.738	.674
12BH9VP/C-GR	Q	1	9V	With cover	1.07	.888	.817	.738
12BH325/C-GR	Q	2	AA	With cover	1.43	1.01	.91	.84
12BH325/CS-GR	Q	2	AA	With cover & switch	1.58	1.44	1.32	1.20
12BH331/C-GR	R	3	AA	With cover	1.19	1.07	.983	.896
12BH331/CS-GR	R	3	AA	With cover & switch	1.55	1.29	1.18	1.07
12BH348/C-GR	S	4	AA	With cover	1.43	1.31	1.19	1.08
12BH348/CS-GR	S	4	AA	With cover & switch	1.66	1.38	1.25	1.13
12BH361/C-GR	S	6	AA	With cover	1.47	1.23	1.11	1.02
12BH421/C-GR	Q	2	AAA	With cover	.74	.685	.578	.535
12BH421/CS-GR	Q	2	AAA	With cover & switch	1.24	1.03	.942	.856
12BH431/C-GR	R	3	AAA	With cover	1.24	1.03	.942	.856
12BH431/CS-GR	R	3	AAA	With cover & switch	1.66	1.38	1.25	1.13
12BH431B/C-GR	R	3	AAA	With cover	1.02	.845	.77	.696
12BH441/C-GR	S	4	AAA	With cover	1.21	1.01	.847	.767
12BH441/CS-GR	S	4	AAA	With cover & switch	1.66	1.38	1.25	1.13
12SBH221A-GR	R	2	C	With cover	1.96	1.85	1.70	1.52
12SBH221AS-GR	R	2	C	With cover & switch	2.24	2.13	1.87	1.69

METAL BATTERY HOLDERS/CLIPS

Steel, Nickel Plated

MOUSER STOCK NO.	Fig.	Description	Price Each			
			1	25	50	100
12BH071-GR	T	9V battery holder horizontal	.49	.364	.291	.255
12BH079-GR	T	9V battery holder horizontal	.45	.332	.262	.227
12BH080-GR	U	9V battery holder vertical	.41	.278	.256	.204
12BH095-GR	U	9V battery holder vertical	.47	.332	.30	.268
12BH980-GR	U	9V battery holder vertical	.52	.385	.31	.278
12BH092-GR	V	A, AA battery clip	.20	.161	.15	.139
12BH082-GR	V	AAA battery clip PC mount	.20	.161	.15	.139
12BH209-GR	W	AA battery clip negative	.14	.128	.117	.106
12BH228-GR	X	AA battery clip positive	.15	.128	.113	.102
12BH204-GR	W	AAA battery clip negative	.18	.15	.107	.086
12BH238-GR	Y	AAA battery clip positive	.17	.118	.107	.086
12BH202-GR	Z	AAA dual snap-on clip	.29	.203	.161	.118
12BH629-GR	AA	AA,AAA PC spring contact	.41	.364	.342	.225
12BH002-GR	BB	20MM coin cell holder SM	.41	.364	.342	.225
12BH003-GR	CC	20MM coin cell holder PC	.41	.364	.342	.225

MINI BATTERY SNAPS AND RIVETS

- Standard 9 volt size (.5" snap spacing)
- Available with 4, 5 or 6 prong contacts
- Black (except where noted)
- Available in 22AWG, 24AWG, and 26AWG stranded lead wires
- Male snap: .225" (O.D.)
- Female snap: .205" (I.D.)
- Rivets can be applied to PC boards, battery holders/packs, etc.

MOUSER STOCK NO.	Fig.	Description	Price Each			
			1	100	1000	10000
12BC269-GR	DD	Mini battery female snap	.06	.064	.062	.052
12BC261-GR	EE	Mini battery male snap	.04	.039	.035	.032
12BC524-GR	FF	Mini rivet for snap	.03	.032	.028	.022
12BC220-GR	GG	Female snap-in battery terminal	.24	.214	.193	.171
12BC210-GR	HH	Male snap-in battery terminal	.24	.214	.193	.171

© Copyright 2013 Mouser Electronics

© Copyright 2013 Mouser Electronics

EAGLE PLASTIC DEVICES 9V Battery Snaps

RoHS Compliant **This product is RoHS compliant.**

Largest selection of battery snaps available. All leads are stripped and pre-tinned. Leads are polarity color coded. All except "molded" type, feature PVC plastic insulation over a base of vulcanized fiber board.

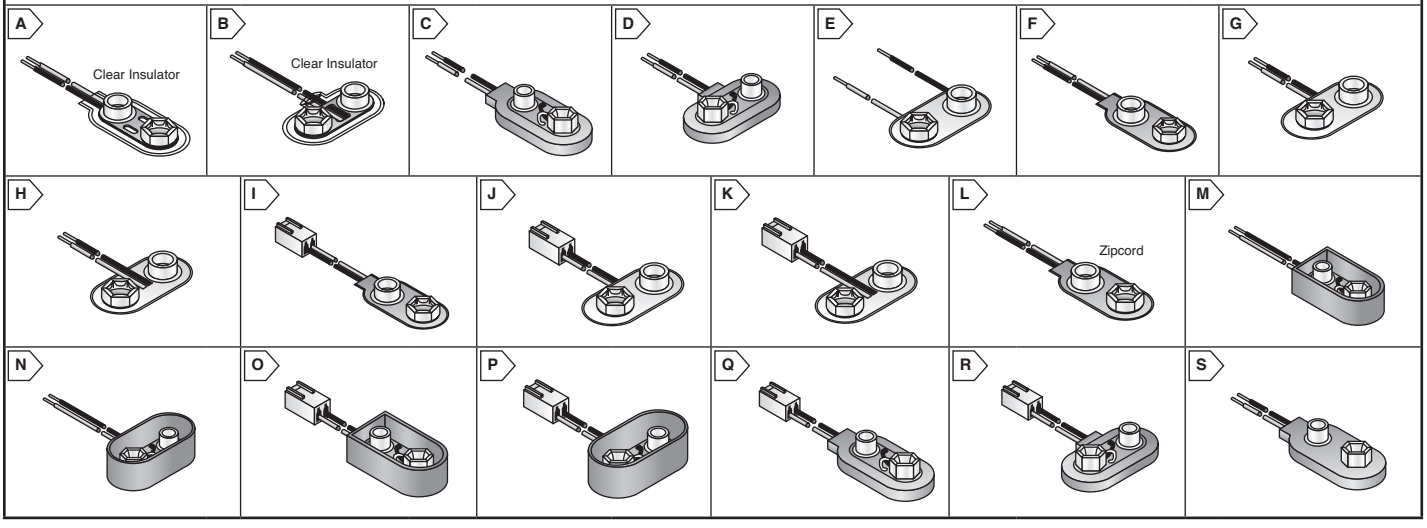

STANDARD BATTERY SNAPS

Snaps

- 6 prong contacts

RoHS Compliant

MOUSER STOCK NO.	Fig.	Wire Size	Lead Length (in.)	Price Each 1	25	50	100
12BC310-GR	A	26AWG	4	.42	.30	.268	.246
12BC309-GR	A	26AWG	6	.42	.30	.268	.246
12BC311-GR	B	26AWG	4	.44	.31	.284	.261
12BC312-GR	C	26AWG	6	.47	.396	.364	.342
12BC313-GR	D	26AWG	6	.47	.396	.364	.342
123-BS-M-A-GR	E	26AWG	6	.60	.439	.353	.308
121-0426/I-GR	F	26AWG	4	.36	.268	.214	.182
121-0526/I-GR	F	26AWG	5	.33	.257	.243	.22
121-0626/I-GR	F	26AWG	6	.36	.268	.214	.182
121-0826/I-GR	F	26AWG	8	.41	.30	.235	.203
121-1026/I-GR	F	26AWG	10	.41	.30	.235	.203
121-1226/I-GR	F	26AWG	12	.41	.30	.235	.203
121-0424/I-GR	F	24AWG	4	.41	.30	.235	.203
121-0624/I-GR	F	24AWG	6	.41	.30	.235	.203
121-0422/I-GR	F	22AWG	4	.41	.30	.235	.203
121-0622/I-GR	F	22AWG	6	.41	.30	.235	.203
121-1022/I-GR	F	22AWG	10	.44	.321	.268	.246
121-0426/T-GR	G	26AWG	4	.44	.321	.268	.246
121-0526/T-GR	G	26AWG	5	.44	.321	.268	.246
121-0626/T-GR	G	26AWG	6	.44	.321	.268	.246
121-0826/T-GR	G	26AWG	8	.44	.321	.268	.246
121-1026/T-GR	G	26AWG	10	.44	.321	.268	.246
121-0426/O-GR	H	26AWG	4	.44	.321	.268	.246
121-0626/O-GR	H	26AWG	6	.44	.321	.268	.246
121-0424/O-GR	H	24AWG	4	.44	.321	.268	.246
121-0624/O-GR	H	24AWG	6	.44	.321	.268	.246
121-0422/O-GR	H	22AWG	4	.44	.321	.268	.246
121-0622/O-GR	H	22AWG	6	.44	.321	.268	.246

Snaps With 2 Pole Socket Wire Termination

- Mates with Molex P/N 22-11-2022
- 6 prong contacts

RoHS Compliant

MOUSER STOCK NO.	Fig.	Wire Size	Lead Length (in.)	Price Each 1	25	50	100
121-0426/IM-GR	I	26AWG	4	.47	.396	.364	.332
121-0626/IM-GR	I	26AWG	6	.47	.396	.364	.332
121-0426/TM-GR	J	26AWG	4	.47	.396	.364	.332
121-0426/OM-GR	K	26AWG	4	.47	.396	.364	.332

- Zipcord lead colors: black and white
- 6 prong contacts

RoHS Compliant

MOUSER STOCK NO.	Fig.	Wire Size	Lead Length (in.)	Price Each 1	25	50	100
12BC015-GR	L	24AWG	4	.47	.332	.30	.268
12BC010-GR	L	24AWG	6	.47	.332	.30	.268
12BC016-GR	L	24AWG	10	.47	.332	.30	.268

© Copyright 2013 Mouser Electronics

MOLDED BATTERY SNAPS

4000 Series

- UL1007 26AWG wire stripped and tinned 5mm
- 6 prong brass nickel plated snap

RoHS Compliant

MOUSER STOCK NO.	Fig.	Wire Size	Lead Length (in.)	Price Each 1	25	50	100
123-4006-GR	M	26AWG	6	.44	.31	.278	.257
123-4016-GR	N	26AWG	6	.44	.31	.278	.257

4000 Series with 2 Pole Socket Wire Termination

- Mates with Molex P/N 22-11-2022

RoHS Compliant

MOUSER STOCK NO.	Fig.	Wire Size	Lead Length (in.)	Price Each 1	25	50	100
123-4006/M-GR	O	26AWG	6	.58	.482	.439	.396
123-4016/M-GR	P	26AWG	6	.58	.482	.439	.396

5000 Series

RoHS Compliant

MOUSER STOCK NO.	Fig.	Wire Size	Lead Length (in.)	Price Each 1	25	50	100
123-5004-GR	C	26AWG	4	.46	.321	.257	.235
123-5006-GR	C	26AWG	6	.46	.321	.257	.235
123-5008-GR	C	26AWG	8	.46	.321	.257	.235
123-5114-GR	D	26AWG	4	.46	.321	.257	.235
123-5116-GR	D	26AWG	6	.46	.321	.257	.235
123-5118-GR	D	26AWG	8	.46	.321	.257	.235

5000 Series With 2 Pole Socket Wire Termination

- Mates with Molex P/N 22-11-2022

RoHS Compliant

MOUSER STOCK NO.	Fig.	Wire Size	Lead Length (in.)	Price Each 1	25	50	100
123-5004/M-GR	Q	26AWG	4	.60	.492	.453	.408
123-5006/M-GR	Q	26AWG	6	.57	.471	.428	.385
123-5114/M-GR	R	26AWG	4	.57	.471	.428	.385
123-5116/M-GR	R	26AWG	6	.57	.471	.428	.385

6000 Series

- 6 prong brass nickel plated snaps

RoHS Compliant

MOUSER STOCK NO.	Fig.	Wire Size	Lead Length (in.)	Price Each 1	25	50	100
123-6004-GR	S	24AWG	4	.84	.556	.503	.46
123-6006-GR	S	24AWG	6	.84	.556	.503	.46
123-6010-GR	S	24AWG	10	1.05	.696	.653	.589

© Copyright 2013 Mouser Electronics

KEYSTONE Battery Holders, Clips and Spring Contacts

RoHS Compliant **This product is RoHS compliant.**

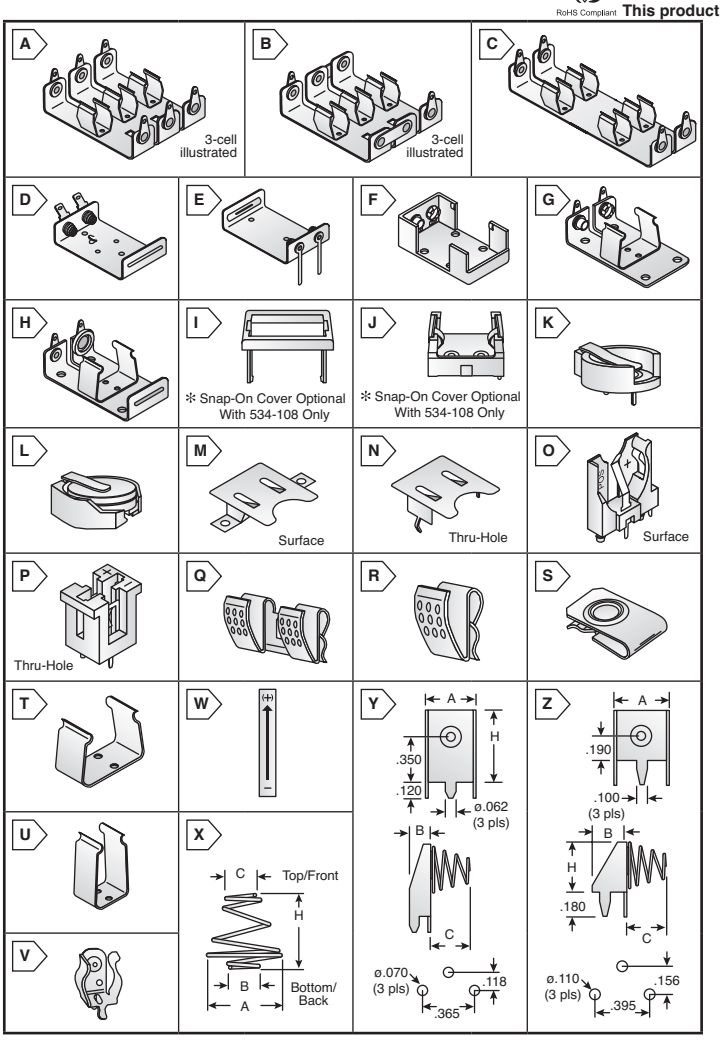

KEYSTONE ALUMINUM BATTERY HOLDERS

In series type holders feature pre-connected jumper strap insulated from the aluminum base. Batteries held in series circuit without additional wiring.

For quantities greater than listed, call for quote.

MOUSER STOCK NO.	Fig.	No. of Cells	Type	Price Each 1	10	100
"AA" Size						
534-139	A	1	One cell individually connected	2.83	2.41	1.90
534-140	A	2	Two cells individually connected	6.02	4.89	4.02
534-146	B	2	Two cells connected in series	3.41	2.89	2.56
534-171	A	3	Three cells individually connected	5.51	4.74	4.01
534-147	B	3	Three cells connected in series	8.51	7.65	5.85
534-192	C	4	Four cells individually connected, 2 x 2	5.30	4.42	3.89
534-148	C	4	Four cells connected in series	5.15	4.32	3.85
"C" Size						
534-173	A	1	One cell individually connected	4.25	3.91	2.62
534-174	A	2	Two cells individually connected	6.84	5.24	4.36
534-149	B	2	Two cells connected in series	3.85	3.21	3.06
534-151	C	4	Four cells connected in series	8.57	6.71	5.59
"D" Size						
534-175	A	1	One cell individually connected	4.05	3.84	2.70
534-176	A	2	Two cells individually connected	8.79	6.74	5.24

KEYSTONE "6V" LITHIUM BATTERY HOLDERS

• For Eveready EL223A or equivalent

For quantities greater than listed, call for quote.

MOUSER STOCK NO.	Fig.	No. of Cells	Terminal Type	Price Each 1	10	100
534-223	D	1	Quick disconnect/solder lug	3.72	3.10	2.82
534-224	E	1	PC	3.92	3.29	2.90

KEYSTONE "9V" BATTERY HOLDERS

Glass Filled Nylon

• Terminals: tin plated brass • Contacts: nickel plated steel

For quantities greater than listed, call for quote.

534-1294	F	1	PC	2.49	2.27	1.73
534-1295	F	1	Solder	2.45	2.19	1.69

Aluminum

• Solder & PC lugs: tin plated brass • Contacts & clips: nickel plated steel • Insulation: resin impregnated fibre

534-1290	G	1	Solder	3.85	3.64	2.69
534-1291	G	1	PC	4.53	3.94	2.80
534-203	H	1	Solder	4.74	4.02	3.14

KEYSTONE PC BATTERY HOLDERS

• Snap-in design ✻UL 94V-0 material

MOUSER STOCK NO.	Fig.	Terminal Type	Price Each 1	10	100
✻ 534-108A	I	1 cell; Cover only	.88	.694	.398
✻ 534-108	J	1 cell; 1/2 AA size	2.17	1.95	1.53
534-1028	J	1 cell; AA size	2.17	1.78	1.53

KEYSTONE PC MOUNT COIN CELL BATTERY HOLDERS

• Contact material: nickel over copper plated spring steel • Housing material: glass-filled nylon, UL 94V-0

534-501	K	2-ø12mm cells; BR1216, CR1216, BR1220, CL1220, CR1220, BR1225	2.27	2.07	1.90
534-502	K	1-ø16mm cell; BR1616, CR1616, CR1620, CR1632	1.85	1.56	1.28
534-103	K	1-ø20mm cell; BR2016, BR2020, BR2025, BR2032	2.12	1.77	1.59
534-104	K	1-ø23mm cell; BR2320, BR2325, BR2330, BR2335	1.87	1.54	1.35
534-301	K	1-ø30mm cell; BR3032	2.07	1.73	1.42

KEYSTONE PC MOUNT COIN CELL BATTERY HOLDERS

• Made of UL approved glass-filled nylon 94V-0

For quantities greater than listed, call for quote.

534-500	K	Holds 3-volt cell, .47" dia. x .1"	1.94	1.69	1.38

MOUSER STOCK NO.	Fig.	No. of Cells	Duracell	Ray-O-Vac Panasonic	Eveready GP	Price Each 1	10	100
534-105	K	1	- - - - -	- - - - -	- - - - -	2.18	1.95	1.59
534-1025	K	2	DL2430 DL2450	- - - - - - - - - -	- - - - - - - - - -	2.44	2.02	1.63
534-106	K	1	DL2016	BR2016	CR2016	1.87	1.57	1.35
534-1026	K	2	DL2025 DL2032 - - - - -	CR2016 CR2025 BR2032	CR2025 CR2023 CR2032	2.18	1.78	1.44
534-107	K	1	CR2316 - - - - -	BR2320 CR2325	- - - - - - - - - -	1.87	1.57	1.35
534-1027	K	2	- - - - -	BR2330	- - - - -	2.49	2.02	1.74

KEYSTONE COIN CELL BATTERY HOLDERS

• Contact: tin over nickel plated steel • Housing: Nylon, Stanyl-46 • Temp. rating: -15°C to 282°C

MOUSER STOCK NO.	Fig.	No. of Cells	Cell Dia.	Fits Battery Types	Price Each 1	10	100
534-1061	L	1	20mm	2016, 2025, 2032	3.02	2.46	1.90
534-1062	L	2	20mm	2016, 2025, 2032	3.02	2.46	1.90

KEYSTONE COIN CELL HOLDERS

• Spring: nickel plated steel

For quantities greater than listed, call for quote.

MOUSER STOCK NO.	Fig.	Cell Dia.	Description	Price Each 1	10	100
Horizontal						
534-3000	M	12mm	BR1216, BR1220, BR1225	.50	.425	.382
534-3002	M	20mm	BR2016, BR2020, BR2025, BR2032	.51	.439	.396
534-3004	M	23mm	BR2320, BR2325, BR2330	.67	.467	.353
534-3006	M	24mm	CR2430, DL2430	.88	.779	.51
534-3001	N	12mm	BR1216, BR1220, BR1225	.57	.481	.382
534-3003	N	20mm	BR2016, BR2020, BR2025, BR2032	.54	.453	.396
534-3005	N	23mm	BR2320, BR2325, BR2330	.69	.49	.37
Vertical						
534-1065	O	20mm	Fits all major mfg. 20mm batteries	2.17	2.17	1.85
534-1067	P	20mm	Fits all major mfg. 20mm batteries	2.17	2.17	1.69

KEYSTONE SNAP-ON BATTERY CLIPS

• Self-anchoring • Clips over panels from .060" to .070" thick

MOUSER STOCK NO.	Fig.	No. of Cells	Description	Price Each 1	10	100
534-210	Q	2	A and AA snap-on double clip	.57	.481	.31
534-202	Q	2	AAA, AAAA and N snap-on double clip	.61	.364	.34
534-288	Q	2	A and AA snap-on double clip	.62	.312	.266
534-204	R	1	AAA, AAAA and N snap-on clip	.48	.242	.224
534-209	R	1	AA snap-on clip	.51	.396	.255
534-228	S	1	AA positive snap-on clip	.34	.297	.198
534-238	S	1	AAA, AAAA and N snap-on clip	.28	.163	.137

KEYSTONE BATTERY CLIPS

• Aluminum clips: plain finish • Steel clips: nickel plated

MOUSER STOCK NO.	Fig.	Fits 9V Size	Dimensions H x W (In.)	Cell Mounts	Material	Price Each 1	10	100
534-071	T	.593 x 1.031	.687 x 1.031	flat/horiz.	.015 steel	.60	.394	.34
534-079	T	.650 x 1.031	.765 x 1.050	flat/horiz.	.015 steel	.69	.623	.411
534-080	U	.650 x 1.031	1.187 x .625	side/vert.	.015 steel	.74	.68	.453
534-095	U	.625 x 1.000	1.125 x .656	side/vert.	.025 alum.	.99	.92	.694

KEYSTONE PC BATTERY CLIP

• For A and AA type batteries with diameters from .531" to .665" • Spring: .015", nickel plated steel

MOUSER STOCK NO.	Fig.	Description	Price Each 1	10	500
534-082	V	1 cell; AAA and N snap-on clip	.45	.368	.241
534-092	V	1 cell; A, AA type battery clip, snap-in design	.44	.269	.241

KEYSTONE POLARITY INDICATOR LABELS

• Pressure sensitive adhesive back • Adheres to all surfaces

534-058	W	Labels measure .25" x 1.375"	.14	.071	.057

KEYSTONE BATTERY SPRING CONTACTS

• Easy to assemble with eyelets or rivets • Spring: nickel plated steel

MOUSER STOCK NO.	Fig.	Battery Type	Dimension (in.) H	A	B	C	Price Each 1	100	500	1000
534-211	X	AA, A	.290	.335	.100	.140	.18	.127	.099	.071
534-211D	X	C, D	.850	.650	.162	.300	.35	.198	.17	.142

KEYSTONE PC SPRING CONTACTS

• Space saving design installs directly onto the PC board • Spring: .015", tin plated steel

534-628	Y	A	.55	.38	.156	.29	.78	.694	.623	.566
534-629	Z	AA, AAA	.38	.41	.265	.29	.65	.581	.51	.453

© Copyright 2013 Mouser Electronics

© Copyright 2013 Mouser Electronics

MURATA POWER SOLUTIONS Digital Panel Meters

Murata Power Solutions

RoHS Compliant This product is RoHS compliant.

DATEL 4 DIGIT FOUR-FUNCTION THREE PHASE AC POWER METERS

NEW PRODUCT

Features:
- Display: 4 Digit LED, 9.14mm (0.36in) high
- Two display modes: continuous auto cycling or fixed
- Built-in current transformers simplify installation; choice of 32A or 100A ranges

RoHS Compliant

DIMENSIONS: in. (mm)

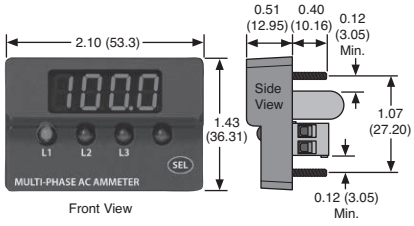

For quantities greater than listed, call for quote.

MOUSER STOCK NO.	Datel Part No.	AC Volts	AC Current	Display	Price Each 1	Price Each 5
580-ACM3P-4-AC1-R-C	ACM3P-4-AC1-R-C	85-264Vac	100A	Red LED	90.95	88.42
580-ACM3P-4-AC1-G-C	ACM3P-4-AC1-G-C	85-264Vac	100A	Green LED	90.95	88.42
580-ACM3P-4-AC1-B-C	ACM3P-4-AC1-B-C	85-264Vac	100A	Blue LED	90.95	88.42

DATEL 4 DIGIT FOUR-FUNCTION LED AC POWER METERS

Features:
- Displays AC volts, amps, watts, and power factor or hertz
- User-selectable display modes: continuous auto cycling or fixed reading
- Bright red LED-display with four annunciators

RoHS Compliant

DIMENSIONS: in. (mm)

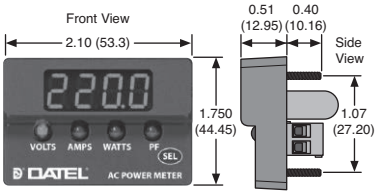

For quantities greater than listed, call for quote.

MOUSER STOCK NO.	Datel Part No.	AC Volts	AC Current	Power Supply	Price Each 1	Price Each 5
580-ACM20-2-AC1-R-C	ACM20-2-AC1-R-C	85-264Vac	10A	Power Factor	69.48	67.42
580-ACM20-2-AC1-RF-C	ACM20-2-AC1-R-F-C	85-264Vac	10A	Frequency	69.48	67.42
580-ACM20-5-AC1-R-C	ACM20-5-AC1-R-C	85-264Vac	32A	Power Factor	69.55	67.62
580-ACM20-5-AC1-RF-C	ACM20-5-AC1-R-F-C	85-264Vac	32A	Frequency	69.55	67.62
580-ACM20-4-AC1-R-C	ACM20-4-AC1-R-C	85-264Vac	100A	Power Factor	69.55	66.06
580-ACM20-4-AC1-RF-C	ACM20-4-AC1-R-F-C	85-264Vac	100A	Frequency	69.55	66.07

DATEL 3.5 DIGIT SUBMINIATURE LED PANEL VOLTMETERS

Features:
- Large 0.37"/9.4mm LED display
- 12-pin DIP packages, panel or board mountable
- Moisture/vibration resistant encapsulated packages
- Single +5V power supply
- User-selectable decimal point placement

RoHS Compliant

DIMENSIONS: in.

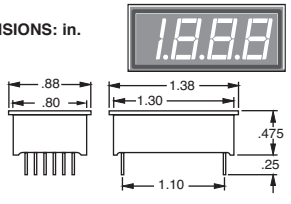

For quantities greater than listed, call for quote.

MOUSER STOCK NO.	Datel Part No.	Input Range	Display Color	Price Each 1	Price Each 5
580-20PC-0-RL-C	DMS-20PC-0-RL-C	±200mV	Low-Power Red	49.18	46.55
580-20PC-0-RS-C	DMS-20PC-0-RS-C	±200mV	Standard Red	44.63	42.80
580-20PC-0-BL-C	DMS-20PC-0-BL-C	±200mV	Low-Power Blue	57.71	52.97
580-20PC-0-BS-C	DMS-20PC-0-BS-C	±200mV	Standard Blue	53.50	50.81
580-20PC-0-PGL-C	DMS-20PC-0-PGL-C	±200mV	Low-Power Green	57.71	52.97
580-20PC-0-GS-C	DMS-20PC-0-GS-C	±200mV	Standard Green	44.63	42.80
580-20PC-1-RL-C	DMS-20PC-1-RL-C	±2V	Low-Power Red	49.18	46.55
580-20PC-1-RS-C	DMS-20PC-1-RS-C	±2V	Standard Red	44.63	42.80
580-20PC-1-BL-C	DMS-20PC-1-BL-C	±2V	Low-Power Blue	57.71	52.97
580-20PC-1-BS-C	DMS-20PC-1-BS-C	±2V	Standard Blue	53.50	50.81
580-20PC-1-PGL-C	DMS-20PC-1-PGL-C	±2V	Low-Power Green	57.71	52.97
580-20PC-1-GS-C	DMS-20PC-1-GS-C	±2V	Standard Green	44.63	42.80
580-20PC-1-YS-C	DMS-20PC-1-YS-C	±2V	Standard Yellow	44.63	44.01
580-20PC-2-RL-C	DMS-20PC-2-RL-C	±20V	Low-Power Red	49.18	46.55
580-20PC-2-RS-C	DMS-20PC-2-RS-C	±20V	Standard Red	44.63	42.80
580-20PC-2-BL-C	DMS-20PC-2-BL-C	±20V	Low-Power Blue	57.71	52.97
580-20PC-2-BS-C	DMS-20PC-2-BS-C	±20V	Standard Blue	53.50	50.81
580-20PC-2-PGL-C	DMS-20PC-2-PGL-C	±20V	Low-Power Green	57.71	52.97
580-20PC-2-GS-C	DMS-20PC-2-GS-C	±20V	Standard Green	44.63	42.80
580-20PC-3-RL-C	DMS-20PC-3-RL-C	±200V	Low-Power Red	49.18	46.55
580-20PC-3-RS-C	DMS-20PC-3-RS-C	±200V	Standard Red	44.63	44.01
580-20PC-3-BL-C	DMS-20PC-3-BL-C	±200V	Low-Power Blue	57.71	52.97
580-20PC-3-BS-C	DMS-20PC-3-BS-C	±200V	Standard Blue	53.50	50.83
580-20PC-3-PGL-C	DMS-20PC-3-PGL-C	±200V	Low-Power Green	57.71	52.97

DATEL 3.5 DIGIT LOW-POWER MINIATURE LED PANEL VOLTMETERS

Features:
- Large 0.56"/14.2mm LED display
- 12-pin DIP packages, panel or board mountable
- Moisture/vibration resistant encapsulated packages
- Single +5V power supply (60mW for low-power models)
- Auto-calibration, ±1 count accuracy

RoHS Compliant

DIMENSIONS: in.

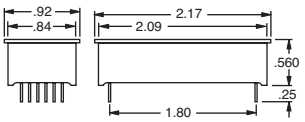

For quantities greater than listed, call for quote.

MOUSER STOCK NO.	Datel Part No.	Input Range	Display Color	Price Each 1	Price Each 5
580-30PC-0-RL-C	DMS-30PC-0-RL-C	±200mV	Low-Power Red	62.00	57.25
580-30PC-0-RS-C	DMS-30PC-0-RS-C	±200mV	Standard Red	57.71	52.97
580-30PC-0-GS-C	DMS-30PC-0-GS-C	±200mV	Standard Green	57.71	52.95
580-30PC-1-RL-C	DMS-30PC-1-RL-C	±2V	Low-Power Red	62.00	57.25
580-30PC-1-RS-C	DMS-30PC-1-RS-C	±2V	Standard Red	57.71	52.95
580-30PC-1-RH-C	DMS-30PC-1-RH-C	±2V	High-Intensity Red	62.00	57.25
580-30PC-1-BS-C	DMS-30PC-1-BS-C	±2V	Super Blue	69.55	64.20
580-30PC-1-GL-C	DMS-30PC-1-GL-C	±2V	Low-Power Green	62.00	60.67
580-30PC-1-GS-C	DMS-30PC-1-GS-C	±2V	Standard Green	57.71	52.95
580-30PC-1-YS-C	DMS-30PC-1-YS-C	±2V	Standard Yellow	57.71	52.97
580-30PC-1-QS-C	DMS-30PC-1-QS-C	±2V	Standard Aqua	57.71	52.97
580-30PC-2-RL-C	DMS-30PC-2-RL-C	±20V	Low-Power Red	62.00	57.25
580-30PC-2-RS-C	DMS-30PC-2-RS-C	±20V	Standard Red	57.71	52.95
580-30PC-2-RH-C	DMS-30PC-2-RH-C	±20V	High-Intensity Red	62.00	60.67
580-30PC-2-GS-C	DMS-30PC-2-GS-C	±20V	Standard Green	57.71	52.95

DATEL 3.5 DIGIT DAYLIGHT READABLE PANEL METERS WITH AUTO-DIMMING LED DISPLAY

Features:
- Large 0.56"/14.2mm Red LED display
- 12-pin DIP package, panel or board mountable
- Readable in direct sunlight
- Includes external brightness adjustment

RoHS Compliant

DIMENSIONS: in.

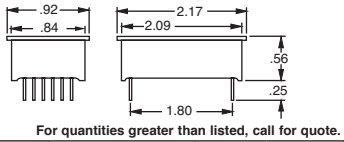

For quantities greater than listed, call for quote.

MOUSER STOCK NO.	Datel Part No.	Input Range	Price Each 1	Price Each 5
580-DMS-30DR-1-R-C	DMS-30DR-1-R-C	±2V	69.55	64.20
580-DMS-30DR-3-R-C	DMS-30DR-3-R-C	±200V	69.55	64.20

DATEL 3.5 DIGIT SUBMINIATURE LCD PANEL VOLTMETERS

Features:
- Large 0.37"/9.4mm LCD display
- 12-pin DIP package, panel or board mountable
- User-selectable decimal point placement
- Add B for back lit models

RoHS Compliant

DIMENSIONS: in.

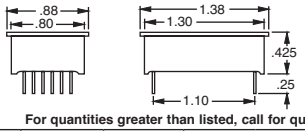

For quantities greater than listed, call for quote.

MOUSER STOCK NO.	Datel Part No.	Input Range	Power Source	Price Each 1	Price Each 5
580-20LCD-0-5-C	DMS-20LCD-0-5-C	±200mV	+5V	34.24	32.64
580-20LCD-0-5B-C	DMS-20LCD-0-5B-C	±200mV	+5V	36.54	35.48
580-20LCD-0-9-C	DMS-20LCD-0-9-C	±200mV	+9V	32.10	30.50
580-20LCD-0-9B-C	DMS-20LCD-0-9B-C	±200mV	+9V	34.24	32.64
580-DMS-20LCD-1-5-C	DMS-20LCD-1-5-C	±2V	+5V	34.24	32.64
580-20LCD-1-5B-C	DMS-20LCD-1-5B-C	±2V	+5V	36.38	34.78
580-20LCD-2-5-C	DMS-20LCD-2-5-C	±20V	+5V	34.24	32.64
580-20LCD-2-5B-C	DMS-20LCD-2-5B-C	±20V	+5V	36.54	35.48
580-20LCD-2-9-C	DMS-20LCD-2-9-C	±20V	+9V	32.10	30.50
580-20LCD-3-9-C	DMS-20LCD-3-9-C	±200V	+9V	32.10	30.50

DATEL 3.5 DIGIT MINIATURE LCD PANEL VOLTMETERS

Features:
- Large 0.4"/10.2mm LCD display
- 12-pin DIP packages, panel, pc-card, or board mountable
- Single 5V power supply required or 9V battery
- Add B for back lit models

RoHS Compliant

DIMENSIONS: in.

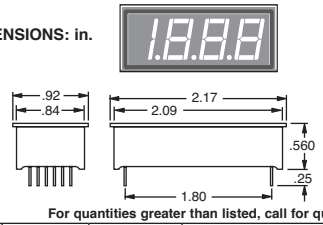

For quantities greater than listed, call for quote.

MOUSER STOCK NO.	Datel Part No.	Input Range	Power Source	Price Each 1	Price Each 5
580-30LCD-0-5B-C	DMS-30LCD-0-5B-C	±200mV	+5V	53.50	50.83
580-30LCD-1-5B-C	DMS-30LCD-1-5B-C	±2V	+5V	53.50	49.22
580-30LCD-1-5-C	DMS-30LCD-1-5-C	±2V	+5V	51.36	47.08
580-30LCD-2-5-C	DMS-30LCD-2-5-C	±20V	+5V	51.36	47.08

© Copyright 2013 Mouser Electronics

© Copyright 2013 Mouser Electronics

DATEL 3.5 DIGIT DAYLIGHT READABLE VOLTMETERS WITH AUTO-DIMMING LED DISPLAY

DIMENSIONS: in.

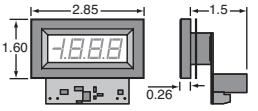

Features:
- Moisture and impact resistant package
- Large 0.56"/14.2mm high red LED display
- Daylight-readable w/automatic brightness adj.
- Input circuit fully isolated from ac power supply

For quantities greater than listed, call for quote.

MOUSER STOCK NO.	Datel Part No.	Input Max.	Power Supply	Price Each 1	Price Each 5
DC Voltmeter					
580-DMU-30DCV-1-DR-C	DMU-30DCV-1-DR-C	±1.999Vdc	85/264Vac, 47/63Hz	**113.31**	**104.35**
580-DMU-30DCV-2-DR-C	DMU-30DCV-2-DR-C	±19.99Vdc	85/264Vac, 47/63Hz	**113.31**	**104.35**
580-DMU-30DCV-3-DR-C	DMU-30DCV-3-DR-C	±199.9Vdc	85/264Vac, 47/63Hz	**113.31**	**104.35**
AC Voltmeter					
580-DMU-30ACV-2-DR-C	DMU-30ACV-2-DR-C	300Vac	85/264Vac, 47/63Hz	**120.76**	**111.24**

DATEL 3.5 DIGIT LED TRUE-RMS AC VOLTMETERS WITH ISOLATED INPUTS

DIMENSIONS: in.

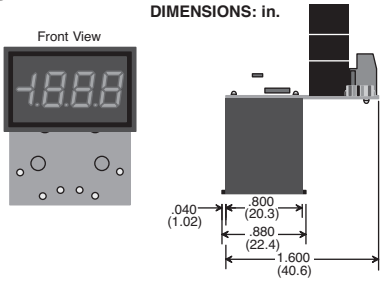

Features:
- Measures the rms value of complex ac voltages
- Two operating-supply options: 85-264VAC, or +10-40VDC
- Input circuit fully isolated from operating power supply
- 47-1kHz input frequency range
- Large, easy-to-read, red LED display is visible from 12 feet

For quantities greater than listed, call for quote.

MOUSER STOCK NO.	Datel Part No.	Input Voltage	Power Supply	Price Each 1	Price Each 5
580-DMS20RM1-AC1-R-C	DMS-20RM-1-AC1-R-C	0-19.99Vac	85-264Vac	**95.10**	**92.24**
580-DMS20RM2-AC1-R-C	DMS-20RM-2-AC1-R-C	0-199.9Vac	85-264Vac	**100.58**	**98.44**
580-DMS20RM3-AC1-R-C	DMS-20RM-3-AC1-R-C	0-300Vac	85-264Vac	**100.58**	**98.44**

DATEL 4.5 DIGIT MINIATURE LED PANEL VOLTMETERS

DIMENSIONS: in.

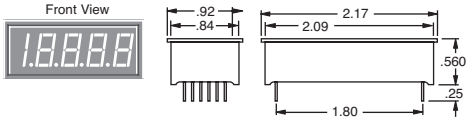

Features:
- Large 0.52"/13.2mm LED display
- Single +5V supply (175mW for low-power models)
- 12-pin DIP package

For quantities greater than listed, call for quote.

MOUSER STOCK NO.	Datel Part No.	Input Range	Display Color	Price Each 1	Price Each 5
580-40PC-1-RL-C	DMS-40PC-1-RL-C	±2V	Low-Power Red	**87.63**	**85.05**
580-40PC-1-RS-C	DMS-40PC-1-RS-C	±2V	Standard Red	**83.36**	**80.77**
580-40PC-1-GS-C	DMS-40PC-1-GS-C	±2V	Standard Green	**83.36**	**80.77**
580-40PC-2-RL-C	DMS-40PC-2-RL-C	±20V	Low-Power Red	**87.63**	**85.05**
580-40PC-2-RS-C	DMS-40PC-2-RS-C	±20V	Standard Red	**83.36**	**80.77**
580-40PC-2-GS-C	DMS-40PC-2-GS-C	±20V	Standard Green	**83.36**	**80.77**

DATEL 4.5 DIGIT MINIATURE LCD PANEL VOLTMETERS

DIMENSIONS: in.

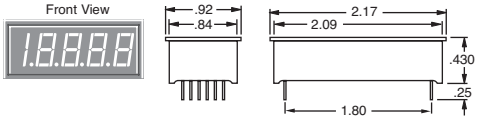

Features:
- Large 0.4"/10.2mm LCD display
- 12-pin DIP package, panel or board mountable
- User-selectable decimal point placement
- Low-battery "BAT" annunciator

For quantities greater than listed, call for quote.

MOUSER STOCK NO.	Datel Part No.	Input Range	Power Source	Price Each 1	Price Each 5
580-40LCD-01-5-C	DMS-40LCD-0/1-5-C	±200mV/±2V	+5V	**83.36**	**80.77**
580-40LCD-01-9-C	DMS-40LCD-0/1-9-C	±200mV/±2V	+9V	**83.36**	**80.79**
580-40LCD-12-5-C	DMS-40LCD-1/2-5-C	±2V/±20V	+5V	**83.36**	**80.77**

DATEL 3.5 DIGIT LED SUBMINIATURE DC AMMETERS

DIMENSIONS: in.

Features:
- 0.37"/9.4mm 3 1/2-digit display
- Scales and displays the output of 5A to 2000A 50MV and 100MV shunts
- Wide power supply inputs - 5-40VDC, non-isolated power
- Factory calibrated to ±0.1% accuracy

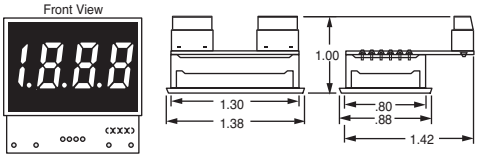

✻Power Supply: +8-36VDC, isolated power

For quantities greater than listed, call for quote.

MOUSER STOCK NO.	Datel Part No.	Input Range 50mV Shunt	Input Range 100mV Shunt	Price Each 1	Price Each 5
LED Color: Low-power Red					
✻580-D520PC-1-DC1RL-C	DCA5-20PC-1-DC1-RL-C	5.0-500A	10.00-1000A	**53.50**	**48.14**
580-DCA420PC1 DC4RLC	DCA5-20PC-1-DC4-RL-C	5.0-500A	10.00-1000A	**63.13**	**57.25**
580-D520PC-2-DC1RL-C	DCA5-20PC-2-DC1-RL-C	1.0-1000A	1.999-1999A	**53.50**	**50.83**

DATEL 3.5 DIGIT LED SUBMINIATURE DC AMMETERS WITH BUILT-IN SHUNTS

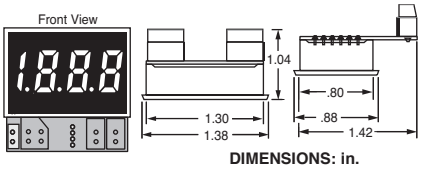

DIMENSIONS: in.

Features:
- Large 0.37"/9.4mm LED display
- Functionally complete - no additional components required
- Wide power supply inputs - 5-40VDC
- 20mV internal shunt minimizes power loss
- Factory calibrated to ±0.1% accuracy

For quantities greater than listed, call for quote.

MOUSER STOCK NO.	Datel Part No.	Input Range	Power Source	Price Each 1	Price Each 5
LED Color: Low-power Red					
580-D20PC-1-DC4-RL-C	DCA-20PC-1-DC4-RL-C	0-199.9μA	+8-36VDC, isolated	**68.39**	**62.06**
580-D20PC-4-DC1-RL-C	DCA-20PC-4-DC1-RL-C	0-199.9mA	+5-40VDC, non-isolated	**57.71**	**52.97**
580-D20PC-4-DC4-RL-C	DCA-20PC-4-DC4-RL-C	0-199.9mA	+8-36VDC, isolated	**68.39**	**62.06**
580-D20PC-5-DC1-RL-C	DCA-20PC-5-DC1-RL-C	0-1.999A	5-40VDC, non-isolated	**57.71**	**52.95**
580-D20PC-5-DC4-RL-C	DCA-20PC-5-DC4-RL-C	0-1.999A	+8-36VDC, isolated	**68.39**	**62.06**
580-D20PC-6-DC1-RL-C	DCA-20PC-6-DC1-RL-C	0-19.99A	5-40VDC, non-isolated	**57.71**	**52.97**
580-D20PC-6-DC4-RL-C	DCA-20PC-6-DC4-RL-C	0-19.99A	+8-36VDC, isolated	**68.39**	**62.06**
LED Color: Super Blue					
580-D20PC-6-DC4-BS-C	DCA-20PC-6-DC4-BS-C	0-19.99A	+8-36VDC, isolated	**78.11**	**71.16**
LED Color: Standard Green					
580-D20PC-6-DC4-GS-C	DCA-20PC-6-DC4-GS-C	0-19.99A	+8-36VDC, isolated	**68.39**	**62.06**

DATEL 50MV AND 100MV BASE-MOUNTED DC SHUNTS

Features:
- Connect directly with DCA5 ammeters
- Rated accuracy: ±0.25% max.
- Manganin sensing element
- Brass terminal posts and screws

For quantities greater than listed, call for quote.

MOUSER STOCK NO.	Datel Part No.	Rated Current/ Output	Resistance Ω @ 25°C	Price Each 1	Price Each 5
580-3020-01097-0	3020-01097-0	5A/50mV	0.01	**21.40**	**20.76**
580-3020-01107-0	3020-01107-0	10A/100mV	0.01	**21.40**	**20.76**
580-3020-01098-0	3020-01098-0	20A/50mV	0.0025	**21.40**	**20.76**
580-3020-01096-0	3020-01096-0	50A/50mV	0.001	**21.40**	**20.76**
580-3020-01099-0	3020-01099-0	100A/50mV	0.0005	**21.40**	**20.76**
580-3020-01108-0	3020-01108-0	100A/100mV	0.001	**21.40**	**20.76**
580-3020-01100-0	3020-01100-0	150A/50mV	0.00033	**25.09**	**23.89**
580-3020-01101-0	3020-01101-0	200A/50mV	0.00025	**26.75**	**25.95**
580-3020-01102-0	3020-01102-0	300A/50mV	0.000167	**31.40**	**30.14**
580-3020-01103-0	3020-01103-0	500A/50mV	0.0001	**26.75**	**25.95**

DATEL PANEL METER ACCESSORIES

For quantities greater than listed, call for quote.

MOUSER STOCK NO.	Datel Part No.	Description	Price Each 1	Price Each 5
580-DMS-BZL1-C	DMS-BZL1-C	DMS-30/40 bezel assembly	**4.28**	**4.16**
580-DMS-BZL2-C	DMS-BZL2-C	DMS-30/40 bezel assembly w/EPDM rubber gasket	**6.42**	**6.26**
580-DMS-BZL3-C	DMS-BZL3-C	DMS-20 bezel assembly	**4.28**	**4.16**
580-DMS-BZL4-C	DMS-BZL4-C	DMS-20 bezel assembly w/EPDM rubber gasket	**6.42**	**6.26**
580-DMS-EB-C	DMS-EB-C	DMS-30/40 multi-purpose application board	**14.98**	**14.93**
580-DMS-EB2-C	DMS-EB2-C	DMS-20 multi-purpose application board	**14.98**	**14.53**
580-5252-01127-0	5252-01127-0	Additional DMS-20 Retaining Clips	**2.86**	**2.68**
580-5252-01130-0	5252-01130-0	DMS-20 Red Plastic Case	**2.86**	**2.68**
580-5252-01160-0	5252-01160-0	DMS-30/40PC bezel and filter for red LED meters	**8.61**	**8.22**
580-5252-01161-0	5252-01161-0	DMS-20PC bezel & filter for red LED meters	**8.61**	**8.22**
580-4320-01069-0	4320-01069-0	DMS 6-Position Connector Housing	**1.63**	**1.50**
580-4400-01032-0	4400-01032-0	DMS Crimp Terminals	**.16**	**.15**

© Copyright 2013 Mouser Electronics

© Copyright 2013 Mouser Electronics

MURATA POWER SOLUTIONS Digital Panel Meters

RoHS Compliant This product is RoHS compliant.

DATEL LOOP-POWERED 4-20MA PROCESS MONITORS

Features:
- Self-powered, no separate supply required
- Industry's first loop powered, full-size LED readouts
- 3 1/2 and 4 1/2 digit resolutions LED/LCD displays
- DIP-switch selectable range/decimal points
- Non-interacting gain(span) and offset(zero) 20-turn potentiometers

RoHS Compliant

DIMENSIONS: in.

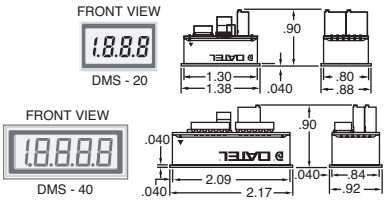

For quantities greater than listed, call for quote.

MOUSER STOCK NO.	Datel Part No.	Reading Model	Display Type	Price Each 1	Price Each 5
580-20LCD-420S-C	DMS-20LCD-4/20S-C	Unipolar	3 ½ digit LCD, .37"	57.71	52.97
580-20PC-420S-C	DMS-20PC-4/20S-C	Unipolar	3 ½ digit red LED, .37"	76.94	71.69
580-20PC-420B-C	DMS-20PC-4/20B-C	Bipolar	3 ½ digit red LED, .37"	76.94	71.69
580-20PC-420P-C	DMS-20PC-4/20P-C	Positive	3 ½ digit red LED, .37"	76.94	71.69
580-40LCD-420S-C	DMS-40LCD-4/20S-C	Unipolar	4 ½ digit LCD, .40"	118.26	113.96

DATEL LOCALLY POWERED 4-20 MA LED PROCESS MONITOR

Features:
- +24V isolated power supply required
- 3 1/2 and 4 1/2 digit resolutions red LED displays
- DIP-switch selectable range/offset/decimal points
- On-board gain/span and zero/offset trim pots

RoHS Compliant

DIMENSIONS: in.

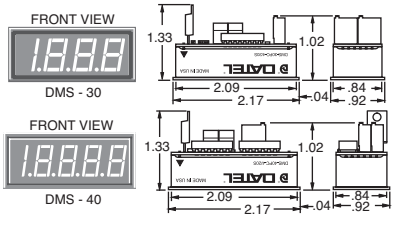

✻ High-Intensity Blue
† Low-Power Red

For quantities greater than listed, call for quote.

MOUSER STOCK NO.	Datel Part No.	Input Range (mA)	Display Type	Price Each 1	Price Each 5
✻ 580-30PC-24BS-I-C	DMS-30PC-4/20S-24BS-I-C	3.5-22	3 ½ digit, .56"	100.58	98.44
580-30PC-24RS-I-C	DMS-30PC-4/20S-24RS-I-C	3.5-22	3 ½ digit, .56"	89.88	87.74
† 580-40PC-24RL-C	DMS-40PC-4/20S-24RL-C	3.7-20.4	4 ½ digit, .52"	117.59	113.96

DATEL 3.5 DIGIT MINIATURE LED PROCESS CONTROL MONITOR

Features:
- Large 0.37"/9.4mm LED Display
- Accepts 0-5V and 0-10V inputs
- +4.75V to +40V power supply required, 15mA max.
- DIP-switch selectable range and decimal points
- High-quality, 20-turn span (gain) and zero (offset) adjustments

RoHS Compliant

DIMENSIONS: in.

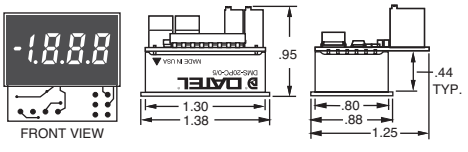

For quantities greater than listed, call for quote.

MOUSER STOCK NO.	Datel Part No.	Input Range	LED Display Color	Price Each 1	Price Each 5
580-20PC-05-24RL-C	DMS-20PC-0/5-24RL-C	4.9-5.1V	Low-Power Red	83.36	80.79

DATEL 3 DIGIT SELF-POWERED LED AC LINE VOLTAGE MONITORS

Features:
- Large 0.37"/9.4mm LCD display
- No auxiliary power required
- Fully encapsulated for harsh environments
- UL, CSA, and IEC1010-1 certified

† Screw Terminals
✻Blade Terminals

RoHS Compliant

DIMENSIONS: in.

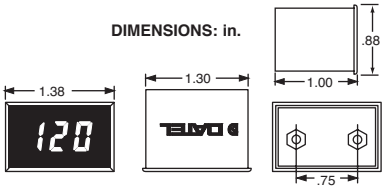

For quantities greater than listed, call for quote.

MOUSER STOCK NO.	Datel Part No.	Voltage Range	Display Color	Price Each 1	Price Each 5
† 580-DMS-20PC-1-LM-C	DMS-20PC-1-LM-C	85-264VAC	Red LED	59.92	56.71
† 580-20PC-1-LM-B-C	DMS-20PC-1-LM-B-C	85-264VAC	Blue LED	69.55	64.20
✻ 580-20PC-1-LM-F-C	DMS-20PC-1-LM-F-C	85-264VAC	Red LED	59.92	56.71
✻ 580-20PC-1-LM-BF-C	DMS-20PC-1-LM-BF-C	85-264VAC	Blue LED	69.55	64.20
† 580-20PC-1-LM-G-C	DMS-20PC-1-LM-G-C	85-264VAC	Green LED	69.55	64.20
✻ 580-20PC-1-LM-GF-C	DMS-20PC-1-LM-GF-C	85-264VAC	Green LED	69.55	64.20
† 580-20PC-2-LM-C	DMS-20PC-2-LM-C	240-310VAC	Red LED	59.92	56.71
† 580-DMS-20PC-3-LM-C	DMS-20PC-3-LM-C	350-600VAC	Red LED	64.13	58.84

DATEL 3.5 DIGIT SELF-POWERED LED DC VOLTAGE MONITORS

Features:
- Large 0.37"/9.4mm LCD display
- No auxiliary power required
- 0.37"/9.4mm high LED displays
- 13mA (max.) current consumption

RoHS Compliant

DIMENSIONS: in.

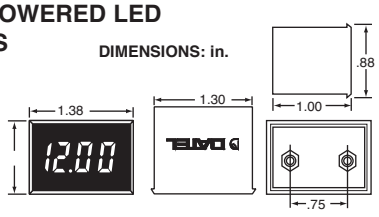

For quantities greater than listed, call for quote.

MOUSER STOCK NO.	Datel Part No.	Input Range	Display Color	Price Each 1	Price Each 5
580-DMS-20PC-0-DCM-C	DMS-20PC-0-DCM-C	+4.50 to +19.99VDC	Red LED	53.50	50.81
580-20PC-0-DCM-B-C	DMS-20PC-0-DCM-B-C	+4.50 to +19.99VDC	Blue LED	63.13	57.25
580-20PC-1-DCM-C	DMS-20PC-1-DCM-C	+8.0 to +50.0VDC	Red LED	53.50	50.81
580-20PC-1-DCM-B-C	DMS-20PC-1-DCM-B-C	+8.0 to +50.0VDC	Blue LED	63.13	57.25
580-20PC-2-DCM-C	DMS-20PC-2-DCM-C	+30 to +264VDC	Red LED	53.50	50.81
580-20PC-8-DCM-C	DMS-20PC-8-DCM-C	+30 to +199.9VDC	Red LED	53.50	50.83

DATEL 3 DIGIT SELF-POWERED LED AC LINE FREQUENCY MONITORS

Features:
- Ideal for emergency power equipment
- No auxiliary power required
- Epoxy encapsulated for harsh environments
- 0.40"/10.2mm 3 - digit red LED display
- Frequency range: 47.0-99.0Hz

✻ Frequency range: 350-450Hz

RoHS Compliant

DIMENSIONS: in.

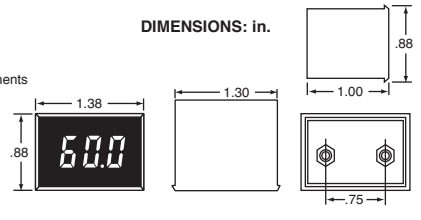

For quantities greater than listed, call for quote.

MOUSER STOCK NO.	Datel Part No.	Voltage Range	Termination	Price Each 1	Price Each 5
✻ 580-20PC-1-FM-C	DMS-20PC-1-FM-C	85-140VAC	Screw terminals	59.92	56.71
580-20PC-1-FM-F-C	DMS-20PC-1-FM-F-C	85-140VAC	Blade terminals	59.92	56.71
580-20PC-2-FM-C	DMS-20PC-2-FM-C	85-140VAC	Screw terminals	59.92	56.71
580-20PC-3-FM-C	DMS-20PC-3-FM-C	170-264VAC	Screw terminals	59.92	56.71

DATEL SELF-POWERED LCD 2-WIRE DC VOLTAGE MONITORS

Features:
- Large 0.37"/9.4mm LCD display
- Ideal for battery-powered systems
- Reverse polarity protected
- Built-in "VDC" annunciator

RoHS Compliant

DIMENSIONS: in.

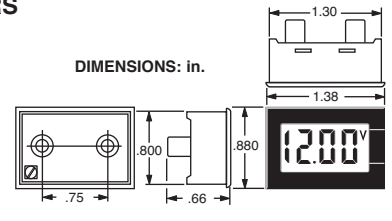

For quantities greater than listed, call for quote.

MOUSER STOCK NO.	Datel Part No.	Input Range	Display Type	Price Each 1	Price Each 5
580-20LCD-0-DCM-C	DMS-20LCD-0-DCM-C	+6.50V to 18.00VDC	3 ½ digit LCD	32.10	30.50
580-20LCD-1-DCM-C	DMS-20LCD-1-DCM-C	+8.0V to 50.0VDC	3 digit LCD	32.10	30.50
580-20LCD-2-DCM-C	DMS-20LCD-2-DCM-C	+18 to 90VDC	3 digit LCD	32.10	30.50

© Copyright 2013 Mouser Electronics
© Copyright 2013 Mouser Electronics

SIMPSON Analog Panel Meters

ANALOG PANEL METERS

Features:
- Clear, acrylic window for wide angle visibility
- Rugged black phenolic case
- Black spade pointer for easy distant viewing
- Additional ranges available

Wide-Vue Series

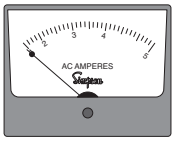

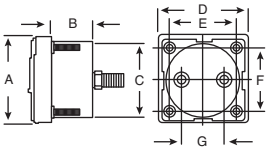

Meter Size	Dimensions: in.						
	A	B	C	D	E	F	G
1-1/2"	1.76	0.86	1.50	1.75	1.31	1.31	1.00
2-1/2"	2.47	1.15	2.17	2.47	1.88	1.88	1.00
3-1/2"	3.25	1.22	2.73	3.25	2.25	2.25	1.50
4-1/2"	4.00	1.20	2.75	4.68	4.00	3.56	1.50

For quantities greater than listed, call for quote.

Size	1-1/2"				2-1/2"				3-1/2"				4-1/2"			
Range	MOUSER STOCK NO.	Simpson Part No.	Price Each 1	Price Each 10	MOUSER STOCK NO.	Simpson Part No.	Price Each 1	Price Each 10	MOUSER STOCK NO.	Simpson Part No.	Price Each 1	Price Each 10	MOUSER STOCK NO.	Simpson Part No.	Price Each 1	Price Each 10
AC Voltmeter With Iron Vane Movement																
0-10	----------	----------	-	-	529-09670	09670	118.38	109.63	529-10170	10170	123.22	114.10	529-10270	10270	133.45	125.71
0-25	----------	----------	-	-	529-09680	09680	86.08	82.64	529-10190	10190	123.23	114.12	529-10290	10290	133.46	125.73
0-150	----------	----------	-	-	529-09700	09700	86.52	83.06	529-10220	10220	97.58	90.02	529-10320	10320	134.08	126.30
0-300	----------	----------	-	-	529-09710	09710	91.28	86.21	529-10240	10240	97.25	89.71	529-10340	10340	133.64	125.90
0-500	----------	----------	-	-	529-09715◆	09715	143.41	135.09	529-10250◆	10250	122.23	115.43	529-10350◆	10350	173.05	160.17
AC Ammeters With Iron Vane Movement																
0-1	----------	----------	-	-	529-02560	02560	79.76	76.58	529-03130	03130	89.00	84.01	529-03260	03260	93.95	88.67
0-3	----------	----------	-	-	529-02575	02575	84.46	80.24	529-03160	03160	89.00	84.02	529-03290	03290	93.96	88.68
0-5	----------	----------	-	-	529-02580	02580	78.66	74.26	529-03170	03170	89.06	84.06	529-03300	03300	93.99	88.70
0-10	----------	----------	-	-	529-02590	02590	80.01	76.83	529-03180	03180	89.30	84.29	529-03310	03310	94.25	88.96
0-10	----------	----------	-	-	----------	--------	-	-	529-35073◆◆	35073	117.89	109.15	529-35077◆◆	35077	124.44	115.21
0-15	----------	----------	-	-	529-02599	02599	77.53	74.44	529-03190	03190	89.42	84.41	529-03320	03320	94.37	89.08
0-25	----------	----------	-	-	529-02609	02609	87.38	82.49	529-03200	03200	92.03	86.86	529-03330	03330	121.95	116.15
0-30	----------	----------	-	-	529-02615	02615	87.37	82.48	529-03205	03205	86.94	83.46	529-03335	03335	96.98	91.54
0-50	----------	----------	-	-	529-02619	02619	81.43	76.87	529-35075◆◆	35075	104.77	99.78	529-35079◆◆	35079	124.44	115.21
0-100	----------	----------	-	-	529-02622◆◆	02622	109.36	102.55	529-03220◆◆	03220	89.05	84.60	529-03350◆◆	03350	98.70	94.01
0-200	----------	----------	-	-	529-02626◆◆	02626	84.59	79.86	529-03240◆◆	03240	85.94	81.22	529-03370◆◆	03370	91.26	86.15
0-300	----------	----------	-	-	529-02627◆◆	02627	84.59	79.86	529-03250◆◆	03250	89.05	84.05	529-03380	03380	93.99	88.71
DC Voltmeters																
0-10	529-09541	09541	89.94	85.45	529-09560	09560	119.73	114.04	529-09740	09740	124.33	117.12	529-09890	09890	133.99	126.23
0-15	529-09542	09542	89.93	85.44	529-09570	09570	92.32	87.14	529-09750	09750	124.16	116.95	529-09900	09900	133.80	126.06
0-25	529-09543	09543	93.33	88.09	529-09580	09580	124.01	114.81	529-09760	09760	120.50	113.52	529-09910	09910	133.77	126.02
0-30	529-09544	09544	96.15	91.35	529-09590	09590	117.30	108.61	529-09770	09770	124.15	116.95	529-09920	09920	133.77	126.02
0-50	529-09545	09545	100.94	96.13	529-09600	09600	89.64	84.60	529-09780	09780	124.10	116.90	529-09930	09930	133.80	133.80
0-100	529-09546	09546	125.36	116.06	529-09610	09610	124.01	114.81	529-09790	09790	120.67	114.91	529-09940	09940	130.23	124.02
0-150	529-09547	09547	125.37	116.07	529-09620	09620	92.32	87.14	529-09800	09800	124.15	116.94	529-09950	09950	133.77	126.02
0-500	529-09549◆	09549	142.09	133.85	529-09640	09640	129.33	119.74	529-09840	09840	108.65	100.29	529-09990	09990	139.40	131.33
Taut Band DC Microammeters																
0-10	----------	----------	-	-	529-04303	04303	221.07	204.71	529-04359	04359	237.40	219.81	529-04459	04459	253.88	235.08
0-25	529-04602	04602	198.46	183.74	529-04306	04306	202.39	187.37	529-04371	04371	207.70	192.32	529-04471	04471	224.85	208.20
0-100	529-04604	04604	139.67	131.58	529-04321	04321	127.78	122.73	529-04391	04391	109.66	103.80	529-04491	04491	163.54	151.43
DC Microammeters																
0-50	529-04294	04294	155.00	146.01	529-04310	04310	112.87	106.60	529-04380	04380	114.70	108.34	529-04480	04480	123.55	117.38
0-100	529-04295	04295	132.39	124.71	529-04320	04320	122.17	116.36	529-04390	04390	96.81	92.94	529-04490	04490	132.42	122.24
0-200	529-04296	04296	94.87	90.12	529-04330	04330	133.53	123.65	529-04400	04400	129.15	119.57	529-04500	04500	132.78	126.45
25-0-25	529-04298	04298	148.17	139.58	----------	----------	-	-	529-04420	04420	146.14	139.19	529-04520	04520	161.93	149.94
50-0-50	529-04302	04302	132.47	124.78	529-04350	04350	133.90	126.13	529-04430	04430	98.55	93.86	529-04530	04530	152.45	143.62
100-0-100	529-04300	04300	112.95	108.04	529-04351	04351	95.08	90.33	529-04440	04440	98.30	93.40	529-04540	04540	137.36	129.38
DC Milliameters																
0-1	529-06163	06163	88.81	84.37	529-06175	06175	108.48	103.04	529-06310	06310	85.97	81.66	529-06470	06470	129.40	119.80
0-5	529-06164	06164	118.65	109.87	529-06190	06190	116.67	108.04	529-06330	06330	120.44	111.50	----------	----------	-	-
0-15	529-06166	06166	118.66	109.88	529-06210	06210	113.10	107.72	529-06350	06350	120.60	111.65	529-06502	06502	129.60	119.99
0-25	529-06167	06167	121.09	112.10	529-06220	06220	117.54	108.84	529-06370	06370	124.06	114.85	529-06530	06530	131.62	123.99
0-50	529-06168	06168	120.81	111.85	529-06230	06230	117.53	108.83	529-06380	06380	95.11	90.36	529-06540	06540	131.62	123.99
0-100	529-06169	06169	120.84	111.87	529-06240	06240	113.79	108.38	529-06390	06390	95.11	90.36	529-06550	06550	131.66	124.02
0-200	529-06171	06171	120.84	111.87	529-06260	06260	117.59	108.89	529-06410	06410	124.13	114.92	529-06570	06570	131.88	123.62
0-300	529-06173	06173	117.28	108.57	529-06280	06280	87.35	82.14	529-06430	06430	124.07	114.86	529-06590	06590	131.75	124.11
0-500	529-06174	06174	120.79	111.83	529-06290	06290	90.58	86.05	529-06440	06440	92.42	87.23	529-06600	06600	131.73	124.09
DC Ammeters																
0-1	529-02431	02431	86.66	82.33	529-02440	02440	90.44	85.35	529-02640	02640	95.06	95.06	529-02820	02820	97.07	91.62
0-2	529-02432	02432	93.48	88.29	529-02460	02460	90.52	85.44	529-02660	02660	92.35	87.17	----------	----------	-	-
0-3	529-02433	02433	93.09	88.44	529-02470	02470	90.54	85.46	529-02670	02670	95.11	89.78	529-02850	02850	102.40	96.64
0-5	529-02434	02434	116.92	111.34	529-02480	02480	94.67	88.75	529-02680	02680	119.56	113.88	529-02860	02860	132.59	124.29
0-10	529-02435	02435	93.83	88.56	529-02490	02490	90.52	85.44	529-02690	02690	95.11	89.78	529-02870	02870	102.41	96.66
0-15	529-02436 †	02436	86.65	81.79	529-02500	02500	83.02	79.70	529-02700	02700	95.11	89.78	529-02880	02880	128.76	122.63
0-25	529-02437 †	02437	87.33	82.43	529-02510	02510	90.51	85.43	529-02710	02710	89.94	84.90	529-02890	02890	132.64	124.33
0-50	529-02438 †	02438	93.02	87.79	529-02530	02530	117.21	109.88	529-02730	02730	92.35	87.17	529-02910	02910	116.06	107.14
0-100	----------	----------	-	-	529-02540 †	02540	85.42	82.00	529-02740 †	02740	89.59	84.55	529-02920 †	02920	102.31	96.57
0-200	----------	----------	-	-	529-02552 †	02552	85.27	80.47	529-02760 †	02760	92.27	87.09	529-02940 †	02940	97.07	91.62
0-300	----------	----------	-	-	529-02554 †	02554	90.44	85.35	529-02770 †	02770	95.03	89.70	529-02950 †	02950	102.31	96.57
0-500	----------	----------	-	-	----------	----------	-	-	529-02780 †	02780	95.03	89.70	529-02960 †	02960	128.62	122.50

◆ Furnished with external multiplier ◆◆ Requires external current transformer † Requires external shunt

PANEL METER ACCESSORIES

Donut AC Current Transformers

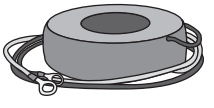

Use with Simpson analog panel instruments and 5A AC digital indicators requiring external transformers. Transformer is inserted 1 turn primary and includes 2ft. leads. Reduce high AC current signal to 5A AC output to meter.

For quantities greater than listed, call for quote.

MOUSER PART NO.	Simpson Part No.	Description	Price Each 1	Price Each 10
529-01293	01293	50/5 Amps	52.93	45.37
529-01297	01297	100/5 Amps	47.66	47.66
529-01299	01299	200/5 Amps	42.13	42.13
529-01300	01300	300/5 Amps	43.48	43.48

SHUNTS

- Use with Simpson analog panel instruments and 200mV digital indicators requiring external shunts
- Convert high DC current signal to 500mV 100mV drop
- 5ft. leads included

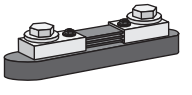

For quantities greater than listed, call for quote.

MOUSER PART NO.	Simpson Part No.	Description	Price Each 1	Price Each 10
529-06713	06713	100 Amp 50mV Portable Shunt	55.31	53.93
529-06715	06715	200 Amp 50mV Portable Shunt	71.21	61.04
529-06506	06506	300 Amp 50mV Switchboard Shunt	59.00	59.00
529-06508	06508	500 Amp 50mV Switchboard Shunt	85.01	85.01

© Copyright 2013 Mouser Electronics

SIMPSON Digital Panel Meters

MINI M135 AND M145 INDICATORS

Features:
- 3/64 DIN Indicator
- Minimum depth indicator less than 0.7" (17mm) of space required behind the panel
- 3 1/2 or 4 1/2 digit LCD display with optional negative image red backlight
- Snaps right into panel - no mounting hardware required
- 12 pin mating connector with 6" lead wires included for easy installation

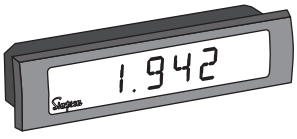

MOUSER STOCK NO.	Simpson Part No.	Input	Display	Price Each
DC Voltage Indicators				
529-M13500110	M135-0-0-11-0	200mV	Non-Backlit	**78.40**
529-M13500120	M135-0-0-12-0	2V	Non-Backlit	**77.64**
529-M13510121	M135-1-0-12-1	2V	Backlit	**105.64**
529-M13500130	M135-0-0-13-0	20V	Non-Backlit	**78.40**
529-M13510131	M135-1-0-13-1	20V	Backlit	**100.57**
529-M13500140	M135-0-0-14-0	200V	Non-Backlit	**78.40**
529-M14500110	M145-0-0-11-0	200mV	Non-Backlit	**118.53**
529-M14510111	M145-1-0-11-1	200mV	Backlit	**122.62**
529-M14500120	M145-0-0-12-0	2V	Non-Backlit	**118.53**
529-M14510121	M145-1-0-12-1	2V	Backlit	**127.45**

MOUSER STOCK NO.	Simpson Part No.	Input	Display	Price Each
DC Voltage Inductors (Cont.)				
529-M14500130	M145-0-0-13-0	20V	Non-Backlit	**118.53**
529-M14510141	M145-1-0-14-1	200V	Backlit	**127.45**
DC Current Indicators				
529-M13500230	M135-0-0-23-0	20mA	Non-Backlit	**77.64**
529-M13510231	M135-1-0-23-1	20mA	Backlit	**101.67**
529-M13500240	M135-0-0-24-0	200mA	Non-Backlit	**77.67**
529-M13510241	M135-1-0-24-1	200mA	Backlit	**105.65**
529-M14500230	M145-0-0-23-0	20mA	Non-Backlit	**118.53**
529-M14510231	M145-1-0-23-1	20mA	Backlit	**122.62**
529-M14510241	M145-1-0-24-1	200mA	Backlit	**122.62**

MINI-MAX SERIES 3/64 DIN INDICATORS

Features:
- 3/64 DIN cutout (22mm x 68mm)
- Unique mounting bracket allows stacking of multiple meters
- 3-1/2 (M235) or 4-1/2 (M245) digit LCD display with optional negative red backlighting
- Screw terminal connectors for easy installation

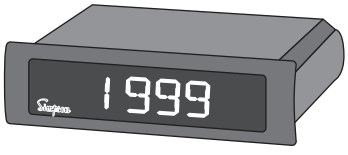

MOUSER STOCK NO.	Simpson Part No.	Input	Display	Price Each
DC Voltage Indicators				
529-M23500110	M235-0-0-11-0	200mV	Non-Backlit	**118.72**
529-M23510110	M235-1-0-11-0	200mV	Backlit	**146.15**
529-M23500130	M235-0-0-13-0	20V	Non-Backlit	**111.44**
529-M23510130	M235-1-0-13-0	20V	Backlit	**158.29**
529-M24500130	M245-0-0-13-0	20V	Non-Backlit	**172.98**
529-M24510130	M245-1-0-13-0	20V	Backlit	**198.56**
529-M24500140	M245-0-0-14-0	200V	Non-Backlit	**172.98**
529-M24510140	M245-1-0-14-0	200V	Backlit	**198.56**
DC Current Indicators				
529-M23500240	M235-0-0-24-0	200mA	Non-Backlit	**116.49**
529-M23510240	M235-1-0-24-0	200mA	Backlit	**127.22**
529-M23500250	M235-0-0-25-0	2A	Non-Backlit	**116.47**
529-M23510250	M235-1-0-25-0	2A	Backlit	**141.68**
AC TRMS Voltage Indicators				
529-M23500310	M235-0-0-31-0	200mV	Non-Backlit	**158.65**
529-M23510320	M235-1-0-32-0	2V	Backlit	**189.86**

MOUSER STOCK NO.	Simpson Part No.	Input	Display	Price Each
AC TRMS Voltage Indicators (Cont.)				
529-M23510330	M235-1-0-33-0	20V	Backlit	**186.18**
529-M23500340	M235-0-0-34-0	200V	Non-Backlit	**164.85**
529-M23510340	M235-1-0-34-0	200V	Backlit	**189.86**
529-M24510330	M245-1-0-33-0	20V	Backlit	**221.23**
529-M24500340	M245-0-0-34-0	200V	Non-Backlit	**192.32**
529-M24510340	M245-1-0-34-0	200V	Backlit	**221.23**
AC TRMS Current Indicators				
529-M24510460	M245-1-0-46-0	5A	Backlit	**217.08**
DC Process Indicators				
529-M23500710	M235-0-0-71-0	4-20mA	Non-Backlit	**134.68**
529-M23510710	M235-1-0-71-0	4-20mA	Backlit	**165.10**
529-M24500710	M245-0-0-71-0	4-20mA	Non-Backlit	**167.44**
529-M24510710	M245-1-0-71-0	4-20mA	Backlit	**196.05**
Frequency Indicators				
529-M23500810	M235-0-0-81-0	20-199.9Hz	Non-Backlit	**118.05**
529-M23510810	M235-1-0-81-0	20-199.9Hz	Backlit	**152.25**

FALCON F35 AND F45 INDICATORS

Features:
- 1/8 DIN Indicators
- 3-1/2" or 4-1/2" digit bright red LED display
- Front panel pops off for easy decimal point setting and display scaling
- Only 3.12" (79mm) required behind panel
- Screw terminal connectors for easy installation
- Optional excitation output

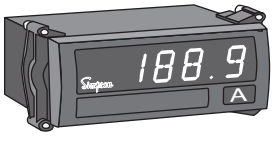

MOUSER STOCK NO.	Simpson Part No.	Input	Display	Price Each
AC Current Indicators				
529-F351450	F35-1-45-0	2A	None	**191.59**
529-F351460	F35-1-46-0	5A	None	**192.08**
529-F451460	F45-1-46-0	5A	None	**298.07**
AC TRMS Current Indicators				
529-F351650	F35-1-65-0	2A	None	**230.48**
529-F351660	F35-1-66-0	5A	None	**230.62**
DC Process Indicators				
529-F351710	F35-1-71-0	4-20mA	None	**187.36**
529-F351720	F35-1-72-0	1-5V	None	**187.36**
529-F451710	F45-1-71-0	4-20mA	None	**244.01**
529-F451711	F45-1-71-1	4-20mA	12VDC	**308.86**
529-F451712	F45-1-71-2	4-20mA	24VDC	**308.86**
529-F451720	F45-1-72-0	1-5A	None	**244.01**
Temperature Indicators				
529-F451800	F45-1-80-0	J TC	None	**220.96**
529-F451810	F45-1-81-0	K TC	None	**220.96**
DC Voltage Indicators				
529-F351110	F35-1-11-0	200mV	None	**145.63**
529-F351130	F35-1-13-0	20V	None	**145.63**
529-F351140	F35-1-14-0	200V	None	**145.62**

MOUSER STOCK NO.	Simpson Part No.	Input	Display	Price Each
DC Voltage Indicators (Cont.)				
529-F351140	F35-1-14-0	200V	None	**145.62**
529-F451110	F45-1-11-0	200mV	None	**248.85**
529-F451140	F45-1-14-0	200V	None	**248.85**
DC Current Indicators				
529-F351220	F35-1-22-0	2mA	None	**145.51**
529-F351230	F35-1-23-0	20mA	None	**145.51**
529-F351240	F35-1-24-0	200mA	None	**145.51**
529-F351250	F35-1-25-0	2A	None	**145.53**
529-F451230	F45-1-23-0	20mA	None	**248.85**
529-F451240	F45-1-24-0	200mA	None	**244.01**
529-F451250	F45-1-25-0	2A	None	**243.43**
AC Voltage Indicators				
529-F351310	F35-1-31-0	200mV	None	**191.68**
529-F351330	F35-1-33-0	20V	None	**191.68**
529-F451310	F45-1-31-0	200mV	None	**287.15**
529-F451330	F45-1-33-0	20V	None	**287.15**
529-F451340	F45-1-34-0	200V	None	**287.15**
AC TRMS Voltage Indicators				
529-F351540	F35-1-54-0	200V	None	**230.57**
529-F451540	F45-1-54-0	200V	None	**296.93**

AC TO DC CURRENT TRANSDUCER

Features:
- Reduces high AC current signal to 4-20mA DC signal
- Use with Simpson digital process meters
- 24VDC power required

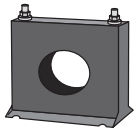

MOUSER STOCK NO.	Simpson Part No.	Description	Price Each
529-37002	37002	100A/4-20mA	**342.70**

TERMINAL TYPE AC CURRENT TRANSFORMERS

Features:
- Use with Simpson 5AAC digital indicators requiring external current transformers
- Reduce high AC current to 5AAC output to meter
- Screw terminals for easy connection

MOUSER STOCK NO.	Simpson Part No.	Description	Price Each
529-37020	37020	100/5 Amp	**38.69**
529-37021	37021	150/5 Amp	**41.54**
529-37023	37023	300/5 Amp	**41.57**

© Copyright 2013 Mouser Electronics

© Copyright 2013 Mouser Electronics

BK PRECISION Multimeters



ANALOG AND DIGITAL MULTIMETERS

MOUSER STOCK NO.	BK Precision Part No.	Fig.	DCV Accuracy	Ranging	Display LCD	Analog Bar Graph	Data Hold	Memory	Cap	Frequency	Logic	Tran Gain	Temp.	Auto Off	Warranty	Price Each
615-2405A	2405A	A	2	Manual	2000	No	No	No	No	No	Yes	No	No	No	1 Year	34.24
615-2703C	2703C	B	0.5	Manual	3 1/2	No	No	No	No	No	No	No	No	No	1 Year	49.22
615-2407A	2407A	A	1.2	Auto	3200	Yes	Yes	No	No	No	Yes	No	No	Yes	1 Year	63.13
615-2704C	2704C	B	0.5	Manual	3 1/2	No	No	No	Yes	No	No	Yes	No	No	1 Year	70.62
615-2706B	2706B	B	0.5	Manual	3 1/2	No	No	No	Yes	No	No	Yes	Yes	No	1 Year	92.02
615-2707B	2707B	B	0.5	Manual	3 1/2	No	No	No	Yes	Yes	Yes	Yes	No	No	1 Year	101.65
615-2703C	2703C	B	1.2	Manual	3 1/2	No	No	No	No	No	No	No	No	No	1 Year	49.22
615-2705B	2705B	B	2	Auto	3 3/4	No	No	No	No	No	No	No	No	Yes	1 Year	72.76
615-2708B	2708B	B	2	Auto	3 3/4	Yes	No	No	No	No	No	No	No	Yes	1 Year	105.93
615-2709B	2709B	B	2	Auto	3 3/4	No	No	No	Yes	Yes	No	No	No	Yes	1 Year	112.35
615-2860A	2860A	C	0.5	Manual	3 1/2	No	No	No	No	No	No	No	No	Yes	5 Years	112.35
615-388B	388B	D	0.5	Manual	4000	No	No	No	Yes	Yes	Yes	Yes	No	Yes	3 Years	148.73
615-389A	389A	D	0.25	Auto	4000	Yes	Yes	Yes	Yes	Yes	No	No	No	Yes	3 Years	170.13
615-390A	390A	D	0.1	Auto	4000	Yes	Yes	Yes	Yes	Yes	No	No	Yes	Yes	3 Years	191.53
615-391A	391A	D	0.05	Manual	4 1/2	No	Yes	No	No	Yes	Yes	No	No	Yes	3 Years	212.93
615-316	316	E	1	Auto	3 1/2	No	Yes	No	No	No	No	No	No	Yes	1 Year	180.83

DMM ACCESSORIES

MOUSER STOCK NO.	BK Precision Part No.	Description	Price Each
615-TL-130A	TL-130A	General Purpose DMM Kit Includes soft, flexible silicone lead wire easy movement and Tri-Fold Velcro Pouch for convenient storage.	73.83
615-TL-50	TL-50	Maxi-Pro DMM Kit is voltage and current rated for either electronic or electrical applications. All components compliant to IEC61010-031	84.53
615-1944391	194-043-9-001	Fuse for DMM 388-391 - Package of 4	15.84
615-1944491	194-044-9-001	Fuse 2A for DMM's - Package of 4	7.92
615-1944591	194-045-9-001	Fuse 0.5A for DMM 389-391 - Package of 4	6.33
615-2001	TL-1	Standard test leads, economical replacement test leads, TL-1 has safety shrouded banana plugs	9.10
615-2002	TL-2A	Deluxe test lead set, IEC61010 1000V CATIII rating silicone lead wire length 60" black alligator clip included. Threaded tips fits TL-3	22.26
615-2003	TL-3	Probe Accessory kit black and red pairs alligator clip, red only spring hook clips 4" sharp extension tips No. 10 spade lugs	38.52
615-2129B	LC-29B	DMM case, light weight, durable Cordura nylon, protects your instruments, room to hold your test leads	18.99
615-2144	HV-44A	High-voltage probe/meter 0-40,000V	127.33

BENCH MULTIMETERS

4 1/2 Digit True RMS Bench Digital Multimeter

The 2831E takes typical multimeter measurements such as volts, ohms, and amps with great accuracy and stability and was designed for cost conscious users requiring a basic and dependable meter with a broad range of extra features offered at a value price.



Features:
- True RMS for accurate interpretation of any waveform signal
- Great overload protection on all ranges
- Current measurements up to 20A AC/DC
- 0.03% basic VDC accuracy
- Dual VFD Display
- AC + DC True RMS
- USB interface
- SCPI compatible

MOUSER STOCK NO.	BK Precision Part No.	Description	Price Each
615-2831E	2831E	True RMS Bench Digital Multimeter	362.73

5 1/2 Digit Dual Display Bench DMM with 0.012% Basic Accuracy

Applications:
The Dual Display Multimeter model 5491/5492 is a 5 1/2 digit multimeters with selectable count resolutions up to 120,000 count. It is designed for bench-top, field service, and system applications with a high performance to price ratio. One set of TL 36 Test Leads and AC 01 caps for TL 36 are included with each 5492.



Features:
- Selectable count resolutions of 120,000, 40,000 and 4,000 count
- Selectable 2 wire and 4 wire resistance measurements
- Measure frequency to 1MHz with 0.01Hz best resolution
- RS-232 interface
- GPIB option available

PRODUCT NEW

MOUSER STOCK NO.	BK Precision Part No.	Description	Price Each
615-5491B	5491B	50K Count RMS Bench Digital Multimeter	437.63
615-5492B	5492B	5 1/2 Digit True RMS Bench Multimeter	694.43
615-5492BGPIB	5492BGPIB	5 1/2 Digit True RMS Bench Multimeter with GPIB	844.23

DUAL DISPLAY HANDHELD LCR METERS

Features:
- 40,000 count primary display and 10,000 count secondary display
- L/C/R/Z/ Primary measurements (Z with 879B)
- D/Q/θ/ESR Secondary measurements (θ/ESR with 879B)
- 0.5% basic accuracy
- Fast Auto Range design for rapid, easy component measurements
- Mini USB interface (cable included)



MOUSER STOCK NO.	BK Precision Part No.	Display Type	Function	Ranging	Display Count	Price Each
615-878B	878B	LCD, Dual	Henrys, Farads, Ohms	Auto	40000	266.43
615-879B	879B	LCD, Dual	Henrys, Farads, Ohms	Auto/Manual	19999	319.93

© Copyright 2013 Mouser Electronics

© Copyright 2013 Mouser Electronics

BK PRECISION Component Testers

BENCH LCR/ESR METER WITH COMPONENT TESTER

The B&K Precision Model 889B Synthesized In-Circuit LCR/ESR Meter is a high accuracy test instrument used for measuring inductors, capacitors and resistors with a basic accuracy of 0.2%. Also, with the built-in functions of DC/AC Voltage measurements and Diode/ Audible Continuity checks, the Model 889 can not only help engineers and students to understand the characteristic of electronics components but also being an essential tool on any service bench.



Features:
- Measurement parameters:Z, L, C, DCR, ESR, D, Q, ACV, DVC, ACA, DCA, and Ø
- Test conditions: 100Hz, 120Hz, 1kHz, 10kHz, 100kHz, 200kHz, 1Vrms, 0.25Vrms, 0.05Vrms
- 0.1% basic accuracy
- Dual LCD display
- Very quick response, user friendly
- Fully auto/manual selection
- DC resistance measurement
- USB interface

MOUSER STOCK NO.	BK Precision Part No.	Price Each
615-889B	889B	1578.25

LCR METER

Features:
- Measures capacitance, resistance, and inductance
- Measures dissipation factor of capacitor and 1/Q of inductors
- 3 1/2 digit LCD display
- Three year warranty



Specifications:
- 200µH - 200H
- 200pF - 20mF
- 2-20MΩ
- 1% accuracy

MOUSER STOCK NO.	BK Precision Part No.	Price Each
615-875B	875B	240.75

CAPACITANCE METER

The Model 810C Capacitance Meter is a compact capacitance meter, designed for accurate measurement of capacitive components. It features direct plug-in test sockets and test lead jacks. A zero adjustment knob is also provided to "zero" test lead capacitance.



Features:
- Zero adjustment knob
- Capacitor test sockets
- Fuse protected
- Protective rubber boot
- One year warranty

MOUSER STOCK NO.	BK Precision Part No.	Price Each
615-810C	810C	90.95

PRECISION 11,000 COUNT DUAL-DISPLAY HANDHELD CAPACITANCE METERS

Features:
- 11,000-count resolution on primary display
- Bright LCD backlight
- Secondary readings D,Q
- 0.5% basic accuracy
- Fast auto range design for rapid, easy component measurements
- Relative mode
- Visible and audible tolerance mode: 1%, 5%, 10%, 20%
- Data Hold and Min/Max/Average recording
- USB (Virtual COM) interface
- SCPI compliant commands for remote communication
- Software for data logging and front panel emulation available as free download
- Selectable auto-power off options and configurable power-up state
- 3 year warranty



MOUSER STOCK NO.	BK Precision Part No.	Price Each
615-830C	830C	309.23
615-890C	890C	159.43

SYNTHESIZED IN-CIRCUIT LCR/ESR METER

The 885 in-circuit LCR/ESR meter is the first handheld meter of this kind on the market. It was designed for both component evaluation on the production line and fundamental impedance for bench-top applications.



Features:
- Measurement parameters: Z., L , C, DCR, ESR, D, Q, and Ø
- Test conditions: 100Hz, 120Hz, 1 kHz, 10kHz, 1Vrms, 0.5Vrms, 0.05Vrms
- Dual LCD Display, SMD surface mount tweezer probe included, includes manual, SMD probe, 2 AA Ni-Mh batteries, AC adapter, shorting bar and software
- Two year warranty

MOUSER STOCK NO.	BK Precision Part No.	Price Each
615-885	885	636.65

HAND-HELD COMPONENT TESTER

Capacitance meter (0.1pF to 20mF) and ohm, meter (0.1 ohm to 20M ohm) also tests: transistors, beta, diodes, SCR's, LED's and batteries.

Features:
- Large 0.8" digit, high contrast LCD readout
- 25 user ranges for versatile test selection
- Tests resistance from 0.1Ω through 20MΩ
- Tests transistors, SCRs, diodes, and LEDs
- Tests batteries under actual loaded conditions
- 5 foot drop-proof, heavy duty case
- Tilt stand for benchtop use
- Weight: 11.6 oz. (326g)
- One year warranty
- Supplied: test lead; spare fuse



MOUSER STOCK NO.	BK Precision Part No.	Price Each
615-815	815	112.35

IN-CIRCUIT DCR AND ESR TESTER

The **In-circuit** ESR & DCR capacitor tester is specially designed to measure ESR (equivalent Series Resistance) on capacitors in the range of 0.47µF to 2200µF, in or out of circuit. The ability to trouble shoot in-circuit saves time and makes the 881 a must for anyone that test or trouble shoots printed circuit boards.

Features:
- 100KHz Output test frequency
- 15mVp-p Output test voltage (will not turn on any solid-state devices)
- Automatically discharges the capacitor under test
- Microprocessor controlled
- One-handed tweezer test probe included
- One year warranty



MOUSER STOCK NO.	BK Precision Part No.	Price Each
615-881	881	224.70

SYNTHESIZED IN-CIRCUIT LCR/ESR METER WITH 100KHZ TEST FREQUENCY

The Model 886 Synthesized In Circuit LCR/ESR Meter is the first handheld meter of this type on the market, with a wide range of test frequencies up to 100kHz and many measurement parameters including Z, L, C, DCR, ESR, D, Q, and Ø. The 886 is designed for both component evaluation on the production line and fundamental impedance testing for bench top applications. With a built in direct test fixture, you can test the lead components very easily. The optional 4 wire test clip can give a convenient connection to larger components and assemblies with the accuracy of 4 wire testing. The LCR meters offer fast, reliable, and versatile testing at low cost, making the 886 the most advanced handheld LCR meters available today.

Features:
- Measurement parameters: Z, L, C, DCR, ESR, D, Q, and O
- Test conditions: 100Hz, 1kHz, 10kHz, 100kHz, 1 Vrms, 0.25rms, 0.05Vms
- 0.5% basic accuracy
- Dual LCD display
- SMD surface mount tweezer probe included
- Very quick response, user friendly
- Fully auto/manual selection
- DC resistance measurement
- Rechargeable battery/AC powered
- Infrared RS232 interface capability
- Two year warranty



MOUSER STOCK NO.	BK Precision Part No.	Price Each
615-886	886	893.45

© Copyright 2013 Mouser Electronics

© Copyright 2013 Mouser Electronics

BK PRECISION Power Supplies

BK PRECISION
ELECTRONIC TEST INSTRUMENTS



B&K PRECISION power supplies provide the versatility and reliability required for a broad spectrum of laboratory and service applications. They are ideal for use in engineering, industrial service shop, lab, and school applications. Each power supply is built for continued stability and accuracy over a wide range of operating conditions.

SINGLE OUTPUT DC POWER SUPPLIES

Model 1621A

Features:

- Output voltage: 0-18V
- Output current: 0-5A
- Constant voltage current operation
- Continuously monitor voltage and current output on two meters
- One year warranty

MOUSER STOCK NO.	BK Precision Part No.	Fig.	Display	Price Each
615-1621A	1621A	A	Digital	266.43

Model 1730A and 1735A

Features:

- Output voltage: 0-30V
- Output current: 0-3A
- Constant voltage current operation
- Operate at full load w/o overheating
- Two year warranty
- Coarse and Fine Voltage Controls

MOUSER STOCK NO.	BK Precision Part No.	Fig.	Display	Price Each
615-1730A	1730A	B	Analog	373.43
615-1735A	1735A	B	Digital	437.63

Model 1739

PRODUCT NEW

Features:

- Output voltage: 0-30V
- Output current: 0-1A
- Low current, high resolution
- Excellent regulation
- Overload protection
- Constant voltage (CV) and constant current (CC) operation good visibilty in bright or low light
- RS-232 interface

MOUSER STOCK NO.	BK Precision Part No.	Fig.	Display	Price Each
615-1739	1739	C	Digital	683.73

DUAL RANGE DC POWER SUPPLY

Model 1737 and 1747

PRODUCT NEW

Features:

- Dual range to accommodate applications requiring either a higher voltage or a higher current
- Low ripple and noise
- Excellent regulation
- Overload protection
- Constant voltage (CV) and constant current (CC) mode operation good visibility in bright or low light
- LED indication for CV and CC modes
- Automatic recall of last settings on power up
- RS-232 interface

MOUSER STOCK NO.	BK Precision Part No.	Fig.	Price Each
615-1737	1737	C	598.13
615-1747	1747	C	940.53

TRIPLE OUTPUT DC POWER SUPPLIES

Model 1760A and 1761

Features:

- Two 0-30VDC, 2A sections capable of independent, series or parallel operation
- One 4-6.5VDC, 5A section
- Switchable series/parallel operation 30V sections
- Adjustable current limit controls 30V sections
- Two 3 digit LED displays: one reads volts or amps of "B" supply, one reads volts or amps of "A" supply or 4V-6.5V supply
- Unique variable tracking, B track A at 5% to 100%
- Two year warranty

MOUSER STOCK NO.	BK Precision Part No.	Fig.	Price Each
615-1760A	1760A	D	726.53
615-1761	1761	D	758.63

TRIPLE OUTPUT QUAD DISPLAY

Model 1672 and 1673

Features:

- Independent control of voltage and current for variable output
- Constant voltage/constant current operation
- Separate 3 digit displays for voltage (GREEN) and current (RED) modes
- LED indication for CV (GREEN) and CC (RED) modes
- Overload indication LED for fixed output
- Series tracking and parallel mode operation for the triple output unit

MOUSER STOCK NO.	BK Precision Part No.	Fig.	Price Each
615-1672	1672	E	523.23
615-1673	1673	E	887.03

TRIPLE OUTPUT

Model 1670A

Features:

- Output voltage: 0-30V @ 3A; 12V and 5V @ 0.5A Fixed
- Two Digital LCD Displays
- Overload protection
- One year warranty

MOUSER STOCK NO.	BK Precision Part No.	Fig.	Price Each
615-1670A	1670A	F	223.63

HIGH CURRENT DC POWER SUPPLIES

A cost effective, high power, regulated DC power supplies. Linear high current DC power supplies suitable for bench operation or standard 19" rack operation. These linear power supplies are a high power workhorse that will easily deliver clean power to your high current circuits.

Features:

- Constant voltage/constant current operation
- Remote programming facility
- Facility for presetting the output voltage and max.
- Load current limits
- Separate DC output ON/OFF switch
- Remote sensing facility
- High stability and close regulation ±0.01%
- Meet CE specifications



MOUSER STOCK NO.	Description	Price Each
615-1790	0-32V, 0-20A	1631.75
615-1795	0-64V, 0-15A	2027.65
615-1796	0-16V, 0-50A	2027.65

Power Supply Leads

MOUSER STOCK NO.	BK Precision Part No.	Description	Price Each
615-TL-5A	TL-5A	5 Amp Hook-up Leads	10.70
615-TL-30	TL-30	30 Amp Hook-up Leads	19.26

SINGLE OUTPUT PROGRAMMABLE DC POWER SUPPLIES

Model 9150

The 9150 series are designed for applications in design verification, production or university labs that require high yet clean and reliable power, combined with excellent resolution, accuracy and fast transient response time.

- Very low ripple & noise due to linear reg.
- Excellent display resolution
- Fast transient response time (<120μs)
- Closed case calibration
- List mode operation for increased throughput
- Very quiet due to intelligent fan speed control
- For bench use or rack mountable
- Over voltage protection
- Digital Volt Meter and Milliohm Meter
- Application Software for front panel emulation and simple test sequence generation included
- Digital port with Remote Inhibit (RI) useful for turning multiple power supplies On/Off simultaneously
- Programmable via USB and RS232 using SCPI compatible command set



MOUSER STOCK NO.	BK Precision Part No.	Description	Price Each
615-9150	9150	5.2V/60A	2027.65
615-9151	9151	20V/27A	1920.65
615-9152	9152	30V/18A	1920.65
615-9153	9153	60V/9A	1920.65

PROGRAMMABLE DC POWER SUPPLIES

XLN Series

The XLN series of programmable DC power supplies delivers up to 1440 watts of clean power on a single output. The compact 1U high 19 inch wide supplies were designed to meet the needs of both system integrators and bench top users. Fast average command processing times of less than 50 ms, combined with the flexibility of industry-standard GPIB, LAN, USB & RS485 interfaces make these supplies ideal for ATE applications. Bench top users will benefit from the built-in voltage and current meters displaying setting and output values concurrently, an intuitive user interface with full keypad and rotary knob as well as cost effective USB & RS485 interfaces that come standard with all models. The XLN series is perfectly suited for ATE systems integration, product design and development, product QC and burn-in testing, production, electro-plating and other applications requiring high, reliable power.

- Compact, high density, 1U package
- USB and RS485 Interface (standard)
- –GL versions include GPIB, LAN, USB and RS485 Interfaces
- External analog programming interface
- Easy to configure master/slave mode for series & parallel connection of up to 4 units
- Control up to 31 power supplies from one PC synchronized via the RS485 interface
- Application software providing remote control capabilities included
- Programmable voltage and current slew rate allow for "soft starting" of loads
- LabVIEW™ drivers available
- 5 V/1 A fixed output for auxiliary output



MOUSER STOCK NO.	BK Precision Part No.	Description	Price Each
615-XLN10014	XLN10014	0-100V, 0-14.4A	2434.25
615-XLN3640	XLN3640	0-36V, 0-40A	2434.25
615-XLN6024	XLN6024	0-60V, 0-24A	2434.25
615-XLN8018	XLN8018	0-80V, 0-18A	2434.25
GPIB Version			
615-XLN10014-GL	XLN10014-GL	0-100V, 0-14.4A	2669.65
615-XLN3640-GL	XLN3640-GL	0-36V, 0-40A	2669.65
615-XLN6024-GL	XLN6024-GL	0-60V, 0-24A	2669.65
615-XLN8018-GL	XLN8018-GL	0-80V, 0-18A	2669.65

MULTI RANGE DC POWER SUPPLY

Model 9110

- Digitally controlled, mixed mode linear/switching DC power supply
- 10mV/1mA resolution over the full range
- Bright, easy to read display
- Very compact and lightweight
- Low ripple and noise
- High reliability due to OCP, OVP and OTP protection
- Output On/Off control
- Store and Recall 4 x 100 groups of preset Volt/Amp values



MOUSER STOCK NO.	BK Precision Part No.	Description	Price Each
615-9110	9110	100W, 60V/5A DC	310.30

© Copyright 2013 Mouser Electronics

© Copyright 2013 Mouser Electronics

BK PRECISION Power Supplies



B&K PRECISION power supplies provide the versatility and reliability required for a broad spectrum of laboratory and service applications.
They are ideal for use in engineering, industrial service shop, lab, and school applications.
Each power supply is built for continued stability and accuracy over a wide range of operating conditions.

BK PRECISION HIGH CURRENT

Model 1686A

Features:

- 3-14VDC output
- 12A guaranteed, 12A typical @ 13.8V
- Overload protection: short circuit, overvoltage, and reverse polarity
- Thermostatically controlled cooling fan
- Thermal protection
- Operates continuously at full load without overheating
- Connect two in parallel for more current
- Connect two in series for higher voltage
- One year warranty

MOUSER STOCK NO.	BK Precision Part No.	Fig.	Description	Price Each
615-1686A	1686A	A	High Current	240.75

BK PRECISION SINGLE OUTPUT

Model 1626A and 1627A

Features:

- Output voltage: 0-30V
- Output current: 0-3A
- Constant voltage/constant current operation
- Fully overload protected
- One year warranty

MOUSER STOCK NO.	BK Precision Part No.	Fig.	Description	Price Each
615-1626A	1626A	B	Analog	262.15
615-1627A	1627A	C	Digital	283.55

Model 1710A and 1711A

Features:

- Output voltage: 0-30V
- Output current: 0-1A
- Constant voltage/constant current operation
- Analog display
- Two year warranty

MOUSER STOCK NO.	BK Precision Part No.	Fig.	Description	Price Each
615-1710A	1710A	D	0-30V, 0-1A	283.55
615-1711A	1711A	D	0-60V, 0-2A	373.43

Model 1740B

Features:

- Output voltage: 0-60V
- Output current: 0-4A
- Constant voltage/constant current operation
- Operate continuously at full load w/o overheating
- Two year warranty

MOUSER STOCK NO.	BK Precision Part No.	Fig.	Description	Price Each
615-1740B	1740B	E	Analog	608.83

Model 1743B

Features:

- Output voltage: 0-35V
- Output current: 0-6A
- Constant voltage/constant current operation
- 3-digit LED
- Operate continuously at full load w/o overheating
- Two year warranty

MOUSER STOCK NO.	BK Precision Part No.	Fig.	Description	Price Each
615-1743B	1743B	F	Digital	598.13

BK PRECISION HIGH CURRENT SWITCHING DC POWER SUPPLIES

Features and Benefits:

- Up to 60A output current
- Analog remote control via external voltage source or variable resistor
- Dual 3-digit LED displays
- Lightweight and compact
- Remote sense terminal
- Overtempature protection circuitry
- Overvoltage protection
- Front panel auxiliary output

MOUSER STOCK NO.	BK Precision Part No.	Fig.	Description	Price Each
615-1693	1693	G	1-15V, 60A	533.93
615-1694	1694	G	1-30V, 30A	533.93

BK PRECISION PROGRAMMABLE SWITCHING

Features:

- RS 232 interface
- Data logging capability
- Output disable
- Over voltage protection
- Constant voltage operation
- Constant current operation (current limiting)
- Easy-to-use
- Large easy to read LCD displays
- RS 232 to RS 485 Adapter required for RS 485 applications

615-1696	1696	H	1-20VDC, 0-9.99A	401.25
615-1697	1697	H	1-40VDC, 0-5A	379.85
615-1698	1698	H	1-60VDC, 3.3A	401.25

BK PRECISION SWITCHING DC POWER SUPPLIES

Models 1685B, 1687B, 1688B

Features:

- Automatic CV/CC crossover operation
- Lightweight and compact
- Rotary encoder control for precise voltage and current setting
- Save up to 3 user-defined voltage and current presets for quick recall
- Analog remote control function
- USB interface
- Front panel auxiliary output

615-1685B	1685B	I	1-60V, 0-5A	362.73
615-1687B	1687B	I	1-36V, 0-10A	362.73
615-1688B	1688B	I	1-18V, 0-20A	362.73

BK PRECISION HIGH POWER SWITCHING DC POWER SUPPLIES

Features:

- Automatic CV (Constant Voltage) CC
- Up to 60A output current
- Rotary encoder control for precise voltage and current setting
- Save up 3 use-defined voltage and current presets for quick recall
- Analog remote control function
- Remote sensing terminal (model 1900 only)

615-1900	1900	I	1-16V, 0-60A	668.75
615-1901	1901	I	1-32V, 0-30A	668.75
615-1902	1902	I	1-60V, 0-15A	668.75

BK PRECISION PROFESSIONAL, SINGLE OUTPUT, PROGRAMMABLE

Features:

- 10mV and 1mA Display Resolution
- Over-voltage protection and remote sensing
- Excellent regulation and very low noise
- SCPI compatible
- RS232 Interface
- Fast Transient Response Time
- Closed Case Calibration
- Output terminals are banana style (not binding posts)

615-9120A	9120A	J	0-30V, 0-3A	780.03
615-9121A	9121A	J	0-20V, 0-5A	786.45
615-9123A	9123A	J	0-30V/5A	872.05
615-9124	9124	J	0-72V, 0-1.2A	797.15

BK PRECISION PROGRAMMABLE

Features:

- Sixteen user programmable preset outputs
- Controllable Output On/Off Switch
- 10mV/10mA setability resolution
- Closed case calibration
- Low ripple and noise
- Excellent temperature stability
- Serial interface cable and software included

MOUSER STOCK NO.	BK Precision Part No.	Fig.	Description	Price Each
615-1785B	1785B	K	0-18V, 0-5A	426.93
615-1786B	1786B	K	0-32V, 0-3A	426.93
615-1787B	1787B	K	0-72V, 0-1.5A	426.93
615-1788	1788	K	0-32V, 0-6A	583.15

Accessories

MOUSER STOCK NO.	BK Precision Part No.	Description	Price Each
615-IT-E131	IT-E131	RS 232 Interface Cable	47.08
615-IT-E132	IT-E132	USB Interface Cable	52.43
615-IT-E151	IT-E151	Rack Mount Kit	84.53

BK PRECISION SWITCHING DIGITAL

Features:

- Lightweight and compact
- High efficiency
- Current fold back circuitry with illuminated indicator prevents overloading the power supply
- Over temperature protection circuitry
- Over voltage protection prevents abnormal high output voltage
- High RFI stability
- Variable output 3V to 15V at 40A

MOUSER STOCK NO.	BK Precision Part No.	Fig.	Description	Price Each
615-1692	1692	L	3-15VDC, 40A	369.15

BK PRECISION TRIPLE OUTPUT PROGRAMMABLE

Features:

- 3 independent, fully programmable and electrically isolated outputs
- Display and adjust Voltage and Current settings for all 3 channels simultaneously
- Flexible output configuration: Operate in series or parallel tracking mode
- SCPI compatible command set; Communicate via USB interface using the included USB to TTL Serial Converter cable
- RS232 interface cable, converting from RS232 to TTL, is optional (order IT-131)
- OVP (Over Voltage) and OTP (Over Temperature) protection
- Output on/off control
- Excellent stability and regulation
- Very compact foot print(rack mountable 2U X 1/2U)
- Application Software for front panel emulation and simple test sequence generation included
- 50 memory locations for instrument state storage and recall

MOUSER STOCK NO.	BK Precision Part No.	Fig.	Description	Price Each
615-9130	9130	M	Triple Output	1000.45

© Copyright 2013 Mouser Electronics
© Copyright 2013 Mouser Electronics

BK PRECISION Test Equipment

PROGRAMMABLE DC ELECTRONIC LOADS



Features:

- CV/CC/CW/CR operation
- VFD display
- Over-current/Over-voltage/ Over-temperature protected
- RS232 to TTL serial converter cable and application software included
- Optional USB Interface available (order IT-E132)
- Thermostat controlled internal fan

MOUSER STOCK NO.	Fig.	Description	Price Each
615-8500	A	300 Watt, 120V, 30A	1171.65
615-8502	A	300 Watt, 500V, 15A	1278.65
615-8510	B	600 Watt, 120V, 120A	2273.75
615-8512	B	600 Watt, 500V, 30A	2776.65
615-8514	B	1200 Watt, 120V, 240	3311.65
615-8518	B	1200 Watt, 60V, 240A	4467.25
615-8520	C	2400 Watt, 120V, 240A	6045.50
615-8522	C	2400 Watt, 500V, 120A	7463.25
615-8540	D	150 Watt, 60V,30A, Non-Programmable	561.75

DIGITAL STORAGE OSCILLOSCOPES

The B&K Precision Digital Storage Oscilloscopes deliver essential features and reliable performance at a price you can afford. Analog style knobs and controls combined with a smart Auto function make these oscilloscopes easy to use. Advanced triggering, automatic measurements and FFT functions provide you with many options to debug your circuits. Additionally, the instruments come with PC Software that lets you easily capture, analyze and document waveforms and measurement results. An ideal education and training tool and also well suited for applications in service and repair.



615-2534

PRODUCT NEW



615-2532B



615-2540B

MOUSER STOCK NO.	BK Part No.	Description	Price Each
615-2540B	2540B	Color LCD, 60 MHz, 1 GSa/s	833.53
615-2542B	2542B	Color LCD, 100 MHz, 1 GSa/s	961.93
615-2530B	2530B	Color LCD, 25MHz, 500MSa/s	480.43
615-2532B	2532B	40 MHz, Digital Storage Oscilloscope	564.02
Built-In-Function/Arbitrary Waveform Generator			
615-2540B-GEN	2540B-GEN	Color LCD, 60 MHz, 1GSa/s	1278.65
615-2542B-GEN	2542B-GEN	Color LCD, 100 MHz, 1GSa/s	1492.65

ANALOG OSCILLOSCOPES

30MHz

Specifications:

- 1 mV/div sensitivity X5 mag
- Dual or single trace operation
- Calibrated 19 step time base with x10 magnifier
- Compact low-profile design
- AUTO/NORM triggered sweep operation with AC, TVH, TVV, and line coupling

MOUSER STOCK NO.	BK Part No.	Description	Price Each
615-2120B	2120B	Dual Trace, 2 year warranty	640.93
615-2125A	2125A	Analog Oscilloscope, delayed sweep in 23 steps, 3 year warranty	730.05

OSCILLOSCOPE ACCESSORIES

MOUSER STOCK NO.	BK Part No.	Description	Price Each
615-23701	PR-37AG	Probe gray	51.36
615-23702	PR-37AR	Probe red	51.36

COUNTERS



615-1823A



615-1856D

2.4GHz Universal Counter

The model 1823 provides versatility and reliability for a broad spectrum of laboratory and service applications.

Specifications:

- Measures up to 2.4GHz
- Eight-digit display provides up to 0.1Hz resolution
- Period mode combines two input frequencies & displays their ratio
- Totalize mode and Time interval mode add versatility
- Selectable attenuators and low-pass filter prevent miscounts due to input point
- One year warranty
- Supplied: instruction manual

MOUSER STOCK NO.	BK Part No.	Description	Price Each
615-1823A	1823A	2.4GHz Universal Counter	502.90

3.5GHz Frequency Counter (Frequency, Period, Totalize)

The model 1856D provides versatility and reliability for a broad spectrum of laboratory and service applications.

Specifications:

- RS232 Interface
- Wide measuring range up to 3.5GHz
- Bright nine digit LED display
- Period mode for accurate low frequency measurement
- Totalize mode permits counting of individual events
- Accurate TCXO time base
- One Year Warranty
- Supplied: Instruction Manual

MOUSER STOCK NO.	BK Part No.	Description	Price Each
615-1856D	1856D	3.5GHz Frequency Counter	601.88

SIGNAL GENERATORS

Hand Held Battery Operated 10MHz Sine and Square Wave Generator



Features:

- 0.1Hz to 9.9999999MHz Sine/Square Wave Signal Generator
- Simultaneous Sine and Square wave generation
- 0.1Hz Frequency Selectability
- 0.02% Signal Accuracy
- Sine Wave Output – 0 to 4.5Vp-p (no load)
- Square Wave Output – 5Vp-p (no load)
- 50Ω output impedance

MOUSER STOCK NO.	BK Part No.	Description	Price Each
615-3003	3003	Handheld 10MHz wave generator	230.05

Handheld NTSC Generator



This handheld NTSC Pattern Generator is powered by a 9 volt battery or AC adapter providing NTSC color bars, crosshatch, dot, staircase, circle, center cross, windows, and a full range of color raster patterns. The outputs available are composite video via RCA connector, a RF output BNC connector, or an S Video mini-DIN output. Signals can be produced as an interlaced or progressive scanning mode.

Features:

- S Video, composite video, RF output
- Interlace or progressive scanning system
- 9VDC battery (included)
- AC adapter available
- One year warranty

MOUSER STOCK NO.	BK Part No.	Description	Price Each
615-1211E	1211E	Handheld NTSC generator	267.50

© Copyright 2013 Mouser Electronics

© Copyright 2013 Mouser Electronics

BK PRECISION Function Generators

B&K Precision offers a full-range of function generators so you can choose the generator best suited for your own activity or applications. The line consists of a variety of high performance generators including function, sweep/function, RF, and audio. All are rugged lab-grade instruments capable of satisfying a variety of engineering, testing, and service situations. Each has been engineered for high-reliability and user operating convenience.

20MHZ FUNCTION GENERATOR W/ DISPLAY

The model 4045 DDS Function Generator is a must have for anyone needing a low cost, full featured direct digital synthesis (DDS) function generator with arbitrary waveform capabilities.

Features:

- 20MHz Frequency Range (sine and square only)
- Sine, Square, Triangle and Arbitrary Waveforms
- Clean, precise DDS waveform generation
- Modulation in both AM and FM
- Lin or Log Sweep Function
- Adjustable Duty Cycle
- Adjustable DC Offset
- Bright Informative LCD
- RS-232C Interface

MOUSER STOCK NO.	BK Precision Part No.	Fig.	Description	Price Each
615-4045	4045	A	With Display	1068.93

2MHZ AND 5MHZ FUNCTION GENERATORS

Features:

- Sine, square, triangle, pulse, and ramp output
- Variable duty cycle
- Variable DC offset
- Two year warranty

MOUSER STOCK NO.	BK Precision Part No.	Fig.	Description	Price Each
615-4010A	4010A	B	2MHz	287.83
615-4011A	4011A	C	5MHz	379.85
615-4012A	4012A	C	5MHz Sweep w/Display	422.65

4MHZ SWEEP FUNCTION GENERATORS

Features:

- TTL output <25nS (model 615-4003)
- TTL output <30nS (model 615-4001)
- Voltage control generator (VCG) input
- 100% DC offset
- 5 digit display (model 615-4003)
- Variable amplitude output plus 20dB attenuator
- One year warranty

MOUSER STOCK NO.	BK Precision Part No.	Fig.	Description	Price Each
615-4003A	4003A	D	4MHz w/ 5 Digit Display	294.25

5MHZ DDS FUNCTION GENERATOR

Features:

- Frequency is selectable from 1Hz to 5MHz
- Sine, square, or triangle waveform output
- Direct digital synthesis (DDS) architecture
- Bright, easy-to-read LED display
- Number pad for quick input of frequency
- Front panel push button and pull knob can attenuate output by up to 40dB

PRODUCT NEW

MOUSER STOCK NO.	BK Precision Part No.	Fig.	Description	Price Each
615-4005DDS	4005DDS	E	5 MHz DDS Function Generator	319.93

10MHZ SWEEP FUNCTION GENERATOR

Features:

- 0.1HZ-10MHz
- Linear and log sweep
- 5 digit LED display
- Sine, square, triangle, pulse, and ramp output
- Coarse and fine tuning
- Variable duty cycle
- Variable DC offset
- Two year warranty

MOUSER STOCK NO.	BK Precision Part No.	Fig.	Description	Price Each
615-4017A	4017A	F	Sweep	469.73

20MHZ SWEEP FUNCTION GENERATOR WITH FREQUENCY COUNTER

Features:

- 0.2Hz to 20MHz
- Sine, square, triangle, pulse, and ramp output
- Coarse and fine tuning
- AM and FM modulation
- External frequency counter to 30MHz
- Burst operation
- 5 digit LED display
- Linear and log sweep
- Variable duty cycle
- Variable DC offset
- Two year warranty

MOUSER STOCK NO.	BK Precision Part No.	Fig.	Description	Price Each
615-4040A	4040A	G	20MHz Sweep	715.83

Accessories

MOUSER STOCK NO.	BK Precision Part No.	Fig.	Description	Price Each
615-LC-40	LC-40	-	Case	94.16

50MHZ PROGRAMMABLE PULSE GENERATOR

Features:

- Repetition rate of 0.1Hz to 50MHz
- Flexible trigger modes: Continuous, Triggered (internal, external, manual), Gated Burst and External width
- Pulse width programmable from 10ns to 10s
- Transition times (rise and fall times) variable from 6ns to 100ms
- Programmable delay and double pulse
- Predefined amplitude levels for ECL, TTL, and CMOS signals
- Store up to 99 different test setups with auto retention of last power down setup
- 10Vpp into 50ohm output
- Closed case calibration
- Programmable via GPIB and RS-232
- SCPI compatible
- Three year warranty

MOUSER STOCK NO.	BK Precision Part No.	Fig.	Description	Price Each
615-4033	4033	H	50MHz Pulse Generator	5617.50

ARBITRARY WAVEFORM FUNCTION GENERATORS

Model 4079

Features:

- 14-bit, 125 MSa/s, 4 M point Arbitrary Waveform Generator
- 50MHz Sine/50MHz Square waveforms
- Predefined Pulse, Ramp, Triangle, Noise, Sin (X)/X, Exponential and Gaussian waveforms
- Both channels offer full functionality. All wave form parameters such as frequency, amplitude and offset can be set independently
- Synchronize both output signals to the same clock signal (external or internal) and precisely adjust the phase relationship between the two signals
- Large graphical LCD shows a detailed output waveform representation
- Economical baseband I/Q signal source
- Saves cost and bench space
- AM, FM and FSK modulation
- 10mVpp to 10Vpp into 50ohms
- Fully programmable markers
- Fully protected output
- Closed case calibration
- Arbitrary waveform editing software included
- SCPI compliant command set
- GPIB and RS-232 Interfaces (standard)

MOUSER STOCK NO.	BK Precision Part No.	Fig.	Description	Price Each
615-4079	4079	H	Arbitrary Waveform	3204.65

A



B



C



D



E



F



G



H



© Copyright 2013 Mouser Electronics

© Copyright 2013 Mouser Electronics

EXTECH Multimeters and Clamp Meters

EXTECH INSTRUMENTS

EXTECH MULTIMETERS

MiniTec™ Autoranging Digital Multimeter

Features:

- 4000 counts on large LCD with full function indication
- Measures AC/DC Voltage and Current, Resistance, Capacitance, Frequency and Temperature
- Temperature measurements to 1400°F (760°C)
- Duty Cycle, Continuity and Diode test
- Autoranging with manual range override
- Relative zero, Data Hold and Range Hold
- 10A fuse protection
- Overload protection and indication
- Auto power off saves battery life
- Includes protective rubber holster, temperature probe, two 1.5V AAA batteries and test leads CAT II - 600V
- 1 Year Warranty



✻ FREE Temperature Probe! A $13.00 Value!

MOUSER STOCK NO.	Extech Part No.	Description	Price Each
685-MN26T	MN26T	Autoranging Digital MultiMeter w/ Temperature Probe	48.14
685-409992	409992	Vinyl pouch carrying case	11.76

MultiMaster™

Features:

- 50,000/500,000 count, high accuracy, wide bandwidth True RMS multimeters
- 0.02% (MM570) and 0.03% (MM560) basic DCV accuracy
- 50,000 count display with 500,000 counts for DCV and Hz
- True RMS combination AC+DC function
- Highest resolution to 1μV, 0.01μA, 0.0001Hz, 0.01Ohm
- MM570 with dual input Type K Thermometer,
- Higher True RMS ACV bandwidth (up to 100kHz) and 1000V input protection on all functions
- 4 to 20mA, displayed as 0-100% for process current measurements



MOUSER STOCK NO.	Extech Part No.	Description	Price Each
685-MM560A	MM560A	0.03% Accuracy	278.19

400 Series Multimeters

Features:

- Low current capability-measure down to 0.1μA
- Audible and visible input alerts
- Easy to read 1 inch digits on backlit display
- Very High resolution 0.1mV, 0.1μA, 0.1Ω, 1 C/F
- Rugged and drop proof to 6 feet
- True RMS (EX411 EX430, AND EX470)
- Complete with CAT 3 test leads, multi-position tilt stand and velcro strips for hanging, protective holster with test lead holder



MOUSER STOCK NO.	Extech Part No.	Description	Price Each
685-EX410	EX410	Manual Ranging DMM	53.49
685-EX411	EX411	True RMS Manual Ranging DMM	80.24
685-EX430	EX430	True RMS Auto Ranging DMM	101.64
685-EX470	EX470	True RMS Auto Ranging DMM w/ IR Thermometer	160.49

1200A 3-Phase Power Analyzer/Datalogger

Features:

- High accuracy autoranging current clamps (0.2A to 1200A)
- 600.0VAC input with CAT III-600V safty rating
- Adjustable Current Transformer (CT) and Potenital
- Transformer (PT) ratio for high power distribution systems
- Log up to 30,000 reading on a removable SD memory card in Microsoft Excel® format
- Large dot-matrix, sun-readable, numerical, backlit LCD
- Wide sampling rate range (2 seconds to 2 hours)
- Captured measurements can be imported directly into Excel via the SD memory card
- Easy-to-use onscreen menu
- Easy-to-grab rugged over molded housing



MOUSER STOCK NO.	Extech Part No.	Description	Price Each
685-382100	382100	Power Analyzer	2352.93
685-382000	382000	Voltage Test Leads with Alligator Clips (4 leads)	96.29

HEAVY DUTY INDUSTRIAL MULTIMETERS

Features:

- Double molded for waterproof protection
- Rugged design - drop proof to 6 feet
- 1000V input protection on all functions
- Dual sensitivity frequency functions
- Diode open circuit voltage of 2.8V DC
- CE and EN61010 CAT IV-600V, and CAT III-1000V
- Complete with double molded test leads and 9V battery
- 6000 count
- Large backlit LCD with bargraph
- Min/Max/Relative/Data Hold
- Auto power off with disable feature
- 3 Year Warranty



EX505 Illustrated

MOUSER STOCK NO.	Extech Part No.	Description	Price Each
685-EX505	EX505	4000 Count Industrial Multimeter	123.04
685-EX520	EX520	True RMS 6000 Count Industrial Multimeter	192.59
685-EX530	EX530	Precision True RMS 40,000 Count Industrial Multimeter	235.39

MINI DIGITAL MULTIMETERS AND VOLTAGE DETECTOR

Features:

- 0.5% basic accuracy
- Auto Power Off conserves battery life
- Low battery indicator
- Non-contact voltage measurement from 100 to 500VAC (NCV)
- Complete with stand, test leads, protective hoister, and 9V battery
- 1 Year Warranty



EX310 Illustrated

MOUSER STOCK NO.	Extech Part No.	Description	Price Each
685-EX310	EX310	Manual Ranging Mini Multimeter and NCV	42.79
685-EX330	EX330	Autoranging Mini Multimeter & NCV with Temperature	64.19

MULTIMETER/DATALOGGER WITH WIRELESS PC INTERFACE

Features:

- Real time datalogging or wireless data transmission directly to your PC (30ft/10m)
- True RMS measurements for accurate AC Voltage and Current measurements
- Diode open circuit voltage of 2.8V DC
- CAT IV-600V safety rating for industrial applications
- 1000V input protection on all functions
- Dual sensitivity frequency functions
- Backlit triple LCD display includes two sub-displays for simultaneous indication of frequency with voltage and memory data/location information
- Auto power off with disable feature
- Complete with double molded test leads, magnetic hanging strap, Type K bead wire temperature probe (-22°F to 572°F/-30°C to 300°C), remote receiver with USB cable, Windows® compatable software, 9V battery and hard carrying case



MOUSER STOCK NO.	Extech Part No.	Description	Price Each
685-EX540	EX540	TRMS DMM Datalogger Wireless PC Interface	320.99

EXTECH CLAMP METERS

80A Mini AC/DC Clamp Meter

Features:

- 4000 count LCD display
- 4A range with 1mA resolution for accurate low current measurements
- Jaw opens to 0.5" (12.7mm)
- AC/DC Voltage, resistance, frequency, capacitance, and duty cycle
- Diode test/continuity beeper
- Data hold and max hold
- Complete with test leads, 9V battery, and carrying case



MOUSER STOCK NO.	Extech Part No.	Description	Price Each
685-380950	380950	80A Mini AC/DC Clamp Meter	160.49

High Resolution AC/DC Measurement

Features:

- High DC resolution of 1mA (380942) 10mA (380941)
- Model 380942 provides True RMS readings
- Both models also measure voltage
- Fast 40 segment bargraph
- One touch Auto Zero for DC current measurements Min/Max
- Data hold and Auto power off
- Complete with test leads, wrist strap, 2 AA batteries and carrying case

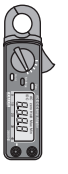

380942 Illustrated

MOUSER STOCK NO.	Extech Part No.	Description	Price Each
685-380941	380941	200A DC/AC Mini Clamp Meter	288.89
685-380942	380942	30A DC/AC Mini Clamp Meter	417.29

400A True RMS AC/DC Mini Clamp Meter

Features:

- True RMS mini-clamp with high current resolution
- True RMS measurements with 1mA AC resolution
- Non-contact Frequency measurements to 100kHz through the clamp jaws
- Fast 40 segment bargraph
- One touch Auto Zero
- Min/Max
- Data hold and Auto power off

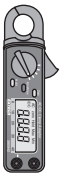

MOUSER STOCK NO.	Mfr.	Mfr. Part No.	Description	Price Each
685—380947			400A True RMS AC/DC Mini	320.99

400A AC and AC/DC Clamp Meters

Features:

- Compact size allows measurements in tight locations
- High accuracy for current measurements
- Autoranging with auto power off
- 0.9 (23mm) jaw size accommodates conductors up to 300MCM
- Continuity beeper and diode test
- Data hold freezes current reading on display
- Overload protection for all ranges
- Overrange and low battery indicators
- Complete with test leads, case, and two AAA batteries



MOUSER STOCK NO.	Mfr.	Mfr. Part No.	Description	Price Each
685—MA200			400A AC Clamp Meter	58.84
685—MA220			400A AC/DC Clamp Meter	117.69

RHT10 Humidity and Temperature USB Datalogger

Features:

- 32,000 reading (16,000 for each parameter: Humidity/Temperature
- Selectable data sampling rate: 2s, 5s, 10s, 30s, 1m, 5m, 10m, 30m, 1hr, 2hr, 3hr, 6hr, 12hr
- Dew point indication via Windows® software (included)



MOUSER STOCK NO.	Extech Part No.	Description	Price Each
685-RHT10	RHT10	Humidity & Temp. Datalogger	96.29

Extech Instruments

Test Equipment

© Copyright 2013 Mouser Electronics

© Copyright 2013 Mouser Electronics

EXTECH INSTRUMENTS Test Equipment

UNIVERSAL AC POWER SOURCE/ANALYZER

Features:

- Standby power Measurement (10mW to 100W) for desktop and notebook PC's, LCD TV's, and AC adaptor/chargers
- Power Quality Measurement (Watts, Power Factor, Voltage, Current, Harmonics)
- Cost Function calculates cost per day, month and year
- 99 memory locations for preset voltage and frequency output settings
- Standard power Measurement
- Standby and Operation button
- User-programmable Over Current Protection (current limiting)
- Programmable through the built-in RS-232 interface
- Data acquisition mode captures readings to your PC with a user-programmable sampling rate of 2 to 65,535 seconds
- Complete with AC power sord, RS-232 to USB cable and software



MOUSER STOCK NO. Mfr.	Mfr. Part No.	Description	Price Each
685—380820		2 output power source/analyzer	1154.53

EXTECH PASSIVE COMPONENTS LCR METER

Features:

- Simultaneous 20,000/10,000 count display of the primary parameter (L, C or R) with the secondary parameter of Q (quality), D (dissipation) or R (resistance)
- Set Hi/Lo limits using absolute values or percentage limits
- Selectable Parallel or Series equivalent circuit
- 4-1/2 digit backlit LCD display
- Max/Min/Avg recording with Auto power off
- Built-in test fixture or use external test leads
- Open and Short Zero removes unwanted stray impedances from the measurement
- Built-in RS-232 with optional software
- Relative mode with zero reference or user supplied reference
- Automatic blown fuse indication
- CE approved, one year warranty
- Includes test leads, alligator clips, 9V battery, and protective holster
- Software Optional



380193 Illustrated

MOUSER STOCK NO. Mfr.	Mfr. Part No.	Description	Price Each
685—380193		Passive Component LCR Meter	235.39

QUAD OUTPUT DC POWER SUPPLY

Features:

- Two 0 to 30V/0 to 5A outputs with selectable constant voltage and constant current modes
- Outputs up to 60V in series mode or 10A in parallel mode
- Two auxiliary ouputs with fixed current of 3 to 6.5V/3A and 8 to 15V/1A
- Overload and short circuit protection
- Complete with power cord and 4 pairs of test leads (banana plug to alligator clip)



MOUSER STOCK NO. Mfr.	Mfr. Part No.	Description	Price Each
685—382270		Quad Output DC Power Supply	513.59

HIGH RESOLUTION MILLIOHM METER

Features:

- 7 ranges for wide 20.00mΩ to 20.00kΩ low resistance measurements
- High resolution to 0.01mΩ
- One year warranty
- 1999 count display with large 0.8" digits
- Power: 110VAC 160Hz or 220VAC 50Hz
- Automatic zero
- Built-in comparator for Hi/Lo/Go resistance testing or selection
- Complete with 4-wire cables with Kelvin clip connectors and power cord

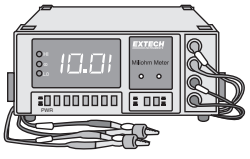

685—380560	Precision MilliOhm Meter, 110VAC	544.63
685—380465	Spare Kelvin Clip Test Lead Set	74.89

TWEEZER STYLE PASSIVE COMPONENT R/C SMD

Features:

- 4000 count LCD
- Measures resistance, capacitance, and diode test
- Relative mode for zero or user supplied reference
- Overrange and low battery indicators
- Auto power off
- Complete with two AG13 batteries and slide coverage for storage



MOUSER STOCK NO. Mfr.	Mfr. Part No.	Description	Price Each
685—RC100		Passive Component R/C SMD	74.89

LABORATORY GRADE DC POWER SUPPLY

Features:

- 0 to 30V, 20A adjustable output switching mode power supply
- Remote control for output voltage/current and on/off
- Two user-defined voltage and current presets and one 13.8V/20A factory preset
- Dual 3-digit LED displays
- Complete with power cord
- High RFI immunity and excellent EMI
- Thermostatic control fan from zero to full speed
- Over voltage, over-temperature, and short circuit protection low profile and small footprint



MOUSER STOCK NO. Mfr.	Mfr. Part No.	Description	Price Each
685—382276		Switching Mode DC Power Supply, 230V	395.89
685—382275		Switching Mode DC Power Supply, 120V	406.59

RESISTANCE & CAPACITANCE DECADE BOXES

Features:

- Durable Construction
- Case may be grounded separately
- Three binding posts permit isolated substitutions
- Dimensions: 4.6x5.7x1.4" (116.8x144.8x35.6mm)
- Weight: 0.66lbs. (299g)
- One year warranty

A



B



380400 Resistance Box Features:

- 1% Resistance substitution from 1Ω to 11MΩ in 1Ω steps
- Seven Decade Ranges of Resistance
- Values can be changed in 1Ω increments

380405 Capacitance Box Features:

- 5% Capacitance substitution from 100pF to 11. 111μF in 100pF steps
- Excellent for circuit development
- Five Decade Ranges of Capacitance

MOUSER STOCK NO. Mfr.	Mfr. Part No.	Fig.	Description	Price Each
685—380400		A	Resistance Decade Box	117.69
685—380405		B	Capacitance Decade Box	149.79

TRIPLE OUTPUT DC POWER SUPPLIES

Features:

- Triple Output: Adjustable 0-30V, 0-3A plus fixed 5V and 12V
- 0-30V Adjustable Voltage Output
- 0-3A Adjustable Current Output
- Independent 5V and 12V outputs provides power for TTL or CMOS Projects
- Easy Snap Terminals for 5V and 12V outputs
- Overload and Short Circuit Protection
- Constant Voltage or Current
- Current Limiting Front Panel LED Indicator
- Binding Post Terminals for Variable Supply

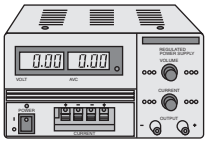

MOUSER STOCK NO. Mfr.	Mfr. Part No.	Description	Price Each
685—382203		Analog DC Power Supply, 115/220VAC	192.59
685—382213		Digital DC Power Supply, 115/220VAC	224.69

DIGITAL SINGLE OUTPUT DC POWER SUPPLIES

Features:

- Adjustable constant voltage or constant current output
- Dual backlit LCD displays for voltage and current
- Short circuit and overload protected
- Banana plug output jacks
- DC Voltage Output 0 to 30V 0 to 18V
- DC Current Output 0 to 1A 0 to 3A
- Weight 4.4lbs. (2kg) 6.6lbs. (3kg)
- 1 Year Warranty



MOUSER STOCK NO. Mfr.	Mfr. Part No.	Description	Price Each
685—382200		DC Power Supply 30V/1A	144.44
685—382202		DC Power Supply 18V/3A	155.14

© Copyright 2013 Mouser Electronics

© Copyright 2013 Mouser Electronics

FLUKE Digital Multimeters and Accessories

FLUKE TL175/TP175 TWISTGUARD™ TEST LEADS AND TEST PROBES

The NEW Fluke TP175 TwistGuardTM Test Probes have adjustable tip lengths that allow you to work safely in different settings.

MOUSER STOCK NO. Mfr.	Mfr. Part No.	Fig.	Description	Price Each
676—	TL175	A	TwistGuard™ Test Leads, 2mm Dia. Probe Tip	25.31
676—	TP175	B	TwistGuard™ Test Probe Leads, 2mm Dia. Probe Tip	17.60

FLUKE MULTIMETERS

Digital Multimeters

- Manual or Auto Ranging
- Analog Bar Graph
- ✻ Capacitance

MOUSER STOCK NO. Mfr.	Mfr. Part No.	Fig.	DCV Accuracy	Display LCD	PC Interface	Memory	Logging	Frequency	Safety Rating CAT III	Safety Rating CAT IV	Temp.	Price Each
✻ 676—	115	C	0.5	6000	No	No	No	Yes	600V	No	No	171.15
✻ 676—	117	C	0.5	6000	No	No	No	Yes	600V	No	No	192.55
676—	114	D	0.5	6000	No	No	No	No	600V	No	No	150.82
✻ 676—	116	D	0.5	6000	No	No	No	Yes	600V	No	Yes	181.85
✻ 676—	77-4	E	0.3	3200	No	No	No	Yes	1000V	600V	No	294.62
✻ 676—	175	E	0.15	6000	No	No	No	Yes	1000V	600V	No	283.71
✻ 676—	177	E	0.09	6000	No	No	No	Yes	1000V	600V	No	294.62
✻ 676—	179	E	0.09	6000	No	No	No	Yes	1000V	600V	Yes	306.66
✻ 676—	87-5	F	0.05	20000	No	No	No	Yes	1000V	600V	Yes	436.51
✻ 676—	287	G	0.025	50000	Yes	Yes	Yes	Yes	1000V	600V	Yes	539.12
✻ 676—	289	G	0.025	50000	Yes	Yes	Yes	Yes	1000V	600V	Yes	629.70

Clamp Meters

- Resistance
- Data Hold
- Continuity

MOUSER STOCK NO. Mfr.	Mfr. Part No.	Fig.	DCV Accuracy	Display LCD	Back Light	In Rush	Min./Max.	Frequency	Safety Rating CAT III	Auto Off	Price Each
676—	322	H	1% ± 5 counts	4000	No	No	No	No	600V	Yes	124.07
676—	FLUKE-323	I	2% ± 5 digits	Yes	No	No	No	No	600V	Yes	124.07
676—	FLUKE-324	I	1.5% ± 5 digits	Yes	Yes	No	No	No	600V	Yes	160.45
676—	FLUKE-325	I	2% ± 5 digits	Yes	Yes	No	Yes	Yes	600V	Yes	224.65
676—	FLUKE-373	J	1% ± 5 digits	Yes	Yes	No	No	No	600V	Yes	209.67
676—	FLUKE-374	K	1% ± 5 digits	Yes	Yes	Yes	Yes	Yes	1000V	Yes	294.20
676—	FLUKE-375	K	1% ± 5 digits	Yes	Yes	Yes	Yes	Yes	1000V	Yes	353.05
676—	FLUKE-376	K	1% ± 5 digits	Yes	Yes	Yes	Yes	Yes	1000V	Yes	412.97
676—	FLUKE-381	L	1% ± 5 digits	Yes	Yes	Yes	Yes	Yes	1000V	Yes	534.95
Fluke Accessories			Description			Recommended For Fluke Model					
676—	FLUKE-I2500-10	M	IFLEX 2500A PROBE 10IN			373, 374, 375, 376, 381					139.05
676—	FLUKE-I2500-18	M	IFLEX 2500A PROBE 18IN			373, 374, 375, 376, 381					139.05

Laser Distance Meters

Features:

- Reduction of estimation errors, saving both time and money
- The most advanced laser technology for distance measurement
- Easy targeting with bright laser
- Improved battery life from automatic shut-off feature

MOUSER STOCK NO. Mfr.	Mfr. Part No.	Fig.	Description	Price Each
676—	FLUKE-419D	N	Laser Distance Meter 80M/260FT Max	267.50
676—	FLUKE-414D	N	Laser Distance Meter 50M/165FT Max	133.75
676—	FLUKE-424D	N	Laser Distance Meter 100M/330FT Max	401.25

Accessories

✻ SureGrip clips and probes require SureGrip test leads

MOUSER STOCK NO. Mfr.	Mfr. Part No.	Description	Recommended For Fluke Model	Price Each
Clips, Probes, and Leads				
✻ 676—	AC220	SureGrip Alligator Clips	87-5, 114, 115, 116, 117, 175, 177, 179, 287, 289	36.33
✻ 676—	AC280	SureGrip™ Hook Clips use with TL222 Test Leads	87-5, 114, 115, 116, 117, 175, 177, 179, 287, 289	32.05
✻ 676—	AC283	SureGrip™ Pincer Clips use with TL222 Test Leads	87-5, 114, 175, 177, 179, 287, 289	36.33
✻ 676—	AC285	SureGrip Alligator Clips	87-5, 114, 115, 116, 117, 175, 177, 179, 287, 289	21.35
✻ 676—	TP220	SureGrip Industrial Test Probes	87-5, 114, 115, 117, 175, 177, 179, 287, 289	17.07
✻ 676—	TL221	SureGrip Test Lead Extension Set	114, 115, 116, 117, 175, 177, 179, 287, 289	25.63
676—	TL220	SureGrip Industrial Test Lead Set	87-5, 114, 115, 116, 117, 175, 177, 179, 287, 289	71.64
676—	TL910	Electronic Test Probe	87-5, 114, 115, 116, 117, 175, 177, 179, 287, 289	57.73
676—	TP920	Test Probe Adapter	87-5, 114, 115, 116, 117, 175, 177, 179, 287, 289	36.33
676—	TL222	SureGrip™ Silicone Test Leads (right angle)	87-5, 114, 115, 117, 175, 179, 322	25.63
676—	TL223	SureGrip Electrical Test Lead Set	114, 115, 117, 175, 177, 179, 287, 289, 322	71.64
676—	TL224	SureGrip™ Silicone Test Leads	87-5, 114, 115, 116, 117, 175, 177, 179, 287, 289	25.63
676—	TL40	Retractable Tip Test Lead Set Recommended Y8140A Replacement	87-5, 114	40.61
676—	TL71	Precision Probe Assembly; Recommendd for μV Measurements	87-5, 114, 115, 116, 117, 175, 177, 179	24.56
676—	TL75	Hardpoint Test Leads Set; Extremely Hard Alloy Tips	87-5, 114, 115, 117, 175, 177, 179	21.35
676—	TL80A	Basic Electronic Test Lead Set	87-5, 114	65.22
676-	TL238	Suregrip Test Lead Set For High Energy	87-5, 114, 115, 117, 175, 177, 179	69.50
Current Clamps				
676—	I200	200 Amp Clamp; Compatible with any Fluke Multimeter	87-5, 114, 116, 175, 177, 179	147.61
676—	I410-KIT	AC/DC Current Clamp with Carry Case	87-5, 114, 116, 175, 177, 179	290.99
676—	I1010-KIT	AC/DC Current Clamp with Meter Carry Case	87-5, 114, 116, 175, 177, 179	406.55
Cases and Holsters				
676—	C12A	Soft Carrying Case	114, 115, 116, 117, 73-3, 83-5, 87-5, 175, 177, 179	29.91
676—	C25	Soft Case; Zippered Softcase	114, 115, 116, 117, 175, 177, 179, 87-5	36.33
676—	C50	Vinyl Case with Belt Loop	114, 115, 116, 117	36.33
676—	C90	Soft Case for DMM's	114, 115, 117, 175, 177, 179	36.33
676—	C125	Compact Soft Case for 120 Series ScopeMeter Test Tools	- -	41.68
676—	C781	Soft Case	287, 289	57.73
Meter Accessories				
676—	TPAK	Meter Hanging Kit; Universal Hanger	87-5, 114, 115, 116, 117, 175, 177, 179, 287, 289	40.61
676—	TLK287	Electronics Master Test Lead Seet	87-5, 114, 115, 116, 117, 175, 177, 179, 289	141.19
676—	TLK289	Industrial Master Test Lead Set	87-5, 114, 115, 116, 117, 179, 289	141.19
676—	TLK-225	SureGrip Master Accessory Set	87-5, 114, 115, 116, 117, 175, 177, 179	139.05
Probes, Adapters, Plugs, and Kits				
676—	80PK-1	Probe, Thermocouple, Beaded K-type	175, 177, 179	29.91
676—	80TK	Thermocouple Module, Converts any Fluke DMM to a Thermometer	87-5, 114, 115, 117, 175, 177, 179	129.42
Probe, Leads, Clips, Adapters and Fastener				
676—	FTP-1	Fused Test Probe Set	114, 115, 116, 117, 175, 177, 179, 287, 289	83.41
676—	FTPL-1	Fused Test Probe Set with Test Leads	114, 115, 116, 117, 175, 177, 179, 287, 289	94.11
676—	AC285-FTP	Alligator Clips and Adapters	114, 115, 116, 117, 175, 177, 179, 287, 289	29.91
676—	T5-RLS	Test Clips Replace test lead T5-600 and T5-1000	114, 115, 116, 117, 175, 177, 179, 287, 289	23.49
676—	LEADWRAP	Hook n Loop Fastener for Cables and Lead	114, 115, 116, 117, 175, 177, 179, 287, 289	6.37

A



B



C



3 Year Warranty

D



3 Year Warranty

E



Lifetime Warranty

F



Lifetime Warranty

G



Lifetime Warranty

H



2 Year Warranty

I



J



3 Year Warranty

K



3 Year Warranty

L



3 Year Warranty

M



N



© Copyright 2013 Mouser Electronics

© Copyright 2013 Mouser Electronics

FLUKE Multimeters and Test Equipment

6.5 DIGIT MULTIMETER

Features:
- 6.5 digit resolution
- Basic Vdc accuracy of up to 0.0024% (1yr)
- Dual Display
- 100µA to 10A current range, with up to 100pA resolution
- Wide ohms ranges from 10Ω to 1GΩ with up to 10µΩ resolution
- 2x4Ω 4-wire measurement technique
- Both models measure frequency and period
- 8846A also measures capacitance and temperature
- USB memory drive port (8846A)
- Fluke 45 and Agilent 34401A emulation
- Graphical display
- Trendplot™ paperless recorder mode, statistics, histogram
- CAT I 100V, CAT II 600V



8846A

MOUSER STOCK NO.	Fluke Part No.	Description	Price Each
676-8845A	8845A	6.5 Digit Multimeter	1107.45
676-8846A	8846A	6.5 Digit Multimeter with USB	1556.85
Accessories			
676-TL71	TL71	Premium Test Lead Set	24.56
676-TL80A	TL80A	Basic Electronic Test Lead Kit	65.22
676-TL-2X4W-PTII	TL2X4W-PTII	2X4 Wire Ohms 1000V Test Leads	80.25
676-FVF-UG	FVF-UG	Flukeview® Forms Upgrade	115.51

1577 / 1587 INSULATION MULTIMETER

The Fluke 1587 and 1577 Insulation Multimeters combine a digital insulation tester with a full-featured digital multimeter in a single, compact handheld unit, which provides maximum versatility for both troubleshooting and preventative maintenance. Like other tools that you have come to expect from Fluke, the 1587 & 1577 are rugged, reliable, and easy to use. Whether you work on motors, generators, cables, or switch-gear, the Fluke 1587/1577 Insulation Multimeters are ideally suited to help you with your tasks.

Features:
- Multifunction Vacuum Fluorescent Dual Display
- Provides maximum versatility for troubleshooting and preventative maintenance
- Ideal for work on motors, cables, and switchgear
- Large display with backlight
- Filter for motor drive measurements (1587 only)
- Insulation test (1577: 0.1MΩ to 600MΩ), (1587: 0.01MΩ to 2GΩ)
- Insulation test voltages (1587: 50V, 100V, 250V, 500V, 1000V), (1577: 500V, 1000V) for many applications
- Live circuit detection prevents insulation test if voltage >30V is detected for added user protection
- Auto-discharge of capacitive voltage for added user protection
- AC/DC voltage, DC milliVolts, AC/DC milliAmps, Resistance (0.1Ω-50MΩ), Continuity
- Capacitance, Diode Test, Temperature, Min/Max, Frequency (Hz) (1587 only)
- Auto power off to save battery power
- CAT III - 1000V, CAT IV - 600V measurement category

Included Accessories:
Remote probe, test leads and probes, alligator clips, Rugged, utility case (K-type thermocouple - 1587 only)
- Made in USA
- 3-year warranty


1577 1587

MOUSER STOCK NO.	Fluke Part No.	Description	Price Each
676-1577	FLUKE-1577	Insulation Multimeter (0.1MΩ to 600MΩ)	613.06
676-1587	FLUKE-1587	Insulation Multimeter (0.01MΩ to 2GΩ)	738.25
Accessories			
676-TPAK	TPAK	ToolPak, Meter Hanging Kit	40.61
676-I400S	i400S	Clamp with Adapter	263.17
676-C25	C25	Soft Case	36.33

1507/1503 INSULATION RESISTANCE TESTERS

The Fluke 1507 and 1503 Insulation Testers are compact, rugged, reliable, and easy to use. With their multiple test voltages, they are ideal for many troubleshooting, commissioning, and preventative maintenance applications. Additional features, like the remote probe on these tools save both time and money when performing tests.

Features:
- Insulation test range: 1507: 0.01MΩ to 10GΩ; 1503: 0.1MΩ to 2000MΩ
- Insulation test voltages: 1507: 50V, 100V, 250V, 500V, 1000V; 1503: 500V, 1000V
- Save both time and money with Automatic calculation of Polarization Index and Dielectric Absorption Ratio (only available on the 1507)
- Make repetitive tests simple and easy with the 1507's Compare (Pass/Fail) function (only available on the 1507)
- Repetitive or hard-to-reach testing is easy with the remote test probe
- Live circuit detection prevents insulation test if voltage > 30V is detected for added user protection
- Auto-discharge of capacitive voltage for added user protection
- AC/DC voltage: 0.1V to 600V
- 200mA Continuity
- Auto power off
- CAT IV 600V overvoltage category rating for added user protection
- Remote probe, test leads, probes and alligator clips included with each tester
- Accepts optional Fluke TPAK magnetic hanging system to free your hands for other work
- Four AA alkaline batteries (NEDA 15 A or IEC LR6) for at least 1000 insulation tests
- One year warranty
- Resistance: 0.01Ω to 20.00kΩ
- Large backlit display


1503 1507

MOUSER STOCK NO.	Fluke Part No.	Description	Price Each
676-1503	FLUKE-1503	Insulation Tester	470.75
676-1507	FLUKE-1507	Insulation Tester	534.95
Accessories			
676-TL225	TL225	Stray Voltage Adapter Test Lead Kit	103.74
676-TPAK	TPAK	Meter hanging Kit	40.61
676-C101	C101	Hard Case	57.73
676-C25	C25	Large Soft Case for DMMs	36.33

8808A DIGITAL MULTIMETER

Versatile multimeter for manufacturing, development, and service applications

Features:
- 5.5 digit resolution
- Basic V DC accuracy of 0.01%
- Dual display
- Dedicated DC leakage current measurement
- 2x4Ω 4-wire measurement technique
- Six dedicated buttons for fast access to instrument setups
- Hi/Lo limit compare for pass/fail testing



MOUSER STOCK NO.	Fluke Part No.	Description	Price Each
676-8808A-120V	8808A-120V	5.5 Digit Multimeter	845.30
676-8808A/SU-120V	8808A/SU-120V	5.5 Digit Multimeter SW USB Cable Kit	1096.75

1587/MDT ADVANCED MOTOR & DRIVE TROUBLESHOOTING KIT

Everything you need to troubleshoot motor and variable frequency drive electrical problems quickly and easily in one case.

Includes:
Fluke 1587 Insulation Multimeter-Two products in one:
Powerful insulation tester and full featured multimeter.
Perform insulation tests, plus a wide-range of DMM tasks with confidence and ease.

Fluke i400 Current Clamp:
Use with your Fluke 1587 to accurately measure 1A AC to 400A AC current without breaking the circuit.

Fluke 9040 Phase Rotation Indicator:
Check the rotation and phase sequence of three-phase motors easily and safe. The large display indicates for all three phases.

Includes: instruction manuals, test leads, alligator clips, test probes and remote test probe (for 1587)



MOUSER STOCK NO.	Fluke Part No.	Description	Price Each
676-1587MDT	FLUKE-1587 MDT	Advanced Electrical Troubleshooting Kit	1044.27

© Copyright 2013 Mouser Electronics
© Copyright 2013 Mouser Electronics

FLUKE Multimeters and Kits

233 FLUKEVIEW REMOTE DISPLAY MULTIMETER

Includes:
- Test leads
- Alligator clips
- 80BK-A temperature probe
- Manual
- CD-ROM
- AA batteries

Optional Accessories:
- TPak magnetic hanging kit
- i410 AC/DC current clamp
- 80PK-9 general purpose probe (Type K)
- 80AK-A thermocouple adapter
- C35 soft carry case



MOUSER STOCK NO.	Fluke Part No.	Description	Price Each
676-233	233	Remote Display TRMS DMM	327.37

287 FLUKEVIEW FORMS COMBO KIT

Kit Includes:
- Fluke-287 True-RMS Electronics Logging Multimeter with TrendCapture
- FlukeView Forms Software and cable
- 80BK-A thermocouple Probe
- CAT III 1000V 10A Modular test leads (reds, black)
- CAT III 1000V 10A Modular test probes (reds, black)
- CAT II 300V 5A Alligator Clips (red, black)
- Soft case for meter protection and accessory storage



MOUSER STOCK NO.	Fluke Part No.	Description	Price Each
676-287/FVF	287/FVF	Fluke 287 and FlukeView Forms Combo Kit	674.47

ELECTRONICS DMM COMBO KIT

Kit Includes:

179 Multimeter:
- Includes 80BK-A
- True-rms AC voltage and current
- 6000 count display
- Frequency, capacitance, and resistance capabilities
- Backlight

Deluxe Accessory Combo:
- TL224 test leads
- AC280 grabbers
- TL910 fine pitch leads and probes
- C35 lightweight soft case

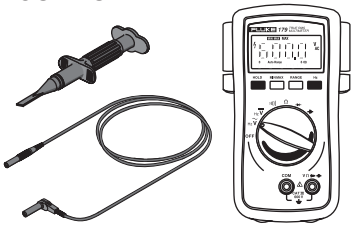

MOUSER STOCK NO.	Fluke Part No.	Description	Price Each
676-179/EDA2	179/EDA2	Electronics multimeter & deluxe accessory combo kit	345.93

179/IMSK INDUSTRIAL MULTIMETER SERVICE KIT

Kit Includes:
- True RMS Multimeter with temperature frequency, capacitance
- 322 AC 400A Current Clamp
- 80BK-A thermocouple bead probe
- TL75 test leads
- AC72 Alligator Clips
- Limited Lifetime warranty on 179 and 2-year warranty on Fluke-322

Accessories:
- C115 soft carrying case
- TPAK ToolPak, meter hanging kit



MOUSER STOCK NO.	Fluke Part No.	Description	Price Each
676-179/IMSK	179/IMSK	179 DMM with 322 Clamp, Kit	366.96

INDUSTRIAL ELECTRONICS DMM COMBO KIT

Kit Includes:

179 Multimeter:
- Includes 80BK-A
- True-rms AC voltage and current
- 6000 count display
- Frequency, capacitance, and resistance capabilities
- Backlight

Accessories:
- TL224 test leads
- AC220 retractable alligators
- TP220 industrial probes
- 1AC-11 voltage detector
- C35 lightweight soft case

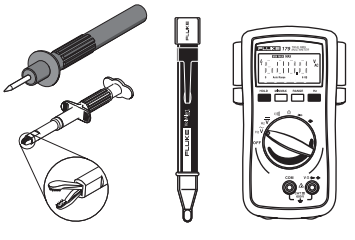

MOUSER STOCK NO.	Fluke Part No.	Description	Price Each
676-179/1ACII	179/1AC-II	Electrician's multimeter, voltage tester, & accessories	349.84

27 II AND 28 II DIGITAL MULTIMETERS

Includes:
- Holster
- Test leads
- 80BK-A temperature probe (28 II)
- Manual
- CD-ROM
- Three AA batteries (installed)

Optional Accessories:
- PV 350 pressure vacuum module
- i200 AC current clamp
- i410 AC/DC current clamp
- 80K-6 high voltage probe



28-II

MOUSER STOCK NO.	Fluke Part No.	Description	Price Each
676-27-II	27-II	Rugged IP67 Industrial TRMS	482.36
676-28-II	28-II	Rugged IP67 Industrial TRMS	493.22

289 LOGGING MULTIMETER AND VIEW FORMS COMBO KIT

Overlay logged data from six meters or six time periods to find cause and effect relationships, create tables, and reports

Includes:
- Fluke 289 True-rms Industrial Logging Multimeter with TrendCapture
- FlukeView Forms Software and cable
- 80BK-A integrated DMM thermocouple probe
- TL71 Silicone Test Lead Set
- AC72 Aligater Clips
- TPAK Magnetic Meter Hanger
- C289 Durable and lightweight Soft Case



MOUSER STOCK NO.	Fluke Part No.	Description	Price Each
676-289/FVF	289/FVF	Fluke 289 and FlukeView Forms Combo Kit	709.36

289/IMSK INDUSTRIAL MULTIMETER SERVICE KIT

Kit Includes:
- 289V Advanced data logging multimeter
- i400 AC 400A current clamp
- TL71 silicone test leads
- AC72 alligator clips
- Limited lifetime warranty on 289 and 1-year warranty on accessories

Accessories:
- C280 soft case
- TPAK ToolPak, meter hanging kit
- 80BK-A integrated DMM temperature probe
- FVF-SC2 FlukeView forms software with cable.



MOUSER STOCK NO.	Fluke Part No.	Description	Price Each
676-289/IMSK	289/IMSK	Industrial Logging with I400, Kit	716.85

87 V/E2 INDUSTRIAL ELECTRICIAN COMBO KIT

Kit Includes:
- 87V Industrial Multimeter
- C35 Lightweight soft case to provide optimal protection and accessory storage
- TL224 1.5 m silicone leads resist heat
- TP238 Removable probes with 4mm of exposed metal for use on industrial circuits
- AC220 Retractable long reach alligator clips
- ToolPak Magnetic hanger to position and hold meter to steel surfaces
- 80BK-A K-type temperature probe



MOUSER STOCK NO.	Fluke Part No.	Description	Price Each
676-87-5/E2	87-5/E2	87V/E industrial multimeter with holster & accessories	498.57

87-5/IMSK INDUSTRIAL ELECTRICIAN COMBO KIT

Kit Includes:
- 87V industrial multimeter
- 1.5 m heat resistant silicone test leads
- Removable test probes with 4 mm of exposed metal for use on industrial circuits
- Retractable long reach alligator clips
- Magnetic hanger to position and hold meter to steel surfaces
- Temperature probe

Accessories:
- TL75 test leads
- AC72 alligator clips
- Holster
- 9V battery (installed)
- Temperature probe (87V only)
- CD-ROM (user's manual and technical notes)
- Operator's guide



MOUSER STOCK NO.	Fluke Part No.	Description	Price Each
676-87-5/IMSK	87-5/IMSK	Industrial DMM with I400, Kit	487.87

© Copyright 2013 Mouser Electronics
© Copyright 2013 Mouser Electronics

FLUKE Scopemeters, Vibration and Process Meters

120 SERIES INDUSTRIAL SCOPEMETERS®

Features:

- Fast Fault Finding with Connect-and-View™
- Connect-and-View hands-off operation provides rock stable, reliable, and repeatable displays of signals without touching a button
- All signal detail is revealed, including spikes and noise
- Even complex signals are triggered automatically and flawlessly
- The Fluke 123 features unique "single test lead does all measurements" providing intuitive ease of use
- You can use one and the same set of test leads for waveform display, multiple meter readings, capacitance and resistance measurements, and continuity checking
- There's no need to swap leads
- You can perform checks while holding the test leads
- No adjustments to the ScopeMeter are necessary
- Battery power provides isolation from ground and delivers optimum mobility with no line cords or ground wire to get in the way of getting good measurements
- The Fluke 123 Industrial ScopeMeter streamlines troubleshooting tasks making you and your team more efficient
- 5 Hour NICHD Battery
- 3 Year Warranty

Fluke 124 Enhancements:

- 40MHz Bandwidth with new Probes
- 20 Setup/screen memories with text annotation (thru Fluke ScopeMeter software)
- On screen cursor measurements
- 7 hour NiMH battery

Fluke 125 Enhancements:

- Bus Health test for industrial bus systems
- Power measurements capabilities
- 40MHz Bandwidth with new probes

MOUSER STOCK NO. Mfr.	Mfr. Part No.	Fig.	Description	Price Each
676—	123/003	A	123 with leads only	1567.50
Accessories				
676—	TL220	-	SureGrip industrial test lead set	71.64
676—	C125	-	Soft meter case	41.68
676—	80I-110S	-	AC/DC current probe (100A)	724.34
676—	I200S	-	AC current clamp (200A)	227.86
676—	80TK	-	Thermocouple module (Type K)	129.42

190 SERIES SCOPEMETERS®

Features:

- The new ScopeMeter® 190C Series with large, high-resolution, color screen and new Digital Persistence mode gives you an even better view of complex waveforms in the most demanding troubleshooting applications in the field. In addition to the impressive capabilities of the 190 Series, the new color models offer:
  - Color for easy identification of individual waveforms
  - Full-size, high-resolution screen for revealing more signal detail
  - Digital Persistence for analyzing complex dynamic waveforms like on an analog scope
  - Fast display update rate for seeing dynamic behavior instantaneously
  - Stop-on-Trigger in ScopeRecord™ mode for storing and analyzing pre-trigger waveform data
  - Waveform reference for visual comparisons
  - Vpwm function for motor drive and frequency inverter applications
  - All the high performance scope specifications of the Fluke190 Series ScopeMeter apply

MOUSER STOCK NO. Mfr.	Mfr. Part No.	Fig.	Description	Price Each
676—	FLUKE-190-204/AM	B	ScopeMeter 4-chan 200 MHz Color	4638.45
676—	FLUKE-190-204AMS	B	ScopeMeter 4-chan 200 MHz Color SCC	5075.01
676—	FLUKE-190-104/AM	B	ScopeMeter 4-chan 100 MHz Color	4092.75
676—	FLUKE-190-104AMS	B	ScopeMeter 4-chan 100 MHz Color SCC	4531.45
676—	190-062AM	B	Color ScopeMeter, 60 MHz, 2 channels plus DMM/Ext.input	3097.65
676—	190-062AMS	B	Color ScopeMeter, 60 MHz, 2 channels plus DMM/Ext.input, with SCC-290 kit included	3525.65
676—	190-102AM	B	Color ScopeMeter, 100 MHz, 2 channels plus DMM/Ext.input	3563.10
676—	190-102AMS	B	Color ScopeMeter, 100 MHz, 2 channels plus DMM/Ext.input, with SCC-290 kit included	3991.10
676—	190-202AM	B	Color ScopeMeter, 200 MHz, 2 channels plus DMM/Ext.input	3948.30
676—	190-202AMS	B	Color ScopeMeter, 200 MHz, 2 channels plus DMM/Ext.input, with SCC-290 kit included	4376.30
Accessories				
676—	VPS410-R	C	Voltage probe set 10:1 red 190 Series	204.32
676—	VPS410-B	C	Voltage probe set 10:1 blue 190 Series	204.32
676—	VPS410-G	C	Voltage probe set 10:1 grey 190 Series	204.32
676—	VPS410-V	C	Voltage probe set 10:1 grn 190 Series	204.32
676—	RS400	C	Probe set for VPS400 probes 190 Series II	156.17
676—	AS400	C	Probe set for VPS400 probes 190 Series II	115.51
676—	BP291	-	LI-ion battery pack Fluke 190 Series II	320.95
676—	C290	-	Hard-shell carrying case 190 Series II	217.16
676—	SCC290	-	Software, carrying case kit 190 Series	448.28
676—	EBC290	-	Ext Batt charger LI-ion battery	106.95
676—	TLK-225	-	SureGrip master accessory set	139.05
676—	DP120	-	Differential probe	648.37
676—	AC220	-	SureGrip alligator clips	36.33
676—	AC283	-	SureGrip pincer clips	36.33
676—	C195	-	Soft case	175.43
676—	80I-110S	-	AC/DC current probe (100A)	724.34
676—	I410	-	AC/DC current clamp (400A)	233.21

787 AND 789 PROCESSMETERS

787 Features:

- DMM and loop calibrator in one tool
- Clear LCD with backlight; 4,000 counts (30,000 counts for dc current)
- Externally accessible battery for easy battery changes
- 1000V overload protection on V, ohms, frequency
- 150V overload protection on mA, backed-up by 440mA 1000V fuse
- 25% Manual Step plus Auto Step and Auto Ramp on mA output.

789 Features:

- 24V loop power supply
- Very large dual display
- Enhanced backlight with two brightness settings
- 1200Ω drive capability on mA source
- HART® mode setting with loop power and a built-in 250Ω resistor
- 0% and 100% buttons to toggle between 4 and 2mA sourcing for a quick span check
- Externally accessible fuses for easy replacement
- Infrared port to process data in FlukeView™ Software

MOUSER STOCK NO. Mfr.	Mfr. Part No.	Fig.	Description	Model	Price Each
676—	789	D	Fluke 789 Process Meter	-	972.95
Accessories					
676—	TL220	-	SureGrip industrial test lead set	787 & 789	71.64
676—	AC220	-	SureGrip alligator clips	787 & 789	36.33
676—	TL238	-	Test lead set for high energy environments	787 & 789	69.50
676—	C25	-	Large soft case for DMMs	787 & 789	36.33
676—	I1010	-	AC/DC current clamp (1000A)	787	377.66
676—	I410	-	AC/DC current clamp (400A)	787	233.21
676—	FOM	-	Fiber optic meter	787	507.13
676—	80TK	-	Thermocouple module (Type K)	787	129.42
676—	TPAK	-	ToolPak, meter hanging kit	789	40.61
676—	PV350	-	Pressure vacuum module	789	425.81
676—	80T-150UA	-	Universal temperature probe	789	227.86
676—	FVF-SC2	-	FlukeView forms software with cable	789	224.65

FLUKE 805 VIBRATION METER

Features:

- A meter – not a pen – that measures overall vibration as well as specific variables like bearing condition and temperature, to provide a more complete picture.
- A combination vibration and force sensor tip that compensates for user variance (force or angle) yielding accurate, repeatable readings.
- A four-level severity scale and onboard processor calculate bearing condition and overall vibration using easy-to-understand textual alerts (Good, Satisfactory, Unsatisfactory, Unacceptable).
- Sensor sensitivity can read a wide range of frequencies (10 to 1,000 Hz and 4,000 to 20,000 Hz) covering most machine and component types.
- Straight-forward user interface that minimizes the user inputs to RPM range and equipment type

NEW PRODUCT

MOUSER STOCK NO. Mfr.	Mfr. Part No.	Fig.	Description	Price Each
676—	FLUKE-805	E	Vibration Meter with Crest Factor+ Technology	1925.95

A



B



C



D



E



© Copyright 2013 Mouser Electronics

© Copyright 2013 Mouser Electronics

LECROY Oscilloscopes, Arbstudio and Probes

TELEDYNE LECROY
Everywhereyoulook™

HIGH DEFINITION HDO 4000 OSCILLOSCOPES

Key Features:

- 12-bit ADC resolution, up to15-bit with enhanced resolution
- Long Memory – up to 25 Mpts/ch
- 12.1" screen display
- WaveScan – Advanced Search and Find
- LabNotebook Documentation and Report Generation
- Power Analysis Software
- Serial Data Trigger and Decode

NEW! TECHNOLOGY



MOUSER STOCK NO.	Teledyne Lecroy Part No.	Bandwidth (MHz)	Channels	Sample Rate	Price Each
940-HDO4022	HDO4022	200	2	2.5 GS/s	9630.00
940-HDO4024	HDO4024	200	4	2.5 GS/s	10593.00
940-HDO4032	HDO4032	350	2	2.5 GS/s	10689.30
940-HDO4034	HDO4034	350	4	2.5 GS/s	11128.00
940-HDO4054	HDO4054	500	4	2.5 GS/s	14445.00
940-HDO4104	HDO4104	1 GHz	4	2.5 GS/s	17548.00

WAVESTATION 2000 SERIES WAVEFORM GENERATOR

PRODUCT NEW

A waveform generator must provide a large set of signal types and generation modes to cover a wide variety of applications. Some applications may require quick and easy access to basic waveforms while others may require advanced modulation techniques or the ability to import real world signals from an oscilloscope. The WaveStation Function/Arbitrary Waveform Generators meet the requirements ranging from basic function generation to advanced arbitrary waveform creation and are capable of generating signals up to 50 MHz. Each WaveStation model has 2 output channels a 3.5'' display, intuitive front panel, and includes waveform editing software for the PC.



MOUSER STOCK NO.	Teledyne Lecroy Part No.	Bandwidth (MHz)	Channels	Sample Rate	Price Each
940-WAVESTATION2012	WAVESTATION2012	10	2	125 MS/s	1059.30
940-WAVESTATION2022	WAVESTATION2022	25	2	125 MS/s	2086.50
940-WAVESTATION2052	WAVESTATION2052	50	2	125 MS/s	3691.50

WAVEACE 1000 AND 2000 OSCILLOSCOPES

A good oscilloscope should simplify how you work and shorten the time it takes to find and debug problems. The WaveAce™ combines long memory, a color display, extensive measurement capabilities, advanced triggering and excellent connectivity to improve troubleshooting and shorten debug time. With bandwidths from 40 MHz to 300 MHz, sample rates up to 2 GS/s and waveform memory up to 10 kpts/Ch (20 kpts interleaved) the WaveAce exceeds all expectations of a small affordable oscilloscope.



MOUSER STOCK NO.	Teledyne Lecroy Part No.	Bandwidth (MHz)	Channels	Sample Rate	Price Each
940-WAVEACE1001	WaveAce 1001	40	2	1	845.30
940-WAVEACE1002	WaveAce 1002	60	2	1	1059.30
940-WAVEACE1012	WaveAce 1012	100	2	1	1273.30
940-WAVEACE2002	WaveAce 2002	70	2	2	1230.50
940-WAVEACE2004	WaveAce 2004	70	4	2	1754.80
940-WAVEACE2012	WaveAce 2012	100	2	2	1391.00
940-WAVEACE2014	WaveAce 2014	100	4	2	2086.50
940-WAVEACE2022	WaveAce 2022	200	2	2	1979.50
940-WAVEACE2024	WaveAce 2024	200	4	2	2439.60
940-WAVEACE2032	WaveAce 2032	300	2	2	2685.70
940-WAVEACE2034	WaveAce 2034	300	4	2	3183.25

WAVESURFER MXS-B AND MSO MXS-B OSCILLOSCOPES

The WaveSurfer® MXs-B and MSO MXs-B oscilloscopes pack high performance hardware, powerful waveform processing and advanced math, measurement and debug tools into a compact form factor with a large touch screen display and intuitive user interface.



MOUSER STOCK NO.	Teledyne Lecroy Part No.	Bandwidth (MHz)	Channels	Sample Rate	Price Each
940-WAVESURF24MXS-B	WaveSurfer 24MXs-B	200	4	10.04	10593.00
940-WAVESURF42MXS-B	WaveSurfer 42MXs-B	400	2	10.4	10689.30
940-WAVESURF44MXS-B	WaveSurfer 44MXs-B	400	4	10.4	11128.00
940-WAVESURF64MXS-B	WaveSurfer 64MXs-B	600	4	10.4	14445.00
940-WAVESURF104MXS-B	WaveSurfer 104MXs-B	1	4	10.4	17548.00
MXs-B Oscilloscopes					
940-MSO104XS-B	MSO 104Xs-B	1	4	18	22149.00

Accessories

MOUSER STOCK NO.	Teledyne Lecroy Part No.	Decription	Price Each
940-WSXS-I2CBUSTD	WSXs-I2CbusTD	Logic Analyser 16 channel USB connection	888.10
940-WSXS-SPIBUSTD	WSXs-SPIbusTD	SPI Bus Trgr and Decode Opt for WSXS OSC	888.10
940-WSXS-UART-RS232	WSXs-UART-RS232busTD	Wart/RS 232 Bus Trgr and Decode Opt WSXS OSC	888.10
940-WSXS-LINBUSTD	WSXs-LINbusTD	Line bus TRGR and Decode Opt f for WSXS OSC	1578.25
940-WSXS-CANBUSTD	WSXs-CANbusTD	Can bus TRGR and Decode Opt fro WSXS-A OSC	2327.25
940-WSXS-SOFTCASE	WSXs-SOFTCASE	Soft carrying case WSX	272.85
940-WSXS-HARDCASE	WSXs-HARDCASE	Hard carrying case	727.60
940-WA-SOFTCASE	WA-SOFTCASE	Soft carrying case for Wa OSC	112.35
940-WJ-A-GPIB	WJ-A-GPIB	GPIB Interface for WaveJet® 300A Series Oscilloscopes	363.80
940-WJ-A-LAN	WJ-A-LAN	10/100Base-T Ethernet Interface for WaveJet® 300A Series	363.80
940-WJ-CASE	WJ-CASE	Carrying Case and Protective Front Cover for WaveJet	181.90

WAVEJET 300A OSCILLOSCOPES

The WaveJet 300A provides the banner specifications, feature set and user interface to simplify how you work and shorten debug time. With a big, bright 7.5" display, long 500 kpts/Ch memory and up to 2 GS/s you will easily capture and see every detail of your waveform. The USB ports provide a quick way to save waveforms, store or print screen captures or connect to a PC. Math and measurement tools help you understand the waveforms and Replay mode allows you to look at a history of what has been captured. Altogether these specs, features and capabilities make the WaveJet 300A the right oscilloscope for your debugging needs.



MOUSER STOCK NO.	Teledyne Lecroy Part No.	Bandwidth (MHz)	Channels	Sample Rate	Price Each
940-WAVEJET312-A	WaveJet 312-A	100	2	1GS/s	4280.00
940-WAVEJET314-A	WaveJet 314-A	100	4	1GS/s	5205.55
940-WAVEJET322-A	WaveJet 322-A	200	2	2GS/s	4333.50
940-WAVEJET324-A	WaveJet 324-A	200	4	2GS/s	5339.30
940-WAVEJET332-A	WaveJet 332-A	350	2	2GS/s	5783.35
940-WAVEJET334-A	WaveJet 334-A	350	4	2GS/s	6650.05
940-WAVEJET352-A	WaveJet 352-A	500	2	2GS/s	6938.95
940-WAVEJET354-A	WaveJet 354-A	500	4	2GS/s	7869.85

LOGICSTUDIO 16

Logic analyzers are known to be slow, complicated and expensive but LogicStudio changes all this by delivering a powerful feature set, high performance hardware and an intuitive point and click user-interface.



MOUSER STOCK NO.	Teledyne Lecroy Part No.	Decription	Price Each
940-LOGICSTUDIO16	LogicStudio 16	Logic Analyser 16 Channel USB Connection	1059.30

ARBSTUDIO

Arbitrary Waveform Generators

A waveform generator must provide flexibility to cover a wide range of applications, high-performance to meet demanding signal requirements and be easy to use. ArbStudio Arbitrary Waveform Generators meet the needs of today's engineers and technicians with uncompromised performance, a wide variety of signal types, modulation schemes and generation modes all controlled through an intuitive, easy to use software interface.



MOUSER STOCK NO.	Teledyne Lecroy Part No.	Decription	Price Each
940-AS1102	AS1102	2ch 16bit 1GS/s Arbitrary Waveform Generator	3065.55
940-AS1102D	AS1102D	2ch 16bit 1GS/s Arbitrary Waveform Generator	4296.05
940-AS1104	AS1104	4ch 16bit 1GS/s Arbitrary Waveform Generator	4296.05
940-AS1104D	AS1104D	4ch 16bit 1GS/s Arbitrary Waveform & Digital Pattern Generator	6141.80
940-AS-SYNC	AS-SYNC	ArbStudio Sync Cable for ArbStudio 1104 and 1104D	315.65

TEST PROBES AND ACCESSORIES

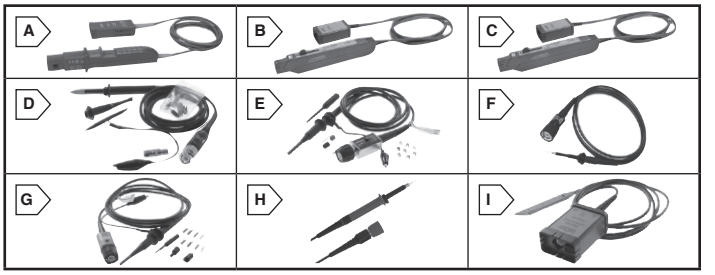

MOUSER STOCK NO.	Teledyne Lecroy Part No.	Fig.	Decription	Price Each
High Voltage Differential Probes				
940-ADP305	ADP305	-	1,400 V, 100 MHz High-Voltage Differential Probe	1471.25
Accurately Measure AC,DC and Impulse Currents				
940-AP015	AP015	A	50MHz Curve Probe	3397.25
940-AP033	AP033	-	500 MHz Active Differential Probe (÷ 1, ÷ 10 or ÷ 100)	3322.35
940-AP034	AP034	-	1 GHz, Active Differential Probe (÷1, ÷10, ÷20)	4542.15
Current Probe				
940-CP031	CP031	B	30A 100MHz Current Probe	4440.50
940-CP150	CP150	C	150A DC/AC Current Probe	4108.80
940-CP500	CP500	C	500A DC/AC Current Probe	4328.15
Passive Probe				
940-PP016	PP016	D	10.1, 10Mohm, 300MHz Passive Probe	149.80
940-PP006A	PP006A	E	10:1 500MHz 10MΩ Passive Probe	278.20
940-PP007-WR-1	PP007-WR-1	F	10:1 500 MHz 10 M Passive Probe	347.75
940-PP007-WS-1	PP007-WS-1	F	10:1 500MHz 10MΩ Passive Probe	347.75
940-PP008-1	PP008-1	F	500MHz Passive Probe for WaveRunner Xi, 10:1, 10MΩ	347.75
940-PP009-1	PP009-1	F	500 MHz Passive Probe for WaveSurfer Xs, 10:1, 10 MΩ	278.20
940-PP010-1	PP010-1	G	10:1, 200MHz, 10MΩ Passive Probe	165.85
940-PP011-1	PP011-1	-	500 MHz, 10MΩ, 9.5pF Passive Probe, 5mm tip	278.20
PPE Series High Voltage Probe				
940-PPE1.2KV	PPE1.2KV	-	10:1/100:1 200/300 MHz 50 MΩ High-Voltage Probe 600V/1.2kV Max. Volt. DC	353.10
940-PPE2KV	PPE2KV	H	100:1 400MHz 50MOHMS HI -V Probe	401.25
940-PPE4KV	PPE4KV	-	100:1 400 MHz 50 MΩ High-Voltage Probe	444.05
940-PPE6KV	PPE6KV	-	1000:1 400 MHz 5 MΩ/50 MΩ High-Voltage Probe	898.80
ZS Series High Impedance Active Probes				
940-ZS1000	ZS1000	I	1 GHz 0.9PF 1MOHM HI-Impdnc Active Probe	872.05
940-ZS1500	ZS1500	I	1.5GHz 0.9pf 1MOHM Active Voltage Probe	1744.10
ZD Series Active Differential Probes				
940-ZD500	ZD500	-	1.5GHz 0.9pf 1MOHM Hi Impact Active Probe	3338.40
940-ZD1000	ZD1000	-	1GHz 1.0 +-9V PF Active Diff Probe	4563.55
940-ZD200	ZD200	-	200MHz 3.5 +-20V pf 1MΩ Active Diff Probe	1669.20
Accessories				
940-PK400-1	PK400-1	-	Large Group Probe 10" Pitch w/clear code LD	224.70
940-PK400-2	PK400-2	-	Medium Group Probe 04" Pitch w/clear Code LD	272.85
940-PK400-3	PK400-3	-	Small Group Probe 008" Pitch w/clear Code LD	535.00

© Copyright 2013 Mouser Electronics
© Copyright 2013 Mouser Electronics

TEKTRONIX Oscilloscopes and Accessories

DPO/MSO2000B SERIES OSCILLOSCOPES

Features:

- Serial triggering and analysis options
- Parallel bus triggering and multi-channel setup
- Wave Inspector
- Long record length (1M points on all channels)
- 5000 waveforms/second acquisition
- Bright widescreen 7 inch display



MOUSER STOCK NO.	Tektronix Part No.	Bandwidth (MHz)	Channels	Sample Rate	Price Each
795-DPO2002B	DPO2002B	70	2	1 GS/s	1380.30
795-DPO2004B	DPO2004B	70	4	1 GS/s	2107.90
795-DPO2012B	DPO2012B	100	2	1 GS/s	1679.90
795-DPO2014B	DPO2014B	100	4	1 GS/s	2493.10
795-DPO2022B	DPO2022B	200	2	1 GS/s	2386.10
795-DPO2024B	DPO2024B	200	4	1 GS/s	2942.50
795-MSO2002B	MSO2002B	70	2+16	1 GS/s	2268.40
795-MSO2004B	MSO2004B	70	4+16	1 GS/s	2985.30
795-MSO2012B	MSO2012B	100	2+16	1 GS/s	2557.30
795-MSO2014B	MSO2014B	100	4+16	1 GS/s	3370.50
795-MSO2022B	MSO2022B	200	2+16	1 GS/s	3274.20
795-MSO2024B	MSO2024B	200	4+16	1 GS/s	3819.90
Accessories		Description			
795-DPO2CONN	DPO2CONN	Ethernet and Video Out Connectivity Module			454.75
795-DPO2COMP	DPO2COMP	Computer Serial Triggering and Analysis (RS-232/422/485/UART)			374.50
795-DPO2EMBD	DPO2EMBD	Embedded Serial Triggering and Analysis (I2C, SPI)			374.50

DPO/MSO3000 SERIES OSCILLOSCOPES

Features:

- 5 Megasample record length on all channels
- 50,000 wfm/s maximum waveform capture rate
- Suite of advanced triggers
- I2C, SPI, CAN, LIN, RS232/422/485/UART serial triggering, decode and analysis options
- 9in. (229mm) WVGA widescreen color display
- USB 2.0 on front panel for quick and easy data storage
- Built-in ethernet port
- Small footprint and light weight
- Power analysis option



MOUSER STOCK NO.	Tektronix Part No.	Bandwidth (MHz)	Channels	Sample Rate	Price Each
795-DPO3012	DPO3012	100	2	2.5 GS/s	3616.60
795-DPO3014	DPO3014	100	4	2.5 GS/s	4333.50
795-DPO3032	DPO3032	300	2	2.5 GS/s	6826.60
795-DPO3034	DPO3034	300	4	2.5 GS/s	8217.60
795-DPO3054	DPO3054	500	4	2.5 GS/s	11235.00
795-MSO3012	MSO3012	100	2+16	2.5 GS/s	5136.00
795-MSO3014	MSO3014	100	4+16	2.5 GS/s	5885.00
795-MSO3034	MSO3034	300	4+16	2.5 GS/s	11021.00
795-MSO3054	MS03054	500	4+16	2.5 GS/s	14659.00
Accessories		Description			
795-DPO3COMP	DPO3COMP	Computer Serial Triggering and Analysis Module (RS-232/422/485/UART)			1177.00
795-DPO3EMBD	DPO3EMBD	Embedded Serial Triggering and Analysis Module (I2C, SPI)			1177.00
795-DPO3PWR	DPO3PWR	Power Analysis Application Module			1465.90
795-RMD3000	RMD3000	Rackmount Kit for DPO3000 Series			529.65

TPS2000B SERIES DIGITAL STORAGE OSCILLOSCOPES

Features:

- 8 hours of continuous battery operation
- Optional power application software
- FFT standard on all models
- 11 automatic measurements



MOUSER STOCK NO.	Tektronix Part No.	Bandwidth (MHz)	Channels	Sample Rate	Price Each
795-TPS2012B	TPS2012B	100	2	1.0 GS/s	3199.30
795-TPS2014B	TPS2014B	100	4	1.0 GS/s	4173.00
795-TPS2024B	TPS2024B	200	4	2.0 GS/s	4708.00
Accessories		Description			
795-TPS2PBND2	TPS2PBND2	P5122 Test Probe and TPS2PWR1 Software			1658.50

TDS2000C SERIES DIGITAL STORAGE OSCILLOSCOPES

Features:

- 2.5k point Record Length on All Channels
- Advanced Triggers including Pulse Width Trigger and Line-selectable
- Video Trigger



MOUSER STOCK NO.	Tektronix Part No.	Bandwidth (MHz)	Channels	Sample Rate	Price Each
795-TDS2001C	TDS2001C	50	2	500 MS/s	952.30
795-TDS2002C	TDS2002C	70	2	1.0 GS/s	1155.60
795-TDS2004C	TDS2004C	70	4	1.0 GS/s	1754.80
795-TDS2012C	TDS2012C	100	2	2.0 GS/s	1391.00
795-TDS2014C	TDS2014C	100	4	2.0 GS/s	2086.50
795-TDS2022C	TDS2022C	200	2	2.0 GS/s	1979.50
795-TDS2024C	TDS2024C	200	4	2.0 GS/s	2439.60

Accessories

Features:

- 10x Attenuation
- 200MHz Bandwidth
- 1.3m Length
- For use on BNC oscilloscopes



MOUSER STOCK NO.	Tektronix Part No.	Description	Price Each
795-TPP0201	TPP0201	10X Passive Probe, 200 MHz bandwidth	86.67
795-TPP0101	TPP0101	10X Passive Probe, 100 MHz bandwidth	70.62

TDS3000C DIGITAL PHOSPHOR OSCILLOSCOPES

Features:

- 10k standard record length on all channels
- 3,600 wfms/s continuous waveform capture rate
- Front panel USB host port for easy storage and transfer of measurement data
- 25 automatic measurements
- FFT standard
- Probes for automatic scaling and units
- Optional internal battery operation provides up to three hours without line power



MOUSER STOCK NO.	Tektronix Part No.	Bandwidth (MHz)	Channels	Sample Rate	Price Each
795-TDS3014C	TDS3014C	100	4	1.25 GS/s	6527.00
795-TDS3032C	TDS3032C	300	2	2.5 GS/s	7864.50
795-TDS3034C	TDS3034C	300	4	2.5 GS/s	9362.50
795-TDS3054C	TDS3054C	500	4	5 GS/s	13375.00
Accessories		Description			
795-TDS3BATC	TDS3BATC	Battery Pack			675.17
795-TDS3GV	TDS3GV	GPIB, RS-232, and VGA Communications Module			802.50

THS3000 SERIES HANDHELD OSCILLOSCOPES

Features and Benefits:

- 6in. (153mm) Bright Color Display
- USB Device and Host Support
- 7 Hours of Continuous Battery Operation
- 600VRMS CAT III, 1000 VRMS CAT II Rated Inputs (BNC to Earth Ground)



Handheld Scope



Travel Kit Version

MOUSER STOCK NO.	Tektronix Part No.	Bandwidth (MHz)	Channels	Sample Rate	Price Each
795-THS3014	THS3014	100	4	5 GS/s	4226.50
795-THS3014-TK	THS3014-TK	100	4	2.5 GS/s	4686.60
795-THS3024	THS3024	200	4	5 GS/s	4793.60
795-THS3024-TK	THS3024-TK	200	4	5 GS/s	5243.00
Accessories		Description			
795-THSBAT	THSBAT	7 Hour Li-Ion Rechargeable Battery			330.63
795-THSCHG	THSCHG	Battery Pack			110.21
795-HCHHS	HCHHS	Soft Case			276.06
795-ACHHS	ACHHS	Hard Case			88.81

TDS1000B DIGITAL STORAGE OSCILLOSCOPES

Features:

- Color or Monochrome LCD Display
- Removable Data Storage via Front Panel USB Port
- Seamless PC Connectivity via USB Device Port
- Advanced Triggers Including Pulse Video Trigger
- FFT Standard on All Models
- 11 Automatic Measurements



MOUSER STOCK NO.	Tektronix Part No.	Display	Bandwidth (MHz)	Channels	Sample Rate	Price Each
795-TDS1001B	TDS1001B	Mono	40	2	500 MS/s	1123.50
795-TDS1002B	TDS1002B	Mono	60	2	1 GS/s	1476.60
795-TDS1012B	TDS1012B	Mono	100	2	1 GS/s	1712.00

© Copyright 2013 Mouser Electronics

© Copyright 2013 Mouser Electronics

ACTZIVE VOLTAGE PROBES

TAP1500



Features:
- Probe Bandwidth: ≥1.5GHz
- Input Capacitance: ≤1pF
- Input Resistance: 1MΩ
- Input Dynamic Range: -8V to +8V
- Input Offset Range: -10V to +10VDC

Applications:
- High-speed Digital Systems Design
- Component Design and Characterization
- Manufacturing Engineering and Test
- Educational Research
- Signals with Voltage Swings up to 16Vp-p

MOUSER STOCK NO.	Tektronix Part No.	Description	Price Each
795-TAP1500	TAP1500	For MSO/DPO3000 and MSO/DPO4000B	2546.60

P6243

Features:
- Input Resistance: 1MΩ
- Direct Access to SMDs as Small as 0.5mm Pitch
- Measures CMOS, BiCMOS, ECL, GaAs, and TTL Logic
- Input Capacitance: ≤1pF
- Bandwidth (Typical, Probe Only): P6245 - ≥1.5GHz, P6243 - 1GHz

Applications:
- High-speed Digital Systems Design
- Component Design/Characterization
- Manufacturing Engineering and Test
- Educational Research

MOUSER STOCK NO.	Tektronix Part No.	Description	Price Each
795-P6243	P6243	For TDS3000C	1144.90

PASSIVE PROBES



Passive High Voltage Probe Shown

Applications:
- Engineering and Designs
- Service
- Manufacturing

Voltage Probes

MOUSER STOCK NO.	Tektronix Part No.	Description	Price Each
795-P6101B	P6101B	1X, 15MHz, 300VRMS CAT I, for all scopes	191.53
795-P3010	P3010	10X, 100MHz, 420VRMS CAT I, for TDS3012, TDS3012B, TDS3014B, TDS3014B	199.02

1X/10X Voltage Probes

MOUSER STOCK NO.	Tektronix Part No.	Description	Price Each
795-P2220	P2220	For TDS200, TDS1000, TDS1000B, TDS20000, TDS2000B, TPS2000C & TDS2000B	135.89
795-P2221	P2221	For TDS200, TDS1000, TDS1000B, TPS20000, TDS2000B, TDS2000C, TPS2000B	135.89

High Voltage Probes

MOUSER STOCK NO.	Tektronix Part No.	Description	Price Each
795-P5122	P5122	100X, 200MHz for TPS2000 Series only	292.11
795-P6015A	P6015A	1000X, 75MHz, for DPO3000, TDS1000B/2000B, & DPO4000	1968.80

20X Low Capacitance Probe

MOUSER STOCK NO.	Tektronix Part No.	Description	Price Each
795-P6158	P6158	3 GHZ, 1.5pF, for TDS500/600/700/5000/6000/7000	618.46

AC/DC CURRENT MEASUREMENT SYSTEMS

Features:
- AC/DC measurement capabilities
- DC-1000MHz, current probe amplifier (TCPA300) uses:
  - DC-100MHz, 30 A DC (TCP312)
  - DC-50MHz, 50 A DC (TCP305)
  - DC-15MHz, 150 A DC (TCP303)
- DC-50MHz, current probe amplifier (TCPA400) uses:
  - DC-2MHz, 75 A DC (TCP404XL)
- AC/DC input coupling
- Low insertion impedance reduces device under test loading
- Split-core construction allows easy circuit connection

Applications:
- Power supplies
- Semiconductor devices
- Power inverter/converters
- Electronic ballasts
- Industrial/consumer electronics
- Mobile communications
- Motor devices
- Transportation systems



MOUSER STOCK NO.	Tektronix Part No.	Description	Price Each
795-TCPA300	TCPA300	Amplifier for DPO3000, TDS3000C, TDS1000B/2000C, TPS2000B, & MSO/DPO4000B Probe for TPS2000B	2418.20
795-TCP303	TCP303	Probe for DPO3000, TDS3000C, TDS1000B/2000C, & DPO4000B For TPS2000B	2953.20
795-TCP305	TCP305		1572.90
795-TCP312	TCP312		1829.70
795-TCP0030	TCP0030	Probe for DPO3000 & MSO/DPO4000B	3670.10
795-TCP202A	TCP202A	Probe for TPS2000B	2396.80

CURRENT PROBES

Current Probes for TDS Oscilloscopes



A621 Features:
- 1AC - 5Hz to 50kHz
- 100mA to 2000A peak
- For DMM's and Oscilloscopes
- Clamp On

Applications:
- Motor Drives
- Inverters
- Power Supplies
- Avionics

A622 Features:
- AC/DC - 100kHz
- 50mA to 100A peak
- For DMMs and Oscilloscopes

MOUSER STOCK NO.	Tektronix Part No.	Description	Price Each
795-A621	A621	Probe for TDS1000B/2000C and TPS2000B	671.96
795-A622	A622	Probe for TDS1000B/2000C and TPS2000B	677.31

AC Current Probes

P6021 Features:
- Shielded Probe Heads
- AC Only
- Split Core
- 120Hz to 60MHz



MOUSER STOCK NO.	Tektronix Part No.	Description	Price Each
795-P6021	P6021	120 Hz to 60 MHz	1658.50
795-P6022	P6022	Probe, 935Hz to 120MHz	1776.20

DC Coupled Current Probe



Features:
- DC to 50MHz Bandwidth
- 15Amps DC + Peak AC Current
- 50Amps Peak Pulse Current

Applications:
- Motor Drives
- Switching Power Supplies
- Disk Drive
- Electronic Ballasts
- Inverters
- Avionics

MOUSER STOCK NO.	Tektronix Part No.	Description	Price Each
795-TCP202A	TCP202A	For TDS Oscilloscopes via BNC Interface	2396.80

High Frequency Current Probe



Features:
- Up to 2GHz Bandwidth
- Compatible with other 50Ω instruments
- Closed Circuit Design

Applications:
- Data Storage Read Channel Design
- Silicon Characterization
- High-frequency Analog Design
- ESD Testing
- Signal Injection
- Differential Current Measurements
- Single-shot Low Rep-rate Pulse Measurements
- Propagation Delay Measurement

MOUSER STOCK NO.	Tektronix Part No.	Description	Price Each
795-CT6	CT6	For TDS694C, TDS794D and TDS7000	787.52

© Copyright 2013 Mouser Electronics

© Copyright 2013 Mouser Electronics

DIFFERENTIAL PROBES

High Voltage Differential Probes for DPO7000, MSO/DPO4000B

Features:

- Bandwidths - 1GHz (TDP1000), 500MHz (TDP0500)
- <1pF Differential Input Capacitance
- 1MΩ Differential Input Resistance
- ±42V (DC + pk AC) Differential Input Voltage
- >18dB CMRR (at 250MHz 50x attenuation)
- Selectable Bandwidth-limiting Filters
- DC Reject



Applications:

- High-speed Switch Mode Power Supply Design
- CAN/LIN Bus Design
- High-speed Digital Design
- Digital Design and Characterization
- Manufacturing Engineering Test
- Research and Development

MOUSER STOCK NO.	Tektronix Part No.	Description	Price Each
795-TDP0500	TDP0500	500 MHz probe, 42V	3638.00
795-TDP1000	TDP1000	1 GHz probe, 42V	5125.30

High Voltage Differential Probes

Features:

- Bandwidths up to 100MHz
- Up to 5,600V Differential (DC + pk AC)
- Up to 2,200V Common (RMS)
- Overrange Indicator
- Safety Certified
- Switchable Attenuation
- Switchable Bandwidth Limit

Applications:

- Floating Measurements
- Switching Power Supply Design
- Motor Drive Design
- Electronic Ballast Design
- CRT Display Design
- Power Converter Design and Service
- Power Device Evaluation

MOUSER STOCK NO.	Tektronix Part No.	Description	Price Each
795-P5200A	P5200A	50MHz probe, 50X/500X	990.82
795-P5202A	P5202A	100MHz probe, 20X/200X	1455.20
795-P5205A	P5205A	100MHz probe, 50X/500X	1455.20
795-P5210A	P5210A	50MHz probe, 100X/1000X	2921.10

TEKPROBE POWER SUPPLY

Features:

- Powers up to two probes
- Overload protected
- BNC interface



Applications:

- High Speed Digital Systems Design
- Component Design/Characterization
- Educational Research
- Manufacturing Engineering and Test

MOUSER STOCK NO.	Tektronix Part No.	Description	Price Each
795-1103	1103	For use with: P6205, P6245, P6246, P6247, P6248, P6249, P6330, P6701B, P6703B, P5205A, P5210A, ADA400A, TCP202	2418.20

GPIB TO USB ADAPTER

Features:

- Enables GPIB Control of Tektronix Instruments through the USB port
- Powered by USB host of Optional Extrernal Power Supply.
- LED Indicators Provide Power, Adaptor Status, and USB Status.

Applications:

- Digital Design
- Research and Development
- Manufacturing Test
- ATE Environments
- Service and Support
- Education



MOUSER STOCK NO.	Tektronix Part No.	Description	Price Each
795-TEK-USB-488	TEK-USB-488	For MSO/DPO3000, TDS1000B/2000C, TPS2000B, and MSO/DPO4000B	816.41

ISOBAR® PREMIUM SURGE SUPPRESSORS

Features:

- The world's most trusted premium surge suppressor
- Isolated filter banks eliminate interference between connected equipment
- All metal housings won't burn, melt, or crack
- Ultra models include diagnostic LED's
- Up to $50,000 Ultimate Lifetime Insurance

MOUSER STOCK NO.	Tektronix Part No.	Bandwidth (MHz)	Channels	Sample Rate	Price Each
545-ISOBLOK2-0	ISOBLOK2-0	2	600	direct plug-in	37.49
545-ISOBAR4ULTRA	ISOBAR4ULTRA	4	2200	6'	63.77

ARBITRARY/FUNCTION GENERATORS

Features:

- 10MHz, 25MHz, 100MHz or 240MHz Sine Waveforms
- 14 bits, 250MS/s, 1GS/s, or 2GS/s Arbitrary Waveforms
- Amplitude up to 20Vp-p into 50Ω loads
- 5.6" Display for Full Confidence in Settings and Waveform Shape
- Multi-language and Intuitive Operation Saves Set-up Time
- Pulse Waveform with Variable Edge Times
- AM, FM, PM, FSK, PWM
- Sweep and Burst
- Dual Channel Models Save Cost and Bench Space
- USB Connector on Front Panel for Waveform Storage on Memory Device
- USB, GPIB and LAN
- LabVIEW and LabWindows/IVI-C drivers



PRODUCT NEW

✻GL option

MOUSER STOCK NO.	Tektronix Part No.	Bandwidth (MHz)	Channels	Sample Rate	Price Each
795-AFG2021	AFG2021	20MHz	1	250MS/s	1701.30
✻ 795-AFG2021-GL	AFG2021-GL	20MHz	2	250MS/s	1808.30
795-AFG3011	AFG3011	10	1	250 MS/s	4515.40
795-AFG3021B	AFG3021B	25	1	250 MS/s	2086.50
795-AFG3022B	AFG3022B	25	2	250 MS/s	3199.30
795-AFG3101	AFG-3101	100	1	1 GS/s	4590.30
795-AFG3102	AFG3102	100	2	1 GS/s	6516.30
795-AFG3252	AFG3252	240	2	2 GS/s	12733.00

Accessories

MOUSER STOCK NO.	Tektronix Part No.	Description	Price Each
795-RM3100	RM3100	Rack mount Kit for AFG3000 Series	481.50

DIGITAL MULTIMETERS

DMM4020 Specifications:

- 5.5 Digit Resolution
- Basic VDC Accuracy of up to 0.015% (1 yr.)
- 200mV to 1000V Voltage Range, with up to 1µV Resolution
- 200µA to 10A Current Range, with up to 1nA Resolution
- 200Ω to 100MΩ Range, with up to 1mΩ Resolution
- CAT I 1000V, CAT II 600V
- 3 year warranty



DMM4020 Available Functions and Features:

- Volts, Ohms, and Amps Measurements
- Diode and Continuity Testing
- Frequency Measurements
- 2x4 Ohms 4-wire Measurement Technique
- Dedicated DC Leakage Current Measurements
- Six Dedicated Buttons for Fast Access to Instrument Setups
- Limit Compare Mode for Pass/Fail Testing

DMM4040/4050 Specifications:

- 6.5 Digit Resolution
- Basic VDC Accuracy of up to 0.0024% (1 yr.)
- 100mV to 1000V Voltage Range, with up to 100nV Resolution
- 100µA to 10A Current Range, with up to 100pA Resolution
- 10Ωto 1GΩ Range, with up to 10µΩ Resolution
- CAT I 1000V, CAT II 600V
- 3 year warranty

DMM4040/4050 Available Functions and Features:

- Volts, Ohms, and Amps Measurements
- Diode and Continuity Testing
- Frequency and Period Measurements
- Temperature and Capacitance Measurements (DMM4050)
- 2x4 Ohms 4-wire Measurement Technique
- TrendPlot™ Paperless Data Recorder Mode
- Measurement Statistics
- Histogram Mode

MOUSER STOCK NO.	Tektronix Part No.	Description	Price Each
795-DMM4020	DMM4020	5.5 Digit Multimeter	834.60
795-DMM4040	DMM4040	6.5 Digit Multimeter	1209.10
795-DMM4050	DMM4050	6.5 Digit Multimeter	1498.00

TEKVPI™ INTERFACE ADAPTER

Features:

- Enables Existing TekProbe® Products to Connect to the TekVPI™ Probe Interface of the New DPO7000 and DPO4000 Series Oscilloscopes
- Provides Necessary Power, Communication, and Offset Control as Needed by the Attached TekProbe Product
- Provides Overcurrent and Thermal Overload Protection for the Attached TekProbe Product
- Provides an LED Probe Status Indicator which Identifies that the Probe has Powered-up Successfully



MOUSER STOCK NO.	Tektronix Part No.	Description	Price Each
795-TPA-BNC	TPA-BNC	TekVPI™ Interface Adapter	524.30

© Copyright 2013 Mouser Electronics

© Copyright 2013 Mouser Electronics

Test Clips, Leads, Tip Plugs and Patch Cords

3M TEST CLIPS

SOIC Surface Mount Test Clips

Helical compression spring and insulated contact combs ensure integrity in testing.

Features:

- Allows testing of .025"sq. contact pins on .050" center devices
- UL 94V-0

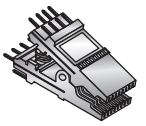

For quantities greater than listed, call for quote.

MOUSER STOCK NO.	3M Part No.	No. of Pins	Description	Price Each			
				1	5	10	25
517-923660161	923660-16	16	Wide, Alloy	21.58	20.82	19.47	18.93
517-923660181	923660-18	18	Wide, Alloy	18.26	17.12	16.44	15.65
517-923660241	923660-24	24	Wide, Alloy	21.72	20.36	19.54	18.61
517-923650081	923650-08	8	Narrow, Alloy	21.50	20.45	19.39	18.16
517-923650141	923650-14	14	Narrow, Alloy	17.07	16.00	15.37	14.64
517-923650161	923650-16	16	Narrow, Alloy	21.26	19.39	19.19	18.44
517-923665-16	923665-16	16	Wide, Gold	21.00	19.69	18.89	18.00
517-923665-20	923665-20	20	Wide, Gold	25.81	23.78	23.29	21.61
517-923665-28	923665-28	28	Wide, Gold	24.46	22.43	20.72	20.22
517-923655-8	923655-08	8	Narrow, Gold	21.26	19.47	19.19	17.83
517-923655-14	923655-14	14	Narrow, Gold	23.56	21.61	21.26	19.45
517-923655-16	923655-16	16	Narrow, Gold	19.14	17.97	17.27	16.98

DIP Long Wire Cable Assembly Compatible Test Clips

The "headless" long wire connector-compatible leads accommodate a wide range of applications. The narrow nose shape of the DIP test clip allows for easy attachment on high-density PC boards.



For quantities greater than listed, call for quote.

MOUSER STOCK NO.	3M Part No.	No. of Pins	Description	Price Each			
				1	5	10	25
517-923690-08	923690-08	8	.3 Wide, Alloy	19.24	17.48	16.03	14.79
517-92369014	923690-14	14	.3 Wide, Alloy	21.39	20.23	19.86	18.67
517-923690-16	923690-16	16	.3 Wide, Alloy	21.57	20.13	18.96	18.07
517-923690-18	923690-18	18	.3 Wide, Alloy	21.66	20.30	19.48	18.55
517-923690-20	923690-20	20	.5/.6 Wide, Alloy	23.30	21.85	20.96	19.97
517-923690-28	923690-28	28	.5/.6 Wide, Alloy	45.03	40.93	34.02	33.10
517-923690-32	923690-32	32	.5/.6 Wide, Alloy	36.23	33.96	32.61	31.06
517-923690-40	923690-40	40	.5/.6 Wide, Alloy	48.16	46.23	45.33	44.33
517-92369048	923690-48	48	.5/.6 Wide, Alloy	56.06	52.56	50.45	48.08
517-92369064	923690-64	64	.9 Wide, Alloy	61.53	57.68	55.39	52.75
517-92373908	923739-08	8	.3 Wide, Gold	18.37	17.23	16.53	15.75
517-923739-14	923739-14	14	.3 Wide, Gold	22.89	21.28	20.65	19.92
517-923739-16	923739-16	16	.3 Wide, Gold	23.42	21.89	21.14	20.13
517-923739-20	923739-20	20	.5/.6 Wide, Gold	30.32	28.42	27.29	25.99
517-923739-40	923739-40	40	.5/.6 Wide, Gold	57.53	56.30	55.73	51.29

3M PROBE-IT CLIPS

Provide a safe, fast, and easy method of testing individual component leads and minimize accidental shorts. Phosphor bronze contact hooks are sheathed in the nylon body of the probe until exposure is needed. Solder to stranded hook-up wire.

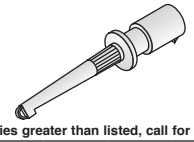

✻ Priced per pack of 6 clips

For quantities greater than listed, call for quote.

MOUSER STOCK NO.	3M Part No.	Description	Price Each			
			1	5	10	25
517-923830-WT-C	923830-WT-C	1.63", White	14.32	12.79	11.50	10.24
517-923835-RD-C	923835-RD-C	2.19", Red	12.97	12.47	11.83	10.81
517-923835-BK-C	923835-BK-C	2.19", Black	13.98	13.06	12.71	11.89
517-923835-GN-C	923835-GN-C	2.19", Green	13.76	13.20	12.54	11.46
517-923835-YL-C	923835-YL-C	2.19", Yellow	13.10	12.57	11.94	10.91
✻ 517-923850-C	923850-C	2.19", Asst.	39.07	36.60	35.14	33.48

3M PATCH CORDS

Provide extra reach and flexibility when connections are changed frequently or when off-board or test clips/breadboard connections are required. Wires are 26 AWG stranded with PVC insulation, color-coded by length. Pin and socket contacts have sleeve insulation and are stackable on .100 inch centers.



For quantities greater than listed, call for quote.

MOUSER STOCK NO.	3M Part No.	Description	Price Each			
			1	5	10	25
517-924964-C	924964-C	Large socket-socket	179.16	172.26	163.55	149.27

DIMENSIONS: in.

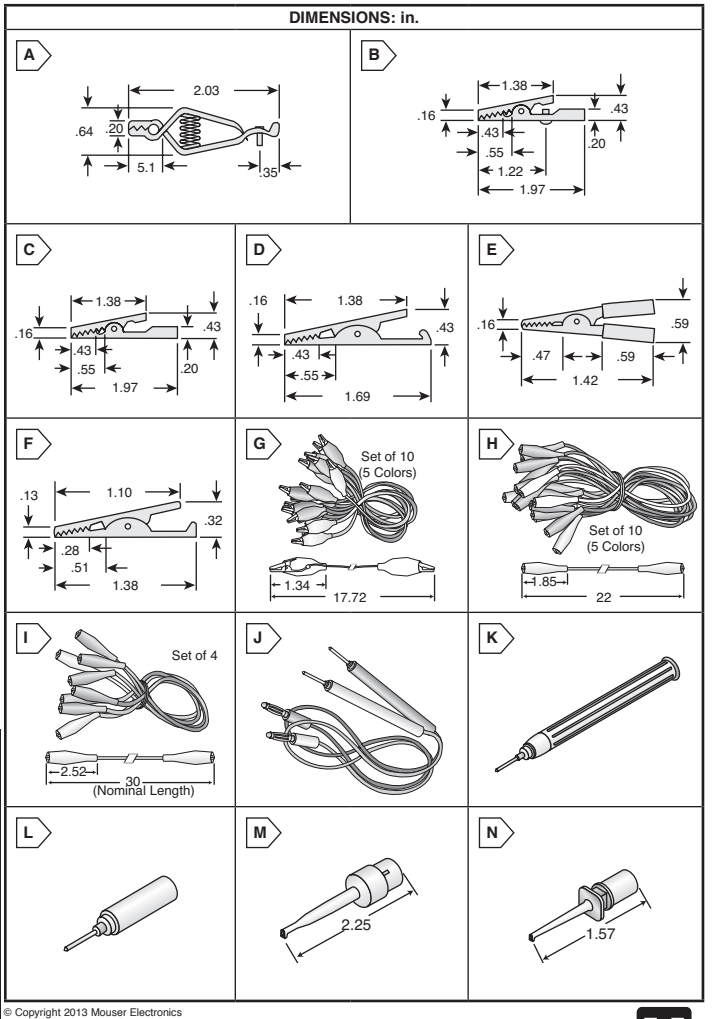

KOBICONN BATTERY CLIPS

For quantities greater than listed, call for quote.

MOUSER STOCK NO.	Fig.	Description	Price Each		
			1	100	500
13AC511	A	Clip with red insulated boot	3.54	2.73	2.48
13AC512	A	Clip with black insulated boot	3.54	2.73	2.48

KOBICONN ALLIGATOR CLIPS

For quantities greater than listed, call for quote.

MOUSER STOCK NO.	Fig.	Description	Price Each		
			1	100	500
13AC008	B	Clip/non-insulated screw terminal	.97	.756	.69
13AC009	C	Clip/non-insulated	.74	.567	.514
13AC140	D	Clip/non-insulated solder terminal	1.21	.931	.846
13AC141	-	Red boot for clips above	1.74	1.33	1.21
13AC142	-	Black boot for clips above	1.74	1.33	1.21
13AC120	E	Test clip (non-insulated) solder term	.81	.626	.562
13AC121	-	Red insulating boot for 13AC120	.32	.241	.225
13AC122	-	Black insulated boot for 13AC120	.32	.241	.225
13AC162	E	Clip/black insulated; Tabs, solder terminal	1.56	1.20	1.10
13AC130	F	Test clip (non-insulated) solder terminal	1.10	.856	.778
13AC132	-	Black insulated boot for 13AC130	.44	.342	.308

KOBICONN JUMPER TEST LEADS

For quantities greater than listed, call for quote.

MOUSER STOCK NO.	Fig.	Length (in.)	Description	Price Each	
				1	10
13AC010	G	18	Miniature test leads, set of 10, 5 colors	19.05	17.31
13AC012	H	22	Standard test leads, set of 10, 5 colors	20.63	17.19
132-0910	I	30	Heavy duty, set of 4: 2 red, 2 black	6.99	6.36

KOBICONN TEST LEADS

For quantities greater than listed, call for quote.

MOUSER STOCK NO.	Fig.	Length (in.)	Description	Price Each	
				1	10
13PN071-EX	J	40	Test prod to banana plug, set of 2	9.03	6.94

KOBICONN TIP PLUGS AND TEST PRODS

For quantities greater than listed, call for quote.

MOUSER STOCK NO.	Fig.	Description	Price Each		
			1	100	500
17PR121	K	Test prod, solder, red plastic handle	3.60	2.77	2.51
17PR122	K	Test prod, solder, black plastic handle	3.60	2.77	2.51
171-0111-EX	L	Pin plug, solder, red plastic handle	.85	.653	.589
171-0112-EX	L	Pin plug, solder, black plastic handle	.85	.653	.589

KOBICONN IC TEST CLIPS

Ideal for testing miniature and subminiature equipment, do-it-yourself test clips provide the ability to build your own leads. Subminiature test clips are useful for making rapid and reliable tests. Small size allows many test points at once, without clutter.

For quantities greater than listed, call for quote.

MOUSER STOCK NO.	Fig.	Color	Price Each	
			1	10
13IC301	M	Red	2.23	1.85
13IC302	M	Black	2.23	1.85
13IC307	N	Red	1.33	1.10
13IC308	N	Black	1.33	1.10
13IC309	N	Blue	1.33	1.10
13IC310	N	Green	1.33	1.10
13IC311	N	Yellow	1.33	1.10

© Copyright 2013 Mouser Electronics

© Copyright 2013 Mouser Electronics

IDI Spring Contact Probes and Receptacles

RoHS Compliant **This product is RoHS compliant.**

DIMENSIONS: in. (mm)

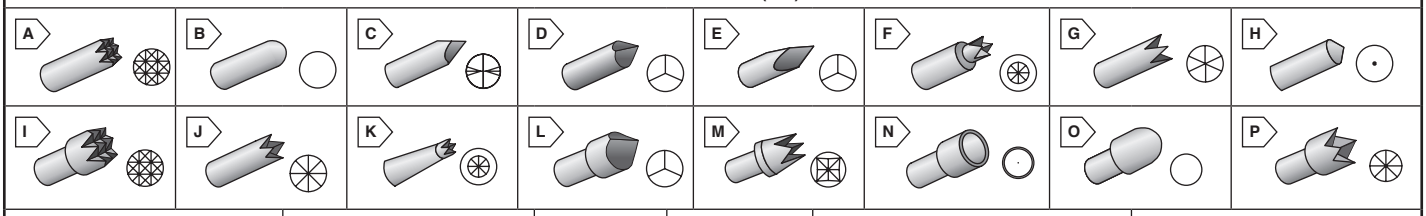

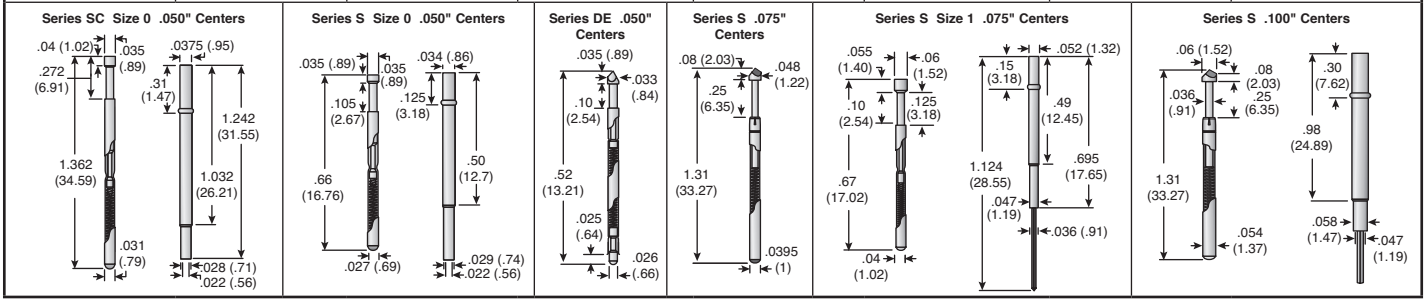

SERIES S-50C: SIZE 0, .050" CENTERS

Technical Summary:

- Recommended Minimum Centers: .050 (1.27)
- Current Rating: 3 amps continuous
- Spring Force: 3.2 or 5.4 oz. @ .170 (4.32) travel
- Contact Resistance: Less than 17mΩ
- Recommended Working Travel: .170 (4.32)
- Maximum Travel: .232 (5.89) for headed tips .250 (6.35) for headless tips

Materials:

- Contact Barrel: DuraGold
- Spring: Stainless steel or music wire, gold plated
- Plunger: Full-hard Beryllium copper or steel, gold plated over nickel or optional duralloy

RoHS Compliant

For quantities greater than listed, call for quote.

MOUSER STOCK NO. Mfr.	Mfr. Part No.	Fig.	Dia.	Description	Price Each 1	25	50
818	S-50C-HS-5.4-G-S	A	.024 (.61)	Headless Serrated	6.17	5.55	5.01
818	S-50C-J-5.6-DG	B	.024 (.61)	Headless Radius	6.17	5.56	5.01
818	S-50C-M-5.4-G-S	C	.024 (.61)	Headless Blade	6.17	5.55	5.01
818	S-50C-S-5.4-G-S	D	.024 (.61)	Headless 3 Sided Chisel	6.17	5.55	5.01
818	S-50C-SP-5.4-G-S	E	.024 (.61)	Headless 3 Sided Sharp Chisel	6.17	5.55	5.01
818	S-50C-UR-5.4-G-S	F	.016 (.41)	Headless Reduced 4 Pt Crown	6.17	5.55	5.01
818	S-50C-Z-5.4-G-S	G	.024 (.61)	Headless 3 Pt Crown	6.17	5.55	5.01

SERIES S: SIZE 0, .050" CENTERS

Technical Summary:

- Recommended Minimum Centers: .050 (1.27)
- Current Rating: 3 amps continuous
- Spring Force: 2.2 oz. (62g) @ .070 (1.78) travel
- Contact Resistance: Less than 35mΩ
- Recommended Working Travel: .070 (1.78)

Materials:

- Contact Barrel: Nickel/silver, gold plated
- Spring: Beryllium copper, gold plated
- Plunger: Beryllium copper, gold plated over nickel

RoHS Compliant

For quantities greater than listed, call for quote.

MOUSER STOCK NO. Mfr.	Mfr. Part No.	Fig.	Dia.	Description	Price Each 1	25	50
Spring Contact Probes							
818	S-0-B9-2.2-G	H	.021 (.53)	Headless Flat Spear	2.80	2.54	2.40
818	S-0-H-2.2-G	I	.035 (.89)	Headed Serrated	2.80	2.54	2.29
818	S-0-J-2.2-G	B	.021 (.53)	Headless Radius	2.80	2.54	2.29
818	S-0-U-2.2-G	J	.021 (.53)	Headless 4 Pt Crown	1.34	1.21	1.09
818	S-0-UT-2.2-G	K	.011 (.28)	Headless Reduced 4 Pt Crown	2.80	2.54	2.29
Receptacles							
818	R-0-CR	-	-	Receptacle, Crimp	.27	.247	.224
818	R-0-SC	-	-	Receptacle, Solder Cup	.76	.674	.621
818	R-0-WW-025	-	-	Receptacle, WW .025" SQ	1.24	1.12	1.02

SERIES DE: .050" CENTERS

Technical Summary:

- Recommended Minimum Centers: .050 (1.27)
- Current Rating: 3 amps continuous
- Spring Force: 2 oz. (57g) @ .050 (1.27) travel
- Contact Resistance: Less than 35mΩ
- Recommended Working Travel: .050 (1.27)

Materials:

- Contact Barrel: Nickel/silver, gold plated
- Spring: Music wire, gold plated
- Plunger: Beryllium copper, gold plated over nickel

RoHS Compliant

For quantities greater than listed, call for quote.

MOUSER STOCK NO. Mfr.	Mfr. Part No.	Fig.	Dia.	Description	Price Each 1	25	50
818	DE-50-T-45-2-G	L	.033 (.84)	Double Ended Probe	2.89	2.73	2.60

SERIES S: .075" CENTERS

Technical Summary:

- Recommended Minimum Centers: .075 (1.91)
- Current Rating: 3 amps continuous
- Spring Force: 5 oz. or 7 oz.
- Contact Resistance: Less than 13mΩ
- Recommended Working Travel: .170 (4.32)

Materials:

- Contact Barrel: Nickel/silver, gold plated
- Spring: Music wire, nickel plated
- Plunger: Beryllium copper, gold plated over nickel, or steel

For quantities greater than listed, call for quote.

MOUSER STOCK NO. Mfr.	Mfr. Part No.	Fig.	Dia.	Description	Price Each 1	25	50
818	S-075-B-5-G	-	-	Headless Spear	3.85	3.47	3.10
818	S-075-B-7-G	-	-	Headless Spear	3.85	3.47	3.10
818	S-075-J-5-G	B	.025 (.64)	Headless Radius	4.82	4.31	3.86
818	S-075-J-7-G	B	.025 (.64)	Headless Radius	4.82	4.31	3.87
818	S-075-M-5-G-S	C	.025 (.64)	Headless Blade	4.82	4.34	3.91
818	S-075-M-7-G-S	C	.025 (.64)	Headless Blade	4.82	4.34	3.91
818	S-075-SP-5-G-S	E	.025 (.64)	Headless Sharp Chisel (3 Sided)	4.54	4.10	3.68
818	S-075-SP-7-G-S	E	.025 (.64)	Headless Sharp Chisel (3 Sided)	4.54	4.10	3.68
818	S-075-UST-5-G-S	K	.018 (.50)	Headless Reduced 4 Pt Crown	4.82	4.34	3.91
818	S-075-UST-7-G-S	K	.018 (.50)	Headless Reduced 4 Pt Crown	4.82	4.34	3.91
818	S-075-VLT-5-G-S	M	.048 (1.22)	Headed Reduced 4 Pt Crown	4.54	4.10	3.68
818	S-075-VLT-7-G-S	M	.048 (1.22)	Headed Reduced 4 Pt Crown	4.54	4.10	3.68

SERIES S: SIZE 1, .075" CENTERS

Technical Summary:

- Recommended Minimum Centers: .075 (1.91)
- Current Rating: 3 amps continuous
- Spring Force: 2.0 oz. or 3.8 oz.
- Contact Resistance: Less than 25mΩ
- Recommended Working Travel: .070 (1.78)

Materials:

- Contact Barrel: Nickel/silver, gold plated
- Spring: Stainless steel, gold plated
- Plunger: Beryllium copper, gold plated over nickel

RoHS Compliant

For quantities greater than listed, call for quote.

MOUSER STOCK NO. Mfr.	Mfr. Part No.	Fig.	Dia.	Description	Price Each 1	25	50
Spring Contact Probes							
818	S-1-A-2-G	N	.06 (1.52)	Headed Cup 2.0 oz.	1.66	1.61	1.55
818	S-1-A-3.8-G	N	.06 (1.52)	Headed Cup 3.8 oz.	.94	.845	.76
818	S-1-D-2-G	O	.04 (1.02)	Headed Radius 2.0 oz.	2.50	2.25	2.02
818	S-1-B-3.8-G	E	.04 (1.02)	Headless Spear 3.8 oz.	1.66	1.49	1.34
818	S-1-H-2-G	I	.06 (1.52)	Headed Serrated 2.0 oz.	1.66	1.49	1.34
818	S-1-H-3.8-G	I	.06 (1.52)	Headed Serrated 3.8 oz.	1.10	.988	.89
818	S-1-J-2-G	B	.026 (.66)	Headless Radius 2.0 oz.	1.73	1.65	1.56
818	S-1-J-3.8-G	B	.026 (.66)	Headless Radius 3.8 oz.	1.66	1.49	1.34
818	S-1-U-2-G	J	.026 (.66)	Headless 4 PT Crown 2.0 oz.	1.66	1.49	1.34
818	S-1-U-3.8-G	J	.026 (.66)	Headless 4 PT Crown 3.8 oz.	1.66	1.49	1.34
Receptacles							
818	R-1-CR	- - -	- - -	Receptacle, Crimp	.31	.29	.251
818	R-1-SC	- - -	- - -	Receptacle, Solder Cup	.54	.487	.44
818	R-1-WW-429	- - -	- - -	Receptacle, WW .025" SQ	.55	.492	.449

SERIES S: .100" CENTERS

Technical Summary:

- Recommended Minimum Centers: .100 (2.54)
- Current Rating: 3 amps continuous
- Spring Force: 6.7oz. or 8.0 oz. (190g) @ .170 (4.32) travel
- Recommended Working Travel: .170 (4.32)

Materials:

- Contact Barrel: Nickel/silver, gold plated
- Spring: Stainless steel, gold plated, or music wire
- Plunger: Beryllium copper, gold plated over nickel

RoHS Compliant

For quantities greater than listed, call for quote.

MOUSER STOCK NO. Mfr.	Mfr. Part No.	Fig.	Dia.	Description	Price Each 1	25	50
Spring Contact Probes							
818	S-100-A-6.7-G	N	.06 (1.52)	Headed Cup 6.7 oz.	1.82	1.65	1.49
818	S-100-A-8-G	N	.06 (1.52)	Headed Cup 8 oz.	2.74	2.47	2.24
818	S-100-B-6.7-G	-	-	Headless Spear 6.7 oz.	1.21	1.09	.997
818	S-100-B-8-G	-	-	Headless Spear 8 oz.	1.82	1.65	1.49
818	S-100-H-6.7-G	I	.06 (1.52)	Headed Serrated 6.7 oz.	1.28	1.17	1.06
818	S-100-H-8-G	I	.06 (1.52)	Headed Serrated 8 oz.	1.94	1.74	1.58
818	S-100-J-6.7-G	B	.036 (.91)	Headless Radius 6.7 oz.	1.82	1.65	1.49
818	S-100-J-8-G	B	.036 (.91)	Headless Radius 8 oz.	2.74	2.47	2.24
818	S-100-M-6.7-G-S	C	.036 (.91)	Headless Blade 6.7 oz.	3.79	3.40	3.05
818	S-100-M-8-G-S	C	.036 (.91)	Headless Blade 8 oz.	3.78	3.39	3.02
818	S-100-SP-6.7-G-S	E	.036 (.91)	Headless Sharp Chisel 6.7 oz.	2.53	2.27	2.03
818	S-100-SP-8-G-S	E	.036 (.91)	Headless Sharp Chisel 8 oz.	3.79	3.40	3.05
818	S-100-U-6.7-G-S	J	.036 (.91)	Headless 4 PT Crown 6.7 oz.	3.79	3.40	3.05
818	S-100-U-8-G-S	J	.036 (.91)	Headless 4 PT Crown 8 oz.	3.79	3.40	3.05
818	S100-UST-6.7-G-S	K	.036 (.91)	Headless Reduced 4 PT Crown 6.7 oz.	3.79	3.40	3.05
818	S-100-UST-8-G-S	K	.036 (.91)	Headless Reduced 4 PT Crown 8 oz.	3.79	3.40	3.05
818	S100-VLT-6.7-G-S	M	.055 (1.40)	Headed Reduced 4 PT Crown 6.7 oz.	3.79	3.40	3.05
818	S-100-VLT-8-G-S	M	.055 (1.40)	Headed Reduced 4 PT Crown 8 oz.	3.79	3.40	3.05
818	S-100-W-6.7-G	P	.05 (1.27)	Headed 4 PT Crown 6.7 oz.	3.10	2.78	2.49
818	S-100-WO-8-G-S	P	.05 (1.27)	Headed 4 PT Crown 8 oz.	2.53	2.27	2.03
Receptacles							
818	R-100-SC	-	-	Receptacle, Solder Cup	.29	.268	.257
818	R-100-WW-429	-	-	Receptacle, WW .025" SQ	.39	.353	.321

© Copyright 2013 Mouser Electronics

© Copyright 2013 Mouser Electronics

IDI Spring Contact Probes and Receptacles

RoHS Compliant **This product is RoHS compliant.**

DIMENSIONS: in. (mm)

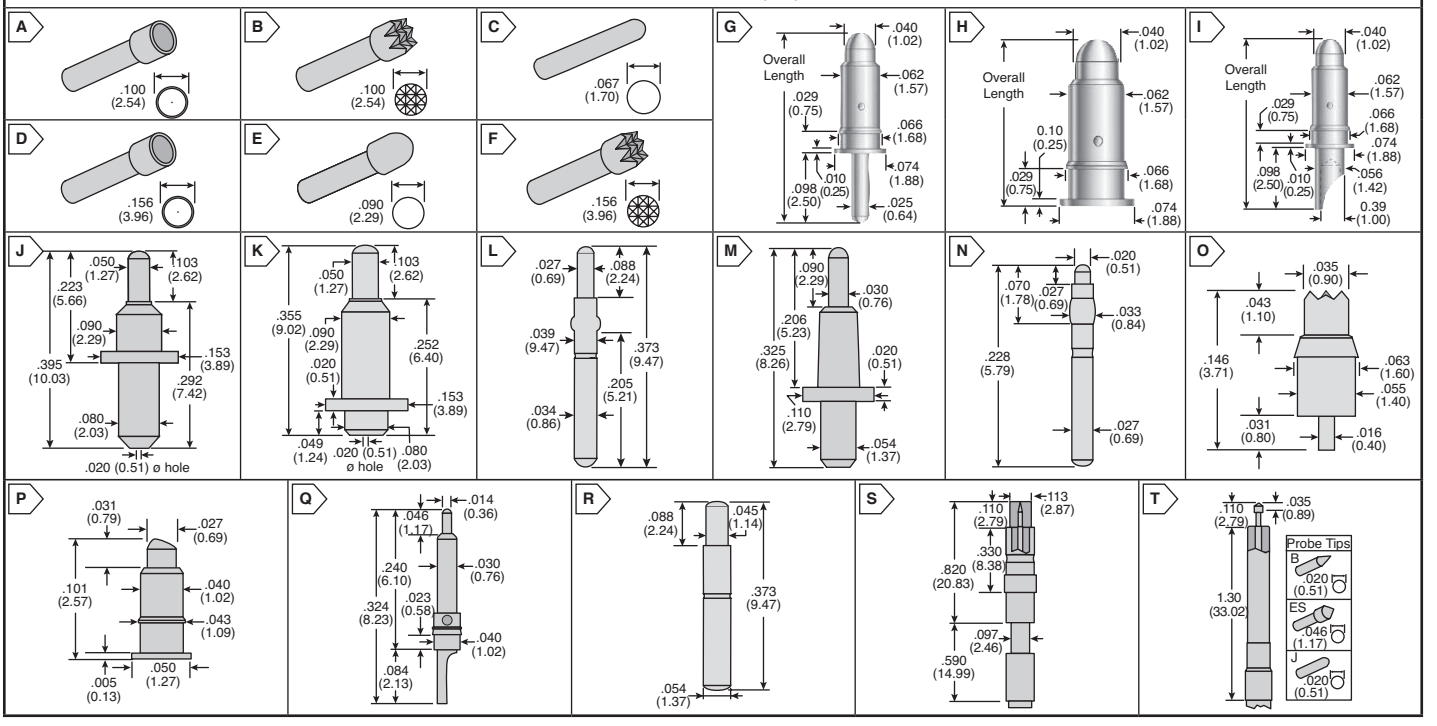

SERIES S SIZE 3 .125" TO 5.185" CENTERS

Materials:
- Contact Barrel: Nickel/Silver, Gold Plated
- Plunger: Beryllium Copper, Gold Plated over Nickel
- Spring: Stainless Steel, Gold Plated

For quantities greater than listed, call for quote.

MOUSER STOCK NO. Mfr.	Mfr. Part No.	Fig.	Description	Price Each 1	25	50
Spring Contact Probes						
818	S-3-A-4-G	A	Headed Cup	2.94	2.64	2.39
818	S-3-H-4-G	B	Headed Serrated	4.42	3.98	3.60
818	S-3-J-4-G	C	Headless Radius	2.94	2.64	2.39
818	S-4-A-5-G	D	.156" Headed Cup	5.37	4.85	4.35
818	S-4-D-5-G	E	.156" Headed Radius	5.37	4.85	4.35
818	S-4-H-5-G	F	.156" Headed Serrated	5.37	4.85	4.35
818	S-5-A-8-G	D	Headed Cup	5.68	5.14	4.68
818	S-5-H-8-G	F	Headed Serrated	3.89	3.50	3.11
Receptacles						
818	R-3-CR	-	Receptacle, Crimp	.70	.636	.569
818	R-3-SC	-	Receptacle, Solder Cup	.75	.674	.61
818	R-4-SC	-	.156" Receptacle, Solder Cup	.75	.674	.61
818	R-5-SC	-	Receptacle, Solder Cup	1.16	1.04	.931

C SERIES PROBES SIZE .100 CENTERS

Materials:
- Barrel: Brass, gold plated
- Spring: Stainless steel

Plunger:
- CG Series: Brass, gold plated
- CP Series: Brass, gold plated
- CS Series: Brass, Duralloy™ plated

Special Features:
- CG Series: Bias plunger design
- CP Series: Bias plunger design
- CS Series: Standard design

Recommendations:
- Mounting hole: .064/.065 (1.62/1.65)
- Pad size for Surface Mount: .085 (2.20)
- Wire Gauge for Solder Cup: 20 Gauge max.
- Drill size for Thru Hole Tail: .035 (0.89)

2.5-4 Series

For quantities greater than listed, call for quote.

MOUSER STOCK NO. Mfr.	Mfr. Part No.	Fig.	Overall Length	Price Each 1	25	50
Thru Hole						
818	CG-2.5-4-TH	G	.295 (7.50	1.77	1.59	1.41
818	CP-2.5-4-TH	G	.283 (7.20)	1.77	1.59	1.41
818	CS-2.5-4-TH	G	.283 (7.20)	1.48	1.33	1.18
Surface Mount						
818	CG-2.5-4-SM	H	.197 (5.00)	1.61	1.46	1.28
818	CP-2.5-4-SM	H	.185 (4.70)	1.61	1.46	1.28
818	CS-2.5-4-SM	H	.185 (4.70)	1.34	1.21	1.07
Solder Cup						
818	CG-2.5-4-SC	I	.295 (7.50)	2.17	1.96	1.73
818	CP-2.5-4-SC	I	.283 (7.20)	2.17	1.96	1.73
818	CS-2.5-4-SC	I	.283 (7.20)	1.87	1.69	1.50

2.5-6 Series

For quantities greater than listed, call for quote.

MOUSER STOCK NO. Mfr.	Mfr. Part No.	Fig.	Overall Length	Price Each 1	25	50
Thru Hole						
818	CG-2.5-6-TH	G	.433 (11.00)	1.77	1.59	1.41
818	CP-2.5-6-TH	G	.413 (10.50)	1.77	1.59	1.41
818	CS-2.5-6-TH	G	.413 (10.50)	1.48	1.33	1.18
Surface Mount						
818	CG-2.5-6-SM	H	.335 (8.50)	1.61	1.46	1.28
818	CP-2.5-6-SM	H	.315 (8.00)	1.61	1.46	1.28
818	CS-2.5-6-SM	H	.315 (8.00)	1.34	1.21	1.07
Solder Cup						
818	CG-2.5-6-SC	I	.433 (11.00)	2.17	1.96	1.73
818	CP-2.5-6-SC	I	.413 (10.50)	2.17	1.96	1.73
818	CS-2.5-6-SC	I	.413 (10.50)	1.87	1.69	1.50

BATTERY AND CONNECTOR CONTACTS

Materials:
- Contact Barrel: Nickel/Silver, Gold Plated
- Plunger: Full hard Beryllium Copper, Gold Plated over Nickel
- Spring: Stainless Steel, Gold Plated
- Ball: Stainless Steel, Gold Plated

NEW PRODUCT

For quantities greater than listed, call for quote.

MOUSER STOCK NO. Mfr.	Mfr. Part No.	Fig.	Description	Price Each 1	25	50
818	100410-005	J	Battery Contact	1.26	1.13	1.02
818	100891-002	K	Battery Contact	1.26	1.13	1.02
818	100803-11	L	Battery Contact Probe 50 mil	1.80	1.62	1.43
818	101050-003	M	Battery Contact Probe 125 mil.	.78	.738	.706
818	101294-000	N	Battery Contact Probe	1.50	1.34	1.23
818	101438-000	O	Battery Contact Probe	2.18	1.96	1.79
818	101582-000	P	Battery Contact Probe	2.97	2.66	2.41
818	101679-000	Q	Battery Contact Probe	1.93	1.72	1.57
Accessories						
818	305329-000-0602	-	Target Contact	.32	.289	.268

BATTERY CONTACT PROBES - 100 MIL

Materials:
- Contact Barrel: Nickel/Silver, Gold Plated
- Plunger: Beryllium Copper, Gold Plated over Nickel
- Spring: Stainless Steel, Gold Plated

For quantities greater than listed, call for quote.

MOUSER STOCK NO. Mfr.	Mfr. Part No.	Fig.	Description	Price Each 1	25	50
818	GSS-10-3.8-G	R	Headless Radius	1.61	1.41	1.28
818	GSS-19-3.8-G	R	Headless Serrated (Plunger - Fig. B)	1.87	1.68	1.51
818	GSS-3-3.8-G	M	Headed Radius (Flat Round Plunger)	1.61	1.44	1.29

SINGLE ENDED COAXIAL PROBES

Materials:
- Signal Conductor: 1.6oz. @ .070 (1,78) travel, for tips B, J & U; 2.0oz. @ .070 (1,78) travel, for tips A, ES & H
- Shielding Plunger: 4.3oz. @ .070 (1,78) travel

For quantities greater than listed, call for quote.

MOUSER STOCK NO. Mfr.	Mfr. Part No.	Fig.	Mounting Flange	Shielding Plunger	Cable Length	Price Each 1	25	50
818	100445-001-12A	S	Yes	Flat	12"	133.75	120.38	107.00
818	100445-023-12A	S	Yes	Serrated	12"	133.75	120.38	107.00

For quantities greater than listed, call for quote.

818	100526-030-12A	T	ES	12"	SMA	119.58	107.60	95.66
818	100526-025-6A	T	B	6"	SMA	55.89	50.29	44.70

© Copyright 2013 Mouser Electronics

Pomona ELECTRONICS SMA PLUG 50 OHM CABLE

For quantities greater than listed, call for quote.

MOUSER STOCK NO. Mfr.	Mfr. Part No.	Fig.	Description	Length (in.)	Price Each 1	25	50
RG174/U							
565—	4846-K-24	A	SMA male (plug) to SMA male (plug), 50Ω	24	50.83	48.79	45.21
565—	4846-K-48	A	SMA male (plug) to SMA male (plug), 50Ω	48	50.83	48.79	45.21
565—	4846-K-60	A	SMA male (plug) to SMA male (plug), 50Ω	60	50.83	48.79	45.21
RG316/U							
565—	4846-BB-24	A	SMA male (plug) to SMA male (plug), 50Ω	24	57.78	55.47	51.39
565—	4846-BB-48	A	SMA male (plug) to SMA male (plug), 50Ω	48	57.78	55.47	51.39
565—	4846-BB-60	A	SMA male (plug) to SMA male (plug), 50Ω	60	57.78	55.47	51.39
RG142B/U							
565—	4846X24	A	SMA male (plug) to SMA male (plug), 50Ω	24	74.90	71.90	66.63
565—	4846X48	A	SMA male (plug) to SMA male (plug), 50Ω	48	74.90	71.90	66.63
565—	4846-X-60	A	SMA male (plug) to SMA male (plug), 50Ω	60	74.90	71.90	66.63
565—	72926-C-40	A	IEC Insulated BNC Male 50Ω Cable	40	14.98	14.38	13.32
565—	5144-48-0	B	SMD Microtip Test Probe	48	15.52	14.40	13.67

Pomona ELECTRONICS BNC PLUG TO SMA PLUG 50OHM TEFLON INSULATED CABLE

For quantities greater than listed, call for quote.

MOUSER STOCK NO. Mfr.	Mfr. Part No.	Fig.	Description	Length (in.)	Price Each 1	25	50
RG316/U							
565—	4935-BB-24	C	BNC male (plug) to SMA male (plug), 50Ω	24	51.90	49.82	46.16
565—	4935-BB-48	C	BNC male (plug) to SMA male (plug), 50Ω	48	51.90	49.82	46.16
565—	4935-BB-60	C	BNC male (plug) to SMA male (plug), 50Ω	60	51.90	49.82	46.16

Pomona ELECTRONICS MOLDED BREAKOUTS

For quantities greater than listed, call for quote.

MOUSER STOCK NO. Mfr.	Mfr. Part No.	Fig.	Description	Length (in.)	Price Each 1	25	50
565—	4969	D	BNC female to 20AWG leads	5.9	8.45	7.56	7.18
565—	2630	E	BNC female to mini alligator clips	5.0	12.57	10.90	10.63
565—	2631	E	BNC female to minigator clips	5.9	12.57	11.50	11.18
565—	3788	F	BNC female to Minigrabber test clips	5.5	12.09	11.55	10.74
565—	3789	F	BNC male to Minigrabber test clips	5.5	14.09	13.55	13.09
565—	3221	G	BNC female to stacking pin tip plugs	5.5	15.25	13.71	13.01
565—	3073	H	BNC female to multi-stacking banana plugs	5.4	11.32	10.81	10.06
565—	4970	I	BNC male to 20AWG leads	5.9	11.24	10.73	9.99
565—	5187-C-36	J	Minigrabber test clips to BNC male RG58C/U	36.0	21.40	20.54	19.04

Pomona ELECTRONICS BNC TO BNC WITH MOLDED STRAIN RELIEF

For quantities greater than listed, call for quote.

MOUSER STOCK NO. Mfr.	Mfr. Part No.	Fig.	Description	Length (in.)	Price Each 1	25	50
RG58C/U							
565—	2249-C-12	K	BNC male to BNC male, 50Ω	12	17.39	16.69	15.46
565—	2249-C-24	K	BNC male to BNC male, 50Ω	24	17.39	16.69	15.46
565—	2249-C-36	K	BNC male to BNC male, 50Ω	36	17.39	16.69	15.46
565—	2249-C-48	K	BNC male to BNC male, 50Ω	48	21.67	20.80	19.27
565—	2249-C-60	K	BNC male to BNC male, 50Ω	60	21.67	20.80	19.27
565—	2249-C-72	K	BNC male to BNC male, 50Ω	72	21.67	20.80	19.27
565—	2249-C-120	K	BNC male to BNC male, 50Ω	120	25.68	24.65	22.84
565—	2249-C-144	K	BNC 500HM RG58C	144	28.36	27.22	25.22
565—	2249-C-180	K	BNC male to BNC male, 50Ω	180	31.57	30.30	28.08
565—	2249-C-240	K	BNC 500HM RG58C	240	36.92	35.44	32.84
565—	2249-C-300	K	BNC 500HM RG58C	300	42.80	41.09	38.07
565—	2249-C-360	K	BNC 500HM RG58C	360	48.15	46.22	42.83
565—	2249-C-600	K	BNC 500HM RG58C	600	63.13	60.60	56.15
RG223							
565—	2249-Y-12	K	BNC male to BNC male, 50Ω	12	26.75	25.68	23.80
565—	2249-Y-24	K	BNC male to BNC male, 50Ω	24	26.75	25.68	23.80
565—	2249-Y-36	K	BNC male to BNC male, 50Ω	36	28.36	27.22	25.22
565—	2249-Y-48	K	BNC male to BNC male, 50Ω	48	29.96	28.76	26.64
565—	2249-Y-60	K	BNC male to BNC male, 50Ω	60	32.64	31.33	29.03
565—	2249-Y-72	K	BNC male to BNC male, 50Ω	72	34.24	32.87	30.45
565—	2249-Y-180	K	BNC 500HM RG223	180	60.99	58.55	54.25
565—	2249-Y-240	K	BNC 500HM RG223	240	66.34	63.69	59.01
RG59B/U							
565—	2249-E-12	K	BNC male to BNC male, 75Ω	12	18.46	17.72	16.41
565—	2249-E-24	K	BNC male to BNC male, 75Ω	24	18.46	17.72	16.41
565—	2249-E-36	K	BNC male to BNC male, 75Ω	36	18.46	17.72	16.41
565—	2249-E-48	K	BNC male to BNC male, 75Ω	48	21.67	20.80	19.27
565—	2249-E-60	K	BNC male to BNC male, 75Ω	60	21.67	20.80	19.27
565—	2249-E-72	K	BNC male to BNC male, 75Ω	72	21.67	20.80	19.27
565—	2249-E-360	K	BNC 750HM RG59B	360	48.15	46.22	42.83
565—	2249-E-480	K	BNC 750HM RG59B	480	55.64	53.41	49.49
RG174/U							
565—	2249-K-6	K	BNC 750HM RG174	6	26.22	25.17	23.32
565—	2249-K-12	K	BNC male to BNC male, 50Ω	12	26.22	25.17	23.32
565—	2249-K-24	K	BNC male to BNC male, 50Ω	24	26.22	25.17	23.32
565—	2249-K-36	K	BNC male to BNC male, 50Ω	36	26.22	25.17	23.32
565—	2249-K-48	K	BNC male to BNC male, 50Ω	48	28.36	27.22	25.22
565—	2249-K-60	K	BNC male to BNC male, 50Ω	60	28.36	27.22	25.22
565—	2249-K-72	K	BNC male to BNC male, 50Ω	72	30.50	29.28	27.12
565—	2249-K-180	K	BNC 750HM RG174	180	38.52	36.98	34.26
565—	2249-K-480	K	BNC 750HM RG175	480	57.78	55.47	51.39

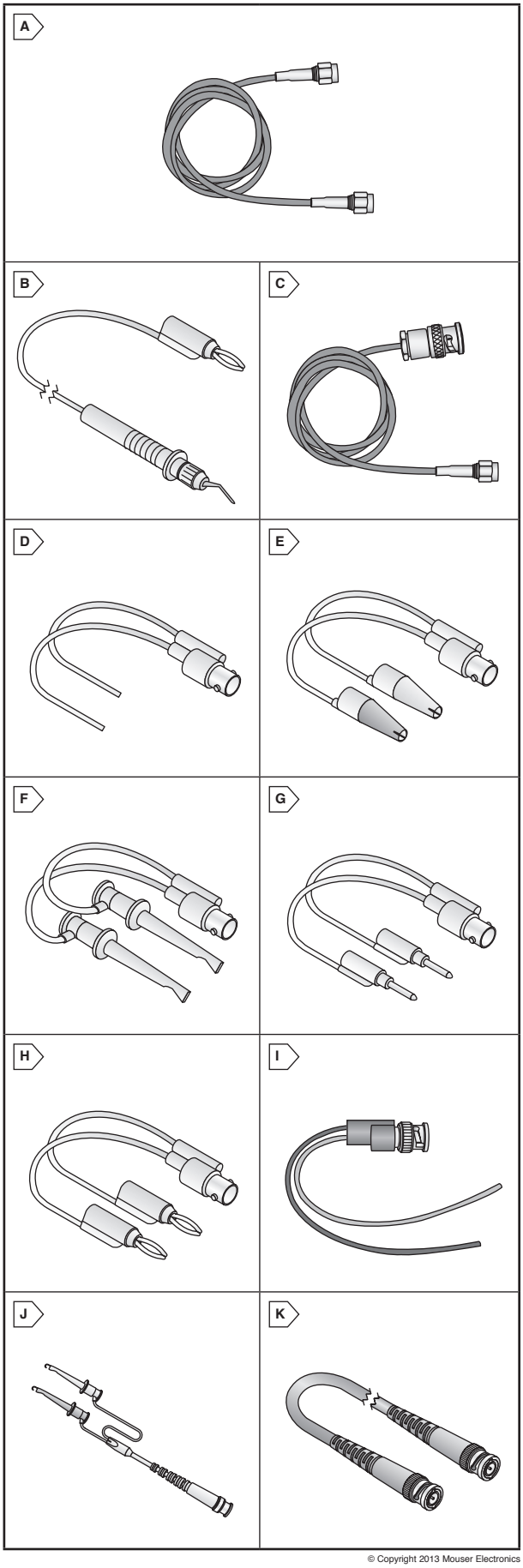

© Copyright 2013 Mouser Electronics

© Copyright 2013 Mouser Electronics

POMONA Test Clips and Accessories

Pomona ELECTRONICS

BANANA PLUGS AND JACKS

Replace blank with **0** for **Black**, **2** for **Red**

✻**LAP** = Lucel Acetal Polymer
P = Polycarbonate

For quantities greater than listed, call for quote.

MOUSER STOCK NO. Mfr.	Mfr. Part No.	Fig.	Description	Insulation ✻	Price Each 1	25	50
Plugs							
565—	1825-__	A	Solderless stackup banana plug	ABS	1.82	1.80	1.67
565—	1325-__	B	Do-it-yourself sldrless stackup banana plug	ABS	1.77	1.69	1.56
565—	5169-__	C	Insul. banana plug w/flexible boot 18-22AWG	PVC	2.89	2.77	2.57
565—	5170-__	C	Insul. banana plug w/flexible boot 14-16AWG	PVC	2.89	2.77	2.57
565—	MDP-__	D	Double banana with wire guide	ABS	2.97	2.86	2.64
565—	MDP-S-__	D	Double banana with shorting bar	ABS	5.08	4.88	4.52
565—	122505A	E	Retractable sheath banana plug Black	LAP	5.46	5.23	4.85
565—	122506A	E	Retractable sheath banana plug Red	LAP	5.46	5.23	4.85
565—	4513	F	Mini. banana plug with threaded stud .48"	-	2.46	2.26	2.10
565—	3276	F	Mini. banana plug with threaded stud .23"	-	1.64	1.56	1.46
565—	3268	G	Mini. rivet type banana plug .062" panel	-	1.43	1.37	1.27
565—	2035-__	H	Mini. double banana plug with shorting bar	ABS	6.85	6.58	6.09
Jacks							
565—	1581-__	I	Panel mount banana jack	P	1.69	1.62	1.50
565—	2854-__	I	Panel mount banana jack	P	2.64	2.54	2.35
565—	2269-0	J	Double panel mount banana jacks w/black mounting base	P	3.70	3.55	3.28
565—	4243-__	K	Binding post with double mounting base	P	7.40	7.12	6.59
565—	2142-__	I	Miniature banana jack, panel mount	P	1.68	1.62	1.50
565—	2143-__	J	Miniature banana jack in double mounting base, panel mount	P	4.60	4.41	4.09
565—	3542-__	I	Pin tip jack	P	3.32	3.18	2.94
565—	5168-__	L	Insulated banana jack with flexible boot 14-16 AWG	PVC	2.89	2.77	2.57
565—	3267	M	Uninsulated banana jack	-	1.28	1.19	1.05
565—	6728-__	N	4mm Safety ban. jack to ban. plug adapter	Nylon 6	4.17	4.01	3.71
565—	6720-__	O	4mm Safety ban. jack to 6/32 thread adapter	Nylon 6	4.17	4.01	3.71
565—	3452-__	P	Dual pin tip jack with shorting bar	P	6.31	6.07	5.62
565—	4995-__	Q	Spring loaded binding post	Nylon	24.08	23.11	21.41
565—	72911	R	Insulated BNC to 2 Male Banana	Polyamide	21.36	20.74	19.69
565—	72908	S	Insulated BNC to Stackable/Retractable 4mm Plugs	Nylon	18.19	17.17	16.31
565—	72912-__	T	Panel mount IEC1010 banana jack for sheathed plugs, threaded stud	-	3.48	3.34	3.09
565—	72913-__	T	Panel mount IEC1010 banana jacks for sheathed plugs, solder tab	-	3.00	2.87	2.66

BINDING POSTS

For quantities greater than listed, call for quote.

MOUSER STOCK NO. Mfr.	Mfr. Part No.	Fig.	Description	Price Each 1	25	50
565—	6883	U	Dual binding posts	2.33	2.27	2.16
565—	6884	V	Dual binding posts, raised base	2.55	2.55	2.55

TEST LEADS

Replace blank with **0** for **Black**, **2** for **Red**

• Current rating: 5A

For quantities greater than listed, call for quote.

MOUSER STOCK NO. Mfr.	Mfr. Part No.	Fig.	Description	Length (In.)	Price Each 1	25	50
Plugs							
565—	AL-B-12-__	W	Alligator clip patch cord	12	5.89	5.65	5.23
565—	AL-B-24-__	W	Alligator clip patch cord	24	6.27	6.00	5.56
565—	AL-B-36-__	W	Alligator clip patch cord	36	6.31	6.07	5.62
565—	AL-B-48-__	W	Alligator clip patch cord	48	7.28	6.98	6.46
565—	AL-B-60-__	W	Alligator clip patch cord	60	7.28	6.98	6.46
565—	B4-__	X	Stacking standard banana plug each end	4	5.03	4.83	4.47
565—	B8-__	X	Stacking standard banana plug each end	8	5.14	4.92	4.56
565—	B12-__	X	Stacking standard banana plug each end	12	5.14	4.92	4.56
565—	B18-__	X	Stacking standard banana plug each end	18	5.24	5.04	4.67
565—	B24-__	X	Stacking standard banana plug each end	24	5.46	5.23	4.85
565—	B36-__	X	Stacking standard banana plug each end	36	5.25	5.04	4.85
565—	B48-__	X	Stacking standard banana plug each end	48	5.67	5.44	5.04
565—	B72-__	X	Stacking standard banana plug each end	72	5.89	5.65	5.23
565—	1440-24-__	X	Cross stacking banana plug patch cord	24	8.23	7.90	7.31
565—	1440-36-__	X	Cross stacking banana plug patch cord	36	8.13	7.80	7.22
565—	1440-48-__	X	Cross stacking banana plug patch cord	48	8.13	7.80	7.22
565—	1440-60-__	X	Cross stacking banana plug patch cord	60	9.63	9.24	8.56
565—	4613-12-__	Y	Micrograbber test clip patch cord	12	7.81	7.49	6.94
565—	4613-24-__	Y	Micrograbber test clip patch cord	24	8.03	7.70	7.14
565—	4613-36-__	Y	Micrograbber test clip patch cord	36	8.13	7.80	7.22
565—	3781-8-__	Y	Minigrabber test clip each end	8	4.92	4.72	4.37
565—	3781-12-__	Y	Minigrabber test clip each end	12	5.03	4.83	4.47
565—	3781-24-__	Y	Minigrabber test clip each end	24	5.03	4.83	4.47
565—	3781-36-__	Y	Minigrabber test clip each end	36	5.14	4.92	4.56
565—	3781-48-__	Y	Minigrabber test clip each end	48	5.46	5.23	4.85
565—	5301-12-__	Z	SMD Grabber test clip patch cord	12	9.84	9.45	8.75
565—	5301-24-__	Z	SMD Grabber test clip patch cord	24	10.05	9.63	8.93
565—	4911A-12-__	AA	Retractable sheath banana plug patch cord	12	12.70	12.20	11.30
565—	4911A-24-__	AA	Retractable sheath banana plug patch cord	24	12.97	12.45	11.53
565—	4911A-36-__	AA	Retractable sheath banana plug patch cord	36	13.50	12.97	12.02
565—	4911A-48-__	AA	Retractable sheath banana plug patch cord	48	13.38	12.84	11.90
565—	4911A-60-__	AA	Retractable sheath banana plug patch cord	60	13.64	13.10	12.13
Test Clips							
565—	3782-12-__	BB	Minigrabber test clip to stacking banana plug	12	6.63	6.37	5.90
565—	3782-24-__	BB	Minigrabber test clip to stacking banana plug	24	6.74	6.46	5.99
565—	3782-36-__	BB	Minigrabber test clip to stacking banana plug	36	6.74	6.46	5.99
565—	3782-48-__	BB	Minigrabber test clip to stacking banana plug	48	6.85	6.58	6.09
565—	1166-24-__	CC	Multi-stacking banana plug to alligator clip	24	5.99	5.75	5.32
565—	1166-36-__	CC	Multi-stacking banana plug to alligator clip	36	5.99	5.75	5.32
565—	1166-48-__	CC	Multi-stacking banana plug to alligator clip	48	6.53	6.26	5.80
565—	1368-A-18	DD	Multi-stacking double to single banana plugs	18	31.57	30.30	28.08
565—	1368-A-24	DD	Multi-stacking double to single banana plugs	24	31.57	30.30	28.08
565—	1368-A-30	DD	Multi-stacking double to single banana plugs	30	31.57	30.30	28.08
565—	1368-A-36	DD	Multi-stacking double to single banana plugs	36	31.57	30.30	28.08
565—	1368-A-48	DD	Multi-stacking double to single banana plugs	48	31.57	30.30	28.08
565—	1368-A-60	DD	Multi-stacking double to single banana plugs	60	31.57	30.30	28.08

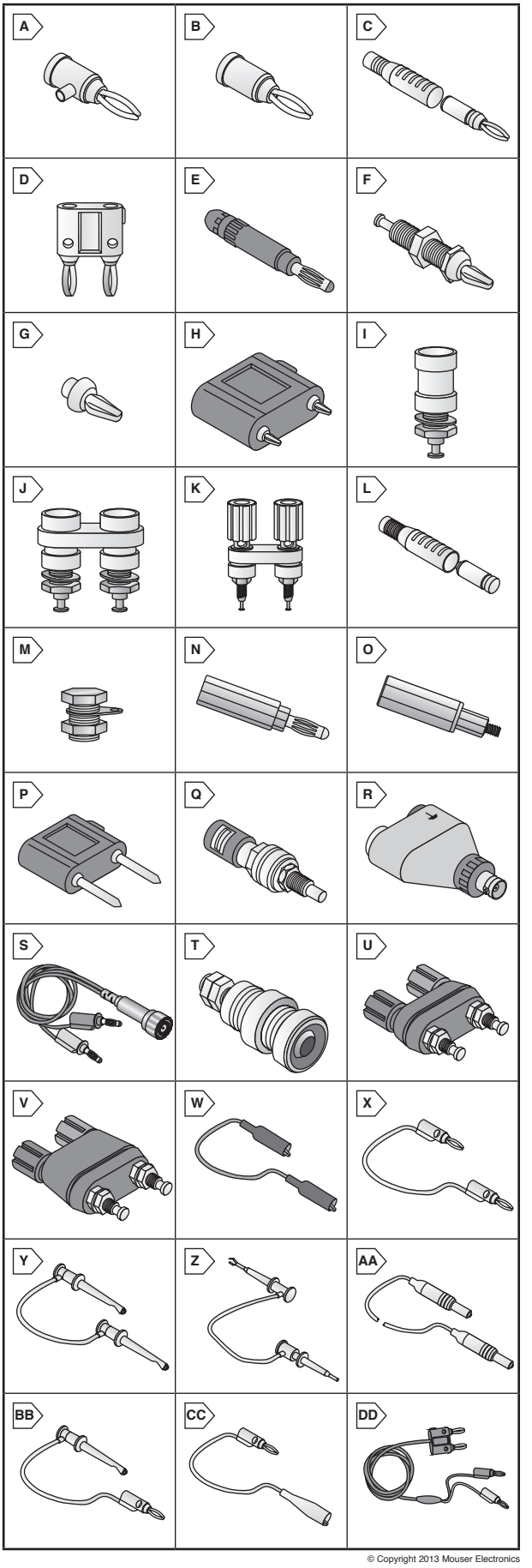

© Copyright 2013 Mouser Electronics

© Copyright 2013 Mouser Electronics

POMONA Test Clips and Enclosures

TEST LEAD HOLDERS AND PATCH CORDS KITS

For quantities greater than listed, call for quote.

MOUSER STOCK NO. Mfr.	Mfr. Part No.	Fig.	Description	Max. Cable Dia. (in.)	Price Each 1	25	50
565	1508	A	Test lead holder, orange	0.210	13.91	13.35	12.37
565	2708	A	Test lead holder, blue	0.450	13.91	13.29	12.37
565	4408	A	Test lead holder, black	0.320	11.50	11.04	10.23
565	5523	B	Patch cord Kit: 10pcs, 1 ea. Standard color.	-	43.92	41.73	39.63

GRABBERS AND TEST CLIPS

Replace blank with **0** for **Black**, **2** for **Red**

For quantities greater than listed, call for quote.

MOUSER STOCK NO. Mfr.	Mfr. Part No.	Fig.	Description	Max. Cable Dia. (in.)	Price Each 1	25	50
565	3925-__	C	Do-it-yourself Minigrabber test clip .09Ga	0.09	1.92	1.83	1.69
565	4555-__	C	Do-it-yourself Minigrabber test clip .144Ga	0.14	2.33	2.23	2.07
565	4233-__	D	Do-it-yourself Micrograbber test clip	0.10	2.41	2.30	2.12
565	5243-__	E	Do-it-yourself SMD Grabber test clip	0.05	2.59	2.48	2.30
565	4723-__	F	Minigrabber test clip with banana Jack	0.15	6.10	5.85	5.42

TEST CLIPS

Replace blank with **0** for **Black**, **2** for **Red**

For quantities greater than listed, call for quote.

MOUSER STOCK NO. Mfr.	Mfr. Part No.	Fig.	Description	Max. Cable Dia. (in.)	Price Each 1	25	50
565	5788-__	G	Miniature alligator to 2mm banana jack	0.24	2.41	2.31	2.14
565	6041B	G	XL pair (red/black) alligator clip to 4mm banana jack	0.80	13.11	11.52	10.95
565	2240-__	H	Alligator test clip to banana jack, with insulator	0.30	.88	.803	.749

MICRO SMD GRABBER TEST CLIPS

Replace blank with **0** for **Black**, **2** for **Red**

For quantities greater than listed, call for quote.

MOUSER STOCK NO. Mfr.	Mfr. Part No.	Fig.	Description	Max. Cable Dia. (in.)	Price Each 1	25	50
565	6490-__	I	Micro SMD Grabber Test Clip for 0.05 to 0.02in.	-	32.64	31.33	29.03
565	4771-36-__	J	Order to attach SMD Grabber Test Clip to DMM.	-	7.81	7.49	6.94

TELECOM PRODUCTS (BANTAM PLUGS)

For quantities greater than listed, call for quote.

MOUSER STOCK NO. Mfr.	Mfr. Part No.	Fig.	Description	Length (in.)	Price Each 1	25	50
565	4279-12	K	Bantam plug patch cable	12	34.72	33.33	30.88
565	4279-24	K	Bantam plug patch cable	24	34.72	33.33	30.88
565	4279-36	K	Bantam plug patch cable	36	34.73	34.73	34.73
565	4279-48	K	Bantam plug patch cable	48	36.94	36.94	36.94
565	4279-60	K	Bantam plug patch cable	60	36.94	36.94	36.94
565	5026-36	L	Bantam plug to 2 alligator clips patch cable	36	39.59	38.01	35.21
565	5026-60	L	Bantam plug to 2 alligator clips patch cable	60	41.20	39.55	36.64
565	4281-60	M	Bantam plug to double banana plug, balanced line	60	53.50	51.36	47.59

BOXES AND ENCLOSURES

Miniature Size Die Cast Aluminum Boxes (1.5"x1.13"x.88")

For quantities greater than listed, call for quote.

MOUSER STOCK NO. Mfr.	Mfr. Part No.	Fig.	Description	Price Each 1	25	50
565	3752	N	Blue Bake Enamel Finish BNC (FML) to BNC(Male)	32.17	29.74	29.10
565	3753	N	Blue Bake Enamel Finish	8.97	8.42	8.17
565	3754	N	Unfinished	6.38	6.08	5.78
565	4742	-	Replacement Cover	4.45	4.26	4.02
565	4864	-	Cover Screws, 100/Package	20.17	19.25	18.19

'A' Size Die Cast Aluminum Boxes (2.25"x1.13"x.88")

For quantities greater than listed, call for quote.

565-2400	O	Unfinished	7.99	7.61	7.22
565-2397	O	Blue Bake Enamel Finish	9.62	9.06	8.78
565-2390	O	Blue Bake Enamel Finish BNC (FML) to BNC(FML)	29.96	27.68	27.09
565-2391	O	Blue Bake Enamel Finish BNC (Male) to BNC(FML)	32.59	30.72	29.74
565-4245	-	Replacement Cover	4.45	4.26	4.02
565-3728	-	Flange Mounting Cover	11.20	9.79	9.51
565-4864	-	Cover Screws, 100/Package	20.17	19.25	18.19

'B' Size Die Cast Aluminum Boxes (2.25"x1.38"x1.13")

For quantities greater than listed, call for quote.

565-2417	O	Blue Bake Enamel Finish	9.85	9.42	8.76
565-2428	O	Unfinished	8.62	7.99	7.81
565-3230	O	Blue Bake Enamel Finish BNC (FML) to BNC(FML)	29.96	28.76	26.64
565-4246	-	Replacement Cover	3.99	3.80	3.62
565-3719	-	Flange Mounting Cover	5.92	5.64	5.36
565-4864	-	Cover Screws, 100/Package	20.17	19.25	18.19

'C' Size Die Cast Aluminum Boxes With Cover (4.25"x2.64"x1.71")

565-2901	P	Blue Bake Enamel Finish	23.74	22.37	21.67
565-2906	P	Unfinished	18.91	17.44	16.54
565-2902	P	Blue Bake Enamel Finish BNC (FML) to BNC(FML)	47.08	44.97	41.86
565-4248	-	Replacement Cover	7.05	6.71	6.38
565-2352	-	Connector Screws with Solder Turret for all Boxes	67.59	65.51	63.42

'D' Size Die Cast Aluminum Boxes With Cover (3.00"x2.63"x1.65")

565-3606	O	Shielded Box, Unfinished with Cover	16.46	15.52	15.00

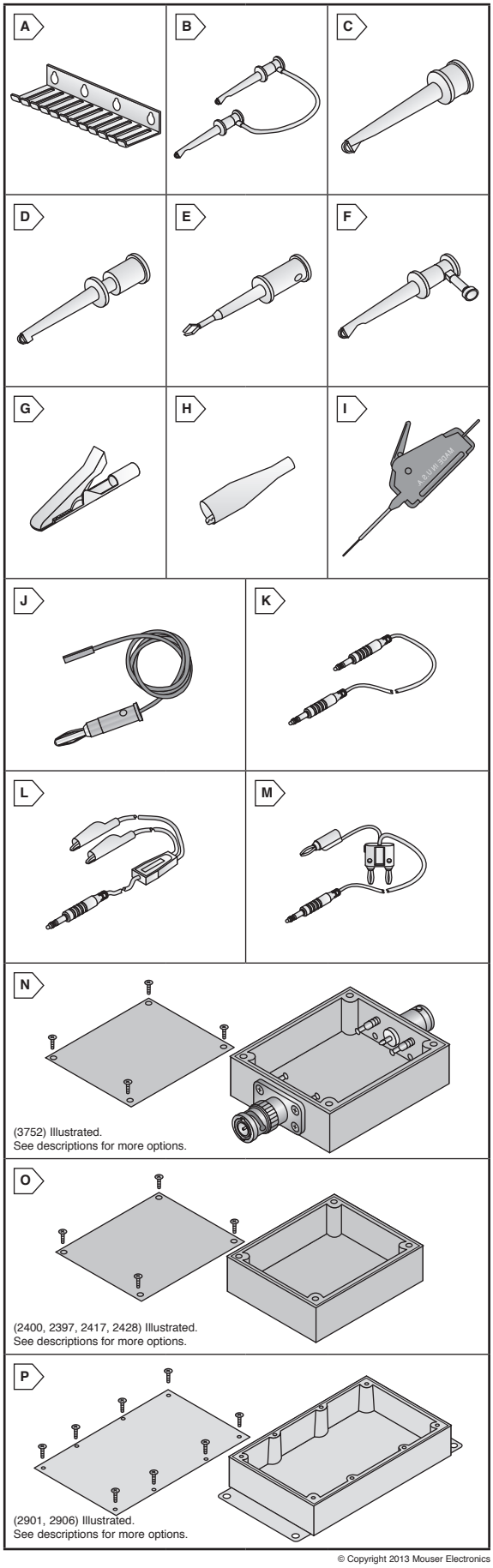

© Copyright 2013 Mouser Electronics

© Copyright 2013 Mouser Electronics

POMONA Test Lead Kits and Probe Sets

TEST PROBE KIT

MOUSER STOCK NO.		Description	Price Each
Mfr.	Mfr. Part No.		
565—6235		SMD Microtip Test Probe Set	29.43
565—5292-48		BNC Shielded Test Probe Kit	48.71
565—72928		SMD Multi-Use Test Kit	142.18
565—72935		SMD High Density Circuit Test Kit	208.67
565—72902		Micro SMD Grabber Test Clips Kit	214.95
565—CK73041		Calibration Kit	764.30

DELUXE MULTI -USE DMM MAXI-KIT

Kit Includes:
- Silicone 4' leads with right angle plug
- Modular probe set with standard tips
- Full set of 5 replaceable tips
- Retractable tip test probe set
- Test lead coupler set
- Medium alligator clip set
- Large alligator clip set
- Bare spade lugs
- IC probe tip adapter
- Minigrabber® test clip leads
- Minipincer® test clip leads
- Nylon storage pouch

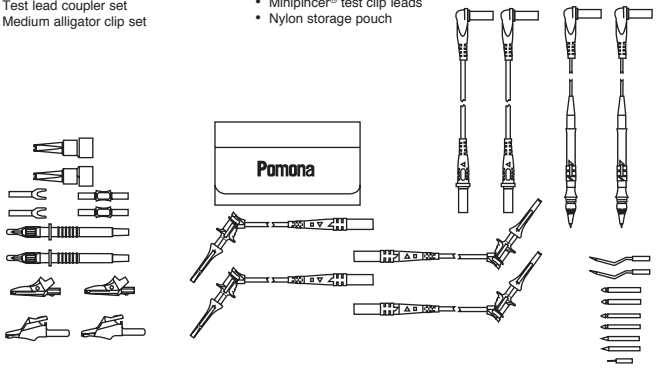

For quantities greater than listed, call for quote.

MOUSER STOCK NO.		Description	Price Each	
Mfr.	Mfr. Part No.		1	5
565—5677B		Deluxe Multi-Use DMM Maxi-Kit	134.82	134.82

ELECTRICAL DMM TEST LEAD KIT

Kit Includes:
- Silicone 4' leads with right angle plug
- Modular probe set with standard tips
- Extended probe tip adapters
- Medium alligator clip set
- Large alligator clip set
- Insulated spade lugs
- Nylon storage pouch

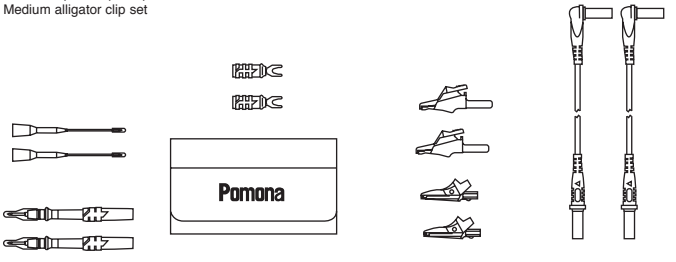

For quantities greater than listed, call for quote.

MOUSER STOCK NO.		Description	Price Each	
Mfr.	Mfr. Part No.		1	5
565—5673B		Electrical DMM Test Lead Kit	64.20	64.20

PRECISION ELECTRONIC PROBE SET

Specifications:
- Compact design for tight test situations
- Probe set includes 5 spring-loaded tips for constant contact
- Silicone insulated leads resist abrasion and heat
- Comfort-grip textured surface

Features:
- Replaceable 0.04" (1.52mm) pogo-pin tips
- Small outline for tight test situations
- Replaceable pogo-pin tips
- Fits all meters including Fluke, HP (Agilent), Keithley, Wavetek (Meterman), and others



For quantities greater than listed, call for quote.

MOUSER STOCK NO.		Description	Price Each	
Mfr.	Mfr. Part No.		1	5
565—6341		Precision Electronic Probe Set	41.20	41.20
565—6342		Probe Set with Sharp Point Gold	23.27	23.27
565—6275		Probe Set with Sharp Stainless Steel	20.87	20.87
565—6354		Replacement Probe Tips	20.27	19.30

DMM TEST LEAD SET

Specifications:
- CAT III
- 1,000V
- Silicone insulated 4 ft. leads
- Comfort-grip textured surface
- Durable 0.08" tips for long life

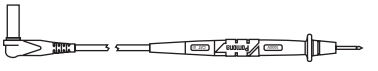

Features:
- Monolithic probes with fixed tips
- Comfort grip probe
- Fits most DMMs from Fluke, HP (Agilent), Wavetek (Meterman), Amprobe, Greenlee and others

For quantities greater than listed, call for quote.

MOUSER STOCK NO.		Description	Price Each	
Mfr.	Mfr. Part No.		1	5
565—5519A		DMM Test Lead Set	15.78	15.78
565—5898		Stainless Steel Heavy Duty Tip	16.05	16.05

KELVIN LEAD SET WITH KELVIN CLIPS

Features:
- Gold plated Kelvin clip jaws allow 4-wire resistive measurements
- Silicone insulated 3.3' (1m) test lead
- safety sheathed straight DMM plugs for convenient bench use
- Clips firmly grip test points for low-loss connection

Rating:
For CE compliance: not intended for hand held use at voltages above 33 Vrms/ 70 VDC

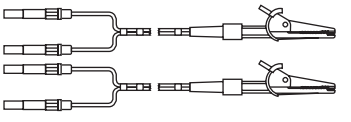

For quantities greater than listed, call for quote.

MOUSER STOCK NO.		Description	Price Each	
Mfr.	Mfr. Part No.		1	5
565—6730		Kelvin Lead Set with Kelvin Clips	141.24	141.24

REPLACEMENT PASSIVE OSCILLOSCOPE PROBES

Pomona's oscilloscope probes are designed, rated and specified to match the bandwidth of your instrument. This gives you a full voltage read-out through the entire rated bandwidth of the probe. These monolithic passive voltage probes feature high performance for greater test flexibility. Complete accessory kit included. Finally, a probe that gives you the full range you're paying for.



For quantities greater than listed, call for quote.

MOUSER STOCK NO.		Attenuation	Bandwidth MHz	Risetime ns	Input Resistance MΩ	Capacitance pF	Compensation Range pF	Max Input Voltage	Price Each	
Mfr.	Mfr. Part No.								1	5
565—6266		X1/X10	20/60	17.5/5.83	1/10	65/11	NA/10~60	300	48.58	48.58
565—4550B		X1/X10	15/100	23.33/3.5	1/10	64/10.5	NA/10~60	300	68.48	68.48
565—5806A		X1/X10	20/200	17.5/1.75	1/10	77/11.5	NA/10~60	300	75.97	75.97
565—5827A		X100	200	1.75	10	5.5	15~50	300	124.42	124.42
565—6069A		X10	250	1.4	10	10	10~30	300	72.02	72.02

© Copyright 2013 Mouser Electronics
© Copyright 2013 Mouser Electronics

SILVERTRONIC Test Clips

SILVERTRONIC

TEST CLIPS

For quantities greater than listed, call for quote.

MOUSER STOCK NO. Mfr.	Mfr. Part No.	Fig.	Description	Price Each 1	25	50
835	501789	A	Multi-Colored 10 Leads	4.28	4.07	3.86
835	502012/B	B	Heavy Duty, 500A	18.19	17.28	16.41
835	502012/R	B	Heavy Duty, 500A	18.19	17.28	16.41
835	502013/B	B	Kelvin Clamp, 500A	24.61	23.38	22.21
835	502013/R	B	Kelvin Clamp, 500A	24.61	23.38	22.21
835	502003/B	C	Solid Copper, 500A	18.19	17.28	16.41
835	502003/R	C	Solid Copper, 500A	18.19	17.28	16.41
835	501790	D	Heavy Duty Steel, 50A	2.14	2.05	1.95
835	501790C	D	HD Clip Copper, 100A	5.97	5.67	5.39
835	400020/B	E	Insulator 501790, Black	.98	.931	.888
835	400020/R	E	Insulator 501790, Red	.98	.931	.888
835	502002	F	HD Clip Steel, 25A	.77	.728	.696
835	501997	G	Auto Clip Steel, 40A	.96	.888	.824
835	501997C	G	Solid Copper, 75A	2.48	2.36	2.24
835	400023/B	H	Insulator 501790, Black	.72	.685	.642
835	400023/R	H	Insulator 501790, Red	.72	.685	.642
835	501996	I	GP Clip Steel, 20A	.56	.524	.503
835	501996C	I	GP Clip Copper, 40A	.98	.931	.888
835	501793	J	Clip Steel, 5A	.17	.161	.15
835	501795	K	Clip with Barrel, 5A	.18	.171	.161
835	501793C	J	Solid Copper, 5A	.28	.268	.246
835	502007	L	6-32 Barrel, 5A	.41	.385	.364
835	400016/B	M	Insulator 501795, Black	.17	.161	.15
835	400016/R	M	Insulator 501795, Red	.17	.161	.15
835	400015/B	N	Insulator 501793, Black	.14	.128	.118
835	400015/R	N	Insulator 501793, Red	.14	.128	.118
835	502008	O	Clip Steel, 5A	.32	.31	.289
835	502008C	O	Solid Copper, 5A	.46	.439	.417
835	400025/B	P	Insulator 502008, Black	.17	.161	.15
835	400025/R	P	Insulator 502008, Red	.17	.161	.15
835	502009/B	Q	Plier Clip Steel, 15A	.58	.546	.524
835	502009/R	Q	Plier Clip Steel, 15A	.58	.546	.524
835	501849	R	Large Clip Steel	2.57	2.44	2.32
835	501849C	R	Large Clip Solid Copper	9.10	8.65	8.21
835	400012B	S	Insulator 501849, Black	.46	.439	.417
835	400012R	S	Insulator 501849, Red	.46	.439	.417
835	501994	T	Clip Steel, 5A	.34	.321	.31
835	501994C	T	Solid Copper, 10A	.62	.589	.556
835	501774	U	Small Clip Steel, 50A	.49	.471	.449
835	501774Z	U	Zinc Plated, 50A	.54	.514	.492
835	501774C	U	Small Clip Solid Copper, 75A	1.62	1.53	1.46
835	400010B	V	Insulator 501774, Black	.17	.161	.15
835	400010R	V	Insulator 501774, Red	.17	.161	.15
835	400018/B	W	Insulator 501994, Black	.18	.171	.161
835	400018/R	W	Insulator 501994, Red	.18	.171	.161
835	501797	X	Clip Steel, 10A	.50	.482	.449
835	501797C	X	Solid Copper, 20A	.74	.706	.663
835	400019/B	Y	Insulator 501797, Black	.43	.407	.385
835	400019/R	Y	Insulator 501797, Red	.43	.407	.385
835	501958	Z	Ground Clamp Steel, 50A	8.56	8.13	7.73
835	501784	AA	With Barrel, 10A	.21	.203	.193
835	501784C	AA	Copper with Barrel, 10A	.64	.61	.578
835	502000C/B	BB	Solid Copper, 10A	.79	.749	.717
835	502000C/R	BB	Solid Copper, 10A	.79	.749	.717
835	501784CS	CC	Solid Copper, 10A	.59	.556	.535
835	502000/B	BB	Clip Steel, 10A	.50	.482	.449
835	502000/R	BB	Clip Steel, 10A	.50	.482	.449
835	501784S	CC	Clip Steel, 10A	.31	.30	.278
835	501785	DD	8-32 Barrel, 10A	.47	.449	.428
835	501784U	EE	With U-Shape Tail, 10A	.27	.257	.246
835	501784X	FF	SS with Barrel, 10A	.63	.599	.567
835	400017/B	GG	Insulator 501784-5, Black	.18	.171	.161
835	400017/R	GG	Insulator 501784-5, Red	.18	.171	.161
835	501993/B	HH	Clip Steel, 10A	.78	.738	.706
835	501993/R	HH	Clip Steel, 10A	.78	.738	.706
835	502005	II	Clip Steel, 5A	.35	.332	.321
835	502005C	II	Solid Copper, 10A	.50	.482	.449
835	400024/B	JJ	Insulator 502005, Black	.21	.203	.193
835	400024/R	JJ	Insulator 502005, Red	.21	.203	.193
835	502001	KK	Kelvin Clip Gold, 10A	7.92	7.52	7.15
835	501995	LL	Zinc Plate, 5A	.43	.407	.385
835	501995C	LL	Solid Copper, 10A	.94	.899	.845
835	400021/B	MM	Insulator 501995, Black	.31	.30	.278
835	400021/R	MM	Insulator 501995, Red	.31	.30	.278
835	400013/B	NN	Insulator 501791, Black	.50	.482	.449
835	400013/R	NN	Insulator 501791, Red	.50	.482	.449
835	501791-L	OO	Bed of Nails Spike	4.28	4.07	3.86
835	501791	PP	Bed of Nails Spike	4.28	4.07	3.86



© Copyright 2013 Mouser Electronics

© Copyright 2013 Mouser Electronics

JACKNACK TELECOMMUNICATIONS CABLE PREPERATION TOOL

- Cable Jack Stripper
- Cable Filler Sheer
- Jacknack Clamp
- Wire Placement Tool

MOUSER STOCK NO.	Fig.	Description	Price Each
571-2119000-1	A	Cable Preparation Tool for Unshielded Twisted Pair Cable (Cat. 3-6)	34.24

TOOLS FOR PCB CONNECTORS AND PIN AND SOCKET CONNECTORS

Pro Crimper III Hand Tool

- Field repair/prototyping
- Ratchet control
- Brush/bellmouth control
- Precision crimp height control

571-908711	B	.093" Pin and Socket cont. 20-14 AWG	286.17
571-908701	B	.062" Pin and Socket cont. 30-24 AWG	286.17
571-585141	B	Miniature rectangular connectors	286.17
571-905741	B	Commercial Mate-N-Lok® 24-18 AWG	396.21
571-905481	B	Universal Mate-N-Lok® 24-18 AWG	287.12
571-905461	B	Universal Mate-N-Lok® 20-14 AWG	279.74
571-584951	B	"Series 1" CPC size 16 contacts	227.45
571-584482	B	"Series 2" CPC size 20 contacts	286.17
571-3549401	B	Pro-Crimper III frame	96.04
571-584231	B	Die set for solderless terminals	68.55

TOOLS FOR MTA SERIES

Pistol Grip Hand Tool

MOUSER STOCK NO.	Fig.	Description	Price Each
571-580741	C	Pistol Grip Hand Tool for MTA Series	134.94

Interchangeable Head for Pistol Grip Hand Tool

571-58246-1	D	MTA .100 Series	169.70
571-582471	D	MTA .156 Series	181.84

"T" Handle Maintenance Tool

571-598031	E	For MTA .100 Series	39.85
571-598041	E	For MTA .156 Series	39.85

CONTACT INSERTION/EXTRACTION TOOLS

MOUSER STOCK NO.	Fig.	Description	Price Each
571-910672	F	Insertion/extraction, size 20, 22 contacts	7.55
571-3188311	G	Extraction, .062 Pin and Socket	239.39
571-1804030-1	G	Extraction, Universal Mate-N-Lok®	60.92
571-4558301	H	Insertion, Universal Mate-N-Lok® and MR	37.17
571-4656441	I	Extraction, Commercial Mate-N-Lok®	28.84
571-305183	J	Extraction, size 16 CPC contacts	13.12
571-912851	K	Insertion/extraction, size 20, 22 contacts	22.31
571-910193	L	Extraction, type XII series 3 CPC contacts	239.69
571-911241	M	Extraction, type XII series 4 CPC contacts	55.92

TOOLS FOR MODULAR PLUGS

"Category 5" High Performance Crimp Tool

- For use with modular plugs
- Cuts, strips, and terminates cable
- All plug sizes, except 10-position are accommodated using interchangeable die sets

MOUSER STOCK NO.	Fig.	Description	Price Each
571-32316520	N	8-position modular crimp tool with die	154.48

Professional Hand Tools with Die Sets

- For use with modular plugs
- Cuts, strips, and terminates cable
- All plug sizes, except 10-position are accommodated using interchangeable die sets

571-22316521	N	8-position line	166.17
571-22316523	N	4-position handset	156.49
571-2-231652-6	N	6-position offset-latch	171.57
571-22316527	N	6-position long body	171.57
571-22316528	N	4, 6-position line	177.57

Die Set Only for Professional Hand Tool

571-8534001	-	8-position line	63.32
571-8534003	-	4-position handset	63.32
571-853400-6	-	6-position offset-latch	63.32
571-8534007	-	6-position long body	63.32
571-853400-8	-	4, 6-position line	63.32

Professional Hand Tool Kits

571-12316661	-	4-position handset, 4, 6, and 8-position die sets, set of replacement strip blades and small screwdriver	354.75
571-2316625	-	(1) set of strip blades	5.42

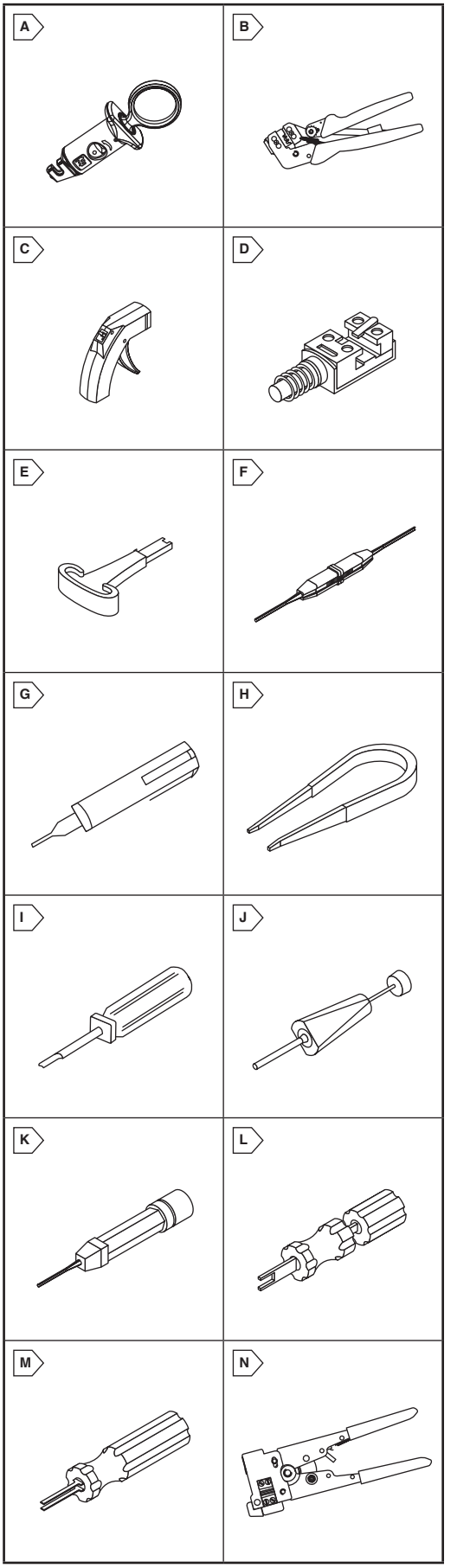

© Copyright 2013 Mouser Electronics

© Copyright 2013 Mouser Electronics

TOOL MATRIX

Crimping Tool	Insertion Tool	Extraction Tool	Use With Connector Series
63811-0200 63811-0300	- - -	57072-6000	1.25mm Crimp Terminal
63811-4800	- - -	- - -	1.27mm Micro-D
11-01-0185 63811-3300 63811-1000	11-02-0001	11-03-0002	.062" Pin and Socket
63811-6800	- - -	11-01-0168	.084" Pin and Socket
63811-1000 63811-3200	11-02-0003	11-03-0006	.093" Pin and Socket
11-01-0204	- - -	- - -	2mm Milli-Grid™ Crimp Terminal
63811-8700 11-01-0209	11-02-0022	11-03-0036	2.54mm SL™
11-01-0206	- - -	11-03-0037	Disk Drive
11-01-0185	63812-0000	11-03-0022	KK-100
11-01-0185 63811-7500 11-01-0203	- - -	11-03-0016	KK-156
63811-2800	- - -	11-03-0043	Micro-Fit 3.0™
6381-5000 11-01-0197 11-01-0198	- - -	11-03-0044	Mini-Fit™ Jr.
63811-1500 63811-1600	- - -	63813-0400	Mini-Fit™ Sr.
63811-4400	- - -	63813-1500	MX150L™
63811-7200	- - -	63813-0500	Sabre™ 7.5mm (Female)
63811-0600	- - -	63813-0800	Sabre™ 7.5mm (Male)

INSERTION AND EXTRACTION TOOLS

MOUSER STOCK NO.	Fig.	Description	Price Each
538-11-02-0001	A	.062" Pin and Socket Insertion Tool	23.65
538-11-03-0002	B	.062" Pin and Socket Extraction Tool	16.18
538-11-01-0168	C	.084" Pin and Socket Extraction Tool	28.89
538-11-02-0003	A	.093" Pin and Socket Insertion Tool	23.84
538-11-03-0006	B	.093" Pin and Socket Extraction Tool	21.60
538-11-02-0022	D	2.54mm SL™ Insertion Tool	16.37
538-11-03-0036	B	2.54mm SL™ Extraction Tool	16.37
538-11-03-0037	B	Disk Drive Extraction Tool	36.72
538-63812-0000	B	KK-100 Insertion Tool	44.49
538-11-03-0022	E	KK-100 Extraction Tool	13.16
538-11-03-0016	F	KK-156 Extraction Tool	16.37
538-11-03-0043	G	Micro-Fit 3.0™ Extraction Tool	17.33
538-11-03-0044	G	Mini-Fit™ Jr. Extraction Tool	17.66
538-63813-0400	H	Mini-Fit™ Sr. Extraction Tool	74.15
538-63813-1500	I	MX150L™ Extraction Tool	23.84
538-63813-2700	F	Sabre™ 7.5mm (Female) Extraction Tool	51.91
538-63813-0800	J	Sabre™ 7.5mm (Male) Extraction Tool	107.86

TOOLS FOR PCB AND PIN AND SOCKET CONNECTORS

MOUSER STOCK NO.	Fig.	Description	Price Each
538-63819-0300	K	1.25mm Crimp Terminal 32-26 AWG	253.60
538-63811-4800	K	1.27mm Micro-D 28-26 AWG	347.22
538-63819-0800	K	.062" Pin and Socket 30-22 AWG	317.00
538-63819-1300	L	.062" Pin and Socket 24-18 AWG	287.83
538-63811-1000	M	.062" and .093" Pin and Socket 24-14 AWG	36.11
538-63811-6800	N	.084" Pin and Socket 20-14 AWG	239.50
538-63819-1200	L	.093" Pin and Socket 22-14 AWG	317.00
538-63819-0100	K	2mm Crimp Terminal	317.00
538-63819-0500	K	2mm Crimp Terminal	309.68
538-63819-0100	K	2mm Milli-Grid™ Crimp Terminal 30-24 AWG	317.00
538-63811-5200	K	2.50 Spox Crimp Terminal	253.60
538-63811-8700	K	2.54mm SL™ 24-22 AWG	317.00
538-638118800	K	2.54mm SL™ 30-24 AWG	317.00
538-63811-7000	K	Disk Drive 22-14 AWG	264.83
538-63811-7500	K	KK-156 24-18 AWG	253.60
538-63811-6600	K	KK-156 30-18 AWG	264.31
538-63819-0000	K	Micro-Fit 3.0™ 30-20 AWG	317.00
538-63811-2875	-	Crimp Tool Locator for 538-63811-2800	37.52
538-63819-0900	K	Mini-Fit™ Jr. 24-18 AWG	253.03
538-63819-1000	K	Mini-Fit™ Jr. 28-22 AWG	253.60
538-63811-1500	O	Mini-Fit™ Sr. 8 AWG	428.00
538-63811-1600	O	Mini-Fit™ Sr. 12-10 AWG	392.90
538-63811-4400	O	MX150L™ 22-14 AWG	338.13
538-63811-7200	N	Sabre™ 7.5mm (Female) 18-14 AWG	317.00

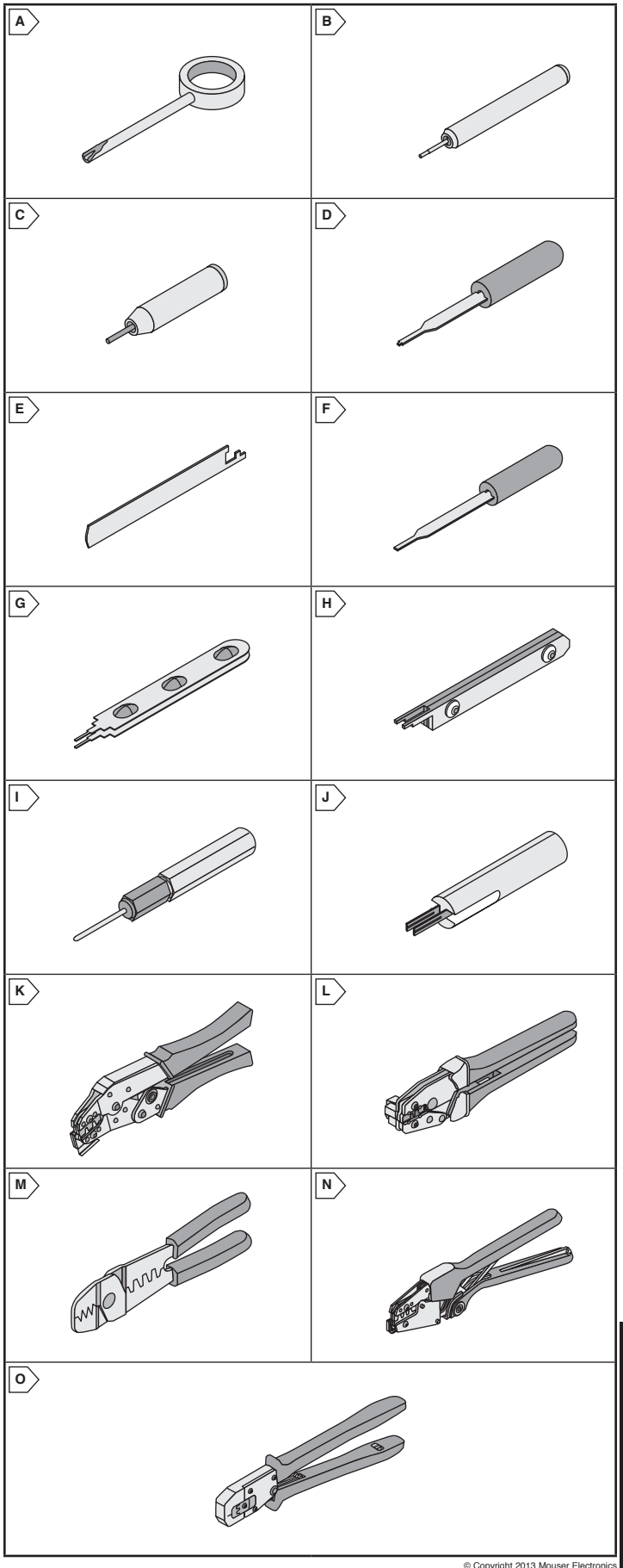

© Copyright 2013 Mouser Electronics

© Copyright 2013 Mouser Electronics

ESD Safe Cutters and Tweezers

Erem "N" SERIES DIAGONAL CUTTERS

- Swiss made
- High grade tool steel
- ESD safe
- Low fatigue operation
- Guaranteed for over 1 million openings

For quantities greater than listed, call for quote.

MOUSER STOCK NO. Mfr.	Mfr. Part No.	Fig.	Size	Cut	Price Each
578	512N	A	4 1/2"	Small oval head, Semi-Flush	59.92
578	522N	A	4 1/2"	Medium oval head, Full-Flush	59.92
578	612N	A	4 1/4"	Small oval head, Semi-Flush	56.71
578	622N	A	4 1/4"	Small oval head, Full-Flush	56.71
578	622NA	A	4 1/4"	Tapered head, Full-Flush	55.64
578	622NB	A	4 1/4"	Tapered relieved head, Full-Flush	55.64
578	632N	A	4 1/4"	Small head, Super Full-Flush	57.78

ESD SAFE CUTTERS

- Cutting edges are induction hardened at a hardness of Approx. 64°HRC.
- Two component non-slip soft grip handle

For quantities greater than listed, call for quote.

MOUSER STOCK NO. Mfr.	Mfr. Part No.	Fig.	Description	Length	Price Each 1	Price Each 5
596	32703	B	Side cutters, Small Tapered Head, Form 1-Semi Flush	115mm	56.07	56.07
596	32705	B	Side cutters, Small Tapered Head, Form 2 Flush	115mm	59.13	59.13
596	32702	B	Side Cutters Small Tapered Head with Hollow Ground Back, Form 3- Semi Flush	115mm	57.50	57.50
596	32704	B	Side cutters, Small Tapered Head with Hollow Ground Back, Form 4-Flush	115mm	57.50	57.50
596	32710	B	Side Cutters, Wide Tapered Head, Form 3-Full Flush	115mm	61.67	61.67
596	32712	C	Side cutters, Slim Oval Head, Form 1-Flush	115mm	56.07	56.07
596	32714	C	Side cutters, Slim Oval Head, Form 2-Full Flush	115mm	63.04	63.04
596	32718	C	Side cutters, Wide Oval Head Carbide Cutting Edges, Form 2-Bevel	110mm	128.27	128.27
596	32720	C	Side cutters, Wide Oval Head, Form 3-Flush	115mm	55.40	55.40
596	32728	D	Oblique Front Cutters, Very Small Head, 40°, Form 4-Flush	110mm	61.67	61.67
596	32732	E	End Cutters, Extra Slim, Form 1-Flush	110mm	67.09	67.09
596	32734	F	End Cutters, Wide Head, Form 2-Flush	115mm	67.65	67.65

ESD SAFE TWEEZERS

- ESD Safe
- Anti Static Conductive
- Hypo Allergenic Coated
- Textured Gripping Surface
- Anti Magnetic
- Acid Resistant
- Made from Vommaloy

For quantities greater than listed, call for quote.

MOUSER STOCK NO. Mfr.	Mfr. Part No.	Fig.	Description	Length	Price Each 1	Price Each 5
596	44501	G	Universal Fine Point	130mm	19.28	19.28
596	44503	H	Long Narrow Body Low Force	135mm	26.81	26.81
596	44505	I	Flat Round Tip Smooth Sides ESD safe	120mm	26.45	26.45
596	44506	G	Fine Round Points for Assembly	120mm	26.81	26.81
596	44508	J	Very Fine Points/Tapered to Tip ESD Safe	110mm	27.48	27.48
596	44509	J	Extra Fine Points/Tapered To Tip ESD Safe	110mm	24.97	24.97
596	49379	J	Extra Fine Points/Tapered To Tip	110mm	29.87	29.87
596	44510	K	Curved Extra Fine Rounded Tips	120mm	31.31	31.31
596	44518	L	Narrow Rounded Tip Serrated, Guide Pin	150mm	25.17	25.17
596	44523	G	Long Rounded to 1.0mm Wide Serrated	125mm	25.62	25.62
596	44525	M	Curved Extra Fine, 3mm Long Straight Tip	120mm	37.47	37.47
596	44529	N	MicroTip Bent 30° 1mm Wide	120mm	33.19	33.19
596	44531	G	General Purpose Fine Point	120mm	24.97	24.97
596	44532	G	Heavy Duty Strong Tapered to Strong Point	120mm	34.97	34.97

Erem TWEEZERS

- Material: "non-magnetic", anti-acid alloy
- Temperature resistance: 300°C

For quantities greater than listed, call for quote.

MOUSER STOCK NO. Mfr.	Mfr. Part No.	Fig.	Description	Length	Price Each 1	Price Each 5
578	2SA	O	4.5" medium point	-	21.94	21.94
578	EROP2ASA	P	4.5" round point	-	3.75	3.75
578	3SA	G	4.75" popular fine point for microelectronics	-	26.54	26.54
578	EROP3SA	G	4.5" popular fine point for microelectronics	-	3.75	3.75
578	EROP3CSA	G	4.25" popular fine point for microelectronics	-	3.75	3.75
578	5SA	G	4.5" superfine point, special shaping	-	31.46	31.46
578	EROP5SA	G	4.5" superfine point, special shaping	-	3.75	3.75
578	7SA	K	4.75" curved point easy access-confined areas	-	28.68	28.68
578	EROP7SA	K	4.75" curved point easy access-confined areas	-	3.75	3.75
578	AASA	G	5.0" straight point, hardened tips	-	11.24	11.24
578	EROPAASA	G	4.75" strong but fine point	-	3.75	3.75
578	OOSA	G	4.75" flat inside edges, general purpose	-	20.76	20.76
578	EROPOOSA	G	4.75" flat inside edges, general purpose	-	3.75	3.75

Erem CUTTING TWEEZERS

For quantities greater than listed, call for quote.

MOUSER STOCK NO. Mfr.	Mfr. Part No.	Fig.	Description	Length	Price Each 1	Price Each 5
578	15AGW	Q	4.5" oblique head, long life, soft wire cutting	-	31.03	31.03
578	15AGS	Q	4.25" oblique fine head, long life, soft wire cutting	-	33.81	33.81

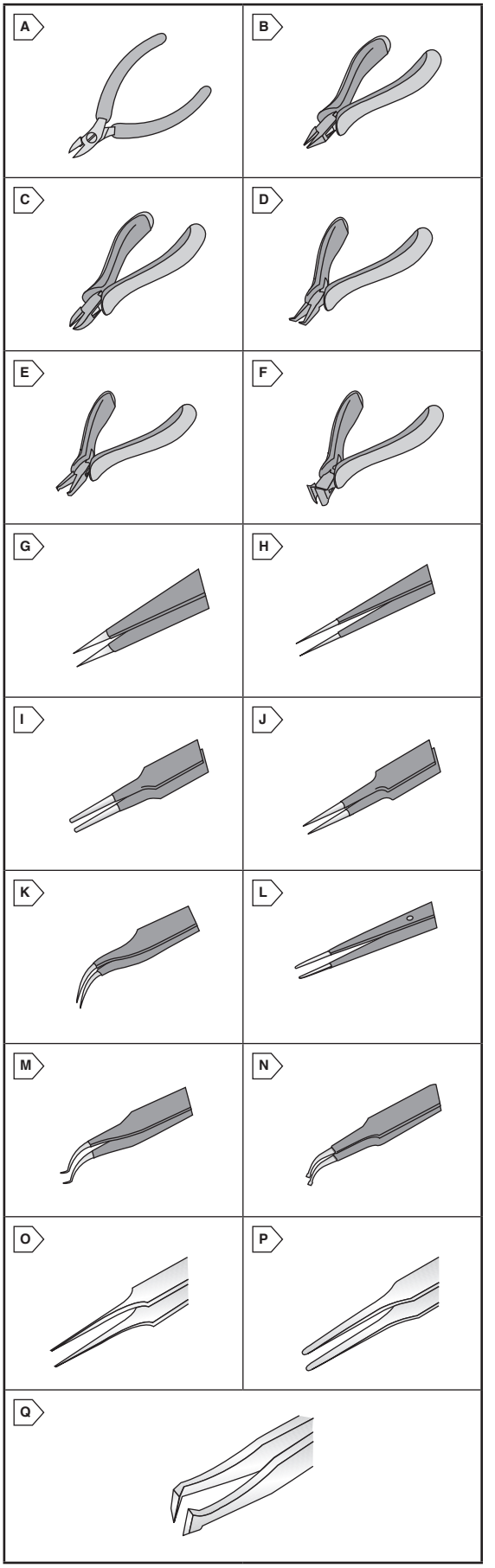

© Copyright 2013 Mouser Electronics

© Copyright 2013 Mouser Electronics

OK INTERNATIONAL Solder Systems

RoHS Compliant **This product is RoHS compliant.**



HCT-900 SYSTEM CONVECTION REWORK

The HCT-900 can be used for the removal and replacement of electronic components, including lead-free, from 0201 up to 304-Pin QFP. It is also effective at reworking pin-hole devices such as sockets and connectors. And, using it with solder braid and flux is a fast and efficient way to remove solder shorts and splashes. It can also be used in plastic applications such as applying shrink wrap to components or the formation of plastic rivets.

HCT Hand Held Convection Tools

The HCT-900 Hand Held Convection Tool offers a low cost, versatile rework solution for a wide variety of production and rework application challenges. It has a compact, robust design comprising of analog controls for both airflow and heat. A closed loop feedback circuit controls the temperature allowing the desired temperature to be achieved and maintained regardless of changes in the volume of airflow.

For quantities greater than listed, call for quote.

MOUSER STOCK NO. / Mfr.	Mfr. Part No.	Fig.	Description	Price Each 1	5	10
745	HCT-900-11	A	100/120 VAC, AC Input 115 VAC	703.26	668.10	634.69

HCT Nozzles

The HCT-900 is supplied with a standard single jet H-D50 (0.2", 5.0 mm) nozzle.
In addition two rework nozzle kits, predefined for specific applications, are available.

For quantities greater than listed, call for quote.

MOUSER STOCK NO. / Mfr.	Mfr. Part No.	Fig.	Chain Type	Size	Price Each 1	5	10
745	H-D25	B	---	2.5 Dia.	23.28	22.71	22.71
745	H-P20	B	PLCC-20	11.9 x 11.9	116.15	110.62	110.62
745	H-S16	B	SOIC 14, 16	6.8 x 10.2	93.44	91.40	87.91
745	H-SL16	B	SOL 14, 16	10.6 x 10.8	91.70	87.33	87.33
745	H-BQ38	B	BQFP-196	37.7 x 37.7	116.15	110.62	110.62
745	H-SL28	B	SOL 28	10.6 x 18.4	91.70	87.33	87.33
745	H-SOJ40	B	SOJ 40	13.5 x 25.4	91.70	87.33	87.33
745	H-TS48	B	TSOP 48	21.0 x 13.3	91.70	87.33	87.33

HCT Nozzle Kits

For quantities greater than listed, call for quote.

MOUSER STOCK NO. / Mfr.	Mfr. Part No.	Description	Price Each 1	5	10
745	NZKT-1	Nozzle Kit for Chip Resistors, SOIC and TSOP Packages	322.11	306.00	303.13
745	NZKT-2	Kit for PLCC, QFP and BQFP pkgs	419.89	402.64	392.86

MX-5000 SERIES REWORK AND SOLDER SYSTEMS

The MX-5000 Soldering , Desoldering and Rework Systems is the next generation of the trusted Metal Soldering Systems that enable increased productivity and process control for a wide range of applications. Building on the renowned strength of its popular MX-500 predecessor, the MX-5000 Series increased output power, adds process feedback, and improves application flexibility with new hand-pieces.

For quantities greater than listed, call for quote.

MOUSER STOCK NO. / Mfr.	Mfr. Part No.	Fig.	Description	Price Each 1	5
745	MX-5010	C	Advanced Hand-Piece Workstand and ACCF	705.43	705.43
745	MX-5041	D	MX-PTZ Hand-Piece Workstand and ACC	1096.13	1096.13
745	MX-5050	E	MX-DS010 Hand-Piece Workstand and ACC	938.76	938.76
745	MX-5051	F	MX-DS-1 ADV Hand-Piece Workstand and ACC	1139.55	1128.69
745	MX-PS5000	G	PS, Switched Two-portout 100-240 VAC	504.65	504.65

© Copyright 2013 Mouser Electronics

MX-5000 SERIES REWORK AND SOLDER SYSTEMS (CONT.)

For quantities greater than listed, call for quote.

MOUSER STOCK NO. / Mfr.	Mfr. Part No.	Fig.	Description	Price Each 1	5
745	MX-H1-AV	H	ADV Hand Piece STTC SMTC Cartridges	121.93	121.93
745	MX-PTZ	I	PrecisionTweezers HP PTTC Cartridges	325.15	325.15
745	MX-DS1	-	D esoldering HP STDC Cartridges	348.37	348.37
745	MX-TALON	-	Talon Hand Piece TATC Cartridges	320.15	320.15
745	MX-RM3E	-	Soldering HP STTC Cartridges	110.32	110.32
745	MX-W1AV	J	Workstand For Metcal ADV And Ultrafine HP	92.90	92.90
745	MX-W5DS	-	Workstand For Metcal MX-DS1	92.90	92.90
745	MX-UK1	K	Upgrade Kit ADV HP Tipsaver Workstand	214.82	214.82
745	MX-UK4	L	UPG Kit Precision TW HP Tipsaver WK SD	418.05	418.05

PS-900 SOLDERING SYSTEMS

PS-900 Solar Soldering System

OK International has launched a new soldering system for PV tabbing and bussing applications proven to reduce micro cracking. The PS-900 with specially designed hoof tip geometry optimizes the power delivered to the solder joint while it's temperature-sensitive heater ensures low temperature soldering thus minimizing thermally induced stresses on cell surfaces.

For quantities greater than listed, call for quote.

MOUSER STOCK NO. / Mfr.	Mfr. Part No.	Fig.	Description	Price Each
745	PS-900-SOLAR	M	PS-900-SOLAR Soldering System	278.34

PS-900 Soldering System

The PS-900 increases productivity by performing a wide range of applications. It is suited for lead-free soldering processes, multilayer boards and thermally demanding components. What's more, SmartHeat technology enables the PS-900 to solder at lower temperatures, even for such demanding applications as lead-free soldering processes. This means operators are more productive and materials are safe from damaging temperatures.

System Includes PS-PW900 Power Supply With Power Cord, PS-HC3 Hand-Piece With Coil Assembly, WS2-NS Workstand With Sponge And AC-CP2 Tip Removal Pad.

For quantities greater than listed, call for quote.

MOUSER STOCK NO. / Mfr.	Mfr. Part No.	Fig.	Description	Price Each
745	PS-900	N	PS-900 Soldering System	278.34

Solder Tips

For quantities greater than listed, call for quote.

MOUSER STOCK NO. / Mfr.	Mfr. Part No.	Description	Size (mm/in.)	Price Each 1	5	10
745	SFV-CH20	Chisel Solder Tip	1.80/.04"	9.85	9.35	8.89
745	SFV-CH25	Chisel Solder Tip	2.5/.07"	9.85	9.35	8.89
745	SFV-CH50	Extra Large Chisel Solder Tip	5.0/.20"	12.23	11.63	11.04
745	SFV-CH10A	Chisel Solder Tip	1/.039"	15.70	14.92	14.18
745	SFV-CH15A	Chisel Solder Tip	1.5/.059"	15.70	14.92	14.18
745	SFV-CH30A	Chisel Solder Tip	3/.118"	13.59	12.91	12.27
745	SFV-CH50A	Extra Large Chisel Solder Tip	5/.197"	15.70	14.92	14.18
745	SFV-CHB15	Chisel Bent 30dg Solder Tip	1.5/.06"	12.23	11.63	11.04
745	SFV-CHL24	Chisel Solder Tip	2.4/.094"	15.31	14.54	13.81
745	SFV-CN05	Conical Solder Tip	0.5/.02"	12.23	11.63	11.04
745	SFV-CNB05	Conical Bent Solder Tip	0.5/.02"	9.85	9.35	8.89
745	SFV-CNL04	Conical Long Solder Tip	0.4/.16"	12.23	11.63	11.04
745	SFV-CNL10	Conical Long Solder Tip	1.0/.04"	12.23	11.63	11.04
745	SFV-CNL14	Conical Log Tip	1.4/.055"	12.23	11.63	11.04
745	SFV-DRH20	Conical Solder Tip	1.80/.07"	12.23	11.63	11.04
745	SFV-CN05A	Conical Solder Tip	.5/.02"	13.43	12.75	12.11
745	SFV-CNB04A	Conical Solder Tip	.4/.016"	13.43	12.75	12.11
745	SFV-CNL20	Conical Solder Tip	2/.079"	12.23	11.63	11.04
745	SFV-DRH20CP	Hoof Solder Tip, Drag	2/.079"	17.10	16.24	15.44
745	SFV-DRH30CP	Hoof Solder Tip, Drag	3/.118"	17.10	16.24	15.44
745	SFV-DRH420A	Hoof Solder Tip, Drag	2/.079"	17.10	16.24	15.44
745	SFV-DRH630A	Hoof Solder Tip, Drag	3/.118"	15.70	14.92	14.18
745	SFV-DRK30A	Knife Solder Tip	3/.118"	14.96	14.21	13.50
745	SFV-DRK45A	Knife Solder Tip	4.5/.177"	15.70	14.92	14.18
745	SFV-DRK50	Knife Solder Tip	5.0/.20"	12.23	11.63	11.04
745	SFV-DRK50S	Knife Solder Tip	5/.197"	12.23	11.63	11.04

© Copyright 2013 Mouser Electronics

WELLER® Soldering and Rework Stations

Weller®

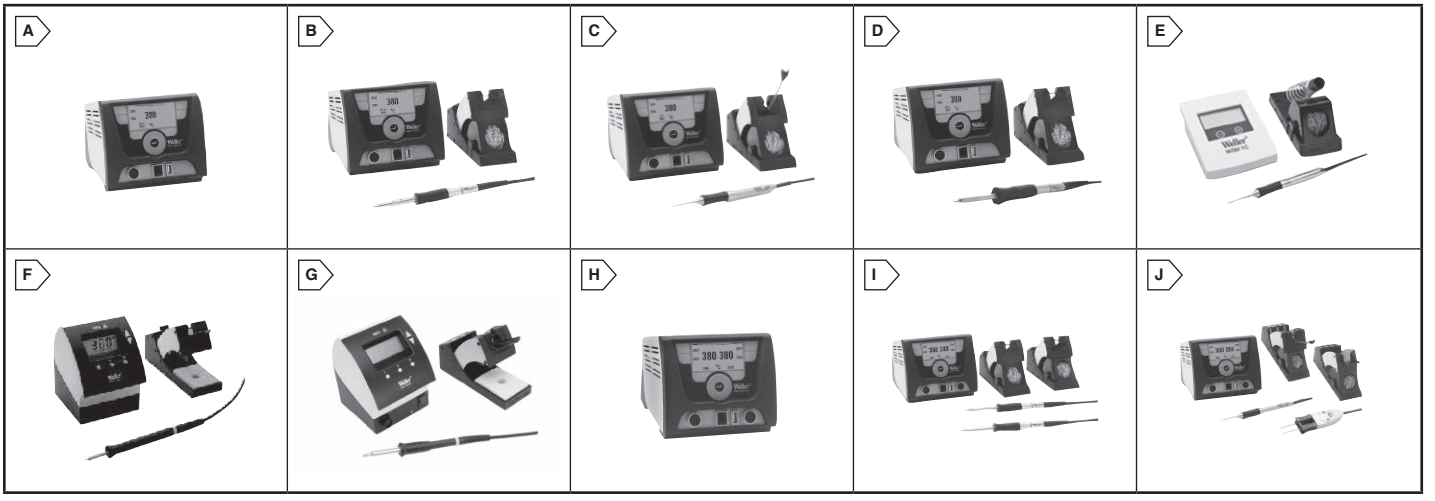

WX1 SOLDERING STATION

Specifications:

- Main Voltage: 120V, 50Hz
- Dimensions: (in.) 6.69 L x 5.94 W x 5.12 H
- Temperature Range: 150°F to 999°F

For quantities greater than listed, call for quote.

MOUSER STOCK NO. Mfr.	Mfr. Part No.	Fig.	Description	Price Each
578	WX1	A	120V 120W Control Unit W/WX120 Soldering pencil XTB Tip	374.50
578	WX1010	B	120V WXP120 WDH10 Soldering Station	619.53
578	WX1011	C	120V, WXMP, WDH50 Soldering Station	566.03
578	WX1012	D	120V, WXP65, WDH10 Soldering Station	533.93
578	WSM1	E	WSM 1C Soldering Station Digital	408.63
578	WSM1C	E	WSM 1C Cordless Rechargeable Soldering Station	500.76
Soldering Iron and Tips				
578	T0052921199	-	Soldering Iron WXP65	180.83
578	T0052921299	-	Soldering Iron WXP65/WDH10	207.58
578	T0054485099	-	Soldering Tip XNT, 1,0.25mm	8.03
578	T0054485199	-	Soldering Tip XNT, A,1.6mm	8.03
578	T0054485299	-	Soldering Tip XNT, 1S,0.20mm	8.03
578	T0054485399	-	Soldering Tip XNT ,D 4.0mm	16.59
578	T0054485499	-	Soldering Tip XNT GW	14.45
578	T0054485599	-	Soldering Tip XNT 4, 1.2mm	8.03
578	T0054485699	-	Soldering Tip XNT 6, 1.6mm	8.03
578	T0054485799	-	Soldering Tip XNT B, 2.4mm	8.03
578	T0054485899	-	Soldering Tip, XNT C, 3.2 mm	8.03
578	T0054485999	-	Soldering Tip XNT H, 0.8mm	8.83
578	T0054486099	-	Soldering Tip XNT K, 1.2mm	8.83
578	T0054486299	-	Soldering Tip XNT 1SC, 0.4x0, 15mm	15.52
578	T0054486399	-	Soldering Tip XNT KN, 2.0mm	15.52
Accessories				
578	0058751880	-	Charger for WSM1/C	13.80
578	T0058765711	-	Barrel for WXP120	26.75

WX2 SOLDERING STATION

Specifications:

- Dimensions: (in.) 6.69 L x 5.94 W x 5.12 H
- Power Watt: 240W

For quantities greater than listed, call for quote.

MOUSER STOCK NO. Mfr.	Mfr. Part No.	Fig.	Description	Price Each
578	WX2	H	120V, 240W High Powered Dual Port Digital Power Unit	401.25
578	WX2020	I	120V, 200W High Powered Digital Soldering Station (2) WXP120 Pencils	845.30
578	WX2021	J	120V, 200W High Powered Digital Soldering Station WXMP and WXMT	963.00
Tweezers, Safety Rest, Soldering Pencil and Chisel Tips				
578	T0051317799	-	WXMT Micro-Desending Tweezers No Tip Cartridge	202.23
578	T0051317899	-	WXMT Micro-Desending Tweezers RTW2 Tip Set, WDH 60 Stand	277.13
578	T0051515899	-	WDH31 Safety Rest for WP200 and WXP200	85.60
578	T0051516999	-	WDH60 Safety Rest for WXMT	85.60
578	T0052920199	-	WXP120 Solder Pencil, 120W,24V for WX1 and WX2	212.93
578	T0052920299	-	WXP120 Solder Pencil w/WDH10T Stanf, 120W,24V for WX1 and WX2	277.13
578	T0052920399	-	WXMP Iron Micro—Soldering	148.73
578	T0052920499	-	WXMP With WDH 50	212.93
578	T0052920599	-	WXP 200/200W	212.93
578	T0052920699	-	WXP 200 with WDH 31	266.43
578	T0054480199	-	XHT D Chisel 5x1.2 Tip	13.91
578	T0054480299	-	XHT E Chisel 7.6x1.5 Tip	13.91
578	T0054480499	-	XHT C Chisel 3.2x1.2 Tip	13.91
Accessories				
578	T0058764710	-	WX Cable Connection	12.84
578	T0058764711	-	WX Adapter for PC	21.40
578	T0058764712	-	WX Adapter for WFE/WHP	21.40

DIGITAL SOLDERING STATIONS

WD1001, Digital Soldering Station with WMP Soldering Pencil

Features:

- Heating element is in the tip
- Tip temperature is adjustable
- Super fast heat up
- Superior thermal recovery
- Non burnable silicone cord
- ESD safe

For quantities greater than listed, call for quote.

MOUSER STOCK NO. Mfr.	Mfr. Part No.	Fig.	Description	Price Each
578	WD1001	F	85W Digital Station	367.01
Soldering Pencil				
578	WMP	-	65W Soldering Pencil	130.54

WD1002 Station Includes WP80 Pencil

Quick heat up, fast recovery, and more reliable than ever. A new generation of digital electronically controlled soldering stations for fast efficient soldering.

Specifications:

- 85 Watt
- 120V (input)/24V (output)
- Temperature Range: 150°F to 850°F

Featiures:

- UL Listed, ESD Safe
- Uses economical LT series tips

For quantities greater than listed, call for quote.

MOUSER STOCK NO. Mfr.	Mfr. Part No.	Fig.	Description	Price Each
578	WD1002	G	85W Digital Station	367.01
Soldering Pencil				
578	WP80	-	Soldering Pencil	130.54

NT Series Tips for WMP Pencil

For quantities greater than listed, call for quote.

MOUSER STOCK NO. Mfr.	Mfr. Part No.	Fig.	Description	Price Each
578	NTA	-	.063 x .331 Chisel Tip	11.66
578	NTB	-	.94 x .289 Chisel Tip	11.66
578	NTC	-	.126 x .305 Chisel Tip	11.66
578	NTD	-	.157 x .305 Chisel Tip	23.11
578	NTH	-	.031 x .331 Chisel Tip	12.20
578	NTK	-	.047 x .331 Chisel Tip	12.20
578	NT1	-	.010 x .291 Micro Chisel Tip	11.66
578	NT4	-	.047 x .391 Round Tip	11.66
578	NT6	-	.063 x .372 Chisel Tip	11.66
578	NTAX	-	.063 x .339 Bent Chisel Tip	16.69
578	NTGW	-	.079 x .528 Cylindrical Tip	19.80
578	NT1S	-	.0.10 x .333 Micro Tip	11.66
578	NT1X	-	.016 x .321 Bent Round Tip	13.70

LT Series Tips for WP80 Iron

For quantities greater than listed, call for quote.

MOUSER STOCK NO. Mfr.	Mfr. Part No.	Fig.	Description	Price Each
578	LT-I	-	.25mm round	4.61
578	LT-IS	-	.2mm round	4.49
578	LT-AS	-	1.6mm round	4.49
578	LT-B	-	2.4mm chisel	4.94
578	LT-C	-	3.2mm chisel	5.11
578	LT-H	-	.8mm chisel	4.17
578	LT-CS	-	3.2mm round	4.92
578	LT-D	-	4.6mm chisel	4.17
578	LT-K	-	1.2mm chisel	4.17
578	LT-A	-	1.6mm chisel	4.57

© Copyright 2013 Mouser Electronics

© Copyright 2013 Mouser Electronics

WELLER® Digital Soldering Stations

Weller® WES51 SOLDERING STATION

Features:
- Quick heat up and recovery
- Temperature lockout
- 50W of power
- ESD Safe
- UL listed

Specifications:
- Temperature Range: 350°F-850°F
- Temperature Stability: ± 10°F

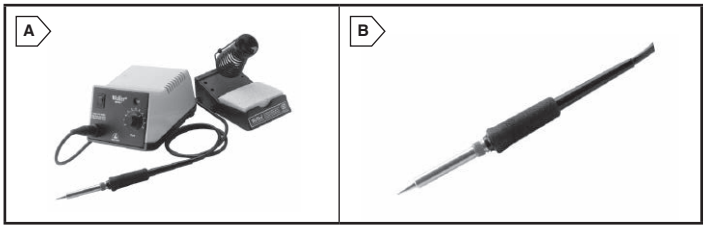

For quantities greater than listed, call for quote.

MOUSER STOCK NO. Mfr.	Mfr. Part No.	Fig.	Description	Price Each
578	WES51	A	50W Analog Station	133.75
578	PES51	B	Soldering Pencil	45.58

ET Series Tips for EC1201A, PES50, and PES51 Pencils

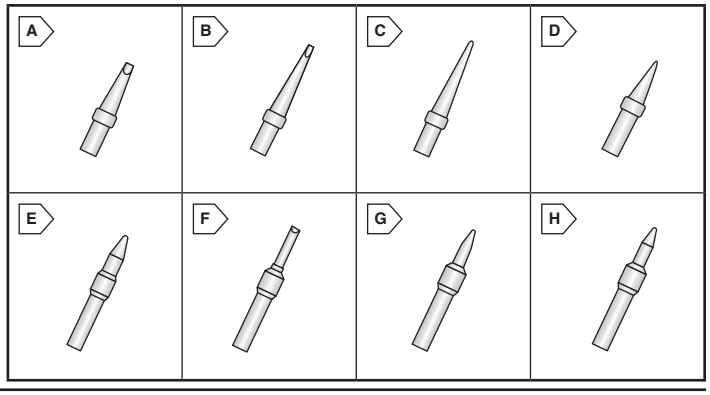

For quantities greater than listed, call for quote.

MOUSER STOCK NO. Mfr.	Mfr. Part No.	Fig.	Description	Size (in.)	Reach (in.)	Price Each
578	ETA	A	Screwdriver Tip	.06	.62	3.75
578	ETB	A	Screwdriver Tip	.09	.62	4.28
578	ETC	A	Screwdriver Tip	.12	.62	4.28
578	ETD	A	Screwdriver Tip	.18	.75	4.28
578	ETH	A	Screwdriver Tip	.03	.62	4.28
578	ETK	B	Long Screwdriver Tip	.041	1.00	4.28
578	ETO	C	Long Conical Tip	.03	1.00	3.75
578	ETS	C	Long Conical Tip	.01	1.00	4.28
578	ETP	D	Conical Tip	.03	.62	4.28
578	ETR	B	Narrow Screwdriver Tip	.06	.62	4.28

EPH Series Tips for EC1302B (20W) Pencil

For quantities greater than listed, call for quote.

578	EPH101	E	Micropoint Tip	.01	.43	14.87
578	EPH106	F	Screwdriver Tip	.06	.43	13.33
578	EPH109	G	Conical Tip	.03	.43	5.72
578	EPH110	H	Conical Tip	.06	.43	5.92

Weller® WLC100 SOLDERING STATION AND TIPS

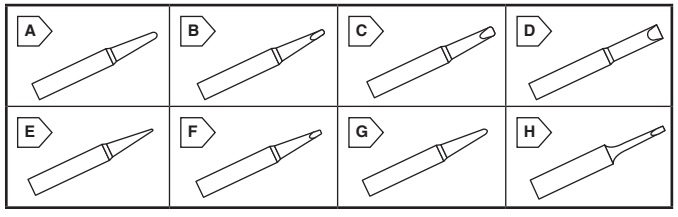

Features:
- On/off switch with "power-on" indicator light
- Variable power control produces 5-40W
- Quality lightweight pencil iron
- Natural sponge tip cleaning pad
- ST3 iron plated copper tip
- UL listed



WLC100 Soldering Station

For quantities greater than listed, call for quote.

MOUSER STOCK NO. Mfr.	Mfr. Part No.	Description	Price Each
578	WLC100	On/off switch, variable power control, lightweight pencil iron, and ST3 iron plated copper tip	59.52
578	SPG40	Replacement soldering iron	20.44
578	HE40	Replacement heater element (40W)	16.26

ST Series Tips for WLC100 Iron

For quantities greater than listed, call for quote.

MOUSER STOCK NO. Mfr.	Mfr. Part No.	Fig.	Description	Size (in.)	Reach (in.)	Price Each
578	ST-1	A	Screwdriver tip	.06	.75	3.86
578	ST-2	B	Screwdriver tip	.09	.75	3.68
578	ST-3	C	Screwdriver tip	.12	.75	3.73
578	ST-4	D	Screwdriver tip	.18	.75	3.68
578	ST-5	E	Single flat tip	.03	.75	3.68
578	ST-6	F	Screwdriver tip	.03	.75	4.07
578	ST-7	G	Conical tip	.03	.75	3.87
578	ST-8	H	Narrow SD tip	.06	.75	3.68

Weller® WESD51 DIGITAL SOLDERING STATION

Features:
- Quick heat up and recovery
- Temperature lockout
- UL listed
- Microprocessor controlled with digital LED display
- ESD safe

Specifications:
- Temperature Range: 300°F-850°F
- Temperature Stability: +/- 10°F
- Voltage 120V(input) 24V(output)





For quantities greater than listed, call for quote.

MOUSER STOCK NO. Mfr.	Mfr. Part No.	Fig.	Description	Price Each
578	WESD51	A	50W Digital Station	192.60
578	PES51	B	Soldering Iron	45.58

Weller® WTCPT SOLDERING STATION AND TIPS

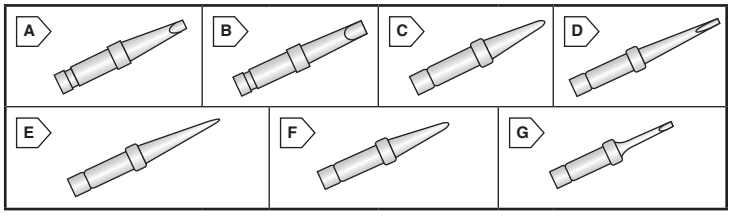

Features:
- Special "closed loop" method of controlling maximum tip temperature
- PT series soldering tips come in a variety of shapes and sizes in three temperature ranges



WTCPT Station with 42W Iron

For quantities greater than listed, call for quote.

MOUSER STOCK NO. Mfr.	Mfr. Part No.	Description	Price Each
578	WTCPT	WTCPT station/TC201T (42W) iron/PTA7 tip/stand	186.18

Replacement Parts (not illustrated)

For quantities greater than listed, call for quote.

MOUSER STOCK NO. Mfr.	Mfr. Part No.	Description	Price Each
578	TC201T	Soldering iron used with WTCPT station	94.16
578	SW60	Switch assembly for TC201T iron used with WTCPT station	33.81
578	EC234	Heater assembly for EC1201A Iron used with WTCPT station	20.65
578	BA60	Barrel Nut assembly for TC201T Iron used with WTCPT station	7.49

PT Series Tips for TC201T (42W) Iron

For quantities greater than listed, call for quote.

MOUSER STOCK NO. Mfr.	Mfr. Part No.	Fig.	Description	Size (in.)	Reach (in.)	Temp Rating	Price Each
578	PTA6	A	Screwdriver tip	.06	.62	600°F	3.75
578	PTA7	A	Screwdriver tip	.06	.62	700°F	3.75
578	PTA8	A	Screwdriver tip	.06	.62	800°F	3.75
578	PTD7	B	Screwdriver tip	.18	.75	700°F	3.75
578	PTD8	B	Screwdriver tip	.18	.75	800°F	3.75
578	PTH7	C	Screwdriver tip	.03	.62	700°F	3.75
578	PTK7	D	Screwdriver tip	.04	1.00	700°F	3.53
578	PTO7	E	Long conical tip	.03	1.00	700°F	3.75
578	PTO8	E	Long conical tip	.03	1.00	800°F	3.75
578	PTP7	F	Conical tip	.03	.62	700°F	3.75
578	PTP8	F	Conical tip	.03	.62	800°F	3.42
578	PTR7	G	Narrow screwdriver	.06	.62	700°F	3.75
578	PTR8	G	Narrow screwdriver	.06	.62	800°F	3.75
578	PTS7	E	Long conical tip	.01	1.00	700°F	3.75
578	PTS-8	E	Long conical tip	.01	1.00	800°F	3.75

© Copyright 2013 Mouser Electronics

WELLER® Desoldering Stations and Rework Stations

DIGITAL SHOP AIR DESOLDERING STATION

80 watts of power for faster heat up and better performance even on heavy ground planes and multi-layer boards. Higher power means less time spent on the PCB and less potential for damaging components.

Features:
- Vacuum delay feature
- Uses fast response shop air
- ESD Safe
- Programmable with WCB1

Applications:
Rework and repair through hole boards. Lead-free solder applications.

✻ Uses DX Series desoldering tiplets

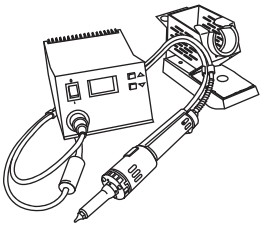

For quantities greater than listed, call for quote.

MOUSER STOCK NO.	Mfr. Part No.	Includes:	Price Each
578—WDD81X		Power unit, DXV80 in-line desoldering pencil, & AKV80 stand	770.40

SELF-CONTAINED SOLDER/DESOLDERING STATIONS

400 watts of total power over three independently controlled channels, plus air and vacuum ports allows you to use up to three tools simultaneously.

Features:
- Vacuum delay feature
- Built in pump
- ESD Safe

Applications:
Rework and repair of mixed technology boards.



For quantities greater than listed, call for quote.

MOUSER STOCK NO.	Mfr. Part No.	Description	Price Each
578—WR3000M		WR3000M power unit, 80W 24V Soldering Iron, HAP200 Hot Air Pencil, DXV80 Desoldering Pencil Set 80W	2450.30

WRS3000X REWORK SYSTEM

Features:
- 400 Watts of Total Power over 3 Independently Controlled Channels
- Rework and Repair of Through Hole and Surface Mount Boards
- Digital Display
- ESD Safe
- Built-in Pump Provides Air for the Hot Air Tool and Vacuum for the Desoldering Tool

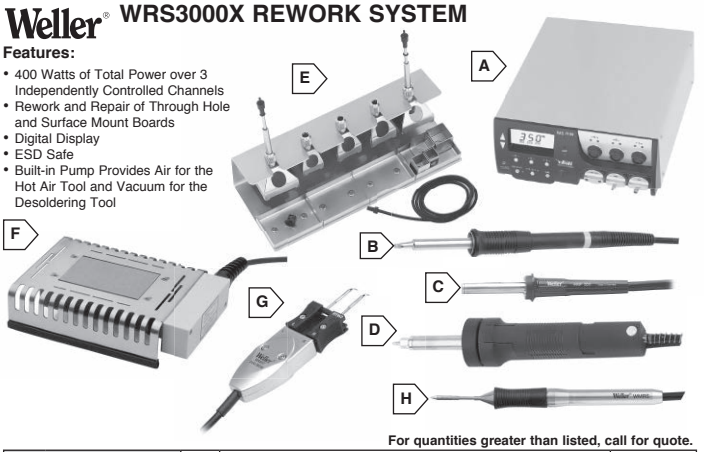

For quantities greater than listed, call for quote.

MOUSER STOCK NO.	Mfr. Part No.	Fig.	Description	Price Each
578—WR3M		A	Rework System Control Unit	1669.20
578—WP80		B	Soldering Pencil (80W)	130.54
578—HAP200		C	Hot Air Pencil (200W)	328.19
578—DXV80		D	Desoldering Pencil	232.19
578—WRK		E	Chip Removal Kit	361.66
578—WHP80		F	Preheating Plate (80W/24V)	465.45
578—WMRT		G	Micro Tweezers (80W, Cord length 4ft.)	279.27
578—WMRP		H	Chrome Plated Aluminum Pencil	142.31

DX Series Tips for DXV80 Iron

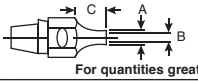

For quantities greater than listed, call for quote.

MOUSER STOCK NO.	Mfr. Part No.	Dimensions: mm A	B	C	Price Each
578—DX110		1.90	.70	23.00	14.98
578—DX111		2.50	.70	23.00	14.98
578—DX112		2.30	1.00	23.00	14.98
578—DX113		2.50	1.20	23.00	14.98
578—DX114		3.30	1.80	23.00	13.98
578—DX115		1.90	.70	23.00	14.98
578—DX116		2.70	1.20	29.00	14.98
578—DX117		2.90	1.50	23.00	14.98
578—DX118		1.50	.70	23.00	14.98
578—DX119		1.10	.70	31.00	14.98
578—DX120		2.50	1.10	22.00	14.98

HOT AIR STATIONS

Features digital temperature control with easy to read LED display for fast and accurate temperature set of the hot air.

Features:
- Air flow is adjustable
- Compact design
- Programmable with WCB1

Applications:
Rework and repair of SMT boards. Sensitive applications requiring non-contact hot air. Some ground planes and multi-layer boards.

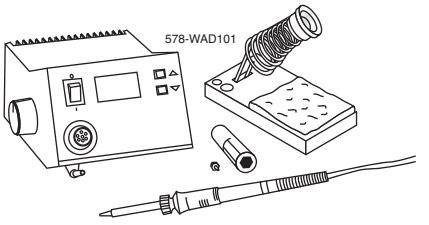

For quantities greater than listed, call for quote.

MOUSER STOCK NO.	Mfr. Part No.	Description	Price Each
578—WAD101		Shop Air HAP1 hot air pencil, PH60 stand, and sponge	700.85

WHA900 HOT AIR REWORK STATION

Economical, yet capable enough to handle most bench top rework jobs, this 650-watt self-contained hot air station has a compact design which maximizes workspace efficiency.

Features:
- Controlled output maintains set temp regardless of air flow setting.
- Temperature Range: 122°F-1022°F

Applications:
Weller nozzle technology safely removes QFPs, PGAs, and SMT bases.



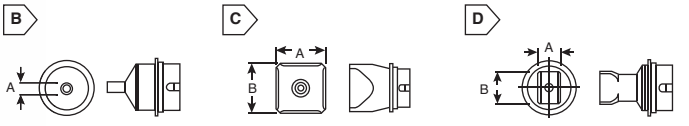

MOUSER STOCK NO.	Mfr. Part No.	Fig.	Dimensions: mm A	B	Price Each
578—WHA900		A	-----	-----	690.15
Round Nozzle					
578—0058736870		B	7.00	-----	77.04
4-Sides Heated Nozzle					
578—0058736839		C	11.00	11.00	107.00
578—0058736814		C	18.00	18.00	80.25
578—0058736804		C	26.00	26.00	80.25
578—0058736833		C	32.00	32.00	140.17
2-Sides Heated Nozzle					
578—0058736842		D	10.00	14.00	77.04
578—0058736843		D	10.70	10.70	77.04

DS40 DESOLDERING/REPAIR TOOL

- Valuable repair tool for servicing printed circuit boards and solid state electronics
- Allows components to be removed and replaced quickly with less chance of heat damage
- Complete unit includes 50W tool, vacuum bulb,desoldering assembly with DST4 tiplet

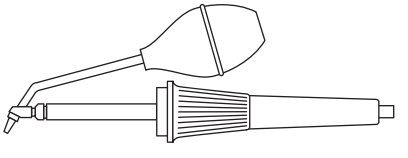

For quantities greater than listed, call for quote.

MOUSER STOCK NO.	Mfr. Part No.	Description	Price Each
578—DS40		Desoldering/repair tool	114.49

© Copyright 2013 Mouser Electronics

© Copyright 2013 Mouser Electronics

WELLER® Soldering Irons, Tools, and Accessories

Weller® WP25 AND WP35 SOLDERING IRONS AND TIPS

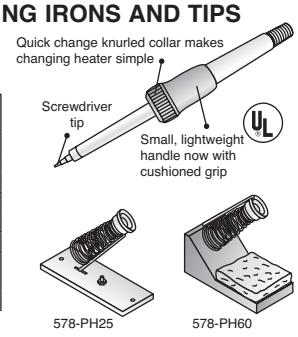

For quantities greater than listed, call for quote.

MOUSER STOCK NO.	Weller Part No.	Description	Price Each
WP25 and WP35 Soldering Irons			
578-WP25	WP25	25W iron w/ST-3 tip	40.77
578-WP35	WP35	35W iron w/ST-3 tip	55.64
Soldering Tool Stands			
578-PH60	PH60	For WP35 iron	27.71
Replacement Heaters	Includes knurled collar only		
578-HE25	HE25	25W for WP25 iron	23.86
578-HE35	HE35	35W for WP35 iron	29.64
578-KN60	KN60	Knurled tip nut	3.53

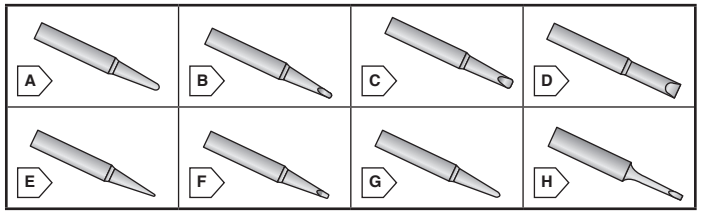

ST Series Tips For WP25P and WP35P Irons

For quantities greater than listed, call for quote.

MOUSER STOCK NO.	Weller Part No.	Fig.	Description	Size (in.)	Reach (in.)	Price Each
578-ST-1	ST-1	A	Screwdriver tip	.06	.75	3.86
578-ST-2	ST-2	B	Screwdriver tip	.09	.75	3.68
578-ST-3	ST-3	C	Screwdriver tip	.12	.75	3.73
578-ST-4	ST-4	D	Screwdriver tip	.18	.75	3.68
578-ST-5	ST-5	E	Single flat tip	.03	.75	3.68
578-ST-6	ST-6	F	Screwdriver tip	.03	.75	4.07
578-ST-7	ST-7	G	Conical tip	.03	.75	3.87
578-ST-8	ST-8	H	Narrow SD tip	.06	.75	3.68

Weller® MARKSMAN® SOLDERING IRONS AND TIPS

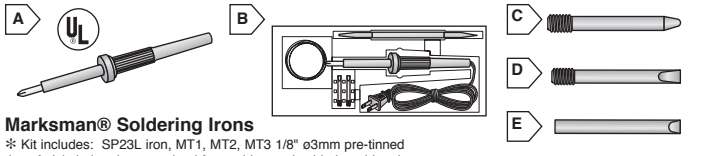

Marksman® Soldering Irons

✻ Kit includes: SP23L iron, MT1, MT2, MT3 1/8" ø3mm pre-tinned tips of nickel-plated copper, lead free solder, and soldering aid tool

For quantities greater than listed, call for quote.

MOUSER STOCK NO.	Weller Part No.	Fig.	Description	Price Each
578-SP23L	SP23L	A	25W iron with .125" pencil tip	13.27
578-SP40L	SP40L	A	40W iron with .250" chisel tip	20.44
578-SP80L	SP80L	A	80W iron with .375" chisel tip	31.24
✻ 578-SP23LK	SP23LK	B	General duty soldering kit	20.44

MT Series Tips For Marksman® Irons

For quantities greater than listed, call for quote.

MOUSER STOCK NO.	Weller Part No.	Fig.	Description	Price (2 Per Pkg)
578-MT-1	MT-1	C	SP23 .125" cone tip	4.76
578-MT-2	MT-2	D	SP23 .125" screwdriver tip	4.54
578-MT-10	MT-10	E	SP40 .25" chisel tip	8.27
578-MTG20	MTG-20	E	SP80 .375" chisel tip (1)	8.03

Weller® SOLDERING TOOLS

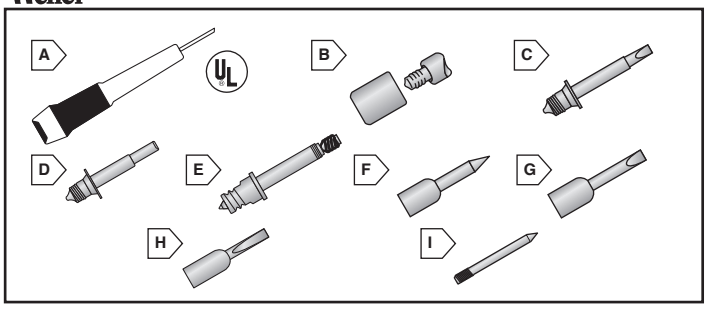

Standard Line Handles

Provides choice of handles and a selection of interchangeable heating elements and tips for combinations to match particular soldering requirements.

For quantities greater than listed, call for quote.

MOUSER STOCK NO.	Weller Part No.	Fig.	Description	Price Each
578-7760	7760	A	Red; 6', 2-wire cord with cool, soft	17.76
578-7770	7770	A	Blue; touch acid and flux resistant grips	17.23

Adapter (Fits 1/4" Thread-On Heating Elements)

For quantities greater than listed, call for quote.

MOUSER STOCK NO.	Weller Part No.	Fig.	Description	Price Each
578-100	100UG	B	Adapts to 1/8" thread-in tiplets and nibs	7.06

Heating Elements and Tips for Standard Line Handles

• Chisel tip, long taper • Tip Temp.: 100

For quantities greater than listed, call for quote.

MOUSER STOCK NO.	Weller Part No.	Fig.	Rated (W)	Rated (V)	Description	Price Each
578-4033-S	4033-S	C	45	120	Tellurium copper, iron clad, silver pltd.	32.24

Interchangeable 1/8" thread-in heating elements for standard line handles

For quantities greater than listed, call for quote.

MOUSER STOCK NO.	Weller Part No.	Fig.	Rated (W)	Rated (V)	Tip Temp.	Description	Price Each
578-535-S	535-S	D	23	120	700	Heaters for 1/8" thread-in tips	26.22
578-1235-S	1235-S	D	33	120	800	Heaters for 1/8" thread-in tips	24.52
578-4035-S	4035-S	D	45	120	900	Heaters for 1/8" thread-in tips	28.46

Interchangeable 1/4" thread-on heating elements for standard line handles

For quantities greater than listed, call for quote.

MOUSER STOCK NO.	Weller Part No.	Fig.	Rated (W)	Rated (V)	Tip Temp.	Description	Price Each
578-537-S	537-S	E	23	120	700	Heaters for 1/4" thread-on tips	23.33
578-1237-S	1237-S	E	33	120	800	Heaters for 1/4" thread-on tips	25.61
578-4037-S	4037-S	E	45	120	900	Heaters for 1/4" thread-on tips	25.15

1/4" Thread-On Tips

For use on thread-on heating elements with standard line handles and soldering system UTC-100 (copper alloy, iron clad, silver plated)

For quantities greater than listed, call for quote.

MOUSER STOCK NO.	Weller Part No.	Fig.	Description	Price Each
578-PL-111	PL-111	F	Pencil; 3/4" long, 1/8" dia.	6.21
578-PL-113	PL-113	G	Chisel; 3/4" long, 1/8" dia.	6.31
578-PL-151	PL-151	H	Screwdriver; 3/4" long, 1/8" dia.	6.85

1/8" Thread-In Tips

For use with the 1/8" standard line thread-in heating elements and fits 1/4" by using adapter no. 578-100 (Fig. B)

For quantities greater than listed, call for quote.

MOUSER STOCK NO.	Weller Part No.	Fig.	Description	Price Each
578-PL-331	PL-331	I	Pencil 1" (L) x 1/8" (D)	5.56

Weller® SOLDERING AIDS

Kleen-Tip

Sponge and tray

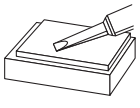

A specially processed sponge for cleaning tips of oxidation and prevents contamination.

For quantities greater than listed, call for quote.

MOUSER STOCK NO.	Weller Part No.	Price Each
578-400	400	10.70
Replacement Sponge		
578-455	455	2.78

Xcelite® SEIZER CLAMPS

Straight Nose 578-42HV

Curved Nose 578-43HV

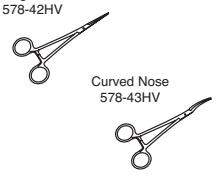

Seizers are 6", have 3-position snap lock, serrated jaws, & box-joint construction. Precision machined from perfectly tempered stainless steel.

For quantities greater than listed, call for quote.

MOUSER STOCK NO.	Xcelite Part No.	Price Each
578-42HV	42HV	8.45
578-43HV	43HV	8.45

Weller® REPLACEMENT SPONGE

For all soldering stations and 578-PH60 stand

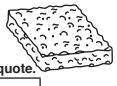

For quantities greater than listed, call for quote.

MOUSER STOCK NO.	Weller Part No.	Price Each
578-EC205	EC205	2.57

Weller® SOLDERING TOOL STANDS

578-8000 Features:
- Attaches easily to work bench
- Protects operator from burns
- Prevents iron breakage

578-9800 Features:
- Iron holder with stay cool ceramic mouthpiece, cast metal tray

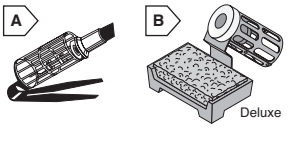

For quantities greater than listed, call for quote.

MOUSER STOCK NO.	Weller Part No.	Fig.	Price Each
578-8000	8000	A	20.97
578-9800	9800	B	29.43

© Copyright 2013 Mouser Electronics

AIM Solder Products

WIRE SOLDER



Rosin Activated Wire Solder

Features:
- Fully Activated Flux
- Excellent Wetting Properties
- Glycol Free
- Excellent Thermal Transfer
- Leaves slight to moderate post-process residues that may be left on non-critical applications

For quantities greater than listed, call for quote.

MOUSER STOCK NO.		Alloy	Diameter (in.)	Weight (lbs.)	Price Each		
Mfr.	Mfr. Part No.				1	10	25
738	13286	60/40	0.020	1.0	27.36	25.50	24.34
738	13287	60/40	0.025	1.0	22.21	20.55	19.39
738	13288	60/40	0.032	1.0	19.54	18.25	17.77
738	13290	60/40	0.050	1.0	19.55	17.83	17.11
738	13291	60/40	0.062	1.0	18.47	17.68	17.01
738	14080	60/40	0.093	1.0	19.62	18.36	17.41

Lead-Free Rosin Activated Wire Solder 2%

MOUSER STOCK NO.		Alloy	Diameter (in.)	Weight (lbs.)	Price Each		
Mfr.	Mfr. Part No.				1	10	25
738	14313	SAC305	0.020	1.0	71.26	66.17	63.06
738	14315	SAC305	0.032	1.0	68.24	63.37	60.38
738	14316	SAC305	0.050	1.0	67.55	62.72	59.77
738	14317	SAC305	0.062	1.0	67.17	62.37	59.44

Rosin Mildly Activated Wire Solder

RMA Wire is a mildly activated, general purpose wire solder for use in applications requiring good activation. RMA cored wire is active enough for excellent tarnish or oxide removal, and will produce bright shiny solder joints.

Features:
- Mildly Activated Flux
- Good Wetting Properties
- Glycol Free
- Good Thermal Transfer
- Meets mil-spec cleanliness requirements without cleaning

For quantities greater than listed, call for quote.

MOUSER STOCK NO.		Alloy	Diameter (in.)	Weight (lbs.)	Price Each		
Mfr.	Mfr. Part No.				1	10	25
738	13772	62/36/2	0.025	1.0	49.59	46.05	43.88
738	14320	63/36/2	0.050	1.0	48.69	45.29	43.22
738	13560	63/37	0.020	1.0	33.13	28.42	24.70
738	13427	63/37	0.015	1.0	19.17	17.33	16.39
738	13562	63/37	0.025	1.0	26.54	24.72	23.61
738	13563	63/37	0.032	1.0	25.33	23.06	21.33
✻ 738	13541	63/37	0.032	1.0	24.43	22.72	21.68

✻ This part is 2% flux, all others are 3%

No-Clean Wire Solder

GLOW CORE is a no-clean, resin based flux cored wire solder designed to offer excellent wetting characteristics and lead-free compatibility. This product is very active and is recommended for fast cycle time soldering. GLOW CORE flux promotes good thermal transfer, offering better solder penetration into plated through holes and surface mount interconnections. GLOW CORE cored wire produces low-to-medium post-processes residues that are electrically safe and do not require cleaning for most applications.

Features:
- Tin-Lead and Lead-Free Compatible
- Low Post-Process Residues
- Good Wetting
- Drop-In For No-Clean Applications
- Cleanable With Saponifier
- IPC Compliant

For quantities greater than listed, call for quote.

MOUSER STOCK NO.		Alloy	Diameter (in.)	Weight (lbs.)	Price Each		
Mfr.	Mfr. Part No.				1	10	25
738	13368	63/37	0.015	0.5	19.09	18.58	18.07
738	13283	63/37	0.020	1.0	33.87	29.60	28.03
738	13308	63/37	0.025	1.0	26.54	24.72	23.61
✻ 738	13426	63/37	0.032	1.0	20.08	18.87	18.26
✻✻ 738	13977	63/37	0.032	1.0	25.02	23.30	22.26
738	15033	63/37	0.040	1.0	24.18	22.75	21.60
738	13211	63/37	0.050	1.0	23.40	20.90	18.67
738	13223	63/37	0.062	1.0	22.84	21.00	19.11

✻ GLOWCORE 2%
✻✻ GLOWCORE 2.5%

Lead Free No-Clean Wire Solder

GLOW CORE is a lead-free and tin-lead compatible no-clean flux core that offers very good wetting and low residues.

For quantities greater than listed, call for quote.

MOUSER STOCK NO.		Alloy	Diameter (in.)	Weight (lbs.)	Price Each		
Mfr.	Mfr. Part No.				1	10	25
738	14054	SAC305	0.020	1.0	92.00	84.04	70.10
738	14076	SAC305	0.025	1.0	92.03	81.60	72.81
738	14048	SAC305	0.032	1.0	66.48	60.57	57.11
738	14111	SAC305	0.050	1.0	53.50	52.01	50.78
738	14050	SAC305	0.062	1.0	66.78	60.62	55.62

Water Soluble Wire Solder

Water soluble cored wire features a halide-activated system that has been neutralized with an amine. The amine hydrohalide provides a high activation level that produces excellent tarnish or oxide removal, and maximum capillary action, leading to faster wetting, and reducing the chances of thermal degradation of the boards materials. Any flux residue from this solder is readily soluble in hot water.

Features:
- Highly activated water soluble flux cored wire
- High Activity Level and Very Good Wetting
- Good thermal transfer reduces oxidation of solder iron tip
- Post-process residues easily cleaned in hot water

For quantities greater than listed, call for quote.

MOUSER STOCK NO.		Alloy	Diameter (in.)	Weight (lbs.)	Price Each		
Mfr.	Mfr. Part No.				1	10	25
738	13236	63/37	0.015	1.0	33.49	31.22	29.37
738	13154	60/40	0.032	1.0	24.31	22.66	20.47
738	13158	60/40	0.062	1.0	22.33	20.74	19.75

Lead Free Water Soluble Wire Solder

WS482 is a water soluble, halide-free flux cored wire designed for lead-free applications. Post-process residues are non-corrosive.

For quantities greater than listed, call for quote.

MOUSER STOCK NO.		Alloy	Diameter (in.)	Weight (lbs.)	Price Each		
Mfr.	Mfr. Part No.				1	10	25
738	13411	SAC305	0.050	0.05	88.08	78.56	68.73
738	13951	SAC305	0.020	1.0	59.46	54.76	52.55
738	13949	SAC305	0.032	1.0	90.64	79.14	69.23
738	13963	SAC305	0.062	1.0	53.11	48.80	46.13

BAR SOLDER

Electropure Bar Solder

AIM's Electropure Bar Solder is processed from virgin or better metals in a proprietary method that removes impurities and oxides. The result is a lower drossing rate, as well as a decrease in defects while using no-clean, RMA or water soluble flux chemistries



For quantities greater than listed, call for quote.

MOUSER STOCK NO.		Description	Weight (lbs.)	Price Each		
Mfr.	Mfr. Part No.			1	10	25
738	5040	SN63/PB37 Bar	1.0	21.73	20.18	19.23
738	1222	SN63/PB37 Bar	2.5	56.85	54.84	52.94
738	4909	SN60/PB40 Bar	1.0	18.36	17.06	16.25

Lead-Free Bar Solder

For quantities greater than listed, call for quote.

MOUSER STOCK NO.		Description	Weight (lbs.)	Price Each		
Mfr.	Mfr. Part No.			1	10	25
738	5225	SAC305 LF Bar	2.5	159.68	148.18	138.82
738	5202	SN100C LF Bar	2.5	99.55	97.38	94.76

© Copyright 2013 Mouser Electronics
© Copyright 2013 Mouser Electronics

KESTER Solder Products

WIRE SOLDER

Product Use: Soldering flux in cored solder for electrical or electronic applications.

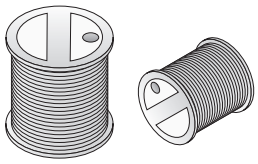

"44" Rosin, Activated Rosin Core Solder

"44" Rosin is a general purpose industrial and electrical wire solder. The flux residue is non-conductive and non-corrosive. Flux by weight: 3.3%

For quantities greater than listed, call for quote.

MOUSER STOCK NO.		Alloy	Dia. (in.)	Weight (lbs.)	Price Each		
Mfr.	Mfr. Part No.				1	10	25
533—24-6337-07		63/37	0.015	1	52.82	48.27	45.15
533—24-6337-0010		63/37	0.02	1	78.38	70.37	62.30
533—24-6337-18		63/37	0.025	1	52.98	43.51	37.32
533—24-6337-27		63/37	0.031	1	49.31	42.50	39.31
533—24-6337-39		63/37	0.04	1	37.54	34.21	31.62
533—24-6337-53		63/37	0.05	1	61.86	55.66	49.48
533—24-6337-61		63/37	0.062	1	52.44	43.10	36.93
533—24-6040-0010		60/40	0.02	1	43.98	40.78	38.88
533—24-6040-18		60/40	0.025	1	35.31	32.13	30.77
533—24-6040-27		60/40	0.031	1	37.47	34.70	33.46
533—24-6040-39		60/40	0.04	1	35.05	32.04	29.49
533—24-6040-53		60/40	0.05	1	37.26	34.39	32.06
533—24-6040-61		60/40	0.062	1	39.55	36.23	33.45
533—24-6040-66		60/40	0.093	1	35.46	33.08	30.54
533—24-7150-18		62/36/2	0.025	1	94.82	77.91	66.78
533—24-7150-53		62/36/2	0.05	1	71.94	59.11	50.66
533—26-6040-0061		60/40	0.062	5	182.05	167.37	154.88

"245" No-Clean Core Solder

A mild, low residue core solder for electronic assembly. The residues from "245" are designed to be left on with no post soldering cleaning.

For quantities greater than listed, call for quote.

MOUSER STOCK NO.		Alloy	Core Size	Flux by Weight	Dia. (in.)	Weight (lbs.)	Price Each		
Mfr.	Mfr. Part No.						1	10	25
533—24-6337-8806		63/37	50	1.10%	0.015	1	53.99	49.64	45.94
533—24-6337-8807		63/37	50	1.10%	0.02	1	91.17	81.52	71.86
533—24-6337-8834		63/37	58	2.20%	0.02	1	47.38	43.90	41.63
533—24-6337-8809		63/37	50	1.10%	0.025	1	38.43	35.53	32.47
533—24-6337-8800		63/37	50	1.10%	0.031	1	63.23	56.81	50.58
533—24-6337-8801		63/37	58	2.20%	0.031	1	53.51	43.98	37.70
533—24-6337-8802		63/37	66	3.30%	0.031	1	38.20	35.33	32.47
533—24-6337-8813		63/37	50	1.10%	0.04	1	43.53	39.79	35.87
533—24-6337-8814		63/37	50	1.10%	0.05	1	40.16	37.03	34.46
533—24-6337-8817		63/37	50	1.10%	0.062	1	48.65	39.98	34.25

"285" Rosin, Mildly Activated Rosin Core Solder

Conforms to type RMA of FED SPEC QQ-SS-571 and is on the qualified products list. High mobility and fast spreading action is comparable to RA fluxes. It is less corrosive and conductive than "44" rosin and is commonly used without subsequent flux removal.

For quantities greater than listed, call for quote.

MOUSER STOCK NO.		Alloy	Core Size	Flux by Weight	Dia. (in.)	Weight (lbs.)	Price Each		
Mfr.	Mfr. Part No.						1	10	25
533—24-6337-9703		63/37	66	3.30%	0.015	1	53.75	49.19	45.35
533—24-6337-9702		63/37	66	3.30%	0.02	1	75.63	68.06	60.51
533—24-6337-9718		63/37	66	3.30%	0.025	1	46.76	41.78	36.21
533—24-6337-9713		63/37	58	2.20%	0.031	1	40.61	34.43	30.74
533—24-6337-9710		63/37	66	3.30%	0.031	1	38.77	36.52	35.21

"331" Water Soluble Core Solder

It is more effective and heat stable than rosin fluxes in soldering difficult metals. Soldering with "331" should always be followed with a water wash to remove the residues which are conductive and can absorb moisture. Flux by weight: 3.3%

For quantities greater than listed, call for quote.

MOUSER STOCK NO.		Alloy	Dia. (in.)	Weight (lbs.)	Price Each		
Mfr.	Mfr. Part No.				1	10	25
533—24-6337-6422		63/37	0.015	1	56.21	51.23	47.13
533—24-6337-6401		63/37	0.02	1	52.06	45.29	42.67
533—24-6337-6417		63/37	0.025	1	37.49	34.31	31.64
533—24-6337-6403		63/37	0.031	1	49.62	40.77	34.95
533—24-6337-6411		63/37	0.062	1	36.03	33.06	31.17
533—24-6040-6403		60/40	0.031	1	44.16	37.01	31.95
533—24-6040-6411		60/40	0.062	1	31.71	26.07	22.34

LIQUID FLUX

Developed to reduce bottom side micro-solder balling and survive SMT dual wave soldering systems. May be applied by spray or wave. Size: 1 gallon

For quantities greater than listed, call for quote.

MOUSER STOCK NO.		Description	Price Each			
Mfr.	Mfr. Part No.		1	6	12	24
533—63-0000-0977		977 VOC-Free No-Clean	46.51	43.99	41.86	38.57

FLUX-PEN ®

For rework and touch-up soldering. The chisel point allows work in confined spaces. Spring valve prevents the flux inside of the pen from "drying out".



For quantities greater than listed, call for quote.

MOUSER STOCK NO.		Description	Price Each	
Mfr.	Mfr. Part No.		1	5
533—0186		#186 RMA flux	5.99	5.68
533—0951		#951 No clean	5.99	5.68
533—952D6		952-S Low solids, no clean flux pen	5.99	5.68
533—2331		2331-ZX Water soluble flux	5.99	5.68

BAR SOLDER



For quantities greater than listed, call for quote.

MOUSER STOCK NO.		Description	Price Each		
Mfr.	Mfr. Part No.		1	10	25
533—04-6337-0050		SN63PB37 Ultrapure, 1 2/3 lbs.	47.66	44.37	39.59

ACTIVATED ROSINS FLUX

Kester Activated Rosin Flux has been developed for fluxing applications where non-activated and mildly activated rosin fluxes are too inactive to remove metal oxides, where proper and complete residue removal of potentially corrosive water-soluble organic acid flux is not possible, and where soldering of electronic assemblies requires instant wetting and excellent capillary flow.

LEAD-FREE



For quantities greater than listed, call for quote.

MOUSER STOCK NO.		Description	Dia. (in.)	Weight (lbs.)	Price Each		
Mfr.	Mfr. Part No.				1	10	25
533—24-7068-1401		Sn96.5/3.0Ag/0.5 Cu	0.020	1	127.30	116.69	107.72
533—24-7068-1406		Sn96.5/3.0Ag/0.5 Cu	0.025	1	119.85	109.87	101.41
533—24-7068-1402		Sn96.5/3.0Ag/0.5 Cu	0.031	1	120.33	111.02	104.06
533—24-7068-1404		Sn96.5/3.0Ag/0.5 Cu	0.050	1	120.49	110.45	101.95
533—24-7068-1400		Sn96.5/3.0Ag/0.5 Cu	0.062	1	155.45	139.90	124.36

NO-CLEAN FLUX

For cored solder wire was developed to provide superior wetting performance for hand soldering.

Standard Performance Characteristics:

- Colorless translucent residues
- Improves wetting performance
- Excellent solderability and fast wetting to a variety of surface finishes
- Low smoke
- Low odor
- Low spattering

LEAD-FREE

For quantities greater than listed, call for quote.

MOUSER STOCK NO.		Description	Dia. (in.)	Weight (lbs.)	Price Each		
Mfr.	Mfr. Part No.				1	10	25
533—24-7068-7603		Sn96.5/3.0Ag/0.5 Cu	0.020	1	119.77	108.59	101.15
533—24-7068-7617		Sn96.5/3.0Ag/0.5 Cu	0.025	1	124.77	114.36	105.57
533—24-7068-7601		Sn96.5/3.0Ag/0.5 Cu	0.031	1	113.45	103.99	95.99
533—24-7068-7606		Sn96.5/3.0Ag/0.5 Cu	0.050	1	114.36	103.69	96.59
533—24-7068-7607		Sn96.5/3.0Ag/0.5 Cu	0.062	1	109.90	99.64	92.80

WATER SOLUBLE FLUX

Kester water soluble fluxes are high activity, organic fluxes designed for automated soldering of circuit board assemblies where more aggressive fluxes are required, but reliability considerations are paramount. The residues after soldering are effectively removed in standard water cleaning systems. Although possessing high activity, boards exhibit high ionic cleanliness after water cleaning.

LEAD-FREE

For quantities greater than listed, call for quote.

MOUSER STOCK NO.		Description	Dia. (in.)	Weight (lbs.)	Price Each		
Mfr.	Mfr. Part No.				1	10	25
533—24-7068-6417		Sn96.5/3.0Ag/0.5 Cu	0.025	0.025	110.18	99.90	93.05
533—24-7068-6411		Sn96.5/3.0Ag/0.5 Cu	0.062	0.062	115.20	105.60	97.47

LEAD-FREE SOLDER

LEAD-FREE

For quantities greater than listed, call for quote.

MOUSER STOCK NO.		Description	Dia. (in.)	Weight (lbs.)	Price Each		
Mfr.	Mfr. Part No.				1	10	25
No Clean							
533—24-7068-7600		Sn96.5/3.0Ag/0.5Cu	0.031	1	114.18	93.81	80.41
Water Soluble							
533—24-7068-6401		Sn96.5/3.0Ag/0.5Cu	0.020	1	127.30	116.69	107.72
533—24-7068-6403		Sn96.5/3.0Ag/0.5Cu	0.031	1	119.57	109.61	101.18

ULTRAPURE® K100 LEAD FREE BAR SOLDER

Designed specifically as a low-cost alternative to traditional lead-free alloys, This is a near-eutectic tin/copper alloy with controlled metallic dopants to manage the grain structure within the solder joint. The improved grain structure also results in completely filled and shinier solder joints than traditional lead-free alloy alternatives.

LEAD-FREE



For quantities greater than listed, call for quote.

MOUSER STOCK NO.		Description	Weight (lbs.)	Price Each		
Mfr.	Mfr. Part No.			1	10	25
533—04-7068-0000		Sn96.6/3.0Ag/0.5Cu Lead Free Bar	1.66	195.40	160.54	137.60

© Copyright 2013 Mouser Electronics

© Copyright 2013 Mouser Electronics

TECHSPRAY Solder Products, Cleaners and Defluxers

RoHS Compliant This product is RoHS compliant.

G3 CLEANERS, DEFLUXERS, AND CONTACT CLEANERS

G3 is by far the best HCFC-141b replacement on the market. No other non-flammable precision cleaner can match G3's price/performance. G3 has 32% better cleaning ability than HCFC-141b, making G3 products the ideal choices for electronic cleaning.

- Non-ozone depleting
- Non-flammable
- Safe on most plastics
- Rapidly evaporating
- Patented formula
- Ideal for Lead-Free processes



Blue Shower® G3™ Cleaner/Degreaser

This innovative, non-flammable blend is designed for precision cleaning of polar and non-polar soils including hand and solder oils, greases, silicones, fluxes, and other similar contaminants. Blue Shower® G3™ is effective in cleaning electronic equipment, machinery, metal parts, and other general cleaning applications.

For quantities greater than listed, call for quote.

MOUSER STOCK NO.	Mfr. Part No.	Size	Price Each
577—1630-16S		16 oz. Aerosol	30.71

Contact Cleaner G3™

This non-flammable, precision blend is the optimal choice for removing oils, greases, silicones, dirt, and grime from all types of switches, relays, contact pads, and other electrical connections.

For quantities greater than listed, call for quote.

MOUSER STOCK NO.	Mfr. Part No.	Size	Price Each 1	Price Each 5
577—1632-16S		16 oz. Aerosol	29.17	27.76

Flux Remover G3™

Non-flammable defluxer designed specifically for removing R, RA, RMA, and SA type flux residues after high temperature reflow. This flux remover can also be used as an all-purpose cleaner to remove light oils, silicones, waxes, greases, and other similar contaminants often found in electronics manufacturing.

LEAD-FREE

For quantities greater than listed, call for quote.

MOUSER STOCK NO.	Mfr. Part No.	Size	Price Each 1	Price Each 5
577—1631-16S		16oz. aerosol	29.40	27.45
577—1631-5S		5oz. with brush attach.	18.80	17.89

No Clean Flux Remover G3™

Designed specifically for removing R, RA, RMA, and SA type flux residues after high temperature reflow. Can be used as an all-purpose cleaner to remove light oils, silicones, waxes, greases, and similar contaminants often found in electronics manufacturing.

LEAD-FREE

For quantities greater than listed, call for quote.

MOUSER STOCK NO.	Mfr. Part No.	Size	Price Each 1	Price Each 5
577—1634-12S		12oz. aerosol	26.69	25.41

ECO-LINE™ CLEANERS AND DEFLUXERS

Unique blend of hydrocarbons offers new, viable alternatives to CFC cleaning w/out depleting the ozone. Excellent cleaning ability, rapid evaporation, **safe on plastic, ideal for lead-free applications**, and is low cost.

Contact Cleaner

Contains a hexane mixture. Ideal for switches, relays, contact pads, and other places of electrical connections.

- Ozone depleting factor: 0
- Rapid evaporation

For quantities greater than listed, call for quote.

MOUSER STOCK NO.	Mfr. Part No.	Size	Price Each 1	Price Each 5
577—1622-10S		10 oz. aerosol	15.24	14.76
577—1622-13S		13 oz. aerosol	17.10	16.30

Ecoline Blue Shower Maintenance Cleaner

A blend of isopropanol and ethanol. Designed for cleaning electronic and electrical equipment, machinery, and metal parts.

- Ozone depleting factor: 0
- Rapid evaporation
- Safe on most plastics

For quantities greater than listed, call for quote.

MOUSER STOCK NO.	Mfr. Part No.	Size	Price Each 1	Price Each 5
577—1620-10S		10 oz. aerosol	15.79	15.28

AK225 CLEANERS AND DEFLUXERS

No-Clean Flux Remover

Non-flammable, rapidly evaporating AK 225 blend designed for the removal of No-clean flux and white residue. Aggressively removes grease, oil, and soils from contacts, PCBs, connectors, and relays.

For quantities greater than listed, call for quote.

MOUSER STOCK NO.	Mfr. Part No.	Size	Price Each 1	Price Each 5
577—1660-6S		6 oz. aerosol, w/ brush attach.	24.10	22.93

Ecoline Flux Remover

- Ideal for sensitive plastics
- Safe on electronics
- Rapid evaporation
- Non-ozone depleting

For quantities greater than listed, call for quote.

MOUSER STOCK NO.	Mfr. Part No.	Size	Price Each 1	Price Each 12
577—1621-10S		10 oz. aerosol	16.09	15.20

WonderMask P Temporary Solder Mask

- Non-ammoniated
- Non-flammable
- Non-corrosive
- Compatible with gold and copper leads

For quantities greater than listed, call for quote.

MOUSER STOCK NO.	Mfr. Part No.	Size	Price Each 1	Price Each 24
577—2211-8SQ		8 oz. tube	12.82	12.28

For quantities greater than listed, call for quote.

MOUSER STOCK NO.	Mfr. Part No.	Size	Price Each 1	Price Each 5
577—2211-G		1 gal. container	115.82	111.44

Flux Remover AMS

Mixture of AK225 and methanol. Superior flux removal for type R, RMA, RA, and synthetic fluxes.

- Non-flammable
- Rapid evaporation
- Ozone depleting factor: .03
- Safe on most plastics

For quantities greater than listed, call for quote.

MOUSER STOCK NO.	Mfr. Part No.	Size	Price Each 1	Price Each 5
577—1665-18S		18oz. aerosol	53.28	50.85

Blue Shower II, Degreaser/Defluxer

The standard for precision cleaning of polar and non-polar soils.

- Non-flammable
- Ozone depleting factor: .03
- Rapid evaporation
- Safe on most plastics

For quantities greater than listed, call for quote.

MOUSER STOCK NO.	Mfr. Part No.	Size	Price Each 1	Price Each 5
577—1667-18S		18oz. aerosol	53.21	50.70

Contact Cleaner II

The choice solvent for precision cleaning and degreasing of electrical contacts.

- Non-flammable
- Ozone depleting factor: .03
- Rapid evaporation

For quantities greater than listed, call for quote.

MOUSER STOCK NO.	Mfr. Part No.	Size	Price Each 1	Price Each 5
577—1668-18S		18 oz. aerosol	58.11	49.92

DESOLDERING FINE BRAID

- 100% pure copper with advanced braid design
- Vacuum sealed to prevent oxidation
- 25F, 50F, 100F sizes available with 25', 50', 100', and 500' length spools available for most sizes -- call for quote

No-Clean Features:

- Prevents ionic residue
- Recommended for lead-free processes
- Cleanest no-clean wick in the industry
- Meets MIL Spec MIL-F-14256F

LEAD-FREE

No Clean Wick w/ Static Dissipative Bobbin

- 5 Foot Spools

MOUSER STOCK NO.	Mfr. Part No.	Color Code	Width (in.)	Price Each 1	Price Each 10
577—1820-5F		White	0.035	3.54	3.20
577—1821-5F		Yellow	0.055	3.77	3.18
577—1822-5F		Green	0.075	3.96	3.34
577—1823-5F		Blue	0.098	4.28	3.94
577—1824-5F		Brown	0.13	4.89	4.08
577—1825-5F		Red	0.193	5.66	5.01

- 10 Foot Spools

MOUSER STOCK NO.	Mfr. Part No.	Color Code	Width (in.)	Price Each 1	Price Each 10
577—1820-10F		White	0.035	6.96	5.67
577—1821-10F		Yellow	0.055	7.18	6.03
577—1822-10F		Green	0.075	7.02	5.84
577—1823-10F		Blue	0.098	7.65	6.30

Pro-Wick Features:

- Fast wicking action
- Meets MIL Spec MIL-F-14256F, NASA NHB5300.4, NPC200-4, SP5002



Pro-Wick with Static Dissipative Bobbin

- 5 Foot Spools

MOUSER STOCK NO.	Mfr. Part No.	Color Code	Width (in.)	Price Each 1	Price Each 10
577—1808-5F		White	0.035	3.25	2.70
577—1809-5F		Yellow	0.055	3.22	2.68
577—1810-5F		Green	0.075	3.17	3.04
577—1811-5F		Blue	0.098	3.51	3.33
577—1812-5F		Brown	0.13	4.01	3.32
577—1813-5F		Red	0.193	4.45	4.27

- 10 Foot Spools

MOUSER STOCK NO.	Mfr. Part No.	Color Code	Width (in.)	Price Each 1	Price Each 10
577—1808-10F		White	0.035	5.55	5.35
577—1809-10F		Yellow	0.055	5.59	5.38
577—1810-10F		Green	0.075	5.68	5.48
577—1811-10F		Blue	0.098	6.28	5.18

© Copyright 2013 Mouser Electronics

© Copyright 2013 Mouser Electronics

TECHSPRAY Dusters, Freezers, Cleaners, and Tester

RoHS Compliant **This product is RoHS compliant.**

A



B



C



D



E



F



G



H



TECHSPRAY DUSTER

100% HFCs, no CFCs, no HCFCs.

RoHS Compliant

Formulated with HFC-134a, this exceptionally pure, moisture free, inert gas removes particles without the use of harmful solvents. Because HFCs do not harm the ozone, this product has a zero ozone depletion factor. This product removes microscopic contaminates, lint, dust, metallic oxide deposits, and other soils.

For quantities greater than listed, call for quote.

MOUSER STOCK NO.	Fig.	Size	Price Each	
Mfr. Mfr. Part No.			1	5
577—1671-10S	A	10oz. aerosol	10.00	9.54
577—1671-10RS	B	10oz. aerosol refill for 577-1671-10SK	19.14	18.46
577—1671-15S	A	15oz. aerosol	14.49	14.34

TECHSPRAY HIGH VELOCITY VORTEX DUSTER

RoHS Compliant

Vortex duster provides a high-powered blast to remove contaminants, lint, and dust. Formulated with HFC-134a, this exceptionally pure, moisture free, inert gas removes particles without the use of harmful solvents.

For quantities greater than listed, call for quote.

MOUSER STOCK NO.	Fig.	Size	Price Each	
Mfr. Mfr. Part No.			1	5
577—1697-8S	C	8oz. aerosol, invertible	21.92	18.00
577—1697-10S	A	10oz. aerosol	18.97	18.24

TECHSPRAY CIRCUIT BOARD REPAIR PENS - TRACE TECHNOLOGIES

RoHS Compliant

Flux Remover Pen

Provides a convenient method for touch-up cleaning of flux residues.

For quantities greater than listed, call for quote.

MOUSER STOCK NO.	Fig.	Size	Price Each	
Mfr. Mfr. Part No.			1	5
577—2506-N	D	11.5ml pen	10.09	9.02

Conductive Pen

Repair traces and link components with fast drying silver ink.

For quantities greater than listed, call for quote.

MOUSER STOCK NO.	Fig.	Size	Price Each	
Mfr. Mfr. Part No.			1	5
577—2505-N	D	4.89ml pen	51.01	48.59

Overcoat Pen

Designed to insulate PCB traces and components against high voltage arcing and repair solder resist.

For quantities greater than listed, call for quote.

MOUSER STOCK NO.	Fig.	Size	Price Each	
Mfr. Mfr. Part No.			1	5
577—2509-GN	D	5ml pen, green	16.37	14.89

No-clean Flux Dispensing Pen

For quantities greater than listed, call for quote.

MOUSER STOCK NO.	Fig.	Size	Price Each	
Mfr. Mfr. Part No.			1	5
577—2507-N	D	11.5ml pen	7.80	7.00

TECHSPRAY FREEZE SPRAY

100% HFCs, no CFCs, no HCFCs

RoHS Compliant

A HFC-134a based, rapidly evaporating liquid that chills to minus 62°F. Zero ozone depletion factor. Used as a trouble shooting aid for intermittently faulting capacitors, resistors, semiconductors, and other defective components. Also detects cold solder joints, cracks in PCB's, and oxidized junctions.

For quantities greater than listed, call for quote.

MOUSER STOCK NO.	Fig.	Size	Price Each	
Mfr. Mfr. Part No.			1	5
577—1672-10S	E	10oz. aerosol	10.24	9.89
577—1672-15S	E	15oz. aerosol	15.64	15.09

TECHSPRAY ANTI-STATIC FREEZE SPRAY

100% HFCs, no CFCs, no HCFCs

A rapidly evaporating HFC-134a product that contains an anti-static agent. Zero ozone depletion factor. Used as a trouble shooting aid in static sensitive areas for intermittently faulting capacitors, resistors, semiconductors, and other defective components. Also detects cold solder joints and oxidized junctions.

RoHS Compliant

For quantities greater than listed, call for quote.

MOUSER STOCK NO.	Fig.	Size	Price Each	
Mfr. Mfr. Part No.			1	5
577—1747-10S	E	10oz. aerosol	23.38	22.54

TECHSPRAY LABEL AND ADHESIVE REMOVER

Label and adhesive remover is a specially designed, hydrocarbon cleaner that safely removes labels and adhesive gums from equipment and products. Effectively removes gummy residues, labels, stickers, ink marks, beverage spills and other contaminants commonly found on equipment housings without damaging plastics. Solvent has a pleasant citrus odor.

RoHS Compliant

For quantities greater than listed, call for quote.

MOUSER STOCK NO.	Fig.	Size	Price Each	
Mfr. Mfr. Part No.			1	5
577—1613-6S	F	4.5oz. aerosol	14.63	13.96

TECHSPRAY CLEANER - LUBRICANT -KLEEN-IT G3

No CFC's, contains HCFC's. Quickly penetrates and flushes away grease, dirt, oil, dust, and oxidized surface metals leaving a thin protective coating of silicone to lubricate and protect.

RoHS Compliant

For quantities greater than listed, call for quote.

MOUSER STOCK NO.	Fig.	Size	Price Each	
Mfr. Mfr. Part No.			1	5
577—2421-12S	F	12oz. aerosol	23.08	21.96

TECHSPRAY CONTACT ENHANCER

Rid-Ox Contact Protector/Enhancer

Designed for improving conductivity while sealing and protecting connections.

RoHS Compliant

For quantities greater than listed, call for quote.

MOUSER STOCK NO.	Fig.	Size	Price Each	
Mfr. Mfr. Part No.			1	5
577—2112-6S	F	6oz. aerosol	17.66	16.83

TECHSPRAY SURFACE CLEANING

LCD/Plasma Screen Cleaner

Cleans Sensitive surfaces. Gel formula will not run down into sensitive equipment. best if used with 2368-2 wipe.

RoHS Compliant

For quantities greater than listed, call for quote.

MOUSER STOCK NO.	Fig.	Size	Price Each	
Mfr. Mfr. Part No.			1	5
577—1605-6FP	G	6oz. finger pump	5.34	5.01

LCD/Plasma Screen Cleaning Wipes

2 wipes per package. Soft and low-linting microfiber terry cloth. Ideal for cleaning and polishing LCD and screens, plexi-glass, chrome and other sensitive surfaces. Effective wet or dry. Washable.

RoHS Compliant

For quantities greater than listed, call for quote.

MOUSER STOCK NO.	Fig.	Size	Price Each	
Mfr. Mfr. Part No.			1	5
577—2368-2	H	16"x16" dry wipes	7.92	7.28

Glass and Plastic Cleaning Wipes

50 wipes per package. Cleans and polishes glass or plastic. Ideal for removing fingerprints and light oils without the us of solvent cleaners. Low-Linting. Washable.

RoHS Compliant

For quantities greater than listed, call for quote.

MOUSER STOCK NO.	Fig.	Size	Price Each	
Mfr. Mfr. Part No.			1	5
577—2363-50	H	8"x8" dry wipes	77.36	68.70

© Copyright 2013 Mouser Electronics

© Copyright 2013 Mouser Electronics

TECHSPRAY Brushes, Wipes, Swabs, and Cleaners

RoHS Compliant **This product is RoHS compliant.**

TECHSPRAY STATIC SENSITIVE BRUSHES

Use these brushes for your specific needs, whether you are cleaning sensitive optics or scrubbing heavy soils. The bristle cut is designed to offer optimum cleaning with minimum effort.

- ESD Safe stainless steel or natural horsehair
- Anodized aluminum handles

MOUSER STOCK NO.	Tech Spray Part No.	Fig.	Bristle Material	Bristle Width	Price Each 1	Price Each 12
577-2040	2040-1	A	Horse Hair	1/8"	15.03	13.48
577-2042	2042-1	A	Horse Hair	3/8"	24.08	21.88
577-2043	2043-1	A	.003 Stainless Steel	3/8"	24.94	23.11

TECHSPRAY GENERAL CLEANING BRUSHES

- Non-Static Bristles
- Easy-Grip Handles

MOUSER STOCK NO.	Tech Spray Part No.	Fig.	Handle Material	Bristle Material	Brush Face	Price Each 1	Price Each 12
577-2020	2020-1	A	Wood	Horse hair	1/4" X 1 3/8"	3.71	3.45
577-2021	2021-1	A	Wood	Hog's hair	1/4" X 1 3/8"	5.94	5.65
577-2022	2022-1	A	Wood	Hog's hair	7/8" X 2 1/8"	12.06	11.51

TECHSPRAY TECHNICAL CLEANING BRUSHES

Whether you are cleaning sensitive optics or scrubbing heavy soils, this bristle cut brush is designed to offer optimum cleaning with minimum effort. Handles are designed for a comfortable fit.

MOUSER STOCK NO.	Tech Spray Part No.	Fig.	Handle Material	Handle Length	Bristle Length	Price Each 1	Price Each 12
577-2030	2030-1	B	Stainless Steel	3 1/2"	1/8"	9.67	8.91
577-2031	2031-1	C	Stainless Steel	4 1/2"	1/4"	11.25	10.69
577-2032	2032-1	D	Zinc Plated Steel	4 1/2"	1/2"	10.81	10.27
577-2033	2033-1	E	Zinc Plated Steel	4 1/2"	7/16"	7.40	6.85

TECHSPRAY TECHCLEAN WIPES

Features:

- 2350 Techclean Wiper - General-purpose cellulose/polyester wipe - high absorbency, and low linting
- 2351/2352 Techclean Absorbwipe - Soft polyester wipe for sensitive surfaces
- 2353/2354 Techclean Ultrawipe - Textured cellulose/polyester wipe for more aggressive cleaning
- 2355 Techclean Purwipe - Very low lint, reusable polyester wipe
- 2357 Techclean Twillwipe - Tough cotton twill wipe for abrasive surfaces
- 2359 Techclean SMT Blue Wipe - Economical cellulose/polyester wipe for general maintenance
- 2362 Anti-Static Wipe - ESD-safe wipe for static-controlled environments

✻ Not Folded

MOUSER STOCK NO.	Tech Spray Part No.	Fig.	Description	Size	Price Each 1	Price Each 6	Price Each 12
✻ 577-2350-100	2350-100	F	General Purpose, 100pk	9" X 9"	25.96	24.51	23.40
✻ 577-2351-100	2351-100	F	Absorbwipe, 100pk	4" X 4"	9.59	9.14	8.58
✻ 577-2352-100	2352-100	F	Absorbwipe, 100pk	9" X 9"	27.21	25.79	24.51
✻ 577-2355-100	2355-100	F	Purwipe, 100pk	9" X 9"	47.94	45.43	43.19
✻ 577-2357-100	2357-100	F	Twillwipe, 100pk	6" X 6"	30.94	30.15	29.47
✻ 577-2359-300	2359-300	F	Bluewipe, 300pk	9" X 9"	49.04	46.60	44.14
577-2362-150	2362-150	F	Anti-static wipe, 150pk	9" X 9"	121.78	116.13	110.48

TECHSPRAY TECH SWABS

MOUSER STOCK NO.	Tech Spray Part No.	Fig.	Description	Size	Price Each 1	Price Each 6	Price Each 12
577-2300-100	2300-100	G	Double Tip Cotton, 100pk	3/16"	5.68	4.93	4.55
577-2300-1000	2300-1000	G	Double Tip Cotton, 1000pk	3/16"	38.69	37.10	35.86
577-2301-100	2301-100	H	Single Tip Cotton, 100pk	3/16"	4.38	4.12	3.91
577-2301-1000	2301-1000	H	Single Tip Cotton, 1000pk	3/16"	27.50	25.97	24.79
577-2302-50	2302-50	I	Broad Tip Foam, 50pk	7/16"	24.24	23.13	22.53
577-2302-1000	2302-1000	I	Broad Tip Foam, 1000pk	7/16"	295.64	273.39	261.62
577-2303-50	2303-50	J	Narrow Tip Foam, 50pk	1/4"	23.12	22.02	20.92
577-2303-1000	2303-1000	J	Narrow Tip Foam, 1000pk	1/4"	304.55	287.15	276.65
577-2306-50	2306-50	K	Super-Tip Foam, 50pk	1/2"	22.16	21.06	20.35
577-2306-1000	2306-1000	K	Super-Tip Foam, 1000pk	1/2"	300.20	283.52	270.55
577-2313-30	2313-30	L	Double-Tip Pointed, 30pk	1/8"	7.58	7.38	7.22

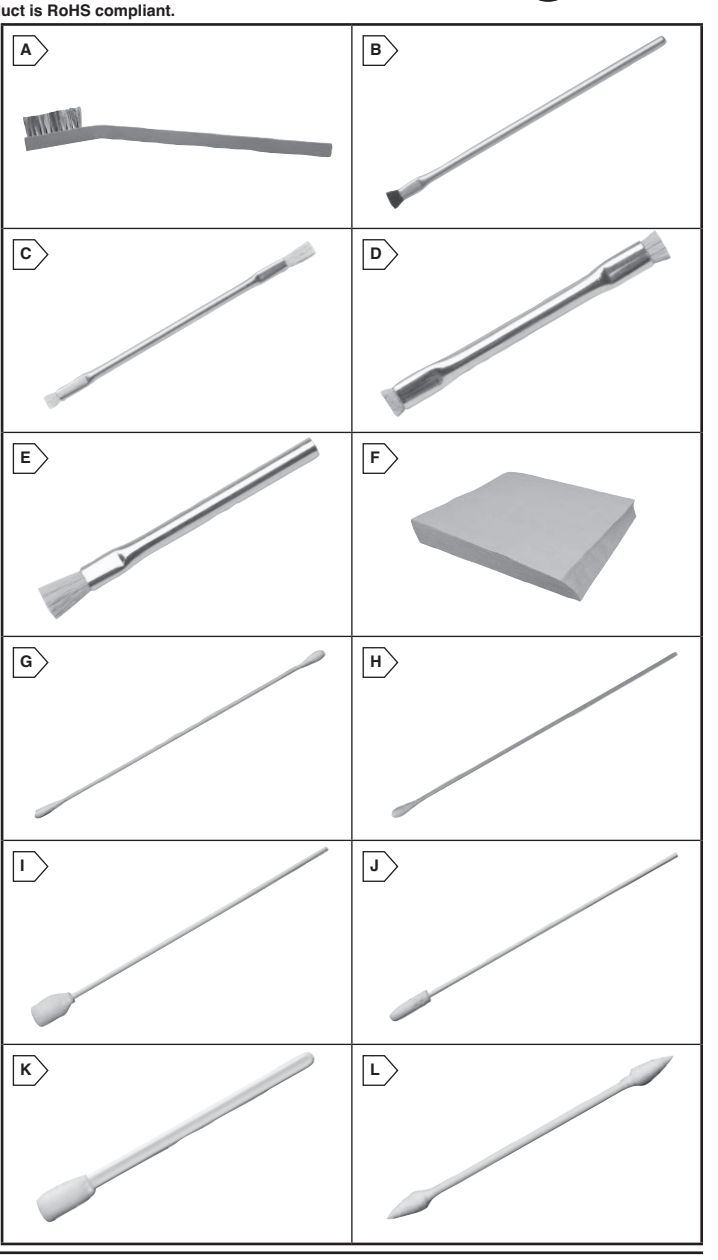

TECHSPRAY RENEW™ ECO-FRIENDLY CLEANERS AND WIPES

Introducing TECHSPRAY RENEW™ branded cleaners, innovative solutions that combine the best of current "green" technologies to make the most powerful green cleaners on the market.

Eco-Shower Degreaser

MOUSER STOCK NO.	Tech Spray Part No.	Fig.	Size	Price Each
577-1500-72DSP	1500-72DSP	A	72pk pre-saturated wipes	13.78
577-1500-QT	1500-QT	B	1 quart	10.34
577-1500-G	1500-G	-	1 gallon	23.39

Eco-Shine Glass and Surface Cleaner

577-1505-100DSP	1505-100DSP	A	100pk pre-saturated wipes	10.07
577-1505-QT	1505-QT	B	1 quart	6.98
577-1505-G	1505-G	-	1 gallon	16.62

Eco-Stencil SMT Cleaner

577-1570-100DSP	1570-100DSP	A	100pk pre-saturated wipes	19.12
577-1570-QT	1570-QT	B	1 quart	14.34
577-1570-G	1570-G	-	1 gallon	26.17

Eco-Oven Cleaner

577-1573-QT	1573-QT	B	1 quart	14.34
577-1573-G	1573-G	-	1 gallon	26.17

Eco-Cleaning Wipes

577-2340-100	2340-100	C	100pk Cotton Wipers-9" x 9"	26.38
577-2342-300	2342-300	D	300pk Task Wipers-4.4" x 8.3"	4.27
577-2343-140	2343-140	D	140pk Task Wipers-15" x 16.6"	11.44

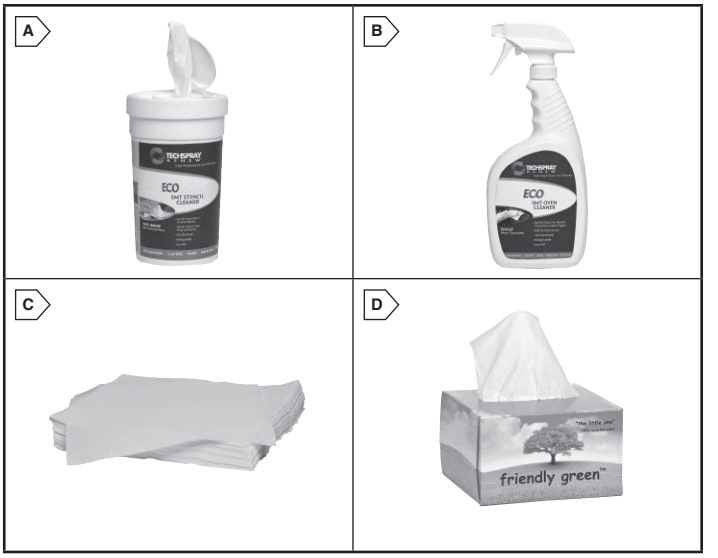

© Copyright 2013 Mouser Electronics

© Copyright 2013 Mouser Electronics

TECHSPRAY Cleaners, Static Control and Coatings

RoHS Compliant **This product is RoHS compliant.**

SMT STENCIL CLEANING

A



B



C



D



IPA Cleaning Wipes

Low-linting wipes saturated with 70% IPA, 30% Di water. Ideal for effective and economical cleaning. Clean SMT stencils, electrical contact, equipment surfaces, circuit boards and more. Folded for convenient packaging.

For quantities greater than listed, call for quote.

MOUSER STOCK NO.		Fig.	Size	Price Each	
Mfr.	Mfr. Part No.			1	5
577—1608-100DSP		A	100 ct pop-up wipes	26.43	25.11

Blue Maintenance Wipes

Hydroentangled cellulose/polyester wipe with high absorbency and durable wet or dry. Ideal for production and maintenance applications.

For quantities greater than listed, call for quote.

MOUSER STOCK NO.		Fig.	Size	Price Each	
Mfr.	Mfr. Part No.			1	5
577—2364-50		B	12" x 12" (50 ct.)	11.37	10.08
577—2365-300		B	9" x 9" (300 ct.)	33.31	30.74

Isopropyl Alcohol

99% pure, anhydrous isopropanol for all purpose cleaning. Excellent for tape head cleaning, removal of fluxes, light oils, polar soils, and white mineral residue. Can be used as a thinner for most fluxes.

For quantities greater than listed, call for quote.

MOUSER STOCK NO.		Fig.	Size	Price Each	
Mfr.	Mfr. Part No.			1	5
577—1610-50PK		C	50 packets	26.44	23.64
577—1610-100DSP		-	100 pkg. wipes	29.30	27.84
577—1610-P		D	1 pt. plastic	13.92	13.45
577—1610-PT		D	1 pt. trigger	16.61	15.39

A



B



C



D



E



F



G



H



I



J



K



ZERO CHARGE™ STATIC CONTROL PRODUCTS

Mat and Table Top Cleaner

Removes insulating contaminants such as flux residues, oils, greases, nicotine, dirt, and grime. Eliminates charge and prevents static charge build-up.

For quantities greater than listed, call for quote.

MOUSER STOCK NO.		Fig.	Size	Price Each
Mfr.	Mfr. Part No.			
577—1733-QT		A	1 qt. trigger	15.57

Screen and Keyboard Cleaner

Removes hand oils, ink marks, dust, fingerprints, nicotine, syrup, carbon, and other soils from work areas. Safe on most plastics.

For quantities greater than listed, call for quote.

MOUSER STOCK NO.		Fig.	Size	Price Each
Mfr.	Mfr. Part No.			
577—1743-50PK		B	50 pkg box	27.16

Hand Lotion

Formulated with aloe vera for a deep, penetrating, soothing action. Contains no silicone or lanolin. Non-greasy, non-sticky, odorless, and fast absorbing.

For quantities greater than listed, call for quote.

MOUSER STOCK NO.		Fig.	Size	Price Each
Mfr.	Mfr. Part No.			
577—1702-8FP		C	8 oz. pump	7.69

ZERO CHARGE™ STATIC CONTROL PRODUCTS (CONT.)

Anti-Static Coating

Eliminates static charge and reduces triboelectric generation from most surfaces. Recommended for applications that experience flexing and movement and for plastics such as polyethylene, polypropylene, and other similar surfaces.

For quantities greater than listed, call for quote.

MOUSER STOCK NO.		Fig.	Size	Price Each
Mfr.	Mfr. Part No.			
577—1726-QT		A	1 qt. trigger	18.94

GLASS CLEANER

Removes hand oils, ink marks, dust, finger prints, nicotine, syrup, carbon and other soils from work area. Safe on most plastics.

For quantities greater than listed, call for quote.

577—1625-18S	D	18 oz.	5.11

CONFORMAL COATING REMOVER

Removes most conformal coatings, including: acrylic, epoxy, urethane, and some silicones. It can also be used to remove enamels, paints, varnishes, and lacquers. Quickly removes tar, adhesives, crayon, rubber, and carbon.

For quantities greater than listed, call for quote.

577—2510-N	-	10 ml pen	11.68
577—2510-P	E	1 pt. metal	34.58

CONFORMAL COATINGS

Fine-L-Kote™ SR

Flexibility allows for vibration, movement, and rapid changes in temperature. Offers chemical resistance and is recommended for harsh environments. Can be reworked by applying soldering iron, or complete removal by using the conformal coating remover (577-2510-P).

For quantities greater than listed, call for quote.

MOUSER STOCK NO.		Fig.	Size	Price Each
Mfr.	Mfr. Part No.			
577—2102-12S		D	12 oz.	34.18

Fine-L-Kote™ AR

Provides insulation against high voltage arcing and corona shorts. Product offers limited resistance to common alcohols, ketones, and esters.

For quantities greater than listed, call for quote.

577—2103-12S	D	12 oz.	26.72

Fine-L-Kote™ UR

Urethane conformal coating. Highly resistant to most solvents, moisture, and fungus. Can be reworked by applying soldering iron, or complete removal using conformal coating remover (577-2510-P).

For quantities greater than listed, call for quote.

577—2104-12S	D	12 oz.	30.55

Fine-L-Kote™ HT

A silicone resin, conformal coating exhibiting excellent adhesion properties. Fine-L-Kote™ HT coating offers complete versatility. Removal can be accomplished with conformal coating remover (577-2510-P).

For quantities greater than listed, call for quote.

577—2106-12S	D	12 oz.	29.68

TURBO-COAT

An acrylic conformal coating dries tack-free in 3 minutes. Thick Coating, One-Pass Application. Available in spray or brush on.

For quantities greater than listed, call for quote.

577—2108-12S	F	12 oz. aerosol	25.41
577—2108-P	-	1 pint. Glass	28.96

TECHCLEAN™ CARD READER CLEANER

A one time use, pre-saturated card. Removes dirt, magnetic oxides, and other contaminates from credit card readers, ATM/POS terminals, and other magnetic or photo card reading apparatus.

For quantities greater than listed, call for quote.

MOUSER STOCK NO.		Fig.	Size	Price Each
Mfr.	Mfr. Part No.			
577—1603		G	1 card	1.93

TRANSISTOR SILICONE GREASE

Used to coat the bases of power transistors as they are connected to heat sinks. Heat conductive grease will draw heat away from the transistor allowing it to run cooler.

For quantities greater than listed, call for quote.

577—1977-DP	H	4 oz. tube	17.00

HEAT SINK COMPOUND

- Silicone Free

A silicone-free compound applied under power transistors and other devices that generate heat to assist in transferring heat from generating objects to metal chassis for dissipation. Temperature range from -40°C to +200°C.

For quantities greater than listed, call for quote.

577—1978	I	4 oz. tube	30.77
577—1978-1	J	1 lb. tub	64.23

TECH HOLD™ GENERAL PURPOSE ADHESIVE

Single component cyanoacrylate adhesive that exhibits high strength, fast bonding, and high impact holding. Having a medium viscosity, flows into small openings (up to .004 inches).

For quantities greater than listed, call for quote.

577—2503	K	3 gram	3.16

© Copyright 2013 Mouser Electronics

© Copyright 2013 Mouser Electronics

3M™ Tapes and EMC Products

RoHS Compliant **This product is RoHS compliant.**

XYZ-AXIS ELECTRICALLY CONDUCTIVE ADHESIVE TRANSFER TAPES



For reliable and effective attachment of EMI/RFI shields and gaskets to electronic devices.
- 24 month shelf life

For quantities greater than listed, call for quote.

MOUSER STOCK NO.	Size	Price Each 1	Price Each 10
517-9712-1	1" x 36yds	63.96	60.72
517-9712-1/2	1/2" x 36yds	48.85	46.19
517-9712-1/4	1/4" x 36yds	27.00	24.59
517-9713-1	1" x 36yds	107.97	100.58
517-9713-1/2	1/2" x 36yds	60.19	57.17

HIGH PERFORMANCE ADHESIVE TRANSFER TAPES - 200MP ADHESIVE



Popular choice for graphic attachment and membrane switch applications.
- excellent diecut and process

MOUSER STOCK NO.	Size	Price Each 1	Price Each 10
517-467MP-2	2" X 60yds	45.01	40.49
517-467MP-3	3" x 60yds	54.66	45.62
517-468MP-2	2" X 60yds	55.25	49.72
517-468MP-3	3" x 60yds	79.07	73.52
517-468MP-3/4	3/4" x 60yds	17.68	16.91

ASSORTED TAPES

For quantities greater than listed, call for quote.

MOUSER STOCK NO.	Backing	Adhesive	Size	Price Each 1	Price Each 10
Polyimide Film Tape for Insulating and Motor Applications					
517-92-50/36	Polymide Film	Thermosetting Silicone	.50" x 36 yds	29.34	27.88
517-92	Polymide Film	Thermosetting Silicone	.75" x 36 yds	48.67	46.21
Polyimide Film Tape - Solvent-Resistant					
517-01205-50/36	Polymide Film	Thermosetting Silicone	.50" x 36 yds	25.28	23.53
517-01205	Polymide Film	Thermosetting Silicone	.75" x 36 yds	44.49	40.35
Conductive Anti-Static Tape with Symbol					
517-40PR-75/36	Polyester Film	Antistatic Polymer	.75" x 36 yds	12.22	11.38
517-40PR-75/72	Polyester Film	Antistatic Polymer	.75" x 72 yds	22.63	21.50
517-40PR-50/72	Polyester Film	Antistatic Polymer	.50" x 72 yds	14.22	13.25

WATER-SOLUBLE WAVE SOLDER TAPE

Tape 5414 has a poly-vinyl alcohol backing which is water soluble and a synthetic water soluble adhesive to mask gold fingers on printed circuit boards during wave soldering.

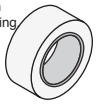

- Adhesive: Water soluble synthetic
- Color: Hazy, transparent
- 12 month shelf life

517-5414	1/2" x 36yds	44.03	37.27

ALUMINUM FOIL TAPES

Tapes 425 and 427 are 5 mil nominal dead soft aluminum foil backing combined with a transparent acrylic adhesive. Tape 427 offers an easy-release liner.
- Color: Shiny silver
- Adhesive: Acrylic
- 24 month shelf life



For quantities greater than listed, call for quote.

517-425-1	1" x 60yds	34.73	34.73
517-425	2" x 60yds	62.15	54.04
517-427	2" x 60yds	82.37	75.48

METALLIZED POLYESTER CLOTH TAPE

Lightweight, conformable oxidation resistant and high strength for EMI shielding and grounding.



- Adhesive-Acrylic Conductive

For quantities greater than listed, call for quote.

MOUSER STOCK NO.	Description	Size	Price Each 1	Price Each 10
517-2191FR	Nickel on Copper Plated Ripstop	.75" x 21.8yds.	94.28	83.49
517-CN-3190	Nickel on Copper Plated Ripstop	.75" x 54.5yds.	150.35	133.13

3M™ VHB™ TAPES

Provide the convenience and simplicity of a tape fastener and are ideal for use in many interior and exterior bonding applications. They can replace rivets, spot welds, liquid adhesives and other permanent fasteners.
- Solvent and moisture resistance
- Made with acrylic foam
- Excellent durability



MOUSER STOCK NO.	Color	Adhesive Type	Foam Type	Size	Price Each 1	Price Each 10
517-4941-1	Gray	Multi Purpose	Conform	1" x 36yds.	156.47	145.51
517-4941-1/2	Gray	Multi Purpose	Conform	1/2" x 36yds.	73.98	68.79
517-4950-1	White	Gen Purpose	Firm	1" x 36yds.	144.18	125.21
517-4950-1/2	White	Gen Purpose	Firm	1/2" x 36yds.	66.02	62.71
517-4950-3/4	White	Gen Purpose	Firm	3/4" x 36yds.	97.81	92.92
517-4949-1	Black	Gen Purpose	Firm	1" x 36yds.	155.58	144.65
517-4949-3/4	Black	Gen Purpose	Firm	3/4" x 36yds.	115.53	107.42
517-4951-1	White	Low Temp Apply	Firm	1" x 36yds.	171.63	159.60
517-4945-1	White	Multi Purpose	Firm	1" x 36yds.	166.03	158.37
517-4910-1	Clear	Gen Purpose	-	1" x 36yds.	109.43	103.98
517-4910-1/2	Clear	Gen Purpose	-	1/2" x 36yds.	51.36	48.76
517-4952-1	White	Low Surf Energy	Firm	1" x 36yds.	165.94	154.32
517-4952-1/2	White	Low Surf Energy	Firm	1/2" x 36yds.	91.63	85.21
517-4611-1	Dark Gray	Gen Purpose	Firm	1" x 36yds.	62.79	59.65
517-4611-1/2	Dark Gray	Gen Purpose	Firm	1/2" x 36yds.	42.30	40.19
517-4611-3/4	Dark Gray	Gen Purpose	Firm	3/4" x 36yds.	51.41	48.86
517-4622-1	White	Gen/Multi Purpose	Conform	1" x 36yds.	60.68	56.42
517-4622-1/2	White	Gen/Multi Purpose	Conform	1/2" x 36yds.	33.76	33.69
517-5952-1/2	Black	Modified	Very Conform	1/2" x 36yds.	63.79	59.34
517-5952-3/4	Black	Modified	Very Conform	3/4" x 36yds.	49.99	44.18

EMI/RFI FOIL SHIELDING TAPES

Copper foil electrical tapes provide an easy-to-apply, timesaving, cost-effective way to shield against EMI/RFI radiation. Foil tapes are conductive through the adhesive and offer mechanical, electrical and thermal values to meet your shielding effectiveness and frequency requirements.

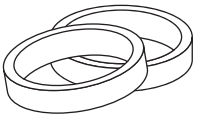

- Meets UL 510 requirements for flame retardancy

† Coated on Both Sides

For quantities greater than listed, call for quote.

MOUSER STOCK NO.	Description	Size W x L: in.	Price Each 1	Price Each 10
517-1170	3.2 Mil Aluminum Foil, Conductive Acrylic	1" x 18yds.	58.13	54.07
517-1170-50/18	2.0 Mil Aluminum Foil, Acrylic Conductive	.50" x 18yds.	28.54	26.25
517-1181-1.0	1.4 Mil Copper Foil, Acrylic Conductive	1" x 18yds.	54.30	51.10
517-1181-1/2	1.4 Mil Copper Foil with smooth finish	.5" x 18yds.	25.35	23.57
† 517-1182	1.4 Mil Copper Foil, Acrylic Conductive Coated	.75" x 18yds.	43.36	40.34
517-1183	1.4 Mil Tin Plated Copper Foil, Acrylic Conductive	.75" x 18yds.	41.07	38.20
517-1194	1.4 Mil Copper Foil, Acrylic Non-Conductive	.75 x 18yds.	38.35	35.66
517-1245-1.0	Embossed Copper Foil, Acrylic Non-Conductive	1" x 18yds.	44.68	41.56
517-1245-1/2	Embossed Alum. Foil, Acrylic Non-Conductive	.5" x 18yds.	22.51	20.95
517-1345	Embossed Tin-Plated Copper Foil, Acrylic Non-Conductive	.75" x 18yds.	43.57	39.61

LOW STATIC POLYIMIDE FILM TAPE

Translucent, polyimide film-backed silicone adhesive tape with unique and extremely low electrostatic discharge properties.



- Shelf life - 12 months
- Mask for protection for PCB during wave solder or solder dip process
- Used as release surface in fabrication of parts cured at elevated temperatures

MOUSER STOCK NO.	Color	Adhesive Type	Foam Type	Size	Price Each 1	Price Each 10
Series 5419						
517-5419-1/4	Gold	Silicone	Polyimide	1/4" x 36yds.	22.19	21.06
517-5419-1/2	Gold	Silicone	Polyimide	1/2" x 36yds.	40.39	37.57
517-5419-3/4	Gold	Silicone	Polyimide	3/4" x 36yds.	57.65	54.77
517-5419-1.5	Gold	Silicone	Polyimide	1 1/2" x 36yds.	122.25	116.14
517-5419-2	Gold	Silicone	Polyimide	2" x 36yds.	151.41	143.85
Series 5433, Lined Version						
517-5433-1	Amber	Silicone	Polyimide	1" x 36yds.	79.76	75.78

EMI ABSORBING MATERIALS

EMI Absorbing can suppress radiated noise in broadband frequency. Thin, flexible, and easily die cut.



- Backing: Silicone rubber with magnetic filler
- Self-adhesive sheet allows easy prototyping for EMC solutions
- Nonconductive Acrylic
- New, larger sizes available

For quantities greater than listed, call for quote.

MOUSER STOCK NO.	Specifications	Size	Price Each 1	Price Each 10
517-AB5010	0.1mm, -3dB@1.2GHz to >6GHz	8.26 x 10.0"	9.68	9.12
517-AB5020	0.2mm, -3dB@825MHz to >6MHz	8.26 x 10.0"	101.44	92.20
517-AB5030	0.3mm, -3dB@800MHz to >6GHz	8.26 x 10.0"	11.53	10.80
517-AB5050	0.5mm, -3dB@700MHz to >6MHz	8.26 x 10.0"	18.18	13.45
517-AB5100S-210MM	0.5mm, -3dB@600MHz to >6MHz	8.26 x 10.0"	72.64	68.00
517-AB5010S	0.1mm, -3dB@850MHz to >6GHz	8.26 x 11.8"	10.09	7.46

SERIES 851 CIRCUIT PLATING TAPE

- For printed circuit board masking
- Shelf life - 12 months
- Unique comformable adhesive



† Transparent

MOUSER STOCK NO.	Color	Adhesive Type	Foam Type	Size	Price Each 1	Price Each 10
517-851-1/2	Green †	Silicone / Rubber	Polyester †	1/2" x 144yds.	16.46	15.64
517-851-1	Green †	Silicone / Rubber	Polyester †	1" x 144yds.	28.17	26.78

© Copyright 2013 Mouser Electronics

© Copyright 2013 Mouser Electronics

3M™ Cleaners and Protection Supplies

NOVEC™ AEROSOL CLEANERS

- Non-ozone depleting
- Contains no nPB, HFCs, or HAPS
- HCFC-141b alternative
- Non-Corrosive
- Non-Flammable

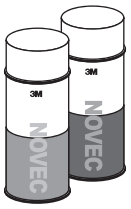

For quantities greater than listed, call for quote.

MOUSER STOCK NO.	Description	Price Each	
		1	5
517-32917	Flux Remover 12 oz.	25.35	23.14
517-32925	Electronic Degreaser 12 oz.	26.11	23.84
517-32933	Contact Cleaner 11 oz.	26.38	25.48

WORKSTATION MONITOR

- Continuously monitors the resistance of the work surface, operator, and wiring connections
- Monitors a visitor to the workstation as well as the primary operator
- Uses 2300 Series wrist straps

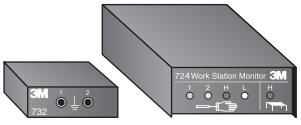

724 Workstation Monitor with 732 Remote Jack

MOUSER STOCK NO.	3M Part No.	Description	Price Each	
			1	5
517-724	724	Workstation monitor with 732 remote input jack and mounting hardware	184.91	173.35

WRIST STRAP MONITOR

- Small and compact
- Battery operated
- Continuously monitors one worker
- Uses 2300 Series wrist straps
- Clip on belt

MOUSER STOCK NO.	3M Part No.	Description	Price Each	
			1	5
517-725	725	725 Portable wrist strap monitor	107.71	100.99

2300 SERIES DUAL CONDUCTOR CORDS

3M™ Dual Conductor Ground Cord is part of a personnel ground monitoring system. The 3M™ Workstation Monitors Models 724, 725, and 790 use a dual conductor type wrist strap system consisting of a dual conductor wristband and ground cord. The dual system allows for a monitored loop resistance measurement, which includes the wristband contact to the wearer and a redundant grounding path. If one conductor of the system fails, the other can still function maintaining the grounding of the person. As a result, this prevents static from being generated by the person, eliminating possible exposure to static-sensitive electronic components. The 2300 series are compatible with all existing 3M dual conductor fabric, metal, and thermoplastic wristbands.



MOUSER STOCK NO.	3M Part No.	Description	Price Each	
			1	5
Straight Connection				
517-4720	4720	Dual Conductor wrist band, blue	8.08	7.83
517-23600	2360	Coiled, 5 ft. working length	28.64	26.59
517-23700	2370	Coiled, 10 ft. working length	32.66	31.02
517-2371	2371	Coiled, 20 ft. working length	41.14	37.99
517-23680	2368	Dual conductor adj. wrist band	13.80	12.73
Right Angle Connection				
517-2360R	2360R	Coiled, R/A connection, 5 ft. length	30.71	29.19
517-2370R	2370R	Coiled, R/A connection, 10 ft. length	37.57	35.71
517-2371R	2371R	Coiled, R/A connection, 20 ft. length	45.44	43.19
Right Angle Connection with larger Mono Plug O.D.				
517-2391	2391	Coiled, R/A connection, 5 ft. length	29.51	26.59

ADJUSTABLE FABRIC WRIST STRAPS

The front line of defense in all static control processes. One size adjusts to any size wrist to provide reliable, 360 degree protection.

- Includes alligator clip
- Single Conductor

74P7

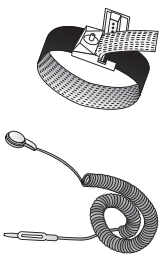

For quantities greater than listed, call for quote.

MOUSER STOCK NO.	Description	Price Each	
		1	5
517-2214	Adjustable band, 5 foot coiled cord	20.28	19.24
517-2204	Adjustable band only	8.53	7.49
517-2210C	5 foot coiled cord only	21.68	20.28
517-22240	Adjustable band, 10 ft coiled cord	34.37	29.46
517-2271	Economy adjustable strap	4.58	4.35
517-2272	Econo. adj. strap w/ 5' coiled cord	10.55	9.45

4600 SERIES COST EFFECTIVE WRIST BANDS & CORDS

These wrist bands consist of a molded insulative thermoplastic colored exterior with an integrally molded conductive interior insert and 4mm metal male snap.



- Includes alligator clip

MOUSER STOCK NO.	Fig.	Description	Price Each	
			1	5
517-4610	A	5 foot lightweight coiled cord, 4mm snap end	11.33	10.53
517-4611	A	10 foot lightweight coiled cord,4mm snap end	13.88	12.69
517-4620	B	Blue wrist band with 4mm stud	3.85	3.73

3M™ SCC GROUND CORDS AND GROUND BLOCK

- Table mat ground cord LPCGC151M connect a mat and two wrist straps.
- Floor mat ground cord FGC151M has domed profile to help avoid tripping.
- Ground block WSGR2 mounts to bench and connects two wrist straps to ground. Two parking studs reduce damage to cords left at the bench. No resistor.



✻ Includes one megohm resistor and #10 ring terminal

MOUSER STOCK NO.	3M Part No.	Description	Price Each	
			1	10
✻ 517-FGC151M	FGC151M	Floor Ground Cord, 15' cord, 3/8" stud	20.15	15.19
✻ 517-LPCGC151M	LPCGC151M	Low Profile Ground Cord, 3/8" stud	12.75	12.37
517-WSGR2	WSGR2	Bench Ground Block, 10' cord	14.31	13.55

3M™ SCC INSTRUMENTATION

Combination wrist strap/tester allows associates to test their own wrist straps, heel grounders or shoes. Wrist strap monitors measures the resistance of the wrist strap and person to ensure proper operation of the wrist strap and connection of the grounding product to a person.

Features:

- Compatible with standard single wire wrist straps
- Easy to use
- Audible and visual alarm



WSMONITOR2

MOUSER STOCK NO.	3M Part No.	Description	Price Each	
			1	5
517-COMBOTESTER	COMBOTESTER	Heel grounder/Wriststrap Tester with stand	449.29	408.96
517-WSMONITOR1	WSMONITOR1	Wrist strap monitor - 1 Wrist strap	69.62	64.76
517-WSMONITOR2	WSMONITOR2	Wrist strap monitor - 1 Wrist strap and 1 Mat	123.69	115.03

STATIC-DISSIPATIVE FIELD SERVICE KITS

Static-safe workstations in a portable format for the field service technician.

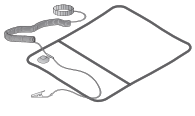

8501 Portable Field Service Kit

- Adjustable fabric wrist band
- Heavy-duty static-dissipative work surface (.021" x 22" x 24") with two 8" x 11" pockets and 5 ft. coiled ground cord
- Common-point ground cord system with 10' section for wrist band and 5' section for mat

MOUSER STOCK NO.	Price Each	
	1	5
517-8501	75.73	72.87



8505 Portable Field Service Kit

- Static-dissipative work surface (.015" x 15" x 20") with pocket
- Adjustable wrist band
- Wrist strap, 5ft. ground cord, 5 ft. extension ground cord, 5 ft work surface ground cord

MOUSER STOCK NO.	Price Each	
	1	5
517-8505	158.53	154.63

ELECTRONICS VACUUM

A powerful unit for high efficiency clean up of most business equipment.

Features:

- 1 HP motor
- 3 year warranty
- Stretch hose extends from 2" to 10'
- Comes complete with wand, crevice tool, crevice brush, dusting brush, needle nozzle, and Type 2 filter
- Attachments and power cord store inside door of high impact plastic case
- Portable, quick set up and efficient safe operation



Replacement Filter

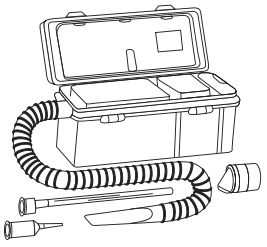

For quantities greater than listed, call for quote.

MOUSER STOCK NO.	Description	Price Each
517-497AJM	115V electronics vacuum, 5.0 Amps	302.29
Replacement Filters		
517-SF1	Small Particle: traps extremely fine particles in the range of .3-.5 microns from highly sensitive equipment.	32.60
517-MF2	Medium Particle: traps toner and dust from copiers, laser printers, and other office equipment.	14.96

© Copyright 2013 Mouser Electronics

© Copyright 2013 Mouser Electronics

DESCO COMBO TESTER

Features:
- Tests wrist straps and foot grounders
- Positive rocker switch actuation
- LED's display test results
- Battery powered with low-battery indicator

MADE IN USA

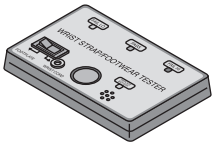

MOUSER STOCK NO.	Desco Part No.	Description	Price Each 1	Price Each 5
809-19250	19250	Combo Wrist and Footground NIST	276.84	263.01
809-19252	19252	Combo WS and FG with Stand NIST	472.77	449.12

DESCO STATFREE T2™ - DISSIPATIVE DUAL LAYER RUBBER

Features:
- Durable rubber material, dissipative (10^6 -10^8 Ω) on one side and conductive on the other
- Versatile and long-lasting product; use as a dissipative work surface table mat
- Bottom conductive layer provides reliable path to ground, compatible for use with continuous monitors
- Superior heat, chemical, and wear resistance

MADE IN USA

RoHS Compliant

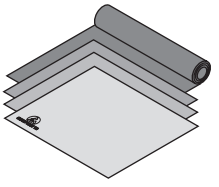

✻ Drop Ship Only † Includes groundcord

MOUSER STOCK NO.	Desco Part No.	Description	Price Each 1	Price Each 5
† 809-66050	66050	Dark Gray, 0.060" x 24" x 36"	97.11	92.26
† 809-66055	66055	Dark Gray, 0.060" x 24" x 48"	103.93	98.73
✻ 809-66085	66085	Roll, Dark Gray, 0.060" x 36" x 40'	1225.93	Call

DESCO STATFREE B™ - DISSIPATIVE HOMOGENEOUS VINYL

Features:
- 10^7 - 10^8 Ω resistance
- Meets the minimum recommended work surface requirement of ANSI/ESD S20.20
- Reversible extruded homogenous vinyl

MADE IN USA

RoHS Compliant

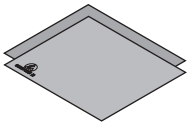

MOUSER STOCK NO.	Desco Part No.	Description	Price Each 1	Price Each 5
809-16213	16213	Mat Kit, Blue, 0.100" x 24" x 36", Common Point Ground Kit Included	78.29	74.39

DESCO STATFREE® CONDUCTIVE FOAM

Features:
- Antistatic, low tribo-charging
- Dissipative - corrosion resistant
- Uniform protection
- 10^3 - 10^5 Ω

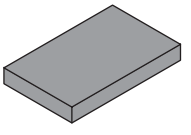

MOUSER STOCK NO.	Desco Part No.	Description	Price Each 1	Price Each 10	Price Each 25
809-12660	12660	Cross Linked, 1/4" x 24" x 35"	83.65	79.47	75.50
809-12250	12250	High Density, 1/4" x 24" x 36"	28.53	27.10	25.75
809-12350	12350	High Density, 3/8" x 24" x 36"	43.59	40.10	38.10
809-12450	12450	High Density, 1/2" x 24" x 36"	68.61	65.31	61.91
809-12550	12550	High Density, 3/4" x 24" x 36"	94.74	90.01	84.74

DESCO ESD SUSCEPTIBILITY LABELS

- Identifies that ESD controls are required to protect items.
- 500 labels per roll



MOUSER STOCK NO.	Desco Part No.	Description	Price Each 1	Price Each 10	Price Each 25
809-06722	06722	2" x 2", roll	18.45	17.53	16.65
809-06730	06730	2" x 2" Reusable, roll	20.04	19.02	18.08

DESCO STATSHIELD® METAL-IN GREEN ESD SHIELDING BAGS

Features:
- ESD Shielding
- Integral antistatic, low tribocharging properties
- Appropriate ESD packaging for Lead-Free RoHS products
- Meets ANSI/ESD S20.20 and MIL-PRF-81705D Type III
- Provides easy identification of Lead-Free assemblies and components in the manufacturing process

RoHS Compliant

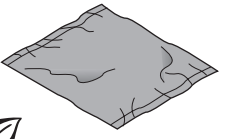

MADE IN USA

MOUSER STOCK NO.	Desco Part No.	Description	Price Each 1	Price Each 10	Price Each 25
809-12780	12780	4" x 6", 100 Pack	11.00	10.67	10.43
809-12781	12781	5" x 8", 100 Pack	18.69	17.76	16.82
809-12783	12783	8" x 10", 100 Pack	25.75	24.47	23.18
809-12786	12786	10" x 14", 100 Pack	40.66	37.73	36.54
809-12789	12789	15" x 18", 100 Pack	75.97	73.07	70.66
809-12790	12790	18" x 18", 100 Pack	88.34	84.03	81.56

DESCO STATFREE T2™ LEAD-FREE AREA DISSIPATIVE DUAL LAYER RUBBER MATS

These green mats are laser engraved "Lead-Free Workstation" to identify the workstation as a Lead-Free work area.

Features:
- Superior heat, chemical and wear resistance
- Dissipative worksurface
- Lightly embossed surface
- Durable rubber material, dissipative on one side and conductive on the other
- Non-humidity dependence
- Dimensionally stable and lays flat
- Lifetime warranty (limited to Electricals)

MADE IN USA

RoHS Compliant

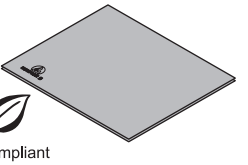

MOUSER STOCK NO.	Desco Part No.	Description	Price Each 1	Price Each 5
809-66057	66057	.060" x 24" x 36", Green	124.19	117.98
809-66058	66058	.060" x 24" x 48", Green	148.43	141.00

PROTEKTIVE PAK ESD STACKING BOARD HANDLER TRAY

Features:
- Trays that can stack and nest together for improved use of space
- Great container for Kanban

MADE IN USA

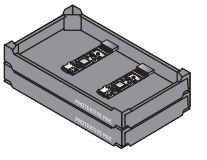

MOUSER STOCK NO.	Desco Part No.	Description	Price Each 1	Price Each 5
809-37750	37750	18" x 11-3/8" x 1-3/4"	15.91	15.11

DESCO ANTISTATIC CLEAR CELLULOSE TAPE

Features:
- Ideal in packaging for container sealing, static shielding bag closure, and holding DIP tubes
- Prevents damage to sensitive electronic components in manufacturing



MOUSER STOCK NO.	Desco Part No.	Description	Price Each 1	Price Each 10	Price Each 25
809-79210	79210	Cellulose with symbols .75" x 72 yards	8.01	7.62	7.19
809-79211	79211	Cellulose with symbols 1" x 72 yards	10.80	10.26	9.73

DESCO STATSHIELD® TRANSPARENT METAL IN STANDARD ESD SHIELDING BAGS

Features:
- 40% light transmission
- Integral antistatic, low tribo-charging properties
- Polycarbonate compatible containing no amines or N-octanic acid

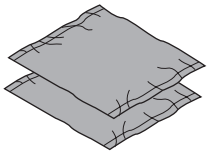

MOUSER STOCK NO.	Desco Part No.	Description	Price Each 1	Price Each 10	Price Each 25
809-13415	13415	4" x 6" 100-pack	9.27	8.30	7.81
809-13430	13430	5" x 8" 100-pack	19.15	18.55	18.02
809-13445	13445	6" x 10" 100-pack	17.67	16.79	15.94
809-13465	13465	8" x 12" 100-pack	27.48	26.09	24.79
809-13470	13470	10" x 12" 100-pack	33.02	31.69	30.11

© Copyright 2013 Mouser Electronics

© Copyright 2013 Mouser Electronics

MG CHEMICALS Cleaners, Degreasers and Cold Sprays

RoHS Compliant **This product is RoHS compliant.**



SUPER DUSTER 134A

Removes microscopic dust, lint, and foreign particles. Cleans computers and keyboards, photographic and audio/video equipment, coin counters, printers, timing devices, cash machines, optical equipment, fax machines and other electro mechanical instruments.

Features:
- 100% HFC 134A gas
- Ozone safe
- Zero residue

For quantities greater than listed, call for quote.

MOUSER STOCK NO.	MG Chemicals Part No.	Fig.	Description	Price Each 1	Price Each 5
590-402A-285G	402A-285G	A	Aerosol 285G (10oz.)	10.61	10.10
590-402A-450G	402A-450G	A	Aerosol 450G (16oz.)	16.53	15.87

SUPER COLD 134A

Used to locate thermal intermittent electronic components, PCB cracks, cold solder joints, and oxidized junctions. Freezes gum and adhesives for easy removal. Protects heat-sensitive components during soldering. Chills to- 51°C (-60°F)

Features:
- 100% HFC 134A gas
- 100% Ozone safe
- Zero residue
- Variable valve allows greater user control

For quantities greater than listed, call for quote.

590-403A-285G	403A-285G	B	Aerosol 285G (10oz.)	11.45	11.19
590-403A-400G	403A-400G	B	Aerosol 400G (14oz.)	15.56	15.23

CLEANER AND DEGREASERS

Isopropyl Alcohol

Used as a general all-purpose cleaner. Very effective as a flux remover. Also used on cleaning PC boards, Fiber optics, Semi-conductors and Connectors and contacts. Safe on plastics. 99.953% Pure Anhydrous

For quantities greater than listed, call for quote.

590-824-100ML	824-100ML	C	Liquid 100ml (3.5oz.)	6.36	6.03
590-824-500ML	824-500ML	C	Liquid 500ml (16oz.)	9.57	9.11
590-824-450G	824-450G	-	Aerosol 450G (16oz.)	12.78	12.13
590-824-1L	824-1L	C	Liquid 1L (35oz.)	13.86	13.16
590-824-W	824-WX50	-	50 per bag	25.12	24.21
590-8241-T	8241-T	-	75 wipes in tub	9.58	9.10
590-8241-W	8241-W	-	25 per Box 70/30 IPA Wipes	14.85	14.06

Super Wash

Use when a rapidly drying cleaner degreaser is required. Perfect for quickly cleaning PC boards. Rapid dry time makes this product an excellent product for rinsing away other slower drying solvents. Also great for rinsing dissolved flux. Extremely flammable.

For quantities greater than listed, call for quote.

590-4050A-450G	4050A-450G	D	Aerosol 450G (16oz.)	15.76	14.77

Safety Wash

Effective at removing oils, greases, inorganic and organic soils, smoke, flux, and ionic residues from PC boards, office and medical equipment, connectors, electronic or mechanical parts, relays and semi-conductors. Flammable.

For quantities greater than listed, call for quote.

590-406B-425G	406B-425G	E	Aerosol 425G (16oz.)	15.96	15.20

CONTACT CLEANERS

Electrosolve Contact Cleaner

Use when a zero residue contact cleaner is required. An effective and powerful cleaner that quickly penetrates and dissolves most soil types. For use on most electronic parts and equipment including connectors, contacts, LED's, PCB's components, circuit breakers, tuners and microprocessors.

For quantities greater than listed, call for quote.

MOUSER STOCK NO.	MG Chemicals Part No.	Fig.	Description	Price Each 1	Price Each 5
590-409B-140G	409B-140G	F	Aerosol 140G (5oz.)	7.43	7.05
590-409B-340G	409B-340G	F	Aerosol 340G (12oz.)	13.86	13.16

Contact Cleaner with Electronic Grade Silicones

Cleans and protects with electronic grade silicones for lubrication.
Suitable for use on tuners, switches, locks, contacts, office equipment, keyboards, and plastic parts.

For quantities greater than listed, call for quote.

590-404B-140G	404B-140G	G	Aerosol 140G (5oz.)	7.43	7.06
590-404B-340G	404B-340G	G	Aerosol 340G (12oz.)	12.79	12.14

Super Contact Cleaner

Use when requiring a contact cleaner with lubrication that offers long-term protection from oxidation. Reduces contact scrubbing and reduces connection wear and abrasion failures. Protects, lubricates and deoxidizes ICs, connectors, jacks, relays, controls, potentiometers and more. Safe on plastics.

For quantities greater than listed, call for quote.

590-801B-P	801B-P	H	Felt Pen .34oz.	8.50	8.07
590-801B-100ML	801B-100ML	H	Liquid .4oz.	12.78	12.13
590-801B-125G	801B-125G	H	Aerosol 125G (4.5oz.)	12.78	12.13

FLUX AND FLUX REMOVERS

Rosin Flux

Use for leaded and lead free soldering. Fully activated. Offers superior fluxing ability. Instant wetting. After soldering, the rosin residue is non-corrosive, non-conductive, moisture and fungus resistant.

For quantities greater than listed, call for quote.

MOUSER STOCK NO.	MG Chemicals Part No.	Fig.	Description	Price Each 1	Price Each 5
590-835-100ML	835-100ML	I	Liquid 125ml (4.2oz.)	8.51	8.25

Penetrates to quickly remove all non-ionic and ionic soils found in post-solder applications. Will harm delicate plastic components. Excellent for dissolving flux on the solder side of PC boards. Evaporates quickly.

For quantities greater than listed, call for quote.

590-413B-425G	413B-425G	J	Aerosol 425G (15oz.)	16.00	15.19

FLUX AND FLUX REMOVERS CONT.

Flux Remover For PC Boards

A special blend of ethyl alcohol, isopropanol and ethyl acetate. Excellent for removing rosin, non-rosin, no clean fluxes, and ionic contamination. Safe on plastic components. Moderate evaporation.

For quantities greater than listed, call for quote.

590-4140-400G	4140-400G	K	Aerosol 400G (14oz.)	14.93	14.18

SPECIALIZED CLEANERS

Glass Cleaner

For use on glass monitor screens, bar code readers and glass.
No harmful solvents.

For quantities greater than listed, call for quote.

590-825-500G	825-500G	L	Aerosol 500G (18.5oz.)	6.37	6.05

Label and Adhesive Remover

Easy to use on most surfaces to remove gummy residues from unwanted labels.

For quantities greater than listed, call for quote.

590-8361-140G	8361-140G	M	Aerosol 140G (5oz)	10.77	10.24

Rubber Renue

Rejuvenates and conditions rubber. Apply with a cloth, brush or swab to bring belts, platens, rollers, and rubber parts back to life. Use with adequate ventilation.

For quantities greater than listed, call for quote.

590-408A-125ML	408A-125ML	N	Liquid 125ml (4.2oz.)	7.97	7.56

LCD Cleaning Wipes

Non-streaking • Anti-static • Germicidal
Gentle formulation safely cleans LCD and plasma screens, including laptops. Also effective for killing germs on telephones, keyboards, peripherals, or desktops. (90 wipes)

For quantities greater than listed, call for quote.

590-8242-RTS	8242-RTS	O	50 wipe container	6.37	6.05
590-8242-W	8242-W	-	25 Individually Per Box	14.85	14.06

SPECIALTY WIPES

Plasma Cleaning Cloth

Clean your most expensive Plasma, HDTV, LCD, Projection, Laptop and Desktop Screens with confidence. Machine washable and reusable.

For quantities greater than listed, call for quote.

590-8280	8280	P	Plasma Cleaning Cloth 12" x 12"	6.39	6.05

Optical Wipe

Individually packaged wipe is formulated to clean lenses, glasses, goggles, and other optics. It has a special anti-fog formula to give you longer lasting clarity. Streak free and safe on anti-glare screens.

For quantities greater than listed, call for quote.

590-8243-W	8243-W	Q	Presaturated, 25 per box	14.85	14.06

Kimberly-Clark Kimwipes Delicate Task Wipers- Double Ply

KIMTECH SCIENCE KIMWIPES Delicate Task Wiper, 2 ply POP-UP Box, offers a unique combination of low-lint tissue softness and multi-ply absorbency that's perfect for a multitude of delicate tasks. Multi-ply absorbency, wipes up liquid and dust.

For quantities greater than listed, call for quote.

590-830-34705	830-34705	R	11.8" x 11.8" 119 wipes per box	10.69	10.12

Kimberly-Clark KIMTECH SCIENCE Delicate Task Wipers

KIMTECH SCIENCE KIMWIPES Delicate Task Wiper is a light duty wiper that can handle a variety of delicate tasks. Easily wipes up liquid and dust. Anti-stat dispensing reduces lint and electrostatic discharge, controls usage and portability reduces waste.

For quantities greater than listed, call for quote.

590-830-34133	830-34133	R	11.8" x 11.8" 196 wipes per box	11.56	10.95
590-830-34155	830-34155	R	4.4" x 8.4" 280 wipes per box	5.64	5.33

© Copyright 2013 Mouser Electronics

© Copyright 2013 Mouser Electronics

MG CHEMICALS Silicones, Epoxies, and Kits

RoHS Compliant **This product is RoHS compliant.**

GE RTV SILICONES

Their primary uses are for adhering, bonding part together; sealing out moisture, environmental contaminants and UV; insulating against mechanical stress, vibration and the effects of thermal cycling; providing electrical protection; and for formed-in-place gasketing (FIPG).

For quantities greater than listed, call for quote.

MOUSER STOCK NO.	MG Chemicals Part No.	Size	Type	Color	Features	Price Each 1	Price Each 5
590-RTV102-85ML	RTV102-85ML	85ml 2.8oz., Tube	Paste	White	High Performance	13.21	11.91
590-RTV103-85ML	RTV103-85ML	85ml 2.8oz., Tube	Paste	Black	High Performance	13.27	11.95
590-RTV106-85ML	RTV106-85ML	85ml 2.8oz., Tube	Non-Conductive Paste	Red	High Temperature	53.80	51.06
590-RTV108-85ML	RTV108-85ML	85ml 2.8oz., Tube	Paste	Translucent	High Temperature	12.97	11.70
590-RTV112-85ML	RTV112-85ML	85ml 2.8oz., Tube	Flowable	White	High Performance/Strength	67.68	58.95
590-RTV118-85ML	RTV118-85ML	85ml 2.8oz., Tube	Flowable	Translucent	High Temperature	42.00	40.94
590-RTV167-85ML	RTV167-85ML	85ml 2.8oz., Tube	Paste	Gray	High Strength	83.79	80.11
590-RTV162-300ML	RTV162-300ML	300ml (10oz.), Cartridge	Non-Conductive Paste	White	Mil Spec and UL recognized	84.83	79.66
590-RTV162-85ML	RTV162-85ML	85ml 2.8oz., Tube	Non-Conductive Paste	White	Mil Spec and UL recognized	50.91	44.89
590-RTV11-1P	RTV11-1P	1 pint, 1 lb.	Flowable-SS4155 Primer Req.	White	Potting High Voltage App	115.06	111.10
590-RTV615-1G	RTV615-1G	1 gallon, 10 lbs. kit	Flowable	Clear	Two-Part, SS4120 Required	1209.57	1117.11
590-RTV630-1P	RTV 630-1P	1 pint, 1 lb. kit	Two-Part, Non-Corrosive	Blue	High Strength, use with SS4155	216.17	206.54
590-RTV60-1P	RTV60-1P	1 pint, Pail	Pourable Paste	Red	Extreme High Temp, two part	172.53	164.85
590-RTV60-1G	RTV60-1G	1 gallon, Pail	Pourable Paste	Red	Extreme High Temp, two part	1764.86	1521.73

ENCAPSULATING AND POTTING EPOXY COMPOUNDS

Protects sensitive components from impact, vibration, heat, shock, conductivity, moisture, chemicals, and analysis.

Features:

- Non-conductive
- Water and chemical resistant
- Type: 832B and 832C-General Purpose, 832FRB-Flame Retardant, 832-TC-Thermally Conductive





For quantities greater than listed, call for quote.

MOUSER STOCK NO.	MG Chemicals Part No.	Size	Color	Price Each 1	Price Each 5
590-832B-375ML	832B-375ML	375ml (12oz.)	Black	33.12	31.57
590-832B-3L	832B-3L	3L (.8gal.)	Black	144.45	140.84
590-8321C-320ML	8321C-320ML	320ml (10.8oz)	Clear	42.75	40.08
590-832C-375ML	832C-375ML	375ml (12oz.)	Clear	31.78	30.24
590-832C-3L	832C-3L	3L (.8gal.)	Clear	139.08	135.63
590-832-TC-450ML	832-TC-450ML	450ml (16oz.)	Black	41.30	39.34
		Size			
590-832HT-375ML	832HT-375ML	Liquid 375ml (12oz.)		44.26	42.95
590-832HT-3L	832HT-3L	Liquid 3L (0.8gal.)		262.13	255.61
		Size	Color		
590-833FRB-375ML	833FRB-375ML	375ml (12oz.) Liquid	Black	42.75	40.62

THERMAL MANAGEMENT GREASES AND LUBRICANTS

Lubricate and protect connections from moisture and corrosion. Formulated to improve electrical and thermal conductivity.



MOUSER STOCK NO.	MG Chemicals Part No.	Size	Type	Price Each 1	Price Each 5
590-847-40G	847-40G	28ml (1.4oz.) Paste	Carbon Conductive Assembly Paste	13.86	13.17
590-8615-3.5G	8615	3.5g (0.12oz.) Syringe	Super Thermal Grease	13.86	12.98
590-846-80G	846-80G	80g (5oz.) Tube	Carbon Conductive Grease	13.86	13.16
590-8461-85ML	8461-85ML	85ml (3oz.) Liquid Tube	White Lithium Grease	9.58	9.10
590-8462-85ML	8462-85ML	85ml (3oz.) Liquid Tube	Translucent Silicone Grease	13.86	13.16
590-860-150G	860-150G	150g (5oz.) Tube	Silicone Heat Transfer Compound	17.07	16.21

SUPER SHIELD SILVER COATED COPPER CONDUCTIVE COATING

A highly conductive acrylic paint designed to reduce electromagnetic or radio frequency interface (EMI/RFI). It may also act as a conductive base for low temperature electroplating process or for any other manufacturing process where it is necessary to impart conductivity to a surface.

For quantities greater than listed, call for quote.

MOUSER STOCK NO.	MG Chemicals Part No.	Size	Price Each
590-843-140G	843-140G	140g (5oz.) Aerosol	43.42
590-843-340G	843-340G	340g (12oz.) Aerosol	98.39
590-843-900ML	843-900ML	1.6kg (0.24gal.) Liquid	860.32
590-843-1G	843-1G	6.4kg (1gal.) Liquid	3510.83

LUBRICANT

Nutrol Control Cleaner

Cleans and lubricates controls, locks, hinges, selector switches, office equipment, power tools, clock mechanisms, and delicate mechanical equipment. Fast dry. Safe on plastics.



For quantities greater than listed, call for quote.

MOUSER STOCK NO.	MG Chemicals Part No.	Size	Price Each 1	Price Each 5
590-401B-140G	401B-140G	Aerosol 140g (5oz.)	7.96	6.97
590-401B-340G	401B-340G	Aerosol 340g (12oz.)	12.79	12.14

Penetrating Oil

Rapidly dissolves corrosion and rust. Quickly releases seized nuts, bolts, and other mechanical parts. Cleans and lubricates metal parts.

For quantities greater than listed, call for quote.

MOUSER STOCK NO.	MG Chemicals Part No.	Size	Price Each 1	Price Each 5
590-8472-450G	8472-450G	Aerosol 450g (16oz.)	11.77	11.14

EPOXIES

Silver Conductive Epoxy



This two part silver epoxy offers high electrical conductivity and strong conductive bonding.
Use in place of traditional soldering on heat sensitive components.
Good for repairing defective traces and creating jumpers on boards.

For quantities greater than listed, call for quote.

MOUSER STOCK NO.	MG Chemicals Part No.	Size	Price Each 1	Price Each 5
590-8331-14G	8331-14G	Two 7g syringes, 3ml each	40.03	38.54
590-8331-40G	8331-40G	40g (1.4oz.) jar	103.26	100.36
590-8331-454G	8331-454G	336ml (11.4oz.) kit	1087.11	1060.65

Fast Set Epoxy



Provides 2300 psi bonding strength to paper, wood, metal, and ceramics.
It gives good resistance to water, salt spray, inorganic acids and bases, and most organic solvents.
Easy 1:1 mixing ratio. Fast setting (5 minutes).

590-8332-25ML	8332-25ML	Dual Syringe 25ml (1oz.)	7.43	7.06

SILVER CONDUCTIVE GREASE

This Silver Grease provides maximum electrical and thermal conductivity between sliding surfaces, while providing protection from moisture and corrosion. Typical applications include lubrication of substation switches or circuit breakers, heat dissipation from transformers, or static grounding on seals or O-rings.



For quantities greater than listed, call for quote.

MOUSER STOCK NO.	MG Chemicals Part No.	Description	Price Each 1	Price Each 5
590-8463-7G	8463-7G	Silver Conductive Grease	23.26	22.92

THREADLOCKERS

Features:

- One drop prevents loosening and ensures a secure hold
- Pick the strength you need, stop corrosion, seal threads, improve torque control, reduce galling, and minimize inventories



For quantities greater than listed, call for quote.

MOUSER STOCK NO.	MG Chemicals Part No.	Description	Size	Price Each
590-8701-10ML	8701-10ML	Low Strength for fasteners up to 1/4"	10ml (0.2oz.)	8.82
590-8701-50ML	8701-50ML	Low Strength for fasteners up to 1/4"	50ml (2oz.)	32.05
590-8702-10ML	8702-10ML	Medium Strength for fasteners up to 3/4"	10ml (0.2oz.)	8.82
590-8703-10ML	8703-10ML	High strength, permanent for fasteners up to 1"	10ml (0.2oz.)	8.82
590-8703-50ML	8703-50ML	High strength, permanent for fasteners up to 1"	50ml (2oz.)	32.05
590-8704-10ML	8704-10ML	High strength, wicking for fasteners up to 1"	10ml (0.2oz.)	8.82
590-8704-50ML	8704-50ML	High strength, wicking for fasteners up to 1"	50ml (2oz.)	32.05

© Copyright 2013 Mouser Electronics

© Copyright 2013 Mouser Electronics

MG CHEMICALS Solder Products

RoHS Compliant **This product is RoHS compliant.**

WIRE SOLDER

This No Clean formula uses synthetically refined resin and an effective activator.
This no clean formula wets and spreads like normal RA flux and does not splatter.

Sn63/Pb37 Leaded Solder - No Clean

- Meets J-STD-004 and QQ-S-571
- Melting Point: 183°C/361°F
- Standard Flux Core percentage at 2.2%

For quantities greater than listed, call for quote.

MOUSER STOCK NO.	Alloy	Dia. (in.)	Weight (lbs.)	Price Each		
Mfr. Mfr. Part No.				1	10	25
590—4860-18G	63/37	.032	6 oz.	3.40	3.20	2.99
590—4865-227G	63/37	.032	0.5	20.72	19.42	18.14
590—4865-454G	63/37	.032	1.0	32.24	30.23	28.19
590—4866-227G	63/37	.040	0.5	20.05	18.81	17.56
590—4867-227G	63/37	.050	0.5	20.05	18.81	17.56

Sn60/Pb40 Leaded Solder - No Clean

- Meets J-STD-004 and QQ-S-571
- Melting Point: 183°C/361°F
- Standard Flux Core percentage at 2.2%

For quantities greater than listed, call for quote.

MOUSER STOCK NO.	Alloy	Dia. (in.)	Weight (lbs.)	Price Each		
Mfr. Mfr. Part No.				1	10	25
590—4870-18G	60/40	.032	6 oz.	3.40	3.20	2.99
590—4875-227G	60/40	.032	0.5	20.05	18.82	17.56
590—4875-454G	60/40	.032	1.0	32.24	30.23	28.19
590—4876-227G	60/40	.040	0.5	20.05	18.81	17.56
590—4877-227G	60/40	.050	0.5	20.05	18.81	17.56

Sn63/Pb37 Leaded Solder

- RA Flux Core
- Standard Flux Core percentage at 2.2%

For quantities greater than listed, call for quote.

MOUSER STOCK NO.	Alloy	Dia. (in.)	Weight (lbs.)	Price Each		
Mfr. Mfr. Part No.				1	10	25
590—4880-18G	63/37	.032	6 oz.	3.40	3.20	2.99
590—4884-227G	63/37	.025	0.5	18.81	18.18	17.56
590—4884-454G	63/37	.025	1.0	32.23	30.23	28.21
590—4885-227G	63/37	.032	0.5	19.42	18.21	16.99
590—4885-454G	63/37	.032	1.0	32.24	30.22	28.19
590—4886-227G	63/37	.040	0.5	20.05	18.81	17.56
590—4886-454G	63/37	.040	1.0	32.23	30.23	28.21
590—4887-227G	63/37	.050	0.5	20.05	18.81	17.56
590—4887-454G	63/37	.050	1.0	32.24	30.23	28.19
590—4888-227G	63/37	.062	0.5	20.05	18.81	17.56
590—4888-454G	63/37	.062	1.0	32.24	30.23	28.19

Sn60/Pb40 Leaded Solder

- RA Flux Core
- Meets J-STD-004 and J-STD-006
- Standard Flux Core percentage at 2.2%
- Melting Point: 183°C/361°F

For quantities greater than listed, call for quote.

MOUSER STOCK NO.	Alloy	Dia. (in.)	Weight (lbs.)	Price Each		
Mfr. Mfr. Part No.				1	10	25
590—4890-18G	60/40	.032	6 oz.	3.40	3.20	2.99
590—4894-227G	60/40	.025	0.5	20.05	18.82	17.56
590—4894-454G	60/40	.025	1.0	32.24	30.21	28.19
590—4895-227G	60/40	.032	0.5	20.05	18.81	17.56
590—4895-454G	60/40	.032	1.0	32.24	30.23	28.19
590—4896-227G	60/40	.040	0.5	20.05	18.81	17.56
590—4896-454G	60/40	.040	1.0	32.23	30.23	28.21
590—4897-227G	60/40	.050	0.5	20.05	18.82	17.56
590—4897-454G	60/40	.050	1.0	32.24	30.22	28.19
590—4898-227G	60/40	.062	0.5	20.05	18.81	17.56
590—4898-454G	60/40	.062	1.0	32.23	30.23	28.21

No Clean Flux Paste

Excellent wettability, no clean, non-conductive, non-tacky residues, compatible with lead free and leaded solder systems, thixotropic paste.

For quantities greater than listed, call for quote.

MOUSER STOCK NO.	Description	Price Each		
Mfr. Mfr. Part No.		1	10	25
590—8341-10ML	10mL/8G/10CC Syringe	10.43	10.15	9.82

© Copyright 2013 Mouser Electronics

WIRE SOLDER (LEAD FREE)

This No Clean Lead-Free Solder was designed with Sn/Ag/Cu alloys as a lead-free alternative for the stand Tin and Lead solder. These alloys conform to the impurity requirements of J-Std-006 and RoHS.

Lead Free Solder - Sn96 (SAC305)

- Hard non-conductive residues
- Exceeds the impurity requirements of J-Std-006
- Excellent wettability

For quantities greater than listed, call for quote.

MOUSER STOCK NO.	Alloy	Dia. (in.)	Weight (lbs.)	Price Each	
Mfr. Mfr. Part No.				1	5
590—4900-35G	SAC305	.032	6 oz.	6.76	6.49
590—4900-112G	SAC305	.032	0.25	26.09	25.55
590—4900-227G	SAC305	.032	0.5	47.60	46.42
590—4900-454G	SAC305	.032	1.0	85.32	84.04

Lead Free Solder - Sn99

- Hard non-conductive residues
- Exceeds the impurity requirements of J-Std-006
- Excellent wettability

For quantities greater than listed, call for quote.

MOUSER STOCK NO.	Alloy	Dia. (in.)	Weight (lbs.)	Price Each	
Mfr. Mfr. Part No.				1	5
590—4901-112G	SN99	.032	0.25	17.07	16.64
590—4901-227G	SN99	.032	0.5	30.76	29.99
590—4901-2LB	SN99	.032	2.0	46.15	44.87

FINE BRAID SUPER WICK

- Oxide-free clean copper
- Static free bobbins

For quantities greater than listed, call for quote.

MOUSER STOCK NO.	Width (in.)	Color Code	Spool Length (ft.)	Price Each	
Mfr. Mfr. Part No.				1	5
590—423	.025	White	5	3.05	2.89
590—424	.050	Yellow	5	3.05	2.89
590—425	.075	Green	5	3.16	2.99
590—426	.100	Blue	5	3.37	3.20
590—427	.125	Brown	5	3.96	3.77
590—442	.050	Yellow	25	13.06	12.42
590—443	.075	Green	25	13.06	12.42
590—444	.100	Blue	25	14.26	13.55
590—452	.050	Yellow	50	25.21	23.95
590—453	.075	Green	50	25.21	23.95
590—454	.100	Blue	50	26.56	25.23
590—462	.050	Yellow	100	52.15	49.53
590—463	.075	Green	100	52.15	49.53
590—464	.100	Blue	100	51.90	49.31
590—472	.050	Yellow	500	184.75	180.15
590—473	.075	Green	500	184.75	180.15
590—474	.100	Blue	500	199.69	193.78

Super Wick Desoldering Braid (No Static and No Clean)

For quantities greater than listed, call for quote.

MOUSER STOCK NO.	Width (in.)	Color Code	Spool Length (ft.)	Price Each	
Mfr. Mfr. Part No.				1	5
590—424-NS	.050	Yellow	5	3.37	3.20
590—425-NS	.075	Green	5	3.50	3.32
590—426-NS	.100	Blue	5	3.77	3.56
590—453-NS	.050	Yellow	50	29.09	27.65
590—454-NS	.100	Blue	50	31.24	29.67

Super Wick for Lead Free Solder

For quantities greater than listed, call for quote.

MOUSER STOCK NO.	Width (in.)	Color Code	Spool Length (ft.)	Price Each	
Mfr. Mfr. Part No.				1	5
590—424-LF	.050	Yellow	5	3.91	3.70
590—425-LF	.075	Green	5	4.11	3.91
590—426-LF	.100	Blue	5	4.60	4.38

Tip Tinner

For quantities greater than listed, call for quote.

MOUSER STOCK NO.	Description	Price Each	
Mfr. Mfr. Part No.		1	10
590—4910-28G	28G (1 oz.) Solid	10.72	10.05

© Copyright 2013 Mouser Electronics

MG CHEMICALS Copper Clad Boards & Prototyping Products

RoHS Compliant This product is RoHS compliant.

COPPER CLAD BOARDS

We offer 1/16, 1/32 and 1/64 FR4 laminate with 1 ounce copper per square foot. This flame retardant laminate is translucent in color and made of continuous woven glass cloth impregnated with epoxy resin. The copper on 1 ounce board is 1.34 mil thick (0.0341mm). The boards are made of FR4 which is a flame retardant version of G-10 material. Developed specifically for the circuit processing industries requirements. Complies with Mil-S-13949H-GFK. Provides ultraviolet blocking and fluorescence when using automated optical inspection (AOI). UL #E37002A



For quantities greater than listed, call for quote.

MOUSER STOCK NO.	Mfr. Part No.	PCB Thickness	Dimension (in.)	Copper	Price Each 1	Price Each 5
Single Sided						
590—503		1/16"	3" x 5"	1oz.	3.53	3.35
590—540		1/16"	3" x 5"	1oz.	4.23	3.67
590—506		1/16"	4" x 6"	1oz.	4.34	4.13
590—509		1/16"	6" x 6"	1oz.	5.38	5.11
590—512		1/16"	6" x 9"	1oz.	7.63	7.24
590—515		1/16"	8" x 10"	1oz.	11.71	11.12
590—521		1/16"	12" x 12"	1oz.	15.29	14.52
590—586		1/32"	4" x 6"	1oz.	4.54	4.31
590—588		1/32"	6" x 9"	1oz.	7.98	7.58
Double Sided						
590—550		1/16"	6" x 6"	1oz.	6.10	5.80
590—555		1/16"	12" x 12"	1oz.	17.38	16.51
590—587		1/32"	4" x 6"	1oz.	4.98	4.72
590—589		1/32"	6" x 9"	1oz.	8.30	7.90

DOUBLE SIDED COPPER CLAD BOARDS FOR LEAD FREE HIGH TEMPERATURE APPLICATIONS

Phenolic Glass Laminate with 1 ounce copper per square foot.
Developed specifically for high temperature lead free applications.

For quantities greater than listed, call for quote.

MOUSER STOCK NO.	Mfr. Part No.	PCB Thickness	Dimension (in.)	Copper	Price Each 1	Price Each 5
590—532		1/16"	6" x 6"	1oz.	6.69	6.36
590—533		1/16"	4" x 6"	1oz.	9.05	8.60

URETHANE CONFORMAL COATING

Ideal for extreme conditions. It is a durable finish product that provides a protective coating for printed circuit boards against moisture, corrosion, and thermal shock.

For quantities greater than listed, call for quote.

MOUSER STOCK NO.	Mfr. Part No.	Size	Price Each 1	Price Each 5
590—4223-55ML		Bottle 55mL (2 oz.)	10.65	10.11

ACRYLIC CONFORMAL COATING

Use to protect electric circuits against moisture, dirt, dust, thermal shocks, and scratches that could corrode, short circuit or otherwise damage the electric component. Super fast cure.

For quantities greater than listed, call for quote.

MOUSER STOCK NO.	Mfr. Part No.	Size	Price Each 1	Price Each 5
590—419C55ML		Bottle 55mL (2oz.)	10.43	-
590—419C-340G		Aerosol 340G (12 oz.)	17.08	16.20
590—419C-1L		Liquid 1L (35 oz.)	46.97	44.61

SILICONE CONFORMAL COATING

Ideal for high temperature environments. It is a flexible finish product that provides a protective coating for printed circuit boards against moisture, corrosion, and thermal shock.

For quantities greater than listed, call for quote.

MOUSER STOCK NO.	Mfr. Part No.	Size	Price Each 1	Price Each 5
590—422B-55ML		Bottle 55mL (2 oz.)	9.95	10.11
590—422B-340G		Aerosol 340G (12 oz.)	20.20	19.94
590—422B-1L		Liquid 1L (35 oz.)	66.43	-

CHAMOIS SWABS

Lint free, synthetic suede bonded to a bendable handle allowing access to hard to reach areas. Great for cleaning rotary audio, video and computer tape backup heads. Available single headed or double headed for economy.



For quantities greater than listed, call for quote.

MOUSER STOCK NO.	Mfr. Part No.	Description	Price Each 1	Price Each 5
590—810D-15		Double head (15 pack)	10.09	9.62
590—810D-50		Double head (50 pack)	32.05	30.44
590—810D-500		Double head (500 pack)	275.02	262.10

FOAM OVER COTTON SWABS

Shred resistant, 100% urethane foam heads with 100 PPI porosity over extra absorbent U.S.B pharmaceutical grade purified cotton. Bonded securely to a 6" birch staff. Compatable with most solvents.



For quantities greater than listed, call for quote.

MOUSER STOCK NO.	Mfr. Part No.		Price Each 1	Price Each 5
590—812-50		50 pack	19.21	18.25

POSITIVE PRESENSITIZED BOARDS

Our presensitized boards provide high resolution and excellent fine line control. They are ideal for prototypes, small production runs, and student training. White protective peel-off liner is attached to protect board from incident light and scratching. We also offer a large thin (12 x 18 x 1/32 inch) cat#675 paper phenolic presensitized board (Easy Cutting!!), perfect for cutting into smaller boards with no special equipment. Perfect for the classroom.



For quantities greater than listed, call for quote.

MOUSER STOCK NO.	Mfr. Part No.	PCB Thickness	Dimension (in.)	Copper	Price Each 1	Price Each 5
Single Sided						
590—603		1/16	3" x 5"	1oz.	7.44	7.06
590—606		1/16"	4" x 6"	1oz.	7.97	7.58
590—609		1/16"	6" x 6"	1oz.	9.08	8.78
590—612		1/16"	6" x 9"	1oz.	13.33	12.65
590—687		1/32"	4" x 6"	1oz.	8.13	7.73
590—689		1/32"	6" x 9"	1oz.	13.32	12.65
Paper Phenolic Single Sided						
590—675		1/32"	12" x 18"	1oz.	28.84	27.39
Double Sided						
590—650		1/16"	6" x 6"	1oz.	12.47	11.83
590—660		1/16"	6" x 9"	1oz.	17.07	16.21
590—690		1/32"	6" x 9"	1oz.	17.07	16.21
590—698		1/64"	6" x 9"	1oz.	17.06	16.21

1/2 OZ. COPPER CLAD BOARDS

We offer 1/16", FR4 laminate with 1/2 ounce copper per square foot. This flame retardant laminate is translucent in color and made of continuous woven glass cloth impregnated with epoxy resin. The boards are made of FR4 which is a flame retardant version of G-10 material. Developed specifically for the circuit processing industries requirements. Provides ultraviolet blocking and fluorescence when using automated optical inspection (AOI). 1/2 ounce copper boards will significantly reduce required etching time.



For quantities greater than listed, call for quote.

MOUSER STOCK NO.	Mfr. Part No.	PCB Thickness	Dimension (in.)	Copper	Price Each 1	Price Each 5
Single Sided						
590—551		1/16"	6" x 6"	1/2 oz.	6.10	5.80

PROTOTYPING KITS

Professional Etching Process Kit: 416E

Etches copper clad circuits professionally. Accommodates two 8" x 12" 2-sided CCBs

Includes:
- 7 liter heavy duty Polyethylene etching tank
- Sturdy mounting bracket
- Clear acrylic lid
- Heavy duty air pump
- 3-way adjustable airline manifold
- Triple line sparging unit
- 200 watt side mounting immersion heater with quartz element and adjustable temperature control
- Adhesive digital thermometer
- Bag of vinyl gloves
- Complete instructions
- Maximum board thickness: .062"
- Contains no chemical products



Etching Process Kit: 416E

Economy Etching Process Kit: 416-ES

Ideal for Students and hobbyists. Accommodates two 8" x 9" 2-sided CCBs

Includes:
- 5 litre etching tank
- Air pump and tubing
- Sparging unit
- Vinyl gloves
- Complete instructions
- Contains no chemical products



Economy Etching Process Kit: 416-ES

Exposure Kit: 416-X

Convenient kit includes major components required to expose presensitized copper-clad boards.

Includes:
- Exposure Tube
- Clear acrylic weight for artwork
- Fluorescent light fixture with stand (brackets)
- Complete instructions

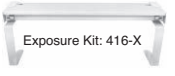

Exposure Kit: 416-X

Rub-On Etch Resistant Kit: 416ER

Includes 7 unique sheets of the most commonly used shapes in circuit board creation. Also comes with a sheet to custom cut your own shape.

Features:
- Perfect finish every time
- Sharp edges
- No printing or exposure required



MOUSER STOCK NO.	MG Chemicals Part No.	Description	Price Each
590-416ER	416ER	Rub-On Etch Resistant Kit	10.65
590-416E	416-E	Professional Etching Process Kit	197.94
590-416ES	416-ES	Economy Etching Kit	55.84
590-416X	416-X	Exposure Kit	55.84

© Copyright 2013 Mouser Electronics

© Copyright 2013 Mouser Electronics

Breadboards and PCB Design

3M™ SOLDERLESS BREADBOARDS

3M solderless breadboards incorporate state-of-the-art techniques in design and fabrication to yield a circuit building system with unparalleled flexibility.

Features:

- 5 way binding post interface connections
- Laboratory proven multi-tie point terminal design
- Steel base with high gloss baked enamel finish
- Alpha-numeric tie-point identification
- 3M jumper wires included with all breadboards

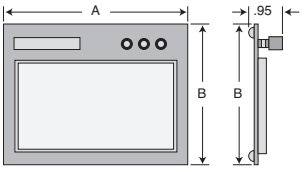

MOUSER STOCK NO.	DIP Capacity	Dim. (in.) A	Dim. (in.) B	No. of Tie Points	Binding Post	Price Each
517-922306	6-14 pin	5.40	4.00	610	2	**28.07**
517-922309	9-14 pin	7.00	4.00	840	3	**37.21**
517-922318	18-14 pin	7.75	6.25	1824	3	**55.22**
517-922327	27-14 pin	8.00	9.25	2712	4	**84.69**
517-922336	36-14 pin	10.25	9.25	3648	4	**96.59**
517-922345	45-14 pin	12.44	9.75	4520	4	**157.25**
517-922354	54-14 pin	14.69	9.75	5424	4	**142.25**

3M™ TERMINAL AND DISTRIBUTION STRIPS

Features:

- Terminal strips have spring clips arranged side-by-side.
- Distribution strips have spring clips arranged end-to-end.

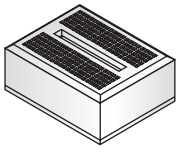

MOUSER STOCK NO.	3M Part No.	Description	No. of Tie Points	Price Each
517-923273	923273-I	1/4 double terminal strip	640	**16.40**

3M™ CIRCUIT STRIPS

Super strip and the small circuit strips breadboarding unit combine terminal and distribution building blocks in a single unit. Plug-in ease of the .100" x .100" solderless tie-point matrix is combined with the convenience of separate distribution buses for power, ground and signal lines.

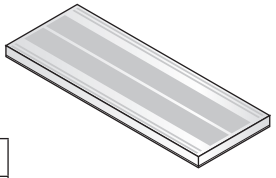

MOUSER STOCK NO.	3M Part No.	Description	No. of Tie Points	Price Each
517-923252-I	923252-I	Super Strip 2, alloy	840	**32.90**

3M™ COLOR CODED JUMPER WIRES

Features:

- Pre-measured, pre-formed color coded jumper wires
- 22 AWG solid, tinned copper, PVC insulated
- Stripped 1/4", bent 90° on both ends

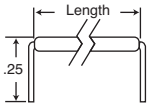

MOUSER STOCK NO.	Length (in.)	Color	Package Quantity	Price Each
517-923345-01	0.1	None	200	**17.32**
517-923345-02	0.2	Red	200	**16.03**
517-923345-03	0.3	Orange	200	**16.03**
517-923345-04	0.4	Yellow	200	**17.32**
517-923345-05	0.5	Green	200	**17.32**
517-923345-06	0.6	Blue	150	**16.03**
517-923345-07	0.7	Violet	150	**17.00**

MOUSER STOCK NO.	Length (in.)	Color	Package Quantity	Price Each
517-923345-08	0.8	Gray	150	**16.03**
517-923345-09	0.9	Whit	150	**16.03**
517-923345-10	1.0	Brown	100	**17.32**
517-923345-20	2.0	Red	100	**15.56**
517-923345-30	3.0	Orange	75	**16.83**
517-923345-40	4.0	Yellow	75	**14.50**
517-923345-50	5.0	Green	75	**16.03**

3M™ COLOR CODED JUMPER WIRE ASSORTMENT KIT

- 350 pieces
- 14 different color coded lengths
- 25 of each length

MOUSER STOCK NO.	3M Part No.	Price Each
517-923351-I	923351-I	**43.86**

3M™ BREADBOARD TIE-POINT BLOCKS

Ideal for connections to power, ground, clock lines and status monitors, etc. Each group of four tie-points has a solder tail for connection to the circuit. Mounting posts on the plastic body press fit into holes in the PC board. The .100" matrix will accept any lead up to .032 inch; #22 AWG solid wire is recommended for connections.

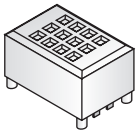

MOUSER STOCK NO.	3M Part No.	Description	Price Each
517-923301I	923301-I	Quad tie-point block	**32.21**

COLOR CODED JUMP WIRE KITS

Features:

- 14 Different color coded lengths of pre-cut, pre-stripped, and preformed 22 AWG solid wire
- Lengths: 0.1 in, 0.2 in, 0.3 in, 0.4 in, 0.5 in, 0.6 in, 0.7 in, 0.8 in, 0.9 in, 1.0 in, 2.0 in, 3.0 in, 4.0 in, 5.0 in
- Stripped end 0.25 in and bent 90 degrees
- 383-SWS1104 includes 4 binding posts
- Handy organizer box included

MOUSER STOCK NO.	Pieces of Each Length	Price Each
383-KS35250	25	**23.98**
383-SWS1104	10	**11.97**
383-SWS2100	10	**8.54**
383-SWS350	5	**7.14**

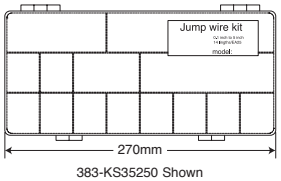

383-KS35250 Shown

AC/DC BREADBOARD POWER SUPPLY

Features:

- Illuminated power switch
- DC power supply:
  DC + 5 VDC, 1A; -5 VDC, 500mA fixed
  DC 0 VDC to +15 VDC, 500mA variable
  DC 0 VDC to -15 VDC, 500mA variable
- AC power supply: AC voltage: 12 VAC, 6 VAC, 0 VAC, 6 VAC, 12 VAC, 300mA fixed
- Accessories: AC cable, DC output wires: 4 red, 1 black

MOUSER STOCK NO.	Price Each
383-PS015VDC	**181.72**

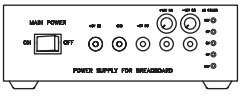

PULSAR PCB DESIGN PRODUCTS

Create your own "iron-on" PC board patterns, faceplates, and color decals from any laser printer or high quality copier.

MOUSER STOCK NO.	Pulsar Part No.	Description	Quantity	Price Each
5165-COMBO-KIT	50-1004	PCB and DecalPro Kits (50-1004)	1	**160.45**
5165-DECALPRO	50-1001	DecalPro Kit (50-1001)	1	**96.25**
5165-H-220	50-1301B	Toner Image Appplicator (50-1301B)	1	**139.05**
5165-PCB-KIT	50-1003	PCB "FAB-IN-A-BOX" Kit (50-1003)	1	**80.20**
5165-PCB-SINGLE	50-1501	.032" Single-Sided PCB (50-1501)	2 - 8" x 10" panels	**19.21**
5165-PCB-DOUBLE	50-1502	.032" Double-Sided PBC (50-1502)	2 - 8"x 10" panels	**21.35**
5165-TTS10	50-1101	Toner Transfer Paper (50-1101)	10 - 8.5" x 11" sheets	**16.00**
5165-GTRF	50-1225	Green Toner Reactive Foil (50-1225)	1 - 8"x 15' sheet	**9.58**
5165-WTRF	50-1226	White Toner Reactive Foil (50-1226)	1 - 8"x 15' sheet	**9.58**

SOCKET AND BUS STRIPS

Features:

- External body: polymer (resists heat up to 90°C)
- Internal contact material: silver and nickel alloy
- Contact resistance: < 1mΩ
- Snap lock design
- Continuous working temperature should not exceed 50°C (max.)

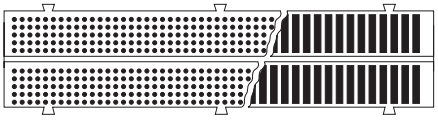

MOUSER STOCK NO.	Description	Dimen. (In.) L	Dimen. (In.) W	Price Each
383-Q290	58 groups of 5 connected terminals	3.15	1.50	**5.96**
383-K64	128 groups of 5 connected terminals	6.80	1.50	**8.76**

Prototyping

© Copyright 2013 Mouser Electronics
© Copyright 2013 Mouser Electronics

Breadboards, SMT Connector Boards, Kits and Accessories

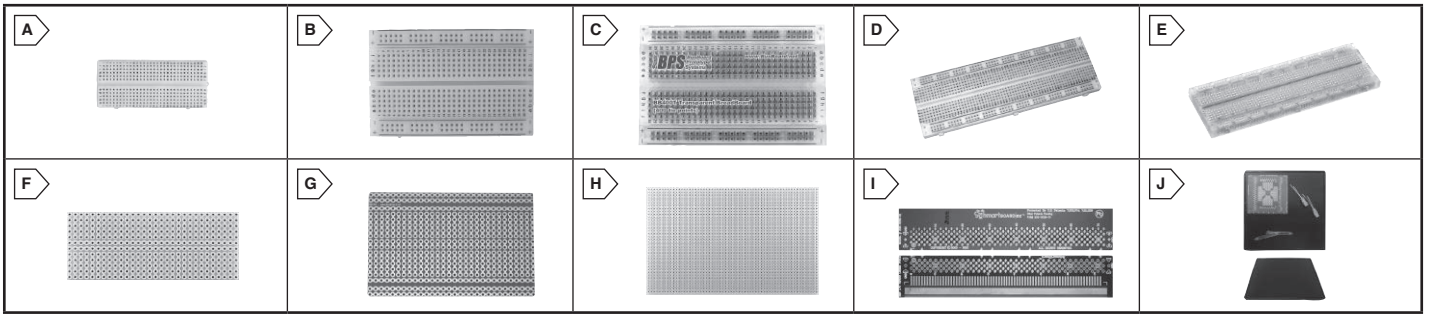

PLUG-IN BREADBOARDS

Tie point plug-in breadboards provide a quick way to build and test circuits for experimentation or when learning electronics.

- Move your completed circuit to BR1 (854-BR1) solderable PC Board
- The transparent breadboard is great for beginners because they can see their circuit connectors

BB300:
- 1 IC/Circuit area, 300 tie points

BB400 and BB400T:
- 1 IC/Circuit area, 300 tie points
- 2 Distribution strips, 100 tie-points

BB830 and BB830T:
- 1 IC/Circuit area, 630 tie points
- 2 Distribution strips, 200 tie-points

MOUSER STOCK NO.	BPS Part No.	Fig.	Description	Size	Material	Price Each 1	Price Each 10
854-BB300	BB300	A	300 Tie point breadboard	3.3 x 1.4 x 0.3" (84 x 35.5 x 8.5mm)	ABS Plastic	4.82	4.33
854-BB400	BB400	B	400 Tie point breadboard with 2 power rails	3.3 x 2.1 x 0.3" (84 x 54.3 x 8.5mm)	ABS Plastic with color legend	5.89	5.30
854-BB400T	BB400T	C	Transparent 400 Tie point BreadBoard	3.3 x 2.1 x 0.3" (84 x 54.3 x 8.5mm)	ABS Plastic with color legend	5.89	5.30
854-BB830	BB830	D	830 Tie point breadboard	6.5 x 2.2 x 0.3" (165.1 x 54.6 x 8.5mm)	ABS Plastic with color legend	8.56	7.70
854-BB830T	BB830T	E	Transparent 830 Tie point Breadboard	6.5 x 2.2 x 0.3" (165.1 x 54.6 x 8.5mm)	ABS Plastic with color legend	8.56	7.70

SOLDERABLE PC BREADBOARDS

Transfer your circuit to this permanent circuit board from a plug-in breadboard to create a rugged long-lasting prototype.

854-SB300	SB300	F	300 Tie point with 2 power rails, 360 holes	1.20 x 3.00 x 1/16" (31 x 76 x 1.6mm)	FR4 glass-epoxy	4.27	3.84
854-SB400	SB400	G	400 Tie point with 6 power rails, 540 holes	1.90 x 3.00 x 1/16" (48 x 76 x 1.6mm)	FR4 glass-epoxy	5.34	4.80

PROTOBOARD-2H-3U

Prototype circuit board for general purpose analog and digital use. This protoboard saves time and has a general purpose stripboard circuit pattern that is pre-cut with 2 holes per segment.

854-PR2H3U	PR2H3U	H	2-Hole per strip Protoboard	3.9 x 6.3 x 1/16" (3U, 100 x 160mm)	FR4 glass-epoxy	11.53	10.38

SMT CONNECTOR BOARDS

- Supports all "Top Latch" FFC type SMT connectors. (Does not support "Bottom Latch" type)
- For SMT connectors from companies such as Hirose, Molex, Samtec, and Tyco

MOUSER STOCK NO.	Schmartboard Part No.	Fig.	Description	Size/Pitch	Supports SMT Connector Types	Price Each 1	Price Each 10
872-202-0038-01	202-0038-01	I	1.25mm Pitch SMT Connector Board	1.25mm Pitch Connectors up to 72 Pins	Top Latch FFC Type	10.69	10.15
872-202-0039-01	202-0039-01	I	1.0mm Pitch SMT Connector Board	1.0mm Pitch Connectors up to 72 Pins	Top Latch FFC Type	10.69	10.15
872-202-0041-01	202-0041-01	I	.5mm Pitch SMT Connector Board	.5mm Pitch Connectors up to 72 Pins	Top Latch FFC Type	10.69	10.15
872-912-0041-01	912-0041-01	I	10 pack of part 202-0041-01	.5mm Pitch Connectors up to 72 Pins	Top Latch FFC Type	85.60	81.32

ANTI - STATIC TACKI PADS

Features:
- Provides an ESD safe, non-adhesive tacky surface
- Excellent reusability
- Tacki Surface: 105 to 109ohms
- Box: 103 - 106ohms

MOUSER STOCK NO.	Schmartboard Part No.	Fig.	Description	Price Each 1	Price Each 5
872-920-0071-02	920-0071-02	J	2 X 2 Tacki Pak Level 2 ESD	8.03	7.63
872-920-0072-02	920-0072-02	J	4 X 4 Tacki Pak Level 2 ESD	32.10	30.50
872-920-0073-02	920-0073-02	J	9 X 9 Tacki Pak Level 2 ESD	53.50	50.83

ACCESSORIES

For quantities greater than listed, call for quote.

MOUSER STOCK NO.	Schmartboard Part No.	Description	Price Each 1	Price Each 5
872-920-0003-01	920-0003-01	Schmartbridges 20 pcs. - To connect Schmartboards together	5.35	5.08
872-920-0005-01	920-0005-01	3" Red Female Jumpers, 10 pcs. with 20 headers	6.42	6.10
872-920-0006-01	920-0006-01	5" Yellow Female Jumpers, 10 pcs. with 20 headers	6.42	6.10
872-920-0007-01	920-0007-01	7" Blue Female Jumpers, 10 pcs. with 20 headers	6.42	6.10
872-920-0008-01	920-0008-01	3" Red Female Jumpers, 100 pcs.	40.66	38.63
872-920-0009-01	920-0009-01	5" Yellow Female Jumpers, 100 pcs.	40.66	38.63
872-920-0010-01	920-0010-01	7" Blue Female Jumpers, 100 pcs.	40.66	38.63
			1	10
872-204-0004-01	204-0004-01	1.27 mm Pitch SOIC to DIP adapter	6.42	6.10
872-920-0021-02	920-0021-02	Schmartsolder 50/bag (Non-RoHS)	5.35	5.08
872-920-0065-01	920-0065-01	Qty 10 9" Jumpers and 20 Headers	7.49	7.12
872-920-0067-01	920-0067-01	Jumper Combo Kit 20 each of 2", 3", 5", 7", and 9"	42.80	40.66
872-920-0079-01	920-0079-01	Two 3 prong FEM/FEM cable harness 12"	5.35	5.08
872-920-0080-01	920-0080-01	5 (3) prong FEM/FEM cable harness 12"	10.70	10.17

© Copyright 2013 Mouser Electronics
© Copyright 2013 Mouser Electronics

SCHMARTBOARD Prototyping System

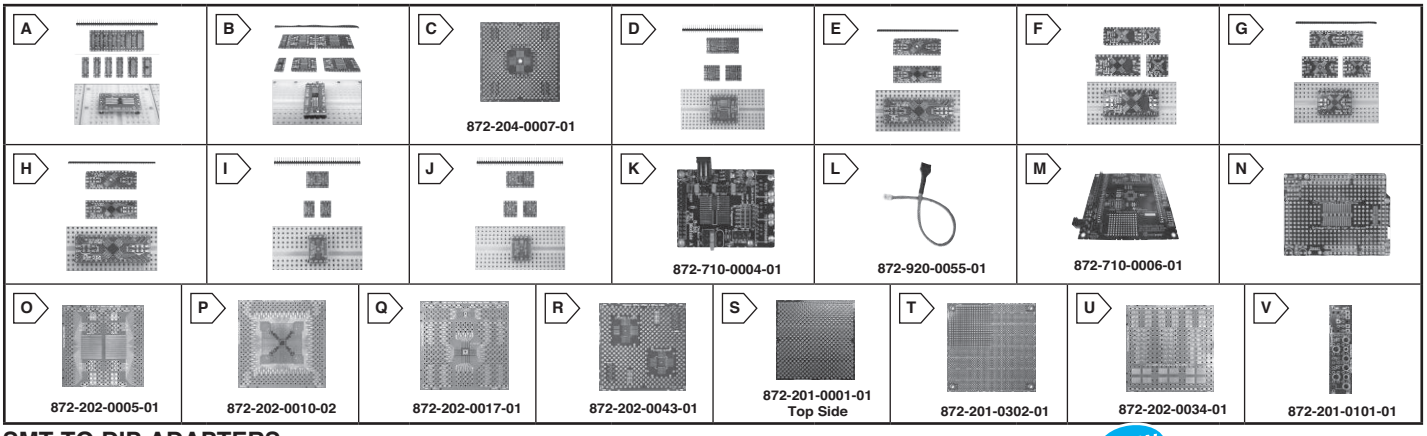

SMT TO DIP ADAPTERS

MOUSER STOCK NO.	Schmartboard Part No.	Fig.	Description	Price Each 1	Price Each 10
872-204-0003-01	204-0003-01	A	SOT 23 and SC70 SMT to DIP Adapter	51.36	48.79
872-204-0006-01	204-0006-01	B	0.65mm Pitch SOIC to DIP Adapter	6.42	6.10
872-204-0007-01	204-0007-01	C	0.5mm Pitch, SOIC to DIP Adapter	6.42	6.10
872-204-0013-01	204-0013-01	D	0.635mm Pitch SOIC to DIP adapter	6.42	6.10
872-204-0014-01	204-0014-01	E	0.5mm Pitch 48 Pin QFP/QFN Adapter	6.42	6.10
872-204-0015-01	204-0015-01	F	0.5mm Pitch, 12 and 24 Pin QFP and QFN Adapter	6.42	6.10
872-204-0016-01	204-0016-01	G	0.5mm Pitch, 16 and 20 Pin QFP and QFN Adapter	6.42	6.10
872-204-0017-01	204-0017-01	H	0.5mm Pitch, 32 Pin QFP and QFN Adapter	6.42	6.10
872-204-0021-01	204-0021-01	I	0.5mm Pitch 8 Pin DFN to DIP adapter	6.42	6.10
872-204-0022-01	204-0022-01	J	0.5mm Pitch 10 Pin DFN to DIP adapter	6.42	6.10
10 Pack of Adapters				**Price Per 10 Pack 1**	**10**
872-914-0013-01	914-0013-01	D	0.635mm Pitch SOIC to DIP adapter, 10 pack for 204-0013-01	51.36	48.79
872-914-0015-01	914-0015-01	F	0.5mm Pitch, 12 and 24 Pin QFP and QFN Adapter, 10 pack for 204-0015-01	51.36	48.79
872-914-0016-01	914-0016-01	G	0.5mm Pitch, 16 and 20 Pin QFP and QFN Adapter, 10 pack for 204-0016-01	51.36	48.79
872-914-0017-01	914-0017-01	H	0.5mm Pitch, 32 Pin QFP and QFN Adapter, 10 pack for 204-0017-01	51.36	48.79
872-914-0021-01	914-0021-01	I	0.5mm Pitch 8 Pin DFN to DIP adapter, 10 pack for 204-0021-01	51.36	48.79
872-914-0022-01	914-0022-01	J	0.5mm Pitch 10 Pin DFN to DIP adapter, 10 pack for 204-0022-01	51.36	48.79

8 BIT PIC® MICROCONTROLLER DEVELOPMENT SCHMARTMODULE A

MOUSER STOCK NO.	Fig.	Type	Size/Pitch	Supported Components	Price Each 1	Price Each 5
SOIC Packages/8 Pin Devices						
872-710-0004-01	K	8 Bit PIC Microcontroller	2" x 2.5"	8, 14, 18, 20 and 28 Pin PIC MCU	16.05	15.25
872-920-0055-01	L	10" PIC programming cable	10" length	8 Bit PIC accessory	5.35	5.08
TI Schmartmodule						
872-710-0006-01	M	QFP	4" x 4"/0.5mm	48 and 64 pin QFP chips from T.I.'s MSP430, C2000, and Stellaris Cortex M3	32.10	30.50

Schmartmodule

MOUSER STOCK NO.	Schmartboard Part No.	Fig.	Description	Price Each 1	Price Each 5
872-710-0001-01	710-0001-01	M	Populated RS-232 SCHMARTMODULE	16.05	15.25

ARDUINO PROTOTYPING SHIELD

872-206-0004-01	206-0004-01	N	1.27mm Pitch SOIC Arduino board (Bare board only)	10.70	10.17
872-206-0006-01	206-0006-01	N	0.65mm Pitch SOIC Arduino board (Bare board only)	10.70	10.17
872-206-0007-01	206-0007-01	N	0.50mm Pitch SOIC Arduino board (Bare board only)	10.70	10.17
872-206-0004-02	206-0004-02	N	1.27mm Pitch SOIC SM Arduino board with comp.	16.05	15.25
872-206-0006-02	206-0006-02	N	0.65mm Pitch SOIC SM Arduino board with comp.	16.05	15.25
872-206-0007-02	206-0007-02	N	0.5mm Pitch SOIC SM Arduino board w/comp.	16.05	15.25

PROTOTYPING BOARDS

MOUSER STOCK NO.	Fig.	Type	Size/Pitch	Supported Components	Price Each 1	Price Each 5
SO/SOP Packages						
872-202-0004-01	O	SO, 4 - 56 pins, 2"x2" grid	1.27mm	SO package, 0603, Through-hole passives	10.69	10.15
872-202-0005-01	O	SOP, 4 - 72 pins, 2"x2" grid	0.8mm	SO, SOP, QSOP, SSOP, TSSOP and PSSOP packages, 0603, Through-hole passives	10.69	10.15
872-202-0006-01	O	SOP, 4 - 72 pins, 2"x2" grid	0.65mm	SO, SOP, QSOP, SSOP, TSSOP and PSSOP packages, 0603, Through-hole passives	10.69	10.15
872-202-0013-01	O	SOP, 4 - 72 pins, 2"x2" grid	0.635mm	SO, SOP, QSOP, SSOP, TSSOP and PSSOP pkgs, 0603, 0805, Through-hole passives	10.69	10.15
872-202-0007-01	O	SOP, 4 - 72 pins, 2"x2" grid	0.5mm	SO, SOP, QSOP, SSOP, TSSOP and PSSOP pkgs, 0603, 0805, Through-hole passives	10.69	10.15
872-202-0008-01	O	SOP, 4 - 72 pins, 2"x2" grid	0.4mm	SO, SOP, QSOP, SSOP, TSSOP and PSSOP pkgs, 0603, 0805, Through-hole passives	10.69	10.15
QFP Packages						
872-202-0009-02	P	QFP, 32 - 64 pins, 2"x2" grid	0.8mm	QFP, TQFP and PQFP packages, 0603, Through-hole passives	10.69	10.15
872-202-0011-01	P	QFP, 32 - 100 pins, 2"x2" grid	0.5mm	QFP, TQFP and PQFP packages, 0603, Through-hole passives	10.69	10.15
872-202-0014-01	P	QFP, 64 - 100 pins, 2"x2" grid	0.4mm	QFP, TQFP and PQFP packages, 0603, Through-hole passives	10.69	10.15
Chip Scale (QFN) Packages						
872-202-0016-01	Q	12 to 24 pin, 2"x2" grid	0.5mm/0.65mm	QFN package, 0603, Through-hole passives	10.69	10.15
872-202-0017-01	Q	10 and 32 pin, 2"x2" grid	0.5mm	QFN package, 0603, Through-hole passives	10.69	10.15
872-202-0018-01	Q	8 and 48 pin, 2"x2" grid	0.5mm	QFN package, 0603, Through-hole passives	10.69	10.15
872-202-0020-01	Q	64 pin, 2"x2" grid	0.5mm	QFN package, 0603, Through-hole passives	10.69	10.15
872-202-0044-01	R	QFN 40 Pins	0.5mm	EZ, QFN	10.69	10.15
872-202-0048-01	R	QFN 88 Pins	0.4mm	EZ, QFN	10.69	10.15
Through Hole						
872-201-0001-01	S	0.1" Spacing with 0.05" offset, 2"x2" grid		100% of through hole components with 0.1" spacing pitch	5.35	5.08
872-201-0002-01	S	2mm Spacing with 1mm offset, 2"x2" grid		100% of through hole components with 1mm spacing pitch	5.35	5.08
872-201-0302-01	T	0.1" Spacing with 0.05" offset, 2"x2" grid		¾ of board with signature offset traced rows of holes, ¼ of board with untraced holes	16.05	15.25
EZ Discrete						
872-202-0034-01	U	EZ Discrete #1		0201, 0603, 0805, 1206, 1210, 1608, 1812, 2010, 2512, Case-A, B, C	10.69	10.15
872-202-0035-01	U	EZ Discrete #2		SOT23-3,5,6, SC70-5,6, DPAK, D2PAK, SOT223, TO263-7,SOT89,0805,1206,Case-A,B,C,D	10.69	10.15
I/O and Power Boards (Through Hole)						
872-201-0100-01	V	Power and ground strip 0.5"x2" grid		Connect the power source or ground	2.68	2.54
872-201-0104-01	V	D-Sub connector 0.5"x2" grid		D-sub connector from 9 to 25 pins	2.68	2.54
872-201-0108-01	V	RJ11/45 and USB connector 0.5"x2" grid		One RJ11 or one RJ45 connector and 1 USB type B connector	2.68	2.54

© Copyright 2013 Mouser Electronics
© Copyright 2013 Mouser Electronics

TWIN INDUSTRIES Prototyping Boards

TWIN INDUSTRIES

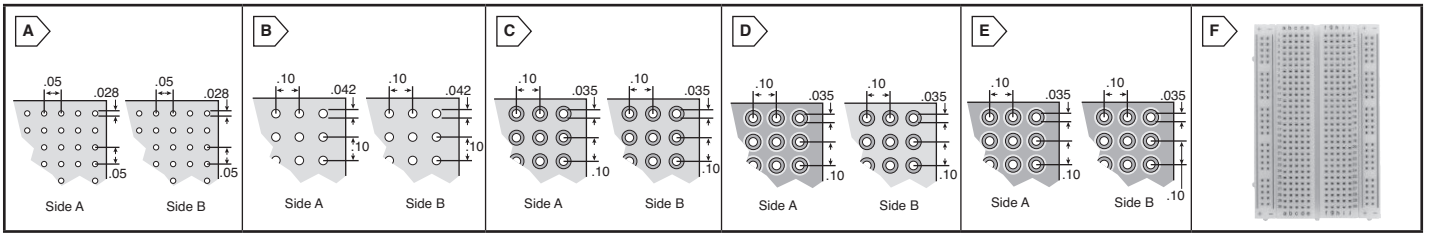

DIMENSIONS: in.

GENERAL PURPOSE PROTOTYPING BOARDS

Specifications:

- FR4 Material
- Hole Size: 7050 Series = 0.028"/7100 Series = 0.042"/8000-8200 Series = 0.035" (Plated)

For quantities greater than listed, call for quote.

MOUSER STOCK NO.	Twin Industries Part No.	Fig.	Description	Board Size	Price Each	
					1	10
589-7050-100	7050-100	A	Plated holes on a .05" grid and 4" x 8" of plated holes on a .10" grid	8" x 8"	62.06	57.77
589-7100-062-4565	7100-062-4565	B	0.1" x 0.1" grid of non-plated .062" through holes	4.5" x 6.5"	8.03	7.48
589-7100-062-4585	7100-062-4585	B	0.1" x 0.1" grid of non-plated .062" through holes	4.5" x 8.5"	12.04	11.20
589-7100-45	7100-45	B	0.1" x 0.1" grid of non-plated through holes	4" x 5"	4.82	4.48
589-7100-410	7100-410	B	0.1" x 0.1" grid of non-plated through holes	4" x 10"	9.63	8.97
589-7100-1010	7100-1010	B	0.1" x 0.1" grid of non-plated through holes	10 " x 10"	24.08	22.42
589-7100-1020	7100-1020	B	0.1" x 0.1" grid of non-plated through holes	10" x 20"	48.15	44.83
589-7100-4565	7100-4565	B	0.1" x 0.1" grid of non-plated through holes	4.5" x 6.5"	8.03	7.48
589-8000-2MM-3U	8000-2MM-3U	C	2mm x 2mm grid of plated through holes, no plane	100mm x 160mm	24.08	22.42
589-8000-1020	8000-1020	C	0.1" x 0.1" grid of non-committed plated through holes, no plane	10" x 20"	126.26	117.54
589-8100-410	8100-410	D	0.1" x 0.1" grid of non-committed plated through holes, one plane	4" x 10"	25.25	23.51
589-8100-1010	8100-1010	D	0.1" x 0.1" grid of non-committed plated through holes, one plane	10" x 10"	63.13	58.78
589-8100-4565	8100-4565	D	0.1" x 0.1" grid of non-committed plated through holes, one plane	4.5" x 6.5"	21.05	19.59
589-8200-410	8200-410	E	0.1" x 0.1" grid of plated through holes, two planes	4" x 10"	25.25	23.51
589-8200-4565	8200-4565	E	0.1" x 0.1" grid of plated through holes, two planes	4.5" x 6.5"	21.05	19.59

LEAD FREE GENERAL PURPOSE PROTOTYPING BOARDS

Specifications:

- FR4 Material
- Hole Size: 0.035" (Plated)
- Gold Plating over Copper

LEAD-FREE

589-8000-410-LF	8000-410-LF	C	0.1" x 0.1" grid of non-committed plated through holes, no plane	4" x 10"	27.29	24.67
589-8000-45-LF	8000-45-LF	C	0.1" x 0.1" grid of non-committed plated through holes, no plane	4" x 5"	13.64	12.34
589-8000-1010-LF	8000-1010-LF	C	0.1" x 0.1" grid of non-committed plated through holes, no plane	10" x 10"	68.21	64.80
589-8100-45-LF	8100-45-LF	D	0.1" x 0.1" grid of non-committed plated through holes, one plane	4" x 5"	13.64	12.34
589-8200-45-LF	8200-45-LF	E	0.1" x 0.1" grid of plated through holes, two planes	4" x 5"	13.64	12.34

SOLDERLESS GENERAL PURPOSE BREADBOARD

PRODUCT NEW

589-TW-E40-510	TW-E40-510	F	1 terminal strip (400 tie points) and 2 distribution strips (30 tie points each)	2.14" x 3.3"	7.68	7.30
589-TW-E40-1020	TW-E40-1020	F	630 Tie Points Terminal Strip & 2 100 Tie Point Distribution Strips	2.14" x 6.5"	7.61	7.48
589-TW-E41-1020	TW-E41-1020	F	630 Tie Points Terminal Strip & 2 100 Tie Point Distribution Strips + 70 Piece Wire Kit	2.14" x 6.5"	12.83	12.19
589-TW-E41-102B	TW-E41-102B	F	3 Binding Posts, 630 Tie Points Terminal Strip & 2 100 Tie Point Distribution Strips + 70 Piece Wire Kit	2.14" x 6.5"	17.41	17.16
589-TW-E41-1060	TW-E41-1060	F	4 Binding Posts, 3 630 Tie Points Terminal Strip & 5 100 Tie Point Distribution Strips + 140 Piece Wire Kit	5.7" x 6.9"	32.64	32.11
589-TW-E012-000	TW-E012-000	-	140 Piece Wire Kit with Case - 22AWG Wire	-	7.61	7.48

ABS PROJECT BOXES

Twin Industries ABS Project boxes with custom-fit prototyping boards are sold together under a single part number, eliminating the need to find a compatible board and cut or shape the board to fit box dimensions. Mounting holes are provided to attach boards to lids. Uncommitted board area for mounting board edge connectors or components.

Specifications:

- Protoboard Material - FR4 laminate
- Thickness of board - 0.062"
- Box Material - ABS Plastic
- Prototyping holes spaced on 0.1" x 0.1" grid
- Mounting holes to attached board to box lid

For quantities greater than listed, call for quote.

MOUSER STOCK NO.	Twin Industries Part No.	Fig.	Description	Box Size	Board Type	Price Each	
						1	10
589-B10-7100	B10-7100	A	Box and Prototyping board	4.5 x 2.3 x 1.7"	Non-Plated	11.66	11.09
589-B10-8000	B10-8000	A	Box and Prototyping board	4.5 x 2.3 x 1.7"	Plated	13.27	12.60
589-B20-7100	B20-7100	A	Box and Prototyping board	5.3 x 2.9 x 1.9"	Non-Plated	15.78	14.99
589-B20-8000	B20-8000	A	Box and Prototyping board	5.3 x 2.9 x 1.9"	Plated	17.39	16.59
589-B30-7100	B30-7100	A	Box and Prototyping board	6.3 x 3.7 x 2.4"	Non-Plated	18.46	17.54
589-B30-8000	B30-8000	A	Box and Prototyping board	6.3 x 3.7 x 2.4"	Plated	20.06	19.07
589-B40-8000	B40-8000	A	Box and Prototyping board	7.7 x 4.3 x 2.9"	Non-Plated	24.34	23.60
589-B45-8000	B45-8000	A	Box and Prototyping board	7.7 x 4.3 x 1.4"	Non-Plated	23.01	21.85

6U VME64/X PROTOTYPING BOARD

Dedicated probing points for all connector pins

Features:

- Support for 160 pin DIN Connectors
- Support for 2mm P0 Connector
- Board Dimensions: 6U x 160MM
- Thickness - 0.062"
- Prototyping area with 0.1" x 0.1" grid of plated holes

For quantities greater than listed, call for quote.

MOUSER STOCK NO.	Twin Industries Part No.	Fig.	Description	Price Each	
				1	10
589-8198-200	8198-200	B	6U VME64/x prototyping board	159.43	151.46

MACHINE PIN JUMPER WIRES

24AWG Jumper wires with machine pin ends. Easy insertion/extraction for repeat usage and quick design changes. Ideal for use with solderless breadboards.

For quantities greater than listed, call for quote.

MOUSER STOCK NO.	Twin Industries Part No.	Fig.	Description	Price Each	
				1	10
589-TW-MP-5	TW-MP-5	C	5cm - 10 wires per pack	7.68	7.30
589-TW-MP-10	TW-MP-10	C	10cm - 10 wires per pack	8.07	7.66
589-TW-MP-20	TW-MP-20	C	20cm - 10 wires per pack	8.45	8.03

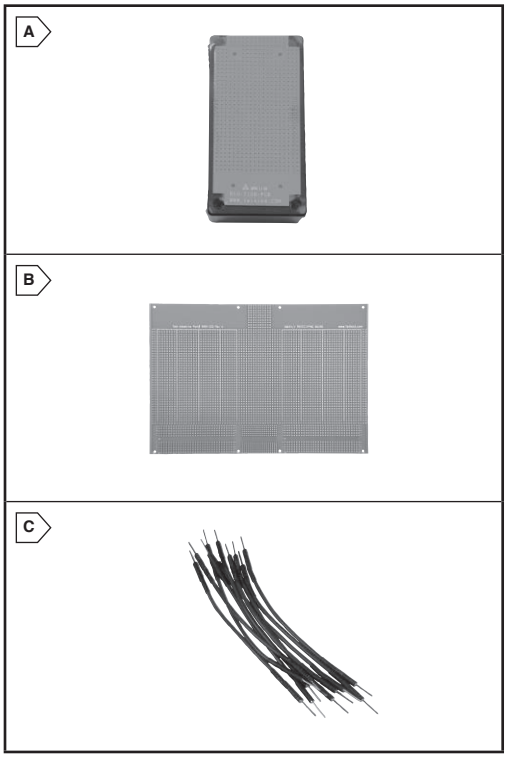

© Copyright 2013 Mouser Electronics

© Copyright 2013 Mouser Electronics

VECTOR Prototyping Boards

VECTOR ELECTRONICS & TECHNOLOGY COMPANY
A Fine Technology Group

VECTORBORD® GENERAL PURPOSE PUNCH BOARDS

- .062" thickness
- .100" Grid
- Material: FR2 Phenolic, FR4 epoxy glass or CEM-1 epoxy glass composite

For quantities greater than listed, call for quote.

MOUSER STOCK NO.	Vector Part No.	Fig.	Dimensions: in.		Material	Price Each		
			W	L		1	10	25
574-64P44WE	64P44WE	A1	4.5	6.5	FR4	8.57	8.14	7.74
574-64P44XXXP	64P44XXXP	A1	4.5	6.5	FR2	8.61	8.00	7.45
574-64P44	64P44	A1	4.5	6.5	CEM-1	8.34	7.62	7.23
574-84P44WE	84P44WE	A1	4.5	8.5	FR4	13.16	12.04	10.73
574-169P44C1	169P44C1	A1	4.5	17.0	CEM-1, 1 oz. unplated copper, 1 side	26.99	23.03	21.51
574-169P44	169P44	A1	4.5	17.0	CEM-1	14.48	12.35	11.53
574-169P44XXXP	169P44XXXP	A1	4.5	17.0	FR2	15.47	13.23	12.36
574-169P44WE	169P44WE	A1	4.5	17.0	FR4	22.22	18.96	17.39
574-169P44WEC1	169P44WEC1	A1	4.5	17.0	FR4, 1 oz. unplated copper, 1 side	23.41	19.96	18.65
574-169P59032	169P59-032	A1	6.0	17.0	FR4	22.21	19.05	17.70
574-169P59047	169P59047	A1	6.0	17.0	FR4	21.70	18.50	17.29
574-169P59XXXP	169P59XXXP	A1	6.0	17.0	FR2	17.70	16.75	15.31
574-169P79WE	169P79WE	A1	8.0	17.0	FR4	34.40	29.36	27.42
574-169P84	169P84	A1	8.5	17.0	CEM-1	37.88	32.32	30.20
574-169P84C1	169P84C1	A1	8.5	17.0	CEM-1, 1 oz. unplated copper, 1 side	43.91	37.48	35.01
574-169P84WE	169P84WE	A1	8.5	17.0	FR4	32.36	30.09	27.98
574-169P84WEC1	169P84WEC1	A1	8.5	17.0	FR4, 1 oz. unplated copper, 1 side	37.35	31.88	29.78
574-169P99	169P99	A1	10.0	17.0	CEM-1	46.41	39.60	36.99
574-85H48WE	85H48WE	A2	4.8	8.5	FR4	17.53	16.02	14.94
574-85H85WE	85H85WE	A2	8.5	8.5	FR4 epoxy glass	34.08	29.10	27.20
574-170H48WE	170H48WE	A2	4.8	17.0	FR4	32.88	28.06	26.22
574-170H85WE	170H85WE	A2	8.5	17.0	FR4	50.45	43.06	40.22
574-126M76-032	126M76-032	A3	4.0	6.5	FR4 epoxy glass	26.03	22.19	20.69

VECTORBORD® CIRCBORD® PRINTED CIRCUIT PROTOTYPING BOARDS

- All bus and circuit patterns are solder-coated
- .042 hole diameter
- .062" thickness
- .100" Grid
- Material: FR4 epoxy glass or CEM-1 epoxy glass composite
- Wire Wrap Terminals: T44, T46, T49, T68
- Wire Wrap Socket Pin: R32

For quantities greater than listed, call for quote.

MOUSER STOCK NO.	Vector Part No.	Fig.	Dimensions: in.		16 Pin DIP	Material	Description	Solder Terminals	Wire Wrap Socket Pin	Price Each	
			W	H						1	10
574-8001	8001	B4	6.5	4.5	20	CEM-1	3-Hole Solder Pad single-sided	T42-1,K24C,K31C	R32	27.82	26.22
574-8002	8002	B5	6.5	4.5	36	CEM-1	Interleaved Buses singled sided	T42-1	R32	29.80	27.80
574-8003	8003	B6	6.5	4.5	60	CEM-1	Pad Per Hole single-sided	T42-1	R32	27.10	25.84
574-8007	8007	B6	6.5	4.5	60	CEM-1	Pad Per Hole and Ground Plane	T42-1	R32	28.91	28.25
574-8008	8008	B7	6.5	4.5	70	FR4	Pad and Planes	T42-1	R32	39.55	36.87
574-3677-6	3677-6	B4	8.1	4.5	21	CEM-1	3-Hole Solder Pad single-sided	T42-1	R32	23.33	22.16
574-45P80-1	45P80-1	B6	8.1	4.5	80	CEM-1	Pad Per Hole 2 sides	T42-1	R32	30.01	27.91
574-8010	8010	B6	13.0	4.0	124	FR4	Pad Per Hole 2 sides	T42-1	R32	45.30	43.74
574-8006	8006	B6	13.3	5.0	154	FR4	Pad Per Hole copper plated-thru holes	T42-1	R32	48.39	46.20
574-8012	8012	B6	11.0	9.2	283	FR4	Pad Per Hole plated-thru holes	T42-1	R32	70.62	69.27
574-8015	8015	B6	6.0	4.0	72	FR4	Pad Per Hole, 2 sides	T42-1, K24C	R32	13.69	12.96
574-8016	8016	B6	9.0	6.0	165	FR4	Pad Per Hole, 2 sides	T42-1, K24C	R32	20.11	19.04
574-8016-1	8016-1	B6	6.0	6.0	165	FR4	Pad Per Hole, 1 side, plated	T42-1, K24C	R32	12.57	11.91
574-106P106-1	106P106-1	B6	10.6	10.6	275	CEM-1	Pad Per Hole and Ground Plane 2 sides	T42-1	R32	63.44	58.11

Eurocard Size Circbords

- Eurocard Size: 100mm x 160mm
- 0.6mm hole diameter (Combo hole diameter 0.6mm and .042")
- 1.575mm thickness
- Material: FR4 Epoxy glass

For quantities greater than listed, call for quote.

MOUSER STOCK NO.	Vector Part No.	Fig.	Dimensions: in.		Grid	Description	Price Each	
			H	W			1	10
574-8017	8017	B6	3.94	6.30	2mm x 2mm	Pad Per Hole plated thru-holes	18.03	16.85
574-8018	8018	B6	3.94	6.30	2mm and 0.100"	Pad Per Hole and 2mm Combo	21.28	19.78
574-8019	8019	B1	3.94	6.30	.100" x .100"	38 Tracks/63 Holes Per Track	22.27	21.83
574-8021	8021	B6	3.94	6.30	.05" x .05"	Pad Per Hole plated thru-holes	35.02	31.24

VECTORBORD® PLUGBORDS

- All bus and circuit patterns are solder-coated
- .042 hole diameter
- .062" thickness
- .100" Grid
- Material: FR4 epoxy glass or CEM-1 epoxy glass composite
- Wire Wrap Terminals: T44, T46, T49, T68
- Wire Wrap Socket Pin: R32

For quantities greater than listed, call for quote.

MOUSER STOCK NO.	Vector Part No.	Fig.	Dimensions: in.		16 Pin DIP	Material	Description	Extender	Recommended Card Cage	Price Each	
			W	H						1	10
30 Contacts - .156" Spacing											
574-3797-2	3797-2	C4	4.5	2.73	4	CEM-1	3-Hole Solder Pad	3690-10	CCK 12 Series	21.57	20.57
44 Contacts - .156" Spacing											
574-3662-5	3662-5	C8	4.5	4.5	40	CEM-1	Plated Contacts Only	3690	CCK 13 Series	23.67	20.73
574-4112-5	4112-5	C9	4.5	4.5	8	CEM-1	Zig-Zag Buses	3690	CCK 13 Series	30.72	29.65
574-3662	3662	C5	6.5	4.5	50	CEM-1	Plated Contacts Only	3690	CCK 13 Series	26.88	25.44
574-3677-2	3677-2	C4	6.5	4.5	12	CEM-1	3-Hole Solder Pad single-sided	3690	CCK 13 Series	28.43	27.94
574-4112	4112	C4	9.6	4.5	40	FR4	3-Hole Solder Pad Zig-Zag Bus Pattern	3690-10	CCK 13 Series	41.57	38.57
574-4112-4	4112-4	C9	6.5	4.5	25	CEM-1	3-Hole Solder Pad/Overall Ground Plane	3690	CCK 13 Series	33.66	31.81
574-3677	3677	C4	9.6	4.5	21	CEM-1	3-Hole Solder Pad single-sided	3690	CCK 14 Series	34.35	31.65
3Ux160mm, 6Ux160mm, and 9Ux280mm											
574-E160-3U-1	E160-3U-1	C6	6.3	3.94	35	FR4	Pad Per Hole	--	CCK160-3U	21.29	16.32
574-E160-3U-3	E160-3U-3	C10	6.3	3.94	45	FR4	Voltage Ground Plane	--	CCK160-3U	30.77	23.81
574-4614	4614	C4	6.3	3.94	20	FR4	3-Hole Solder Pad	--	CCK160-3U	34.65	32.22
574-4615	4615	C4	6.3	9.19	50	FR4	3-Hole Solder Pad	--	CCK160-3U	37.15	35.17
BUS SPECIFIC - IBM PC, XT - .100" Spacing											
574-4613-3	4613-3	C6	13.25	4.2	154	FR4	Pad Per Hole	3290-26	--	61.57	52.56

© Copyright 2013 Mouser Electronics

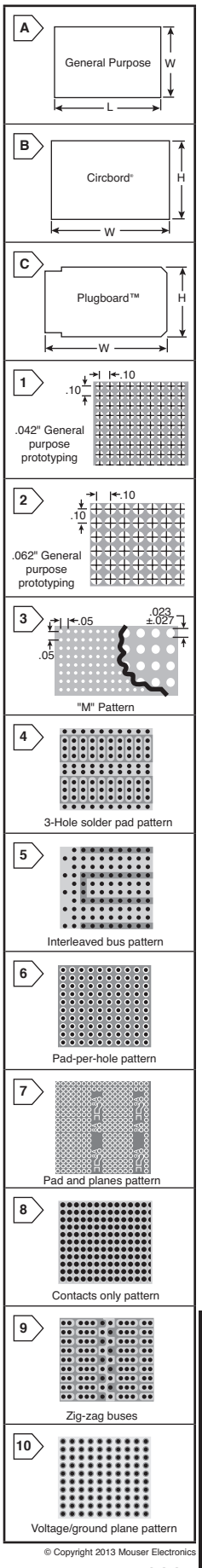

© Copyright 2013 Mouser Electronics

Product Index

A

Adapters
AC Adapters . . . . . 262, 1235, 2171, 2218, 2227, ... 2249-2261
Bluetooth . . . . . (See “B” Section)
D-Sub 54, 1512, 1523
I/O 372, 1457, 1492, 1494
GPIB to USB 2303
Modular 53, 54, 233, 1457, 1492
Phono (RCA) 1353, 1354
RF . 11, 261, 1354, 1399, 1404-1407, 1412, 1414, ... 1416-1419, 1423, 1426, 1427, 1431, 1432, ... 1434-1436, 1439, 1441, 1443, 1444
SMT 173, 1418, 2016, 2335
Socket 31, 272, 1745, 1746, 2016
XLR 1396
Alarms 548, 1342, 2030-2032, 2229, 2245
Alligator Clips 2296, 2304, 2307, 2311
Alternistors . . . . . (See Semiconductors)
Amplifiers . . . . . (See Semiconductors)
Analog ICs . . . . . (See Semiconductors)
Analog Panel Meters 2286
Antennas . . . 5, 7, 11, 14, 19, 21, 27, 29, 31, 55, 58, ... 67, 261, 720, 1292-1294, 1463, 1470
ANT 23, 25
Arrays
Capacitor 780, 961, 972, 1013, 1022
LED 91, 117, 118, 124, 146, 157, 1584
Resistor 774-781
Attenuators . . . . . 386, 387, 405, 452, 573, 589, ... 803, 1428, 1439, 1928
Audible Signal Devices
Alarms 2030-2032
Benders 2033
Buzzers 2027, 2028, 2030-2032
Electret Condenser Microphone 2035
Elements 2028, 2033
Hardware 1402, 2031
Indicators 849, 2031, 2032, 2034, 2037
Piezo 2031-2033, 2036
Ringers 2028, 2031
Sirens 2032, 2037
Sonalerts 2030-2032
Speakers 2029, 2032, 2036, 2037
Transducers 2029, 2031-2033, 2037
Automotive
12VDC Jacks and Plugs 1354
Capacitors . . 968-970, 974, 986, 997, 1009, 1010, ... 1033-1036, 1041, 1061, 1115
Connectors . . . . 148, 744, 1354, 1611-1615, 1639, ... 1708, 1750
LED . . . . . (See LED Indication)
Relays 1956-1960, 1980, 2011, 2159

B

Basic Stamp 61
Batteries
1/2AA 2275
2/3A 2275
2/3AA 2275
A 68, 2136, 2274, 2275
AA 2136, 2273, 2275
AAA 2136
C 29, 68, 1272, 2267, 2273, 2274, 2306
D 29, 485, 2267, 2273
F 29
N 29
SC 68
9V 29, 2275
Battery Packs 2273, 2275
Chargers 2272
Coin Cell 2274
Computer 68, 811
Electronic 42, 507, 2292
Lead Acid 2272
Lithium 542, 2273-2275
Memory Backup 2273, 2275
Rechargeable 2272, 2274, 2275
Scooter 2272
UPS 2223, 2267, 2272
Wheelchair 2272
Battery Accessories
Chargers . . . . . 470, 483, 485, 512, 547, 811, ... 2223, 2272, 2275
Clips 1920, 2280, 2282, 2304, 2311
Holders 2134, 2276-2282
Indicator Labels 2282
Snaps 1763, 2280, 2281
Spring Contacts 2280, 2282, 2306
Binding Post 1385, 1386, 1391, 1764, 2308
Blowers 2103, 2146
Bluetooth
Adapters 31, 262
Antennas 29, 31, 58, 1294
Connectors 29, 31, 1474
Crystals 1156
Data Transmission . . . . . 13, 15, 22, 23, 26, 29, 31, ... 58, 424
Evaluation Kits 8, 13, 15, 16, 22, 29, 58, 262
ICs 23, 40, 424, 433
Interface 15, 26, 40, 58
Modules . . . . . 8, 13, 15, 16, 20, 22, 25, 26, 29, 31, ... 40, 58, 262, 1289
SAW Filters 1158
Boxes . . . . . (See Enclosures)
Braid 2322, 2332
Breadboards 45, 65, 252, 2130, 2332-2337
Buzzers 2027, 2028, 2030-2032

C

Cabinets
Accessories 146, 2101-2106
Hardware
Casters 2103
Screws 2104
Shelves 2102
Slide Bracket 2104
Portable 2106, 2108
Racks 2102, 2105
Utility 2106, 2108
Cable . . . . . (See Wire and Cable)
Cable Assemblies . . . . . (See Wire and Cable)
Cable Ties 1298-1300, 1302, 1303, 1316
Capacitors
Aluminum Electrolytic
5mm 885, 931, 938
7mm 931, 944
Axial 914, 945, 954, 956, 957
BestCap™ 925
Bi-Polar 894, 934, 944
Double Layer 927, 930-932
Flatpack 914
General Purpose 85°C . . . . 882, 883, 889, 894, . . . 900, 911-916, 918, 919, 922-924, 934, 935, ... 938, 940, 944, 945, 955-957
High Capacitance . . . . 891, 892, 900, 903-907, ... 912-915, 921, 922, 924-926, 932, ... 933, 935, 944-947
High Frequency 907, 925
High Reliability . . . . . 889, 890, 903, 907, 934, ... 939, 942, 943
High Ripple . . . . . 889-893, 903, 904, 906, 907, ... 913, 914, 918-920, 923, 924, 934, 937, ... 939, 942
High Temperature . . . . 882, 884-893, 895-897, ... 899, 900, 902-907, 909, 910, 912-914, ... 916-918, 921-923, 925, 934, 936, 938, ... 941-943, 945, 953, 955, 956
High Voltage . . . . 903, 913-917, 921, 922, 924, . . . 931, 935, 936, 939-941, 945-947, 956, 957
Kit 929
Low ESR . . . . 882, 890-892, 895-897, 901-908, ... 910, 914, 934, 937
Low Impedance . . . . . 882, 884, 885, 892, 893, ... 901, 934, 942, 943
Low Leakage 924, 937, 956
Memory Backup 932, 933
Miniature 900, 938, 939, 944, 945, 952-957
Mounting Hardware 915
Non-Polar 937, 938
Organic 901, 902, 904-908, 914
Polymer 891, 892, 902-910, 930
Radial . . . . . 905, 907, 910, 925, 926, 931, ... 939-944, 946-951, 955
Screw Terminal . . . . . 914, 915, 919, 923, 924, ... 927, 931
Snap Mount . . . . . 911-914, 916-918, 920-923, ... 927, 931
Supercapacitors 925-933
Surface Mount 882-910, 914, 925, 926
Ultracapacitors 914, 926-929
Ceramic
Arrays 961, 972, 1013, 1022
Automotive . . . . 968-970, 974, 986, 997, 1009, ... 1010, 1033-1036, 1041, 1061
Axial 1045-1047
Broadband Blocks 985
Chip . 958-967, 970-989, 991-1015, 1018-1021, ... 1023, 1025-1038, 1040, 1041
Conformal Coated 1044, 1045, 1047-1050
Coupling 1060
Disc 1052, 1060, 1061
EMI Suppression 972, 973
Fail-Safe 961, 962
Feedthru 972, 973
Floating-Electrode 961, 962, 986
Flexible Termination 958-967, 986, 1041
Flexicap 963-965
Flexiterm 958, 959, 962-964
General Purpose . . . . . 992-997, 999-1001, ... 1004-1006, 1023, 1025-1031
Half-Turn 1129
High Capacitance . . . . 960, 965, 972, 973, 976, . . . 981, 986, 988, 991, 998, 1000-1004, 1007, . . . 1009, 1010, 1025-1028, 1031, 1033, 1034, ... 1041, 1044, 1046-1053, 1060, 1061
High Q . . . . . 971, 976, 985, 999-1001, 1016, ... 1018-1021, 1024
High Temperature . . . . . 960, 965, 967, 973, . . . 976-979, 981-984, 986, 988-990, 992-997, ... 999-1001, 1004-1008, 1011, 1014, 1041, ... 1044-1051, 1053, 1060, 1061
High Voltage . . . . 958, 959, 965, 967, 977-980, . . . 984-986, 989, 990, 994, 1007, 1008, 1014, ... 1015, 1021, 1040, 1046-1052, 1060, 1061
Interdigitated 973
Kits 964, 981, 984, 990, 991
Low ESL / Low ESR . . 960, 971, 973, 976, 979, ... 991, 999-1001, 1012, 1013
Monolithic . . . . . 969, 973, 996, 998, 1023, ... 1025-1031, 1033, 1034
Molded 974, 1044, 1046, 1047
Multilayer . . . 958-963, 965, 971-984, 986-1011, ... 1017-1021, 1023-1031, 1039-1042, ... 1044-1046, 1049, 1050, 1053-1059, 1061
Multi-Turn Trimmer 1127-1129
Open-Mode 962, 964, 965, 967, 986, 1032
Radial 998, 1044-1061
RF Microwave . . . 971, 976-978, 985, 991, 1016
Standard Mode 986, 998
Surface Mount 958-1042
Tin/Lead Termination . . 958-970, 980, 986, 987, ... 1041
Tip and Ring 975, 989, 1007, 1014
Trimmer 1127-1129
Ultra Stable 960
Feedthru (Arrays & Capacitors) . . . 972, 973, 1196, ... 1197
Film
Axial 1064, 1079, 1080
Chip 976, 1075, 1076
DC Link . . 1066, 1067, 1070, 1075, 1079, 1082, ... 1083
Dipped 1063
Film/Foil 1083, 1085-1087
Kits 1073
Metallized
Box 1069, 1080, 1087
Paper 1073
Polyester . . . . 1062-1064, 1069, 1071-1074, ... 1077-1081, 1083-1085
Polyphenylene 1073
Polypropylene . . . . . 1062, 1064, 1069, 1071, ... 1073, 1075, 1077, 1079-1087
Motor Run / Motor Start 1065
Orange Drop 1081
Polyester . . . . . 1062-1064, 1069, 1071-1074, ... 1077-1081, 1083-1085
Polypropylene . . 1062, 1064, 1066-1071, 1073, ... 1075, 1077, 1079-1087
Radial . . . . 925, 1062, 1063, 1066, 1069-1074, ... 1080, 1081, 1084-1086
Snubbers 1063, 1068, 1072, 1083
Suppression 1069, 1072, 1073, 1079
Surface Mount 925, 976, 1071
Switching 1066, 1067
High Reliability . . . . . 889, 890, 903, 907, 934, 939, ... 942, 943, 1033, 1034, 1041, 1075, 1104, ... 1107, 1110, 1486
Mica 1088-1090
Mounting Hardware 915
RC Networks 780
Silicon 1043
Supercapacitors 925-933
Surface Mount . . . . . 882-910, 914, 925, 926, ... 958-1043, 1071, 1088, 1089, 1091-1118, ... 1125-1127, 1129, 1176, 1189, 1197, 1750, ... 1833, 1841, 1854
Tantalum
Axial 1122, 1124-1126
Chip 1094-1100, 1108-1118
Conformal Coated 1111-1114
Dipped 1119-1121, 1123
Fail-Safe Fused 1110, 1125
Frameless 1114
Hermetically Sealed 1122, 1124
High Temperature . . . . 1091, 1092, 1094, 1095, ... 1097-1102, 1104, 1106, 1108-1110, ... 1115, 1126
High Voltage 1103
Kits 1101, 1106, 1109
Low ESR . . 1092-1095, 1101-1104, 1107-1110, ... 1112-1118, 1122, 1125
Low Profile 1091, 1092, 1099, 1104, 1113
Molded 1113-1118, 1122
Niobium Oxide 1091, 1092
Organic 1103
Polymer 1097, 1101-1104
Radial 1119-1121, 1123
Surface Mount 1091-1118, 1125, 1126
Wet 1125, 1126
Trimmer 1127-1129
Card Readers . . . . 365, 368, 376, 389, 1590, 1592, ... 1593, 1610
Cases . . . 1087, 1177, 1184, 2111-2113, 2119, 2120, . . 2122, 2123, 2127, 2134, 2138, 2291, 2293, 2294, ... 2296, 2297, 2299
CCFLs 465
Chassis 2101, 2103, 2106, 2119, 2121
Chemicals
Adhesives 2325
Anti-Static Coating 2130-2133, 2135, 2325
Bottles 2330
Circuit Board Repair Pens 2323
Cleaners 2322-2325, 2327, 2329, 2330
Conformal Coating 2325, 2330, 2332
Dispensers 2323
Dusting Gas 2323, 2329
Epoxies 2330
Flux 2321-2323, 2329
Freezers 2323, 2329
Heat Sink Compound 2152, 2157, 2325, 2330
Lubricant 2323, 2330, 2332
Silicones 2329, 2330
Threadlocker 2330
Transistor Grease 2325
Wipes 2323-2325, 2329, 2330
Chokes/Coils . . . . . (See Inductors)
Circuit Board Indicators . . . . (See LED Indication)
Circuit Breakers
Hydraulic/Magnetic 2021, 2022, 2024
Push-to-Reset 2023, 2024
Seals 1924
Thermal 1376, 2022-2026
Thermo Magnetic 2020, 2022, 2024, 2025
Circuit Protection
Circuit Breakers 2021-2026
DIN Rail 1810, 1992, 2021, 2025, 2233, 2268
Filters . . . . 571, 686, 697, 698, 701, 705, 709, 712, ... 713, 733, 752, 1191, 2233
Fuse Blocks 759, 761, 770, 771, 1810
Fuse Clips 759-762, 771, 773
Fuse Holders 759-761, 770, 771, 1810
Fuses . . . . 733, 736, 745-758, 762-769, 772, 773, ... 1810, 2023
Gas Discharge Tubes 725, 731, 732
Metal Oxide Varistors 722, 723, 727, 728, 730
ESD Devices . . 571, 575, 686, 697-699, 701, 705, ... 706, 708-714, 720, 721, 725, 750-752
Resettable Fuses 736, 745-751
Surface Mount . . . . 562, 571, 574, 575, 587, 687, ... 688, 691, 701, 703, 707-711, 713-716, 721, ... 726, 732, 733, 736, 738-740, 742, 745, 746, ... 749-756, 762, 763, 769, 772, 773, 2209
Surge Protectors . . . . . 562, 571, 574, 575, 587, ... 683, 689-695, 697-716, 719-724, 731, 732, ... 2105, 2233, 2267-2271
Thermal Cutoffs 751
Thermistors 370, 733-740, 742-744
Thyristors 683-688, 708
Varistors 719-728, 730, 752
Voltage Suppressors . . . . . 562, 571, 575, 587, . . 690-695, 699-704, 706, 707, 709-712, 714-716, ... 719-724, 731, 732, 752, 2268
Cleaners 387, 2322-2325, 2327-2330
Clips
Alligator 2296, 2304, 2307, 2311
Battery 2280, 2282, 2304, 2311
Fahnestock 1765
Fuse 759-762, 764, 771, 773, 1362
Heat Sink 2152
Test 2296, 2304, 2307-2311
Coils . . . . . (See Inductors)
Compiler Software 53, 233, 253
Computers, Single Board 68-72
Connectors
0.25mm . . . . 1666, 1667, 1674, 1692, 1693, 1709, ... 1752, 1778
0.30mm . . . . . 177, 1379, 1381, 1461, 1588, 1658, ... 1672, 1709-1711
0.40mm . . . . . 197, 1418, 1463, 1469, 1658, 1659, ... 1689, 1789
0.50mm . . . . 1462, 1480, 1592, 1644, 1650, 1651, ... 1658-1661, 1663, 1664, 1672, 1673, 1689, ... 1690, 1710-1712, 1789
0.80mm . . . . 1459, 1463, 1479, 1645, 1673, 1689, ... 1709, 1742
1.00mm / .039” . . . . 1461, 1480, 1599, 1645, 1648, ... 1650, 1664, 1674, 1689-1691, 1693, 1710, ... 1711, 1722
1.25mm / .049” . . . . 1634, 1674, 1692, 1693, 1709, ... 1752
1.27mm / .050” . . . . 1319, 1321-1324, 1481, 1500, ... 1501, 1512, 1524, 1628, 1632, 1645, 1648, . . 1655, 1695, 1711, 1720-1722, 1727, 1752, 2305
1.50mm / .059” 1689, 1690, 1694, 1711, 1751
2.00mm / .079” . . 65, 102, 1381, 1459, 1461, 1463, ... 1588, 1592, 1596, 1600, 1604, 1608, 1609, ... 1634-1636, 1648, 1649, 1651-1654, 1657, . . 1668-1671, 1675, 1676, 1690, 1693, 1696-1699, ... 1704, 1705, 1715, 1722, 1752, 1789
2.13mm / .084” 1678
2.36mm / .093” 1679, 1741
2.50mm / .098” . . . . . 102, 1379, 1381, 1388, 1389, ... 1392, 1588, 1613, 1614, 1651, 1690, 1693, ... 1700, 1789, 1790, 1798, 2250
2.54mm / .100” . . . 31, 44, 68, 102, 197, 750, 751, ... 1101, 1166, 1409, 1478, 1481, 1537, 1596, . . 1615, 1628-1633, 1640-1643, 1645-1647, 1651, . . 1656, 1663, 1680-1686, 1718-1720, 1722-1730, . 1744, 1746, 1752-1754, 1756, 1765, 1784, 2250, ... 2254, 2263, 2264, 2305, 2306
3.00mm / .118” 1701, 1702, 1738, 1816
3.50mm / .137” . . . . 1324, 1388, 1389, 1392-1394, . 1401, 1588, 1690, 1756, 1781, 1784, 1788-1790, ... 1797, 1798, 1815, 1816, 2250, 2254
3.81mm / .150” . . . . 1490, 1537, 1613, 1778, 1779, . 1784, 1791, 1796, 1801, 1815, 1816, 2177, 2254

Product Index

3.96mm / .156" 1492, 1687, 1688, 1730-1732
4.00mm / .157" . . . 102, 197, 1379, 1418, 1463, 1469, ... 1658, 1659, 1689, 1690, 1783, 1789, 2177
4.14mm / .163" 1690, 1733, 1734
4.20mm / .165" . . . . . 102, 1492, 1704, 1705, 1740, ... 2177
5.00mm / .197" . . . . . 102, 177, 1379, 1381, 1388, . 1389, 1392-1394, 1401, 1461, 1463, 1586, 1588, . 1592, 1613, 1614, 1644, 1658-1661, 1663, 1664, ... 1693, 1710, 1739, 1756, 1778, 1779, 1781, . 1782, 1784, 1785, 1787-1790, 1792, 1795, 1797, ... 1798, 1815, 1816, 2250
5.08mm / .200" . . . . 1316, 1603, 1707, 1735, 1736, ... 2007, 2240
5.84mm / .230" 1634, 1708
6.35mm / .250" . . . . 1365, 1366, 1623, 1645, 1737, ... 1765, 1785, 1814, 2262, 2263
7.50mm / .295" . . . . 1586, 1627, 1707, 1785, 1787, ... 1795, 1815, 2250
7.62mm / .300" 197, 1785, 1794, 1795, 1815
10.00mm / .393" . . . 1166, 1459, 1486, 1690, 1706, ... 1709, 1785, 1794, 1795, 1815, 1954
10.16mm / .400" . . . . 197, 1523, 1552, 1785, 1795, ... 1815
AC 1360-1362, 1364-1378, 1627
Adapters
AC 2250, 2254, 2257, 2302
D-Sub 54, 1512, 1523
I/O 1457, 1492, 1494
Modular 53, 54, 233, 1457, 1492
Phono (RCA) 1353, 1354
RF . . . . . (See Connector/RF)
XLR 1396
AdvancedMC™ 1481, 1605, 1610
AdvancedTCA® (ATCA®) . .1480, 1481, 1605, 1610
AHD Series 1612
Alligator Clips 2296, 2304, 2307, 2311
Amphe-Power® 1550
AMP-Latch 1720
AT Series . . . . . 27, 751, 1101, 1418, 1438, 1585, ... 1612, 1662, 1665, 1703, 1758
Audio . . . . 44, 228, 1350, 1353, 1383-1403, 1439, ... 1464, 2168
Automotive . . . . . 148, 744, 750, 751, 1611-1615, ... 1639, 1708
Backplane / Card Edge
AMC 1480, 1605
Card Edge . . . . . 1480, 1585, 1592, 1596-1599, ... 1605-1610
Compact PCI 1604, 1608, 1609
DIN 41612 . . . . . 1591, 1596, 1599, 1601-1603, ... 1606
Hard Metric . . . . 1480, 1596, 1597, 1604, 1608, ... 1609
High Speed 1480, 1592, 1600, 1637
Memory . . . . . (See Connector/Memory)
MicroTCA 1480, 1598, 1605, 1610
PC/104 and PC/104-Plus . . . 1596, 1597, 1656
PCI-Express 1597, 1599, 1605
Power . . . 1480, 1585, 1598, 1600, 1602, 1603, ... 1609, 1610
Banana Plugs and Jacks . .1385-1387, 1391, 2308
Barrier Blocks 1777, 1778, 1780, 1783, 1814
BergStik™ 1647
Binding Posts 1385, 1386, 1391, 1764, 2308
Bluetooth . . . . . (See "B" Section)
Broadcast 1383, 1399, 1405
C-Grid® 1682
C-Grid® III 1683, 1684
Camera Link™ 1459
Card Edge . . . . . (See Backplane/Card Edge)
Cat 3. . . . . .1446, 1450-1452, 1467
Cat 5. . .1350, 1445, 1448-1453, 1467, 1483-1487, ... 1489, 1491, 1492, 1494, 1495
Cat 6. . 1350, 1448, 1450, 1457, 1483, 1489, 1490
CHAMP® 1466, 1531
Circular
97 Series 1538-1542
Accessories. . . . . .1541, 1542, 1549, 1550, . . . 1552-1555, 1559, 1560, 1562, 1563, 1571, ... 1573-1575, 1579-1581, 1585
DIN 1384, 1402, 1551, 1564, 1565, 1581
Field Installable 1557, 1558
JBX 1574
M8 . . . . . 1567, 1569
M12 . . . . . .1488, 1489, 1567-1569
Metal Shell . . . . . 1493, 1538-1548, 1551, ...1559-1562, 1566, 1574, 1581
Micro and Mini. . 1402, 1488, 1493, 1545-1549, ...1555-1558, 1560, 1563-1565, 1570, 1574, ... 1580, 1581
Mini-DIN 1564, 1565, 1581
MIL-DTL-5015 Style . . 1532, 1536, 1538-1544, ... 1559
MIL-DTL-26482 Style . . . . . 1532, 1535, 1536, ...1545-1548
MIL-DTL-38999 Style 1532-1535, 1537
Plastic . . . . . .1487, 1492, 1493, 1549, 1550, . . . 1552-1555, 1557, 1558, 1563, 1566, 1568, ...1571, 1572, 1575-1578, 1580, 1581
Push/Pull. 1561-1563, 1566, 1574
RADSOK® 1550
Weathertight . . . 1492, 1543, 1544, 1547-1555, . . . 1560, 1563, 1566, 1570-1572, 1575, 1578, ... 1580, 1581
Clik-Mate™ 1693
Clincher™ 1651
Compact PCI 1604, 1608, 1609, 1621
Compression 1383, 1496, 1765, 1771
Conan™ 1645
CT / Mini CT 1588, 1715
Datamate 1652-1654
Devicenet™ 1489
DF3 . . . . . 1668, 1669
DF11. . . . . 1372, 1670, 1671
DF12 . . . . . 1372, 1660
DF13 . . . . . 1666, 1667
D-Subminiature
Adapters 54, 1512, 1523
Backshells/Hoods/Housings
Metal. . . . . 1500-1502, 1504, 1505, 1507, ... 1508, 1520, 1521, 1524, 1530
Plastic. . . . . .1500, 1501, 1504, 1505, 1508, ... 1511, 1512, 1520, 1521, 1524, 1530
Cable Assemblies 1463, 1464, 1623
Combination 54, 1507, 1509
Contacts . .1505-1507, 1509-1513, 1517, 1524, ...1527-1529, 1623
D Ribbon 1500, 1501, 1524
Dust Caps/Covers . . . .1504, 1505, 1508, 1512, ... 1522
Filtered 1507, 1511, 1513, 1522, 1523
Hardware. . .73, 1504, 1505, 1508, 1516, 1521, ... 1523, 1529, 1531
High Density . . . 1504, 1507, 1510, 1511, 1513, ... 1514, 1516, 1518, 1528, 1800
IDC 1501, 1502, 1511, 1512, 1531
Kits . . . . . 54, 1501, 1511, 1512, 1522, 1524, ... 1529, 1530
Machined Contact. . .1503, 1511-1513, 1519, 1523
Metal . . . . 1463, 1482, 1500-1504, 1506, 1507, ... 1509, 1510, 1513, 1517-1521, 1523-1530
Micro-D 1512
Mini-D 1500, 1501
Mixed Contact . . 1507, 1509, 1511, 1524, 1527
Stacked 1509, 1517, 1528
Water Resistant / Waterproof . . . . . 1482, 1507, ...1508, 1511, 1514-1516
DC Power. . . . 751, 1353, 1371, 1379-1382, 1497, ... 1498, 1627, 2240, 2241, 2250
DIN
41612 . . . .1591, 1596, 1599, 1601-1603, 1606
Accessories. 1581, 1591, 1603, 2005
Circular . . 1384, 1402, 1551, 1564, 1565, 1581
Mini-DIN 1564, 1565, 1581
DIN Rail . .1802, 1804-1813, 1992, 2004, 2005, 2245
Disk Drive. 1707
Displayport™ 44, 1462, 1464, 1466, 1472
Dubox™. 1646
DuraClik™ 1676
DVI 68, 73, 1464
ECOIMATE. 1497, 1550
Ethercon® 1457
Ethernet . . . . . 44, 49, 68, 228, 1350, 1457, 1464, ...1478, 1482-1487, 1489-1493, 1495, 1537, ... 1789, 2250
Factory Automation 1612
Faston 1774, 1775
Ferrules 1433, 1772, 1773
FFC/FPC (Flexible Printed Circuit). . . . 1638, 1650, ... 1651, 1658, 1664, 1672, 1709, 1710, 1712
Fiber Optic
Cable Assemblies 1457, 1487
Connectors 182, 1457, 1462, 1487, 1493
Filtered
Circular 1565
D-Subs 1507, 1511, 1513, 1522, 1523
Inlets 1367, 1368, 1370-1373, 1375-1377
Modules. . 1367, 1368, 1370-1373, 1375, 1376, ... 1378
USB. 1470
FireWire (IEEE 1394) . . . .1355, 1454, 1455, 1457, ... 1459, 1480, 1485, 1491, 1494
Flat Flex Cable. . . . 1323, 1710, 1711, 1713, 1714
Flat Ribbon Cable . 1322, 1630-1632, 1635, 1636, ... 1642, 1643, 1651, 1675, 1800
Futurebus. 1604, 1608
Gender Changers. 1508, 1512
GIG-Array. 1644
Han® 1490, 1621-1626
Han® Max/Industrial Ethernet . . 1457, 1482-1487, ...1489-1493, 2250
HandyLink™. 1463
Hard Metric. . 1480, 1596, 1597, 1604, 1608, 1609
HDMI
Cable Assemblies 1355, 1457, 1464, 1468
Connectors . 44, 1355, 1454, 1455, 1457, 1464, ... 1465, 1468
Headers
0.50mm 1658-1661, 1663, 1789
1.00mm / .039" 1599, 1634, 1691, 1756
1.25mm / .049" 1634, 1692, 1693, 1752
1.27mm / .050" . . . . . 1524, 1632, 1648, 1655, ... 1695, 1720, 1722, 1727
1.50mm / .059" 1694
2.00mm / .079" . . . . . 1608, 1634, 1636, 1648, ...1649, 1657, 1668-1670, 1693, 1696-1699, ... 1715, 1722, 1789, 1798
2.13mm / .084" 1678
2.36mm / .093" 1679
2.50mm / .098" . 1693, 1700, 1789, 1790, 1798
2.54mm / .100" . . . . . 44, 1615, 1629-1632, ... 1641-1643, 1646, 1647, 1656, 1663, ... 1681-1684, 1686, 1718-1720, 1722-1729, ... 1746, 1753, 1754, 1756
3.00mm / .118" . 1636, 1658, 1701, 1702, 1816
3.96mm / .156" 1687, 1732
4.14mm / .163" 1734
4.20mm / .165" 1705, 1740
5.00mm / .197" 1739, 1756, 1816
5.08mm / .200" 1707, 1736
6.35mm / .250" 1737
7.50mm / .295" 1627, 1707, 1795
10.00mm / .393" 1706, 1794, 1795
Box 1582, 1631
Breakaway . .1629, 1647, 1682, 1686, 1688, 1718
Cardbus. 1593
DIN 41612. . . . . 1591, 1599, 1606
DIP 1675, 1746
Hard Metric 1608
High-Temp. 1789
IDC . . . . . 1582, 1632, 1634, 1636, 1642, 1643, ... 1675, 1720, 1722, 1728, 1729, 1732
Latch/Ejector . . . 1630, 1642, 1643, 1648, 1723, ... 1797, 1798
Low Profile . . . . 1585, 1631, 1642, 1646, 1681, ... 1722, 1726, 1789
Pin Strip. . 1629, 1647, 1682, 1683, 1686, 1688, ... 1718, 1787, 1788
Shrouded. . . . . 1632, 1642, 1646, 1648, 1649, ... 1681, 1699, 1700, 1725, 1729
Terminal Block. 1779, 1787-1798, 1816
Unshrouded. 1647-1649, 1720
Wire to Board . . . . . 1583, 1627, 1665-1667, ... 1692, 1696
High Density. . . . . 1409, 1419, 1504, 1507, 1510, ... 1511, 1513, 1514, 1516, 1518, 1528, 1537, . 1567, 1577, 1607, 1614, 1637, 1644, 1645, 1800
IDC
Cable. . . . 1319, 1321, 1322, 1324, 1418, 1632, ... 1714, 1759
D-Sub 1501, 1502, 1511, 1512, 1531
Dust Covers / Strain Relief . . 1502, 1512, 1531, ...1633, 1634, 1675, 1714, 1720, 1728, ... 1729, 1736
Headers. .1582, 1632, 1636, 1720, 1722, 1728, ... 1729, 1732
Plugs . . . .1487, 1501, 1502, 1512, 1632, 1635, ... 1636, 1675, 1714, 1722
Receptacles . . . 1418, 1487, 1501, 1511, 1512, ... 1643, 1675, 1722, 1728, 1731
Scotchlok. 1759
Socket . . . . . 1501, 1502, 1633, 1634, 1636, ... 1731, 1732, 1736
IEEE 1394 . .1454, 1455, 1457, 1459, 1480, 1485, ... 1491, 1494
iGrid™ 1697
I/O
Displayport™. 1462, 1464, 1466, 1472
DVI 1464
E-SATA 1465
FireWire (IEEE 1394) . . . . . 1355, 1454, 1455, ... 1457, 1459, 1480, 1485, 1494
HDMI. . . .1355, 1454, 1455, 1457, 1464, 1465, ... 1468
High Speed . . 1466, 1471, 1473-1475, 1478, 1480
Infiniband. 1471, 1472, 1477
iPass™ / iPass+™ 1478
MicroSATA. 1479
MicroTCA 1480, 1481
MiniSAS 1459, 1475, 1478
PC/104 and PC/104-Plus 1656
QSFP 1475-1477
SCSI 1459, 1478, 1481
Serial ATA (SATA) 1465, 1472, 1479
Serial Attached SCSI (SAS) . 1459, 1472, 1478, ... 1479, 1481
SFP / SFP+. . . . 1467, 1471, 1474, 1476, 1477
Shielded Contact Ribbon (SCR) 1459
Shrunk D Ribbon (SDR) 1459
ST Series 1461
USB
Micro-USB . . 1455, 1458, 1460, 1466, 1471
Mini-USB . 1454, 1455, 1458, 1460, 1466-1468
Standard. . . . .1452, 1454-1458, 1465-1468, ... 1470, 1471, 1482, 1485, 1486, 1494
VHDCI. 1463, 1472
XFP. 1476
Z-Pack. 1608
Industrial
Ethernet. . . 1457, 1482-1487, 1489-1493, 2250
FireWire (IEEE 1394) 1457, 1485, 1491
USB. . . .31, 52, 1457, 1469, 1482, 1485, 1486, ... 1490, 1491
Infiniband 1323, 1471, 1472, 1477
Inlets. 1360-1362, 1364, 1366-1377
Interface Modules. . . . . 11, 17, 27, 44, 46, 47, 49, ...52-54, 65, 69, 233, 1800, 1802, 1816
iPass 1478
Jacks
Audio 1384-1398, 1400-1403
Banana 1385-1387, 1391, 2308
DC Power 1380-1382
DIN 1384, 1402, 1403
Modular . . . . 65, 1445-1452, 1457, 1468, 1469, ...1482-1485, 1487, 1491
Phone . . . .1388-1390, 1392-1395, 1400, 1401, ... 1445, 1449
Phono (RCA). . . 1384, 1390, 1391, 1395, 1402
Telephone 1445, 1449
Test 65, 1387, 1437, 1442, 1762, 2308
Tip 1387
XLR 1395-1397, 1402, 1403
Jumpers
Cable. 1675, 1711, 2304
Shunts . . . . . .1628, 1641, 1649, 1655, 1675, ... 1682, 1745
Shorting. 1675
Terminal. 1777, 1780
Test Leads. 2296, 2304, 2310
Keying Plugs . 1579, 1716, 1726, 1730, 1733, 1740
Kits
Designer/Service. 1677
D-Sub . . . . . 54, 1501, 1511, 1512, 1522, 1524, ... 1529, 1530
Modular . . 53, 54, 233, 1453, 1487, 1492, 2312
Pin and Socket 1497, 1617, 1677, 1679
RF Adapters 11, 1419, 1427, 1439, 1443
Terminal. 1101, 1511, 1759, 1772, 1773
KK® Series 1685-1688
Labels. 1499
Lighting Connectors . . . 102, 110, 1549, 1582-1589
M8 . . . . . 1567, 1569
M12 . . . . . 1488-1491, 1567-1569
Mate-N-Lok
Commercial. 1735, 1736
Micro 1738
Mini 1733, 1734
Universal. 1736-1738
MEG-Array® 1644
Memory
Compactflash® 1591, 1592, 1594-1596
DDR2 . . . . . 44, 68, 1593, 1595
DDR3 . . . . . 68, 1592, 1593, 1595
DIMM. 1592, 1595
Keys 1486
microDIMM 1595
microSD™. 1590, 1592, 1594, 1595, 1610
miniDIMM 1595
miniSD™. 1590, 1592, 1594
MMC 44, 1590
PC Card 1593
SD™ 44, 1590, 1591, 1594, 1595, 1610
SIM Card. 1590-1594, 1610
Smart Card 1590, 1592
Metrimate. 1739
Metral. 1600
Mezzanine . . . . . .1473, 1627, 1637, 1644, 1645, ... 1663, 1742
MicroBlade™ 1696
MicroClasp™ 1696
Micro-fit 3.0™. 1701, 1702
Micro-MaTch. 1721
MicroTCA™ (μTCA™) . . . 1480, 1598, 1605, 1610
Micro-USB 1455, 1458, 1460, 1466
Milli-Grid. 1698, 1699
Mini-Clamp. 1635, 1636
Mini-D Ribbon 1472, 1500, 1501
Mini-DIN. 1564, 1565, 1581
Mini-Fit
BMI™ 1706
H2O™ 1704
Jr.™. 1703-1705
Sr.™ 1706
Mini SAS 1459, 1472, 1475, 1478
Minitek™ 1648, 1649
Mini-USB . . . . . 54, 299, 1454, 1455, 1458, 1460, ...1466-1468, 1488
Modular
Cable Assemblies . . . . 53, 54, 233, 1452, 1457, ... 1459, 1468, 1487, 1491, 1492, 1623
Couplers 1453
Jacks. . . . .1445-1452, 1457, 1468, 1482-1485, ... 1487, 1491
Plugs . . . . .1446-1448, 1453, 1459, 1483-1485, ... 1487, 1491, 1492, 2312
Power Over Ethernet (POE) 1450
RJ11 . . . . . 1445, 1483
RJ45 . . . . 1445, 1446, 1449, 1450, 1452, 1457, ...1459, 1483, 1487, 1491, 1670-1672
Stacked. 1452
MT Series. 1726, 2003
MTA Series. 1728-1732, 1874, 2312
MTE Series 1724, 1725
MX150L™ 1708
OpticalCon®. 1457
Outlets . . . . . .1360-1362, 1364, 1368-1371, ...1373-1377, 1586
Patch Cord Assemblies . . . . (See Wire and Cable)
PCI-Express. 68, 69, 1478, 1597, 1599, 1605

Product Index

PC Pins / Receptacles . . . 1403, 1492, 1525, 1526, ... 1528, 1646, 1685, 1687, 1716, 1725, 1728, ... 1731, 1748, 1751, 1992, 2306
PicoBlade™ 1692
Pico-Clasp™ 1691
Pico-EZmate™ 1676
Pico-Spox™ 1694
Pin and Socket
1.00mm / .039" 1691
1.57mm / .062" 1677, 1741
2.00mm / .079" 1592, 1704, 1705
2.13mm / .084" 1678
2.36mm / .093" 1679, 1741
2.54mm / .100" 1537, 1656, 1730
3.00mm / .118" 1701, 1702, 1738
3.96mm / .156" 1730-1732
4.14mm / .163" 1733, 1734
4.20mm / .165" 1704, 1705, 1740
5.00mm / .197" 1739
5.08mm / .200" 1735, 1736
6.35mm / .250" 1737
PC 104 and PC 104+ 1656
Plugs
AC 1360, 1361, 1364, 2257
Banana 1385-1387, 1391, 2308
DC Power 1379, 1381, 1382
DIN . . . . .1384, 1402, 1403, 1564, 1565, 1581, ... 1805, 1808
Iris 1389
Modular . . .1446-1448, 1453, 1459, 1483-1485, ... 1487, 1491, 1492
Phone 1390, 1394, 1395, 1401
Phone (RCA). . .1354, 1384, 1390, 1391, 1395, ... 1402
Tip 1387, 2304
Water Resistant / Waterproof . . . . .1492, 1511, . . .1543, 1544, 1547, 1548, 1550, 1560, 1563, ... 1571, 1572, 1580, 1581, 1708
XLR 1395-1397, 1402, 1403
Pneumatic Modules 1623
Power
AC . . .197, 1360-1362, 1364-1378, 1627, 2240, ... 2241, 2245, 2250, 2254, 2257, 2262
Circular . . 1489, 1498, 1537, 1577, 1578, 1585
DC Power . 751, 1353, 1371, 1379-1382, 1497, ... 1498, 1627, 2240, 2241, 2250
Disk Drive 1707
Entry Modules 1365-1376
Heavy Duty 1620-1623, 1625, 1626, 2006
IEC . . . . . .1360-1362, 1364, 1366-1377, 1585, ... 1954, 2241, 2245, 2254
Rectangular. . . . 1616-1619, 1627, 1636, 1652, ...1704-1707
Power Clamp 1636, 1794
Powercon® 1398
Quickie™ 1642, 1643
Radsok® 1550
RF
1.0/2.3 . . . . . 1405, 1410
2.4mm 1418, 1463
2.92mm 1418, 1425
Adapters . . . 11, 1399, 1404-1407, 1412, 1414, . . . 1416-1419, 1423, 1426, 1427, 1431, 1432, ...1434-1436, 1439, 1441, 1443, 1444
AMC 1417
BNC. . . . . 1348, 1354, 1383, 1399, 1404-1406, . . . 1408-1410, 1418, 1420, 1423, 1430, 1432, ...1433, 1437, 1439-1441, 2307
Compression 1383
F Series . .27, 1383, 1399, 1418, 1420, 1423, 1434
H.FL. 27, 1436
High Frequency Edge Mount 1424
MATV/CATV 1418, 1423
MCX/MMCX . . . . . 11, 1348, 1351, 1352, 1406, ... 1414, 1420, 1422, 1427, 1437
MHV 1414
Mini BNC. 1409, 1423, 1430
N Series . . .27, 1352, 1404, 1408, 1415, 1418, ... 1422, 1423, 1426, 1434, 1444
QMA 1407, 1417
RCA. 1383
Reverse Polarity 1408, 1416, 1421, 1422
SMA. . 17, 1348, 1351, 1352, 1404, 1406, 1408, . . . 1411, 1412, 1418, 1420, 1421, 1424, 1425, ...1428, 1436, 1437, 1439, 1442-1444, 2307
SMB . . . .1348, 1352, 1406, 1410, 1413, 1426, ... 1437, 1438, 1443, 1555
SMK 1425
SMP 1417, 1428, 1437
Stainless Steel 1349, 1412, 1424
Terminators . .1404, 1405, 1431, 1432, 1439, 1441
TNC. . . . . 1404, 1408, 1415, 1416, 1418, 1423, ... 1429, 1434
Twin-Axial 1413
UHF. 1413, 1416, 1423
U.FL. 27, 29, 1435
W.FL 1436
Rib-Cage™ 1645
Sabre 1707
Scotchlok 1759
SCSI. 1459, 1478, 1481
Searay 1695
Serial ATA (SATA). 1465, 1472, 1479
Serial Attached SCSI (SAS) . 1459, 1472, 1475, 1478
SFP / SFP+ . 1467, 1469, 1471, 1474, 1476, 1477
Shrunk D Ribbon (SDR). 1459
Shunts . . . . . (See Connectors/Jumpers)
SL™ 1456, 1680, 1681, 2250
SlimStack™ 1689, 1690
Smart Card. 69, 1590, 1592
Sockets
AC 1361, 1758
Ball Grid Array (BGA) 1644
Boardmount. . . .1361, 1500, 1501, 1628, 1633, ... 1636, 1736, 1738
Burn-In 1744, 1758
Compact PCI. 1608, 1609, 1621
DDR2 . . . . . 68, 1595
DIMM. 1592, 1595
DIP . . . . . 272, 1611, 1675, 1743-1746, 1749, ... 1750, 1757
Display 1745, 1750
Fine Pitch 1657
IC. . . 272, 1745, 1746, 1749, 1750, 1752-1754, ... 1757, 1758
IDC 1636, 1675, 1714, 1731, 1732
In-line 1585, 1739, 1744, 1750, 1752-1754
PCB. . . . . .31, 68, 1385, 1581, 1585, 1705, ... 1706, 1714, 1733-1735, 1737, 1743, ... 1748, 1751, 1779, 2312, 2313
Oscillator 1746
PLCC. 272, 1743, 1746, 1747, 1757, 1758
QFP. 272, 1758
SIMM. 1757
SIP 1752-1754, 1757
SOIC 272, 1744, 1745
SOJ 1745
SOP. 272, 1758
Spring Loaded. 1756
SSOP 1745
Surface Mount. . 1455, 1456, 1501, 1589, 1592, . . . 1611, 1634, 1638, 1665, 1691, 1743, 1747, ... 1750, 1751, 1756
Test 68, 272, 1744, 1746
Transistor 1750, 1757
TSOP 272, 1758
Wiremount. 1632-1635
ZIF. 272, 1746
Solar. 1496-1498
Solar Labels 1499
Solderless . . . . 17, 1387, 1759, 1760, 1766-1768, ...1770, 1771, 1774-1776
Speakon® 1398
SPEEDCON. 1491, 1567
SPOX™ 1700
Terminal Blocks
2.50mm / .098" 1789, 1790, 1798
2.54mm / .100" 1765, 1784
3.5mm / .137" . . 1781, 1784, 1788-1790, 1797, ... 1798, 1815, 1816
3.81mm / .150" .1778, 1779, 1784, 1791, 1796, ... 1801, 1815, 1816
4.00mm / .157" 1783, 1789
5.00mm / .197" . . . . . .1778, 1779, 1781, 1782, . . . 1784, 1785, 1787-1790, 1792, 1795, 1797, ... 1798, 1815, 1816
5.08mm / .200" . . . . . .1778, 1779, 1781, 1782, . . . 1785, 1791, 1793, 1796, 1801, 1815, 1816
6.35mm / .250" 1765, 1785, 1814
7.50mm / .295" 1785, 1787, 1795, 1815
7.62mm / .300" 1785, 1794, 1795, 1815
8.25mm / .325" 1778
9.52mm / .375" 1777, 1778, 1785, 1814
10.00mm / .393" 1785, 1794, 1795, 1815
10.16mm / .400" 1785, 1795, 1815
12.00mm / .500" 1783, 1798
15.00mm / .590" 1785, 1794, 1795
Accessories. . . .1777, 1780, 1796, 1801, 1802, ...1804, 1805, 1808-1813, 1816
Barrier 1777, 1778, 1780, 1783, 1814
CLIPLINE 1804-1809
Compression 1765
DIN Rail. 1802, 1804-1813
Eurostyle . .1778, 1779, 1781-1785, 1787-1796, ...1801, 1804-1813, 1815
Ferrules 1772
Fixed 1781, 1783, 1788, 1789
Fuse Blocks. 1810, 1813
Interface Modules 1800, 1802, 1816
Panel Mount 1784, 1796, 1801, 1802
Pluggable . . . . . .1779, 1782-1785, 1787-1793, ... 1795, 1796, 1801, 1805, 1815, 1816
Terminal Strips . . . . 1101, 1676, 1764, 1765, 1777, ... 1783, 1787, 1788, 1813, 1814
Terminals and Splices
Butt Splices . .1760, 1767, 1770, 1771, 1774, 1775
Closed End Splices. 1759, 1776
Compression. 1765, 1771
Couplers 1766-1768
Crimp. . . . 1316, 1511, 1676, 1680, 1683, 1685, . . .1687, 1692, 1694, 1696, 1698, 1700, 1707, ... 1759, 1760, 1771, 1772, 1775
Disconnects. . .1759, 1760, 1766, 1768, 1770, 1771
Faston 1774, 1775
Ferrules. 1772, 1773
Fork. 1760, 1762, 1766, 1770, 1771
Heat Shrink 1316, 1317, 1760, 1768
PCB. . . . . 1511, 1627, 1676, 1685, 1687, ... 1692, 1705, 1706, 1748, 1778-1781, ... 1787-1789, 1791-1795, 1797, 1798
PTFE. 1761, 1762
Ring. 1760, 1766, 1767, 1770, 1774-1776
Snap Plugs 1767
Solder Lugs. 1763, 1764
Spade 1760, 1766, 1767, 1774-1776
Test Points. 1762, 1764, 1765
Wire Connectors . . . . . 1511, 1534, 1615, 1627, . . .1680, 1705, 1759, 1760, 1766, 1771, 1772, ...1776, 1787, 1790-1798, 1816
Test Points 1762, 1764, 1765
Tools. . . . . .(See "T" Section)
Triad™ 1477
Trim Trio™ 1571-1573
USB
Cable Assemblies . . . . . .31, 53, 54, 233, 1350, . . .1355, 1452, 1454, 1457, 1458, 1460, 1467, ... 1468, 1486, 1491, 1494, 2257
Connectors . . . . .17, 29, 31, 44, 53, 54, 65, 69, ... 233, 1350, 1355, 1452, 1454-1458, 1460, . . . 1462, 1465-1471, 1482, 1485, 1486, 1488, ... 1490, 1491, 1494, 1594, 2257
UHM. 1596
Vesa. 73, 1513
VHDCI 1463, 1472
Video RCA Broadcast 1383
Wire Nuts 1760, 1766
X2. 2309
XFP 1476
XLR 1395-1397, 1402, 1403
Z-Pack 1608, 1609
Contactors. . . 1975, 1977, 2006, 2007, 2016, 2178
Controllers
LCD . . . . . .74, 75, 79, 80, 87, 89, 216, 219, 223, ... 251, 323, 325, 2013
Programmable . . . 53, 54, 197, 233, 279, 323, 377, ... 383, 390, 454, 477, 509, 2014
Temperature. 61, 197, 368, 390, 2014
Converters. . . . . (See Semiconductors)
Core Modules . . . . . (See Semiconductors)
Counters . 216, 266, 301-306, 2013-2015, 2292, 2293
Crystals
Automotive 1170, 1171
Chipset. 1135
Cylinder Type 1152, 1159
Leaded . . . . . .1138, 1139, 1150, 1152, 1153, 1155, ...1159-1161, 1164, 1172-1174
Microprocessor. 317, 1135-1139, 1155, 1156, 1164
Saw Filters 1157, 1158, 1169
Sealing 1170, 1171
Surface Mount . . . . .1130, 1135-1139, 1143, 1144, ... 1146, 1149-1153, 1156, 1159, 1160, 1164, ...1170-1175
Tuning Fork Watch. . 1139, 1146, 1150, 1153, 1173

D

DC-DC Converters . .261, 262, 377, 384, 431, 453, ... 455, 466-468, 486, 487, 495, 508, 542, 751, . . 1203, 1228, 1229, 1235, 1272, 1627, 2180-2209, ... 2223, 2232, 2233, 2239, 2246, 2303
DC Power Contactors. 2178
Desolder Braid 2322, 2332
Development Kits . . . . . (See Kits)
Development Tools. . . 5, 32, 35-37, 42, 45, 47, 61, . 70, 72, 89, 110, 210, 211, 215, 218, 219, 231-235, . . . 241, 245-248, 252, 254, 255, 257-264, 266-269, . .271, 292, 322, 334, 365, 370, 386, 428, 474, 498, ... 508, 1674
Device Servers . 26, 27, 46, 49, 55, 56, 59, 64, 751
Digital Panel Meters 2283-2285, 2287, 2295
Digital Potentiometers . . . . (See Semiconductors)
Diodes . . . . . (See Semiconductors)
Directional Couplers 388
Display Controllers. . . . 54, 74, 75, 77, 79, 80, 88, ... 89, 214, 240, 247, 254, 318, 321-323, 334, . . .348, 377, 390, 417, 456, 543, 1339, 1341, 2013, . .2014, 2040, 2042, 2169, 2170, 2205, 2241, 2246, ... 2285, 2316
Displays
Accessories . . .44, 69, 71, 72, 74-81, 87-89, 2013, ... 2284, 2298, 2303
Alphanumeric. 91, 92
Dot Matrix. 82, 87, 91
LCD
Character 77, 78, 81-84, 86, 87
Chip on Glass (COG) 76, 81, 87
Controllers . .74, 75, 77, 79, 80, 87-89, 325, 2013
Drivers. 75, 89, 97, 325, 385
Graphic 44, 73-78, 82-84, 86
Interface 44, 74, 712, 1466
Inverters 81
RGB Backlights. 76, 78
Serial Interface 74, 87, 385, 392
TFT Displays. 73-76, 78, 81, 84, 87
Touch Panels. 73, 77, 78, 80, 88
Touch Screen 73, 75, 77, 78, 84, 89
Touch Screen Controllers . . . 75, 77, 80, 88, 89
VFD Displays 87
LED . . . . . .76, 78, 81, 83-85, 90-93, 97, 325, 385, ... 392, 396, 745, 2283, 2284
Light Bars. 91
Modules . . . . . 44, 69, 74, 75, 77, 78, 81-84, 87, ... 89, 262, 372
Numeric
1 Digit 90-93
2 Digit 90-92
3 Digit 82, 91
4 Digit 82, 90
5 Digit 82
6 Digit 82
8 Digit 82, 90
16 Digit 90
OLED. 75, 86, 712, 1869

E

EEPROMS . . . . . (See Semiconductors)
Embedded Modules . . . . 5, 7-17, 20-22, 24-34, 37, ...38, 40-69, 74, 215, 235, 256, 1289
EMI / RFI Suppression
Arrays. 698, 701, 709, 1182, 1193
Capacitors . . . . 972, 973, 1060, 1069, 1176, 1189, ...1196, 1197
Diecut EMI Gaskets 1179, 1181
Ferrite Beads . . . . . 1176-1178, 1182-1189, 1194, ...1195, 1198-1200, 1274, 1276, 1513, 1523
Filters, Snap-On . .1177, 1178, 1184, 1195, 1198, 1370
Gaskets 1179-1181, 1523
Kits. 1180, 1197, 1511
Leaded Disc-Type 1188
Low Pass 1190, 1191
Power. . . . . 571, 697, 705, 1192, 1194, 1237, . 1239, 1240, 1274, 1276, 1367, 1368, 1370-1373, ... 1375-1378, 2233, 2262-2266, 2295
Sheets 1182, 2326
Tape 2326
Test Meters. 2295
USB 697, 705, 712, 1470
Enclosures
Accessories . . .102, 146, 1461, 1497, 1550, 1639, . . 1968, 2101-2104, 2106, 2111-2113, 2122, 2125, ...2131, 2133-2137, 2139, 2140, 2309
Aluminum. . . . . 102, 919, 2101, 2103, 2106-2116, ...2119-2123, 2309
Cabinets. 146, 1569, 2101, 2102, 2106, 2108
Chassis 2101, 2103, 2106, 2119, 2121
Consoles 2120, 2122, 2135
Desk Top . . .2102, 2103, 2106, 2120, 2122, 2127, ... 2135, 2140
Die-Cast . .1530, 2106-2110, 2113-2116, 2123, 2309
DIN Rail Mount. 2124
Key Fobs 2126, 2129, 2137, 2139
NEMA. . . . . .2106-2108, 2110, 2113, 2114, 2117, ... 2118, 2125, 2126, 2128
Plastic. . 102, 1087, 1184, 1192, 2101, 2122-2140, ... 2246
Potting Boxes. 2127, 2130
Rack Mount 2101-2103
Racks. 2102
Small Metal . . . . . 2106, 2108, 2109, 2111, 2112, ...2119-2121, 2309
USB 2136, 2294
Utility . 2106, 2108, 2119, 2121, 2124, 2136, 2137
Watertight. . . .2110, 2112-2115, 2117, 2118, 2125, ... 2126, 2128, 2138
Encoders
Incremental 1846-1848
Infrared. 204
Optical 204, 1846-1848
Rotary. 1847, 1849
Energy Harvesting 42, 43, 316, 364
EPROMs, EEPROMs. . . . . (See Semiconductors)
Epoxies . . . . 752, 808, 810, 811, 1023, 1104, 1109, ... 1970, 2330

F

Fans
AC 187, 2141, 2142, 2242, 2243
AC Blowers 2146
Accessories 69, 2103, 2146-2148
DC 68, 187, 2142-2145
DC Blowers 2146
Exhaust 2103
Flatpaks 2146
Impellers. 2146
Power Cords 2148
Tray Assemblies. 2103
Tubeaxial 2141-2145
Ferrites . . . . . 17, 1176-1178, 1182-1189, 1194, . . .1195, 1198-1200, 1228, 1232, 1233, 1265-1267, ... 1274, 1276, 1282
Ferrules 1433, 1772, 1773, 1803, 2054
Fiber Optic Products
Amplifiers 2078
Cable 1457, 1487, 1493
Cleaners. 2330
Connectors. . . 182, 1428, 1457, 1462, 1487, 1493
Swabs 2332
Tools. 1487

Product Index

Transmitters/Receivers 182, 183, 189, 1428
Filters
Band Pass 344, 1287, 1289, 1291, 1293
EMC / EMI / RFI . . . . . 571, 697, 698, 701, 705, ...709, 712, 713, 1060, 1143, 1176-1179, 1182, . . 1184-1193, 1195-1198, 1270, 1274, 1367, 1368, . . 1370-1373, 1375-1378, 1971, 2233, 2262-2266
Fan 2148
Line . . . . 698, 705, 1060, 1176, 1370, 1372, 1373, ... 1375-1378, 2262-2266
Medical 1368, 1372, 2262, 2264
Modules . . . . . 971, 1229, 1367, 1368, 1370-1373, ... 1375, 1376, 2189, 2233
SAW 1157, 1158, 1168, 1169, 1290
Flash Memory . . . . . (See Semiconductors)
Flat Flex Cable Assemblies . . . . 1320, 1323, 1710, ... 1711, 1713, 1714
FPC Connectors . . . 1651, 1658, 1664, 1672, 1709, ... 1710, 1712
FPGAs . . . . . (See Semiconductors)
Fuses
Automotive 736, 744, 750, 751, 769
Blocks. 759, 761, 770, 771, 1810, 1813
Ceramic 736, 752, 757, 763, 767, 768
Fast-Acting. 750, 752-755, 757, 758, 764-769, 772
Fuse Clips 759-762, 764, 771, 773, 1362
Holders. .759-762, 764, 770, 771, 773, 1360-1362, ... 1810, 1813
Kits 507
Polymer ESD Devices 750
Resettable 736, 745-751
Slo-Blo®. 752, 753, 764, 766-769, 772
Subminiature 756, 765, 769
Surface Mount . . . . . 733, 736, 745, 746, 749-756, ...762-764, 769, 772, 773
Time Delay. 754, 756-758, 762, 765, 768, 772

G

Gas Discharge Tubes. 725, 731, 732
Gender Changers 1508, 1512
Generators . . . . . (See Test Equipment)
GPS (Global Positioning System) . . . . . 7, 13, 17, ... 19, 21, 40, 66, 67, 74, 364, 387, 428, 1157, ... 1158, 1201, 1203, 1290, 1438
Grommets 179, 1530, 1617, 1740, 2043, 2052

H

Handles . . . . 52, 174, 914, 1272, 1387, 1627, 1637, ... 1889, 2054, 2064, 2101, 2328
Hardware
Boot Seals 1851, 1874, 1876, 1886, 1924
Brackets 73, 833, 839, 2054
Bumpers. 2043
Bushings 1317, 2051
Cable Mounting . 69, 73, 176, 1299-1301, 1304, 1306
Clips . . . . 173, 178, 1299, 1301, 1304, 1804, 1805, ... 1992, 2130, 2152
Cordgrips 2049, 2050
Eyelets 2056
Fasteners 2045
Ferrules 1772, 2054
Grommets 179, 1306, 2043, 2052
Handles 174, 2054, 2064, 2101
Hole Plugs 2051, 2057
Insulators 174, 2044, 2045, 2152
Jack Screws. 2056, 2065
Kits . . . . 27, 45, 69, 216, 247, 257, 261, 317, 1300, ... 1529, 1588, 1589, 1772, 2056, 2152
Knobs. 1914, 2038-2042
LED . . . . . 129, 148, 172-179, 182, 247, 261, 317, ... 1588, 1589, 1992, 2045
Metric 1915, 2048, 2049, 2062, 2066, 2067
Nuts 2049, 2065
Nylon PCB 2045, 2046, 2056
PCB Card Guide 174
PCB Supports 2045, 2046, 2056
Resistor Mounting 129, 176, 833
Screws . . . . . .915, 1299, 1300, 2041, 2053, 2056, ... 2058, 2065, 2066, 2104
Spacers . . . 172, 175, 177, 178, 2044, 2045, 2048, ... 2056, 2059, 2064, 2067, 2068
Splices 1316, 1317, 1759, 1775
Staking Tool 2056, 2057
Standoffs . . . 69, 173, 175, 179, 2045, 2046, 2055, ...2057, 2060-2064, 2067
Strain Relief 1316, 1531, 2050, 2051
Terminal Post 2057, 2337
Test Points 2053
Washers. 1402, 2044, 2056, 2065, 2152
Headers . . . . . (See Connectors)
Heat Shrink
Tubing 1308, 1310-1318
Shrink Tubing Kits 1313-1315, 1318
Solder Splices / Sleeves 1317
Woven Fabric. 1308
Heat Sink Compound. . 2152, 2157, 2160, 2325, 2330
Heat Sinks . . . . . .68, 69, 120, 1584, 1942, ... 1968, 1979, 2149-2157, 2159, 2160, 2163, ... 2164, 2209, 2325, 2330
Hook and Loop Fasteners 1297, 1303, 2045

I

Identification . . 273, 1297, 1299, 1300, 1305, 1499
Indicators
Circuit Board . . .129, 130, 139-142, 154, 159, 162
Incandescent 130
LED . . . . . 65, 125, 126, 129, 130, 132, 136-142, ... 154, 159-162, 168, 172, 1800, 1942, 1979, ... 1992, 1997, 2245
Neon. 130, 132
Non-Relampable 130, 136, 160
Panel Mount . . . 125, 126, 129, 130, 132, 136-138, ...160, 161, 168, 849, 1942, 1979, 1992, ... 2032, 2037, 2287
Surface Mount 125, 136, 139, 140, 159, 168
Inductors
Air Core 1232, 1234
Axial 1189, 1199, 1237, 1243-1249, 1276
Beads . . 1178, 1183, 1185-1188, 1199, 1200, 1206, ... 1258, 1265, 1266, 1274, 1276
Bobbin 1238-1240
Chip . . . . . 1183, 1185-1187, 1189, 1193, 1200, ...1204-1206, 1208, 1213, 1214, 1230-1236, ...1242, 1247, 1252-1259, 1263-1268, ...1271-1274, 1293
Chokes / Coils . . . . 1190, 1206, 1215-1223, 1225, ... 1229, 1230, 1232-1246, 1251, 1272, 1274, ... 1275, 1282, 1286
Common Mode. . . . 1205, 1232, 1235, 1236, 1238, ... 1265, 1270, 1274, 1275, 1285, 1286, 1293
EMI Suppression . . . 1177, 1178, 1183-1191, 1193, ...1195, 1196, 1198-1200, 1236, 1237, 1239, ... 1240, 1270, 1274, 1276
Ferrite. . 1177, 1178, 1183-1189, 1195, 1198-1200, . .1228, 1232, 1233, 1265-1267, 1274, 1276, 1282
Fixed 1243-1251
High Current. . . . . 1187, 1191, 1203, 1220, 1221, ...1229, 1230, 1237, 1239, 1240, 1252, . .1262-1264, 1271, 1272, 1274, 1275, 1281, 1282
High Frequency . . . 1178, 1184, 1201, 1203, 1220, ... 1221, 1229, 1232-1235, 1250, 1251, 1259, ... 1271, 1273, 1274, 1294
High Q . . . . . 1201, 1213, 1230-1235, 1251, 1252, ... 1259, 1273, 1274
Kits. 1206, 1213, 1274, 1279, 1286
Molded 1273
Multilayer . . . 1201, 1205, 1213, 1232, 1233, 1258, ... 1259, 1265, 1274, 1276, 1293
Non-Shielded. 1202-1204, 1208, 1214
Power. . . . . .1202-1212, 1214-1222, 1224, 1225, . .1229, 1235, 1237-1242, 1247, 1248, 1252-1258, ...1260-1263, 1265, 1269, 1272, 1274-1280, ...1284-1286
Radial. 1237-1239, 1274
Shielded . . . . .1202, 1203, 1205-1207, 1209-1212, ... 1217, 1219-1221, 1228, 1233, 1235, 1239, . .1240, 1251, 1252, 1260-1262, 1267, 1270-1272, ... 1274, 1276, 1284, 1285
Surface Mount . . . . . 1183, 1185-1187, 1189, 1193, . .1199, 1200, 1202-1204, 1206-1211, 1213, 1214, ...1216-1229, 1231-1234, 1236, 1238-1246, ... 1252-1257, 1260-1262, 1266-1286
Toroidal. 1199, 1229, 1238-1240, 1253, 1270
Wirewound . . 1213, 1234, 1236, 1237, 1239, 1240, ... 1253, 1263, 1264, 1273, 1274, 1282, 1283
Insulation Testers. 2297
Insulators
Mica 2152, 2158
Transistor 2045
Integrated Circuits . . . . . (See Semiconductors)
Inverters . . . .81, 261, 301-306, 308, 309, 311-315, ... 1075, 1215, 1943

J

Jacks . . . . . (See Connectors)
Joysticks. 847
Jumpers. . . . . (See Connectors)

K

Key Fobs 28, 2126, 2129, 2137, 2139
Keyboards. 72, 323
Kits
Capacitors . . . .834, 929, 964, 981, 984, 990, 991, . . 1073, 1088, 1089, 1101, 1102, 1106, 1108-1110, ... 1197
Connectors. . 11, 17, 27, 29, 31, 44, 53, 54, 68, 69, . . . 110, 233, 1362, 1419, 1427, 1438, 1439, 1443, ...1487, 1488, 1492, 1497, 1498, 1501, 1511, ...1512, 1522, 1524, 1529, 1530, 1588, 1589, ...1617, 1677, 1679, 1685, 1687, 1759, 2257, ... 2309, 2310, 2334
Development . . . . .5, 7-9, 11-17, 20-22, 24, 27-40, . . .42-48, 50, 51, 53-64, 66, 69, 70, 72, 77, 79, 87, . . . 89, 95, 108, 110, 115, 196, 202, 210, 213, 215, . . 216, 218, 222, 224-226, 231-235, 241, 245-247, . .252-264, 267-269, 271, 291, 296, 298, 299, 317, ...318, 322, 323, 334, 343, 352, 364, 365, 368, ...370, 386, 428, 429, 474, 476, 480, 503, 505, ... 507, 513, 514, 548, 696, 1101, 1300, 1438, ... 1674, 1869, 2019, 2082, 2333
Educational 61
EMI / RFI Suppression. 1180, 1197, 1274
Ferrule 1772, 1773
Graphical 75
Hand Tool. 1453, 2312, 2315
Hardware . . . .27, 45, 69, 216, 247, 257, 261, 317, ... 1300, 1529, 1588, 1589, 1772, 2056, 2152
Inductors 1206, 1213, 1274, 1279, 1286
LED . . . 85, 95, 102, 108, 110, 115, 146, 202, 213, ... 247, 261, 317, 484, 548, 1588, 1589
Mounting 69, 115, 1300, 1977, 2152, 2170
Power Supply. 68, 69, 102, 464, 1274, 2333
Potentiometers. 857, 880
Prototyping. . . . . 45, 53, 54, 110, 233, 252, 256, ...2332-2334
RF Adapter. 1419, 1427, 1443
Semiconductor. . . . 7, 9, 11-17, 20, 24, 27, 29, 30, ...32-36, 39, 40, 43, 48, 50, 51, 53-56, 58, 59, ...61-64, 68-70, 72, 75, 77, 79, 89, 95, 196, 202, . .210, 213, 215, 216, 218, 231-235, 241, 245-247, . .252-264, 267-269, 271, 285, 291, 298, 299, 317, ...318, 323, 334, 343, 352, 364, 365, 368, 370, ...386, 428, 429, 455, 456, 464, 466, 474, 476, ...480, 484-486, 503, 505, 507, 548, 696
Serial-to-Ethernet. 55, 56, 58, 59, 262
Trimmer Potentiometers. 880
Wire / Cable / Tubing . . . . 31, 53, 61, 66, 110, 115, ... 146, 233, 299, 1300, 1313-1315, 1318, ... 1333, 2333
Knobs . .842, 848, 849, 851, 864, 1914, 2038-2042

L

Labels . . . . . .1297, 1300, 1305, 1499, 2282, 2323, ... 2328, 2329
Lamps . . . . . .(See LED Indication)
LCDs . . . . . .(See Displays)
LEDs . . . . . .(See LED Indication)
LED Indication
Indicators
Circuit Board . . . . 129, 130, 135, 139-142, 154, ... 159, 162, 179
Incandescent. 130, 131, 135, 148
LED. . . . . 52, 65, 98, 99, 101, 108, 109, 113, ... 122-179, 1800, 1920, 1942, 1979, 1992, ... 1997, 2223, 2245
Neon 130, 132
Non-Relampable 130, 136, 160, 163, 164
Panel Mount . . . . . .125, 126, 129, 130, 132, ... 136-138, 146, 160, 161, 168, 177, 1942, ... 1979, 1992
Surface Mount. . . . . .101, 109, 122, 125, 127, . . 134-136, 139, 140, 143, 144, 149, 150, 155, . . .158, 159, 163-166, 168, 170, 171, 173, 179
Lamps
Automotive 148
CCFLs. 465
Hardware. 111, 129, 148, 172, 176-179
Incandescent. 130, 131, 135, 148
Inverters 1215
LED. . . . .101, 104-107, 109, 111-113, 118-120, . . . 122-124, 127-135, 137, 143-145, 148-153, . . . 155, 156, 160-162, 167, 170-172, 176-179, ... 465, 1215, 1942
Lenses. 113, 132, 176-178
Panel Mount . . . .129, 130, 132, 137, 160, 161, ... 177, 1942
Neon 130
Sockets 132, 176, 179
Ultra-Violet 171
LEDs
AC . . . . 119, 187, 710, 1979, 2210, 2236, 2245, ...2246, 2261, 2283-2285
Accessories. . . . . 76, 78, 81, 102, 111, 120, ... 125, 129, 146, 147, 172-175, 182, 261, ... 1585, 1997, 2079, 2157, 2284
Automotive . . . . . .43, 136, 148, 163, 164, 736, ... 1854, 1980, 2159
Backlighting. . 94-100, 108, 133, 134, 146, 325, ... 396, 745, 1582, 2246, 2248
Bar Graph 91
Bi-Polar 129
Blinking 151, 152, 162
Circuit Board Indicators. . . . 129, 130, 139-142, ... 154, 159, 160, 162
Display . . .85, 90-93, 97, 396, 745, 2283, 2284
Drivers. . . 76, 94-100, 108, 186, 187, 213, 317, . .325, 376, 385, 396, 453, 465, 467, 484, 495, . . 498, 515, 548, 736, 2210, 2236, 2248, 2261
Dual Color . . .123, 124, 127, 135-137, 139-142, . . .145, 150, 152, 154-156, 159-162, 164, 166, ... 167, 169, 170, 1854
Fiber Optic. 182, 183, 190
Flux 145, 153, 156
Hardware. . 76, 78, 81, 102, 111, 120, 125, 129, . . .132, 146-148, 173-179, 182, 247, 261, 317, . . .1585, 1588, 1589, 1992, 1997, 2045, 2079, ... 2157, 2159, 2284
HB LED Power Supplies . . 94-96, 98, 99, 2223, ... 2248
Hi-Power Emitters . . . . 101, 104-107, 109, 116, ... 118, 120, 121, 191, 202
Hi-Power Lighting Connectors . . . . .110, 1582, ... 1584, 1585, 1588, 1589
Incandescent Replacements. 148
Infrared . . . .153, 156, 157, 166, 167, 184, 187, ... 190, 191, 202, 2079
Lenses. . . . . 102, 103, 110, 113, 114, 116, 121, ...126, 131, 132, 173, 176-178
Light
Arrays. 91, 117, 124, 146, 157, 196
Bars 91, 112, 120, 146-148, 157
Cable 146, 1589
Engine 101, 110, 112, 113, 119, 120
Pipes 125, 126, 173, 178, 179
Rings-IR. 178, 191
Low Current. . . . . 128, 139-142, 144, 385, 396, ... 914, 1839, 1980, 1981, 2236, 2246
Matrix 91, 97
Modules and Arrays . . . .43, 52, 65, 81, 83, 91, . . .108, 110, 117-119, 124, 146, 148, 157, 196, ...202, 213, 261, 317, 376, 467, 498, 1584, ... 1588, 1800, 2245, 2246
Mounts . . . . . 101, 111, 115-118, 125-127, 130, . . .134, 136, 138, 140, 148-150, 155, 158-161, . . 165, 166, 170-179, 184, 190, 191, 850, 914, . . .1836, 1854, 1883, 1942, 1979, 1992, 2045, ... 2159, 2220, 2245
Multi-Color. . . . . .104-107, 115, 127, 133-137, . . .139-142, 145, 149, 152-156, 159, 161, 162, ... 164, 166, 167, 170, 172
Oval. 133, 134
Panel Mount . . . . 125, 126, 130, 132, 136-138, . . . 160, 161, 168, 173, 850, 1883, 1942, 1992
Rectangular. 125, 153, 156, 173
Resistored 128-130, 139-142
RGB . . . . 76, 78, 114, 115, 133-135, 153, 159, ... 161, 164, 166, 168, 172, 196
Sockets . . . . . 115, 117, 176, 179, 1585, 1589, ... 1980, 1981, 1992
Special Shaped. . . . . .128, 145, 151, 153, 156, ... 162, 169
Super Bright . . . . 101, 109, 112, 113, 115, 116, . . .118-120, 128, 141, 144, 145, 147, 151, 152
Surface Mount. . . . . .101, 109, 112, 114-116, . . .118-120, 122, 125, 127, 134-136, 139, 140, . . 143, 144, 149, 150, 155, 158, 159, 163-166, . .168, 170, 171, 173, 179, 184, 190, 191, 710, ...736, 745, 914, 1588, 1589, 1836, 1854, ... 1980, 2159
Thru-Hole . . 122-125, 128, 129, 133, 139, 144, . . .145, 151-153, 155-157, 161, 162, 165, 167, . . .169-171, 179, 191, 1589, 1836, 1839, 1992
Ultra Bright 128, 136, 147, 163, 164
Ultra-Violet (UV) 171
Linear ICs . . . . . (See Semiconductors)
Logic . . . . . (See Semiconductors)
Lubricant. 1297, 2323, 2330, 2332

M

Memory . . . . . (See Semiconductors)
Memory Connectors. . . . . (See Connectors)
Microcontrollers . . . . . (See Semiconductors)
Microphones. 2035
Microprocessors. . . . . (See Semiconductors)
MOSFETs. . . . . (See Semiconductors)
Motors
Drives. 2018, 2019
Stepper. 262, 334, 2018
Mounting Brackets . .73, 833, 839, 1887, 2054, 2107
Multimeter
Accessories 2288, 2296-2299, 2303
Bench. 2288, 2289, 2297, 2303
Digital . .2283, 2288, 2289, 2294, 2296-2299, 2303
Graphical 2299

N

NEMA . . .138, 1358, 1360, 1361, 1364, 1369, 1626, ...2106-2108, 2110, 2113, 2114, 2117, 2118, ... 2125, 2126, 2128
Networks
Capacitor 780, 971, 1072
Resistor 774-777, 779-781

O

Operational Amplifiers . . . . (See Semiconductors)
Optical Encoders 204, 1846-1848
Optical Network Devices 2080
Optical Sensors . . . . .43, 183, 190, 192, 195, 196, ... 203, 204, 1847
Optoelectronics
Color Sensor 196
Infrared
Detectors. 202
Diodes. 153, 157, 184, 187, 190, 191
Emitters 156, 184, 191, 197, 202
Encoder/Decoder 204
High Power 191, 197, 202
IrDA. 204
Photo Transistors 153, 167, 187, 197

Product Index

Receivers 156, 184, 190, 203
Remote Control Receivers 184, 189, 203
Sensors 187, 190, 191, 202-204
Switches 190
Transceivers 189, 204
Optocouplers
Analog 180, 181, 193, 201
Digital 187, 194
Dual 167, 185, 186, 197, 198, 200, 201
High Isolation 193, 194, 197
High Speed 185, 188, 193, 194, 197, 198, 200, 201
High Voltage 193, 201
Photo Darlington 185, 188, 194, 197, 198
Photo Interrupters 167, 195
Photo Transistor . . . . . 167, 184, 186-188, 194, .195, 197-201
Phototriacs 188, 195
Random Phase 184, 186
Schmitt Trigger 186
Standard 180, 181, 193, 197
Zero Crossing 184, 185, 195, 197, 201
Opto Drivers 89, 94-96, 100, 325, 396, 2248
Optoisolators 190
Photocouplers 188, 197
Photodiodes 157, 187, 190, 192
Photomicrosensors 2079-2081
Photosensors 167, 190, 196
Proximity Detector 196
Solid State Relays 1977
Oscillators
Chipset 340, 1135
Clock . . . . . 340, 346, 379, 381, 1133, 1134, 1140, 1144, 1145, 1148-1151, 1153, 1154, 1161, .1162, 1167
MEMS 1131, 1133, 1134
Programmable . . . . . 294, 340, 379, 1130, 1145, .1162, 1163
RF 346, 604, 1175
Silicon 346, 604, 1131, 1133, 1134
Surface Mount . . . . . .1130-1136, 1140, 1141, 1143-1145, 1147-1151, 1153, 1154, 1162, .1172-1175
Voltage Controlled . . . 346, 379, 1140, 1141, 1145, .1147, 1148, 1151, 1163, 1175
Oscilloscopes 2292, 2299, 2301, 2303
Outlet Strips 2104, 2105, 2269-2271

P

Panel Meters 2013, 2283-2287, 2295
Panel Mount Indicators . . . . .(See LED Indication)
Peripherals . . . . . .27, 73, 219, 232, 247, 261, 265, 289, 340, 383, 408, 413, 1235, 1590, 1592, . 1593, 1936, 2159
Photocouplers . . . . . (See Optoelectronics)
Photo Diodes 153, 194
Photomicrosensors 2079-2081
PLD . . . . . (See Semiconductors)
Plugs . . . . . (See Connectors)
Potentiometers
Adjustment Tool 879, 881
Audio 405, 849, 851-858, 864
Carbon . . . 853, 856, 858, 861, 863, 866, 872, 873
Cermet 859, 863-869, 871, 873-881
Clear Shaft 850
Conductive Plastic . . 842, 845, 847, 848, 859-864, . 2069
Dials Counting 842, 845, 848, 876
Digital 341, 347, 348, 366, 377, 405, 845
Dual 850, 852-854, 864, 2069
Dual Ganged 852-854, 864
Guitar 856, 857
Illuminated 850
Incremental 862, 2069
Industrial 848, 860-862, 867, 868, 2069, 2074
Joystick 847, 862
Kits 857, 880
Knobs 842, 848, 849, 851, 864, 875, 2042
Linear Motion . . . . . .847, 850, 851, 854, 857, 859, . 862, 2069, 2074
Miniature 849, 851, 853, 868, 869, 874
Motor Driven 854
Multi-Turn . .843, 845, 846, 848, 871, 876-881, 2069
Open Frame 847, 865-867, 869
Panel Control . . 842, 843, 848, 849, 851-853, 856, . 858, 859, 862, 863
PC Mount 849-855, 859, 862, 863
Precision 348, 842-848, 861, 876, 2074
Precision Dials 842, 845, 848, 876
Programmable 377
Rheostats 842
Rotary . . . . . 842, 843, 848-855, 857, 859, 863, . 864, 2069, 2074
Round 865-867, 875
Sealed . . . . . 848, 856, 864, 867-871, 874, .877-879, 881, 2069
Single Turn . . . . . .845, 848, 850, 852, 854, 856, .859, 863, 865-876, 2069
Slide 849, 850, 855, 858
Snap-In 851, 854, 855
Surface Mount . . . . . 859, 865, 867, 869-872, 874, .876, 879-881
Trimmer 865-881
Wirewound . 842, 843, 845, 846, 848, 860-862, 2069
Potting
Boxes 2127, 2130
Compound 2330
Power Conditioning 2267, 2270
Power Contactors 1975, 2016, 2178
Power Cords
AC . . . 1235, 1356-1359, 1368, 2218, 2253, 2255, .2259-2261
DC 1235, 1353, 2259
Power Distribution Units 2105, 2270
Power Dividers 6, 573
Power Entry Modules 1365-1376, 2185
Power Filters . . . . . 332, 571, 697, 705, 1075, 1192, .1367, 1368, 1370-1373, 1375-1378, 2189, .2233, 2262-2266
Power Inlets/Outlets . . . . . 1360-1362, 1364, . . . 1366-1377, 2104, 2105, 2216, 2267, 2269-2271
Power Inverters 2269
Power Over Ethernet
Adapters 2250, 2258, 2259
Splitters 2258
Power Management . . . . . (See Semiconductors)
Power Protection
DIN Rail 2021, 2229, 2233, 2245, 2268
Power Strips 2104, 2105, 2267, 2269-2271
Surge Suppressors . .571, 2105, 2233, 2267-2271
UPS Systems 2267-2269
Power Supplies
AC . . . . . .810, 2171, 2172, 2210, 2226, 2236, .2240-2246, 2250, 2256, 2260, 2333
AC-DC . . . . . .14, 15, 98, 99, 496, 1235, 2190, .2210-2235, 2237-2241, 2246, 2248, 2249, .2251-2258, 2260, 2303
AC Plug Kit 2249, 2251, 2257
Accessories . . . . . .14, 28, 29, 69, 102, 146, 1585, . 2013, 2085, 2213, 2217, 2219, 2229, 2231-2233, .2237-2239, 2249-2253, 2257, 2258, 2260, 2291, . 2292, 2303
Bench Top 2290, 2291, 2295, 2333
DC . . . . . .14, 15, 68, 98, 99, 462, 496, 547, 548, 1075, 1229, 1235, 1272, 2013, 2210-2222, .2224-2232, 2234-2238, 2240, 2241, 2248-2258, .2260, 2269, 2290-2292, 2295, 2303, 2333
DC-DC Converters
Isolated . . .2180-2188, 2190-2200, 2202, 2209, . 2233, 2239
Non-Isolated . 2185, 2197, 2203-2205, 2207, 2208
DC Loads 2292
Desktop . . . . . .1229, 1272, 2218, 2249, 2250, .2252-2256, 2258, 2260, 2269
DIN Rail . . . . . .2012, 2013, 2216, 2226, 2229, .2231-2233, 2238, 2239, 2245, 2268
Dual Output . . . . . 2212, 2213, 2215, 2218, 2219, .2222, 2225, 2230, 2234, 2237, 2239, 2252, . 2254, 2260
External 28, 69, 294, 2218, 2226, 2227, 2229, 2231-2233, 2238, 2239, 2247-2258, 2260
Front-End 2215, 2220, 2235, 2242, 2243
High Power LEDs . . . .94, 96, 99, 104, 2159, 2236, . 2246, 2248
Industrial . . . . . 102, 426, 810, 1075, 1133, 1134, 1943, 2226, 2228, 2231-2234, 2238, 2239, .2242-2244, 2250
International . . . . . 98, 99, 464, 1356, 1943, 2171, . 2172, 2190, 2211-2219, 2221-2235, 2237-2239, .2248-2258, 2260
Linear 2209, 2213, 2219, 2235, 2237
Medical . . 102, 426, 2202, 2211-2218, 2223, 2224, .2234, 2241, 2243, 2250-2253, 2257
Open Frame 2202, 2211-2225, 2227, 2230, 2234, 2235, 2237, 2241, 2248
Quadruple Output . . . . . .2215, 2216, 2225, 2230, . 2234, 2235, 2295
Rack Mount 2234, 2244
Regulated 102, 2224, 2254, 2269
Single Output . . . . 98, 99, 2211-2219, 2221, 2222, 2224-2240, 2242-2245, 2248-2257, 2260, . 2290, 2291, 2295
Switching . . . .98, 99, 102, 393, 1229, 1274, 1943, .2012, 2013, 2085, 2171, 2209-2218, 2221-2235, .2239, 2240, 2245, 2247-2258, 2260, 2291, 2303
Triple Output . 2212-2214, 2216-2219, 2221-2223, .2225, 2230, 2234, 2237, 2239, 2240, 2254, . 2290, 2291, 2295
Universal Input . . . 2210, 2212, 2215, 2216, 2218, 2221, 2222, 2228, 2229, 2240-2246, 2254, . 2255, 2260
Unregulated 2219, 2248
Wall Plug-In . . . . . 2218, 2227, 2248-2251, 2254, . 2255, 2257, 2258
Printers 279, 811, 1305
Probes
Oscilloscope 2302, 2303, 2310
Thermocouple 2296
Programmers, Universal 57, 270-272
Prototyping Products
Breadboards . . . . . 45, 53, 54, 65, 233, 252, 2130, .2332-2337
Conductive Silver Lubrication 2332
Etching 2332
Glass Laminate 2332
Jumper Wires 2333, 2335, 2336
Kits 45, 53, 54, 110, 233, 252, 256, 2332-2334
Perfboards . . . . . .45, 53, 54, 65, 233, 252, 2130, .2332, 2334-2337
Pins 65, 2305, 2306
Power Supply 65, 2333
Silicones 2332
Socket and Bus Strips 2333
Toner Transfer System 2333
Punches 2060, 2337

R

Racks 2102, 2242, 2244
Receiver Modules . . . . . 16, 17, 21, 30, 33, 42, 213, .372-376
Rectifiers . . . . . (See Semiconductors)
Relays
Automotive 462, 1956-1960, 1980, 2011, 2159
Cadmium Free 1940
Contactors 1977, 2006, 2007, 2016
DIN Rail . . . .1967, 1970, 1971, 1977, 1990, 1992, ... 1997-2000, 2002, 2004, 2005, 2009, 2010, . 2012, 2013, 2016, 2245
Frequency 1925-1930, 1961, 1978
General Purpose . . . 378, 1927-1929, 1945, 1957, .1992-2011
Heavy Duty 1948, 1995, 2001, 2006
High Capacity 1945
High Current . . . . . .462, 1936, 1943, 1944, 1954, . 1964, 1978, 1980, 1981, 2007
High Frequency 1927-1930, 1961, 1978
High Isolation 1927, 1928
High Sensitivity 1936, 1945, 1946
Impulse 1943, 1944, 2006
I/O Modules 1968, 1970, 1977, 1982
Low Signal 1931-1939, 2002, 2007
MOSFET 1966, 1969, 1980, 1981
PCB Mount . . . . . 1714, 1925, 1926, 1931-1956, . 1958, 1959, 1963-1965, 1967, 1977, . 1979, 1980, 2011, 2012
PhotoMOS 1969, 1980, 1981, 1984-1988
Power . . . . 378, 392, 395, 1936, 1940-1957, 1964, .1967, 1969, 1978, 1989, 1990, 1993, 1995, .1997, 1998, 2000-2002, 2006, 2010-2012, . 2016, 2159, 2245
Reed 1961-1965
Safety 2002, 2008-2010
Signal . . . . . 1928, 1931-1939, 1959, 1960, 2002, . 2007, 2016
Sockets . . . . 1714, 1949-1953, 1977, 1980, 1981, . . 1992-1994, 1996, 1998-2000, 2003-2005, 2008, . 2011, 2016
Solid State . . .1942, 1966-1991, 2007, 2016, 2159
Surface Mount . . . .1927, 1928, 1932, 1933, 1935, .1936, 1938, 1943, 1957, 1959, 1960, 1962, . 1964, 1966, 1969, 1980, 1983-1988, 1991, . 2016, 2159
Time Delay 1994, 2016
Voltage Sensors 1936, 1994
Resistors
Adjustable 833
Aluminum Housed 821, 835, 839, 841
Arrays 774-781
Bias 620, 635
Carbon Composition 813
Carbon Film 813
Cement 817
Ceramic Composition 829
Chip . . . . . .774, 776-779, 782, 783, 785, 788-811, . 822, 823, 825, 830
Current Sensing . . . . 197, 776, 782-794, 805, 807, . 809, 822, 824, 826
Fireproof 836
Heat Sink Mountable . . . . 782, 821-825, 827, 834, . 835, 839
Leaded 812-820
Metal Film . . . . . .786, 794, 802, 803, 806, 812, .814-817, 820, 836, 837
Metal Oxide 831, 836
Metal Strip® 791, 792, 794, 807
Microwave 808
Molded . .780, 781, 794, 807, 813, 818, 827, 829, 832
Mounting Hardware 827, 832, 833, 839
Networks 775, 776, 779-781
Non-Inductive 821, 824, 825, 827, 829-831
Open Air 783
Planar 822, 824, 831, 834
Power . .6, 197, 627, 635, 782, 784, 791, 792, 794, ... 798, 805-807, 809-811, 817-819, 821-841
Precision . . . . .348, 775, 781, 783, 787, 794, 797, .801, 806-808, 812, 816, 819, 820, 835
RC Networks 780
Silicone Coated 818, 822, 826, 830, 831, 839
SOT-23 780
Surface Mount . . . . . .774, 777, 781-785, 791-812, .821-827, 834, 835, 839, 1042
Thick Film . . . . 778, 779, 782, 784, 785, 791-793, ... 795, 796, 799, 800, 803, 805, 806, 808-810, . 812, 822, 823, 827, 828, 830, 838, 839
Thin Film . . . . .780, 781, 784, 797, 801, 804, 806, . 808, 812, 827
Through-Hole 776, 819
TO-220 . . . . . 782, 823, 824, 838
Vitreous Enamel 818, 832, 833
Wirewound . . . .782, 807, 817, 818, 821, 826, 829, .830, 832, 833, 835, 836, 839-841
Wraparound 794, 806, 808, 830
Resonators . . .1142, 1143, 1152, 1157, 1158, 1165, . 1166
RF
Absorber Sheets 2326
Connectors . . . . . (See Connectors/RF)
Transceivers . . .10-17, 22, 30, 209, 375, 387, 1428
RFID 12, 13, 24, 34, 61
Rheostats 842
Ringers 2028, 2031

S

Semiconductors
Accelerometers 61, 247, 334, 343, 389
Acuators 408
ADCs . . . . 216, 222, 225, 247, 263, 316, 319-321, .330, 341, 348-352, 367, 371, 399-402, . 404, 426, 480
Alternistors 685, 687, 688
Amplifiers . . .27, 43, 187, 197, 203, 240, 310, 313, ... 314, 319, 321, 378, 385, 393, 417, 421-452, . 464, 470, 471, 485, 493, 514, 612, 618
Analog Switches . . . 319, 332-334, 339, 340, 342, ... 360-363, 371, 374, 375, 378, 380, 382, 385, .388, 393, 395, 413, 414, 416, 418-420, 697
ASSPs 53, 54, 233, 379
Audio
Amplifiers . .321, 378, 417, 425, 428, 431, 434, . 449, 450, 464, 485, 493, 612
Bipolar Transistors 620
ICs . . . . 23, 320-322, 332, 334, 335, 342, 359, .371, 372, 378, 390, 404, 405, 417, 425, . 431, 449, 450, 464, 543
Battery Charger ICs . . . . .470, 483, 485, 512, 541, . 542, 547
Bridges . . .15, 53, 54, 69, 233, 251, 261, 323, 334, ...372, 381, 382, 385, 393, 408, 434, 464, 465, ...479, 480, 484, 485, 552, 553, 561, 567, 570, . 572, 574, 579, 586, 593, 596, 599, 637
Bluetooth . . . . . (See “B” Section)
CAN . . . . . 27, 69, 224-228, 262, 272, 302, 344, . 367, 372, 379, 406, 466, 618, 705, 721
Card Reader 61, 365, 368, 376, 389
Clocks . . .219, 266, 279, 288, 295, 297, 317, 323, ... 331, 335-338, 340, 345, 346, 364, 370, 376, .379, 381, 386, 387, 392, 397-399, 491, 493
CODECs 320, 335, 359, 372, 405, 450
Compandors 432
Comparators
General Purpose . . . . .222, 225, 319, 333, 378, . 384, 429, 430, 506
High Speed 506
Low Power 384, 506
Low Voltage 506
Micropower 506
Precision 316
Voltage 316, 333, 378, 460, 506
Computer-on-Module 68, 70
Controllers
CAN 224, 344, 367, 372, 466
Capacitive Touch Sensor . . 318, 323, 334, 390
Card 61, 279, 368
DC-DC . . . . . .197, 377, 431, 453, 457, 462, .466-468, 487, 495, 497
Ethernet . . . 251, 322, 368, 369, 413, 480, 507
Flash . . 219, 223, 224, 240, 251, 268, 279, 484
Host 53, 233, 372, 382
Hotswap 394, 480, 543, 544
Interface . . . . .53, 54, 214, 216, 233, 251, 268, ... 279, 321-323, 368, 369, 372, 382, 383, . 394, 412, 413, 507
LCD . .75, 79, 80, 89, 216, 219, 223, 251, 323, 325
Motor . . . . . .223, 268, 325, 394, 431, 453, 457, . 462, 466, 494, 540, 546
Off-line 94, 492, 498
Power-Interface 544
PWM . . .53, 233, 322, 459, 460, 467, 468, 477, . 502, 507, 517, 518, 543
RAM 469
Serial Communications 53, 54, 233, 268
Switch Mode 546
USB . . . .23, 53, 54, 61, 79, 214, 219, 223, 233, . .251, 323, 368, 372, 382, 383, 412, 413, 453, . 456, 461, 544
Voltage . . . . .54, 279, 390, 394, 417, 431, 454, . 456, 457, 459, 460, 462, 466-468, 471, . 480, 487, 502, 507, 509, 540
Converters
AC-DC 262, 384, 496, 497
Analog to Digital (ADCs) . . . 247, 319-321, 330, . 341, 348-352, 367, 371, 399-402, 404
Boost 261, 326, 484-486
Buck 455, 466, 486, 547
DC-DC . . . . .261, 262, 377, 384, 431, 453, 455, . . .457, 466-468, 486, 487, 495, 508, 542, 547
Digital to Analog (DACs) . . . . . .319, 320, 341, . 352-355, 367, 371, 384, 402-405
Frequency 423

Product Index

High Voltage . . . .261, 394, 431, 466, 468, 485, ... 496, 547
Light-To-Digital 196
Light-To-Frequency 196
Light-To-Voltage 196
Sample Rate 320
Signal 423
Voltage . . . . . .196, 261, 394, 431, 456, 457, . . .466-468, 485, 487, 492, 494, 496, 508, 547
Core Modules. 47, 48, 59, 62, 63, 68, 215
CPLDs 214, 292-297
Current Monitors . . .257, 279, 326, 394, 447, 470, ... 474, 505
Current Reference 69, 454, 459, 466, 540
DACs . . . . 216, 319, 320, 352-355, 367, 371, 384, ...385, 402-405
Data Transmission
Bluetooth. . . . . (See “B” Section)
LVDS. 333, 359
RS232 . . . . . .26, 49, 53, 54, 56, 233, 327, ...355-357, 491
RS422 . 26, 49, 53, 54, 233, 327, 357, 358, 491
RS485 . .26, 49, 53-56, 233, 327, 328, 357, 358
Wireless . . . . . 9-11, 13-15, 23, 26, 29-31, 35, ...46-49, 55, 56, 58, 64, 359, 705
Decoders 16, 17, 68, 204, 369
Development Kits. . . . . (See Kits)
Delay Lines 347
Digital Potentiometers. .341, 347, 348, 366, 377, 405
Diodes
Arrays 562, 607, 608, 690, 691, 709, 714
Current Regulating 454, 551
Damper 564
ESD Protection . . .571, 575, 705, 706, 708-714
Fast Recovery. . 564, 565, 572, 575, 582, 585, 599
General Purpose. . . . .194, 552, 570, 571, 585, ... 587, 592, 689
Infrared . . . . . (See Optoelectronics)
Laser. 43, 194
Limiter 589
Low Leakage. 562, 689, 705
Modules. 43, 572, 599, 618
Photo. 194
PIN 549, 570, 575, 576, 588, 589, 618
Schottky Barrier. . .549-552, 554-557, 562, 565, ... 570-572, 574-576, 580-582, 587, ... 589, 592, 600
SCRs. 552, 599, 688
Small Signal . . . .551, 552, 556, 564, 574, 576, ... 581, 600, 705
Stealth™ 565
Surge Protection . . . . .562, 571, 574, 575, 587, ... 689-695, 700, 702-716
Switching. . .453, 550, 551, 553, 556, 570, 574, ... 576, 581-583, 587, 589, 592, 618, 636, ... 688, 710
Trigger. 565, 688
TVS . . . 551, 556, 562, 571, 575, 587, 689-695, ... 700, 702-704, 706-712, 714-716
Ultra Fast Recovery 552, 564
Varactor. 562, 570, 588, 592
Zener. . 551, 552, 554, 557, 558, 563, 564, 574, ... 577, 578, 583, 584, 587, 592, 600-602, ... 705, 714
Drivers
Audio. . . . . .332, 334, 359, 378, 386, 405, 417, ... 425, 431, 434, 464, 493, 543
Bus 339, 546
Display 75, 89, 396
DRMOS. 548
EL Backlighting 89
GaAs. 424, 604
Gate 185, 326, 332, 464, 505
H-Bridge 385, 393, 464, 479, 484, 572
High Side. .332, 334, 393, 394, 434, 465, 466, 504
High Voltage. . .332, 394, 395, 431, 462, 466, 468
Ignition 494
LCD . . . 68, 75, 76, 89, 223, 325, 376, 385, 515
LED . . 76, 94-96, 186, 187, 213, 317, 325, 376, ...385, 396, 453, 465, 467, 484, 495, ... 498, 515, 548, 2248
Line . . . . .68, 187, 300, 310, 337-340, 355-359, ... 395, 396, 405, 417
Low Side 332, 434, 465, 466, 504
Power Supply . . . . . 68, 94-96, 393, 462, 464, ... 480, 484, 2248
MEMS 389
MOSFET . . . . . .185, 201, 326, 332, 369, 370, ... 379, 385, 393, 395, 453, 465-468, 479, ... 484, 495, 516, 546, 572
Motor. . . . . .223, 378, 385, 394, 414, 415, 431, ... 453, 462, 466, 494, 546
Peripheral 340, 408, 413
PWM 187, 434, 467, 468, 543, 548
Relay. 378, 395, 462
Video. 68, 325, 332, 378, 414
DSCs 230, 240, 241, 261, 299, 322
DSPs . . . . . 70, 211, 216, 230, 233, 235, 240, ... 263, 264, 298, 322
EEPROMs
2-Wire 282, 283, 286, 288, 290
3-Wire 282, 283, 287, 288, 290
I2C. 282, 286, 290, 480
Low Voltage. 282, 283, 286-288, 290, 291
Microwire. 283, 287, 290
Parallel 274, 385
Serial. 274, 282, 283, 286-288, 290, 385
SPI 283, 287, 290, 317
Emulators. 211, 234, 257, 261, 267-269, 271
Encoders 16, 17, 204, 369
EPROMs 274, 279
Ethernet . . . .15, 26, 49, 55, 56, 58, 59, 63, 64, 68, ...220, 227, 228, 251, 262, 322, 340, 365, 368, ... 369, 413, 480, 505, 507
Evaluation Boards . .7, 9-17, 20, 23, 24, 27, 29-36, ...39, 40, 42, 43, 46-48, 50, 51, 53-56, 58, 59, . .61-64, 69-72, 77, 79, 89, 95, 196, 202, 204, 207, ... 210, 211, 213, 215, 216, 218, 231-235, 241, . . 245-247, 251-254, 257-262, 267-269, 271, 291, ...292, 296, 298, 299, 317, 318, 322, 323, 325, ...330, 331, 334, 343, 352, 364, 365, 368, 370, ...375, 386, 389, 390, 393, 424, 428, 429, 455, ...457, 474, 476, 480, 493, 503, 505, 507, 513, ... 514, 548, 572, 696
Evaluation Modules . . . .7, 9-11, 13, 15-17, 24, 27, ... 29, 32-34, 42, 43, 47, 48, 50, 51, 55, 58, 59, ... 61, 63, 64, 70, 89, 196, 215, 233, 261-263, ...323, 375, 399, 402, 405, 406, 416, 451, 544, ... 545, 572
Filters . . . .319, 332, 344, 397, 414, 428, 571, 686, ... 697, 698, 701, 705, 709, 712, 713
Flash Memory . 261, 266, 279, 284, 285, 289, 294
FPGAs 51, 54, 292-294, 298, 299
Gyroscopes 389
Hall Effect ICs 89, 384, 394, 395, 404
Hotswap Controllers. 394, 480, 543, 544
Hybrid Controllers 230
IGBTs . . . .185, 197, 201, 332, 495, 569, 617, 638, ... 646, 663, 664, 666, 668
Infrared Emitters. . . . . (See Optoelectronics)
Infrared Receivers . . . . . (See Optoelectronics)
Interface
Accelerators 216, 383
ARCNET 368
10/100 . . . . . 46, 47, 55, 56, 62, 63, 365
Bluetooth . . . . . (See “B” Section)
CobraNet™ 322
Ethernet. . . . . .15, 26, 49, 55, 56, 59, 63, 251, ... 322, 365, 368, 369, 413, 505, 507
Expanders. . . . . .251, 272, 330, 358, 359, 369, ... 372, 412
I2C. . . . . .53, 54, 233, 251, 272, 330, ...372-374, 379, 503, 504
I/O 26, 359, 372, 374, 383
IrDA. 369
Isolators. 503, 504
LVDS. 333, 359, 379, 381
Motor Control 268, 378, 546
PCI 69, 329, 381-383
PCI-Express 69, 329, 359, 376, 380, 382
PHY. 214, 365, 376
RS232 . . . . . .26, 49, 53, 54, 56, 59, 69, 233, ...327, 329, 342, 355-357, 491
RS422 . . . . . .26, 49, 53, 54, 59, 69, 233, 327, ... 329, 341, 342, 357, 358, 491
RS485 . . . . . .26, 49, 53-56, 59, 233, 327-329, ... 341, 342, 357, 358
Serial-to-Ethernet 26, 58, 59
Serial-to-Parallel 54, 279, 394
SIM 378
Smart Card 69, 365, 376, 378
SPI . . . . . .27, 53, 54, 216, 233, 251, 272, 289, ... 317, 330, 372
Touch. 214, 247, 248, 323, 355
UARTs. . . .27, 53, 54, 216, 233, 251, 272, 317, ...323, 328-330, 355, 375, 413
USB. . . . .17, 50, 51, 53, 54, 69, 214, 233, 247, . . .248, 251, 252, 272, 317, 323, 329, 359, 368, . . .372, 380-383, 412, 413, 503, 697, 705, 712
Wireless . . . .11, 14, 15, 17, 26, 27, 40, 46, 47, ...49, 50, 55, 56, 58, 69, 257, 268, 269, 359, ... 364, 365, 705
IQ Modulators. 36
LIU 330, 331
Logic
4000 . . . . . 185, 197, 301, 309
74ABT 301, 310, 311
74AC. 309-311
74ACT. 309, 311
74AHC. 301
74AHCT 301, 309, 311
74ALS 311
74ALV 311, 313
74ALVC. 301, 302, 313
74ALVCH 302
74ALVT 302
74AUC. 311
74AUP. 302, 311, 313
74AVC. 302, 309, 311
74AVCH 302
74BCT. 311
74C 311
74CB. 313
74FCT. 309-311
74F 302, 313
74HC. 302-304, 310, 313, 315
74HCT. 304, 305, 310
74HCU 313
74LCX. 315
74LS 313
74LV 305, 313
74LVC 305, 306, 314
74LVT 306, 314
74LVTH 314
74LVTN 306
74LVX 315
74VHC. 306, 315
74VHCT 306
75L 288
75V 288
Buffer. . . 197, 211, 300-309, 311-315, 324, 359
CAN. 302
Counters 301-306
Dual Gate 185, 309, 311, 313-315
ECL. 307
Flip-Flop 300, 307-309, 311-314
Interface . . . . . .187, 305, 321, 322, 328, ... 329, 359, 368
Inverter 197, 301-306, 308, 309, 311-315
Level Translators. 307, 308, 348
Logic Translation. 305
LVTH 306
Multi-Gate 307-309, 311-315
NX5DV 306
PLL 300
Programmable. . . . . .197, 211, 212, 274, ...292-299, 307
Single Gate 288, 314, 315
Transceiver . . . . . 301-306, 309, 311, 314, 315, ... 321, 328, 329, 359, 368
XC7. 306
Memory
2-Wire 282, 283, 286, 288, 290
3-Wire 282, 283, 287, 288, 290, 379
Compact Flash 273, 279
Data Flash. 279
DRAM 281
EEPROMs. . . . . 274, 282, 283, 286-288, 290, ... 291, 385
Embedded. 61, 68, 279, 298, 299
EPROMs 274, 279
FIFOs 277, 300
Flash 261, 266, 279, 284, 285, 289, 294
F-RAM. 261
I2C. 266, 282, 286, 290, 379
Low Voltage. . . . . 68, 261, 282, 283, 286-288, ... 290, 291, 379
Microwire. 283, 287, 290
Modules. 61, 68, 261, 273, 379
MRAM 278
NonVolatile 276, 289, 291, 299
Parallel 274, 278, 279, 284, 285, 379, 385
RAM 68, 274-277, 280, 281, 291, 294
SD 273
Serial. . . .61, 274, 278, 279, 282-290, 379, 385
SPI 216, 266, 283, 287, 289, 290
SRAM 266, 275-277, 280, 281, 379
UNI/O™. 282
Microcontrollers
8051 . . . 205, 212, 213, 234, 242-245, 247-251
8-Bit. .61, 89, 205-209, 220-226, 236, 238, 239, . . . 242-251, 254, 255, 257, 262, 263, 265-269
16-Bit. . . . . .59, 216, 226, 227, 230, 239, 240, ...247, 255, 257-261, 263, 265
32-Bit. . . 59, 207-209, 216, 220, 221, 227, 228, ... 240, 243, 244, 246, 247, 253-255, ...261-263, 267, 272
ARM . . . 70, 207, 209, 211, 213, 216, 219, 220, . . .234, 235, 242-244, 253, 261, 262, 271, 272
AVR. 205-208, 210
BASIC Stamp 61
CAN. 27, 224-228, 262, 272
Capacitive Touch. . 89, 208, 209, 214, 247, 258
ColdFire® 220, 227, 228
Compilers 53, 233, 253
Core Modules 48, 59, 62, 63, 215
Cortex™ . . . 213, 219, 243, 244, 253, 254, 262
Development Tools . . . 32, 61, 70, 89, 210, 211, . . .215, 218, 231-235, 241, 245-248, 252, 254, ... 255, 257-264, 266-269, 271, 508
Emulators 211, 234, 261, 267-269, 271
Flash . . . . . .205-209, 219-228, 232, 236-240, ... 242-245, 247-251, 253-255, 257-261, ...266-268, 272
General Purpose. . .79, 221-227, 230, 254, 255
HCS08. 221-226
HCS12. . . . . 226, 227
Mixed-Signal 212, 247, 248, 257
OTP. 236, 245, 249, 250, 254, 255, 268
PICxxx. 236-240
Programmers . 50, 61, 217, 218, 256, 271, 272
PRoC. 211, 214
PSoC. 212, 213
RISC . . . 205-209, 221, 227, 236-239, 257, 272
Serial Communications Controllers .53, 233, 268
Supervisors 377, 392
USB. . 12, 50, 51, 53, 54, 61, 79, 205, 213-215, ...219, 221, 223, 225, 227, 228, 232, 233, ...247-249, 251, 252, 261, 262, 272
Microprocessors. . . 62, 63, 70, 215, 219, 228, 229, . . .232, 262-265, 269, 317, 377, 392, 453, 482, 483
Microwave 423
Mixers. 452
Modem ICs. 11, 58, 364, 379
Monitors
Current . . . . . .257, 279, 326, 394, 447, 470, ... 471, 474, 480, 505
Reset. 326, 470, 480
Shunt. 447
Voltage .257, 279, 375, 379, 394, 471-474, 480
MOSFET Arrays. 607, 608
MOSFETs
Auto-Protected 656, 657, 664
Complementary. . . 608, 637, 639-643, 656-658
Common Drain 639
Depletion Mode. 646, 666
DMOS 636, 637, 666
Drivers. . . . .185, 201, 326, 332, 369, 370, 379, ... 385, 393, 395, 465-468, 479, 484, 495, ... 516, 546, 572, 604
Dual. . . . . .185, 197, 201, 379, 460, 465, 468, . . .579, 607, 608, 636-639, 641-643, 653, 654, ... 657, 662-664, 666, 674-678, 681
Enhancement Mode . .555, 607, 608, 636, 637, ... 645, 646, 654, 660-663, 665-667
High Power . .13, 197, 201, 332, 369, 370, 393, ... 395, 461, 466, 468, 569, 619, 642, 643
IGBTs . . . . .185, 197, 201, 332, 495, 569, 646, ... 663, 664, 666, 668
Load Switches. 453, 460, 461, 677
Logic Level . 653, 654, 656, 663, 673, 676, 681
Low Power 197, 326, 379, 638-640, 673
Medium Power 197, 604, 640-642
N-Channel. . . . . 484, 555, 579, 603, 606-608, ... 636-647, 654-668, 670-673, 676-681
P-Channel. . . . . .453, 606-608, 637-643, 645, . . . 655-658, 660, 661, 663, 665-669, 674-677
Power . .13, 197, 201, 332, 369, 370, 395, 460, . . 461, 465-468, 479, 484, 495, 516, 546, 569, . . . 572, 603, 604, 638-647, 653-656, 658-664, ...667-673, 677
RF 13, 603, 604, 619
Single . .185, 197, 453, 460, 465, 466, 607, 608, ... 636-647, 653, 654, 658-666, 668-681
Small Signal . . . .603, 604, 606, 645, 646, 654, ... 656, 657, 668
SYNCFET 638, 639
TrenchFET 656, 657, 674-681
Multiplexers . . . . 34, 301-311, 313, 332, 339, 340, ... 363, 374, 378, 379, 395, 418, 451, 507
Operational Amplifiers
CMOS 421, 431, 436
Differential. 426
Dual. 421, 425, 430, 431, 434-436
General Purpose. 197, 430, 432, 434
High Performance. . . . 421, 425, 426, 431, 434
High Speed 197, 432, 437-439
Linear 421, 485
Low Noise . . .423, 425, 426, 428, 432, 434-436
Low Power . . . . .197, 421, 423, 426, 431, 432, ...434-436
Low Voltage. 421, 431, 432
Micropower 421, 436
Power . . . . . 197, 321, 421, 423, 424, 426-428, ... 430, 432, 434-436, 485
Precision 421, 426, 428, 435, 439-443, 485
Programmable. 430, 435
Quad 421, 425, 430, 431, 434-436
Rail-to-Rail 421, 436
Single 421, 425, 430, 431, 434-436, 485
Standard 425, 427, 428
Variable Gain. 423
Wideband 423, 424, 428, 436
Optocouplers . . . . . (See Optoelectronics)
PFC . . . . . .261, 322, 460, 465, 466, 484, 492, ... 497, 498, 507, 518
Phase Detector 387
Power Management
Battery Management. . . . . .469, 470, 483, 500, ...507, 512, 540-542, 547
Battery Protection 469, 470, 500, 542
Charge Pumps 474, 480, 482, 484
Comparators . .333, 378, 384, 429, 430, 460, 506
Darlington Arrays. 506
DC-DC Converters . . . . . .384, 453, 455, 457, ...466-468, 486, 487, 495, 508, 542, 547
Digital Isolators 503, 504
Energy Harvesting. 42, 43, 364
Hotswap Controllers 394, 480, 543, 544
ICs. . . .322, 332, 333, 364, 384, 392, 394, 395, . . .433, 453, 456, 460, 462-466, 469-480, 487, ...491, 495-498, 500, 505-508, 511, 512, ...514-546
Low Dropout . . . .384, 454, 456, 458, 459, 477, ...485, 487, 489, 490, 500-502, 509-512, ...525-534, 546
Offline ICs 461, 485, 492, 496-498, 508
POE. 480, 484, 504, 505, 507, 538
POL. 455, 542, 543
Power Control ICs. . . .364, 378, 456, 463, 487, ... 498, 546
Power Conversion. 496-498

Product Index

Power Factor Correction 322, 460, 465, 466, 484, 492, 497, 498, 507, 518
Power Switches. . 332, 333, 378, 384, 395, 453, 455, 456, 460-465, 474-477, 482, 487, 490, 495, 496, 502, 507, 519-525, 544, 547, 697
Pulse Width Modulators . . . 322, 458-460, 467, 468, 477, 502, 507, 515-545, 548
Smart Power Modules 460, 461
Supervisory Circuits . . 392, 453, 456, 472-474, 482, 483, 485, 494, 509, 536, 537
Switching Regulators 384, 395, 456, 462-464, 466, 474-477, 482, 485, 487, 490, 495, 502, 508, 519-525, 546, 547
USB . . . 299, 332, 453, 456, 461, 503, 544, 697
Voltage Comparators 333, 378, 384, 429, 430, 460, 506
Voltage Detectors 483, 499, 509
Voltage References. . . 454, 459, 464, 466-468, 478, 479, 483, 492, 508, 538-540
Voltage Regulators . . . 392, 395, 454, 456-459, 462-464, 466-468, 485, 487, 488, 490, 492, 494, 500-502, 508-512, 534-536, 546, 547
Power Measurement 219, 321, 364
Power Switches 273, 332, 393, 395, 424, 453, 460, 461, 495, 507, 547, 590, 618, 677, 697
Prescalers 423
Programmable Logic
CPLDs. 292-297
EEPLDs. 274
Evaluation Boards. 54, 296, 298, 299
Flash 294
FPGAs. 54, 292-294, 298, 299
Mixed Signal 212, 296
PRoC. 211, 298, 299
PSoC. 212
Software 292, 297
Programmable System Devices. 279, 299
Programmers . . . 50, 53, 54, 61, 72, 197, 206, 207, 211-213, 217, 218, 233, 256, 271, 272, 274, 279, 292-295, 297, 307, 318, 340, 377, 379, 383, 390, 430, 435, 454, 477, 486, 509, 682, 686
Protectors. 474, 562, 574, 575, 682, 692, 693, 698, 699, 713-715
Pulse Width Modulators . . . 53, 187, 226, 233, 247, 266, 322, 434, 458-460, 467, 468, 477, 502, 507, 515-545, 548
RAM 68, 69, 225, 242, 275-277, 280, 281, 291, 294, 469
Real Time Clocks . . . 219, 257, 261, 288, 345, 364, 370, 376, 392, 398
Receivers 16, 17, 30, 33, 42, 184, 203, 213, 257, 340, 355-358, 364, 372-376, 387, 417, 434, 541, 546, 589
Rectifiers
Bridge 464, 465, 484, 552, 553, 561, 567, 570, 574, 579, 586, 593, 596, 599
Fast Recovery. . . 561, 565-568, 572, 575, 579, 582, 585, 586, 590, 593, 598, 599
General Purpose. 552, 566, 570, 585, 587, 593, 689
Glass Passivated 559, 586, 593, 689
Hyperfast Recovery. 567, 598
Schottky Barrier. . 550, 552, 554, 555, 559, 560, 562, 565, 568, 570, 574, 575, 579, 582, 586, 587, 589-591, 594-598
SCRs. 552, 590, 599, 686
Silicon 555, 568, 590, 591, 593, 686
Small Signal 551, 552, 574, 591
Standard 559, 562, 575, 579, 598
Super Barrier. 557, 575
Super Fast Recovery 561, 568, 575, 586
Switching. . . 464-466, 487, 550, 551, 553, 570, 574, 582, 583, 587, 589, 590
Ultra Fast Recovery . . 561, 566, 579, 590, 593, 594, 598
Regulators
Adjustable . . 454, 457, 458, 485, 487-489, 509, 510, 536
Boost. 396, 485
Buck 396, 466, 490, 546, 547
DC/DC. 548
Fixed . . 454, 457, 458, 485, 488, 489, 500-502, 510-512
Linear 384, 385, 395, 396, 462, 466-468, 478, 481, 482, 485, 487-490, 547
Low Dropout 384, 385, 431, 454, 456, 458, 459, 462, 477, 485, 487, 489, 490, 500-502, 509-512, 525, 534, 546
Low Voltage. 392, 396, 431, 454, 456-459, 463, 466, 474, 485, 487, 490, 500-502, 509-512, 546
Negative 457, 488, 509, 510
Positive 384, 454, 457, 458, 488, 489, 500-502, 509-512
Precision 485, 487, 500, 501, 536
Step-Down 456, 502, 508
Step-Up. 502, 508
Switching. . . 384, 385, 395, 396, 456, 462-464, 466, 474-477, 482, 485, 487, 490, 495, 502, 508, 519-525, 546, 547, 612
Voltage 396, 431, 454, 456-459, 462-464, 466-468, 474, 478, 485, 487, 488, 490, 500-502, 508-512, 534, 535, 546-548
Relays . . . . . (See “R” Section)
Reset ICs 326, 392, 470, 508
Resistor Dividers 348
RF ICs 9, 11, 17, 23, 30, 35, 36, 40, 46, 346, 375, 386-388, 398, 422-424, 463
RF Synthesizers. 386, 387, 398
RFID. 12, 13, 24, 34, 36, 61, 359
Ring Generators. 392
SCRs 552, 590, 599, 683, 686, 688
Single Board Computers 68-72, 262
Software. 27, 29, 53, 55, 59, 68, 69, 72, 217, 233-235, 241, 253, 254, 257, 272, 292, 297, 317
Stepper Motors. 262, 334
Supervisors
Microprocessor . . 377, 392, 393, 453, 482, 483
Power Management . . 456, 467, 468, 471-474, 482, 483, 485, 494, 509, 536, 537
Voltage 392, 393, 456, 467, 468, 471-474, 483, 485, 494, 509, 536, 537
Switches
4PDT. 332, 333, 371
Analog. . 316, 319, 332-334, 339, 342, 360-363, 371, 374, 375, 378, 380, 382, 384, 385, 388, 395, 396, 414, 416, 418-420, 507, 697
Broadband. 375, 424, 618
BUS. 339, 380
DPDT 332, 333, 362, 371, 419
DPST. 332, 333, 362, 419
High Side. . 332, 334, 393, 461, 463, 465, 466, 485
LAN 380, 414
Line 339, 340, 395, 396, 470, 474
Load . . 378, 453, 460, 461, 466, 544, 547, 677
Multiplexer. 339, 340, 363, 395, 507
P-Channel. 453, 624, 668, 677
PCI-Express 380, 382
Power 273, 332-334, 378, 384, 393, 395, 424, 452, 453, 455, 456, 460-466, 470, 474-477, 482, 485, 487, 490, 495, 496, 502, 507, 519-525, 544, 547, 590, 612, 618, 619, 624, 635, 668, 677, 697
RF. . 375, 388, 424, 452, 463, 570, 576, 618, 619
SP3T 332, 333, 371, 419, 424, 507
SPDT. . 332, 333, 362, 371, 380, 418-420, 463, 507
SPST. 332, 333, 360-362, 371, 418-420
USB. . . . 61, 319, 332, 342, 380, 382, 413, 453, 456, 461, 544, 697
Video 273, 319, 332, 378, 380, 414
Temperature Sensors. . . 12, 50, 61, 317, 359, 360, 364, 368, 370, 375, 379, 384, 390, 415, 416
Thyristors
Alternistors 685, 687, 688
Filters 686
Overvoltage Protectors 682
Quadracs. 685
SCRs. 552, 599, 683, 685, 686, 688
Sidacs 683, 684, 686
Triacs. 683, 685-688
Unijunction 686
Timers 216, 263, 266, 316, 333, 377, 392, 398, 399, 480, 2016, 2017
Touch Screen Controller. 75, 80, 89, 390
Transceivers. . . . 9-17, 20, 25, 27, 29, 30, 89, 204, 209, 223, 301-306, 309, 311, 314, 315, 321, 323, 327-329, 331, 335, 341, 342, 344, 351-353, 355-359, 364, 367, 368, 372, 375, 379, 392, 405, 413
Transient Voltage Suppressors 551, 556, 562, 571, 575, 587, 689-695, 699-704, 706-712, 714-716, 719-724
Transistors
Arrays 417, 491, 506, 607, 608
Avalanche 611
Bipolar. . 422, 603, 604, 607-611, 616, 619-624, 627, 631-635, 663, 664, 666, 668
Darlington . . 194, 197, 198, 506, 607, 608, 611, 612, 614-616, 621, 627, 635
Digital 194, 417, 614, 616, 632
Dual. . . 185, 197, 198, 200, 201, 607-611, 614, 617, 619, 635, 653, 663, 664, 666
GaAs. 422, 604, 618
General Purpose. 194, 197, 506, 612-615, 619-623, 625-632, 635
High Voltage 201, 417, 506, 610, 611, 618, 619, 634
IGBTs 185, 197, 201, 569, 617, 646, 663, 664, 666, 668
JFETs 606, 612, 624, 668
Low Saturation 609, 610, 619, 624
Power 197, 201, 433, 491, 506, 569, 606, 609, 612, 615, 618, 623, 624, 627, 631-635
Pre Biased. 608, 620, 635
Quad 614
RF 13, 603, 604, 614, 616, 618, 619, 634
Small Signal 603-606, 612-614, 627, 628, 634, 646, 668
Switching. 612, 618, 619, 624, 635, 668
Transmitters 16, 17, 30, 42, 372, 379, 541
Triacs 186, 187, 197, 201, 498, 683, 685-688
UARTs 13, 27, 31, 53, 54, 216, 228, 233, 251, 266, 272, 317, 323, 328-330, 355, 375, 413
USB Host Controllers. 53, 233, 372, 382
Video ICs 299, 319, 325, 332, 372, 378, 380, 399, 414, 423, 428, 451
Voltage Detectors. . . 196, 346, 431, 483, 499, 509
Voltage References 454, 459, 464, 466-468, 478, 479, 483, 492, 508, 538-540
Voltage Translators . 340, 341, 374, 381, 390, 414
Wireless Modules. . . 7, 9-17, 20, 23-27, 29-34, 40, 42, 43, 46-50, 55, 56, 58, 64, 69, 215, 256, 257, 261, 547, 705
Zener Diodes . . 551, 552, 554, 557, 558, 563, 564, 574, 577, 578, 583, 584, 587, 592, 600-602, 705, 714
ZigBee™ . . . 9, 11-13, 20, 24, 29, 32, 35, 424, 433

Sensors
Accelerometers 61, 334, 343, 389, 2098
Accessories
Harness Assemblies 2069
Magnets 2076
Ambient Light. 183, 191, 195, 196, 202, 203, 359, 384
Clinometers 2098
Color. 61, 196
Current. 422, 451, 505, 735-737, 1802, 2087
Encoders 204, 369, 1847
Fiber Optic 183, 190
Flow 2085, 2087
Fluid 190
Hall Effect. 190, 384, 1847, 2069-2072, 2075, 2076, 2084
Inductive. 369, 2077
Infrared. 187, 190, 191, 202-204, 369, 386, 2070, 2072
Linear 196, 370, 384, 2069-2071, 2074-2076, 2084, 2087
Linear Motion 2069, 2070, 2074, 2075
Load Cells 2098
Magnetic. 1847, 2071, 2075, 2076
Magnets 2076, 2082
Magnetometer 334, 389
Photoelectric 2078
Photomicrosensors 2079-2081
Position 192, 2069-2076, 2084
Pressure. 737, 2085, 2088-2098
Proximity 183, 191, 196, 202, 318, 334, 359, 386, 2076, 2077
Reflective 190, 204
Speed. 192, 451, 2076
Reed. 2082, 2083
RFID Products 12, 34, 61, 359
Rotary. 1847, 2069, 2070, 2074, 2075
Temperature. 12, 50, 61, 317, 359, 360, 364, 368, 370, 375, 379, 384, 390, 415, 416, 734-736, 738, 2074, 2084-2086
Tilt 2083, 2085, 2098
Touch 209, 318, 323, 334, 335, 390
Vane. 2076
Vibration. 2085, 2098

Sensor/Actuator Boxes 1569
Servers . . . 26, 27, 46, 49, 55, 56, 59, 64, 751, 811, 1229, 1272
Shunts 197, 447, 459, 479, 485, 487, 536, 538-540, 745, 834, 835, 1628, 1641, 1649, 1655, 1675, 1682, 1719, 1745, 2284, 2286
Signal Conditioners 6, 183, 548, 1157, 1287-1294, 2233
Single Board Computers 68-72
Sirens. 2032, 2037
Sleeving. 1306, 1308-1310
Smart Card Readers. 61, 365, 376, 389, 1590, 1592, 1593
Sockets . . . . . (See Connectors)
Socket Relays. 1714, 1992, 1994, 2011
Software 27, 29, 45, 53, 55, 57, 59, 68, 69, 72, 217, 233-235, 241, 253, 254, 257, 270, 272, 292, 297, 317

Solder Products
Desolder Braid 2322, 2332
Desoldering Tool 2318, 2332
Flux 2321
Iron. 45, 2316-2319
Lubricant 2332
Pen. 2321
Solder. 971, 2320, 2321, 2331
Solder Systems 971, 2315-2318
Soldering Tools. 45, 2315-2319
Tips 2315-2319

Solenoids 2007, 2178
Sonalerts. 2030-2032
Speakers . 697, 1339, 1340, 2029, 2032, 2036, 2037
Splices. 1316, 1317, 1534, 1759, 1760, 1767-1771, 1774-1776

Static Control Products
Circuit Freezer 2323
Cleaner for Surfaces 2325, 2330
Coating . . 2130-2133, 2135, 2242, 2243, 2325, 2330
Conductive Foam. 1179, 2326, 2328
Field Service Kits 2327
Floor Mats 2328
Hand Lotion 2325
Monitors 2327, 2328
Static Awareness Labels 2328
Static Shielding Bags 2328
Table Mats 2325, 2327, 2328
Tape 2326, 2328
Trays 2328
Wrist Cords and Straps 1368, 2327, 2328
Wrist Strap Testers. 2327, 2328

Stick Controllers. 61, 1844
Surge Suppressors . 562, 571, 574, 575, 587, 682, 689-695, 699-704, 706-712, 714-716, 719-724, 729, 731, 732, 2105, 2233, 2267-2271, 2303

Switches
Anti-Vandal. 1852, 1853, 1860, 1871, 1872
Basic 61, 1819-1830
Boot Seals 1851, 1874, 1876, 1886, 1924
Coaxial. 1438, 1930
Coded Rotary . 1907, 1912, 1914, 1915, 1917, 1918
Detection 61, 1843, 1920
DIP/SIP
Coded 1906-1909, 1912, 1917, 1918
Half-Pitch. 1907, 1909
Surface Mount. . . 1907, 1908, 1912, 1916-1918
Directional 388, 1844
Door 1944
Door Contact 1944
Emergency Stop. 1852
Encoders 1845, 1847, 1848
Foot 1850
Illuminated
Paddle. 1889
Pushbutton 1852-1855, 1858-1862, 1865-1871, 1873
Rocker. 1869, 1889-1892, 1894-1896
Selector 1852
Slide 1902, 1903
Tactile 1836, 1838, 1839
Toggle 1883
Indicator 849
Key Pushbutton 1852, 1857
Kits. 102, 110, 334, 464, 466, 485, 507, 1869
Leaf 1828
Lever and Push Operation. 1491, 1828, 1844, 1883, 1889
Limit 474, 485, 1824, 1920-1923
Line Voltage 1900, 2210
Magnetic. 1274, 1847, 2024, 2025
Multi-Directional 1831, 1844
Navigation 1835, 1844
Optical (Photomicrosensors) 190
Paddle 1888, 1889
Piezo 1871, 1872
Push. 1491, 1844
Pushbutton
16mm 1853, 1872
22mm 1872
Anti-Vandal 1852, 1853, 1860, 1871, 1872
Boot Seals. 1851, 1924
Emergency Stop 1852
Environmentally Sealed 1852, 1864
Foot. 1850
Hermetically Sealed 1851
Illuminated. 1852-1855, 1858-1862, 1865-1871, 1873
Key 1852, 1857
Miniature 1830, 1851, 1852, 1855, 1860, 1861, 1863, 1866, 1867, 2025
Non-Illuminated. 1853, 1854, 1865, 1868
Power 1830, 1855, 1858
Programmable. 1869
Snap Action. . . . 1830, 1850-1852, 1856, 1857, 1863, 1873
Surface Mount. 1854, 1856
Reed. 1905, 2083
Rocker
Analog. 1889
Appliance Style 1887, 1891
Boot Seals. 1924
Dual Color 1887, 1891, 1894
Double Pole. 1888
Illuminated. 1869, 1889-1892, 1894-1896
Miniature 1889-1891, 1893-1895
OLED 1869
Power 1887, 1889, 1890, 1895, 2024
Sealed. 1887, 1889, 1894-1896
Single Pole 1888, 1889
Snap-In 1888, 1894, 1895
Rotary
Adjustable 1914, 1915
Decimal Coded 1912, 1917, 1918
DIP 1907, 1912, 1916-1918
Enclosed. 1910, 1913-1915
Hexadecimal Coded 1917, 1918
Non-Shorting. 1912, 1914, 1915
Open Frame 1910, 1911
Shorting. 1915
Surface Mount. . . 1847, 1907, 1912, 1916-1918
TO-5 1915
Seals 1851, 1867, 1874, 1876, 1886, 1924
Security 273, 1830, 1920, 1944
Seesaw and Push 1491, 1844
Selector 1852, 2012
Slide
Illuminated. 1902, 1903
Instrumentation Grade 1897
Line Voltage 1900
Miniature 849, 1897, 1899-1903
PCB Mount 1898-1903
Power 1898, 1900
Sealed. 1899
Snap-In 1899

Product Index

Surface Mount. 1898, 1903
Snap Action . . . . . 1819-1830, 1852, 1863, 1873, ... 1921, 1923
Stick Controllers. 61, 1844
Tactile
Caps 1833, 1836, 1838, 1839, 1841
Double Action 1831
Illuminated. 1836, 1838, 1839
Surface Mount. 1831-1837, 1840-1842
Through-Hole 1832-1836, 1839-1842
Thumbwheel. 1919
Tilt 1884, 2083, 2085
Toggle
Boot Seals. 1874, 1876, 1886, 1924
Environmentally Sealed 1885
Illuminated. 1883
Miniature 1874-1878, 1880-1885
Panel Mount 1876, 1878-1884
PC Mount 1883, 1884
Power 1877, 1886
Surface Mount. 1875, 1880

T

Tachometers 2015
Tape
Anti-Static. 2326, 2328
Circuit Plating. 2326
Foam 2326
Labeling 1297, 1305
Low Static. 2326
Plating 1463, 2326
Shielding 2326, 2328
VHB 2326
Vinyl Electrical 1760
Terminal Blocks . . . . . (See Connectors)
Terminals. . . . . (See Connectors)
Test Equipment
Accessories
Alligator Clips and Leads. 2296, 2304, 2307, 2311
Banana Plugs and Jacks. 2304, 2308
Battery Clips 2304, 2311
BNC. 2307
Cases . . . 2288, 2291, 2293, 2296, 2297, 2299
Contact 2305, 2306
Grabbers 2307-2310
Patch Cords 2304, 2308, 2309
Telecom Products 2307, 2309
Test Clips. 1803, 2296, 2304, 2307-2311
Test Lead Holder. 2309
Test Leads. 2288, 2296, 2304, 2307-2311
Analyzers and Testers
Audio. 2292
Component 2289, 2295, 2296
Continuity 2296
Current 2296, 2302
Electrical 2292, 2303
Multitester 2297, 2299
Spectrum. 2303
Voltage 2294, 2296, 2302, 2303
Decade Boxes 2295
Generators 2292, 2293, 2300, 2303
Kits and Sets 32, 68, 102, 2298, 2309, 2310
Meters
Capacitance 1980, 2289, 2295, 2296
Clamp 2288, 2294, 2296-2298
LCR/ESR. 2288, 2289, 2295
MegOhm 2297
Multi
Accessories 2296-2299, 2303
Analog 2286, 2288
Bench 2288, 2289, 2297, 2303
Digital 2289, 2296-2299, 2303
Graphical 2299
Panel. 2283-2287
Process 2285, 2299
Scope 2299
Oscilloscopes. 2292, 2299-2301, 2303
Probes .1438, 2294, 2296, 2300, 2302-2307, 2310
Programmers, Universal 272
Spring Contacts 2305, 2306
Thermal Pads 736, 2152, 2157, 2159, 2160
Thermal Protection . 733-744, 751, 2022-2026, 2209
Thermistors. 370, 733-744, 2074
Thermoelectric Modules 43, 2162-2164
Thermostats 2074, 2086, 2103, 2178
Thyristors 552, 599, 683-688, 708
Timers . . . .216, 263, 266, 316, 333, 377, 392, 398, ... 399, 480, 2013, 2016, 2017, 2267
Tools
Brushes 2324, 2330
Cable Tie 1299, 1300, 1303
Clamps. 1303, 2319
Cleaners. 2323-2325, 2327, 2329, 2330
Contact Extraction
7.50mm. 1707
CPC. 1576, 1577, 2312
D-Sub 1527, 1529
DIN 1603
KK® Series 1685, 1687
MATE-N-LOK . . 1701, 1706, 1735, 1737, 2312
MICRO-FIT 3.0™ 1701
MINI-FIT JR.™/SR.™ 1706
MR. 1740
MTE Series 1725
Pin and Socket .1571, 1573, 1574, 1677, 1679, . . . 1701, 1706, 1735, 1737, 1740, 2312, 2313
SL™ 1680
Contact Insertion
CPC. 1577, 2312
D-Sub 1527, 1529
DIN 1603
KK® Series 1685
MATE-N-LOK 1737, 2312
MR. 1740
Pin and Socket . . . . . .1677, 1679, 1737, 1740, ... 2312, 2313
SL™ 1680
Crimpers
7.50mm 1707
Coaxial . . 1423, 1425, 1443, 1571, 1573, 1602
CPC. 1576-1578, 2312
D-Sub 1510, 1512, 1527, 1529
DIN 1602, 1603
Ferrule. 1772, 1773
IDC 1512, 1685, 1759
KK® Series 1685, 1687
MATE-N-LOK . . 1701, 1704, 1706, 1734, 1735, ... 1737, 2312
MICRO-FIT 1701
Mini and Maxi PV 1409, 1410
MINI-FIT JR./SR. 1704, 1706
Modular 1448, 1453, 1671, 2312
MR. 1740
MTA Series 2312
MTE Series 1725
Pin and Socket . 1571, 1573, 1574, 1677-1679, . . .1701, 1704, 1706, 1734, 1735, 1737, 1740, ... 1741, 2312, 2313
Pliers 1773
RF . 1409, 1410, 1413, 1423, 1425, 1434, 1443
SL™ 1680
Solderless Terminal. . . . . .1759, 1769, 1771, ... 1774, 1775
Cutters 2314
Development . . . . 5, 32, 35-37, 42, 45, 47, 61, 70, . . . 72, 89, 110, 210, 211, 215, 218, 219, 231-235, . . 241, 245-248, 252, 254, 255, 257-264, 266-269, ...271, 292, 322, 334, 365, 370, 386, 428, 474, ... 498, 508, 1674
Dies 1413, 1453, 1487, 1510, 1676, 2312
IC Extraction. 1757
Keying 1716, 1726, 1730, 1740
Pliers 1773
Screwdrivers 1626
Seizer Clamps 2319
Semi-Rigid Assembly 1425
Sets 1413, 1453, 2312, 2330
Solder/Desolder
Accessories/Aids. . 45, 1500, 1771, 2317, 2319
Irons 45, 2316-2319
Stations. 2315-2318
Tips 2315-2319
Staking. 2056, 2057
Strain Relief 1316, 1434, 1497, 1730
Swabs 2324, 2332
Termination. 1316
Trim Trio™ 1571, 1573
Trimmer Adjustment. 879, 881
Tweezers 2314
Vacuum Cleaner. 2327
Wipes. 2323-2325, 2329, 2330
Wire Strippers 1773
Wiring Duct. 1307
Transducers
Electromagnetic 2031, 2032
Electromechanical 2033
Magnetic. 2029
Piezo 2031-2033
Pressure. 2097
Speaker 2029, 2032, 2037
Surface Mount 2098
Ultrasonic 2029
Transformers
Audio 1228, 2168, 2169, 2172, 2173, 2176
Autotransformers 2171, 2175
Balun 5, 6, 1291
Chassis Mount 2168, 2172, 2174-2176, 2178
Cold Cathode. 465, 1215
Control 465, 2170
Converter 1203, 1228, 1229, 2169
Current Sense 1227, 1270, 2169, 2176
Encapsulated 1227, 2169, 2172
Filament 2168
Fluorescent 465, 1215
Heavy Duty. 2171, 2178
International . . . . . 465, 2167, 2168, 2170-2172, ...2174-2176, 2178
Isolation . . . .1203, 1223, 1228, 2169, 2171, 2173, ... 2175, 2269
Low Voltage 1229, 2168
PC Mount 2169, 2171, 2172, 2174-2177
Plug-In 2171, 2173, 2175, 2176
Power . . . . . 6, 465, 573, 1203, 1215, 1220, 1225, ...1229, 2167-2178, 2268, 2269, 2283
Pulse 2169
Rectifier 465, 2168, 2176
Signal 6, 1227, 1228, 1291
Split Bobbin 2171, 2174
Step-Up/Step-Down 2171, 2175
Surface Mount . . . . . .1203, 1220, 1223, 1225, ...1227-1229, 1270, 2169, 2176, 2179
Telecommunications. 2172, 2176
Telephone Coupling 2176
Toroidal. 2167, 2169, 2173
Variable 573, 2172
Transistors . . . . . (See Semiconductors)
Tubing . . . . . (See Wire and Cable)
TVS. . . . . (See Semiconductors)

U

UPS Systems 914, 2232, 2267-2269
USB
Connectors. . . . . (See Connectors)
Devices . 8, 12, 17, 23, 29, 52-54, 64, 65, 69, 223, ...225, 233, 247, 248, 251, 261, 262, 272, 299, ... 317, 368, 697, 705, 712, 1490, 2303
Host Controllers 53, 74, 233, 372, 382
Interface. . . . . 17, 44, 50-54, 65, 69, 74, 214, 233, ...247, 248, 251, 252, 272, 317, 323, 329, 359, ... 368, 372, 380-383, 412, 413, 503, 697, 712, ... 1355, 1462, 1466, 1490, 2244, 2294
USB-to-UART 370

V

Vacuum Cleaner Electronics. 2327
Varistors 719-730, 752
Vibration Sensors. 2085, 2098
Video Amplifiers 319, 325, 423, 1398
Voltage
Detectors. . 196, 346, 431, 483, 499, 509, 571, 2294
Reference. . . . . (See Semiconductors)
Regulators . . . . . (See Semiconductors)
Suppressors. . . 562, 571, 575, 587, 682, 690-695, . . 699-704, 706, 707, 709-712, 714-716, 719-724, ... 731, 732, 752, 1072, 2268, 2303

W

Web Server 55, 56, 59
Wi-Fi. . . . . .8, 15, 20, 22, 27, 29, 31, 40, 46, 47, 49, ... 55, 56, 63, 64, 1344
WiPort™ 55, 56
Wire and Cable
Alarm 1342
Analog 56, 1338, 1341, 2013
Audio 61, 1339-1343
Braided Sleeving 1306, 1308
Broadcast. 1340, 1383, 1399
Bus Bar 1333, 1336
Cable Assemblies
AC Power 1356-1359, 2257, 2258, 2260
Audio. 1341, 1350, 1353, 1399, 1464
Auto. 1354
BNC. 1348, 1350, 1354, 1399, 2307
Cat 5e . . .1341, 1350, 1452, 1486, 1487, 1489, ... 1491, 1492
Cat 6 . . . . . 1350, 1457, 1483, 1489
Computer 1354, 1438
Controller Board 54, 233
DC Power 1353, 1497
D-Sub 54, 1347, 1463, 1464, 1524, 1623
DIN 1354
DVI 1464
Fiber Optic. 1457, 1487
Flat Ribbon 1588, 1710, 1711
HDMI. . . . 1341, 1355, 1454, 1457, 1464, 1468
High Speed .1347, 1474, 1475, 1478, 1588, 1674
IEEE 1394. . . . . 1454, 1457, 1459, 1491, 1494
M8 1569
M12. . . . . 1489, 1491, 1568, 1569
Mini-D Ribbon 1347
Mini-USB. 54, 1454, 1458, 1460, 1467
Modular . .53, 54, 233, 1452, 1457, 1459, 1468, ... 1483, 1487, 1491, 1492, 1623
Molded 1350, 1354, 1497, 2307
Patch Cord . . . .1350, 1353, 1452, 1486, 1489, ... 1491, 1494, 2304, 2308, 2309
PCI Express 1478
Phone 1353
Phono (RCA). 1353
Power Cords 1353, 1356-1359, 2148, 2260
RF . . . . . 1348-1352, 1354, 1399, . . . 1417, 1425, 1435, 1436, 1438, 1463, 2307
S-VHS 1354
SCSI 1459, 1478
Serial ATA (SATA) 1459, 1479
Serial Attached SCSI (SAS) . 1459, 1478, 1479
Shrunk D Ribbon (SDR) 1347, 1459
USB. . 31, 53, 54, 233, 1350, 1355, 1452, 1454, ...1458, 1460, 1467, 1468, 1486, 1491, ... 1494, 2257
Video 1341, 1354
VHDCI. 1463
Cable Clamps/Clips . . . . . 146, 1299, 1301, 1303, . 1304, 1357, 1461, 1530, 1541, 1542, 1572, 2079
Cable Glands 1624, 1626, 2125
Cable Mounting . 73, 115, 1298-1301, 1303, 1304, ...1306, 1391, 1434, 1442, 1460, 1463, 1481, . . .1492, 1494, 1501, 1550-1552, 1554-1556, 1559, ... 1565, 1602, 1623, 1624, 1632, 1642
Cable Testers 2328
Cable Tie Tools. 1299, 1300, 1303
Cable Ties 1298-1300, 1302, 1303, 1316
Camera 1342, 1347
Coaxial 29, 1337, 1338
Communication and Control. . . . . .88, 146, 1309, ...1325-1330, 1339-1341, 1343, 1851, ... 1854, 2013, 2328
Computer . . 68, 69, 1337, 1343, 1345, 1346, 1354, ... 1438, 1481
Data . . . . .30, 35, 55, 56, 1322, 1326, 1329, 1344, ... 1346, 1347
Duct 1307
Fiber Optics 1457, 1487, 1493
Flat IDC Ribbon Cable . . . 1177, 1319-1324, 1336, . 1512, 1632, 1643, 1675, 1710, 1711, 1713, 1714
Heat Shrink End Caps 1314
Heat Shrink Tubing. 1308, 1310-1318
Heat Shrink Woven Fabric 1308
Hook and Loop Fasteners 1297, 1303
Hook-Up Wire. 1331-1335
Hook-Up Wire Kits 1333, 1335
IBM Type 1345
Instrumentation 1339-1341, 1343, 1851
Jumper Wire. 1357, 1359, 2304, 2333
Lacing Cord and Tape 1324
Local Area Network 1344, 1345, 1350
Magnet. 1336
Microwave 808, 1337, 1438
Modular Telephone. 1322, 1324
Multi-Conductor
Shielded . . 1322, 1325-1329, 1339, 1341-1346
Unshielded. . 1325, 1328, 1330, 1340-1343, 1346
Multi-Pair
Shielded . 1322, 1323, 1325, 1327-1329, 1339, ...1340, 1344-1346, 1349, 1452
Unshielded 1325, 1340, 1346, 1452
Plenum. 1327, 1341, 1346
Portable Cordage. 1344
Power Cord . . . .29, 146, 1235, 1350, 1353, 1354, ...1356-1359, 1489, 1491, 1497, 2148, 2260
Security 1342, 1920
Shielding and Bonding . . . 1043, 1312, 1336, 1460, ... 1490, 2328
Sleeves 1317
Sleeving 1306, 1308-1310
Speaker 1339, 1340
Splices 1316, 1317, 1534
SVHS 1338, 1354
Telephone. 1322, 1324, 1346, 1467
Test Lead 1324, 1335, 2309
Test Prod 1335
Tubing
Braid Tubing 1306, 1308, 1310
Corrugated Loom 1306
CPC/FLEXA 1493, 1581
Fiberglass 1310, 1332
Grommet. 1306
Heat Shrink 1308, 1310-1318
Spiral Wrap 1306, 1310
Video 73, 299, 1338, 1339, 1341
Wire Markers. . .1297, 1299, 1300, 1303, 1305, 1316
Wire Pulling Lubricant 1297
Wiring Duct. 1307
Wireless
Power. . . 6, 9, 13-15, 23, 25, 27-29, 33, 35-38, 42, ...43, 69, 257, 364, 433, 541, 547, 705, 1272, ... 1286, 2294
Radio Modules . . 5, 7, 8, 10, 11, 22, 26, 29, 30, 33, ... 38, 40, 47, 48, 215
RF Devices. . . 6, 7, 9-17, 22, 23, 25, 27-30, 35-38, ... 40, 46, 55, 56, 209, 261, 1438, 1920
Eval Boards . . . . . .7-11, 13, 15-17, 21-24, 27-29, ...32-35, 37-39, 41, 43, 46, 47, 50, 55, 58, 64, ... 215, 268, 269

X

X-Port™. 55
XTRA-GUARD 1328-1330

Z

ZigBee™ . . . . . 9, 11-13, 20, 24, 29, 32, 35, 424, ... 433, 1156, 1287

Supplier Index

3

3M™
Breadboards . . . 2333
Bumpers . . . 2043
Cable Assemblies . . . 1347, 1459
Cleaners . . . 2327
Connectors . . . 73, 1319, 1321, 1459, 1500-1502, 1596, 1597, 1628-1636, 1743, 1744, 1759, 1760
Displays . . . 73
Electronics Vacuum . . . 2327
Heat Shrinkable Tubing . . . 1318
IDC Flat Cable . . . 1319-1322
Kits . . . 1318, 1501, 1759, 2327, 2333
Sockets . . . 1628, 1632-1636, 1743, 1744, 2333
Static Control . . . 2326, 2327
Tape . . . 1297, 1760, 2326
Terminals . . . 1759, 1760, 2333
Test & Measurement . . . 1744
Tools . . . 1500, 1502, 1759, 2327
Wire Identification . . . 1297

4

4D Systems . . . 74

A

Aavid Thermalloy . . . 2149-2152
Abracon . . . 1130-1141
ADLINK Technology . . . 68, 69
Advanced Linear Devices (ALD)
Amplifier ICs . . . 421
Analog ICs . . . 316
Energy Harvesting Modules . . . 316
AEM . . . 752
AIM . . . 2320
AIM/Cambridge
Cable Assemblies . . . 1350
RF Connectors . . . 1423
Alcoswitch/TE Connectivity
DIP/SIP Switches . . . 1906
Knobs . . . 2038
Pushbutton Switches . . . 1851
Slide Switches . . . 1897
Toggle Switches . . . 1874
All Sensors . . . 810, 2088, 2089
Altera Corporation . . . 292-294
Alpha
Encoders . . . 1849
Potentiometers . . . 849-853
Switches . . . 1850, 1903, 1910, 1911
Alpha Wire
Communication & Control Cable . . 1325-1330
Hook-up Wire & Bus Bar Wire . . 1331-1333
IDC Flat Cable & Modular Cable 1324
Lacing Cord . . . 1324
Test Lead . . . 1324
Tools . . . 1309
Tubing . . . 1308-1312
XTRA-Guard Control Cable 1328-1330
ALPS
Encoders . . . 1845
Memory Card Connectors . . . 1590
Multi-Control Devices . . . 1844
Potentiometers . . . 854, 855, 2075
Sensors . . . 2075
Switches . . . 1831-1833, 1844, 1845, 1887, 1898
Altech . . . 2020
AMP/TE Connectivity
Advanced TCA . . . 1480
AMP-Latch Connectors . . . 1720
Cable Assemblies . . 1474, 1475, 1492, 1588
CAT 5e Assemblies . . . 1492
CHAMP® . . . 1466, 1531
Circular Connectors 1492, 1493, 1498, 1581
CT . . . 1588, 1715
D-Sub Connectors . . . 1524-1531
DIN 41612 . . . 1606
Display Port . . . 1466
Free Height . . . 1480, 1742
Fiber Optic . . . 1493
Hard Metric 1480, 1597, 1608, 1609
I/O . . . 1466, 1474, 1475, 1480, 1493, 1531, 1608, 1720
Industrial Ethernet . . . 1492, 1493
LED Holders . . . 1589
Lighting Connectors . . . 1586-1589
Mate-N-Lok . . . 1733-1738, 2312
Micro-Match . . . 1721
Micro TCA . . . 1480
Mictor . . . 1597
Mini-DIN . . . 1581
Miniature Rectangular Connectors . . . 1652, 1740
Modular Connectors . . . 1451-1453, 1492, 2312
MTA Connectors . . . 2312
PCI & PCI Express . . . 1597, 1609
Photovoltaic (Solar) . . . 1498, 1499
Pin & Socket Connectors 1492, 1524, 1525, 1589, 1606, 1716, 1718, 1720, 1724, 1733-1738, 1740, 1741, 1757, 2312
Power Connectors 1398, 1480, 1498, 1587, 1609, 1652, 1757
RF Connectors . . . 1440-1444
SOLARLOK Connectors . . . 1498
Terminal Blocks . . . 1814-1816
Tools . . 428, 1498, 1527, 1529, 1715, 1716, 1724-1726, 1734, 1735, 1737, 1738, 1740, 1741, 1757, 2312
USB Connectors . . . 1466
Z-Pack . . . 1608, 1609
Amphenol
97 Series Connectors . . . 1538-1542
Automotive Connectors . . . 1611, 1612
Between Series Adapters . . . 1406, 1407
C091A/D Series Connectors . . . 1551
Cable . . . 1323
Cable Assemblies . . 1348, 1417, 1486, 1612
Circular DIN Connectors . . . 1550, 1551
Circular Industrial Connectors . . 1532-1551
D-Sub Connectors . . . 1482, 1503, 1504
EcoMate . . . 1550
Factory Automation Connectors . . . 1612
High Speed/High Density Connectors . 1637
I/O Connectors . . . 1471, 1472, 1482, 1485, 1486
Industrial Ethernet, USB, & IEEE 1471, 1482-1486, 1537
Lighting Connectors . . . 1584
Modular Connectors . . . 1445, 1483-1485
Photovoltaic (Solar) Connectors . . . 1496
Power Connectors . . . 1616
PT Series Connectors . . . 1545-1547
RADSOK® . . . 1550
RF Connectors/Tools 1348, 1404-1417
Amphenol Aerospace . . . 1532-1536
Ampro by Adlink . . . 68, 69
AMSECO . . . 1904
Amulet Technologies . . . 75
Anaren . . . 5, 6
Anderson Power Products . . . 1497, 1616-1619
Antenova . . . 7
Apacer . . . 273
APC . . . 2267
APEM
Pushbutton Switches . . . 1852
Rocker Swiches . . . 1887
Rotary DIP Swiches . . . 1912
Tactile Switches . . . 1841
Apex Tool Group . . . 2314, 2316-2319
APM Hexseal . . . 1924
Applied Motion . . . 2018, 2019
Arcol . . . 821, 822
Arcotronics/KEMET . . . 1070, 1071
Aries . . . 1154, 1745, 1746
Artesyn Technologies/Emerson Connectivity Solutions
AC Adapters . . . 2255
DC-DC Converters . . . 2185, 2203
Power Supplies . . . 2216, 2255
Arduino . . . 45, 74, 246, 2335
Astec/Emerson Connectivity Solutions
AC Adapters . . . 2255
Power Supplies . . . 2217, 2255
Atmel
Development Tools . . . 210
Memory . . . 274
Microcontrollers . . . 27, 205-210
Programmable Logic . . . 274
Wireless Solutions . . . 13
Ault/SL Power . . . 2249, 2250
Avago Technologies
Diodes . . . 549
Displays . . . 90
LED Indication . . . 101, 122-124
LED Lighting . . . 101, 103
Opto Components . . . 180-183
Relays . . . 1966
Avery Dennison . . . 1298, 1299
AVX
Capacitors
Ceramic . . 958, 959, 971-984, 1044-1046
Feed Through . . . 972, 973
Film . . . 925, 971, 975, 976, 1062
Niobium Oxide . . . 1091, 1092
Supercapacitors . . . 925
Tantalum . . . 1091-1100, 1119, 1125
Circuit Protection . . . 719-721
Connectors . . 1418, 1582, 1583, 1591, 1638
Inductors . . . 1201, 1202
Kits . . . 981, 984
Resistors . . . 823
Thermal Protection . . . 733
Timing Devices . . . 1142-1144
Axicom/TE Connectivity . . . 1938
Azoteq . . . 318

B

BC Components . . . (See Vishay)
B&K Precision . . . 2288-2293
BEI Sensors . . . 2069
Beagleboard . . . 44
Belden
Audio . . . 1339-1343, 1383
Cable Assemblies . . . 1341
Coax Cable . . . 1337, 1338
Computer Cable . . . 1337, 1343, 1345, 1346
Control & Instrumentation Cable . . . 1339-1341, 1343
Flat Cable . . . 1336
Hook-up Wire . . . 1334, 1335
LAN . . . 1344, 1345
Magnet & Bus Bar Wire . . . 1336
Multi-Conductor Cable . . . 1339-1346
Portable Cordage . . . 1344
Telephone & Data Cables . . . 1345, 1346
Tools . . . 1344, 1383
Bellin Dynamic Systems . . . Available at mouser.com
Bergquist . . . 2158, 2159
BI Technologies/TTElectronics . . 876, 1203
Bias Power . . . 94, 421, 434, 635, 2210
Bi-Sonic . . . Available at mouser.com
BIVAR
LED Accessories . . . 125, 173, 174
LED Indication . . . 125, 126, 171-174
Blackhawk . . . 211, 261
Bluegiga . . . 8
Bomar Interconnect
Audio/Video Connectors . . . 1383
Modular Connectors . . . 1448
RF Connectors . . . 1383, 1419, 1420
Bourns
Circuit Protection . . 682, 690-696, 722, 731, 745, 753, 764
Dials . . . 842
Diodes . . . 550, 690-695
Encoders . . . 1847, 1848
Gas Discharge Tubes . . . 731
Inductors . . . 1204-1214
Line Filters . . . 1176
Potentiometers . . . 843
Power Resistors . . . 782, 823
Resettable Fuses . . . 745
Resistor Networks and Arrays . . . 774
Resistors . . . 774, 782, 823
Switches . . 550, 745, 856, 1847, 1848, 1912
Trimmers/Pots . . . 842, 843, 856-859, 865-869, 877-879
BusBoard Prototype Systems . . . 2130, 2210, 2334
Buchanan/TE Connectivity . . . 1814-1816
Bud
Metal Boxes . . . 2106-2110
Plastic Boxes . . . 2101, 2124-2127
Racks and Accessories . . 2101, 2106, 2125
Bulgin
AC Power Inlets/Outlets . . . 1361, 1362
Battery Holders . . . 2276
CAT 5e . . . 1495
Circular . . . 1552-1555
Ethernet Connectors . . . 1495
Firewire . . . 1494
Switches . . . 1853
USB . . . 1494
Water Proof Connectors 1494, 1495, 1552-1555
Bytecraft . . . 270

C

C&D Technologies . . . (See Murata Power)
C&K
Coded Rotary Switches . . . 1907, 1912
DIP/SIP Switches . . . 1907, 1912
Pushbutton Switches . . . 1854-1857
Rocker/Paddle Switches . . . 1889
Rotary Switches . . . 1907, 1912, 1913
Slide Switches . . . 1899, 1900
Toggle Switches . . . 1875, 1876
Caddock . . . 775, 787, 824, 825
Cadeka . . . 319
Califia Lighting . . . 102
California Eastern Laboratories (CEL)
Optoelectronics . . . 193, 194
Relays . . . 1978
RF and Microwave . . . 9, 423, 424
Transistors . . . 604
Carclo Technical Plastics . . . 103, 110
Carling Technologies
Circuit Breakers . . . 2021, 2022
Switches . . . 1877, 1887, 1888
Catalyst . . . (See ON Semiconductors)
Cellergy . . . 926
Central Semiconductor
Diodes & Rectifiers . . . 551, 552
Transistors . . . 605, 606
Cherry Electrical
Rocker Swiches . . . 1890
Sensors . . . 2076
Snap Action Switches . . . 1819-1821
Tactile Switches . . . 1841
Chicago Miniature (CML) . . . 127-132
CII (Continental Industries International) . . . 1967, 1968
Cinch
D Connectors . . . 1505
Terminal Blocks . . . 1777
Cincon
AC Adapters . . . 2251, 2252
DC-DC Converters . . . 2180-2184
Power Supplies . . . 2211, 2212, 2251, 2252
Cirrus Logic . . . 94, 320-322
Citizen . . . 1145, 1146, 1584
Clare . . . 1969
CMD (California Micro Devices) . . 697, 699
Code Red Technologies . . . 235, 262
Coiltronics . . . 1215-1223
Comchip . . . 553, 554
Condor/SL Power . . . 2213-2215
CONEC
D-Sub Connectors & Hardware . 1506-1508
Industrial Ethernet Connectors . . 1487, 1488
Congatec . . . 70
Connect One . . . 46, 49
Connector City . . . 1421, 1422
Conxall/Switchcraft 1467, 1556-1558
Cooper Tools . . . . . (See Apex Tool Group)
Cooper/Bussmann 754-759, 933
Corcom/TE Connectivity
AC Power Connectors 1365-1367
Power Entry Modules 1365-1367
RFI/EMI Filters 2262-2264
Cornell Dubilier
Aluminum Electrolytics 882, 911-915
Film Capacitors 1063, 1064, 1072
Mica Capacitors 1088-1090
Snubber Capacitors 1063, 1072
COTO . . . 1961, 1962
Cree
Diodes & Rectifiers . . . 555
LED Indication . . . 108, 133, 134
LED Lighting . . . 104-108, 110
Critical Link . . . 70
Crouzet . . . 1970, 2012, 2013
Crydom . . . 1971-1977, 2153
Crystek Corporation 1147, 1148, 1349, 1418
CSB . . . 2272
CTS
DIP Switches . . . 1908
Frequency Control . . . 1149-1151
Heat Sinks . . . 2154
Networks & Arrays . . . 776
CW Industries . . . 1891
Cymbet . . . 42

Supplier Index

Cypress 27, 212-215, 275-277, 323, 324

D

Dale . . . . . .(See Vishay)
Datel/Murata Power
DC-DC Converters . 2197-2200, 2206, 2207
Panel Meters 2283-2285
Davies Molding 2039
DBM Reflex 121
Deltron
Banana Plugs & Jacks 1385
Die Cast Aluminum Boxes 2123
Phono & DIN Connectors 1384
Desco 2328
Dialight 135-142
Dielectric Laboratories (DLI) 985
Digi International 10, 11, 47-49
Digital View 2298
Diodes Inc.
Analog ICs 325, 326
Diodes and Rectifiers 556-562
MOSFETs 326, 453, 607, 608, 636, 637
Opto Drivers 325
Power Management 453, 454
Transistors 607-611
Voltage Regulators 454
Displaytech 76
DLP Design 12, 50, 51

E

E-Switch
Pushbutton Switches 1858, 1859
Rocker/Paddle Switches 1892
Tactile Switches 1835, 1836
Toggle Switches 1878
Eagle-Picher 2275
Eagle Plastic Devices
Battery Holders 2277-2280
Battery Snaps 2280, 2281
Cable Mounting Hardware 1300, 1301
Cable Ties 1300
Cases 2122
Fuse Holders 760
Hardware 1300, 1301, 2040-2042, 2044-2046
Installation Tool 1300
Kits 1300
Knobs 851, 2040-2042
Mounting Hardware 1300, 1301
Spacers 2044, 2045
Tools 1300, 1448
EasySync 52
ebm-papst 2141-2146
ECS 1152-1156
EDAC 1467
EETools 270
Electronic Assembly 77, 78
Electroswitch
Rotary Switches 1914
Toggle Switches 1878
Elpac/ICC 2253, 2254
Elprotronic 217
Emerson Connectivity Solutions
Aim/Cambridge . . . . . (See Aim/Cambridge)
Artesyn Technologies . . . . . (See Artesyn Technologies)
Astec . . . . . .(See Astec)
Johnson Components . . . . . (See Johnson Components)
Semflex . . . . . (See Semflex)
Stratos . . . . . (See Stratos)
Trompeter . . . . . (See Trompeter)
Vitelec . . . . . .(See Vitelec)
Energy Micro 216
Enpirion 455
EPCOS
Aluminum Capacitors 916, 917, 1065
Film Capacitors 1065-1069
Frequency Control 1157, 1158
Inductors 1224-1226
Thermistors 734-736
Varistors 723-725
Epson 79
Epson Toyocom 1159-1161
Erem . . . . . .(See Apex Tool Group)
Ericsson 2186, 2204
ETA-USA
DC-DC Converters 2187
Power Supplies 2218
ETI Systems 844-847
Eupec 569
Everlight
High Power LED 109
LED Indication 109, 143-145
Opto Components 184
Everspin Technologies 278
Evidence 60
Evox Rifa/KEMET 1070, 1071
Exar
Analog ICs 327-331
LED Drivers 94
Power Management 456
Extech 2294, 2295

F

Fair-Rite 1176, 1177
Fairchild Semiconductor
Analog ICs 332, 333
Circuit Protection 700
Diodes 563-565, 700
Interface 187, 333
MOSFETs 185, 332, 460, 461, 638-643
Operational Amplifiers 425
Optoelectronics 94, 185-187
Power Management 332, 333, 457-461
Rectifiers 565-567
Transistors 612-614
Fastron 1230
Fastrax 21
FCI
1mm/2mm Connectors . . 1599, 1600, 1645, 1648, 1649
AirMax VS® 1600
Automotive Connectors 1613
BergStak® 1645
BergStik™ 1647
Clincher™ 1651
Conan 1645
DDR2 1593
DDR3 1593
DIN 41612 1599
Dubox™ 1646
E-SATA 1465
FFC 1650, 1651
Flat Cable Connectors 1651
GIG-Array® 1644
HCI® 1599
HDMI 1454, 1465
Jumpers/Shunts 1641, 1648, 1649
MEG-Array® 1644
Memory 1593
Metral® 1600
MicroTCA 1598
Minitek 1648, 1649
Mixed Power D-Subs 1509
Modular Connectors 1446
PC Board Connectors . . . 1454, 1641, 1645, 1646
PCI Express™ 1599
PCMCIA 1593
PLCC Sockets 1747
Power Card Edge 1598
PV™ 1640
Quickie 1642, 1643
Rib-Cage™ 1645
SIM 1593
SATA 1465
USB 1454, 1465
FDI 218
Ferrishield 1178, 1179
Fluke 2296-2299
FOX Electronics 1162-1164, 1172-1174
Freescale
Analog ICs 334
Development Tools 231, 232, 334
Digital Signal Processors and Controllers . . 230, 334
Drivers 94
Pressure Sensors 2090, 2091
Microcontrollers 219-228
Microprocessors 228, 229
Wireless Solutions 13
FTDI 31, 52-54, 233
Fujitsu
Connectors 1473
Relays
Automotive 1956, 1957
Power 1940, 1941, 1956, 1957
Signal 1931
Touch Panel 80

G

Gadget Gangster 60
GE Energy Power Electronics . 2147, 2148, 2168, 2187
GE Sensing / Thermometrics 737
General Semiconductor . . . . . .(See Vishay)
Genesic Semiconductor 568
Gore 1180
Greenliant 279

H

Hammond
Enclosures 2102-2104, 2111-2120, 2128-2135
Transformers 2167, 2168
Hantronix 81
HARTING
2mm Hard Metric 1604
AdvancedMC™ for μTCA™ & ATCA® . . 1481
D-Sub 1510, 1623
DIN 41612 1601-1603
Han-Yellock® 1620
Industrial Ethernet 1489, 1490
Industrial Han 1490, 1621-1626
SCSI 1481
Harwin
Circular Connectors 1559
Hardware 1652, 2047, 2048
PCB Sockets 1748
Rectangular Connectors 1652-1657
Heatron 110
Heyco 2049-2052
Hirose
Cable Assemblies 1435, 1436, 1460
Circular Connectors 1560-1563, 1585
I/O Connectors 1460, 1461
Micro USB/Mini USB/USB 1460, 1594
Modular Connectors 1447
Rectangular Connectors 1658-1671
RF Connectors 1435, 1436
SD Card Connectors 1594
Honeywell
Potentiometers 860-862
Sensors
Current 2087
Infrared 2070
Position 2070, 2071
Pressure 2092-2097
Temperature Humidity 2086
Switches
Basic/Snap 1822-1824
Limit 1824, 1920-1923
Toggle 1879
Thermistors 742

I

ICE Components 1227-1229
IDI 2305, 2306
IDT 280, 300, 335-340
Illumitex 111, 1584
Infineon
Amplifiers 425
Diodes 569-571
MOSFETs 644-647
Opto Drivers 94
Transistors 615, 616, 646
Inspired LED 146, 147
Integrated Device Technology (IDT) . . 280, 300, 335-340
Integrated Silicon Solutions Inc. (ISSI) . . 281
International Power 2219
International Rectifier
Power Management 464-466
Transistors 617
MOSFETs 648-652
Intersil 341, 342, 426, 467, 468
IOXUS 927
IPDiA 1043
IRC / TT Electronics 783, 784, 812
ITW Switches 1860
IXYS 572

J

JAE
Automotive 1614
Data/Network/Telecom 1462
Lighting Connectors 1585
Memory Card Connectors 1592, 1597
Rectangular Connectors . . 1614, 1672-1674
RF Connectors 1438
JKL Components 148
Johnson Components
Banana/Tip Plugs and Jacks . . . 1386, 1387
Binding Posts 1386
RF Cable Assemblies 1351, 1352
RF Connectors 1351, 1352, 1424-1428

K

Kamaya 813
Keil Software 234, 262
KEMET
Aluminum Electrolytics . . 902, 918, 919, 934
Aluminum Organic 902
Ceramic Capacitors 960-964, 986-997, 1047-1051
Film Capacitors 1070, 1071, 1073
Kits 964, 990, 991, 1073, 1101, 1102, 1106, 1108-1110
Polymer Capacitors 902, 1101-1104
Tantalum Capacitors . . .1101-1110, 1120-1122
Kester 2321
Keystone
Battery Holders 2282
Bumpers 2043
Fuse Holders 761
Handles & Brackets 2054
Hardware 175, 1453, 2043, 2053-2057
LED Accessories 175
Standoffs Spacers 175, 2055-2057
Terminals 1761-1764, 2057
Tools 1453, 2056, 2057
Kingbright
Displays 91, 92
LED Indication 149-154
LED Lighting 112
Kionix 343
KOA Speer 777, 785, 795-797, 813, 814
Kobiconn
AC Power Cords 1356
AC Power Inlets/Outlets 1360, 1361
Adapters 1353, 1354, 1418
Alligator Clips/Battery Clips 2304
Banana Plugs/Jacks 1391
Binding Post 1391
Cable Assemblies 1353, 1354, 1356, 1454, 2304
Connectors . . 1353, 1360, 1361, 1379, 1380, 1388-1391, 1418, 1448, 1454, 1512, 1564, 1599, 1675, 1747, 1766, 1778, 1779
D-Sub Connectors 1511, 1512
Data Cable 1322
DC Power Jacks and Plugs 1380
Gender Changers 1512
IDC Connectors 1418, 1512, 1675
IDC Ribbon Cable 1322, 1675
Jumpers 1675, 2304
Modular Connectors 1322, 1448
PLCC Sockets 1747
Power Cords 1353, 1356
Terminal Blocks 1765, 1778, 1779
Terminals 1766
Test Connectors 1765, 2304
Test Leads and Clips 1765, 2304
Test Points 1765
Kobitone
Audible Signal Devices 2027, 2028
Speakers 2029
Transducers 2029
Kycon
Audio Jacks 1392, 1393
D-Sub Connectors 1513
DC Power Connectors 1381
DIN Connectors 1565
IEEE1394 Connectors 1455
Modular Connectors 1449
USB Connectors 1455, 1456

L

Laird Technologies
EMI Suppression 1181-1184
Heat Sinks 2163, 2164
Thermoelectrics 2162-2164
Thermal Interface 2160
Wireless Solutions 14, 15
Lantronix 55, 56

Supplier Index

Lattice 295-299
LedEngin 103, 113, 171
LEDiL 114
LEDLink Optics 121
Lelon/Xicon 883-888, 935-938
LEMO 1566
Leopard Imaging 44
LHV Power 2187
Linx Technologies 16-19
Lite-On
LED Displays 93
LED Indication 155-157
Opto Components 188
Littelfuse
Circuit Protection 683-685
Fuses/Fuse Holders . .746, 747, 753, 762-771
Gas Plasma Arresters 732
Resettable Fuses 746, 747
TVS 701-704
Varistors 726-728
LMB 2121, 2122
Lorlin 1915
LS Research 20
Lumex
Displays 82, 83
LED Indication 158-162, 171
LED Lighting 120
Luminus Devices . . 103, 115, 116, 171, 1584

M

MA-COM 573, 618
Macraigor Systems 270
Maestro Wireless 21
Magnecraft/Schneider Electric . . . . . 1942, ... 1963, 1992-1995
Mallory . . . . . (See Cornell Dubilier)
Mallory Sonalert 2030-2032
Marquardt 1850, 1893
Maxim Integrated
Amplifier ICs 427-429, 470, 471
Analog ICs 344-365
LED Drivers 97
Power Management . .364, 427-429, 469-480
Maxwell 928, 929
MCC 574, 575
MCS Electronics 270
Mean Well
AC Adapters 2227, 2256
DC-DC Converters 2190, 2223
Power Supplies . . . 98, 99, 2190, 2221-2228, ... 2256
Measurement Specialties 2086
Meder 1905, 1964, 2082
Metcal 2315
MG Chemicals
Cleaners, Degreasers, & Cold Sprays . . 2329
Conductive Coating . . . . . 2130-2133, 2135, ... 2330, 2332
Copper Clad Boards 2332
Kits 2330, 2332
Prototyping Products 2332
Silicone & Epoxies 2329, 2330
Microchip
Amplifiers 240, 430
Analog ICs 366-370
Controllers with Integrated Driver 89
Development Kits 42, 89, 241, 368, 370
Memory 282-285
Microcontrollers 236-240
Power Management 42, 430, 481-483
Wireless Solutions 22
Micropelt 42
Micro Switch . . . . . (See Honeywell)
Microtips Technology 84
Mikroelektronika 57
Mill-Max 1467, 1747, 1749-1756
Mitsubishi Electric 85
Molex
0.25mm 1709
0.30mm 1709
1.25mm 1692, 1693, 1709
2mm Milli-Grid Connectors 1698, 1699
AMC 1605
Antennas 1463
Cable Assemblies
Displayport™ 1464
HDMI 1464
On-The-Go 1458
Serial ATA 1479
USB 1458, 1467
VHDCI 1463
Automotive 1615, 1708
Clik-Mate™ 1693
DIMM Sockets 1595
Disk Drive 1707
Displayport™ 1464
DVI 1464
FFC/FPC Connectors & Jumpers . . . . 1709, ... 1710
Flat Flex 1710, 1711
HandyLink™ 1463
HDMI 1464
Helieon™ 117
iGrid™ 1697
INFINIBAND 1477
iPass™/iPass+™ 1478
KK® Series 1685-1688
Lanelink™ 1477
LED Holders 1584
Lighting Connectors 1584
Memory Card Connectors 1595
Mezzanine 1627
MicroBlade™ 1696
MicroClasp™ Connectors 1696
Micro-D 1512
Micro-Fit Connectors 1701, 1702
Micro SAS 1479
MicroTCA 1605
Mini-Fit Connectors 1703-1706
Modular Connectors 1450
MX150L™ 1708
PCI Express® 1478, 1605
Photovoltaic (Solar) 1497
PicoBlade™ 1692
Pico-Clasp™ 1691
Pico-EZmate™ 1676
Pico-SPOX™ 1694
Pin and Socket Connectors . . . . . 1497, ... 1677-1679, 1691, 1701, 1702, ... 1704-1706, 2313
Power Connectors . . . . . 1463, 1497, 1627, ... 1704-1707
QSFP 1476, 1477
RF Connectors 1437, 1438, 1463
Sabre™ Connectors 1707
Sealed Connectors 1708
SEARAY 1695
Serial ATA (SATA) 1479
SFP 1467, 1476
SL and C-Grid Connectors 1680-1684
Solar Spec™ 1497
SlimStack™ 1689, 1690
Spox™ 1700
Stac64™ 1615
Terminal Blocks 1780-1783
Terminals 1767-1769
Triad™ 1477
Tools . . 1497, 1512, 1676-1680, 1685, 1687, ... 1691-1694, 1696-1698, 1700, 1701, ... 1704, 1706-1708, 1769, 2313
Ultra+™ VHDCI 1463
USB 1458, 1467
XFP 1476
Monolithic Power Systems (MPS) . . 484-486
Mountain Switch
DIP/SIP Switches 1916
Pushbutton Switches 1850, 1861, 1862
Rocker Switches 1894
Rotary Switches 1916
Slide Switches 1901, 1903
Tactile Switches & Caps 1837, 1838
Toggle Switches 1880-1883
Multi-Tech Systems 58
Murata
Ceramic Capacitors . . . 968, 969, 998-1013, ... 1052, 1053
Ceramic Resonators 1165, 1166
EDLC 930
Ferrite Beads / Inductors . . . . . 1185-1189, ... 1231-1236
Filters 1287, 1288
Polymer Capacitors 930
RF Connectors 1438
Thermistors 738-740
Trimmer Capacitors . . . 870, 930, 968, 969, ... 998-1001, 1004-1008, 1011-1013, ... 1052, 1053, 1127
Trimmer Potentiometers 870, 871
Varistors 729
Murata Power
Datel . . . . . (See Datel/Murata Power)
DC-DC Converters . . 2191-2200, 2206, 2207
Inductors 1237-1240
Panel Meters 2283-2285
Power Supplies 1235, 2169
Transformers 2169, 2283
Murata Wireless Solutions 13

N

NEC . . . 1327, 1497, 1932, 1933, 1956, 2245
NetBurner 59
Neutrik 1394-1398, 1457
New Age 2136, 2137
Newhaven Display 86, 87
Nextreme 43
Nichicon . . . . . 889-894, 903-907, 920, 931, ... 939-945, 1111
NJR 431
NKK
Displays 88, 1869
Switch Kits 1869
Switches
Pushbutton 1863-1869
Rocker/Paddle 1869, 1895
Rotary 1917
Slide 1902
Tactile 1839
Tilt 1884
Toggle 1884-1886
NorComp 1514-1521, 1675
Nordic Semiconductor 23
NOVACAP/CMP 1014, 1015
Nurve Networks 60
NXP Semiconductor
Analog ICs 371-376
Diodes & Rectifiers 487, 576, 577
LED Drivers 94, 376
Microcontrollers 24, 242-245
MOSFETs 619
Standard Logic 301-306
Transistors 619

O

OEG/TE Connectivity 1954, 2008
Ohmite . . . . . 120, 786, 787, 825-835, 842, ... 2155, 2156
OK International 2315
OLIMEX 256
Omron
Connectors 1712-1714
Controllers 2014
Counters & Tachometers 2014, 2015
Opto Components 189
Power Supplies . . . 1936, 1943, 2085, 2229
Relays
Automotive 1957, 1980
Frequency 1925
General Purpose . . . 1945, 1957, 1996-2002
Industrial 1943, 1979, 2002
Low-Signal 1934-1936, 2002
MOSFET 1980, 1981
Power PCB 1936, 1943-1948
Solid State 1979-1982, 2016
Sensors
Flow 2085
Photoelectric 2078
Proximity 2077
Tilt 2085
Switches
Basic/Snap Action 1825-1830
DIP 1909, 1918, 1919
Rotary 1918
Tactile 1840, 1841
Thumbwheel 1919
Tilt 2085
Timers 2016, 2017
ON Semiconductor
Amplifiers 378, 432, 493
Analog ICs 377-379
Circuit Protection 686, 697, 707
Digital Potentiometers 377
Diodes 578, 580, 581, 689, 707
LED Drivers 95, 100, 495
Logic 274, 299, 307, 308
Memory 274, 286, 287, 299, 377, 379
MOSFETs 379, 579, 655, 656
Power Management . . . . 299, 378, 488-495, ... 509, 697
Rectifiers 579, 686, 689
Transistors 620-624
TVS 689, 699, 707
Optek / TT Electronics 120, 190
Orion Fans . . . . . Available at mouser.com
OSRAM Opto Semiconductors . . . 103, 118, ... 163, 164, 191

P

Pacific Silicon Sensor 192
Panasonic
Batteries 2274
Capacitors
Aluminum Leaded 946-949, 951
Aluminum SMD 895-898, 908
Film 1074-1078
Supercapacitors 932
EMI Suppression 1176
Inductors 1241-1251
Networks/Arrays 25, 778, 779
Resistors 625-630, 788, 798-801
Switches 1842
Thermal Interface 2161
Varistors 723
Wireless Solutions 25
Panasonic Electric Works
Automotive Relays 1958-1960
Frequency Relays 1926
Low Signal Relays 1937
Motion Sensors 2072
PCB Relays . . . . . 1926, 1937, 1949-1953, ... 1958, 1959
Solid State Relays 1983-1988
Panasonic Semiconductor
Diodes 582-584
LED Indication 165
MOSFETs 657
Transistors 625-630
Pandaboard 44
Panduit
Cable Mounts, Ties, Tools . . . . . 1302-1304, ... 1306, 1307
Ferrules 1772
Grommet Edging 1306
Spiral Wrap 1306
Terminals & Lugs 1770-1772
Tools 1303, 1306, 1307, 1771, 1772
Tubing 1306, 1307
Wire Identification 1305
Wiring Duct 1307
Parallax 61, 246
Pericom 380, 381
Phihong
AC Adapters 2257-2261
Switching Power Supplies . . . . 2230, 2257, ... 2258, 2260
Philips NXP . . . . . (See NXP Semiconductor)
Phoenix Contact
CLIPLINE 1803-1809
D-Sub Connectors 1522
DC-DC Converters 2232, 2233
DIN Rail
Circuit Breakers 2025
Power Supplies 2231-2233
Relays 2009, 2010
Terminal Blocks . 1802-1813, 2025, 2231
Ferrules 1773
FL Com Server 26
Industrial Ethernet, USB 1491
M8/M12/M23 Connectors . 1491, 1567-1569
Pluggable Terminal Blocks . . . . 1784, 1785, . 1787-1793, 1795, 1796, 1801, 1803, 1805
Sensor/Actuator Boxes 1569
Signal Conditioners 2233
SPEEDCON 1491, 1567
Surge Protection Devices 2233
Terminal Blocks . . . 1784-1813, 2025, 2231
Piher 863, 872, 873, 2075
Pletronics 1167
PLX Technology 382, 383
Pomona
Audio Connectors 1399, 1439
RF Connectors 1399, 1439, 2307
Test Leads, Probes, and Accessories 2307-2310
Test Clips and Accessories 2307-2310
Potter & Brumfield/TE Connectivity
Circuit Breakers 2023, 2024
Power Transformers 2177
Relays
General Purpose 2003-2006, 2008
Low Signal 1939
PCB 1939, 1955, 1965
Reed 1965
Power Cast 42
Power Integrations 496-498, 585

Supplier Index

Power-One
DC-DC Converters 2208
Power Supplies. 2234, 2235
Power-Sonic 2272
Powerstor . . . . . (See Cooper Bussman)
Projects Unlimited 2033-2037
Protektive Pak. 2328
PSP 2333
Pulse 1252, 1253

Q

Qspeed Semiconductor 585
Qualtek
AC Power Connectors . . 1363, 1364, 1377, ... 1378, 2148
AC Power Cords. 1357
Cable Assemblies. 1355
EMI Power Filters 1377, 1378
Fan Accessories 2147, 2148
Heat Shrink. 1313, 1314

R

Rabbit Semiconductor 62, 63, 71, 72
RAF 2058-2067
Raychem/TE Connectivity
Circuit Protection 748-751
Circular Connectors 1579
Fuses/Resettable Fuses. 748-751
Heat Shrink. 1315-1317
RECOM 2201, 2202, 2209, 2236
Rectron 586
Redpine Signals 27
Renesas/CEL. 193, 194, 423, 424, 604
RF Digital. 16, 28, 614, 616
RFM 29, 30, 1168
Roederstein. . . . . (See Vishay)
ROHM Semiconductor
Analog ICs 384, 385
Diodes & Rectifiers. 587
LED Indication 166, 167
Memory. 385
MOSFETs. 658
Transistors 631, 632
Roving Networks 31

S

Saft. 2275
Sanyo Denki . . . . . Available at mouser.com
Schaffner
Chokes 1190
EMI Filters 1190, 1368, 2265, 2266
Power Entry Modules 1368
Power Line Filters. 2265, 2266
SchmartBoard. 2334, 2335
Schrack/TE Connectivity 1954, 2008
Schurter
AC Power Connectors 1369-1376
Pushbutton Switches 1870-1872
Circuit Breakers 1376, 2026
Fuses/Fuse Holders . . . . . 772, 773, 1371, ... 1373-1376
Seiko Instruments 288, 499-502
Semflex/Emerson Connectivity Solutions. 1352
Semitec USA. 741
Seoul Semiconductor. 119
Serpac 2138-2140
Sfernice. . . . . (See Vishay)
Sharp 195
Shin Chin
Pushbutton Switches 1873
Rocker Switches. 1896
Slide Switches 1903
Silex. 64
Silicon Labs
Analog ICs 386
Development Tools. 32, 33
Microcontrollers 247-251
Wireless Solutions 32, 33
Siliconix. . . . . (See Vishay)
Silvertronic 2311
Simpson
Panel Meters 2286, 2287
Shunts 2286
Test Equipment. 2286, 2287
SkyeTek. 34
Skyworks Solutions Inc. . . . 387, 388, 433, ... 588, 589
SL Power
Ault . . . . . (See Ault/SL Power)
Condor . . . . . (See Condor/SL Power)
SolaHD
DC-DC Converters 2239
Power Supplies
Din Rail 2238, 2239, 2268
Linear. 2237
Switching 2239
Power Protection 2268
UPS 2268
SolderCore 65
Song Chuan 2011
Souriau 1570-1574, 1585
Spansion 289
Spectra Symbol 2073
Spectrol . . . . . (See Vishay)
Spectrum ASP. 1191, 1470, 1523
Spectrum Sensors & Controls Inc. . . . 2074
Sprague . . . . . (See Vishay)
Sprague Goodman 1128
Staco 2172
Stancor 2171
STMicroelectronics
Analog 389-393, 506, 509-512, 514
Circuit Protection 687, 688, 708-711
Development Tools. 254, 255, 508
Diodes 688, 708-711
EEPROMs 290, 291
LED Drivers 95
Logic. 391
Memory. 290, 291, 514
Microcontrollers 253-255, 508
MOSFETs. 13, 391, 393, 659-664
Operational Amplifiers 434-436
Power Management 392, 506-514
Rectifiers. 590, 591
Transistors 13, 633, 634, 663, 664
Voltage Regulators. 508-512
Stratos/Emerson Connectivity Solutions. 1428
Sumida. 1254-1257
Supertex
Analog 394-396
LCD Drivers 89
MOSFET Drivers 395
MOSFETs. 665, 666
Opto Drivers 89, 396
Susumu 789, 790, 802-804
Switchcraft
Circular DIN Connectors. 1402
D-Sub Connectors 1511
DC Power Jacks. 1382
EN3 Weathertight Connectors 1575
Phone Jacks. 1400, 1401
Phone Plugs 1401
Phono Jacks and Plugs 1402
Power Plugs 1382
XLR Connectors. 1402, 1403
Syfer/CMP
Ceramic Capacitors 965, 1016, 1017
EMI Suppression 1192, 1193
Flexible Termination Capacitors 965

T

Tadiran. 2273
Taiyo Yuden. . . . . 925, 1018-1021, 1194, ... 1258-1264, 1289, 1290
Tamura. 2172
Taoglas 66, 67
TAOS 196
TDK
Antennas 1292
Ceramic Capacitors . . 966, 970, 1022-1039, ... 1054-1059
Filters 1291-1292
Inductors. 1195, 1265-1269
TDK-Lambda 2240-2246
TE Connectivity
Alcoswitch. . . . . (See Alcoswitch/TE . . . . . .Connectivity)
AMP . . . . . (See Amp/TE Connectivity)
Axicom . . . . . (See Axicom/TE Connectivity)
Buchanan (See Buchanan/TE Connectivity)
Corcom. . . . . (See Corcom/TE Connectivity)
OEG . . . . . (See OEG/TE Connectivity)
Potter & Brumfield . .(See Potter & Brumfield/ . . . . . .TE Connectivity)
Raychem . (See Raychem/TE Connectivity)
Schrack. . . . (See Schrack/TE Connectivity)
Teccor . . . . . (See Littelfuse)
Techspray 2322-2325
Tektronix 2301-2303
Teledyne 1927-1930, 1989, 1990, 2300
Texas Instruments
Amplifiers 437-451
Analog ICs 397-416
Comparators. 447-449
Converters 261, 262, 399-405, 542
Development Tools. .35-37, 42, 89, 257-264
Digital Signal Processors 263, 264
Interface 257, 412, 413, 451, 712
LED Drivers 96, 515
Logic. 309-314
Microcontrollers
Digital Signal 257, 263, 264
MSP430. 257-261
MOSFETs. 667
Operational Amplifiers 437-443, 450
Power Management 42, 515-545
RF Solutions. 35-37
Transient Protection 712
Touch Screen Controllers. 89
Wireless Solutions 35-37, 541
Voltage Regulators. 534-536
THAT Corporation. 417
Thermometrics . . . . . .(See GE Sensing/ . . . . . Thermometrics)
Toshiba
Diodes 592
Logic. 197, 315
MOSFETs. 668
Opto Components 197
Transistors 635
Toumaz 38
Triad Magnetics
AC Adapters 2248
Inductors. 1270
LED Power Supplies. 96, 2248
Power Supplies. 96, 2247, 2248
Transformers 1270, 2173-2176
Tripp Lite 2269, 2270
TriQuint 39, 452, 1169
Triune Systems. 547
Trompeter/Emerson Connectivity Solutions. 1429-1431
Tusonix 1196, 1197
Twin Industries 2336
TXC 1170-1174
Tyco Electronics. . . . (See TE Connectivity)

U

Ultralife 2275
United Chemi-Con . . . . 899, 900, 909, 910, ... 921, 922, 952, 953

V

VCC 168, 169, 171, 176-179, 346
Vector. 2337
Vectron 1175
Vishay
BC Components
Aluminum Capacitors. . . . 901, 923, 954
Ceramic Capacitors 1061
Resistors 817
Thermistors 743, 744
Varistors. 730
Dale
Inductors 1271-1273
Resistors . . 791-793, 805-807, 815, 816, ... 818, 836, 837, 839
Thermistors 742, 743
Draloric. 806
General Semiconductor
Circuit Protection 715, 716
Rectifiers 593-596
Transient Protection. 715, 716
Precision. 794, 819
Roederstein 1060, 1079, 1080
Sfernice
Multi-Turn Trimmers. 880, 881
Potentiometers. 848, 864, 874, 875
Power Resistors. 806, 818, 838, 839
Resistor Networks 781
Single-Turn Trimmers 874, 875
SMD Resistors. 806, 808, 839
Siliconix
Analog 418-420
Drivers 546
MOSFETs 546, 674-681
Multiplexers 418
Power Management. 546
Spectrol
Multi-Turn Trimmers. 881
Potentiometers. 863, 875
Single-Turn Trimmers 875
Sprague
Aluminum Capacitors. 924, 955-957
Ceramic Capacitors 1060, 1061
Film Capacitors 1081
Tantalex®. 1123, 1124
Tantalum Capacitors . . 1112-1118, 1123, ... 1124, 1126
Wet Tantalum. 1126
Techno 806, 808
Thin Film. 780, 781, 806, 808, 1040
Vishay Semiconductors
Circuit Protection 713, 714
Diodes & Rectifiers . . 597-602, 713, 714
LEDs 170, 202
MOSFETs 201, 546, 669-681
Optoelectronics 198-204
Relays 1991
Vitramon 967, 1041, 1042, 1293
Vitelec/Emerson Connectivity Solutions 1432-1434
Volex 1358, 1359
Voltronics/CPG 1129

W

Walsin 1293, 1294
Wakefield. 2157
Weller. . . . . (See Apex Tool Group)
Well Buying. 1903, 1916
Welwyn 809, 820, 840, 841
Western Design Center 265
White Rodgers 2178
Wi2Wi. 40
Wickmann . . . . . (See Littelfuse)
WIHA 2314
Wima 1082-1087
Wiremold 2105, 2271
WiZnet 41
Wurth Electronics
EMI Suppression . . 1198-1200, 1274, 1276
Inductors. 1199, 1274-1286
I/O Connectors 1468

X

Xcelite . . . . . (See Apex Tool Group)
Xeltek. 272

Y

Yageo. 810-811
Yamaichi 1469, 1610, 1611, 1651, 1758

Z

Zetex
Analog ICs 325, 326
Diodes and Rectifers . . 325, 326, 454, 562, ... 609-611, 636, 637
MOSFETs. 326, 636, 637
Opto Drivers 96, 325
Power Management 454
Transistors 609-611
Zilog. 266-269
ZMDI. 548

How to Order from Mouser Electronics

By Phone:

(800) 346-6873

(817) 804-3888
Open Monday - Friday
7:00 a.m. - 8:00 p.m. CST
(Mouser tiene representantes bilingues)

Online Ordering:

mouser.com

- The Newest Products Everyday
- Over 3 Million Products Online
- 6.7 Million Data Sheets Online
- EZ Online Ordering, BOM Import Tool
- Order History, Cart Sharing

By E-mail: orders@mouser.com

By Fax: (817) 804-3899

By Mail: Mouser Electronics
1000 N. Main Street
Mansfield, TX 76063

Branch Locations

California:	(619) 449-2222	sales@mouser.com
New Jersey:	(973) 810-9260	sales@mouser.com
Mexico:	+52 33 3612 7301	mexicosales@mouser.com
Germany:	+49 (0) 8952 04621 10	munich@mouser.com
UK:	+44 (0) 1494-467490	uk@mouser.com
Italy:	+39 02 575065 71	italy@mouser.com
France:	+33 5 55 85 79 96	france@mouser.com
Israel:	+972 9-7783020	israelsales@mouser.com
Netherlands:	+31 402 6476 57	netherlands@mouser.com
Sweden:	+46 8 590 88 715	sweden@mouser.com
Spain:	+34 936455263	spain@mouser.com
Czech Rep:	+420 517070880	czech@mouser.com
China:	+86 (21) 6360-6111	shanghai@mouser.com
Hong Kong:	+852 3756-4700	hongkong@mouser.com
Singapore:	+65 6788-9233	singapore@mouser.com
India:	+91 80 41148091/92	india@mouser.com
Thailand:	+66 2694-2310	thailand@mouser.com
Taiwan:	+886-2-2799-2096	taiwan@mouser.com

Other Contact Information:

Canada:	(800) 346-6873	canadasales@mouser.com
Latin America:	+1 (817) 804-3635	latinsales@mouser.com

(Mouser tiene representantes bilingues)

Educational Sales & Service

For assistance with bids, quotes, and ordering
edusales@mouser.com or call (800) 298-5076.

For full contact information, please visit
mouser.com/contact

Sign up for Mouser's

Newest Products and Application News!
See the newest products first and gain insights on applications and technologies. Customize it to your preferences and interests.
Go to our website at **mouser.com/subscription**

Non-Catalog Items

Can't find exactly what you need? Mouser has **OVER 3 MILLION PRODUCTS** available online at **mouser.com** for easy purchase!

Who Can Order?

Mouser customers include businesses, schools, agencies, and individuals.

NO Minimum Order!

There are NO minimum order requirements on most products in this catalog.

Export Policy

Mouser exports to over 170 countries.
Visit **mouser.com/saleterms** for details and restrictions.

Export Shipping Costs

Now offering flat-rate shipping to most countries. To estimate your freight charges, go to our website at **mouser.com/EstimateShipping**

Same-Day Shipment

Same-day shipment on all FedEx & UPS Ground or air services is available on most orders received in our warehouse prior to 8:00 p.m. CST. (Cut-off time on most other shipping service options is 3:00 p.m. CST.) You will be notified for any reason if your order cannot ship the same day.

Shipping Costs

You only pay actual shipping costs based on the carriers' rates when your order is shipped by UPS or FedEx. Mouser does **not** add any handling fees to shipping charges.

Scheduled Orders

We will schedule shipments to you up to one year in advance. Each item must be ordered for release in standard pack quantities only, minimum $50 per release shipment.

Backorders

If our inventory is depleted on a specific item, we will backorder and ship as soon as it is available.

Net 30

Available to businesses, schools, and agencies. Also available for same-day shipment, even on first orders. Shipping costs are added to your invoice.

Credit Cards

Major credit cards, all purchasing, and major bank debit cards are accepted. Shipping costs are added to your invoice.

VISA · MASTERCARD · NOVUS · AMERICAN EXPRESS · AMERICAN EXPRESS PURCHASING CARD · DINERS CLUB

Wire Transfers / EFT

Go to **mouser.com/Help**

Remit To Address

Mouser Electronics
1000 North Main Street
Mansfield, TX 76063

Incorrect Orders

Please notify a Mouser Service Representative of any incorrect order within 30 days of ship date. We will immediately correct any error.

Returns

Please contact a Mouser Service Representative to obtain a return authorization number. Returns are normally accepted when completed within 30 days of ship date. (90 days if product is defective.)

Return Address

All returns must be shipped to:
Mouser Electronics
1000 North Main Street
Mansfield, TX 76063

Mouser's Limited Warranty

Mouser agrees to transfer to Customer whatever transferable warranties Mouser receives from the manufacturer of products sold to Customer. Mouser makes no other warranty, express or implied, with respect to the Products. IN PARTICULAR, MOUSER MAKES NO WARRANTY RESPECTING THE MERCHANTABILITY OF THE PRODUCTS OR THEIR SUITABILITY OR FITNESS FOR ANY PARTICULAR PURPOSE OR USE OR RESPECTING INFRINGEMENT.

Mouser's liability arising out of any sale of products to Customer is expressly limited to either:
(1) Refund of the purchase price paid by Customer for such products (without interest), or
(2) Repair and/or replacement of such products, at Mouser's election, and such remedies shall be exclusive and in lieu of all others. Customer must notify Mouser within 90 days from date of shipment of any defective product. This warranty is in lieu of any and all other warranties, whether oral, written, expressed, implied, or statutory. Implied warranties of fitness for a particular purpose and merchantability are specifically excluded and shall not apply. Customer's obligations and Mouser's remedies, with respect to defective or nonconforming products, are solely and exclusively as stated herein. Further, no warranty will apply if the Product has been subject to misuse, static discharge, neglect, accident or modification, or has been soldered or altered in any way.

Limitation of Liability

In no event shall Mouser be liable for any special, incidental or consequential damages of any nature including, but not limited to, damages resulting from loss of profit or revenue, recall costs, claims for service interruptions or failure to supply downtime, testing, installations or removal costs, costs of substitute products, property damage, personal injury, death or legal expenses.

Customer's recovery from Mouser for any claim shall not exceed the purchase price paid by Customer for the goods, irrespective of the nature of the claim, whether in warrant, contract, or otherwise. CUSTOMER SHALL INDEMNIFY, DEFEND, AND HOLD MOUSER HARMLESS FROM ANY CLAIMS brought by any party regarding products supplied by Mouser and incorporated into the customer's product.

Use of Products in Life Support, Nuclear, and Certain Other Applications

Products are intended for commercial use only. Products are traceable at the manufacturer's level only. There is no lot level traceability. Products sold by Mouser are not designed, intended or authorized for use in life support, life sustaining, human implantable, nuclear facilities, or other applications in which the failure of such Products could result in personal injury, loss of life or catastrophic property damage.

If Customer uses or sells the Products for use in any such applications:
(1) Customer acknowledges that such use or sale is at Customer's sole risk;
(2) Customer agrees that Mouser and the manufacturer of the Products are not liable, in whole or in part, for any claim or damage arising from such use; and
(3) Customer agrees to indemnify, defend, and hold Mouser and the manufacturer of the Products harmless from and against any and all claims, damages, losses, costs, expenses, and liabilities arising out of, or in connection with, such use or sale.

Any quotation or the prices contained herein are for information purposes only and do not constitute a legal acceptance of any order placed by the seller. Orders are subject to all terms and conditions of sales displayed at **mouser.com/saleterms**.

EMBEDDED SOLUTIONS

Wireless Solutions

Anaren 5, 6
Antenova 7
Atmel 13
Bluegiga 8
CalAmp . . . . . Available at mouser.com
CEL 9
Digi International 10, 11
DLP Design 12
Fastrax 21
Freescale 13
Laird Technologies 14, 15
Linx 16, 17, 18, 19
LS Research 20
Maestro Wireless 21
Microchip 22
Murata Wireless 13
Nordic Semiconductor 23
NXP 24
Panasonic 25
Phoenix Contact 26
Redpine Signals 27
RF Digital 28
RFM 29, 30
Roving Networks 31
Silicon Labs 32, 33
Skyetek 34
STMicroelectronics 13
Texas Instruments 35, 36, 37
Toumaz 38
TriQuint Semiconductor - WJ 39
Wi2Wi 40
Wiznet 41

Embedded Modules

Arduino 45
Beagleboard 44
Bluegiga . . . . . Available at mouser.com
Connect ONE 46
Cymbet 42
Digi International 47, 48, 49
DLP Design 50, 51
EasySync 52
FTDI 53, 54
Evidence 60
Lantronix 55
Leopard Imaging 44
Microchip 42
Micropelt 42
MikroElektronika 57
MultiTech Systems 58
NetBurner 59
Nextreme 43
Nurve Networks 60
Pandaboard 44
Parallax 61
Powercast 42
Rabbit Semiconductor 62, 63
Silex 64
Soldercore 64
Taoglas 66, 67
Texas Instruments 42

Single Board Computers

Adlink Technology 68, 69
Congatec 70
Critical Link 70
Rabbit Semiconductors 71, 72

OPTOELECTRONICS

Displays

3M Touch Systems . . . 73
4D Systems . . . 74
Amulet Technologies . . . 75
Display Tech . . . 76
Electronic Assembly . . . 77, 78
EPSON . . . 79
Fujitsu . . . 80
Hantronix . . . 81
Lumex . . . 82, 83
Microchip . . . 89
Microtips . . . 84
Mitsubishi . . . 85
Newhaven . . . 86, 87
NKK . . . 88
Noritake . . . Available at mouser.com
Optrex . . . Available at mouser.com
Supertex . . . 89
Texas Instruments . . . 89

LED Displays

Avago . . . 90
Kingbright . . . 91, 92
LiteOn . . . 93

Opto Drivers

Cirrus Logic . . . 94
Exar . . . 94
Fairchild . . . 94
Freescale . . . 94
Infineon . . . 94
Maxim Integrated . . . 97
Mean Well . . . 98, 99
NXP . . . 94
ON Semiconductor . . . 95, 100
STMicroelectronics . . . 95
Texas Instruments . . . 96
Triad . . . 96
Zetex . . . 96

LED Lighting

Avago . . . 101
Bivar . . . Available at mouser.com
Califia Lighting . . . 102
Carclo . . . 103
Cree . . . 104, 105, 106, 107, 108
DBM Reflex . . . 121
Everlight . . . 109
Heatron . . . 110
Illumitex . . . 111
Kingbright . . . 112
LedEngin . . . 113
Ledil Oy . . . 114
LEDLink Optics . . . 121
Lighting Science Group . . . Available at mouser.com
Lumex . . . 120
Luminus . . . 115, 116
Molex . . . 117
Ohmite . . . 120
Optek . . . 120
OSRAM OS . . . 118
Seoul Semiconductor . . . 119

LED Indication

Avago . . . 122, 123, 124
Bivar . . . 125, 126, 171, 172, 173, 174
Chicago Miniature Lighting . . . 127, 128, 129, 130, 131, 132
Cree . . . 133, 134
Dialight . . . 135, 136, 137, 138, 139, 140, 141, 142
Everlight . . . 143, 144, 145
Harvatek . . . Available at mouser.com
Inspired LED . . . 146, 147
JKL Components . . . 148
Keystone . . . 175
Kingbright . . . 149, 150, 151, 152, 153, 154
LedEngin . . . 171
LiteOn . . . 155, 156, 157
Lumex . . . 158, 159, 160, 161, 162, 171
Luminus Devices . . . 171
Optek . . . Available at mouser.com
OSRAM OS . . . 163, 164
Panasonic Semiconductor . . . 165
ROHM . . . 166, 167
VCC . . . 168, 169, 171, 176, 177, 178, 179
Vishay Semiconductor . . . 170

Opto Components

Avago . . . 180, 181, 182, 183
Renesas/CEL . . . 193, 194
Everlight . . . 184
Fairchild . . . 185, 186, 187
LiteOn . . . 188
Omron . . . 189
Optek . . . 190
OSRAM OS . . . 191
Pacific Silicon Sensors . . . 192
Sharp Microelectronics . . . 195
TAOS . . . 196
Toshiba . . . 197
Vishay Semiconductors . . . 198, 199, 200, 201, 202, 203, 204

SEMICONDUCTORS

MCU/MPU/DSP

Atmel . . . 205, 206, 207, 208, 209, 210
Blackhawk . . . 211
Code Red . . . 235
Cypress . . . 212, 213, 214, 215
Elprotronic . . . 217
Embedded Artists . . . 235
Energy Micro . . . 216
FDI . . . 218
Freescale . . . 219, 220, 221, 222, 223, 224, 225, 226, 227, 228, 229, 230, 231, 232
FTDI . . . 233
IAR Systems . . . Available at mouser.com
Keil . . . 234
Microchip . . . 236, 237, 238, 239, 240, 241
NXP . . . 242, 243, 244, 245
Olimex . . . 256
Parallax . . . 246
Signum Systems . . . Available at mouser.com
Silicon Labs . . . 247, 248, 249, 250, 251, 252
Spectrum Digital . . . Available at mouser.com
STMicroelectronics . . . 253, 254, 255
Texas Instruments . . . 257, 258, 259, 260, 261, 262, 263, 264
Western Design Center . . . 265
Zilog . . . 266, 267, 268, 269

Programmers

Macraigor . . . 270
MCS Electronics . . . 270
Bytecraft . . . 270
B&K Precision . . . Available at mouser.com
EETools . . . 270
Segger . . . 271
Xeltek . . . 272

Memory

Alliance Memory . . . Available at mouser.com
Apacer . . . 273
Atmel . . . 274
Cypress . . . 275, 276, 277
Everspin . . . 278
Greenliant . . . 279
ISSI . . . 281
IDT . . . 280
Maxim . . . 274
Microchip . . . 282, 283, 284, 285
ON Semiconductor . . . 274, 286, 287
Ramtron . . . Available at mouser.com
Seiko . . . 288
Spansion . . . 289
STMicroelectronics . . . 290, 291

Logic - Programmable

Altera . . . 292, 293, 294
Lattice Semiconductor . . . 295, 296, 297, 298, 299

Logic - Standard

Fairchild . . . Available at mouser.com
IDT . . . 300
NXP . . . 301, 302, 303, 304, 305, 306
ON Semiconductor . . . 307, 308
STMicroelectronics . . . Available at mouser.com
Texas Instruments . . . 309, 310, 311, 312, 313, 314
Toshiba . . . 315

Analog ICs and Mixed Signal

Advanced Linear Devices (ALD) . . . 316
Atmel . . . 317
Azoteq . . . 318
Cadeka . . . 319
Cirrus Logic . . . 320, 321, 322
Cypress . . . 323, 324
Diodes Inc/Zetex . . . 325, 326
Exar . . . 327, 328, 329, 330, 331
Fairchild . . . 332, 333
Freescale . . . 334
IDT . . . 335, 336, 337, 338, 339, 340
Intersil . . . 341, 342
Kionix . . . 343
Maxim Integrated . . . 344, 345, 346, 347, 348, 349, 350, 351, 352, 353, 354, 355, 356, 357, 358, 359, 360, 361, 362, 363, 364, 365
Microchip . . . 366, 367, 368, 369, 370
NXP . . . 371, 372, 373, 374, 375, 376
ON Semiconductor . . . 377, 378, 379
Pericom . . . 380, 381
PLX Technology . . . 382, 383
ROHM Semiconductor . . . 384, 385
Silicon Labs . . . 386
Skyworks . . . 387, 388
STMicroelectronics . . . 389, 390, 391, 392, 393
Supertex . . . 394, 395, 396
Texas Instruments . . . 397, 398, 399, 400, 401, 402, 403, 404, 405, 406, 407, 408, 409, 410, 411, 412, 413, 414, 415, 416
THAT Corporation . . . 417
Vishay/Siliconix . . . 418, 419, 420
Wolfson . . . Available at mouser.com

Amplifier ICs

Advanced Linear Devices (ALD) . . . 421
Avago . . . 422
Renesas/CEL . . . 423, 424
Fairchild . . . 425
Infineon . . . 425
Intersil . . . 426
Maxim Integrated . . . 427, 428, 429
Microchip . . . 430
NJR . . . 431
ON Semiconductor . . . 432
Skyworks . . . 433
STMicroelectronics . . . 434, 435, 436,
Texas Instruments . . . 437, 438, 439, 440, 441, 442, 443, 444, 445, 446, 447, 448, 449, 450, 451
TriQuint . . . 452

Power Management

Diodes Inc . . . 453
Diodes Inc/Zetex . . . 454
Enpirion . . . 455
Exar . . . 456
Fairchild . . . 457, 458, 459, 460, 461
Infineon . . . 462, 463
International Rectifier . . . 464, 465, 466
Intersil . . . 467, 468
Maxim Integrated . . . 469, 470, 471, 472, 473, 474, 475, 476, 477, 478, 479, 480
Microchip . . . 481, 482, 483
MPS . . . 484, 485, 486
NXP . . . 487
ON Semiconductor . . . 488, 489, 490, 491, 492, 493, 494, 495
Power Integration . . . 496, 497, 498
Seiko . . . 499, 500, 501, 502
Silicon Labs . . . 503, 504, 505
STMicroelectronics . . . 506, 507, 508, 509, 510, 511, 512, 513, 514
Texas Instruments . . . 515, 516, 517, 518, 519, 520, 521, 522, 523, 524, 525, 526, 527, 528, 529, 530 531, 532, 533, 534, 535, 536, 537, 538, 539, 540, 541, 542, 543, 544, 545
Vishay/Siliconix . . . 546
Triune Systems . . . 547
ZMDI . . . 548

Discrete Semiconductor

Diodes and Rectifiers

Avago . . . 549
Bourns . . . 550
Central . . . 551, 552
Comchip . . . 553, 554
Cree . . . 555
Diodes Inc . . . 556, 557, 558, 559, 560, 561
Diodes Inc/Zetex . . . 562
Fairchild . . . 563, 564, 565, 566, 567
Genesic . . . 568
Infineon . . . 569, 570, 571
IXYS . . . 572
MA-COM . . . 573
MCC . . . 574, 575
NXP . . . 576, 577
ON Semiconductor . . . 578, 579, 580, 581
Panasonic Semiconductor . . . 582, 583, 584
Power Integrations . . . 585
Rectron . . . 586
ROHM Semiconductor . . . 587
Skyworks . . . 588, 589
STMicroelectronics . . . 590, 591
Toshiba . . . 592
Vishay General Semiconductor . . . 593, 594, 595, 596
Vishay Semiconductor . . . 597, 598, 599, 600, 601, 602

Transistors

ASI Semiconductor . . . 603
Central . . . 605, 606
Diodes Inc . . . 607, 608
Diodes Inc/Zetex . . . 609, 610, 611
Fairchild . . . 612, 613, 614
Infineon . . . 615, 616
International Rectifier . . . 617
MA-COM . . . 618
NXP . . . 619
ON Semiconductor . . . 620, 621, 622, 623, 624
Panasonic Semiconductor . . . 625, 626, 627, 628, 629, 630
Renesas/CEL . . . 604
ROHM Semiconductor . . . 631, 632
STMicroelectronics . . . 633, 634
Toshiba . . . 635

MOSFETs

Advanced Linear Devices (ALD) . . . Available at mouser.com
Diodes Inc/Zetex . . . 636, 637
Fairchild . . . 638, 639, 640, 641, 642, 643
Infineon . . . 644, 645, 646, 647
International Rectifier . . . 648, 649, 650, 651, 652
IXYS . . . Available at mouser.com
NXP . . . 653, 654
ON Semiconductor . . . 655, 656
Panasonic Semiconductor . . . 657
ROHM Semiconductor . . . 658
STMicroelectronics . . . 659, 660, 661, 662, 663, 664
Supertex . . . 665, 666
Texas Instruments . . . 667
Toshiba . . . 668
Vishay Semiconductor . . . 669, 670, 671, 672, 673
Vishay/Siliconix . . . 674, 675, 676, 677, 678, 679, 680, 681

Thyristors

Bourns . . . 682
Littelfuse . . . 683, 684, 685
ON Semiconductor . . . 686
STMicroelectronics . . . 687, 688

Transient Protection

AVX . . . 689
Bourns . . . 690, 691, 692, 693, 694, 695, 696
Fairchild . . . 700
Littelfuse . . . 701, 702, 703, 704
NXP . . . 705, 706
ON Semiconductor . . . 697, 698, 699, 707
STMicroelectronics . . . 708, 709, 710, 711
Texas Instruments . . . 712
Vishay General Semiconductor . . . 715, 716
Vishay Semiconductor . . . 713, 714

CIRCUIT PROTECTION

Varistors

AVX 719, 720, 721
Bourns 722
EPCOS 723, 724, 725
Littelfuse 726, 727, 728
Panasonic 723
Murata 729
Vishay/BC Components 730

Gas Discharge Tubes

Bourns 731
Littelfuse 732

Thermal Protection

AVX 733
EPCOS 734, 735, 736
GE Sensing/Thermometrics 737
Honeywell 742
Murata 738, 739, 740
Semitec 741
Vishay 742, 743, 744

Resettable Fuses

Bourns 745
Littelfuse 746, 747
TE Connectivity 748, 749, 750, 751

Fuses & Fuse Holders

AEM 752
Bourns 753
Cooper Bussmann 754, 755, 756, 757, 758, 759
Eagle Plastic Devices 760
Keystone 761
Littelfuse 762, 763, 764, 765, 766, 767, 768, 769, 770, 771
Schurter 772, 773

PASSIVE COMPONENTS

Resistors

Networks and Arrays

Bourns 774
Caddock 775
CTS 776
KOA Speer 777
Panasonic 778, 779
Vishay/Thin Film 780, 781
Vishay/Sfernice 781

Current Sense

Bourns 782
IRC/TTe 783, 784
KOA Speer 785
Ohmite 786, 787
Caddock 787
Panasonic 788
Susumu 789, 790
Vishay/Dale 791, 792, 793
Vishay Foil Resistors 794

Surface Mount

KOA Speer 795, 796, 797
Panasonic 798, 799, 800, 801
Susumu 802, 803, 804
Vishay/Dale 805, 806, 807
Vishay/Draloric 806
Vishay/Sfernice 806, 808
Vishay/Techno 806, 808
Vishay/ThinFilm 806, 808
Welwyn 809
Yageo 810, 811

Leaded

IRC/TTe 812
Kamaya 813
KOA Speer 813, 814
Vishay/BC Components 817
Vishay/Dale 815, 816, 818
Vishay Foil Resistors 819
Vishay/Sfernice 818
Welwyn 820

Power (Surface Mount and Leaded)

Arcol 821, 822
AVX 823
Bourns 823
Caddock 824, 825
Ohmite .. 825, 826, 827, 828, 829, 830, 831, 832, 833, 834, 835
Vishay/Dale 836, 837, 839
Vishay/Sfernice 838, 839
Welwyn 840, 841

Potentiometers

Rheostats

Bourns 842
Ohmite 842

Precision Potentiometers and Dials

Bourns 843
ETI Systems 844, 845, 846, 847
Vishay/Sfernice 848

Potentiometers

Alpha 849, 850, 851, 852, 853
ALPS 854, 855
Bourns 856, 857, 858, 859
Honeywell 860, 861, 862
Piher 863
Vishay/Spectrol 863
Vishay/Sfernice 864

Single-Turn Trimmers

Bourns 865, 866, 867, 868, 869
Murata 870, 871
Piher 872, 873
Vishay/Sfernice 874, 875
Vishay/Spectrol 875

Multi-Turn Trimmers

BI Technologies/TTe 876
Bourns 877, 878, 879
Vishay/Sfernice 880, 881
Vishay/Spectrol 881

Capacitors

Aluminum Surface Mount

Cornell Dubilier 882
Lelon 883, 884, 885, 886, 887, 888
Nichicon 889, 890, 891, 892, 893, 894
Panasonic 895, 896, 897, 898
United ChemiCon 899, 900
Vishay/BC Components 901

Aluminum Polymer

KEMET 902
Nichicon 903, 904, 905, 906, 907
Panasonic 908
United ChemiCon 909, 910

Aluminum Can Type

Cornell Dubilier 911, 912, 913, 914
Cornell Dubilier/Mallory 915
EPCOS 916, 917
KEMET 918, 919
Nichicon 920
United ChemiCon 921, 922
Vishay/BC Components 923
Vishay/Sprague 924

Supercapacitors

AVX 925
Cellergy 926
IOXUS 927
Powerstor/Cooper Bussmann 933
Maxwell Technologies 928, 929
Murata 930
Nichicon 931
Panasonic 932
Taiyo Yuden 925

Aluminum Leaded

KEMET 934
Lelon 935, 936, 937, 938
Nichicon 939, 940, 941, 942, 943, 944, 945
Panasonic 946, 947, 948, 949, 950, 951
United ChemiCon 952, 953
Vishay/BC Components 954
Vishay/Sprague 955, 956, 957

Flexible Termination, SMD

AVX 958, 959
KEMET 960, 961, 962, 963, 964
Syfer/CMP 965
TDK 966
Vishay/Vitramon 967

Ceramic Surface Mount

AVX 971, 972, 973, 974, 975, 976, 977, 978, 979, 980, 981, 982, 983, 984
DLI 985
KEMET 986, 987, 988, 989, 990, 991, 992, 993, 994, 995, 996, 997
Murata 968, 969, 998, 999, 1000, 1001, 1002, 1003, 1004, 1005, 1006, 1007, 1008, 1009, 1010, 1011, 1012, 1013
Novacap/CMP 1014, 1015
Syfer/CMP 1016, 1017
Taiyo Yuden 1018, 1019, 1020, 1021
TDK 970, 1022, 1023, 1024, 1025, 1026, 1027, 1028, 1029, 1030, 1031, 1032, 1033, 1034, 1035, 1036, 1037, 1038, 1039
Vishay 1040, 1041, 1042

Silicon Capacitors, SMD

IPDiA 1043

Ceramic Leaded

AVX 1044, 1045, 1046
KEMET 1047, 1048, 1049, 1050, 1051
Murata 1052, 1053
TDK 1054, 1055, 1056, 1057, 1058, 1059
Vishay 1060, 1061

Film Capacitors

KEMET 1070, 1071, 1073
AVX 1062
Cornell Dubilier 1063, 1064
Cornell Dubilier/Mallory 1064, 1072
EPCOS 1065, 1066, 1067, 1068, 1069
Panasonic 1074, 1075, 1076, 1077, 1078
Vishay/Roederstein 1079, 1080
Vishay/Sprague 1081
Wima 1082, 1083, 1084, 1085, 1086, 1087

Mica Capacitors

Cornell Dubilier 1088, 1089, 1090

Tantalum Surface Mount

AVX 1091, 1092, 1093, 1094, 1095, 1096, 1097, 1098, 1099, 1100
KEMET 1101, 1102, 1103, 1104, 1105, 1106, 1107, 1108, 1109, 1110
Nichicon 1111
Vishay/Sprague 1112, 1113, 1114, 1115, 1116, 1117, 1118

Tantalum Leaded

AVX 1119
KEMET 1120, 1121, 1122
Vishay/Sprague 1123, 1124

Wet Tantalum

AVX 1125
Vishay/Sprague 1126

Trimmers

Murata 1127
Sprague Goodman 1128
Voltronics/CMP 1129

Frequency Control (Crystals Oscillators Resonators SAW Devices)

Abracon 1130, 1131, 1132, 1133, 1134, 1135, 1136, 1137, 1138, 1139, 1140, 1141
AVX/Kyocera 1142, 1143, 1144
Citizen 1145, 1146
Crystek 1147, 1148
CTS 1149, 1150, 1151
ECS 1152, 1153, 1154, 1155, 1156
EPCOS 1157, 1158
Epson Toyocom 1159, 1160, 1161
FOX 1162, 1163, 1164
Murata 1165, 1166
Pletronics 1167
RFM 1168
TriQuint Semiconductor 1169
TXC 1170, 1171, 1172, 1173, 1174
Vectron 1175

Inductors EMI/RFI Suppression Signal Conditioning

EMI Suppression

Bourns 1176
FairRite 1176, 1177
FerriShield/Leader Tech 1178, 1179
Gore 1180
Laird Technologies 1181, 1182, 1183, 1184
Murata 1185, 1186, 1187, 1188, 1189
Panasonic 1176
Schaffner 1190
Spectrum ASP 1191
Syfer/CMP 1192, 1193
Taiyo Yuden 1194
TDK 1195
Tusonix 1196, 1197
Wurth 1198, 1199, 1200

Inductors

AVX 1201, 1202
BI Technologies 1203
Bourns 1204, 1205, 1206, 1207, 1208, 1209, 1210, 1211, 1212, 1213, 1214
Coiltronics/Cooper Bussmann 1215, 1216, 1217, 1218, 1219, 1220, 1221, 1222, 1223
EPCOS 1224, 1225, 1226
Fastron 1230
ICE Components 1227, 1228, 1229
Murata 1231, 1232, 1233, 1234, 1235, 1236
Murata Power Solutions 1237, 1238, 1239, 1240
Panasonic 1241, 1242, 1243, 1244, 1245, 1246, 1247, 1248, 1249, 1250, 1251
Pulse 1252, 1253
Sumida 1254, 1255, 1256, 1257
Taiyo Yuden 1258, 1259, 1260, 1261, 1262, 1263, 1264
TDK 1265, 1266, 1267, 1268, 1269
Triad 1270
Vishay/Dale 1271, 1272, 1273
Wurth Electronics 1274, 1275, 1276, 1277, 1278, 1279, 1280, 1281, 1282, 1283, 1284, 1285, 1286

Signal Conditioning

Murata 1287, 1288
Taiyo Yuden 1289, 1290
TDK 1291, 1292
Vishay 1293
Walsin 1293, 1294

WIRE AND CABLE

Wire and Cable Mgmt.

3M 1297
Avery Dennison 1298, 1299
Eagle Plastic Devices 1300, 1301
Panduit 1302, 1303, 1304, 1305, 1306, 1307

Tubing

Alpha Wire 1308, 1309, 1310, 1311, 1312
Qualtek 1313, 1314
TE Connectivity/Raychem 1315, 1316, 1317
3M 1318

Wire & Cable

Alpha Wire 1324, 1325, 1326, 1327, 1328, 1329, 1330, 1331, 1332, 1333
3M 1319, 1320, 1321, 1322
Kobiconn 1322
Amphenol 1323
Belden 1334, 1335, 1336, 1337, 1338, 1339, 1340, 1341, 1342, 1343, 1344, 1345, 1346
Gore ..... Available at mouser.com

Cable Assemblies

3M 1347
AIM/Cambridge 1350
Amphenol 1348
Crystek 1349
Johnson Components 1351, 1352
Kobiconn 1353, 1354
Qualtek 1355
Semflex 1352

AC Power Cords

Kobiconn 1356
Qualtek 1357
Volex 1358, 1359

INTERCONNECTS

Connectors

AC Power Connectors

Power Cords, Power Entry Modules, Power Filters, Power Outlets and Inlets

Kobiconn....1360, 1361
Bulgin....1361, 1362
Qualtek....1363, 1364
TE Connectivity/Corcom....1365, 1366, 1367
Schaffner....1368
Schurter....1369, 1370, 1371, 1372, 1373, 1374, 1375, 1376
Qualtek....1377, 1378

DC Power Connectors

Kobiconn....1379, 1380
Kycon....1381
Switchcraft....1382

Audio / Video Connectors

Audio Connectors, Adapters, Banana, DIN, Phone, Phono, and XLR

Amphenol....Available at mouser.com
Bomar Interconnect....1383
Deltron....1384, 1385
Johnson Components....1386, 1387
Kobiconn....1388, 1389, 1390, 1391
Kycon....1392, 1393
Neutrik....1394, 1396, 1397, 1398
Pomona....1399
Rean....1395
Switchcraft....1400, 1401, 1402, 1403

RF Connectors

Amphenol....1404, 1405, 1406, 1407, 1408, 1409, 1410, 1411, 1412, 1413, 1414, 1415, 1416, 1417
AVX....1418
Crystek....1418
Kobiconn....1418
Bomar Interconnect....1419, 1420
AIM/Cambridge....1423
Connector City....1421, 1422
Hirose....1435, 1436
JAE....1438
Johnson Components....1424, 1425, 1426, 1427, 1428
Molex....1437, 1438
Murata....1438
Pomona....1439
Stratos....1428
TE Connectivity/AMP....1440, 1441, 1442, 1443, 1444
Trompeter....1429, 1430, 1431
Vitelec....1432, 1433, 1434

Data / Network / Telecom Connectors

Modular, SFP+, DisplayPort, USB, HDMI and Fiber

Amphenol....1445, 1471, 1472, 1482, 1483, 1484, 1485, 1486
FCI....1446, 1454, 1465
Bomar Interconnect....1448
Eagle Plastic Devices....1448
Kobiconn....1448, 1454
Molex....1450, 1458, 1463, 1464, 1467, 1476, 1477, 1478, 1479
Kycon....1449, 1455, 1456, 1495
TE Connectivity/AMP....1451, 1452, 1453, 1466, 1474, 1475, 1480, 1492, 1493
Conxall....1467
EDAC....1467
Mill-Max....1467
Neutrik....1457
3M....1459
Hirose....1447, 1460, 1461
JAE....1462
Wurth....1468
Spectrum ASP....1470
Yamaichi....1469
Fujitsu....1473
HARTING....1481, 1489, 1490
CONEC....1487, 1488
Phoenix Contact....1491
Bulgin....1494, 1495
Pulse....Available at mouser.com

PhotoVoltaic (Solar) Connectors

Amphenol....1496
Anderson Power....1497
Molex....1497
TE Connectivity....1498, 1499

"D" Connectors

D Sub Connectors, Adapters and Hoods

3M....1500, 1501, 1502
Amphenol....1503, 1504
Cinch....1505
CONEC....1506, 1507, 1508
FCI....1509
FCT....Available at mouser.com
HARTING....1510
Kobiconn....1511, 1512
Switchcraft....1511
Molex....1512
Kycon....1513
NorComp....1514, 1515, 1516, 1517, 1518, 1519, 1521
Phoenix Contact....1522
Spectrum ASP....1523
TE Connectivity/AMP....1524, 1525, 1526, 1527, 1528, 1529, 1530, 1531

Circular Connectors

TE Connectivity/AMP....1576, 1577, 1578, 1579, 1580, 1581
Amphenol....1532, 1533, 1534, 1535, 1536, 1537, 1538, 1539, 1540, 1541, 1542, 1543, 1544, 1545, 1546, 1547, 1548, 1549, 1550, 1551
Bulgin....1552, 1553, 1554, 1555
Harwin....1559
Conxall/Switchcraft....1556, 1557, 1558
Hirose....1560, 1561, 1562, 1563
Kobiconn....1564
Kycon....1565
Lemo....1566
Molex....Available at mouser.com
Neutrik....1564
Phoenix Contact....1567, 1568, 1569
Souriau....1570, 1571, 1572, 1573, 1574
Switchcraft....1575

Lighting Connectors

AVX....1582, 1583
Amphenol....1584
Hirose....1585
JAE....1585
Molex....1584
Souriau....1585
TE Connectivity....1586, 1587, 1588, 1589

Memory Card Connectors

ALPS....1590
AVX....1591
JAE....1592
FCI....1593
Hirose....1594
Molex....1595

Backplane / Card Edge

3M....1596
JAE....1597
EDAC....Available at mouser.com
FCI....1598, 1599, 1600
HARTING....1601, 1602, 1603, 1604
Molex....1605
TE Connectivity/AMP....1597, 1606, 1607, 1608, 1609
Yamaichi....1610

Automotive Connectors

Amphenol....1611, 1612
FCI....1613
JAE....1614
Molex....1615
Yamaichi....1611

Power Connectors

Amphenol....1616
Anderson Power....1616, 1617, 1618, 1619
Cinch....Available at mouser.com
HARTING....1620, 1621, 1622, 1623, 1624, 1625, 1626
Molex....1627

Rectangular Connectors

Headers/Receptacles, Housings, Pin and Socket

3M....1628, 1629, 1630, 1631, 1632, 1633, 1634, 1635, 1636
Amphenol....1637
AVX....1638
Cinch....1639
FCI....1640, 1641, 1642, 1643, 1644, 1645, 1646, 1647, 1648, 1649, 1650, 1651
Harwin....1652, 1653, 1654, 1655, 1656, 1657
Hirose....1658, 1659, 1660, 1661, 1662, 1663, 1664, 1665, 1666, 1667, 1668, 1669, 1670, 1671
JAE....1672, 1673, 1674
Kobiconn....1675
Norcomp....1675
Molex....1676, 1677, 1678, 1679, 1680, 1681, 1682, 1683, 1684, 1685, 1686, 1687, 1688, 1689, 1690, 1691, 1692, 1693, 1694, 1695, 1696, 1697, 1698, 1699, 1700, 1701, 1702, 1703, 1704, 1705, 1706, 1707, 1708, 1709, 1710, 1711
Omron....1712, 1713, 1714
TE Connectivity/AMP....1715, 1716, 1717, 1718, 1719, 1720, 1721, 1722, 1723, 1724, 1725, 1726, 1727, 1728, 1729, 1730, 1731, 1732, 1733, 1734, 1735, 1736, 1737, 1738, 1739, 1740, 1741, 1742
Yamaichi....1651

Sockets

Component and Test Sockets

3M....1743, 1744
Aries....1745, 1746
FCI....1747
Kobiconn....1747
Harwin....1748
Mill-Max....1747, 1749, 1750, 1751, 1752, 1753, 1754, 1755, 1756
TE Connectivity/AMP....1757
Yamaichi....1758

Terminals

3M....1759, 1760
Keystone....1761, 1762, 1763, 1764
Kobiconn....1765, 1766
Mill-Max....1765
Molex....1767, 1768, 1769
Panduit....1770, 1771, 1772
Phoenix Contact....1773
TE Connectivity/AMP....1774, 1775, 1776

Terminal Blocks

Pluggable, Barrier, PCB, and DIN Rail

Cinch....1777
Kobiconn....1778, 1779
Molex....1780, 1781, 1782, 1783
Phoenix Contact....1784, 1785, 1786, 1787, 1788, 1789, 1790, 1791, 1792, 1793, 1794, 1795, 1796, 1797, 1798, 1799, 1800, 1801, 1802, 1803, 1804, 1805, 1806, 1807, 1808, 1809, 1810, 1811, 1812, 1813
TE Connectivity/AMP....1814, 1815, 1816

ELECTROMECHANICAL

Switches

Basic / Snap Switches
Cherry Electrical Products . . . 1819, 1820, 1821
Mountain Switch . . . Available at mouser.com
Honeywell . . . 1822, 1823, 1824
Omron . . . 1825, 1826, 1827, 1829, 1830

Tactile Switches
ALPS . . . 1831, 1832, 1833
APEM . . . 1841
Cherry Electrical Products . . . 1841
C&K . . . 1834
E-Switch . . . 1835, 1836
Mountain Switch . . . 1837, 1838
NKK Switches . . . 1839
Omron . . . 1840, 1841
Panasonic . . . 1842

Detection Switches
ALPS . . . 1843
C&K . . . 1843
Panasonic . . . 1843

Directional Switches & Encoders
Alpha . . . 1849
ALPS . . . 1844, 1845
Avago . . . 1846
Bourns . . . 1847, 1848
C&K . . . 1844, 1845, 1846, 1847, 1848, 1849
CTS . . . 1848
Mountain Switch . . . Available at mouser.com
Panasonic . . . 1849

Pushbutton Switches
TE Connectivity/Alcoswitch . . . 1851
Alpha . . . 1850
APEM . . . 1852
Bulgin . . . 1853
C&K . . . 1854, 1855, 1856, 1857
E-Switch . . . 1858, 1859
Honeywell . . . Available at mouser.com
ITW Switches . . . 1860
Marquardt . . . 1850
Mountain Switch . . . 1850, 1861, 1862
NKK Switches . . . 1863, 1864, 1865, 1866, 1867, 1868, 1869
Omron . . . Available at mouser.com
Schurter . . . 1870, 1871, 1872
Shin Chin . . . 1873
Well Buying . . . Available at mouser.com

Toggle Switches
TE Connectivity/ Alcoswitch . . . 1874
Carling Technologies . . . 1877
C&K . . . 1875, 1876
E-Switch . . . 1878
Electroswitch . . . 1878
Honeywell . . . 1879
Mountain Switch . . . 1880, 1881, 1882, 1883
NKK Switches . . . 1884, 1885, 1886

Rocker / Paddle Switches
ALPS . . . 1887
APEM . . . 1887
Carling Technologies . . . 1887, 1888
Cherry Electrical Products . . . 1890
C&K . . . 1889
CW Industries . . . 1891
E-Switch . . . 1892
Marquardt . . . 1893
Mountain Switch . . . 1894
NKK Switches . . . 1895
Shin Chin . . . 1896

Slide Switches
TE Connectivity/ Alcoswitch . . . 1897
Alpha . . . 1903
ALPS . . . 1898
C&K . . . 1899, 1900
CW Industries . . . Available at mouser.com
E-Switch . . . Available at mouser.com
Mountain Switch . . . 1901, 1903
NKK Switches . . . 1902
Shin Chin . . . 1903
Well Buying . . . 1903

Magnetic / Reed / Tilt Switches
Amseco . . . 1904
Meder . . . 1905

Keylock Switches
NKK Switches . . . Available at mouser.com

DIP / SIP Switches
TE Connectivity/ Alcoswitch . . . 1906
C&K . . . 1907
CTS . . . 1908
Mountain Switch . . . 1916
Omron . . . 1908, 1909

Rotary Switches
Alpha . . . 1910, 1911
APEM . . . 1912
Bourns . . . 1912
C&K . . . 1912, 1913
Electroswitch . . . 1914
Lorlin . . . 1915
Mountain Switch . . . 1916
NKK Switches . . . 1917
Omron . . . 1918, 1919
Well Buying . . . 1916

Thumbwheel / Pushwheel Switches
Mountain Switch . . . Available at mouser.com
Omron . . . 1919

Limit Switches
Honeywell . . . 1920, 1921, 1922, 1923

Switch Seals
APM Hexseal . . . 1924

Relays

Frequency Relays
Omron . . . 1925
Panasonic Electric Works . . . 1926
Teledyne . . . 1927, 1928, 1929, 1930

PCB Low-Signal Relays
Fujitsu . . . 1931
NEC . . . 1932, 1933
Omron . . . 1934, 1935, 1936
Panasonic Electric Works . . . 1937
TE Connectivity . . . 1938, 1939

PCB General Purpose Relays
Fujitsu . . . 1940, 1941
Magnecraft/Schneider Electric . . . 1942
Omron . . . 1943, 1944, 1945, 1946, 1947, 1948
Panasonic Electric Works . . . 1949, 1950, 1951, 1952, 1953
TE Connectivity . . . 1954, 1955

Automotive Relays
Fujitsu . . . 1956, 1957
NEC . . . 1956, 1957
Omron . . . 1957
Panasonic Electric Works . . . 1958, 1959, 1960

Reed Relays
Coto Technology . . . 1960, 1961, 1962
Magnecraft/Schneider Electric . . . 1963
Meder . . . 1964
TE Connectivity . . . 1965

Solid State Relays and I/O Modules
Avago . . . 1966
CII (Continental Industries) . . . 1967, 1968
Clare . . . 1969
Crouzet . . . 1970
Crydom . . . 1971, 1972, 1973, 1974, 1975, 1976, 1977
CEL . . . 1978
Omron . . . 1979, 1980, 1981, 1982
Panasonic Electric Works . . . 1983, 1984, 1985, 1986, 1987, 1988
Teledyne . . . 1989, 1990
Vishay . . . 1991
Magnecraft/Schneider Electric . . . Available at mouser.com

General Purpose / Industrial Relays
Magnecraft/Schneider Electric . . . 1992, 1993, 1994, 1995
Omron . . . 1996, 1997, 1998, 1999, 2000, 2001, 2002
Panasonic Electric Works . . . Available at mouser.com
Phoenix Contact . . . 2009, 2010
Song Chuan . . . 2011
TE Connectivity . . . 2003, 2004, 2005, 2006, 2007, 2008

Controllers / Counters / Timers
Crouzet . . . 2012, 2013
Omron . . . 2013, 2014, 2015, 2016, 2017

Motors / Drives
Applied Motion . . . 2018, 2019

Circuit Breakers
Altech . . . 2020
Carling Technologies . . . 2021, 2022
TE Connectivity/P&B . . . 2023, 2024
Phoenix Contact . . . 2025
Schurter . . . 2026

Thermal Printers and Accessories
Cherry . . . Available at mouser.com
Fujitsu . . . Available at mouser.com
Seiko Instruments . . . Available at mouser.com

Audio
Knowles Acoustics . . . Available at mouser.com
Kobitone . . . 2027, 2028, 2029
Mallory Sonalert Products . . . 2030, 2031, 2032
Projects Unlimited . . . 2033, 2034, 2035, 2036, 2037

Knobs
TE Connectivity/ Alcoswitch . . . 2038
Davies Molding . . . 2039
Eagle Plastic Devices . . . 2040, 2041, 2042

Hardware
3M . . . 2043
APM Hexseal . . . Available at mouser.com
Eagle Plastic Devices . . . 2044, 2045, 2046
Fascomp . . . Available at mouser.com
Harwin . . . 2047, 2048
Heyco . . . 2049, 2052
Keystone . . . 2043, 2053, 2054, 2055, 2056, 2057
RAF Hardware . . . 2058, 2059, 2060, 2061, 2062, 2063, 2064, 2065, 2066, 2067
Schurter . . . 2068

SENSORS

Motion and Position Sensors

ALPS . . . 2075
BEI Duncan . . . 2069
Honeywell . . . 2070, 2071
Murata . . . 2075
Panasonic Electric Works . . . 2072
Piher . . . 2075
Spectra Symbol . . . 2073
Spectrum Sensors . . . 2074

Speed and Proximity Sensors

Cherry Electrical Products . . . 2076
Omron . . . 2077, 2078

Photoelectric and Fiber Optic Sensors

Omron . . . 2079, 2080, 2081

Liquid Level and Reed Sensors

Meder . . . 2082, 2083

Vibration, Tilt, and Flow Sensors

Mountain Switch . . . 2083
Omron . . . 2085
Meder . . . 2082, 2083

Temperature and Humidity Sensors

Honeywell . . . 2086
MSI . . . 2086
Piher . . . 2084
Vishay . . . 2084

Current Sensors

Honeywell . . . 2086, 2087

Pressure Sensors

ALL Sensors . . . 2088, 2089
Epcos . . . 2098
Freescale . . . 2090, 2091
Honeywell . . . 2092, 2093, 2094, 2095, 2096, 2097
Measurement Specialties . . . 2098

ENCLOSURES AND RACKS

Racks and Accessories

BUD 2101
Hammond 2102, 2103, 2104
Wiremold 2105

Metal Enclosures

BUD 2106, 2107, 2108, 2109, 2110
Deltron 2123
Eagle Plastic Devices 2122
Hammond 2111, 2112, 2113, 2114, 2115, 2116, 2117, 2118, 2119, 2120
LMB 2121, 2122

Plastic Enclosures

Altech ..... Available at mouser.com
BUD 2124, 2125, 2126, 2127
Bulgin ..... Available at mouser.com
Hammond 2128, 2129, 2130, 2131, 2132, 2133, 2134, 2135
New Age 2136, 2137
PacTec ..... Available at mouser.com
Phoenix Contact ..... Available at mouser.com
Serpac 2138, 2139, 2140

THERMAL MANAGEMENT

Fans and Accessories

Bi-Sonic ..... **Available at mouser.com**
ebm-papst **2141**, **2142**, **2143**, **2144**, **2145**, **2146**
Orion ..... **Available at mouser.com**
Qualtek **2147**, **2148**
Sanyo Denki ..... **Available at mouser.com**

Heat Sinks

Aavid Thermalloy **2149**, **2150**, **2151**, **2152**
Crydom **2153**
CTS **2154**
Ohmite **2155**, **2156**
Wakefield Thermal Solutions **2157**

Thermal Interface

Bergquist **2158**, **2159**
Laird Technologies **2160**
Panasonic **2161**

Thermoelectrics

Laird Technologies **2162**, **2163**, **2164**

POWER

Power Transformers

Hammond . . . 2167, 2168
Murata Power Solutions . . . 2169
Sola HD . . . 2170
Stancor . . . 2171
Staco Energy Products . . . 2172
Tamura . . . 2172
TE Connectivity . . . 2177
Triad Magnetics . . . 2173, 2174, 2175, 2176, 2177
White Rodgers . . . 2178
Wurth Electronics . . . 2179

DC-DC Converters

Cincon . . . 2180, 2181, 2182, 2183, 2184
Emerson Network Power/Artesyn Technologies . . . 2185, 2203
Ericsson . . . 2186, 2204
ETA-USA . . . 2187
LHV Power . . . 2187
GE Energy (formerly Lineage Power) . . . 2188, 2189, 2205
Mean Well . . . 2190
Murata Power Solutions . . . 2191, 2192, 2193, 2194, 2195, 2196, 2197, 2198, 2199, 2200, 2206, 2207
Power-One . . . 2208
Recom . . . 2201, 2202, 2209

Power Supplies

Bias Power . . . 2210
Cincon . . . 2211, 2212
Condor/SL Power . . . 2213, 2214, 2215
Emerson Network Power/Artesyn Technologies . . . 2216
Emerson Network Power/Astec . . . 2217, 2220
ETA-USA . . . 2218
GE Energy (formerly Lineage Power) . . . 2220
International Power . . . 2219
Mean Well . . . 2221, 2222, 2223, 2224, 2225, 2226, 2227, 2228
Murata Power Solutions . . . Available at mouser.com
Omron . . . 2229
Phihong . . . 2230
Phoenix Contact . . . 2231, 2232, 2233
Power-One . . . 2234, 2235
Recom . . . 2236
SolaHD . . . 2237, 2238, 2239
TDK-Lambda . . . 2240, 2241, 2242, 2243, 2244, 2245, 2246
Triad Magnetics . . . 2247, 2248
Tripp Lite . . . Available at mouser.com

AC Adapters

Ault/SL Power . . . 2249, 2250
Cincon . . . 2251, 2252
Elpac Power Systems/ICC . . . 2253, 2254, 2255
Emerson Network Power/Astec . . . 2255
Mean Well . . . 2256
Phihong . . . 2257, 2258, 2259, 2260, 2261

Power Filters

TE Connectivity . . . 2262, 2263, 2264
Schaffner . . . 2265, 2266

Power Outlets, UPS and Conditioners

APC . . . 2267
SolaHD . . . 2268
Tripp Lite . . . 2269, 2270
Wiremold . . . 2271

Rechargeable

PowerSonic . . . 2272

Lithium

Eagle Picher . . . 2275
Panasonic . . . 2274
Saft . . . 2275
Tadiran . . . 2273
Ultralife . . . 2275

Battery Holders and Contacts

Bulgin . . . 2276
Bourns . . . Available at mouser.com
Eagle Plastic Devices . . . 2277, 2278, 2279, 2280, 2281
Keystone . . . 2282
Kobiconn . . . Available at mouser.com

TEST AND MEASUREMENT

Panel Meters

Datel/Murata Power Solutions 2283, 2284, 2285
Simpson 2286, 2287

Test Equipment and Benchtop Power Supplies

Amprobe ..... Available at mouser.com
B&K Precision 2288, 2289, 2290, 2291, 2292, 2293
Extech 2294, 2295
Fluke 2296, 2297, 2298, 2299
LeCroy 2300
Luxo ..... Available at mouser.com
Silvertronic ..... Available at mouser.com
Tektronix 2301, 2302, 2303, 2304

Test Connectors

3M 2304
IDI 2305, 2306
Kobiconn 2304
Pomona 2307, 2308, 2309, 2310
Silvertronic 2311

TOOLS AND SUPPLIES

Hand Tools

AMP 2312
Cooper Hand Tools . . . . . Available at mouser.com
Eagle Plastic Devices . . . . . Available at mouser.com
Erem 2314
Molex 2313
OK Industries 2315
Plato . . . . . Available at mouser.com
Sargent . . . . . Available at mouser.com
WIHA Tools 2314
Xcelite . . . . . Available at mouser.com

Bench Top Tools

Desco Tools . . Available at mouser.com

Soldering Tools and Products

AIM 2320
OK International 2315
Weller/Xcelite 2316, 2317, 2318, 2319
Eagle Plastics . Available at mouser.com
Kester 2321
Wahl . . . . . Available at mouser.com

Bench Top Supplies

Techspray 2322, 2323, 2324, 2325

Supplies

3M 2326, 2327
Desco Tools 2328
MG Chemicals . . . 2329, 2330, 2331, 2332

Prototyping

3M 2333
BPS 2334
Pulsar 2333
PSP 2333
SchmartBoard 2334, 2335
Twin Industries 2336
Vector 2337